



# Full wwPDB X-ray Structure Validation Report ⓘ

Sep 16, 2023 – 10:01 PM EDT

PDB ID : 4V4R  
Title : Crystal structure of the whole ribosomal complex.  
Authors : Petry, S.; Brodersen, D.E.; Murphy IV, F.V.; Dunham, C.M.; Selmer, M.;  
Tarry, M.J.; Kelley, A.C.; Ramakrishnan, V.  
Deposited on : 2005-09-30  
Resolution : 5.90 Å(reported)

This is a Full wwPDB X-ray Structure Validation Report for a publicly released PDB entry.

We welcome your comments at [validation@mail.wwpdb.org](mailto:validation@mail.wwpdb.org)

A user guide is available at

<https://www.wwpdb.org/validation/2017/XrayValidationReportHelp>

with specific help available everywhere you see the ⓘ symbol.

The types of validation reports are described at

<http://www.wwpdb.org/validation/2017/FAQs#types>.

---

The following versions of software and data (see [references ⓘ](#)) were used in the production of this report:

MolProbity : 4.02b-467  
Mogul : 1.8.5 (274361), CSD as541be (2020)  
Xtriage (Phenix) : 1.13  
EDS : 2.35.1  
Percentile statistics : 20191225.v01 (using entries in the PDB archive December 25th 2019)  
Refmac : 5.8.0158  
CCP4 : 7.0.044 (Gargrove)  
Ideal geometry (proteins) : Engh & Huber (2001)  
Ideal geometry (DNA, RNA) : Parkinson et al. (1996)  
Validation Pipeline (wwPDB-VP) : 2.35.1

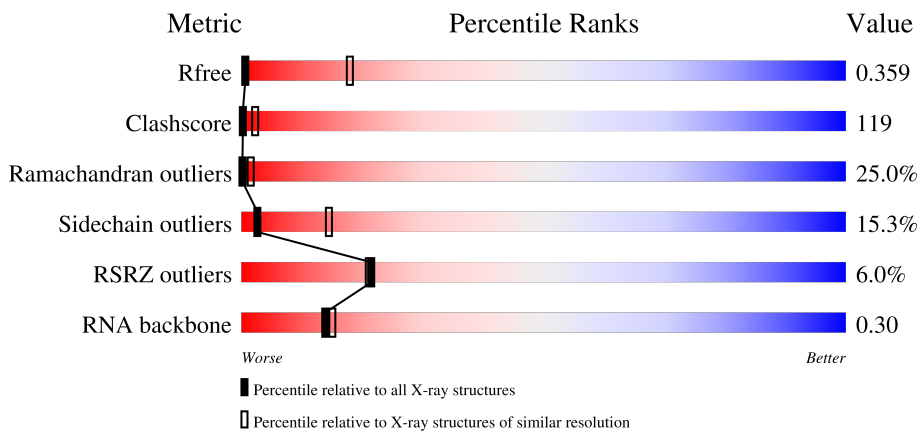
# 1 Overall quality at a glance i

The following experimental techniques were used to determine the structure:

*X-RAY DIFFRACTION*

The reported resolution of this entry is 5.90 Å.

Percentile scores (ranging between 0-100) for global validation metrics of the entry are shown in the following graphic. The table shows the number of entries on which the scores are based.






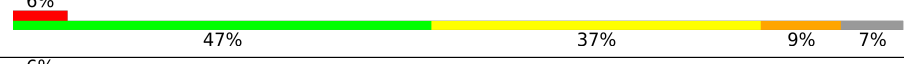
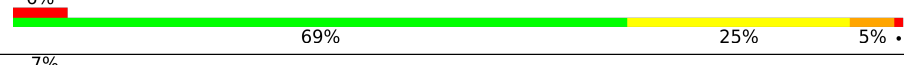
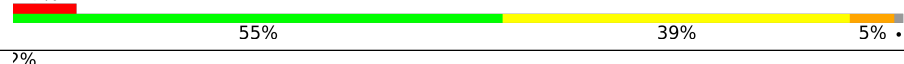
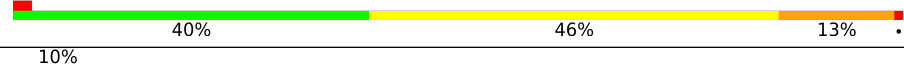
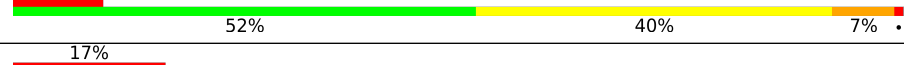
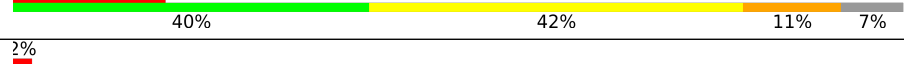



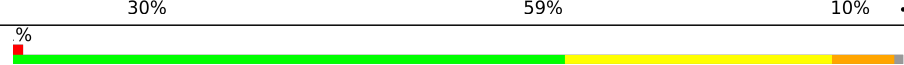







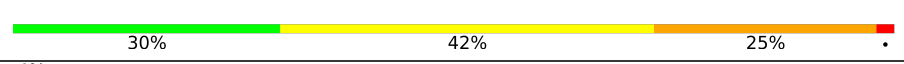




Metric	Whole archive (#Entries)	Similar resolution (#Entries, resolution range(Å))
$R_{free}$	130704	1016 (7.94-3.86)
Clashscore	141614	1042 (7.88-3.90)
Ramachandran outliers	138981	1011 (7.94-3.86)
Sidechain outliers	138945	1013 (7.94-3.82)
RSRZ outliers	127900	1014 (8.00-3.78)
RNA backbone	3102	1076 (8.70-3.00)

The table below summarises the geometric issues observed across the polymeric chains and their fit to the electron density. The red, orange, yellow and green segments of the lower bar indicate the fraction of residues that contain outliers for  $\geq 3$ , 2, 1 and 0 types of geometric quality criteria respectively. A grey segment represents the fraction of residues that are not modelled. The numeric value for each fraction is indicated below the corresponding segment, with a dot representing fractions  $\leq 5\%$ . The upper red bar (where present) indicates the fraction of residues that have poor fit to the electron density. The numeric value is given above the bar.

Mol	Chain	Length	Quality of chain
1	AA	1522	
2	AV	76	
3	AW	76	
4	AX	18	

Continued on next page...

Continued from previous page...

Mol	Chain	Length	Quality of chain
5	AB	256	
6	AC	239	
7	AD	209	
8	AE	162	
9	AF	101	
10	AG	156	
11	AH	138	
12	AI	128	
13	AJ	105	
14	AK	129	
15	AL	135	
16	AM	126	
17	AN	61	
18	AO	89	
19	AP	88	
20	AQ	105	
21	AR	88	
22	AS	93	
23	AT	106	
24	AU	27	
25	AY	354	
26	BB	123	
27	BA	2916	
28	BD	173	
29	BE	338	

Continued on next page...

Continued from previous page...

Mol	Chain	Length	Quality of chain
30	BF	246	
31	BG	176	
32	BH	177	
33	BI	149	
34	BN	145	
35	BO	122	
36	BP	164	
37	BQ	138	
38	BS	186	
39	BT	66	
40	BW	113	
41	BX	84	
42	BY	119	
43	BZ	253	
44	BR	118	
45	BU	118	
46	BV	100	
47	B2	70	
48	B3	60	
49	B0	91	
50	B4	73	
51	B5	60	
52	B6	82	
53	B7	47	
54	B8	64	

Continued on next page...

*Continued from previous page...*

Mol	Chain	Length	Quality of chain
55	B9	36	
56	BK	141	

The following table lists non-polymeric compounds, carbohydrate monomers and non-standard residues in protein, DNA, RNA chains that are outliers for geometric or electron-density-fit criteria:

Mol	Type	Chain	Res	Chirality	Geometry	Clashes	Electron density
3	YYG	AW	37	X	-	X	X
3	PSU	AW	39	-	-	-	X

## 2 Entry composition [i](#)

There are 56 unique types of molecules in this entry. The entry contains 142780 atoms, of which 0 are hydrogens and 0 are deuteriums.

In the tables below, the ZeroOcc column contains the number of atoms modelled with zero occupancy, the AltConf column contains the number of residues with at least one atom in alternate conformation and the Trace column contains the number of residues modelled with at most 2 atoms.

- Molecule 1 is a RNA chain called 16S ribosomal RNA.

Mol	Chain	Residues	Atoms					ZeroOcc	AltConf	Trace
			Total	C	N	O	P			
1	AA	1515	32551	14490	6022	10525	1514	0	0	0

- Molecule 2 is a RNA chain called P-site tRNA (Phe).

Mol	Chain	Residues	Atoms					ZeroOcc	AltConf	Trace
			Total	C	N	O	P			
2	AV	76	1622	725	293	529	75	0	0	0

- Molecule 3 is a RNA chain called E-site tRNA (Phe).

Mol	Chain	Residues	Atoms					ZeroOcc	AltConf	Trace
			Total	C	N	O	P			
3	AW	76	1638	736	294	533	75	0	0	0

- Molecule 4 is a RNA chain called 5'-R(\*AP\*UP\*GP\*UP\*UP\*CP\*UP\*AP\*GP\*UP\*AP\*C P\*AP\*AP\*UP\*AP\*AP\*U)-3'.

Mol	Chain	Residues	Atoms					ZeroOcc	AltConf	Trace
			Total	C	N	O	P			
4	AX	17	136	56	19	44	17	0	0	11

- Molecule 5 is a protein called 30S ribosomal protein S2.

Mol	Chain	Residues	Atoms					ZeroOcc	AltConf	Trace
			Total	C	N	O	S			
5	AB	234	1900	1213	341	341	5	0	0	0

- Molecule 6 is a protein called 30S ribosomal protein S3.

Mol	Chain	Residues	Atoms					ZeroOcc	AltConf	Trace
			Total	C	N	O	S			
6	AC	206	1612	1016	314	281	1	0	0	0

- Molecule 7 is a protein called 30S ribosomal protein S4.

Mol	Chain	Residues	Atoms					ZeroOcc	AltConf	Trace
			Total	C	N	O	S			
7	AD	208	1703	1066	339	291	7	0	0	0

- Molecule 8 is a protein called 30S ribosomal protein S5.

Mol	Chain	Residues	Atoms					ZeroOcc	AltConf	Trace
			Total	C	N	O	S			
8	AE	150	1146	724	217	201	4	0	0	0

- Molecule 9 is a protein called 30S ribosomal protein S6.

Mol	Chain	Residues	Atoms					ZeroOcc	AltConf	Trace
			Total	C	N	O	S			
9	AF	101	843	531	155	154	3	0	0	0

- Molecule 10 is a protein called 30S ribosomal protein S7.

Mol	Chain	Residues	Atoms					ZeroOcc	AltConf	Trace
			Total	C	N	O	S			
10	AG	155	1257	781	252	218	6	0	0	0

- Molecule 11 is a protein called 30S ribosomal protein S8.

Mol	Chain	Residues	Atoms					ZeroOcc	AltConf	Trace
			Total	C	N	O	S			
11	AH	138	1116	705	215	193	3	0	0	0

- Molecule 12 is a protein called 30S ribosomal protein S9.

Mol	Chain	Residues	Atoms				ZeroOcc	AltConf	Trace
			Total	C	N	O			
12	AI	127	1011	639	198	174	0	0	0

- Molecule 13 is a protein called 30S ribosomal protein S10.

Mol	Chain	Residues	Atoms					ZeroOcc	AltConf	Trace
			Total	C	N	O	S			
13	AJ	98	794	499	156	138	1	0	0	0

- Molecule 14 is a protein called 30S ribosomal protein S11.

Mol	Chain	Residues	Atoms					ZeroOcc	AltConf	Trace
			Total	C	N	O	S			
14	AK	119	885	549	168	165	3	0	0	0

- Molecule 15 is a protein called 30S ribosomal protein S12.

Mol	Chain	Residues	Atoms					ZeroOcc	AltConf	Trace
			Total	C	N	O	S			
15	AL	124	970	611	195	163	1	0	0	0

- Molecule 16 is a protein called 30S ribosomal protein S13.

Mol	Chain	Residues	Atoms					ZeroOcc	AltConf	Trace
			Total	C	N	O	S			
16	AM	125	997	617	207	171	2	0	0	0

- Molecule 17 is a protein called 30S ribosomal protein S14.

Mol	Chain	Residues	Atoms					ZeroOcc	AltConf	Trace
			Total	C	N	O	S			
17	AN	60	492	312	104	72	4	0	0	0

- Molecule 18 is a protein called 30S ribosomal protein S15.

Mol	Chain	Residues	Atoms					ZeroOcc	AltConf	Trace
			Total	C	N	O	S			
18	AO	88	734	459	147	126	2	0	0	0

- Molecule 19 is a protein called 30S ribosomal protein S16.

Mol	Chain	Residues	Atoms					ZeroOcc	AltConf	Trace
			Total	C	N	O	S			
19	AP	83	700	443	139	117	1	0	0	0

- Molecule 20 is a protein called 30S ribosomal protein S17.



Mol	Chain	Residues	Atoms					ZeroOcc	AltConf	Trace
			Total	C	N	O	S			
20	AQ	104	857	547	161	147	2	0	0	0

- Molecule 21 is a protein called 30S ribosomal protein S18.

Mol	Chain	Residues	Atoms					ZeroOcc	AltConf	Trace
			Total	C	N	O	S			
21	AR	73	597	380	118	99		0	0	0

- Molecule 22 is a protein called 30S ribosomal protein S19.

Mol	Chain	Residues	Atoms					ZeroOcc	AltConf	Trace
			Total	C	N	O	S			
22	AS	80	647	414	119	112	2	0	0	0

- Molecule 23 is a protein called 30S ribosomal protein S20.

Mol	Chain	Residues	Atoms					ZeroOcc	AltConf	Trace
			Total	C	N	O	S			
23	AT	99	762	469	162	129	2	0	0	0

- Molecule 24 is a protein called 30S ribosomal protein Thx.

Mol	Chain	Residues	Atoms				ZeroOcc	AltConf	Trace
			Total	C	N	O			
24	AU	24	208	128	50	30	0	0	0

- Molecule 25 is a protein called Peptide chain release factor 1.

Mol	Chain	Residues	Atoms		ZeroOcc	AltConf	Trace
			Total	C			
25	AY	333	333	333	0	0	333

- Molecule 26 is a RNA chain called 5S ribosomal RNA.

Mol	Chain	Residues	Atoms					ZeroOcc	AltConf	Trace
			Total	C	N	O	P			
26	BB	123	2637	1175	488	852	122	0	0	0

There is a discrepancy between the modelled and reference sequences:

Chain	Residue	Modelled	Actual	Comment	Reference
BB	-1	A	-	INSERTION	GB 48271

- Molecule 27 is a RNA chain called 23S ribosomal RNA.

Mol	Chain	Residues	Atoms					ZeroOcc	AltConf	Trace
			Total	C	N	O	P			
27	BA	2814	60600	26974	11331	19482	2813	0	0	0

There is a discrepancy between the modelled and reference sequences:

Chain	Residue	Modelled	Actual	Comment	Reference
BA	493	G	-	INSERTION	GB 48268

- Molecule 28 is a protein called 50S ribosomal protein L2.

Mol	Chain	Residues	Atoms					ZeroOcc	AltConf	Trace
			Total	C	N	O	S			
28	BD	173	1308	820	246	236	6	0	0	0

- Molecule 29 is a protein called 50S ribosomal protein L3.

Mol	Chain	Residues	Atoms					ZeroOcc	AltConf	Trace
			Total	C	N	O	S			
29	BE	191	1507	940	290	273	4	0	0	0

- Molecule 30 is a protein called 50S ribosomal protein L4.

Mol	Chain	Residues	Atoms					ZeroOcc	AltConf	Trace
			Total	C	N	O	S			
30	BF	189	1430	872	255	302	1	0	0	0

- Molecule 31 is a protein called 50S ribosomal protein L5.

Mol	Chain	Residues	Atoms					ZeroOcc	AltConf	Trace
			Total	C	N	O	S			
31	BG	122	957	597	176	180	4	0	0	0

- Molecule 32 is a protein called 50S ribosomal protein L6.

Mol	Chain	Residues	Atoms					ZeroOcc	AltConf	Trace
			Total	C	N	O	S			
32	BH	164	1251	787	225	237	2	0	0	0

- Molecule 33 is a protein called 50S ribosomal protein L9.

Mol	Chain	Residues	Atoms					ZeroOcc	AltConf	Trace
			Total	C	N	O	S			
33	BI	148	1145	727	205	212	1	0	0	0

- Molecule 34 is a protein called 50S ribosomal protein L13.

Mol	Chain	Residues	Atoms					ZeroOcc	AltConf	Trace
			Total	C	N	O	S			
34	BN	117	917	570	164	180	3	0	0	0

- Molecule 35 is a protein called 50S ribosomal protein L14.

Mol	Chain	Residues	Atoms					ZeroOcc	AltConf	Trace
			Total	C	N	O	S			
35	BO	122	937	585	180	169	3	0	0	0

- Molecule 36 is a protein called 50S ribosomal protein L15.

Mol	Chain	Residues	Atoms				ZeroOcc	AltConf	Trace
			Total	C	N	O			
36	BP	84	639	391	109	139	0	0	0

- Molecule 37 is a protein called 50S ribosomal protein L16.

Mol	Chain	Residues	Atoms					ZeroOcc	AltConf	Trace
			Total	C	N	O	S			
37	BQ	138	1081	678	208	192	3	0	0	0

- Molecule 38 is a protein called 50S ribosomal protein L18.

Mol	Chain	Residues	Atoms					ZeroOcc	AltConf	Trace
			Total	C	N	O	S			
38	BS	113	866	536	165	164	1	0	0	0

- Molecule 39 is a protein called 50S ribosomal protein L19.

Mol	Chain	Residues	Atoms					ZeroOcc	AltConf	Trace
			Total	C	N	O	S			
39	BT	52	406	242	74	85	5	0	0	0

- Molecule 40 is a protein called 50S ribosomal protein L22.

Mol	Chain	Residues	Atoms				ZeroOcc	AltConf	Trace
			Total	C	N	O			
40	BW	108	860	542	169	149	0	0	0

- Molecule 41 is a protein called 50S ribosomal protein L23.

Mol	Chain	Residues	Atoms					ZeroOcc	AltConf	Trace
			Total	C	N	O	S			
41	BX	76	602	366	102	131	3	0	0	0

- Molecule 42 is a protein called 50S ribosomal protein 24.

Mol	Chain	Residues	Atoms				ZeroOcc	AltConf	Trace
			Total	C	N	O			
42	BY	110	879	531	166	182	0	0	0

- Molecule 43 is a protein called 50S ribosomal protein CTC.

Mol	Chain	Residues	Atoms					ZeroOcc	AltConf	Trace
			Total	C	N	O	S			
43	BZ	177	1360	859	238	257	6	0	0	0

- Molecule 44 is a protein called 50S ribosomal protein L17.

Mol	Chain	Residues	Atoms				ZeroOcc	AltConf	Trace
			Total	C	N	O			
44	BR	105	855	536	174	145	0	0	0

- Molecule 45 is a protein called 50S ribosomal protein L20.

Mol	Chain	Residues	Atoms					ZeroOcc	AltConf	Trace
			Total	C	N	O	S			
45	BU	117	978	608	210	159	1	0	0	0

- Molecule 46 is a protein called 50S ribosomal protein L21.

Mol	Chain	Residues	Atoms					ZeroOcc	AltConf	Trace
			Total	C	N	O	S			
46	BV	100	787	495	146	145	1	0	0	0

- Molecule 47 is a protein called 50S ribosomal protein L29.

Mol	Chain	Residues	Atoms					ZeroOcc	AltConf	Trace
47	B2	64	Total	C	N	O	S	0	0	0
			494	301	93	99	1			

- Molecule 48 is a protein called 50S ribosomal protein L30.

Mol	Chain	Residues	Atoms					ZeroOcc	AltConf	Trace
48	B3	60	Total	C	N	O	S	0	0	0
			477	303	91	82	1			

- Molecule 49 is a protein called 50S ribosomal protein L27.

Mol	Chain	Residues	Atoms					ZeroOcc	AltConf	Trace
49	B0	86	Total	C	N	O	S	0	0	0
			641	402	124	114	1			

- Molecule 50 is a protein called 50S ribosomal protein L31.

Mol	Chain	Residues	Atoms					ZeroOcc	AltConf	Trace
50	B4	73	Total	C	N	O	S	0	0	0
			604	382	110	108	4			

- Molecule 51 is a protein called 50S ribosomal protein L32.

Mol	Chain	Residues	Atoms					ZeroOcc	AltConf	Trace
51	B5	58	Total	C	N	O	S	0	0	0
			457	281	94	77	5			

- Molecule 52 is a protein called 50S ribosomal protein L33.

Mol	Chain	Residues	Atoms					ZeroOcc	AltConf	Trace
52	B6	53	Total	C	N	O	S	0	0	0
			431	274	80	76	1			

- Molecule 53 is a protein called 50S ribosomal protein L34.

Mol	Chain	Residues	Atoms					ZeroOcc	AltConf	Trace
53	B7	46	Total	C	N	O	S	0	0	0
			383	230	91	60	2			

- Molecule 54 is a protein called 50S ribosomal protein L35.

Mol	Chain	Residues	Atoms					ZeroOcc	AltConf	Trace
			Total	C	N	O	S			
54	B8	63	496	312	101	78	5	0	0	0

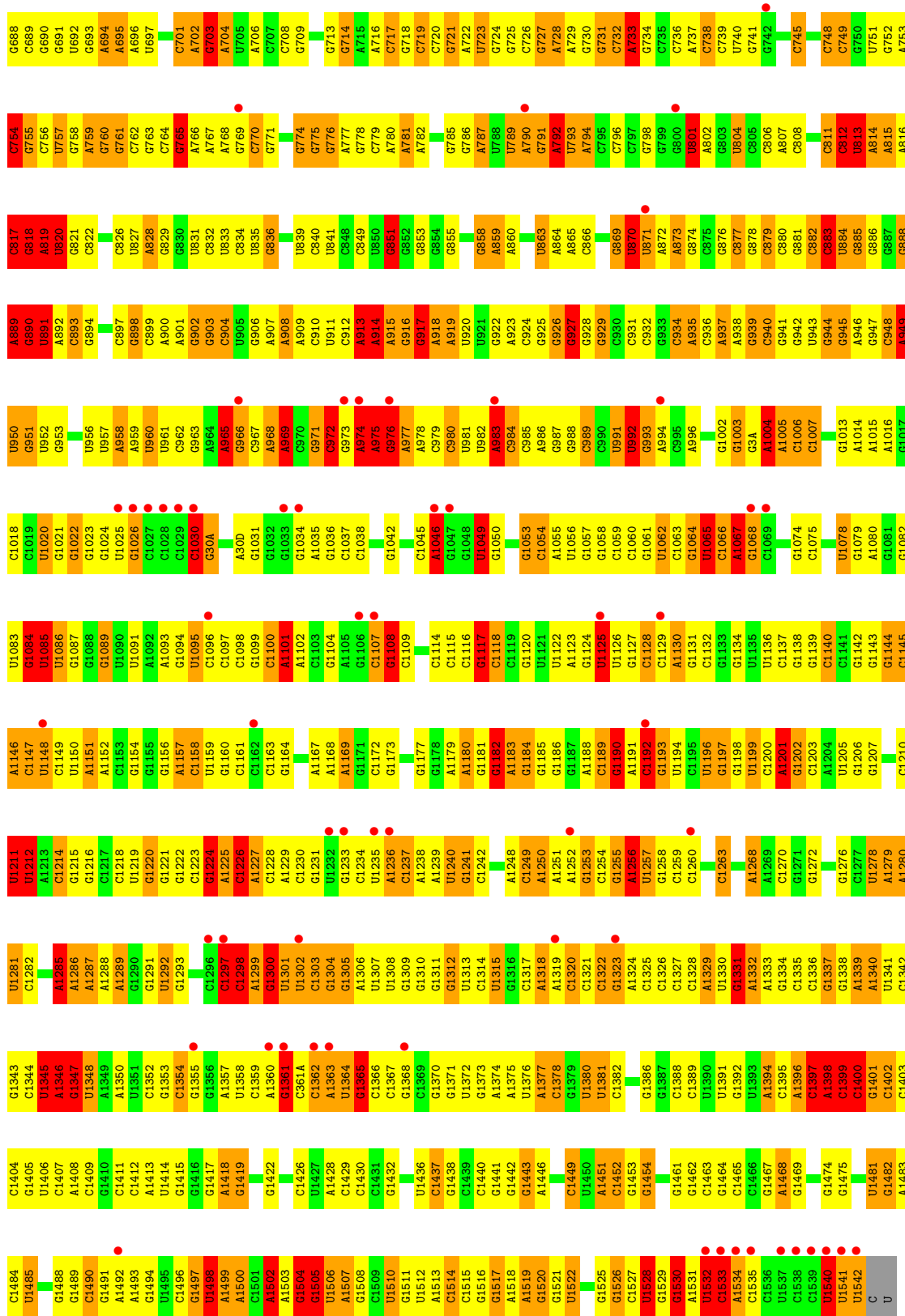
- Molecule 55 is a protein called 50S ribosomal protein L36.

Mol	Chain	Residues	Atoms					ZeroOcc	AltConf	Trace
			Total	C	N	O	S			
55	B9	35	285	172	64	45	4	0	0	0

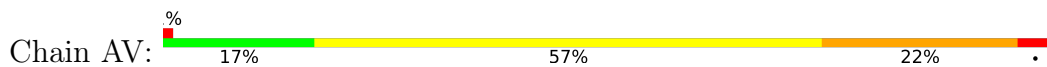
- Molecule 56 is a protein called 50S ribosomal protein L11.

Mol	Chain	Residues	Atoms					ZeroOcc	AltConf	Trace
			Total	C	N	O	S			
56	BK	133	999	642	169	182	6	0	0	0

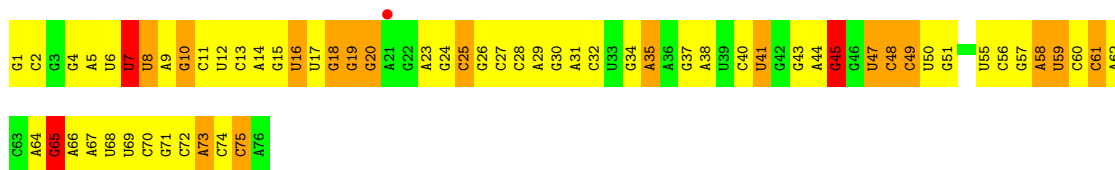




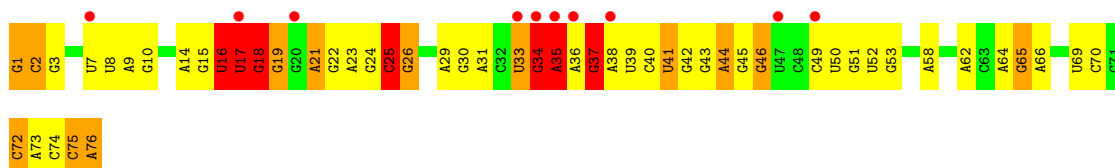
• Molecule 2: P-site tRNA (Phe)



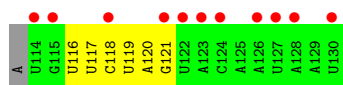




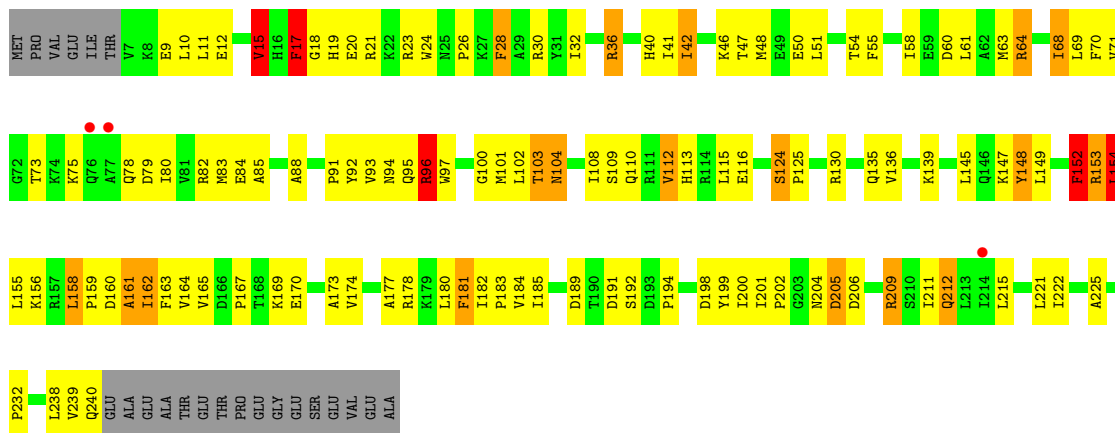
• Molecule 3: E-site tRNA (Phe)




• Molecule 4: 5'-R(\*AP\*UP\*GP\*UP\*UP\*CP\*UP\*AP\*GP\*UP\*AP\*CP\*AP\*AP\*UP\*AP\*AP\*U)-3'

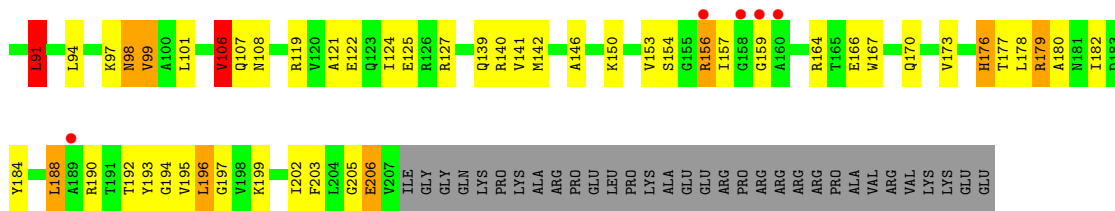


• Molecule 5: 30S ribosomal protein S2

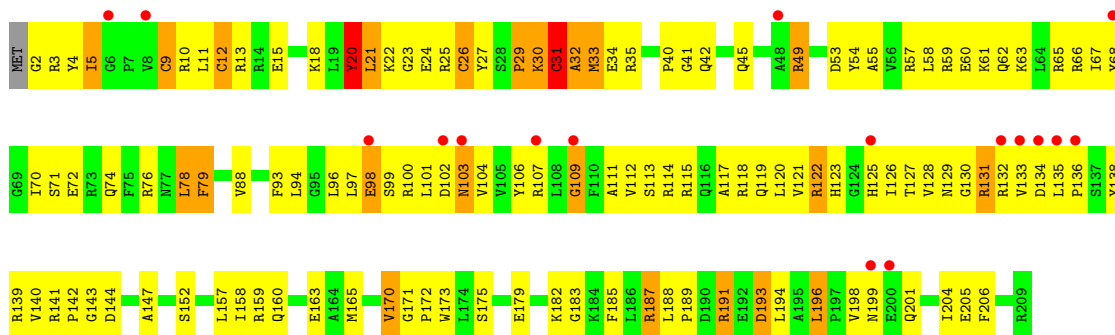


• Molecule 6: 30S ribosomal protein S3

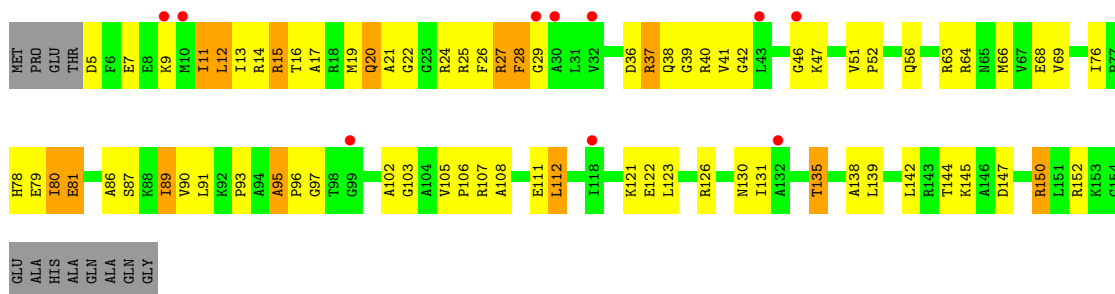




• Molecule 7: 30S ribosomal protein S4



• Molecule 8: 30S ribosomal protein S5



• Molecule 9: 30S ribosomal protein S6

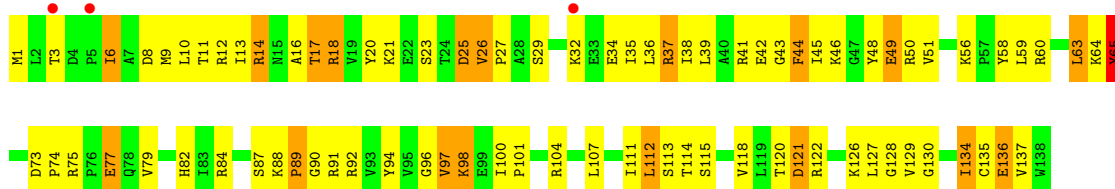


• Molecule 10: 30S ribosomal protein S7

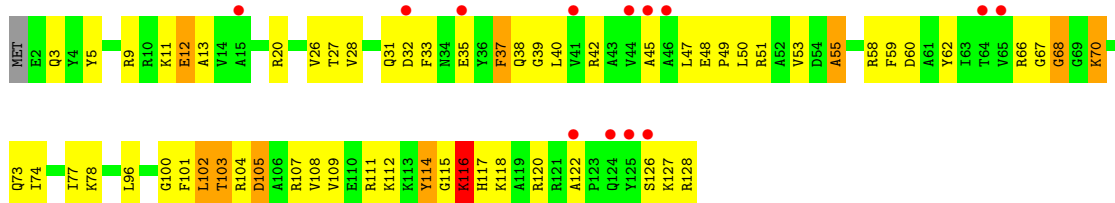




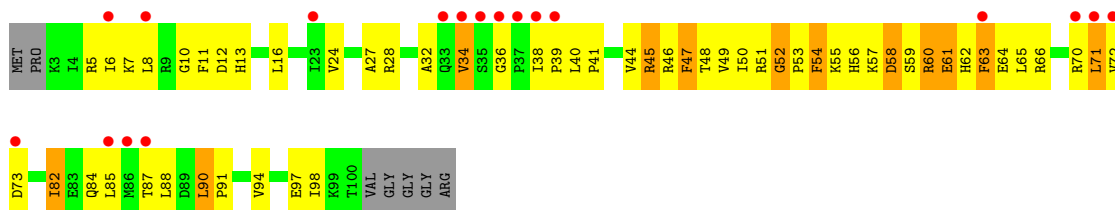
- Molecule 11: 30S ribosomal protein S8



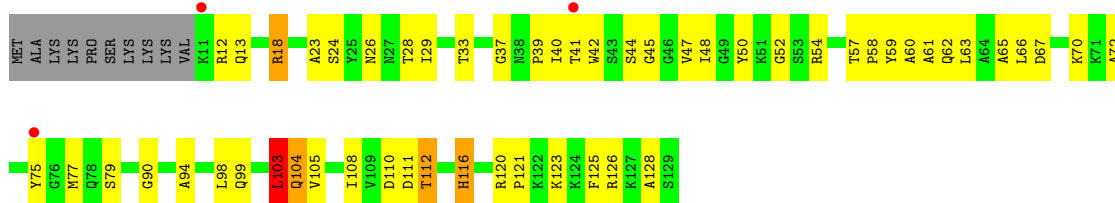
- Molecule 12: 30S ribosomal protein S9



- Molecule 13: 30S ribosomal protein S10

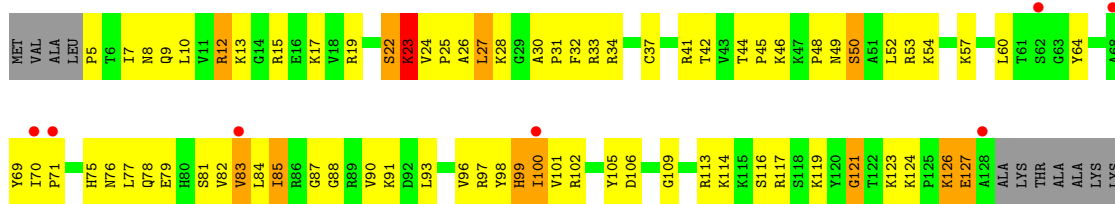


- Molecule 14: 30S ribosomal protein S11

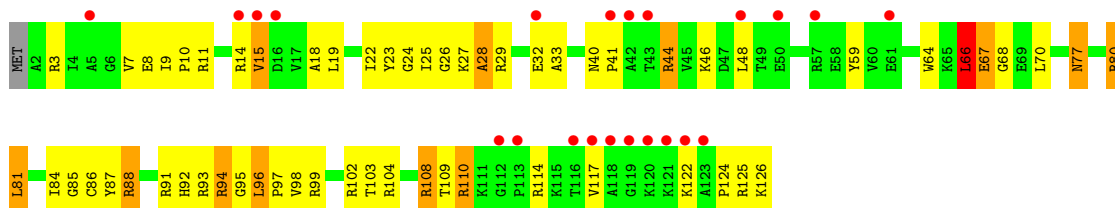


- Molecule 15: 30S ribosomal protein S12





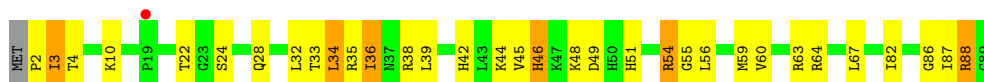
• Molecule 16: 30S ribosomal protein S13



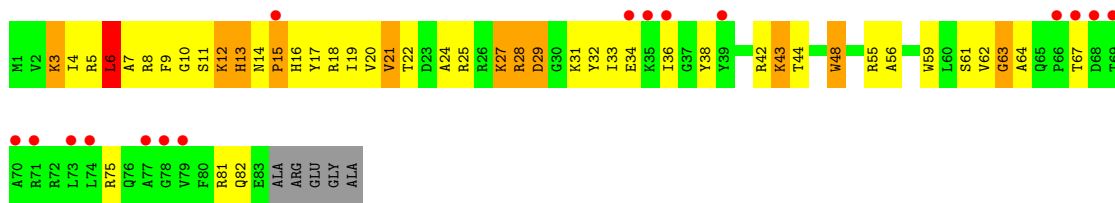
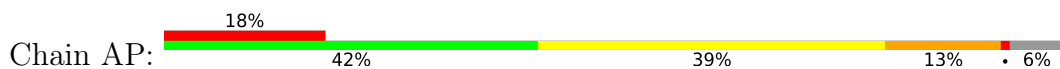
• Molecule 17: 30S ribosomal protein S14



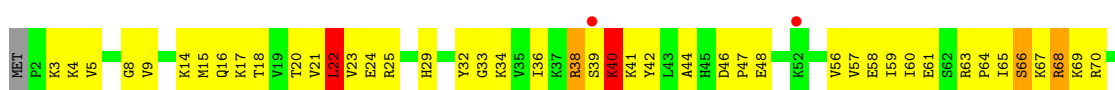
• Molecule 18: 30S ribosomal protein S15

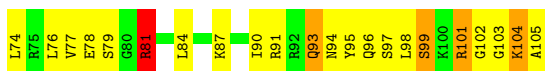


• Molecule 19: 30S ribosomal protein S16

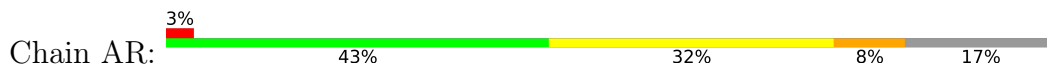


• Molecule 20: 30S ribosomal protein S17


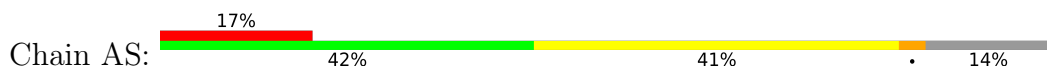




- Molecule 21: 30S ribosomal protein S18



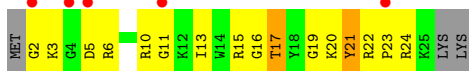
- Molecule 22: 30S ribosomal protein S19



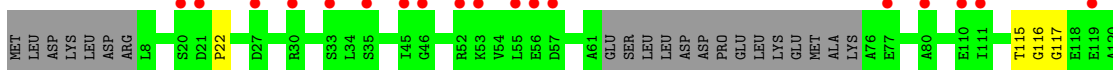
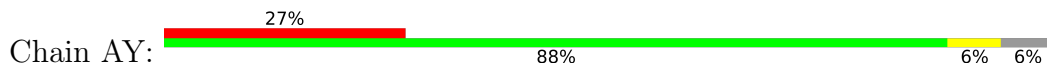
- Molecule 23: 30S ribosomal protein S20

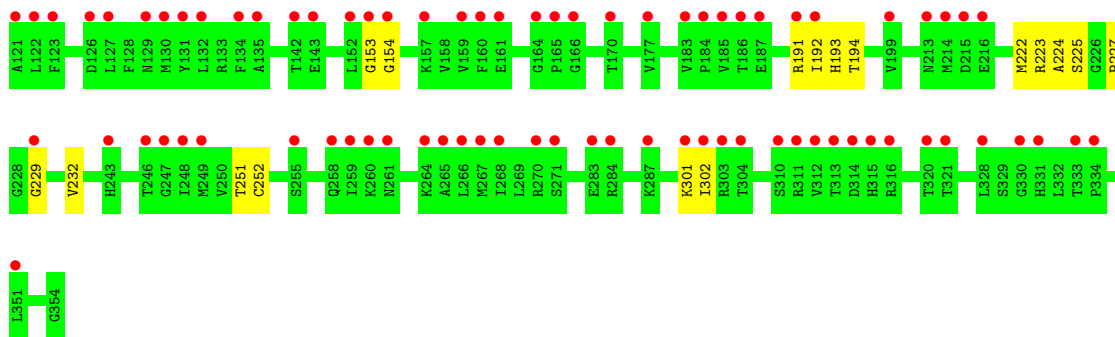


- Molecule 24: 30S ribosomal protein Thx

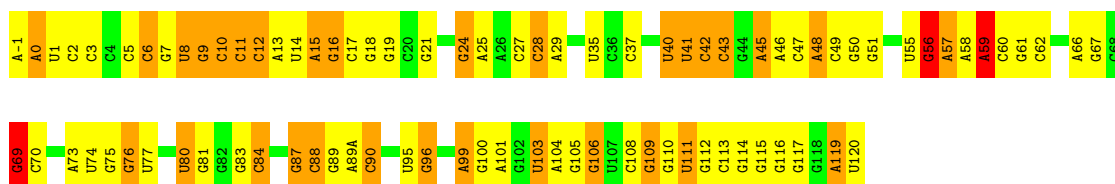


- Molecule 25: Peptide chain release factor 1






• Molecule 26: 5S ribosomal RNA



• Molecule 27: 23S ribosomal RNA



G1226	G1163	C1100	G1034	G972	G906	U839	U1739	U714	C650	U613	U554	C486	U421
A1227	G1164	U1101	U1035	A973	U907	C840	G780	G715	G651	U614	U555	C487	A422
G1228	U1165	C1102	G1036	G974	C908	G845	A781	G716	C652	A615	U556	C488	A423
G1229	C1166	A1103	G974A	A909	A909	U846	A782	G717	A653	A616	U557	G489	G488
C1230	U1167	C1104	C1040	G975	A910	C847	A783	C846	A654	G617	G558	C491	U427
U1234	G1168	G1105	G1041	G976	A911	U848	A784	C719	A655	G618A	C560	C492	A428
G1235	G1169	G1106	G1042	G977	C912	G848	G785	C720	G656	C618A	C561	C493	U431
G1236	G1170	G1107	C1043	G978	U913	A849	G786	C721	U657	G619	G562	C494	U430
G1237	G1171	U1108	C1044	G979	C914	C850	U787	A722	C658	G620	U562	C495	U431
A1237	G1172	C1109	G1045	A980	C915	U851	A788	G723	C659	A621	G563	C496	U434
G1238	A1174	G1110	A1046	A981	C916	C852	A789	U724	G660	G622	C564	C497	U435
G1239	U1175	A1111	C1049	C982	A917	C853	C790	G725	C661	G623	C565	C498	U436
U1240	G1176	G1112	C1050	A983	A918	C854	C791	G726	G662	G624	U566	U499	C438
A1241	A1177	U1113	A1050	A984	G919	C855	C792	A727	G663	G625	A567	C500	C439
A1242	C1178	G1114	G1051	C985	G920	C856	A793	G728	C664	U626	U568	G501	G440
G1243	C1179	G1115	A1054	C986	C923	C857	G794	G729	C665	A627	U569	A502	G441
G1244	C1180	C1116	A1055	G987	C923	U858	C795	C730	G666	G628	G570	A503	G442
G1245	C1181	G1117	A1056	A988	C928	C859	C796	C731	G667	G629	A571	U504	A443
A1246	A1182	C1118	G1056	A988	G928	U860	C797	C732	G668	G630	A572	A505	C444
G1247	G1183	C1119	A1057	A990	G929	A861	C798	G733	G669	A631	C573	G506	C445
G1248	G1184	G1120	G1058	C991	U930	G862	A804	A734	A670	A632	C574	A507	G446
G1249	C1185	U1121	G1059	C992	U930	U863	A800	G735	A671	A633	A575	G508	A447
G1250	G1186	G1122	U1060	G993	C932	C864	C801	C736	C872	C634	U576	C509	U448
C1251	G1187	C1123	U1061	C994	A933	C865	A802	C737	G873	C635	G577	C510	A449
G1252	U1188	C1124	G1062	C995	G934	A866	U803	G738	G674	G636	A578	U511	G450
A1253	A1189	G1125	G1063	A996	C935	C867	A804	C739	A675	A637	C579	G512	C451
A1254	G1190	A1126	C1064	G997	U935	U868	G805	G740	A676	A638	C580	A513	G452
U1255	G1191	C1127	U1065	C998	G938	C869	C806	G741	A677	U639	C581	A514	C453
G1256	G1192	A1128	U1066	U999	G939	A870	U807	G742	C678	C640	G582	A515	A454
C1257	U1193	A1129	A1067	A1000	G940	U871	G808	G743	C679	C641	C516	C516	C455
G1258	G1195	U1130	G1068	A941	A941	A872	G809	A746	G680	G642	C584	C517	C456
G1259	G1196	C1131	A1069	G942	G942	C873	U810	U747	G681	A643	G585	G518	A457
G1260	G1197	A1132	A1070	U943	U943	G874	U811	U748	G682	A644	A586	U519	G458
U1198	U1198	U1133	C1071	C1005	C944	C875	C812	A750	C683	C645	C587	G520	U459
U1199	U1199	C1134	C1072	C1006	A945	C876	U813	A751	G684	A646	C588	A521	A460
U1263	U1199	C1135	A1073	C1007	G946	U877	C814	A752	G685	G647	A590	G522	C461
G1264	G1202	G1136	G1074	G1008	G947	A878	C815	C753	G686	G648	C591	C522	C462
A1265	G1203	G1137	C1075	A1009	G948	G879	C816	C753	C687	G649	C591	C522	C463
G1266	A1204	U1138	C1076	A1010	C949	C880	C817	C758	U688	C	G592	U585	U464
U1267	U1205	G1139	A1077	G1011	G950	G881	G818	C758	A689	C	G593	A526	G465
A1268	G1206	C1140	U1078	U1012	G950	C882	A819	G759	A690	C	C527	C527	G466
A1269	C1207	U1141	C1079	C1013	A953	C883	A820	G760	C591	A	C594	A528	A467
G1270	G1208	U1142	U1080	G954	C954	C885	U821	A761	C692	A	G596	A529	G467
G1271	A1209	A142A	U1081	C955	C955	C886	A822	U762	C693	A	U597	G530	G468
A1272	A1210	A1143	U1082	G956	G956	A887	G823	G763	C693	C	G598	C531	G469
U1273	G1211	G1149	U1083	U1019	A957	C888	A824	A764	C697	C	G599	A532	A470
G1274	G1212	C1150	A1084	A1020	U958	C889	A825	A765	C698	G	G599	G533	A471
A1275	A1213	C1151	A1085	A1021	U958	C890	U826	G766	C698	G	G600	U534	A472
A1276	A1214	G1151	A1086	G1022	A960	A890	U827	U767	A699	C	C801	G535	G473
G1277	G1215	C1152	G1087	U1023	C961	C894	U828	G768	G700	C	G602	A536	G474
A1278	G1216	C1153	A1088	G1024	G962	C894	U829	G769	G701	C	A603	A536	U475
G1279	G1217	G1154	G1089	G1025	U963	U895	A829	G770	G704	G	G604	C541	G476
U1283	G1218	A1155	U1090	U1026	U963	A896	G850	G771	G704	C	C805	C541	A477
A1284	G1219	C1156	C964	C964	C964	C897	G831	G772	A705	A	C544	C544	A478
A1220	C1157	G1093	A966	A1027	C965	C898	G832	C772	A706	C	U607	G545	A479
C1221	G1158	C1029	C967	A1028	C966	A899	G833	U773	G707	C	A608	C546	A480
C1222	U1159	G1030	G968	A1029	G967	C902	U834	A774	G707	C	A609	A547	G481
C1223	G1160	G1031	U969	G1030	G968	C902	A835	G775	G710	G	G609A	A548	A482
U1288	C1161	A1032	C970	A1032	U969	C903	G836	A777	G711	G	C610	G549	A483
C1289	C1225	U1033	C971	U1033	C971	U905	C838	G778	G712	C	C611	G550	C484
													C485

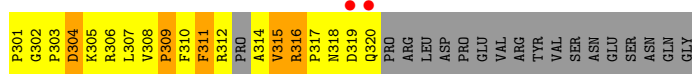

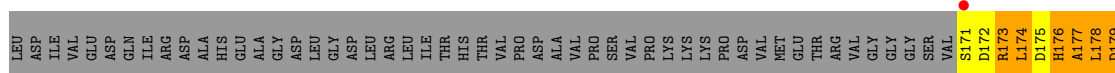
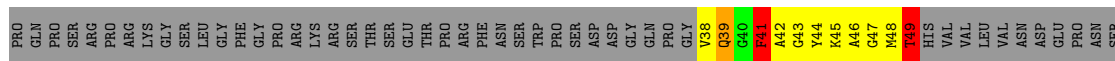
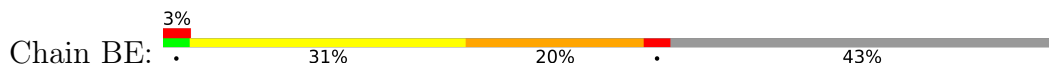
G	G2080	A2020	C1957	G1896	A1821	A1760	G1678	A545A	G1484	G1418	G1356	C
C	C2081	C2021	C1958	G1897	G1822	G1761	U1679	C1946	G1485	A1419	U1357	C
U	A2082	U2022	G1959	G1899	G1823	A1762	U1680	C1547	A1486	U1420	G1295	C
C	G2083	G2023	A1960	A1900	G1824	G1763	G1681	C1548	G1487	G1421	G1296	C
C	C2084	C2024	C1961	A1901	G1825	G1764	G1682	G1552	U1488	G1422	C1297	C
C	C2085	G2025	G1962	G1826	G1826	G1765	G1683	G1553	U1489	G1423	C1298	C
G	U2086	C2026	U1963	C1827	C1827	U1766	C1684	A1553	A1490	G1424	G1299	C
G	G2087	G2027	G1964	G1828	A1828	G1767	C1685	A1554	G1491	G1425	U1300	C
G	G2088	U2028	C1965	A1829	A1829	U1768	G1686	G1555	G1492	G1426	G1364	C
U	U2089	G2029	A1966	G1830	G1830	G1769	G1687	G1556	C1493	A1427	A1302	C
C	G2090	A2030	G1907	G1831	G1831	G1770	U1688	C1557	A1494	C1428	G1303	C
C	U2091	A2031	G1908	C1832	C1832	G1771	A1689	A1558	G1495	A1367	G1304	C
C	U2092	G2032	A1969	C1833	C1833	G1772	A1690	G1559	A1496	C1430	C1305	C
G	G2093	A2083	A1970	U1834	U1834	A1773	G1690	G1560	U1497	U1431	C1306	C
G	G2094	U2034	A1971	G1835	C1835	C1774	U1693	G1561	C1498	C1432	A1307	C
G	C2095	G2035	A1972	C1836	C1836	U1775	G1694	G1566	C1499	A1433	A1308	C
C	U2096	G2036	G1973	C1837	C1837	G1776	G1695	A1567	C1499	G1371	G1309	C
A	C2097	G2037	C1974	C1838	C1838	U1777	G1696	G1568	G1501	U1372	G1310	C
G	U2098	G2038	G1975	G1839	G1839	U1778	A1697	C1568	C1502	A1373	G1311	C
G	U2099	C2039	U1976	G1840	G1840	U1779	A1698	A1569	U1437	G1375	G1312	C
C	G2100	C2040	A1977	U1841	U1841	U1780	G1699	A1570	U1438	C1376	U1313	C
C	U2041	U2041	A1978	A1918	A1918	C1781	A1571	A1571	A1507	G1377	C1314	C
G	A2042	A2042	C1979	C1843	C1843	C1782	A1701	A1572	A1508	G1441	C1315	C
C	C2043	C2043	G1980	C1844	C1844	A1783	G1702	G1573	C1509	A1379	U1316	C
C	C2044	C2044	A1981	A1784	A1784	G1703	C1640	C1574	A1510	G1442	G1380	C
G	G2045	G2045	C1982	A1847	A1847	A1785	A1641	C1575	A1511	G1444	C1318	C
C	G2046	G2046	C1983	A1848	A1848	A1786	G1705	U1576	G1512	A444A	G1319	C
G	G2047	G2047	G1984	U1849	U1849	A1787	G1706	C1577	C1513	C1320	C1320	C
A	G2048	G2048	C1985	U1851	U1851	C1788	G1645	A1578	U1514	A1449	A1321	C
U	G2049	U2049	C1986	C1852	C1852	A1789	G1646	A1579	U1515	G449A	G1385	C
A	C2050	C2050	A1989	A1853	A1853	G1790	G1647	A1580	U1516	C1450	C1386	C
U	A2051	A2051	G1990	A1854	A1854	A1791	C1648	G1581	C1517	C1451	G1324	C
G	G2052	G2052	U1991	G1855	G1855	G1792	G1649	C1582	A1518	U1326	G1325	C
C	G2053	G2053	U1992	G1856	G1856	C1795	G1718	A1583	G1519	U1327	C1327	C
C	A2054	A2054	U1993	A1932	A1932	U1796	G1725	G1585	U1520	G1328	U1391	C
C	G2055	G2055	C1994	A1933	A1933	C1797	U1727	A1586	G1521	A1392	U1329	C
A	G2056	G2056	U1995	G1933	G1933	G1798	G1653	A1587	G1522	A1393	C1330	C
U	A2057	A2057	C1996	C1934	C1934	U1799	A1654	C1588	U1523	A1457	A1331	C
C	A2058	A2058	G1997	G1935	G1935	G1799	A1655	U1524	G1524	A1460	A1332	C
U	G2059	G2059	G1998	A1936	A1936	C1800	U1729	G1525	G1524	G1461	C1333	C
G	A2060	A2060	C1999	G1937	G1937	G1801	G1731	A1596	G1526	C1462	U1397	C
U	G2182	G2061	C2000	A1938	A1938	A1802	A1732	A1597	C1527	C1463	C1398	C
G	C2183	C2062	C2001	A1871	A1871	A1803	G1733	C1598	A1528	C1464	G1336	C
G	C2184	C2063	G2002	A1872	A1872	C1804	C1734	C1599	G1529	G1465	G1400	C
G	C2185	C2064	G2003	G1878	G1878	U1805	C1662	G1600	G1530	G1466	G1338	C
G	C2186	C2065	C2006	C1880	C1880	C1806	C1663	G1601	G1531	C1467	G1402	C
G	G2187	G2066	C2007	C1881	C1881	G1807	A1664	U1602	C1532	G1470	C1403	C
C	U2189	U2068	C2008	C1882	C1882	U1808	A1665	A1803	C1533	A1471	U1405	C
U	G2190	G2069	G2009	G1883	G1883	A1809	G1666	C1604	G1534	U1406	A1342	C
G	G2191	G2070	G2010	A1884	A1884	A1810	G1667	C1605	U1535	G1472	G1343	C
U	A2071	A2071	U2011	A1885	A1885	A1812	A1668	G1606	A1536	C1474	G1345	C
U	G2192	G2072	G2012	G1948	G1948	A1812	C1751	C1607	C1537	C1474	U1408	C
G	G2193	G2073	A2013	C1886	C1886	G1752	A1670	A1608	G1538	C1475	C1409	C
G	C2194	C2074	A2014	C1887	C1887	G1753	U1671	A1609	G1539	C1476	G1410	C
A	C2195	U2075	U2015	A1888	A1888	C1672	C1672	A1610	G1541	A1477	C1411	C
C	G2196	U2076	U2016	A1889	A1889	U1673	U1673	C1611	U1541	G1478	C1351	C
C	U2197	U2077	U2017	A1890	A1890	G1756	G1674	C1612	G1542	G1479	U1352	C
C	A2199	A2077	G2018	G1891	G1891	A1675	A1675	G1613	A1543	G1480	A1353	C
C	C2205	U2079	A2019	C1895	C1895	A1676	A1677	G1615	C1544	U1482	A1354	C
C										G1483	G1355	C



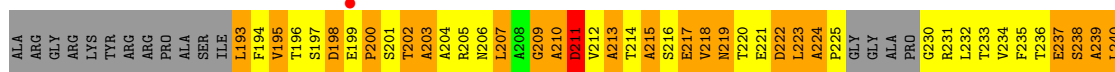
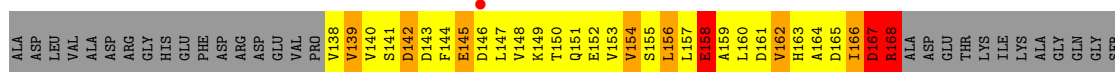
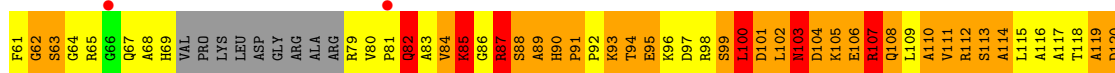




• Molecule 29: 50S ribosomal protein L3

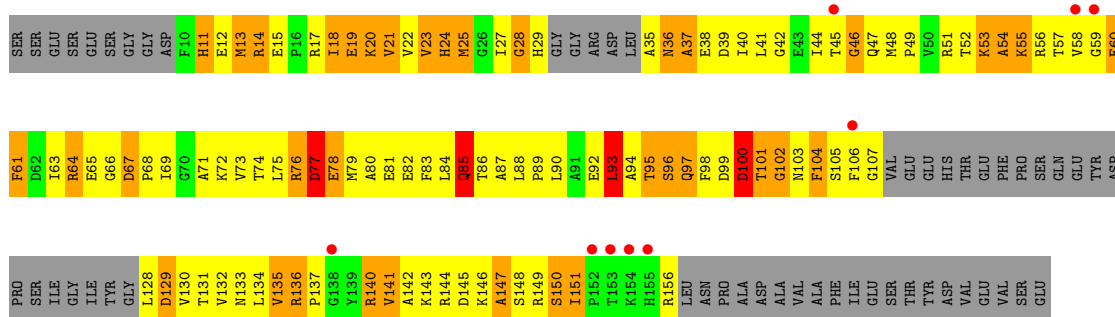


• Molecule 30: 50S ribosomal protein L4



• Molecule 31: 50S ribosomal protein L5

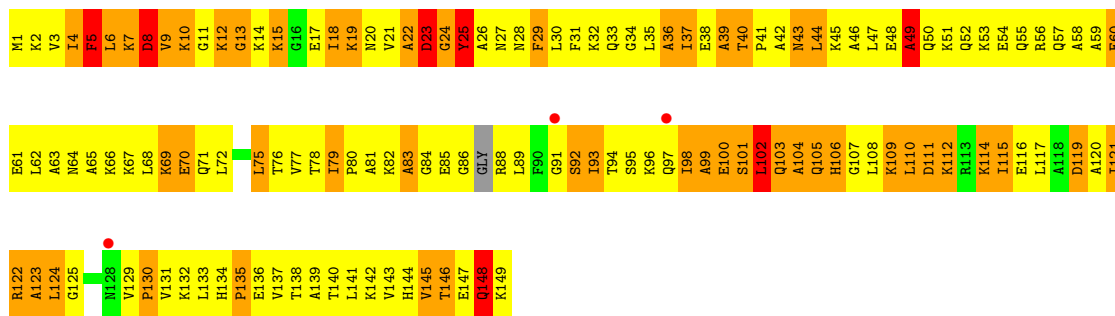




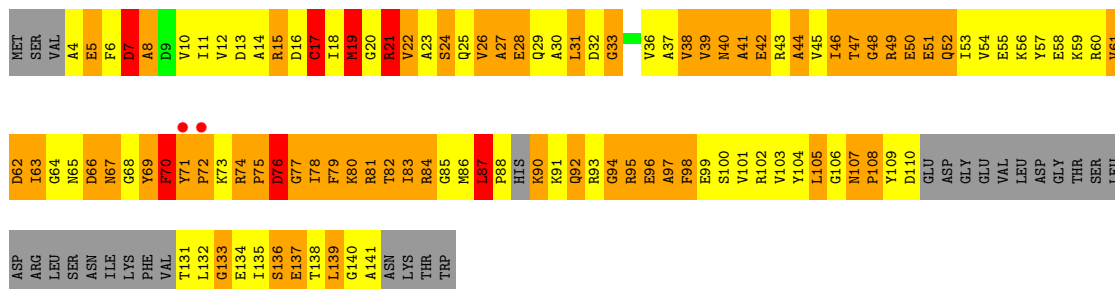
- Molecule 32: 50S ribosomal protein L6




- Molecule 33: 50S ribosomal protein L9



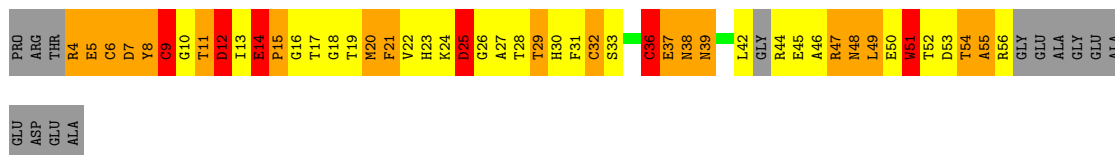
- Molecule 34: 50S ribosomal protein L13



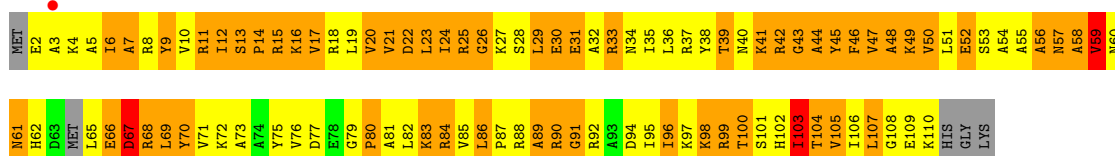




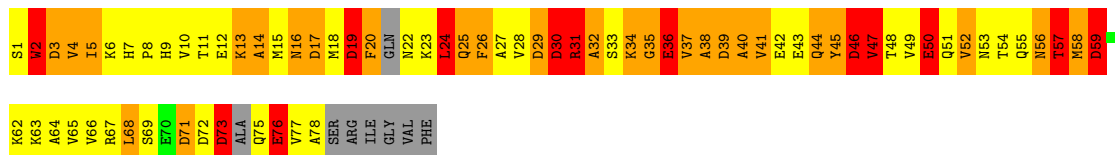
• Molecule 39: 50S ribosomal protein L19



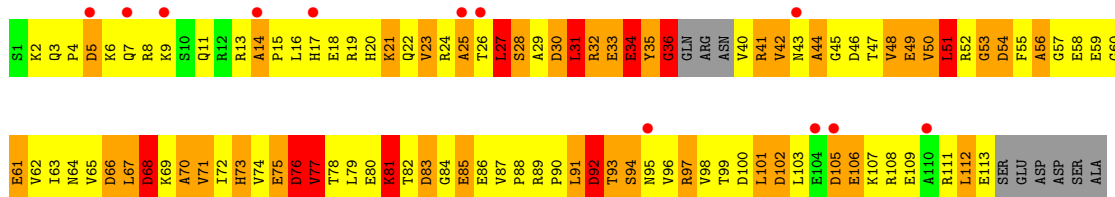
• Molecule 40: 50S ribosomal protein L22



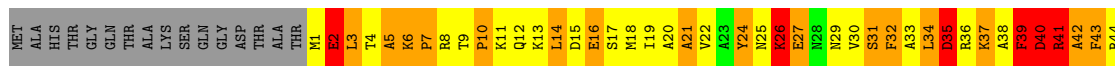
• Molecule 41: 50S ribosomal protein L23

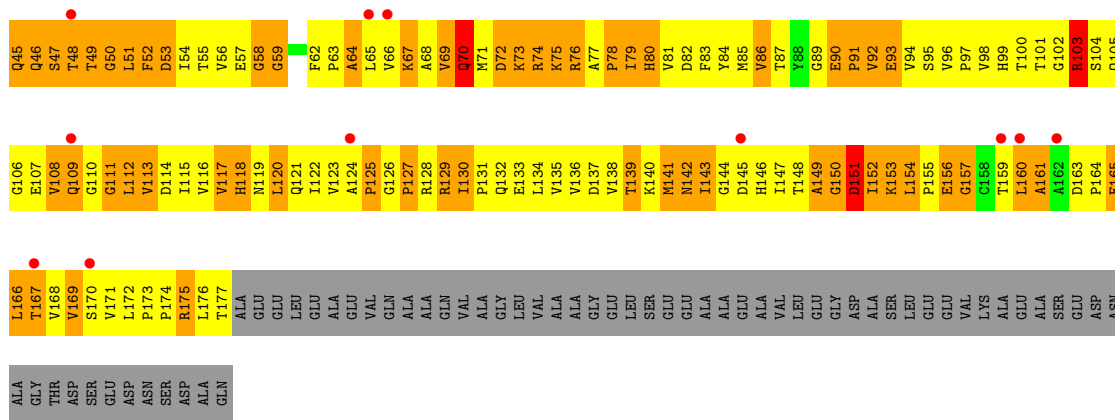


• Molecule 42: 50S ribosomal protein 24

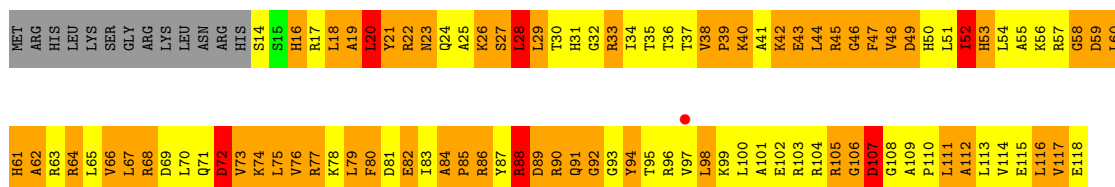


• Molecule 43: 50S ribosomal protein CTC

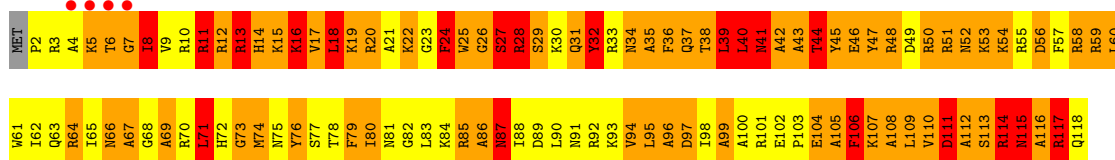




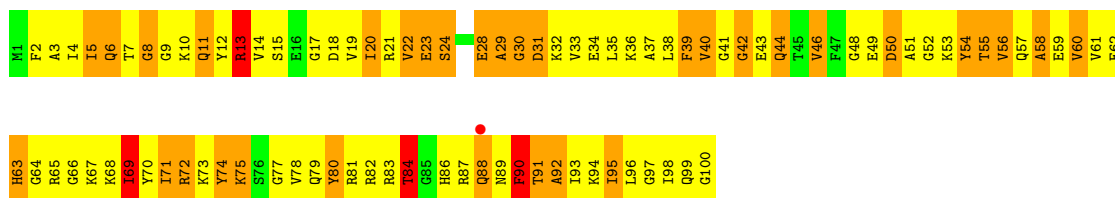
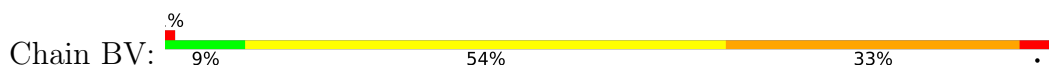
• Molecule 44: 50S ribosomal protein L17



• Molecule 45: 50S ribosomal protein L20




• Molecule 46: 50S ribosomal protein L21




• Molecule 47: 50S ribosomal protein L29






- Molecule 48: 50S ribosomal protein L30



- Molecule 49: 50S ribosomal protein L27




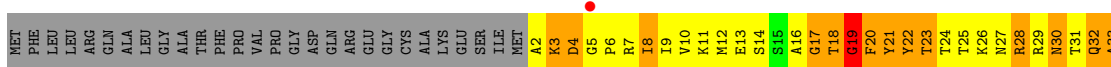
- Molecule 50: 50S ribosomal protein L31



- Molecule 51: 50S ribosomal protein L32



- Molecule 52: 50S ribosomal protein L33

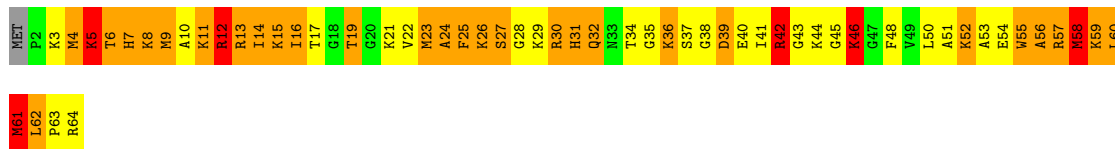
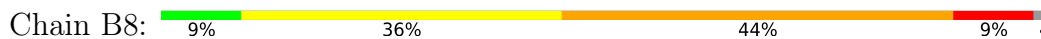


- Molecule 53: 50S ribosomal protein L34


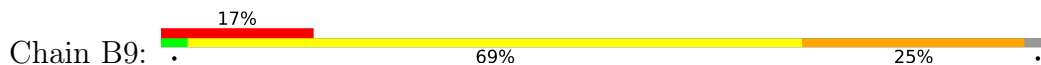




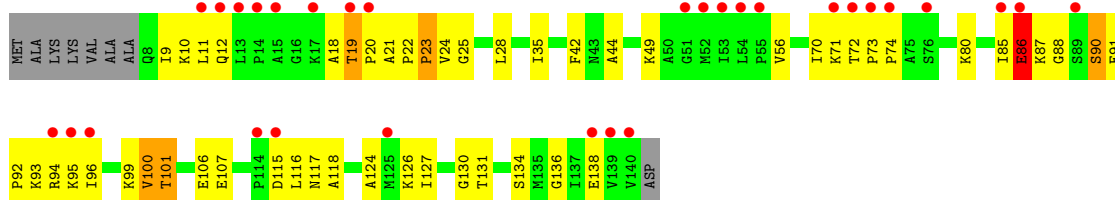
• Molecule 54: 50S ribosomal protein L35



• Molecule 55: 50S ribosomal protein L36



• Molecule 56: 50S ribosomal protein L11





## 4 Data and refinement statistics

Property	Value	Source
Space group	P 43 21 2	Depositor
Cell constants a, b, c, $\alpha$ , $\beta$ , $\gamma$	518.99Å 518.99Å 365.14Å 90.00° 90.00° 90.00°	Depositor
Resolution (Å)	40.00 – 5.90 49.92 – 5.54	Depositor EDS
% Data completeness (in resolution range)	97.4 (40.00-5.90) 94.5 (49.92-5.54)	Depositor EDS
$R_{merge}$	(Not available)	Depositor
$R_{sym}$	0.13	Depositor
$\langle I/\sigma(I) \rangle$ <sup>1</sup>	1.41 (at 5.39Å)	Xtrriage
Refinement program	CNS	Depositor
R, $R_{free}$	0.351 , 0.371 0.339 , 0.359	Depositor DCC
$R_{free}$ test set	7425 reflections (5.00%)	wwPDB-VP
Wilson B-factor (Å <sup>2</sup> )	223.1	Xtrriage
Anisotropy	0.185	Xtrriage
Bulk solvent $k_{sol}$ (e/Å <sup>3</sup> ), $B_{sol}$ (Å <sup>2</sup> )	0.11 , 78.1	EDS
L-test for twinning <sup>2</sup>	$\langle  L  \rangle = 0.47$ , $\langle L^2 \rangle = 0.29$	Xtrriage
Estimated twinning fraction	No twinning to report.	Xtrriage
$F_o, F_c$ correlation	0.87	EDS
Total number of atoms	142780	wwPDB-VP
Average B, all atoms (Å <sup>2</sup> )	236.0	wwPDB-VP

Xtrriage's analysis on translational NCS is as follows: *The largest off-origin peak in the Patterson function is 1.88% of the height of the origin peak. No significant pseudotranslation is detected.*

<sup>1</sup>Intensities estimated from amplitudes.

<sup>2</sup>Theoretical values of  $\langle |L| \rangle$ ,  $\langle L^2 \rangle$  for acentric reflections are 0.5, 0.333 respectively for untwinned datasets, and 0.375, 0.2 for perfectly twinned datasets.

## 5 Model quality i

### 5.1 Standard geometry i

Bond lengths and bond angles in the following residue types are not validated in this section: YYG, PSU

The Z score for a bond length (or angle) is the number of standard deviations the observed value is removed from the expected value. A bond length (or angle) with  $|Z| > 5$  is considered an outlier worth inspection. RMSZ is the root-mean-square of all Z scores of the bond lengths (or angles).

Mol	Chain	Bond lengths		Bond angles	
		RMSZ	# $ Z  > 5$	RMSZ	# $ Z  > 5$
1	AA	1.25	68/36411 (0.2%)	1.47	415/56769 (0.7%)
2	AV	2.34	3/1813 (0.2%)	1.16	11/2823 (0.4%)
3	AW	1.82	17/1739 (1.0%)	1.97	36/2698 (1.3%)
4	AX	0.18	0/139	0.66	0/213
5	AB	0.63	1/1935 (0.1%)	0.66	4/2609 (0.2%)
6	AC	0.60	2/1636 (0.1%)	1.10	6/2205 (0.3%)
7	AD	0.65	4/1733 (0.2%)	0.97	9/2318 (0.4%)
8	AE	0.46	0/1161	0.61	1/1561 (0.1%)
9	AF	0.35	0/856	0.54	0/1154
10	AG	0.60	1/1276 (0.1%)	0.59	2/1709 (0.1%)
11	AH	0.41	0/1136	0.66	0/1527
12	AI	0.34	0/1029	0.54	0/1378
13	AJ	0.35	0/807	0.56	0/1085
14	AK	0.87	1/900 (0.1%)	0.56	0/1213
15	AL	0.49	1/986 (0.1%)	0.70	1/1320 (0.1%)
16	AM	1.15	2/1008 (0.2%)	1.16	3/1347 (0.2%)
17	AN	0.49	1/501 (0.2%)	0.64	1/664 (0.2%)
18	AO	0.32	0/745	0.54	0/992
19	AP	0.40	0/716	0.59	1/963 (0.1%)
20	AQ	1.15	2/870 (0.2%)	1.38	5/1159 (0.4%)
21	AR	0.40	0/603	0.70	0/799
22	AS	0.34	0/661	0.53	0/890
23	AT	0.32	0/764	0.57	1/1006 (0.1%)
24	AU	0.33	0/212	0.48	0/277
26	BB	1.11	5/2950 (0.2%)	1.43	23/4602 (0.5%)
27	BA	1.21	152/67844 (0.2%)	1.45	897/105838 (0.8%)
28	BD	0.37	0/1328	0.61	0/1783
29	BE	0.64	3/1540 (0.2%)	1.07	7/2078 (0.3%)
30	BF	0.69	3/1444 (0.2%)	0.82	1/1954 (0.1%)
31	BG	0.25	0/971	0.46	0/1304
32	BH	0.58	1/1272 (0.1%)	0.48	0/1721
33	BI	0.39	1/1156 (0.1%)	0.64	3/1544 (0.2%)

Mol	Chain	Bond lengths		Bond angles	
		RMSZ	# Z  >5	RMSZ	# Z  >5
34	BN	0.35	0/927	0.55	0/1245
35	BO	0.32	0/946	0.57	0/1269
36	BP	1.55	3/643 (0.5%)	1.32	5/870 (0.6%)
37	BQ	0.32	0/1106	0.53	0/1490
38	BS	0.79	2/877 (0.2%)	0.87	5/1179 (0.4%)
39	BT	0.39	0/412	0.70	0/554
40	BW	0.37	0/869	0.59	0/1166
41	BX	0.49	1/608 (0.2%)	1.04	3/820 (0.4%)
42	BY	0.25	0/887	0.83	3/1195 (0.3%)
43	BZ	0.32	1/1385 (0.1%)	0.55	3/1883 (0.2%)
44	BR	0.31	0/867	0.49	0/1162
45	BU	0.70	1/994 (0.1%)	0.65	3/1323 (0.2%)
46	BV	0.75	1/796 (0.1%)	0.89	3/1058 (0.3%)
47	B2	0.37	0/497	1.00	2/668 (0.3%)
48	B3	0.31	0/482	0.50	0/646
49	B0	0.29	0/649	1.15	3/860 (0.3%)
50	B4	0.77	2/620 (0.3%)	0.57	0/831
51	B5	0.36	0/469	0.79	3/629 (0.5%)
52	B6	0.32	0/438	0.55	1/583 (0.2%)
53	B7	0.38	0/387	0.64	0/509
54	B8	0.73	2/503 (0.4%)	1.23	5/657 (0.8%)
55	B9	0.33	0/286	0.59	0/375
56	BK	0.30	0/1010	0.60	3/1349 (0.2%)
All	All	1.11	281/154800 (0.2%)	1.32	1469/231824 (0.6%)

Chiral center outliers are detected by calculating the chiral volume of a chiral center and verifying if the center is modelled as a planar moiety or with the opposite hand. A planarity outlier is detected by checking planarity of atoms in a peptide group, atoms in a mainchain group or atoms of a sidechain that are expected to be planar.

Mol	Chain	#Chirality outliers	#Planarity outliers
3	AW	1	5
5	AB	0	1
6	AC	0	2
7	AD	0	1
15	AL	0	1
16	AM	0	1
20	AQ	0	2
28	BD	0	1
29	BE	0	3
30	BF	0	3
32	BH	0	1

*Continued on next page...*

Continued from previous page...

Mol	Chain	#Chirality outliers	#Planarity outliers
33	BI	0	1
36	BP	0	1
38	BS	0	1
41	BX	0	1
42	BY	0	1
47	B2	0	1
54	B8	0	1
56	BK	0	1
All	All	1	29

All (281) bond length outliers are listed below:

Mol	Chain	Res	Type	Atoms	Z	Observed(Å)	Ideal(Å)
27	BA	2199	A	O3 <sup>2</sup> -P	-71.12	0.75	1.61
2	AV	45	G	O3 <sup>2</sup> -P	-70.03	0.77	1.61
2	AV	65	G	O3 <sup>2</sup> -P	-62.91	0.85	1.61
27	BA	2196	C	O3 <sup>2</sup> -P	-59.20	0.90	1.61
1	AA	1211	U	O3 <sup>2</sup> -P	-53.33	0.97	1.61
1	AA	60	A	O3 <sup>2</sup> -P	49.05	2.20	1.61
27	BA	1924	C	O3 <sup>2</sup> -P	-45.91	1.06	1.61
27	BA	2454	G	O3 <sup>2</sup> -P	-45.21	1.06	1.61
1	AA	983	A	O3 <sup>2</sup> -P	44.90	2.15	1.61
27	BA	2889	C	O3 <sup>2</sup> -P	-43.58	1.08	1.61
27	BA	1030	G	O3 <sup>2</sup> -P	43.53	2.13	1.61
1	AA	115	G	O3 <sup>2</sup> -P	42.42	2.12	1.61
1	AA	196	A	O3 <sup>2</sup> -P	41.70	2.11	1.61
27	BA	1055	G	O3 <sup>2</sup> -P	-40.87	1.12	1.61
27	BA	2894	G	O3 <sup>2</sup> -P	39.84	2.08	1.61
27	BA	1546	C	O3 <sup>2</sup> -P	-39.47	1.13	1.61
1	AA	733	A	O3 <sup>2</sup> -P	39.11	2.08	1.61
1	AA	405	U	O3 <sup>2</sup> -P	38.53	2.07	1.61
27	BA	1103	A	O3 <sup>2</sup> -P	-38.09	1.15	1.61
27	BA	2712	U	O3 <sup>2</sup> -P	-37.44	1.16	1.61
27	BA	1163	G	O3 <sup>2</sup> -P	-37.44	1.16	1.61
27	BA	1404	C	O3 <sup>2</sup> -P	36.23	2.04	1.61
27	BA	1050	A	O3 <sup>2</sup> -P	36.19	2.04	1.61
1	AA	587	G	O3 <sup>2</sup> -P	36.16	2.04	1.61
1	AA	937	A	O3 <sup>2</sup> -P	36.09	2.04	1.61
1	AA	1182	G	O3 <sup>2</sup> -P	-36.05	1.17	1.61
27	BA	1142	U	O3 <sup>2</sup> -P	35.89	2.04	1.61
27	BA	110	G	O3 <sup>2</sup> -P	-35.10	1.19	1.61
3	AW	21	A	O3 <sup>2</sup> -P	-34.93	1.19	1.61

Continued on next page...

*Continued from previous page...*

Mol	Chain	Res	Type	Atoms	Z	Observed(Å)	Ideal(Å)
27	BA	2788	C	O3 <sup>+</sup> -P	34.27	2.02	1.61
27	BA	864	G	O3 <sup>+</sup> -P	34.24	2.02	1.61
27	BA	1905	C	O3 <sup>+</sup> -P	-33.80	1.20	1.61
1	AA	576	G	O3 <sup>+</sup> -P	33.62	2.01	1.61
16	AM	94	ARG	C-N	33.29	1.93	1.33
1	AA	239	U	O3 <sup>+</sup> -P	-31.76	1.23	1.61
1	AA	703	G	O3 <sup>+</sup> -P	31.74	1.99	1.61
1	AA	1361	G	O3 <sup>+</sup> -P	31.70	1.99	1.61
2	AV	7	U	O3 <sup>+</sup> -P	31.14	1.98	1.61
20	AQ	22	LEU	C-N	-30.20	0.64	1.34
26	BB	11	C	O3 <sup>+</sup> -P	-29.92	1.25	1.61
27	BA	837	C	O3 <sup>+</sup> -P	29.54	1.96	1.61
27	BA	1029	A	O3 <sup>+</sup> -P	-29.09	1.26	1.61
1	AA	1255	G	O3 <sup>+</sup> -P	-28.89	1.26	1.61
27	BA	460	A	O3 <sup>+</sup> -P	-28.64	1.26	1.61
1	AA	869	G	O3 <sup>+</sup> -P	-28.33	1.27	1.61
26	BB	59	A	O3 <sup>+</sup> -P	-28.01	1.27	1.61
27	BA	1444	G	O3 <sup>+</sup> -P	28.00	1.94	1.61
36	BP	96	VAL	C-N	-27.55	0.70	1.34
1	AA	351	G	O3 <sup>+</sup> -P	-27.27	1.28	1.61
27	BA	911	A	O3 <sup>+</sup> -P	-27.26	1.28	1.61
1	AA	288	A	O3 <sup>+</sup> -P	-26.68	1.29	1.61
27	BA	655	A	O3 <sup>+</sup> -P	26.56	1.93	1.61
27	BA	2344	U	O3 <sup>+</sup> -P	-26.00	1.29	1.61
27	BA	686	G	O3 <sup>+</sup> -P	25.91	1.92	1.61
27	BA	624	C	O3 <sup>+</sup> -P	-25.88	1.30	1.61
27	BA	1626	G	O3 <sup>+</sup> -P	-25.83	1.30	1.61
27	BA	2381	C	O3 <sup>+</sup> -P	-25.68	1.30	1.61
1	AA	1030	C	O3 <sup>+</sup> -P	25.66	1.92	1.61
1	AA	1101	A	O3 <sup>+</sup> -P	25.45	1.91	1.61
27	BA	532	A	O3 <sup>+</sup> -P	-25.45	1.30	1.61
1	AA	286	G	O3 <sup>+</sup> -P	24.31	1.90	1.61
27	BA	2732	G	O3 <sup>+</sup> -P	24.19	1.90	1.61
1	AA	1504	G	O3 <sup>+</sup> -P	-24.05	1.32	1.61
14	AK	112	THR	C-N	-23.71	0.89	1.34
1	AA	820	U	O3 <sup>+</sup> -P	23.62	1.89	1.61
27	BA	1302	A	O3 <sup>+</sup> -P	23.43	1.89	1.61
27	BA	670	A	O3 <sup>+</sup> -P	-23.36	1.33	1.61
1	AA	119	A	O3 <sup>+</sup> -P	23.00	1.88	1.61
27	BA	468	G	O3 <sup>+</sup> -P	-22.87	1.33	1.61
27	BA	1772	G	O3 <sup>+</sup> -P	-22.38	1.34	1.61
1	AA	960	U	O3 <sup>+</sup> -P	-22.35	1.34	1.61

*Continued on next page...*

*Continued from previous page...*

Mol	Chain	Res	Type	Atoms	Z	Observed(Å)	Ideal(Å)
5	AB	112	VAL	C-N	22.32	1.85	1.34
27	BA	280	C	O3 <sup>2</sup> -P	22.09	1.87	1.61
1	AA	1046	A	O3 <sup>2</sup> -P	21.94	1.87	1.61
27	BA	148	C	O3 <sup>2</sup> -P	21.29	1.86	1.61
27	BA	1275	A	O3 <sup>2</sup> -P	21.22	1.86	1.61
27	BA	2506	U	O3 <sup>2</sup> -P	21.17	1.86	1.61
27	BA	809	G	O3 <sup>2</sup> -P	-21.16	1.35	1.61
27	BA	2022	U	O3 <sup>2</sup> -P	-21.12	1.35	1.61
1	AA	569	C	O3 <sup>2</sup> -P	-20.91	1.36	1.61
27	BA	940	G	O3 <sup>2</sup> -P	20.68	1.85	1.61
36	BP	61	ALA	C-N	20.41	1.80	1.34
27	BA	2674	G	O3 <sup>2</sup> -P	20.19	1.85	1.61
27	BA	1751	C	O3 <sup>2</sup> -P	20.11	1.85	1.61
27	BA	1639	U	O3 <sup>2</sup> -P	-19.99	1.37	1.61
46	BV	91	THR	C-N	19.88	1.79	1.34
1	AA	1337	G	O3 <sup>2</sup> -P	-19.63	1.37	1.61
27	BA	264	C	O3 <sup>2</sup> -P	-19.56	1.37	1.61
1	AA	1003	G	O3 <sup>2</sup> -P	19.56	1.84	1.61
27	BA	270	A	O3 <sup>2</sup> -P	-19.51	1.37	1.61
3	AW	46	G	C8-N7	19.41	1.42	1.30
30	BF	168	ARG	C-N	-19.26	0.89	1.34
1	AA	546	G	O3 <sup>2</sup> -P	19.25	1.84	1.61
27	BA	1124	C	O3 <sup>2</sup> -P	19.19	1.84	1.61
1	AA	1298	C	O3 <sup>2</sup> -P	18.95	1.83	1.61
27	BA	1630	G	O3 <sup>2</sup> -P	-18.87	1.38	1.61
27	BA	2421	G	O3 <sup>2</sup> -P	-18.80	1.38	1.61
27	BA	734	A	O3 <sup>2</sup> -P	18.80	1.83	1.61
3	AW	25	C	O3 <sup>2</sup> -P	18.76	1.83	1.61
27	BA	183	C	O3 <sup>2</sup> -P	-18.75	1.38	1.61
45	BU	50	ARG	C-N	-18.67	0.91	1.34
1	AA	858	G	O3 <sup>2</sup> -P	-18.61	1.38	1.61
27	BA	1763	G	O3 <sup>2</sup> -P	-18.61	1.38	1.61
3	AW	16	U	C5-C6	18.60	1.50	1.34
27	BA	1667	G	O3 <sup>2</sup> -P	-18.51	1.39	1.61
27	BA	1978	A	O3 <sup>2</sup> -P	-18.49	1.39	1.61
27	BA	2009	G	O3 <sup>2</sup> -P	18.38	1.83	1.61
32	BH	80	LYS	C-N	-18.28	1.00	1.33
27	BA	359	A	O3 <sup>2</sup> -P	18.14	1.82	1.61
27	BA	1525	G	O3 <sup>2</sup> -P	-18.03	1.39	1.61
10	AG	12	LEU	C-N	17.98	1.75	1.34
36	BP	83	GLU	C-N	17.98	1.75	1.34
29	BE	87	GLU	C-N	17.97	1.75	1.34

*Continued on next page...*

*Continued from previous page...*

Mol	Chain	Res	Type	Atoms	Z	Observed(Å)	Ideal(Å)
1	AA	25	C	O3 <sup>2</sup> -P	17.91	1.82	1.61
3	AW	58	A	C6-N6	17.88	1.48	1.33
1	AA	884	U	O3 <sup>2</sup> -P	-17.87	1.39	1.61
27	BA	1294	U	O3 <sup>2</sup> -P	-17.79	1.39	1.61
1	AA	765	G	O3 <sup>2</sup> -P	-17.59	1.40	1.61
27	BA	1247	A	O3 <sup>2</sup> -P	17.54	1.82	1.61
27	BA	509	C	O3 <sup>2</sup> -P	-17.32	1.40	1.61
27	BA	1019	U	O3 <sup>2</sup> -P	17.32	1.81	1.61
27	BA	1449	A	O3 <sup>2</sup> -P	-17.30	1.40	1.61
1	AA	558	G	O3 <sup>2</sup> -P	17.06	1.81	1.61
3	AW	17	U	C5-C6	17.05	1.49	1.34
1	AA	337	C	O3 <sup>2</sup> -P	16.98	1.81	1.61
26	BB	0	A	O3 <sup>2</sup> -P	16.97	1.81	1.61
38	BS	72	GLU	C-N	16.92	1.66	1.34
3	AW	44	A	O3 <sup>2</sup> -P	-16.87	1.41	1.61
27	BA	474	G	O3 <sup>2</sup> -P	16.84	1.81	1.61
3	AW	72	C	O3 <sup>2</sup> -P	-16.78	1.41	1.61
3	AW	33	U	O3 <sup>2</sup> -P	-16.63	1.41	1.61
27	BA	427	U	O3 <sup>2</sup> -P	-16.42	1.41	1.61
27	BA	130	C	O3 <sup>2</sup> -P	-16.37	1.41	1.61
27	BA	2518	A	O3 <sup>2</sup> -P	-16.19	1.41	1.61
1	AA	143	A	O3 <sup>2</sup> -P	16.02	1.80	1.61
1	AA	827	U	O3 <sup>2</sup> -P	15.82	1.80	1.61
26	BB	-1	A	O3 <sup>2</sup> -P	-15.81	1.42	1.61
27	BA	297	C	O3 <sup>2</sup> -P	-15.78	1.42	1.61
27	BA	2287	A	O3 <sup>2</sup> -P	15.75	1.80	1.61
27	BA	1197	G	O3 <sup>2</sup> -P	-15.73	1.42	1.61
27	BA	223	A	O3 <sup>2</sup> -P	15.72	1.80	1.61
27	BA	2370	G	O3 <sup>2</sup> -P	-15.66	1.42	1.61
1	AA	1107	C	O3 <sup>2</sup> -P	15.65	1.79	1.61
6	AC	106	VAL	C-N	-15.44	0.98	1.34
27	BA	103	A	O3 <sup>2</sup> -P	15.43	1.79	1.61
1	AA	38	G	O3 <sup>2</sup> -P	-15.15	1.43	1.61
27	BA	2243	U	O3 <sup>2</sup> -P	15.14	1.79	1.61
7	AD	98	GLU	C-N	-14.61	1.00	1.34
38	BS	128	ASP	C-N	14.40	1.67	1.34
1	AA	974	A	O3 <sup>2</sup> -P	14.32	1.78	1.61
27	BA	1791	A	O3 <sup>2</sup> -P	-14.24	1.44	1.61
27	BA	271(C)	U	O3 <sup>2</sup> -P	-14.14	1.44	1.61
27	BA	775	G	O3 <sup>2</sup> -P	14.03	1.77	1.61
27	BA	2336	A	O3 <sup>2</sup> -P	-13.89	1.44	1.61
3	AW	58	A	C6-N1	13.86	1.45	1.35

*Continued on next page...*

*Continued from previous page...*

Mol	Chain	Res	Type	Atoms	Z	Observed(Å)	Ideal(Å)
27	BA	1349	A	O3 <sup>2</sup> -P	13.49	1.77	1.61
27	BA	56	A	O3 <sup>2</sup> -P	-13.42	1.45	1.61
50	B4	40	HIS	C-N	13.39	1.59	1.34
1	AA	1377	A	O3 <sup>2</sup> -P	-13.31	1.45	1.61
27	BA	2062	A	O3 <sup>2</sup> -P	-13.14	1.45	1.61
1	AA	1117	G	O3 <sup>2</sup> -P	12.89	1.76	1.61
27	BA	316	C	O3 <sup>2</sup> -P	-12.69	1.46	1.61
27	BA	445	C	O3 <sup>2</sup> -P	12.66	1.76	1.61
27	BA	2281	C	O3 <sup>2</sup> -P	-12.51	1.46	1.61
27	BA	8	A	O3 <sup>2</sup> -P	12.48	1.76	1.61
27	BA	176	G	O3 <sup>2</sup> -P	-12.42	1.46	1.61
27	BA	1646	C	O3 <sup>2</sup> -P	-12.34	1.46	1.61
27	BA	2769	C	O3 <sup>2</sup> -P	-12.24	1.46	1.61
54	B8	46	LYS	C-N	12.15	1.54	1.33
27	BA	1419	A	O3 <sup>2</sup> -P	12.01	1.75	1.61
1	AA	108	G	O3 <sup>2</sup> -P	11.98	1.75	1.61
27	BA	560	C	O3 <sup>2</sup> -P	-11.76	1.47	1.61
27	BA	1961	C	O3 <sup>2</sup> -P	-11.56	1.47	1.61
1	AA	311	C	O3 <sup>2</sup> -P	11.52	1.75	1.61
27	BA	1208	C	O3 <sup>2</sup> -P	11.52	1.75	1.61
1	AA	315	A	O3 <sup>2</sup> -P	11.50	1.75	1.61
27	BA	117	G	O3 <sup>2</sup> -P	11.50	1.75	1.61
6	AC	18	TRP	C-N	-11.48	1.07	1.34
1	AA	1189	C	O3 <sup>2</sup> -P	11.29	1.74	1.61
27	BA	1620	G	O3 <sup>2</sup> -P	11.21	1.74	1.61
3	AW	16	U	N1-C6	11.04	1.47	1.38
27	BA	584	C	O3 <sup>2</sup> -P	-10.98	1.48	1.61
27	BA	1361	G	O3 <sup>2</sup> -P	-10.95	1.48	1.61
30	BF	28	SER	C-N	10.91	1.59	1.34
3	AW	17	U	N1-C6	10.88	1.47	1.38
27	BA	1890	A	O3 <sup>2</sup> -P	10.82	1.74	1.61
1	AA	394	G	O3 <sup>2</sup> -P	10.82	1.74	1.61
1	AA	754	C	O3 <sup>2</sup> -P	10.81	1.74	1.61
50	B4	8	LYS	C-N	10.67	1.58	1.34
27	BA	1706	U	O3 <sup>2</sup> -P	10.61	1.73	1.61
3	AW	46	G	N9-C8	10.59	1.45	1.37
27	BA	1466	G	O3 <sup>2</sup> -P	10.52	1.73	1.61
16	AM	66	LEU	C-N	10.45	1.58	1.34
27	BA	2718	G	O3 <sup>2</sup> -P	-10.35	1.48	1.61
27	BA	1851	U	O3 <sup>2</sup> -P	10.34	1.73	1.61
27	BA	636	G	O3 <sup>2</sup> -P	10.14	1.73	1.61
7	AD	187	ARG	C-N	10.13	1.57	1.34

*Continued on next page...*



*Continued from previous page...*

Mol	Chain	Res	Type	Atoms	Z	Observed(Å)	Ideal(Å)
27	BA	2057	A	O3'-P	10.12	1.73	1.61
27	BA	817	C	O3'-P	10.11	1.73	1.61
1	AA	365	U	O3'-P	-10.09	1.49	1.61
3	AW	17	U	C4-C5	10.06	1.52	1.43
27	BA	1143	A	O3'-P	9.90	1.73	1.61
27	BA	1512	G	O3'-P	9.86	1.73	1.61
1	AA	1067	A	O3'-P	-9.83	1.49	1.61
27	BA	2433	A	O3'-P	9.74	1.72	1.61
27	BA	1988	C	O3'-P	9.67	1.72	1.61
27	BA	1428	C	O3'-P	9.65	1.72	1.61
1	AA	1278	U	O3'-P	-9.50	1.49	1.61
20	AQ	81	ARG	C-N	9.35	1.55	1.34
27	BA	1255	U	O3'-P	-9.33	1.50	1.61
26	BB	24	G	O3'-P	-9.28	1.50	1.61
29	BE	49	THR	C-N	-9.25	1.16	1.34
27	BA	405	U	O3'-P	-9.02	1.50	1.61
41	BX	73	ASP	C-N	8.93	1.54	1.34
27	BA	2625	G	O3'-P	-8.87	1.50	1.61
27	BA	2040	C	O3'-P	-8.84	1.50	1.61
27	BA	271	G	O3'-P	8.79	1.71	1.61
1	AA	1396	A	O3'-P	-8.78	1.50	1.61
27	BA	44	A	O3'-P	-8.69	1.50	1.61
27	BA	712(A)	A	O3'-P	8.59	1.71	1.61
33	BI	49	ALA	C-N	-8.58	1.14	1.34
27	BA	2690	C	O3'-P	-8.45	1.51	1.61
27	BA	52	A	O3'-P	8.36	1.71	1.61
3	AW	16	U	C4-C5	8.30	1.51	1.43
27	BA	1970	A	O3'-P	8.20	1.71	1.61
3	AW	35	A	O3'-P	8.07	1.70	1.61
1	AA	243	A	C3'-O3'	8.06	1.53	1.42
1	AA	913	A	O3'-P	-8.03	1.51	1.61
27	BA	81	G	O3'-P	7.88	1.70	1.61
27	BA	601	C	O3'-P	7.80	1.70	1.61
27	BA	2582	G	O3'-P	7.79	1.70	1.61
27	BA	101	G	N9-C4	7.78	1.44	1.38
27	BA	1681	G	O3'-P	7.70	1.70	1.61
27	BA	2322	A	O3'-P	7.67	1.70	1.61
43	BZ	92	VAL	C-N	-7.54	1.16	1.34
27	BA	2394	C	O3'-P	7.54	1.70	1.61
27	BA	699	A	O3'-P	7.45	1.70	1.61
27	BA	1189	A	O3'-P	7.22	1.69	1.61
7	AD	31	CYS	CB-SG	6.84	1.93	1.82

*Continued on next page...*

*Continued from previous page...*

Mol	Chain	Res	Type	Atoms	Z	Observed(Å)	Ideal(Å)
27	BA	776	G	C3'-O3'	6.83	1.51	1.42
1	AA	1085	U	O3'-P	-6.81	1.52	1.61
1	AA	497	A	O3'-P	6.78	1.69	1.61
27	BA	1189	A	C3'-O3'	6.76	1.51	1.42
54	B8	24	ALA	C-N	6.72	1.49	1.34
27	BA	2076	U	O3'-P	-6.62	1.53	1.61
15	AL	23	LYS	C-N	-6.62	1.18	1.34
3	AW	58	A	C5-C6	6.60	1.47	1.41
29	BE	274	GLY	C-N	6.59	1.45	1.33
27	BA	1828	G	O3'-P	6.49	1.69	1.61
1	AA	776	G	O3'-P	6.43	1.68	1.61
27	BA	2835	A	O3'-P	-6.19	1.53	1.61
1	AA	879	C	O3'-P	6.17	1.68	1.61
27	BA	2644	G	O3'-P	-6.16	1.53	1.61
27	BA	101	G	C3'-O3'	6.13	1.50	1.42
27	BA	1597	A	O3'-P	6.06	1.68	1.61
30	BF	103	ASN	C-N	-5.99	1.20	1.34
27	BA	801	G	C3'-O3'	5.98	1.50	1.42
1	AA	804	U	O3'-P	-5.96	1.53	1.61
27	BA	1834	U	O3'-P	5.96	1.68	1.61
27	BA	1917	U	C3'-O3'	5.76	1.50	1.42
27	BA	1237	A	O3'-P	5.70	1.68	1.61
27	BA	1991	U	O3'-P	5.68	1.68	1.61
27	BA	340	A	O3'-P	-5.52	1.54	1.61
27	BA	739	G	N9-C4	5.49	1.42	1.38
27	BA	817	C	C1'-N1	5.47	1.56	1.48
27	BA	212	G	O3'-P	5.46	1.67	1.61
27	BA	944	G	C3'-O3'	5.40	1.49	1.42
1	AA	789	U	C1'-N1	5.39	1.56	1.48
27	BA	613	U	C1'-N1	5.38	1.56	1.48
7	AD	26	CYS	CB-SG	5.38	1.91	1.82
27	BA	990	A	O3'-P	-5.31	1.54	1.61
1	AA	115	G	C3'-O3'	5.31	1.49	1.42
1	AA	366	C	C3'-O3'	5.30	1.49	1.42
27	BA	974(A)	C	C1'-N1	5.21	1.56	1.48
1	AA	703	G	C3'-O3'	5.16	1.49	1.42
1	AA	1101	A	C3'-O3'	5.08	1.49	1.42
27	BA	2447	G	O3'-P	5.02	1.67	1.61
1	AA	687	A	O3'-P	-5.00	1.55	1.61
1	AA	904	C	C1'-N1	5.00	1.56	1.48
17	AN	27	CYS	CB-SG	5.00	1.90	1.82
27	BA	1914	C	C1'-N1	5.00	1.56	1.48

All (1469) bond angle outliers are listed below:

Mol	Chain	Res	Type	Atoms	Z	Observed(°)	Ideal(°)
27	BA	712(A)	A	P-O3'-C3'	-48.47	61.54	119.70
1	AA	196	A	P-O3'-C3'	44.40	172.99	119.70
3	AW	25	C	O3'-P-O5'	-43.47	21.42	104.00
27	BA	2199	A	O3'-P-O5'	-43.09	22.13	104.00
26	BB	24	G	P-O3'-C3'	29.89	155.56	119.70
1	AA	1030	C	OP2-P-O3'	-27.93	43.76	105.20
29	BE	49	THR	O-C-N	-27.49	68.87	121.10
3	AW	33	U	P-O3'-C3'	27.31	152.47	119.70
3	AW	35	A	P-O3'-C3'	27.09	152.20	119.70
36	BP	83	GLU	O-C-N	-27.06	79.41	122.70
2	AV	25	C	P-O3'-C3'	-26.85	87.48	119.70
1	AA	1030	C	P-O3'-C3'	25.67	150.50	119.70
2	AV	65	G	P-O3'-C3'	25.39	150.17	119.70
20	AQ	22	LEU	CA-C-N	-25.06	62.07	117.20
30	BF	168	ARG	O-C-N	-24.62	83.31	122.70
6	AC	106	VAL	CA-C-N	-24.19	63.99	117.20
27	BA	1055	G	P-O3'-C3'	-23.88	91.05	119.70
1	AA	1211	U	P-O3'-C3'	23.74	148.18	119.70
1	AA	1004	A	P-O3'-C3'	23.17	147.50	119.70
3	AW	17	U	C5-C6-N1	-23.10	111.15	122.70
6	AC	18	TRP	O-C-N	-22.93	86.02	122.70
16	AM	94	ARG	O-C-N	22.84	162.03	123.20
1	AA	983	A	P-O3'-C3'	-22.40	92.83	119.70
1	AA	178	C	P-O3'-C3'	22.27	146.43	119.70
1	AA	1046	A	P-O3'-C3'	-22.25	93.00	119.70
49	B0	18	PRO	O-C-N	-22.14	87.27	122.70
1	AA	1030	C	OP1-P-O3'	21.12	151.67	105.20
27	BA	712(A)	A	O3'-P-O5'	-20.96	64.17	104.00
3	AW	16	U	C5-C6-N1	-20.88	112.26	122.70
16	AM	94	ARG	CA-C-N	-20.79	74.62	116.20
6	AC	106	VAL	C-N-CA	-20.51	70.42	121.70
27	BA	1103	A	P-O3'-C3'	-20.38	95.24	119.70
6	AC	106	VAL	O-C-N	20.35	155.26	122.70
16	AM	94	ARG	C-N-CA	-20.30	79.66	122.30
1	AA	196	A	OP2-P-O3'	-20.19	60.77	105.20
20	AQ	22	LEU	C-N-CA	-20.17	71.27	121.70
3	AW	25	C	P-O3'-C3'	20.11	143.83	119.70
27	BA	2090	G	P-O3'-C3'	19.88	143.56	119.70
1	AA	196	A	O3'-P-O5'	19.61	141.25	104.00
1	AA	436	C	O3'-P-O5'	-19.46	67.02	104.00
20	AQ	22	LEU	O-C-N	19.45	153.82	122.70
41	BX	73	ASP	O-C-N	-18.92	92.43	122.70

*Continued on next page...*

*Continued from previous page...*

Mol	Chain	Res	Type	Atoms	Z	Observed(°)	Ideal(°)
47	B2	31	ARG	O-C-N	-18.57	93.00	122.70
3	AW	21	A	P-O3'-C3'	18.49	141.89	119.70
1	AA	1085	U	P-O3'-C3'	18.24	141.59	119.70
27	BA	2889	C	OP2-P-O3'	-18.16	65.24	105.20
27	BA	1924	C	P-O3'-C3'	-18.09	98.00	119.70
46	BV	91	THR	CA-C-N	-17.96	77.68	117.20
54	B8	24	ALA	O-C-N	-17.82	94.19	122.70
1	AA	913	A	P-O3'-C3'	17.61	140.84	119.70
27	BA	1189	A	P-O3'-C3'	17.52	140.72	119.70
7	AD	98	GLU	O-C-N	17.28	150.35	122.70
27	BA	2894	G	P-O3'-C3'	-17.16	99.11	119.70
38	BS	72	GLU	O-C-N	-16.96	88.88	121.10
29	BE	49	THR	CA-C-N	16.88	164.37	117.10
27	BA	2447	G	P-O3'-C3'	16.87	139.94	119.70
36	BP	96	VAL	O-C-N	16.82	149.61	122.70
3	AW	72	C	OP2-P-O3'	16.79	142.13	105.20
42	BY	36	GLY	O-C-N	-16.76	95.89	122.70
26	BB	24	G	O3'-P-O5'	16.71	135.76	104.00
1	AA	1337	G	P-O3'-C3'	16.49	139.49	119.70
2	AV	45	G	O3'-P-O5'	16.41	135.19	104.00
27	BA	232	G	P-O3'-C3'	-16.31	100.13	119.70
49	B0	18	PRO	CA-C-N	16.23	152.90	117.20
27	BA	1140	C	C1'-O4'-C4'	-16.22	96.92	109.90
7	AD	187	ARG	O-C-N	16.05	148.39	122.70
27	BA	1103	A	O3'-P-O5'	15.85	134.12	104.00
1	AA	960	U	P-O3'-C3'	15.74	138.59	119.70
27	BA	101	G	N3-C4-C5	-15.61	120.79	128.60
27	BA	1055	G	OP2-P-O3'	15.60	139.51	105.20
29	BE	87	GLU	O-C-N	-15.59	97.76	122.70
1	AA	1182	G	OP2-P-O3'	15.53	139.36	105.20
1	AA	1182	G	P-O3'-C3'	-15.48	101.13	119.70
1	AA	497	A	OP2-P-O3'	-15.29	71.57	105.20
26	BB	59	A	O3'-P-O5'	-15.03	75.44	104.00
1	AA	558	G	OP1-P-O3'	-15.01	72.18	105.20
46	BV	91	THR	C-N-CA	-14.90	84.45	121.70
41	BX	73	ASP	C-N-CA	14.89	158.91	121.70
27	BA	1905	C	P-O3'-C3'	14.80	137.46	119.70
27	BA	2889	C	O3'-P-O5'	14.67	131.87	104.00
27	BA	176	G	P-O3'-C3'	14.65	137.29	119.70
42	BY	36	GLY	C-N-CA	14.61	158.23	121.70
2	AV	25	C	O3'-P-O5'	14.59	131.73	104.00
3	AW	35	A	OP1-P-O3'	14.52	137.15	105.20

*Continued on next page...*

*Continued from previous page...*

Mol	Chain	Res	Type	Atoms	Z	Observed(°)	Ideal(°)
27	BA	2712	U	P-O3'-C3'	14.51	137.11	119.70
27	BA	101	G	C2-N3-C4	14.46	119.13	111.90
29	BE	49	THR	C-N-CD	-14.46	88.79	120.60
49	B0	18	PRO	C-N-CA	14.23	157.27	121.70
1	AA	869	G	P-O3'-C3'	14.06	136.57	119.70
26	BB	106	G	P-O3'-C3'	-14.04	102.85	119.70
3	AW	65	G	O3'-P-O5'	-14.03	77.35	104.00
1	AA	1107	C	P-O3'-C3'	-13.88	103.04	119.70
1	AA	1211	U	OP2-P-O3'	13.88	135.75	105.20
1	AA	436	C	P-O3'-C3'	-13.77	103.17	119.70
27	BA	340	A	P-O3'-C3'	-13.66	103.31	119.70
1	AA	1278	U	P-O3'-C3'	13.61	136.03	119.70
20	AQ	40	LYS	CA-C-N	-13.59	87.31	117.20
1	AA	405	U	O3'-P-O5'	-13.46	78.43	104.00
1	AA	243	A	P-O3'-C3'	13.43	135.81	119.70
27	BA	2287	A	P-O3'-C3'	-13.31	103.72	119.70
27	BA	1108	U	P-O3'-C3'	13.27	135.63	119.70
1	AA	286	G	P-O3'-C3'	13.23	135.58	119.70
3	AW	58	A	N1-C6-N6	13.16	126.50	118.60
27	BA	1055	G	OP1-P-O3'	-13.12	76.34	105.20
38	BS	31	LYS	O-C-N	-12.97	96.45	121.10
36	BP	96	VAL	CA-C-N	-12.85	88.93	117.20
7	AD	98	GLU	CA-C-N	-12.77	89.11	117.20
3	AW	33	U	OP1-P-O3'	12.75	133.25	105.20
27	BA	1630	G	P-O3'-C3'	12.70	134.94	119.70
2	AV	65	G	OP1-P-O3'	12.57	132.86	105.20
1	AA	288	A	O3'-P-O5'	-12.54	80.17	104.00
27	BA	776	G	P-O3'-C3'	12.50	134.70	119.70
1	AA	813	U	P-O3'-C3'	12.47	134.67	119.70
27	BA	931	G	C1'-O4'-C4'	-12.47	99.92	109.90
54	B8	24	ALA	CA-C-N	12.38	144.44	117.20
3	AW	65	G	OP2-P-O3'	12.37	132.42	105.20
2	AV	25	C	OP1-P-O3'	-12.37	78.00	105.20
27	BA	627	A	C1'-O4'-C4'	-12.23	100.12	109.90
1	AA	983	A	OP2-P-O3'	12.21	132.05	105.20
1	AA	38	G	OP1-P-O3'	12.17	131.97	105.20
27	BA	2496	C	P-O3'-C3'	-12.17	105.10	119.70
3	AW	58	A	C4-C5-C6	12.16	123.08	117.00
1	AA	108	G	O3'-P-O5'	12.06	126.92	104.00
27	BA	801	G	P-O3'-C3'	12.06	134.18	119.70
20	AQ	40	LYS	C-N-CA	-12.06	91.55	121.70
1	AA	703	G	P-O3'-C3'	12.03	134.13	119.70

*Continued on next page...*

*Continued from previous page...*

Mol	Chain	Res	Type	Atoms	Z	Observed(°)	Ideal(°)
7	AD	187	ARG	CA-C-N	-12.01	90.78	117.20
27	BA	316	C	P-O3'-C3'	-12.00	105.30	119.70
3	AW	17	U	C4-C5-C6	-11.97	112.52	119.70
27	BA	911	A	P-O3'-C3'	11.96	134.06	119.70
27	BA	1266	G	C1'-O4'-C4'	-11.96	100.33	109.90
1	AA	497	A	OP1-P-O3'	11.95	131.50	105.20
1	AA	1046	A	O3'-P-O5'	11.95	126.71	104.00
26	BB	59	A	P-O3'-C3'	11.94	134.03	119.70
27	BA	101	G	N9-C1'-C2'	11.87	129.43	114.00
1	AA	288	A	OP1-P-O3'	11.80	131.16	105.20
27	BA	1586	A	P-O3'-C3'	11.69	133.72	119.70
2	AV	45	G	P-O3'-C3'	11.68	133.72	119.70
27	BA	1545	A	OP2-P-O3'	11.68	130.89	105.20
27	BA	14	A	P-O3'-C3'	11.64	133.67	119.70
3	AW	21	A	OP1-P-O3'	11.60	130.72	105.20
27	BA	1828	G	P-O3'-C3'	11.57	133.59	119.70
1	AA	1337	G	OP2-P-O3'	-11.56	79.77	105.20
2	AV	65	G	OP2-P-O3'	-11.55	79.80	105.20
3	AW	65	G	P-O3'-C3'	-11.50	105.90	119.70
3	AW	46	G	N7-C8-N9	-11.49	107.35	113.10
27	BA	1673	U	C1'-O4'-C4'	-11.49	100.71	109.90
54	B8	24	ALA	C-N-CA	11.48	150.39	121.70
27	BA	809	G	O3'-P-O5'	-11.46	82.22	104.00
27	BA	101	G	C8-N9-C4	-11.46	101.82	106.40
27	BA	148	C	P-O3'-C3'	-11.43	105.99	119.70
27	BA	2199	A	OP2-P-O3'	11.40	130.29	105.20
27	BA	670	A	P-O3'-C3'	11.35	133.31	119.70
27	BA	1247	A	P-O3'-C3'	11.34	133.31	119.70
1	AA	1396	A	P-O3'-C3'	-11.32	106.11	119.70
38	BS	31	LYS	C-N-CD	-11.26	95.82	120.60
1	AA	178	C	OP2-P-O3'	-11.21	80.54	105.20
27	BA	2042	A	C1'-O4'-C4'	-11.19	100.95	109.90
3	AW	1	G	P-O3'-C3'	11.11	133.04	119.70
27	BA	1103	A	OP1-P-O3'	-11.09	80.81	105.20
1	AA	311	C	OP2-P-O3'	11.04	129.49	105.20
27	BA	460	A	P-O3'-C3'	-11.02	106.47	119.70
27	BA	2196	C	P-O3'-C3'	-10.98	106.52	119.70
27	BA	1004	C	P-O3'-C3'	-10.94	106.57	119.70
27	BA	301	G	C1'-O4'-C4'	-10.87	101.20	109.90
27	BA	2832	U	C3'-C2'-C1'	-10.86	92.82	101.50
27	BA	2433	A	P-O3'-C3'	-10.85	106.68	119.70
27	BA	2219	G	P-O3'-C3'	-10.82	106.71	119.70

*Continued on next page...*

*Continued from previous page...*

Mol	Chain	Res	Type	Atoms	Z	Observed(°)	Ideal(°)
1	AA	1345	U	P-O3'-C3'	10.81	132.67	119.70
27	BA	101	G	N3-C4-N9	10.81	132.49	126.00
1	AA	1182	G	OP1-P-O3'	-10.81	81.43	105.20
27	BA	1324	G	P-O3'-C3'	10.76	132.61	119.70
1	AA	983	A	OP1-P-O3'	-10.75	81.54	105.20
1	AA	575	G	P-O3'-C3'	10.75	132.60	119.70
27	BA	1992	G	P-O3'-C3'	10.71	132.55	119.70
3	AW	33	U	O3'-P-O5'	-10.58	83.90	104.00
27	BA	101	G	C4-N9-C1'	10.57	140.24	126.50
27	BA	101	G	C5-C6-N1	10.53	116.77	111.50
27	BA	944	G	P-O3'-C3'	10.48	132.28	119.70
1	AA	1046	A	OP1-P-O3'	-10.41	82.29	105.20
1	AA	1201	A	P-O3'-C3'	10.37	132.15	119.70
3	AW	58	A	C5-C6-N1	-10.37	112.52	117.70
1	AA	121	C	P-O3'-C3'	10.35	132.12	119.70
27	BA	1980	G	P-O3'-C3'	10.32	132.08	119.70
27	BA	2394	C	O3'-P-O5'	10.31	123.60	104.00
1	AA	818	G	O4'-C1'-N9	10.27	116.42	108.20
27	BA	2506	U	P-O3'-C3'	10.26	132.01	119.70
27	BA	340	A	O3'-P-O5'	10.25	123.47	104.00
27	BA	1029	A	P-O3'-C3'	-10.25	107.40	119.70
27	BA	1941	C	C3'-C2'-C1'	-10.21	93.33	101.50
1	AA	944	G	P-O3'-C3'	-10.16	107.50	119.70
7	AD	98	GLU	C-N-CA	-10.13	96.38	121.70
27	BA	2894	G	O3'-P-O5'	-10.12	84.78	104.00
33	BI	49	ALA	CA-C-N	-10.10	94.98	117.20
27	BA	945	A	O4'-C1'-N9	10.09	116.27	108.20
1	AA	178	C	OP1-P-O3'	10.08	127.38	105.20
1	AA	717	C	P-O3'-C3'	-10.07	107.62	119.70
33	BI	49	ALA	C-N-CA	-10.04	96.60	121.70
1	AA	509	A	P-O3'-C3'	10.03	131.74	119.70
3	AW	25	C	OP1-P-O3'	10.02	127.23	105.20
27	BA	1265	A	P-O3'-C3'	10.00	131.70	119.70
1	AA	1377	A	OP2-P-O3'	10.00	127.20	105.20
3	AW	16	U	C4-C5-C6	-9.96	113.72	119.70
1	AA	1064	G	C1'-O4'-C4'	-9.94	101.95	109.90
27	BA	1206	G	C4'-C3'-C2'	-9.93	92.67	102.60
27	BA	1248	G	P-O3'-C3'	9.92	131.60	119.70
7	AD	26	CYS	CA-CB-SG	9.92	131.85	114.00
27	BA	2042	A	O4'-C1'-N9	9.90	116.12	108.20
1	AA	944	G	OP2-P-O3'	9.88	126.94	105.20
26	BB	0	A	P-O3'-C3'	9.87	131.54	119.70

*Continued on next page...*

*Continued from previous page...*

Mol	Chain	Res	Type	Atoms	Z	Observed(°)	Ideal(°)
1	AA	1278	U	OP2-P-O3'	9.86	126.90	105.20
27	BA	242	G	C1'-O4'-C4'	-9.86	102.01	109.90
1	AA	793	U	C1'-O4'-C4'	-9.85	102.02	109.90
27	BA	1559	G	C3'-C2'-C1'	-9.84	93.63	101.50
27	BA	232	G	OP2-P-O3'	9.82	126.80	105.20
1	AA	328	C	P-O3'-C3'	9.81	131.47	119.70
27	BA	1924	C	OP1-P-O3'	-9.79	83.67	105.20
27	BA	386	G	C1'-O4'-C4'	-9.77	102.09	109.90
7	AD	187	ARG	C-N-CA	-9.72	97.39	121.70
1	AA	311	C	O3'-P-O5'	-9.69	85.59	104.00
1	AA	687	A	P-O3'-C3'	9.67	131.30	119.70
27	BA	148	C	O3'-P-O5'	-9.67	85.63	104.00
3	AW	35	A	OP2-P-O3'	-9.66	83.95	105.20
27	BA	30	G	P-O3'-C3'	9.63	131.26	119.70
3	AW	34	G	O3'-P-O5'	9.63	122.29	104.00
27	BA	940	G	P-O3'-C3'	9.58	131.20	119.70
27	BA	1140	C	O4'-C1'-N1	9.58	115.86	108.20
1	AA	1211	U	OP1-P-O3'	-9.53	84.23	105.20
3	AW	44	A	OP2-P-O3'	9.52	126.15	105.20
3	AW	72	C	O3'-P-O5'	-9.51	85.92	104.00
2	AV	7	U	OP1-P-O3'	9.49	126.08	105.20
27	BA	32	C	P-O3'-C3'	9.48	131.07	119.70
29	BE	274	GLY	CA-C-N	-9.48	97.25	116.20
1	AA	813	U	O3'-P-O5'	9.46	121.97	104.00
1	AA	974	A	O3'-P-O5'	9.43	121.92	104.00
1	AA	1337	G	O3'-P-O5'	9.40	121.86	104.00
1	AA	566	G	O3'-P-O5'	9.40	121.85	104.00
1	AA	266	G	P-O3'-C3'	9.38	130.96	119.70
1	AA	143	A	O3'-P-O5'	-9.36	86.22	104.00
27	BA	294	A	C3'-C2'-C1'	-9.35	94.02	101.50
1	AA	366	C	P-O3'-C3'	9.35	130.91	119.70
1	AA	372	C	P-O3'-C3'	9.34	130.91	119.70
1	AA	812	C	P-O3'-C3'	9.33	130.89	119.70
3	AW	34	G	OP2-P-O3'	-9.32	84.69	105.20
27	BA	139	G	P-O3'-C3'	9.29	130.85	119.70
27	BA	1646	C	OP1-P-O3'	9.27	125.59	105.20
27	BA	1819	A	P-O3'-C3'	9.26	130.81	119.70
1	AA	1505	G	P-O3'-C3'	9.25	130.80	119.70
1	AA	1396	A	O3'-P-O5'	-9.24	86.45	104.00
27	BA	2454	G	P-O3'-C3'	-9.23	108.62	119.70
1	AA	1065	U	P-O3'-C3'	9.19	130.72	119.70
7	AD	49	ARG	O-C-N	-9.10	108.15	122.70

*Continued on next page...*



*Continued from previous page...*

Mol	Chain	Res	Type	Atoms	Z	Observed(°)	Ideal(°)
27	BA	973	A	C4'-C3'-C2'	-9.09	93.51	102.60
27	BA	282	A	C3'-C2'-C1'	-9.09	94.23	101.50
1	AA	1004	A	O3'-P-O5'	-9.08	86.74	104.00
27	BA	421	U	P-O3'-C3'	9.07	130.59	119.70
1	AA	817	C	P-O3'-C3'	9.07	130.59	119.70
26	BB	-1	A	O3'-P-O5'	9.07	121.23	104.00
27	BA	1542	G	C3'-C2'-C1'	-9.06	94.25	101.50
42	BY	36	GLY	CA-C-N	9.06	137.13	117.20
1	AA	914	A	C1'-O4'-C4'	-8.97	102.73	109.90
1	AA	914	A	O4'-C1'-N9	8.97	115.37	108.20
27	BA	2718	G	P-O3'-C3'	8.94	130.43	119.70
26	BB	56	G	P-O3'-C3'	8.93	130.42	119.70
27	BA	1634	A	P-O3'-C3'	8.92	130.40	119.70
1	AA	717	C	OP1-P-O3'	8.90	124.78	105.20
27	BA	800	A	P-O3'-C3'	8.89	130.37	119.70
27	BA	1545	A	P-O3'-C3'	-8.89	109.03	119.70
43	BZ	92	VAL	O-C-N	8.89	136.92	122.70
1	AA	869	G	O3'-P-O5'	8.84	120.80	104.00
27	BA	1070	A	C1'-O4'-C4'	-8.81	102.85	109.90
27	BA	654	A	C3'-C2'-C1'	-8.80	94.46	101.50
1	AA	1298	C	P-O3'-C3'	-8.78	109.16	119.70
27	BA	2090	G	OP2-P-O3'	-8.76	85.93	105.20
51	B5	30	LEU	O-C-N	-8.74	108.71	122.70
1	AA	1502	A	C1'-O4'-C4'	-8.73	102.92	109.90
1	AA	563	A	C1'-O4'-C4'	-8.72	102.92	109.90
27	BA	1183	G	O4'-C1'-N9	8.72	115.18	108.20
1	AA	1298	C	OP2-P-O3'	-8.70	86.06	105.20
27	BA	846	C	P-O3'-C3'	8.70	130.13	119.70
27	BA	1943	U	P-O3'-C3'	8.67	130.10	119.70
1	AA	1117	G	P-O3'-C3'	8.63	130.06	119.70
1	AA	518	C	P-O3'-C3'	8.63	130.05	119.70
27	BA	1955	U	O4'-C1'-N1	8.62	115.10	108.20
27	BA	135	G	C3'-C2'-C1'	-8.60	94.62	101.50
27	BA	712(A)	A	OP1-P-O3'	8.59	124.10	105.20
27	BA	691	C	C3'-C2'-C1'	-8.58	94.64	101.50
1	AA	197	A	P-O3'-C3'	8.58	130.00	119.70
36	BP	96	VAL	C-N-CA	-8.57	100.27	121.70
27	BA	284	U	C1'-O4'-C4'	-8.57	103.04	109.90
41	BX	73	ASP	CA-C-N	8.56	136.04	117.20
27	BA	296	C	O4'-C1'-N1	8.56	115.05	108.20
27	BA	817	C	P-O3'-C3'	8.55	129.97	119.70
27	BA	1742	C	C4'-C3'-C2'	-8.55	94.05	102.60

*Continued on next page...*

Continued from previous page...

Mol	Chain	Res	Type	Atoms	Z	Observed(°)	Ideal(°)
1	AA	1347	G	P-O3'-C3'	8.54	129.95	119.70
27	BA	972	G	C4'-C3'-C2'	-8.52	94.08	102.60
1	AA	558	G	OP2-P-O3'	8.51	123.91	105.20
27	BA	444	C	O4'-C1'-N1	8.50	115.00	108.20
27	BA	752	A	P-O3'-C3'	8.48	129.88	119.70
27	BA	265	A	P-O3'-C3'	8.48	129.87	119.70
27	BA	2196	C	OP2-P-O3'	8.46	123.81	105.20
1	AA	436	C	OP2-P-O3'	8.46	123.80	105.20
3	AW	18	G	C5'-C4'-O4'	-8.45	98.96	109.10
27	BA	458	G	P-O3'-C3'	8.42	129.80	119.70
27	BA	1022	G	P-O3'-C3'	8.41	129.80	119.70
27	BA	264	C	P-O3'-C3'	-8.39	109.64	119.70
27	BA	1925	C	C3'-C2'-C1'	-8.39	94.79	101.50
1	AA	1226	C	P-O3'-C3'	8.37	129.74	119.70
1	AA	288	A	P-O3'-C3'	8.36	129.73	119.70
1	AA	365	U	OP1-P-O3'	8.34	123.55	105.20
1	AA	47	C	P-O3'-C3'	8.31	129.67	119.70
27	BA	74	A	P-O3'-C3'	8.30	129.66	119.70
27	BA	2398	U	C3'-C2'-C1'	-8.29	94.86	101.50
5	AB	112	VAL	O-C-N	8.29	135.97	122.70
1	AA	877	C	C3'-C2'-C1'	-8.29	94.87	101.50
1	AA	889	A	P-O3'-C3'	8.29	129.64	119.70
27	BA	1545	A	C1'-O4'-C4'	-8.28	103.27	109.90
1	AA	560	U	P-O3'-C3'	8.28	129.63	119.70
27	BA	83	G	P-O3'-C3'	8.25	129.60	119.70
27	BA	2712	U	OP2-P-O3'	8.23	123.30	105.20
27	BA	973	A	O4'-C1'-N9	8.20	114.76	108.20
27	BA	1419	A	C1'-O4'-C4'	-8.20	103.34	109.90
27	BA	791	C	C1'-O4'-C4'	-8.18	103.35	109.90
1	AA	559	A	P-O3'-C3'	8.18	129.52	119.70
27	BA	960	A	P-O3'-C3'	8.18	129.51	119.70
27	BA	2690	C	O3'-P-O5'	-8.17	88.47	104.00
1	AA	1380	U	P-O3'-C3'	8.16	129.50	119.70
3	AW	72	C	OP1-P-O3'	-8.16	87.25	105.20
27	BA	714	U	C3'-C2'-C1'	-8.15	94.98	101.50
27	BA	1924	C	OP2-P-O3'	8.15	123.14	105.20
1	AA	119	A	P-O3'-C3'	8.15	129.48	119.70
27	BA	1520	U	C3'-C2'-C1'	-8.15	94.98	101.50
27	BA	2218	G	P-O3'-C3'	-8.12	109.96	119.70
27	BA	1742	C	O4'-C1'-N1	8.12	114.69	108.20
27	BA	1183	G	O4'-C4'-C3'	-8.11	95.89	104.00
27	BA	2219	G	N9-C1'-C2'	-8.11	103.08	112.00

Continued on next page...

*Continued from previous page...*

Mol	Chain	Res	Type	Atoms	Z	Observed(°)	Ideal(°)
1	AA	1257	U	P-O3'-C3'	8.07	129.38	119.70
27	BA	1954	G	P-O3'-C3'	8.06	129.38	119.70
1	AA	992	U	P-O3'-C3'	8.04	129.35	119.70
27	BA	1955	U	C1'-O4'-C4'	-8.04	103.47	109.90
1	AA	405	U	OP1-P-O3'	8.02	122.84	105.20
27	BA	2857	G	C3'-C2'-C1'	-8.01	95.10	101.50
27	BA	739	G	N3-C4-C5	-7.99	124.60	128.60
27	BA	223	A	P-O3'-C3'	-7.99	110.11	119.70
1	AA	1346	A	P-O3'-C3'	7.98	129.27	119.70
1	AA	484	G	P-O3'-C3'	7.98	129.27	119.70
27	BA	2825	C	C3'-C2'-C1'	-7.98	95.12	101.50
1	AA	558	G	O3'-P-O5'	7.97	119.15	104.00
27	BA	2045	C	C1'-O4'-C4'	-7.97	103.52	109.90
27	BA	1427	A	P-O3'-C3'	7.97	129.26	119.70
26	BB	11	C	OP2-P-O3'	7.96	122.72	105.20
1	AA	246	A	P-O3'-C3'	7.95	129.24	119.70
27	BA	148	C	OP2-P-O3'	7.95	122.68	105.20
27	BA	2287	A	OP2-P-O3'	7.93	122.64	105.20
27	BA	119	A	P-O3'-C3'	7.92	129.21	119.70
1	AA	499	A	P-O3'-C3'	7.90	129.18	119.70
1	AA	535	A	P-O3'-C3'	7.90	129.18	119.70
27	BA	2488	A	C3'-C2'-C1'	-7.89	95.19	101.50
1	AA	1004	A	OP1-P-O3'	7.89	122.56	105.20
27	BA	1525	G	P-O3'-C3'	-7.89	110.23	119.70
27	BA	1552	G	P-O3'-C3'	7.89	129.16	119.70
3	AW	58	A	C6-C5-N7	-7.88	126.78	132.30
3	AW	44	A	O3'-P-O5'	-7.88	89.04	104.00
27	BA	1669	A	C1'-O4'-C4'	-7.88	103.60	109.90
27	BA	1143	A	O4'-C1'-N9	7.88	114.50	108.20
1	AA	1281	U	P-O3'-C3'	7.87	129.14	119.70
26	BB	59	A	OP1-P-O3'	7.87	122.50	105.20
1	AA	429	U	C1'-O4'-C4'	-7.85	103.62	109.90
27	BA	30	G	O3'-P-O5'	-7.84	89.09	104.00
1	AA	274	A	P-O3'-C3'	7.84	129.11	119.70
27	BA	509	C	P-O3'-C3'	-7.84	110.29	119.70
27	BA	1463	C	O4'-C1'-N1	7.84	114.47	108.20
27	BA	832	G	O4'-C1'-N9	7.84	114.47	108.20
27	BA	329	G	P-O3'-C3'	7.83	129.09	119.70
27	BA	1545	A	O3'-P-O5'	-7.82	89.14	104.00
1	AA	60	A	OP1-P-O3'	7.81	122.39	105.20
15	AL	23	LYS	O-C-N	-7.80	110.23	122.70
27	BA	1275	A	P-O3'-C3'	7.80	129.06	119.70

*Continued on next page...*

*Continued from previous page...*

Mol	Chain	Res	Type	Atoms	Z	Observed(°)	Ideal(°)
27	BA	974(A)	C	C6-N1-C2	-7.79	117.19	120.30
27	BA	331	A	P-O3'-C3'	7.76	129.01	119.70
27	BA	289	A	C1'-O4'-C4'	-7.76	103.69	109.90
27	BA	613	U	O4'-C1'-N1	7.76	114.41	108.20
27	BA	2021	C	N1-C2-O2	7.76	123.56	118.90
3	AW	72	C	P-O3'-C3'	-7.74	110.41	119.70
1	AA	251	G	P-O3'-C3'	7.74	128.99	119.70
27	BA	2433	A	OP2-P-O3'	7.74	122.22	105.20
1	AA	129(A)	G	P-O3'-C3'	7.74	128.98	119.70
27	BA	2810	A	P-O3'-C3'	-7.73	110.43	119.70
1	AA	727	G	C3'-C2'-C1'	-7.72	95.33	101.50
27	BA	961	C	P-O3'-C3'	7.71	128.96	119.70
27	BA	2381	C	P-O3'-C3'	7.71	128.96	119.70
27	BA	931	G	O4'-C1'-N9	7.71	114.37	108.20
27	BA	1100	C	P-O3'-C3'	7.70	128.94	119.70
27	BA	2893	G	C3'-C2'-C1'	-7.70	95.34	101.50
29	BE	274	GLY	O-C-N	-7.70	110.12	123.20
27	BA	2019	A	C3'-C2'-C1'	-7.69	95.34	101.50
1	AA	820	U	P-O3'-C3'	7.69	128.92	119.70
1	AA	965	A	P-O3'-C3'	7.69	128.92	119.70
27	BA	2584	U	C3'-C2'-C1'	-7.68	95.36	101.50
27	BA	120	U	C1'-O4'-C4'	-7.68	103.76	109.90
27	BA	679	C	C3'-C2'-C1'	-7.67	95.37	101.50
27	BA	2626	C	C3'-C2'-C1'	-7.66	95.37	101.50
26	BB	24	G	OP2-P-O3'	-7.64	88.39	105.20
1	AA	190(F)	G	P-O3'-C3'	7.63	128.86	119.70
36	BP	83	GLU	CA-C-N	7.63	133.98	117.20
27	BA	1820	U	P-O3'-C3'	7.63	128.85	119.70
27	BA	530	G	O4'-C1'-N9	7.61	114.29	108.20
27	BA	1255	U	O4'-C1'-N1	7.61	114.29	108.20
27	BA	1630	G	OP1-P-O3'	7.61	121.94	105.20
26	BB	80	U	O4'-C1'-N1	7.60	114.28	108.20
27	BA	1239	G	N9-C1'-C2'	7.59	123.87	114.00
1	AA	1298	C	O3'-P-O5'	7.59	118.41	104.00
1	AA	927	G	C3'-C2'-C1'	-7.58	95.44	101.50
1	AA	701	C	P-O3'-C3'	7.56	128.77	119.70
27	BA	574	C	P-O3'-C3'	7.55	128.76	119.70
1	AA	1049	U	P-O3'-C3'	7.55	128.76	119.70
1	AA	863	U	C1'-O4'-C4'	-7.55	103.86	109.90
43	BZ	92	VAL	CA-C-N	-7.55	100.60	117.20
54	B8	46	LYS	C-N-CA	-7.53	106.49	122.30
27	BA	2049	G	P-O3'-C3'	7.52	128.73	119.70

*Continued on next page...*

*Continued from previous page...*

Mol	Chain	Res	Type	Atoms	Z	Observed(°)	Ideal(°)
27	BA	1964	G	P-O3'-C3'	7.52	128.72	119.70
1	AA	281	G	P-O3'-C3'	7.51	128.72	119.70
10	AG	12	LEU	O-C-N	-7.51	110.68	122.70
27	BA	125	G	C1'-O4'-C4'	-7.50	103.90	109.90
27	BA	1664	A	C3'-C2'-C1'	-7.50	95.50	101.50
27	BA	1239	G	C8-N9-C4	-7.48	103.41	106.40
27	BA	297	C	O3'-P-O5'	7.48	118.21	104.00
26	BB	106	G	OP2-P-O3'	7.47	121.64	105.20
27	BA	2033	A	P-O3'-C3'	7.46	128.66	119.70
1	AA	327	A	P-O3'-C3'	7.45	128.63	119.70
27	BA	738	G	C3'-C2'-C1'	7.44	107.45	101.50
1	AA	765	G	O3'-P-O5'	-7.43	89.87	104.00
1	AA	819	A	O4'-C1'-N9	-7.43	102.25	108.20
27	BA	573	G	N9-C1'-C2'	7.41	123.63	114.00
27	BA	1404	C	P-O3'-C3'	7.41	128.59	119.70
27	BA	1772	G	C4'-C3'-C2'	-7.38	95.22	102.60
1	AA	1190	G	P-O3'-C3'	7.37	128.55	119.70
27	BA	196	A	P-O3'-C3'	7.37	128.54	119.70
27	BA	832	G	C1'-O4'-C4'	-7.37	104.01	109.90
27	BA	2448	A	C1'-O4'-C4'	-7.37	104.01	109.90
27	BA	624	C	P-O3'-C3'	7.36	128.53	119.70
27	BA	342	G	O4'-C1'-N9	7.36	114.09	108.20
6	AC	18	TRP	CA-C-N	7.35	133.38	117.20
27	BA	2503	A	C3'-C2'-C1'	-7.35	95.62	101.50
27	BA	1130	U	P-O3'-C3'	7.35	128.52	119.70
27	BA	101	G	N1-C6-O6	-7.34	115.50	119.90
27	BA	1800	C	O4'-C4'-C3'	-7.33	96.67	104.00
33	BI	49	ALA	O-C-N	7.33	134.43	122.70
1	AA	365	U	P-O3'-C3'	-7.32	110.92	119.70
27	BA	527	C	P-O3'-C3'	7.31	128.47	119.70
27	BA	559	G	P-O3'-C3'	7.31	128.47	119.70
27	BA	1466	G	P-O3'-C3'	-7.31	110.93	119.70
1	AA	569	C	P-O3'-C3'	-7.31	110.93	119.70
27	BA	103	A	P-O3'-C3'	7.31	128.47	119.70
27	BA	2589	A	C4'-C3'-C2'	-7.31	95.29	102.60
1	AA	1085	U	O3'-P-O5'	7.29	117.85	104.00
1	AA	993	G	P-O3'-C3'	7.28	128.44	119.70
1	AA	501	C	O4'-C1'-N1	7.27	114.02	108.20
1	AA	569	C	OP2-P-O3'	7.27	121.19	105.20
1	AA	1301	U	C1'-O4'-C4'	-7.27	104.09	109.90
27	BA	1249	U	O4'-C1'-N1	7.27	114.01	108.20
54	B8	46	LYS	CA-C-N	-7.26	101.67	116.20

*Continued on next page...*

*Continued from previous page...*

Mol	Chain	Res	Type	Atoms	Z	Observed(°)	Ideal(°)
27	BA	101	G	N7-C8-N9	7.26	116.73	113.10
27	BA	809	G	P-O3'-C3'	7.26	128.41	119.70
27	BA	1938	A	P-O3'-C3'	7.25	128.40	119.70
1	AA	286	G	OP1-P-O3'	7.24	121.14	105.20
1	AA	879	C	P-O3'-C3'	-7.24	111.01	119.70
1	AA	497	A	P-O3'-C3'	-7.24	111.01	119.70
1	AA	869	G	OP1-P-O3'	-7.24	89.27	105.20
27	BA	2059	A	C1'-O4'-C4'	-7.24	104.11	109.90
27	BA	1706	U	P-O3'-C3'	7.24	128.38	119.70
27	BA	8	A	P-O3'-C3'	7.22	128.37	119.70
1	AA	51	A	P-O3'-C3'	7.22	128.36	119.70
27	BA	1237	A	C1'-O4'-C4'	-7.22	104.13	109.90
27	BA	1363	C	C3'-C2'-C1'	-7.21	95.73	101.50
1	AA	851	G	C4'-C3'-C2'	-7.20	95.40	102.60
27	BA	363(F)	A	C3'-C2'-C1'	-7.19	95.75	101.50
38	BS	31	LYS	CA-C-N	7.19	137.22	117.10
27	BA	2848	G	C3'-C2'-C1'	-7.18	95.75	101.50
27	BA	2080	G	C1'-O4'-C4'	-7.18	104.16	109.90
27	BA	340	A	OP1-P-O3'	-7.16	89.44	105.20
27	BA	1826	G	O4'-C1'-N9	7.16	113.93	108.20
1	AA	1145	C	P-O3'-C3'	7.16	128.29	119.70
27	BA	2055	C	P-O3'-C3'	7.14	128.27	119.70
1	AA	311	C	P-O3'-C3'	-7.14	111.13	119.70
27	BA	2035	G	N3-C4-N9	7.14	130.28	126.00
27	BA	804	A	C1'-O4'-C4'	-7.13	104.19	109.90
27	BA	1190	G	C5'-C4'-O4'	7.13	117.66	109.10
27	BA	2734	A	C3'-C2'-C1'	-7.13	95.79	101.50
27	BA	2769	C	OP2-P-O3'	7.13	120.89	105.20
1	AA	5	U	P-O3'-C3'	7.13	128.26	119.70
27	BA	1449	A	P-O3'-C3'	-7.13	111.14	119.70
1	AA	108	G	OP1-P-O3'	-7.12	89.54	105.20
1	AA	258	G	C1'-O4'-C4'	-7.12	104.21	109.90
27	BA	128	C	P-O3'-C3'	7.12	128.24	119.70
29	BE	49	THR	C-N-CA	7.12	151.89	122.00
27	BA	13	A	P-O3'-C3'	7.11	128.23	119.70
1	AA	429	U	P-O3'-C3'	7.10	128.22	119.70
27	BA	1183	G	C4'-C3'-C2'	-7.10	95.50	102.60
1	AA	1377	A	OP1-P-O3'	-7.09	89.60	105.20
27	BA	110	G	P-O3'-C3'	7.09	128.21	119.70
1	AA	143	A	OP2-P-O3'	7.09	120.80	105.20
27	BA	1181	C	P-O3'-C3'	7.09	128.21	119.70
27	BA	2589	A	C1'-O4'-C4'	-7.09	104.23	109.90

*Continued on next page...*

*Continued from previous page...*

Mol	Chain	Res	Type	Atoms	Z	Observed(°)	Ideal(°)
27	BA	1085	A	P-O3'-C3'	7.08	128.20	119.70
27	BA	2832	U	C1'-O4'-C4'	-7.08	104.24	109.90
1	AA	1278	U	O3'-P-O5'	-7.07	90.56	104.00
27	BA	2286	A	C3'-C2'-C1'	-7.07	95.84	101.50
27	BA	2506	U	OP2-P-O3'	-7.06	89.67	105.20
1	AA	351	G	P-O3'-C3'	7.05	128.16	119.70
1	AA	975	A	P-O3'-C3'	7.05	128.16	119.70
27	BA	71	A	P-O3'-C3'	7.04	128.15	119.70
27	BA	945	A	O4'-C4'-C3'	-7.03	96.97	104.00
27	BA	2295	C	P-O3'-C3'	7.02	128.12	119.70
1	AA	1522	U	O4'-C1'-N1	7.00	113.80	108.20
27	BA	2076	U	P-O3'-C3'	6.99	128.09	119.70
27	BA	1968	G	C3'-C2'-C1'	-6.99	95.91	101.50
1	AA	879	C	O3'-P-O5'	6.98	117.27	104.00
26	BB	119	A	C3'-C2'-C1'	-6.98	95.91	101.50
1	AA	428	G	P-O3'-C3'	6.98	128.08	119.70
27	BA	2545	G	P-O3'-C3'	-6.98	111.33	119.70
1	AA	1361	G	P-O3'-C3'	6.97	128.07	119.70
1	AA	202	U	P-O3'-C3'	6.97	128.06	119.70
27	BA	1266	G	P-O3'-C3'	6.97	128.06	119.70
27	BA	101	G	C8-N9-C1'	-6.97	117.94	127.00
27	BA	289	A	O4'-C1'-N9	6.96	113.77	108.20
27	BA	830	G	P-O3'-C3'	6.96	128.05	119.70
1	AA	1498	U	P-O3'-C3'	6.95	128.04	119.70
27	BA	1251	C	C1'-O4'-C4'	-6.95	104.34	109.90
27	BA	1673	U	O4'-C1'-N1	6.95	113.76	108.20
26	BB	106	G	OP1-P-O3'	-6.94	89.93	105.20
27	BA	1163	G	P-O3'-C3'	-6.94	111.37	119.70
1	AA	1532	U	O4'-C1'-N1	6.93	113.74	108.20
27	BA	1150	C	O3'-P-O5'	6.92	117.14	104.00
27	BA	204	A	P-O3'-C3'	6.91	128.00	119.70
27	BA	2042	A	C5'-C4'-O4'	6.91	117.40	109.10
1	AA	914	A	C4'-C3'-C2'	-6.91	95.69	102.60
26	BB	66	A	P-O3'-C3'	6.91	127.99	119.70
1	AA	1504	G	P-O3'-C3'	6.91	127.99	119.70
27	BA	971	C	O4'-C1'-N1	6.91	113.72	108.20
27	BA	1265	A	C1'-O4'-C4'	-6.90	104.38	109.90
27	BA	51	G	C3'-C2'-C1'	6.89	107.01	101.50
27	BA	223	A	C1'-O4'-C4'	-6.88	104.39	109.90
27	BA	1546	C	P-O3'-C3'	-6.88	111.44	119.70
1	AA	770	C	O4'-C1'-N1	6.88	113.70	108.20
1	AA	1224	G	C1'-O4'-C4'	-6.88	104.40	109.90

*Continued on next page...*

Continued from previous page...

Mol	Chain	Res	Type	Atoms	Z	Observed(°)	Ideal(°)
27	BA	615	G	C3'-C2'-C1'	6.87	107.00	101.50
1	AA	701	C	C1'-O4'-C4'	-6.87	104.41	109.90
27	BA	2756	U	C1'-O4'-C4'	-6.87	104.41	109.90
1	AA	591	U	O4'-C1'-N1	6.86	113.69	108.20
1	AA	891	U	O4'-C1'-N1	6.86	113.69	108.20
27	BA	2834	G	C4'-C3'-C2'	-6.86	95.74	102.60
27	BA	1980	G	O4'-C1'-N9	-6.86	102.71	108.20
46	BV	91	THR	O-C-N	6.86	133.67	122.70
27	BA	264	C	O3'-P-O5'	-6.86	90.97	104.00
27	BA	2451	A	P-O3'-C3'	6.86	127.93	119.70
27	BA	2595	G	C3'-C2'-C1'	-6.85	96.02	101.50
27	BA	1210	A	P-O3'-C3'	6.85	127.92	119.70
27	BA	2240	C	C1'-O4'-C4'	-6.84	104.43	109.90
27	BA	223	A	OP1-P-O3'	6.84	120.25	105.20
27	BA	1914	C	O4'-C1'-C2'	-6.84	98.96	105.80
27	BA	2432	A	C1'-O4'-C4'	-6.84	104.43	109.90
27	BA	215	G	P-O3'-C3'	6.83	127.90	119.70
1	AA	818	G	C1'-O4'-C4'	-6.83	104.44	109.90
27	BA	945	A	C1'-O4'-C4'	-6.83	104.44	109.90
27	BA	1180	C	P-O3'-C3'	6.82	127.88	119.70
27	BA	1779	U	C3'-C2'-C1'	-6.82	96.05	101.50
1	AA	1528	U	P-O3'-C3'	6.81	127.87	119.70
27	BA	739	G	C3'-C2'-C1'	6.80	106.94	101.50
1	AA	877	C	C4'-C3'-C2'	-6.79	95.81	102.60
27	BA	176	G	OP1-P-O3'	6.79	120.14	105.20
27	BA	2258	C	C1'-O4'-C4'	-6.79	104.47	109.90
27	BA	2258	C	O4'-C1'-N1	6.79	113.63	108.20
27	BA	2448	A	O4'-C1'-N9	6.79	113.63	108.20
27	BA	1030	G	O3'-P-O5'	-6.78	91.11	104.00
27	BA	1475	G	C3'-C2'-C1'	-6.78	96.08	101.50
27	BA	787	U	O4'-C4'-C3'	-6.77	97.23	104.00
27	BA	1255	U	P-O3'-C3'	-6.77	111.58	119.70
1	AA	318	G	O4'-C1'-N9	6.76	113.61	108.20
27	BA	1742	C	O4'-C4'-C3'	-6.76	97.24	104.00
27	BA	1449	A	OP2-P-O3'	6.76	120.06	105.20
27	BA	232	G	OP1-P-O3'	-6.75	90.34	105.20
1	AA	1502	A	O4'-C1'-N9	6.74	113.59	108.20
27	BA	468	G	OP2-P-O3'	6.74	120.04	105.20
27	BA	587	C	P-O3'-C3'	6.74	127.79	119.70
27	BA	1800	C	C3'-C2'-C1'	-6.73	96.11	101.50
27	BA	1179	C	P-O3'-C3'	6.72	127.77	119.70
27	BA	886	C	P-O3'-C3'	6.72	127.76	119.70

Continued on next page...



*Continued from previous page...*

Mol	Chain	Res	Type	Atoms	Z	Observed(°)	Ideal(°)
27	BA	90	U	P-O3'-C3'	6.71	127.76	119.70
27	BA	2047	U	P-O3'-C3'	6.71	127.75	119.70
27	BA	1905	C	OP2-P-O3'	-6.71	90.44	105.20
27	BA	2508	G	N9-C1'-C2'	-6.70	104.63	112.00
27	BA	740	U	C3'-C2'-C1'	6.70	106.86	101.50
27	BA	1996	C	C5-C6-N1	6.70	124.35	121.00
1	AA	9	G	O4'-C1'-N9	6.69	113.55	108.20
1	AA	974	A	P-O3'-C3'	6.69	127.73	119.70
27	BA	1349	A	O3'-P-O5'	6.68	116.69	104.00
27	BA	788	A	P-O3'-C3'	6.68	127.71	119.70
27	BA	1743	G	N9-C1'-C2'	6.67	122.68	114.00
1	AA	578	C	O4'-C1'-N1	6.66	113.53	108.20
27	BA	1341	U	P-O3'-C3'	6.66	127.69	119.70
27	BA	2451	A	C4'-C3'-C2'	-6.64	95.96	102.60
27	BA	2894	G	OP2-P-O3'	6.63	119.79	105.20
27	BA	761	A	P-O3'-C3'	6.63	127.66	119.70
27	BA	1742	C	C3'-C2'-C1'	-6.63	96.20	101.50
27	BA	2689	U	C1'-O4'-C4'	-6.61	104.61	109.90
27	BA	1423	G	C3'-C2'-C1'	-6.60	96.22	101.50
1	AA	38	G	O3'-P-O5'	-6.60	91.46	104.00
27	BA	152	G	C3'-C2'-C1'	-6.59	96.22	101.50
27	BA	2690	C	P-O3'-C3'	-6.59	111.79	119.70
27	BA	984	A	C4'-C3'-C2'	-6.59	96.01	102.60
27	BA	1618	A	P-O3'-C3'	6.59	127.60	119.70
1	AA	754	C	P-O3'-C3'	6.58	127.60	119.70
27	BA	1004	C	O3'-P-O5'	-6.58	91.49	104.00
1	AA	181	G	P-O3'-C3'	6.58	127.60	119.70
27	BA	1616	A	O4'-C1'-N9	-6.58	102.94	108.20
5	AB	148	TYR	C-N-CA	-6.57	105.26	121.70
27	BA	791	C	P-O3'-C3'	6.57	127.59	119.70
27	BA	1984	G	O4'-C1'-N9	6.57	113.46	108.20
1	AA	60	A	OP2-P-O3'	-6.56	90.76	105.20
27	BA	1834	U	P-O3'-C3'	6.56	127.58	119.70
27	BA	2561	A	C3'-C2'-C1'	-6.56	96.25	101.50
1	AA	356	A	C4'-C3'-C2'	-6.55	96.05	102.60
27	BA	1302	A	P-O3'-C3'	-6.55	111.84	119.70
27	BA	221	A	P-O3'-C3'	6.55	127.56	119.70
1	AA	286	G	O3'-P-O5'	-6.55	91.56	104.00
27	BA	714	U	O4'-C1'-N1	6.54	113.43	108.20
27	BA	973	A	C1'-O4'-C4'	-6.54	104.67	109.90
27	BA	2398	U	C4'-C3'-C2'	-6.53	96.07	102.60
27	BA	1914	C	C2-N1-C1'	6.53	125.98	118.80

*Continued on next page...*

*Continued from previous page...*

Mol	Chain	Res	Type	Atoms	Z	Observed(°)	Ideal(°)
1	AA	1084	G	P-O3'-C3'	6.52	127.53	119.70
27	BA	348	G	P-O3'-C3'	6.52	127.53	119.70
27	BA	2712	U	O3'-P-O5'	-6.51	91.62	104.00
27	BA	2021	C	N3-C2-O2	-6.51	117.34	121.90
43	BZ	92	VAL	C-N-CA	-6.51	105.42	121.70
27	BA	1583	A	C1'-O4'-C4'	-6.51	104.69	109.90
1	AA	405	U	P-O3'-C3'	-6.51	111.89	119.70
27	BA	120	U	P-O3'-C3'	6.51	127.51	119.70
27	BA	71	A	C1'-O4'-C4'	-6.50	104.70	109.90
1	AA	506	G	O4'-C1'-N9	6.50	113.40	108.20
1	AA	884	U	O4'-C1'-N1	6.49	113.39	108.20
27	BA	2644	G	C3'-C2'-C1'	-6.49	96.31	101.50
27	BA	2030	A	P-O3'-C3'	6.48	127.47	119.70
27	BA	2896	C	C3'-C2'-C1'	-6.47	96.32	101.50
1	AA	890	G	C1'-O4'-C4'	-6.47	104.72	109.90
27	BA	1187	G	P-O3'-C3'	6.47	127.46	119.70
27	BA	81	G	P-O3'-C3'	6.46	127.45	119.70
1	AA	1400	C	C3'-C2'-C1'	6.46	106.67	101.50
27	BA	1968	G	O4'-C4'-C3'	-6.46	97.54	104.00
27	BA	2035	G	N3-C4-C5	-6.45	125.37	128.60
1	AA	733	A	O3'-P-O5'	6.44	116.24	104.00
1	AA	873	A	P-O3'-C3'	6.44	127.43	119.70
27	BA	2506	U	OP1-P-O3'	6.44	119.37	105.20
27	BA	817	C	C6-N1-C2	-6.44	117.72	120.30
1	AA	28	G	C3'-C2'-C1'	-6.41	96.37	101.50
27	BA	456	C	O4'-C1'-N1	6.41	113.33	108.20
27	BA	147	U	O4'-C1'-N1	6.41	113.33	108.20
27	BA	1008	C	P-O3'-C3'	6.41	127.39	119.70
45	BU	50	ARG	O-C-N	6.41	132.95	122.70
27	BA	2238	G	C1'-O4'-C4'	-6.41	104.78	109.90
27	BA	1552	G	C3'-C2'-C1'	-6.40	96.38	101.50
1	AA	1398	A	C3'-C2'-C1'	-6.40	96.38	101.50
27	BA	1702	G	C3'-C2'-C1'	-6.40	96.38	101.50
1	AA	501	C	C3'-C2'-C1'	-6.39	96.39	101.50
27	BA	1522	G	C3'-C2'-C1'	-6.39	96.38	101.50
27	BA	713	G	C3'-C2'-C1'	-6.39	96.39	101.50
27	BA	2267	A	O4'-C1'-N9	6.39	113.31	108.20
27	BA	1183	G	C3'-C2'-C1'	-6.39	96.39	101.50
1	AA	859	A	O4'-C1'-N9	6.39	113.31	108.20
26	BB	90	C	O4'-C1'-N1	6.39	113.31	108.20
27	BA	141(A)	C	O4'-C1'-N1	6.39	113.31	108.20
27	BA	1732	A	C1'-O4'-C4'	-6.39	104.79	109.90

*Continued on next page...*

*Continued from previous page...*

Mol	Chain	Res	Type	Atoms	Z	Observed(°)	Ideal(°)
27	BA	1825	A	C1'-O4'-C4'	-6.38	104.79	109.90
27	BA	301	G	O4'-C1'-N9	6.38	113.30	108.20
27	BA	1544	C	O4'-C1'-N1	6.37	113.30	108.20
27	BA	1667	G	C3'-C2'-C1'	6.37	106.59	101.50
1	AA	1532	U	C3'-C2'-C1'	-6.37	96.41	101.50
1	AA	1452	C	C2-N1-C1'	6.36	125.80	118.80
27	BA	1527	G	C8-N9-C4	-6.36	103.86	106.40
27	BA	1239	G	C4-N9-C1'	6.36	134.76	126.50
27	BA	532	A	P-O3'-C3'	6.36	127.33	119.70
27	BA	1980	G	C2'-C3'-O3'	6.35	123.87	113.70
27	BA	1926	U	C3'-C2'-C1'	-6.35	96.42	101.50
27	BA	2345	G	C1'-O4'-C4'	-6.35	104.82	109.90
27	BA	2428	G	C4'-C3'-C2'	-6.34	96.26	102.60
27	BA	1439	A	O4'-C1'-N9	6.34	113.27	108.20
27	BA	1559	G	C4'-C3'-C2'	-6.33	96.27	102.60
27	BA	1747	G	O4'-C1'-N9	6.33	113.27	108.20
27	BA	1536	A	P-O3'-C3'	6.33	127.29	119.70
27	BA	627	A	C4'-C3'-C2'	-6.33	96.27	102.60
27	BA	2542	A	P-O3'-C3'	6.33	127.29	119.70
27	BA	1939	U	O4'-C1'-N1	6.32	113.26	108.20
27	BA	2019	A	P-O3'-C3'	6.32	127.29	119.70
27	BA	1239	G	N3-C4-C5	-6.31	125.44	128.60
1	AA	32	A	C1'-O4'-C4'	-6.31	104.86	109.90
1	AA	723	U	C2-N1-C1'	6.30	125.26	117.70
27	BA	1029	A	OP1-P-O3'	-6.30	91.34	105.20
27	BA	1941	C	C4'-C3'-C2'	-6.30	96.30	102.60
1	AA	1481	U	O4'-C1'-N1	6.30	113.24	108.20
27	BA	1088	A	C1'-O4'-C4'	-6.30	104.86	109.90
27	BA	2517	C	P-O3'-C3'	6.29	127.25	119.70
1	AA	315	A	OP1-P-O3'	6.29	119.04	105.20
27	BA	626	U	O4'-C4'-C3'	-6.29	97.71	104.00
27	BA	1266	G	C4'-C3'-C2'	-6.29	96.31	102.60
27	BA	328	U	C2-N1-C1'	6.28	125.24	117.70
1	AA	917	G	C4'-C3'-C2'	-6.28	96.32	102.60
1	AA	939	G	C1'-O4'-C4'	-6.28	104.88	109.90
27	BA	1542	G	C4'-C3'-C2'	-6.28	96.32	102.60
27	BA	2674	G	P-O3'-C3'	6.28	127.23	119.70
27	BA	1571	A	O4'-C1'-C2'	-6.28	99.52	105.80
1	AA	587	G	O3'-P-O5'	-6.28	92.08	104.00
27	BA	2856	C	C3'-C2'-C1'	-6.28	96.48	101.50
27	BA	460	A	O3'-P-O5'	6.27	115.91	104.00
27	BA	1239	G	N7-C8-N9	6.27	116.23	113.10

*Continued on next page...*

*Continued from previous page...*

Mol	Chain	Res	Type	Atoms	Z	Observed(°)	Ideal(°)
27	BA	1944	U	P-O3'-C3'	6.27	127.22	119.70
1	AA	1453	G	C1'-O4'-C4'	-6.27	104.89	109.90
27	BA	2021	C	C2-N1-C1'	6.27	125.69	118.80
27	BA	574	C	C1'-O4'-C4'	-6.26	104.89	109.90
27	BA	1210	A	C1'-O4'-C4'	-6.26	104.89	109.90
27	BA	1621	U	O4'-C1'-N1	6.26	113.21	108.20
27	BA	102	G	O4'-C4'-C3'	-6.26	97.74	104.00
1	AA	30	U	P-O3'-C3'	6.25	127.20	119.70
1	AA	543	C	O4'-C1'-N1	6.25	113.20	108.20
27	BA	2062	A	O4'-C1'-N9	6.25	113.20	108.20
1	AA	1285	A	P-O3'-C3'	6.25	127.20	119.70
27	BA	1444	G	OP1-P-O3'	6.25	118.94	105.20
27	BA	2267	A	P-O3'-C3'	-6.25	112.20	119.70
1	AA	27	G	P-O3'-C3'	6.24	127.19	119.70
27	BA	676	A	C1'-O4'-C4'	-6.24	104.91	109.90
1	AA	396	G	C1'-O4'-C4'	-6.24	104.91	109.90
1	AA	652	U	O4'-C1'-N1	6.24	113.19	108.20
27	BA	2788	C	C3'-C2'-C1'	-6.24	96.51	101.50
27	BA	1230	C	O4'-C1'-N1	6.23	113.18	108.20
1	AA	353	A	O4'-C1'-N9	6.22	113.18	108.20
27	BA	1970	A	O4'-C1'-N9	6.22	113.18	108.20
27	BA	1189	A	OP1-P-O3'	6.21	118.87	105.20
27	BA	597	U	O4'-C1'-N1	6.21	113.17	108.20
27	BA	1183	G	C5'-C4'-O4'	6.21	116.56	109.10
1	AA	1108	G	C4'-C3'-C2'	-6.21	96.39	102.60
27	BA	1189	A	O3'-P-O5'	-6.21	92.21	104.00
27	BA	322	A	C4'-C3'-C2'	-6.20	96.40	102.60
27	BA	1248	G	N9-C1'-C2'	6.20	122.06	114.00
27	BA	1758	G	O4'-C1'-N9	6.20	113.16	108.20
27	BA	1917	U	P-O3'-C3'	6.20	127.14	119.70
1	AA	587	G	OP2-P-O3'	6.20	118.84	105.20
27	BA	2062	A	C1'-O4'-C4'	-6.20	104.94	109.90
27	BA	527	C	C3'-C2'-C1'	6.20	106.46	101.50
1	AA	915	A	C3'-C2'-C1'	-6.20	96.54	101.50
1	AA	1300	G	P-O3'-C3'	6.20	127.14	119.70
27	BA	1552	G	C4'-C3'-C2'	-6.20	96.41	102.60
1	AA	1397	C	N1-C2-O2	6.19	122.62	118.90
1	AA	573	A	P-O3'-C3'	6.19	127.13	119.70
1	AA	908	A	C3'-C2'-C1'	-6.19	96.55	101.50
27	BA	2394	C	P-O3'-C3'	-6.19	112.28	119.70
1	AA	290	C	C5-C6-N1	6.19	124.09	121.00
1	AA	1004	A	C1'-O4'-C4'	-6.17	104.96	109.90

*Continued on next page...*

*Continued from previous page...*

Mol	Chain	Res	Type	Atoms	Z	Observed(°)	Ideal(°)
27	BA	532	A	C1'-O4'-C4'	-6.17	104.96	109.90
1	AA	250	A	P-O3'-C3'	6.17	127.10	119.70
27	BA	571	A	C1'-O4'-C4'	-6.16	104.97	109.90
27	BA	525	U	O4'-C1'-N1	6.16	113.13	108.20
27	BA	2091	U	C3'-C2'-C1'	-6.16	96.57	101.50
5	AB	112	VAL	CA-C-N	-6.16	103.66	117.20
27	BA	1585	C	C3'-C2'-C1'	6.16	106.42	101.50
27	BA	535	C	C3'-C2'-C1'	-6.15	96.58	101.50
1	AA	634	C	O4'-C1'-N1	6.15	113.12	108.20
27	BA	777	A	O4'-C1'-N9	6.15	113.12	108.20
1	AA	302	G	C8-N9-C4	-6.14	103.94	106.40
1	AA	871	U	P-O3'-C3'	6.14	127.07	119.70
1	AA	859	A	C1'-O4'-C4'	-6.14	104.99	109.90
27	BA	321	G	C3'-C2'-C1'	6.14	106.41	101.50
1	AA	92	C	O4'-C1'-N1	6.13	113.11	108.20
27	BA	456	C	C4'-C3'-C2'	-6.13	96.47	102.60
27	BA	2252	G	C3'-C2'-C1'	-6.13	96.59	101.50
1	AA	806	C	O4'-C1'-N1	6.13	113.10	108.20
1	AA	108	G	P-O3'-C3'	-6.13	112.35	119.70
1	AA	849	C	O4'-C1'-N1	6.13	113.10	108.20
27	BA	1253	A	N9-C1'-C2'	6.12	121.96	114.00
27	BA	1202	C	C2-N1-C1'	6.12	125.53	118.80
27	BA	1796	U	C1'-O4'-C4'	-6.12	105.01	109.90
27	BA	899	A	C3'-C2'-C1'	-6.11	96.61	101.50
27	BA	2057	A	P-O3'-C3'	-6.11	112.36	119.70
27	BA	2683	C	C4'-C3'-C2'	-6.11	96.49	102.60
27	BA	1313	U	O4'-C1'-N1	6.11	113.09	108.20
3	AW	21	A	O3'-P-O5'	-6.11	92.39	104.00
27	BA	2016	U	P-O3'-C3'	6.11	127.03	119.70
1	AA	372	C	C1'-O4'-C4'	-6.11	105.02	109.90
27	BA	1646	C	O3'-P-O5'	-6.11	92.40	104.00
1	AA	820	U	OP2-P-O3'	6.10	118.62	105.20
27	BA	2219	G	OP1-P-OP2	-6.10	110.46	119.60
27	BA	1124	C	P-O3'-C3'	6.09	127.01	119.70
1	AA	344	A	P-O3'-C3'	6.09	127.00	119.70
27	BA	363(D)	G	O4'-C1'-N9	6.09	113.07	108.20
27	BA	710	G	C3'-C2'-C1'	-6.09	96.63	101.50
27	BA	2692	C	C4'-C3'-C2'	-6.09	96.51	102.60
27	BA	359	A	OP2-P-O3'	-6.08	91.82	105.20
27	BA	2399	G	C3'-C2'-C1'	-6.08	96.64	101.50
27	BA	363(D)	G	C1'-O4'-C4'	-6.07	105.04	109.90
27	BA	974(A)	C	C3'-C2'-C1'	6.07	106.36	101.50

*Continued on next page...*

Continued from previous page...

Mol	Chain	Res	Type	Atoms	Z	Observed(°)	Ideal(°)
27	BA	2886	G	C3'-C2'-C1'	-6.07	96.64	101.50
1	AA	569	C	O3'-P-O5'	-6.07	92.47	104.00
27	BA	687	C	C3'-C2'-C1'	6.07	106.36	101.50
27	BA	2381	C	OP1-P-O3'	6.06	118.53	105.20
27	BA	2090	G	OP1-P-O3'	6.06	118.52	105.20
1	AA	1413	A	C3'-C2'-C1'	-6.05	96.66	101.50
27	BA	793	A	P-O3'-C3'	6.05	126.97	119.70
27	BA	1247	A	O3'-P-O5'	-6.05	92.50	104.00
1	AA	748	C	P-O3'-C3'	6.05	126.96	119.70
27	BA	2267	A	C4'-C3'-C2'	-6.05	96.55	102.60
27	BA	503	A	C3'-C2'-C1'	6.05	106.34	101.50
27	BA	1241	A	C8-N9-C4	-6.05	103.38	105.80
1	AA	672	U	P-O3'-C3'	-6.05	112.44	119.70
1	AA	339	C	O4'-C1'-N1	6.04	113.03	108.20
27	BA	297	C	P-O3'-C3'	-6.04	112.45	119.70
1	AA	917	G	C3'-C2'-C1'	-6.04	96.67	101.50
27	BA	669	G	C3'-C2'-C1'	6.04	106.33	101.50
27	BA	1206	G	C1'-O4'-C4'	-6.03	105.08	109.90
27	BA	2224	G	OP1-P-OP2	-6.03	110.55	119.60
27	BA	2832	U	O4'-C1'-C2'	-6.02	99.78	105.80
27	BA	1912	A	C1'-O4'-C4'	-6.02	105.08	109.90
27	BA	1991	U	C3'-C2'-C1'	-6.02	96.69	101.50
27	BA	1604	C	O4'-C1'-N1	6.01	113.01	108.20
27	BA	1625	C	P-O3'-C3'	6.01	126.92	119.70
1	AA	870	U	C3'-C2'-C1'	6.01	106.31	101.50
27	BA	1131	G	P-O3'-C3'	6.01	126.91	119.70
27	BA	359	A	OP1-P-O3'	6.01	118.42	105.20
1	AA	603	U	C3'-C2'-C1'	-6.01	96.69	101.50
1	AA	727	G	O4'-C4'-C3'	-6.00	98.00	104.00
1	AA	904	C	O4'-C1'-N1	6.00	113.00	108.20
27	BA	945	A	C4'-C3'-C2'	-6.00	96.60	102.60
8	AE	12	LEU	CA-CB-CG	6.00	129.09	115.30
27	BA	270(L)	U	P-O3'-C3'	6.00	126.90	119.70
27	BA	1241	A	N7-C8-N9	5.99	116.80	113.80
27	BA	1664	A	C8-N9-C4	-5.99	103.41	105.80
27	BA	1029	A	OP2-P-O3'	5.99	118.37	105.20
27	BA	148	C	O4'-C1'-N1	5.98	112.99	108.20
1	AA	1297	C	P-O3'-C3'	5.98	126.87	119.70
1	AA	728	A	O4'-C1'-N9	5.97	112.98	108.20
27	BA	294	A	O4'-C4'-C3'	-5.97	98.03	104.00
27	BA	2496	C	OP1-P-O3'	-5.97	92.06	105.20
1	AA	1453	G	O4'-C1'-N9	5.96	112.97	108.20

Continued on next page...

*Continued from previous page...*

Mol	Chain	Res	Type	Atoms	Z	Observed(°)	Ideal(°)
27	BA	296	C	C4'-C3'-C2'	-5.96	96.64	102.60
27	BA	1647	G	P-O3'-C3'	5.96	126.85	119.70
27	BA	1183	G	C1'-O4'-C4'	-5.96	105.13	109.90
27	BA	984	A	C1'-O4'-C4'	-5.96	105.14	109.90
27	BA	787	U	C4'-C3'-C2'	-5.95	96.65	102.60
1	AA	888	G	C5-C6-O6	-5.95	125.03	128.60
27	BA	686	G	OP2-P-O3'	5.95	118.29	105.20
27	BA	2584	U	N1-C1'-C2'	-5.95	105.46	112.00
27	BA	779	U	O4'-C1'-N1	5.94	112.95	108.20
27	BA	1437	C	P-O3'-C3'	5.94	126.83	119.70
27	BA	1207	C	C1'-O4'-C4'	-5.94	105.15	109.90
1	AA	65	U	C3'-C2'-C1'	5.93	106.25	101.50
1	AA	1452	C	N1-C2-O2	5.93	122.46	118.90
27	BA	102	G	O4'-C1'-N9	5.93	112.94	108.20
27	BA	1011	G	C1'-O4'-C4'	-5.93	105.16	109.90
3	AW	15	G	N9-C1'-C2'	-5.92	105.48	112.00
27	BA	351	G	C4'-C3'-C2'	-5.92	96.67	102.60
1	AA	1125	U	P-O3'-C3'	5.92	126.81	119.70
27	BA	1824	G	C4'-C3'-C2'	-5.92	96.68	102.60
27	BA	685	A	P-O3'-C3'	5.91	126.80	119.70
27	BA	787	U	C5'-C4'-O4'	5.91	116.20	109.10
1	AA	740	U	O4'-C1'-N1	5.91	112.93	108.20
27	BA	1206	G	O4'-C1'-N9	5.91	112.93	108.20
26	BB	69	G	P-O3'-C3'	-5.91	112.61	119.70
27	BA	586	A	N9-C1'-C2'	-5.90	105.51	112.00
27	BA	962	G	P-O3'-C3'	5.90	126.78	119.70
27	BA	775	G	C3'-C2'-C1'	5.90	106.22	101.50
27	BA	2245	U	C1'-O4'-C4'	-5.90	105.18	109.90
26	BB	69	G	OP2-P-O3'	5.90	118.18	105.20
1	AA	127	G	C3'-C2'-C1'	-5.89	96.78	101.50
1	AA	510	A	O4'-C1'-N9	5.89	112.92	108.20
27	BA	445	C	C1'-O4'-C4'	-5.89	105.19	109.90
27	BA	1102	C	C2-N1-C1'	5.89	125.28	118.80
1	AA	296	U	O4'-C1'-N1	5.89	112.91	108.20
27	BA	1914	C	C6-N1-C2	-5.89	117.94	120.30
27	BA	767	U	O4'-C1'-N1	5.88	112.91	108.20
1	AA	553	A	O4'-C1'-N9	5.88	112.91	108.20
27	BA	2035	G	C5-C6-N1	5.88	114.44	111.50
1	AA	1094	G	C1'-O4'-C4'	-5.88	105.20	109.90
27	BA	154	G	N3-C4-C5	-5.88	125.66	128.60
27	BA	1239	G	O4'-C1'-N9	5.87	112.90	108.20
1	AA	882	C	O4'-C1'-N1	5.87	112.89	108.20

*Continued on next page...*

*Continued from previous page...*

Mol	Chain	Res	Type	Atoms	Z	Observed(°)	Ideal(°)
2	AV	45	G	OP1-P-O3'	-5.87	92.29	105.20
27	BA	1507	A	C1'-O4'-C4'	-5.87	105.20	109.90
27	BA	1247	A	OP1-P-O3'	5.87	118.11	105.20
1	AA	1255	G	OP2-P-O3'	5.87	118.11	105.20
27	BA	190	A	C1'-O4'-C4'	-5.87	105.21	109.90
27	BA	1342	A	P-O3'-C3'	5.86	126.73	119.70
27	BA	371	A	P-O3'-C3'	5.85	126.72	119.70
27	BA	120	U	O4'-C1'-N1	5.85	112.88	108.20
27	BA	1836	C	C3'-C2'-C1'	-5.84	96.82	101.50
27	BA	1498	C	C2-N1-C1'	5.84	125.22	118.80
27	BA	1489	U	P-O3'-C3'	5.84	126.70	119.70
27	BA	2009	G	OP2-P-O3'	5.83	118.03	105.20
1	AA	367	U	P-O3'-C3'	5.83	126.70	119.70
27	BA	1489	U	C1'-O4'-C4'	-5.83	105.24	109.90
27	BA	1476	C	C1'-O4'-C4'	-5.82	105.24	109.90
27	BA	1482	U	C3'-C2'-C1'	-5.82	96.84	101.50
27	BA	2381	C	OP2-P-O3'	-5.82	92.39	105.20
27	BA	2035	G	C2-N3-C4	5.82	114.81	111.90
27	BA	296	C	O4'-C4'-C3'	-5.81	98.19	104.00
27	BA	1667	G	N3-C4-C5	-5.81	125.69	128.60
27	BA	1808	U	C2-N1-C1'	5.80	124.66	117.70
27	BA	508	G	P-O3'-C3'	5.79	126.65	119.70
27	BA	2009	G	O3'-P-O5'	-5.79	92.99	104.00
27	BA	27	G	C8-N9-C4	-5.79	104.08	106.40
1	AA	607	A	C4'-C3'-C2'	-5.79	96.81	102.60
1	AA	18	C	O4'-C1'-N1	5.78	112.83	108.20
1	AA	1418	A	P-O3'-C3'	5.78	126.64	119.70
27	BA	1809	A	O4'-C1'-N9	5.78	112.83	108.20
27	BA	602	G	P-O3'-C3'	5.78	126.64	119.70
27	BA	371	A	O4'-C1'-N9	5.78	112.82	108.20
1	AA	115	G	OP2-P-O3'	5.78	117.91	105.20
27	BA	1626	G	P-O3'-C3'	5.78	126.63	119.70
27	BA	791	C	C3'-C2'-C1'	5.77	106.12	101.50
27	BA	1181	C	O4'-C1'-N1	5.77	112.82	108.20
27	BA	2895	U	C4'-C3'-C2'	-5.77	96.83	102.60
27	BA	1914	C	N1-C2-O2	5.77	122.36	118.90
1	AA	902	G	P-O3'-C3'	5.76	126.62	119.70
27	BA	264	C	OP2-P-O3'	5.76	117.87	105.20
27	BA	1930	G	P-O3'-C3'	5.76	126.61	119.70
1	AA	542	G	C4'-C3'-C2'	-5.75	96.85	102.60
27	BA	1378	A	P-O3'-C3'	5.75	126.61	119.70
27	BA	2045	C	C5'-C4'-O4'	5.75	116.00	109.10

*Continued on next page...*



*Continued from previous page...*

Mol	Chain	Res	Type	Atoms	Z	Observed(°)	Ideal(°)
1	AA	1193	G	C3'-C2'-C1'	-5.75	96.90	101.50
27	BA	459	U	O4'-C1'-N1	5.75	112.80	108.20
27	BA	2228	G	OP2-P-O3'	5.75	117.84	105.20
27	BA	332	A	P-O3'-C3'	5.74	126.59	119.70
27	BA	472	A	P-O3'-C3'	5.74	126.58	119.70
1	AA	524	G	P-O3'-C3'	5.74	126.58	119.70
1	AA	738	C	C3'-C2'-C1'	-5.73	96.91	101.50
27	BA	2076	U	C3'-C2'-C1'	-5.73	96.92	101.50
38	BS	31	LYS	C-N-CA	5.73	146.07	122.00
27	BA	380	U	C3'-C2'-C1'	-5.73	96.92	101.50
27	BA	1449	A	OP1-P-O3'	-5.73	92.60	105.20
27	BA	1266	G	O4'-C1'-N9	5.72	112.78	108.20
1	AA	413	G	C1'-O4'-C4'	-5.72	105.32	109.90
27	BA	512	G	C8-N9-C4	-5.72	104.11	106.40
26	BB	-1	A	O4'-C1'-N9	5.71	112.77	108.20
27	BA	792	G	C1'-O4'-C4'	-5.71	105.33	109.90
56	BK	86	GLU	CA-C-N	-5.71	104.64	117.20
1	AA	801	U	O4'-C1'-N1	5.71	112.77	108.20
27	BA	130	C	P-O3'-C3'	5.71	126.55	119.70
27	BA	1757	U	C3'-C2'-C1'	-5.71	96.93	101.50
27	BA	1086	A	OP1-P-O3'	5.70	117.74	105.20
27	BA	2545	G	OP2-P-O3'	-5.70	92.66	105.20
1	AA	732	C	O4'-C1'-N1	5.70	112.76	108.20
1	AA	858	G	O3'-P-O5'	-5.70	93.18	104.00
1	AA	1297	C	C3'-C2'-C1'	5.69	106.06	101.50
27	BA	2553	G	C4'-C3'-C2'	-5.69	96.91	102.60
1	AA	586	C	O4'-C1'-N1	5.69	112.75	108.20
27	BA	1132	A	C1'-O4'-C4'	-5.69	105.35	109.90
1	AA	976	G	C1'-O4'-C4'	-5.68	105.35	109.90
27	BA	503	A	P-O3'-C3'	5.68	126.52	119.70
27	BA	2539	C	C4'-C3'-C2'	-5.68	96.92	102.60
1	AA	776	G	OP1-P-O3'	5.68	117.69	105.20
27	BA	817	C	O4'-C1'-N1	5.67	112.74	108.20
27	BA	1669	A	P-O3'-C3'	5.67	126.50	119.70
27	BA	2579	C	C3'-C2'-C1'	-5.67	96.97	101.50
1	AA	1399	C	C1'-O4'-C4'	-5.67	105.37	109.90
27	BA	1251	C	N1-C2-O2	5.67	122.30	118.90
27	BA	2554	U	C4'-C3'-C2'	-5.67	96.93	102.60
27	BA	2825	C	P-O3'-C3'	-5.66	112.91	119.70
27	BA	52	A	O3'-P-O5'	-5.66	93.25	104.00
27	BA	133	C	O4'-C1'-N1	5.66	112.73	108.20
17	AN	27	CYS	CA-CB-SG	5.66	124.18	114.00

*Continued on next page...*

*Continued from previous page...*

Mol	Chain	Res	Type	Atoms	Z	Observed(°)	Ideal(°)
27	BA	688	U	C1'-O4'-C4'	-5.65	105.38	109.90
27	BA	1653	G	C3'-C2'-C1'	5.65	106.02	101.50
1	AA	508	C	P-O3'-C3'	5.64	126.47	119.70
1	AA	1380	U	C1'-O4'-C4'	-5.64	105.39	109.90
27	BA	2824	C	C3'-C2'-C1'	-5.64	96.98	101.50
1	AA	522	C	C4'-C3'-C2'	-5.64	96.96	102.60
27	BA	498	G	C8-N9-C4	-5.64	104.14	106.40
27	BA	324	A	P-O3'-C3'	5.64	126.47	119.70
1	AA	1192	C	C3'-C2'-C1'	-5.64	96.99	101.50
1	AA	438	G	C3'-C2'-C1'	5.64	106.01	101.50
1	AA	359	U	O4'-C1'-N1	5.63	112.71	108.20
26	BB	0	A	O4'-C1'-N9	5.63	112.71	108.20
27	BA	1019	U	O3'-P-O5'	-5.63	93.30	104.00
1	AA	412	A	C1'-O4'-C4'	-5.63	105.40	109.90
1	AA	944	G	O3'-P-O5'	-5.63	93.31	104.00
1	AA	1301	U	O4'-C1'-N1	5.63	112.70	108.20
27	BA	218	A	C1'-O4'-C4'	-5.63	105.40	109.90
27	BA	1668	A	P-O3'-C3'	5.63	126.45	119.70
27	BA	1914	C	N1-C1'-C2'	5.62	121.31	114.00
27	BA	1437	C	C4'-C3'-C2'	-5.62	96.98	102.60
27	BA	646	A	C3'-C2'-C1'	5.62	106.00	101.50
1	AA	403	C	O4'-C1'-N1	5.62	112.69	108.20
27	BA	911	A	OP2-P-O3'	5.62	117.56	105.20
27	BA	1914	C	N3-C2-O2	-5.62	117.97	121.90
27	BA	2003	G	C1'-O4'-C4'	-5.61	105.41	109.90
1	AA	481	G	C3'-C2'-C1'	5.61	105.99	101.50
1	AA	571	U	C2-N1-C1'	5.61	124.43	117.70
27	BA	352	G	N7-C8-N9	5.61	115.90	113.10
27	BA	1664	A	N7-C8-N9	5.61	116.60	113.80
27	BA	2524	G	C4'-C3'-C2'	-5.61	97.00	102.60
27	BA	101	G	C6-N1-C2	-5.60	121.74	125.10
1	AA	1107	C	OP1-P-O3'	-5.59	92.89	105.20
1	AA	1400	C	P-O3'-C3'	5.59	126.41	119.70
27	BA	2317	C	C4'-C3'-C2'	-5.59	97.00	102.60
27	BA	2295	C	OP1-P-O3'	5.59	117.50	105.20
1	AA	1084	G	C3'-C2'-C1'	5.59	105.97	101.50
27	BA	1984	G	C4'-C3'-C2'	-5.59	97.01	102.60
1	AA	233	C	O4'-C1'-N1	5.59	112.67	108.20
1	AA	290	C	C3'-C2'-C1'	-5.59	97.03	101.50
27	BA	946	G	O4'-C1'-N9	5.59	112.67	108.20
1	AA	365	U	O3'-P-O5'	-5.58	93.39	104.00
1	AA	1397	C	C2-N1-C1'	5.58	124.94	118.80

*Continued on next page...*

*Continued from previous page...*

Mol	Chain	Res	Type	Atoms	Z	Observed(°)	Ideal(°)
1	AA	1451	A	C3'-C2'-C1'	-5.58	97.04	101.50
27	BA	516	C	C6-N1-C2	-5.58	118.07	120.30
27	BA	1070	A	O4'-C1'-N9	5.58	112.66	108.20
27	BA	1924	C	C6-N1-C2	-5.58	118.07	120.30
1	AA	616	G	C3'-C2'-C1'	-5.58	97.04	101.50
1	AA	1117	G	O3'-P-O5'	5.58	114.59	104.00
27	BA	352	G	C8-N9-C4	-5.58	104.17	106.40
27	BA	973	A	C5'-C4'-C3'	5.57	124.92	116.00
27	BA	1442	G	O4'-C1'-N9	5.57	112.66	108.20
1	AA	1064	G	O4'-C1'-N9	5.57	112.65	108.20
27	BA	1970	A	C1'-O4'-C4'	-5.57	105.45	109.90
27	BA	1796	U	O4'-C1'-N1	5.56	112.65	108.20
1	AA	893	C	O4'-C1'-N1	5.56	112.65	108.20
27	BA	316	C	OP2-P-O3'	5.56	117.43	105.20
1	AA	234	C	C3'-C2'-C1'	-5.55	97.06	101.50
1	AA	498	U	C3'-C2'-C1'	5.55	105.94	101.50
27	BA	1498	C	N1-C1'-C2'	5.55	121.22	114.00
27	BA	342	G	O4'-C4'-C3'	-5.55	98.45	104.00
27	BA	270(M)	U	C2-N1-C1'	5.55	124.36	117.70
45	BU	50	ARG	CA-C-N	-5.55	104.99	117.20
27	BA	1249	U	C3'-C2'-C1'	-5.55	97.06	101.50
27	BA	2855	C	C3'-C2'-C1'	-5.55	97.06	101.50
1	AA	709	G	O4'-C1'-N9	5.54	112.64	108.20
27	BA	2545	G	O3'-P-O5'	5.54	114.53	104.00
27	BA	625	G	C3'-C2'-C1'	-5.54	97.07	101.50
27	BA	1730	U	O4'-C1'-N1	5.54	112.63	108.20
27	BA	815	C	O4'-C1'-N1	5.54	112.63	108.20
1	AA	485	G	C1'-O4'-C4'	-5.54	105.47	109.90
27	BA	81	G	OP1-P-O3'	5.54	117.38	105.20
27	BA	530	G	C1'-O4'-C4'	-5.54	105.47	109.90
1	AA	342	C	O4'-C1'-N1	5.53	112.63	108.20
1	AA	827	U	O3'-P-O5'	5.53	114.52	104.00
2	AV	7	U	OP2-P-O3'	-5.53	93.03	105.20
23	AT	84	LEU	CA-CB-CG	5.53	128.02	115.30
27	BA	162	U	C3'-C2'-C1'	5.53	105.92	101.50
27	BA	1509	C	N1-C2-O2	5.53	122.22	118.90
27	BA	176	G	OP2-P-O3'	-5.52	93.05	105.20
1	AA	615	C	O4'-C1'-N1	5.52	112.62	108.20
1	AA	499	A	C1'-O4'-C4'	-5.52	105.48	109.90
1	AA	1256	A	C3'-C2'-C1'	5.51	105.91	101.50
27	BA	1528	A	C5'-C4'-O4'	5.51	115.71	109.10
27	BA	1976	U	C1'-O4'-C4'	-5.51	105.49	109.90

*Continued on next page...*

*Continued from previous page...*

Mol	Chain	Res	Type	Atoms	Z	Observed(°)	Ideal(°)
27	BA	1214	A	C1'-O4'-C4'	-5.51	105.49	109.90
27	BA	286	C	O4'-C1'-N1	5.50	112.60	108.20
1	AA	1510	U	C3'-C2'-C1'	-5.50	97.10	101.50
1	AA	1345	U	O3'-P-O5'	-5.50	93.55	104.00
1	AA	276	G	C3'-C2'-C1'	-5.50	97.10	101.50
1	AA	496	A	P-O3'-C3'	5.50	126.29	119.70
27	BA	30	G	C3'-C2'-C1'	5.50	105.90	101.50
27	BA	1924	C	C4'-C3'-C2'	-5.50	97.11	102.60
27	BA	462	C	O4'-C1'-N1	5.49	112.59	108.20
27	BA	1669	A	C4'-C3'-C2'	-5.49	97.11	102.60
1	AA	587	G	P-O3'-C3'	-5.49	113.11	119.70
27	BA	2287	A	OP1-P-O3'	-5.49	93.12	105.20
27	BA	2644	G	OP1-P-O3'	-5.49	93.12	105.20
27	BA	1211	U	P-O3'-C3'	5.49	126.28	119.70
27	BA	288	C	C3'-C2'-C1'	-5.49	97.11	101.50
1	AA	356	A	O4'-C1'-N9	5.48	112.59	108.20
27	BA	134	C	O4'-C1'-N1	5.48	112.59	108.20
26	BB	28	C	O4'-C1'-N1	5.48	112.59	108.20
1	AA	836	G	C4'-C3'-C2'	-5.48	97.12	102.60
27	BA	563	G	N3-C4-C5	-5.47	125.86	128.60
27	BA	1386	C	O4'-C1'-N1	5.47	112.58	108.20
27	BA	137	C	C3'-C2'-C1'	5.47	105.88	101.50
1	AA	656	C	C3'-C2'-C1'	-5.47	97.12	101.50
27	BA	16	G	C5'-C4'-O4'	5.47	115.66	109.10
27	BA	2726	U	C1'-O4'-C4'	-5.47	105.53	109.90
1	AA	652	U	C1'-O4'-C4'	-5.46	105.53	109.90
27	BA	973	A	O4'-C4'-C3'	-5.46	98.53	104.00
27	BA	1404	C	O3'-P-O5'	-5.46	93.62	104.00
27	BA	434	U	C3'-C2'-C1'	5.46	105.86	101.50
1	AA	231	G	C5'-C4'-O4'	5.46	115.65	109.10
27	BA	848	G	C3'-C2'-C1'	-5.46	97.14	101.50
27	BA	458	G	C3'-C2'-C1'	5.45	105.86	101.50
27	BA	1088	A	O4'-C1'-N9	5.45	112.56	108.20
27	BA	1056	G	C1'-O4'-C4'	-5.45	105.54	109.90
27	BA	2718	G	OP1-P-O3'	5.45	117.19	105.20
1	AA	242	C	O4'-C1'-N1	5.45	112.56	108.20
27	BA	564	C	C4'-C3'-C2'	-5.45	97.15	102.60
47	B2	31	ARG	C-N-CA	-5.45	108.07	121.70
1	AA	48	C	P-O3'-C3'	5.45	126.24	119.70
1	AA	28	G	C4'-C3'-C2'	-5.45	97.15	102.60
1	AA	969	A	O4'-C1'-N9	5.45	112.56	108.20
27	BA	1025	G	C4'-C3'-C2'	-5.45	97.15	102.60

*Continued on next page...*

*Continued from previous page...*

Mol	Chain	Res	Type	Atoms	Z	Observed(°)	Ideal(°)
27	BA	2395	C	C3'-C2'-C1'	-5.45	97.14	101.50
1	AA	1107	C	O3'-P-O5'	5.44	114.34	104.00
27	BA	479	A	O4'-C1'-N9	5.44	112.55	108.20
27	BA	270	A	OP2-P-O3'	5.44	117.17	105.20
27	BA	1206	G	C3'-C2'-C1'	-5.44	97.15	101.50
1	AA	913	A	OP1-P-O3'	5.43	117.16	105.20
27	BA	1935	G	C3'-C2'-C1'	5.43	105.85	101.50
27	BA	1102	C	N1-C2-O2	5.43	122.16	118.90
27	BA	1978	A	P-O3'-C3'	-5.43	113.19	119.70
1	AA	542	G	O4'-C1'-N9	5.43	112.54	108.20
3	AW	46	G	C5-N7-C8	5.43	107.01	104.30
27	BA	47	C	O4'-C1'-N1	5.42	112.54	108.20
5	AB	148	TYR	CA-C-N	-5.42	105.27	117.20
27	BA	8	A	O3'-P-O5'	5.42	114.30	104.00
27	BA	1150	C	P-O3'-C3'	5.42	126.21	119.70
27	BA	1283	G	C3'-C2'-C1'	-5.42	97.16	101.50
1	AA	951	G	C4'-C3'-C2'	-5.42	97.19	102.60
27	BA	774	A	O4'-C1'-N9	5.42	112.53	108.20
27	BA	627	A	O4'-C1'-N9	5.41	112.53	108.20
27	BA	943	U	C4'-C3'-C2'	-5.41	97.19	102.60
27	BA	1286	A	C3'-C2'-C1'	5.41	105.83	101.50
27	BA	2810	A	O3'-P-O5'	5.41	114.28	104.00
1	AA	125	U	O4'-C1'-N1	5.41	112.53	108.20
1	AA	1255	G	OP1-P-O3'	-5.41	93.31	105.20
27	BA	845	G	C3'-C2'-C1'	5.41	105.83	101.50
1	AA	591	U	C3'-C2'-C1'	-5.40	97.18	101.50
27	BA	1767	C	O4'-C1'-N1	5.40	112.52	108.20
27	BA	2310	A	C4'-C3'-C2'	-5.40	97.20	102.60
27	BA	1888	G	O4'-C1'-N9	5.40	112.52	108.20
1	AA	1530	G	C1'-O4'-C4'	-5.40	105.58	109.90
27	BA	1968	G	C4'-C3'-C2'	-5.39	97.21	102.60
27	BA	1420	U	N1-C1'-C2'	5.39	121.01	114.00
27	BA	2267	A	O4'-C4'-C3'	-5.39	98.61	104.00
27	BA	1255	U	O3'-P-O5'	5.39	114.24	104.00
27	BA	32	C	OP1-P-O3'	5.39	117.05	105.20
27	BA	1247	A	C3'-C2'-C1'	5.39	105.81	101.50
27	BA	1313	U	C4'-C3'-C2'	-5.39	97.21	102.60
27	BA	626	U	O4'-C1'-N1	5.38	112.51	108.20
27	BA	1939	U	C3'-C2'-C1'	5.38	105.81	101.50
1	AA	1065	U	C2'-C3'-O3'	5.38	122.31	113.70
27	BA	2442	C	P-O3'-C3'	-5.38	113.24	119.70
51	B5	30	LEU	C-N-CA	5.38	135.15	121.70

*Continued on next page...*

*Continued from previous page...*

Mol	Chain	Res	Type	Atoms	Z	Observed(°)	Ideal(°)
1	AA	387	U	C1'-O4'-C4'	-5.38	105.60	109.90
27	BA	997	G	C4'-C3'-C2'	-5.38	97.22	102.60
27	BA	1534	G	C4'-C3'-C2'	-5.38	97.22	102.60
27	BA	1835	G	N3-C4-C5	-5.38	125.91	128.60
1	AA	332	G	C3'-C2'-C1'	-5.37	97.20	101.50
1	AA	1532	U	O4'-C4'-C3'	-5.37	98.63	104.00
27	BA	1140	C	C5'-C4'-O4'	5.37	115.54	109.10
1	AA	595	G	C3'-C2'-C1'	5.37	105.79	101.50
27	BA	1520	U	C5-C6-N1	5.37	125.38	122.70
27	BA	1885	A	O4'-C1'-N9	5.37	112.49	108.20
27	BA	2052	G	O4'-C1'-N9	5.37	112.49	108.20
27	BA	498	G	C3'-C2'-C1'	-5.36	97.21	101.50
27	BA	932	G	C3'-C2'-C1'	5.36	105.79	101.50
1	AA	1212	U	P-O3'-C3'	5.36	126.13	119.70
1	AA	1345	U	OP2-P-O3'	5.36	117.00	105.20
27	BA	530	G	P-O3'-C3'	5.36	126.13	119.70
27	BA	1283	G	P-O3'-C3'	-5.36	113.27	119.70
27	BA	1423	G	O4'-C4'-C3'	-5.36	98.64	104.00
27	BA	2676	C	C3'-C2'-C1'	-5.35	97.22	101.50
27	BA	548	A	C3'-C2'-C1'	5.35	105.78	101.50
27	BA	2733	A	C4'-C3'-C2'	-5.35	97.25	102.60
1	AA	403	C	C3'-C2'-C1'	-5.35	97.22	101.50
27	BA	1302	A	O3'-P-O5'	5.35	114.17	104.00
27	BA	2865	U	C1'-O4'-C4'	-5.35	105.62	109.90
27	BA	1206	G	O4'-C4'-C3'	-5.34	98.66	104.00
27	BA	1567	A	C3'-C2'-C1'	5.34	105.78	101.50
27	BA	1600	C	O4'-C1'-N1	5.34	112.48	108.20
27	BA	2441	C	P-O3'-C3'	-5.34	113.29	119.70
27	BA	739	G	N3-C4-N9	5.34	129.21	126.00
27	BA	1190	G	O4'-C4'-C3'	-5.34	98.66	104.00
27	BA	27	G	N3-C4-C5	-5.34	125.93	128.60
1	AA	402	G	C3'-C2'-C1'	-5.34	97.23	101.50
27	BA	566	U	C3'-C2'-C1'	5.34	105.77	101.50
1	AA	792	A	O4'-C1'-N9	5.34	112.47	108.20
1	AA	1331	G	P-O3'-C3'	5.34	126.10	119.70
27	BA	1515	C	P-O3'-C3'	5.34	126.10	119.70
27	BA	1466	G	OP1-P-O3'	5.33	116.94	105.20
27	BA	271(B)	G	P-O3'-C3'	5.33	126.10	119.70
1	AA	679	C	O4'-C1'-N1	5.33	112.46	108.20
1	AA	332	G	C4'-C3'-C2'	-5.32	97.28	102.60
27	BA	456	C	C6-N1-C2	-5.32	118.17	120.30
27	BA	242	G	P-O3'-C3'	5.32	126.09	119.70

*Continued on next page...*

*Continued from previous page...*

Mol	Chain	Res	Type	Atoms	Z	Observed(°)	Ideal(°)
27	BA	665	C	O4'-C1'-N1	5.32	112.46	108.20
27	BA	2036	C	O4'-C1'-N1	5.32	112.46	108.20
1	AA	680	C	O4'-C1'-N1	5.32	112.45	108.20
27	BA	1163	G	OP2-P-O3'	5.32	116.90	105.20
27	BA	488	G	C4'-C3'-C2'	-5.31	97.29	102.60
27	BA	1727	U	C1'-O4'-C4'	-5.31	105.65	109.90
27	BA	2090	G	O3'-P-O5'	5.31	114.08	104.00
27	BA	889	C	O4'-C1'-N1	5.30	112.44	108.20
27	BA	1626	G	C3'-C2'-C1'	5.30	105.74	101.50
27	BA	2751	G	C1'-O4'-C4'	-5.30	105.66	109.90
1	AA	576	G	C1'-O4'-C4'	-5.30	105.66	109.90
27	BA	2320	A	C3'-C2'-C1'	5.30	105.74	101.50
1	AA	1285	A	C1'-O4'-C4'	-5.30	105.66	109.90
27	BA	594	U	O4'-C1'-N1	5.30	112.44	108.20
27	BA	321	G	P-O3'-C3'	5.30	126.06	119.70
27	BA	218	A	C4'-C3'-C2'	-5.30	97.30	102.60
27	BA	1181	C	C1'-O4'-C4'	-5.29	105.67	109.90
27	BA	2264	C	C4'-C3'-C2'	-5.29	97.31	102.60
27	BA	335	C	O4'-C1'-N1	5.29	112.43	108.20
1	AA	792	A	C1'-O4'-C4'	-5.29	105.67	109.90
27	BA	479	A	C1'-O4'-C4'	-5.29	105.67	109.90
27	BA	2334	G	C1'-O4'-C4'	-5.29	105.67	109.90
1	AA	258	G	O4'-C1'-N9	5.28	112.43	108.20
27	BA	468	G	O3'-P-O5'	-5.28	93.96	104.00
27	BA	1772	G	C5'-C4'-O4'	5.28	115.44	109.10
1	AA	574	A	C8-N9-C4	-5.28	103.69	105.80
27	BA	1546	C	OP1-P-O3'	5.28	116.82	105.20
27	BA	2668	G	C3'-C2'-C1'	-5.28	97.28	101.50
1	AA	904	C	C3'-C2'-C1'	-5.28	97.28	101.50
27	BA	95	G	P-O3'-C3'	-5.28	113.37	119.70
27	BA	1312	U	C3'-C2'-C1'	5.28	105.72	101.50
27	BA	299	A	C8-N9-C4	-5.27	103.69	105.80
1	AA	883	C	O4'-C1'-N1	5.27	112.42	108.20
27	BA	1329	U	P-O3'-C3'	5.27	126.03	119.70
27	BA	987	G	O4'-C1'-N9	5.27	112.42	108.20
27	BA	1402	C	O4'-C1'-N1	5.27	112.42	108.20
27	BA	153	C	O4'-C1'-N1	5.27	112.41	108.20
27	BA	791	C	O4'-C1'-N1	5.26	112.41	108.20
1	AA	1452	C	N1-C1'-C2'	5.26	120.84	114.00
27	BA	612	G	P-O3'-C3'	5.26	126.01	119.70
56	BK	86	GLU	O-C-N	-5.26	114.28	122.70
27	BA	1800	C	C4'-C3'-C2'	-5.26	97.34	102.60

*Continued on next page...*

*Continued from previous page...*

Mol	Chain	Res	Type	Atoms	Z	Observed(°)	Ideal(°)
27	BA	338	G	C3'-C2'-C1'	5.26	105.70	101.50
27	BA	1570	A	C3'-C2'-C1'	-5.26	97.30	101.50
27	BA	1970	A	P-O3'-C3'	5.26	126.01	119.70
27	BA	1108	U	O3'-P-O5'	5.25	113.98	104.00
27	BA	449(A)	G	C3'-C2'-C1'	5.25	105.70	101.50
27	BA	1996	C	C6-N1-C2	-5.25	118.20	120.30
27	BA	1586	A	OP1-P-O3'	5.25	116.75	105.20
27	BA	661	C	C4'-C3'-C2'	-5.25	97.35	102.60
27	BA	164	U	C3'-C2'-C1'	5.24	105.69	101.50
27	BA	1539	G	C1'-O4'-C4'	-5.24	105.71	109.90
27	BA	1153	C	C2-N1-C1'	5.24	124.56	118.80
56	BK	86	GLU	C-N-CA	-5.24	108.60	121.70
27	BA	1772	G	O4'-C1'-N9	5.24	112.39	108.20
27	BA	2765	A	C3'-C2'-C1'	5.24	105.69	101.50
27	BA	2885	C	C3'-C2'-C1'	-5.24	97.31	101.50
27	BA	270(Z)	U	P-O3'-C3'	5.24	125.98	119.70
27	BA	1800	C	C5'-C4'-O4'	5.24	115.39	109.10
27	BA	570	G	C8-N9-C4	-5.24	104.31	106.40
52	B6	19	GLY	N-CA-C	-5.24	100.01	113.10
27	BA	316	C	OP1-P-O3'	-5.23	93.69	105.20
27	BA	1054	A	C1'-O4'-C4'	-5.23	105.71	109.90
27	BA	2010	G	O4'-C1'-N9	5.23	112.39	108.20
1	AA	366	C	C3'-C2'-C1'	5.23	105.69	101.50
27	BA	1527	G	N7-C8-N9	5.23	115.72	113.10
27	BA	2267	A	C1'-O4'-C4'	-5.23	105.72	109.90
27	BA	2614	A	C3'-C2'-C1'	5.23	105.68	101.50
27	BA	2471	C	C4'-C3'-C2'	-5.23	97.37	102.60
1	AA	574	A	N7-C8-N9	5.23	116.41	113.80
27	BA	750	A	C3'-C2'-C1'	5.23	105.68	101.50
27	BA	935	C	C1'-O4'-C4'	-5.23	105.72	109.90
1	AA	1302	U	P-O3'-C3'	5.22	125.97	119.70
27	BA	1255	U	C5'-C4'-O4'	5.22	115.37	109.10
27	BA	2022	U	N1-C2-O2	5.22	126.45	122.80
10	AG	12	LEU	CA-C-N	5.22	128.68	117.20
27	BA	2508	G	N3-C4-C5	5.22	131.21	128.60
1	AA	511	C	C3'-C2'-C1'	5.22	105.67	101.50
1	AA	974	A	OP1-P-O3'	-5.22	93.72	105.20
27	BA	105	C	O4'-C1'-N1	5.22	112.37	108.20
26	BB	119	A	C4'-C3'-C2'	-5.21	97.39	102.60
27	BA	1554	A	P-O3'-C3'	5.21	125.96	119.70
27	BA	2777	G	C1'-O4'-C4'	-5.21	105.73	109.90
1	AA	137	C	O4'-C1'-N1	5.21	112.37	108.20

*Continued on next page...*



Continued from previous page...

Mol	Chain	Res	Type	Atoms	Z	Observed(°)	Ideal(°)
1	AA	1158	C	N1-C2-O2	5.21	122.03	118.90
27	BA	1586	A	C3'-C2'-C1'	5.21	105.67	101.50
1	AA	541	G	C8-N9-C4	-5.21	104.32	106.40
27	BA	1169	G	O4'-C1'-N9	5.21	112.37	108.20
27	BA	2726	U	O4'-C1'-N1	5.21	112.37	108.20
27	BA	14	A	OP1-P-O3'	5.20	116.65	105.20
27	BA	761	A	N7-C8-N9	5.20	116.40	113.80
27	BA	801	G	C2'-C3'-O3'	5.20	122.03	113.70
27	BA	1270	C	P-O3'-C3'	5.20	125.94	119.70
27	BA	1697	G	C3'-C2'-C1'	-5.20	97.34	101.50
27	BA	2022	U	O3'-P-O5'	-5.20	94.12	104.00
1	AA	74	C	O4'-C1'-N1	5.20	112.36	108.20
1	AA	147	G	C3'-C2'-C1'	-5.20	97.34	101.50
1	AA	702	A	C3'-C2'-C1'	5.20	105.66	101.50
1	AA	38	G	OP2-P-O3'	-5.20	93.77	105.20
27	BA	935	C	O4'-C1'-N1	5.19	112.36	108.20
7	AD	31	CYS	CA-CB-SG	5.19	123.34	114.00
27	BA	775	G	C8-N9-C4	-5.19	104.32	106.40
27	BA	135	G	C4'-C3'-C2'	-5.19	97.41	102.60
27	BA	196	A	N9-C1'-C2'	5.19	120.75	114.00
1	AA	204	U	C2-N1-C1'	5.19	123.93	117.70
27	BA	2084	C	P-O3'-C3'	-5.19	113.47	119.70
27	BA	141(A)	C	C6-N1-C2	-5.18	118.23	120.30
27	BA	148	C	C1'-O4'-C4'	-5.18	105.75	109.90
27	BA	616	A	C3'-C2'-C1'	5.18	105.65	101.50
27	BA	2086	U	O4'-C1'-N1	5.18	112.35	108.20
27	BA	1566	A	C1'-O4'-C4'	-5.18	105.75	109.90
27	BA	2234	G	C4'-C3'-C2'	-5.18	97.42	102.60
27	BA	1653	G	P-O3'-C3'	5.18	125.91	119.70
1	AA	918	A	O4'-C1'-N9	5.18	112.34	108.20
27	BA	71	A	O4'-C1'-N9	5.18	112.34	108.20
1	AA	1315	U	O4'-C1'-N1	5.17	112.34	108.20
27	BA	1835	G	C8-N9-C4	-5.17	104.33	106.40
27	BA	1212	G	P-O3'-C3'	5.17	125.91	119.70
1	AA	1362	C	O4'-C1'-N1	5.17	112.34	108.20
27	BA	2403	C	C4'-C3'-C2'	-5.17	97.43	102.60
1	AA	1365	G	N9-C1'-C2'	-5.17	106.32	112.00
27	BA	1961	C	OP2-P-O3'	5.17	116.57	105.20
1	AA	1201	A	C1'-O4'-C4'	-5.17	105.77	109.90
27	BA	1476	C	C5'-C4'-O4'	5.17	115.30	109.10
27	BA	80	G	C3'-C2'-C1'	-5.16	97.37	101.50
27	BA	974(A)	C	N1-C1'-C2'	5.16	120.71	114.00

Continued on next page...

*Continued from previous page...*

Mol	Chain	Res	Type	Atoms	Z	Observed(°)	Ideal(°)
27	BA	764	A	N9-C1'-C2'	5.16	120.71	114.00
27	BA	688	U	O4'-C1'-N1	5.16	112.33	108.20
27	BA	766	C	O4'-C1'-N1	5.16	112.33	108.20
1	AA	1078	U	O4'-C1'-N1	5.16	112.33	108.20
27	BA	95	G	O4'-C4'-C3'	-5.15	98.85	104.00
1	AA	819	A	P-O3'-C3'	5.15	125.88	119.70
1	AA	859	A	C4'-C3'-C2'	-5.15	97.45	102.60
27	BA	242	G	O4'-C1'-N9	5.15	112.32	108.20
27	BA	2007	C	C3'-C2'-C1'	-5.15	97.38	101.50
1	AA	814	A	P-O3'-C3'	5.15	125.88	119.70
27	BA	177	G	P-O3'-C3'	5.15	125.88	119.70
27	BA	1829	A	O4'-C1'-N9	-5.15	104.08	108.20
27	BA	370	G	P-O3'-C3'	5.15	125.88	119.70
1	AA	345	C	P-O3'-C3'	5.15	125.88	119.70
1	AA	908	A	O4'-C1'-N9	5.15	112.32	108.20
27	BA	1297	C	O4'-C1'-N1	5.15	112.32	108.20
27	BA	1983	C	O4'-C1'-N1	5.15	112.32	108.20
27	BA	712	G	C3'-C2'-C1'	-5.15	97.38	101.50
27	BA	2209	C	C4'-C3'-C2'	-5.15	97.45	102.60
27	BA	585	G	O5'-C5'-C4'	-5.14	101.93	111.70
1	AA	21	G	C3'-C2'-C1'	-5.14	97.39	101.50
1	AA	135	C	O4'-C1'-N1	5.14	112.31	108.20
1	AA	827	U	O4'-C1'-N1	5.14	112.31	108.20
27	BA	1206	G	C5'-C4'-O4'	5.14	115.27	109.10
27	BA	2595	G	C4'-C3'-C2'	-5.14	97.46	102.60
27	BA	218	A	O4'-C1'-N9	5.14	112.31	108.20
1	AA	65	U	P-O3'-C3'	5.13	125.86	119.70
27	BA	151	C	O4'-C1'-N1	5.13	112.31	108.20
1	AA	421	U	C3'-C2'-C1'	5.13	105.61	101.50
1	AA	1378	C	N1-C2-O2	5.13	121.98	118.90
27	BA	244	A	C3'-C2'-C1'	-5.13	97.40	101.50
27	BA	602	G	C3'-C2'-C1'	5.13	105.60	101.50
27	BA	1979	C	C4'-C3'-C2'	-5.13	97.47	102.60
27	BA	1265	A	N9-C1'-C2'	5.12	120.66	114.00
27	BA	1351	C	O4'-C1'-N1	5.12	112.30	108.20
27	BA	1640	C	P-O3'-C3'	5.12	125.85	119.70
1	AA	10	A	C4'-C3'-C2'	-5.12	97.48	102.60
27	BA	529	A	P-O3'-C3'	5.12	125.84	119.70
27	BA	2439	A	C8-N9-C4	5.12	107.85	105.80
27	BA	1237	A	P-O3'-C3'	5.12	125.84	119.70
27	BA	2488	A	P-O3'-C3'	-5.12	113.56	119.70
27	BA	188	G	O4'-C1'-N9	5.12	112.29	108.20

*Continued on next page...*

*Continued from previous page...*

Mol	Chain	Res	Type	Atoms	Z	Observed(°)	Ideal(°)
27	BA	1890	A	OP2-P-O3'	-5.12	93.94	105.20
1	AA	1346	A	C1'-O4'-C4'	-5.12	105.81	109.90
27	BA	1520	U	O4'-C1'-N1	5.12	112.29	108.20
27	BA	2495	G	P-O3'-C3'	5.12	125.84	119.70
27	BA	337	C	O4'-C1'-N1	5.11	112.29	108.20
27	BA	740	U	O4'-C1'-N1	5.11	112.29	108.20
27	BA	1559	G	O4'-C1'-C2'	-5.11	100.69	105.80
27	BA	1621	U	C3'-C2'-C1'	-5.11	97.41	101.50
27	BA	2091	U	O4'-C1'-N1	5.11	112.29	108.20
27	BA	817	C	OP1-P-O3'	5.11	116.44	105.20
27	BA	1568	G	C3'-C2'-C1'	5.11	105.59	101.50
27	BA	1998	G	C3'-C2'-C1'	-5.11	97.42	101.50
1	AA	44	G	C3'-C2'-C1'	-5.11	97.42	101.50
27	BA	469	G	N3-C4-C5	-5.11	126.05	128.60
27	BA	560	C	P-O3'-C3'	-5.11	113.57	119.70
27	BA	1653	G	N9-C1'-C2'	5.11	120.64	114.00
27	BA	1779	U	P-O3'-C3'	-5.11	113.57	119.70
27	BA	801	G	O4'-C1'-N9	-5.10	104.12	108.20
1	AA	1304	G	C1'-O4'-C4'	-5.10	105.82	109.90
27	BA	2023	G	C8-N9-C4	-5.10	104.36	106.40
51	B5	30	LEU	CA-C-N	5.10	128.42	117.20
27	BA	1025	G	O4'-C4'-C3'	-5.10	98.90	104.00
27	BA	1302	A	OP1-P-O3'	-5.10	93.98	105.20
27	BA	1491	G	P-O3'-C3'	5.10	125.82	119.70
1	AA	849	C	C4'-C3'-C2'	-5.09	97.51	102.60
1	AA	509	A	C3'-C2'-C1'	-5.09	97.43	101.50
27	BA	912	C	O4'-C1'-N1	5.09	112.27	108.20
27	BA	195	A	O4'-C1'-N9	5.09	112.27	108.20
27	BA	2855	C	C4'-C3'-C2'	-5.09	97.51	102.60
27	BA	984	A	C5'-C4'-C3'	5.09	124.14	116.00
27	BA	1827	C	O4'-C1'-N1	5.09	112.27	108.20
27	BA	2848	G	C1'-O4'-C4'	-5.09	105.83	109.90
27	BA	101	G	P-O3'-C3'	5.08	125.80	119.70
27	BA	601	C	C3'-C2'-C1'	-5.08	97.44	101.50
27	BA	670	A	O4'-C1'-N9	5.08	112.27	108.20
27	BA	1939	U	C2-N1-C1'	5.08	123.80	117.70
27	BA	563	G	C5'-C4'-O4'	5.08	115.20	109.10
27	BA	1915	U	P-O3'-C3'	5.08	125.80	119.70
27	BA	1615	C	C1'-O4'-C4'	-5.08	105.84	109.90
1	AA	314	C	P-O3'-C3'	5.08	125.79	119.70
1	AA	434	U	O4'-C1'-N1	5.08	112.26	108.20
27	BA	249	C	N1-C1'-C2'	-5.08	106.42	112.00

*Continued on next page...*

*Continued from previous page...*

Mol	Chain	Res	Type	Atoms	Z	Observed(°)	Ideal(°)
27	BA	1474	C	O4'-C1'-N1	5.08	112.26	108.20
1	AA	1498	U	C3'-C2'-C1'	5.07	105.56	101.50
27	BA	814	C	C1'-O4'-C4'	-5.07	105.84	109.90
27	BA	1030	G	OP1-P-O3'	5.07	116.36	105.20
1	AA	1158	C	C2-N1-C1'	5.07	124.38	118.80
27	BA	1409	C	O4'-C1'-N1	5.07	112.25	108.20
27	BA	79	G	C3'-C2'-C1'	-5.07	97.45	101.50
27	BA	1288	U	C3'-C2'-C1'	5.07	105.55	101.50
1	AA	918	A	C3'-C2'-C1'	5.07	105.55	101.50
27	BA	1306	C	O4'-C1'-N1	5.07	112.25	108.20
27	BA	2507	C	C4'-C3'-C2'	-5.07	97.53	102.60
1	AA	1485	U	O4'-C4'-C3'	-5.06	98.94	104.00
27	BA	1603	A	C3'-C2'-C1'	5.06	105.55	101.50
27	BA	825	C	P-O3'-C3'	5.06	125.77	119.70
27	BA	1356	G	O4'-C1'-N9	5.06	112.25	108.20
1	AA	1533	C	O4'-C1'-N1	5.06	112.25	108.20
27	BA	247	G	C3'-C2'-C1'	5.06	105.55	101.50
27	BA	2318	G	C3'-C2'-C1'	5.06	105.55	101.50
45	BU	50	ARG	C-N-CA	-5.06	109.05	121.70
1	AA	508	C	C3'-C2'-C1'	5.05	105.54	101.50
27	BA	1968	G	C5'-C4'-O4'	5.05	115.16	109.10
1	AA	615	C	C3'-C2'-C1'	-5.05	97.46	101.50
27	BA	865	C	N1-C2-O2	5.05	121.93	118.90
27	BA	957	A	P-O3'-C3'	5.05	125.76	119.70
27	BA	1266	G	C5'-C4'-C3'	5.05	124.08	116.00
27	BA	1555	G	C8-N9-C4	-5.05	104.38	106.40
1	AA	960	U	C2-N1-C1'	5.05	123.76	117.70
27	BA	82	G	C3'-C2'-C1'	5.05	105.54	101.50
27	BA	1805	U	O4'-C1'-N1	5.05	112.24	108.20
27	BA	1480	G	N7-C8-N9	5.05	115.62	113.10
27	BA	1941	C	N1-C2-O2	5.04	121.93	118.90
27	BA	2045	C	O4'-C1'-N1	5.04	112.24	108.20
1	AA	1339	A	C3'-C2'-C1'	-5.04	97.47	101.50
19	AP	6	LEU	CA-CB-CG	5.04	126.89	115.30
27	BA	1930	G	O4'-C1'-N9	5.04	112.23	108.20
27	BA	1917	U	O4'-C1'-N1	5.04	112.23	108.20
27	BA	2008	C	O4'-C1'-N1	5.04	112.23	108.20
1	AA	972	C	O4'-C1'-N1	5.04	112.23	108.20
27	BA	2227	A	P-O3'-C3'	-5.04	113.65	119.70
27	BA	2418	A	C3'-C2'-C1'	5.04	105.53	101.50
27	BA	2581	G	C3'-C2'-C1'	5.04	105.53	101.50
1	AA	412	A	O4'-C1'-N9	5.04	112.23	108.20

*Continued on next page...*

Continued from previous page...

Mol	Chain	Res	Type	Atoms	Z	Observed(°)	Ideal(°)
1	AA	1514	C	C5-C6-N1	5.04	123.52	121.00
27	BA	32	C	O4'-C1'-N1	5.03	112.23	108.20
1	AA	1020	U	O4'-C1'-N1	5.03	112.23	108.20
27	BA	1335	U	O4'-C1'-N1	5.03	112.22	108.20
1	AA	271	C	O4'-C1'-N1	5.03	112.22	108.20
27	BA	2439	A	N9-C1'-C2'	-5.03	106.47	112.00
27	BA	2791	C	C3'-C2'-C1'	5.03	105.52	101.50
27	BA	280	C	O3'-P-O5'	-5.03	94.45	104.00
1	AA	949	A	C1'-O4'-C4'	-5.03	105.88	109.90
27	BA	1227	A	C3'-C2'-C1'	-5.03	97.48	101.50
27	BA	2578	G	C4'-C3'-C2'	-5.03	97.58	102.60
27	BA	1970	A	OP2-P-O3'	5.02	116.25	105.20
1	AA	1540	U	O4'-C1'-N1	5.02	112.22	108.20
27	BA	1890	A	OP1-P-O3'	5.02	116.25	105.20
27	BA	1926	U	O4'-C1'-N1	5.02	112.22	108.20
27	BA	1657	C	C3'-C2'-C1'	-5.02	97.48	101.50
27	BA	2511	U	C4'-C3'-C2'	-5.02	97.58	102.60
27	BA	270(Q)	C	O4'-C1'-N1	5.02	112.22	108.20
27	BA	977	G	C4'-C3'-C2'	-5.02	97.58	102.60
27	BA	725	G	C3'-C2'-C1'	5.02	105.51	101.50
27	BA	1420	U	P-O3'-C3'	5.02	125.72	119.70
27	BA	1527	G	O4'-C1'-N9	5.02	112.21	108.20
1	AA	38	G	C4'-C3'-C2'	-5.02	97.58	102.60
1	AA	911	U	O4'-C1'-N1	5.01	112.21	108.20
6	AC	91	LEU	CA-CB-CG	5.01	126.83	115.30
27	BA	1966	A	C3'-C2'-C1'	5.01	105.51	101.50
27	BA	1988	C	O4'-C1'-N1	5.01	112.21	108.20
1	AA	302	G	N7-C8-N9	5.01	115.61	113.10
1	AA	662	G	C1'-O4'-C4'	-5.01	105.89	109.90
1	AA	1394	A	C3'-C2'-C1'	5.01	105.51	101.50
27	BA	2824	C	C4'-C3'-C2'	-5.01	97.59	102.60
1	AA	289	G	O4'-C1'-N9	5.01	112.21	108.20
1	AA	308	C	C4'-C3'-C2'	-5.01	97.59	102.60
1	AA	329	A	P-O3'-C3'	5.01	125.71	119.70
27	BA	1313	U	C1'-O4'-C4'	-5.01	105.89	109.90
27	BA	989	G	P-O3'-C3'	5.01	125.71	119.70
27	BA	2862	G	C3'-C2'-C1'	5.01	105.50	101.50
27	BA	201	C	O4'-C1'-N1	5.00	112.20	108.20
27	BA	324	A	C3'-C2'-C1'	5.00	105.50	101.50
27	BA	1050	A	O3'-P-O5'	-5.00	94.50	104.00
27	BA	2394	C	OP2-P-O3'	-5.00	94.19	105.20

All (1) chirality outliers are listed below:

Mol	Chain	Res	Type	Atom
3	AW	37	YYG	C15

All (29) planarity outliers are listed below:

Mol	Chain	Res	Type	Group
5	AB	148	TYR	Mainchain
6	AC	106	VAL	Mainchain
6	AC	18	TRP	Mainchain
7	AD	49	ARG	Mainchain
15	AL	23	LYS	Mainchain
16	AM	66	LEU	Mainchain
20	AQ	22	LEU	Mainchain
20	AQ	40	LYS	Mainchain
3	AW	16	U	Sidechain
3	AW	17	U	Sidechain
3	AW	18	G	Sidechain
3	AW	19	G	Sidechain
3	AW	62	A	Sidechain
47	B2	31	ARG	Mainchain
54	B8	46	LYS	Mainchain
28	BD	213	LYS	Peptide
29	BE	274	GLY	Mainchain,Peptide
29	BE	49	THR	Mainchain
30	BF	103	ASN	Mainchain
30	BF	168	ARG	Mainchain,Peptide
32	BH	80	LYS	Mainchain
33	BI	49	ALA	Mainchain
56	BK	86	GLU	Mainchain
36	BP	96	VAL	Peptide
38	BS	31	LYS	Mainchain
41	BX	73	ASP	Mainchain
42	BY	36	GLY	Mainchain

## 5.2 Too-close contacts [i](#)

In the following table, the Non-H and H(model) columns list the number of non-hydrogen atoms and hydrogen atoms in the chain respectively. The H(added) column lists the number of hydrogen atoms added and optimized by MolProbity. The Clashes column lists the number of clashes within the asymmetric unit, whereas Symm-Clashes lists symmetry-related clashes.

Mol	Chain	Non-H	H(model)	H(added)	Clashes	Symm-Clashes
1	AA	32551	0	16464	1922	4

*Continued on next page...*

*Continued from previous page...*

Mol	Chain	Non-H	H(model)	H(added)	Clashes	Symm-Clashes
2	AV	1622	0	823	187	0
3	AW	1638	0	835	231	0
4	AX	136	0	63	35	0
5	AB	1900	0	1950	97	0
6	AC	1612	0	1675	104	0
7	AD	1703	0	1762	190	0
8	AE	1146	0	1206	57	0
9	AF	843	0	857	27	0
10	AG	1257	0	1294	138	0
11	AH	1116	0	1177	79	0
12	AI	1011	0	1041	80	0
13	AJ	794	0	840	118	0
14	AK	885	0	904	50	0
15	AL	970	0	1056	79	0
16	AM	997	0	1071	129	0
17	AN	492	0	529	111	0
18	AO	734	0	771	31	0
19	AP	700	0	720	68	0
20	AQ	857	0	929	96	0
21	AR	597	0	668	31	0
22	AS	647	0	672	146	0
23	AT	762	0	859	43	0
24	AU	208	0	221	22	0
25	AY	333	0	0	47	0
26	BB	2637	0	1338	198	0
27	BA	60600	0	30513	10823	139
28	BD	1308	0	1345	1087	0
29	BE	1507	0	1474	1127	3
30	BF	1430	0	1359	1069	0
31	BG	957	0	950	685	0
32	BH	1251	0	1289	743	0
33	BI	1145	0	1225	635	4
34	BN	917	0	896	775	1
35	BO	937	0	993	614	0
36	BP	639	0	605	490	0
37	BQ	1081	0	1048	916	0
38	BS	866	0	867	686	0
39	BT	406	0	360	166	0
40	BW	860	0	911	559	0
41	BX	602	0	558	457	0
42	BY	879	0	860	748	0
43	BZ	1360	0	1377	887	0

*Continued on next page...*

Continued from previous page...

Mol	Chain	Non-H	H(model)	H(added)	Clashes	Symm-Clashes
44	BR	855	0	904	580	0
45	BU	978	0	995	924	0
46	BV	787	0	783	652	0
47	B2	494	0	504	385	0
48	B3	477	0	528	446	0
49	B0	641	0	657	501	0
50	B4	604	0	587	493	0
51	B5	457	0	457	293	0
52	B6	431	0	454	288	0
53	B7	383	0	409	396	0
54	B8	496	0	541	358	0
55	B9	285	0	312	203	0
56	BK	999	0	1068	144	0
All	All	142780	0	94554	28108	146

The all-atom clashscore is defined as the number of clashes found per 1000 atoms (including hydrogen atoms). The all-atom clashscore for this structure is 119.

All (28108) close contacts within the same asymmetric unit are listed below, sorted by their clash magnitude.

Atom-1	Atom-2	Interatomic distance (Å)	Clash overlap (Å)
51:B5:33:CYS:SG	51:B5:36:CYS:HB2	1.24	1.69
27:BA:2470:G:C2	27:BA:2471:C:C5	1.81	1.68
27:BA:994:C:C2	45:BU:53:LYS:HD3	1.16	1.68
53:B7:30:ILE:HA	53:B7:33:ARG:CD	1.21	1.67
27:BA:2580:U:C6	27:BA:2581:G:C8	1.82	1.66
27:BA:1078:U:P	56:BK:93:LYS:HG3	1.30	1.66
28:BD:73:ILE:HG21	28:BD:95:TYR:CD2	1.30	1.65
2:AV:35:A:H2	4:AX:118:C:C2	1.06	1.64
4:AX:120:A:C2	25:AY:193:HIS:CA	1.75	1.64
29:BE:71:THR:HG21	29:BE:299:SER:CB	1.26	1.64
32:BH:43:THR:HG23	32:BH:52:THR:CG2	1.23	1.63
33:BI:95:SER:HA	33:BI:98:ILE:CG1	1.25	1.63
44:BR:58:GLY:HA2	44:BR:80:PHE:CE2	1.26	1.63
52:B6:32:GLN:CB	52:B6:35:LEU:HD12	1.25	1.63
42:BY:73:HIS:CA	42:BY:91:LEU:HD11	1.26	1.63
42:BY:103:LEU:HD21	42:BY:112:LEU:CD2	1.25	1.63
49:B0:37:LEU:HB3	49:B0:69:PHE:CD2	1.26	1.63
27:BA:2352:A:C2	49:B0:30:VAL:HG12	1.31	1.62
37:BQ:85:ILE:HG22	37:BQ:122:PHE:CG	1.17	1.62
28:BD:92:LEU:HD11	28:BD:102:TYR:CE1	1.29	1.62

Continued on next page...



*Continued from previous page...*

Atom-1	Atom-2	Interatomic distance (Å)	Clash overlap (Å)
32:BH:10:ILE:CG2	32:BH:14:VAL:HG11	1.27	1.62
46:BV:11:GLN:HE22	46:BV:22:VAL:CG2	1.06	1.62
27:BA:1799:G:C2	28:BD:153:LEU:HD21	1.17	1.61
27:BA:2810:A:C2'	27:BA:2811:G:H5'	1.19	1.61
43:BZ:39:PHE:HA	43:BZ:43:PHE:CE2	1.25	1.61
3:AW:25:C:H3'	3:AW:26:G:C8	1.21	1.61
27:BA:2226:C:C2	27:BA:2227:A:H1'	1.19	1.61
27:BA:2331:G:H4'	49:B0:70:ILE:CG1	1.28	1.60
27:BA:2470:G:N2	27:BA:2471:C:C2	1.68	1.60
27:BA:2785:C:C4'	29:BE:99:VAL:HA	1.17	1.60
28:BD:128:ALA:CB	28:BD:190:THR:HG22	1.15	1.60
36:BP:77:ALA:HA	36:BP:81:VAL:CB	1.23	1.60
42:BY:101:LEU:HD22	42:BY:103:LEU:CG	1.31	1.60
42:BY:45:GLY:HA2	42:BY:62:VAL:CG1	1.29	1.60
2:AV:35:A:C2	4:AX:118:C:C2	1.88	1.59
27:BA:994:C:C2	45:BU:53:LYS:CD	1.78	1.59
29:BE:71:THR:CG2	29:BE:299:SER:HB2	1.12	1.59
30:BF:147:LEU:CD1	30:BF:156:LEU:HD11	1.17	1.59
36:BP:65:ASP:CB	36:BP:109:LEU:HB3	1.25	1.59
27:BA:535:C:H4'	45:BU:53:LYS:CE	1.26	1.59
27:BA:1151:G:C4'	45:BU:81:ASN:HD21	0.97	1.59
27:BA:1665:A:C4'	35:BO:66:LYS:HZ3	1.05	1.59
42:BY:71:VAL:CG2	42:BY:93:THR:HG23	1.23	1.59
55:B9:25:VAL:CB	55:B9:34:GLN:HB3	1.26	1.59
27:BA:2740:A:H2'	27:BA:2741:A:C8	1.13	1.59
54:B8:50:LEU:CD2	54:B8:51:ALA:H	1.03	1.59
27:BA:2360:A:N7	27:BA:2361:A:C8	1.69	1.59
34:BN:13:ASP:HA	34:BN:38:VAL:CG1	1.23	1.59
16:AM:91:ARG:HH12	16:AM:103:THR:CG2	1.10	1.59
30:BF:96:LYS:HB2	30:BF:98:ARG:CZ	1.11	1.59
44:BR:38:VAL:CG1	44:BR:39:PRO:HD3	1.30	1.59
44:BR:38:VAL:HG12	44:BR:39:PRO:CD	1.23	1.59
27:BA:2197:U:C6	27:BA:2224:G:C2	1.85	1.58
32:BH:129:LYS:C	32:BH:130:ILE:HD12	1.21	1.58
42:BY:103:LEU:CD2	42:BY:112:LEU:HD21	1.19	1.58
48:B3:20:LYS:HA	48:B3:23:LEU:CD1	1.30	1.58
55:B9:7:VAL:CG1	55:B9:34:GLN:HG2	1.21	1.58
27:BA:1364:G:H3'	50:B4:3:LYS:CD	1.23	1.58
34:BN:10:VAL:CG1	34:BN:36:VAL:HG22	1.15	1.58
45:BU:59:ARG:HA	45:BU:62:ILE:CG1	1.15	1.58
28:BD:128:ALA:HB2	28:BD:190:THR:CB	1.10	1.58

*Continued on next page...*

*Continued from previous page...*

Atom-1	Atom-2	Interatomic distance (Å)	Clash overlap (Å)
26:BB:57:A:H1'	31:BG:13:MET:CE	1.31	1.58
27:BA:2768:C:N3	27:BA:2769:C:C5	1.71	1.58
48:B3:23:LEU:CA	48:B3:28:LEU:HD12	1.31	1.58
27:BA:2331:G:C4'	49:B0:70:ILE:HG13	1.32	1.57
27:BA:2432:A:H2	27:BA:2433:A:C6	1.18	1.57
34:BN:65:ASN:HB2	34:BN:69:TYR:CD1	1.31	1.57
45:BU:59:ARG:CA	45:BU:62:ILE:HG12	1.22	1.57
27:BA:2227:A:N1	27:BA:2228:G:C6	1.70	1.57
27:BA:2543:G:H2'	27:BA:2544:G:C8	1.40	1.57
27:BA:2832:U:C6	27:BA:2832:U:H5'	1.34	1.57
28:BD:175:LEU:CD2	28:BD:180:VAL:HA	1.32	1.57
28:BD:213:LYS:CG	28:BD:215:LYS:HB2	1.27	1.57
33:BI:68:LEU:CD2	33:BI:108:LEU:HD13	1.16	1.57
34:BN:15:ARG:CB	34:BN:43:ARG:HG2	1.20	1.57
43:BZ:69:VAL:CG2	43:BZ:81:VAL:HG13	1.26	1.57
45:BU:92:ARG:CA	45:BU:95:LEU:HD11	1.26	1.57
27:BA:2826:A:C6	27:BA:2827:C:C6	1.90	1.57
27:BA:6:A:C5'	34:BN:4:ALA:N	1.68	1.57
27:BA:2093:G:C2	27:BA:2198:A:N6	1.67	1.57
51:B5:45:ILE:HG23	51:B5:52:TYR:CD1	1.36	1.57
52:B6:19:GLY:HA3	52:B6:42:PRO:CG	1.32	1.57
3:AW:25:C:C3'	3:AW:26:G:H8	1.17	1.57
34:BN:13:ASP:CA	34:BN:38:VAL:CG1	1.78	1.57
34:BN:58:GLU:HA	34:BN:61:VAL:CG2	1.34	1.57
48:B3:8:LEU:CD2	48:B3:31:LEU:HA	1.20	1.56
44:BR:20:LEU:CD1	44:BR:21:TYR:N	1.68	1.56
33:BI:7:LYS:HG3	33:BI:12:LYS:CG	1.25	1.56
27:BA:2574:G:C4	27:BA:2575:C:C5	1.90	1.56
42:BY:78:THR:CG2	42:BY:88:PRO:HA	1.26	1.56
50:B4:7:PRO:CD	50:B4:56:VAL:HG21	1.33	1.56
27:BA:973:A:H61	46:BV:81:ARG:CG	1.08	1.56
27:BA:2352:A:C2	49:B0:30:VAL:CG1	1.84	1.56
53:B7:17:GLY:HA2	53:B7:44:VAL:CG2	1.09	1.55
27:BA:2579:C:C6	27:BA:2579:C:H5''	1.41	1.55
28:BD:128:ALA:CB	28:BD:190:THR:CG2	1.80	1.55
27:BA:2209:C:C2'	27:BA:2210:G:H3'	1.36	1.55
30:BF:47:GLY:HA2	30:BF:92:PRO:CG	1.35	1.55
35:BO:35:ILE:CG2	35:BO:63:VAL:HA	1.34	1.55
36:BP:77:ALA:CA	36:BP:81:VAL:HB	1.37	1.55
37:BQ:140:TYR:CD1	37:BQ:147:VAL:HG11	1.33	1.55
27:BA:2810:A:H2'	27:BA:2811:G:C5'	1.14	1.55

*Continued on next page...*

*Continued from previous page...*

Atom-1	Atom-2	Interatomic distance (Å)	Clash overlap (Å)
31:BG:19:GLU:HB3	31:BG:135:VAL:CG2	1.16	1.55
44:BR:77:ARG:HH11	44:BR:77:ARG:CB	1.04	1.55
27:BA:2712:U:C2'	27:BA:712(A):A:H5''	1.13	1.55
45:BU:14:HIS:CE1	45:BU:36:PHE:HZ	1.25	1.55
27:BA:593:G:C1'	54:B8:3:LYS:HZ2	1.14	1.54
30:BF:81:PRO:HA	30:BF:87:ARG:CG	1.36	1.54
36:BP:94:ARG:HB2	36:BP:120:LEU:CD2	1.17	1.54
43:BZ:71:MET:CG	43:BZ:78:PRO:HD3	1.09	1.54
42:BY:101:LEU:CG	42:BY:112:LEU:HD11	1.33	1.54
45:BU:92:ARG:HA	45:BU:95:LEU:CD1	1.08	1.54
53:B7:30:ILE:CD1	53:B7:33:ARG:HH11	0.92	1.54
27:BA:1163:G:O3'	27:BA:1164:G:P	1.16	1.54
27:BA:2225:A:C4'	27:BA:2226:C:H5'	1.28	1.54
27:BA:2406:U:C4	36:BP:55:GLN:HB3	1.40	1.54
42:BY:45:GLY:CA	42:BY:62:VAL:HG11	1.36	1.54
27:BA:2556:C:H2'	27:BA:2557:G:C5'	1.34	1.54
27:BA:2785:C:H1'	29:BE:100:TRP:CD1	1.02	1.54
28:BD:103:ILE:CG1	28:BD:104:ILE:CD1	1.80	1.54
35:BO:99:PHE:CD2	39:BT:24:LYS:HE2	1.43	1.54
55:B9:25:VAL:CB	55:B9:34:GLN:CB	1.82	1.54
34:BN:27:ALA:CA	34:BN:30:ALA:CB	1.82	1.53
42:BY:101:LEU:HD22	42:BY:103:LEU:CD1	1.33	1.53
44:BR:44:LEU:CD1	44:BR:48:VAL:HG21	1.37	1.53
46:BV:19:VAL:CG1	46:BV:21:ARG:NH1	1.69	1.53
27:BA:849:A:C2	48:B3:21:ALA:HB1	1.39	1.53
42:BY:55:PHE:CZ	42:BY:89:ARG:NH1	1.72	1.53
42:BY:73:HIS:C	42:BY:91:LEU:HD11	1.23	1.53
55:B9:7:VAL:CG1	55:B9:34:GLN:CG	1.83	1.53
27:BA:1546:C:O3'	27:BA:1547:C:P	1.13	1.53
27:BA:2225:A:H4'	27:BA:2226:C:C5'	1.33	1.53
27:BA:2712:U:O3'	27:BA:712(A):A:P	1.16	1.53
33:BI:95:SER:CB	33:BI:98:ILE:HD12	1.09	1.53
45:BU:49:ASP:CA	45:BU:52:ASN:ND2	1.69	1.53
27:BA:2813:A:H2'	27:BA:2814:C:C6	1.41	1.53
42:BY:55:PHE:CZ	42:BY:89:ARG:CZ	1.88	1.52
27:BA:16:G:H4'	51:B5:18:MET:SD	1.45	1.52
27:BA:2785:C:H4'	29:BE:99:VAL:CA	1.31	1.52
33:BI:95:SER:CB	33:BI:98:ILE:CD1	1.85	1.52
34:BN:52:GLN:HA	34:BN:55:GLU:CD	1.23	1.52
35:BO:99:PHE:CE2	39:BT:24:LYS:CE	1.90	1.52
27:BA:2254:C:C2'	27:BA:2255:G:H5'	1.38	1.52

*Continued on next page...*

*Continued from previous page...*

Atom-1	Atom-2	Interatomic distance (Å)	Clash overlap (Å)
35:BO:35:ILE:HG23	35:BO:63:VAL:CA	1.37	1.52
46:BV:50:ASP:CB	46:BV:53:LYS:HG3	1.37	1.52
48:B3:23:LEU:HA	48:B3:28:LEU:CD1	1.37	1.52
27:BA:1826:G:P	28:BD:227:VAL:HG21	1.49	1.52
32:BH:86:LEU:CA	32:BH:148:ARG:NH2	1.68	1.52
34:BN:10:VAL:HG11	34:BN:36:VAL:CG2	1.05	1.52
45:BU:99:ALA:HB2	45:BU:106:PHE:CE2	1.43	1.52
27:BA:85:G:P	42:BY:65:VAL:HG11	1.49	1.52
27:BA:104:U:H3	42:BY:17:HIS:CE1	1.26	1.52
27:BA:2580:U:C5	27:BA:2581:G:C8	1.98	1.52
28:BD:131:LEU:HD13	28:BD:171:VAL:CG2	1.40	1.52
31:BG:19:GLU:CB	31:BG:135:VAL:CG2	1.81	1.52
42:BY:63:ILE:CD1	42:BY:75:GLU:N	1.69	1.52
30:BF:81:PRO:CB	30:BF:87:ARG:HB3	1.37	1.51
35:BO:99:PHE:CE2	39:BT:24:LYS:HE2	0.98	1.51
41:BX:24:LEU:O	41:BX:26:PHE:CE1	1.63	1.51
27:BA:2066:C:C2	27:BA:2445:G:N2	1.77	1.51
28:BD:213:LYS:HG3	28:BD:215:LYS:CB	1.40	1.51
29:BE:205:THR:HG21	29:BE:259:HIS:CA	1.40	1.51
30:BF:47:GLY:CA	30:BF:92:PRO:HB2	1.29	1.51
31:BG:102:GLY:CA	31:BG:134:LEU:HD12	1.39	1.51
27:BA:2584:U:C6	27:BA:2585:U:C5	1.97	1.51
35:BO:25:LEU:CD2	35:BO:40:VAL:HG23	1.09	1.51
41:BX:4:VAL:HG22	47:B2:24:LYS:NZ	1.23	1.51
54:B8:26:LYS:CG	54:B8:45:GLY:H	1.24	1.51
27:BA:1031:G:C4'	55:B9:8:LYS:HZ3	1.23	1.50
27:BA:2403:C:N4	27:BA:2415:G:C6	1.79	1.50
27:BA:2865:U:C4	27:BA:2866:U:H5	1.29	1.50
35:BO:35:ILE:HD11	35:BO:65:THR:CG2	1.41	1.50
35:BO:63:VAL:CG1	35:BO:102:VAL:HG13	1.33	1.50
27:BA:2259:G:N2	27:BA:2282:G:C5	1.79	1.50
27:BA:2584:U:C6	27:BA:2585:U:C6	1.95	1.50
27:BA:2657:A:N7	27:BA:2658:C:C5	1.78	1.50
27:BA:2437:U:H5'	27:BA:2598:A:C2	1.47	1.50
28:BD:135:PRO:CG	28:BD:138:THR:HG21	1.39	1.50
27:BA:2785:C:C1'	29:BE:100:TRP:CD1	1.94	1.50
30:BF:22:PHE:CZ	30:BF:115:LEU:HB3	1.45	1.50
30:BF:91:PRO:HB2	30:BF:92:PRO:CD	1.31	1.50
46:BV:94:LYS:C	46:BV:95:ILE:CD1	1.76	1.50
48:B3:40:THR:CG2	48:B3:43:ILE:CD1	1.85	1.50
27:BA:1364:G:C2'	50:B4:3:LYS:HZ2	1.25	1.49

*Continued on next page...*

*Continued from previous page...*

Atom-1	Atom-2	Interatomic distance (Å)	Clash overlap (Å)
27:BA:2018:G:N2	45:BU:34:ASN:ND2	1.60	1.49
40:BW:20:VAL:CG1	40:BW:47:VAL:HG21	1.40	1.49
45:BU:13:ARG:HH11	45:BU:13:ARG:CB	0.86	1.49
27:BA:2718:G:H2'	27:BA:2719:G:C8	1.43	1.49
28:BD:146:LYS:CD	28:BD:147:PRO:HD2	1.39	1.49
30:BF:36:ARG:CA	30:BF:39:GLN:HE22	1.24	1.49
45:BU:99:ALA:HB2	45:BU:106:PHE:CZ	1.46	1.49
27:BA:1263:U:H4'	51:B5:16:ARG:CZ	1.42	1.49
27:BA:2225:A:C5'	27:BA:2226:C:H5'	1.39	1.49
27:BA:2850:A:C2	44:BR:61:HIS:CE1	2.00	1.49
28:BD:73:ILE:CG2	28:BD:95:TYR:CD2	1.89	1.49
29:BE:39:GLN:NE2	29:BE:174:LEU:HD11	1.22	1.49
29:BE:74:GLU:HA	29:BE:293:TYR:CD2	1.46	1.49
31:BG:28:GLY:CA	31:BG:69:ILE:HD13	1.38	1.49
27:BA:2353:G:H1	27:BA:2364:C:N4	1.03	1.49
40:BW:32:ALA:CB	40:BW:35:ILE:HD12	1.39	1.49
27:BA:593:G:H1'	54:B8:3:LYS:NZ	1.19	1.49
27:BA:2197:U:C6	27:BA:2224:G:N2	1.69	1.49
27:BA:2826:A:C6	27:BA:2827:C:C5	2.01	1.49
34:BN:25:GLN:HA	34:BN:28:GLU:CG	1.41	1.49
27:BA:2316:C:H5'	31:BG:142:ALA:CB	1.35	1.48
34:BN:15:ARG:HB3	34:BN:43:ARG:CG	1.03	1.48
37:BQ:85:ILE:HG22	37:BQ:122:PHE:CB	1.39	1.48
1:AA:1224:G:N2	1:AA:1362:C:C2	1.69	1.48
27:BA:1782:C:C2	27:BA:2609:U:C6	1.99	1.48
37:BQ:49:VAL:CG2	37:BQ:121:ASP:H	1.26	1.48
27:BA:2581:G:N1	27:BA:2610:C:H6	1.08	1.48
29:BE:44:TYR:HA	29:BE:309:PRO:CD	1.39	1.48
30:BF:47:GLY:CA	30:BF:92:PRO:CG	1.88	1.48
30:BF:225:PRO:C	30:BF:231:ARG:HG3	1.12	1.48
34:BN:12:VAL:C	34:BN:38:VAL:HG13	1.30	1.48
42:BY:73:HIS:CA	42:BY:91:LEU:CD1	1.91	1.48
4:AX:121:G:N2	25:AY:191:ARG:CA	1.76	1.48
27:BA:2653:U:C2	27:BA:2654:A:N6	1.82	1.48
34:BN:27:ALA:CA	34:BN:30:ALA:HB3	1.38	1.48
45:BU:74:MET:CE	45:BU:78:THR:HG21	1.00	1.48
48:B3:31:LEU:CD2	48:B3:32:GLN:H	1.26	1.48
27:BA:2597:G:H2'	27:BA:2598:A:C8	1.47	1.47
40:BW:20:VAL:HG11	40:BW:47:VAL:CG2	1.41	1.47
42:BY:78:THR:HG22	42:BY:88:PRO:CA	1.44	1.47
48:B3:20:LYS:C	48:B3:23:LEU:HG	1.31	1.47

*Continued on next page...*

*Continued from previous page...*

Atom-1	Atom-2	Interatomic distance (Å)	Clash overlap (Å)
54:B8:16:ILE:HG13	54:B8:22:VAL:CG2	1.43	1.47
27:BA:2286:A:H5'	27:BA:2287:A:C4'	1.38	1.47
27:BA:2432:A:C2	27:BA:2433:A:C6	2.03	1.47
27:BA:2450:A:H5''	27:BA:2497:A:N6	1.24	1.47
29:BE:39:GLN:CD	29:BE:174:LEU:HD11	1.33	1.47
29:BE:210:THR:HA	29:BE:216:ARG:NH2	1.30	1.47
51:B5:12:SER:HB3	51:B5:15:LYS:NZ	1.22	1.47
1:AA:1313:U:H5	22:AS:4:SER:CB	1.00	1.47
27:BA:2410:G:H2'	27:BA:2411:A:C8	1.47	1.47
45:BU:14:HIS:CE1	45:BU:36:PHE:CZ	2.00	1.47
29:BE:79:ARG:HH12	29:BE:104:PHE:C	1.02	1.47
29:BE:79:ARG:O	29:BE:187:HIS:CE1	1.67	1.47
36:BP:144:ASP:C	36:BP:145:LEU:HD12	1.27	1.47
54:B8:26:LYS:CD	54:B8:44:LYS:CA	1.89	1.47
27:BA:2579:C:H6	27:BA:2579:C:C5'	1.21	1.46
42:BY:71:VAL:HG22	42:BY:93:THR:CG2	1.41	1.46
55:B9:25:VAL:HB	55:B9:34:GLN:CB	1.03	1.46
28:BD:74:PRO:CG	28:BD:96:ALA:HB2	1.42	1.46
28:BD:175:LEU:CG	28:BD:179:GLU:C	1.81	1.46
33:BI:103:GLN:HE21	33:BI:110:LEU:N	1.11	1.46
37:BQ:89:PRO:O	37:BQ:90:PHE:CD1	1.66	1.46
46:BV:50:ASP:HB2	46:BV:53:LYS:CG	1.43	1.46
47:B2:55:ARG:CA	47:B2:58:THR:OG1	1.63	1.46
53:B7:30:ILE:CA	53:B7:33:ARG:HD2	1.45	1.46
27:BA:2470:G:C2	27:BA:2471:C:C4	2.01	1.46
27:BA:2740:A:C2'	27:BA:2741:A:H8	1.25	1.46
34:BN:45:VAL:O	34:BN:46:ILE:CG1	1.63	1.46
43:BZ:68:ALA:O	43:BZ:69:VAL:CG2	1.64	1.46
29:BE:205:THR:CG2	29:BE:259:HIS:CA	1.94	1.46
38:BS:23:ARG:NH2	38:BS:35:VAL:HG21	1.18	1.46
44:BR:38:VAL:CG1	44:BR:39:PRO:CD	1.84	1.46
27:BA:2258:C:C5	27:BA:2426:A:O4'	1.65	1.46
29:BE:72:VAL:C	29:BE:73:ILE:HD13	1.19	1.45
50:B4:46:GLU:O	50:B4:47:GLU:CG	1.65	1.45
27:BA:2638:G:N2	27:BA:2778:A:H62	1.08	1.45
27:BA:2531:A:H2'	27:BA:2532:G:C5'	1.46	1.45
28:BD:158:GLY:HA2	28:BD:194:VAL:CG1	1.46	1.45
30:BF:52:ALA:HA	30:BF:55:ARG:NE	1.27	1.45
40:BW:82:LEU:CD2	40:BW:98:LYS:O	1.64	1.45
50:B4:7:PRO:HD2	50:B4:56:VAL:CG2	1.44	1.45
27:BA:2316:C:H4'	31:BG:151:ILE:CD1	1.00	1.45

*Continued on next page...*

*Continued from previous page...*

Atom-1	Atom-2	Interatomic distance (Å)	Clash overlap (Å)
27:BA:2698:U:O2	27:BA:2699:C:C6	1.69	1.45
28:BD:80:ILE:CD1	28:BD:80:ILE:O	1.65	1.45
54:B8:26:LYS:HG3	54:B8:45:GLY:N	1.27	1.45
1:AA:1319:A:H4'	22:AS:70:LYS:NZ	1.26	1.44
27:BA:1080:C:C4'	56:BK:126:LYS:O	1.64	1.44
36:BP:65:ASP:HB3	36:BP:109:LEU:CB	1.46	1.44
36:BP:94:ARG:HD3	36:BP:120:LEU:CD2	1.40	1.44
27:BA:2416:C:OP1	36:BP:51:PHE:CE2	1.69	1.44
27:BA:2570:G:H2'	27:BA:2571:C:C6	1.52	1.44
27:BA:2626:C:H2'	27:BA:2627:G:C5'	1.46	1.44
27:BA:2652:C:C6	27:BA:2653:U:C5	2.05	1.44
31:BG:49:PRO:HB3	31:BG:72:LYS:C	1.36	1.44
35:BO:1:MET:C	35:BO:2:ILE:HD12	1.15	1.44
42:BY:41:ARG:O	42:BY:112:LEU:CB	1.64	1.44
4:AX:121:G:C2	25:AY:191:ARG:CA	2.01	1.44
27:BA:2698:U:O2	27:BA:2699:C:C5	1.70	1.44
27:BA:2808:U:C2	27:BA:2892:A:N6	1.85	1.44
29:BE:71:THR:CG2	29:BE:299:SER:CB	1.84	1.44
31:BG:19:GLU:CB	31:BG:135:VAL:HG21	1.39	1.44
33:BI:7:LYS:CD	33:BI:12:LYS:NZ	1.78	1.44
34:BN:19:MET:HA	34:BN:19:MET:CE	1.44	1.44
53:B7:21:ARG:CZ	53:B7:43:THR:HG23	1.47	1.44
34:BN:95:ARG:N	34:BN:98:PHE:HE1	1.15	1.44
43:BZ:172:LEU:HD23	43:BZ:173:PRO:CD	1.46	1.44
30:BF:3:ALA:HB3	30:BF:16:VAL:C	1.37	1.44
32:BH:166:GLU:C	32:BH:167:LEU:HD23	1.07	1.44
33:BI:68:LEU:HD21	33:BI:108:LEU:CD1	0.98	1.44
34:BN:15:ARG:CD	34:BN:43:ARG:HD2	1.42	1.44
43:BZ:2:GLU:C	43:BZ:54:ILE:HG21	1.32	1.44
43:BZ:172:LEU:HD23	43:BZ:173:PRO:N	1.33	1.44
27:BA:29:U:H4'	45:BU:11:ARG:NH1	1.26	1.43
27:BA:104:U:N3	42:BY:17:HIS:HE1	1.08	1.43
27:BA:1568:G:C5'	28:BD:60:GLN:HE21	1.30	1.43
27:BA:2316:C:C4'	31:BG:151:ILE:CD1	1.95	1.43
27:BA:2406:U:O4	36:BP:55:GLN:CB	1.66	1.43
27:BA:2638:G:H21	27:BA:2778:A:N6	0.95	1.43
27:BA:2808:U:C2	27:BA:2892:A:C6	2.06	1.43
28:BD:73:ILE:CG2	28:BD:95:TYR:HD2	1.20	1.43
36:BP:94:ARG:CB	36:BP:120:LEU:CD2	1.94	1.43
53:B7:17:GLY:CA	53:B7:44:VAL:CG2	1.95	1.43
36:BP:92:ASP:CB	36:BP:118:LEU:HD13	1.48	1.43

*Continued on next page...*

*Continued from previous page...*

Atom-1	Atom-2	Interatomic distance (Å)	Clash overlap (Å)
37:BQ:16:ARG:HH11	37:BQ:16:ARG:CB	1.27	1.43
44:BR:44:LEU:HD13	44:BR:48:VAL:CG2	1.47	1.43
49:B0:65:GLY:C	49:B0:66:LYS:CD	1.86	1.43
52:B6:28:ARG:NH1	52:B6:28:ARG:HB3	1.31	1.43
27:BA:2093:G:C4	27:BA:2198:A:N6	1.83	1.43
27:BA:2579:C:C2'	27:BA:2580:U:H5'	1.48	1.43
46:BV:91:THR:C	46:BV:92:ALA:CB	1.86	1.43
27:BA:2090:G:C6	27:BA:2230:G:O6	1.70	1.43
27:BA:2306:C:N4	27:BA:2311:A:H2	1.12	1.43
27:BA:2556:C:C2'	27:BA:2557:G:H5'	0.98	1.43
45:BU:76:TYR:O	45:BU:80:ILE:CD1	1.65	1.43
48:B3:40:THR:CG2	48:B3:43:ILE:HD13	0.95	1.43
27:BA:2336:A:O2'	27:BA:2337:G:C5'	1.64	1.43
27:BA:2625:G:H3'	27:BA:2626:C:C5	1.53	1.43
46:BV:11:GLN:NE2	46:BV:22:VAL:CG2	1.74	1.43
46:BV:61:VAL:CG1	46:BV:95:ILE:HG22	1.49	1.43
27:BA:1782:C:O2	27:BA:2609:U:C6	1.69	1.42
28:BD:208:GLY:HA2	28:BD:210:LYS:NZ	1.27	1.42
31:BG:28:GLY:HA2	31:BG:69:ILE:CD1	1.46	1.42
36:BP:94:ARG:CD	36:BP:120:LEU:HD23	1.46	1.42
45:BU:8:ILE:CA	45:BU:11:ARG:HD3	1.44	1.42
46:BV:60:VAL:O	46:BV:98:ILE:CB	1.67	1.42
27:BA:2228:G:C8	27:BA:2229:C:C6	2.08	1.42
27:BA:2320:A:N6	38:BS:9:PRO:HG3	1.26	1.42
32:BH:104:LEU:HB2	32:BH:151:ARG:NH1	1.25	1.42
36:BP:76:LEU:C	36:BP:81:VAL:HG21	1.32	1.42
37:BQ:87:LYS:O	37:BQ:88:PHE:CD2	1.72	1.42
41:BX:5:ILE:CG2	41:BX:6:LYS:H	1.17	1.42
27:BA:2813:A:C2'	27:BA:2814:C:H6	1.30	1.42
33:BI:7:LYS:CG	33:BI:12:LYS:HG2	1.48	1.42
52:B6:12:MET:SD	52:B6:54:LYS:HB3	1.60	1.42
29:BE:205:THR:CG2	29:BE:259:HIS:N	1.83	1.42
30:BF:196:THR:HA	30:BF:236:THR:CG2	1.50	1.42
40:BW:19:LEU:CD2	51:B5:25:LEU:HG	1.47	1.42
46:BV:74:TYR:CD1	46:BV:86:HIS:O	1.70	1.42
27:BA:1:G:H1	27:BA:2902:C:N4	0.92	1.42
27:BA:1665:A:C3'	35:BO:66:LYS:HZ3	1.31	1.42
27:BA:2354:G:C2	49:B0:32:LYS:HE3	1.54	1.42
27:BA:2579:C:H2'	27:BA:2580:U:C5'	1.48	1.42
28:BD:77:VAL:CB	28:BD:113:MET:HA	1.31	1.42
28:BD:149:ARG:CB	28:BD:152:GLN:HE22	1.32	1.42

*Continued on next page...*



*Continued from previous page...*

Atom-1	Atom-2	Interatomic distance (Å)	Clash overlap (Å)
29:BE:211:GLN:C	29:BE:216:ARG:HD2	1.37	1.42
46:BV:39:PHE:O	46:BV:40:VAL:CG2	1.64	1.42
49:B0:45:PHE:CD1	49:B0:78:PHE:HA	1.52	1.42
27:BA:2698:U:C2	27:BA:2699:C:C5	2.06	1.41
31:BG:21:VAL:HG13	31:BG:132:VAL:CG2	1.48	1.41
35:BO:63:VAL:HG13	35:BO:102:VAL:CG1	0.96	1.41
52:B6:45:LYS:O	52:B6:46:LYS:CE	1.66	1.41
25:AY:225:SER:CA	27:BA:2553:G:O6	1.68	1.41
29:BE:74:GLU:HA	29:BE:293:TYR:CE2	1.53	1.41
52:B6:46:LYS:HA	52:B6:46:LYS:NZ	1.19	1.41
16:AM:92:HIS:CD2	16:AM:98:VAL:HG21	1.54	1.41
27:BA:2484:G:N2	27:BA:2485:G:C1'	1.83	1.41
30:BF:223:LEU:HD12	30:BF:224:ALA:N	1.08	1.41
43:BZ:6:LYS:O	43:BZ:31:SER:CB	1.66	1.41
46:BV:50:ASP:H	46:BV:53:LYS:CE	1.30	1.41
27:BA:2020:A:N7	51:B5:9:LYS:HE2	1.16	1.41
27:BA:2225:A:C5'	27:BA:2226:C:C5'	1.98	1.41
27:BA:2330:G:N2	27:BA:2331:G:H1'	1.34	1.41
27:BA:2515:C:N4	27:BA:2569:G:H1	1.10	1.41
31:BG:98:PHE:HA	31:BG:104:PHE:CD2	1.53	1.41
32:BH:104:LEU:CB	32:BH:151:ARG:NH1	1.84	1.41
37:BQ:46:VAL:CB	37:BQ:124:ALA:O	1.65	1.41
45:BU:74:MET:CE	45:BU:78:THR:CG2	1.97	1.41
49:B0:43:THR:HG21	49:B0:75:GLY:CA	1.48	1.41
31:BG:28:GLY:C	31:BG:69:ILE:CD1	1.88	1.41
34:BN:94:GLY:C	34:BN:98:PHE:HE1	1.19	1.41
27:BA:2447:G:C5	27:BA:2500:U:C5	2.07	1.40
27:BA:2652:C:C5	27:BA:2653:U:C4	2.09	1.40
28:BD:77:VAL:HB	28:BD:113:MET:CA	1.47	1.40
37:BQ:142:LYS:CG	37:BQ:143:VAL:H	1.28	1.40
42:BY:55:PHE:CE2	42:BY:89:ARG:NH1	1.89	1.40
54:B8:26:LYS:HD2	54:B8:44:LYS:CA	0.93	1.40
1:AA:1320:C:N4	22:AS:36:ARG:HG3	1.29	1.40
27:BA:2573:C:H6	27:BA:2573:C:C5'	1.32	1.40
36:BP:83:GLU:C	36:BP:92:ASP:N	1.75	1.40
43:BZ:67:LYS:NZ	43:BZ:67:LYS:HA	1.29	1.40
10:AG:12:LEU:C	10:AG:13:GLN:N	1.75	1.40
27:BA:598:G:N2	30:BF:33:LYS:NZ	1.65	1.40
27:BA:2093:G:N3	27:BA:2198:A:C6	1.90	1.40
27:BA:2210:G:O6	28:BD:148:GLY:CA	1.69	1.40
27:BA:2312:U:H5'	31:BG:53:LYS:CA	1.52	1.40

*Continued on next page...*

*Continued from previous page...*

Atom-1	Atom-2	Interatomic distance (Å)	Clash overlap (Å)
27:BA:2652:C:C5	27:BA:2653:U:C5	2.09	1.40
43:BZ:116:VAL:HG23	43:BZ:169:VAL:CG2	1.50	1.40
49:B0:67:VAL:CG1	49:B0:74:LYS:HG2	1.51	1.40
53:B7:21:ARG:NH1	53:B7:43:THR:HG23	1.08	1.40
53:B7:30:ILE:HA	53:B7:33:ARG:CG	1.48	1.40
27:BA:1665:A:H4'	35:BO:66:LYS:NZ	1.32	1.40
27:BA:2832:U:C6	27:BA:2832:U:C5'	2.04	1.40
28:BD:131:LEU:HD11	28:BD:183:ILE:CG2	1.49	1.40
37:BQ:140:TYR:HD1	37:BQ:147:VAL:CG1	1.29	1.40
27:BA:2446:G:C2	27:BA:2501:C:H5	1.39	1.40
34:BN:135:ILE:O	34:BN:139:LEU:CD1	1.69	1.40
36:BP:94:ARG:CG	36:BP:120:LEU:HD23	1.50	1.40
49:B0:45:PHE:CE1	49:B0:78:PHE:CD2	2.08	1.40
27:BA:2848:G:N2	27:BA:2849:U:H3	1.14	1.39
29:BE:45:LYS:HE3	29:BE:303:PRO:CG	1.52	1.39
37:BQ:45:GLN:NE2	37:BQ:153:PRO:HB2	1.38	1.39
50:B4:6:HIS:ND1	50:B4:56:VAL:HG23	1.34	1.39
27:BA:29:U:C4'	45:BU:11:ARG:HH12	1.33	1.39
27:BA:535:C:C4'	45:BU:53:LYS:HE2	1.51	1.39
27:BA:2013:A:OP1	40:BW:96:ILE:CG2	1.68	1.39
27:BA:2225:A:H5''	27:BA:2226:C:C5'	1.52	1.39
28:BD:92:LEU:HD11	28:BD:102:TYR:CD1	1.56	1.39
28:BD:175:LEU:HG	28:BD:179:GLU:C	1.03	1.39
43:BZ:172:LEU:CG	43:BZ:173:PRO:HD2	1.49	1.39
45:BU:92:ARG:C	45:BU:95:LEU:HG	1.42	1.39
54:B8:55:TRP:CZ3	54:B8:59:LYS:HE3	1.54	1.39
2:AV:35:A:C2	4:AX:118:C:N3	1.90	1.39
27:BA:2485:G:C2'	27:BA:2486:G:H5'	1.50	1.39
29:BE:87:GLU:C	29:BE:93:GLN:N	1.75	1.39
45:BU:59:ARG:C	45:BU:62:ILE:HG12	1.42	1.39
48:B3:31:LEU:CD2	48:B3:32:GLN:N	1.81	1.39
27:BA:2287:A:C2	27:BA:2289:G:C1'	2.03	1.39
28:BD:103:ILE:HG12	28:BD:104:ILE:CD1	0.93	1.39
29:BE:79:ARG:NH1	29:BE:104:PHE:C	1.75	1.39
30:BF:47:GLY:HA2	30:BF:92:PRO:CB	0.91	1.39
34:BN:94:GLY:C	34:BN:98:PHE:CE1	1.96	1.39
42:BY:33:GLU:OE1	42:BY:34:GLU:CG	1.70	1.39
43:BZ:163:ASP:CG	43:BZ:164:PRO:HD2	1.40	1.39
52:B6:46:LYS:HZ3	52:B6:46:LYS:CA	1.34	1.39
4:AX:121:G:N1	25:AY:191:ARG:CA	1.86	1.38
27:BA:2748:A:N7	27:BA:2749:A:C2	1.89	1.38

*Continued on next page...*

*Continued from previous page...*

Atom-1	Atom-2	Interatomic distance (Å)	Clash overlap (Å)
27:BA:2799:A:H3'	27:BA:2801:A:P	1.63	1.38
27:BA:2845:G:O2'	27:BA:2846:G:C5'	1.69	1.38
32:BH:10:ILE:CG2	32:BH:14:VAL:CG1	1.98	1.38
33:BI:102:LEU:HD12	33:BI:103:GLN:N	1.07	1.38
37:BQ:54:VAL:O	37:BQ:56:ILE:CD1	1.71	1.38
38:BS:12:ARG:HD2	38:BS:20:TYR:CZ	1.58	1.38
29:BE:76:PRO:HB2	29:BE:77:PRO:CD	1.49	1.38
30:BF:47:GLY:C	30:BF:92:PRO:CG	1.92	1.38
32:BH:86:LEU:H	32:BH:131:ILE:CG2	1.35	1.38
35:BO:63:VAL:CG1	35:BO:102:VAL:CG1	1.91	1.38
38:BS:12:ARG:NH1	38:BS:20:TYR:CE2	1.73	1.38
40:BW:30:GLU:CA	40:BW:33:ARG:HD3	1.51	1.38
27:BA:1034:G:P	55:B9:18:ARG:HH21	1.46	1.38
27:BA:1364:G:H2'	50:B4:3:LYS:NZ	1.19	1.38
27:BA:2776:A:H1'	27:BA:2778:A:C8	1.58	1.38
27:BA:2893:G:O2'	27:BA:2894:G:C1'	1.69	1.38
30:BF:81:PRO:CA	30:BF:87:ARG:HG2	1.49	1.38
31:BG:28:GLY:CA	31:BG:69:ILE:CD1	1.96	1.38
36:BP:112:GLY:C	36:BP:113:GLN:NE2	1.76	1.38
43:BZ:71:MET:HG2	43:BZ:78:PRO:CD	0.92	1.38
53:B7:21:ARG:O	53:B7:24:THR:CG2	1.72	1.38
27:BA:1546:C:C3'	27:BA:1547:C:P	2.11	1.38
36:BP:62:ALA:N	36:BP:107:LYS:CE	1.84	1.38
40:BW:90:ARG:HB2	40:BW:90:ARG:NH1	1.14	1.38
42:BY:18:GLU:C	42:BY:21:LYS:HZ2	1.26	1.38
52:B6:48:VAL:O	52:B6:50:PHE:CE1	1.76	1.38
53:B7:30:ILE:O	53:B7:33:ARG:CB	1.71	1.38
27:BA:2583:G:C2'	27:BA:2584:U:O2	1.69	1.38
27:BA:2636:U:C4'	29:BE:84:ARG:HH22	1.36	1.38
28:BD:103:ILE:CG1	28:BD:104:ILE:HD12	1.47	1.38
28:BD:208:GLY:CA	28:BD:210:LYS:NZ	1.83	1.38
36:BP:62:ALA:O	36:BP:107:LYS:CD	1.69	1.38
42:BY:101:LEU:HD11	42:BY:112:LEU:CG	1.53	1.38
54:B8:16:ILE:CG1	54:B8:22:VAL:HG22	1.51	1.38
3:AW:25:C:C3'	3:AW:26:G:C8	1.91	1.37
27:BA:2482:G:H2'	27:BA:2483:C:C5'	1.51	1.37
33:BI:103:GLN:NE2	33:BI:110:LEU:H	1.21	1.37
27:BA:94:G:N2	47:B2:42:ASN:HD22	1.22	1.37
27:BA:592:G:N3	54:B8:3:LYS:CE	1.86	1.37
27:BA:2331:G:O2'	49:B0:70:ILE:CG2	1.69	1.37
27:BA:2712:U:C2'	27:BA:712(A):A:C5'	2.01	1.37

*Continued on next page...*

*Continued from previous page...*

Atom-1	Atom-2	Interatomic distance (Å)	Clash overlap (Å)
28:BD:128:ALA:HB2	28:BD:190:THR:CA	1.53	1.37
29:BE:205:THR:HG21	29:BE:259:HIS:N	1.09	1.37
30:BF:52:ALA:CB	30:BF:55:ARG:NH2	1.85	1.37
48:B3:8:LEU:CD2	48:B3:31:LEU:CA	2.01	1.37
54:B8:26:LYS:HD2	54:B8:44:LYS:N	1.37	1.37
54:B8:60:LEU:HD11	54:B8:64:ARG:CB	1.51	1.37
27:BA:2768:C:C2'	27:BA:2769:C:H5'	1.54	1.37
43:BZ:163:ASP:CG	43:BZ:164:PRO:CD	1.92	1.37
55:B9:14:CYS:HA	55:B9:27:CYS:CB	1.52	1.37
27:BA:593:G:C1'	54:B8:3:LYS:NZ	1.73	1.37
27:BA:2580:U:C5	27:BA:2581:G:N7	1.92	1.37
27:BA:2808:U:O2	27:BA:2892:A:C6	1.77	1.37
32:BH:143:LEU:HD23	32:BH:144:ALA:N	1.33	1.37
1:AA:1313:U:C5	22:AS:4:SER:CB	1.74	1.37
27:BA:973:A:N6	46:BV:81:ARG:HG3	1.12	1.37
27:BA:2378:A:N3	38:BS:26:LEU:HD23	1.36	1.37
46:BV:42:GLY:N	46:BV:54:TYR:CZ	1.93	1.37
49:B0:46:LYS:HG3	49:B0:58:THR:CG2	1.51	1.37
1:AA:1030:C:H2'	1:AA:30(A):G:C8	1.57	1.36
27:BA:911:A:N1	37:BQ:16:ARG:HA	1.39	1.36
27:BA:2307:G:H1'	27:BA:2311:A:N6	1.40	1.36
27:BA:2616:C:C2'	27:BA:2617:C:H5'	1.56	1.36
27:BA:2316:C:C4'	31:BG:151:ILE:HD12	1.52	1.36
27:BA:2470:G:N2	27:BA:2471:C:N3	1.65	1.36
27:BA:2567:G:N3	27:BA:2568:C:C5	1.92	1.36
32:BH:120:LEU:C	32:BH:121:GLU:OE1	1.63	1.36
43:BZ:172:LEU:CD2	43:BZ:173:PRO:HD2	1.53	1.36
45:BU:61:TRP:O	45:BU:65:ILE:CG1	1.74	1.36
46:BV:62:GLU:O	46:BV:95:ILE:CG2	1.71	1.36
27:BA:535:C:C4'	45:BU:53:LYS:CE	2.01	1.36
27:BA:2267:A:H5''	27:BA:2268:A:OP1	1.20	1.36
42:BY:28:SER:HB3	42:BY:99:THR:CB	1.52	1.36
50:B4:16:TYR:O	50:B4:17:GLN:CG	1.73	1.36
27:BA:2464:C:N4	27:BA:2487:G:C6	1.94	1.36
29:BE:45:LYS:HZ1	29:BE:303:PRO:N	0.90	1.36
29:BE:233:ARG:O	29:BE:234:ARG:CG	1.71	1.36
30:BF:217:GLU:O	30:BF:218:VAL:CG2	1.73	1.36
32:BH:101:LYS:CE	32:BH:115:GLU:HB2	1.55	1.36
49:B0:36:ILE:C	49:B0:68:VAL:HG13	1.45	1.36
27:BA:1163:G:C3'	27:BA:1164:G:P	2.13	1.36
29:BE:211:GLN:O	29:BE:216:ARG:CD	1.72	1.36

*Continued on next page...*

*Continued from previous page...*

Atom-1	Atom-2	Interatomic distance (Å)	Clash overlap (Å)
34:BN:27:ALA:HA	34:BN:30:ALA:CB	0.89	1.36
36:BP:117:GLU:OE2	36:BP:136:ALA:C	1.64	1.36
38:BS:46:GLN:O	38:BS:47:LEU:CD2	1.73	1.36
52:B6:21:TYR:CZ	52:B6:43:VAL:HG23	1.60	1.36
27:BA:10:G:N2	27:BA:2629:A:C2	1.94	1.35
27:BA:1818:U:C5'	28:BD:155:ARG:HG3	1.54	1.35
27:BA:2737:G:H1	27:BA:2767:C:N4	1.22	1.35
27:BA:2785:C:H2'	27:BA:2786:U:C6	1.60	1.35
28:BD:143:ILE:O	28:BD:152:GLN:N	1.57	1.35
31:BG:49:PRO:CB	31:BG:72:LYS:O	1.71	1.35
35:BO:25:LEU:CD2	35:BO:40:VAL:CG2	2.04	1.35
46:BV:42:GLY:HA3	46:BV:54:TYR:CE2	1.60	1.35
49:B0:65:GLY:O	49:B0:66:LYS:HD2	1.20	1.35
27:BA:2195:C:OP2	27:BA:2195:C:C5	1.77	1.35
27:BA:2574:G:C5	27:BA:2575:C:C5	1.92	1.35
27:BA:2785:C:C5'	29:BE:99:VAL:HG22	1.56	1.35
27:BA:2820:A:H5''	27:BA:2820:A:N3	1.38	1.35
28:BD:156:ALA:O	28:BD:196:ASN:ND2	1.58	1.35
30:BF:59:GLU:O	30:BF:61:PHE:CD2	1.79	1.35
34:BN:106:GLY:O	34:BN:107:ASN:ND2	1.58	1.35
36:BP:66:VAL:HB	36:BP:67:ARG:CZ	1.16	1.35
46:BV:61:VAL:HG12	46:BV:95:ILE:CG2	1.52	1.35
49:B0:37:LEU:N	49:B0:68:VAL:HG13	1.39	1.35
53:B7:34:ARG:NH1	53:B7:42:LEU:HA	1.34	1.35
3:AW:1:G:N2	3:AW:2:C:H41	1.22	1.35
29:BE:70:VAL:HG11	29:BE:296:VAL:N	1.41	1.35
30:BF:238:SER:O	30:BF:241:ALA:CB	1.72	1.35
30:BF:243:VAL:HA	30:BF:246:ARG:CD	1.54	1.35
32:BH:148:ARG:NH1	32:BH:163:TYR:HA	1.42	1.35
44:BR:20:LEU:CD1	44:BR:21:TYR:CD2	2.10	1.35
47:B2:52:ALA:O	47:B2:56:ILE:CG1	1.71	1.35
16:AM:94:ARG:N	16:AM:95:GLY:N	1.72	1.35
27:BA:1151:G:H4'	45:BU:81:ASN:ND2	1.06	1.35
27:BA:2303:G:C3'	31:BG:99:ASP:OD2	1.74	1.35
27:BA:2306:C:N4	27:BA:2311:A:C2	1.88	1.35
30:BF:215:ALA:HB1	30:BF:238:SER:O	1.27	1.35
30:BF:245:GLU:N	30:BF:245:GLU:OE2	1.60	1.35
39:BT:28:THR:O	39:BT:29:THR:HG23	1.17	1.35
45:BU:98:ILE:O	45:BU:100:ALA:N	1.56	1.35
49:B0:46:LYS:CG	49:B0:58:THR:HG23	1.55	1.35
27:BA:2564:A:H2'	27:BA:2565:A:C8	1.61	1.35

*Continued on next page...*

*Continued from previous page...*

Atom-1	Atom-2	Interatomic distance (Å)	Clash overlap (Å)
29:BE:94:ARG:HB3	29:BE:95:PRO:CD	1.54	1.35
32:BH:97:LYS:O	32:BH:98:GLN:HG3	1.21	1.35
34:BN:13:ASP:N	34:BN:38:VAL:CG1	1.87	1.35
36:BP:61:ALA:C	36:BP:62:ALA:N	1.81	1.35
46:BV:40:VAL:HG12	46:BV:51:ALA:O	1.24	1.35
28:BD:183:ILE:CG2	28:BD:184:LEU:H	1.34	1.34
32:BH:15:THR:CG2	32:BH:26:LYS:HB2	1.55	1.34
34:BN:65:ASN:CB	34:BN:69:TYR:HD1	1.40	1.34
42:BY:73:HIS:HA	42:BY:91:LEU:CD1	1.52	1.34
46:BV:91:THR:C	46:BV:92:ALA:N	1.79	1.34
48:B3:20:LYS:O	48:B3:23:LEU:CG	1.75	1.34
54:B8:8:LYS:O	54:B8:10:ALA:N	1.59	1.34
54:B8:16:ILE:CG2	54:B8:21:LYS:O	1.75	1.34
55:B9:7:VAL:HG12	55:B9:34:GLN:CD	1.47	1.34
1:AA:1211:U:O3'	1:AA:1212:U:P	0.97	1.34
27:BA:2286:A:H5'	27:BA:2287:A:C5'	1.57	1.34
27:BA:2583:G:H2'	27:BA:2584:U:C2	1.61	1.34
27:BA:2717:G:N3	27:BA:2718:G:C8	1.95	1.34
34:BN:83:ILE:CG1	34:BN:84:ARG:H	1.17	1.34
37:BQ:67:ALA:O	37:BQ:71:PHE:CD1	1.78	1.34
52:B6:32:GLN:HB3	52:B6:35:LEU:CD1	1.55	1.34
3:AW:76:A:N7	27:BA:2421:G:H2'	1.39	1.34
26:BB:57:A:C1'	31:BG:13:MET:CE	2.04	1.34
27:BA:1:G:N1	27:BA:2902:C:N4	1.71	1.34
27:BA:2287:A:N6	27:BA:2344:U:C5	1.90	1.34
27:BA:2406:U:N3	36:BP:55:GLN:HB3	1.38	1.34
28:BD:175:LEU:HD21	28:BD:180:VAL:CA	1.55	1.34
29:BE:44:TYR:CE1	29:BE:308:VAL:HA	1.62	1.34
30:BF:62:GLY:HA3	30:BF:65:ARG:NH2	1.38	1.34
31:BG:21:VAL:CG1	31:BG:132:VAL:HG23	1.57	1.34
42:BY:43:ASN:ND2	42:BY:101:LEU:CD2	1.90	1.34
43:BZ:51:LEU:HD23	43:BZ:52:PHE:N	1.38	1.34
45:BU:49:ASP:HA	45:BU:52:ASN:ND2	1.02	1.34
27:BA:2251:G:H5''	37:BQ:102:ARG:NH2	1.39	1.34
27:BA:2313:C:C5'	31:BG:72:LYS:HG3	1.58	1.34
27:BA:2826:A:N6	27:BA:2827:C:C5	1.91	1.34
28:BD:118:GLY:O	28:BD:129:LEU:HD11	1.20	1.34
32:BH:104:LEU:HB2	32:BH:151:ARG:CZ	1.56	1.34
34:BN:134:GLU:O	34:BN:138:THR:CG2	1.74	1.34
37:BQ:67:ALA:CB	37:BQ:70:ARG:NH1	1.88	1.34
40:BW:76:VAL:HG23	40:BW:102:HIS:O	1.20	1.34

*Continued on next page...*

*Continued from previous page...*

Atom-1	Atom-2	Interatomic distance (Å)	Clash overlap (Å)
27:BA:2228:G:N7	27:BA:2229:C:C6	1.94	1.34
27:BA:2688:U:O2	27:BA:2719:G:C2	1.80	1.34
36:BP:52:LYS:HD3	36:BP:53:ARG:NH1	1.42	1.34
47:B2:7:GLU:CD	47:B2:8:ILE:HG13	1.47	1.34
54:B8:58:MET:SD	54:B8:61:MET:HG3	1.67	1.34
2:AV:35:A:H2	4:AX:118:C:O2	1.04	1.33
27:BA:2592:G:N7	27:BA:2593:U:C5	1.95	1.33
27:BA:2768:C:C4	27:BA:2769:C:H5	1.45	1.33
28:BD:128:ALA:CB	28:BD:190:THR:CB	2.03	1.33
30:BF:81:PRO:HB3	30:BF:87:ARG:CB	1.56	1.33
32:BH:166:GLU:O	32:BH:167:LEU:CD2	1.76	1.33
41:BX:4:VAL:CG2	47:B2:24:LYS:NZ	1.89	1.33
42:BY:45:GLY:CA	42:BY:62:VAL:CG1	1.98	1.33
42:BY:73:HIS:HA	42:BY:91:LEU:CG	1.57	1.33
17:AN:24:CYS:CB	17:AN:40:CYS:H	1.40	1.33
27:BA:1665:A:O3'	35:BO:66:LYS:CE	1.75	1.33
27:BA:1675:C:N3	29:BE:225:LYS:HG2	1.40	1.33
27:BA:2353:G:N2	27:BA:2364:C:N3	1.70	1.33
27:BA:2556:C:C2'	27:BA:2557:G:C5'	1.94	1.33
32:BH:166:GLU:C	32:BH:167:LEU:CD2	1.94	1.33
38:BS:35:VAL:HA	38:BS:103:ASP:CB	1.42	1.33
42:BY:30:ASP:OD2	42:BY:31:LEU:HD21	1.19	1.33
53:B7:30:ILE:HD13	53:B7:33:ARG:CD	1.58	1.33
27:BA:2197:U:C5	27:BA:2224:G:C2	2.15	1.33
27:BA:2259:G:C2	27:BA:2282:G:C6	2.15	1.33
27:BA:2446:G:C2	27:BA:2501:C:C5	2.16	1.33
27:BA:2447:G:C4	27:BA:2500:U:H5	1.45	1.33
30:BF:36:ARG:HA	30:BF:39:GLN:NE2	1.40	1.33
30:BF:48:SER:N	30:BF:92:PRO:CG	1.92	1.33
35:BO:35:ILE:HG23	35:BO:63:VAL:N	1.37	1.33
35:BO:77:ILE:HD11	35:BO:79:PHE:CE2	1.63	1.33
36:BP:114:VAL:O	36:BP:115:ARG:CG	1.75	1.33
45:BU:92:ARG:O	45:BU:95:LEU:CG	1.76	1.33
53:B7:34:ARG:CD	53:B7:42:LEU:CD2	2.06	1.33
1:AA:958:A:C2	22:AS:55:LYS:HB2	1.62	1.33
3:AW:76:A:N3	27:BA:2422:A:N6	1.76	1.33
27:BA:1031:G:H4'	55:B9:8:LYS:NZ	1.41	1.33
27:BA:2689:U:H5'	27:BA:2690:C:C5'	1.57	1.33
27:BA:2785:C:H2'	27:BA:2786:U:C5	1.64	1.33
30:BF:5:ILE:HB	30:BF:14:GLY:O	1.23	1.33
43:BZ:126:GLY:O	43:BZ:129:ARG:HB2	1.18	1.33

*Continued on next page...*

*Continued from previous page...*

Atom-1	Atom-2	Interatomic distance (Å)	Clash overlap (Å)
50:B4:21:VAL:CG1	50:B4:22:MET:H	1.38	1.33
27:BA:30:G:OP1	45:BU:8:ILE:CD1	1.74	1.33
27:BA:1059:G:N2	56:BK:131:THR:HG23	1.02	1.33
28:BD:135:PRO:HG2	28:BD:138:THR:CG2	1.55	1.33
27:BA:85:G:O5'	42:BY:65:VAL:CG1	1.75	1.32
27:BA:535:C:O2'	45:BU:53:LYS:CG	1.77	1.32
27:BA:598:G:H21	30:BF:33:LYS:NZ	0.84	1.32
27:BA:1156:A:OP1	45:BU:55:ARG:CZ	1.77	1.32
27:BA:1568:G:C4'	28:BD:60:GLN:HE21	1.40	1.32
29:BE:107:GLU:HB3	29:BE:110:ARG:NE	1.35	1.32
29:BE:180:ILE:CA	29:BE:183:ASP:OD2	1.74	1.32
30:BF:52:ALA:HB2	30:BF:55:ARG:NH2	1.00	1.32
30:BF:59:GLU:HB2	30:BF:61:PHE:CE2	1.65	1.32
35:BO:7:ARG:CD	35:BO:44:LYS:HE3	1.58	1.32
36:BP:114:VAL:HG23	36:BP:132:LYS:CB	1.57	1.32
37:BQ:140:TYR:CD1	37:BQ:147:VAL:CG1	2.02	1.32
42:BY:101:LEU:O	42:BY:103:LEU:HG	1.24	1.32
43:BZ:37:LYS:O	43:BZ:41:ARG:NH1	1.59	1.32
27:BA:2552:U:H5''	27:BA:2553:G:OP2	1.29	1.32
31:BG:28:GLY:C	31:BG:69:ILE:HD13	1.42	1.32
33:BI:95:SER:CA	33:BI:98:ILE:HG13	1.58	1.32
42:BY:43:ASN:HD21	42:BY:101:LEU:CD2	1.40	1.32
45:BU:27:SER:O	45:BU:29:SER:N	1.57	1.32
46:BV:5:ILE:O	46:BV:6:GLN:HG2	1.19	1.32
49:B0:61:ALA:O	49:B0:62:LEU:CD1	1.76	1.32
16:AM:91:ARG:NH1	16:AM:103:THR:CG2	1.85	1.32
27:BA:1364:G:C2'	50:B4:3:LYS:NZ	1.83	1.32
27:BA:2645:G:H4'	27:BA:2732:G:O2'	1.21	1.32
34:BN:95:ARG:N	34:BN:98:PHE:CE1	1.96	1.32
36:BP:67:ARG:NH1	36:BP:111:ALA:O	1.62	1.32
42:BY:101:LEU:CD2	42:BY:103:LEU:CG	2.07	1.32
53:B7:21:ARG:HB3	53:B7:31:LEU:CD1	1.59	1.32
27:BA:459:U:OP1	53:B7:40:HIS:HA	1.23	1.32
27:BA:973:A:N1	46:BV:81:ARG:HD2	1.02	1.32
27:BA:1367:A:O3'	53:B7:25:LYS:NZ	1.57	1.32
27:BA:2250:G:C5'	37:BQ:102:ARG:HD3	1.59	1.32
27:BA:2584:U:C6	27:BA:2584:U:H3'	1.65	1.32
27:BA:2617:C:H2'	27:BA:2618:G:C5'	1.58	1.32
27:BA:2865:U:C4	27:BA:2866:U:C5	2.18	1.32
28:BD:65:ASP:OD1	28:BD:66:PHE:N	1.59	1.32
34:BN:106:GLY:C	34:BN:107:ASN:ND2	1.82	1.32

*Continued on next page...*



*Continued from previous page...*

Atom-1	Atom-2	Interatomic distance (Å)	Clash overlap (Å)
45:BU:7:GLY:C	45:BU:8:ILE:HD12	1.50	1.32
55:B9:7:VAL:O	55:B9:8:LYS:CE	1.76	1.32
1:AA:339:C:OP2	35:BO:97:ARG:NH2	1.63	1.32
27:BA:1078:U:OP1	56:BK:93:LYS:CE	1.77	1.32
27:BA:1826:G:OP2	28:BD:227:VAL:HG21	1.19	1.32
27:BA:2698:U:C2	27:BA:2699:C:H5	1.42	1.32
30:BF:223:LEU:CD1	30:BF:224:ALA:N	1.93	1.32
33:BI:77:VAL:CG2	33:BI:141:LEU:HD11	1.60	1.32
35:BO:66:LYS:NZ	35:BO:67:ARG:HD3	1.42	1.32
37:BQ:16:ARG:HB3	37:BQ:16:ARG:NH1	0.99	1.32
37:BQ:69:ASN:HD22	37:BQ:70:ARG:N	1.24	1.32
37:BQ:91:HIS:O	37:BQ:111:THR:HG23	1.16	1.32
44:BR:78:LYS:O	44:BR:82:GLU:HB2	1.18	1.32
46:BV:30:GLY:O	46:BV:33:VAL:HG23	1.22	1.32
48:B3:16:PRO:HB2	48:B3:19:GLN:CD	1.45	1.32
48:B3:19:GLN:O	48:B3:23:LEU:HD21	1.27	1.32
3:AW:37:YYG:C21	10:AG:83:ALA:CB	2.08	1.31
27:BA:2020:A:N7	51:B5:9:LYS:CE	1.92	1.31
27:BA:2333:A:OP2	38:BS:13:ARG:NH1	1.60	1.31
27:BA:2842:G:C2'	27:BA:2843:G:H5'	1.58	1.31
29:BE:180:ILE:HG22	29:BE:186:GLU:O	1.14	1.31
32:BH:137:LYS:HD2	32:BH:138:GLN:N	1.42	1.31
37:BQ:85:ILE:CG2	37:BQ:122:PHE:CG	2.10	1.31
46:BV:62:GLU:C	46:BV:95:ILE:HG23	1.48	1.31
27:BA:445:C:OP1	45:BU:2:PRO:N	1.60	1.31
27:BA:2397:G:C6	27:BA:2420:C:O2	1.81	1.31
27:BA:2470:G:N2	27:BA:2471:C:C4	1.90	1.31
27:BA:2584:U:C5	27:BA:2585:U:C6	2.17	1.31
27:BA:2678:C:C2	27:BA:2679:A:C8	2.18	1.31
27:BA:2709:G:C2'	27:BA:2710:C:H5'	1.57	1.31
28:BD:118:GLY:O	28:BD:129:LEU:CD1	1.78	1.31
30:BF:84:VAL:C	30:BF:85:LYS:HD2	1.51	1.31
30:BF:168:ARG:NH1	30:BF:209:GLY:O	1.62	1.31
36:BP:76:LEU:C	36:BP:81:VAL:CG2	1.96	1.31
40:BW:85:VAL:O	40:BW:86:LEU:HD23	1.20	1.31
45:BU:92:ARG:H	46:BV:10:LYS:NZ	1.25	1.31
27:BA:142(A):A:H4'	34:BN:21:ARG:NH2	1.45	1.31
27:BA:1799:G:C2	28:BD:153:LEU:CD2	2.11	1.31
27:BA:2197:U:H6	27:BA:2224:G:C2	1.30	1.31
27:BA:2574:G:H5''	27:BA:2575:C:OP2	1.19	1.31
27:BA:2717:G:C2	27:BA:2718:G:N7	1.98	1.31

*Continued on next page...*

*Continued from previous page...*

Atom-1	Atom-2	Interatomic distance (Å)	Clash overlap (Å)
27:BA:2749:A:O4'	32:BH:62:ALA:CB	1.76	1.31
27:BA:2768:C:H2'	27:BA:2769:C:C5'	1.60	1.31
30:BF:48:SER:N	30:BF:92:PRO:HG2	1.46	1.31
33:BI:95:SER:CA	33:BI:98:ILE:CG1	2.08	1.31
43:BZ:95:SER:OG	43:BZ:122:ILE:HG12	1.13	1.31
45:BU:107:LYS:O	45:BU:110:VAL:HB	1.29	1.31
46:BV:65:ARG:O	46:BV:93:ILE:HG23	1.20	1.31
51:B5:44:HIS:CA	51:B5:52:TYR:OH	1.78	1.31
54:B8:5:LYS:O	54:B8:7:HIS:N	1.61	1.31
2:AV:75:C:N3	27:BA:2252:G:N2	1.79	1.31
27:BA:459:U:OP2	53:B7:40:HIS:CD2	1.82	1.31
27:BA:684:G:OP1	53:B7:16:HIS:NE2	1.59	1.31
27:BA:963:U:H1'	27:BA:2250:G:N2	1.44	1.31
27:BA:1033:U:C6	27:BA:2750:A:H2	1.48	1.31
30:BF:47:GLY:CA	30:BF:92:PRO:HG2	1.54	1.31
30:BF:163:HIS:O	30:BF:166:ILE:CB	1.77	1.31
30:BF:168:ARG:HD2	30:BF:168:ARG:O	1.20	1.31
31:BG:81:GLU:O	31:BG:85:GLN:HG2	1.20	1.31
36:BP:66:VAL:CB	36:BP:67:ARG:CZ	2.01	1.31
43:BZ:34:LEU:HD13	43:BZ:39:PHE:CZ	1.65	1.31
46:BV:4:ILE:HD11	46:BV:13:ARG:CD	1.61	1.31
54:B8:6:THR:O	54:B8:8:LYS:N	1.63	1.31
26:BB:77:U:OP1	43:BZ:80:HIS:NE2	1.60	1.31
27:BA:2023:G:H4'	27:BA:2618:G:OP1	1.20	1.31
27:BA:2485:G:O2'	27:BA:2486:G:C5'	1.77	1.31
27:BA:2488:A:H2'	27:BA:2489:G:C5'	1.59	1.31
27:BA:2555:U:C2'	27:BA:2556:C:H5'	1.60	1.31
27:BA:2647:U:O2'	27:BA:2648:C:H5'	1.20	1.31
33:BI:89:LEU:CD1	33:BI:93:ILE:HG22	1.59	1.31
39:BT:4:ARG:O	39:BT:5:GLU:CG	1.77	1.31
53:B7:30:ILE:HD11	53:B7:33:ARG:NH1	0.99	1.31
27:BA:598:G:N2	30:BF:33:LYS:HZ3	1.21	1.30
27:BA:1568:G:O5'	28:BD:60:GLN:CG	1.76	1.30
27:BA:2212:A:C2'	27:BA:2213:U:C5	2.13	1.30
27:BA:2262:U:O2'	27:BA:2263:C:H5''	1.24	1.30
27:BA:2439:A:H1'	27:BA:2587:A:OP1	1.20	1.30
29:BE:45:LYS:NZ	29:BE:303:PRO:O	1.61	1.30
38:BS:34:LEU:CD2	38:BS:102:LEU:HA	1.59	1.30
40:BW:36:LEU:HD11	40:BW:47:VAL:CG1	1.59	1.30
41:BX:3:ASP:OD2	47:B2:24:LYS:CD	1.79	1.30
45:BU:65:ILE:HG22	45:BU:76:TYR:CE2	1.65	1.30

*Continued on next page...*

*Continued from previous page...*

Atom-1	Atom-2	Interatomic distance (Å)	Clash overlap (Å)
46:BV:42:GLY:CA	46:BV:54:TYR:CZ	2.12	1.30
27:BA:1665:A:C4'	35:BO:66:LYS:NZ	1.83	1.30
27:BA:2574:G:O2'	29:BE:240:PRO:CB	1.78	1.30
27:BA:2636:U:H4'	29:BE:84:ARG:NH2	1.43	1.30
28:BD:71:ASP:OD1	28:BD:118:GLY:HA2	1.19	1.30
35:BO:110:ASP:O	35:BO:111:PHE:CG	1.83	1.30
36:BP:70:ASP:O	36:BP:74:THR:HG23	1.24	1.30
45:BU:94:VAL:C	45:BU:98:ILE:CD1	1.99	1.30
1:AA:1317:C:O2'	22:AS:10:PHE:CZ	1.79	1.30
27:BA:994:C:O2	45:BU:53:LYS:HD3	1.28	1.30
27:BA:1058:G:N2	56:BK:117:ASN:OD1	1.63	1.30
27:BA:1368:G:OP1	53:B7:25:LYS:CE	1.78	1.30
27:BA:2249:U:H3	27:BA:2253:G:P	1.53	1.30
27:BA:2468:G:O6	27:BA:2481:G:C6	1.84	1.30
27:BA:2684:U:H1'	35:BO:70:ARG:NH2	1.03	1.30
27:BA:2826:A:C5	27:BA:2827:C:C5	2.20	1.30
31:BG:59:GLY:O	31:BG:60:GLU:HG3	1.30	1.30
34:BN:38:VAL:O	34:BN:39:VAL:HG13	1.21	1.30
35:BO:1:MET:N	35:BO:32:TYR:HD2	1.26	1.30
44:BR:113:LEU:HD13	44:BR:114:VAL:N	1.45	1.30
2:AV:56:C:O2'	31:BG:56:ARG:HD3	1.29	1.30
27:BA:1818:U:O5'	28:BD:155:ARG:CG	1.79	1.30
27:BA:2051:A:C8	27:BA:2614:A:N6	1.95	1.30
27:BA:2517:C:O2'	27:BA:2518:A:H5''	1.28	1.30
27:BA:2741:A:O2'	27:BA:2742:C:C5'	1.79	1.30
28:BD:149:ARG:HB2	28:BD:152:GLN:NE2	0.99	1.30
32:BH:121:GLU:OE2	32:BH:134:GLY:HA2	1.29	1.30
35:BO:77:ILE:CD1	35:BO:78:ARG:N	1.93	1.30
27:BA:974:G:N7	46:BV:80:TYR:CE1	1.99	1.30
27:BA:2195:C:OP2	27:BA:2195:C:H5	1.07	1.30
27:BA:2226:C:C2	27:BA:2227:A:C1'	2.13	1.30
27:BA:2251:G:C5'	37:BQ:102:ARG:NH2	1.94	1.30
27:BA:2506:U:OP2	27:BA:2576:G:N2	1.64	1.30
27:BA:2657:A:C8	27:BA:2658:C:C5	2.17	1.30
29:BE:171:SER:O	29:BE:175:ASP:HB2	1.13	1.30
30:BF:164:ALA:CA	30:BF:232:LEU:HD12	1.62	1.30
32:BH:42:ILE:O	32:BH:52:THR:HG21	1.21	1.30
35:BO:77:ILE:HD13	35:BO:78:ARG:N	0.98	1.30
38:BS:27:LEU:CB	38:BS:33:ARG:NH2	1.93	1.30
41:BX:24:LEU:C	41:BX:25:GLN:OE1	1.70	1.30
27:BA:973:A:N1	46:BV:81:ARG:CD	1.91	1.29

*Continued on next page...*

*Continued from previous page...*

Atom-1	Atom-2	Interatomic distance (Å)	Clash overlap (Å)
27:BA:2333:A:N9	27:BA:2335:A:C2	2.00	1.29
27:BA:2397:G:N1	27:BA:2420:C:O2	1.62	1.29
27:BA:2578:G:N7	29:BE:237:ASN:ND2	1.78	1.29
27:BA:2689:U:C5	27:BA:2713:A:N6	1.99	1.29
27:BA:2785:C:C1'	29:BE:100:TRP:HD1	1.34	1.29
27:BA:2792:G:N2	27:BA:2804:C:C2	1.99	1.29
37:BQ:49:VAL:HG22	37:BQ:121:ASP:N	1.44	1.29
38:BS:27:LEU:HB2	38:BS:33:ARG:NH2	0.98	1.29
51:B5:33:CYS:SG	51:B5:36:CYS:CB	2.19	1.29
27:BA:2:G:N2	27:BA:2902:C:O2	1.61	1.29
27:BA:494:G:H4'	40:BW:6:ILE:CG2	1.61	1.29
27:BA:997:G:OP1	45:BU:93:LYS:HE2	1.16	1.29
27:BA:1791:A:OP1	28:BD:210:LYS:CD	1.79	1.29
30:BF:225:PRO:C	30:BF:231:ARG:CG	1.98	1.29
42:BY:28:SER:CB	42:BY:99:THR:OG1	1.80	1.29
43:BZ:69:VAL:CG1	43:BZ:81:VAL:HG22	1.63	1.29
46:BV:34:GLU:O	46:BV:35:LEU:HD23	1.23	1.29
3:AW:1:G:N2	3:AW:2:C:N4	1.77	1.29
27:BA:2385:C:N3	27:BA:2386:C:C5	2.01	1.29
28:BD:143:ILE:O	28:BD:152:GLN:HB2	1.29	1.29
29:BE:180:ILE:HG21	29:BE:187:HIS:CA	1.62	1.29
29:BE:222:ARG:HD3	29:BE:232:ARG:C	1.53	1.29
30:BF:205:ARG:HG2	30:BF:212:VAL:CG2	1.62	1.29
37:BQ:58:HIS:O	37:BQ:61:LEU:HG	1.30	1.29
44:BR:20:LEU:HD13	44:BR:21:TYR:CA	1.60	1.29
54:B8:4:MET:HA	54:B8:5:LYS:NZ	1.17	1.29
27:BA:994:C:OP2	45:BU:54:LYS:HE3	1.32	1.29
27:BA:1338:G:O2'	41:BX:13:LYS:NZ	1.64	1.29
27:BA:1568:G:H5''	28:BD:60:GLN:NE2	1.45	1.29
27:BA:1568:G:OP2	28:BD:60:GLN:CB	1.64	1.29
27:BA:2376:A:C2	38:BS:102:LEU:HD22	1.67	1.29
27:BA:2470:G:N3	27:BA:2471:C:C6	2.00	1.29
27:BA:2691:C:O2'	27:BA:2692:C:H5'	1.22	1.29
27:BA:2799:A:O2'	27:BA:2802:G:C2	1.86	1.29
28:BD:75:GLY:CA	28:BD:115:ILE:O	1.80	1.29
28:BD:139:LEU:O	28:BD:139:LEU:HD12	1.27	1.29
28:BD:175:LEU:CD1	28:BD:180:VAL:N	1.93	1.29
29:BE:39:GLN:OE1	29:BE:174:LEU:HD21	1.19	1.29
29:BE:45:LYS:NZ	29:BE:303:PRO:N	1.79	1.29
30:BF:103:ASN:HB2	30:BF:106:GLU:OE2	1.27	1.29
31:BG:27:ILE:O	31:BG:69:ILE:CG2	1.81	1.29

*Continued on next page...*

*Continued from previous page...*

Atom-1	Atom-2	Interatomic distance (Å)	Clash overlap (Å)
34:BN:12:VAL:O	34:BN:38:VAL:HG13	1.16	1.29
40:BW:85:VAL:CA	40:BW:95:ILE:HG12	1.62	1.29
53:B7:34:ARG:CD	53:B7:42:LEU:HD23	1.61	1.29
1:AA:1288:A:N1	1:AA:1371:G:H1'	1.47	1.29
16:AM:91:ARG:NH1	16:AM:103:THR:HG21	1.38	1.29
27:BA:2197:U:H6	27:BA:2224:G:N2	0.79	1.29
27:BA:2206:C:O2'	27:BA:2207:C:H5'	1.11	1.29
28:BD:198:GLY:O	28:BD:200:THR:N	1.61	1.29
29:BE:82:ALA:O	29:BE:83:LEU:HG	1.14	1.29
37:BQ:17:ARG:O	37:BQ:18:GLU:CG	1.79	1.29
43:BZ:147:ILE:O	43:BZ:168:VAL:HB	1.30	1.29
52:B6:48:VAL:O	52:B6:50:PHE:CD1	1.85	1.29
5:AB:112:VAL:C	5:AB:113:HIS:N	1.85	1.28
27:BA:1078:U:OP1	56:BK:93:LYS:HE3	1.17	1.28
27:BA:1826:G:P	28:BD:227:VAL:CG2	2.20	1.28
27:BA:2103:C:O2	27:BA:2187:G:N1	1.63	1.28
27:BA:2679:A:N3	29:BE:300:VAL:CG1	1.95	1.28
27:BA:712(A):A:H5'	27:BA:2714:G:OP2	1.30	1.28
30:BF:147:LEU:CD1	30:BF:156:LEU:CD1	2.11	1.28
30:BF:201:SER:O	30:BF:204:ALA:HB3	1.29	1.28
34:BN:45:VAL:O	34:BN:46:ILE:HG12	1.16	1.28
34:BN:95:ARG:O	34:BN:98:PHE:CD1	1.86	1.28
35:BO:99:PHE:O	35:BO:119:PRO:HG3	1.32	1.28
37:BQ:133:GLU:C	37:BQ:133:GLU:OE1	1.69	1.28
42:BY:101:LEU:HD21	42:BY:112:LEU:CD2	1.62	1.28
43:BZ:172:LEU:CD2	43:BZ:173:PRO:CD	2.05	1.28
44:BR:44:LEU:O	44:BR:48:VAL:HG23	1.31	1.28
44:BR:72:ASP:O	44:BR:76:VAL:CG2	1.81	1.28
54:B8:16:ILE:HG23	54:B8:21:LYS:O	1.14	1.28
27:BA:1205:U:O2	30:BF:232:LEU:HD11	1.25	1.28
27:BA:2498:C:O2'	27:BA:2499:C:H5''	1.34	1.28
27:BA:2653:U:O2	27:BA:2654:A:N6	1.61	1.28
28:BD:146:LYS:NZ	28:BD:184:LEU:HD11	1.46	1.28
30:BF:52:ALA:CB	30:BF:55:ARG:CZ	2.08	1.28
30:BF:147:LEU:HD12	30:BF:156:LEU:CD1	1.62	1.28
48:B3:1:MET:CE	48:B3:3:ARG:HD2	1.61	1.28
49:B0:46:LYS:HE3	49:B0:58:THR:OG1	1.21	1.28
4:AX:120:A:N1	25:AY:193:HIS:CA	1.97	1.28
27:BA:144:C:H5'	41:BX:36:GLU:CD	1.50	1.28
27:BA:1818:U:C5'	28:BD:155:ARG:CG	2.10	1.28
27:BA:2494:G:C2	27:BA:2495:G:C8	2.22	1.28

*Continued on next page...*

*Continued from previous page...*

Atom-1	Atom-2	Interatomic distance (Å)	Clash overlap (Å)
27:BA:2644:G:H8	27:BA:2644:G:O5'	1.07	1.28
30:BF:4:THR:O	30:BF:139:VAL:HG21	1.32	1.28
30:BF:112:ARG:O	30:BF:114:ALA:N	1.66	1.28
31:BG:105:SER:OG	31:BG:131:THR:HG22	1.33	1.28
32:BH:40:MET:HG2	32:BH:64:HIS:CE1	1.68	1.28
37:BQ:58:HIS:HB3	37:BQ:111:THR:O	1.28	1.28
38:BS:53:ASN:O	38:BS:55:ASP:N	1.66	1.28
40:BW:19:LEU:HD22	51:B5:25:LEU:CG	1.61	1.28
48:B3:51:ALA:O	48:B3:53:LEU:N	1.66	1.28
49:B0:24:LYS:HG2	49:B0:56:ASP:OD2	1.21	1.28
27:BA:2212:A:O2'	27:BA:2213:U:H5	1.07	1.28
27:BA:2457:U:C2'	27:BA:2458:G:H5'	1.62	1.28
27:BA:2684:U:C1'	35:BO:70:ARG:NH2	1.94	1.28
33:BI:29:PHE:O	33:BI:33:GLN:NE2	1.67	1.28
41:BX:24:LEU:C	41:BX:26:PHE:CE1	2.05	1.28
46:BV:42:GLY:HA3	46:BV:54:TYR:CZ	1.66	1.28
50:B4:30:GLU:C	50:B4:31:ILE:HD13	1.52	1.28
50:B4:68:ARG:CD	50:B4:72:LYS:HG2	1.63	1.28
27:BA:95:G:H5'	47:B2:41:GLU:OE1	1.20	1.28
27:BA:2051:A:N7	27:BA:2614:A:N6	1.77	1.28
27:BA:2491:U:O2'	27:BA:2492:U:C5'	1.81	1.28
27:BA:2587:A:O2'	27:BA:2588:G:H5'	1.30	1.28
27:BA:2642:G:O2'	27:BA:2643:G:H5'	1.19	1.28
28:BD:175:LEU:HD11	28:BD:180:VAL:N	1.49	1.28
29:BE:44:TYR:CD1	29:BE:308:VAL:HA	1.69	1.28
30:BF:84:VAL:O	30:BF:86:GLY:N	1.63	1.28
31:BG:22:VAL:O	31:BG:23:VAL:HG13	1.25	1.28
37:BQ:85:ILE:CG2	37:BQ:122:PHE:HB3	1.63	1.28
38:BS:31:LYS:HB3	38:BS:32:PRO:CD	1.62	1.28
42:BY:49:GLU:CD	42:BY:97:ARG:NH1	1.86	1.28
46:BV:94:LYS:O	46:BV:95:ILE:HD12	1.21	1.28
47:B2:2:VAL:O	47:B2:4:HIS:ND1	1.63	1.28
48:B3:31:LEU:HD23	48:B3:32:GLN:N	0.96	1.28
1:AA:1211:U:HO3'	1:AA:1212:U:P	0.79	1.27
1:AA:1221:G:H5'	22:AS:36:ARG:NH1	1.43	1.27
3:AW:25:C:C5	3:AW:26:G:C5	2.22	1.27
27:BA:451:C:O3'	30:BF:55:ARG:NH2	1.66	1.27
27:BA:2197:U:H5	27:BA:2224:G:N3	1.31	1.27
27:BA:2297:C:H2'	27:BA:2298:A:C8	1.69	1.27
27:BA:2485:G:C5'	37:BQ:144:THR:HG22	1.63	1.27
27:BA:2784:C:OP1	29:BE:95:PRO:HG2	1.35	1.27

*Continued on next page...*

*Continued from previous page...*

Atom-1	Atom-2	Interatomic distance (Å)	Clash overlap (Å)
27:BA:2869:G:C5	27:BA:2870:C:C5	2.04	1.27
37:BQ:125:TRP:O	37:BQ:126:VAL:HG23	1.22	1.27
38:BS:99:GLU:OE1	38:BS:128:ASP:CB	1.80	1.27
43:BZ:92:VAL:O	43:BZ:94:VAL:N	1.66	1.27
27:BA:2470:G:C2	27:BA:2471:C:C6	2.22	1.27
27:BA:2580:U:C6	27:BA:2581:G:H8	1.27	1.27
27:BA:2821:A:C2	27:BA:2822:G:C5	2.21	1.27
28:BD:175:LEU:CG	28:BD:179:GLU:O	1.76	1.27
30:BF:111:VAL:O	30:BF:114:ALA:HB3	1.21	1.27
32:BH:111:PRO:O	32:BH:112:VAL:CG2	1.82	1.27
54:B8:26:LYS:CD	54:B8:45:GLY:H	1.47	1.27
1:AA:953:G:O2'	16:AM:125:ARG:HA	1.22	1.27
3:AW:25:C:N4	3:AW:26:G:N1	1.79	1.27
27:BA:126:A:C6	53:B7:18:PHE:CE2	2.22	1.27
27:BA:2312:U:C5'	31:BG:53:LYS:HA	1.64	1.27
27:BA:2581:G:N1	27:BA:2610:C:C6	1.95	1.27
27:BA:2615:U:O2'	27:BA:2616:C:H5'	1.34	1.27
27:BA:2862:G:O2'	27:BA:2863:C:H6	1.08	1.27
30:BF:91:PRO:CB	30:BF:92:PRO:CD	2.02	1.27
36:BP:94:ARG:CD	36:BP:120:LEU:CD2	2.04	1.27
37:BQ:59:ASN:ND2	37:BQ:60:ALA:H	1.30	1.27
43:BZ:130:ILE:HD12	43:BZ:130:ILE:O	1.29	1.27
1:AA:1219:U:O2'	22:AS:34:TRP:HB3	1.23	1.27
26:BB:84:C:OP1	48:B3:10:LYS:NZ	1.65	1.27
27:BA:747:U:OP1	51:B5:2:ALA:HB3	1.33	1.27
27:BA:2051:A:O2'	29:BE:238:LEU:HG	1.31	1.27
27:BA:2333:A:C8	27:BA:2335:A:C2	2.22	1.27
27:BA:2740:A:C2'	27:BA:2741:A:C8	2.06	1.27
28:BD:110:LYS:HA	28:BD:110:LYS:NZ	1.48	1.27
30:BF:91:PRO:CG	30:BF:92:PRO:HD2	1.65	1.27
30:BF:151:GLN:OE1	30:BF:154:VAL:HG21	1.23	1.27
44:BR:72:ASP:O	44:BR:76:VAL:HG23	1.09	1.27
45:BU:111:ASP:O	45:BU:113:SER:N	1.65	1.27
48:B3:32:GLN:NE2	48:B3:32:GLN:O	1.62	1.27
49:B0:65:GLY:C	49:B0:66:LYS:HD2	0.89	1.27
2:AV:65:G:C3'	2:AV:66:A:P	2.20	1.27
27:BA:969:U:H4'	48:B3:14:GLY:O	1.16	1.27
27:BA:1078:U:P	56:BK:93:LYS:CG	2.22	1.27
27:BA:2453:A:O2'	27:BA:2454:G:H5'	1.29	1.27
27:BA:2558:C:O2	27:BA:2559:C:C6	1.86	1.27
27:BA:2561:A:O2'	35:BO:40:VAL:CG1	1.82	1.27

*Continued on next page...*

*Continued from previous page...*

Atom-1	Atom-2	Interatomic distance (Å)	Clash overlap (Å)
27:BA:2674:G:H2'	27:BA:2675:A:C8	1.67	1.27
27:BA:2712:U:H2'	27:BA:712(A):A:C5'	1.58	1.27
27:BA:2739:U:H2'	27:BA:2740:A:C5'	1.63	1.27
28:BD:71:ASP:OD1	28:BD:118:GLY:CA	1.83	1.27
35:BO:1:MET:C	35:BO:2:ILE:CD1	2.02	1.27
37:BQ:34:GLY:HA2	37:BQ:74:ASN:O	1.28	1.27
52:B6:38:LYS:O	52:B6:50:PHE:HB2	1.10	1.27
27:BA:557:U:C5'	34:BN:92:GLN:HE21	1.48	1.26
27:BA:2225:A:C4'	27:BA:2226:C:C5'	1.92	1.26
27:BA:2251:G:OP1	37:BQ:102:ARG:NE	1.65	1.26
27:BA:2286:A:C5'	27:BA:2287:A:H5'	1.64	1.26
27:BA:2320:A:C2	27:BA:2333:A:C2	2.22	1.26
27:BA:2400:G:O2'	52:B6:20:PHE:HE1	1.11	1.26
27:BA:2657:A:C8	27:BA:2658:C:H5	1.50	1.26
29:BE:229:GLN:O	29:BE:231:TRP:N	1.68	1.26
30:BF:231:ARG:O	30:BF:232:LEU:HD23	1.09	1.26
32:BH:123:GLU:O	32:BH:130:ILE:HG23	1.18	1.26
37:BQ:143:VAL:O	37:BQ:144:THR:HG23	1.30	1.26
39:BT:4:ARG:O	39:BT:5:GLU:HG3	1.17	1.26
47:B2:30:ALA:C	47:B2:34:GLN:HG2	1.54	1.26
1:AA:1319:A:C4'	22:AS:70:LYS:HZ3	1.45	1.26
3:AW:37:YYG:C10	10:AG:83:ALA:HB1	1.66	1.26
27:BA:932:G:C5'	48:B3:29:ARG:NH2	1.97	1.26
27:BA:989:G:OP1	48:B3:31:LEU:HD12	1.30	1.26
27:BA:1637:A:H4'	27:BA:2711:A:O2'	1.29	1.26
27:BA:1826:G:OP1	28:BD:227:VAL:CG2	1.82	1.26
27:BA:2254:C:H2'	27:BA:2255:G:C5'	1.63	1.26
27:BA:2825:C:H6	27:BA:2825:C:O5'	1.14	1.26
29:BE:44:TYR:CA	29:BE:309:PRO:HG3	1.65	1.26
31:BG:71:ALA:O	31:BG:72:LYS:HD3	1.33	1.26
31:BG:93:LEU:CD1	31:BG:94:ALA:H	1.45	1.26
36:BP:114:VAL:HG21	36:BP:133:VAL:N	1.45	1.26
40:BW:32:ALA:HA	40:BW:35:ILE:CD1	1.63	1.26
42:BY:30:ASP:OD2	42:BY:31:LEU:CD2	1.84	1.26
43:BZ:2:GLU:O	43:BZ:54:ILE:HG21	1.09	1.26
45:BU:4:ALA:O	45:BU:6:THR:N	1.65	1.26
4:AX:121:G:H22	25:AY:191:ARG:CA	1.38	1.26
27:BA:2261:C:OP2	49:B0:14:ARG:CG	1.83	1.26
27:BA:2309:A:H5''	27:BA:2310:A:C8	1.69	1.26
27:BA:2422:A:N3	27:BA:2424:C:C5	2.02	1.26
29:BE:62:ARG:O	29:BE:63:GLU:CD	1.73	1.26

*Continued on next page...*



*Continued from previous page...*

Atom-1	Atom-2	Interatomic distance (Å)	Clash overlap (Å)
29:BE:74:GLU:CA	29:BE:293:TYR:CE2	2.18	1.26
29:BE:211:GLN:H	29:BE:216:ARG:CZ	1.46	1.26
30:BF:32:GLY:O	30:BF:35:VAL:HG23	1.19	1.26
31:BG:11:HIS:CD2	31:BG:15:GLU:OE2	1.88	1.26
32:BH:111:PRO:O	32:BH:112:VAL:HG23	1.26	1.26
35:BO:88:ARG:O	35:BO:90:ASP:N	1.68	1.26
36:BP:75:LEU:O	36:BP:75:LEU:HD23	1.30	1.26
36:BP:144:ASP:O	36:BP:145:LEU:HD12	1.17	1.26
16:AM:91:ARG:CZ	16:AM:103:THR:HG21	1.64	1.26
27:BA:531:C:O2	45:BU:28:ARG:NH2	1.69	1.26
27:BA:1799:G:N2	28:BD:153:LEU:CD2	1.97	1.26
27:BA:2810:A:C8	27:BA:2811:G:O4'	1.89	1.26
27:BA:2815:C:C2'	27:BA:2816:C:H5'	1.62	1.26
30:BF:163:HIS:O	30:BF:166:ILE:HB	1.15	1.26
32:BH:53:ARG:HB3	32:BH:56:ASP:OD1	1.25	1.26
40:BW:19:LEU:HD13	51:B5:25:LEU:CD2	1.64	1.26
42:BY:78:THR:CA	42:BY:89:ARG:HG3	1.65	1.26
52:B6:37:LEU:O	52:B6:38:LYS:HG3	1.35	1.26
53:B7:43:THR:C	53:B7:46:ASP:OD2	1.72	1.26
27:BA:2287:A:C2	27:BA:2289:G:H1'	1.64	1.26
27:BA:2378:A:O2'	38:BS:30:GLY:HA3	1.36	1.26
27:BA:2450:A:OP1	27:BA:2497:A:N7	1.68	1.26
27:BA:2766:G:H5''	27:BA:2767:C:OP2	1.18	1.26
28:BD:158:GLY:CA	28:BD:194:VAL:HG11	1.63	1.26
31:BG:21:VAL:CG1	31:BG:132:VAL:CG2	2.12	1.26
36:BP:77:ALA:N	36:BP:81:VAL:HG21	1.51	1.26
37:BQ:67:ALA:HB2	37:BQ:70:ARG:NH1	0.94	1.26
41:BX:38:ALA:O	41:BX:39:ASP:O	1.53	1.26
42:BY:86:GLU:O	42:BY:87:VAL:HG23	1.36	1.26
46:BV:61:VAL:HA	46:BV:98:ILE:CG1	1.66	1.26
50:B4:49:PHE:CZ	50:B4:70:GLY:O	1.87	1.26
52:B6:22:TYR:O	52:B6:23:THR:HG23	1.21	1.26
53:B7:18:PHE:N	53:B7:44:VAL:HG21	1.48	1.26
27:BA:775:G:O2'	27:BA:791:C:N4	1.67	1.25
27:BA:994:C:N3	45:BU:53:LYS:HD3	1.51	1.25
27:BA:1033:U:C6	27:BA:2750:A:C2	2.23	1.25
27:BA:2093:G:H1'	27:BA:2198:A:N1	1.48	1.25
27:BA:2865:U:C5	27:BA:2866:U:H5	1.53	1.25
28:BD:146:LYS:HD3	28:BD:147:PRO:CD	1.66	1.25
32:BH:93:TYR:CB	32:BH:106:VAL:HG22	1.66	1.25
33:BI:7:LYS:HD2	33:BI:12:LYS:NZ	0.93	1.25

*Continued on next page...*

*Continued from previous page...*

Atom-1	Atom-2	Interatomic distance (Å)	Clash overlap (Å)
34:BN:95:ARG:O	34:BN:98:PHE:HD1	0.93	1.25
38:BS:105:GLY:O	38:BS:106:LEU:HD23	1.37	1.25
44:BR:63:ARG:NH2	44:BR:77:ARG:HG2	1.47	1.25
49:B0:46:LYS:NZ	49:B0:60:PHE:O	1.69	1.25
52:B6:37:LEU:HD21	52:B6:51:ARG:CG	1.65	1.25
27:BA:637:A:H8	36:BP:111:ALA:CB	1.48	1.25
27:BA:1568:G:P	28:BD:60:GLN:HG2	1.76	1.25
27:BA:1665:A:C3'	35:BO:66:LYS:NZ	1.96	1.25
27:BA:2421:G:H5''	52:B6:4:ASP:OD1	1.12	1.25
28:BD:74:PRO:HG3	28:BD:96:ALA:CB	1.64	1.25
29:BE:45:LYS:CE	29:BE:303:PRO:HG2	1.67	1.25
30:BF:32:GLY:HA2	30:BF:35:VAL:CG2	1.67	1.25
31:BG:49:PRO:CB	31:BG:72:LYS:C	2.04	1.25
34:BN:65:ASN:CB	34:BN:69:TYR:CD1	2.16	1.25
40:BW:32:ALA:HA	40:BW:35:ILE:CG1	1.65	1.25
43:BZ:13:LYS:O	43:BZ:36:ARG:NH2	1.69	1.25
51:B5:19:ARG:O	51:B5:21:SER:N	1.68	1.25
52:B6:21:TYR:OH	52:B6:43:VAL:HG23	1.35	1.25
52:B6:37:LEU:CD2	52:B6:51:ARG:HG2	1.65	1.25
54:B8:26:LYS:CD	54:B8:44:LYS:HA	1.56	1.25
1:AA:1224:G:N2	1:AA:1362:C:O2	1.56	1.25
27:BA:458:G:C5'	53:B7:39:ARG:HD2	1.66	1.25
27:BA:2219:G:H2'	27:BA:2224:G:C5'	1.66	1.25
27:BA:2259:G:N2	27:BA:2282:G:C4	2.04	1.25
3:AW:76:A:C8	27:BA:2421:G:N3	1.87	1.25
27:BA:1799:G:N2	28:BD:153:LEU:HD21	1.51	1.25
27:BA:2313:C:H5'	31:BG:72:LYS:CG	1.64	1.25
27:BA:2320:A:N6	38:BS:9:PRO:CG	2.00	1.25
28:BD:63:ILE:CG2	28:BD:64:ILE:H	1.33	1.25
29:BE:72:VAL:O	29:BE:73:ILE:HD13	1.24	1.25
31:BG:105:SER:CB	31:BG:131:THR:HG22	1.65	1.25
33:BI:43:ASN:O	33:BI:46:ALA:N	1.68	1.25
37:BQ:94:ARG:CD	37:BQ:106:GLY:HA2	1.65	1.25
41:BX:51:GLN:O	41:BX:52:VAL:HG23	1.13	1.25
41:BX:75:GLN:HB2	41:BX:78:ALA:O	1.30	1.25
27:BA:2543:G:C5	27:BA:2544:G:C6	2.24	1.25
27:BA:2776:A:H1'	27:BA:2778:A:N7	1.51	1.25
32:BH:170:LEU:O	32:BH:170:LEU:CD1	1.85	1.25
40:BW:82:LEU:O	40:BW:84:ARG:HD2	1.34	1.25
26:BB:75:G:O2'	43:BZ:32:PHE:HD2	1.11	1.25
27:BA:2484:G:N2	27:BA:2485:G:O4'	1.69	1.25

*Continued on next page...*

*Continued from previous page...*

Atom-1	Atom-2	Interatomic distance (Å)	Clash overlap (Å)
28:BD:107:LYS:N	28:BD:194:VAL:O	1.70	1.25
30:BF:96:LYS:H	30:BF:98:ARG:NH2	1.35	1.25
30:BF:205:ARG:CG	30:BF:212:VAL:HG21	1.64	1.25
31:BG:88:LEU:O	31:BG:88:LEU:HD23	1.30	1.25
33:BI:77:VAL:CG2	33:BI:141:LEU:CD1	2.14	1.25
36:BP:66:VAL:HG23	36:BP:109:LEU:O	1.24	1.25
38:BS:109:PRO:O	38:BS:116:PHE:CE1	1.89	1.25
45:BU:88:ILE:HG21	46:BV:55:THR:OG1	1.30	1.25
49:B0:67:VAL:HG11	49:B0:74:LYS:CG	1.66	1.25
27:BA:85:G:O5'	42:BY:65:VAL:HG11	1.15	1.25
27:BA:994:C:H5	46:BV:72:ARG:NH1	1.35	1.25
27:BA:1059:G:C2	56:BK:131:THR:HG23	1.72	1.25
27:BA:1364:G:OP1	50:B4:2:GLN:O	1.53	1.25
27:BA:2303:G:O3'	31:BG:99:ASP:CG	1.74	1.25
27:BA:2306:C:N4	31:BG:53:LYS:NZ	1.83	1.25
27:BA:2717:G:H5'	27:BA:2717:G:C8	1.70	1.25
27:BA:2809:A:O4'	27:BA:2811:G:N7	1.69	1.25
27:BA:2826:A:C5	27:BA:2827:C:C6	2.23	1.25
36:BP:62:ALA:HB3	36:BP:105:TYR:O	1.30	1.25
37:BQ:72:VAL:O	37:BQ:73:GLN:HG3	1.10	1.25
37:BQ:108:SER:O	37:BQ:109:VAL:HG13	1.36	1.25
38:BS:40:ASN:HA	38:BS:114:LYS:NZ	1.51	1.25
42:BY:48:VAL:CG1	42:BY:49:GLU:H	1.46	1.25
43:BZ:62:PHE:CD2	43:BZ:87:THR:HG22	1.70	1.25
47:B2:5:VAL:CG1	47:B2:6:GLN:H	1.42	1.25
54:B8:26:LYS:CD	54:B8:45:GLY:N	1.99	1.25
54:B8:41:ILE:O	54:B8:43:GLY:N	1.69	1.25
27:BA:125:G:H5''	53:B7:19:ARG:NH1	1.49	1.24
27:BA:2571:C:O2'	29:BE:243:PRO:HD3	1.09	1.24
27:BA:2745:C:H1'	32:BH:142:GLU:CG	1.67	1.24
27:BA:2825:C:O5'	27:BA:2825:C:C6	1.91	1.24
28:BD:165:GLY:O	28:BD:172:ILE:CB	1.85	1.24
29:BE:44:TYR:HA	29:BE:309:PRO:CG	1.65	1.24
29:BE:70:VAL:CG1	29:BE:71:THR:H	1.41	1.24
34:BN:15:ARG:HB3	34:BN:43:ARG:CD	1.65	1.24
35:BO:110:ASP:O	35:BO:111:PHE:CD1	1.89	1.24
44:BR:87:TYR:CE1	44:BR:94:TYR:HB3	1.72	1.24
47:B2:52:ALA:O	47:B2:56:ILE:HG13	1.27	1.24
49:B0:37:LEU:CB	49:B0:69:PHE:CD2	2.18	1.24
53:B7:21:ARG:CZ	53:B7:43:THR:CG2	2.14	1.24
55:B9:7:VAL:O	55:B9:8:LYS:HE3	1.09	1.24

*Continued on next page...*

*Continued from previous page...*

Atom-1	Atom-2	Interatomic distance (Å)	Clash overlap (Å)
27:BA:1032:A:OP1	55:B9:8:LYS:CG	1.84	1.24
27:BA:2252:G:C2'	27:BA:2253:G:H5'	1.67	1.24
30:BF:24:THR:HB	30:BF:25:PRO:CD	1.61	1.24
32:BH:146:ASN:O	32:BH:150:VAL:HG23	1.36	1.24
41:BX:9:HIS:CE1	41:BX:27:ALA:HA	1.70	1.24
44:BR:38:VAL:CB	44:BR:39:PRO:HD2	1.65	1.24
45:BU:43:ALA:O	45:BU:45:TYR:N	1.68	1.24
45:BU:99:ALA:HB2	45:BU:106:PHE:CD2	1.72	1.24
48:B3:7:LYS:O	48:B3:54:VAL:HG21	1.26	1.24
27:BA:25:U:H4'	40:BW:79:GLY:CA	1.66	1.24
27:BA:1059:G:N2	56:BK:131:THR:CG2	1.98	1.24
27:BA:1364:G:C3'	50:B4:3:LYS:CD	2.15	1.24
27:BA:2219:G:O2'	27:BA:2224:G:C5'	1.86	1.24
30:BF:93:LYS:O	30:BF:96:LYS:CG	1.83	1.24
31:BG:27:ILE:O	31:BG:69:ILE:HG23	1.29	1.24
32:BH:86:LEU:HD13	32:BH:87:GLU:N	1.51	1.24
32:BH:168:VAL:O	32:BH:169:ARG:CG	1.85	1.24
33:BI:7:LYS:CG	33:BI:12:LYS:CG	2.11	1.24
37:BQ:17:ARG:O	37:BQ:18:GLU:HG3	1.32	1.24
37:BQ:54:VAL:O	37:BQ:56:ILE:HD13	1.11	1.24
42:BY:101:LEU:CG	42:BY:112:LEU:CD1	2.16	1.24
44:BR:79:LEU:CD2	44:BR:79:LEU:C	2.01	1.24
44:BR:89:ASP:OD1	44:BR:90:ARG:N	1.69	1.24
45:BU:13:ARG:O	45:BU:16:LYS:HB2	1.09	1.24
45:BU:14:HIS:ND1	45:BU:36:PHE:HZ	1.34	1.24
46:BV:19:VAL:HG12	46:BV:21:ARG:CZ	1.68	1.24
49:B0:39:ARG:HG2	49:B0:69:PHE:CE1	1.71	1.24
49:B0:61:ALA:HB2	49:B0:81:ILE:CD1	1.68	1.24
1:AA:975:A:C8	1:AA:1357:A:H2	1.54	1.24
27:BA:18:C:H4'	45:BU:23:GLY:O	1.31	1.24
27:BA:2296:U:C4	38:BS:16:ALA:HB2	1.71	1.24
27:BA:2307:G:C1'	27:BA:2311:A:H61	1.49	1.24
27:BA:2384:G:C5'	27:BA:2386:C:OP1	1.85	1.24
27:BA:2470:G:N3	27:BA:2471:C:C5	2.04	1.24
27:BA:2517:C:O2'	27:BA:2518:A:C5'	1.84	1.24
27:BA:2893:G:O2'	27:BA:2894:G:H1'	1.21	1.24
30:BF:52:ALA:HB2	30:BF:55:ARG:CZ	1.68	1.24
33:BI:95:SER:CA	33:BI:98:ILE:CD1	2.13	1.24
34:BN:61:VAL:HG12	34:BN:62:ASP:OD1	1.32	1.24
42:BY:28:SER:HB3	42:BY:99:THR:OG1	1.07	1.24
43:BZ:39:PHE:HA	43:BZ:43:PHE:CD2	1.70	1.24

*Continued on next page...*

*Continued from previous page...*

Atom-1	Atom-2	Interatomic distance (Å)	Clash overlap (Å)
27:BA:637:A:C8	36:BP:111:ALA:CB	2.20	1.24
27:BA:1156:A:OP1	45:BU:55:ARG:NH1	1.70	1.24
27:BA:1287:A:O4'	44:BR:104:ARG:HD2	1.08	1.24
27:BA:2246:G:O2'	27:BA:2247:A:H5'	1.32	1.24
27:BA:2364:C:H5''	49:B0:38:VAL:CG1	1.66	1.24
27:BA:2509:G:O2'	27:BA:2510:C:H5'	1.28	1.24
27:BA:2622:C:O2	27:BA:2623:G:C8	1.91	1.24
29:BE:301:PRO:O	29:BE:303:PRO:HD2	1.32	1.24
30:BF:25:PRO:O	30:BF:26:VAL:HG23	1.32	1.24
30:BF:96:LYS:CA	30:BF:98:ARG:NH1	1.99	1.24
30:BF:238:SER:O	30:BF:241:ALA:HB3	1.09	1.24
31:BG:21:VAL:HG13	31:BG:132:VAL:CB	1.65	1.24
34:BN:106:GLY:O	34:BN:107:ASN:CG	1.76	1.24
35:BO:66:LYS:HZ2	35:BO:67:ARG:CD	1.50	1.24
46:BV:33:VAL:HB	46:BV:63:HIS:CG	1.72	1.24
46:BV:59:GLU:O	46:BV:60:VAL:CG2	1.85	1.24
48:B3:19:GLN:O	48:B3:23:LEU:CD2	1.83	1.24
27:BA:2043:C:C5	27:BA:2777:G:H1'	1.73	1.23
27:BA:2215:G:H2'	27:BA:2216:G:C8	1.71	1.23
27:BA:2333:A:H1'	27:BA:2335:A:C4	1.71	1.23
27:BA:2710:C:O2'	27:BA:2711:A:H5'	1.37	1.23
27:BA:2717:G:C2	27:BA:2718:G:C5	2.27	1.23
27:BA:2847:U:C6	27:BA:2847:U:OP2	1.90	1.23
29:BE:193:PHE:CE2	29:BE:199:ALA:HB2	1.72	1.23
32:BH:129:LYS:O	32:BH:130:ILE:HD12	1.12	1.23
33:BI:7:LYS:HG3	33:BI:12:LYS:CD	1.67	1.23
34:BN:60:ARG:O	34:BN:71:TYR:HB3	1.33	1.23
35:BO:1:MET:O	35:BO:2:ILE:CD1	1.85	1.23
46:BV:35:LEU:O	46:BV:60:VAL:HG13	1.29	1.23
46:BV:61:VAL:CG2	46:BV:97:GLY:HA2	1.69	1.23
47:B2:51:LYS:O	47:B2:54:ALA:N	1.71	1.23
27:BA:138:G:C5'	41:BX:43:GLU:HG3	1.68	1.23
27:BA:825:C:H4'	27:BA:2428:G:N7	1.50	1.23
27:BA:2044:C:N3	27:BA:2624:G:N2	1.86	1.23
27:BA:2384:G:H5''	27:BA:2386:C:OP1	1.09	1.23
27:BA:2681:C:O2'	27:BA:2682:U:O5'	1.56	1.23
28:BD:78:ALA:O	28:BD:79:THR:HG23	1.31	1.23
30:BF:115:LEU:HG	30:BF:246:ARG:NH2	1.51	1.23
31:BG:24:HIS:O	31:BG:25:MET:HG2	1.11	1.23
32:BH:43:THR:CG2	32:BH:52:THR:CG2	2.14	1.23
37:BQ:88:PHE:HB2	37:BQ:90:PHE:CE1	1.72	1.23

*Continued on next page...*

*Continued from previous page...*

Atom-1	Atom-2	Interatomic distance (Å)	Clash overlap (Å)
38:BS:41:LYS:HD3	38:BS:41:LYS:C	1.57	1.23
42:BY:101:LEU:HD13	42:BY:113:GLU:CB	1.68	1.23
43:BZ:5:ALA:O	43:BZ:33:ALA:HB2	1.38	1.23
45:BU:88:ILE:CG2	46:BV:55:THR:OG1	1.86	1.23
49:B0:23:VAL:CG1	49:B0:24:LYS:H	1.49	1.23
27:BA:125:G:C5'	53:B7:19:ARG:HH11	1.51	1.23
27:BA:1140:C:C5	34:BN:49:ARG:HG3	1.73	1.23
27:BA:1598:C:H5''	41:BX:34:LYS:CG	1.67	1.23
27:BA:2309:A:C4'	27:BA:2309:A:OP2	1.81	1.23
27:BA:2320:A:H62	38:BS:9:PRO:CG	1.50	1.23
27:BA:2555:U:H2'	27:BA:2556:C:C5'	1.68	1.23
27:BA:2573:C:H5'	27:BA:2573:C:C6	1.71	1.23
27:BA:2589:A:C2'	27:BA:2590:A:H5''	1.69	1.23
27:BA:2769:C:C2'	27:BA:2770:G:O5'	1.83	1.23
30:BF:47:GLY:CA	30:BF:92:PRO:CB	1.82	1.23
31:BG:142:ALA:CB	31:BG:151:ILE:HD11	1.67	1.23
33:BI:4:ILE:HB	33:BI:37:ILE:O	1.33	1.23
37:BQ:25:GLY:O	37:BQ:26:LYS:HG2	1.34	1.23
40:BW:85:VAL:HA	40:BW:95:ILE:CG1	1.68	1.23
45:BU:103:PRO:O	45:BU:107:LYS:HG2	1.30	1.23
52:B6:2:ALA:HB2	52:B6:11:LYS:NZ	1.53	1.23
3:AW:72:C:O2'	3:AW:73:A:C5'	1.85	1.23
27:BA:826:U:C5'	27:BA:2429:G:OP2	1.86	1.23
27:BA:1783:A:C2	27:BA:2587:A:H2	1.57	1.23
27:BA:2197:U:C5	27:BA:2224:G:N3	2.05	1.23
27:BA:2226:C:O2	27:BA:2227:A:H1'	1.33	1.23
27:BA:2316:C:C5'	31:BG:142:ALA:HB1	1.67	1.23
27:BA:2508:G:O2'	27:BA:2509:G:H5'	1.36	1.23
27:BA:2509:G:C2'	27:BA:2510:C:H5'	1.67	1.23
27:BA:2684:U:H1'	35:BO:70:ARG:CZ	1.68	1.23
28:BD:208:GLY:CA	28:BD:210:LYS:HZ3	1.41	1.23
40:BW:80:PRO:O	40:BW:100:THR:OG1	1.56	1.23
41:BX:3:ASP:O	41:BX:4:VAL:HG13	1.32	1.23
45:BU:38:THR:CA	45:BU:41:ASN:OD1	1.84	1.23
2:AV:65:G:O3'	2:AV:66:A:P	0.85	1.23
27:BA:2394:C:C5	27:BA:2395:C:N4	2.06	1.23
27:BA:2756:U:O2'	27:BA:2757:A:C5'	1.86	1.23
28:BD:226:GLY:O	28:BD:227:VAL:HG12	1.10	1.23
29:BE:269:ILE:HG23	29:BE:297:LYS:NZ	1.53	1.23
31:BG:44:ILE:O	31:BG:83:PHE:CZ	1.92	1.23
38:BS:34:LEU:CG	38:BS:102:LEU:HA	1.69	1.23

*Continued on next page...*

*Continued from previous page...*

Atom-1	Atom-2	Interatomic distance (Å)	Clash overlap (Å)
43:BZ:168:VAL:O	43:BZ:169:VAL:CG2	1.87	1.23
44:BR:58:GLY:CA	44:BR:80:PHE:CE2	2.22	1.23
46:BV:5:ILE:HG23	46:BV:39:PHE:CA	1.67	1.23
46:BV:71:ILE:O	46:BV:72:ARG:HG3	1.38	1.23
49:B0:30:VAL:HG22	49:B0:63:SER:OG	1.36	1.23
50:B4:21:VAL:HG12	50:B4:22:MET:N	1.43	1.23
53:B7:17:GLY:CA	53:B7:44:VAL:HG21	1.63	1.23
53:B7:41:GLN:O	53:B7:42:LEU:HG	1.34	1.23
54:B8:23:MET:HA	54:B8:23:MET:CE	1.63	1.23
54:B8:26:LYS:CG	54:B8:45:GLY:N	1.88	1.23
3:AW:39:PSU:H4'	14:AK:54:ARG:NH2	1.54	1.22
27:BA:85:G:P	42:BY:65:VAL:CG1	2.25	1.22
27:BA:85:G:OP2	42:BY:65:VAL:HB	1.37	1.22
27:BA:837:C:O3'	27:BA:838:C:P	1.96	1.22
27:BA:1161:C:O2'	46:BV:22:VAL:HG11	1.09	1.22
27:BA:1248:G:OP1	45:BU:2:PRO:CB	1.86	1.22
27:BA:2218:G:O2'	28:BD:146:LYS:HE3	1.35	1.22
29:BE:44:TYR:CA	29:BE:309:PRO:CG	2.15	1.22
30:BF:93:LYS:O	30:BF:96:LYS:HG3	1.08	1.22
30:BF:243:VAL:CA	30:BF:246:ARG:HD2	1.67	1.22
32:BH:15:THR:HG21	32:BH:26:LYS:CB	1.68	1.22
32:BH:143:LEU:CD2	32:BH:144:ALA:H	1.52	1.22
34:BN:18:ILE:O	34:BN:22:VAL:HG23	1.36	1.22
37:BQ:65:ARG:CZ	37:BQ:122:PHE:CE2	2.22	1.22
38:BS:94:GLU:C	38:BS:94:GLU:OE1	1.76	1.22
43:BZ:69:VAL:CG2	43:BZ:81:VAL:CG1	2.18	1.22
43:BZ:96:VAL:CG1	43:BZ:97:PRO:HD2	1.69	1.22
46:BV:14:VAL:HG21	46:BV:19:VAL:CG2	1.68	1.22
46:BV:30:GLY:C	46:BV:33:VAL:CG2	2.07	1.22
54:B8:26:LYS:CD	54:B8:44:LYS:N	2.00	1.22
27:BA:125:G:H3'	53:B7:19:ARG:NH1	1.54	1.22
27:BA:826:U:H5'	27:BA:2429:G:OP2	1.32	1.22
27:BA:2378:A:C4	38:BS:26:LEU:CD2	2.23	1.22
28:BD:183:ILE:O	28:BD:184:LEU:HD23	1.06	1.22
29:BE:205:THR:HG23	29:BE:259:HIS:C	1.60	1.22
36:BP:92:ASP:HB3	36:BP:118:LEU:CD1	1.68	1.22
43:BZ:2:GLU:O	43:BZ:54:ILE:CG2	1.86	1.22
53:B7:21:ARG:NH1	53:B7:43:THR:CG2	2.03	1.22
26:BB:47:C:O3'	38:BS:107:ASN:ND2	1.68	1.22
27:BA:126:A:N7	53:B7:18:PHE:CZ	2.06	1.22
27:BA:529:A:H2	27:BA:2022:U:OP1	1.22	1.22

*Continued on next page...*

*Continued from previous page...*

Atom-1	Atom-2	Interatomic distance (Å)	Clash overlap (Å)
27:BA:2209:C:H2'	27:BA:2210:G:C3'	1.68	1.22
27:BA:2228:G:N7	27:BA:2229:C:C5	2.05	1.22
27:BA:2262:U:OP2	49:B0:14:ARG:NE	1.72	1.22
29:BE:205:THR:HG23	29:BE:259:HIS:O	1.07	1.22
30:BF:52:ALA:CA	30:BF:55:ARG:NE	2.02	1.22
38:BS:81:ALA:O	38:BS:83:LEU:N	1.72	1.22
40:BW:11:ARG:O	40:BW:12:ILE:HG13	1.39	1.22
41:BX:28:VAL:O	41:BX:62:LYS:HB3	1.37	1.22
49:B0:43:THR:CG2	49:B0:75:GLY:HA3	1.68	1.22
50:B4:59:PHE:O	50:B4:61:LYS:N	1.72	1.22
1:AA:986:A:N3	22:AS:52:TYR:OH	1.69	1.22
27:BA:337:C:OP1	42:BY:24:ARG:HB2	1.11	1.22
27:BA:850:C:C4'	48:B3:18:ASP:OD1	1.85	1.22
27:BA:994:C:O2	45:BU:53:LYS:CD	1.83	1.22
27:BA:2056:G:N2	51:B5:4:HIS:O	1.69	1.22
38:BS:76:GLY:O	38:BS:82:TYR:HB2	1.34	1.22
40:BW:8:ARG:HG3	40:BW:102:HIS:CE1	1.74	1.22
41:BX:11:THR:O	41:BX:15:MET:HG3	1.08	1.22
43:BZ:64:ALA:CB	43:BZ:85:MET:HA	1.70	1.22
45:BU:36:PHE:O	45:BU:39:LEU:HB2	1.38	1.22
45:BU:97:ASP:O	45:BU:101:ARG:HG2	1.07	1.22
46:BV:33:VAL:O	46:BV:62:GLU:HA	1.32	1.22
46:BV:71:ILE:O	46:BV:72:ARG:CG	1.87	1.22
46:BV:94:LYS:O	46:BV:95:ILE:CD1	1.82	1.22
48:B3:40:THR:HG21	48:B3:43:ILE:CD1	1.58	1.22
50:B4:68:ARG:CG	50:B4:72:LYS:HG2	1.69	1.22
2:AV:7:U:O3'	2:AV:8:U:P	1.98	1.22
3:AW:25:C:C2	3:AW:26:G:C4	2.27	1.22
3:AW:76:A:C8	27:BA:2421:G:C4	2.27	1.22
27:BA:10:G:N2	27:BA:2629:A:N3	1.88	1.22
27:BA:1492:G:O4'	28:BD:97:ASP:OD1	1.55	1.22
27:BA:2793:G:C6	27:BA:2794:C:N4	2.07	1.22
30:BF:153:VAL:CG1	30:BF:157:LEU:HD21	1.69	1.22
33:BI:133:LEU:CD1	33:BI:139:ALA:HB2	1.69	1.22
38:BS:94:GLU:OE1	38:BS:94:GLU:O	1.55	1.22
42:BY:41:ARG:O	42:BY:112:LEU:HB2	1.13	1.22
42:BY:49:GLU:OE2	42:BY:97:ARG:CZ	1.87	1.22
44:BR:44:LEU:O	44:BR:48:VAL:CG2	1.87	1.22
45:BU:44:THR:CG2	46:BV:77:GLY:O	1.85	1.22
48:B3:23:LEU:O	48:B3:28:LEU:HG	1.36	1.22
52:B6:35:LEU:O	52:B6:36:GLU:CG	1.86	1.22

*Continued on next page...*



*Continued from previous page...*

Atom-1	Atom-2	Interatomic distance (Å)	Clash overlap (Å)
53:B7:34:ARG:HD2	53:B7:42:LEU:CD2	1.65	1.22
1:AA:1318:A:O2'	22:AS:37:ARG:HB3	1.36	1.21
27:BA:389:G:OP2	50:B4:24:THR:HG22	1.40	1.21
27:BA:2410:G:C4	27:BA:2411:A:N7	2.09	1.21
27:BA:2626:C:C2'	27:BA:2627:G:C5'	2.17	1.21
27:BA:2768:C:C2	27:BA:2769:C:C6	2.28	1.21
29:BE:205:THR:CG2	29:BE:259:HIS:O	1.88	1.21
30:BF:3:ALA:CB	30:BF:16:VAL:O	1.87	1.21
30:BF:230:GLY:O	30:BF:231:ARG:CG	1.88	1.21
35:BO:46:ALA:O	35:BO:47:THR:O	1.52	1.21
43:BZ:149:ALA:O	43:BZ:152:ILE:HG13	1.36	1.21
46:BV:50:ASP:OD1	46:BV:53:LYS:HE3	1.39	1.21
54:B8:23:MET:HE3	54:B8:48:PHE:CD2	1.75	1.21
1:AA:703:G:O3'	1:AA:704:A:P	1.99	1.21
27:BA:144:C:H5'	41:BX:36:GLU:OE1	1.37	1.21
27:BA:850:C:H4'	48:B3:18:ASP:CG	1.58	1.21
27:BA:1599:C:OP1	41:BX:33:SER:OG	1.57	1.21
27:BA:2023:G:C4'	27:BA:2618:G:OP1	1.87	1.21
27:BA:2353:G:N1	27:BA:2364:C:N4	1.69	1.21
27:BA:2447:G:C4	27:BA:2500:U:C5	2.27	1.21
27:BA:2674:G:H4'	35:BO:30:ARG:CG	1.71	1.21
27:BA:2734:A:N6	27:BA:2735:G:N3	1.88	1.21
30:BF:102:LEU:CD2	30:BF:106:GLU:OE1	1.87	1.21
32:BH:53:ARG:NH1	32:BH:56:ASP:HA	1.55	1.21
33:BI:75:LEU:CD1	33:BI:76:THR:H	1.54	1.21
35:BO:103:ALA:HA	35:BO:122:ILE:O	1.39	1.21
42:BY:29:ALA:O	42:BY:33:GLU:OE2	1.55	1.21
43:BZ:100:THR:HG22	43:BZ:137:ASP:OD1	1.39	1.21
43:BZ:151:ASP:HB3	43:BZ:153:LYS:NZ	1.55	1.21
45:BU:6:THR:O	45:BU:9:VAL:HG23	1.40	1.21
45:BU:92:ARG:CA	45:BU:95:LEU:CD1	1.91	1.21
45:BU:113:SER:O	45:BU:115:ASN:N	1.71	1.21
46:BV:11:GLN:NE2	46:BV:22:VAL:HG23	1.34	1.21
46:BV:57:GLN:NE2	46:BV:100:GLY:O	1.72	1.21
46:BV:91:THR:O	46:BV:92:ALA:HB2	1.32	1.21
48:B3:48:GLU:OE1	48:B3:48:GLU:N	1.70	1.21
27:BA:2373:G:O2'	27:BA:2374:C:H5'	1.36	1.21
27:BA:2620:C:O2'	27:BA:2621:A:C5'	1.87	1.21
30:BF:91:PRO:CB	30:BF:92:PRO:HD3	1.62	1.21
31:BG:97:GLN:HB2	31:BG:106:PHE:CE2	1.76	1.21
33:BI:102:LEU:CD1	33:BI:103:GLN:N	2.02	1.21

*Continued on next page...*

*Continued from previous page...*

Atom-1	Atom-2	Interatomic distance (Å)	Clash overlap (Å)
34:BN:60:ARG:O	34:BN:71:TYR:CB	1.87	1.21
34:BN:77:GLY:O	34:BN:79:PHE:N	1.74	1.21
37:BQ:57:ARG:O	37:BQ:58:HIS:O	1.57	1.21
41:BX:6:LYS:NZ	41:BX:29:ASP:HA	1.53	1.21
42:BY:43:ASN:ND2	42:BY:101:LEU:HD21	1.51	1.21
42:BY:101:LEU:CD2	42:BY:103:LEU:HD21	1.68	1.21
42:BY:103:LEU:CD2	42:BY:112:LEU:CD2	1.96	1.21
43:BZ:39:PHE:CA	43:BZ:43:PHE:CE2	2.21	1.21
1:AA:1320:C:C2	22:AS:72:GLY:HA3	1.75	1.21
27:BA:849:A:N3	48:B3:21:ALA:HB1	1.55	1.21
27:BA:2226:C:H2'	27:BA:2227:A:O4'	1.06	1.21
27:BA:2663:G:H2'	27:BA:2664:G:C8	1.75	1.21
30:BF:163:HIS:HB3	30:BF:166:ILE:HD12	1.21	1.21
35:BO:25:LEU:HG	35:BO:38:VAL:O	1.35	1.21
37:BQ:69:ASN:ND2	37:BQ:70:ARG:N	1.88	1.21
48:B3:1:MET:SD	48:B3:3:ARG:HG2	1.79	1.21
49:B0:28:GLY:N	49:B0:60:PHE:CD2	1.98	1.21
50:B4:55:ARG:O	50:B4:56:VAL:O	1.57	1.21
27:BA:600:G:C5'	30:BF:30:LEU:HD11	1.71	1.21
27:BA:826:U:H5'	27:BA:2429:G:P	1.79	1.21
28:BD:183:ILE:HG22	28:BD:184:LEU:N	1.31	1.21
31:BG:65:GLU:O	31:BG:65:GLU:OE1	1.59	1.21
36:BP:128:GLY:CA	36:BP:132:LYS:NZ	2.03	1.21
43:BZ:71:MET:HG2	43:BZ:78:PRO:CG	1.71	1.21
43:BZ:100:THR:HA	43:BZ:137:ASP:OD2	1.03	1.21
45:BU:117:ARG:HD3	45:BU:118:GLN:HG2	1.23	1.21
51:B5:18:MET:O	51:B5:21:SER:CB	1.89	1.21
53:B7:21:ARG:NH2	53:B7:43:THR:OG1	1.72	1.21
54:B8:36:LYS:HD3	54:B8:40:GLU:OE1	1.40	1.21
54:B8:52:LYS:O	54:B8:54:GLU:N	1.72	1.21
1:AA:1311:G:O6	22:AS:2:PRO:HA	1.38	1.20
2:AV:65:G:HO3'	2:AV:66:A:P	0.71	1.20
27:BA:2268:A:OP1	27:BA:2268:A:O4'	1.57	1.20
27:BA:2319:G:O5'	27:BA:2320:A:OP1	1.56	1.20
27:BA:2364:C:C5'	49:B0:38:VAL:CG1	2.17	1.20
27:BA:2519:U:OP1	27:BA:2519:U:H3'	1.35	1.20
28:BD:103:ILE:CD1	28:BD:104:ILE:HD11	1.71	1.20
28:BD:143:ILE:O	28:BD:152:GLN:CB	1.88	1.20
28:BD:167:GLU:N	28:BD:182:MET:HE1	1.56	1.20
28:BD:210:LYS:CA	28:BD:213:LYS:HD3	1.69	1.20
33:BI:103:GLN:NE2	33:BI:110:LEU:N	1.81	1.20

*Continued on next page...*

*Continued from previous page...*

Atom-1	Atom-2	Interatomic distance (Å)	Clash overlap (Å)
45:BU:65:ILE:CG2	45:BU:76:TYR:HE2	1.54	1.20
48:B3:20:LYS:HA	48:B3:23:LEU:CG	1.69	1.20
26:BB:57:A:C1'	31:BG:13:MET:SD	2.29	1.20
27:BA:25:U:H5''	40:BW:80:PRO:CD	1.72	1.20
27:BA:1614:A:N7	40:BW:88:ARG:HD2	1.54	1.20
27:BA:1809:A:N6	50:B4:3:LYS:HG2	1.53	1.20
27:BA:2219:G:C2'	27:BA:2224:G:O5'	1.88	1.20
27:BA:2303:G:C5'	31:BG:99:ASP:HB3	1.70	1.20
27:BA:2313:C:C5'	31:BG:51:ARG:HH11	1.52	1.20
27:BA:2653:U:H3'	27:BA:2654:A:C8	1.76	1.20
27:BA:2848:G:N2	27:BA:2849:U:N3	1.79	1.20
31:BG:19:GLU:CB	31:BG:135:VAL:HG22	1.57	1.20
37:BQ:36:ASN:OD1	43:BZ:116:VAL:HG12	1.38	1.20
45:BU:91:ASN:OD1	45:BU:95:LEU:HD21	1.37	1.20
46:BV:30:GLY:CA	46:BV:33:VAL:HG21	1.69	1.20
49:B0:37:LEU:CD1	49:B0:69:PHE:HB2	1.70	1.20
54:B8:50:LEU:CD2	54:B8:51:ALA:N	1.73	1.20
54:B8:60:LEU:CD1	54:B8:64:ARG:HB2	1.71	1.20
2:AV:35:A:N1	4:AX:118:C:N3	1.88	1.20
26:BB:104:A:H1'	43:BZ:24:TYR:OH	1.36	1.20
27:BA:965:C:O2'	27:BA:2272:U:C6	1.92	1.20
27:BA:998:C:H5''	45:BU:84:LYS:HZ1	1.04	1.20
27:BA:1138:G:P	34:BN:57:TYR:OH	1.99	1.20
27:BA:1566:A:C2	28:BD:212:HIS:HA	1.75	1.20
27:BA:2188:C:C4	27:BA:2189:U:O4	1.94	1.20
27:BA:2218:G:O2'	28:BD:146:LYS:CE	1.87	1.20
27:BA:2262:U:O2'	27:BA:2263:C:C5'	1.88	1.20
28:BD:92:LEU:CD1	28:BD:102:TYR:CD1	2.24	1.20
30:BF:230:GLY:O	30:BF:231:ARG:HG2	1.07	1.20
33:BI:89:LEU:CD1	33:BI:93:ILE:CG2	2.17	1.20
42:BY:31:LEU:HD13	42:BY:113:GLU:OE1	1.36	1.20
42:BY:55:PHE:CE1	42:BY:89:ARG:NH1	2.07	1.20
47:B2:55:ARG:HA	47:B2:58:THR:OG1	1.22	1.20
50:B4:51:ASP:O	50:B4:52:THR:CG2	1.88	1.20
3:AW:75:C:C2	27:BA:2395:C:H1'	1.55	1.20
16:AM:94:ARG:C	16:AM:95:GLY:N	1.93	1.20
26:BB:7:G:O2'	38:BS:37:ARG:HG3	1.41	1.20
26:BB:89(A):A:N1	37:BQ:52:LYS:NZ	1.90	1.20
28:BD:167:GLU:HB3	28:BD:170:TYR:HE1	1.07	1.20
29:BE:221:LYS:NZ	29:BE:233:ARG:HG2	1.55	1.20
32:BH:18:VAL:HG22	32:BH:23:VAL:CG2	1.69	1.20

*Continued on next page...*

*Continued from previous page...*

Atom-1	Atom-2	Interatomic distance (Å)	Clash overlap (Å)
34:BN:56:LYS:O	34:BN:59:LYS:HB2	1.37	1.20
35:BO:68:GLY:HA3	35:BO:78:ARG:NE	1.55	1.20
37:BQ:134:PHE:O	37:BQ:137:ARG:HB3	1.39	1.20
37:BQ:145:PRO:O	37:BQ:146:THR:OG1	1.59	1.20
39:BT:28:THR:O	39:BT:29:THR:CG2	1.89	1.20
44:BR:79:LEU:O	44:BR:79:LEU:HD23	1.37	1.20
46:BV:59:GLU:O	46:BV:60:VAL:HG23	1.37	1.20
46:BV:91:THR:O	46:BV:92:ALA:CB	1.84	1.20
47:B2:55:ARG:C	47:B2:58:THR:OG1	1.79	1.20
50:B4:51:ASP:O	50:B4:52:THR:HG23	1.38	1.20
27:BA:2313:C:O2'	27:BA:2314:C:H5'	1.36	1.20
27:BA:2819:G:H5''	27:BA:2821:A:N6	1.55	1.20
28:BD:63:ILE:O	28:BD:64:ILE:HG13	1.38	1.20
28:BD:158:GLY:N	28:BD:194:VAL:HG11	1.53	1.20
29:BE:77:PRO:CB	29:BE:187:HIS:H	1.55	1.20
30:BF:225:PRO:HG2	30:BF:231:ARG:NH2	1.54	1.20
32:BH:83:GLU:OE2	32:BH:84:LYS:N	1.72	1.20
32:BH:101:LYS:NZ	32:BH:115:GLU:HB2	1.53	1.20
33:BI:7:LYS:CD	33:BI:12:LYS:HZ2	1.43	1.20
36:BP:62:ALA:N	36:BP:107:LYS:HE3	0.89	1.20
40:BW:85:VAL:C	40:BW:86:LEU:HD23	1.63	1.20
41:BX:47:VAL:HG12	41:BX:69:SER:OG	1.36	1.20
42:BY:74:VAL:CG1	42:BY:77:VAL:HG23	1.70	1.20
44:BR:34:ILE:CG2	44:BR:35:THR:H	1.51	1.20
47:B2:30:ALA:O	47:B2:34:GLN:HB2	1.39	1.20
52:B6:8:ILE:N	52:B6:29:ARG:NH2	1.87	1.20
52:B6:19:GLY:CA	52:B6:42:PRO:HG3	1.70	1.20
54:B8:55:TRP:CZ3	54:B8:59:LYS:CE	2.24	1.20
27:BA:2571:C:O2'	29:BE:243:PRO:CD	1.89	1.19
30:BF:168:ARG:NH2	30:BF:209:GLY:HA2	1.55	1.19
36:BP:113:GLN:O	36:BP:114:VAL:O	1.60	1.19
37:BQ:41:THR:HG22	37:BQ:125:TRP:CZ3	1.76	1.19
43:BZ:100:THR:HA	43:BZ:137:ASP:CG	1.63	1.19
51:B5:57:VAL:CG1	51:B5:58:LEU:H	1.55	1.19
1:AA:299:G:N2	1:AA:566:G:O6	1.75	1.19
1:AA:1361:G:O3'	1:AA:361(A):C:P	1.99	1.19
3:AW:25:C:C4	3:AW:26:G:C6	2.30	1.19
27:BA:780:G:N1	28:BD:233:ASP:OD2	1.76	1.19
27:BA:2252:G:H2'	27:BA:2253:G:C5'	1.73	1.19
27:BA:2304:G:C4'	31:BG:105:SER:HB2	1.71	1.19
27:BA:2357:U:O2'	27:BA:2358:G:O5'	1.56	1.19

*Continued on next page...*

*Continued from previous page...*

Atom-1	Atom-2	Interatomic distance (Å)	Clash overlap (Å)
27:BA:2617:C:C2'	27:BA:2618:G:H5'	1.71	1.19
27:BA:2850:A:H2	44:BR:61:HIS:CE1	1.42	1.19
28:BD:111:VAL:O	28:BD:113:MET:N	1.74	1.19
32:BH:82:TYR:CE2	32:BH:137:LYS:HB3	1.75	1.19
34:BN:19:MET:CB	34:BN:46:ILE:HG12	1.69	1.19
44:BR:20:LEU:HD11	44:BR:21:TYR:CD2	1.74	1.19
45:BU:33:ARG:HB2	45:BU:33:ARG:NH1	1.57	1.19
46:BV:61:VAL:CA	46:BV:98:ILE:HD12	1.73	1.19
48:B3:32:GLN:O	48:B3:32:GLN:CD	1.81	1.19
52:B6:21:TYR:OH	52:B6:43:VAL:CG2	1.90	1.19
54:B8:23:MET:CE	54:B8:48:PHE:HA	1.70	1.19
1:AA:576:G:O3'	1:AA:577:G:P	2.01	1.19
27:BA:7:G:H5'	34:BN:6:PHE:CD2	1.60	1.19
27:BA:617:G:H4'	30:BF:219:ASN:OD1	1.38	1.19
27:BA:1012:U:O2	34:BN:21:ARG:CZ	1.91	1.19
27:BA:1364:G:P	50:B4:3:LYS:HG3	1.83	1.19
27:BA:2352:A:H2	49:B0:30:VAL:CG1	1.35	1.19
27:BA:2717:G:C2	27:BA:2718:G:C8	2.30	1.19
34:BN:12:VAL:C	34:BN:38:VAL:CG1	2.07	1.19
34:BN:77:GLY:HA2	34:BN:80:LYS:CG	1.71	1.19
41:BX:6:LYS:HB3	41:BX:27:ALA:O	1.42	1.19
45:BU:76:TYR:O	45:BU:80:ILE:HD12	1.04	1.19
52:B6:8:ILE:CA	52:B6:29:ARG:HH21	1.54	1.19
52:B6:14:SER:HB2	52:B6:51:ARG:O	1.43	1.19
52:B6:19:GLY:CA	52:B6:42:PRO:CG	2.20	1.19
1:AA:1004:A:H5''	1:AA:1025:U:C4	1.76	1.19
27:BA:445:C:H3'	45:BU:3:ARG:NH2	1.55	1.19
27:BA:557:U:H4'	34:BN:92:GLN:NE2	1.57	1.19
27:BA:2045:C:N4	27:BA:2623:G:H1	1.40	1.19
27:BA:2210:G:O6	28:BD:148:GLY:HA2	1.01	1.19
27:BA:2526:G:H2'	27:BA:2527:C:C5'	1.71	1.19
27:BA:2574:G:O2'	29:BE:240:PRO:HB3	1.04	1.19
27:BA:2700:C:H2'	27:BA:2701:C:C4'	1.71	1.19
28:BD:70:LYS:HG3	28:BD:73:ILE:CD1	1.71	1.19
28:BD:118:GLY:O	28:BD:129:LEU:CG	1.91	1.19
28:BD:167:GLU:HB2	28:BD:170:TYR:CD1	1.75	1.19
29:BE:211:GLN:N	29:BE:216:ARG:CZ	2.05	1.19
30:BF:163:HIS:HA	30:BF:166:ILE:HG13	1.24	1.19
30:BF:167:ASP:OD2	30:BF:232:LEU:HG	1.03	1.19
31:BG:38:GLU:HG2	31:BG:41:LEU:CD1	1.71	1.19
32:BH:10:ILE:HG22	32:BH:14:VAL:CB	1.70	1.19

*Continued on next page...*

*Continued from previous page...*

Atom-1	Atom-2	Interatomic distance (Å)	Clash overlap (Å)
38:BS:46:GLN:O	38:BS:47:LEU:HD23	1.02	1.19
38:BS:108:SER:O	38:BS:110:THR:N	1.74	1.19
42:BY:33:GLU:OE1	42:BY:34:GLU:HG3	1.06	1.19
43:BZ:20:ALA:C	43:BZ:34:LEU:HD21	1.52	1.19
46:BV:42:GLY:N	46:BV:54:TYR:CE1	2.03	1.19
54:B8:55:TRP:CE3	54:B8:59:LYS:HE3	1.76	1.19
26:BB:59:A:OP1	31:BG:141:VAL:CG2	1.90	1.19
27:BA:83:G:H5''	42:BY:20:HIS:ND1	1.56	1.19
27:BA:1568:G:C5'	28:BD:60:GLN:NE2	1.98	1.19
27:BA:1799:G:N2	28:BD:153:LEU:CG	2.05	1.19
27:BA:2659:G:H2'	27:BA:2661:G:OP2	1.43	1.19
27:BA:2870:C:O2	27:BA:2871:C:O4'	1.61	1.19
31:BG:145:ASP:HB3	38:BS:15:GLU:O	1.40	1.19
33:BI:77:VAL:HG21	33:BI:141:LEU:CD1	1.72	1.19
33:BI:95:SER:OG	33:BI:98:ILE:CD1	1.79	1.19
36:BP:128:GLY:CA	36:BP:132:LYS:HZ2	1.55	1.19
41:BX:9:HIS:HD1	41:BX:26:PHE:C	1.47	1.19
41:BX:12:GLU:O	41:BX:16:ASN:OD1	1.61	1.19
45:BU:97:ASP:O	45:BU:101:ARG:CG	1.90	1.19
46:BV:14:VAL:CG2	46:BV:19:VAL:HG21	1.70	1.19
46:BV:19:VAL:CB	46:BV:21:ARG:NH1	2.04	1.19
49:B0:43:THR:HG21	49:B0:75:GLY:N	1.55	1.19
3:AW:25:C:N3	3:AW:26:G:N3	1.91	1.18
3:AW:72:C:O2'	3:AW:73:A:H5'	1.38	1.18
27:BA:144:C:C5'	41:BX:36:GLU:OE1	1.90	1.18
27:BA:1129:A:C2	27:BA:2570:G:H1'	1.78	1.18
27:BA:2309:A:H5'	27:BA:2310:A:OP2	1.40	1.18
27:BA:2488:A:C2'	27:BA:2489:G:H5'	1.73	1.18
27:BA:2711:A:OP2	27:BA:2714:G:OP1	1.57	1.18
27:BA:2880:C:H42	27:BA:2881:C:N4	1.41	1.18
29:BE:256:THR:HA	29:BE:259:HIS:CE1	1.78	1.18
29:BE:268:LEU:HD23	29:BE:269:ILE:N	1.56	1.18
30:BF:217:GLU:O	30:BF:218:VAL:HG23	1.05	1.18
34:BN:19:MET:HB2	34:BN:46:ILE:CG1	1.74	1.18
37:BQ:144:THR:OG1	37:BQ:145:PRO:HD3	1.43	1.18
43:BZ:159:THR:O	43:BZ:160:LEU:HD13	1.41	1.18
44:BR:61:HIS:HA	44:BR:64:ARG:CD	1.73	1.18
54:B8:50:LEU:HD23	54:B8:51:ALA:N	0.86	1.18
27:BA:1129:A:C2	27:BA:2570:G:C1'	2.25	1.18
27:BA:1665:A:O3'	35:BO:66:LYS:HE2	1.06	1.18
27:BA:2314:C:C5'	31:BG:22:VAL:HG11	1.70	1.18

*Continued on next page...*

*Continued from previous page...*

Atom-1	Atom-2	Interatomic distance (Å)	Clash overlap (Å)
27:BA:2528:U:C5	27:BA:2530:A:C4	2.30	1.18
27:BA:2589:A:H2'	27:BA:2590:A:C5'	1.73	1.18
27:BA:2785:C:O2'	27:BA:2786:U:O5'	1.60	1.18
27:BA:2788:C:O3'	27:BA:2789:C:P	2.02	1.18
27:BA:2815:C:H5'	51:B5:29:ASN:ND2	1.57	1.18
29:BE:200:ASP:HA	29:BE:266:LYS:HD2	1.22	1.18
39:BT:12:ASP:O	39:BT:13:ILE:HG13	1.42	1.18
46:BV:61:VAL:HA	46:BV:98:ILE:CD1	1.72	1.18
48:B3:7:LYS:O	48:B3:54:VAL:CG2	1.88	1.18
48:B3:9:VAL:CG2	48:B3:54:VAL:HA	1.73	1.18
1:AA:1222:G:OP2	1:AA:1322:C:C5	1.96	1.18
27:BA:1818:U:C3'	28:BD:155:ARG:HG2	1.74	1.18
27:BA:2746:U:O2	27:BA:2759:G:N2	1.74	1.18
28:BD:103:ILE:CG1	28:BD:104:ILE:HD11	1.52	1.18
30:BF:215:ALA:CB	30:BF:238:SER:O	1.91	1.18
32:BH:86:LEU:HD13	32:BH:86:LEU:C	1.63	1.18
33:BI:92:SER:HB3	33:BI:122:ARG:NH1	1.58	1.18
34:BN:83:ILE:HG13	34:BN:84:ARG:N	1.15	1.18
36:BP:69:ILE:CG1	36:BP:70:ASP:H	1.57	1.18
37:BQ:49:VAL:CG2	37:BQ:121:ASP:N	2.01	1.18
37:BQ:69:ASN:HD22	37:BQ:69:ASN:C	1.45	1.18
37:BQ:127:ASN:HB3	37:BQ:128:PRO:CD	1.73	1.18
42:BY:64:ASN:O	42:BY:72:ILE:HG23	1.41	1.18
44:BR:33:ARG:HA	44:BR:114:VAL:O	1.42	1.18
45:BU:65:ILE:CD1	45:BU:96:ALA:HB2	1.71	1.18
46:BV:94:LYS:C	46:BV:95:ILE:HD12	0.80	1.18
27:BA:16:G:C4'	51:B5:18:MET:SD	2.32	1.18
27:BA:2013:A:P	40:BW:96:ILE:HG22	1.81	1.18
27:BA:2206:C:O2'	27:BA:2207:C:C5'	1.91	1.18
27:BA:2616:C:O2'	27:BA:2617:C:C5'	1.91	1.18
27:BA:2730:C:H4'	29:BE:265:ASN:ND2	1.59	1.18
27:BA:2776:A:H4'	27:BA:2778:A:OP1	1.44	1.18
30:BF:102:LEU:N	30:BF:107:ARG:HH21	1.41	1.18
33:BI:37:ILE:CG2	33:BI:38:GLU:H	1.55	1.18
35:BO:4:GLN:O	35:BO:21:VAL:O	1.58	1.18
40:BW:29:LEU:O	40:BW:31:GLU:N	1.76	1.18
40:BW:30:GLU:HA	40:BW:33:ARG:CD	1.72	1.18
42:BY:23:VAL:HG23	42:BY:67:LEU:HD21	1.25	1.18
42:BY:101:LEU:CD2	42:BY:103:LEU:CD2	2.20	1.18
43:BZ:69:VAL:HG21	43:BZ:81:VAL:CG1	1.73	1.18
48:B3:53:LEU:CD2	48:B3:54:VAL:HG13	1.72	1.18

*Continued on next page...*

*Continued from previous page...*

Atom-1	Atom-2	Interatomic distance (Å)	Clash overlap (Å)
52:B6:12:MET:C	52:B6:13:GLU:OE1	1.82	1.18
53:B7:7:PRO:C	53:B7:8:ASN:HD22	1.43	1.18
53:B7:21:ARG:O	53:B7:24:THR:HG23	1.43	1.18
54:B8:7:HIS:O	54:B8:10:ALA:HB3	1.40	1.18
54:B8:36:LYS:CD	54:B8:40:GLU:OE1	1.90	1.18
55:B9:7:VAL:CG1	55:B9:34:GLN:CD	2.01	1.18
1:AA:876:G:H1'	11:AH:11:THR:HG21	1.26	1.18
3:AW:25:C:C4	3:AW:26:G:C2	2.31	1.18
27:BA:1078:U:OP1	56:BK:93:LYS:CG	1.92	1.18
27:BA:2021:C:H5	45:BU:25:TRP:CZ2	1.61	1.18
27:BA:2573:C:C5'	27:BA:2573:C:C6	2.24	1.18
28:BD:92:LEU:CD1	28:BD:102:TYR:CE1	2.26	1.18
29:BE:214:VAL:HG21	29:BE:221:LYS:NZ	1.56	1.18
30:BF:219:ASN:O	30:BF:222:ASP:CB	1.90	1.18
33:BI:13:GLY:HA2	33:BI:15:LYS:CE	1.72	1.18
33:BI:48:GLU:O	33:BI:52:GLN:HG3	1.44	1.18
38:BS:99:GLU:OE1	38:BS:128:ASP:HB2	1.02	1.18
40:BW:104:THR:O	40:BW:105:VAL:CG1	1.92	1.18
41:BX:5:ILE:HG22	41:BX:6:LYS:N	1.25	1.18
41:BX:18:MET:SD	41:BX:25:GLN:N	2.15	1.18
46:BV:4:ILE:CD1	46:BV:13:ARG:HG2	1.74	1.18
48:B3:8:LEU:HD21	48:B3:31:LEU:HA	1.26	1.18
52:B6:5:GLY:O	52:B6:7:ARG:N	1.74	1.18
52:B6:19:GLY:HA2	52:B6:44:ALA:CB	1.74	1.18
52:B6:41:ASP:HB2	52:B6:46:LYS:NZ	1.55	1.18
27:BA:245:G:H5'	36:BP:55:GLN:O	1.41	1.17
27:BA:593:G:C5'	54:B8:62:LEU:HD21	1.75	1.17
27:BA:1818:U:O5'	28:BD:155:ARG:HG3	1.05	1.17
27:BA:2013:A:OP1	40:BW:96:ILE:HG22	1.01	1.17
27:BA:2302:G:C6	27:BA:2315:G:O6	1.95	1.17
27:BA:2403:C:N4	27:BA:2415:G:O6	1.63	1.17
27:BA:2544:G:H5''	27:BA:2645:G:N7	1.56	1.17
32:BH:87:GLU:HG3	32:BH:162:ARG:O	1.43	1.17
35:BO:34:ASN:O	35:BO:35:ILE:O	1.62	1.17
36:BP:117:GLU:OE2	36:BP:136:ALA:O	1.61	1.17
47:B2:5:VAL:HG12	47:B2:6:GLN:N	1.38	1.17
1:AA:247:G:OP2	20:AQ:99:SER:HB2	1.39	1.17
27:BA:1456:G:N2	27:BA:2704:C:N3	1.90	1.17
27:BA:1665:A:C2'	35:BO:66:LYS:NZ	2.08	1.17
27:BA:2255:G:C2	27:BA:2256:G:H1'	1.76	1.17
27:BA:2258:C:N4	27:BA:2426:A:H1'	1.60	1.17

*Continued on next page...*



*Continued from previous page...*

Atom-1	Atom-2	Interatomic distance (Å)	Clash overlap (Å)
27:BA:2317:C:C5'	31:BG:150:SER:HA	1.75	1.17
27:BA:2546:U:H5'	27:BA:2565:A:C2	1.79	1.17
27:BA:2583:G:H2'	27:BA:2584:U:O2	1.04	1.17
27:BA:2618:G:O2'	27:BA:2619:C:O5'	1.61	1.17
27:BA:2644:G:O5'	27:BA:2644:G:C8	1.98	1.17
27:BA:2684:U:H5'	35:BO:76:TYR:OH	1.44	1.17
27:BA:2739:U:H2'	27:BA:2740:A:H5'	1.26	1.17
27:BA:2756:U:O2'	27:BA:2757:A:H5'	1.02	1.17
27:BA:2869:G:C6	27:BA:2870:C:C5	2.19	1.17
28:BD:128:ALA:HB3	28:BD:190:THR:CG2	1.54	1.17
29:BE:44:TYR:C	29:BE:309:PRO:HG3	1.63	1.17
29:BE:72:VAL:O	29:BE:73:ILE:CD1	1.93	1.17
32:BH:129:LYS:O	32:BH:130:ILE:CD1	1.93	1.17
36:BP:76:LEU:O	36:BP:81:VAL:HG23	1.41	1.17
41:BX:4:VAL:CG2	47:B2:24:LYS:HZ2	1.47	1.17
41:BX:11:THR:O	41:BX:15:MET:CG	1.91	1.17
42:BY:103:LEU:CD1	42:BY:113:GLU:HB3	1.74	1.17
43:BZ:46:GLN:O	43:BZ:47:SER:O	1.62	1.17
43:BZ:113:VAL:HG12	43:BZ:114:ASP:H	1.04	1.17
46:BV:61:VAL:CA	46:BV:98:ILE:CD1	2.23	1.17
48:B3:20:LYS:O	48:B3:23:LEU:HG	1.01	1.17
51:B5:12:SER:CB	51:B5:15:LYS:HZ1	1.57	1.17
1:AA:1211:U:C3'	1:AA:1212:U:P	2.32	1.17
6:AC:9:GLY:CA	17:AN:49:HIS:O	1.91	1.17
27:BA:864:G:O3'	27:BA:865:C:P	2.02	1.17
27:BA:1278:A:OP1	44:BR:36:THR:OG1	1.61	1.17
27:BA:2219:G:C2'	27:BA:2224:G:C5'	2.21	1.17
27:BA:2359:C:O2'	27:BA:2360:A:O4'	1.61	1.17
27:BA:2485:G:H5''	37:BQ:144:THR:CG2	1.74	1.17
27:BA:2653:U:N3	27:BA:2654:A:N6	1.93	1.17
27:BA:2700:C:H2'	27:BA:2701:C:H4'	1.24	1.17
27:BA:2754:U:H2'	27:BA:2756:U:OP1	0.99	1.17
27:BA:2865:U:C5	27:BA:2866:U:C5	2.33	1.17
29:BE:205:THR:CG2	29:BE:259:HIS:C	2.11	1.17
32:BH:86:LEU:N	32:BH:131:ILE:CG2	2.05	1.17
32:BH:86:LEU:HA	32:BH:148:ARG:NH2	0.86	1.17
33:BI:95:SER:HA	33:BI:98:ILE:CD1	1.72	1.17
35:BO:99:PHE:HE2	39:BT:24:LYS:CE	1.33	1.17
36:BP:57:VAL:HG12	36:BP:58:GLN:N	1.51	1.17
37:BQ:20:ILE:HG13	37:BQ:21:SER:N	1.59	1.17
42:BY:41:ARG:HB2	42:BY:112:LEU:HA	1.24	1.17

*Continued on next page...*

*Continued from previous page...*

Atom-1	Atom-2	Interatomic distance (Å)	Clash overlap (Å)
42:BY:101:LEU:HD11	42:BY:112:LEU:CD1	1.74	1.17
43:BZ:19:ILE:HB	43:BZ:39:PHE:CE1	1.79	1.17
48:B3:59:VAL:O	48:B3:60:GLU:CG	1.92	1.17
49:B0:49:GLN:NE2	49:B0:73:GLY:HA3	1.39	1.17
49:B0:65:GLY:O	49:B0:66:LYS:CD	1.86	1.17
53:B7:30:ILE:CD1	53:B7:33:ARG:HD3	1.75	1.17
27:BA:564:C:OP1	46:BV:79:GLN:CG	1.91	1.17
27:BA:1214:A:H2'	27:BA:1215:G:C8	1.80	1.17
27:BA:1364:G:OP1	50:B4:3:LYS:HG3	1.40	1.17
27:BA:1751:C:O4'	27:BA:2860:A:C2	1.95	1.17
27:BA:2009:G:H1'	44:BR:107:ASP:O	1.45	1.17
27:BA:2333:A:H1'	27:BA:2335:A:C5	1.79	1.17
27:BA:2423:U:C5	27:BA:2425:A:N6	2.12	1.17
27:BA:2507:C:C2	27:BA:2583:G:N2	2.13	1.17
27:BA:2543:G:C2'	27:BA:2544:G:C8	2.26	1.17
27:BA:2603:G:N3	27:BA:2604:U:C6	2.13	1.17
28:BD:63:ILE:HG22	28:BD:64:ILE:N	1.38	1.17
29:BE:303:PRO:CB	29:BE:307:LEU:HD13	1.46	1.17
32:BH:18:VAL:CG2	32:BH:23:VAL:HG22	1.73	1.17
33:BI:95:SER:CA	33:BI:98:ILE:HD12	1.75	1.17
38:BS:41:LYS:O	38:BS:41:LYS:CD	1.93	1.17
42:BY:35:TYR:OH	42:BY:113:GLU:HG3	1.43	1.17
42:BY:101:LEU:CD2	42:BY:112:LEU:HD11	1.74	1.17
43:BZ:2:GLU:CA	43:BZ:54:ILE:CG2	2.23	1.17
48:B3:40:THR:CB	48:B3:43:ILE:HD13	1.74	1.17
49:B0:45:PHE:CZ	49:B0:78:PHE:HD2	1.62	1.17
27:BA:856:C:H5'	49:B0:25:LYS:NZ	1.58	1.17
27:BA:1263:U:C4'	51:B5:16:ARG:CZ	2.23	1.17
27:BA:1790:C:P	28:BD:224:VAL:HG13	1.85	1.17
27:BA:2226:C:C2'	27:BA:2227:A:O4'	1.93	1.17
27:BA:2263:C:C2'	27:BA:2264:C:H5'	1.74	1.17
27:BA:2482:G:C2'	27:BA:2483:C:H5'	1.74	1.17
27:BA:2657:A:N6	27:BA:2664:G:H21	1.39	1.17
27:BA:2689:U:C6	27:BA:2713:A:N1	2.13	1.17
27:BA:2731:G:N2	27:BA:2732:G:N2	1.93	1.17
27:BA:2776:A:C1'	27:BA:2778:A:N7	2.08	1.17
28:BD:158:GLY:CA	28:BD:194:VAL:CG1	2.17	1.17
30:BF:34:ALA:HB2	30:BF:110:ALA:CB	1.73	1.17
30:BF:62:GLY:CA	30:BF:65:ARG:NH2	2.05	1.17
33:BI:3:VAL:HG21	33:BI:21:VAL:CG2	1.74	1.17
33:BI:95:SER:O	33:BI:98:ILE:HB	0.98	1.17

*Continued on next page...*

*Continued from previous page...*

Atom-1	Atom-2	Interatomic distance (Å)	Clash overlap (Å)
34:BN:13:ASP:N	34:BN:38:VAL:HG11	1.51	1.17
40:BW:8:ARG:O	40:BW:10:VAL:HG23	1.43	1.17
43:BZ:2:GLU:N	43:BZ:54:ILE:CG2	2.06	1.17
44:BR:101:ALA:O	51:B5:41:LEU:CD1	1.93	1.17
45:BU:115:ASN:O	45:BU:117:ARG:N	1.78	1.17
49:B0:69:PHE:O	49:B0:70:ILE:HG23	1.42	1.17
50:B4:14:ILE:HG23	50:B4:16:TYR:CE1	1.80	1.17
27:BA:2094:G:C6	27:BA:2196:C:N3	2.14	1.16
27:BA:2209:C:O2'	27:BA:2210:G:H3'	1.43	1.16
27:BA:2328:A:N6	27:BA:2329:G:O6	1.78	1.16
27:BA:2603:G:C2	27:BA:2604:U:C6	2.33	1.16
27:BA:2603:G:C2	27:BA:2604:U:C5	2.33	1.16
27:BA:2617:C:N3	27:BA:2618:G:H8	1.40	1.16
27:BA:2688:U:O2	27:BA:2719:G:N2	1.76	1.16
27:BA:2754:U:C2'	27:BA:2756:U:OP1	1.93	1.16
27:BA:2808:U:N3	27:BA:2892:A:C5	2.13	1.16
30:BF:211:ASP:OD2	30:BF:211:ASP:O	1.61	1.16
34:BN:58:GLU:CA	34:BN:61:VAL:HG23	1.74	1.16
38:BS:23:ARG:HH21	38:BS:35:VAL:CG2	1.58	1.16
38:BS:33:ARG:O	38:BS:35:VAL:HG23	1.41	1.16
42:BY:101:LEU:CD2	42:BY:103:LEU:HD11	1.74	1.16
46:BV:11:GLN:NE2	46:BV:22:VAL:HG21	1.54	1.16
53:B7:30:ILE:CA	53:B7:33:ARG:CD	2.11	1.16
3:AW:37:YYG:H191	10:AG:79:ARG:HA	1.22	1.16
27:BA:856:C:O2'	49:B0:24:LYS:HB2	1.44	1.16
27:BA:1080:C:O4'	56:BK:126:LYS:O	1.61	1.16
27:BA:1142:U:O3'	27:BA:142(A):A:P	2.04	1.16
27:BA:1364:G:OP1	50:B4:3:LYS:CG	1.92	1.16
27:BA:2258:C:OP1	49:B0:4:LYS:NZ	1.78	1.16
27:BA:2292:C:C2	27:BA:2293:C:C6	2.32	1.16
27:BA:2333:A:H3'	38:BS:13:ARG:HD3	1.28	1.16
27:BA:2838:G:H2'	27:BA:2839:G:H5'	1.27	1.16
28:BD:73:ILE:HG21	28:BD:95:TYR:CE2	1.78	1.16
29:BE:199:ALA:CB	29:BE:312:ARG:O	1.93	1.16
30:BF:36:ARG:CA	30:BF:39:GLN:NE2	2.01	1.16
30:BF:219:ASN:O	30:BF:222:ASP:HB2	1.03	1.16
32:BH:10:ILE:HG23	32:BH:14:VAL:HG11	1.17	1.16
37:BQ:49:VAL:CG2	37:BQ:119:ASN:O	1.92	1.16
40:BW:86:LEU:HB3	40:BW:87:PRO:CD	1.74	1.16
41:BX:47:VAL:HG11	41:BX:69:SER:HB3	1.20	1.16
48:B3:20:LYS:CA	48:B3:23:LEU:HG	1.75	1.16

*Continued on next page...*

*Continued from previous page...*

Atom-1	Atom-2	Interatomic distance (Å)	Clash overlap (Å)
55:B9:7:VAL:HG11	55:B9:34:GLN:CG	1.61	1.16
27:BA:245:G:OP2	36:BP:53:ARG:NH1	1.78	1.16
27:BA:458:G:H2'	53:B7:40:HIS:CE1	1.79	1.16
27:BA:535:C:C3'	45:BU:53:LYS:HE2	1.76	1.16
27:BA:592:G:N3	54:B8:3:LYS:HE3	1.52	1.16
27:BA:1364:G:O5'	50:B4:3:LYS:HD3	1.39	1.16
27:BA:2049:G:C2	27:BA:2620:C:N3	2.14	1.16
27:BA:2212:A:H2'	27:BA:2213:U:C5	1.77	1.16
27:BA:2258:C:N4	27:BA:2426:A:C1'	2.09	1.16
27:BA:2358:G:N2	27:BA:2359:C:O4'	1.78	1.16
27:BA:2432:A:C2	27:BA:2433:A:N1	2.13	1.16
27:BA:2507:C:N3	27:BA:2583:G:C2	2.12	1.16
27:BA:2586:C:O2	27:BA:2587:A:N7	1.76	1.16
27:BA:2679:A:C2	29:BE:300:VAL:CG2	2.29	1.16
27:BA:2864:G:O2'	27:BA:2865:U:O4'	1.62	1.16
28:BD:223:ASN:O	28:BD:224:VAL:O	1.63	1.16
31:BG:93:LEU:HD22	31:BG:97:GLN:OE1	1.44	1.16
31:BG:97:GLN:CB	31:BG:106:PHE:CE2	2.27	1.16
32:BH:75:VAL:O	32:BH:77:GLY:N	1.75	1.16
32:BH:93:TYR:O	32:BH:94:ARG:CG	1.92	1.16
34:BN:42:GLU:O	34:BN:132:LEU:O	1.61	1.16
37:BQ:56:ILE:HD13	37:BQ:56:ILE:N	1.48	1.16
40:BW:32:ALA:CB	40:BW:35:ILE:CD1	2.23	1.16
42:BY:48:VAL:HG12	42:BY:49:GLU:N	1.46	1.16
43:BZ:39:PHE:O	43:BZ:43:PHE:CD2	1.99	1.16
45:BU:13:ARG:O	45:BU:16:LYS:CB	1.93	1.16
45:BU:21:ALA:HA	45:BU:24:PHE:CZ	1.78	1.16
47:B2:13:PRO:HD3	47:B2:16:ARG:NH1	1.60	1.16
51:B5:44:HIS:HA	51:B5:52:TYR:CZ	1.81	1.16
51:B5:45:ILE:HG13	51:B5:52:TYR:CE1	1.80	1.16
1:AA:1315:U:OP2	22:AS:6:LYS:NZ	1.78	1.16
3:AW:75:C:O2	27:BA:2395:C:H1'	1.41	1.16
27:BA:931:G:OP1	48:B3:27:GLY:HA2	1.46	1.16
27:BA:993:G:O4'	46:BV:90:PHE:HE2	1.28	1.16
27:BA:2304:G:P	31:BG:99:ASP:OD2	2.02	1.16
27:BA:2320:A:N1	38:BS:13:ARG:O	1.79	1.16
27:BA:2491:U:O2'	27:BA:2492:U:H5'	1.02	1.16
27:BA:2653:U:N3	27:BA:2654:A:C6	2.14	1.16
27:BA:2761:G:H2'	27:BA:2762:G:H5'	1.19	1.16
28:BD:139:LEU:O	28:BD:139:LEU:CD1	1.93	1.16
28:BD:168:GLY:O	28:BD:170:TYR:N	1.79	1.16

*Continued on next page...*

*Continued from previous page...*

Atom-1	Atom-2	Interatomic distance (Å)	Clash overlap (Å)
31:BG:29:HIS:N	31:BG:69:ILE:HD13	1.59	1.16
35:BO:56:GLN:O	35:BO:58:VAL:HG23	1.45	1.16
37:BQ:91:HIS:C	37:BQ:111:THR:HG23	1.66	1.16
41:BX:13:LYS:O	41:BX:16:ASN:OD1	1.64	1.16
42:BY:32:ARG:O	42:BY:34:GLU:N	1.77	1.16
42:BY:63:ILE:HD11	42:BY:75:GLU:CA	1.74	1.16
42:BY:101:LEU:CD2	42:BY:103:LEU:CD1	2.24	1.16
46:BV:30:GLY:O	46:BV:33:VAL:CG2	1.91	1.16
51:B5:25:LEU:O	51:B5:26:THR:HG23	1.44	1.16
27:BA:849:A:C2	48:B3:21:ALA:CB	2.28	1.16
27:BA:2317:C:H5'	31:BG:150:SER:CA	1.75	1.16
27:BA:2459:A:C8	27:BA:2460:U:C5	2.33	1.16
27:BA:2741:A:O2'	27:BA:2742:C:H5'	1.00	1.16
28:BD:66:PHE:O	28:BD:67:LYS:HD2	1.41	1.16
29:BE:218:GLY:O	29:BE:219:VAL:CG2	1.94	1.16
30:BF:219:ASN:N	30:BF:219:ASN:HD22	1.38	1.16
33:BI:7:LYS:CD	33:BI:12:LYS:HG2	1.74	1.16
34:BN:10:VAL:CB	34:BN:36:VAL:HA	1.76	1.16
37:BQ:45:GLN:HE22	37:BQ:153:PRO:CB	1.57	1.16
37:BQ:89:PRO:C	37:BQ:90:PHE:CD1	2.17	1.16
45:BU:13:ARG:HB2	45:BU:13:ARG:NH1	0.83	1.16
45:BU:92:ARG:HA	45:BU:95:LEU:HD12	1.21	1.16
48:B3:59:VAL:HG12	48:B3:60:GLU:H	1.04	1.16
51:B5:57:VAL:HG12	51:B5:58:LEU:N	1.55	1.16
1:AA:988:G:H4'	1:AA:1014:A:H61	1.07	1.15
27:BA:558:G:OP2	34:BN:91:LYS:HB3	1.40	1.15
27:BA:993:G:H4'	46:BV:90:PHE:CZ	1.81	1.15
27:BA:1050:A:O3'	27:BA:1051:G:P	2.04	1.15
27:BA:2215:G:O2'	27:BA:2216:G:H5'	1.41	1.15
27:BA:2316:C:C5'	31:BG:151:ILE:HD11	1.75	1.15
27:BA:2592:G:C8	27:BA:2593:U:C5	2.34	1.15
27:BA:2633:G:N3	27:BA:2634:G:C8	2.15	1.15
27:BA:2768:C:C2	27:BA:2769:C:C5	2.33	1.15
28:BD:80:ILE:HB	28:BD:82:TYR:CE1	1.81	1.15
28:BD:104:ILE:HD12	28:BD:104:ILE:N	1.57	1.15
29:BE:268:LEU:HD23	29:BE:269:ILE:H	1.00	1.15
30:BF:47:GLY:C	30:BF:92:PRO:HG3	1.63	1.15
30:BF:96:LYS:CB	30:BF:98:ARG:CZ	1.80	1.15
30:BF:144:PHE:CE2	30:BF:156:LEU:HD13	1.80	1.15
34:BN:135:ILE:O	34:BN:139:LEU:HD13	1.34	1.15
35:BO:66:LYS:HG3	35:BO:82:ASN:HD21	1.01	1.15

*Continued on next page...*

*Continued from previous page...*

Atom-1	Atom-2	Interatomic distance (Å)	Clash overlap (Å)
35:BO:98:ILE:CD1	35:BO:117:LEU:CB	2.23	1.15
36:BP:114:VAL:HG23	36:BP:132:LYS:HB3	1.23	1.15
37:BQ:51:GLU:HA	37:BQ:118:ALA:HB2	1.26	1.15
37:BQ:59:ASN:ND2	37:BQ:60:ALA:N	1.93	1.15
42:BY:101:LEU:CD2	42:BY:112:LEU:HD21	1.76	1.15
45:BU:28:ARG:HA	45:BU:31:GLN:HB2	1.17	1.15
45:BU:99:ALA:CB	45:BU:106:PHE:CZ	2.28	1.15
48:B3:53:LEU:HD23	48:B3:54:VAL:HG13	1.28	1.15
54:B8:58:MET:O	54:B8:60:LEU:N	1.77	1.15
27:BA:782:A:C2	28:BD:229:MET:SD	2.40	1.15
27:BA:801:G:OP1	30:BF:79:ARG:NE	1.79	1.15
27:BA:911:A:H2'	37:BQ:16:ARG:HE	1.03	1.15
27:BA:998:C:H5''	45:BU:84:LYS:NZ	1.61	1.15
27:BA:2344:U:O2'	27:BA:2345:G:O5'	1.64	1.15
27:BA:2776:A:N3	27:BA:2778:A:C5	2.15	1.15
28:BD:204:PHE:HD1	28:BD:204:PHE:N	1.43	1.15
30:BF:51:TYR:O	30:BF:55:ARG:CA	1.94	1.15
35:BO:62:VAL:CA	35:BO:84:CYS:SG	2.34	1.15
37:BQ:32:LYS:HZ1	43:BZ:172:LEU:HD11	1.00	1.15
42:BY:101:LEU:CD1	42:BY:112:LEU:CD1	2.25	1.15
44:BR:52:ILE:HG22	44:BR:53:HIS:N	1.54	1.15
51:B5:45:ILE:CG2	51:B5:52:TYR:CD1	2.28	1.15
54:B8:17:THR:OG1	54:B8:19:THR:OG1	1.63	1.15
3:AW:25:C:C4	3:AW:26:G:N1	2.14	1.15
3:AW:25:C:N3	3:AW:26:G:C2	2.14	1.15
27:BA:527:C:O2'	34:BN:95:ARG:NH1	1.79	1.15
27:BA:557:U:C4'	34:BN:92:GLN:HE21	1.59	1.15
27:BA:1080:C:O2'	56:BK:127:ILE:HD12	1.46	1.15
27:BA:1500:G:N2	28:BD:97:ASP:OD2	1.78	1.15
27:BA:2009:G:H5''	40:BW:41:LYS:HD2	1.25	1.15
27:BA:2258:C:C5	27:BA:2426:A:C4'	2.29	1.15
27:BA:2421:G:C5'	52:B6:4:ASP:OD1	1.93	1.15
28:BD:85:ASN:OD1	28:BD:86:ARG:NH2	1.78	1.15
29:BE:205:THR:CG2	29:BE:259:HIS:CB	2.23	1.15
30:BF:3:ALA:HB3	30:BF:16:VAL:O	0.99	1.15
31:BG:19:GLU:OE1	31:BG:135:VAL:HG22	1.43	1.15
37:BQ:67:ALA:O	37:BQ:71:PHE:CE1	1.98	1.15
41:BX:6:LYS:HE3	41:BX:29:ASP:N	1.60	1.15
41:BX:18:MET:HE3	41:BX:25:GLN:O	1.42	1.15
48:B3:30:ARG:HG3	48:B3:30:ARG:HH11	1.04	1.15
49:B0:77:ARG:O	49:B0:78:PHE:O	1.63	1.15

*Continued on next page...*

*Continued from previous page...*

Atom-1	Atom-2	Interatomic distance (Å)	Clash overlap (Å)
1:AA:937:A:O3'	1:AA:938:A:P	2.04	1.15
27:BA:2197:U:O2'	27:BA:2198:A:H5''	1.42	1.15
27:BA:2322:A:C5	27:BA:2323:G:C8	2.35	1.15
27:BA:2373:G:C6	27:BA:2374:C:N4	2.15	1.15
27:BA:2771:C:C5'	29:BE:316:ARG:HD2	1.76	1.15
28:BD:141:HIS:CE1	28:BD:191:VAL:O	1.99	1.15
29:BE:74:GLU:CA	29:BE:293:TYR:HE2	1.57	1.15
29:BE:174:LEU:O	29:BE:177:ALA:HB3	1.40	1.15
29:BE:205:THR:HG22	29:BE:259:HIS:HB2	1.26	1.15
29:BE:205:THR:HA	29:BE:261:ARG:HD2	1.22	1.15
30:BF:151:GLN:OE1	30:BF:154:VAL:CG2	1.95	1.15
30:BF:153:VAL:HG13	30:BF:157:LEU:CD2	1.74	1.15
34:BN:15:ARG:NE	34:BN:40:ASN:ND2	1.94	1.15
34:BN:20:GLY:O	34:BN:22:VAL:N	1.79	1.15
34:BN:138:THR:OG1	34:BN:139:LEU:HD13	1.43	1.15
35:BO:98:ILE:HD11	35:BO:117:LEU:CB	1.71	1.15
42:BY:46:ASP:HA	42:BY:102:ASP:OD2	0.98	1.15
42:BY:101:LEU:HG	42:BY:112:LEU:CD1	1.76	1.15
45:BU:44:THR:O	45:BU:47:TYR:HB2	1.45	1.15
45:BU:61:TRP:O	45:BU:65:ILE:HG12	1.00	1.15
47:B2:29:ASN:O	47:B2:34:GLN:CD	1.85	1.15
1:AA:587:G:O3'	1:AA:588:G:P	2.04	1.15
3:AW:72:C:O2'	3:AW:73:A:C4'	1.95	1.15
27:BA:458:G:H2'	53:B7:40:HIS:NE2	1.62	1.15
27:BA:1340:U:O4	41:BX:57:THR:HG22	1.47	1.15
27:BA:1404:C:O3'	27:BA:1405:U:P	2.04	1.15
27:BA:1819:A:OP1	28:BD:154:VAL:HA	1.47	1.15
27:BA:2276:G:OP2	37:BQ:103:ALA:HA	1.40	1.15
27:BA:2348:U:C5'	54:B8:42:ARG:HH22	1.60	1.15
27:BA:2507:C:C2	27:BA:2583:G:C2	2.33	1.15
27:BA:2580:U:H5	27:BA:2581:G:N7	1.33	1.15
27:BA:2592:G:C5	27:BA:2593:U:C5	2.35	1.15
27:BA:2815:C:O2'	27:BA:2816:C:C5'	1.94	1.15
27:BA:2832:U:H5'	27:BA:2832:U:C5	1.82	1.15
31:BG:93:LEU:HD22	31:BG:106:PHE:CD2	1.80	1.15
35:BO:99:PHE:CD2	39:BT:24:LYS:CE	2.19	1.15
37:BQ:57:ARG:O	37:BQ:61:LEU:HG	1.47	1.15
38:BS:47:LEU:HD12	38:BS:58:LEU:CD2	1.76	1.15
43:BZ:64:ALA:HB3	43:BZ:85:MET:CA	1.75	1.15
43:BZ:67:LYS:HD3	43:BZ:93:GLU:OE2	1.47	1.15
43:BZ:112:LEU:HD23	43:BZ:113:VAL:N	1.61	1.15

*Continued on next page...*

*Continued from previous page...*

Atom-1	Atom-2	Interatomic distance (Å)	Clash overlap (Å)
43:BZ:120:LEU:O	43:BZ:121:GLN:HG3	1.46	1.15
44:BR:104:ARG:HA	44:BR:105:ARG:NH2	1.61	1.15
45:BU:43:ALA:HB1	46:BV:75:LYS:HB3	1.19	1.15
46:BV:31:ASP:O	46:BV:63:HIS:HB2	1.47	1.15
27:BA:491:G:O6	40:BW:49:LYS:NZ	1.80	1.14
27:BA:2205:C:O2'	27:BA:2228:G:N2	1.81	1.14
27:BA:2432:A:H2	27:BA:2433:A:C5	1.64	1.14
27:BA:2528:U:C5	27:BA:2530:A:N3	2.14	1.14
27:BA:2768:C:N3	27:BA:2769:C:H5	1.15	1.14
27:BA:2785:C:O2	29:BE:100:TRP:CD1	1.98	1.14
30:BF:32:GLY:C	30:BF:35:VAL:HG23	1.66	1.14
30:BF:52:ALA:CA	30:BF:55:ARG:HB3	1.77	1.14
32:BH:44:VAL:HA	32:BH:49:ILE:CG2	1.77	1.14
32:BH:63:LEU:O	32:BH:66:THR:HG22	1.45	1.14
32:BH:85:ALA:HA	32:BH:131:ILE:CG2	1.75	1.14
32:BH:159:LYS:H	32:BH:162:ARG:NH2	1.43	1.14
34:BN:134:GLU:O	34:BN:138:THR:HG23	0.97	1.14
35:BO:64:ARG:NH2	35:BO:100:GLY:HA3	1.62	1.14
36:BP:71:GLU:O	36:BP:74:THR:N	1.80	1.14
38:BS:31:LYS:NZ	38:BS:99:GLU:HB3	1.62	1.14
45:BU:73:GLY:O	45:BU:74:MET:HG2	1.47	1.14
48:B3:20:LYS:CA	48:B3:23:LEU:CD1	2.24	1.14
49:B0:61:ALA:HB2	49:B0:81:ILE:HD13	1.28	1.14
50:B4:5:LEU:CB	50:B4:56:VAL:HG13	1.76	1.14
27:BA:126:A:C5	53:B7:18:PHE:CE2	2.34	1.14
27:BA:325:G:H21	42:BY:7:GLN:NE2	1.44	1.14
27:BA:1799:G:O6	28:BD:177:SER:HB2	1.45	1.14
27:BA:2051:A:O2'	29:BE:238:LEU:CG	1.94	1.14
27:BA:2061:G:N7	27:BA:2501:C:H1'	1.62	1.14
27:BA:2231:C:H5''	50:B4:39:VAL:HG22	1.22	1.14
27:BA:2265:U:C2	27:BA:2266:A:N7	2.15	1.14
27:BA:2410:G:N3	27:BA:2411:A:C8	2.15	1.14
27:BA:2425:A:O2'	27:BA:2426:A:OP2	1.62	1.14
27:BA:2626:C:C2'	27:BA:2627:G:H5''	1.78	1.14
27:BA:2842:G:H2'	27:BA:2843:G:H5'	1.29	1.14
28:BD:175:LEU:HD12	28:BD:179:GLU:CB	1.77	1.14
29:BE:44:TYR:C	29:BE:74:GLU:OE1	1.84	1.14
29:BE:48:MET:O	29:BE:49:THR:HG22	1.48	1.14
29:BE:211:GLN:NE2	29:BE:216:ARG:H	1.40	1.14
32:BH:129:LYS:C	32:BH:130:ILE:CD1	2.15	1.14
33:BI:95:SER:O	33:BI:98:ILE:CB	1.94	1.14

*Continued on next page...*



*Continued from previous page...*

Atom-1	Atom-2	Interatomic distance (Å)	Clash overlap (Å)
34:BN:45:VAL:N	34:BN:132:LEU:HB2	1.24	1.14
35:BO:77:ILE:HD13	35:BO:77:ILE:C	1.58	1.14
37:BQ:67:ALA:HB2	37:BQ:70:ARG:CZ	1.76	1.14
41:BX:47:VAL:CG1	41:BX:69:SER:CB	2.24	1.14
43:BZ:103:ARG:HG2	43:BZ:139:THR:HG22	1.17	1.14
44:BR:61:HIS:CA	44:BR:64:ARG:HD3	1.76	1.14
45:BU:8:ILE:HD12	45:BU:8:ILE:N	1.61	1.14
49:B0:23:VAL:HG12	49:B0:24:LYS:H	1.07	1.14
49:B0:37:LEU:CD1	49:B0:70:ILE:CD1	2.24	1.14
51:B5:18:MET:O	51:B5:21:SER:OG	1.62	1.14
54:B8:26:LYS:HD2	54:B8:44:LYS:C	1.67	1.14
55:B9:32:HIS:O	55:B9:34:GLN:N	1.79	1.14
1:AA:1319:A:O3'	22:AS:70:LYS:NZ	1.79	1.14
13:AJ:51:ARG:HB2	13:AJ:59:SER:HB3	1.16	1.14
26:BB:59:A:OP1	31:BG:141:VAL:HG22	1.46	1.14
27:BA:1917:U:H3'	27:BA:1918:A:H8	1.02	1.14
27:BA:2021:C:OP2	51:B5:15:LYS:CE	1.95	1.14
27:BA:2626:C:C2'	27:BA:2627:G:H5'	1.78	1.14
27:BA:2717:G:H8	27:BA:2717:G:C5'	1.59	1.14
30:BF:94:THR:O	30:BF:96:LYS:N	1.81	1.14
30:BF:215:ALA:HB1	30:BF:241:ALA:HB3	1.20	1.14
31:BG:56:ARG:CG	31:BG:65:GLU:HB2	1.77	1.14
31:BG:76:ARG:O	31:BG:77:ASP:O	1.64	1.14
31:BG:151:ILE:HD13	31:BG:156:ARG:NH2	1.63	1.14
33:BI:95:SER:OG	33:BI:98:ILE:HD12	0.97	1.14
44:BR:77:ARG:CB	44:BR:77:ARG:NH1	1.72	1.14
47:B2:55:ARG:O	47:B2:58:THR:OG1	1.65	1.14
48:B3:18:ASP:OD2	48:B3:49:LYS:NZ	1.80	1.14
55:B9:3:VAL:O	55:B9:5:SER:N	1.81	1.14
3:AW:25:C:C5	3:AW:26:G:C6	2.34	1.14
4:AX:121:G:H1	25:AY:191:ARG:CA	1.47	1.14
13:AJ:45:ARG:NH2	17:AN:36:PHE:HE2	1.42	1.14
27:BA:126:A:N6	53:B7:18:PHE:CE2	2.15	1.14
27:BA:242:G:H3'	54:B8:5:LYS:NZ	1.62	1.14
27:BA:605:C:H3'	30:BF:105:LYS:CE	1.64	1.14
27:BA:1368:G:OP1	53:B7:25:LYS:CD	1.95	1.14
27:BA:1453:A:C6	44:BR:77:ARG:HD3	1.82	1.14
27:BA:1820:U:O2	28:BD:200:THR:CG2	1.95	1.14
27:BA:2254:C:O2'	27:BA:2255:G:H5'	1.46	1.14
27:BA:2258:C:C4	27:BA:2426:A:C1'	2.30	1.14
27:BA:2287:A:H2	27:BA:2289:G:C1'	1.50	1.14

*Continued on next page...*

*Continued from previous page...*

Atom-1	Atom-2	Interatomic distance (Å)	Clash overlap (Å)
27:BA:2821:A:H2	27:BA:2822:G:C4	1.66	1.14
28:BD:61:TYR:OH	28:BD:214:MET:CE	1.95	1.14
28:BD:149:ARG:CB	28:BD:152:GLN:NE2	1.95	1.14
28:BD:167:GLU:CB	28:BD:170:TYR:CE1	2.31	1.14
29:BE:71:THR:HG21	29:BE:299:SER:OG	1.47	1.14
30:BF:47:GLY:N	30:BF:92:PRO:HB2	1.60	1.14
30:BF:147:LEU:HD11	30:BF:156:LEU:HD11	1.15	1.14
31:BG:105:SER:OG	31:BG:131:THR:CG2	1.95	1.14
32:BH:137:LYS:CD	32:BH:138:GLN:H	1.60	1.14
34:BN:60:ARG:HA	34:BN:71:TYR:CD2	1.82	1.14
34:BN:66:ASP:O	34:BN:68:GLY:N	1.79	1.14
36:BP:113:GLN:NE2	36:BP:113:GLN:N	1.95	1.14
37:BQ:56:ILE:CD1	37:BQ:56:ILE:H	1.47	1.14
38:BS:35:VAL:CA	38:BS:103:ASP:CB	2.26	1.14
40:BW:65:LEU:O	40:BW:69:LEU:HD21	1.45	1.14
40:BW:85:VAL:HG12	40:BW:95:ILE:HD11	1.20	1.14
40:BW:90:ARG:NH1	40:BW:90:ARG:CB	2.10	1.14
49:B0:39:ARG:HG2	49:B0:69:PHE:CZ	1.81	1.14
7:AD:15:GLU:HG2	7:AD:63:LYS:HB3	1.27	1.14
27:BA:495:G:N2	40:BW:61:ASN:HD21	1.44	1.14
27:BA:1364:G:P	50:B4:3:LYS:CG	2.35	1.14
27:BA:2292:C:N3	27:BA:2293:C:C5	2.15	1.14
27:BA:2310:A:C2'	31:BG:55:LYS:HE2	1.78	1.14
28:BD:80:ILE:HD13	28:BD:82:TYR:CE1	1.82	1.14
29:BE:44:TYR:CA	29:BE:309:PRO:CD	2.22	1.14
29:BE:77:PRO:HB2	29:BE:187:HIS:N	1.62	1.14
32:BH:53:ARG:HH11	32:BH:56:ASP:CA	1.60	1.14
33:BI:51:LYS:O	33:BI:55:GLN:HG3	1.47	1.14
35:BO:62:VAL:HA	35:BO:84:CYS:SG	1.86	1.14
42:BY:51:LEU:HA	42:BY:97:ARG:NH2	1.63	1.14
42:BY:73:HIS:C	42:BY:91:LEU:CD1	2.06	1.14
43:BZ:3:LEU:HD21	43:BZ:38:ALA:HB3	1.14	1.14
43:BZ:105:GLN:C	43:BZ:142:ASN:HD21	1.51	1.14
44:BR:77:ARG:NH1	44:BR:77:ARG:HB2	0.82	1.14
45:BU:43:ALA:CB	46:BV:75:LYS:HB3	1.78	1.14
46:BV:43:GLU:C	46:BV:44:GLN:NE2	2.00	1.14
49:B0:37:LEU:CD1	49:B0:70:ILE:HD13	1.78	1.14
50:B4:5:LEU:HB2	50:B4:56:VAL:HG13	1.16	1.14
52:B6:2:ALA:HB2	52:B6:11:LYS:HZ2	0.99	1.14
53:B7:30:ILE:C	53:B7:33:ARG:HB2	1.66	1.14
53:B7:34:ARG:HD3	53:B7:42:LEU:CD2	1.73	1.14

*Continued on next page...*

*Continued from previous page...*

Atom-1	Atom-2	Interatomic distance (Å)	Clash overlap (Å)
54:B8:4:MET:HB2	54:B8:7:HIS:CE1	1.83	1.14
3:AW:37:YYG:N20	10:AG:83:ALA:HB1	1.51	1.13
27:BA:1364:G:C3'	50:B4:3:LYS:HD3	1.73	1.13
28:BD:66:PHE:O	28:BD:66:PHE:CD2	2.00	1.13
29:BE:72:VAL:C	29:BE:73:ILE:CD1	2.16	1.13
32:BH:96:SER:O	32:BH:97:LYS:O	1.64	1.13
33:BI:7:LYS:CB	33:BI:12:LYS:HD3	1.77	1.13
34:BN:19:MET:HE2	34:BN:22:VAL:HG21	1.30	1.13
34:BN:25:GLN:CA	34:BN:28:GLU:HG2	1.76	1.13
34:BN:105:LEU:HG	34:BN:106:GLY:H	1.12	1.13
36:BP:64:ILE:HD12	36:BP:106:VAL:CA	1.77	1.13
37:BQ:23:ILE:H	37:BQ:24:PRO:HD3	1.08	1.13
37:BQ:72:VAL:O	37:BQ:73:GLN:CG	1.94	1.13
39:BT:12:ASP:O	39:BT:13:ILE:CG1	1.95	1.13
47:B2:30:ALA:O	47:B2:34:GLN:CB	1.95	1.13
48:B3:8:LEU:HD23	48:B3:31:LEU:HA	1.18	1.13
54:B8:26:LYS:HE3	54:B8:45:GLY:N	1.61	1.13
1:AA:65:U:C6	1:AA:200:G:H4'	1.83	1.13
27:BA:572:A:H2'	27:BA:573:G:H1'	1.20	1.13
27:BA:2259:G:N2	27:BA:2282:G:C6	2.10	1.13
27:BA:2261:C:OP2	49:B0:14:ARG:HG2	0.95	1.13
27:BA:2453:A:O2'	27:BA:2454:G:C5'	1.95	1.13
27:BA:2470:G:N2	27:BA:2471:C:N1	1.96	1.13
27:BA:2472:G:H2'	27:BA:2475:C:N4	1.60	1.13
27:BA:2507:C:N3	27:BA:2583:G:N3	1.97	1.13
27:BA:2574:G:C8	27:BA:2575:C:H5	1.66	1.13
27:BA:2674:G:H4'	35:BO:30:ARG:HG2	1.28	1.13
27:BA:2678:C:N3	27:BA:2679:A:C8	2.16	1.13
28:BD:81:GLU:O	28:BD:83:ASP:OD2	1.64	1.13
28:BD:210:LYS:HA	28:BD:213:LYS:CD	1.77	1.13
30:BF:51:TYR:O	30:BF:55:ARG:HB3	1.44	1.13
31:BG:142:ALA:HB2	31:BG:151:ILE:CG1	1.77	1.13
34:BN:13:ASP:N	34:BN:38:VAL:HG13	1.55	1.13
35:BO:13:ASN:O	35:BO:15:GLY:N	1.78	1.13
36:BP:64:ILE:CD1	36:BP:106:VAL:HA	1.77	1.13
37:BQ:58:HIS:HA	37:BQ:61:LEU:HD12	1.18	1.13
38:BS:61:ALA:CB	38:BS:88:ALA:HB2	1.77	1.13
41:BX:3:ASP:HA	47:B2:24:LYS:HD3	1.15	1.13
42:BY:103:LEU:HD22	42:BY:108:ARG:O	1.44	1.13
43:BZ:100:THR:CA	43:BZ:137:ASP:OD2	1.96	1.13
44:BR:36:THR:HG21	44:BR:40:LYS:HB3	1.18	1.13

*Continued on next page...*

*Continued from previous page...*

Atom-1	Atom-2	Interatomic distance (Å)	Clash overlap (Å)
48:B3:20:LYS:HD3	48:B3:23:LEU:CD1	1.76	1.13
55:B9:4:ARG:O	55:B9:36:GLN:CG	1.97	1.13
3:AW:76:A:H2'	27:BA:2422:A:C6	1.81	1.13
26:BB:28:C:OP1	38:BS:44:ARG:NH2	1.80	1.13
27:BA:600:G:H5'	30:BF:30:LEU:CD1	1.78	1.13
27:BA:749:C:H2'	27:BA:750:A:H8	1.11	1.13
27:BA:2056:G:C2	51:B5:4:HIS:O	2.01	1.13
27:BA:2064:C:H1'	27:BA:2450:A:C6	1.83	1.13
27:BA:2492:U:O2'	27:BA:2493:U:O5'	1.65	1.13
27:BA:2554:U:H3'	27:BA:2554:U:C6	1.82	1.13
27:BA:2570:G:C2'	27:BA:2571:C:H6	1.61	1.13
27:BA:2735:G:C6	27:BA:2770:G:N2	2.15	1.13
27:BA:2742:C:OP1	55:B9:35:ARG:NH1	1.81	1.13
27:BA:2768:C:O2'	27:BA:2769:C:H5'	1.48	1.13
27:BA:2832:U:H1'	27:BA:2834:G:H21	1.06	1.13
28:BD:75:GLY:HA3	28:BD:115:ILE:O	1.37	1.13
28:BD:143:ILE:O	28:BD:152:GLN:CA	1.97	1.13
29:BE:201:VAL:H	29:BE:266:LYS:CD	1.60	1.13
30:BF:1:MET:O	30:BF:3:ALA:N	1.79	1.13
30:BF:6:TYR:CD2	30:BF:140:VAL:HA	1.83	1.13
30:BF:51:TYR:O	30:BF:55:ARG:CB	1.97	1.13
30:BF:215:ALA:O	30:BF:242:GLU:HG3	1.49	1.13
32:BH:101:LYS:NZ	32:BH:115:GLU:CB	2.10	1.13
35:BO:1:MET:N	35:BO:32:TYR:CD2	2.16	1.13
35:BO:35:ILE:HD12	35:BO:35:ILE:N	1.63	1.13
41:BX:56:ASN:N	41:BX:56:ASN:HD22	1.34	1.13
42:BY:46:ASP:CA	42:BY:102:ASP:OD2	1.95	1.13
49:B0:37:LEU:HD13	49:B0:69:PHE:HB2	1.20	1.13
51:B5:45:ILE:HG23	51:B5:52:TYR:CE1	1.82	1.13
1:AA:958:A:C4	22:AS:55:LYS:HD2	1.83	1.13
13:AJ:46:ARG:NH1	17:AN:59:ALA:HB1	1.62	1.13
27:BA:1479:G:H2'	27:BA:1480:G:H8	1.05	1.13
27:BA:2052:G:H21	29:BE:245:ARG:CG	1.62	1.13
27:BA:2056:G:N1	51:B5:4:HIS:O	1.78	1.13
27:BA:2090:G:C5	27:BA:2230:G:O6	2.01	1.13
27:BA:2709:G:O2'	27:BA:2710:C:H5'	1.46	1.13
28:BD:85:ASN:ND2	28:BD:86:ARG:NE	1.96	1.13
30:BF:168:ARG:O	30:BF:168:ARG:CD	1.96	1.13
32:BH:55:SER:CB	32:BH:60:HIS:HB2	1.78	1.13
32:BH:168:VAL:O	32:BH:169:ARG:HG2	0.96	1.13
34:BN:15:ARG:CB	34:BN:43:ARG:CG	1.94	1.13

*Continued on next page...*

*Continued from previous page...*

Atom-1	Atom-2	Interatomic distance (Å)	Clash overlap (Å)
34:BN:52:GLN:CA	34:BN:55:GLU:CD	2.17	1.13
34:BN:63:ILE:HD12	34:BN:71:TYR:CE2	1.83	1.13
36:BP:114:VAL:CG2	36:BP:132:LYS:CB	2.27	1.13
37:BQ:62:GLU:O	37:BQ:63:ALA:O	1.65	1.13
37:BQ:91:HIS:O	37:BQ:111:THR:CG2	1.97	1.13
38:BS:104:ILE:O	38:BS:106:LEU:N	1.78	1.13
41:BX:44:GLN:OE1	41:BX:45:TYR:N	1.80	1.13
43:BZ:112:LEU:HD23	43:BZ:113:VAL:H	1.02	1.13
44:BR:96:ARG:HD2	44:BR:115:GLU:OE1	1.47	1.13
45:BU:56:ASP:O	45:BU:60:LEU:CD2	1.96	1.13
50:B4:42:PHE:O	50:B4:61:LYS:HE3	1.42	1.13
1:AA:1098:C:H4'	1:AA:1167:A:H2	1.12	1.12
1:AA:1319:A:C4'	22:AS:70:LYS:NZ	2.04	1.13
1:AA:405:U:O3'	1:AA:406:G:P	2.07	1.12
16:AM:91:ARG:NH2	16:AM:103:THR:HG21	1.64	1.12
27:BA:637:A:C8	36:BP:111:ALA:HB2	1.82	1.12
27:BA:1012:U:O2	34:BN:21:ARG:NH1	1.82	1.12
27:BA:1080:C:H4'	56:BK:126:LYS:O	1.35	1.12
27:BA:2228:G:C8	27:BA:2229:C:C5	2.37	1.12
27:BA:2305:A:C3'	27:BA:2306:C:H5''	1.77	1.13
27:BA:1568:G:H3'	28:BD:60:GLN:NE2	1.62	1.12
27:BA:2339:G:H2'	27:BA:2340:G:H8	1.12	1.12
27:BA:2354:G:N3	49:B0:32:LYS:HE3	1.62	1.12
27:BA:2526:G:C5	27:BA:2527:C:C5	2.36	1.12
27:BA:2565:A:H5''	27:BA:2566:A:OP2	1.48	1.12
27:BA:2570:G:N3	27:BA:2571:C:C5	2.16	1.12
27:BA:2617:C:N3	27:BA:2618:G:C8	2.16	1.12
27:BA:2838:G:C2'	27:BA:2839:G:H5'	1.77	1.12
29:BE:44:TYR:CA	29:BE:309:PRO:HD3	1.79	1.13
29:BE:205:THR:HG21	29:BE:259:HIS:CB	1.77	1.13
29:BE:205:THR:OG1	29:BE:257:GLY:C	1.87	1.12
32:BH:44:VAL:CA	32:BH:49:ILE:HG22	1.78	1.13
33:BI:68:LEU:HB3	33:BI:72:LEU:HD11	1.15	1.13
33:BI:95:SER:HB2	33:BI:98:ILE:CD1	1.79	1.12
33:BI:116:GLU:HG2	33:BI:132:LYS:HE3	1.28	1.13
34:BN:75:PRO:HD3	34:BN:136:SER:OG	1.46	1.13
36:BP:124:ASP:O	36:BP:125:PHE:CD2	2.01	1.13
37:BQ:48:ASN:OD1	37:BQ:121:ASP:HB3	1.48	1.12
37:BQ:123:ILE:CG2	37:BQ:125:TRP:HB2	1.79	1.13
38:BS:35:VAL:HA	38:BS:103:ASP:HB3	1.13	1.13
42:BY:33:GLU:CD	42:BY:34:GLU:HG3	1.68	1.13

*Continued on next page...*

*Continued from previous page...*

Atom-1	Atom-2	Interatomic distance (Å)	Clash overlap (Å)
42:BY:66:ASP:HB2	42:BY:71:VAL:O	1.47	1.13
38:BS:35:VAL:CA	38:BS:103:ASP:HB3	1.79	1.12
43:BZ:69:VAL:HG12	43:BZ:70:GLN:H	1.06	1.12
49:B0:36:ILE:C	49:B0:68:VAL:CG1	2.15	1.13
49:B0:38:VAL:O	49:B0:40:GLN:HG3	1.41	1.13
54:B8:55:TRP:HZ3	54:B8:59:LYS:CE	1.60	1.13
30:BF:62:GLY:CA	30:BF:65:ARG:HH21	1.57	1.12
30:BF:96:LYS:CA	30:BF:98:ARG:CZ	2.15	1.12
30:BF:167:ASP:CG	30:BF:232:LEU:HG	1.69	1.12
32:BH:40:MET:HB2	32:BH:64:HIS:NE2	1.61	1.12
27:BA:911:A:C8	37:BQ:16:ARG:HD2	1.83	1.12
27:BA:994:C:C2	45:BU:53:LYS:HD2	1.71	1.12
27:BA:995:C:H1'	45:BU:57:PHE:CE2	1.84	1.12
27:BA:1287:A:O4'	44:BR:104:ARG:CD	1.95	1.12
27:BA:2320:A:C6	38:BS:9:PRO:HB3	1.84	1.12
27:BA:2332:U:C1'	27:BA:2336:A:N6	2.11	1.12
27:BA:2432:A:N3	27:BA:2432:A:H2'	1.54	1.12
27:BA:2526:G:C2'	27:BA:2527:C:H5'	1.78	1.12
27:BA:2679:A:H2	29:BE:300:VAL:HG22	1.07	1.12
27:BA:2741:A:C2'	27:BA:2742:C:H5'	1.79	1.12
27:BA:2759:G:O2'	27:BA:2760:C:H5'	1.48	1.12
29:BE:71:THR:HG22	29:BE:299:SER:HB2	1.18	1.12
29:BE:180:ILE:CG2	29:BE:186:GLU:O	1.95	1.12
30:BF:52:ALA:CA	30:BF:55:ARG:HE	1.60	1.12
32:BH:10:ILE:HG22	32:BH:14:VAL:HB	1.31	1.12
32:BH:42:ILE:O	32:BH:52:THR:CG2	1.96	1.12
33:BI:4:ILE:O	33:BI:4:ILE:HG22	1.48	1.12
35:BO:21:VAL:HA	35:BO:41:ALA:HB2	1.29	1.12
37:BQ:56:ILE:HG12	37:BQ:113:ALA:O	1.48	1.12
41:BX:24:LEU:HD11	41:BX:68:LEU:HD22	1.24	1.12
42:BY:43:ASN:ND2	42:BY:101:LEU:HD23	1.62	1.12
43:BZ:30:VAL:O	43:BZ:31:SER:O	1.68	1.12
46:BV:50:ASP:H	46:BV:53:LYS:CD	1.62	1.12
49:B0:42:GLY:CA	49:B0:66:LYS:HA	1.78	1.12
49:B0:61:ALA:CB	49:B0:81:ILE:HD13	1.79	1.12
52:B6:35:LEU:O	52:B6:36:GLU:HG3	0.96	1.12
1:AA:733:A:O3'	1:AA:734:G:P	2.08	1.12
3:AW:37:YYG:O23	10:AG:83:ALA:HB3	0.96	1.12
16:AM:91:ARG:HH12	16:AM:103:THR:HG22	0.97	1.12
16:AM:94:ARG:CA	16:AM:95:GLY:N	2.12	1.12
27:BA:72:U:H5'	41:BX:2:TRP:CH2	1.85	1.12

*Continued on next page...*

*Continued from previous page...*

Atom-1	Atom-2	Interatomic distance (Å)	Clash overlap (Å)
27:BA:138:G:H5''	41:BX:43:GLU:HG3	1.12	1.12
27:BA:995:C:P	45:BU:54:LYS:HE2	1.88	1.12
27:BA:1819:A:H2'	28:BD:177:SER:HA	1.21	1.12
27:BA:2352:A:C2	49:B0:30:VAL:HG11	1.71	1.12
27:BA:2530:A:C2'	27:BA:2531:A:H5''	1.79	1.12
27:BA:2633:G:C2	27:BA:2634:G:N7	2.17	1.12
27:BA:2679:A:H2	29:BE:300:VAL:CG2	1.59	1.12
27:BA:2689:U:H5'	27:BA:2690:C:H5'	1.29	1.12
29:BE:74:GLU:CB	29:BE:293:TYR:HE2	1.60	1.12
30:BF:33:LYS:HA	30:BF:36:ARG:HG3	1.20	1.12
30:BF:34:ALA:HB2	30:BF:110:ALA:HB1	1.26	1.12
30:BF:164:ALA:HA	30:BF:232:LEU:HD12	1.14	1.12
30:BF:168:ARG:CZ	30:BF:209:GLY:HA2	1.79	1.12
31:BG:145:ASP:CB	38:BS:15:GLU:O	1.96	1.12
33:BI:141:LEU:CD1	33:BI:142:LYS:O	1.97	1.12
34:BN:12:VAL:HG13	34:BN:13:ASP:H	1.14	1.12
34:BN:13:ASP:CA	34:BN:38:VAL:HG11	1.51	1.12
36:BP:144:ASP:C	36:BP:145:LEU:CD1	2.18	1.12
40:BW:36:LEU:HD11	40:BW:47:VAL:HG11	1.27	1.12
41:BX:14:ALA:CA	41:BX:17:ASP:CG	2.17	1.12
41:BX:17:ASP:HA	41:BX:20:PHE:CE1	1.84	1.12
41:BX:22:ASN:HA	41:BX:68:LEU:HD11	1.21	1.12
42:BY:9:LYS:HE3	42:BY:13:ARG:NH1	1.64	1.12
43:BZ:129:ARG:HE	43:BZ:129:ARG:HA	1.09	1.12
44:BR:100:LEU:HD23	44:BR:112:ALA:CA	1.80	1.12
48:B3:16:PRO:CB	48:B3:19:GLN:CD	2.17	1.12
49:B0:36:ILE:HB	49:B0:68:VAL:HG11	1.27	1.12
49:B0:37:LEU:O	49:B0:40:GLN:HG3	1.49	1.12
49:B0:45:PHE:CZ	49:B0:78:PHE:CD2	2.36	1.12
53:B7:17:GLY:CA	53:B7:44:VAL:HG22	1.66	1.12
1:AA:986:A:H1'	22:AS:55:LYS:HA	1.25	1.12
3:AW:37:YYG:H101	10:AG:83:ALA:HB1	1.23	1.12
27:BA:557:U:H5'	34:BN:92:GLN:HE21	1.14	1.12
27:BA:1151:G:H4'	45:BU:81:ASN:CG	1.68	1.12
27:BA:1568:G:C3'	28:BD:60:GLN:NE2	2.13	1.12
27:BA:2082:A:N6	27:BA:2239:G:O6	1.83	1.12
27:BA:2406:U:C4	36:BP:55:GLN:CB	2.18	1.12
27:BA:2530:A:H2'	27:BA:2531:A:H5''	1.22	1.12
27:BA:2740:A:O2'	27:BA:2741:A:H5'	1.50	1.12
27:BA:2893:G:HO2'	27:BA:2894:G:C1'	1.49	1.12
29:BE:205:THR:CG2	29:BE:259:HIS:HB2	1.80	1.12

*Continued on next page...*

*Continued from previous page...*

Atom-1	Atom-2	Interatomic distance (Å)	Clash overlap (Å)
30:BF:46:TYR:O	30:BF:92:PRO:O	1.65	1.12
30:BF:167:ASP:OD2	30:BF:232:LEU:CG	1.96	1.12
31:BG:57:THR:HG22	31:BG:58:VAL:H	1.08	1.12
31:BG:81:GLU:O	31:BG:85:GLN:CG	1.97	1.12
33:BI:29:PHE:O	33:BI:33:GLN:CD	1.86	1.12
33:BI:75:LEU:HD13	33:BI:76:THR:H	1.00	1.12
36:BP:65:ASP:CB	36:BP:109:LEU:CB	2.14	1.12
42:BY:29:ALA:O	42:BY:33:GLU:CD	1.87	1.12
42:BY:101:LEU:CD1	42:BY:113:GLU:HB2	1.79	1.12
49:B0:39:ARG:O	49:B0:40:GLN:O	1.66	1.12
52:B6:32:GLN:CB	52:B6:35:LEU:CD1	2.19	1.12
54:B8:23:MET:HE3	54:B8:48:PHE:HD2	0.95	1.12
54:B8:60:LEU:CD2	54:B8:60:LEU:C	2.18	1.12
1:AA:436:C:H2'	1:AA:437:U:C6	1.84	1.12
1:AA:1340:A:O2'	2:AV:31:A:O2'	1.67	1.12
26:BB:77:U:OP1	43:BZ:80:HIS:CE1	2.03	1.12
27:BA:557:U:C4'	34:BN:92:GLN:NE2	2.13	1.12
27:BA:2022:U:C4	51:B5:9:LYS:NZ	2.16	1.12
27:BA:2267:A:C5'	27:BA:2268:A:OP1	1.97	1.12
27:BA:2332:U:H1'	27:BA:2336:A:N6	1.64	1.12
27:BA:2528:U:P	55:B9:30:VAL:HG11	1.89	1.12
29:BE:107:GLU:HB3	29:BE:110:ARG:CZ	1.78	1.12
29:BE:193:PHE:CE2	29:BE:199:ALA:CB	2.31	1.12
29:BE:214:VAL:CG2	29:BE:221:LYS:HZ1	1.63	1.12
30:BF:32:GLY:O	30:BF:35:VAL:CG2	1.96	1.12
30:BF:45:ASP:O	30:BF:46:TYR:CD1	2.03	1.12
32:BH:10:ILE:HD11	32:BH:49:ILE:CG1	1.78	1.12
33:BI:116:GLU:HG2	33:BI:132:LYS:CE	1.80	1.12
34:BN:10:VAL:HG11	34:BN:36:VAL:HG23	1.24	1.12
37:BQ:16:ARG:CB	37:BQ:16:ARG:NH1	1.96	1.12
37:BQ:65:ARG:O	37:BQ:68:ALA:HB3	1.46	1.12
38:BS:31:LYS:HB3	38:BS:32:PRO:HD3	1.22	1.12
40:BW:23:LEU:O	40:BW:25:ARG:N	1.83	1.12
43:BZ:105:GLN:HB2	43:BZ:141:MET:SD	1.88	1.12
48:B3:1:MET:SD	48:B3:3:ARG:CG	2.37	1.12
48:B3:1:MET:HE1	48:B3:3:ARG:HD2	1.30	1.12
48:B3:22:ALA:HA	48:B3:46:ASN:HD21	1.06	1.12
50:B4:6:HIS:CG	50:B4:56:VAL:HG23	1.85	1.12
50:B4:50:LEU:O	50:B4:51:ASP:O	1.67	1.12
1:AA:975:A:C8	1:AA:1357:A:C2	2.37	1.11
27:BA:337:C:OP1	42:BY:24:ARG:CB	1.98	1.11

*Continued on next page...*



*Continued from previous page...*

Atom-1	Atom-2	Interatomic distance (Å)	Clash overlap (Å)
27:BA:564:C:OP1	46:BV:79:GLN:HG2	0.96	1.11
27:BA:616:A:H5''	30:BF:42:ARG:HH12	1.11	1.11
27:BA:1789:A:H4'	28:BD:224:VAL:HG11	1.29	1.11
27:BA:1791:A:OP1	28:BD:210:LYS:HD3	1.32	1.11
27:BA:2391:G:O2'	27:BA:2392:A:H5'	1.47	1.11
27:BA:2397:G:C6	27:BA:2420:C:C2	2.37	1.11
27:BA:2633:G:C2	27:BA:2634:G:C5	2.37	1.11
27:BA:2679:A:N3	29:BE:300:VAL:HG11	1.63	1.11
28:BD:167:GLU:O	28:BD:170:TYR:CD1	2.01	1.11
29:BE:39:GLN:NE2	29:BE:174:LEU:CD1	2.12	1.11
30:BF:167:ASP:O	30:BF:168:ARG:HG3	1.49	1.11
35:BO:98:ILE:HD11	35:BO:117:LEU:HB2	1.33	1.11
36:BP:112:GLY:C	36:BP:113:GLN:CD	2.09	1.11
37:BQ:142:LYS:O	37:BQ:143:VAL:HG22	1.46	1.11
38:BS:41:LYS:HD3	38:BS:41:LYS:O	0.96	1.11
43:BZ:116:VAL:CA	43:BZ:169:VAL:HG22	1.79	1.11
51:B5:44:HIS:HA	51:B5:52:TYR:OH	0.94	1.11
52:B6:40:TYR:O	52:B6:47:HIS:HA	1.47	1.11
2:AV:75:C:N4	27:BA:2252:G:H22	1.47	1.11
27:BA:82:G:H5'	27:BA:296:C:OP1	1.47	1.11
27:BA:1364:G:O5'	50:B4:3:LYS:CD	1.97	1.11
27:BA:1818:U:H5''	28:BD:155:ARG:HB2	1.26	1.11
27:BA:1952:A:H2	35:BO:22:ILE:HG23	1.02	1.11
27:BA:2227:A:C2	27:BA:2228:G:C2	2.37	1.11
27:BA:2232:U:H2'	27:BA:2233:U:H5'	1.14	1.11
27:BA:2258:C:C4	27:BA:2426:A:H1'	1.83	1.11
27:BA:2414:G:N3	27:BA:2415:G:C8	2.17	1.11
27:BA:2592:G:C8	27:BA:2593:U:H5	1.69	1.11
27:BA:2678:C:O2	27:BA:2679:A:C1'	1.98	1.11
27:BA:2730:C:H4'	29:BE:265:ASN:HD21	0.95	1.11
27:BA:2748:A:C8	27:BA:2749:A:C4	2.38	1.11
27:BA:2869:G:C5	27:BA:2870:C:H5	1.41	1.11
28:BD:66:PHE:C	28:BD:67:LYS:CD	2.18	1.11
28:BD:118:GLY:O	28:BD:129:LEU:CD2	1.98	1.11
28:BD:128:ALA:HB2	28:BD:190:THR:HB	1.22	1.11
29:BE:70:VAL:HG12	29:BE:71:THR:N	1.38	1.11
29:BE:268:LEU:CD2	29:BE:269:ILE:N	2.13	1.11
30:BF:51:TYR:C	30:BF:55:ARG:HB3	1.70	1.11
32:BH:101:LYS:CG	32:BH:115:GLU:HA	1.78	1.11
36:BP:66:VAL:HG12	36:BP:67:ARG:H	1.01	1.11
36:BP:77:ALA:HB2	36:BP:81:VAL:CG1	1.80	1.11

*Continued on next page...*

*Continued from previous page...*

Atom-1	Atom-2	Interatomic distance (Å)	Clash overlap (Å)
39:BT:50:GLU:O	39:BT:52:THR:N	1.84	1.11
43:BZ:172:LEU:HG	43:BZ:173:PRO:HD2	1.13	1.11
44:BR:104:ARG:HA	44:BR:105:ARG:HH21	1.04	1.11
46:BV:5:ILE:HD12	46:BV:12:TYR:CZ	1.85	1.11
46:BV:91:THR:C	46:BV:92:ALA:HB3	1.59	1.11
55:B9:19:ARG:O	55:B9:22:ARG:HB2	1.47	1.11
1:AA:1313:U:C5	22:AS:4:SER:HB2	1.39	1.11
3:AW:76:A:C2	54:B8:32:GLN:HB3	1.86	1.11
27:BA:1032:A:OP1	55:B9:8:LYS:HG2	1.51	1.11
27:BA:1364:G:H3'	50:B4:3:LYS:CE	1.81	1.11
27:BA:1966:A:N3	27:BA:2593:U:H5'	1.65	1.11
27:BA:2287:A:C2	27:BA:2289:G:N9	2.19	1.11
27:BA:2330:G:C2'	27:BA:2331:G:H5'	1.81	1.11
27:BA:2431:U:C2	27:BA:2433:A:OP2	2.02	1.11
27:BA:2463:C:C2	27:BA:2464:C:C5	2.39	1.11
27:BA:2474:C:H2'	27:BA:2475:C:H5'	1.31	1.11
27:BA:2482:G:C5	27:BA:2483:C:C5	2.39	1.11
27:BA:2570:G:N3	27:BA:2571:C:C6	2.17	1.11
27:BA:2615:U:H3	51:B5:8:LYS:HG2	1.08	1.11
27:BA:2752:C:N4	27:BA:2753:A:C2	2.19	1.11
28:BD:181:ARG:HB3	28:BD:181:ARG:NH1	1.64	1.11
31:BG:29:HIS:CE1	31:BG:64:ARG:NH1	2.17	1.11
31:BG:102:GLY:CA	31:BG:134:LEU:CD1	2.27	1.11
34:BN:12:VAL:CG1	34:BN:13:ASP:H	1.61	1.11
34:BN:15:ARG:CA	34:BN:43:ARG:HG2	1.81	1.11
34:BN:38:VAL:O	34:BN:39:VAL:CG1	1.98	1.11
34:BN:78:ILE:O	34:BN:82:THR:HG23	1.48	1.11
37:BQ:49:VAL:HG23	37:BQ:121:ASP:H	1.14	1.11
37:BQ:49:VAL:CG1	37:BQ:119:ASN:O	1.99	1.11
38:BS:23:ARG:NH2	38:BS:35:VAL:CG2	2.11	1.11
40:BW:32:ALA:CA	40:BW:35:ILE:CD1	2.27	1.11
41:BX:9:HIS:CE1	41:BX:27:ALA:CA	2.34	1.11
43:BZ:6:LYS:O	43:BZ:31:SER:HB3	1.26	1.11
43:BZ:159:THR:HG23	43:BZ:160:LEU:H	0.96	1.11
45:BU:108:ALA:O	45:BU:110:VAL:N	1.82	1.11
46:BV:30:GLY:HA3	46:BV:33:VAL:HG21	1.11	1.11
50:B4:23:GLU:OE2	50:B4:29:PRO:CB	1.99	1.11
53:B7:17:GLY:C	53:B7:44:VAL:HG21	1.70	1.11
1:AA:1005:A:H4'	1:AA:1037:C:H1'	1.32	1.11
17:AN:24:CYS:HB2	17:AN:40:CYS:H	1.00	1.11
27:BA:398:G:OP2	50:B4:59:PHE:CE2	2.04	1.11

*Continued on next page...*

*Continued from previous page...*

Atom-1	Atom-2	Interatomic distance (Å)	Clash overlap (Å)
27:BA:452:G:P	30:BF:55:ARG:HH22	1.73	1.11
27:BA:990:A:C6	27:BA:1186:G:H1'	1.84	1.11
27:BA:1140:C:H41	34:BN:49:ARG:HD2	1.14	1.11
27:BA:1599:C:P	41:BX:33:SER:OG	2.08	1.11
27:BA:1818:U:O2	28:BD:153:LEU:HA	1.51	1.11
27:BA:1819:A:H2'	28:BD:177:SER:CA	1.81	1.11
27:BA:1952:A:C2	35:BO:22:ILE:HG23	1.86	1.11
27:BA:2235:G:H2'	27:BA:2236:C:H6	1.01	1.11
27:BA:2295:C:N4	27:BA:2337:G:H1	1.48	1.11
27:BA:2302:G:C6	27:BA:2315:G:C6	2.38	1.11
27:BA:2352:A:N1	49:B0:30:VAL:HG12	1.64	1.11
27:BA:2623:G:N2	27:BA:2624:G:C4	2.19	1.11
27:BA:2716:U:H2'	27:BA:2717:G:C5'	1.80	1.11
29:BE:180:ILE:HA	29:BE:183:ASP:CG	1.71	1.11
29:BE:269:ILE:HG23	29:BE:297:LYS:HZ3	0.96	1.11
29:BE:303:PRO:HB2	29:BE:307:LEU:CD1	1.80	1.11
30:BF:168:ARG:CZ	30:BF:209:GLY:CA	2.28	1.11
32:BH:36:PHE:CD2	32:BH:70:LEU:CD1	2.31	1.11
35:BO:77:ILE:CD1	35:BO:77:ILE:C	2.12	1.11
37:BQ:48:ASN:O	37:BQ:121:ASP:HB2	1.47	1.11
38:BS:109:PRO:HA	38:BS:115:VAL:HG11	1.23	1.11
42:BY:45:GLY:C	42:BY:62:VAL:CG1	2.18	1.11
43:BZ:3:LEU:HB3	43:BZ:34:LEU:HA	1.11	1.11
46:BV:19:VAL:HG12	46:BV:21:ARG:NH1	1.40	1.11
46:BV:54:TYR:O	46:BV:56:VAL:N	1.81	1.11
50:B4:5:LEU:H	50:B4:5:LEU:HD23	1.07	1.11
50:B4:18:GLY:H	50:B4:33:VAL:HG21	1.10	1.11
1:AA:1222:G:OP1	1:AA:1321:C:H2'	1.49	1.11
1:AA:1502:A:H2	1:AA:1505:G:N1	1.48	1.11
26:BB:57:A:O4'	31:BG:13:MET:SD	2.09	1.11
27:BA:6:A:H4'	34:BN:4:ALA:O	1.50	1.11
27:BA:826:U:OP1	27:BA:2429:G:OP1	1.69	1.11
27:BA:997:G:P	45:BU:93:LYS:HE2	1.91	1.11
27:BA:1665:A:O2'	35:BO:66:LYS:NZ	1.84	1.11
27:BA:2327:A:N1	27:BA:2328:A:C2	2.19	1.11
27:BA:2360:A:C8	27:BA:2361:A:C8	2.39	1.11
27:BA:2476:A:N7	27:BA:2477:C:C5	2.19	1.11
27:BA:2509:G:C2	27:BA:2580:U:O2	2.03	1.11
27:BA:2526:G:H2'	27:BA:2527:C:H5'	1.12	1.11
27:BA:2771:C:H5'	29:BE:316:ARG:CD	1.79	1.11
27:BA:2785:C:H5''	29:BE:99:VAL:CG2	1.79	1.11

*Continued on next page...*

*Continued from previous page...*

Atom-1	Atom-2	Interatomic distance (Å)	Clash overlap (Å)
29:BE:44:TYR:CE1	29:BE:308:VAL:CA	2.34	1.11
29:BE:256:THR:HA	29:BE:259:HIS:HE1	0.96	1.11
29:BE:267:ARG:HD3	29:BE:297:LYS:HD3	1.29	1.11
30:BF:200:PRO:HB3	30:BF:212:VAL:CG1	1.81	1.11
31:BG:19:GLU:HB2	31:BG:135:VAL:HG21	1.31	1.11
31:BG:27:ILE:C	31:BG:69:ILE:HG21	1.71	1.11
32:BH:23:VAL:HG12	32:BH:74:MET:HE3	1.15	1.11
32:BH:166:GLU:O	32:BH:167:LEU:HD22	1.45	1.11
33:BI:92:SER:HA	33:BI:122:ARG:HG3	1.14	1.11
35:BO:79:PHE:HA	39:BT:22:VAL:HG22	1.25	1.11
36:BP:101:ASP:O	36:BP:102:ASP:OD1	1.67	1.11
37:BQ:65:ARG:NH2	37:BQ:85:ILE:HB	1.63	1.11
41:BX:47:VAL:CG1	41:BX:69:SER:HB3	1.79	1.11
42:BY:14:ALA:HB1	42:BY:15:PRO:CD	1.79	1.11
42:BY:72:ILE:HG22	42:BY:73:HIS:H	1.12	1.11
43:BZ:168:VAL:O	43:BZ:169:VAL:HG23	0.94	1.11
44:BR:85:PRO:O	44:BR:87:TYR:N	1.83	1.11
45:BU:86:ALA:HB3	45:BU:90:LEU:HD21	1.33	1.11
46:BV:61:VAL:N	46:BV:98:ILE:HD12	1.66	1.11
49:B0:49:GLN:NE2	49:B0:73:GLY:CA	2.09	1.11
1:AA:1097:C:O2'	1:AA:1168:A:N3	1.83	1.10
1:AA:1222:G:OP2	1:AA:1322:C:C4	2.04	1.10
27:BA:2059:A:C6	27:BA:2503:A:N7	2.03	1.10
27:BA:2507:C:C2	27:BA:2583:G:N3	2.19	1.10
27:BA:2813:A:C2'	27:BA:2814:C:C6	2.14	1.10
27:BA:2839:G:O2'	44:BR:92:GLY:HA3	1.50	1.10
30:BF:1:MET:C	30:BF:18:LEU:HG	1.44	1.10
31:BG:102:GLY:HA3	31:BG:134:LEU:CD1	1.81	1.10
34:BN:58:GLU:CA	34:BN:61:VAL:CG2	2.28	1.10
36:BP:116:HIS:CD2	36:BP:118:LEU:HD11	1.85	1.10
38:BS:32:PRO:HG2	38:BS:100:ALA:CB	1.81	1.10
38:BS:106:LEU:O	38:BS:107:ASN:O	1.66	1.10
40:BW:29:LEU:HG	40:BW:33:ARG:HD2	1.33	1.10
40:BW:30:GLU:CA	40:BW:33:ARG:CD	2.26	1.10
41:BX:22:ASN:HA	41:BX:68:LEU:CD1	1.80	1.10
42:BY:51:LEU:CA	42:BY:97:ARG:HH21	1.64	1.10
42:BY:71:VAL:CG2	42:BY:93:THR:H	1.62	1.10
43:BZ:26:LYS:O	43:BZ:27:GLU:CG	1.98	1.10
44:BR:19:ALA:O	44:BR:22:ARG:HB3	1.50	1.10
46:BV:30:GLY:O	46:BV:63:HIS:HB2	1.50	1.10
51:B5:40:LYS:HE2	51:B5:46:CYS:HB2	1.31	1.10

*Continued on next page...*

*Continued from previous page...*

Atom-1	Atom-2	Interatomic distance (Å)	Clash overlap (Å)
27:BA:398:G:OP2	50:B4:59:PHE:CZ	2.02	1.10
27:BA:446:G:H3'	45:BU:5:LYS:HZ1	1.00	1.10
27:BA:1799:G:C6	28:BD:177:SER:HB2	1.85	1.10
27:BA:1917:U:H3'	27:BA:1918:A:C8	1.85	1.10
27:BA:2066:C:O2	27:BA:2445:G:N2	1.83	1.10
27:BA:2354:G:O2'	49:B0:31:VAL:HG12	1.44	1.10
27:BA:2469:A:H8	27:BA:2469:A:H5'	1.16	1.10
27:BA:2556:C:O2'	27:BA:2557:G:H5'	1.49	1.10
27:BA:2628:C:H1'	27:BA:2781:A:H2'	1.31	1.10
27:BA:2848:G:N2	27:BA:2867:G:H1'	1.66	1.10
27:BA:2893:G:O3'	27:BA:2894:G:H4'	1.49	1.10
29:BE:71:THR:HG23	29:BE:299:SER:HB2	1.31	1.10
29:BE:269:ILE:H	29:BE:269:ILE:HD12	0.95	1.10
31:BG:20:LYS:HA	31:BG:76:ARG:HB3	1.20	1.10
33:BI:115:ILE:CG1	33:BI:131:VAL:HG13	1.78	1.10
37:BQ:42:TYR:O	37:BQ:125:TRP:HH2	1.34	1.10
42:BY:47:THR:O	42:BY:98:VAL:HG13	1.49	1.10
43:BZ:24:TYR:O	43:BZ:84:TYR:HA	1.47	1.10
45:BU:46:GLU:O	45:BU:49:ASP:HB2	1.50	1.10
47:B2:7:GLU:OE2	47:B2:8:ILE:HG13	1.51	1.10
55:B9:14:CYS:HA	55:B9:27:CYS:HB2	1.28	1.10
27:BA:600:G:H5''	30:BF:27:ARG:NH1	1.65	1.10
27:BA:687:C:O4'	53:B7:4:THR:HG22	1.52	1.10
27:BA:1809:A:H62	50:B4:3:LYS:CG	1.65	1.10
27:BA:2021:C:C5	45:BU:25:TRP:CZ2	2.39	1.10
27:BA:2316:C:C4'	31:BG:151:ILE:HD11	1.68	1.10
27:BA:2316:C:C5'	31:BG:142:ALA:CB	2.24	1.10
27:BA:2423:U:H5'	27:BA:2423:U:C6	1.87	1.10
29:BE:39:GLN:CD	29:BE:174:LEU:CD1	2.20	1.10
29:BE:62:ARG:O	29:BE:63:GLU:OE2	1.66	1.10
29:BE:79:ARG:O	29:BE:187:HIS:NE2	1.83	1.10
29:BE:214:VAL:CG2	29:BE:221:LYS:NZ	2.12	1.10
29:BE:263:GLU:CG	29:BE:266:LYS:HE2	1.82	1.10
31:BG:28:GLY:C	31:BG:69:ILE:HD11	1.69	1.10
33:BI:7:LYS:NZ	33:BI:8:ASP:OD1	1.82	1.10
34:BN:45:VAL:O	34:BN:46:ILE:HG13	1.48	1.10
36:BP:69:ILE:HA	36:BP:73:VAL:HG23	1.32	1.10
37:BQ:56:ILE:O	37:BQ:112:ALA:CB	1.99	1.10
41:BX:24:LEU:CB	41:BX:26:PHE:HZ	1.65	1.10
42:BY:50:VAL:HG12	42:BY:51:LEU:N	1.64	1.10
42:BY:101:LEU:HD13	42:BY:113:GLU:HB2	1.16	1.10

*Continued on next page...*

*Continued from previous page...*

Atom-1	Atom-2	Interatomic distance (Å)	Clash overlap (Å)
45:BU:59:ARG:O	45:BU:62:ILE:N	1.84	1.10
46:BV:91:THR:C	46:BV:92:ALA:CA	2.20	1.10
54:B8:4:MET:CA	54:B8:5:LYS:NZ	2.13	1.10
54:B8:26:LYS:CE	54:B8:45:GLY:N	2.13	1.10
1:AA:1156:G:H1'	1:AA:1179:A:H61	0.93	1.10
16:AM:94:ARG:C	16:AM:95:GLY:CA	2.20	1.10
27:BA:637:A:H8	36:BP:111:ALA:HB2	0.97	1.10
27:BA:850:C:H4'	48:B3:18:ASP:OD1	0.93	1.10
27:BA:1022:G:O5'	34:BN:52:GLN:OE1	1.69	1.10
27:BA:2094:G:O6	27:BA:2196:C:N4	1.83	1.10
27:BA:2393:A:O2'	27:BA:2394:C:O5'	1.69	1.10
27:BA:2498:C:O2'	27:BA:2499:C:C5'	2.00	1.10
27:BA:2552:U:O2	27:BA:2554:U:H5''	1.49	1.10
27:BA:2623:G:H21	27:BA:2624:G:C1'	1.64	1.10
27:BA:2677:G:O2'	27:BA:2678:C:H5'	1.51	1.10
27:BA:2718:G:OP1	39:BT:38:ASN:ND2	1.82	1.10
27:BA:2722:G:N1	27:BA:2723:C:C4	2.19	1.10
27:BA:2811:G:N2	27:BA:2891:G:N3	1.84	1.10
27:BA:2818:G:OP1	27:BA:2837:G:O2'	1.69	1.10
27:BA:2894:G:O3'	27:BA:2895:U:P	2.09	1.10
28:BD:166:LYS:O	28:BD:167:GLU:CD	1.89	1.10
29:BE:211:GLN:O	29:BE:216:ARG:HD2	0.93	1.10
30:BF:47:GLY:C	30:BF:92:PRO:HG2	1.60	1.10
30:BF:102:LEU:H	30:BF:107:ARG:NH2	1.49	1.10
30:BF:157:LEU:HB2	30:BF:158:GLU:OE2	1.43	1.10
33:BI:7:LYS:HB2	33:BI:14:LYS:HE2	1.22	1.10
37:BQ:45:GLN:HB3	37:BQ:152:SER:HB3	1.12	1.10
38:BS:128:ASP:O	38:BS:129:ILE:HG12	1.49	1.10
41:BX:25:GLN:OE1	41:BX:25:GLN:N	1.83	1.10
42:BY:101:LEU:HD22	42:BY:103:LEU:HG	1.28	1.10
44:BR:75:LEU:O	44:BR:77:ARG:N	1.84	1.10
46:BV:34:GLU:O	46:BV:35:LEU:CD2	2.00	1.10
47:B2:26:GLU:HG2	47:B2:27:LEU:H	0.94	1.10
48:B3:8:LEU:HD23	48:B3:31:LEU:CA	1.68	1.10
52:B6:42:PRO:HG2	52:B6:44:ALA:HB3	1.14	1.10
53:B7:11:LYS:O	53:B7:13:ALA:N	1.85	1.10
27:BA:85:G:OP2	42:BY:65:VAL:CB	2.00	1.10
27:BA:2013:A:P	40:BW:96:ILE:CG2	2.38	1.10
27:BA:2216:G:C2'	27:BA:2217:G:H5'	1.81	1.10
27:BA:2227:A:N1	27:BA:2228:G:N1	1.99	1.10
27:BA:2296:U:O4	38:BS:16:ALA:HB2	1.49	1.10

*Continued on next page...*

*Continued from previous page...*

Atom-1	Atom-2	Interatomic distance (Å)	Clash overlap (Å)
27:BA:2565:A:C5'	27:BA:2566:A:OP2	2.00	1.10
27:BA:2654:A:H61	27:BA:2667:C:N4	1.48	1.10
27:BA:2781:A:H5''	27:BA:2782:G:C5'	1.82	1.10
27:BA:2819:G:H3'	27:BA:2821:A:N6	1.66	1.10
27:BA:2827:C:O2	27:BA:2828:C:C6	2.04	1.10
28:BD:140:VAL:HG22	28:BD:191:VAL:HG12	1.31	1.10
30:BF:102:LEU:HB3	30:BF:107:ARG:NE	1.66	1.10
30:BF:153:VAL:HG13	30:BF:157:LEU:HD21	1.16	1.10
32:BH:10:ILE:HG21	32:BH:14:VAL:HG11	1.27	1.10
33:BI:43:ASN:O	33:BI:45:LYS:N	1.82	1.10
35:BO:7:ARG:HD3	35:BO:44:LYS:HE3	1.18	1.10
36:BP:77:ALA:HB2	36:BP:81:VAL:HG11	1.19	1.10
36:BP:128:GLY:HA2	36:BP:132:LYS:HZ2	0.97	1.10
44:BR:36:THR:CG2	44:BR:40:LYS:CB	2.29	1.10
44:BR:100:LEU:HD23	44:BR:112:ALA:C	1.71	1.10
46:BV:31:ASP:O	46:BV:63:HIS:O	1.69	1.10
46:BV:33:VAL:HB	46:BV:63:HIS:CD2	1.87	1.10
46:BV:50:ASP:H	46:BV:53:LYS:HE3	0.98	1.10
49:B0:49:GLN:HE22	49:B0:73:GLY:CA	1.56	1.10
53:B7:21:ARG:O	53:B7:24:THR:HG22	1.40	1.10
54:B8:60:LEU:C	54:B8:60:LEU:HD23	1.69	1.10
55:B9:25:VAL:CG2	55:B9:34:GLN:HB3	1.82	1.10
1:AA:1098:C:H4'	1:AA:1167:A:C2	1.87	1.09
1:AA:1500:A:H5''	1:AA:1508:G:H5''	1.17	1.09
25:AY:224:ALA:CA	27:BA:2554:U:C4	2.34	1.09
27:BA:965:C:H5'	27:BA:2273:A:H1'	1.21	1.09
27:BA:1034:G:P	55:B9:18:ARG:NH2	2.25	1.09
27:BA:1368:G:OP1	53:B7:25:LYS:HE3	1.38	1.09
27:BA:1598:C:H5''	41:BX:34:LYS:HG2	1.32	1.09
27:BA:2044:C:N4	27:BA:2624:G:H1	1.50	1.09
27:BA:2683:C:H2'	27:BA:2684:U:H5'	1.33	1.09
27:BA:2718:G:C2'	27:BA:2719:G:H8	1.65	1.09
27:BA:2722:G:C2	27:BA:2723:C:C4	2.36	1.09
28:BD:66:PHE:CD2	28:BD:67:LYS:HD2	1.87	1.09
28:BD:128:ALA:HB2	28:BD:190:THR:CG2	1.56	1.09
29:BE:79:ARG:C	29:BE:187:HIS:NE2	2.04	1.09
31:BG:93:LEU:HD13	31:BG:94:ALA:H	1.12	1.09
32:BH:90:GLY:HA2	32:BH:159:LYS:CG	1.81	1.09
34:BN:61:VAL:CG1	34:BN:62:ASP:OD1	1.98	1.09
37:BQ:58:HIS:HA	37:BQ:61:LEU:CD1	1.82	1.09
39:BT:37:GLU:CG	39:BT:38:ASN:H	1.64	1.09

*Continued on next page...*

*Continued from previous page...*

Atom-1	Atom-2	Interatomic distance (Å)	Clash overlap (Å)
42:BY:43:ASN:HD21	42:BY:103:LEU:CD2	1.65	1.09
43:BZ:95:SER:OG	43:BZ:122:ILE:CG1	1.99	1.09
44:BR:20:LEU:HD13	44:BR:21:TYR:N	0.78	1.09
50:B4:15:ILE:HD12	50:B4:15:ILE:N	1.67	1.09
50:B4:46:GLU:C	50:B4:47:GLU:HG3	1.72	1.09
52:B6:32:GLN:CA	52:B6:35:LEU:HD12	1.82	1.09
55:B9:25:VAL:CG2	55:B9:34:GLN:CB	2.28	1.09
8:AE:78:HIS:HB2	11:AH:104:ARG:HD2	1.35	1.09
13:AJ:46:ARG:HH11	17:AN:59:ALA:HB1	0.97	1.09
27:BA:6:A:H5'	34:BN:4:ALA:N	0.77	1.09
27:BA:976:C:OP1	45:BU:48:ARG:NH1	1.84	1.09
27:BA:1162:G:H4'	46:BV:23:GLU:CB	1.81	1.09
27:BA:1799:G:N2	28:BD:153:LEU:HG	1.66	1.09
27:BA:2195:C:H2'	27:BA:2196:C:O4'	1.51	1.09
27:BA:2227:A:C6	27:BA:2228:G:C6	2.38	1.09
27:BA:2316:C:H4'	31:BG:151:ILE:HD11	1.09	1.09
27:BA:2679:A:C2	29:BE:300:VAL:HG22	1.86	1.09
27:BA:2742:C:C5'	55:B9:35:ARG:HH12	1.64	1.09
27:BA:2748:A:N7	27:BA:2749:A:N3	1.99	1.09
27:BA:2880:C:H2'	27:BA:2881:C:C5'	1.80	1.09
28:BD:146:LYS:HD2	28:BD:147:PRO:HD2	1.32	1.09
28:BD:183:ILE:O	28:BD:184:LEU:CD2	1.98	1.09
29:BE:74:GLU:CB	29:BE:293:TYR:CE2	2.33	1.09
31:BG:38:GLU:HG2	31:BG:41:LEU:HD12	1.19	1.09
32:BH:25:VAL:CG1	32:BH:78:VAL:HG21	1.82	1.09
35:BO:19:VAL:HG13	35:BO:42:THR:O	1.51	1.09
35:BO:47:THR:HB	35:BO:48:PRO:HD2	1.18	1.09
36:BP:64:ILE:HD12	36:BP:106:VAL:HA	1.16	1.09
37:BQ:41:THR:O	37:BQ:125:TRP:HZ3	1.33	1.09
37:BQ:49:VAL:CG1	37:BQ:50:VAL:H	1.65	1.09
37:BQ:125:TRP:O	37:BQ:126:VAL:CG2	2.00	1.09
38:BS:60:SER:O	38:BS:88:ALA:HA	1.51	1.09
42:BY:74:VAL:N	42:BY:91:LEU:HD11	1.65	1.09
42:BY:101:LEU:HD22	42:BY:103:LEU:HD11	1.17	1.09
43:BZ:4:THR:O	43:BZ:33:ALA:HB1	1.51	1.09
43:BZ:143:ILE:CG2	43:BZ:144:GLY:H	1.65	1.09
44:BR:78:LYS:O	44:BR:82:GLU:CB	1.99	1.09
46:BV:50:ASP:N	46:BV:53:LYS:CE	2.16	1.09
47:B2:6:GLN:O	47:B2:9:ARG:N	1.83	1.09
48:B3:48:GLU:O	48:B3:51:ALA:N	1.84	1.09
52:B6:13:GLU:OE1	52:B6:13:GLU:N	1.84	1.09

*Continued on next page...*



*Continued from previous page...*

Atom-1	Atom-2	Interatomic distance (Å)	Clash overlap (Å)
55:B9:24:LEU:HD13	55:B9:35:ARG:HG3	1.27	1.09
1:AA:60:A:N6	1:AA:107:G:O2'	1.84	1.09
1:AA:196:A:O3'	1:AA:197:A:P	2.11	1.09
1:AA:1098:C:C4'	1:AA:1167:A:H2	1.65	1.09
1:AA:1347:G:H8	12:AI:107:ARG:HB3	1.17	1.09
7:AD:9:CYS:SG	7:AD:31:CYS:HA	1.91	1.09
27:BA:974:G:N7	46:BV:80:TYR:CZ	2.18	1.09
27:BA:1364:G:O5'	50:B4:3:LYS:CG	1.99	1.09
27:BA:2251:G:N2	27:BA:2252:G:N3	2.01	1.09
27:BA:2286:A:H5'	27:BA:2287:A:H4'	1.33	1.09
27:BA:2546:U:C4'	27:BA:2565:A:C2	2.35	1.09
27:BA:2689:U:C1'	27:BA:2713:A:C2	2.34	1.09
27:BA:2815:C:O2	27:BA:2816:C:C6	2.06	1.09
31:BG:93:LEU:CD2	31:BG:106:PHE:CD2	2.35	1.09
34:BN:15:ARG:HD3	34:BN:43:ARG:CD	1.81	1.09
35:BO:22:ILE:HB	35:BO:40:VAL:O	1.52	1.09
35:BO:35:ILE:HD11	35:BO:65:THR:HG21	1.11	1.09
36:BP:55:GLN:HG3	36:BP:56:LYS:HG2	1.35	1.09
37:BQ:94:ARG:CZ	37:BQ:105:PHE:O	2.00	1.09
38:BS:32:PRO:CG	38:BS:100:ALA:HB1	1.81	1.09
40:BW:82:LEU:HD23	40:BW:98:LYS:O	0.92	1.09
42:BY:55:PHE:CE2	42:BY:89:ARG:CZ	2.30	1.09
42:BY:66:ASP:O	42:BY:68:ASP:N	1.85	1.09
42:BY:101:LEU:CD1	42:BY:112:LEU:HG	1.82	1.09
43:BZ:3:LEU:HD21	43:BZ:38:ALA:CB	1.80	1.09
46:BV:39:PHE:C	46:BV:40:VAL:HG22	1.73	1.09
53:B7:34:ARG:CD	53:B7:42:LEU:HD21	1.78	1.09
54:B8:60:LEU:HD23	54:B8:60:LEU:O	1.51	1.09
1:AA:39:G:N7	1:AA:547:A:H8	1.49	1.09
27:BA:1782:C:C2	27:BA:2609:U:C5	2.39	1.09
27:BA:2187:G:C2'	27:BA:2188:C:H5'	1.82	1.09
27:BA:2239:G:H2'	27:BA:2240:C:H6	1.15	1.09
27:BA:2303:G:H5'	31:BG:99:ASP:HB3	1.14	1.09
27:BA:2309:A:OP2	27:BA:2309:A:O4'	1.66	1.09
27:BA:2327:A:N7	27:BA:2388:A:N6	2.00	1.09
27:BA:2332:U:C1'	27:BA:2336:A:H62	1.63	1.09
27:BA:2348:U:H5''	54:B8:42:ARG:HH22	1.00	1.09
27:BA:2543:G:C2'	27:BA:2544:G:H5'	1.82	1.09
27:BA:2771:C:H2'	27:BA:2771:C:O2	1.52	1.09
27:BA:2815:C:H2'	27:BA:2816:C:H5'	1.18	1.09
28:BD:89:ASN:O	28:BD:105:ALA:CB	2.01	1.09

*Continued on next page...*

*Continued from previous page...*

Atom-1	Atom-2	Interatomic distance (Å)	Clash overlap (Å)
28:BD:128:ALA:CB	28:BD:190:THR:CA	2.25	1.09
28:BD:131:LEU:HD13	28:BD:171:VAL:HG21	1.24	1.09
28:BD:143:ILE:HD12	28:BD:143:ILE:H	1.11	1.09
28:BD:226:GLY:O	28:BD:227:VAL:CG1	2.01	1.09
29:BE:76:PRO:CB	29:BE:77:PRO:HD3	1.83	1.09
30:BF:37:ALA:HB1	30:BF:102:LEU:HB2	1.25	1.09
32:BH:101:LYS:HB3	32:BH:114:ILE:O	1.50	1.09
32:BH:113:GLU:OE1	32:BH:114:ILE:N	1.86	1.09
33:BI:5:PHE:O	33:BI:36:ALA:CB	2.01	1.09
35:BO:63:VAL:HG13	35:BO:102:VAL:HG11	1.14	1.09
36:BP:57:VAL:CG1	36:BP:58:GLN:H	1.63	1.09
41:BX:14:ALA:HA	41:BX:17:ASP:CG	1.71	1.09
43:BZ:116:VAL:CG2	43:BZ:169:VAL:HG21	1.82	1.09
43:BZ:156:GLU:HG2	43:BZ:157:GLY:H	1.01	1.09
45:BU:74:MET:HE1	45:BU:78:THR:HG21	1.28	1.09
50:B4:42:PHE:O	50:B4:57:ASP:HA	1.34	1.09
54:B8:23:MET:HE1	54:B8:48:PHE:HA	1.15	1.09
2:AV:34:G:H2'	2:AV:35:A:H5''	1.31	1.09
3:AW:45:G:O3'	3:AW:46:G:H5'	1.53	1.09
27:BA:29:U:C5'	45:BU:11:ARG:HH12	1.66	1.09
27:BA:993:G:C1'	46:BV:90:PHE:HE2	1.56	1.09
27:BA:1457:A:C2	27:BA:2703:C:N4	2.21	1.09
27:BA:2333:A:C1'	27:BA:2335:A:C4	2.35	1.09
27:BA:2561:A:O2'	35:BO:40:VAL:HG11	0.91	1.09
27:BA:2623:G:N2	27:BA:2624:G:N9	2.00	1.09
27:BA:2712:U:C3'	27:BA:712(A):A:H5''	1.82	1.09
28:BD:213:LYS:HB3	28:BD:215:LYS:N	1.64	1.09
29:BE:180:ILE:HG21	29:BE:187:HIS:CB	1.83	1.09
30:BF:22:PHE:CE2	30:BF:115:LEU:HB3	1.86	1.09
31:BG:49:PRO:HB2	31:BG:72:LYS:H	1.11	1.09
31:BG:98:PHE:CA	31:BG:104:PHE:HD2	1.65	1.09
32:BH:15:THR:HG23	32:BH:26:LYS:H	1.18	1.09
32:BH:17:THR:HB	32:BH:24:THR:OG1	1.51	1.09
33:BI:7:LYS:HA	33:BI:12:LYS:O	1.47	1.09
34:BN:80:LYS:O	34:BN:83:ILE:HG12	1.53	1.09
35:BO:8:LEU:HB2	35:BO:83:ALA:HA	1.18	1.09
37:BQ:28:ILE:HG23	37:BQ:62:GLU:HG2	1.15	1.09
38:BS:63:SER:O	38:BS:67:ALA:O	1.71	1.09
42:BY:50:VAL:CG1	42:BY:51:LEU:H	1.63	1.09
42:BY:57:GLY:CA	42:BY:97:ARG:HH22	1.65	1.09
45:BU:94:VAL:C	45:BU:98:ILE:HD13	1.63	1.09

*Continued on next page...*

*Continued from previous page...*

Atom-1	Atom-2	Interatomic distance (Å)	Clash overlap (Å)
45:BU:99:ALA:CB	45:BU:106:PHE:CE2	2.34	1.09
47:B2:22:ASP:O	47:B2:26:GLU:OE2	1.71	1.09
49:B0:42:GLY:HA2	49:B0:66:LYS:HA	1.12	1.09
49:B0:52:GLY:O	49:B0:53:MET:CG	2.00	1.09
50:B4:6:HIS:ND1	50:B4:56:VAL:CG2	2.14	1.09
50:B4:58:LYS:HG2	50:B4:62:ARG:HE	1.12	1.09
52:B6:41:ASP:HB3	52:B6:47:HIS:H	1.06	1.09
55:B9:4:ARG:O	55:B9:36:GLN:HG2	1.50	1.09
26:BB:89(A):A:C2	37:BQ:52:LYS:NZ	2.19	1.08
27:BA:1032:A:OP1	55:B9:8:LYS:HG3	1.49	1.08
27:BA:1364:G:C5'	50:B4:3:LYS:HD3	1.82	1.08
27:BA:2048:G:H1	27:BA:2620:C:N4	1.49	1.08
27:BA:2219:G:H2'	27:BA:2224:G:O5'	1.40	1.08
27:BA:2234:G:H2'	27:BA:2235:G:H5'	1.29	1.08
27:BA:2254:C:C2'	27:BA:2255:G:C5'	2.22	1.08
27:BA:2328:A:H2'	27:BA:2329:G:H8	1.18	1.08
27:BA:2457:U:C4	27:BA:2458:G:N3	2.15	1.08
27:BA:2567:G:C2	27:BA:2568:C:C5	2.41	1.08
27:BA:2572:A:OP2	29:BE:242:ASN:N	1.82	1.08
27:BA:2572:A:H5''	27:BA:2574:G:H5'	1.31	1.08
27:BA:2618:G:C6	27:BA:2619:C:C5	2.31	1.08
27:BA:2819:G:H3'	27:BA:2821:A:H62	1.14	1.08
27:BA:2821:A:C2	27:BA:2822:G:C4	2.38	1.08
29:BE:180:ILE:HG21	29:BE:187:HIS:HA	1.14	1.08
30:BF:115:LEU:CG	30:BF:246:ARG:HH22	1.64	1.08
30:BF:236:THR:O	30:BF:239:ALA:N	1.85	1.08
31:BG:22:VAL:O	31:BG:23:VAL:CG1	2.00	1.08
35:BO:9:LYS:O	35:BO:83:ALA:HB1	1.50	1.08
35:BO:98:ILE:CD1	35:BO:117:LEU:HB3	1.81	1.08
36:BP:94:ARG:HD3	36:BP:120:LEU:CB	1.83	1.08
40:BW:30:GLU:N	40:BW:33:ARG:HD2	1.66	1.08
40:BW:32:ALA:HA	40:BW:35:ILE:HG13	1.22	1.08
40:BW:80:PRO:HB2	40:BW:100:THR:HG21	1.35	1.08
42:BY:43:ASN:HD21	42:BY:103:LEU:HD21	1.01	1.08
42:BY:51:LEU:HD12	42:BY:97:ARG:HG2	1.26	1.08
42:BY:71:VAL:HG23	42:BY:93:THR:HG23	1.35	1.08
43:BZ:69:VAL:HG22	43:BZ:81:VAL:HG13	1.15	1.08
45:BU:59:ARG:CA	45:BU:62:ILE:CG1	1.94	1.08
47:B2:39:ALA:HB3	47:B2:40:PRO:HD3	1.34	1.08
48:B3:8:LEU:HA	48:B3:54:VAL:HG11	1.24	1.08
53:B7:30:ILE:O	53:B7:33:ARG:HB2	0.92	1.08

*Continued on next page...*

*Continued from previous page...*

Atom-1	Atom-2	Interatomic distance (Å)	Clash overlap (Å)
54:B8:16:ILE:HG23	54:B8:21:LYS:C	1.72	1.08
54:B8:62:LEU:HB2	54:B8:63:PRO:HD3	1.35	1.08
55:B9:25:VAL:HB	55:B9:34:GLN:HB2	1.15	1.08
27:BA:1820:U:O2	28:BD:200:THR:HG23	1.50	1.08
27:BA:2197:U:C2'	27:BA:2224:G:H22	1.66	1.08
27:BA:2262:U:C2'	27:BA:2263:C:H5'	1.83	1.08
27:BA:2360:A:C8	27:BA:2361:A:H8	1.70	1.08
27:BA:2484:G:N2	27:BA:2485:G:H1'	1.66	1.08
27:BA:2498:C:C2'	27:BA:2499:C:H5''	1.83	1.08
27:BA:2634:G:H2'	27:BA:2635:C:O5'	1.54	1.08
27:BA:2731:G:H22	27:BA:2732:G:N2	1.47	1.08
27:BA:2769:C:H2'	27:BA:2770:G:O5'	1.34	1.08
27:BA:2815:C:O2'	27:BA:2816:C:H5''	1.48	1.08
29:BE:77:PRO:HB3	29:BE:187:HIS:C	1.74	1.08
30:BF:103:ASN:O	30:BF:104:ASP:O	1.70	1.08
31:BG:98:PHE:CA	31:BG:104:PHE:CD2	2.35	1.08
32:BH:43:THR:HG23	32:BH:52:THR:HG22	1.22	1.08
36:BP:65:ASP:HA	36:BP:109:LEU:H	0.99	1.08
38:BS:31:LYS:CD	38:BS:99:GLU:HB2	1.82	1.08
40:BW:30:GLU:N	40:BW:33:ARG:CD	2.15	1.08
40:BW:58:ALA:HA	40:BW:62:HIS:HB2	1.21	1.08
42:BY:50:VAL:HG12	42:BY:51:LEU:H	0.96	1.08
42:BY:79:LEU:HD12	42:BY:80:GLU:H	0.99	1.08
45:BU:94:VAL:O	45:BU:98:ILE:HD12	1.31	1.08
46:BV:5:ILE:CG2	46:BV:39:PHE:HA	1.83	1.08
51:B5:11:THR:HG21	51:B5:19:ARG:HH22	1.11	1.08
1:AA:1319:A:C3'	22:AS:70:LYS:HZ1	1.67	1.08
1:AA:1320:C:N3	22:AS:72:GLY:HA3	1.68	1.08
3:AW:37:YYG:H102	10:AG:83:ALA:CB	1.83	1.08
16:AM:66:LEU:HA	16:AM:70:LEU:HD12	1.20	1.08
27:BA:592:G:H2'	54:B8:3:LYS:HE3	1.14	1.08
27:BA:593:G:O2'	54:B8:58:MET:HE1	1.50	1.08
27:BA:993:G:C4'	46:BV:90:PHE:CE2	2.36	1.08
27:BA:2271:G:O2'	27:BA:2272:U:O5'	1.71	1.08
27:BA:2391:G:O2'	27:BA:2392:A:OP2	1.70	1.08
27:BA:2415:G:N2	27:BA:2416:C:C1'	2.07	1.08
27:BA:2544:G:O2'	27:BA:2545:G:H5'	1.50	1.08
27:BA:2739:U:C2'	27:BA:2740:A:H5''	1.82	1.08
29:BE:268:LEU:HD23	29:BE:269:ILE:HD12	1.27	1.08
31:BG:28:GLY:HA2	31:BG:69:ILE:HD12	1.13	1.08
33:BI:133:LEU:HD11	33:BI:139:ALA:CB	1.83	1.08

*Continued on next page...*

*Continued from previous page...*

Atom-1	Atom-2	Interatomic distance (Å)	Clash overlap (Å)
34:BN:48:GLY:O	34:BN:53:ILE:HD13	1.54	1.08
34:BN:95:ARG:CA	34:BN:98:PHE:CE1	2.34	1.08
35:BO:14:SER:CB	35:BO:86:ILE:HD12	1.84	1.08
35:BO:35:ILE:HD11	35:BO:65:THR:HG22	1.23	1.08
38:BS:47:LEU:HD12	38:BS:58:LEU:HD21	1.30	1.08
38:BS:116:PHE:O	38:BS:120:GLU:OE1	1.69	1.08
40:BW:66:GLU:CG	40:BW:67:ASP:H	1.66	1.08
43:BZ:142:ASN:H	43:BZ:171:VAL:HG21	0.98	1.08
44:BR:84:ALA:HB3	44:BR:85:PRO:CD	1.83	1.08
45:BU:7:GLY:C	45:BU:8:ILE:CD1	2.22	1.08
46:BV:35:LEU:C	46:BV:60:VAL:HG13	1.72	1.08
46:BV:61:VAL:HA	46:BV:98:ILE:HG13	1.22	1.08
49:B0:35:ASN:O	49:B0:36:ILE:HG12	1.53	1.08
49:B0:46:LYS:HG2	49:B0:58:THR:H	1.10	1.08
54:B8:4:MET:HB2	54:B8:7:HIS:HE1	0.93	1.08
55:B9:14:CYS:CA	55:B9:27:CYS:CB	2.31	1.08
1:AA:115:G:O3'	1:AA:116:A:P	2.12	1.08
1:AA:1248:A:N3	12:AI:70:LYS:NZ	1.99	1.08
3:AW:76:A:C8	27:BA:2421:G:H2'	1.88	1.08
27:BA:270(M):U:H4'	27:BA:270(N):G:H4'	1.35	1.08
27:BA:1819:A:OP1	28:BD:155:ARG:N	1.86	1.08
27:BA:2094:G:C6	27:BA:2196:C:C4	2.40	1.08
27:BA:2225:A:H5''	27:BA:2226:C:H5''	1.25	1.08
27:BA:2250:G:H5'	37:BQ:102:ARG:HD3	1.13	1.08
27:BA:2447:G:C2	27:BA:2500:U:O4	2.07	1.08
27:BA:2579:C:C6	27:BA:2579:C:C5'	2.12	1.08
27:BA:2712:U:C3'	27:BA:712(A):A:P	2.40	1.08
27:BA:2742:C:H5''	55:B9:35:ARG:HH12	1.18	1.08
27:BA:2805:G:H2'	27:BA:2807:G:O4'	1.54	1.08
27:BA:2869:G:H21	27:BA:2870:C:H1'	0.96	1.08
32:BH:43:THR:CG2	32:BH:52:THR:HG22	1.77	1.08
34:BN:10:VAL:HG12	34:BN:36:VAL:HG22	1.34	1.08
35:BO:98:ILE:HG22	35:BO:99:PHE:H	1.00	1.08
37:BQ:67:ALA:N	37:BQ:70:ARG:CZ	2.03	1.08
38:BS:24:LEU:HA	38:BS:33:ARG:NH2	1.68	1.08
38:BS:31:LYS:HD3	38:BS:99:GLU:HB2	1.08	1.08
45:BU:92:ARG:N	45:BU:95:LEU:HD11	1.69	1.08
46:BV:50:ASP:N	46:BV:53:LYS:HE3	1.69	1.08
1:AA:1004:A:H2'	1:AA:1036:G:O6	1.54	1.08
3:AW:40:C:O3'	10:AG:147:ALA:HB1	1.50	1.08
5:AB:185:ILE:HG22	5:AB:199:TYR:HB2	1.34	1.08

*Continued on next page...*

*Continued from previous page...*

Atom-1	Atom-2	Interatomic distance (Å)	Clash overlap (Å)
27:BA:458:G:H5'	53:B7:39:ARG:HD2	1.08	1.08
27:BA:535:C:O2'	45:BU:53:LYS:HG2	0.90	1.08
27:BA:1287:A:H8	44:BR:104:ARG:HG2	1.14	1.08
27:BA:1364:G:C3'	50:B4:3:LYS:HZ2	1.67	1.08
27:BA:2306:C:N4	31:BG:53:LYS:HZ3	1.44	1.08
27:BA:2397:G:C2	27:BA:2420:C:O2	2.05	1.08
27:BA:2468:G:H22	27:BA:2481:G:H2'	1.10	1.08
27:BA:2494:G:C2	27:BA:2495:G:N7	2.22	1.08
27:BA:2570:G:C4	27:BA:2571:C:C5	2.42	1.08
27:BA:2653:U:C2	27:BA:2654:A:C6	2.41	1.08
27:BA:2657:A:H62	27:BA:2664:G:N2	1.50	1.08
27:BA:2740:A:C2'	27:BA:2741:A:H5'	1.81	1.08
27:BA:2768:C:H2'	27:BA:2769:C:H5'	1.08	1.08
29:BE:70:VAL:CG1	29:BE:296:VAL:CA	2.32	1.08
29:BE:109:ASP:HA	29:BE:112:LEU:HB2	1.36	1.08
29:BE:180:ILE:CG2	29:BE:187:HIS:HB3	1.82	1.08
29:BE:210:THR:HG22	29:BE:255:GLN:HG2	1.13	1.08
30:BF:22:PHE:CZ	30:BF:115:LEU:CB	2.37	1.08
32:BH:170:LEU:O	32:BH:170:LEU:HD13	0.92	1.08
33:BI:7:LYS:CD	33:BI:12:LYS:HZ3	1.50	1.08
33:BI:103:GLN:HE21	33:BI:109:LYS:C	1.56	1.08
34:BN:80:LYS:O	34:BN:84:ARG:HG3	1.53	1.08
35:BO:10:VAL:HG21	35:BO:16:ALA:HB3	1.22	1.08
35:BO:68:GLY:HA3	35:BO:78:ARG:HE	1.00	1.08
37:BQ:67:ALA:H	37:BQ:70:ARG:CZ	1.52	1.08
38:BS:49:THR:C	38:BS:52:PRO:N	2.07	1.08
40:BW:24:ILE:O	40:BW:25:ARG:O	1.72	1.08
40:BW:32:ALA:HB1	40:BW:35:ILE:HD12	1.19	1.08
45:BU:21:ALA:HA	45:BU:24:PHE:HZ	0.94	1.08
45:BU:21:ALA:CA	45:BU:24:PHE:HZ	1.65	1.08
45:BU:28:ARG:HA	45:BU:31:GLN:CB	1.83	1.08
46:BV:51:ALA:HA	46:BV:54:TYR:HD1	1.16	1.08
49:B0:23:VAL:HG12	49:B0:24:LYS:N	1.63	1.08
50:B4:63:PHE:O	50:B4:65:ASP:OD2	1.69	1.08
52:B6:14:SER:HB3	52:B6:52:GLU:HA	1.27	1.08
53:B7:30:ILE:CG1	53:B7:33:ARG:HD2	1.82	1.08
53:B7:42:LEU:O	53:B7:46:ASP:OD1	1.72	1.08
55:B9:4:ARG:O	55:B9:36:GLN:CB	2.01	1.08
27:BA:2:G:N2	27:BA:2902:C:C2	2.22	1.07
27:BA:636:G:OP1	36:BP:127:GLU:HG2	1.50	1.07
27:BA:825:C:H4'	27:BA:2428:G:C5	1.88	1.07

*Continued on next page...*

*Continued from previous page...*

Atom-1	Atom-2	Interatomic distance (Å)	Clash overlap (Å)
27:BA:965:C:H4'	27:BA:2273:A:N3	1.69	1.07
27:BA:1566:A:C6	28:BD:212:HIS:ND1	2.21	1.07
27:BA:2316:C:H5'	31:BG:142:ALA:HB1	1.13	1.07
27:BA:2470:G:N2	27:BA:2471:C:C6	2.21	1.07
27:BA:2485:G:C2'	27:BA:2486:G:C5'	2.30	1.07
27:BA:2531:A:C2'	27:BA:2532:G:C5'	2.31	1.07
27:BA:2700:C:C3'	27:BA:2701:C:H5''	1.83	1.07
27:BA:2701:C:H3'	27:BA:2702:U:C5'	1.84	1.07
28:BD:63:ILE:C	28:BD:64:ILE:HG13	1.71	1.07
28:BD:73:ILE:HG22	28:BD:95:TYR:HD2	0.91	1.07
28:BD:165:GLY:O	28:BD:172:ILE:HB	0.90	1.07
29:BE:200:ASP:CA	29:BE:266:LYS:HD2	1.84	1.07
29:BE:240:PRO:HB2	29:BE:243:PRO:HG2	1.35	1.07
30:BF:27:ARG:O	30:BF:31:ILE:HG13	1.36	1.07
30:BF:194:PHE:HB2	30:BF:211:ASP:O	1.52	1.07
35:BO:7:ARG:NE	35:BO:44:LYS:HE3	1.68	1.07
35:BO:25:LEU:HD21	35:BO:40:VAL:CG2	1.73	1.07
36:BP:128:GLY:HA3	36:BP:132:LYS:HZ3	1.19	1.07
36:BP:132:LYS:HD2	36:BP:132:LYS:H	0.97	1.07
37:BQ:17:ARG:C	37:BQ:18:GLU:HG3	1.62	1.07
38:BS:34:LEU:HG	38:BS:102:LEU:HA	1.33	1.07
43:BZ:78:PRO:O	43:BZ:79:ILE:HG13	1.54	1.07
46:BV:61:VAL:HG21	46:BV:97:GLY:HA2	1.27	1.07
46:BV:94:LYS:CA	46:BV:95:ILE:HD12	1.84	1.07
52:B6:28:ARG:NH1	52:B6:28:ARG:CB	2.17	1.07
55:B9:14:CYS:HA	55:B9:27:CYS:HB3	1.17	1.07
1:AA:939:G:H5''	10:AG:102:ARG:NH2	1.67	1.07
27:BA:145:G:H4'	41:BX:1:SER:HB2	1.28	1.07
27:BA:529:A:C2	27:BA:2022:U:OP1	2.07	1.07
27:BA:2215:G:C2'	27:BA:2216:G:H8	1.65	1.07
27:BA:2472:G:C2'	27:BA:2475:C:H42	1.66	1.07
27:BA:2482:G:C2'	27:BA:2483:C:C5'	2.29	1.07
27:BA:2554:U:H3'	27:BA:2554:U:H6	1.09	1.07
27:BA:2616:C:H2'	27:BA:2617:C:H5'	1.15	1.07
27:BA:2679:A:N3	29:BE:300:VAL:HG13	1.65	1.07
27:BA:2819:G:C2	27:BA:2821:A:C8	2.41	1.07
27:BA:2885:C:C4	27:BA:2886:G:C8	2.42	1.07
29:BE:210:THR:CA	29:BE:216:ARG:NH2	2.16	1.07
29:BE:222:ARG:HG3	29:BE:222:ARG:HH11	0.97	1.07
30:BF:168:ARG:NH1	30:BF:209:GLY:C	2.08	1.07
30:BF:231:ARG:O	30:BF:232:LEU:CD2	2.02	1.07

*Continued on next page...*

*Continued from previous page...*

Atom-1	Atom-2	Interatomic distance (Å)	Clash overlap (Å)
31:BG:36:ASN:O	31:BG:39:ASP:N	1.86	1.07
32:BH:15:THR:CG2	32:BH:26:LYS:CB	2.27	1.07
33:BI:115:ILE:HG12	33:BI:131:VAL:CG1	1.83	1.07
34:BN:65:ASN:ND2	34:BN:69:TYR:CE1	2.23	1.07
36:BP:92:ASP:OD1	36:BP:94:ARG:HG3	1.53	1.07
37:BQ:25:GLY:O	37:BQ:26:LYS:CG	2.02	1.07
37:BQ:28:ILE:HG22	37:BQ:29:ALA:H	1.16	1.07
41:BX:31:ARG:O	41:BX:32:ALA:O	1.69	1.07
43:BZ:2:GLU:C	43:BZ:54:ILE:CG2	2.22	1.07
43:BZ:5:ALA:HB3	43:BZ:33:ALA:HA	1.34	1.07
43:BZ:114:ASP:HB2	43:BZ:170:SER:O	1.53	1.07
43:BZ:116:VAL:HA	43:BZ:169:VAL:HG22	1.11	1.07
43:BZ:154:LEU:HD13	43:BZ:160:LEU:HD11	1.35	1.07
46:BV:50:ASP:N	46:BV:53:LYS:CD	2.16	1.07
50:B4:5:LEU:HB2	50:B4:56:VAL:CG1	1.83	1.07
51:B5:45:ILE:HG13	51:B5:52:TYR:HE1	0.92	1.07
53:B7:36:ALA:O	53:B7:38:GLY:N	1.87	1.07
1:AA:1211:U:O3'	1:AA:1212:U:OP1	1.68	1.07
3:AW:25:C:C2'	3:AW:26:G:C8	2.29	1.07
27:BA:526:A:C2	27:BA:2626:C:C1'	2.37	1.07
27:BA:1129:A:O2'	27:BA:2515:C:O2	1.69	1.07
27:BA:1665:A:H4'	35:BO:66:LYS:CE	1.85	1.07
27:BA:1827:C:H5'	27:BA:1971:A:H4'	1.19	1.07
27:BA:2216:G:H2'	27:BA:2217:G:H5'	1.08	1.07
27:BA:2227:A:H2	27:BA:2228:G:C2	1.69	1.07
27:BA:2263:C:O2'	27:BA:2264:C:H5'	1.52	1.07
27:BA:2313:C:H5'	31:BG:72:LYS:HG3	1.10	1.07
27:BA:2317:C:H5'	31:BG:150:SER:HA	1.18	1.07
27:BA:2358:G:C2	27:BA:2359:C:O4'	2.08	1.07
27:BA:2392:A:C2'	27:BA:2393:A:H5'	1.85	1.07
27:BA:2437:U:C5'	27:BA:2598:A:H2	1.67	1.07
27:BA:2584:U:N1	27:BA:2585:U:C5	2.23	1.07
27:BA:2681:C:H5	27:BA:2727:G:N2	1.51	1.07
27:BA:2749:A:O4'	32:BH:62:ALA:HB2	0.90	1.07
28:BD:131:LEU:HD13	28:BD:171:VAL:HG22	1.16	1.07
30:BF:59:GLU:CB	30:BF:61:PHE:HE2	1.68	1.07
30:BF:102:LEU:HD23	30:BF:106:GLU:OE1	1.53	1.07
30:BF:237:GLU:O	30:BF:239:ALA:N	1.87	1.07
31:BG:44:ILE:HG22	31:BG:83:PHE:HE2	1.19	1.07
33:BI:7:LYS:CG	33:BI:12:LYS:CD	2.31	1.07
33:BI:77:VAL:HG11	33:BI:143:VAL:HG22	1.08	1.07

*Continued on next page...*



*Continued from previous page...*

Atom-1	Atom-2	Interatomic distance (Å)	Clash overlap (Å)
33:BI:103:GLN:NE2	33:BI:109:LYS:HA	1.70	1.07
34:BN:19:MET:CE	34:BN:19:MET:CA	2.28	1.07
34:BN:19:MET:HG2	34:BN:46:ILE:HD11	1.35	1.07
35:BO:31:ARG:HB2	35:BO:32:TYR:CE1	1.89	1.07
36:BP:110:GLY:O	36:BP:111:ALA:O	1.70	1.07
37:BQ:76:GLY:HA3	37:BQ:132:VAL:HG11	1.12	1.07
37:BQ:127:ASN:HB3	37:BQ:128:PRO:HD3	1.08	1.07
40:BW:96:ILE:HD12	40:BW:96:ILE:H	0.96	1.07
41:BX:51:GLN:O	41:BX:52:VAL:CG2	2.01	1.07
43:BZ:37:LYS:C	43:BZ:40:ASP:OD1	1.91	1.07
44:BR:34:ILE:HG22	44:BR:35:THR:N	1.63	1.07
44:BR:37:THR:HA	44:BR:111:LEU:HA	1.37	1.07
45:BU:72:HIS:CE1	45:BU:110:VAL:HG11	1.89	1.07
45:BU:94:VAL:O	45:BU:98:ILE:CD1	0.77	1.07
48:B3:20:LYS:CA	48:B3:23:LEU:CG	2.31	1.07
49:B0:37:LEU:HG	49:B0:68:VAL:HG12	1.29	1.07
51:B5:4:HIS:HB2	51:B5:5:PRO:HD3	1.37	1.07
3:AW:76:A:H2	54:B8:32:GLN:HB3	0.95	1.07
27:BA:1080:C:O2	56:BK:127:ILE:HG13	1.52	1.07
27:BA:1151:G:C4'	45:BU:81:ASN:ND2	1.76	1.07
27:BA:1819:A:OP1	28:BD:154:VAL:CA	2.02	1.07
27:BA:2013:A:OP1	40:BW:96:ILE:CB	2.02	1.07
27:BA:2249:U:N3	27:BA:2253:G:OP2	1.88	1.07
27:BA:2287:A:N1	27:BA:2289:G:H1'	1.67	1.07
27:BA:2328:A:C5	27:BA:2329:G:N7	2.23	1.07
27:BA:2385:C:N3	27:BA:2386:C:C6	2.23	1.07
27:BA:2438:U:OP1	27:BA:2599:G:O2'	1.72	1.07
27:BA:2439:A:C1'	27:BA:2587:A:OP1	2.02	1.07
27:BA:2543:G:C8	27:BA:2544:G:N7	2.21	1.07
27:BA:2573:C:H6	27:BA:2573:C:H5'	1.05	1.07
27:BA:2574:G:N7	27:BA:2575:C:H5	1.53	1.07
27:BA:2574:G:C3'	27:BA:2575:C:H6	1.67	1.07
27:BA:2731:G:C2	27:BA:2732:G:C2	2.42	1.07
29:BE:214:VAL:HG21	29:BE:221:LYS:HZ1	0.94	1.07
31:BG:44:ILE:O	31:BG:83:PHE:CE2	2.07	1.07
32:BH:7:PRO:CD	32:BH:68:ARG:HD3	1.84	1.07
32:BH:43:THR:CG2	32:BH:52:THR:HG23	1.78	1.07
33:BI:77:VAL:HG21	33:BI:141:LEU:HD12	1.13	1.07
33:BI:77:VAL:HB	33:BI:142:LYS:O	1.52	1.07
33:BI:80:PRO:HB3	33:BI:146:THR:HG23	1.11	1.07
34:BN:19:MET:CB	34:BN:46:ILE:CD1	2.31	1.07

*Continued on next page...*

*Continued from previous page...*

Atom-1	Atom-2	Interatomic distance (Å)	Clash overlap (Å)
36:BP:114:VAL:HG21	36:BP:132:LYS:C	1.75	1.07
36:BP:114:VAL:CG2	36:BP:132:LYS:HB2	1.82	1.07
37:BQ:57:ARG:N	37:BQ:61:LEU:HD21	1.69	1.07
38:BS:41:LYS:NZ	38:BS:68:GLU:OE2	1.86	1.07
40:BW:85:VAL:O	40:BW:86:LEU:CD2	2.03	1.07
42:BY:18:GLU:C	42:BY:21:LYS:NZ	2.07	1.07
42:BY:31:LEU:O	42:BY:34:GLU:CG	1.98	1.07
43:BZ:40:ASP:HB2	43:BZ:41:ARG:NE	1.70	1.07
43:BZ:69:VAL:HG11	43:BZ:81:VAL:HG22	1.37	1.07
44:BR:104:ARG:CA	44:BR:105:ARG:HH21	1.68	1.07
45:BU:8:ILE:N	45:BU:11:ARG:HD3	1.69	1.07
45:BU:57:PHE:O	45:BU:59:ARG:N	1.88	1.07
47:B2:62:GLU:O	47:B2:64:GLY:N	1.87	1.07
52:B6:45:LYS:O	52:B6:46:LYS:HE2	0.90	1.07
53:B7:21:ARG:HB3	53:B7:31:LEU:HD11	1.07	1.07
1:AA:1005:A:H5'	1:AA:1037:C:H1'	1.36	1.07
27:BA:494:G:H4'	40:BW:6:ILE:HG22	1.29	1.07
27:BA:910:A:H3'	37:BQ:17:ARG:HH21	1.18	1.07
27:BA:1367:A:O2'	53:B7:25:LYS:NZ	1.87	1.07
27:BA:1457:A:N1	27:BA:2703:C:N4	2.03	1.07
27:BA:1943:U:H1'	27:BA:1945:G:H5'	1.34	1.07
27:BA:2052:G:H21	29:BE:245:ARG:HG2	1.11	1.07
27:BA:2283:C:N3	27:BA:2284:C:H1'	1.69	1.07
27:BA:2286:A:H5''	27:BA:2287:A:H5'	1.33	1.07
27:BA:2485:G:H5''	37:BQ:144:THR:HG22	1.08	1.07
27:BA:2521:C:C2	27:BA:2522:U:C6	2.42	1.07
27:BA:2819:G:C3'	27:BA:2821:A:H62	1.68	1.07
27:BA:2839:G:C4	27:BA:2840:C:C5	2.43	1.07
28:BD:175:LEU:CG	28:BD:180:VAL:N	2.11	1.07
30:BF:223:LEU:O	30:BF:225:PRO:N	1.88	1.07
30:BF:235:PHE:HB3	30:BF:239:ALA:HB1	1.37	1.07
34:BN:19:MET:HA	34:BN:19:MET:HE2	1.12	1.07
34:BN:135:ILE:O	34:BN:139:LEU:HD11	1.53	1.07
37:BQ:136:TRP:O	37:BQ:139:ALA:N	1.87	1.07
39:BT:37:GLU:HG2	39:BT:38:ASN:H	0.90	1.07
42:BY:52:ARG:HD2	42:BY:95:ASN:CG	1.74	1.07
43:BZ:163:ASP:OD2	43:BZ:164:PRO:CD	0.77	1.07
46:BV:93:ILE:HG22	46:BV:95:ILE:HD11	1.37	1.07
47:B2:27:LEU:HD11	47:B2:53:ILE:HD13	1.30	1.07
48:B3:9:VAL:N	48:B3:54:VAL:HG12	1.69	1.07
52:B6:12:MET:HB2	52:B6:27:ASN:ND2	1.70	1.07

*Continued on next page...*

*Continued from previous page...*

Atom-1	Atom-2	Interatomic distance (Å)	Clash overlap (Å)
1:AA:815:A:O2'	1:AA:1527:C:H1'	1.55	1.06
1:AA:977:A:N6	1:AA:1224:G:O5'	1.88	1.06
2:AV:56:C:O2'	31:BG:56:ARG:CD	2.03	1.06
27:BA:337:C:H3'	27:BA:338:G:H5''	1.09	1.06
27:BA:593:G:O2'	54:B8:58:MET:CE	2.03	1.06
27:BA:2437:U:C5'	27:BA:2598:A:C2	2.37	1.06
27:BA:2465:C:O2	27:BA:2485:G:N1	1.87	1.06
27:BA:2774:C:H4'	27:BA:2774:C:OP1	1.47	1.06
28:BD:118:GLY:O	28:BD:129:LEU:HD21	1.49	1.06
28:BD:174:ARG:HH11	28:BD:174:ARG:HG2	0.95	1.06
30:BF:37:ALA:HB3	30:BF:102:LEU:HD12	1.35	1.06
30:BF:102:LEU:HD21	30:BF:106:GLU:OE1	1.55	1.06
30:BF:103:ASN:HB2	30:BF:106:GLU:CD	1.74	1.06
32:BH:36:PHE:CD2	32:BH:70:LEU:HD13	1.86	1.06
32:BH:85:ALA:O	32:BH:148:ARG:NH2	1.68	1.06
32:BH:86:LEU:H	32:BH:131:ILE:HG23	0.93	1.06
34:BN:21:ARG:O	34:BN:24:SER:OG	1.70	1.06
34:BN:87:LEU:HD12	34:BN:87:LEU:N	1.70	1.06
35:BO:7:ARG:NE	35:BO:44:LYS:CD	2.17	1.06
35:BO:25:LEU:HD12	35:BO:38:VAL:HG12	1.33	1.06
40:BW:19:LEU:CD1	51:B5:25:LEU:HD21	1.84	1.06
40:BW:81:ALA:C	40:BW:82:LEU:HD22	1.75	1.06
42:BY:91:LEU:N	42:BY:91:LEU:HD23	1.68	1.06
45:BU:41:ASN:ND2	45:BU:42:ALA:H	1.53	1.06
49:B0:44:LYS:HA	49:B0:64:ASP:OD1	1.52	1.06
50:B4:7:PRO:HG2	50:B4:56:VAL:HG11	1.35	1.06
52:B6:8:ILE:N	52:B6:29:ARG:HH21	1.50	1.06
53:B7:30:ILE:CD1	53:B7:33:ARG:CD	2.30	1.06
55:B9:4:ARG:HA	55:B9:36:GLN:HA	1.29	1.06
1:AA:1156:G:H1'	1:AA:1179:A:N6	1.70	1.06
1:AA:1222:G:OP1	1:AA:1321:C:C2'	2.04	1.06
26:BB:74:U:O2	43:BZ:29:ASN:ND2	1.87	1.06
26:BB:75:G:O2'	43:BZ:32:PHE:CD2	1.93	1.06
27:BA:58:G:H2'	27:BA:73:A:N6	1.70	1.06
27:BA:138:G:H8	41:BX:42:GLU:OE1	1.36	1.06
27:BA:526:A:H2	27:BA:2626:C:C1'	1.67	1.06
27:BA:1612:C:C2'	53:B7:3:ARG:NE	2.12	1.06
27:BA:1675:C:C2	29:BE:225:LYS:HG2	1.90	1.06
27:BA:1952:A:H2	35:BO:22:ILE:CG2	1.68	1.06
27:BA:2051:A:N6	27:BA:2614:A:N7	2.03	1.06
27:BA:2086:U:N3	27:BA:2233:U:O4	1.88	1.06

*Continued on next page...*

*Continued from previous page...*

Atom-1	Atom-2	Interatomic distance (Å)	Clash overlap (Å)
27:BA:2219:G:C2'	27:BA:2224:G:H5'	1.84	1.06
27:BA:2273:A:C8	27:BA:2274:A:C8	2.43	1.06
27:BA:2316:C:H5'	31:BG:142:ALA:HB3	1.11	1.06
27:BA:2378:A:N3	38:BS:26:LEU:CD2	2.16	1.06
27:BA:2392:A:H2'	27:BA:2393:A:H5'	1.07	1.06
27:BA:2406:U:O4	36:BP:55:GLN:HB2	1.30	1.06
27:BA:2657:A:N7	27:BA:2664:G:N2	2.04	1.06
28:BD:131:LEU:CD1	28:BD:183:ILE:CG2	2.32	1.06
29:BE:39:GLN:OE1	29:BE:174:LEU:CD2	2.04	1.06
29:BE:216:ARG:NH1	29:BE:253:GLN:HB3	1.69	1.06
30:BF:32:GLY:CA	30:BF:35:VAL:CG2	2.33	1.06
30:BF:85:LYS:HD2	30:BF:85:LYS:N	1.67	1.06
32:BH:101:LYS:HG3	32:BH:115:GLU:HA	1.12	1.06
34:BN:27:ALA:CA	34:BN:30:ALA:HB2	1.62	1.06
38:BS:109:PRO:O	38:BS:116:PHE:CD1	2.08	1.06
41:BX:24:LEU:O	41:BX:26:PHE:HE1	0.73	1.06
41:BX:47:VAL:CG1	41:BX:69:SER:OG	2.02	1.06
42:BY:63:ILE:HD11	42:BY:75:GLU:N	0.74	1.06
43:BZ:96:VAL:HG13	43:BZ:97:PRO:HD2	1.27	1.06
43:BZ:143:ILE:HG22	43:BZ:144:GLY:N	1.63	1.06
44:BR:100:LEU:CD2	44:BR:113:LEU:N	2.18	1.06
49:B0:37:LEU:O	49:B0:40:GLN:CG	2.02	1.06
53:B7:18:PHE:O	53:B7:19:ARG:O	1.72	1.06
27:BA:242:G:C3'	54:B8:5:LYS:HZ3	1.67	1.06
27:BA:1809:A:H62	50:B4:3:LYS:HG2	0.90	1.06
27:BA:2359:C:C4	27:BA:2360:A:C2	2.43	1.06
27:BA:2423:U:C6	27:BA:2425:A:C5	2.44	1.06
27:BA:2463:C:O2	27:BA:2464:C:C5	2.09	1.06
27:BA:2645:G:O4'	27:BA:2645:G:OP2	1.74	1.06
28:BD:175:LEU:CD1	28:BD:179:GLU:C	2.23	1.06
30:BF:98:ARG:O	30:BF:99:SER:O	1.72	1.06
32:BH:168:VAL:HG12	32:BH:169:ARG:H	1.20	1.06
33:BI:8:ASP:HA	33:BI:11:GLY:C	1.69	1.06
34:BN:31:LEU:O	34:BN:33:GLY:N	1.88	1.06
34:BN:45:VAL:N	34:BN:132:LEU:CB	2.15	1.06
35:BO:25:LEU:HD22	35:BO:40:VAL:CG2	1.73	1.06
35:BO:25:LEU:HD22	35:BO:40:VAL:HG23	1.08	1.06
36:BP:128:GLY:HA2	36:BP:132:LYS:NZ	1.65	1.06
42:BY:43:ASN:HD21	42:BY:101:LEU:HD21	0.90	1.06
43:BZ:2:GLU:N	43:BZ:54:ILE:HG23	1.67	1.06
43:BZ:67:LYS:NZ	43:BZ:67:LYS:CA	2.18	1.06

*Continued on next page...*

*Continued from previous page...*

Atom-1	Atom-2	Interatomic distance (Å)	Clash overlap (Å)
46:BV:65:ARG:O	46:BV:93:ILE:CG2	2.04	1.06
46:BV:95:ILE:HD12	46:BV:95:ILE:N	1.68	1.06
47:B2:39:ALA:HB3	47:B2:40:PRO:CD	1.84	1.06
1:AA:976:G:H2'	1:AA:361(A):C:N4	1.69	1.06
1:AA:1320:C:C1'	22:AS:73:GLU:HG2	1.86	1.06
1:AA:1405:G:N2	1:AA:1518:A:N3	2.03	1.06
27:BA:126:A:N7	53:B7:18:PHE:CE1	2.22	1.06
27:BA:993:G:C1'	46:BV:90:PHE:CE2	2.29	1.06
27:BA:993:G:N2	45:BU:54:LYS:NZ	2.04	1.06
27:BA:1163:G:H5'	46:BV:23:GLU:OE1	1.54	1.06
27:BA:1966:A:N3	27:BA:2593:U:C5'	2.19	1.06
27:BA:2199:A:H3'	27:BA:2205:C:C6	1.90	1.06
27:BA:2458:G:O6	27:BA:2490:G:H2'	1.56	1.06
27:BA:2495:G:H4'	37:BQ:101:MET:HG3	1.31	1.06
27:BA:2556:C:O2'	27:BA:2557:G:C5'	2.01	1.06
27:BA:2631:G:H4'	27:BA:2892:A:OP1	1.54	1.06
27:BA:2635:C:O2	27:BA:2783:G:N2	1.89	1.06
30:BF:102:LEU:HD22	30:BF:103:ASN:H	1.16	1.06
30:BF:239:ALA:O	30:BF:241:ALA:N	1.89	1.06
32:BH:93:TYR:CE1	32:BH:106:VAL:O	2.09	1.06
32:BH:113:GLU:OE1	32:BH:113:GLU:C	1.92	1.06
32:BH:140:VAL:O	32:BH:143:LEU:CD2	2.03	1.06
35:BO:25:LEU:CG	35:BO:38:VAL:O	2.04	1.06
36:BP:65:ASP:HB2	36:BP:109:LEU:HB3	1.14	1.06
36:BP:67:ARG:O	36:BP:71:GLU:HG2	1.55	1.06
37:BQ:31:PHE:CE2	37:BQ:85:ILE:O	2.08	1.06
37:BQ:87:LYS:O	37:BQ:88:PHE:CG	2.09	1.06
38:BS:32:PRO:CG	38:BS:100:ALA:CB	2.34	1.06
42:BY:28:SER:HB3	42:BY:99:THR:CG2	1.85	1.06
42:BY:29:ALA:O	42:BY:30:ASP:O	1.74	1.06
44:BR:20:LEU:HD12	44:BR:21:TYR:CD2	1.88	1.06
52:B6:41:ASP:HB2	52:B6:46:LYS:HZ2	0.90	1.06
1:AA:37:U:N3	1:AA:397:A:N1	2.01	1.06
1:AA:409:G:H5''	7:AD:25:ARG:HB2	1.06	1.06
27:BA:973:A:C6	46:BV:81:ARG:CD	2.37	1.06
27:BA:1030:G:O3'	27:BA:1031:G:P	2.13	1.06
27:BA:1341:U:O2'	41:BX:53:ASN:HB3	1.56	1.06
27:BA:1364:G:H3'	50:B4:3:LYS:HD2	1.22	1.06
27:BA:1453:A:N6	44:BR:77:ARG:HD3	1.70	1.06
27:BA:1827:C:H41	28:BD:225:ARG:NH1	1.51	1.06
27:BA:2043:C:N4	27:BA:2777:G:C4	2.23	1.06

*Continued on next page...*

*Continued from previous page...*

Atom-1	Atom-2	Interatomic distance (Å)	Clash overlap (Å)
27:BA:2262:U:H2'	27:BA:2263:C:H5'	1.34	1.06
27:BA:2354:G:N3	49:B0:32:LYS:CE	2.19	1.06
27:BA:2384:G:H2'	27:BA:2386:C:OP2	1.52	1.06
27:BA:2520:C:C5	27:BA:2567:G:C4	2.44	1.06
27:BA:2700:C:H3'	27:BA:2701:C:H5''	1.09	1.06
27:BA:2862:G:C2'	27:BA:2863:C:H6	1.66	1.06
30:BF:91:PRO:HG2	30:BF:92:PRO:HD2	1.08	1.06
30:BF:196:THR:HA	30:BF:236:THR:HG23	1.12	1.06
31:BG:20:LYS:HA	31:BG:76:ARG:CB	1.86	1.06
31:BG:71:ALA:O	31:BG:72:LYS:CD	2.02	1.06
33:BI:133:LEU:HD11	33:BI:139:ALA:HB2	1.37	1.06
34:BN:52:GLN:HA	34:BN:55:GLU:OE1	1.54	1.06
34:BN:53:ILE:HG23	34:BN:135:ILE:CD1	1.86	1.06
36:BP:69:ILE:HG13	36:BP:70:ASP:N	1.52	1.06
37:BQ:65:ARG:CZ	37:BQ:85:ILE:HB	1.86	1.06
37:BQ:142:LYS:HG3	37:BQ:143:VAL:N	1.39	1.06
38:BS:98:GLU:HG3	38:BS:99:GLU:H	1.12	1.06
40:BW:36:LEU:CD1	40:BW:47:VAL:CG1	2.33	1.06
42:BY:84:GLY:O	42:BY:85:GLU:O	1.73	1.06
42:BY:103:LEU:HD23	42:BY:108:ARG:HB3	1.36	1.06
43:BZ:6:LYS:C	43:BZ:31:SER:CB	2.24	1.06
43:BZ:26:LYS:HB2	43:BZ:84:TYR:OH	1.51	1.06
43:BZ:69:VAL:HG13	43:BZ:81:VAL:HG22	1.33	1.06
43:BZ:71:MET:CB	43:BZ:78:PRO:HD3	1.85	1.06
44:BR:77:ARG:HH11	44:BR:77:ARG:CG	1.66	1.06
45:BU:110:VAL:O	45:BU:114:ARG:HG3	1.56	1.06
52:B6:28:ARG:HB3	52:B6:28:ARG:CZ	1.84	1.06
1:AA:764:C:H2'	1:AA:765:G:C8	1.91	1.05
1:AA:1320:C:N4	22:AS:36:ARG:CG	2.18	1.05
27:BA:104:U:C4	42:BY:17:HIS:CE1	2.44	1.05
27:BA:911:A:N9	37:BQ:16:ARG:HD2	1.61	1.05
27:BA:997:G:OP1	45:BU:93:LYS:CE	2.04	1.05
27:BA:1287:A:C1'	44:BR:104:ARG:HH11	1.69	1.05
27:BA:1697:G:H3'	27:BA:1698:A:C5'	1.85	1.05
27:BA:2302:G:O6	27:BA:2315:G:O6	1.72	1.05
27:BA:2350:C:H2'	27:BA:2351:G:H8	1.15	1.05
27:BA:2847:U:OP2	27:BA:2847:U:C5	2.08	1.05
28:BD:131:LEU:CD1	28:BD:171:VAL:CG2	2.34	1.05
28:BD:208:GLY:CA	28:BD:211:HIS:NE2	2.19	1.05
28:BD:222:PRO:O	28:BD:224:VAL:HG23	1.56	1.05
29:BE:70:VAL:CG1	29:BE:296:VAL:H	1.68	1.05

*Continued on next page...*

*Continued from previous page...*

Atom-1	Atom-2	Interatomic distance (Å)	Clash overlap (Å)
29:BE:193:PHE:CE2	29:BE:311:PHE:HD1	1.72	1.05
30:BF:24:THR:HB	30:BF:25:PRO:HD2	1.34	1.05
32:BH:82:TYR:CE1	32:BH:137:LYS:HG3	1.90	1.05
33:BI:68:LEU:HD21	33:BI:108:LEU:HD12	1.29	1.05
34:BN:19:MET:HB2	34:BN:45:VAL:O	1.54	1.05
34:BN:77:GLY:O	34:BN:80:LYS:N	1.89	1.05
36:BP:64:ILE:HB	36:BP:107:LYS:O	1.57	1.05
36:BP:114:VAL:HG23	36:BP:132:LYS:HB2	1.31	1.05
37:BQ:85:ILE:CG2	37:BQ:122:PHE:CB	2.16	1.05
37:BQ:127:ASN:CB	37:BQ:128:PRO:CD	2.34	1.05
46:BV:20:ILE:HG23	46:BV:67:LYS:HD2	1.38	1.05
49:B0:58:THR:O	49:B0:60:PHE:N	1.88	1.05
49:B0:61:ALA:O	49:B0:62:LEU:HD12	0.88	1.05
50:B4:35:VAL:HG12	50:B4:36:TRP:H	1.22	1.05
50:B4:46:GLU:OE1	50:B4:54:GLY:HA3	1.54	1.05
1:AA:926:G:H22	4:AX:116:U:P	1.79	1.05
27:BA:388:G:P	50:B4:29:PRO:HG3	1.95	1.05
27:BA:557:U:H5'	34:BN:92:GLN:NE2	1.69	1.05
27:BA:2045:C:N3	27:BA:2624:G:C2	2.23	1.05
27:BA:2286:A:C5'	27:BA:2287:A:C4'	2.33	1.05
27:BA:2380:C:H2'	27:BA:2381:C:C5'	1.86	1.05
27:BA:2503:A:H4'	27:BA:2504:U:OP1	1.56	1.05
27:BA:2615:U:O2'	27:BA:2616:C:C5'	2.03	1.05
27:BA:2766:G:C5'	27:BA:2767:C:OP2	2.03	1.05
29:BE:200:ASP:O	29:BE:311:PHE:HA	1.55	1.05
30:BF:92:PRO:O	30:BF:96:LYS:HD2	1.50	1.05
30:BF:164:ALA:HB1	30:BF:232:LEU:HD13	1.39	1.05
32:BH:52:THR:O	32:BH:54:PRO:HD3	1.56	1.05
32:BH:86:LEU:HA	32:BH:148:ARG:CZ	1.84	1.05
33:BI:80:PRO:CB	33:BI:146:THR:HG23	1.85	1.05
36:BP:62:ALA:HB2	36:BP:105:TYR:HB2	1.35	1.05
37:BQ:50:VAL:HG12	37:BQ:51:GLU:H	0.91	1.05
38:BS:56:ASP:O	38:BS:57:THR:HG23	1.56	1.05
41:BX:3:ASP:OD2	47:B2:24:LYS:HD2	0.89	1.05
41:BX:24:LEU:CB	41:BX:26:PHE:CZ	2.39	1.05
42:BY:23:VAL:HG23	42:BY:67:LEU:CD2	1.83	1.05
42:BY:45:GLY:C	42:BY:62:VAL:HG11	1.75	1.05
42:BY:47:THR:O	42:BY:48:VAL:HG23	1.56	1.05
43:BZ:2:GLU:CA	43:BZ:54:ILE:HG23	1.85	1.05
43:BZ:39:PHE:CA	43:BZ:43:PHE:CD2	2.38	1.05
44:BR:33:ARG:HB3	44:BR:115:GLU:HB3	1.39	1.05

*Continued on next page...*

*Continued from previous page...*

Atom-1	Atom-2	Interatomic distance (Å)	Clash overlap (Å)
45:BU:74:MET:HE3	45:BU:78:THR:HG21	1.08	1.05
45:BU:92:ARG:C	45:BU:95:LEU:CG	2.20	1.05
46:BV:5:ILE:O	46:BV:6:GLN:CG	2.02	1.05
46:BV:19:VAL:HB	46:BV:21:ARG:NH1	1.67	1.05
46:BV:72:ARG:CA	46:BV:88:GLN:HG2	1.81	1.05
48:B3:1:MET:SD	48:B3:1:MET:O	2.14	1.05
48:B3:20:LYS:CA	48:B3:23:LEU:HD11	1.86	1.05
48:B3:40:THR:HG21	48:B3:43:ILE:HD13	1.17	1.05
50:B4:49:PHE:HZ	50:B4:70:GLY:O	1.28	1.05
54:B8:23:MET:HA	54:B8:23:MET:HE2	1.08	1.05
1:AA:1030:C:H2'	1:AA:30(A):G:N7	1.71	1.05
25:AY:224:ALA:CA	27:BA:2554:U:O4	2.05	1.05
27:BA:614:U:H3'	27:BA:615:G:H4'	1.32	1.05
27:BA:1260:G:H5''	40:BW:83:LYS:NZ	1.72	1.05
27:BA:2022:U:H4'	27:BA:2023:G:OP1	1.54	1.05
27:BA:2094:G:N1	27:BA:2196:C:N3	2.03	1.05
27:BA:2210:G:O2'	27:BA:2211:G:OP2	1.74	1.05
27:BA:2314:C:OP1	31:BG:74:THR:HG22	1.55	1.05
27:BA:2470:G:N1	27:BA:2471:C:C4	2.24	1.05
27:BA:2488:A:H2'	27:BA:2489:G:H5'	1.15	1.05
27:BA:2544:G:C5'	27:BA:2645:G:N7	2.19	1.05
27:BA:2577:A:C2	27:BA:2614:A:C2	2.44	1.05
27:BA:2746:U:H4'	32:BH:138:GLN:HA	1.34	1.05
27:BA:2838:G:C6	27:BA:2839:G:N7	2.24	1.05
28:BD:143:ILE:HB	28:BD:152:GLN:C	1.75	1.05
29:BE:221:LYS:HE3	29:BE:233:ARG:CA	1.86	1.05
29:BE:254:GLY:O	29:BE:255:GLN:O	1.74	1.05
30:BF:164:ALA:CB	30:BF:232:LEU:CD1	2.34	1.05
34:BN:18:ILE:O	34:BN:22:VAL:CG2	2.02	1.05
37:BQ:17:ARG:N	37:BQ:17:ARG:HD3	1.71	1.05
37:BQ:41:THR:CG2	37:BQ:126:VAL:HA	1.85	1.05
37:BQ:46:VAL:HG12	37:BQ:124:ALA:HB3	1.32	1.05
40:BW:75:TYR:CE1	40:BW:104:THR:OG1	2.07	1.05
41:BX:6:LYS:NZ	41:BX:29:ASP:CA	2.19	1.05
41:BX:44:GLN:OE1	41:BX:45:TYR:CA	2.03	1.05
43:BZ:37:LYS:HG3	43:BZ:41:ARG:NH1	1.71	1.05
44:BR:79:LEU:HD22	44:BR:80:PHE:N	1.69	1.05
45:BU:7:GLY:O	45:BU:9:VAL:N	1.88	1.05
45:BU:27:SER:O	45:BU:29:SER:OG	1.72	1.05
45:BU:99:ALA:CB	45:BU:106:PHE:CD2	2.40	1.05
48:B3:4:LEU:O	48:B3:36:VAL:HA	1.57	1.05

*Continued on next page...*



*Continued from previous page...*

Atom-1	Atom-2	Interatomic distance (Å)	Clash overlap (Å)
50:B4:14:ILE:HG21	50:B4:37:SER:OG	1.56	1.05
52:B6:37:LEU:CD2	52:B6:51:ARG:HA	1.87	1.05
53:B7:13:ALA:O	53:B7:14:LYS:O	1.74	1.05
55:B9:7:VAL:HG13	55:B9:34:GLN:CG	1.63	1.05
1:AA:983:A:O3'	1:AA:984:C:P	2.15	1.05
20:AQ:22:LEU:HD12	20:AQ:23:VAL:O	1.56	1.05
27:BA:25:U:H5''	40:BW:80:PRO:HD3	1.28	1.05
27:BA:247:G:O6	54:B8:11:LYS:NZ	1.89	1.05
27:BA:1080:C:H1'	56:BK:127:ILE:HA	1.06	1.05
27:BA:2286:A:C5'	27:BA:2287:A:C5'	2.30	1.05
27:BA:2309:A:OP2	27:BA:2309:A:H4'	1.49	1.05
27:BA:2314:C:H5''	31:BG:22:VAL:CG1	1.85	1.05
27:BA:2389:G:OP1	27:BA:2390:U:H5'	1.55	1.05
27:BA:2405:G:N2	27:BA:2413:G:C6	2.24	1.05
27:BA:2785:C:H1'	29:BE:100:TRP:NE1	1.72	1.05
27:BA:2819:G:H2'	27:BA:2821:A:N7	1.71	1.05
28:BD:131:LEU:CD1	28:BD:183:ILE:HG21	1.86	1.05
29:BE:79:ARG:HA	29:BE:186:GLU:HA	1.38	1.05
30:BF:34:ALA:CB	30:BF:110:ALA:HB1	1.85	1.05
30:BF:163:HIS:CA	30:BF:166:ILE:HG13	1.87	1.05
32:BH:85:ALA:CA	32:BH:131:ILE:HG21	1.84	1.05
33:BI:3:VAL:HG21	33:BI:21:VAL:HG23	1.11	1.05
33:BI:47:LEU:HD12	33:BI:48:GLU:N	1.70	1.05
33:BI:59:ALA:HA	33:BI:62:LEU:HD12	1.37	1.05
34:BN:19:MET:CB	34:BN:46:ILE:CG1	2.33	1.05
35:BO:79:PHE:HA	39:BT:22:VAL:CG2	1.86	1.05
36:BP:62:ALA:O	36:BP:107:LYS:HD2	0.88	1.05
36:BP:144:ASP:O	36:BP:145:LEU:CD1	2.04	1.05
37:BQ:65:ARG:NH2	37:BQ:122:PHE:CE2	2.24	1.05
38:BS:72:GLU:HB3	38:BS:74:PRO:HD2	1.35	1.05
39:BT:37:GLU:HG2	39:BT:38:ASN:N	1.60	1.05
40:BW:104:THR:O	40:BW:105:VAL:HG13	1.57	1.05
42:BY:78:THR:HA	42:BY:89:ARG:HG3	1.07	1.05
43:BZ:20:ALA:O	43:BZ:34:LEU:HD21	1.54	1.05
43:BZ:159:THR:O	43:BZ:160:LEU:CD1	2.05	1.05
45:BU:34:ASN:O	45:BU:38:THR:OG1	1.73	1.05
45:BU:74:MET:HE2	45:BU:78:THR:HG21	1.06	1.05
45:BU:89:ASP:O	45:BU:90:LEU:HD23	1.57	1.05
49:B0:43:THR:HG21	49:B0:75:GLY:HA3	1.07	1.05
53:B7:30:ILE:CA	53:B7:33:ARG:CG	2.31	1.05
54:B8:29:LYS:O	54:B8:30:ARG:O	1.74	1.05

*Continued on next page...*

*Continued from previous page...*

Atom-1	Atom-2	Interatomic distance (Å)	Clash overlap (Å)
3:AW:37:YYG:C10	10:AG:83:ALA:CB	2.33	1.05
27:BA:414:C:N4	27:BA:2409:G:H1	1.55	1.05
27:BA:1031:G:C4'	55:B9:8:LYS:NZ	2.07	1.05
27:BA:1078:U:OP1	56:BK:93:LYS:HG3	1.47	1.05
27:BA:1456:G:N2	27:BA:2704:C:C2	2.24	1.05
27:BA:1827:C:N4	28:BD:225:ARG:HH12	1.54	1.05
27:BA:2198:A:N1	27:BA:2225:A:N6	2.04	1.05
27:BA:2210:G:C6	28:BD:148:GLY:CA	2.39	1.05
27:BA:2234:G:N1	27:BA:2235:G:C5	2.25	1.05
27:BA:2331:G:C5	27:BA:2332:U:N3	2.25	1.05
27:BA:2450:A:C5'	27:BA:2497:A:N6	2.20	1.05
27:BA:2647:U:C2'	27:BA:2648:C:H5'	1.87	1.05
27:BA:2781:A:C5'	27:BA:2782:G:O5'	2.04	1.05
28:BD:131:LEU:N	28:BD:187:CYS:O	1.89	1.05
28:BD:175:LEU:HG	28:BD:180:VAL:N	1.71	1.05
28:BD:175:LEU:HG	28:BD:179:GLU:O	0.89	1.05
29:BE:271:ILE:HD13	29:BE:294:THR:HG22	1.34	1.05
30:BF:4:THR:O	30:BF:139:VAL:CG2	2.03	1.05
30:BF:157:LEU:O	30:BF:159:ALA:N	1.89	1.05
30:BF:201:SER:O	30:BF:204:ALA:CB	2.03	1.05
30:BF:219:ASN:C	30:BF:222:ASP:HB2	1.75	1.05
31:BG:22:VAL:HB	31:BG:24:HIS:NE2	1.69	1.05
31:BG:24:HIS:O	31:BG:25:MET:CG	2.05	1.05
32:BH:102:LEU:HD23	32:BH:114:ILE:O	1.55	1.05
33:BI:7:LYS:CA	33:BI:12:LYS:HD3	1.87	1.05
33:BI:98:ILE:HG22	33:BI:99:ALA:N	1.69	1.05
34:BN:53:ILE:HG23	34:BN:135:ILE:HD11	1.38	1.05
37:BQ:56:ILE:O	37:BQ:112:ALA:HB1	1.54	1.05
40:BW:90:ARG:HB2	40:BW:90:ARG:CZ	1.82	1.05
41:BX:33:SER:CA	41:BX:37:VAL:HG23	1.87	1.05
43:BZ:114:ASP:CB	43:BZ:170:SER:O	2.05	1.05
45:BU:92:ARG:O	45:BU:95:LEU:HG	0.89	1.05
45:BU:92:ARG:N	46:BV:10:LYS:NZ	2.03	1.05
46:BV:20:ILE:CG2	46:BV:67:LYS:HD2	1.86	1.05
50:B4:6:HIS:HB2	50:B4:7:PRO:CD	1.86	1.05
50:B4:23:GLU:OE2	50:B4:29:PRO:HB3	1.56	1.05
1:AA:1318:A:H5'	22:AS:10:PHE:CB	1.87	1.04
2:AV:75:C:C4	27:BA:2252:G:N2	2.19	1.04
26:BB:18:G:H3'	31:BG:149:ARG:HH11	1.20	1.04
27:BA:994:C:O2'	45:BU:54:LYS:HG2	1.57	1.04
27:BA:2212:A:O2'	27:BA:2213:U:C5	1.89	1.04

*Continued on next page...*

*Continued from previous page...*

Atom-1	Atom-2	Interatomic distance (Å)	Clash overlap (Å)
27:BA:2246:G:C4	27:BA:2426:A:C2	2.45	1.04
27:BA:2268:A:OP1	27:BA:2268:A:C4'	2.03	1.04
27:BA:2385:C:O2	27:BA:2386:C:C6	2.09	1.04
27:BA:2385:C:C2	27:BA:2386:C:C6	2.45	1.04
27:BA:2572:A:H5''	27:BA:2574:G:C5'	1.87	1.04
27:BA:2584:U:C2'	27:BA:2585:U:H5	1.69	1.04
27:BA:2717:G:N2	27:BA:2718:G:C5	2.25	1.04
27:BA:2785:C:C5	27:BA:2786:U:O4	2.10	1.04
27:BA:2836:U:O2	27:BA:2883:A:C6	2.10	1.04
28:BD:85:ASN:CG	28:BD:86:ARG:CZ	2.26	1.04
28:BD:118:GLY:C	28:BD:129:LEU:HD21	1.78	1.04
28:BD:146:LYS:CD	28:BD:147:PRO:CD	2.25	1.04
29:BE:201:VAL:HG22	29:BE:311:PHE:HB3	1.39	1.04
30:BF:163:HIS:O	30:BF:166:ILE:CG1	2.05	1.04
30:BF:200:PRO:CB	30:BF:212:VAL:HG11	1.86	1.04
31:BG:29:HIS:N	31:BG:69:ILE:CD1	2.15	1.04
34:BN:95:ARG:CA	34:BN:98:PHE:CD1	2.40	1.04
36:BP:95:ASP:O	36:BP:96:VAL:O	1.74	1.04
36:BP:112:GLY:O	36:BP:113:GLN:CD	1.95	1.04
36:BP:117:GLU:HA	36:BP:136:ALA:O	1.57	1.04
37:BQ:142:LYS:HE2	37:BQ:143:VAL:N	1.70	1.04
38:BS:74:PRO:O	38:BS:75:THR:O	1.73	1.04
42:BY:63:ILE:HG12	42:BY:75:GLU:CD	1.77	1.04
44:BR:34:ILE:HG23	44:BR:35:THR:H	1.23	1.04
44:BR:79:LEU:C	44:BR:79:LEU:HD23	1.61	1.04
45:BU:6:THR:O	45:BU:7:GLY:O	1.74	1.04
45:BU:8:ILE:HA	45:BU:11:ARG:HD3	1.06	1.04
46:BV:11:GLN:HE22	46:BV:22:VAL:HG21	1.12	1.04
52:B6:37:LEU:HD23	52:B6:51:ARG:HA	1.08	1.04
1:AA:926:G:N2	4:AX:116:U:P	2.30	1.04
2:AV:40:C:H2'	2:AV:41:U:H5''	1.36	1.04
9:AF:95:GLU:HB2	9:AF:96:PRO:CD	1.88	1.04
27:BA:7:G:C5'	34:BN:6:PHE:CD2	2.38	1.04
27:BA:526:A:H2	27:BA:2626:C:H1'	1.20	1.04
27:BA:931:G:OP1	48:B3:27:GLY:CA	2.05	1.04
27:BA:2196:C:H5''	27:BA:2197:U:OP2	1.22	1.04
27:BA:2227:A:C2	27:BA:2228:G:C4	2.45	1.04
27:BA:2320:A:N3	27:BA:2333:A:C6	2.25	1.04
27:BA:2485:G:C2	27:BA:2486:G:H1'	1.91	1.04
27:BA:2495:G:H4'	37:BQ:101:MET:CG	1.86	1.04
27:BA:2543:G:O2'	27:BA:2544:G:H5'	1.57	1.04

*Continued on next page...*

*Continued from previous page...*

Atom-1	Atom-2	Interatomic distance (Å)	Clash overlap (Å)
27:BA:2762:G:C5	27:BA:2763:G:C5	2.45	1.04
27:BA:2852:G:C2	27:BA:2853:C:N3	2.26	1.04
29:BE:45:LYS:HZ1	29:BE:303:PRO:CD	1.70	1.04
29:BE:221:LYS:HE3	29:BE:233:ARG:HA	1.09	1.04
30:BF:1:MET:C	30:BF:18:LEU:CG	2.23	1.04
30:BF:196:THR:HA	30:BF:236:THR:HG21	1.36	1.04
31:BG:19:GLU:OE1	31:BG:135:VAL:HA	1.57	1.04
32:BH:41:THR:CG2	32:BH:52:THR:HB	1.86	1.04
35:BO:77:ILE:HD13	35:BO:78:ARG:CA	1.86	1.04
36:BP:66:VAL:O	36:BP:68:GLU:N	1.91	1.04
42:BY:101:LEU:HD21	42:BY:103:LEU:CD2	1.81	1.04
44:BR:38:VAL:CB	44:BR:39:PRO:CD	2.22	1.04
45:BU:65:ILE:HD13	45:BU:96:ALA:HB2	1.04	1.04
46:BV:60:VAL:O	46:BV:98:ILE:HB	0.88	1.04
47:B2:29:ASN:O	47:B2:34:GLN:CG	2.05	1.04
50:B4:6:HIS:HB2	50:B4:7:PRO:HD3	1.32	1.04
52:B6:38:LYS:O	52:B6:50:PHE:CB	2.04	1.04
53:B7:27:GLY:O	53:B7:31:LEU:HG	1.57	1.04
2:AV:74:C:N4	27:BA:2253:G:H1	1.52	1.04
26:BB:48:A:P	38:BS:107:ASN:ND2	2.30	1.04
27:BA:446:G:H3'	45:BU:5:LYS:NZ	1.71	1.04
27:BA:564:C:O4'	45:BU:37:GLN:OE1	1.74	1.04
27:BA:650:C:OP1	54:B8:17:THR:OG1	1.73	1.04
27:BA:973:A:C6	46:BV:81:ARG:HD2	1.93	1.04
27:BA:1151:G:O2'	45:BU:81:ASN:ND2	1.90	1.04
27:BA:1287:A:H8	44:BR:104:ARG:CG	1.69	1.04
27:BA:1456:G:C2	27:BA:2704:C:N3	2.25	1.04
27:BA:1751:C:O4'	27:BA:2860:A:H2	1.34	1.04
27:BA:1826:G:OP1	28:BD:227:VAL:HG22	1.56	1.04
27:BA:2304:G:O4'	31:BG:105:SER:HB2	1.54	1.04
27:BA:2364:C:C5'	49:B0:38:VAL:HG12	1.82	1.04
27:BA:2459:A:C8	27:BA:2460:U:C6	2.44	1.04
27:BA:2741:A:H2'	27:BA:2742:C:H6	1.16	1.04
27:BA:2808:U:O3'	27:BA:2810:A:OP1	1.73	1.04
28:BD:130:PRO:HB3	28:BD:186:LYS:O	1.55	1.04
28:BD:208:GLY:HA3	28:BD:210:LYS:NZ	1.69	1.04
29:BE:180:ILE:HA	29:BE:183:ASP:OD2	0.87	1.04
29:BE:218:GLY:O	29:BE:219:VAL:HG22	1.55	1.04
33:BI:37:ILE:HG23	33:BI:38:GLU:H	1.21	1.04
33:BI:121:ILE:HG22	33:BI:122:ARG:N	1.67	1.04
34:BN:51:GLU:O	34:BN:53:ILE:N	1.90	1.04

*Continued on next page...*

*Continued from previous page...*

Atom-1	Atom-2	Interatomic distance (Å)	Clash overlap (Å)
36:BP:94:ARG:HD3	36:BP:120:LEU:CG	1.85	1.04
40:BW:36:LEU:CD1	40:BW:47:VAL:HG12	1.88	1.04
41:BX:44:GLN:OE1	41:BX:45:TYR:CB	2.06	1.04
43:BZ:120:LEU:H	43:BZ:120:LEU:CD2	1.70	1.04
49:B0:43:THR:CG2	49:B0:75:GLY:CA	2.31	1.04
50:B4:68:ARG:HD3	50:B4:72:LYS:HG2	1.38	1.04
55:B9:7:VAL:HG13	55:B9:34:GLN:HG2	1.21	1.04
1:AA:975:A:C4	1:AA:1357:A:C2	2.46	1.04
1:AA:1308:U:C5'	16:AM:110:ARG:HH22	1.70	1.04
26:BB:115:G:H5'	38:BS:59:ALA:HB2	1.38	1.04
27:BA:911:A:H2'	37:BQ:16:ARG:NE	1.71	1.04
27:BA:1151:G:C3'	45:BU:81:ASN:HD21	1.70	1.04
27:BA:1218:C:OP2	45:BU:15:LYS:NZ	1.89	1.04
27:BA:2264:C:H2'	27:BA:2265:U:O5'	1.56	1.04
27:BA:2330:G:N1	27:BA:2385:C:N4	2.05	1.04
27:BA:2330:G:H1	27:BA:2385:C:N4	1.56	1.04
27:BA:2376:A:C2	38:BS:102:LEU:CD2	2.41	1.04
27:BA:2570:G:C2'	27:BA:2571:C:C6	2.38	1.04
27:BA:2881:C:O2'	27:BA:2882:A:O5'	1.76	1.04
29:BE:222:ARG:CD	29:BE:232:ARG:C	2.25	1.04
32:BH:23:VAL:HG12	32:BH:74:MET:CE	1.87	1.04
33:BI:133:LEU:CD1	33:BI:139:ALA:CB	2.35	1.04
39:BT:36:CYS:O	39:BT:37:GLU:O	1.74	1.04
39:BT:50:GLU:CA	39:BT:55:ALA:HB3	1.88	1.04
40:BW:32:ALA:CA	40:BW:35:ILE:HD12	1.85	1.04
40:BW:55:ALA:HA	40:BW:107:LEU:CD1	1.87	1.04
44:BR:36:THR:HG22	44:BR:40:LYS:HB2	1.36	1.04
44:BR:107:ASP:OD1	44:BR:109:ALA:N	1.90	1.04
46:BV:4:ILE:HG12	46:BV:13:ARG:HA	1.10	1.04
53:B7:13:ALA:O	53:B7:16:HIS:O	1.73	1.04
1:AA:1198:G:O2'	13:AJ:54:PHE:HE2	1.41	1.04
3:AW:76:A:H2'	27:BA:2422:A:N1	1.73	1.04
27:BA:104:U:N3	42:BY:17:HIS:CE1	1.98	1.04
27:BA:440:G:OP1	42:BY:6:LYS:CD	2.05	1.04
27:BA:932:G:H5'	48:B3:29:ARG:NH2	1.68	1.04
27:BA:1598:C:C5'	41:BX:34:LYS:HG3	1.87	1.04
27:BA:1672:C:O2	27:BA:2582:G:O4'	1.75	1.04
27:BA:2327:A:C2	27:BA:2328:A:C2	2.46	1.04
27:BA:2520:C:O2	27:BA:2521:C:C6	2.11	1.04
27:BA:2520:C:H2'	27:BA:2521:C:H5'	1.37	1.04
27:BA:2573:C:O5'	27:BA:2574:G:OP1	1.75	1.04

*Continued on next page...*

*Continued from previous page...*

Atom-1	Atom-2	Interatomic distance (Å)	Clash overlap (Å)
27:BA:2678:C:O2	27:BA:2679:A:C8	2.09	1.04
27:BA:2718:G:C2'	27:BA:2719:G:C8	2.38	1.04
27:BA:2739:U:C2'	27:BA:2740:A:C5'	2.35	1.04
27:BA:2808:U:O2	27:BA:2892:A:N1	1.88	1.04
27:BA:2869:G:N2	27:BA:2870:C:H1'	1.58	1.04
29:BE:299:SER:OG	29:BE:301:PRO:HD3	1.58	1.04
36:BP:77:ALA:CA	36:BP:81:VAL:CB	2.07	1.04
41:BX:6:LYS:CB	41:BX:27:ALA:O	2.05	1.04
41:BX:28:VAL:HG22	41:BX:62:LYS:O	1.58	1.04
42:BY:31:LEU:CD2	42:BY:31:LEU:H	1.68	1.04
42:BY:87:VAL:CG1	42:BY:88:PRO:HD2	1.87	1.04
43:BZ:6:LYS:C	43:BZ:31:SER:HB3	1.76	1.04
43:BZ:90:GLU:N	43:BZ:91:PRO:HD2	1.67	1.04
48:B3:3:ARG:HD3	48:B3:60:GLU:HB3	1.35	1.04
50:B4:18:GLY:H	50:B4:33:VAL:CG2	1.70	1.04
1:AA:65:U:O2	1:AA:199:G:N2	1.90	1.03
1:AA:764:C:H2'	1:AA:765:G:H8	1.20	1.03
27:BA:1365:A:OP2	50:B4:3:LYS:HD2	1.58	1.03
27:BA:2253:G:O2'	27:BA:2254:C:O5'	1.77	1.03
27:BA:2313:C:H5''	31:BG:51:ARG:HH11	1.17	1.03
27:BA:2406:U:N3	36:BP:55:GLN:CB	2.20	1.03
27:BA:2485:G:O2'	27:BA:2486:G:H5'	0.86	1.03
27:BA:2804:C:C5	27:BA:2805:G:C6	2.46	1.03
27:BA:2880:C:C2'	27:BA:2881:C:H5'	1.87	1.03
28:BD:211:HIS:ND1	28:BD:212:HIS:HD2	1.56	1.03
29:BE:42:ALA:H	29:BE:189:MET:HE1	1.16	1.03
31:BG:29:HIS:HB3	31:BG:69:ILE:HG12	1.39	1.03
32:BH:90:GLY:HA2	32:BH:159:LYS:HG3	1.05	1.03
33:BI:97:GLN:HA	33:BI:100:GLU:OE2	1.57	1.03
37:BQ:27:GLY:O	37:BQ:62:GLU:OE2	1.74	1.03
37:BQ:45:GLN:OE1	37:BQ:153:PRO:CD	2.06	1.03
37:BQ:94:ARG:HD3	37:BQ:106:GLY:CA	1.88	1.03
40:BW:76:VAL:CG2	40:BW:102:HIS:O	2.06	1.03
42:BY:87:VAL:HG13	42:BY:88:PRO:HD2	1.06	1.03
44:BR:100:LEU:HD23	44:BR:113:LEU:N	1.73	1.03
46:BV:4:ILE:HD11	46:BV:13:ARG:CG	1.87	1.03
46:BV:59:GLU:CD	46:BV:99:GLN:HA	1.77	1.03
49:B0:38:VAL:HA	49:B0:40:GLN:CD	1.79	1.03
49:B0:70:ILE:O	49:B0:71:ASN:O	1.75	1.03
53:B7:34:ARG:HD2	53:B7:42:LEU:HD21	1.25	1.03
3:AW:72:C:O2'	3:AW:73:A:O4'	1.74	1.03

*Continued on next page...*

*Continued from previous page...*

Atom-1	Atom-2	Interatomic distance (Å)	Clash overlap (Å)
27:BA:535:C:C4'	45:BU:53:LYS:HE3	1.75	1.03
27:BA:592:G:H2'	54:B8:3:LYS:CE	1.86	1.03
27:BA:965:C:C4'	27:BA:2273:A:N3	2.20	1.03
27:BA:974:G:N7	46:BV:80:TYR:CD1	2.26	1.03
27:BA:1131:G:H1	34:BN:69:TYR:HH	1.05	1.03
27:BA:1161:C:O2'	46:BV:22:VAL:CG1	2.06	1.03
27:BA:1818:U:H5''	28:BD:155:ARG:CB	1.87	1.03
27:BA:2268:A:H4'	27:BA:2269:A:OP2	1.55	1.03
27:BA:2310:A:C8	31:BG:55:LYS:NZ	2.26	1.03
27:BA:2313:C:C4	27:BA:2314:C:N4	2.26	1.03
27:BA:2314:C:O2'	27:BA:2315:G:O5'	1.75	1.03
27:BA:2320:A:H2	27:BA:2333:A:N3	1.55	1.03
27:BA:2546:U:C5'	27:BA:2565:A:C2	2.41	1.03
27:BA:2615:U:N3	51:B5:8:LYS:HG2	1.72	1.03
27:BA:2616:C:O2'	27:BA:2617:C:H5''	1.59	1.03
27:BA:2737:G:C4	27:BA:2738:A:N7	2.26	1.03
27:BA:2839:G:C5	27:BA:2840:C:C5	2.46	1.03
28:BD:66:PHE:O	28:BD:66:PHE:CG	2.08	1.03
28:BD:68:ARG:HH21	28:BD:128:ALA:HB3	1.22	1.03
28:BD:74:PRO:CG	28:BD:96:ALA:CB	2.26	1.03
28:BD:167:GLU:HG2	28:BD:182:MET:HE3	1.36	1.03
31:BG:12:GLU:O	31:BG:12:GLU:OE1	1.76	1.03
32:BH:87:GLU:OE2	32:BH:162:ARG:HB2	1.58	1.03
32:BH:93:TYR:HB3	32:BH:106:VAL:HG22	1.08	1.03
33:BI:6:LEU:HB2	33:BI:36:ALA:HB2	1.34	1.03
33:BI:145:VAL:HG12	33:BI:146:THR:H	0.90	1.03
35:BO:45:ASP:HA	35:BO:54:LYS:HG3	1.40	1.03
35:BO:101:PRO:HB2	35:BO:122:ILE:CD1	1.86	1.03
36:BP:73:VAL:HG13	36:BP:76:LEU:HD23	1.36	1.03
40:BW:66:GLU:HG2	40:BW:67:ASP:H	1.18	1.03
42:BY:31:LEU:HD23	42:BY:31:LEU:N	1.66	1.03
44:BR:36:THR:HG23	44:BR:40:LYS:CD	1.88	1.03
44:BR:58:GLY:CA	44:BR:80:PHE:HE2	1.63	1.03
44:BR:100:LEU:HD23	44:BR:112:ALA:HA	1.35	1.03
46:BV:57:GLN:HG2	46:BV:58:ALA:H	1.22	1.03
46:BV:70:TYR:O	46:BV:71:ILE:O	1.75	1.03
49:B0:66:LYS:HD2	49:B0:66:LYS:N	1.67	1.03
50:B4:10:VAL:H	50:B4:11:PRO:HD3	1.13	1.03
52:B6:29:ARG:O	52:B6:31:THR:N	1.91	1.03
1:AA:901:A:O2'	1:AA:1513:A:OP1	1.72	1.03
27:BA:440:G:OP1	42:BY:6:LYS:HD2	1.55	1.03

*Continued on next page...*

*Continued from previous page...*

Atom-1	Atom-2	Interatomic distance (Å)	Clash overlap (Å)
27:BA:1031:G:H4'	55:B9:8:LYS:CE	1.87	1.03
27:BA:1131:G:N1	34:BN:69:TYR:CE1	2.27	1.03
27:BA:1140:C:N4	34:BN:49:ARG:HD2	1.73	1.03
27:BA:1140:C:C4	34:BN:49:ARG:NE	2.27	1.03
27:BA:1248:G:OP1	45:BU:2:PRO:HB2	1.55	1.03
27:BA:2256:G:C2	27:BA:2257:U:C2	2.46	1.03
27:BA:2292:C:C2	27:BA:2293:C:C5	2.45	1.03
27:BA:2416:C:OP1	36:BP:51:PHE:HE2	1.07	1.03
27:BA:2584:U:C6	27:BA:2584:U:C3'	2.31	1.03
27:BA:2620:C:O2'	27:BA:2621:A:O5'	1.70	1.03
27:BA:2717:G:C4	27:BA:2718:G:C8	2.46	1.03
27:BA:2745:C:C1'	32:BH:142:GLU:HG3	1.87	1.03
27:BA:2783:G:C6	27:BA:2784:C:N4	2.25	1.03
27:BA:2785:C:C5'	29:BE:99:VAL:HA	1.88	1.03
27:BA:2805:G:H3'	27:BA:2807:G:P	1.98	1.03
27:BA:2839:G:C6	27:BA:2840:C:C4	2.47	1.03
31:BG:21:VAL:CG1	31:BG:132:VAL:CB	2.34	1.03
31:BG:53:LYS:CG	31:BG:54:ALA:H	1.71	1.03
32:BH:168:VAL:HG12	32:BH:169:ARG:N	1.70	1.03
33:BI:115:ILE:HG23	33:BI:131:VAL:HG22	1.41	1.03
33:BI:141:LEU:HD13	33:BI:142:LYS:N	1.71	1.03
35:BO:35:ILE:CD1	35:BO:65:THR:CG2	2.37	1.03
37:BQ:48:ASN:OD1	37:BQ:121:ASP:CB	2.06	1.03
42:BY:14:ALA:HB1	42:BY:15:PRO:HD2	1.40	1.03
42:BY:57:GLY:N	42:BY:97:ARG:HH22	1.57	1.03
43:BZ:34:LEU:HD13	43:BZ:39:PHE:HZ	0.91	1.03
44:BR:36:THR:CG2	44:BR:40:LYS:CD	2.37	1.03
45:BU:38:THR:HA	45:BU:41:ASN:OD1	1.23	1.03
49:B0:65:GLY:HA2	49:B0:66:LYS:HZ2	1.20	1.03
50:B4:32:HIS:O	50:B4:33:VAL:O	1.75	1.03
51:B5:29:ASN:O	51:B5:30:LEU:O	1.76	1.03
54:B8:25:PHE:O	54:B8:26:LYS:O	1.76	1.03
1:AA:944:G:C6	1:AA:1337:G:H2'	1.93	1.03
1:AA:1308:U:H5'	16:AM:110:ARG:HH22	1.21	1.03
26:BB:57:A:C1'	31:BG:13:MET:HE2	1.74	1.03
27:BA:831:G:H3'	27:BA:944:G:H22	1.23	1.03
27:BA:1263:U:H4'	51:B5:16:ARG:NE	1.72	1.03
27:BA:1939:U:H1'	27:BA:2592:G:H4'	1.41	1.03
27:BA:2436:G:C2'	27:BA:2437:U:O5'	2.05	1.03
27:BA:2457:U:H2'	27:BA:2458:G:O4'	1.58	1.03
28:BD:66:PHE:O	28:BD:67:LYS:CD	2.07	1.03

*Continued on next page...*



*Continued from previous page...*

Atom-1	Atom-2	Interatomic distance (Å)	Clash overlap (Å)
28:BD:80:ILE:O	28:BD:80:ILE:HD12	0.86	1.03
28:BD:158:GLY:HA2	28:BD:194:VAL:CG2	1.88	1.03
28:BD:158:GLY:HA2	28:BD:194:VAL:HG13	1.40	1.03
28:BD:232:VAL:O	28:BD:232:VAL:HG23	1.56	1.03
29:BE:82:ALA:O	29:BE:83:LEU:CG	2.05	1.03
32:BH:40:MET:HG2	32:BH:64:HIS:HE1	0.97	1.03
32:BH:85:ALA:C	32:BH:148:ARG:NH2	2.11	1.03
32:BH:102:LEU:HD23	32:BH:102:LEU:H	1.23	1.03
33:BI:21:VAL:HG11	33:BI:30:LEU:CD1	1.88	1.03
33:BI:121:ILE:CG2	33:BI:122:ARG:H	1.72	1.03
33:BI:141:LEU:HD13	33:BI:142:LYS:O	1.58	1.03
34:BN:12:VAL:CG1	34:BN:13:ASP:N	2.17	1.03
35:BO:22:ILE:HG13	35:BO:41:ALA:HA	1.38	1.03
38:BS:105:GLY:C	38:BS:106:LEU:HD23	1.77	1.03
40:BW:83:LYS:HG2	40:BW:97:LYS:HD3	1.36	1.03
42:BY:71:VAL:HG12	42:BY:72:ILE:H	1.22	1.03
43:BZ:120:LEU:HD23	43:BZ:120:LEU:N	1.70	1.03
44:BR:55:ALA:HA	44:BR:80:PHE:CD1	1.92	1.03
46:BV:19:VAL:HG12	46:BV:21:ARG:NH2	1.71	1.03
47:B2:20:LEU:HD13	47:B2:20:LEU:C	1.74	1.03
47:B2:30:ALA:O	47:B2:34:GLN:CG	2.07	1.03
53:B7:30:ILE:HD13	53:B7:33:ARG:HH11	1.17	1.03
27:BA:6:A:O2'	34:BN:6:PHE:CD2	2.11	1.03
27:BA:904:C:O4'	43:BZ:166:LEU:HD21	1.57	1.03
27:BA:1130:U:H5''	27:BA:2515:C:O2'	1.59	1.03
27:BA:2235:G:H2'	27:BA:2236:C:C6	1.93	1.03
27:BA:2258:C:C4	27:BA:2426:A:O4'	2.11	1.03
27:BA:2313:C:H5''	31:BG:51:ARG:NH1	1.74	1.03
27:BA:2317:C:H5'	31:BG:150:SER:CB	1.89	1.03
27:BA:2415:G:C6	27:BA:2416:C:C5	2.38	1.03
27:BA:2542:A:O4'	27:BA:2542:A:OP2	1.75	1.03
27:BA:2546:U:H5'	27:BA:2565:A:N1	1.73	1.03
27:BA:2649:U:H2'	27:BA:2650:U:H6	1.23	1.03
28:BD:75:GLY:O	28:BD:115:ILE:N	1.91	1.03
28:BD:175:LEU:CG	28:BD:180:VAL:HA	1.89	1.03
29:BE:308:VAL:HG12	29:BE:310:PHE:CE1	1.94	1.03
30:BF:32:GLY:CA	30:BF:35:VAL:HG21	1.89	1.03
30:BF:93:LYS:CA	30:BF:96:LYS:HE3	1.60	1.03
33:BI:98:ILE:HD13	33:BI:115:ILE:CD1	1.89	1.03
34:BN:12:VAL:O	34:BN:38:VAL:CG1	2.05	1.03
35:BO:1:MET:O	35:BO:2:ILE:HD12	1.51	1.03

*Continued on next page...*

*Continued from previous page...*

Atom-1	Atom-2	Interatomic distance (Å)	Clash overlap (Å)
36:BP:66:VAL:HG12	36:BP:67:ARG:N	1.69	1.03
42:BY:42:VAL:HG12	42:BY:43:ASN:N	1.70	1.03
43:BZ:71:MET:HA	43:BZ:78:PRO:CA	1.89	1.03
43:BZ:112:LEU:HD13	43:BZ:142:ASN:HA	1.06	1.03
43:BZ:142:ASN:N	43:BZ:171:VAL:HG21	1.74	1.03
44:BR:58:GLY:HA2	44:BR:80:PHE:CZ	1.93	1.03
44:BR:77:ARG:HB2	44:BR:77:ARG:CZ	1.87	1.03
48:B3:37:LEU:CD1	48:B3:43:ILE:HG21	1.88	1.03
49:B0:37:LEU:HD11	49:B0:70:ILE:CD1	1.86	1.03
51:B5:34:PRO:CG	51:B5:36:CYS:SG	2.47	1.03
51:B5:45:ILE:CG1	51:B5:52:TYR:HE1	1.70	1.03
1:AA:977:A:N6	1:AA:1224:G:P	2.31	1.02
7:AD:99:SER:HB3	7:AD:139:ARG:HG3	1.39	1.02
13:AJ:45:ARG:NH2	17:AN:36:PHE:CE2	2.27	1.02
27:BA:775:G:H5'	27:BA:777:A:H1'	1.40	1.02
27:BA:1479:G:H2'	27:BA:1480:G:C8	1.93	1.02
27:BA:2236:C:H2'	27:BA:2237:G:H5'	1.35	1.02
27:BA:2262:U:OP2	49:B0:14:ARG:CZ	2.06	1.02
27:BA:2331:G:N2	27:BA:2385:C:H5	1.56	1.02
27:BA:2394:C:C4	27:BA:2395:C:C4	2.47	1.02
27:BA:2468:G:O2'	27:BA:2469:A:H5'	1.56	1.02
27:BA:2482:G:C6	27:BA:2483:C:C5	2.47	1.02
27:BA:2520:C:C2'	27:BA:2521:C:H5'	1.88	1.02
27:BA:2528:U:P	55:B9:30:VAL:CG1	2.46	1.02
27:BA:2711:A:P	27:BA:2712:U:O3'	2.17	1.02
27:BA:2742:C:P	55:B9:35:ARG:NH1	2.31	1.02
27:BA:2790:A:H5''	27:BA:2791:C:OP1	1.58	1.02
28:BD:167:GLU:O	28:BD:168:GLY:O	1.75	1.02
28:BD:167:GLU:C	28:BD:170:TYR:CD1	2.33	1.02
30:BF:163:HIS:HB3	30:BF:166:ILE:CD1	1.90	1.02
31:BG:38:GLU:CG	31:BG:41:LEU:HD12	1.89	1.02
31:BG:93:LEU:CD1	31:BG:94:ALA:N	2.22	1.02
34:BN:25:GLN:CA	34:BN:28:GLU:CG	2.35	1.02
34:BN:95:ARG:C	34:BN:98:PHE:HD1	1.61	1.02
35:BO:1:MET:O	35:BO:2:ILE:HD13	1.58	1.02
40:BW:84:ARG:HB3	40:BW:96:ILE:HD11	1.37	1.02
40:BW:103:ILE:O	40:BW:103:ILE:HG22	1.56	1.02
42:BY:78:THR:HA	42:BY:89:ARG:CG	1.88	1.02
43:BZ:156:GLU:HG2	43:BZ:157:GLY:N	1.71	1.02
43:BZ:159:THR:HG23	43:BZ:160:LEU:N	1.71	1.02
49:B0:37:LEU:HD11	49:B0:70:ILE:HD11	1.35	1.02

*Continued on next page...*

*Continued from previous page...*

Atom-1	Atom-2	Interatomic distance (Å)	Clash overlap (Å)
51:B5:19:ARG:C	51:B5:21:SER:H	1.62	1.02
55:B9:7:VAL:C	55:B9:8:LYS:HE3	1.76	1.02
27:BA:94:G:N2	47:B2:42:ASN:ND2	2.06	1.02
27:BA:526:A:C2	27:BA:2626:C:H1'	1.94	1.02
27:BA:1162:G:C4'	46:BV:23:GLU:HB2	1.88	1.02
27:BA:1278:A:O3'	44:BR:34:ILE:HD12	1.59	1.02
27:BA:1598:C:C5'	41:BX:34:LYS:CG	2.36	1.02
27:BA:1665:A:H5''	35:BO:66:LYS:HD3	1.38	1.02
27:BA:2226:C:O2	27:BA:2227:A:C1'	2.01	1.02
27:BA:2236:C:C2'	27:BA:2237:G:H5'	1.88	1.02
27:BA:2275:C:O2	37:BQ:103:ALA:HB3	1.59	1.02
27:BA:2276:G:OP2	37:BQ:104:PRO:HD2	1.59	1.02
27:BA:2328:A:C4	27:BA:2329:G:N7	2.27	1.02
27:BA:2406:U:H1'	36:BP:57:VAL:HG22	1.38	1.02
27:BA:2446:G:H8	27:BA:2446:G:H5'	1.24	1.02
27:BA:2447:G:C5	27:BA:2500:U:H5	1.56	1.02
27:BA:2470:G:N2	27:BA:2471:C:C5	2.20	1.02
27:BA:2689:U:H5'	27:BA:2690:C:H5''	1.33	1.02
27:BA:2689:U:C5'	27:BA:2690:C:H5'	1.88	1.02
27:BA:2693:A:C2	27:BA:2694:G:C5	2.48	1.02
28:BD:63:ILE:O	28:BD:64:ILE:CG1	2.07	1.02
32:BH:93:TYR:HE1	32:BH:106:VAL:O	1.36	1.02
32:BH:97:LYS:O	32:BH:98:GLN:CG	2.07	1.02
32:BH:130:ILE:O	32:BH:131:ILE:HG23	1.56	1.02
34:BN:19:MET:CG	34:BN:46:ILE:HD11	1.88	1.02
35:BO:25:LEU:CD1	35:BO:38:VAL:HG12	1.88	1.02
36:BP:112:GLY:HA2	36:BP:113:GLN:HE22	1.21	1.02
41:BX:24:LEU:HB2	41:BX:26:PHE:HZ	1.19	1.02
42:BY:74:VAL:HG12	42:BY:77:VAL:HG23	1.33	1.02
44:BR:60:LEU:HG	44:BR:61:HIS:H	1.24	1.02
49:B0:45:PHE:CE1	49:B0:78:PHE:CG	2.46	1.02
49:B0:49:GLN:NE2	49:B0:49:GLN:O	1.93	1.02
51:B5:56:GLN:O	51:B5:57:VAL:HG23	1.57	1.02
53:B7:1:MET:O	53:B7:1:MET:SD	2.17	1.02
1:AA:1313:U:C5	22:AS:4:SER:HB3	1.63	1.02
3:AW:39:PSU:H4'	14:AK:54:ARG:HH22	1.13	1.02
27:BA:126:A:N6	53:B7:18:PHE:HE2	1.52	1.02
27:BA:535:C:C5'	45:BU:53:LYS:CE	2.37	1.02
27:BA:564:C:OP2	46:BV:79:GLN:CD	1.98	1.02
27:BA:856:C:C5'	49:B0:25:LYS:HZ1	1.71	1.02
27:BA:2216:G:H2'	27:BA:2217:G:C5'	1.89	1.02

*Continued on next page...*

*Continued from previous page...*

Atom-1	Atom-2	Interatomic distance (Å)	Clash overlap (Å)
27:BA:2227:A:N1	27:BA:2228:G:C5	2.27	1.02
27:BA:2543:G:C6	27:BA:2544:G:C6	2.47	1.02
27:BA:2574:G:C5'	27:BA:2575:C:OP2	2.07	1.02
27:BA:2616:C:O2'	27:BA:2617:C:H5'	1.52	1.02
27:BA:2683:C:H2'	35:BO:76:TYR:OH	1.60	1.02
27:BA:2850:A:C2	44:BR:61:HIS:NE2	2.25	1.02
28:BD:167:GLU:HB3	28:BD:170:TYR:CE1	1.91	1.02
29:BE:45:LYS:HZ1	29:BE:302:GLY:C	1.63	1.02
29:BE:174:LEU:HD12	29:BE:174:LEU:H	1.23	1.02
29:BE:180:ILE:CB	29:BE:187:HIS:HB3	1.88	1.02
30:BF:96:LYS:CG	30:BF:98:ARG:NH1	2.22	1.02
30:BF:148:VAL:HG12	30:BF:148:VAL:O	1.58	1.02
30:BF:214:THR:O	30:BF:216:SER:N	1.93	1.02
30:BF:239:ALA:C	30:BF:241:ALA:H	1.57	1.02
32:BH:10:ILE:HG21	32:BH:14:VAL:CG1	1.80	1.02
33:BI:133:LEU:HD12	33:BI:139:ALA:HB2	1.39	1.02
34:BN:87:LEU:HD12	34:BN:87:LEU:H	1.23	1.02
37:BQ:28:ILE:HG23	37:BQ:62:GLU:CG	1.87	1.02
37:BQ:65:ARG:NE	37:BQ:122:PHE:CE2	2.27	1.02
38:BS:20:TYR:CE2	38:BS:21:HIS:CD2	2.46	1.02
38:BS:33:ARG:O	38:BS:35:VAL:CG2	2.06	1.02
42:BY:42:VAL:CG1	42:BY:43:ASN:H	1.72	1.02
42:BY:70:ALA:O	42:BY:93:THR:CG2	2.06	1.02
43:BZ:116:VAL:CG2	43:BZ:169:VAL:CG2	2.35	1.02
45:BU:34:ASN:HA	45:BU:37:GLN:HB3	1.39	1.02
45:BU:59:ARG:O	45:BU:62:ILE:CB	2.08	1.02
48:B3:23:LEU:O	48:B3:28:LEU:CG	2.08	1.02
50:B4:58:LYS:O	50:B4:61:LYS:HG3	1.58	1.02
54:B8:30:ARG:HD2	54:B8:44:LYS:HD2	1.41	1.02
54:B8:61:MET:O	54:B8:63:PRO:HD2	1.57	1.02
27:BA:25:U:H4'	40:BW:79:GLY:HA2	1.02	1.02
27:BA:564:C:P	46:BV:79:GLN:HG2	1.98	1.02
27:BA:605:C:H3'	30:BF:105:LYS:HE2	1.39	1.02
27:BA:1137:G:OP1	34:BN:60:ARG:NH2	1.92	1.02
27:BA:1140:C:OP1	34:BN:18:ILE:HD11	1.56	1.02
27:BA:1270:C:H4'	27:BA:1271:G:H5''	1.39	1.02
27:BA:1287:A:C4'	44:BR:104:ARG:HD2	1.89	1.02
27:BA:1818:U:H3'	28:BD:155:ARG:CG	1.90	1.02
27:BA:2195:C:C5'	27:BA:2195:C:H6	1.72	1.02
27:BA:2305:A:H3'	27:BA:2306:C:H5''	1.02	1.02
27:BA:2572:A:C5'	27:BA:2574:G:H5'	1.89	1.02

*Continued on next page...*

*Continued from previous page...*

Atom-1	Atom-2	Interatomic distance (Å)	Clash overlap (Å)
27:BA:2709:G:H2'	27:BA:2710:C:H5'	1.39	1.02
27:BA:2768:C:C2'	27:BA:2769:C:C5'	2.26	1.02
28:BD:70:LYS:HG3	28:BD:73:ILE:HD11	1.42	1.02
28:BD:89:ASN:HD21	28:BD:199:ARG:NE	1.57	1.02
28:BD:204:PHE:N	28:BD:204:PHE:CD1	2.18	1.02
29:BE:62:ARG:O	29:BE:63:GLU:CG	2.07	1.02
30:BF:4:THR:O	30:BF:139:VAL:HG11	1.59	1.02
30:BF:164:ALA:HB1	30:BF:232:LEU:CD1	1.88	1.02
30:BF:215:ALA:O	30:BF:242:GLU:CG	2.08	1.02
30:BF:243:VAL:O	30:BF:246:ARG:N	1.91	1.02
32:BH:102:LEU:HD21	32:BH:114:ILE:HB	1.42	1.02
33:BI:4:ILE:O	33:BI:4:ILE:CG2	2.07	1.02
35:BO:7:ARG:NE	35:BO:44:LYS:CE	2.22	1.02
35:BO:35:ILE:C	35:BO:62:VAL:HB	1.55	1.02
37:BQ:32:LYS:NZ	43:BZ:172:LEU:HD11	1.71	1.02
37:BQ:41:THR:OG1	37:BQ:126:VAL:HA	1.58	1.02
37:BQ:58:HIS:CE1	37:BQ:59:ASN:HB3	1.94	1.02
43:BZ:4:THR:C	43:BZ:33:ALA:HB1	1.78	1.02
44:BR:38:VAL:HB	44:BR:39:PRO:HD2	1.06	1.02
44:BR:107:ASP:CG	44:BR:108:GLY:H	1.62	1.02
44:BR:107:ASP:CG	44:BR:108:GLY:N	2.12	1.02
48:B3:37:LEU:HD12	48:B3:43:ILE:HG21	1.41	1.02
54:B8:62:LEU:HB2	54:B8:63:PRO:CD	1.88	1.02
1:AA:979:C:H5''	1:AA:1222:G:O6	1.60	1.02
1:AA:1463:C:OP1	39:BT:47:ARG:HG2	1.59	1.02
2:AV:57:G:O4'	31:BG:56:ARG:NH1	1.93	1.02
26:BB:11:C:N4	38:BS:11:ARG:HH12	1.56	1.02
26:BB:75:G:H1'	43:BZ:22:VAL:CG2	1.89	1.02
27:BA:94:G:H21	47:B2:42:ASN:HD22	1.04	1.02
27:BA:125:G:H5''	53:B7:19:ARG:HH11	0.86	1.02
27:BA:929:G:H21	48:B3:43:ILE:N	1.58	1.02
27:BA:1783:A:C2	27:BA:2587:A:C2	2.47	1.02
27:BA:2052:G:N2	29:BE:245:ARG:HG2	1.75	1.02
27:BA:2645:G:C4'	27:BA:2732:G:O2'	2.07	1.02
27:BA:2653:U:H2'	27:BA:2654:A:N7	1.75	1.02
28:BD:104:ILE:HB	28:BD:106:PRO:CD	1.89	1.02
29:BE:61:PRO:HA	29:BE:69:PRO:HA	1.38	1.02
29:BE:190:ASN:O	29:BE:192:ILE:N	1.93	1.02
30:BF:96:LYS:HB2	30:BF:98:ARG:NH2	1.73	1.02
30:BF:241:ALA:O	30:BF:245:GLU:CD	1.98	1.02
33:BI:37:ILE:CG2	33:BI:38:GLU:N	2.17	1.02

*Continued on next page...*

*Continued from previous page...*

Atom-1	Atom-2	Interatomic distance (Å)	Clash overlap (Å)
33:BI:95:SER:C	33:BI:98:ILE:HB	1.80	1.02
33:BI:115:ILE:HG12	33:BI:131:VAL:HG13	1.31	1.02
35:BO:7:ARG:CD	35:BO:44:LYS:CE	2.38	1.02
35:BO:11:ALA:O	35:BO:99:PHE:HB2	1.59	1.02
36:BP:94:ARG:HB2	36:BP:120:LEU:HD22	1.36	1.02
36:BP:128:GLY:HA3	36:BP:132:LYS:NZ	1.72	1.02
37:BQ:44:ALA:CB	37:BQ:126:VAL:O	2.08	1.02
37:BQ:45:GLN:CB	37:BQ:152:SER:HB3	1.88	1.02
37:BQ:133:GLU:OE1	37:BQ:133:GLU:O	1.78	1.02
40:BW:67:ASP:CG	40:BW:68:ARG:H	1.59	1.02
40:BW:82:LEU:HD23	40:BW:98:LYS:C	1.79	1.02
42:BY:30:ASP:CG	42:BY:31:LEU:CD2	2.28	1.02
42:BY:42:VAL:HG12	42:BY:43:ASN:H	0.88	1.02
46:BV:61:VAL:CG2	46:BV:98:ILE:H	1.73	1.02
47:B2:29:ASN:O	47:B2:34:GLN:HG2	1.60	1.02
47:B2:30:ALA:CA	47:B2:34:GLN:HG2	1.89	1.02
48:B3:9:VAL:H	48:B3:54:VAL:HG12	1.22	1.02
49:B0:26:PHE:N	49:B0:60:PHE:CD1	2.20	1.02
52:B6:28:ARG:HB3	52:B6:28:ARG:HH11	1.20	1.02
53:B7:18:PHE:H	53:B7:44:VAL:CG2	1.72	1.02
53:B7:32:ALA:HA	53:B7:35:ARG:CG	1.90	1.02
53:B7:32:ALA:HA	53:B7:35:ARG:HG3	1.42	1.02
1:AA:1005:A:C5'	1:AA:1037:C:H1'	1.88	1.01
17:AN:24:CYS:HB2	17:AN:40:CYS:N	1.75	1.01
26:BB:75:G:H1'	43:BZ:22:VAL:HG22	1.40	1.01
27:BA:148:C:H2'	27:BA:149:A:C8	1.93	1.01
27:BA:592:G:N3	54:B8:3:LYS:HE2	1.73	1.01
27:BA:593:G:H5'	54:B8:62:LEU:HD21	1.38	1.01
27:BA:963:U:C1'	27:BA:2250:G:N2	2.22	1.01
27:BA:974:G:C8	46:BV:80:TYR:CD1	2.47	1.01
27:BA:2043:C:OP2	27:BA:2779:U:O4	1.78	1.01
27:BA:2197:U:H2'	27:BA:2224:G:H22	1.19	1.01
27:BA:2302:G:N1	27:BA:2315:G:C6	2.28	1.01
27:BA:2423:U:C6	27:BA:2423:U:C5'	2.43	1.01
27:BA:2461:C:N3	27:BA:2462:U:C5	2.28	1.01
27:BA:2584:U:H2'	27:BA:2585:U:H5	1.19	1.01
27:BA:2616:C:C2	27:BA:2617:C:C5	2.48	1.01
27:BA:2626:C:C5'	27:BA:2626:C:H6	1.72	1.01
27:BA:2781:A:O4'	27:BA:2781:A:OP1	1.77	1.01
27:BA:2782:G:OP2	27:BA:2782:G:C8	2.12	1.01
27:BA:2785:C:C5'	29:BE:99:VAL:CG2	2.37	1.01

*Continued on next page...*

*Continued from previous page...*

Atom-1	Atom-2	Interatomic distance (Å)	Clash overlap (Å)
27:BA:2845:G:H2'	27:BA:2846:G:H8	1.25	1.01
27:BA:2896:C:C6	27:BA:2896:C:O5'	2.12	1.01
28:BD:141:HIS:CE1	28:BD:192:GLY:O	2.12	1.01
28:BD:183:ILE:CG2	28:BD:184:LEU:N	1.99	1.01
29:BE:205:THR:O	29:BE:206:LYS:HG3	1.59	1.01
30:BF:56:THR:HB	30:BF:57:PRO:HD2	1.41	1.01
31:BG:103:ASN:OD1	31:BG:134:LEU:N	1.92	1.01
33:BI:68:LEU:CD2	33:BI:108:LEU:CD1	1.90	1.01
33:BI:109:LYS:CE	33:BI:109:LYS:H	1.74	1.01
33:BI:112:LYS:HD3	33:BI:112:LYS:N	1.75	1.01
35:BO:61:VAL:HG12	35:BO:62:VAL:H	1.18	1.01
35:BO:78:ARG:C	35:BO:79:PHE:HD2	1.61	1.01
35:BO:92:SER:HB2	35:BO:113:LYS:NZ	1.75	1.01
39:BT:50:GLU:HA	39:BT:55:ALA:CB	1.89	1.01
40:BW:17:VAL:O	40:BW:20:VAL:HG23	1.60	1.01
41:BX:11:THR:C	41:BX:15:MET:HG3	1.79	1.01
42:BY:103:LEU:HA	42:BY:108:ARG:CB	1.89	1.01
43:BZ:163:ASP:OD2	43:BZ:164:PRO:CG	2.08	1.01
44:BR:25:ALA:O	44:BR:29:LEU:HD23	1.60	1.01
45:BU:41:ASN:HD22	45:BU:42:ALA:N	1.58	1.01
45:BU:44:THR:OG1	46:BV:77:GLY:O	1.76	1.01
45:BU:63:GLN:O	45:BU:65:ILE:N	1.92	1.01
48:B3:3:ARG:HB2	48:B3:60:GLU:HA	1.37	1.01
48:B3:30:ARG:HH11	48:B3:30:ARG:CG	1.68	1.01
49:B0:45:PHE:CD1	49:B0:78:PHE:CA	2.42	1.01
27:BA:58:G:H1	27:BA:69:C:H42	1.09	1.01
27:BA:296:C:H6	27:BA:338:G:N2	1.58	1.01
27:BA:729:G:C6	28:BD:207:ALA:HA	1.95	1.01
27:BA:801:G:P	30:BF:79:ARG:NE	2.33	1.01
27:BA:871:U:OP1	37:BQ:24:PRO:O	1.78	1.01
27:BA:904:C:O2'	43:BZ:166:LEU:HD11	1.59	1.01
27:BA:1620:G:C1'	53:B7:1:MET:N	2.22	1.01
27:BA:1819:A:H5''	28:BD:157:ALA:HB2	1.41	1.01
27:BA:2093:G:H4'	33:BI:25:TYR:HA	1.41	1.01
27:BA:2286:A:C8	27:BA:2286:A:H3'	1.95	1.01
27:BA:2287:A:H62	27:BA:2344:U:H5	1.04	1.01
27:BA:2330:G:N2	27:BA:2331:G:C1'	2.23	1.01
27:BA:2689:U:C5'	27:BA:2690:C:C5'	2.36	1.01
29:BE:45:LYS:HZ1	29:BE:303:PRO:CA	1.73	1.01
29:BE:221:LYS:CE	29:BE:233:ARG:HA	1.90	1.01
30:BF:240:LEU:HD22	30:BF:243:VAL:HG21	1.38	1.01

*Continued on next page...*

*Continued from previous page...*

Atom-1	Atom-2	Interatomic distance (Å)	Clash overlap (Å)
32:BH:145:ALA:O	32:BH:147:ILE:N	1.92	1.01
33:BI:6:LEU:HD22	33:BI:14:LYS:HD3	1.38	1.01
33:BI:6:LEU:CB	33:BI:36:ALA:HB2	1.90	1.01
33:BI:77:VAL:HG23	33:BI:141:LEU:CD1	1.83	1.01
34:BN:139:LEU:HD13	34:BN:139:LEU:H	1.20	1.01
35:BO:35:ILE:HG21	35:BO:63:VAL:HA	1.37	1.01
36:BP:66:VAL:HG23	36:BP:67:ARG:NH2	1.73	1.01
36:BP:141:GLU:HB2	36:BP:145:LEU:HD22	1.02	1.01
37:BQ:85:ILE:HG22	37:BQ:122:PHE:CD2	1.95	1.01
38:BS:12:ARG:NH1	38:BS:20:TYR:CD2	2.21	1.01
38:BS:33:ARG:HB3	38:BS:35:VAL:CG2	1.90	1.01
39:BT:4:ARG:HE	39:BT:4:ARG:N	1.57	1.01
41:BX:30:ASP:O	41:BX:62:LYS:HE2	1.56	1.01
43:BZ:53:ASP:CG	43:BZ:62:PHE:O	1.98	1.01
45:BU:42:ALA:O	45:BU:45:TYR:HB2	1.60	1.01
46:BV:50:ASP:OD1	46:BV:53:LYS:CE	2.07	1.01
48:B3:33:GLN:NE2	48:B3:34:GLU:O	1.94	1.01
48:B3:59:VAL:O	48:B3:60:GLU:HG3	1.55	1.01
52:B6:28:ARG:CB	52:B6:28:ARG:HH11	1.72	1.01
55:B9:25:VAL:CB	55:B9:34:GLN:HB2	1.69	1.01
3:AW:75:C:C2	27:BA:2395:C:C1'	2.40	1.01
27:BA:2009:G:H5''	40:BW:41:LYS:CD	1.77	1.01
27:BA:2051:A:H4'	29:BE:238:LEU:HD21	1.41	1.01
27:BA:2307:G:C1'	27:BA:2311:A:N6	2.15	1.01
27:BA:2531:A:H2'	27:BA:2532:G:H5''	1.39	1.01
27:BA:2597:G:C2'	27:BA:2598:A:C8	2.43	1.01
27:BA:2758:A:H3'	27:BA:2758:A:P	2.01	1.01
29:BE:70:VAL:CG1	29:BE:296:VAL:N	2.22	1.01
33:BI:22:ALA:O	33:BI:23:ASP:O	1.77	1.01
33:BI:103:GLN:NE2	33:BI:109:LYS:CA	2.22	1.01
34:BN:25:GLN:HA	34:BN:28:GLU:HG2	1.03	1.01
35:BO:35:ILE:CG2	35:BO:63:VAL:CA	2.09	1.01
36:BP:65:ASP:CA	36:BP:109:LEU:H	1.71	1.01
37:BQ:32:LYS:HZ1	43:BZ:172:LEU:CD1	1.73	1.01
38:BS:31:LYS:HB3	38:BS:32:PRO:HD2	1.40	1.01
40:BW:42:ARG:O	40:BW:44:ALA:N	1.93	1.01
41:BX:44:GLN:OE1	41:BX:45:TYR:HB2	1.60	1.01
43:BZ:24:TYR:CD2	43:BZ:84:TYR:HD1	1.79	1.01
43:BZ:138:VAL:O	43:BZ:139:THR:OG1	1.79	1.01
44:BR:20:LEU:O	44:BR:22:ARG:N	1.94	1.01
45:BU:8:ILE:CA	45:BU:11:ARG:CD	2.38	1.01

*Continued on next page...*



*Continued from previous page...*

Atom-1	Atom-2	Interatomic distance (Å)	Clash overlap (Å)
45:BU:27:SER:HB3	45:BU:31:GLN:NE2	1.76	1.01
45:BU:28:ARG:O	45:BU:31:GLN:N	1.92	1.01
50:B4:20:VAL:O	50:B4:30:GLU:OE1	1.77	1.01
53:B7:26:SER:O	53:B7:29:ASN:HB2	1.59	1.01
53:B7:34:ARG:NH1	53:B7:42:LEU:HD23	1.75	1.01
1:AA:247:G:OP2	20:AQ:99:SER:CB	2.07	1.01
3:AW:25:C:C4	3:AW:26:G:C5	2.47	1.01
7:AD:21:LEU:O	7:AD:113:SER:HB2	1.60	1.01
26:BB:77:U:OP1	43:BZ:14:LEU:HD11	1.57	1.01
27:BA:969:U:C4'	48:B3:14:GLY:O	2.06	1.01
27:BA:1063:G:H5'	56:BK:88:GLY:H	1.25	1.01
27:BA:1664:A:N3	27:BA:2726:U:O4	1.93	1.01
27:BA:2316:C:H5'	31:BG:151:ILE:HD11	1.43	1.01
27:BA:2339:G:H2'	27:BA:2340:G:C8	1.96	1.01
27:BA:2348:U:H5''	54:B8:42:ARG:NH2	1.76	1.01
27:BA:2410:G:C2'	27:BA:2411:A:C8	2.43	1.01
27:BA:2570:G:H2'	27:BA:2570:G:N3	1.72	1.01
27:BA:2570:G:H2'	27:BA:2571:C:C5	1.95	1.01
27:BA:2575:C:O2	27:BA:2575:C:H2'	1.61	1.01
27:BA:2577:A:N1	27:BA:2614:A:C2	2.29	1.01
27:BA:2580:U:C6	27:BA:2581:G:N7	2.18	1.01
27:BA:2722:G:N3	27:BA:2723:C:C6	2.28	1.01
27:BA:2812:G:O2'	27:BA:2813:A:H5'	1.58	1.01
29:BE:229:GLN:C	29:BE:231:TRP:H	1.60	1.01
30:BF:59:GLU:O	30:BF:61:PHE:CE2	2.12	1.01
30:BF:102:LEU:CD2	30:BF:103:ASN:H	1.74	1.01
32:BH:146:ASN:O	32:BH:150:VAL:CG2	2.08	1.01
32:BH:166:GLU:CA	32:BH:167:LEU:HD23	1.88	1.01
33:BI:37:ILE:HG22	33:BI:38:GLU:N	1.73	1.01
34:BN:50:GLU:HA	34:BN:53:ILE:HG21	1.35	1.01
35:BO:2:ILE:HD13	35:BO:33:ALA:O	1.61	1.01
37:BQ:32:LYS:NZ	43:BZ:172:LEU:CD1	2.23	1.01
37:BQ:45:GLN:HB3	37:BQ:152:SER:CB	1.90	1.01
38:BS:31:LYS:HD3	38:BS:99:GLU:CB	1.88	1.01
39:BT:11:THR:HG22	39:BT:12:ASP:H	1.20	1.01
40:BW:8:ARG:O	40:BW:10:VAL:N	1.93	1.01
40:BW:85:VAL:HG12	40:BW:95:ILE:CD1	1.90	1.01
43:BZ:145:ASP:O	43:BZ:146:HIS:CD2	2.14	1.01
45:BU:55:ARG:O	45:BU:57:PHE:N	1.93	1.01
46:BV:40:VAL:HB	46:BV:51:ALA:HB1	1.37	1.01
47:B2:30:ALA:O	47:B2:34:GLN:HG2	1.58	1.01

*Continued on next page...*

*Continued from previous page...*

Atom-1	Atom-2	Interatomic distance (Å)	Clash overlap (Å)
54:B8:26:LYS:CD	54:B8:44:LYS:C	2.24	1.01
27:BA:125:G:N2	53:B7:10:ARG:HA	1.75	1.01
27:BA:243:U:OP2	54:B8:7:HIS:NE2	1.94	1.01
27:BA:270(P):C:OP2	33:BI:45:LYS:HD3	1.60	1.01
27:BA:459:U:OP1	53:B7:40:HIS:CA	2.08	1.01
27:BA:1819:A:C2'	28:BD:177:SER:HA	1.90	1.01
27:BA:2215:G:O2'	27:BA:2216:G:C5'	2.09	1.01
27:BA:2217:G:O2'	27:BA:2218:G:H5'	1.57	1.01
27:BA:2364:C:H5''	49:B0:38:VAL:HG12	1.01	1.01
27:BA:2394:C:C4	27:BA:2395:C:N3	2.29	1.01
27:BA:2403:C:H2'	27:BA:2403:C:O2	1.56	1.01
27:BA:2422:A:C4	27:BA:2424:C:C5	2.49	1.01
27:BA:2528:U:C4	27:BA:2530:A:N3	2.29	1.01
27:BA:2633:G:H1	27:BA:2785:C:H42	1.09	1.01
27:BA:2689:U:C6	27:BA:2713:A:C6	2.49	1.01
27:BA:2717:G:N2	27:BA:2718:G:C4	2.28	1.01
27:BA:2761:G:C2'	27:BA:2762:G:H5'	1.90	1.01
27:BA:2832:U:O2'	27:BA:2834:G:N3	1.90	1.01
29:BE:205:THR:O	29:BE:206:LYS:CG	2.08	1.01
29:BE:206:LYS:O	29:BE:257:GLY:HA2	1.61	1.01
29:BE:267:ARG:HB2	29:BE:297:LYS:HD2	1.42	1.01
30:BF:144:PHE:CD2	30:BF:156:LEU:HD13	1.94	1.01
30:BF:193:LEU:HD13	30:BF:223:LEU:HB2	1.43	1.01
32:BH:15:THR:HG22	32:BH:26:LYS:O	1.59	1.01
32:BH:93:TYR:O	32:BH:94:ARG:HG2	1.57	1.01
33:BI:121:ILE:HG22	33:BI:122:ARG:H	0.85	1.01
34:BN:27:ALA:CB	34:BN:30:ALA:HB3	1.91	1.01
35:BO:37:ASP:O	35:BO:62:VAL:HG23	1.58	1.01
35:BO:64:ARG:HD3	35:BO:81:GLU:HB3	1.42	1.01
37:BQ:28:ILE:CG2	37:BQ:62:GLU:HG2	1.90	1.01
40:BW:96:ILE:HD12	40:BW:96:ILE:N	1.66	1.01
43:BZ:120:LEU:H	43:BZ:120:LEU:HD23	0.87	1.01
43:BZ:126:GLY:O	43:BZ:129:ARG:CB	2.08	1.01
44:BR:22:ARG:HG3	44:BR:26:LYS:HE3	1.42	1.01
45:BU:103:PRO:C	45:BU:107:LYS:HG2	1.82	1.01
46:BV:14:VAL:HG12	46:BV:15:SER:N	1.75	1.01
46:BV:51:ALA:HA	46:BV:54:TYR:CD1	1.95	1.01
52:B6:24:THR:O	52:B6:25:THR:HG23	1.60	1.01
2:AV:35:A:C2	4:AX:118:C:O2	1.88	1.00
27:BA:138:G:C8	41:BX:42:GLU:OE1	2.14	1.00
27:BA:783:A:H4'	27:BA:2588:G:O3'	1.60	1.00

*Continued on next page...*

*Continued from previous page...*

Atom-1	Atom-2	Interatomic distance (Å)	Clash overlap (Å)
27:BA:973:A:N6	46:BV:81:ARG:CD	2.24	1.00
27:BA:1614:A:C5	40:BW:88:ARG:HD2	1.95	1.00
27:BA:2187:G:O2'	27:BA:2188:C:H5'	1.59	1.00
27:BA:2195:C:H6	27:BA:2195:C:O5'	1.43	1.00
27:BA:2286:A:H4'	27:BA:2287:A:O4'	1.61	1.00
27:BA:2297:C:C2'	27:BA:2298:A:H8	1.73	1.00
27:BA:2314:C:H5'	31:BG:22:VAL:HG11	1.38	1.00
27:BA:2343:C:O2'	27:BA:2344:U:H5'	1.58	1.00
27:BA:2552:U:O2	27:BA:2554:U:C5'	2.09	1.00
27:BA:2646:C:H2'	27:BA:2647:U:H5'	1.41	1.00
27:BA:2726:U:H3'	27:BA:2727:G:H8	1.24	1.00
27:BA:2746:U:O2	27:BA:2759:G:C2	2.13	1.00
27:BA:2839:G:N3	27:BA:2840:C:C6	2.29	1.00
27:BA:2896:C:O5'	27:BA:2896:C:H6	1.40	1.00
28:BD:167:GLU:CB	28:BD:170:TYR:CD1	2.43	1.00
28:BD:175:LEU:N	28:BD:175:LEU:HD23	1.72	1.00
30:BF:225:PRO:CG	30:BF:231:ARG:NH2	2.20	1.00
31:BG:35:ALA:O	31:BG:36:ASN:CG	1.99	1.00
33:BI:145:VAL:HG12	33:BI:146:THR:N	1.72	1.00
35:BO:98:ILE:HG13	35:BO:117:LEU:HB3	1.43	1.00
36:BP:114:VAL:O	36:BP:115:ARG:HG3	0.83	1.00
37:BQ:65:ARG:NE	37:BQ:85:ILE:HB	1.76	1.00
37:BQ:94:ARG:NH1	37:BQ:105:PHE:O	1.93	1.00
42:BY:45:GLY:HA2	42:BY:62:VAL:HG12	1.42	1.00
42:BY:52:ARG:HD2	42:BY:95:ASN:OD1	1.59	1.00
43:BZ:39:PHE:HA	43:BZ:43:PHE:CZ	1.96	1.00
47:B2:13:PRO:HA	47:B2:16:ARG:HD2	1.40	1.00
48:B3:8:LEU:HD22	48:B3:31:LEU:HA	1.36	1.00
1:AA:585:G:O2'	1:AA:879:C:H5''	1.61	1.00
1:AA:1318:A:H5'	22:AS:10:PHE:CG	1.96	1.00
3:AW:25:C:C6	3:AW:26:G:C5	2.49	1.00
16:AM:23:TYR:HE2	16:AM:70:LEU:HD22	1.24	1.00
27:BA:95:G:C5'	47:B2:41:GLU:OE1	2.07	1.00
27:BA:398:G:OP1	50:B4:58:LYS:NZ	1.93	1.00
27:BA:973:A:H61	46:BV:81:ARG:CD	1.73	1.00
27:BA:994:C:O3'	45:BU:54:LYS:HE2	1.58	1.00
27:BA:1248:G:OP1	45:BU:2:PRO:HB3	1.60	1.00
27:BA:1251:C:H5''	45:BU:10:ARG:HE	1.22	1.00
27:BA:2103:C:N3	27:BA:2187:G:O6	1.94	1.00
27:BA:2246:G:O2'	27:BA:2247:A:C5'	2.07	1.00
27:BA:2253:G:C2'	27:BA:2254:C:O5'	2.07	1.00

*Continued on next page...*

*Continued from previous page...*

Atom-1	Atom-2	Interatomic distance (Å)	Clash overlap (Å)
27:BA:2310:A:H2'	31:BG:55:LYS:CE	1.90	1.00
27:BA:2520:C:N3	27:BA:2521:C:C5	2.30	1.00
27:BA:2558:C:C2	27:BA:2559:C:C5	2.50	1.00
27:BA:2575:C:H5'	29:BE:241:TRP:HE1	1.22	1.00
27:BA:2792:G:N2	27:BA:2804:C:N3	2.08	1.00
27:BA:2869:G:N2	27:BA:2870:C:C1'	2.19	1.00
28:BD:198:GLY:O	28:BD:200:THR:HG23	1.61	1.00
29:BE:303:PRO:HB2	29:BE:307:LEU:HD13	1.02	1.00
30:BF:96:LYS:CB	30:BF:98:ARG:NH1	0.86	1.00
32:BH:41:THR:HB	32:BH:52:THR:HB	1.42	1.00
36:BP:53:ARG:HD2	36:BP:53:ARG:H	1.21	1.00
36:BP:83:GLU:O	36:BP:92:ASP:N	1.95	1.00
36:BP:112:GLY:CA	36:BP:113:GLN:HE22	1.74	1.00
37:BQ:16:ARG:HB3	37:BQ:16:ARG:CZ	1.90	1.00
42:BY:43:ASN:HD21	42:BY:112:LEU:HD21	1.23	1.00
42:BY:101:LEU:CD2	42:BY:103:LEU:HG	1.79	1.00
43:BZ:47:SER:O	43:BZ:49:THR:N	1.94	1.00
45:BU:36:PHE:O	45:BU:39:LEU:CB	2.09	1.00
48:B3:40:THR:HG23	48:B3:43:ILE:CD1	1.67	1.00
48:B3:59:VAL:O	48:B3:60:GLU:HG2	1.61	1.00
50:B4:11:PRO:HA	50:B4:40:HIS:CD2	1.96	1.00
54:B8:16:ILE:CG1	54:B8:22:VAL:CG2	2.22	1.00
54:B8:19:THR:HB	54:B8:21:LYS:NZ	1.77	1.00
55:B9:10:MET:CB	55:B9:32:HIS:HD2	1.75	1.00
5:AB:145:LEU:O	5:AB:149:LEU:HB2	1.61	1.00
8:AE:144:THR:C	8:AE:145:LYS:N	2.14	1.00
27:BA:458:G:C5'	53:B7:39:ARG:CD	2.39	1.00
27:BA:1262:A:P	40:BW:99:ARG:NH2	2.35	1.00
27:BA:2188:C:N4	27:BA:2189:U:O4	1.95	1.00
27:BA:2209:C:N4	27:BA:2215:G:H1	1.58	1.00
27:BA:2234:G:C6	27:BA:2235:G:N7	2.29	1.00
27:BA:2286:A:H3'	27:BA:2286:A:H8	1.26	1.00
27:BA:2423:U:C6	27:BA:2425:A:C6	2.50	1.00
27:BA:2457:U:O2'	27:BA:2458:G:H5'	1.60	1.00
27:BA:2640:G:H1	27:BA:2774:C:H42	1.02	1.00
27:BA:2857:G:H8	27:BA:2857:G:O5'	1.44	1.00
29:BE:44:TYR:CG	29:BE:307:LEU:O	2.14	1.00
29:BE:171:SER:O	29:BE:175:ASP:CB	2.08	1.00
32:BH:58:LYS:O	32:BH:61:ARG:HB3	1.62	1.00
33:BI:7:LYS:HA	33:BI:12:LYS:HD3	1.43	1.00
35:BO:66:LYS:HG3	35:BO:82:ASN:ND2	1.75	1.00

*Continued on next page...*

*Continued from previous page...*

Atom-1	Atom-2	Interatomic distance (Å)	Clash overlap (Å)
38:BS:34:LEU:HD21	38:BS:102:LEU:HA	1.42	1.00
38:BS:110:THR:OG1	38:BS:111:PRO:HD2	1.61	1.00
40:BW:8:ARG:HG2	40:BW:9:TYR:N	1.75	1.00
41:BX:33:SER:C	41:BX:37:VAL:HG23	1.82	1.00
42:BY:46:ASP:OD2	42:BY:101:LEU:HA	1.59	1.00
43:BZ:6:LYS:H	43:BZ:7:PRO:CD	1.74	1.00
43:BZ:51:LEU:HD11	43:BZ:63:PRO:HB2	1.42	1.00
43:BZ:91:PRO:HB2	43:BZ:127:PRO:HA	1.42	1.00
43:BZ:95:SER:CB	43:BZ:122:ILE:HG12	1.92	1.00
43:BZ:149:ALA:HA	43:BZ:152:ILE:HD11	1.43	1.00
45:BU:33:ARG:HH11	45:BU:33:ARG:CB	1.75	1.00
45:BU:47:TYR:CE2	46:BV:74:TYR:O	2.14	1.00
46:BV:42:GLY:CA	46:BV:54:TYR:OH	2.09	1.00
49:B0:61:ALA:C	49:B0:62:LEU:HD12	1.80	1.00
1:AA:409:G:C5'	7:AD:25:ARG:HB2	1.91	1.00
1:AA:975:A:N9	1:AA:1357:A:C2	2.30	1.00
27:BA:1262:A:OP2	40:BW:99:ARG:NH2	1.92	1.00
27:BA:2327:A:C2	27:BA:2328:A:N3	2.29	1.00
27:BA:2423:U:O2'	27:BA:2425:A:H3'	1.62	1.00
27:BA:2543:G:C5	27:BA:2544:G:C5	2.49	1.00
27:BA:2567:G:O2'	27:BA:2568:C:H5'	1.62	1.00
27:BA:2709:G:O2'	27:BA:2710:C:C5'	2.09	1.00
30:BF:36:ARG:HA	30:BF:39:GLN:HE22	0.89	1.00
32:BH:41:THR:CB	32:BH:52:THR:HB	1.91	1.00
37:BQ:49:VAL:HG13	37:BQ:50:VAL:H	1.22	1.00
38:BS:61:ALA:HB2	38:BS:88:ALA:HB2	1.03	1.00
39:BT:4:ARG:C	39:BT:5:GLU:HG3	1.77	1.00
42:BY:31:LEU:O	42:BY:34:GLU:CB	2.09	1.00
42:BY:77:VAL:O	42:BY:78:THR:HG23	1.61	1.00
53:B7:8:ASN:HB2	53:B7:11:LYS:HB3	1.42	1.00
1:AA:695:A:H2	1:AA:787:A:H4'	1.22	1.00
1:AA:1227:A:OP1	22:AS:80:TYR:CZ	2.14	1.00
1:AA:1400:C:C2	2:AV:34:G:N2	2.28	1.00
27:BA:2225:A:H4'	27:BA:2226:C:O5'	1.54	1.00
27:BA:2599:G:H2'	27:BA:2600:A:O4'	1.60	1.00
27:BA:2862:G:C2'	27:BA:2863:C:C6	2.43	1.00
29:BE:271:ILE:CD1	29:BE:294:THR:HG22	1.89	1.00
36:BP:76:LEU:O	36:BP:81:VAL:CG2	2.01	1.00
43:BZ:159:THR:C	43:BZ:160:LEU:CD1	2.30	1.00
44:BR:21:TYR:HB3	44:BR:47:PHE:CD2	1.96	1.00
45:BU:92:ARG:H	46:BV:10:LYS:HZ1	1.05	1.00

*Continued on next page...*

*Continued from previous page...*

Atom-1	Atom-2	Interatomic distance (Å)	Clash overlap (Å)
46:BV:62:GLU:HB2	46:BV:96:LEU:HD21	1.43	1.00
52:B6:37:LEU:O	52:B6:38:LYS:CG	2.08	1.00
1:AA:60:A:O3'	1:AA:61:G:P	2.20	1.00
27:BA:125:G:N2	53:B7:10:ARG:N	2.09	1.00
27:BA:1351:C:H2'	27:BA:1352:U:H6	1.26	1.00
27:BA:2045:C:C4	27:BA:2624:G:C2	2.50	1.00
27:BA:2589:A:H2'	27:BA:2590:A:H5''	1.27	1.00
27:BA:2625:G:C3'	27:BA:2626:C:C5	2.45	1.00
27:BA:2654:A:N6	27:BA:2667:C:H42	1.59	1.00
27:BA:2741:A:H2'	27:BA:2742:C:O4'	1.62	1.00
27:BA:2839:G:C4	27:BA:2840:C:C6	2.49	1.00
27:BA:2870:C:O2	27:BA:2870:C:H2'	1.62	1.00
29:BE:94:ARG:HB3	29:BE:95:PRO:HD2	1.04	1.00
32:BH:147:ILE:HD12	32:BH:150:VAL:HB	1.41	1.00
37:BQ:34:GLY:CA	37:BQ:74:ASN:O	2.09	1.00
46:BV:4:ILE:HD13	46:BV:13:ARG:HG2	1.39	1.00
47:B2:57:LYS:O	47:B2:60:GLN:HB3	1.61	1.00
53:B7:44:VAL:C	53:B7:46:ASP:H	1.53	1.00
27:BA:2403:C:C4	27:BA:2415:G:C6	2.50	1.00
27:BA:2813:A:H2'	27:BA:2814:C:C5	1.96	1.00
27:BA:2815:C:H5'	51:B5:29:ASN:HD22	0.84	1.00
30:BF:144:PHE:O	30:BF:146:ASP:N	1.93	1.00
30:BF:164:ALA:CB	30:BF:232:LEU:HD12	1.92	1.00
37:BQ:94:ARG:CD	37:BQ:106:GLY:CA	2.40	1.00
43:BZ:62:PHE:CG	43:BZ:87:THR:HG22	1.96	1.00
50:B4:42:PHE:O	50:B4:57:ASP:CA	1.99	1.00
27:BA:931:G:H2'	27:BA:932:G:C8	1.96	0.99
27:BA:957:A:OP1	37:BQ:95:GLU:CB	2.10	0.99
27:BA:1675:C:C4	29:BE:225:LYS:HG2	1.95	0.99
27:BA:2305:A:H3'	27:BA:2306:C:C5'	1.92	0.99
27:BA:2484:G:C2	27:BA:2485:G:O4'	2.15	0.99
27:BA:2567:G:HO2'	27:BA:2568:C:H6	1.08	0.99
27:BA:2733:A:H1'	29:BE:318:ASN:ND2	1.77	0.99
28:BD:146:LYS:HD3	28:BD:147:PRO:HD2	1.03	0.99
31:BG:21:VAL:CG1	31:BG:132:VAL:HB	1.92	0.99
35:BO:68:GLY:CA	35:BO:78:ARG:HE	1.74	0.99
36:BP:66:VAL:C	36:BP:67:ARG:HE	1.65	0.99
37:BQ:12:PRO:HB2	37:BQ:20:ILE:HD11	1.41	0.99
46:BV:62:GLU:N	46:BV:98:ILE:HD11	1.75	0.99
1:AA:1313:U:H5	22:AS:4:SER:HB3	0.86	0.99
27:BA:563:G:N2	45:BU:37:GLN:HE22	1.60	0.99

*Continued on next page...*

*Continued from previous page...*

Atom-1	Atom-2	Interatomic distance (Å)	Clash overlap (Å)
27:BA:594:U:H5'	54:B8:58:MET:HE1	1.43	0.99
27:BA:1568:G:C3'	28:BD:60:GLN:HE21	1.72	0.99
27:BA:2314:C:H5''	31:BG:22:VAL:HG11	1.37	0.99
27:BA:2322:A:C6	27:BA:2323:G:C8	2.51	0.99
27:BA:2815:C:C2'	27:BA:2816:C:C5'	2.39	0.99
27:BA:2838:G:C5	27:BA:2839:G:N7	2.30	0.99
28:BD:66:PHE:C	28:BD:67:LYS:HD3	1.80	0.99
28:BD:213:LYS:HB3	28:BD:215:LYS:H	1.17	0.99
29:BE:74:GLU:N	29:BE:74:GLU:OE2	1.94	0.99
30:BF:3:ALA:CB	30:BF:16:VAL:C	2.28	0.99
31:BG:24:HIS:HB3	31:BG:72:LYS:HA	1.42	0.99
31:BG:97:GLN:OE1	31:BG:106:PHE:CE2	2.14	0.99
34:BN:42:GLU:O	34:BN:132:LEU:C	2.00	0.99
37:BQ:41:THR:HG22	37:BQ:125:TRP:CE3	1.95	0.99
37:BQ:46:VAL:HB	37:BQ:124:ALA:O	0.83	0.99
41:BX:24:LEU:CD1	41:BX:68:LEU:HD22	1.90	0.99
44:BR:36:THR:CG2	44:BR:40:LYS:HB3	1.89	0.99
44:BR:93:GLY:O	44:BR:95:THR:N	1.95	0.99
49:B0:30:VAL:CG2	49:B0:63:SER:OG	2.09	0.99
52:B6:21:TYR:CE1	52:B6:43:VAL:HG23	1.97	0.99
52:B6:39:LYS:HA	52:B6:50:PHE:HD1	1.23	0.99
55:B9:10:MET:CB	55:B9:32:HIS:CD2	2.45	0.99
1:AA:939:G:P	10:AG:102:ARG:HH12	1.84	0.99
6:AC:48:TYR:OH	6:AC:122:GLU:OE1	1.80	0.99
26:BB:59:A:P	31:BG:141:VAL:HG22	2.01	0.99
27:BA:414:C:N3	27:BA:2409:G:N2	2.10	0.99
27:BA:600:G:H5''	30:BF:27:ARG:HH11	1.23	0.99
27:BA:973:A:N6	46:BV:81:ARG:CG	1.87	0.99
27:BA:974(A):C:H1'	27:BA:989:G:H22	1.24	0.99
27:BA:1782:C:O2	27:BA:2609:U:O4'	1.78	0.99
27:BA:2273:A:N7	27:BA:2274:A:C8	2.30	0.99
27:BA:2275:C:O2	37:BQ:103:ALA:CB	2.09	0.99
27:BA:2577:A:N1	27:BA:2614:A:H2	1.60	0.99
27:BA:2603:G:N1	27:BA:2604:U:C5	2.29	0.99
27:BA:2769:C:O2'	27:BA:2770:G:H5'	1.62	0.99
27:BA:2785:C:O2'	29:BE:100:TRP:HB2	1.62	0.99
28:BD:89:ASN:O	28:BD:105:ALA:HB1	1.58	0.99
28:BD:161:ALA:C	28:BD:162:GLN:NE2	2.16	0.99
29:BE:222:ARG:HD3	29:BE:232:ARG:CA	1.92	0.99
36:BP:141:GLU:CB	36:BP:145:LEU:HD22	1.92	0.99
37:BQ:54:VAL:O	37:BQ:56:ILE:N	1.96	0.99

*Continued on next page...*

*Continued from previous page...*

Atom-1	Atom-2	Interatomic distance (Å)	Clash overlap (Å)
42:BY:74:VAL:CG1	42:BY:77:VAL:CG2	2.40	0.99
45:BU:65:ILE:CG2	45:BU:76:TYR:CE2	2.37	0.99
49:B0:36:ILE:CB	49:B0:68:VAL:HG11	1.92	0.99
54:B8:52:LYS:C	54:B8:54:GLU:H	1.60	0.99
1:AA:671:G:H5'	9:AF:77:ARG:HH21	1.26	0.99
1:AA:761:G:O2'	20:AQ:104:LYS:HA	1.60	0.99
1:AA:889:A:N6	1:AA:908:A:N7	2.11	0.99
1:AA:1320:C:O2	22:AS:72:GLY:C	1.99	0.99
27:BA:1340:U:C5	41:BX:55:GLN:NE2	2.29	0.99
27:BA:1818:U:C5'	28:BD:155:ARG:CB	2.41	0.99
27:BA:2464:C:N4	27:BA:2487:G:C5	2.31	0.99
27:BA:2576:G:OP1	27:BA:2576:G:H3'	1.61	0.99
27:BA:2587:A:O2'	27:BA:2588:G:C5'	2.08	0.99
27:BA:2821:A:H2	27:BA:2822:G:C5	1.68	0.99
28:BD:85:ASN:CG	28:BD:86:ARG:NE	2.15	0.99
30:BF:37:ALA:CB	30:BF:102:LEU:HB2	1.92	0.99
30:BF:63:SER:H	30:BF:65:ARG:HE	1.04	0.99
31:BG:19:GLU:HB2	31:BG:135:VAL:CG2	1.79	0.99
31:BG:21:VAL:HG13	31:BG:132:VAL:HG23	1.03	0.99
33:BI:94:THR:CG2	33:BI:96:LYS:HB3	1.91	0.99
34:BN:15:ARG:CD	34:BN:43:ARG:CD	2.38	0.99
34:BN:58:GLU:O	34:BN:61:VAL:HB	1.62	0.99
37:BQ:31:PHE:HA	37:BQ:85:ILE:HD11	1.44	0.99
38:BS:32:PRO:HG2	38:BS:100:ALA:HB1	1.00	0.99
38:BS:87:LEU:H	38:BS:87:LEU:HD22	1.26	0.99
44:BR:43:GLU:O	44:BR:45:ARG:N	1.94	0.99
50:B4:5:LEU:HD12	50:B4:60:ASN:ND2	1.77	0.99
55:B9:10:MET:HB3	55:B9:32:HIS:CD2	1.97	0.99
27:BA:856:C:O2'	49:B0:24:LYS:CB	2.09	0.99
27:BA:1156:A:C8	45:BU:55:ARG:NH2	2.29	0.99
27:BA:2090:G:N1	27:BA:2230:G:O6	1.94	0.99
27:BA:2210:G:C5	28:BD:148:GLY:HA3	1.97	0.99
27:BA:2361:A:C2'	27:BA:2362:G:H5'	1.92	0.99
27:BA:2527:C:O3'	55:B9:30:VAL:HG12	1.61	0.99
27:BA:2555:U:OP2	27:BA:2555:U:H6	1.45	0.99
29:BE:44:TYR:CD1	29:BE:309:PRO:HD3	1.97	0.99
33:BI:65:ALA:HB1	33:BI:134:HIS:HB2	1.44	0.99
38:BS:24:LEU:HA	38:BS:33:ARG:HH22	0.83	0.99
42:BY:73:HIS:HA	42:BY:91:LEU:HD11	1.12	0.99
47:B2:55:ARG:O	47:B2:58:THR:N	1.96	0.99
54:B8:41:ILE:C	54:B8:43:GLY:H	1.65	0.99

*Continued on next page...*



*Continued from previous page...*

Atom-1	Atom-2	Interatomic distance (Å)	Clash overlap (Å)
27:BA:1264:G:P	51:B5:19:ARG:HH12	1.84	0.99
27:BA:2082:A:C6	27:BA:2239:G:C6	2.50	0.99
27:BA:2303:G:H4'	31:BG:99:ASP:CB	1.92	0.99
27:BA:2345:G:N7	27:BA:2371:G:N2	2.08	0.99
27:BA:2584:U:H3'	27:BA:2584:U:H6	1.21	0.99
27:BA:2666:C:C3'	27:BA:2667:C:H5'	1.93	0.99
27:BA:2759:G:H2'	27:BA:2760:C:O5'	1.58	0.99
28:BD:100:LYS:O	28:BD:101:ARG:HG3	1.62	0.99
30:BF:5:ILE:HA	30:BF:139:VAL:HG11	1.42	0.99
32:BH:93:TYR:CG	32:BH:106:VAL:HG22	1.88	0.99
33:BI:3:VAL:CG2	33:BI:21:VAL:HG23	1.91	0.99
33:BI:48:GLU:HG3	33:BI:52:GLN:HE21	1.26	0.99
35:BO:63:VAL:N	35:BO:84:CYS:SG	2.34	0.99
35:BO:98:ILE:CG1	35:BO:117:LEU:HB3	1.92	0.99
38:BS:32:PRO:CD	38:BS:100:ALA:HA	1.92	0.99
41:BX:4:VAL:CG2	47:B2:24:LYS:HZ1	1.65	0.99
43:BZ:69:VAL:HG21	43:BZ:81:VAL:HG13	1.03	0.99
45:BU:31:GLN:O	45:BU:33:ARG:N	1.95	0.99
53:B7:38:GLY:O	53:B7:39:ARG:HB2	1.62	0.99
16:AM:87:TYR:HB2	22:AS:73:GLU:O	1.62	0.99
27:BA:801:G:OP2	30:BF:79:ARG:HD3	1.61	0.99
27:BA:1665:A:C2'	35:BO:66:LYS:HZ3	1.70	0.99
27:BA:1826:G:OP2	28:BD:227:VAL:CG2	2.09	0.99
27:BA:1993:U:H4'	29:BE:228:ARG:NH2	1.77	0.99
27:BA:2710:C:O2'	27:BA:2711:A:C5'	2.10	0.99
30:BF:163:HIS:HA	30:BF:166:ILE:CG1	1.92	0.99
30:BF:243:VAL:O	30:BF:246:ARG:CB	2.11	0.99
40:BW:10:VAL:HG13	40:BW:46:PHE:HE2	1.23	0.99
40:BW:81:ALA:O	40:BW:82:LEU:HD13	1.62	0.99
52:B6:22:TYR:O	52:B6:23:THR:CG2	2.11	0.99
27:BA:125:G:N2	53:B7:10:ARG:CA	2.25	0.99
27:BA:125:G:C3'	53:B7:19:ARG:NH1	2.25	0.99
27:BA:558:G:P	34:BN:91:LYS:CB	2.51	0.99
27:BA:1152:C:H5''	45:BU:80:ILE:HG21	1.45	0.99
27:BA:2310:A:C5	31:BG:55:LYS:NZ	2.30	0.99
27:BA:2406:U:H3	36:BP:55:GLN:CB	1.73	0.99
27:BA:2469:A:H5'	27:BA:2469:A:C8	1.95	0.99
28:BD:110:LYS:HA	28:BD:110:LYS:HZ3	0.82	0.99
30:BF:220:THR:HA	30:BF:224:ALA:HB2	1.42	0.99
32:BH:120:LEU:HD13	32:BH:143:LEU:HD12	1.43	0.99
35:BO:2:ILE:HG22	35:BO:21:VAL:HG21	1.42	0.99

*Continued on next page...*

*Continued from previous page...*

Atom-1	Atom-2	Interatomic distance (Å)	Clash overlap (Å)
38:BS:27:LEU:HB2	38:BS:33:ARG:HH22	1.20	0.99
49:B0:24:LYS:HG2	49:B0:56:ASP:CG	1.82	0.99
50:B4:16:TYR:O	50:B4:17:GLN:HG3	0.82	0.99
1:AA:1005:A:C4'	1:AA:1037:C:H1'	1.93	0.99
27:BA:138:G:H5''	41:BX:43:GLU:CG	1.93	0.99
27:BA:911:A:N1	37:BQ:16:ARG:CA	2.26	0.99
27:BA:1021:A:C8	34:BN:49:ARG:NH1	2.31	0.99
27:BA:1262:A:H2	51:B5:10:LYS:HE2	1.20	0.99
27:BA:1818:U:H3'	28:BD:155:ARG:HG2	0.99	0.99
27:BA:1994:C:OP1	29:BE:227:ALA:HB1	1.62	0.99
27:BA:2429:G:C5'	27:BA:2430:A:OP2	2.10	0.99
27:BA:2531:A:H2'	27:BA:2532:G:H5'	1.02	0.99
27:BA:2768:C:C4	27:BA:2769:C:C5	2.35	0.99
29:BE:201:VAL:HA	29:BE:310:PHE:O	1.61	0.99
29:BE:263:GLU:HG3	29:BE:266:LYS:HE2	1.00	0.99
30:BF:196:THR:HG23	30:BF:236:THR:HG21	1.44	0.99
30:BF:245:GLU:CD	30:BF:245:GLU:H	1.63	0.99
31:BG:56:ARG:HG2	31:BG:65:GLU:HB2	1.01	0.99
34:BN:10:VAL:HB	34:BN:36:VAL:CA	1.92	0.99
36:BP:117:GLU:OE2	36:BP:136:ALA:CA	2.11	0.99
37:BQ:42:TYR:O	43:BZ:119:ASN:ND2	1.95	0.99
37:BQ:142:LYS:CE	37:BQ:143:VAL:N	2.26	0.99
38:BS:32:PRO:HD2	38:BS:101:VAL:H	1.27	0.99
41:BX:9:HIS:ND1	41:BX:26:PHE:C	2.15	0.99
45:BU:59:ARG:O	45:BU:62:ILE:HG12	1.62	0.99
48:B3:20:LYS:HA	48:B3:23:LEU:HD11	0.99	0.99
54:B8:60:LEU:O	54:B8:61:MET:O	1.79	0.99
27:BA:1034:G:H5'	55:B9:18:ARG:NE	1.77	0.99
27:BA:1140:C:C5	34:BN:49:ARG:CG	2.44	0.99
27:BA:1287:A:C8	44:BR:104:ARG:HG2	1.96	0.99
27:BA:2210:G:C6	28:BD:148:GLY:HA3	1.97	0.99
27:BA:2210:G:C6	28:BD:148:GLY:HA2	1.98	0.99
27:BA:2239:G:H2'	27:BA:2240:C:C6	1.98	0.99
28:BD:143:ILE:HG12	28:BD:153:LEU:CB	1.92	0.99
30:BF:159:ALA:O	30:BF:160:LEU:HD23	1.62	0.99
30:BF:214:THR:OG1	30:BF:216:SER:O	1.81	0.99
33:BI:89:LEU:HD12	33:BI:93:ILE:CG2	1.92	0.99
34:BN:79:PHE:O	34:BN:83:ILE:HG23	1.63	0.99
36:BP:77:ALA:CB	36:BP:81:VAL:CG1	2.41	0.99
37:BQ:67:ALA:CB	37:BQ:70:ARG:HH11	1.65	0.99
40:BW:36:LEU:HD11	40:BW:47:VAL:HG12	1.40	0.99

*Continued on next page...*

*Continued from previous page...*

Atom-1	Atom-2	Interatomic distance (Å)	Clash overlap (Å)
40:BW:84:ARG:HB2	40:BW:96:ILE:HD13	1.45	0.99
43:BZ:2:GLU:CA	43:BZ:54:ILE:HG21	1.87	0.99
45:BU:20:ARG:HH12	46:BV:75:LYS:CE	1.76	0.99
48:B3:16:PRO:HB2	48:B3:19:GLN:CG	1.93	0.99
49:B0:43:THR:OG1	49:B0:75:GLY:C	2.01	0.99
50:B4:73:LYS:OXT	50:B4:73:LYS:HG3	1.61	0.99
27:BA:1210:A:H5'	27:BA:1211:U:H3'	1.43	0.98
27:BA:2219:G:H2'	27:BA:2224:G:H5'	1.41	0.98
27:BA:2354:G:C2	49:B0:32:LYS:CE	2.46	0.98
29:BE:263:GLU:HG3	29:BE:266:LYS:CE	1.91	0.98
35:BO:101:PRO:CB	35:BO:122:ILE:HD11	1.93	0.98
47:B2:3:LEU:O	47:B2:4:HIS:HB2	1.59	0.98
47:B2:11:MET:O	47:B2:12:THR:O	1.81	0.98
53:B7:21:ARG:CB	53:B7:31:LEU:HD11	1.92	0.98
53:B7:34:ARG:HH11	53:B7:42:LEU:HD23	1.09	0.98
1:AA:1030:C:C4	1:AA:30(A):G:O6	2.16	0.98
1:AA:1227:A:OP1	22:AS:80:TYR:OH	1.79	0.98
27:BA:71:A:O2'	41:BX:2:TRP:HZ2	1.46	0.98
27:BA:2654:A:N6	27:BA:2667:C:N4	2.11	0.98
27:BA:2755:C:O5'	27:BA:2755:C:C6	2.15	0.98
28:BD:73:ILE:CG2	28:BD:95:TYR:CE2	2.43	0.98
30:BF:225:PRO:O	30:BF:231:ARG:CG	2.09	0.98
31:BG:13:MET:HA	31:BG:13:MET:HE3	1.45	0.98
32:BH:93:TYR:O	32:BH:94:ARG:HG3	1.60	0.98
32:BH:93:TYR:CE1	32:BH:106:VAL:C	2.35	0.98
33:BI:95:SER:HG	33:BI:98:ILE:HD12	1.27	0.98
34:BN:60:ARG:O	34:BN:71:TYR:CG	2.16	0.98
36:BP:132:LYS:H	36:BP:132:LYS:CD	1.74	0.98
37:BQ:58:HIS:CA	37:BQ:61:LEU:CD1	2.41	0.98
40:BW:86:LEU:HB3	40:BW:87:PRO:HD2	1.43	0.98
41:BX:6:LYS:HZ1	41:BX:29:ASP:HA	1.05	0.98
42:BY:71:VAL:CG1	42:BY:72:ILE:H	1.76	0.98
42:BY:81:LYS:HD2	42:BY:83:ASP:H	1.28	0.98
43:BZ:37:LYS:HA	43:BZ:40:ASP:OD2	1.61	0.98
43:BZ:39:PHE:O	43:BZ:43:PHE:CG	2.16	0.98
51:B5:11:THR:CG2	51:B5:19:ARG:HH22	1.76	0.98
1:AA:60:A:C2	1:AA:107:G:N3	2.31	0.98
6:AC:9:GLY:HA2	17:AN:49:HIS:O	1.62	0.98
27:BA:138:G:H3'	27:BA:138:G:N3	1.78	0.98
27:BA:612:G:H4'	27:BA:616:A:N6	1.78	0.98
27:BA:965:C:H5'	27:BA:2273:A:C1'	1.92	0.98

*Continued on next page...*

*Continued from previous page...*

Atom-1	Atom-2	Interatomic distance (Å)	Clash overlap (Å)
27:BA:2354:G:H1'	49:B0:32:LYS:HG2	1.43	0.98
27:BA:2376:A:H2	38:BS:102:LEU:HD22	0.96	0.98
27:BA:2463:C:C2	27:BA:2464:C:H5	1.78	0.98
27:BA:2552:U:C2	27:BA:2554:U:H5'	1.96	0.98
27:BA:2616:C:C2	27:BA:2617:C:H5	1.81	0.98
27:BA:2712:U:C3'	27:BA:712(A):A:C5'	2.39	0.98
27:BA:2712:U:H3'	27:BA:2714:G:OP2	1.60	0.98
27:BA:2836:U:O2	27:BA:2883:A:C5	2.16	0.98
28:BD:74:PRO:CD	28:BD:96:ALA:HB2	1.93	0.98
30:BF:57:PRO:O	30:BF:79:ARG:HB2	1.62	0.98
32:BH:120:LEU:HD13	32:BH:143:LEU:CD1	1.93	0.98
33:BI:31:PHE:CE1	33:BI:36:ALA:HB3	1.98	0.98
34:BN:45:VAL:H	34:BN:132:LEU:HD22	1.28	0.98
35:BO:37:ASP:HB2	35:BO:62:VAL:HG21	1.45	0.98
36:BP:62:ALA:CA	36:BP:107:LYS:HE3	1.93	0.98
37:BQ:47:GLU:OE2	37:BQ:151:SER:C	2.02	0.98
37:BQ:137:ARG:HH11	37:BQ:138:ARG:HG2	1.28	0.98
38:BS:61:ALA:HB2	38:BS:88:ALA:CB	1.91	0.98
44:BR:34:ILE:CG2	44:BR:35:THR:N	2.12	0.98
44:BR:52:ILE:HG22	44:BR:53:HIS:H	1.19	0.98
44:BR:87:TYR:OH	44:BR:116:LEU:HB2	1.63	0.98
46:BV:50:ASP:N	46:BV:53:LYS:HD2	1.76	0.98
47:B2:2:VAL:H	47:B2:4:HIS:CE1	1.80	0.98
48:B3:7:LYS:O	48:B3:54:VAL:CB	2.10	0.98
54:B8:26:LYS:CE	54:B8:45:GLY:H	1.72	0.98
55:B9:29:ASN:HB2	55:B9:32:HIS:ND1	1.78	0.98
1:AA:958:A:N9	22:AS:55:LYS:HD2	1.76	0.98
27:BA:2246:G:C2'	27:BA:2247:A:H5'	1.92	0.98
27:BA:2356:C:H2'	27:BA:2357:U:O5'	1.64	0.98
27:BA:2392:A:C8	27:BA:2393:A:C8	2.51	0.98
27:BA:2472:G:H2'	27:BA:2475:C:H42	0.83	0.98
27:BA:2574:G:C2'	27:BA:2575:C:H6	1.75	0.98
27:BA:2647:U:O2'	27:BA:2648:C:C5'	2.10	0.98
27:BA:2679:A:C2	29:BE:300:VAL:HG21	1.98	0.98
29:BE:212:GLY:O	29:BE:216:ARG:HG3	1.54	0.98
30:BF:115:LEU:HG	30:BF:246:ARG:CZ	1.92	0.98
31:BG:18:ILE:HG22	31:BG:19:GLU:H	1.25	0.98
35:BO:11:ALA:HB1	35:BO:99:PHE:HB3	1.45	0.98
40:BW:69:LEU:N	40:BW:69:LEU:HD23	1.76	0.98
52:B6:28:ARG:HG3	52:B6:30:ASN:HB3	1.44	0.98
27:BA:85:G:P	42:BY:65:VAL:CB	2.51	0.98

*Continued on next page...*

*Continued from previous page...*

Atom-1	Atom-2	Interatomic distance (Å)	Clash overlap (Å)
27:BA:526:A:C2	27:BA:2626:C:O4'	2.16	0.98
27:BA:1137:G:O2'	34:BN:82:THR:HA	1.61	0.98
27:BA:1364:G:P	50:B4:2:GLN:O	2.21	0.98
27:BA:1566:A:H2	28:BD:212:HIS:HA	1.17	0.98
27:BA:2520:C:N3	27:BA:2521:C:H5	1.59	0.98
28:BD:175:LEU:CD2	28:BD:180:VAL:CA	2.27	0.98
30:BF:224:ALA:HB3	30:BF:225:PRO:HD3	1.43	0.98
32:BH:130:ILE:HG22	32:BH:131:ILE:H	1.26	0.98
43:BZ:123:VAL:HB	43:BZ:159:THR:HG21	1.41	0.98
44:BR:36:THR:HG21	44:BR:40:LYS:CB	1.88	0.98
46:BV:61:VAL:HG22	46:BV:98:ILE:H	1.23	0.98
50:B4:42:PHE:O	50:B4:61:LYS:CE	2.11	0.98
53:B7:34:ARG:HD3	53:B7:42:LEU:HD23	1.29	0.98
27:BA:2:G:C2	27:BA:2902:C:N3	2.31	0.98
27:BA:593:G:H5''	54:B8:62:LEU:CD2	1.94	0.98
27:BA:1351:C:H2'	27:BA:1352:U:C6	1.98	0.98
27:BA:2601:C:O2	27:BA:2603:G:N7	1.96	0.98
29:BE:76:PRO:CB	29:BE:77:PRO:CD	2.35	0.98
32:BH:101:LYS:CG	32:BH:115:GLU:CA	2.40	0.98
34:BN:60:ARG:CA	34:BN:71:TYR:CD2	2.46	0.98
35:BO:35:ILE:HG23	35:BO:62:VAL:C	1.82	0.98
38:BS:34:LEU:HG	38:BS:102:LEU:CA	1.93	0.98
40:BW:103:ILE:O	40:BW:103:ILE:CG2	2.08	0.98
44:BR:25:ALA:O	44:BR:29:LEU:CD2	2.11	0.98
46:BV:61:VAL:CG2	46:BV:97:GLY:CA	2.40	0.98
47:B2:63:GLU:O	47:B2:63:GLU:OE2	1.82	0.98
48:B3:20:LYS:O	48:B3:23:LEU:CB	2.11	0.98
48:B3:31:LEU:HD23	48:B3:32:GLN:CA	1.93	0.98
49:B0:49:GLN:OE1	49:B0:74:LYS:O	1.80	0.98
51:B5:12:SER:CB	51:B5:15:LYS:NZ	2.19	0.98
1:AA:254:G:O2'	20:AQ:16:GLN:O	1.81	0.98
1:AA:376:G:H5''	19:AP:5:ARG:HD2	1.45	0.98
27:BA:68:G:H2'	27:BA:69:C:C6	1.99	0.98
27:BA:75:G:H4'	47:B2:51:LYS:HZ1	1.27	0.98
27:BA:380:U:O2'	50:B4:15:ILE:HB	1.64	0.98
27:BA:563:G:H21	45:BU:37:GLN:NE2	1.61	0.98
27:BA:599:G:O2'	30:BF:30:LEU:HD21	1.62	0.98
27:BA:2687:U:H2'	27:BA:2687:U:O2	1.61	0.98
27:BA:2850:A:N3	44:BR:61:HIS:HE1	1.61	0.98
27:BA:2869:G:H21	27:BA:2870:C:C1'	1.76	0.98
28:BD:167:GLU:HB2	28:BD:170:TYR:HD1	1.20	0.98

*Continued on next page...*

*Continued from previous page...*

Atom-1	Atom-2	Interatomic distance (Å)	Clash overlap (Å)
33:BI:4:ILE:O	33:BI:5:PHE:O	1.81	0.98
36:BP:104:ASP:O	36:BP:105:TYR:CD1	2.16	0.98
37:BQ:49:VAL:HG22	37:BQ:119:ASN:O	1.63	0.98
40:BW:19:LEU:HD13	51:B5:25:LEU:HD21	1.00	0.98
43:BZ:18:MET:C	43:BZ:36:ARG:HG3	1.82	0.98
44:BR:110:PRO:O	44:BR:111:LEU:O	1.80	0.98
45:BU:65:ILE:HG22	45:BU:76:TYR:HE2	1.00	0.98
52:B6:24:THR:O	52:B6:25:THR:CG2	2.11	0.98
27:BA:856:C:HO2'	49:B0:24:LYS:HB2	1.24	0.98
27:BA:1819:A:H2'	28:BD:177:SER:CB	1.94	0.98
27:BA:2094:G:C2	27:BA:2196:C:C2	2.50	0.98
27:BA:2219:G:O2'	27:BA:2224:G:P	2.22	0.98
27:BA:2459:A:N7	27:BA:2460:U:C5	2.31	0.98
27:BA:2626:C:O2'	27:BA:2627:G:H5''	1.62	0.98
31:BG:24:HIS:C	31:BG:129:ASP:OD2	2.00	0.98
32:BH:10:ILE:HG22	32:BH:14:VAL:CG1	1.80	0.98
32:BH:58:LYS:HG3	32:BH:59:HIS:H	1.29	0.98
32:BH:86:LEU:HD22	32:BH:87:GLU:H	1.27	0.98
37:BQ:45:GLN:OE1	37:BQ:153:PRO:HD2	1.63	0.98
40:BW:84:ARG:CB	40:BW:96:ILE:CD1	2.42	0.98
43:BZ:13:LYS:O	43:BZ:15:ASP:N	1.96	0.98
43:BZ:68:ALA:C	43:BZ:69:VAL:HG23	1.81	0.98
45:BU:61:TRP:HZ3	45:BU:94:VAL:N	1.61	0.98
49:B0:45:PHE:HE1	49:B0:78:PHE:CD2	1.62	0.98
53:B7:30:ILE:CB	53:B7:33:ARG:HD2	1.92	0.98
1:AA:926:G:N2	4:AX:116:U:OP2	1.96	0.98
27:BA:30:G:OP1	45:BU:8:ILE:HD11	0.80	0.98
27:BA:1364:G:C3'	50:B4:3:LYS:NZ	2.26	0.98
27:BA:2436:G:H2'	27:BA:2437:U:O5'	1.61	0.98
27:BA:2460:U:O2	27:BA:2493:U:C5	2.17	0.98
27:BA:2492:U:C2'	27:BA:2493:U:O5'	2.11	0.98
27:BA:2690:C:H6	27:BA:2690:C:H3'	1.27	0.98
27:BA:2785:C:C2'	27:BA:2786:U:C6	2.46	0.98
27:BA:2826:A:C5	27:BA:2827:C:H5	1.71	0.98
27:BA:2848:G:H22	27:BA:2867:G:H1'	0.82	0.98
32:BH:101:LYS:HZ1	32:BH:115:GLU:CB	1.70	0.98
35:BO:37:ASP:O	35:BO:61:VAL:HG13	1.64	0.98
36:BP:65:ASP:HA	36:BP:109:LEU:N	1.79	0.98
40:BW:97:LYS:HE3	40:BW:99:ARG:NH1	1.79	0.98
42:BY:86:GLU:O	42:BY:87:VAL:CG2	2.11	0.98
46:BV:33:VAL:HB	46:BV:63:HIS:ND1	1.78	0.98

*Continued on next page...*

*Continued from previous page...*

Atom-1	Atom-2	Interatomic distance (Å)	Clash overlap (Å)
49:B0:28:GLY:N	49:B0:60:PHE:HD2	1.35	0.98
49:B0:46:LYS:CE	49:B0:58:THR:OG1	2.11	0.98
50:B4:5:LEU:H	50:B4:5:LEU:CD2	1.76	0.98
1:AA:815:A:H2	1:AA:1528:U:H1'	1.29	0.98
2:AV:34:G:C2'	2:AV:35:A:H5''	1.93	0.98
9:AF:95:GLU:HB2	9:AF:96:PRO:HD3	1.42	0.98
25:AY:251:THR:CA	27:BA:1943:U:H5'	1.94	0.98
27:BA:1620:G:O4'	53:B7:1:MET:N	1.97	0.98
27:BA:2564:A:H2'	27:BA:2565:A:H8	0.97	0.98
27:BA:2595:G:H1'	27:BA:2599:G:H22	1.26	0.98
27:BA:2622:C:C2	27:BA:2623:G:C8	2.52	0.98
32:BH:123:GLU:O	32:BH:130:ILE:CG2	2.11	0.98
34:BN:19:MET:HB2	34:BN:46:ILE:HG12	0.99	0.98
35:BO:81:GLU:HG2	35:BO:82:ASN:H	1.26	0.98
37:BQ:33:MET:HB3	37:BQ:83:PHE:HB3	1.43	0.98
38:BS:116:PHE:O	38:BS:120:GLU:CD	2.01	0.98
45:BU:28:ARG:N	45:BU:31:GLN:HG3	1.77	0.98
45:BU:89:ASP:HB3	46:BV:51:ALA:HB3	1.46	0.98
53:B7:43:THR:C	53:B7:46:ASP:CG	2.21	0.98
27:BA:1568:G:O5'	28:BD:60:GLN:HG2	0.82	0.97
27:BA:1791:A:OP1	28:BD:210:LYS:HD2	1.61	0.97
27:BA:2258:C:H5	27:BA:2426:A:C4'	1.71	0.97
27:BA:2584:U:H2'	27:BA:2585:U:C5	1.98	0.97
27:BA:712(A):A:C5'	27:BA:2714:G:OP2	2.12	0.97
28:BD:61:TYR:HH	28:BD:214:MET:CE	1.70	0.97
29:BE:208:LYS:H	29:BE:257:GLY:HA3	1.27	0.97
29:BE:221:LYS:HZ1	29:BE:233:ARG:HG2	1.22	0.97
30:BF:36:ARG:O	30:BF:39:GLN:OE1	1.81	0.97
30:BF:96:LYS:N	30:BF:98:ARG:NH2	2.09	0.97
33:BI:7:LYS:CA	33:BI:14:LYS:HG2	1.94	0.97
36:BP:52:LYS:CD	36:BP:53:ARG:NH1	2.26	0.97
41:BX:6:LYS:CE	41:BX:29:ASP:HA	1.93	0.97
42:BY:101:LEU:HG	42:BY:112:LEU:HD11	0.99	0.97
44:BR:46:GLY:O	44:BR:49:ASP:HB3	1.62	0.97
45:BU:30:LYS:O	45:BU:32:TYR:HD2	1.45	0.97
45:BU:44:THR:HG21	46:BV:78:VAL:HG12	1.44	0.97
45:BU:117:ARG:CD	45:BU:118:GLN:HG2	1.93	0.97
46:BV:30:GLY:CA	46:BV:33:VAL:CG2	2.40	0.97
46:BV:49:GLU:HB3	46:BV:53:LYS:HD2	1.44	0.97
47:B2:27:LEU:HD11	47:B2:53:ILE:CD1	1.93	0.97
53:B7:44:VAL:O	53:B7:46:ASP:N	1.96	0.97

*Continued on next page...*

*Continued from previous page...*

Atom-1	Atom-2	Interatomic distance (Å)	Clash overlap (Å)
54:B8:50:LEU:HD23	54:B8:51:ALA:CA	1.94	0.97
1:AA:39:G:N7	1:AA:547:A:C8	2.31	0.97
1:AA:1117:G:N2	1:AA:1180:A:H1'	1.77	0.97
3:AW:25:C:N3	3:AW:26:G:C4	2.30	0.97
13:AJ:10:GLY:HA3	13:AJ:16:LEU:HD21	1.45	0.97
27:BA:85:G:C5'	42:BY:65:VAL:HG12	1.93	0.97
27:BA:1031:G:H4'	55:B9:8:LYS:CD	1.92	0.97
27:BA:2020:A:C5	51:B5:9:LYS:HE2	1.92	0.97
27:BA:2392:A:H2'	27:BA:2393:A:C5'	1.94	0.97
27:BA:2428:G:H5''	27:BA:2429:G:OP1	1.64	0.97
27:BA:2465:C:O2'	27:BA:2466:C:O5'	1.82	0.97
28:BD:85:ASN:ND2	28:BD:86:ARG:CD	2.27	0.97
28:BD:140:VAL:HG12	28:BD:141:HIS:N	1.78	0.97
29:BE:46:ALA:HB3	29:BE:72:VAL:O	1.63	0.97
29:BE:201:VAL:H	29:BE:266:LYS:HD2	1.29	0.97
30:BF:243:VAL:O	30:BF:246:ARG:HB2	1.64	0.97
41:BX:35:GLY:O	41:BX:37:VAL:N	1.97	0.97
42:BY:31:LEU:H	42:BY:31:LEU:HD23	0.82	0.97
45:BU:7:GLY:O	45:BU:9:VAL:HG23	1.64	0.97
45:BU:95:LEU:O	45:BU:106:PHE:HE1	1.46	0.97
54:B8:57:ARG:O	54:B8:58:MET:O	1.81	0.97
27:BA:558:G:P	34:BN:91:LYS:HB3	2.04	0.97
27:BA:2226:C:H2'	27:BA:2227:A:C4'	1.94	0.97
27:BA:2232:U:H2'	27:BA:2233:U:C5'	1.93	0.97
28:BD:211:HIS:CE1	28:BD:212:HIS:HD2	1.82	0.97
30:BF:25:PRO:O	30:BF:26:VAL:CG2	2.12	0.97
33:BI:62:LEU:O	33:BI:66:LYS:HE2	1.64	0.97
34:BN:52:GLN:HA	34:BN:55:GLU:CG	1.93	0.97
37:BQ:49:VAL:CG1	37:BQ:50:VAL:N	2.22	0.97
37:BQ:142:LYS:O	37:BQ:143:VAL:CG2	2.11	0.97
40:BW:11:ARG:HG3	40:BW:11:ARG:HH11	1.26	0.97
41:BX:3:ASP:CG	47:B2:24:LYS:HD2	1.84	0.97
42:BY:49:GLU:HG2	42:BY:59:GLU:HA	1.45	0.97
45:BU:53:LYS:HA	45:BU:56:ASP:OD2	1.64	0.97
46:BV:61:VAL:HG22	46:BV:98:ILE:N	1.78	0.97
50:B4:14:ILE:HB	50:B4:37:SER:O	1.63	0.97
1:AA:953:G:O2'	16:AM:124:PRO:O	1.80	0.97
27:BA:1669:A:H5''	27:BA:2550:G:OP1	1.64	0.97
27:BA:2464:C:C4	27:BA:2487:G:C6	2.53	0.97
27:BA:2464:C:H42	27:BA:2486:G:H1	1.01	0.97
27:BA:2555:U:OP2	27:BA:2555:U:C6	2.17	0.97

*Continued on next page...*



*Continued from previous page...*

Atom-1	Atom-2	Interatomic distance (Å)	Clash overlap (Å)
27:BA:2567:G:N3	27:BA:2568:C:H5	1.49	0.97
27:BA:2678:C:O2	27:BA:2679:A:N9	1.97	0.97
27:BA:2717:G:H5'	27:BA:2717:G:H8	0.81	0.97
29:BE:76:PRO:HB3	29:BE:292:PRO:HG2	1.44	0.97
29:BE:101:THR:O	29:BE:103:GLU:HG3	1.64	0.97
30:BF:36:ARG:C	30:BF:39:GLN:HE22	1.67	0.97
30:BF:115:LEU:O	30:BF:118:THR:N	1.97	0.97
32:BH:86:LEU:N	32:BH:148:ARG:NH2	2.12	0.97
32:BH:159:LYS:H	32:BH:162:ARG:HH22	0.97	0.97
36:BP:57:VAL:HG12	36:BP:58:GLN:H	0.80	0.97
42:BY:9:LYS:NZ	42:BY:13:ARG:NH2	2.13	0.97
43:BZ:14:LEU:HD21	43:BZ:79:ILE:HG21	1.46	0.97
50:B4:23:GLU:CD	50:B4:29:PRO:HG3	1.84	0.97
2:AV:35:A:N6	4:AX:117:U:O4	1.97	0.97
27:BA:557:U:C5'	34:BN:92:GLN:NE2	2.24	0.97
27:BA:747:U:OP2	51:B5:2:ALA:N	1.96	0.97
27:BA:994:C:H4'	45:BU:54:LYS:CE	1.95	0.97
27:BA:2093:G:C1'	27:BA:2198:A:N1	2.26	0.97
27:BA:2248:C:H2'	27:BA:2249:U:H5'	1.43	0.97
27:BA:2404:C:N4	27:BA:2405:G:C6	2.32	0.97
27:BA:2532:G:C5'	27:BA:2532:G:H8	1.75	0.97
27:BA:2613:U:H5'	27:BA:2613:U:H6	1.27	0.97
27:BA:2652:C:C4	27:BA:2653:U:C4	2.51	0.97
34:BN:12:VAL:HG12	34:BN:13:ASP:N	1.80	0.97
35:BO:62:VAL:C	35:BO:84:CYS:SG	2.43	0.97
35:BO:95:GLY:O	35:BO:97:ARG:N	1.96	0.97
41:BX:30:ASP:O	41:BX:62:LYS:CE	2.08	0.97
43:BZ:90:GLU:N	43:BZ:91:PRO:CD	2.27	0.97
44:BR:73:VAL:HG12	44:BR:77:ARG:CZ	1.93	0.97
45:BU:13:ARG:HH11	45:BU:13:ARG:CG	1.77	0.97
45:BU:27:SER:O	45:BU:28:ARG:C	2.01	0.97
45:BU:59:ARG:HA	45:BU:62:ILE:HG13	0.98	0.97
45:BU:95:LEU:O	45:BU:106:PHE:CE1	2.18	0.97
45:BU:95:LEU:O	45:BU:98:ILE:HB	1.62	0.97
46:BV:62:GLU:O	46:BV:95:ILE:HG23	0.80	0.97
47:B2:26:GLU:HG2	47:B2:27:LEU:N	1.77	0.97
49:B0:46:LYS:HG2	49:B0:58:THR:N	1.79	0.97
50:B4:14:ILE:HG23	50:B4:16:TYR:CD1	1.99	0.97
54:B8:62:LEU:CB	54:B8:63:PRO:HD3	1.94	0.97
2:AV:13:C:H4'	27:BA:1924:C:O2'	1.64	0.97
27:BA:2378:A:C4	38:BS:26:LEU:HD21	1.95	0.97

*Continued on next page...*

*Continued from previous page...*

Atom-1	Atom-2	Interatomic distance (Å)	Clash overlap (Å)
27:BA:2574:G:C2'	29:BE:240:PRO:HB3	1.95	0.97
28:BD:129:LEU:CD2	28:BD:130:PRO:HD3	1.93	0.97
29:BE:74:GLU:CA	29:BE:293:TYR:CD2	2.41	0.97
32:BH:34:ARG:HH12	32:BH:73:ASN:HB2	1.26	0.97
35:BO:8:LEU:N	35:BO:8:LEU:HD23	1.80	0.97
41:BX:33:SER:N	41:BX:37:VAL:HG23	1.80	0.97
42:BY:79:LEU:HD12	42:BY:80:GLU:N	1.78	0.97
45:BU:94:VAL:C	45:BU:98:ILE:HD11	1.70	0.97
50:B4:5:LEU:C	50:B4:7:PRO:HD2	1.84	0.97
1:AA:436:C:H2'	1:AA:437:U:N1	1.80	0.97
1:AA:1340:A:C2'	2:AV:31:A:O2'	2.11	0.97
27:BA:2259:G:C8	27:BA:2260:C:C5	2.52	0.97
27:BA:2497:A:O2'	27:BA:2498:C:O5'	1.81	0.97
27:BA:2554:U:H6	27:BA:2554:U:C3'	1.77	0.97
27:BA:2689:U:C4	27:BA:2713:A:N6	2.33	0.97
27:BA:2832:U:H1'	27:BA:2834:G:N2	1.79	0.97
35:BO:73:ASP:O	35:BO:75:SER:N	1.97	0.97
36:BP:77:ALA:CB	36:BP:81:VAL:HG11	1.94	0.97
37:BQ:36:ASN:HB2	43:BZ:114:ASP:O	1.65	0.97
37:BQ:65:ARG:NH2	37:BQ:122:PHE:CD2	2.32	0.97
37:BQ:85:ILE:CB	37:BQ:122:PHE:CD2	2.48	0.97
41:BX:17:ASP:HA	41:BX:20:PHE:HE1	1.18	0.97
41:BX:24:LEU:C	41:BX:26:PHE:HE1	1.52	0.97
41:BX:28:VAL:HG11	41:BX:64:ALA:CB	1.95	0.97
44:BR:33:ARG:CB	44:BR:115:GLU:HB3	1.95	0.97
44:BR:52:ILE:O	44:BR:54:LEU:N	1.98	0.97
44:BR:60:LEU:CG	44:BR:61:HIS:H	1.75	0.97
44:BR:67:LEU:HD13	44:BR:68:ARG:N	1.79	0.97
44:BR:84:ALA:HB3	44:BR:85:PRO:HD3	1.44	0.97
46:BV:19:VAL:HG11	46:BV:21:ARG:NH1	1.77	0.97
47:B2:13:PRO:CA	47:B2:16:ARG:HD2	1.93	0.97
47:B2:31:ARG:O	47:B2:33:VAL:C	1.89	0.97
48:B3:40:THR:OG1	48:B3:43:ILE:CD1	2.13	0.97
51:B5:33:CYS:HB3	51:B5:37:HIS:H	1.29	0.97
53:B7:18:PHE:N	53:B7:44:VAL:CG2	2.27	0.97
27:BA:30:G:P	45:BU:8:ILE:HD11	2.04	0.97
27:BA:75:G:O3'	47:B2:51:LYS:NZ	1.96	0.97
27:BA:126:A:C5	53:B7:18:PHE:CD2	2.51	0.97
27:BA:458:G:H5'	53:B7:39:ARG:CD	1.94	0.97
27:BA:856:C:O3'	49:B0:56:ASP:OD2	1.82	0.97
27:BA:932:G:C5'	48:B3:29:ARG:HH21	1.69	0.97

*Continued on next page...*

*Continued from previous page...*

Atom-1	Atom-2	Interatomic distance (Å)	Clash overlap (Å)
27:BA:1031:G:H4'	55:B9:8:LYS:HZ3	0.83	0.97
27:BA:2393:A:OP2	54:B8:32:GLN:NE2	1.96	0.97
27:BA:2734:A:H5''	27:BA:2734:A:H8	1.27	0.97
28:BD:140:VAL:HG12	28:BD:141:HIS:H	1.23	0.97
29:BE:79:ARG:HH12	29:BE:105:HIS:N	1.61	0.97
39:BT:50:GLU:HA	39:BT:55:ALA:HB3	0.99	0.97
42:BY:33:GLU:OE2	42:BY:33:GLU:N	1.98	0.97
45:BU:49:ASP:N	45:BU:52:ASN:HD21	1.51	0.97
48:B3:8:LEU:HD22	48:B3:31:LEU:CA	1.86	0.97
53:B7:34:ARG:NH1	53:B7:42:LEU:CA	2.28	0.97
26:BB:12:C:O2	38:BS:10:MET:SD	2.22	0.97
27:BA:1080:C:C1'	56:BK:127:ILE:HA	1.95	0.97
27:BA:1299:G:H4'	27:BA:1301:A:N3	1.79	0.97
27:BA:2445:G:C2'	27:BA:2446:G:H5'	1.94	0.97
27:BA:2520:C:O2	27:BA:2521:C:H6	1.44	0.97
27:BA:2701:C:H3'	27:BA:2702:U:H5''	1.46	0.97
27:BA:2848:G:N2	27:BA:2849:U:C2	2.23	0.97
28:BD:134:ILE:HG23	28:BD:135:PRO:HD2	1.45	0.97
30:BF:52:ALA:HB1	30:BF:55:ARG:CZ	1.94	0.97
31:BG:19:GLU:OE1	31:BG:135:VAL:CG2	2.13	0.97
33:BI:101:SER:O	33:BI:103:GLN:N	1.98	0.97
37:BQ:50:VAL:HG12	37:BQ:51:GLU:N	1.75	0.97
38:BS:89:GLY:HA3	38:BS:125:ALA:HB1	1.43	0.97
40:BW:36:LEU:HD22	40:BW:44:ALA:HA	1.44	0.97
43:BZ:159:THR:CG2	43:BZ:160:LEU:H	1.76	0.97
45:BU:26:GLY:O	45:BU:27:SER:HB2	1.63	0.97
45:BU:28:ARG:N	45:BU:31:GLN:CD	2.17	0.97
47:B2:7:GLU:CD	47:B2:8:ILE:CG1	2.33	0.97
53:B7:3:ARG:O	53:B7:4:THR:HG23	1.64	0.97
53:B7:29:ASN:O	53:B7:31:LEU:N	1.96	0.97
1:AA:1156:G:C1'	1:AA:1179:A:H61	1.77	0.97
1:AA:1225:A:H4'	22:AS:78:ARG:HD3	1.44	0.97
27:BA:849:A:H2	48:B3:21:ALA:HB1	1.14	0.97
27:BA:1807:G:H21	27:BA:1809:A:H5'	1.30	0.97
27:BA:2250:G:N7	37:BQ:102:ARG:HA	1.80	0.97
27:BA:2336:A:O2'	27:BA:2337:G:H5'	0.79	0.97
28:BD:178:GLY:O	28:BD:179:GLU:HG2	1.65	0.97
29:BE:269:ILE:N	29:BE:269:ILE:HD12	1.79	0.97
29:BE:315:VAL:O	29:BE:317:PRO:N	1.98	0.97
30:BF:197:SER:HB3	30:BF:239:ALA:N	1.74	0.97
37:BQ:17:ARG:O	37:BQ:18:GLU:HG2	1.61	0.97

*Continued on next page...*

*Continued from previous page...*

Atom-1	Atom-2	Interatomic distance (Å)	Clash overlap (Å)
39:BT:53:ASP:O	39:BT:56:ARG:NE	1.98	0.97
40:BW:12:ILE:O	40:BW:14:PRO:HD3	1.65	0.97
42:BY:101:LEU:HD21	42:BY:103:LEU:HD21	0.97	0.97
45:BU:105:ALA:O	45:BU:108:ALA:HB3	1.64	0.97
46:BV:33:VAL:HB	46:BV:63:HIS:CE1	1.98	0.97
49:B0:24:LYS:CG	49:B0:56:ASP:OD2	2.13	0.97
3:AW:25:C:C2	3:AW:26:G:N3	2.31	0.96
17:AN:24:CYS:CB	17:AN:40:CYS:N	2.26	0.96
27:BA:1152:C:H5''	45:BU:80:ILE:CG2	1.94	0.96
27:BA:1827:C:H41	28:BD:225:ARG:HH12	1.03	0.96
27:BA:2250:G:C5'	37:BQ:102:ARG:CD	2.43	0.96
27:BA:2262:U:O5'	49:B0:14:ARG:NH2	1.98	0.96
27:BA:2494:G:N2	27:BA:2495:G:N9	2.13	0.96
27:BA:2776:A:C4	27:BA:2778:A:N7	2.33	0.96
27:BA:2880:C:N4	27:BA:2881:C:N4	2.13	0.96
29:BE:48:MET:O	29:BE:49:THR:CG2	2.13	0.96
32:BH:42:ILE:C	32:BH:52:THR:HG21	1.86	0.96
33:BI:120:ALA:O	33:BI:121:ILE:O	1.83	0.96
34:BN:50:GLU:HA	34:BN:53:ILE:CG2	1.92	0.96
34:BN:138:THR:OG1	34:BN:139:LEU:CD1	2.06	0.96
36:BP:130:ARG:HA	36:BP:133:VAL:HG21	1.46	0.96
38:BS:87:LEU:O	38:BS:90:LEU:N	1.97	0.96
42:BY:72:ILE:CG2	42:BY:73:HIS:H	1.78	0.96
43:BZ:67:LYS:CD	43:BZ:93:GLU:OE2	2.12	0.96
43:BZ:69:VAL:HG22	43:BZ:82:ASP:H	1.30	0.96
45:BU:8:ILE:HA	45:BU:11:ARG:CD	1.94	0.96
45:BU:44:THR:HG23	46:BV:77:GLY:O	1.63	0.96
50:B4:40:HIS:HB3	50:B4:41:PRO:HD3	1.46	0.96
53:B7:32:ALA:HA	53:B7:35:ARG:CD	1.95	0.96
1:AA:1286:A:N6	1:AA:1354:C:H5''	1.79	0.96
3:AW:25:C:C4	3:AW:26:G:C4	2.54	0.96
6:AC:91:LEU:HD11	6:AC:99:VAL:HG22	1.45	0.96
27:BA:1786:A:H2	27:BA:2590:A:H1'	1.28	0.96
27:BA:2227:A:C2	27:BA:2228:G:C5	2.52	0.96
27:BA:2250:G:H5''	37:BQ:102:ARG:HD3	1.42	0.96
27:BA:2251:G:N2	27:BA:2252:G:C4	2.33	0.96
27:BA:2331:G:O3'	49:B0:70:ILE:HB	1.62	0.96
27:BA:2574:G:C4	27:BA:2575:C:C6	2.52	0.96
27:BA:2674:G:H2'	27:BA:2675:A:H8	1.14	0.96
27:BA:2720:U:H4'	27:BA:2720:U:OP1	1.62	0.96
27:BA:2758:A:C3'	27:BA:2758:A:OP2	2.12	0.96

*Continued on next page...*

*Continued from previous page...*

Atom-1	Atom-2	Interatomic distance (Å)	Clash overlap (Å)
28:BD:146:LYS:HZ2	28:BD:184:LEU:HD11	1.25	0.96
29:BE:269:ILE:HG13	29:BE:297:LYS:HG3	1.47	0.96
31:BG:53:LYS:HG2	31:BG:54:ALA:N	1.76	0.96
31:BG:94:ALA:O	31:BG:95:THR:OG1	1.80	0.96
33:BI:5:PHE:O	33:BI:36:ALA:HB2	1.63	0.96
34:BN:23:ALA:HA	34:BN:26:VAL:HG21	1.46	0.96
36:BP:81:VAL:O	36:BP:81:VAL:HG12	1.64	0.96
37:BQ:50:VAL:CG1	37:BQ:51:GLU:H	1.74	0.96
38:BS:111:PRO:C	38:BS:114:LYS:N	2.19	0.96
42:BY:32:ARG:C	42:BY:33:GLU:OE2	2.03	0.96
42:BY:78:THR:C	42:BY:89:ARG:HG3	1.84	0.96
43:BZ:46:GLN:O	43:BZ:49:THR:OG1	1.83	0.96
43:BZ:71:MET:CG	43:BZ:78:PRO:CG	2.36	0.96
48:B3:26:LEU:HD21	48:B3:46:ASN:HB3	1.46	0.96
50:B4:10:VAL:H	50:B4:11:PRO:CD	1.77	0.96
1:AA:1517:G:N3	27:BA:1919:A:H4'	1.80	0.96
27:BA:1:G:H1	27:BA:2902:C:H41	0.96	0.96
27:BA:801:G:OP1	30:BF:79:ARG:CZ	2.14	0.96
27:BA:1287:A:C1'	44:BR:104:ARG:NH1	2.26	0.96
27:BA:1566:A:N1	28:BD:212:HIS:ND1	2.13	0.96
27:BA:2051:A:O2'	29:BE:238:LEU:CD2	2.12	0.96
27:BA:2051:A:N6	27:BA:2614:A:C8	2.33	0.96
27:BA:2094:G:O6	27:BA:2196:C:C4	2.18	0.96
27:BA:2262:U:C2'	27:BA:2263:C:C5'	2.42	0.96
27:BA:2324:C:H42	27:BA:2331:G:H1	1.01	0.96
27:BA:2457:U:H2'	27:BA:2458:G:H5'	1.45	0.96
27:BA:2688:U:C2	27:BA:2719:G:C2	2.53	0.96
28:BD:216:ALA:HB1	28:BD:223:ASN:HB2	1.46	0.96
29:BE:107:GLU:HG2	29:BE:110:ARG:NH2	1.79	0.96
30:BF:167:ASP:O	30:BF:168:ARG:CG	2.13	0.96
35:BO:1:MET:CA	35:BO:2:ILE:HD12	1.94	0.96
38:BS:34:LEU:HD11	38:BS:103:ASP:H	1.27	0.96
38:BS:76:GLY:O	38:BS:82:TYR:CB	2.13	0.96
38:BS:122:ALA:O	38:BS:125:ALA:HB3	1.66	0.96
42:BY:71:VAL:HG12	42:BY:72:ILE:N	1.76	0.96
43:BZ:105:GLN:O	43:BZ:142:ASN:ND2	1.97	0.96
45:BU:56:ASP:O	45:BU:60:LEU:HG	1.65	0.96
46:BV:69:ILE:H	46:BV:91:THR:HG22	1.27	0.96
51:B5:46:CYS:HB3	51:B5:47:PRO:HD2	1.47	0.96
52:B6:8:ILE:CA	52:B6:29:ARG:NH2	2.27	0.96
26:BB:18:G:H3'	31:BG:149:ARG:NH1	1.80	0.96

*Continued on next page...*

*Continued from previous page...*

Atom-1	Atom-2	Interatomic distance (Å)	Clash overlap (Å)
27:BA:10:G:N2	27:BA:2629:A:C4	2.32	0.96
27:BA:446:G:OP2	45:BU:3:ARG:CZ	2.14	0.96
27:BA:684:G:OP1	53:B7:16:HIS:CE1	2.18	0.96
27:BA:974:G:O3'	46:BV:82:ARG:NH2	1.99	0.96
27:BA:2406:U:H3	36:BP:55:GLN:HB3	1.23	0.96
27:BA:2423:U:O2'	27:BA:2424:C:OP2	1.82	0.96
27:BA:2607:G:H2'	27:BA:2608:G:H5'	1.47	0.96
27:BA:2741:A:H2'	27:BA:2742:C:C6	1.99	0.96
27:BA:2745:C:H1'	32:BH:142:GLU:HG3	0.98	0.96
27:BA:2819:G:H5''	27:BA:2821:A:H61	1.16	0.96
27:BA:2836:U:C2	27:BA:2883:A:C6	2.54	0.96
28:BD:175:LEU:HD12	28:BD:179:GLU:HB2	1.42	0.96
29:BE:99:VAL:HG12	29:BE:100:TRP:H	1.26	0.96
36:BP:66:VAL:HB	36:BP:67:ARG:NE	1.79	0.96
43:BZ:6:LYS:O	43:BZ:31:SER:HB2	1.66	0.96
43:BZ:91:PRO:CD	43:BZ:127:PRO:HB3	1.94	0.96
50:B4:33:VAL:O	50:B4:34:ASP:OD1	1.82	0.96
1:AA:652:U:H1'	1:AA:653:A:H2	1.30	0.96
1:AA:1314:C:N4	22:AS:4:SER:O	1.98	0.96
27:BA:2100:G:C4	27:BA:2190:G:C2	2.54	0.96
27:BA:2227:A:C2	27:BA:2228:G:C6	2.52	0.96
27:BA:2234:G:C2'	27:BA:2235:G:H5'	1.94	0.96
27:BA:2333:A:C1'	27:BA:2335:A:N3	2.29	0.96
27:BA:2472:G:C2'	27:BA:2473:U:OP1	2.14	0.96
27:BA:2538:C:O2'	27:BA:2539:C:O5'	1.81	0.96
27:BA:2567:G:H2'	27:BA:2568:C:C5	1.99	0.96
27:BA:2638:G:N2	27:BA:2778:A:N6	1.79	0.96
27:BA:2862:G:O2'	27:BA:2863:C:O4'	1.82	0.96
27:BA:2870:C:O2	27:BA:2871:C:C1'	2.13	0.96
29:BE:193:PHE:HE2	29:BE:199:ALA:CB	1.75	0.96
29:BE:201:VAL:N	29:BE:266:LYS:HD2	1.77	0.96
29:BE:206:LYS:O	29:BE:257:GLY:CA	2.12	0.96
30:BF:52:ALA:N	30:BF:55:ARG:HB3	1.81	0.96
33:BI:58:ALA:O	33:BI:62:LEU:HG	1.65	0.96
38:BS:94:GLU:C	38:BS:94:GLU:CD	2.21	0.96
42:BY:51:LEU:HA	42:BY:97:ARG:HH21	0.82	0.96
43:BZ:116:VAL:HG23	43:BZ:169:VAL:HG21	0.96	0.96
46:BV:4:ILE:HG12	46:BV:13:ARG:CA	1.96	0.96
27:BA:14:A:C2	27:BA:2625:G:O2'	2.19	0.96
27:BA:396:G:OP1	50:B4:10:VAL:HA	1.62	0.96
27:BA:803:U:H2'	27:BA:804:A:H5'	1.48	0.96

*Continued on next page...*

*Continued from previous page...*

Atom-1	Atom-2	Interatomic distance (Å)	Clash overlap (Å)
27:BA:2298:A:C4	27:BA:2321:G:N2	2.34	0.96
27:BA:2352:A:C8	27:BA:2366:A:N1	2.33	0.96
27:BA:2495:G:C4'	37:BQ:101:MET:HG3	1.95	0.96
27:BA:2509:G:H2'	27:BA:2510:C:H5'	1.45	0.96
27:BA:2689:U:H1'	27:BA:2713:A:C2	1.98	0.96
27:BA:2845:G:O2'	27:BA:2846:G:H5'	0.78	0.96
28:BD:85:ASN:OD1	28:BD:86:ARG:CZ	2.13	0.96
28:BD:208:GLY:CA	28:BD:210:LYS:HZ1	1.64	0.96
29:BE:217:TRP:O	29:BE:219:VAL:HG23	1.65	0.96
30:BF:52:ALA:HA	30:BF:55:ARG:CD	1.95	0.96
31:BG:20:LYS:CA	31:BG:76:ARG:HB3	1.96	0.96
31:BG:58:VAL:HG12	31:BG:58:VAL:O	1.61	0.96
31:BG:64:ARG:HB2	31:BG:67:ASP:OD2	1.66	0.96
32:BH:82:TYR:CD2	32:BH:137:LYS:HB3	2.01	0.96
37:BQ:88:PHE:HB2	37:BQ:90:PHE:CZ	2.00	0.96
40:BW:96:ILE:H	40:BW:96:ILE:CD1	1.74	0.96
41:BX:52:VAL:HG22	41:BX:65:VAL:O	1.66	0.96
43:BZ:176:LEU:HD23	43:BZ:177:THR:N	1.80	0.96
45:BU:111:ASP:HA	45:BU:114:ARG:HD2	1.45	0.96
1:AA:1061:G:OP1	13:AJ:59:SER:HA	1.66	0.96
27:BA:535:C:O3'	45:BU:53:LYS:HE2	1.66	0.96
27:BA:1759:A:C8	27:BA:2696:U:O2	2.17	0.96
27:BA:2354:G:N2	49:B0:32:LYS:HE3	1.78	0.96
27:BA:2412:A:C2'	27:BA:2413:G:H5'	1.94	0.96
27:BA:2429:G:H5'	27:BA:2430:A:OP2	1.64	0.96
27:BA:2430:A:H2'	27:BA:2431:U:H5''	1.48	0.96
27:BA:2446:G:N1	27:BA:2501:C:C5	2.33	0.96
27:BA:2528:U:H5	27:BA:2530:A:C4	1.77	0.96
27:BA:2850:A:H2'	27:BA:2851:A:H8	1.29	0.96
29:BE:46:ALA:HB3	29:BE:72:VAL:C	1.78	0.96
29:BE:176:HIS:O	29:BE:179:ASP:HB2	1.64	0.96
31:BG:82:GLU:C	31:BG:85:GLN:HG3	1.85	0.96
35:BO:77:ILE:CD1	35:BO:79:PHE:HE2	1.77	0.96
43:BZ:103:ARG:CG	43:BZ:139:THR:HG22	1.95	0.96
43:BZ:159:THR:C	43:BZ:160:LEU:HD12	1.86	0.96
44:BR:33:ARG:HB3	44:BR:115:GLU:CB	1.96	0.96
45:BU:39:LEU:O	45:BU:41:ASN:ND2	1.99	0.96
50:B4:6:HIS:HB2	50:B4:56:VAL:HG21	1.45	0.96
52:B6:12:MET:SD	52:B6:54:LYS:CB	2.53	0.96
55:B9:25:VAL:CG1	55:B9:34:GLN:HB2	1.95	0.96
1:AA:1311:G:C6	22:AS:2:PRO:HA	2.01	0.96

*Continued on next page...*

*Continued from previous page...*

Atom-1	Atom-2	Interatomic distance (Å)	Clash overlap (Å)
27:BA:126:A:C6	53:B7:18:PHE:CD2	2.54	0.96
27:BA:533:G:H1	27:BA:560:C:H42	1.13	0.96
27:BA:600:G:O2'	30:BF:109:LEU:HD11	1.65	0.96
27:BA:957:A:OP1	37:BQ:95:GLU:HB2	1.64	0.96
27:BA:1078:U:OP1	56:BK:93:LYS:CD	2.12	0.96
27:BA:1612:C:H2'	53:B7:3:ARG:NE	1.29	0.96
27:BA:2574:G:H3'	27:BA:2575:C:H6	1.30	0.96
27:BA:2864:G:H2'	27:BA:2865:U:C6	2.01	0.96
29:BE:44:TYR:HA	29:BE:309:PRO:HD3	0.96	0.96
30:BF:39:GLN:O	30:BF:40:ALA:O	1.83	0.96
30:BF:81:PRO:CB	30:BF:87:ARG:CB	2.29	0.96
30:BF:196:THR:CA	30:BF:236:THR:CG2	2.42	0.96
30:BF:217:GLU:C	30:BF:218:VAL:HG23	1.82	0.96
30:BF:223:LEU:O	30:BF:231:ARG:HD2	1.65	0.96
32:BH:90:GLY:C	32:BH:159:LYS:HE3	1.86	0.96
33:BI:13:GLY:HA2	33:BI:15:LYS:HE3	1.44	0.96
33:BI:13:GLY:CA	33:BI:15:LYS:NZ	2.28	0.96
34:BN:103:VAL:O	34:BN:104:TYR:CD2	2.18	0.96
36:BP:128:GLY:O	36:BP:131:GLU:HB2	1.65	0.96
37:BQ:108:SER:O	37:BQ:109:VAL:CG1	2.12	0.96
41:BX:3:ASP:O	41:BX:4:VAL:CG1	2.13	0.96
42:BY:101:LEU:HD11	42:BY:112:LEU:HG	0.98	0.96
43:BZ:69:VAL:HG22	43:BZ:81:VAL:CG1	1.89	0.96
46:BV:62:GLU:C	46:BV:95:ILE:CG2	2.26	0.96
1:AA:377:G:OP1	19:AP:3:LYS:HD2	1.65	0.96
3:AW:76:A:H8	27:BA:2421:G:N3	1.55	0.96
27:BA:593:G:N9	54:B8:3:LYS:NZ	2.12	0.96
27:BA:932:G:C5'	48:B3:24:LYS:HZ3	1.77	0.96
27:BA:1078:U:OP2	56:BK:93:LYS:HG3	1.66	0.96
27:BA:2048:G:C6	27:BA:2621:A:C2	2.54	0.96
27:BA:2215:G:H2'	27:BA:2216:G:H8	0.79	0.96
27:BA:2352:A:N1	49:B0:30:VAL:CG1	2.25	0.96
27:BA:2661:G:O2'	27:BA:2662:A:H5'	1.66	0.96
27:BA:2815:C:C5'	51:B5:29:ASN:HD22	1.78	0.96
29:BE:193:PHE:CE2	29:BE:311:PHE:CD1	2.53	0.96
31:BG:27:ILE:C	31:BG:69:ILE:CG2	2.29	0.96
31:BG:142:ALA:HB2	31:BG:151:ILE:CD1	1.96	0.96
33:BI:89:LEU:HD11	33:BI:93:ILE:CG2	1.92	0.96
34:BN:10:VAL:HB	34:BN:36:VAL:HA	0.98	0.96
34:BN:27:ALA:O	34:BN:29:GLN:N	1.95	0.96
35:BO:7:ARG:HE	35:BO:44:LYS:CD	1.77	0.96

*Continued on next page...*



*Continued from previous page...*

Atom-1	Atom-2	Interatomic distance (Å)	Clash overlap (Å)
41:BX:22:ASN:CA	41:BX:68:LEU:HD11	1.95	0.96
46:BV:5:ILE:HG23	46:BV:39:PHE:HA	0.96	0.96
53:B7:43:THR:O	53:B7:45:SER:N	1.97	0.96
54:B8:4:MET:HA	54:B8:5:LYS:HZ2	1.31	0.96
2:AV:65:G:C3'	2:AV:66:A:OP2	2.11	0.96
27:BA:594:U:H5'	54:B8:58:MET:CE	1.95	0.96
27:BA:1518:C:H3'	27:BA:1519:G:H4'	1.46	0.96
27:BA:2230:G:O2'	27:BA:2231:C:O4'	1.83	0.96
27:BA:2578:G:C5	29:BE:237:ASN:ND2	2.34	0.96
27:BA:2612:C:O2'	27:BA:2613:U:H5''	1.65	0.96
27:BA:2753:A:C8	27:BA:2754:U:C5	2.53	0.96
27:BA:2758:A:OP2	27:BA:2758:A:O4'	1.83	0.96
27:BA:2819:G:N3	27:BA:2821:A:N7	2.14	0.96
27:BA:2887:U:H2'	27:BA:2888:C:H6	1.30	0.96
28:BD:131:LEU:CD1	28:BD:171:VAL:HG22	1.93	0.96
30:BF:22:PHE:HZ	30:BF:115:LEU:HD12	1.31	0.96
30:BF:240:LEU:CD2	30:BF:243:VAL:HG21	1.95	0.96
35:BO:7:ARG:CZ	35:BO:44:LYS:HD2	1.96	0.96
35:BO:35:ILE:HA	35:BO:62:VAL:C	1.84	0.96
36:BP:112:GLY:CA	36:BP:113:GLN:NE2	2.27	0.96
37:BQ:65:ARG:HH21	37:BQ:85:ILE:HB	1.24	0.96
40:BW:104:THR:O	40:BW:105:VAL:HG12	1.62	0.96
49:B0:69:PHE:O	49:B0:70:ILE:CG2	2.14	0.96
51:B5:45:ILE:CG2	51:B5:52:TYR:HD1	1.73	0.96
52:B6:40:TYR:N	52:B6:50:PHE:CE1	2.33	0.96
27:BA:7:G:H5'	34:BN:6:PHE:HD2	1.28	0.95
27:BA:1262:A:P	40:BW:99:ARG:HH21	1.89	0.95
27:BA:1817:G:OP1	28:BD:63:ILE:HD11	1.65	0.95
27:BA:2249:U:C2	27:BA:2253:G:OP2	2.18	0.95
27:BA:712(A):A:H5'	27:BA:2713:A:H5''	1.48	0.95
27:BA:2838:G:C4	27:BA:2839:G:C8	2.54	0.95
30:BF:6:TYR:CE2	30:BF:140:VAL:HA	2.01	0.95
33:BI:75:LEU:HD13	33:BI:76:THR:N	1.80	0.95
35:BO:58:VAL:HG12	35:BO:59:LYS:N	1.81	0.95
36:BP:70:ASP:O	36:BP:74:THR:CG2	2.13	0.95
36:BP:132:LYS:HD2	36:BP:132:LYS:N	1.76	0.95
40:BW:11:ARG:NH2	40:BW:98:LYS:HB3	1.81	0.95
42:BY:28:SER:CB	42:BY:99:THR:HG23	1.95	0.95
42:BY:101:LEU:O	42:BY:103:LEU:CG	2.13	0.95
45:BU:44:THR:HA	45:BU:47:TYR:CD1	2.00	0.95
53:B7:43:THR:OG1	53:B7:44:VAL:N	1.95	0.95

*Continued on next page...*

*Continued from previous page...*

Atom-1	Atom-2	Interatomic distance (Å)	Clash overlap (Å)
55:B9:14:CYS:CA	55:B9:27:CYS:HB2	1.95	0.95
27:BA:849:A:N3	48:B3:21:ALA:CB	2.26	0.95
27:BA:1223:C:C5	46:BV:87:ARG:NH2	2.34	0.95
27:BA:2094:G:N1	27:BA:2196:C:C2	2.34	0.95
27:BA:2385:C:O2	27:BA:2386:C:O4'	1.84	0.95
27:BA:2581:G:N1	27:BA:2610:C:H2'	1.80	0.95
28:BD:106:PRO:CA	28:BD:194:VAL:O	2.14	0.95
28:BD:151:GLY:O	28:BD:152:GLN:OE1	1.81	0.95
29:BE:99:VAL:HG12	29:BE:100:TRP:N	1.79	0.95
32:BH:41:THR:HB	32:BH:52:THR:CB	1.96	0.95
32:BH:84:LYS:HG3	32:BH:140:VAL:HG12	1.44	0.95
33:BI:7:LYS:HA	33:BI:14:LYS:CG	1.96	0.95
38:BS:24:LEU:CA	38:BS:33:ARG:HH22	1.77	0.95
42:BY:49:GLU:CG	42:BY:59:GLU:HA	1.95	0.95
42:BY:51:LEU:HD12	42:BY:97:ARG:CG	1.96	0.95
44:BR:87:TYR:HD1	44:BR:94:TYR:CD2	1.84	0.95
44:BR:105:ARG:O	44:BR:107:ASP:N	1.97	0.95
53:B7:10:ARG:O	53:B7:14:LYS:HG3	1.64	0.95
27:BA:469:G:H1	53:B7:40:HIS:HE2	1.12	0.95
27:BA:1783:A:N1	27:BA:2587:A:H2	1.64	0.95
27:BA:2199:A:H3'	27:BA:2205:C:H6	1.27	0.95
27:BA:2310:A:C4	31:BG:55:LYS:NZ	2.35	0.95
27:BA:2324:C:N4	27:BA:2331:G:H1	1.64	0.95
27:BA:2400:G:O3'	52:B6:20:PHE:CZ	2.19	0.95
27:BA:2698:U:H2'	27:BA:2699:C:C6	2.01	0.95
27:BA:2845:G:C2'	27:BA:2846:G:H5'	1.95	0.95
27:BA:2850:A:C2	44:BR:61:HIS:HE1	1.74	0.95
29:BE:176:HIS:O	29:BE:179:ASP:CB	2.14	0.95
30:BF:32:GLY:HA2	30:BF:35:VAL:HG21	0.98	0.95
35:BO:25:LEU:HD12	35:BO:38:VAL:CG1	1.96	0.95
37:BQ:33:MET:CE	37:BQ:34:GLY:O	2.14	0.95
38:BS:19:ASP:O	38:BS:21:HIS:N	1.98	0.95
40:BW:8:ARG:HD2	40:BW:9:TYR:CD1	2.00	0.95
44:BR:87:TYR:CD1	44:BR:94:TYR:CD2	2.53	0.95
47:B2:7:GLU:OE1	47:B2:8:ILE:CG1	2.14	0.95
49:B0:46:LYS:HZ3	49:B0:81:ILE:HD11	1.32	0.95
54:B8:26:LYS:HD2	54:B8:44:LYS:HA	0.98	0.95
27:BA:68:G:H2'	27:BA:69:C:H6	1.30	0.95
27:BA:1789:A:O3'	28:BD:224:VAL:HG13	1.67	0.95
27:BA:2309:A:H5''	27:BA:2310:A:H8	1.21	0.95
27:BA:2649:U:H2'	27:BA:2650:U:C6	2.01	0.95

*Continued on next page...*

*Continued from previous page...*

Atom-1	Atom-2	Interatomic distance (Å)	Clash overlap (Å)
27:BA:2785:C:O2	29:BE:100:TRP:NE1	1.98	0.95
31:BG:49:PRO:HB2	31:BG:72:LYS:N	1.79	0.95
32:BH:101:LYS:HG3	32:BH:115:GLU:CA	1.96	0.95
34:BN:139:LEU:HD13	34:BN:139:LEU:N	1.79	0.95
36:BP:92:ASP:HB2	36:BP:118:LEU:HD13	1.46	0.95
37:BQ:85:ILE:HG23	37:BQ:122:PHE:HB3	1.46	0.95
46:BV:43:GLU:O	46:BV:44:GLN:NE2	1.99	0.95
49:B0:38:VAL:O	49:B0:40:GLN:CG	1.97	0.95
50:B4:58:LYS:HG2	50:B4:62:ARG:NE	1.80	0.95
1:AA:1182:G:O2'	1:AA:1183:A:OP2	1.71	0.95
1:AA:1517:G:H1'	27:BA:1919:A:H5''	1.46	0.95
27:BA:25:U:C5'	40:BW:79:GLY:HA3	1.94	0.95
27:BA:1669:A:O3'	27:BA:2550:G:OP1	1.85	0.95
27:BA:2446:G:N2	27:BA:2501:C:N4	2.15	0.95
27:BA:2531:A:C2'	27:BA:2532:G:H5'	1.93	0.95
27:BA:2579:C:C6	27:BA:2579:C:C4'	2.50	0.95
27:BA:2623:G:O2'	27:BA:2825:C:O2'	1.78	0.95
27:BA:2785:C:C4'	29:BE:99:VAL:CA	2.10	0.95
27:BA:2808:U:N3	27:BA:2892:A:C6	2.31	0.95
28:BD:146:LYS:NZ	28:BD:184:LEU:CD1	2.29	0.95
28:BD:167:GLU:O	28:BD:170:TYR:O	1.84	0.95
28:BD:213:LYS:C	28:BD:215:LYS:H	1.59	0.95
29:BE:229:GLN:C	29:BE:231:TRP:N	2.12	0.95
31:BG:93:LEU:HD12	31:BG:94:ALA:N	1.80	0.95
32:BH:104:LEU:HB3	32:BH:151:ARG:NH1	1.80	0.95
36:BP:94:ARG:CB	36:BP:120:LEU:HD23	1.79	0.95
36:BP:141:GLU:HB2	36:BP:145:LEU:CD2	1.96	0.95
37:BQ:58:HIS:N	37:BQ:61:LEU:HD11	1.81	0.95
37:BQ:143:VAL:O	37:BQ:144:THR:CG2	2.14	0.95
40:BW:39:THR:HA	51:B5:28:PRO:HG3	1.48	0.95
42:BY:63:ILE:HD11	42:BY:74:VAL:C	1.85	0.95
27:BA:446:G:C3'	45:BU:5:LYS:HZ1	1.78	0.95
27:BA:932:G:C4'	48:B3:24:LYS:HZ3	1.78	0.95
27:BA:1287:A:N9	44:BR:104:ARG:NH1	2.14	0.95
27:BA:2232:U:C2'	27:BA:2233:U:H5'	1.97	0.95
27:BA:2250:G:H5''	37:BQ:102:ARG:CG	1.97	0.95
27:BA:2268:A:C4'	27:BA:2269:A:OP2	2.14	0.95
27:BA:2300:G:O2'	27:BA:2301:C:H5'	1.65	0.95
27:BA:2488:A:H2'	27:BA:2489:G:O5'	1.66	0.95
27:BA:2544:G:C2'	27:BA:2545:G:H5'	1.95	0.95
27:BA:2581:G:C2	27:BA:2610:C:C6	2.54	0.95

*Continued on next page...*

*Continued from previous page...*

Atom-1	Atom-2	Interatomic distance (Å)	Clash overlap (Å)
27:BA:2617:C:O2	27:BA:2618:G:O4'	1.84	0.95
32:BH:60:HIS:HA	32:BH:63:LEU:HB2	1.46	0.95
33:BI:77:VAL:HG23	33:BI:141:LEU:HD11	0.99	0.95
37:BQ:87:LYS:O	37:BQ:88:PHE:HD2	1.46	0.95
41:BX:25:GLN:CD	41:BX:65:VAL:HG22	1.87	0.95
41:BX:47:VAL:HB	41:BX:69:SER:CB	1.96	0.95
42:BY:53:GLY:O	42:BY:56:ALA:N	2.00	0.95
42:BY:63:ILE:HG12	42:BY:75:GLU:OE2	1.64	0.95
43:BZ:13:LYS:C	43:BZ:15:ASP:H	1.65	0.95
43:BZ:26:LYS:C	43:BZ:27:GLU:HG3	1.86	0.95
43:BZ:91:PRO:CG	43:BZ:127:PRO:HB3	1.95	0.95
45:BU:15:LYS:O	45:BU:16:LYS:O	1.82	0.95
47:B2:34:GLN:N	47:B2:34:GLN:OE1	2.00	0.95
50:B4:14:ILE:O	50:B4:14:ILE:HG22	1.67	0.95
50:B4:23:GLU:OE2	50:B4:29:PRO:HG3	1.66	0.95
27:BA:6:A:O2'	34:BN:6:PHE:HD2	1.48	0.95
27:BA:875:G:OP1	43:BZ:146:HIS:CD2	2.20	0.95
27:BA:1312:U:HO2'	27:BA:1314:C:H5	1.13	0.95
27:BA:2236:C:C3'	27:BA:2237:G:H5'	1.97	0.95
27:BA:2261:C:P	49:B0:14:ARG:HG2	2.07	0.95
27:BA:2326:C:H2'	27:BA:2326:C:O2	1.61	0.95
27:BA:2565:A:O3'	27:BA:2566:A:O4'	1.85	0.95
27:BA:2782:G:OP2	27:BA:2782:G:N7	2.00	0.95
27:BA:2795:G:N3	27:BA:2795:G:H2'	1.80	0.95
30:BF:34:ALA:O	30:BF:35:VAL:O	1.84	0.95
31:BG:19:GLU:CG	31:BG:135:VAL:HG22	1.96	0.95
31:BG:100:ASP:O	31:BG:102:GLY:N	1.99	0.95
33:BI:7:LYS:N	33:BI:14:LYS:HG2	1.38	0.95
34:BN:54:VAL:HG13	34:BN:135:ILE:HA	1.47	0.95
35:BO:66:LYS:NZ	35:BO:67:ARG:CD	2.19	0.95
37:BQ:145:PRO:C	37:BQ:146:THR:HG1	1.68	0.95
42:BY:78:THR:HB	42:BY:87:VAL:O	1.66	0.95
43:BZ:112:LEU:HA	43:BZ:174:PRO:HD2	1.48	0.95
47:B2:20:LEU:C	47:B2:20:LEU:CD1	2.35	0.95
48:B3:23:LEU:C	48:B3:28:LEU:HD12	1.85	0.95
50:B4:48:ARG:HG2	50:B4:49:PHE:N	1.79	0.95
3:AW:1:G:H22	3:AW:2:C:N4	1.65	0.95
27:BA:139:G:H3'	27:BA:141(A):C:O2	1.66	0.95
27:BA:144:C:C5'	41:BX:36:GLU:CD	2.34	0.95
27:BA:440:G:OP2	42:BY:3:GLN:OE1	1.85	0.95
27:BA:1568:G:P	28:BD:60:GLN:CG	2.31	0.95

*Continued on next page...*

*Continued from previous page...*

Atom-1	Atom-2	Interatomic distance (Å)	Clash overlap (Å)
27:BA:1993:U:O2'	29:BE:224:GLY:HA3	1.65	0.95
27:BA:2543:G:N7	27:BA:2544:G:O6	1.99	0.95
27:BA:2574:G:C5	27:BA:2575:C:H5	1.46	0.95
27:BA:2691:C:O2'	27:BA:2692:C:C5'	2.15	0.95
27:BA:2712:U:H5''	27:BA:2714:G:O5'	1.64	0.95
28:BD:174:ARG:HH11	28:BD:174:ARG:CG	1.80	0.95
31:BG:142:ALA:CB	31:BG:151:ILE:CD1	2.44	0.95
32:BH:166:GLU:O	32:BH:167:LEU:HD23	1.46	0.95
38:BS:31:LYS:HZ2	38:BS:99:GLU:HB3	1.30	0.95
53:B7:43:THR:O	53:B7:46:ASP:CG	2.05	0.95
54:B8:58:MET:SD	54:B8:61:MET:CG	2.55	0.95
16:AM:122:LYS:HD2	25:AY:153:GLY:CA	1.97	0.95
27:BA:244:A:O2'	36:BP:56:LYS:HA	1.64	0.95
27:BA:142(A):A:C4'	34:BN:21:ARG:NH2	2.29	0.95
27:BA:1544:C:H2'	27:BA:1545:A:H4'	1.48	0.95
27:BA:2066:C:N3	27:BA:2445:G:N2	2.14	0.95
27:BA:2219:G:O2'	27:BA:2224:G:OP1	1.83	0.95
27:BA:2405:G:N2	27:BA:2413:G:O6	2.00	0.95
27:BA:2406:U:H3	36:BP:55:GLN:CG	1.78	0.95
27:BA:2422:A:C4	27:BA:2424:C:H5	1.84	0.95
28:BD:103:ILE:HD11	28:BD:104:ILE:HD11	1.48	0.95
29:BE:70:VAL:HG11	29:BE:296:VAL:H	0.95	0.95
30:BF:24:THR:HB	30:BF:25:PRO:HD3	1.46	0.95
30:BF:94:THR:C	30:BF:96:LYS:H	1.70	0.95
31:BG:49:PRO:HB3	31:BG:72:LYS:O	0.78	0.95
32:BH:55:SER:HB3	32:BH:60:HIS:HB2	1.45	0.95
36:BP:64:ILE:CD1	36:BP:106:VAL:HG12	1.97	0.95
36:BP:77:ALA:N	36:BP:81:VAL:CG2	2.24	0.95
37:BQ:94:ARG:HD3	37:BQ:106:GLY:HA2	0.96	0.95
40:BW:41:LYS:O	40:BW:42:ARG:O	1.84	0.95
42:BY:43:ASN:ND2	42:BY:103:LEU:HD21	1.81	0.95
43:BZ:71:MET:HA	43:BZ:78:PRO:HA	1.48	0.95
1:AA:1237:C:O3'	1:AA:1238:A:P	2.25	0.95
1:AA:1320:C:C2	22:AS:72:GLY:CA	2.49	0.95
2:AV:56:C:H1'	31:BG:56:ARG:NE	1.81	0.95
27:BA:831:G:H3'	27:BA:944:G:N2	1.80	0.95
27:BA:1665:A:C2'	35:BO:66:LYS:HZ1	1.75	0.95
27:BA:1953:A:N3	27:BA:2560:C:H1'	1.81	0.95
27:BA:2045:C:O2	51:B5:22:HIS:CE1	2.20	0.95
27:BA:2209:C:C2'	27:BA:2210:G:C3'	2.32	0.95
27:BA:2378:A:C4	38:BS:26:LEU:HD23	1.96	0.95

*Continued on next page...*

*Continued from previous page...*

Atom-1	Atom-2	Interatomic distance (Å)	Clash overlap (Å)
27:BA:2412:A:H2'	27:BA:2413:G:H5'	1.49	0.95
27:BA:2432:A:C2	27:BA:2433:A:C5	2.47	0.95
27:BA:2648:C:C2'	27:BA:2649:U:H5'	1.96	0.95
27:BA:2670:A:H5''	27:BA:2670:A:H8	1.30	0.95
27:BA:2684:U:H1'	35:BO:70:ARG:HH22	1.26	0.95
27:BA:2896:C:C6	27:BA:2896:C:H3'	2.02	0.95
28:BD:61:TYR:OH	28:BD:214:MET:HE1	1.67	0.95
29:BE:107:GLU:CB	29:BE:110:ARG:NE	2.28	0.95
29:BE:189:MET:O	29:BE:190:ASN:CG	2.06	0.95
30:BF:113:SER:O	30:BF:116:ALA:HB3	1.66	0.95
30:BF:243:VAL:O	30:BF:246:ARG:CA	2.15	0.95
31:BG:103:ASN:C	31:BG:104:PHE:CD1	2.41	0.95
32:BH:101:LYS:CE	32:BH:115:GLU:CB	2.45	0.95
33:BI:43:ASN:N	33:BI:43:ASN:HD22	1.50	0.95
35:BO:66:LYS:C	35:BO:66:LYS:HD2	1.84	0.95
41:BX:47:VAL:HG11	41:BX:69:SER:CB	1.90	0.95
42:BY:33:GLU:CD	42:BY:34:GLU:H	1.69	0.95
42:BY:72:ILE:HG22	42:BY:73:HIS:N	1.72	0.95
46:BV:14:VAL:HG12	46:BV:15:SER:H	1.32	0.95
46:BV:30:GLY:C	46:BV:33:VAL:HG23	1.75	0.95
48:B3:59:VAL:HG12	48:B3:60:GLU:N	1.77	0.95
50:B4:48:ARG:HG2	50:B4:49:PHE:H	1.30	0.95
52:B6:8:ILE:HA	52:B6:29:ARG:HE	1.28	0.95
52:B6:29:ARG:HG2	52:B6:30:ASN:N	1.80	0.95
27:BA:380:U:HO2'	50:B4:15:ILE:HB	1.31	0.94
27:BA:2236:C:H2'	27:BA:2237:G:C5'	1.96	0.94
27:BA:2313:C:N4	27:BA:2314:C:N4	2.14	0.94
27:BA:2488:A:C2'	27:BA:2489:G:C5'	2.39	0.94
27:BA:2527:C:O3'	55:B9:30:VAL:CG1	2.15	0.94
27:BA:2574:G:N9	27:BA:2575:C:C5	2.33	0.94
27:BA:2578:G:C2'	27:BA:2579:C:O5'	2.15	0.94
27:BA:2631:G:C5	27:BA:2632:A:C8	2.54	0.94
28:BD:80:ILE:HD13	28:BD:82:TYR:HE1	1.23	0.94
31:BG:151:ILE:HD13	31:BG:156:ARG:HH22	1.31	0.94
32:BH:10:ILE:HD11	32:BH:49:ILE:HG13	1.48	0.94
32:BH:143:LEU:CD2	32:BH:144:ALA:N	2.19	0.94
33:BI:63:ALA:O	33:BI:67:LYS:HG2	1.67	0.94
33:BI:80:PRO:HB3	33:BI:146:THR:CG2	1.96	0.94
38:BS:17:ARG:HH11	38:BS:18:THR:HA	1.31	0.94
39:BT:49:LEU:HD23	39:BT:49:LEU:C	1.87	0.94
41:BX:68:LEU:N	41:BX:68:LEU:HD23	1.79	0.94

*Continued on next page...*

*Continued from previous page...*

Atom-1	Atom-2	Interatomic distance (Å)	Clash overlap (Å)
42:BY:45:GLY:CA	42:BY:62:VAL:HG12	1.90	0.94
43:BZ:172:LEU:CG	43:BZ:173:PRO:CD	2.39	0.94
45:BU:28:ARG:N	45:BU:31:GLN:CG	2.30	0.94
45:BU:56:ASP:O	45:BU:60:LEU:CG	2.15	0.94
47:B2:51:LYS:O	47:B2:52:ALA:C	2.04	0.94
27:BA:17:G:OP1	51:B5:13:LYS:NZ	2.00	0.94
27:BA:965:C:O2'	27:BA:2272:U:H6	1.38	0.94
27:BA:1077:A:N3	56:BK:134:SER:OG	1.98	0.94
27:BA:2331:G:HO2'	49:B0:70:ILE:HG21	1.13	0.94
27:BA:2415:G:N2	27:BA:2416:C:H1'	1.81	0.94
27:BA:2521:C:N3	27:BA:2522:U:C6	2.35	0.94
27:BA:2678:C:O2	27:BA:2679:A:O4'	1.82	0.94
27:BA:2804:C:C5	27:BA:2805:G:N1	2.34	0.94
27:BA:2826:A:N7	27:BA:2827:C:H5	1.65	0.94
27:BA:2888:C:O2	27:BA:2889:C:C6	2.20	0.94
32:BH:55:SER:O	32:BH:57:GLU:HG2	1.67	0.94
32:BH:93:TYR:C	32:BH:94:ARG:HG3	1.83	0.94
34:BN:134:GLU:C	34:BN:138:THR:HG23	1.87	0.94
39:BT:49:LEU:HD23	39:BT:49:LEU:O	1.65	0.94
42:BY:30:ASP:CG	42:BY:31:LEU:HD23	1.87	0.94
43:BZ:112:LEU:CD1	43:BZ:142:ASN:HA	1.97	0.94
43:BZ:123:VAL:HB	43:BZ:159:THR:CG2	1.96	0.94
25:AY:225:SER:CA	27:BA:2554:U:H3	1.80	0.94
27:BA:242:G:H3'	54:B8:5:LYS:HZ3	0.79	0.94
27:BA:592:G:C2'	54:B8:3:LYS:HE3	1.96	0.94
27:BA:749:C:H2'	27:BA:750:A:C8	2.00	0.94
27:BA:1129:A:C2	27:BA:2570:G:O4'	2.20	0.94
27:BA:1620:G:H1'	53:B7:1:MET:N	1.81	0.94
27:BA:1818:U:C5'	28:BD:155:ARG:HB2	1.96	0.94
27:BA:2249:U:N3	27:BA:2253:G:P	2.39	0.94
27:BA:2517:C:C2	27:BA:2542:A:N6	2.34	0.94
27:BA:2652:C:O2'	27:BA:2653:U:H5'	1.66	0.94
27:BA:2832:U:C5'	27:BA:2832:U:H6	1.58	0.94
33:BI:89:LEU:HD13	33:BI:93:ILE:HG22	1.47	0.94
34:BN:136:SER:O	34:BN:138:THR:N	2.00	0.94
43:BZ:113:VAL:HG12	43:BZ:114:ASP:N	1.82	0.94
53:B7:31:LEU:N	53:B7:31:LEU:HD23	1.77	0.94
26:BB:29:A:OP1	38:BS:39:SER:O	1.84	0.94
27:BA:193:U:H2'	27:BA:194:G:H8	1.32	0.94
27:BA:1181:C:HO2'	27:BA:1182:A:H8	1.05	0.94
27:BA:2406:U:H1'	36:BP:57:VAL:CG2	1.97	0.94

*Continued on next page...*

*Continued from previous page...*

Atom-1	Atom-2	Interatomic distance (Å)	Clash overlap (Å)
28:BD:194:VAL:HG23	28:BD:195:GLY:H	1.30	0.94
33:BI:7:LYS:CA	33:BI:12:LYS:O	2.11	0.94
33:BI:68:LEU:HD11	33:BI:108:LEU:CD2	1.97	0.94
35:BO:47:THR:HB	35:BO:48:PRO:CD	1.97	0.94
39:BT:42:LEU:C	39:BT:44:ARG:N	2.21	0.94
40:BW:19:LEU:CD1	51:B5:25:LEU:CD2	2.43	0.94
42:BY:28:SER:CB	42:BY:99:THR:CG2	2.44	0.94
42:BY:53:GLY:O	42:BY:55:PHE:N	2.00	0.94
42:BY:78:THR:CA	42:BY:89:ARG:CG	2.44	0.94
43:BZ:35:ASP:N	43:BZ:39:PHE:CE2	2.34	0.94
45:BU:99:ALA:CB	45:BU:106:PHE:CE1	2.28	0.94
48:B3:8:LEU:CD2	48:B3:31:LEU:C	2.33	0.94
52:B6:8:ILE:HD13	52:B6:8:ILE:H	1.32	0.94
52:B6:32:GLN:CG	52:B6:35:LEU:HD12	1.96	0.94
1:AA:1319:A:C3'	22:AS:70:LYS:NZ	2.28	0.94
27:BA:2254:C:O2'	27:BA:2255:G:C5'	2.14	0.94
27:BA:2450:A:C2	27:BA:2451:A:C4	2.55	0.94
27:BA:2487:G:O2'	27:BA:2488:A:H5'	1.68	0.94
27:BA:2693:A:N1	27:BA:2694:G:C6	2.36	0.94
27:BA:2825:C:H6	27:BA:2825:C:C5'	1.80	0.94
30:BF:220:THR:CA	30:BF:224:ALA:HB2	1.97	0.94
32:BH:120:LEU:CD1	32:BH:143:LEU:HD12	1.97	0.94
42:BY:55:PHE:CE2	42:BY:89:ARG:NH2	2.35	0.94
51:B5:18:MET:O	51:B5:21:SER:HB3	1.65	0.94
1:AA:576:G:N7	1:AA:881:G:H1'	1.82	0.94
11:AH:21:LYS:O	11:AH:63:LEU:HD11	1.67	0.94
27:BA:495:G:H21	40:BW:61:ASN:ND2	1.65	0.94
27:BA:527:C:H5''	27:BA:2779:U:O2	1.67	0.94
27:BA:2306:C:H42	31:BG:53:LYS:HZ2	1.03	0.94
27:BA:2346:A:H1'	27:BA:2383:G:C8	2.03	0.94
27:BA:2574:G:H2'	27:BA:2575:C:C6	2.02	0.94
27:BA:2642:G:C2'	27:BA:2643:G:H5'	1.95	0.94
27:BA:2731:G:OP1	29:BE:265:ASN:CB	2.16	0.94
27:BA:2740:A:H5'	27:BA:2740:A:H8	1.31	0.94
29:BE:203:GLY:HA3	29:BE:303:PRO:CD	1.97	0.94
32:BH:101:LYS:CG	32:BH:115:GLU:HB2	1.97	0.94
33:BI:95:SER:HB2	33:BI:98:ILE:HD11	1.44	0.94
36:BP:92:ASP:HB3	36:BP:118:LEU:HD13	0.95	0.94
37:BQ:58:HIS:O	37:BQ:61:LEU:N	2.00	0.94
37:BQ:88:PHE:HB2	37:BQ:90:PHE:HE1	1.18	0.94
41:BX:14:ALA:HA	41:BX:17:ASP:OD2	1.68	0.94

*Continued on next page...*



*Continued from previous page...*

Atom-1	Atom-2	Interatomic distance (Å)	Clash overlap (Å)
43:BZ:39:PHE:HD2	43:BZ:39:PHE:N	1.66	0.94
43:BZ:118:HIS:O	43:BZ:120:LEU:HD23	1.66	0.94
44:BR:77:ARG:HB2	44:BR:77:ARG:HH12	1.33	0.94
45:BU:8:ILE:H	45:BU:11:ARG:HH11	1.05	0.94
45:BU:115:ASN:O	45:BU:116:ALA:C	2.03	0.94
46:BV:4:ILE:CD1	46:BV:13:ARG:CG	2.44	0.94
46:BV:30:GLY:O	46:BV:31:ASP:O	1.85	0.94
49:B0:41:ARG:H	49:B0:67:VAL:HG22	1.33	0.94
27:BA:1129:A:N1	27:BA:2570:G:O4'	1.99	0.94
27:BA:1665:A:C5'	35:BO:66:LYS:HD3	1.96	0.94
27:BA:2278:A:H4'	37:BQ:19:TYR:HB3	1.48	0.94
27:BA:2331:G:N7	27:BA:2332:U:C4	2.36	0.94
27:BA:2509:G:O2'	27:BA:2510:C:C5'	2.15	0.94
27:BA:2537:U:H2'	27:BA:2538:C:H6	1.32	0.94
27:BA:2543:G:N7	27:BA:2544:G:C6	2.36	0.94
27:BA:2617:C:H2'	27:BA:2618:G:H5'	0.95	0.94
27:BA:2617:C:C2	27:BA:2618:G:H8	1.84	0.94
28:BD:66:PHE:C	28:BD:67:LYS:HD2	1.86	0.94
28:BD:213:LYS:HG2	28:BD:215:LYS:O	1.68	0.94
29:BE:211:GLN:C	29:BE:216:ARG:CD	2.28	0.94
30:BF:111:VAL:O	30:BF:114:ALA:CB	2.14	0.94
31:BG:102:GLY:HA2	31:BG:134:LEU:HD12	1.49	0.94
34:BN:77:GLY:HA2	34:BN:80:LYS:HG3	1.44	0.94
35:BO:98:ILE:HG22	35:BO:99:PHE:N	1.80	0.94
37:BQ:65:ARG:O	37:BQ:68:ALA:CB	2.15	0.94
40:BW:8:ARG:HG2	40:BW:9:TYR:H	1.30	0.94
44:BR:20:LEU:HD11	44:BR:21:TYR:HD2	1.17	0.94
44:BR:22:ARG:CG	44:BR:26:LYS:HE3	1.97	0.94
48:B3:26:LEU:HD12	48:B3:28:LEU:HD11	1.48	0.94
49:B0:41:ARG:H	49:B0:67:VAL:CG2	1.80	0.94
1:AA:953:G:O2'	16:AM:125:ARG:CA	2.14	0.94
1:AA:1289:A:H2	1:AA:1372:U:H4'	1.30	0.94
3:AW:25:C:N4	3:AW:26:G:C2	2.33	0.94
13:AJ:45:ARG:HH21	17:AN:36:PHE:HE2	1.14	0.94
13:AJ:64:GLU:HB3	17:AN:59:ALA:HB2	1.49	0.94
27:BA:199:A:N1	27:BA:2433:A:C8	2.36	0.94
27:BA:593:G:H5''	54:B8:62:LEU:HD21	1.44	0.94
27:BA:932:G:H5''	48:B3:29:ARG:HH22	1.32	0.94
27:BA:1080:C:H4'	56:BK:126:LYS:C	1.87	0.94
27:BA:1140:C:H5	34:BN:49:ARG:HG3	1.19	0.94
27:BA:1287:A:C8	44:BR:104:ARG:NH1	2.35	0.94

*Continued on next page...*

*Continued from previous page...*

Atom-1	Atom-2	Interatomic distance (Å)	Clash overlap (Å)
27:BA:1666:G:O2'	35:BO:6:SER:HB3	1.65	0.94
27:BA:2010:G:P	40:BW:41:LYS:HG3	2.08	0.94
27:BA:2048:G:N1	27:BA:2621:A:C2	2.36	0.94
27:BA:2049:G:N2	27:BA:2620:C:C2	2.36	0.94
27:BA:2364:C:O2'	27:BA:2365:G:H5'	1.68	0.94
27:BA:2416:C:C2'	27:BA:2417:C:H5''	1.98	0.94
27:BA:2439:A:H2'	27:BA:2439:A:N3	1.81	0.94
27:BA:2689:U:C4'	27:BA:2690:C:H5'	1.98	0.94
27:BA:2755:C:C5'	27:BA:2755:C:H6	1.80	0.94
27:BA:2776:A:N3	27:BA:2778:A:N7	2.16	0.94
27:BA:2804:C:H5	27:BA:2805:G:C6	1.84	0.94
28:BD:143:ILE:HD12	28:BD:143:ILE:N	1.82	0.94
28:BD:146:LYS:HZ1	28:BD:184:LEU:HD11	1.14	0.94
29:BE:233:ARG:O	29:BE:234:ARG:HG3	0.77	0.94
29:BE:269:ILE:HG13	29:BE:297:LYS:CG	1.98	0.94
30:BF:48:SER:H	30:BF:92:PRO:HG2	1.21	0.94
30:BF:115:LEU:HG	30:BF:246:ARG:HH22	1.15	0.94
31:BG:27:ILE:O	31:BG:29:HIS:N	2.00	0.94
32:BH:168:VAL:C	32:BH:169:ARG:HG2	1.88	0.94
33:BI:7:LYS:HG3	33:BI:12:LYS:CB	1.97	0.94
34:BN:58:GLU:HG2	34:BN:61:VAL:HG21	1.50	0.94
34:BN:90:LYS:HD2	34:BN:90:LYS:O	1.68	0.94
35:BO:35:ILE:CD1	35:BO:65:THR:HG21	1.95	0.94
37:BQ:31:PHE:CA	37:BQ:85:ILE:HD11	1.98	0.94
37:BQ:41:THR:CG2	37:BQ:125:TRP:CE3	2.51	0.94
37:BQ:87:LYS:C	37:BQ:88:PHE:CG	2.37	0.94
37:BQ:89:PRO:O	37:BQ:90:PHE:CG	2.21	0.94
38:BS:31:LYS:CD	38:BS:99:GLU:CB	2.42	0.94
38:BS:83:LEU:N	38:BS:83:LEU:HD12	1.77	0.94
40:BW:67:ASP:OD1	40:BW:68:ARG:N	1.99	0.94
42:BY:28:SER:OG	42:BY:30:ASP:OD1	1.84	0.94
42:BY:73:HIS:CA	42:BY:91:LEU:CG	2.33	0.94
42:BY:73:HIS:HD2	42:BY:88:PRO:HB2	1.31	0.94
44:BR:36:THR:HG23	44:BR:40:LYS:HD2	1.46	0.94
44:BR:38:VAL:HG11	44:BR:39:PRO:HD3	1.45	0.94
44:BR:52:ILE:CG2	44:BR:53:HIS:N	2.26	0.94
45:BU:59:ARG:O	45:BU:62:ILE:CG1	2.15	0.94
45:BU:61:TRP:HZ3	45:BU:94:VAL:H	0.99	0.94
45:BU:110:VAL:O	45:BU:113:SER:OG	1.84	0.94
50:B4:2:GLN:O	50:B4:3:LYS:HG3	1.66	0.94
50:B4:23:GLU:OE2	50:B4:29:PRO:CG	2.14	0.94

*Continued on next page...*

*Continued from previous page...*

Atom-1	Atom-2	Interatomic distance (Å)	Clash overlap (Å)
52:B6:21:TYR:CZ	52:B6:43:VAL:CG2	2.47	0.94
52:B6:37:LEU:HD23	52:B6:51:ARG:CA	1.95	0.94
54:B8:9:MET:O	54:B8:12:ARG:O	1.86	0.94
26:BB:59:A:OP1	31:BG:141:VAL:HG21	1.68	0.94
27:BA:104:U:C4	42:BY:17:HIS:HE1	1.79	0.94
27:BA:1059:G:H21	56:BK:131:THR:HG23	1.29	0.94
27:BA:1140:C:C5	34:BN:49:ARG:CD	2.51	0.94
27:BA:142(A):A:H4'	34:BN:21:ARG:HH22	1.15	0.94
27:BA:2196:C:C5'	27:BA:2197:U:OP2	2.10	0.94
27:BA:2567:G:C2	27:BA:2568:C:C4	2.56	0.94
27:BA:2820:A:N3	27:BA:2820:A:C5'	2.29	0.94
28:BD:130:PRO:N	28:BD:188:ARG:HG2	1.83	0.94
29:BE:211:GLN:H	29:BE:216:ARG:NE	1.66	0.94
30:BF:59:GLU:HB2	30:BF:61:PHE:HE2	0.81	0.94
41:BX:25:GLN:HE22	41:BX:65:VAL:HG13	1.32	0.94
42:BY:73:HIS:HA	42:BY:91:LEU:CD2	1.98	0.94
42:BY:101:LEU:HD21	42:BY:112:LEU:HD21	0.96	0.94
43:BZ:130:ILE:O	43:BZ:130:ILE:CD1	2.15	0.94
52:B6:12:MET:O	52:B6:25:THR:OG1	1.86	0.94
53:B7:31:LEU:HD23	53:B7:31:LEU:H	1.33	0.94
27:BA:566:U:OP2	46:BV:81:ARG:NE	2.00	0.94
27:BA:904:C:C1'	43:BZ:166:LEU:HD21	1.97	0.94
27:BA:1140:C:OP1	34:BN:18:ILE:CD1	2.16	0.94
27:BA:1262:A:C2	51:B5:10:LYS:HE2	2.03	0.94
27:BA:2332:U:H1'	27:BA:2336:A:H62	1.21	0.94
27:BA:2415:G:H21	27:BA:2416:C:C1'	1.81	0.94
27:BA:2592:G:C5	27:BA:2593:U:C6	2.56	0.94
27:BA:2880:C:H2'	27:BA:2881:C:H5'	0.96	0.94
31:BG:74:THR:O	31:BG:75:LEU:HG	1.68	0.94
32:BH:40:MET:CG	32:BH:64:HIS:CE1	2.51	0.94
36:BP:69:ILE:O	36:BP:71:GLU:N	2.01	0.94
36:BP:73:VAL:HG13	36:BP:76:LEU:CD2	1.97	0.94
40:BW:13:SER:O	40:BW:17:VAL:HG23	1.66	0.94
43:BZ:37:LYS:O	43:BZ:41:ARG:CZ	2.14	0.94
44:BR:38:VAL:HG12	44:BR:39:PRO:N	1.72	0.94
47:B2:8:ILE:HA	47:B2:11:MET:CG	1.98	0.94
49:B0:7:VAL:O	49:B0:7:VAL:HG12	1.67	0.94
27:BA:126:A:C8	53:B7:18:PHE:CE1	2.56	0.93
27:BA:1646:C:H3'	27:BA:1647:G:C5'	1.98	0.93
27:BA:2021:C:OP2	51:B5:15:LYS:HE2	1.68	0.93
27:BA:2195:C:O5'	27:BA:2195:C:C6	2.21	0.93

*Continued on next page...*

*Continued from previous page...*

Atom-1	Atom-2	Interatomic distance (Å)	Clash overlap (Å)
27:BA:2605:U:O2	27:BA:2606:C:H5	1.51	0.93
27:BA:2781:A:H5''	27:BA:2782:G:H5'	1.47	0.93
27:BA:2869:G:C2'	27:BA:2870:C:H5'	1.98	0.93
28:BD:208:GLY:N	28:BD:211:HIS:NE2	2.16	0.93
29:BE:80:ALA:HB2	29:BE:187:HIS:CD2	2.03	0.93
31:BG:82:GLU:O	31:BG:85:GLN:CD	2.07	0.93
32:BH:120:LEU:CA	32:BH:121:GLU:OE1	2.16	0.93
33:BI:5:PHE:O	33:BI:36:ALA:HB1	1.67	0.93
33:BI:68:LEU:HD22	33:BI:108:LEU:HD13	1.47	0.93
34:BN:50:GLU:CA	34:BN:53:ILE:CG2	2.36	0.93
35:BO:77:ILE:HD13	35:BO:78:ARG:H	1.28	0.93
36:BP:68:GLU:O	36:BP:71:GLU:HG3	1.67	0.93
37:BQ:127:ASN:CB	37:BQ:128:PRO:HD3	1.97	0.93
41:BX:6:LYS:CE	41:BX:29:ASP:N	2.31	0.93
42:BY:101:LEU:CD1	42:BY:112:LEU:CG	2.41	0.93
48:B3:11:SER:OG	48:B3:13:ILE:HG12	1.68	0.93
1:AA:889:A:H4'	1:AA:890:G:H4'	1.44	0.93
27:BA:25:U:C4'	40:BW:79:GLY:HA2	1.95	0.93
27:BA:527:C:C6	27:BA:2779:U:C6	2.56	0.93
27:BA:911:A:C6	37:BQ:16:ARG:CA	2.50	0.93
27:BA:1138:G:OP1	34:BN:57:TYR:OH	1.83	0.93
27:BA:2333:A:C1'	27:BA:2335:A:C2	2.50	0.93
27:BA:2468:G:C8	27:BA:2476:A:N1	2.35	0.93
27:BA:2717:G:N1	27:BA:2718:G:N7	2.16	0.93
27:BA:2741:A:HO2'	27:BA:2742:C:H5'	1.29	0.93
28:BD:138:THR:O	28:BD:162:GLN:HA	1.69	0.93
28:BD:174:ARG:HG2	28:BD:174:ARG:NH1	1.77	0.93
29:BE:197:GLU:O	29:BE:268:LEU:N	2.01	0.93
32:BH:30:GLY:HA3	32:BH:78:VAL:O	1.68	0.93
36:BP:75:LEU:O	36:BP:75:LEU:CD2	2.16	0.93
37:BQ:58:HIS:C	37:BQ:61:LEU:HG	1.86	0.93
41:BX:28:VAL:O	41:BX:30:ASP:N	2.01	0.93
50:B4:7:PRO:O	50:B4:8:LYS:HB2	1.68	0.93
52:B6:14:SER:CB	52:B6:51:ARG:O	2.16	0.93
27:BA:2098:U:H3	27:BA:2191:G:H1	1.06	0.93
27:BA:2329:G:N2	27:BA:2386:C:N3	2.16	0.93
27:BA:2392:A:N7	27:BA:2393:A:C5	2.37	0.93
27:BA:2748:A:H8	27:BA:2749:A:C4	1.84	0.93
29:BE:71:THR:HG21	29:BE:299:SER:CA	1.97	0.93
29:BE:216:ARG:HH21	29:BE:255:GLN:HA	1.34	0.93
31:BG:14:ARG:HA	31:BG:137:PRO:HD3	1.49	0.93

*Continued on next page...*

*Continued from previous page...*

Atom-1	Atom-2	Interatomic distance (Å)	Clash overlap (Å)
32:BH:101:LYS:HG2	32:BH:115:GLU:CB	1.98	0.93
33:BI:68:LEU:CB	33:BI:72:LEU:HD11	1.96	0.93
34:BN:50:GLU:CA	34:BN:53:ILE:HG21	1.95	0.93
34:BN:61:VAL:HG22	34:BN:139:LEU:HB2	1.47	0.93
34:BN:87:LEU:HB3	34:BN:88:PRO:CD	1.97	0.93
38:BS:41:LYS:C	38:BS:41:LYS:CD	2.32	0.93
42:BY:17:HIS:O	42:BY:20:HIS:HB3	1.68	0.93
42:BY:23:VAL:CG2	42:BY:67:LEU:HD21	1.98	0.93
43:BZ:143:ILE:HG22	43:BZ:144:GLY:H	0.79	0.93
45:BU:107:LYS:O	45:BU:108:ALA:O	1.86	0.93
1:AA:1222:G:OP2	1:AA:1322:C:N4	2.00	0.93
27:BA:856:C:H5'	49:B0:25:LYS:HZ1	0.81	0.93
27:BA:2048:G:N1	27:BA:2620:C:N4	2.16	0.93
27:BA:2209:C:H2'	27:BA:2210:G:H3'	0.94	0.93
27:BA:2762:G:C8	27:BA:2763:G:N7	2.36	0.93
27:BA:2842:G:C2	27:BA:2876:G:C2	2.56	0.93
28:BD:196:ASN:HA	28:BD:199:ARG:HD3	1.47	0.93
29:BE:271:ILE:HG12	29:BE:294:THR:HA	1.46	0.93
31:BG:56:ARG:HG2	31:BG:65:GLU:CB	1.97	0.93
31:BG:145:ASP:HB3	38:BS:15:GLU:C	1.88	0.93
33:BI:98:ILE:HD13	33:BI:115:ILE:HD12	1.48	0.93
34:BN:21:ARG:HA	34:BN:24:SER:HB3	1.48	0.93
34:BN:95:ARG:HA	34:BN:98:PHE:CD1	2.03	0.93
35:BO:99:PHE:O	35:BO:119:PRO:CG	2.16	0.93
43:BZ:141:MET:CA	43:BZ:171:VAL:HG11	1.97	0.93
46:BV:4:ILE:HD11	46:BV:13:ARG:HD3	1.51	0.93
46:BV:14:VAL:CG1	46:BV:15:SER:H	1.81	0.93
46:BV:42:GLY:CA	46:BV:54:TYR:CE2	2.42	0.93
47:B2:47:LYS:O	47:B2:48:GLU:O	1.84	0.93
48:B3:20:LYS:HD3	48:B3:23:LEU:HD12	1.51	0.93
1:AA:952:U:O2	16:AM:126:LYS:O	1.85	0.93
27:BA:1021:A:H8	34:BN:49:ARG:NH1	1.63	0.93
27:BA:1080:C:C1'	56:BK:126:LYS:O	2.10	0.93
27:BA:1598:C:O3'	41:BX:33:SER:OG	1.86	0.93
27:BA:1603:A:H2'	27:BA:1604:C:C6	2.02	0.93
27:BA:2328:A:C6	27:BA:2329:G:O6	2.21	0.93
27:BA:2523:G:N2	27:BA:2541:A:N3	2.16	0.93
27:BA:2542:A:O2'	27:BA:2543:G:C8	2.20	0.93
27:BA:2546:U:O4'	27:BA:2565:A:C2	2.22	0.93
29:BE:269:ILE:H	29:BE:269:ILE:CD1	1.77	0.93
35:BO:68:GLY:HA2	35:BO:78:ARG:HG2	1.50	0.93

*Continued on next page...*

*Continued from previous page...*

Atom-1	Atom-2	Interatomic distance (Å)	Clash overlap (Å)
37:BQ:49:VAL:HG12	37:BQ:50:VAL:N	1.84	0.93
37:BQ:56:ILE:CG1	37:BQ:113:ALA:O	2.17	0.93
38:BS:16:ALA:O	38:BS:17:ARG:HB3	1.68	0.93
39:BT:38:ASN:OD1	39:BT:39:ASN:N	2.01	0.93
46:BV:20:ILE:O	46:BV:21:ARG:NH2	2.00	0.93
47:B2:59:ILE:HG23	47:B2:60:GLN:H	1.32	0.93
53:B7:34:ARG:HH11	53:B7:42:LEU:CD2	1.79	0.93
1:AA:1320:C:O4'	22:AS:73:GLU:HG2	1.68	0.93
2:AV:9:A:C2	2:AV:45:G:C4	2.56	0.93
27:BA:530:G:O6	27:BA:2021:C:H3'	1.66	0.93
27:BA:1079:C:O2'	56:BK:130:GLY:HA2	1.68	0.93
27:BA:1364:G:C4'	50:B4:3:LYS:HD3	1.97	0.93
27:BA:2250:G:H5''	37:BQ:102:ARG:CD	1.97	0.93
27:BA:2330:G:H2'	27:BA:2331:G:H5'	1.48	0.93
27:BA:2512:C:OP1	29:BE:219:VAL:HG13	1.69	0.93
27:BA:2520:C:C2	27:BA:2521:C:C5	2.57	0.93
27:BA:2574:G:C2'	27:BA:2575:C:C6	2.52	0.93
27:BA:2604:U:O2	27:BA:2605:U:C6	2.21	0.93
27:BA:2640:G:H1	27:BA:2774:C:N4	1.65	0.93
28:BD:110:LYS:HZ3	28:BD:110:LYS:CA	1.79	0.93
31:BG:142:ALA:HB2	31:BG:151:ILE:HG12	1.51	0.93
33:BI:28:ASN:O	33:BI:32:LYS:HB2	1.65	0.93
33:BI:98:ILE:HG22	33:BI:99:ALA:H	1.24	0.93
33:BI:103:GLN:HE21	33:BI:109:LYS:CA	1.81	0.93
36:BP:65:ASP:HB3	36:BP:109:LEU:HB2	1.49	0.93
37:BQ:49:VAL:HG21	37:BQ:120:HIS:HA	1.50	0.93
37:BQ:67:ALA:CB	37:BQ:70:ARG:CZ	2.36	0.93
41:BX:33:SER:C	41:BX:37:VAL:CG2	2.37	0.93
41:BX:76:GLU:OE1	41:BX:77:VAL:N	2.01	0.93
42:BY:31:LEU:CD1	42:BY:101:LEU:HB2	1.99	0.93
49:B0:37:LEU:HD12	49:B0:70:ILE:HD13	1.48	0.93
49:B0:43:THR:HG21	49:B0:75:GLY:H	1.30	0.93
49:B0:45:PHE:CG	49:B0:78:PHE:HA	2.02	0.93
53:B7:20:ALA:O	53:B7:21:ARG:C	2.06	0.93
54:B8:36:LYS:CE	54:B8:40:GLU:OE1	2.16	0.93
27:BA:2292:C:C4	27:BA:2293:C:C5	2.56	0.93
27:BA:2313:C:C5'	31:BG:51:ARG:NH1	2.29	0.93
27:BA:2330:G:H1	27:BA:2385:C:H41	1.17	0.93
27:BA:2333:A:P	38:BS:13:ARG:NH1	2.41	0.93
27:BA:2652:C:H2'	27:BA:2653:U:H6	1.33	0.93
27:BA:2682:U:C5	29:BE:48:MET:CE	2.52	0.93

*Continued on next page...*

*Continued from previous page...*

Atom-1	Atom-2	Interatomic distance (Å)	Clash overlap (Å)
27:BA:2893:G:O3'	27:BA:2894:G:C4'	2.16	0.93
29:BE:180:ILE:HG21	29:BE:187:HIS:HB3	1.46	0.93
29:BE:210:THR:HG22	29:BE:255:GLN:CG	1.97	0.93
30:BF:196:THR:C	30:BF:236:THR:OG1	2.07	0.93
30:BF:225:PRO:O	30:BF:231:ARG:HG3	1.68	0.93
34:BN:15:ARG:CB	34:BN:43:ARG:CD	2.36	0.93
37:BQ:41:THR:O	37:BQ:125:TRP:CZ3	2.21	0.93
37:BQ:137:ARG:HD3	37:BQ:138:ARG:N	1.83	0.93
40:BW:11:ARG:O	40:BW:12:ILE:CG1	2.16	0.93
40:BW:84:ARG:HB3	40:BW:96:ILE:CD1	1.99	0.93
45:BU:117:ARG:HD3	45:BU:118:GLN:CG	1.97	0.93
47:B2:8:ILE:O	47:B2:11:MET:HG2	1.69	0.93
51:B5:12:SER:HB3	51:B5:15:LYS:HZ2	1.28	0.93
55:B9:10:MET:HB2	55:B9:32:HIS:HD2	1.33	0.93
1:AA:1221:G:H5'	22:AS:36:ARG:HH11	1.23	0.93
3:AW:25:C:O2	3:AW:26:G:H1'	1.68	0.93
27:BA:1568:G:C4'	28:BD:60:GLN:NE2	2.21	0.93
27:BA:2262:U:HO2'	27:BA:2263:C:H5''	1.19	0.93
27:BA:2357:U:O2'	27:BA:2358:G:C5'	2.16	0.93
27:BA:2400:G:O3'	52:B6:20:PHE:HZ	1.51	0.93
27:BA:2653:U:H3'	27:BA:2654:A:H8	1.16	0.93
29:BE:221:LYS:NZ	29:BE:233:ARG:CG	2.32	0.93
29:BE:269:ILE:HD11	29:BE:296:VAL:CA	1.99	0.93
29:BE:271:ILE:HG23	29:BE:293:TYR:O	1.68	0.93
34:BN:25:GLN:HA	34:BN:28:GLU:HG3	1.49	0.93
34:BN:88:PRO:HB2	34:BN:90:LYS:N	1.84	0.93
39:BT:21:PHE:O	39:BT:22:VAL:CG1	2.17	0.93
41:BX:55:GLN:C	41:BX:56:ASN:HD22	1.69	0.93
42:BY:70:ALA:O	42:BY:93:THR:HG21	1.68	0.93
43:BZ:71:MET:CG	43:BZ:78:PRO:CD	1.89	0.93
48:B3:1:MET:CE	48:B3:3:ARG:CD	2.46	0.93
27:BA:2320:A:C6	38:BS:13:ARG:O	2.20	0.93
27:BA:2526:G:C5	27:BA:2527:C:H5	1.85	0.93
27:BA:2661:G:N3	27:BA:2662:A:N7	2.17	0.93
27:BA:2749:A:C1'	32:BH:62:ALA:HB2	1.99	0.93
27:BA:2801:A:C2	27:BA:2895:U:O2'	2.22	0.93
27:BA:2826:A:C5	27:BA:2827:C:H6	1.77	0.93
28:BD:143:ILE:HG12	28:BD:153:LEU:HB3	1.51	0.93
29:BE:45:LYS:NZ	29:BE:302:GLY:C	2.20	0.93
29:BE:177:ALA:O	29:BE:179:ASP:N	2.00	0.93
38:BS:27:LEU:HB2	38:BS:33:ARG:CZ	1.98	0.93

*Continued on next page...*

*Continued from previous page...*

Atom-1	Atom-2	Interatomic distance (Å)	Clash overlap (Å)
40:BW:10:VAL:HB	40:BW:101:SER:O	1.68	0.93
42:BY:31:LEU:O	42:BY:32:ARG:O	1.86	0.93
43:BZ:35:ASP:N	43:BZ:39:PHE:CZ	2.35	0.93
43:BZ:142:ASN:H	43:BZ:171:VAL:CG2	1.82	0.93
46:BV:40:VAL:CG1	46:BV:51:ALA:O	2.16	0.93
54:B8:55:TRP:CE3	54:B8:59:LYS:CE	2.48	0.93
16:AM:3:ARG:HH12	31:BG:90:LEU:CD1	1.81	0.93
26:BB:77:U:OP1	43:BZ:14:LEU:CD1	2.17	0.93
27:BA:675:A:N3	27:BA:2443:C:O2'	2.02	0.93
27:BA:1204:A:HO2'	30:BF:230:GLY:N	1.66	0.93
27:BA:2262:U:P	49:B0:14:ARG:HH21	1.92	0.93
27:BA:2455:G:H2'	27:BA:2456:C:H5'	1.51	0.93
27:BA:2804:C:C6	27:BA:2805:G:N1	2.37	0.93
27:BA:2842:G:O2'	27:BA:2843:G:H5'	1.65	0.93
27:BA:2845:G:HO2'	27:BA:2846:G:H5'	1.31	0.93
27:BA:2852:G:H1	27:BA:2865:U:H3	0.96	0.93
27:BA:2881:C:H2'	27:BA:2882:A:H8	1.32	0.93
29:BE:67:THR:O	29:BE:68:VAL:HG23	1.69	0.93
30:BF:111:VAL:O	30:BF:112:ARG:O	1.86	0.93
30:BF:164:ALA:HA	30:BF:232:LEU:CD1	1.96	0.93
33:BI:5:PHE:HB3	33:BI:17:GLU:O	1.69	0.93
33:BI:68:LEU:HB3	33:BI:72:LEU:CD1	1.99	0.93
34:BN:78:ILE:O	34:BN:82:THR:CG2	2.17	0.93
37:BQ:41:THR:HG21	37:BQ:126:VAL:CA	1.98	0.93
38:BS:81:ALA:HB3	38:BS:117:ALA:HB1	1.49	0.93
40:BW:23:LEU:HD22	40:BW:24:ILE:N	1.84	0.93
40:BW:32:ALA:HB2	40:BW:35:ILE:HD12	1.49	0.93
42:BY:78:THR:C	42:BY:89:ARG:CG	2.34	0.93
43:BZ:34:LEU:CD1	43:BZ:39:PHE:HZ	1.81	0.93
43:BZ:62:PHE:CD2	43:BZ:87:THR:CG2	2.51	0.93
45:BU:69:ALA:HA	45:BU:79:PHE:CZ	2.04	0.93
48:B3:1:MET:HE3	48:B3:3:ARG:HD2	1.48	0.93
50:B4:7:PRO:CG	50:B4:56:VAL:HG11	1.99	0.93
52:B6:2:ALA:CB	52:B6:11:LYS:NZ	2.31	0.93
27:BA:459:U:OP2	53:B7:40:HIS:CG	2.22	0.92
27:BA:1612:C:C2	53:B7:3:ARG:NH1	2.36	0.92
27:BA:1907:G:H1	27:BA:1923:U:H3	0.98	0.92
27:BA:2207:C:N3	27:BA:2218:G:N1	2.16	0.92
27:BA:2431:U:H2'	27:BA:2432:A:H3'	1.50	0.92
27:BA:2555:U:H2'	27:BA:2556:C:H5'	0.94	0.92
27:BA:2575:C:OP1	29:BE:241:TRP:CD1	2.22	0.92

*Continued on next page...*



*Continued from previous page...*

Atom-1	Atom-2	Interatomic distance (Å)	Clash overlap (Å)
27:BA:2597:G:C6	27:BA:2598:A:N6	2.36	0.92
27:BA:2737:G:H2'	27:BA:2738:A:H8	1.33	0.92
32:BH:85:ALA:HA	32:BH:131:ILE:HG21	0.94	0.92
32:BH:91:VAL:O	32:BH:91:VAL:HG12	1.67	0.92
36:BP:114:VAL:C	36:BP:115:ARG:HG3	1.89	0.92
37:BQ:42:TYR:CD2	43:BZ:119:ASN:HA	2.05	0.92
37:BQ:94:ARG:NE	37:BQ:106:GLY:HA3	1.84	0.92
41:BX:2:TRP:O	41:BX:3:ASP:O	1.87	0.92
42:BY:35:TYR:HH	42:BY:113:GLU:HG3	1.15	0.92
42:BY:74:VAL:HG12	42:BY:74:VAL:O	1.65	0.92
48:B3:50:VAL:HB	48:B3:53:LEU:HD12	1.49	0.92
52:B6:12:MET:HE3	52:B6:54:LYS:H	1.33	0.92
27:BA:1102:C:N3	27:BA:1104:C:C4	2.37	0.92
27:BA:2314:C:C5'	31:BG:22:VAL:CG1	2.45	0.92
27:BA:2322:A:O4'	27:BA:2322:A:OP1	1.87	0.92
27:BA:2378:A:O2'	38:BS:30:GLY:CA	2.17	0.92
27:BA:2623:G:N2	27:BA:2624:G:C1'	2.31	0.92
27:BA:2638:G:O2'	27:BA:2639:A:C8	2.21	0.92
27:BA:2852:G:N2	27:BA:2853:C:O2	2.03	0.92
28:BD:158:GLY:HA2	28:BD:194:VAL:CB	1.97	0.92
29:BE:76:PRO:HB2	29:BE:77:PRO:HD3	0.92	0.92
29:BE:218:GLY:O	29:BE:219:VAL:HG23	1.68	0.92
29:BE:222:ARG:H	29:BE:222:ARG:HD2	1.33	0.92
29:BE:233:ARG:C	29:BE:234:ARG:HG3	1.87	0.92
32:BH:96:SER:HA	32:BH:124:VAL:HG21	1.50	0.92
35:BO:10:VAL:HG13	35:BO:12:ASP:OD1	1.69	0.92
36:BP:130:ARG:O	36:BP:133:VAL:HB	1.69	0.92
41:BX:47:VAL:HB	41:BX:69:SER:HB2	1.50	0.92
43:BZ:103:ARG:HD3	43:BZ:103:ARG:H	1.34	0.92
49:B0:65:GLY:CA	49:B0:66:LYS:HD2	1.99	0.92
1:AA:953:G:H1'	16:AM:125:ARG:C	1.88	0.92
27:BA:1819:A:OP2	28:BD:153:LEU:HG	1.69	0.92
27:BA:2333:A:C8	27:BA:2335:A:H2	1.81	0.92
27:BA:2469:A:H61	27:BA:2481:G:H1'	1.34	0.92
27:BA:2546:U:C4'	27:BA:2565:A:H2	1.78	0.92
27:BA:2636:U:H4'	29:BE:84:ARG:HH22	0.76	0.92
27:BA:2869:G:O2'	27:BA:2870:C:H5'	1.68	0.92
28:BD:74:PRO:HA	28:BD:116:MET:CE	1.99	0.92
29:BE:79:ARG:NH1	29:BE:104:PHE:CA	2.32	0.92
31:BG:14:ARG:HA	31:BG:137:PRO:CD	1.99	0.92
31:BG:18:ILE:HG22	31:BG:19:GLU:N	1.81	0.92

*Continued on next page...*

*Continued from previous page...*

Atom-1	Atom-2	Interatomic distance (Å)	Clash overlap (Å)
32:BH:53:ARG:HH11	32:BH:56:ASP:HA	0.78	0.92
32:BH:108:TYR:O	32:BH:109:SER:HB3	1.68	0.92
33:BI:13:GLY:HA2	33:BI:15:LYS:NZ	1.84	0.92
36:BP:109:LEU:HD13	36:BP:110:GLY:N	1.85	0.92
41:BX:8:PRO:O	41:BX:10:VAL:HG23	1.69	0.92
41:BX:25:GLN:C	41:BX:26:PHE:CD1	2.43	0.92
41:BX:56:ASN:N	41:BX:56:ASN:ND2	2.11	0.92
42:BY:30:ASP:O	42:BY:34:GLU:HG3	1.58	0.92
42:BY:57:GLY:HA2	42:BY:97:ARG:HH22	1.31	0.92
43:BZ:69:VAL:HG12	43:BZ:70:GLN:N	1.84	0.92
44:BR:38:VAL:HB	44:BR:39:PRO:CD	1.93	0.92
48:B3:43:ILE:N	48:B3:43:ILE:HD12	1.84	0.92
53:B7:8:ASN:HB2	53:B7:11:LYS:CB	1.98	0.92
53:B7:34:ARG:O	53:B7:35:ARG:O	1.85	0.92
1:AA:1030:C:H2'	1:AA:30(A):G:H8	1.30	0.92
3:AW:37:YYG:C21	10:AG:83:ALA:HB1	1.86	0.92
27:BA:104:U:O4	42:BY:17:HIS:CE1	2.22	0.92
27:BA:856:C:O2'	49:B0:24:LYS:HD3	1.70	0.92
27:BA:995:C:H1'	45:BU:57:PHE:CZ	2.05	0.92
27:BA:1367:A:C3'	53:B7:25:LYS:NZ	2.33	0.92
27:BA:2410:G:H2'	27:BA:2411:A:N7	1.83	0.92
27:BA:2414:G:C2	27:BA:2415:G:N7	2.37	0.92
27:BA:2445:G:H2'	27:BA:2446:G:H5'	1.51	0.92
27:BA:2603:G:C6	27:BA:2604:U:C5	2.58	0.92
27:BA:2628:C:O2	27:BA:2781:A:O2'	1.86	0.92
27:BA:2631:G:C6	27:BA:2632:A:C8	2.57	0.92
27:BA:2682:U:C6	29:BE:48:MET:HE2	2.03	0.92
27:BA:2689:U:H4'	27:BA:2690:C:H5'	1.49	0.92
27:BA:2819:G:N3	27:BA:2821:A:C8	2.36	0.92
27:BA:2862:G:H2'	27:BA:2863:C:C6	2.03	0.92
28:BD:135:PRO:CG	28:BD:138:THR:CG2	2.28	0.92
30:BF:147:LEU:HD12	30:BF:156:LEU:HD11	0.93	0.92
30:BF:163:HIS:CB	30:BF:166:ILE:HD12	1.98	0.92
32:BH:14:VAL:O	32:BH:14:VAL:HG12	1.67	0.92
33:BI:145:VAL:O	33:BI:146:THR:HG22	1.69	0.92
34:BN:87:LEU:HB3	34:BN:88:PRO:HD2	1.51	0.92
43:BZ:67:LYS:CA	43:BZ:67:LYS:HZ1	1.79	0.92
43:BZ:79:ILE:O	43:BZ:80:HIS:ND1	2.02	0.92
45:BU:39:LEU:O	45:BU:41:ASN:N	2.03	0.92
45:BU:88:ILE:HB	46:BV:52:GLY:CA	1.99	0.92
46:BV:60:VAL:C	46:BV:98:ILE:HB	1.90	0.92

*Continued on next page...*

*Continued from previous page...*

Atom-1	Atom-2	Interatomic distance (Å)	Clash overlap (Å)
47:B2:2:VAL:H	47:B2:4:HIS:HE1	0.96	0.92
48:B3:40:THR:HG21	48:B3:43:ILE:CG1	1.98	0.92
49:B0:37:LEU:HG	49:B0:68:VAL:CG1	1.98	0.92
51:B5:45:ILE:N	51:B5:52:TYR:CE1	2.37	0.92
52:B6:16:ALA:O	52:B6:48:VAL:HG11	1.68	0.92
1:AA:1225:A:C4'	22:AS:78:ARG:HD3	1.98	0.92
1:AA:1317:C:O2'	22:AS:10:PHE:CE2	2.09	0.92
27:BA:71:A:O2'	41:BX:2:TRP:CZ2	2.22	0.92
27:BA:1034:G:C5'	55:B9:18:ARG:NH2	2.33	0.92
27:BA:1301:A:HO2'	27:BA:1302:A:H8	0.95	0.92
27:BA:1665:A:H4'	35:BO:66:LYS:CD	1.99	0.92
27:BA:1993:U:C4'	29:BE:228:ARG:HH21	1.81	0.92
27:BA:2228:G:H5''	27:BA:2228:G:H8	1.29	0.92
27:BA:2373:G:C2	27:BA:2374:C:C4	2.58	0.92
27:BA:2552:U:C2	27:BA:2554:U:C5'	2.53	0.92
27:BA:2734:A:N6	27:BA:2735:G:C2	2.33	0.92
27:BA:2759:G:C2'	27:BA:2760:C:O5'	2.17	0.92
27:BA:2825:C:H2'	27:BA:2826:A:O4'	1.70	0.92
28:BD:70:LYS:HG3	28:BD:73:ILE:HD13	1.48	0.92
29:BE:206:LYS:O	29:BE:208:LYS:N	2.02	0.92
42:BY:55:PHE:HZ	42:BY:89:ARG:CZ	1.80	0.92
43:BZ:26:LYS:O	43:BZ:27:GLU:HG3	1.67	0.92
44:BR:63:ARG:HH21	44:BR:77:ARG:HG2	1.19	0.92
45:BU:28:ARG:H	45:BU:31:GLN:CD	1.69	0.92
27:BA:2287:A:N6	27:BA:2344:U:C6	2.38	0.92
27:BA:2488:A:O2'	27:BA:2489:G:H5'	1.70	0.92
27:BA:2515:C:N4	27:BA:2569:G:N1	1.82	0.92
27:BA:2790:A:C5'	27:BA:2791:C:OP1	2.17	0.92
30:BF:32:GLY:CA	30:BF:35:VAL:HG23	1.98	0.92
32:BH:74:MET:O	32:BH:78:VAL:HG23	1.68	0.92
33:BI:132:LYS:HA	33:BI:138:THR:CG2	1.99	0.92
34:BN:45:VAL:C	34:BN:46:ILE:CG1	2.36	0.92
36:BP:67:ARG:CZ	36:BP:111:ALA:O	2.16	0.92
36:BP:68:GLU:O	36:BP:71:GLU:CG	2.17	0.92
37:BQ:76:GLY:CA	37:BQ:132:VAL:HG11	2.00	0.92
45:BU:44:THR:HA	45:BU:47:TYR:HD1	1.34	0.92
45:BU:76:TYR:O	45:BU:80:ILE:CG1	2.18	0.92
50:B4:46:GLU:OE1	50:B4:54:GLY:CA	2.15	0.92
53:B7:22:MET:O	53:B7:24:THR:N	2.03	0.92
54:B8:16:ILE:CB	54:B8:22:VAL:HG22	1.99	0.92
55:B9:4:ARG:CA	55:B9:36:GLN:HA	2.00	0.92

*Continued on next page...*

*Continued from previous page...*

Atom-1	Atom-2	Interatomic distance (Å)	Clash overlap (Å)
1:AA:1288:A:N6	1:AA:1371:G:O2'	2.02	0.92
27:BA:1059:G:C2	56:BK:131:THR:CG2	2.47	0.92
27:BA:1668:A:O5'	35:BO:5:GLU:OE2	1.86	0.92
27:BA:2436:G:C6	27:BA:2437:U:C4	2.56	0.92
27:BA:2468:G:O2'	27:BA:2469:A:H8	1.51	0.92
27:BA:2584:U:H6	27:BA:2585:U:C6	1.84	0.92
27:BA:2606:C:H6	27:BA:2606:C:H5''	1.34	0.92
27:BA:2617:C:C2'	27:BA:2618:G:C5'	2.37	0.92
27:BA:2619:C:O2'	27:BA:2620:C:H5'	1.70	0.92
27:BA:2717:G:C8	27:BA:2717:G:C5'	2.43	0.92
28:BD:129:LEU:HD23	28:BD:130:PRO:HD3	1.48	0.92
29:BE:190:ASN:O	29:BE:192:ILE:CA	2.18	0.92
31:BG:145:ASP:CG	38:BS:15:GLU:O	2.08	0.92
33:BI:13:GLY:C	33:BI:15:LYS:HD2	1.90	0.92
34:BN:13:ASP:HA	34:BN:38:VAL:HG12	0.92	0.92
37:BQ:33:MET:HB3	37:BQ:83:PHE:CB	1.99	0.92
37:BQ:50:VAL:HG12	37:BQ:52:LYS:H	1.34	0.92
37:BQ:89:PRO:C	37:BQ:90:PHE:HD1	1.68	0.92
38:BS:81:ALA:HB1	38:BS:118:ILE:N	1.85	0.92
43:BZ:96:VAL:HG12	43:BZ:97:PRO:HD2	1.52	0.92
51:B5:51:TYR:O	51:B5:52:TYR:HB2	1.66	0.92
53:B7:18:PHE:H	53:B7:44:VAL:HG21	1.17	0.92
53:B7:30:ILE:CG1	53:B7:33:ARG:CD	2.47	0.92
1:AA:1320:C:H42	22:AS:36:ARG:HG3	1.13	0.92
27:BA:248:G:N2	27:BA:2431:U:C4'	2.33	0.92
27:BA:337:C:H3'	27:BA:338:G:C5'	1.98	0.92
27:BA:605:C:O3'	30:BF:103:ASN:ND2	2.03	0.92
27:BA:1151:G:C3'	45:BU:81:ASN:ND2	2.29	0.92
27:BA:1263:U:C4'	51:B5:16:ARG:NH2	2.33	0.92
27:BA:2212:A:C2'	27:BA:2213:U:H5	1.63	0.92
27:BA:2384:G:H5''	27:BA:2386:C:P	2.09	0.92
27:BA:2463:C:N3	27:BA:2464:C:H5	1.68	0.92
27:BA:2740:A:N1	27:BA:2764:A:N3	2.18	0.92
27:BA:2833:G:H8	27:BA:2833:G:OP1	1.51	0.92
28:BD:106:PRO:HA	28:BD:194:VAL:O	1.67	0.92
28:BD:175:LEU:CG	28:BD:180:VAL:CA	2.46	0.92
29:BE:45:LYS:NZ	29:BE:303:PRO:C	2.23	0.92
29:BE:200:ASP:HA	29:BE:266:LYS:CD	2.00	0.92
32:BH:86:LEU:N	32:BH:131:ILE:HG22	1.82	0.92
32:BH:102:LEU:CD2	32:BH:114:ILE:O	2.17	0.92
33:BI:7:LYS:HG3	33:BI:12:LYS:HG2	1.00	0.92

*Continued on next page...*

*Continued from previous page...*

Atom-1	Atom-2	Interatomic distance (Å)	Clash overlap (Å)
40:BW:8:ARG:O	40:BW:10:VAL:CG2	2.18	0.92
43:BZ:149:ALA:HB3	43:BZ:165:GLU:N	1.82	0.92
45:BU:13:ARG:HB2	45:BU:13:ARG:HH12	1.27	0.92
46:BV:74:TYR:CE1	46:BV:87:ARG:C	2.43	0.92
50:B4:41:PRO:HB2	50:B4:57:ASP:HB3	1.48	0.92
1:AA:1221:G:C5'	22:AS:36:ARG:NH1	2.32	0.92
3:AW:37:YYG:H191	10:AG:79:ARG:CA	1.99	0.92
26:BB:9:G:OP1	38:BS:37:ARG:NH2	2.02	0.92
27:BA:818:G:N2	27:BA:1189:A:H62	1.68	0.92
27:BA:818:G:H21	27:BA:1189:A:N6	1.66	0.92
27:BA:1077:A:O2'	56:BK:134:SER:HA	1.68	0.92
27:BA:2424:C:H2'	27:BA:2424:C:O2	1.68	0.92
27:BA:2552:U:N3	27:BA:2554:U:H5'	1.84	0.92
27:BA:2711:A:OP2	27:BA:2714:G:P	2.28	0.92
29:BE:107:GLU:O	29:BE:110:ARG:HG3	1.70	0.92
31:BG:19:GLU:CD	31:BG:135:VAL:HG22	1.89	0.92
31:BG:49:PRO:HD3	31:BG:73:VAL:HG22	1.51	0.92
33:BI:59:ALA:O	33:BI:62:LEU:HB2	1.69	0.92
33:BI:68:LEU:HD21	33:BI:108:LEU:HD11	1.49	0.92
34:BN:106:GLY:C	34:BN:107:ASN:HD22	1.67	0.92
37:BQ:42:TYR:CE2	43:BZ:116:VAL:HG21	2.04	0.92
40:BW:71:VAL:HG12	40:BW:106:ILE:O	1.68	0.92
45:BU:40:LEU:H	45:BU:40:LEU:CD2	1.83	0.92
45:BU:72:HIS:CE1	45:BU:110:VAL:HG21	2.04	0.92
1:AA:409:G:H5''	7:AD:25:ARG:CB	1.99	0.92
16:AM:91:ARG:HD2	16:AM:97:PRO:O	1.69	0.92
27:BA:1161:C:HO2'	46:BV:22:VAL:HG11	1.32	0.92
27:BA:1675:C:N3	29:BE:225:LYS:CG	2.31	0.92
27:BA:2350:C:H2'	27:BA:2351:G:C8	2.04	0.92
27:BA:2680:C:H5'	29:BE:302:GLY:H	1.34	0.92
27:BA:2698:U:H2'	27:BA:2699:C:H6	1.30	0.92
29:BE:99:VAL:O	29:BE:100:TRP:CD2	2.22	0.92
31:BG:29:HIS:CE1	31:BG:64:ARG:HH12	1.85	0.92
34:BN:94:GLY:O	34:BN:97:ALA:HB3	1.70	0.92
34:BN:136:SER:O	34:BN:137:GLU:C	2.08	0.92
35:BO:35:ILE:CD1	35:BO:65:THR:HG22	1.99	0.92
35:BO:98:ILE:CG2	35:BO:99:PHE:H	1.83	0.92
35:BO:112:MET:O	35:BO:115:ILE:N	2.03	0.92
37:BQ:91:HIS:N	37:BQ:111:THR:CG2	2.33	0.92
53:B7:43:THR:CA	53:B7:46:ASP:OD1	2.17	0.92
3:AW:37:YYG:C24	10:AG:83:ALA:HB3	1.99	0.91

*Continued on next page...*

*Continued from previous page...*

Atom-1	Atom-2	Interatomic distance (Å)	Clash overlap (Å)
27:BA:1417:C:N3	27:BA:1581:G:N2	2.18	0.91
27:BA:2051:A:N1	27:BA:2618:G:O6	2.02	0.91
27:BA:2216:G:C2'	27:BA:2217:G:C5'	2.45	0.91
27:BA:2310:A:H2'	31:BG:55:LYS:HE2	0.95	0.91
27:BA:2494:G:N1	27:BA:2495:G:C5	2.38	0.91
27:BA:2546:U:O4'	27:BA:2565:A:H2	1.52	0.91
27:BA:2737:G:N3	27:BA:2738:A:C8	2.38	0.91
27:BA:2754:U:H2'	27:BA:2756:U:P	2.09	0.91
29:BE:45:LYS:CE	29:BE:303:PRO:O	2.17	0.91
29:BE:70:VAL:HG11	29:BE:296:VAL:CA	1.90	0.91
31:BG:53:LYS:HG2	31:BG:54:ALA:H	1.28	0.91
32:BH:95:ALA:O	32:BH:127:GLN:HA	1.70	0.91
37:BQ:85:ILE:HB	37:BQ:122:PHE:CD2	2.05	0.91
38:BS:36:ALA:HA	38:BS:45:ALA:HB2	1.52	0.91
40:BW:90:ARG:CB	40:BW:90:ARG:CZ	2.45	0.91
53:B7:30:ILE:CD1	53:B7:33:ARG:NH1	1.72	0.91
55:B9:11:CYS:SG	55:B9:14:CYS:N	2.39	0.91
1:AA:277:C:OP1	20:AQ:41:LYS:HD2	1.67	0.91
1:AA:975:A:C5	1:AA:1357:A:H2	1.87	0.91
27:BA:993:G:H4'	46:BV:90:PHE:HZ	1.28	0.91
27:BA:1603:A:H2'	27:BA:1604:C:H6	1.30	0.91
27:BA:1698:A:O2'	27:BA:1699:G:H3'	1.70	0.91
27:BA:2051:A:C4'	29:BE:238:LEU:HD21	1.98	0.91
27:BA:2317:C:C5	27:BA:2318:G:O6	2.23	0.91
27:BA:2320:A:N6	38:BS:9:PRO:CB	2.31	0.91
27:BA:2575:C:H5'	29:BE:241:TRP:NE1	1.85	0.91
27:BA:2641:G:C6	27:BA:2774:C:C4	2.58	0.91
27:BA:2854:G:C2	27:BA:2864:G:C5	2.58	0.91
28:BD:135:PRO:HG3	28:BD:138:THR:HG21	1.48	0.91
31:BG:59:GLY:O	31:BG:60:GLU:CG	2.19	0.91
31:BG:88:LEU:O	31:BG:88:LEU:CD2	2.16	0.91
34:BN:19:MET:CG	34:BN:46:ILE:CD1	2.47	0.91
35:BO:78:ARG:C	35:BO:79:PHE:CD2	2.43	0.91
36:BP:132:LYS:O	36:BP:135:GLY:N	2.03	0.91
37:BQ:140:TYR:CD1	37:BQ:147:VAL:HG13	2.02	0.91
39:BT:44:ARG:HG3	39:BT:45:GLU:H	1.34	0.91
40:BW:21:VAL:HG23	40:BW:22:ASP:H	1.36	0.91
41:BX:24:LEU:HB3	41:BX:26:PHE:CZ	2.02	0.91
42:BY:79:LEU:CD1	42:BY:80:GLU:H	1.82	0.91
45:BU:7:GLY:CA	45:BU:8:ILE:HD12	2.00	0.91
46:BV:11:GLN:CD	46:BV:22:VAL:HG23	1.89	0.91

*Continued on next page...*

*Continued from previous page...*

Atom-1	Atom-2	Interatomic distance (Å)	Clash overlap (Å)
47:B2:59:ILE:HG12	47:B2:60:GLN:N	1.84	0.91
48:B3:9:VAL:HG22	48:B3:54:VAL:HA	1.49	0.91
1:AA:977:A:N6	1:AA:1224:G:OP1	2.03	0.91
2:AV:35:A:N1	4:AX:118:C:C4	2.37	0.91
27:BA:101:G:OP2	42:BY:107:LYS:NZ	2.04	0.91
27:BA:872:A:O2'	37:BQ:31:PHE:HB2	1.69	0.91
27:BA:1301:A:H62	27:BA:1303:G:H1'	1.31	0.91
27:BA:2255:G:N2	27:BA:2256:G:H1'	1.85	0.91
27:BA:2431:U:O2	27:BA:2433:A:OP2	1.87	0.91
27:BA:2739:U:H2'	27:BA:2740:A:H5''	1.46	0.91
27:BA:2770:G:C1'	29:BE:316:ARG:HH12	1.77	0.91
29:BE:199:ALA:HB1	29:BE:312:ARG:O	1.68	0.91
31:BG:14:ARG:HA	31:BG:137:PRO:HG3	1.49	0.91
34:BN:80:LYS:O	34:BN:81:ARG:O	1.89	0.91
37:BQ:12:PRO:HB2	37:BQ:20:ILE:CD1	2.00	0.91
37:BQ:57:ARG:O	37:BQ:61:LEU:CG	2.17	0.91
45:BU:57:PHE:HA	45:BU:60:LEU:HG	1.50	0.91
52:B6:29:ARG:HG2	52:B6:30:ASN:H	1.33	0.91
1:AA:261:U:H5	23:AT:79:ARG:NH2	1.68	0.91
1:AA:1340:A:C1'	2:AV:31:A:O2'	2.18	0.91
27:BA:929:G:H1'	48:B3:43:ILE:CG1	2.00	0.91
27:BA:2218:G:HO2'	28:BD:146:LYS:HE3	1.30	0.91
27:BA:2341:G:C5	27:BA:2342:C:C4	2.59	0.91
27:BA:2468:G:N2	27:BA:2481:G:H2'	1.83	0.91
27:BA:2620:C:O2'	27:BA:2621:A:H5''	1.71	0.91
27:BA:2887:U:C2	27:BA:2888:C:C5	2.58	0.91
30:BF:24:THR:CB	30:BF:25:PRO:CD	2.46	0.91
30:BF:111:VAL:HA	30:BF:220:THR:HG22	1.51	0.91
32:BH:127:GLN:O	32:BH:130:ILE:HD11	1.70	0.91
36:BP:52:LYS:HD3	36:BP:53:ARG:HH11	1.16	0.91
36:BP:65:ASP:HB3	36:BP:109:LEU:HB3	0.94	0.91
36:BP:116:HIS:HD2	36:BP:118:LEU:HD11	1.29	0.91
37:BQ:42:TYR:O	37:BQ:125:TRP:CH2	2.23	0.91
37:BQ:143:VAL:HG23	37:BQ:144:THR:H	1.35	0.91
41:BX:14:ALA:N	41:BX:17:ASP:OD2	2.02	0.91
43:BZ:46:GLN:HB2	43:BZ:49:THR:OG1	1.68	0.91
43:BZ:78:PRO:O	43:BZ:79:ILE:CG1	2.19	0.91
43:BZ:103:ARG:HG2	43:BZ:139:THR:CG2	1.99	0.91
45:BU:25:TRP:O	45:BU:28:ARG:NH1	2.03	0.91
1:AA:21:G:N2	1:AA:914:A:N7	2.19	0.91
1:AA:1287:A:H61	1:AA:1371:G:C4'	1.84	0.91

*Continued on next page...*

*Continued from previous page...*

Atom-1	Atom-2	Interatomic distance (Å)	Clash overlap (Å)
26:BB:57:A:O2'	31:BG:13:MET:SD	2.28	0.91
27:BA:138:G:H1'	41:BX:42:GLU:HG2	1.50	0.91
27:BA:687:C:O4'	53:B7:4:THR:CG2	2.18	0.91
27:BA:1568:G:C5'	28:BD:60:GLN:HG2	2.00	0.91
27:BA:2053:G:OP1	29:BE:241:TRP:HA	1.69	0.91
27:BA:2290:G:C6	27:BA:2291:U:N3	2.38	0.91
27:BA:2311:A:OP2	27:BA:2311:A:O4'	1.88	0.91
27:BA:2414:G:C2	27:BA:2415:G:C8	2.58	0.91
27:BA:2528:U:O4	27:BA:2530:A:N3	2.03	0.91
27:BA:2579:C:H6	27:BA:2579:C:C4'	1.84	0.91
27:BA:2826:A:C6	27:BA:2827:C:H6	1.69	0.91
28:BD:145:LEU:N	28:BD:152:GLN:CB	2.23	0.91
32:BH:101:LYS:HE2	32:BH:115:GLU:HB2	1.52	0.91
37:BQ:49:VAL:HA	37:BQ:121:ASP:HB2	1.53	0.91
42:BY:103:LEU:HD22	42:BY:112:LEU:CD2	2.00	0.91
44:BR:79:LEU:C	44:BR:79:LEU:HD22	1.82	0.91
46:BV:57:GLN:CG	46:BV:58:ALA:H	1.82	0.91
48:B3:39:ASP:HA	48:B3:44:ARG:HH21	1.34	0.91
53:B7:43:THR:CA	53:B7:46:ASP:OD2	2.17	0.91
27:BA:342:G:H2'	27:BA:343:C:C6	2.05	0.91
27:BA:859:G:O2'	27:BA:2268:A:C2	2.23	0.91
27:BA:911:A:C2'	37:BQ:16:ARG:HE	1.84	0.91
27:BA:1368:G:OP1	53:B7:25:LYS:HD2	1.68	0.91
27:BA:2185:C:C2	27:BA:2186:G:C8	2.59	0.91
27:BA:2309:A:C3'	27:BA:2310:A:H5'	2.01	0.91
27:BA:2473:U:O2	27:BA:2473:U:H2'	1.67	0.91
27:BA:2589:A:C5	27:BA:2590:A:N7	2.39	0.91
27:BA:2657:A:C6	27:BA:2665:A:N7	2.38	0.91
28:BD:89:ASN:HD21	28:BD:199:ARG:HE	1.04	0.91
28:BD:131:LEU:HD12	28:BD:184:LEU:O	1.71	0.91
29:BE:45:LYS:NZ	29:BE:303:PRO:CD	2.30	0.91
29:BE:45:LYS:CE	29:BE:303:PRO:CG	2.33	0.91
29:BE:180:ILE:HB	29:BE:187:HIS:HB3	1.50	0.91
30:BF:115:LEU:CG	30:BF:246:ARG:NH2	2.28	0.91
32:BH:82:TYR:CZ	32:BH:137:LYS:CG	2.54	0.91
33:BI:7:LYS:CG	33:BI:12:LYS:HD3	1.95	0.91
37:BQ:129:ASP:OD1	37:BQ:132:VAL:HG23	1.69	0.91
41:BX:24:LEU:HB2	41:BX:26:PHE:CZ	2.03	0.91
42:BY:87:VAL:HG13	42:BY:88:PRO:CD	1.97	0.91
43:BZ:100:THR:CG2	43:BZ:137:ASP:OD1	2.17	0.91
44:BR:19:ALA:O	44:BR:22:ARG:CB	2.17	0.91

*Continued on next page...*



*Continued from previous page...*

Atom-1	Atom-2	Interatomic distance (Å)	Clash overlap (Å)
44:BR:107:ASP:CG	44:BR:109:ALA:H	1.73	0.91
48:B3:8:LEU:HD22	48:B3:31:LEU:C	1.91	0.91
49:B0:38:VAL:C	49:B0:40:GLN:HG3	1.91	0.91
51:B5:33:CYS:CB	51:B5:37:HIS:N	2.34	0.91
1:AA:31:G:O2'	1:AA:46:G:H5'	1.71	0.91
1:AA:405:U:O4	7:AD:2:GLY:N	2.04	0.91
1:AA:1314:C:H3'	22:AS:6:LYS:HD3	1.50	0.91
3:AW:39:PSU:C4'	14:AK:54:ARG:HH22	1.84	0.91
27:BA:2:G:N1	27:BA:2902:C:N3	2.19	0.91
27:BA:586:A:N1	27:BA:809:G:O2'	2.02	0.91
27:BA:1364:G:C2'	50:B4:3:LYS:HZ3	1.77	0.91
27:BA:1819:A:H5''	28:BD:157:ALA:CB	2.01	0.91
27:BA:2468:G:O2'	27:BA:2469:A:C5'	2.18	0.91
28:BD:133:ASN:O	28:BD:134:ILE:HG13	1.68	0.91
29:BE:267:ARG:HG3	29:BE:297:LYS:HB2	1.51	0.91
30:BF:33:LYS:CA	30:BF:36:ARG:HG3	2.00	0.91
30:BF:60:SER:HB3	30:BF:69:HIS:HB3	1.51	0.91
30:BF:163:HIS:CB	30:BF:166:ILE:CD1	2.48	0.91
32:BH:121:GLU:OE1	32:BH:121:GLU:N	2.03	0.91
40:BW:75:TYR:CD1	40:BW:104:THR:OG1	2.22	0.91
44:BR:85:PRO:C	44:BR:87:TYR:H	1.74	0.91
45:BU:65:ILE:HD13	45:BU:96:ALA:CB	1.98	0.91
47:B2:4:HIS:O	47:B2:8:ILE:HD12	1.69	0.91
52:B6:5:GLY:C	52:B6:7:ARG:H	1.74	0.91
55:B9:15:LYS:N	55:B9:26:ILE:O	2.01	0.91
1:AA:1211:U:C3'	1:AA:1212:U:OP1	2.17	0.91
27:BA:85:G:P	42:BY:65:VAL:HG21	2.10	0.91
27:BA:592:G:O2'	54:B8:3:LYS:HG3	1.69	0.91
27:BA:873:G:OP1	37:BQ:30:GLN:OE1	1.89	0.91
27:BA:1827:C:N4	28:BD:225:ARG:NH1	2.15	0.91
27:BA:1993:U:H4'	29:BE:228:ARG:HH21	1.32	0.91
27:BA:2306:C:H42	31:BG:53:LYS:NZ	1.57	0.91
27:BA:2380:C:H2'	27:BA:2381:C:H5'	1.53	0.91
27:BA:2558:C:O2	27:BA:2559:C:C5	2.24	0.91
27:BA:2570:G:C2	27:BA:2571:C:C5	2.59	0.91
27:BA:2603:G:C4	27:BA:2604:U:C6	2.59	0.91
29:BE:222:ARG:HG3	29:BE:222:ARG:NH1	1.77	0.91
31:BG:105:SER:HB3	31:BG:131:THR:HG22	1.53	0.91
32:BH:7:PRO:HD3	32:BH:68:ARG:HD3	1.51	0.91
32:BH:140:VAL:O	32:BH:143:LEU:HD23	1.70	0.91
34:BN:95:ARG:C	34:BN:98:PHE:CD1	2.40	0.91

*Continued on next page...*

*Continued from previous page...*

Atom-1	Atom-2	Interatomic distance (Å)	Clash overlap (Å)
37:BQ:42:TYR:C	37:BQ:125:TRP:HH2	1.74	0.91
41:BX:3:ASP:CA	47:B2:24:LYS:HD3	1.99	0.91
54:B8:23:MET:CE	54:B8:23:MET:CA	2.49	0.91
54:B8:26:LYS:HZ2	54:B8:44:LYS:H	1.11	0.91
1:AA:826:C:H5'	11:AH:12:ARG:HE	1.32	0.91
1:AA:1030:C:C2'	1:AA:30(A):G:C8	2.52	0.91
27:BA:18:C:C4'	45:BU:23:GLY:O	2.18	0.91
27:BA:1151:G:C2'	45:BU:81:ASN:ND2	2.34	0.91
27:BA:1546:C:H3'	27:BA:1547:C:P	2.11	0.91
27:BA:2226:C:N3	27:BA:2227:A:H1'	1.84	0.91
27:BA:2251:G:H5''	37:BQ:102:ARG:HH22	1.34	0.91
27:BA:2346:A:O2'	27:BA:2347:C:OP1	1.87	0.91
27:BA:2432:A:N1	27:BA:2433:A:N1	2.19	0.91
27:BA:2495:G:H4'	37:BQ:101:MET:CB	2.00	0.91
27:BA:2822:G:OP1	29:BE:207:GLY:CA	2.19	0.91
28:BD:130:PRO:HA	28:BD:188:ARG:HA	1.51	0.91
29:BE:79:ARG:O	29:BE:187:HIS:HE1	1.37	0.91
29:BE:267:ARG:HD3	29:BE:297:LYS:CD	2.01	0.91
30:BF:52:ALA:HA	30:BF:55:ARG:CB	1.99	0.91
33:BI:145:VAL:CG1	33:BI:146:THR:H	1.76	0.91
40:BW:8:ARG:CG	40:BW:102:HIS:CE1	2.54	0.91
42:BY:103:LEU:HA	42:BY:108:ARG:HB2	1.51	0.91
44:BR:36:THR:HG22	44:BR:40:LYS:CB	1.96	0.91
44:BR:87:TYR:HE1	44:BR:94:TYR:HB3	1.13	0.91
46:BV:39:PHE:O	46:BV:40:VAL:HG22	0.73	0.91
49:B0:33:ALA:HB3	49:B0:66:LYS:H	1.35	0.91
50:B4:20:VAL:HG12	50:B4:30:GLU:OE1	1.69	0.91
7:AD:23:GLY:CA	7:AD:113:SER:HB3	2.00	0.91
26:BB:8:U:OP1	38:BS:37:ARG:HD2	1.70	0.91
27:BA:135:G:H1	27:BA:144:C:H42	1.17	0.91
27:BA:324:A:H62	27:BA:339:U:H1'	1.35	0.91
27:BA:856:C:O2'	49:B0:24:LYS:CG	2.17	0.91
27:BA:974(A):C:O4'	27:BA:1186:G:N2	2.04	0.91
27:BA:1031:G:H4'	55:B9:8:LYS:HD3	1.52	0.91
27:BA:1031:G:O2'	55:B9:8:LYS:NZ	2.03	0.91
27:BA:1818:U:O5'	28:BD:155:ARG:CB	2.19	0.91
27:BA:1944:U:H1'	27:BA:1955:U:H1'	1.53	0.91
27:BA:2051:A:H4'	29:BE:238:LEU:CD2	2.00	0.91
27:BA:2051:A:C2	27:BA:2618:G:C6	2.59	0.91
27:BA:2290:G:N2	27:BA:2343:C:H1'	1.86	0.91
27:BA:2380:C:H2'	27:BA:2381:C:H5''	1.49	0.91

*Continued on next page...*

*Continued from previous page...*

Atom-1	Atom-2	Interatomic distance (Å)	Clash overlap (Å)
27:BA:2391:G:C2'	27:BA:2392:A:OP2	2.17	0.91
27:BA:2567:G:C4	27:BA:2568:C:H5	1.88	0.91
27:BA:2678:C:N3	27:BA:2679:A:N7	2.19	0.91
27:BA:2729:G:C2	27:BA:2730:C:C2	2.58	0.91
27:BA:2740:A:O2'	27:BA:2741:A:C5'	2.19	0.91
27:BA:2825:C:OP2	27:BA:2825:C:H5	1.53	0.91
27:BA:2826:A:N1	27:BA:2827:C:C6	2.39	0.91
30:BF:215:ALA:C	30:BF:242:GLU:HG3	1.92	0.91
32:BH:102:LEU:HD22	32:BH:122:ILE:HD12	1.53	0.91
34:BN:65:ASN:H	34:BN:69:TYR:HB2	1.35	0.91
34:BN:74:ARG:HB3	34:BN:76:ASP:OD2	1.70	0.91
35:BO:92:SER:HB2	35:BO:113:LYS:HZ3	1.34	0.91
37:BQ:94:ARG:NE	37:BQ:106:GLY:CA	2.34	0.91
43:BZ:6:LYS:H	43:BZ:7:PRO:HD3	1.33	0.91
45:BU:91:ASN:C	45:BU:95:LEU:HD11	1.92	0.91
50:B4:15:ILE:N	50:B4:15:ILE:CD1	2.32	0.91
53:B7:34:ARG:HH11	53:B7:42:LEU:HA	1.18	0.91
1:AA:1320:C:H1'	22:AS:73:GLU:HG2	1.51	0.90
27:BA:445:C:H3'	45:BU:3:ARG:CZ	2.00	0.90
27:BA:2246:G:HO2'	27:BA:2247:A:H5'	1.22	0.90
27:BA:2428:G:C5'	27:BA:2429:G:OP1	2.18	0.90
27:BA:2434:A:O2'	27:BA:2435:A:O5'	1.87	0.90
27:BA:2460:U:N3	27:BA:2492:U:O4	2.03	0.90
27:BA:2493:U:O2	27:BA:2493:U:H2'	1.71	0.90
27:BA:2689:U:N1	27:BA:2713:A:N1	2.19	0.90
27:BA:2785:C:C2'	29:BE:100:TRP:HD1	1.84	0.90
27:BA:2821:A:C2'	27:BA:2822:G:O4'	2.20	0.90
28:BD:80:ILE:CD1	28:BD:82:TYR:HE1	1.84	0.90
29:BE:87:GLU:O	29:BE:94:ARG:N	2.01	0.90
30:BF:148:VAL:O	30:BF:148:VAL:CG1	2.20	0.90
33:BI:7:LYS:HA	33:BI:14:LYS:HG3	1.53	0.90
34:BN:47:THR:OG1	34:BN:53:ILE:HD11	1.70	0.90
35:BO:92:SER:CB	35:BO:113:LYS:HZ2	1.84	0.90
37:BQ:87:LYS:C	37:BQ:88:PHE:CD2	2.44	0.90
40:BW:89:ALA:N	40:BW:92:ARG:O	2.04	0.90
44:BR:37:THR:O	44:BR:38:VAL:O	1.89	0.90
44:BR:41:ALA:HB1	44:BR:114:VAL:HG21	1.51	0.90
45:BU:27:SER:O	45:BU:29:SER:CA	2.19	0.90
46:BV:4:ILE:CG1	46:BV:13:ARG:HA	2.00	0.90
50:B4:13:LYS:O	50:B4:14:ILE:HB	1.67	0.90
53:B7:41:GLN:O	53:B7:42:LEU:CG	2.18	0.90

*Continued on next page...*

*Continued from previous page...*

Atom-1	Atom-2	Interatomic distance (Å)	Clash overlap (Å)
1:AA:65:U:H4'	1:AA:199:G:O2'	1.71	0.90
1:AA:196:A:HO3'	1:AA:197:A:P	1.91	0.90
1:AA:408:A:H5''	7:AD:22:LYS:O	1.70	0.90
1:AA:1320:C:O2	22:AS:72:GLY:O	1.90	0.90
4:AX:120:A:H2'	4:AX:121:G:C8	2.05	0.90
27:BA:321:G:H4'	30:BF:206:ASN:HB3	1.53	0.90
27:BA:911:A:C6	37:BQ:16:ARG:HA	2.06	0.90
27:BA:1031:G:C4'	55:B9:8:LYS:HD3	2.01	0.90
27:BA:1994:C:OP1	29:BE:227:ALA:CB	2.20	0.90
27:BA:2207:C:N3	27:BA:2218:G:C6	2.40	0.90
27:BA:2494:G:N3	27:BA:2495:G:C8	2.38	0.90
27:BA:2605:U:O2'	27:BA:2606:C:O5'	1.86	0.90
27:BA:2607:G:C2'	27:BA:2608:G:H5'	2.01	0.90
27:BA:2653:U:C2'	27:BA:2654:A:N7	2.33	0.90
31:BG:14:ARG:HA	31:BG:137:PRO:CG	2.00	0.90
32:BH:36:PHE:CD2	32:BH:70:LEU:HD11	2.04	0.90
33:BI:132:LYS:HA	33:BI:138:THR:HG21	1.50	0.90
35:BO:61:VAL:HG12	35:BO:62:VAL:N	1.84	0.90
43:BZ:19:ILE:N	43:BZ:36:ARG:CG	2.34	0.90
44:BR:44:LEU:HD13	44:BR:44:LEU:O	1.70	0.90
45:BU:30:LYS:O	45:BU:32:TYR:CD2	2.24	0.90
46:BV:61:VAL:C	46:BV:98:ILE:HD11	1.92	0.90
54:B8:55:TRP:CZ3	54:B8:59:LYS:NZ	2.39	0.90
1:AA:975:A:C4	1:AA:1357:A:N3	2.39	0.90
1:AA:3(A):G:N1	1:AA:1037:C:O2	2.04	0.90
3:AW:76:A:N9	27:BA:2421:G:C4	2.33	0.90
26:BB:40:U:H3'	26:BB:41:U:H5'	1.52	0.90
27:BA:388:G:OP2	50:B4:29:PRO:HG3	1.70	0.90
27:BA:1646:C:C3'	27:BA:1647:G:H5'	2.00	0.90
27:BA:2225:A:C5'	27:BA:2226:C:H5''	1.87	0.90
27:BA:2306:C:O2	31:BG:27:ILE:HG12	1.72	0.90
27:BA:2331:G:O2'	49:B0:70:ILE:HG21	0.73	0.90
27:BA:2479:G:OP1	27:BA:2537:U:O4'	1.88	0.90
27:BA:2804:C:H5	27:BA:2805:G:O6	1.54	0.90
28:BD:78:ALA:O	28:BD:79:THR:CG2	2.19	0.90
33:BI:42:ALA:O	33:BI:45:LYS:HB2	1.70	0.90
33:BI:134:HIS:ND1	33:BI:135:PRO:HD2	1.86	0.90
34:BN:15:ARG:HD3	34:BN:43:ARG:HD2	0.93	0.90
36:BP:55:GLN:HA	36:BP:55:GLN:OE1	1.69	0.90
37:BQ:59:ASN:HD22	37:BQ:60:ALA:N	1.61	0.90
42:BY:90:PRO:C	42:BY:91:LEU:HD23	1.91	0.90

*Continued on next page...*

*Continued from previous page...*

Atom-1	Atom-2	Interatomic distance (Å)	Clash overlap (Å)
47:B2:4:HIS:N	47:B2:8:ILE:HD11	1.85	0.90
50:B4:30:GLU:O	50:B4:31:ILE:HD13	1.69	0.90
50:B4:58:LYS:HG2	50:B4:59:PHE:H	1.33	0.90
1:AA:876:G:C1'	11:AH:11:THR:HG21	2.00	0.90
1:AA:976:G:H2'	1:AA:361(A):C:H42	1.32	0.90
1:AA:1236:A:H4'	1:AA:1304:G:H4'	1.53	0.90
16:AM:91:ARG:HH22	16:AM:103:THR:HG21	1.34	0.90
25:AY:222:MET:CA	27:BA:2556:C:O2'	2.19	0.90
27:BA:911:A:C2	37:BQ:17:ARG:NE	2.15	0.90
27:BA:2210:G:N7	28:BD:148:GLY:HA3	1.86	0.90
27:BA:2657:A:H62	27:BA:2664:G:H21	1.05	0.90
27:BA:2746:U:C2	27:BA:2759:G:N2	2.37	0.90
28:BD:103:ILE:HG12	28:BD:104:ILE:HD13	1.50	0.90
28:BD:145:LEU:H	28:BD:152:GLN:HB2	1.34	0.90
29:BE:210:THR:CA	29:BE:216:ARG:HH22	1.82	0.90
30:BF:236:THR:O	30:BF:239:ALA:CB	2.19	0.90
31:BG:59:GLY:C	31:BG:60:GLU:HG3	1.92	0.90
34:BN:15:ARG:NE	34:BN:40:ASN:HD21	1.64	0.90
35:BO:111:PHE:O	35:BO:112:MET:C	2.08	0.90
38:BS:116:PHE:HA	38:BS:119:GLN:OE1	1.70	0.90
43:BZ:172:LEU:CD2	43:BZ:173:PRO:N	2.27	0.90
45:BU:13:ARG:CB	45:BU:13:ARG:NH1	1.68	0.90
46:BV:49:GLU:O	46:BV:54:TYR:CZ	2.25	0.90
47:B2:17:GLU:O	47:B2:19:GLU:N	2.04	0.90
47:B2:52:ALA:O	47:B2:56:ILE:CD1	2.14	0.90
48:B3:22:ALA:HA	48:B3:46:ASN:ND2	1.86	0.90
49:B0:29:GLU:O	49:B0:31:VAL:N	2.04	0.90
51:B5:33:CYS:HB3	51:B5:37:HIS:N	1.86	0.90
54:B8:9:MET:O	54:B8:14:ILE:HD13	1.70	0.90
3:AW:41:U:H6	3:AW:41:U:H5'	1.34	0.90
13:AJ:64:GLU:HG2	17:AN:59:ALA:HA	1.53	0.90
27:BA:1598:C:H5''	41:BX:34:LYS:HG3	1.48	0.90
27:BA:2331:G:H4'	49:B0:70:ILE:HG12	1.52	0.90
27:BA:2484:G:N1	27:BA:2485:G:C8	2.40	0.90
27:BA:2526:G:C6	27:BA:2527:C:C5	2.58	0.90
27:BA:2571:C:HO2'	29:BE:243:PRO:HD3	1.27	0.90
28:BD:208:GLY:O	28:BD:210:LYS:HG2	1.72	0.90
29:BE:211:GLN:NE2	29:BE:216:ARG:N	2.17	0.90
29:BE:214:VAL:HG22	29:BE:221:LYS:HD2	1.52	0.90
30:BF:81:PRO:CA	30:BF:87:ARG:HB3	2.01	0.90
30:BF:164:ALA:CA	30:BF:232:LEU:CD1	2.50	0.90

*Continued on next page...*

*Continued from previous page...*

Atom-1	Atom-2	Interatomic distance (Å)	Clash overlap (Å)
30:BF:223:LEU:HD12	30:BF:223:LEU:C	1.87	0.90
32:BH:10:ILE:CD1	32:BH:49:ILE:HG13	2.02	0.90
32:BH:15:THR:HG23	32:BH:26:LYS:N	1.87	0.90
40:BW:68:ARG:O	40:BW:110:LYS:N	2.04	0.90
44:BR:97:VAL:HG13	44:BR:114:VAL:HG22	1.53	0.90
46:BV:28:GLU:OE2	46:BV:93:ILE:HB	1.72	0.90
47:B2:39:ALA:CB	47:B2:40:PRO:HD3	2.01	0.90
47:B2:48:GLU:O	47:B2:49:LEU:C	2.08	0.90
50:B4:14:ILE:HG22	50:B4:37:SER:H	1.37	0.90
53:B7:44:VAL:C	53:B7:46:ASP:N	2.24	0.90
1:AA:1005:A:H4'	1:AA:1037:C:C1'	2.01	0.90
1:AA:1500:A:H5''	1:AA:1508:G:C5'	2.02	0.90
27:BA:296:C:H6	27:BA:338:G:H21	0.97	0.90
27:BA:801:G:P	30:BF:79:ARG:CZ	2.60	0.90
27:BA:1482:U:H6	27:BA:1482:U:H3'	1.37	0.90
27:BA:1669:A:O3'	27:BA:2550:G:P	2.29	0.90
27:BA:2227:A:C2	27:BA:2228:G:N1	2.37	0.90
27:BA:2379:G:OP1	38:BS:30:GLY:HA2	1.69	0.90
27:BA:2446:G:N2	27:BA:2501:C:H41	1.69	0.90
27:BA:2504:U:H3'	27:BA:2504:U:C6	2.07	0.90
27:BA:2721:A:H2'	27:BA:2722:G:H8	1.37	0.90
28:BD:148:GLY:O	28:BD:150:GLY:N	2.05	0.90
29:BE:94:ARG:CB	29:BE:95:PRO:CD	2.43	0.90
29:BE:216:ARG:HH11	29:BE:253:GLN:HB3	1.37	0.90
30:BF:62:GLY:N	30:BF:65:ARG:NH2	2.18	0.90
31:BG:82:GLU:C	31:BG:85:GLN:CG	2.37	0.90
32:BH:10:ILE:HD11	32:BH:49:ILE:HG12	1.50	0.90
35:BO:77:ILE:HD11	35:BO:79:PHE:HE2	0.98	0.90
38:BS:41:LYS:HZ1	38:BS:68:GLU:CD	1.74	0.90
41:BX:47:VAL:CB	41:BX:69:SER:CB	2.49	0.90
43:BZ:53:ASP:OD2	43:BZ:62:PHE:O	1.88	0.90
46:BV:59:GLU:O	46:BV:60:VAL:HG22	1.69	0.90
49:B0:42:GLY:HA2	49:B0:66:LYS:CA	2.02	0.90
1:AA:1340:A:C4'	2:AV:31:A:O2'	2.19	0.90
27:BA:993:G:O4'	46:BV:90:PHE:CE2	2.20	0.90
27:BA:1062:G:H22	56:BK:92:PRO:HG3	1.36	0.90
27:BA:1339:G:N2	27:BA:1603:A:H8	1.70	0.90
27:BA:1566:A:C2	28:BD:212:HIS:CA	2.53	0.90
27:BA:2209:C:O2'	27:BA:2210:G:C3'	2.19	0.90
27:BA:2258:C:C5	27:BA:2426:A:C1'	2.54	0.90
27:BA:2484:G:H2'	27:BA:2485:G:C5'	2.02	0.90

*Continued on next page...*

*Continued from previous page...*

Atom-1	Atom-2	Interatomic distance (Å)	Clash overlap (Å)
27:BA:2583:G:C1'	27:BA:2584:U:O2	2.19	0.90
27:BA:2675:A:H2'	27:BA:2676:C:H5'	1.54	0.90
27:BA:2722:G:C2	27:BA:2723:C:C5	2.59	0.90
27:BA:2739:U:H6	27:BA:2739:U:H3'	1.35	0.90
28:BD:128:ALA:HB1	28:BD:190:THR:HG22	1.48	0.90
33:BI:94:THR:HG23	33:BI:96:LYS:HB3	1.53	0.90
34:BN:23:ALA:HA	34:BN:26:VAL:CG2	2.00	0.90
36:BP:94:ARG:CG	36:BP:120:LEU:CD2	2.27	0.90
37:BQ:49:VAL:HG13	37:BQ:119:ASN:O	1.71	0.90
38:BS:59:ALA:O	38:BS:91:ARG:NH1	2.04	0.90
43:BZ:95:SER:HG	43:BZ:122:ILE:HG12	1.36	0.90
44:BR:18:LEU:CD1	44:BR:19:ALA:N	2.35	0.90
45:BU:44:THR:CB	46:BV:77:GLY:O	2.19	0.90
51:B5:45:ILE:HG23	51:B5:52:TYR:HD1	1.09	0.90
54:B8:23:MET:CE	54:B8:48:PHE:HD2	1.81	0.90
1:AA:22:G:O2'	1:AA:913:A:N1	2.05	0.90
1:AA:279:A:N7	20:AQ:95:TYR:CE2	2.40	0.90
13:AJ:11:PHE:CE2	17:AN:55:GLY:HA3	2.07	0.90
27:BA:526:A:N1	27:BA:2626:C:O4'	2.03	0.90
27:BA:2052:G:H4'	29:BE:239:GLY:O	1.72	0.90
27:BA:2265:U:O2	27:BA:2266:A:N7	2.04	0.90
27:BA:2366:A:C8	27:BA:2367:G:N7	2.40	0.90
27:BA:2397:G:C5	27:BA:2420:C:O2	2.24	0.90
27:BA:2436:G:N1	27:BA:2437:U:C2	2.40	0.90
27:BA:2769:C:O2'	27:BA:2770:G:C5'	2.19	0.90
28:BD:128:ALA:CB	28:BD:190:THR:HA	2.00	0.90
29:BE:315:VAL:O	29:BE:317:PRO:CD	2.20	0.90
30:BF:112:ARG:O	30:BF:113:SER:C	2.10	0.90
32:BH:64:HIS:O	32:BH:66:THR:N	2.05	0.90
32:BH:130:ILE:HG22	32:BH:131:ILE:N	1.87	0.90
33:BI:93:ILE:O	33:BI:93:ILE:HG13	1.69	0.90
33:BI:95:SER:CB	33:BI:98:ILE:HD11	1.98	0.90
33:BI:109:LYS:H	33:BI:109:LYS:HE3	1.34	0.90
37:BQ:41:THR:C	37:BQ:125:TRP:HZ3	1.73	0.90
40:BW:79:GLY:O	40:BW:80:PRO:C	2.07	0.90
44:BR:87:TYR:CD1	44:BR:94:TYR:HB3	2.07	0.90
45:BU:47:TYR:HE2	46:BV:74:TYR:O	1.53	0.90
50:B4:35:VAL:HG12	50:B4:36:TRP:N	1.86	0.90
26:BB:48:A:OP1	38:BS:110:THR:HB	1.71	0.90
26:BB:51:G:OP2	38:BS:72:GLU:HG2	1.71	0.90
26:BB:99:A:H2'	26:BB:100:G:C8	2.07	0.90

*Continued on next page...*

*Continued from previous page...*

Atom-1	Atom-2	Interatomic distance (Å)	Clash overlap (Å)
27:BA:2094:G:C2	27:BA:2196:C:O2	2.25	0.90
27:BA:2331:G:C5	27:BA:2332:U:C4	2.58	0.90
27:BA:2406:U:O4	36:BP:55:GLN:HB3	1.43	0.90
28:BD:106:PRO:O	28:BD:107:LYS:O	1.88	0.90
29:BE:45:LYS:CD	29:BE:303:PRO:O	2.19	0.90
29:BE:199:ALA:O	29:BE:266:LYS:HB2	1.72	0.90
31:BG:35:ALA:O	31:BG:36:ASN:ND2	2.04	0.90
31:BG:84:LEU:O	31:BG:88:LEU:HB2	1.71	0.90
35:BO:36:GLY:N	35:BO:62:VAL:HB	1.87	0.90
37:BQ:49:VAL:HG22	37:BQ:121:ASP:H	1.00	0.90
43:BZ:90:GLU:H	43:BZ:91:PRO:CD	1.85	0.90
47:B2:27:LEU:CD1	47:B2:53:ILE:HD13	2.00	0.90
27:BA:451:C:OP1	30:BF:49:ASP:N	2.05	0.90
27:BA:598:G:N2	30:BF:33:LYS:HZ1	1.60	0.90
27:BA:2241:A:H8	27:BA:2241:A:H5'	1.34	0.90
27:BA:2248:C:H2'	27:BA:2248:C:O2	1.70	0.90
27:BA:2635:C:C2	27:BA:2783:G:N2	2.38	0.90
27:BA:2695:C:O2'	27:BA:2696:U:C6	2.24	0.90
27:BA:2700:C:H3'	27:BA:2701:C:C5'	2.00	0.90
28:BD:145:LEU:H	28:BD:152:GLN:CB	1.55	0.90
28:BD:213:LYS:CB	28:BD:215:LYS:H	1.83	0.90
29:BE:43:GLY:HA3	29:BE:75:THR:OG1	1.72	0.90
29:BE:205:THR:OG1	29:BE:258:TYR:N	2.04	0.90
30:BF:195:VAL:HG13	30:BF:213:ALA:HB3	1.52	0.90
30:BF:219:ASN:H	30:BF:219:ASN:ND2	1.70	0.90
31:BG:18:ILE:CG2	31:BG:19:GLU:H	1.84	0.90
33:BI:77:VAL:CG1	33:BI:143:VAL:HG22	2.01	0.90
37:BQ:57:ARG:C	37:BQ:61:LEU:HG	1.93	0.90
39:BT:11:THR:HG22	39:BT:12:ASP:N	1.87	0.90
42:BY:101:LEU:CD1	42:BY:103:LEU:HD11	2.02	0.90
45:BU:28:ARG:CA	45:BU:31:GLN:CG	2.50	0.90
1:AA:41:G:H2'	1:AA:42:G:C8	2.05	0.89
1:AA:463:A:OP2	19:AP:75:ARG:NH2	2.05	0.89
3:AW:33:U:C2	3:AW:35:A:H5'	2.06	0.89
3:AW:45:G:HO3'	3:AW:46:G:C5'	1.85	0.89
27:BA:564:C:OP2	46:BV:79:GLN:OE1	1.89	0.89
27:BA:1139:G:OP1	34:BN:46:ILE:CG2	2.20	0.89
27:BA:1339:G:H5'	41:BX:13:LYS:HE3	1.54	0.89
27:BA:2251:G:H5''	37:BQ:102:ARG:CZ	2.03	0.89
27:BA:2304:G:H4'	31:BG:105:SER:HB2	1.53	0.89
27:BA:2311:A:OP2	31:BG:55:LYS:HE3	1.72	0.89

*Continued on next page...*



*Continued from previous page...*

Atom-1	Atom-2	Interatomic distance (Å)	Clash overlap (Å)
27:BA:2484:G:H22	27:BA:2485:G:C1'	1.80	0.89
27:BA:2633:G:O2'	27:BA:2634:G:H5'	1.71	0.89
27:BA:2682:U:C5	29:BE:48:MET:HE1	2.08	0.89
27:BA:2734:A:H8	27:BA:2734:A:C5'	1.83	0.89
27:BA:2821:A:H2'	27:BA:2822:G:C1'	2.01	0.89
30:BF:102:LEU:HB3	30:BF:107:ARG:HE	1.29	0.89
32:BH:93:TYR:CG	32:BH:106:VAL:CG2	2.48	0.89
32:BH:111:PRO:C	32:BH:112:VAL:HG23	1.91	0.89
34:BN:77:GLY:HA2	34:BN:80:LYS:HG2	1.49	0.89
39:BT:21:PHE:C	39:BT:22:VAL:HG13	1.93	0.89
40:BW:21:VAL:HG23	40:BW:22:ASP:N	1.86	0.89
45:BU:41:ASN:ND2	45:BU:42:ALA:N	2.16	0.89
47:B2:20:LEU:O	47:B2:23:LEU:N	2.05	0.89
49:B0:23:VAL:CG1	49:B0:24:LYS:N	2.19	0.89
49:B0:28:GLY:HA3	49:B0:60:PHE:HB3	1.51	0.89
53:B7:9:ASN:O	53:B7:10:ARG:C	2.07	0.89
3:AW:76:A:C4	27:BA:2422:A:N6	2.41	0.89
27:BA:825:C:C4'	27:BA:2428:G:N7	2.35	0.89
27:BA:1697:G:H3'	27:BA:1698:A:H5'	1.52	0.89
27:BA:1782:C:N3	27:BA:2609:U:C6	2.39	0.89
27:BA:2330:G:C2	27:BA:2331:G:H1'	2.06	0.89
27:BA:2578:G:O2'	27:BA:2579:C:O5'	1.91	0.89
27:BA:2848:G:H22	27:BA:2867:G:C1'	1.78	0.89
30:BF:34:ALA:CB	30:BF:110:ALA:CB	2.47	0.89
32:BH:147:ILE:HA	32:BH:150:VAL:CG2	2.01	0.89
33:BI:60:GLU:O	33:BI:63:ALA:N	2.06	0.89
36:BP:94:ARG:CD	36:BP:120:LEU:HD22	1.99	0.89
37:BQ:42:TYR:HD2	43:BZ:119:ASN:HA	1.35	0.89
41:BX:25:GLN:OE1	41:BX:25:GLN:CA	2.20	0.89
42:BY:31:LEU:O	42:BY:34:GLU:HB2	1.72	0.89
42:BY:73:HIS:N	42:BY:91:LEU:CD1	2.29	0.89
42:BY:103:LEU:HD13	42:BY:113:GLU:HB3	1.51	0.89
46:BV:35:LEU:O	46:BV:60:VAL:CG1	2.20	0.89
48:B3:43:ILE:HD12	48:B3:43:ILE:H	1.36	0.89
48:B3:54:VAL:HG23	48:B3:55:ARG:H	1.33	0.89
54:B8:26:LYS:CG	54:B8:44:LYS:HA	2.03	0.89
1:AA:677:U:H3	1:AA:713:G:H1	1.18	0.89
27:BA:929:G:H1'	48:B3:43:ILE:HG13	1.55	0.89
27:BA:2482:G:H2'	27:BA:2483:C:H5'	0.89	0.89
27:BA:2634:G:C2'	27:BA:2635:C:O5'	2.20	0.89
27:BA:2635:C:O2'	27:BA:2636:U:O5'	1.91	0.89

*Continued on next page...*

*Continued from previous page...*

Atom-1	Atom-2	Interatomic distance (Å)	Clash overlap (Å)
27:BA:2771:C:N3	27:BA:2772:C:C5	2.40	0.89
27:BA:2799:A:H5''	27:BA:2801:A:OP2	1.70	0.89
28:BD:152:GLN:O	28:BD:153:LEU:HB2	1.72	0.89
28:BD:235:PRO:O	28:BD:236:PHE:C	2.07	0.89
29:BE:44:TYR:O	29:BE:74:GLU:OE1	1.90	0.89
30:BF:196:THR:CA	30:BF:236:THR:HG23	2.01	0.89
36:BP:52:LYS:HD3	36:BP:53:ARG:HH12	1.36	0.89
38:BS:31:LYS:NZ	38:BS:99:GLU:CB	2.34	0.89
41:BX:9:HIS:HE1	41:BX:27:ALA:HA	1.34	0.89
42:BY:41:ARG:O	42:BY:112:LEU:HB3	1.71	0.89
44:BR:102:GLU:HG3	44:BR:103:ARG:H	1.34	0.89
47:B2:47:LYS:O	47:B2:48:GLU:C	2.11	0.89
26:BB:7:G:HO2'	38:BS:37:ARG:HG3	1.38	0.89
27:BA:29:U:H4'	45:BU:11:ARG:CZ	2.02	0.89
27:BA:572:A:H2'	27:BA:573:G:C1'	2.03	0.89
27:BA:1277:G:N3	44:BR:23:ASN:ND2	2.19	0.89
27:BA:1609:A:C6	27:BA:1616:A:H2	1.90	0.89
27:BA:1626:G:N7	27:BA:1634:A:H2	1.70	0.89
27:BA:1966:A:C2	27:BA:2593:U:C4'	2.56	0.89
27:BA:2023:G:C5'	27:BA:2617:C:O2'	2.20	0.89
27:BA:2330:G:H21	27:BA:2331:G:H1'	1.09	0.89
27:BA:2356:C:H2'	27:BA:2357:U:C5'	2.02	0.89
27:BA:2356:C:OP1	49:B0:19:LYS:HD2	1.72	0.89
27:BA:2472:G:O2'	27:BA:2473:U:OP1	1.90	0.89
27:BA:2553:G:C8	27:BA:2554:U:O4'	2.25	0.89
27:BA:2657:A:N7	27:BA:2658:C:C6	2.40	0.89
28:BD:71:ASP:OD1	28:BD:118:GLY:N	2.06	0.89
28:BD:85:ASN:ND2	28:BD:86:ARG:CZ	2.36	0.89
28:BD:211:HIS:HD1	28:BD:212:HIS:CD2	1.91	0.89
29:BE:77:PRO:HB2	29:BE:187:HIS:H	0.76	0.89
29:BE:81:VAL:HB	29:BE:100:TRP:CZ3	2.07	0.89
30:BF:84:VAL:C	30:BF:85:LYS:CD	2.39	0.89
32:BH:71:LEU:O	32:BH:73:ASN:N	2.05	0.89
32:BH:101:LYS:HZ1	32:BH:115:GLU:CG	1.84	0.89
32:BH:167:LEU:HD23	32:BH:167:LEU:N	1.86	0.89
33:BI:102:LEU:HD12	33:BI:102:LEU:C	1.91	0.89
34:BN:82:THR:OG1	34:BN:83:ILE:N	2.03	0.89
41:BX:33:SER:O	41:BX:37:VAL:HG23	1.72	0.89
42:BY:78:THR:HG21	42:BY:88:PRO:HA	1.53	0.89
46:BV:11:GLN:HE22	46:BV:22:VAL:CB	1.85	0.89
1:AA:3(A):G:O6	1:AA:1037:C:N3	2.06	0.89

*Continued on next page...*

*Continued from previous page...*

Atom-1	Atom-2	Interatomic distance (Å)	Clash overlap (Å)
1:AA:1221:G:H5'	22:AS:36:ARG:HH12	1.33	0.89
3:AW:41:U:H4'	10:AG:143:ARG:HB3	1.55	0.89
27:BA:631:A:C2	27:BA:2416:C:O4'	2.26	0.89
27:BA:869:G:H1	27:BA:908:C:H42	1.19	0.89
27:BA:1033:U:C5	27:BA:2750:A:C2	2.59	0.89
27:BA:2060:A:OP1	30:BF:64:GLY:HA2	1.72	0.89
27:BA:2228:G:N7	27:BA:2229:C:N1	2.21	0.89
27:BA:2310:A:C2	31:BG:55:LYS:HD3	2.07	0.89
27:BA:2492:U:O2'	27:BA:2493:U:C5'	2.19	0.89
27:BA:2785:C:HO2'	27:BA:2786:U:P	1.96	0.89
27:BA:2799:A:C5'	27:BA:2801:A:OP2	2.20	0.89
29:BE:70:VAL:HG22	29:BE:297:LYS:HA	1.55	0.89
30:BF:193:LEU:HD13	30:BF:223:LEU:CB	2.01	0.89
31:BG:76:ARG:HB2	31:BG:77:ASP:OD1	1.71	0.89
32:BH:64:HIS:C	32:BH:66:THR:H	1.75	0.89
34:BN:12:VAL:HG12	34:BN:38:VAL:HG21	1.54	0.89
34:BN:61:VAL:HG22	34:BN:139:LEU:CB	2.02	0.89
34:BN:65:ASN:HB2	34:BN:69:TYR:CE1	2.07	0.89
38:BS:82:TYR:O	38:BS:86:LEU:HG	1.72	0.89
43:BZ:26:LYS:N	43:BZ:84:TYR:CE1	2.40	0.89
45:BU:39:LEU:O	45:BU:40:LEU:C	2.11	0.89
47:B2:51:LYS:O	47:B2:56:ILE:HD11	1.71	0.89
27:BA:321:G:H1'	30:BF:206:ASN:HD22	1.38	0.89
27:BA:494:G:H4'	40:BW:6:ILE:HG23	1.51	0.89
27:BA:2468:G:N1	27:BA:2481:G:C4	2.41	0.89
27:BA:2550:G:C4	27:BA:2551:C:H5	1.91	0.89
27:BA:2758:A:OP2	27:BA:2758:A:C1'	2.20	0.89
27:BA:2861:G:H5''	27:BA:2861:G:H8	1.37	0.89
28:BD:127:ASN:O	28:BD:190:THR:HB	1.70	0.89
28:BD:213:LYS:CB	28:BD:215:LYS:HB2	2.02	0.89
28:BD:216:ALA:HA	28:BD:222:PRO:N	1.85	0.89
30:BF:52:ALA:CB	30:BF:55:ARG:NE	2.31	0.89
30:BF:52:ALA:O	30:BF:54:LEU:N	2.06	0.89
30:BF:91:PRO:HG2	30:BF:92:PRO:CD	2.02	0.89
30:BF:103:ASN:CB	30:BF:106:GLU:OE2	2.19	0.89
30:BF:243:VAL:HA	30:BF:246:ARG:CG	2.03	0.89
31:BG:97:GLN:HB2	31:BG:106:PHE:HE2	1.32	0.89
32:BH:102:LEU:HD12	32:BH:104:LEU:HD11	1.54	0.89
32:BH:148:ARG:HH11	32:BH:163:TYR:HA	1.08	0.89
34:BN:105:LEU:HG	34:BN:106:GLY:N	1.86	0.89
35:BO:12:ASP:HB2	35:BO:95:GLY:HA3	1.55	0.89

*Continued on next page...*

*Continued from previous page...*

Atom-1	Atom-2	Interatomic distance (Å)	Clash overlap (Å)
37:BQ:88:PHE:CB	37:BQ:90:PHE:HE1	1.86	0.89
39:BT:45:GLU:O	39:BT:48:ASN:ND2	2.05	0.89
41:BX:39:ASP:O	41:BX:41:VAL:N	2.05	0.89
43:BZ:16:GLU:OE1	43:BZ:16:GLU:HA	1.72	0.89
43:BZ:163:ASP:OD2	43:BZ:164:PRO:N	2.05	0.89
44:BR:67:LEU:CD2	44:BR:71:GLN:HA	2.03	0.89
44:BR:107:ASP:OD1	44:BR:108:GLY:N	2.06	0.89
45:BU:86:ALA:HB3	45:BU:90:LEU:CD2	2.02	0.89
46:BV:57:GLN:HG2	46:BV:58:ALA:N	1.85	0.89
46:BV:74:TYR:HD1	46:BV:86:HIS:O	1.55	0.89
47:B2:26:GLU:CG	47:B2:27:LEU:H	1.82	0.89
50:B4:5:LEU:HD23	50:B4:5:LEU:N	1.87	0.89
50:B4:7:PRO:HD3	50:B4:56:VAL:HG21	1.51	0.89
52:B6:14:SER:CB	52:B6:52:GLU:HA	2.02	0.89
53:B7:12:ARG:O	53:B7:15:THR:OG1	1.90	0.89
27:BA:85:G:OP1	42:BY:65:VAL:HG21	1.72	0.89
27:BA:197:A:C6	27:BA:2430:A:C8	2.60	0.89
27:BA:338:G:OP1	42:BY:21:LYS:HD2	1.73	0.89
27:BA:592:G:C2	54:B8:3:LYS:CE	2.55	0.89
27:BA:1077:A:C2	56:BK:134:SER:OG	2.24	0.89
27:BA:2522:U:O2	27:BA:2543:G:N1	2.04	0.89
27:BA:2791:C:N4	27:BA:2893:G:N7	2.20	0.89
27:BA:2898:U:N3	27:BA:2899:G:N7	2.21	0.89
28:BD:213:LYS:HB3	28:BD:215:LYS:CA	2.02	0.89
29:BE:74:GLU:HA	29:BE:293:TYR:HD2	1.19	0.89
29:BE:304:ASP:O	29:BE:307:LEU:HB2	1.73	0.89
30:BF:162:VAL:HG12	30:BF:163:HIS:H	1.35	0.89
32:BH:86:LEU:CD1	32:BH:87:GLU:N	2.33	0.89
34:BN:60:ARG:HA	34:BN:71:TYR:CE2	2.07	0.89
37:BQ:65:ARG:NH2	37:BQ:85:ILE:C	2.25	0.89
44:BR:97:VAL:HA	44:BR:114:VAL:HG13	1.53	0.89
44:BR:101:ALA:O	51:B5:41:LEU:HD13	1.73	0.89
46:BV:49:GLU:HA	46:BV:53:LYS:NZ	1.88	0.89
46:BV:66:GLY:C	46:BV:67:LYS:N	2.26	0.89
54:B8:38:GLY:O	54:B8:41:ILE:N	2.05	0.89
1:AA:25:C:H4'	1:AA:524:G:H21	1.36	0.89
3:AW:37:YYG:H102	10:AG:83:ALA:HB2	1.54	0.89
26:BB:47:C:O3'	38:BS:107:ASN:CG	2.11	0.89
27:BA:71:A:H4'	27:BA:72:U:H3'	1.54	0.89
27:BA:856:C:C5'	49:B0:25:LYS:NZ	2.30	0.89
27:BA:2051:A:N7	27:BA:2614:A:C6	2.40	0.89

*Continued on next page...*

*Continued from previous page...*

Atom-1	Atom-2	Interatomic distance (Å)	Clash overlap (Å)
27:BA:2331:G:C6	27:BA:2332:U:N3	2.39	0.89
27:BA:2494:G:N2	27:BA:2495:G:C8	2.39	0.89
27:BA:2520:C:C5	27:BA:2567:G:N9	2.41	0.89
27:BA:2528:U:H5	27:BA:2530:A:C2	1.90	0.89
27:BA:2574:G:HO2'	29:BE:240:PRO:CB	1.69	0.89
27:BA:2674:G:H4'	35:BO:30:ARG:HG3	1.54	0.89
27:BA:2712:U:H3'	27:BA:2714:G:P	2.12	0.89
28:BD:74:PRO:HG2	28:BD:96:ALA:N	1.87	0.89
30:BF:37:ALA:CB	30:BF:102:LEU:HD12	2.02	0.89
30:BF:115:LEU:CD2	30:BF:246:ARG:HH22	1.86	0.89
33:BI:77:VAL:HG11	33:BI:143:VAL:CG2	2.02	0.89
34:BN:94:GLY:O	34:BN:98:PHE:CE1	2.24	0.89
35:BO:86:ILE:HG22	35:BO:87:ILE:H	1.38	0.89
36:BP:53:ARG:H	36:BP:53:ARG:CD	1.86	0.89
41:BX:11:THR:C	41:BX:15:MET:SD	2.51	0.89
42:BY:18:GLU:HB3	42:BY:21:LYS:NZ	1.88	0.89
43:BZ:2:GLU:H	43:BZ:54:ILE:HG23	1.23	0.89
43:BZ:39:PHE:C	43:BZ:43:PHE:CD2	2.46	0.89
44:BR:97:VAL:HG13	44:BR:114:VAL:CG2	2.03	0.89
48:B3:8:LEU:HB3	48:B3:32:GLN:N	1.88	0.89
49:B0:48:GLY:HA3	49:B0:55:ARG:HB2	1.54	0.89
53:B7:24:THR:O	53:B7:28:ARG:HG3	1.72	0.89
54:B8:16:ILE:HG13	54:B8:22:VAL:HG21	1.50	0.89
1:AA:1319:A:H4'	22:AS:70:LYS:CE	2.03	0.89
16:AM:97:PRO:HG2	16:AM:103:THR:HG22	1.52	0.89
27:BA:282:A:N7	27:BA:360:G:N2	2.19	0.89
27:BA:532:A:OP2	27:BA:2021:C:N4	2.06	0.89
27:BA:972:G:N7	27:BA:1188:U:O4	2.06	0.89
27:BA:1545:A:H5'	27:BA:545(A):A:OP2	1.72	0.89
27:BA:2013:A:H2'	27:BA:2014:A:O4'	1.73	0.89
27:BA:2277:G:O3'	37:BQ:15:THR:CG2	2.20	0.89
27:BA:2309:A:H3'	27:BA:2310:A:H5'	1.54	0.89
27:BA:2322:A:C4	27:BA:2323:G:H8	1.91	0.89
27:BA:2454:G:C2	27:BA:2455:G:H1'	2.07	0.89
27:BA:2482:G:H2'	27:BA:2483:C:H5''	1.54	0.89
27:BA:2555:U:C2'	27:BA:2556:C:C5'	2.38	0.89
27:BA:2574:G:H3'	27:BA:2575:C:C6	2.06	0.89
30:BF:150:THR:HB	30:BF:207:LEU:CD2	2.02	0.89
32:BH:15:THR:HG21	32:BH:26:LYS:HB2	0.91	0.89
34:BN:87:LEU:H	34:BN:87:LEU:CD1	1.86	0.89
36:BP:129:ALA:O	36:BP:133:VAL:HG23	1.73	0.89

*Continued on next page...*

*Continued from previous page...*

Atom-1	Atom-2	Interatomic distance (Å)	Clash overlap (Å)
37:BQ:48:ASN:OD1	37:BQ:48:ASN:O	1.91	0.89
40:BW:3:ALA:O	40:BW:4:LYS:HG3	1.73	0.89
40:BW:5:ALA:HB2	40:BW:54:ALA:HB2	1.54	0.89
42:BY:11:GLN:HA	42:BY:21:LYS:HE3	1.53	0.89
42:BY:11:GLN:HG3	42:BY:21:LYS:HE2	1.53	0.89
44:BR:55:ALA:HA	44:BR:80:PHE:CE1	2.06	0.89
48:B3:22:ALA:O	48:B3:26:LEU:HG	1.73	0.89
50:B4:41:PRO:CG	50:B4:57:ASP:OD2	2.21	0.89
27:BA:487:C:H1'	40:BW:53:SER:OG	1.73	0.89
27:BA:598:G:H21	30:BF:33:LYS:HZ1	1.11	0.89
27:BA:932:G:H5''	48:B3:29:ARG:NH2	1.84	0.89
27:BA:994:C:O2	45:BU:53:LYS:CG	2.19	0.89
27:BA:1022:G:C5'	34:BN:52:GLN:OE1	2.20	0.89
27:BA:1102:C:N3	27:BA:1104:C:C5	2.41	0.89
27:BA:2046:G:OP1	51:B5:19:ARG:HA	1.71	0.89
27:BA:2276:G:OP2	37:BQ:103:ALA:CA	2.20	0.89
27:BA:2384:G:C2'	27:BA:2386:C:OP2	2.21	0.89
27:BA:2457:U:C2'	27:BA:2458:G:C5'	2.51	0.89
27:BA:2535:G:N2	27:BA:2536:G:H1'	1.88	0.89
27:BA:2543:G:C2'	27:BA:2544:G:H8	1.71	0.89
27:BA:2623:G:H21	27:BA:2624:G:H1'	1.34	0.89
27:BA:2684:U:C1'	35:BO:70:ARG:CZ	2.41	0.89
27:BA:2893:G:H8	27:BA:2893:G:OP2	1.56	0.89
28:BD:68:ARG:O	28:BD:69:ASP:OD2	1.91	0.89
29:BE:231:TRP:CE3	29:BE:234:ARG:NH2	2.41	0.89
33:BI:79:ILE:O	33:BI:145:VAL:HG13	1.72	0.89
35:BO:81:GLU:HG2	35:BO:82:ASN:N	1.83	0.89
37:BQ:88:PHE:C	37:BQ:90:PHE:HE1	1.76	0.89
38:BS:41:LYS:NZ	38:BS:68:GLU:CD	2.26	0.89
43:BZ:34:LEU:CD1	43:BZ:35:ASP:H	1.85	0.89
43:BZ:79:ILE:HG22	43:BZ:80:HIS:CE1	2.08	0.89
45:BU:49:ASP:N	45:BU:52:ASN:ND2	1.99	0.89
46:BV:74:TYR:CE1	46:BV:86:HIS:O	2.26	0.89
48:B3:8:LEU:HB3	48:B3:32:GLN:HA	1.55	0.89
50:B4:57:ASP:O	50:B4:58:LYS:O	1.91	0.89
52:B6:32:GLN:HB3	52:B6:35:LEU:HD12	0.89	0.89
53:B7:8:ASN:O	53:B7:9:ASN:O	1.91	0.89
6:AC:16:ARG:HH22	6:AC:184:TYR:H	1.17	0.88
27:BA:85:G:C5'	42:BY:65:VAL:CG1	2.49	0.88
27:BA:674:G:C5'	30:BF:69:HIS:HA	2.02	0.88
27:BA:1162:G:H4'	46:BV:23:GLU:HB2	0.93	0.88

*Continued on next page...*

*Continued from previous page...*

Atom-1	Atom-2	Interatomic distance (Å)	Clash overlap (Å)
27:BA:1368:G:P	53:B7:25:LYS:NZ	2.45	0.88
27:BA:1805:U:H5'	28:BD:235:PRO:CB	2.03	0.88
27:BA:2246:G:C2	27:BA:2247:A:C5	2.60	0.88
27:BA:2316:C:N4	27:BA:2317:C:N4	2.20	0.88
27:BA:2320:A:H1'	27:BA:2333:A:N6	1.87	0.88
27:BA:2550:G:H2'	27:BA:2551:C:C6	2.08	0.88
27:BA:2606:C:C5'	27:BA:2606:C:C6	2.56	0.88
27:BA:2749:A:C4'	32:BH:62:ALA:HB2	2.04	0.88
29:BE:314:ALA:O	29:BE:317:PRO:HD3	1.71	0.88
32:BH:91:VAL:N	32:BH:159:LYS:HE3	1.87	0.88
36:BP:69:ILE:HA	36:BP:73:VAL:CG2	2.01	0.88
37:BQ:51:GLU:HA	37:BQ:118:ALA:CB	2.03	0.88
41:BX:76:GLU:OE1	41:BX:77:VAL:CG2	2.22	0.88
44:BR:60:LEU:HG	44:BR:61:HIS:N	1.87	0.88
46:BV:40:VAL:O	46:BV:51:ALA:CB	2.21	0.88
47:B2:20:LEU:HD13	47:B2:23:LEU:HB2	1.52	0.88
47:B2:54:ALA:O	47:B2:55:ARG:C	2.09	0.88
51:B5:34:PRO:HD2	51:B5:36:CYS:SG	2.12	0.88
52:B6:8:ILE:HA	52:B6:29:ARG:NE	1.88	0.88
52:B6:21:TYR:CE1	52:B6:43:VAL:CG2	2.55	0.88
1:AA:975:A:C5	1:AA:1357:A:C2	2.61	0.88
27:BA:227:A:H61	27:BA:2407:G:H8	1.20	0.88
27:BA:910:A:N7	37:BQ:12:PRO:O	2.06	0.88
27:BA:993:G:C4'	46:BV:90:PHE:HE2	1.80	0.88
27:BA:1818:U:C4'	28:BD:155:ARG:HG3	2.01	0.88
27:BA:2240:C:O2	27:BA:2240:C:H2'	1.71	0.88
27:BA:2265:U:C2'	27:BA:2266:A:OP1	2.21	0.88
27:BA:2476:A:C8	27:BA:2477:C:C6	2.60	0.88
27:BA:2573:C:P	27:BA:2574:G:OP1	2.32	0.88
27:BA:2689:U:O2	27:BA:2713:A:OP2	1.89	0.88
27:BA:2703:C:O2'	27:BA:2704:C:O5'	1.91	0.88
27:BA:2784:C:OP1	29:BE:95:PRO:CG	2.19	0.88
28:BD:131:LEU:CD1	28:BD:171:VAL:HG21	2.00	0.88
32:BH:53:ARG:NH1	32:BH:56:ASP:CA	2.28	0.88
32:BH:104:LEU:CB	32:BH:151:ARG:HH12	1.85	0.88
33:BI:116:GLU:CG	33:BI:132:LYS:HE3	2.03	0.88
34:BN:95:ARG:O	34:BN:98:PHE:N	2.04	0.88
38:BS:31:LYS:HB3	38:BS:100:ALA:HA	1.53	0.88
39:BT:4:ARG:O	39:BT:5:GLU:HG2	1.72	0.88
44:BR:75:LEU:HA	44:BR:78:LYS:HB3	1.52	0.88
45:BU:74:MET:HE2	45:BU:78:THR:CG2	1.81	0.88

*Continued on next page...*

*Continued from previous page...*

Atom-1	Atom-2	Interatomic distance (Å)	Clash overlap (Å)
46:BV:61:VAL:HG22	46:BV:97:GLY:CA	2.03	0.88
49:B0:37:LEU:HB3	49:B0:69:PHE:CG	2.08	0.88
50:B4:40:HIS:HB3	50:B4:41:PRO:CD	2.02	0.88
52:B6:19:GLY:O	52:B6:42:PRO:HB2	1.73	0.88
54:B8:4:MET:HA	54:B8:5:LYS:HZ1	1.07	0.88
54:B8:26:LYS:O	54:B8:27:SER:HB2	1.71	0.88
27:BA:748:G:H8	27:BA:750:A:OP2	1.55	0.88
27:BA:911:A:N9	37:BQ:16:ARG:CD	2.35	0.88
27:BA:1546:C:H3'	27:BA:1547:C:OP1	1.74	0.88
27:BA:1799:G:H21	28:BD:153:LEU:CG	1.86	0.88
27:BA:1924:C:C4	27:BA:1925:C:C5	2.61	0.88
27:BA:2216:G:O2'	27:BA:2217:G:H5''	1.71	0.88
27:BA:2468:G:C6	27:BA:2481:G:C6	2.61	0.88
27:BA:2832:U:C6	27:BA:2832:U:C4'	2.55	0.88
29:BE:217:TRP:CZ2	29:BE:251:PRO:HB3	2.09	0.88
30:BF:48:SER:N	30:BF:92:PRO:HG3	1.70	0.88
30:BF:221:GLU:O	30:BF:222:ASP:O	1.91	0.88
33:BI:43:ASN:C	33:BI:45:LYS:N	2.23	0.88
34:BN:19:MET:HE2	34:BN:19:MET:CA	1.98	0.88
35:BO:112:MET:O	35:BO:114:ILE:N	2.06	0.88
45:BU:47:TYR:CE1	46:BV:75:LYS:O	2.15	0.88
50:B4:6:HIS:HB2	50:B4:56:VAL:CG2	2.02	0.88
52:B6:19:GLY:HA2	52:B6:44:ALA:HB3	1.53	0.88
1:AA:1347:G:C8	12:AI:107:ARG:HB3	2.07	0.88
27:BA:859:G:O2'	27:BA:2268:A:N3	2.06	0.88
27:BA:1080:C:H1'	56:BK:127:ILE:CA	1.99	0.88
27:BA:2255:G:C5	27:BA:2256:G:C8	2.62	0.88
27:BA:2262:U:H6	49:B0:14:ARG:HH22	0.93	0.88
27:BA:2343:C:H5'	27:BA:2374:C:OP1	1.73	0.88
27:BA:2353:G:N2	27:BA:2364:C:C4	2.32	0.88
27:BA:2416:C:H2'	27:BA:2417:C:C5'	2.03	0.88
27:BA:2745:C:C2'	32:BH:142:GLU:OE2	2.22	0.88
28:BD:105:ALA:N	28:BD:106:PRO:CD	2.35	0.88
28:BD:184:LEU:HB2	28:BD:187:CYS:SG	2.14	0.88
29:BE:205:THR:HG21	29:BE:259:HIS:H	1.14	0.88
30:BF:55:ARG:HG3	30:BF:56:THR:N	1.87	0.88
33:BI:25:TYR:HD2	33:BI:25:TYR:N	1.70	0.88
35:BO:63:VAL:HG12	35:BO:102:VAL:HG13	1.54	0.88
36:BP:128:GLY:C	36:BP:132:LYS:HD3	1.92	0.88
37:BQ:131:ALA:HA	37:BQ:134:PHE:CE2	2.08	0.88
42:BY:51:LEU:N	42:BY:51:LEU:HD13	1.88	0.88

*Continued on next page...*



*Continued from previous page...*

Atom-1	Atom-2	Interatomic distance (Å)	Clash overlap (Å)
44:BR:113:LEU:HD13	44:BR:113:LEU:C	1.94	0.88
52:B6:19:GLY:CA	52:B6:44:ALA:CB	2.51	0.88
53:B7:34:ARG:HH12	53:B7:42:LEU:HA	1.37	0.88
1:AA:1318:A:H4'	22:AS:10:PHE:HD2	1.37	0.88
27:BA:932:G:H5'	48:B3:24:LYS:NZ	1.88	0.88
27:BA:1087:G:N2	27:BA:1104:C:O4'	2.07	0.88
27:BA:1140:C:N4	34:BN:49:ARG:CD	2.36	0.88
27:BA:2254:C:H2'	27:BA:2255:G:H5'	0.91	0.88
27:BA:2410:G:C2'	27:BA:2411:A:H8	1.82	0.88
27:BA:2448:A:OP2	27:BA:2498:C:OP1	1.90	0.88
27:BA:2546:U:C5'	27:BA:2565:A:H2	1.83	0.88
27:BA:2839:G:C2	27:BA:2840:C:C2	2.62	0.88
27:BA:2884:U:H2'	27:BA:2885:C:O4'	1.73	0.88
28:BD:167:GLU:C	28:BD:170:TYR:CE1	2.46	0.88
30:BF:111:VAL:C	30:BF:114:ALA:HB3	1.92	0.88
30:BF:200:PRO:HB3	30:BF:212:VAL:HG11	0.92	0.88
32:BH:7:PRO:HD3	32:BH:68:ARG:CD	2.03	0.88
34:BN:66:ASP:C	34:BN:68:GLY:N	2.18	0.88
40:BW:38:TYR:CD1	51:B5:41:LEU:HD21	2.07	0.88
42:BY:73:HIS:CE1	42:BY:90:PRO:HA	2.08	0.88
43:BZ:51:LEU:CD1	43:BZ:63:PRO:HB2	2.04	0.88
43:BZ:105:GLN:C	43:BZ:142:ASN:ND2	2.25	0.88
49:B0:48:GLY:HA3	49:B0:55:ARG:CB	2.03	0.88
13:AJ:63:PHE:HE2	17:AN:49:HIS:CE1	1.91	0.88
27:BA:199:A:C2	27:BA:2433:A:C5	2.60	0.88
27:BA:389:G:OP2	50:B4:24:THR:CG2	2.20	0.88
27:BA:1080:C:C2'	56:BK:127:ILE:HD12	2.03	0.88
27:BA:1163:G:H3'	27:BA:1164:G:P	2.11	0.88
27:BA:2652:C:C6	27:BA:2653:U:C6	2.61	0.88
27:BA:2682:U:C6	29:BE:48:MET:CE	2.56	0.88
27:BA:2712:U:C3'	27:BA:2714:G:OP2	2.20	0.88
27:BA:2740:A:C8	27:BA:2741:A:N7	2.42	0.88
27:BA:2777:G:C8	27:BA:2777:G:O5'	2.26	0.88
27:BA:2881:C:C2'	27:BA:2882:A:O5'	2.21	0.88
28:BD:86:ARG:HD2	28:BD:86:ARG:N	1.87	0.88
28:BD:155:ARG:C	28:BD:157:ALA:H	1.75	0.88
30:BF:47:GLY:HA2	30:BF:92:PRO:CA	2.03	0.88
32:BH:83:GLU:CD	32:BH:84:LYS:N	2.26	0.88
33:BI:21:VAL:HG11	33:BI:30:LEU:HD12	1.56	0.88
34:BN:54:VAL:HG22	34:BN:135:ILE:HD13	1.55	0.88
37:BQ:149:ILE:HD12	37:BQ:149:ILE:H	1.39	0.88

*Continued on next page...*

*Continued from previous page...*

Atom-1	Atom-2	Interatomic distance (Å)	Clash overlap (Å)
42:BY:101:LEU:HB3	42:BY:113:GLU:OE1	1.73	0.88
43:BZ:40:ASP:CG	43:BZ:41:ARG:CZ	2.42	0.88
45:BU:115:ASN:HD22	45:BU:115:ASN:H	1.21	0.88
46:BV:4:ILE:HD11	46:BV:13:ARG:NE	1.87	0.88
49:B0:64:ASP:O	49:B0:66:LYS:NZ	2.06	0.88
50:B4:16:TYR:C	50:B4:17:GLN:HG3	1.92	0.88
51:B5:15:LYS:HB2	51:B5:15:LYS:HZ3	1.39	0.88
1:AA:986:A:O2'	22:AS:55:LYS:O	1.90	0.88
27:BA:2251:G:C5'	37:BQ:102:ARG:HH22	1.86	0.88
27:BA:2295:C:N4	27:BA:2337:G:N1	2.21	0.88
27:BA:2303:G:C5'	31:BG:99:ASP:CB	2.51	0.88
27:BA:2304:G:C4'	31:BG:105:SER:CB	2.52	0.88
27:BA:2320:A:C6	38:BS:9:PRO:CB	2.56	0.88
27:BA:2432:A:C2	27:BA:2433:A:C2	2.60	0.88
27:BA:2554:U:C6	27:BA:2554:U:C3'	2.44	0.88
27:BA:2574:G:O2'	29:BE:240:PRO:CA	2.21	0.88
27:BA:2597:G:C2'	27:BA:2598:A:H8	1.83	0.88
27:BA:2626:C:O5'	27:BA:2626:C:C6	2.27	0.88
27:BA:2653:U:H3	27:BA:2654:A:N6	1.71	0.88
27:BA:2663:G:H2'	27:BA:2664:G:H8	1.35	0.88
27:BA:2688:U:O2	27:BA:2719:G:N3	2.06	0.88
27:BA:2813:A:O2'	27:BA:2814:C:H6	1.57	0.88
28:BD:161:ALA:CA	28:BD:162:GLN:NE2	2.37	0.88
29:BE:304:ASP:O	29:BE:307:LEU:CB	2.22	0.88
30:BF:6:TYR:HE2	30:BF:140:VAL:HG22	1.36	0.88
30:BF:157:LEU:HB2	30:BF:158:GLU:CD	1.93	0.88
32:BH:93:TYR:HB3	32:BH:106:VAL:CG2	1.99	0.88
32:BH:101:LYS:HG2	32:BH:115:GLU:CA	2.01	0.88
33:BI:2:LYS:CD	33:BI:39:ALA:HB2	2.03	0.88
35:BO:31:ARG:C	35:BO:32:TYR:CD1	2.47	0.88
37:BQ:41:THR:CB	37:BQ:126:VAL:HA	2.03	0.88
37:BQ:58:HIS:CG	37:BQ:59:ASN:H	1.90	0.88
38:BS:23:ARG:CZ	38:BS:35:VAL:HG21	2.03	0.88
39:BT:28:THR:C	39:BT:29:THR:HG23	1.93	0.88
41:BX:17:ASP:CA	41:BX:20:PHE:CE1	2.56	0.88
42:BY:9:LYS:HE3	42:BY:13:ARG:CZ	2.04	0.88
42:BY:41:ARG:CB	42:BY:112:LEU:HA	1.98	0.88
42:BY:57:GLY:H	42:BY:97:ARG:NH2	1.70	0.88
42:BY:101:LEU:CD2	42:BY:101:LEU:O	2.21	0.88
44:BR:18:LEU:HD13	44:BR:18:LEU:C	1.94	0.88
46:BV:40:VAL:HG12	46:BV:55:THR:HG23	1.53	0.88

*Continued on next page...*

*Continued from previous page...*

Atom-1	Atom-2	Interatomic distance (Å)	Clash overlap (Å)
47:B2:23:LEU:CA	47:B2:26:GLU:OE1	2.18	0.88
48:B3:30:ARG:HG3	48:B3:30:ARG:NH1	1.86	0.88
53:B7:30:ILE:O	53:B7:33:ARG:CA	2.21	0.88
1:AA:236:G:H5''	20:AQ:42:TYR:OH	1.74	0.88
1:AA:1311:G:O6	22:AS:2:PRO:CA	2.20	0.88
27:BA:1055:G:N7	27:BA:1056:G:H1'	1.89	0.88
27:BA:1782:C:C2	27:BA:2609:U:H6	1.66	0.88
27:BA:2236:C:C2'	27:BA:2237:G:C5'	2.50	0.88
27:BA:2756:U:N3	27:BA:2759:G:O6	2.07	0.88
28:BD:143:ILE:C	28:BD:152:GLN:HB2	1.94	0.88
29:BE:201:VAL:N	29:BE:266:LYS:CD	2.37	0.88
34:BN:10:VAL:CG1	34:BN:36:VAL:CG2	1.97	0.88
34:BN:83:ILE:O	34:BN:86:MET:N	2.05	0.88
35:BO:90:ASP:O	35:BO:92:SER:N	2.07	0.88
38:BS:27:LEU:HB2	38:BS:33:ARG:HH21	1.09	0.88
41:BX:20:PHE:HD1	41:BX:22:ASN:N	1.70	0.88
42:BY:28:SER:CB	42:BY:99:THR:CB	2.48	0.88
42:BY:51:LEU:O	42:BY:52:ARG:HG3	1.73	0.88
43:BZ:176:LEU:HD23	43:BZ:176:LEU:C	1.93	0.88
46:BV:83:ARG:O	46:BV:84:THR:OG1	1.89	0.88
50:B4:41:PRO:HB3	50:B4:59:PHE:HE1	1.38	0.88
52:B6:19:GLY:HA2	52:B6:44:ALA:HB2	1.56	0.88
1:AA:46:G:O3'	1:AA:47:C:P	2.32	0.88
2:AV:7:U:O4	2:AV:49:C:N4	2.07	0.88
27:BA:2023:G:H5''	27:BA:2617:C:O2'	1.73	0.88
27:BA:2206:C:C2'	27:BA:2207:C:H5'	2.04	0.88
27:BA:2361:A:H2'	27:BA:2362:G:H5'	1.55	0.88
27:BA:2471:C:O2	27:BA:2479:G:N2	2.06	0.88
27:BA:2589:A:H2'	27:BA:2590:A:H5'	1.54	0.88
27:BA:2700:C:C2'	27:BA:2701:C:H4'	2.03	0.88
27:BA:2731:G:N2	27:BA:2732:G:C2	2.42	0.88
27:BA:2734:A:H5''	27:BA:2734:A:C8	2.09	0.88
27:BA:2768:C:C2	27:BA:2769:C:H6	1.86	0.88
27:BA:2783:G:H8	27:BA:2783:G:O5'	1.57	0.88
29:BE:315:VAL:O	29:BE:317:PRO:HD3	1.74	0.88
30:BF:39:GLN:OE1	30:BF:39:GLN:N	2.07	0.88
37:BQ:46:VAL:O	37:BQ:124:ALA:C	2.11	0.88
37:BQ:57:ARG:C	37:BQ:61:LEU:HD21	1.93	0.88
40:BW:8:ARG:CG	40:BW:9:TYR:H	1.85	0.88
42:BY:55:PHE:HB3	42:BY:58:GLU:OE2	1.73	0.88
46:BV:59:GLU:C	46:BV:60:VAL:HG23	1.93	0.88

*Continued on next page...*

*Continued from previous page...*

Atom-1	Atom-2	Interatomic distance (Å)	Clash overlap (Å)
49:B0:43:THR:OG1	49:B0:75:GLY:O	1.90	0.88
50:B4:41:PRO:HG2	50:B4:57:ASP:CB	2.03	0.88
51:B5:15:LYS:O	51:B5:18:MET:N	2.06	0.88
1:AA:978:A:O2'	22:AS:37:ARG:NH2	2.06	0.88
27:BA:1127:A:C2	27:BA:2518:A:N3	2.41	0.88
27:BA:1801:G:OP1	27:BA:1801:G:H8	1.57	0.88
27:BA:2313:C:H5'	31:BG:72:LYS:CB	2.04	0.88
27:BA:2366:A:C8	27:BA:2367:G:C8	2.62	0.88
27:BA:2463:C:O2	27:BA:2464:C:C6	2.26	0.88
27:BA:2739:U:O2'	27:BA:2740:A:H5''	1.74	0.88
29:BE:99:VAL:CG1	29:BE:100:TRP:H	1.87	0.88
29:BE:222:ARG:HD3	29:BE:232:ARG:HA	1.56	0.88
30:BF:6:TYR:CE1	30:BF:139:VAL:HB	2.08	0.88
30:BF:59:GLU:O	30:BF:61:PHE:HD2	1.55	0.88
32:BH:43:THR:HG23	32:BH:52:THR:HG23	0.88	0.88
32:BH:90:GLY:CA	32:BH:159:LYS:HG3	2.00	0.88
34:BN:27:ALA:HA	34:BN:30:ALA:HB3	0.92	0.88
34:BN:45:VAL:C	34:BN:46:ILE:HG13	1.86	0.88
34:BN:58:GLU:HA	34:BN:61:VAL:CB	2.03	0.88
34:BN:95:ARG:HA	34:BN:98:PHE:CE1	2.08	0.88
36:BP:94:ARG:HB2	36:BP:120:LEU:HD21	0.89	0.88
37:BQ:67:ALA:H	37:BQ:70:ARG:NH2	1.72	0.88
42:BY:26:THR:O	42:BY:27:LEU:HG	1.73	0.88
46:BV:40:VAL:CB	46:BV:51:ALA:HB1	2.03	0.88
50:B4:32:HIS:O	50:B4:34:ASP:OD1	1.92	0.88
53:B7:21:ARG:HH12	53:B7:43:THR:HG23	1.31	0.88
1:AA:579:G:H4'	1:AA:728:A:H1'	1.55	0.87
1:AA:975:A:N7	1:AA:1357:A:H2	1.73	0.87
2:AV:7:U:C4	2:AV:49:C:C5	2.61	0.87
26:BB:57:A:C4'	31:BG:13:MET:SD	2.62	0.87
27:BA:34:C:H2'	27:BA:455:C:H41	1.36	0.87
27:BA:198:C:H4'	27:BA:2243:U:O2'	1.74	0.87
27:BA:535:C:H4'	45:BU:53:LYS:HE3	0.88	0.87
27:BA:1128:A:C6	27:BA:2518:A:N6	2.41	0.87
27:BA:1339:G:H5'	41:BX:13:LYS:CE	2.04	0.87
27:BA:2018:G:N2	45:BU:34:ASN:HD22	1.71	0.87
27:BA:2045:C:H42	27:BA:2623:G:H1	0.88	0.87
27:BA:2320:A:O5'	27:BA:2320:A:H8	1.56	0.87
27:BA:2333:A:C4	27:BA:2335:A:C2	2.61	0.87
27:BA:2364:C:H5'	49:B0:38:VAL:CG1	2.01	0.87
27:BA:2396:G:P	50:B4:28:ARG:NH1	2.48	0.87

*Continued on next page...*

*Continued from previous page...*

Atom-1	Atom-2	Interatomic distance (Å)	Clash overlap (Å)
27:BA:2425:A:O2'	27:BA:2426:A:P	2.32	0.87
27:BA:2523:G:O4'	27:BA:2765:A:N7	2.07	0.87
27:BA:2689:U:C5'	27:BA:2690:C:H5''	2.03	0.87
27:BA:2734:A:N7	27:BA:2735:G:C8	2.42	0.87
30:BF:230:GLY:C	30:BF:231:ARG:CG	2.40	0.87
32:BH:25:VAL:HG12	32:BH:78:VAL:HG21	1.56	0.87
34:BN:19:MET:HB3	34:BN:46:ILE:CD1	2.04	0.87
36:BP:101:ASP:O	36:BP:102:ASP:CG	2.13	0.87
37:BQ:58:HIS:ND1	37:BQ:59:ASN:N	2.20	0.87
37:BQ:61:LEU:O	37:BQ:62:GLU:C	2.13	0.87
40:BW:85:VAL:CG1	40:BW:95:ILE:HD11	2.03	0.87
43:BZ:6:LYS:C	43:BZ:31:SER:OG	2.11	0.87
43:BZ:14:LEU:CD2	43:BZ:79:ILE:HG21	2.04	0.87
44:BR:90:ARG:HH22	44:BR:117:VAL:HG22	1.38	0.87
47:B2:8:ILE:C	47:B2:11:MET:HG2	1.94	0.87
52:B6:39:LYS:HA	52:B6:50:PHE:CD1	2.09	0.87
54:B8:5:LYS:C	54:B8:7:HIS:N	2.25	0.87
1:AA:243:A:H4'	1:AA:244:U:H5'	1.57	0.87
1:AA:266:G:H22	1:AA:270:A:H62	1.20	0.87
1:AA:1024:G:O3'	1:AA:1025:U:P	2.31	0.87
3:AW:76:A:N7	27:BA:2421:G:C2'	2.32	0.87
5:AB:32:ILE:HD11	5:AB:40:HIS:HB3	1.57	0.87
27:BA:532:A:H3'	27:BA:533:G:O4'	1.74	0.87
27:BA:1350:C:H42	27:BA:1381:G:H1	1.18	0.87
27:BA:2021:C:P	51:B5:15:LYS:HE3	2.13	0.87
27:BA:2458:G:O6	27:BA:2490:G:C2'	2.21	0.87
27:BA:2482:G:C5	27:BA:2483:C:C6	2.63	0.87
27:BA:2509:G:N3	27:BA:2580:U:O2	2.06	0.87
27:BA:2642:G:O2'	27:BA:2643:G:C5'	2.15	0.87
27:BA:2666:C:H3'	27:BA:2667:C:H5'	1.56	0.87
30:BF:56:THR:HB	30:BF:57:PRO:CD	2.04	0.87
31:BG:11:HIS:NE2	31:BG:15:GLU:OE2	2.05	0.87
32:BH:93:TYR:HE1	32:BH:106:VAL:C	1.75	0.87
39:BT:14:GLU:OE1	39:BT:14:GLU:HA	1.73	0.87
43:BZ:51:LEU:CD2	43:BZ:52:PHE:N	2.33	0.87
50:B4:14:ILE:HG23	50:B4:16:TYR:HE1	1.32	0.87
51:B5:34:PRO:CD	51:B5:36:CYS:SG	2.63	0.87
26:BB:50:G:OP1	38:BS:74:PRO:HB2	1.72	0.87
27:BA:911:A:C2	37:BQ:16:ARG:HA	2.09	0.87
27:BA:2022:U:N3	51:B5:9:LYS:NZ	2.22	0.87
27:BA:2742:C:OP1	55:B9:35:ARG:CZ	2.22	0.87

*Continued on next page...*

*Continued from previous page...*

Atom-1	Atom-2	Interatomic distance (Å)	Clash overlap (Å)
27:BA:2745:C:C1'	32:BH:142:GLU:OE2	2.22	0.87
27:BA:2838:G:C5	27:BA:2839:G:C8	2.62	0.87
27:BA:2862:G:H2'	27:BA:2863:C:C5	2.08	0.87
27:BA:2881:C:N4	27:BA:2882:A:H62	1.72	0.87
28:BD:149:ARG:HB2	28:BD:152:GLN:HE21	1.38	0.87
34:BN:19:MET:CE	34:BN:22:VAL:HG21	2.05	0.87
36:BP:77:ALA:CA	36:BP:81:VAL:CG1	2.51	0.87
36:BP:106:VAL:CG2	36:BP:122:ALA:HB1	2.03	0.87
37:BQ:57:ARG:C	37:BQ:61:LEU:CG	2.42	0.87
37:BQ:140:TYR:O	37:BQ:143:VAL:HG22	1.74	0.87
40:BW:83:LYS:HA	40:BW:97:LYS:HG2	1.54	0.87
41:BX:6:LYS:CE	41:BX:29:ASP:CA	2.52	0.87
41:BX:33:SER:CA	41:BX:37:VAL:CG2	2.51	0.87
41:BX:48:THR:O	41:BX:50:GLU:OE2	1.91	0.87
43:BZ:10:PRO:O	43:BZ:14:LEU:N	2.08	0.87
44:BR:21:TYR:HB3	44:BR:47:PHE:CE2	2.09	0.87
46:BV:74:TYR:CZ	46:BV:87:ARG:C	2.44	0.87
50:B4:51:ASP:O	50:B4:52:THR:HG22	1.75	0.87
25:AY:223:ARG:CA	27:BA:2555:U:N3	2.37	0.87
27:BA:1163:G:HO3'	27:BA:1164:G:P	1.32	0.87
27:BA:2266:A:N6	27:BA:2273:A:OP2	2.07	0.87
27:BA:2287:A:C2	27:BA:2289:G:C8	2.63	0.87
27:BA:2364:C:C5'	49:B0:38:VAL:HG11	2.03	0.87
27:BA:2509:G:OP1	27:BA:2555:U:H5'	1.73	0.87
27:BA:2528:U:HO2'	27:BA:2529:G:H8	1.21	0.87
27:BA:2616:C:C2'	27:BA:2617:C:C5'	2.44	0.87
27:BA:2706:G:H8	27:BA:2706:G:O5'	1.57	0.87
27:BA:2759:G:O2'	27:BA:2760:C:C5'	2.23	0.87
28:BD:73:ILE:HG22	28:BD:95:TYR:CD2	1.80	0.87
28:BD:75:GLY:C	28:BD:115:ILE:O	2.11	0.87
30:BF:144:PHE:C	30:BF:146:ASP:H	1.77	0.87
30:BF:164:ALA:CB	30:BF:232:LEU:HD13	2.02	0.87
34:BN:60:ARG:CA	34:BN:71:TYR:HD2	1.88	0.87
36:BP:71:GLU:O	36:BP:73:VAL:N	2.07	0.87
41:BX:4:VAL:HG21	47:B2:24:LYS:HZ1	1.37	0.87
42:BY:101:LEU:HD13	42:BY:103:LEU:HD11	1.57	0.87
43:BZ:68:ALA:O	43:BZ:69:VAL:HG23	0.70	0.87
45:BU:5:LYS:O	45:BU:7:GLY:N	2.07	0.87
48:B3:38:GLU:O	48:B3:40:THR:HG22	1.74	0.87
48:B3:54:VAL:HG23	48:B3:55:ARG:N	1.89	0.87
51:B5:15:LYS:O	51:B5:16:ARG:C	2.09	0.87

*Continued on next page...*

Continued from previous page...

Atom-1	Atom-2	Interatomic distance (Å)	Clash overlap (Å)
51:B5:42:SER:O	51:B5:43:HIS:HB2	1.73	0.87
54:B8:12:ARG:HD2	54:B8:13:ARG:HD2	1.57	0.87
1:AA:551:U:H5'	15:AL:119:LYS:HE2	1.53	0.87
27:BA:514:A:O3'	45:BU:32:TYR:OH	1.92	0.87
27:BA:932:G:C5'	48:B3:24:LYS:NZ	2.38	0.87
27:BA:994:C:H4'	45:BU:54:LYS:HE3	1.56	0.87
27:BA:1020:A:H1'	34:BN:49:ARG:NH2	1.89	0.87
27:BA:1034:G:O5'	55:B9:18:ARG:NH2	2.07	0.87
27:BA:2067:G:H1	27:BA:2443:C:N4	1.72	0.87
27:BA:2093:G:C4	27:BA:2225:A:N6	2.42	0.87
27:BA:2197:U:H6	27:BA:2224:G:H22	1.18	0.87
27:BA:2633:G:N2	27:BA:2634:G:C5	2.43	0.87
27:BA:2657:A:N6	27:BA:2664:G:N2	2.12	0.87
27:BA:2781:A:H5''	27:BA:2782:G:O5'	1.68	0.87
27:BA:2821:A:N3	27:BA:2822:G:C8	2.42	0.87
27:BA:2825:C:C6	27:BA:2825:C:H3'	2.10	0.87
30:BF:106:GLU:O	30:BF:109:LEU:HB2	1.74	0.87
30:BF:212:VAL:O	30:BF:212:VAL:HG12	1.72	0.87
31:BG:57:THR:HG22	31:BG:58:VAL:N	1.90	0.87
31:BG:135:VAL:O	31:BG:135:VAL:HG12	1.73	0.87
32:BH:159:LYS:N	32:BH:162:ARG:HH22	1.72	0.87
38:BS:27:LEU:HD13	38:BS:27:LEU:C	1.93	0.87
43:BZ:24:TYR:CD2	43:BZ:84:TYR:CD1	2.61	0.87
43:BZ:26:LYS:HB3	43:BZ:26:LYS:NZ	1.89	0.87
43:BZ:92:VAL:HG13	43:BZ:124:ALA:CB	2.04	0.87
45:BU:98:ILE:O	45:BU:101:ARG:N	2.08	0.87
52:B6:8:ILE:HA	52:B6:29:ARG:HH21	1.37	0.87
1:AA:37:U:O2	1:AA:397:A:N6	2.07	0.87
1:AA:891:U:H2'	1:AA:892:A:H8	1.36	0.87
1:AA:1320:C:H42	22:AS:36:ARG:CG	1.79	0.87
3:AW:45:G:O3'	3:AW:46:G:C5'	2.22	0.87
7:AD:23:GLY:O	7:AD:112:VAL:HG12	1.75	0.87
27:BA:602:G:O3'	27:BA:603:A:H4'	1.70	0.87
27:BA:2259:G:N7	27:BA:2260:C:C4	2.43	0.87
27:BA:2373:G:N1	27:BA:2374:C:N4	2.22	0.87
27:BA:2445:G:O2'	27:BA:2446:G:H5'	1.75	0.87
27:BA:2626:C:H2'	27:BA:2627:G:H5'	0.89	0.87
27:BA:2661:G:C4	27:BA:2662:A:N7	2.42	0.87
27:BA:2679:A:H61	27:BA:2728:U:H3	1.23	0.87
27:BA:2699:C:H2'	27:BA:2699:C:O2	1.73	0.87
28:BD:131:LEU:HD11	28:BD:183:ILE:HG21	0.89	0.87

Continued on next page...

*Continued from previous page...*

Atom-1	Atom-2	Interatomic distance (Å)	Clash overlap (Å)
29:BE:79:ARG:NH1	29:BE:104:PHE:O	2.02	0.87
29:BE:180:ILE:CG2	29:BE:187:HIS:CB	2.48	0.87
29:BE:211:GLN:O	29:BE:216:ARG:NH1	2.07	0.87
32:BH:170:LEU:HD13	32:BH:170:LEU:C	1.94	0.87
33:BI:7:LYS:CG	33:BI:12:LYS:HA	2.03	0.87
35:BO:40:VAL:O	35:BO:40:VAL:HG12	1.74	0.87
36:BP:64:ILE:HD12	36:BP:106:VAL:CB	2.05	0.87
36:BP:64:ILE:O	36:BP:108:VAL:HA	1.74	0.87
37:BQ:65:ARG:HE	37:BQ:85:ILE:HB	1.38	0.87
38:BS:40:ASN:HA	38:BS:114:LYS:HZ2	1.35	0.87
38:BS:56:ASP:O	38:BS:57:THR:CG2	2.22	0.87
38:BS:74:PRO:O	38:BS:80:SER:N	2.07	0.87
43:BZ:141:MET:SD	43:BZ:141:MET:N	2.46	0.87
43:BZ:141:MET:HA	43:BZ:171:VAL:HG11	1.55	0.87
45:BU:20:ARG:HH12	46:BV:75:LYS:NZ	1.73	0.87
48:B3:20:LYS:CD	48:B3:23:LEU:HD12	2.03	0.87
51:B5:25:LEU:O	51:B5:26:THR:CG2	2.23	0.87
55:B9:20:HIS:C	55:B9:22:ARG:H	1.78	0.87
55:B9:24:LEU:CD1	55:B9:35:ARG:HG3	2.05	0.87
1:AA:32:A:H2'	1:AA:33:A:C8	2.10	0.87
3:AW:25:C:N4	3:AW:26:G:C6	2.41	0.87
27:BA:623:G:H2'	27:BA:624:C:H6	1.40	0.87
27:BA:806:C:O2'	27:BA:2445:G:O4'	1.93	0.87
27:BA:2044:C:H42	27:BA:2624:G:H1	0.88	0.87
27:BA:2227:A:N6	27:BA:2228:G:O6	2.06	0.87
27:BA:2317:C:C6	27:BA:2318:G:N7	2.43	0.87
29:BE:210:THR:CG2	29:BE:255:GLN:HG2	2.03	0.87
29:BE:221:LYS:HZ3	29:BE:233:ARG:HG2	1.37	0.87
30:BF:4:THR:O	30:BF:139:VAL:CG1	2.23	0.87
32:BH:51:VAL:HG21	32:BH:68:ARG:HE	1.39	0.87
36:BP:67:ARG:HH11	36:BP:111:ALA:C	1.77	0.87
38:BS:12:ARG:NH1	38:BS:20:TYR:HE2	1.37	0.87
40:BW:23:LEU:C	40:BW:25:ARG:H	1.76	0.87
40:BW:86:LEU:HB3	40:BW:87:PRO:HD3	1.56	0.87
48:B3:3:ARG:HD3	48:B3:60:GLU:CB	2.03	0.87
49:B0:52:GLY:O	49:B0:53:MET:HG2	1.73	0.87
54:B8:16:ILE:HG22	54:B8:21:LYS:O	1.74	0.87
1:AA:988:G:H4'	1:AA:1014:A:N6	1.90	0.87
27:BA:248:G:N2	27:BA:2431:U:H4'	1.90	0.87
27:BA:1031:G:H5'	55:B9:8:LYS:HD3	1.57	0.87
27:BA:1301:A:H62	27:BA:1303:G:C1'	1.87	0.87

*Continued on next page...*



*Continued from previous page...*

Atom-1	Atom-2	Interatomic distance (Å)	Clash overlap (Å)
27:BA:1339:G:N2	27:BA:1603:A:C8	2.43	0.87
27:BA:1350:C:N3	27:BA:1381:G:N2	2.21	0.87
27:BA:1789:A:OP1	28:BD:226:GLY:HA2	1.75	0.87
27:BA:2044:C:C2	27:BA:2624:G:N2	2.38	0.87
27:BA:2084:C:O2	27:BA:2235:G:N2	2.06	0.87
27:BA:2188:C:C4	27:BA:2189:U:C4	2.63	0.87
27:BA:2247:A:H2'	27:BA:2248:C:H6	1.39	0.87
27:BA:2251:G:C8	27:BA:2450:A:H4'	2.10	0.87
27:BA:2296:U:N3	38:BS:16:ALA:HB2	1.90	0.87
27:BA:2314:C:OP1	31:BG:74:THR:CG2	2.23	0.87
27:BA:2653:U:OP2	27:BA:2654:A:H3'	1.74	0.87
27:BA:2657:A:C5	27:BA:2664:G:N2	2.42	0.87
27:BA:2695:C:H2'	27:BA:2696:U:C6	2.10	0.87
27:BA:2822:G:OP1	29:BE:207:GLY:HA2	1.74	0.87
28:BD:196:ASN:HA	28:BD:199:ARG:CD	2.04	0.87
28:BD:208:GLY:HA2	28:BD:210:LYS:HZ3	0.72	0.87
30:BF:39:GLN:OE1	30:BF:40:ALA:N	2.06	0.87
30:BF:197:SER:HB3	30:BF:239:ALA:H	1.37	0.87
31:BG:53:LYS:CG	31:BG:54:ALA:N	2.33	0.87
31:BG:97:GLN:OE1	31:BG:106:PHE:HE2	1.56	0.87
33:BI:91:GLY:O	33:BI:92:SER:O	1.92	0.87
34:BN:105:LEU:CG	34:BN:106:GLY:H	1.86	0.87
35:BO:29:GLY:O	35:BO:30:ARG:O	1.90	0.87
37:BQ:140:TYR:CG	37:BQ:147:VAL:HG11	2.09	0.87
38:BS:98:GLU:CG	38:BS:99:GLU:H	1.88	0.87
43:BZ:85:MET:O	43:BZ:86:VAL:HG23	1.75	0.87
43:BZ:141:MET:CB	43:BZ:171:VAL:HG11	2.05	0.87
46:BV:42:GLY:O	46:BV:54:TYR:OH	1.93	0.87
50:B4:6:HIS:CB	50:B4:56:VAL:CG2	2.51	0.87
52:B6:45:LYS:C	52:B6:46:LYS:HE2	1.95	0.87
53:B7:38:GLY:O	53:B7:39:ARG:CB	2.22	0.87
54:B8:30:ARG:NH2	54:B8:41:ILE:HG23	1.88	0.87
7:AD:9:CYS:SG	7:AD:31:CYS:CA	2.63	0.87
13:AJ:46:ARG:HH11	17:AN:59:ALA:CB	1.85	0.87
13:AJ:61:GLU:OE1	17:AN:49:HIS:HE1	1.58	0.87
27:BA:138:G:H2'	27:BA:139:G:H4'	1.57	0.87
27:BA:325:G:N2	42:BY:7:GLN:NE2	2.23	0.87
27:BA:637:A:OP2	36:BP:126:SER:OG	1.91	0.87
27:BA:746:A:O2'	27:BA:2611:U:O2'	1.81	0.87
27:BA:830:G:C4	27:BA:2448:A:N7	2.42	0.87
27:BA:2049:G:C2	27:BA:2620:C:C2	2.61	0.87

*Continued on next page...*

*Continued from previous page...*

Atom-1	Atom-2	Interatomic distance (Å)	Clash overlap (Å)
27:BA:2364:C:H5'	49:B0:38:VAL:HG11	1.54	0.87
27:BA:2468:G:HO2'	27:BA:2469:A:H8	0.90	0.87
28:BD:89:ASN:C	28:BD:105:ALA:HB2	1.95	0.87
29:BE:61:PRO:HB3	29:BE:69:PRO:HB3	1.56	0.87
29:BE:222:ARG:CG	29:BE:232:ARG:HA	2.05	0.87
32:BH:7:PRO:HD2	32:BH:68:ARG:HD3	1.54	0.87
33:BI:7:LYS:HG3	33:BI:12:LYS:HD3	1.55	0.87
37:BQ:36:ASN:HB3	37:BQ:41:THR:N	1.90	0.87
37:BQ:41:THR:HG21	37:BQ:126:VAL:HA	1.52	0.87
37:BQ:44:ALA:HB1	37:BQ:126:VAL:O	1.73	0.87
37:BQ:89:PRO:HA	37:BQ:113:ALA:HB2	1.57	0.87
45:BU:8:ILE:N	45:BU:11:ARG:CD	2.38	0.87
53:B7:21:ARG:HD2	53:B7:31:LEU:HD13	1.57	0.87
53:B7:30:ILE:HD11	53:B7:33:ARG:HH12	1.39	0.87
1:AA:983:A:C3'	1:AA:984:C:P	2.63	0.86
1:AA:1400:C:C5	2:AV:34:G:N1	2.43	0.86
26:BB:24:G:O2'	26:BB:27:C:N4	2.07	0.86
27:BA:2087:G:O6	27:BA:2233:U:C5	2.28	0.86
27:BA:2234:G:C6	27:BA:2235:G:C5	2.62	0.86
27:BA:2330:G:C2	27:BA:2331:G:C1'	2.57	0.86
27:BA:2439:A:N3	27:BA:2439:A:C2'	2.37	0.86
27:BA:2475:C:O2	27:BA:2529:G:N2	2.08	0.86
27:BA:2721:A:N3	27:BA:2722:G:C8	2.43	0.86
28:BD:74:PRO:CA	28:BD:116:MET:HE2	1.98	0.86
28:BD:86:ARG:O	28:BD:87:SER:OG	1.92	0.86
28:BD:213:LYS:C	28:BD:215:LYS:N	2.28	0.86
29:BE:225:LYS:O	29:BE:226:HIS:ND1	2.08	0.86
30:BF:140:VAL:HG23	30:BF:234:VAL:HB	1.57	0.86
31:BG:142:ALA:HB2	31:BG:151:ILE:HD11	1.55	0.86
35:BO:92:SER:CB	35:BO:113:LYS:NZ	2.38	0.86
36:BP:67:ARG:N	36:BP:67:ARG:NE	2.23	0.86
40:BW:66:GLU:HG2	40:BW:67:ASP:N	1.89	0.86
50:B4:68:ARG:CG	50:B4:72:LYS:CG	2.52	0.86
52:B6:41:ASP:HB3	52:B6:47:HIS:N	1.90	0.86
54:B8:8:LYS:O	54:B8:11:LYS:N	2.07	0.86
1:AA:173:U:H5'	1:AA:197:A:H5'	1.57	0.86
3:AW:76:A:C4	27:BA:2422:A:C6	2.60	0.86
27:BA:993:G:C4'	46:BV:90:PHE:CZ	2.56	0.86
27:BA:1667:G:H5''	35:BO:5:GLU:OE1	1.75	0.86
27:BA:2043:C:H5	27:BA:2777:G:H1'	1.17	0.86
27:BA:2414:G:C4	27:BA:2415:G:C8	2.63	0.86

*Continued on next page...*

*Continued from previous page...*

Atom-1	Atom-2	Interatomic distance (Å)	Clash overlap (Å)
27:BA:2474:C:H41	27:BA:2529:G:N2	1.73	0.86
27:BA:2870:C:O2	27:BA:2871:C:C6	2.28	0.86
28:BD:104:ILE:CD1	28:BD:104:ILE:N	2.32	0.86
32:BH:148:ARG:HH12	32:BH:164:GLU:H	1.22	0.86
34:BN:27:ALA:O	34:BN:28:GLU:C	2.12	0.86
40:BW:104:THR:C	40:BW:105:VAL:HG13	1.91	0.86
49:B0:36:ILE:O	49:B0:37:LEU:HD23	1.75	0.86
53:B7:30:ILE:HA	53:B7:33:ARG:HD2	0.95	0.86
1:AA:60:A:H62	1:AA:110:C:N4	1.72	0.86
27:BA:535:C:C5'	45:BU:53:LYS:HE2	2.04	0.86
27:BA:1240:U:H3'	27:BA:1241:A:H8	1.38	0.86
27:BA:2276:G:OP2	37:BQ:104:PRO:CD	2.22	0.86
27:BA:2785:C:H5''	29:BE:99:VAL:HG22	0.89	0.86
28:BD:216:ALA:HB1	28:BD:223:ASN:CB	2.04	0.86
31:BG:49:PRO:CB	31:BG:72:LYS:H	1.87	0.86
31:BG:99:ASP:N	31:BG:104:PHE:CD2	2.42	0.86
32:BH:36:PHE:HD2	32:BH:70:LEU:HD13	1.39	0.86
33:BI:75:LEU:CD1	33:BI:76:THR:N	2.36	0.86
35:BO:25:LEU:HD21	35:BO:40:VAL:HG23	0.88	0.86
36:BP:114:VAL:HG11	36:BP:133:VAL:HA	1.57	0.86
37:BQ:31:PHE:CD2	37:BQ:85:ILE:O	2.29	0.86
42:BY:49:GLU:OE2	42:BY:97:ARG:NH1	0.72	0.86
45:BU:27:SER:O	45:BU:29:SER:CB	2.23	0.86
47:B2:24:LYS:HA	47:B2:27:LEU:HD12	1.56	0.86
49:B0:36:ILE:O	49:B0:37:LEU:CD2	2.23	0.86
54:B8:6:THR:O	54:B8:7:HIS:C	2.14	0.86
54:B8:16:ILE:HD12	54:B8:16:ILE:N	1.91	0.86
1:AA:463:A:P	19:AP:75:ARG:HH22	1.98	0.86
3:AW:76:A:H2	54:B8:32:GLN:CB	1.83	0.86
27:BA:25:U:C4'	40:BW:79:GLY:CA	2.51	0.86
27:BA:495:G:N2	40:BW:61:ASN:ND2	2.22	0.86
27:BA:1953:A:H62	27:BA:2550:G:H4'	1.40	0.86
27:BA:2228:G:N7	27:BA:2229:C:C4	2.42	0.86
27:BA:2313:C:O2'	27:BA:2314:C:C5'	2.23	0.86
27:BA:2395:C:H3'	27:BA:2395:C:C6	2.09	0.86
27:BA:2457:U:C5	27:BA:2458:G:N3	2.42	0.86
27:BA:2536:G:C6	27:BA:2537:U:N3	2.43	0.86
27:BA:2589:A:C6	27:BA:2590:A:N7	2.42	0.86
28:BD:126:GLY:O	28:BD:127:ASN:O	1.92	0.86
29:BE:45:LYS:HE2	29:BE:301:PRO:HB2	1.54	0.86
30:BF:38:ALA:O	30:BF:39:GLN:C	2.13	0.86

*Continued on next page...*

*Continued from previous page...*

Atom-1	Atom-2	Interatomic distance (Å)	Clash overlap (Å)
31:BG:88:LEU:N	31:BG:89:PRO:CD	2.38	0.86
33:BI:13:GLY:CA	33:BI:15:LYS:CE	2.53	0.86
34:BN:63:ILE:HG21	34:BN:71:TYR:OH	1.74	0.86
36:BP:61:ALA:HB1	36:BP:107:LYS:CE	2.04	0.86
41:BX:9:HIS:ND1	41:BX:27:ALA:N	2.24	0.86
42:BY:108:ARG:O	42:BY:112:LEU:HD23	1.73	0.86
43:BZ:156:GLU:CG	43:BZ:157:GLY:H	1.81	0.86
45:BU:92:ARG:CA	45:BU:95:LEU:CG	2.52	0.86
49:B0:38:VAL:HA	49:B0:40:GLN:NE2	1.89	0.86
51:B5:44:HIS:HA	51:B5:52:TYR:HH	1.06	0.86
52:B6:2:ALA:CB	52:B6:11:LYS:HZ2	1.85	0.86
1:AA:173:U:H5	1:AA:198:G:HO2'	0.87	0.86
3:AW:37:YYG:O22	10:AG:85:TYR:N	2.08	0.86
26:BB:56:G:H4'	26:BB:57:A:H5''	1.58	0.86
27:BA:564:C:P	46:BV:79:GLN:CG	2.61	0.86
27:BA:687:C:C4'	53:B7:4:THR:HG22	2.04	0.86
27:BA:1968:G:OP1	27:BA:2592:G:OP1	1.94	0.86
27:BA:2484:G:H2'	27:BA:2485:G:O5'	1.75	0.86
27:BA:2558:C:N3	27:BA:2559:C:C4	2.43	0.86
27:BA:2561:A:C5	27:BA:2562:U:C6	2.64	0.86
27:BA:2712:U:O2'	27:BA:712(A):A:C5'	2.24	0.86
29:BE:43:GLY:O	29:BE:309:PRO:O	1.94	0.86
30:BF:81:PRO:CA	30:BF:87:ARG:CB	2.53	0.86
30:BF:102:LEU:CD2	30:BF:106:GLU:CD	2.43	0.86
34:BN:15:ARG:CG	34:BN:43:ARG:HD2	2.05	0.86
34:BN:16:ASP:N	34:BN:45:VAL:HG23	1.83	0.86
37:BQ:11:LYS:HD2	37:BQ:91:HIS:CD2	2.09	0.86
37:BQ:36:ASN:C	37:BQ:41:THR:HB	1.95	0.86
37:BQ:58:HIS:N	37:BQ:61:LEU:CD1	2.39	0.86
37:BQ:59:ASN:CG	37:BQ:60:ALA:H	1.75	0.86
38:BS:110:THR:HG22	38:BS:115:VAL:HG23	1.56	0.86
39:BT:6:CYS:HB3	39:BT:9:CYS:O	1.76	0.86
44:BR:93:GLY:C	44:BR:95:THR:H	1.79	0.86
45:BU:6:THR:O	45:BU:9:VAL:CG2	2.23	0.86
46:BV:3:ALA:C	46:BV:12:TYR:OH	2.08	0.86
46:BV:35:LEU:H	46:BV:60:VAL:CG1	1.89	0.86
46:BV:61:VAL:C	46:BV:98:ILE:CD1	2.43	0.86
49:B0:49:GLN:O	49:B0:73:GLY:HA3	1.76	0.86
50:B4:46:GLU:O	50:B4:47:GLU:HG3	0.69	0.86
54:B8:26:LYS:HG3	54:B8:45:GLY:CA	2.03	0.86
7:AD:127:THR:HB	7:AD:147:ALA:HB3	1.58	0.86

*Continued on next page...*

Continued from previous page...

Atom-1	Atom-2	Interatomic distance (Å)	Clash overlap (Å)
27:BA:248:G:N2	27:BA:2431:U:O4'	2.08	0.86
27:BA:1063:G:C5'	56:BK:88:GLY:H	1.87	0.86
27:BA:1620:G:H1'	53:B7:1:MET:H2	1.38	0.86
27:BA:1780:A:H3'	27:BA:1781:C:C5'	2.04	0.86
27:BA:2060:A:O2'	27:BA:2502:G:O5'	1.94	0.86
27:BA:2187:G:H2'	27:BA:2188:C:O4'	1.75	0.86
27:BA:2393:A:H4'	54:B8:13:ARG:HH21	1.39	0.86
27:BA:2648:C:H2'	27:BA:2649:U:H5'	1.56	0.86
27:BA:2752:C:H2'	27:BA:2752:C:O2	1.73	0.86
28:BD:104:ILE:HD12	28:BD:104:ILE:H	1.34	0.86
28:BD:208:GLY:C	28:BD:210:LYS:HG2	1.96	0.86
29:BE:304:ASP:O	29:BE:307:LEU:CG	2.23	0.86
33:BI:102:LEU:HD12	33:BI:103:GLN:CA	2.05	0.86
34:BN:47:THR:OG1	34:BN:53:ILE:CD1	2.23	0.86
35:BO:75:SER:C	35:BO:76:TYR:HD1	1.78	0.86
38:BS:17:ARG:C	38:BS:17:ARG:CD	2.43	0.86
42:BY:18:GLU:CA	42:BY:21:LYS:HZ2	1.88	0.86
42:BY:46:ASP:HA	42:BY:102:ASP:CG	1.95	0.86
43:BZ:57:GLU:C	43:BZ:59:GLY:H	1.75	0.86
43:BZ:67:LYS:HA	43:BZ:67:LYS:CE	2.05	0.86
45:BU:14:HIS:ND1	45:BU:36:PHE:CZ	2.23	0.86
50:B4:41:PRO:HG2	50:B4:57:ASP:HB2	1.58	0.86
50:B4:49:PHE:CZ	50:B4:71:SER:OG	2.20	0.86
54:B8:38:GLY:O	54:B8:40:GLU:N	2.09	0.86
1:AA:1289:A:C2	1:AA:1372:U:H4'	2.10	0.86
3:AW:40:C:O2'	10:AG:147:ALA:HB3	1.75	0.86
7:AD:23:GLY:C	7:AD:112:VAL:HG12	1.94	0.86
27:BA:605:C:C3'	30:BF:105:LYS:CE	2.42	0.86
27:BA:954:G:O2'	27:BA:2274:A:N1	2.09	0.86
27:BA:963:U:H1'	27:BA:2250:G:H21	1.34	0.86
27:BA:989:G:OP1	48:B3:31:LEU:CD1	2.22	0.86
27:BA:997:G:OP1	45:BU:92:ARG:HD2	1.74	0.86
27:BA:1034:G:H5'	55:B9:18:ARG:CZ	2.05	0.86
27:BA:2276:G:C2	27:BA:2277:G:C8	2.64	0.86
27:BA:2306:C:C4	31:BG:53:LYS:NZ	2.43	0.86
27:BA:2311:A:C2	31:BG:53:LYS:NZ	2.42	0.86
27:BA:2363:C:O2'	49:B0:38:VAL:HG11	1.75	0.86
27:BA:2416:C:H2'	27:BA:2417:C:H5'	1.57	0.86
27:BA:2564:A:C2'	27:BA:2565:A:H8	1.84	0.86
27:BA:2578:G:N7	29:BE:237:ASN:CG	2.29	0.86
27:BA:2677:G:O2'	27:BA:2678:C:C5'	2.22	0.86

Continued on next page...

*Continued from previous page...*

Atom-1	Atom-2	Interatomic distance (Å)	Clash overlap (Å)
27:BA:2722:G:C4	27:BA:2723:C:C5	2.63	0.86
27:BA:2768:C:H2'	27:BA:2769:C:O5'	1.75	0.86
27:BA:2768:C:O2	27:BA:2769:C:C6	2.28	0.86
29:BE:268:LEU:CD2	29:BE:295:LEU:O	2.23	0.86
30:BF:102:LEU:HB2	30:BF:107:ARG:NH2	1.90	0.86
31:BG:19:GLU:OE1	31:BG:135:VAL:CA	2.22	0.86
34:BN:94:GLY:O	34:BN:98:PHE:CD1	2.29	0.86
37:BQ:58:HIS:O	37:BQ:61:LEU:CG	2.20	0.86
38:BS:89:GLY:O	38:BS:93:GLN:HG3	1.75	0.86
40:BW:10:VAL:HG13	40:BW:46:PHE:CE2	2.10	0.86
48:B3:16:PRO:HB2	48:B3:19:GLN:OE1	1.75	0.86
50:B4:23:GLU:O	50:B4:25:MET:N	2.08	0.86
51:B5:34:PRO:HG2	51:B5:36:CYS:SG	2.14	0.86
53:B7:21:ARG:NH2	53:B7:43:THR:CB	2.38	0.86
27:BA:1364:G:H8	27:BA:1364:G:H5'	1.40	0.86
27:BA:2235:G:C4	27:BA:2236:C:C5	2.63	0.86
27:BA:2425:A:HO2'	27:BA:2426:A:P	1.98	0.86
27:BA:2432:A:N3	27:BA:2432:A:C2'	2.37	0.86
27:BA:2517:C:O2'	27:BA:2518:A:O5'	1.88	0.86
27:BA:2525:G:HO2'	27:BA:2742:C:HO2'	0.98	0.86
27:BA:2573:C:H6	27:BA:2573:C:C4'	1.88	0.86
27:BA:2584:U:C2'	27:BA:2585:U:C5	2.55	0.86
27:BA:2768:C:O2'	27:BA:2769:C:C5'	2.23	0.86
27:BA:2784:C:O2'	29:BE:98:GLU:O	1.92	0.86
28:BD:131:LEU:CD1	28:BD:183:ILE:HG22	2.06	0.86
30:BF:219:ASN:HD22	30:BF:219:ASN:H	0.95	0.86
41:BX:38:ALA:O	41:BX:39:ASP:C	2.14	0.86
43:BZ:39:PHE:HD2	43:BZ:39:PHE:H	0.87	0.86
43:BZ:41:ARG:O	43:BZ:44:ARG:HB2	1.75	0.86
43:BZ:129:ARG:HA	43:BZ:129:ARG:NE	1.91	0.86
45:BU:89:ASP:CB	46:BV:51:ALA:HB3	2.06	0.86
47:B2:7:GLU:OE1	47:B2:8:ILE:HG13	1.75	0.86
47:B2:55:ARG:O	47:B2:58:THR:CB	2.23	0.86
49:B0:37:LEU:CG	49:B0:68:VAL:HG12	2.06	0.86
1:AA:790:A:O5'	2:AV:38:A:O2'	1.92	0.86
26:BB:28:C:OP2	38:BS:41:LYS:HE3	1.75	0.86
27:BA:414:C:H42	27:BA:2409:G:H1	0.87	0.86
27:BA:443:A:N7	30:BF:43:LYS:CD	2.38	0.86
27:BA:581:C:P	45:BU:33:ARG:HH12	1.99	0.86
27:BA:988:A:OP1	48:B3:11:SER:N	2.08	0.86
27:BA:1260:G:C5'	40:BW:83:LYS:NZ	2.38	0.86

*Continued on next page...*

*Continued from previous page...*

Atom-1	Atom-2	Interatomic distance (Å)	Clash overlap (Å)
27:BA:2386:C:H4'	49:B0:39:ARG:NH2	1.90	0.86
27:BA:2457:U:H2'	27:BA:2458:G:C5'	2.05	0.86
27:BA:2494:G:N2	27:BA:2495:G:C4	2.43	0.86
27:BA:2509:G:C2'	27:BA:2510:C:C5'	2.52	0.86
27:BA:2748:A:H2'	32:BH:62:ALA:HB1	1.57	0.86
27:BA:2832:U:C1'	27:BA:2834:G:H21	1.87	0.86
29:BE:235:ILE:HG23	29:BE:236:GLY:N	1.89	0.86
30:BF:214:THR:H	30:BF:218:VAL:CG2	1.89	0.86
33:BI:68:LEU:HD11	33:BI:108:LEU:HD21	1.57	0.86
33:BI:114:LYS:HD2	33:BI:132:LYS:O	1.76	0.86
34:BN:42:GLU:C	34:BN:132:LEU:O	2.14	0.86
37:BQ:65:ARG:HH21	37:BQ:85:ILE:CB	1.89	0.86
41:BX:34:LYS:O	41:BX:35:GLY:O	1.91	0.86
44:BR:43:GLU:N	44:BR:43:GLU:OE2	2.08	0.86
45:BU:33:ARG:HB2	45:BU:33:ARG:HH11	1.27	0.86
45:BU:88:ILE:HB	46:BV:52:GLY:HA3	1.58	0.86
1:AA:939:G:H5''	10:AG:102:ARG:CZ	2.05	0.86
1:AA:1211:U:H3'	1:AA:1212:U:OP1	1.76	0.86
7:AD:15:GLU:HG2	7:AD:63:LYS:CB	2.04	0.86
16:AM:94:ARG:H	16:AM:95:GLY:N	1.73	0.86
27:BA:1062:G:N2	56:BK:92:PRO:HG3	1.90	0.86
27:BA:1087:G:N2	27:BA:1104:C:O5'	2.08	0.86
27:BA:1287:A:C5'	44:BR:104:ARG:CD	2.54	0.86
27:BA:1364:G:P	50:B4:3:LYS:HG2	2.15	0.86
27:BA:1646:C:H5''	27:BA:1647:G:H5'	1.56	0.86
27:BA:2049:G:C6	27:BA:2620:C:N4	2.43	0.86
27:BA:2416:C:O2	27:BA:2417:C:C6	2.29	0.86
27:BA:2469:A:N6	27:BA:2481:G:H1'	1.90	0.86
27:BA:2471:C:H2'	27:BA:2472:G:O5'	1.75	0.86
27:BA:2642:G:HO2'	27:BA:2643:G:H5'	1.35	0.86
28:BD:160:SER:O	28:BD:176:ALA:HB2	1.74	0.86
29:BE:205:THR:HG22	29:BE:259:HIS:CB	1.95	0.86
30:BF:84:VAL:C	30:BF:86:GLY:H	1.78	0.86
36:BP:124:ASP:O	36:BP:125:PHE:CG	2.28	0.86
37:BQ:57:ARG:C	37:BQ:61:LEU:CD2	2.44	0.86
37:BQ:118:ALA:O	37:BQ:119:ASN:HB3	1.75	0.86
42:BY:32:ARG:O	42:BY:33:GLU:C	2.14	0.86
42:BY:66:ASP:O	42:BY:67:LEU:C	2.14	0.86
42:BY:103:LEU:HD11	42:BY:113:GLU:HB3	1.58	0.86
43:BZ:37:LYS:C	43:BZ:41:ARG:NH1	2.28	0.86
43:BZ:48:THR:HG22	43:BZ:48:THR:O	1.75	0.86

*Continued on next page...*

*Continued from previous page...*

Atom-1	Atom-2	Interatomic distance (Å)	Clash overlap (Å)
44:BR:77:ARG:O	44:BR:81:ASP:OD1	1.93	0.86
46:BV:33:VAL:CB	46:BV:63:HIS:CG	2.58	0.86
47:B2:61:GLY:O	47:B2:64:GLY:N	2.08	0.86
51:B5:50:GLY:HA2	51:B5:57:VAL:HB	1.57	0.86
1:AA:958:A:N3	22:AS:55:LYS:HB2	1.91	0.85
1:AA:1060:C:C5'	13:AJ:51:ARG:HB3	2.05	0.85
2:AV:7:U:O4	2:AV:49:C:C4	2.29	0.85
3:AW:25:C:C6	3:AW:26:G:C8	2.64	0.85
9:AF:50:TYR:HE1	21:AR:77:GLY:HA2	1.39	0.85
16:AM:91:ARG:O	16:AM:96:LEU:N	2.08	0.85
27:BA:1129:A:N3	27:BA:2570:G:H1'	1.91	0.85
27:BA:1309:G:H21	27:BA:1611:C:H5'	1.41	0.85
27:BA:1613:G:H3'	27:BA:1614:A:H5'	1.56	0.85
27:BA:2096:U:H3	27:BA:2193:G:H1	1.24	0.85
27:BA:2311:A:O2'	27:BA:2312:U:O5'	1.94	0.85
27:BA:2320:A:N6	38:BS:13:ARG:O	2.08	0.85
27:BA:2328:A:H2'	27:BA:2329:G:C8	2.08	0.85
29:BE:44:TYR:CD1	29:BE:309:PRO:CD	2.58	0.85
29:BE:105:HIS:HB2	29:BE:108:LEU:HG	1.56	0.85
30:BF:149:LYS:HB2	30:BF:152:GLU:HG3	1.58	0.85
31:BG:22:VAL:HB	31:BG:24:HIS:CE1	2.10	0.85
32:BH:110:HIS:O	32:BH:111:PRO:O	1.92	0.85
33:BI:121:ILE:HD12	33:BI:121:ILE:H	1.40	0.85
34:BN:25:GLN:O	34:BN:26:VAL:C	2.11	0.85
37:BQ:58:HIS:CG	37:BQ:59:ASN:N	2.42	0.85
37:BQ:67:ALA:O	37:BQ:71:PHE:HD1	1.28	0.85
40:BW:32:ALA:HB2	40:BW:35:ILE:CD1	2.05	0.85
42:BY:101:LEU:HD21	42:BY:112:LEU:CG	2.06	0.85
43:BZ:39:PHE:O	43:BZ:43:PHE:HB2	1.75	0.85
43:BZ:172:LEU:HG	43:BZ:173:PRO:CD	2.02	0.85
45:BU:28:ARG:CA	45:BU:31:GLN:HG3	2.05	0.85
47:B2:20:LEU:O	47:B2:21:ASP:O	1.95	0.85
50:B4:58:LYS:CD	50:B4:62:ARG:HH21	1.89	0.85
51:B5:11:THR:HB	51:B5:16:ARG:HE	1.40	0.85
53:B7:24:THR:HG21	53:B7:27:GLY:HA3	1.56	0.85
1:AA:495:U:H2'	1:AA:496:A:H5'	1.58	0.85
1:AA:932:C:OP1	10:AG:4:ARG:HG2	1.75	0.85
27:BA:95:G:O2'	47:B2:42:ASN:O	1.95	0.85
27:BA:573:G:H3'	27:BA:574:C:H5''	1.58	0.85
27:BA:764:A:OP1	28:BD:212:HIS:NE2	2.09	0.85
27:BA:1063:G:H4'	56:BK:88:GLY:HA3	1.56	0.85

*Continued on next page...*



*Continued from previous page...*

Atom-1	Atom-2	Interatomic distance (Å)	Clash overlap (Å)
27:BA:2198:A:C6	27:BA:2225:A:N6	2.44	0.85
27:BA:2198:A:H5'	27:BA:2199:A:OP2	1.75	0.85
27:BA:2209:C:H42	27:BA:2215:G:H1	0.88	0.85
27:BA:2227:A:O5'	27:BA:2227:A:H8	1.59	0.85
27:BA:2296:U:O4	31:BG:145:ASP:CG	2.15	0.85
27:BA:2324:C:O2'	27:BA:2325:G:OP1	1.94	0.85
27:BA:2330:G:C2	27:BA:2331:G:C4	2.65	0.85
27:BA:2354:G:O2'	49:B0:31:VAL:CG1	2.23	0.85
27:BA:2416:C:O2'	27:BA:2417:C:H5''	1.76	0.85
27:BA:2652:C:C6	27:BA:2653:U:H5	1.83	0.85
27:BA:2827:C:O2	27:BA:2828:C:H6	1.50	0.85
28:BD:140:VAL:CG1	28:BD:141:HIS:H	1.88	0.85
29:BE:265:ASN:C	29:BE:265:ASN:HD22	1.78	0.85
30:BF:52:ALA:HA	30:BF:55:ARG:CG	2.06	0.85
31:BG:38:GLU:HA	31:BG:41:LEU:HG	1.54	0.85
33:BI:24:GLY:HA2	33:BI:27:ASN:HB3	1.57	0.85
33:BI:94:THR:HG22	33:BI:97:GLN:HG3	1.58	0.85
34:BN:46:ILE:HG13	34:BN:132:LEU:HD13	1.57	0.85
38:BS:62:HIS:HB2	38:BS:65:ASP:CG	1.97	0.85
40:BW:66:GLU:CG	40:BW:67:ASP:N	2.39	0.85
41:BX:9:HIS:CE1	41:BX:27:ALA:CB	2.59	0.85
41:BX:57:THR:HB	41:BX:59:ASP:OD2	1.76	0.85
44:BR:46:GLY:O	44:BR:49:ASP:CB	2.24	0.85
47:B2:20:LEU:HD13	47:B2:20:LEU:O	1.76	0.85
47:B2:52:ALA:C	47:B2:56:ILE:CG1	2.35	0.85
48:B3:8:LEU:HB3	48:B3:32:GLN:CA	2.06	0.85
1:AA:1224:G:O3'	1:AA:1225:A:P	2.33	0.85
16:AM:92:HIS:CG	16:AM:98:VAL:HG21	2.11	0.85
20:AQ:8:GLY:HA3	20:AQ:22:LEU:O	1.75	0.85
20:AQ:21:VAL:HG12	20:AQ:23:VAL:HG23	1.58	0.85
27:BA:446:G:H5'	45:BU:5:LYS:HE3	1.58	0.85
27:BA:919:G:N2	27:BA:2268:A:H5''	1.91	0.85
27:BA:2298:A:N9	27:BA:2321:G:N2	2.23	0.85
27:BA:2322:A:C4	27:BA:2323:G:C8	2.63	0.85
27:BA:2484:G:H21	27:BA:2485:G:C1'	1.84	0.85
27:BA:2530:A:H2'	27:BA:2531:A:C5'	2.05	0.85
27:BA:2547:U:C6	27:BA:2566:A:C2	2.64	0.85
27:BA:2625:G:H3'	27:BA:2626:C:H5	1.10	0.85
27:BA:2698:U:N3	27:BA:2699:C:C5	2.43	0.85
27:BA:2785:C:H2'	27:BA:2786:U:H6	1.41	0.85
27:BA:2853:C:H6	27:BA:2853:C:H3'	1.40	0.85

*Continued on next page...*

*Continued from previous page...*

Atom-1	Atom-2	Interatomic distance (Å)	Clash overlap (Å)
30:BF:6:TYR:CE1	30:BF:139:VAL:CB	2.57	0.85
31:BG:21:VAL:HG11	31:BG:132:VAL:CG2	2.04	0.85
33:BI:23:ASP:HB2	33:BI:25:TYR:CE2	2.11	0.85
33:BI:43:ASN:N	33:BI:43:ASN:ND2	2.22	0.85
34:BN:19:MET:HB3	34:BN:46:ILE:HD13	1.57	0.85
34:BN:49:ARG:O	34:BN:53:ILE:HB	1.76	0.85
34:BN:51:GLU:C	34:BN:53:ILE:H	1.77	0.85
34:BN:103:VAL:HG12	34:BN:104:TYR:H	1.41	0.85
35:BO:24:VAL:HG11	35:BO:32:TYR:O	1.76	0.85
35:BO:65:THR:OG1	35:BO:67:ARG:HG2	1.76	0.85
36:BP:67:ARG:N	36:BP:67:ARG:HE	1.73	0.85
37:BQ:65:ARG:CZ	37:BQ:122:PHE:HE2	1.89	0.85
37:BQ:76:GLY:HA3	37:BQ:132:VAL:CG1	2.02	0.85
38:BS:31:LYS:HZ3	38:BS:99:GLU:HB3	1.40	0.85
49:B0:44:LYS:O	49:B0:45:PHE:CD1	2.29	0.85
26:BB:76:G:OP1	43:BZ:32:PHE:CZ	2.07	0.85
27:BA:25:U:H5''	40:BW:80:PRO:HD2	1.58	0.85
27:BA:76:C:O2'	47:B2:55:ARG:HA	1.76	0.85
27:BA:1818:U:C3'	28:BD:155:ARG:CG	2.52	0.85
27:BA:2246:G:N2	27:BA:2247:A:C4	2.44	0.85
27:BA:2252:G:O6	27:BA:2253:G:O6	1.93	0.85
27:BA:2523:G:N1	27:BA:2541:A:C2	2.45	0.85
27:BA:2532:G:C5'	27:BA:2532:G:C8	2.59	0.85
27:BA:2573:C:C6	27:BA:2573:C:C4'	2.59	0.85
27:BA:2774:C:C2	27:BA:2775:A:C8	2.64	0.85
27:BA:2854:G:C6	27:BA:2864:G:O6	2.29	0.85
28:BD:131:LEU:HD11	28:BD:183:ILE:HG22	1.57	0.85
30:BF:6:TYR:CE2	30:BF:140:VAL:CG2	2.60	0.85
31:BG:77:ASP:OD1	31:BG:77:ASP:N	2.06	0.85
31:BG:97:GLN:HB3	31:BG:106:PHE:CE2	2.10	0.85
44:BR:39:PRO:O	44:BR:42:LYS:N	2.09	0.85
47:B2:4:HIS:H	47:B2:8:ILE:HD11	1.40	0.85
49:B0:37:LEU:CB	49:B0:69:PHE:HD2	1.70	0.85
49:B0:80:SER:OG	49:B0:84:ALA:CB	2.25	0.85
52:B6:37:LEU:HD21	52:B6:51:ARG:HG2	0.86	0.85
53:B7:7:PRO:C	53:B7:8:ASN:ND2	2.29	0.85
53:B7:30:ILE:HA	53:B7:33:ARG:HG3	1.57	0.85
54:B8:7:HIS:O	54:B8:8:LYS:O	1.94	0.85
1:AA:668:G:N3	18:AO:46:HIS:NE2	2.23	0.85
1:AA:1237:C:O2'	1:AA:1300:G:N2	2.09	0.85
27:BA:919:G:N2	27:BA:2268:A:C5'	2.38	0.85

*Continued on next page...*

*Continued from previous page...*

Atom-1	Atom-2	Interatomic distance (Å)	Clash overlap (Å)
27:BA:2077:A:N7	27:BA:2238:G:O6	2.10	0.85
27:BA:2262:U:P	49:B0:14:ARG:NH2	2.49	0.85
27:BA:2287:A:H2	27:BA:2289:G:O4'	1.59	0.85
27:BA:2311:A:H2'	27:BA:2312:U:C6	2.10	0.85
27:BA:2785:C:C2'	27:BA:2786:U:C5	2.55	0.85
28:BD:145:LEU:N	28:BD:152:GLN:HB2	1.88	0.85
28:BD:154:VAL:HG21	28:BD:160:SER:HA	1.56	0.85
28:BD:162:GLN:CD	28:BD:162:GLN:N	2.29	0.85
29:BE:210:THR:HA	29:BE:216:ARG:HH22	1.03	0.85
29:BE:225:LYS:O	29:BE:229:GLN:NE2	2.09	0.85
30:BF:168:ARG:NH1	30:BF:209:GLY:CA	2.37	0.85
30:BF:196:THR:CG2	30:BF:236:THR:HG21	2.06	0.85
34:BN:15:ARG:HG2	34:BN:43:ARG:HB3	1.56	0.85
35:BO:101:PRO:O	35:BO:102:VAL:HG22	1.74	0.85
36:BP:120:LEU:HD11	36:BP:122:ALA:HB2	1.57	0.85
38:BS:47:LEU:CD1	38:BS:58:LEU:HD21	2.06	0.85
41:BX:14:ALA:CA	41:BX:17:ASP:OD2	2.19	0.85
43:BZ:24:TYR:N	43:BZ:83:PHE:O	2.09	0.85
43:BZ:25:ASN:OD1	43:BZ:26:LYS:N	2.08	0.85
43:BZ:85:MET:O	43:BZ:86:VAL:CG2	2.23	0.85
49:B0:61:ALA:CB	49:B0:80:SER:O	2.23	0.85
54:B8:26:LYS:HZ2	54:B8:44:LYS:N	1.73	0.85
1:AA:196:A:O3'	1:AA:197:A:OP2	1.89	0.85
3:AW:37:YYG:O23	10:AG:83:ALA:CA	2.24	0.85
16:AM:92:HIS:CD2	16:AM:98:VAL:CG2	2.51	0.85
27:BA:598:G:C2	30:BF:33:LYS:NZ	2.43	0.85
27:BA:1799:G:N3	28:BD:153:LEU:HD21	1.92	0.85
27:BA:2051:A:H2	27:BA:2618:G:C6	1.93	0.85
27:BA:2080:G:N1	27:BA:2241:A:C6	2.45	0.85
27:BA:2255:G:C2	27:BA:2256:G:C1'	2.59	0.85
27:BA:2278:A:P	37:BQ:20:ILE:HG22	2.16	0.85
27:BA:2282:G:N2	27:BA:2427:C:O2	2.08	0.85
27:BA:2447:G:C6	27:BA:2500:U:C5	2.65	0.85
27:BA:2592:G:C2	27:BA:2603:G:C6	2.64	0.85
27:BA:2839:G:H2'	27:BA:2840:C:H6	1.41	0.85
29:BE:45:LYS:CE	29:BE:303:PRO:CD	2.55	0.85
30:BF:102:LEU:CD2	30:BF:103:ASN:N	2.40	0.85
30:BF:235:PHE:HB3	30:BF:239:ALA:CB	2.06	0.85
31:BG:149:ARG:O	31:BG:151:ILE:N	2.06	0.85
35:BO:8:LEU:HB2	35:BO:83:ALA:CA	2.06	0.85
37:BQ:41:THR:CG2	37:BQ:126:VAL:CA	2.54	0.85

*Continued on next page...*

*Continued from previous page...*

Atom-1	Atom-2	Interatomic distance (Å)	Clash overlap (Å)
37:BQ:89:PRO:O	37:BQ:90:PHE:CE1	2.30	0.85
43:BZ:24:TYR:HD2	43:BZ:84:TYR:HD1	1.24	0.85
44:BR:39:PRO:O	44:BR:41:ALA:N	2.08	0.85
44:BR:100:LEU:CD2	44:BR:112:ALA:HA	2.05	0.85
53:B7:32:ALA:CA	53:B7:35:ARG:HG3	2.06	0.85
55:B9:24:LEU:HD22	55:B9:35:ARG:CG	2.06	0.85
1:AA:116:A:H61	1:AA:313:A:H1'	1.42	0.85
16:AM:91:ARG:NH1	16:AM:103:THR:HG22	1.65	0.85
26:BB:7:G:O2'	38:BS:37:ARG:CG	2.24	0.85
27:BA:1024:G:N7	27:BA:1025:G:C8	2.44	0.85
27:BA:2411:A:O2'	27:BA:2412:A:H8	1.59	0.85
27:BA:2525:G:N1	27:BA:2539:C:N4	2.24	0.85
27:BA:2574:G:C8	27:BA:2575:C:C5	2.55	0.85
27:BA:2731:G:H22	27:BA:2732:G:H21	1.22	0.85
30:BF:93:LYS:CB	30:BF:96:LYS:HE3	2.07	0.85
30:BF:102:LEU:H	30:BF:107:ARG:HH21	0.85	0.85
32:BH:111:PRO:O	32:BH:112:VAL:HG22	1.77	0.85
33:BI:115:ILE:HA	33:BI:131:VAL:HA	1.58	0.85
34:BN:46:ILE:O	34:BN:47:THR:O	1.94	0.85
36:BP:69:ILE:HG13	36:BP:70:ASP:H	0.70	0.85
40:BW:80:PRO:O	40:BW:100:THR:CG2	2.25	0.85
41:BX:55:GLN:O	41:BX:63:LYS:N	2.09	0.85
44:BR:74:LYS:CA	44:BR:77:ARG:HH22	1.89	0.85
50:B4:41:PRO:CB	50:B4:57:ASP:OD2	2.21	0.85
52:B6:19:GLY:CA	52:B6:44:ALA:HB3	2.06	0.85
27:BA:269:U:H5''	27:BA:270(Y):G:H2'	1.59	0.85
27:BA:617:G:C4'	30:BF:219:ASN:OD1	2.22	0.85
27:BA:673:C:C1'	30:BF:82:GLN:OE1	2.25	0.85
27:BA:797:C:H5''	30:BF:57:PRO:HB3	1.59	0.85
27:BA:929:G:N3	48:B3:43:ILE:HG13	1.92	0.85
27:BA:2286:A:C4'	27:BA:2287:A:O4'	2.24	0.85
27:BA:2360:A:N7	27:BA:2361:A:N7	2.24	0.85
27:BA:2648:C:C4	27:BA:2649:U:C4	2.65	0.85
28:BD:66:PHE:HD2	28:BD:67:LYS:HD2	1.42	0.85
28:BD:80:ILE:CD1	28:BD:82:TYR:CE1	2.59	0.85
29:BE:240:PRO:CB	29:BE:243:PRO:HG2	2.05	0.85
30:BF:91:PRO:CB	30:BF:92:PRO:HD2	1.88	0.85
33:BI:6:LEU:HB2	33:BI:36:ALA:CB	2.06	0.85
37:BQ:35:ASN:CB	37:BQ:75:SER:HB2	2.07	0.85
37:BQ:57:ARG:CA	37:BQ:61:LEU:HD21	2.06	0.85
37:BQ:85:ILE:CG2	37:BQ:122:PHE:CD2	2.54	0.85

*Continued on next page...*

*Continued from previous page...*

Atom-1	Atom-2	Interatomic distance (Å)	Clash overlap (Å)
40:BW:8:ARG:HD2	40:BW:9:TYR:HD1	1.38	0.85
43:BZ:37:LYS:CG	43:BZ:41:ARG:HH12	1.90	0.85
47:B2:24:LYS:C	47:B2:26:GLU:OE2	2.15	0.85
54:B8:23:MET:CE	54:B8:48:PHE:CD2	2.58	0.85
1:AA:173:U:C5	1:AA:198:G:H1'	2.11	0.85
1:AA:559:A:H4'	1:AA:560:U:O5'	1.75	0.85
1:AA:1318:A:O2'	22:AS:37:ARG:CB	2.21	0.85
3:AW:37:YYG:C21	10:AG:83:ALA:HB3	1.89	0.85
16:AM:122:LYS:NZ	25:AY:154:GLY:CA	2.40	0.85
27:BA:106:C:H2'	27:BA:107:C:H5''	1.59	0.85
27:BA:458:G:H5''	53:B7:39:ARG:CD	2.01	0.85
27:BA:527:C:C2'	34:BN:95:ARG:NH1	2.39	0.85
27:BA:774:A:H1'	27:BA:775:G:C8	2.12	0.85
27:BA:1799:G:N1	28:BD:153:LEU:HD21	1.90	0.85
27:BA:2304:G:H1	27:BA:2312:U:H3	1.20	0.85
27:BA:2397:G:N1	27:BA:2420:C:C2	2.42	0.85
27:BA:2494:G:C2	27:BA:2495:G:C5	2.65	0.85
27:BA:2662:A:H2'	27:BA:2663:G:H5'	1.56	0.85
27:BA:2783:G:C4	27:BA:2784:C:C5	2.65	0.85
28:BD:208:GLY:C	28:BD:211:HIS:NE2	2.30	0.85
29:BE:269:ILE:CD1	29:BE:295:LEU:O	2.25	0.85
30:BF:5:ILE:HB	30:BF:14:GLY:C	1.95	0.85
30:BF:109:LEU:O	30:BF:112:ARG:HB2	1.76	0.85
31:BG:25:MET:SD	31:BG:129:ASP:HB3	2.16	0.85
31:BG:49:PRO:HG3	31:BG:73:VAL:HG23	1.57	0.85
31:BG:64:ARG:CB	31:BG:67:ASP:OD2	2.24	0.85
32:BH:44:VAL:HA	32:BH:49:ILE:HG22	0.89	0.85
34:BN:12:VAL:CG1	34:BN:38:VAL:HG21	2.07	0.85
35:BO:7:ARG:NH2	35:BO:44:LYS:HD2	1.92	0.85
36:BP:62:ALA:CB	36:BP:105:TYR:HB2	2.06	0.85
40:BW:32:ALA:O	40:BW:35:ILE:N	2.09	0.85
40:BW:36:LEU:HA	40:BW:39:THR:HG22	1.58	0.85
42:BY:71:VAL:HG22	42:BY:93:THR:CB	2.07	0.85
45:BU:42:ALA:O	45:BU:43:ALA:O	1.94	0.85
26:BB:12:C:N3	38:BS:10:MET:CE	2.40	0.85
26:BB:104:A:C1'	43:BZ:24:TYR:OH	2.24	0.85
27:BA:752:A:C5	27:BA:1781:C:H1'	2.12	0.85
27:BA:1479:G:C2'	27:BA:1480:G:H8	1.89	0.85
27:BA:1809:A:N6	50:B4:3:LYS:CG	2.30	0.85
27:BA:2044:C:C6	27:BA:2625:G:N2	2.45	0.85
27:BA:2045:C:N3	27:BA:2624:G:N3	2.24	0.85

*Continued on next page...*

*Continued from previous page...*

Atom-1	Atom-2	Interatomic distance (Å)	Clash overlap (Å)
27:BA:2259:G:N7	27:BA:2260:C:C5	2.44	0.85
27:BA:2268:A:C5'	27:BA:2269:A:OP2	2.25	0.85
27:BA:2309:A:H3'	27:BA:2310:A:C5'	2.07	0.85
27:BA:2445:G:O2'	27:BA:2446:G:C5'	2.24	0.85
27:BA:2446:G:H21	27:BA:2501:C:H41	1.25	0.85
27:BA:2526:G:C2'	27:BA:2527:C:C5'	2.42	0.85
27:BA:2731:G:OP1	29:BE:265:ASN:HB3	1.75	0.85
28:BD:155:ARG:O	28:BD:157:ALA:N	2.09	0.85
28:BD:175:LEU:HD11	28:BD:180:VAL:H	1.40	0.85
29:BE:70:VAL:HG13	29:BE:296:VAL:CA	1.97	0.85
29:BE:74:GLU:H	29:BE:74:GLU:CD	1.80	0.85
29:BE:308:VAL:HG12	29:BE:310:PHE:HE1	1.40	0.85
35:BO:64:ARG:NH2	35:BO:100:GLY:CA	2.40	0.85
36:BP:66:VAL:CG2	36:BP:109:LEU:O	2.15	0.85
52:B6:35:LEU:C	52:B6:36:GLU:HG3	1.98	0.85
27:BA:963:U:C1'	27:BA:2250:G:H21	1.87	0.84
27:BA:1669:A:C5'	27:BA:2550:G:OP1	2.25	0.84
27:BA:2333:A:H1'	27:BA:2335:A:C6	2.12	0.84
27:BA:2531:A:C2'	27:BA:2532:G:H5''	2.04	0.84
27:BA:2603:G:C6	27:BA:2604:U:H5	1.94	0.84
27:BA:2782:G:H2'	27:BA:2783:G:H5'	1.59	0.84
29:BE:61:PRO:CA	29:BE:69:PRO:HA	2.06	0.84
32:BH:8:ILE:HG22	32:BH:9:GLU:H	1.41	0.84
32:BH:82:TYR:CZ	32:BH:137:LYS:HB3	2.11	0.84
33:BI:4:ILE:CB	33:BI:37:ILE:O	2.23	0.84
33:BI:121:ILE:O	33:BI:122:ARG:HB2	1.75	0.84
36:BP:77:ALA:HA	36:BP:81:VAL:CG1	2.07	0.84
36:BP:117:GLU:OE2	36:BP:136:ALA:CB	2.25	0.84
37:BQ:72:VAL:HG21	37:BQ:83:PHE:HZ	1.42	0.84
38:BS:109:PRO:HA	38:BS:115:VAL:CG1	2.05	0.84
39:BT:48:ASN:OD1	39:BT:49:LEU:N	2.10	0.84
41:BX:30:ASP:O	41:BX:31:ARG:O	1.94	0.84
42:BY:47:THR:CG2	42:BY:100:ASP:HB2	2.07	0.84
42:BY:71:VAL:CG2	42:BY:93:THR:N	2.39	0.84
43:BZ:34:LEU:HD13	43:BZ:35:ASP:H	1.42	0.84
43:BZ:96:VAL:CG1	43:BZ:97:PRO:CD	2.55	0.84
44:BR:36:THR:CG2	44:BR:40:LYS:HD3	2.04	0.84
44:BR:52:ILE:HG21	44:BR:94:TYR:CD1	2.12	0.84
49:B0:43:THR:O	49:B0:64:ASP:CG	2.15	0.84
27:BA:292:C:H2'	27:BA:293:U:H3	1.41	0.84
27:BA:574:C:H41	27:BA:2054:A:C5'	1.89	0.84

*Continued on next page...*

*Continued from previous page...*

Atom-1	Atom-2	Interatomic distance (Å)	Clash overlap (Å)
27:BA:2369:A:H2'	27:BA:2370:G:H8	1.42	0.84
27:BA:2693:A:N1	27:BA:2694:G:C5	2.45	0.84
27:BA:2896:C:C6	27:BA:2896:C:C3'	2.60	0.84
29:BE:222:ARG:HH11	29:BE:222:ARG:CG	1.88	0.84
31:BG:107:GLY:O	31:BG:129:ASP:N	2.10	0.84
32:BH:86:LEU:C	32:BH:86:LEU:CD1	2.40	0.84
35:BO:17:ARG:NH2	35:BO:47:THR:C	2.30	0.84
35:BO:31:ARG:CB	35:BO:32:TYR:CE1	2.59	0.84
35:BO:77:ILE:HD11	35:BO:79:PHE:CD2	2.11	0.84
36:BP:94:ARG:CB	36:BP:120:LEU:HD21	1.80	0.84
37:BQ:23:ILE:N	37:BQ:24:PRO:HD3	1.91	0.84
37:BQ:140:TYR:O	37:BQ:141:MET:C	2.16	0.84
38:BS:9:PRO:HG2	38:BS:14:ARG:HB3	1.58	0.84
38:BS:17:ARG:HD2	38:BS:18:THR:N	1.92	0.84
41:BX:7:HIS:ND1	41:BX:8:PRO:HD2	1.92	0.84
41:BX:24:LEU:O	41:BX:25:GLN:OE1	1.94	0.84
43:BZ:124:ALA:H	43:BZ:159:THR:HG21	1.42	0.84
45:BU:74:MET:HE3	45:BU:78:THR:CG2	1.86	0.84
47:B2:62:GLU:OE1	47:B2:62:GLU:N	2.09	0.84
48:B3:31:LEU:CD2	48:B3:32:GLN:HB3	2.07	0.84
48:B3:40:THR:HG23	48:B3:43:ILE:HD13	0.85	0.84
49:B0:22:GLY:O	49:B0:23:VAL:O	1.94	0.84
49:B0:43:THR:CG2	49:B0:75:GLY:N	2.40	0.84
49:B0:43:THR:O	49:B0:64:ASP:OD1	1.94	0.84
49:B0:46:LYS:CG	49:B0:58:THR:H	1.90	0.84
3:AW:74:C:OP1	50:B4:22:MET:HE2	1.76	0.84
27:BA:1140:C:H1'	27:BA:142(A):A:N1	1.92	0.84
27:BA:1264:G:OP1	51:B5:16:ARG:HG2	1.76	0.84
27:BA:1924:C:N3	27:BA:1925:C:C5	2.45	0.84
27:BA:2041:U:H5'	34:BN:70:PHE:CE1	2.12	0.84
27:BA:2061:G:N7	27:BA:2501:C:C1'	2.40	0.84
27:BA:2252:G:H2'	27:BA:2253:G:H5'	0.85	0.84
27:BA:2309:A:C5'	27:BA:2310:A:C8	2.60	0.84
27:BA:2729:G:C2	27:BA:2730:C:O2	2.29	0.84
27:BA:2808:U:N3	27:BA:2892:A:N7	2.24	0.84
28:BD:175:LEU:HD11	28:BD:180:VAL:CA	2.07	0.84
29:BE:74:GLU:HB2	29:BE:293:TYR:HE2	1.40	0.84
29:BE:80:ALA:HB2	29:BE:187:HIS:NE2	1.92	0.84
30:BF:102:LEU:HD22	30:BF:106:GLU:HB2	1.57	0.84
32:BH:83:GLU:OE1	32:BH:84:LYS:C	2.16	0.84
32:BH:155:PRO:HB2	32:BH:169:ARG:HG3	1.60	0.84

*Continued on next page...*

*Continued from previous page...*

Atom-1	Atom-2	Interatomic distance (Å)	Clash overlap (Å)
35:BO:71:ARG:O	35:BO:73:ASP:N	2.10	0.84
35:BO:113:LYS:O	35:BO:117:LEU:HD23	1.76	0.84
36:BP:113:GLN:N	36:BP:113:GLN:HE21	1.71	0.84
37:BQ:72:VAL:CG2	37:BQ:135:ALA:HB1	2.07	0.84
38:BS:31:LYS:CB	38:BS:32:PRO:HD3	1.99	0.84
38:BS:91:ARG:O	38:BS:94:GLU:HG3	1.77	0.84
38:BS:128:ASP:O	38:BS:129:ILE:CG1	2.24	0.84
40:BW:32:ALA:CA	40:BW:35:ILE:HG13	2.07	0.84
40:BW:67:ASP:CG	40:BW:68:ARG:N	2.24	0.84
40:BW:70:TYR:CD2	40:BW:71:VAL:N	2.45	0.84
43:BZ:39:PHE:O	43:BZ:43:PHE:CB	2.25	0.84
43:BZ:107:GLU:OE2	43:BZ:141:MET:HG3	1.77	0.84
43:BZ:113:VAL:HG23	43:BZ:174:PRO:HG3	1.58	0.84
44:BR:44:LEU:HD11	44:BR:48:VAL:HG21	1.57	0.84
46:BV:35:LEU:N	46:BV:60:VAL:CG1	2.40	0.84
48:B3:26:LEU:HD21	48:B3:46:ASN:HD22	1.39	0.84
52:B6:37:LEU:CD2	52:B6:51:ARG:CA	2.53	0.84
52:B6:45:LYS:O	52:B6:46:LYS:NZ	2.10	0.84
53:B7:7:PRO:O	53:B7:8:ASN:ND2	2.10	0.84
1:AA:811:C:OP1	1:AA:898:G:H5'	1.75	0.84
27:BA:6:A:C4'	34:BN:4:ALA:N	2.40	0.84
27:BA:176:G:H3'	27:BA:177:G:H8	1.42	0.84
27:BA:404:C:H4'	27:BA:405:U:H5'	1.56	0.84
27:BA:452:G:H3'	27:BA:453:C:H5''	1.59	0.84
27:BA:637:A:C8	36:BP:111:ALA:HB1	2.12	0.84
27:BA:910:A:H3'	37:BQ:17:ARG:NH2	1.91	0.84
27:BA:973:A:H2'	27:BA:974:G:H5''	1.56	0.84
27:BA:1251:C:H5''	45:BU:10:ARG:NE	1.91	0.84
27:BA:1937:A:H3'	27:BA:1938:A:H5''	1.59	0.84
27:BA:2197:U:H2'	27:BA:2224:G:N2	1.89	0.84
27:BA:2236:C:C3'	27:BA:2237:G:C5'	2.54	0.84
27:BA:2332:U:O4'	27:BA:2336:A:N6	2.09	0.84
27:BA:2358:G:H2'	27:BA:2358:G:N3	1.91	0.84
27:BA:2428:G:O2'	27:BA:2429:G:C8	2.29	0.84
27:BA:2507:C:O2	27:BA:2583:G:N3	2.10	0.84
28:BD:181:ARG:HB3	28:BD:181:ARG:CZ	2.02	0.84
29:BE:70:VAL:HG11	29:BE:295:LEU:CD2	2.06	0.84
30:BF:106:GLU:O	30:BF:107:ARG:O	1.94	0.84
31:BG:73:VAL:O	31:BG:73:VAL:HG12	1.76	0.84
31:BG:140:ARG:O	31:BG:142:ALA:N	2.10	0.84
32:BH:83:GLU:CD	32:BH:83:GLU:C	2.36	0.84

*Continued on next page...*



*Continued from previous page...*

Atom-1	Atom-2	Interatomic distance (Å)	Clash overlap (Å)
32:BH:101:LYS:CG	32:BH:115:GLU:CB	2.54	0.84
35:BO:52:VAL:O	35:BO:53:LYS:HB2	1.76	0.84
37:BQ:56:ILE:HG22	37:BQ:61:LEU:HD22	1.56	0.84
38:BS:34:LEU:CD1	38:BS:103:ASP:H	1.90	0.84
40:BW:85:VAL:CG1	40:BW:95:ILE:CD1	2.56	0.84
41:BX:45:TYR:OH	41:BX:75:GLN:OE1	1.95	0.84
45:BU:99:ALA:HB2	45:BU:106:PHE:CE1	1.77	0.84
47:B2:39:ALA:CB	47:B2:40:PRO:CD	2.53	0.84
48:B3:36:VAL:O	48:B3:37:LEU:HD23	1.77	0.84
51:B5:13:LYS:HD3	51:B5:14:SER:N	1.92	0.84
51:B5:15:LYS:NZ	51:B5:15:LYS:HB2	1.92	0.84
52:B6:19:GLY:HA3	52:B6:42:PRO:HG2	1.53	0.84
53:B7:8:ASN:O	53:B7:9:ASN:C	2.16	0.84
53:B7:43:THR:HA	53:B7:46:ASP:OD1	1.77	0.84
1:AA:1327:C:H5'	24:AU:20:LYS:HE2	1.57	0.84
27:BA:2:G:C2	27:BA:2902:C:C2	2.64	0.84
27:BA:14:A:N3	27:BA:2625:G:O2'	2.08	0.84
27:BA:995:C:C1'	45:BU:57:PHE:CE2	2.58	0.84
27:BA:1274:A:C6	27:BA:1302:A:H2	1.95	0.84
27:BA:1840:G:H1	27:BA:1902:C:H42	1.24	0.84
27:BA:2277:G:O3'	37:BQ:15:THR:CB	2.26	0.84
27:BA:2416:C:N3	27:BA:2417:C:C5	2.45	0.84
27:BA:2783:G:C5	27:BA:2784:C:C5	2.65	0.84
29:BE:44:TYR:N	29:BE:309:PRO:CG	2.24	0.84
29:BE:226:HIS:HA	29:BE:229:GLN:HG3	1.57	0.84
33:BI:6:LEU:O	33:BI:6:LEU:HD13	1.76	0.84
33:BI:47:LEU:HD12	33:BI:48:GLU:H	1.38	0.84
37:BQ:48:ASN:O	37:BQ:121:ASP:CB	2.24	0.84
38:BS:23:ARG:HH21	38:BS:35:VAL:CB	1.90	0.84
42:BY:74:VAL:CB	42:BY:77:VAL:HG23	2.07	0.84
42:BY:103:LEU:HA	42:BY:108:ARG:HB3	1.57	0.84
43:BZ:19:ILE:N	43:BZ:36:ARG:HG3	1.91	0.84
45:BU:95:LEU:C	45:BU:98:ILE:HD13	1.97	0.84
1:AA:1219:U:O2'	22:AS:34:TRP:CB	2.19	0.84
3:AW:72:C:C2'	3:AW:73:A:C5'	2.55	0.84
27:BA:2020:A:C5	51:B5:9:LYS:CE	2.40	0.84
27:BA:2283:C:C2	27:BA:2284:C:H1'	2.12	0.84
27:BA:2312:U:H5'	31:BG:53:LYS:HA	0.87	0.84
27:BA:2395:C:H5''	50:B4:28:ARG:NH1	1.92	0.84
27:BA:2455:G:C2'	27:BA:2456:C:H5'	2.08	0.84
27:BA:2537:U:H2'	27:BA:2538:C:C6	2.12	0.84

*Continued on next page...*

*Continued from previous page...*

Atom-1	Atom-2	Interatomic distance (Å)	Clash overlap (Å)
27:BA:2615:U:HO2'	27:BA:2616:C:H5'	1.38	0.84
30:BF:52:ALA:CA	30:BF:55:ARG:CB	2.54	0.84
30:BF:219:ASN:N	30:BF:219:ASN:ND2	2.14	0.84
30:BF:241:ALA:O	30:BF:245:GLU:OE1	1.59	0.84
31:BG:12:GLU:O	31:BG:12:GLU:CD	2.14	0.84
31:BG:82:GLU:O	31:BG:85:GLN:HG3	1.77	0.84
32:BH:34:ARG:HD2	32:BH:36:PHE:CZ	2.12	0.84
34:BN:46:ILE:HD11	34:BN:132:LEU:HD11	1.60	0.84
35:BO:9:LYS:HD3	35:BO:81:GLU:OE2	1.78	0.84
36:BP:62:ALA:HB2	36:BP:104:ASP:O	1.78	0.84
36:BP:117:GLU:OE2	36:BP:136:ALA:HB1	1.77	0.84
42:BY:45:GLY:HA2	42:BY:62:VAL:HG11	0.90	0.84
42:BY:101:LEU:CG	42:BY:103:LEU:HD11	2.07	0.84
44:BR:20:LEU:O	44:BR:21:TYR:C	2.16	0.84
44:BR:63:ARG:NH2	44:BR:77:ARG:CG	2.37	0.84
45:BU:28:ARG:HA	45:BU:31:GLN:CG	2.06	0.84
46:BV:4:ILE:CD1	46:BV:13:ARG:CD	2.52	0.84
46:BV:49:GLU:HB3	46:BV:53:LYS:CD	2.07	0.84
1:AA:579:G:O5'	1:AA:728:A:O2'	1.96	0.84
7:AD:31:CYS:O	7:AD:33:MET:N	2.09	0.84
27:BA:535:C:HO2'	45:BU:53:LYS:HG2	1.04	0.84
27:BA:994:C:O2	45:BU:53:LYS:HB3	1.76	0.84
27:BA:1140:C:C4	34:BN:49:ARG:CD	2.61	0.84
27:BA:2051:A:C5	27:BA:2614:A:N6	2.43	0.84
27:BA:2264:C:C2'	27:BA:2265:U:O5'	2.24	0.84
27:BA:2276:G:O2'	27:BA:2277:G:O5'	1.94	0.84
27:BA:2411:A:N3	27:BA:2412:A:N7	2.26	0.84
27:BA:2423:U:H1'	27:BA:2425:A:C4	2.12	0.84
27:BA:2484:G:C2	27:BA:2485:G:C8	2.66	0.84
27:BA:2528:U:C5	27:BA:2530:A:C2	2.65	0.84
27:BA:2532:G:H8	27:BA:2532:G:O5'	1.60	0.84
27:BA:2722:G:C2	27:BA:2723:C:C6	2.65	0.84
27:BA:2729:G:O2'	27:BA:2730:C:H5'	1.76	0.84
27:BA:2847:U:OP2	27:BA:2847:U:H6	1.61	0.84
27:BA:2886:G:N2	27:BA:2887:U:N1	2.25	0.84
29:BE:304:ASP:O	29:BE:307:LEU:HG	1.78	0.84
30:BF:153:VAL:CG1	30:BF:157:LEU:CD2	2.45	0.84
30:BF:223:LEU:O	30:BF:224:ALA:C	2.12	0.84
30:BF:240:LEU:HA	30:BF:243:VAL:HG23	1.60	0.84
34:BN:46:ILE:HD11	34:BN:132:LEU:CD1	2.07	0.84
35:BO:2:ILE:HD12	35:BO:2:ILE:N	1.91	0.84

*Continued on next page...*

*Continued from previous page...*

Atom-1	Atom-2	Interatomic distance (Å)	Clash overlap (Å)
37:BQ:41:THR:HG21	37:BQ:126:VAL:N	1.93	0.84
39:BT:53:ASP:C	39:BT:56:ARG:HE	1.81	0.84
40:BW:19:LEU:HD13	51:B5:25:LEU:CG	2.06	0.84
41:BX:18:MET:HE3	41:BX:25:GLN:C	1.98	0.84
43:BZ:35:ASP:H	43:BZ:39:PHE:HZ	1.22	0.84
49:B0:24:LYS:CG	49:B0:56:ASP:CG	2.45	0.84
52:B6:16:ALA:C	52:B6:18:THR:H	1.78	0.84
53:B7:17:GLY:HA2	53:B7:44:VAL:HG21	1.15	0.84
27:BA:911:A:H2	37:BQ:17:ARG:NE	1.23	0.84
27:BA:1638:C:O3'	27:BA:2709:G:N2	2.11	0.84
27:BA:2006:C:O2'	27:BA:2823:A:N3	2.10	0.84
27:BA:2411:A:C2	27:BA:2412:A:C5	2.66	0.84
27:BA:2468:G:H22	27:BA:2481:G:C2'	1.90	0.84
27:BA:2504:U:C6	27:BA:2504:U:C3'	2.61	0.84
27:BA:2676:C:H3'	27:BA:2676:C:C6	2.13	0.84
27:BA:2839:G:C2	27:BA:2840:C:N1	2.45	0.84
28:BD:146:LYS:HB2	28:BD:149:ARG:HG3	1.59	0.84
28:BD:213:LYS:CG	28:BD:215:LYS:CB	2.22	0.84
29:BE:94:ARG:CB	29:BE:95:PRO:HD2	2.00	0.84
29:BE:205:THR:C	29:BE:206:LYS:HG3	1.96	0.84
29:BE:225:LYS:C	29:BE:226:HIS:ND1	2.31	0.84
30:BF:33:LYS:HA	30:BF:36:ARG:CG	2.07	0.84
30:BF:210:ALA:O	30:BF:211:ASP:HB3	1.76	0.84
30:BF:223:LEU:CD1	30:BF:223:LEU:C	2.37	0.84
31:BG:25:MET:N	31:BG:129:ASP:OD2	2.10	0.84
35:BO:7:ARG:NE	35:BO:44:LYS:HD2	1.91	0.84
35:BO:17:ARG:HH21	35:BO:47:THR:HA	1.42	0.84
35:BO:35:ILE:CG2	35:BO:62:VAL:C	2.46	0.84
40:BW:6:ILE:HA	40:BW:103:ILE:O	1.78	0.84
40:BW:12:ILE:O	40:BW:14:PRO:CD	2.26	0.84
43:BZ:112:LEU:HD13	43:BZ:142:ASN:CA	2.00	0.84
43:BZ:147:ILE:O	43:BZ:168:VAL:CB	2.23	0.84
44:BR:113:LEU:CD1	44:BR:114:VAL:N	2.38	0.84
45:BU:13:ARG:CZ	45:BU:13:ARG:H	1.90	0.84
45:BU:14:HIS:O	45:BU:15:LYS:C	2.11	0.84
1:AA:406:G:H21	7:AD:119:GLN:HE22	1.22	0.84
27:BA:338:G:H5'	42:BY:24:ARG:NH1	1.93	0.84
27:BA:775:G:HO2'	27:BA:791:C:N4	1.76	0.84
27:BA:1264:G:OP1	51:B5:19:ARG:NH1	2.10	0.84
27:BA:1566:A:C6	28:BD:212:HIS:CE1	2.66	0.84
27:BA:1818:U:C4'	28:BD:155:ARG:CG	2.55	0.84

*Continued on next page...*

*Continued from previous page...*

Atom-1	Atom-2	Interatomic distance (Å)	Clash overlap (Å)
27:BA:2252:G:H3'	27:BA:2252:G:C8	2.13	0.84
27:BA:2296:U:C4	38:BS:16:ALA:CB	2.60	0.84
27:BA:2607:G:H2'	27:BA:2608:G:C5'	2.07	0.84
28:BD:75:GLY:O	28:BD:115:ILE:O	1.94	0.84
28:BD:211:HIS:ND1	28:BD:212:HIS:CD2	2.46	0.84
29:BE:71:THR:CG2	29:BE:299:SER:CA	2.55	0.84
31:BG:93:LEU:HD22	31:BG:106:PHE:HD2	1.39	0.84
35:BO:68:GLY:CA	35:BO:78:ARG:NE	2.37	0.84
37:BQ:20:ILE:HG13	37:BQ:21:SER:H	1.38	0.84
37:BQ:20:ILE:CG1	37:BQ:21:SER:N	2.38	0.84
37:BQ:69:ASN:ND2	37:BQ:69:ASN:C	2.21	0.84
38:BS:81:ALA:CB	38:BS:117:ALA:HB1	2.07	0.84
38:BS:87:LEU:H	38:BS:87:LEU:CD2	1.90	0.84
42:BY:18:GLU:CB	42:BY:21:LYS:NZ	2.40	0.84
42:BY:49:GLU:CD	42:BY:97:ARG:HH12	1.60	0.84
43:BZ:40:ASP:OD2	43:BZ:41:ARG:CZ	2.26	0.84
47:B2:46:ILE:O	47:B2:47:LYS:O	1.96	0.84
48:B3:3:ARG:CB	48:B3:60:GLU:HA	2.07	0.84
49:B0:61:ALA:CB	49:B0:80:SER:HA	2.07	0.84
54:B8:8:LYS:O	54:B8:9:MET:C	2.14	0.84
1:AA:695:A:C2	1:AA:787:A:H4'	2.13	0.84
26:BB:48:A:OP2	38:BS:107:ASN:ND2	2.11	0.84
27:BA:248:G:H21	27:BA:2431:U:C4'	1.89	0.84
27:BA:2097:C:N3	27:BA:2192:G:N2	2.25	0.84
27:BA:2309:A:C5'	27:BA:2310:A:OP2	2.24	0.84
27:BA:2314:C:O2'	27:BA:2315:G:C5'	2.26	0.84
27:BA:2561:A:C6	27:BA:2562:U:C5	2.65	0.84
28:BD:140:VAL:HG13	28:BD:190:THR:C	1.98	0.84
29:BE:199:ALA:CA	29:BE:312:ARG:O	2.24	0.84
30:BF:52:ALA:HA	30:BF:55:ARG:HB3	1.57	0.84
32:BH:164:GLU:CA	32:BH:164:GLU:OE1	2.26	0.84
33:BI:21:VAL:HG11	33:BI:30:LEU:HD11	1.57	0.84
37:BQ:66:ASN:HB2	37:BQ:70:ARG:HH21	1.43	0.84
37:BQ:85:ILE:HG22	37:BQ:122:PHE:CD1	2.10	0.84
43:BZ:15:ASP:OD1	43:BZ:16:GLU:N	2.11	0.84
43:BZ:18:MET:CA	43:BZ:36:ARG:HG3	2.08	0.84
43:BZ:34:LEU:CD1	43:BZ:35:ASP:N	2.41	0.84
44:BR:61:HIS:HA	44:BR:64:ARG:HD3	0.89	0.84
44:BR:100:LEU:CD2	44:BR:113:LEU:H	1.87	0.84
44:BR:101:ALA:O	51:B5:41:LEU:HD12	1.75	0.84
46:BV:40:VAL:CG1	46:BV:55:THR:CG2	2.56	0.84

*Continued on next page...*

*Continued from previous page...*

Atom-1	Atom-2	Interatomic distance (Å)	Clash overlap (Å)
47:B2:50:ARG:HA	47:B2:53:ILE:HD12	1.60	0.84
49:B0:24:LYS:HG3	49:B0:56:ASP:OD1	1.77	0.84
51:B5:57:VAL:HG12	51:B5:58:LEU:H	0.73	0.84
1:AA:406:G:N2	1:AA:437:U:O2	2.11	0.83
2:AV:65:G:H3'	2:AV:66:A:OP2	1.78	0.83
26:BB:103:U:O2'	43:BZ:67:LYS:HG2	1.77	0.83
27:BA:441:U:OP2	42:BY:3:GLN:HG2	1.76	0.83
27:BA:610:C:H2'	27:BA:611:C:H6	1.42	0.83
27:BA:910:A:H62	37:BQ:12:PRO:CA	1.91	0.83
27:BA:1300:U:H1'	27:BA:1626:G:N2	1.93	0.83
27:BA:1457:A:C2	27:BA:2703:C:C4	2.66	0.83
27:BA:1789:A:H4'	28:BD:224:VAL:CG1	2.07	0.83
27:BA:2253:G:H2'	27:BA:2254:C:O5'	1.78	0.83
27:BA:2293:C:N3	27:BA:2339:G:O6	2.11	0.83
27:BA:2295:C:N3	27:BA:2337:G:N2	2.26	0.83
27:BA:2313:C:H5'	31:BG:51:ARG:HH11	1.42	0.83
27:BA:2411:A:HO2'	27:BA:2412:A:H8	0.86	0.83
27:BA:2484:G:H1'	37:BQ:142:LYS:NZ	1.93	0.83
27:BA:2539:C:H2'	27:BA:2540:C:O5'	1.78	0.83
29:BE:203:GLY:HA3	29:BE:303:PRO:HD3	1.58	0.83
29:BE:267:ARG:CB	29:BE:297:LYS:HD2	2.08	0.83
30:BF:215:ALA:HB2	30:BF:238:SER:C	1.98	0.83
32:BH:101:LYS:HZ1	32:BH:115:GLU:HG3	1.42	0.83
33:BI:9:VAL:O	33:BI:9:VAL:HG12	1.78	0.83
34:BN:25:GLN:HA	34:BN:28:GLU:CB	2.07	0.83
35:BO:26:GLY:HA3	35:BO:30:ARG:NH1	1.93	0.83
38:BS:30:GLY:O	38:BS:31:LYS:CE	2.26	0.83
38:BS:118:ILE:HG23	38:BS:119:GLN:H	1.43	0.83
41:BX:31:ARG:HE	41:BX:31:ARG:N	1.75	0.83
42:BY:49:GLU:HG2	42:BY:59:GLU:CA	2.02	0.83
42:BY:57:GLY:N	42:BY:97:ARG:NH2	2.26	0.83
48:B3:20:LYS:CD	48:B3:23:LEU:CD1	2.55	0.83
49:B0:38:VAL:CA	49:B0:40:GLN:HG3	2.08	0.83
53:B7:30:ILE:CA	53:B7:33:ARG:HG3	2.07	0.83
1:AA:1250:A:N3	1:AA:1370:G:O2'	2.11	0.83
27:BA:907:U:O2'	37:BQ:88:PHE:CZ	2.30	0.83
27:BA:973:A:C6	46:BV:81:ARG:CG	2.61	0.83
27:BA:1139:G:O2'	27:BA:142(A):A:N3	2.11	0.83
27:BA:1151:G:O3'	45:BU:81:ASN:OD1	1.97	0.83
27:BA:1782:C:O2	27:BA:2609:U:H6	1.36	0.83
27:BA:2061:G:N3	27:BA:2503:A:H2	1.74	0.83

*Continued on next page...*

*Continued from previous page...*

Atom-1	Atom-2	Interatomic distance (Å)	Clash overlap (Å)
27:BA:2185:C:H2'	27:BA:2186:G:H8	1.41	0.83
27:BA:2268:A:H5'	27:BA:2269:A:OP2	1.78	0.83
27:BA:2304:G:O4'	31:BG:105:SER:CB	2.25	0.83
27:BA:2313:C:C4'	31:BG:72:LYS:HG3	2.07	0.83
27:BA:2386:C:C4'	49:B0:39:ARG:HH21	1.90	0.83
27:BA:2618:G:C5	27:BA:2619:C:H5	1.96	0.83
27:BA:2657:A:C8	27:BA:2658:C:C6	2.65	0.83
27:BA:2679:A:C5	27:BA:2680:C:C5	2.65	0.83
27:BA:2688:U:N3	27:BA:2719:G:C4	2.46	0.83
28:BD:141:HIS:HE1	28:BD:192:GLY:O	1.58	0.83
30:BF:96:LYS:N	30:BF:98:ARG:CZ	2.41	0.83
30:BF:239:ALA:C	30:BF:241:ALA:N	2.26	0.83
31:BG:90:LEU:O	31:BG:92:GLU:OE2	1.95	0.83
31:BG:97:GLN:CD	31:BG:106:PHE:CD2	2.51	0.83
35:BO:1:MET:H1	35:BO:32:TYR:HD2	0.87	0.83
37:BQ:56:ILE:HD11	37:BQ:115:SER:N	1.93	0.83
38:BS:114:LYS:O	38:BS:117:ALA:N	2.11	0.83
38:BS:116:PHE:O	38:BS:119:GLN:HB2	1.78	0.83
38:BS:127:LEU:CD2	38:BS:127:LEU:O	2.26	0.83
40:BW:82:LEU:HD21	40:BW:98:LYS:O	1.76	0.83
43:BZ:69:VAL:CG1	43:BZ:70:GLN:H	1.90	0.83
46:BV:67:LYS:HD3	46:BV:70:TYR:CE1	2.13	0.83
49:B0:43:THR:CG2	49:B0:75:GLY:H	1.90	0.83
50:B4:63:PHE:O	50:B4:65:ASP:N	2.11	0.83
53:B7:14:LYS:O	53:B7:15:THR:C	2.16	0.83
55:B9:7:VAL:HG11	55:B9:34:GLN:HG2	0.85	0.83
56:BK:71:LYS:HG2	56:BK:72:THR:C	1.97	0.83
1:AA:1005:A:H5'	1:AA:1037:C:O2	1.78	0.83
27:BA:245:G:P	36:BP:53:ARG:NH1	2.51	0.83
27:BA:801:G:OP2	30:BF:79:ARG:CD	2.25	0.83
27:BA:2258:C:C5	27:BA:2426:A:H4'	2.14	0.83
27:BA:2344:U:O2'	27:BA:2345:G:P	2.34	0.83
27:BA:2550:G:C4	27:BA:2551:C:C5	2.66	0.83
27:BA:2589:A:C2'	27:BA:2590:A:C5'	2.43	0.83
27:BA:2628:C:C1'	27:BA:2781:A:H2'	2.07	0.83
27:BA:2785:C:H4'	29:BE:99:VAL:CB	2.07	0.83
29:BE:295:LEU:HD23	29:BE:296:VAL:H	1.41	0.83
32:BH:86:LEU:HD13	32:BH:87:GLU:CA	2.08	0.83
34:BN:21:ARG:HA	34:BN:24:SER:CB	2.08	0.83
34:BN:136:SER:HA	34:BN:139:LEU:CD2	2.08	0.83
35:BO:35:ILE:CG2	35:BO:63:VAL:N	2.33	0.83

*Continued on next page...*

*Continued from previous page...*

Atom-1	Atom-2	Interatomic distance (Å)	Clash overlap (Å)
35:BO:101:PRO:O	35:BO:102:VAL:CG2	2.26	0.83
36:BP:61:ALA:HB1	36:BP:107:LYS:NZ	1.93	0.83
37:BQ:31:PHE:HZ	37:BQ:88:PHE:CD2	1.96	0.83
37:BQ:142:LYS:CD	37:BQ:143:VAL:H	1.92	0.83
40:BW:34:ASN:HD22	51:B5:39:LYS:HB2	1.42	0.83
45:BU:13:ARG:NH1	45:BU:13:ARG:CA	2.41	0.83
45:BU:44:THR:HG21	46:BV:77:GLY:O	1.78	0.83
47:B2:2:VAL:C	47:B2:4:HIS:HD1	1.80	0.83
52:B6:46:LYS:NZ	52:B6:46:LYS:CA	2.12	0.83
1:AA:600:C:OP1	11:AH:97:VAL:HB	1.78	0.83
3:AW:65:G:H2'	3:AW:66:A:O4'	1.77	0.83
4:AX:119:U:H2'	4:AX:120:A:C8	2.13	0.83
27:BA:85:G:OP1	42:BY:65:VAL:HG11	1.77	0.83
27:BA:126:A:OP1	53:B7:44:VAL:CG1	2.26	0.83
27:BA:1131:G:N1	34:BN:69:TYR:CZ	2.46	0.83
27:BA:1665:A:C4'	35:BO:66:LYS:CE	2.51	0.83
27:BA:2476:A:C8	27:BA:2477:C:C5	2.66	0.83
27:BA:2484:G:H2'	27:BA:2485:G:H5'	1.60	0.83
27:BA:2580:U:H6	27:BA:2581:G:C8	1.51	0.83
27:BA:2716:U:H2'	27:BA:2717:G:H5'	1.59	0.83
29:BE:174:LEU:O	29:BE:177:ALA:CB	2.25	0.83
30:BF:7:ASP:C	30:BF:11:ASN:N	2.31	0.83
30:BF:103:ASN:HB3	30:BF:106:GLU:HG3	1.60	0.83
31:BG:102:GLY:HA3	31:BG:134:LEU:HD12	0.85	0.83
32:BH:148:ARG:NH1	32:BH:163:TYR:CA	2.34	0.83
35:BO:60:ALA:HA	35:BO:87:ILE:HD13	1.59	0.83
38:BS:34:LEU:CD2	38:BS:102:LEU:CA	2.52	0.83
41:BX:18:MET:HE1	41:BX:25:GLN:HB2	1.58	0.83
41:BX:26:PHE:CD1	41:BX:26:PHE:N	2.44	0.83
46:BV:3:ALA:CB	46:BV:12:TYR:OH	2.26	0.83
46:BV:31:ASP:C	46:BV:63:HIS:O	2.17	0.83
46:BV:78:VAL:HB	46:BV:80:TYR:CD1	2.14	0.83
50:B4:6:HIS:HE1	50:B4:55:ARG:HB2	1.42	0.83
52:B6:42:PRO:CG	52:B6:44:ALA:HB3	2.04	0.83
54:B8:16:ILE:HG13	54:B8:22:VAL:HG22	0.85	0.83
27:BA:26:G:N1	27:BA:27:G:N2	2.25	0.83
27:BA:180:G:OP1	53:B7:32:ALA:HB1	1.78	0.83
27:BA:1079:C:O2'	56:BK:130:GLY:CA	2.27	0.83
27:BA:1364:G:H2'	50:B4:3:LYS:HZ2	0.77	0.83
27:BA:1924:C:C2	27:BA:1925:C:C6	2.67	0.83
27:BA:2322:A:C6	27:BA:2323:G:N9	2.46	0.83

*Continued on next page...*

*Continued from previous page...*

Atom-1	Atom-2	Interatomic distance (Å)	Clash overlap (Å)
27:BA:2353:G:C2	27:BA:2364:C:N4	2.44	0.83
27:BA:2458:G:C8	27:BA:2490:G:N1	2.46	0.83
27:BA:2552:U:C5'	27:BA:2553:G:OP2	2.23	0.83
27:BA:2648:C:H42	27:BA:2672:G:H1	1.25	0.83
27:BA:2659:G:C2'	27:BA:2661:G:OP2	2.27	0.83
27:BA:2722:G:C6	27:BA:2723:C:N4	2.47	0.83
27:BA:2854:G:N1	27:BA:2864:G:C6	2.46	0.83
28:BD:141:HIS:HB3	28:BD:154:VAL:HG11	1.60	0.83
30:BF:3:ALA:O	30:BF:16:VAL:N	2.10	0.83
30:BF:163:HIS:CA	30:BF:166:ILE:CD1	2.56	0.83
31:BG:145:ASP:CB	38:BS:15:GLU:C	2.45	0.83
32:BH:95:ALA:H	32:BH:127:GLN:NE2	1.75	0.83
34:BN:13:ASP:C	34:BN:38:VAL:HG11	1.99	0.83
34:BN:19:MET:HE2	34:BN:22:VAL:CG2	2.08	0.83
34:BN:61:VAL:CG2	34:BN:139:LEU:HB3	2.08	0.83
37:BQ:46:VAL:HG22	37:BQ:156:ASN:ND2	1.94	0.83
37:BQ:135:ALA:O	37:BQ:138:ARG:N	2.11	0.83
40:BW:24:ILE:HG22	40:BW:35:ILE:HB	1.58	0.83
42:BY:55:PHE:CZ	42:BY:89:ARG:NH2	2.46	0.83
48:B3:20:LYS:O	48:B3:23:LEU:N	2.11	0.83
50:B4:14:ILE:HG13	50:B4:38:GLY:O	1.78	0.83
50:B4:41:PRO:HB2	50:B4:57:ASP:CB	2.09	0.83
51:B5:4:HIS:CB	51:B5:5:PRO:HD3	2.07	0.83
54:B8:23:MET:SD	54:B8:24:ALA:N	2.52	0.83
55:B9:7:VAL:O	55:B9:8:LYS:HE2	1.75	0.83
55:B9:27:CYS:O	55:B9:29:ASN:N	2.11	0.83
1:AA:979:C:OP1	1:AA:1223:C:N4	2.11	0.83
1:AA:1180:A:O2'	1:AA:1184:G:H1'	1.78	0.83
7:AD:15:GLU:CG	7:AD:63:LYS:HB3	2.07	0.83
27:BA:72:U:C5'	41:BX:2:TRP:CH2	2.62	0.83
27:BA:1205:U:O2	30:BF:232:LEU:CD1	2.19	0.83
27:BA:1340:U:O4	41:BX:57:THR:CG2	2.26	0.83
27:BA:1367:A:C2'	53:B7:25:LYS:NZ	2.41	0.83
27:BA:1568:G:OP2	28:BD:60:GLN:HB2	0.93	0.83
27:BA:2219:G:O2'	27:BA:2224:G:H5''	1.78	0.83
27:BA:2852:G:C2	27:BA:2853:C:C2	2.66	0.83
30:BF:6:TYR:CE2	30:BF:140:VAL:HG22	2.13	0.83
35:BO:24:VAL:CG1	35:BO:32:TYR:O	2.27	0.83
43:BZ:105:GLN:CB	43:BZ:141:MET:SD	2.66	0.83
44:BR:24:GLN:HB2	44:BR:44:LEU:HD23	1.60	0.83
44:BR:63:ARG:HH22	44:BR:77:ARG:HG2	1.40	0.83

*Continued on next page...*



*Continued from previous page...*

Atom-1	Atom-2	Interatomic distance (Å)	Clash overlap (Å)
52:B6:36:GLU:C	52:B6:52:GLU:CD	2.36	0.83
52:B6:37:LEU:C	52:B6:38:LYS:HG3	1.97	0.83
1:AA:410:G:P	7:AD:25:ARG:HG3	2.18	0.83
1:AA:674:G:H2'	1:AA:675:A:H8	1.44	0.83
1:AA:1061:G:H5'	13:AJ:59:SER:OG	1.77	0.83
2:AV:74:C:H42	27:BA:2253:G:H1	0.85	0.83
3:AW:75:C:O2	27:BA:2395:C:C1'	2.25	0.83
26:BB:11:C:N4	38:BS:11:ARG:NH1	2.26	0.83
27:BA:1055:G:C5	27:BA:1056:G:O2'	2.31	0.83
27:BA:1943:U:C1'	27:BA:1945:G:H5'	2.08	0.83
27:BA:1966:A:C2	27:BA:2593:U:H4'	2.13	0.83
27:BA:2090:G:C2	27:BA:2230:G:C6	2.66	0.83
27:BA:2093:G:C5	27:BA:2225:A:N7	2.47	0.83
27:BA:2253:G:O2'	27:BA:2254:C:C5'	2.26	0.83
27:BA:2316:C:C4'	31:BG:142:ALA:HB1	2.07	0.83
27:BA:2320:A:H2	27:BA:2333:A:C2	1.78	0.83
27:BA:2485:G:H2'	27:BA:2486:G:C5'	2.05	0.83
27:BA:2561:A:H2'	27:BA:2562:U:O5'	1.79	0.83
27:BA:2618:G:HO2'	27:BA:2619:C:C5'	1.92	0.83
27:BA:2740:A:N9	27:BA:2741:A:N7	2.25	0.83
27:BA:2744:G:H2'	27:BA:2745:C:H5'	1.59	0.83
28:BD:143:ILE:HB	28:BD:153:LEU:N	1.94	0.83
28:BD:148:GLY:C	28:BD:150:GLY:H	1.82	0.83
29:BE:46:ALA:CB	29:BE:72:VAL:C	2.42	0.83
29:BE:199:ALA:HA	29:BE:312:ARG:O	1.77	0.83
29:BE:250:VAL:O	29:BE:251:PRO:O	1.95	0.83
30:BF:102:LEU:HD23	30:BF:106:GLU:CD	1.99	0.83
34:BN:70:PHE:O	34:BN:71:TYR:HB2	1.76	0.83
35:BO:43:VAL:HB	35:BO:55:GLY:N	1.94	0.83
36:BP:128:GLY:O	36:BP:131:GLU:N	2.11	0.83
40:BW:69:LEU:HD22	40:BW:109:GLU:CB	2.08	0.83
41:BX:13:LYS:O	41:BX:16:ASN:N	2.12	0.83
41:BX:23:LYS:HA	41:BX:66:VAL:O	1.79	0.83
43:BZ:10:PRO:O	43:BZ:14:LEU:HB2	1.78	0.83
46:BV:71:ILE:O	46:BV:72:ARG:HG2	1.77	0.83
48:B3:22:ALA:O	48:B3:26:LEU:CD1	2.26	0.83
52:B6:48:VAL:O	52:B6:50:PHE:HE1	1.56	0.83
1:AA:47:C:H4'	1:AA:48:C:C5'	2.08	0.83
3:AW:40:C:O3'	10:AG:147:ALA:CB	2.26	0.83
3:AW:76:A:C2'	27:BA:2422:A:C6	2.62	0.83
26:BB:114:G:H1'	38:BS:46:GLN:NE2	1.93	0.83

*Continued on next page...*

*Continued from previous page...*

Atom-1	Atom-2	Interatomic distance (Å)	Clash overlap (Å)
27:BA:856:C:O2'	49:B0:24:LYS:CD	2.27	0.83
27:BA:2251:G:P	37:BQ:102:ARG:HE	2.02	0.83
27:BA:2430:A:H2'	27:BA:2431:U:C5'	2.08	0.83
27:BA:2520:C:C6	27:BA:2567:G:H1'	2.14	0.83
27:BA:2636:U:O2'	29:BE:84:ARG:NH1	2.11	0.83
27:BA:2648:C:O2'	27:BA:2649:U:H5'	1.77	0.83
28:BD:211:HIS:CE1	28:BD:212:HIS:CD2	2.67	0.83
29:BE:222:ARG:HG2	29:BE:232:ARG:CA	2.08	0.83
33:BI:94:THR:HG23	33:BI:97:GLN:H	1.42	0.83
37:BQ:54:VAL:O	37:BQ:56:ILE:HD12	1.78	0.83
37:BQ:133:GLU:OE1	37:BQ:134:PHE:N	2.11	0.83
38:BS:31:LYS:HZ3	38:BS:99:GLU:CB	1.92	0.83
40:BW:58:ALA:O	40:BW:60:ASN:N	2.12	0.83
42:BY:101:LEU:HD13	42:BY:113:GLU:HB3	1.58	0.83
43:BZ:51:LEU:HD23	43:BZ:51:LEU:C	1.98	0.83
45:BU:27:SER:HB3	45:BU:31:GLN:CD	1.99	0.83
45:BU:61:TRP:C	45:BU:65:ILE:HG12	1.98	0.83
46:BV:67:LYS:HE3	46:BV:94:LYS:HD2	1.60	0.83
49:B0:61:ALA:HB2	49:B0:80:SER:O	1.78	0.83
54:B8:30:ARG:HG2	54:B8:31:HIS:N	1.93	0.83
1:AA:922:G:N3	1:AA:1398:A:H2	1.77	0.83
1:AA:1190:G:H5'	6:AC:176:HIS:NE2	1.93	0.83
2:AV:25:C:H2'	2:AV:26:G:O5'	1.77	0.83
3:AW:75:C:H41	50:B4:28:ARG:N	1.75	0.83
27:BA:965:C:O2'	27:BA:2272:U:C5	2.32	0.83
27:BA:1036:G:OP1	32:BH:58:LYS:HD2	1.78	0.83
27:BA:1079:C:H1'	56:BK:130:GLY:HA2	1.59	0.83
27:BA:1944:U:C1'	27:BA:1955:U:H1'	2.09	0.83
27:BA:1966:A:C2	27:BA:2593:U:H5'	2.13	0.83
27:BA:2336:A:C2'	27:BA:2337:G:H5'	2.07	0.83
27:BA:2450:A:C5'	27:BA:2497:A:H62	1.86	0.83
27:BA:2474:C:H41	27:BA:2529:G:H21	1.25	0.83
27:BA:2504:U:O5'	27:BA:2504:U:H6	1.60	0.83
27:BA:2542:A:O2'	27:BA:2543:G:H8	1.59	0.83
27:BA:2681:C:C5	27:BA:2727:G:N2	2.43	0.83
27:BA:2785:C:C2	29:BE:100:TRP:CD1	2.67	0.83
28:BD:208:GLY:HA3	28:BD:210:LYS:CE	2.09	0.83
29:BE:226:HIS:HA	29:BE:229:GLN:CG	2.01	0.83
32:BH:100:LYS:C	32:BH:101:LYS:HD2	1.99	0.83
33:BI:43:ASN:C	33:BI:45:LYS:H	1.80	0.83
33:BI:65:ALA:CB	33:BI:134:HIS:HB2	2.09	0.83

*Continued on next page...*

*Continued from previous page...*

Atom-1	Atom-2	Interatomic distance (Å)	Clash overlap (Å)
37:BQ:32:LYS:HD2	37:BQ:32:LYS:C	1.99	0.83
37:BQ:88:PHE:C	37:BQ:90:PHE:CE1	2.52	0.83
38:BS:12:ARG:HD2	38:BS:20:TYR:CE2	2.13	0.83
38:BS:20:TYR:HE2	38:BS:21:HIS:CD2	1.94	0.83
38:BS:86:LEU:HD23	38:BS:124:ASP:HB2	1.60	0.83
40:BW:24:ILE:HG22	40:BW:35:ILE:CD1	2.08	0.83
43:BZ:15:ASP:O	43:BZ:16:GLU:HB2	1.76	0.83
43:BZ:112:LEU:HD23	43:BZ:172:LEU:O	1.78	0.83
45:BU:44:THR:OG1	46:BV:77:GLY:C	2.17	0.83
45:BU:49:ASP:HA	45:BU:52:ASN:CG	1.97	0.83
45:BU:91:ASN:OD1	45:BU:95:LEU:CD2	2.25	0.83
45:BU:98:ILE:C	45:BU:100:ALA:N	2.28	0.83
46:BV:67:LYS:O	46:BV:91:THR:HB	1.78	0.83
47:B2:7:GLU:OE1	47:B2:8:ILE:HG12	1.77	0.83
49:B0:67:VAL:O	49:B0:68:VAL:HG23	1.79	0.83
50:B4:59:PHE:N	50:B4:62:ARG:HE	1.76	0.83
54:B8:12:ARG:O	54:B8:13:ARG:O	1.96	0.83
27:BA:1128:A:N6	27:BA:2489:G:O2'	2.12	0.83
27:BA:2263:C:O2'	27:BA:2264:C:C5'	2.24	0.83
27:BA:2521:C:H2'	27:BA:2522:U:O5'	1.79	0.83
27:BA:2528:U:OP2	55:B9:30:VAL:HG11	1.78	0.83
27:BA:2578:G:H2'	27:BA:2579:C:O5'	1.79	0.83
27:BA:2633:G:C2	27:BA:2634:G:C8	2.61	0.83
27:BA:2652:C:C5	27:BA:2653:U:O4	2.31	0.83
27:BA:2722:G:H2'	27:BA:2723:C:H6	1.44	0.83
27:BA:2731:G:N2	27:BA:2732:G:H21	1.75	0.83
27:BA:2898:U:N3	27:BA:2899:G:C5	2.46	0.83
29:BE:180:ILE:CG2	29:BE:187:HIS:HA	2.04	0.83
30:BF:52:ALA:O	30:BF:55:ARG:HG2	1.79	0.83
30:BF:242:GLU:O	30:BF:245:GLU:HB2	1.78	0.83
33:BI:7:LYS:HD2	33:BI:12:LYS:CE	2.09	0.83
34:BN:50:GLU:O	34:BN:51:GLU:O	1.97	0.83
36:BP:109:LEU:HD13	36:BP:109:LEU:C	1.99	0.83
37:BQ:44:ALA:HB3	37:BQ:126:VAL:O	1.79	0.83
41:BX:28:VAL:CG1	41:BX:64:ALA:HB3	2.08	0.83
42:BY:28:SER:CA	42:BY:99:THR:OG1	2.27	0.83
42:BY:43:ASN:HD22	42:BY:101:LEU:CD2	1.90	0.83
43:BZ:112:LEU:HA	43:BZ:174:PRO:CD	2.09	0.83
44:BR:74:LYS:O	44:BR:75:LEU:O	1.97	0.83
46:BV:62:GLU:HB2	46:BV:96:LEU:CD2	2.08	0.83
48:B3:50:VAL:O	48:B3:53:LEU:HB2	1.79	0.83

*Continued on next page...*

*Continued from previous page...*

Atom-1	Atom-2	Interatomic distance (Å)	Clash overlap (Å)
49:B0:70:ILE:HG12	49:B0:71:ASN:H	1.44	0.83
50:B4:14:ILE:CG2	50:B4:16:TYR:CE1	2.62	0.83
52:B6:2:ALA:HB3	52:B6:11:LYS:HE3	1.60	0.83
53:B7:8:ASN:O	53:B7:11:LYS:N	2.12	0.83
6:AC:12:LEU:CD2	17:AN:51:GLY:HA3	2.08	0.82
27:BA:566:U:OP2	46:BV:81:ARG:CZ	2.25	0.82
27:BA:932:G:H4'	48:B3:24:LYS:HZ3	1.42	0.82
27:BA:994:C:N1	45:BU:53:LYS:HD2	1.93	0.82
27:BA:1006:C:H4'	34:BN:28:GLU:OE2	1.78	0.82
27:BA:2061:G:C8	27:BA:2501:C:H1'	2.14	0.82
27:BA:2306:C:N4	31:BG:53:LYS:HZ2	1.57	0.82
27:BA:2380:C:C2'	27:BA:2381:C:H5''	2.08	0.82
27:BA:2457:U:H2'	27:BA:2458:G:C4'	2.08	0.82
27:BA:2523:G:C2'	27:BA:2524:G:H5'	2.08	0.82
27:BA:2543:G:C4	27:BA:2544:G:C5	2.67	0.82
27:BA:2556:C:O2'	27:BA:2557:G:H5''	1.77	0.82
27:BA:2578:G:C8	29:BE:237:ASN:OD1	2.31	0.82
27:BA:2589:A:C4	27:BA:2590:A:C8	2.67	0.82
27:BA:2689:U:C6	27:BA:2713:A:N6	2.47	0.82
27:BA:2707:G:C2'	27:BA:2708:G:O5'	2.26	0.82
27:BA:2742:C:C5'	55:B9:35:ARG:NH1	2.40	0.82
27:BA:2742:C:H5''	55:B9:35:ARG:NH1	1.94	0.82
27:BA:2864:G:H2'	27:BA:2865:U:H6	1.40	0.82
27:BA:2885:C:N4	27:BA:2886:G:C8	2.47	0.82
28:BD:80:ILE:HD12	28:BD:80:ILE:C	1.98	0.82
28:BD:161:ALA:CA	28:BD:162:GLN:HE22	1.91	0.82
30:BF:1:MET:O	30:BF:18:LEU:CD2	2.28	0.82
30:BF:194:PHE:CE2	30:BF:204:ALA:O	2.32	0.82
32:BH:101:LYS:CD	32:BH:115:GLU:HB2	2.08	0.82
33:BI:2:LYS:HG2	33:BI:39:ALA:H	1.44	0.82
35:BO:112:MET:O	35:BO:115:ILE:HG13	1.78	0.82
44:BR:36:THR:HG23	44:BR:40:LYS:HD3	1.60	0.82
45:BU:94:VAL:CG1	46:BV:4:ILE:HD13	2.09	0.82
46:BV:77:GLY:O	46:BV:78:VAL:HG13	1.79	0.82
49:B0:44:LYS:O	49:B0:45:PHE:HD1	1.62	0.82
1:AA:65:U:C4'	1:AA:199:G:O2'	2.26	0.82
1:AA:986:A:C1'	22:AS:55:LYS:HA	2.09	0.82
1:AA:1347:G:H22	1:AA:1373:G:H2'	1.42	0.82
2:AV:35:A:N6	4:AX:117:U:C4	2.47	0.82
4:AX:120:A:H2'	4:AX:121:G:H8	1.40	0.82
27:BA:919:G:H21	27:BA:2268:A:H5'	1.44	0.82

*Continued on next page...*

*Continued from previous page...*

Atom-1	Atom-2	Interatomic distance (Å)	Clash overlap (Å)
27:BA:963:U:C2'	27:BA:2250:G:H21	1.92	0.82
27:BA:1051:G:H4'	27:BA:2752:C:O2'	1.79	0.82
27:BA:1076:C:H1'	56:BK:91:GLU:HG2	1.59	0.82
27:BA:2012:G:O3'	40:BW:96:ILE:HG21	1.79	0.82
27:BA:2064:C:C2	27:BA:2450:A:N6	2.47	0.82
27:BA:2066:C:C2	27:BA:2445:G:C2	2.67	0.82
27:BA:2195:C:OP2	27:BA:2195:C:C6	2.31	0.82
27:BA:2297:C:H2'	27:BA:2298:A:H8	0.77	0.82
27:BA:2331:G:C2'	49:B0:70:ILE:HG21	2.07	0.82
27:BA:2512:C:H4'	29:BE:235:ILE:HD12	1.59	0.82
27:BA:2526:G:C4	27:BA:2527:C:C6	2.68	0.82
27:BA:2785:C:O4'	29:BE:98:GLU:O	1.95	0.82
28:BD:151:GLY:C	28:BD:152:GLN:OE1	2.17	0.82
33:BI:7:LYS:HD3	33:BI:12:LYS:HZ2	1.45	0.82
33:BI:31:PHE:HE1	33:BI:35:LEU:O	1.62	0.82
36:BP:104:ASP:O	36:BP:105:TYR:CG	2.31	0.82
42:BY:71:VAL:CG2	42:BY:93:THR:CG2	2.18	0.82
42:BY:101:LEU:HD21	42:BY:112:LEU:CD1	2.09	0.82
42:BY:103:LEU:CD2	42:BY:108:ARG:O	2.27	0.82
43:BZ:112:LEU:CD2	43:BZ:113:VAL:N	2.41	0.82
45:BU:31:GLN:C	45:BU:33:ARG:H	1.79	0.82
52:B6:24:THR:C	52:B6:25:THR:HG23	1.99	0.82
3:AW:25:C:C6	3:AW:26:G:N7	2.47	0.82
3:AW:33:U:O2	3:AW:35:A:H3'	1.80	0.82
4:AX:119:U:H2'	4:AX:120:A:H8	1.43	0.82
6:AC:91:LEU:HD21	6:AC:99:VAL:H	1.44	0.82
16:AM:92:HIS:NE2	16:AM:98:VAL:HG21	1.93	0.82
26:BB:18:G:O5'	31:BG:149:ARG:HD3	1.79	0.82
27:BA:31:C:H5''	27:BA:1239:G:OP1	1.79	0.82
27:BA:34:C:H2'	27:BA:455:C:N4	1.94	0.82
27:BA:338:G:H5'	42:BY:24:ARG:HH11	1.42	0.82
27:BA:631:A:H2	27:BA:2415:G:N3	1.76	0.82
27:BA:1131:G:C2	34:BN:69:TYR:CE1	2.67	0.82
27:BA:1364:G:H3'	50:B4:3:LYS:NZ	1.93	0.82
27:BA:2199:A:C5	27:BA:2225:A:C2	2.67	0.82
27:BA:2256:G:N2	27:BA:2257:U:O2	2.13	0.82
27:BA:2364:C:O2'	27:BA:2365:G:C5'	2.28	0.82
27:BA:2450:A:H5''	27:BA:2497:A:H62	1.01	0.82
27:BA:2484:G:H1'	37:BQ:142:LYS:HZ2	1.43	0.82
27:BA:2781:A:C5'	27:BA:2782:G:C5'	2.57	0.82
28:BD:74:PRO:CA	28:BD:116:MET:CE	2.54	0.82

*Continued on next page...*

*Continued from previous page...*

Atom-1	Atom-2	Interatomic distance (Å)	Clash overlap (Å)
28:BD:110:LYS:NZ	28:BD:110:LYS:CA	2.38	0.82
33:BI:133:LEU:N	33:BI:138:THR:HG22	1.93	0.82
34:BN:20:GLY:C	34:BN:22:VAL:N	2.32	0.82
37:BQ:82:LYS:C	37:BQ:84:ARG:H	1.79	0.82
41:BX:14:ALA:N	41:BX:17:ASP:CG	2.23	0.82
46:BV:5:ILE:HD12	46:BV:5:ILE:H	1.44	0.82
46:BV:15:SER:O	46:BV:97:GLY:O	1.96	0.82
1:AA:946:A:N3	1:AA:1333:A:C2	2.48	0.82
3:AW:25:C:N1	3:AW:26:G:N9	2.28	0.82
16:AM:3:ARG:HH12	31:BG:90:LEU:HD13	1.43	0.82
27:BA:337:C:C3'	27:BA:338:G:H5''	2.02	0.82
27:BA:338:G:N7	42:BY:21:LYS:HB3	1.94	0.82
27:BA:1260:G:C5'	40:BW:83:LYS:HZ1	1.92	0.82
27:BA:1368:G:P	53:B7:25:LYS:CE	2.67	0.82
27:BA:2067:G:N2	27:BA:2444:G:C4	2.46	0.82
27:BA:2081:C:C5'	50:B4:35:VAL:HG21	2.09	0.82
27:BA:2098:U:O2	27:BA:2191:G:N2	2.12	0.82
27:BA:2575:C:OP1	29:BE:241:TRP:NE1	2.12	0.82
27:BA:2703:C:C2'	27:BA:2704:C:O5'	2.27	0.82
27:BA:2718:G:N2	27:BA:2719:G:H1'	1.94	0.82
27:BA:2793:G:N1	27:BA:2794:C:N4	2.28	0.82
27:BA:2799:A:H3'	27:BA:2801:A:OP2	1.78	0.82
27:BA:2832:U:H6	27:BA:2832:U:H5''	1.44	0.82
29:BE:79:ARG:NH2	29:BE:104:PHE:O	2.10	0.82
40:BW:19:LEU:CG	51:B5:25:LEU:HG	2.09	0.82
41:BX:6:LYS:HE3	41:BX:29:ASP:H	1.42	0.82
41:BX:17:ASP:N	41:BX:17:ASP:OD1	2.13	0.82
42:BY:4:PRO:O	42:BY:5:ASP:HB2	1.76	0.82
42:BY:14:ALA:CB	42:BY:15:PRO:CD	2.54	0.82
42:BY:78:THR:CG2	42:BY:88:PRO:CA	2.22	0.82
51:B5:12:SER:O	51:B5:13:LYS:C	2.17	0.82
26:BB:17:C:OP1	31:BG:147:ALA:HA	1.79	0.82
27:BA:75:G:H4'	47:B2:51:LYS:NZ	1.93	0.82
27:BA:1338:G:H4'	41:BX:12:GLU:OE1	1.79	0.82
27:BA:1364:G:O5'	50:B4:3:LYS:HG2	1.78	0.82
27:BA:1759:A:H5'	27:BA:2715:C:H1'	1.61	0.82
27:BA:2267:A:O4'	27:BA:2267:A:OP1	1.97	0.82
27:BA:2306:C:H42	27:BA:2311:A:H2	1.26	0.82
27:BA:2574:G:C3'	27:BA:2575:C:C6	2.59	0.82
27:BA:2758:A:OP2	27:BA:2758:A:C4'	2.27	0.82
28:BD:211:HIS:HD1	28:BD:212:HIS:HD2	1.19	0.82

*Continued on next page...*

*Continued from previous page...*

Atom-1	Atom-2	Interatomic distance (Å)	Clash overlap (Å)
30:BF:193:LEU:CD1	30:BF:223:LEU:HB2	2.10	0.82
31:BG:44:ILE:O	31:BG:83:PHE:HZ	1.58	0.82
32:BH:35:THR:O	32:BH:36:PHE:CD1	2.32	0.82
33:BI:68:LEU:CG	33:BI:108:LEU:HD13	2.10	0.82
34:BN:54:VAL:HG22	34:BN:135:ILE:CD1	2.09	0.82
37:BQ:17:ARG:N	37:BQ:17:ARG:CD	2.36	0.82
37:BQ:17:ARG:HD3	37:BQ:17:ARG:H	1.40	0.82
38:BS:46:GLN:HB3	38:BS:57:THR:HG21	1.60	0.82
40:BW:17:VAL:O	40:BW:20:VAL:CG2	2.27	0.82
42:BY:71:VAL:HG22	42:BY:93:THR:N	1.95	0.82
54:B8:26:LYS:HD3	54:B8:43:GLY:C	1.99	0.82
54:B8:55:TRP:O	54:B8:56:ALA:O	1.96	0.82
1:AA:946:A:N3	1:AA:1333:A:H2	1.77	0.82
1:AA:1391:U:H2'	1:AA:1392:G:H8	1.45	0.82
27:BA:495:G:H21	40:BW:61:ASN:HD21	0.85	0.82
27:BA:933:A:OP1	48:B3:24:LYS:NZ	2.13	0.82
27:BA:1033:U:C5	27:BA:2750:A:N3	2.48	0.82
27:BA:1059:G:H22	56:BK:131:THR:HG23	1.35	0.82
27:BA:1287:A:C5'	44:BR:104:ARG:HG3	2.09	0.82
27:BA:2207:C:O2	27:BA:2218:G:C2	2.33	0.82
27:BA:2292:C:O2	27:BA:2293:C:C6	2.32	0.82
27:BA:2399:G:N2	27:BA:2400:G:H1'	1.94	0.82
27:BA:2423:U:O4'	27:BA:2425:A:C8	2.32	0.82
27:BA:2586:C:C2	27:BA:2587:A:N7	2.47	0.82
27:BA:2689:U:C5	27:BA:2713:A:C6	2.67	0.82
27:BA:2695:C:C2'	27:BA:2696:U:C6	2.63	0.82
27:BA:2711:A:OP1	27:BA:2712:U:O3'	1.95	0.82
27:BA:2788:C:H5''	27:BA:2789:C:OP2	1.80	0.82
28:BD:166:LYS:O	28:BD:167:GLU:OE2	1.96	0.82
30:BF:11:ASN:OD1	30:BF:160:LEU:HD11	1.78	0.82
32:BH:51:VAL:CG2	32:BH:68:ARG:HG2	2.10	0.82
34:BN:60:ARG:O	34:BN:71:TYR:CD2	2.33	0.82
36:BP:61:ALA:HB1	36:BP:107:LYS:HE2	1.60	0.82
37:BQ:65:ARG:HH21	37:BQ:85:ILE:C	1.81	0.82
37:BQ:123:ILE:HG21	37:BQ:125:TRP:HB2	1.60	0.82
38:BS:17:ARG:C	38:BS:17:ARG:HD3	1.99	0.82
40:BW:90:ARG:CB	40:BW:90:ARG:HH11	1.81	0.82
46:BV:21:ARG:HE	46:BV:21:ARG:HA	1.45	0.82
47:B2:30:ALA:CA	47:B2:34:GLN:CG	2.57	0.82
47:B2:52:ALA:O	47:B2:53:ILE:C	2.17	0.82
48:B3:37:LEU:HD12	48:B3:43:ILE:CG2	2.09	0.82

*Continued on next page...*

*Continued from previous page...*

Atom-1	Atom-2	Interatomic distance (Å)	Clash overlap (Å)
48:B3:50:VAL:HB	48:B3:53:LEU:CD1	2.10	0.82
55:B9:7:VAL:HG11	55:B9:25:VAL:HG23	1.62	0.82
1:AA:429:U:P	7:AD:13:ARG:HE	2.02	0.82
1:AA:1319:A:H5'	22:AS:70:LYS:HE2	1.60	0.82
26:BB:57:A:C2'	31:BG:13:MET:SD	2.66	0.82
27:BA:196:A:C2	27:BA:2068:U:H5	1.98	0.82
27:BA:322:A:H8	27:BA:322:A:OP2	1.63	0.82
27:BA:827:U:OP2	27:BA:2429:G:OP2	1.98	0.82
27:BA:1076:C:O2	56:BK:92:PRO:HD2	1.80	0.82
27:BA:1637:A:H4'	27:BA:2711:A:HO2'	1.45	0.82
27:BA:1780:A:H3'	27:BA:1781:C:H5''	1.60	0.82
27:BA:2013:A:H4'	40:BW:96:ILE:HG22	1.62	0.82
27:BA:2267:A:H5''	27:BA:2268:A:O4'	1.80	0.82
27:BA:2418:A:H2'	27:BA:2419:U:C6	2.15	0.82
27:BA:2595:G:H8	27:BA:2595:G:O5'	1.61	0.82
27:BA:2681:C:O2'	27:BA:2682:U:C5'	2.27	0.82
27:BA:2712:U:O2'	27:BA:712(A):A:O5'	1.97	0.82
27:BA:2716:U:C2	27:BA:2717:G:N7	2.47	0.82
31:BG:136:ARG:HB3	31:BG:137:PRO:HD2	1.62	0.82
32:BH:36:PHE:O	32:BH:37:HIS:O	1.98	0.82
33:BI:108:LEU:HD23	33:BI:109:LYS:O	1.80	0.82
34:BN:134:GLU:O	34:BN:138:THR:CB	2.27	0.82
37:BQ:57:ARG:O	37:BQ:61:LEU:CD2	2.27	0.82
37:BQ:65:ARG:HH22	37:BQ:87:LYS:H	1.24	0.82
43:BZ:19:ILE:N	43:BZ:36:ARG:HG2	1.95	0.82
43:BZ:172:LEU:CD2	43:BZ:173:PRO:CG	2.58	0.82
46:BV:19:VAL:HB	46:BV:21:ARG:HH11	1.44	0.82
46:BV:72:ARG:O	46:BV:88:GLN:HG2	1.80	0.82
47:B2:4:HIS:O	47:B2:7:GLU:OE2	1.96	0.82
50:B4:62:ARG:C	50:B4:65:ASP:OD2	2.17	0.82
53:B7:14:LYS:O	53:B7:16:HIS:N	2.12	0.82
1:AA:280:C:O2	20:AQ:39:SER:N	2.12	0.82
1:AA:1221:G:H5''	1:AA:1321:C:O2	1.80	0.82
5:AB:174:VAL:O	5:AB:178:ARG:HB2	1.79	0.82
6:AC:18:TRP:HB3	6:AC:20:SER:O	1.80	0.82
27:BA:138:G:H1'	41:BX:42:GLU:CG	2.09	0.82
27:BA:193:U:H2'	27:BA:194:G:C8	2.13	0.82
27:BA:388:G:H2'	27:BA:390:A:N7	1.94	0.82
27:BA:1364:G:OP1	50:B4:3:LYS:HG2	1.79	0.82
27:BA:2218:G:O2'	28:BD:146:LYS:HE2	1.80	0.82
27:BA:2304:G:H4'	31:BG:105:SER:CB	2.10	0.82

*Continued on next page...*



*Continued from previous page...*

Atom-1	Atom-2	Interatomic distance (Å)	Clash overlap (Å)
27:BA:2508:G:N1	27:BA:2582:G:O6	2.13	0.82
27:BA:2557:G:H2'	27:BA:2558:C:H6	1.44	0.82
28:BD:161:ALA:N	28:BD:162:GLN:HE22	1.78	0.82
28:BD:167:GLU:H	28:BD:182:MET:HE1	1.39	0.82
33:BI:103:GLN:O	33:BI:104:ALA:C	2.16	0.82
35:BO:98:ILE:HG21	35:BO:118:ALA:HA	1.62	0.82
43:BZ:141:MET:O	43:BZ:142:ASN:CG	2.18	0.82
43:BZ:172:LEU:HD23	43:BZ:173:PRO:CG	2.09	0.82
44:BR:29:LEU:H	44:BR:29:LEU:HD22	1.44	0.82
46:BV:21:ARG:HA	46:BV:21:ARG:NE	1.95	0.82
50:B4:58:LYS:CD	50:B4:62:ARG:NH2	2.43	0.82
52:B6:40:TYR:O	52:B6:47:HIS:CA	2.27	0.82
53:B7:21:ARG:CB	53:B7:31:LEU:CD1	2.53	0.82
1:AA:279:A:N7	20:AQ:95:TYR:HE2	1.77	0.82
1:AA:939:G:H5''	10:AG:102:ARG:HH22	1.43	0.82
1:AA:1400:C:C4	2:AV:34:G:C2	2.68	0.82
27:BA:85:G:O5'	42:BY:65:VAL:HG12	1.73	0.82
27:BA:1031:G:C5'	55:B9:8:LYS:HD3	2.10	0.82
27:BA:1063:G:H5'	56:BK:88:GLY:N	1.95	0.82
27:BA:2320:A:N1	38:BS:13:ARG:HG2	1.95	0.82
27:BA:2416:C:C2'	27:BA:2417:C:C5'	2.57	0.82
27:BA:2565:A:O3'	27:BA:2566:A:C4'	2.27	0.82
27:BA:2592:G:C4	27:BA:2593:U:C6	2.67	0.82
27:BA:2612:C:O2'	27:BA:2613:U:C5'	2.28	0.82
27:BA:2647:U:HO2'	27:BA:2648:C:H5'	1.40	0.82
27:BA:2819:G:C5'	27:BA:2821:A:N6	2.42	0.82
31:BG:38:GLU:HA	31:BG:41:LEU:CG	2.08	0.82
31:BG:82:GLU:O	31:BG:85:GLN:CG	2.27	0.82
32:BH:25:VAL:HG11	32:BH:78:VAL:HG21	1.62	0.82
33:BI:86:GLY:C	33:BI:88:ARG:HA	2.00	0.82
34:BN:22:VAL:O	34:BN:26:VAL:HG23	1.80	0.82
34:BN:58:GLU:HA	34:BN:61:VAL:HG23	0.84	0.82
36:BP:103:ALA:O	36:BP:104:ASP:CG	2.18	0.82
37:BQ:45:GLN:O	37:BQ:155:GLY:O	1.96	0.82
40:BW:70:TYR:HE2	40:BW:72:LYS:HA	1.44	0.82
41:BX:3:ASP:HA	47:B2:24:LYS:CD	2.06	0.82
41:BX:37:VAL:O	41:BX:38:ALA:C	2.15	0.82
45:BU:27:SER:C	45:BU:29:SER:N	2.32	0.82
48:B3:40:THR:CG2	48:B3:43:ILE:CG1	2.58	0.82
49:B0:77:ARG:O	49:B0:79:ILE:HG13	1.80	0.82
54:B8:26:LYS:CD	54:B8:43:GLY:C	2.48	0.82

*Continued on next page...*

*Continued from previous page...*

Atom-1	Atom-2	Interatomic distance (Å)	Clash overlap (Å)
1:AA:975:A:C4	1:AA:1357:A:H2	1.90	0.82
17:AN:24:CYS:HB3	17:AN:40:CYS:H	1.42	0.82
27:BA:647:G:H1'	27:BA:2351:G:OP1	1.80	0.82
27:BA:2508:G:O2'	27:BA:2509:G:C5'	2.25	0.82
27:BA:2508:G:N2	27:BA:2509:G:H1'	1.94	0.82
27:BA:2623:G:H4'	27:BA:2826:A:H1'	1.62	0.82
27:BA:2658:C:H2'	27:BA:2659:G:O5'	1.79	0.82
27:BA:2689:U:O4'	27:BA:2713:A:C2	2.32	0.82
27:BA:2741:A:C2'	27:BA:2742:C:O4'	2.26	0.82
27:BA:2773:C:O2'	27:BA:2774:C:O4'	1.97	0.82
30:BF:52:ALA:HA	30:BF:55:ARG:HE	0.99	0.82
30:BF:230:GLY:C	30:BF:231:ARG:HG2	1.99	0.82
32:BH:10:ILE:CD1	32:BH:49:ILE:CG1	2.56	0.82
33:BI:77:VAL:CB	33:BI:142:LYS:O	2.27	0.82
34:BN:61:VAL:CG2	34:BN:139:LEU:CB	2.58	0.82
35:BO:61:VAL:CG1	35:BO:62:VAL:H	1.92	0.82
36:BP:128:GLY:O	36:BP:131:GLU:CB	2.27	0.82
37:BQ:88:PHE:O	37:BQ:90:PHE:CE1	2.33	0.82
43:BZ:2:GLU:HA	43:BZ:54:ILE:HG23	1.61	0.82
43:BZ:6:LYS:CA	43:BZ:31:SER:HB3	2.10	0.82
45:BU:17:VAL:O	45:BU:18:LEU:C	2.16	0.82
46:BV:3:ALA:HB2	46:BV:44:GLN:OE1	1.80	0.82
47:B2:2:VAL:HG12	47:B2:3:LEU:H	1.44	0.82
49:B0:23:VAL:HG13	49:B0:24:LYS:H	1.42	0.82
49:B0:46:LYS:N	49:B0:46:LYS:HD2	1.93	0.82
51:B5:16:ARG:O	51:B5:19:ARG:HB3	1.78	0.82
1:AA:815:A:C2	1:AA:1528:U:H1'	2.13	0.81
1:AA:947:G:H4'	1:AA:1332:A:H2	1.43	0.81
7:AD:78:LEU:HD21	7:AD:139:ARG:HH21	1.45	0.81
13:AJ:11:PHE:CD2	17:AN:55:GLY:HA3	2.15	0.81
16:AM:92:HIS:CE1	16:AM:110:ARG:NH2	2.48	0.81
27:BA:2312:U:H5'	31:BG:53:LYS:CB	2.09	0.81
27:BA:2347:C:C2	27:BA:2348:U:C5	2.68	0.81
27:BA:2517:C:C4	27:BA:2542:A:C6	2.68	0.81
27:BA:2584:U:C5	27:BA:2585:U:N1	2.46	0.81
27:BA:2627:G:H5'	27:BA:2627:G:H8	1.43	0.81
27:BA:2633:G:N2	27:BA:2634:G:C4	2.48	0.81
28:BD:66:PHE:O	28:BD:67:LYS:HB3	1.77	0.81
29:BE:70:VAL:HG13	29:BE:296:VAL:CB	2.09	0.81
29:BE:174:LEU:CD1	29:BE:174:LEU:H	1.92	0.81
29:BE:214:VAL:HG22	29:BE:221:LYS:NZ	1.94	0.81

*Continued on next page...*

*Continued from previous page...*

Atom-1	Atom-2	Interatomic distance (Å)	Clash overlap (Å)
30:BF:81:PRO:HA	30:BF:87:ARG:CB	2.09	0.81
30:BF:110:ALA:O	30:BF:111:VAL:C	2.17	0.81
32:BH:58:LYS:O	32:BH:59:HIS:O	1.96	0.81
33:BI:43:ASN:HD22	33:BI:43:ASN:H	1.27	0.81
37:BQ:31:PHE:HE2	37:BQ:86:ARG:HA	1.45	0.81
37:BQ:136:TRP:O	37:BQ:139:ALA:HB3	1.78	0.81
42:BY:43:ASN:OD1	42:BY:112:LEU:HD22	1.80	0.81
46:BV:5:ILE:CD1	46:BV:12:TYR:CZ	2.63	0.81
50:B4:17:GLN:O	50:B4:19:GLN:NE2	2.13	0.81
54:B8:30:ARG:HH21	54:B8:41:ILE:HG23	1.45	0.81
27:BA:18:C:O3'	45:BU:23:GLY:HA3	1.80	0.81
27:BA:563:G:C6	27:BA:2018:G:C5	2.68	0.81
27:BA:1260:G:H5''	40:BW:83:LYS:HZ1	1.39	0.81
27:BA:1972:A:H2'	27:BA:1973:G:H8	1.45	0.81
27:BA:2009:G:C1'	44:BR:107:ASP:O	2.27	0.81
27:BA:2457:U:C5	27:BA:2458:G:C4	2.68	0.81
27:BA:2525:G:C2	27:BA:2539:C:C4	2.68	0.81
27:BA:2570:G:H2'	27:BA:2571:C:H6	1.00	0.81
27:BA:2678:C:H2'	27:BA:2679:A:O5'	1.80	0.81
27:BA:2729:G:N2	27:BA:2730:C:O2	2.14	0.81
28:BD:141:HIS:O	28:BD:143:ILE:N	2.14	0.81
30:BF:102:LEU:CB	30:BF:107:ARG:NH2	2.43	0.81
30:BF:223:LEU:O	30:BF:231:ARG:CD	2.28	0.81
33:BI:21:VAL:CG1	33:BI:30:LEU:HD11	2.10	0.81
35:BO:53:LYS:O	35:BO:56:GLN:HG2	1.81	0.81
35:BO:56:GLN:OE1	35:BO:56:GLN:HA	1.78	0.81
37:BQ:143:VAL:HG23	37:BQ:144:THR:N	1.94	0.81
40:BW:84:ARG:HB2	40:BW:96:ILE:CD1	2.05	0.81
44:BR:20:LEU:CG	44:BR:21:TYR:N	2.41	0.81
47:B2:13:PRO:HA	47:B2:16:ARG:CD	2.10	0.81
48:B3:19:GLN:C	48:B3:23:LEU:HD21	2.00	0.81
49:B0:79:ILE:O	49:B0:81:ILE:HD12	1.80	0.81
53:B7:30:ILE:HG12	53:B7:33:ARG:HD2	1.60	0.81
1:AA:769:G:H21	1:AA:900:A:H61	1.24	0.81
1:AA:1237:C:HO2'	1:AA:1300:G:H22	1.27	0.81
26:BB:47:C:C3'	38:BS:107:ASN:HD21	1.92	0.81
26:BB:57:A:H1'	31:BG:13:MET:SD	2.07	0.81
27:BA:125:G:C4'	53:B7:19:ARG:HH11	1.94	0.81
27:BA:248:G:C2	27:BA:2431:U:H4'	2.16	0.81
27:BA:910:A:H2'	37:BQ:17:ARG:NH2	1.94	0.81
27:BA:1139:G:OP1	34:BN:46:ILE:HG23	1.78	0.81

*Continued on next page...*

*Continued from previous page...*

Atom-1	Atom-2	Interatomic distance (Å)	Clash overlap (Å)
27:BA:1156:A:H8	45:BU:55:ARG:HH22	1.25	0.81
27:BA:2012:G:OP1	40:BW:98:LYS:HD3	1.80	0.81
27:BA:2041:U:H2'	27:BA:2042:A:H5'	1.63	0.81
27:BA:2090:G:C4	27:BA:2230:G:C6	2.68	0.81
27:BA:2234:G:C2	27:BA:2235:G:C8	2.68	0.81
27:BA:2242:G:C5	27:BA:2243:U:H5	1.98	0.81
27:BA:2365:G:OP1	49:B0:39:ARG:O	1.98	0.81
27:BA:2520:C:O2'	27:BA:2521:C:H5'	1.80	0.81
27:BA:2549:G:O2'	27:BA:2550:G:H5'	1.81	0.81
27:BA:2698:U:O2	27:BA:2699:C:H6	1.57	0.81
27:BA:2762:G:C6	27:BA:2763:G:C6	2.68	0.81
27:BA:2854:G:C2	27:BA:2864:G:C6	2.68	0.81
28:BD:210:LYS:HA	28:BD:213:LYS:HD3	0.84	0.81
29:BE:45:LYS:HZ3	29:BE:301:PRO:C	1.82	0.81
29:BE:205:THR:OG1	29:BE:257:GLY:O	1.97	0.81
29:BE:304:ASP:OD1	29:BE:307:LEU:HD11	1.80	0.81
30:BF:197:SER:N	30:BF:236:THR:OG1	2.13	0.81
30:BF:220:THR:O	30:BF:221:GLU:C	2.19	0.81
31:BG:22:VAL:C	31:BG:23:VAL:HG13	2.01	0.81
31:BG:97:GLN:OE1	31:BG:106:PHE:CD2	2.33	0.81
31:BG:146:LYS:O	31:BG:148:SER:N	2.14	0.81
32:BH:119:GLY:O	32:BH:121:GLU:OE1	1.96	0.81
34:BN:14:ALA:HB3	34:BN:40:ASN:HB2	1.60	0.81
35:BO:17:ARG:NE	35:BO:47:THR:N	2.28	0.81
36:BP:62:ALA:CB	36:BP:105:TYR:O	2.21	0.81
38:BS:10:MET:O	38:BS:12:ARG:N	2.13	0.81
38:BS:53:ASN:O	38:BS:54:GLY:C	2.17	0.81
38:BS:94:GLU:CD	38:BS:95:ALA:N	2.33	0.81
41:BX:18:MET:CE	41:BX:25:GLN:HB2	2.10	0.81
42:BY:43:ASN:HD21	42:BY:112:LEU:CD2	1.93	0.81
43:BZ:26:LYS:O	43:BZ:27:GLU:CB	2.28	0.81
43:BZ:37:LYS:O	43:BZ:40:ASP:CG	2.19	0.81
43:BZ:69:VAL:HG11	43:BZ:81:VAL:CG2	2.10	0.81
44:BR:97:VAL:HG22	44:BR:114:VAL:HG11	1.61	0.81
45:BU:28:ARG:O	45:BU:30:LYS:N	2.12	0.81
46:BV:11:GLN:HE22	46:BV:22:VAL:HG23	0.97	0.81
46:BV:49:GLU:HA	46:BV:53:LYS:HZ1	1.42	0.81
47:B2:20:LEU:O	47:B2:21:ASP:C	2.17	0.81
48:B3:12:PRO:HG2	48:B3:20:LYS:NZ	1.95	0.81
50:B4:35:VAL:C	50:B4:36:TRP:CD1	2.54	0.81
51:B5:12:SER:HG	51:B5:14:SER:HG	1.22	0.81

*Continued on next page...*

*Continued from previous page...*

Atom-1	Atom-2	Interatomic distance (Å)	Clash overlap (Å)
52:B6:41:ASP:CB	52:B6:47:HIS:H	1.91	0.81
53:B7:30:ILE:CD1	53:B7:33:ARG:CZ	2.56	0.81
53:B7:30:ILE:O	53:B7:33:ARG:N	2.13	0.81
53:B7:43:THR:CA	53:B7:46:ASP:CG	2.48	0.81
6:AC:18:TRP:CD1	17:AN:51:GLY:O	2.32	0.81
11:AH:18:ARG:HG3	11:AH:18:ARG:HH11	1.44	0.81
27:BA:932:G:P	48:B3:29:ARG:HH21	2.04	0.81
27:BA:1058:G:C2	56:BK:117:ASN:OD1	2.34	0.81
27:BA:2251:G:O5'	37:BQ:102:ARG:NH2	2.11	0.81
27:BA:2367:G:C2	27:BA:2368:C:C5	2.68	0.81
27:BA:2443:C:C5	27:BA:2444:G:N7	2.48	0.81
27:BA:2482:G:N7	27:BA:2483:C:H5	1.78	0.81
27:BA:2722:G:N3	27:BA:2723:C:C5	2.48	0.81
29:BE:79:ARG:HA	29:BE:186:GLU:CA	2.11	0.81
32:BH:58:LYS:HG3	32:BH:59:HIS:N	1.95	0.81
32:BH:85:ALA:C	32:BH:148:ARG:HH22	1.76	0.81
33:BI:7:LYS:CB	33:BI:12:LYS:CD	2.55	0.81
33:BI:7:LYS:CA	33:BI:14:LYS:CG	2.57	0.81
37:BQ:46:VAL:HG12	37:BQ:124:ALA:CB	2.10	0.81
42:BY:18:GLU:CB	42:BY:21:LYS:HZ2	1.94	0.81
42:BY:101:LEU:HD21	42:BY:112:LEU:HD11	1.62	0.81
43:BZ:99:HIS:O	43:BZ:135:VAL:HG13	1.80	0.81
44:BR:78:LYS:HG3	44:BR:82:GLU:HG3	1.60	0.81
49:B0:39:ARG:HG2	49:B0:69:PHE:HE1	1.41	0.81
50:B4:51:ASP:C	50:B4:52:THR:HG23	1.98	0.81
1:AA:562:C:O2'	15:AL:15:ARG:HB3	1.80	0.81
3:AW:74:C:OP1	50:B4:22:MET:CE	2.28	0.81
18:AO:87:ILE:O	18:AO:88:ARG:HB2	1.78	0.81
27:BA:706:A:H8	27:BA:706:A:O5'	1.63	0.81
27:BA:2065:C:N4	27:BA:2445:G:H1	1.78	0.81
27:BA:2303:G:C4'	31:BG:99:ASP:CB	2.57	0.81
27:BA:2329:G:H2'	27:BA:2330:G:H8	1.45	0.81
27:BA:2649:U:O2'	27:BA:2650:U:O5'	1.98	0.81
27:BA:2668:G:N2	27:BA:2669:G:C4	2.49	0.81
27:BA:2720:U:O4	27:BA:2873:A:N6	2.14	0.81
29:BE:101:THR:OG1	29:BE:103:GLU:OE2	1.97	0.81
29:BE:185:GLY:O	29:BE:187:HIS:CD2	2.33	0.81
29:BE:267:ARG:CD	29:BE:297:LYS:HD3	2.08	0.81
29:BE:269:ILE:HD11	29:BE:296:VAL:C	2.01	0.81
30:BF:238:SER:O	30:BF:241:ALA:HB2	1.81	0.81
31:BG:17:ARG:O	31:BG:18:ILE:O	1.98	0.81

*Continued on next page...*

*Continued from previous page...*

Atom-1	Atom-2	Interatomic distance (Å)	Clash overlap (Å)
33:BI:13:GLY:HA3	33:BI:15:LYS:NZ	1.95	0.81
34:BN:52:GLN:O	34:BN:56:LYS:HE2	1.79	0.81
41:BX:11:THR:C	41:BX:15:MET:CG	2.44	0.81
45:BU:43:ALA:O	45:BU:44:THR:C	2.16	0.81
47:B2:15:GLU:O	47:B2:17:GLU:N	2.13	0.81
52:B6:8:ILE:HA	52:B6:29:ARG:NH2	1.93	0.81
1:AA:1312:G:O6	22:AS:2:PRO:O	1.98	0.81
1:AA:1329:A:O2'	16:AM:24:GLY:HA2	1.79	0.81
13:AJ:49:VAL:HG11	17:AN:45:ARG:HB2	1.62	0.81
27:BA:1031:G:O3'	55:B9:8:LYS:HE2	1.80	0.81
27:BA:2344:U:HO2'	27:BA:2345:G:P	2.02	0.81
27:BA:2361:A:C2	27:BA:2362:G:H1'	2.15	0.81
27:BA:2521:C:O4'	27:BA:2565:A:H1'	1.81	0.81
27:BA:2581:G:N2	27:BA:2610:C:C6	2.49	0.81
27:BA:2592:G:N7	27:BA:2593:U:C4	2.49	0.81
27:BA:2707:G:H2'	27:BA:2708:G:O5'	1.80	0.81
29:BE:73:ILE:HD13	29:BE:73:ILE:N	1.86	0.81
30:BF:22:PHE:HE2	30:BF:118:THR:OG1	1.64	0.81
30:BF:45:ASP:O	30:BF:46:TYR:CG	2.33	0.81
30:BF:103:ASN:CB	30:BF:106:GLU:HG3	2.10	0.81
31:BG:140:ARG:HA	31:BG:143:LYS:NZ	1.96	0.81
32:BH:41:THR:CB	32:BH:52:THR:CB	2.57	0.81
34:BN:54:VAL:HA	34:BN:135:ILE:HD12	1.60	0.81
35:BO:7:ARG:HE	35:BO:44:LYS:HD3	1.43	0.81
37:BQ:72:VAL:HG21	37:BQ:135:ALA:HB1	1.63	0.81
40:BW:27:LYS:O	40:BW:70:TYR:HB2	1.81	0.81
43:BZ:40:ASP:CB	43:BZ:41:ARG:CZ	2.59	0.81
46:BV:12:TYR:O	46:BV:13:ARG:HB2	1.81	0.81
49:B0:52:GLY:O	49:B0:53:MET:HG3	1.81	0.81
50:B4:5:LEU:HA	50:B4:56:VAL:HA	1.59	0.81
50:B4:68:ARG:HG2	50:B4:72:LYS:HG2	1.58	0.81
51:B5:56:GLN:O	51:B5:57:VAL:CG2	2.29	0.81
52:B6:47:HIS:O	52:B6:48:VAL:HB	1.79	0.81
53:B7:30:ILE:HD13	53:B7:33:ARG:HD3	0.85	0.81
54:B8:36:LYS:HE2	54:B8:40:GLU:OE1	1.78	0.81
16:AM:91:ARG:HD3	16:AM:96:LEU:HD12	1.62	0.81
27:BA:131:G:N2	27:BA:149:A:N1	2.28	0.81
27:BA:458:G:H5'	53:B7:39:ARG:HD3	1.62	0.81
27:BA:599:G:O2'	30:BF:30:LEU:CD2	2.29	0.81
27:BA:825:C:O3'	27:BA:2428:G:N7	2.14	0.81
27:BA:2256:G:N1	27:BA:2257:U:C2	2.49	0.81

*Continued on next page...*

*Continued from previous page...*

Atom-1	Atom-2	Interatomic distance (Å)	Clash overlap (Å)
27:BA:2329:G:H2'	27:BA:2330:G:C8	2.16	0.81
27:BA:2358:G:N2	27:BA:2359:C:C4'	2.43	0.81
27:BA:2423:U:C5	27:BA:2425:A:C6	2.67	0.81
27:BA:2533:A:C8	27:BA:2534:A:N7	2.49	0.81
27:BA:2606:C:H5''	27:BA:2606:C:C6	2.15	0.81
27:BA:2821:A:O2'	27:BA:2822:G:O4'	1.98	0.81
28:BD:74:PRO:HG3	28:BD:96:ALA:HB2	0.81	0.81
28:BD:106:PRO:HB3	28:BD:141:HIS:NE2	1.95	0.81
28:BD:158:GLY:CA	28:BD:194:VAL:CG2	2.57	0.81
29:BE:46:ALA:CB	29:BE:72:VAL:O	2.28	0.81
29:BE:198:TYR:HE2	29:BE:265:ASN:O	1.63	0.81
30:BF:223:LEU:HD12	30:BF:224:ALA:CA	2.11	0.81
32:BH:151:ARG:O	32:BH:161:ILE:HG12	1.80	0.81
35:BO:24:VAL:HG21	35:BO:32:TYR:N	1.96	0.81
37:BQ:56:ILE:CD1	37:BQ:113:ALA:O	2.29	0.81
37:BQ:144:THR:OG1	37:BQ:145:PRO:CD	2.27	0.81
38:BS:86:LEU:CD2	38:BS:124:ASP:HB2	2.11	0.81
43:BZ:64:ALA:CB	43:BZ:85:MET:CA	2.44	0.81
45:BU:69:ALA:O	45:BU:79:PHE:CE1	2.33	0.81
46:BV:40:VAL:HA	46:BV:51:ALA:HA	1.60	0.81
47:B2:13:PRO:HD3	47:B2:16:ARG:HH11	1.43	0.81
49:B0:36:ILE:O	49:B0:37:LEU:HG	1.81	0.81
52:B6:19:GLY:O	52:B6:20:PHE:HB2	1.81	0.81
1:AA:279:A:C8	20:AQ:95:TYR:HE2	1.98	0.81
3:AW:37:YYG:H102	10:AG:83:ALA:HB1	1.48	0.81
27:BA:650:C:H5''	54:B8:19:THR:HG23	1.61	0.81
27:BA:1666:G:P	35:BO:66:LYS:HE2	2.21	0.81
27:BA:2051:A:N7	27:BA:2614:A:N7	2.29	0.81
27:BA:2249:U:O2	27:BA:2253:G:OP2	1.97	0.81
27:BA:2353:G:O2'	49:B0:30:VAL:O	1.98	0.81
27:BA:2431:U:O4	27:BA:2434:A:OP2	1.99	0.81
27:BA:2557:G:H2'	27:BA:2558:C:C6	2.15	0.81
27:BA:2634:G:C2	27:BA:2635:C:C6	2.68	0.81
27:BA:2731:G:C2	27:BA:2732:G:N2	2.46	0.81
27:BA:2758:A:H3'	27:BA:2758:A:OP2	1.80	0.81
28:BD:80:ILE:CB	28:BD:82:TYR:CE1	2.64	0.81
29:BE:45:LYS:CE	29:BE:301:PRO:HB2	2.10	0.81
29:BE:222:ARG:CD	29:BE:232:ARG:HA	2.11	0.81
30:BF:217:GLU:O	30:BF:218:VAL:HG22	1.80	0.81
32:BH:164:GLU:OE1	32:BH:164:GLU:HA	1.80	0.81
34:BN:136:SER:OG	34:BN:137:GLU:N	2.14	0.81

*Continued on next page...*

*Continued from previous page...*

Atom-1	Atom-2	Interatomic distance (Å)	Clash overlap (Å)
36:BP:106:VAL:HG23	36:BP:122:ALA:HB1	1.61	0.81
41:BX:4:VAL:HG22	47:B2:24:LYS:CE	2.11	0.81
43:BZ:81:VAL:HG12	43:BZ:82:ASP:N	1.95	0.81
43:BZ:151:ASP:CB	43:BZ:153:LYS:NZ	2.41	0.81
45:BU:59:ARG:C	45:BU:62:ILE:CG1	2.33	0.81
47:B2:54:ALA:O	47:B2:56:ILE:N	2.13	0.81
50:B4:10:VAL:N	50:B4:11:PRO:CD	2.43	0.81
51:B5:11:THR:HB	51:B5:16:ARG:NE	1.96	0.81
55:B9:29:ASN:CB	55:B9:32:HIS:ND1	2.44	0.81
1:AA:1317:C:O2'	22:AS:10:PHE:CE1	2.34	0.81
2:AV:1:G:O2'	37:BQ:98:GLY:HA2	1.79	0.81
27:BA:85:G:OP2	42:BY:65:VAL:CG2	2.29	0.81
27:BA:2188:C:C5	27:BA:2189:U:C5	2.69	0.81
27:BA:2188:C:C6	27:BA:2189:U:C5	2.69	0.81
27:BA:2449:U:O4'	27:BA:2449:U:OP1	1.99	0.81
27:BA:2734:A:N6	27:BA:2735:G:C4	2.47	0.81
27:BA:2815:C:O2'	27:BA:2816:C:H5'	1.69	0.81
27:BA:2885:C:N3	27:BA:2886:G:C8	2.49	0.81
28:BD:130:PRO:CA	28:BD:188:ARG:HG2	2.09	0.81
28:BD:146:LYS:HD3	28:BD:147:PRO:HD3	1.63	0.81
28:BD:224:VAL:HG12	28:BD:225:ARG:N	1.96	0.81
28:BD:235:PRO:O	28:BD:236:PHE:O	1.99	0.81
29:BE:229:GLN:O	29:BE:230:GLY:C	2.18	0.81
30:BF:151:GLN:HA	30:BF:154:VAL:HG23	1.61	0.81
32:BH:32:LEU:HD23	32:BH:32:LEU:C	2.02	0.81
32:BH:36:PHE:HD2	32:BH:70:LEU:CD1	1.90	0.81
32:BH:104:LEU:C	32:BH:151:ARG:HH12	1.83	0.81
33:BI:88:ARG:HD3	33:BI:122:ARG:HB3	1.59	0.81
41:BX:4:VAL:HG23	41:BX:5:ILE:H	1.46	0.81
43:BZ:71:MET:CG	43:BZ:78:PRO:HG3	2.10	0.81
43:BZ:147:ILE:C	43:BZ:168:VAL:HB	2.01	0.81
44:BR:47:PHE:O	44:BR:48:VAL:C	2.16	0.81
44:BR:73:VAL:O	44:BR:74:LYS:C	2.19	0.81
45:BU:88:ILE:HG22	46:BV:55:THR:CG2	2.11	0.81
1:AA:22:G:H1'	1:AA:914:A:N6	1.96	0.81
27:BA:584:C:H42	27:BA:1256:G:H1	1.29	0.81
27:BA:599:G:H5'	30:BF:29:ASP:OD2	1.81	0.81
27:BA:612:G:H4'	27:BA:616:A:H61	1.43	0.81
27:BA:807:U:H5'	27:BA:2445:G:H4'	1.62	0.81
27:BA:1287:A:C5'	44:BR:104:ARG:HD2	2.11	0.81
27:BA:2199:A:H2'	27:BA:2205:C:O4'	1.80	0.81

*Continued on next page...*



*Continued from previous page...*

Atom-1	Atom-2	Interatomic distance (Å)	Clash overlap (Å)
27:BA:2258:C:H5	27:BA:2426:A:O4'	1.20	0.81
27:BA:2286:A:H5'	27:BA:2287:A:O4'	1.79	0.81
27:BA:2309:A:H5''	27:BA:2310:A:N7	1.95	0.81
27:BA:2315:G:O2'	27:BA:2316:C:O5'	1.98	0.81
27:BA:2556:C:H2'	27:BA:2557:G:C4'	2.11	0.81
27:BA:2726:U:H3'	27:BA:2727:G:C8	2.15	0.81
27:BA:2740:A:H5'	27:BA:2740:A:C8	2.14	0.81
28:BD:167:GLU:CB	28:BD:170:TYR:HE1	1.74	0.81
28:BD:208:GLY:O	28:BD:211:HIS:CD2	2.33	0.81
29:BE:105:HIS:ND1	29:BE:108:LEU:HD11	1.95	0.81
29:BE:204:VAL:O	29:BE:205:THR:O	1.99	0.81
33:BI:7:LYS:CE	33:BI:12:LYS:HG2	2.10	0.81
33:BI:81:ALA:O	33:BI:147:GLU:HA	1.80	0.81
40:BW:86:LEU:HB2	40:BW:94:ASP:O	1.81	0.81
45:BU:78:THR:O	45:BU:79:PHE:C	2.17	0.81
45:BU:91:ASN:O	45:BU:95:LEU:HD11	1.78	0.81
48:B3:31:LEU:CD2	48:B3:32:GLN:CB	2.59	0.81
8:AE:144:THR:O	8:AE:147:ASP:HB2	1.81	0.80
26:BB:116:G:H4'	38:BS:64:SER:OG	1.80	0.80
27:BA:825:C:H4'	27:BA:2428:G:C6	2.16	0.80
27:BA:2622:C:C2	27:BA:2623:G:N7	2.49	0.80
27:BA:2658:C:H2'	27:BA:2659:G:C5'	2.10	0.80
27:BA:2663:G:O2'	27:BA:2664:G:O4'	1.98	0.80
27:BA:2683:C:C2'	27:BA:2684:U:H5'	2.10	0.80
28:BD:68:ARG:NH2	28:BD:128:ALA:HB3	1.96	0.80
28:BD:100:LYS:O	28:BD:101:ARG:CG	2.28	0.80
29:BE:216:ARG:NH2	29:BE:255:GLN:HA	1.96	0.80
30:BF:223:LEU:C	30:BF:225:PRO:HD2	2.01	0.80
38:BS:122:ALA:O	38:BS:125:ALA:N	2.14	0.80
44:BR:25:ALA:N	44:BR:44:LEU:HD21	1.96	0.80
45:BU:73:GLY:O	45:BU:74:MET:CG	2.28	0.80
45:BU:103:PRO:O	45:BU:107:LYS:CG	2.23	0.80
50:B4:14:ILE:CG2	50:B4:37:SER:OG	2.28	0.80
53:B7:21:ARG:HH12	53:B7:43:THR:H	1.28	0.80
1:AA:1367:C:OP1	12:AI:114:TYR:HA	1.80	0.80
5:AB:54:THR:HG21	5:AB:201:ILE:HD11	1.62	0.80
21:AR:73:ALA:HB1	21:AR:79:LEU:HD11	1.63	0.80
27:BA:449:A:OP2	30:BF:85:LYS:HB3	1.80	0.80
27:BA:910:A:C3'	37:BQ:17:ARG:HH21	1.93	0.80
27:BA:919:G:H21	27:BA:2268:A:C5'	1.95	0.80
27:BA:2314:C:C2'	27:BA:2315:G:O5'	2.29	0.80

*Continued on next page...*

*Continued from previous page...*

Atom-1	Atom-2	Interatomic distance (Å)	Clash overlap (Å)
27:BA:2498:C:H2'	27:BA:2499:C:H5''	1.62	0.80
27:BA:2627:G:C6	27:BA:2777:G:O6	2.34	0.80
28:BD:66:PHE:O	28:BD:67:LYS:CB	2.29	0.80
29:BE:99:VAL:O	29:BE:100:TRP:CG	2.34	0.80
32:BH:86:LEU:N	32:BH:131:ILE:HG23	1.79	0.80
33:BI:68:LEU:CG	33:BI:108:LEU:CD1	2.59	0.80
37:BQ:31:PHE:CE2	37:BQ:86:ARG:HA	2.16	0.80
41:BX:58:MET:C	41:BX:59:ASP:OD2	2.18	0.80
46:BV:40:VAL:CG1	46:BV:55:THR:HG23	2.11	0.80
48:B3:30:ARG:HE	48:B3:33:GLN:HG3	1.44	0.80
52:B6:41:ASP:CB	52:B6:46:LYS:HZ2	1.84	0.80
52:B6:54:LYS:HZ3	52:B6:54:LYS:HB2	1.46	0.80
1:AA:1311:G:N7	22:AS:2:PRO:N	2.29	0.80
9:AF:50:TYR:CE1	21:AR:77:GLY:HA2	2.15	0.80
26:BB:77:U:H5'	43:BZ:80:HIS:ND1	1.96	0.80
27:BA:974(A):C:C6	27:BA:1186:G:N1	2.50	0.80
27:BA:1818:U:H5''	28:BD:155:ARG:CG	1.99	0.80
27:BA:1952:A:H1'	27:BA:2560:C:O2'	1.82	0.80
27:BA:2060:A:O2'	27:BA:2502:G:C5'	2.28	0.80
27:BA:2227:A:C2	27:BA:2228:G:N3	2.48	0.80
27:BA:2498:C:H3'	27:BA:2498:C:P	2.21	0.80
27:BA:2508:G:C2'	27:BA:2509:G:H5'	2.10	0.80
27:BA:2593:U:H3	27:BA:2600:A:H61	1.29	0.80
27:BA:2659:G:O2'	27:BA:2663:G:N2	2.14	0.80
27:BA:2690:C:H6	27:BA:2690:C:C3'	1.95	0.80
27:BA:2745:C:H1'	32:BH:142:GLU:CD	2.01	0.80
28:BD:168:GLY:C	28:BD:170:TYR:H	1.84	0.80
29:BE:62:ARG:O	29:BE:63:GLU:HG3	1.80	0.80
32:BH:127:GLN:HG3	32:BH:128:THR:H	1.46	0.80
34:BN:58:GLU:HA	34:BN:61:VAL:HG21	1.59	0.80
36:BP:67:ARG:NH1	36:BP:111:ALA:C	2.32	0.80
40:BW:37:ARG:HH22	51:B5:48:ASN:HD21	1.26	0.80
42:BY:66:ASP:OD2	42:BY:72:ILE:HA	1.82	0.80
42:BY:101:LEU:O	42:BY:101:LEU:HD23	1.82	0.80
42:BY:101:LEU:HD23	42:BY:101:LEU:C	2.01	0.80
45:BU:56:ASP:O	45:BU:60:LEU:HD21	1.79	0.80
47:B2:21:ASP:O	47:B2:22:ASP:C	2.18	0.80
48:B3:8:LEU:HA	48:B3:54:VAL:CG1	2.11	0.80
51:B5:52:TYR:O	51:B5:53:ASP:OD1	1.99	0.80
54:B8:30:ARG:HB3	54:B8:44:LYS:HE3	1.62	0.80
1:AA:790:A:C5'	2:AV:38:A:O2'	2.29	0.80

*Continued on next page...*

*Continued from previous page...*

Atom-1	Atom-2	Interatomic distance (Å)	Clash overlap (Å)
2:AV:65:G:O3'	2:AV:66:A:O5'	1.99	0.80
26:BB:57:A:C1'	31:BG:13:MET:HE1	2.11	0.80
27:BA:2021:C:OP2	51:B5:15:LYS:HE3	1.80	0.80
27:BA:2212:A:H2'	27:BA:2213:U:C6	2.16	0.80
27:BA:2273:A:N7	27:BA:2274:A:N7	2.29	0.80
27:BA:2348:U:O4	27:BA:2382:G:N2	2.15	0.80
27:BA:2394:C:N4	27:BA:2395:C:N3	2.28	0.80
27:BA:2558:C:N3	27:BA:2559:C:C5	2.50	0.80
27:BA:2785:C:O2'	29:BE:100:TRP:CB	2.28	0.80
29:BE:180:ILE:CG2	29:BE:187:HIS:CA	2.54	0.80
32:BH:23:VAL:CG1	32:BH:74:MET:HE3	2.07	0.80
32:BH:90:GLY:CA	32:BH:159:LYS:HE3	2.11	0.80
33:BI:98:ILE:HD13	33:BI:115:ILE:HD13	1.62	0.80
35:BO:58:VAL:CG1	35:BO:59:LYS:N	2.45	0.80
35:BO:86:ILE:HG22	35:BO:87:ILE:N	1.95	0.80
37:BQ:136:TRP:HA	37:BQ:136:TRP:CE3	2.15	0.80
41:BX:44:GLN:C	41:BX:44:GLN:CD	2.40	0.80
47:B2:8:ILE:HA	47:B2:11:MET:HG2	1.63	0.80
51:B5:12:SER:OG	51:B5:14:SER:OG	1.98	0.80
52:B6:16:ALA:HB2	52:B6:50:PHE:CE2	2.16	0.80
1:AA:971:G:N2	1:AA:1363:A:OP2	2.13	0.80
1:AA:1005:A:C4	1:AA:1036:G:N2	2.50	0.80
25:AY:22:PRO:CA	56:BK:22:PRO:HA	2.12	0.80
26:BB:11:C:H41	38:BS:11:ARG:HH12	1.26	0.80
27:BA:250:G:OP2	54:B8:12:ARG:NH2	2.13	0.80
27:BA:397:G:H5''	50:B4:59:PHE:HZ	1.44	0.80
27:BA:637:A:OP2	36:BP:110:GLY:N	2.14	0.80
27:BA:630(A):C:H3'	27:BA:1631:A:P	2.22	0.80
27:BA:1807:G:N2	27:BA:1809:A:H5'	1.96	0.80
27:BA:1996:C:H2'	27:BA:1997:G:H4'	1.63	0.80
27:BA:2093:G:C6	27:BA:2225:A:N7	2.48	0.80
27:BA:2250:G:H5''	37:BQ:102:ARG:HB3	1.61	0.80
27:BA:2352:A:C8	27:BA:2366:A:C6	2.70	0.80
27:BA:2376:A:H2	38:BS:102:LEU:CD2	1.86	0.80
27:BA:2516:G:C4	27:BA:2569:G:N2	2.50	0.80
27:BA:2695:C:H2'	27:BA:2696:U:C5	2.17	0.80
27:BA:2703:C:O2'	27:BA:2704:C:C5'	2.29	0.80
27:BA:2808:U:C4	27:BA:2892:A:N7	2.49	0.80
27:BA:2850:A:C5	27:BA:2851:A:N7	2.49	0.80
27:BA:2857:G:O5'	27:BA:2857:G:C8	2.32	0.80
29:BE:42:ALA:CB	29:BE:310:PHE:HA	2.11	0.80

*Continued on next page...*

*Continued from previous page...*

Atom-1	Atom-2	Interatomic distance (Å)	Clash overlap (Å)
29:BE:221:LYS:HB3	29:BE:222:ARG:HD2	1.63	0.80
31:BG:35:ALA:O	31:BG:36:ASN:CB	2.30	0.80
31:BG:38:GLU:HA	31:BG:41:LEU:CD1	2.12	0.80
32:BH:102:LEU:HD21	32:BH:114:ILE:CB	2.11	0.80
34:BN:51:GLU:C	34:BN:53:ILE:N	2.29	0.80
34:BN:63:ILE:HB	34:BN:71:TYR:CE1	2.17	0.80
34:BN:82:THR:O	34:BN:85:GLY:N	2.13	0.80
35:BO:27:GLY:O	35:BO:28:SER:O	2.00	0.80
35:BO:78:ARG:O	39:BT:22:VAL:HG22	1.82	0.80
36:BP:69:ILE:CA	36:BP:73:VAL:HG23	2.11	0.80
38:BS:98:GLU:HG3	38:BS:99:GLU:N	1.95	0.80
41:BX:9:HIS:HB2	41:BX:26:PHE:HA	1.63	0.80
45:BU:21:ALA:CA	45:BU:24:PHE:CZ	2.50	0.80
45:BU:33:ARG:NH1	45:BU:33:ARG:CB	2.35	0.80
45:BU:36:PHE:O	45:BU:37:GLN:O	2.00	0.80
45:BU:61:TRP:CZ3	45:BU:94:VAL:N	2.43	0.80
47:B2:45:ARG:HG3	47:B2:49:LEU:HG	1.64	0.80
52:B6:54:LYS:HA	52:B6:54:LYS:HZ2	1.43	0.80
54:B8:26:LYS:CB	54:B8:44:LYS:HA	2.10	0.80
27:BA:311:A:N6	27:BA:329:G:H5'	1.95	0.80
27:BA:326:G:H2'	27:BA:327:G:H8	1.47	0.80
27:BA:498:G:O2'	42:BY:82:THR:HG23	1.81	0.80
27:BA:1675:C:C4	29:BE:225:LYS:CG	2.64	0.80
27:BA:2021:C:P	51:B5:15:LYS:CE	2.70	0.80
27:BA:2463:C:N3	27:BA:2464:C:C5	2.45	0.80
27:BA:2625:G:H3'	27:BA:2626:C:C6	2.17	0.80
27:BA:2690:C:H3'	27:BA:2690:C:C6	2.16	0.80
27:BA:2776:A:C1'	27:BA:2778:A:C8	2.51	0.80
27:BA:2887:U:C2	27:BA:2888:C:C6	2.70	0.80
29:BE:42:ALA:HB1	29:BE:310:PHE:HA	1.64	0.80
36:BP:66:VAL:CG1	36:BP:67:ARG:H	1.79	0.80
37:BQ:67:ALA:HB2	37:BQ:70:ARG:HH12	1.44	0.80
38:BS:49:THR:N	38:BS:55:ASP:CG	2.35	0.80
40:BW:11:ARG:HH11	40:BW:11:ARG:CG	1.94	0.80
43:BZ:92:VAL:HG13	43:BZ:124:ALA:HB2	1.63	0.80
44:BR:20:LEU:CD1	44:BR:21:TYR:CG	2.64	0.80
44:BR:100:LEU:C	51:B5:44:HIS:CD2	2.55	0.80
45:BU:14:HIS:CE1	45:BU:36:PHE:CE2	2.69	0.80
46:BV:72:ARG:C	46:BV:88:GLN:HG2	2.02	0.80
50:B4:5:LEU:CD2	50:B4:5:LEU:N	2.42	0.80
52:B6:12:MET:HB2	52:B6:27:ASN:HD21	1.43	0.80

*Continued on next page...*

*Continued from previous page...*

Atom-1	Atom-2	Interatomic distance (Å)	Clash overlap (Å)
53:B7:22:MET:O	53:B7:28:ARG:HG3	1.82	0.80
55:B9:24:LEU:HD13	55:B9:35:ARG:CG	2.12	0.80
1:AA:571:U:O2	1:AA:917:G:H4'	1.81	0.80
1:AA:975:A:N9	1:AA:1357:A:H2	1.70	0.80
1:AA:1221:G:C5'	22:AS:36:ARG:HH12	1.94	0.80
2:AV:34:G:C3'	2:AV:35:A:H5''	2.11	0.80
3:AW:25:C:C2	3:AW:26:G:N9	2.48	0.80
6:AC:18:TRP:NE1	17:AN:53:LEU:O	2.14	0.80
13:AJ:51:ARG:HB2	13:AJ:59:SER:CB	2.07	0.80
27:BA:85:G:P	42:BY:65:VAL:CG2	2.70	0.80
27:BA:290:G:H2'	27:BA:291:C:O4'	1.82	0.80
27:BA:446:G:OP2	45:BU:3:ARG:NE	2.13	0.80
27:BA:592:G:C2	54:B8:3:LYS:NZ	2.48	0.80
27:BA:849:A:H2	48:B3:21:ALA:CB	1.77	0.80
27:BA:910:A:C2'	37:BQ:17:ARG:NH2	2.45	0.80
27:BA:1034:G:C5'	55:B9:18:ARG:CZ	2.60	0.80
27:BA:2298:A:H1'	27:BA:2321:G:N2	1.96	0.80
27:BA:2333:A:C8	27:BA:2335:A:N3	2.49	0.80
27:BA:2470:G:N1	27:BA:2471:C:N4	2.29	0.80
27:BA:2584:U:C3'	27:BA:2584:U:H6	1.78	0.80
27:BA:2675:A:C2'	27:BA:2676:C:H5'	2.10	0.80
27:BA:2840:C:N3	27:BA:2841:C:C4	2.49	0.80
28:BD:143:ILE:HG12	28:BD:153:LEU:CA	2.06	0.80
30:BF:168:ARG:N	30:BF:232:LEU:O	2.14	0.80
32:BH:40:MET:CB	32:BH:64:HIS:NE2	2.44	0.80
32:BH:155:PRO:O	32:BH:169:ARG:HG3	1.81	0.80
37:BQ:133:GLU:CD	37:BQ:134:PHE:N	2.35	0.80
39:BT:12:ASP:O	39:BT:13:ILE:HG12	1.79	0.80
42:BY:91:LEU:N	42:BY:91:LEU:CD2	2.44	0.80
43:BZ:52:PHE:O	43:BZ:53:ASP:HB2	1.81	0.80
44:BR:39:PRO:O	44:BR:40:LYS:C	2.20	0.80
44:BR:65:LEU:O	44:BR:68:ARG:N	2.15	0.80
49:B0:46:LYS:HG3	49:B0:58:THR:CB	2.10	0.80
55:B9:14:CYS:CA	55:B9:27:CYS:HB3	1.93	0.80
55:B9:25:VAL:HB	55:B9:34:GLN:CA	2.08	0.80
1:AA:579:G:C4'	1:AA:728:A:H1'	2.12	0.80
1:AA:813:U:OP1	1:AA:904:C:H5'	1.80	0.80
1:AA:1182:G:H4'	1:AA:1183:A:C5'	2.02	0.80
15:AL:117:ARG:CZ	15:AL:124:LYS:HD2	2.11	0.80
26:BB:24:G:H2'	26:BB:56:G:O6	1.82	0.80
27:BA:138:G:C8	41:BX:42:GLU:CD	2.55	0.80

*Continued on next page...*

*Continued from previous page...*

Atom-1	Atom-2	Interatomic distance (Å)	Clash overlap (Å)
27:BA:826:U:H5''	27:BA:2429:G:OP2	1.80	0.80
27:BA:1011:G:OP2	45:BU:75:ASN:HB3	1.81	0.80
27:BA:1665:A:C3'	35:BO:66:LYS:CE	2.52	0.80
27:BA:1924:C:C2	27:BA:1925:C:C5	2.69	0.80
27:BA:2252:G:C6	27:BA:2253:G:C6	2.70	0.80
27:BA:2286:A:C8	27:BA:2286:A:C3'	2.64	0.80
27:BA:2311:A:H2	31:BG:53:LYS:NZ	1.79	0.80
27:BA:2543:G:C6	27:BA:2544:G:N1	2.49	0.80
27:BA:2561:A:C6	27:BA:2562:U:C6	2.70	0.80
27:BA:2748:A:N7	27:BA:2749:A:C4	2.48	0.80
27:BA:2753:A:N7	27:BA:2754:U:C5	2.49	0.80
28:BD:140:VAL:CG2	28:BD:191:VAL:HG12	2.10	0.80
29:BE:222:ARG:NE	29:BE:232:ARG:O	2.15	0.80
33:BI:62:LEU:C	33:BI:66:LYS:HE2	2.01	0.80
34:BN:75:PRO:CD	34:BN:136:SER:OG	2.27	0.80
35:BO:63:VAL:HG13	35:BO:102:VAL:CB	2.09	0.80
37:BQ:36:ASN:CG	43:BZ:116:VAL:HG12	2.01	0.80
37:BQ:82:LYS:HB2	37:BQ:125:TRP:CB	2.11	0.80
40:BW:89:ALA:O	40:BW:90:ARG:NH1	2.14	0.80
41:BX:28:VAL:HG11	41:BX:64:ALA:HB3	1.64	0.80
42:BY:15:PRO:O	42:BY:18:GLU:HB2	1.82	0.80
42:BY:41:ARG:O	42:BY:112:LEU:CA	2.30	0.80
42:BY:69:LYS:O	42:BY:70:ALA:HB3	1.81	0.80
43:BZ:69:VAL:CG1	43:BZ:81:VAL:CG2	2.54	0.80
44:BR:75:LEU:O	44:BR:78:LYS:N	2.15	0.80
45:BU:40:LEU:H	45:BU:40:LEU:HD23	1.46	0.80
45:BU:46:GLU:O	45:BU:49:ASP:CB	2.30	0.80
46:BV:3:ALA:HB3	46:BV:12:TYR:OH	1.82	0.80
46:BV:30:GLY:HA3	46:BV:33:VAL:CG2	2.01	0.80
1:AA:41:G:H2'	1:AA:42:G:H8	1.46	0.80
1:AA:988:G:O2'	1:AA:1015:A:N6	2.15	0.80
1:AA:1221:G:OP1	1:AA:1320:C:N4	2.15	0.80
1:AA:1318:A:H5'	22:AS:10:PHE:HB3	1.63	0.80
1:AA:1320:C:C4	22:AS:36:ARG:HG3	2.15	0.80
2:AV:7:U:C4	2:AV:49:C:C4	2.70	0.80
16:AM:23:TYR:CE2	16:AM:70:LEU:HD22	2.13	0.80
16:AM:98:VAL:HG23	16:AM:110:ARG:HH21	1.47	0.80
27:BA:565:C:O2'	27:BA:1253:A:C2	2.34	0.80
27:BA:910:A:N6	37:BQ:11:LYS:O	2.15	0.80
27:BA:995:C:OP2	45:BU:54:LYS:HE2	1.81	0.80
27:BA:1080:C:H4'	56:BK:126:LYS:CA	2.10	0.80

*Continued on next page...*

*Continued from previous page...*

Atom-1	Atom-2	Interatomic distance (Å)	Clash overlap (Å)
27:BA:2248:C:C2'	27:BA:2249:U:H5'	2.11	0.80
27:BA:2315:G:H5'	31:BG:133:ASN:HD22	1.47	0.80
27:BA:2380:C:C2'	27:BA:2381:C:C5'	2.60	0.80
27:BA:2666:C:C5	27:BA:2667:C:C5	2.70	0.80
27:BA:2813:A:C8	27:BA:2814:C:C5	2.70	0.80
27:BA:2839:G:C2	27:BA:2840:C:C6	2.70	0.80
30:BF:101:ASP:O	30:BF:102:LEU:O	2.00	0.80
30:BF:214:THR:H	30:BF:218:VAL:HG23	1.46	0.80
33:BI:7:LYS:N	33:BI:14:LYS:CG	2.34	0.80
33:BI:102:LEU:CD1	33:BI:103:GLN:H	1.80	0.80
36:BP:117:GLU:CD	36:BP:136:ALA:C	2.40	0.80
37:BQ:58:HIS:CA	37:BQ:61:LEU:HG	2.12	0.80
37:BQ:142:LYS:HG3	37:BQ:143:VAL:H	0.63	0.80
41:BX:6:LYS:HZ1	41:BX:29:ASP:CA	1.86	0.80
42:BY:81:LYS:HG2	42:BY:82:THR:H	1.47	0.80
42:BY:89:ARG:HB3	42:BY:90:PRO:HD2	1.64	0.80
43:BZ:112:LEU:CD2	43:BZ:172:LEU:O	2.29	0.80
45:BU:80:ILE:HA	45:BU:83:LEU:HD12	1.64	0.80
45:BU:108:ALA:O	45:BU:109:LEU:C	2.19	0.80
46:BV:30:GLY:C	46:BV:33:VAL:HG21	1.89	0.80
47:B2:13:PRO:N	47:B2:16:ARG:HD2	1.96	0.80
1:AA:65:U:C4	1:AA:200:G:O2'	2.35	0.80
1:AA:129(A):G:O2'	1:AA:190(E):U:H3'	1.81	0.80
1:AA:250:A:H4'	1:AA:251:G:O5'	1.82	0.80
1:AA:339:C:OP2	35:BO:97:ARG:CZ	2.30	0.80
1:AA:436:C:C2'	1:AA:437:U:C6	2.64	0.80
1:AA:1240:U:O4'	10:AG:42:ILE:HD11	1.82	0.80
1:AA:1288:A:N1	1:AA:1371:G:C1'	2.41	0.80
27:BA:227:A:N1	27:BA:2407:G:H1'	1.91	0.80
27:BA:445:C:C3'	45:BU:3:ARG:NH2	2.43	0.80
27:BA:818:G:H21	27:BA:1189:A:H62	0.84	0.80
27:BA:854:G:H1	27:BA:923:C:H42	1.30	0.80
27:BA:994:C:N3	45:BU:53:LYS:CD	2.25	0.80
27:BA:1163:G:O3'	27:BA:1164:G:OP1	2.00	0.80
27:BA:2082:A:N6	27:BA:2239:G:C6	2.50	0.80
27:BA:2240:C:O2	27:BA:2240:C:C2'	2.29	0.80
27:BA:2259:G:C2	27:BA:2282:G:C5	2.58	0.80
27:BA:2270:G:O6	27:BA:2271:G:C2	2.35	0.80
27:BA:2445:G:H2'	27:BA:2446:G:C8	2.16	0.80
27:BA:2509:G:H2'	27:BA:2510:C:C5'	2.11	0.80
27:BA:2540:C:O2'	27:BA:2541:A:O5'	1.99	0.80

*Continued on next page...*

*Continued from previous page...*

Atom-1	Atom-2	Interatomic distance (Å)	Clash overlap (Å)
27:BA:2575:C:H5''	27:BA:2576:G:OP2	1.81	0.80
27:BA:2741:A:O2'	27:BA:2742:C:C4'	2.28	0.80
27:BA:2776:A:N9	27:BA:2778:A:N7	2.29	0.80
27:BA:2814:C:H2'	27:BA:2815:C:C6	2.16	0.80
29:BE:65:MET:O	29:BE:65:MET:SD	2.39	0.80
29:BE:174:LEU:HD12	29:BE:174:LEU:N	1.95	0.80
29:BE:214:VAL:HG22	29:BE:221:LYS:CD	2.12	0.80
29:BE:268:LEU:HD22	29:BE:269:ILE:N	1.97	0.80
30:BF:58:ALA:HB2	30:BF:79:ARG:N	1.95	0.80
30:BF:107:ARG:O	30:BF:108:GLN:C	2.19	0.80
34:BN:21:ARG:C	34:BN:24:SER:HG	1.83	0.80
34:BN:41:ALA:HB1	34:BN:75:PRO:CB	2.12	0.80
37:BQ:102:ARG:O	37:BQ:104:PRO:HD3	1.82	0.80
37:BQ:151:SER:HB3	37:BQ:155:GLY:O	1.82	0.80
38:BS:83:LEU:N	38:BS:83:LEU:CD1	2.43	0.80
38:BS:109:PRO:O	38:BS:116:PHE:CZ	2.35	0.80
40:BW:23:LEU:C	40:BW:25:ARG:N	2.34	0.80
40:BW:70:TYR:HD2	40:BW:71:VAL:N	1.80	0.80
42:BY:19:ARG:N	42:BY:21:LYS:HZ2	1.79	0.80
43:BZ:116:VAL:HA	43:BZ:169:VAL:CG2	2.04	0.80
44:BR:61:HIS:C	44:BR:64:ARG:HH11	1.85	0.80
48:B3:23:LEU:CA	48:B3:28:LEU:CD1	2.19	0.80
54:B8:62:LEU:CB	54:B8:63:PRO:CD	2.49	0.80
1:AA:767:A:N6	1:AA:813:U:H3	1.80	0.79
27:BA:396:G:H5''	50:B4:10:VAL:O	1.82	0.79
27:BA:1482:U:H3'	27:BA:1482:U:C6	2.17	0.79
27:BA:1482:U:H1'	27:BA:1512:G:H22	1.47	0.79
27:BA:2067:G:C2	27:BA:2444:G:C2	2.70	0.79
27:BA:2077:A:C4	27:BA:2435:A:C8	2.70	0.79
27:BA:2242:G:C2	27:BA:2243:U:C5	2.70	0.79
27:BA:2464:C:N4	27:BA:2486:G:H1	1.80	0.79
27:BA:2547:U:C5	27:BA:2566:A:C4	2.70	0.79
27:BA:2653:U:C3'	27:BA:2654:A:C8	2.61	0.79
27:BA:2768:C:N4	27:BA:2769:C:H41	1.79	0.79
27:BA:2825:C:C6	27:BA:2825:C:C3'	2.63	0.79
27:BA:2880:C:O2'	44:BR:90:ARG:HD3	1.81	0.79
28:BD:131:LEU:HG	28:BD:187:CYS:HB2	1.63	0.79
32:BH:41:THR:HG22	32:BH:52:THR:HB	1.64	0.79
32:BH:120:LEU:H	32:BH:120:LEU:HD23	1.46	0.79
33:BI:145:VAL:O	33:BI:146:THR:CG2	2.29	0.79
37:BQ:65:ARG:HE	37:BQ:85:ILE:CB	1.95	0.79

*Continued on next page...*



*Continued from previous page...*

Atom-1	Atom-2	Interatomic distance (Å)	Clash overlap (Å)
38:BS:23:ARG:CZ	38:BS:37:ARG:NH2	2.44	0.79
39:BT:42:LEU:O	39:BT:44:ARG:HA	1.81	0.79
46:BV:72:ARG:N	46:BV:88:GLN:HG2	1.97	0.79
47:B2:52:ALA:O	47:B2:56:ILE:HG12	1.82	0.79
49:B0:65:GLY:CA	49:B0:66:LYS:HZ2	1.94	0.79
1:AA:1291:G:H5'	12:AI:40:LEU:CD2	2.12	0.79
1:AA:1339:A:C2	2:AV:31:A:H1'	2.17	0.79
1:AA:1400:C:C6	2:AV:34:G:N1	2.50	0.79
27:BA:446:G:H5'	45:BU:5:LYS:CE	2.13	0.79
27:BA:675:A:P	30:BF:69:HIS:O	2.40	0.79
27:BA:994:C:O2	45:BU:53:LYS:CB	2.31	0.79
27:BA:2261:C:O4'	27:BA:2388:A:H1'	1.82	0.79
27:BA:2296:U:O4	38:BS:16:ALA:CB	2.29	0.79
27:BA:2315:G:H5'	31:BG:133:ASN:ND2	1.96	0.79
27:BA:2340:G:O2'	27:BA:2341:G:O5'	2.01	0.79
27:BA:2458:G:C5	27:BA:2490:G:C2	2.69	0.79
27:BA:2464:C:N4	27:BA:2487:G:O6	2.14	0.79
27:BA:2507:C:N3	27:BA:2582:G:N2	2.30	0.79
27:BA:2544:G:H2'	27:BA:2545:G:H8	1.47	0.79
27:BA:2580:U:C5	27:BA:2581:G:H8	1.67	0.79
27:BA:2742:C:OP1	55:B9:35:ARG:HD3	1.82	0.79
27:BA:2744:G:C2'	27:BA:2745:C:H5'	2.11	0.79
27:BA:2865:U:N3	27:BA:2866:U:C5	2.50	0.79
27:BA:2893:G:O2'	27:BA:2894:G:O4'	2.00	0.79
28:BD:105:ALA:N	28:BD:106:PRO:HD3	1.97	0.79
29:BE:189:MET:O	29:BE:190:ASN:CB	2.29	0.79
30:BF:34:ALA:HB2	30:BF:110:ALA:HB2	1.60	0.79
31:BG:29:HIS:CE1	31:BG:64:ARG:CZ	2.65	0.79
33:BI:52:GLN:HA	33:BI:55:GLN:CD	2.03	0.79
35:BO:66:LYS:HZ2	35:BO:67:ARG:HD3	0.67	0.79
38:BS:28:LYS:HB3	38:BS:28:LYS:NZ	1.96	0.79
43:BZ:20:ALA:O	43:BZ:34:LEU:CD2	2.30	0.79
43:BZ:40:ASP:HB2	43:BZ:41:ARG:CZ	2.11	0.79
43:BZ:138:VAL:C	43:BZ:139:THR:HG1	1.86	0.79
48:B3:40:THR:OG1	48:B3:43:ILE:HD11	1.81	0.79
54:B8:16:ILE:HD12	54:B8:16:ILE:H	1.44	0.79
1:AA:21:G:C2	1:AA:915:A:N6	2.50	0.79
1:AA:25:C:H4'	1:AA:524:G:N2	1.96	0.79
1:AA:302:G:H2'	1:AA:556:C:H5''	1.63	0.79
1:AA:977:A:H62	1:AA:1224:G:P	2.00	0.79
27:BA:496:G:H1'	40:BW:61:ASN:HD22	1.46	0.79

*Continued on next page...*

*Continued from previous page...*

Atom-1	Atom-2	Interatomic distance (Å)	Clash overlap (Å)
27:BA:1364:G:H3'	50:B4:3:LYS:HD3	1.15	0.79
27:BA:1666:G:C4'	35:BO:67:ARG:HH22	1.95	0.79
27:BA:1772:G:H2'	27:BA:1773:A:H4'	1.64	0.79
27:BA:1783:A:N1	27:BA:2587:A:C2	2.47	0.79
27:BA:2317:C:C5	27:BA:2318:G:C6	2.70	0.79
27:BA:2361:A:C2	27:BA:2362:G:C1'	2.65	0.79
27:BA:2386:C:C4'	49:B0:39:ARG:NH2	2.45	0.79
27:BA:2403:C:N4	27:BA:2415:G:C5	2.48	0.79
27:BA:2464:C:H2'	27:BA:2465:C:H6	1.46	0.79
27:BA:2479:G:C2'	27:BA:2480:C:O5'	2.30	0.79
27:BA:2555:U:O2'	27:BA:2556:C:H5'	1.80	0.79
27:BA:2688:U:O2	27:BA:2688:U:H2'	1.82	0.79
27:BA:2718:G:N3	27:BA:2719:G:C8	2.50	0.79
27:BA:2845:G:H2'	27:BA:2846:G:C8	2.15	0.79
27:BA:2856:C:H3'	27:BA:2856:C:C6	2.17	0.79
28:BD:76:ARG:HD3	28:BD:113:MET:CE	2.13	0.79
28:BD:131:LEU:HA	28:BD:134:ILE:HD12	1.64	0.79
29:BE:107:GLU:HB3	29:BE:110:ARG:CD	2.13	0.79
29:BE:222:ARG:HD2	29:BE:222:ARG:N	1.96	0.79
31:BG:54:ALA:O	31:BG:55:LYS:HB2	1.80	0.79
34:BN:65:ASN:N	34:BN:68:GLY:O	2.14	0.79
34:BN:83:ILE:HD11	34:BN:84:ARG:HG2	1.64	0.79
35:BO:22:ILE:CB	35:BO:40:VAL:O	2.30	0.79
36:BP:116:HIS:HD2	36:BP:118:LEU:CD1	1.95	0.79
38:BS:32:PRO:O	38:BS:101:VAL:CG1	2.29	0.79
39:BT:54:THR:HG23	39:BT:55:ALA:H	1.47	0.79
40:BW:26:GLY:O	40:BW:27:LYS:HG3	1.82	0.79
46:BV:19:VAL:HG12	46:BV:21:ARG:HH22	1.44	0.79
48:B3:42:ALA:HB3	48:B3:43:ILE:HD12	1.63	0.79
49:B0:48:GLY:O	49:B0:54:GLY:O	1.99	0.79
52:B6:21:TYR:OH	52:B6:43:VAL:HG22	1.82	0.79
53:B7:42:LEU:O	53:B7:43:THR:O	2.01	0.79
54:B8:19:THR:CB	54:B8:21:LYS:NZ	2.45	0.79
55:B9:4:ARG:O	55:B9:36:GLN:HB3	1.78	0.79
1:AA:1148:U:H5'	12:AI:5:TYR:OH	1.83	0.79
1:AA:1205:U:H4'	6:AC:195:VAL:CG2	2.13	0.79
3:AW:24:G:O6	3:AW:45:G:N2	2.15	0.79
27:BA:199:A:C6	27:BA:2433:A:N7	2.49	0.79
27:BA:1062:G:C2	56:BK:134:SER:O	2.35	0.79
27:BA:1076:C:H1'	56:BK:91:GLU:CG	2.11	0.79
27:BA:1786:A:C2	27:BA:2590:A:H1'	2.17	0.79

*Continued on next page...*

*Continued from previous page...*

Atom-1	Atom-2	Interatomic distance (Å)	Clash overlap (Å)
27:BA:1939:U:C1'	27:BA:2592:G:H4'	2.11	0.79
27:BA:2089:U:O2	27:BA:2231:C:N3	2.16	0.79
27:BA:2264:C:C4	27:BA:2265:U:C5	2.71	0.79
27:BA:2348:U:H3'	54:B8:42:ARG:CZ	2.12	0.79
27:BA:2366:A:N7	27:BA:2367:G:C5	2.50	0.79
27:BA:2378:A:O2'	38:BS:29:SER:O	1.99	0.79
27:BA:2422:A:H2'	27:BA:2424:C:C5	2.17	0.79
27:BA:2445:G:H2'	27:BA:2446:G:H8	1.47	0.79
27:BA:2569:G:C2	27:BA:2570:G:N7	2.50	0.79
27:BA:2633:G:N3	27:BA:2634:G:N7	2.23	0.79
27:BA:2799:A:C3'	27:BA:2801:A:P	2.59	0.79
30:BF:150:THR:HB	30:BF:207:LEU:HD21	1.62	0.79
30:BF:157:LEU:C	30:BF:159:ALA:H	1.85	0.79
30:BF:225:PRO:CG	30:BF:231:ARG:HH21	1.95	0.79
32:BH:85:ALA:CA	32:BH:131:ILE:CG2	2.48	0.79
32:BH:145:ALA:O	32:BH:148:ARG:N	2.15	0.79
34:BN:54:VAL:O	34:BN:58:GLU:HG3	1.82	0.79
34:BN:61:VAL:HG21	34:BN:139:LEU:HB3	1.63	0.79
36:BP:94:ARG:HD3	36:BP:120:LEU:HD23	1.10	0.79
37:BQ:91:HIS:O	37:BQ:92:VAL:HG13	1.83	0.79
38:BS:127:LEU:O	38:BS:127:LEU:HD22	1.81	0.79
40:BW:13:SER:O	40:BW:14:PRO:C	2.21	0.79
42:BY:23:VAL:CG2	42:BY:67:LEU:CD2	2.59	0.79
43:BZ:26:LYS:HB3	43:BZ:26:LYS:HZ3	1.46	0.79
49:B0:70:ILE:HG12	49:B0:71:ASN:N	1.98	0.79
50:B4:48:ARG:O	50:B4:49:PHE:C	2.21	0.79
51:B5:45:ILE:CG2	51:B5:52:TYR:CE1	2.61	0.79
52:B6:32:GLN:HB3	52:B6:35:LEU:CG	2.11	0.79
54:B8:19:THR:HB	54:B8:21:LYS:HZ2	1.44	0.79
1:AA:65:U:C6	1:AA:200:G:C4'	2.65	0.79
1:AA:173:U:C5'	1:AA:197:A:H5'	2.12	0.79
1:AA:254:G:H21	20:AQ:16:GLN:CD	1.86	0.79
1:AA:501:C:P	15:AL:124:LYS:HD3	2.22	0.79
20:AQ:15:MET:HB3	20:AQ:18:THR:HB	1.64	0.79
27:BA:1080:C:C4'	56:BK:126:LYS:C	2.46	0.79
27:BA:1287:A:H1'	44:BR:104:ARG:NH1	1.95	0.79
27:BA:2251:G:N2	27:BA:2252:G:C2	2.51	0.79
27:BA:2277:G:O3'	37:BQ:15:THR:OG1	2.00	0.79
27:BA:2520:C:C6	27:BA:2567:G:C1'	2.64	0.79
27:BA:2603:G:C5	27:BA:2604:U:H5	2.00	0.79
27:BA:2683:C:C5	27:BA:2684:U:C5	2.71	0.79

*Continued on next page...*

*Continued from previous page...*

Atom-1	Atom-2	Interatomic distance (Å)	Clash overlap (Å)
27:BA:2690:C:C3'	27:BA:2690:C:C6	2.66	0.79
27:BA:2799:A:O2'	27:BA:2802:G:N3	2.14	0.79
27:BA:2813:A:O2'	27:BA:2814:C:C6	2.30	0.79
28:BD:183:ILE:C	28:BD:184:LEU:HD23	1.99	0.79
28:BD:211:HIS:HD1	28:BD:212:HIS:H	1.29	0.79
29:BE:109:ASP:HA	29:BE:112:LEU:CB	2.10	0.79
30:BF:112:ARG:O	30:BF:114:ALA:CA	2.30	0.79
33:BI:145:VAL:C	33:BI:146:THR:HG22	2.03	0.79
34:BN:94:GLY:O	34:BN:97:ALA:N	2.16	0.79
37:BQ:49:VAL:HG21	37:BQ:120:HIS:CA	2.13	0.79
38:BS:15:GLU:O	38:BS:16:ALA:CB	2.30	0.79
40:BW:30:GLU:H	40:BW:33:ARG:HD2	1.44	0.79
42:BY:43:ASN:HD22	42:BY:101:LEU:HD23	1.41	0.79
42:BY:73:HIS:CE1	42:BY:89:ARG:O	2.35	0.79
46:BV:50:ASP:CA	46:BV:53:LYS:HG3	2.12	0.79
47:B2:8:ILE:CA	47:B2:11:MET:HG2	2.12	0.79
48:B3:9:VAL:HG22	48:B3:54:VAL:CA	2.12	0.79
48:B3:23:LEU:N	48:B3:23:LEU:HD23	1.97	0.79
1:AA:1058:G:OP1	6:AC:199:LYS:HE3	1.83	0.79
1:AA:1494:G:OP1	25:AY:117:GLY:CA	2.30	0.79
27:BA:579:G:H1'	51:B5:10:LYS:HZ3	1.47	0.79
27:BA:885:C:H41	27:BA:889:C:H1'	1.46	0.79
27:BA:1137:G:H21	34:BN:86:MET:HE1	1.47	0.79
27:BA:1364:G:C1'	50:B4:3:LYS:HZ3	1.94	0.79
27:BA:1789:A:OP1	28:BD:226:GLY:CA	2.30	0.79
27:BA:1820:U:O2	28:BD:200:THR:HG22	1.81	0.79
27:BA:2250:G:H5''	37:BQ:102:ARG:CB	2.13	0.79
27:BA:2400:G:O2'	52:B6:20:PHE:CE1	1.97	0.79
27:BA:2484:G:N2	27:BA:2485:G:N9	2.31	0.79
27:BA:2536:G:H2'	27:BA:2537:U:H5'	1.64	0.79
27:BA:2564:A:C2'	27:BA:2565:A:C8	2.55	0.79
27:BA:2606:C:C2'	27:BA:2607:G:O5'	2.30	0.79
27:BA:2652:C:H2'	27:BA:2653:U:C6	2.17	0.79
27:BA:2712:U:HO3'	27:BA:712(A):A:P	1.57	0.79
27:BA:2801:A:H2	27:BA:2895:U:O2'	1.59	0.79
27:BA:2842:G:H2'	27:BA:2843:G:C5'	2.10	0.79
28:BD:104:ILE:HB	28:BD:106:PRO:HD2	1.62	0.79
30:BF:32:GLY:O	30:BF:35:VAL:N	2.14	0.79
33:BI:49:ALA:O	33:BI:53:LYS:HG2	1.83	0.79
34:BN:15:ARG:HH12	34:BN:40:ASN:HA	1.47	0.79
34:BN:54:VAL:HA	34:BN:135:ILE:HG23	1.64	0.79

*Continued on next page...*

*Continued from previous page...*

Atom-1	Atom-2	Interatomic distance (Å)	Clash overlap (Å)
35:BO:1:MET:CB	35:BO:2:ILE:HD12	2.13	0.79
37:BQ:28:ILE:HG22	37:BQ:29:ALA:N	1.96	0.79
39:BT:21:PHE:O	39:BT:22:VAL:HG12	1.82	0.79
40:BW:10:VAL:CG1	40:BW:46:PHE:HE2	1.96	0.79
42:BY:20:HIS:HA	42:BY:67:LEU:HD21	1.63	0.79
43:BZ:14:LEU:O	43:BZ:14:LEU:HD23	1.81	0.79
43:BZ:108:VAL:HG12	43:BZ:108:VAL:O	1.82	0.79
44:BR:74:LYS:HA	44:BR:77:ARG:HH22	1.48	0.79
45:BU:106:PHE:O	45:BU:107:LYS:C	2.19	0.79
45:BU:113:SER:O	45:BU:114:ARG:C	2.19	0.79
47:B2:27:LEU:CD1	47:B2:53:ILE:CD1	2.59	0.79
48:B3:22:ALA:CA	48:B3:46:ASN:HD21	1.90	0.79
54:B8:60:LEU:HD11	54:B8:64:ARG:HB2	0.81	0.79
27:BA:484:C:H2'	27:BA:485:C:C6	2.18	0.79
27:BA:1328:G:H2'	27:BA:1330:C:C5	2.17	0.79
27:BA:1558:A:C2	27:BA:1560:G:H1'	2.17	0.79
27:BA:1943:U:H1'	27:BA:1945:G:C5'	2.13	0.79
27:BA:2394:C:C4	27:BA:2395:C:N4	2.51	0.79
27:BA:2574:G:H5''	27:BA:2575:C:P	2.23	0.79
27:BA:2681:C:O2'	27:BA:2682:U:P	2.40	0.79
27:BA:2722:G:C6	27:BA:2723:C:C4	2.71	0.79
27:BA:2819:G:N2	27:BA:2821:A:C8	2.50	0.79
30:BF:51:TYR:O	30:BF:55:ARG:HA	1.81	0.79
30:BF:115:LEU:O	30:BF:118:THR:OG1	2.01	0.79
34:BN:27:ALA:HA	34:BN:30:ALA:HB2	0.80	0.79
35:BO:58:VAL:HG12	35:BO:59:LYS:H	1.47	0.79
37:BQ:49:VAL:HG21	37:BQ:119:ASN:O	1.83	0.79
37:BQ:138:ARG:HA	37:BQ:141:MET:HG3	1.64	0.79
38:BS:127:LEU:C	38:BS:127:LEU:HD23	2.02	0.79
42:BY:74:VAL:N	42:BY:91:LEU:CD1	2.40	0.79
43:BZ:51:LEU:HD11	43:BZ:64:ALA:N	1.98	0.79
43:BZ:62:PHE:HB2	43:BZ:85:MET:SD	2.22	0.79
43:BZ:67:LYS:HA	43:BZ:67:LYS:HZ2	1.44	0.79
45:BU:107:LYS:O	45:BU:110:VAL:CB	2.23	0.79
45:BU:117:ARG:CG	45:BU:118:GLN:H	1.92	0.79
47:B2:2:VAL:O	47:B2:4:HIS:CE1	2.35	0.79
47:B2:4:HIS:C	47:B2:8:ILE:HD12	2.02	0.79
47:B2:58:THR:O	47:B2:59:ILE:C	2.21	0.79
49:B0:28:GLY:CA	49:B0:60:PHE:HB3	2.12	0.79
49:B0:36:ILE:CA	49:B0:68:VAL:CG1	2.61	0.79
1:AA:20:U:O4'	1:AA:572:A:N1	2.16	0.79

*Continued on next page...*

*Continued from previous page...*

Atom-1	Atom-2	Interatomic distance (Å)	Clash overlap (Å)
1:AA:162:A:N3	1:AA:348:G:H4'	1.98	0.79
1:AA:651:C:O3'	1:AA:652:U:P	2.41	0.79
1:AA:1059:C:H2'	13:AJ:52:GLY:HA2	1.65	0.79
27:BA:2309:A:O4'	27:BA:2309:A:P	2.40	0.79
27:BA:2354:G:C1'	49:B0:32:LYS:HG2	2.13	0.79
27:BA:2717:G:N1	27:BA:2718:G:C5	2.51	0.79
27:BA:2768:C:H42	27:BA:2769:C:H41	1.31	0.79
27:BA:2776:A:H1'	27:BA:2778:A:H8	1.43	0.79
27:BA:2818:G:N2	27:BA:2829:C:N3	2.30	0.79
28:BD:143:ILE:HD13	28:BD:153:LEU:N	1.95	0.79
28:BD:213:LYS:CG	28:BD:215:LYS:O	2.31	0.79
30:BF:33:LYS:N	30:BF:36:ARG:HE	1.80	0.79
32:BH:130:ILE:CG2	32:BH:131:ILE:H	1.96	0.79
33:BI:48:GLU:O	33:BI:52:GLN:CG	2.28	0.79
34:BN:15:ARG:HD2	34:BN:43:ARG:HD2	1.62	0.79
35:BO:34:ASN:O	35:BO:35:ILE:C	2.21	0.79
36:BP:114:VAL:CG2	36:BP:132:LYS:HB3	2.03	0.79
38:BS:110:THR:HG1	38:BS:111:PRO:HD2	1.46	0.79
40:BW:20:VAL:HG11	40:BW:47:VAL:HG22	1.61	0.79
40:BW:32:ALA:CA	40:BW:35:ILE:CG1	2.56	0.79
44:BR:113:LEU:HD13	44:BR:114:VAL:CA	2.12	0.79
46:BV:30:GLY:O	46:BV:63:HIS:CB	2.28	0.79
46:BV:40:VAL:O	46:BV:51:ALA:HB2	1.83	0.79
46:BV:49:GLU:CB	46:BV:53:LYS:HD2	2.12	0.79
47:B2:27:LEU:O	47:B2:30:ALA:N	2.16	0.79
47:B2:56:ILE:O	47:B2:59:ILE:HG23	1.82	0.79
49:B0:37:LEU:O	49:B0:40:GLN:HG2	1.83	0.79
50:B4:4:ASP:OD1	50:B4:11:PRO:HG3	1.81	0.79
52:B6:16:ALA:C	52:B6:48:VAL:HG11	2.02	0.79
54:B8:26:LYS:O	54:B8:27:SER:CB	2.29	0.79
1:AA:976:G:OP2	1:AA:1358:U:O4'	2.00	0.79
3:AW:25:C:N1	3:AW:26:G:C4	2.51	0.79
19:AP:20:VAL:HG11	19:AP:32:TYR:HB2	1.64	0.79
27:BA:592:G:C2	54:B8:3:LYS:HE2	2.16	0.79
27:BA:1819:A:H2'	28:BD:177:SER:OG	1.82	0.79
27:BA:2320:A:N3	27:BA:2333:A:N1	2.30	0.79
27:BA:2459:A:H8	27:BA:2460:U:C5	2.00	0.79
27:BA:2721:A:H2'	27:BA:2722:G:C8	2.17	0.79
27:BA:2875:C:N4	27:BA:2876:G:C6	2.51	0.79
27:BA:2886:G:N2	27:BA:2887:U:C2	2.51	0.79
30:BF:51:TYR:O	30:BF:55:ARG:N	2.15	0.79

*Continued on next page...*

*Continued from previous page...*

Atom-1	Atom-2	Interatomic distance (Å)	Clash overlap (Å)
36:BP:69:ILE:HB	36:BP:73:VAL:HG21	1.63	0.79
36:BP:94:ARG:HD3	36:BP:120:LEU:HB2	1.63	0.79
40:BW:44:ALA:O	40:BW:45:TYR:C	2.21	0.79
40:BW:55:ALA:CA	40:BW:107:LEU:CD1	2.60	0.79
42:BY:55:PHE:CD1	42:BY:89:ARG:NH1	2.51	0.79
43:BZ:4:THR:O	43:BZ:33:ALA:CB	2.31	0.79
43:BZ:48:THR:OG1	43:BZ:66:VAL:O	1.99	0.79
45:BU:43:ALA:CB	46:BV:75:LYS:CB	2.60	0.79
46:BV:40:VAL:C	46:BV:51:ALA:CB	2.51	0.79
46:BV:69:ILE:CG2	46:BV:88:GLN:HB3	2.12	0.79
48:B3:9:VAL:HG23	48:B3:54:VAL:HA	1.62	0.79
50:B4:68:ARG:HG2	50:B4:72:LYS:CB	2.13	0.79
1:AA:60:A:H61	1:AA:107:G:HO2'	1.30	0.79
1:AA:279:A:C8	20:AQ:95:TYR:CE2	2.71	0.79
3:AW:72:C:C2'	3:AW:73:A:O4'	2.31	0.79
13:AJ:64:GLU:OE1	17:AN:57:ARG:HB3	1.83	0.79
19:AP:6:LEU:HB2	19:AP:17:TYR:HB3	1.63	0.79
27:BA:440:G:P	42:BY:3:GLN:CD	2.61	0.79
27:BA:1140:C:N4	34:BN:49:ARG:CZ	2.45	0.79
27:BA:2064:C:H1'	27:BA:2450:A:N6	1.98	0.79
27:BA:2303:G:C4'	31:BG:99:ASP:HB3	2.13	0.79
27:BA:2334:G:H21	38:BS:12:ARG:HG3	1.48	0.79
27:BA:2593:U:O2	27:BA:2600:A:N1	2.15	0.79
27:BA:2746:U:C4'	32:BH:138:GLN:HA	2.11	0.79
27:BA:2771:C:H5'	29:BE:316:ARG:HD2	0.89	0.79
27:BA:2793:G:C6	27:BA:2794:C:C4	2.70	0.79
27:BA:2820:A:H5''	27:BA:2820:A:C2	2.18	0.79
27:BA:2843:G:C4	27:BA:2844:G:C8	2.71	0.79
27:BA:2862:G:O2'	27:BA:2863:C:C6	1.96	0.79
29:BE:79:ARG:NH1	29:BE:104:PHE:HA	1.98	0.79
29:BE:102:ASP:CG	29:BE:104:PHE:CE1	2.56	0.79
29:BE:262:THR:HG1	29:BE:266:LYS:NZ	1.81	0.79
34:BN:79:PHE:N	34:BN:79:PHE:HD1	1.80	0.79
40:BW:55:ALA:HA	40:BW:107:LEU:HD11	1.65	0.79
41:BX:4:VAL:HG22	47:B2:24:LYS:HZ2	0.68	0.79
41:BX:5:ILE:CG2	41:BX:6:LYS:N	1.93	0.79
45:BU:13:ARG:NH1	45:BU:13:ARG:N	2.30	0.79
48:B3:8:LEU:O	48:B3:9:VAL:HG13	1.83	0.79
48:B3:40:THR:CB	48:B3:43:ILE:CD1	2.44	0.79
48:B3:51:ALA:C	48:B3:53:LEU:H	1.85	0.79
50:B4:11:PRO:HA	50:B4:40:HIS:HD2	1.44	0.79

*Continued on next page...*

*Continued from previous page...*

Atom-1	Atom-2	Interatomic distance (Å)	Clash overlap (Å)
52:B6:28:ARG:HG3	52:B6:30:ASN:CB	2.12	0.79
52:B6:37:LEU:N	52:B6:52:GLU:OE2	2.15	0.79
1:AA:1318:A:H5'	22:AS:10:PHE:CD2	2.17	0.78
4:AX:120:A:H2	25:AY:193:HIS:CA	1.49	0.78
19:AP:20:VAL:HG11	19:AP:32:TYR:CB	2.13	0.78
27:BA:352:G:H8	27:BA:352:G:O5'	1.66	0.78
27:BA:599:G:H1	27:BA:658:C:H42	1.30	0.78
27:BA:830:G:C5	27:BA:2448:A:C8	2.71	0.78
27:BA:979:G:H3'	27:BA:980:A:C5'	2.11	0.78
27:BA:988:A:OP2	48:B3:11:SER:HB3	1.83	0.78
27:BA:1129:A:O2'	27:BA:2515:C:H2'	1.83	0.78
27:BA:1263:U:H4'	51:B5:16:ARG:NH2	1.93	0.78
27:BA:1416:G:H21	27:BA:1582:C:H42	1.31	0.78
27:BA:1456:G:H1	27:BA:2704:C:N4	1.80	0.78
27:BA:1666:G:C4'	35:BO:67:ARG:NH2	2.46	0.78
27:BA:1799:G:H21	28:BD:153:LEU:HG	1.44	0.78
27:BA:2195:C:C5'	27:BA:2195:C:C6	2.62	0.78
27:BA:2394:C:C5	27:BA:2395:C:C4	2.70	0.78
27:BA:2428:G:C8	27:BA:2428:G:H3'	2.18	0.78
27:BA:712(A):A:C8	27:BA:2713:A:OP1	2.34	0.78
27:BA:2776:A:C4	27:BA:2778:A:C5	2.69	0.78
27:BA:2785:C:C5	27:BA:2786:U:C4	2.70	0.78
27:BA:2840:C:H2'	27:BA:2841:C:C6	2.18	0.78
28:BD:90:ILE:HG21	28:BD:103:ILE:N	1.98	0.78
29:BE:107:GLU:O	29:BE:110:ARG:N	2.15	0.78
29:BE:222:ARG:NH2	29:BE:234:ARG:HB2	1.97	0.78
30:BF:104:ASP:O	30:BF:105:LYS:C	2.22	0.78
32:BH:105:SER:O	32:BH:106:VAL:HG23	1.82	0.78
33:BI:24:GLY:O	33:BI:25:TYR:O	2.00	0.78
33:BI:92:SER:HB3	33:BI:122:ARG:HH11	1.43	0.78
35:BO:58:VAL:CG1	35:BO:59:LYS:H	1.95	0.78
36:BP:53:ARG:HD2	36:BP:53:ARG:N	1.96	0.78
36:BP:57:VAL:CG1	36:BP:58:GLN:N	2.27	0.78
37:BQ:18:GLU:HG2	37:BQ:23:ILE:HD11	1.65	0.78
41:BX:4:VAL:CG1	47:B2:24:LYS:NZ	2.46	0.78
43:BZ:25:ASN:HA	43:BZ:84:TYR:CD1	2.18	0.78
45:BU:111:ASP:C	45:BU:113:SER:N	2.31	0.78
50:B4:68:ARG:CZ	50:B4:72:LYS:HD3	2.14	0.78
1:AA:563:A:C2	15:AL:15:ARG:NH1	2.51	0.78
1:AA:983:A:H3'	1:AA:984:C:P	2.23	0.78
27:BA:54:G:O2'	53:B7:35:ARG:NH2	2.16	0.78

*Continued on next page...*



*Continued from previous page...*

Atom-1	Atom-2	Interatomic distance (Å)	Clash overlap (Å)
27:BA:338:G:C8	42:BY:21:LYS:HB3	2.18	0.78
27:BA:566:U:OP2	46:BV:81:ARG:NH2	2.16	0.78
27:BA:649:G:O3'	54:B8:17:THR:HG21	1.83	0.78
27:BA:1664:A:N3	27:BA:2726:U:C4	2.51	0.78
27:BA:1857:G:H2'	27:BA:1858:G:C8	2.17	0.78
27:BA:2227:A:C6	27:BA:2228:G:C5	2.70	0.78
27:BA:2458:G:C8	27:BA:2490:G:C6	2.70	0.78
27:BA:2570:G:C2	27:BA:2571:C:C6	2.70	0.78
27:BA:2592:G:N2	27:BA:2603:G:C6	2.51	0.78
27:BA:2646:C:C2'	27:BA:2647:U:H5'	2.13	0.78
27:BA:2737:G:C4	27:BA:2738:A:C8	2.71	0.78
27:BA:2810:A:N7	27:BA:2811:G:N9	2.32	0.78
27:BA:2831:G:H5'	27:BA:2834:G:O2'	1.84	0.78
29:BE:222:ARG:HG2	29:BE:232:ARG:N	1.98	0.78
31:BG:38:GLU:O	31:BG:41:LEU:HB2	1.84	0.78
34:BN:65:ASN:O	34:BN:66:ASP:C	2.21	0.78
35:BO:35:ILE:CG1	35:BO:62:VAL:HG12	2.10	0.78
36:BP:94:ARG:O	36:BP:95:ASP:HB3	1.83	0.78
38:BS:32:PRO:HD2	38:BS:101:VAL:N	1.98	0.78
45:BU:25:TRP:HB3	45:BU:28:ARG:NH1	1.98	0.78
46:BV:94:LYS:O	46:BV:95:ILE:CG1	2.30	0.78
47:B2:6:GLN:O	47:B2:9:ARG:HB3	1.82	0.78
51:B5:6:VAL:HG13	51:B5:7:PRO:HD2	1.65	0.78
51:B5:11:THR:HG21	51:B5:19:ARG:NH2	1.94	0.78
52:B6:36:GLU:HB3	52:B6:52:GLU:HB2	1.63	0.78
55:B9:24:LEU:CD2	55:B9:36:GLN:H	1.96	0.78
2:AV:56:C:H1'	31:BG:56:ARG:CD	2.12	0.78
27:BA:440:G:P	42:BY:3:GLN:OE1	2.41	0.78
27:BA:562:U:O2'	27:BA:563:G:H5''	1.82	0.78
27:BA:2737:G:H2'	27:BA:2738:A:C8	2.18	0.78
27:BA:2758:A:P	27:BA:2758:A:C3'	2.70	0.78
27:BA:2758:A:C2'	27:BA:2759:G:O5'	2.31	0.78
27:BA:2881:C:N4	27:BA:2882:A:N6	2.31	0.78
28:BD:142:ASN:HB2	28:BD:190:THR:H	1.48	0.78
28:BD:143:ILE:H	28:BD:143:ILE:CD1	1.81	0.78
28:BD:167:GLU:O	28:BD:170:TYR:CG	2.36	0.78
35:BO:8:LEU:N	35:BO:8:LEU:CD2	2.45	0.78
38:BS:49:THR:H	38:BS:55:ASP:CG	1.87	0.78
40:BW:97:LYS:CE	40:BW:99:ARG:NH1	2.46	0.78
41:BX:13:LYS:C	41:BX:16:ASN:OD1	2.22	0.78
42:BY:47:THR:HG21	42:BY:100:ASP:HB2	1.64	0.78

*Continued on next page...*

*Continued from previous page...*

Atom-1	Atom-2	Interatomic distance (Å)	Clash overlap (Å)
45:BU:13:ARG:C	45:BU:16:LYS:HB2	2.01	0.78
48:B3:20:LYS:C	48:B3:23:LEU:CG	2.27	0.78
52:B6:19:GLY:C	52:B6:42:PRO:HB2	2.02	0.78
54:B8:6:THR:C	54:B8:8:LYS:N	2.35	0.78
54:B8:19:THR:HB	54:B8:21:LYS:HZ1	1.46	0.78
1:AA:563:A:H2	15:AL:15:ARG:NH1	1.81	0.78
1:AA:978:A:H1'	22:AS:37:ARG:HH12	1.47	0.78
3:AW:25:C:N4	3:AW:26:G:H1	1.81	0.78
26:BB:57:A:H1'	31:BG:13:MET:HE2	0.79	0.78
27:BA:94:G:H22	47:B2:42:ASN:HD22	1.30	0.78
27:BA:600:G:C5'	30:BF:27:ARG:HH11	1.96	0.78
27:BA:752:A:C6	27:BA:1781:C:H1'	2.19	0.78
27:BA:2320:A:C2	27:BA:2333:A:N3	2.40	0.78
27:BA:2410:G:N3	27:BA:2411:A:N7	2.25	0.78
27:BA:2604:U:O2'	27:BA:2605:U:H5'	1.84	0.78
28:BD:131:LEU:HG	28:BD:187:CYS:O	1.82	0.78
29:BE:45:LYS:HZ2	29:BE:303:PRO:C	1.81	0.78
30:BF:4:THR:O	30:BF:139:VAL:CB	2.31	0.78
30:BF:5:ILE:CB	30:BF:14:GLY:O	2.19	0.78
30:BF:163:HIS:CA	30:BF:166:ILE:CG1	2.56	0.78
35:BO:64:ARG:O	35:BO:82:ASN:HA	1.83	0.78
37:BQ:42:TYR:C	37:BQ:125:TRP:CH2	2.56	0.78
41:BX:9:HIS:CE1	41:BX:27:ALA:HB2	2.18	0.78
41:BX:75:GLN:CB	41:BX:78:ALA:O	2.24	0.78
43:BZ:26:LYS:O	43:BZ:27:GLU:CD	2.21	0.78
43:BZ:37:LYS:O	43:BZ:41:ARG:CD	2.32	0.78
43:BZ:62:PHE:CE2	43:BZ:87:THR:HB	2.18	0.78
43:BZ:71:MET:HG2	43:BZ:78:PRO:HD2	1.53	0.78
44:BR:61:HIS:O	44:BR:64:ARG:N	2.16	0.78
46:BV:33:VAL:HG12	46:BV:34:GLU:H	1.45	0.78
47:B2:6:GLN:HA	47:B2:9:ARG:HB3	1.66	0.78
54:B8:60:LEU:HD11	54:B8:64:ARG:HB3	1.62	0.78
1:AA:1358:U:H5''	17:AN:33:VAL:O	1.82	0.78
3:AW:9:A:C2	3:AW:45:G:C5	2.71	0.78
6:AC:11:ARG:HG2	6:AC:15:THR:O	1.82	0.78
27:BA:341:G:H2'	27:BA:342:G:O4'	1.83	0.78
27:BA:457:A:H1'	27:BA:459:U:C2	2.18	0.78
27:BA:910:A:C8	37:BQ:17:ARG:NH2	2.49	0.78
27:BA:1059:G:H5''	56:BK:115:ASP:OD2	1.83	0.78
27:BA:1530:G:H21	27:BA:1531:C:H5	1.32	0.78
27:BA:2230:G:O2'	27:BA:2231:C:C5'	2.32	0.78

*Continued on next page...*

*Continued from previous page...*

Atom-1	Atom-2	Interatomic distance (Å)	Clash overlap (Å)
27:BA:2418:A:O2'	27:BA:2419:U:O4'	2.00	0.78
27:BA:2487:G:H2'	27:BA:2488:A:O5'	1.84	0.78
27:BA:2603:G:N3	27:BA:2604:U:H6	1.80	0.78
28:BD:202:LYS:O	28:BD:204:PHE:HE1	1.67	0.78
29:BE:45:LYS:NZ	29:BE:303:PRO:CA	2.37	0.78
29:BE:299:SER:OG	29:BE:301:PRO:CD	2.29	0.78
30:BF:163:HIS:C	30:BF:166:ILE:HG13	2.03	0.78
30:BF:168:ARG:C	30:BF:233:THR:HG22	2.00	0.78
31:BG:18:ILE:O	31:BG:135:VAL:HG11	1.83	0.78
31:BG:58:VAL:O	31:BG:58:VAL:CG1	2.32	0.78
35:BO:31:ARG:O	35:BO:32:TYR:CG	2.37	0.78
35:BO:103:ALA:CA	35:BO:122:ILE:O	2.28	0.78
35:BO:106:LEU:H	35:BO:106:LEU:HD23	1.46	0.78
43:BZ:90:GLU:O	43:BZ:92:VAL:HG23	1.83	0.78
43:BZ:151:ASP:HB3	43:BZ:153:LYS:HZ3	1.46	0.78
44:BR:60:LEU:CD2	44:BR:61:HIS:H	1.96	0.78
44:BR:67:LEU:HB2	44:BR:76:VAL:HG11	1.63	0.78
49:B0:36:ILE:O	49:B0:36:ILE:HG22	1.83	0.78
53:B7:17:GLY:O	53:B7:18:PHE:C	2.20	0.78
1:AA:15:G:O6	1:AA:1396:A:N6	2.16	0.78
1:AA:275:G:H4'	20:AQ:14:LYS:HB3	1.64	0.78
1:AA:737:A:H4'	9:AF:72:VAL:HG11	1.63	0.78
1:AA:991:U:O3'	1:AA:992:U:P	2.42	0.78
2:AV:74:C:N4	27:BA:2253:G:N1	2.09	0.78
3:AW:45:G:HO3'	3:AW:46:G:H5'	1.43	0.78
27:BA:176:G:C3'	27:BA:177:G:H8	1.97	0.78
27:BA:617:G:OP1	30:BF:221:GLU:CB	2.32	0.78
27:BA:974(A):C:H1'	27:BA:989:G:N2	1.97	0.78
27:BA:1782:C:N3	27:BA:2609:U:C5	2.51	0.78
27:BA:2089:U:H3	27:BA:2231:C:H42	1.32	0.78
27:BA:2093:G:H4'	33:BI:29:PHE:CZ	2.18	0.78
27:BA:2252:G:C2'	27:BA:2253:G:C5'	2.46	0.78
27:BA:2310:A:N7	31:BG:55:LYS:NZ	2.30	0.78
27:BA:2311:A:C2	31:BG:53:LYS:CE	2.67	0.78
27:BA:2311:A:N3	31:BG:53:LYS:HE2	1.98	0.78
27:BA:2603:G:C4	27:BA:2604:U:C5	2.72	0.78
27:BA:2605:U:O2'	27:BA:2606:C:C5'	2.32	0.78
27:BA:2712:U:O3'	27:BA:712(A):A:O5'	2.00	0.78
27:BA:2821:A:C2	27:BA:2822:G:N7	2.51	0.78
30:BF:30:LEU:O	30:BF:31:ILE:O	2.01	0.78
32:BH:95:ALA:O	32:BH:127:GLN:HB2	1.83	0.78

*Continued on next page...*

*Continued from previous page...*

Atom-1	Atom-2	Interatomic distance (Å)	Clash overlap (Å)
33:BI:25:TYR:HD2	33:BI:25:TYR:H	0.86	0.78
33:BI:94:THR:HG21	33:BI:96:LYS:HB3	1.63	0.78
34:BN:135:ILE:C	34:BN:139:LEU:HD11	2.03	0.78
35:BO:14:SER:HB3	35:BO:86:ILE:HD12	1.64	0.78
37:BQ:142:LYS:HE2	37:BQ:143:VAL:O	1.83	0.78
38:BS:20:TYR:CE2	38:BS:21:HIS:HD2	1.95	0.78
38:BS:114:LYS:O	38:BS:115:VAL:C	2.22	0.78
38:BS:127:LEU:O	38:BS:128:ASP:O	2.02	0.78
40:BW:81:ALA:HB1	40:BW:97:LYS:HD2	1.63	0.78
41:BX:28:VAL:O	41:BX:62:LYS:CB	2.28	0.78
41:BX:50:GLU:CB	41:BX:67:ARG:O	2.32	0.78
43:BZ:51:LEU:HD23	43:BZ:52:PHE:CA	2.12	0.78
43:BZ:149:ALA:HB3	43:BZ:164:PRO:C	2.03	0.78
44:BR:63:ARG:HH21	44:BR:77:ARG:CG	1.95	0.78
45:BU:46:GLU:O	45:BU:47:TYR:O	2.02	0.78
45:BU:83:LEU:O	45:BU:86:ALA:HB2	1.84	0.78
46:BV:39:PHE:CE2	46:BV:41:GLY:C	2.57	0.78
46:BV:40:VAL:O	46:BV:51:ALA:HB1	1.84	0.78
48:B3:19:GLN:O	48:B3:23:LEU:HD23	1.81	0.78
48:B3:23:LEU:HA	48:B3:28:LEU:HD11	1.59	0.78
1:AA:497:A:O2'	1:AA:498:U:P	2.41	0.78
2:AV:57:G:C1'	31:BG:56:ARG:HH12	1.96	0.78
3:AW:9:A:N1	3:AW:45:G:C6	2.52	0.78
6:AC:12:LEU:HD21	17:AN:51:GLY:HA3	1.66	0.78
19:AP:20:VAL:CG1	19:AP:32:TYR:HB2	2.13	0.78
27:BA:85:G:H5'	42:BY:65:VAL:HG12	1.65	0.78
27:BA:126:A:P	53:B7:44:VAL:HG11	2.24	0.78
27:BA:1027:A:H61	27:BA:1126:A:H1'	1.49	0.78
27:BA:1782:C:O2	27:BA:2609:U:N1	2.16	0.78
27:BA:2250:G:H3'	27:BA:2250:G:C8	2.18	0.78
27:BA:2263:C:H2'	27:BA:2264:C:H5'	1.66	0.78
27:BA:2349:G:C2	27:BA:2369:A:C2	2.72	0.78
27:BA:2461:C:N3	27:BA:2462:U:H5	1.79	0.78
27:BA:2571:C:H2'	27:BA:2571:C:O2	1.83	0.78
27:BA:2657:A:H2'	27:BA:2658:C:H5'	1.65	0.78
28:BD:81:GLU:O	28:BD:82:TYR:C	2.22	0.78
29:BE:42:ALA:HA	29:BE:311:PHE:CE2	2.17	0.78
29:BE:81:VAL:CG1	29:BE:100:TRP:HZ3	1.96	0.78
30:BF:195:VAL:CG1	30:BF:213:ALA:HB3	2.13	0.78
31:BG:29:HIS:HE1	31:BG:64:ARG:CZ	1.97	0.78
31:BG:56:ARG:CG	31:BG:65:GLU:CB	2.60	0.78

*Continued on next page...*

*Continued from previous page...*

Atom-1	Atom-2	Interatomic distance (Å)	Clash overlap (Å)
34:BN:79:PHE:O	34:BN:83:ILE:CG2	2.31	0.78
37:BQ:23:ILE:H	37:BQ:24:PRO:CD	1.92	0.78
37:BQ:49:VAL:HA	37:BQ:121:ASP:CB	2.14	0.78
40:BW:16:LYS:O	40:BW:17:VAL:C	2.22	0.78
40:BW:68:ARG:C	40:BW:69:LEU:HD23	2.04	0.78
41:BX:13:LYS:HD3	41:BX:13:LYS:H	1.48	0.78
43:BZ:42:ALA:O	43:BZ:45:GLN:N	2.17	0.78
44:BR:18:LEU:O	44:BR:19:ALA:C	2.22	0.78
45:BU:99:ALA:HA	45:BU:106:PHE:CB	1.87	0.78
53:B7:5:TYR:O	53:B7:6:GLN:C	2.22	0.78
54:B8:6:THR:O	54:B8:8:LYS:CA	2.31	0.78
1:AA:571:U:H3'	1:AA:572:A:C5'	2.13	0.78
5:AB:180:LEU:O	5:AB:181:PHE:HB2	1.81	0.78
7:AD:141:ARG:HB3	7:AD:142:PRO:HD2	1.65	0.78
27:BA:558:G:P	34:BN:91:LYS:HB2	2.21	0.78
27:BA:996:A:O3'	45:BU:93:LYS:HG2	1.83	0.78
27:BA:1140:C:N4	34:BN:49:ARG:NE	2.30	0.78
27:BA:1665:A:H4'	35:BO:66:LYS:HZ2	1.45	0.78
27:BA:2056:G:OP2	27:BA:2504:U:OP2	2.01	0.78
27:BA:2318:G:C8	27:BA:2318:G:O5'	2.37	0.78
27:BA:2395:C:C6	27:BA:2395:C:C3'	2.67	0.78
27:BA:2466:C:O2'	27:BA:2467:C:H5'	1.83	0.78
27:BA:2520:C:C2	27:BA:2521:C:H5	1.95	0.78
27:BA:2597:G:H2'	27:BA:2598:A:H8	1.01	0.78
27:BA:2607:G:C6	27:BA:2608:G:C2	2.72	0.78
27:BA:2722:G:H2'	27:BA:2723:C:C6	2.17	0.78
27:BA:2815:C:C5'	51:B5:29:ASN:ND2	2.43	0.78
27:BA:2894:G:C3'	27:BA:2895:U:P	2.71	0.78
28:BD:143:ILE:HD13	28:BD:153:LEU:H	1.49	0.78
28:BD:146:LYS:HD2	28:BD:147:PRO:CD	2.07	0.78
28:BD:196:ASN:CA	28:BD:199:ARG:HD3	2.14	0.78
29:BE:205:THR:CA	29:BE:261:ARG:HD2	2.08	0.78
29:BE:218:GLY:C	29:BE:219:VAL:HG23	2.04	0.78
30:BF:215:ALA:CA	30:BF:242:GLU:HG3	2.14	0.78
32:BH:121:GLU:N	32:BH:121:GLU:CD	2.37	0.78
33:BI:89:LEU:HD11	33:BI:93:ILE:HG21	1.66	0.78
35:BO:66:LYS:C	35:BO:66:LYS:CD	2.52	0.78
35:BO:103:ALA:HB3	35:BO:105:GLU:HG2	1.65	0.78
37:BQ:156:ASN:OD1	37:BQ:156:ASN:O	2.01	0.78
41:BX:18:MET:SD	41:BX:24:LEU:HA	2.24	0.78
42:BY:31:LEU:HD13	42:BY:101:LEU:CB	2.13	0.78

*Continued on next page...*

*Continued from previous page...*

Atom-1	Atom-2	Interatomic distance (Å)	Clash overlap (Å)
44:BR:60:LEU:CG	44:BR:61:HIS:N	2.45	0.78
44:BR:80:PHE:O	44:BR:84:ALA:CB	2.32	0.78
49:B0:14:ARG:HD2	49:B0:14:ARG:C	2.01	0.78
1:AA:43:C:OP1	19:AP:12:LYS:HB3	1.84	0.78
2:AV:70:C:H2'	2:AV:71:G:H8	1.47	0.78
6:AC:9:GLY:N	17:AN:49:HIS:O	2.17	0.78
26:BB:8:U:H5'	38:BS:37:ARG:NE	1.99	0.78
27:BA:94:G:O3'	47:B2:41:GLU:OE2	2.02	0.78
27:BA:563:G:H21	45:BU:37:GLN:CD	1.87	0.78
27:BA:617:G:OP1	30:BF:221:GLU:CG	2.18	0.78
27:BA:1263:U:C1'	51:B5:16:ARG:NH2	2.46	0.78
27:BA:2225:A:O2'	27:BA:2226:C:OP2	2.02	0.78
27:BA:2227:A:C6	27:BA:2228:G:O6	2.37	0.78
27:BA:2584:U:C1'	27:BA:2585:U:H5	1.97	0.78
27:BA:2604:U:C2	27:BA:2605:U:C5	2.71	0.78
27:BA:2744:G:C4	27:BA:2761:G:N2	2.52	0.78
27:BA:2827:C:O2	27:BA:2827:C:H2'	1.84	0.78
28:BD:232:VAL:O	28:BD:232:VAL:CG2	2.27	0.78
29:BE:189:MET:O	29:BE:190:ASN:OD1	2.00	0.78
29:BE:256:THR:CA	29:BE:259:HIS:HE1	1.87	0.78
31:BG:93:LEU:HD21	31:BG:106:PHE:CD2	2.16	0.78
35:BO:17:ARG:NH2	35:BO:47:THR:HA	1.99	0.78
37:BQ:56:ILE:O	37:BQ:61:LEU:HD11	1.82	0.78
37:BQ:108:SER:O	37:BQ:109:VAL:HG22	1.82	0.78
38:BS:72:GLU:CB	38:BS:74:PRO:HD2	2.12	0.78
40:BW:20:VAL:HG13	40:BW:47:VAL:HG21	1.61	0.78
40:BW:82:LEU:HD21	40:BW:100:THR:H	1.48	0.78
48:B3:8:LEU:HD23	48:B3:31:LEU:C	1.98	0.78
48:B3:15:TYR:HB3	48:B3:16:PRO:HD2	1.65	0.78
49:B0:24:LYS:CG	49:B0:56:ASP:OD1	2.32	0.78
50:B4:14:ILE:C	50:B4:15:ILE:HD12	2.05	0.78
27:BA:476:G:N2	27:BA:478:A:H2'	1.99	0.78
27:BA:780:G:C6	28:BD:233:ASP:OD2	2.37	0.78
27:BA:1240:U:H3'	27:BA:1241:A:C8	2.19	0.78
27:BA:1518:C:H3'	27:BA:1519:G:C4'	2.14	0.78
27:BA:2264:C:C4	27:BA:2277:G:C6	2.72	0.78
27:BA:2392:A:C2'	27:BA:2393:A:C5'	2.59	0.78
27:BA:2479:G:H2'	27:BA:2480:C:O5'	1.84	0.78
27:BA:2495:G:O2'	37:BQ:101:MET:CE	2.32	0.78
27:BA:2618:G:C6	27:BA:2619:C:H5	1.96	0.78
27:BA:2618:G:HO2'	27:BA:2619:C:P	2.06	0.78

*Continued on next page...*

*Continued from previous page...*

Atom-1	Atom-2	Interatomic distance (Å)	Clash overlap (Å)
27:BA:2652:C:H5	27:BA:2653:U:C4	2.01	0.78
27:BA:2716:U:C2'	27:BA:2717:G:C5'	2.60	0.78
27:BA:2729:G:H2'	27:BA:2730:C:O4'	1.83	0.78
27:BA:2762:G:N7	27:BA:2763:G:C5	2.51	0.78
27:BA:2785:C:H4'	29:BE:99:VAL:C	2.03	0.78
28:BD:158:GLY:CA	28:BD:194:VAL:HG21	2.13	0.78
29:BE:79:ARG:C	29:BE:187:HIS:CE1	2.50	0.78
29:BE:105:HIS:H	29:BE:108:LEU:HD12	1.49	0.78
30:BF:214:THR:N	30:BF:218:VAL:CG2	2.44	0.78
30:BF:239:ALA:O	30:BF:242:GLU:N	2.13	0.78
32:BH:93:TYR:C	32:BH:94:ARG:CG	2.46	0.78
34:BN:42:GLU:HA	34:BN:133:GLY:HA3	1.66	0.78
34:BN:87:LEU:CB	34:BN:88:PRO:CD	2.61	0.78
36:BP:66:VAL:HB	36:BP:67:ARG:NH1	1.97	0.78
37:BQ:56:ILE:HD11	37:BQ:115:SER:H	1.47	0.78
37:BQ:82:LYS:HG2	37:BQ:84:ARG:HG3	1.64	0.78
38:BS:35:VAL:HG11	38:BS:37:ARG:CZ	2.13	0.78
42:BY:92:ASP:O	42:BY:94:SER:N	2.17	0.78
43:BZ:40:ASP:OD2	43:BZ:41:ARG:NH2	2.16	0.78
43:BZ:71:MET:HG3	43:BZ:78:PRO:HG3	1.65	0.78
45:BU:59:ARG:O	45:BU:62:ILE:CA	2.31	0.78
45:BU:68:GLY:O	45:BU:70:ARG:N	2.17	0.78
48:B3:8:LEU:CA	48:B3:54:VAL:HG11	2.11	0.78
49:B0:36:ILE:H	49:B0:68:VAL:HG22	1.49	0.78
51:B5:11:THR:CG2	51:B5:19:ARG:NH2	2.47	0.78
54:B8:5:LYS:O	54:B8:7:HIS:ND1	2.17	0.78
54:B8:8:LYS:C	54:B8:10:ALA:N	2.37	0.78
54:B8:56:ALA:O	54:B8:57:ARG:C	2.22	0.78
12:AI:11:LYS:HG3	12:AI:108:VAL:HG11	1.66	0.77
27:BA:603:A:H2'	27:BA:604:G:C8	2.19	0.77
27:BA:932:G:H5'	48:B3:24:LYS:CE	2.14	0.77
27:BA:1260:G:H5''	40:BW:83:LYS:HZ3	1.47	0.77
27:BA:2636:U:H4'	29:BE:84:ARG:CZ	2.13	0.77
27:BA:2652:C:H42	27:BA:2668:G:H1	1.29	0.77
27:BA:2827:C:O2'	27:BA:2828:C:H5'	1.83	0.77
28:BD:106:PRO:C	28:BD:194:VAL:O	2.21	0.77
28:BD:129:LEU:HB3	28:BD:130:PRO:HD2	1.66	0.77
28:BD:162:GLN:OE1	28:BD:174:ARG:HB3	1.84	0.77
29:BE:240:PRO:HB2	29:BE:243:PRO:CG	2.13	0.77
30:BF:32:GLY:O	30:BF:35:VAL:CB	2.32	0.77
30:BF:102:LEU:CD2	30:BF:106:GLU:CB	2.62	0.77

*Continued on next page...*

*Continued from previous page...*

Atom-1	Atom-2	Interatomic distance (Å)	Clash overlap (Å)
30:BF:167:ASP:HB3	30:BF:232:LEU:H	1.48	0.77
30:BF:231:ARG:C	30:BF:232:LEU:HD23	2.02	0.77
34:BN:20:GLY:O	34:BN:21:ARG:C	2.22	0.77
35:BO:63:VAL:CG1	35:BO:102:VAL:HG11	1.88	0.77
38:BS:100:ALA:H	38:BS:127:LEU:HD21	1.49	0.77
42:BY:31:LEU:CD1	42:BY:113:GLU:OE1	2.27	0.77
43:BZ:18:MET:C	43:BZ:36:ARG:CG	2.52	0.77
46:BV:21:ARG:O	46:BV:92:ALA:HB1	1.83	0.77
1:AA:540:G:O2'	7:AD:42:GLN:NE2	2.17	0.77
1:AA:1502:A:H2	1:AA:1505:G:H1	0.82	0.77
6:AC:106:VAL:HG12	6:AC:108:ASN:H	1.49	0.77
27:BA:126:A:C8	53:B7:18:PHE:CD1	2.73	0.77
27:BA:994:C:H4'	45:BU:54:LYS:HE2	1.66	0.77
27:BA:1127:A:N1	27:BA:2518:A:N3	2.31	0.77
27:BA:1301:A:N7	27:BA:1303:G:O4'	2.18	0.77
27:BA:2065:C:H42	27:BA:2445:G:H1	1.31	0.77
27:BA:2094:G:C6	27:BA:2196:C:N4	2.46	0.77
27:BA:2197:U:C6	27:BA:2224:G:N1	2.52	0.77
27:BA:2277:G:O3'	37:BQ:20:ILE:HG22	1.84	0.77
27:BA:2375:G:N1	27:BA:2379:G:C6	2.52	0.77
27:BA:2398:U:H3'	27:BA:2398:U:C6	2.19	0.77
27:BA:2446:G:H5'	27:BA:2446:G:C8	2.15	0.77
27:BA:2523:G:H2'	27:BA:2524:G:H5'	1.63	0.77
27:BA:2556:C:C3'	27:BA:2557:G:H5'	2.10	0.77
27:BA:2769:C:H2'	27:BA:2770:G:C5'	2.13	0.77
27:BA:2850:A:C4	27:BA:2851:A:N7	2.52	0.77
29:BE:62:ARG:C	29:BE:63:GLU:HG3	2.04	0.77
29:BE:214:VAL:HG22	29:BE:221:LYS:CE	2.14	0.77
29:BE:222:ARG:HD3	29:BE:233:ARG:N	1.98	0.77
31:BG:97:GLN:O	31:BG:104:PHE:HB3	1.85	0.77
32:BH:32:LEU:HD12	32:BH:136:ASP:OD2	1.84	0.77
33:BI:43:ASN:ND2	33:BI:43:ASN:H	1.81	0.77
35:BO:101:PRO:CB	35:BO:122:ILE:CD1	2.54	0.77
41:BX:14:ALA:HB1	41:BX:18:MET:CE	2.13	0.77
42:BY:14:ALA:HB1	42:BY:15:PRO:HD3	1.66	0.77
42:BY:55:PHE:CD2	42:BY:89:ARG:NH1	2.36	0.77
42:BY:73:HIS:HE1	42:BY:90:PRO:HA	1.49	0.77
42:BY:101:LEU:CD1	42:BY:112:LEU:HD12	2.15	0.77
43:BZ:107:GLU:CD	43:BZ:107:GLU:H	1.87	0.77
44:BR:18:LEU:HD13	44:BR:19:ALA:N	1.99	0.77
44:BR:91:GLN:O	44:BR:92:GLY:O	2.02	0.77

*Continued on next page...*



*Continued from previous page...*

Atom-1	Atom-2	Interatomic distance (Å)	Clash overlap (Å)
45:BU:59:ARG:O	45:BU:62:ILE:HB	1.82	0.77
46:BV:19:VAL:O	46:BV:21:ARG:HG2	1.83	0.77
48:B3:8:LEU:HD23	48:B3:32:GLN:N	1.97	0.77
50:B4:35:VAL:CG1	50:B4:36:TRP:H	1.95	0.77
53:B7:43:THR:HA	53:B7:46:ASP:CG	2.04	0.77
1:AA:403:C:N4	1:AA:547:A:H5'	1.99	0.77
1:AA:1366:C:OP2	12:AI:117:HIS:NE2	2.18	0.77
1:AA:1517:G:C8	27:BA:1920:C:OP1	2.38	0.77
3:AW:1:G:H21	3:AW:2:C:N4	1.80	0.77
27:BA:225:A:O2'	27:BA:257:A:H4'	1.82	0.77
27:BA:747:U:P	51:B5:2:ALA:HB3	2.24	0.77
27:BA:1034:G:H5'	55:B9:18:ARG:HE	1.45	0.77
27:BA:2195:C:C6	27:BA:2195:C:P	2.77	0.77
27:BA:2218:G:H2'	27:BA:2219:G:O5'	1.84	0.77
27:BA:2281:C:O2'	27:BA:2282:G:O5'	2.01	0.77
27:BA:2310:A:N9	31:BG:55:LYS:NZ	2.32	0.77
27:BA:2436:G:O6	27:BA:2437:U:C4	2.38	0.77
27:BA:2464:C:C4	27:BA:2487:G:N1	2.52	0.77
27:BA:2626:C:C5'	27:BA:2626:C:C6	2.63	0.77
27:BA:2762:G:C5	27:BA:2763:G:C6	2.72	0.77
29:BE:235:ILE:CG2	29:BE:236:GLY:N	2.47	0.77
30:BF:196:THR:CA	30:BF:236:THR:HG21	2.11	0.77
32:BH:84:LYS:O	32:BH:131:ILE:CG2	2.32	0.77
33:BI:13:GLY:CA	33:BI:15:LYS:HZ1	1.93	0.77
33:BI:134:HIS:CG	33:BI:135:PRO:HD2	2.19	0.77
34:BN:58:GLU:CG	34:BN:61:VAL:HG21	2.13	0.77
35:BO:10:VAL:CG2	35:BO:16:ALA:HB3	2.11	0.77
37:BQ:48:ASN:OD1	37:BQ:48:ASN:C	2.23	0.77
39:BT:24:LYS:O	39:BT:25:ASP:HB2	1.81	0.77
40:BW:15:ARG:O	40:BW:18:ARG:HB2	1.84	0.77
40:BW:80:PRO:O	40:BW:100:THR:CB	2.32	0.77
42:BY:14:ALA:CB	42:BY:15:PRO:HD2	2.12	0.77
42:BY:73:HIS:CD2	42:BY:88:PRO:HB2	2.18	0.77
44:BR:83:ILE:O	44:BR:84:ALA:C	2.22	0.77
45:BU:15:LYS:O	45:BU:16:LYS:C	2.21	0.77
45:BU:33:ARG:HG2	45:BU:34:ASN:H	1.48	0.77
1:AA:303:A:O2'	1:AA:555:C:O2'	2.00	0.77
1:AA:501:C:OP1	15:AL:124:LYS:HD3	1.84	0.77
27:BA:321:G:H1'	30:BF:206:ASN:ND2	1.98	0.77
27:BA:530:G:C6	27:BA:2021:C:O2	2.38	0.77
27:BA:2264:C:C4	27:BA:2277:G:O6	2.38	0.77

*Continued on next page...*

*Continued from previous page...*

Atom-1	Atom-2	Interatomic distance (Å)	Clash overlap (Å)
27:BA:2532:G:H5'	27:BA:2532:G:H8	1.46	0.77
29:BE:44:TYR:HE1	29:BE:308:VAL:HG13	1.48	0.77
30:BF:51:TYR:C	30:BF:55:ARG:CB	2.45	0.77
30:BF:150:THR:HG23	30:BF:203:ALA:HB1	1.66	0.77
31:BG:38:GLU:CB	31:BG:41:LEU:HD12	2.14	0.77
31:BG:98:PHE:HA	31:BG:104:PHE:HD2	0.89	0.77
32:BH:84:LYS:CG	32:BH:140:VAL:HG12	2.14	0.77
34:BN:39:VAL:HA	34:BN:103:VAL:CG1	2.14	0.77
34:BN:103:VAL:O	34:BN:104:TYR:CG	2.37	0.77
35:BO:21:VAL:HA	35:BO:41:ALA:CB	2.12	0.77
36:BP:120:LEU:CD1	36:BP:122:ALA:HB2	2.15	0.77
38:BS:32:PRO:HD2	38:BS:100:ALA:HA	1.64	0.77
38:BS:87:LEU:O	38:BS:88:ALA:C	2.23	0.77
41:BX:13:LYS:CA	41:BX:16:ASN:OD1	2.32	0.77
42:BY:43:ASN:ND2	42:BY:112:LEU:CD2	2.46	0.77
43:BZ:168:VAL:C	43:BZ:169:VAL:HG23	2.01	0.77
44:BR:41:ALA:HB1	44:BR:114:VAL:CG2	2.14	0.77
47:B2:45:ARG:O	47:B2:46:ILE:C	2.22	0.77
48:B3:4:LEU:O	48:B3:36:VAL:CA	2.33	0.77
49:B0:36:ILE:O	49:B0:37:LEU:CG	2.32	0.77
49:B0:37:LEU:HD13	49:B0:69:PHE:CB	2.09	0.77
52:B6:40:TYR:N	52:B6:50:PHE:CD1	2.53	0.77
54:B8:7:HIS:O	54:B8:10:ALA:CB	2.29	0.77
1:AA:1062:U:OP1	13:AJ:58:ASP:OD2	2.03	0.77
1:AA:1298:C:N4	10:AG:114:ARG:O	2.18	0.77
2:AV:5:A:H2'	2:AV:6:U:H6	1.48	0.77
27:BA:125:G:H22	53:B7:10:ARG:N	1.82	0.77
27:BA:396:G:H4'	50:B4:39:VAL:HG12	1.65	0.77
27:BA:616:A:H5''	30:BF:42:ARG:NH1	1.95	0.77
27:BA:973:A:C2	46:BV:81:ARG:HD2	2.13	0.77
27:BA:1818:U:O2	28:BD:153:LEU:CA	2.33	0.77
27:BA:2051:A:N7	27:BA:2614:A:C5	2.52	0.77
27:BA:2359:C:HO2'	27:BA:2360:A:C1'	1.96	0.77
27:BA:2446:G:H8	27:BA:2446:G:C5'	1.95	0.77
27:BA:2543:G:H2'	27:BA:2544:G:H5'	1.66	0.77
27:BA:2646:C:H2'	27:BA:2647:U:C5'	2.13	0.77
27:BA:2700:C:C3'	27:BA:2701:C:C5'	2.58	0.77
28:BD:80:ILE:HD13	28:BD:82:TYR:CD1	2.19	0.77
28:BD:106:PRO:HG3	28:BD:141:HIS:CD2	2.20	0.77
28:BD:129:LEU:CD2	28:BD:130:PRO:CD	2.61	0.77
28:BD:198:GLY:O	28:BD:200:THR:CG2	2.32	0.77

*Continued on next page...*

*Continued from previous page...*

Atom-1	Atom-2	Interatomic distance (Å)	Clash overlap (Å)
29:BE:189:MET:C	29:BE:190:ASN:OD1	2.22	0.77
30:BF:30:LEU:O	30:BF:33:LYS:HB2	1.85	0.77
30:BF:62:GLY:HA3	30:BF:65:ARG:HH21	0.69	0.77
31:BG:146:LYS:HG3	38:BS:15:GLU:HG3	1.66	0.77
32:BH:84:LYS:O	32:BH:131:ILE:HG22	1.84	0.77
35:BO:77:ILE:CD1	35:BO:78:ARG:CA	2.53	0.77
37:BQ:45:GLN:NE2	37:BQ:153:PRO:CB	2.20	0.77
37:BQ:94:ARG:NH2	37:BQ:105:PHE:O	2.18	0.77
38:BS:76:GLY:C	38:BS:82:TYR:HB2	2.04	0.77
40:BW:25:ARG:HG2	40:BW:26:GLY:H	1.50	0.77
41:BX:23:LYS:HE2	41:BX:67:ARG:NH1	1.99	0.77
43:BZ:149:ALA:O	43:BZ:152:ILE:CG1	2.27	0.77
43:BZ:172:LEU:HD23	43:BZ:173:PRO:CA	2.13	0.77
44:BR:28:LEU:CD1	44:BR:32:GLY:HA2	2.14	0.77
45:BU:99:ALA:CB	45:BU:106:PHE:CG	2.41	0.77
46:BV:50:ASP:CG	46:BV:53:LYS:HE3	2.04	0.77
54:B8:58:MET:O	54:B8:61:MET:N	2.18	0.77
1:AA:302:G:N3	1:AA:556:C:H4'	1.98	0.77
27:BA:326:G:H22	27:BA:337:C:H1'	1.50	0.77
27:BA:693:C:O2'	27:BA:1353:A:C2	2.38	0.77
27:BA:2228:G:H8	27:BA:2229:C:C6	2.01	0.77
27:BA:2584:U:C1'	27:BA:2585:U:C5	2.67	0.77
27:BA:2637:U:O2	27:BA:2782:G:N2	2.18	0.77
27:BA:2747:G:H2'	27:BA:2748:A:H5''	1.66	0.77
27:BA:2805:G:C3'	27:BA:2807:G:P	2.73	0.77
27:BA:2812:G:O2'	27:BA:2813:A:C5'	2.32	0.77
27:BA:2887:U:O2	27:BA:2888:C:C6	2.37	0.77
28:BD:129:LEU:HD22	28:BD:130:PRO:CD	2.14	0.77
35:BO:75:SER:O	35:BO:76:TYR:CD1	2.38	0.77
37:BQ:28:ILE:HG12	37:BQ:62:GLU:OE2	1.84	0.77
40:BW:21:VAL:CG2	40:BW:22:ASP:H	1.98	0.77
41:BX:33:SER:O	41:BX:37:VAL:CG2	2.33	0.77
42:BY:5:ASP:O	42:BY:9:LYS:HD3	1.83	0.77
43:BZ:154:LEU:HD13	43:BZ:160:LEU:CD1	2.12	0.77
45:BU:25:TRP:C	45:BU:28:ARG:NH1	2.38	0.77
45:BU:28:ARG:N	45:BU:31:GLN:OE1	2.18	0.77
45:BU:54:LYS:O	45:BU:58:ARG:HG3	1.85	0.77
45:BU:94:VAL:HG11	46:BV:4:ILE:HG21	1.67	0.77
50:B4:14:ILE:CG2	50:B4:16:TYR:HE1	1.97	0.77
1:AA:1181:G:H4'	1:AA:1184:G:C4'	2.14	0.77
1:AA:1494:G:O2'	27:BA:1912:A:O2'	2.03	0.77

*Continued on next page...*

*Continued from previous page...*

Atom-1	Atom-2	Interatomic distance (Å)	Clash overlap (Å)
21:AR:53:ARG:HD2	21:AR:58:LEU:O	1.84	0.77
27:BA:145:G:C4'	41:BX:1:SER:HB2	2.13	0.77
27:BA:358:U:H3'	27:BA:359:A:H5'	1.65	0.77
27:BA:477:A:H2'	27:BA:478:A:C8	2.20	0.77
27:BA:527:C:C5	27:BA:2779:U:H3'	2.19	0.77
27:BA:828:U:H2'	27:BA:829:A:C8	2.20	0.77
27:BA:1151:G:C2'	45:BU:81:ASN:HD21	1.96	0.77
27:BA:1652:A:N6	27:BA:1653:G:H21	1.83	0.77
27:BA:2213:U:O3'	27:BA:2215:G:C8	2.38	0.77
27:BA:2286:A:N6	52:B6:31:THR:O	2.17	0.77
27:BA:2385:C:H2'	27:BA:2386:C:H5''	1.65	0.77
27:BA:2570:G:C2'	27:BA:2570:G:N3	2.47	0.77
27:BA:2739:U:H3'	27:BA:2739:U:C6	2.18	0.77
29:BE:87:GLU:C	29:BE:94:ARG:H	1.86	0.77
29:BE:201:VAL:O	29:BE:262:THR:OG1	2.02	0.77
29:BE:312:ARG:C	29:BE:314:ALA:N	2.38	0.77
30:BF:6:TYR:HE2	30:BF:140:VAL:CG2	1.97	0.77
30:BF:141:SER:OG	30:BF:144:PHE:CD1	2.38	0.77
30:BF:225:PRO:O	30:BF:231:ARG:HG2	1.73	0.77
32:BH:98:GLN:HB2	32:BH:103:VAL:CG2	2.15	0.77
32:BH:162:ARG:HB3	32:BH:166:GLU:HG3	1.64	0.77
33:BI:2:LYS:HD2	33:BI:39:ALA:HB2	1.67	0.77
34:BN:38:VAL:O	34:BN:39:VAL:HG22	1.85	0.77
34:BN:39:VAL:HG12	34:BN:104:TYR:N	1.99	0.77
35:BO:63:VAL:HG11	35:BO:102:VAL:CG2	2.15	0.77
37:BQ:46:VAL:O	37:BQ:124:ALA:N	2.18	0.77
37:BQ:65:ARG:NH2	37:BQ:85:ILE:CB	2.47	0.77
37:BQ:133:GLU:C	37:BQ:133:GLU:CD	2.42	0.77
37:BQ:136:TRP:O	37:BQ:139:ALA:CB	2.33	0.77
38:BS:38:LYS:HG2	38:BS:106:LEU:HD12	1.65	0.77
40:BW:86:LEU:CB	40:BW:87:PRO:CD	2.56	0.77
43:BZ:151:ASP:HB3	43:BZ:153:LYS:HZ2	1.46	0.77
44:BR:33:ARG:CA	44:BR:114:VAL:O	2.29	0.77
46:BV:49:GLU:O	46:BV:54:TYR:CE1	2.37	0.77
48:B3:6:VAL:HG23	48:B3:55:ARG:O	1.85	0.77
48:B3:9:VAL:H	48:B3:54:VAL:CG1	1.97	0.77
49:B0:41:ARG:N	49:B0:67:VAL:HG22	1.99	0.77
49:B0:44:LYS:C	49:B0:45:PHE:CD1	2.58	0.77
53:B7:35:ARG:O	53:B7:36:ALA:O	2.03	0.77
1:AA:65:U:C2	1:AA:200:G:H1'	2.19	0.77
2:AV:35:A:N1	4:AX:118:C:C2	2.40	0.77

*Continued on next page...*

*Continued from previous page...*

Atom-1	Atom-2	Interatomic distance (Å)	Clash overlap (Å)
27:BA:294:A:H4'	42:BY:15:PRO:CG	2.14	0.77
27:BA:527:C:H6	27:BA:2779:U:C6	1.98	0.77
27:BA:2350:C:O2'	27:BA:2351:G:O5'	2.01	0.77
27:BA:2352:A:N7	27:BA:2366:A:C6	2.53	0.77
27:BA:2403:C:N3	27:BA:2414:G:N2	2.31	0.77
27:BA:2436:G:O2'	27:BA:2437:U:O5'	2.03	0.77
27:BA:2447:G:N7	27:BA:2500:U:C5	2.53	0.77
27:BA:2470:G:O6	27:BA:2481:G:C2	2.38	0.77
27:BA:2481:G:O2'	27:BA:2482:G:H5'	1.85	0.77
27:BA:2584:U:C6	27:BA:2585:U:H6	1.99	0.77
27:BA:2654:A:H61	27:BA:2667:C:H42	1.16	0.77
27:BA:2678:C:O2'	27:BA:2679:A:H5'	1.83	0.77
27:BA:2718:G:H21	27:BA:2719:G:H1'	1.48	0.77
27:BA:2825:C:OP2	27:BA:2825:C:C5	2.38	0.77
28:BD:71:ASP:C	28:BD:73:ILE:H	1.86	0.77
28:BD:129:LEU:HB3	28:BD:130:PRO:CD	2.15	0.77
31:BG:142:ALA:HB1	31:BG:151:ILE:HD11	1.62	0.77
32:BH:89:VAL:HG12	32:BH:159:LYS:HA	1.67	0.77
33:BI:6:LEU:HD12	33:BI:35:LEU:HA	1.67	0.77
33:BI:82:LYS:HE3	33:BI:149:LYS:O	1.85	0.77
33:BI:114:LYS:O	33:BI:115:ILE:O	2.03	0.77
34:BN:15:ARG:NH1	34:BN:40:ASN:HA	2.00	0.77
35:BO:88:ARG:O	35:BO:90:ASP:OD1	2.03	0.77
36:BP:102:ASP:O	36:BP:103:ALA:CB	2.33	0.77
37:BQ:46:VAL:CA	37:BQ:124:ALA:O	2.33	0.77
39:BT:53:ASP:HA	39:BT:56:ARG:HG2	1.64	0.77
41:BX:14:ALA:CA	41:BX:17:ASP:OD1	2.28	0.77
42:BY:9:LYS:HZ2	42:BY:13:ARG:NH2	1.82	0.77
42:BY:31:LEU:HD13	42:BY:113:GLU:CD	2.04	0.77
43:BZ:53:ASP:CB	43:BZ:62:PHE:O	2.33	0.77
45:BU:20:ARG:NH1	46:BV:75:LYS:CE	2.47	0.77
46:BV:63:HIS:HA	46:BV:95:ILE:HG13	1.66	0.77
49:B0:41:ARG:O	49:B0:74:LYS:HE2	1.84	0.77
1:AA:886:G:N2	1:AA:912:C:H1'	1.99	0.77
1:AA:1320:C:C2	22:AS:72:GLY:C	2.57	0.77
1:AA:1376:U:H2'	1:AA:1377:A:C8	2.20	0.77
25:AY:251:THR:CA	27:BA:1943:U:C5'	2.63	0.77
27:BA:957:A:H61	27:BA:2458:G:H4'	1.49	0.77
27:BA:993:G:N2	45:BU:54:LYS:HZ1	1.83	0.77
27:BA:1033:U:H6	27:BA:2750:A:C2	2.01	0.77
27:BA:1364:G:N7	50:B4:2:GLN:OE1	2.17	0.77

*Continued on next page...*

*Continued from previous page...*

Atom-1	Atom-2	Interatomic distance (Å)	Clash overlap (Å)
27:BA:1657:C:H5'	29:BE:234:ARG:NH1	2.00	0.77
27:BA:2045:C:N4	27:BA:2623:G:N1	2.22	0.77
27:BA:2264:C:N4	27:BA:2277:G:O6	2.17	0.77
27:BA:2385:C:C2'	27:BA:2386:C:H5''	2.15	0.77
27:BA:2494:G:N1	27:BA:2495:G:N7	2.32	0.77
27:BA:2679:A:C6	27:BA:2680:C:C5	2.72	0.77
27:BA:2717:G:O2'	27:BA:2718:G:O5'	2.02	0.77
29:BE:308:VAL:CG1	29:BE:310:PHE:CE1	2.68	0.77
32:BH:147:ILE:O	32:BH:161:ILE:CD1	2.32	0.77
34:BN:27:ALA:C	34:BN:30:ALA:HB3	2.05	0.77
37:BQ:58:HIS:CB	37:BQ:111:THR:O	2.21	0.77
40:BW:12:ILE:O	40:BW:101:SER:OG	2.01	0.77
44:BR:81:ASP:O	44:BR:85:PRO:HD2	1.85	0.77
44:BR:87:TYR:CD1	44:BR:94:TYR:HD2	2.00	0.77
45:BU:91:ASN:O	45:BU:95:LEU:CD1	2.33	0.77
46:BV:60:VAL:C	46:BV:98:ILE:HD12	2.05	0.77
49:B0:61:ALA:HB2	49:B0:80:SER:HA	1.66	0.77
50:B4:14:ILE:HD12	50:B4:16:TYR:CE1	2.20	0.77
50:B4:17:GLN:HA	50:B4:33:VAL:CB	2.14	0.77
52:B6:16:ALA:HB2	52:B6:50:PHE:HE2	1.50	0.77
1:AA:1256:A:H61	1:AA:1278:U:H1'	1.50	0.77
1:AA:1375:A:OP1	10:AG:28:ASN:ND2	2.18	0.77
3:AW:37:YYG:C19	10:AG:83:ALA:O	2.33	0.77
26:BB:59:A:P	31:BG:141:VAL:CG2	2.69	0.77
27:BA:248:G:O2'	27:BA:2432:A:OP1	2.03	0.77
27:BA:673:C:H1'	30:BF:82:GLN:OE1	1.84	0.77
27:BA:772:C:H2'	27:BA:773:U:C6	2.19	0.77
27:BA:923:C:C2	49:B0:26:PHE:CE2	2.70	0.77
27:BA:1339:G:H22	27:BA:1603:A:H8	1.32	0.77
27:BA:1999:C:O2'	27:BA:2687:U:O2'	1.99	0.77
27:BA:2018:G:C2	45:BU:34:ASN:ND2	2.52	0.77
27:BA:2189:U:HO2'	27:BA:2190:G:H8	1.29	0.77
27:BA:2317:C:C5'	31:BG:150:SER:CB	2.63	0.77
27:BA:2415:G:C6	27:BA:2416:C:H5	2.03	0.77
27:BA:2423:U:C6	27:BA:2425:A:N7	2.54	0.77
27:BA:2561:A:HO2'	35:BO:40:VAL:HG11	0.96	0.77
27:BA:2579:C:H5''	27:BA:2579:C:H6	0.61	0.77
27:BA:2653:U:C2	27:BA:2654:A:C5	2.72	0.77
27:BA:2771:C:O2	27:BA:2771:C:C2'	2.30	0.77
29:BE:48:MET:C	29:BE:49:THR:CG2	2.53	0.77
29:BE:70:VAL:CG1	29:BE:295:LEU:CD2	2.63	0.77

*Continued on next page...*

*Continued from previous page...*

Atom-1	Atom-2	Interatomic distance (Å)	Clash overlap (Å)
29:BE:199:ALA:HB2	29:BE:312:ARG:O	1.85	0.77
30:BF:196:THR:C	30:BF:236:THR:HG1	1.89	0.77
30:BF:237:GLU:C	30:BF:239:ALA:N	2.37	0.77
32:BH:95:ALA:O	32:BH:127:GLN:CA	2.32	0.77
35:BO:88:ARG:HG2	35:BO:92:SER:O	1.84	0.77
36:BP:94:ARG:CB	36:BP:120:LEU:HD22	1.99	0.77
38:BS:85:GLY:HA3	38:BS:121:GLY:HA3	1.65	0.77
40:BW:70:TYR:O	40:BW:107:LEU:HD23	1.85	0.77
43:BZ:69:VAL:O	43:BZ:70:GLN:NE2	2.18	0.77
44:BR:111:LEU:O	44:BR:112:ALA:HB2	1.85	0.77
46:BV:2:PHE:HA	46:BV:15:SER:HB3	1.67	0.77
50:B4:68:ARG:HG2	50:B4:72:LYS:HA	1.67	0.77
1:AA:436:C:O2'	1:AA:437:U:O4'	2.02	0.76
1:AA:986:A:C2	22:AS:52:TYR:CE2	2.73	0.76
27:BA:245:G:P	36:BP:53:ARG:CZ	2.73	0.76
27:BA:310:A:P	42:BY:53:GLY:H	2.07	0.76
27:BA:446:G:OP2	45:BU:3:ARG:CD	2.33	0.76
27:BA:1275:A:H61	44:BR:19:ALA:CB	1.97	0.76
27:BA:2192:G:H8	27:BA:2192:G:OP2	1.68	0.76
27:BA:2209:C:O2'	27:BA:2210:G:H8	1.68	0.76
27:BA:2225:A:H5''	27:BA:2226:C:C4'	2.15	0.76
27:BA:2356:C:C2'	27:BA:2357:U:O5'	2.28	0.76
27:BA:2363:C:O2'	27:BA:2364:C:H5'	1.84	0.76
27:BA:2528:U:P	55:B9:30:VAL:HG12	2.24	0.76
27:BA:2591:C:N4	27:BA:2604:U:O4	2.18	0.76
27:BA:2626:C:H5	27:BA:2626:C:OP2	1.67	0.76
27:BA:2645:G:H3'	27:BA:2646:C:H5'	1.67	0.76
27:BA:2648:C:N4	27:BA:2672:G:H1	1.82	0.76
29:BE:74:GLU:O	29:BE:75:THR:OG1	2.02	0.76
30:BF:210:ALA:O	30:BF:211:ASP:CB	2.33	0.76
33:BI:108:LEU:HD23	33:BI:108:LEU:C	2.06	0.76
35:BO:17:ARG:HE	35:BO:47:THR:HA	1.49	0.76
36:BP:83:GLU:O	36:BP:92:ASP:CA	2.33	0.76
36:BP:94:ARG:CD	36:BP:120:LEU:CB	2.64	0.76
37:BQ:87:LYS:O	37:BQ:88:PHE:CB	2.33	0.76
37:BQ:142:LYS:C	37:BQ:143:VAL:HG22	2.06	0.76
41:BX:47:VAL:CB	41:BX:69:SER:HB3	2.14	0.76
42:BY:11:GLN:HG3	42:BY:21:LYS:CE	2.14	0.76
43:BZ:62:PHE:CG	43:BZ:87:THR:CG2	2.68	0.76
44:BR:33:ARG:O	44:BR:33:ARG:HG3	1.85	0.76
45:BU:80:ILE:N	45:BU:83:LEU:HD12	2.00	0.76

*Continued on next page...*

*Continued from previous page...*

Atom-1	Atom-2	Interatomic distance (Å)	Clash overlap (Å)
48:B3:25:ALA:O	48:B3:27:GLY:N	2.19	0.76
50:B4:17:GLN:HA	50:B4:33:VAL:HB	1.67	0.76
53:B7:30:ILE:HA	53:B7:33:ARG:CB	2.14	0.76
1:AA:173:U:H5	1:AA:198:G:O2'	1.68	0.76
1:AA:509:A:H8	7:AD:54:TYR:HE2	1.32	0.76
3:AW:72:C:C2'	3:AW:73:A:H5'	2.13	0.76
27:BA:38:A:H2'	27:BA:39:C:C6	2.20	0.76
27:BA:514:A:H2'	27:BA:515:A:C8	2.20	0.76
27:BA:531:C:H5'	27:BA:532:A:N3	2.00	0.76
27:BA:770:G:H5'	53:B7:10:ARG:HH11	1.50	0.76
27:BA:995:C:OP2	45:BU:54:LYS:CE	2.33	0.76
27:BA:1819:A:OP2	28:BD:154:VAL:N	2.17	0.76
27:BA:2049:G:C2	27:BA:2620:C:C4	2.73	0.76
27:BA:2049:G:N1	27:BA:2620:C:C4	2.53	0.76
27:BA:2231:C:H5''	50:B4:39:VAL:CG2	2.12	0.76
27:BA:2259:G:C5	27:BA:2260:C:C4	2.74	0.76
27:BA:2397:G:C6	27:BA:2420:C:N3	2.52	0.76
27:BA:2463:C:N3	27:BA:2487:G:O6	2.18	0.76
27:BA:2501:C:O2'	27:BA:2502:G:OP2	2.02	0.76
27:BA:2520:C:N4	27:BA:2567:G:C5	2.53	0.76
27:BA:2688:U:H2'	27:BA:2719:G:N2	2.00	0.76
27:BA:2762:G:N7	27:BA:2763:G:N7	2.33	0.76
27:BA:2772:C:C4	27:BA:2773:C:N4	2.53	0.76
30:BF:88:SER:O	30:BF:89:ALA:CB	2.32	0.76
31:BG:21:VAL:CG2	31:BG:132:VAL:HG23	2.15	0.76
33:BI:7:LYS:HG2	33:BI:8:ASP:OD1	1.84	0.76
34:BN:39:VAL:O	34:BN:40:ASN:CB	2.33	0.76
35:BO:64:ARG:HH22	35:BO:100:GLY:HA3	1.42	0.76
35:BO:75:SER:O	35:BO:76:TYR:HD1	1.67	0.76
37:BQ:50:VAL:CG1	37:BQ:51:GLU:OE1	2.34	0.76
37:BQ:76:GLY:C	37:BQ:82:LYS:N	2.39	0.76
43:BZ:92:VAL:O	43:BZ:93:GLU:C	2.23	0.76
45:BU:47:TYR:O	45:BU:49:ASP:N	2.17	0.76
1:AA:988:G:H21	1:AA:1016:A:H1'	1.50	0.76
1:AA:3(A):G:C6	1:AA:1037:C:N3	2.52	0.76
1:AA:1098:C:C4'	1:AA:1167:A:C2	2.56	0.76
3:AW:75:C:H5	50:B4:28:ARG:H	1.30	0.76
27:BA:631:A:C2	27:BA:2415:G:N2	2.53	0.76
27:BA:1024:G:H5''	27:BA:1025:G:H5''	1.64	0.76
27:BA:1081:U:O4'	56:BK:127:ILE:HD11	1.86	0.76
27:BA:1140:C:H5	34:BN:49:ARG:CG	1.88	0.76

*Continued on next page...*



*Continued from previous page...*

Atom-1	Atom-2	Interatomic distance (Å)	Clash overlap (Å)
27:BA:1279:G:H5'	44:BR:34:ILE:CD1	2.16	0.76
27:BA:1646:C:H3'	27:BA:1647:G:H5'	1.62	0.76
27:BA:2225:A:C4'	27:BA:2226:C:H5''	2.06	0.76
27:BA:2349:G:OP2	54:B8:42:ARG:NE	2.17	0.76
27:BA:2386:C:C1'	49:B0:39:ARG:HH21	1.98	0.76
27:BA:2403:C:C5	27:BA:2415:G:N1	2.52	0.76
27:BA:2769:C:C2'	27:BA:2770:G:C5'	2.63	0.76
28:BD:70:LYS:CG	28:BD:73:ILE:HD11	2.16	0.76
28:BD:228:ALA:O	28:BD:229:MET:O	2.03	0.76
29:BE:201:VAL:H	29:BE:266:LYS:CE	1.98	0.76
30:BF:102:LEU:HD21	30:BF:106:GLU:HB3	1.65	0.76
30:BF:240:LEU:HD23	30:BF:243:VAL:CG2	2.14	0.76
30:BF:243:VAL:HA	30:BF:246:ARG:HD2	0.80	0.76
32:BH:84:LYS:HG3	32:BH:140:VAL:CG1	2.15	0.76
33:BI:59:ALA:HA	33:BI:62:LEU:CD1	2.13	0.76
36:BP:66:VAL:CG2	36:BP:67:ARG:NH2	2.07	0.76
37:BQ:57:ARG:O	37:BQ:58:HIS:C	2.23	0.76
38:BS:75:THR:O	38:BS:80:SER:N	2.18	0.76
40:BW:104:THR:C	40:BW:105:VAL:CG1	2.51	0.76
42:BY:103:LEU:HD22	42:BY:108:ARG:C	2.04	0.76
44:BR:23:ASN:HA	44:BR:26:LYS:HD2	1.67	0.76
45:BU:111:ASP:O	45:BU:112:ALA:C	2.23	0.76
48:B3:42:ALA:O	48:B3:44:ARG:N	2.18	0.76
50:B4:21:VAL:CG1	50:B4:22:MET:N	2.12	0.76
50:B4:58:LYS:HG2	50:B4:59:PHE:N	1.99	0.76
1:AA:1118:C:H1'	1:AA:1179:A:C8	2.20	0.76
27:BA:106:C:O2'	27:BA:293:U:O2'	2.04	0.76
27:BA:296:C:N3	27:BA:344:G:N2	2.34	0.76
27:BA:475:U:H4'	27:BA:510:C:H5'	1.68	0.76
27:BA:617:G:O3'	30:BF:219:ASN:OD1	2.04	0.76
27:BA:998:C:C5'	45:BU:84:LYS:NZ	2.48	0.76
27:BA:1566:A:C2	28:BD:212:HIS:CG	2.74	0.76
27:BA:1646:C:C3'	27:BA:1647:G:C5'	2.62	0.76
27:BA:2182:G:H2'	27:BA:2183:C:C6	2.20	0.76
27:BA:2259:G:N1	27:BA:2282:G:C6	2.53	0.76
27:BA:2386:C:H4'	49:B0:39:ARG:CZ	2.15	0.76
27:BA:2519:U:OP1	27:BA:2519:U:C3'	2.28	0.76
27:BA:2611:U:H6	27:BA:2611:U:H3'	1.50	0.76
28:BD:141:HIS:O	28:BD:142:ASN:C	2.24	0.76
29:BE:246:VAL:CG1	29:BE:247:ARG:N	2.48	0.76
30:BF:93:LYS:C	30:BF:96:LYS:HE3	2.05	0.76

*Continued on next page...*

*Continued from previous page...*

Atom-1	Atom-2	Interatomic distance (Å)	Clash overlap (Å)
30:BF:209:GLY:O	30:BF:210:ALA:O	2.02	0.76
30:BF:240:LEU:CD2	30:BF:243:VAL:CG2	2.62	0.76
32:BH:51:VAL:CG2	32:BH:68:ARG:CG	2.63	0.76
32:BH:159:LYS:H	32:BH:162:ARG:CZ	1.98	0.76
34:BN:63:ILE:O	34:BN:69:TYR:HB3	1.85	0.76
35:BO:103:ALA:CB	35:BO:105:GLU:HG2	2.15	0.76
37:BQ:129:ASP:CG	37:BQ:132:VAL:HG23	2.06	0.76
38:BS:23:ARG:HH21	38:BS:35:VAL:HG21	0.95	0.76
41:BX:8:PRO:HD3	47:B2:33:VAL:HG22	1.68	0.76
43:BZ:34:LEU:HD12	43:BZ:35:ASP:N	2.00	0.76
43:BZ:107:GLU:O	43:BZ:109:GLN:N	2.16	0.76
44:BR:79:LEU:CD2	44:BR:79:LEU:O	2.17	0.76
47:B2:50:ARG:CA	47:B2:53:ILE:HD12	2.15	0.76
54:B8:4:MET:HG2	54:B8:5:LYS:H	1.51	0.76
1:AA:462:G:H21	19:AP:82:GLN:HE21	1.34	0.76
1:AA:979:C:C5'	1:AA:1222:G:O6	2.33	0.76
3:AW:37:YYG:H192	10:AG:78:ARG:O	1.84	0.76
7:AD:15:GLU:OE1	7:AD:59:ARG:NH2	2.17	0.76
27:BA:529:A:O2'	27:BA:530:G:C8	2.36	0.76
27:BA:627:A:N6	27:BA:636:G:O2'	2.19	0.76
27:BA:2045:C:C2	27:BA:2624:G:N2	2.53	0.76
27:BA:2207:C:N4	27:BA:2218:G:O6	2.18	0.76
27:BA:2236:C:H3'	27:BA:2237:G:H5'	1.68	0.76
27:BA:2320:A:H61	38:BS:14:ARG:CA	1.98	0.76
27:BA:2521:C:C4	27:BA:2522:U:C5	2.73	0.76
27:BA:2581:G:H2'	27:BA:2581:G:N3	1.99	0.76
27:BA:2604:U:O2	27:BA:2604:U:H2'	1.85	0.76
27:BA:2695:C:HO2'	27:BA:2696:U:H6	1.30	0.76
27:BA:2848:G:N2	27:BA:2849:U:O2	2.14	0.76
28:BD:161:ALA:C	28:BD:162:GLN:CD	2.43	0.76
29:BE:109:ASP:CA	29:BE:112:LEU:HB2	1.99	0.76
30:BF:84:VAL:CA	30:BF:85:LYS:HD2	2.00	0.76
30:BF:87:ARG:O	30:BF:88:SER:OG	2.02	0.76
32:BH:124:VAL:O	32:BH:124:VAL:HG13	1.84	0.76
32:BH:166:GLU:HA	32:BH:166:GLU:OE2	1.85	0.76
33:BI:98:ILE:CG2	33:BI:99:ALA:N	2.44	0.76
34:BN:12:VAL:HG12	34:BN:38:VAL:HG11	1.66	0.76
34:BN:54:VAL:CA	34:BN:135:ILE:HD12	2.15	0.76
35:BO:7:ARG:HD3	35:BO:44:LYS:CE	2.05	0.76
35:BO:111:PHE:O	35:BO:113:LYS:N	2.17	0.76
37:BQ:31:PHE:CZ	37:BQ:88:PHE:CD2	2.74	0.76

*Continued on next page...*

*Continued from previous page...*

Atom-1	Atom-2	Interatomic distance (Å)	Clash overlap (Å)
37:BQ:65:ARG:HH21	37:BQ:122:PHE:HD2	1.26	0.76
38:BS:31:LYS:CB	38:BS:32:PRO:CD	2.45	0.76
40:BW:90:ARG:HB2	40:BW:90:ARG:HH11	0.94	0.76
42:BY:64:ASN:O	42:BY:66:ASP:OD1	2.04	0.76
42:BY:71:VAL:HG21	42:BY:93:THR:H	1.50	0.76
43:BZ:172:LEU:HD21	43:BZ:173:PRO:HG2	1.67	0.76
46:BV:49:GLU:C	46:BV:53:LYS:HD2	2.06	0.76
47:B2:8:ILE:HA	47:B2:11:MET:HG3	1.67	0.76
47:B2:23:LEU:HA	47:B2:26:GLU:OE1	1.85	0.76
47:B2:55:ARG:O	47:B2:56:ILE:C	2.23	0.76
48:B3:20:LYS:HD3	48:B3:23:LEU:HD11	1.66	0.76
49:B0:37:LEU:HD12	49:B0:69:PHE:HB2	1.66	0.76
56:BK:49:LYS:HZ3	56:BK:73:PRO:HA	1.49	0.76
1:AA:263:A:OP1	23:AT:75:ASN:HB2	1.85	0.76
1:AA:1221:G:H1'	22:AS:54:GLY:HA3	1.66	0.76
27:BA:247:G:N1	54:B8:8:LYS:HE3	1.89	0.76
27:BA:412:A:H61	27:BA:2411:A:H1'	1.49	0.76
27:BA:814:C:P	46:BV:84:THR:HG22	2.26	0.76
27:BA:963:U:O2'	27:BA:2250:G:N2	2.18	0.76
27:BA:1546:C:O3'	27:BA:1547:C:OP2	2.03	0.76
27:BA:1966:A:C2	27:BA:2593:U:C5'	2.67	0.76
27:BA:2100:G:C5	27:BA:2190:G:N1	2.53	0.76
27:BA:2259:G:C2	27:BA:2282:G:N1	2.54	0.76
27:BA:2310:A:N3	31:BG:55:LYS:HD3	1.99	0.76
27:BA:2332:U:C4'	27:BA:2336:A:N6	2.48	0.76
27:BA:2378:A:C2	38:BS:26:LEU:HD23	2.20	0.76
27:BA:2393:A:C2'	27:BA:2394:C:O5'	2.33	0.76
27:BA:2465:C:N3	27:BA:2485:G:O6	2.19	0.76
27:BA:2468:G:C6	27:BA:2481:G:N1	2.54	0.76
27:BA:2472:G:H2'	27:BA:2473:U:OP1	1.84	0.76
27:BA:2539:C:C2'	27:BA:2540:C:O5'	2.32	0.76
27:BA:2573:C:OP1	27:BA:2574:G:OP1	2.02	0.76
27:BA:2744:G:N3	27:BA:2761:G:N2	2.34	0.76
28:BD:92:LEU:HD12	28:BD:102:TYR:CD1	2.19	0.76
28:BD:167:GLU:N	28:BD:170:TYR:O	2.18	0.76
28:BD:167:GLU:HG2	28:BD:182:MET:CE	2.13	0.76
28:BD:234:HIS:O	28:BD:237:GLY:HA3	1.85	0.76
29:BE:70:VAL:CG1	29:BE:71:THR:N	2.14	0.76
30:BF:224:ALA:HB3	30:BF:225:PRO:CD	2.16	0.76
31:BG:156:ARG:HG2	31:BG:156:ARG:O	1.83	0.76
32:BH:82:TYR:CE1	32:BH:137:LYS:CG	2.67	0.76

*Continued on next page...*

*Continued from previous page...*

Atom-1	Atom-2	Interatomic distance (Å)	Clash overlap (Å)
32:BH:94:ARG:HB3	32:BH:127:GLN:HE22	1.51	0.76
33:BI:3:VAL:HG11	33:BI:21:VAL:CG2	2.15	0.76
34:BN:46:ILE:CG1	34:BN:132:LEU:HD13	2.14	0.76
43:BZ:57:GLU:O	43:BZ:59:GLY:N	2.18	0.76
45:BU:43:ALA:HB1	46:BV:75:LYS:CB	2.08	0.76
46:BV:40:VAL:HA	46:BV:51:ALA:CA	2.16	0.76
49:B0:46:LYS:CG	49:B0:58:THR:N	2.47	0.76
50:B4:68:ARG:HG2	50:B4:72:LYS:CG	2.15	0.76
1:AA:563:A:H2	15:AL:15:ARG:HH12	1.34	0.76
1:AA:1060:C:H5''	13:AJ:51:ARG:HB3	1.66	0.76
17:AN:40:CYS:O	17:AN:43:CYS:SG	2.44	0.76
26:BB:74:U:H2'	26:BB:75:G:H8	1.50	0.76
27:BA:650:C:C5'	54:B8:19:THR:HG23	2.16	0.76
27:BA:1027:A:N6	27:BA:1126:A:H1'	2.00	0.76
27:BA:1028:A:H1'	27:BA:2487:G:OP1	1.85	0.76
27:BA:1140:C:OP1	34:BN:18:ILE:CG1	2.34	0.76
27:BA:1214:A:H2'	27:BA:1215:G:H8	1.46	0.76
27:BA:1287:A:C1'	44:BR:104:ARG:HD2	2.16	0.76
27:BA:1665:A:O3'	35:BO:66:LYS:NZ	2.04	0.76
27:BA:1913:A:N1	27:BA:1916:A:H2'	2.00	0.76
27:BA:2251:G:OP1	37:BQ:102:ARG:CZ	2.34	0.76
27:BA:2265:U:O2'	27:BA:2266:A:OP1	2.03	0.76
27:BA:2321:G:H2'	27:BA:2321:G:N3	2.00	0.76
27:BA:2516:G:C5	27:BA:2569:G:N2	2.53	0.76
27:BA:2713:A:H5''	27:BA:2714:G:OP2	1.84	0.76
28:BD:143:ILE:HG21	28:BD:153:LEU:HB2	1.67	0.76
29:BE:177:ALA:O	29:BE:180:ILE:N	2.19	0.76
29:BE:217:TRP:CD2	29:BE:251:PRO:HG3	2.21	0.76
29:BE:225:LYS:C	29:BE:229:GLN:HE21	1.74	0.76
29:BE:269:ILE:HA	29:BE:297:LYS:HE2	1.66	0.76
30:BF:46:TYR:C	30:BF:92:PRO:HB2	2.05	0.76
30:BF:157:LEU:C	30:BF:159:ALA:N	2.37	0.76
32:BH:35:THR:O	32:BH:36:PHE:CG	2.39	0.76
33:BI:3:VAL:HG21	33:BI:21:VAL:CB	2.16	0.76
35:BO:87:ILE:HG23	35:BO:92:SER:N	2.00	0.76
37:BQ:136:TRP:HA	37:BQ:136:TRP:HE3	1.51	0.76
42:BY:34:GLU:O	42:BY:35:TYR:CD2	2.38	0.76
42:BY:74:VAL:HB	42:BY:77:VAL:CG2	2.14	0.76
43:BZ:100:THR:HG22	43:BZ:137:ASP:CG	2.06	0.76
45:BU:28:ARG:HG2	45:BU:29:SER:H	1.48	0.76
47:B2:4:HIS:O	47:B2:8:ILE:CD1	2.33	0.76

*Continued on next page...*

*Continued from previous page...*

Atom-1	Atom-2	Interatomic distance (Å)	Clash overlap (Å)
47:B2:52:ALA:C	47:B2:56:ILE:HG12	2.06	0.76
50:B4:18:GLY:N	50:B4:33:VAL:CG2	2.49	0.76
16:AM:122:LYS:CD	25:AY:153:GLY:CA	2.63	0.76
27:BA:2:G:C2	27:BA:2902:C:O2	2.38	0.76
27:BA:6:A:H4'	34:BN:4:ALA:C	2.04	0.76
27:BA:449:A:OP1	30:BF:85:LYS:N	2.19	0.76
27:BA:994:C:O2'	45:BU:54:LYS:HA	1.86	0.76
27:BA:1364:G:H2'	50:B4:3:LYS:HZ1	1.47	0.76
27:BA:1567:A:H4'	27:BA:1568:G:C2	2.21	0.76
27:BA:2196:C:C2	27:BA:2197:U:O2	2.38	0.76
27:BA:2199:A:C3'	27:BA:2205:C:H6	1.98	0.76
27:BA:2324:C:N3	27:BA:2331:G:N2	2.30	0.76
27:BA:2421:G:H5''	27:BA:2422:A:OP2	1.84	0.76
27:BA:2579:C:H5''	27:BA:2579:C:C5	2.15	0.76
27:BA:2617:C:H2'	27:BA:2618:G:O5'	1.85	0.76
27:BA:2626:C:C6	27:BA:2626:C:H3'	2.21	0.76
27:BA:2684:U:H1'	35:BO:70:ARG:HH21	1.42	0.76
27:BA:2720:U:OP1	27:BA:2720:U:C4'	2.34	0.76
27:BA:2882:A:C2'	27:BA:2883:A:O5'	2.34	0.76
28:BD:89:ASN:C	28:BD:105:ALA:CB	2.54	0.76
29:BE:107:GLU:CB	29:BE:110:ARG:CZ	2.60	0.76
30:BF:47:GLY:HA3	30:BF:92:PRO:HG2	1.67	0.76
30:BF:237:GLU:O	30:BF:238:SER:C	2.24	0.76
42:BY:15:PRO:HB2	42:BY:18:GLU:HG3	1.66	0.76
43:BZ:62:PHE:CE2	43:BZ:87:THR:CG2	2.68	0.76
43:BZ:64:ALA:HB3	43:BZ:85:MET:HA	0.84	0.76
43:BZ:131:PRO:O	43:BZ:133:GLU:N	2.19	0.76
45:BU:106:PHE:O	45:BU:108:ALA:N	2.18	0.76
50:B4:6:HIS:CE1	50:B4:56:VAL:H	2.03	0.76
54:B8:60:LEU:CD1	54:B8:64:ARG:CB	2.47	0.76
2:AV:48:C:H2'	2:AV:48:C:O2	1.84	0.76
27:BA:686:G:O6	53:B7:12:ARG:NE	2.19	0.76
27:BA:2020:A:N6	27:BA:2034:U:O4	2.16	0.76
27:BA:2023:G:H5''	27:BA:2617:C:HO2'	1.51	0.76
27:BA:2638:G:O2'	27:BA:2639:A:H8	1.68	0.76
27:BA:2731:G:N1	27:BA:2732:G:C2	2.53	0.76
28:BD:194:VAL:HG23	28:BD:195:GLY:N	2.01	0.76
29:BE:217:TRP:CE3	29:BE:251:PRO:HG3	2.21	0.76
30:BF:102:LEU:HB3	30:BF:107:ARG:CZ	2.16	0.76
32:BH:121:GLU:HG2	32:BH:133:LYS:O	1.86	0.76
35:BO:31:ARG:HB2	35:BO:32:TYR:HE1	1.50	0.76

*Continued on next page...*

*Continued from previous page...*

Atom-1	Atom-2	Interatomic distance (Å)	Clash overlap (Å)
35:BO:66:LYS:HZ1	35:BO:67:ARG:CZ	1.96	0.76
37:BQ:31:PHE:CZ	37:BQ:88:PHE:HD2	2.04	0.76
37:BQ:33:MET:HE1	37:BQ:34:GLY:O	1.84	0.76
38:BS:122:ALA:O	38:BS:125:ALA:CB	2.32	0.76
41:BX:4:VAL:HG13	47:B2:24:LYS:HZ3	1.49	0.76
41:BX:24:LEU:CD1	41:BX:68:LEU:CD2	2.64	0.76
42:BY:32:ARG:O	42:BY:35:TYR:N	2.17	0.76
42:BY:74:VAL:HG11	42:BY:77:VAL:CG2	2.14	0.76
43:BZ:79:ILE:O	43:BZ:80:HIS:CG	2.39	0.76
44:BR:84:ALA:CB	44:BR:85:PRO:CD	2.58	0.76
45:BU:41:ASN:O	45:BU:42:ALA:C	2.24	0.76
47:B2:3:LEU:HB3	47:B2:8:ILE:HD11	1.66	0.76
47:B2:50:ARG:O	47:B2:53:ILE:HB	1.86	0.76
48:B3:4:LEU:N	48:B3:37:LEU:O	2.18	0.76
49:B0:46:LYS:HE3	49:B0:58:THR:HG1	1.48	0.76
49:B0:67:VAL:HG11	49:B0:74:LYS:HG2	0.79	0.76
50:B4:13:LYS:O	50:B4:14:ILE:CB	2.32	0.76
50:B4:58:LYS:HD2	50:B4:62:ARG:HH21	1.48	0.76
53:B7:17:GLY:HA2	53:B7:44:VAL:HG22	0.77	0.76
1:AA:562:C:H1'	15:AL:15:ARG:HD2	1.68	0.76
1:AA:891:U:H2'	1:AA:892:A:C8	2.20	0.76
1:AA:1286:A:H62	1:AA:1354:C:H5''	1.51	0.76
13:AJ:46:ARG:NH1	17:AN:59:ALA:CB	2.46	0.76
27:BA:792:G:N7	27:BA:2440:C:H1'	2.01	0.76
27:BA:1753:G:OP1	39:BT:51:TRP:HZ3	1.68	0.76
27:BA:2438:U:H4'	27:BA:2440:C:OP1	1.85	0.76
27:BA:2519:U:N3	27:BA:2542:A:C5	2.53	0.76
27:BA:2691:C:C2'	27:BA:2692:C:H5'	2.16	0.76
27:BA:2744:G:C6	27:BA:2745:C:C4	2.74	0.76
27:BA:2880:C:H1'	44:BR:91:GLN:O	1.86	0.76
28:BD:208:GLY:C	28:BD:211:HIS:CE1	2.59	0.76
29:BE:44:TYR:CE1	29:BE:308:VAL:CB	2.60	0.76
30:BF:89:ALA:HB1	30:BF:90:HIS:NE2	2.01	0.76
30:BF:236:THR:O	30:BF:237:GLU:C	2.25	0.76
31:BG:103:ASN:O	31:BG:104:PHE:CG	2.38	0.76
32:BH:15:THR:CG2	32:BH:26:LYS:CA	2.63	0.76
34:BN:19:MET:HB3	34:BN:46:ILE:CG1	2.16	0.76
35:BO:35:ILE:N	35:BO:35:ILE:CD1	2.37	0.76
36:BP:110:GLY:HA2	36:BP:129:ALA:HB2	1.66	0.76
40:BW:19:LEU:HD22	51:B5:25:LEU:HG	0.77	0.76
41:BX:4:VAL:HG13	47:B2:24:LYS:NZ	2.01	0.76

*Continued on next page...*

*Continued from previous page...*

Atom-1	Atom-2	Interatomic distance (Å)	Clash overlap (Å)
42:BY:102:ASP:O	42:BY:103:LEU:HD23	1.86	0.76
45:BU:17:VAL:HA	45:BU:20:ARG:HG3	1.67	0.76
47:B2:49:LEU:O	47:B2:50:ARG:C	2.23	0.76
1:AA:1376:U:H5'	10:AG:94:ARG:HH22	1.51	0.75
27:BA:775:G:H22	27:BA:788:A:P	2.09	0.75
27:BA:865:C:O2'	27:BA:866:A:N7	2.18	0.75
27:BA:965:C:C1'	27:BA:2273:A:C2	2.68	0.75
27:BA:1790:C:H2'	27:BA:1790:C:O2	1.86	0.75
27:BA:2285:C:O2	27:BA:2384:G:N2	2.19	0.75
27:BA:2307:G:C2'	27:BA:2311:A:N6	2.49	0.75
27:BA:2366:A:N7	27:BA:2367:G:N7	2.33	0.75
27:BA:2548:G:H3'	27:BA:2548:G:C8	2.20	0.75
27:BA:2869:G:H2'	27:BA:2870:C:H5'	1.66	0.75
30:BF:220:THR:HB	30:BF:224:ALA:HB2	1.67	0.75
31:BG:19:GLU:HB3	31:BG:135:VAL:HG21	1.04	0.75
32:BH:75:VAL:O	32:BH:78:VAL:N	2.18	0.75
32:BH:116:PRO:HB2	32:BH:120:LEU:O	1.86	0.75
32:BH:121:GLU:OE2	32:BH:134:GLY:CA	2.24	0.75
32:BH:159:LYS:N	32:BH:162:ARG:NH2	2.29	0.75
33:BI:4:ILE:C	33:BI:5:PHE:CD2	2.60	0.75
35:BO:3:GLN:HG2	35:BO:4:GLN:N	2.01	0.75
35:BO:122:ILE:HD12	35:BO:122:ILE:H	1.51	0.75
38:BS:27:LEU:HD13	38:BS:28:LYS:N	2.01	0.75
38:BS:36:ALA:HA	38:BS:45:ALA:CB	2.15	0.75
40:BW:50:VAL:O	40:BW:50:VAL:HG12	1.86	0.75
43:BZ:25:ASN:HA	43:BZ:84:TYR:CE1	2.21	0.75
45:BU:12:ARG:O	45:BU:13:ARG:C	2.23	0.75
54:B8:60:LEU:HD22	54:B8:61:MET:N	2.01	0.75
8:AE:51:VAL:HB	8:AE:52:PRO:HD3	1.67	0.75
20:AQ:44:ALA:CB	20:AQ:59:ILE:HD11	2.16	0.75
27:BA:527:C:H2'	34:BN:95:ARG:HH11	1.51	0.75
27:BA:600:G:H5'	30:BF:30:LEU:HD11	0.82	0.75
27:BA:1312:U:O2'	27:BA:1314:C:H5	1.68	0.75
27:BA:1534:G:N2	27:BA:1538:G:N3	2.34	0.75
27:BA:2185:C:H2'	27:BA:2186:G:C8	2.21	0.75
27:BA:2208:U:H3	27:BA:2216:G:H1	0.80	0.75
27:BA:2317:C:C5'	31:BG:150:SER:CA	2.49	0.75
27:BA:2385:C:O2'	49:B0:39:ARG:NH2	2.19	0.75
27:BA:2433:A:H2	50:B4:32:HIS:CE1	2.04	0.75
27:BA:2631:G:H2'	27:BA:2632:A:O5'	1.85	0.75
27:BA:2769:C:O2	27:BA:2770:G:O4'	2.05	0.75

*Continued on next page...*

*Continued from previous page...*

Atom-1	Atom-2	Interatomic distance (Å)	Clash overlap (Å)
27:BA:2858:C:H2'	27:BA:2858:C:O2	1.85	0.75
30:BF:102:LEU:CB	30:BF:107:ARG:CZ	2.63	0.75
31:BG:21:VAL:HG13	31:BG:132:VAL:CA	2.15	0.75
35:BO:21:VAL:CA	35:BO:41:ALA:HB2	2.15	0.75
36:BP:66:VAL:HB	36:BP:110:GLY:O	1.85	0.75
39:BT:21:PHE:O	39:BT:22:VAL:HG13	1.83	0.75
40:BW:36:LEU:HA	40:BW:39:THR:CG2	2.16	0.75
40:BW:50:VAL:HG21	40:BW:103:ILE:HG21	1.68	0.75
42:BY:73:HIS:NE2	42:BY:89:ARG:O	2.19	0.75
43:BZ:10:PRO:O	43:BZ:14:LEU:CB	2.34	0.75
44:BR:79:LEU:HD22	44:BR:80:PHE:CA	2.16	0.75
45:BU:113:SER:C	45:BU:115:ASN:N	2.39	0.75
47:B2:17:GLU:O	47:B2:18:ALA:C	2.24	0.75
50:B4:58:LYS:O	50:B4:61:LYS:CG	2.33	0.75
1:AA:261:U:C5	23:AT:79:ARG:NH2	2.53	0.75
1:AA:673:G:H2'	1:AA:674:G:C8	2.21	0.75
2:AV:40:C:C2'	2:AV:41:U:H5''	2.15	0.75
27:BA:782:A:C2	28:BD:233:ASP:OD2	2.39	0.75
27:BA:803:U:C2'	27:BA:804:A:H5'	2.16	0.75
27:BA:825:C:O3'	27:BA:2428:G:C8	2.40	0.75
27:BA:911:A:H2	37:BQ:17:ARG:CD	2.00	0.75
27:BA:957:A:C2	27:BA:2459:A:H5'	2.20	0.75
27:BA:1456:G:H22	27:BA:2703:C:H5	1.32	0.75
27:BA:2298:A:C4	27:BA:2321:G:C2	2.74	0.75
27:BA:2325:G:C6	27:BA:2326:C:H5	2.04	0.75
27:BA:2482:G:C6	27:BA:2483:C:C6	2.74	0.75
27:BA:2488:A:C8	27:BA:2488:A:H3'	2.20	0.75
27:BA:2526:G:O2'	27:BA:2527:C:H5'	1.85	0.75
27:BA:2532:G:C8	27:BA:2532:G:O5'	2.39	0.75
27:BA:2606:C:H2'	27:BA:2607:G:O5'	1.86	0.75
27:BA:2821:A:C2	27:BA:2822:G:C8	2.74	0.75
27:BA:2836:U:C2	27:BA:2883:A:N6	2.53	0.75
28:BD:67:LYS:HD3	28:BD:67:LYS:N	2.00	0.75
28:BD:77:VAL:HG12	28:BD:77:VAL:O	1.85	0.75
28:BD:80:ILE:CG1	28:BD:82:TYR:HE1	1.99	0.75
30:BF:20:ASP:O	30:BF:23:GLU:HB2	1.86	0.75
30:BF:87:ARG:O	30:BF:88:SER:CB	2.35	0.75
30:BF:220:THR:HB	30:BF:224:ALA:CB	2.16	0.75
31:BG:151:ILE:CD1	31:BG:156:ARG:HH22	1.98	0.75
32:BH:102:LEU:H	32:BH:102:LEU:CD2	1.98	0.75
33:BI:28:ASN:HA	33:BI:32:LYS:HG2	1.68	0.75

*Continued on next page...*



*Continued from previous page...*

Atom-1	Atom-2	Interatomic distance (Å)	Clash overlap (Å)
34:BN:65:ASN:CG	34:BN:69:TYR:CD1	2.60	0.75
36:BP:73:VAL:CG1	36:BP:76:LEU:HD23	2.15	0.75
36:BP:96:VAL:HG23	36:BP:101:ASP:H	1.49	0.75
37:BQ:31:PHE:C	37:BQ:85:ILE:HD11	2.05	0.75
41:BX:33:SER:O	41:BX:34:LYS:C	2.23	0.75
42:BY:57:GLY:HA2	42:BY:97:ARG:NH2	2.00	0.75
43:BZ:130:ILE:HD12	43:BZ:130:ILE:C	2.04	0.75
47:B2:48:GLU:O	47:B2:50:ARG:N	2.19	0.75
48:B3:39:ASP:HA	48:B3:44:ARG:NH2	2.02	0.75
1:AA:979:C:OP1	1:AA:1222:G:O6	2.04	0.75
8:AE:95:ALA:HB3	8:AE:96:PRO:HD3	1.68	0.75
27:BA:583:G:P	45:BU:10:ARG:NH1	2.58	0.75
27:BA:995:C:P	45:BU:54:LYS:CE	2.71	0.75
27:BA:1917:U:C3'	27:BA:1918:A:H8	1.93	0.75
27:BA:2586:C:H2'	27:BA:2587:A:H5'	1.68	0.75
27:BA:2661:G:C6	27:BA:2662:A:N6	2.53	0.75
27:BA:2666:C:C5	27:BA:2667:C:C6	2.74	0.75
27:BA:2825:C:O5'	27:BA:2825:C:C5	2.40	0.75
28:BD:107:LYS:HB2	28:BD:195:GLY:HA2	1.69	0.75
28:BD:135:PRO:HG2	28:BD:138:THR:HG21	0.78	0.75
28:BD:198:GLY:C	28:BD:200:THR:N	2.39	0.75
29:BE:63:GLU:O	29:BE:67:THR:HA	1.85	0.75
29:BE:211:GLN:OE1	29:BE:212:GLY:N	2.17	0.75
30:BF:167:ASP:HB3	30:BF:232:LEU:N	2.02	0.75
30:BF:220:THR:CB	30:BF:224:ALA:HB2	2.16	0.75
31:BG:24:HIS:C	31:BG:25:MET:HG2	2.04	0.75
31:BG:44:ILE:HG22	31:BG:83:PHE:CE2	2.12	0.75
35:BO:17:ARG:NH2	35:BO:47:THR:CA	2.49	0.75
36:BP:64:ILE:CB	36:BP:107:LYS:O	2.23	0.75
36:BP:69:ILE:CA	36:BP:73:VAL:CG2	2.65	0.75
42:BY:81:LYS:CG	42:BY:82:THR:H	1.95	0.75
44:BR:32:GLY:O	44:BR:33:ARG:HB3	1.83	0.75
44:BR:37:THR:HA	44:BR:111:LEU:CA	2.15	0.75
44:BR:46:GLY:O	44:BR:50:HIS:N	2.19	0.75
45:BU:74:MET:HE1	45:BU:78:THR:CG2	1.97	0.75
46:BV:39:PHE:CD2	46:BV:40:VAL:N	2.54	0.75
46:BV:46:VAL:O	46:BV:46:VAL:HG12	1.86	0.75
50:B4:17:GLN:CA	50:B4:33:VAL:HB	2.17	0.75
51:B5:46:CYS:C	51:B5:48:ASN:H	1.88	0.75
2:AV:1:G:H4'	37:BQ:97:ASP:OD2	1.85	0.75
27:BA:199:A:C2	27:BA:2433:A:C4	2.74	0.75

*Continued on next page...*

*Continued from previous page...*

Atom-1	Atom-2	Interatomic distance (Å)	Clash overlap (Å)
27:BA:270:A:H2'	27:BA:270(A):A:H4'	1.69	0.75
27:BA:443:A:N7	30:BF:43:LYS:HD2	2.01	0.75
27:BA:606:U:H5'	30:BF:103:ASN:CG	2.07	0.75
27:BA:859:G:O2'	27:BA:2268:A:C4	2.38	0.75
27:BA:973:A:N6	46:BV:81:ARG:NE	2.35	0.75
27:BA:1131:G:N2	34:BN:69:TYR:CZ	2.55	0.75
27:BA:2188:C:C5	27:BA:2189:U:O4	2.39	0.75
27:BA:2197:U:H5	27:BA:2224:G:C4	2.05	0.75
27:BA:2284:C:OP2	52:B6:9:ILE:HG13	1.85	0.75
27:BA:2516:G:C2	27:BA:2569:G:N3	2.55	0.75
27:BA:2658:C:C2'	27:BA:2659:G:O5'	2.34	0.75
27:BA:2741:A:C2'	27:BA:2742:C:H6	1.95	0.75
27:BA:2865:U:C6	27:BA:2866:U:C5	2.75	0.75
32:BH:23:VAL:CG1	32:BH:74:MET:CE	2.64	0.75
32:BH:128:THR:HG23	32:BH:129:LYS:H	1.52	0.75
33:BI:108:LEU:CD2	33:BI:109:LYS:O	2.34	0.75
34:BN:19:MET:CA	34:BN:19:MET:HE3	2.17	0.75
34:BN:77:GLY:O	34:BN:78:ILE:C	2.22	0.75
36:BP:142:LEU:O	36:BP:145:LEU:HD13	1.87	0.75
37:BQ:91:HIS:N	37:BQ:111:THR:HG23	2.00	0.75
42:BY:27:LEU:HD23	42:BY:98:VAL:HG12	1.69	0.75
45:BU:94:VAL:O	45:BU:98:ILE:HD11	0.94	0.75
47:B2:13:PRO:CD	47:B2:16:ARG:NH1	2.45	0.75
49:B0:20:TYR:O	49:B0:21:LEU:O	2.04	0.75
49:B0:50:GLY:C	49:B0:52:GLY:H	1.88	0.75
50:B4:41:PRO:CB	50:B4:57:ASP:HB3	2.17	0.75
50:B4:68:ARG:CD	50:B4:72:LYS:CG	2.57	0.75
54:B8:25:PHE:O	54:B8:26:LYS:C	2.23	0.75
1:AA:20:U:O4'	1:AA:572:A:C6	2.40	0.75
1:AA:1199:U:H4'	13:AJ:54:PHE:CE2	2.22	0.75
20:AQ:87:LYS:O	20:AQ:91:ARG:HB3	1.87	0.75
26:BB:51:G:OP2	38:BS:72:GLU:CG	2.34	0.75
27:BA:126:A:C5	53:B7:18:PHE:CZ	2.66	0.75
27:BA:176:G:H3'	27:BA:177:G:C8	2.21	0.75
27:BA:332:A:H2'	27:BA:334:C:OP2	1.86	0.75
27:BA:983:A:C8	27:BA:984:A:H1'	2.22	0.75
27:BA:2043:C:C4	27:BA:2777:G:N3	2.54	0.75
27:BA:2219:G:O2'	27:BA:2224:G:H5'	1.71	0.75
27:BA:2232:U:C2'	27:BA:2233:U:C5'	2.61	0.75
27:BA:2520:C:C4	27:BA:2567:G:C8	2.74	0.75
27:BA:2530:A:C3'	27:BA:2531:A:H5''	2.17	0.75

*Continued on next page...*

*Continued from previous page...*

Atom-1	Atom-2	Interatomic distance (Å)	Clash overlap (Å)
27:BA:2603:G:C5	27:BA:2604:U:C5	2.75	0.75
27:BA:2626:C:C6	27:BA:2626:C:C3'	2.70	0.75
27:BA:2755:C:O5'	27:BA:2755:C:H6	1.58	0.75
27:BA:2793:G:O6	27:BA:2794:C:N4	2.19	0.75
28:BD:155:ARG:C	28:BD:157:ALA:N	2.38	0.75
28:BD:230:ASN:O	28:BD:231:ALA:HB2	1.85	0.75
29:BE:205:THR:HG23	29:BE:259:HIS:N	1.97	0.75
31:BG:56:ARG:HA	31:BG:63:ILE:O	1.86	0.75
32:BH:120:LEU:HD23	32:BH:120:LEU:N	2.01	0.75
35:BO:99:PHE:HD2	39:BT:24:LYS:CE	1.93	0.75
37:BQ:33:MET:CB	37:BQ:83:PHE:HB2	2.17	0.75
37:BQ:136:TRP:O	37:BQ:139:ALA:CA	2.34	0.75
38:BS:30:GLY:O	38:BS:31:LYS:HE2	1.86	0.75
39:BT:45:GLU:O	39:BT:48:ASN:CG	2.25	0.75
43:BZ:3:LEU:CB	43:BZ:34:LEU:HA	2.05	0.75
43:BZ:115:ILE:O	43:BZ:169:VAL:HG13	1.87	0.75
1:AA:578:C:O2	1:AA:728:A:H2	1.69	0.75
25:AY:225:SER:CA	27:BA:2554:U:N3	2.49	0.75
27:BA:387:U:H4'	27:BA:388:G:O4'	1.87	0.75
27:BA:494:G:C4'	40:BW:6:ILE:CG2	2.55	0.75
27:BA:535:C:C5'	45:BU:53:LYS:HE3	2.12	0.75
27:BA:602:G:H21	27:BA:655:A:H2'	1.52	0.75
27:BA:650:C:OP1	54:B8:19:THR:OG1	2.05	0.75
27:BA:910:A:N6	37:BQ:12:PRO:C	2.40	0.75
27:BA:1952:A:N3	35:BO:22:ILE:HD13	2.02	0.75
27:BA:2302:G:O2'	27:BA:2303:G:O5'	2.02	0.75
27:BA:2635:C:N3	27:BA:2783:G:N1	2.34	0.75
27:BA:2722:G:N1	27:BA:2723:C:N3	2.31	0.75
27:BA:2734:A:C5'	27:BA:2734:A:C8	2.69	0.75
27:BA:2788:C:H5''	27:BA:2789:C:P	2.27	0.75
27:BA:2826:A:N7	27:BA:2827:C:C5	2.46	0.75
27:BA:2852:G:N3	27:BA:2853:C:C2	2.55	0.75
29:BE:222:ARG:HG2	29:BE:232:ARG:HA	1.69	0.75
31:BG:76:ARG:CB	31:BG:77:ASP:OD1	2.35	0.75
32:BH:41:THR:HG22	32:BH:52:THR:CB	2.17	0.75
32:BH:82:TYR:CZ	32:BH:137:LYS:HG3	2.20	0.75
33:BI:12:LYS:O	33:BI:14:LYS:HG3	1.86	0.75
33:BI:92:SER:CB	33:BI:122:ARG:NH1	2.45	0.75
34:BN:137:GLU:N	34:BN:141:ALA:H	1.83	0.75
35:BO:1:MET:CB	35:BO:2:ILE:CD1	2.64	0.75
35:BO:10:VAL:HG21	35:BO:16:ALA:CB	2.12	0.75

*Continued on next page...*

*Continued from previous page...*

Atom-1	Atom-2	Interatomic distance (Å)	Clash overlap (Å)
38:BS:32:PRO:HG3	38:BS:100:ALA:CB	2.16	0.75
40:BW:2:GLU:HA	40:BW:108:GLY:HA2	1.67	0.75
42:BY:78:THR:H	42:BY:89:ARG:CZ	2.00	0.75
43:BZ:19:ILE:CB	43:BZ:39:PHE:CE1	2.66	0.75
45:BU:44:THR:HG21	46:BV:78:VAL:CG1	2.17	0.75
47:B2:59:ILE:O	47:B2:60:GLN:C	2.25	0.75
47:B2:62:GLU:O	47:B2:63:GLU:C	2.24	0.75
48:B3:30:ARG:CG	48:B3:30:ARG:NH1	2.38	0.75
54:B8:23:MET:CE	54:B8:48:PHE:CA	2.59	0.75
55:B9:29:ASN:HD22	55:B9:32:HIS:HE1	1.32	0.75
1:AA:693:G:H2'	1:AA:694:A:C8	2.22	0.75
1:AA:986:A:N3	22:AS:52:TYR:CZ	2.54	0.75
5:AB:163:PHE:HA	5:AB:185:ILE:O	1.87	0.75
27:BA:269:U:H5	27:BA:270(Z):U:P	2.09	0.75
27:BA:510:C:P	27:BA:512:G:H1	2.09	0.75
27:BA:530:G:H5''	27:BA:561:G:O6	1.87	0.75
27:BA:1651:G:H1	27:BA:2006:C:H42	1.33	0.75
27:BA:2206:C:O2'	27:BA:2207:C:C4'	2.34	0.75
27:BA:2211:G:N3	27:BA:2211:G:H2'	2.00	0.75
27:BA:2213:U:H2'	27:BA:2213:U:O2	1.85	0.75
27:BA:2330:G:O2'	27:BA:2331:G:H5'	1.85	0.75
27:BA:2526:G:H2'	27:BA:2527:C:O5'	1.87	0.75
27:BA:2567:G:C4	27:BA:2568:C:C5	2.67	0.75
27:BA:2615:U:C2'	27:BA:2616:C:O5'	2.33	0.75
27:BA:2665:A:O2'	27:BA:2666:C:O4'	2.03	0.75
27:BA:2881:C:H2'	27:BA:2882:A:C8	2.21	0.75
28:BD:222:PRO:O	28:BD:224:VAL:CG2	2.25	0.75
29:BE:76:PRO:HB2	29:BE:77:PRO:HD2	1.63	0.75
29:BE:200:ASP:C	29:BE:266:LYS:HD2	2.07	0.75
29:BE:222:ARG:CD	29:BE:222:ARG:H	1.96	0.75
29:BE:235:ILE:HG23	29:BE:236:GLY:H	1.51	0.75
30:BF:140:VAL:CG2	30:BF:234:VAL:HB	2.17	0.75
31:BG:103:ASN:C	31:BG:104:PHE:CG	2.59	0.75
32:BH:32:LEU:CD1	32:BH:136:ASP:OD2	2.35	0.75
33:BI:102:LEU:HD12	33:BI:103:GLN:H	0.93	0.75
35:BO:64:ARG:CD	35:BO:81:GLU:HB3	2.17	0.75
35:BO:66:LYS:HD2	35:BO:67:ARG:N	2.00	0.75
40:BW:24:ILE:HG22	40:BW:35:ILE:CB	2.16	0.75
40:BW:68:ARG:O	40:BW:110:LYS:HB2	1.86	0.75
42:BY:43:ASN:ND2	42:BY:112:LEU:HD21	1.98	0.75
43:BZ:116:VAL:CB	43:BZ:169:VAL:HG22	2.16	0.75

*Continued on next page...*

*Continued from previous page...*

Atom-1	Atom-2	Interatomic distance (Å)	Clash overlap (Å)
43:BZ:154:LEU:HD23	43:BZ:154:LEU:C	2.07	0.75
48:B3:48:GLU:HG2	48:B3:49:LYS:H	1.51	0.75
50:B4:6:HIS:CE1	50:B4:55:ARG:HB2	2.21	0.75
2:AV:66:A:H2'	2:AV:67:A:C8	2.22	0.75
3:AW:31:A:N3	10:AG:144:MET:HE2	2.02	0.75
7:AD:109:GLY:HA3	7:AD:165:MET:HG3	1.68	0.75
27:BA:138:G:H8	41:BX:42:GLU:CD	1.89	0.75
27:BA:617:G:OP1	30:BF:221:GLU:HB2	1.87	0.75
27:BA:932:G:OP1	48:B3:29:ARG:NE	2.20	0.75
27:BA:1156:A:P	45:BU:55:ARG:NH1	2.60	0.75
27:BA:1495:A:H2'	27:BA:1496:A:N7	2.02	0.75
27:BA:2403:C:O2	27:BA:2403:C:C2'	2.32	0.75
27:BA:2430:A:C2'	27:BA:2431:U:H5''	2.16	0.75
27:BA:2473:U:O2	27:BA:2473:U:C2'	2.34	0.75
27:BA:2543:G:N9	27:BA:2544:G:N7	2.35	0.75
27:BA:2604:U:O2	27:BA:2605:U:C5	2.40	0.75
27:BA:2633:G:C4	27:BA:2634:G:C8	2.75	0.75
27:BA:2671:A:H2'	27:BA:2672:G:H8	1.52	0.75
27:BA:2716:U:N3	27:BA:2717:G:N7	2.33	0.75
27:BA:2813:A:C8	27:BA:2814:C:H5	2.04	0.75
27:BA:2828:C:N3	27:BA:2829:C:C4	2.55	0.75
29:BE:200:ASP:O	29:BE:311:PHE:CA	2.34	0.75
30:BF:52:ALA:CB	30:BF:55:ARG:HH21	1.75	0.75
31:BG:19:GLU:OE1	31:BG:135:VAL:CB	2.34	0.75
32:BH:86:LEU:HD22	32:BH:87:GLU:N	2.01	0.75
33:BI:93:ILE:O	33:BI:93:ILE:CG1	2.35	0.75
34:BN:39:VAL:O	34:BN:40:ASN:HB2	1.85	0.75
34:BN:83:ILE:O	34:BN:85:GLY:N	2.20	0.75
34:BN:87:LEU:CB	34:BN:88:PRO:HD2	2.16	0.75
34:BN:103:VAL:HG12	34:BN:104:TYR:N	2.01	0.75
35:BO:105:GLU:O	35:BO:106:LEU:C	2.26	0.75
37:BQ:33:MET:HG3	37:BQ:83:PHE:CG	2.21	0.75
42:BY:70:ALA:O	42:BY:71:VAL:HG23	1.87	0.75
44:BR:62:ALA:CB	44:BR:80:PHE:HZ	1.99	0.75
47:B2:62:GLU:C	47:B2:64:GLY:N	2.36	0.75
48:B3:23:LEU:O	48:B3:28:LEU:CD1	2.35	0.75
49:B0:79:ILE:O	49:B0:81:ILE:CD1	2.33	0.75
1:AA:988:G:N2	1:AA:1016:A:H1'	2.01	0.74
16:AM:88:ARG:HB2	16:AM:98:VAL:CG1	2.16	0.74
16:AM:122:LYS:NZ	25:AY:153:GLY:CA	2.50	0.74
27:BA:76:C:O2'	47:B2:55:ARG:CA	2.35	0.74

*Continued on next page...*

*Continued from previous page...*

Atom-1	Atom-2	Interatomic distance (Å)	Clash overlap (Å)
27:BA:380:U:O2'	50:B4:15:ILE:CB	2.35	0.74
27:BA:801:G:OP2	30:BF:79:ARG:CZ	2.35	0.74
27:BA:882:G:H1	27:BA:894:C:H42	1.34	0.74
27:BA:1518:C:C3'	27:BA:1519:G:H4'	2.15	0.74
27:BA:1673:U:H5	29:BE:225:LYS:CD	1.99	0.74
27:BA:1953:A:N6	27:BA:2550:G:H4'	2.01	0.74
27:BA:2100:G:C6	27:BA:2190:G:C6	2.74	0.74
27:BA:2414:G:N3	27:BA:2415:G:H8	1.84	0.74
27:BA:2468:G:C6	27:BA:2481:G:C2	2.74	0.74
27:BA:2626:C:H6	27:BA:2626:C:O5'	1.63	0.74
27:BA:2633:G:H1	27:BA:2785:C:N4	1.82	0.74
27:BA:2818:G:C2	27:BA:2829:C:N3	2.54	0.74
28:BD:123:ILE:O	28:BD:125:ILE:N	2.20	0.74
28:BD:208:GLY:O	28:BD:211:HIS:CE1	2.40	0.74
30:BF:22:PHE:HZ	30:BF:115:LEU:CD1	2.00	0.74
30:BF:167:ASP:C	30:BF:168:ARG:HG3	2.07	0.74
31:BG:57:THR:H	31:BG:63:ILE:HA	1.50	0.74
33:BI:92:SER:HA	33:BI:122:ARG:CG	2.08	0.74
34:BN:108:PRO:HG2	34:BN:109:TYR:CD1	2.21	0.74
35:BO:25:LEU:HD12	35:BO:38:VAL:CB	2.17	0.74
37:BQ:49:VAL:CG2	37:BQ:120:HIS:HA	2.17	0.74
37:BQ:67:ALA:HB2	37:BQ:70:ARG:HH11	0.93	0.74
37:BQ:132:VAL:O	37:BQ:135:ALA:HB3	1.86	0.74
40:BW:15:ARG:O	40:BW:18:ARG:N	2.20	0.74
42:BY:50:VAL:HG12	42:BY:52:ARG:H	1.50	0.74
45:BU:91:ASN:OD1	45:BU:92:ARG:N	2.19	0.74
46:BV:61:VAL:CG2	46:BV:98:ILE:N	2.42	0.74
46:BV:69:ILE:CG2	46:BV:88:GLN:CB	2.65	0.74
52:B6:8:ILE:HA	52:B6:29:ARG:CZ	2.17	0.74
26:BB:77:U:OP1	43:BZ:80:HIS:CD2	2.40	0.74
27:BA:126:A:H5''	53:B7:18:PHE:HD1	1.52	0.74
27:BA:440:G:O5'	42:BY:3:GLN:NE2	2.20	0.74
27:BA:445:C:OP1	45:BU:2:PRO:CD	2.36	0.74
27:BA:715:G:H2'	27:BA:716:A:C8	2.22	0.74
27:BA:827:U:OP1	27:BA:2430:A:OP2	2.05	0.74
27:BA:910:A:N6	37:BQ:12:PRO:CA	2.49	0.74
27:BA:911:A:H5''	27:BA:912:C:H5''	1.67	0.74
27:BA:1398:C:H2'	27:BA:1399:C:H6	1.52	0.74
27:BA:2251:G:P	37:BQ:102:ARG:NE	2.58	0.74
27:BA:2379:G:P	38:BS:30:GLY:HA2	2.26	0.74
27:BA:2482:G:C2'	27:BA:2483:C:H5''	2.14	0.74

*Continued on next page...*

*Continued from previous page...*

Atom-1	Atom-2	Interatomic distance (Å)	Clash overlap (Å)
27:BA:2485:G:N2	27:BA:2486:G:H1'	2.01	0.74
27:BA:2576:G:H3'	27:BA:2576:G:P	2.27	0.74
27:BA:2641:G:O6	27:BA:2773:C:N3	2.20	0.74
27:BA:2850:A:H2'	27:BA:2851:A:C8	2.19	0.74
29:BE:205:THR:CG2	29:BE:258:TYR:C	2.54	0.74
32:BH:123:GLU:N	32:BH:123:GLU:OE2	2.20	0.74
32:BH:147:ILE:HD12	32:BH:150:VAL:CB	2.18	0.74
33:BI:31:PHE:CZ	33:BI:36:ALA:HB3	2.21	0.74
34:BN:65:ASN:CB	34:BN:69:TYR:CE1	2.69	0.74
35:BO:65:THR:OG1	35:BO:67:ARG:CG	2.34	0.74
36:BP:66:VAL:O	36:BP:67:ARG:C	2.25	0.74
37:BQ:142:LYS:CE	37:BQ:142:LYS:C	2.55	0.74
40:BW:32:ALA:O	40:BW:34:ASN:N	2.20	0.74
42:BY:50:VAL:C	42:BY:51:LEU:HD13	2.07	0.74
42:BY:92:ASP:OD1	42:BY:92:ASP:C	2.25	0.74
45:BU:52:ASN:O	45:BU:53:LYS:C	2.24	0.74
48:B3:44:ARG:O	48:B3:48:GLU:OE1	2.05	0.74
48:B3:53:LEU:HD22	48:B3:54:VAL:HG13	1.67	0.74
49:B0:50:GLY:O	49:B0:52:GLY:N	2.20	0.74
53:B7:10:ARG:O	53:B7:11:LYS:O	2.05	0.74
1:AA:1117:G:H21	1:AA:1180:A:H1'	1.52	0.74
1:AA:1206:G:O4'	6:AC:194:GLY:HA2	1.87	0.74
1:AA:1422:G:OP1	35:BO:48:PRO:HA	1.87	0.74
26:BB:115:G:H5'	38:BS:59:ALA:CB	2.13	0.74
27:BA:388:G:OP2	50:B4:29:PRO:CG	2.36	0.74
27:BA:1472:A:C2'	27:BA:1473:G:H8	1.99	0.74
27:BA:1546:C:HO3'	27:BA:1547:C:P	1.42	0.74
27:BA:2063:C:O2	27:BA:2450:A:N1	2.19	0.74
27:BA:2294:C:C4	27:BA:2339:G:O6	2.40	0.74
27:BA:2422:A:O2'	27:BA:2424:C:C6	2.39	0.74
27:BA:2489:G:N7	27:BA:2490:G:N7	2.35	0.74
27:BA:2555:U:C5	27:BA:2556:C:C6	2.75	0.74
27:BA:2571:C:O2'	29:BE:243:PRO:CG	2.35	0.74
27:BA:2576:G:N3	27:BA:2576:G:H2'	2.02	0.74
27:BA:2636:U:C4'	29:BE:84:ARG:NH2	2.21	0.74
27:BA:2638:G:C4	27:BA:2775:A:C2	2.75	0.74
27:BA:2737:G:N1	27:BA:2767:C:N4	1.97	0.74
27:BA:2804:C:C6	27:BA:2805:G:C6	2.75	0.74
27:BA:2886:G:C2	27:BA:2887:U:C6	2.76	0.74
28:BD:175:LEU:HD23	28:BD:175:LEU:H	1.47	0.74
28:BD:224:VAL:HG12	28:BD:225:ARG:H	1.51	0.74

*Continued on next page...*

*Continued from previous page...*

Atom-1	Atom-2	Interatomic distance (Å)	Clash overlap (Å)
29:BE:99:VAL:CG1	29:BE:100:TRP:N	2.46	0.74
30:BF:215:ALA:HA	30:BF:239:ALA:HA	1.69	0.74
31:BG:13:MET:O	31:BG:15:GLU:N	2.21	0.74
32:BH:15:THR:HG23	32:BH:26:LYS:HB2	1.63	0.74
32:BH:41:THR:CG2	32:BH:52:THR:CB	2.66	0.74
35:BO:87:ILE:HG21	35:BO:91:LYS:HA	1.68	0.74
36:BP:94:ARG:O	36:BP:95:ASP:CB	2.34	0.74
37:BQ:27:GLY:O	37:BQ:28:ILE:HG12	1.87	0.74
38:BS:60:SER:HA	38:BS:91:ARG:HD3	1.68	0.74
38:BS:110:THR:OG1	38:BS:111:PRO:CD	2.34	0.74
42:BY:31:LEU:HD12	42:BY:101:LEU:HB2	1.67	0.74
42:BY:43:ASN:ND2	42:BY:103:LEU:CD2	2.45	0.74
44:BR:90:ARG:HH12	44:BR:117:VAL:CG2	2.00	0.74
46:BV:57:GLN:O	46:BV:58:ALA:HB2	1.87	0.74
48:B3:37:LEU:HD13	48:B3:43:ILE:HG21	1.67	0.74
56:BK:85:ILE:CD1	56:BK:87:LYS:O	2.35	0.74
1:AA:463:A:P	19:AP:75:ARG:NH2	2.60	0.74
1:AA:1201:A:H4'	1:AA:1202:G:H5''	1.68	0.74
1:AA:1502:A:C2	1:AA:1505:G:N1	2.38	0.74
27:BA:991:C:OP2	27:BA:1186:G:OP2	2.05	0.74
27:BA:2093:G:N2	27:BA:2198:A:N6	2.34	0.74
27:BA:2250:G:H5'	37:BQ:102:ARG:CD	2.07	0.74
27:BA:2256:G:N2	27:BA:2257:U:C2	2.55	0.74
27:BA:2333:A:H1'	27:BA:2335:A:C2	2.18	0.74
27:BA:2446:G:N2	27:BA:2501:C:C5	2.54	0.74
27:BA:2461:C:C2	27:BA:2462:U:C6	2.75	0.74
27:BA:2508:G:N2	27:BA:2509:G:C1'	2.50	0.74
27:BA:2511:U:O2'	27:BA:2512:C:H5'	1.87	0.74
27:BA:2748:A:C8	27:BA:2749:A:C5	2.75	0.74
27:BA:2783:G:H2'	27:BA:2784:C:H6	1.50	0.74
28:BD:146:LYS:HZ2	28:BD:184:LEU:CD1	1.92	0.74
28:BD:167:GLU:HB2	28:BD:170:TYR:CE1	2.06	0.74
29:BE:45:LYS:HE3	29:BE:303:PRO:HG2	0.79	0.74
31:BG:44:ILE:C	31:BG:83:PHE:HZ	1.91	0.74
32:BH:55:SER:O	32:BH:57:GLU:N	2.20	0.74
32:BH:83:GLU:OE2	32:BH:83:GLU:C	2.25	0.74
33:BI:76:THR:HB	33:BI:144:HIS:CE1	2.21	0.74
34:BN:68:GLY:O	34:BN:69:TYR:HB2	1.88	0.74
34:BN:74:ARG:O	34:BN:75:PRO:C	2.23	0.74
36:BP:77:ALA:CA	36:BP:81:VAL:CG2	2.65	0.74
37:BQ:31:PHE:HA	37:BQ:85:ILE:CD1	2.18	0.74

*Continued on next page...*



*Continued from previous page...*

Atom-1	Atom-2	Interatomic distance (Å)	Clash overlap (Å)
37:BQ:72:VAL:CG2	37:BQ:135:ALA:CB	2.65	0.74
38:BS:23:ARG:NH2	38:BS:37:ARG:NH2	2.35	0.74
38:BS:46:GLN:HB3	38:BS:57:THR:CG2	2.16	0.74
41:BX:9:HIS:ND1	41:BX:26:PHE:O	2.16	0.74
43:BZ:51:LEU:HD23	43:BZ:52:PHE:H	1.49	0.74
45:BU:68:GLY:O	45:BU:71:LEU:N	2.21	0.74
47:B2:22:ASP:O	47:B2:23:LEU:C	2.25	0.74
48:B3:6:VAL:CG2	48:B3:54:VAL:CG2	2.65	0.74
49:B0:35:ASN:O	49:B0:36:ILE:CG1	2.33	0.74
1:AA:1298:C:P	10:AG:114:ARG:HH12	2.11	0.74
27:BA:530:G:C6	27:BA:2021:C:H3'	2.22	0.74
27:BA:627:A:H4'	27:BA:627:A:OP2	1.87	0.74
27:BA:2391:G:O2'	27:BA:2392:A:P	2.46	0.74
27:BA:2623:G:H4'	27:BA:2826:A:C1'	2.18	0.74
27:BA:2626:C:C6	27:BA:2626:C:C4'	2.70	0.74
27:BA:2754:U:C2'	27:BA:2756:U:P	2.72	0.74
28:BD:140:VAL:HG22	28:BD:191:VAL:CG1	2.13	0.74
28:BD:140:VAL:HG13	28:BD:190:THR:O	1.88	0.74
29:BE:269:ILE:CA	29:BE:297:LYS:HE2	2.17	0.74
30:BF:215:ALA:CB	30:BF:241:ALA:HB3	2.09	0.74
31:BG:65:GLU:OE1	31:BG:65:GLU:C	2.25	0.74
31:BG:102:GLY:HA2	31:BG:134:LEU:CD1	2.07	0.74
32:BH:7:PRO:N	32:BH:50:THR:HG1	1.85	0.74
32:BH:104:LEU:HB2	32:BH:151:ARG:HH12	1.42	0.74
33:BI:5:PHE:C	33:BI:36:ALA:HB2	2.06	0.74
33:BI:43:ASN:O	33:BI:45:LYS:C	2.24	0.74
33:BI:53:LYS:O	33:BI:57:GLN:OE1	2.04	0.74
34:BN:53:ILE:CG2	34:BN:135:ILE:HD11	2.15	0.74
35:BO:17:ARG:HB2	35:BO:45:ASP:O	1.87	0.74
37:BQ:36:ASN:OD1	43:BZ:116:VAL:CG1	2.29	0.74
38:BS:33:ARG:HB3	38:BS:35:VAL:HG22	1.69	0.74
40:BW:55:ALA:N	40:BW:107:LEU:HD12	2.02	0.74
43:BZ:19:ILE:HB	43:BZ:39:PHE:HE1	1.43	0.74
46:BV:69:ILE:HG22	46:BV:88:GLN:CB	2.18	0.74
49:B0:18:PRO:HB2	49:B0:36:ILE:CD1	2.16	0.74
1:AA:1181:G:H4'	1:AA:1184:G:O4'	1.88	0.74
11:AH:36:LEU:HA	11:AH:39:LEU:HB2	1.70	0.74
27:BA:322:A:H1'	27:BA:341:G:O4'	1.88	0.74
27:BA:904:C:H1'	43:BZ:166:LEU:HD21	1.70	0.74
27:BA:990:A:N6	27:BA:1186:G:N3	2.35	0.74
27:BA:1666:G:N2	27:BA:1669:A:H62	1.85	0.74

*Continued on next page...*

*Continued from previous page...*

Atom-1	Atom-2	Interatomic distance (Å)	Clash overlap (Å)
27:BA:2317:C:H5	27:BA:2318:G:O6	1.66	0.74
27:BA:2488:A:C6	27:BA:2489:G:C5	2.76	0.74
27:BA:2652:C:C2'	27:BA:2653:U:H5'	2.16	0.74
27:BA:2785:C:H5'	29:BE:99:VAL:HG22	1.63	0.74
27:BA:2870:C:O2	27:BA:2870:C:C2'	2.35	0.74
30:BF:223:LEU:HD12	30:BF:224:ALA:H	0.93	0.74
31:BG:87:ALA:C	31:BG:89:PRO:HD2	2.07	0.74
32:BH:55:SER:C	32:BH:57:GLU:H	1.90	0.74
33:BI:13:GLY:CA	33:BI:15:LYS:HD2	2.16	0.74
33:BI:115:ILE:HG13	33:BI:131:VAL:HG13	1.68	0.74
34:BN:136:SER:O	34:BN:139:LEU:N	2.20	0.74
35:BO:99:PHE:CE2	39:BT:24:LYS:NZ	2.55	0.74
36:BP:62:ALA:O	36:BP:107:LYS:CE	2.36	0.74
37:BQ:49:VAL:CB	37:BQ:119:ASN:O	2.36	0.74
41:BX:50:GLU:HB2	41:BX:67:ARG:O	1.87	0.74
42:BY:78:THR:HA	42:BY:89:ARG:H	1.51	0.74
43:BZ:12:GLN:O	43:BZ:15:ASP:HB3	1.87	0.74
43:BZ:40:ASP:O	43:BZ:41:ARG:C	2.25	0.74
43:BZ:174:PRO:O	43:BZ:175:ARG:HG2	1.86	0.74
45:BU:88:ILE:HG22	46:BV:55:THR:OG1	1.86	0.74
45:BU:98:ILE:O	45:BU:99:ALA:C	2.26	0.74
45:BU:117:ARG:NH1	45:BU:118:GLN:OE1	2.20	0.74
46:BV:31:ASP:O	46:BV:33:VAL:HG23	1.87	0.74
46:BV:40:VAL:CA	46:BV:51:ALA:HB1	2.17	0.74
47:B2:7:GLU:OE2	47:B2:8:ILE:CG1	2.32	0.74
47:B2:15:GLU:O	47:B2:16:ARG:C	2.22	0.74
48:B3:53:LEU:HD23	48:B3:53:LEU:C	2.07	0.74
53:B7:13:ALA:O	53:B7:14:LYS:C	2.25	0.74
54:B8:60:LEU:C	54:B8:60:LEU:HD22	2.07	0.74
1:AA:1308:U:H5'	16:AM:110:ARG:NH2	2.01	0.74
1:AA:1318:A:C5'	22:AS:10:PHE:HB3	2.18	0.74
27:BA:530:G:C6	27:BA:2021:C:C2	2.76	0.74
27:BA:579:G:H1'	51:B5:10:LYS:NZ	2.02	0.74
27:BA:910:A:N6	37:BQ:12:PRO:HA	2.02	0.74
27:BA:2191:G:H2'	27:BA:2192:G:O4'	1.87	0.74
27:BA:2239:G:N3	27:BA:2240:C:C6	2.56	0.74
27:BA:2298:A:C5	27:BA:2321:G:N1	2.55	0.74
27:BA:2441:C:O2'	27:BA:2442:C:O5'	2.05	0.74
27:BA:2458:G:C4	27:BA:2490:G:C2	2.75	0.74
27:BA:2785:C:O4'	29:BE:99:VAL:HA	1.86	0.74
27:BA:2831:G:H1'	27:BA:2883:A:C2	2.22	0.74

*Continued on next page...*

*Continued from previous page...*

Atom-1	Atom-2	Interatomic distance (Å)	Clash overlap (Å)
27:BA:2859:G:O2'	27:BA:2860:A:H5'	1.87	0.74
30:BF:138:VAL:O	30:BF:139:VAL:HG23	1.88	0.74
30:BF:144:PHE:CD2	30:BF:156:LEU:CD1	2.71	0.74
31:BG:93:LEU:HD22	31:BG:106:PHE:CE2	2.22	0.74
33:BI:31:PHE:CE1	33:BI:35:LEU:O	2.40	0.74
33:BI:76:THR:HB	33:BI:144:HIS:HE1	1.51	0.74
34:BN:65:ASN:ND2	34:BN:69:TYR:CD1	2.54	0.74
36:BP:112:GLY:O	36:BP:113:GLN:OE1	2.06	0.74
37:BQ:10:ILE:HG13	37:BQ:10:ILE:O	1.88	0.74
37:BQ:35:ASN:HB2	37:BQ:75:SER:HB2	1.68	0.74
38:BS:23:ARG:CZ	38:BS:37:ARG:HH22	2.00	0.74
42:BY:103:LEU:CD2	42:BY:112:LEU:HD23	2.14	0.74
43:BZ:67:LYS:HA	43:BZ:67:LYS:HZ1	0.84	0.74
43:BZ:154:LEU:CD1	43:BZ:160:LEU:HD11	2.17	0.74
46:BV:43:GLU:C	46:BV:44:GLN:HE21	1.90	0.74
46:BV:69:ILE:HG22	46:BV:88:GLN:HB3	1.70	0.74
48:B3:16:PRO:CB	48:B3:19:GLN:OE1	2.34	0.74
51:B5:14:SER:O	51:B5:15:LYS:C	2.25	0.74
1:AA:137:C:O2'	19:AP:61:SER:O	2.04	0.74
1:AA:1199:U:C4'	13:AJ:54:PHE:CE2	2.71	0.74
1:AA:1315:U:P	22:AS:6:LYS:HZ2	2.09	0.74
16:AM:66:LEU:C	16:AM:70:LEU:HB2	2.07	0.74
27:BA:636:G:OP2	36:BP:126:SER:HA	1.88	0.74
27:BA:1287:A:H5'	44:BR:104:ARG:HG3	1.69	0.74
27:BA:2262:U:H6	49:B0:14:ARG:NH2	1.77	0.74
27:BA:2265:U:H2'	27:BA:2266:A:OP1	1.86	0.74
27:BA:2393:A:H4'	54:B8:13:ARG:NH2	2.01	0.74
27:BA:2407:G:H5''	27:BA:2408:U:OP2	1.87	0.74
27:BA:2437:U:H5'	27:BA:2598:A:H2	1.01	0.74
27:BA:2485:G:C5'	37:BQ:144:THR:CG2	2.46	0.74
27:BA:2613:U:H5'	27:BA:2613:U:C6	2.17	0.74
27:BA:2615:U:H2'	27:BA:2616:C:C6	2.23	0.74
27:BA:2678:C:C2	27:BA:2679:A:H8	2.05	0.74
27:BA:2866:U:O2	27:BA:2868:A:O2'	2.01	0.74
28:BD:63:ILE:HG22	28:BD:64:ILE:H	0.58	0.74
28:BD:65:ASP:OD1	28:BD:65:ASP:C	2.23	0.74
29:BE:198:TYR:HA	29:BE:266:LYS:O	1.88	0.74
29:BE:247:ARG:HB2	29:BE:249:THR:OG1	1.88	0.74
30:BF:216:SER:O	30:BF:217:GLU:HB2	1.87	0.74
32:BH:48:VAL:HG23	32:BH:49:ILE:H	1.53	0.74
32:BH:105:SER:O	32:BH:106:VAL:CG2	2.35	0.74

*Continued on next page...*

*Continued from previous page...*

Atom-1	Atom-2	Interatomic distance (Å)	Clash overlap (Å)
33:BI:50:GLN:HA	33:BI:53:LYS:HG2	1.68	0.74
35:BO:104:ARG:HD2	35:BO:104:ARG:H	1.53	0.74
37:BQ:94:ARG:CG	37:BQ:107:LYS:N	2.51	0.74
38:BS:97:VAL:O	38:BS:98:GLU:HB3	1.86	0.74
40:BW:8:ARG:NE	40:BW:102:HIS:HE1	1.85	0.74
41:BX:14:ALA:O	41:BX:17:ASP:N	2.20	0.74
41:BX:28:VAL:CG1	41:BX:64:ALA:CB	2.65	0.74
42:BY:48:VAL:CG1	42:BY:49:GLU:N	2.19	0.74
43:BZ:26:LYS:HD2	43:BZ:27:GLU:OE2	1.87	0.74
43:BZ:67:LYS:HG3	43:BZ:67:LYS:O	1.88	0.74
46:BV:33:VAL:CB	46:BV:63:HIS:CD2	2.70	0.74
46:BV:35:LEU:HG	46:BV:63:HIS:HE2	1.52	0.74
46:BV:78:VAL:HB	46:BV:80:TYR:CE1	2.22	0.74
46:BV:94:LYS:CA	46:BV:95:ILE:CD1	2.56	0.74
48:B3:9:VAL:N	48:B3:54:VAL:CG1	2.50	0.74
49:B0:36:ILE:CA	49:B0:68:VAL:HG11	2.18	0.74
50:B4:7:PRO:CD	50:B4:56:VAL:CG2	2.27	0.74
1:AA:745:C:H1'	1:AA:836:G:O2'	1.88	0.74
1:AA:948:C:H4'	1:AA:1306:A:O3'	1.88	0.74
15:AL:54:LYS:CG	15:AL:75:HIS:HE1	2.01	0.74
27:BA:443:A:C8	30:BF:43:LYS:HD2	2.22	0.74
27:BA:142(A):A:P	27:BA:1143:A:H8	2.11	0.74
27:BA:1665:A:H4'	35:BO:66:LYS:HD3	1.69	0.74
27:BA:2276:G:C2'	27:BA:2277:G:O5'	2.35	0.74
27:BA:2373:G:O2'	27:BA:2374:C:C5'	2.29	0.74
27:BA:2395:C:O3'	50:B4:28:ARG:HD2	1.87	0.74
27:BA:2462:U:C2	27:BA:2463:C:C6	2.75	0.74
27:BA:2567:G:H2'	27:BA:2568:C:H5	1.51	0.74
27:BA:2674:G:C2'	27:BA:2675:A:H8	1.95	0.74
27:BA:2773:C:H2'	27:BA:2774:C:H6	1.52	0.74
27:BA:2808:U:O2	27:BA:2892:A:N6	1.96	0.74
27:BA:2848:G:N1	27:BA:2867:G:N3	2.35	0.74
28:BD:74:PRO:CG	28:BD:96:ALA:CA	2.65	0.74
28:BD:142:ASN:N	28:BD:142:ASN:HD22	1.84	0.74
30:BF:57:PRO:HG2	30:BF:58:ALA:H	1.52	0.74
30:BF:102:LEU:HD22	30:BF:103:ASN:N	1.96	0.74
30:BF:215:ALA:CB	30:BF:238:SER:C	2.54	0.74
36:BP:130:ARG:HA	36:BP:133:VAL:CG2	2.18	0.74
37:BQ:51:GLU:N	37:BQ:51:GLU:OE1	2.20	0.74
42:BY:28:SER:OG	42:BY:99:THR:HG23	1.87	0.74
43:BZ:141:MET:O	43:BZ:142:ASN:ND2	2.20	0.74

*Continued on next page...*

*Continued from previous page...*

Atom-1	Atom-2	Interatomic distance (Å)	Clash overlap (Å)
45:BU:63:GLN:C	45:BU:65:ILE:N	2.41	0.74
47:B2:51:LYS:O	47:B2:54:ALA:CB	2.36	0.74
50:B4:17:GLN:HA	50:B4:33:VAL:CG1	2.18	0.74
51:B5:42:SER:O	51:B5:43:HIS:CB	2.35	0.74
56:BK:49:LYS:NZ	56:BK:73:PRO:HA	2.03	0.74
1:AA:47:C:H4'	1:AA:48:C:H5''	1.69	0.74
1:AA:1286:A:N6	1:AA:1355:G:P	2.61	0.74
2:AV:25:C:H4'	27:BA:1923:U:OP2	1.87	0.74
27:BA:190:A:H2'	27:BA:191:A:C8	2.23	0.74
27:BA:790:C:OP1	27:BA:1781:C:N4	2.21	0.74
27:BA:830:G:N7	27:BA:2448:A:C8	2.56	0.74
27:BA:911:A:C2	37:BQ:17:ARG:CD	2.71	0.74
27:BA:1101:U:H2'	27:BA:1102:C:H6	1.51	0.74
27:BA:1567:A:N7	28:BD:84:PRO:HB3	2.03	0.74
27:BA:1697:G:H5''	27:BA:1698:A:H5'	1.68	0.74
27:BA:2051:A:O2'	29:BE:238:LEU:HD23	1.88	0.74
27:BA:2251:G:P	37:BQ:102:ARG:HH21	2.11	0.74
27:BA:2255:G:C6	27:BA:2256:G:C8	2.76	0.74
27:BA:2737:G:N3	27:BA:2738:A:N7	2.36	0.74
28:BD:63:ILE:CG2	28:BD:64:ILE:N	2.08	0.74
29:BE:44:TYR:HD1	29:BE:309:PRO:CD	1.98	0.74
30:BF:81:PRO:CA	30:BF:87:ARG:CG	2.26	0.74
30:BF:167:ASP:O	30:BF:168:ARG:CD	2.35	0.74
31:BG:46:GLY:O	31:BG:47:GLN:HG3	1.88	0.74
32:BH:127:GLN:HG3	32:BH:128:THR:N	2.03	0.74
33:BI:80:PRO:HA	33:BI:146:THR:O	1.87	0.74
37:BQ:16:ARG:NH1	37:BQ:19:TYR:HD1	1.86	0.74
37:BQ:32:LYS:HZ2	43:BZ:172:LEU:CD1	2.01	0.74
37:BQ:45:GLN:CD	37:BQ:153:PRO:HB2	2.09	0.74
37:BQ:82:LYS:HB3	37:BQ:123:ILE:HG22	1.70	0.74
38:BS:17:ARG:HH11	38:BS:18:THR:CA	2.01	0.74
38:BS:40:ASN:HA	38:BS:114:LYS:HZ1	1.53	0.74
40:BW:45:TYR:HD2	40:BW:46:PHE:N	1.85	0.74
41:BX:9:HIS:ND1	41:BX:27:ALA:CA	2.50	0.74
42:BY:9:LYS:HZ1	42:BY:13:ARG:HH22	1.34	0.74
42:BY:48:VAL:HG12	42:BY:49:GLU:H	0.62	0.74
42:BY:63:ILE:CG1	42:BY:75:GLU:OE2	2.36	0.74
42:BY:81:LYS:HB3	42:BY:81:LYS:NZ	2.03	0.74
44:BR:43:GLU:C	44:BR:45:ARG:N	2.36	0.74
44:BR:58:GLY:O	44:BR:59:ASP:HB3	1.88	0.74
45:BU:83:LEU:O	45:BU:86:ALA:CB	2.36	0.74

*Continued on next page...*

*Continued from previous page...*

Atom-1	Atom-2	Interatomic distance (Å)	Clash overlap (Å)
46:BV:95:ILE:CD1	46:BV:95:ILE:N	2.33	0.74
48:B3:23:LEU:HA	48:B3:28:LEU:HD12	0.74	0.74
52:B6:33:ALA:O	52:B6:35:LEU:N	2.21	0.74
52:B6:42:PRO:O	52:B6:44:ALA:O	2.05	0.74
54:B8:31:HIS:O	54:B8:32:GLN:HG2	1.86	0.74
2:AV:4:G:H2'	2:AV:5:A:C8	2.23	0.73
3:AW:65:G:C6	3:AW:66:A:C5	2.77	0.73
27:BA:58:G:H2'	27:BA:73:A:C6	2.21	0.73
27:BA:974(A):C:C1'	27:BA:989:G:H22	2.00	0.73
27:BA:990:A:N6	27:BA:1186:G:H1'	2.03	0.73
27:BA:1365:A:P	50:B4:3:LYS:HD2	2.28	0.73
27:BA:1427:A:H8	27:BA:1427:A:OP1	1.70	0.73
27:BA:1935:G:H2'	27:BA:1962:C:N3	2.02	0.73
27:BA:2046:G:OP1	51:B5:19:ARG:CA	2.35	0.73
27:BA:2093:G:C4	27:BA:2198:A:C6	2.58	0.73
27:BA:2188:C:C5	27:BA:2189:U:C4	2.76	0.73
27:BA:2206:C:HO2'	27:BA:2207:C:C4'	2.00	0.73
27:BA:2264:C:H2'	27:BA:2265:U:C5'	2.16	0.73
27:BA:2309:A:C5'	27:BA:2310:A:H8	1.96	0.73
27:BA:2370:G:C2'	27:BA:2371:G:O5'	2.34	0.73
27:BA:2431:U:C4	27:BA:2434:A:OP2	2.41	0.73
27:BA:2507:C:N1	27:BA:2583:G:N2	2.36	0.73
27:BA:2531:A:C2	27:BA:2658:C:H1'	2.23	0.73
27:BA:2745:C:O2	32:BH:142:GLU:OE2	2.05	0.73
27:BA:2838:G:N2	27:BA:2881:C:C2	2.56	0.73
28:BD:104:ILE:HB	28:BD:106:PRO:HD3	1.68	0.73
28:BD:143:ILE:CG1	28:BD:153:LEU:CA	2.66	0.73
28:BD:175:LEU:CD1	28:BD:180:VAL:CA	2.65	0.73
29:BE:192:ILE:O	29:BE:193:PHE:C	2.25	0.73
29:BE:265:ASN:ND2	29:BE:265:ASN:O	2.21	0.73
36:BP:124:ASP:HB3	36:BP:130:ARG:NH2	2.02	0.73
37:BQ:56:ILE:O	37:BQ:112:ALA:HB2	1.88	0.73
41:BX:31:ARG:NE	41:BX:31:ARG:CA	2.51	0.73
42:BY:101:LEU:HD23	42:BY:103:LEU:HG	1.67	0.73
42:BY:102:ASP:C	42:BY:108:ARG:HD3	2.07	0.73
44:BR:18:LEU:HD12	44:BR:19:ALA:N	2.02	0.73
48:B3:16:PRO:HB3	48:B3:19:GLN:NE2	2.03	0.73
50:B4:5:LEU:HD21	50:B4:9:ALA:HA	1.68	0.73
50:B4:7:PRO:HD2	50:B4:56:VAL:CB	2.18	0.73
54:B8:9:MET:O	54:B8:14:ILE:CD1	2.35	0.73
54:B8:19:THR:CB	54:B8:21:LYS:HZ2	1.98	0.73

*Continued on next page...*

*Continued from previous page...*

Atom-1	Atom-2	Interatomic distance (Å)	Clash overlap (Å)
1:AA:136:C:O2'	19:AP:63:GLY:HA3	1.86	0.73
1:AA:1095:U:OP2	1:AA:1108:G:N1	2.15	0.73
27:BA:358:U:H3'	27:BA:359:A:C5'	2.17	0.73
27:BA:911:A:C8	37:BQ:16:ARG:CD	2.60	0.73
27:BA:988:A:OP1	48:B3:11:SER:HB2	1.88	0.73
27:BA:1489:U:H4'	27:BA:1490:A:OP2	1.87	0.73
27:BA:2404:C:N4	27:BA:2405:G:N1	2.36	0.73
27:BA:2466:C:OP1	55:B9:5:SER:O	2.05	0.73
27:BA:2468:G:N2	27:BA:2481:G:C2'	2.48	0.73
27:BA:2816:C:H2'	27:BA:2817:G:O5'	1.88	0.73
27:BA:2838:G:C6	27:BA:2839:G:C5	2.75	0.73
27:BA:2868:A:O5'	27:BA:2868:A:H8	1.71	0.73
28:BD:128:ALA:HB2	28:BD:190:THR:HA	1.57	0.73
29:BE:214:VAL:CG2	29:BE:221:LYS:HZ2	2.01	0.73
29:BE:222:ARG:CD	29:BE:232:ARG:CA	2.64	0.73
32:BH:63:LEU:O	32:BH:66:THR:CG2	2.31	0.73
32:BH:89:VAL:O	32:BH:160:GLY:N	2.21	0.73
33:BI:145:VAL:O	33:BI:146:THR:CB	2.34	0.73
35:BO:79:PHE:CG	39:BT:22:VAL:HG21	2.24	0.73
36:BP:66:VAL:C	36:BP:67:ARG:NE	2.40	0.73
37:BQ:125:TRP:C	37:BQ:126:VAL:HG23	2.05	0.73
42:BY:31:LEU:CD1	42:BY:101:LEU:CB	2.66	0.73
42:BY:70:ALA:O	42:BY:93:THR:HG23	1.89	0.73
43:BZ:116:VAL:HG23	43:BZ:169:VAL:HG22	1.64	0.73
44:BR:90:ARG:HH12	44:BR:117:VAL:HG21	1.53	0.73
45:BU:82:GLY:O	45:BU:85:ARG:HB2	1.87	0.73
51:B5:45:ILE:H	51:B5:52:TYR:HE1	1.35	0.73
1:AA:60:A:N6	1:AA:107:G:HO2'	1.82	0.73
1:AA:634:C:H2'	1:AA:635:G:H8	1.52	0.73
1:AA:900:A:H2'	1:AA:901:A:C8	2.23	0.73
1:AA:3(A):G:N1	1:AA:1037:C:C2	2.56	0.73
1:AA:1005:A:H5'	1:AA:1037:C:C1'	2.15	0.73
1:AA:1318:A:H4'	22:AS:10:PHE:CD2	2.23	0.73
3:AW:37:YYG:H31	3:AW:37:YYG:C1'	2.18	0.73
27:BA:2048:G:C6	27:BA:2621:A:N1	2.57	0.73
27:BA:2183:C:H2'	27:BA:2184:G:H8	1.53	0.73
27:BA:2266:A:H5''	27:BA:2267:A:C5	2.22	0.73
27:BA:2395:C:H3'	27:BA:2395:C:H6	1.51	0.73
27:BA:2838:G:C2	27:BA:2839:G:C8	2.76	0.73
27:BA:2853:C:H2'	27:BA:2854:G:O5'	1.88	0.73
28:BD:76:ARG:HD3	28:BD:113:MET:HE2	1.70	0.73

*Continued on next page...*

*Continued from previous page...*

Atom-1	Atom-2	Interatomic distance (Å)	Clash overlap (Å)
29:BE:268:LEU:HD21	29:BE:295:LEU:O	1.88	0.73
30:BF:47:GLY:HA2	30:BF:92:PRO:HB2	0.80	0.73
31:BG:60:GLU:O	31:BG:61:PHE:HB2	1.86	0.73
32:BH:104:LEU:CB	32:BH:151:ARG:CZ	2.48	0.73
33:BI:7:LYS:HG3	33:BI:12:LYS:CA	2.18	0.73
33:BI:7:LYS:CB	33:BI:14:LYS:HE2	2.10	0.73
35:BO:31:ARG:O	35:BO:32:TYR:CD1	2.42	0.73
37:BQ:68:ALA:CB	37:BQ:136:TRP:HZ3	2.01	0.73
37:BQ:75:SER:O	37:BQ:132:VAL:HG21	1.88	0.73
38:BS:28:LYS:HB3	38:BS:28:LYS:HZ3	1.54	0.73
39:BT:21:PHE:C	39:BT:22:VAL:CG1	2.54	0.73
41:BX:32:ALA:HA	41:BX:36:GLU:HG3	1.69	0.73
41:BX:46:ASP:OD1	41:BX:46:ASP:N	2.20	0.73
42:BY:92:ASP:O	42:BY:93:THR:C	2.24	0.73
43:BZ:100:THR:CA	43:BZ:137:ASP:CG	2.50	0.73
45:BU:7:GLY:C	45:BU:9:VAL:H	1.88	0.73
45:BU:47:TYR:CE2	46:BV:74:TYR:C	2.61	0.73
45:BU:55:ARG:C	45:BU:57:PHE:N	2.40	0.73
46:BV:33:VAL:HB	46:BV:63:HIS:NE2	2.02	0.73
49:B0:65:GLY:O	49:B0:66:LYS:CE	2.35	0.73
52:B6:12:MET:HE3	52:B6:54:LYS:N	2.02	0.73
1:AA:266:G:N2	1:AA:270:A:H62	1.85	0.73
1:AA:1237:C:O2	1:AA:1335:C:H5'	1.88	0.73
1:AA:1250:A:H4'	12:AI:67:GLY:C	2.08	0.73
27:BA:573:G:H2'	27:BA:574:C:H3'	1.70	0.73
27:BA:849:A:H2	48:B3:21:ALA:CA	2.00	0.73
27:BA:1340:U:C6	41:BX:55:GLN:NE2	2.53	0.73
27:BA:1819:A:OP1	28:BD:154:VAL:C	2.27	0.73
27:BA:2021:C:C6	45:BU:25:TRP:CH2	2.76	0.73
27:BA:2093:G:N7	27:BA:2225:A:C5	2.57	0.73
27:BA:2320:A:C5	38:BS:9:PRO:HB3	2.23	0.73
27:BA:2349:G:O6	27:BA:2350:C:C5	2.42	0.73
27:BA:2410:G:H2'	27:BA:2411:A:H8	1.00	0.73
27:BA:2517:C:C5	27:BA:2542:A:C5	2.76	0.73
27:BA:2543:G:O2'	27:BA:2645:G:N7	2.20	0.73
27:BA:2592:G:N2	27:BA:2603:G:C5	2.57	0.73
27:BA:2676:C:O2	27:BA:2732:G:N2	2.21	0.73
27:BA:2741:A:C2'	27:BA:2742:C:C5'	2.57	0.73
28:BD:141:HIS:HE1	28:BD:191:VAL:O	1.68	0.73
28:BD:175:LEU:O	28:BD:176:ALA:C	2.26	0.73
29:BE:267:ARG:HB2	29:BE:297:LYS:CD	2.17	0.73

*Continued on next page...*



*Continued from previous page...*

Atom-1	Atom-2	Interatomic distance (Å)	Clash overlap (Å)
30:BF:63:SER:H	30:BF:65:ARG:NE	1.82	0.73
30:BF:96:LYS:CB	30:BF:98:ARG:NH2	2.41	0.73
32:BH:140:VAL:O	32:BH:143:LEU:HD22	1.86	0.73
33:BI:3:VAL:HG11	33:BI:21:VAL:HG21	1.70	0.73
33:BI:43:ASN:HA	33:BI:46:ALA:CB	2.18	0.73
33:BI:105:GLN:O	33:BI:107:GLY:N	2.22	0.73
33:BI:133:LEU:HD11	33:BI:139:ALA:HB3	1.71	0.73
34:BN:18:ILE:O	34:BN:20:GLY:N	2.21	0.73
34:BN:39:VAL:HA	34:BN:103:VAL:HG13	1.69	0.73
35:BO:3:GLN:HA	35:BO:21:VAL:CG1	2.19	0.73
36:BP:65:ASP:O	36:BP:69:ILE:HG23	1.89	0.73
37:BQ:51:GLU:OE2	37:BQ:148:ASN:HB2	1.88	0.73
37:BQ:146:THR:O	37:BQ:147:VAL:HB	1.87	0.73
39:BT:13:ILE:HG22	39:BT:14:GLU:OE2	1.89	0.73
39:BT:46:ALA:O	39:BT:49:LEU:HB3	1.88	0.73
41:BX:14:ALA:C	41:BX:17:ASP:OD1	2.26	0.73
42:BY:73:HIS:HA	42:BY:91:LEU:HD21	1.69	0.73
43:BZ:18:MET:HG3	43:BZ:35:ASP:HA	1.70	0.73
43:BZ:46:GLN:C	43:BZ:47:SER:O	2.27	0.73
43:BZ:141:MET:O	43:BZ:142:ASN:CB	2.36	0.73
44:BR:31:HIS:HD2	44:BR:34:ILE:HD11	1.53	0.73
45:BU:40:LEU:CD2	45:BU:40:LEU:N	2.45	0.73
45:BU:80:ILE:CA	45:BU:83:LEU:HD12	2.17	0.73
52:B6:17:GLY:O	52:B6:18:THR:HB	1.88	0.73
1:AA:953:G:H1'	16:AM:125:ARG:O	1.89	0.73
1:AA:1059:C:C2'	13:AJ:52:GLY:HA2	2.18	0.73
11:AH:44:PHE:O	11:AH:64:LYS:HB3	1.88	0.73
27:BA:58:G:H1	27:BA:69:C:N4	1.83	0.73
27:BA:535:C:H5''	45:BU:53:LYS:CE	2.19	0.73
27:BA:994:C:O2'	45:BU:54:LYS:CG	2.36	0.73
27:BA:1799:G:C6	28:BD:177:SER:CB	2.70	0.73
27:BA:2187:G:H2'	27:BA:2188:C:H5'	1.70	0.73
27:BA:2589:A:O2'	27:BA:2590:A:H5''	1.88	0.73
27:BA:2892:A:H2'	27:BA:2893:G:C1'	2.18	0.73
29:BE:42:ALA:HA	29:BE:311:PHE:HE2	1.53	0.73
30:BF:33:LYS:CA	30:BF:36:ARG:CG	2.66	0.73
30:BF:196:THR:OG1	30:BF:201:SER:N	2.22	0.73
31:BG:105:SER:CB	31:BG:131:THR:CG2	2.57	0.73
33:BI:89:LEU:HD12	33:BI:93:ILE:HG23	1.68	0.73
33:BI:116:GLU:HG2	33:BI:132:LYS:HE2	1.69	0.73
34:BN:54:VAL:HG11	34:BN:138:THR:HB	1.70	0.73

*Continued on next page...*

*Continued from previous page...*

Atom-1	Atom-2	Interatomic distance (Å)	Clash overlap (Å)
34:BN:79:PHE:N	34:BN:79:PHE:CD1	2.52	0.73
34:BN:83:ILE:CG1	34:BN:84:ARG:N	1.94	0.73
36:BP:76:LEU:CA	36:BP:81:VAL:HG21	2.17	0.73
37:BQ:91:HIS:CA	37:BQ:111:THR:HG23	2.17	0.73
38:BS:34:LEU:HG	38:BS:102:LEU:C	2.08	0.73
43:BZ:4:THR:O	43:BZ:5:ALA:HB3	1.86	0.73
45:BU:98:ILE:HD12	45:BU:98:ILE:N	2.04	0.73
46:BV:63:HIS:ND1	46:BV:63:HIS:N	2.35	0.73
48:B3:3:ARG:HB2	48:B3:60:GLU:CA	2.18	0.73
49:B0:71:ASN:O	49:B0:72:LYS:C	2.26	0.73
52:B6:19:GLY:HA3	52:B6:42:PRO:HG3	0.74	0.73
1:AA:54:C:N4	1:AA:352:C:H2'	2.04	0.73
1:AA:376:G:O3'	19:AP:5:ARG:NH1	2.21	0.73
2:AV:13:C:H4'	27:BA:1924:C:HO2'	1.52	0.73
3:AW:39:PSU:C5'	14:AK:54:ARG:HH22	2.01	0.73
16:AM:122:LYS:HZ3	25:AY:153:GLY:CA	2.00	0.73
27:BA:111:A:H4'	47:B2:62:GLU:OE2	1.88	0.73
27:BA:850:C:H42	27:BA:928:G:H1	1.35	0.73
27:BA:1152:C:H1'	45:BU:77:SER:HB3	1.71	0.73
27:BA:2025:C:H2'	27:BA:2026:C:C6	2.23	0.73
27:BA:2218:G:C2	27:BA:2219:G:C8	2.76	0.73
27:BA:2446:G:N1	27:BA:2501:C:H5	1.76	0.73
27:BA:2574:G:C4	27:BA:2575:C:C4	2.68	0.73
27:BA:2601:C:N3	27:BA:2603:G:O6	2.21	0.73
27:BA:2755:C:C6	27:BA:2755:C:C5'	2.67	0.73
27:BA:2781:A:H5'	27:BA:2782:G:O5'	1.86	0.73
28:BD:215:LYS:O	28:BD:216:ALA:O	2.06	0.73
29:BE:79:ARG:CZ	29:BE:104:PHE:O	2.36	0.73
29:BE:85:ALA:O	29:BE:96:LEU:O	2.07	0.73
29:BE:193:PHE:CZ	29:BE:312:ARG:O	2.42	0.73
30:BF:56:THR:CB	30:BF:57:PRO:CD	2.65	0.73
32:BH:64:HIS:C	32:BH:66:THR:N	2.33	0.73
33:BI:115:ILE:CG1	33:BI:131:VAL:CG1	2.55	0.73
34:BN:68:GLY:O	34:BN:69:TYR:CD1	2.42	0.73
35:BO:73:ASP:C	35:BO:75:SER:H	1.91	0.73
36:BP:64:ILE:O	36:BP:108:VAL:CA	2.35	0.73
37:BQ:28:ILE:HG23	37:BQ:62:GLU:CB	2.18	0.73
37:BQ:94:ARG:HG2	37:BQ:107:LYS:H	1.54	0.73
38:BS:18:THR:C	38:BS:19:ASP:OD1	2.27	0.73
40:BW:6:ILE:O	40:BW:7:ALA:HB2	1.88	0.73
42:BY:47:THR:O	42:BY:48:VAL:CG2	2.35	0.73

*Continued on next page...*

*Continued from previous page...*

Atom-1	Atom-2	Interatomic distance (Å)	Clash overlap (Å)
43:BZ:40:ASP:OD1	43:BZ:40:ASP:N	2.18	0.73
45:BU:110:VAL:C	45:BU:113:SER:OG	2.26	0.73
46:BV:64:GLY:H	46:BV:95:ILE:HG13	1.53	0.73
46:BV:77:GLY:O	46:BV:78:VAL:CG1	2.37	0.73
47:B2:55:ARG:HA	47:B2:58:THR:CB	2.18	0.73
50:B4:31:ILE:HD13	50:B4:31:ILE:N	2.02	0.73
52:B6:19:GLY:HA3	52:B6:42:PRO:CB	2.17	0.73
1:AA:267:C:OP2	20:AQ:67:LYS:HD3	1.88	0.73
1:AA:1097:C:O2	1:AA:1168:A:H2	1.70	0.73
3:AW:25:C:C2	3:AW:26:G:H1'	2.23	0.73
27:BA:342:G:H1	27:BA:344:G:N2	1.86	0.73
27:BA:989:G:N7	48:B3:13:ILE:HD12	2.04	0.73
27:BA:1021:A:H2	27:BA:1122:G:H5''	1.51	0.73
27:BA:1528:A:H61	27:BA:1543:A:H62	1.35	0.73
27:BA:2241:A:H5'	27:BA:2241:A:C8	2.22	0.73
27:BA:2261:C:C3'	49:B0:14:ARG:HH21	2.01	0.73
27:BA:2290:G:H21	27:BA:2343:C:H1'	1.52	0.73
27:BA:2330:G:N1	27:BA:2331:G:C4	2.56	0.73
27:BA:2341:G:C6	27:BA:2342:C:N4	2.57	0.73
27:BA:2349:G:OP2	54:B8:42:ARG:NH2	2.22	0.73
27:BA:2422:A:C2'	27:BA:2424:C:C5	2.71	0.73
27:BA:2445:G:C2'	27:BA:2446:G:C5'	2.67	0.73
27:BA:2457:U:C5	27:BA:2458:G:C2	2.67	0.73
27:BA:2459:A:N7	27:BA:2460:U:C6	2.55	0.73
27:BA:2528:U:O2'	27:BA:2529:G:H8	1.72	0.73
27:BA:2532:G:H5'	27:BA:2532:G:C8	2.22	0.73
27:BA:2579:C:C6	27:BA:2579:C:C3'	2.72	0.73
31:BG:14:ARG:CA	31:BG:137:PRO:HG3	2.18	0.73
32:BH:14:VAL:HG12	32:BH:16:VAL:HG23	1.70	0.73
37:BQ:142:LYS:HE2	37:BQ:143:VAL:C	2.09	0.73
38:BS:48:VAL:HA	38:BS:55:ASP:OD1	1.89	0.73
40:BW:23:LEU:HD13	40:BW:35:ILE:CG2	2.19	0.73
40:BW:70:TYR:O	40:BW:107:LEU:HA	1.88	0.73
40:BW:82:LEU:HD22	40:BW:82:LEU:N	2.03	0.73
41:BX:76:GLU:OE1	41:BX:77:VAL:HG22	1.89	0.73
42:BY:45:GLY:C	42:BY:62:VAL:CB	2.55	0.73
43:BZ:26:LYS:CB	43:BZ:84:TYR:OH	2.32	0.73
44:BR:24:GLN:CB	44:BR:44:LEU:HD23	2.19	0.73
44:BR:116:LEU:O	44:BR:116:LEU:HD12	1.88	0.73
1:AA:762:C:H2'	1:AA:763:G:C8	2.24	0.73
1:AA:1391:U:H2'	1:AA:1392:G:C8	2.23	0.73

*Continued on next page...*

Continued from previous page...

Atom-1	Atom-2	Interatomic distance (Å)	Clash overlap (Å)
20:AQ:44:ALA:HB2	20:AQ:59:ILE:HD11	1.70	0.73
27:BA:965:C:O4'	27:BA:2273:A:N3	2.22	0.73
27:BA:1609:A:C6	27:BA:1616:A:C2	2.76	0.73
27:BA:2258:C:H41	27:BA:2426:A:C1'	1.99	0.73
27:BA:2455:G:C2	27:BA:2498:C:N4	2.57	0.73
27:BA:2745:C:H1'	32:BH:142:GLU:OE2	1.88	0.73
27:BA:2869:G:C6	27:BA:2870:C:C4	2.77	0.73
27:BA:2880:C:N3	27:BA:2881:C:C5	2.56	0.73
28:BD:117:SER:HB3	28:BD:128:ALA:O	1.88	0.73
29:BE:77:PRO:HB3	29:BE:188:ALA:N	2.02	0.73
30:BF:6:TYR:HE1	30:BF:139:VAL:HB	1.50	0.73
30:BF:92:PRO:O	30:BF:93:LYS:C	2.24	0.73
30:BF:112:ARG:C	30:BF:114:ALA:N	2.41	0.73
31:BG:18:ILE:O	31:BG:19:GLU:HB2	1.89	0.73
31:BG:128:LEU:O	31:BG:129:ASP:CB	2.37	0.73
33:BI:51:LYS:O	33:BI:55:GLN:CG	2.30	0.73
35:BO:17:ARG:HH21	35:BO:47:THR:CA	2.01	0.73
37:BQ:47:GLU:OE1	37:BQ:47:GLU:N	2.22	0.73
41:BX:13:LYS:O	41:BX:14:ALA:C	2.26	0.73
41:BX:47:VAL:HG12	41:BX:69:SER:HG	1.52	0.73
42:BY:9:LYS:CE	42:BY:13:ARG:CZ	2.67	0.73
43:BZ:45:GLN:N	43:BZ:45:GLN:HE21	1.87	0.73
44:BR:38:VAL:HG22	44:BR:99:LYS:HE3	1.70	0.73
45:BU:51:ARG:O	45:BU:52:ASN:O	2.07	0.73
46:BV:60:VAL:O	46:BV:98:ILE:CA	2.37	0.73
46:BV:67:LYS:CG	46:BV:70:TYR:HE1	2.01	0.73
48:B3:9:VAL:HG22	48:B3:54:VAL:CB	2.19	0.73
54:B8:26:LYS:NZ	54:B8:44:LYS:N	2.37	0.73
55:B9:23:VAL:O	55:B9:24:LEU:HD23	1.89	0.73
1:AA:1181:G:H4'	1:AA:1184:G:H5'	1.71	0.73
27:BA:593:G:O2'	54:B8:58:MET:HE3	1.85	0.73
27:BA:674:G:H5''	30:BF:69:HIS:HA	1.70	0.73
27:BA:1238:G:C2	27:BA:1239:G:H1'	2.24	0.73
27:BA:2313:C:C5'	31:BG:72:LYS:CG	2.41	0.73
27:BA:2605:U:O2	27:BA:2606:C:C5	2.40	0.73
27:BA:2615:U:H2'	27:BA:2616:C:O5'	1.87	0.73
27:BA:2666:C:C2'	27:BA:2667:C:H5'	2.18	0.73
27:BA:2816:C:C2'	27:BA:2817:G:O5'	2.35	0.73
29:BE:86:TYR:O	29:BE:87:GLU:O	2.07	0.73
29:BE:198:TYR:CE2	29:BE:265:ASN:O	2.40	0.73
29:BE:205:THR:O	29:BE:206:LYS:HG2	1.89	0.73

Continued on next page...

*Continued from previous page...*

Atom-1	Atom-2	Interatomic distance (Å)	Clash overlap (Å)
37:BQ:47:GLU:OE2	37:BQ:151:SER:CA	2.37	0.73
37:BQ:67:ALA:O	37:BQ:71:PHE:HE1	1.70	0.73
37:BQ:123:ILE:HG22	37:BQ:125:TRP:HB2	1.69	0.73
37:BQ:149:ILE:HD12	37:BQ:149:ILE:N	2.03	0.73
38:BS:46:GLN:C	38:BS:47:LEU:HD23	2.05	0.73
42:BY:33:GLU:CG	42:BY:34:GLU:H	2.02	0.73
42:BY:63:ILE:CG1	42:BY:75:GLU:N	2.51	0.73
43:BZ:43:PHE:HD2	43:BZ:43:PHE:H	1.36	0.73
43:BZ:75:LYS:O	43:BZ:76:ARG:HB2	1.89	0.73
43:BZ:123:VAL:HA	43:BZ:161:ALA:HB3	1.69	0.73
45:BU:5:LYS:O	45:BU:6:THR:C	2.27	0.73
45:BU:88:ILE:HG22	46:BV:55:THR:HG21	1.71	0.73
46:BV:5:ILE:HD12	46:BV:5:ILE:N	2.04	0.73
48:B3:7:LYS:O	48:B3:54:VAL:HB	1.89	0.73
49:B0:30:VAL:HG12	49:B0:30:VAL:O	1.86	0.73
52:B6:46:LYS:HA	52:B6:46:LYS:HZ1	1.52	0.73
1:AA:20:U:C4	1:AA:916:G:N1	2.57	0.73
1:AA:976:G:OP2	1:AA:1358:U:C1'	2.37	0.73
1:AA:1298:C:P	10:AG:114:ARG:NH1	2.62	0.73
3:AW:9:A:C2	3:AW:45:G:C4	2.77	0.73
6:AC:150:LYS:HB2	6:AC:173:VAL:HG21	1.70	0.73
10:AG:74:GLU:HG2	10:AG:75:VAL:H	1.52	0.73
16:AM:94:ARG:C	16:AM:95:GLY:HA3	2.06	0.73
27:BA:10:G:C2	27:BA:2629:A:C4	2.76	0.73
27:BA:566:U:O5'	46:BV:81:ARG:NH2	2.21	0.73
27:BA:994:C:OP2	45:BU:54:LYS:CE	2.26	0.73
27:BA:1287:A:C8	44:BR:104:ARG:CG	2.61	0.73
27:BA:1364:G:C3'	50:B4:3:LYS:HD2	2.00	0.73
27:BA:2218:G:N3	27:BA:2219:G:C8	2.57	0.73
27:BA:2330:G:N2	27:BA:2331:G:N3	2.37	0.73
27:BA:2330:G:H2'	27:BA:2331:G:C5'	2.18	0.73
27:BA:2444:G:C6	27:BA:2445:G:C6	2.77	0.73
27:BA:2623:G:N2	27:BA:2624:G:H1'	2.00	0.73
27:BA:2641:G:C6	27:BA:2774:C:N4	2.57	0.73
27:BA:2821:A:N3	27:BA:2822:G:N9	2.36	0.73
28:BD:200:THR:OG1	28:BD:201:ASP:OD2	2.07	0.73
29:BE:173:ARG:HB2	29:BE:174:LEU:HD12	1.71	0.73
29:BE:201:VAL:H	29:BE:266:LYS:NZ	1.86	0.73
32:BH:30:GLY:O	32:BH:78:VAL:HG13	1.88	0.73
34:BN:56:LYS:O	34:BN:59:LYS:CB	2.27	0.73
34:BN:83:ILE:CD1	34:BN:84:ARG:HG2	2.19	0.73

*Continued on next page...*

*Continued from previous page...*

Atom-1	Atom-2	Interatomic distance (Å)	Clash overlap (Å)
37:BQ:32:LYS:NZ	43:BZ:172:LEU:HD13	2.02	0.73
41:BX:28:VAL:CG2	41:BX:62:LYS:O	2.37	0.73
41:BX:44:GLN:CD	41:BX:45:TYR:N	2.41	0.73
43:BZ:69:VAL:C	43:BZ:70:GLN:NE2	2.42	0.73
43:BZ:125:PRO:O	43:BZ:127:PRO:HD3	1.88	0.73
47:B2:63:GLU:OE2	47:B2:63:GLU:C	2.28	0.73
49:B0:49:GLN:HE21	49:B0:49:GLN:C	1.93	0.73
50:B4:41:PRO:HG2	50:B4:57:ASP:OD2	1.87	0.73
53:B7:8:ASN:HD22	53:B7:8:ASN:N	1.85	0.73
55:B9:7:VAL:CG1	55:B9:25:VAL:CG2	2.66	0.73
3:AW:76:A:N9	27:BA:2422:A:C5	2.46	0.72
27:BA:452:G:P	30:BF:55:ARG:NH2	2.35	0.72
27:BA:593:G:H1'	54:B8:3:LYS:HZ3	0.90	0.72
27:BA:688:U:H5'	27:BA:1780:A:N1	2.04	0.72
27:BA:746:A:O5'	27:BA:2612:C:C5	2.42	0.72
27:BA:994:C:O2'	45:BU:54:LYS:CA	2.37	0.72
27:BA:1274:A:C6	27:BA:1302:A:C2	2.77	0.72
27:BA:1568:G:OP2	28:BD:60:GLN:CG	2.27	0.72
27:BA:1791:A:P	28:BD:210:LYS:CD	2.76	0.72
27:BA:2207:C:C2	27:BA:2218:G:C2	2.77	0.72
27:BA:2332:U:C4'	27:BA:2336:A:H61	2.02	0.72
27:BA:2359:C:C4	27:BA:2360:A:N1	2.57	0.72
27:BA:2406:U:H3	36:BP:55:GLN:HG3	1.54	0.72
27:BA:2446:G:N2	27:BA:2501:C:C4	2.56	0.72
27:BA:2447:G:N9	27:BA:2500:U:H5	1.84	0.72
27:BA:2619:C:O2'	27:BA:2620:C:C5'	2.37	0.72
27:BA:2625:G:H2'	27:BA:2626:C:C6	2.24	0.72
27:BA:2653:U:P	27:BA:2654:A:H3'	2.29	0.72
27:BA:2684:U:C2	27:BA:2725:A:N1	2.57	0.72
27:BA:2767:C:H2'	27:BA:2768:C:O5'	1.89	0.72
27:BA:2870:C:C2	27:BA:2871:C:C6	2.77	0.72
28:BD:139:LEU:HD12	28:BD:139:LEU:C	2.10	0.72
29:BE:39:GLN:HB2	29:BE:174:LEU:HG	1.70	0.72
29:BE:70:VAL:HG11	29:BE:295:LEU:HD22	1.71	0.72
29:BE:200:ASP:H	29:BE:312:ARG:H	1.37	0.72
29:BE:212:GLY:C	29:BE:214:VAL:H	1.92	0.72
29:BE:224:GLY:O	29:BE:225:LYS:HB2	1.89	0.72
30:BF:168:ARG:CZ	30:BF:209:GLY:HA3	2.15	0.72
31:BG:93:LEU:HD13	31:BG:94:ALA:N	1.96	0.72
34:BN:94:GLY:O	34:BN:97:ALA:CB	2.35	0.72
35:BO:42:THR:HG22	35:BO:57:VAL:HA	1.70	0.72

*Continued on next page...*

*Continued from previous page...*

Atom-1	Atom-2	Interatomic distance (Å)	Clash overlap (Å)
35:BO:63:VAL:CG1	35:BO:102:VAL:CG2	2.67	0.72
38:BS:34:LEU:CD1	38:BS:103:ASP:N	2.51	0.72
38:BS:46:GLN:O	38:BS:47:LEU:CG	2.36	0.72
38:BS:82:TYR:O	38:BS:86:LEU:CD1	2.37	0.72
38:BS:117:ALA:HA	38:BS:120:GLU:CD	2.09	0.72
38:BS:121:GLY:O	38:BS:125:ALA:N	2.20	0.72
44:BR:14:SER:N	44:BR:17:ARG:HG2	2.03	0.72
44:BR:72:ASP:OD2	44:BR:72:ASP:C	2.28	0.72
49:B0:49:GLN:HE22	49:B0:73:GLY:HA3	1.04	0.72
50:B4:5:LEU:CD2	50:B4:9:ALA:HA	2.19	0.72
55:B9:10:MET:HB2	55:B9:32:HIS:CD2	2.15	0.72
1:AA:761:G:H1'	20:AQ:103:GLY:O	1.89	0.72
1:AA:1226:C:C4	16:AM:104:ARG:HG3	2.23	0.72
3:AW:74:C:P	50:B4:22:MET:HE3	2.29	0.72
19:AP:13:HIS:O	19:AP:15:PRO:HD3	1.88	0.72
26:BB:49:C:OP1	38:BS:111:PRO:HD2	1.89	0.72
27:BA:197:A:N6	27:BA:248:G:H22	1.87	0.72
27:BA:482:A:N3	27:BA:482:A:H2'	2.02	0.72
27:BA:746:A:OP1	27:BA:2612:C:C2	2.43	0.72
27:BA:931:G:P	48:B3:27:GLY:HA3	2.29	0.72
27:BA:994:C:C5	46:BV:72:ARG:NH1	2.27	0.72
27:BA:1005:C:H5	27:BA:1143:A:H5''	1.54	0.72
27:BA:2066:C:O2	27:BA:2445:G:C2	2.43	0.72
27:BA:2421:G:H5''	52:B6:4:ASP:CG	2.09	0.72
27:BA:2422:A:OP2	52:B6:4:ASP:OD1	2.06	0.72
27:BA:2516:G:O2'	27:BA:2517:C:O5'	2.06	0.72
27:BA:2520:C:C2	27:BA:2521:C:C6	2.77	0.72
27:BA:2546:U:C5'	27:BA:2565:A:N1	2.49	0.72
27:BA:2570:G:C4	27:BA:2571:C:H5	2.02	0.72
27:BA:2700:C:C2'	27:BA:2701:C:C4'	2.60	0.72
27:BA:2716:U:C2'	27:BA:2717:G:H5''	2.19	0.72
27:BA:2785:C:C6	27:BA:2786:U:C4	2.77	0.72
28:BD:116:MET:HG2	28:BD:117:SER:N	2.02	0.72
28:BD:170:TYR:HB2	28:BD:182:MET:SD	2.29	0.72
29:BE:204:VAL:H	29:BE:303:PRO:HG3	1.54	0.72
30:BF:153:VAL:HG13	30:BF:157:LEU:HD22	1.71	0.72
30:BF:196:THR:HG22	30:BF:197:SER:H	1.52	0.72
33:BI:6:LEU:HB3	33:BI:35:LEU:O	1.89	0.72
33:BI:141:LEU:HD22	33:BI:142:LYS:H	1.53	0.72
35:BO:79:PHE:CA	39:BT:22:VAL:CG2	2.67	0.72
37:BQ:91:HIS:O	37:BQ:92:VAL:CG1	2.37	0.72

*Continued on next page...*

*Continued from previous page...*

Atom-1	Atom-2	Interatomic distance (Å)	Clash overlap (Å)
37:BQ:140:TYR:O	37:BQ:142:LYS:N	2.22	0.72
38:BS:64:SER:O	38:BS:67:ALA:N	2.21	0.72
38:BS:92:ALA:O	38:BS:95:ALA:N	2.22	0.72
40:BW:24:ILE:HB	40:BW:32:ALA:HB1	1.71	0.72
43:BZ:3:LEU:HB3	43:BZ:34:LEU:CA	2.06	0.72
43:BZ:125:PRO:HG3	43:BZ:130:ILE:HG22	1.71	0.72
47:B2:3:LEU:O	47:B2:4:HIS:CB	2.36	0.72
48:B3:26:LEU:CD2	48:B3:46:ASN:HD22	2.02	0.72
50:B4:10:VAL:N	50:B4:11:PRO:HD3	1.96	0.72
1:AA:462:G:H21	19:AP:82:GLN:NE2	1.86	0.72
7:AD:11:LEU:C	7:AD:13:ARG:H	1.93	0.72
26:BB:50:G:OP1	38:BS:75:THR:HG23	1.89	0.72
26:BB:75:G:H1'	43:BZ:22:VAL:HG21	1.71	0.72
27:BA:95:G:H1'	47:B2:42:ASN:HB3	1.72	0.72
27:BA:1612:C:C2'	53:B7:3:ARG:HE	1.98	0.72
27:BA:1710:C:O2'	27:BA:2858:C:N4	2.22	0.72
27:BA:1792:G:OP1	28:BD:204:PHE:CZ	2.42	0.72
27:BA:2225:A:H5'	27:BA:2226:C:H5'	1.67	0.72
27:BA:2298:A:C1'	27:BA:2321:G:N2	2.51	0.72
27:BA:2400:G:H4'	52:B6:20:PHE:CE1	2.24	0.72
27:BA:2422:A:N3	27:BA:2424:C:C6	2.55	0.72
27:BA:2484:G:H22	27:BA:2485:G:H1'	1.36	0.72
27:BA:2743:C:C2	27:BA:2762:G:C2	2.77	0.72
27:BA:2762:G:N7	27:BA:2763:G:C6	2.58	0.72
27:BA:2866:U:H5''	27:BA:2867:G:OP1	1.90	0.72
29:BE:45:LYS:HD2	29:BE:303:PRO:O	1.90	0.72
30:BF:193:LEU:HD11	30:BF:231:ARG:HB3	1.71	0.72
30:BF:215:ALA:HB2	30:BF:238:SER:O	1.87	0.72
32:BH:82:TYR:CZ	32:BH:137:LYS:CB	2.72	0.72
32:BH:102:LEU:CD2	32:BH:114:ILE:HB	2.18	0.72
33:BI:141:LEU:HD13	33:BI:142:LYS:C	2.10	0.72
34:BN:82:THR:OG1	34:BN:83:ILE:HG23	1.89	0.72
37:BQ:135:ALA:O	37:BQ:136:TRP:C	2.28	0.72
37:BQ:142:LYS:CA	37:BQ:142:LYS:HE3	2.19	0.72
38:BS:85:GLY:O	38:BS:86:LEU:C	2.26	0.72
40:BW:14:PRO:O	40:BW:17:VAL:HB	1.89	0.72
40:BW:29:LEU:HG	40:BW:30:GLU:H	1.55	0.72
40:BW:79:GLY:O	40:BW:80:PRO:O	2.07	0.72
41:BX:6:LYS:HD2	41:BX:27:ALA:HB1	1.70	0.72
41:BX:9:HIS:H	41:BX:26:PHE:HA	1.53	0.72
42:BY:87:VAL:CG1	42:BY:88:PRO:CD	2.60	0.72

*Continued on next page...*



*Continued from previous page...*

Atom-1	Atom-2	Interatomic distance (Å)	Clash overlap (Å)
43:BZ:113:VAL:CG1	43:BZ:114:ASP:H	1.88	0.72
44:BR:28:LEU:O	44:BR:30:THR:N	2.21	0.72
46:BV:36:LYS:HA	46:BV:60:VAL:HG22	1.71	0.72
46:BV:62:GLU:CB	46:BV:96:LEU:HD21	2.19	0.72
48:B3:22:ALA:O	48:B3:26:LEU:CG	2.36	0.72
53:B7:24:THR:CG2	53:B7:27:GLY:HA3	2.18	0.72
54:B8:14:ILE:CG2	54:B8:15:LYS:N	2.52	0.72
5:AB:170:GLU:HG3	5:AB:173:ALA:HB3	1.70	0.72
10:AG:77:SER:HB3	10:AG:84:ASN:HB3	1.71	0.72
20:AQ:67:LYS:O	20:AQ:68:ARG:HB2	1.90	0.72
27:BA:84:A:OP1	42:BY:20:HIS:NE2	2.22	0.72
27:BA:446:G:OP2	45:BU:3:ARG:HD3	1.90	0.72
27:BA:496:G:P	40:BW:62:HIS:HE2	2.12	0.72
27:BA:1028:A:C2	27:BA:2486:G:O2'	2.41	0.72
27:BA:1263:U:O4'	51:B5:16:ARG:NH2	2.23	0.72
27:BA:1817:G:OP1	28:BD:63:ILE:CD1	2.37	0.72
27:BA:2066:C:N3	27:BA:2445:G:C2	2.58	0.72
27:BA:2487:G:C2'	27:BA:2488:A:O5'	2.36	0.72
27:BA:2497:A:O2'	27:BA:2498:C:P	2.47	0.72
27:BA:2533:A:H2'	27:BA:2534:A:C8	2.24	0.72
27:BA:2575:C:O2	27:BA:2575:C:C2'	2.37	0.72
27:BA:2585:U:O2'	27:BA:2586:C:OP2	2.06	0.72
27:BA:2633:G:C4	27:BA:2634:G:N7	2.57	0.72
27:BA:2656:U:C4	27:BA:2665:A:N6	2.57	0.72
27:BA:2668:G:H21	27:BA:2669:G:H1'	1.54	0.72
27:BA:2815:C:O2	27:BA:2816:C:C5	2.42	0.72
27:BA:2819:G:C4	27:BA:2821:A:N7	2.57	0.72
29:BE:42:ALA:H	29:BE:189:MET:CE	2.00	0.72
29:BE:206:LYS:O	29:BE:257:GLY:HA3	1.90	0.72
30:BF:36:ARG:O	30:BF:39:GLN:CD	2.26	0.72
30:BF:163:HIS:HA	30:BF:166:ILE:CD1	2.16	0.72
31:BG:140:ARG:HA	31:BG:143:LYS:HZ3	1.52	0.72
32:BH:53:ARG:HD2	32:BH:56:ASP:HA	1.70	0.72
37:BQ:47:GLU:HA	37:BQ:124:ALA:H	1.53	0.72
40:BW:24:ILE:HG22	40:BW:35:ILE:HD12	1.71	0.72
43:BZ:150:GLY:H	43:BZ:165:GLU:H	1.37	0.72
49:B0:49:GLN:NE2	49:B0:73:GLY:O	2.04	0.72
50:B4:5:LEU:CA	50:B4:56:VAL:HG13	2.20	0.72
50:B4:41:PRO:CG	50:B4:57:ASP:CB	2.67	0.72
50:B4:68:ARG:HD3	50:B4:72:LYS:CG	2.17	0.72
51:B5:45:ILE:N	51:B5:52:TYR:CZ	2.57	0.72

*Continued on next page...*

*Continued from previous page...*

Atom-1	Atom-2	Interatomic distance (Å)	Clash overlap (Å)
27:BA:146:G:C2	27:BA:147:U:H1'	2.24	0.72
27:BA:265:A:N6	27:BA:428:A:C5	2.57	0.72
27:BA:446:G:C5'	45:BU:5:LYS:HE3	2.19	0.72
27:BA:592:G:N2	54:B8:3:LYS:HE2	2.05	0.72
27:BA:993:G:C2	45:BU:54:LYS:NZ	2.56	0.72
27:BA:1076:C:C1'	56:BK:91:GLU:CG	2.68	0.72
27:BA:1131:G:N1	34:BN:69:TYR:HE1	1.84	0.72
27:BA:1363:C:P	50:B4:55:ARG:HH22	2.12	0.72
27:BA:1455:G:O6	27:BA:2705:A:C2	2.42	0.72
27:BA:2077:A:C4	27:BA:2435:A:N7	2.57	0.72
27:BA:2250:G:H3'	27:BA:2250:G:H8	1.53	0.72
27:BA:2320:A:N3	27:BA:2333:A:C5	2.57	0.72
27:BA:2348:U:H3'	54:B8:42:ARG:NH2	2.05	0.72
27:BA:2356:C:H2'	27:BA:2357:U:H5'	1.72	0.72
27:BA:2359:C:C5	27:BA:2360:A:C2	2.78	0.72
27:BA:2416:C:OP1	36:BP:51:PHE:CD2	2.39	0.72
27:BA:2497:A:H2'	27:BA:2498:C:OP2	1.88	0.72
27:BA:2520:C:C4	27:BA:2567:G:C5	2.77	0.72
27:BA:2701:C:H3'	27:BA:2702:U:H5'	1.72	0.72
27:BA:2712:U:O2'	27:BA:712(A):A:P	2.46	0.72
27:BA:2774:C:OP2	29:BE:260:GLN:NE2	2.23	0.72
27:BA:2789:C:O2'	27:BA:2893:G:N2	2.22	0.72
29:BE:228:ARG:O	29:BE:231:TRP:N	2.22	0.72
29:BE:269:ILE:CD1	29:BE:295:LEU:C	2.57	0.72
30:BF:5:ILE:CA	30:BF:139:VAL:HG11	2.20	0.72
32:BH:20:GLY:O	32:BH:21:ASN:HB3	1.88	0.72
32:BH:83:GLU:OE1	32:BH:85:ALA:N	2.23	0.72
35:BO:31:ARG:HB2	35:BO:32:TYR:CD1	2.24	0.72
36:BP:67:ARG:NH1	36:BP:109:LEU:HD12	2.05	0.72
37:BQ:46:VAL:O	37:BQ:124:ALA:O	2.08	0.72
40:BW:82:LEU:O	40:BW:84:ARG:CD	2.27	0.72
44:BR:27:SER:O	44:BR:30:THR:HB	1.90	0.72
45:BU:85:ARG:CZ	45:BU:116:ALA:O	2.36	0.72
45:BU:88:ILE:HG22	46:BV:52:GLY:HA2	1.71	0.72
46:BV:74:TYR:HE1	46:BV:87:ARG:O	1.73	0.72
49:B0:45:PHE:HZ	49:B0:78:PHE:HD2	1.33	0.72
54:B8:5:LYS:HB3	54:B8:60:LEU:HA	1.70	0.72
55:B9:19:ARG:O	55:B9:22:ARG:CB	2.32	0.72
56:BK:85:ILE:HG12	56:BK:87:LYS:O	1.90	0.72
1:AA:126:G:OP1	1:AA:633:G:N2	2.22	0.72
1:AA:1222:G:P	1:AA:1321:C:O2	2.48	0.72

*Continued on next page...*

*Continued from previous page...*

Atom-1	Atom-2	Interatomic distance (Å)	Clash overlap (Å)
2:AV:12:U:H1'	27:BA:1923:U:O2'	1.87	0.72
27:BA:126:A:OP1	53:B7:44:VAL:HG13	1.89	0.72
27:BA:197:A:C5	27:BA:2430:A:C8	2.78	0.72
27:BA:592:G:H21	54:B8:3:LYS:HE2	1.55	0.72
27:BA:1953:A:N6	27:BA:2550:G:C4'	2.53	0.72
27:BA:2256:G:C2'	27:BA:2257:U:H5'	2.20	0.72
27:BA:2286:A:C5'	27:BA:2287:A:O4'	2.37	0.72
27:BA:2348:U:C5'	54:B8:42:ARG:NH2	2.44	0.72
27:BA:2508:G:C2	27:BA:2582:G:O6	2.41	0.72
27:BA:2551:C:H2'	27:BA:2552:U:H6	1.53	0.72
27:BA:2606:C:O2	27:BA:2607:G:C8	2.42	0.72
28:BD:61:TYR:OH	28:BD:214:MET:HE3	1.88	0.72
29:BE:44:TYR:HD1	29:BE:309:PRO:HD2	1.55	0.72
29:BE:77:PRO:CB	29:BE:187:HIS:N	2.36	0.72
32:BH:145:ALA:C	32:BH:147:ILE:H	1.93	0.72
34:BN:46:ILE:CD1	34:BN:132:LEU:CD1	2.68	0.72
35:BO:11:ALA:HB1	35:BO:99:PHE:CB	2.18	0.72
38:BS:34:LEU:HD21	38:BS:102:LEU:CA	2.15	0.72
40:BW:27:LYS:HB3	40:BW:31:GLU:OE2	1.89	0.72
44:BR:36:THR:CG2	44:BR:40:LYS:HD2	2.10	0.72
44:BR:58:GLY:HA2	44:BR:80:PHE:HE2	0.93	0.72
44:BR:105:ARG:NE	44:BR:105:ARG:N	2.38	0.72
45:BU:40:LEU:HD23	45:BU:40:LEU:N	2.03	0.72
45:BU:95:LEU:N	45:BU:95:LEU:HD23	2.05	0.72
47:B2:26:GLU:O	47:B2:27:LEU:C	2.27	0.72
49:B0:46:LYS:HG3	49:B0:58:THR:HG23	0.75	0.72
49:B0:48:GLY:CA	49:B0:55:ARG:HA	2.18	0.72
52:B6:29:ARG:O	52:B6:30:ASN:C	2.28	0.72
54:B8:37:SER:OG	54:B8:38:GLY:N	2.21	0.72
1:AA:217:C:O2'	1:AA:461:C:N4	2.23	0.72
1:AA:668:G:H5'	18:AO:48:LYS:O	1.89	0.72
1:AA:976:G:O5'	1:AA:1358:U:H1'	1.88	0.72
3:AW:25:C:C6	3:AW:26:G:C4	2.77	0.72
25:AY:22:PRO:CA	56:BK:22:PRO:CA	2.68	0.72
27:BA:294:A:H4'	42:BY:15:PRO:HG2	1.71	0.72
27:BA:783:A:H4'	27:BA:2589:A:P	2.29	0.72
27:BA:830:G:N7	27:BA:2448:A:H8	1.87	0.72
27:BA:1819:A:C5'	28:BD:157:ALA:HB2	2.19	0.72
27:BA:1827:C:C5'	27:BA:1971:A:H4'	2.12	0.72
27:BA:1906:G:C4	27:BA:1929:G:C6	2.78	0.72
27:BA:2428:G:H5''	27:BA:2429:G:P	2.29	0.72

*Continued on next page...*

*Continued from previous page...*

Atom-1	Atom-2	Interatomic distance (Å)	Clash overlap (Å)
27:BA:2536:G:C6	27:BA:2537:U:C4	2.78	0.72
27:BA:2548:G:H3'	27:BA:2548:G:H8	1.55	0.72
27:BA:2589:A:N1	27:BA:2606:C:N4	2.38	0.72
28:BD:181:ARG:CZ	28:BD:181:ARG:CB	2.66	0.72
29:BE:101:THR:O	29:BE:103:GLU:CG	2.37	0.72
30:BF:243:VAL:C	30:BF:246:ARG:H	1.92	0.72
32:BH:41:THR:HG22	32:BH:52:THR:CG2	2.18	0.72
32:BH:75:VAL:HG12	32:BH:76:GLU:N	2.05	0.72
33:BI:98:ILE:CG2	33:BI:99:ALA:H	1.99	0.72
33:BI:103:GLN:CD	33:BI:109:LYS:HA	2.08	0.72
36:BP:81:VAL:CG1	36:BP:81:VAL:O	2.36	0.72
37:BQ:93:ILE:O	37:BQ:94:ARG:HB2	1.88	0.72
40:BW:12:ILE:CG2	40:BW:13:SER:N	2.52	0.72
42:BY:35:TYR:OH	42:BY:113:GLU:CG	2.31	0.72
43:BZ:5:ALA:HB3	43:BZ:33:ALA:CA	2.15	0.72
46:BV:42:GLY:C	46:BV:54:TYR:OH	2.26	0.72
49:B0:61:ALA:HB3	49:B0:81:ILE:HD13	1.71	0.72
53:B7:36:ALA:O	53:B7:37:LYS:C	2.28	0.72
54:B8:30:ARG:CD	54:B8:44:LYS:HD2	2.19	0.72
1:AA:1123:A:O2'	13:AJ:38:ILE:HG22	1.90	0.72
16:AM:3:ARG:HH12	31:BG:90:LEU:HD11	1.53	0.72
27:BA:51:G:H1'	27:BA:118:A:N6	2.04	0.72
27:BA:350:U:H2'	27:BA:350:U:O2	1.90	0.72
27:BA:1341:U:H4'	41:BX:54:THR:O	1.90	0.72
27:BA:1626:G:N7	27:BA:1634:A:C2	2.57	0.72
27:BA:2468:G:C6	27:BA:2481:G:C5	2.78	0.72
27:BA:2659:G:H1'	27:BA:2663:G:H1	1.53	0.72
27:BA:2734:A:N7	27:BA:2735:G:C5	2.58	0.72
27:BA:2785:C:C2'	29:BE:100:TRP:CD1	2.66	0.72
28:BD:127:ASN:C	28:BD:190:THR:HB	2.09	0.72
29:BE:79:ARG:CA	29:BE:186:GLU:HA	2.17	0.72
30:BF:223:LEU:HA	30:BF:231:ARG:HD2	1.71	0.72
31:BG:97:GLN:CD	31:BG:106:PHE:HD2	1.92	0.72
32:BH:58:LYS:HA	32:BH:61:ARG:HD2	1.70	0.72
32:BH:66:THR:CG2	32:BH:67:THR:N	2.53	0.72
32:BH:106:VAL:O	32:BH:106:VAL:HG12	1.87	0.72
36:BP:106:VAL:HG21	36:BP:122:ALA:CB	2.20	0.72
37:BQ:36:ASN:HD21	43:BZ:116:VAL:HB	1.54	0.72
37:BQ:65:ARG:NH2	37:BQ:122:PHE:HE2	1.84	0.72
39:BT:5:GLU:OE1	39:BT:56:ARG:NH2	2.23	0.72
42:BY:9:LYS:HZ1	42:BY:13:ARG:NH2	1.86	0.72

*Continued on next page...*

*Continued from previous page...*

Atom-1	Atom-2	Interatomic distance (Å)	Clash overlap (Å)
45:BU:115:ASN:C	45:BU:117:ARG:N	2.43	0.72
50:B4:5:LEU:HD12	50:B4:60:ASN:HD22	1.55	0.72
50:B4:6:HIS:CB	50:B4:56:VAL:HG23	2.19	0.72
1:AA:652:U:H1'	1:AA:653:A:C2	2.20	0.72
1:AA:1237:C:C3'	1:AA:1238:A:P	2.78	0.72
1:AA:361(A):C:O3'	1:AA:1362:C:P	2.47	0.72
1:AA:1404:C:O2	1:AA:1519:A:O2'	2.08	0.72
3:AW:37:YYG:H31	3:AW:37:YYG:C2'	2.20	0.72
6:AC:48:TYR:OH	6:AC:122:GLU:CD	2.28	0.72
27:BA:84:A:C6	27:BA:99:U:H1'	2.23	0.72
27:BA:125:G:H21	53:B7:10:ARG:N	1.88	0.72
27:BA:338:G:C8	42:BY:21:LYS:CB	2.72	0.72
27:BA:1924:C:N4	27:BA:1925:C:N4	2.38	0.72
27:BA:1996:C:H6	27:BA:1996:C:H5''	1.53	0.72
27:BA:2028:U:H2'	27:BA:2029:G:C8	2.25	0.72
27:BA:2235:G:C4	27:BA:2236:C:C6	2.78	0.72
27:BA:2303:G:C4'	31:BG:99:ASP:OD2	2.36	0.72
27:BA:2320:A:C2	27:BA:2333:A:C4	2.78	0.72
27:BA:2378:A:H2'	27:BA:2379:G:O5'	1.89	0.72
27:BA:2411:A:H2	27:BA:2412:A:C5	2.06	0.72
27:BA:2468:G:O6	27:BA:2481:G:C5	2.42	0.72
27:BA:2478:A:N7	27:BA:2479:G:C8	2.58	0.72
27:BA:2546:U:N3	27:BA:2567:G:N7	2.34	0.72
27:BA:2649:U:C2'	27:BA:2650:U:O5'	2.38	0.72
27:BA:2655:G:H3'	27:BA:2655:G:N3	2.05	0.72
27:BA:2678:C:C2'	27:BA:2679:A:O5'	2.35	0.72
27:BA:2740:A:N1	27:BA:2764:A:C4	2.42	0.72
27:BA:2741:A:C2	27:BA:2742:C:H1'	2.25	0.72
27:BA:2886:G:H21	27:BA:2887:U:H1'	1.54	0.72
29:BE:295:LEU:CD2	29:BE:296:VAL:H	2.03	0.72
33:BI:75:LEU:HD12	33:BI:76:THR:H	1.53	0.72
35:BO:95:GLY:C	35:BO:97:ARG:H	1.92	0.72
36:BP:55:GLN:OE1	36:BP:55:GLN:CA	2.38	0.72
36:BP:94:ARG:CZ	36:BP:120:LEU:HB2	1.93	0.72
38:BS:58:LEU:HG	38:BS:58:LEU:O	1.90	0.72
40:BW:5:ALA:CB	40:BW:54:ALA:HB2	2.19	0.72
41:BX:16:ASN:HB2	41:BX:20:PHE:CE2	2.25	0.72
42:BY:18:GLU:HB3	42:BY:21:LYS:CE	2.19	0.72
43:BZ:13:LYS:C	43:BZ:36:ARG:HH21	1.89	0.72
43:BZ:105:GLN:HB2	43:BZ:141:MET:CG	2.18	0.72
43:BZ:118:HIS:O	43:BZ:120:LEU:CD2	2.38	0.72

*Continued on next page...*

*Continued from previous page...*

Atom-1	Atom-2	Interatomic distance (Å)	Clash overlap (Å)
48:B3:44:ARG:O	48:B3:45:GLY:O	2.07	0.72
50:B4:48:ARG:HG2	50:B4:49:PHE:CD1	2.24	0.72
50:B4:68:ARG:CB	50:B4:72:LYS:HG2	2.20	0.72
56:BK:49:LYS:CE	56:BK:73:PRO:HG3	2.19	0.72
1:AA:173:U:H5'	1:AA:197:A:C5'	2.19	0.72
1:AA:427:U:H5'	7:AD:41:GLY:HA2	1.69	0.72
1:AA:429:U:OP2	7:AD:13:ARG:NH2	2.23	0.72
3:AW:37:YYG:O22	10:AG:84:ASN:O	2.07	0.72
26:BB:80:U:HO2'	27:BA:918:A:H8	1.36	0.72
27:BA:557:U:H4'	34:BN:92:GLN:HE21	1.21	0.72
27:BA:748:G:C8	27:BA:750:A:OP2	2.42	0.72
27:BA:910:A:C3'	37:BQ:17:ARG:NH2	2.52	0.72
27:BA:971:C:N4	27:BA:972:G:H21	1.88	0.72
27:BA:1608:A:H2'	27:BA:1611:C:N4	2.05	0.72
27:BA:1906:G:O4'	27:BA:1929:G:C8	2.43	0.72
27:BA:2021:C:C5	45:BU:25:TRP:CH2	2.78	0.72
27:BA:2056:G:H1	51:B5:4:HIS:C	1.92	0.72
27:BA:2218:G:C2'	27:BA:2219:G:O5'	2.36	0.72
27:BA:2283:C:C6	27:BA:2389:G:N3	2.57	0.72
27:BA:2397:G:O6	27:BA:2420:C:N3	2.23	0.72
27:BA:2540:C:C2'	27:BA:2541:A:O5'	2.37	0.72
27:BA:2716:U:H2'	27:BA:2717:G:H5''	1.68	0.72
27:BA:2717:G:O2'	27:BA:2718:G:C5'	2.38	0.72
27:BA:2854:G:N2	27:BA:2864:G:C5	2.58	0.72
29:BE:177:ALA:O	29:BE:178:LEU:C	2.28	0.72
30:BF:103:ASN:O	30:BF:107:ARG:HG3	1.89	0.72
32:BH:40:MET:HB2	32:BH:54:PRO:HG3	1.71	0.72
33:BI:21:VAL:O	33:BI:22:ALA:HB3	1.89	0.72
34:BN:48:GLY:O	34:BN:53:ILE:CD1	2.37	0.72
37:BQ:153:PRO:O	37:BQ:154:ALA:CB	2.37	0.72
40:BW:30:GLU:HA	40:BW:33:ARG:HD3	0.76	0.72
41:BX:17:ASP:O	41:BX:22:ASN:O	2.07	0.72
41:BX:39:ASP:O	41:BX:40:ALA:C	2.27	0.72
43:BZ:18:MET:HA	43:BZ:36:ARG:H	1.55	0.72
43:BZ:51:LEU:HD21	43:BZ:63:PRO:CB	2.20	0.72
43:BZ:63:PRO:O	43:BZ:64:ALA:CB	2.37	0.72
43:BZ:149:ALA:CA	43:BZ:152:ILE:HD11	2.20	0.72
45:BU:14:HIS:NE2	45:BU:36:PHE:CE2	2.58	0.72
45:BU:35:ALA:O	45:BU:38:THR:OG1	2.07	0.72
45:BU:57:PHE:C	45:BU:59:ARG:N	2.41	0.72
47:B2:30:ALA:HA	47:B2:34:GLN:CG	2.18	0.72

*Continued on next page...*

*Continued from previous page...*

Atom-1	Atom-2	Interatomic distance (Å)	Clash overlap (Å)
47:B2:51:LYS:HA	47:B2:54:ALA:HB2	1.72	0.72
50:B4:20:VAL:O	50:B4:21:VAL:O	2.07	0.72
52:B6:32:GLN:HB3	52:B6:35:LEU:CB	2.20	0.72
1:AA:18:C:H42	1:AA:917:G:H1	1.35	0.71
1:AA:976:G:OP2	1:AA:1358:U:C4'	2.38	0.71
2:AV:56:C:C1'	31:BG:56:ARG:NE	2.53	0.71
26:BB:12:C:N3	38:BS:10:MET:HE1	2.05	0.71
26:BB:57:A:H2	31:BG:17:ARG:HH12	1.34	0.71
27:BA:29:U:C5'	45:BU:11:ARG:NH1	2.44	0.71
27:BA:404:C:H4'	27:BA:405:U:C5'	2.21	0.71
27:BA:613:U:O5'	27:BA:615:G:H8	1.73	0.71
27:BA:747:U:OP1	51:B5:2:ALA:CB	2.28	0.71
27:BA:1059:G:N3	56:BK:127:ILE:HG23	2.05	0.71
27:BA:1472:A:H2'	27:BA:1473:G:H8	1.54	0.71
27:BA:2421:G:OP1	52:B6:4:ASP:CG	2.28	0.71
27:BA:2652:C:H5	27:BA:2653:U:O4	1.73	0.71
27:BA:2676:C:C6	27:BA:2676:C:C3'	2.73	0.71
27:BA:2680:C:H5'	29:BE:302:GLY:N	2.05	0.71
27:BA:2783:G:H8	27:BA:2783:G:C5'	2.03	0.71
27:BA:2866:U:H4'	27:BA:2867:G:O5'	1.89	0.71
28:BD:175:LEU:HD12	28:BD:179:GLU:HB3	1.70	0.71
29:BE:201:VAL:N	29:BE:266:LYS:NZ	2.38	0.71
30:BF:58:ALA:CB	30:BF:79:ARG:N	2.53	0.71
30:BF:96:LYS:H	30:BF:98:ARG:CZ	2.01	0.71
30:BF:155:SER:N	30:BF:157:LEU:HG	2.05	0.71
31:BG:19:GLU:HB3	31:BG:135:VAL:HG22	1.09	0.71
31:BG:44:ILE:C	31:BG:83:PHE:CZ	2.63	0.71
32:BH:14:VAL:O	32:BH:16:VAL:HG23	1.90	0.71
36:BP:52:LYS:CD	36:BP:53:ARG:HH12	1.97	0.71
37:BQ:23:ILE:HG22	37:BQ:23:ILE:O	1.90	0.71
37:BQ:56:ILE:HD13	37:BQ:56:ILE:H	0.63	0.71
37:BQ:151:SER:HB3	37:BQ:155:GLY:C	2.10	0.71
38:BS:32:PRO:O	38:BS:101:VAL:HG12	1.89	0.71
38:BS:100:ALA:HB3	38:BS:127:LEU:HD21	1.71	0.71
42:BY:49:GLU:HG3	42:BY:59:GLU:HA	1.72	0.71
42:BY:73:HIS:N	42:BY:91:LEU:HD12	2.04	0.71
45:BU:20:ARG:HH12	46:BV:75:LYS:HE3	1.54	0.71
45:BU:27:SER:C	45:BU:31:GLN:HG3	2.10	0.71
45:BU:111:ASP:C	45:BU:113:SER:H	1.93	0.71
46:BV:39:PHE:O	46:BV:40:VAL:CB	2.37	0.71
47:B2:43:PRO:HB2	47:B2:46:ILE:H	1.53	0.71

*Continued on next page...*

*Continued from previous page...*

Atom-1	Atom-2	Interatomic distance (Å)	Clash overlap (Å)
1:AA:20:U:N3	1:AA:916:G:C2	2.58	0.71
27:BA:145:G:H4'	41:BX:1:SER:CB	2.15	0.71
27:BA:489:G:H3'	27:BA:491:G:P	2.29	0.71
27:BA:574:C:H41	27:BA:2054:A:H5'	1.54	0.71
27:BA:931:G:OP1	48:B3:27:GLY:HA3	1.89	0.71
27:BA:932:G:H5'	48:B3:24:LYS:HE2	1.72	0.71
27:BA:997:G:P	45:BU:93:LYS:CE	2.76	0.71
27:BA:1665:A:C1'	35:BO:66:LYS:HZ3	2.02	0.71
27:BA:2241:A:H2'	27:BA:2242:G:C8	2.25	0.71
27:BA:2482:G:C5	27:BA:2483:C:H5	1.97	0.71
27:BA:2605:U:C5'	27:BA:2605:U:H6	2.02	0.71
27:BA:2732:G:C8	27:BA:2732:G:OP2	2.43	0.71
27:BA:2766:G:H2'	27:BA:2766:G:N3	2.05	0.71
27:BA:2785:C:C2	29:BE:100:TRP:NE1	2.58	0.71
28:BD:115:ILE:HB	28:BD:127:ASN:OD1	1.90	0.71
29:BE:47:GLY:CA	29:BE:305:LYS:HE2	2.21	0.71
29:BE:70:VAL:HG13	29:BE:296:VAL:HB	1.71	0.71
30:BF:215:ALA:HA	30:BF:242:GLU:HG3	1.72	0.71
31:BG:21:VAL:CB	31:BG:132:VAL:HG23	2.19	0.71
31:BG:140:ARG:HD2	31:BG:144:ARG:HH22	1.53	0.71
32:BH:55:SER:CB	32:BH:60:HIS:CB	2.63	0.71
33:BI:141:LEU:HD11	33:BI:142:LYS:O	1.89	0.71
35:BO:35:ILE:HG22	35:BO:62:VAL:O	1.89	0.71
37:BQ:58:HIS:CA	37:BQ:61:LEU:CG	2.68	0.71
38:BS:31:LYS:CB	38:BS:32:PRO:HD2	2.16	0.71
38:BS:40:ASN:HA	38:BS:114:LYS:HZ3	1.55	0.71
42:BY:40:VAL:HG12	42:BY:41:ARG:HG2	1.71	0.71
43:BZ:91:PRO:HG2	43:BZ:127:PRO:HB3	1.70	0.71
44:BR:45:ARG:HD3	44:BR:97:VAL:HG23	1.72	0.71
45:BU:32:TYR:HD2	45:BU:32:TYR:H	1.38	0.71
45:BU:111:ASP:O	45:BU:113:SER:CA	2.38	0.71
46:BV:60:VAL:O	46:BV:98:ILE:CG1	2.38	0.71
47:B2:5:VAL:CG1	47:B2:6:GLN:N	2.13	0.71
47:B2:8:ILE:O	47:B2:11:MET:CG	2.37	0.71
47:B2:30:ALA:HA	47:B2:34:GLN:HG3	1.72	0.71
49:B0:38:VAL:HA	49:B0:40:GLN:CG	2.19	0.71
49:B0:68:VAL:HG12	49:B0:68:VAL:O	1.90	0.71
1:AA:1242:C:O2'	1:AA:1303:C:H5''	1.89	0.71
11:AH:27:PRO:HB2	11:AH:32:LYS:HZ3	1.55	0.71
27:BA:10:G:C2	27:BA:2629:A:C5	2.78	0.71
27:BA:82:G:C5'	27:BA:296:C:OP1	2.34	0.71

*Continued on next page...*



*Continued from previous page...*

Atom-1	Atom-2	Interatomic distance (Å)	Clash overlap (Å)
27:BA:446:G:OP2	45:BU:3:ARG:NH1	2.23	0.71
27:BA:592:G:N3	54:B8:3:LYS:NZ	2.37	0.71
27:BA:971:C:H42	27:BA:972:G:H21	1.37	0.71
27:BA:1398:C:H2'	27:BA:1399:C:C6	2.25	0.71
27:BA:1637:A:C4'	27:BA:2711:A:O2'	2.24	0.71
27:BA:2100:G:H1'	27:BA:2190:G:N2	2.05	0.71
27:BA:2386:C:H4'	49:B0:39:ARG:NE	2.06	0.71
27:BA:2400:G:C2'	52:B6:20:PHE:HE1	2.03	0.71
27:BA:2446:G:N3	27:BA:2501:C:H5	1.86	0.71
27:BA:2511:U:C5	27:BA:2512:C:C5	2.77	0.71
27:BA:2512:C:H4'	29:BE:235:ILE:CD1	2.19	0.71
27:BA:2550:G:H2'	27:BA:2551:C:H6	1.51	0.71
27:BA:2756:U:C2'	27:BA:2757:A:H5'	2.20	0.71
27:BA:2783:G:N1	27:BA:2784:C:N4	2.39	0.71
29:BE:204:VAL:H	29:BE:303:PRO:CG	2.03	0.71
30:BF:20:ASP:O	30:BF:21:VAL:O	2.08	0.71
30:BF:30:LEU:O	30:BF:31:ILE:C	2.28	0.71
30:BF:214:THR:C	30:BF:216:SER:N	2.40	0.71
31:BG:95:THR:O	31:BG:97:GLN:N	2.23	0.71
32:BH:69:SER:O	32:BH:70:LEU:C	2.28	0.71
32:BH:104:LEU:HB3	32:BH:151:ARG:HH11	1.55	0.71
33:BI:3:VAL:O	33:BI:18:ILE:HA	1.90	0.71
36:BP:68:GLU:O	36:BP:71:GLU:HG2	1.89	0.71
37:BQ:45:GLN:HE22	37:BQ:153:PRO:HB2	0.65	0.71
42:BY:19:ARG:HG2	42:BY:22:GLN:NE2	2.05	0.71
42:BY:45:GLY:C	42:BY:62:VAL:HB	2.10	0.71
43:BZ:26:LYS:NZ	43:BZ:26:LYS:CB	2.52	0.71
46:BV:5:ILE:CD1	46:BV:12:TYR:CE1	2.73	0.71
46:BV:83:ARG:O	46:BV:84:THR:HG23	1.90	0.71
47:B2:5:VAL:O	47:B2:6:GLN:C	2.27	0.71
52:B6:16:ALA:CB	52:B6:50:PHE:CE2	2.72	0.71
53:B7:26:SER:O	53:B7:27:GLY:C	2.28	0.71
53:B7:27:GLY:O	53:B7:28:ARG:C	2.26	0.71
54:B8:13:ARG:HB3	54:B8:24:ALA:HB1	1.70	0.71
55:B9:24:LEU:HD22	55:B9:35:ARG:HG2	1.70	0.71
1:AA:20:U:O4'	1:AA:572:A:C2	2.43	0.71
1:AA:426:G:O2'	7:AD:42:GLN:N	2.23	0.71
27:BA:974:G:N7	46:BV:80:TYR:CE2	2.59	0.71
27:BA:1102:C:C2	27:BA:1104:C:C5	2.79	0.71
27:BA:1134:G:H3'	27:BA:1136:G:OP2	1.90	0.71
27:BA:1184:G:OP1	48:B3:29:ARG:HB3	1.89	0.71

*Continued on next page...*

*Continued from previous page...*

Atom-1	Atom-2	Interatomic distance (Å)	Clash overlap (Å)
27:BA:1287:A:H8	44:BR:104:ARG:CD	2.03	0.71
27:BA:1456:G:N2	27:BA:2704:C:C4	2.57	0.71
27:BA:2077:A:N3	27:BA:2435:A:C8	2.58	0.71
27:BA:2320:A:C2	27:BA:2333:A:N1	2.58	0.71
27:BA:2354:G:N3	49:B0:32:LYS:CG	2.53	0.71
27:BA:2461:C:O2	27:BA:2462:U:C6	2.42	0.71
27:BA:2468:G:O6	27:BA:2481:G:N1	2.23	0.71
27:BA:2523:G:C2	27:BA:2541:A:N3	2.57	0.71
27:BA:2585:U:C2'	27:BA:2586:C:OP2	2.38	0.71
27:BA:2730:C:C4'	29:BE:265:ASN:ND2	2.48	0.71
28:BD:85:ASN:N	28:BD:85:ASN:HD22	1.88	0.71
28:BD:89:ASN:ND2	28:BD:199:ARG:NE	2.34	0.71
28:BD:208:GLY:O	28:BD:211:HIS:NE2	2.24	0.71
29:BE:211:GLN:CD	29:BE:212:GLY:N	2.44	0.71
30:BF:1:MET:C	30:BF:18:LEU:CD2	2.59	0.71
35:BO:25:LEU:HD12	35:BO:38:VAL:C	2.10	0.71
35:BO:99:PHE:CD2	39:BT:24:LYS:HE3	2.21	0.71
36:BP:120:LEU:HD13	36:BP:120:LEU:C	2.10	0.71
38:BS:17:ARG:CD	38:BS:18:THR:N	2.52	0.71
38:BS:21:HIS:CD2	38:BS:24:LEU:HD12	2.24	0.71
40:BW:24:ILE:CG2	40:BW:35:ILE:HB	2.20	0.71
41:BX:14:ALA:HB1	41:BX:18:MET:HE1	1.72	0.71
41:BX:31:ARG:N	41:BX:31:ARG:NE	2.39	0.71
43:BZ:78:PRO:C	43:BZ:79:ILE:HG13	2.11	0.71
43:BZ:95:SER:HA	43:BZ:122:ILE:HA	1.72	0.71
43:BZ:114:ASP:CA	43:BZ:170:SER:O	2.37	0.71
48:B3:18:ASP:O	48:B3:20:LYS:N	2.24	0.71
49:B0:61:ALA:C	49:B0:62:LEU:CD1	2.48	0.71
52:B6:14:SER:HB3	52:B6:52:GLU:CA	2.15	0.71
52:B6:41:ASP:HA	52:B6:47:HIS:O	1.90	0.71
53:B7:19:ARG:O	53:B7:20:ALA:C	2.26	0.71
1:AA:426:G:H4'	7:AD:41:GLY:O	1.89	0.71
1:AA:427:U:H1'	1:AA:541:G:OP1	1.90	0.71
1:AA:574:A:N3	1:AA:883:C:H1'	2.05	0.71
1:AA:1181:G:H4'	1:AA:1184:G:C5'	2.20	0.71
1:AA:1339:A:C2	2:AV:31:A:C1'	2.74	0.71
2:AV:14:A:H2'	2:AV:15:G:H8	1.55	0.71
3:AW:37:YYG:C21	10:AG:84:ASN:C	2.58	0.71
3:AW:76:A:C8	27:BA:2422:A:C5	2.77	0.71
5:AB:75:LYS:HA	5:AB:78:GLN:HB2	1.73	0.71
27:BA:636:G:OP1	36:BP:127:GLU:CG	2.32	0.71

*Continued on next page...*

*Continued from previous page...*

Atom-1	Atom-2	Interatomic distance (Å)	Clash overlap (Å)
27:BA:733:G:OP2	27:BA:761:A:N6	2.22	0.71
27:BA:806:C:O2'	27:BA:2445:G:C4'	2.39	0.71
27:BA:1287:A:C5'	44:BR:104:ARG:CG	2.69	0.71
27:BA:1287:A:H5''	44:BR:104:ARG:CD	2.20	0.71
27:BA:2049:G:N3	27:BA:2620:C:N3	2.39	0.71
27:BA:2197:U:C5	27:BA:2224:G:C4	2.77	0.71
27:BA:2333:A:H2'	38:BS:13:ARG:HG3	1.71	0.71
27:BA:2404:C:N4	27:BA:2405:G:C5	2.57	0.71
27:BA:2431:U:H2'	27:BA:2431:U:O2	1.90	0.71
27:BA:2464:C:H2'	27:BA:2465:C:C6	2.24	0.71
27:BA:2543:G:HO2'	27:BA:2544:G:H5'	1.52	0.71
27:BA:2618:G:C5	27:BA:2619:C:C5	2.61	0.71
27:BA:2619:C:C2'	27:BA:2620:C:H5'	2.21	0.71
27:BA:2748:A:C8	27:BA:2749:A:N3	2.53	0.71
27:BA:2826:A:C4	27:BA:2827:C:H6	2.08	0.71
27:BA:2838:G:C4	27:BA:2839:G:H8	2.08	0.71
27:BA:2838:G:O2'	27:BA:2839:G:H5'	1.91	0.71
27:BA:2852:G:N3	27:BA:2853:C:N3	2.38	0.71
28:BD:128:ALA:HB3	28:BD:190:THR:HG22	0.72	0.71
31:BG:49:PRO:HD3	31:BG:73:VAL:CG2	2.19	0.71
32:BH:66:THR:HG23	32:BH:67:THR:N	2.05	0.71
35:BO:1:MET:HB2	35:BO:2:ILE:CD1	2.21	0.71
37:BQ:33:MET:CB	37:BQ:83:PHE:CB	2.66	0.71
38:BS:76:GLY:O	38:BS:83:LEU:CD1	2.39	0.71
43:BZ:108:VAL:O	43:BZ:109:GLN:HG3	1.91	0.71
44:BR:80:PHE:O	44:BR:84:ALA:HB3	1.90	0.71
44:BR:84:ALA:HB3	44:BR:85:PRO:HD2	1.68	0.71
45:BU:42:ALA:O	45:BU:45:TYR:CB	2.37	0.71
48:B3:6:VAL:HA	48:B3:55:ARG:O	1.90	0.71
49:B0:9:SER:O	49:B0:10:SER:O	2.09	0.71
50:B4:40:HIS:CB	50:B4:41:PRO:CD	2.67	0.71
52:B6:19:GLY:CA	52:B6:42:PRO:HG2	2.13	0.71
1:AA:410:G:OP2	7:AD:25:ARG:NE	2.23	0.71
1:AA:1226:C:OP2	16:AM:103:THR:OG1	2.08	0.71
2:AV:12:U:O2'	27:BA:1924:C:O4'	2.06	0.71
6:AC:9:GLY:HA3	17:AN:49:HIS:O	1.88	0.71
6:AC:106:VAL:HG12	6:AC:108:ASN:N	2.05	0.71
27:BA:190:A:OP2	27:BA:205:G:N2	2.20	0.71
27:BA:244:A:O2'	36:BP:56:LYS:CA	2.38	0.71
27:BA:397:G:OP2	50:B4:10:VAL:HG11	1.91	0.71
27:BA:1259:G:H2'	27:BA:1260:G:C8	2.26	0.71

*Continued on next page...*

*Continued from previous page...*

Atom-1	Atom-2	Interatomic distance (Å)	Clash overlap (Å)
27:BA:1791:A:O2'	28:BD:204:PHE:HB2	1.90	0.71
27:BA:2332:U:C2'	27:BA:2336:A:H62	2.03	0.71
27:BA:2343:C:H4'	27:BA:2373:G:O3'	1.91	0.71
27:BA:2354:G:N3	49:B0:32:LYS:HG3	2.05	0.71
27:BA:2491:U:HO2'	27:BA:2492:U:H5'	0.86	0.71
27:BA:2504:U:C6	27:BA:2504:U:O5'	2.42	0.71
27:BA:2520:C:C2'	27:BA:2521:C:C5'	2.67	0.71
27:BA:2521:C:C2'	27:BA:2522:U:O5'	2.38	0.71
27:BA:2619:C:H2'	27:BA:2619:C:O2	1.90	0.71
27:BA:2666:C:H5	27:BA:2667:C:C5	2.07	0.71
27:BA:2762:G:C6	27:BA:2763:G:C5	2.79	0.71
27:BA:2802:G:H2'	27:BA:2803:C:H6	1.54	0.71
32:BH:66:THR:O	32:BH:69:SER:OG	2.08	0.71
35:BO:3:GLN:O	35:BO:4:GLN:C	2.28	0.71
35:BO:37:ASP:C	35:BO:62:VAL:HG23	2.11	0.71
36:BP:73:VAL:O	36:BP:76:LEU:HB3	1.91	0.71
43:BZ:113:VAL:O	43:BZ:171:VAL:HA	1.90	0.71
45:BU:13:ARG:O	45:BU:16:LYS:N	2.24	0.71
46:BV:75:LYS:HA	46:BV:75:LYS:HE2	1.70	0.71
48:B3:1:MET:SD	48:B3:3:ARG:HG3	2.30	0.71
52:B6:12:MET:HB2	52:B6:27:ASN:HD22	1.51	0.71
53:B7:11:LYS:HA	53:B7:11:LYS:CE	2.21	0.71
53:B7:34:ARG:O	53:B7:35:ARG:C	2.28	0.71
55:B9:7:VAL:HG12	55:B9:34:GLN:NE2	2.05	0.71
1:AA:965:A:O2'	1:AA:966:G:H5''	1.91	0.71
3:AW:72:C:HO2'	3:AW:73:A:C4'	1.94	0.71
26:BB:8:U:P	38:BS:37:ARG:HD2	2.31	0.71
27:BA:1:G:C2	27:BA:2902:C:N4	2.56	0.71
27:BA:216:A:H2'	27:BA:217:G:C8	2.25	0.71
27:BA:614:U:C3'	27:BA:615:G:H4'	2.17	0.71
27:BA:775:G:H2'	27:BA:794:G:N7	2.05	0.71
27:BA:2546:U:H4'	27:BA:2565:A:C2	2.24	0.71
27:BA:2607:G:O2'	27:BA:2608:G:H5'	1.91	0.71
27:BA:2793:G:N1	27:BA:2794:C:C4	2.59	0.71
27:BA:2795:G:N3	27:BA:2795:G:C2'	2.53	0.71
27:BA:2825:C:C6	27:BA:2825:C:C4'	2.73	0.71
27:BA:2892:A:H2'	27:BA:2893:G:H1'	1.71	0.71
28:BD:131:LEU:HB3	28:BD:171:VAL:HG21	1.72	0.71
30:BF:215:ALA:C	30:BF:242:GLU:CG	2.54	0.71
32:BH:101:LYS:CB	32:BH:114:ILE:O	2.33	0.71
36:BP:124:ASP:C	36:BP:125:PHE:CG	2.63	0.71

*Continued on next page...*

*Continued from previous page...*

Atom-1	Atom-2	Interatomic distance (Å)	Clash overlap (Å)
37:BQ:142:LYS:HE2	37:BQ:143:VAL:CA	2.19	0.71
38:BS:102:LEU:HD12	38:BS:129:ILE:HD12	1.72	0.71
40:BW:30:GLU:O	40:BW:33:ARG:HB2	1.91	0.71
41:BX:25:GLN:HE22	41:BX:65:VAL:CG1	2.02	0.71
42:BY:26:THR:C	42:BY:27:LEU:HG	2.10	0.71
43:BZ:92:VAL:O	43:BZ:94:VAL:HG23	1.90	0.71
48:B3:31:LEU:CD2	48:B3:32:GLN:CA	2.61	0.71
48:B3:42:ALA:O	48:B3:43:ILE:C	2.28	0.71
50:B4:18:GLY:N	50:B4:33:VAL:HG21	1.96	0.71
55:B9:10:MET:HB3	55:B9:32:HIS:NE2	2.05	0.71
1:AA:958:A:C2	22:AS:55:LYS:CB	2.58	0.71
27:BA:464:U:O4'	53:B7:12:ARG:NH2	2.24	0.71
27:BA:974:G:C8	46:BV:80:TYR:CG	2.78	0.71
27:BA:1183:G:C5'	48:B3:29:ARG:HG3	2.20	0.71
27:BA:1324:G:H1'	27:BA:1616:A:N6	2.05	0.71
27:BA:1364:G:H22	27:BA:1366:A:H3'	1.55	0.71
27:BA:1418:G:O6	27:BA:1577:C:H5''	1.91	0.71
27:BA:2313:C:H4'	31:BG:72:LYS:HB3	1.72	0.71
27:BA:2314:C:O2'	31:BG:133:ASN:ND2	2.23	0.71
27:BA:2327:A:O2'	27:BA:2328:A:O4'	2.01	0.71
27:BA:2507:C:C4	27:BA:2583:G:C2	2.79	0.71
27:BA:2631:G:C2'	27:BA:2632:A:O5'	2.39	0.71
27:BA:2762:G:O6	27:BA:2763:G:C6	2.44	0.71
28:BD:130:PRO:CB	28:BD:186:LYS:O	2.35	0.71
28:BD:196:ASN:OD1	28:BD:196:ASN:O	2.09	0.71
30:BF:22:PHE:O	30:BF:23:GLU:O	2.08	0.71
30:BF:202:THR:HG22	30:BF:203:ALA:H	1.55	0.71
31:BG:38:GLU:OE2	31:BG:71:ALA:CB	2.39	0.71
31:BG:55:LYS:O	31:BG:63:ILE:O	2.09	0.71
33:BI:1:MET:HG3	33:BI:3:VAL:CG2	2.21	0.71
34:BN:18:ILE:O	34:BN:18:ILE:CG2	2.38	0.71
34:BN:139:LEU:CD1	34:BN:139:LEU:N	2.53	0.71
35:BO:35:ILE:CG2	35:BO:62:VAL:O	2.37	0.71
35:BO:56:GLN:O	35:BO:58:VAL:CG2	2.34	0.71
39:BT:4:ARG:N	39:BT:4:ARG:NE	2.37	0.71
39:BT:8:TYR:CE1	39:BT:54:THR:HB	2.26	0.71
43:BZ:37:LYS:C	43:BZ:40:ASP:CG	2.49	0.71
46:BV:51:ALA:O	46:BV:55:THR:HG23	1.91	0.71
49:B0:35:ASN:HA	49:B0:68:VAL:HG22	1.70	0.71
51:B5:6:VAL:H	51:B5:8:LYS:NZ	1.88	0.71
52:B6:16:ALA:O	52:B6:19:GLY:N	2.24	0.71

*Continued on next page...*

*Continued from previous page...*

Atom-1	Atom-2	Interatomic distance (Å)	Clash overlap (Å)
1:AA:265:G:H4'	20:AQ:66:SER:H	1.55	0.71
1:AA:586:C:H5'	1:AA:879:C:OP1	1.90	0.71
1:AA:1318:A:C5'	22:AS:10:PHE:CB	2.68	0.71
8:AE:9:LYS:HD2	8:AE:112:LEU:HD23	1.72	0.71
16:AM:94:ARG:HB2	16:AM:96:LEU:HD21	1.73	0.71
27:BA:25:U:H5'	40:BW:79:GLY:HA3	1.72	0.71
27:BA:84:A:N7	42:BY:111:ARG:NH2	2.39	0.71
27:BA:108:U:H2'	27:BA:109:G:H8	1.56	0.71
27:BA:623:G:H2'	27:BA:624:C:C6	2.26	0.71
27:BA:826:U:C2	27:BA:828:U:H1'	2.26	0.71
27:BA:850:C:C4'	48:B3:18:ASP:CG	2.48	0.71
27:BA:919:G:N2	27:BA:2268:A:H5'	2.03	0.71
27:BA:974:G:H4'	27:BA:974(A):C:OP1	1.91	0.71
27:BA:2081:C:H2'	27:BA:2082:A:H8	1.53	0.71
27:BA:2189:U:O2'	27:BA:2190:G:H5'	1.90	0.71
27:BA:2228:G:N7	27:BA:2229:C:C2	2.58	0.71
27:BA:2316:C:H4'	31:BG:151:ILE:HD12	0.71	0.71
27:BA:2327:A:N7	27:BA:2388:A:C6	2.59	0.71
27:BA:2485:G:C2	27:BA:2486:G:C1'	2.74	0.71
27:BA:2748:A:C2'	32:BH:62:ALA:HB1	2.21	0.71
28:BD:141:HIS:CE1	28:BD:191:VAL:C	2.63	0.71
28:BD:166:LYS:HB2	28:BD:171:VAL:HA	1.73	0.71
28:BD:186:LYS:O	28:BD:187:CYS:O	2.08	0.71
29:BE:268:LEU:CD2	29:BE:269:ILE:H	1.83	0.71
30:BF:166:ILE:O	30:BF:168:ARG:HG3	1.91	0.71
31:BG:23:VAL:HG23	31:BG:23:VAL:O	1.91	0.71
31:BG:129:ASP:O	31:BG:130:VAL:CG1	2.38	0.71
32:BH:137:LYS:CD	32:BH:138:GLN:N	2.34	0.71
34:BN:12:VAL:CA	34:BN:38:VAL:HG22	2.21	0.71
34:BN:75:PRO:O	34:BN:77:GLY:N	2.23	0.71
38:BS:20:TYR:O	38:BS:23:ARG:HB3	1.91	0.71
41:BX:33:SER:O	41:BX:37:VAL:CB	2.38	0.71
42:BY:80:GLU:HG2	42:BY:86:GLU:HG2	1.72	0.71
44:BR:28:LEU:O	44:BR:31:HIS:N	2.23	0.71
44:BR:105:ARG:NE	44:BR:105:ARG:CA	2.52	0.71
46:BV:74:TYR:CE1	46:BV:87:ARG:O	2.42	0.71
47:B2:30:ALA:HB1	47:B2:46:ILE:CD1	2.20	0.71
48:B3:59:VAL:C	48:B3:60:GLU:HG3	2.10	0.71
53:B7:27:GLY:C	53:B7:31:LEU:HG	2.10	0.71
53:B7:29:ASN:O	53:B7:30:ILE:C	2.29	0.71
6:AC:16:ARG:NH2	6:AC:184:TYR:H	1.89	0.71

*Continued on next page...*

*Continued from previous page...*

Atom-1	Atom-2	Interatomic distance (Å)	Clash overlap (Å)
20:AQ:15:MET:CB	20:AQ:18:THR:HB	2.21	0.71
27:BA:592:G:O2'	54:B8:3:LYS:CG	2.38	0.71
27:BA:965:C:C5'	27:BA:2273:A:H1'	2.13	0.71
27:BA:1773:A:OP1	27:BA:1828:G:H3'	1.90	0.71
27:BA:2009:G:O2'	44:BR:106:GLY:O	2.06	0.71
27:BA:2051:A:N6	27:BA:2614:A:C5	2.58	0.71
27:BA:2320:A:O5'	27:BA:2320:A:C8	2.43	0.71
27:BA:2367:G:O2'	27:BA:2368:C:H5'	1.90	0.71
27:BA:2385:C:O2	27:BA:2386:C:H6	1.72	0.71
27:BA:2520:C:C4	27:BA:2567:G:N7	2.59	0.71
27:BA:2693:A:C2	27:BA:2694:G:N7	2.58	0.71
27:BA:2783:G:H2'	27:BA:2784:C:C6	2.25	0.71
30:BF:51:TYR:O	30:BF:54:LEU:C	2.28	0.71
30:BF:107:ARG:O	30:BF:109:LEU:N	2.24	0.71
30:BF:115:LEU:HG	30:BF:246:ARG:NH1	2.05	0.71
32:BH:147:ILE:O	32:BH:161:ILE:HD13	1.91	0.71
32:BH:158:GLY:O	32:BH:159:LYS:HB2	1.91	0.71
33:BI:1:MET:HG3	33:BI:3:VAL:HG23	1.72	0.71
34:BN:38:VAL:O	34:BN:39:VAL:CB	2.38	0.71
35:BO:105:GLU:O	35:BO:107:ARG:N	2.24	0.71
36:BP:66:VAL:CG2	36:BP:110:GLY:O	2.39	0.71
37:BQ:142:LYS:CD	37:BQ:143:VAL:N	2.52	0.71
38:BS:61:ALA:CB	38:BS:84:THR:O	2.39	0.71
40:BW:8:ARG:HG3	40:BW:102:HIS:ND1	2.05	0.71
43:BZ:66:VAL:CG2	43:BZ:68:ALA:O	2.38	0.71
46:BV:6:GLN:HE22	46:BV:10:LYS:HB3	1.56	0.71
1:AA:1418:A:N3	27:BA:1959:G:H1'	2.06	0.70
13:AJ:34:VAL:HG12	13:AJ:36:GLY:H	1.56	0.70
25:AY:224:ALA:CA	27:BA:2554:U:N3	2.54	0.70
27:BA:957:A:OP1	37:BQ:95:GLU:HB3	1.90	0.70
27:BA:996:A:H5'	45:BU:93:LYS:HG3	1.71	0.70
27:BA:1173:G:H22	27:BA:1175:U:H3'	1.56	0.70
27:BA:1456:G:N1	27:BA:2704:C:N4	2.39	0.70
27:BA:2218:G:C4	27:BA:2219:G:C8	2.77	0.70
27:BA:2305:A:N1	27:BA:2312:U:O2	2.24	0.70
27:BA:2370:G:H2'	27:BA:2371:G:H8	1.55	0.70
27:BA:2386:C:H4'	49:B0:39:ARG:HH21	1.51	0.70
27:BA:2402:C:H5''	27:BA:2403:C:OP1	1.90	0.70
27:BA:2450:A:H2'	27:BA:2451:A:H8	1.56	0.70
27:BA:2520:C:C5	27:BA:2567:G:C8	2.78	0.70
27:BA:2620:C:H4'	29:BE:252:GLN:HB2	1.73	0.70

*Continued on next page...*

*Continued from previous page...*

Atom-1	Atom-2	Interatomic distance (Å)	Clash overlap (Å)
27:BA:2681:C:N4	27:BA:2725:A:N7	2.39	0.70
27:BA:2802:G:H2'	27:BA:2803:C:C6	2.26	0.70
27:BA:2808:U:N1	27:BA:2892:A:N6	2.39	0.70
27:BA:2815:C:C2	27:BA:2816:C:C5	2.79	0.70
27:BA:2835:A:N6	27:BA:2879:C:OP2	2.24	0.70
27:BA:2838:G:C6	27:BA:2839:G:C8	2.79	0.70
28:BD:166:LYS:HA	28:BD:172:ILE:H	1.54	0.70
29:BE:202:ALA:HA	29:BE:262:THR:HB	1.73	0.70
29:BE:246:VAL:HG12	29:BE:247:ARG:N	2.05	0.70
30:BF:19:PRO:O	30:BF:20:ASP:C	2.29	0.70
30:BF:138:VAL:O	30:BF:139:VAL:CB	2.39	0.70
31:BG:14:ARG:H	31:BG:14:ARG:HD2	1.55	0.70
31:BG:129:ASP:O	31:BG:130:VAL:HG13	1.90	0.70
31:BG:145:ASP:HB3	38:BS:15:GLU:CA	2.21	0.70
32:BH:120:LEU:HD13	32:BH:143:LEU:HD13	1.73	0.70
34:BN:62:ASP:O	34:BN:64:GLY:N	2.24	0.70
35:BO:17:ARG:NE	35:BO:47:THR:HA	2.06	0.70
36:BP:60:GLU:O	36:BP:61:ALA:CB	2.39	0.70
36:BP:131:GLU:O	36:BP:132:LYS:C	2.29	0.70
37:BQ:45:GLN:CB	37:BQ:152:SER:CB	2.62	0.70
38:BS:13:ARG:O	38:BS:13:ARG:HG2	1.90	0.70
38:BS:76:GLY:O	38:BS:82:TYR:N	2.23	0.70
38:BS:93:GLN:C	38:BS:93:GLN:OE1	2.29	0.70
41:BX:25:GLN:NE2	41:BX:65:VAL:HG13	2.03	0.70
43:BZ:24:TYR:HD2	43:BZ:84:TYR:CD1	2.06	0.70
43:BZ:57:GLU:C	43:BZ:59:GLY:N	2.43	0.70
45:BU:88:ILE:CG2	46:BV:52:GLY:HA2	2.21	0.70
47:B2:4:HIS:N	47:B2:8:ILE:CD1	2.53	0.70
49:B0:7:VAL:O	49:B0:7:VAL:CG1	2.38	0.70
54:B8:3:LYS:C	54:B8:4:MET:HE3	2.11	0.70
55:B9:7:VAL:CG1	55:B9:25:VAL:HG23	2.21	0.70
1:AA:983:A:H4'	17:AN:3:ARG:HH22	1.56	0.70
23:AT:67:ALA:HA	23:AT:72:LEU:O	1.91	0.70
27:BA:86:C:OP1	42:BY:68:ASP:CG	2.29	0.70
27:BA:125:G:C3'	53:B7:19:ARG:HH11	1.95	0.70
27:BA:564:C:P	46:BV:79:GLN:CD	2.70	0.70
27:BA:673:C:O4'	30:BF:82:GLN:NE2	2.25	0.70
27:BA:1279:G:P	44:BR:34:ILE:HD12	2.31	0.70
27:BA:1364:G:H5'	27:BA:1364:G:C8	2.26	0.70
27:BA:1470:G:N2	27:BA:1522:G:C2	2.59	0.70
27:BA:1937:A:N1	27:BA:1940:U:H5	1.89	0.70

*Continued on next page...*



*Continued from previous page...*

Atom-1	Atom-2	Interatomic distance (Å)	Clash overlap (Å)
27:BA:2086:U:C4	27:BA:2233:U:O4	2.44	0.70
27:BA:2197:U:HO2'	27:BA:2198:A:H5''	1.56	0.70
27:BA:2242:G:C4	27:BA:2243:U:C5	2.78	0.70
27:BA:2252:G:C8	27:BA:2252:G:C3'	2.74	0.70
27:BA:2320:A:H61	38:BS:14:ARG:HA	1.55	0.70
27:BA:2378:A:C2'	27:BA:2379:G:O5'	2.39	0.70
27:BA:2415:G:C5	27:BA:2416:C:C5	2.79	0.70
27:BA:2439:A:H1'	27:BA:2587:A:P	2.32	0.70
27:BA:2517:C:N3	27:BA:2542:A:N6	2.38	0.70
27:BA:2583:G:N9	27:BA:2584:U:O2	2.24	0.70
27:BA:2607:G:O6	27:BA:2608:G:C2	2.44	0.70
27:BA:2758:A:H2'	27:BA:2759:G:O5'	1.91	0.70
27:BA:2845:G:HO2'	27:BA:2846:G:C4'	2.03	0.70
28:BD:68:ARG:O	28:BD:69:ASP:CG	2.29	0.70
29:BE:61:PRO:HB3	29:BE:69:PRO:CB	2.20	0.70
30:BF:197:SER:O	30:BF:198:ASP:CB	2.39	0.70
31:BG:19:GLU:HB3	31:BG:135:VAL:HG23	1.61	0.70
33:BI:13:GLY:HA3	33:BI:15:LYS:HZ2	1.55	0.70
33:BI:80:PRO:O	33:BI:148:GLN:CG	2.39	0.70
34:BN:45:VAL:H	34:BN:132:LEU:CD2	2.02	0.70
35:BO:64:ARG:HH22	35:BO:100:GLY:CA	2.04	0.70
35:BO:73:ASP:C	35:BO:75:SER:N	2.44	0.70
37:BQ:130:PRO:C	37:BQ:132:VAL:H	1.93	0.70
40:BW:81:ALA:CB	40:BW:97:LYS:HD2	2.20	0.70
40:BW:96:ILE:N	40:BW:96:ILE:CD1	2.40	0.70
41:BX:7:HIS:HB2	41:BX:8:PRO:CD	2.20	0.70
42:BY:33:GLU:CG	42:BY:34:GLU:N	2.54	0.70
44:BR:97:VAL:HG22	44:BR:114:VAL:CG1	2.22	0.70
47:B2:35:ALA:O	47:B2:36:ALA:C	2.28	0.70
47:B2:59:ILE:HG23	47:B2:60:GLN:N	2.06	0.70
49:B0:51:VAL:O	49:B0:51:VAL:HG12	1.91	0.70
50:B4:70:GLY:O	50:B4:71:SER:OG	2.09	0.70
52:B6:8:ILE:HG23	52:B6:30:ASN:H	1.55	0.70
53:B7:15:THR:OG1	53:B7:16:HIS:N	2.17	0.70
53:B7:43:THR:O	53:B7:46:ASP:OD1	2.08	0.70
1:AA:791:G:H22	1:AA:1498:U:P	2.13	0.70
1:AA:922:G:N3	1:AA:1398:A:C2	2.58	0.70
26:BB:48:A:P	38:BS:107:ASN:HD21	2.04	0.70
27:BA:49:A:N6	27:BA:176:G:N1	2.39	0.70
27:BA:494:G:C4'	40:BW:6:ILE:HG22	2.16	0.70
27:BA:905:U:O2'	43:BZ:117:VAL:HG13	1.90	0.70

*Continued on next page...*

*Continued from previous page...*

Atom-1	Atom-2	Interatomic distance (Å)	Clash overlap (Å)
27:BA:910:A:H62	37:BQ:12:PRO:C	1.93	0.70
27:BA:1034:G:O4'	55:B9:18:ARG:CZ	2.39	0.70
27:BA:1140:C:C4	34:BN:49:ARG:HD2	2.24	0.70
27:BA:1259:G:H2'	27:BA:1260:G:H8	1.56	0.70
27:BA:1620:G:C1'	53:B7:1:MET:H3	2.03	0.70
27:BA:2262:U:C5	49:B0:14:ARG:NH1	2.60	0.70
27:BA:2298:A:C2	27:BA:2299:G:H1'	2.27	0.70
27:BA:2344:U:C2'	27:BA:2345:G:OP2	2.32	0.70
27:BA:2415:G:C5	27:BA:2416:C:H5	2.09	0.70
27:BA:2447:G:C8	27:BA:2500:U:H5	2.09	0.70
27:BA:2468:G:C8	27:BA:2476:A:C2	2.78	0.70
27:BA:2476:A:C2	27:BA:2481:G:N2	2.59	0.70
27:BA:2575:C:C5'	29:BE:241:TRP:HE1	2.01	0.70
27:BA:2880:C:C2'	27:BA:2881:C:C5'	2.58	0.70
30:BF:92:PRO:O	30:BF:96:LYS:CD	2.07	0.70
30:BF:163:HIS:O	30:BF:166:ILE:HG13	1.86	0.70
32:BH:130:ILE:HD12	32:BH:130:ILE:N	1.96	0.70
34:BN:19:MET:CE	34:BN:22:VAL:HG11	2.21	0.70
34:BN:24:SER:O	34:BN:28:GLU:HG2	1.92	0.70
34:BN:52:GLN:CA	34:BN:55:GLU:OE1	2.29	0.70
34:BN:74:ARG:HD2	34:BN:141:ALA:O	1.91	0.70
35:BO:12:ASP:HA	35:BO:97:ARG:O	1.90	0.70
35:BO:90:ASP:N	35:BO:90:ASP:OD1	2.24	0.70
42:BY:19:ARG:N	42:BY:21:LYS:NZ	2.36	0.70
43:BZ:2:GLU:O	43:BZ:3:LEU:O	2.09	0.70
43:BZ:69:VAL:HG13	43:BZ:81:VAL:CG2	2.16	0.70
43:BZ:91:PRO:HB2	43:BZ:127:PRO:CA	2.20	0.70
45:BU:10:ARG:O	45:BU:13:ARG:NH1	2.22	0.70
45:BU:25:TRP:C	45:BU:28:ARG:HH11	1.93	0.70
45:BU:93:LYS:O	45:BU:94:VAL:HG23	1.90	0.70
46:BV:39:PHE:HD2	46:BV:40:VAL:N	1.89	0.70
48:B3:12:PRO:HG2	48:B3:20:LYS:HZ1	1.53	0.70
48:B3:16:PRO:CB	48:B3:19:GLN:NE2	2.54	0.70
49:B0:36:ILE:N	49:B0:68:VAL:CG2	2.54	0.70
50:B4:49:PHE:CE1	50:B4:71:SER:OG	2.44	0.70
50:B4:56:VAL:HG12	50:B4:57:ASP:N	2.06	0.70
53:B7:44:VAL:N	53:B7:46:ASP:OD2	2.24	0.70
1:AA:1358:U:OP1	17:AN:34:TYR:HA	1.91	0.70
7:AD:31:CYS:C	7:AD:33:MET:H	1.95	0.70
16:AM:122:LYS:HZ3	25:AY:154:GLY:CA	2.02	0.70
27:BA:458:G:C2'	53:B7:40:HIS:NE2	2.50	0.70

*Continued on next page...*

*Continued from previous page...*

Atom-1	Atom-2	Interatomic distance (Å)	Clash overlap (Å)
27:BA:583:G:P	45:BU:10:ARG:HH11	2.13	0.70
27:BA:740:U:O4	27:BA:758:C:H1'	1.91	0.70
27:BA:995:C:O2'	45:BU:57:PHE:CG	2.40	0.70
27:BA:1779:U:H6	27:BA:1779:U:H3'	1.55	0.70
27:BA:2616:C:N3	27:BA:2617:C:C5	2.58	0.70
27:BA:2882:A:H2'	27:BA:2883:A:O5'	1.91	0.70
28:BD:65:ASP:CG	28:BD:66:PHE:N	2.44	0.70
29:BE:228:ARG:O	29:BE:230:GLY:N	2.24	0.70
30:BF:102:LEU:HD21	30:BF:106:GLU:CB	2.21	0.70
31:BG:29:HIS:CB	31:BG:69:ILE:HG12	2.18	0.70
33:BI:109:LYS:H	33:BI:109:LYS:HE2	1.56	0.70
34:BN:51:GLU:O	34:BN:54:VAL:N	2.25	0.70
35:BO:20:LEU:HG	35:BO:44:LYS:HG2	1.73	0.70
37:BQ:67:ALA:C	37:BQ:71:PHE:CE1	2.64	0.70
38:BS:55:ASP:OD1	38:BS:56:ASP:N	2.23	0.70
42:BY:11:GLN:O	42:BY:21:LYS:NZ	2.24	0.70
42:BY:92:ASP:OD1	42:BY:94:SER:N	2.25	0.70
43:BZ:35:ASP:OD1	43:BZ:37:LYS:N	2.24	0.70
43:BZ:45:GLN:N	43:BZ:45:GLN:NE2	2.40	0.70
43:BZ:67:LYS:CA	43:BZ:67:LYS:CE	2.68	0.70
45:BU:20:ARG:HH11	46:BV:75:LYS:HD2	1.56	0.70
47:B2:6:GLN:O	47:B2:9:ARG:CA	2.39	0.70
47:B2:60:GLN:O	47:B2:63:GLU:CB	2.39	0.70
48:B3:37:LEU:HB3	48:B3:38:GLU:OE1	1.91	0.70
53:B7:24:THR:O	53:B7:28:ARG:NE	2.23	0.70
54:B8:26:LYS:HG3	54:B8:45:GLY:C	2.10	0.70
55:B9:3:VAL:O	55:B9:3:VAL:HG12	1.89	0.70
1:AA:279:A:H5'	1:AA:280:C:H3'	1.73	0.70
1:AA:1240:U:N3	10:AG:30:ILE:O	2.24	0.70
7:AD:20:TYR:O	7:AD:22:LYS:N	2.23	0.70
27:BA:296:C:C6	27:BA:338:G:N2	2.40	0.70
27:BA:1028:A:H2	27:BA:2486:G:O2'	1.75	0.70
27:BA:1492:G:C1'	28:BD:97:ASP:OD1	2.39	0.70
27:BA:1819:A:N9	28:BD:177:SER:OG	2.24	0.70
27:BA:2040:C:H4'	34:BN:69:TYR:HE2	1.54	0.70
27:BA:2075:U:C4	27:BA:2238:G:C6	2.79	0.70
27:BA:2216:G:O2'	27:BA:2217:G:C5'	2.40	0.70
27:BA:2496:C:N4	27:BA:2497:A:C2	2.59	0.70
27:BA:2721:A:O2'	27:BA:2874:C:H5'	1.90	0.70
27:BA:2783:G:C6	27:BA:2784:C:C4	2.79	0.70
27:BA:2785:C:O2'	29:BE:100:TRP:CD1	2.43	0.70

*Continued on next page...*

*Continued from previous page...*

Atom-1	Atom-2	Interatomic distance (Å)	Clash overlap (Å)
27:BA:2821:A:H2'	27:BA:2822:G:O4'	1.89	0.70
27:BA:2853:C:H3'	27:BA:2853:C:C6	2.25	0.70
30:BF:93:LYS:O	30:BF:96:LYS:CD	2.39	0.70
33:BI:77:VAL:HB	33:BI:143:VAL:HA	1.74	0.70
34:BN:12:VAL:HB	34:BN:38:VAL:CG2	2.21	0.70
34:BN:14:ALA:H	34:BN:40:ASN:ND2	1.88	0.70
37:BQ:58:HIS:O	37:BQ:59:ASN:C	2.29	0.70
38:BS:19:ASP:O	38:BS:22:GLN:N	2.21	0.70
38:BS:35:VAL:N	38:BS:103:ASP:HB3	2.05	0.70
38:BS:87:LEU:HD22	38:BS:87:LEU:N	2.03	0.70
38:BS:127:LEU:CD2	38:BS:127:LEU:C	2.60	0.70
40:BW:29:LEU:CG	40:BW:33:ARG:HD2	2.16	0.70
44:BR:67:LEU:HD22	44:BR:71:GLN:HA	1.73	0.70
52:B6:32:GLN:HA	52:B6:35:LEU:HD12	1.71	0.70
53:B7:1:MET:SD	53:B7:1:MET:C	2.67	0.70
1:AA:409:G:O3'	7:AD:25:ARG:HG3	1.90	0.70
1:AA:947:G:C4'	1:AA:1332:A:H2	2.05	0.70
1:AA:1250:A:H4'	12:AI:67:GLY:HA2	1.74	0.70
19:AP:11:SER:H	19:AP:14:ASN:HB3	1.55	0.70
26:BB:76:G:H4'	43:BZ:80:HIS:HB3	1.73	0.70
27:BA:199:A:C6	27:BA:2433:A:C8	2.79	0.70
27:BA:1021:A:C2	27:BA:1122:G:H5''	2.26	0.70
27:BA:2090:G:C5	27:BA:2230:G:C6	2.79	0.70
27:BA:2251:G:P	37:BQ:102:ARG:NH2	2.63	0.70
27:BA:2305:A:H5'	27:BA:2306:C:OP2	1.91	0.70
27:BA:2330:G:C2	27:BA:2331:G:N9	2.59	0.70
27:BA:2450:A:H2'	27:BA:2451:A:C8	2.27	0.70
27:BA:2638:G:O6	27:BA:2776:A:OP2	2.09	0.70
27:BA:2670:A:H5''	27:BA:2670:A:C8	2.22	0.70
27:BA:2779:U:H5''	27:BA:2780:G:O5'	1.91	0.70
28:BD:105:ALA:O	28:BD:194:VAL:O	2.08	0.70
29:BE:252:GLN:O	29:BE:254:GLY:N	2.21	0.70
29:BE:268:LEU:CD2	29:BE:268:LEU:C	2.55	0.70
30:BF:93:LYS:HB2	30:BF:96:LYS:CE	2.22	0.70
32:BH:70:LEU:O	32:BH:73:ASN:HB2	1.91	0.70
34:BN:53:ILE:CG2	34:BN:54:VAL:N	2.54	0.70
35:BO:47:THR:CB	35:BO:48:PRO:HD2	2.09	0.70
36:BP:114:VAL:CG2	36:BP:132:LYS:C	2.58	0.70
37:BQ:69:ASN:HD22	37:BQ:70:ARG:CA	2.03	0.70
37:BQ:140:TYR:HD1	37:BQ:147:VAL:HG11	0.67	0.70
38:BS:35:VAL:O	38:BS:45:ALA:HB1	1.91	0.70

*Continued on next page...*

*Continued from previous page...*

Atom-1	Atom-2	Interatomic distance (Å)	Clash overlap (Å)
38:BS:115:VAL:O	38:BS:118:ILE:HG22	1.91	0.70
40:BW:19:LEU:HB3	51:B5:25:LEU:HD11	1.73	0.70
44:BR:45:ARG:O	44:BR:46:GLY:C	2.30	0.70
45:BU:7:GLY:HA3	45:BU:8:ILE:HD12	1.74	0.70
49:B0:38:VAL:HG12	49:B0:39:ARG:N	2.07	0.70
54:B8:30:ARG:HD2	54:B8:44:LYS:CD	2.20	0.70
1:AA:1037:C:O3'	1:AA:1038:C:P	2.49	0.70
1:AA:1314:C:C6	22:AS:6:LYS:HG2	2.25	0.70
1:AA:1407:C:O2'	27:BA:1912:A:N6	2.18	0.70
3:AW:40:C:O2'	10:AG:147:ALA:CB	2.39	0.70
10:AG:145:ALA:O	10:AG:146:GLU:HB3	1.90	0.70
27:BA:270(P):C:H4'	33:BI:42:ALA:HB1	1.74	0.70
27:BA:400:G:H1	50:B4:63:PHE:HE1	1.40	0.70
27:BA:1667:G:OP2	27:BA:1667:G:H8	1.75	0.70
27:BA:2286:A:N6	52:B6:32:GLN:O	2.25	0.70
27:BA:2470:G:C4	27:BA:2471:C:C5	2.78	0.70
27:BA:2633:G:N2	27:BA:2785:C:N3	2.32	0.70
27:BA:2783:G:O5'	27:BA:2783:G:C8	2.43	0.70
27:BA:2821:A:C2'	27:BA:2822:G:C1'	2.69	0.70
27:BA:2869:G:H2'	27:BA:2870:C:C5'	2.22	0.70
27:BA:2888:C:C2	27:BA:2889:C:C6	2.79	0.70
28:BD:74:PRO:HG2	28:BD:96:ALA:CA	2.21	0.70
31:BG:140:ARG:HD2	31:BG:144:ARG:NH2	2.07	0.70
32:BH:153:PRO:HB3	32:BH:161:ILE:O	1.92	0.70
34:BN:19:MET:HE1	34:BN:22:VAL:HG11	1.74	0.70
34:BN:58:GLU:HG2	34:BN:139:LEU:HB3	1.73	0.70
39:BT:6:CYS:SG	39:BT:31:PHE:HA	2.32	0.70
39:BT:47:ARG:O	39:BT:48:ASN:CB	2.40	0.70
41:BX:20:PHE:CD1	41:BX:22:ASN:N	2.58	0.70
43:BZ:35:ASP:N	43:BZ:39:PHE:HE2	1.85	0.70
45:BU:63:GLN:O	45:BU:64:ARG:C	2.28	0.70
45:BU:85:ARG:NH1	45:BU:116:ALA:O	2.24	0.70
46:BV:83:ARG:O	46:BV:84:THR:CB	2.39	0.70
47:B2:4:HIS:H	47:B2:8:ILE:CD1	2.05	0.70
47:B2:12:THR:HB	47:B2:13:PRO:HD2	1.71	0.70
48:B3:41:PRO:O	48:B3:42:ALA:O	2.10	0.70
49:B0:36:ILE:CA	49:B0:68:VAL:HG13	2.22	0.70
51:B5:8:LYS:O	51:B5:9:LYS:HB2	1.90	0.70
51:B5:32:GLU:HG2	51:B5:39:LYS:HG2	1.74	0.70
1:AA:1086:U:H2'	1:AA:1087:G:C8	2.26	0.70
3:AW:7:U:O2'	3:AW:49:C:OP2	2.08	0.70

*Continued on next page...*

Continued from previous page...

Atom-1	Atom-2	Interatomic distance (Å)	Clash overlap (Å)
5:AB:112:VAL:HA	5:AB:115:LEU:HB3	1.71	0.70
6:AC:12:LEU:HD11	17:AN:51:GLY:CA	2.20	0.70
27:BA:1566:A:C2	28:BD:212:HIS:CB	2.75	0.70
27:BA:1665:A:N3	35:BO:67:ARG:NH1	2.39	0.70
27:BA:1782:C:N3	27:BA:2609:U:H6	1.82	0.70
27:BA:1805:U:H5'	28:BD:235:PRO:CG	2.22	0.70
27:BA:2052:G:H1'	29:BE:245:ARG:O	1.92	0.70
27:BA:2268:A:OP1	27:BA:2268:A:H4'	1.91	0.70
27:BA:2372:G:N1	27:BA:2373:G:C6	2.59	0.70
27:BA:2405:G:C2	27:BA:2413:G:O6	2.45	0.70
27:BA:2436:G:C2	27:BA:2437:U:C2	2.79	0.70
27:BA:2454:G:N2	27:BA:2455:G:H1'	2.06	0.70
27:BA:2514:U:O4'	29:BE:247:ARG:NH1	2.25	0.70
27:BA:2515:C:C4	27:BA:2570:G:C6	2.79	0.70
27:BA:2785:C:H4'	29:BE:99:VAL:HA	0.70	0.70
29:BE:268:LEU:CD2	29:BE:269:ILE:HD12	2.16	0.70
33:BI:43:ASN:C	33:BI:46:ALA:H	1.94	0.70
35:BO:17:ARG:O	35:BO:18:GLU:HG3	1.92	0.70
37:BQ:20:ILE:CG1	37:BQ:21:SER:H	2.01	0.70
37:BQ:49:VAL:HG11	37:BQ:119:ASN:O	1.90	0.70
38:BS:32:PRO:O	38:BS:101:VAL:HG13	1.92	0.70
40:BW:43:GLY:O	40:BW:44:ALA:O	2.10	0.70
41:BX:28:VAL:HG11	41:BX:64:ALA:HB2	1.74	0.70
42:BY:43:ASN:O	42:BY:44:ALA:HB3	1.90	0.70
42:BY:78:THR:CA	42:BY:89:ARG:CD	2.67	0.70
43:BZ:3:LEU:HD22	43:BZ:34:LEU:C	2.12	0.70
44:BR:38:VAL:HG12	44:BR:39:PRO:HD3	0.74	0.70
44:BR:51:LEU:O	44:BR:54:LEU:HB2	1.92	0.70
44:BR:75:LEU:O	44:BR:76:VAL:C	2.29	0.70
1:AA:944:G:O6	1:AA:1337:G:H8	1.75	0.70
1:AA:1224:G:HO3'	1:AA:1225:A:P	2.13	0.70
1:AA:1329:A:H5''	16:AM:26:GLY:N	2.07	0.70
2:AV:69:U:H2'	2:AV:70:C:C6	2.27	0.70
27:BA:54:G:C1'	53:B7:35:ARG:HH22	2.05	0.70
27:BA:218:A:H2'	27:BA:219:G:O4'	1.92	0.70
27:BA:382:G:H1	27:BA:392:C:H42	1.39	0.70
27:BA:885:C:N4	27:BA:889:C:H1'	2.06	0.70
27:BA:1137:G:O2'	34:BN:82:THR:CA	2.39	0.70
27:BA:1287:A:H5''	44:BR:104:ARG:HG3	1.73	0.70
27:BA:1300:U:H3'	27:BA:1635:G:OP1	1.92	0.70
27:BA:2045:C:N3	27:BA:2624:G:N2	2.40	0.70

Continued on next page...

*Continued from previous page...*

Atom-1	Atom-2	Interatomic distance (Å)	Clash overlap (Å)
27:BA:2224:G:O2'	27:BA:2225:A:H5'	1.91	0.70
27:BA:2226:C:O2	27:BA:2227:A:O2'	2.08	0.70
27:BA:2333:A:N9	27:BA:2335:A:N3	2.40	0.70
27:BA:2358:G:N3	27:BA:2359:C:H5'	2.07	0.70
27:BA:2478:A:H2'	27:BA:2479:G:H5'	1.73	0.70
27:BA:2493:U:O2	27:BA:2494:G:O4'	2.08	0.70
27:BA:2703:C:O2'	27:BA:2704:C:H5'	1.90	0.70
27:BA:2733:A:N3	29:BE:318:ASN:HB2	2.07	0.70
27:BA:2785:C:H5'	29:BE:99:VAL:CG2	2.18	0.70
27:BA:2840:C:C2	27:BA:2841:C:C5	2.80	0.70
27:BA:2870:C:H2'	27:BA:2871:C:O4'	1.92	0.70
28:BD:211:HIS:C	28:BD:213:LYS:N	2.42	0.70
29:BE:211:GLN:HG2	29:BE:212:GLY:H	1.57	0.70
30:BF:5:ILE:HA	30:BF:139:VAL:CG1	2.22	0.70
37:BQ:72:VAL:CG2	37:BQ:83:PHE:HZ	2.03	0.70
37:BQ:82:LYS:HB2	37:BQ:125:TRP:HB3	1.74	0.70
40:BW:26:GLY:O	40:BW:27:LYS:CG	2.39	0.70
43:BZ:159:THR:O	43:BZ:160:LEU:HB2	1.90	0.70
51:B5:58:LEU:O	51:B5:59:ALA:HB2	1.90	0.70
56:BK:19:THR:H	56:BK:20:PRO:CD	2.04	0.70
1:AA:25:C:C4'	1:AA:524:G:H21	2.05	0.70
1:AA:815:A:O2'	1:AA:1527:C:C1'	2.38	0.70
1:AA:926:G:N1	4:AX:116:U:OP1	2.24	0.70
1:AA:1315:U:OP2	22:AS:6:LYS:CD	2.40	0.70
15:AL:28:LYS:HB2	15:AL:30:ALA:HB2	1.72	0.70
15:AL:45:PRO:HD2	15:AL:50:SER:HA	1.74	0.70
25:AY:223:ARG:CA	27:BA:2555:U:C4	2.75	0.70
27:BA:993:G:H21	45:BU:54:LYS:HZ1	1.39	0.70
27:BA:1010:A:O2'	27:BA:1152:C:O2	2.10	0.70
27:BA:1152:C:O3'	45:BU:80:ILE:HD13	1.92	0.70
27:BA:1287:A:C4'	44:BR:104:ARG:CD	2.64	0.70
27:BA:1827:C:H2'	27:BA:1828:G:O4'	1.91	0.70
27:BA:2103:C:O2	27:BA:2187:G:C2	2.43	0.70
27:BA:2265:U:N3	27:BA:2266:A:N7	2.39	0.70
27:BA:2267:A:H5''	27:BA:2268:A:P	2.32	0.70
27:BA:2316:C:N4	27:BA:2317:C:C4	2.60	0.70
27:BA:2320:A:H2	27:BA:2333:A:C4	2.09	0.70
27:BA:2474:C:C2'	27:BA:2475:C:H5'	2.15	0.70
27:BA:2536:G:C2'	27:BA:2537:U:H5'	2.21	0.70
27:BA:2657:A:C2'	27:BA:2658:C:H5'	2.22	0.70
27:BA:2688:U:C2	27:BA:2719:G:N3	2.58	0.70

*Continued on next page...*

*Continued from previous page...*

Atom-1	Atom-2	Interatomic distance (Å)	Clash overlap (Å)
27:BA:2733:A:H1'	29:BE:318:ASN:HD21	1.57	0.70
27:BA:2737:G:C5	27:BA:2738:A:N7	2.59	0.70
27:BA:2825:C:H6	27:BA:2825:C:C4'	2.05	0.70
27:BA:2839:G:O2'	27:BA:2840:C:H5'	1.92	0.70
29:BE:44:TYR:CB	29:BE:307:LEU:O	2.40	0.70
30:BF:37:ALA:O	30:BF:107:ARG:NH1	2.25	0.70
30:BF:42:ARG:NH1	30:BF:221:GLU:OE1	2.24	0.70
30:BF:102:LEU:CB	30:BF:107:ARG:NE	2.52	0.70
32:BH:146:ASN:O	32:BH:146:ASN:OD1	2.09	0.70
35:BO:101:PRO:HB3	35:BO:120:GLU:O	1.91	0.70
35:BO:101:PRO:HD3	39:BT:26:GLY:HA2	1.72	0.70
38:BS:82:TYR:O	38:BS:86:LEU:CG	2.38	0.70
40:BW:8:ARG:O	40:BW:9:TYR:C	2.30	0.70
40:BW:32:ALA:HA	40:BW:35:ILE:HD11	1.70	0.70
40:BW:37:ARG:HH22	51:B5:48:ASN:ND2	1.90	0.70
43:BZ:41:ARG:NE	43:BZ:41:ARG:H	1.90	0.70
43:BZ:125:PRO:CG	43:BZ:130:ILE:HG22	2.22	0.70
45:BU:43:ALA:O	45:BU:45:TYR:CA	2.40	0.70
46:BV:40:VAL:C	46:BV:51:ALA:HB1	2.12	0.70
48:B3:26:LEU:HB2	48:B3:28:LEU:HD21	1.74	0.70
48:B3:50:VAL:O	48:B3:51:ALA:C	2.30	0.70
49:B0:25:LYS:C	49:B0:60:PHE:HE1	1.91	0.70
49:B0:49:GLN:HE21	49:B0:49:GLN:CA	2.04	0.70
50:B4:14:ILE:O	50:B4:14:ILE:CG2	2.39	0.70
52:B6:16:ALA:C	52:B6:18:THR:N	2.45	0.70
52:B6:33:ALA:C	52:B6:35:LEU:H	1.95	0.70
1:AA:769:G:N2	1:AA:900:A:H61	1.90	0.69
1:AA:1125:U:O4	13:AJ:5:ARG:NH1	2.24	0.69
1:AA:1221:G:H5'	1:AA:1321:C:C2	2.27	0.69
1:AA:1291:G:H4'	12:AI:38:GLN:O	1.92	0.69
27:BA:581:C:H5'	45:BU:32:TYR:HB2	1.72	0.69
27:BA:1327:C:H3'	27:BA:1328:G:H8	1.57	0.69
27:BA:1791:A:P	28:BD:210:LYS:HD2	2.32	0.69
27:BA:2051:A:H2	27:BA:2618:G:N1	1.90	0.69
27:BA:2325:G:C5	27:BA:2326:C:H5	2.09	0.69
27:BA:2328:A:C2'	27:BA:2329:G:H8	2.01	0.69
27:BA:2356:C:P	49:B0:21:LEU:HD11	2.26	0.69
27:BA:2423:U:H2'	27:BA:2423:U:O2	1.92	0.69
27:BA:2523:G:O4'	27:BA:2765:A:C8	2.44	0.69
27:BA:2620:C:O2'	27:BA:2621:A:C4'	2.40	0.69
27:BA:2740:A:C5'	27:BA:2740:A:H8	2.05	0.69

*Continued on next page...*



*Continued from previous page...*

Atom-1	Atom-2	Interatomic distance (Å)	Clash overlap (Å)
27:BA:2821:A:H2'	27:BA:2822:G:C8	2.26	0.69
27:BA:2833:G:OP1	27:BA:2833:G:C8	2.39	0.69
27:BA:2838:G:C2	27:BA:2881:C:N3	2.59	0.69
28:BD:87:SER:O	28:BD:156:ALA:HB2	1.92	0.69
28:BD:110:LYS:O	28:BD:111:VAL:C	2.29	0.69
28:BD:139:LEU:CD1	28:BD:139:LEU:C	2.59	0.69
28:BD:166:LYS:C	28:BD:182:MET:HE1	2.12	0.69
30:BF:152:GLU:O	30:BF:155:SER:HB3	1.92	0.69
32:BH:98:GLN:HB2	32:BH:103:VAL:HG21	1.74	0.69
33:BI:7:LYS:HB2	33:BI:14:LYS:CE	2.12	0.69
34:BN:5:GLU:HA	34:BN:109:TYR:CE2	2.27	0.69
34:BN:15:ARG:CG	34:BN:43:ARG:CG	2.68	0.69
34:BN:136:SER:HA	34:BN:139:LEU:HD21	1.73	0.69
35:BO:19:VAL:CG1	35:BO:42:THR:O	2.36	0.69
37:BQ:152:SER:OG	37:BQ:153:PRO:HD2	1.92	0.69
40:BW:40:ASN:O	40:BW:41:LYS:O	2.10	0.69
40:BW:56:ALA:O	40:BW:58:ALA:N	2.25	0.69
40:BW:58:ALA:O	40:BW:59:VAL:C	2.29	0.69
43:BZ:71:MET:HA	43:BZ:78:PRO:CB	2.22	0.69
43:BZ:91:PRO:HD2	43:BZ:127:PRO:HB3	1.74	0.69
44:BR:111:LEU:O	44:BR:112:ALA:CB	2.40	0.69
53:B7:34:ARG:CZ	53:B7:42:LEU:HD23	2.22	0.69
1:AA:255:G:H1'	20:AQ:16:GLN:NE2	2.07	0.69
7:AD:3:ARG:HG3	7:AD:118:ARG:HH11	1.55	0.69
27:BA:328:U:O2'	42:BY:94:SER:CB	2.41	0.69
27:BA:830:G:C8	27:BA:2448:A:C8	2.79	0.69
27:BA:873:G:H4'	37:BQ:32:LYS:CG	2.22	0.69
27:BA:1162:G:O2'	46:BV:23:GLU:CD	2.31	0.69
27:BA:2012:G:O3'	40:BW:96:ILE:CG2	2.38	0.69
27:BA:2236:C:H2'	27:BA:2236:C:O2	1.91	0.69
27:BA:2327:A:C5	27:BA:2388:A:C6	2.80	0.69
27:BA:2373:G:H1	27:BA:2380:C:H42	1.40	0.69
27:BA:2543:G:C8	27:BA:2544:G:C5	2.80	0.69
27:BA:2657:A:C3'	27:BA:2658:C:H5'	2.22	0.69
27:BA:2768:C:HO2'	27:BA:2769:C:H5'	1.57	0.69
27:BA:2842:G:C3'	27:BA:2843:G:H5'	2.22	0.69
28:BD:141:HIS:HE1	28:BD:192:GLY:C	1.95	0.69
30:BF:22:PHE:O	30:BF:23:GLU:C	2.30	0.69
32:BH:49:ILE:HD12	32:BH:49:ILE:N	2.01	0.69
33:BI:95:SER:HA	33:BI:98:ILE:HG13	0.70	0.69
33:BI:101:SER:O	33:BI:102:LEU:C	2.30	0.69

*Continued on next page...*

*Continued from previous page...*

Atom-1	Atom-2	Interatomic distance (Å)	Clash overlap (Å)
34:BN:5:GLU:OE2	34:BN:6:PHE:O	2.10	0.69
34:BN:12:VAL:HG12	34:BN:38:VAL:CG2	2.22	0.69
34:BN:15:ARG:O	34:BN:16:ASP:HB2	1.92	0.69
34:BN:63:ILE:HB	34:BN:71:TYR:CZ	2.26	0.69
34:BN:83:ILE:CG1	34:BN:84:ARG:HG2	2.22	0.69
37:BQ:116:HIS:CD2	37:BQ:116:HIS:O	2.45	0.69
38:BS:100:ALA:CB	38:BS:127:LEU:HD21	2.23	0.69
38:BS:115:VAL:O	38:BS:117:ALA:N	2.25	0.69
42:BY:102:ASP:HB3	42:BY:108:ARG:NH1	2.06	0.69
43:BZ:91:PRO:HG2	43:BZ:127:PRO:CB	2.23	0.69
45:BU:39:LEU:HB3	45:BU:40:LEU:HD23	1.74	0.69
45:BU:56:ASP:O	45:BU:60:LEU:HD23	1.89	0.69
47:B2:23:LEU:O	47:B2:27:LEU:HG	1.93	0.69
47:B2:27:LEU:CD2	47:B2:49:LEU:HB3	2.22	0.69
50:B4:33:VAL:C	50:B4:34:ASP:OD1	2.30	0.69
52:B6:2:ALA:HB3	52:B6:11:LYS:CE	2.21	0.69
54:B8:60:LEU:CD2	54:B8:61:MET:O	2.40	0.69
1:AA:541:G:H4'	7:AD:42:GLN:HB2	1.74	0.69
1:AA:574:A:HO2'	1:AA:882:C:C2'	2.04	0.69
21:AR:80:PRO:O	21:AR:82:THR:N	2.23	0.69
27:BA:1087:G:H21	27:BA:1104:C:C5'	2.04	0.69
27:BA:1405:U:H2'	27:BA:1406:U:C6	2.26	0.69
27:BA:1441:G:H4'	27:BA:1628:G:OP1	1.93	0.69
27:BA:1668:A:H1'	27:BA:1669:A:C2	2.26	0.69
27:BA:2355:C:H5'	49:B0:21:LEU:CD2	2.23	0.69
27:BA:2359:C:C5	27:BA:2360:A:N1	2.60	0.69
27:BA:2437:U:H5'	27:BA:2598:A:N1	2.06	0.69
27:BA:2657:A:C5	27:BA:2658:C:C6	2.80	0.69
28:BD:85:ASN:CG	28:BD:86:ARG:NH2	2.44	0.69
30:BF:6:TYR:CE2	30:BF:140:VAL:CA	2.74	0.69
31:BG:38:GLU:HG2	31:BG:41:LEU:HD11	1.70	0.69
32:BH:82:TYR:CE2	32:BH:137:LYS:CB	2.67	0.69
33:BI:35:LEU:O	33:BI:36:ALA:CB	2.39	0.69
34:BN:10:VAL:HG11	34:BN:36:VAL:CB	2.16	0.69
34:BN:95:ARG:O	34:BN:96:GLU:C	2.28	0.69
42:BY:71:VAL:HG22	42:BY:93:THR:HG23	0.71	0.69
43:BZ:51:LEU:HD11	43:BZ:64:ALA:H	1.56	0.69
44:BR:37:THR:O	44:BR:38:VAL:C	2.29	0.69
44:BR:56:LYS:NZ	44:BR:94:TYR:OH	2.21	0.69
44:BR:61:HIS:C	44:BR:64:ARG:NH1	2.44	0.69
44:BR:89:ASP:OD1	44:BR:90:ARG:CG	2.40	0.69

*Continued on next page...*

*Continued from previous page...*

Atom-1	Atom-2	Interatomic distance (Å)	Clash overlap (Å)
48:B3:45:GLY:O	48:B3:46:ASN:C	2.31	0.69
49:B0:9:SER:O	49:B0:10:SER:C	2.30	0.69
1:AA:275:G:H5'	20:AQ:14:LYS:HD3	1.74	0.69
1:AA:518:C:H2'	1:AA:530:G:C8	2.27	0.69
1:AA:566:G:H8	1:AA:566:G:O5'	1.75	0.69
3:AW:14:A:C5	3:AW:22:G:C2	2.81	0.69
7:AD:24:GLU:HB2	7:AD:112:VAL:HG11	1.72	0.69
27:BA:563:G:N2	45:BU:37:GLN:NE2	2.27	0.69
27:BA:1156:A:OP1	45:BU:55:ARG:NH2	2.23	0.69
27:BA:1223:C:C4	46:BV:87:ARG:NH2	2.55	0.69
27:BA:1789:A:C4'	28:BD:224:VAL:HG11	2.16	0.69
27:BA:2194:G:C6	27:BA:2195:C:N4	2.60	0.69
27:BA:2233:U:O2	27:BA:2234:G:N9	2.25	0.69
27:BA:2373:G:C4	27:BA:2374:C:C5	2.80	0.69
27:BA:2470:G:N1	27:BA:2471:C:C5	2.51	0.69
27:BA:2581:G:H1	27:BA:2610:C:C2'	2.05	0.69
27:BA:2740:A:C4	27:BA:2741:A:N7	2.60	0.69
27:BA:2898:U:H2'	27:BA:2898:U:O2	1.92	0.69
30:BF:25:PRO:C	30:BF:26:VAL:HG23	2.12	0.69
31:BG:146:LYS:O	31:BG:147:ALA:C	2.30	0.69
33:BI:102:LEU:CD1	33:BI:102:LEU:C	2.56	0.69
35:BO:43:VAL:HG23	35:BO:56:GLN:H	1.55	0.69
36:BP:114:VAL:HG21	36:BP:132:LYS:CB	2.22	0.69
37:BQ:49:VAL:CG2	37:BQ:120:HIS:CA	2.70	0.69
37:BQ:65:ARG:NE	37:BQ:85:ILE:CB	2.53	0.69
38:BS:76:GLY:C	38:BS:80:SER:N	2.46	0.69
38:BS:97:VAL:O	38:BS:98:GLU:CB	2.40	0.69
40:BW:14:PRO:HD3	40:BW:101:SER:OG	1.92	0.69
42:BY:53:GLY:O	42:BY:54:ASP:C	2.30	0.69
44:BR:62:ALA:HB1	44:BR:80:PHE:HZ	1.55	0.69
46:BV:44:GLN:HE21	46:BV:44:GLN:N	1.91	0.69
47:B2:51:LYS:O	47:B2:54:ALA:CA	2.40	0.69
48:B3:40:THR:HG21	48:B3:43:ILE:HG12	1.74	0.69
49:B0:33:ALA:CB	49:B0:66:LYS:H	2.03	0.69
49:B0:47:ALA:HB1	49:B0:73:GLY:O	1.93	0.69
52:B6:42:PRO:C	52:B6:44:ALA:N	2.43	0.69
53:B7:12:ARG:O	53:B7:13:ALA:O	2.10	0.69
53:B7:26:SER:HA	53:B7:29:ASN:HD22	1.57	0.69
1:AA:1288:A:C6	1:AA:1371:G:H1'	2.27	0.69
2:AV:4:G:H2'	2:AV:5:A:H8	1.54	0.69
3:AW:76:A:C8	27:BA:2421:G:C2'	2.73	0.69

*Continued on next page...*

*Continued from previous page...*

Atom-1	Atom-2	Interatomic distance (Å)	Clash overlap (Å)
7:AD:185:PHE:HE2	7:AD:189:PRO:HD3	1.55	0.69
26:BB:57:A:O4'	31:BG:13:MET:CE	2.34	0.69
27:BA:54:G:H1'	53:B7:35:ARG:HH22	1.58	0.69
27:BA:58:G:N2	27:BA:70:G:C5	2.59	0.69
27:BA:139:G:H2'	27:BA:141(A):C:O2'	1.93	0.69
27:BA:1134:G:O6	27:BA:1137:G:N7	2.25	0.69
27:BA:1782:C:O2	27:BA:2609:U:C1'	2.40	0.69
27:BA:1918:A:H2'	27:BA:1919:A:N7	2.07	0.69
27:BA:2210:G:O2'	27:BA:2211:G:P	2.50	0.69
27:BA:2341:G:C6	27:BA:2342:C:C4	2.80	0.69
27:BA:2484:G:C2	27:BA:2485:G:C1'	2.74	0.69
27:BA:2520:C:H2'	27:BA:2521:C:C5'	2.20	0.69
27:BA:2561:A:C5	27:BA:2562:U:C5	2.80	0.69
27:BA:2880:C:N4	27:BA:2881:C:H41	1.90	0.69
28:BD:154:VAL:CG2	28:BD:160:SER:HA	2.23	0.69
29:BE:84:ARG:HB2	29:BE:174:LEU:HD23	1.74	0.69
29:BE:109:ASP:OD2	29:BE:112:LEU:HD23	1.91	0.69
30:BF:147:LEU:HD12	30:BF:156:LEU:HD12	1.72	0.69
32:BH:52:THR:O	32:BH:54:PRO:CD	2.37	0.69
33:BI:8:ASP:O	33:BI:9:VAL:HB	1.93	0.69
34:BN:13:ASP:CA	34:BN:38:VAL:HG13	1.82	0.69
35:BO:10:VAL:CG1	35:BO:12:ASP:O	2.41	0.69
35:BO:64:ARG:HH21	35:BO:100:GLY:HA3	1.57	0.69
35:BO:78:ARG:O	35:BO:79:PHE:CD2	2.45	0.69
36:BP:69:ILE:O	36:BP:70:ASP:C	2.31	0.69
37:BQ:94:ARG:NE	37:BQ:106:GLY:HA2	2.01	0.69
43:BZ:109:GLN:O	56:BK:94:ARG:HA	1.92	0.69
45:BU:75:ASN:O	45:BU:78:THR:OG1	2.10	0.69
45:BU:103:PRO:CA	45:BU:107:LYS:HE2	2.22	0.69
53:B7:19:ARG:O	53:B7:22:MET:N	2.25	0.69
1:AA:15:G:H1'	8:AE:19:MET:SD	2.32	0.69
1:AA:1190:G:H5'	6:AC:176:HIS:CE1	2.27	0.69
3:AW:9:A:N3	3:AW:45:G:H2'	2.07	0.69
27:BA:1:G:N2	27:BA:2902:C:C4	2.59	0.69
27:BA:138:G:N7	41:BX:39:ASP:OD1	2.24	0.69
27:BA:294:A:H4'	42:BY:15:PRO:CD	2.22	0.69
27:BA:310:A:H2'	27:BA:312:G:N7	2.07	0.69
27:BA:1034:G:C4'	55:B9:18:ARG:CZ	2.71	0.69
27:BA:1152:C:H5''	45:BU:80:ILE:HG22	1.75	0.69
27:BA:2078:C:H4'	27:BA:2434:A:H5'	1.73	0.69
27:BA:2087:G:C6	27:BA:2233:U:C6	2.80	0.69

*Continued on next page...*

*Continued from previous page...*

Atom-1	Atom-2	Interatomic distance (Å)	Clash overlap (Å)
27:BA:2228:G:H8	27:BA:2228:G:C5'	2.05	0.69
27:BA:2267:A:N1	27:BA:2272:U:O4	2.26	0.69
27:BA:2320:A:N7	38:BS:9:PRO:HD3	2.06	0.69
27:BA:2510:C:N4	27:BA:2511:U:C4	2.60	0.69
27:BA:2579:C:C2'	27:BA:2580:U:C5'	2.33	0.69
27:BA:2712:U:H2'	27:BA:712(A):A:H5''	0.69	0.69
29:BE:70:VAL:HG22	29:BE:297:LYS:CA	2.22	0.69
29:BE:307:LEU:O	29:BE:309:PRO:HD3	1.92	0.69
30:BF:153:VAL:C	30:BF:155:SER:N	2.45	0.69
31:BG:142:ALA:HB3	31:BG:151:ILE:HD11	1.70	0.69
37:BQ:67:ALA:HB1	37:BQ:71:PHE:CE1	2.27	0.69
40:BW:70:TYR:HD2	40:BW:71:VAL:H	1.40	0.69
41:BX:13:LYS:HA	41:BX:16:ASN:ND2	2.07	0.69
42:BY:92:ASP:O	42:BY:92:ASP:OD1	2.09	0.69
42:BY:101:LEU:HD22	42:BY:101:LEU:O	1.92	0.69
44:BR:52:ILE:CD1	44:BR:94:TYR:HB2	2.23	0.69
44:BR:90:ARG:NH1	44:BR:117:VAL:HG11	2.07	0.69
45:BU:20:ARG:NH1	46:BV:75:LYS:HD2	2.08	0.69
45:BU:62:ILE:O	45:BU:65:ILE:HB	1.92	0.69
45:BU:66:ASN:O	45:BU:68:GLY:N	2.26	0.69
45:BU:68:GLY:HA2	45:BU:71:LEU:HB2	1.74	0.69
48:B3:44:ARG:O	48:B3:45:GLY:C	2.30	0.69
49:B0:41:ARG:O	49:B0:42:GLY:O	2.10	0.69
1:AA:426:G:O2'	7:AD:42:GLN:CA	2.40	0.69
7:AD:12:CYS:O	7:AD:33:MET:HB3	1.92	0.69
16:AM:122:LYS:HZ1	25:AY:154:GLY:CA	2.03	0.69
27:BA:629:G:H5''	27:BA:649:G:O2'	1.92	0.69
27:BA:650:C:OP1	54:B8:19:THR:CG2	2.40	0.69
27:BA:772:C:H2'	27:BA:773:U:H6	1.57	0.69
27:BA:974(A):C:H6	27:BA:1186:G:N1	1.89	0.69
27:BA:1212:G:O2'	27:BA:1213:A:H8	1.74	0.69
27:BA:1665:A:C1'	35:BO:66:LYS:NZ	2.54	0.69
27:BA:2209:C:O2'	27:BA:2210:G:C8	2.45	0.69
27:BA:2247:A:H2'	27:BA:2248:C:C6	2.24	0.69
27:BA:2275:C:O2	37:BQ:103:ALA:HB2	1.93	0.69
27:BA:2277:G:O3'	37:BQ:15:THR:HG21	1.58	0.69
27:BA:2333:A:O4'	27:BA:2335:A:C4	2.45	0.69
27:BA:2423:U:C2'	27:BA:2424:C:OP2	2.39	0.69
27:BA:2470:G:O6	27:BA:2481:G:N2	2.25	0.69
27:BA:2511:U:C2'	27:BA:2512:C:H5'	2.23	0.69
27:BA:2511:U:C6	27:BA:2512:C:C5	2.80	0.69

*Continued on next page...*

*Continued from previous page...*

Atom-1	Atom-2	Interatomic distance (Å)	Clash overlap (Å)
29:BE:269:ILE:HD12	29:BE:295:LEU:O	1.92	0.69
30:BF:79:ARG:O	30:BF:79:ARG:HG2	1.92	0.69
30:BF:168:ARG:HH12	30:BF:209:GLY:C	1.91	0.69
30:BF:214:THR:N	30:BF:218:VAL:HG21	1.96	0.69
30:BF:237:GLU:O	30:BF:240:LEU:N	2.26	0.69
32:BH:164:GLU:OE1	32:BH:164:GLU:N	2.25	0.69
34:BN:8:ALA:HB1	34:BN:11:ILE:HD11	1.75	0.69
36:BP:52:LYS:CE	36:BP:53:ARG:HH12	2.05	0.69
36:BP:128:GLY:CA	36:BP:132:LYS:HZ3	1.84	0.69
37:BQ:65:ARG:HH21	37:BQ:85:ILE:CA	2.05	0.69
37:BQ:127:ASN:CB	37:BQ:128:PRO:HD2	2.23	0.69
38:BS:35:VAL:HG11	38:BS:37:ARG:NH2	2.08	0.69
39:BT:6:CYS:O	39:BT:8:TYR:N	2.23	0.69
43:BZ:81:VAL:CG1	43:BZ:82:ASP:N	2.56	0.69
43:BZ:163:ASP:CG	43:BZ:164:PRO:HD3	1.79	0.69
44:BR:24:GLN:CB	44:BR:44:LEU:CD2	2.70	0.69
44:BR:47:PHE:O	44:BR:50:HIS:N	2.26	0.69
45:BU:63:GLN:O	45:BU:66:ASN:N	2.25	0.69
45:BU:104:GLU:CD	46:BV:46:VAL:CG1	2.61	0.69
47:B2:26:GLU:O	47:B2:29:ASN:N	2.25	0.69
47:B2:35:ALA:O	47:B2:37:GLY:N	2.26	0.69
48:B3:31:LEU:HD22	48:B3:32:GLN:CB	2.21	0.69
50:B4:10:VAL:O	50:B4:10:VAL:HG12	1.92	0.69
50:B4:23:GLU:CD	50:B4:29:PRO:CG	2.57	0.69
51:B5:13:LYS:CD	51:B5:14:SER:N	2.56	0.69
1:AA:65:U:C5	1:AA:200:G:H4'	2.26	0.69
1:AA:1181:G:O3'	1:AA:1184:G:H5'	1.93	0.69
1:AA:1492:A:H2'	1:AA:1493:A:O4'	1.93	0.69
3:AW:34:G:H8	3:AW:34:G:OP1	1.75	0.69
6:AC:156:ARG:HB2	6:AC:196:LEU:HD22	1.75	0.69
7:AD:62:GLN:HE22	7:AD:65:ARG:HH11	1.40	0.69
13:AJ:90:LEU:H	13:AJ:91:PRO:HD2	1.56	0.69
17:AN:27:CYS:SG	17:AN:43:CYS:N	2.60	0.69
21:AR:53:ARG:HH11	21:AR:59:SER:HA	1.58	0.69
25:AY:252:CYS:CA	27:BA:1942:C:O3'	2.40	0.69
27:BA:76:C:O2'	47:B2:55:ARG:HG3	1.93	0.69
27:BA:245:G:H1	27:BA:253:C:H42	1.39	0.69
27:BA:373:U:C2	27:BA:400:G:N2	2.61	0.69
27:BA:671:C:N4	27:BA:809:G:H1	1.90	0.69
27:BA:2197:U:H2'	27:BA:2224:G:H1	1.58	0.69
27:BA:2276:G:C4	27:BA:2277:G:H8	2.11	0.69

*Continued on next page...*

*Continued from previous page...*

Atom-1	Atom-2	Interatomic distance (Å)	Clash overlap (Å)
27:BA:2308:G:H5'	27:BA:2309:A:OP1	1.91	0.69
27:BA:2411:A:O2'	27:BA:2412:A:C5'	2.41	0.69
27:BA:2414:G:C4	27:BA:2415:G:N7	2.60	0.69
27:BA:2445:G:O2'	27:BA:2446:G:H5''	1.93	0.69
27:BA:2471:C:C2'	27:BA:2472:G:O5'	2.41	0.69
27:BA:2520:C:C6	27:BA:2567:G:N9	2.61	0.69
27:BA:2734:A:H5'	27:BA:2735:G:OP2	1.92	0.69
27:BA:2804:C:C6	27:BA:2805:G:C2	2.81	0.69
27:BA:2810:A:C8	27:BA:2811:G:C1'	2.75	0.69
27:BA:2818:G:N2	27:BA:2829:C:C2	2.61	0.69
27:BA:2822:G:H8	27:BA:2822:G:OP2	1.74	0.69
27:BA:2840:C:O2'	27:BA:2841:C:H5'	1.90	0.69
27:BA:2888:C:H2'	27:BA:2889:C:O4'	1.92	0.69
28:BD:73:ILE:HG22	28:BD:74:PRO:HD2	1.75	0.69
28:BD:121:ALA:O	28:BD:122:ASP:HB3	1.92	0.69
28:BD:134:ILE:CG2	28:BD:135:PRO:HD2	2.20	0.69
28:BD:163:VAL:O	28:BD:165:GLY:N	2.26	0.69
29:BE:44:TYR:CG	29:BE:309:PRO:HD3	2.28	0.69
30:BF:144:PHE:HE2	30:BF:156:LEU:HD13	1.52	0.69
30:BF:223:LEU:O	30:BF:225:PRO:CD	2.41	0.69
33:BI:7:LYS:HG2	33:BI:12:LYS:HA	1.74	0.69
34:BN:65:ASN:O	34:BN:68:GLY:O	2.11	0.69
35:BO:37:ASP:O	35:BO:61:VAL:CG1	2.39	0.69
36:BP:67:ARG:HH11	36:BP:111:ALA:CA	2.06	0.69
36:BP:127:GLU:OE1	36:BP:127:GLU:HA	1.91	0.69
37:BQ:26:LYS:HE3	37:BQ:28:ILE:HD12	1.75	0.69
37:BQ:41:THR:C	37:BQ:125:TRP:CZ3	2.63	0.69
37:BQ:82:LYS:C	37:BQ:84:ARG:N	2.44	0.69
37:BQ:108:SER:C	37:BQ:109:VAL:HG22	2.13	0.69
38:BS:76:GLY:O	38:BS:80:SER:O	2.11	0.69
38:BS:86:LEU:H	38:BS:121:GLY:HA2	1.58	0.69
40:BW:32:ALA:C	40:BW:34:ASN:H	1.96	0.69
41:BX:23:LYS:HA	41:BX:67:ARG:HA	1.75	0.69
42:BY:31:LEU:HD11	42:BY:99:THR:O	1.93	0.69
42:BY:47:THR:O	42:BY:98:VAL:CG1	2.35	0.69
43:BZ:24:TYR:CB	43:BZ:83:PHE:O	2.41	0.69
43:BZ:50:GLY:O	43:BZ:51:LEU:CB	2.40	0.69
45:BU:45:TYR:O	45:BU:46:GLU:C	2.30	0.69
45:BU:47:TYR:CD1	46:BV:75:LYS:O	2.46	0.69
46:BV:20:ILE:O	46:BV:21:ARG:CZ	2.40	0.69
46:BV:33:VAL:HG12	46:BV:34:GLU:N	2.08	0.69

*Continued on next page...*

*Continued from previous page...*

Atom-1	Atom-2	Interatomic distance (Å)	Clash overlap (Å)
46:BV:41:GLY:N	46:BV:54:TYR:CD1	2.61	0.69
47:B2:20:LEU:HD12	47:B2:21:ASP:N	2.07	0.69
48:B3:50:VAL:O	48:B3:51:ALA:O	2.10	0.69
48:B3:59:VAL:CG1	48:B3:60:GLU:H	1.82	0.69
49:B0:37:LEU:CD1	49:B0:70:ILE:HD11	2.04	0.69
52:B6:2:ALA:CB	52:B6:11:LYS:CE	2.70	0.69
53:B7:21:ARG:CZ	53:B7:43:THR:OG1	2.41	0.69
54:B8:50:LEU:HD22	54:B8:51:ALA:N	2.01	0.69
55:B9:13:ASN:O	55:B9:14:CYS:C	2.31	0.69
1:AA:665:A:C1'	1:AA:733:A:H1'	2.22	0.69
1:AA:778:G:H2'	1:AA:779:C:C6	2.28	0.69
1:AA:1340:A:O4'	2:AV:31:A:O2'	2.10	0.69
3:AW:37:YYG:N20	3:AW:37:YYG:H101	2.07	0.69
27:BA:761:A:H8	27:BA:761:A:O5'	1.75	0.69
27:BA:962:G:H2'	27:BA:963:U:C6	2.28	0.69
27:BA:1183:G:H5''	48:B3:29:ARG:HG3	1.74	0.69
27:BA:1624:G:H2'	27:BA:1625:C:C5	2.27	0.69
27:BA:1666:G:O4'	35:BO:67:ARG:NH2	2.26	0.69
27:BA:2021:C:C5	45:BU:25:TRP:HZ2	2.09	0.69
27:BA:2251:G:OP2	27:BA:2496:C:OP2	2.11	0.69
27:BA:2462:U:N3	27:BA:2463:C:C5	2.61	0.69
27:BA:2535:G:N3	27:BA:2535:G:H2'	2.06	0.69
27:BA:2631:G:C6	27:BA:2632:A:N7	2.59	0.69
28:BD:73:ILE:HB	28:BD:95:TYR:HE2	1.57	0.69
30:BF:163:HIS:C	30:BF:166:ILE:CG1	2.61	0.69
33:BI:116:GLU:HG3	33:BI:132:LYS:HG3	1.75	0.69
34:BN:48:GLY:O	34:BN:50:GLU:N	2.25	0.69
34:BN:94:GLY:C	34:BN:98:PHE:CD1	2.66	0.69
35:BO:71:ARG:C	35:BO:73:ASP:N	2.46	0.69
36:BP:77:ALA:N	36:BP:81:VAL:CB	2.55	0.69
37:BQ:44:ALA:HB3	37:BQ:126:VAL:C	2.12	0.69
38:BS:110:THR:HG22	38:BS:115:VAL:CG2	2.21	0.69
41:BX:76:GLU:OE1	41:BX:77:VAL:HG23	1.92	0.69
42:BY:16:LEU:O	42:BY:19:ARG:HB2	1.93	0.69
43:BZ:1:MET:CE	43:BZ:52:PHE:CD2	2.76	0.69
43:BZ:64:ALA:CB	43:BZ:85:MET:C	2.61	0.69
48:B3:33:GLN:CD	48:B3:34:GLU:N	2.47	0.69
49:B0:46:LYS:CB	49:B0:58:THR:HG23	2.21	0.69
53:B7:9:ASN:O	53:B7:11:LYS:O	2.10	0.69
2:AV:60:C:H5'	2:AV:61:C:OP2	1.93	0.69
2:AV:75:C:H42	27:BA:2252:G:H22	1.41	0.69

*Continued on next page...*



*Continued from previous page...*

Atom-1	Atom-2	Interatomic distance (Å)	Clash overlap (Å)
3:AW:7:U:O3'	3:AW:8:U:P	2.51	0.69
3:AW:31:A:N3	10:AG:144:MET:CE	2.55	0.69
27:BA:125:G:C4'	53:B7:19:ARG:NH1	2.53	0.69
27:BA:613:U:O5'	27:BA:615:G:C8	2.46	0.69
27:BA:1339:G:H5'	41:BX:13:LYS:NZ	2.08	0.69
27:BA:2048:G:C2	27:BA:2621:A:C2	2.79	0.69
27:BA:2233:U:O2	27:BA:2234:G:C8	2.45	0.69
27:BA:2246:G:N9	27:BA:2426:A:C2	2.60	0.69
27:BA:2333:A:C4	27:BA:2335:A:N1	2.60	0.69
27:BA:2356:C:C2'	27:BA:2357:U:C5'	2.71	0.69
27:BA:2405:G:C2	27:BA:2413:G:C6	2.81	0.69
27:BA:2454:G:C2	27:BA:2455:G:C1'	2.75	0.69
27:BA:2483:C:H2'	27:BA:2484:G:O5'	1.93	0.69
27:BA:2485:G:H2'	27:BA:2486:G:O4'	1.93	0.69
27:BA:2487:G:O2'	27:BA:2488:A:C5'	2.41	0.69
27:BA:2548:G:H2'	27:BA:2549:G:O5'	1.93	0.69
27:BA:2573:C:C6	27:BA:2573:C:C3'	2.75	0.69
27:BA:2638:G:H2'	27:BA:2775:A:N1	2.08	0.69
27:BA:2668:G:N2	27:BA:2669:G:N9	2.41	0.69
27:BA:2776:A:C2	27:BA:2778:A:C5	2.81	0.69
28:BD:93:ILE:HG22	28:BD:101:ARG:O	1.93	0.69
28:BD:179:GLU:O	28:BD:180:VAL:CG2	2.41	0.69
29:BE:44:TYR:O	29:BE:74:GLU:CD	2.30	0.69
29:BE:211:GLN:CG	29:BE:212:GLY:N	2.56	0.69
29:BE:243:PRO:O	29:BE:244:SER:HB2	1.93	0.69
30:BF:36:ARG:O	30:BF:39:GLN:NE2	2.26	0.69
32:BH:137:LYS:HD2	32:BH:138:GLN:H	0.67	0.69
35:BO:77:ILE:C	35:BO:77:ILE:HD12	2.12	0.69
38:BS:49:THR:O	38:BS:52:PRO:O	2.11	0.69
38:BS:100:ALA:N	38:BS:127:LEU:HD21	2.08	0.69
40:BW:23:LEU:CD2	40:BW:24:ILE:N	2.56	0.69
40:BW:45:TYR:CD2	40:BW:46:PHE:N	2.61	0.69
40:BW:70:TYR:HE2	40:BW:72:LYS:CA	2.04	0.69
42:BY:11:GLN:CA	42:BY:21:LYS:HE3	2.23	0.69
42:BY:63:ILE:CD1	42:BY:75:GLU:CA	2.50	0.69
46:BV:74:TYR:CD1	46:BV:86:HIS:C	2.65	0.69
47:B2:24:LYS:O	47:B2:25:THR:C	2.31	0.69
49:B0:61:ALA:HB3	49:B0:80:SER:O	1.92	0.69
53:B7:18:PHE:O	53:B7:19:ARG:C	2.30	0.69
55:B9:7:VAL:HG12	55:B9:34:GLN:OE1	1.91	0.69
1:AA:1198:G:O2'	13:AJ:55:LYS:HE3	1.93	0.68

*Continued on next page...*

*Continued from previous page...*

Atom-1	Atom-2	Interatomic distance (Å)	Clash overlap (Å)
1:AA:1199:U:O4'	13:AJ:54:PHE:CE2	2.46	0.68
1:AA:1222:G:OP1	1:AA:1321:C:O2'	2.10	0.68
3:AW:9:A:C6	3:AW:45:G:N1	2.60	0.68
3:AW:37:YYG:H31	3:AW:37:YYG:H1'	1.74	0.68
8:AE:16:THR:O	8:AE:26:PHE:HB2	1.92	0.68
18:AO:45:VAL:O	18:AO:46:HIS:HB2	1.93	0.68
27:BA:107:C:H6	27:BA:107:C:H5'	1.58	0.68
27:BA:514:A:H2'	27:BA:515:A:H8	1.56	0.68
27:BA:729:G:H3'	27:BA:729:G:N3	2.08	0.68
27:BA:957:A:P	37:BQ:95:GLU:HB3	2.33	0.68
27:BA:1339:G:C5'	41:BX:13:LYS:HE3	2.22	0.68
27:BA:1608:A:H2'	27:BA:1611:C:H41	1.57	0.68
27:BA:1665:A:C4'	35:BO:66:LYS:HD3	2.23	0.68
27:BA:1879:C:H2'	27:BA:1880:C:H6	1.58	0.68
27:BA:2199:A:H3'	27:BA:2205:C:C5	2.28	0.68
27:BA:2210:G:N7	28:BD:148:GLY:CA	2.55	0.68
27:BA:2250:G:C8	27:BA:2250:G:C3'	2.75	0.68
27:BA:2303:G:C4'	31:BG:99:ASP:CG	2.62	0.68
27:BA:2423:U:H6	27:BA:2425:A:N7	1.91	0.68
27:BA:2597:G:OP2	27:BA:2597:G:H8	1.75	0.68
27:BA:2842:G:O2'	27:BA:2843:G:C5'	2.41	0.68
27:BA:2854:G:C6	27:BA:2864:G:C6	2.80	0.68
28:BD:123:ILE:HD12	28:BD:123:ILE:H	1.58	0.68
28:BD:141:HIS:CE1	28:BD:192:GLY:C	2.66	0.68
29:BE:94:ARG:HB3	29:BE:95:PRO:HD3	1.69	0.68
30:BF:22:PHE:CE2	30:BF:115:LEU:C	2.66	0.68
30:BF:39:GLN:N	30:BF:39:GLN:CD	2.45	0.68
30:BF:140:VAL:HG11	30:BF:236:THR:HG22	1.74	0.68
30:BF:157:LEU:CB	30:BF:158:GLU:OE2	2.18	0.68
30:BF:215:ALA:O	30:BF:242:GLU:CB	2.40	0.68
32:BH:108:TYR:N	32:BH:108:TYR:CD2	2.60	0.68
34:BN:46:ILE:CD1	34:BN:132:LEU:HD13	2.23	0.68
37:BQ:59:ASN:O	37:BQ:60:ALA:C	2.31	0.68
40:BW:21:VAL:CG2	40:BW:22:ASP:N	2.54	0.68
41:BX:13:LYS:HA	41:BX:16:ASN:HD21	1.59	0.68
41:BX:39:ASP:O	41:BX:42:GLU:N	2.27	0.68
42:BY:11:GLN:HA	42:BY:21:LYS:CE	2.23	0.68
42:BY:27:LEU:HD12	42:BY:27:LEU:N	2.07	0.68
42:BY:49:GLU:CD	42:BY:97:ARG:HH11	1.75	0.68
44:BR:116:LEU:O	44:BR:116:LEU:CD1	2.41	0.68
45:BU:13:ARG:CB	45:BU:13:ARG:CZ	2.62	0.68

*Continued on next page...*

*Continued from previous page...*

Atom-1	Atom-2	Interatomic distance (Å)	Clash overlap (Å)
45:BU:55:ARG:C	45:BU:57:PHE:H	1.97	0.68
48:B3:48:GLU:CG	48:B3:49:LYS:H	2.05	0.68
49:B0:52:GLY:O	49:B0:53:MET:CB	2.40	0.68
51:B5:46:CYS:CB	51:B5:47:PRO:HD2	2.21	0.68
53:B7:42:LEU:C	53:B7:46:ASP:OD1	2.31	0.68
54:B8:8:LYS:O	54:B8:10:ALA:CA	2.41	0.68
54:B8:30:ARG:HB3	54:B8:44:LYS:CE	2.22	0.68
1:AA:13:U:H3	1:AA:21:G:H1	1.39	0.68
1:AA:586:C:H1'	1:AA:878:G:O2'	1.93	0.68
1:AA:1240:U:N3	10:AG:30:ILE:HG22	2.08	0.68
2:AV:19:G:H5'	2:AV:20:G:OP2	1.94	0.68
26:BB:37:C:O2	38:BS:111:PRO:HG2	1.91	0.68
27:BA:612:G:O2'	27:BA:615:G:H2'	1.93	0.68
27:BA:1689:A:H2'	27:BA:1690:A:H8	1.58	0.68
27:BA:2048:G:C2	27:BA:2621:A:N3	2.61	0.68
27:BA:2305:A:N1	27:BA:2312:U:H1'	2.09	0.68
27:BA:2331:G:H2'	27:BA:2332:U:O4'	1.94	0.68
27:BA:2468:G:HO2'	27:BA:2469:A:H5'	1.56	0.68
27:BA:2561:A:C5	27:BA:2562:U:H6	2.12	0.68
27:BA:2561:A:HO2'	35:BO:40:VAL:CG1	1.86	0.68
27:BA:2692:C:N4	27:BA:2717:G:H1	1.90	0.68
27:BA:2709:G:C2'	27:BA:2710:C:C5'	2.53	0.68
27:BA:2795:G:C4	27:BA:2795:G:OP2	2.47	0.68
27:BA:2822:G:OP1	29:BE:207:GLY:C	2.32	0.68
29:BE:102:ASP:OD2	29:BE:104:PHE:HE1	1.74	0.68
30:BF:24:THR:CB	30:BF:25:PRO:HD3	2.15	0.68
30:BF:103:ASN:HB2	30:BF:106:GLU:CG	2.23	0.68
31:BG:98:PHE:CA	31:BG:104:PHE:CE2	2.76	0.68
35:BO:104:ARG:O	35:BO:105:GLU:C	2.29	0.68
37:BQ:32:LYS:HZ2	43:BZ:172:LEU:HD13	1.57	0.68
37:BQ:153:PRO:O	37:BQ:154:ALA:HB3	1.93	0.68
40:BW:25:ARG:CG	40:BW:26:GLY:H	2.06	0.68
40:BW:28:SER:O	40:BW:29:LEU:O	2.10	0.68
41:BX:28:VAL:HG23	41:BX:62:LYS:HB3	1.75	0.68
43:BZ:102:GLY:O	43:BZ:103:ARG:C	2.32	0.68
43:BZ:148:THR:O	43:BZ:149:ALA:O	2.11	0.68
44:BR:49:ASP:O	44:BR:52:ILE:HB	1.92	0.68
45:BU:17:VAL:O	45:BU:20:ARG:N	2.26	0.68
45:BU:43:ALA:HB2	46:BV:75:LYS:HB3	1.74	0.68
49:B0:44:LYS:HB3	49:B0:45:PHE:CE1	2.28	0.68
50:B4:20:VAL:CG1	50:B4:30:GLU:OE1	2.41	0.68

*Continued on next page...*

*Continued from previous page...*

Atom-1	Atom-2	Interatomic distance (Å)	Clash overlap (Å)
50:B4:68:ARG:HG2	50:B4:72:LYS:CA	2.23	0.68
51:B5:40:LYS:CD	51:B5:49:CYS:SG	2.60	0.68
52:B6:29:ARG:O	52:B6:31:THR:O	2.12	0.68
1:AA:162:A:H1'	1:AA:348:G:O2'	1.94	0.68
1:AA:559:A:H4'	1:AA:560:U:C5'	2.23	0.68
3:AW:40:C:C3'	10:AG:147:ALA:HB1	2.22	0.68
18:AO:28:GLN:O	18:AO:32:LEU:HG	1.94	0.68
27:BA:325:G:H21	42:BY:7:GLN:HE22	1.39	0.68
27:BA:337:C:P	42:BY:24:ARG:HB2	2.29	0.68
27:BA:577:G:O2'	27:BA:1254:A:OP1	2.11	0.68
27:BA:988:A:P	48:B3:11:SER:CB	2.81	0.68
27:BA:1062:G:H22	56:BK:92:PRO:CG	2.05	0.68
27:BA:1313:U:H2'	27:BA:1610:A:C2	2.28	0.68
27:BA:1340:U:H5	41:BX:55:GLN:NE2	1.92	0.68
27:BA:1368:G:P	53:B7:25:LYS:HE3	2.31	0.68
27:BA:2363:C:C2'	27:BA:2364:C:H5'	2.24	0.68
27:BA:2459:A:N1	27:BA:2494:G:C4	2.61	0.68
27:BA:2510:C:C4	27:BA:2511:U:C4	2.81	0.68
27:BA:2654:A:H61	27:BA:2667:C:H41	1.41	0.68
27:BA:2678:C:H2'	27:BA:2679:A:O4'	1.93	0.68
28:BD:119:PRO:N	28:BD:129:LEU:HD21	2.07	0.68
28:BD:131:LEU:HB3	28:BD:171:VAL:HG11	1.75	0.68
28:BD:175:LEU:CB	28:BD:179:GLU:O	2.41	0.68
29:BE:190:ASN:O	29:BE:192:ILE:HA	1.93	0.68
29:BE:205:THR:OG1	29:BE:258:TYR:CA	2.41	0.68
31:BG:38:GLU:HA	31:BG:41:LEU:HD12	1.74	0.68
31:BG:49:PRO:CB	31:BG:72:LYS:CA	2.70	0.68
31:BG:88:LEU:N	31:BG:89:PRO:HD3	2.09	0.68
32:BH:91:VAL:O	32:BH:91:VAL:CG1	2.41	0.68
34:BN:76:ASP:OD2	34:BN:76:ASP:N	2.25	0.68
34:BN:135:ILE:O	34:BN:139:LEU:CD2	2.41	0.68
35:BO:25:LEU:CD1	35:BO:38:VAL:C	2.62	0.68
36:BP:59:GLU:O	36:BP:60:GLU:CG	2.35	0.68
38:BS:83:LEU:O	38:BS:85:GLY:N	2.26	0.68
42:BY:33:GLU:OE1	42:BY:34:GLU:HG2	1.85	0.68
42:BY:74:VAL:HB	42:BY:77:VAL:HG23	1.72	0.68
43:BZ:6:LYS:N	43:BZ:7:PRO:CD	2.51	0.68
43:BZ:64:ALA:CB	43:BZ:84:TYR:O	2.42	0.68
44:BR:18:LEU:CD1	44:BR:18:LEU:C	2.61	0.68
44:BR:73:VAL:HG12	44:BR:77:ARG:NH2	2.08	0.68
45:BU:72:HIS:CE1	45:BU:110:VAL:CG1	2.74	0.68

*Continued on next page...*

*Continued from previous page...*

Atom-1	Atom-2	Interatomic distance (Å)	Clash overlap (Å)
45:BU:95:LEU:HD23	45:BU:95:LEU:H	1.58	0.68
49:B0:9:SER:OG	49:B0:10:SER:N	2.20	0.68
49:B0:45:PHE:CE1	49:B0:78:PHE:CB	2.76	0.68
51:B5:30:LEU:CD2	51:B5:41:LEU:HD23	2.23	0.68
51:B5:33:CYS:SG	51:B5:36:CYS:C	2.71	0.68
51:B5:58:LEU:O	51:B5:59:ALA:CB	2.41	0.68
53:B7:21:ARG:C	53:B7:24:THR:HG22	2.14	0.68
53:B7:22:MET:O	53:B7:23:LYS:C	2.29	0.68
55:B9:7:VAL:HG11	55:B9:25:VAL:CG2	2.23	0.68
1:AA:529:G:C6	15:AL:49:ASN:ND2	2.61	0.68
1:AA:1060:C:O4'	13:AJ:52:GLY:HA3	1.93	0.68
27:BA:28:A:N3	45:BU:11:ARG:NH2	2.42	0.68
27:BA:659:C:H2'	27:BA:660:G:H8	1.58	0.68
27:BA:764:A:OP1	28:BD:212:HIS:CD2	2.46	0.68
27:BA:1138:G:O5'	34:BN:57:TYR:OH	2.12	0.68
27:BA:1612:C:O2'	53:B7:5:TYR:HB2	1.94	0.68
27:BA:1809:A:N6	50:B4:3:LYS:CB	2.56	0.68
27:BA:2242:G:C4	27:BA:2243:U:H5	2.11	0.68
27:BA:2247:A:O2'	27:BA:2248:C:H5'	1.94	0.68
27:BA:2274:A:O3'	27:BA:2275:C:H3'	1.92	0.68
27:BA:2318:G:O5'	27:BA:2318:G:H8	1.74	0.68
27:BA:2359:C:N3	27:BA:2360:A:C2	2.62	0.68
27:BA:2640:G:H4'	34:BN:70:PHE:CD2	2.28	0.68
27:BA:2640:G:H4'	34:BN:70:PHE:HD2	1.58	0.68
27:BA:2734:A:C8	27:BA:2735:G:C8	2.81	0.68
27:BA:2737:G:C2	27:BA:2738:A:N7	2.61	0.68
27:BA:2762:G:C5	27:BA:2763:G:N7	2.60	0.68
27:BA:2864:G:C2'	27:BA:2865:U:C6	2.75	0.68
27:BA:2888:C:N3	27:BA:2889:C:C5	2.61	0.68
27:BA:2893:G:OP2	27:BA:2893:G:C8	2.44	0.68
28:BD:188:ARG:O	28:BD:189:ALA:HB2	1.93	0.68
30:BF:38:ALA:C	30:BF:39:GLN:OE1	2.31	0.68
30:BF:162:VAL:HG12	30:BF:163:HIS:N	2.08	0.68
31:BG:53:LYS:HG3	31:BG:54:ALA:H	1.55	0.68
32:BH:101:LYS:HE2	32:BH:115:GLU:CB	2.18	0.68
34:BN:81:ARG:O	34:BN:82:THR:C	2.30	0.68
37:BQ:56:ILE:C	37:BQ:61:LEU:HD21	2.14	0.68
38:BS:12:ARG:CD	38:BS:20:TYR:CZ	2.55	0.68
39:BT:29:THR:HB	39:BT:31:PHE:CE1	2.28	0.68
41:BX:18:MET:CE	41:BX:25:GLN:H	2.05	0.68
43:BZ:37:LYS:O	43:BZ:40:ASP:OD1	2.10	0.68

*Continued on next page...*

*Continued from previous page...*

Atom-1	Atom-2	Interatomic distance (Å)	Clash overlap (Å)
43:BZ:159:THR:O	43:BZ:160:LEU:CB	2.40	0.68
44:BR:74:LYS:N	44:BR:77:ARG:HH22	1.91	0.68
46:BV:54:TYR:O	46:BV:55:THR:C	2.32	0.68
46:BV:68:LYS:O	46:BV:69:ILE:O	2.09	0.68
48:B3:6:VAL:HG22	48:B3:54:VAL:HG21	1.76	0.68
49:B0:67:VAL:O	49:B0:68:VAL:CG2	2.42	0.68
50:B4:17:GLN:HA	50:B4:33:VAL:HG11	1.74	0.68
1:AA:1357:A:O2'	17:AN:34:TYR:CE2	2.45	0.68
2:AV:35:A:N6	4:AX:117:U:N3	2.42	0.68
7:AD:12:CYS:CB	7:AD:31:CYS:O	2.41	0.68
7:AD:23:GLY:HA2	7:AD:113:SER:HB3	1.74	0.68
27:BA:1166:C:N3	27:BA:1183:G:N2	2.40	0.68
27:BA:1568:G:H5''	28:BD:60:GLN:CD	2.14	0.68
27:BA:1612:C:H2'	53:B7:3:ARG:HE	1.44	0.68
27:BA:2007:C:H4'	27:BA:2824:C:O2'	1.92	0.68
27:BA:2209:C:H2'	27:BA:2210:G:O3'	1.94	0.68
27:BA:2261:C:H1'	27:BA:2388:A:N3	2.09	0.68
27:BA:2314:C:H5''	31:BG:22:VAL:HG13	1.76	0.68
27:BA:2355:C:N4	27:BA:2356:C:N4	2.41	0.68
27:BA:2369:A:C2'	27:BA:2370:G:O5'	2.41	0.68
27:BA:2386:C:H2'	27:BA:2387:U:C5	2.29	0.68
27:BA:2423:U:C6	27:BA:2425:A:N6	2.53	0.68
27:BA:2486:G:N1	27:BA:2487:G:C8	2.62	0.68
27:BA:2525:G:N2	27:BA:2539:C:C4	2.62	0.68
27:BA:2679:A:O2'	29:BE:300:VAL:HG12	1.93	0.68
27:BA:2808:U:OP1	27:BA:2809:A:OP2	2.12	0.68
27:BA:2839:G:C5	27:BA:2840:C:C4	2.80	0.68
29:BE:76:PRO:CB	29:BE:292:PRO:HG2	2.21	0.68
30:BF:242:GLU:O	30:BF:245:GLU:CB	2.42	0.68
32:BH:104:LEU:CA	32:BH:151:ARG:HH12	2.06	0.68
34:BN:12:VAL:CB	34:BN:38:VAL:CG2	2.71	0.68
34:BN:18:ILE:O	34:BN:18:ILE:HG23	1.92	0.68
37:BQ:126:VAL:O	37:BQ:127:ASN:O	2.11	0.68
38:BS:103:ASP:OD2	38:BS:105:GLY:N	2.27	0.68
38:BS:115:VAL:O	38:BS:116:PHE:C	2.32	0.68
38:BS:117:ALA:O	38:BS:118:ILE:C	2.31	0.68
40:BW:4:LYS:HG2	40:BW:106:ILE:HA	1.75	0.68
40:BW:39:THR:CA	51:B5:28:PRO:HG3	2.23	0.68
41:BX:58:MET:N	41:BX:59:ASP:OD2	2.26	0.68
45:BU:14:HIS:NE2	45:BU:36:PHE:CZ	2.59	0.68
47:B2:62:GLU:C	47:B2:64:GLY:H	1.97	0.68

*Continued on next page...*

*Continued from previous page...*

Atom-1	Atom-2	Interatomic distance (Å)	Clash overlap (Å)
48:B3:50:VAL:CB	48:B3:53:LEU:HD12	2.23	0.68
50:B4:62:ARG:O	50:B4:65:ASP:OD2	2.12	0.68
52:B6:16:ALA:HB1	52:B6:42:PRO:HD3	1.75	0.68
1:AA:126:G:H4'	1:AA:634:C:O2'	1.94	0.68
1:AA:989:C:O4'	1:AA:1016:A:H2	1.76	0.68
1:AA:1156:G:H3'	1:AA:1157:A:P	2.33	0.68
1:AA:1339:A:H2	2:AV:31:A:C1'	2.07	0.68
1:AA:1500:A:C5'	1:AA:1508:G:H5''	2.11	0.68
3:AW:76:A:H2'	27:BA:2422:A:C2	2.28	0.68
7:AD:152:SER:O	7:AD:158:ILE:HG13	1.93	0.68
13:AJ:53:PRO:O	13:AJ:54:PHE:HB3	1.93	0.68
27:BA:104:U:O4	42:BY:17:HIS:NE2	2.27	0.68
27:BA:960:A:C2	27:BA:2495:G:N2	2.58	0.68
27:BA:1031:G:O3'	55:B9:8:LYS:CE	2.41	0.68
27:BA:2061:G:N3	27:BA:2503:A:C2	2.59	0.68
27:BA:2096:U:O2	27:BA:2193:G:N2	2.25	0.68
27:BA:2189:U:O2'	27:BA:2190:G:H8	1.76	0.68
27:BA:2239:G:C4	27:BA:2240:C:C6	2.82	0.68
27:BA:2258:C:N4	27:BA:2426:A:O4'	2.19	0.68
27:BA:2316:C:O3'	31:BG:151:ILE:HG13	1.94	0.68
27:BA:2570:G:C2	27:BA:2571:C:C4	2.82	0.68
27:BA:2642:G:C2'	27:BA:2643:G:C5'	2.70	0.68
27:BA:2828:C:N3	27:BA:2829:C:C5	2.62	0.68
27:BA:2856:C:C6	27:BA:2856:C:C3'	2.76	0.68
29:BE:243:PRO:O	29:BE:244:SER:CB	2.40	0.68
30:BF:110:ALA:O	30:BF:112:ARG:N	2.26	0.68
30:BF:163:HIS:CB	30:BF:166:ILE:HD11	2.24	0.68
32:BH:150:VAL:HG12	32:BH:151:ARG:HG2	1.76	0.68
34:BN:38:VAL:O	34:BN:39:VAL:CG2	2.42	0.68
35:BO:9:LYS:N	35:BO:83:ALA:HB2	2.09	0.68
36:BP:106:VAL:CG2	36:BP:122:ALA:CB	2.71	0.68
36:BP:129:ALA:C	36:BP:133:VAL:HG23	2.13	0.68
37:BQ:74:ASN:HB3	43:BZ:174:PRO:HB2	1.75	0.68
38:BS:34:LEU:C	38:BS:103:ASP:HB3	2.13	0.68
38:BS:53:ASN:O	38:BS:55:ASP:CA	2.42	0.68
40:BW:8:ARG:HD2	40:BW:9:TYR:CE1	2.28	0.68
40:BW:29:LEU:O	40:BW:30:GLU:C	2.31	0.68
43:BZ:14:LEU:CD2	43:BZ:79:ILE:CG2	2.71	0.68
44:BR:20:LEU:HD22	44:BR:24:GLN:HG3	1.76	0.68
44:BR:100:LEU:HD21	44:BR:113:LEU:N	2.06	0.68
45:BU:70:ARG:O	45:BU:71:LEU:C	2.30	0.68

*Continued on next page...*

*Continued from previous page...*

Atom-1	Atom-2	Interatomic distance (Å)	Clash overlap (Å)
46:BV:50:ASP:O	46:BV:54:TYR:CD1	2.46	0.68
47:B2:26:GLU:HA	47:B2:29:ASN:HD22	1.57	0.68
53:B7:30:ILE:CA	53:B7:33:ARG:HB2	2.23	0.68
1:AA:1004:A:H5''	1:AA:1025:U:C5	2.28	0.68
1:AA:1221:G:OP1	1:AA:1321:C:N4	2.27	0.68
1:AA:1329:A:H4'	16:AM:24:GLY:O	1.94	0.68
2:AV:10:G:C6	2:AV:26:G:C4	2.82	0.68
12:AI:53:VAL:HB	12:AI:58:ARG:HH22	1.59	0.68
26:BB:37:C:O2	38:BS:111:PRO:CG	2.42	0.68
27:BA:76:C:HO2'	47:B2:55:ARG:HA	1.59	0.68
27:BA:687:C:O2	27:BA:787:U:H5''	1.93	0.68
27:BA:807:U:H1'	27:BA:2445:G:OP1	1.94	0.68
27:BA:1034:G:OP2	55:B9:18:ARG:NH2	2.19	0.68
27:BA:1341:U:OP2	27:BA:1397:U:N3	2.26	0.68
27:BA:1520:U:H2'	27:BA:1521:G:H5''	1.75	0.68
27:BA:1664:A:C8	27:BA:1664:A:H3'	2.29	0.68
27:BA:2077:A:C2	27:BA:2244:U:N3	2.60	0.68
27:BA:2195:C:C5	27:BA:2195:C:P	2.86	0.68
27:BA:2246:G:H2'	27:BA:2247:A:H8	1.57	0.68
27:BA:2269:A:H2'	27:BA:2270:G:O5'	1.94	0.68
27:BA:2317:C:H2'	27:BA:2318:G:C8	2.29	0.68
27:BA:2450:A:OP1	27:BA:2497:A:C8	2.44	0.68
27:BA:2454:G:O2'	27:BA:2455:G:H5'	1.93	0.68
27:BA:2562:U:O2	27:BA:2563:U:O4'	2.12	0.68
27:BA:2771:C:C2	27:BA:2772:C:C5	2.81	0.68
27:BA:2854:G:C6	27:BA:2855:C:N4	2.61	0.68
28:BD:81:GLU:O	28:BD:83:ASP:CG	2.32	0.68
28:BD:186:LYS:O	28:BD:187:CYS:C	2.32	0.68
28:BD:208:GLY:HA3	28:BD:211:HIS:NE2	2.09	0.68
32:BH:73:ASN:O	32:BH:74:MET:C	2.30	0.68
33:BI:68:LEU:CD2	33:BI:108:LEU:HD11	2.15	0.68
33:BI:68:LEU:CA	33:BI:72:LEU:HD21	2.23	0.68
34:BN:63:ILE:HG21	34:BN:71:TYR:CZ	2.28	0.68
35:BO:101:PRO:CB	35:BO:120:GLU:O	2.42	0.68
36:BP:120:LEU:CD1	36:BP:122:ALA:CB	2.71	0.68
37:BQ:48:ASN:OD1	37:BQ:121:ASP:HB2	1.91	0.68
38:BS:24:LEU:O	38:BS:27:LEU:HB3	1.94	0.68
41:BX:68:LEU:N	41:BX:68:LEU:CD2	2.53	0.68
43:BZ:47:SER:O	43:BZ:49:THR:OG1	2.12	0.68
44:BR:21:TYR:HB3	44:BR:47:PHE:HD2	1.58	0.68
44:BR:43:GLU:C	44:BR:45:ARG:H	1.95	0.68

*Continued on next page...*



*Continued from previous page...*

Atom-1	Atom-2	Interatomic distance (Å)	Clash overlap (Å)
44:BR:87:TYR:CE1	44:BR:94:TYR:CB	2.66	0.68
45:BU:36:PHE:HD1	45:BU:36:PHE:H	1.41	0.68
51:B5:6:VAL:HG13	51:B5:7:PRO:CD	2.23	0.68
51:B5:46:CYS:N	51:B5:49:CYS:HB2	2.09	0.68
53:B7:21:ARG:CZ	53:B7:43:THR:CB	2.70	0.68
1:AA:22:G:C1'	1:AA:914:A:N6	2.56	0.68
1:AA:376:G:C5'	19:AP:5:ARG:HD2	2.23	0.68
1:AA:584:G:H1	1:AA:757:U:H3	1.40	0.68
1:AA:1289:A:C2	1:AA:1372:U:C4'	2.77	0.68
5:AB:124:SER:HB2	5:AB:125:PRO:HD2	1.75	0.68
8:AE:80:ILE:HD13	8:AE:138:ALA:HB1	1.75	0.68
11:AH:97:VAL:HG13	11:AH:98:LYS:H	1.57	0.68
27:BA:304:G:H1	27:BA:313:C:H42	1.41	0.68
27:BA:530:G:N1	27:BA:2021:C:C2	2.62	0.68
27:BA:606:U:OP1	30:BF:104:ASP:N	2.27	0.68
27:BA:801:G:OP1	30:BF:79:ARG:NH2	2.26	0.68
27:BA:1007:C:O4'	34:BN:86:MET:O	2.12	0.68
27:BA:1063:G:H4'	56:BK:88:GLY:CA	2.22	0.68
27:BA:2199:A:C4	27:BA:2225:A:C2	2.81	0.68
27:BA:2209:C:N4	27:BA:2215:G:N1	2.30	0.68
27:BA:2218:G:N1	27:BA:2219:G:C5	2.61	0.68
27:BA:2218:G:C6	27:BA:2219:G:N7	2.62	0.68
27:BA:2258:C:OP1	49:B0:4:LYS:CE	2.41	0.68
27:BA:2262:U:OP2	49:B0:14:ARG:NH2	2.27	0.68
27:BA:2303:G:H4'	31:BG:99:ASP:HB2	1.73	0.68
27:BA:2311:A:C2	31:BG:53:LYS:HE2	2.28	0.68
27:BA:2552:U:H3	27:BA:2554:U:H5'	1.58	0.68
27:BA:2581:G:H1	27:BA:2610:C:H2'	1.49	0.68
29:BE:87:GLU:O	29:BE:93:GLN:N	2.27	0.68
30:BF:223:LEU:CD1	30:BF:224:ALA:CA	2.70	0.68
32:BH:32:LEU:HD11	32:BH:34:ARG:HH21	1.58	0.68
33:BI:131:VAL:O	33:BI:138:THR:HB	1.94	0.68
34:BN:77:GLY:CA	34:BN:80:LYS:HG2	2.23	0.68
35:BO:79:PHE:CG	39:BT:22:VAL:CG2	2.77	0.68
35:BO:103:ALA:O	35:BO:104:ARG:C	2.31	0.68
37:BQ:140:TYR:CE1	37:BQ:147:VAL:HG13	2.29	0.68
38:BS:32:PRO:HG3	38:BS:100:ALA:HB2	1.76	0.68
38:BS:35:VAL:N	38:BS:103:ASP:CB	2.56	0.68
40:BW:97:LYS:NZ	40:BW:99:ARG:HH12	1.89	0.68
41:BX:22:ASN:CA	41:BX:68:LEU:CD1	2.65	0.68
42:BY:3:GLN:HB2	42:BY:6:LYS:HD2	1.76	0.68

*Continued on next page...*

*Continued from previous page...*

Atom-1	Atom-2	Interatomic distance (Å)	Clash overlap (Å)
43:BZ:74:ARG:O	43:BZ:76:ARG:N	2.27	0.68
45:BU:34:ASN:O	45:BU:35:ALA:O	2.10	0.68
45:BU:57:PHE:O	45:BU:58:ARG:C	2.29	0.68
45:BU:92:ARG:HA	45:BU:95:LEU:HD11	0.70	0.68
47:B2:42:ASN:OD1	47:B2:42:ASN:C	2.32	0.68
49:B0:8:GLY:O	49:B0:9:SER:C	2.32	0.68
49:B0:37:LEU:C	49:B0:69:PHE:CE2	2.67	0.68
53:B7:20:ALA:O	53:B7:22:MET:N	2.26	0.68
53:B7:35:ARG:HB3	53:B7:35:ARG:NH1	2.09	0.68
54:B8:22:VAL:N	54:B8:48:PHE:CE2	2.57	0.68
55:B9:25:VAL:CA	55:B9:34:GLN:HB3	2.20	0.68
1:AA:411:A:OP2	7:AD:25:ARG:NH2	2.27	0.68
1:AA:1156:G:O2'	1:AA:1180:A:N6	2.25	0.68
1:AA:1493:A:H4'	25:AY:116:GLY:CA	2.23	0.68
8:AE:103:GLY:O	8:AE:107:ARG:HB2	1.94	0.68
27:BA:328:U:HO2'	42:BY:94:SER:CB	2.06	0.68
27:BA:510:C:O5'	27:BA:512:G:N1	2.27	0.68
27:BA:963:U:O2	27:BA:2250:G:N2	2.23	0.68
27:BA:965:C:O4'	27:BA:2273:A:C2	2.47	0.68
27:BA:973:A:C6	46:BV:81:ARG:NE	2.62	0.68
27:BA:979:G:H3'	27:BA:980:A:H5'	1.75	0.68
27:BA:1274:A:N1	27:BA:1302:A:H2	1.91	0.68
27:BA:1614:A:C5	40:BW:88:ARG:CD	2.76	0.68
27:BA:1673:U:H5	29:BE:225:LYS:HD3	1.58	0.68
27:BA:1829:A:H3'	27:BA:1830:C:H6	1.59	0.68
27:BA:2195:C:H2'	27:BA:2196:C:C4'	2.23	0.68
27:BA:2228:G:C8	27:BA:2228:G:H5''	2.21	0.68
27:BA:2298:A:C1'	27:BA:2321:G:H22	2.07	0.68
27:BA:2344:U:H2'	27:BA:2345:G:OP2	1.93	0.68
27:BA:2385:C:O2'	49:B0:39:ARG:CZ	2.42	0.68
27:BA:2466:C:N4	27:BA:2467:C:N4	2.42	0.68
27:BA:2526:G:C4	27:BA:2527:C:H6	2.12	0.68
27:BA:2730:C:H2'	27:BA:2731:G:C8	2.28	0.68
27:BA:2785:C:O3'	29:BE:99:VAL:HG13	1.94	0.68
27:BA:2888:C:C2	27:BA:2889:C:C5	2.82	0.68
28:BD:70:LYS:HG3	28:BD:70:LYS:O	1.92	0.68
29:BE:70:VAL:O	29:BE:71:THR:CG2	2.42	0.68
30:BF:35:VAL:O	30:BF:36:ARG:C	2.33	0.68
30:BF:168:ARG:HH22	30:BF:209:GLY:HA2	1.56	0.68
32:BH:94:ARG:HB3	32:BH:127:GLN:NE2	2.09	0.68
32:BH:120:LEU:HB3	32:BH:143:LEU:CD1	2.23	0.68

*Continued on next page...*

*Continued from previous page...*

Atom-1	Atom-2	Interatomic distance (Å)	Clash overlap (Å)
37:BQ:31:PHE:HZ	37:BQ:88:PHE:CE2	2.12	0.68
38:BS:12:ARG:HD2	38:BS:20:TYR:CE1	2.23	0.68
38:BS:81:ALA:O	38:BS:82:TYR:C	2.33	0.68
41:BX:17:ASP:HA	41:BX:20:PHE:CZ	2.29	0.68
43:BZ:149:ALA:HB1	43:BZ:164:PRO:HA	1.75	0.68
45:BU:10:ARG:O	45:BU:11:ARG:C	2.32	0.68
47:B2:27:LEU:HD21	47:B2:53:ILE:HD11	1.73	0.68
47:B2:30:ALA:C	47:B2:34:GLN:CG	2.42	0.68
48:B3:32:GLN:CD	48:B3:32:GLN:C	2.52	0.68
49:B0:46:LYS:NZ	49:B0:81:ILE:HD11	2.07	0.68
50:B4:59:PHE:O	50:B4:60:ASN:C	2.32	0.68
54:B8:22:VAL:H	54:B8:48:PHE:HE2	1.36	0.68
54:B8:26:LYS:CE	54:B8:44:LYS:N	2.57	0.68
1:AA:946:A:H61	1:AA:1235:U:H3	1.41	0.68
1:AA:1222:G:P	1:AA:1322:C:C5	2.86	0.68
1:AA:1250:A:H4'	12:AI:67:GLY:CA	2.24	0.68
11:AH:23:SER:HB2	11:AH:60:ARG:HD2	1.76	0.68
13:AJ:63:PHE:CE2	17:AN:49:HIS:CE1	2.79	0.68
27:BA:58:G:C2'	27:BA:73:A:N6	2.52	0.68
27:BA:75:G:C3'	47:B2:51:LYS:HZ3	2.07	0.68
27:BA:196:A:C2	27:BA:805:G:N1	2.62	0.68
27:BA:801:G:OP2	30:BF:79:ARG:NE	2.25	0.68
27:BA:1031:G:C4'	55:B9:8:LYS:CE	2.65	0.68
27:BA:1079:C:C1'	56:BK:130:GLY:HA2	2.24	0.68
27:BA:2235:G:N3	27:BA:2236:C:C6	2.62	0.68
27:BA:2282:G:C5'	27:BA:2283:C:O5'	2.42	0.68
27:BA:2526:G:C2	27:BA:2527:C:C6	2.82	0.68
27:BA:2555:U:O2'	27:BA:2556:C:C5'	2.40	0.68
27:BA:2603:G:C4	27:BA:2604:U:H6	2.07	0.68
27:BA:2747:G:C2'	27:BA:2748:A:H5''	2.24	0.68
27:BA:2771:C:O2	27:BA:2772:C:C6	2.47	0.68
28:BD:74:PRO:CD	28:BD:96:ALA:CB	2.64	0.68
29:BE:70:VAL:HB	29:BE:295:LEU:HD21	1.75	0.68
30:BF:57:PRO:O	30:BF:58:ALA:CB	2.42	0.68
30:BF:57:PRO:O	30:BF:58:ALA:HB3	1.94	0.68
30:BF:241:ALA:O	30:BF:245:GLU:OE2	2.11	0.68
32:BH:10:ILE:HG21	32:BH:14:VAL:HG12	1.71	0.68
34:BN:103:VAL:C	34:BN:104:TYR:CG	2.68	0.68
35:BO:8:LEU:HD23	35:BO:8:LEU:H	1.57	0.68
35:BO:20:LEU:HG	35:BO:44:LYS:CG	2.23	0.68
39:BT:15:PRO:C	39:BT:17:THR:H	1.97	0.68

*Continued on next page...*

*Continued from previous page...*

Atom-1	Atom-2	Interatomic distance (Å)	Clash overlap (Å)
40:BW:6:ILE:O	40:BW:7:ALA:CB	2.41	0.68
40:BW:26:GLY:HA2	40:BW:71:VAL:O	1.94	0.68
42:BY:101:LEU:HD11	42:BY:112:LEU:HD12	1.74	0.68
43:BZ:5:ALA:C	43:BZ:33:ALA:HB2	2.13	0.68
43:BZ:19:ILE:CB	43:BZ:39:PHE:HE1	2.05	0.68
43:BZ:79:ILE:O	43:BZ:80:HIS:CB	2.42	0.68
43:BZ:106:GLY:H	43:BZ:141:MET:HG2	1.59	0.68
43:BZ:154:LEU:CD1	43:BZ:160:LEU:CD1	2.72	0.68
44:BR:45:ARG:HG2	44:BR:46:GLY:N	2.08	0.68
48:B3:18:ASP:O	48:B3:21:ALA:N	2.27	0.68
49:B0:37:LEU:HD11	49:B0:71:ASN:ND2	2.09	0.68
50:B4:58:LYS:O	50:B4:61:LYS:N	2.10	0.68
1:AA:944:G:C3'	1:AA:945:G:H5'	2.24	0.67
2:AV:65:G:C2	2:AV:66:A:C5	2.81	0.67
5:AB:61:LEU:HA	5:AB:64:ARG:HD2	1.76	0.67
27:BA:111:A:C4'	47:B2:62:GLU:OE2	2.42	0.67
27:BA:650:C:P	54:B8:19:THR:HG21	2.33	0.67
27:BA:668:G:H2'	27:BA:670:A:H62	1.58	0.67
27:BA:1005:C:H1'	34:BN:21:ARG:HG3	1.75	0.67
27:BA:1400:G:H2'	27:BA:1401:G:C8	2.29	0.67
27:BA:1566:A:C2	28:BD:212:HIS:ND1	2.62	0.67
27:BA:2099:U:H3	27:BA:2190:G:H1	1.42	0.67
27:BA:2227:A:N1	27:BA:2228:G:O6	2.21	0.67
27:BA:2283:C:C4	27:BA:2284:C:H1'	2.29	0.67
27:BA:2508:G:C2'	27:BA:2509:G:C5'	2.71	0.67
27:BA:2648:C:H2'	27:BA:2649:U:C5'	2.24	0.67
27:BA:2680:C:H4'	29:BE:300:VAL:HA	1.75	0.67
27:BA:2886:G:H21	27:BA:2887:U:C1'	2.06	0.67
28:BD:146:LYS:CB	28:BD:149:ARG:HG3	2.24	0.67
29:BE:104:PHE:HB3	29:BE:108:LEU:HD12	1.76	0.67
29:BE:198:TYR:CE2	29:BE:265:ASN:C	2.68	0.67
29:BE:201:VAL:HG22	29:BE:311:PHE:CB	2.20	0.67
30:BF:34:ALA:O	30:BF:35:VAL:C	2.32	0.67
30:BF:37:ALA:HB1	30:BF:102:LEU:CB	2.16	0.67
30:BF:114:ALA:O	30:BF:117:ALA:N	2.26	0.67
32:BH:17:THR:HB	32:BH:24:THR:HG1	1.59	0.67
33:BI:6:LEU:HB3	33:BI:35:LEU:C	2.14	0.67
33:BI:77:VAL:O	33:BI:77:VAL:HG12	1.93	0.67
33:BI:115:ILE:CG2	33:BI:131:VAL:HG22	2.21	0.67
34:BN:45:VAL:N	34:BN:132:LEU:HD22	2.05	0.67
35:BO:101:PRO:HB3	35:BO:122:ILE:HD11	1.75	0.67

*Continued on next page...*

*Continued from previous page...*

Atom-1	Atom-2	Interatomic distance (Å)	Clash overlap (Å)
35:BO:110:ASP:O	35:BO:111:PHE:CD2	2.44	0.67
36:BP:131:GLU:O	36:BP:134:GLU:N	2.27	0.67
40:BW:100:THR:O	40:BW:101:SER:OG	2.12	0.67
42:BY:31:LEU:HD13	42:BY:101:LEU:HB2	1.72	0.67
44:BR:20:LEU:HD12	44:BR:21:TYR:CG	2.27	0.67
45:BU:105:ALA:O	45:BU:108:ALA:CB	2.39	0.67
47:B2:54:ALA:HB3	47:B2:55:ARG:HD2	1.75	0.67
48:B3:3:ARG:HA	48:B3:37:LEU:O	1.94	0.67
50:B4:21:VAL:HG12	50:B4:22:MET:H	0.58	0.67
53:B7:30:ILE:CA	53:B7:33:ARG:CB	2.72	0.67
1:AA:355:C:H1'	1:AA:388:G:H2'	1.77	0.67
1:AA:826:C:H4'	11:AH:12:ARG:HG2	1.75	0.67
1:AA:1224:G:H4'	16:AM:102:ARG:NH1	2.09	0.67
27:BA:311:A:H62	27:BA:329:G:H5'	1.57	0.67
27:BA:592:G:N2	54:B8:3:LYS:NZ	2.42	0.67
27:BA:729:G:C5	28:BD:207:ALA:HA	2.29	0.67
27:BA:1157:G:O2'	48:B3:31:LEU:HD13	1.94	0.67
27:BA:1906:G:C4	27:BA:1929:G:C5	2.82	0.67
27:BA:2219:G:O2'	27:BA:2224:G:O5'	2.02	0.67
27:BA:2287:A:N3	27:BA:2289:G:C8	2.62	0.67
27:BA:2631:G:C5	27:BA:2632:A:H8	2.07	0.67
27:BA:2633:G:O2'	27:BA:2634:G:C5'	2.42	0.67
27:BA:2779:U:H4'	27:BA:2781:A:N7	2.08	0.67
27:BA:2850:A:N3	44:BR:61:HIS:CE1	2.39	0.67
28:BD:130:PRO:HA	28:BD:188:ARG:HG2	1.76	0.67
28:BD:213:LYS:CA	28:BD:215:LYS:H	2.06	0.67
29:BE:190:ASN:C	29:BE:192:ILE:C	2.52	0.67
29:BE:222:ARG:CG	29:BE:232:ARG:CA	2.69	0.67
31:BG:71:ALA:O	31:BG:72:LYS:CE	2.42	0.67
31:BG:93:LEU:HD22	31:BG:97:GLN:CD	2.14	0.67
32:BH:130:ILE:CG2	32:BH:131:ILE:N	2.57	0.67
32:BH:168:VAL:CG1	32:BH:169:ARG:H	1.90	0.67
33:BI:48:GLU:HG3	33:BI:52:GLN:NE2	2.07	0.67
34:BN:79:PHE:HD1	34:BN:79:PHE:H	1.40	0.67
35:BO:11:ALA:CB	35:BO:99:PHE:HB3	2.23	0.67
36:BP:92:ASP:HB3	36:BP:118:LEU:HB3	1.76	0.67
36:BP:94:ARG:CD	36:BP:120:LEU:HB2	2.23	0.67
37:BQ:34:GLY:N	37:BQ:83:PHE:HB2	2.09	0.67
37:BQ:72:VAL:HG21	37:BQ:135:ALA:CB	2.23	0.67
38:BS:9:PRO:CG	38:BS:14:ARG:HB3	2.23	0.67
38:BS:33:ARG:HB3	38:BS:35:VAL:HG23	1.74	0.67

*Continued on next page...*

Continued from previous page...

Atom-1	Atom-2	Interatomic distance (Å)	Clash overlap (Å)
40:BW:43:GLY:O	40:BW:44:ALA:C	2.29	0.67
41:BX:5:ILE:HG13	41:BX:40:ALA:HB1	1.76	0.67
43:BZ:130:ILE:CD1	43:BZ:130:ILE:C	2.62	0.67
46:BV:31:ASP:O	46:BV:63:HIS:CB	2.34	0.67
47:B2:13:PRO:HD3	47:B2:16:ARG:HH12	1.59	0.67
54:B8:13:ARG:HB3	54:B8:24:ALA:CB	2.24	0.67
1:AA:429:U:P	7:AD:13:ARG:HH21	2.16	0.67
1:AA:597:G:H21	11:AH:94:TYR:HE2	1.42	0.67
1:AA:762:C:H5'	20:AQ:104:LYS:HD3	1.76	0.67
1:AA:1095:U:P	1:AA:1108:G:H22	2.17	0.67
1:AA:1268:A:H4'	24:AU:20:LYS:HA	1.75	0.67
3:AW:40:C:O2'	10:AG:144:MET:HA	1.93	0.67
5:AB:239:VAL:HG12	5:AB:240:GLN:H	1.60	0.67
20:AQ:22:LEU:HD12	20:AQ:23:VAL:C	2.14	0.67
26:BB:76:G:OP1	43:BZ:10:PRO:HB3	1.93	0.67
27:BA:673:C:H4'	30:BF:82:GLN:CD	2.14	0.67
27:BA:1005:C:H2'	27:BA:1006:C:H6	1.60	0.67
27:BA:1080:C:H2'	56:BK:127:ILE:HD12	1.74	0.67
27:BA:1239:G:HO2'	27:BA:1240:U:H6	1.42	0.67
27:BA:2020:A:N7	51:B5:9:LYS:NZ	2.34	0.67
27:BA:2191:G:N2	27:BA:2192:G:H1'	2.09	0.67
27:BA:2206:C:O2'	27:BA:2207:C:O4'	2.11	0.67
27:BA:2285:C:H1'	27:BA:2288:A:N7	2.10	0.67
27:BA:2334:G:N2	38:BS:12:ARG:HG3	2.10	0.67
27:BA:2423:U:H1'	27:BA:2425:A:N9	2.10	0.67
27:BA:2474:C:N4	27:BA:2529:G:N2	2.42	0.67
27:BA:2546:U:O2	27:BA:2567:G:H8	1.76	0.67
27:BA:2739:U:C6	27:BA:2739:U:C3'	2.73	0.67
27:BA:2757:A:H2'	27:BA:2758:A:H8	1.60	0.67
27:BA:2809:A:C4'	27:BA:2811:G:N7	2.56	0.67
27:BA:2842:G:N2	27:BA:2876:G:N3	2.40	0.67
28:BD:121:ALA:O	28:BD:122:ASP:CB	2.43	0.67
31:BG:101:THR:O	31:BG:102:GLY:C	2.32	0.67
32:BH:10:ILE:CD1	32:BH:48:VAL:O	2.41	0.67
33:BI:68:LEU:HD11	33:BI:108:LEU:CD1	2.24	0.67
36:BP:75:LEU:HD23	36:BP:75:LEU:C	2.14	0.67
36:BP:113:GLN:C	36:BP:114:VAL:O	2.32	0.67
36:BP:120:LEU:HD13	36:BP:121:ILE:N	2.09	0.67
37:BQ:86:ARG:HH21	37:BQ:123:ILE:HD12	1.59	0.67
37:BQ:91:HIS:O	37:BQ:111:THR:HA	1.95	0.67
38:BS:56:ASP:C	38:BS:57:THR:HG23	2.14	0.67

Continued on next page...

*Continued from previous page...*

Atom-1	Atom-2	Interatomic distance (Å)	Clash overlap (Å)
40:BW:66:GLU:CD	40:BW:67:ASP:H	1.97	0.67
42:BY:103:LEU:HD22	42:BY:112:LEU:HD23	1.71	0.67
44:BR:44:LEU:CD1	44:BR:48:VAL:CG2	2.30	0.67
44:BR:55:ALA:HB1	44:BR:80:PHE:HA	1.76	0.67
47:B2:7:GLU:CD	47:B2:8:ILE:H	1.97	0.67
52:B6:39:LYS:O	52:B6:40:TYR:HD1	1.77	0.67
55:B9:10:MET:CE	55:B9:10:MET:CA	2.73	0.67
1:AA:32:A:H2'	1:AA:33:A:H8	1.60	0.67
1:AA:236:G:C5'	20:AQ:42:TYR:OH	2.42	0.67
26:BB:56:G:H4'	26:BB:57:A:C5'	2.23	0.67
27:BA:256:A:H2'	27:BA:257:A:C8	2.29	0.67
27:BA:2235:G:C5	27:BA:2236:C:C5	2.82	0.67
27:BA:2520:C:C5	27:BA:2567:G:C5	2.82	0.67
27:BA:2865:U:C5	27:BA:2866:U:C6	2.82	0.67
30:BF:59:GLU:O	30:BF:60:SER:C	2.32	0.67
32:BH:102:LEU:HD12	32:BH:104:LEU:CD1	2.24	0.67
33:BI:84:GLY:N	33:BI:147:GLU:OE2	2.28	0.67
37:BQ:11:LYS:HD2	37:BQ:91:HIS:HD2	1.57	0.67
37:BQ:69:ASN:ND2	37:BQ:70:ARG:CA	2.58	0.67
37:BQ:130:PRO:C	37:BQ:132:VAL:N	2.47	0.67
38:BS:28:LYS:NZ	38:BS:28:LYS:CB	2.56	0.67
40:BW:55:ALA:HA	40:BW:107:LEU:HD13	1.75	0.67
40:BW:69:LEU:N	40:BW:69:LEU:CD2	2.50	0.67
43:BZ:5:ALA:CB	43:BZ:33:ALA:HA	2.19	0.67
44:BR:52:ILE:HD13	44:BR:94:TYR:CB	2.25	0.67
45:BU:33:ARG:HB2	45:BU:33:ARG:CZ	2.24	0.67
45:BU:43:ALA:HA	45:BU:46:GLU:OE2	1.95	0.67
46:BV:12:TYR:CG	46:BV:13:ARG:N	2.58	0.67
46:BV:72:ARG:N	46:BV:88:GLN:CG	2.56	0.67
51:B5:28:PRO:HB2	51:B5:30:LEU:HG	1.75	0.67
51:B5:51:TYR:O	51:B5:52:TYR:CB	2.40	0.67
1:AA:761:G:HO2'	20:AQ:104:LYS:HA	1.59	0.67
1:AA:1060:C:H5'	13:AJ:52:GLY:H	1.59	0.67
1:AA:1463:C:OP1	39:BT:47:ARG:CG	2.39	0.67
27:BA:95:G:C1'	47:B2:42:ASN:HB3	2.24	0.67
27:BA:199:A:N1	27:BA:2433:A:N7	2.42	0.67
27:BA:532:A:C3'	27:BA:533:G:O4'	2.43	0.67
27:BA:686:G:O2'	53:B7:6:GLN:OE1	2.10	0.67
27:BA:929:G:O2'	48:B3:43:ILE:HG12	1.94	0.67
27:BA:1273:U:H4'	27:BA:1275:A:OP2	1.93	0.67
27:BA:1444:G:O3'	27:BA:444(A):A:H8	1.77	0.67

*Continued on next page...*

*Continued from previous page...*

Atom-1	Atom-2	Interatomic distance (Å)	Clash overlap (Å)
27:BA:2052:G:H21	29:BE:245:ARG:CD	2.07	0.67
27:BA:2283:C:H1'	27:BA:2389:G:H21	1.59	0.67
27:BA:2330:G:N1	27:BA:2331:G:N3	2.41	0.67
27:BA:2339:G:N3	27:BA:2340:G:C8	2.62	0.67
27:BA:2422:A:H5''	27:BA:2423:U:OP1	1.94	0.67
27:BA:2426:A:H8	27:BA:2426:A:OP1	1.77	0.67
27:BA:2491:U:HO2'	27:BA:2492:U:C5'	1.81	0.67
27:BA:2512:C:H5''	29:BE:219:VAL:CG1	2.25	0.67
27:BA:2528:U:O2	27:BA:2536:G:C2	2.48	0.67
27:BA:2648:C:N4	27:BA:2649:U:O4	2.27	0.67
27:BA:2660:A:H8	27:BA:2660:A:O5'	1.77	0.67
27:BA:2785:C:C6	27:BA:2786:U:C5	2.83	0.67
27:BA:2837:G:N1	27:BA:2882:A:C6	2.62	0.67
28:BD:109:LEU:HD13	28:BD:115:ILE:HG12	1.75	0.67
28:BD:181:ARG:HB3	28:BD:181:ARG:HH11	1.55	0.67
28:BD:188:ARG:O	28:BD:189:ALA:CB	2.42	0.67
29:BE:102:ASP:C	29:BE:103:GLU:HG3	2.15	0.67
30:BF:39:GLN:O	30:BF:40:ALA:C	2.33	0.67
30:BF:138:VAL:O	30:BF:139:VAL:HB	1.94	0.67
33:BI:89:LEU:HD11	33:BI:93:ILE:HG22	1.59	0.67
33:BI:94:THR:CG2	33:BI:97:GLN:HG3	2.25	0.67
35:BO:10:VAL:HG12	35:BO:12:ASP:O	1.95	0.67
35:BO:99:PHE:HD2	39:BT:24:LYS:HE3	1.58	0.67
37:BQ:33:MET:HG3	37:BQ:83:PHE:CB	2.25	0.67
38:BS:104:ILE:O	38:BS:104:ILE:HG22	1.94	0.67
39:BT:8:TYR:O	39:BT:10:GLY:N	2.28	0.67
39:BT:44:ARG:CG	39:BT:45:GLU:H	2.08	0.67
42:BY:58:GLU:H	42:BY:97:ARG:HH12	1.42	0.67
44:BR:87:TYR:HD1	44:BR:94:TYR:CG	2.13	0.67
46:BV:67:LYS:CD	46:BV:70:TYR:CE1	2.77	0.67
48:B3:39:ASP:CG	48:B3:40:THR:H	1.96	0.67
49:B0:19:LYS:O	49:B0:35:ASN:O	2.13	0.67
1:AA:436:C:O2	1:AA:437:U:C2	2.47	0.67
1:AA:989:C:C4'	1:AA:1016:A:H2	2.07	0.67
27:BA:5:A:HO2'	34:BN:4:ALA:N	1.92	0.67
27:BA:18:C:O3'	45:BU:23:GLY:CA	2.42	0.67
27:BA:97:C:H2'	27:BA:98:G:O4'	1.94	0.67
27:BA:396:G:C4'	50:B4:39:VAL:CG1	2.73	0.67
27:BA:530:G:N2	27:BA:2021:C:C6	2.62	0.67
27:BA:592:G:C4	54:B8:3:LYS:HE3	2.29	0.67
27:BA:593:G:H5''	54:B8:62:LEU:HD23	1.74	0.67

*Continued on next page...*



*Continued from previous page...*

Atom-1	Atom-2	Interatomic distance (Å)	Clash overlap (Å)
27:BA:650:C:H5''	54:B8:19:THR:CG2	2.24	0.67
27:BA:873:G:H4'	37:BQ:32:LYS:HG2	1.75	0.67
27:BA:960:A:H2	27:BA:2496:C:H1'	1.57	0.67
27:BA:995:C:OP2	45:BU:54:LYS:NZ	2.27	0.67
27:BA:1137:G:H21	34:BN:86:MET:CE	2.06	0.67
27:BA:1294:U:O2'	44:BR:26:LYS:CD	2.43	0.67
27:BA:1789:A:OP1	28:BD:226:GLY:N	2.28	0.67
27:BA:1809:A:N1	50:B4:43:TRP:CH2	2.62	0.67
27:BA:2048:G:C6	27:BA:2620:C:N4	2.63	0.67
27:BA:2228:G:C8	27:BA:2229:C:H6	2.07	0.67
27:BA:2357:U:O2'	27:BA:2358:G:H5''	1.95	0.67
27:BA:2523:G:C1'	27:BA:2765:A:N7	2.57	0.67
27:BA:2712:U:H5''	27:BA:2714:G:C5'	2.24	0.67
27:BA:2765:A:H2'	27:BA:2765:A:N3	2.08	0.67
29:BE:80:ALA:N	29:BE:187:HIS:NE2	2.42	0.67
29:BE:269:ILE:HG23	29:BE:297:LYS:HZ1	1.56	0.67
32:BH:101:LYS:HB2	32:BH:113:GLU:CD	2.14	0.67
37:BQ:36:ASN:OD1	43:BZ:116:VAL:N	2.28	0.67
37:BQ:91:HIS:C	37:BQ:92:VAL:HG13	2.15	0.67
38:BS:128:ASP:C	38:BS:129:ILE:HG12	2.15	0.67
41:BX:16:ASN:HB2	41:BX:20:PHE:HE2	1.59	0.67
43:BZ:37:LYS:CA	43:BZ:41:ARG:NH1	2.57	0.67
43:BZ:120:LEU:C	43:BZ:121:GLN:HG3	2.14	0.67
43:BZ:129:ARG:HE	43:BZ:129:ARG:CA	1.93	0.67
44:BR:22:ARG:CG	44:BR:26:LYS:CE	2.72	0.67
44:BR:72:ASP:O	44:BR:76:VAL:HG21	1.91	0.67
45:BU:111:ASP:N	45:BU:111:ASP:OD1	2.26	0.67
46:BV:5:ILE:HD12	46:BV:12:TYR:CE1	2.29	0.67
46:BV:35:LEU:HG	46:BV:63:HIS:NE2	2.10	0.67
46:BV:39:PHE:CZ	46:BV:42:GLY:HA2	2.30	0.67
47:B2:13:PRO:CD	47:B2:16:ARG:HH11	2.07	0.67
47:B2:56:ILE:O	47:B2:59:ILE:CG2	2.41	0.67
49:B0:67:VAL:HG12	49:B0:74:LYS:HG2	1.69	0.67
52:B6:32:GLN:HA	52:B6:35:LEU:CD1	2.23	0.67
1:AA:36:C:H4'	15:AL:117:ARG:NH2	2.09	0.67
1:AA:1289:A:H1'	1:AA:1371:G:N2	2.10	0.67
1:AA:1297:C:O2'	10:AG:114:ARG:HD3	1.95	0.67
2:AV:31:A:OP1	12:AI:127:LYS:HG3	1.95	0.67
2:AV:69:U:H2'	2:AV:70:C:H6	1.59	0.67
3:AW:25:C:N1	3:AW:26:G:C8	2.63	0.67
26:BB:47:C:O3'	38:BS:107:ASN:OD1	2.13	0.67

*Continued on next page...*

*Continued from previous page...*

Atom-1	Atom-2	Interatomic distance (Å)	Clash overlap (Å)
27:BA:7:G:H5'	34:BN:6:PHE:CG	2.25	0.67
27:BA:120:U:C2	27:BA:150:C:C4	2.83	0.67
27:BA:566:U:P	46:BV:81:ARG:NH2	2.67	0.67
27:BA:576:U:OP1	27:BA:2503:A:OP1	2.13	0.67
27:BA:965:C:H1'	27:BA:2273:A:C2	2.29	0.67
27:BA:1079:C:C2'	56:BK:130:GLY:HA2	2.24	0.67
27:BA:1085:A:H1'	27:BA:1086:A:H4'	1.77	0.67
27:BA:1212:G:O2'	27:BA:1213:A:C8	2.46	0.67
27:BA:1252:G:C8	27:BA:1253:A:H1'	2.30	0.67
27:BA:1800:C:H3'	27:BA:1800:C:C6	2.30	0.67
27:BA:2044:C:N3	27:BA:2624:G:C2	2.62	0.67
27:BA:2208:U:O2'	27:BA:2209:C:H5'	1.93	0.67
27:BA:2234:G:C2	27:BA:2235:G:N9	2.63	0.67
27:BA:2289:G:O3'	27:BA:2383:G:O2'	2.12	0.67
27:BA:2317:C:H2'	27:BA:2318:G:H8	1.60	0.67
27:BA:2349:G:C6	27:BA:2369:A:N1	2.62	0.67
27:BA:2394:C:C6	27:BA:2395:C:N4	2.63	0.67
27:BA:2431:U:N3	27:BA:2434:A:OP2	2.28	0.67
27:BA:2523:G:C2	27:BA:2541:A:C2	2.82	0.67
27:BA:2564:A:OP1	27:BA:2648:C:H4'	1.95	0.67
28:BD:70:LYS:HB3	28:BD:70:LYS:NZ	2.10	0.67
28:BD:211:HIS:O	28:BD:213:LYS:N	2.27	0.67
30:BF:58:ALA:HB2	30:BF:79:ARG:HB2	1.77	0.67
31:BG:19:GLU:HB2	31:BG:135:VAL:CG1	2.24	0.67
32:BH:23:VAL:CG1	32:BH:74:MET:SD	2.83	0.67
32:BH:60:HIS:HA	32:BH:63:LEU:CB	2.23	0.67
32:BH:67:THR:O	32:BH:70:LEU:HB3	1.94	0.67
32:BH:75:VAL:O	32:BH:76:GLU:C	2.31	0.67
35:BO:77:ILE:CD1	35:BO:79:PHE:CE2	2.56	0.67
35:BO:99:PHE:HE2	39:BT:24:LYS:CD	2.08	0.67
36:BP:128:GLY:O	36:BP:129:ALA:C	2.33	0.67
38:BS:47:LEU:H	38:BS:57:THR:HG22	1.60	0.67
40:BW:20:VAL:HG11	40:BW:47:VAL:HG21	0.69	0.67
40:BW:23:LEU:HD13	40:BW:35:ILE:HG21	1.77	0.67
41:BX:7:HIS:CB	41:BX:8:PRO:CD	2.72	0.67
43:BZ:148:THR:HG22	43:BZ:168:VAL:H	1.58	0.67
46:BV:4:ILE:CD1	46:BV:13:ARG:HD3	2.23	0.67
49:B0:39:ARG:CG	49:B0:69:PHE:CE1	2.65	0.67
1:AA:43:C:OP1	19:AP:12:LYS:CB	2.43	0.67
1:AA:254:G:H4'	20:AQ:18:THR:OG1	1.95	0.67
1:AA:521:G:O6	15:AL:49:ASN:ND2	2.28	0.67

*Continued on next page...*

*Continued from previous page...*

Atom-1	Atom-2	Interatomic distance (Å)	Clash overlap (Å)
1:AA:1298:C:H5''	1:AA:1299:A:OP1	1.93	0.67
1:AA:1340:A:H4'	2:AV:31:A:O2'	1.94	0.67
1:AA:1375:A:OP1	10:AG:12:LEU:HD21	1.95	0.67
3:AW:44:A:C2'	3:AW:45:G:H5'	2.25	0.67
27:BA:135:G:H1	27:BA:144:C:N4	1.91	0.67
27:BA:481:G:OP2	42:BY:81:LYS:HG2	1.94	0.67
27:BA:650:C:O2	27:BA:650:C:H2'	1.94	0.67
27:BA:1138:G:OP1	34:BN:82:THR:HG22	1.95	0.67
27:BA:1140:C:H4'	27:BA:142(A):A:C5	2.29	0.67
27:BA:1429:G:H2'	27:BA:1430:C:C6	2.30	0.67
27:BA:1853:A:H2'	27:BA:1854:A:C8	2.30	0.67
27:BA:2248:C:O2	27:BA:2248:C:C2'	2.43	0.67
27:BA:2266:A:C2	27:BA:2272:U:C2	2.83	0.67
27:BA:2287:A:N1	27:BA:2289:G:N9	2.43	0.67
27:BA:2410:G:C2	27:BA:2411:A:C8	2.83	0.67
27:BA:2487:G:HO2'	27:BA:2488:A:H5'	1.57	0.67
27:BA:2608:G:H8	27:BA:2608:G:H3'	1.59	0.67
27:BA:2718:G:C2	27:BA:2719:G:C4	2.82	0.67
27:BA:2742:C:H2'	27:BA:2742:C:O2	1.95	0.67
28:BD:75:GLY:N	28:BD:115:ILE:O	2.27	0.67
28:BD:103:ILE:CD1	28:BD:104:ILE:CD1	2.47	0.67
28:BD:175:LEU:HD21	28:BD:180:VAL:HA	0.67	0.67
29:BE:197:GLU:O	29:BE:267:ARG:HA	1.94	0.67
31:BG:95:THR:HG22	31:BG:96:SER:N	2.09	0.67
35:BO:122:ILE:HD12	35:BO:122:ILE:N	2.10	0.67
36:BP:102:ASP:O	36:BP:103:ALA:HB2	1.95	0.67
41:BX:4:VAL:CB	47:B2:24:LYS:NZ	2.57	0.67
42:BY:41:ARG:HB2	42:BY:112:LEU:CA	2.13	0.67
42:BY:74:VAL:O	42:BY:75:GLU:C	2.32	0.67
43:BZ:37:LYS:CA	43:BZ:40:ASP:OD1	2.42	0.67
45:BU:27:SER:CB	45:BU:31:GLN:NE2	2.56	0.67
1:AA:759:A:H8	1:AA:759:A:H5'	1.60	0.67
1:AA:1498:U:H1'	1:AA:1499:A:C8	2.30	0.67
2:AV:75:C:N4	27:BA:2252:G:N2	2.29	0.67
7:AD:98:GLU:OE2	7:AD:103:ASN:ND2	2.24	0.67
27:BA:99:U:N3	42:BY:107:LYS:HD2	2.10	0.67
27:BA:1456:G:N2	27:BA:2703:C:H5	1.93	0.67
27:BA:1906:G:C8	27:BA:1929:G:C4	2.83	0.67
27:BA:2215:G:C4	27:BA:2216:G:N7	2.62	0.67
27:BA:2234:G:C2	27:BA:2235:G:C4	2.83	0.67
27:BA:2246:G:H2'	27:BA:2247:A:H5'	1.74	0.67

*Continued on next page...*

*Continued from previous page...*

Atom-1	Atom-2	Interatomic distance (Å)	Clash overlap (Å)
27:BA:2289:G:N1	27:BA:2290:G:C5	2.63	0.67
27:BA:2320:A:N3	27:BA:2333:A:C2	2.62	0.67
27:BA:2488:A:C2'	27:BA:2489:G:O5'	2.35	0.67
27:BA:2520:C:H5	27:BA:2567:G:C4	2.08	0.67
27:BA:2528:U:H6	27:BA:2528:U:H3'	1.60	0.67
27:BA:2647:U:H3	27:BA:2673:G:H1	1.41	0.67
27:BA:2780:G:H22	34:BN:80:LYS:NZ	1.91	0.67
27:BA:2820:A:O2'	29:BE:207:GLY:O	2.13	0.67
28:BD:208:GLY:O	28:BD:210:LYS:CG	2.42	0.67
28:BD:208:GLY:O	28:BD:209:ASN:C	2.33	0.67
28:BD:224:VAL:CG1	28:BD:225:ARG:H	2.07	0.67
29:BE:44:TYR:CD1	29:BE:308:VAL:CA	2.64	0.67
31:BG:49:PRO:HG3	31:BG:73:VAL:N	2.10	0.67
32:BH:14:VAL:HG12	32:BH:16:VAL:CG2	2.25	0.67
32:BH:67:THR:HA	32:BH:70:LEU:HB2	1.75	0.67
32:BH:148:ARG:HH12	32:BH:164:GLU:N	1.92	0.67
33:BI:29:PHE:N	33:BI:29:PHE:CD1	2.62	0.67
35:BO:66:LYS:NZ	35:BO:67:ARG:NE	2.43	0.67
37:BQ:33:MET:HG3	37:BQ:83:PHE:HB2	1.77	0.67
37:BQ:82:LYS:O	37:BQ:84:ARG:N	2.28	0.67
37:BQ:133:GLU:CG	37:BQ:134:PHE:N	2.57	0.67
39:BT:15:PRO:O	39:BT:17:THR:N	2.25	0.67
42:BY:51:LEU:CD2	42:BY:95:ASN:CG	2.64	0.67
43:BZ:14:LEU:HD21	43:BZ:79:ILE:CG2	2.23	0.67
43:BZ:38:ALA:O	43:BZ:39:PHE:C	2.33	0.67
45:BU:25:TRP:H	45:BU:28:ARG:HD2	1.60	0.67
45:BU:65:ILE:CB	45:BU:76:TYR:HE2	2.08	0.67
50:B4:23:GLU:CD	50:B4:29:PRO:HB3	2.15	0.67
51:B5:23:HIS:O	51:B5:24:ALA:HB2	1.93	0.67
1:AA:3(A):G:C2	1:AA:1037:C:O2	2.48	0.67
1:AA:1319:A:H4'	22:AS:70:LYS:HZ3	0.57	0.67
1:AA:1347:G:H3'	12:AI:108:VAL:HA	1.76	0.67
25:AY:252:CYS:CA	27:BA:1943:U:P	2.83	0.67
27:BA:142(A):A:O3'	34:BN:21:ARG:CZ	2.43	0.67
27:BA:1955:U:O2	27:BA:1955:U:H2'	1.94	0.67
27:BA:2217:G:O2'	27:BA:2218:G:C5'	2.38	0.67
27:BA:2230:G:O2'	27:BA:2231:C:H5'	1.94	0.67
27:BA:2430:A:C2'	27:BA:2431:U:C5'	2.72	0.67
27:BA:2485:G:C4'	37:BQ:144:THR:HG22	2.23	0.67
27:BA:2511:U:H2'	27:BA:2512:C:H5'	1.77	0.67
27:BA:2519:U:H3'	27:BA:2519:U:P	2.34	0.67

*Continued on next page...*

*Continued from previous page...*

Atom-1	Atom-2	Interatomic distance (Å)	Clash overlap (Å)
27:BA:2543:G:H2'	27:BA:2544:G:H8	0.82	0.67
27:BA:2561:A:N6	27:BA:2562:U:C5	2.63	0.67
27:BA:2645:G:H4'	27:BA:2732:G:C2'	2.21	0.67
27:BA:2652:C:H2'	27:BA:2653:U:O4'	1.95	0.67
27:BA:2679:A:N3	29:BE:300:VAL:CG2	2.58	0.67
27:BA:2788:C:HO3'	27:BA:2789:C:P	2.18	0.67
28:BD:131:LEU:CG	28:BD:187:CYS:HB2	2.24	0.67
28:BD:213:LYS:CB	28:BD:215:LYS:O	2.43	0.67
29:BE:67:THR:O	29:BE:68:VAL:CG2	2.43	0.67
30:BF:201:SER:HB2	30:BF:204:ALA:HB3	1.76	0.67
33:BI:95:SER:HB2	33:BI:117:LEU:HD12	1.77	0.67
33:BI:119:ASP:CG	33:BI:120:ALA:N	2.47	0.67
34:BN:78:ILE:HG22	34:BN:79:PHE:CD1	2.30	0.67
35:BO:20:LEU:HG	35:BO:44:LYS:HD3	1.77	0.67
35:BO:25:LEU:CD1	35:BO:38:VAL:O	2.43	0.67
35:BO:92:SER:HB3	35:BO:113:LYS:HZ2	1.57	0.67
37:BQ:65:ARG:HE	37:BQ:85:ILE:CG2	2.08	0.67
37:BQ:65:ARG:HH22	37:BQ:87:LYS:N	1.91	0.67
37:BQ:72:VAL:O	37:BQ:73:GLN:CB	2.43	0.67
41:BX:28:VAL:HG23	41:BX:62:LYS:CG	2.25	0.67
41:BX:52:VAL:CG1	41:BX:53:ASN:N	2.57	0.67
43:BZ:25:ASN:C	43:BZ:84:TYR:CE1	2.68	0.67
43:BZ:29:ASN:O	43:BZ:30:VAL:CG2	2.43	0.67
45:BU:104:GLU:O	45:BU:105:ALA:C	2.34	0.67
46:BV:44:GLN:NE2	46:BV:44:GLN:N	2.42	0.67
49:B0:37:LEU:N	49:B0:68:VAL:CG1	2.36	0.67
49:B0:48:GLY:HA2	49:B0:56:ASP:H	1.59	0.67
52:B6:24:THR:O	52:B6:25:THR:HG22	1.94	0.67
1:AA:1426:C:H42	1:AA:1474:G:H1	1.42	0.66
13:AJ:24:VAL:HA	13:AJ:34:VAL:HG11	1.76	0.66
26:BB:15:A:H1'	26:BB:109:G:C8	2.31	0.66
27:BA:199:A:C5	27:BA:2434:A:N1	2.62	0.66
27:BA:527:C:H2'	34:BN:95:ARG:NH1	2.08	0.66
27:BA:993:G:H1'	46:BV:90:PHE:CE2	2.29	0.66
27:BA:1062:G:N2	56:BK:134:SER:O	2.26	0.66
27:BA:1287:A:H5'	44:BR:104:ARG:CG	2.25	0.66
27:BA:2090:G:C4	27:BA:2230:G:O6	2.48	0.66
27:BA:2399:G:H2'	27:BA:2400:G:O5'	1.95	0.66
27:BA:2419:U:O4	54:B8:31:HIS:CE1	2.48	0.66
27:BA:2482:G:C3'	27:BA:2483:C:C5'	2.72	0.66
27:BA:2511:U:C6	27:BA:2512:C:H5	2.12	0.66

*Continued on next page...*

*Continued from previous page...*

Atom-1	Atom-2	Interatomic distance (Å)	Clash overlap (Å)
27:BA:2595:G:H1'	27:BA:2599:G:N2	2.05	0.66
27:BA:2605:U:H2'	27:BA:2606:C:C5'	2.25	0.66
27:BA:2730:C:H2'	27:BA:2731:G:H8	1.60	0.66
28:BD:105:ALA:O	28:BD:107:LYS:N	2.28	0.66
28:BD:119:PRO:CA	28:BD:129:LEU:HD21	2.24	0.66
28:BD:142:ASN:HD22	28:BD:142:ASN:H	1.42	0.66
28:BD:210:LYS:O	28:BD:211:HIS:C	2.32	0.66
29:BE:48:MET:C	29:BE:49:THR:HG23	2.15	0.66
30:BF:32:GLY:O	30:BF:33:LYS:C	2.31	0.66
30:BF:197:SER:CB	30:BF:236:THR:OG1	2.44	0.66
31:BG:57:THR:O	31:BG:63:ILE:HB	1.94	0.66
31:BG:94:ALA:C	31:BG:95:THR:HG1	1.90	0.66
32:BH:8:ILE:HG22	32:BH:9:GLU:N	2.10	0.66
33:BI:13:GLY:CA	33:BI:15:LYS:CD	2.73	0.66
33:BI:112:LYS:N	33:BI:112:LYS:CD	2.55	0.66
34:BN:73:LYS:HB3	34:BN:140:GLY:HA3	1.77	0.66
37:BQ:156:ASN:O	37:BQ:157:ALA:HB3	1.95	0.66
38:BS:64:SER:O	38:BS:65:ASP:C	2.33	0.66
39:BT:12:ASP:C	39:BT:13:ILE:HG13	2.15	0.66
42:BY:43:ASN:CG	42:BY:112:LEU:HD22	2.16	0.66
43:BZ:41:ARG:O	43:BZ:44:ARG:CB	2.43	0.66
44:BR:113:LEU:C	44:BR:113:LEU:CD1	2.63	0.66
45:BU:31:GLN:O	45:BU:33:ARG:O	1.96	0.66
46:BV:38:LEU:HD23	46:BV:38:LEU:N	2.09	0.66
47:B2:20:LEU:CD1	47:B2:21:ASP:N	2.58	0.66
48:B3:16:PRO:HB3	48:B3:19:GLN:CD	2.13	0.66
48:B3:30:ARG:NE	48:B3:33:GLN:HB2	2.10	0.66
49:B0:29:GLU:HA	49:B0:62:LEU:HD22	1.78	0.66
49:B0:38:VAL:CA	49:B0:40:GLN:CG	2.73	0.66
50:B4:41:PRO:HB2	50:B4:57:ASP:CG	2.15	0.66
50:B4:59:PHE:HA	50:B4:62:ARG:NE	2.09	0.66
52:B6:19:GLY:C	52:B6:42:PRO:CB	2.63	0.66
56:BK:71:LYS:CG	56:BK:72:THR:C	2.64	0.66
1:AA:22:G:H1'	1:AA:914:A:C6	2.30	0.66
1:AA:189:G:H1	1:AA:190(J):U:H3	1.40	0.66
1:AA:597:G:N2	11:AH:94:TYR:HE2	1.93	0.66
1:AA:950:U:H3	1:AA:1231:G:H1	1.42	0.66
1:AA:1319:A:C5'	22:AS:70:LYS:HE2	2.24	0.66
2:AV:35:A:N6	4:AX:117:U:H3	1.93	0.66
2:AV:70:C:H2'	2:AV:71:G:C8	2.29	0.66
27:BA:397:G:OP1	50:B4:40:HIS:C	2.33	0.66

*Continued on next page...*

*Continued from previous page...*

Atom-1	Atom-2	Interatomic distance (Å)	Clash overlap (Å)
27:BA:932:G:C5'	48:B3:29:ARG:HH22	1.83	0.66
27:BA:1538:G:H2'	27:BA:1539:G:H1'	1.77	0.66
27:BA:1754:C:H5'	39:BT:39:ASN:ND2	2.10	0.66
27:BA:2093:G:N7	27:BA:2225:A:N7	2.44	0.66
27:BA:2212:A:H2'	27:BA:2212:A:N3	2.10	0.66
27:BA:2304:G:H4'	31:BG:105:SER:O	1.94	0.66
27:BA:2320:A:C6	38:BS:9:PRO:HG3	2.25	0.66
27:BA:2378:A:O4'	38:BS:101:VAL:HG23	1.95	0.66
27:BA:2410:G:C4	27:BA:2411:A:C5	2.82	0.66
27:BA:2526:G:C4	27:BA:2527:C:C5	2.82	0.66
27:BA:2562:U:N3	27:BA:2563:U:C4	2.63	0.66
27:BA:2648:C:C4	27:BA:2649:U:O4	2.48	0.66
27:BA:2814:C:H2'	27:BA:2815:C:C5	2.30	0.66
28:BD:108:ASN:CG	28:BD:109:LEU:H	1.98	0.66
29:BE:70:VAL:CG1	29:BE:296:VAL:HB	2.25	0.66
30:BF:48:SER:H	30:BF:92:PRO:CG	1.82	0.66
30:BF:195:VAL:HG13	30:BF:213:ALA:CB	2.25	0.66
31:BG:29:HIS:H	31:BG:69:ILE:HD13	1.59	0.66
37:BQ:25:GLY:C	37:BQ:26:LYS:HG2	2.13	0.66
38:BS:12:ARG:CZ	38:BS:20:TYR:CE2	2.74	0.66
38:BS:66:LEU:HD12	38:BS:66:LEU:N	2.09	0.66
41:BX:7:HIS:ND1	41:BX:8:PRO:CD	2.58	0.66
42:BY:69:LYS:O	42:BY:70:ALA:CB	2.40	0.66
43:BZ:37:LYS:CG	43:BZ:41:ARG:NH1	2.44	0.66
43:BZ:110:GLY:C	43:BZ:112:LEU:H	1.98	0.66
43:BZ:116:VAL:CG2	43:BZ:169:VAL:HG22	2.16	0.66
46:BV:20:ILE:HG21	46:BV:67:LYS:HD2	1.73	0.66
55:B9:25:VAL:HG11	55:B9:34:GLN:HB2	1.75	0.66
1:AA:59:A:OP1	1:AA:61:G:OP1	2.13	0.66
2:AV:56:C:O2	31:BG:56:ARG:NE	2.28	0.66
27:BA:76:C:H4'	47:B2:55:ARG:HG3	1.76	0.66
27:BA:95:G:O2'	47:B2:42:ASN:HB3	1.95	0.66
27:BA:125:G:C5'	53:B7:19:ARG:NH1	2.27	0.66
27:BA:455:C:OP1	27:BA:472:A:N1	2.29	0.66
27:BA:484:C:H2'	27:BA:485:C:H6	1.60	0.66
27:BA:142(A):A:H5''	27:BA:1143:A:P	2.35	0.66
27:BA:1566:A:N6	28:BD:212:HIS:CE1	2.63	0.66
27:BA:1766:U:H2'	27:BA:1767:C:C6	2.30	0.66
27:BA:2457:U:C3'	27:BA:2458:G:H5'	2.17	0.66
27:BA:2460:U:O2	27:BA:2493:U:H5	1.74	0.66
27:BA:2549:G:C2'	27:BA:2550:G:H5'	2.25	0.66

*Continued on next page...*

*Continued from previous page...*

Atom-1	Atom-2	Interatomic distance (Å)	Clash overlap (Å)
27:BA:2611:U:C6	27:BA:2611:U:C3'	2.78	0.66
27:BA:2677:G:C2'	27:BA:2678:C:O5'	2.43	0.66
27:BA:2744:G:N3	27:BA:2761:G:C2	2.63	0.66
27:BA:2862:G:N3	27:BA:2863:C:C6	2.63	0.66
28:BD:71:ASP:CA	28:BD:73:ILE:HG13	2.26	0.66
29:BE:201:VAL:CA	29:BE:310:PHE:O	2.42	0.66
30:BF:32:GLY:C	30:BF:35:VAL:CG2	2.44	0.66
30:BF:96:LYS:HB3	30:BF:98:ARG:NH1	1.01	0.66
30:BF:215:ALA:HA	30:BF:242:GLU:CG	2.26	0.66
32:BH:75:VAL:HG12	32:BH:76:GLU:H	1.60	0.66
32:BH:84:LYS:O	32:BH:131:ILE:HB	1.94	0.66
32:BH:100:LYS:O	32:BH:101:LYS:HD2	1.95	0.66
33:BI:95:SER:HB2	33:BI:117:LEU:CD1	2.25	0.66
34:BN:56:LYS:HD3	34:BN:56:LYS:N	2.10	0.66
34:BN:68:GLY:O	34:BN:69:TYR:CB	2.42	0.66
36:BP:128:GLY:O	36:BP:131:GLU:CA	2.44	0.66
43:BZ:24:TYR:HB3	43:BZ:83:PHE:O	1.96	0.66
43:BZ:35:ASP:CA	43:BZ:39:PHE:CZ	2.63	0.66
46:BV:3:ALA:O	46:BV:12:TYR:CZ	2.31	0.66
46:BV:42:GLY:HA3	46:BV:54:TYR:OH	1.83	0.66
55:B9:25:VAL:HB	55:B9:34:GLN:HB3	0.68	0.66
1:AA:187:C:N3	23:AT:105:SER:HB3	2.11	0.66
1:AA:292:G:C5	1:AA:293:G:H1'	2.30	0.66
1:AA:953:G:O3'	16:AM:124:PRO:O	2.13	0.66
26:BB:77:U:H5'	43:BZ:80:HIS:CE1	2.31	0.66
27:BA:270(M):U:H4'	27:BA:270(N):G:C4'	2.21	0.66
27:BA:532:A:H2'	27:BA:533:G:O4'	1.94	0.66
27:BA:1357:U:H2'	27:BA:1358:G:O4'	1.95	0.66
27:BA:1492:G:C4'	28:BD:97:ASP:OD1	2.43	0.66
27:BA:1754:C:H5'	39:BT:39:ASN:HD21	1.60	0.66
27:BA:1996:C:H6	27:BA:1996:C:C5'	2.08	0.66
27:BA:2210:G:C5	28:BD:148:GLY:CA	2.71	0.66
27:BA:2278:A:C2'	27:BA:2279:G:O5'	2.43	0.66
27:BA:2373:G:C5	27:BA:2374:C:N4	2.63	0.66
27:BA:2421:G:OP1	52:B6:2:ALA:O	2.11	0.66
27:BA:2489:G:C8	27:BA:2490:G:N7	2.63	0.66
27:BA:2526:G:C5	27:BA:2527:C:C6	2.82	0.66
27:BA:2704:C:H2'	27:BA:2705:A:O4'	1.95	0.66
27:BA:2813:A:H2'	27:BA:2814:C:H6	0.75	0.66
27:BA:2842:G:N1	27:BA:2876:G:C2	2.63	0.66
27:BA:2846:G:C2	27:BA:2847:U:O2	2.49	0.66

*Continued on next page...*



*Continued from previous page...*

Atom-1	Atom-2	Interatomic distance (Å)	Clash overlap (Å)
28:BD:198:GLY:O	28:BD:200:THR:CA	2.43	0.66
30:BF:56:THR:HG22	30:BF:57:PRO:HD3	1.76	0.66
30:BF:104:ASP:O	30:BF:106:GLU:N	2.28	0.66
30:BF:153:VAL:HG11	30:BF:207:LEU:HD13	1.77	0.66
33:BI:3:VAL:CG2	33:BI:21:VAL:CG2	2.62	0.66
33:BI:7:LYS:HE2	33:BI:12:LYS:HG2	1.77	0.66
33:BI:23:ASP:HB2	33:BI:25:TYR:CD2	2.31	0.66
33:BI:99:ALA:O	33:BI:100:GLU:C	2.34	0.66
35:BO:68:GLY:HA2	35:BO:78:ARG:CG	2.24	0.66
37:BQ:45:GLN:OE1	37:BQ:153:PRO:N	2.28	0.66
37:BQ:48:ASN:C	37:BQ:121:ASP:HB2	2.16	0.66
38:BS:34:LEU:CG	38:BS:102:LEU:CA	2.56	0.66
41:BX:75:GLN:O	41:BX:76:GLU:C	2.34	0.66
45:BU:93:LYS:O	45:BU:94:VAL:CB	2.44	0.66
49:B0:11:LYS:O	49:B0:12:ASN:O	2.13	0.66
49:B0:29:GLU:HA	49:B0:29:GLU:OE1	1.95	0.66
50:B4:7:PRO:O	50:B4:8:LYS:CB	2.43	0.66
50:B4:43:TRP:HA	50:B4:61:LYS:HE3	1.78	0.66
55:B9:24:LEU:HD22	55:B9:35:ARG:HA	1.75	0.66
1:AA:18:C:C2	1:AA:918:A:C2	2.83	0.66
1:AA:1205:U:O2'	6:AC:195:VAL:HG23	1.95	0.66
1:AA:1286:A:H61	1:AA:1355:G:P	2.19	0.66
27:BA:511:U:C5	27:BA:512:G:N3	2.64	0.66
27:BA:974(A):C:H6	27:BA:1186:G:C2	2.13	0.66
27:BA:2016:U:H2'	27:BA:2017:U:O4'	1.95	0.66
27:BA:2266:A:H5''	27:BA:2267:A:C4	2.31	0.66
27:BA:2397:G:C4	27:BA:2420:C:O2	2.49	0.66
27:BA:2422:A:C2	27:BA:2424:C:C5	2.82	0.66
27:BA:2431:U:OP2	27:BA:2432:A:OP2	2.12	0.66
27:BA:2461:C:C2	27:BA:2462:U:C5	2.83	0.66
27:BA:2572:A:H5'	27:BA:2574:G:H5'	1.75	0.66
27:BA:2712:U:O3'	27:BA:712(A):A:OP1	2.06	0.66
27:BA:2740:A:C5	27:BA:2764:A:C5	2.82	0.66
27:BA:2744:G:O6	27:BA:2745:C:N4	2.29	0.66
27:BA:2762:G:O6	27:BA:2763:G:N1	2.28	0.66
27:BA:2785:C:H2'	27:BA:2786:U:H5	1.51	0.66
27:BA:2815:C:H2'	27:BA:2816:C:H6	1.61	0.66
27:BA:2822:G:OP1	29:BE:258:TYR:HE2	1.79	0.66
27:BA:2853:C:C2'	27:BA:2854:G:O5'	2.44	0.66
28:BD:172:ILE:HA	28:BD:182:MET:HG2	1.78	0.66
28:BD:196:ASN:CB	28:BD:199:ARG:HD3	2.26	0.66

*Continued on next page...*

*Continued from previous page...*

Atom-1	Atom-2	Interatomic distance (Å)	Clash overlap (Å)
30:BF:202:THR:HG22	30:BF:203:ALA:N	2.10	0.66
31:BG:97:GLN:CD	31:BG:106:PHE:CE2	2.69	0.66
32:BH:147:ILE:HA	32:BH:150:VAL:HB	1.76	0.66
33:BI:8:ASP:HA	33:BI:12:LYS:N	2.09	0.66
34:BN:42:GLU:HA	34:BN:133:GLY:CA	2.26	0.66
35:BO:3:GLN:HA	35:BO:21:VAL:HG11	1.77	0.66
35:BO:93:PRO:HD2	35:BO:113:LYS:CD	2.26	0.66
37:BQ:28:ILE:CG2	37:BQ:29:ALA:H	1.99	0.66
37:BQ:84:ARG:O	37:BQ:122:PHE:HB3	1.96	0.66
42:BY:71:VAL:HG22	42:BY:93:THR:H	1.36	0.66
42:BY:78:THR:HG22	42:BY:88:PRO:C	2.15	0.66
44:BR:46:GLY:O	44:BR:47:PHE:O	2.14	0.66
44:BR:83:ILE:O	44:BR:85:PRO:N	2.28	0.66
44:BR:96:ARG:HG3	44:BR:96:ARG:O	1.96	0.66
45:BU:110:VAL:O	45:BU:114:ARG:CG	2.37	0.66
48:B3:12:PRO:HB2	48:B3:20:LYS:HE2	1.78	0.66
50:B4:23:GLU:CG	50:B4:29:PRO:HB3	2.26	0.66
1:AA:22:G:H4'	1:AA:885:G:C8	2.31	0.66
1:AA:112:G:H5'	1:AA:389:A:H4'	1.77	0.66
1:AA:890:G:O2'	1:AA:891:U:C6	2.47	0.66
1:AA:958:A:O4'	22:AS:55:LYS:NZ	2.24	0.66
1:AA:1236:A:H4'	1:AA:1304:G:C4'	2.26	0.66
3:AW:9:A:N1	3:AW:45:G:C5	2.63	0.66
8:AE:81:GLU:HA	8:AE:89:ILE:O	1.94	0.66
13:AJ:51:ARG:HA	17:AN:45:ARG:CZ	2.25	0.66
18:AO:24:SER:O	18:AO:28:GLN:HG2	1.95	0.66
19:AP:7:ALA:H	19:AP:18:ARG:H	1.42	0.66
27:BA:126:A:OP1	53:B7:44:VAL:HG11	1.95	0.66
27:BA:532:A:OP2	27:BA:2021:C:C4	2.49	0.66
27:BA:604:G:H21	27:BA:657:U:H4'	1.61	0.66
27:BA:969:U:H2'	27:BA:970:C:O4'	1.95	0.66
27:BA:1223:C:N4	46:BV:87:ARG:HH21	1.92	0.66
27:BA:1529:A:N7	27:BA:1543:A:C8	2.64	0.66
27:BA:1559:G:C4	27:BA:1559:G:H3'	2.30	0.66
27:BA:1799:G:N1	28:BD:177:SER:OG	2.29	0.66
27:BA:2094:G:N2	27:BA:2196:C:O2	2.28	0.66
27:BA:2246:G:N2	27:BA:2247:A:C5	2.63	0.66
27:BA:2376:A:H2'	27:BA:2377:A:C8	2.31	0.66
27:BA:2424:C:O2	27:BA:2424:C:C2'	2.43	0.66
27:BA:2493:U:C2'	27:BA:2494:G:O5'	2.44	0.66
27:BA:2528:U:H5	27:BA:2530:A:N3	1.66	0.66

*Continued on next page...*

*Continued from previous page...*

Atom-1	Atom-2	Interatomic distance (Å)	Clash overlap (Å)
27:BA:2746:U:H4'	32:BH:138:GLN:CA	2.18	0.66
29:BE:217:TRP:CE2	29:BE:251:PRO:CB	2.79	0.66
32:BH:130:ILE:C	32:BH:131:ILE:HG12	2.16	0.66
34:BN:90:LYS:NZ	34:BN:95:ARG:NH2	2.43	0.66
35:BO:52:VAL:O	35:BO:53:LYS:CB	2.44	0.66
37:BQ:35:ASN:CB	37:BQ:75:SER:CB	2.73	0.66
37:BQ:137:ARG:NH1	37:BQ:138:ARG:HG2	2.07	0.66
38:BS:12:ARG:HD2	38:BS:20:TYR:OH	1.93	0.66
41:BX:3:ASP:C	41:BX:4:VAL:HG13	2.14	0.66
42:BY:31:LEU:O	42:BY:34:GLU:HG3	1.92	0.66
42:BY:92:ASP:OD1	42:BY:94:SER:CB	2.44	0.66
43:BZ:39:PHE:O	43:BZ:40:ASP:O	2.14	0.66
43:BZ:119:ASN:HB3	43:BZ:120:LEU:HD23	1.77	0.66
44:BR:24:GLN:HB2	44:BR:44:LEU:CD2	2.24	0.66
44:BR:84:ALA:CB	44:BR:85:PRO:HD3	2.21	0.66
45:BU:34:ASN:OD1	45:BU:37:GLN:NE2	2.28	0.66
45:BU:40:LEU:H	45:BU:40:LEU:HD22	1.60	0.66
45:BU:103:PRO:HA	45:BU:107:LYS:HE2	1.78	0.66
48:B3:7:LYS:HG2	48:B3:8:LEU:H	1.60	0.66
48:B3:37:LEU:CD1	48:B3:43:ILE:CG2	2.71	0.66
49:B0:46:LYS:NZ	49:B0:60:PHE:C	2.49	0.66
51:B5:3:LYS:HD3	51:B5:3:LYS:N	2.11	0.66
1:AA:1004:A:C2'	1:AA:1036:G:O6	2.38	0.66
1:AA:1240:U:C4	10:AG:30:ILE:HG23	2.31	0.66
2:AV:8:U:O2	2:AV:48:C:H1'	1.96	0.66
5:AB:101:MET:HA	5:AB:108:ILE:HG13	1.78	0.66
27:BA:397:G:H5'	50:B4:40:HIS:O	1.95	0.66
27:BA:414:C:H2'	27:BA:415:A:H8	1.60	0.66
27:BA:973:A:C2'	27:BA:974:G:H5''	2.26	0.66
27:BA:1161:C:O4'	46:BV:8:GLY:O	2.13	0.66
27:BA:1365:A:H5''	50:B4:3:LYS:CE	2.25	0.66
27:BA:1620:G:C1'	53:B7:1:MET:H2	1.97	0.66
27:BA:1670:C:P	27:BA:2550:G:OP2	2.53	0.66
27:BA:1799:G:H21	28:BD:153:LEU:CD1	2.07	0.66
27:BA:1952:A:C2	35:BO:22:ILE:CG2	2.61	0.66
27:BA:2080:G:C6	27:BA:2241:A:C6	2.84	0.66
27:BA:2218:G:C5	27:BA:2219:G:N7	2.63	0.66
27:BA:2253:G:O2'	27:BA:2254:C:H5'	1.95	0.66
27:BA:2269:A:C2'	27:BA:2270:G:O5'	2.44	0.66
27:BA:2328:A:C6	27:BA:2329:G:C6	2.83	0.66
27:BA:2330:G:C2	27:BA:2331:G:N3	2.64	0.66

*Continued on next page...*

*Continued from previous page...*

Atom-1	Atom-2	Interatomic distance (Å)	Clash overlap (Å)
27:BA:2525:G:N2	27:BA:2539:C:C5	2.64	0.66
27:BA:2678:C:O2'	27:BA:2679:A:C5'	2.44	0.66
27:BA:2826:A:N6	27:BA:2827:C:C4	2.60	0.66
27:BA:2859:G:H2'	27:BA:2860:A:O4'	1.96	0.66
28:BD:106:PRO:HG3	28:BD:141:HIS:HD2	1.61	0.66
29:BE:238:LEU:N	29:BE:238:LEU:HD22	2.11	0.66
30:BF:144:PHE:CE2	30:BF:156:LEU:CD1	2.70	0.66
32:BH:47:ASN:O	32:BH:48:VAL:HG13	1.96	0.66
32:BH:87:GLU:HB3	32:BH:164:GLU:OE1	1.96	0.66
32:BH:95:ALA:O	32:BH:127:GLN:CB	2.44	0.66
38:BS:58:LEU:O	38:BS:60:SER:N	2.29	0.66
38:BS:119:GLN:O	38:BS:120:GLU:C	2.33	0.66
42:BY:74:VAL:CG1	42:BY:74:VAL:O	2.39	0.66
43:BZ:4:THR:O	43:BZ:5:ALA:CB	2.43	0.66
43:BZ:39:PHE:O	43:BZ:43:PHE:HD2	1.77	0.66
43:BZ:85:MET:C	43:BZ:86:VAL:HG23	2.15	0.66
45:BU:8:ILE:O	45:BU:11:ARG:CG	2.43	0.66
47:B2:51:LYS:O	47:B2:54:ALA:HB3	1.96	0.66
48:B3:23:LEU:CB	48:B3:28:LEU:HD12	2.21	0.66
48:B3:26:LEU:CD2	48:B3:46:ASN:HB3	2.22	0.66
50:B4:59:PHE:H	50:B4:62:ARG:HE	1.41	0.66
1:AA:944:G:O6	1:AA:1337:G:H2'	1.95	0.66
1:AA:1004:A:O2'	1:AA:1037:C:O2	2.14	0.66
11:AH:27:PRO:O	11:AH:32:LYS:HD2	1.95	0.66
27:BA:70:G:H5'	27:BA:75:G:N2	2.10	0.66
27:BA:565:C:OP1	46:BV:79:GLN:O	2.13	0.66
27:BA:780:G:H1	28:BD:233:ASP:CG	1.98	0.66
27:BA:1031:G:C2'	55:B9:8:LYS:NZ	2.57	0.66
27:BA:1279:G:H5'	44:BR:34:ILE:HD11	1.77	0.66
27:BA:1315:C:O2'	27:BA:1392:A:H1'	1.94	0.66
27:BA:1527:G:H8	27:BA:1527:G:O5'	1.79	0.66
27:BA:2093:G:N3	27:BA:2198:A:N6	0.66	0.66
27:BA:2093:G:H5'	33:BI:25:TYR:CG	2.31	0.66
27:BA:2246:G:C4	27:BA:2426:A:N3	2.63	0.66
27:BA:2307:G:H5''	27:BA:2307:G:H8	1.61	0.66
27:BA:2356:C:C2'	27:BA:2357:U:H5'	2.26	0.66
27:BA:2369:A:H2'	27:BA:2370:G:C8	2.29	0.66
27:BA:2411:A:C2	27:BA:2412:A:C6	2.83	0.66
27:BA:2472:G:O2'	27:BA:2473:U:P	2.53	0.66
27:BA:2539:C:N3	27:BA:2540:C:C5	2.64	0.66
27:BA:2574:G:O3'	27:BA:2575:C:O4'	2.12	0.66

*Continued on next page...*

*Continued from previous page...*

Atom-1	Atom-2	Interatomic distance (Å)	Clash overlap (Å)
27:BA:2616:C:N3	27:BA:2617:C:H5	1.90	0.66
27:BA:2754:U:O2'	27:BA:2756:U:P	2.53	0.66
27:BA:2817:G:N1	27:BA:2818:G:C4	2.64	0.66
28:BD:71:ASP:C	28:BD:73:ILE:HG13	2.16	0.66
28:BD:90:ILE:HG21	28:BD:102:TYR:C	2.17	0.66
29:BE:177:ALA:C	29:BE:179:ASP:N	2.45	0.66
29:BE:295:LEU:CD2	29:BE:296:VAL:N	2.59	0.66
30:BF:37:ALA:CB	30:BF:102:LEU:CB	2.70	0.66
30:BF:165:ASP:O	30:BF:166:ILE:C	2.33	0.66
32:BH:51:VAL:HG21	32:BH:68:ARG:NE	2.10	0.66
32:BH:67:THR:HG23	32:BH:70:LEU:HD13	1.77	0.66
32:BH:147:ILE:HD13	32:BH:150:VAL:HG11	1.78	0.66
33:BI:28:ASN:HA	33:BI:32:LYS:CG	2.26	0.66
33:BI:68:LEU:CB	33:BI:72:LEU:HD21	2.26	0.66
33:BI:121:ILE:H	33:BI:121:ILE:CD1	2.08	0.66
33:BI:124:LEU:HG	33:BI:125:GLY:N	2.10	0.66
35:BO:43:VAL:HG12	35:BO:45:ASP:N	2.10	0.66
35:BO:64:ARG:NH1	35:BO:81:GLU:OE1	2.27	0.66
35:BO:68:GLY:HA3	35:BO:78:ARG:CZ	2.25	0.66
36:BP:130:ARG:CA	36:BP:133:VAL:CG2	2.74	0.66
37:BQ:36:ASN:CB	43:BZ:114:ASP:O	2.43	0.66
37:BQ:88:PHE:O	37:BQ:90:PHE:HE1	1.76	0.66
37:BQ:108:SER:O	37:BQ:109:VAL:CG2	2.43	0.66
43:BZ:1:MET:O	43:BZ:2:GLU:HB3	1.95	0.66
43:BZ:13:LYS:O	43:BZ:36:ARG:CZ	2.43	0.66
44:BR:44:LEU:O	44:BR:48:VAL:HG21	1.93	0.66
45:BU:104:GLU:CD	46:BV:46:VAL:HG13	2.15	0.66
47:B2:13:PRO:O	47:B2:14:ALA:C	2.33	0.66
50:B4:41:PRO:CB	50:B4:57:ASP:CB	2.73	0.66
52:B6:46:LYS:CE	52:B6:46:LYS:HA	2.22	0.66
1:AA:578:C:O2'	1:AA:729:A:O4'	2.13	0.66
1:AA:760:G:N1	20:AQ:104:LYS:O	2.29	0.66
1:AA:949:A:H4'	1:AA:1364:U:H3	1.61	0.66
1:AA:1348:U:OP1	12:AI:109:VAL:HA	1.96	0.66
2:AV:66:A:H2'	2:AV:67:A:H8	1.59	0.66
6:AC:7:PRO:O	6:AC:11:ARG:HB2	1.95	0.66
15:AL:102:ARG:HB3	15:AL:109:GLY:HA2	1.78	0.66
27:BA:126:A:OP2	53:B7:17:GLY:CA	2.43	0.66
27:BA:144:C:C4'	41:BX:36:GLU:OE1	2.44	0.66
27:BA:1197:G:C2	27:BA:1250:G:C2	2.84	0.66
27:BA:1265:A:OP2	27:BA:2615:U:O5'	2.14	0.66

*Continued on next page...*

*Continued from previous page...*

Atom-1	Atom-2	Interatomic distance (Å)	Clash overlap (Å)
27:BA:2013:A:OP1	40:BW:96:ILE:CA	2.44	0.66
27:BA:2313:C:N4	27:BA:2314:C:H41	1.90	0.66
27:BA:2360:A:N7	27:BA:2361:A:H8	1.51	0.66
27:BA:2597:G:C4	27:BA:2598:A:N7	2.64	0.66
27:BA:2605:U:H6	27:BA:2605:U:O5'	1.79	0.66
27:BA:2639:A:C4	27:BA:2778:A:C2	2.84	0.66
27:BA:2684:U:O2	27:BA:2725:A:N1	2.29	0.66
27:BA:2712:U:H3'	27:BA:2714:G:O5'	1.96	0.66
28:BD:131:LEU:CD1	28:BD:187:CYS:HB2	2.26	0.66
28:BD:146:LYS:CB	28:BD:149:ARG:CG	2.74	0.66
28:BD:175:LEU:CD1	28:BD:179:GLU:CB	2.67	0.66
29:BE:224:GLY:O	29:BE:225:LYS:CB	2.44	0.66
30:BF:168:ARG:HD2	30:BF:168:ARG:C	2.08	0.66
30:BF:223:LEU:CA	30:BF:231:ARG:HD2	2.25	0.66
30:BF:242:GLU:O	30:BF:246:ARG:HG3	1.95	0.66
30:BF:244:ALA:HB3	30:BF:245:GLU:OE2	1.96	0.66
31:BG:29:HIS:O	31:BG:29:HIS:CG	2.47	0.66
34:BN:10:VAL:CB	34:BN:36:VAL:CA	2.64	0.66
35:BO:14:SER:CB	35:BO:86:ILE:CD1	2.70	0.66
35:BO:66:LYS:HZ1	35:BO:67:ARG:NE	1.93	0.66
37:BQ:35:ASN:HB3	37:BQ:75:SER:CB	2.26	0.66
38:BS:72:GLU:HB3	38:BS:74:PRO:CD	2.20	0.66
41:BX:25:GLN:N	41:BX:25:GLN:CD	2.47	0.66
43:BZ:71:MET:HG3	43:BZ:78:PRO:CG	2.21	0.66
43:BZ:176:LEU:C	43:BZ:176:LEU:CD2	2.64	0.66
47:B2:39:ALA:O	47:B2:40:PRO:O	2.13	0.66
48:B3:51:ALA:C	48:B3:53:LEU:N	2.37	0.66
49:B0:37:LEU:HD13	49:B0:70:ILE:CD1	2.22	0.66
49:B0:39:ARG:CG	49:B0:69:PHE:CZ	2.70	0.66
55:B9:7:VAL:HG23	55:B9:36:GLN:CG	2.26	0.66
1:AA:946:A:O2'	1:AA:1333:A:C2'	2.43	0.66
27:BA:468:G:C2'	27:BA:469:G:H5'	2.25	0.66
27:BA:973:A:H61	46:BV:81:ARG:HG3	0.51	0.66
27:BA:994:C:H1'	45:BU:53:LYS:HB2	1.78	0.66
27:BA:1077:A:O3'	56:BK:93:LYS:HG3	1.96	0.66
27:BA:1416:G:N2	27:BA:1582:C:H42	1.93	0.66
27:BA:1833:U:H2'	27:BA:1834:U:H6	1.60	0.66
27:BA:2060:A:O2'	27:BA:2502:G:O4'	2.14	0.66
27:BA:2349:G:C6	27:BA:2350:C:C6	2.84	0.66
27:BA:2355:C:C4	27:BA:2356:C:N4	2.64	0.66
27:BA:2373:G:C2	27:BA:2374:C:N3	2.64	0.66

*Continued on next page...*

*Continued from previous page...*

Atom-1	Atom-2	Interatomic distance (Å)	Clash overlap (Å)
27:BA:2604:U:H2'	27:BA:2605:U:C6	2.31	0.66
27:BA:2624:G:H8	27:BA:2624:G:O5'	1.78	0.66
27:BA:2689:U:C1'	27:BA:2713:A:N1	2.55	0.66
27:BA:2741:A:OP2	27:BA:2742:C:H5	1.79	0.66
27:BA:2862:G:N2	27:BA:2863:C:C2	2.64	0.66
27:BA:2896:C:H6	27:BA:2896:C:C5'	2.08	0.66
29:BE:62:ARG:C	29:BE:63:GLU:CG	2.59	0.66
29:BE:199:ALA:O	29:BE:200:ASP:OD1	2.14	0.66
29:BE:206:LYS:C	29:BE:257:GLY:O	2.34	0.66
29:BE:315:VAL:CG1	29:BE:316:ARG:N	2.59	0.66
30:BF:214:THR:C	30:BF:216:SER:H	1.99	0.66
31:BG:49:PRO:CG	31:BG:72:LYS:C	2.63	0.66
32:BH:85:ALA:C	32:BH:131:ILE:CG2	2.63	0.66
32:BH:116:PRO:HB2	32:BH:120:LEU:C	2.16	0.66
33:BI:7:LYS:CD	33:BI:12:LYS:CG	2.57	0.66
33:BI:13:GLY:HA2	33:BI:15:LYS:HZ1	1.57	0.66
33:BI:22:ALA:O	33:BI:25:TYR:HB2	1.96	0.66
33:BI:92:SER:CA	33:BI:122:ARG:HG3	2.09	0.66
34:BN:65:ASN:CA	34:BN:68:GLY:O	2.44	0.66
35:BO:19:VAL:HG13	35:BO:42:THR:C	2.16	0.66
36:BP:92:ASP:CB	36:BP:118:LEU:CD1	2.42	0.66
36:BP:101:ASP:O	36:BP:102:ASP:CB	2.43	0.66
37:BQ:27:GLY:O	37:BQ:28:ILE:CG1	2.44	0.66
37:BQ:85:ILE:HA	37:BQ:122:PHE:HA	1.77	0.66
38:BS:15:GLU:O	38:BS:16:ALA:HB2	1.86	0.66
38:BS:32:PRO:CD	38:BS:100:ALA:CA	2.72	0.66
38:BS:34:LEU:HD21	38:BS:102:LEU:HG	1.76	0.66
38:BS:80:SER:O	38:BS:81:ALA:C	2.34	0.66
38:BS:87:LEU:HA	38:BS:90:LEU:HD12	1.78	0.66
40:BW:47:VAL:O	40:BW:51:LEU:HD13	1.96	0.66
41:BX:9:HIS:HB2	41:BX:26:PHE:CA	2.25	0.66
43:BZ:116:VAL:CB	43:BZ:169:VAL:CG2	2.73	0.66
44:BR:97:VAL:CA	44:BR:114:VAL:HG13	2.26	0.66
47:B2:6:GLN:O	47:B2:7:GLU:C	2.33	0.66
48:B3:18:ASP:O	48:B3:19:GLN:C	2.35	0.66
52:B6:32:GLN:HB3	52:B6:35:LEU:HB2	1.77	0.66
1:AA:551:U:H5'	15:AL:119:LYS:CE	2.23	0.65
1:AA:938:A:H5''	10:AG:95:ARG:HH22	1.62	0.65
1:AA:1291:G:H5'	12:AI:40:LEU:HD23	1.76	0.65
1:AA:1347:G:N2	1:AA:1373:G:H2'	2.10	0.65
8:AE:152:ARG:HH11	11:AH:43:GLY:HA3	1.60	0.65

*Continued on next page...*

*Continued from previous page...*

Atom-1	Atom-2	Interatomic distance (Å)	Clash overlap (Å)
26:BB:28:C:OP2	38:BS:41:LYS:HG3	1.96	0.65
27:BA:575:A:H2'	27:BA:576:U:C6	2.31	0.65
27:BA:873:G:H4'	37:BQ:32:LYS:HB3	1.78	0.65
27:BA:959:A:H2'	27:BA:960:A:C8	2.31	0.65
27:BA:1131:G:C2	34:BN:69:TYR:CZ	2.84	0.65
27:BA:1826:G:OP1	28:BD:227:VAL:HG23	1.87	0.65
27:BA:2031:A:N6	27:BA:2498:C:C5	2.65	0.65
27:BA:2208:U:O2	27:BA:2216:G:N2	2.23	0.65
27:BA:2273:A:N7	27:BA:2274:A:C5	2.64	0.65
27:BA:2376:A:C6	38:BS:119:GLN:NE2	2.63	0.65
27:BA:2411:A:H2	27:BA:2412:A:C6	2.15	0.65
27:BA:2498:C:OP1	27:BA:2498:C:H3'	1.96	0.65
27:BA:2515:C:O2	27:BA:2515:C:H2'	1.95	0.65
27:BA:2574:G:N7	27:BA:2575:C:C5	2.40	0.65
27:BA:2615:U:C2'	27:BA:2616:C:H5'	2.27	0.65
27:BA:2725:A:C4	27:BA:2727:G:C8	2.84	0.65
27:BA:2748:A:N7	27:BA:2749:A:N1	2.44	0.65
27:BA:2839:G:N2	27:BA:2840:C:C2	2.64	0.65
28:BD:93:ILE:HG23	28:BD:93:ILE:O	1.95	0.65
28:BD:125:ILE:HG22	28:BD:126:GLY:N	2.11	0.65
29:BE:86:TYR:O	29:BE:94:ARG:O	2.14	0.65
29:BE:176:HIS:O	29:BE:179:ASP:N	2.29	0.65
29:BE:198:TYR:CD2	29:BE:265:ASN:C	2.69	0.65
30:BF:22:PHE:HE2	30:BF:118:THR:HG1	1.42	0.65
30:BF:167:ASP:CB	30:BF:232:LEU:N	2.59	0.65
33:BI:63:ALA:O	33:BI:67:LYS:HE2	1.96	0.65
34:BN:23:ALA:CA	34:BN:26:VAL:CG2	2.75	0.65
34:BN:53:ILE:HG23	34:BN:135:ILE:HD12	1.75	0.65
35:BO:25:LEU:HD21	35:BO:40:VAL:N	2.11	0.65
36:BP:94:ARG:HD2	36:BP:120:LEU:HA	1.77	0.65
37:BQ:89:PRO:HA	37:BQ:113:ALA:CB	2.26	0.65
37:BQ:102:ARG:O	37:BQ:104:PRO:CD	2.43	0.65
40:BW:106:ILE:CG2	40:BW:107:LEU:N	2.59	0.65
42:BY:19:ARG:C	42:BY:67:LEU:HD22	2.16	0.65
43:BZ:40:ASP:OD2	43:BZ:41:ARG:NH1	2.28	0.65
44:BR:20:LEU:CD2	44:BR:24:GLN:HG3	2.26	0.65
44:BR:85:PRO:O	44:BR:88:ARG:N	2.29	0.65
50:B4:39:VAL:HG12	50:B4:39:VAL:O	1.95	0.65
52:B6:16:ALA:O	52:B6:18:THR:N	2.29	0.65
54:B8:4:MET:CA	54:B8:5:LYS:HZ1	1.93	0.65
1:AA:407:G:H8	1:AA:407:G:O5'	1.79	0.65

*Continued on next page...*



*Continued from previous page...*

Atom-1	Atom-2	Interatomic distance (Å)	Clash overlap (Å)
1:AA:985:C:H2'	1:AA:986:A:H8	1.61	0.65
6:AC:38:ARG:HB3	6:AC:94:LEU:HD21	1.78	0.65
7:AD:15:GLU:OE2	7:AD:66:ARG:NH1	2.27	0.65
8:AE:29:GLY:HA2	8:AE:46:GLY:O	1.97	0.65
14:AK:110:ASP:HB3	21:AR:85:LEU:HB3	1.77	0.65
21:AR:70:ILE:O	21:AR:74:ARG:HD2	1.96	0.65
26:BB:15:A:H5'	26:BB:16:G:N7	2.12	0.65
27:BA:307:G:H21	27:BA:330:A:H62	1.45	0.65
27:BA:372:G:O2'	50:B4:63:PHE:CZ	2.49	0.65
27:BA:459:U:P	53:B7:40:HIS:HA	2.35	0.65
27:BA:1425:G:O2'	27:BA:1573:G:N2	2.29	0.65
27:BA:1470:G:H2'	27:BA:1519:G:O6	1.95	0.65
27:BA:1819:A:P	28:BD:154:VAL:N	2.69	0.65
27:BA:2031:A:N6	27:BA:2498:C:C6	2.64	0.65
27:BA:2086:U:N3	27:BA:2233:U:C4	2.56	0.65
27:BA:2218:G:C2'	28:BD:146:LYS:HE3	2.25	0.65
27:BA:2246:G:N3	27:BA:2247:A:C8	2.64	0.65
27:BA:2250:G:H8	37:BQ:102:ARG:HG2	1.61	0.65
27:BA:2278:A:H2'	27:BA:2279:G:O5'	1.97	0.65
27:BA:2372:G:H5''	27:BA:2372:G:H8	1.61	0.65
27:BA:2416:C:C2	27:BA:2417:C:C6	2.84	0.65
27:BA:2452:C:N4	27:BA:2453:A:C6	2.64	0.65
27:BA:2497:A:C2'	27:BA:2498:C:OP2	2.44	0.65
27:BA:2620:C:O2'	27:BA:2621:A:O4'	2.14	0.65
27:BA:2698:U:O2	27:BA:2698:U:H2'	1.94	0.65
27:BA:2721:A:C4	27:BA:2722:G:N7	2.63	0.65
27:BA:2779:U:C4'	27:BA:2781:A:N7	2.59	0.65
28:BD:144:GLU:OE1	28:BD:144:GLU:O	2.13	0.65
28:BD:175:LEU:HB2	28:BD:179:GLU:H	1.60	0.65
28:BD:179:GLU:O	28:BD:180:VAL:HG22	1.96	0.65
29:BE:45:LYS:HE3	29:BE:303:PRO:CB	2.22	0.65
29:BE:70:VAL:HG11	29:BE:295:LEU:HD23	1.78	0.65
29:BE:269:ILE:CG2	29:BE:297:LYS:NZ	2.47	0.65
30:BF:102:LEU:CD2	30:BF:106:GLU:HB2	2.23	0.65
30:BF:102:LEU:CA	30:BF:107:ARG:HH21	2.09	0.65
30:BF:197:SER:O	30:BF:198:ASP:HB2	1.97	0.65
30:BF:223:LEU:C	30:BF:225:PRO:CD	2.65	0.65
32:BH:28:PRO:HG2	32:BH:79:SER:HA	1.78	0.65
38:BS:30:GLY:O	38:BS:31:LYS:HE3	1.94	0.65
38:BS:53:ASN:C	38:BS:55:ASP:N	2.48	0.65
38:BS:75:THR:O	38:BS:76:GLY:C	2.35	0.65

*Continued on next page...*

*Continued from previous page...*

Atom-1	Atom-2	Interatomic distance (Å)	Clash overlap (Å)
40:BW:24:ILE:CG2	40:BW:32:ALA:HB1	2.26	0.65
42:BY:30:ASP:CB	42:BY:31:LEU:HD23	2.25	0.65
42:BY:55:PHE:CG	42:BY:89:ARG:NH1	2.65	0.65
43:BZ:22:VAL:O	43:BZ:83:PHE:HB2	1.96	0.65
43:BZ:53:ASP:HB2	43:BZ:62:PHE:O	1.95	0.65
43:BZ:172:LEU:HD23	43:BZ:172:LEU:C	2.13	0.65
45:BU:34:ASN:HA	45:BU:37:GLN:CB	2.21	0.65
49:B0:61:ALA:HB2	49:B0:81:ILE:HD11	1.70	0.65
53:B7:34:ARG:HH11	53:B7:42:LEU:CA	1.97	0.65
1:AA:789:U:O2	1:AA:792:A:H8	1.77	0.65
2:AV:12:U:HO2'	27:BA:1924:C:C1'	2.08	0.65
2:AV:43:G:H2'	2:AV:44:A:H8	1.60	0.65
3:AW:75:C:C4	50:B4:28:ARG:HB2	2.31	0.65
7:AD:173:TRP:CG	7:AD:189:PRO:HB3	2.31	0.65
27:BA:687:C:C5'	53:B7:4:THR:HG22	2.26	0.65
27:BA:1251:C:C5'	45:BU:10:ARG:CD	2.75	0.65
27:BA:1819:A:C8	28:BD:177:SER:OG	2.50	0.65
27:BA:2093:G:H1'	27:BA:2198:A:C2	2.29	0.65
27:BA:2291:U:O2'	27:BA:2374:C:H1'	1.95	0.65
27:BA:2391:G:HO2'	27:BA:2392:A:P	2.16	0.65
27:BA:2458:G:N7	27:BA:2490:G:C6	2.64	0.65
27:BA:2677:G:H2'	27:BA:2678:C:O5'	1.96	0.65
27:BA:2731:G:N1	27:BA:2732:G:N1	2.45	0.65
27:BA:2733:A:C2	29:BE:318:ASN:HB2	2.31	0.65
28:BD:123:ILE:O	28:BD:124:LYS:C	2.34	0.65
28:BD:152:GLN:O	28:BD:153:LEU:CB	2.44	0.65
28:BD:172:ILE:HG13	28:BD:182:MET:CE	2.26	0.65
29:BE:70:VAL:CG1	29:BE:296:VAL:CB	2.72	0.65
29:BE:315:VAL:O	29:BE:316:ARG:C	2.34	0.65
30:BF:140:VAL:HG12	30:BF:140:VAL:O	1.95	0.65
31:BG:38:GLU:OE2	31:BG:71:ALA:HA	1.97	0.65
32:BH:84:LYS:O	32:BH:131:ILE:CB	2.45	0.65
32:BH:101:LYS:HG2	32:BH:115:GLU:HB2	1.62	0.65
33:BI:68:LEU:HD22	33:BI:72:LEU:HD21	1.79	0.65
34:BN:38:VAL:HG12	34:BN:39:VAL:N	2.10	0.65
36:BP:67:ARG:NH1	36:BP:111:ALA:CA	2.59	0.65
40:BW:68:ARG:HH21	40:BW:110:LYS:HG3	1.61	0.65
43:BZ:159:THR:C	43:BZ:160:LEU:HD13	2.07	0.65
44:BR:32:GLY:O	44:BR:33:ARG:CB	2.44	0.65
44:BR:45:ARG:HD3	44:BR:97:VAL:CG2	2.25	0.65
45:BU:95:LEU:CA	45:BU:98:ILE:HD13	2.25	0.65

*Continued on next page...*

*Continued from previous page...*

Atom-1	Atom-2	Interatomic distance (Å)	Clash overlap (Å)
45:BU:98:ILE:HG22	45:BU:106:PHE:HD1	1.61	0.65
46:BV:11:GLN:HE21	46:BV:22:VAL:HG21	1.59	0.65
51:B5:10:LYS:HG3	51:B5:11:THR:O	1.95	0.65
52:B6:44:ALA:O	52:B6:45:LYS:C	2.34	0.65
53:B7:27:GLY:O	53:B7:31:LEU:CG	2.41	0.65
1:AA:720:C:C5	1:AA:721:G:H2'	2.30	0.65
20:AQ:22:LEU:CD1	20:AQ:23:VAL:O	2.41	0.65
27:BA:5:A:H5'	29:BE:94:ARG:NH2	2.11	0.65
27:BA:322:A:C2	27:BA:341:G:C5	2.85	0.65
27:BA:326:G:N2	27:BA:337:C:H1'	2.10	0.65
27:BA:563:G:C5	27:BA:2018:G:C6	2.85	0.65
27:BA:687:C:H5''	53:B7:4:THR:HA	1.78	0.65
27:BA:1102:C:C4	27:BA:1104:C:N4	2.64	0.65
27:BA:1140:C:C5	34:BN:49:ARG:HD2	2.29	0.65
27:BA:1559:G:C6	27:BA:1560:G:H4'	2.32	0.65
27:BA:1809:A:N6	50:B4:3:LYS:HB3	2.12	0.65
27:BA:2015:A:H8	27:BA:2016:U:C6	2.15	0.65
27:BA:2242:G:C6	27:BA:2243:U:C5	2.84	0.65
27:BA:2247:A:O2'	27:BA:2248:C:C5'	2.45	0.65
27:BA:2316:C:C5'	31:BG:142:ALA:HB3	2.06	0.65
27:BA:2317:C:C5	27:BA:2318:G:N7	2.64	0.65
27:BA:2411:A:C2	27:BA:2412:A:N7	2.64	0.65
27:BA:2511:U:H2'	27:BA:2512:C:H6	1.62	0.65
27:BA:2548:G:H2'	27:BA:2549:G:C5'	2.26	0.65
27:BA:2573:C:H6	27:BA:2573:C:O5'	1.79	0.65
27:BA:2657:A:C5	27:BA:2658:C:C5	2.79	0.65
27:BA:2666:C:OP2	27:BA:2667:C:H5	1.78	0.65
27:BA:2667:C:C2	27:BA:2668:G:C8	2.84	0.65
28:BD:77:VAL:HG21	28:BD:109:LEU:HB3	1.78	0.65
28:BD:129:LEU:HD22	28:BD:130:PRO:HD2	1.78	0.65
28:BD:133:ASN:C	28:BD:134:ILE:HG13	2.16	0.65
28:BD:210:LYS:C	28:BD:213:LYS:HB2	1.83	0.65
29:BE:73:ILE:O	29:BE:293:TYR:HD2	1.80	0.65
29:BE:193:PHE:CZ	29:BE:199:ALA:HB2	2.30	0.65
29:BE:198:TYR:CE1	29:BE:267:ARG:HB3	2.31	0.65
29:BE:269:ILE:HD11	29:BE:296:VAL:N	2.11	0.65
30:BF:107:ARG:O	30:BF:110:ALA:N	2.29	0.65
30:BF:138:VAL:O	30:BF:139:VAL:CG2	2.44	0.65
32:BH:130:ILE:O	32:BH:131:ILE:CG2	2.40	0.65
33:BI:121:ILE:CG2	33:BI:122:ARG:N	2.42	0.65
34:BN:94:GLY:O	34:BN:95:ARG:C	2.34	0.65

*Continued on next page...*

*Continued from previous page...*

Atom-1	Atom-2	Interatomic distance (Å)	Clash overlap (Å)
34:BN:138:THR:CB	34:BN:139:LEU:HD13	2.25	0.65
35:BO:112:MET:O	35:BO:113:LYS:C	2.33	0.65
36:BP:62:ALA:HB3	36:BP:105:TYR:C	2.14	0.65
36:BP:76:LEU:HG	36:BP:81:VAL:HG23	1.78	0.65
39:BT:49:LEU:C	39:BT:49:LEU:CD2	2.63	0.65
41:BX:13:LYS:HD3	41:BX:13:LYS:N	2.10	0.65
42:BY:27:LEU:HD23	42:BY:98:VAL:CG1	2.26	0.65
43:BZ:96:VAL:HG12	43:BZ:97:PRO:CD	2.21	0.65
44:BR:61:HIS:O	44:BR:62:ALA:C	2.34	0.65
45:BU:33:ARG:N	45:BU:35:ALA:HB3	2.11	0.65
45:BU:95:LEU:O	45:BU:98:ILE:HD13	1.95	0.65
47:B2:4:HIS:O	47:B2:5:VAL:O	2.15	0.65
47:B2:6:GLN:CA	47:B2:9:ARG:HB3	2.25	0.65
50:B4:59:PHE:N	50:B4:62:ARG:NE	2.44	0.65
54:B8:41:ILE:C	54:B8:43:GLY:N	2.31	0.65
54:B8:58:MET:HA	54:B8:61:MET:HG2	1.79	0.65
1:AA:406:G:H4'	7:AD:5:ILE:HD13	1.77	0.65
1:AA:691:G:H1	14:AK:52:GLY:HA2	1.62	0.65
1:AA:1156:G:O3'	1:AA:1157:A:P	2.53	0.65
2:AV:56:C:C2'	31:BG:56:ARG:CZ	2.74	0.65
6:AC:50:ALA:HB1	6:AC:70:VAL:HG11	1.78	0.65
27:BA:14:A:H2	27:BA:2625:G:O2'	1.76	0.65
27:BA:396:G:C4'	50:B4:39:VAL:HG12	2.26	0.65
27:BA:834:C:O2'	27:BA:2358:G:H2'	1.97	0.65
27:BA:1417:C:H42	27:BA:1581:G:H1	1.42	0.65
27:BA:2208:U:H2'	27:BA:2209:C:C6	2.31	0.65
27:BA:2348:U:C3'	54:B8:42:ARG:NH2	2.59	0.65
27:BA:2356:C:O2'	27:BA:2357:U:H5'	1.96	0.65
27:BA:2484:G:C2'	27:BA:2485:G:O5'	2.41	0.65
27:BA:2496:C:C4	27:BA:2497:A:C2	2.84	0.65
27:BA:2712:U:C5'	27:BA:2714:G:O5'	2.42	0.65
27:BA:2817:G:C6	27:BA:2818:G:C5	2.85	0.65
27:BA:2870:C:O2	27:BA:2871:C:H6	1.79	0.65
30:BF:33:LYS:O	30:BF:34:ALA:C	2.31	0.65
31:BG:74:THR:O	31:BG:75:LEU:CG	2.41	0.65
32:BH:119:GLY:O	32:BH:121:GLU:CD	2.34	0.65
33:BI:19:LYS:O	33:BI:21:VAL:N	2.28	0.65
33:BI:133:LEU:H	33:BI:138:THR:CB	2.09	0.65
35:BO:17:ARG:NE	35:BO:47:THR:CA	2.59	0.65
35:BO:66:LYS:CG	35:BO:82:ASN:HD21	1.94	0.65
36:BP:94:ARG:CD	36:BP:120:LEU:HA	2.27	0.65

*Continued on next page...*

*Continued from previous page...*

Atom-1	Atom-2	Interatomic distance (Å)	Clash overlap (Å)
37:BQ:85:ILE:CA	37:BQ:122:PHE:CD2	2.79	0.65
38:BS:122:ALA:O	38:BS:125:ALA:CA	2.45	0.65
41:BX:18:MET:CE	41:BX:25:GLN:CB	2.74	0.65
45:BU:98:ILE:O	45:BU:100:ALA:CA	2.43	0.65
49:B0:28:GLY:H	49:B0:60:PHE:HD2	0.71	0.65
50:B4:41:PRO:HB3	50:B4:59:PHE:CE1	2.27	0.65
51:B5:44:HIS:CB	51:B5:52:TYR:OH	2.43	0.65
54:B8:31:HIS:O	54:B8:32:GLN:CG	2.44	0.65
1:AA:194:C:O2'	23:AT:68:LYS:HD3	1.97	0.65
1:AA:509:A:C8	7:AD:54:TYR:HE2	2.11	0.65
1:AA:1053:G:H5''	1:AA:1053:G:H8	1.61	0.65
1:AA:1220:G:H21	22:AS:54:GLY:CA	2.10	0.65
1:AA:1236:A:H4'	1:AA:1304:G:C5'	2.27	0.65
3:AW:37:YYG:H101	10:AG:83:ALA:CB	2.12	0.65
27:BA:34:C:C2'	27:BA:455:C:H41	2.09	0.65
27:BA:126:A:OP2	53:B7:17:GLY:C	2.34	0.65
27:BA:1140:C:C5	34:BN:49:ARG:NE	2.65	0.65
27:BA:2093:G:H1'	27:BA:2198:A:C6	2.28	0.65
27:BA:2297:C:O2'	27:BA:2298:A:H5'	1.95	0.65
27:BA:2541:A:H2	27:BA:2765:A:H61	1.44	0.65
27:BA:2572:A:N7	29:BE:241:TRP:CG	2.65	0.65
27:BA:2597:G:C5	27:BA:2598:A:N6	2.65	0.65
27:BA:2637:U:C5	27:BA:2638:G:C5	2.84	0.65
27:BA:2666:C:H2'	27:BA:2667:C:H5'	1.76	0.65
27:BA:2671:A:C2'	27:BA:2672:G:O5'	2.44	0.65
27:BA:2745:C:C2	32:BH:142:GLU:OE2	2.49	0.65
27:BA:2774:C:H2'	27:BA:2775:A:H8	1.62	0.65
28:BD:70:LYS:HB3	28:BD:70:LYS:HZ3	1.62	0.65
28:BD:130:PRO:HA	28:BD:188:ARG:CA	2.25	0.65
28:BD:158:GLY:CA	28:BD:194:VAL:HG13	2.10	0.65
28:BD:209:ASN:O	28:BD:212:HIS:HB2	1.96	0.65
33:BI:63:ALA:HA	33:BI:66:LYS:CE	2.26	0.65
37:BQ:45:GLN:OE1	37:BQ:153:PRO:CG	2.45	0.65
37:BQ:134:PHE:C	37:BQ:137:ARG:HB3	2.16	0.65
38:BS:83:LEU:O	38:BS:84:THR:C	2.35	0.65
44:BR:105:ARG:N	44:BR:105:ARG:CZ	2.59	0.65
53:B7:35:ARG:HB3	53:B7:35:ARG:HH11	1.61	0.65
1:AA:1205:U:H4'	6:AC:195:VAL:HG23	1.78	0.65
1:AA:1226:C:N4	16:AM:104:ARG:HG3	2.11	0.65
2:AV:47:U:H1'	2:AV:50:U:OP1	1.97	0.65
3:AW:75:C:N4	50:B4:28:ARG:HG3	2.12	0.65

*Continued on next page...*

*Continued from previous page...*

Atom-1	Atom-2	Interatomic distance (Å)	Clash overlap (Å)
26:BB:57:A:C2	31:BG:17:ARG:NH1	2.64	0.65
27:BA:593:G:C5'	54:B8:62:LEU:CD2	2.55	0.65
27:BA:929:G:N2	48:B3:43:ILE:N	2.40	0.65
27:BA:1309:G:OP2	53:B7:9:ASN:ND2	2.29	0.65
27:BA:1568:G:C5'	28:BD:60:GLN:CG	2.68	0.65
27:BA:2206:C:H2'	27:BA:2207:C:O4'	1.97	0.65
27:BA:2428:G:O2'	27:BA:2429:G:N7	2.27	0.65
27:BA:2595:G:H3'	27:BA:2595:G:C8	2.32	0.65
27:BA:2758:A:OP2	27:BA:2758:A:C2'	2.45	0.65
27:BA:2783:G:N1	27:BA:2784:C:C4	2.65	0.65
27:BA:2817:G:C2	27:BA:2818:G:H1'	2.32	0.65
27:BA:2859:G:C2'	27:BA:2860:A:H5'	2.27	0.65
31:BG:146:LYS:HE3	38:BS:15:GLU:CD	2.16	0.65
33:BI:12:LYS:O	33:BI:14:LYS:N	2.29	0.65
34:BN:63:ILE:CG2	34:BN:71:TYR:CZ	2.79	0.65
35:BO:75:SER:C	35:BO:76:TYR:CD1	2.67	0.65
35:BO:80:ASP:N	39:BT:22:VAL:O	2.29	0.65
35:BO:90:ASP:O	35:BO:91:LYS:C	2.34	0.65
37:BQ:46:VAL:CG1	37:BQ:124:ALA:O	2.42	0.65
37:BQ:75:SER:O	37:BQ:129:ASP:OD2	2.15	0.65
37:BQ:131:ALA:HA	37:BQ:134:PHE:HE2	1.62	0.65
42:BY:50:VAL:HG13	42:BY:95:ASN:HB3	1.79	0.65
42:BY:86:GLU:C	42:BY:87:VAL:HG23	2.16	0.65
43:BZ:51:LEU:CD2	43:BZ:51:LEU:C	2.62	0.65
44:BR:55:ALA:HB1	44:BR:79:LEU:CD2	2.26	0.65
45:BU:8:ILE:H	45:BU:11:ARG:NH1	1.88	0.65
45:BU:68:GLY:O	45:BU:69:ALA:C	2.33	0.65
45:BU:102:GLU:CB	46:BV:43:GLU:OE2	2.45	0.65
49:B0:23:VAL:HG12	49:B0:26:PHE:HE1	1.60	0.65
53:B7:24:THR:O	53:B7:28:ARG:CG	2.44	0.65
1:AA:815:A:OP2	1:AA:816:A:H8	1.80	0.65
1:AA:1373:G:H5''	12:AI:42:ARG:HH21	1.61	0.65
2:AV:14:A:H2'	2:AV:15:G:C8	2.31	0.65
3:AW:25:C:C2	3:AW:26:G:C1'	2.79	0.65
27:BA:84:A:OP2	42:BY:111:ARG:NH1	2.30	0.65
27:BA:535:C:H5''	45:BU:53:LYS:HZ1	1.62	0.65
27:BA:1082:U:O4'	56:BK:118:ALA:N	2.28	0.65
27:BA:1350:C:N4	27:BA:1381:G:H1	1.93	0.65
27:BA:1472:A:H2'	27:BA:1473:G:C8	2.31	0.65
27:BA:1482:U:H2'	27:BA:1483:G:H4'	1.78	0.65
27:BA:1843:C:H2'	27:BA:1844:C:C6	2.32	0.65

*Continued on next page...*

*Continued from previous page...*

Atom-1	Atom-2	Interatomic distance (Å)	Clash overlap (Å)
27:BA:2068:U:O2	27:BA:2430:A:C2	2.50	0.65
27:BA:2479:G:OP1	27:BA:2537:U:C4'	2.43	0.65
27:BA:2574:G:HO2'	29:BE:240:PRO:HB3	0.82	0.65
27:BA:2620:C:H4'	29:BE:252:GLN:CG	2.26	0.65
27:BA:2633:G:H2'	27:BA:2634:G:H8	1.60	0.65
27:BA:2635:C:N3	27:BA:2783:G:N2	2.43	0.65
27:BA:2684:U:N3	27:BA:2725:A:N6	2.44	0.65
27:BA:2742:C:OP1	55:B9:35:ARG:CD	2.45	0.65
28:BD:73:ILE:CB	28:BD:95:TYR:CE2	2.79	0.65
28:BD:129:LEU:C	28:BD:188:ARG:HG2	2.17	0.65
28:BD:141:HIS:CD2	28:BD:142:ASN:ND2	2.65	0.65
29:BE:206:LYS:N	29:BE:257:GLY:O	2.30	0.65
31:BG:24:HIS:CB	31:BG:72:LYS:HD3	2.27	0.65
33:BI:28:ASN:O	33:BI:32:LYS:CB	2.44	0.65
34:BN:136:SER:O	34:BN:139:LEU:HD22	1.97	0.65
35:BO:101:PRO:HB2	35:BO:122:ILE:HD12	1.77	0.65
36:BP:65:ASP:HB2	36:BP:109:LEU:CB	2.06	0.65
37:BQ:41:THR:CG2	37:BQ:125:TRP:CZ3	2.65	0.65
37:BQ:67:ALA:HB1	37:BQ:71:PHE:HE1	1.61	0.65
37:BQ:76:GLY:O	37:BQ:124:ALA:HA	1.97	0.65
37:BQ:142:LYS:C	37:BQ:142:LYS:HE3	2.17	0.65
40:BW:13:SER:HB3	40:BW:16:LYS:HD2	1.78	0.65
41:BX:24:LEU:HD13	41:BX:66:VAL:O	1.96	0.65
43:BZ:25:ASN:CA	43:BZ:84:TYR:CE1	2.80	0.65
48:B3:31:LEU:HD22	48:B3:32:GLN:HG3	1.77	0.65
48:B3:48:GLU:HG2	48:B3:49:LYS:N	2.11	0.65
49:B0:48:GLY:O	49:B0:55:ARG:HA	1.96	0.65
50:B4:23:GLU:O	50:B4:24:THR:C	2.34	0.65
52:B6:19:GLY:O	52:B6:20:PHE:CB	2.45	0.65
52:B6:47:HIS:O	52:B6:48:VAL:CB	2.45	0.65
55:B9:7:VAL:HG12	55:B9:25:VAL:CG2	2.26	0.65
55:B9:14:CYS:N	55:B9:27:CYS:HB2	2.12	0.65
1:AA:1353:G:OP1	24:AU:10:ARG:NH2	2.30	0.65
27:BA:27:G:C2	27:BA:512:G:H2'	2.31	0.65
27:BA:227:A:N6	27:BA:2407:G:C8	2.60	0.65
27:BA:247:G:H4'	27:BA:386:G:N3	2.12	0.65
27:BA:747:U:C5	27:BA:2613:U:C5	2.84	0.65
27:BA:1135:C:H2'	27:BA:1136:G:H8	1.62	0.65
27:BA:1366:A:H8	27:BA:1366:A:OP2	1.79	0.65
27:BA:1665:A:H1'	35:BO:67:ARG:CD	2.27	0.65
27:BA:1800:C:C6	27:BA:1800:C:C3'	2.79	0.65

*Continued on next page...*

*Continued from previous page...*

Atom-1	Atom-2	Interatomic distance (Å)	Clash overlap (Å)
27:BA:1969:A:H4'	27:BA:1970:A:H5'	1.78	0.65
27:BA:1996:C:H2'	27:BA:1997:G:C4'	2.27	0.65
27:BA:2090:G:C2	27:BA:2230:G:O6	2.48	0.65
27:BA:2100:G:C5	27:BA:2190:G:C6	2.83	0.65
27:BA:2191:G:C2	27:BA:2192:G:H1'	2.31	0.65
27:BA:2242:G:C5	27:BA:2243:U:C5	2.83	0.65
27:BA:2432:A:N1	27:BA:2433:A:C6	2.59	0.65
27:BA:2492:U:H2'	27:BA:2493:U:O5'	1.95	0.65
27:BA:2597:G:H2'	27:BA:2598:A:N7	2.05	0.65
27:BA:2622:C:H2'	27:BA:2623:G:H8	1.61	0.65
27:BA:2625:G:C3'	27:BA:2626:C:C6	2.76	0.65
27:BA:2816:C:H5'	27:BA:2816:C:H6	1.60	0.65
27:BA:2869:G:C2'	27:BA:2870:C:C5'	2.74	0.65
28:BD:141:HIS:HE1	28:BD:191:VAL:C	1.99	0.65
28:BD:198:GLY:O	28:BD:200:THR:CB	2.45	0.65
29:BE:45:LYS:CE	29:BE:303:PRO:C	2.65	0.65
29:BE:70:VAL:HG12	29:BE:71:THR:H	0.54	0.65
29:BE:71:THR:HG23	29:BE:299:SER:CB	2.05	0.65
30:BF:111:VAL:HA	30:BF:220:THR:CG2	2.24	0.65
32:BH:89:VAL:HG12	32:BH:89:VAL:O	1.97	0.65
32:BH:113:GLU:OE1	32:BH:114:ILE:CA	2.45	0.65
33:BI:7:LYS:HG3	33:BI:12:LYS:HA	1.73	0.65
33:BI:77:VAL:CG2	33:BI:142:LYS:O	2.45	0.65
34:BN:38:VAL:C	34:BN:39:VAL:HG13	2.11	0.65
37:BQ:47:GLU:OE1	37:BQ:150:ASP:O	2.13	0.65
37:BQ:65:ARG:NE	37:BQ:122:PHE:CZ	2.64	0.65
38:BS:58:LEU:O	38:BS:59:ALA:C	2.35	0.65
40:BW:17:VAL:O	40:BW:20:VAL:CB	2.45	0.65
41:BX:28:VAL:O	41:BX:29:ASP:C	2.35	0.65
41:BX:28:VAL:HG23	41:BX:62:LYS:CB	2.27	0.65
42:BY:31:LEU:HD13	42:BY:101:LEU:HB3	1.77	0.65
42:BY:58:GLU:N	42:BY:97:ARG:HH12	1.94	0.65
43:BZ:19:ILE:CA	43:BZ:36:ARG:HG2	2.18	0.65
46:BV:33:VAL:HG23	46:BV:63:HIS:HB2	1.79	0.65
47:B2:20:LEU:HD22	47:B2:53:ILE:HG23	1.79	0.65
47:B2:43:PRO:O	47:B2:44:GLY:C	2.34	0.65
49:B0:33:ALA:HB2	49:B0:65:GLY:HA3	1.79	0.65
55:B9:4:ARG:HA	55:B9:36:GLN:CA	2.16	0.65
1:AA:369:C:H42	1:AA:392:G:H1	1.44	0.65
1:AA:451:A:H61	1:AA:480:U:H2'	1.62	0.65
1:AA:986:A:C2	22:AS:52:TYR:HE2	2.14	0.65

*Continued on next page...*



*Continued from previous page...*

Atom-1	Atom-2	Interatomic distance (Å)	Clash overlap (Å)
1:AA:1229:A:O2'	16:AM:125:ARG:NH1	2.30	0.65
1:AA:1400:C:C5	2:AV:34:G:C6	2.85	0.65
3:AW:14:A:C6	3:AW:22:G:C2	2.85	0.65
13:AJ:38:ILE:O	13:AJ:38:ILE:HG13	1.97	0.65
26:BB:24:G:C5	26:BB:56:G:C4	2.85	0.65
27:BA:517:C:C2'	40:BW:18:ARG:HH22	2.10	0.65
27:BA:780:G:H2'	27:BA:782:A:C8	2.32	0.65
27:BA:872:A:O2'	37:BQ:31:PHE:CB	2.43	0.65
27:BA:1049:C:N4	27:BA:2751:G:O6	2.29	0.65
27:BA:1128:A:N6	27:BA:2518:A:H61	1.92	0.65
27:BA:1492:G:H4'	28:BD:99:GLU:OE2	1.97	0.65
27:BA:1900:A:C2	27:BA:1970:A:C6	2.85	0.65
27:BA:1952:A:C2	35:BO:22:ILE:HD13	2.32	0.65
27:BA:2041:U:C2'	27:BA:2042:A:H5'	2.27	0.65
27:BA:2195:C:C4	27:BA:2196:C:C5	2.85	0.65
27:BA:2246:G:C2'	27:BA:2247:A:C5'	2.69	0.65
27:BA:2305:A:C3'	27:BA:2306:C:C5'	2.64	0.65
27:BA:2369:A:H2'	27:BA:2370:G:O5'	1.97	0.65
27:BA:2431:U:O2	27:BA:2433:A:C8	2.50	0.65
27:BA:2536:G:C5	27:BA:2537:U:C4	2.85	0.65
27:BA:2657:A:N6	27:BA:2665:A:N7	2.45	0.65
27:BA:2748:A:H2	27:BA:2758:A:N7	1.95	0.65
27:BA:2840:C:C4	27:BA:2841:C:C4	2.85	0.65
27:BA:2840:C:C4	27:BA:2841:C:N4	2.65	0.65
29:BE:45:LYS:HZ3	29:BE:302:GLY:N	1.94	0.65
29:BE:269:ILE:HG13	29:BE:297:LYS:HG2	1.76	0.65
32:BH:104:LEU:CA	32:BH:151:ARG:NH1	2.60	0.65
32:BH:147:ILE:HA	32:BH:150:VAL:CB	2.27	0.65
33:BI:7:LYS:CG	33:BI:12:LYS:NZ	2.59	0.65
34:BN:63:ILE:HD12	34:BN:71:TYR:HE2	1.55	0.65
37:BQ:67:ALA:C	37:BQ:71:PHE:HE1	1.97	0.65
37:BQ:85:ILE:HA	37:BQ:122:PHE:CB	2.26	0.65
37:BQ:108:SER:O	37:BQ:109:VAL:CB	2.45	0.65
40:BW:36:LEU:HD13	40:BW:47:VAL:HB	1.79	0.65
42:BY:24:ARG:O	42:BY:25:ALA:HB2	1.96	0.65
43:BZ:140:LYS:N	43:BZ:141:MET:CE	2.60	0.65
44:BR:67:LEU:O	44:BR:69:ASP:N	2.30	0.65
44:BR:90:ARG:NH1	44:BR:117:VAL:CG1	2.60	0.65
44:BR:96:ARG:CG	44:BR:115:GLU:HG3	2.27	0.65
47:B2:6:GLN:O	47:B2:9:ARG:CB	2.44	0.65
47:B2:7:GLU:CG	47:B2:8:ILE:N	2.56	0.65

*Continued on next page...*

*Continued from previous page...*

Atom-1	Atom-2	Interatomic distance (Å)	Clash overlap (Å)
52:B6:19:GLY:CA	52:B6:42:PRO:CB	2.75	0.65
53:B7:11:LYS:O	53:B7:12:ARG:C	2.36	0.65
1:AA:280:C:O2	20:AQ:38:ARG:HG3	1.95	0.64
1:AA:575:G:N2	1:AA:880:C:O2	2.30	0.64
1:AA:1005:A:H5'	1:AA:1037:C:C2	2.32	0.64
1:AA:1156:G:N3	1:AA:1179:A:N1	2.44	0.64
1:AA:1236:A:H5'	1:AA:1304:G:H5''	1.78	0.64
27:BA:270(H):C:N3	27:BA:270(R):G:N2	2.45	0.64
27:BA:325:G:H21	42:BY:7:GLN:HE21	1.38	0.64
27:BA:801:G:P	30:BF:79:ARG:CD	2.85	0.64
27:BA:1251:C:H5'	45:BU:10:ARG:HD3	1.78	0.64
27:BA:1567:A:N1	28:BD:82:TYR:O	2.29	0.64
27:BA:1996:C:H2'	27:BA:1997:G:C5'	2.28	0.64
27:BA:2024:G:OP1	29:BE:245:ARG:NH1	2.30	0.64
27:BA:2278:A:C4'	37:BQ:19:TYR:HB3	2.25	0.64
27:BA:2312:U:C5'	31:BG:53:LYS:CA	2.44	0.64
27:BA:2317:C:C5	27:BA:2318:G:C5	2.85	0.64
27:BA:2327:A:C6	27:BA:2328:A:C2	2.85	0.64
27:BA:2358:G:N3	27:BA:2358:G:C2'	2.60	0.64
27:BA:2379:G:OP1	38:BS:30:GLY:CA	2.43	0.64
27:BA:2404:C:C4	27:BA:2405:G:C5	2.85	0.64
27:BA:2563:U:H2'	27:BA:2565:A:OP2	1.97	0.64
27:BA:2621:A:O2'	29:BE:255:GLN:NE2	2.30	0.64
27:BA:2810:A:N7	27:BA:2811:G:C4	2.65	0.64
27:BA:2887:U:H2'	27:BA:2888:C:C6	2.22	0.64
28:BD:76:ARG:HA	28:BD:114:GLU:H	1.61	0.64
28:BD:169:LYS:H	28:BD:169:LYS:HZ3	1.44	0.64
28:BD:224:VAL:CG1	28:BD:225:ARG:N	2.60	0.64
30:BF:56:THR:CB	30:BF:57:PRO:HD2	2.24	0.64
30:BF:81:PRO:O	30:BF:82:GLN:CB	2.45	0.64
30:BF:236:THR:O	30:BF:239:ALA:HB3	1.97	0.64
32:BH:32:LEU:HD23	32:BH:33:THR:N	2.12	0.64
34:BN:21:ARG:CA	34:BN:24:SER:HB3	2.25	0.64
35:BO:13:ASN:C	35:BO:15:GLY:N	2.51	0.64
41:BX:3:ASP:CG	41:BX:4:VAL:H	1.99	0.64
42:BY:23:VAL:HG23	42:BY:67:LEU:HD23	1.75	0.64
43:BZ:1:MET:HE2	43:BZ:52:PHE:CD2	2.32	0.64
43:BZ:37:LYS:CD	43:BZ:41:ARG:HH12	2.10	0.64
43:BZ:107:GLU:CD	43:BZ:107:GLU:N	2.50	0.64
43:BZ:112:LEU:CD2	43:BZ:113:VAL:O	2.45	0.64
43:BZ:172:LEU:CD2	43:BZ:173:PRO:HG2	2.26	0.64

*Continued on next page...*

*Continued from previous page...*

Atom-1	Atom-2	Interatomic distance (Å)	Clash overlap (Å)
44:BR:65:LEU:O	44:BR:66:VAL:C	2.35	0.64
45:BU:72:HIS:ND1	45:BU:110:VAL:HG21	2.12	0.64
46:BV:35:LEU:CA	46:BV:60:VAL:HG13	2.27	0.64
47:B2:17:GLU:O	47:B2:20:LEU:N	2.28	0.64
49:B0:65:GLY:CA	49:B0:66:LYS:CD	2.70	0.64
1:AA:713:G:H2'	1:AA:714:G:C8	2.33	0.64
1:AA:938:A:C5'	10:AG:95:ARG:HH22	2.11	0.64
1:AA:948:C:O5'	1:AA:948:C:H6	1.80	0.64
6:AC:157:ILE:HD12	6:AC:164:ARG:HG3	1.79	0.64
21:AR:74:ARG:HG2	21:AR:81:PHE:HB3	1.78	0.64
27:BA:673:C:C4'	30:BF:82:GLN:NE2	2.61	0.64
27:BA:875:G:OP1	43:BZ:146:HIS:CG	2.50	0.64
27:BA:963:U:H2'	27:BA:964:C:C6	2.32	0.64
27:BA:1055:G:C4	27:BA:1056:G:O2'	2.49	0.64
27:BA:1130:U:H5''	27:BA:2515:C:HO2'	1.61	0.64
27:BA:1520:U:H3'	27:BA:1520:U:C6	2.32	0.64
27:BA:1949:G:H2'	27:BA:1950:G:C8	2.33	0.64
27:BA:1993:U:C5'	29:BE:228:ARG:HE	2.10	0.64
27:BA:2043:C:N4	27:BA:2777:G:N3	2.44	0.64
27:BA:2082:A:C5	27:BA:2239:G:N1	2.64	0.64
27:BA:2341:G:C5	27:BA:2342:C:N4	2.65	0.64
27:BA:2492:U:O2'	27:BA:2493:U:H5'	1.95	0.64
27:BA:2504:U:H6	27:BA:2504:U:C5'	2.10	0.64
27:BA:2574:G:N9	27:BA:2575:C:C6	2.62	0.64
27:BA:2619:C:C2'	27:BA:2620:C:C5'	2.75	0.64
27:BA:2725:A:C2	27:BA:2727:G:C8	2.86	0.64
27:BA:2732:G:OP2	27:BA:2732:G:H8	1.81	0.64
27:BA:2734:A:N7	27:BA:2735:G:C4	2.65	0.64
27:BA:2799:A:O2'	27:BA:2802:G:N1	2.26	0.64
27:BA:2842:G:N1	27:BA:2876:G:N1	2.44	0.64
28:BD:129:LEU:CB	28:BD:130:PRO:CD	2.74	0.64
29:BE:74:GLU:HB3	29:BE:293:TYR:CE2	2.27	0.64
34:BN:83:ILE:HG13	34:BN:84:ARG:CA	2.20	0.64
35:BO:79:PHE:HD2	35:BO:79:PHE:N	1.95	0.64
36:BP:69:ILE:CB	36:BP:73:VAL:HG21	2.27	0.64
36:BP:109:LEU:C	36:BP:109:LEU:CD1	2.65	0.64
37:BQ:35:ASN:HB3	37:BQ:75:SER:HB2	1.78	0.64
37:BQ:49:VAL:HA	37:BQ:121:ASP:CG	2.17	0.64
37:BQ:122:PHE:HB2	37:BQ:136:TRP:CZ2	2.33	0.64
38:BS:16:ALA:O	38:BS:17:ARG:CB	2.45	0.64
38:BS:61:ALA:HB1	38:BS:84:THR:O	1.97	0.64

*Continued on next page...*

*Continued from previous page...*

Atom-1	Atom-2	Interatomic distance (Å)	Clash overlap (Å)
38:BS:74:PRO:O	38:BS:75:THR:C	2.35	0.64
39:BT:47:ARG:O	39:BT:48:ASN:HB3	1.97	0.64
40:BW:56:ALA:O	40:BW:57:ASN:C	2.36	0.64
40:BW:69:LEU:HA	40:BW:109:GLU:HA	1.78	0.64
43:BZ:81:VAL:CG1	43:BZ:82:ASP:H	2.10	0.64
43:BZ:156:GLU:CG	43:BZ:157:GLY:N	2.46	0.64
43:BZ:172:LEU:O	43:BZ:174:PRO:HD3	1.97	0.64
45:BU:88:ILE:CG2	46:BV:55:THR:HG1	2.10	0.64
52:B6:12:MET:CA	52:B6:13:GLU:OE1	2.44	0.64
52:B6:28:ARG:O	52:B6:28:ARG:CG	2.45	0.64
52:B6:32:GLN:CA	52:B6:35:LEU:CD1	2.63	0.64
54:B8:26:LYS:HB2	54:B8:44:LYS:HA	1.78	0.64
55:B9:14:CYS:SG	55:B9:32:HIS:CD2	2.90	0.64
1:AA:393:A:OP2	19:AP:12:LYS:HD3	1.98	0.64
1:AA:926:G:C2	4:AX:116:U:P	2.90	0.64
1:AA:1061:G:H1'	13:AJ:56:HIS:HE1	1.61	0.64
3:AW:76:A:N9	27:BA:2421:G:C5	2.64	0.64
6:AC:29:TYR:HE2	17:AN:54:PRO:HG2	1.62	0.64
7:AD:12:CYS:HB3	7:AD:31:CYS:O	1.96	0.64
7:AD:98:GLU:O	7:AD:99:SER:C	2.29	0.64
13:AJ:64:GLU:CB	17:AN:59:ALA:HB2	2.25	0.64
27:BA:342:G:N1	27:BA:344:G:N2	2.45	0.64
27:BA:452:G:N2	27:BA:457:A:C2	2.65	0.64
27:BA:746:A:C2'	27:BA:2611:U:O2'	2.45	0.64
27:BA:837:C:C3'	27:BA:838:C:P	2.85	0.64
27:BA:911:A:C2	37:BQ:17:ARG:HD3	2.32	0.64
27:BA:1152:C:C4'	45:BU:77:SER:HA	2.27	0.64
27:BA:1262:A:H2	51:B5:10:LYS:CE	2.02	0.64
27:BA:1492:G:H21	27:BA:1493:C:H42	1.46	0.64
27:BA:2234:G:N1	27:BA:2235:G:N7	2.42	0.64
27:BA:2256:G:C2	27:BA:2257:U:O2	2.50	0.64
27:BA:2335:A:O2'	27:BA:2336:A:C8	2.51	0.64
27:BA:2424:C:H5'	27:BA:2425:A:H5'	1.79	0.64
27:BA:2548:G:C8	27:BA:2548:G:C3'	2.79	0.64
27:BA:2633:G:H8	27:BA:2633:G:O5'	1.81	0.64
27:BA:2686:G:C5	27:BA:2687:U:C6	2.85	0.64
27:BA:2752:C:O2	27:BA:2752:C:C2'	2.44	0.64
27:BA:2785:C:C4	27:BA:2786:U:C4	2.86	0.64
27:BA:2827:C:O2	27:BA:2828:C:C5	2.50	0.64
29:BE:221:LYS:HZ3	29:BE:233:ARG:CG	2.02	0.64
30:BF:22:PHE:CZ	30:BF:115:LEU:HD12	2.23	0.64

*Continued on next page...*

*Continued from previous page...*

Atom-1	Atom-2	Interatomic distance (Å)	Clash overlap (Å)
30:BF:91:PRO:HB2	30:BF:92:PRO:HD3	0.66	0.64
33:BI:88:ARG:CD	33:BI:122:ARG:HB3	2.27	0.64
34:BN:56:LYS:HD3	34:BN:56:LYS:H	1.61	0.64
34:BN:75:PRO:O	34:BN:76:ASP:C	2.35	0.64
34:BN:135:ILE:O	34:BN:136:SER:O	2.14	0.64
37:BQ:94:ARG:HG2	37:BQ:107:LYS:N	2.11	0.64
38:BS:56:ASP:CG	38:BS:57:THR:H	2.01	0.64
38:BS:109:PRO:HB2	38:BS:116:PHE:CZ	2.33	0.64
42:BY:43:ASN:ND2	42:BY:112:LEU:CD1	2.61	0.64
42:BY:108:ARG:O	42:BY:112:LEU:CD2	2.42	0.64
43:BZ:46:GLN:O	43:BZ:47:SER:C	2.34	0.64
44:BR:90:ARG:HH12	44:BR:117:VAL:CG1	2.10	0.64
44:BR:100:LEU:HD21	44:BR:113:LEU:CB	2.27	0.64
49:B0:70:ILE:HD13	49:B0:70:ILE:N	2.12	0.64
50:B4:16:TYR:O	50:B4:17:GLN:CB	2.43	0.64
51:B5:46:CYS:HB3	51:B5:47:PRO:CD	2.26	0.64
54:B8:58:MET:O	54:B8:59:LYS:C	2.33	0.64
55:B9:11:CYS:H	55:B9:32:HIS:HE2	1.46	0.64
1:AA:1060:C:H2'	1:AA:1061:G:H8	1.63	0.64
3:AW:37:YYG:H15	10:AG:84:ASN:O	1.93	0.64
6:AC:5:ILE:HG23	13:AJ:51:ARG:HH22	1.62	0.64
14:AK:18:ARG:HH21	14:AK:37:GLY:HA2	1.62	0.64
16:AM:91:ARG:HH22	16:AM:103:THR:CG2	2.09	0.64
27:BA:307:G:H21	27:BA:330:A:N6	1.95	0.64
27:BA:310:A:OP1	42:BY:53:GLY:N	2.24	0.64
27:BA:530:G:C2	27:BA:2021:C:C2	2.86	0.64
27:BA:1184:G:C2'	27:BA:1185:C:H5'	2.26	0.64
27:BA:1341:U:O2'	41:BX:53:ASN:CB	2.38	0.64
27:BA:1568:G:C5'	28:BD:60:GLN:CD	2.65	0.64
27:BA:1791:A:O2'	28:BD:204:PHE:O	2.16	0.64
27:BA:1914:C:P	27:BA:1916:A:H62	2.21	0.64
27:BA:1972:A:H2'	27:BA:1973:G:C8	2.31	0.64
27:BA:2040:C:H4'	34:BN:69:TYR:CE2	2.32	0.64
27:BA:2386:C:H1'	49:B0:39:ARG:HH21	1.62	0.64
27:BA:2411:A:O2'	27:BA:2412:A:H5'	1.97	0.64
27:BA:2550:G:C6	27:BA:2559:C:N3	2.66	0.64
27:BA:2699:C:O2	27:BA:2699:C:C2'	2.42	0.64
27:BA:2715:C:N3	27:BA:2716:U:C5	2.65	0.64
27:BA:2718:G:C4	27:BA:2719:G:C8	2.86	0.64
27:BA:2839:G:C6	27:BA:2840:C:N4	2.64	0.64
29:BE:175:ASP:O	29:BE:177:ALA:N	2.29	0.64

*Continued on next page...*

*Continued from previous page...*

Atom-1	Atom-2	Interatomic distance (Å)	Clash overlap (Å)
30:BF:103:ASN:CB	30:BF:106:GLU:CG	2.75	0.64
31:BG:49:PRO:CB	31:BG:72:LYS:N	2.52	0.64
34:BN:49:ARG:C	34:BN:53:ILE:HB	2.17	0.64
34:BN:82:THR:O	34:BN:83:ILE:C	2.36	0.64
34:BN:101:VAL:O	34:BN:102:ARG:CG	2.45	0.64
37:BQ:51:GLU:N	37:BQ:51:GLU:CD	2.51	0.64
37:BQ:86:ARG:NH2	37:BQ:123:ILE:HD12	2.11	0.64
37:BQ:127:ASN:HB2	37:BQ:128:PRO:HD2	1.80	0.64
38:BS:56:ASP:OD1	38:BS:57:THR:N	2.30	0.64
40:BW:19:LEU:CD2	51:B5:25:LEU:CG	2.43	0.64
41:BX:28:VAL:HG13	41:BX:64:ALA:HB3	1.79	0.64
42:BY:9:LYS:HE3	42:BY:13:ARG:HH12	1.59	0.64
43:BZ:34:LEU:CD1	43:BZ:39:PHE:CZ	2.60	0.64
43:BZ:54:ILE:CG2	43:BZ:55:THR:N	2.59	0.64
44:BR:28:LEU:O	44:BR:29:LEU:C	2.36	0.64
45:BU:78:THR:O	45:BU:79:PHE:O	2.14	0.64
45:BU:88:ILE:CG2	46:BV:55:THR:CB	2.74	0.64
48:B3:6:VAL:CG2	48:B3:54:VAL:HG23	2.26	0.64
49:B0:58:THR:O	49:B0:59:LEU:C	2.35	0.64
50:B4:46:GLU:OE2	50:B4:55:ARG:N	2.30	0.64
52:B6:12:MET:CE	52:B6:54:LYS:O	2.46	0.64
52:B6:13:GLU:O	52:B6:52:GLU:O	2.16	0.64
1:AA:1024:G:O3'	1:AA:1025:U:H4'	1.96	0.64
1:AA:1182:G:H4'	1:AA:1183:A:H5''	1.78	0.64
1:AA:1339:A:O2'	2:AV:40:C:O2	2.16	0.64
15:AL:70:ILE:HG12	15:AL:100:ILE:HD11	1.79	0.64
27:BA:530:G:OP2	27:BA:530:G:H3'	1.97	0.64
27:BA:854:G:H1	27:BA:923:C:N4	1.94	0.64
27:BA:974:G:N7	46:BV:80:TYR:CG	2.66	0.64
27:BA:1140:C:OP1	34:BN:18:ILE:HG13	1.96	0.64
27:BA:2045:C:C4	27:BA:2624:G:N2	2.65	0.64
27:BA:2058:A:H2'	27:BA:2059:A:H8	1.63	0.64
27:BA:2081:C:H4'	50:B4:35:VAL:HG21	1.80	0.64
27:BA:2225:A:H4'	27:BA:2226:C:H5'	0.95	0.64
27:BA:2256:G:H2'	27:BA:2257:U:H5'	1.80	0.64
27:BA:2521:C:O2	27:BA:2522:U:O4'	2.15	0.64
27:BA:2543:G:C5	27:BA:2544:G:O6	2.43	0.64
27:BA:2822:G:P	29:BE:258:TYR:HE2	2.21	0.64
27:BA:2834:G:H3'	27:BA:2834:G:H8	1.63	0.64
29:BE:81:VAL:HB	29:BE:100:TRP:HZ3	1.62	0.64
29:BE:199:ALA:HA	29:BE:312:ARG:C	2.18	0.64

*Continued on next page...*

*Continued from previous page...*

Atom-1	Atom-2	Interatomic distance (Å)	Clash overlap (Å)
29:BE:205:THR:OG1	29:BE:206:LYS:N	2.29	0.64
29:BE:222:ARG:O	29:BE:227:ALA:HA	1.97	0.64
30:BF:6:TYR:HE1	30:BF:139:VAL:CB	2.08	0.64
31:BG:20:LYS:HG2	31:BG:76:ARG:HG2	1.80	0.64
31:BG:25:MET:O	31:BG:71:ALA:HB3	1.97	0.64
31:BG:28:GLY:N	31:BG:69:ILE:HD13	2.09	0.64
32:BH:95:ALA:H	32:BH:127:GLN:HE21	1.44	0.64
33:BI:121:ILE:HD12	33:BI:121:ILE:N	2.12	0.64
34:BN:60:ARG:HA	34:BN:63:ILE:HD12	1.79	0.64
36:BP:129:ALA:O	36:BP:131:GLU:N	2.30	0.64
37:BQ:85:ILE:CA	37:BQ:122:PHE:HD2	2.10	0.64
37:BQ:88:PHE:O	37:BQ:90:PHE:CD1	2.51	0.64
41:BX:18:MET:HE3	41:BX:25:GLN:CA	2.28	0.64
43:BZ:3:LEU:CD2	43:BZ:38:ALA:CB	2.70	0.64
43:BZ:92:VAL:C	43:BZ:94:VAL:N	2.49	0.64
45:BU:28:ARG:C	45:BU:31:GLN:H	1.97	0.64
45:BU:40:LEU:O	45:BU:43:ALA:HB3	1.98	0.64
45:BU:47:TYR:CZ	46:BV:74:TYR:O	2.50	0.64
46:BV:93:ILE:O	46:BV:95:ILE:CD1	2.45	0.64
49:B0:66:LYS:CD	49:B0:66:LYS:N	2.38	0.64
56:BK:56:VAL:HG22	56:BK:70:ILE:HG23	1.79	0.64
1:AA:265:G:O2'	20:AQ:66:SER:HA	1.97	0.64
1:AA:436:C:C2	1:AA:437:U:N3	2.65	0.64
1:AA:568:G:N3	1:AA:574:A:H2	1.95	0.64
1:AA:674:G:H2'	1:AA:675:A:C8	2.31	0.64
16:AM:92:HIS:CE1	16:AM:110:ARG:CZ	2.80	0.64
21:AR:46:GLU:HB3	21:AR:85:LEU:HD13	1.78	0.64
27:BA:380:U:OP1	50:B4:16:TYR:HA	1.97	0.64
27:BA:606:U:OP1	30:BF:105:LYS:HD2	1.95	0.64
27:BA:930:U:H2'	27:BA:931:G:H1'	1.79	0.64
27:BA:953:A:O2'	27:BA:2266:A:OP2	2.12	0.64
27:BA:1202:C:C2	27:BA:1243:G:N2	2.64	0.64
27:BA:1252:G:H4'	27:BA:1252:G:OP2	1.98	0.64
27:BA:2236:C:C2'	27:BA:2237:G:H5''	2.28	0.64
27:BA:2263:C:C3'	27:BA:2264:C:H5'	2.26	0.64
27:BA:2578:G:N7	29:BE:237:ASN:OD1	2.30	0.64
27:BA:2725:A:N3	27:BA:2727:G:C8	2.65	0.64
27:BA:2737:G:C2	27:BA:2738:A:C5	2.85	0.64
27:BA:2843:G:C5	27:BA:2844:G:N7	2.66	0.64
28:BD:60:GLN:N	28:BD:62:ARG:HH11	1.95	0.64
29:BE:212:GLY:O	29:BE:214:VAL:N	2.30	0.64

*Continued on next page...*

*Continued from previous page...*

Atom-1	Atom-2	Interatomic distance (Å)	Clash overlap (Å)
29:BE:268:LEU:C	29:BE:297:LYS:HE2	2.18	0.64
30:BF:147:LEU:HD11	30:BF:156:LEU:CD1	2.02	0.64
30:BF:155:SER:O	30:BF:158:GLU:OE2	2.16	0.64
31:BG:75:LEU:O	31:BG:80:ALA:HB2	1.97	0.64
32:BH:53:ARG:CB	32:BH:56:ASP:OD1	2.21	0.64
33:BI:80:PRO:O	33:BI:148:GLN:HG3	1.96	0.64
34:BN:15:ARG:CG	34:BN:43:ARG:CD	2.71	0.64
34:BN:40:ASN:O	34:BN:41:ALA:C	2.35	0.64
35:BO:79:PHE:CA	39:BT:22:VAL:HG22	2.14	0.64
35:BO:101:PRO:HA	35:BO:120:GLU:O	1.97	0.64
36:BP:113:GLN:HB2	36:BP:115:ARG:CZ	2.27	0.64
37:BQ:35:ASN:N	37:BQ:75:SER:HA	2.12	0.64
42:BY:4:PRO:O	42:BY:5:ASP:CB	2.45	0.64
42:BY:29:ALA:O	42:BY:30:ASP:C	2.34	0.64
44:BR:89:ASP:OD1	44:BR:90:ARG:HG3	1.95	0.64
49:B0:61:ALA:HB2	49:B0:80:SER:CA	2.28	0.64
50:B4:14:ILE:CG2	50:B4:16:TYR:CD1	2.80	0.64
50:B4:41:PRO:HG2	50:B4:57:ASP:CG	2.17	0.64
50:B4:46:GLU:N	50:B4:53:GLU:O	2.31	0.64
52:B6:8:ILE:O	52:B6:28:ARG:HA	1.97	0.64
52:B6:21:TYR:CE1	52:B6:43:VAL:HG21	2.32	0.64
53:B7:11:LYS:CA	53:B7:11:LYS:HE3	2.28	0.64
54:B8:30:ARG:CG	54:B8:31:HIS:N	2.61	0.64
55:B9:24:LEU:HD22	55:B9:36:GLN:H	1.61	0.64
1:AA:801:U:H2'	1:AA:802:A:H8	1.62	0.64
1:AA:1367:C:OP1	12:AI:115:GLY:N	2.31	0.64
16:AM:3:ARG:NH1	31:BG:90:LEU:HD13	2.13	0.64
27:BA:72:U:C5'	41:BX:2:TRP:CZ2	2.80	0.64
27:BA:326:G:H2'	27:BA:327:G:C8	2.32	0.64
27:BA:446:G:C5'	45:BU:5:LYS:HZ1	2.10	0.64
27:BA:1742:C:H2'	27:BA:1743:G:O4'	1.98	0.64
27:BA:1790:C:OP2	28:BD:224:VAL:HG13	1.98	0.64
27:BA:2212:A:C1'	27:BA:2213:U:C5	2.81	0.64
27:BA:2226:C:O2	27:BA:2227:A:C2'	2.46	0.64
27:BA:2239:G:C4	27:BA:2240:C:C5	2.86	0.64
27:BA:2259:G:N2	27:BA:2282:G:C2	2.66	0.64
27:BA:2472:G:H21	27:BA:2529:G:H1	1.46	0.64
27:BA:2511:U:H2'	27:BA:2512:C:C5'	2.27	0.64
27:BA:2637:U:O2	27:BA:2782:G:C2	2.51	0.64
27:BA:2662:A:C2	27:BA:2663:G:O4'	2.50	0.64
27:BA:2769:C:O2'	27:BA:2770:G:O5'	2.10	0.64

*Continued on next page...*



*Continued from previous page...*

Atom-1	Atom-2	Interatomic distance (Å)	Clash overlap (Å)
28:BD:90:ILE:HG23	28:BD:91:ALA:N	2.12	0.64
29:BE:204:VAL:O	29:BE:205:THR:C	2.34	0.64
29:BE:268:LEU:HD23	29:BE:295:LEU:O	1.97	0.64
29:BE:314:ALA:O	29:BE:315:VAL:O	2.15	0.64
30:BF:236:THR:O	30:BF:239:ALA:CA	2.46	0.64
31:BG:11:HIS:O	31:BG:15:GLU:HG3	1.98	0.64
33:BI:65:ALA:HB1	33:BI:134:HIS:CB	2.25	0.64
35:BO:23:LYS:HG3	35:BO:24:VAL:N	2.10	0.64
35:BO:63:VAL:HG13	35:BO:102:VAL:HG13	0.64	0.64
35:BO:105:GLU:O	35:BO:108:ASP:N	2.31	0.64
36:BP:94:ARG:HG2	36:BP:120:LEU:HD23	1.71	0.64
38:BS:33:ARG:CB	38:BS:35:VAL:CG2	2.73	0.64
40:BW:19:LEU:CD1	51:B5:25:LEU:CG	2.74	0.64
41:BX:25:GLN:CA	41:BX:26:PHE:CD1	2.81	0.64
44:BR:45:ARG:O	44:BR:49:ASP:HB2	1.98	0.64
45:BU:61:TRP:O	45:BU:65:ILE:HG13	1.90	0.64
45:BU:88:ILE:CB	46:BV:52:GLY:HA2	2.28	0.64
46:BV:83:ARG:O	46:BV:84:THR:CG2	2.46	0.64
49:B0:37:LEU:C	49:B0:40:GLN:HG3	2.18	0.64
49:B0:48:GLY:HA2	49:B0:55:ARG:HA	1.79	0.64
50:B4:11:PRO:O	50:B4:12:CYS:HB2	1.96	0.64
51:B5:46:CYS:H	51:B5:49:CYS:HB2	1.62	0.64
52:B6:19:GLY:CA	52:B6:44:ALA:HB2	2.23	0.64
1:AA:522:C:H2'	1:AA:523:A:H8	1.62	0.64
3:AW:23:A:OP2	3:AW:45:G:O6	2.16	0.64
27:BA:742:G:H4'	27:BA:1675:C:O2'	1.98	0.64
27:BA:1140:C:C4	34:BN:49:ARG:CZ	2.79	0.64
27:BA:1453:A:N6	44:BR:77:ARG:CD	2.52	0.64
27:BA:2097:C:H42	27:BA:2192:G:H1	1.46	0.64
27:BA:2447:G:C8	27:BA:2500:U:C5	2.84	0.64
27:BA:2452:C:N4	27:BA:2453:A:N6	2.46	0.64
27:BA:2561:A:C8	27:BA:2561:A:H3'	2.32	0.64
27:BA:2576:G:OP1	27:BA:2576:G:C3'	2.43	0.64
27:BA:2603:G:H2'	27:BA:2604:U:O5'	1.97	0.64
27:BA:2611:U:H6	27:BA:2611:U:C3'	2.10	0.64
27:BA:2717:G:C2	27:BA:2718:G:C4	2.76	0.64
27:BA:2748:A:H1'	32:BH:66:THR:HB	1.79	0.64
27:BA:2853:C:C6	27:BA:2853:C:C3'	2.81	0.64
27:BA:2881:C:C5	27:BA:2882:A:N7	2.66	0.64
28:BD:166:LYS:O	28:BD:167:GLU:OE1	2.15	0.64
28:BD:175:LEU:HD12	28:BD:179:GLU:CA	2.27	0.64

*Continued on next page...*

*Continued from previous page...*

Atom-1	Atom-2	Interatomic distance (Å)	Clash overlap (Å)
29:BE:70:VAL:C	29:BE:71:THR:HG23	2.18	0.64
29:BE:72:VAL:O	29:BE:73:ILE:HD12	1.97	0.64
30:BF:36:ARG:N	30:BF:39:GLN:NE2	2.46	0.64
30:BF:105:LYS:O	30:BF:106:GLU:C	2.36	0.64
31:BG:95:THR:HG22	31:BG:96:SER:H	1.62	0.64
32:BH:10:ILE:CD1	32:BH:49:ILE:HG12	2.25	0.64
32:BH:67:THR:O	32:BH:70:LEU:CB	2.46	0.64
34:BN:27:ALA:HB1	34:BN:30:ALA:HB3	1.79	0.64
34:BN:38:VAL:C	34:BN:39:VAL:HG22	2.17	0.64
34:BN:58:GLU:C	34:BN:61:VAL:HB	2.18	0.64
34:BN:93:ARG:O	34:BN:94:GLY:C	2.35	0.64
37:BQ:74:ASN:CB	43:BZ:174:PRO:HB2	2.28	0.64
39:BT:6:CYS:SG	39:BT:31:PHE:CD2	2.91	0.64
40:BW:17:VAL:C	40:BW:20:VAL:HG23	2.19	0.64
40:BW:23:LEU:CD1	40:BW:35:ILE:CG2	2.76	0.64
41:BX:33:SER:O	41:BX:37:VAL:N	2.26	0.64
41:BX:75:GLN:O	41:BX:77:VAL:N	2.31	0.64
42:BY:103:LEU:CD2	42:BY:108:ARG:HB3	2.22	0.64
44:BR:20:LEU:CD2	44:BR:24:GLN:CD	2.66	0.64
44:BR:43:GLU:O	44:BR:44:LEU:C	2.35	0.64
45:BU:20:ARG:NH1	46:BV:75:LYS:NZ	2.46	0.64
45:BU:53:LYS:CA	45:BU:56:ASP:OD2	2.43	0.64
47:B2:49:LEU:O	47:B2:53:ILE:HG13	1.98	0.64
48:B3:48:GLU:O	48:B3:51:ALA:CA	2.46	0.64
1:AA:1014:A:N3	22:AS:34:TRP:CE3	2.66	0.64
6:AC:91:LEU:HD11	6:AC:99:VAL:CG2	2.22	0.64
7:AD:185:PHE:CE2	7:AD:189:PRO:HD3	2.32	0.64
12:AI:103:THR:HG22	12:AI:105:ASP:H	1.63	0.64
14:AK:99:GLN:HG2	14:AK:105:VAL:HG11	1.78	0.64
27:BA:25:U:C4'	40:BW:79:GLY:HA3	2.25	0.64
27:BA:294:A:O2'	42:BY:15:PRO:CG	2.46	0.64
27:BA:380:U:HO2'	50:B4:15:ILE:CB	2.06	0.64
27:BA:966:G:H1'	27:BA:2267:A:N6	2.13	0.64
27:BA:1332:G:C5	27:BA:1609:A:N6	2.65	0.64
27:BA:1559:G:N1	27:BA:1560:G:H4'	2.13	0.64
27:BA:1804:C:H42	27:BA:1813:G:H1	1.46	0.64
27:BA:1819:A:P	28:BD:154:VAL:HA	2.38	0.64
27:BA:2227:A:O5'	27:BA:2227:A:C8	2.47	0.64
27:BA:2370:G:H2'	27:BA:2371:G:O5'	1.97	0.64
27:BA:2372:G:C2	27:BA:2373:G:C5	2.86	0.64
27:BA:2374:C:H2'	27:BA:2375:G:C8	2.33	0.64

*Continued on next page...*

*Continued from previous page...*

Atom-1	Atom-2	Interatomic distance (Å)	Clash overlap (Å)
27:BA:2386:C:H2'	27:BA:2387:U:C6	2.33	0.64
27:BA:2392:A:C8	27:BA:2393:A:N7	2.65	0.64
27:BA:2428:G:C8	27:BA:2428:G:C3'	2.80	0.64
27:BA:2543:G:N7	27:BA:2544:G:C5	2.62	0.64
27:BA:2564:A:C6	27:BA:2647:U:H4'	2.33	0.64
27:BA:2685:G:OP1	35:BO:78:ARG:NH1	2.31	0.64
27:BA:2691:C:N4	27:BA:2719:G:N2	2.46	0.64
27:BA:2717:G:C6	27:BA:2718:G:N7	2.66	0.64
27:BA:2840:C:H2'	27:BA:2841:C:H6	1.59	0.64
28:BD:65:ASP:OD1	28:BD:66:PHE:CA	2.44	0.64
28:BD:81:GLU:O	28:BD:82:TYR:O	2.16	0.64
29:BE:44:TYR:CD2	29:BE:307:LEU:C	2.70	0.64
29:BE:102:ASP:CG	29:BE:104:PHE:HE1	1.96	0.64
29:BE:228:ARG:O	29:BE:229:GLN:C	2.35	0.64
30:BF:145:GLU:HG3	30:BF:196:THR:HG21	1.79	0.64
30:BF:150:THR:CB	30:BF:207:LEU:HD21	2.28	0.64
30:BF:223:LEU:C	30:BF:231:ARG:HD2	2.17	0.64
31:BG:105:SER:OG	31:BG:131:THR:HG21	1.96	0.64
32:BH:41:THR:HB	32:BH:52:THR:OG1	1.97	0.64
32:BH:122:ILE:HG12	32:BH:132:VAL:HG22	1.78	0.64
34:BN:12:VAL:HG13	34:BN:13:ASP:N	1.95	0.64
34:BN:94:GLY:O	34:BN:95:ARG:O	2.16	0.64
36:BP:64:ILE:CD1	36:BP:106:VAL:CG1	2.73	0.64
40:BW:24:ILE:CB	40:BW:32:ALA:HB1	2.28	0.64
42:BY:46:ASP:N	42:BY:62:VAL:CB	2.61	0.64
42:BY:58:GLU:H	42:BY:97:ARG:NH1	1.96	0.64
42:BY:101:LEU:O	42:BY:102:ASP:C	2.36	0.64
46:BV:59:GLU:OE2	46:BV:99:GLN:HG2	1.98	0.64
51:B5:16:ARG:O	51:B5:19:ARG:CB	2.45	0.64
52:B6:41:ASP:CB	52:B6:46:LYS:NZ	2.47	0.64
1:AA:65:U:H4'	1:AA:66:G:H5'	1.78	0.64
1:AA:404:U:H5'	7:AD:122:ARG:HD2	1.79	0.64
1:AA:1198:G:O2'	13:AJ:54:PHE:CE2	2.28	0.64
27:BA:76:C:O3'	47:B2:55:ARG:HG3	1.98	0.64
27:BA:673:C:H5'	30:BF:80:VAL:HG11	1.80	0.64
27:BA:1096:A:N1	56:BK:12:GLN:OE1	2.31	0.64
27:BA:1697:G:C3'	27:BA:1698:A:H5'	2.27	0.64
27:BA:1993:U:H4'	29:BE:228:ARG:CZ	2.28	0.64
27:BA:2093:G:C5	27:BA:2225:A:C5	2.86	0.64
27:BA:2098:U:N3	27:BA:2191:G:N1	2.41	0.64
27:BA:2199:A:C3'	27:BA:2205:C:C6	2.76	0.64

*Continued on next page...*

*Continued from previous page...*

Atom-1	Atom-2	Interatomic distance (Å)	Clash overlap (Å)
27:BA:2252:G:H8	27:BA:2252:G:O5'	1.80	0.64
27:BA:2391:G:O2'	27:BA:2392:A:C5'	2.35	0.64
27:BA:2395:C:H5''	50:B4:28:ARG:HH11	1.59	0.64
27:BA:2446:G:C5'	27:BA:2446:G:C8	2.77	0.64
27:BA:2478:A:N7	27:BA:2479:G:N7	2.46	0.64
27:BA:2604:U:H2'	27:BA:2605:U:C5	2.33	0.64
27:BA:2605:U:C2'	27:BA:2606:C:C5'	2.76	0.64
27:BA:2626:C:C5	27:BA:2626:C:OP2	2.51	0.64
27:BA:2839:G:N1	27:BA:2840:C:C4	2.65	0.64
29:BE:93:GLN:O	29:BE:94:ARG:HG3	1.98	0.64
31:BG:21:VAL:HG22	31:BG:132:VAL:HG23	1.80	0.64
34:BN:41:ALA:HB1	34:BN:75:PRO:HB3	1.80	0.64
34:BN:54:VAL:HG11	34:BN:138:THR:CB	2.28	0.64
37:BQ:12:PRO:CB	37:BQ:20:ILE:CD1	2.73	0.64
40:BW:72:LYS:HB3	40:BW:106:ILE:HG21	1.80	0.64
43:BZ:96:VAL:HG13	43:BZ:97:PRO:CD	2.16	0.64
44:BR:33:ARG:HB2	44:BR:115:GLU:HB3	1.77	0.64
44:BR:44:LEU:HD13	44:BR:48:VAL:HG21	0.68	0.64
45:BU:65:ILE:HD11	45:BU:96:ALA:HB2	1.76	0.64
47:B2:27:LEU:O	47:B2:30:ALA:HB3	1.97	0.64
49:B0:36:ILE:H	49:B0:68:VAL:CG2	2.10	0.64
51:B5:56:GLN:C	51:B5:57:VAL:HG23	2.18	0.64
52:B6:2:ALA:O	52:B6:4:ASP:OD1	2.16	0.64
1:AA:450:G:H21	19:AP:13:HIS:CE1	2.16	0.63
1:AA:940:C:H2'	1:AA:941:G:C8	2.33	0.63
1:AA:1308:U:H5''	16:AM:110:ARG:HH22	1.57	0.63
27:BA:858:U:H5'	49:B0:20:TYR:OH	1.98	0.63
27:BA:1416:G:H1'	27:BA:1583:A:N1	2.12	0.63
27:BA:2065:C:N4	27:BA:2445:G:N1	2.40	0.63
27:BA:2261:C:OP2	49:B0:14:ARG:CB	2.45	0.63
27:BA:2310:A:C4	31:BG:55:LYS:CE	2.81	0.63
27:BA:2313:C:C4	27:BA:2314:C:C4	2.85	0.63
27:BA:2345:G:C8	27:BA:2371:G:N2	2.66	0.63
27:BA:2717:G:C4	27:BA:2718:G:N7	2.60	0.63
28:BD:103:ILE:HG12	28:BD:104:ILE:HD12	0.63	0.63
28:BD:174:ARG:CG	28:BD:174:ARG:NH1	2.49	0.63
29:BE:201:VAL:HG13	29:BE:310:PHE:C	2.18	0.63
29:BE:206:LYS:C	29:BE:257:GLY:CA	2.67	0.63
29:BE:256:THR:CA	29:BE:259:HIS:CE1	2.71	0.63
31:BG:93:LEU:CD2	31:BG:97:GLN:OE1	2.36	0.63
32:BH:57:GLU:O	32:BH:58:LYS:C	2.37	0.63

*Continued on next page...*

*Continued from previous page...*

Atom-1	Atom-2	Interatomic distance (Å)	Clash overlap (Å)
32:BH:87:GLU:OE2	32:BH:162:ARG:CB	2.41	0.63
32:BH:102:LEU:HD13	32:BH:122:ILE:HD13	1.79	0.63
33:BI:68:LEU:CG	33:BI:108:LEU:HD11	2.26	0.63
35:BO:17:ARG:C	35:BO:18:GLU:HG3	2.18	0.63
37:BQ:152:SER:O	37:BQ:155:GLY:N	2.30	0.63
40:BW:39:THR:OG1	40:BW:40:ASN:N	2.31	0.63
41:BX:13:LYS:HA	41:BX:16:ASN:OD1	1.96	0.63
42:BY:46:ASP:N	42:BY:62:VAL:HB	2.13	0.63
44:BR:19:ALA:O	44:BR:20:LEU:O	2.14	0.63
45:BU:49:ASP:CA	45:BU:52:ASN:CG	2.59	0.63
48:B3:1:MET:HE3	48:B3:3:ARG:CD	2.22	0.63
48:B3:26:LEU:HD21	48:B3:46:ASN:ND2	2.11	0.63
50:B4:6:HIS:CG	50:B4:56:VAL:CG2	2.62	0.63
50:B4:9:ALA:O	50:B4:10:VAL:HG23	1.98	0.63
53:B7:30:ILE:N	53:B7:33:ARG:HD2	2.11	0.63
53:B7:43:THR:O	53:B7:44:VAL:C	2.36	0.63
1:AA:1225:A:OP2	16:AM:104:ARG:HB2	1.96	0.63
1:AA:1376:U:C5'	10:AG:94:ARG:HH22	2.12	0.63
11:AH:91:ARG:HG3	20:AQ:32:TYR:O	1.98	0.63
16:AM:15:VAL:O	16:AM:19:LEU:HG	1.98	0.63
26:BB:77:U:C5'	43:BZ:80:HIS:CE1	2.81	0.63
27:BA:29:U:C4'	45:BU:11:ARG:NH1	2.11	0.63
27:BA:197:A:C6	27:BA:2430:A:N7	2.65	0.63
27:BA:343:C:N3	27:BA:344:G:C2	2.66	0.63
27:BA:631:A:H2	27:BA:2415:G:C2	2.17	0.63
27:BA:848:G:H2'	27:BA:849:A:H8	1.62	0.63
27:BA:1156:A:N7	45:BU:55:ARG:NH2	2.45	0.63
27:BA:1365:A:H5''	50:B4:3:LYS:HE3	1.80	0.63
27:BA:1462:C:H4'	27:BA:2703:C:H5'	1.79	0.63
27:BA:1482:U:C6	27:BA:1482:U:C3'	2.80	0.63
27:BA:2103:C:N3	27:BA:2187:G:C6	2.65	0.63
27:BA:2299:G:H2'	27:BA:2300:G:H8	1.63	0.63
27:BA:2319:G:P	27:BA:2320:A:OP1	2.56	0.63
27:BA:2429:G:H5''	27:BA:2430:A:OP2	1.95	0.63
27:BA:2436:G:N1	27:BA:2437:U:N3	2.45	0.63
27:BA:2436:G:C2	27:BA:2437:U:N1	2.66	0.63
27:BA:2457:U:O2'	27:BA:2458:G:C5'	2.40	0.63
27:BA:2484:G:C1'	37:BQ:142:LYS:NZ	2.61	0.63
27:BA:2507:C:C5	27:BA:2508:G:N7	2.67	0.63
27:BA:2684:U:C1'	35:BO:70:ARG:HH22	1.83	0.63
27:BA:2700:C:H2'	27:BA:2701:C:O4'	1.97	0.63

*Continued on next page...*

*Continued from previous page...*

Atom-1	Atom-2	Interatomic distance (Å)	Clash overlap (Å)
27:BA:2864:G:C2'	27:BA:2865:U:H6	2.09	0.63
30:BF:1:MET:O	30:BF:18:LEU:HG	1.97	0.63
30:BF:39:GLN:O	30:BF:42:ARG:N	2.30	0.63
32:BH:123:GLU:O	32:BH:125:PRO:HD2	1.99	0.63
32:BH:126:SER:O	32:BH:128:THR:N	2.31	0.63
33:BI:9:VAL:O	33:BI:10:LYS:HB3	1.97	0.63
35:BO:43:VAL:HG11	35:BO:54:LYS:HA	1.80	0.63
35:BO:85:VAL:O	35:BO:87:ILE:CD1	2.45	0.63
36:BP:106:VAL:HG23	36:BP:123:ASP:H	1.62	0.63
37:BQ:31:PHE:O	37:BQ:85:ILE:HD11	1.99	0.63
37:BQ:118:ALA:O	37:BQ:119:ASN:CB	2.46	0.63
38:BS:27:LEU:O	38:BS:28:LYS:C	2.36	0.63
40:BW:6:ILE:HG12	40:BW:7:ALA:H	1.63	0.63
41:BX:25:GLN:N	41:BX:26:PHE:CE1	2.66	0.63
42:BY:30:ASP:O	42:BY:31:LEU:C	2.37	0.63
42:BY:71:VAL:HG22	42:BY:93:THR:CA	2.28	0.63
43:BZ:3:LEU:O	43:BZ:56:VAL:CG2	2.46	0.63
44:BR:55:ALA:CB	44:BR:79:LEU:HD21	2.28	0.63
45:BU:113:SER:O	45:BU:115:ASN:CA	2.46	0.63
1:AA:429:U:OP2	7:AD:13:ARG:NE	2.32	0.63
1:AA:985:C:H2'	1:AA:986:A:C8	2.32	0.63
1:AA:1059:C:O2'	13:AJ:53:PRO:HD2	1.98	0.63
1:AA:1199:U:H4'	13:AJ:54:PHE:CZ	2.33	0.63
1:AA:1315:U:OP2	22:AS:6:LYS:CE	2.46	0.63
27:BA:414:C:C2	27:BA:2409:G:N2	2.64	0.63
27:BA:825:C:C4'	27:BA:2428:G:O6	2.47	0.63
27:BA:1032:A:P	55:B9:8:LYS:CG	2.87	0.63
27:BA:2234:G:N1	27:BA:2235:G:C4	2.66	0.63
27:BA:2317:C:C4	27:BA:2318:G:C6	2.87	0.63
27:BA:2349:G:OP2	54:B8:42:ARG:CZ	2.46	0.63
27:BA:2396:G:OP1	50:B4:28:ARG:CZ	2.47	0.63
27:BA:2485:G:N3	27:BA:2486:G:C1'	2.61	0.63
27:BA:2616:C:H2'	27:BA:2617:C:C6	2.32	0.63
27:BA:2676:C:H3'	27:BA:2676:C:H6	1.61	0.63
27:BA:2679:A:C2'	29:BE:300:VAL:CG1	2.76	0.63
27:BA:2786:U:H2'	27:BA:2787:C:H6	1.64	0.63
28:BD:103:ILE:C	28:BD:104:ILE:HD12	2.18	0.63
28:BD:131:LEU:O	28:BD:132:GLU:C	2.36	0.63
29:BE:47:GLY:HA2	29:BE:305:LYS:HG2	1.79	0.63
29:BE:198:TYR:CZ	29:BE:267:ARG:HB3	2.33	0.63
29:BE:222:ARG:CD	29:BE:232:ARG:O	2.45	0.63

*Continued on next page...*

*Continued from previous page...*

Atom-1	Atom-2	Interatomic distance (Å)	Clash overlap (Å)
30:BF:31:ILE:O	30:BF:32:GLY:C	2.36	0.63
30:BF:211:ASP:O	30:BF:211:ASP:CG	2.36	0.63
31:BG:49:PRO:CG	31:BG:73:VAL:HG23	2.29	0.63
31:BG:53:LYS:O	31:BG:54:ALA:HB2	1.97	0.63
32:BH:91:VAL:N	32:BH:159:LYS:CE	2.61	0.63
33:BI:79:ILE:HD12	33:BI:79:ILE:N	2.14	0.63
36:BP:114:VAL:CG2	36:BP:133:VAL:N	2.41	0.63
37:BQ:94:ARG:CG	37:BQ:107:LYS:H	2.10	0.63
37:BQ:130:PRO:HB2	37:BQ:134:PHE:CZ	2.34	0.63
37:BQ:134:PHE:O	37:BQ:137:ARG:CB	2.31	0.63
40:BW:24:ILE:HA	40:BW:35:ILE:HD13	1.79	0.63
41:BX:6:LYS:HZ2	41:BX:29:ASP:CA	2.08	0.63
41:BX:26:PHE:N	41:BX:26:PHE:HD1	1.94	0.63
42:BY:46:ASP:N	42:BY:62:VAL:HG11	2.12	0.63
42:BY:46:ASP:CG	42:BY:98:VAL:CG1	2.67	0.63
42:BY:74:VAL:CB	42:BY:77:VAL:CG2	2.70	0.63
43:BZ:67:LYS:CA	43:BZ:67:LYS:HZ2	2.05	0.63
44:BR:22:ARG:HG3	44:BR:26:LYS:CE	2.22	0.63
44:BR:42:LYS:C	44:BR:43:GLU:OE2	2.36	0.63
45:BU:17:VAL:O	45:BU:20:ARG:HB2	1.99	0.63
46:BV:39:PHE:CD2	46:BV:41:GLY:N	2.66	0.63
46:BV:61:VAL:HG22	46:BV:97:GLY:C	2.19	0.63
46:BV:91:THR:O	46:BV:92:ALA:HB3	1.72	0.63
50:B4:21:VAL:O	50:B4:22:MET:HB2	1.97	0.63
50:B4:30:GLU:C	50:B4:31:ILE:CD1	2.47	0.63
51:B5:46:CYS:O	51:B5:49:CYS:N	2.28	0.63
1:AA:600:C:H4'	11:AH:128:GLY:O	1.98	0.63
1:AA:1287:A:N6	1:AA:1371:G:C4'	2.59	0.63
26:BB:75:G:C1'	43:BZ:22:VAL:CG2	2.74	0.63
27:BA:270(O):U:C5	33:BI:53:LYS:NZ	2.65	0.63
27:BA:291:C:C2'	27:BA:292:C:H5'	2.28	0.63
27:BA:322:A:N3	27:BA:341:G:C8	2.67	0.63
27:BA:397:G:H5''	50:B4:59:PHE:CZ	2.30	0.63
27:BA:558:G:OP2	34:BN:91:LYS:CB	2.27	0.63
27:BA:830:G:N9	27:BA:2448:A:N7	2.45	0.63
27:BA:1789:A:C4'	28:BD:224:VAL:CG1	2.76	0.63
27:BA:2059:A:C5	27:BA:2503:A:N7	2.67	0.63
27:BA:2067:G:H1	27:BA:2443:C:H42	1.44	0.63
27:BA:2261:C:H3'	49:B0:14:ARG:NH2	2.14	0.63
27:BA:2579:C:O2'	27:BA:2580:U:H5'	1.96	0.63
27:BA:2619:C:H2'	27:BA:2620:C:O5'	1.98	0.63

*Continued on next page...*

*Continued from previous page...*

Atom-1	Atom-2	Interatomic distance (Å)	Clash overlap (Å)
27:BA:2620:C:H4'	29:BE:252:GLN:HG2	1.80	0.63
27:BA:2644:G:H8	27:BA:2644:G:P	2.21	0.63
27:BA:2653:U:N1	27:BA:2654:A:N7	2.46	0.63
27:BA:2737:G:C6	27:BA:2767:C:N4	2.57	0.63
27:BA:2861:G:H5''	27:BA:2861:G:C8	2.26	0.63
27:BA:2898:U:C2	27:BA:2899:G:C8	2.86	0.63
28:BD:75:GLY:HA3	28:BD:115:ILE:C	2.17	0.63
28:BD:105:ALA:H	28:BD:106:PRO:HD3	1.61	0.63
28:BD:175:LEU:HD21	28:BD:180:VAL:C	2.19	0.63
29:BE:45:LYS:N	29:BE:74:GLU:OE1	2.31	0.63
29:BE:175:ASP:O	29:BE:176:HIS:C	2.35	0.63
29:BE:192:ILE:O	29:BE:194:ARG:HG2	1.99	0.63
29:BE:217:TRP:CE2	29:BE:251:PRO:HB3	2.33	0.63
30:BF:20:ASP:O	30:BF:21:VAL:C	2.36	0.63
30:BF:103:ASN:O	30:BF:104:ASP:C	2.33	0.63
31:BG:20:LYS:HA	31:BG:76:ARG:CG	2.28	0.63
33:BI:95:SER:C	33:BI:98:ILE:CB	2.53	0.63
34:BN:47:THR:O	34:BN:53:ILE:HD11	1.98	0.63
35:BO:14:SER:OG	35:BO:86:ILE:HD12	1.98	0.63
36:BP:94:ARG:HD2	36:BP:94:ARG:H	1.63	0.63
37:BQ:33:MET:C	37:BQ:83:PHE:HB2	2.18	0.63
37:BQ:66:ASN:O	37:BQ:68:ALA:N	2.31	0.63
37:BQ:143:VAL:CG2	37:BQ:144:THR:H	2.06	0.63
42:BY:20:HIS:HA	42:BY:67:LEU:CD2	2.27	0.63
42:BY:55:PHE:HE2	42:BY:89:ARG:HH22	1.46	0.63
43:BZ:55:THR:HG23	43:BZ:58:GLY:HA2	1.80	0.63
44:BR:20:LEU:C	44:BR:22:ARG:N	2.52	0.63
45:BU:94:VAL:O	45:BU:98:ILE:HD13	0.82	0.63
46:BV:49:GLU:CA	46:BV:53:LYS:HD2	2.28	0.63
54:B8:4:MET:N	54:B8:4:MET:SD	2.72	0.63
1:AA:450:G:H4'	19:AP:42:ARG:HG2	1.79	0.63
1:AA:1025:U:H2'	1:AA:1026:G:C8	2.33	0.63
1:AA:1347:G:H3'	12:AI:108:VAL:CA	2.27	0.63
2:AV:57:G:H2'	2:AV:58:A:H5''	1.80	0.63
14:AK:61:ALA:HB1	14:AK:94:ALA:HB2	1.81	0.63
27:BA:199:A:N7	27:BA:2434:A:N6	2.46	0.63
27:BA:259:G:H2'	27:BA:260:G:H8	1.63	0.63
27:BA:533:G:HO2'	45:BU:45:TYR:HD2	1.44	0.63
27:BA:584:C:N4	27:BA:1256:G:H1	1.94	0.63
27:BA:904:C:H1'	43:BZ:166:LEU:CD2	2.28	0.63
27:BA:1779:U:H3'	27:BA:1779:U:C6	2.34	0.63

*Continued on next page...*



*Continued from previous page...*

Atom-1	Atom-2	Interatomic distance (Å)	Clash overlap (Å)
27:BA:1805:U:C5'	28:BD:235:PRO:CB	2.76	0.63
27:BA:2043:C:C5	27:BA:2777:G:C1'	2.67	0.63
27:BA:2353:G:H1	27:BA:2364:C:H41	1.31	0.63
27:BA:2396:G:H2'	27:BA:2396:G:N3	2.11	0.63
27:BA:2616:C:C2	27:BA:2617:C:C6	2.86	0.63
27:BA:2655:G:N3	27:BA:2655:G:C2'	2.61	0.63
27:BA:2657:A:C6	27:BA:2665:A:C5	2.86	0.63
27:BA:2689:U:O4'	27:BA:2713:A:H2	1.79	0.63
27:BA:2712:U:O2'	27:BA:712(A):A:OP1	2.16	0.63
27:BA:2803:C:H2'	27:BA:2803:C:O2	1.99	0.63
27:BA:2845:G:O2'	27:BA:2846:G:C4'	2.41	0.63
27:BA:2881:C:HO2'	27:BA:2882:A:P	2.21	0.63
28:BD:139:LEU:O	28:BD:139:LEU:HD13	1.92	0.63
31:BG:93:LEU:CD2	31:BG:106:PHE:HD2	1.94	0.63
32:BH:87:GLU:CG	32:BH:162:ARG:O	2.34	0.63
33:BI:108:LEU:HD23	33:BI:109:LYS:N	2.13	0.63
33:BI:145:VAL:O	33:BI:146:THR:HB	1.98	0.63
34:BN:5:GLU:N	34:BN:109:TYR:HE2	1.97	0.63
34:BN:19:MET:HG2	34:BN:132:LEU:HD11	1.80	0.63
37:BQ:47:GLU:OE2	37:BQ:151:SER:HA	1.99	0.63
37:BQ:91:HIS:H	37:BQ:111:THR:CG2	2.09	0.63
38:BS:87:LEU:O	38:BS:90:LEU:HB2	1.97	0.63
40:BW:19:LEU:CD1	51:B5:25:LEU:HG	2.28	0.63
43:BZ:47:SER:O	43:BZ:48:THR:C	2.35	0.63
46:BV:61:VAL:HG12	46:BV:95:ILE:HG22	0.70	0.63
48:B3:53:LEU:HD23	48:B3:53:LEU:O	1.99	0.63
49:B0:36:ILE:N	49:B0:68:VAL:HG22	2.12	0.63
49:B0:69:PHE:C	49:B0:70:ILE:HG23	2.17	0.63
50:B4:63:PHE:HD2	50:B4:69:ARG:NH2	1.96	0.63
53:B7:8:ASN:HB2	53:B7:11:LYS:HB2	1.80	0.63
1:AA:20:U:C2	1:AA:916:G:C2	2.87	0.63
1:AA:255:G:H1'	20:AQ:16:GLN:HE21	1.63	0.63
1:AA:789:U:O2	1:AA:792:A:C8	2.51	0.63
1:AA:813:U:OP1	1:AA:904:C:C5'	2.46	0.63
1:AA:946:A:O2'	1:AA:1333:A:H1'	1.99	0.63
1:AA:971:G:C5	1:AA:1365:G:H5'	2.34	0.63
1:AA:1308:U:H3'	16:AM:99:ARG:HH12	1.63	0.63
3:AW:1:G:N2	3:AW:2:C:C4	2.61	0.63
3:AW:9:A:C6	3:AW:45:G:C2	2.87	0.63
27:BA:162:U:H4'	27:BA:171:G:H21	1.64	0.63
27:BA:585:G:C6	27:BA:1251:C:C5	2.85	0.63

*Continued on next page...*

*Continued from previous page...*

Atom-1	Atom-2	Interatomic distance (Å)	Clash overlap (Å)
27:BA:994:C:HO2'	45:BU:54:LYS:HG2	1.64	0.63
27:BA:1012:U:O2	34:BN:21:ARG:NE	2.31	0.63
27:BA:1664:A:N3	27:BA:2726:U:N3	2.46	0.63
27:BA:2100:G:C1'	27:BA:2190:G:N2	2.61	0.63
27:BA:2189:U:C2'	27:BA:2190:G:H8	2.12	0.63
27:BA:2252:G:H3'	27:BA:2252:G:H8	1.63	0.63
27:BA:2314:C:O2'	27:BA:2315:G:H5'	1.96	0.63
27:BA:2509:G:C2	27:BA:2580:U:C2	2.87	0.63
27:BA:2619:C:H2'	27:BA:2620:C:C5'	2.28	0.63
27:BA:2637:U:N3	27:BA:2782:G:N1	2.47	0.63
27:BA:2651:C:C2	27:BA:2670:A:C2	2.85	0.63
27:BA:2712:U:H2'	27:BA:712(A):A:C4'	2.27	0.63
27:BA:2774:C:C6	27:BA:2774:C:H5''	2.34	0.63
27:BA:2887:U:N3	27:BA:2888:C:C5	2.66	0.63
28:BD:179:GLU:C	28:BD:180:VAL:HG23	2.19	0.63
29:BE:211:GLN:N	29:BE:216:ARG:NH1	2.45	0.63
31:BG:145:ASP:HB3	38:BS:15:GLU:HA	1.80	0.63
34:BN:12:VAL:CB	34:BN:38:VAL:HG21	2.29	0.63
34:BN:60:ARG:CB	34:BN:71:TYR:HD2	2.10	0.63
35:BO:17:ARG:HH21	35:BO:47:THR:C	2.02	0.63
39:BT:45:GLU:O	39:BT:48:ASN:OD1	2.17	0.63
41:BX:76:GLU:CD	41:BX:77:VAL:HG23	2.19	0.63
42:BY:51:LEU:HD23	42:BY:52:ARG:HG3	1.81	0.63
44:BR:44:LEU:HD13	44:BR:48:VAL:HG23	1.73	0.63
44:BR:72:ASP:C	44:BR:76:VAL:CG2	2.65	0.63
45:BU:28:ARG:O	45:BU:29:SER:C	2.36	0.63
46:BV:57:GLN:O	46:BV:58:ALA:CB	2.47	0.63
47:B2:48:GLU:O	47:B2:51:LYS:N	2.32	0.63
49:B0:46:LYS:N	49:B0:46:LYS:CD	2.60	0.63
50:B4:17:GLN:CB	50:B4:33:VAL:HB	2.28	0.63
51:B5:31:THR:OG1	51:B5:32:GLU:N	2.32	0.63
5:AB:103:THR:O	5:AB:104:ASN:HB2	1.99	0.63
27:BA:17:G:P	51:B5:13:LYS:HZ2	2.19	0.63
27:BA:67:U:H2'	27:BA:68:G:C8	2.34	0.63
27:BA:511:U:H5	27:BA:512:G:N3	1.97	0.63
27:BA:1129:A:N1	27:BA:2570:G:C1'	2.60	0.63
27:BA:1555:G:C8	27:BA:1555:G:O5'	2.51	0.63
27:BA:1556:C:H2'	27:BA:1557:C:H6	1.64	0.63
27:BA:1664:A:H3'	27:BA:1664:A:H8	1.63	0.63
27:BA:1818:U:C4'	28:BD:155:ARG:HG2	2.26	0.63
27:BA:1906:G:C5	27:BA:1929:G:C6	2.86	0.63

*Continued on next page...*

*Continued from previous page...*

Atom-1	Atom-2	Interatomic distance (Å)	Clash overlap (Å)
27:BA:2234:G:C5	27:BA:2235:G:N7	2.66	0.63
27:BA:2241:A:H2'	27:BA:2242:G:H8	1.64	0.63
27:BA:2462:U:H1'	27:BA:2491:U:O4	1.99	0.63
27:BA:2680:C:C4'	29:BE:300:VAL:HA	2.29	0.63
29:BE:80:ALA:CB	29:BE:187:HIS:NE2	2.61	0.63
29:BE:201:VAL:HG13	29:BE:310:PHE:O	1.99	0.63
30:BF:6:TYR:CD1	30:BF:139:VAL:HG12	2.34	0.63
30:BF:102:LEU:HB2	30:BF:107:ARG:CZ	2.26	0.63
30:BF:168:ARG:C	30:BF:193:LEU:HG	2.19	0.63
31:BG:47:GLN:HE21	31:BG:79:MET:HG3	1.63	0.63
31:BG:141:VAL:HA	31:BG:144:ARG:NH1	2.13	0.63
32:BH:40:MET:CB	32:BH:64:HIS:CE1	2.81	0.63
32:BH:41:THR:HG22	32:BH:52:THR:HG21	1.79	0.63
32:BH:71:LEU:O	32:BH:72:ALA:C	2.37	0.63
32:BH:169:ARG:HE	32:BH:169:ARG:HA	1.64	0.63
36:BP:114:VAL:HG21	36:BP:133:VAL:H	1.54	0.63
37:BQ:142:LYS:HE3	37:BQ:142:LYS:HA	1.79	0.63
42:BY:41:ARG:HD2	42:BY:111:ARG:HA	1.81	0.63
42:BY:41:ARG:C	42:BY:112:LEU:CB	2.62	0.63
43:BZ:26:LYS:HG2	43:BZ:27:GLU:HG3	1.81	0.63
43:BZ:64:ALA:HB1	43:BZ:84:TYR:O	1.99	0.63
43:BZ:112:LEU:HD21	43:BZ:172:LEU:N	2.14	0.63
45:BU:59:ARG:O	45:BU:60:LEU:C	2.36	0.63
46:BV:93:ILE:C	46:BV:95:ILE:HD11	2.19	0.63
52:B6:11:LYS:HE2	52:B6:26:LYS:HE2	1.80	0.63
54:B8:50:LEU:CD2	54:B8:51:ALA:CA	2.68	0.63
54:B8:52:LYS:C	54:B8:54:GLU:N	2.31	0.63
55:B9:7:VAL:CG2	55:B9:36:GLN:HG3	2.29	0.63
1:AA:17:U:C2	1:AA:919:A:C2	2.86	0.63
1:AA:509:A:H8	7:AD:54:TYR:CE2	2.15	0.63
1:AA:1418:A:H8	1:AA:1419:G:O4'	1.79	0.63
7:AD:10:ARG:O	7:AD:13:ARG:HB2	1.99	0.63
8:AE:17:ALA:HA	8:AE:26:PHE:HB3	1.78	0.63
27:BA:99:U:N3	42:BY:107:LYS:CD	2.61	0.63
27:BA:294:A:O2'	42:BY:15:PRO:HG3	1.99	0.63
27:BA:590:A:H4'	30:BF:97:ASP:OD2	1.99	0.63
27:BA:614:U:H3'	27:BA:615:G:C4'	2.19	0.63
27:BA:673:C:H5'	30:BF:80:VAL:CG1	2.29	0.63
27:BA:675:A:OP1	30:BF:69:HIS:O	2.16	0.63
27:BA:142(A):A:OP2	27:BA:1143:A:C8	2.52	0.63
27:BA:1287:A:H5''	44:BR:104:ARG:CG	2.29	0.63

*Continued on next page...*

*Continued from previous page...*

Atom-1	Atom-2	Interatomic distance (Å)	Clash overlap (Å)
27:BA:1566:A:N1	28:BD:212:HIS:CE1	2.66	0.63
27:BA:2052:G:N2	29:BE:245:ARG:CG	2.44	0.63
27:BA:2093:G:N9	27:BA:2198:A:N1	2.47	0.63
27:BA:2286:A:C5'	27:BA:2287:A:H4'	2.17	0.63
27:BA:2369:A:O2'	27:BA:2370:G:H5'	1.98	0.63
27:BA:2395:C:C3'	27:BA:2395:C:H6	2.09	0.63
27:BA:2398:U:O5'	27:BA:2398:U:H6	1.82	0.63
27:BA:2421:G:P	52:B6:2:ALA:O	2.56	0.63
27:BA:2586:C:O2	27:BA:2587:A:C8	2.52	0.63
27:BA:2615:U:C2'	27:BA:2616:C:C5'	2.75	0.63
27:BA:2624:G:H1'	51:B5:22:HIS:HE2	1.64	0.63
27:BA:2716:U:O2'	27:BA:2717:G:H5''	1.98	0.63
27:BA:2843:G:C5	27:BA:2844:G:C8	2.87	0.63
28:BD:110:LYS:HA	28:BD:110:LYS:CE	2.29	0.63
29:BE:79:ARG:NH1	29:BE:105:HIS:N	2.32	0.63
29:BE:176:HIS:O	29:BE:179:ASP:CG	2.36	0.63
31:BG:141:VAL:HA	31:BG:144:ARG:HH11	1.62	0.63
32:BH:34:ARG:HH12	32:BH:73:ASN:CB	2.07	0.63
32:BH:127:GLN:CG	32:BH:128:THR:N	2.61	0.63
33:BI:39:ALA:O	33:BI:44:LEU:HG	1.99	0.63
33:BI:133:LEU:HD12	33:BI:139:ALA:CB	2.12	0.63
34:BN:58:GLU:CA	34:BN:61:VAL:HB	2.29	0.63
36:BP:77:ALA:HA	36:BP:81:VAL:CG2	2.16	0.63
36:BP:145:LEU:HD12	36:BP:145:LEU:N	2.04	0.63
37:BQ:50:VAL:HG13	37:BQ:51:GLU:OE1	1.98	0.63
37:BQ:85:ILE:HD12	37:BQ:85:ILE:N	2.14	0.63
37:BQ:130:PRO:O	37:BQ:133:GLU:N	2.31	0.63
38:BS:76:GLY:O	38:BS:82:TYR:CA	2.45	0.63
41:BX:6:LYS:HD2	41:BX:27:ALA:CB	2.28	0.63
41:BX:23:LYS:O	41:BX:68:LEU:CD2	2.46	0.63
43:BZ:160:LEU:N	43:BZ:160:LEU:HD12	2.13	0.63
44:BR:22:ARG:HG2	44:BR:26:LYS:HZ1	1.63	0.63
44:BR:36:THR:HG21	44:BR:40:LYS:HD3	1.79	0.63
45:BU:43:ALA:C	45:BU:45:TYR:N	2.51	0.63
45:BU:93:LYS:O	45:BU:94:VAL:HB	1.99	0.63
46:BV:71:ILE:C	46:BV:88:GLN:HG3	2.20	0.63
47:B2:31:ARG:C	47:B2:34:GLN:N	2.51	0.63
49:B0:68:VAL:O	49:B0:69:PHE:HB2	1.93	0.63
52:B6:2:ALA:CB	52:B6:11:LYS:HE3	2.28	0.63
54:B8:16:ILE:CG2	54:B8:22:VAL:HG22	2.29	0.63
55:B9:7:VAL:CG1	55:B9:34:GLN:NE2	2.60	0.63

*Continued on next page...*

*Continued from previous page...*

Atom-1	Atom-2	Interatomic distance (Å)	Clash overlap (Å)
1:AA:587:G:OP1	11:AH:92:ARG:NH2	2.32	0.63
1:AA:1285:A:H4'	1:AA:1286:A:O5'	1.98	0.63
26:BB:75:G:C4	43:BZ:22:VAL:HG21	2.34	0.63
27:BA:14:A:N1	27:BA:526:A:C6	2.66	0.63
27:BA:354:G:N3	27:BA:355:G:N7	2.47	0.63
27:BA:388:G:P	50:B4:29:PRO:CG	2.82	0.63
27:BA:627:A:H2'	27:BA:628:G:O4'	1.99	0.63
27:BA:1077:A:O3'	56:BK:93:LYS:CG	2.47	0.63
27:BA:1255:U:O4	30:BF:67:GLN:O	2.17	0.63
27:BA:1270:C:C4'	27:BA:1271:G:H5''	2.23	0.63
27:BA:1306:C:H2'	27:BA:1307:A:O4'	1.99	0.63
27:BA:2051:A:C4'	29:BE:238:LEU:CD2	2.71	0.63
27:BA:2093:G:C4	27:BA:2198:A:N1	2.65	0.63
27:BA:2287:A:C2	27:BA:2289:G:O4'	2.39	0.63
27:BA:2322:A:N3	27:BA:2322:A:H2'	2.14	0.63
27:BA:2395:C:H6	27:BA:2395:C:O5'	1.81	0.63
27:BA:2436:G:C6	27:BA:2437:U:C5	2.87	0.63
27:BA:2628:C:H1'	27:BA:2781:A:C2'	2.20	0.63
27:BA:2689:U:N1	27:BA:2713:A:C6	2.62	0.63
27:BA:2737:G:C6	27:BA:2738:A:N6	2.66	0.63
28:BD:116:MET:O	28:BD:117:SER:OG	2.17	0.63
29:BE:211:GLN:H	29:BE:216:ARG:NH2	1.93	0.63
31:BG:23:VAL:HG12	31:BG:130:VAL:HB	1.81	0.63
31:BG:135:VAL:O	31:BG:135:VAL:CG1	2.47	0.63
33:BI:5:PHE:C	33:BI:36:ALA:CB	2.66	0.63
33:BI:66:LYS:O	33:BI:69:LYS:HE2	1.99	0.63
33:BI:141:LEU:HD13	33:BI:142:LYS:CA	2.29	0.63
35:BO:31:ARG:C	35:BO:32:TYR:CG	2.72	0.63
36:BP:71:GLU:C	36:BP:73:VAL:N	2.52	0.63
36:BP:113:GLN:O	36:BP:114:VAL:C	2.35	0.63
37:BQ:51:GLU:CA	37:BQ:118:ALA:HB2	2.18	0.63
37:BQ:127:ASN:HB2	37:BQ:128:PRO:CD	2.29	0.63
38:BS:33:ARG:CB	38:BS:35:VAL:HG23	2.29	0.63
42:BY:81:LYS:HG2	42:BY:82:THR:N	2.12	0.63
42:BY:84:GLY:O	42:BY:85:GLU:C	2.37	0.63
43:BZ:15:ASP:O	43:BZ:16:GLU:CB	2.46	0.63
43:BZ:42:ALA:O	43:BZ:43:PHE:C	2.36	0.63
43:BZ:119:ASN:HB3	43:BZ:120:LEU:CD2	2.29	0.63
43:BZ:123:VAL:HB	43:BZ:159:THR:HG23	1.81	0.63
44:BR:22:ARG:HG2	44:BR:26:LYS:NZ	2.14	0.63
49:B0:18:PRO:HB2	49:B0:36:ILE:HD13	1.79	0.63

*Continued on next page...*

*Continued from previous page...*

Atom-1	Atom-2	Interatomic distance (Å)	Clash overlap (Å)
49:B0:49:GLN:HE21	49:B0:49:GLN:N	1.97	0.63
50:B4:58:LYS:HD2	50:B4:62:ARG:NH2	2.11	0.63
51:B5:18:MET:O	51:B5:19:ARG:O	2.17	0.63
53:B7:33:ARG:O	53:B7:34:ARG:C	2.36	0.63
54:B8:16:ILE:HG22	54:B8:17:THR:N	2.14	0.63
1:AA:25:C:H4'	1:AA:524:G:C2	2.34	0.62
1:AA:173:U:H4'	1:AA:197:A:H5'	1.80	0.62
1:AA:299:G:H2'	1:AA:300:A:C8	2.34	0.62
1:AA:398:C:H2'	1:AA:399:G:C8	2.34	0.62
1:AA:1095:U:OP1	1:AA:1108:G:N2	2.31	0.62
1:AA:1360:A:C8	17:AN:18:VAL:HG12	2.34	0.62
1:AA:1498:U:H1'	1:AA:1499:A:N7	2.14	0.62
2:AV:61:C:H2'	2:AV:62:A:H8	1.64	0.62
27:BA:8:A:C2	27:BA:2896:C:O2	2.52	0.62
27:BA:95:G:P	47:B2:41:GLU:OE1	2.57	0.62
27:BA:125:G:C2	53:B7:10:ARG:HA	2.34	0.62
27:BA:531:C:H3'	27:BA:532:A:H4'	1.79	0.62
27:BA:674:G:H4'	30:BF:69:HIS:HA	1.81	0.62
27:BA:965:C:C4'	27:BA:2273:A:C2	2.82	0.62
27:BA:1496:A:C8	27:BA:1496:A:O5'	2.51	0.62
27:BA:1786:A:H2	27:BA:2590:A:C1'	2.04	0.62
27:BA:1899:G:N2	27:BA:1902:C:H41	1.96	0.62
27:BA:2051:A:C2	27:BA:2618:G:O6	2.51	0.62
27:BA:2579:C:C6	27:BA:2579:C:H3'	2.34	0.62
27:BA:2620:C:C4'	29:BE:252:GLN:CG	2.76	0.62
27:BA:2663:G:C8	27:BA:2664:G:N7	2.67	0.62
27:BA:2819:G:C3'	27:BA:2821:A:N6	2.42	0.62
27:BA:2896:C:H6	27:BA:2896:C:C3'	2.12	0.62
28:BD:85:ASN:ND2	28:BD:86:ARG:HD2	2.14	0.62
28:BD:116:MET:HG2	28:BD:117:SER:H	1.63	0.62
28:BD:160:SER:O	28:BD:176:ALA:CB	2.47	0.62
28:BD:161:ALA:N	28:BD:162:GLN:NE2	2.45	0.62
29:BE:251:PRO:O	29:BE:252:GLN:NE2	2.32	0.62
31:BG:57:THR:N	31:BG:63:ILE:HA	2.13	0.62
32:BH:23:VAL:HG11	32:BH:74:MET:SD	2.39	0.62
33:BI:43:ASN:O	33:BI:44:LEU:C	2.35	0.62
33:BI:83:ALA:HB2	33:BI:89:LEU:HA	1.80	0.62
33:BI:112:LYS:HD3	33:BI:112:LYS:H	1.60	0.62
33:BI:133:LEU:H	33:BI:138:THR:HG22	1.61	0.62
34:BN:20:GLY:C	34:BN:22:VAL:H	2.00	0.62
34:BN:83:ILE:HG12	34:BN:84:ARG:H	1.48	0.62

*Continued on next page...*

*Continued from previous page...*

Atom-1	Atom-2	Interatomic distance (Å)	Clash overlap (Å)
34:BN:95:ARG:O	34:BN:97:ALA:N	2.32	0.62
36:BP:104:ASP:O	36:BP:105:TYR:CB	2.46	0.62
37:BQ:88:PHE:CB	37:BQ:90:PHE:CE1	2.60	0.62
41:BX:33:SER:H	41:BX:36:GLU:HG3	1.63	0.62
42:BY:55:PHE:O	42:BY:58:GLU:HB2	1.97	0.62
45:BU:13:ARG:NH1	45:BU:13:ARG:H	1.95	0.62
47:B2:5:VAL:HG12	47:B2:6:GLN:H	0.54	0.62
47:B2:24:LYS:O	47:B2:26:GLU:OE2	2.17	0.62
52:B6:21:TYR:HE1	52:B6:43:VAL:HG21	1.64	0.62
52:B6:40:TYR:H	52:B6:50:PHE:HE1	1.36	0.62
1:AA:940:C:H2'	1:AA:941:G:H8	1.64	0.62
1:AA:1286:A:H1'	24:AU:22:ARG:HH21	1.63	0.62
1:AA:1358:U:OP1	17:AN:34:TYR:CA	2.47	0.62
13:AJ:11:PHE:CZ	17:AN:55:GLY:HA3	2.34	0.62
27:BA:197:A:C5	27:BA:2430:A:N7	2.67	0.62
27:BA:324:A:N6	27:BA:339:U:H1'	2.12	0.62
27:BA:1655:A:H4'	29:BE:211:GLN:HA	1.80	0.62
27:BA:1801:G:OP1	27:BA:1801:G:C8	2.47	0.62
27:BA:2061:G:C1'	27:BA:2503:A:C2	2.82	0.62
27:BA:2320:A:C6	38:BS:9:PRO:CG	2.79	0.62
27:BA:2352:A:H2	49:B0:30:VAL:HG12	0.85	0.62
27:BA:2355:C:H5'	49:B0:21:LEU:HD22	1.80	0.62
27:BA:2421:G:OP1	52:B6:4:ASP:OD1	2.17	0.62
27:BA:2434:A:HO2'	27:BA:2435:A:P	2.22	0.62
27:BA:2447:G:C2	27:BA:2500:U:C4	2.85	0.62
27:BA:2450:A:H5''	27:BA:2497:A:H61	1.53	0.62
27:BA:2475:C:O2'	27:BA:2477:C:P	2.57	0.62
27:BA:2533:A:H2'	27:BA:2534:A:H8	1.64	0.62
27:BA:2615:U:H2'	27:BA:2616:C:H6	1.63	0.62
27:BA:2838:G:C2	27:BA:2881:C:C2	2.87	0.62
27:BA:2842:G:H1	27:BA:2875:C:H42	1.47	0.62
27:BA:2894:G:N3	27:BA:2894:G:H2'	2.14	0.62
30:BF:104:ASP:HB2	30:BF:105:LYS:HD2	1.81	0.62
32:BH:128:THR:HG23	32:BH:129:LYS:N	2.14	0.62
33:BI:133:LEU:HB2	33:BI:138:THR:HA	1.80	0.62
35:BO:11:ALA:C	35:BO:99:PHE:HB2	2.18	0.62
35:BO:101:PRO:CA	35:BO:120:GLU:O	2.47	0.62
36:BP:61:ALA:CB	36:BP:107:LYS:NZ	2.62	0.62
36:BP:125:PHE:H	36:BP:130:ARG:HH21	1.47	0.62
38:BS:20:TYR:CD2	38:BS:21:HIS:HD2	2.17	0.62
38:BS:86:LEU:CD2	38:BS:124:ASP:CB	2.76	0.62

*Continued on next page...*

*Continued from previous page...*

Atom-1	Atom-2	Interatomic distance (Å)	Clash overlap (Å)
41:BX:25:GLN:OE1	41:BX:25:GLN:HA	1.98	0.62
41:BX:52:VAL:C	41:BX:53:ASN:HD22	2.02	0.62
42:BY:109:GLU:HG2	42:BY:109:GLU:O	1.97	0.62
43:BZ:40:ASP:HB2	43:BZ:41:ARG:HE	1.60	0.62
43:BZ:151:ASP:HB3	43:BZ:153:LYS:HZ1	1.60	0.62
44:BR:96:ARG:HG2	44:BR:115:GLU:HG3	1.81	0.62
46:BV:59:GLU:HG2	46:BV:100:GLY:H	1.63	0.62
48:B3:50:VAL:O	48:B3:53:LEU:N	2.27	0.62
51:B5:15:LYS:O	51:B5:16:ARG:O	2.17	0.62
1:AA:18:C:N3	1:AA:917:G:N2	2.42	0.62
1:AA:1210:C:H4'	1:AA:1214:C:H42	1.65	0.62
15:AL:54:LYS:HG2	15:AL:75:HIS:CE1	2.34	0.62
27:BA:84:A:OP1	42:BY:20:HIS:CD2	2.52	0.62
27:BA:464:U:O2'	53:B7:12:ARG:NH2	2.32	0.62
27:BA:907:U:O2'	37:BQ:88:PHE:CE1	2.52	0.62
27:BA:931:G:P	48:B3:27:GLY:CA	2.87	0.62
27:BA:1216:G:N2	27:BA:1234:U:H1'	2.14	0.62
27:BA:1575:C:H2'	27:BA:1576:U:O2	1.99	0.62
27:BA:2077:A:H2	27:BA:2244:U:C2	2.17	0.62
27:BA:2080:G:C6	27:BA:2241:A:N1	2.67	0.62
27:BA:2398:U:C6	27:BA:2398:U:C3'	2.82	0.62
27:BA:2418:A:C2'	27:BA:2419:U:O4'	2.47	0.62
27:BA:2507:C:N4	27:BA:2582:G:N1	2.47	0.62
27:BA:2605:U:HO2'	27:BA:2606:C:P	2.20	0.62
27:BA:2608:G:H3'	27:BA:2608:G:C8	2.34	0.62
27:BA:2671:A:H2'	27:BA:2672:G:C8	2.34	0.62
27:BA:2692:C:H2'	27:BA:2693:A:O5'	2.00	0.62
27:BA:2709:G:C3'	27:BA:2710:C:H5'	2.28	0.62
27:BA:2745:C:C2'	27:BA:2746:U:O5'	2.46	0.62
27:BA:2779:U:H5'	27:BA:2781:A:C8	2.35	0.62
27:BA:2837:G:C6	27:BA:2882:A:C6	2.87	0.62
27:BA:2840:C:H5''	44:BR:53:HIS:CD2	2.34	0.62
27:BA:2857:G:C8	27:BA:2857:G:H3'	2.34	0.62
28:BD:197:GLY:O	28:BD:199:ARG:N	2.32	0.62
30:BF:103:ASN:O	30:BF:107:ARG:CG	2.47	0.62
30:BF:216:SER:O	30:BF:217:GLU:CB	2.47	0.62
31:BG:28:GLY:N	31:BG:69:ILE:HG21	2.15	0.62
31:BG:49:PRO:HB2	31:BG:72:LYS:CA	2.28	0.62
33:BI:141:LEU:CD1	33:BI:142:LYS:N	2.57	0.62
34:BN:50:GLU:O	34:BN:51:GLU:C	2.36	0.62
35:BO:3:GLN:HG2	35:BO:4:GLN:H	1.63	0.62

*Continued on next page...*



*Continued from previous page...*

Atom-1	Atom-2	Interatomic distance (Å)	Clash overlap (Å)
35:BO:71:ARG:NH2	35:BO:77:ILE:HG21	2.14	0.62
37:BQ:142:LYS:HE2	37:BQ:142:LYS:C	2.20	0.62
38:BS:115:VAL:O	38:BS:118:ILE:CG2	2.47	0.62
40:BW:17:VAL:HA	40:BW:20:VAL:HG21	1.80	0.62
40:BW:58:ALA:HA	40:BW:62:HIS:CB	2.15	0.62
41:BX:31:ARG:NE	41:BX:31:ARG:HA	2.14	0.62
42:BY:32:ARG:O	42:BY:34:GLU:CA	2.47	0.62
42:BY:66:ASP:C	42:BY:68:ASP:N	2.53	0.62
42:BY:102:ASP:O	42:BY:103:LEU:CD2	2.48	0.62
43:BZ:62:PHE:CE2	43:BZ:87:THR:CB	2.82	0.62
43:BZ:163:ASP:OD2	43:BZ:164:PRO:HD3	0.81	0.62
45:BU:117:ARG:CD	45:BU:118:GLN:H	2.11	0.62
46:BV:42:GLY:HA3	46:BV:54:TYR:HE2	1.56	0.62
47:B2:14:ALA:O	47:B2:17:GLU:HB2	1.98	0.62
47:B2:61:GLY:O	47:B2:62:GLU:C	2.38	0.62
49:B0:43:THR:HG23	49:B0:75:GLY:HA3	1.72	0.62
50:B4:73:LYS:OXT	50:B4:73:LYS:CG	2.43	0.62
52:B6:42:PRO:O	52:B6:44:ALA:N	2.32	0.62
1:AA:764:C:C2'	1:AA:765:G:H8	2.03	0.62
3:AW:44:A:O2'	3:AW:45:G:H5'	2.00	0.62
6:AC:29:TYR:CE2	17:AN:54:PRO:HG2	2.34	0.62
17:AN:24:CYS:HB2	17:AN:39:LEU:HA	1.81	0.62
26:BB:76:G:O3'	43:BZ:80:HIS:CG	2.53	0.62
26:BB:114:G:H1'	38:BS:46:GLN:HE21	1.65	0.62
27:BA:108:U:H2'	27:BA:109:G:C8	2.34	0.62
27:BA:669:G:N3	27:BA:801:G:N1	2.46	0.62
27:BA:687:C:C4'	53:B7:4:THR:CG2	2.77	0.62
27:BA:917:A:H3'	27:BA:918:A:H5''	1.82	0.62
27:BA:929:G:H21	48:B3:43:ILE:CA	2.12	0.62
27:BA:1022:G:H5''	34:BN:52:GLN:OE1	1.96	0.62
27:BA:1568:G:H3'	28:BD:60:GLN:CD	2.19	0.62
27:BA:1820:U:H3	28:BD:198:GLY:HA2	1.64	0.62
27:BA:2093:G:O2'	33:BI:29:PHE:CD2	2.53	0.62
27:BA:2193:G:H2'	27:BA:2194:G:O4'	1.99	0.62
27:BA:2253:G:O2'	27:BA:2254:C:P	2.58	0.62
27:BA:2258:C:OP2	27:BA:2258:C:O4'	2.18	0.62
27:BA:2258:C:C6	27:BA:2426:A:H4'	2.33	0.62
27:BA:2268:A:H3'	27:BA:2268:A:C8	2.35	0.62
27:BA:2331:G:H21	27:BA:2385:C:H5	0.76	0.62
27:BA:2739:U:H5	27:BA:2763:G:C2	2.17	0.62
28:BD:90:ILE:CG2	28:BD:91:ALA:N	2.61	0.62

*Continued on next page...*

*Continued from previous page...*

Atom-1	Atom-2	Interatomic distance (Å)	Clash overlap (Å)
28:BD:95:TYR:HB2	28:BD:99:GLU:O	1.99	0.62
28:BD:119:PRO:O	28:BD:133:ASN:ND2	2.31	0.62
29:BE:265:ASN:ND2	29:BE:265:ASN:C	2.52	0.62
30:BF:93:LYS:HB2	30:BF:96:LYS:HE3	1.80	0.62
31:BG:47:GLN:NE2	31:BG:79:MET:HG3	2.13	0.62
32:BH:30:GLY:CA	32:BH:78:VAL:O	2.46	0.62
32:BH:170:LEU:CD1	32:BH:170:LEU:C	2.62	0.62
34:BN:12:VAL:C	34:BN:38:VAL:HG22	2.20	0.62
34:BN:101:VAL:O	34:BN:102:ARG:HG3	1.99	0.62
35:BO:79:PHE:CD2	35:BO:79:PHE:N	2.66	0.62
37:BQ:82:LYS:CB	37:BQ:123:ILE:HG22	2.29	0.62
37:BQ:130:PRO:O	37:BQ:132:VAL:N	2.32	0.62
37:BQ:152:SER:CB	37:BQ:153:PRO:HD2	2.29	0.62
38:BS:70:GLY:O	38:BS:71:TRP:CE3	2.52	0.62
38:BS:76:GLY:O	38:BS:83:LEU:HD13	1.98	0.62
38:BS:100:ALA:H	38:BS:127:LEU:CD2	2.11	0.62
38:BS:122:ALA:HA	38:BS:125:ALA:HB3	1.80	0.62
39:BT:10:GLY:H	39:BT:52:THR:HB	1.64	0.62
41:BX:6:LYS:NZ	41:BX:29:ASP:N	2.46	0.62
43:BZ:51:LEU:HA	43:BZ:65:LEU:HD12	1.82	0.62
45:BU:69:ALA:O	45:BU:79:PHE:CZ	2.52	0.62
45:BU:69:ALA:HB3	45:BU:76:TYR:CZ	2.34	0.62
45:BU:89:ASP:CG	46:BV:51:ALA:N	2.44	0.62
45:BU:93:LYS:HD3	45:BU:93:LYS:N	2.13	0.62
46:BV:33:VAL:O	46:BV:62:GLU:CA	2.28	0.62
46:BV:39:PHE:CE2	46:BV:41:GLY:CA	2.82	0.62
47:B2:20:LEU:CD2	47:B2:53:ILE:HG23	2.29	0.62
48:B3:46:ASN:C	48:B3:48:GLU:OE1	2.37	0.62
48:B3:51:ALA:O	48:B3:52:HIS:C	2.33	0.62
52:B6:48:VAL:HG12	52:B6:49:VAL:O	1.99	0.62
53:B7:34:ARG:HG2	53:B7:35:ARG:N	2.13	0.62
1:AA:403:C:H42	1:AA:547:A:H5'	1.64	0.62
1:AA:436:C:C2'	1:AA:437:U:O4'	2.47	0.62
1:AA:562:C:H1'	15:AL:15:ARG:CD	2.30	0.62
1:AA:1193:G:O2'	8:AE:25:ARG:NH2	2.33	0.62
1:AA:1528:U:H2'	1:AA:1530:G:H5'	1.81	0.62
10:AG:71:PRO:HG2	10:AG:91:VAL:HG11	1.82	0.62
13:AJ:61:GLU:OE1	17:AN:49:HIS:CE1	2.47	0.62
18:AO:36:ILE:HD11	18:AO:60:VAL:HG22	1.81	0.62
27:BA:83:G:H5''	42:BY:20:HIS:CE1	2.33	0.62
27:BA:530:G:H1'	27:BA:532:A:OP2	1.99	0.62

*Continued on next page...*

*Continued from previous page...*

Atom-1	Atom-2	Interatomic distance (Å)	Clash overlap (Å)
27:BA:1139:G:OP1	34:BN:19:MET:O	2.17	0.62
27:BA:1222:C:H42	27:BA:1227:A:H61	1.45	0.62
27:BA:1649:G:O2'	44:BR:104:ARG:NH1	2.30	0.62
27:BA:1655:A:C5'	29:BE:211:GLN:HA	2.29	0.62
27:BA:1809:A:O2'	27:BA:1810:A:H5'	1.99	0.62
27:BA:1916:A:H8	27:BA:1916:A:OP2	1.81	0.62
27:BA:2014:A:H2'	27:BA:2015:A:C2	2.34	0.62
27:BA:2292:C:H42	27:BA:2340:G:H1	1.44	0.62
27:BA:2306:C:O2	31:BG:27:ILE:HA	1.99	0.62
27:BA:2333:A:O4'	27:BA:2335:A:N3	2.31	0.62
27:BA:2391:G:H2'	27:BA:2392:A:OP2	1.98	0.62
27:BA:2395:C:H4'	50:B4:28:ARG:HD2	1.81	0.62
27:BA:2396:G:N2	27:BA:2397:G:C8	2.67	0.62
27:BA:2427:C:H5'	27:BA:2427:C:H6	1.64	0.62
27:BA:2468:G:C2'	27:BA:2469:A:H5'	2.29	0.62
27:BA:2472:G:C2'	27:BA:2475:C:N4	2.42	0.62
27:BA:2504:U:C6	27:BA:2504:U:C4'	2.82	0.62
27:BA:2574:G:O2'	29:BE:240:PRO:HA	2.00	0.62
27:BA:2603:G:H5''	27:BA:2603:G:H8	1.64	0.62
27:BA:2653:U:C3'	27:BA:2654:A:N7	2.62	0.62
27:BA:2712:U:O3'	27:BA:712(A):A:C5'	2.40	0.62
27:BA:2748:A:C2	27:BA:2758:A:N7	2.66	0.62
27:BA:2756:U:C2'	27:BA:2756:U:O2	2.47	0.62
27:BA:2772:C:N4	27:BA:2773:C:N4	2.47	0.62
27:BA:2822:G:C8	27:BA:2822:G:OP2	2.52	0.62
27:BA:2870:C:N3	27:BA:2871:C:C6	2.67	0.62
36:BP:67:ARG:O	36:BP:68:GLU:C	2.37	0.62
36:BP:120:LEU:HD12	36:BP:122:ALA:HB3	1.81	0.62
37:BQ:58:HIS:N	37:BQ:61:LEU:CG	2.62	0.62
37:BQ:65:ARG:NE	37:BQ:122:PHE:CD2	2.67	0.62
37:BQ:116:HIS:O	37:BQ:117:GLY:C	2.38	0.62
43:BZ:5:ALA:O	43:BZ:33:ALA:CB	2.31	0.62
43:BZ:139:THR:O	43:BZ:140:LYS:HB2	2.00	0.62
43:BZ:140:LYS:CA	43:BZ:141:MET:SD	2.81	0.62
44:BR:52:ILE:O	44:BR:55:ALA:N	2.32	0.62
47:B2:29:ASN:C	47:B2:34:GLN:HG2	2.19	0.62
47:B2:55:ARG:O	47:B2:58:THR:CA	2.48	0.62
47:B2:60:GLN:O	47:B2:63:GLU:HB3	1.99	0.62
48:B3:6:VAL:HG22	48:B3:7:LYS:N	2.14	0.62
49:B0:31:VAL:O	49:B0:32:LYS:C	2.37	0.62
54:B8:9:MET:O	54:B8:14:ILE:CG1	2.48	0.62

*Continued on next page...*

*Continued from previous page...*

Atom-1	Atom-2	Interatomic distance (Å)	Clash overlap (Å)
1:AA:60:A:C6	1:AA:107:G:O2'	2.49	0.62
3:AW:76:A:O2'	27:BA:2395:C:N3	2.32	0.62
23:AT:23:ARG:HA	23:AT:26:ASN:HD21	1.64	0.62
27:BA:293:U:O2'	27:BA:294:A:O4'	2.16	0.62
27:BA:467:G:OP1	53:B7:30:ILE:HG23	1.99	0.62
27:BA:657:U:H2'	27:BA:658:C:C6	2.34	0.62
27:BA:2058:A:H2'	27:BA:2059:A:C8	2.35	0.62
27:BA:2100:G:N9	27:BA:2190:G:N2	2.48	0.62
27:BA:2276:G:N3	27:BA:2277:G:C8	2.67	0.62
27:BA:2347:C:H2'	27:BA:2348:U:H6	1.65	0.62
27:BA:2378:A:H1'	38:BS:26:LEU:HD22	1.80	0.62
27:BA:2478:A:H1'	27:BA:2529:G:N7	2.14	0.62
27:BA:2517:C:C4	27:BA:2542:A:N6	2.68	0.62
27:BA:2520:C:H6	27:BA:2567:G:H1'	1.64	0.62
27:BA:2569:G:N1	27:BA:2570:G:N7	2.47	0.62
27:BA:2638:G:C2	27:BA:2778:A:N6	2.63	0.62
27:BA:2684:U:C4	27:BA:2725:A:N6	2.67	0.62
27:BA:2792:G:H1'	27:BA:2805:G:N2	2.14	0.62
27:BA:2894:G:HO3'	27:BA:2895:U:P	2.20	0.62
28:BD:226:GLY:C	28:BD:227:VAL:HG12	2.12	0.62
30:BF:93:LYS:CB	30:BF:96:LYS:CE	2.78	0.62
31:BG:29:HIS:ND1	31:BG:69:ILE:HD11	2.14	0.62
32:BH:48:VAL:HG23	32:BH:49:ILE:N	2.14	0.62
32:BH:88:LEU:O	32:BH:88:LEU:HD23	1.98	0.62
34:BN:61:VAL:HG12	34:BN:62:ASP:N	2.13	0.62
35:BO:65:THR:HG1	35:BO:67:ARG:HG2	1.63	0.62
37:BQ:94:ARG:CZ	37:BQ:106:GLY:HA3	2.30	0.62
38:BS:34:LEU:O	38:BS:103:ASP:HB3	2.00	0.62
38:BS:111:PRO:O	38:BS:114:LYS:O	2.18	0.62
41:BX:52:VAL:CG2	41:BX:66:VAL:HG22	2.29	0.62
42:BY:26:THR:O	42:BY:27:LEU:CG	2.46	0.62
43:BZ:67:LYS:HZ2	43:BZ:67:LYS:CB	2.13	0.62
43:BZ:70:GLN:O	43:BZ:72:ASP:OD2	2.17	0.62
45:BU:109:LEU:O	45:BU:111:ASP:N	2.32	0.62
49:B0:24:LYS:O	49:B0:25:LYS:HB2	1.98	0.62
50:B4:7:PRO:HD2	50:B4:56:VAL:HG21	0.66	0.62
50:B4:63:PHE:O	50:B4:66:SER:N	2.33	0.62
51:B5:11:THR:CB	51:B5:16:ARG:HE	2.09	0.62
51:B5:40:LYS:HD2	51:B5:49:CYS:SG	2.38	0.62
1:AA:323:U:H3	1:AA:327:A:H62	1.45	0.62
3:AW:37:YYG:C21	3:AW:37:YYG:H101	2.30	0.62

*Continued on next page...*

*Continued from previous page...*

Atom-1	Atom-2	Interatomic distance (Å)	Clash overlap (Å)
7:AD:23:GLY:N	7:AD:113:SER:HB3	2.15	0.62
10:AG:111:ARG:HD2	10:AG:123:GLU:HB2	1.81	0.62
27:BA:76:C:C3'	47:B2:55:ARG:HG3	2.29	0.62
27:BA:153:C:H42	27:BA:173:G:H1	1.47	0.62
27:BA:1006:C:O2'	34:BN:86:MET:HB3	1.99	0.62
27:BA:1156:A:P	45:BU:55:ARG:HH12	2.23	0.62
27:BA:1263:U:C1'	51:B5:16:ARG:HH22	2.13	0.62
27:BA:1284:A:H2'	27:BA:1285:G:C8	2.33	0.62
27:BA:1418:G:H1	27:BA:1577:C:H3'	1.64	0.62
27:BA:1889:A:H2'	27:BA:1890:A:C8	2.35	0.62
27:BA:2077:A:C2	27:BA:2244:U:C2	2.87	0.62
27:BA:2354:G:O5'	49:B0:31:VAL:HG21	2.00	0.62
27:BA:2389:G:OP1	27:BA:2390:U:C5'	2.42	0.62
27:BA:2863:C:N3	27:BA:2864:G:N7	2.47	0.62
29:BE:70:VAL:CG1	29:BE:295:LEU:HD23	2.30	0.62
30:BF:1:MET:O	30:BF:18:LEU:HD23	1.99	0.62
31:BG:38:GLU:CA	31:BG:41:LEU:HD12	2.30	0.62
33:BI:80:PRO:O	33:BI:148:GLN:HG2	1.99	0.62
34:BN:12:VAL:CB	34:BN:38:VAL:HG22	2.30	0.62
36:BP:62:ALA:HB2	36:BP:105:TYR:CB	2.22	0.62
36:BP:128:GLY:O	36:BP:132:LYS:HD3	1.99	0.62
38:BS:27:LEU:CD1	38:BS:28:LYS:N	2.62	0.62
38:BS:30:GLY:O	38:BS:31:LYS:CB	2.47	0.62
38:BS:97:VAL:HG12	38:BS:98:GLU:N	2.13	0.62
39:BT:8:TYR:O	39:BT:53:ASP:HB2	1.99	0.62
40:BW:8:ARG:CD	40:BW:9:TYR:HD1	2.12	0.62
40:BW:19:LEU:O	40:BW:20:VAL:C	2.37	0.62
41:BX:18:MET:CE	41:BX:25:GLN:O	2.35	0.62
41:BX:38:ALA:HB1	41:BX:49:VAL:HG13	1.81	0.62
42:BY:64:ASN:O	42:BY:72:ILE:CG2	2.34	0.62
43:BZ:52:PHE:H	43:BZ:65:LEU:HD11	1.64	0.62
48:B3:8:LEU:CD2	48:B3:32:GLN:N	2.59	0.62
48:B3:25:ALA:C	48:B3:27:GLY:N	2.51	0.62
49:B0:6:GLY:O	49:B0:8:GLY:N	2.32	0.62
50:B4:47:GLU:OE2	50:B4:73:LYS:NZ	2.27	0.62
53:B7:43:THR:C	53:B7:46:ASP:OD1	2.35	0.62
1:AA:965:A:O2'	1:AA:966:G:C5'	2.47	0.62
26:BB:24:G:C6	26:BB:56:G:N3	2.67	0.62
27:BA:30:G:H2'	27:BA:31:C:C6	2.35	0.62
27:BA:302:C:H2'	27:BA:303:U:C6	2.35	0.62
27:BA:450:G:OP2	30:BF:85:LYS:O	2.17	0.62

*Continued on next page...*

*Continued from previous page...*

Atom-1	Atom-2	Interatomic distance (Å)	Clash overlap (Å)
27:BA:771:G:OP2	53:B7:11:LYS:NZ	2.33	0.62
27:BA:1140:C:H4'	27:BA:142(A):A:C6	2.34	0.62
27:BA:1264:G:OP1	51:B5:11:THR:HG21	2.00	0.62
27:BA:1980:G:C6	27:BA:1982:C:N4	2.68	0.62
27:BA:2207:C:C2	27:BA:2218:G:N1	2.68	0.62
27:BA:2208:U:H2'	27:BA:2209:C:H6	1.63	0.62
27:BA:2211:G:N3	27:BA:2211:G:C2'	2.62	0.62
27:BA:2246:G:H2'	27:BA:2247:A:C8	2.34	0.62
27:BA:2259:G:C2	27:BA:2282:G:O6	2.49	0.62
27:BA:2397:G:C2	27:BA:2398:U:C2	2.88	0.62
27:BA:2503:A:C4'	27:BA:2504:U:OP1	2.38	0.62
27:BA:2516:G:N2	27:BA:2569:G:H1'	2.14	0.62
27:BA:2595:G:C2	27:BA:2597:G:O5'	2.53	0.62
27:BA:2850:A:C4	27:BA:2851:A:C8	2.87	0.62
28:BD:172:ILE:N	28:BD:182:MET:HE2	2.15	0.62
29:BE:80:ALA:CA	29:BE:187:HIS:NE2	2.63	0.62
30:BF:16:VAL:HG12	30:BF:17:ASP:N	2.13	0.62
30:BF:37:ALA:CB	30:BF:102:LEU:CD1	2.78	0.62
30:BF:52:ALA:HB2	30:BF:55:ARG:HH21	0.80	0.62
30:BF:58:ALA:HB2	30:BF:79:ARG:CB	2.30	0.62
32:BH:42:ILE:C	32:BH:52:THR:CG2	2.56	0.62
32:BH:75:VAL:C	32:BH:77:GLY:N	2.47	0.62
33:BI:144:HIS:CD2	33:BI:144:HIS:O	2.52	0.62
34:BN:21:ARG:HD2	34:BN:21:ARG:H	1.64	0.62
34:BN:83:ILE:HG13	34:BN:84:ARG:HG2	1.81	0.62
35:BO:14:SER:HB3	35:BO:86:ILE:CD1	2.30	0.62
35:BO:17:ARG:CZ	35:BO:47:THR:HA	2.30	0.62
36:BP:65:ASP:CB	36:BP:109:LEU:H	2.13	0.62
36:BP:114:VAL:HG12	36:BP:115:ARG:N	2.14	0.62
39:BT:6:CYS:SG	39:BT:31:PHE:HD2	2.23	0.62
42:BY:43:ASN:ND2	42:BY:102:ASP:O	2.33	0.62
42:BY:105:ASP:O	42:BY:108:ARG:N	2.22	0.62
43:BZ:17:SER:O	43:BZ:36:ARG:N	2.33	0.62
43:BZ:18:MET:HA	43:BZ:35:ASP:HA	1.82	0.62
43:BZ:26:LYS:N	43:BZ:84:TYR:HE1	1.95	0.62
44:BR:89:ASP:OD1	44:BR:90:ARG:CA	2.48	0.62
47:B2:20:LEU:CD2	47:B2:53:ILE:CG2	2.77	0.62
48:B3:59:VAL:C	48:B3:60:GLU:CG	2.62	0.62
50:B4:49:PHE:O	50:B4:50:LEU:O	2.17	0.62
1:AA:20:U:H1'	1:AA:572:A:C4	2.35	0.62
1:AA:261:U:C5	23:AT:79:ARG:CZ	2.83	0.62

*Continued on next page...*

*Continued from previous page...*

Atom-1	Atom-2	Interatomic distance (Å)	Clash overlap (Å)
1:AA:829:G:O2'	5:AB:26:PRO:HG2	1.99	0.62
2:AV:7:U:H5'	2:AV:8:U:P	2.39	0.62
3:AW:40:C:H2'	3:AW:41:U:H5'	1.82	0.62
3:AW:72:C:H2'	3:AW:73:A:H8	1.64	0.62
3:AW:73:A:O3'	50:B4:22:MET:SD	2.58	0.62
14:AK:99:GLN:HA	14:AK:105:VAL:HG21	1.82	0.62
20:AQ:67:LYS:O	20:AQ:68:ARG:CB	2.46	0.62
27:BA:443:A:N7	30:BF:43:LYS:HD3	2.14	0.62
27:BA:673:C:C4'	30:BF:82:GLN:CD	2.67	0.62
27:BA:2022:U:C4'	27:BA:2023:G:OP1	2.36	0.62
27:BA:2261:C:H2'	27:BA:2261:C:O2	1.99	0.62
27:BA:2353:G:C2	27:BA:2364:C:N3	2.62	0.62
27:BA:2468:G:N1	27:BA:2481:G:C5	2.67	0.62
27:BA:2476:A:N7	27:BA:2477:C:C6	2.66	0.62
27:BA:2721:A:C2	27:BA:2722:G:C8	2.87	0.62
27:BA:2822:G:OP1	29:BE:258:TYR:CE2	2.53	0.62
27:BA:2836:U:H3'	27:BA:2836:U:H6	1.64	0.62
27:BA:2885:C:N3	27:BA:2886:G:C1'	2.63	0.62
28:BD:71:ASP:HA	28:BD:73:ILE:HG13	1.82	0.62
28:BD:213:LYS:O	28:BD:215:LYS:HG2	1.99	0.62
29:BE:104:PHE:CB	29:BE:108:LEU:HD12	2.29	0.62
29:BE:242:ASN:N	29:BE:243:PRO:HD2	2.14	0.62
31:BG:24:HIS:CB	31:BG:72:LYS:HA	2.26	0.62
32:BH:14:VAL:CG1	32:BH:14:VAL:O	2.40	0.62
32:BH:15:THR:HG23	32:BH:26:LYS:CA	2.29	0.62
32:BH:86:LEU:CD2	32:BH:87:GLU:H	2.09	0.62
33:BI:86:GLY:CA	33:BI:88:ARG:N	2.63	0.62
34:BN:42:GLU:CA	34:BN:132:LEU:O	2.47	0.62
34:BN:90:LYS:HZ3	34:BN:95:ARG:NH2	1.97	0.62
35:BO:71:ARG:C	35:BO:73:ASP:H	2.00	0.62
36:BP:129:ALA:O	36:BP:130:ARG:C	2.38	0.62
37:BQ:48:ASN:HD21	37:BQ:122:PHE:HD1	1.47	0.62
42:BY:102:ASP:HB3	42:BY:108:ARG:CZ	2.30	0.62
43:BZ:120:LEU:CD2	43:BZ:120:LEU:N	2.43	0.62
45:BU:20:ARG:NH1	46:BV:75:LYS:CD	2.63	0.62
46:BV:14:VAL:HG21	46:BV:19:VAL:HG21	0.77	0.62
49:B0:68:VAL:HG21	49:B0:72:LYS:HE3	1.82	0.62
1:AA:120:A:H3'	1:AA:120:A:C8	2.35	0.62
1:AA:426:G:H1'	7:AD:42:GLN:HG3	1.81	0.62
1:AA:940:C:OP2	10:AG:102:ARG:HD3	2.00	0.62
1:AA:1197:G:H2'	1:AA:1198:G:H5'	1.80	0.62

*Continued on next page...*

*Continued from previous page...*

Atom-1	Atom-2	Interatomic distance (Å)	Clash overlap (Å)
1:AA:1224:G:H4'	16:AM:102:ARG:HH11	1.65	0.62
1:AA:1400:C:N3	2:AV:34:G:N2	2.46	0.62
6:AC:12:LEU:CD1	17:AN:51:GLY:HA3	2.30	0.62
27:BA:530:G:C2	27:BA:2021:C:N1	2.68	0.62
27:BA:574:C:N4	27:BA:2054:A:C5'	2.61	0.62
27:BA:592:G:H2'	54:B8:3:LYS:CD	2.30	0.62
27:BA:673:C:C5'	30:BF:80:VAL:HG11	2.30	0.62
27:BA:1324:G:H4'	27:BA:1616:A:N7	2.14	0.62
27:BA:1417:C:H3'	27:BA:1418:G:H8	1.65	0.62
27:BA:1598:C:H5'	41:BX:34:LYS:HB2	1.81	0.62
27:BA:1656:C:P	29:BE:233:ARG:HD3	2.40	0.62
27:BA:1912:A:N7	27:BA:1918:A:H2	1.97	0.62
27:BA:2228:G:H5'	27:BA:2229:C:OP2	1.99	0.62
27:BA:2261:C:H3'	49:B0:14:ARG:HH21	1.64	0.62
27:BA:2403:C:H42	27:BA:2414:G:H1	1.46	0.62
27:BA:2488:A:C8	27:BA:2488:A:C3'	2.83	0.62
27:BA:2516:G:N7	27:BA:2517:C:N4	2.47	0.62
27:BA:2606:C:C6	27:BA:2606:C:H5'	2.34	0.62
27:BA:2641:G:C6	27:BA:2774:C:C5	2.87	0.62
27:BA:2652:C:C2'	27:BA:2653:U:H6	2.11	0.62
27:BA:2653:U:H3'	27:BA:2654:A:N7	2.15	0.62
27:BA:2681:C:H1'	27:BA:2682:U:C5	2.35	0.62
27:BA:2801:A:H2	27:BA:2895:U:HO2'	0.75	0.62
27:BA:2827:C:C2	27:BA:2828:C:C5	2.88	0.62
30:BF:11:ASN:CG	30:BF:160:LEU:HD11	2.20	0.62
30:BF:196:THR:OG1	30:BF:201:SER:OG	1.84	0.62
31:BG:142:ALA:CB	31:BG:151:ILE:CG1	2.65	0.62
33:BI:2:LYS:HG2	33:BI:39:ALA:N	2.15	0.62
34:BN:15:ARG:HG2	34:BN:43:ARG:CB	2.30	0.62
34:BN:136:SER:CA	34:BN:139:LEU:CD2	2.78	0.62
37:BQ:41:THR:OG1	37:BQ:126:VAL:CA	2.43	0.62
39:BT:37:GLU:O	39:BT:39:ASN:N	2.33	0.62
40:BW:32:ALA:CA	40:BW:35:ILE:HD11	2.27	0.62
40:BW:32:ALA:C	40:BW:34:ASN:N	2.53	0.62
40:BW:70:TYR:CE2	40:BW:72:LYS:N	2.68	0.62
41:BX:9:HIS:NE2	41:BX:27:ALA:HB2	2.14	0.62
44:BR:52:ILE:C	44:BR:54:LEU:H	2.02	0.62
44:BR:99:LYS:HA	44:BR:112:ALA:HB1	1.81	0.62
45:BU:28:ARG:CA	45:BU:31:GLN:OE1	2.48	0.62
45:BU:57:PHE:C	45:BU:59:ARG:H	2.03	0.62
45:BU:99:ALA:HA	45:BU:106:PHE:HB2	1.76	0.62

*Continued on next page...*



*Continued from previous page...*

Atom-1	Atom-2	Interatomic distance (Å)	Clash overlap (Å)
46:BV:72:ARG:O	46:BV:74:TYR:CE2	2.53	0.62
47:B2:26:GLU:O	47:B2:29:ASN:HB2	2.00	0.62
48:B3:26:LEU:HD21	48:B3:46:ASN:CB	2.26	0.62
50:B4:64:GLY:O	50:B4:67:TYR:C	2.38	0.62
52:B6:2:ALA:HB2	52:B6:11:LYS:HZ1	1.57	0.62
53:B7:11:LYS:HA	53:B7:11:LYS:HE3	1.80	0.62
1:AA:671:G:H5'	9:AF:77:ARG:NH2	2.07	0.61
1:AA:1091:U:OP1	1:AA:1172:C:H4'	2.00	0.61
1:AA:1287:A:H61	1:AA:1371:G:H4'	1.62	0.61
1:AA:1314:C:H3'	22:AS:6:LYS:CD	2.27	0.61
7:AD:23:GLY:HA2	7:AD:112:VAL:C	2.20	0.61
8:AE:79:GLU:HG3	8:AE:93:PRO:HD2	1.82	0.61
14:AK:65:ALA:HB1	14:AK:98:LEU:HG	1.81	0.61
27:BA:138:G:C5'	41:BX:43:GLU:CG	2.61	0.61
27:BA:322:A:OP2	27:BA:322:A:C8	2.50	0.61
27:BA:387:U:H3'	50:B4:23:GLU:OE2	2.00	0.61
27:BA:563:G:C6	27:BA:2018:G:C6	2.88	0.61
27:BA:684:G:N2	27:BA:794:G:C2	2.69	0.61
27:BA:752:A:N7	27:BA:1781:C:O2	2.32	0.61
27:BA:865:C:N4	27:BA:908:C:N4	2.48	0.61
27:BA:1152:C:H4'	45:BU:77:SER:HA	1.81	0.61
27:BA:1426:G:H5''	27:BA:1427:A:H5''	1.81	0.61
27:BA:1567:A:C5	28:BD:84:PRO:HB3	2.35	0.61
27:BA:1652:A:H62	27:BA:1653:G:H21	1.48	0.61
27:BA:1924:C:C4	27:BA:1925:C:C4	2.88	0.61
27:BA:2021:C:OP2	51:B5:15:LYS:NZ	2.33	0.61
27:BA:2266:A:H4'	27:BA:2267:A:C2	2.35	0.61
27:BA:2361:A:C3'	27:BA:2362:G:H5'	2.30	0.61
27:BA:2384:G:O5'	27:BA:2386:C:OP1	2.18	0.61
27:BA:2488:A:N1	27:BA:2489:G:C5	2.68	0.61
27:BA:2522:U:O2'	27:BA:2647:U:OP1	2.17	0.61
27:BA:2544:G:C4	27:BA:2545:G:C8	2.88	0.61
27:BA:2572:A:C5'	27:BA:2574:G:C5'	2.64	0.61
27:BA:2618:G:C2'	27:BA:2619:C:O5'	2.47	0.61
27:BA:2665:A:H5''	27:BA:2665:A:C8	2.34	0.61
27:BA:712(A):A:C5'	27:BA:2713:A:H5''	2.26	0.61
27:BA:2744:G:C2	27:BA:2761:G:C2	2.88	0.61
27:BA:2759:G:C2'	27:BA:2760:C:C5'	2.78	0.61
28:BD:160:SER:C	28:BD:162:GLN:HE22	2.03	0.61
29:BE:77:PRO:HG2	29:BE:186:GLU:HB2	1.82	0.61
29:BE:301:PRO:O	29:BE:303:PRO:CD	2.27	0.61

*Continued on next page...*

*Continued from previous page...*

Atom-1	Atom-2	Interatomic distance (Å)	Clash overlap (Å)
30:BF:141:SER:OG	30:BF:144:PHE:CE1	2.51	0.61
32:BH:169:ARG:HA	32:BH:169:ARG:NE	2.15	0.61
33:BI:62:LEU:O	33:BI:66:LYS:HG3	2.00	0.61
33:BI:68:LEU:HA	33:BI:72:LEU:HD21	1.81	0.61
34:BN:36:VAL:O	34:BN:36:VAL:HG12	2.00	0.61
36:BP:66:VAL:CG1	36:BP:67:ARG:N	2.43	0.61
37:BQ:92:VAL:CG1	37:BQ:111:THR:N	2.49	0.61
37:BQ:131:ALA:HA	37:BQ:134:PHE:CD2	2.34	0.61
40:BW:82:LEU:O	40:BW:83:LYS:C	2.38	0.61
41:BX:52:VAL:CG2	41:BX:65:VAL:O	2.47	0.61
43:BZ:26:LYS:HB2	43:BZ:84:TYR:HH	1.65	0.61
43:BZ:103:ARG:NH1	43:BZ:137:ASP:O	2.32	0.61
44:BR:47:PHE:O	44:BR:49:ASP:N	2.32	0.61
46:BV:35:LEU:N	46:BV:60:VAL:HG13	2.14	0.61
48:B3:17:LYS:O	48:B3:18:ASP:C	2.37	0.61
49:B0:25:LYS:HE2	49:B0:57:HIS:ND1	2.15	0.61
55:B9:7:VAL:HG23	55:B9:36:GLN:OE1	2.00	0.61
1:AA:1291:G:OP1	10:AG:37:ASN:ND2	2.33	0.61
2:AV:12:U:O2'	27:BA:1924:C:C1'	2.48	0.61
6:AC:12:LEU:CD1	17:AN:51:GLY:CA	2.78	0.61
27:BA:70:G:H1'	27:BA:73:A:H1'	1.81	0.61
27:BA:144:C:H5''	41:BX:36:GLU:OE1	1.93	0.61
27:BA:185:U:H4'	27:BA:218:A:H4'	1.81	0.61
27:BA:198:C:H2'	27:BA:199:A:H5''	1.81	0.61
27:BA:248:G:N3	27:BA:2431:U:H4'	2.14	0.61
27:BA:660:G:H2'	27:BA:661:C:C6	2.34	0.61
27:BA:1034:G:H5'	55:B9:18:ARG:NH2	2.09	0.61
27:BA:1131:G:C4	34:BN:65:ASN:CG	2.63	0.61
27:BA:1270:C:H4'	27:BA:1271:G:C5'	2.21	0.61
27:BA:1819:A:H4'	27:BA:1820:U:C5'	2.30	0.61
27:BA:2206:C:C2'	27:BA:2207:C:O4'	2.47	0.61
27:BA:2259:G:N2	27:BA:2282:G:N1	2.46	0.61
27:BA:2304:G:H4'	31:BG:105:SER:C	2.20	0.61
27:BA:2416:C:C2	27:BA:2417:C:C5	2.88	0.61
27:BA:2504:U:H6	27:BA:2504:U:C4'	2.13	0.61
27:BA:2516:G:C6	27:BA:2569:G:C2	2.88	0.61
27:BA:2521:C:N3	27:BA:2522:U:C5	2.68	0.61
27:BA:2581:G:C6	27:BA:2610:C:H6	2.10	0.61
27:BA:2611:U:C5	51:B5:4:HIS:NE2	2.68	0.61
27:BA:2782:G:C8	27:BA:2782:G:P	2.93	0.61
27:BA:2787:C:H2'	27:BA:2787:C:O2	1.99	0.61

*Continued on next page...*

*Continued from previous page...*

Atom-1	Atom-2	Interatomic distance (Å)	Clash overlap (Å)
27:BA:2814:C:C2	27:BA:2815:C:C5	2.87	0.61
27:BA:2831:G:H1'	27:BA:2883:A:N3	2.15	0.61
27:BA:2852:G:C2	27:BA:2853:C:O2	2.52	0.61
27:BA:2886:G:N2	27:BA:2887:U:C1'	2.63	0.61
27:BA:2896:C:C6	27:BA:2896:C:C4'	2.83	0.61
28:BD:130:PRO:CA	28:BD:188:ARG:HA	2.29	0.61
28:BD:163:VAL:O	28:BD:163:VAL:HG12	2.00	0.61
32:BH:43:THR:HG22	32:BH:52:THR:HG22	1.75	0.61
32:BH:101:LYS:HZ3	32:BH:115:GLU:CB	2.10	0.61
32:BH:149:ALA:C	32:BH:161:ILE:HD11	2.15	0.61
32:BH:153:PRO:O	32:BH:154:GLU:C	2.38	0.61
33:BI:21:VAL:CG1	33:BI:30:LEU:CD1	2.66	0.61
33:BI:24:GLY:O	33:BI:25:TYR:C	2.39	0.61
35:BO:63:VAL:CG1	35:BO:102:VAL:CB	2.75	0.61
36:BP:141:GLU:O	36:BP:141:GLU:OE1	2.18	0.61
37:BQ:58:HIS:CE1	37:BQ:59:ASN:CB	2.77	0.61
38:BS:103:ASP:C	38:BS:105:GLY:H	2.04	0.61
38:BS:105:GLY:C	38:BS:106:LEU:CD2	2.61	0.61
40:BW:69:LEU:HD22	40:BW:109:GLU:HB2	1.83	0.61
42:BY:32:ARG:C	42:BY:34:GLU:N	2.52	0.61
43:BZ:45:GLN:HE21	43:BZ:45:GLN:H	1.45	0.61
45:BU:10:ARG:C	45:BU:13:ARG:HH12	2.03	0.61
46:BV:65:ARG:O	46:BV:93:ILE:CB	2.48	0.61
49:B0:40:GLN:N	49:B0:69:PHE:CZ	2.68	0.61
50:B4:47:GLU:HA	50:B4:53:GLU:H	1.66	0.61
55:B9:11:CYS:HB3	55:B9:32:HIS:CE1	2.36	0.61
1:AA:15:G:H4'	8:AE:24:ARG:HH22	1.64	0.61
1:AA:361(A):C:O3'	1:AA:1362:C:H5''	1.99	0.61
15:AL:54:LYS:HG3	15:AL:75:HIS:HE1	1.65	0.61
27:BA:458:G:H3'	53:B7:39:ARG:HB2	1.81	0.61
27:BA:780:G:N1	28:BD:233:ASP:CG	2.51	0.61
27:BA:989:G:C8	48:B3:13:ILE:CD1	2.83	0.61
27:BA:1268:A:H2'	27:BA:1269:A:C8	2.35	0.61
27:BA:1274:A:C2	27:BA:1302:A:H2	2.18	0.61
27:BA:1710:C:O2'	27:BA:2858:C:N3	2.32	0.61
27:BA:2043:C:C4	27:BA:2777:G:C4	2.88	0.61
27:BA:2069:G:C2	27:BA:2443:C:C2	2.89	0.61
27:BA:2077:A:H2	27:BA:2244:U:O2	1.83	0.61
27:BA:2233:U:O2	27:BA:2234:G:C1'	2.48	0.61
27:BA:2304:G:H5'	31:BG:105:SER:O	1.99	0.61
27:BA:2315:G:C5'	31:BG:133:ASN:HD22	2.13	0.61

*Continued on next page...*

*Continued from previous page...*

Atom-1	Atom-2	Interatomic distance (Å)	Clash overlap (Å)
27:BA:2423:U:N1	27:BA:2425:A:C5	2.68	0.61
27:BA:2455:G:N2	27:BA:2498:C:N4	2.48	0.61
27:BA:2562:U:O2	27:BA:2562:U:H2'	1.99	0.61
27:BA:2628:C:O2	27:BA:2781:A:C2'	2.47	0.61
27:BA:2693:A:C2	27:BA:2694:G:C4	2.88	0.61
27:BA:2785:C:N1	29:BE:100:TRP:CD1	2.67	0.61
27:BA:2805:G:H2'	27:BA:2807:G:C4'	2.30	0.61
27:BA:2817:G:C2	27:BA:2818:G:C4	2.88	0.61
28:BD:167:GLU:CA	28:BD:170:TYR:CD1	2.82	0.61
29:BE:39:GLN:CD	29:BE:174:LEU:CG	2.68	0.61
29:BE:81:VAL:CB	29:BE:100:TRP:CZ3	2.83	0.61
30:BF:84:VAL:H	30:BF:87:ARG:HE	1.49	0.61
33:BI:63:ALA:HA	33:BI:66:LYS:HE2	1.81	0.61
33:BI:68:LEU:CD1	33:BI:108:LEU:CD1	2.78	0.61
33:BI:133:LEU:HD12	33:BI:138:THR:O	1.99	0.61
34:BN:60:ARG:C	34:BN:71:TYR:CD2	2.73	0.61
35:BO:63:VAL:CG1	35:BO:102:VAL:HG22	2.30	0.61
36:BP:113:GLN:O	36:BP:115:ARG:CD	2.48	0.61
37:BQ:85:ILE:HA	37:BQ:122:PHE:HB3	1.81	0.61
37:BQ:131:ALA:CA	37:BQ:134:PHE:CE2	2.83	0.61
41:BX:14:ALA:HB1	41:BX:18:MET:HE2	1.81	0.61
41:BX:33:SER:O	41:BX:37:VAL:HB	1.99	0.61
43:BZ:9:THR:O	43:BZ:13:LYS:HB2	2.00	0.61
43:BZ:46:GLN:C	43:BZ:49:THR:OG1	2.37	0.61
43:BZ:125:PRO:CG	43:BZ:130:ILE:CG2	2.78	0.61
44:BR:62:ALA:HB1	44:BR:80:PHE:CZ	2.35	0.61
44:BR:97:VAL:HG13	44:BR:114:VAL:HG21	1.82	0.61
46:BV:61:VAL:HG21	46:BV:97:GLY:CA	2.12	0.61
46:BV:61:VAL:C	46:BV:98:ILE:HD12	2.18	0.61
1:AA:595:G:H2'	1:AA:641:U:O4	2.01	0.61
1:AA:741:G:O2'	18:AO:55:GLY:HA3	2.00	0.61
1:AA:1248:A:C2'	12:AI:70:LYS:HZ1	2.12	0.61
3:AW:72:C:H2'	3:AW:73:A:O4'	1.99	0.61
7:AD:70:ILE:CD1	7:AD:100:ARG:CZ	2.77	0.61
12:AI:32:ASP:HB3	12:AI:35:GLU:HB2	1.83	0.61
26:BB:42:C:O2'	31:BG:47:GLN:HA	2.00	0.61
26:BB:74:U:C2	43:BZ:29:ASN:ND2	2.65	0.61
27:BA:245:G:OP2	36:BP:53:ARG:CZ	2.48	0.61
27:BA:460:A:C8	27:BA:461:C:C5	2.89	0.61
27:BA:729:G:N2	27:BA:1775:U:C6	2.69	0.61
27:BA:994:C:HO2'	45:BU:54:LYS:HA	1.65	0.61

*Continued on next page...*

*Continued from previous page...*

Atom-1	Atom-2	Interatomic distance (Å)	Clash overlap (Å)
27:BA:1223:C:N4	46:BV:87:ARG:HE	1.98	0.61
27:BA:1610:A:H8	27:BA:1610:A:OP2	1.83	0.61
27:BA:2251:G:H3'	37:BQ:102:ARG:HH22	1.65	0.61
27:BA:2252:G:C6	27:BA:2253:G:O6	2.54	0.61
27:BA:2276:G:C4	27:BA:2277:G:C8	2.89	0.61
27:BA:2337:G:C6	27:BA:2338:G:O6	2.53	0.61
27:BA:2520:C:O2'	27:BA:2521:C:C5'	2.47	0.61
27:BA:2526:G:N7	27:BA:2527:C:H5	1.98	0.61
27:BA:2573:C:OP1	27:BA:2575:C:OP2	2.18	0.61
27:BA:2611:U:H3'	27:BA:2611:U:C6	2.32	0.61
27:BA:2712:U:C3'	27:BA:2714:G:P	2.85	0.61
28:BD:71:ASP:C	28:BD:73:ILE:N	2.50	0.61
28:BD:202:LYS:O	28:BD:204:PHE:CE1	2.50	0.61
29:BE:202:ALA:HA	29:BE:262:THR:CB	2.30	0.61
29:BE:271:ILE:CD1	29:BE:294:THR:CG2	2.73	0.61
31:BG:98:PHE:C	31:BG:104:PHE:CD2	2.73	0.61
32:BH:60:HIS:O	32:BH:63:LEU:HB3	2.00	0.61
32:BH:67:THR:O	32:BH:68:ARG:C	2.38	0.61
33:BI:98:ILE:O	33:BI:99:ALA:C	2.39	0.61
36:BP:77:ALA:CA	36:BP:81:VAL:HG11	2.24	0.61
37:BQ:43:PRO:O	37:BQ:125:TRP:CZ2	2.53	0.61
37:BQ:67:ALA:CA	37:BQ:71:PHE:HE1	2.14	0.61
38:BS:76:GLY:C	38:BS:80:SER:C	2.59	0.61
38:BS:117:ALA:CA	38:BS:120:GLU:CD	2.65	0.61
45:BU:15:LYS:HG2	45:BU:19:LYS:HE2	1.82	0.61
45:BU:109:LEU:O	45:BU:110:VAL:C	2.37	0.61
45:BU:117:ARG:NE	45:BU:118:GLN:HG2	2.14	0.61
47:B2:23:LEU:N	47:B2:26:GLU:OE1	2.33	0.61
47:B2:35:ALA:O	47:B2:38:GLY:N	2.29	0.61
49:B0:48:GLY:CA	49:B0:55:ARG:CA	2.79	0.61
50:B4:14:ILE:CB	50:B4:37:SER:O	2.42	0.61
1:AA:1004:A:O2'	1:AA:1037:C:C2	2.54	0.61
27:BA:54:G:H1'	53:B7:35:ARG:NH2	2.15	0.61
27:BA:85:G:OP1	42:BY:65:VAL:CG2	2.46	0.61
27:BA:220:G:H22	27:BA:427:U:H2'	1.66	0.61
27:BA:481:G:OP2	42:BY:81:LYS:CG	2.49	0.61
27:BA:566:U:C5'	46:BV:81:ARG:NH2	2.63	0.61
27:BA:669:G:O2'	27:BA:801:G:N2	2.34	0.61
27:BA:738:G:N2	27:BA:739:G:O2'	2.33	0.61
27:BA:974:G:C5	46:BV:80:TYR:CZ	2.87	0.61
27:BA:1221:C:H2'	27:BA:1221:C:O2	2.01	0.61

*Continued on next page...*

*Continued from previous page...*

Atom-1	Atom-2	Interatomic distance (Å)	Clash overlap (Å)
27:BA:2219:G:C2	27:BA:2224:G:O4'	2.53	0.61
27:BA:2331:G:N2	27:BA:2385:C:C5	2.43	0.61
27:BA:2344:U:H2'	27:BA:2344:U:O2	1.98	0.61
27:BA:2378:A:O3'	38:BS:30:GLY:HA2	2.00	0.61
27:BA:2400:G:C2	27:BA:2401:U:O2	2.54	0.61
27:BA:2567:G:H2'	27:BA:2568:C:C6	2.36	0.61
27:BA:2655:G:N3	27:BA:2655:G:C3'	2.63	0.61
27:BA:2688:U:N3	27:BA:2719:G:N3	2.48	0.61
27:BA:2755:C:C6	27:BA:2755:C:C4'	2.84	0.61
27:BA:2840:C:C2	27:BA:2841:C:C6	2.88	0.61
27:BA:2868:A:C2'	27:BA:2869:G:H5'	2.30	0.61
29:BE:61:PRO:HB3	29:BE:69:PRO:CA	2.30	0.61
30:BF:59:GLU:CB	30:BF:61:PHE:CE2	2.56	0.61
31:BG:27:ILE:O	31:BG:69:ILE:HD13	1.99	0.61
31:BG:51:ARG:NH1	31:BG:72:LYS:HB2	2.16	0.61
34:BN:7:ASP:O	34:BN:8:ALA:HB2	1.98	0.61
35:BO:86:ILE:CG2	35:BO:87:ILE:H	2.11	0.61
36:BP:94:ARG:CD	36:BP:120:LEU:CA	2.79	0.61
37:BQ:47:GLU:OE2	37:BQ:152:SER:N	2.34	0.61
37:BQ:65:ARG:CZ	37:BQ:122:PHE:CD2	2.78	0.61
37:BQ:136:TRP:CE3	37:BQ:139:ALA:CB	2.84	0.61
38:BS:30:GLY:O	38:BS:31:LYS:HB2	1.99	0.61
40:BW:26:GLY:HA2	40:BW:71:VAL:HG23	1.82	0.61
42:BY:43:ASN:ND2	42:BY:112:LEU:HD11	2.16	0.61
46:BV:33:VAL:CB	46:BV:63:HIS:CE1	2.79	0.61
46:BV:50:ASP:CA	46:BV:53:LYS:HE3	2.31	0.61
46:BV:59:GLU:CG	46:BV:99:GLN:HA	2.31	0.61
46:BV:61:VAL:HG23	46:BV:98:ILE:H	1.63	0.61
46:BV:94:LYS:C	46:BV:95:ILE:CG1	2.66	0.61
47:B2:39:ALA:HB3	47:B2:40:PRO:HD2	1.78	0.61
50:B4:14:ILE:HG22	50:B4:37:SER:N	2.10	0.61
51:B5:8:LYS:O	51:B5:9:LYS:CB	2.49	0.61
53:B7:33:ARG:HB3	53:B7:37:LYS:HD2	1.82	0.61
53:B7:43:THR:O	53:B7:46:ASP:N	2.34	0.61
55:B9:20:HIS:O	55:B9:22:ARG:N	2.32	0.61
1:AA:949:A:C4'	1:AA:1364:U:H3	2.13	0.61
1:AA:979:C:OP1	1:AA:1222:G:C6	2.53	0.61
2:AV:56:C:H1'	31:BG:56:ARG:HD2	1.82	0.61
3:AW:76:A:C8	27:BA:2422:A:C8	2.47	0.61
7:AD:78:LEU:HD21	7:AD:139:ARG:NH2	2.15	0.61
7:AD:88:VAL:HG13	8:AE:97:GLY:HA3	1.82	0.61

*Continued on next page...*

*Continued from previous page...*

Atom-1	Atom-2	Interatomic distance (Å)	Clash overlap (Å)
16:AM:24:GLY:O	16:AM:29:ARG:HD2	2.01	0.61
27:BA:458:G:C2'	53:B7:40:HIS:CE1	2.70	0.61
27:BA:472:A:H2'	27:BA:473:G:H5'	1.83	0.61
27:BA:647:G:H2'	27:BA:648:G:H8	1.65	0.61
27:BA:865:C:O2	27:BA:865:C:H2'	2.01	0.61
27:BA:1151:G:O3'	45:BU:81:ASN:CG	2.39	0.61
27:BA:1187:G:O4'	46:BV:82:ARG:NH2	2.33	0.61
27:BA:1227:A:H3'	27:BA:1227:A:H8	1.65	0.61
27:BA:1327:C:H3'	27:BA:1328:G:C8	2.35	0.61
27:BA:2321:G:N2	27:BA:2322:A:H1'	2.15	0.61
27:BA:2396:G:C8	27:BA:2396:G:O5'	2.53	0.61
27:BA:2409:G:H8	27:BA:2409:G:O5'	1.82	0.61
27:BA:2410:G:N9	27:BA:2411:A:N7	2.46	0.61
27:BA:2498:C:HO2'	27:BA:2499:C:C5'	2.12	0.61
27:BA:2519:U:C2	27:BA:2542:A:C6	2.88	0.61
27:BA:2695:C:O2'	27:BA:2696:U:O4'	2.19	0.61
27:BA:2695:C:C2'	27:BA:2696:U:H6	2.12	0.61
27:BA:2695:C:O2	27:BA:2696:U:C5	2.54	0.61
28:BD:154:VAL:O	28:BD:154:VAL:HG12	1.98	0.61
29:BE:229:GLN:O	29:BE:231:TRP:HD1	1.82	0.61
30:BF:220:THR:CA	30:BF:224:ALA:CB	2.76	0.61
31:BG:75:LEU:HD22	31:BG:79:MET:HB3	1.82	0.61
31:BG:141:VAL:N	31:BG:144:ARG:NH1	2.48	0.61
33:BI:35:LEU:O	33:BI:36:ALA:HB3	2.01	0.61
34:BN:63:ILE:CD1	34:BN:71:TYR:CE2	2.73	0.61
35:BO:35:ILE:HG13	35:BO:62:VAL:HG12	1.82	0.61
36:BP:77:ALA:HB2	36:BP:81:VAL:HG12	1.79	0.61
37:BQ:64:ALA:O	37:BQ:65:ARG:C	2.37	0.61
37:BQ:117:GLY:O	37:BQ:118:ALA:HB3	2.01	0.61
38:BS:17:ARG:NH1	38:BS:18:THR:HA	2.11	0.61
42:BY:74:VAL:O	42:BY:76:ASP:N	2.33	0.61
43:BZ:26:LYS:N	43:BZ:84:TYR:CZ	2.69	0.61
44:BR:25:ALA:O	44:BR:29:LEU:HD22	2.00	0.61
45:BU:72:HIS:HE1	45:BU:107:LYS:HA	1.66	0.61
46:BV:5:ILE:HD13	46:BV:12:TYR:CE1	2.36	0.61
46:BV:39:PHE:CE2	46:BV:41:GLY:N	2.68	0.61
47:B2:20:LEU:HD13	47:B2:23:LEU:CB	2.29	0.61
48:B3:22:ALA:CA	48:B3:46:ASN:ND2	2.58	0.61
49:B0:35:ASN:HA	49:B0:68:VAL:CG2	2.29	0.61
50:B4:5:LEU:C	50:B4:6:HIS:ND1	2.53	0.61
50:B4:17:GLN:HG2	50:B4:33:VAL:HG12	1.82	0.61

*Continued on next page...*

*Continued from previous page...*

Atom-1	Atom-2	Interatomic distance (Å)	Clash overlap (Å)
50:B4:68:ARG:CB	50:B4:72:LYS:CG	2.79	0.61
1:AA:579:G:O4'	1:AA:728:A:N3	2.33	0.61
1:AA:665:A:H1'	1:AA:733:A:H1'	1.83	0.61
1:AA:958:A:C4	22:AS:55:LYS:CD	2.73	0.61
1:AA:1220:G:H21	22:AS:54:GLY:HA2	1.66	0.61
1:AA:1237:C:H3'	1:AA:1238:A:P	2.40	0.61
1:AA:1377:A:P	10:AG:94:ARG:NH2	2.74	0.61
1:AA:1494:G:P	25:AY:117:GLY:CA	2.89	0.61
2:AV:10:G:O6	2:AV:26:G:C4	2.53	0.61
3:AW:37:YYG:C19	10:AG:78:ARG:O	2.48	0.61
15:AL:37:CYS:O	15:AL:79:GLU:HA	2.01	0.61
15:AL:54:LYS:HG2	15:AL:75:HIS:HE1	1.65	0.61
18:AO:3:ILE:HG21	18:AO:34:LEU:HD21	1.83	0.61
27:BA:530:G:O6	27:BA:2022:U:H5'	2.00	0.61
27:BA:848:G:H21	27:BA:933:A:H1'	1.66	0.61
27:BA:1287:A:C8	44:BR:104:ARG:CD	2.82	0.61
27:BA:1527:G:O5'	27:BA:1527:G:C8	2.53	0.61
27:BA:2046:G:N2	27:BA:2623:G:C4	2.68	0.61
27:BA:2081:C:H5'	50:B4:35:VAL:HG21	1.82	0.61
27:BA:2198:A:N3	27:BA:2198:A:H2'	2.16	0.61
27:BA:2246:G:C2	27:BA:2247:A:N7	2.69	0.61
27:BA:2262:U:C6	49:B0:14:ARG:NH2	2.60	0.61
27:BA:2508:G:H2'	27:BA:2509:G:C5'	2.29	0.61
27:BA:2525:G:N1	27:BA:2539:C:C4	2.68	0.61
27:BA:2542:A:O4'	27:BA:2542:A:P	2.57	0.61
27:BA:2549:G:C2	27:BA:2550:G:C8	2.88	0.61
27:BA:2557:G:C4	27:BA:2558:C:C5	2.89	0.61
27:BA:2574:G:C1'	29:BE:240:PRO:HB3	2.30	0.61
27:BA:2734:A:N7	27:BA:2735:G:N7	2.48	0.61
27:BA:2742:C:O5'	55:B9:35:ARG:NH1	2.34	0.61
27:BA:2752:C:N4	27:BA:2753:A:N1	2.49	0.61
28:BD:146:LYS:CG	28:BD:147:PRO:HD2	2.25	0.61
29:BE:81:VAL:CB	29:BE:100:TRP:HZ3	2.13	0.61
31:BG:156:ARG:O	31:BG:156:ARG:CG	2.49	0.61
33:BI:109:LYS:CE	33:BI:109:LYS:N	2.57	0.61
34:BN:10:VAL:CG1	34:BN:36:VAL:HA	2.29	0.61
37:BQ:137:ARG:CD	37:BQ:138:ARG:N	2.62	0.61
42:BY:41:ARG:CB	42:BY:112:LEU:CA	2.72	0.61
43:BZ:13:LYS:O	43:BZ:18:MET:O	2.18	0.61
46:BV:50:ASP:CB	46:BV:53:LYS:CG	2.28	0.61
50:B4:58:LYS:HG2	50:B4:62:ARG:CZ	2.31	0.61

*Continued on next page...*



*Continued from previous page...*

Atom-1	Atom-2	Interatomic distance (Å)	Clash overlap (Å)
51:B5:41:LEU:O	51:B5:42:SER:C	2.38	0.61
53:B7:26:SER:O	53:B7:29:ASN:CB	2.42	0.61
1:AA:357:G:H1'	1:AA:368:U:O2	2.01	0.61
1:AA:1061:G:O4'	13:AJ:56:HIS:CE1	2.54	0.61
5:AB:102:LEU:HD23	5:AB:177:ALA:HB2	1.83	0.61
9:AF:69:GLU:O	9:AF:72:VAL:HG23	2.01	0.61
27:BA:29:U:O3'	45:BU:8:ILE:HG13	2.01	0.61
27:BA:72:U:N3	27:BA:112:U:H1'	2.15	0.61
27:BA:94:G:O3'	47:B2:41:GLU:CD	2.39	0.61
27:BA:535:C:H5''	45:BU:53:LYS:HE2	1.82	0.61
27:BA:606:U:OP1	30:BF:104:ASP:HB2	2.01	0.61
27:BA:617:G:H4'	30:BF:219:ASN:CG	2.17	0.61
27:BA:1365:A:H5''	50:B4:3:LYS:NZ	2.16	0.61
27:BA:1818:U:P	28:BD:155:ARG:HB3	2.41	0.61
27:BA:2056:G:H21	51:B5:8:LYS:HZ1	1.49	0.61
27:BA:2395:C:C4'	50:B4:28:ARG:HH11	2.14	0.61
27:BA:2454:G:O2'	27:BA:2455:G:C5'	2.48	0.61
27:BA:2459:A:N7	27:BA:2460:U:C4	2.69	0.61
27:BA:2514:U:H2'	27:BA:2515:C:O4'	2.00	0.61
27:BA:2605:U:O2'	27:BA:2606:C:H5''	2.01	0.61
27:BA:2740:A:C1'	27:BA:2741:A:C8	2.84	0.61
27:BA:2809:A:N3	27:BA:2811:G:O6	2.34	0.61
27:BA:2854:G:N2	27:BA:2864:G:C4	2.69	0.61
28:BD:208:GLY:O	28:BD:211:HIS:CG	2.53	0.61
29:BE:247:ARG:HD2	29:BE:249:THR:OG1	2.01	0.61
29:BE:303:PRO:HB2	29:BE:307:LEU:HB3	1.83	0.61
30:BF:16:VAL:CG1	30:BF:17:ASP:N	2.63	0.61
30:BF:52:ALA:C	30:BF:55:ARG:HB3	2.20	0.61
30:BF:193:LEU:HD11	30:BF:231:ARG:CB	2.31	0.61
33:BI:43:ASN:HA	33:BI:46:ALA:HB2	1.81	0.61
33:BI:80:PRO:CA	33:BI:146:THR:HG23	2.30	0.61
33:BI:129:VAL:O	33:BI:131:VAL:HG23	2.00	0.61
35:BO:16:ALA:O	35:BO:17:ARG:HG3	2.00	0.61
36:BP:57:VAL:O	36:BP:58:GLN:HB3	2.01	0.61
36:BP:120:LEU:HD12	36:BP:122:ALA:CB	2.30	0.61
37:BQ:84:ARG:NH2	37:BQ:123:ILE:HD12	2.15	0.61
37:BQ:94:ARG:CZ	37:BQ:106:GLY:CA	2.78	0.61
38:BS:27:LEU:C	38:BS:27:LEU:CD1	2.66	0.61
39:BT:53:ASP:CA	39:BT:56:ARG:HE	2.13	0.61
40:BW:88:ARG:O	40:BW:91:GLY:N	2.29	0.61
42:BY:71:VAL:HG12	42:BY:91:LEU:HB2	1.83	0.61

*Continued on next page...*

*Continued from previous page...*

Atom-1	Atom-2	Interatomic distance (Å)	Clash overlap (Å)
43:BZ:163:ASP:OD2	43:BZ:164:PRO:HD2	0.79	0.61
44:BR:86:ARG:C	44:BR:87:TYR:HD2	2.03	0.61
45:BU:26:GLY:O	45:BU:27:SER:CB	2.44	0.61
45:BU:92:ARG:O	45:BU:95:LEU:CB	2.48	0.61
46:BV:3:ALA:N	46:BV:14:VAL:O	2.30	0.61
46:BV:40:VAL:CA	46:BV:51:ALA:HA	2.31	0.61
49:B0:61:ALA:CB	49:B0:80:SER:CA	2.78	0.61
49:B0:65:GLY:HA2	49:B0:66:LYS:NZ	2.06	0.61
50:B4:15:ILE:CD1	50:B4:15:ILE:H	2.12	0.61
1:AA:1060:C:H4'	13:AJ:52:GLY:N	2.15	0.61
7:AD:98:GLU:CD	7:AD:103:ASN:HD21	2.04	0.61
7:AD:173:TRP:CD2	7:AD:189:PRO:HB3	2.35	0.61
8:AE:11:ILE:HD11	8:AE:108:ALA:HB2	1.83	0.61
27:BA:10:G:C2	27:BA:2629:A:C6	2.89	0.61
27:BA:144:C:H2'	27:BA:145:G:H8	1.65	0.61
27:BA:294:A:C8	27:BA:294:A:H3'	2.36	0.61
27:BA:439:G:H5''	42:BY:6:LYS:NZ	2.16	0.61
27:BA:689:A:H2'	27:BA:690:G:O4'	2.01	0.61
27:BA:783:A:N1	27:BA:785:G:H1'	2.16	0.61
27:BA:784:A:O2'	27:BA:785:G:H5''	2.00	0.61
27:BA:974(A):C:C6	27:BA:989:G:N1	2.69	0.61
27:BA:974(A):C:H2'	27:BA:974(A):C:O2	2.00	0.61
27:BA:1204:A:O2'	30:BF:230:GLY:N	2.33	0.61
27:BA:1791:A:P	28:BD:210:LYS:HD3	2.37	0.61
27:BA:1791:A:C8	27:BA:1792:G:C8	2.88	0.61
27:BA:1800:C:H3'	27:BA:1800:C:H6	1.65	0.61
27:BA:2080:G:H5'	50:B4:32:HIS:HB3	1.82	0.61
27:BA:2423:U:C1'	27:BA:2425:A:C8	2.83	0.61
27:BA:2425:A:C2'	27:BA:2426:A:OP2	2.48	0.61
27:BA:2503:A:C8	27:BA:2503:A:H3'	2.34	0.61
27:BA:2619:C:H2'	27:BA:2620:C:H5'	1.83	0.61
27:BA:2620:C:O2'	27:BA:2621:A:P	2.59	0.61
27:BA:2682:U:C6	29:BE:48:MET:SD	2.94	0.61
27:BA:2692:C:O2	27:BA:2847:U:O2'	2.08	0.61
27:BA:2701:C:C3'	27:BA:2702:U:C5'	2.73	0.61
27:BA:2706:G:O5'	27:BA:2706:G:C8	2.48	0.61
27:BA:2767:C:H2'	27:BA:2768:C:C5'	2.31	0.61
27:BA:2811:G:N2	27:BA:2891:G:H1'	2.16	0.61
27:BA:2821:A:H2'	27:BA:2821:A:N3	2.16	0.61
28:BD:175:LEU:HG	28:BD:180:VAL:CA	2.24	0.61
29:BE:39:GLN:CB	29:BE:174:LEU:HG	2.30	0.61

*Continued on next page...*

*Continued from previous page...*

Atom-1	Atom-2	Interatomic distance (Å)	Clash overlap (Å)
29:BE:221:LYS:HE3	29:BE:233:ARG:CB	2.30	0.61
29:BE:240:PRO:CG	29:BE:243:PRO:HG2	2.30	0.61
30:BF:6:TYR:CD1	30:BF:139:VAL:HB	2.35	0.61
33:BI:86:GLY:C	33:BI:88:ARG:CA	2.69	0.61
33:BI:132:LYS:CA	33:BI:138:THR:CG2	2.77	0.61
36:BP:128:GLY:O	36:BP:129:ALA:O	2.19	0.61
37:BQ:9:SER:O	37:BQ:11:LYS:HE2	2.00	0.61
40:BW:80:PRO:O	40:BW:100:THR:HG23	2.00	0.61
41:BX:4:VAL:CB	47:B2:24:LYS:HZ2	2.10	0.61
42:BY:40:VAL:O	42:BY:41:ARG:HB2	2.00	0.61
42:BY:51:LEU:HD22	42:BY:95:ASN:HB3	1.82	0.61
43:BZ:149:ALA:O	43:BZ:150:GLY:C	2.38	0.61
44:BR:102:GLU:HG3	44:BR:103:ARG:N	2.12	0.61
45:BU:88:ILE:CB	46:BV:52:GLY:CA	2.77	0.61
46:BV:40:VAL:HG12	46:BV:55:THR:CG2	2.25	0.61
47:B2:15:GLU:O	47:B2:17:GLU:C	2.39	0.61
48:B3:16:PRO:HB2	48:B3:19:GLN:HG2	1.83	0.61
48:B3:39:ASP:OD1	48:B3:40:THR:N	2.30	0.61
50:B4:14:ILE:HD12	50:B4:16:TYR:HE1	1.63	0.61
50:B4:59:PHE:CA	50:B4:62:ARG:NE	2.63	0.61
52:B6:54:LYS:HB2	52:B6:54:LYS:NZ	2.12	0.61
54:B8:16:ILE:HG23	54:B8:22:VAL:CG2	2.31	0.61
55:B9:4:ARG:O	55:B9:36:GLN:CA	2.48	0.61
1:AA:405:U:O4	7:AD:2:GLY:CA	2.48	0.61
1:AA:585:G:O2'	1:AA:879:C:C5'	2.43	0.61
1:AA:1400:C:C5	2:AV:34:G:C2	2.89	0.61
9:AF:49:ALA:HB2	21:AR:78:LEU:O	1.99	0.61
23:AT:87:LYS:O	23:AT:91:LEU:HG	2.01	0.61
26:BB:9:G:OP1	38:BS:23:ARG:NH1	2.34	0.61
26:BB:105:G:H2'	26:BB:106:G:H8	1.66	0.61
27:BA:265:A:C5	27:BA:428:A:N6	2.68	0.61
27:BA:557:U:C5'	34:BN:92:GLN:HB2	2.31	0.61
27:BA:594:U:H5'	54:B8:58:MET:HE2	1.80	0.61
27:BA:874:G:H1	27:BA:903:C:H42	1.47	0.61
27:BA:1027:A:C6	27:BA:1126:A:N3	2.69	0.61
27:BA:1287:A:C8	27:BA:1287:A:H5'	2.36	0.61
27:BA:2296:U:H6	27:BA:2296:U:H3'	1.65	0.61
27:BA:2429:G:H5'	27:BA:2430:A:P	2.41	0.61
27:BA:2432:A:C2	27:BA:2433:A:C4	2.89	0.61
27:BA:2483:C:C2'	27:BA:2484:G:O5'	2.46	0.61
27:BA:2504:U:C3'	27:BA:2504:U:H6	2.12	0.61

*Continued on next page...*

*Continued from previous page...*

Atom-1	Atom-2	Interatomic distance (Å)	Clash overlap (Å)
27:BA:2695:C:O2'	27:BA:2696:U:H6	1.76	0.61
27:BA:2728:U:H2'	27:BA:2729:G:C8	2.36	0.61
27:BA:2733:A:H61	29:BE:316:ARG:HD3	1.64	0.61
27:BA:2740:A:C6	27:BA:2764:A:C5	2.68	0.61
27:BA:2810:A:N7	27:BA:2811:G:C1'	2.63	0.61
28:BD:196:ASN:CA	28:BD:199:ARG:CD	2.77	0.61
30:BF:63:SER:N	30:BF:65:ARG:HE	1.87	0.61
30:BF:81:PRO:O	30:BF:82:GLN:HB3	2.01	0.61
32:BH:59:HIS:O	32:BH:61:ARG:N	2.34	0.61
33:BI:115:ILE:HG12	33:BI:131:VAL:CG2	2.31	0.61
34:BN:20:GLY:O	34:BN:22:VAL:CA	2.49	0.61
35:BO:14:SER:HB2	35:BO:86:ILE:HD12	1.81	0.61
35:BO:35:ILE:HD12	35:BO:62:VAL:CG1	2.30	0.61
37:BQ:46:VAL:C	37:BQ:124:ALA:O	2.38	0.61
38:BS:122:ALA:CA	38:BS:125:ALA:HB3	2.31	0.61
39:BT:10:GLY:O	39:BT:11:THR:O	2.19	0.61
40:BW:5:ALA:HB3	40:BW:50:VAL:O	2.00	0.61
40:BW:66:GLU:O	40:BW:69:LEU:CD2	2.48	0.61
42:BY:101:LEU:CD2	42:BY:101:LEU:C	2.66	0.61
43:BZ:89:GLY:C	43:BZ:91:PRO:HD2	2.21	0.61
46:BV:40:VAL:CG1	46:BV:55:THR:HG22	2.30	0.61
46:BV:67:LYS:HG2	46:BV:70:TYR:HE1	1.65	0.61
48:B3:16:PRO:C	48:B3:19:GLN:OE1	2.39	0.61
55:B9:3:VAL:HG12	55:B9:5:SER:O	1.99	0.61
1:AA:20:U:C2	1:AA:916:G:N2	2.69	0.60
7:AD:18:LYS:HA	7:AD:33:MET:CE	2.31	0.60
14:AK:58:PRO:HA	14:AK:90:GLY:HA3	1.82	0.60
16:AM:93:ARG:C	16:AM:95:GLY:N	2.51	0.60
27:BA:38:A:C2	30:BF:46:TYR:OH	2.54	0.60
27:BA:600:G:O2'	30:BF:109:LEU:CD1	2.45	0.60
27:BA:988:A:OP1	48:B3:11:SER:CB	2.49	0.60
27:BA:1020:A:C1'	34:BN:49:ARG:NH2	2.64	0.60
27:BA:1544:C:C2'	27:BA:1545:A:H4'	2.27	0.60
27:BA:1669:A:C4'	27:BA:2550:G:OP1	2.49	0.60
27:BA:1759:A:H4'	27:BA:2715:C:O4'	2.01	0.60
27:BA:2051:A:C5	27:BA:2614:A:N7	2.69	0.60
27:BA:2093:G:H4'	33:BI:29:PHE:CE1	2.36	0.60
27:BA:2252:G:C6	27:BA:2253:G:C5	2.89	0.60
27:BA:2268:A:O4'	27:BA:2268:A:P	2.59	0.60
27:BA:2443:C:H2'	27:BA:2444:G:O4'	2.01	0.60
27:BA:2553:G:C6	27:BA:2554:U:O2	2.54	0.60

*Continued on next page...*

*Continued from previous page...*

Atom-1	Atom-2	Interatomic distance (Å)	Clash overlap (Å)
27:BA:2572:A:C8	29:BE:241:TRP:CD1	2.89	0.60
27:BA:2758:A:OP2	27:BA:2758:A:C8	2.54	0.60
29:BE:74:GLU:HB2	29:BE:293:TYR:CE2	2.19	0.60
29:BE:247:ARG:HB3	29:BE:249:THR:HG23	1.82	0.60
30:BF:88:SER:O	30:BF:89:ALA:HB2	2.01	0.60
31:BG:49:PRO:HG3	31:BG:73:VAL:CG2	2.28	0.60
34:BN:22:VAL:HG12	34:BN:23:ALA:N	2.15	0.60
36:BP:64:ILE:HD13	36:BP:106:VAL:HG12	1.81	0.60
36:BP:67:ARG:HH11	36:BP:111:ALA:HB3	1.66	0.60
38:BS:118:ILE:HG23	38:BS:119:GLN:N	2.13	0.60
40:BW:23:LEU:C	40:BW:23:LEU:CD2	2.69	0.60
43:BZ:34:LEU:O	43:BZ:35:ASP:CB	2.47	0.60
43:BZ:81:VAL:HG12	43:BZ:82:ASP:H	1.64	0.60
43:BZ:125:PRO:HG2	43:BZ:130:ILE:CG2	2.30	0.60
44:BR:20:LEU:CD2	44:BR:24:GLN:CG	2.79	0.60
45:BU:117:ARG:CG	45:BU:118:GLN:N	2.64	0.60
46:BV:69:ILE:HG21	46:BV:88:GLN:C	2.21	0.60
48:B3:31:LEU:HD22	48:B3:32:GLN:N	2.08	0.60
49:B0:61:ALA:HB1	49:B0:80:SER:HA	1.82	0.60
49:B0:65:GLY:O	49:B0:66:LYS:CG	2.48	0.60
50:B4:21:VAL:O	50:B4:22:MET:CB	2.49	0.60
50:B4:36:TRP:N	50:B4:36:TRP:CD1	2.69	0.60
51:B5:45:ILE:CB	51:B5:52:TYR:CE1	2.84	0.60
3:AW:75:C:N4	50:B4:28:ARG:HB2	2.16	0.60
9:AF:23:LYS:HA	9:AF:26:ILE:HD12	1.83	0.60
27:BA:530:G:C2	27:BA:2021:C:C6	2.88	0.60
27:BA:531:C:O2	45:BU:28:ARG:CZ	2.49	0.60
27:BA:688:U:H5'	27:BA:1780:A:C2	2.36	0.60
27:BA:783:A:C4'	27:BA:2589:A:P	2.88	0.60
27:BA:1087:G:N2	27:BA:1104:C:C5'	2.64	0.60
27:BA:1129:A:N6	27:BA:2491:U:OP1	2.35	0.60
27:BA:1274:A:C5	27:BA:1302:A:C2	2.89	0.60
27:BA:1556:C:H2'	27:BA:1557:C:C6	2.36	0.60
27:BA:1789:A:H5''	28:BD:224:VAL:CG1	2.32	0.60
27:BA:2215:G:C2'	27:BA:2216:G:C8	2.55	0.60
27:BA:2330:G:HO2'	27:BA:2331:G:H5'	1.65	0.60
27:BA:2537:U:C6	27:BA:2538:C:H5	2.19	0.60
27:BA:2603:G:H2'	27:BA:2604:U:O4'	2.01	0.60
27:BA:2684:U:N3	27:BA:2725:A:C6	2.69	0.60
27:BA:2754:U:O2'	27:BA:2756:U:OP2	2.19	0.60
28:BD:167:GLU:O	28:BD:168:GLY:C	2.38	0.60

*Continued on next page...*

*Continued from previous page...*

Atom-1	Atom-2	Interatomic distance (Å)	Clash overlap (Å)
28:BD:203:PRO:C	28:BD:204:PHE:HD1	2.02	0.60
29:BE:229:GLN:O	29:BE:231:TRP:CD1	2.54	0.60
29:BE:254:GLY:O	29:BE:255:GLN:C	2.39	0.60
30:BF:167:ASP:CG	30:BF:232:LEU:CG	2.59	0.60
30:BF:195:VAL:O	30:BF:236:THR:HG23	2.01	0.60
34:BN:62:ASP:OD1	34:BN:62:ASP:N	2.34	0.60
35:BO:13:ASN:O	35:BO:14:SER:C	2.37	0.60
35:BO:17:ARG:HE	35:BO:47:THR:CA	2.13	0.60
35:BO:17:ARG:CZ	35:BO:47:THR:CA	2.79	0.60
37:BQ:42:TYR:CZ	43:BZ:116:VAL:HG21	2.35	0.60
43:BZ:92:VAL:CG1	43:BZ:124:ALA:HB2	2.31	0.60
44:BR:71:GLN:O	44:BR:72:ASP:CB	2.49	0.60
47:B2:60:GLN:O	47:B2:61:GLY:C	2.40	0.60
48:B3:5:LYS:CB	48:B3:36:VAL:HG12	2.31	0.60
49:B0:75:GLY:O	49:B0:76:ALA:HB2	2.01	0.60
56:BK:56:VAL:HG13	56:BK:70:ILE:HA	1.82	0.60
1:AA:126:G:H4'	1:AA:634:C:H1'	1.81	0.60
1:AA:976:G:O5'	1:AA:1358:U:O2'	2.18	0.60
3:AW:37:YYG:H141	10:AG:84:ASN:ND2	2.15	0.60
16:AM:87:TYR:HE1	22:AS:75:ALA:O	1.84	0.60
27:BA:414:C:N4	27:BA:2409:G:N1	2.30	0.60
27:BA:496:G:H1'	40:BW:61:ASN:ND2	2.15	0.60
27:BA:650:C:OP1	54:B8:19:THR:HG21	2.01	0.60
27:BA:1162:G:O3'	46:BV:23:GLU:OE1	2.20	0.60
27:BA:1444:G:O3'	27:BA:444(A):A:C8	2.54	0.60
27:BA:1638:C:C3'	27:BA:2709:G:H22	2.15	0.60
27:BA:2278:A:OP1	37:BQ:20:ILE:HG22	2.02	0.60
27:BA:2279:G:H2'	27:BA:2280:G:H8	1.66	0.60
27:BA:2287:A:N1	27:BA:2289:G:C1'	2.39	0.60
27:BA:2307:G:H1'	27:BA:2311:A:H61	0.59	0.60
27:BA:2393:A:O2'	27:BA:2394:C:O4'	2.19	0.60
27:BA:2400:G:O3'	52:B6:20:PHE:CE1	2.53	0.60
27:BA:2531:A:C4	27:BA:2532:G:C8	2.89	0.60
27:BA:2555:U:C5	27:BA:2556:C:C5	2.89	0.60
27:BA:2662:A:H2'	27:BA:2663:G:C5'	2.31	0.60
27:BA:2711:A:OP2	27:BA:2712:U:O3'	2.03	0.60
27:BA:2733:A:H3'	27:BA:2733:A:H8	1.66	0.60
27:BA:2741:A:O2'	27:BA:2742:C:O4'	2.18	0.60
27:BA:2776:A:C2	27:BA:2778:A:C6	2.88	0.60
27:BA:2786:U:H2'	27:BA:2787:C:C6	2.35	0.60
30:BF:84:VAL:C	30:BF:86:GLY:N	2.44	0.60

*Continued on next page...*

*Continued from previous page...*

Atom-1	Atom-2	Interatomic distance (Å)	Clash overlap (Å)
30:BF:96:LYS:HB2	30:BF:98:ARG:NH1	0.68	0.60
34:BN:27:ALA:N	34:BN:30:ALA:HB2	2.14	0.60
34:BN:53:ILE:HG22	34:BN:54:VAL:HG23	1.82	0.60
35:BO:103:ALA:HB3	35:BO:105:GLU:CG	2.31	0.60
38:BS:61:ALA:HB1	38:BS:84:THR:HG22	1.83	0.60
38:BS:118:ILE:O	38:BS:119:GLN:C	2.38	0.60
40:BW:8:ARG:CG	40:BW:102:HIS:HE1	2.09	0.60
41:BX:4:VAL:HG23	41:BX:5:ILE:N	2.16	0.60
43:BZ:13:LYS:C	43:BZ:15:ASP:N	2.36	0.60
43:BZ:41:ARG:H	43:BZ:41:ARG:HE	1.49	0.60
43:BZ:62:PHE:CE1	43:BZ:87:THR:HG21	2.36	0.60
43:BZ:69:VAL:CB	43:BZ:81:VAL:HG13	2.24	0.60
43:BZ:165:GLU:O	43:BZ:166:LEU:HB2	2.01	0.60
44:BR:58:GLY:C	44:BR:80:PHE:HE2	2.03	0.60
45:BU:115:ASN:H	45:BU:115:ASN:ND2	1.94	0.60
46:BV:50:ASP:CG	46:BV:53:LYS:CE	2.65	0.60
48:B3:31:LEU:HD22	48:B3:32:GLN:HB3	1.81	0.60
49:B0:48:GLY:CA	49:B0:55:ARG:CB	2.78	0.60
50:B4:58:LYS:C	50:B4:61:LYS:HG3	2.13	0.60
50:B4:60:ASN:O	50:B4:63:PHE:HB2	2.01	0.60
52:B6:28:ARG:O	52:B6:28:ARG:HG2	2.01	0.60
1:AA:1318:A:C4'	22:AS:10:PHE:CD2	2.83	0.60
1:AA:1403:C:H1'	1:AA:1500:A:N1	2.17	0.60
7:AD:24:GLU:O	7:AD:27:TYR:HB2	2.02	0.60
27:BA:148:C:N3	27:BA:149:A:C6	2.70	0.60
27:BA:280:C:N3	27:BA:283:A:N6	2.49	0.60
27:BA:495:G:O3'	40:BW:62:HIS:NE2	2.33	0.60
27:BA:511:U:OP2	27:BA:512:G:C5	2.53	0.60
27:BA:637:A:OP2	36:BP:126:SER:CB	2.48	0.60
27:BA:911:A:H2'	37:BQ:16:ARG:CD	2.31	0.60
27:BA:971:C:P	27:BA:974(A):C:O2	2.59	0.60
27:BA:1358:G:H3'	27:BA:1371:G:H1	1.65	0.60
27:BA:1818:U:O2	27:BA:1818:U:H2'	2.00	0.60
27:BA:2292:C:H2'	27:BA:2293:C:H6	1.66	0.60
27:BA:2415:G:H22	27:BA:2416:C:H1'	1.64	0.60
27:BA:2458:G:O2'	27:BA:2459:A:C8	2.50	0.60
27:BA:2566:A:H61	35:BO:28:SER:HA	1.65	0.60
27:BA:2597:G:C6	27:BA:2598:A:C6	2.88	0.60
27:BA:2695:C:O2	27:BA:2696:U:C4	2.54	0.60
28:BD:169:LYS:H	28:BD:169:LYS:NZ	1.99	0.60
28:BD:175:LEU:CD2	28:BD:175:LEU:H	2.09	0.60

*Continued on next page...*

*Continued from previous page...*

Atom-1	Atom-2	Interatomic distance (Å)	Clash overlap (Å)
31:BG:60:GLU:O	31:BG:61:PHE:CB	2.50	0.60
31:BG:151:ILE:CD1	31:BG:156:ARG:NH2	2.51	0.60
32:BH:88:LEU:HD23	32:BH:88:LEU:C	2.21	0.60
32:BH:89:VAL:O	32:BH:159:LYS:HA	2.00	0.60
34:BN:83:ILE:HG13	34:BN:84:ARG:H	0.45	0.60
34:BN:83:ILE:O	34:BN:84:ARG:C	2.40	0.60
37:BQ:120:HIS:CE1	43:BZ:76:ARG:HH12	2.19	0.60
40:BW:11:ARG:CG	40:BW:11:ARG:NH1	2.61	0.60
42:BY:33:GLU:HG2	42:BY:34:GLU:N	2.16	0.60
44:BR:74:LYS:O	44:BR:77:ARG:NH1	2.33	0.60
44:BR:87:TYR:HE1	44:BR:94:TYR:CB	2.03	0.60
45:BU:92:ARG:C	45:BU:95:LEU:CD1	2.53	0.60
45:BU:93:LYS:O	45:BU:94:VAL:CG2	2.48	0.60
46:BV:5:ILE:O	46:BV:6:GLN:CB	2.50	0.60
50:B4:6:HIS:CB	50:B4:7:PRO:CD	2.65	0.60
50:B4:56:VAL:HG12	50:B4:57:ASP:H	1.66	0.60
51:B5:50:GLY:HA2	51:B5:57:VAL:CB	2.31	0.60
52:B6:8:ILE:N	52:B6:8:ILE:HD13	2.05	0.60
52:B6:36:GLU:C	52:B6:52:GLU:OE2	2.39	0.60
53:B7:3:ARG:O	53:B7:4:THR:CG2	2.45	0.60
54:B8:12:ARG:O	54:B8:14:ILE:HD13	1.99	0.60
55:B9:7:VAL:HG21	55:B9:36:GLN:HG3	1.83	0.60
1:AA:627:G:H2'	1:AA:628:G:H8	1.65	0.60
8:AE:152:ARG:NH1	11:AH:42:GLU:O	2.34	0.60
10:AG:66:VAL:HG12	10:AG:70:LYS:HE2	1.84	0.60
14:AK:40:ILE:HG23	14:AK:75:TYR:HD2	1.66	0.60
27:BA:148:C:N3	27:BA:149:A:N6	2.50	0.60
27:BA:265:A:N7	27:BA:428:A:C6	2.69	0.60
27:BA:532:A:C8	27:BA:561:G:N2	2.69	0.60
27:BA:783:A:C2	27:BA:785:G:H1'	2.37	0.60
27:BA:826:U:OP1	27:BA:2428:G:H3'	2.01	0.60
27:BA:976:C:OP1	45:BU:48:ARG:CZ	2.49	0.60
27:BA:998:C:H5''	45:BU:84:LYS:HZ3	1.60	0.60
27:BA:1800:C:C3'	27:BA:1800:C:H6	2.14	0.60
27:BA:2264:C:C5	27:BA:2265:U:H5	2.20	0.60
27:BA:2358:G:H5''	27:BA:2359:C:OP2	2.01	0.60
27:BA:2365:G:OP1	49:B0:40:GLN:O	2.20	0.60
27:BA:2423:U:C1'	27:BA:2425:A:C4	2.83	0.60
27:BA:2623:G:H5'	27:BA:2826:A:O2'	2.01	0.60
27:BA:2740:A:H2'	27:BA:2741:A:H5'	1.77	0.60
27:BA:2825:C:C5	27:BA:2825:C:P	2.94	0.60

*Continued on next page...*



*Continued from previous page...*

Atom-1	Atom-2	Interatomic distance (Å)	Clash overlap (Å)
28:BD:208:GLY:H	28:BD:211:HIS:CE1	2.20	0.60
30:BF:26:VAL:HG12	30:BF:27:ARG:N	2.16	0.60
31:BG:22:VAL:CB	31:BG:24:HIS:NE2	2.57	0.60
33:BI:52:GLN:HA	33:BI:55:GLN:CG	2.32	0.60
33:BI:92:SER:H	33:BI:122:ARG:CZ	2.13	0.60
34:BN:12:VAL:HG12	34:BN:38:VAL:CG1	2.31	0.60
37:BQ:16:ARG:H	37:BQ:20:ILE:HG12	1.64	0.60
37:BQ:42:TYR:HB2	37:BQ:43:PRO:HD3	1.83	0.60
40:BW:84:ARG:CB	40:BW:96:ILE:HD11	2.12	0.60
44:BR:75:LEU:HD23	44:BR:78:LYS:HD3	1.82	0.60
44:BR:90:ARG:HH12	44:BR:117:VAL:HG11	1.66	0.60
47:B2:46:ILE:O	47:B2:47:LYS:C	2.40	0.60
48:B3:11:SER:CB	48:B3:13:ILE:HG12	2.31	0.60
49:B0:8:GLY:O	49:B0:10:SER:N	2.33	0.60
52:B6:12:MET:HE1	52:B6:54:LYS:O	2.02	0.60
54:B8:26:LYS:HE3	54:B8:45:GLY:CA	2.31	0.60
56:BK:22:PRO:HG2	56:BK:23:PRO:HD3	1.82	0.60
1:AA:64:G:H4'	1:AA:65:U:H5''	1.82	0.60
1:AA:92:C:H2'	1:AA:93:G:H8	1.66	0.60
1:AA:801:U:H2'	1:AA:802:A:C8	2.37	0.60
1:AA:939:G:C5'	10:AG:102:ARG:HH22	2.12	0.60
1:AA:1287:A:N6	1:AA:1371:G:H4'	2.15	0.60
1:AA:1342:C:H2'	1:AA:1343:G:H8	1.66	0.60
2:AV:20:G:H2'	2:AV:20:G:N3	2.15	0.60
27:BA:533:G:H1	27:BA:560:C:N4	1.93	0.60
27:BA:581:C:OP1	45:BU:33:ARG:NH1	2.32	0.60
27:BA:594:U:H4'	54:B8:58:MET:HE2	1.83	0.60
27:BA:2013:A:C4'	40:BW:96:ILE:HG22	2.31	0.60
27:BA:2041:U:H5'	34:BN:70:PHE:HE1	1.60	0.60
27:BA:2303:G:O3'	31:BG:99:ASP:OD2	0.60	0.60
27:BA:2334:G:H21	38:BS:12:ARG:CG	2.14	0.60
27:BA:2334:G:H5'	38:BS:12:ARG:O	2.01	0.60
27:BA:2339:G:C4	27:BA:2340:G:C8	2.90	0.60
27:BA:2351:G:C2	27:BA:2365:G:C6	2.90	0.60
27:BA:2386:C:O4'	49:B0:39:ARG:NH2	2.35	0.60
27:BA:2461:C:O2	27:BA:2462:U:H6	1.84	0.60
27:BA:2485:G:H5''	37:BQ:144:THR:HG21	1.79	0.60
27:BA:2491:U:H5'	27:BA:2570:G:H5'	1.82	0.60
27:BA:2504:U:H3'	27:BA:2504:U:H6	1.66	0.60
27:BA:2615:U:H3	51:B5:8:LYS:CG	1.98	0.60
27:BA:2634:G:C6	27:BA:2635:C:C5	2.89	0.60

*Continued on next page...*

*Continued from previous page...*

Atom-1	Atom-2	Interatomic distance (Å)	Clash overlap (Å)
27:BA:2697:G:C6	27:BA:2698:U:C5	2.90	0.60
27:BA:2718:G:C4	27:BA:2719:G:N7	2.70	0.60
27:BA:2756:U:HO2'	27:BA:2757:A:H5'	1.54	0.60
27:BA:2774:C:H2'	27:BA:2774:C:O2	1.99	0.60
28:BD:168:GLY:C	28:BD:170:TYR:N	2.46	0.60
29:BE:77:PRO:CB	29:BE:187:HIS:C	2.60	0.60
30:BF:84:VAL:H	30:BF:87:ARG:NE	1.98	0.60
30:BF:220:THR:OG1	30:BF:221:GLU:N	2.33	0.60
31:BG:46:GLY:O	31:BG:47:GLN:CG	2.49	0.60
32:BH:28:PRO:CG	32:BH:79:SER:HA	2.31	0.60
33:BI:95:SER:C	33:BI:98:ILE:CG1	2.68	0.60
35:BO:20:LEU:HG	35:BO:44:LYS:CD	2.31	0.60
35:BO:100:GLY:O	35:BO:101:PRO:O	2.19	0.60
37:BQ:9:SER:O	37:BQ:10:ILE:O	2.20	0.60
37:BQ:68:ALA:HB1	37:BQ:136:TRP:CZ3	2.37	0.60
38:BS:18:THR:O	38:BS:19:ASP:OD1	2.18	0.60
39:BT:13:ILE:CG2	39:BT:14:GLU:OE2	2.49	0.60
44:BR:98:LEU:O	44:BR:113:LEU:O	2.19	0.60
45:BU:66:ASN:N	45:BU:66:ASN:OD1	2.29	0.60
46:BV:59:GLU:HG2	46:BV:100:GLY:N	2.17	0.60
47:B2:27:LEU:CD2	47:B2:53:ILE:HD11	2.31	0.60
48:B3:20:LYS:O	48:B3:23:LEU:CA	2.50	0.60
50:B4:56:VAL:CG1	50:B4:57:ASP:H	2.14	0.60
52:B6:32:GLN:CG	52:B6:35:LEU:CD1	2.68	0.60
53:B7:21:ARG:HD2	53:B7:31:LEU:CD1	2.31	0.60
1:AA:113:G:H21	1:AA:353:A:H2'	1.66	0.60
1:AA:376:G:H5''	19:AP:5:ARG:CD	2.27	0.60
6:AC:18:TRP:CD1	17:AN:54:PRO:HA	2.36	0.60
7:AD:22:LYS:HA	7:AD:115:ARG:NH2	2.15	0.60
8:AE:39:GLY:HA2	8:AE:69:VAL:HB	1.84	0.60
26:BB:12:C:N3	38:BS:10:MET:HE3	2.16	0.60
26:BB:51:G:OP2	38:BS:72:GLU:CD	2.39	0.60
27:BA:530:G:H3'	27:BA:530:G:P	2.42	0.60
27:BA:610:C:H2'	27:BA:611:C:C6	2.31	0.60
27:BA:1191:G:H2'	27:BA:1192:G:H8	1.66	0.60
27:BA:1364:G:O6	50:B4:2:GLN:OE1	2.19	0.60
27:BA:1672:C:C2	27:BA:2582:G:O4'	2.53	0.60
27:BA:2013:A:OP1	40:BW:96:ILE:HB	1.95	0.60
27:BA:2087:G:C6	27:BA:2233:U:C5	2.89	0.60
27:BA:2251:G:P	37:BQ:102:ARG:CZ	2.90	0.60
27:BA:2300:G:H2'	27:BA:2301:C:H6	1.66	0.60

*Continued on next page...*

*Continued from previous page...*

Atom-1	Atom-2	Interatomic distance (Å)	Clash overlap (Å)
27:BA:2328:A:C4	27:BA:2329:G:C8	2.88	0.60
27:BA:2332:U:H4'	27:BA:2336:A:N6	2.17	0.60
27:BA:2428:G:H3'	27:BA:2428:G:H8	1.64	0.60
27:BA:2468:G:O2'	27:BA:2469:A:C8	2.36	0.60
27:BA:2619:C:C2'	27:BA:2620:C:O5'	2.50	0.60
27:BA:2626:C:C5	27:BA:2626:C:P	2.95	0.60
27:BA:2741:A:N3	27:BA:2742:C:H1'	2.17	0.60
27:BA:2850:A:N6	27:BA:2851:A:N6	2.49	0.60
28:BD:77:VAL:CB	28:BD:113:MET:CA	2.23	0.60
28:BD:85:ASN:HD22	28:BD:86:ARG:HD2	1.66	0.60
31:BG:35:ALA:C	31:BG:36:ASN:CG	2.58	0.60
32:BH:88:LEU:HD11	32:BH:94:ARG:HA	1.84	0.60
34:BN:18:ILE:O	34:BN:22:VAL:HG21	2.00	0.60
34:BN:48:GLY:O	34:BN:49:ARG:C	2.40	0.60
35:BO:43:VAL:HG12	35:BO:45:ASP:H	1.67	0.60
38:BS:23:ARG:HE	38:BS:35:VAL:CG1	2.15	0.60
38:BS:122:ALA:C	38:BS:125:ALA:HB3	2.22	0.60
40:BW:15:ARG:O	40:BW:16:LYS:C	2.40	0.60
40:BW:59:VAL:HG12	40:BW:60:ASN:N	2.16	0.60
41:BX:5:ILE:HG22	41:BX:6:LYS:CA	2.27	0.60
42:BY:11:GLN:C	42:BY:21:LYS:HZ1	2.05	0.60
42:BY:66:ASP:H	42:BY:72:ILE:HG12	1.65	0.60
42:BY:77:VAL:O	42:BY:78:THR:CG2	2.44	0.60
43:BZ:39:PHE:N	43:BZ:39:PHE:CD2	2.39	0.60
43:BZ:54:ILE:HG23	43:BZ:55:THR:N	2.17	0.60
43:BZ:171:VAL:O	43:BZ:171:VAL:HG23	2.02	0.60
44:BR:26:LYS:O	44:BR:27:SER:C	2.40	0.60
44:BR:37:THR:CA	44:BR:111:LEU:HA	2.22	0.60
44:BR:38:VAL:O	44:BR:39:PRO:C	2.39	0.60
47:B2:4:HIS:O	47:B2:8:ILE:CG1	2.49	0.60
50:B4:6:HIS:NE2	50:B4:55:ARG:HG3	2.16	0.60
1:AA:47:C:H4'	1:AA:48:C:H5'	1.84	0.60
1:AA:983:A:H1'	1:AA:1049:U:O2	2.02	0.60
1:AA:1490:C:H5''	1:AA:1490:C:H6	1.67	0.60
3:AW:25:C:C1'	3:AW:26:G:C8	2.85	0.60
27:BA:95:G:O2'	47:B2:42:ASN:CB	2.49	0.60
27:BA:589:C:H42	27:BA:668:G:H1	1.47	0.60
27:BA:674:G:O3'	30:BF:69:HIS:O	2.18	0.60
27:BA:1022:G:O6	34:BN:47:THR:HG21	2.02	0.60
27:BA:1397:U:O2	27:BA:1397:U:H2'	2.01	0.60
27:BA:1710:C:O2'	27:BA:2858:C:C4	2.55	0.60

*Continued on next page...*

*Continued from previous page...*

Atom-1	Atom-2	Interatomic distance (Å)	Clash overlap (Å)
27:BA:1766:U:H2'	27:BA:1767:C:H6	1.67	0.60
27:BA:2067:G:N1	27:BA:2444:G:C6	2.70	0.60
27:BA:2226:C:N3	27:BA:2227:A:N3	2.49	0.60
27:BA:2242:G:N1	27:BA:2243:U:C5	2.70	0.60
27:BA:2295:C:H2'	27:BA:2295:C:O2	2.02	0.60
27:BA:2331:G:C4	27:BA:2332:U:C2	2.90	0.60
27:BA:2353:G:N2	27:BA:2364:C:C2	2.63	0.60
27:BA:2485:G:H5'	37:BQ:144:THR:HG22	1.77	0.60
27:BA:2493:U:N3	27:BA:2494:G:N7	2.45	0.60
27:BA:2635:C:N4	27:BA:2784:C:H42	2.00	0.60
27:BA:2679:A:C4	29:BE:300:VAL:HG11	2.35	0.60
27:BA:2689:U:N1	27:BA:2713:A:C2	2.67	0.60
27:BA:2740:A:C2	27:BA:2764:A:C2	2.90	0.60
28:BD:128:ALA:CB	28:BD:190:THR:HB	2.01	0.60
28:BD:204:PHE:CD2	28:BD:209:ASN:HB2	2.37	0.60
29:BE:61:PRO:HD2	29:BE:62:ARG:HG3	1.84	0.60
29:BE:63:GLU:OE1	29:BE:64:GLY:N	2.35	0.60
29:BE:87:GLU:O	29:BE:94:ARG:O	2.19	0.60
29:BE:109:ASP:HA	29:BE:112:LEU:H	1.64	0.60
29:BE:303:PRO:HB2	29:BE:307:LEU:CG	2.30	0.60
30:BF:168:ARG:C	30:BF:193:LEU:CG	2.67	0.60
33:BI:116:GLU:CG	33:BI:132:LYS:HG3	2.32	0.60
34:BN:15:ARG:CB	34:BN:43:ARG:CB	2.77	0.60
34:BN:98:PHE:CD1	34:BN:98:PHE:N	2.70	0.60
35:BO:63:VAL:HG11	35:BO:102:VAL:HG22	1.81	0.60
35:BO:93:PRO:HD2	35:BO:113:LYS:HD2	1.84	0.60
36:BP:67:ARG:HH11	36:BP:111:ALA:CB	2.15	0.60
37:BQ:72:VAL:HG22	37:BQ:135:ALA:CB	2.32	0.60
38:BS:23:ARG:NH2	38:BS:37:ARG:HH21	2.00	0.60
38:BS:86:LEU:H	38:BS:121:GLY:CA	2.15	0.60
39:BT:6:CYS:O	39:BT:7:ASP:CG	2.40	0.60
42:BY:71:VAL:CG1	42:BY:93:THR:H	2.13	0.60
42:BY:101:LEU:HD22	42:BY:103:LEU:CD2	1.99	0.60
43:BZ:116:VAL:C	43:BZ:118:HIS:H	2.05	0.60
44:BR:21:TYR:O	44:BR:22:ARG:O	2.19	0.60
45:BU:16:LYS:O	45:BU:17:VAL:C	2.40	0.60
45:BU:61:TRP:C	45:BU:65:ILE:CG1	2.62	0.60
48:B3:41:PRO:O	48:B3:44:ARG:HB3	2.02	0.60
51:B5:30:LEU:HD21	51:B5:41:LEU:HD23	1.82	0.60
51:B5:57:VAL:CG1	51:B5:58:LEU:N	2.29	0.60
52:B6:54:LYS:CB	52:B6:54:LYS:NZ	2.64	0.60

*Continued on next page...*

*Continued from previous page...*

Atom-1	Atom-2	Interatomic distance (Å)	Clash overlap (Å)
56:BK:21:ALA:N	56:BK:22:PRO:HD2	2.17	0.60
1:AA:429:U:H5'	7:AD:32:ALA:HB2	1.84	0.60
1:AA:880:C:OP2	15:AL:8:ASN:HB2	2.01	0.60
1:AA:1254:C:OP1	13:AJ:45:ARG:HD2	2.01	0.60
16:AM:19:LEU:HD13	16:AM:25:ILE:HG21	1.82	0.60
26:BB:51:G:OP1	38:BS:72:GLU:OE1	2.20	0.60
27:BA:701:G:H1	27:BA:731:C:H42	1.48	0.60
27:BA:780:G:C6	28:BD:233:ASP:CG	2.75	0.60
27:BA:876:C:H5'	43:BZ:165:GLU:OE2	2.02	0.60
27:BA:1182:A:H2'	27:BA:1183:G:O4'	2.01	0.60
27:BA:1829:A:H5''	27:BA:1830:C:H5	1.66	0.60
27:BA:2061:G:H1'	27:BA:2503:A:C2	2.36	0.60
27:BA:2215:G:C4	27:BA:2216:G:C8	2.90	0.60
27:BA:2251:G:C4'	37:BQ:102:ARG:HH22	2.14	0.60
27:BA:2277:G:H2'	27:BA:2277:G:N3	2.16	0.60
27:BA:2302:G:N1	27:BA:2315:G:C5	2.70	0.60
27:BA:2330:G:H2'	27:BA:2331:G:O4'	2.02	0.60
27:BA:2357:U:O2'	27:BA:2358:G:P	2.59	0.60
27:BA:2417:C:C2	27:BA:2418:A:C8	2.90	0.60
27:BA:2548:G:C2'	27:BA:2549:G:O5'	2.48	0.60
27:BA:2578:G:H2'	27:BA:2579:C:C5'	2.30	0.60
27:BA:2634:G:H2'	27:BA:2635:C:C5'	2.32	0.60
27:BA:2686:G:C6	27:BA:2687:U:C5	2.90	0.60
27:BA:2881:C:H2'	27:BA:2882:A:O5'	2.00	0.60
28:BD:86:ARG:HG2	28:BD:88:ALA:HB3	1.84	0.60
28:BD:146:LYS:HZ1	28:BD:184:LEU:CD1	2.01	0.60
29:BE:199:ALA:HA	29:BE:314:ALA:HA	1.83	0.60
30:BF:93:LYS:HB2	30:BF:96:LYS:HE2	1.84	0.60
32:BH:53:ARG:NH1	32:BH:56:ASP:O	2.35	0.60
32:BH:64:HIS:O	32:BH:67:THR:N	2.35	0.60
33:BI:21:VAL:O	33:BI:22:ALA:CB	2.50	0.60
33:BI:98:ILE:HG21	33:BI:115:ILE:CD1	2.32	0.60
33:BI:98:ILE:HG21	33:BI:115:ILE:HD12	1.83	0.60
33:BI:133:LEU:H	33:BI:138:THR:CG2	2.15	0.60
34:BN:23:ALA:O	34:BN:24:SER:C	2.40	0.60
34:BN:52:GLN:CB	34:BN:55:GLU:OE1	2.50	0.60
38:BS:48:VAL:CG1	38:BS:55:ASP:OD2	2.50	0.60
38:BS:118:ILE:O	38:BS:121:GLY:N	2.35	0.60
40:BW:17:VAL:HA	40:BW:20:VAL:CG2	2.32	0.60
41:BX:30:ASP:C	41:BX:31:ARG:O	2.39	0.60
43:BZ:35:ASP:N	43:BZ:39:PHE:HZ	1.88	0.60

*Continued on next page...*

*Continued from previous page...*

Atom-1	Atom-2	Interatomic distance (Å)	Clash overlap (Å)
43:BZ:108:VAL:O	43:BZ:109:GLN:CG	2.50	0.60
45:BU:86:ALA:CB	45:BU:90:LEU:CD2	2.79	0.60
45:BU:111:ASP:O	45:BU:113:SER:C	2.39	0.60
48:B3:25:ALA:C	48:B3:27:GLY:H	2.05	0.60
51:B5:15:LYS:HA	51:B5:18:MET:CG	2.32	0.60
52:B6:32:GLN:HG2	52:B6:35:LEU:CD1	2.32	0.60
55:B9:10:MET:CA	55:B9:10:MET:HE3	2.32	0.60
1:AA:290:C:O5'	1:AA:290:C:H6	1.84	0.60
1:AA:755:G:H2'	1:AA:756:C:C6	2.36	0.60
1:AA:1156:G:C3'	1:AA:1157:A:P	2.90	0.60
27:BA:270(K):C:H3'	27:BA:270(L):U:O4'	2.01	0.60
27:BA:443:A:H62	30:BF:39:GLN:HB2	1.66	0.60
27:BA:557:U:H5''	34:BN:92:GLN:HB2	1.84	0.60
27:BA:711:G:H1	27:BA:720:C:H42	1.50	0.60
27:BA:1152:C:C5'	45:BU:80:ILE:HG21	2.25	0.60
27:BA:1430:C:H2'	27:BA:1431:U:C6	2.36	0.60
27:BA:1751:C:C4'	27:BA:2860:A:C2	2.83	0.60
27:BA:1936:A:H2	27:BA:1943:U:H3	1.49	0.60
27:BA:2060:A:HO2'	27:BA:2502:G:C5'	2.07	0.60
27:BA:2064:C:N1	27:BA:2450:A:N6	2.50	0.60
27:BA:2074:U:O2'	27:BA:2597:G:O2'	1.80	0.60
27:BA:2297:C:O2	27:BA:2322:A:C8	2.55	0.60
27:BA:2351:G:N2	27:BA:2365:G:C5	2.70	0.60
27:BA:2528:U:H3'	27:BA:2528:U:C6	2.37	0.60
27:BA:2546:U:O2	27:BA:2567:G:C8	2.55	0.60
27:BA:2550:G:H2'	27:BA:2551:C:C5	2.37	0.60
27:BA:2553:G:N7	27:BA:2554:U:C2	2.70	0.60
27:BA:2615:U:C4	51:B5:8:LYS:HG2	2.37	0.60
27:BA:2662:A:C2	27:BA:2663:G:C4'	2.85	0.60
27:BA:2728:U:O5'	27:BA:2728:U:H6	1.85	0.60
27:BA:2745:C:H2'	32:BH:142:GLU:OE2	1.98	0.60
27:BA:2792:G:C6	27:BA:2793:G:O6	2.55	0.60
28:BD:68:ARG:HH21	28:BD:190:THR:HG22	1.65	0.60
32:BH:120:LEU:O	32:BH:121:GLU:OE1	2.16	0.60
32:BH:122:ILE:HG22	32:BH:123:GLU:N	2.17	0.60
34:BN:83:ILE:HD11	34:BN:84:ARG:CG	2.31	0.60
34:BN:135:ILE:O	34:BN:139:LEU:CG	2.49	0.60
42:BY:51:LEU:C	42:BY:52:ARG:HG3	2.22	0.60
44:BR:20:LEU:HD21	44:BR:24:GLN:OE1	2.02	0.60
45:BU:88:ILE:HB	46:BV:52:GLY:HA2	1.80	0.60
48:B3:8:LEU:O	48:B3:9:VAL:CG1	2.50	0.60

*Continued on next page...*

*Continued from previous page...*

Atom-1	Atom-2	Interatomic distance (Å)	Clash overlap (Å)
49:B0:33:ALA:HB2	49:B0:65:GLY:CA	2.32	0.60
51:B5:46:CYS:O	51:B5:48:ASN:N	2.34	0.60
53:B7:34:ARG:NE	53:B7:42:LEU:HD23	2.13	0.60
55:B9:29:ASN:HD22	55:B9:32:HIS:CE1	2.16	0.60
1:AA:25:C:H4'	1:AA:524:G:N3	2.17	0.59
1:AA:454:C:H3'	1:AA:455:C:H6	1.67	0.59
1:AA:509:A:C8	7:AD:54:TYR:CE2	2.90	0.59
1:AA:529:G:C5	15:AL:49:ASN:ND2	2.70	0.59
1:AA:689:C:H6	1:AA:689:C:O5'	1.85	0.59
1:AA:1216:G:OP1	17:AN:5:ALA:CB	2.50	0.59
1:AA:1441:G:H1'	1:AA:1461:G:H22	1.67	0.59
5:AB:91:PRO:HG3	5:AB:155:LEU:H	1.66	0.59
6:AC:23:TYR:HD2	6:AC:24:ALA:N	2.00	0.59
7:AD:55:ALA:O	7:AD:59:ARG:HG2	2.02	0.59
27:BA:125:G:H21	53:B7:10:ARG:CA	2.10	0.59
27:BA:127:A:N6	53:B7:18:PHE:HZ	2.00	0.59
27:BA:303:U:H2'	27:BA:304:G:H8	1.67	0.59
27:BA:364:C:H2'	27:BA:365:C:C6	2.37	0.59
27:BA:666:G:H2'	27:BA:667:U:C6	2.36	0.59
27:BA:802:A:H2'	27:BA:803:U:C6	2.37	0.59
27:BA:973:A:N1	46:BV:81:ARG:CG	2.63	0.59
27:BA:1006:C:H1'	34:BN:86:MET:SD	2.42	0.59
27:BA:1102:C:O2	27:BA:1104:C:C5	2.55	0.59
27:BA:1278:A:O2'	44:BR:27:SER:HB3	2.01	0.59
27:BA:1819:A:C4	28:BD:177:SER:HB3	2.37	0.59
27:BA:2032:G:H21	27:BA:2055:C:H42	1.49	0.59
27:BA:2411:A:O2'	27:BA:2412:A:O5'	2.19	0.59
27:BA:2521:C:O2	27:BA:2522:U:C1'	2.50	0.59
27:BA:2558:C:O2	27:BA:2558:C:H2'	2.01	0.59
27:BA:2572:A:N7	29:BE:241:TRP:CD1	2.70	0.59
27:BA:2633:G:N1	27:BA:2634:G:C5	2.70	0.59
27:BA:2679:A:C4	27:BA:2680:C:C6	2.90	0.59
27:BA:2786:U:C5'	29:BE:100:TRP:HB2	2.32	0.59
29:BE:112:LEU:HD13	29:BE:112:LEU:C	2.23	0.59
29:BE:212:GLY:C	29:BE:214:VAL:N	2.54	0.59
29:BE:295:LEU:HD23	29:BE:296:VAL:N	2.11	0.59
30:BF:7:ASP:OD2	30:BF:13:ASP:OD2	2.19	0.59
32:BH:71:LEU:C	32:BH:73:ASN:N	2.55	0.59
32:BH:74:MET:O	32:BH:75:VAL:O	2.20	0.59
32:BH:96:SER:O	32:BH:97:LYS:C	2.40	0.59
38:BS:114:LYS:O	38:BS:117:ALA:HB3	2.02	0.59

*Continued on next page...*

*Continued from previous page...*

Atom-1	Atom-2	Interatomic distance (Å)	Clash overlap (Å)
44:BR:60:LEU:HD23	44:BR:61:HIS:H	1.65	0.59
45:BU:8:ILE:O	45:BU:11:ARG:HG2	2.02	0.59
47:B2:2:VAL:HG12	47:B2:3:LEU:N	2.14	0.59
51:B5:30:LEU:HD23	51:B5:41:LEU:HA	1.84	0.59
52:B6:29:ARG:CG	52:B6:30:ASN:N	2.58	0.59
1:AA:62:U:H5'	1:AA:385:C:O2'	2.02	0.59
1:AA:324:G:N2	1:AA:327:A:C8	2.70	0.59
1:AA:375:U:O5'	1:AA:375:U:H6	1.85	0.59
1:AA:532:A:N6	6:AC:159:GLY:O	2.35	0.59
1:AA:1148:U:H2'	1:AA:1149:C:O4'	2.01	0.59
1:AA:1189:C:O2'	6:AC:176:HIS:HD2	1.84	0.59
1:AA:1224:G:C6	1:AA:1322:C:H4'	2.37	0.59
1:AA:1374:A:H1'	10:AG:31:MET:SD	2.42	0.59
12:AI:78:LYS:HD3	12:AI:101:PHE:HE2	1.66	0.59
21:AR:36:ASN:HB3	21:AR:40:LEU:HG	1.83	0.59
27:BA:6:A:O2'	34:BN:6:PHE:HA	2.02	0.59
27:BA:223:A:H4'	27:BA:223:A:OP2	2.01	0.59
27:BA:273(A):G:H2'	27:BA:273(B):C:C6	2.37	0.59
27:BA:396:G:OP1	50:B4:10:VAL:CA	2.44	0.59
27:BA:515:A:H2'	27:BA:516:C:C6	2.37	0.59
27:BA:747:U:P	51:B5:2:ALA:CB	2.89	0.59
27:BA:856:C:C4'	49:B0:25:LYS:NZ	2.65	0.59
27:BA:911:A:C8	27:BA:2264:C:H1'	2.37	0.59
27:BA:929:G:C1'	48:B3:43:ILE:HG13	2.32	0.59
27:BA:1140:C:H4'	27:BA:142(A):A:C4	2.36	0.59
27:BA:1227:A:H3'	27:BA:1227:A:C8	2.37	0.59
27:BA:1287:A:N9	44:BR:104:ARG:HH11	1.39	0.59
27:BA:1466:G:H2'	27:BA:1547:C:C5	2.37	0.59
27:BA:2061:G:C4	27:BA:2503:A:C2	2.90	0.59
27:BA:2257:U:C2'	27:BA:2258:C:OP2	2.50	0.59
27:BA:2300:G:O2'	27:BA:2301:C:C5'	2.45	0.59
27:BA:2303:G:H4'	31:BG:99:ASP:HB3	1.71	0.59
27:BA:2390:U:H6	27:BA:2390:U:H3'	1.67	0.59
27:BA:2422:A:O2'	27:BA:2424:C:H6	1.84	0.59
27:BA:2553:G:O6	27:BA:2554:U:O2	2.19	0.59
27:BA:2573:C:C6	27:BA:2573:C:O5'	2.54	0.59
27:BA:2686:G:C5	27:BA:2687:U:C5	2.89	0.59
27:BA:2691:C:C4	27:BA:2719:G:N2	2.70	0.59
29:BE:211:GLN:N	29:BE:216:ARG:NH2	2.48	0.59
30:BF:165:ASP:O	30:BF:168:ARG:HB3	2.02	0.59
32:BH:55:SER:C	32:BH:57:GLU:N	2.55	0.59

*Continued on next page...*



*Continued from previous page...*

Atom-1	Atom-2	Interatomic distance (Å)	Clash overlap (Å)
33:BI:82:LYS:O	33:BI:83:ALA:HB2	2.02	0.59
34:BN:54:VAL:HG12	34:BN:139:LEU:HD12	1.84	0.59
34:BN:57:TYR:O	34:BN:60:ARG:HB2	2.03	0.59
35:BO:78:ARG:O	39:BT:22:VAL:CG2	2.49	0.59
36:BP:62:ALA:O	36:BP:107:LYS:CG	2.48	0.59
37:BQ:45:GLN:CD	37:BQ:153:PRO:CB	2.69	0.59
38:BS:104:ILE:HG22	38:BS:106:LEU:O	2.02	0.59
38:BS:128:ASP:O	38:BS:129:ILE:CD1	2.49	0.59
43:BZ:29:ASN:C	43:BZ:30:VAL:HG23	2.23	0.59
45:BU:13:ARG:O	45:BU:16:LYS:CA	2.50	0.59
47:B2:51:LYS:O	47:B2:52:ALA:O	2.20	0.59
47:B2:60:GLN:NE2	47:B2:65:ASP:HA	2.17	0.59
48:B3:19:GLN:CD	48:B3:19:GLN:H	2.06	0.59
52:B6:54:LYS:HA	52:B6:54:LYS:NZ	2.17	0.59
1:AA:1318:A:C5'	22:AS:10:PHE:CD2	2.85	0.59
3:AW:40:C:H4'	10:AG:147:ALA:HB1	1.83	0.59
10:AG:102:ARG:HG2	10:AG:106:GLN:HE22	1.67	0.59
26:BB:77:U:P	43:BZ:80:HIS:CE1	2.95	0.59
27:BA:291:C:H2'	27:BA:292:C:H5'	1.84	0.59
27:BA:412:A:N6	27:BA:2411:A:H1'	2.17	0.59
27:BA:605:C:C3'	30:BF:105:LYS:HE2	2.22	0.59
27:BA:647:G:OP1	27:BA:2352:A:H4'	2.01	0.59
27:BA:830:G:C5	27:BA:2448:A:N7	2.68	0.59
27:BA:1524:G:H2'	27:BA:1525:G:O4'	2.02	0.59
27:BA:1726:G:H2'	27:BA:1727:U:H5'	1.85	0.59
27:BA:2230:G:O2'	27:BA:2231:C:C4'	2.50	0.59
27:BA:2279:G:C4	27:BA:2280:G:C8	2.90	0.59
27:BA:2317:C:C5'	31:BG:150:SER:HB3	2.31	0.59
27:BA:2353:G:N2	49:BO:32:LYS:HE2	2.17	0.59
27:BA:2416:C:O2	27:BA:2417:C:H6	1.80	0.59
27:BA:2479:G:OP1	27:BA:2537:U:C1'	2.50	0.59
27:BA:2517:C:HO2'	27:BA:2518:A:C5'	1.90	0.59
27:BA:2569:G:C2	27:BA:2570:G:C8	2.90	0.59
27:BA:2571:C:O2'	29:BE:243:PRO:HG3	2.00	0.59
27:BA:2625:G:C2'	27:BA:2626:C:C6	2.85	0.59
27:BA:2712:U:C2'	27:BA:712(A):A:P	2.90	0.59
27:BA:2725:A:C4	27:BA:2727:G:N7	2.70	0.59
27:BA:2733:A:H3'	27:BA:2733:A:C8	2.37	0.59
27:BA:2776:A:N3	27:BA:2778:A:C8	2.70	0.59
27:BA:2857:G:H2'	27:BA:2858:C:C5'	2.31	0.59
28:BD:175:LEU:CD2	28:BD:175:LEU:N	2.46	0.59

*Continued on next page...*

*Continued from previous page...*

Atom-1	Atom-2	Interatomic distance (Å)	Clash overlap (Å)
29:BE:237:ASN:C	29:BE:238:LEU:HD22	2.23	0.59
29:BE:315:VAL:C	29:BE:317:PRO:HD3	2.21	0.59
30:BF:81:PRO:HB3	30:BF:87:ARG:HB3	0.63	0.59
30:BF:102:LEU:HD23	30:BF:103:ASN:N	2.16	0.59
30:BF:115:LEU:O	30:BF:116:ALA:C	2.40	0.59
31:BG:38:GLU:CG	31:BG:41:LEU:CD1	2.60	0.59
31:BG:145:ASP:OD2	38:BS:15:GLU:O	2.20	0.59
35:BO:110:ASP:O	35:BO:111:PHE:CE1	2.53	0.59
36:BP:73:VAL:O	36:BP:76:LEU:N	2.35	0.59
37:BQ:18:GLU:CG	37:BQ:23:ILE:HD11	2.31	0.59
37:BQ:68:ALA:HB1	37:BQ:136:TRP:HZ3	1.66	0.59
38:BS:85:GLY:O	38:BS:88:ALA:HB3	2.02	0.59
38:BS:92:ALA:O	38:BS:94:GLU:N	2.34	0.59
43:BZ:107:GLU:C	43:BZ:109:GLN:H	2.05	0.59
44:BR:52:ILE:HD12	44:BR:94:TYR:HB2	1.83	0.59
45:BU:4:ALA:C	45:BU:6:THR:N	2.52	0.59
45:BU:33:ARG:HH11	45:BU:33:ARG:HB3	1.62	0.59
48:B3:50:VAL:O	48:B3:53:LEU:CB	2.49	0.59
49:B0:73:GLY:O	49:B0:74:LYS:O	2.20	0.59
53:B7:24:THR:HG23	53:B7:28:ARG:H	1.67	0.59
56:BK:85:ILE:CG1	56:BK:87:LYS:O	2.49	0.59
1:AA:624:C:H4'	19:AP:10:GLY:HA2	1.83	0.59
1:AA:946:A:O2'	1:AA:1333:A:C1'	2.50	0.59
1:AA:1095:U:H5'	1:AA:1109:C:C2	2.36	0.59
1:AA:1224:G:C8	1:AA:1322:C:OP1	2.55	0.59
1:AA:1408:A:O2'	27:BA:1913:A:O2'	2.09	0.59
3:AW:72:C:C2'	3:AW:73:A:O5'	2.49	0.59
8:AE:28:PHE:CD1	8:AE:28:PHE:N	2.69	0.59
13:AJ:50:ILE:HD12	17:AN:41:ARG:HD2	1.83	0.59
25:AY:229:GLY:CA	27:BA:2602:A:N1	2.65	0.59
26:BB:18:G:OP1	31:BG:149:ARG:HA	2.02	0.59
27:BA:215:G:H4'	27:BA:216:A:H4'	1.85	0.59
27:BA:487:C:C1'	40:BW:53:SER:OG	2.50	0.59
27:BA:527:C:H5	27:BA:2779:U:H3'	1.63	0.59
27:BA:676:A:C8	27:BA:2443:C:H1'	2.37	0.59
27:BA:686:G:C8	53:B7:7:PRO:HA	2.37	0.59
27:BA:971:C:OP2	27:BA:974(A):C:O2	2.20	0.59
27:BA:1127:A:C6	27:BA:2518:A:C2	2.90	0.59
27:BA:1805:U:C5'	28:BD:235:PRO:HB3	2.32	0.59
27:BA:1913:A:N1	27:BA:1917:U:C5	2.71	0.59
27:BA:2064:C:C1'	27:BA:2450:A:N6	2.65	0.59

*Continued on next page...*

*Continued from previous page...*

Atom-1	Atom-2	Interatomic distance (Å)	Clash overlap (Å)
27:BA:2593:U:C2	27:BA:2600:A:N1	2.70	0.59
27:BA:2648:C:C2	27:BA:2673:G:N2	2.71	0.59
27:BA:2793:G:C2	27:BA:2794:C:C4	2.91	0.59
27:BA:2875:C:N4	27:BA:2876:G:O6	2.34	0.59
27:BA:2885:C:N4	27:BA:2886:G:N7	2.49	0.59
30:BF:37:ALA:HB1	30:BF:107:ARG:NH2	2.18	0.59
31:BG:57:THR:CG2	31:BG:58:VAL:H	1.92	0.59
32:BH:103:VAL:HG12	32:BH:103:VAL:O	2.02	0.59
32:BH:104:LEU:C	32:BH:151:ARG:NH1	2.56	0.59
36:BP:114:VAL:HG11	36:BP:133:VAL:CA	2.31	0.59
37:BQ:35:ASN:HB2	37:BQ:75:SER:HA	1.84	0.59
37:BQ:49:VAL:CA	37:BQ:121:ASP:HB2	2.29	0.59
37:BQ:63:ALA:O	37:BQ:64:ALA:C	2.40	0.59
37:BQ:136:TRP:O	37:BQ:137:ARG:C	2.39	0.59
38:BS:83:LEU:HA	38:BS:86:LEU:HD12	1.84	0.59
42:BY:31:LEU:CA	42:BY:113:GLU:OE2	2.38	0.59
43:BZ:146:HIS:HD2	43:BZ:170:SER:HB2	1.66	0.59
43:BZ:147:ILE:HG13	43:BZ:168:VAL:CG1	2.33	0.59
44:BR:36:THR:HG22	44:BR:37:THR:N	2.16	0.59
44:BR:41:ALA:O	44:BR:43:GLU:N	2.35	0.59
46:BV:39:PHE:HE2	46:BV:41:GLY:CA	2.16	0.59
46:BV:42:GLY:N	46:BV:54:TYR:OH	2.29	0.59
46:BV:67:LYS:CD	46:BV:70:TYR:HE1	2.15	0.59
48:B3:16:PRO:O	48:B3:17:LYS:O	2.20	0.59
50:B4:44:THR:O	50:B4:46:GLU:OE2	2.19	0.59
54:B8:9:MET:O	54:B8:13:ARG:O	2.19	0.59
54:B8:12:ARG:O	54:B8:13:ARG:C	2.40	0.59
1:AA:1060:C:H2'	1:AA:1061:G:C8	2.37	0.59
1:AA:1192:C:H3'	1:AA:1192:C:C6	2.37	0.59
2:AV:43:G:H2'	2:AV:44:A:C8	2.37	0.59
7:AD:12:CYS:HB2	7:AD:31:CYS:O	2.03	0.59
27:BA:270(P):C:OP2	33:BI:45:LYS:CD	2.43	0.59
27:BA:324:A:H62	27:BA:339:U:C1'	2.14	0.59
27:BA:372:G:O2'	50:B4:63:PHE:CE2	2.51	0.59
27:BA:468:G:H2'	27:BA:469:G:H5'	1.82	0.59
27:BA:592:G:N2	54:B8:3:LYS:CE	2.62	0.59
27:BA:855:G:O2'	49:B0:25:LYS:HD3	2.02	0.59
27:BA:856:C:C4'	49:B0:25:LYS:HZ2	2.14	0.59
27:BA:910:A:C5	37:BQ:12:PRO:O	2.56	0.59
27:BA:995:C:N1	45:BU:57:PHE:CE2	2.70	0.59
27:BA:997:G:H5''	45:BU:92:ARG:HD2	1.83	0.59

*Continued on next page...*

*Continued from previous page...*

Atom-1	Atom-2	Interatomic distance (Å)	Clash overlap (Å)
27:BA:1394:U:H4'	27:BA:1603:A:H4'	1.83	0.59
27:BA:1454:U:O2	27:BA:1454:U:H2'	2.02	0.59
27:BA:2051:A:C6	27:BA:2614:A:N7	2.68	0.59
27:BA:2217:G:H2'	27:BA:2218:G:O5'	2.02	0.59
27:BA:2378:A:N9	38:BS:26:LEU:CD2	2.64	0.59
27:BA:2584:U:H5	27:BA:2585:U:C2'	2.15	0.59
27:BA:2617:C:C2	27:BA:2618:G:C8	2.77	0.59
27:BA:2653:U:OP2	27:BA:2654:A:C3'	2.48	0.59
27:BA:2817:G:H2'	27:BA:2818:G:O4'	2.02	0.59
27:BA:2834:G:H3'	27:BA:2834:G:C8	2.37	0.59
27:BA:2862:G:C4	27:BA:2863:C:C5	2.90	0.59
28:BD:103:ILE:CB	28:BD:104:ILE:HD12	2.29	0.59
29:BE:70:VAL:O	29:BE:71:THR:HG23	2.02	0.59
30:BF:6:TYR:CD1	30:BF:139:VAL:CB	2.85	0.59
30:BF:22:PHE:CE2	30:BF:118:THR:OG1	2.50	0.59
30:BF:94:THR:C	30:BF:96:LYS:N	2.34	0.59
30:BF:193:LEU:N	30:BF:233:THR:HG22	1.91	0.59
32:BH:13:GLY:O	32:BH:15:THR:N	2.35	0.59
32:BH:58:LYS:C	32:BH:61:ARG:HB3	2.23	0.59
32:BH:87:GLU:CD	32:BH:162:ARG:HB2	2.23	0.59
35:BO:28:SER:O	35:BO:29:GLY:C	2.40	0.59
35:BO:88:ARG:NE	35:BO:94:ARG:HG2	2.17	0.59
36:BP:76:LEU:HG	36:BP:81:VAL:CG2	2.31	0.59
38:BS:111:PRO:O	38:BS:116:PHE:HB2	2.03	0.59
41:BX:24:LEU:CD1	41:BX:66:VAL:O	2.51	0.59
41:BX:35:GLY:O	41:BX:36:GLU:C	2.40	0.59
45:BU:111:ASP:HA	45:BU:114:ARG:CD	2.28	0.59
46:BV:6:GLN:NE2	46:BV:10:LYS:HB3	2.17	0.59
48:B3:36:VAL:O	48:B3:37:LEU:CD2	2.50	0.59
53:B7:26:SER:O	53:B7:29:ASN:N	2.35	0.59
55:B9:10:MET:CE	55:B9:10:MET:HA	2.31	0.59
55:B9:24:LEU:HD22	55:B9:35:ARG:CA	2.31	0.59
56:BK:116:LEU:HD13	56:BK:117:ASN:N	2.18	0.59
1:AA:380:G:N2	1:AA:382:A:H3'	2.18	0.59
1:AA:667:G:O2'	18:AO:49:ASP:OD1	2.18	0.59
3:AW:41:U:H2'	3:AW:42:G:O4'	2.03	0.59
5:AB:17:PHE:HD1	5:AB:18:GLY:N	2.00	0.59
13:AJ:16:LEU:HB3	13:AJ:70:ARG:HE	1.67	0.59
13:AJ:64:GLU:HB3	17:AN:59:ALA:CB	2.30	0.59
20:AQ:5:VAL:HA	20:AQ:59:ILE:O	2.03	0.59
26:BB:29:A:OP2	38:BS:41:LYS:HB2	2.02	0.59

*Continued on next page...*

*Continued from previous page...*

Atom-1	Atom-2	Interatomic distance (Å)	Clash overlap (Å)
27:BA:325:G:H2'	27:BA:326:G:C8	2.37	0.59
27:BA:481:G:O2'	27:BA:482:A:H8	1.86	0.59
27:BA:600:G:C5'	30:BF:27:ARG:NH1	2.54	0.59
27:BA:650:C:OP1	54:B8:17:THR:CB	2.51	0.59
27:BA:932:G:H4'	48:B3:24:LYS:NZ	2.16	0.59
27:BA:1324:G:C1'	27:BA:1616:A:H62	2.16	0.59
27:BA:1366:A:OP2	27:BA:1366:A:C8	2.55	0.59
27:BA:1662:C:O2'	27:BA:2687:U:OP1	2.20	0.59
27:BA:1928:A:H8	27:BA:1928:A:H5''	1.67	0.59
27:BA:2194:G:C5	27:BA:2195:C:N4	2.70	0.59
27:BA:2331:G:O3'	49:B0:70:ILE:CB	2.45	0.59
27:BA:2354:G:N3	49:B0:32:LYS:HE2	2.13	0.59
27:BA:2372:G:C6	27:BA:2373:G:O6	2.56	0.59
27:BA:2373:G:N1	27:BA:2374:C:C4	2.70	0.59
27:BA:2474:C:H5	27:BA:2475:C:C4	2.21	0.59
27:BA:2493:U:H2'	27:BA:2494:G:O5'	2.02	0.59
27:BA:2507:C:C6	27:BA:2508:G:N7	2.70	0.59
27:BA:2620:C:H4'	29:BE:252:GLN:CB	2.33	0.59
27:BA:2622:C:N3	27:BA:2623:G:N7	2.49	0.59
27:BA:2668:G:N2	27:BA:2669:G:H1'	2.18	0.59
27:BA:2674:G:C4'	35:BO:30:ARG:HG2	2.20	0.59
27:BA:2785:C:C4	27:BA:2786:U:O4	2.56	0.59
27:BA:2797:U:H1'	27:BA:2799:A:C8	2.38	0.59
27:BA:2896:C:H6	27:BA:2896:C:C4'	2.16	0.59
29:BE:269:ILE:HD13	29:BE:295:LEU:C	2.22	0.59
30:BF:6:TYR:CE2	30:BF:140:VAL:HG23	2.37	0.59
30:BF:58:ALA:CB	30:BF:79:ARG:HB2	2.33	0.59
32:BH:25:VAL:HG12	32:BH:78:VAL:HG11	1.84	0.59
32:BH:50:THR:OG1	32:BH:51:VAL:N	2.36	0.59
32:BH:123:GLU:OE2	32:BH:131:ILE:O	2.20	0.59
33:BI:110:LEU:HD11	33:BI:133:LEU:CD2	2.33	0.59
34:BN:24:SER:C	34:BN:28:GLU:HG2	2.23	0.59
34:BN:58:GLU:CA	34:BN:61:VAL:CB	2.73	0.59
34:BN:65:ASN:N	34:BN:69:TYR:HB2	2.11	0.59
35:BO:14:SER:N	35:BO:95:GLY:HA2	2.18	0.59
46:BV:3:ALA:HB3	46:BV:12:TYR:HH	1.66	0.59
50:B4:56:VAL:CG1	50:B4:57:ASP:N	2.65	0.59
51:B5:44:HIS:CA	51:B5:52:TYR:CZ	2.68	0.59
54:B8:30:ARG:NH2	54:B8:41:ILE:CG2	2.65	0.59
55:B9:20:HIS:C	55:B9:22:ARG:N	2.48	0.59
1:AA:130:A:C8	20:AQ:63:ARG:HG3	2.37	0.59

*Continued on next page...*

*Continued from previous page...*

Atom-1	Atom-2	Interatomic distance (Å)	Clash overlap (Å)
1:AA:397:A:N6	1:AA:548:G:C5	2.71	0.59
1:AA:758:G:O5'	1:AA:758:G:H8	1.85	0.59
1:AA:1320:C:C4'	22:AS:73:GLU:HG2	2.32	0.59
2:AV:10:G:O6	2:AV:26:G:C5	2.56	0.59
27:BA:72:U:C4'	47:B2:57:LYS:HZ2	2.16	0.59
27:BA:255:A:OP1	27:BA:255:A:H4'	2.02	0.59
27:BA:269:U:H3	27:BA:270:A:H62	1.48	0.59
27:BA:270:A:H2'	27:BA:270(A):A:C4'	2.32	0.59
27:BA:440:G:O5'	42:BY:3:GLN:CD	2.40	0.59
27:BA:728:G:H8	27:BA:728:G:OP2	1.86	0.59
27:BA:1222:C:H42	27:BA:1227:A:N6	2.00	0.59
27:BA:1482:U:H6	27:BA:1482:U:C3'	2.13	0.59
27:BA:2082:A:C6	27:BA:2239:G:O6	2.45	0.59
27:BA:2243:U:O2	27:BA:2244:U:C6	2.55	0.59
27:BA:2418:A:H2'	27:BA:2419:U:O4'	2.03	0.59
27:BA:2435:A:C2	27:BA:2436:G:N9	2.71	0.59
27:BA:2446:G:H21	27:BA:2501:C:N4	1.87	0.59
27:BA:2469:A:C8	27:BA:2469:A:C5'	2.80	0.59
27:BA:2471:C:N3	27:BA:2479:G:N1	2.50	0.59
27:BA:2544:G:N3	27:BA:2545:G:C8	2.71	0.59
27:BA:2648:C:C2'	27:BA:2649:U:C5'	2.79	0.59
27:BA:2841:C:O2	27:BA:2877:G:C2	2.55	0.59
27:BA:2880:C:N4	27:BA:2881:C:C4	2.67	0.59
28:BD:86:ARG:CD	28:BD:86:ARG:N	2.61	0.59
32:BH:101:LYS:HZ3	32:BH:115:GLU:HB2	1.58	0.59
32:BH:120:LEU:HB3	32:BH:143:LEU:HD11	1.83	0.59
33:BI:13:GLY:HA2	33:BI:15:LYS:CD	2.29	0.59
35:BO:79:PHE:CD2	39:BT:22:VAL:HG21	2.38	0.59
38:BS:12:ARG:HB3	38:BS:20:TYR:CE1	2.38	0.59
38:BS:32:PRO:CG	38:BS:100:ALA:CA	2.80	0.59
40:BW:81:ALA:O	40:BW:82:LEU:CD1	2.46	0.59
43:BZ:85:MET:O	43:BZ:86:VAL:HG22	2.03	0.59
43:BZ:103:ARG:CB	43:BZ:139:THR:HG22	2.33	0.59
44:BR:51:LEU:HD11	44:BR:70:LEU:HD21	1.85	0.59
46:BV:35:LEU:H	46:BV:60:VAL:HG12	1.66	0.59
46:BV:40:VAL:CA	46:BV:51:ALA:CB	2.80	0.59
49:B0:41:ARG:HB2	49:B0:74:LYS:NZ	2.17	0.59
50:B4:58:LYS:CG	50:B4:62:ARG:HH21	2.15	0.59
50:B4:59:PHE:HA	50:B4:62:ARG:CD	2.32	0.59
51:B5:13:LYS:CD	51:B5:14:SER:H	2.15	0.59
52:B6:7:ARG:C	52:B6:29:ARG:NH2	2.54	0.59

*Continued on next page...*

*Continued from previous page...*

Atom-1	Atom-2	Interatomic distance (Å)	Clash overlap (Å)
1:AA:522:C:H2'	1:AA:523:A:C8	2.38	0.59
1:AA:776:G:N2	1:AA:802:A:OP2	2.36	0.59
1:AA:1095:U:H6	1:AA:1095:U:O5'	1.86	0.59
1:AA:1521:G:H2'	1:AA:1522:U:C6	2.38	0.59
22:AS:55:LYS:HE2	22:AS:56:GLN:HE21	1.66	0.59
27:BA:270(Z):U:H2'	27:BA:270(Z):U:O2	2.02	0.59
27:BA:311:A:H1'	27:BA:332:A:C5	2.37	0.59
27:BA:342:G:H2'	27:BA:343:C:C5	2.38	0.59
27:BA:450:G:N2	27:BA:454:A:H2	1.99	0.59
27:BA:529:A:O2'	27:BA:530:G:H8	1.84	0.59
27:BA:814:C:OP1	46:BV:84:THR:HG22	2.03	0.59
27:BA:988:A:P	48:B3:11:SER:HB2	2.42	0.59
27:BA:1263:U:C2'	51:B5:16:ARG:NH2	2.66	0.59
27:BA:1287:A:C8	44:BR:104:ARG:HD2	2.37	0.59
27:BA:1455:G:O6	27:BA:2705:A:N3	2.35	0.59
27:BA:2290:G:C5	27:BA:2291:U:N3	2.70	0.59
27:BA:2356:C:H4'	49:B0:17:ASN:ND2	2.18	0.59
27:BA:2392:A:N7	27:BA:2393:A:C4	2.70	0.59
27:BA:2419:U:P	54:B8:41:ILE:HD11	2.42	0.59
27:BA:2422:A:C2'	27:BA:2424:C:H5	2.15	0.59
27:BA:2462:U:C2	27:BA:2463:C:C5	2.91	0.59
27:BA:2507:C:N3	27:BA:2583:G:C4	2.70	0.59
27:BA:2709:G:O2'	27:BA:2710:C:H5''	1.98	0.59
27:BA:2720:U:O4	27:BA:2872:G:C6	2.55	0.59
27:BA:2735:G:C6	27:BA:2770:G:C2	2.91	0.59
27:BA:2751:G:H2'	27:BA:2751:G:N3	2.16	0.59
27:BA:2758:A:OP2	27:BA:2758:A:N9	2.36	0.59
28:BD:68:ARG:HH21	28:BD:190:THR:CG2	2.15	0.59
28:BD:209:ASN:O	28:BD:213:LYS:N	2.36	0.59
28:BD:213:LYS:HB3	28:BD:215:LYS:C	2.23	0.59
29:BE:175:ASP:O	29:BE:178:LEU:N	2.36	0.59
30:BF:1:MET:SD	30:BF:18:LEU:HB2	2.43	0.59
32:BH:168:VAL:CG1	32:BH:169:ARG:N	2.44	0.59
33:BI:5:PHE:CD2	33:BI:5:PHE:N	2.71	0.59
33:BI:23:ASP:N	33:BI:23:ASP:OD1	2.35	0.59
33:BI:29:PHE:O	33:BI:33:GLN:CG	2.50	0.59
34:BN:68:GLY:O	34:BN:69:TYR:HD1	1.86	0.59
35:BO:37:ASP:HB2	35:BO:62:VAL:CG2	2.28	0.59
36:BP:66:VAL:HB	36:BP:111:ALA:O	2.03	0.59
38:BS:81:ALA:CB	38:BS:117:ALA:CB	2.80	0.59
40:BW:83:LYS:CA	40:BW:97:LYS:HG2	2.29	0.59

*Continued on next page...*

*Continued from previous page...*

Atom-1	Atom-2	Interatomic distance (Å)	Clash overlap (Å)
41:BX:33:SER:HA	41:BX:37:VAL:HG21	1.85	0.59
42:BY:26:THR:C	42:BY:27:LEU:CG	2.68	0.59
42:BY:81:LYS:HB3	42:BY:81:LYS:HZ3	1.65	0.59
45:BU:70:ARG:O	45:BU:73:GLY:N	2.36	0.59
46:BV:41:GLY:N	46:BV:54:TYR:CE1	2.71	0.59
49:B0:61:ALA:HB2	49:B0:80:SER:C	2.23	0.59
52:B6:31:THR:O	52:B6:32:GLN:C	2.40	0.59
52:B6:42:PRO:HD3	52:B6:50:PHE:HZ	1.68	0.59
53:B7:21:ARG:HH22	53:B7:43:THR:N	2.00	0.59
1:AA:17:U:H3	1:AA:918:A:H61	1.50	0.59
1:AA:19:C:O2	1:AA:917:G:C2	2.55	0.59
1:AA:173:U:C6	1:AA:198:G:H1'	2.38	0.59
1:AA:1291:G:C5'	12:AI:40:LEU:HD23	2.32	0.59
3:AW:9:A:C5	3:AW:45:G:C2	2.91	0.59
6:AC:180:ALA:HB1	6:AC:203:PHE:HE1	1.66	0.59
7:AD:30:LYS:C	7:AD:32:ALA:H	2.07	0.59
7:AD:201:GLN:O	7:AD:205:GLU:HG2	2.03	0.59
15:AL:54:LYS:HB3	15:AL:70:ILE:HB	1.85	0.59
23:AT:72:LEU:HB3	23:AT:77:ALA:HB2	1.83	0.59
27:BA:26:G:H1	27:BA:27:G:H21	1.47	0.59
27:BA:123:G:H1	27:BA:128:C:H42	1.51	0.59
27:BA:297:C:C5	27:BA:298:G:C4	2.91	0.59
27:BA:574:C:H41	27:BA:2054:A:H5''	1.67	0.59
27:BA:801:G:OP2	30:BF:79:ARG:NH1	2.36	0.59
27:BA:974:G:H8	46:BV:80:TYR:CD1	2.17	0.59
27:BA:994:C:H1'	45:BU:53:LYS:CB	2.33	0.59
27:BA:1661:G:H1	27:BA:1999:C:H42	1.50	0.59
27:BA:1937:A:N1	27:BA:1940:U:C5	2.71	0.59
27:BA:1996:C:H5''	27:BA:1996:C:C6	2.36	0.59
27:BA:2188:C:C6	27:BA:2189:U:H5	2.19	0.59
27:BA:2230:G:H2'	27:BA:2231:C:C6	2.38	0.59
27:BA:2292:C:N3	27:BA:2293:C:C4	2.69	0.59
27:BA:2313:C:H5''	31:BG:51:ARG:CD	2.32	0.59
27:BA:2356:C:O2'	49:B0:17:ASN:ND2	2.35	0.59
27:BA:2454:G:C4	27:BA:2455:G:C8	2.91	0.59
27:BA:2595:G:H2'	27:BA:2597:G:C8	2.37	0.59
27:BA:2639:A:OP2	27:BA:2640:G:N7	2.35	0.59
27:BA:2717:G:C4	27:BA:2718:G:H8	2.14	0.59
27:BA:2810:A:H2'	27:BA:2811:G:O5'	1.93	0.59
27:BA:2821:A:O2'	27:BA:2822:G:C1'	2.51	0.59
27:BA:2892:A:H3'	27:BA:2893:G:C8	2.38	0.59

*Continued on next page...*



*Continued from previous page...*

Atom-1	Atom-2	Interatomic distance (Å)	Clash overlap (Å)
28:BD:74:PRO:CG	28:BD:96:ALA:N	2.63	0.59
28:BD:128:ALA:HB1	28:BD:190:THR:N	2.18	0.59
29:BE:193:PHE:HE2	29:BE:311:PHE:HD1	1.47	0.59
29:BE:267:ARG:CD	29:BE:297:LYS:CD	2.77	0.59
31:BG:28:GLY:O	31:BG:29:HIS:C	2.39	0.59
31:BG:128:LEU:O	31:BG:129:ASP:HB3	2.00	0.59
32:BH:105:SER:C	32:BH:106:VAL:HG23	2.22	0.59
33:BI:43:ASN:O	33:BI:45:LYS:CA	2.50	0.59
34:BN:12:VAL:C	34:BN:38:VAL:CG2	2.71	0.59
34:BN:58:GLU:HG2	34:BN:61:VAL:CG2	2.29	0.59
34:BN:60:ARG:HD2	34:BN:71:TYR:CE2	2.38	0.59
37:BQ:26:LYS:CE	37:BQ:28:ILE:HD12	2.32	0.59
37:BQ:33:MET:CG	37:BQ:83:PHE:HB2	2.32	0.59
37:BQ:36:ASN:O	37:BQ:41:THR:HB	2.02	0.59
37:BQ:50:VAL:HG12	37:BQ:52:LYS:N	2.12	0.59
37:BQ:72:VAL:HG22	37:BQ:135:ALA:HB2	1.83	0.59
40:BW:97:LYS:CE	40:BW:99:ARG:HH12	2.15	0.59
41:BX:23:LYS:CA	41:BX:66:VAL:O	2.50	0.59
41:BX:28:VAL:HG23	41:BX:62:LYS:HG2	1.84	0.59
42:BY:32:ARG:CA	42:BY:33:GLU:OE2	2.51	0.59
43:BZ:149:ALA:HA	43:BZ:152:ILE:CD1	2.26	0.59
43:BZ:173:PRO:C	43:BZ:175:ARG:H	2.05	0.59
48:B3:9:VAL:CG2	48:B3:54:VAL:CA	2.62	0.59
48:B3:53:LEU:CD2	48:B3:54:VAL:CG1	2.65	0.59
49:B0:30:VAL:HG22	49:B0:63:SER:CB	2.32	0.59
49:B0:37:LEU:CD1	49:B0:71:ASN:ND2	2.66	0.59
55:B9:5:SER:O	55:B9:6:SER:OG	2.21	0.59
55:B9:10:MET:HE3	55:B9:10:MET:HA	1.84	0.59
1:AA:18:C:N4	1:AA:917:G:H1	2.01	0.59
1:AA:436:C:C2	1:AA:437:U:C4	2.91	0.59
1:AA:545:C:H5''	7:AD:72:GLU:HG2	1.84	0.59
1:AA:761:G:H2'	1:AA:762:C:C6	2.38	0.59
1:AA:932:C:H4'	10:AG:4:ARG:NH2	2.18	0.59
1:AA:988:G:O2'	1:AA:1015:A:C6	2.55	0.59
1:AA:1286:A:C6	1:AA:1354:C:H5''	2.38	0.59
1:AA:1309:G:H5''	16:AM:88:ARG:NH1	2.18	0.59
2:AV:34:G:C3'	2:AV:35:A:C5'	2.80	0.59
5:AB:69:LEU:HB2	5:AB:159:PRO:HB2	1.84	0.59
7:AD:3:ARG:HG3	7:AD:118:ARG:NH1	2.16	0.59
11:AH:29:SER:HB2	11:AH:32:LYS:HZ1	1.68	0.59
27:BA:245:G:N2	27:BA:254:G:H1'	2.18	0.59

*Continued on next page...*

*Continued from previous page...*

Atom-1	Atom-2	Interatomic distance (Å)	Clash overlap (Å)
27:BA:295:G:H2'	27:BA:295:G:N3	2.18	0.59
27:BA:809:G:C5	27:BA:810:U:C4	2.91	0.59
27:BA:834:C:O2'	27:BA:2358:G:C2'	2.51	0.59
27:BA:995:C:H1'	45:BU:57:PHE:CD2	2.34	0.59
27:BA:1255:U:C4	30:BF:67:GLN:O	2.56	0.59
27:BA:2023:G:O4'	27:BA:2618:G:OP1	2.20	0.59
27:BA:2100:G:C6	27:BA:2190:G:C5	2.91	0.59
27:BA:2208:U:O2'	27:BA:2209:C:O4'	2.20	0.59
27:BA:2298:A:H1'	27:BA:2322:A:H1'	1.83	0.59
27:BA:2378:A:C5	38:BS:26:LEU:HD21	2.37	0.59
27:BA:2406:U:C1'	36:BP:57:VAL:CG2	2.78	0.59
27:BA:2415:G:H4'	36:BP:51:PHE:HA	1.83	0.59
27:BA:2417:C:O2'	27:BA:2418:A:H5'	2.02	0.59
27:BA:2485:G:N3	27:BA:2486:G:H1'	2.16	0.59
27:BA:2675:A:C3'	27:BA:2676:C:H5'	2.32	0.59
27:BA:2684:U:O2	35:BO:70:ARG:NH2	2.36	0.59
27:BA:2692:C:N3	27:BA:2718:G:C6	2.70	0.59
27:BA:2813:A:N9	27:BA:2814:C:C5	2.71	0.59
27:BA:2821:A:C2	27:BA:2822:G:N9	2.71	0.59
27:BA:2874:C:O5'	27:BA:2874:C:H6	1.86	0.59
28:BD:149:ARG:CA	28:BD:152:GLN:HE22	2.11	0.59
29:BE:269:ILE:N	29:BE:297:LYS:HE2	2.18	0.59
31:BG:151:ILE:HG21	31:BG:156:ARG:CZ	2.32	0.59
33:BI:95:SER:CB	33:BI:117:LEU:HD12	2.33	0.59
35:BO:26:GLY:HA3	35:BO:30:ARG:CZ	2.33	0.59
36:BP:113:GLN:O	36:BP:115:ARG:HG3	2.01	0.59
36:BP:145:LEU:CD1	36:BP:145:LEU:N	2.63	0.59
42:BY:73:HIS:CD2	42:BY:89:ARG:O	2.56	0.59
43:BZ:69:VAL:HG22	43:BZ:82:ASP:N	2.11	0.59
43:BZ:150:GLY:N	43:BZ:165:GLU:H	2.01	0.59
43:BZ:151:ASP:CB	43:BZ:153:LYS:HZ3	2.12	0.59
45:BU:89:ASP:OD1	46:BV:51:ALA:CB	2.20	0.59
45:BU:117:ARG:HG3	45:BU:118:GLN:H	1.65	0.59
46:BV:96:LEU:H	46:BV:96:LEU:HD23	1.67	0.59
47:B2:2:VAL:N	47:B2:4:HIS:CE1	2.62	0.59
50:B4:17:GLN:HB3	50:B4:33:VAL:HB	1.85	0.59
55:B9:19:ARG:O	55:B9:19:ARG:CG	2.51	0.59
1:AA:298:A:H3'	1:AA:299:G:H8	1.68	0.58
1:AA:587:G:C3'	1:AA:588:G:P	2.91	0.58
1:AA:947:G:H4'	1:AA:1332:A:C2	2.32	0.58
1:AA:1084:G:H2'	1:AA:1085:U:C6	2.37	0.58

*Continued on next page...*

*Continued from previous page...*

Atom-1	Atom-2	Interatomic distance (Å)	Clash overlap (Å)
1:AA:1249:C:O3'	12:AI:66:ARG:HG2	2.02	0.58
1:AA:1309:G:OP2	16:AM:99:ARG:NH1	2.36	0.58
26:BB:113:C:O2'	38:BS:56:ASP:OD1	2.21	0.58
27:BA:479:A:O2'	27:BA:480:A:H3'	2.02	0.58
27:BA:586:A:N1	27:BA:809:G:C2'	2.65	0.58
27:BA:825:C:C4'	27:BA:2428:G:C6	2.86	0.58
27:BA:1129:A:N1	27:BA:2570:G:C4'	2.66	0.58
27:BA:1769:G:H2'	27:BA:1770:G:H8	1.67	0.58
27:BA:2377:A:H2'	27:BA:2378:A:C8	2.38	0.58
27:BA:2462:U:C2'	27:BA:2463:C:O5'	2.51	0.58
27:BA:2574:G:C2	27:BA:2575:C:C4	2.91	0.58
27:BA:2704:C:H2'	27:BA:2705:A:C8	2.38	0.58
27:BA:2780:G:N2	34:BN:80:LYS:NZ	2.50	0.58
27:BA:2781:A:O4'	27:BA:2781:A:P	2.61	0.58
27:BA:2782:G:C2'	27:BA:2783:G:H5'	2.30	0.58
27:BA:2844:G:N2	27:BA:2845:G:O4'	2.36	0.58
28:BD:200:THR:OG1	28:BD:201:ASP:CG	2.42	0.58
28:BD:213:LYS:CB	28:BD:215:LYS:CB	2.72	0.58
29:BE:102:ASP:HA	29:BE:104:PHE:CZ	2.37	0.58
32:BH:138:GLN:O	32:BH:140:VAL:N	2.36	0.58
34:BN:53:ILE:HG23	34:BN:54:VAL:N	2.17	0.58
37:BQ:85:ILE:O	37:BQ:85:ILE:CD1	2.50	0.58
37:BQ:85:ILE:HG23	37:BQ:136:TRP:HZ2	1.68	0.58
37:BQ:116:HIS:O	37:BQ:118:ALA:O	2.21	0.58
38:BS:32:PRO:HD2	38:BS:100:ALA:CA	2.32	0.58
38:BS:47:LEU:CD1	38:BS:58:LEU:CD2	2.67	0.58
39:BT:5:GLU:O	39:BT:8:TYR:N	2.36	0.58
40:BW:34:ASN:ND2	51:B5:39:LYS:HB2	2.17	0.58
42:BY:81:LYS:NZ	42:BY:81:LYS:CB	2.66	0.58
43:BZ:46:GLN:CB	43:BZ:49:THR:OG1	2.46	0.58
43:BZ:95:SER:OG	43:BZ:122:ILE:CB	2.51	0.58
43:BZ:110:GLY:O	43:BZ:112:LEU:N	2.34	0.58
43:BZ:115:ILE:O	43:BZ:169:VAL:HA	2.03	0.58
45:BU:88:ILE:HG21	46:BV:55:THR:HG1	1.57	0.58
45:BU:104:GLU:OE1	46:BV:46:VAL:CG1	2.50	0.58
51:B5:33:CYS:SG	51:B5:36:CYS:CA	2.90	0.58
1:AA:121:C:H4'	1:AA:122:G:N7	2.19	0.58
1:AA:900:A:H2'	1:AA:901:A:H8	1.68	0.58
1:AA:953:G:C2'	16:AM:125:ARG:HA	2.30	0.58
1:AA:1221:G:O3'	22:AS:77:THR:HG21	2.03	0.58
3:AW:75:C:N4	50:B4:28:ARG:CB	2.66	0.58

*Continued on next page...*

*Continued from previous page...*

Atom-1	Atom-2	Interatomic distance (Å)	Clash overlap (Å)
7:AD:106:TYR:HA	7:AD:111:ALA:HB3	1.85	0.58
25:AY:222:MET:CA	27:BA:2556:C:H1'	2.33	0.58
27:BA:72:U:C4'	47:B2:57:LYS:NZ	2.66	0.58
27:BA:496:G:OP1	40:BW:62:HIS:CE1	2.56	0.58
27:BA:673:C:C4'	30:BF:82:GLN:OE1	2.50	0.58
27:BA:1133:U:O2'	27:BA:1134:G:H5''	2.03	0.58
27:BA:1966:A:N3	27:BA:2593:U:H5''	2.15	0.58
27:BA:1993:U:H5''	29:BE:228:ARG:HE	1.68	0.58
27:BA:2070:G:H2'	27:BA:2071:A:C8	2.38	0.58
27:BA:2189:U:H2'	27:BA:2190:G:H8	1.67	0.58
27:BA:2234:G:C4	27:BA:2235:G:C8	2.91	0.58
27:BA:2276:G:N1	27:BA:2277:G:N7	2.51	0.58
27:BA:2298:A:H1'	27:BA:2321:G:H21	1.64	0.58
27:BA:2370:G:H2'	27:BA:2371:G:C8	2.38	0.58
27:BA:2515:C:N4	27:BA:2570:G:O6	2.37	0.58
27:BA:2526:G:O2'	27:BA:2527:C:C5'	2.49	0.58
27:BA:2538:C:HO2'	27:BA:2539:C:P	2.24	0.58
27:BA:2578:G:C6	29:BE:237:ASN:ND2	2.71	0.58
27:BA:2681:C:H2'	27:BA:2681:C:O2	2.01	0.58
27:BA:2875:C:C4	27:BA:2876:G:C5	2.91	0.58
27:BA:2892:A:OP1	27:BA:2892:A:H4'	2.03	0.58
28:BD:167:GLU:C	28:BD:168:GLY:O	2.41	0.58
29:BE:172:ASP:O	29:BE:175:ASP:N	2.36	0.58
30:BF:6:TYR:HE1	30:BF:138:VAL:C	2.07	0.58
30:BF:22:PHE:CE2	30:BF:115:LEU:CB	2.75	0.58
30:BF:197:SER:CB	30:BF:239:ALA:N	2.60	0.58
32:BH:101:LYS:HE2	32:BH:115:GLU:CG	2.33	0.58
35:BO:14:SER:OG	35:BO:94:ARG:HB2	2.03	0.58
36:BP:94:ARG:HD3	36:BP:120:LEU:CA	2.32	0.58
37:BQ:50:VAL:HG12	37:BQ:51:GLU:OE1	2.02	0.58
38:BS:72:GLU:O	38:BS:74:PRO:C	2.37	0.58
39:BT:5:GLU:HB3	39:BT:53:ASP:OD2	2.02	0.58
40:BW:17:VAL:O	40:BW:20:VAL:N	2.36	0.58
41:BX:2:TRP:O	41:BX:3:ASP:C	2.41	0.58
41:BX:5:ILE:HG22	41:BX:6:LYS:H	0.43	0.58
43:BZ:150:GLY:H	43:BZ:165:GLU:N	2.00	0.58
45:BU:21:ALA:C	45:BU:24:PHE:CZ	2.76	0.58
45:BU:57:PHE:CA	45:BU:60:LEU:HG	2.29	0.58
47:B2:13:PRO:O	47:B2:16:ARG:HB2	2.03	0.58
47:B2:19:GLU:HG2	47:B2:23:LEU:HD21	1.84	0.58
47:B2:49:LEU:O	47:B2:50:ARG:O	2.21	0.58

*Continued on next page...*

*Continued from previous page...*

Atom-1	Atom-2	Interatomic distance (Å)	Clash overlap (Å)
47:B2:51:LYS:C	47:B2:54:ALA:HB3	2.23	0.58
48:B3:48:GLU:CG	48:B3:49:LYS:N	2.66	0.58
50:B4:10:VAL:O	50:B4:10:VAL:CG1	2.51	0.58
50:B4:48:ARG:CG	50:B4:49:PHE:CD1	2.85	0.58
51:B5:30:LEU:CD2	51:B5:41:LEU:HA	2.33	0.58
51:B5:44:HIS:CA	51:B5:52:TYR:HH	1.88	0.58
54:B8:14:ILE:O	54:B8:15:LYS:HB2	2.03	0.58
1:AA:173:U:C4'	1:AA:197:A:H5'	2.33	0.58
1:AA:736:C:OP1	21:AR:72:ARG:NH2	2.36	0.58
1:AA:975:A:N7	1:AA:1357:A:C2	2.61	0.58
1:AA:1468:A:H2'	1:AA:1469:G:O4'	2.03	0.58
7:AD:157:LEU:HD23	7:AD:160:GLN:HG3	1.84	0.58
20:AQ:57:VAL:HG12	20:AQ:76:LEU:HA	1.84	0.58
27:BA:339:U:H2'	27:BA:340:A:C8	2.38	0.58
27:BA:807:U:C5'	27:BA:2445:G:H4'	2.31	0.58
27:BA:1102:C:N3	27:BA:1104:C:N4	2.51	0.58
27:BA:1129:A:C4	27:BA:2570:G:H1'	2.38	0.58
27:BA:1492:G:H21	27:BA:1493:C:N4	2.01	0.58
27:BA:1743:G:H3'	27:BA:1746:G:H5'	1.85	0.58
27:BA:2049:G:O2'	29:BE:253:GLN:OE1	2.22	0.58
27:BA:2246:G:N3	27:BA:2426:A:N3	2.52	0.58
27:BA:2262:U:C2'	27:BA:2263:C:H5''	2.21	0.58
27:BA:2266:A:H4'	27:BA:2267:A:N3	2.17	0.58
27:BA:2386:C:H4'	49:B0:39:ARG:HE	1.68	0.58
27:BA:2414:G:H2'	27:BA:2415:G:H8	1.68	0.58
27:BA:2423:U:C6	27:BA:2423:U:H5''	2.36	0.58
27:BA:2443:C:C5	27:BA:2444:G:C8	2.91	0.58
27:BA:2482:G:C4	27:BA:2483:C:C6	2.91	0.58
27:BA:2512:C:C4'	29:BE:235:ILE:HD12	2.31	0.58
27:BA:2586:C:H2'	27:BA:2587:A:C5'	2.32	0.58
27:BA:2596:U:C5	27:BA:2597:G:C5	2.91	0.58
27:BA:2691:C:C2'	27:BA:2692:C:C5'	2.79	0.58
27:BA:2696:U:C4	27:BA:2714:G:N2	2.71	0.58
28:BD:87:SER:O	28:BD:156:ALA:CB	2.52	0.58
29:BE:39:GLN:OE1	29:BE:174:LEU:CG	2.51	0.58
33:BI:25:TYR:N	33:BI:25:TYR:CD2	2.44	0.58
33:BI:65:ALA:CB	33:BI:134:HIS:CB	2.81	0.58
33:BI:133:LEU:HD12	33:BI:138:THR:C	2.23	0.58
34:BN:13:ASP:O	34:BN:38:VAL:HG11	2.03	0.58
34:BN:23:ALA:O	34:BN:26:VAL:HB	2.03	0.58
35:BO:13:ASN:C	35:BO:15:GLY:H	2.04	0.58

*Continued on next page...*

*Continued from previous page...*

Atom-1	Atom-2	Interatomic distance (Å)	Clash overlap (Å)
35:BO:43:VAL:HB	35:BO:55:GLY:H	1.69	0.58
35:BO:101:PRO:C	35:BO:102:VAL:CG2	2.71	0.58
37:BQ:35:ASN:HB2	37:BQ:75:SER:CB	2.33	0.58
37:BQ:36:ASN:C	37:BQ:41:THR:CB	2.69	0.58
37:BQ:72:VAL:HG21	37:BQ:83:PHE:CZ	2.32	0.58
39:BT:6:CYS:C	39:BT:7:ASP:CG	2.62	0.58
40:BW:24:ILE:HG22	40:BW:32:ALA:HB1	1.85	0.58
40:BW:42:ARG:HG2	40:BW:43:GLY:H	1.68	0.58
41:BX:17:ASP:CA	41:BX:20:PHE:HE1	2.00	0.58
42:BY:51:LEU:HD21	42:BY:95:ASN:CG	2.24	0.58
42:BY:81:LYS:CG	42:BY:82:THR:N	2.66	0.58
43:BZ:30:VAL:O	43:BZ:31:SER:C	2.40	0.58
45:BU:117:ARG:HD3	45:BU:118:GLN:H	1.67	0.58
47:B2:51:LYS:HA	47:B2:54:ALA:CB	2.33	0.58
48:B3:39:ASP:CG	48:B3:40:THR:N	2.57	0.58
48:B3:48:GLU:O	48:B3:49:LYS:C	2.41	0.58
50:B4:63:PHE:CD2	50:B4:69:ARG:NH2	2.71	0.58
54:B8:50:LEU:CD2	54:B8:50:LEU:C	2.62	0.58
1:AA:54:C:H41	1:AA:352:C:H2'	1.68	0.58
1:AA:576:G:C8	1:AA:881:G:H1'	2.38	0.58
1:AA:977:A:N3	1:AA:977:A:H2'	2.18	0.58
1:AA:1418:A:C8	1:AA:1419:G:H1'	2.38	0.58
5:AB:28:PHE:CZ	5:AB:42:ILE:HD11	2.39	0.58
7:AD:29:PRO:HB3	7:AD:34:GLU:HG2	1.85	0.58
7:AD:102:ASP:HB3	7:AD:136:PRO:HB3	1.84	0.58
14:AK:12:ARG:NH1	14:AK:40:ILE:HA	2.18	0.58
15:AL:82:VAL:O	15:AL:83:VAL:HB	2.01	0.58
17:AN:40:CYS:N	17:AN:43:CYS:SG	2.77	0.58
27:BA:63:U:H6	27:BA:63:U:H3'	1.68	0.58
27:BA:94:G:O2'	47:B2:41:GLU:CD	2.42	0.58
27:BA:144:C:H4'	41:BX:36:GLU:OE1	2.03	0.58
27:BA:197:A:H2	27:BA:2434:A:H62	1.49	0.58
27:BA:199:A:N6	27:BA:2434:A:C6	2.71	0.58
27:BA:222:A:N6	27:BA:232:G:N3	2.51	0.58
27:BA:270(P):C:H2'	27:BA:270(Q):C:C6	2.39	0.58
27:BA:300:A:O2'	27:BA:318:C:H1'	2.03	0.58
27:BA:445:C:H3'	45:BU:3:ARG:HH21	1.62	0.58
27:BA:988:A:P	48:B3:11:SER:HB3	2.42	0.58
27:BA:1613:G:H2'	27:BA:1617:C:H42	1.68	0.58
27:BA:2067:G:N3	27:BA:2444:G:C2	2.71	0.58
27:BA:2186:G:C2	27:BA:2187:G:N7	2.72	0.58

*Continued on next page...*

*Continued from previous page...*

Atom-1	Atom-2	Interatomic distance (Å)	Clash overlap (Å)
27:BA:2188:C:C5	27:BA:2189:U:H5	2.21	0.58
27:BA:2570:G:C5'	27:BA:2571:C:OP2	2.50	0.58
27:BA:2581:G:C6	27:BA:2610:C:H2'	2.38	0.58
27:BA:2671:A:O2'	27:BA:2672:G:O5'	2.21	0.58
28:BD:130:PRO:HA	28:BD:188:ARG:CG	2.33	0.58
28:BD:173:VAL:O	28:BD:180:VAL:HG13	2.03	0.58
30:BF:115:LEU:HD21	30:BF:246:ARG:HH22	1.67	0.58
31:BG:54:ALA:O	31:BG:55:LYS:CB	2.50	0.58
32:BH:117:GLU:O	32:BH:118:GLU:C	2.42	0.58
33:BI:9:VAL:O	33:BI:10:LYS:CB	2.51	0.58
33:BI:24:GLY:CA	33:BI:27:ASN:HB3	2.31	0.58
33:BI:103:GLN:NE2	33:BI:109:LYS:C	2.32	0.58
33:BI:145:VAL:CG1	33:BI:146:THR:N	2.47	0.58
35:BO:85:VAL:O	35:BO:87:ILE:HD11	2.03	0.58
38:BS:53:ASN:O	38:BS:53:ASN:OD1	2.20	0.58
38:BS:82:TYR:C	38:BS:83:LEU:HD12	2.24	0.58
41:BX:7:HIS:O	41:BX:26:PHE:HB3	2.03	0.58
41:BX:55:GLN:C	41:BX:56:ASN:ND2	2.51	0.58
41:BX:57:THR:C	41:BX:59:ASP:OD2	2.41	0.58
43:BZ:141:MET:CB	43:BZ:171:VAL:CG1	2.79	0.58
44:BR:22:ARG:HG2	44:BR:26:LYS:HE3	1.81	0.58
50:B4:5:LEU:HD12	50:B4:60:ASN:HD21	1.64	0.58
51:B5:40:LYS:HE2	51:B5:46:CYS:CB	2.21	0.58
52:B6:11:LYS:HZ3	54:B8:35:GLY:H	1.49	0.58
1:AA:565:U:H3'	1:AA:566:G:C8	2.38	0.58
1:AA:1060:C:H5''	13:AJ:51:ARG:HD3	1.84	0.58
1:AA:1342:C:H2'	1:AA:1343:G:C8	2.37	0.58
27:BA:319:C:N4	27:BA:320:A:N6	2.52	0.58
27:BA:322:A:C1'	27:BA:341:G:O4'	2.51	0.58
27:BA:449:A:OP1	30:BF:85:LYS:CA	2.51	0.58
27:BA:526:A:H4'	27:BA:527:C:OP1	2.03	0.58
27:BA:974:G:C3'	46:BV:82:ARG:NH2	2.66	0.58
27:BA:1364:G:N2	27:BA:1366:A:H3'	2.18	0.58
27:BA:2090:G:N3	27:BA:2230:G:C6	2.71	0.58
27:BA:2189:U:H2'	27:BA:2190:G:C8	2.39	0.58
27:BA:2217:G:C2'	27:BA:2218:G:O5'	2.52	0.58
27:BA:2246:G:N3	27:BA:2426:A:C2	2.71	0.58
27:BA:2371:G:O2'	52:B6:47:HIS:NE2	2.32	0.58
27:BA:2428:G:O5'	27:BA:2429:G:OP1	2.20	0.58
27:BA:2455:G:N2	27:BA:2498:C:H41	2.01	0.58
27:BA:2458:G:C4	27:BA:2490:G:N2	2.71	0.58

*Continued on next page...*

*Continued from previous page...*

Atom-1	Atom-2	Interatomic distance (Å)	Clash overlap (Å)
27:BA:2561:A:C2'	27:BA:2562:U:O5'	2.44	0.58
27:BA:2565:A:O5'	27:BA:2566:A:OP2	2.21	0.58
27:BA:2567:G:HO2'	27:BA:2568:C:H5'	1.64	0.58
27:BA:2689:U:C2	27:BA:2713:A:C6	2.92	0.58
27:BA:2745:C:O2	32:BH:142:GLU:CD	2.42	0.58
27:BA:2836:U:H2'	27:BA:2837:G:H8	1.68	0.58
27:BA:2888:C:O2	27:BA:2889:C:N1	2.36	0.58
29:BE:99:VAL:C	29:BE:100:TRP:CG	2.75	0.58
29:BE:315:VAL:HG12	29:BE:316:ARG:N	2.17	0.58
30:BF:6:TYR:CE1	30:BF:139:VAL:N	2.63	0.58
31:BG:42:GLY:HA2	31:BG:48:MET:SD	2.44	0.58
34:BN:51:GLU:O	34:BN:52:GLN:C	2.41	0.58
34:BN:71:TYR:O	34:BN:72:PRO:O	2.21	0.58
34:BN:84:ARG:HA	34:BN:87:LEU:HD13	1.86	0.58
36:BP:67:ARG:NH1	36:BP:109:LEU:CD1	2.66	0.58
38:BS:116:PHE:C	38:BS:120:GLU:OE2	2.42	0.58
40:BW:12:ILE:HD11	40:BW:42:ARG:CD	2.33	0.58
43:BZ:9:THR:O	43:BZ:13:LYS:CB	2.52	0.58
45:BU:9:VAL:HG12	45:BU:13:ARG:HH21	1.68	0.58
46:BV:39:PHE:HB3	46:BV:54:TYR:HB3	1.86	0.58
46:BV:77:GLY:C	46:BV:78:VAL:HG13	2.23	0.58
51:B5:40:LYS:HE3	51:B5:48:ASN:HB2	1.85	0.58
54:B8:26:LYS:N	54:B8:46:LYS:HA	2.18	0.58
54:B8:57:ARG:O	54:B8:58:MET:C	2.40	0.58
54:B8:58:MET:HE1	54:B8:61:MET:HE3	1.79	0.58
1:AA:939:G:OP1	10:AG:102:ARG:NH1	2.36	0.58
1:AA:1097:C:H5'	1:AA:1169:A:H4'	1.85	0.58
2:AV:13:C:C4'	27:BA:1924:C:O2'	2.47	0.58
14:AK:79:SER:HA	14:AK:104:GLN:HB3	1.85	0.58
16:AM:94:ARG:HB2	16:AM:96:LEU:CD2	2.34	0.58
19:AP:22:THR:HA	19:AP:33:ILE:HG13	1.84	0.58
25:AY:22:PRO:CA	56:BK:22:PRO:HB3	2.33	0.58
26:BB:11:C:H41	38:BS:11:ARG:NH1	1.96	0.58
27:BA:26:G:C6	27:BA:27:G:N2	2.71	0.58
27:BA:75:G:C4'	47:B2:51:LYS:NZ	2.65	0.58
27:BA:273(A):G:H2'	27:BA:273(B):C:H6	1.68	0.58
27:BA:446:G:C5'	45:BU:5:LYS:CE	2.80	0.58
27:BA:763:G:O2'	27:BA:764:A:H5'	2.04	0.58
27:BA:780:G:O6	28:BD:233:ASP:CG	2.42	0.58
27:BA:1031:G:O2'	55:B9:8:LYS:CE	2.50	0.58
27:BA:1163:G:C2	27:BA:1164:G:C8	2.91	0.58

*Continued on next page...*



*Continued from previous page...*

Atom-1	Atom-2	Interatomic distance (Å)	Clash overlap (Å)
27:BA:1366:A:OP1	50:B4:1:MET:N	2.34	0.58
27:BA:1638:C:C5'	27:BA:2710:C:HI1'	2.33	0.58
27:BA:1840:G:H1	27:BA:1902:C:N4	1.99	0.58
27:BA:1944:U:HI1'	27:BA:1955:U:C1'	2.31	0.58
27:BA:2071:A:C2	27:BA:2441:C:N3	2.71	0.58
27:BA:2409:G:O5'	27:BA:2409:G:C8	2.55	0.58
27:BA:2447:G:N7	27:BA:2500:U:C6	2.71	0.58
27:BA:2481:G:C2'	27:BA:2482:G:OP2	2.51	0.58
27:BA:2485:G:N3	27:BA:2486:G:O4'	2.36	0.58
27:BA:2555:U:C6	27:BA:2556:C:C6	2.91	0.58
27:BA:2610:C:H4'	27:BA:2611:U:O5'	2.03	0.58
27:BA:2627:G:HI1'	27:BA:2781:A:C2	2.38	0.58
27:BA:2636:U:C3'	29:BE:84:ARG:HH12	2.17	0.58
27:BA:2652:C:N1	27:BA:2653:U:C6	2.72	0.58
27:BA:2668:G:C2	27:BA:2669:G:C8	2.92	0.58
27:BA:2715:C:C2	27:BA:2716:U:C5	2.92	0.58
27:BA:2880:C:O2'	44:BR:90:ARG:CD	2.51	0.58
28:BD:83:ASP:OD2	28:BD:83:ASP:N	2.35	0.58
28:BD:179:GLU:C	28:BD:180:VAL:CG2	2.72	0.58
28:BD:208:GLY:HA3	28:BD:210:LYS:HE2	1.86	0.58
29:BE:264:LEU:O	29:BE:265:ASN:ND2	2.36	0.58
29:BE:308:VAL:CG1	29:BE:310:PHE:HE1	2.12	0.58
32:BH:66:THR:CG2	32:BH:67:THR:H	2.15	0.58
34:BN:63:ILE:CB	34:BN:71:TYR:CZ	2.87	0.58
36:BP:83:GLU:O	36:BP:92:ASP:HA	2.04	0.58
36:BP:104:ASP:C	36:BP:105:TYR:CG	2.73	0.58
37:BQ:36:ASN:HD21	43:BZ:116:VAL:CG1	2.16	0.58
43:BZ:6:LYS:N	43:BZ:7:PRO:HD3	2.13	0.58
44:BR:22:ARG:HG2	44:BR:26:LYS:CE	2.34	0.58
44:BR:24:GLN:HB3	44:BR:44:LEU:CD2	2.33	0.58
45:BU:46:GLU:O	45:BU:47:TYR:C	2.40	0.58
45:BU:115:ASN:N	45:BU:115:ASN:HD22	1.96	0.58
46:BV:40:VAL:HA	46:BV:54:TYR:HD1	1.67	0.58
47:B2:11:MET:O	47:B2:16:ARG:HG3	2.02	0.58
49:B0:50:GLY:C	49:B0:52:GLY:N	2.57	0.58
49:B0:67:VAL:CG1	49:B0:74:LYS:CG	2.47	0.58
50:B4:33:VAL:HG12	50:B4:34:ASP:N	2.19	0.58
50:B4:55:ARG:C	50:B4:56:VAL:O	2.41	0.58
51:B5:15:LYS:HA	51:B5:18:MET:HG3	1.86	0.58
53:B7:25:LYS:O	53:B7:28:ARG:HB2	2.04	0.58
54:B8:36:LYS:CG	54:B8:40:GLU:OE1	2.50	0.58

*Continued on next page...*

*Continued from previous page...*

Atom-1	Atom-2	Interatomic distance (Å)	Clash overlap (Å)
55:B9:13:ASN:O	55:B9:14:CYS:O	2.22	0.58
56:BK:49:LYS:HZ1	56:BK:73:PRO:HG3	1.69	0.58
1:AA:436:C:H2'	1:AA:437:U:C1'	2.33	0.58
1:AA:668:G:H4'	18:AO:48:LYS:O	2.03	0.58
15:AL:82:VAL:O	15:AL:106:ASP:HB2	2.03	0.58
27:BA:1528:A:N3	27:BA:1529:A:H1'	2.19	0.58
27:BA:2197:U:O2'	27:BA:2198:A:C5'	2.35	0.58
27:BA:2276:G:C6	27:BA:2277:G:N7	2.72	0.58
27:BA:2279:G:C5	27:BA:2280:G:N7	2.72	0.58
27:BA:2292:C:N4	27:BA:2293:C:N4	2.51	0.58
27:BA:2398:U:H4'	27:BA:2399:G:OP1	2.04	0.58
27:BA:2435:A:C2	27:BA:2436:G:C1'	2.86	0.58
27:BA:2510:C:N3	27:BA:2578:G:O6	2.37	0.58
27:BA:2631:G:C4	27:BA:2632:A:C8	2.91	0.58
27:BA:2679:A:H2'	29:BE:300:VAL:HG13	1.85	0.58
27:BA:2744:G:C6	27:BA:2745:C:N4	2.72	0.58
27:BA:2819:G:O5'	27:BA:2819:G:H8	1.87	0.58
27:BA:2838:G:N3	27:BA:2839:G:C8	2.71	0.58
29:BE:199:ALA:HA	29:BE:314:ALA:CA	2.33	0.58
29:BE:206:LYS:H	29:BE:257:GLY:C	2.05	0.58
32:BH:19:ASN:C	32:BH:19:ASN:HD22	2.07	0.58
32:BH:52:THR:C	32:BH:54:PRO:HD3	2.23	0.58
32:BH:102:LEU:HD23	32:BH:102:LEU:N	2.05	0.58
36:BP:56:LYS:HG3	36:BP:57:VAL:H	1.68	0.58
37:BQ:36:ASN:HD21	43:BZ:116:VAL:CB	2.16	0.58
37:BQ:36:ASN:ND2	43:BZ:116:VAL:CG1	2.67	0.58
38:BS:19:ASP:O	38:BS:20:TYR:C	2.41	0.58
39:BT:23:HIS:ND1	39:BT:24:LYS:O	2.36	0.58
39:BT:50:GLU:HG3	39:BT:55:ALA:CB	2.34	0.58
40:BW:8:ARG:CD	40:BW:9:TYR:CD1	2.82	0.58
44:BR:101:ALA:C	51:B5:41:LEU:HD12	2.23	0.58
45:BU:28:ARG:HG2	45:BU:29:SER:N	2.16	0.58
45:BU:76:TYR:O	45:BU:80:ILE:HG13	2.01	0.58
45:BU:89:ASP:OD2	46:BV:50:ASP:HB3	2.03	0.58
50:B4:6:HIS:CE1	50:B4:55:ARG:HG3	2.38	0.58
50:B4:23:GLU:O	50:B4:26:SER:N	2.37	0.58
51:B5:12:SER:O	51:B5:14:SER:OG	2.22	0.58
52:B6:16:ALA:C	52:B6:48:VAL:CG1	2.71	0.58
54:B8:38:GLY:O	54:B8:39:ASP:C	2.41	0.58
55:B9:19:ARG:O	55:B9:20:HIS:HB2	2.04	0.58
56:BK:49:LYS:NZ	56:BK:73:PRO:CA	2.67	0.58

*Continued on next page...*

Continued from previous page...

Atom-1	Atom-2	Interatomic distance (Å)	Clash overlap (Å)
56:BK:71:LYS:HA	56:BK:72:THR:HA	1.84	0.58
1:AA:39:G:C8	1:AA:498:U:C4	2.92	0.58
1:AA:790:A:H5'	2:AV:38:A:O2'	2.04	0.58
1:AA:1134:G:H1	1:AA:1140:C:H42	1.52	0.58
7:AD:10:ARG:HG2	7:AD:40:PRO:HG3	1.84	0.58
7:AD:23:GLY:HA2	7:AD:113:SER:CB	2.34	0.58
27:BA:72:U:C4	27:BA:112:U:H1'	2.38	0.58
27:BA:441:U:OP2	42:BY:3:GLN:CG	2.51	0.58
27:BA:518:G:H1'	40:BW:77:ASP:OD1	2.03	0.58
27:BA:959:A:H2'	27:BA:960:A:H8	1.67	0.58
27:BA:989:G:OP2	48:B3:11:SER:HB2	2.04	0.58
27:BA:995:C:O2	27:BA:995:C:H2'	2.03	0.58
27:BA:1005:C:H2'	27:BA:1006:C:C6	2.38	0.58
27:BA:1538:G:H2'	27:BA:1539:G:C1'	2.33	0.58
27:BA:2032:G:N2	27:BA:2055:C:H42	2.01	0.58
27:BA:2075:U:O4	27:BA:2238:G:O6	2.19	0.58
27:BA:2290:G:N2	27:BA:2343:C:C1'	2.63	0.58
27:BA:2333:A:H5'	27:BA:2335:A:O4'	2.03	0.58
27:BA:2447:G:C6	27:BA:2500:U:C4	2.91	0.58
27:BA:2555:U:H5	27:BA:2556:C:C5	2.21	0.58
27:BA:2593:U:H3	27:BA:2600:A:N6	2.01	0.58
27:BA:2640:G:N1	27:BA:2774:C:N4	2.33	0.58
27:BA:2666:C:C3'	27:BA:2667:C:C5'	2.76	0.58
27:BA:2666:C:C6	27:BA:2667:C:C6	2.92	0.58
27:BA:712(A):A:H8	27:BA:2713:A:OP1	1.87	0.58
27:BA:2731:G:N1	27:BA:2732:G:N2	2.51	0.58
27:BA:2826:A:N6	27:BA:2827:C:C6	2.38	0.58
27:BA:2881:C:C4	27:BA:2882:A:N7	2.71	0.58
29:BE:222:ARG:NH1	29:BE:222:ARG:CG	2.58	0.58
32:BH:15:THR:HG22	32:BH:26:LYS:C	2.23	0.58
33:BI:111:ASP:HB3	33:BI:114:LYS:HG2	1.85	0.58
34:BN:25:GLN:N	34:BN:28:GLU:HG2	2.18	0.58
35:BO:106:LEU:HD23	35:BO:106:LEU:N	2.15	0.58
36:BP:52:LYS:NZ	36:BP:53:ARG:HH12	2.01	0.58
37:BQ:59:ASN:HD22	37:BQ:59:ASN:C	2.05	0.58
37:BQ:116:HIS:O	37:BQ:116:HIS:CG	2.56	0.58
37:BQ:136:TRP:C	37:BQ:139:ALA:H	2.05	0.58
38:BS:13:ARG:O	38:BS:13:ARG:CG	2.51	0.58
38:BS:109:PRO:HB2	38:BS:116:PHE:CE2	2.39	0.58
41:BX:33:SER:HA	41:BX:37:VAL:CG2	2.30	0.58
43:BZ:15:ASP:OD1	43:BZ:15:ASP:C	2.42	0.58

Continued on next page...

*Continued from previous page...*

Atom-1	Atom-2	Interatomic distance (Å)	Clash overlap (Å)
45:BU:28:ARG:CG	45:BU:29:SER:N	2.66	0.58
45:BU:47:TYR:O	45:BU:48:ARG:C	2.41	0.58
45:BU:72:HIS:HE1	45:BU:110:VAL:HG21	1.67	0.58
45:BU:104:GLU:OE2	46:BV:46:VAL:CG1	2.51	0.58
48:B3:23:LEU:C	48:B3:28:LEU:CD1	2.57	0.58
48:B3:53:LEU:CD2	48:B3:53:LEU:C	2.71	0.58
53:B7:30:ILE:HD13	53:B7:33:ARG:NE	2.18	0.58
1:AA:886:G:H22	1:AA:912:C:H1'	1.67	0.58
1:AA:976:G:C5'	1:AA:1358:U:HO2'	2.16	0.58
1:AA:1339:A:H2	2:AV:31:A:O4'	1.86	0.58
7:AD:18:LYS:HA	7:AD:33:MET:HE1	1.86	0.58
27:BA:264:C:C3'	27:BA:265:A:H5''	2.34	0.58
27:BA:352:G:O5'	27:BA:352:G:C8	2.54	0.58
27:BA:447:A:N6	27:BA:454:A:N7	2.51	0.58
27:BA:919:G:H2'	27:BA:920:G:C8	2.39	0.58
27:BA:974(A):C:C6	27:BA:1186:G:C2	2.90	0.58
27:BA:1062:G:N3	56:BK:134:SER:O	2.36	0.58
27:BA:1241:A:C8	27:BA:1241:A:OP2	2.57	0.58
27:BA:1482:U:H1'	27:BA:1512:G:N2	2.18	0.58
27:BA:1799:G:N1	28:BD:177:SER:CB	2.67	0.58
27:BA:2090:G:C2	27:BA:2230:G:C5	2.92	0.58
27:BA:2197:U:H2'	27:BA:2224:G:N1	2.19	0.58
27:BA:2262:U:H5	49:B0:14:ARG:NH1	2.00	0.58
27:BA:2309:A:C3'	27:BA:2310:A:C5'	2.72	0.58
27:BA:2679:A:C6	27:BA:2729:G:C6	2.92	0.58
27:BA:2856:C:H2'	27:BA:2857:G:H5'	1.86	0.58
29:BE:206:LYS:C	29:BE:257:GLY:HA2	2.24	0.58
30:BF:21:VAL:O	30:BF:22:PHE:C	2.40	0.58
30:BF:153:VAL:C	30:BF:155:SER:H	2.06	0.58
32:BH:147:ILE:CD1	32:BH:150:VAL:CG1	2.82	0.58
34:BN:83:ILE:CG1	34:BN:84:ARG:CG	2.81	0.58
35:BO:63:VAL:HG12	35:BO:63:VAL:O	2.04	0.58
36:BP:113:GLN:O	36:BP:115:ARG:HD2	2.04	0.58
38:BS:32:PRO:HD3	38:BS:100:ALA:HA	1.81	0.58
40:BW:66:GLU:O	40:BW:69:LEU:HD21	2.03	0.58
41:BX:23:LYS:CA	41:BX:67:ARG:HA	2.34	0.58
41:BX:46:ASP:O	41:BX:47:VAL:O	2.21	0.58
43:BZ:53:ASP:O	43:BZ:54:ILE:HD12	2.04	0.58
43:BZ:72:ASP:OD2	43:BZ:72:ASP:N	2.37	0.58
43:BZ:103:ARG:H	43:BZ:103:ARG:CD	2.14	0.58
45:BU:94:VAL:HG13	46:BV:13:ARG:HG2	1.86	0.58

*Continued on next page...*

*Continued from previous page...*

Atom-1	Atom-2	Interatomic distance (Å)	Clash overlap (Å)
45:BU:95:LEU:O	45:BU:98:ILE:CB	2.44	0.58
45:BU:105:ALA:O	45:BU:106:PHE:C	2.42	0.58
46:BV:4:ILE:O	46:BV:4:ILE:HG22	2.03	0.58
46:BV:30:GLY:O	46:BV:33:VAL:HG21	1.94	0.58
46:BV:34:GLU:C	46:BV:35:LEU:HD23	2.17	0.58
46:BV:50:ASP:OD1	46:BV:53:LYS:HE2	2.01	0.58
52:B6:12:MET:HE3	52:B6:54:LYS:C	2.23	0.58
52:B6:39:LYS:CA	52:B6:50:PHE:CD1	2.86	0.58
55:B9:29:ASN:HB2	55:B9:32:HIS:CE1	2.39	0.58
1:AA:405:U:C3'	1:AA:406:G:P	2.92	0.58
1:AA:523:A:C2	15:AL:91:LYS:HB3	2.39	0.58
1:AA:560:U:H5'	1:AA:566:G:N2	2.18	0.58
1:AA:567:G:O6	15:AL:15:ARG:NH2	2.37	0.58
1:AA:578:C:H4'	1:AA:729:A:C4'	2.34	0.58
1:AA:983:A:HO2'	1:AA:1049:U:HO2'	1.48	0.58
1:AA:1320:C:O4'	22:AS:73:GLU:CG	2.47	0.58
3:AW:40:C:H4'	10:AG:147:ALA:CB	2.34	0.58
11:AH:18:ARG:HG3	11:AH:18:ARG:NH1	2.13	0.58
18:AO:45:VAL:O	18:AO:46:HIS:CB	2.52	0.58
27:BA:76:C:H5'	47:B2:51:LYS:HB3	1.85	0.58
27:BA:136:G:C3'	27:BA:137:C:H4'	2.33	0.58
27:BA:249:C:O2	54:B8:11:LYS:NZ	2.35	0.58
27:BA:487:C:C2	40:BW:53:SER:OG	2.57	0.58
27:BA:496:G:P	40:BW:62:HIS:NE2	2.76	0.58
27:BA:575:A:H4'	27:BA:2500:U:H5'	1.84	0.58
27:BA:990:A:C6	27:BA:1186:G:C1'	2.75	0.58
27:BA:1598:C:H5'	41:BX:34:LYS:CB	2.33	0.58
27:BA:1742:C:H2'	27:BA:1743:G:C1'	2.33	0.58
27:BA:1813:G:H2'	27:BA:1814:G:O4'	2.04	0.58
27:BA:2052:G:N1	27:BA:2618:G:C8	2.72	0.58
27:BA:2263:C:H5'	27:BA:2263:C:H6	1.68	0.58
27:BA:2268:A:C8	27:BA:2268:A:C3'	2.87	0.58
27:BA:2344:U:O2'	27:BA:2345:G:C5'	2.51	0.58
27:BA:2458:G:O6	27:BA:2490:G:O2'	2.21	0.58
27:BA:2517:C:C5	27:BA:2542:A:C6	2.92	0.58
27:BA:2546:U:O2'	27:BA:2547:U:OP2	2.16	0.58
27:BA:2569:G:N3	27:BA:2570:G:C8	2.72	0.58
27:BA:2573:C:C6	27:BA:2573:C:H3'	2.39	0.58
27:BA:2605:U:C6	27:BA:2605:U:O5'	2.56	0.58
27:BA:2679:A:H2'	27:BA:2680:C:O5'	2.04	0.58
27:BA:2864:G:HO2'	27:BA:2865:U:C1'	2.10	0.58

*Continued on next page...*

Continued from previous page...

Atom-1	Atom-2	Interatomic distance (Å)	Clash overlap (Å)
28:BD:77:VAL:HB	28:BD:113:MET:N	2.16	0.58
28:BD:183:ILE:HG22	28:BD:184:LEU:H	0.47	0.58
28:BD:197:GLY:H	28:BD:199:ARG:NH1	2.02	0.58
29:BE:44:TYR:CA	29:BE:307:LEU:O	2.52	0.58
29:BE:47:GLY:HA2	29:BE:305:LYS:HE2	1.86	0.58
29:BE:221:LYS:CE	29:BE:233:ARG:CG	2.81	0.58
30:BF:35:VAL:O	30:BF:38:ALA:N	2.36	0.58
30:BF:223:LEU:HD23	30:BF:233:THR:OG1	2.04	0.58
30:BF:225:PRO:C	30:BF:230:GLY:N	2.43	0.58
30:BF:236:THR:O	30:BF:239:ALA:HB2	2.02	0.58
30:BF:243:VAL:CB	30:BF:246:ARG:HD2	2.33	0.58
32:BH:9:GLU:CD	32:BH:11:PRO:HD3	2.24	0.58
33:BI:47:LEU:CD1	33:BI:48:GLU:N	2.59	0.58
34:BN:66:ASP:O	34:BN:67:ASN:C	2.39	0.58
35:BO:3:GLN:HA	35:BO:21:VAL:HG12	1.85	0.58
35:BO:114:ILE:O	35:BO:116:SER:N	2.37	0.58
36:BP:132:LYS:O	36:BP:133:VAL:C	2.42	0.58
37:BQ:85:ILE:HD12	37:BQ:85:ILE:H	1.69	0.58
40:BW:25:ARG:HG2	40:BW:26:GLY:N	2.18	0.58
44:BR:52:ILE:CD1	44:BR:94:TYR:CB	2.81	0.58
45:BU:115:ASN:O	45:BU:117:ARG:CA	2.51	0.58
50:B4:14:ILE:HG21	50:B4:37:SER:C	2.25	0.58
50:B4:48:ARG:CG	50:B4:49:PHE:N	2.59	0.58
1:AA:60:A:H61	1:AA:107:G:C2'	2.13	0.57
1:AA:426:G:C1'	7:AD:42:GLN:HA	2.34	0.57
1:AA:575:G:OP1	1:AA:575:G:H4'	2.03	0.57
3:AW:41:U:H6	3:AW:41:U:C5'	2.13	0.57
5:AB:93:VAL:HG21	5:AB:97:TRP:HD1	1.69	0.57
27:BA:264:C:C2'	27:BA:265:A:H5''	2.34	0.57
27:BA:270(O):U:H5''	27:BA:270(P):C:C5	2.39	0.57
27:BA:325:G:H2'	27:BA:326:G:H8	1.69	0.57
27:BA:527:C:C6	27:BA:2779:U:C5	2.92	0.57
27:BA:668:G:H2'	27:BA:670:A:N7	2.19	0.57
27:BA:1372:U:H2'	27:BA:1373:A:C8	2.39	0.57
27:BA:1372:U:H2'	27:BA:1373:A:H8	1.68	0.57
27:BA:1666:G:H4'	35:BO:67:ARG:NH2	2.19	0.57
27:BA:2013:A:H4'	40:BW:96:ILE:CG2	2.34	0.57
27:BA:2344:U:C2'	27:BA:2344:U:O2	2.51	0.57
27:BA:2346:A:C1'	27:BA:2383:G:C8	2.82	0.57
27:BA:2404:C:N4	27:BA:2405:G:C2	2.72	0.57
27:BA:2423:U:O2'	27:BA:2424:C:P	2.62	0.57

Continued on next page...

*Continued from previous page...*

Atom-1	Atom-2	Interatomic distance (Å)	Clash overlap (Å)
27:BA:2435:A:H2'	27:BA:2436:G:H5''	1.84	0.57
27:BA:2470:G:H1	27:BA:2471:C:N4	2.02	0.57
27:BA:2542:A:H5'	27:BA:2543:G:OP1	2.04	0.57
27:BA:2572:A:OP2	29:BE:241:TRP:HB2	2.04	0.57
27:BA:2647:U:O2	27:BA:2673:G:N2	2.36	0.57
27:BA:2767:C:C2'	27:BA:2768:C:O5'	2.52	0.57
27:BA:2810:A:H8	27:BA:2811:G:O4'	1.77	0.57
28:BD:73:ILE:CG2	28:BD:74:PRO:HD2	2.33	0.57
28:BD:234:HIS:O	28:BD:235:PRO:O	2.22	0.57
30:BF:37:ALA:HB1	30:BF:107:ARG:CZ	2.34	0.57
30:BF:244:ALA:C	30:BF:246:ARG:N	2.54	0.57
32:BH:41:THR:CB	32:BH:52:THR:OG1	2.52	0.57
33:BI:38:GLU:O	33:BI:39:ALA:C	2.42	0.57
38:BS:47:LEU:HD12	38:BS:58:LEU:HD23	1.78	0.57
38:BS:61:ALA:HB1	38:BS:84:THR:CG2	2.34	0.57
38:BS:114:LYS:O	38:BS:117:ALA:CB	2.52	0.57
41:BX:9:HIS:ND1	41:BX:27:ALA:HA	2.10	0.57
43:BZ:40:ASP:O	43:BZ:44:ARG:HG2	2.04	0.57
44:BR:48:VAL:O	44:BR:51:LEU:HB2	2.03	0.57
45:BU:47:TYR:HD2	45:BU:50:ARG:HD2	1.69	0.57
46:BV:43:GLU:O	46:BV:44:GLN:CD	2.42	0.57
46:BV:66:GLY:HA2	46:BV:93:ILE:HA	1.86	0.57
1:AA:667:G:H4'	18:AO:51:HIS:ND1	2.19	0.57
1:AA:989:C:H4'	1:AA:1016:A:C2	2.39	0.57
1:AA:1059:C:H2'	13:AJ:52:GLY:CA	2.33	0.57
1:AA:1236:A:H4'	1:AA:1304:G:H5''	1.86	0.57
1:AA:1328:C:H5''	16:AM:28:ALA:HB1	1.86	0.57
3:AW:39:PSU:C4'	14:AK:54:ARG:NH2	2.44	0.57
5:AB:17:PHE:HD1	5:AB:18:GLY:H	1.50	0.57
16:AM:3:ARG:NH1	31:BG:90:LEU:CD1	2.61	0.57
27:BA:94:G:O3'	47:B2:41:GLU:OE1	2.22	0.57
27:BA:198:C:C4'	27:BA:2243:U:O2'	2.49	0.57
27:BA:198:C:HO2'	27:BA:2243:U:HO2'	1.37	0.57
27:BA:270(W):G:H3'	27:BA:270(X):G:H8	1.68	0.57
27:BA:635:C:H2'	27:BA:636:G:O4'	2.05	0.57
27:BA:648:G:H2'	27:BA:649:G:C8	2.39	0.57
27:BA:830:G:C8	27:BA:2448:A:N7	2.72	0.57
27:BA:1184:G:O2'	27:BA:1185:C:H5'	2.03	0.57
27:BA:1265:A:OP2	27:BA:2615:U:P	2.63	0.57
27:BA:2268:A:H3'	27:BA:2268:A:H8	1.69	0.57
27:BA:2347:C:H2'	27:BA:2348:U:C6	2.38	0.57

*Continued on next page...*

*Continued from previous page...*

Atom-1	Atom-2	Interatomic distance (Å)	Clash overlap (Å)
27:BA:2464:C:C2	27:BA:2465:C:C6	2.91	0.57
27:BA:2468:G:C6	27:BA:2481:G:C4	2.91	0.57
27:BA:2547:U:C6	27:BA:2566:A:N1	2.72	0.57
27:BA:2694:G:C6	27:BA:2695:C:C5	2.92	0.57
27:BA:2826:A:C2	27:BA:2827:C:H6	2.21	0.57
27:BA:2862:G:N3	27:BA:2863:C:C5	2.71	0.57
28:BD:76:ARG:O	28:BD:113:MET:HG2	2.02	0.57
29:BE:75:THR:HG21	29:BE:189:MET:SD	2.43	0.57
30:BF:102:LEU:CB	30:BF:107:ARG:HH21	2.11	0.57
30:BF:138:VAL:O	30:BF:138:VAL:HG12	2.04	0.57
32:BH:53:ARG:NH1	32:BH:56:ASP:C	2.57	0.57
32:BH:148:ARG:NH1	32:BH:164:GLU:H	1.98	0.57
35:BO:46:ALA:C	35:BO:47:THR:O	2.39	0.57
36:BP:70:ASP:OD1	36:BP:115:ARG:HB2	2.04	0.57
37:BQ:9:SER:O	37:BQ:10:ILE:C	2.43	0.57
37:BQ:71:PHE:HB3	37:BQ:138:ARG:HH11	1.69	0.57
37:BQ:88:PHE:CA	37:BQ:90:PHE:HE1	2.17	0.57
38:BS:120:GLU:O	38:BS:121:GLY:C	2.42	0.57
43:BZ:147:ILE:HG13	43:BZ:168:VAL:HG11	1.85	0.57
45:BU:36:PHE:CD1	45:BU:36:PHE:N	2.72	0.57
48:B3:40:THR:HG23	48:B3:40:THR:O	2.04	0.57
50:B4:14:ILE:CG2	50:B4:37:SER:H	2.13	0.57
52:B6:48:VAL:O	52:B6:50:PHE:HD1	1.73	0.57
54:B8:55:TRP:HZ3	54:B8:59:LYS:NZ	1.86	0.57
1:AA:263:A:H5'	23:AT:79:ARG:HD3	1.86	0.57
1:AA:578:C:H4'	1:AA:729:A:H4'	1.86	0.57
1:AA:768:A:OP1	1:AA:804:U:H5''	2.04	0.57
1:AA:815:A:OP2	1:AA:816:A:C8	2.57	0.57
1:AA:976:G:P	1:AA:1358:U:H1'	2.43	0.57
1:AA:1030:C:N4	1:AA:30(A):G:O6	2.38	0.57
3:AW:41:U:H5'	3:AW:41:U:C6	2.27	0.57
4:AX:116:U:H2'	4:AX:117:U:C6	2.39	0.57
13:AJ:11:PHE:CD2	17:AN:55:GLY:CA	2.86	0.57
27:BA:196:A:C2	27:BA:805:G:C2	2.93	0.57
27:BA:245:G:H22	27:BA:254:G:H1'	1.69	0.57
27:BA:311:A:H2''	27:BA:311:A:N3	2.17	0.57
27:BA:374:A:H2''	27:BA:375:C:O4'	2.04	0.57
27:BA:481:G:H1	27:BA:509:C:H42	1.52	0.57
27:BA:575:A:C4'	27:BA:2500:U:H5''	2.35	0.57
27:BA:1301:A:N6	27:BA:1303:G:H1''	2.12	0.57
27:BA:1317:A:H2''	27:BA:1318:C:C6	2.39	0.57

*Continued on next page...*



*Continued from previous page...*

Atom-1	Atom-2	Interatomic distance (Å)	Clash overlap (Å)
27:BA:1352:U:O2	27:BA:1352:U:H2'	2.03	0.57
27:BA:1799:G:N2	28:BD:153:LEU:CD1	2.66	0.57
27:BA:2187:G:O2'	27:BA:2188:C:C5'	2.45	0.57
27:BA:2441:C:C2'	27:BA:2442:C:O5'	2.51	0.57
27:BA:2514:U:C1'	29:BE:247:ARG:HH12	2.18	0.57
27:BA:2716:U:O2	27:BA:2717:G:C8	2.57	0.57
27:BA:2766:G:C2	27:BA:2767:C:C6	2.92	0.57
27:BA:2769:C:HO2'	27:BA:2770:G:H5'	1.68	0.57
27:BA:2783:G:C2	27:BA:2784:C:C4	2.93	0.57
27:BA:2785:C:H4'	29:BE:99:VAL:CG1	2.35	0.57
27:BA:2792:G:N3	27:BA:2805:G:N2	2.38	0.57
27:BA:2827:C:O2'	27:BA:2828:C:C5'	2.52	0.57
27:BA:2828:C:C2	27:BA:2829:C:C5	2.92	0.57
28:BD:128:ALA:HB1	28:BD:190:THR:CA	2.28	0.57
29:BE:211:GLN:O	29:BE:216:ARG:CZ	2.52	0.57
29:BE:222:ARG:NE	29:BE:232:ARG:C	2.56	0.57
29:BE:311:PHE:N	29:BE:311:PHE:CD2	2.72	0.57
30:BF:58:ALA:O	30:BF:59:GLU:OE2	2.22	0.57
30:BF:166:ILE:O	30:BF:167:ASP:O	2.22	0.57
32:BH:147:ILE:CD1	32:BH:150:VAL:HG11	2.34	0.57
34:BN:19:MET:CB	34:BN:46:ILE:HD13	2.15	0.57
35:BO:93:PRO:HD2	35:BO:113:LYS:HD3	1.87	0.57
35:BO:98:ILE:CG2	35:BO:118:ALA:HA	2.34	0.57
36:BP:66:VAL:CB	36:BP:67:ARG:NE	2.52	0.57
36:BP:73:VAL:HA	36:BP:76:LEU:HB2	1.86	0.57
39:BT:13:ILE:HD12	39:BT:33:SER:OG	2.03	0.57
40:BW:10:VAL:CG1	40:BW:46:PHE:CE2	2.80	0.57
40:BW:19:LEU:HD22	51:B5:25:LEU:CB	2.30	0.57
41:BX:57:THR:CB	41:BX:59:ASP:OD2	2.52	0.57
42:BY:3:GLN:HB3	42:BY:4:PRO:HD2	1.87	0.57
43:BZ:5:ALA:O	43:BZ:6:LYS:HB3	2.03	0.57
43:BZ:58:GLY:O	43:BZ:59:GLY:C	2.42	0.57
43:BZ:91:PRO:CG	43:BZ:127:PRO:CB	2.75	0.57
44:BR:36:THR:CG2	44:BR:40:LYS:CG	2.82	0.57
44:BR:55:ALA:CB	44:BR:79:LEU:CD2	2.82	0.57
45:BU:8:ILE:H	45:BU:11:ARG:CD	2.15	0.57
45:BU:8:ILE:C	45:BU:11:ARG:HD3	2.20	0.57
45:BU:88:ILE:HG22	45:BU:88:ILE:O	2.04	0.57
45:BU:89:ASP:CG	46:BV:51:ALA:HB3	2.24	0.57
45:BU:95:LEU:N	45:BU:98:ILE:HD13	2.18	0.57
48:B3:3:ARG:HD3	48:B3:60:GLU:CA	2.34	0.57

*Continued on next page...*

*Continued from previous page...*

Atom-1	Atom-2	Interatomic distance (Å)	Clash overlap (Å)
48:B3:20:LYS:HA	48:B3:23:LEU:HD12	1.66	0.57
50:B4:4:ASP:HB3	50:B4:5:LEU:CD2	2.34	0.57
52:B6:9:ILE:HG22	52:B6:9:ILE:O	2.02	0.57
53:B7:21:ARG:NH2	53:B7:43:THR:HG23	2.14	0.57
1:AA:15:G:C6	1:AA:1396:A:C6	2.92	0.57
1:AA:1061:G:H1'	13:AJ:56:HIS:CE1	2.39	0.57
1:AA:1307:U:H2'	1:AA:1308:U:C6	2.38	0.57
7:AD:23:GLY:CA	7:AD:113:SER:CB	2.80	0.57
27:BA:204:A:OP1	27:BA:206:U:H1'	2.04	0.57
27:BA:270(S):G:H2'	27:BA:270(T):G:C8	2.40	0.57
27:BA:449:A:OP2	30:BF:85:LYS:CB	2.50	0.57
27:BA:498:G:H8	27:BA:498:G:O5'	1.88	0.57
27:BA:590:A:O3'	30:BF:97:ASP:OD2	2.22	0.57
27:BA:1020:A:H1'	34:BN:49:ARG:HH21	1.64	0.57
27:BA:1351:C:O2'	27:BA:1571:A:H1'	2.04	0.57
27:BA:1614:A:C8	40:BW:88:ARG:HD2	2.35	0.57
27:BA:1665:A:C4'	35:BO:66:LYS:CD	2.75	0.57
27:BA:1802:A:H3'	27:BA:1803:A:C8	2.40	0.57
27:BA:1913:A:H61	27:BA:1917:U:P	2.27	0.57
27:BA:1991:U:H3'	27:BA:1991:U:C6	2.39	0.57
27:BA:2069:G:N3	27:BA:2443:C:O2	2.36	0.57
27:BA:2075:U:O2'	27:BA:2596:U:O2	2.22	0.57
27:BA:2078:C:H2'	27:BA:2079:U:O4'	2.04	0.57
27:BA:2245:U:O2'	27:BA:2436:G:OP2	2.20	0.57
27:BA:2311:A:N3	31:BG:53:LYS:CE	2.68	0.57
27:BA:2465:C:HO2'	27:BA:2466:C:P	2.23	0.57
27:BA:2572:A:C5'	27:BA:2574:G:H4'	2.34	0.57
27:BA:2617:C:O2'	27:BA:2618:G:H5'	2.02	0.57
27:BA:2844:G:H2'	27:BA:2844:G:N3	2.19	0.57
28:BD:107:LYS:O	28:BD:108:ASN:HB3	2.05	0.57
28:BD:128:ALA:CB	28:BD:190:THR:N	2.68	0.57
28:BD:175:LEU:HD21	28:BD:181:ARG:N	2.20	0.57
30:BF:91:PRO:O	30:BF:96:LYS:NZ	2.36	0.57
30:BF:193:LEU:O	30:BF:233:THR:HB	2.04	0.57
30:BF:214:THR:O	30:BF:216:SER:C	2.42	0.57
30:BF:237:GLU:O	30:BF:239:ALA:CA	2.52	0.57
32:BH:96:SER:HA	32:BH:124:VAL:CG2	2.30	0.57
33:BI:7:LYS:CG	33:BI:12:LYS:HZ2	2.11	0.57
34:BN:58:GLU:C	34:BN:61:VAL:H	2.08	0.57
34:BN:87:LEU:HB3	34:BN:88:PRO:HD3	1.85	0.57
35:BO:43:VAL:CG2	35:BO:56:GLN:H	2.16	0.57

*Continued on next page...*

*Continued from previous page...*

Atom-1	Atom-2	Interatomic distance (Å)	Clash overlap (Å)
35:BO:101:PRO:C	35:BO:102:VAL:HG23	2.24	0.57
40:BW:8:ARG:HB3	40:BW:8:ARG:HH11	1.68	0.57
42:BY:20:HIS:N	42:BY:67:LEU:HD22	2.19	0.57
42:BY:74:VAL:HB	42:BY:77:VAL:HG21	1.87	0.57
43:BZ:37:LYS:HD2	43:BZ:41:ARG:HH12	1.68	0.57
43:BZ:113:VAL:HG23	43:BZ:174:PRO:CG	2.32	0.57
44:BR:62:ALA:CB	44:BR:80:PHE:CZ	2.86	0.57
46:BV:5:ILE:HD12	46:BV:12:TYR:OH	2.03	0.57
52:B6:8:ILE:H	52:B6:29:ARG:NH2	1.93	0.57
1:AA:110:C:O2'	19:AP:25:ARG:O	2.23	0.57
1:AA:120:A:H3'	1:AA:120:A:H8	1.68	0.57
1:AA:375:U:O3'	19:AP:6:LEU:HD22	2.04	0.57
1:AA:570:G:H2'	1:AA:571:U:C5	2.40	0.57
1:AA:664:G:H22	1:AA:741:G:H1	1.53	0.57
1:AA:828:A:N6	1:AA:858:G:O2'	2.37	0.57
1:AA:939:G:P	10:AG:102:ARG:NH1	2.68	0.57
1:AA:1060:C:C4'	13:AJ:51:ARG:HB3	2.33	0.57
1:AA:1223:C:OP2	22:AS:78:ARG:NH2	2.36	0.57
1:AA:1481:U:H2'	1:AA:1482:G:C8	2.40	0.57
3:AW:9:A:C6	3:AW:45:G:C6	2.92	0.57
7:AD:3:ARG:HH22	7:AD:74:GLN:NE2	2.01	0.57
7:AD:70:ILE:HD12	7:AD:100:ARG:CZ	2.34	0.57
10:AG:26:PHE:HB2	10:AG:101:LEU:HD22	1.86	0.57
11:AH:96:GLY:HA2	11:AH:130:GLY:HA3	1.87	0.57
26:BB:57:A:H4'	31:BG:13:MET:SD	2.43	0.57
26:BB:75:G:C1'	43:BZ:22:VAL:HG21	2.35	0.57
27:BA:138:G:O6	27:BA:142:G:O2'	2.23	0.57
27:BA:295:G:OP1	27:BA:338:G:N1	2.38	0.57
27:BA:380:U:H4'	50:B4:15:ILE:O	2.04	0.57
27:BA:742:G:O2'	27:BA:1676:A:H4'	2.05	0.57
27:BA:856:C:C5'	49:B0:25:LYS:HZ2	2.16	0.57
27:BA:929:G:H1'	48:B3:43:ILE:HG12	1.86	0.57
27:BA:142(A):A:P	27:BA:1143:A:C8	2.96	0.57
27:BA:1521:G:H5'	27:BA:1522:G:C8	2.39	0.57
27:BA:2047:U:H2'	27:BA:2048:G:C8	2.40	0.57
27:BA:2213:U:O3'	27:BA:2215:G:P	2.62	0.57
27:BA:2317:C:H5''	31:BG:150:SER:HA	1.78	0.57
27:BA:2360:A:C5	27:BA:2361:A:C8	2.80	0.57
27:BA:2447:G:N3	27:BA:2500:U:O4	2.37	0.57
27:BA:2461:C:H1'	27:BA:2492:U:N3	2.18	0.57
27:BA:2679:A:C2	27:BA:2680:C:C6	2.92	0.57

*Continued on next page...*

*Continued from previous page...*

Atom-1	Atom-2	Interatomic distance (Å)	Clash overlap (Å)
27:BA:2679:A:H5''	29:BE:261:ARG:NE	2.20	0.57
27:BA:2684:U:H3	27:BA:2725:A:N6	2.02	0.57
27:BA:2717:G:O2'	27:BA:2718:G:O4'	2.17	0.57
28:BD:76:ARG:HG2	28:BD:76:ARG:HH11	1.69	0.57
28:BD:85:ASN:ND2	28:BD:85:ASN:N	2.49	0.57
28:BD:167:GLU:O	28:BD:170:TYR:N	2.37	0.57
29:BE:70:VAL:HB	29:BE:295:LEU:CD2	2.34	0.57
29:BE:107:GLU:O	29:BE:109:ASP:N	2.38	0.57
29:BE:222:ARG:O	29:BE:227:ALA:CB	2.53	0.57
30:BF:3:ALA:CA	30:BF:16:VAL:O	2.50	0.57
30:BF:91:PRO:CG	30:BF:92:PRO:CD	2.41	0.57
31:BG:129:ASP:C	31:BG:130:VAL:HG13	2.25	0.57
32:BH:15:THR:CG2	32:BH:26:LYS:O	2.45	0.57
33:BI:80:PRO:CA	33:BI:146:THR:O	2.51	0.57
35:BO:25:LEU:HD21	35:BO:40:VAL:CB	2.32	0.57
36:BP:110:GLY:H	36:BP:126:SER:HG	1.53	0.57
39:BT:8:TYR:HE1	39:BT:54:THR:HB	1.66	0.57
41:BX:45:TYR:O	41:BX:46:ASP:C	2.41	0.57
41:BX:50:GLU:CD	41:BX:50:GLU:N	2.57	0.57
42:BY:101:LEU:CD2	42:BY:112:LEU:CD1	2.53	0.57
43:BZ:24:TYR:CA	43:BZ:83:PHE:O	2.51	0.57
43:BZ:112:LEU:HD22	43:BZ:113:VAL:O	2.04	0.57
44:BR:44:LEU:O	44:BR:48:VAL:CB	2.51	0.57
45:BU:69:ALA:CA	45:BU:79:PHE:CZ	2.84	0.57
47:B2:9:ARG:HA	47:B2:59:ILE:HD11	1.86	0.57
48:B3:31:LEU:HD22	48:B3:32:GLN:CG	2.33	0.57
49:B0:41:ARG:O	49:B0:67:VAL:HG13	2.03	0.57
50:B4:4:ASP:HB3	50:B4:5:LEU:HD23	1.86	0.57
1:AA:965:A:H1'	1:AA:969:A:C8	2.39	0.57
1:AA:1060:C:H5'	13:AJ:52:GLY:N	2.19	0.57
1:AA:1402:C:H2'	1:AA:1403:C:O4'	2.05	0.57
16:AM:8:GLU:HG3	16:AM:22:ILE:HG12	1.85	0.57
19:AP:59:TRP:O	19:AP:64:ALA:HB3	2.05	0.57
27:BA:60:G:N7	27:BA:63:U:H5	2.02	0.57
27:BA:1032:A:P	55:B9:8:LYS:HG3	2.43	0.57
27:BA:1363:C:H1'	27:BA:1810:A:H1'	1.87	0.57
27:BA:545(A):A:OP2	27:BA:1546:C:N4	2.38	0.57
27:BA:1664:A:H2'	27:BA:1665:A:H8	1.68	0.57
27:BA:1799:G:H21	28:BD:153:LEU:HD11	1.70	0.57
27:BA:2264:C:C5	27:BA:2265:U:C5	2.93	0.57
27:BA:2299:G:H2'	27:BA:2300:G:C8	2.39	0.57

*Continued on next page...*

*Continued from previous page...*

Atom-1	Atom-2	Interatomic distance (Å)	Clash overlap (Å)
27:BA:2311:A:C2'	27:BA:2312:U:O5'	2.53	0.57
27:BA:2385:C:C4	27:BA:2386:C:C5	2.90	0.57
27:BA:2419:U:OP1	54:B8:41:ILE:HD11	2.05	0.57
27:BA:2468:G:O2'	27:BA:2469:A:H5''	2.01	0.57
27:BA:2476:A:N3	27:BA:2481:G:N2	2.51	0.57
27:BA:2481:G:O2'	27:BA:2482:G:H8	1.88	0.57
27:BA:2509:G:HO2'	27:BA:2510:C:H5'	1.61	0.57
27:BA:2589:A:C6	27:BA:2590:A:C5	2.92	0.57
27:BA:2717:G:HO2'	27:BA:2718:G:C4'	2.17	0.57
27:BA:2785:C:C5'	29:BE:99:VAL:CA	2.64	0.57
28:BD:143:ILE:HB	28:BD:152:GLN:CA	2.34	0.57
29:BE:203:GLY:CA	29:BE:303:PRO:HD3	2.33	0.57
30:BF:150:THR:HG22	30:BF:203:ALA:O	2.05	0.57
32:BH:96:SER:O	32:BH:98:GLN:HG3	2.04	0.57
33:BI:115:ILE:CG2	33:BI:129:VAL:CG1	2.83	0.57
34:BN:90:LYS:O	34:BN:90:LYS:CD	2.47	0.57
34:BN:131:THR:O	34:BN:131:THR:OG1	2.22	0.57
38:BS:56:ASP:CG	38:BS:57:THR:N	2.58	0.57
38:BS:102:LEU:HD12	38:BS:102:LEU:N	2.19	0.57
38:BS:117:ALA:O	38:BS:120:GLU:N	2.38	0.57
41:BX:22:ASN:HA	41:BX:68:LEU:CG	2.34	0.57
43:BZ:29:ASN:O	43:BZ:30:VAL:HG23	2.05	0.57
43:BZ:107:GLU:OE2	43:BZ:141:MET:CG	2.51	0.57
46:BV:65:ARG:O	46:BV:93:ILE:HG13	2.04	0.57
47:B2:20:LEU:HD22	47:B2:23:LEU:CB	2.34	0.57
48:B3:6:VAL:HG22	48:B3:54:VAL:CG2	2.31	0.57
49:B0:59:LEU:O	49:B0:60:PHE:CD1	2.58	0.57
1:AA:24:U:O2'	1:AA:525:C:C1'	2.53	0.57
1:AA:130:A:H5'	20:AQ:63:ARG:HH21	1.68	0.57
1:AA:1060:C:H4'	13:AJ:51:ARG:HB3	1.85	0.57
1:AA:1298:C:C5	10:AG:114:ARG:HB3	2.39	0.57
2:AV:19:G:H5'	2:AV:20:G:P	2.44	0.57
2:AV:56:C:H2'	31:BG:56:ARG:NH1	2.19	0.57
3:AW:30:G:N2	10:AG:144:MET:SD	2.77	0.57
19:AP:7:ALA:O	19:AP:17:TYR:HA	2.05	0.57
27:BA:452:G:N2	27:BA:458:G:N3	2.52	0.57
27:BA:607:U:H3'	27:BA:608:A:H8	1.69	0.57
27:BA:659:C:H2'	27:BA:660:G:C8	2.37	0.57
27:BA:783:A:H2'	27:BA:784:A:H4'	1.86	0.57
27:BA:993:G:N2	45:BU:54:LYS:HZ3	2.02	0.57
27:BA:1163:G:H3'	27:BA:1164:G:OP2	2.03	0.57

*Continued on next page...*

*Continued from previous page...*

Atom-1	Atom-2	Interatomic distance (Å)	Clash overlap (Å)
27:BA:1841:U:H2'	27:BA:1842:G:H8	1.70	0.57
27:BA:2046:G:OP1	51:B5:19:ARG:N	2.38	0.57
27:BA:2192:G:OP2	27:BA:2192:G:C8	2.54	0.57
27:BA:2250:G:C8	37:BQ:102:ARG:HA	2.39	0.57
27:BA:2255:G:N1	27:BA:2256:G:H1'	2.19	0.57
27:BA:2292:C:C4	27:BA:2293:C:C4	2.92	0.57
27:BA:2461:C:O2'	27:BA:2462:U:H5'	2.03	0.57
27:BA:2551:C:C2	27:BA:2552:U:C6	2.93	0.57
27:BA:2574:G:N3	27:BA:2575:C:C5	2.65	0.57
27:BA:2617:C:H1'	29:BE:245:ARG:NH2	2.20	0.57
27:BA:2661:G:C2	27:BA:2662:A:N7	2.73	0.57
27:BA:2693:A:N6	27:BA:2694:G:O6	2.37	0.57
27:BA:2712:U:HO3'	27:BA:2714:G:P	2.26	0.57
27:BA:2744:G:N1	27:BA:2745:C:C4	2.72	0.57
27:BA:2852:G:O2'	27:BA:2853:C:H5'	2.05	0.57
28:BD:80:ILE:O	28:BD:80:ILE:CG1	2.40	0.57
28:BD:144:GLU:CD	28:BD:188:ARG:H	2.08	0.57
30:BF:55:ARG:HG3	30:BF:56:THR:H	1.66	0.57
31:BG:20:LYS:N	31:BG:76:ARG:HB3	2.19	0.57
34:BN:16:ASP:H	34:BN:45:VAL:HG23	1.65	0.57
34:BN:45:VAL:N	34:BN:132:LEU:CD2	2.66	0.57
35:BO:79:PHE:HA	39:BT:22:VAL:HG23	1.83	0.57
36:BP:65:ASP:N	36:BP:65:ASP:OD1	2.38	0.57
36:BP:67:ARG:HG2	36:BP:68:GLU:H	1.69	0.57
36:BP:77:ALA:CB	36:BP:81:VAL:HG12	2.34	0.57
37:BQ:55:GLN:O	37:BQ:56:ILE:C	2.42	0.57
37:BQ:58:HIS:H	37:BQ:112:ALA:HB2	1.69	0.57
40:BW:24:ILE:HB	40:BW:32:ALA:CB	2.34	0.57
40:BW:35:ILE:O	40:BW:39:THR:N	2.37	0.57
43:BZ:66:VAL:HG22	43:BZ:68:ALA:H	1.69	0.57
44:BR:87:TYR:CD1	44:BR:94:TYR:CB	2.84	0.57
45:BU:55:ARG:O	45:BU:56:ASP:C	2.43	0.57
45:BU:79:PHE:O	45:BU:80:ILE:C	2.43	0.57
46:BV:69:ILE:HG22	46:BV:88:GLN:HB2	1.87	0.57
46:BV:83:ARG:C	46:BV:84:THR:OG1	2.42	0.57
49:B0:67:VAL:HG12	49:B0:74:LYS:HA	1.86	0.57
52:B6:26:LYS:C	52:B6:27:ASN:OD1	2.43	0.57
1:AA:17:U:C2	1:AA:919:A:H2	2.23	0.57
1:AA:187:C:H1'	23:AT:104:LEU:HD23	1.87	0.57
1:AA:426:G:O2'	7:AD:42:GLN:HA	2.05	0.57
1:AA:946:A:H2'	1:AA:947:G:H8	1.70	0.57

*Continued on next page...*

*Continued from previous page...*

Atom-1	Atom-2	Interatomic distance (Å)	Clash overlap (Å)
1:AA:966:G:H2'	1:AA:967:C:C6	2.40	0.57
1:AA:1314:C:H6	22:AS:6:LYS:HG2	1.66	0.57
3:AW:64:A:H2'	3:AW:65:G:O4'	2.04	0.57
7:AD:101:LEU:HD13	7:AD:138:TYR:CD2	2.40	0.57
27:BA:414:C:H2'	27:BA:415:A:C8	2.39	0.57
27:BA:792:G:C5	27:BA:2440:C:H1'	2.40	0.57
27:BA:1086:A:OP1	27:BA:1104:C:H4'	2.04	0.57
27:BA:1151:G:H4'	45:BU:81:ASN:OD1	2.05	0.57
27:BA:1240:U:C3'	27:BA:1241:A:H8	2.14	0.57
27:BA:1743:G:H3'	27:BA:1746:G:P	2.45	0.57
27:BA:2051:A:C5	27:BA:2614:A:C6	2.90	0.57
27:BA:2075:U:C4	27:BA:2238:G:O6	2.58	0.57
27:BA:2284:C:H2'	27:BA:2284:C:O2	2.03	0.57
27:BA:2295:C:H42	27:BA:2337:G:H1	1.37	0.57
27:BA:2350:C:C2'	27:BA:2351:G:O5'	2.52	0.57
27:BA:2385:C:O2	27:BA:2385:C:C2'	2.52	0.57
27:BA:2472:G:C2	27:BA:2475:C:C2	2.93	0.57
27:BA:2512:C:H5''	29:BE:219:VAL:HG13	1.86	0.57
27:BA:2515:C:N3	27:BA:2569:G:N2	2.53	0.57
27:BA:2533:A:C8	27:BA:2534:A:C8	2.93	0.57
27:BA:2583:G:C4	27:BA:2584:U:O2	2.58	0.57
27:BA:2678:C:H42	27:BA:2729:G:H1	1.52	0.57
27:BA:2722:G:N1	27:BA:2723:C:N4	2.48	0.57
27:BA:2809:A:C1'	27:BA:2811:G:N7	2.66	0.57
27:BA:2821:A:N3	27:BA:2822:G:C4	2.72	0.57
27:BA:2866:U:O2	27:BA:2868:A:H4'	2.05	0.57
27:BA:2868:A:H2'	27:BA:2869:G:H5'	1.87	0.57
27:BA:2896:C:H6	27:BA:2896:C:H3'	1.62	0.57
28:BD:68:ARG:N	28:BD:68:ARG:HD3	2.20	0.57
28:BD:73:ILE:CB	28:BD:95:TYR:HE2	2.15	0.57
29:BE:73:ILE:HB	29:BE:294:THR:OG1	2.04	0.57
29:BE:205:THR:HG23	29:BE:259:HIS:CA	1.99	0.57
33:BI:91:GLY:O	33:BI:92:SER:C	2.42	0.57
33:BI:132:LYS:HA	33:BI:138:THR:CB	2.35	0.57
34:BN:4:ALA:O	34:BN:5:GLU:C	2.43	0.57
34:BN:27:ALA:C	34:BN:29:GLN:N	2.58	0.57
34:BN:54:VAL:CG1	34:BN:138:THR:CB	2.83	0.57
34:BN:136:SER:OG	34:BN:141:ALA:HA	2.05	0.57
35:BO:24:VAL:HG13	35:BO:32:TYR:O	2.02	0.57
35:BO:91:LYS:HB3	35:BO:111:PHE:CE2	2.40	0.57
36:BP:142:LEU:O	36:BP:143:THR:C	2.42	0.57

*Continued on next page...*

*Continued from previous page...*

Atom-1	Atom-2	Interatomic distance (Å)	Clash overlap (Å)
37:BQ:49:VAL:CG2	37:BQ:120:HIS:C	2.71	0.57
37:BQ:58:HIS:N	37:BQ:61:LEU:HG	2.19	0.57
39:BT:9:CYS:O	39:BT:9:CYS:SG	2.63	0.57
39:BT:42:LEU:C	39:BT:44:ARG:CA	2.73	0.57
40:BW:12:ILE:HG23	40:BW:13:SER:H	1.69	0.57
40:BW:42:ARG:HG2	40:BW:43:GLY:N	2.20	0.57
40:BW:82:LEU:CD2	40:BW:100:THR:H	2.15	0.57
41:BX:19:ASP:O	41:BX:20:PHE:C	2.43	0.57
42:BY:34:GLU:C	42:BY:35:TYR:CG	2.77	0.57
43:BZ:66:VAL:CG2	43:BZ:69:VAL:HG23	2.34	0.57
45:BU:9:VAL:O	45:BU:12:ARG:HB2	2.04	0.57
45:BU:59:ARG:CA	45:BU:62:ILE:HG13	1.94	0.57
45:BU:72:HIS:ND1	45:BU:110:VAL:HG11	2.17	0.57
49:B0:37:LEU:HB3	49:B0:69:PHE:HD2	0.79	0.57
53:B7:32:ALA:HA	53:B7:35:ARG:HD2	1.85	0.57
1:AA:59:A:H5'	1:AA:60:A:H5'	1.87	0.57
1:AA:728:A:N7	18:AO:54:ARG:HD2	2.20	0.57
3:AW:44:A:H2'	3:AW:45:G:O4'	2.04	0.57
7:AD:170:VAL:HG12	7:AD:171:GLY:H	1.70	0.57
10:AG:69:VAL:HA	10:AG:138:LYS:HD2	1.86	0.57
26:BB:58:A:O3'	31:BG:141:VAL:CG2	2.53	0.57
26:BB:89(A):A:H2	37:BQ:52:LYS:NZ	1.95	0.57
27:BA:85:G:OP2	42:BY:65:VAL:HG21	2.01	0.57
27:BA:99:U:C2	42:BY:107:LYS:HD3	2.40	0.57
27:BA:775:G:N2	27:BA:787:U:C3'	2.68	0.57
27:BA:929:G:H2'	48:B3:37:LEU:HD13	1.86	0.57
27:BA:1076:C:O2	56:BK:92:PRO:CD	2.51	0.57
27:BA:1081:U:C1'	56:BK:127:ILE:HD11	2.34	0.57
27:BA:1857:G:H1	27:BA:1884:A:N6	2.02	0.57
27:BA:2092:U:H5	27:BA:2227:A:N6	2.03	0.57
27:BA:2299:G:O6	27:BA:2300:G:O6	2.22	0.57
27:BA:2341:G:H2'	27:BA:2342:C:C6	2.40	0.57
27:BA:2431:U:O2	27:BA:2432:A:H3'	2.05	0.57
27:BA:2627:G:H5'	27:BA:2627:G:C8	2.34	0.57
27:BA:2655:G:N3	27:BA:2655:G:H2'	2.19	0.57
27:BA:2681:C:H4'	27:BA:2682:U:H5'	1.87	0.57
27:BA:2697:G:C5	27:BA:2698:U:C5	2.93	0.57
27:BA:2701:C:H5	27:BA:2703:C:OP2	1.87	0.57
27:BA:2811:G:H22	27:BA:2891:G:H1'	1.68	0.57
28:BD:142:ASN:N	28:BD:142:ASN:ND2	2.52	0.57
28:BD:158:GLY:O	28:BD:194:VAL:HG13	2.04	0.57

*Continued on next page...*



*Continued from previous page...*

Atom-1	Atom-2	Interatomic distance (Å)	Clash overlap (Å)
28:BD:172:ILE:HG13	28:BD:182:MET:HE2	1.86	0.57
30:BF:194:PHE:HZ	30:BF:207:LEU:HD12	1.68	0.57
31:BG:21:VAL:HG13	31:BG:132:VAL:HA	1.86	0.57
31:BG:103:ASN:CG	31:BG:133:ASN:HA	2.25	0.57
32:BH:27:GLY:HA3	32:BH:78:VAL:HG12	1.86	0.57
33:BI:3:VAL:CB	33:BI:21:VAL:HG23	2.34	0.57
33:BI:125:GLY:O	33:BI:144:HIS:HA	2.05	0.57
37:BQ:51:GLU:HA	37:BQ:118:ALA:CA	2.34	0.57
38:BS:76:GLY:C	38:BS:83:LEU:HD13	2.25	0.57
40:BW:13:SER:OG	40:BW:16:LYS:HG3	2.04	0.57
40:BW:36:LEU:CA	40:BW:39:THR:HG22	2.33	0.57
40:BW:50:VAL:HG21	40:BW:103:ILE:CG2	2.34	0.57
40:BW:83:LYS:HG2	40:BW:97:LYS:CD	2.24	0.57
42:BY:19:ARG:NH1	42:BY:67:LEU:C	2.58	0.57
42:BY:20:HIS:O	42:BY:22:GLN:N	2.38	0.57
42:BY:30:ASP:OD1	42:BY:31:LEU:HG	2.05	0.57
42:BY:44:ALA:HB1	42:BY:65:VAL:HG22	1.87	0.57
43:BZ:37:LYS:CA	43:BZ:40:ASP:OD2	2.45	0.57
43:BZ:105:GLN:HB2	43:BZ:141:MET:HG2	1.85	0.57
43:BZ:116:VAL:HG13	43:BZ:116:VAL:O	2.04	0.57
44:BR:88:ARG:O	44:BR:89:ASP:HB3	2.03	0.57
44:BR:94:TYR:C	44:BR:117:VAL:HG12	2.25	0.57
45:BU:94:VAL:HG11	46:BV:4:ILE:HD13	1.87	0.57
46:BV:63:HIS:HA	46:BV:95:ILE:CG1	2.33	0.57
48:B3:54:VAL:CG2	48:B3:55:ARG:N	2.59	0.57
1:AA:609:A:H2'	1:AA:610:G:O4'	2.05	0.57
1:AA:708:C:H4'	14:AK:37:GLY:HA3	1.87	0.57
1:AA:826:C:O5'	1:AA:826:C:H6	1.87	0.57
1:AA:1219:U:OP2	17:AN:19:ARG:NH1	2.34	0.57
5:AB:46:LYS:HE2	5:AB:46:LYS:HA	1.86	0.57
27:BA:338:G:P	42:BY:21:LYS:HD2	2.45	0.57
27:BA:520:G:P	40:BW:25:ARG:HH21	2.27	0.57
27:BA:606:U:P	30:BF:104:ASP:HB2	2.45	0.57
27:BA:856:C:C2'	49:B0:24:LYS:HB2	2.34	0.57
27:BA:1139:G:OP1	34:BN:46:ILE:HG21	2.01	0.57
27:BA:1168:G:H2'	27:BA:1169:G:O4'	2.04	0.57
27:BA:1620:G:H1'	53:B7:1:MET:H3	1.64	0.57
27:BA:2031:A:H2'	27:BA:2455:G:O2'	2.05	0.57
27:BA:2195:C:C2	27:BA:2196:C:C6	2.93	0.57
27:BA:2313:C:H5'	31:BG:72:LYS:HB2	1.87	0.57
27:BA:2423:U:C1'	27:BA:2425:A:C5	2.88	0.57

*Continued on next page...*

*Continued from previous page...*

Atom-1	Atom-2	Interatomic distance (Å)	Clash overlap (Å)
27:BA:2454:G:C5	27:BA:2455:G:C8	2.93	0.57
27:BA:2523:G:O2'	27:BA:2524:G:H5'	2.05	0.57
27:BA:2592:G:C5	27:BA:2593:U:C4	2.91	0.57
27:BA:2637:U:C2	27:BA:2782:G:C2	2.93	0.57
27:BA:2729:G:O2'	27:BA:2730:C:C5'	2.52	0.57
27:BA:2729:G:N1	27:BA:2730:C:N3	2.53	0.57
29:BE:269:ILE:HD11	29:BE:296:VAL:HA	1.85	0.57
30:BF:49:ASP:HB3	30:BF:52:ALA:HB3	1.87	0.57
30:BF:100:LEU:O	30:BF:101:ASP:C	2.43	0.57
41:BX:16:ASN:OD1	41:BX:16:ASN:N	2.33	0.57
43:BZ:92:VAL:HG12	43:BZ:93:GLU:N	2.20	0.57
46:BV:69:ILE:HD12	46:BV:69:ILE:N	2.20	0.57
48:B3:27:GLY:O	48:B3:28:LEU:HD23	2.05	0.57
48:B3:59:VAL:CG1	48:B3:60:GLU:N	2.49	0.57
1:AA:878:G:OP1	11:AH:88:LYS:HB3	2.04	0.56
2:AV:8:U:H1'	2:AV:48:C:H1'	1.87	0.56
2:AV:9:A:C2	2:AV:45:G:C5	2.93	0.56
7:AD:173:TRP:CZ3	7:AD:193:ASP:O	2.58	0.56
18:AO:63:ARG:HH12	18:AO:87:ILE:HG12	1.70	0.56
26:BB:28:C:OP2	38:BS:41:LYS:CE	2.52	0.56
27:BA:270(I):G:N2	27:BA:270(R):G:H1'	2.20	0.56
27:BA:389:G:O6	36:BP:54:PRO:HB3	2.04	0.56
27:BA:945:A:N3	27:BA:945:A:H2'	2.20	0.56
27:BA:1598:C:C5'	41:BX:34:LYS:CB	2.83	0.56
27:BA:2246:G:C2	27:BA:2426:A:N3	2.73	0.56
27:BA:2252:G:C3'	27:BA:2253:G:H5'	2.35	0.56
27:BA:2313:C:H4'	31:BG:72:LYS:CB	2.34	0.56
27:BA:2410:G:C2'	27:BA:2411:A:N7	2.63	0.56
27:BA:2556:C:H2'	27:BA:2557:G:H5'	0.57	0.56
27:BA:2657:A:C6	27:BA:2664:G:N2	2.53	0.56
27:BA:2836:U:C2	27:BA:2883:A:C5	2.87	0.56
27:BA:2880:C:N3	27:BA:2881:C:C4	2.73	0.56
27:BA:2884:U:C6	27:BA:2885:C:C6	2.93	0.56
29:BE:44:TYR:CG	29:BE:307:LEU:C	2.78	0.56
29:BE:45:LYS:CE	29:BE:303:PRO:HD2	2.32	0.56
30:BF:211:ASP:OD2	30:BF:211:ASP:C	2.37	0.56
31:BG:18:ILE:C	31:BG:135:VAL:HG21	2.25	0.56
31:BG:149:ARG:C	31:BG:151:ILE:H	2.05	0.56
33:BI:9:VAL:O	33:BI:9:VAL:CG1	2.50	0.56
37:BQ:59:ASN:O	37:BQ:61:LEU:N	2.38	0.56
39:BT:13:ILE:HG13	39:BT:33:SER:HB2	1.87	0.56

*Continued on next page...*

*Continued from previous page...*

Atom-1	Atom-2	Interatomic distance (Å)	Clash overlap (Å)
42:BY:23:VAL:O	42:BY:23:VAL:HG12	2.04	0.56
47:B2:7:GLU:CG	47:B2:8:ILE:H	2.18	0.56
48:B3:5:LYS:HA	48:B3:36:VAL:HG12	1.87	0.56
54:B8:14:ILE:HG23	54:B8:15:LYS:N	2.19	0.56
1:AA:677:U:H2'	1:AA:678:U:C6	2.40	0.56
1:AA:1192:C:H3'	1:AA:1192:C:H6	1.70	0.56
1:AA:1517:G:C4	27:BA:1919:A:O3'	2.57	0.56
27:BA:72:U:H5'	41:BX:2:TRP:CZ3	2.39	0.56
27:BA:830:G:O6	27:BA:2446:G:O4'	2.22	0.56
27:BA:1034:G:O4'	55:B9:18:ARG:NH2	2.37	0.56
27:BA:1249:U:H3'	27:BA:1249:U:C6	2.40	0.56
27:BA:2019:A:H2'	27:BA:2020:A:O4'	2.05	0.56
27:BA:2251:G:C3'	37:BQ:102:ARG:HH22	2.18	0.56
27:BA:2343:C:C2'	27:BA:2344:U:H5'	2.35	0.56
27:BA:2421:G:C5'	27:BA:2422:A:OP2	2.51	0.56
27:BA:2605:U:C2'	27:BA:2606:C:O5'	2.53	0.56
27:BA:2606:C:O2'	27:BA:2607:G:O5'	2.23	0.56
27:BA:2644:G:C8	27:BA:2644:G:P	2.97	0.56
27:BA:2690:C:H2'	27:BA:2691:C:OP2	2.05	0.56
27:BA:2734:A:C8	27:BA:2734:A:C4'	2.88	0.56
27:BA:2780:G:H22	34:BN:80:LYS:HZ2	1.54	0.56
27:BA:2814:C:H2'	27:BA:2815:C:H6	1.64	0.56
27:BA:2840:C:O3'	44:BR:53:HIS:CE1	2.58	0.56
29:BE:186:GLU:O	29:BE:187:HIS:CD2	2.58	0.56
29:BE:221:LYS:CE	29:BE:233:ARG:CA	2.64	0.56
29:BE:271:ILE:HD11	29:BE:294:THR:HG22	1.85	0.56
30:BF:193:LEU:HD13	30:BF:223:LEU:HB3	1.86	0.56
32:BH:121:GLU:OE2	32:BH:133:LYS:O	2.23	0.56
33:BI:122:ARG:O	33:BI:124:LEU:N	2.38	0.56
34:BN:4:ALA:O	34:BN:5:GLU:O	2.23	0.56
34:BN:65:ASN:HB2	34:BN:68:GLY:O	2.05	0.56
34:BN:77:GLY:O	34:BN:79:PHE:CA	2.50	0.56
35:BO:10:VAL:HG12	35:BO:11:ALA:N	2.20	0.56
35:BO:35:ILE:CG1	35:BO:65:THR:HG22	2.35	0.56
36:BP:124:ASP:HB3	36:BP:130:ARG:HH21	1.67	0.56
37:BQ:47:GLU:HB3	37:BQ:123:ILE:HG12	1.87	0.56
37:BQ:70:ARG:HD2	37:BQ:71:PHE:HE1	1.69	0.56
38:BS:17:ARG:HD3	38:BS:17:ARG:O	2.04	0.56
38:BS:80:SER:O	38:BS:83:LEU:HD13	2.05	0.56
38:BS:121:GLY:O	38:BS:122:ALA:C	2.44	0.56
39:BT:45:GLU:HG3	39:BT:47:ARG:O	2.06	0.56

*Continued on next page...*

*Continued from previous page...*

Atom-1	Atom-2	Interatomic distance (Å)	Clash overlap (Å)
41:BX:13:LYS:HA	41:BX:16:ASN:CG	2.25	0.56
41:BX:23:LYS:HA	41:BX:67:ARG:CA	2.34	0.56
45:BU:63:GLN:C	45:BU:65:ILE:H	2.08	0.56
45:BU:108:ALA:O	45:BU:110:VAL:CA	2.52	0.56
45:BU:111:ASP:CA	45:BU:114:ARG:HD2	2.29	0.56
46:BV:61:VAL:HG11	46:BV:95:ILE:C	2.24	0.56
49:B0:36:ILE:O	49:B0:36:ILE:CG2	2.52	0.56
54:B8:60:LEU:HD23	54:B8:61:MET:O	2.04	0.56
55:B9:24:LEU:HD22	55:B9:35:ARG:HG3	1.87	0.56
1:AA:908:A:H2'	1:AA:909:A:H8	1.69	0.56
1:AA:968:A:H5''	1:AA:969:A:OP2	2.05	0.56
1:AA:1061:G:H5'	13:AJ:59:SER:HG	1.69	0.56
1:AA:1323:G:H2'	1:AA:1324:A:C8	2.39	0.56
1:AA:1405:G:O4'	1:AA:1519:A:H4'	2.05	0.56
3:AW:40:C:C4'	10:AG:147:ALA:HB1	2.35	0.56
5:AB:112:VAL:CA	5:AB:113:HIS:N	2.67	0.56
5:AB:164:VAL:HG21	5:AB:170:GLU:CB	2.35	0.56
20:AQ:87:LYS:O	20:AQ:91:ARG:CB	2.52	0.56
26:BB:8:U:H5'	38:BS:37:ARG:CZ	2.35	0.56
26:BB:29:A:OP1	38:BS:39:SER:C	2.42	0.56
27:BA:99:U:H3	42:BY:107:LYS:CD	2.17	0.56
27:BA:125:G:H3'	53:B7:19:ARG:HH12	1.60	0.56
27:BA:136:G:O3'	27:BA:137:C:H4'	2.04	0.56
27:BA:338:G:C5'	42:BY:24:ARG:NH1	2.67	0.56
27:BA:373:U:H4'	27:BA:374:A:C8	2.40	0.56
27:BA:397:G:O2'	27:BA:2231:C:H1'	2.05	0.56
27:BA:404:C:O5'	27:BA:404:C:H6	1.87	0.56
27:BA:515:A:H2'	27:BA:516:C:H6	1.70	0.56
27:BA:533:G:O2'	45:BU:45:TYR:HD2	1.88	0.56
27:BA:566:U:C5'	46:BV:81:ARG:HH22	2.17	0.56
27:BA:605:C:H2'	27:BA:606:U:C6	2.40	0.56
27:BA:706:A:O5'	27:BA:706:A:C8	2.53	0.56
27:BA:746:A:O5'	27:BA:2612:C:C6	2.58	0.56
27:BA:929:G:H21	48:B3:42:ALA:C	2.09	0.56
27:BA:963:U:H2'	27:BA:964:C:H6	1.70	0.56
27:BA:974:G:O6	46:BV:80:TYR:OH	2.16	0.56
27:BA:994:C:OP2	27:BA:994:C:H4'	2.05	0.56
27:BA:1031:G:C3'	55:B9:8:LYS:NZ	2.69	0.56
27:BA:1251:C:H5'	45:BU:10:ARG:CD	2.35	0.56
27:BA:1611:C:H2'	27:BA:1612:C:C6	2.40	0.56
27:BA:1665:A:H1'	35:BO:67:ARG:HD2	1.86	0.56

*Continued on next page...*

*Continued from previous page...*

Atom-1	Atom-2	Interatomic distance (Å)	Clash overlap (Å)
27:BA:1998:G:O3'	27:BA:2724:C:H4'	2.04	0.56
27:BA:2080:G:C2	27:BA:2241:A:C2	2.93	0.56
27:BA:2261:C:N3	27:BA:2262:U:C5	2.73	0.56
27:BA:2281:C:HO2'	27:BA:2282:G:P	2.28	0.56
27:BA:2284:C:OP2	52:B6:9:ILE:CG1	2.53	0.56
27:BA:2299:G:C2'	27:BA:2300:G:H5'	2.34	0.56
27:BA:2316:C:C3'	31:BG:142:ALA:HB1	2.34	0.56
27:BA:2334:G:P	38:BS:12:ARG:O	2.64	0.56
27:BA:2376:A:N6	38:BS:109:PRO:HG3	2.20	0.56
27:BA:2395:C:C5'	50:B4:28:ARG:HH11	2.18	0.56
27:BA:2396:G:O2'	50:B4:27:THR:N	2.34	0.56
27:BA:2493:U:O2	27:BA:2493:U:C2'	2.46	0.56
27:BA:2544:G:H5'	27:BA:2645:G:N7	2.14	0.56
27:BA:2546:U:H5'	27:BA:2565:A:H2	1.39	0.56
27:BA:2617:C:O2'	27:BA:2618:G:C5'	2.52	0.56
27:BA:2657:A:N7	27:BA:2658:C:C4	2.64	0.56
27:BA:2712:U:O3'	27:BA:2714:G:OP2	2.22	0.56
27:BA:2740:A:C2'	27:BA:2741:A:N7	2.64	0.56
27:BA:2862:G:H2'	27:BA:2863:C:H5	1.70	0.56
28:BD:73:ILE:HB	28:BD:95:TYR:CE2	2.37	0.56
28:BD:111:VAL:C	28:BD:113:MET:N	2.57	0.56
28:BD:125:ILE:CG2	28:BD:126:GLY:N	2.68	0.56
28:BD:138:THR:O	28:BD:162:GLN:CA	2.50	0.56
28:BD:163:VAL:HA	28:BD:172:ILE:O	2.06	0.56
29:BE:45:LYS:NZ	29:BE:303:PRO:HD2	2.17	0.56
29:BE:71:THR:CG2	29:BE:299:SER:HA	2.36	0.56
29:BE:186:GLU:C	29:BE:187:HIS:CG	2.79	0.56
29:BE:205:THR:HG22	29:BE:259:HIS:C	2.17	0.56
29:BE:270:ASP:O	29:BE:271:ILE:HG13	2.05	0.56
30:BF:102:LEU:HD13	30:BF:107:ARG:HG2	1.87	0.56
30:BF:168:ARG:NH2	30:BF:209:GLY:CA	2.44	0.56
30:BF:196:THR:HG22	30:BF:197:SER:N	2.19	0.56
31:BG:18:ILE:CG2	31:BG:19:GLU:N	2.47	0.56
31:BG:19:GLU:CA	31:BG:135:VAL:HG21	2.27	0.56
32:BH:55:SER:OG	32:BH:60:HIS:HB2	2.05	0.56
32:BH:104:LEU:HB2	32:BH:151:ARG:NH2	2.15	0.56
33:BI:24:GLY:O	33:BI:29:PHE:CE1	2.58	0.56
33:BI:96:LYS:C	33:BI:98:ILE:N	2.58	0.56
34:BN:13:ASP:CA	34:BN:38:VAL:HG12	1.84	0.56
34:BN:106:GLY:CA	34:BN:107:ASN:ND2	2.68	0.56
35:BO:8:LEU:CB	35:BO:83:ALA:HA	2.12	0.56

*Continued on next page...*

*Continued from previous page...*

Atom-1	Atom-2	Interatomic distance (Å)	Clash overlap (Å)
35:BO:9:LYS:H	35:BO:83:ALA:HB2	1.71	0.56
36:BP:65:ASP:HB3	36:BP:109:LEU:CA	2.31	0.56
36:BP:73:VAL:HG13	36:BP:76:LEU:HB3	1.87	0.56
37:BQ:93:ILE:O	37:BQ:94:ARG:CB	2.52	0.56
38:BS:34:LEU:HD21	38:BS:102:LEU:CB	2.35	0.56
38:BS:46:GLN:CD	38:BS:57:THR:HG21	2.25	0.56
39:BT:10:GLY:HA2	39:BT:53:ASP:OD2	2.06	0.56
40:BW:23:LEU:O	40:BW:24:ILE:C	2.44	0.56
40:BW:38:TYR:CD1	51:B5:41:LEU:CD2	2.87	0.56
40:BW:46:PHE:O	40:BW:47:VAL:C	2.43	0.56
40:BW:84:ARG:O	40:BW:96:ILE:HD12	2.05	0.56
41:BX:3:ASP:CG	41:BX:4:VAL:N	2.59	0.56
41:BX:25:GLN:NE2	41:BX:65:VAL:HG22	2.20	0.56
42:BY:43:ASN:O	42:BY:44:ALA:CB	2.52	0.56
42:BY:67:LEU:O	42:BY:70:ALA:N	2.36	0.56
42:BY:101:LEU:CD2	42:BY:112:LEU:CG	2.78	0.56
43:BZ:6:LYS:CA	43:BZ:31:SER:CB	2.78	0.56
43:BZ:51:LEU:CD1	43:BZ:64:ALA:H	2.17	0.56
43:BZ:141:MET:HB2	43:BZ:171:VAL:HG11	1.84	0.56
44:BR:59:ASP:O	44:BR:60:LEU:C	2.44	0.56
44:BR:65:LEU:O	44:BR:67:LEU:N	2.38	0.56
44:BR:67:LEU:CD1	44:BR:68:ARG:N	2.64	0.56
44:BR:71:GLN:O	44:BR:72:ASP:HB2	2.04	0.56
44:BR:78:LYS:O	44:BR:82:GLU:CG	2.53	0.56
44:BR:79:LEU:HD22	44:BR:80:PHE:HA	1.87	0.56
44:BR:107:ASP:OD1	44:BR:108:GLY:C	2.44	0.56
45:BU:20:ARG:HH12	46:BV:75:LYS:HZ1	1.52	0.56
45:BU:105:ALA:O	45:BU:106:PHE:O	2.24	0.56
45:BU:108:ALA:O	45:BU:111:ASP:N	2.36	0.56
46:BV:50:ASP:HB2	46:BV:53:LYS:H	1.70	0.56
47:B2:12:THR:C	47:B2:16:ARG:HD2	2.25	0.56
48:B3:1:MET:HE1	48:B3:3:ARG:CD	2.20	0.56
48:B3:6:VAL:HG23	48:B3:54:VAL:HG23	1.88	0.56
48:B3:30:ARG:HE	48:B3:33:GLN:CG	2.16	0.56
49:B0:42:GLY:HA3	49:B0:66:LYS:HA	1.78	0.56
49:B0:64:ASP:C	49:B0:66:LYS:HZ1	2.08	0.56
51:B5:33:CYS:HB2	51:B5:37:HIS:CA	2.36	0.56
54:B8:4:MET:HG2	54:B8:5:LYS:N	2.19	0.56
54:B8:5:LYS:HB3	54:B8:59:LYS:O	2.05	0.56
1:AA:406:G:C5'	7:AD:5:ILE:HG21	2.34	0.56
1:AA:573:A:H2'	1:AA:574:A:C8	2.40	0.56

*Continued on next page...*

*Continued from previous page...*

Atom-1	Atom-2	Interatomic distance (Å)	Clash overlap (Å)
1:AA:988:G:C4'	1:AA:1014:A:H61	1.99	0.56
25:AY:225:SER:CA	27:BA:2554:U:C2	2.88	0.56
26:BB:12:C:C2	38:BS:10:MET:SD	2.98	0.56
27:BA:592:G:H21	54:B8:3:LYS:CE	2.18	0.56
27:BA:636:G:P	36:BP:126:SER:HA	2.45	0.56
27:BA:664:C:H2'	27:BA:665:C:C6	2.40	0.56
27:BA:971:C:O2	27:BA:972:G:O2'	2.19	0.56
27:BA:1186:G:H2'	27:BA:1187:G:H8	1.70	0.56
27:BA:1598:C:H5'	41:BX:34:LYS:CG	2.31	0.56
27:BA:2045:C:N4	27:BA:2624:G:N1	2.53	0.56
27:BA:2218:G:C6	27:BA:2219:G:C5	2.94	0.56
27:BA:2255:G:C4	27:BA:2256:G:C8	2.93	0.56
27:BA:2443:C:C6	27:BA:2444:G:C8	2.93	0.56
27:BA:2603:G:C2'	27:BA:2604:U:O5'	2.53	0.56
27:BA:2815:C:H2'	27:BA:2816:C:C6	2.38	0.56
28:BD:131:LEU:CA	28:BD:134:ILE:HD12	2.35	0.56
28:BD:146:LYS:CB	28:BD:147:PRO:HD2	2.33	0.56
29:BE:192:ILE:O	29:BE:194:ARG:CG	2.54	0.56
29:BE:200:ASP:HA	29:BE:266:LYS:CG	2.36	0.56
34:BN:105:LEU:H	34:BN:105:LEU:HD23	1.71	0.56
36:BP:61:ALA:HB1	36:BP:107:LYS:HZ3	1.70	0.56
36:BP:64:ILE:HD12	36:BP:106:VAL:CG1	2.34	0.56
37:BQ:35:ASN:H	37:BQ:76:GLY:H	1.54	0.56
37:BQ:71:PHE:CD1	37:BQ:71:PHE:N	2.74	0.56
38:BS:12:ARG:HB2	38:BS:20:TYR:OH	2.05	0.56
38:BS:32:PRO:HA	38:BS:49:THR:OG1	2.04	0.56
39:BT:53:ASP:O	39:BT:56:ARG:CZ	2.53	0.56
41:BX:33:SER:CA	41:BX:37:VAL:HG21	2.36	0.56
41:BX:76:GLU:OE1	41:BX:77:VAL:CA	2.53	0.56
42:BY:41:ARG:C	42:BY:112:LEU:HB3	2.26	0.56
43:BZ:67:LYS:NZ	43:BZ:67:LYS:CB	2.68	0.56
44:BR:20:LEU:HD21	44:BR:24:GLN:CD	2.26	0.56
45:BU:4:ALA:C	45:BU:6:THR:H	1.95	0.56
45:BU:47:TYR:HE2	46:BV:74:TYR:C	2.05	0.56
47:B2:27:LEU:HD23	47:B2:49:LEU:HD13	1.88	0.56
48:B3:5:LYS:HG3	48:B3:36:VAL:CG1	2.36	0.56
48:B3:7:LYS:HG2	48:B3:8:LEU:N	2.21	0.56
49:B0:33:ALA:HB3	49:B0:66:LYS:N	2.13	0.56
49:B0:80:SER:OG	49:B0:84:ALA:HB2	2.05	0.56
54:B8:25:PHE:HA	54:B8:46:LYS:HG2	1.87	0.56
55:B9:17:VAL:CG1	55:B9:18:ARG:N	2.68	0.56

*Continued on next page...*

*Continued from previous page...*

Atom-1	Atom-2	Interatomic distance (Å)	Clash overlap (Å)
56:BK:25:GLY:HA2	56:BK:35:ILE:HD13	1.88	0.56
1:AA:116:A:H61	1:AA:313:A:C1'	2.17	0.56
1:AA:1061:G:C1'	13:AJ:56:HIS:CE1	2.87	0.56
1:AA:1317:C:C6	17:AN:16:PHE:CD2	2.94	0.56
1:AA:1347:G:H22	1:AA:1373:G:C2'	2.16	0.56
8:AE:105:VAL:HB	8:AE:106:PRO:HD3	1.86	0.56
27:BA:338:G:H8	42:BY:21:LYS:HB2	1.70	0.56
27:BA:444:C:OP2	45:BU:2:PRO:CG	2.54	0.56
27:BA:664:C:H2'	27:BA:665:C:H6	1.69	0.56
27:BA:671:C:N4	27:BA:809:G:N1	2.53	0.56
27:BA:678:C:H42	27:BA:799:G:H1	1.54	0.56
27:BA:918:A:N3	27:BA:918:A:H5'	2.21	0.56
27:BA:996:A:O3'	45:BU:93:LYS:CG	2.54	0.56
27:BA:2352:A:H2	49:B0:30:VAL:CB	2.11	0.56
27:BA:2431:U:C2'	27:BA:2432:A:H3'	2.31	0.56
27:BA:2464:C:N3	27:BA:2486:G:N2	2.53	0.56
27:BA:2472:G:N2	27:BA:2477:C:OP1	2.24	0.56
27:BA:2509:G:N2	27:BA:2510:C:H1'	2.20	0.56
27:BA:2535:G:H21	27:BA:2536:G:H1'	1.66	0.56
27:BA:2607:G:O6	27:BA:2608:G:N2	2.38	0.56
27:BA:2677:G:C5	27:BA:2678:C:H5	2.23	0.56
27:BA:2753:A:C8	27:BA:2754:U:H5	2.18	0.56
27:BA:2809:A:N3	27:BA:2809:A:H5'	2.21	0.56
27:BA:2810:A:O2'	27:BA:2811:G:H5'	1.96	0.56
27:BA:2839:G:N1	27:BA:2840:C:N3	2.52	0.56
28:BD:85:ASN:HD22	28:BD:86:ARG:CD	2.15	0.56
30:BF:98:ARG:N	30:BF:98:ARG:HD3	2.21	0.56
31:BG:24:HIS:HB2	31:BG:72:LYS:HD3	1.88	0.56
32:BH:148:ARG:HH11	32:BH:163:TYR:CA	2.00	0.56
33:BI:54:GLU:OE1	33:BI:54:GLU:HA	2.05	0.56
36:BP:101:ASP:C	36:BP:102:ASP:OD1	2.43	0.56
37:BQ:45:GLN:OE1	37:BQ:152:SER:HB3	2.04	0.56
37:BQ:47:GLU:OE1	37:BQ:47:GLU:CA	2.54	0.56
37:BQ:67:ALA:CB	37:BQ:71:PHE:HE1	2.18	0.56
41:BX:6:LYS:HB2	41:BX:27:ALA:O	2.03	0.56
42:BY:93:THR:O	42:BY:94:SER:O	2.23	0.56
43:BZ:79:ILE:HG22	43:BZ:80:HIS:ND1	2.21	0.56
45:BU:7:GLY:C	45:BU:8:ILE:HD13	2.23	0.56
46:BV:96:LEU:CD2	46:BV:96:LEU:H	2.19	0.56
53:B7:15:THR:HG1	53:B7:16:HIS:H	1.48	0.56
53:B7:26:SER:CA	53:B7:29:ASN:HD22	2.18	0.56

*Continued on next page...*



*Continued from previous page...*

Atom-1	Atom-2	Interatomic distance (Å)	Clash overlap (Å)
1:AA:18:C:N3	1:AA:918:A:C2	2.74	0.56
1:AA:397:A:C6	1:AA:548:G:C5	2.94	0.56
1:AA:579:G:H1'	1:AA:728:A:C2	2.41	0.56
1:AA:1222:G:H5'	22:AS:77:THR:HG21	1.87	0.56
3:AW:75:C:N4	50:B4:28:ARG:CG	2.68	0.56
21:AR:80:PRO:C	21:AR:82:THR:H	2.08	0.56
27:BA:286:C:H2'	27:BA:287:C:H5'	1.88	0.56
27:BA:532:A:C2'	27:BA:533:G:O4'	2.53	0.56
27:BA:574:C:N4	27:BA:2054:A:H5''	2.20	0.56
27:BA:598:G:H2'	27:BA:599:G:O4'	2.04	0.56
27:BA:673:C:O4'	30:BF:82:GLN:OE1	2.22	0.56
27:BA:1273:U:C2	27:BA:2003:G:H5'	2.41	0.56
27:BA:1638:C:H4'	27:BA:2710:C:O2	2.06	0.56
27:BA:1656:C:OP1	29:BE:233:ARG:HB3	2.06	0.56
27:BA:1657:C:H3'	27:BA:1657:C:C6	2.41	0.56
27:BA:1684:C:H2'	27:BA:1685:C:C6	2.41	0.56
27:BA:1904:G:H21	27:BA:1928:A:H2	1.51	0.56
27:BA:2021:C:P	51:B5:15:LYS:HE2	2.41	0.56
27:BA:2377:A:O2'	27:BA:2378:A:O5'	2.20	0.56
27:BA:2380:C:C2'	27:BA:2381:C:H5'	2.27	0.56
27:BA:2530:A:C3'	27:BA:2531:A:C5'	2.83	0.56
27:BA:2707:G:O2'	27:BA:2708:G:O5'	2.23	0.56
28:BD:66:PHE:O	28:BD:67:LYS:CG	2.54	0.56
29:BE:186:GLU:C	29:BE:187:HIS:CD2	2.78	0.56
29:BE:199:ALA:HB1	29:BE:312:ARG:H	1.70	0.56
29:BE:211:GLN:O	29:BE:216:ARG:NE	2.36	0.56
32:BH:83:GLU:OE2	32:BH:83:GLU:CA	2.52	0.56
33:BI:8:ASP:O	33:BI:9:VAL:CB	2.53	0.56
33:BI:81:ALA:O	33:BI:147:GLU:CA	2.53	0.56
33:BI:121:ILE:O	33:BI:122:ARG:CB	2.49	0.56
34:BN:52:GLN:CA	34:BN:55:GLU:CG	2.75	0.56
36:BP:73:VAL:C	36:BP:76:LEU:H	2.08	0.56
37:BQ:36:ASN:CB	37:BQ:41:THR:N	2.66	0.56
37:BQ:136:TRP:CE3	37:BQ:139:ALA:HB2	2.40	0.56
38:BS:81:ALA:HB1	38:BS:118:ILE:H	1.68	0.56
38:BS:110:THR:CG2	38:BS:115:VAL:HG23	2.32	0.56
40:BW:103:ILE:O	40:BW:103:ILE:HG23	2.05	0.56
42:BY:102:ASP:C	42:BY:103:LEU:HG	2.26	0.56
44:BR:51:LEU:CD1	44:BR:70:LEU:HD21	2.35	0.56
45:BU:13:ARG:NH1	45:BU:13:ARG:CG	2.46	0.56
45:BU:13:ARG:CZ	45:BU:13:ARG:N	2.62	0.56

*Continued on next page...*

*Continued from previous page...*

Atom-1	Atom-2	Interatomic distance (Å)	Clash overlap (Å)
45:BU:85:ARG:O	45:BU:86:ALA:O	2.23	0.56
49:B0:38:VAL:C	49:B0:40:GLN:CG	2.64	0.56
49:B0:68:VAL:HG12	49:B0:71:ASN:HD22	1.70	0.56
50:B4:20:VAL:O	50:B4:20:VAL:HG12	2.05	0.56
51:B5:12:SER:HB3	51:B5:15:LYS:HZ1	0.75	0.56
51:B5:46:CYS:C	51:B5:48:ASN:N	2.57	0.56
52:B6:8:ILE:HG22	52:B6:28:ARG:HB2	1.85	0.56
54:B8:26:LYS:CG	54:B8:44:LYS:C	2.62	0.56
1:AA:377:G:P	19:AP:5:ARG:HH11	2.29	0.56
1:AA:640:A:H2'	11:AH:115:SER:OG	2.06	0.56
1:AA:946:A:C2	1:AA:1333:A:H2	2.23	0.56
1:AA:988:G:N3	1:AA:1015:A:C2	2.74	0.56
1:AA:1347:G:H5''	12:AI:107:ARG:HA	1.87	0.56
1:AA:1382:C:O5'	1:AA:1382:C:H6	1.88	0.56
3:AW:14:A:C6	3:AW:22:G:N3	2.73	0.56
25:AY:193:HIS:CA	25:AY:194:THR:CA	2.83	0.56
27:BA:44:A:H2'	27:BA:45:G:C8	2.41	0.56
27:BA:535:C:H5''	45:BU:53:LYS:NZ	2.19	0.56
27:BA:830:G:O6	27:BA:2446:G:C1'	2.54	0.56
27:BA:1079:C:O2	56:BK:130:GLY:HA3	2.06	0.56
27:BA:1267:U:C5	27:BA:2012:G:N2	2.74	0.56
27:BA:1310:G:H1	27:BA:1604:C:H42	1.50	0.56
27:BA:1759:A:H5'	27:BA:2715:C:C1'	2.34	0.56
27:BA:1818:U:P	28:BD:155:ARG:CB	2.93	0.56
27:BA:2215:G:O2'	27:BA:2216:G:O4'	2.21	0.56
27:BA:2311:A:HO2'	27:BA:2312:U:C5'	2.17	0.56
27:BA:2351:G:N2	27:BA:2365:G:C4	2.73	0.56
27:BA:2562:U:N3	27:BA:2563:U:N3	2.44	0.56
27:BA:2637:U:C5	27:BA:2638:G:C6	2.94	0.56
27:BA:2668:G:N2	27:BA:2669:G:C1'	2.69	0.56
27:BA:2684:U:O4'	35:BO:76:TYR:OH	2.16	0.56
27:BA:2837:G:C6	27:BA:2882:A:N6	2.74	0.56
27:BA:2852:G:N2	27:BA:2853:C:C2	2.72	0.56
28:BD:115:ILE:C	28:BD:115:ILE:HD12	2.26	0.56
30:BF:33:LYS:O	30:BF:36:ARG:HG2	2.06	0.56
30:BF:61:PHE:O	30:BF:62:GLY:C	2.43	0.56
30:BF:138:VAL:C	30:BF:139:VAL:HG23	2.25	0.56
30:BF:163:HIS:CA	30:BF:166:ILE:HD12	2.33	0.56
33:BI:60:GLU:O	33:BI:62:LEU:N	2.39	0.56
34:BN:27:ALA:CB	34:BN:30:ALA:CB	2.65	0.56
34:BN:60:ARG:HB3	34:BN:71:TYR:HD2	1.69	0.56

*Continued on next page...*

*Continued from previous page...*

Atom-1	Atom-2	Interatomic distance (Å)	Clash overlap (Å)
35:BO:112:MET:O	35:BO:115:ILE:CG1	2.49	0.56
37:BQ:46:VAL:O	37:BQ:124:ALA:CA	2.53	0.56
39:BT:21:PHE:HB2	39:BT:31:PHE:HD1	1.69	0.56
43:BZ:37:LYS:CA	43:BZ:40:ASP:CG	2.74	0.56
45:BU:13:ARG:O	45:BU:14:HIS:C	2.44	0.56
47:B2:20:LEU:O	47:B2:23:LEU:CA	2.22	0.56
49:B0:46:LYS:HB2	49:B0:79:ILE:HD12	1.87	0.56
52:B6:17:GLY:O	52:B6:18:THR:CB	2.54	0.56
53:B7:30:ILE:O	53:B7:31:LEU:C	2.44	0.56
54:B8:55:TRP:O	54:B8:56:ALA:C	2.44	0.56
1:AA:977:A:C6	1:AA:1224:G:OP1	2.57	0.56
1:AA:1156:G:N2	1:AA:1179:A:C2	2.70	0.56
1:AA:1317:C:C4	17:AN:16:PHE:CE1	2.94	0.56
14:AK:44:SER:H	14:AK:47:VAL:HB	1.70	0.56
27:BA:514:A:H4'	45:BU:32:TYR:OH	2.06	0.56
27:BA:747:U:H5	27:BA:2613:U:C5	2.23	0.56
27:BA:776:G:N7	27:BA:793:A:H2'	2.20	0.56
27:BA:1152:C:H4'	45:BU:80:ILE:HD12	1.86	0.56
27:BA:1665:A:N7	27:BA:2726:U:O2	2.39	0.56
27:BA:2092:U:H5	27:BA:2227:A:H62	1.52	0.56
27:BA:2197:U:C2'	27:BA:2198:A:H5''	2.34	0.56
27:BA:2313:C:C5	27:BA:2314:C:C5	2.94	0.56
27:BA:2370:G:C4	27:BA:2371:G:C8	2.93	0.56
27:BA:2468:G:H8	27:BA:2476:A:N1	1.97	0.56
27:BA:2486:G:N1	27:BA:2487:G:N7	2.53	0.56
27:BA:2501:C:HO2'	27:BA:2502:G:P	2.28	0.56
27:BA:2521:C:C2	27:BA:2522:U:H6	2.14	0.56
27:BA:2525:G:C6	27:BA:2539:C:N4	2.74	0.56
27:BA:2626:C:H5	27:BA:2626:C:P	2.28	0.56
27:BA:2633:G:C8	27:BA:2633:G:OP2	2.58	0.56
27:BA:2687:U:O2	27:BA:2687:U:C2'	2.40	0.56
27:BA:2704:C:C2'	27:BA:2705:A:O4'	2.53	0.56
27:BA:2721:A:C4	27:BA:2722:G:C8	2.93	0.56
27:BA:2729:G:C6	27:BA:2730:C:N3	2.73	0.56
27:BA:2783:G:C5	27:BA:2784:C:H5	2.23	0.56
27:BA:2792:G:H1	27:BA:2803:C:H42	1.53	0.56
27:BA:2885:C:O2	27:BA:2885:C:H2'	2.03	0.56
28:BD:116:MET:CG	28:BD:117:SER:H	2.16	0.56
28:BD:167:GLU:CA	28:BD:170:TYR:CE1	2.88	0.56
29:BE:189:MET:O	29:BE:190:ASN:HB3	2.05	0.56
29:BE:271:ILE:CG2	29:BE:272:GLY:N	2.69	0.56

*Continued on next page...*

*Continued from previous page...*

Atom-1	Atom-2	Interatomic distance (Å)	Clash overlap (Å)
30:BF:165:ASP:O	30:BF:168:ARG:CG	2.54	0.56
30:BF:215:ALA:CA	30:BF:242:GLU:CG	2.82	0.56
32:BH:10:ILE:CG1	32:BH:49:ILE:CG1	2.84	0.56
32:BH:94:ARG:CB	32:BH:127:GLN:HE22	2.18	0.56
33:BI:102:LEU:O	33:BI:103:GLN:O	2.24	0.56
33:BI:115:ILE:CG2	33:BI:129:VAL:HG11	2.36	0.56
35:BO:88:ARG:C	35:BO:90:ASP:N	2.48	0.56
36:BP:114:VAL:HG12	36:BP:115:ARG:H	1.70	0.56
38:BS:76:GLY:CA	38:BS:82:TYR:HB2	2.36	0.56
39:BT:28:THR:O	39:BT:29:THR:HG22	1.99	0.56
42:BY:22:GLN:C	42:BY:24:ARG:H	2.07	0.56
43:BZ:40:ASP:C	43:BZ:44:ARG:HG2	2.26	0.56
43:BZ:156:GLU:O	43:BZ:157:GLY:C	2.43	0.56
45:BU:69:ALA:O	45:BU:79:PHE:HE1	1.86	0.56
46:BV:57:GLN:HE22	46:BV:100:GLY:C	2.07	0.56
47:B2:27:LEU:HD11	47:B2:53:ILE:HD11	1.87	0.56
50:B4:2:GLN:C	50:B4:3:LYS:HG3	2.25	0.56
54:B8:23:MET:SD	54:B8:48:PHE:HA	2.46	0.56
1:AA:29:G:O2'	1:AA:295:C:H4'	2.06	0.56
1:AA:191:G:N2	23:AT:103:GLY:O	2.39	0.56
1:AA:436:C:C3'	1:AA:437:U:C6	2.89	0.56
1:AA:818:G:O2'	1:AA:820:U:C5	2.59	0.56
1:AA:1298:C:C4	10:AG:114:ARG:HB3	2.41	0.56
1:AA:1418:A:C8	1:AA:1419:G:C1'	2.89	0.56
3:AW:16:U:O2'	3:AW:17:U:OP2	2.21	0.56
7:AD:98:GLU:O	7:AD:100:ARG:N	2.39	0.56
11:AH:135:CYS:SG	11:AH:136:GLU:N	2.78	0.56
13:AJ:10:GLY:CA	13:AJ:16:LEU:HD21	2.28	0.56
27:BA:27:G:C8	27:BA:27:G:H3'	2.41	0.56
27:BA:95:G:H1'	47:B2:42:ASN:CB	2.35	0.56
27:BA:974(A):C:C6	27:BA:1186:G:N2	2.74	0.56
27:BA:1829:A:H5''	27:BA:1830:C:C5	2.41	0.56
27:BA:1841:U:H2'	27:BA:1842:G:C8	2.40	0.56
27:BA:2009:G:C2'	44:BR:106:GLY:O	2.53	0.56
27:BA:2052:G:C4'	29:BE:239:GLY:O	2.51	0.56
27:BA:2199:A:C4	27:BA:2225:A:H2	2.23	0.56
27:BA:2396:G:OP1	50:B4:28:ARG:NH1	2.39	0.56
27:BA:2398:U:H2'	27:BA:2399:G:H8	1.71	0.56
27:BA:2421:G:OP1	52:B6:4:ASP:OD2	2.24	0.56
27:BA:2471:C:H2'	27:BA:2472:G:C5'	2.36	0.56
27:BA:2584:U:H6	27:BA:2585:U:C5	2.04	0.56

*Continued on next page...*

*Continued from previous page...*

Atom-1	Atom-2	Interatomic distance (Å)	Clash overlap (Å)
27:BA:2595:G:C8	27:BA:2595:G:C3'	2.88	0.56
27:BA:2653:U:C4	27:BA:2654:A:C6	2.91	0.56
27:BA:2819:G:C4'	27:BA:2821:A:H62	2.17	0.56
27:BA:2899:G:HO2'	27:BA:2900:A:H8	1.53	0.56
28:BD:134:ILE:HG21	28:BD:163:VAL:HG21	1.88	0.56
28:BD:135:PRO:HG2	28:BD:138:THR:CB	2.34	0.56
28:BD:143:ILE:CB	28:BD:153:LEU:N	2.68	0.56
28:BD:166:LYS:C	28:BD:167:GLU:CD	2.65	0.56
29:BE:205:THR:HG22	29:BE:261:ARG:HG3	1.88	0.56
33:BI:7:LYS:HB2	33:BI:12:LYS:CE	2.35	0.56
33:BI:114:LYS:HB3	33:BI:132:LYS:O	2.06	0.56
34:BN:74:ARG:C	34:BN:76:ASP:OD2	2.44	0.56
36:BP:71:GLU:O	36:BP:72:ASN:C	2.44	0.56
37:BQ:33:MET:CG	37:BQ:83:PHE:CB	2.84	0.56
42:BY:79:LEU:CD1	42:BY:80:GLU:N	2.52	0.56
43:BZ:113:VAL:CG1	43:BZ:114:ASP:N	2.56	0.56
45:BU:14:HIS:CD2	45:BU:36:PHE:CE2	2.93	0.56
46:BV:15:SER:O	46:BV:99:GLN:HG3	2.06	0.56
48:B3:1:MET:CE	48:B3:3:ARG:CG	2.83	0.56
48:B3:33:GLN:NE2	48:B3:34:GLU:C	2.59	0.56
50:B4:14:ILE:HD11	50:B4:39:VAL:HG21	1.88	0.56
52:B6:26:LYS:O	52:B6:27:ASN:OD1	2.23	0.56
53:B7:25:LYS:O	53:B7:26:SER:C	2.45	0.56
55:B9:24:LEU:CD2	55:B9:35:ARG:CG	2.83	0.56
1:AA:59:A:H3'	1:AA:60:A:C5'	2.36	0.56
1:AA:958:A:N1	22:AS:55:LYS:HB2	2.17	0.56
1:AA:30(A):G:N1	1:AA:1031:G:C6	2.74	0.56
1:AA:1320:C:H1'	22:AS:73:GLU:CG	2.29	0.56
7:AD:140:VAL:CG1	7:AD:144:ASP:HB2	2.35	0.56
20:AQ:65:ILE:HG13	20:AQ:69:LYS:O	2.04	0.56
27:BA:270(X):G:H2'	27:BA:270(Y):G:C5'	2.36	0.56
27:BA:447:A:C8	27:BA:473:G:C6	2.93	0.56
27:BA:636:G:OP1	36:BP:127:GLU:N	2.39	0.56
27:BA:826:U:OP1	27:BA:2428:G:O5'	2.24	0.56
27:BA:929:G:O2'	48:B3:37:LEU:HD13	2.05	0.56
27:BA:1027:A:C6	27:BA:1126:A:C4	2.93	0.56
27:BA:1082:U:C2	56:BK:117:ASN:ND2	2.74	0.56
27:BA:1177:A:H2'	27:BA:1178:C:C6	2.41	0.56
27:BA:1264:G:P	51:B5:19:ARG:NH1	2.69	0.56
27:BA:1274:A:N3	27:BA:1297:C:H1'	2.21	0.56
27:BA:2303:G:C2	27:BA:2314:C:N3	2.75	0.56

*Continued on next page...*

*Continued from previous page...*

Atom-1	Atom-2	Interatomic distance (Å)	Clash overlap (Å)
27:BA:2395:C:C6	27:BA:2395:C:O5'	2.59	0.56
27:BA:2515:C:C4	27:BA:2570:G:O6	2.60	0.56
27:BA:2674:G:C4'	35:BO:30:ARG:HG3	2.33	0.56
27:BA:2770:G:H1'	29:BE:316:ARG:HH12	1.66	0.56
27:BA:2831:G:C1'	27:BA:2883:A:C2	2.88	0.56
27:BA:2887:U:C6	27:BA:2887:U:O5'	2.59	0.56
32:BH:51:VAL:HG22	32:BH:68:ARG:HG2	1.86	0.56
32:BH:86:LEU:CD2	32:BH:87:GLU:N	2.68	0.56
32:BH:88:LEU:HD13	32:BH:127:GLN:O	2.04	0.56
33:BI:86:GLY:C	33:BI:88:ARG:N	2.59	0.56
34:BN:19:MET:CB	34:BN:46:ILE:HD11	2.21	0.56
35:BO:87:ILE:HG22	35:BO:88:ARG:N	2.21	0.56
36:BP:58:GLN:HG3	36:BP:59:GLU:N	2.21	0.56
36:BP:96:VAL:CG2	36:BP:101:ASP:H	2.18	0.56
37:BQ:31:PHE:CA	37:BQ:85:ILE:CD1	2.79	0.56
40:BW:19:LEU:HB3	51:B5:25:LEU:CD1	2.34	0.56
41:BX:7:HIS:CG	41:BX:8:PRO:HD2	2.41	0.56
42:BY:34:GLU:O	42:BY:35:TYR:CB	2.54	0.56
42:BY:51:LEU:O	42:BY:52:ARG:CG	2.50	0.56
43:BZ:64:ALA:HB2	43:BZ:85:MET:C	2.25	0.56
43:BZ:172:LEU:HD21	43:BZ:173:PRO:CG	2.29	0.56
43:BZ:176:LEU:HD23	43:BZ:177:THR:CA	2.36	0.56
44:BR:51:LEU:O	44:BR:52:ILE:C	2.44	0.56
45:BU:35:ALA:O	45:BU:36:PHE:C	2.43	0.56
47:B2:34:GLN:OE1	47:B2:34:GLN:CA	2.54	0.56
47:B2:52:ALA:HA	47:B2:55:ARG:NH1	2.21	0.56
1:AA:20:U:C4'	1:AA:572:A:C6	2.90	0.55
1:AA:127:G:P	1:AA:635:G:H1'	2.46	0.55
1:AA:242:C:C2	1:AA:285:G:N2	2.74	0.55
1:AA:627:G:H2'	1:AA:628:G:C8	2.41	0.55
1:AA:761:G:H5''	20:AQ:102:GLY:HA3	1.88	0.55
1:AA:957:U:H4'	22:AS:79:THR:HB	1.87	0.55
1:AA:1014:A:C2	22:AS:34:TRP:CZ3	2.95	0.55
2:AV:27:C:H2'	2:AV:28:C:C6	2.41	0.55
4:AX:121:G:N2	25:AY:192:ILE:CA	2.69	0.55
5:AB:145:LEU:HD13	5:AB:149:LEU:HD12	1.87	0.55
27:BA:154:G:H5''	27:BA:155:C:H5	1.70	0.55
27:BA:530:G:H1	27:BA:2021:C:C4'	2.18	0.55
27:BA:564:C:C1'	45:BU:37:GLN:OE1	2.54	0.55
27:BA:628:G:H1	27:BA:635:C:H42	1.54	0.55
27:BA:840:C:H42	27:BA:938:G:H1	1.54	0.55

*Continued on next page...*

*Continued from previous page...*

Atom-1	Atom-2	Interatomic distance (Å)	Clash overlap (Å)
27:BA:1131:G:C6	34:BN:69:TYR:HE1	2.24	0.55
27:BA:1254:A:N7	27:BA:1256:G:C4	2.74	0.55
27:BA:1612:C:H2'	53:B7:3:ARG:CD	2.29	0.55
27:BA:2185:C:C2	27:BA:2186:G:N7	2.73	0.55
27:BA:2422:A:N9	27:BA:2424:C:H5	2.03	0.55
27:BA:2531:A:C6	27:BA:2532:G:C5	2.94	0.55
27:BA:2533:A:C2'	27:BA:2534:A:H8	2.19	0.55
27:BA:2540:C:H2'	27:BA:2541:A:C8	2.41	0.55
27:BA:2715:C:C4	27:BA:2716:U:C5	2.94	0.55
27:BA:2734:A:N7	27:BA:2735:G:N9	2.54	0.55
27:BA:2744:G:C4	27:BA:2761:G:C2	2.94	0.55
27:BA:2825:C:C6	27:BA:2825:C:C5'	2.73	0.55
27:BA:2865:U:C6	27:BA:2866:U:C6	2.94	0.55
28:BD:208:GLY:HA3	28:BD:210:LYS:HZ1	1.47	0.55
28:BD:216:ALA:HB1	28:BD:223:ASN:H	1.70	0.55
29:BE:199:ALA:HB1	29:BE:312:ARG:N	2.20	0.55
29:BE:271:ILE:HG22	29:BE:272:GLY:N	2.20	0.55
30:BF:149:LYS:HB2	30:BF:152:GLU:CG	2.35	0.55
31:BG:13:MET:O	31:BG:14:ARG:C	2.44	0.55
31:BG:104:PHE:CD1	31:BG:104:PHE:N	2.74	0.55
32:BH:32:LEU:C	32:BH:32:LEU:CD2	2.74	0.55
32:BH:51:VAL:HG22	32:BH:68:ARG:CG	2.35	0.55
33:BI:68:LEU:HD11	33:BI:108:LEU:HD22	1.87	0.55
34:BN:12:VAL:HB	34:BN:38:VAL:HG22	1.87	0.55
34:BN:26:VAL:O	34:BN:30:ALA:N	2.39	0.55
34:BN:83:ILE:C	34:BN:85:GLY:N	2.59	0.55
35:BO:31:ARG:CB	35:BO:32:TYR:CD1	2.87	0.55
35:BO:63:VAL:O	35:BO:102:VAL:HG13	2.06	0.55
35:BO:80:ASP:HB2	39:BT:23:HIS:HA	1.88	0.55
37:BQ:84:ARG:HH21	37:BQ:123:ILE:HD12	1.71	0.55
38:BS:90:LEU:HA	38:BS:93:GLN:HE21	1.71	0.55
41:BX:35:GLY:C	41:BX:37:VAL:N	2.58	0.55
43:BZ:123:VAL:HA	43:BZ:161:ALA:CB	2.36	0.55
45:BU:79:PHE:O	45:BU:82:GLY:N	2.40	0.55
48:B3:8:LEU:HD23	48:B3:32:GLN:H	1.69	0.55
50:B4:17:GLN:CD	50:B4:34:ASP:HA	2.26	0.55
50:B4:32:HIS:O	50:B4:33:VAL:C	2.40	0.55
53:B7:43:THR:HA	53:B7:46:ASP:OD2	1.96	0.55
54:B8:62:LEU:HB3	54:B8:63:PRO:HD3	1.83	0.55
55:B9:7:VAL:CG2	55:B9:36:GLN:CG	2.85	0.55
56:BK:96:ILE:HG21	56:BK:138:GLU:HB2	1.88	0.55

*Continued on next page...*

*Continued from previous page...*

Atom-1	Atom-2	Interatomic distance (Å)	Clash overlap (Å)
1:AA:579:G:C1'	1:AA:728:A:N3	2.68	0.55
2:AV:23:A:H2'	2:AV:24:G:C8	2.40	0.55
2:AV:34:G:H3'	2:AV:35:A:C5'	2.36	0.55
6:AC:5:ILE:HG21	13:AJ:61:GLU:OE2	2.07	0.55
7:AD:31:CYS:HB3	7:AD:33:MET:SD	2.46	0.55
12:AI:55:ALA:HB3	12:AI:58:ARG:NE	2.22	0.55
14:AK:33:THR:HA	14:AK:39:PRO:HA	1.88	0.55
22:AS:40:ILE:HD13	22:AS:62:ILE:HD13	1.88	0.55
27:BA:51:G:H1'	27:BA:118:A:H62	1.69	0.55
27:BA:80:G:H1	27:BA:106:C:H42	1.55	0.55
27:BA:138:G:C4'	41:BX:43:GLU:HG3	2.33	0.55
27:BA:197:A:N6	27:BA:2430:A:C8	2.73	0.55
27:BA:535:C:H4'	45:BU:53:LYS:CD	2.24	0.55
27:BA:746:A:O2'	51:B5:2:ALA:HB2	2.05	0.55
27:BA:1080:C:O2'	56:BK:127:ILE:CD1	2.39	0.55
27:BA:1248:G:H2'	45:BU:2:PRO:O	2.07	0.55
27:BA:1416:G:H2'	27:BA:1417:C:C6	2.42	0.55
27:BA:1709:U:O2'	27:BA:2859:G:N3	2.24	0.55
27:BA:1751:C:C1'	27:BA:2860:A:C2	2.89	0.55
27:BA:1805:U:C5'	28:BD:235:PRO:CG	2.85	0.55
27:BA:1907:G:C6	27:BA:1908:C:N4	2.74	0.55
27:BA:1937:A:H3'	27:BA:1938:A:C5'	2.34	0.55
27:BA:2013:A:OP1	40:BW:96:ILE:HA	2.06	0.55
27:BA:2023:G:H5'	27:BA:2617:C:O2'	2.06	0.55
27:BA:2213:U:C6	27:BA:2213:U:H5''	2.41	0.55
27:BA:2224:G:O2'	27:BA:2225:A:C5'	2.54	0.55
27:BA:2299:G:C6	27:BA:2300:G:C6	2.94	0.55
27:BA:2432:A:C2	27:BA:2433:A:N6	2.68	0.55
27:BA:2460:U:H2'	27:BA:2461:C:H6	1.71	0.55
27:BA:2508:G:H2'	27:BA:2509:G:O5'	2.05	0.55
27:BA:2513:G:C5	27:BA:2514:U:C4	2.95	0.55
27:BA:2528:U:OP1	55:B9:30:VAL:CG1	2.53	0.55
27:BA:2543:G:O2'	27:BA:2544:G:C5'	2.46	0.55
27:BA:2596:U:C5	27:BA:2597:G:N7	2.74	0.55
27:BA:2653:U:C2	27:BA:2654:A:N7	2.74	0.55
27:BA:2693:A:C6	27:BA:2694:G:C6	2.95	0.55
27:BA:2735:G:C5	27:BA:2770:G:N2	2.73	0.55
27:BA:2844:G:N2	27:BA:2845:G:C1'	2.69	0.55
28:BD:63:ILE:O	28:BD:64:ILE:CB	2.54	0.55
28:BD:196:ASN:HB2	28:BD:199:ARG:HB2	1.88	0.55
28:BD:197:GLY:C	28:BD:199:ARG:N	2.59	0.55

*Continued on next page...*



*Continued from previous page...*

Atom-1	Atom-2	Interatomic distance (Å)	Clash overlap (Å)
29:BE:107:GLU:HB3	29:BE:110:ARG:HE	1.57	0.55
30:BF:163:HIS:CG	30:BF:166:ILE:HD11	2.41	0.55
30:BF:215:ALA:O	30:BF:242:GLU:CA	2.55	0.55
32:BH:101:LYS:NZ	32:BH:115:GLU:HB3	2.13	0.55
34:BN:15:ARG:HB3	34:BN:43:ARG:HG2	0.56	0.55
35:BO:103:ALA:O	35:BO:106:LEU:HG	2.06	0.55
37:BQ:46:VAL:HG22	37:BQ:156:ASN:HD22	1.72	0.55
37:BQ:50:VAL:C	37:BQ:51:GLU:CD	2.65	0.55
37:BQ:66:ASN:O	37:BQ:67:ALA:C	2.42	0.55
37:BQ:130:PRO:HA	37:BQ:133:GLU:HB3	1.89	0.55
38:BS:64:SER:O	38:BS:66:LEU:N	2.39	0.55
40:BW:44:ALA:O	40:BW:47:VAL:N	2.39	0.55
41:BX:52:VAL:HG12	41:BX:53:ASN:N	2.21	0.55
42:BY:105:ASP:O	42:BY:107:LYS:N	2.39	0.55
43:BZ:18:MET:C	43:BZ:36:ARG:HE	2.07	0.55
43:BZ:34:LEU:O	43:BZ:35:ASP:HB3	2.05	0.55
44:BR:93:GLY:C	44:BR:95:THR:N	2.48	0.55
48:B3:54:VAL:CG2	48:B3:55:ARG:H	2.01	0.55
49:B0:43:THR:OG1	49:B0:44:LYS:N	2.32	0.55
51:B5:19:ARG:C	51:B5:21:SER:N	2.33	0.55
53:B7:21:ARG:C	53:B7:24:THR:CG2	2.69	0.55
54:B8:21:LYS:HB3	54:B8:48:PHE:CZ	2.41	0.55
54:B8:26:LYS:CE	54:B8:44:LYS:C	2.65	0.55
1:AA:505:G:OP2	1:AA:534:U:O2'	2.13	0.55
1:AA:564:C:H4'	11:AH:91:ARG:NH2	2.20	0.55
1:AA:738:C:H4'	9:AF:70:ASP:HA	1.88	0.55
2:AV:7:U:H5'	2:AV:8:U:OP2	2.05	0.55
2:AV:41:U:H2'	2:AV:41:U:O2	2.04	0.55
8:AE:80:ILE:HD12	8:AE:91:LEU:HB3	1.88	0.55
8:AE:147:ASP:HA	8:AE:150:ARG:HB2	1.89	0.55
16:AM:94:ARG:C	16:AM:95:GLY:C	2.64	0.55
26:BB:24:G:N7	26:BB:56:G:C4	2.74	0.55
26:BB:110:G:H2'	26:BB:111:U:O4'	2.07	0.55
27:BA:76:C:C4'	47:B2:55:ARG:HG3	2.36	0.55
27:BA:107:C:H2'	27:BA:108:U:C6	2.41	0.55
27:BA:414:C:N3	27:BA:2409:G:C2	2.73	0.55
27:BA:447:A:C6	27:BA:454:A:N7	2.75	0.55
27:BA:458:G:H2'	53:B7:40:HIS:HE2	1.64	0.55
27:BA:464:U:C1'	53:B7:12:ARG:NH2	2.70	0.55
27:BA:559:G:H2'	27:BA:560:C:C6	2.42	0.55
27:BA:995:C:C2	45:BU:57:PHE:CE2	2.94	0.55

*Continued on next page...*

*Continued from previous page...*

Atom-1	Atom-2	Interatomic distance (Å)	Clash overlap (Å)
27:BA:1367:A:H2'	53:B7:25:LYS:HD2	1.87	0.55
27:BA:1566:A:N3	28:BD:212:HIS:CA	2.70	0.55
27:BA:1634:A:O2'	27:BA:1635:G:OP1	2.23	0.55
27:BA:1816:G:C8	28:BD:63:ILE:HG13	2.41	0.55
27:BA:2291:U:H2'	27:BA:2292:C:H6	1.72	0.55
27:BA:2351:G:C2	27:BA:2365:G:C5	2.95	0.55
27:BA:2376:A:C8	27:BA:2376:A:OP1	2.60	0.55
27:BA:2378:A:C1'	38:BS:101:VAL:HG23	2.36	0.55
27:BA:2381:C:H5'	27:BA:2381:C:H6	1.70	0.55
27:BA:2416:C:H2'	27:BA:2416:C:O2	2.06	0.55
27:BA:2447:G:C5	27:BA:2500:U:C6	2.85	0.55
27:BA:2476:A:H2'	27:BA:2477:C:O4'	2.06	0.55
27:BA:2508:G:C2	27:BA:2509:G:C8	2.94	0.55
27:BA:2570:G:C3'	27:BA:2571:C:C6	2.90	0.55
27:BA:2615:U:C2	51:B5:7:PRO:HA	2.41	0.55
27:BA:2725:A:C5	27:BA:2727:G:C5	2.94	0.55
27:BA:2727:G:H2'	27:BA:2728:U:C5	2.40	0.55
27:BA:2759:G:H3'	27:BA:2759:G:C8	2.41	0.55
29:BE:44:TYR:CD2	29:BE:307:LEU:O	2.59	0.55
29:BE:44:TYR:CZ	29:BE:308:VAL:CA	2.89	0.55
30:BF:101:ASP:C	30:BF:102:LEU:O	2.45	0.55
30:BF:108:GLN:O	30:BF:109:LEU:C	2.44	0.55
30:BF:114:ALA:O	30:BF:115:LEU:C	2.43	0.55
31:BG:141:VAL:CA	31:BG:144:ARG:HH11	2.19	0.55
32:BH:136:ASP:O	32:BH:137:LYS:C	2.43	0.55
34:BN:39:VAL:HG12	34:BN:104:TYR:H	1.71	0.55
34:BN:41:ALA:O	34:BN:42:GLU:C	2.44	0.55
37:BQ:116:HIS:CD2	37:BQ:119:ASN:HB3	2.41	0.55
40:BW:89:ALA:HB3	40:BW:92:ARG:H	1.71	0.55
41:BX:17:ASP:CA	41:BX:20:PHE:CZ	2.89	0.55
41:BX:18:MET:HE1	41:BX:25:GLN:CB	2.35	0.55
41:BX:24:LEU:C	41:BX:26:PHE:CZ	2.73	0.55
41:BX:25:GLN:NE2	41:BX:65:VAL:CG1	2.65	0.55
42:BY:55:PHE:CB	42:BY:58:GLU:OE2	2.50	0.55
43:BZ:18:MET:N	43:BZ:36:ARG:HG3	2.21	0.55
43:BZ:163:ASP:CB	43:BZ:164:PRO:CD	2.79	0.55
46:BV:68:LYS:O	46:BV:69:ILE:C	2.44	0.55
48:B3:9:VAL:HG22	48:B3:54:VAL:HG12	1.87	0.55
48:B3:41:PRO:O	48:B3:45:GLY:N	2.33	0.55
49:B0:67:VAL:C	49:B0:68:VAL:HG23	2.26	0.55
50:B4:58:LYS:HD3	50:B4:62:ARG:NH2	2.20	0.55

*Continued on next page...*

*Continued from previous page...*

Atom-1	Atom-2	Interatomic distance (Å)	Clash overlap (Å)
1:AA:22:G:O2'	1:AA:913:A:C2	2.54	0.55
1:AA:173:U:H5'	1:AA:197:A:C4'	2.36	0.55
1:AA:965:A:OP1	1:AA:1198:G:H5''	2.06	0.55
2:AV:59:U:O2	2:AV:59:U:C2'	2.55	0.55
5:AB:84:GLU:HG3	5:AB:212:GLN:NE2	2.21	0.55
27:BA:729:G:N1	28:BD:206:LYS:O	2.39	0.55
27:BA:969:U:C5'	48:B3:14:GLY:O	2.55	0.55
27:BA:1826:G:OP2	27:BA:1826:G:H8	1.89	0.55
27:BA:1918:A:C8	27:BA:1918:A:OP2	2.60	0.55
27:BA:2047:U:H2'	27:BA:2048:G:H8	1.72	0.55
27:BA:2067:G:H8	27:BA:2067:G:O5'	1.90	0.55
27:BA:2331:G:C3'	49:B0:70:ILE:HG13	2.27	0.55
27:BA:2372:G:H5''	27:BA:2372:G:C8	2.40	0.55
27:BA:2380:C:H3'	27:BA:2380:C:C6	2.41	0.55
27:BA:2408:U:H2'	27:BA:2409:G:O5'	2.06	0.55
27:BA:2412:A:C3'	27:BA:2413:G:H5'	2.36	0.55
27:BA:2481:G:O2'	27:BA:2482:G:OP2	2.22	0.55
27:BA:2508:G:C2'	27:BA:2509:G:O5'	2.54	0.55
27:BA:2517:C:C5	27:BA:2542:A:N7	2.75	0.55
27:BA:2638:G:C8	27:BA:2775:A:N1	2.75	0.55
27:BA:2881:C:C6	27:BA:2882:A:N7	2.75	0.55
27:BA:2894:G:H3'	27:BA:2895:U:P	2.45	0.55
28:BD:61:TYR:OH	28:BD:214:MET:SD	2.46	0.55
28:BD:158:GLY:HA2	28:BD:194:VAL:HG22	1.84	0.55
29:BE:175:ASP:C	29:BE:177:ALA:N	2.56	0.55
29:BE:193:PHE:HD1	29:BE:193:PHE:H	1.54	0.55
30:BF:27:ARG:O	30:BF:28:SER:C	2.43	0.55
30:BF:111:VAL:O	30:BF:115:LEU:N	2.33	0.55
33:BI:104:ALA:O	33:BI:105:GLN:O	2.24	0.55
34:BN:23:ALA:O	34:BN:26:VAL:N	2.39	0.55
34:BN:102:ARG:HB3	34:BN:104:TYR:OH	2.06	0.55
35:BO:8:LEU:HD23	35:BO:19:VAL:O	2.06	0.55
38:BS:70:GLY:O	38:BS:71:TRP:HE3	1.87	0.55
38:BS:83:LEU:CD1	38:BS:83:LEU:H	2.18	0.55
38:BS:122:ALA:O	38:BS:123:ILE:C	2.45	0.55
41:BX:5:ILE:HG23	41:BX:6:LYS:N	2.12	0.55
41:BX:7:HIS:HB2	41:BX:8:PRO:HD2	1.89	0.55
41:BX:75:GLN:O	41:BX:77:VAL:C	2.45	0.55
44:BR:52:ILE:C	44:BR:54:LEU:N	2.51	0.55
44:BR:100:LEU:CA	51:B5:44:HIS:CD2	2.90	0.55
46:BV:38:LEU:HD23	46:BV:38:LEU:H	1.70	0.55

*Continued on next page...*

*Continued from previous page...*

Atom-1	Atom-2	Interatomic distance (Å)	Clash overlap (Å)
46:BV:74:TYR:HE2	46:BV:88:GLN:NE2	2.05	0.55
49:B0:38:VAL:CA	49:B0:40:GLN:CD	2.64	0.55
49:B0:39:ARG:HG2	49:B0:69:PHE:HZ	1.61	0.55
56:BK:85:ILE:HD11	56:BK:87:LYS:O	2.04	0.55
1:AA:62:U:H5''	1:AA:385:C:C2'	2.36	0.55
1:AA:988:G:N3	1:AA:1015:A:H2	2.05	0.55
1:AA:1098:C:O4'	1:AA:1167:A:H2	1.90	0.55
1:AA:1235:U:OP1	24:AU:3:LYS:HD3	2.06	0.55
1:AA:1326:C:H5''	24:AU:19:GLY:HA2	1.88	0.55
1:AA:1376:U:O3'	10:AG:94:ARG:NH2	2.39	0.55
27:BA:792:G:H2'	27:BA:2440:C:N3	2.21	0.55
27:BA:907:U:O2'	37:BQ:88:PHE:HZ	1.88	0.55
27:BA:994:C:C2'	45:BU:54:LYS:HG2	2.35	0.55
27:BA:1690:A:N3	27:BA:1690:A:H2'	2.21	0.55
27:BA:1772:G:N2	27:BA:1774:C:H5''	2.21	0.55
27:BA:2093:G:C5	27:BA:2225:A:N6	2.74	0.55
27:BA:2093:G:OP2	33:BI:25:TYR:CE2	2.59	0.55
27:BA:2231:C:OP1	50:B4:39:VAL:HA	2.07	0.55
27:BA:2317:C:H4'	31:BG:150:SER:HB3	1.88	0.55
27:BA:2419:U:OP1	52:B6:24:THR:CG2	2.55	0.55
27:BA:2446:G:C2	27:BA:2501:C:C4	2.86	0.55
27:BA:2447:G:C4	27:BA:2500:U:C4	2.91	0.55
27:BA:2466:C:C4	27:BA:2467:C:C4	2.94	0.55
27:BA:2514:U:H3'	27:BA:2514:U:C6	2.41	0.55
27:BA:2678:C:N3	27:BA:2679:A:C5	2.75	0.55
27:BA:2693:A:C6	27:BA:2694:G:O6	2.59	0.55
27:BA:2698:U:O2	27:BA:2698:U:C2'	2.54	0.55
27:BA:2756:U:N3	27:BA:2759:G:C6	2.73	0.55
27:BA:2783:G:C5'	27:BA:2783:G:C8	2.86	0.55
27:BA:2839:G:N2	27:BA:2840:C:H1''	2.21	0.55
28:BD:164:LEU:O	28:BD:172:ILE:HG21	2.07	0.55
28:BD:208:GLY:HA3	28:BD:211:HIS:CD2	2.42	0.55
29:BE:319:ASP:O	29:BE:320:GLN:C	2.44	0.55
30:BF:79:ARG:O	30:BF:79:ARG:CG	2.54	0.55
31:BG:28:GLY:O	31:BG:69:ILE:HD11	2.05	0.55
31:BG:140:ARG:O	31:BG:141:VAL:C	2.45	0.55
33:BI:132:LYS:CA	33:BI:138:THR:HG21	2.29	0.55
34:BN:103:VAL:CG1	34:BN:104:TYR:H	2.15	0.55
36:BP:66:VAL:CB	36:BP:110:GLY:O	2.48	0.55
36:BP:94:ARG:NE	36:BP:120:LEU:HB2	2.22	0.55
36:BP:131:GLU:O	36:BP:133:VAL:N	2.39	0.55

*Continued on next page...*

*Continued from previous page...*

Atom-1	Atom-2	Interatomic distance (Å)	Clash overlap (Å)
37:BQ:47:GLU:N	37:BQ:47:GLU:CD	2.60	0.55
38:BS:38:LYS:CG	38:BS:106:LEU:HD12	2.37	0.55
38:BS:72:GLU:CB	38:BS:74:PRO:CD	2.84	0.55
42:BY:15:PRO:HD2	42:BY:18:GLU:OE2	2.07	0.55
42:BY:78:THR:HG22	42:BY:89:ARG:N	2.21	0.55
42:BY:102:ASP:O	42:BY:108:ARG:HD3	2.05	0.55
46:BV:5:ILE:H	46:BV:5:ILE:CD1	2.17	0.55
46:BV:6:GLN:CD	46:BV:10:LYS:HG2	2.27	0.55
46:BV:35:LEU:HG	46:BV:63:HIS:CE1	2.42	0.55
46:BV:43:GLU:C	46:BV:44:GLN:HE22	2.04	0.55
48:B3:7:LYS:O	48:B3:54:VAL:CG1	2.54	0.55
49:B0:28:GLY:N	49:B0:60:PHE:CG	2.69	0.55
50:B4:68:ARG:HB2	50:B4:72:LYS:CG	2.36	0.55
54:B8:56:ALA:O	54:B8:58:MET:N	2.40	0.55
1:AA:390:C:O3'	19:AP:28:ARG:NH2	2.40	0.55
1:AA:501:C:OP2	15:AL:124:LYS:HD3	2.06	0.55
1:AA:1030:C:N3	1:AA:30(A):G:C6	2.75	0.55
1:AA:1392:G:H21	1:AA:1502:A:H8	1.55	0.55
3:AW:29:A:O2'	3:AW:30:G:H5'	2.06	0.55
7:AD:20:TYR:C	7:AD:22:LYS:H	2.10	0.55
13:AJ:7:LYS:HB3	13:AJ:97:GLU:HB2	1.89	0.55
16:AM:44:ARG:HB3	16:AM:46:LYS:HG2	1.88	0.55
26:BB:49:C:OP1	38:BS:110:THR:OG1	2.21	0.55
27:BA:198:C:H4'	27:BA:2243:U:HO2'	1.71	0.55
27:BA:284:U:H2'	27:BA:285:C:C6	2.40	0.55
27:BA:666:G:H2'	27:BA:667:U:H6	1.72	0.55
27:BA:826:U:OP1	27:BA:2429:G:P	2.65	0.55
27:BA:994:C:N3	45:BU:53:LYS:CE	2.70	0.55
27:BA:1031:G:C3'	55:B9:8:LYS:CE	2.85	0.55
27:BA:1140:C:C6	34:BN:49:ARG:HG3	2.32	0.55
27:BA:1268:A:OP2	27:BA:2006:C:OP2	2.25	0.55
27:BA:2021:C:H6	45:BU:25:TRP:CH2	2.22	0.55
27:BA:2100:G:C2	27:BA:2190:G:C4	2.95	0.55
27:BA:2281:C:O2'	27:BA:2282:G:P	2.64	0.55
27:BA:2306:C:H3'	27:BA:2306:C:C6	2.41	0.55
27:BA:2353:G:C2	27:BA:2364:C:C4	2.88	0.55
27:BA:2354:G:N3	27:BA:2355:C:C6	2.75	0.55
27:BA:2385:C:O2	27:BA:2385:C:H2'	2.05	0.55
27:BA:2410:G:C4	27:BA:2411:A:C8	2.70	0.55
27:BA:2454:G:H2'	27:BA:2455:G:O4'	2.07	0.55
27:BA:2469:A:H2'	27:BA:2470:G:H5'	1.89	0.55

*Continued on next page...*

*Continued from previous page...*

Atom-1	Atom-2	Interatomic distance (Å)	Clash overlap (Å)
27:BA:2496:C:N4	27:BA:2497:A:N1	2.55	0.55
27:BA:2567:G:C2	27:BA:2568:C:N4	2.74	0.55
27:BA:2836:U:N3	27:BA:2883:A:N6	2.54	0.55
27:BA:2856:C:O5'	27:BA:2856:C:H6	1.89	0.55
28:BD:144:GLU:HG3	28:BD:188:ARG:HB2	1.88	0.55
28:BD:172:ILE:HG12	28:BD:182:MET:HG3	1.88	0.55
29:BE:107:GLU:CG	29:BE:110:ARG:CZ	2.85	0.55
30:BF:57:PRO:O	30:BF:79:ARG:CB	2.48	0.55
32:BH:20:GLY:O	32:BH:21:ASN:CB	2.51	0.55
34:BN:57:TYR:HB2	34:BN:135:ILE:HG21	1.89	0.55
34:BN:136:SER:HA	34:BN:139:LEU:HD22	1.88	0.55
36:BP:62:ALA:CB	36:BP:104:ASP:O	2.52	0.55
38:BS:40:ASN:CA	38:BS:114:LYS:NZ	2.46	0.55
40:BW:11:ARG:O	40:BW:12:ILE:CB	2.55	0.55
41:BX:14:ALA:CB	41:BX:18:MET:HE1	2.36	0.55
42:BY:71:VAL:HA	42:BY:93:THR:HG22	1.88	0.55
43:BZ:4:THR:O	43:BZ:34:LEU:N	2.40	0.55
43:BZ:37:LYS:HA	43:BZ:40:ASP:CG	2.26	0.55
43:BZ:45:GLN:NE2	43:BZ:45:GLN:CA	2.69	0.55
43:BZ:172:LEU:O	43:BZ:174:PRO:CD	2.55	0.55
44:BR:85:PRO:C	44:BR:87:TYR:N	2.40	0.55
44:BR:87:TYR:CD1	44:BR:94:TYR:CG	2.93	0.55
45:BU:25:TRP:CB	45:BU:28:ARG:NH1	2.67	0.55
45:BU:33:ARG:HA	45:BU:36:PHE:CD1	2.42	0.55
45:BU:55:ARG:O	45:BU:58:ARG:N	2.40	0.55
45:BU:61:TRP:O	45:BU:65:ILE:CB	2.53	0.55
45:BU:89:ASP:CG	46:BV:51:ALA:CB	2.70	0.55
45:BU:98:ILE:HB	45:BU:106:PHE:CE1	2.42	0.55
47:B2:28:LEU:HG	47:B2:31:ARG:HH21	1.72	0.55
54:B8:36:LYS:HG2	54:B8:40:GLU:OE2	2.06	0.55
54:B8:61:MET:O	54:B8:62:LEU:HB2	2.07	0.55
1:AA:112:G:C5'	1:AA:389:A:H4'	2.36	0.55
1:AA:188:C:H1'	23:AT:105:SER:O	2.06	0.55
1:AA:1219:U:HO2'	22:AS:34:TRP:HB3	1.61	0.55
1:AA:1236:A:C5'	1:AA:1304:G:H5''	2.37	0.55
1:AA:1451:A:C8	1:AA:1451:A:H3'	2.41	0.55
7:AD:26:CYS:O	7:AD:31:CYS:HB2	2.06	0.55
27:BA:138:G:H5'	41:BX:43:GLU:HG3	1.77	0.55
27:BA:153:C:H1'	27:BA:175:G:N2	2.21	0.55
27:BA:363(A):A:N3	27:BA:363(A):A:H2'	2.20	0.55
27:BA:825:C:C3'	27:BA:2428:G:N7	2.69	0.55

*Continued on next page...*

*Continued from previous page...*

Atom-1	Atom-2	Interatomic distance (Å)	Clash overlap (Å)
27:BA:1358:G:N1	27:BA:1371:G:H2'	2.21	0.55
27:BA:2010:G:OP1	40:BW:41:LYS:HG3	2.06	0.55
27:BA:2022:U:H1'	27:BA:2034:U:C2	2.42	0.55
27:BA:2189:U:O2'	27:BA:2190:G:O4'	2.25	0.55
27:BA:2196:C:O2	27:BA:2196:C:H2'	2.05	0.55
27:BA:2256:G:N1	27:BA:2257:U:N3	2.55	0.55
27:BA:2349:G:O6	27:BA:2350:C:C4	2.60	0.55
27:BA:2392:A:N7	27:BA:2393:A:N7	2.54	0.55
27:BA:2564:A:C6	27:BA:2565:A:N6	2.75	0.55
27:BA:2625:G:C8	27:BA:2626:C:C4	2.95	0.55
27:BA:2657:A:N1	27:BA:2665:A:C8	2.74	0.55
27:BA:2703:C:H2'	27:BA:2704:C:O5'	2.03	0.55
28:BD:63:ILE:O	28:BD:64:ILE:HG23	2.05	0.55
28:BD:131:LEU:CG	28:BD:171:VAL:HG21	2.35	0.55
28:BD:143:ILE:CD1	28:BD:153:LEU:N	2.68	0.55
30:BF:60:SER:HB3	30:BF:69:HIS:CB	2.30	0.55
31:BG:29:HIS:HE1	31:BG:64:ARG:NH1	1.81	0.55
32:BH:41:THR:H	32:BH:54:PRO:HG3	1.72	0.55
32:BH:67:THR:HA	32:BH:70:LEU:CB	2.36	0.55
33:BI:5:PHE:CB	33:BI:17:GLU:O	2.49	0.55
33:BI:60:GLU:C	33:BI:62:LEU:N	2.59	0.55
34:BN:58:GLU:CB	34:BN:61:VAL:HG21	2.37	0.55
35:BO:102:VAL:HG12	35:BO:103:ALA:H	1.71	0.55
36:BP:92:ASP:HB3	36:BP:118:LEU:CB	2.37	0.55
37:BQ:147:VAL:CG1	37:BQ:148:ASN:N	2.69	0.55
38:BS:23:ARG:HH21	38:BS:35:VAL:CG1	2.18	0.55
41:BX:7:HIS:HB2	41:BX:8:PRO:HD3	1.87	0.55
42:BY:51:LEU:CD1	42:BY:97:ARG:CG	2.80	0.55
42:BY:67:LEU:O	42:BY:68:ASP:C	2.45	0.55
43:BZ:73:LYS:HG3	43:BZ:75:LYS:HE3	1.87	0.55
43:BZ:173:PRO:C	43:BZ:175:ARG:N	2.58	0.55
44:BR:58:GLY:CA	44:BR:80:PHE:CZ	2.76	0.55
47:B2:22:ASP:O	47:B2:25:THR:N	2.40	0.55
47:B2:34:GLN:O	47:B2:35:ALA:C	2.44	0.55
48:B3:50:VAL:HB	48:B3:53:LEU:HB2	1.89	0.55
49:B0:31:VAL:HG12	49:B0:32:LYS:N	2.21	0.55
53:B7:17:GLY:O	53:B7:19:ARG:N	2.39	0.55
54:B8:62:LEU:HB2	54:B8:63:PRO:HD2	1.83	0.55
1:AA:39:G:C8	1:AA:547:A:C8	2.95	0.55
1:AA:922:G:H2'	1:AA:923:A:C8	2.41	0.55
1:AA:1211:U:O3'	1:AA:1212:U:O5'	1.95	0.55

*Continued on next page...*

*Continued from previous page...*

Atom-1	Atom-2	Interatomic distance (Å)	Clash overlap (Å)
1:AA:1259:C:H42	1:AA:1276:G:H1	1.53	0.55
2:AV:34:G:H3'	2:AV:35:A:H5''	1.88	0.55
12:AI:37:PHE:N	12:AI:37:PHE:CD2	2.74	0.55
26:BB:15:A:H5'	26:BB:16:G:C8	2.42	0.55
26:BB:24:G:O6	26:BB:56:G:H2'	2.06	0.55
26:BB:95:U:H2'	26:BB:96:G:C8	2.42	0.55
26:BB:115:G:C5'	38:BS:59:ALA:HB2	2.25	0.55
27:BA:5:A:C6	27:BA:2899:G:N1	2.75	0.55
27:BA:687:C:N3	27:BA:787:U:O3'	2.40	0.55
27:BA:965:C:O2'	27:BA:2273:A:H2	1.88	0.55
27:BA:1034:G:C5'	55:B9:18:ARG:HH21	2.08	0.55
27:BA:142(A):A:O3'	34:BN:21:ARG:NH2	2.39	0.55
27:BA:1261:C:OP1	40:BW:97:LYS:NZ	2.40	0.55
27:BA:1653:G:H5''	27:BA:1653:G:H8	1.72	0.55
27:BA:1799:G:N1	28:BD:177:SER:HB2	2.19	0.55
27:BA:1809:A:H61	50:B4:3:LYS:HB3	1.71	0.55
27:BA:1819:A:P	28:BD:154:VAL:CA	2.92	0.55
27:BA:2386:C:C1'	49:B0:39:ARG:NH2	2.68	0.55
27:BA:2485:G:H4'	37:BQ:144:THR:HG22	1.88	0.55
27:BA:2693:A:N3	27:BA:2694:G:C8	2.75	0.55
27:BA:2720:U:O4	27:BA:2872:G:C5	2.59	0.55
27:BA:2804:C:C5	27:BA:2805:G:O6	2.44	0.55
27:BA:2807:G:C8	27:BA:2808:U:H5	2.25	0.55
29:BE:107:GLU:HG2	29:BE:110:ARG:CZ	2.37	0.55
31:BG:29:HIS:O	31:BG:29:HIS:CD2	2.60	0.55
32:BH:40:MET:CB	32:BH:54:PRO:HG3	2.37	0.55
32:BH:82:TYR:CZ	32:BH:137:LYS:HG2	2.41	0.55
33:BI:7:LYS:HB2	33:BI:12:LYS:HZ2	1.72	0.55
33:BI:77:VAL:CG1	33:BI:143:VAL:HA	2.37	0.55
34:BN:136:SER:CA	34:BN:139:LEU:HD21	2.37	0.55
35:BO:110:ASP:C	35:BO:111:PHE:CG	2.71	0.55
36:BP:110:GLY:CA	36:BP:129:ALA:HB2	2.35	0.55
37:BQ:84:ARG:O	37:BQ:85:ILE:HG23	2.07	0.55
37:BQ:85:ILE:HA	37:BQ:122:PHE:CA	2.37	0.55
39:BT:37:GLU:O	39:BT:38:ASN:C	2.44	0.55
39:BT:42:LEU:O	39:BT:44:ARG:CA	2.55	0.55
40:BW:66:GLU:O	40:BW:68:ARG:N	2.39	0.55
43:BZ:37:LYS:O	43:BZ:41:ARG:HD2	2.06	0.55
43:BZ:75:LYS:O	43:BZ:76:ARG:CB	2.55	0.55
43:BZ:111:GLY:O	43:BZ:174:PRO:HG3	2.06	0.55
45:BU:24:PHE:CD1	45:BU:28:ARG:HG3	2.42	0.55

*Continued on next page...*



*Continued from previous page...*

Atom-1	Atom-2	Interatomic distance (Å)	Clash overlap (Å)
47:B2:52:ALA:O	47:B2:56:ILE:HD11	1.84	0.55
49:B0:68:VAL:O	49:B0:69:PHE:CB	2.54	0.55
50:B4:63:PHE:O	50:B4:64:GLY:C	2.44	0.55
52:B6:13:GLU:O	52:B6:52:GLU:HA	2.06	0.55
52:B6:46:LYS:CE	52:B6:46:LYS:CA	2.84	0.55
1:AA:564:C:O2'	11:AH:91:ARG:NH1	2.40	0.55
1:AA:670:G:O2'	9:AF:77:ARG:NH2	2.40	0.55
1:AA:1074:G:H2'	1:AA:1075:C:O4'	2.07	0.55
1:AA:1250:A:C2	1:AA:1370:G:O2'	2.54	0.55
27:BA:16:G:O6	27:BA:525:U:C4	2.59	0.55
27:BA:147:U:H2'	27:BA:148:C:O4'	2.07	0.55
27:BA:184:C:H2'	27:BA:185:U:C6	2.42	0.55
27:BA:873:G:H4'	37:BQ:32:LYS:CB	2.36	0.55
27:BA:931:G:H2'	27:BA:932:G:N9	2.20	0.55
27:BA:1179:C:H2'	27:BA:1180:C:C6	2.42	0.55
27:BA:1287:A:N7	44:BR:105:ARG:O	2.39	0.55
27:BA:1637:A:O3'	27:BA:2711:A:H4'	2.07	0.55
27:BA:1802:A:H61	27:BA:1822:G:H1'	1.72	0.55
27:BA:1899:G:H22	27:BA:1902:C:H41	1.54	0.55
27:BA:2080:G:C6	27:BA:2241:A:N6	2.75	0.55
27:BA:2288:A:O2'	27:BA:2385:C:OP1	2.09	0.55
27:BA:2331:G:H2'	27:BA:2332:U:C1'	2.37	0.55
27:BA:2355:C:H2'	27:BA:2355:C:O2	2.06	0.55
27:BA:2727:G:H4'	35:BO:70:ARG:CZ	2.37	0.55
27:BA:2785:C:C5'	29:BE:99:VAL:CB	2.85	0.55
27:BA:2791:C:O2'	27:BA:2792:G:O4'	2.20	0.55
28:BD:143:ILE:CG1	28:BD:153:LEU:CB	2.78	0.55
29:BE:190:ASN:C	29:BE:192:ILE:N	2.60	0.55
29:BE:205:THR:N	29:BE:259:HIS:O	2.39	0.55
29:BE:210:THR:HA	29:BE:216:ARG:HH21	1.57	0.55
32:BH:85:ALA:CA	32:BH:131:ILE:HG22	2.34	0.55
33:BI:62:LEU:O	33:BI:66:LYS:CE	2.48	0.55
33:BI:68:LEU:CD2	33:BI:72:LEU:HD21	2.36	0.55
34:BN:24:SER:OG	34:BN:25:GLN:N	2.40	0.55
34:BN:38:VAL:HG12	34:BN:39:VAL:H	1.70	0.55
35:BO:104:ARG:HH12	35:BO:122:ILE:HA	1.71	0.55
36:BP:120:LEU:CD1	36:BP:120:LEU:C	2.76	0.55
37:BQ:49:VAL:HG21	37:BQ:119:ASN:C	2.27	0.55
38:BS:31:LYS:CE	38:BS:99:GLU:HB2	2.37	0.55
38:BS:116:PHE:O	38:BS:120:GLU:OE2	2.25	0.55
40:BW:8:ARG:HG3	40:BW:102:HIS:HE1	1.56	0.55

*Continued on next page...*

*Continued from previous page...*

Atom-1	Atom-2	Interatomic distance (Å)	Clash overlap (Å)
41:BX:30:ASP:HB3	41:BX:62:LYS:HB2	1.89	0.55
42:BY:74:VAL:HG12	42:BY:77:VAL:CG2	2.19	0.55
42:BY:78:THR:N	42:BY:89:ARG:NE	2.55	0.55
43:BZ:38:ALA:O	43:BZ:40:ASP:N	2.39	0.55
46:BV:78:VAL:CB	46:BV:80:TYR:CD1	2.88	0.55
48:B3:19:GLN:OE1	48:B3:19:GLN:N	2.39	0.55
53:B7:38:GLY:O	53:B7:39:ARG:CG	2.55	0.55
1:AA:279:A:H4'	1:AA:280:C:OP2	2.06	0.55
1:AA:294:U:H2'	1:AA:295:C:C6	2.42	0.55
1:AA:761:G:C5'	20:AQ:102:GLY:HA3	2.37	0.55
1:AA:939:G:O2'	1:AA:940:C:O4'	2.24	0.55
1:AA:1091:U:H5'	1:AA:1172:C:H5'	1.89	0.55
1:AA:1317:C:C5	17:AN:16:PHE:CG	2.96	0.55
6:AC:12:LEU:HD11	17:AN:51:GLY:N	2.21	0.55
7:AD:23:GLY:HA2	7:AD:113:SER:CA	2.37	0.55
12:AI:37:PHE:N	12:AI:37:PHE:HD2	2.05	0.55
27:BA:215:G:H4'	27:BA:216:A:O5'	2.06	0.55
27:BA:270(O):U:O4	33:BI:53:LYS:NZ	2.40	0.55
27:BA:857:C:H42	27:BA:920:G:H1	1.55	0.55
27:BA:1059:G:H22	56:BK:131:THR:N	2.06	0.55
27:BA:1449:A:N6	27:BA:449(A):G:C6	2.75	0.55
27:BA:1482:U:C1'	27:BA:1512:G:H22	2.20	0.55
27:BA:1609:A:C5	27:BA:1616:A:C2	2.95	0.55
27:BA:1912:A:C8	27:BA:1913:A:H1'	2.41	0.55
27:BA:2051:A:C5	27:BA:2614:A:C5	2.94	0.55
27:BA:2056:G:OP2	27:BA:2504:U:H5''	2.07	0.55
27:BA:2209:C:N4	27:BA:2215:G:C6	2.73	0.55
27:BA:2355:C:C4	27:BA:2356:C:C4	2.95	0.55
27:BA:2462:U:C4	27:BA:2463:C:C4	2.95	0.55
27:BA:2472:G:H2'	27:BA:2475:C:C4	2.39	0.55
27:BA:2603:G:N1	27:BA:2604:U:C4	2.74	0.55
27:BA:2676:C:H2'	27:BA:2677:G:O5'	2.07	0.55
27:BA:2678:C:N4	27:BA:2729:G:H1	2.05	0.55
27:BA:2725:A:H2'	27:BA:2726:U:H5''	1.87	0.55
27:BA:2740:A:C2	27:BA:2764:A:N3	2.75	0.55
27:BA:2767:C:C4	27:BA:2768:C:C4	2.95	0.55
27:BA:2821:A:C2	27:BA:2822:G:C6	2.89	0.55
27:BA:2864:G:O2'	27:BA:2865:U:C1'	2.54	0.55
28:BD:156:ALA:HB1	28:BD:196:ASN:HB3	1.88	0.55
28:BD:213:LYS:CB	28:BD:215:LYS:CA	2.79	0.55
30:BF:11:ASN:ND2	30:BF:160:LEU:HD11	2.21	0.55

*Continued on next page...*

*Continued from previous page...*

Atom-1	Atom-2	Interatomic distance (Å)	Clash overlap (Å)
31:BG:142:ALA:HB2	31:BG:151:ILE:HG13	1.83	0.55
32:BH:32:LEU:HD21	32:BH:34:ARG:HB2	1.89	0.55
32:BH:100:LYS:O	32:BH:100:LYS:HG3	2.07	0.55
33:BI:76:THR:CB	33:BI:144:HIS:HE1	2.19	0.55
33:BI:133:LEU:CD1	33:BI:139:ALA:HB3	2.25	0.55
34:BN:25:GLN:O	34:BN:27:ALA:C	2.45	0.55
35:BO:66:LYS:H	35:BO:82:ASN:ND2	2.04	0.55
38:BS:39:SER:O	38:BS:41:LYS:N	2.40	0.55
38:BS:114:LYS:O	38:BS:115:VAL:O	2.24	0.55
38:BS:116:PHE:C	38:BS:120:GLU:OE1	2.41	0.55
40:BW:68:ARG:NE	40:BW:110:LYS:HB3	2.22	0.55
41:BX:40:ALA:N	41:BX:43:GLU:OE1	2.40	0.55
41:BX:50:GLU:CA	41:BX:50:GLU:OE1	2.55	0.55
43:BZ:3:LEU:O	43:BZ:56:VAL:HG22	2.07	0.55
44:BR:18:LEU:O	44:BR:20:LEU:N	2.39	0.55
44:BR:81:ASP:O	44:BR:85:PRO:CD	2.54	0.55
45:BU:43:ALA:HA	45:BU:46:GLU:CD	2.28	0.55
48:B3:1:MET:O	48:B3:3:ARG:HG3	2.07	0.55
49:B0:22:GLY:O	49:B0:23:VAL:C	2.46	0.55
1:AA:20:U:C4	1:AA:916:G:C2	2.96	0.54
1:AA:62:U:C5'	1:AA:385:C:O2'	2.56	0.54
1:AA:501:C:H3'	1:AA:501:C:C6	2.42	0.54
1:AA:523:A:H2	15:AL:91:LYS:HB3	1.73	0.54
1:AA:1240:U:P	10:AG:116:ALA:H	2.30	0.54
7:AD:22:LYS:HG3	7:AD:115:ARG:HH22	1.73	0.54
13:AJ:6:ILE:HG22	13:AJ:98:ILE:HG12	1.88	0.54
15:AL:37:CYS:HA	15:AL:57:LYS:O	2.07	0.54
27:BA:197:A:H61	27:BA:248:G:H22	1.52	0.54
27:BA:249:C:O2'	54:B8:8:LYS:HG3	2.08	0.54
27:BA:590:A:H5''	30:BF:97:ASP:HB2	1.89	0.54
27:BA:747:U:O2	27:BA:2015:A:H2	1.90	0.54
27:BA:994:C:C4'	45:BU:54:LYS:HE2	2.35	0.54
27:BA:1128:A:N6	27:BA:2489:G:HO2'	2.05	0.54
27:BA:1152:C:C5'	45:BU:80:ILE:CG2	2.77	0.54
27:BA:1163:G:C5'	46:BV:23:GLU:OE1	2.44	0.54
27:BA:1545:A:H5'	27:BA:545(A):A:P	2.46	0.54
27:BA:545(A):A:H3'	27:BA:1546:C:P	2.47	0.54
27:BA:1638:C:H4'	27:BA:2709:G:N2	2.21	0.54
27:BA:1790:C:OP1	28:BD:224:VAL:HA	2.08	0.54
27:BA:2056:G:H22	51:B5:4:HIS:C	2.01	0.54
27:BA:2065:C:O2	27:BA:2449:U:N3	2.39	0.54

*Continued on next page...*

*Continued from previous page...*

Atom-1	Atom-2	Interatomic distance (Å)	Clash overlap (Å)
27:BA:2321:G:N3	27:BA:2321:G:C2'	2.70	0.54
27:BA:2384:G:C3'	27:BA:2386:C:OP2	2.55	0.54
27:BA:2392:A:N6	27:BA:2393:A:N6	2.54	0.54
27:BA:2400:G:N2	27:BA:2401:U:O2	2.40	0.54
27:BA:2494:G:C2	27:BA:2495:G:C4	2.93	0.54
27:BA:2558:C:C2'	27:BA:2559:C:H5'	2.37	0.54
27:BA:2589:A:C5	27:BA:2590:A:C8	2.93	0.54
27:BA:2610:C:O4'	27:BA:2610:C:OP2	2.25	0.54
27:BA:2620:C:C4'	29:BE:252:GLN:HG2	2.38	0.54
27:BA:2735:G:N1	27:BA:2770:G:N2	2.53	0.54
27:BA:2770:G:H1'	29:BE:316:ARG:NH1	2.22	0.54
28:BD:209:ASN:O	28:BD:210:LYS:C	2.45	0.54
29:BE:44:TYR:HA	29:BE:307:LEU:O	2.08	0.54
29:BE:71:THR:CG2	29:BE:299:SER:OG	2.31	0.54
29:BE:242:ASN:N	29:BE:242:ASN:HD22	2.03	0.54
29:BE:269:ILE:HA	29:BE:297:LYS:CE	2.37	0.54
30:BF:81:PRO:O	30:BF:82:GLN:CG	2.55	0.54
31:BG:19:GLU:HB2	31:BG:135:VAL:HG11	1.88	0.54
31:BG:25:MET:SD	31:BG:129:ASP:CB	2.91	0.54
32:BH:15:THR:O	32:BH:25:VAL:HA	2.08	0.54
32:BH:34:ARG:HD2	32:BH:36:PHE:HZ	1.69	0.54
32:BH:126:SER:O	32:BH:127:GLN:C	2.45	0.54
33:BI:122:ARG:C	33:BI:124:LEU:H	2.11	0.54
40:BW:50:VAL:O	40:BW:50:VAL:CG1	2.54	0.54
40:BW:88:ARG:C	40:BW:91:GLY:H	2.10	0.54
44:BR:64:ARG:HG2	44:BR:65:LEU:N	2.22	0.54
45:BU:69:ALA:HA	45:BU:79:PHE:CE2	2.41	0.54
49:B0:86:THR:O	49:B0:87:GLU:C	2.45	0.54
51:B5:42:SER:O	51:B5:43:HIS:ND1	2.40	0.54
1:AA:160:A:H2'	1:AA:161:A:O4'	2.07	0.54
1:AA:598:U:H4'	11:AH:94:TYR:HB3	1.89	0.54
1:AA:749:C:O2	1:AA:749:C:H2'	2.07	0.54
1:AA:1237:C:OP1	1:AA:1303:C:O2'	2.14	0.54
1:AA:1298:C:OP2	10:AG:114:ARG:NH1	2.40	0.54
1:AA:1310:G:N7	22:AS:2:PRO:HD3	2.22	0.54
5:AB:145:LEU:O	5:AB:149:LEU:CB	2.47	0.54
9:AF:76:ALA:HB1	9:AF:80:ARG:HH21	1.71	0.54
14:AK:72:ALA:O	14:AK:77:MET:HB2	2.07	0.54
18:AO:82:ILE:O	18:AO:86:GLY:N	2.34	0.54
19:AP:8:ARG:NH1	19:AP:11:SER:O	2.33	0.54
20:AQ:67:LYS:HA	20:AQ:70:ARG:NH2	2.22	0.54

*Continued on next page...*

*Continued from previous page...*

Atom-1	Atom-2	Interatomic distance (Å)	Clash overlap (Å)
27:BA:110:G:C2	27:BA:111:A:C5	2.95	0.54
27:BA:781:A:H5'	27:BA:782:A:H8	1.73	0.54
27:BA:1472:A:C2'	27:BA:1473:G:C8	2.86	0.54
27:BA:1906:G:C1'	27:BA:1929:G:C8	2.91	0.54
27:BA:2094:G:N1	27:BA:2196:C:C4	2.66	0.54
27:BA:2246:G:N3	27:BA:2247:A:N7	2.56	0.54
27:BA:2281:C:OP2	27:BA:2281:C:H6	1.90	0.54
27:BA:2289:G:N2	27:BA:2290:G:C4	2.76	0.54
27:BA:2414:G:H2'	27:BA:2415:G:C8	2.42	0.54
27:BA:2479:G:C6	27:BA:2480:C:N3	2.75	0.54
27:BA:2495:G:O2'	37:BQ:101:MET:HE2	1.92	0.54
27:BA:2693:A:C2	27:BA:2694:G:C8	2.95	0.54
27:BA:2716:U:C2	27:BA:2717:G:C8	2.96	0.54
27:BA:2735:G:O6	27:BA:2770:G:N2	2.36	0.54
27:BA:2745:C:O2'	32:BH:142:GLU:N	2.39	0.54
27:BA:2853:C:O2'	27:BA:2854:G:H5'	2.08	0.54
27:BA:2862:G:HO2'	27:BA:2863:C:C1'	2.21	0.54
28:BD:174:ARG:HD3	28:BD:180:VAL:HG22	1.88	0.54
30:BF:144:PHE:C	30:BF:146:ASP:N	2.45	0.54
30:BF:200:PRO:CB	30:BF:205:ARG:HD3	2.37	0.54
30:BF:238:SER:HA	30:BF:241:ALA:HB2	1.89	0.54
32:BH:115:GLU:OE1	32:BH:115:GLU:O	2.25	0.54
32:BH:122:ILE:C	32:BH:123:GLU:OE2	2.46	0.54
35:BO:60:ALA:HB1	35:BO:85:VAL:O	2.07	0.54
35:BO:66:LYS:H	35:BO:82:ASN:HD22	1.54	0.54
37:BQ:33:MET:HE2	37:BQ:74:ASN:O	2.05	0.54
37:BQ:129:ASP:CG	37:BQ:132:VAL:CG2	2.75	0.54
38:BS:63:SER:O	38:BS:68:GLU:HA	2.07	0.54
38:BS:92:ALA:C	38:BS:94:GLU:H	2.10	0.54
42:BY:103:LEU:HD11	42:BY:113:GLU:CB	2.36	0.54
43:BZ:66:VAL:HG23	43:BZ:68:ALA:O	2.07	0.54
44:BR:72:ASP:C	44:BR:76:VAL:HG21	2.28	0.54
44:BR:104:ARG:CA	44:BR:105:ARG:NH2	2.43	0.54
45:BU:28:ARG:CA	45:BU:31:GLN:CB	2.69	0.54
46:BV:19:VAL:CG1	46:BV:21:ARG:HH22	2.14	0.54
53:B7:30:ILE:N	53:B7:33:ARG:HG3	2.22	0.54
1:AA:397:A:C5	1:AA:548:G:N7	2.75	0.54
1:AA:1054:C:H1'	1:AA:1196:U:C5	2.41	0.54
1:AA:1127:G:H2'	1:AA:1128:C:C6	2.42	0.54
5:AB:96:ARG:HD2	5:AB:96:ARG:H	1.72	0.54
7:AD:23:GLY:HA2	7:AD:113:SER:N	2.22	0.54

*Continued on next page...*

*Continued from previous page...*

Atom-1	Atom-2	Interatomic distance (Å)	Clash overlap (Å)
7:AD:23:GLY:N	7:AD:113:SER:CB	2.70	0.54
8:AE:7:GLU:HB3	8:AE:112:LEU:HD11	1.88	0.54
11:AH:111:ILE:HG22	11:AH:134:ILE:HD12	1.89	0.54
13:AJ:64:GLU:CG	17:AN:59:ALA:HA	2.32	0.54
23:AT:41:VAL:O	23:AT:45:GLN:HB2	2.07	0.54
27:BA:242:G:C3'	54:B8:5:LYS:NZ	2.48	0.54
27:BA:270:A:C6	27:BA:370:G:H1'	2.42	0.54
27:BA:286:C:H2'	27:BA:287:C:C5'	2.37	0.54
27:BA:683:C:N4	27:BA:684:G:O6	2.39	0.54
27:BA:715:G:H8	27:BA:715:G:H5'	1.72	0.54
27:BA:1055:G:H21	27:BA:1084:A:H2	1.54	0.54
27:BA:1163:G:O2'	27:BA:1164:G:H5'	2.07	0.54
27:BA:1257:C:O2'	30:BF:83:ALA:HB1	2.08	0.54
27:BA:1324:G:H1'	27:BA:1616:A:H62	1.73	0.54
27:BA:1610:A:OP1	27:BA:1611:C:H5	1.90	0.54
27:BA:2081:C:C4'	50:B4:35:VAL:HG21	2.36	0.54
27:BA:2292:C:N4	27:BA:2340:G:H1	2.04	0.54
27:BA:2471:C:C2	27:BA:2479:G:N2	2.65	0.54
27:BA:2510:C:N4	27:BA:2511:U:O4	2.41	0.54
27:BA:2570:G:C3'	27:BA:2571:C:H6	2.18	0.54
27:BA:2623:G:C2	27:BA:2624:G:C4	2.94	0.54
27:BA:2736:G:N1	27:BA:2769:C:C4	2.75	0.54
27:BA:2799:A:O5'	27:BA:2801:A:OP2	2.25	0.54
27:BA:2854:G:N1	27:BA:2864:G:C5	2.72	0.54
29:BE:311:PHE:C	29:BE:312:ARG:HG3	2.27	0.54
31:BG:56:ARG:C	31:BG:63:ILE:HG13	2.28	0.54
32:BH:90:GLY:CA	32:BH:159:LYS:CE	2.85	0.54
32:BH:130:ILE:CD1	32:BH:130:ILE:N	2.59	0.54
33:BI:7:LYS:HB2	33:BI:12:LYS:HD3	1.77	0.54
33:BI:40:THR:O	33:BI:41:PRO:C	2.45	0.54
34:BN:15:ARG:CG	34:BN:43:ARG:CB	2.85	0.54
34:BN:21:ARG:CA	34:BN:24:SER:CB	2.84	0.54
36:BP:96:VAL:HG23	36:BP:101:ASP:N	2.21	0.54
36:BP:115:ARG:O	36:BP:117:GLU:N	2.40	0.54
38:BS:110:THR:O	38:BS:116:PHE:CD1	2.61	0.54
40:BW:25:ARG:CG	40:BW:26:GLY:N	2.71	0.54
41:BX:23:LYS:O	41:BX:68:LEU:HD22	2.05	0.54
42:BY:31:LEU:HB3	42:BY:113:GLU:CD	2.27	0.54
42:BY:47:THR:O	42:BY:98:VAL:HA	2.06	0.54
42:BY:55:PHE:CZ	42:BY:89:ARG:NE	2.63	0.54
42:BY:70:ALA:O	42:BY:71:VAL:CG2	2.54	0.54

*Continued on next page...*

*Continued from previous page...*

Atom-1	Atom-2	Interatomic distance (Å)	Clash overlap (Å)
42:BY:83:ASP:OD1	42:BY:83:ASP:N	2.40	0.54
44:BR:84:ALA:O	44:BR:87:TYR:HB2	2.07	0.54
45:BU:7:GLY:CA	45:BU:8:ILE:CD1	2.79	0.54
45:BU:78:THR:OG1	45:BU:79:PHE:N	2.39	0.54
46:BV:50:ASP:CB	46:BV:53:LYS:H	2.20	0.54
47:B2:27:LEU:O	47:B2:28:LEU:C	2.45	0.54
50:B4:41:PRO:CB	50:B4:57:ASP:CG	2.73	0.54
52:B6:42:PRO:HD3	52:B6:50:PHE:CZ	2.42	0.54
54:B8:9:MET:HA	54:B8:12:ARG:HG2	1.89	0.54
54:B8:54:GLU:O	54:B8:55:TRP:O	2.25	0.54
1:AA:315:A:H1'	1:AA:353:A:C2	2.42	0.54
1:AA:695:A:H2'	1:AA:696:A:C8	2.42	0.54
1:AA:760:G:N2	20:AQ:94:ASN:OD1	2.41	0.54
1:AA:971:G:O2'	1:AA:1365:G:O2'	2.06	0.54
1:AA:1118:C:H1'	1:AA:1179:A:N9	2.23	0.54
5:AB:18:GLY:HA3	5:AB:41:ILE:HA	1.90	0.54
5:AB:103:THR:O	5:AB:104:ASN:CB	2.54	0.54
8:AE:15:ARG:HG2	8:AE:28:PHE:CD2	2.43	0.54
27:BA:107:C:H4'	27:BA:293:U:C2	2.42	0.54
27:BA:295:G:OP1	27:BA:338:G:C2	2.60	0.54
27:BA:328:U:O2'	42:BY:94:SER:HB2	2.06	0.54
27:BA:535:C:O3'	45:BU:53:LYS:CE	2.49	0.54
27:BA:582:G:H1	27:BA:1258:C:H42	1.55	0.54
27:BA:650:C:C5'	54:B8:19:THR:CG2	2.82	0.54
27:BA:1264:G:O6	27:BA:1265:A:N6	2.40	0.54
27:BA:1632:A:H8	27:BA:1632:A:O5'	1.90	0.54
27:BA:1790:C:N4	27:BA:1828:G:H2'	2.22	0.54
27:BA:2022:U:O4	51:B5:9:LYS:HD3	2.07	0.54
27:BA:2299:G:C6	27:BA:2300:G:O6	2.61	0.54
27:BA:2414:G:C4	27:BA:2415:G:H8	2.18	0.54
27:BA:2575:C:C5'	27:BA:2576:G:OP2	2.52	0.54
27:BA:2725:A:N1	27:BA:2727:G:H1'	2.22	0.54
27:BA:2737:G:C2	27:BA:2738:A:C8	2.95	0.54
27:BA:2839:G:H21	27:BA:2840:C:H1'	1.73	0.54
29:BE:296:VAL:HG12	29:BE:297:LYS:N	2.22	0.54
30:BF:37:ALA:CB	30:BF:102:LEU:CG	2.86	0.54
30:BF:140:VAL:HB	30:BF:235:PHE:C	2.27	0.54
30:BF:150:THR:CG2	30:BF:207:LEU:HD21	2.38	0.54
30:BF:163:HIS:CD2	30:BF:166:ILE:HD11	2.41	0.54
32:BH:143:LEU:CG	32:BH:144:ALA:N	2.70	0.54
34:BN:136:SER:CA	34:BN:139:LEU:HD22	2.38	0.54

*Continued on next page...*

*Continued from previous page...*

Atom-1	Atom-2	Interatomic distance (Å)	Clash overlap (Å)
36:BP:65:ASP:OD1	36:BP:68:GLU:OE1	2.26	0.54
39:BT:6:CYS:O	39:BT:7:ASP:OD2	2.25	0.54
41:BX:22:ASN:C	41:BX:68:LEU:HD11	2.27	0.54
42:BY:51:LEU:N	42:BY:51:LEU:CD1	2.61	0.54
42:BY:51:LEU:CD2	42:BY:95:ASN:CB	2.86	0.54
43:BZ:67:LYS:HD2	43:BZ:93:GLU:OE2	2.02	0.54
44:BR:59:ASP:N	44:BR:80:PHE:HE2	2.04	0.54
45:BU:41:ASN:CG	45:BU:42:ALA:H	2.07	0.54
45:BU:92:ARG:O	45:BU:95:LEU:CD1	2.52	0.54
45:BU:110:VAL:C	45:BU:113:SER:HG	2.07	0.54
46:BV:74:TYR:CE1	46:BV:86:HIS:C	2.80	0.54
50:B4:23:GLU:O	50:B4:26:SER:O	2.25	0.54
51:B5:34:PRO:HG3	51:B5:36:CYS:SG	2.41	0.54
52:B6:28:ARG:HH11	52:B6:28:ARG:HB2	1.66	0.54
54:B8:54:GLU:O	54:B8:55:TRP:C	2.43	0.54
55:B9:18:ARG:HA	55:B9:22:ARG:O	2.07	0.54
1:AA:325:A:H2'	1:AA:326:G:O4'	2.07	0.54
1:AA:668:G:C5'	18:AO:48:LYS:O	2.56	0.54
1:AA:741:G:H5'	18:AO:39:LEU:HD11	1.90	0.54
1:AA:975:A:N6	1:AA:1367:C:O4'	2.41	0.54
1:AA:976:G:OP2	1:AA:1358:U:H4'	2.06	0.54
2:AV:9:A:C2	2:AV:45:G:N3	2.76	0.54
3:AW:72:C:H2'	3:AW:73:A:C8	2.43	0.54
6:AC:150:LYS:HE3	6:AC:167:TRP:HE1	1.71	0.54
7:AD:78:LEU:CD2	7:AD:139:ARG:HH21	2.17	0.54
14:AK:57:THR:HG23	14:AK:60:ALA:H	1.73	0.54
16:AM:14:ARG:HA	16:AM:44:ARG:HA	1.89	0.54
19:AP:4:ILE:HG12	19:AP:21:VAL:HG13	1.88	0.54
27:BA:1251:C:O5'	45:BU:10:ARG:HG3	2.07	0.54
27:BA:1511:A:H2'	27:BA:1512:G:O4'	2.07	0.54
27:BA:1792:G:OP1	28:BD:204:PHE:CE1	2.61	0.54
27:BA:2067:G:C2	27:BA:2444:G:C4	2.96	0.54
27:BA:2100:G:C5	27:BA:2190:G:C2	2.95	0.54
27:BA:2299:G:C4	27:BA:2300:G:N7	2.76	0.54
27:BA:2393:A:C4'	54:B8:13:ARG:NH2	2.68	0.54
27:BA:2436:G:C6	27:BA:2437:U:N3	2.76	0.54
27:BA:2468:G:O6	27:BA:2481:G:O6	2.19	0.54
27:BA:2475:C:O2	27:BA:2529:G:C2	2.60	0.54
27:BA:2544:G:H2'	27:BA:2545:G:H5'	1.85	0.54
27:BA:2641:G:N1	27:BA:2774:C:C4	2.76	0.54
27:BA:2759:G:H2'	27:BA:2760:C:C5'	2.38	0.54

*Continued on next page...*



*Continued from previous page...*

Atom-1	Atom-2	Interatomic distance (Å)	Clash overlap (Å)
30:BF:201:SER:CB	30:BF:204:ALA:HB3	2.38	0.54
34:BN:93:ARG:O	34:BN:94:GLY:O	2.25	0.54
36:BP:92:ASP:HB3	36:BP:118:LEU:CG	2.34	0.54
36:BP:132:LYS:O	36:BP:135:GLY:CA	2.55	0.54
37:BQ:66:ASN:O	37:BQ:69:ASN:N	2.40	0.54
38:BS:76:GLY:C	38:BS:80:SER:O	2.45	0.54
39:BT:20:MET:CB	39:BT:30:HIS:HA	2.37	0.54
43:BZ:52:PHE:O	43:BZ:53:ASP:CB	2.53	0.54
43:BZ:91:PRO:N	43:BZ:127:PRO:HB3	2.22	0.54
43:BZ:124:ALA:H	43:BZ:159:THR:CG2	2.18	0.54
43:BZ:140:LYS:N	43:BZ:141:MET:SD	2.80	0.54
44:BR:55:ALA:HB1	44:BR:79:LEU:HD21	1.86	0.54
44:BR:77:ARG:C	44:BR:81:ASP:OD1	2.45	0.54
45:BU:14:HIS:CG	45:BU:36:PHE:CZ	2.94	0.54
45:BU:41:ASN:O	45:BU:43:ALA:N	2.40	0.54
45:BU:70:ARG:HA	45:BU:74:MET:O	2.08	0.54
45:BU:74:MET:HE2	45:BU:78:THR:CB	2.35	0.54
46:BV:40:VAL:CA	46:BV:51:ALA:CA	2.84	0.54
46:BV:72:ARG:O	46:BV:88:GLN:N	2.40	0.54
47:B2:3:LEU:HD22	47:B2:8:ILE:CD1	2.38	0.54
49:B0:30:VAL:O	49:B0:31:VAL:CG2	2.55	0.54
49:B0:30:VAL:HG23	49:B0:62:LEU:HB3	1.90	0.54
54:B8:36:LYS:HE2	54:B8:40:GLU:CD	2.27	0.54
55:B9:7:VAL:HG13	55:B9:34:GLN:HG3	1.75	0.54
56:BK:19:THR:N	56:BK:20:PRO:CD	2.68	0.54
1:AA:60:A:N3	1:AA:107:G:N2	2.53	0.54
1:AA:110:C:O2'	19:AP:25:ARG:HA	2.07	0.54
1:AA:160:A:N1	1:AA:343:U:H1'	2.22	0.54
1:AA:408:A:C5'	7:AD:22:LYS:O	2.50	0.54
1:AA:1236:A:OP1	24:AU:2:GLY:N	2.41	0.54
1:AA:1240:U:N3	10:AG:30:ILE:CG2	2.70	0.54
1:AA:1263:C:H42	1:AA:1272:G:H1	1.55	0.54
1:AA:1354:C:H2'	1:AA:1355:G:C8	2.43	0.54
2:AV:56:C:H2'	31:BG:56:ARG:CZ	2.37	0.54
2:AV:56:C:C5	2:AV:57:G:C6	2.96	0.54
5:AB:164:VAL:HG21	5:AB:170:GLU:HB3	1.89	0.54
6:AC:188:LEU:HD12	6:AC:190:ARG:HG3	1.89	0.54
7:AD:101:LEU:HD13	7:AD:138:TYR:HD2	1.72	0.54
10:AG:71:PRO:HA	10:AG:138:LYS:HE3	1.90	0.54
27:BA:487:C:O2	40:BW:53:SER:OG	2.26	0.54
27:BA:669:G:C4	27:BA:801:G:C6	2.96	0.54

*Continued on next page...*

*Continued from previous page...*

Atom-1	Atom-2	Interatomic distance (Å)	Clash overlap (Å)
27:BA:675:A:H5'	30:BF:69:HIS:C	2.28	0.54
27:BA:814:C:OP1	46:BV:84:THR:HA	2.06	0.54
27:BA:989:G:N7	48:B3:13:ILE:CD1	2.70	0.54
27:BA:1024:G:N7	27:BA:1025:G:N7	2.55	0.54
27:BA:1140:C:H1'	27:BA:142(A):A:C6	2.43	0.54
27:BA:142(A):A:C3'	34:BN:21:ARG:NH2	2.71	0.54
27:BA:1673:U:C5	29:BE:225:LYS:HD3	2.41	0.54
27:BA:2251:G:OP1	37:BQ:102:ARG:NH2	2.41	0.54
27:BA:2330:G:C3'	27:BA:2331:G:H5'	2.38	0.54
27:BA:2331:G:C4'	49:B0:70:ILE:CG1	2.22	0.54
27:BA:2386:C:O2'	27:BA:2387:U:O5'	2.26	0.54
27:BA:2458:G:C5	27:BA:2490:G:N3	2.74	0.54
27:BA:2484:G:N3	27:BA:2485:G:O4'	2.41	0.54
27:BA:2529:G:H5''	27:BA:2530:A:H5''	1.88	0.54
27:BA:2543:G:C1'	27:BA:2544:G:C8	2.91	0.54
27:BA:2654:A:H8	27:BA:2654:A:O5'	1.90	0.54
27:BA:2694:G:C6	27:BA:2695:C:C4	2.96	0.54
27:BA:2705:A:N6	27:BA:2706:G:N1	2.55	0.54
27:BA:2734:A:C5'	27:BA:2735:G:OP2	2.55	0.54
27:BA:2871:C:O2	27:BA:2871:C:H2'	2.08	0.54
27:BA:2889:C:H2'	27:BA:2891:G:O4'	2.07	0.54
28:BD:154:VAL:HA	28:BD:157:ALA:HB3	1.89	0.54
29:BE:42:ALA:N	29:BE:189:MET:HE1	2.02	0.54
29:BE:181:VAL:CG1	29:BE:181:VAL:O	2.55	0.54
30:BF:106:GLU:O	30:BF:107:ARG:C	2.44	0.54
30:BF:157:LEU:HB2	30:BF:158:GLU:OE1	2.06	0.54
32:BH:40:MET:HA	32:BH:54:PRO:CB	2.37	0.54
32:BH:101:LYS:NZ	32:BH:115:GLU:HG3	2.20	0.54
32:BH:108:TYR:O	32:BH:109:SER:CB	2.47	0.54
33:BI:2:LYS:CD	33:BI:39:ALA:CB	2.82	0.54
33:BI:102:LEU:HD11	33:BI:103:GLN:HG3	1.88	0.54
34:BN:12:VAL:HB	34:BN:38:VAL:HG21	1.87	0.54
34:BN:15:ARG:CG	34:BN:43:ARG:HB3	2.30	0.54
34:BN:52:GLN:HA	34:BN:55:GLU:OE2	1.97	0.54
34:BN:80:LYS:C	34:BN:84:ARG:HG3	2.25	0.54
35:BO:90:ASP:O	35:BO:92:SER:HB3	2.08	0.54
37:BQ:92:VAL:HG12	37:BQ:110:GLY:C	2.26	0.54
39:BT:5:GLU:O	39:BT:8:TYR:C	2.45	0.54
42:BY:46:ASP:OD1	42:BY:98:VAL:HG13	2.07	0.54
42:BY:47:THR:HG22	42:BY:100:ASP:O	2.07	0.54
42:BY:50:VAL:CG1	42:BY:51:LEU:N	2.33	0.54

*Continued on next page...*

*Continued from previous page...*

Atom-1	Atom-2	Interatomic distance (Å)	Clash overlap (Å)
43:BZ:106:GLY:N	43:BZ:142:ASN:ND2	2.42	0.54
44:BR:74:LYS:N	44:BR:77:ARG:NH2	2.55	0.54
47:B2:2:VAL:N	47:B2:4:HIS:HE1	1.82	0.54
48:B3:38:GLU:O	48:B3:39:ASP:C	2.45	0.54
50:B4:39:VAL:CG1	50:B4:39:VAL:O	2.55	0.54
1:AA:563:A:C5	1:AA:567:G:H1'	2.43	0.54
1:AA:686:U:H1'	14:AK:42:TRP:NE1	2.23	0.54
1:AA:986:A:N3	22:AS:52:TYR:CE2	2.73	0.54
1:AA:1115:C:H1'	17:AN:61:TRP:O	2.08	0.54
1:AA:1372:U:H2'	1:AA:1373:G:O4'	2.08	0.54
1:AA:1377:A:OP1	10:AG:94:ARG:NE	2.41	0.54
26:BB:100:G:N2	27:BA:863:A:H4'	2.22	0.54
27:BA:67:U:H2'	27:BA:68:G:H8	1.73	0.54
27:BA:72:U:O5'	41:BX:2:TRP:CZ2	2.60	0.54
27:BA:227:A:N1	27:BA:2407:G:C1'	2.64	0.54
27:BA:396:G:H5''	50:B4:10:VAL:HG13	1.90	0.54
27:BA:1138:G:P	34:BN:57:TYR:CZ	3.00	0.54
27:BA:1612:C:N1	53:B7:3:ARG:CZ	2.71	0.54
27:BA:1677:A:H2'	27:BA:1678:G:C8	2.43	0.54
27:BA:1789:A:O3'	28:BD:224:VAL:CG1	2.51	0.54
27:BA:2054:A:C2	27:BA:2616:C:N3	2.76	0.54
27:BA:2079:U:O3'	50:B4:32:HIS:HD2	1.90	0.54
27:BA:2208:U:C2	27:BA:2217:G:C2	2.95	0.54
27:BA:2250:G:C5'	37:BQ:102:ARG:HB3	2.35	0.54
27:BA:2320:A:N6	38:BS:14:ARG:CB	2.71	0.54
27:BA:2421:G:C5'	52:B6:4:ASP:CG	2.71	0.54
27:BA:2466:C:C4	27:BA:2467:C:N4	2.75	0.54
27:BA:2607:G:C2'	27:BA:2608:G:C5'	2.73	0.54
27:BA:2698:U:N3	27:BA:2699:C:H5	1.88	0.54
28:BD:140:VAL:HA	28:BD:191:VAL:HA	1.89	0.54
29:BE:44:TYR:CE1	29:BE:308:VAL:HG13	2.36	0.54
29:BE:44:TYR:HE1	29:BE:308:VAL:CG1	2.18	0.54
29:BE:300:VAL:N	29:BE:301:PRO:CD	2.70	0.54
31:BG:81:GLU:C	31:BG:85:GLN:HG2	2.15	0.54
31:BG:97:GLN:CB	31:BG:106:PHE:CZ	2.88	0.54
32:BH:121:GLU:CG	32:BH:133:LYS:O	2.54	0.54
32:BH:168:VAL:O	32:BH:169:ARG:CD	2.54	0.54
33:BI:6:LEU:HB2	33:BI:36:ALA:CA	2.36	0.54
34:BN:25:GLN:O	34:BN:27:ALA:N	2.40	0.54
34:BN:25:GLN:HG2	34:BN:28:GLU:HG3	1.90	0.54
34:BN:45:VAL:CA	34:BN:132:LEU:HB2	2.28	0.54

*Continued on next page...*

*Continued from previous page...*

Atom-1	Atom-2	Interatomic distance (Å)	Clash overlap (Å)
40:BW:68:ARG:O	40:BW:110:LYS:CB	2.54	0.54
40:BW:75:TYR:HE1	40:BW:104:THR:HG1	1.33	0.54
41:BX:19:ASP:OD1	41:BX:20:PHE:CG	2.57	0.54
41:BX:28:VAL:C	41:BX:30:ASP:N	2.60	0.54
43:BZ:40:ASP:CB	43:BZ:41:ARG:NH2	2.70	0.54
45:BU:23:GLY:O	45:BU:24:PHE:O	2.25	0.54
48:B3:8:LEU:HD23	48:B3:31:LEU:CG	2.38	0.54
49:B0:64:ASP:C	49:B0:66:LYS:NZ	2.61	0.54
50:B4:6:HIS:CE1	50:B4:55:ARG:CB	2.91	0.54
50:B4:23:GLU:HA	50:B4:27:THR:O	2.07	0.54
54:B8:16:ILE:N	54:B8:16:ILE:CD1	2.64	0.54
1:AA:315:A:H1'	1:AA:353:A:N1	2.23	0.54
1:AA:409:G:OP2	7:AD:22:LYS:HE2	2.08	0.54
1:AA:621:A:H2'	1:AA:622:A:C8	2.43	0.54
1:AA:958:A:C8	22:AS:55:LYS:HD2	2.41	0.54
1:AA:1317:C:C2'	22:AS:10:PHE:CE2	2.91	0.54
6:AC:178:LEU:O	6:AC:179:ARG:CB	2.55	0.54
27:BA:125:G:H5''	53:B7:19:ARG:CZ	2.33	0.54
27:BA:684:G:O2'	27:BA:788:A:N6	2.41	0.54
27:BA:775:G:H4'	27:BA:777:A:C4	2.43	0.54
27:BA:851:U:O2'	48:B3:45:GLY:HA3	2.08	0.54
27:BA:1079:C:C2'	56:BK:130:GLY:CA	2.86	0.54
27:BA:1646:C:C5'	27:BA:1647:G:H5''	2.32	0.54
27:BA:2252:G:C5	27:BA:2253:G:N7	2.76	0.54
27:BA:2308:G:C5'	27:BA:2309:A:OP1	2.55	0.54
27:BA:2310:A:C4	31:BG:55:LYS:HD3	2.42	0.54
27:BA:2373:G:C4	27:BA:2374:C:C4	2.96	0.54
27:BA:2419:U:OP1	52:B6:24:THR:HG21	2.08	0.54
27:BA:2419:U:H5''	52:B6:24:THR:HG22	1.89	0.54
27:BA:2495:G:H4'	37:BQ:101:MET:HB3	1.85	0.54
27:BA:2697:G:C4	27:BA:2698:U:C6	2.96	0.54
27:BA:2741:A:N3	27:BA:2742:C:C1'	2.71	0.54
27:BA:2793:G:C2	27:BA:2794:C:N3	2.76	0.54
27:BA:2821:A:H2'	27:BA:2822:G:N9	2.22	0.54
27:BA:2842:G:H2'	27:BA:2843:G:O4'	2.07	0.54
27:BA:2899:G:O2'	27:BA:2900:A:H8	1.90	0.54
28:BD:77:VAL:CG2	28:BD:113:MET:HA	2.26	0.54
29:BE:39:GLN:OE1	29:BE:174:LEU:HD11	1.96	0.54
29:BE:47:GLY:HA3	29:BE:305:LYS:HE2	1.89	0.54
29:BE:71:THR:HG23	29:BE:299:SER:CA	2.33	0.54
29:BE:79:ARG:HA	29:BE:186:GLU:N	2.23	0.54

*Continued on next page...*

*Continued from previous page...*

Atom-1	Atom-2	Interatomic distance (Å)	Clash overlap (Å)
30:BF:220:THR:HA	30:BF:224:ALA:CB	2.30	0.54
32:BH:85:ALA:C	32:BH:131:ILE:HG22	2.26	0.54
34:BN:94:GLY:O	34:BN:97:ALA:CA	2.54	0.54
37:BQ:58:HIS:C	37:BQ:59:ASN:HD22	2.10	0.54
37:BQ:64:ALA:HB2	37:BQ:142:LYS:HD3	1.90	0.54
37:BQ:136:TRP:HE3	37:BQ:139:ALA:HB2	1.72	0.54
38:BS:18:THR:OG1	38:BS:19:ASP:N	2.40	0.54
38:BS:106:LEU:O	38:BS:107:ASN:C	2.45	0.54
45:BU:14:HIS:CD2	45:BU:36:PHE:HE2	2.25	0.54
45:BU:115:ASN:N	45:BU:115:ASN:ND2	2.52	0.54
48:B3:8:LEU:HD23	48:B3:31:LEU:CB	2.34	0.54
48:B3:21:ALA:C	48:B3:23:LEU:N	2.61	0.54
54:B8:7:HIS:C	54:B8:10:ALA:HB3	2.21	0.54
1:AA:65:U:N3	1:AA:200:G:H1'	2.21	0.54
1:AA:121:C:H41	1:AA:235:C:H3'	1.72	0.54
1:AA:263:A:H2'	1:AA:264:U:H5'	1.90	0.54
1:AA:405:U:O4	7:AD:2:GLY:HA3	2.08	0.54
1:AA:1059:C:O2'	13:AJ:52:GLY:HA2	2.07	0.54
1:AA:1205:U:H4'	6:AC:195:VAL:HG21	1.90	0.54
1:AA:1289:A:H1'	1:AA:1371:G:H21	1.73	0.54
1:AA:1306:A:H61	1:AA:1331:G:H1'	1.73	0.54
1:AA:1315:U:H3	1:AA:1319:A:H62	1.54	0.54
1:AA:1406:U:H1'	1:AA:1518:A:O4'	2.08	0.54
6:AC:70:VAL:HG12	6:AC:72:LYS:H	1.73	0.54
14:AK:121:PRO:HB2	14:AK:125:PHE:HB2	1.89	0.54
15:AL:100:ILE:HD13	15:AL:100:ILE:H	1.72	0.54
26:BB:40:U:C3'	26:BB:41:U:H5'	2.34	0.54
27:BA:27:G:N2	27:BA:512:G:H2'	2.23	0.54
27:BA:199:A:C6	27:BA:2434:A:N1	2.76	0.54
27:BA:337:C:P	42:BY:24:ARG:CB	2.93	0.54
27:BA:617:G:H2'	27:BA:618:G:C8	2.43	0.54
27:BA:780:G:H2'	27:BA:782:A:N7	2.22	0.54
27:BA:817:C:H2'	27:BA:818:G:O4'	2.08	0.54
27:BA:868:U:H3	27:BA:909:A:H61	1.55	0.54
27:BA:1024:G:C5'	27:BA:1025:G:H5''	2.36	0.54
27:BA:1262:A:P	40:BW:99:ARG:HH22	2.24	0.54
27:BA:444(A):A:H3'	27:BA:1460:A:H1'	1.90	0.54
27:BA:1819:A:C2'	28:BD:177:SER:OG	2.54	0.54
27:BA:2183:C:H2'	27:BA:2184:G:C8	2.40	0.54
28:BD:68:ARG:NH2	28:BD:190:THR:CG2	2.71	0.54
28:BD:141:HIS:N	28:BD:141:HIS:ND1	2.56	0.54

*Continued on next page...*

*Continued from previous page...*

Atom-1	Atom-2	Interatomic distance (Å)	Clash overlap (Å)
30:BF:58:ALA:CB	30:BF:79:ARG:CB	2.86	0.54
30:BF:243:VAL:CA	30:BF:246:ARG:CG	2.83	0.54
33:BI:133:LEU:N	33:BI:138:THR:CG2	2.68	0.54
35:BO:34:ASN:C	35:BO:35:ILE:O	2.41	0.54
40:BW:20:VAL:CG1	40:BW:47:VAL:CG2	2.29	0.54
42:BY:11:GLN:CB	42:BY:21:LYS:HE3	2.38	0.54
43:BZ:48:THR:O	43:BZ:48:THR:CG2	2.49	0.54
46:BV:5:ILE:CD1	46:BV:12:TYR:OH	2.56	0.54
46:BV:93:ILE:C	46:BV:95:ILE:CD1	2.77	0.54
49:B0:39:ARG:O	49:B0:40:GLN:C	2.45	0.54
50:B4:28:ARG:HB3	50:B4:29:PRO:HD2	1.90	0.54
50:B4:59:PHE:HA	50:B4:62:ARG:HD2	1.90	0.54
54:B8:50:LEU:CG	54:B8:51:ALA:H	2.06	0.54
1:AA:983:A:H5'	1:AA:984:C:OP2	2.07	0.54
1:AA:1305:G:H5''	24:AU:5:ASP:HB2	1.90	0.54
1:AA:1504:G:H3'	1:AA:1504:G:P	2.48	0.54
2:AV:31:A:OP1	12:AI:127:LYS:CG	2.55	0.54
7:AD:27:TYR:OH	7:AD:106:TYR:OH	2.26	0.54
7:AD:30:LYS:C	7:AD:32:ALA:N	2.61	0.54
12:AI:96:LEU:HG	12:AI:101:PHE:HB2	1.90	0.54
13:AJ:84:GLN:HA	13:AJ:88:LEU:HD12	1.91	0.54
26:BB:42:C:H1'	31:BG:47:GLN:CA	2.38	0.54
27:BA:30:G:H2'	27:BA:31:C:H6	1.71	0.54
27:BA:85:G:H1	27:BA:97:C:H42	1.54	0.54
27:BA:126:A:OP2	53:B7:17:GLY:HA3	2.08	0.54
27:BA:249:C:O2'	54:B8:8:LYS:CG	2.56	0.54
27:BA:285:C:H42	27:BA:354:G:N2	2.05	0.54
27:BA:321:G:H2'	27:BA:341:G:H4'	1.89	0.54
27:BA:447:A:C5	27:BA:473:G:C5	2.96	0.54
27:BA:447:A:N7	27:BA:473:G:C6	2.76	0.54
27:BA:546:C:C5	27:BA:1221:C:OP1	2.61	0.54
27:BA:994:C:O2'	45:BU:54:LYS:N	2.41	0.54
27:BA:142(A):A:H3'	27:BA:1143:A:H5'	1.90	0.54
27:BA:1173:G:N2	27:BA:1175:U:H3'	2.22	0.54
27:BA:1671:U:O2'	29:BE:225:LYS:NZ	2.21	0.54
27:BA:2052:G:N2	29:BE:245:ARG:CD	2.69	0.54
27:BA:2185:C:N3	27:BA:2186:G:N7	2.56	0.54
27:BA:2195:C:H6	27:BA:2195:C:P	2.25	0.54
27:BA:2218:G:C4	27:BA:2219:G:N7	2.76	0.54
27:BA:2270:G:O6	27:BA:2271:G:N2	2.39	0.54
27:BA:2349:G:N3	27:BA:2369:A:C2	2.75	0.54

*Continued on next page...*

*Continued from previous page...*

Atom-1	Atom-2	Interatomic distance (Å)	Clash overlap (Å)
27:BA:2376:A:C2	27:BA:2377:A:C4	2.96	0.54
27:BA:2574:G:H1'	29:BE:240:PRO:CG	2.37	0.54
27:BA:2622:C:H5'	29:BE:255:GLN:OE1	2.08	0.54
27:BA:2681:C:H5	27:BA:2727:G:C2	2.20	0.54
27:BA:2682:U:O4'	29:BE:48:MET:HG3	2.08	0.54
27:BA:2758:A:O2'	27:BA:2759:G:O5'	2.26	0.54
27:BA:2836:U:H2'	27:BA:2837:G:C8	2.42	0.54
27:BA:2881:C:H6	27:BA:2881:C:H3'	1.72	0.54
28:BD:90:ILE:CG2	28:BD:103:ILE:N	2.68	0.54
32:BH:86:LEU:HD23	32:BH:148:ARG:NE	2.23	0.54
32:BH:147:ILE:HA	32:BH:150:VAL:HG21	1.86	0.54
33:BI:7:LYS:CB	33:BI:12:LYS:HZ2	2.21	0.54
34:BN:47:THR:O	34:BN:53:ILE:CD1	2.56	0.54
34:BN:69:TYR:O	34:BN:71:TYR:HD1	1.90	0.54
35:BO:68:GLY:CA	35:BO:78:ARG:HG2	2.32	0.54
37:BQ:66:ASN:C	37:BQ:68:ALA:N	2.57	0.54
38:BS:31:LYS:CE	38:BS:99:GLU:CB	2.86	0.54
38:BS:34:LEU:HD12	38:BS:103:ASP:HB3	1.88	0.54
39:BT:50:GLU:HG3	39:BT:55:ALA:HB1	1.89	0.54
40:BW:25:ARG:O	40:BW:26:GLY:C	2.46	0.54
40:BW:36:LEU:CD1	40:BW:47:VAL:CB	2.85	0.54
40:BW:39:THR:HA	51:B5:28:PRO:CG	2.28	0.54
40:BW:49:LYS:O	40:BW:51:LEU:N	2.40	0.54
41:BX:6:LYS:HZ2	41:BX:28:VAL:C	2.11	0.54
42:BY:101:LEU:CB	42:BY:113:GLU:OE1	2.51	0.54
43:BZ:37:LYS:O	43:BZ:41:ARG:NE	2.40	0.54
43:BZ:112:LEU:CD1	43:BZ:177:THR:HG21	2.38	0.54
44:BR:101:ALA:HB1	51:B5:41:LEU:HD12	1.89	0.54
44:BR:116:LEU:O	44:BR:117:VAL:C	2.45	0.54
45:BU:66:ASN:O	45:BU:67:ALA:C	2.47	0.54
46:BV:75:LYS:CE	46:BV:75:LYS:HA	2.38	0.54
48:B3:20:LYS:HD2	48:B3:23:LEU:HD12	1.90	0.54
49:B0:20:TYR:O	49:B0:21:LEU:C	2.46	0.54
49:B0:24:LYS:O	49:B0:25:LYS:CB	2.56	0.54
50:B4:68:ARG:NH1	50:B4:72:LYS:HD3	2.22	0.54
51:B5:13:LYS:O	51:B5:16:ARG:HB2	2.07	0.54
52:B6:45:LYS:C	52:B6:46:LYS:CE	2.65	0.54
1:AA:105:G:H2'	1:AA:106:C:C6	2.43	0.53
1:AA:345:C:H4'	1:AA:346:G:O5'	2.07	0.53
1:AA:1418:A:N7	1:AA:1419:G:H1'	2.23	0.53
3:AW:75:C:N4	50:B4:28:ARG:N	2.50	0.53

*Continued on next page...*

*Continued from previous page...*

Atom-1	Atom-2	Interatomic distance (Å)	Clash overlap (Å)
9:AF:97:PHE:HB2	21:AR:32:ARG:HH21	1.73	0.53
15:AL:42:THR:OG1	15:AL:52:LEU:HB3	2.08	0.53
25:AY:223:ARG:CA	27:BA:2555:U:C2	2.92	0.53
27:BA:125:G:H5''	53:B7:19:ARG:CD	2.38	0.53
27:BA:144:C:OP1	41:BX:36:GLU:OE2	2.26	0.53
27:BA:391:G:H2'	27:BA:392:C:C6	2.43	0.53
27:BA:517:C:O2'	40:BW:18:ARG:NH2	2.38	0.53
27:BA:775:G:N2	27:BA:788:A:OP2	2.41	0.53
27:BA:1500:G:H21	28:BD:97:ASP:CG	2.11	0.53
27:BA:1648:C:H2'	27:BA:1649:G:H8	1.72	0.53
27:BA:2051:A:N1	27:BA:2618:G:C6	2.68	0.53
27:BA:2248:C:C3'	27:BA:2249:U:H5'	2.38	0.53
27:BA:2252:G:C8	27:BA:2252:G:O5'	2.60	0.53
27:BA:2317:C:H5'	31:BG:150:SER:HB2	1.86	0.53
27:BA:2414:G:N1	27:BA:2415:G:N7	2.56	0.53
27:BA:2415:G:C4	27:BA:2416:C:C5	2.92	0.53
27:BA:2452:C:C4	27:BA:2453:A:C6	2.96	0.53
27:BA:2484:G:C1'	37:BQ:142:LYS:HZ2	2.16	0.53
27:BA:2515:C:H41	27:BA:2569:G:H1	1.38	0.53
27:BA:2589:A:N6	27:BA:2590:A:N6	2.56	0.53
27:BA:2608:G:C8	27:BA:2608:G:C3'	2.91	0.53
27:BA:2666:C:H2'	27:BA:2667:C:C5'	2.38	0.53
27:BA:2687:U:H5''	27:BA:2688:U:OP2	2.07	0.53
27:BA:2785:C:N1	27:BA:2786:U:C5	2.76	0.53
27:BA:2898:U:N3	27:BA:2899:G:C8	2.76	0.53
28:BD:60:GLN:N	28:BD:62:ARG:NH1	2.56	0.53
28:BD:82:TYR:C	28:BD:83:ASP:OD2	2.46	0.53
28:BD:89:ASN:H	28:BD:105:ALA:CB	2.20	0.53
28:BD:131:LEU:CB	28:BD:171:VAL:HG21	2.37	0.53
29:BE:208:LYS:H	29:BE:257:GLY:CA	2.11	0.53
30:BF:33:LYS:O	30:BF:36:ARG:CG	2.57	0.53
36:BP:126:SER:O	36:BP:130:ARG:HG3	2.08	0.53
37:BQ:86:ARG:NH2	37:BQ:123:ILE:CD1	2.71	0.53
38:BS:63:SER:O	38:BS:67:ALA:C	2.46	0.53
39:BT:10:GLY:HA3	39:BT:53:ASP:CG	2.28	0.53
40:BW:35:ILE:O	40:BW:39:THR:HG22	2.09	0.53
42:BY:80:GLU:HG2	42:BY:86:GLU:HA	1.89	0.53
44:BR:67:LEU:HD22	44:BR:67:LEU:C	2.28	0.53
45:BU:39:LEU:C	45:BU:41:ASN:ND2	2.61	0.53
49:B0:30:VAL:O	49:B0:31:VAL:HG23	2.08	0.53
53:B7:41:GLN:O	53:B7:42:LEU:CB	2.56	0.53

*Continued on next page...*



*Continued from previous page...*

Atom-1	Atom-2	Interatomic distance (Å)	Clash overlap (Å)
1:AA:915:A:N7	1:AA:916:G:C8	2.76	0.53
1:AA:949:A:H4'	1:AA:1364:U:N3	2.23	0.53
1:AA:1317:C:C4	17:AN:16:PHE:CZ	2.97	0.53
7:AD:123:HIS:HB2	7:AD:125:HIS:NE2	2.23	0.53
16:AM:10:PRO:HG2	16:AM:18:ALA:HB1	1.90	0.53
27:BA:76:C:H4'	47:B2:55:ARG:CD	2.38	0.53
27:BA:196:A:C2	27:BA:2068:U:C5	2.89	0.53
27:BA:196:A:N3	27:BA:2068:U:H5	2.05	0.53
27:BA:199:A:N1	27:BA:2433:A:C5	2.74	0.53
27:BA:254:G:O6	54:B8:4:MET:HB3	2.08	0.53
27:BA:397:G:P	50:B4:10:VAL:HG11	2.49	0.53
27:BA:496:G:OP1	40:BW:62:HIS:HE1	1.90	0.53
27:BA:774:A:C1'	27:BA:775:G:C8	2.87	0.53
27:BA:947:G:H2'	27:BA:948:G:H8	1.73	0.53
27:BA:1473:G:H2'	27:BA:1474:C:O4'	2.08	0.53
27:BA:1534:G:N3	27:BA:1534:G:H2'	2.23	0.53
27:BA:1665:A:N7	27:BA:2726:U:N3	2.55	0.53
27:BA:1790:C:C5'	27:BA:1828:G:H1	2.21	0.53
27:BA:1819:A:P	28:BD:154:VAL:H	2.27	0.53
27:BA:2053:G:H1'	29:BE:245:ARG:HG3	1.90	0.53
27:BA:2084:C:N3	27:BA:2235:G:N1	2.51	0.53
27:BA:2205:C:H6	27:BA:2205:C:O5'	1.90	0.53
27:BA:2334:G:C5'	38:BS:12:ARG:O	2.56	0.53
27:BA:2346:A:HO2'	27:BA:2347:C:P	2.22	0.53
27:BA:2350:C:C2	27:BA:2351:G:C8	2.96	0.53
27:BA:2411:A:H2'	27:BA:2412:A:C8	2.44	0.53
27:BA:2412:A:H2'	27:BA:2413:G:C5'	2.31	0.53
27:BA:2557:G:C4	27:BA:2558:C:H5	2.26	0.53
27:BA:2558:C:H2'	27:BA:2559:C:H5'	1.88	0.53
27:BA:2589:A:C3'	27:BA:2590:A:H5''	2.35	0.53
27:BA:2661:G:H2'	27:BA:2662:A:C8	2.43	0.53
27:BA:2736:G:O2'	27:BA:2737:G:H5'	2.08	0.53
29:BE:180:ILE:CB	29:BE:183:ASP:OD2	2.54	0.53
29:BE:222:ARG:C	29:BE:227:ALA:HA	2.28	0.53
32:BH:119:GLY:C	32:BH:121:GLU:OE1	2.46	0.53
33:BI:68:LEU:HD11	33:BI:108:LEU:HD11	1.89	0.53
33:BI:123:ALA:O	33:BI:124:LEU:O	2.25	0.53
34:BN:65:ASN:HB2	34:BN:69:TYR:HD1	0.53	0.53
38:BS:61:ALA:HB2	38:BS:84:THR:O	2.09	0.53
38:BS:80:SER:O	38:BS:81:ALA:O	2.26	0.53
38:BS:87:LEU:CD2	38:BS:87:LEU:N	2.65	0.53

*Continued on next page...*

*Continued from previous page...*

Atom-1	Atom-2	Interatomic distance (Å)	Clash overlap (Å)
38:BS:116:PHE:CD2	38:BS:119:GLN:OE1	2.60	0.53
40:BW:12:ILE:HG23	40:BW:13:SER:N	2.23	0.53
40:BW:29:LEU:C	40:BW:31:GLU:N	2.57	0.53
43:BZ:40:ASP:CG	43:BZ:41:ARG:NH1	2.61	0.53
43:BZ:63:PRO:O	43:BZ:64:ALA:HB2	2.08	0.53
45:BU:34:ASN:O	45:BU:38:THR:CB	2.55	0.53
45:BU:71:LEU:C	45:BU:71:LEU:CD2	2.77	0.53
46:BV:12:TYR:CD2	46:BV:13:ARG:N	2.70	0.53
46:BV:72:ARG:HG3	46:BV:88:GLN:HG3	1.90	0.53
48:B3:8:LEU:CB	48:B3:32:GLN:HA	2.35	0.53
48:B3:11:SER:C	48:B3:13:ILE:H	2.09	0.53
48:B3:29:ARG:O	48:B3:30:ARG:O	2.25	0.53
49:B0:45:PHE:HD1	49:B0:78:PHE:HA	1.53	0.53
53:B7:21:ARG:NH1	53:B7:43:THR:H	1.98	0.53
53:B7:43:THR:OG1	53:B7:44:VAL:HG23	2.08	0.53
56:BK:49:LYS:HE2	56:BK:73:PRO:HG3	1.90	0.53
56:BK:71:LYS:HA	56:BK:72:THR:CA	2.38	0.53
1:AA:15:G:O6	1:AA:1396:A:C6	2.62	0.53
1:AA:68:G:H2'	1:AA:69:G:O4'	2.07	0.53
1:AA:376:G:H5''	19:AP:5:ARG:HB2	1.90	0.53
1:AA:563:A:O2'	1:AA:566:G:O2'	2.25	0.53
1:AA:667:G:H1	1:AA:739:C:H42	1.56	0.53
1:AA:697:U:H3	1:AA:798:G:H1'	1.74	0.53
1:AA:762:C:H2'	1:AA:763:G:H8	1.71	0.53
1:AA:1066:C:H2'	1:AA:1067:A:C8	2.43	0.53
1:AA:1319:A:C4'	22:AS:70:LYS:CE	2.77	0.53
2:AV:18:G:H2'	2:AV:19:G:O5'	2.08	0.53
5:AB:112:VAL:C	5:AB:113:HIS:CA	2.73	0.53
7:AD:159:ARG:O	7:AD:163:GLU:HB3	2.08	0.53
12:AI:114:TYR:HD1	13:AJ:60:ARG:HG2	1.74	0.53
27:BA:269:U:C5'	27:BA:270(Y):G:H2'	2.35	0.53
27:BA:464:U:C4'	53:B7:12:ARG:NH2	2.71	0.53
27:BA:530:G:HO2'	27:BA:531:C:C5'	2.22	0.53
27:BA:600:G:C4'	30:BF:30:LEU:HD11	2.36	0.53
27:BA:786:C:H2'	27:BA:787:U:O4'	2.08	0.53
27:BA:789:A:HO2'	27:BA:1781:C:H42	1.56	0.53
27:BA:834:C:HO2'	27:BA:2358:G:H2'	1.72	0.53
27:BA:989:G:C8	48:B3:13:ILE:HD12	2.43	0.53
27:BA:1079:C:H1'	56:BK:130:GLY:CA	2.34	0.53
27:BA:1743:G:C3'	27:BA:1746:G:H5'	2.37	0.53
27:BA:2012:G:OP1	40:BW:98:LYS:CD	2.53	0.53

*Continued on next page...*

*Continued from previous page...*

Atom-1	Atom-2	Interatomic distance (Å)	Clash overlap (Å)
27:BA:2019:A:N1	27:BA:2035:G:O6	2.41	0.53
27:BA:2077:A:C2	27:BA:2244:U:O2	2.62	0.53
27:BA:2243:U:O2	27:BA:2244:U:O4'	2.25	0.53
27:BA:2305:A:H1'	31:BG:129:ASP:HB2	1.89	0.53
27:BA:2450:A:H5''	27:BA:2497:A:C6	2.27	0.53
27:BA:2539:C:N3	27:BA:2540:C:H5	2.06	0.53
27:BA:2561:A:C4	27:BA:2562:U:H6	2.25	0.53
27:BA:2623:G:C2	27:BA:2624:G:N9	2.76	0.53
27:BA:2781:A:H5'	27:BA:2782:G:O4'	2.08	0.53
27:BA:2810:A:C2'	27:BA:2811:G:C5'	2.09	0.53
27:BA:2868:A:C4	27:BA:2869:G:C8	2.96	0.53
28:BD:148:GLY:C	28:BD:150:GLY:N	2.49	0.53
29:BE:203:GLY:HA3	29:BE:303:PRO:HD2	1.86	0.53
30:BF:197:SER:HA	30:BF:215:ALA:HB2	1.90	0.53
31:BG:27:ILE:C	31:BG:29:HIS:H	2.04	0.53
31:BG:93:LEU:O	31:BG:94:ALA:HB3	2.09	0.53
31:BG:141:VAL:HA	31:BG:144:ARG:HD3	1.90	0.53
32:BH:55:SER:HB2	32:BH:60:HIS:HB2	1.82	0.53
34:BN:82:THR:O	34:BN:85:GLY:CA	2.56	0.53
37:BQ:36:ASN:CG	43:BZ:116:VAL:CG1	2.76	0.53
40:BW:8:ARG:C	40:BW:10:VAL:N	2.57	0.53
40:BW:12:ILE:HG22	40:BW:13:SER:N	2.22	0.53
42:BY:20:HIS:C	42:BY:22:GLN:N	2.62	0.53
42:BY:66:ASP:CG	42:BY:72:ILE:HA	2.28	0.53
43:BZ:113:VAL:O	43:BZ:171:VAL:CA	2.57	0.53
43:BZ:149:ALA:CB	43:BZ:164:PRO:C	2.76	0.53
44:BR:67:LEU:O	44:BR:68:ARG:C	2.46	0.53
45:BU:12:ARG:O	45:BU:15:LYS:N	2.42	0.53
46:BV:10:LYS:O	46:BV:12:TYR:N	2.41	0.53
46:BV:88:GLN:OE1	46:BV:90:PHE:HE1	1.91	0.53
48:B3:9:VAL:O	48:B3:53:LEU:O	2.27	0.53
49:B0:70:ILE:CG1	49:B0:71:ASN:H	2.17	0.53
50:B4:1:MET:C	50:B4:2:GLN:HG3	2.29	0.53
51:B5:50:GLY:CA	51:B5:57:VAL:HB	2.35	0.53
54:B8:36:LYS:HG2	54:B8:40:GLU:CD	2.27	0.53
1:AA:775:G:O2'	1:AA:776:G:H5'	2.08	0.53
1:AA:794:A:H4'	1:AA:1521:G:O2'	2.08	0.53
1:AA:903:G:OP1	1:AA:1512:U:OP1	2.25	0.53
1:AA:946:A:H1'	1:AA:1334:G:O4'	2.08	0.53
2:AV:56:C:O2'	31:BG:56:ARG:NH1	2.42	0.53
26:BB:114:G:H1'	38:BS:46:GLN:HE22	1.73	0.53

*Continued on next page...*

*Continued from previous page...*

Atom-1	Atom-2	Interatomic distance (Å)	Clash overlap (Å)
27:BA:674:G:C4'	30:BF:69:HIS:HA	2.39	0.53
27:BA:684:G:N2	27:BA:794:G:N3	2.57	0.53
27:BA:1274:A:C5	27:BA:1302:A:H2	2.26	0.53
27:BA:1300:U:H1'	27:BA:1626:G:H22	1.74	0.53
27:BA:1530:G:H22	27:BA:1532:C:N4	2.06	0.53
27:BA:1882:C:H2'	27:BA:1883:G:H5'	1.89	0.53
27:BA:2250:G:H3'	37:BQ:102:ARG:HG2	1.90	0.53
27:BA:2320:A:N1	38:BS:13:ARG:CG	2.70	0.53
27:BA:2435:A:C2	27:BA:2436:G:H1'	2.43	0.53
27:BA:2472:G:O5'	27:BA:2472:G:H8	1.91	0.53
27:BA:2495:G:H2'	27:BA:2496:C:O4'	2.08	0.53
27:BA:2516:G:N1	27:BA:2569:G:C2	2.76	0.53
27:BA:2527:C:O2'	27:BA:2528:U:H5'	2.08	0.53
27:BA:2744:G:H1'	27:BA:2761:G:N2	2.23	0.53
27:BA:2748:A:O2'	32:BH:62:ALA:O	2.25	0.53
27:BA:2821:A:O3'	29:BE:258:TYR:HE2	1.91	0.53
27:BA:2842:G:C6	27:BA:2876:G:N1	2.76	0.53
27:BA:2857:G:C8	27:BA:2857:G:C3'	2.91	0.53
28:BD:79:THR:H	28:BD:91:ALA:HB1	1.73	0.53
29:BE:211:GLN:N	29:BE:216:ARG:NE	2.40	0.53
29:BE:267:ARG:CG	29:BE:297:LYS:HB2	2.34	0.53
30:BF:237:GLU:C	30:BF:239:ALA:H	2.11	0.53
31:BG:24:HIS:CD2	31:BG:72:LYS:HB3	2.44	0.53
33:BI:28:ASN:OD1	33:BI:28:ASN:C	2.46	0.53
33:BI:41:PRO:O	33:BI:42:ALA:C	2.47	0.53
34:BN:15:ARG:HE	34:BN:40:ASN:HD21	1.55	0.53
35:BO:10:VAL:CG1	35:BO:11:ALA:N	2.71	0.53
35:BO:104:ARG:O	35:BO:105:GLU:O	2.26	0.53
37:BQ:31:PHE:CE1	37:BQ:88:PHE:HD2	2.26	0.53
37:BQ:156:ASN:O	37:BQ:156:ASN:CG	2.46	0.53
38:BS:20:TYR:O	38:BS:23:ARG:CB	2.55	0.53
38:BS:27:LEU:CA	38:BS:33:ARG:CZ	2.86	0.53
40:BW:48:ALA:O	40:BW:49:LYS:C	2.46	0.53
40:BW:69:LEU:HD22	40:BW:109:GLU:CA	2.38	0.53
40:BW:85:VAL:HA	40:BW:95:ILE:HG12	0.72	0.53
42:BY:71:VAL:HG21	42:BY:93:THR:N	2.15	0.53
42:BY:78:THR:N	42:BY:89:ARG:CD	2.71	0.53
43:BZ:79:ILE:O	43:BZ:80:HIS:HB2	2.07	0.53
43:BZ:90:GLU:O	43:BZ:90:GLU:HG3	2.09	0.53
43:BZ:117:VAL:O	43:BZ:117:VAL:HG12	2.08	0.53
45:BU:50:ARG:CZ	46:BV:74:TYR:CD2	2.85	0.53

*Continued on next page...*

*Continued from previous page...*

Atom-1	Atom-2	Interatomic distance (Å)	Clash overlap (Å)
45:BU:72:HIS:CE1	45:BU:110:VAL:CG2	2.84	0.53
45:BU:88:ILE:O	46:BV:52:GLY:HA2	2.08	0.53
46:BV:42:GLY:CA	46:BV:54:TYR:HH	2.18	0.53
47:B2:27:LEU:O	47:B2:30:ALA:CB	2.57	0.53
49:B0:70:ILE:CG1	49:B0:71:ASN:N	2.71	0.53
54:B8:55:TRP:HE3	54:B8:59:LYS:CE	2.12	0.53
55:B9:20:HIS:HB2	55:B9:22:ARG:HG3	1.90	0.53
55:B9:24:LEU:CD2	55:B9:35:ARG:HG2	2.38	0.53
1:AA:720:C:O5'	1:AA:720:C:H6	1.92	0.53
1:AA:989:C:C4'	1:AA:1016:A:C2	2.91	0.53
1:AA:1030:C:C2'	1:AA:30(A):G:N7	2.58	0.53
1:AA:1067:A:H3'	1:AA:1093:A:O3'	2.08	0.53
1:AA:1130:A:O5'	12:AI:20:ARG:NH2	2.40	0.53
1:AA:1222:G:OP2	1:AA:1322:C:H5	1.80	0.53
27:BA:110:G:N1	27:BA:111:A:C6	2.77	0.53
27:BA:265:A:C5	27:BA:428:A:C6	2.97	0.53
27:BA:563:G:O6	27:BA:2018:G:N7	2.42	0.53
27:BA:612:G:H1'	27:BA:617:G:H22	1.74	0.53
27:BA:638:G:H2'	27:BA:639:U:O4'	2.09	0.53
27:BA:729:G:N1	27:BA:1775:U:C4	2.77	0.53
27:BA:782:A:O2'	28:BD:229:MET:HA	2.08	0.53
27:BA:961:C:C4	27:BA:2031:A:N3	2.77	0.53
27:BA:971:C:N4	27:BA:972:G:N2	2.57	0.53
27:BA:1031:G:C4'	55:B9:8:LYS:CD	2.67	0.53
27:BA:1260:G:H5'	40:BW:83:LYS:HZ1	1.72	0.53
27:BA:1294:U:O2'	44:BR:26:LYS:HD3	2.08	0.53
27:BA:1752:C:H4'	27:BA:2862:G:OP1	2.09	0.53
27:BA:2044:C:C5	27:BA:2625:G:N2	2.76	0.53
27:BA:2303:G:C5'	31:BG:99:ASP:CG	2.77	0.53
27:BA:2345:G:N2	27:BA:2381:C:H3'	2.23	0.53
27:BA:2415:G:N2	27:BA:2416:C:O4'	2.37	0.53
27:BA:2512:C:OP1	29:BE:219:VAL:CG1	2.51	0.53
27:BA:2547:U:C5	27:BA:2566:A:C5	2.96	0.53
27:BA:2553:G:N7	27:BA:2554:U:C1'	2.71	0.53
27:BA:2634:G:O2'	27:BA:2635:C:H5'	2.08	0.53
28:BD:77:VAL:HG12	28:BD:111:VAL:O	2.08	0.53
28:BD:141:HIS:CD2	28:BD:142:ASN:HD21	2.27	0.53
30:BF:6:TYR:HE1	30:BF:138:VAL:O	1.92	0.53
31:BG:21:VAL:HG12	31:BG:132:VAL:HB	1.87	0.53
31:BG:36:ASN:O	31:BG:38:GLU:N	2.42	0.53
31:BG:105:SER:HB3	31:BG:131:THR:CG2	2.30	0.53

*Continued on next page...*

*Continued from previous page...*

Atom-1	Atom-2	Interatomic distance (Å)	Clash overlap (Å)
33:BI:109:LYS:HE2	33:BI:109:LYS:N	2.20	0.53
34:BN:23:ALA:O	34:BN:26:VAL:CB	2.57	0.53
34:BN:37:ALA:HA	34:BN:102:ARG:O	2.08	0.53
34:BN:47:THR:OG1	34:BN:53:ILE:HD12	2.09	0.53
34:BN:136:SER:C	34:BN:141:ALA:H	2.11	0.53
37:BQ:35:ASN:HB2	37:BQ:75:SER:CA	2.38	0.53
37:BQ:35:ASN:O	37:BQ:36:ASN:C	2.46	0.53
37:BQ:136:TRP:HA	37:BQ:139:ALA:CB	2.39	0.53
40:BW:43:GLY:O	40:BW:46:PHE:HB2	2.07	0.53
41:BX:32:ALA:C	41:BX:37:VAL:HG23	2.29	0.53
41:BX:34:LYS:O	41:BX:38:ALA:N	2.40	0.53
42:BY:19:ARG:O	42:BY:22:GLN:HB2	2.09	0.53
43:BZ:105:GLN:CB	43:BZ:141:MET:HG2	2.39	0.53
44:BR:20:LEU:O	44:BR:22:ARG:CA	2.57	0.53
44:BR:36:THR:CG2	44:BR:37:THR:N	2.71	0.53
44:BR:38:VAL:CG1	44:BR:39:PRO:HD2	1.89	0.53
44:BR:100:LEU:HB2	44:BR:112:ALA:HA	1.91	0.53
45:BU:40:LEU:HD21	46:BV:83:ARG:NH1	2.23	0.53
47:B2:20:LEU:HD22	47:B2:23:LEU:HB3	1.90	0.53
47:B2:29:ASN:C	47:B2:34:GLN:CG	2.74	0.53
47:B2:34:GLN:CD	47:B2:34:GLN:H	2.11	0.53
48:B3:2:PRO:HB2	48:B3:39:ASP:HB3	1.91	0.53
49:B0:23:VAL:HG12	49:B0:26:PHE:CE1	2.43	0.53
53:B7:8:ASN:O	53:B7:11:LYS:CA	2.56	0.53
55:B9:3:VAL:O	55:B9:3:VAL:CG1	2.55	0.53
55:B9:10:MET:HE3	55:B9:10:MET:C	2.29	0.53
56:BK:49:LYS:NZ	56:BK:73:PRO:HG3	2.23	0.53
1:AA:1225:A:OP2	1:AA:1226:C:H5	1.91	0.53
1:AA:1340:A:C3'	2:AV:31:A:O2'	2.56	0.53
2:AV:1:G:O2'	37:BQ:98:GLY:CA	2.55	0.53
2:AV:56:C:C2'	31:BG:56:ARG:NH1	2.72	0.53
3:AW:16:U:H1'	3:AW:17:U:OP2	2.08	0.53
7:AD:58:LEU:HD13	7:AD:59:ARG:HH11	1.73	0.53
20:AQ:3:LYS:HB3	20:AQ:61:GLU:O	2.07	0.53
20:AQ:9:VAL:HG12	20:AQ:56:VAL:HG22	1.91	0.53
27:BA:295:G:O5'	27:BA:296:C:OP2	2.27	0.53
27:BA:387:U:C3'	50:B4:23:GLU:OE2	2.56	0.53
27:BA:585:G:N1	27:BA:1251:C:C5	2.77	0.53
27:BA:911:A:C2	37:BQ:16:ARG:HG2	2.01	0.53
27:BA:911:A:C1'	37:BQ:16:ARG:HD2	2.37	0.53
27:BA:1328:G:H2'	27:BA:1330:C:H5	1.71	0.53

*Continued on next page...*

*Continued from previous page...*

Atom-1	Atom-2	Interatomic distance (Å)	Clash overlap (Å)
27:BA:1433:U:O5'	27:BA:1433:U:H6	1.92	0.53
27:BA:1575:C:H6	27:BA:1575:C:H3'	1.74	0.53
27:BA:1978:A:H2'	27:BA:1979:C:O4'	2.08	0.53
27:BA:2011:U:H2'	27:BA:2012:G:O4'	2.08	0.53
27:BA:2207:C:O2	27:BA:2218:G:N2	2.42	0.53
27:BA:2217:G:N3	27:BA:2218:G:C8	2.76	0.53
27:BA:2261:C:O4'	27:BA:2388:A:C1'	2.56	0.53
27:BA:2325:G:C2	27:BA:2326:C:C5	2.97	0.53
27:BA:2331:G:C6	27:BA:2332:U:C4	2.94	0.53
27:BA:2364:C:C4'	49:B0:38:VAL:CG1	2.87	0.53
27:BA:2415:G:N3	27:BA:2415:G:H2'	2.22	0.53
27:BA:2486:G:C2	27:BA:2487:G:C8	2.97	0.53
27:BA:2488:A:C6	27:BA:2489:G:N7	2.76	0.53
27:BA:2497:A:O2'	27:BA:2498:C:C6	2.62	0.53
27:BA:2526:G:N3	27:BA:2527:C:C6	2.76	0.53
27:BA:2537:U:C6	27:BA:2538:C:C5	2.96	0.53
27:BA:2543:G:N9	27:BA:2544:G:C8	2.76	0.53
27:BA:2633:G:N1	27:BA:2634:G:N7	2.56	0.53
27:BA:2641:G:N1	27:BA:2774:C:C5	2.76	0.53
27:BA:2658:C:H2'	27:BA:2659:G:H5'	1.88	0.53
33:BI:94:THR:CG2	33:BI:97:GLN:H	2.16	0.53
35:BO:64:ARG:HD2	35:BO:81:GLU:OE1	2.09	0.53
36:BP:67:ARG:NH1	36:BP:111:ALA:HB3	2.22	0.53
38:BS:23:ARG:HE	38:BS:35:VAL:HG11	1.73	0.53
38:BS:76:GLY:N	38:BS:82:TYR:HD1	2.06	0.53
38:BS:87:LEU:HD13	38:BS:90:LEU:HD12	1.89	0.53
38:BS:108:SER:C	38:BS:110:THR:N	2.59	0.53
38:BS:116:PHE:HD2	38:BS:119:GLN:OE1	1.92	0.53
42:BY:66:ASP:O	42:BY:68:ASP:CA	2.55	0.53
43:BZ:68:ALA:O	43:BZ:69:VAL:CB	2.46	0.53
43:BZ:126:GLY:O	43:BZ:127:PRO:O	2.26	0.53
45:BU:41:ASN:HD22	45:BU:41:ASN:C	2.10	0.53
45:BU:83:LEU:O	45:BU:86:ALA:N	2.36	0.53
45:BU:88:ILE:CG2	46:BV:55:THR:CG2	2.86	0.53
45:BU:94:VAL:HG12	45:BU:98:ILE:HD11	1.91	0.53
48:B3:22:ALA:O	48:B3:26:LEU:HD12	2.08	0.53
1:AA:398:C:H2'	1:AA:399:G:H8	1.74	0.53
1:AA:403:C:N4	1:AA:547:A:C5'	2.70	0.53
1:AA:645:C:H2'	1:AA:646:U:C6	2.44	0.53
1:AA:726:C:N4	1:AA:731:G:H1	2.07	0.53
1:AA:831:U:H2'	1:AA:832:C:C6	2.44	0.53

*Continued on next page...*

*Continued from previous page...*

Atom-1	Atom-2	Interatomic distance (Å)	Clash overlap (Å)
1:AA:1058:G:H2'	1:AA:1059:C:O4'	2.08	0.53
6:AC:35:GLU:OE2	6:AC:97:LYS:HG3	2.09	0.53
8:AE:36:ASP:O	8:AE:37:ARG:HB2	2.09	0.53
10:AG:146:GLU:O	10:AG:149:ARG:HB2	2.08	0.53
27:BA:38:A:H2'	27:BA:39:C:H6	1.71	0.53
27:BA:60:G:N7	27:BA:63:U:C5	2.77	0.53
27:BA:120:U:N3	27:BA:150:C:N4	2.55	0.53
27:BA:440:G:H3'	42:BY:3:GLN:HE21	1.74	0.53
27:BA:561:G:H21	45:BU:45:TYR:HE2	1.55	0.53
27:BA:591:C:C4	27:BA:592:G:N7	2.77	0.53
27:BA:806:C:O2'	27:BA:2445:G:H4'	2.08	0.53
27:BA:1251:C:C5'	45:BU:10:ARG:NE	2.68	0.53
27:BA:1582:C:H3'	27:BA:1583:A:H4'	1.91	0.53
27:BA:1826:G:C6	27:BA:1827:C:C5	2.96	0.53
27:BA:1906:G:C1'	27:BA:1929:G:N7	2.72	0.53
27:BA:2052:G:H2'	27:BA:2053:G:H8	1.74	0.53
27:BA:2205:C:HO2'	27:BA:2228:G:N2	2.03	0.53
27:BA:2277:G:N3	27:BA:2277:G:C2'	2.72	0.53
27:BA:2282:G:H5''	27:BA:2283:C:O5'	2.09	0.53
27:BA:2394:C:N3	27:BA:2395:C:N3	2.54	0.53
27:BA:2453:A:O2'	27:BA:2454:G:O5'	2.26	0.53
27:BA:2453:A:O3'	27:BA:2572:A:O2'	2.26	0.53
27:BA:2484:G:C2	27:BA:2485:G:N9	2.74	0.53
27:BA:2488:A:N6	27:BA:2489:G:C6	2.77	0.53
27:BA:2490:G:H4'	27:BA:2491:U:OP1	2.09	0.53
27:BA:2715:C:H2'	27:BA:2716:U:H6	1.73	0.53
27:BA:2767:C:C4	27:BA:2768:C:C5	2.96	0.53
27:BA:2868:A:C5	27:BA:2869:G:N7	2.77	0.53
28:BD:127:ASN:O	28:BD:190:THR:CB	2.51	0.53
28:BD:141:HIS:C	28:BD:143:ILE:N	2.61	0.53
30:BF:92:PRO:O	30:BF:94:THR:N	2.40	0.53
30:BF:105:LYS:HD2	30:BF:105:LYS:N	2.24	0.53
32:BH:19:ASN:C	32:BH:21:ASN:H	2.11	0.53
32:BH:67:THR:HG23	32:BH:70:LEU:CD1	2.39	0.53
32:BH:100:LYS:O	32:BH:100:LYS:CG	2.57	0.53
33:BI:2:LYS:CG	33:BI:39:ALA:HB2	2.38	0.53
33:BI:3:VAL:HB	33:BI:19:LYS:O	2.08	0.53
33:BI:21:VAL:HG21	33:BI:30:LEU:CD1	2.39	0.53
33:BI:81:ALA:O	33:BI:148:GLN:HG3	2.08	0.53
33:BI:99:ALA:O	33:BI:101:SER:N	2.41	0.53
33:BI:108:LEU:CD2	33:BI:108:LEU:C	2.77	0.53

*Continued on next page...*



*Continued from previous page...*

Atom-1	Atom-2	Interatomic distance (Å)	Clash overlap (Å)
38:BS:41:LYS:CE	38:BS:68:GLU:OE2	2.57	0.53
41:BX:18:MET:CE	41:BX:25:GLN:CA	2.87	0.53
42:BY:73:HIS:CA	42:BY:91:LEU:HG	2.07	0.53
42:BY:80:GLU:HA	42:BY:86:GLU:HA	1.90	0.53
43:BZ:69:VAL:O	43:BZ:70:GLN:HB3	2.07	0.53
43:BZ:149:ALA:C	43:BZ:152:ILE:HG13	2.22	0.53
44:BR:107:ASP:CG	44:BR:109:ALA:N	2.41	0.53
45:BU:5:LYS:C	45:BU:7:GLY:N	2.62	0.53
45:BU:76:TYR:N	45:BU:76:TYR:CD1	2.75	0.53
45:BU:104:GLU:OE2	46:BV:46:VAL:HG11	2.08	0.53
48:B3:25:ALA:O	48:B3:26:LEU:C	2.47	0.53
48:B3:30:ARG:CZ	48:B3:33:GLN:HB2	2.38	0.53
48:B3:39:ASP:CB	48:B3:44:ARG:NH2	2.72	0.53
52:B6:42:PRO:O	52:B6:43:VAL:C	2.44	0.53
52:B6:49:VAL:HG12	52:B6:50:PHE:N	2.24	0.53
54:B8:14:ILE:O	54:B8:15:LYS:CB	2.57	0.53
56:BK:99:LYS:HD2	56:BK:99:LYS:H	1.74	0.53
1:AA:54:C:C4	1:AA:352:C:H2'	2.44	0.53
1:AA:436:C:N3	1:AA:437:U:C4	2.76	0.53
1:AA:696:A:N3	1:AA:786:G:O2'	2.36	0.53
1:AA:757:U:H5'	1:AA:822:C:O2	2.08	0.53
1:AA:1198:G:HO2'	13:AJ:54:PHE:HE2	0.62	0.53
1:AA:1308:U:C5'	16:AM:110:ARG:NH2	2.56	0.53
7:AD:98:GLU:C	7:AD:100:ARG:N	2.56	0.53
7:AD:141:ARG:HB3	7:AD:142:PRO:CD	2.36	0.53
23:AT:61:SER:O	23:AT:65:LYS:HG2	2.08	0.53
27:BA:126:A:H5''	53:B7:18:PHE:CD1	2.39	0.53
27:BA:138:G:N3	27:BA:138:G:C3'	2.63	0.53
27:BA:674:G:H5''	30:BF:69:HIS:CA	2.37	0.53
27:BA:815:C:H5'	27:BA:1224:G:N2	2.24	0.53
27:BA:990:A:C5	27:BA:1186:G:H1'	2.41	0.53
27:BA:1778:U:C6	27:BA:1784:A:H2	2.27	0.53
27:BA:2037:G:H2'	27:BA:2038:G:C8	2.44	0.53
27:BA:2093:G:O6	27:BA:2225:A:N7	2.40	0.53
27:BA:2094:G:N2	27:BA:2196:C:C2	2.76	0.53
27:BA:2316:C:C5'	31:BG:151:ILE:CD1	2.56	0.53
27:BA:2369:A:O2'	27:BA:2370:G:C5'	2.57	0.53
27:BA:2469:A:H8	27:BA:2469:A:C5'	2.04	0.53
27:BA:2489:G:C5	27:BA:2490:G:C5	2.97	0.53
27:BA:2592:G:H2'	27:BA:2593:U:C5'	2.38	0.53
27:BA:2616:C:O5'	27:BA:2616:C:H6	1.92	0.53

*Continued on next page...*

*Continued from previous page...*

Atom-1	Atom-2	Interatomic distance (Å)	Clash overlap (Å)
27:BA:2626:C:C3'	27:BA:2627:G:C5'	2.87	0.53
27:BA:2642:G:H2'	27:BA:2643:G:C5'	2.39	0.53
27:BA:2682:U:O2'	29:BE:61:PRO:HD3	2.09	0.53
27:BA:2710:C:O2'	27:BA:2711:A:C4'	2.56	0.53
27:BA:2791:C:C5	27:BA:2807:G:N1	2.77	0.53
27:BA:2846:G:H22	27:BA:2869:G:H1	1.54	0.53
28:BD:183:ILE:HG23	28:BD:184:LEU:N	2.16	0.53
29:BE:201:VAL:CG1	29:BE:310:PHE:O	2.57	0.53
30:BF:52:ALA:O	30:BF:55:ARG:CG	2.54	0.53
30:BF:150:THR:HB	30:BF:207:LEU:HD22	1.89	0.53
30:BF:223:LEU:C	30:BF:223:LEU:HD13	2.26	0.53
35:BO:44:LYS:O	35:BO:45:ASP:HB3	2.09	0.53
35:BO:88:ARG:HG3	35:BO:92:SER:OG	2.09	0.53
37:BQ:49:VAL:CG1	37:BQ:119:ASN:H	2.21	0.53
40:BW:84:ARG:CB	40:BW:96:ILE:HD13	2.15	0.53
42:BY:14:ALA:HB3	42:BY:18:GLU:OE1	2.09	0.53
42:BY:30:ASP:CG	42:BY:31:LEU:N	2.62	0.53
42:BY:78:THR:H	42:BY:89:ARG:NE	2.06	0.53
43:BZ:139:THR:C	43:BZ:141:MET:HE1	2.30	0.53
44:BR:49:ASP:O	44:BR:50:HIS:C	2.47	0.53
46:BV:33:VAL:C	46:BV:63:HIS:CE1	2.82	0.53
47:B2:31:ARG:O	47:B2:34:GLN:N	2.38	0.53
1:AA:375:U:H4'	19:AP:17:TYR:CE2	2.44	0.53
1:AA:1374:A:OP1	10:AG:36:LYS:NZ	2.42	0.53
11:AH:82:HIS:O	11:AH:137:VAL:HA	2.09	0.53
27:BA:94:G:H21	47:B2:42:ASN:ND2	1.84	0.53
27:BA:264:C:H2'	27:BA:265:A:H5''	1.91	0.53
27:BA:269:U:H5	27:BA:270(Y):G:O3'	1.90	0.53
27:BA:355:G:H2'	27:BA:356:G:C8	2.44	0.53
27:BA:645:C:OP2	27:BA:2369:A:C4'	2.57	0.53
27:BA:687:C:C2	27:BA:788:A:O4'	2.62	0.53
27:BA:729:G:O2'	27:BA:763:G:H4'	2.08	0.53
27:BA:793:A:OP1	27:BA:2071:A:O2'	2.25	0.53
27:BA:972:G:OP1	27:BA:975:G:OP1	2.26	0.53
27:BA:989:G:OP2	48:B3:11:SER:CB	2.57	0.53
27:BA:997:G:H5''	45:BU:92:ARG:CD	2.31	0.53
27:BA:1031:G:O3'	55:B9:8:LYS:CD	2.56	0.53
27:BA:1252:G:H22	45:BU:37:GLN:HB2	1.74	0.53
27:BA:1429:G:O4'	27:BA:1568:G:H1'	2.09	0.53
27:BA:1440:G:H2'	27:BA:1441:G:O4'	2.08	0.53
27:BA:1697:G:O6	27:BA:1698:A:C6	2.62	0.53

*Continued on next page...*

*Continued from previous page...*

Atom-1	Atom-2	Interatomic distance (Å)	Clash overlap (Å)
27:BA:2067:G:C2	27:BA:2444:G:N3	2.77	0.53
27:BA:2182:G:H2'	27:BA:2183:C:C5	2.43	0.53
27:BA:2191:G:N3	27:BA:2192:G:H1'	2.24	0.53
27:BA:2259:G:H2'	27:BA:2260:C:C6	2.44	0.53
27:BA:2272:U:H6	27:BA:2273:A:H2	1.56	0.53
27:BA:2333:A:N9	27:BA:2335:A:N1	2.54	0.53
27:BA:2418:A:O2'	27:BA:2419:U:H5'	2.09	0.53
27:BA:2455:G:C6	27:BA:2456:C:C4	2.97	0.53
27:BA:2484:G:C2'	37:BQ:142:LYS:NZ	2.72	0.53
27:BA:2567:G:C2'	27:BA:2568:C:C5	2.85	0.53
27:BA:2785:C:O2'	29:BE:100:TRP:CG	2.61	0.53
28:BD:68:ARG:NH2	28:BD:190:THR:HG21	2.23	0.53
28:BD:77:VAL:HB	28:BD:113:MET:HA	0.58	0.53
28:BD:107:LYS:HG2	28:BD:193:GLU:OE1	2.09	0.53
28:BD:119:PRO:HA	28:BD:129:LEU:HD21	1.90	0.53
29:BE:41:PHE:O	29:BE:42:ALA:HB2	2.09	0.53
29:BE:304:ASP:OD1	29:BE:304:ASP:N	2.40	0.53
30:BF:39:GLN:O	30:BF:42:ARG:CB	2.57	0.53
30:BF:57:PRO:HG2	30:BF:58:ALA:N	2.21	0.53
30:BF:97:ASP:C	30:BF:98:ARG:HD3	2.29	0.53
30:BF:151:GLN:OE1	30:BF:151:GLN:HA	2.09	0.53
31:BG:38:GLU:OE2	31:BG:71:ALA:CA	2.56	0.53
33:BI:38:GLU:O	33:BI:40:THR:N	2.41	0.53
35:BO:88:ARG:CG	35:BO:92:SER:OG	2.57	0.53
37:BQ:56:ILE:HD11	37:BQ:113:ALA:O	2.09	0.53
38:BS:59:ALA:O	38:BS:91:ARG:CZ	2.56	0.53
40:BW:84:ARG:HE	40:BW:84:ARG:HA	1.74	0.53
41:BX:40:ALA:O	41:BX:41:VAL:C	2.47	0.53
42:BY:19:ARG:NH1	42:BY:67:LEU:HB3	2.24	0.53
42:BY:26:THR:O	42:BY:27:LEU:CB	2.56	0.53
42:BY:78:THR:HA	42:BY:89:ARG:N	2.22	0.53
43:BZ:35:ASP:OD1	43:BZ:35:ASP:C	2.47	0.53
43:BZ:74:ARG:HD3	43:BZ:75:LYS:H	1.73	0.53
43:BZ:118:HIS:CE1	43:BZ:167:THR:OG1	2.62	0.53
43:BZ:146:HIS:CD2	43:BZ:170:SER:HB2	2.44	0.53
44:BR:55:ALA:HB1	44:BR:79:LEU:HD22	1.90	0.53
44:BR:77:ARG:NH1	44:BR:77:ARG:CG	2.38	0.53
45:BU:40:LEU:HD21	46:BV:83:ARG:HH12	1.74	0.53
46:BV:64:GLY:N	46:BV:95:ILE:HG13	2.21	0.53
49:B0:68:VAL:HG21	49:B0:72:LYS:CE	2.39	0.53
50:B4:24:THR:C	50:B4:26:SER:H	2.13	0.53

*Continued on next page...*

*Continued from previous page...*

Atom-1	Atom-2	Interatomic distance (Å)	Clash overlap (Å)
50:B4:58:LYS:HG2	50:B4:62:ARG:NH2	2.24	0.53
54:B8:8:LYS:C	54:B8:10:ALA:H	2.06	0.53
1:AA:1315:U:OP2	22:AS:6:LYS:HD2	2.08	0.53
1:AA:1517:G:N9	27:BA:1919:A:O3'	2.41	0.53
7:AD:15:GLU:OE1	7:AD:59:ARG:CZ	2.57	0.53
26:BB:7:G:C2'	38:BS:37:ARG:HG3	2.38	0.53
27:BA:486:C:O2'	40:BW:60:ASN:ND2	2.42	0.53
27:BA:532:A:N7	45:BU:45:TYR:CE2	2.77	0.53
27:BA:570:G:H2'	27:BA:2030:A:N6	2.24	0.53
27:BA:684:G:C2	27:BA:794:G:C2	2.97	0.53
27:BA:848:G:C8	27:BA:848:G:H3'	2.43	0.53
27:BA:965:C:H4'	27:BA:2273:A:C2	2.43	0.53
27:BA:1012:U:C2	34:BN:21:ARG:NH1	2.74	0.53
27:BA:1151:G:O2'	45:BU:77:SER:O	2.27	0.53
27:BA:1790:C:P	28:BD:224:VAL:CG1	2.79	0.53
27:BA:2056:G:N2	51:B5:5:PRO:HA	2.24	0.53
27:BA:2187:G:H2'	27:BA:2188:C:C5'	2.35	0.53
27:BA:2295:C:N4	27:BA:2337:G:C6	2.77	0.53
27:BA:2303:G:C3'	31:BG:99:ASP:CG	2.57	0.53
27:BA:2330:G:O2'	49:B0:71:ASN:OD1	2.26	0.53
27:BA:2489:G:C5	27:BA:2490:G:N7	2.77	0.53
27:BA:2787:C:H5''	27:BA:2788:C:OP2	2.08	0.53
27:BA:2799:A:C3'	27:BA:2801:A:OP2	2.54	0.53
27:BA:2893:G:O2'	27:BA:2894:G:N9	2.29	0.53
28:BD:157:ALA:O	28:BD:158:GLY:C	2.46	0.53
29:BE:44:TYR:CE1	29:BE:308:VAL:CG1	2.92	0.53
29:BE:268:LEU:HD11	29:BE:271:ILE:HD11	1.90	0.53
30:BF:58:ALA:HB2	30:BF:79:ARG:CA	2.39	0.53
33:BI:117:LEU:HD22	33:BI:121:ILE:CD1	2.39	0.53
34:BN:25:GLN:O	34:BN:28:GLU:N	2.42	0.53
34:BN:134:GLU:C	34:BN:138:THR:CG2	2.63	0.53
35:BO:40:VAL:CG1	35:BO:40:VAL:O	2.47	0.53
35:BO:63:VAL:CG1	35:BO:63:VAL:O	2.57	0.53
35:BO:86:ILE:CG2	35:BO:87:ILE:N	2.66	0.53
37:BQ:10:ILE:O	37:BQ:10:ILE:CG1	2.55	0.53
37:BQ:50:VAL:CG1	37:BQ:52:LYS:H	2.16	0.53
40:BW:11:ARG:NE	40:BW:11:ARG:HA	2.19	0.53
40:BW:12:ILE:HD11	40:BW:42:ARG:HD3	1.90	0.53
41:BX:6:LYS:HD2	41:BX:27:ALA:C	2.29	0.53
41:BX:23:LYS:HG2	41:BX:67:ARG:HA	1.90	0.53
42:BY:50:VAL:HA	42:BY:97:ARG:HG3	1.91	0.53

*Continued on next page...*

*Continued from previous page...*

Atom-1	Atom-2	Interatomic distance (Å)	Clash overlap (Å)
43:BZ:25:ASN:C	43:BZ:84:TYR:HE1	2.12	0.53
44:BR:59:ASP:CG	44:BR:60:LEU:HD23	2.30	0.53
46:BV:39:PHE:CE2	46:BV:42:GLY:N	2.77	0.53
49:B0:77:ARG:O	49:B0:79:ILE:CG1	2.54	0.53
50:B4:28:ARG:HB3	50:B4:29:PRO:CD	2.39	0.53
50:B4:30:GLU:O	50:B4:31:ILE:CD1	2.53	0.53
50:B4:39:VAL:H	50:B4:40:HIS:CE1	2.26	0.53
51:B5:4:HIS:CB	51:B5:5:PRO:CD	2.80	0.53
53:B7:30:ILE:HD13	53:B7:33:ARG:CZ	2.31	0.53
1:AA:20:U:C1'	1:AA:572:A:C2	2.92	0.52
1:AA:162:A:O2'	1:AA:348:G:O3'	2.24	0.52
1:AA:450:G:H1	1:AA:483:C:H42	1.56	0.52
1:AA:585:G:N3	1:AA:879:C:H4'	2.24	0.52
1:AA:1339:A:C2	2:AV:31:A:O4'	2.61	0.52
3:AW:9:A:H1'	3:AW:45:G:O2'	2.10	0.52
9:AF:37:VAL:HA	9:AF:65:VAL:HG12	1.91	0.52
11:AH:112:LEU:HD22	11:AH:114:THR:HG22	1.92	0.52
27:BA:135:G:C2	27:BA:145:G:C6	2.96	0.52
27:BA:304:G:H1	27:BA:313:C:N4	2.03	0.52
27:BA:1062:G:N2	56:BK:92:PRO:CG	2.69	0.52
27:BA:1151:G:C3'	45:BU:81:ASN:CG	2.78	0.52
27:BA:1255:U:C5	30:BF:67:GLN:O	2.62	0.52
27:BA:1529:A:N7	27:BA:1543:A:H8	2.06	0.52
27:BA:1598:C:C5'	41:BX:34:LYS:HB2	2.39	0.52
27:BA:1648:C:H2'	27:BA:1649:G:C8	2.43	0.52
27:BA:1658:C:C5'	29:BE:230:GLY:HA3	2.38	0.52
27:BA:2100:G:C4	27:BA:2190:G:N2	2.77	0.52
27:BA:2224:G:O2'	27:BA:2225:A:O4'	2.26	0.52
27:BA:2549:G:N3	27:BA:2550:G:C8	2.76	0.52
27:BA:2570:G:N2	27:BA:2571:C:C2	2.78	0.52
27:BA:2605:U:C6	27:BA:2605:U:C4'	2.93	0.52
27:BA:2795:G:OP2	27:BA:2795:G:N9	2.42	0.52
27:BA:2858:C:O2	27:BA:2858:C:C2'	2.57	0.52
27:BA:2880:C:C4	27:BA:2881:C:C5	2.97	0.52
28:BD:94:ASN:OD1	28:BD:100:LYS:HE2	2.09	0.52
29:BE:205:THR:HG23	29:BE:258:TYR:C	2.24	0.52
29:BE:296:VAL:CG1	29:BE:297:LYS:N	2.72	0.52
30:BF:142:ASP:O	30:BF:144:PHE:N	2.42	0.52
34:BN:49:ARG:O	34:BN:50:GLU:C	2.47	0.52
34:BN:54:VAL:CG1	34:BN:138:THR:HB	2.38	0.52
35:BO:22:ILE:CG1	35:BO:40:VAL:O	2.57	0.52

*Continued on next page...*

*Continued from previous page...*

Atom-1	Atom-2	Interatomic distance (Å)	Clash overlap (Å)
36:BP:66:VAL:C	36:BP:68:GLU:N	2.62	0.52
36:BP:115:ARG:C	36:BP:117:GLU:N	2.61	0.52
36:BP:125:PHE:O	36:BP:130:ARG:NE	2.42	0.52
37:BQ:65:ARG:NH1	37:BQ:87:LYS:HB2	2.24	0.52
37:BQ:134:PHE:O	37:BQ:135:ALA:O	2.27	0.52
38:BS:46:GLN:C	38:BS:47:LEU:CG	2.78	0.52
39:BT:13:ILE:HD12	39:BT:33:SER:CB	2.38	0.52
40:BW:95:ILE:HG22	40:BW:96:ILE:O	2.09	0.52
42:BY:87:VAL:CG1	42:BY:88:PRO:N	2.72	0.52
43:BZ:5:ALA:O	43:BZ:6:LYS:CB	2.57	0.52
43:BZ:62:PHE:CD1	43:BZ:87:THR:HG21	2.44	0.52
43:BZ:71:MET:SD	43:BZ:78:PRO:HD3	2.39	0.52
43:BZ:142:ASN:CA	43:BZ:171:VAL:HG21	2.36	0.52
44:BR:80:PHE:O	44:BR:84:ALA:HB2	2.07	0.52
45:BU:14:HIS:O	45:BU:15:LYS:O	2.27	0.52
46:BV:50:ASP:CB	46:BV:53:LYS:HE3	2.39	0.52
47:B2:26:GLU:HG2	47:B2:27:LEU:HG	1.91	0.52
49:B0:44:LYS:C	49:B0:45:PHE:CG	2.82	0.52
50:B4:58:LYS:CG	50:B4:59:PHE:H	2.04	0.52
54:B8:60:LEU:CD2	54:B8:60:LEU:O	2.35	0.52
1:AA:24:U:O2'	1:AA:525:C:O4'	2.28	0.52
1:AA:429:U:OP2	7:AD:13:ARG:CZ	2.57	0.52
1:AA:1298:C:OP2	10:AG:114:ARG:NH2	2.42	0.52
6:AC:142:MET:HA	6:AC:146:ALA:HB3	1.91	0.52
7:AD:11:LEU:C	7:AD:13:ARG:N	2.63	0.52
7:AD:172:PRO:HG2	7:AD:193:ASP:HB2	1.91	0.52
27:BA:83:G:C5'	42:BY:20:HIS:ND1	2.49	0.52
27:BA:118:A:C8	27:BA:119:A:C8	2.97	0.52
27:BA:338:G:C8	42:BY:21:LYS:HB2	2.43	0.52
27:BA:495:G:O2'	40:BW:62:HIS:CD2	2.62	0.52
27:BA:687:C:H2'	27:BA:688:U:C6	2.44	0.52
27:BA:989:G:P	48:B3:31:LEU:HD12	2.45	0.52
27:BA:994:C:C4	45:BU:53:LYS:NZ	2.66	0.52
27:BA:997:G:OP1	45:BU:92:ARG:HB2	2.09	0.52
27:BA:1028:A:H2'	27:BA:1029:A:H8	1.74	0.52
27:BA:1030:G:H1	27:BA:1124:C:H42	1.57	0.52
27:BA:1102:C:C4	27:BA:1104:C:C4	2.97	0.52
27:BA:1163:G:C2'	27:BA:1164:G:H5'	2.39	0.52
27:BA:1358:G:C8	27:BA:1371:G:C6	2.97	0.52
27:BA:1524:G:C4	27:BA:1525:G:C8	2.97	0.52
27:BA:1525:G:C5	27:BA:1526:G:C5	2.97	0.52

*Continued on next page...*

*Continued from previous page...*

Atom-1	Atom-2	Interatomic distance (Å)	Clash overlap (Å)
27:BA:1609:A:C5	27:BA:1616:A:N3	2.77	0.52
27:BA:2041:U:H2'	27:BA:2042:A:C5'	2.34	0.52
27:BA:2046:G:H1'	51:B5:22:HIS:ND1	2.24	0.52
27:BA:2093:G:OP2	33:BI:25:TYR:CZ	2.62	0.52
27:BA:2185:C:C2'	27:BA:2186:G:H8	2.17	0.52
27:BA:2212:A:H1'	27:BA:2213:U:O4	2.08	0.52
27:BA:2324:C:C2'	27:BA:2325:G:OP1	2.57	0.52
27:BA:2423:U:HO2'	27:BA:2424:C:P	2.23	0.52
27:BA:2526:G:N3	27:BA:2527:C:H6	2.06	0.52
27:BA:2553:G:H8	27:BA:2554:U:O4'	1.87	0.52
27:BA:2589:A:N3	27:BA:2590:A:C8	2.77	0.52
27:BA:2600:A:H2'	27:BA:2601:C:C5	2.44	0.52
27:BA:2692:C:H1'	27:BA:2847:U:O2'	2.10	0.52
27:BA:2742:C:N3	27:BA:2743:C:C5	2.77	0.52
27:BA:2745:C:O2'	27:BA:2746:U:O5'	2.23	0.52
27:BA:2748:A:H2	27:BA:2758:A:H62	1.58	0.52
27:BA:2838:G:H2'	27:BA:2839:G:C5'	2.19	0.52
27:BA:2887:U:O2'	27:BA:2888:C:H5'	2.08	0.52
30:BF:168:ARG:CA	30:BF:232:LEU:O	2.57	0.52
31:BG:21:VAL:HG11	31:BG:132:VAL:HG21	1.87	0.52
31:BG:86:THR:O	31:BG:86:THR:HG22	2.09	0.52
34:BN:19:MET:CG	34:BN:46:ILE:HD13	2.35	0.52
34:BN:39:VAL:CA	34:BN:103:VAL:HG13	2.36	0.52
35:BO:102:VAL:O	35:BO:122:ILE:O	2.26	0.52
36:BP:124:ASP:O	36:BP:125:PHE:CE2	2.56	0.52
37:BQ:69:ASN:ND2	37:BQ:70:ARG:H	2.00	0.52
38:BS:27:LEU:CB	38:BS:33:ARG:CZ	2.75	0.52
38:BS:70:GLY:C	38:BS:71:TRP:CE3	2.82	0.52
39:BT:46:ALA:O	39:BT:48:ASN:OD1	2.27	0.52
40:BW:29:LEU:HG	40:BW:33:ARG:CD	2.23	0.52
40:BW:36:LEU:HD13	40:BW:47:VAL:CB	2.39	0.52
41:BX:7:HIS:ND1	41:BX:8:PRO:N	2.56	0.52
42:BY:47:THR:OG1	42:BY:60:GLY:O	2.27	0.52
43:BZ:50:GLY:O	43:BZ:51:LEU:HB2	2.08	0.52
43:BZ:108:VAL:HG12	56:BK:93:LYS:HD2	1.91	0.52
44:BR:38:VAL:CG1	44:BR:39:PRO:N	2.46	0.52
44:BR:67:LEU:HD13	44:BR:68:ARG:CA	2.39	0.52
44:BR:96:ARG:O	44:BR:98:LEU:HG	2.10	0.52
44:BR:104:ARG:O	44:BR:107:ASP:OD2	2.27	0.52
45:BU:46:GLU:O	45:BU:49:ASP:N	2.42	0.52
45:BU:62:ILE:N	45:BU:62:ILE:HD13	2.24	0.52

*Continued on next page...*

*Continued from previous page...*

Atom-1	Atom-2	Interatomic distance (Å)	Clash overlap (Å)
45:BU:98:ILE:HB	45:BU:106:PHE:CD1	2.43	0.52
46:BV:7:THR:O	46:BV:9:GLY:O	2.27	0.52
48:B3:39:ASP:CA	48:B3:44:ARG:NH2	2.72	0.52
54:B8:4:MET:HE3	54:B8:4:MET:N	2.24	0.52
55:B9:2:LYS:O	55:B9:4:ARG:N	2.42	0.52
55:B9:4:ARG:O	55:B9:36:GLN:HA	2.09	0.52
1:AA:265:G:H4'	20:AQ:66:SER:N	2.23	0.52
1:AA:340:U:H2'	1:AA:341:C:H6	1.74	0.52
1:AA:403:C:OP2	7:AD:74:GLN:NE2	2.32	0.52
1:AA:770:C:O2'	1:AA:899:C:O2	2.27	0.52
1:AA:1320:C:H1'	22:AS:73:GLU:N	2.24	0.52
5:AB:91:PRO:HG2	5:AB:155:LEU:HB2	1.91	0.52
13:AJ:60:ARG:O	13:AJ:61:GLU:HB2	2.08	0.52
15:AL:53:ARG:NH1	15:AL:93:LEU:HD22	2.24	0.52
19:AP:4:ILE:HG12	19:AP:21:VAL:CG1	2.39	0.52
22:AS:39:THR:HA	22:AS:70:LYS:HA	1.89	0.52
27:BA:16:G:C5'	51:B5:18:MET:SD	2.96	0.52
27:BA:152:G:H2'	27:BA:153:C:H5'	1.91	0.52
27:BA:747:U:N3	51:B5:3:LYS:HD2	2.24	0.52
27:BA:848:G:H2'	27:BA:849:A:C8	2.42	0.52
27:BA:919:G:H2'	27:BA:920:G:H8	1.75	0.52
27:BA:1007:C:N3	27:BA:1008:C:N4	2.57	0.52
27:BA:1151:G:C4'	45:BU:81:ASN:CG	2.48	0.52
27:BA:1174:A:N1	27:BA:1176:G:H8	2.08	0.52
27:BA:1554:A:O5'	27:BA:1555:G:OP2	2.27	0.52
27:BA:1637:A:O2'	27:BA:2711:A:H1'	2.09	0.52
27:BA:1638:C:H5''	27:BA:2710:C:H1'	1.92	0.52
27:BA:1697:G:O6	27:BA:1698:A:N6	2.41	0.52
27:BA:1906:G:N9	27:BA:1929:G:C5	2.78	0.52
27:BA:1943:U:H4'	27:BA:1944:U:H5'	1.91	0.52
27:BA:2068:U:O2	27:BA:2430:A:N1	2.43	0.52
27:BA:2296:U:OP2	27:BA:2296:U:O4'	2.27	0.52
27:BA:2299:G:C5	27:BA:2300:G:N7	2.77	0.52
27:BA:2311:A:H2'	27:BA:2312:U:H6	1.73	0.52
27:BA:2447:G:O6	27:BA:2501:C:O2	2.28	0.52
27:BA:2474:C:H5	27:BA:2475:C:N3	2.07	0.52
27:BA:2488:A:C2	27:BA:2489:G:C4	2.97	0.52
27:BA:2544:G:H2'	27:BA:2545:G:C8	2.37	0.52
27:BA:2657:A:C6	27:BA:2665:A:C8	2.97	0.52
27:BA:2681:C:O2	27:BA:2681:C:C2'	2.57	0.52
27:BA:2682:U:H2'	27:BA:2683:C:O5'	2.09	0.52

*Continued on next page...*



*Continued from previous page...*

Atom-1	Atom-2	Interatomic distance (Å)	Clash overlap (Å)
27:BA:2728:U:O5'	27:BA:2728:U:C6	2.62	0.52
27:BA:2737:G:N2	27:BA:2767:C:N3	2.43	0.52
27:BA:2762:G:H2'	27:BA:2763:G:H8	1.74	0.52
27:BA:2826:A:N1	27:BA:2827:C:H6	1.94	0.52
28:BD:107:LYS:HB3	28:BD:193:GLU:HB2	1.92	0.52
28:BD:144:GLU:HB3	28:BD:188:ARG:O	2.08	0.52
28:BD:145:LEU:HD13	28:BD:146:LYS:N	2.23	0.52
29:BE:61:PRO:CB	29:BE:69:PRO:HA	2.38	0.52
29:BE:70:VAL:C	29:BE:71:THR:CG2	2.78	0.52
29:BE:107:GLU:CG	29:BE:110:ARG:NH2	2.63	0.52
31:BG:56:ARG:HA	31:BG:63:ILE:HA	1.90	0.52
31:BG:103:ASN:CA	31:BG:104:PHE:CD1	2.93	0.52
32:BH:140:VAL:O	32:BH:141:GLY:C	2.47	0.52
34:BN:60:ARG:HD2	34:BN:71:TYR:HE2	1.73	0.52
34:BN:74:ARG:CB	34:BN:76:ASP:OD2	2.53	0.52
34:BN:88:PRO:C	34:BN:90:LYS:N	2.62	0.52
38:BS:90:LEU:HA	38:BS:93:GLN:NE2	2.24	0.52
39:BT:47:ARG:O	39:BT:48:ASN:CG	2.47	0.52
42:BY:41:ARG:O	42:BY:112:LEU:HA	2.10	0.52
46:BV:69:ILE:CG2	46:BV:88:GLN:HB2	2.38	0.52
48:B3:11:SER:OG	48:B3:13:ILE:CG1	2.50	0.52
49:B0:37:LEU:O	49:B0:68:VAL:HA	2.09	0.52
49:B0:48:GLY:HA2	49:B0:56:ASP:N	2.24	0.52
49:B0:58:THR:OG1	49:B0:58:THR:O	2.24	0.52
50:B4:11:PRO:CA	50:B4:40:HIS:CD2	2.82	0.52
52:B6:12:MET:CE	52:B6:54:LYS:C	2.78	0.52
55:B9:4:ARG:C	55:B9:36:GLN:HG2	2.26	0.52
55:B9:5:SER:O	55:B9:6:SER:CB	2.57	0.52
1:AA:818:G:C2'	1:AA:819:A:H5''	2.39	0.52
1:AA:1089:G:O2'	1:AA:1169:A:H2	1.92	0.52
1:AA:1231:G:H5''	12:AI:126:SER:OG	2.09	0.52
1:AA:1297:C:H1'	1:AA:1298:C:H5	1.75	0.52
5:AB:36:ARG:HB2	5:AB:41:ILE:HD13	1.90	0.52
6:AC:205:GLY:O	6:AC:206:GLU:HB2	2.08	0.52
15:AL:71:PRO:O	15:AL:102:ARG:HD2	2.09	0.52
16:AM:11:ARG:HH12	16:AM:46:LYS:HB3	1.74	0.52
27:BA:270(X):G:H2'	27:BA:270(Y):G:H5''	1.90	0.52
27:BA:327:G:C2	27:BA:328:U:H6	2.27	0.52
27:BA:381:G:H1	27:BA:393:C:H42	1.56	0.52
27:BA:442:G:O4'	30:BF:44:GLN:OE1	2.28	0.52
27:BA:594:U:C5'	54:B8:58:MET:CE	2.79	0.52

*Continued on next page...*

*Continued from previous page...*

Atom-1	Atom-2	Interatomic distance (Å)	Clash overlap (Å)
27:BA:2056:G:H21	51:B5:8:LYS:NZ	2.08	0.52
27:BA:2197:U:H2'	27:BA:2224:G:C2	2.41	0.52
27:BA:2212:A:O2'	27:BA:2213:U:C6	2.51	0.52
27:BA:2259:G:N7	27:BA:2260:C:N4	2.56	0.52
27:BA:2283:C:H1'	27:BA:2389:G:N2	2.25	0.52
27:BA:2297:C:N4	27:BA:2320:A:C8	2.77	0.52
27:BA:2333:A:C3'	38:BS:13:ARG:HD3	2.19	0.52
27:BA:2355:C:H5''	27:BA:2356:C:OP2	2.08	0.52
27:BA:2447:G:H3'	27:BA:2500:U:OP2	2.09	0.52
27:BA:2523:G:C4	27:BA:2765:A:N6	2.77	0.52
27:BA:2524:G:N1	27:BA:2540:C:C4	2.77	0.52
27:BA:2586:C:O5'	27:BA:2586:C:H6	1.91	0.52
27:BA:2733:A:H2'	27:BA:2734:A:O4'	2.09	0.52
27:BA:2735:G:N1	27:BA:2770:G:C2	2.77	0.52
27:BA:2771:C:N3	27:BA:2772:C:C4	2.77	0.52
27:BA:2786:U:O5'	29:BE:100:TRP:HB2	2.08	0.52
27:BA:2828:C:H42	27:BA:2829:C:N4	2.07	0.52
27:BA:2842:G:H1	27:BA:2875:C:N4	2.07	0.52
28:BD:67:LYS:HG2	28:BD:67:LYS:O	2.10	0.52
28:BD:143:ILE:CG1	28:BD:153:LEU:N	2.73	0.52
28:BD:158:GLY:HA3	28:BD:194:VAL:HG21	1.89	0.52
29:BE:200:ASP:H	29:BE:312:ARG:N	2.06	0.52
29:BE:229:GLN:HB2	29:BE:231:TRP:HB2	1.91	0.52
29:BE:271:ILE:HD11	29:BE:294:THR:CG2	2.40	0.52
29:BE:303:PRO:HB2	29:BE:307:LEU:CB	2.38	0.52
30:BF:167:ASP:CB	30:BF:232:LEU:H	2.20	0.52
30:BF:238:SER:C	30:BF:241:ALA:CB	2.68	0.52
31:BG:63:ILE:HG23	31:BG:64:ARG:N	2.24	0.52
33:BI:77:VAL:CB	33:BI:143:VAL:HA	2.38	0.52
34:BN:21:ARG:O	34:BN:24:SER:CB	2.56	0.52
34:BN:76:ASP:O	34:BN:80:LYS:HG2	2.09	0.52
37:BQ:18:GLU:CB	37:BQ:23:ILE:HD11	2.40	0.52
38:BS:22:GLN:OE1	38:BS:23:ARG:N	2.42	0.52
39:BT:22:VAL:N	39:BT:29:THR:OG1	2.43	0.52
39:BT:53:ASP:C	39:BT:56:ARG:NE	2.52	0.52
40:BW:37:ARG:NH2	51:B5:48:ASN:HD21	2.01	0.52
43:BZ:34:LEU:HD13	43:BZ:39:PHE:CE1	2.38	0.52
45:BU:46:GLU:O	45:BU:49:ASP:CA	2.58	0.52
49:B0:45:PHE:HE1	49:B0:78:PHE:CE2	2.22	0.52
53:B7:22:MET:HA	53:B7:28:ARG:HG2	1.91	0.52
54:B8:10:ALA:HA	54:B8:14:ILE:HG21	1.92	0.52

*Continued on next page...*

*Continued from previous page...*

Atom-1	Atom-2	Interatomic distance (Å)	Clash overlap (Å)
1:AA:578:C:H2'	1:AA:579:G:C8	2.45	0.52
1:AA:791:G:H8	1:AA:791:G:OP2	1.92	0.52
1:AA:30(A):G:C2	1:AA:1031:G:N1	2.77	0.52
1:AA:1061:G:H5''	13:AJ:59:SER:H	1.74	0.52
1:AA:1231:G:OP1	12:AI:126:SER:HB2	2.09	0.52
2:AV:48:C:O2	2:AV:48:C:C2'	2.55	0.52
8:AE:17:ALA:HA	8:AE:26:PHE:CB	2.39	0.52
27:BA:388:G:H5'	50:B4:24:THR:CG2	2.39	0.52
27:BA:443:A:OP1	30:BF:44:GLN:HB2	2.09	0.52
27:BA:479:A:O2'	27:BA:481:G:H5''	2.10	0.52
27:BA:484:C:H6	27:BA:484:C:O5'	1.92	0.52
27:BA:549:G:H2'	27:BA:550:G:O4'	2.09	0.52
27:BA:1127:A:C6	27:BA:2518:A:H2	2.27	0.52
27:BA:1140:C:N4	34:BN:49:ARG:NH1	2.57	0.52
27:BA:1251:C:C5'	45:BU:10:ARG:HG3	2.39	0.52
27:BA:2048:G:N1	27:BA:2621:A:N3	2.58	0.52
27:BA:2056:G:O6	27:BA:2577:A:H1'	2.08	0.52
27:BA:2380:C:C3'	27:BA:2381:C:C5'	2.87	0.52
27:BA:2404:C:C4	27:BA:2405:G:C4	2.98	0.52
27:BA:2429:G:C5'	27:BA:2430:A:P	2.97	0.52
27:BA:2476:A:N7	27:BA:2477:C:H5	1.99	0.52
27:BA:2479:G:C2	27:BA:2480:C:O2	2.62	0.52
27:BA:2520:C:N4	27:BA:2567:G:C6	2.78	0.52
27:BA:2531:A:C2	27:BA:2658:C:O2	2.63	0.52
27:BA:2565:A:C3'	27:BA:2566:A:O4'	2.57	0.52
27:BA:2597:G:O6	27:BA:2598:A:N6	2.41	0.52
27:BA:2605:U:H2'	27:BA:2606:C:H5'	1.92	0.52
27:BA:2633:G:H8	27:BA:2633:G:P	2.31	0.52
27:BA:2657:A:C3'	27:BA:2658:C:C5'	2.87	0.52
27:BA:2662:A:C2	27:BA:2663:G:H4'	2.44	0.52
27:BA:2731:G:OP1	29:BE:265:ASN:HB2	2.07	0.52
29:BE:70:VAL:CB	29:BE:295:LEU:CD2	2.87	0.52
29:BE:102:ASP:OD1	29:BE:104:PHE:CZ	2.62	0.52
29:BE:189:MET:C	29:BE:190:ASN:CG	2.68	0.52
29:BE:208:LYS:N	29:BE:257:GLY:HA3	2.11	0.52
30:BF:26:VAL:CG1	30:BF:27:ARG:N	2.72	0.52
30:BF:153:VAL:O	30:BF:155:SER:N	2.42	0.52
30:BF:239:ALA:O	30:BF:242:GLU:CG	2.54	0.52
32:BH:120:LEU:CD1	32:BH:143:LEU:CD1	2.69	0.52
33:BI:39:ALA:O	33:BI:40:THR:C	2.47	0.52
33:BI:130:PRO:HA	33:BI:140:THR:HA	1.90	0.52

*Continued on next page...*

*Continued from previous page...*

Atom-1	Atom-2	Interatomic distance (Å)	Clash overlap (Å)
34:BN:21:ARG:H	34:BN:21:ARG:CD	2.23	0.52
35:BO:104:ARG:NH1	35:BO:122:ILE:HA	2.24	0.52
36:BP:73:VAL:CG1	36:BP:76:LEU:HB3	2.40	0.52
36:BP:114:VAL:HG21	36:BP:132:LYS:HB2	1.81	0.52
40:BW:4:LYS:CG	40:BW:106:ILE:HA	2.39	0.52
40:BW:5:ALA:CB	40:BW:50:VAL:O	2.57	0.52
40:BW:48:ALA:O	40:BW:51:LEU:HB2	2.09	0.52
40:BW:69:LEU:HD22	40:BW:109:GLU:HA	1.92	0.52
42:BY:11:GLN:CG	42:BY:21:LYS:CE	2.87	0.52
42:BY:44:ALA:HB1	42:BY:65:VAL:CG2	2.40	0.52
43:BZ:113:VAL:H	43:BZ:174:PRO:HD3	1.74	0.52
44:BR:22:ARG:NH2	44:BR:69:ASP:HB3	2.25	0.52
44:BR:50:HIS:O	44:BR:51:LEU:C	2.48	0.52
45:BU:39:LEU:O	45:BU:41:ASN:C	2.48	0.52
48:B3:7:LYS:CG	48:B3:8:LEU:H	2.22	0.52
50:B4:48:ARG:O	50:B4:49:PHE:O	2.27	0.52
52:B6:41:ASP:HB2	52:B6:46:LYS:HZ3	1.65	0.52
54:B8:31:HIS:C	54:B8:32:GLN:CG	2.78	0.52
1:AA:197:A:C6	1:AA:220:G:O2'	2.62	0.52
1:AA:686:U:O2	1:AA:686:U:H2'	2.09	0.52
1:AA:1317:C:C2	17:AN:16:PHE:CE2	2.97	0.52
1:AA:1374:A:H1'	10:AG:31:MET:HE1	1.92	0.52
13:AJ:66:ARG:NH1	17:AN:57:ARG:NH1	2.57	0.52
27:BA:383:U:HO2'	27:BA:384:U:H5	1.57	0.52
27:BA:594:U:C5'	54:B8:58:MET:HE2	2.40	0.52
27:BA:1029:A:H2'	27:BA:1030:G:O4'	2.10	0.52
27:BA:1255:U:H5''	27:BA:1256:G:H5''	1.90	0.52
27:BA:1417:C:H3'	27:BA:1418:G:C8	2.43	0.52
27:BA:1790:C:OP2	28:BD:224:VAL:CG1	2.57	0.52
27:BA:1818:U:O2	28:BD:153:LEU:HD12	2.10	0.52
27:BA:2049:G:N1	27:BA:2620:C:N4	2.58	0.52
27:BA:2228:G:C8	27:BA:2228:G:C5'	2.89	0.52
27:BA:2287:A:N1	27:BA:2289:G:C4	2.77	0.52
27:BA:2306:C:C5	27:BA:2311:A:N1	2.77	0.52
27:BA:2312:U:H5'	31:BG:53:LYS:HB2	1.89	0.52
27:BA:2330:G:N3	27:BA:2331:G:C1'	2.71	0.52
27:BA:2419:U:OP2	54:B8:41:ILE:CD1	2.57	0.52
27:BA:2584:U:C5	27:BA:2585:U:H2'	2.45	0.52
27:BA:2642:G:C2	27:BA:2773:C:C2	2.97	0.52
27:BA:2682:U:H6	29:BE:48:MET:SD	2.32	0.52
27:BA:2767:C:H2'	27:BA:2768:C:H5'	1.92	0.52

*Continued on next page...*

*Continued from previous page...*

Atom-1	Atom-2	Interatomic distance (Å)	Clash overlap (Å)
27:BA:2795:G:H3'	27:BA:2795:G:P	2.50	0.52
27:BA:2865:U:C2	27:BA:2866:U:C5	2.97	0.52
29:BE:65:MET:SD	29:BE:65:MET:C	2.85	0.52
29:BE:77:PRO:HB2	29:BE:186:GLU:HB2	1.90	0.52
30:BF:153:VAL:HG11	30:BF:207:LEU:CD1	2.39	0.52
31:BG:18:ILE:O	31:BG:135:VAL:HG21	2.10	0.52
31:BG:55:LYS:O	31:BG:65:GLU:CB	2.58	0.52
32:BH:58:LYS:HG3	32:BH:59:HIS:ND1	2.24	0.52
32:BH:124:VAL:O	32:BH:124:VAL:HG22	2.09	0.52
34:BN:39:VAL:O	34:BN:40:ASN:CG	2.48	0.52
35:BO:25:LEU:HD12	35:BO:38:VAL:HB	1.92	0.52
36:BP:66:VAL:CA	36:BP:67:ARG:NE	2.70	0.52
36:BP:132:LYS:CD	36:BP:132:LYS:N	2.48	0.52
38:BS:11:ARG:HA	38:BS:14:ARG:CZ	2.40	0.52
38:BS:26:LEU:HD22	38:BS:101:VAL:CG2	2.40	0.52
38:BS:34:LEU:HD21	38:BS:102:LEU:CG	2.39	0.52
41:BX:33:SER:N	41:BX:37:VAL:CG2	2.64	0.52
43:BZ:145:ASP:O	43:BZ:146:HIS:CG	2.59	0.52
43:BZ:152:ILE:HG22	43:BZ:153:LYS:N	2.23	0.52
44:BR:81:ASP:CG	44:BR:82:GLU:H	2.13	0.52
44:BR:92:GLY:HA2	44:BR:94:TYR:CE1	2.44	0.52
45:BU:17:VAL:HG11	45:BU:36:PHE:HA	1.90	0.52
47:B2:2:VAL:C	47:B2:4:HIS:ND1	2.50	0.52
50:B4:7:PRO:HD2	50:B4:56:VAL:CG1	2.39	0.52
51:B5:6:VAL:N	51:B5:8:LYS:CE	2.73	0.52
53:B7:21:ARG:CZ	53:B7:43:THR:HG21	2.30	0.52
1:AA:218:C:H5'	1:AA:461:C:N4	2.25	0.52
1:AA:281:G:O2'	1:AA:282:A:H8	1.91	0.52
1:AA:660:G:H1	1:AA:745:C:H42	1.56	0.52
1:AA:1220:G:H1'	22:AS:52:TYR:HD2	1.75	0.52
1:AA:1377:A:OP1	10:AG:94:ARG:CZ	2.58	0.52
2:AV:37:G:H2'	2:AV:38:A:H8	1.74	0.52
3:AW:74:C:P	50:B4:22:MET:CE	2.95	0.52
10:AG:106:GLN:O	10:AG:110:GLN:HG2	2.09	0.52
27:BA:72:U:O4	27:BA:112:U:O4'	2.28	0.52
27:BA:126:A:C5	53:B7:18:PHE:CG	2.97	0.52
27:BA:270(O):U:H5	33:BI:53:LYS:NZ	2.07	0.52
27:BA:282:A:C5	27:BA:360:G:N2	2.77	0.52
27:BA:301:G:H2'	27:BA:302:C:C6	2.44	0.52
27:BA:563:G:O6	27:BA:2018:G:C5	2.63	0.52
27:BA:758:C:H2'	27:BA:759:G:C8	2.45	0.52

*Continued on next page...*

*Continued from previous page...*

Atom-1	Atom-2	Interatomic distance (Å)	Clash overlap (Å)
27:BA:869:G:H2'	27:BA:870:A:O4'	2.10	0.52
27:BA:1079:C:O2	56:BK:130:GLY:CA	2.57	0.52
27:BA:1151:G:C4'	45:BU:81:ASN:OD1	2.58	0.52
27:BA:1530:G:H1'	27:BA:1542:G:C6	2.45	0.52
27:BA:2218:G:HO2'	28:BD:146:LYS:CE	1.95	0.52
27:BA:2279:G:C6	27:BA:2280:G:C5	2.97	0.52
27:BA:2300:G:H2'	27:BA:2301:C:C6	2.44	0.52
27:BA:2376:A:H2'	27:BA:2377:A:H8	1.75	0.52
27:BA:2454:G:C2'	27:BA:2455:G:C5'	2.76	0.52
27:BA:2471:C:N3	27:BA:2479:G:N2	2.58	0.52
27:BA:2474:C:C5	27:BA:2475:C:C2	2.98	0.52
27:BA:2584:U:C5	27:BA:2585:U:C2'	2.93	0.52
27:BA:2623:G:C2	27:BA:2624:G:C8	2.97	0.52
27:BA:2654:A:O3'	27:BA:2655:G:H4'	2.10	0.52
27:BA:2792:G:C6	27:BA:2793:G:C6	2.98	0.52
28:BD:64:ILE:HD13	28:BD:102:TYR:O	2.08	0.52
28:BD:75:GLY:N	28:BD:116:MET:HB2	2.25	0.52
28:BD:167:GLU:O	28:BD:170:TYR:C	2.47	0.52
29:BE:199:ALA:HB1	29:BE:312:ARG:C	2.29	0.52
30:BF:22:PHE:CZ	30:BF:115:LEU:CG	2.93	0.52
30:BF:88:SER:O	30:BF:89:ALA:HB3	2.09	0.52
31:BG:55:LYS:O	31:BG:56:ARG:HG2	2.09	0.52
32:BH:10:ILE:CG2	32:BH:14:VAL:CB	2.50	0.52
35:BO:35:ILE:HA	35:BO:62:VAL:CA	1.87	0.52
37:BQ:49:VAL:HG22	37:BQ:120:HIS:C	2.20	0.52
37:BQ:54:VAL:C	37:BQ:56:ILE:N	2.62	0.52
37:BQ:133:GLU:HG3	37:BQ:134:PHE:H	1.73	0.52
37:BQ:140:TYR:O	37:BQ:142:LYS:C	2.48	0.52
40:BW:84:ARG:HA	40:BW:84:ARG:NE	2.25	0.52
42:BY:46:ASP:CG	42:BY:98:VAL:HG13	2.30	0.52
44:BR:75:LEU:O	44:BR:77:ARG:CA	2.58	0.52
45:BU:8:ILE:C	45:BU:11:ARG:CG	2.78	0.52
45:BU:47:TYR:OH	46:BV:74:TYR:O	2.27	0.52
45:BU:102:GLU:HB3	45:BU:105:ALA:HB3	1.91	0.52
45:BU:113:SER:O	45:BU:115:ASN:C	2.48	0.52
45:BU:115:ASN:HA	45:BU:118:GLN:O	2.09	0.52
46:BV:50:ASP:N	46:BV:53:LYS:CG	2.72	0.52
49:B0:36:ILE:C	49:B0:37:LEU:HG	2.30	0.52
51:B5:45:ILE:CB	51:B5:52:TYR:HE1	2.19	0.52
54:B8:14:ILE:HG22	54:B8:15:LYS:N	2.23	0.52
1:AA:1004:A:H5''	1:AA:1025:U:O4	2.05	0.52

*Continued on next page...*

*Continued from previous page...*

Atom-1	Atom-2	Interatomic distance (Å)	Clash overlap (Å)
1:AA:1097:C:C4'	1:AA:1169:A:H4'	2.39	0.52
9:AF:94:GLN:HB3	21:AR:32:ARG:HH11	1.74	0.52
23:AT:60:GLU:HA	23:AT:63:ILE:HD12	1.91	0.52
27:BA:94:G:H22	47:B2:42:ASN:ND2	1.94	0.52
27:BA:99:U:N3	42:BY:107:LYS:HD3	2.25	0.52
27:BA:280:C:O2'	27:BA:281:G:C4	2.63	0.52
27:BA:594:U:C4'	54:B8:58:MET:HE2	2.39	0.52
27:BA:974(A):C:C5	27:BA:1186:G:N1	2.72	0.52
27:BA:1034:G:O4'	55:B9:18:ARG:NH1	2.43	0.52
27:BA:1163:G:C6	27:BA:1164:G:N7	2.78	0.52
27:BA:1263:U:O2'	51:B5:16:ARG:NH2	2.42	0.52
27:BA:2103:C:C2	27:BA:2187:G:N1	2.46	0.52
27:BA:2330:G:N3	27:BA:2331:G:O4'	2.42	0.52
27:BA:2373:G:N3	27:BA:2374:C:C4	2.78	0.52
27:BA:2533:A:C2'	27:BA:2534:A:C8	2.90	0.52
27:BA:2625:G:C3'	27:BA:2626:C:H5	2.01	0.52
27:BA:2632:A:H2'	27:BA:2632:A:N3	2.24	0.52
27:BA:2668:G:C2	27:BA:2669:G:N9	2.77	0.52
27:BA:2673:G:C2	27:BA:2674:G:C5	2.98	0.52
27:BA:2710:C:O2'	27:BA:2711:A:O4'	2.28	0.52
27:BA:2718:G:C2	27:BA:2719:G:N9	2.77	0.52
27:BA:2734:A:C6	27:BA:2735:G:C4	2.98	0.52
27:BA:2761:G:C2'	27:BA:2762:G:C5'	2.79	0.52
27:BA:2827:C:O2	27:BA:2827:C:C2'	2.52	0.52
28:BD:154:VAL:HG21	28:BD:160:SER:CA	2.35	0.52
29:BE:101:THR:O	29:BE:102:ASP:C	2.47	0.52
29:BE:104:PHE:HB3	29:BE:108:LEU:CD1	2.40	0.52
29:BE:271:ILE:HG12	29:BE:294:THR:CA	2.30	0.52
30:BF:105:LYS:O	30:BF:106:GLU:O	2.28	0.52
30:BF:165:ASP:O	30:BF:168:ARG:CB	2.58	0.52
30:BF:237:GLU:O	30:BF:239:ALA:C	2.48	0.52
31:BG:21:VAL:O	31:BG:75:LEU:O	2.27	0.52
31:BG:25:MET:O	31:BG:71:ALA:O	2.28	0.52
31:BG:140:ARG:O	31:BG:143:LYS:N	2.43	0.52
32:BH:23:VAL:HG12	32:BH:74:MET:SD	2.49	0.52
33:BI:1:MET:CB	33:BI:22:ALA:H	2.22	0.52
33:BI:103:GLN:HG2	33:BI:109:LYS:HA	1.92	0.52
34:BN:15:ARG:NH1	34:BN:40:ASN:CA	2.70	0.52
34:BN:139:LEU:CD1	34:BN:139:LEU:H	1.95	0.52
35:BO:8:LEU:CB	35:BO:82:ASN:O	2.58	0.52
35:BO:101:PRO:O	35:BO:102:VAL:HG23	2.09	0.52

*Continued on next page...*

*Continued from previous page...*

Atom-1	Atom-2	Interatomic distance (Å)	Clash overlap (Å)
36:BP:67:ARG:HG2	36:BP:68:GLU:N	2.25	0.52
37:BQ:27:GLY:C	37:BQ:28:ILE:CG1	2.78	0.52
37:BQ:147:VAL:HG13	37:BQ:148:ASN:N	2.25	0.52
38:BS:52:PRO:O	38:BS:53:ASN:C	2.48	0.52
42:BY:34:GLU:C	42:BY:35:TYR:CD2	2.83	0.52
42:BY:103:LEU:CD2	42:BY:108:ARG:C	2.76	0.52
43:BZ:134:LEU:HD23	43:BZ:135:VAL:N	2.25	0.52
44:BR:82:GLU:HA	44:BR:82:GLU:OE1	2.09	0.52
45:BU:98:ILE:CD1	45:BU:98:ILE:N	2.72	0.52
46:BV:42:GLY:HA3	46:BV:54:TYR:HH	1.72	0.52
48:B3:7:LYS:HA	48:B3:33:GLN:O	2.10	0.52
50:B4:14:ILE:HG13	50:B4:38:GLY:C	2.29	0.52
1:AA:15:G:H2'	1:AA:16:A:C8	2.45	0.52
1:AA:17:U:H3	1:AA:918:A:N6	2.07	0.52
1:AA:275:G:H5'	20:AQ:14:LYS:CD	2.39	0.52
1:AA:279:A:C2	20:AQ:98:LEU:HD13	2.45	0.52
5:AB:47:THR:HG23	5:AB:202:PRO:HD2	1.91	0.52
11:AH:34:GLU:HA	11:AH:37:ARG:HB3	1.91	0.52
27:BA:223:A:H5'	27:BA:224:G:H5'	1.91	0.52
27:BA:573:G:C3'	27:BA:574:C:H5''	2.36	0.52
27:BA:619:G:N7	27:BA:620:G:C2	2.78	0.52
27:BA:632:A:H2'	27:BA:633:A:C8	2.45	0.52
27:BA:945:A:H2'	27:BA:946:G:O5'	2.10	0.52
27:BA:980:A:N3	27:BA:2037:G:O2'	2.38	0.52
27:BA:983:A:H3'	27:BA:984:A:O4'	2.10	0.52
27:BA:993:G:H1'	27:BA:1162:G:N2	2.25	0.52
27:BA:1012:U:O2	34:BN:21:ARG:HG2	2.10	0.52
27:BA:1033:U:H2'	27:BA:2750:A:C2	2.45	0.52
27:BA:1340:U:H4'	27:BA:1394:U:H1'	1.92	0.52
27:BA:1422:G:H2'	27:BA:1423:G:C8	2.43	0.52
27:BA:1689:A:H2'	27:BA:1690:A:C8	2.42	0.52
27:BA:2072:G:N1	27:BA:2438:U:N3	2.58	0.52
27:BA:2284:C:O2	27:BA:2284:C:C2'	2.58	0.52
27:BA:2410:G:C5	27:BA:2411:A:C5	2.98	0.52
27:BA:2475:C:O2'	27:BA:2477:C:OP2	2.28	0.52
27:BA:2543:G:O3'	27:BA:2645:G:O6	2.28	0.52
27:BA:2563:U:H4'	35:BO:27:GLY:HA2	1.92	0.52
27:BA:2592:G:H2'	27:BA:2593:U:H5'	1.92	0.52
27:BA:2628:C:C2'	27:BA:2781:A:H2'	2.39	0.52
27:BA:2663:G:C2'	27:BA:2664:G:C8	2.70	0.52
27:BA:2704:C:O2'	27:BA:2705:A:O4'	2.27	0.52

*Continued on next page...*



*Continued from previous page...*

Atom-1	Atom-2	Interatomic distance (Å)	Clash overlap (Å)
27:BA:2753:A:N7	27:BA:2754:U:C4	2.78	0.52
27:BA:2762:G:H2'	27:BA:2763:G:C8	2.45	0.52
27:BA:2817:G:N3	27:BA:2818:G:H1'	2.25	0.52
27:BA:2839:G:C6	27:BA:2840:C:C5	2.85	0.52
27:BA:2848:G:C6	27:BA:2867:G:N2	2.77	0.52
29:BE:39:GLN:HE22	29:BE:174:LEU:HD11	1.54	0.52
29:BE:81:VAL:HG11	29:BE:100:TRP:HZ3	1.75	0.52
31:BG:60:GLU:O	31:BG:61:PHE:HD1	1.93	0.52
32:BH:30:GLY:HA3	32:BH:78:VAL:C	2.28	0.52
32:BH:57:GLU:O	32:BH:59:HIS:N	2.42	0.52
32:BH:60:HIS:O	32:BH:63:LEU:CB	2.58	0.52
32:BH:121:GLU:O	32:BH:123:GLU:OE1	2.28	0.52
32:BH:163:TYR:O	32:BH:166:GLU:HG2	2.10	0.52
32:BH:166:GLU:CA	32:BH:166:GLU:OE2	2.58	0.52
33:BI:117:LEU:HD22	33:BI:121:ILE:HD11	1.91	0.52
35:BO:101:PRO:HD3	39:BT:26:GLY:CA	2.40	0.52
36:BP:127:GLU:O	36:BP:128:GLY:C	2.47	0.52
37:BQ:41:THR:HG21	37:BQ:125:TRP:CE3	2.44	0.52
38:BS:127:LEU:O	38:BS:127:LEU:HD23	2.03	0.52
38:BS:127:LEU:O	38:BS:128:ASP:C	2.47	0.52
39:BT:8:TYR:CD1	39:BT:54:THR:HB	2.44	0.52
40:BW:80:PRO:CB	40:BW:100:THR:HG21	2.25	0.52
41:BX:45:TYR:CE2	41:BX:73:ASP:HA	2.45	0.52
42:BY:31:LEU:O	42:BY:32:ARG:C	2.49	0.52
43:BZ:151:ASP:CB	43:BZ:153:LYS:HZ2	2.16	0.52
44:BR:52:ILE:O	44:BR:53:HIS:C	2.48	0.52
46:BV:4:ILE:CG1	46:BV:13:ARG:HD3	2.39	0.52
46:BV:33:VAL:CB	46:BV:63:HIS:ND1	2.63	0.52
46:BV:93:ILE:O	46:BV:95:ILE:HD11	2.09	0.52
47:B2:50:ARG:O	47:B2:53:ILE:CB	2.57	0.52
48:B3:12:PRO:O	48:B3:20:LYS:HE2	2.10	0.52
49:B0:65:GLY:CA	49:B0:66:LYS:NZ	2.68	0.52
49:B0:80:SER:OG	49:B0:84:ALA:HB3	2.06	0.52
50:B4:63:PHE:C	50:B4:65:ASP:OD2	2.47	0.52
1:AA:294:U:OP1	1:AA:610:G:O2'	2.24	0.52
1:AA:731:G:OP1	1:AA:766:A:H1'	2.09	0.52
1:AA:1230:C:H2'	1:AA:1231:G:H8	1.74	0.52
1:AA:1317:C:OP1	17:AN:16:PHE:HA	2.10	0.52
11:AH:38:ILE:HG13	11:AH:118:VAL:HB	1.92	0.52
26:BB:80:U:H2'	26:BB:81:G:C8	2.44	0.52
27:BA:76:C:H4'	47:B2:55:ARG:CG	2.40	0.52

*Continued on next page...*

*Continued from previous page...*

Atom-1	Atom-2	Interatomic distance (Å)	Clash overlap (Å)
27:BA:272:G:H1	27:BA:365:C:N4	2.08	0.52
27:BA:759:G:H2'	27:BA:760:G:H8	1.75	0.52
27:BA:770:G:H5'	53:B7:10:ARG:NH1	2.21	0.52
27:BA:1263:U:H3'	27:BA:1264:G:C8	2.45	0.52
27:BA:1530:G:N3	27:BA:1530:G:H2'	2.25	0.52
27:BA:2064:C:H1'	27:BA:2450:A:C5	2.41	0.52
27:BA:2082:A:C5	27:BA:2239:G:C6	2.97	0.52
27:BA:2197:U:C2'	27:BA:2224:G:N2	2.46	0.52
27:BA:2305:A:H8	27:BA:2306:C:H5''	1.75	0.52
27:BA:2307:G:H8	27:BA:2307:G:C5'	2.22	0.52
27:BA:2311:A:OP2	31:BG:55:LYS:CE	2.52	0.52
27:BA:2313:C:C5'	31:BG:72:LYS:CB	2.84	0.52
27:BA:2378:A:C1'	38:BS:26:LEU:HD22	2.40	0.52
27:BA:2485:G:O2'	27:BA:2486:G:C4'	2.54	0.52
27:BA:2531:A:N3	27:BA:2532:G:H5'	2.25	0.52
27:BA:2549:G:H5''	27:BA:2549:G:H8	1.74	0.52
27:BA:2807:G:C8	27:BA:2808:U:C5	2.98	0.52
28:BD:216:ALA:CB	28:BD:223:ASN:HB2	2.30	0.52
29:BE:238:LEU:CD2	29:BE:238:LEU:N	2.73	0.52
30:BF:197:SER:HB3	30:BF:236:THR:O	2.10	0.52
31:BG:97:GLN:CG	31:BG:106:PHE:CE2	2.93	0.52
32:BH:7:PRO:HD3	32:BH:68:ARG:NE	2.24	0.52
32:BH:34:ARG:HG2	32:BH:35:THR:H	1.75	0.52
33:BI:43:ASN:HA	33:BI:46:ALA:HB3	1.92	0.52
34:BN:14:ALA:HB3	34:BN:40:ASN:CB	2.36	0.52
37:BQ:42:TYR:CE2	43:BZ:119:ASN:HA	2.43	0.52
38:BS:33:ARG:HB2	38:BS:48:VAL:HB	1.92	0.52
40:BW:11:ARG:CZ	40:BW:98:LYS:HB3	2.38	0.52
40:BW:17:VAL:CA	40:BW:20:VAL:HG23	2.40	0.52
42:BY:11:GLN:CB	42:BY:21:LYS:CE	2.88	0.52
42:BY:18:GLU:CB	42:BY:21:LYS:HZ1	2.23	0.52
43:BZ:25:ASN:CA	43:BZ:84:TYR:CD1	2.90	0.52
43:BZ:114:ASP:HA	43:BZ:170:SER:O	2.07	0.52
44:BR:60:LEU:HD23	44:BR:61:HIS:N	2.24	0.52
44:BR:67:LEU:HB2	44:BR:76:VAL:CG1	2.35	0.52
45:BU:104:GLU:O	45:BU:105:ALA:O	2.28	0.52
46:BV:74:TYR:CE1	46:BV:87:ARG:CA	2.93	0.52
47:B2:47:LYS:O	47:B2:50:ARG:N	2.44	0.52
49:B0:37:LEU:CG	49:B0:68:VAL:CG1	2.78	0.52
50:B4:7:PRO:CD	50:B4:56:VAL:HG11	2.39	0.52
51:B5:10:LYS:O	51:B5:11:THR:C	2.48	0.52

*Continued on next page...*

*Continued from previous page...*

Atom-1	Atom-2	Interatomic distance (Å)	Clash overlap (Å)
52:B6:16:ALA:CB	52:B6:42:PRO:HG3	2.40	0.52
53:B7:43:THR:O	53:B7:45:SER:OG	2.26	0.52
54:B8:55:TRP:CE3	54:B8:59:LYS:NZ	2.75	0.52
54:B8:60:LEU:C	54:B8:61:MET:O	2.47	0.52
1:AA:280:C:C1'	20:AQ:38:ARG:NE	2.74	0.51
1:AA:761:G:C1'	20:AQ:103:GLY:O	2.59	0.51
1:AA:889:A:C4'	1:AA:890:G:H4'	2.28	0.51
1:AA:1097:C:O2	1:AA:1168:A:C2	2.59	0.51
1:AA:1305:G:N2	1:AA:1331:G:H2'	2.24	0.51
1:AA:1400:C:N3	2:AV:34:G:C2	2.78	0.51
2:AV:75:C:H42	27:BA:2252:G:H1	1.58	0.51
6:AC:52:LEU:O	6:AC:53:ALA:HB2	2.10	0.51
15:AL:85:ILE:HG12	15:AL:98:TYR:HB3	1.92	0.51
19:AP:48:TRP:HD1	19:AP:48:TRP:H	1.58	0.51
26:BB:57:A:O4'	31:BG:13:MET:HE1	2.06	0.51
27:BA:321:G:H4'	30:BF:206:ASN:CB	2.34	0.51
27:BA:360:G:H2'	27:BA:361:G:O4'	2.10	0.51
27:BA:452:G:H21	27:BA:457:A:H2	1.56	0.51
27:BA:574:C:N4	27:BA:2054:A:H5'	2.22	0.51
27:BA:686:G:N3	27:BA:686:G:H5''	2.25	0.51
27:BA:960:A:H2	27:BA:2495:G:H21	1.50	0.51
27:BA:1027:A:C5	27:BA:1126:A:C2	2.98	0.51
27:BA:1141:U:H2'	27:BA:1141:U:O2	2.10	0.51
27:BA:1328:G:H4'	27:BA:1329:U:H5	1.74	0.51
27:BA:1355:G:H1	27:BA:1376:C:H42	1.58	0.51
27:BA:1456:G:C2	27:BA:2704:C:C4	2.97	0.51
27:BA:1567:A:H4'	27:BA:1568:G:N1	2.25	0.51
27:BA:1799:G:H22	28:BD:153:LEU:HG	1.64	0.51
27:BA:2320:A:H61	38:BS:13:ARG:C	2.12	0.51
27:BA:2329:G:O6	27:BA:2387:U:O4	2.28	0.51
27:BA:2336:A:O2'	27:BA:2337:G:O5'	2.23	0.51
27:BA:2361:A:C4	27:BA:2362:G:C8	2.98	0.51
27:BA:2491:U:H4'	27:BA:2570:G:OP1	2.10	0.51
27:BA:2511:U:C2'	27:BA:2512:C:C5'	2.86	0.51
27:BA:2515:C:N4	27:BA:2569:G:C6	2.74	0.51
27:BA:2589:A:C2	27:BA:2590:A:C8	2.99	0.51
27:BA:2715:C:C2	27:BA:2716:U:C6	2.98	0.51
27:BA:2827:C:C2'	27:BA:2828:C:O5'	2.58	0.51
27:BA:2832:U:H3'	27:BA:2832:U:C2	2.41	0.51
28:BD:142:ASN:H	28:BD:142:ASN:ND2	2.09	0.51
29:BE:172:ASP:O	29:BE:173:ARG:C	2.46	0.51

*Continued on next page...*

*Continued from previous page...*

Atom-1	Atom-2	Interatomic distance (Å)	Clash overlap (Å)
29:BE:263:GLU:C	29:BE:266:LYS:HE3	2.30	0.51
30:BF:153:VAL:CB	30:BF:157:LEU:HD21	2.18	0.51
32:BH:7:PRO:CD	32:BH:68:ARG:CD	2.64	0.51
33:BI:94:THR:HG23	33:BI:96:LYS:CB	2.34	0.51
35:BO:97:ARG:HG2	35:BO:98:ILE:N	2.25	0.51
40:BW:9:TYR:H	40:BW:9:TYR:HD1	1.58	0.51
40:BW:105:VAL:O	40:BW:105:VAL:HG23	2.10	0.51
42:BY:46:ASP:N	42:BY:62:VAL:CG1	2.70	0.51
43:BZ:125:PRO:HG3	43:BZ:130:ILE:CG2	2.38	0.51
44:BR:67:LEU:HD13	44:BR:67:LEU:C	2.29	0.51
45:BU:40:LEU:CD2	46:BV:83:ARG:NH1	2.73	0.51
46:BV:59:GLU:OE1	46:BV:99:GLN:HA	2.07	0.51
47:B2:6:GLN:C	47:B2:9:ARG:HB3	2.29	0.51
48:B3:2:PRO:O	48:B3:39:ASP:N	2.43	0.51
1:AA:219:C:H4'	1:AA:381:C:H4'	1.92	0.51
1:AA:888:G:H21	1:AA:909:A:H62	1.58	0.51
1:AA:972:C:OP1	1:AA:1366:C:H5'	2.10	0.51
1:AA:1097:C:H4'	1:AA:1169:A:C4'	2.40	0.51
2:AV:7:U:C3'	2:AV:8:U:P	2.96	0.51
13:AJ:90:LEU:N	13:AJ:91:PRO:HD2	2.26	0.51
27:BA:5:A:H5'	29:BE:94:ARG:HH22	1.73	0.51
27:BA:30:G:OP1	45:BU:8:ILE:CG1	2.55	0.51
27:BA:775:G:H22	27:BA:787:U:C3'	2.23	0.51
27:BA:1265:A:OP2	27:BA:2615:U:OP1	2.28	0.51
27:BA:1362:C:H2'	27:BA:1363:C:H6	1.75	0.51
27:BA:1524:G:C5	27:BA:1525:G:C8	2.98	0.51
27:BA:2054:A:OP1	27:BA:2055:C:H1'	2.10	0.51
27:BA:2236:C:C2'	27:BA:2236:C:O2	2.55	0.51
27:BA:2252:G:N1	27:BA:2253:G:C6	2.78	0.51
27:BA:2268:A:H5''	27:BA:2268:A:C8	2.45	0.51
27:BA:2283:C:C2	27:BA:2284:C:C1'	2.90	0.51
27:BA:2339:G:C4	27:BA:2340:G:N7	2.78	0.51
27:BA:2400:G:C3'	52:B6:20:PHE:CE1	2.94	0.51
27:BA:2422:A:H2'	27:BA:2424:C:H5	1.72	0.51
27:BA:2495:G:N3	27:BA:2496:C:H1'	2.26	0.51
27:BA:2519:U:C3'	27:BA:2519:U:P	2.98	0.51
27:BA:2544:G:C4	27:BA:2545:G:N7	2.78	0.51
27:BA:2616:C:H2'	27:BA:2617:C:H6	1.74	0.51
27:BA:2657:A:C5	27:BA:2665:A:C6	2.98	0.51
27:BA:2741:A:C3'	27:BA:2742:C:H5'	2.31	0.51
27:BA:2792:G:N2	27:BA:2804:C:O2	2.34	0.51

*Continued on next page...*

*Continued from previous page...*

Atom-1	Atom-2	Interatomic distance (Å)	Clash overlap (Å)
27:BA:2797:U:H1'	27:BA:2799:A:H8	1.74	0.51
27:BA:2810:A:C8	27:BA:2811:G:N9	2.78	0.51
27:BA:2814:C:C2	27:BA:2815:C:H5	2.28	0.51
27:BA:2838:G:N1	27:BA:2839:G:C8	2.78	0.51
28:BD:76:ARG:HG2	28:BD:113:MET:HB2	1.92	0.51
28:BD:118:GLY:O	28:BD:129:LEU:HG	1.99	0.51
28:BD:133:ASN:O	28:BD:134:ILE:CG1	2.51	0.51
29:BE:204:VAL:N	29:BE:303:PRO:HG3	2.23	0.51
30:BF:196:THR:CB	30:BF:236:THR:HG21	2.40	0.51
32:BH:37:HIS:CG	32:BH:40:MET:HG3	2.45	0.51
34:BN:107:ASN:ND2	34:BN:107:ASN:N	2.51	0.51
36:BP:52:LYS:CE	36:BP:53:ARG:NH1	2.70	0.51
37:BQ:46:VAL:CG2	37:BQ:156:ASN:ND2	2.70	0.51
37:BQ:82:LYS:CG	37:BQ:84:ARG:HG3	2.37	0.51
40:BW:4:LYS:HD2	40:BW:106:ILE:HG12	1.91	0.51
40:BW:29:LEU:HG	40:BW:30:GLU:N	2.22	0.51
41:BX:51:GLN:O	41:BX:52:VAL:CB	2.57	0.51
41:BX:52:VAL:O	41:BX:53:ASN:ND2	2.43	0.51
42:BY:22:GLN:C	42:BY:24:ARG:N	2.64	0.51
42:BY:49:GLU:OE2	42:BY:49:GLU:O	2.28	0.51
42:BY:51:LEU:HD22	42:BY:51:LEU:C	2.31	0.51
42:BY:87:VAL:HG12	42:BY:88:PRO:N	2.26	0.51
43:BZ:12:GLN:O	43:BZ:36:ARG:NH2	2.43	0.51
43:BZ:112:LEU:HD22	43:BZ:171:VAL:HB	1.93	0.51
43:BZ:116:VAL:C	43:BZ:118:HIS:N	2.63	0.51
44:BR:67:LEU:HD23	44:BR:72:ASP:H	1.75	0.51
44:BR:105:ARG:C	44:BR:107:ASP:N	2.62	0.51
47:B2:45:ARG:O	47:B2:46:ILE:O	2.28	0.51
50:B4:5:LEU:HD21	50:B4:9:ALA:CA	2.33	0.51
50:B4:68:ARG:CG	50:B4:72:LYS:HA	2.36	0.51
1:AA:192:U:H1'	23:AT:103:GLY:HA2	1.92	0.51
1:AA:327:A:H4'	1:AA:328:C:OP1	2.10	0.51
1:AA:665:A:H2'	1:AA:725:G:N2	2.25	0.51
1:AA:927:G:N2	1:AA:1391:U:H1'	2.25	0.51
1:AA:1061:G:OP1	13:AJ:51:ARG:HD2	2.09	0.51
1:AA:1201:A:O2'	1:AA:1202:G:OP2	2.21	0.51
3:AW:37:YYG:C19	10:AG:78:ARG:C	2.79	0.51
3:AW:37:YYG:C19	10:AG:79:ARG:HG2	2.41	0.51
3:AW:40:C:H2'	3:AW:41:U:C5'	2.40	0.51
6:AC:52:LEU:O	6:AC:53:ALA:CB	2.58	0.51
17:AN:37:PHE:HE1	17:AN:53:LEU:HD13	1.75	0.51

*Continued on next page...*

*Continued from previous page...*

Atom-1	Atom-2	Interatomic distance (Å)	Clash overlap (Å)
27:BA:19:C:OP1	45:BU:23:GLY:HA2	2.10	0.51
27:BA:148:C:C4	27:BA:149:A:N6	2.78	0.51
27:BA:294:A:O2'	42:BY:15:PRO:HG2	2.10	0.51
27:BA:465:G:C6	27:BA:466:A:C6	2.98	0.51
27:BA:551:G:C4'	27:BA:1220:A:H2	2.24	0.51
27:BA:573:G:H3'	27:BA:574:C:C5'	2.36	0.51
27:BA:830:G:C6	27:BA:2446:G:O4'	2.63	0.51
27:BA:850:C:O2'	48:B3:46:ASN:OD1	2.18	0.51
27:BA:918:A:H5'	27:BA:919:G:C8	2.45	0.51
27:BA:932:G:OP1	48:B3:29:ARG:NH2	2.43	0.51
27:BA:946:G:H2'	27:BA:947:G:C8	2.45	0.51
27:BA:995:C:C1'	45:BU:57:PHE:CD2	2.93	0.51
27:BA:1943:U:C1'	27:BA:1945:G:C5'	2.83	0.51
27:BA:2023:G:OP2	27:BA:2023:G:H8	1.92	0.51
27:BA:2181:G:C3'	27:BA:2182:G:H5''	2.41	0.51
27:BA:2316:C:O3'	31:BG:142:ALA:HB1	2.10	0.51
27:BA:2399:G:O6	27:BA:2418:A:C6	2.63	0.51
27:BA:2407:G:H2'	27:BA:2407:G:N3	2.25	0.51
27:BA:2411:A:N3	27:BA:2412:A:C8	2.78	0.51
27:BA:2411:A:C2'	27:BA:2412:A:H8	2.23	0.51
27:BA:2416:C:P	36:BP:51:PHE:CE2	2.93	0.51
27:BA:2461:C:C4	27:BA:2462:U:H5	2.28	0.51
27:BA:2520:C:O2	27:BA:2520:C:H2'	2.11	0.51
27:BA:2551:C:O2	27:BA:2552:U:C6	2.63	0.51
27:BA:2552:U:O2	27:BA:2552:U:H2'	2.10	0.51
27:BA:2562:U:C4	27:BA:2563:U:C4	2.98	0.51
27:BA:2620:C:C4'	29:BE:252:GLN:HB2	2.40	0.51
27:BA:2805:G:H3'	27:BA:2807:G:H5''	1.93	0.51
28:BD:60:GLN:O	28:BD:60:GLN:OE1	2.27	0.51
29:BE:47:GLY:N	29:BE:72:VAL:HG22	2.25	0.51
29:BE:180:ILE:C	29:BE:183:ASP:OD2	2.46	0.51
30:BF:61:PHE:HB2	30:BF:67:GLN:OE1	2.10	0.51
30:BF:201:SER:HB2	30:BF:204:ALA:CB	2.40	0.51
32:BH:64:HIS:HA	32:BH:67:THR:OG1	2.10	0.51
33:BI:68:LEU:HD21	33:BI:108:LEU:HD13	0.57	0.51
33:BI:136:GLU:OE1	33:BI:136:GLU:N	2.41	0.51
34:BN:82:THR:O	34:BN:83:ILE:O	2.29	0.51
34:BN:135:ILE:HG22	34:BN:139:LEU:HD11	1.92	0.51
35:BO:73:ASP:O	35:BO:75:SER:OG	2.21	0.51
36:BP:57:VAL:O	36:BP:58:GLN:CB	2.59	0.51
36:BP:67:ARG:HD3	36:BP:111:ALA:O	2.10	0.51

*Continued on next page...*

*Continued from previous page...*

Atom-1	Atom-2	Interatomic distance (Å)	Clash overlap (Å)
37:BQ:16:ARG:NH1	37:BQ:19:TYR:CD1	2.74	0.51
37:BQ:29:ALA:HB3	37:BQ:66:ASN:HD21	1.75	0.51
37:BQ:85:ILE:CA	37:BQ:122:PHE:HB3	2.39	0.51
40:BW:66:GLU:O	40:BW:67:ASP:C	2.49	0.51
42:BY:33:GLU:O	42:BY:35:TYR:N	2.43	0.51
42:BY:63:ILE:CD1	42:BY:75:GLU:HA	2.37	0.51
43:BZ:51:LEU:HD21	43:BZ:63:PRO:CA	2.40	0.51
45:BU:34:ASN:CA	45:BU:37:GLN:HB3	2.27	0.51
45:BU:66:ASN:HA	45:BU:76:TYR:CE1	1.97	0.51
46:BV:57:GLN:CG	46:BV:58:ALA:N	2.52	0.51
46:BV:67:LYS:HG3	46:BV:94:LYS:HG3	1.91	0.51
47:B2:29:ASN:O	47:B2:34:GLN:OE1	2.26	0.51
49:B0:73:GLY:O	49:B0:74:LYS:C	2.48	0.51
50:B4:68:ARG:HB2	50:B4:72:LYS:HG2	1.93	0.51
53:B7:22:MET:C	53:B7:24:THR:N	2.61	0.51
56:BK:73:PRO:HD2	56:BK:74:PRO:CA	2.41	0.51
1:AA:571:U:H3'	1:AA:572:A:H5'	1.90	0.51
1:AA:991:U:OP1	1:AA:1018:C:OP1	2.28	0.51
1:AA:1060:C:C4'	13:AJ:52:GLY:HA3	2.39	0.51
1:AA:1510:U:H3	1:AA:1525:G:H1	1.56	0.51
1:AA:1514:C:O5'	1:AA:1514:C:H6	1.93	0.51
3:AW:69:U:H2'	3:AW:70:C:C6	2.46	0.51
16:AM:91:ARG:CD	16:AM:96:LEU:HD12	2.37	0.51
26:BB:24:G:C8	26:BB:56:G:C5	2.98	0.51
27:BA:949:C:H2'	27:BA:950:G:C8	2.45	0.51
27:BA:965:C:H2'	27:BA:966:G:O4'	2.10	0.51
27:BA:1575:C:H3'	27:BA:1575:C:C6	2.46	0.51
27:BA:1639:U:H2'	27:BA:1640:C:H5'	1.91	0.51
27:BA:1783:A:C2	27:BA:2588:G:H1'	2.45	0.51
27:BA:1917:U:H5''	27:BA:1918:A:N7	2.24	0.51
27:BA:2090:G:C4	27:BA:2230:G:N1	2.78	0.51
27:BA:2251:G:C4'	37:BQ:102:ARG:NH2	2.67	0.51
27:BA:2269:A:O5'	27:BA:2269:A:H8	1.93	0.51
27:BA:2503:A:C8	27:BA:2503:A:C3'	2.94	0.51
27:BA:2555:U:C2'	27:BA:2556:C:O5'	2.57	0.51
27:BA:2656:U:H3'	27:BA:2656:U:C6	2.45	0.51
27:BA:2684:U:O2	27:BA:2725:A:C2	2.63	0.51
27:BA:2688:U:O2'	27:BA:2689:U:P	2.67	0.51
27:BA:2753:A:C8	27:BA:2754:U:C6	2.98	0.51
27:BA:2808:U:O4	27:BA:2892:A:N7	2.43	0.51
27:BA:2825:C:H5	27:BA:2825:C:P	2.30	0.51

*Continued on next page...*

*Continued from previous page...*

Atom-1	Atom-2	Interatomic distance (Å)	Clash overlap (Å)
27:BA:2840:C:N4	27:BA:2841:C:N4	2.59	0.51
28:BD:65:ASP:O	28:BD:66:PHE:CB	2.59	0.51
28:BD:166:LYS:HA	28:BD:182:MET:HE2	1.92	0.51
31:BG:78:GLU:O	31:BG:82:GLU:OE2	2.28	0.51
31:BG:81:GLU:O	31:BG:85:GLN:HG3	2.03	0.51
31:BG:98:PHE:HB3	31:BG:104:PHE:CE2	2.45	0.51
31:BG:141:VAL:C	31:BG:143:LYS:H	2.13	0.51
32:BH:51:VAL:HG21	32:BH:68:ARG:CG	2.39	0.51
33:BI:21:VAL:C	33:BI:26:ALA:HB2	2.24	0.51
33:BI:103:GLN:CG	33:BI:109:LYS:HA	2.40	0.51
34:BN:25:GLN:HA	34:BN:28:GLU:HB2	1.90	0.51
34:BN:45:VAL:HG12	34:BN:46:ILE:N	2.26	0.51
34:BN:54:VAL:N	34:BN:135:ILE:HD12	2.24	0.51
37:BQ:139:ALA:O	37:BQ:143:VAL:HG13	2.11	0.51
38:BS:24:LEU:HA	38:BS:27:LEU:CB	2.39	0.51
38:BS:104:ILE:HG21	38:BS:109:PRO:HD3	1.93	0.51
41:BX:14:ALA:C	41:BX:17:ASP:CG	2.68	0.51
41:BX:41:VAL:HG11	41:BX:66:VAL:HG21	1.92	0.51
42:BY:51:LEU:CD2	42:BY:95:ASN:HB3	2.41	0.51
43:BZ:42:ALA:O	43:BZ:45:GLN:HB2	2.10	0.51
43:BZ:90:GLU:H	43:BZ:91:PRO:HD3	1.70	0.51
48:B3:8:LEU:HD22	48:B3:30:ARG:O	2.09	0.51
48:B3:12:PRO:HB2	48:B3:20:LYS:CE	2.40	0.51
50:B4:56:VAL:HG12	50:B4:61:LYS:NZ	2.23	0.51
53:B7:5:TYR:O	53:B7:7:PRO:N	2.43	0.51
1:AA:25:C:H5'	1:AA:524:G:H1'	1.93	0.51
1:AA:1127:G:H8	1:AA:1127:G:O5'	1.93	0.51
1:AA:1206:G:H2'	1:AA:1207:G:O4'	2.11	0.51
1:AA:1221:G:O2'	22:AS:77:THR:HG23	2.10	0.51
1:AA:1484:C:H2'	1:AA:1485:U:O4'	2.11	0.51
1:AA:1517:G:C1'	27:BA:1919:A:H5''	2.31	0.51
14:AK:66:LEU:HB3	14:AK:70:LYS:HE3	1.93	0.51
26:BB:115:G:C5'	38:BS:59:ALA:CB	2.84	0.51
27:BA:58:G:C2	27:BA:73:A:C2	2.98	0.51
27:BA:450:G:N2	27:BA:454:A:C2	2.77	0.51
27:BA:498:G:H3'	27:BA:498:G:C8	2.44	0.51
27:BA:593:G:HO2'	54:B8:58:MET:CE	2.17	0.51
27:BA:957:A:H2	27:BA:2459:A:H5'	1.74	0.51
27:BA:1528:A:N6	27:BA:1543:A:H62	2.06	0.51
27:BA:1773:A:H2'	27:BA:1774:C:O4'	2.10	0.51
27:BA:2287:A:N6	27:BA:2344:U:H5	1.72	0.51

*Continued on next page...*



*Continued from previous page...*

Atom-1	Atom-2	Interatomic distance (Å)	Clash overlap (Å)
27:BA:2399:G:N2	27:BA:2400:G:C1'	2.71	0.51
27:BA:2416:C:H2'	27:BA:2417:C:H5''	1.74	0.51
27:BA:2484:G:C2'	27:BA:2485:G:H5'	2.36	0.51
27:BA:2550:G:N1	27:BA:2559:C:C2	2.79	0.51
27:BA:2576:G:OP1	27:BA:2577:A:OP1	2.29	0.51
27:BA:2577:A:H2	27:BA:2614:A:C2	2.19	0.51
27:BA:2734:A:C8	27:BA:2734:A:C3'	2.93	0.51
27:BA:2788:C:C3'	27:BA:2789:C:P	2.98	0.51
27:BA:2815:C:C2	27:BA:2816:C:C6	2.95	0.51
27:BA:2887:U:O5'	27:BA:2887:U:H6	1.93	0.51
29:BE:43:GLY:N	29:BE:309:PRO:O	2.42	0.51
29:BE:210:THR:C	29:BE:216:ARG:CZ	2.77	0.51
30:BF:94:THR:HG23	30:BF:95:GLU:H	1.75	0.51
30:BF:223:LEU:O	30:BF:225:PRO:CA	2.57	0.51
32:BH:67:THR:O	32:BH:70:LEU:N	2.43	0.51
32:BH:75:VAL:C	32:BH:77:GLY:H	2.09	0.51
32:BH:120:LEU:CB	32:BH:143:LEU:CD1	2.89	0.51
32:BH:122:ILE:C	32:BH:123:GLU:CD	2.69	0.51
35:BO:14:SER:H	35:BO:95:GLY:HA2	1.75	0.51
36:BP:64:ILE:CD1	36:BP:106:VAL:CA	2.58	0.51
36:BP:69:ILE:C	36:BP:71:GLU:N	2.63	0.51
36:BP:114:VAL:HG21	36:BP:132:LYS:CA	2.39	0.51
36:BP:114:VAL:CG1	36:BP:133:VAL:HA	2.35	0.51
38:BS:92:ALA:C	38:BS:94:GLU:N	2.63	0.51
41:BX:30:ASP:O	41:BX:62:LYS:NZ	2.43	0.51
42:BY:50:VAL:C	42:BY:51:LEU:CD1	2.77	0.51
44:BR:28:LEU:HD13	44:BR:32:GLY:CA	2.40	0.51
46:BV:23:GLU:O	46:BV:24:SER:CB	2.58	0.51
47:B2:30:ALA:HB1	47:B2:46:ILE:HD12	1.93	0.51
49:B0:43:THR:CB	49:B0:75:GLY:CA	2.88	0.51
51:B5:10:LYS:C	51:B5:11:THR:O	2.49	0.51
52:B6:46:LYS:HZ3	52:B6:46:LYS:CB	2.17	0.51
52:B6:53:LYS:O	52:B6:54:LYS:NZ	2.44	0.51
54:B8:3:LYS:C	54:B8:4:MET:CE	2.77	0.51
54:B8:6:THR:C	54:B8:8:LYS:H	2.12	0.51
55:B9:11:CYS:C	55:B9:13:ASN:H	2.13	0.51
1:AA:60:A:N6	1:AA:107:G:C2'	2.73	0.51
1:AA:118:U:H3'	1:AA:288:A:H61	1.74	0.51
1:AA:897:C:O2	1:AA:903:G:C2	2.64	0.51
1:AA:1235:U:H5''	24:AU:3:LYS:HB2	1.92	0.51
1:AA:1241:G:OP2	1:AA:1241:G:H8	1.93	0.51

*Continued on next page...*

*Continued from previous page...*

Atom-1	Atom-2	Interatomic distance (Å)	Clash overlap (Å)
1:AA:1306:A:N6	1:AA:1331:G:H1'	2.25	0.51
1:AA:1381:U:H2'	1:AA:1381:U:O2	2.10	0.51
8:AE:126:ARG:HA	8:AE:131:ILE:HG13	1.93	0.51
20:AQ:40:LYS:HD3	20:AQ:42:TYR:HE1	1.76	0.51
27:BA:408:G:H2'	27:BA:409:C:O4'	2.11	0.51
27:BA:609(A):G:H22	27:BA:618(A):C:H2'	1.76	0.51
27:BA:637:A:N7	36:BP:111:ALA:CB	2.70	0.51
27:BA:760:G:C2	27:BA:761:A:H1'	2.46	0.51
27:BA:782:A:H2	28:BD:233:ASP:OD2	1.88	0.51
27:BA:987:G:OP1	48:B3:10:LYS:CE	2.58	0.51
27:BA:991:C:C5	27:BA:1185:C:N4	2.78	0.51
27:BA:1210:A:N3	27:BA:1212:G:N2	2.57	0.51
27:BA:1332:G:C5	27:BA:1609:A:C6	2.99	0.51
27:BA:1350:C:C2	27:BA:1381:G:N2	2.75	0.51
27:BA:1418:G:N2	27:BA:1580:A:C2	2.79	0.51
27:BA:1656:C:OP2	29:BE:233:ARG:HD3	2.10	0.51
27:BA:1669:A:C3'	27:BA:2550:G:OP1	2.57	0.51
27:BA:2013:A:P	40:BW:96:ILE:HG21	2.33	0.51
27:BA:2029:G:H2'	27:BA:2030:A:H3'	1.93	0.51
27:BA:2219:G:H2'	27:BA:2224:G:H8	1.76	0.51
27:BA:2264:C:C5	27:BA:2277:G:O6	2.63	0.51
27:BA:2356:C:H4'	49:B0:17:ASN:CG	2.30	0.51
27:BA:2392:A:C3'	27:BA:2393:A:H5'	2.40	0.51
27:BA:2461:C:H1'	27:BA:2492:U:C2	2.46	0.51
27:BA:2592:G:C2	27:BA:2603:G:O6	2.64	0.51
27:BA:2700:C:C2'	27:BA:2701:C:H5''	2.41	0.51
27:BA:2762:G:N7	27:BA:2763:G:O6	2.43	0.51
27:BA:2857:G:N2	27:BA:2859:G:C8	2.78	0.51
30:BF:34:ALA:HB1	30:BF:110:ALA:HB1	1.84	0.51
33:BI:94:THR:HG23	33:BI:97:GLN:N	2.19	0.51
34:BN:15:ARG:NH1	34:BN:40:ASN:CG	2.42	0.51
34:BN:109:TYR:O	34:BN:110:ASP:C	2.49	0.51
37:BQ:152:SER:CB	37:BQ:153:PRO:CD	2.88	0.51
43:BZ:51:LEU:CD2	43:BZ:63:PRO:CB	2.88	0.51
43:BZ:62:PHE:CZ	43:BZ:87:THR:HG21	2.46	0.51
43:BZ:145:ASP:C	43:BZ:146:HIS:CG	2.84	0.51
45:BU:22:LYS:N	45:BU:24:PHE:CZ	2.79	0.51
45:BU:28:ARG:CA	45:BU:31:GLN:CD	2.77	0.51
45:BU:30:LYS:O	45:BU:32:TYR:N	2.43	0.51
46:BV:21:ARG:NE	46:BV:21:ARG:CA	2.72	0.51
46:BV:94:LYS:O	46:BV:95:ILE:HG13	2.07	0.51

*Continued on next page...*

*Continued from previous page...*

Atom-1	Atom-2	Interatomic distance (Å)	Clash overlap (Å)
1:AA:539:A:OP1	15:AL:114:LYS:HE2	2.11	0.51
1:AA:730:G:C5	1:AA:731:G:H1'	2.46	0.51
1:AA:792:A:C4	1:AA:794:A:N6	2.79	0.51
1:AA:946:A:H2'	1:AA:947:G:C8	2.46	0.51
1:AA:949:A:H1'	1:AA:1364:U:O2	2.11	0.51
1:AA:1095:U:H5'	1:AA:1109:C:N3	2.26	0.51
5:AB:63:MET:HB3	5:AB:225:ALA:HB1	1.91	0.51
10:AG:33:ASP:HB2	10:AG:35:LYS:HD3	1.91	0.51
13:AJ:51:ARG:CB	13:AJ:59:SER:HB3	2.11	0.51
15:AL:23:LYS:O	15:AL:97:ARG:HD3	2.10	0.51
26:BB:28:C:P	38:BS:41:LYS:HG3	2.51	0.51
26:BB:83:G:H4'	48:B3:52:HIS:CD2	2.45	0.51
27:BA:85:G:P	42:BY:65:VAL:HB	2.33	0.51
27:BA:123:G:H1	27:BA:128:C:N4	2.09	0.51
27:BA:644:A:O2'	27:BA:646:A:N7	2.43	0.51
27:BA:802:A:H2'	27:BA:803:U:H6	1.74	0.51
27:BA:1263:U:H1'	51:B5:16:ARG:HH22	1.75	0.51
27:BA:1363:C:H2'	27:BA:1364:G:H5''	1.91	0.51
27:BA:1406:U:H2'	27:BA:1407:C:C6	2.46	0.51
27:BA:1630:G:H2'	27:BA:630(A):C:C6	2.46	0.51
27:BA:2233:U:C2	27:BA:2234:G:C8	2.98	0.51
27:BA:2274:A:H2'	27:BA:2276:G:H5''	1.93	0.51
27:BA:2313:C:C6	27:BA:2314:C:C5	2.99	0.51
27:BA:2330:G:H21	27:BA:2331:G:C1'	2.01	0.51
27:BA:2458:G:N7	27:BA:2490:G:C5	2.78	0.51
27:BA:2531:A:C2	27:BA:2532:G:O4'	2.64	0.51
27:BA:2740:A:C3'	27:BA:2741:A:H5'	2.32	0.51
28:BD:70:LYS:CB	28:BD:73:ILE:HD11	2.38	0.51
28:BD:140:VAL:CG1	28:BD:141:HIS:N	2.47	0.51
29:BE:75:THR:CG2	29:BE:189:MET:SD	2.99	0.51
29:BE:214:VAL:CG2	29:BE:221:LYS:CE	2.79	0.51
29:BE:267:ARG:HD3	29:BE:297:LYS:CB	2.41	0.51
30:BF:103:ASN:O	30:BF:106:GLU:HB2	2.10	0.51
30:BF:240:LEU:HD23	30:BF:243:VAL:HG23	1.91	0.51
31:BG:14:ARG:CA	31:BG:137:PRO:HD3	2.31	0.51
31:BG:55:LYS:O	31:BG:65:GLU:HB2	2.10	0.51
32:BH:86:LEU:HB3	32:BH:130:ILE:O	2.10	0.51
34:BN:53:ILE:HG22	34:BN:54:VAL:H	1.76	0.51
35:BO:1:MET:CB	35:BO:2:ILE:HD11	2.41	0.51
37:BQ:35:ASN:CB	37:BQ:75:SER:HA	2.41	0.51
37:BQ:126:VAL:HG12	37:BQ:127:ASN:N	2.24	0.51

*Continued on next page...*

*Continued from previous page...*

Atom-1	Atom-2	Interatomic distance (Å)	Clash overlap (Å)
38:BS:34:LEU:HG	38:BS:101:VAL:O	2.11	0.51
40:BW:4:LYS:CG	40:BW:106:ILE:HG12	2.41	0.51
40:BW:10:VAL:CB	40:BW:101:SER:O	2.50	0.51
42:BY:78:THR:HG22	42:BY:88:PRO:HA	0.55	0.51
44:BR:28:LEU:HD11	44:BR:32:GLY:HA2	1.90	0.51
50:B4:5:LEU:CB	50:B4:56:VAL:CG1	2.61	0.51
52:B6:35:LEU:C	52:B6:36:GLU:CG	2.70	0.51
53:B7:11:LYS:CE	53:B7:11:LYS:CA	2.86	0.51
53:B7:11:LYS:CG	53:B7:12:ARG:H	2.23	0.51
53:B7:33:ARG:O	53:B7:37:LYS:HB2	2.11	0.51
54:B8:16:ILE:CG2	54:B8:22:VAL:CG2	2.88	0.51
1:AA:25:C:O2'	1:AA:524:G:N2	2.43	0.51
1:AA:976:G:C2'	1:AA:361(A):C:N4	2.60	0.51
1:AA:1030:C:C2'	1:AA:30(A):G:H8	2.06	0.51
1:AA:1030:C:C2	1:AA:30(A):G:N7	2.78	0.51
1:AA:1060:C:C5	6:AC:2:GLY:CA	2.93	0.51
1:AA:1441:G:H1'	1:AA:1461:G:N2	2.25	0.51
7:AD:170:VAL:HG12	7:AD:171:GLY:N	2.26	0.51
10:AG:59:LEU:O	10:AG:63:LYS:HG2	2.10	0.51
23:AT:63:ILE:HG21	23:AT:81:LYS:HG3	1.93	0.51
27:BA:177:G:H2'	27:BA:177:G:N3	2.26	0.51
27:BA:293:U:H2'	27:BA:294:A:C8	2.46	0.51
27:BA:558:G:O5'	34:BN:91:LYS:HB2	2.11	0.51
27:BA:1278:A:C5'	44:BR:34:ILE:HG21	2.41	0.51
27:BA:1418:G:OP1	27:BA:1588:C:H4'	2.11	0.51
27:BA:1495:A:H2'	27:BA:1496:A:C8	2.46	0.51
27:BA:1657:C:O5'	27:BA:1657:C:H6	1.93	0.51
27:BA:1665:A:N7	27:BA:2726:U:C2	2.79	0.51
27:BA:2093:G:H5'	33:BI:25:TYR:CD1	2.45	0.51
27:BA:2212:A:N3	27:BA:2213:U:H5''	2.26	0.51
27:BA:2212:A:H2	27:BA:2213:U:H3'	1.75	0.51
27:BA:2327:A:C5	27:BA:2388:A:N1	2.79	0.51
27:BA:2331:G:H4'	49:B0:70:ILE:CB	2.28	0.51
27:BA:2403:C:C4	27:BA:2415:G:N1	2.73	0.51
27:BA:2462:U:H2'	27:BA:2463:C:O5'	2.10	0.51
27:BA:2574:G:H1'	29:BE:240:PRO:HG3	1.91	0.51
27:BA:2657:A:C8	27:BA:2665:A:N6	2.79	0.51
27:BA:2662:A:H2'	27:BA:2662:A:N3	2.25	0.51
27:BA:2686:G:C4	27:BA:2687:U:C6	2.98	0.51
27:BA:2725:A:C6	27:BA:2727:G:C4	2.98	0.51
27:BA:2758:A:H3'	27:BA:2758:A:OP1	2.10	0.51

*Continued on next page...*

*Continued from previous page...*

Atom-1	Atom-2	Interatomic distance (Å)	Clash overlap (Å)
27:BA:2783:G:O6	27:BA:2784:C:N4	2.40	0.51
28:BD:115:ILE:O	28:BD:116:MET:HB2	2.11	0.51
29:BE:45:LYS:CD	29:BE:301:PRO:HB2	2.41	0.51
29:BE:228:ARG:HD2	29:BE:228:ARG:N	2.26	0.51
29:BE:295:LEU:HD22	29:BE:296:VAL:N	2.26	0.51
30:BF:52:ALA:N	30:BF:55:ARG:CB	2.67	0.51
30:BF:243:VAL:CA	30:BF:246:ARG:CD	2.51	0.51
31:BG:38:GLU:OE2	31:BG:71:ALA:HB1	2.10	0.51
31:BG:140:ARG:HB3	31:BG:144:ARG:HH12	1.76	0.51
33:BI:115:ILE:HG23	33:BI:129:VAL:HG12	1.93	0.51
35:BO:35:ILE:CA	35:BO:62:VAL:C	2.70	0.51
36:BP:66:VAL:O	36:BP:68:GLU:CA	2.59	0.51
40:BW:34:ASN:HA	40:BW:37:ARG:HB3	1.91	0.51
40:BW:88:ARG:HD3	40:BW:91:GLY:O	2.11	0.51
41:BX:5:ILE:HG13	41:BX:40:ALA:CB	2.39	0.51
41:BX:18:MET:HE3	41:BX:25:GLN:HB2	1.92	0.51
41:BX:75:GLN:O	41:BX:78:ALA:N	2.44	0.51
42:BY:30:ASP:CG	42:BY:31:LEU:H	2.12	0.51
43:BZ:116:VAL:O	43:BZ:116:VAL:HG22	2.09	0.51
44:BR:56:LYS:HD3	44:BR:94:TYR:CZ	2.46	0.51
44:BR:96:ARG:HE	44:BR:117:VAL:HA	1.75	0.51
45:BU:86:ALA:CB	45:BU:90:LEU:HD21	2.22	0.51
45:BU:104:GLU:OE1	46:BV:46:VAL:HG12	2.11	0.51
48:B3:3:ARG:CD	48:B3:60:GLU:HA	2.40	0.51
49:B0:60:PHE:N	49:B0:81:ILE:HG12	2.26	0.51
51:B5:17:ASP:O	51:B5:18:MET:C	2.48	0.51
54:B8:50:LEU:O	54:B8:51:ALA:HB3	2.10	0.51
56:BK:49:LYS:HZ1	56:BK:73:PRO:CA	2.23	0.51
1:AA:976:G:OP2	1:AA:1358:U:H1'	2.10	0.51
1:AA:1150:U:H2'	1:AA:1151:A:C8	2.46	0.51
1:AA:1253:G:OP1	13:AJ:44:VAL:HB	2.11	0.51
1:AA:1358:U:OP1	17:AN:34:TYR:C	2.50	0.51
3:AW:76:A:C2	54:B8:32:GLN:CB	2.71	0.51
6:AC:12:LEU:HD11	17:AN:51:GLY:HA3	1.90	0.51
7:AD:22:LYS:HB2	7:AD:26:CYS:SG	2.51	0.51
11:AH:20:TYR:HA	11:AH:65:TYR:OH	2.10	0.51
11:AH:113:SER:HB2	11:AH:134:ILE:HD11	1.92	0.51
13:AJ:48:THR:HG22	13:AJ:60:ARG:HG3	1.93	0.51
14:AK:42:TRP:HZ3	14:AK:47:VAL:HG21	1.76	0.51
17:AN:24:CYS:HB2	17:AN:39:LEU:CA	2.41	0.51
22:AS:44:MET:HA	22:AS:47:HIS:HD2	1.76	0.51

*Continued on next page...*

*Continued from previous page...*

Atom-1	Atom-2	Interatomic distance (Å)	Clash overlap (Å)
27:BA:70:G:H4'	27:BA:71:A:H5'	1.93	0.51
27:BA:827:U:C4	27:BA:2430:A:C6	2.99	0.51
27:BA:904:C:O2'	43:BZ:166:LEU:CD1	2.47	0.51
27:BA:1151:G:C1'	45:BU:81:ASN:HD21	2.22	0.51
27:BA:1518:C:C2	27:BA:1519:G:H1'	2.46	0.51
27:BA:2182:G:H2'	27:BA:2183:C:N1	2.25	0.51
27:BA:2182:G:N3	27:BA:2183:C:N3	2.58	0.51
27:BA:2189:U:O2'	27:BA:2190:G:C5'	2.57	0.51
27:BA:2217:G:HO2'	27:BA:2218:G:H5'	1.72	0.51
27:BA:2271:G:O2'	27:BA:2272:U:C5'	2.57	0.51
27:BA:2276:G:N3	27:BA:2277:G:H8	2.06	0.51
27:BA:2323:G:H2'	27:BA:2324:C:C6	2.46	0.51
27:BA:2331:G:O4'	49:B0:70:ILE:HG13	2.03	0.51
27:BA:2357:U:C2'	27:BA:2358:G:C5'	2.89	0.51
27:BA:2357:U:C2'	27:BA:2358:G:O5'	2.55	0.51
27:BA:2363:C:H2'	27:BA:2364:C:H5'	1.92	0.51
27:BA:2400:G:C4'	52:B6:20:PHE:CE1	2.93	0.51
27:BA:2411:A:C2'	27:BA:2412:A:C8	2.94	0.51
27:BA:2519:U:O2	27:BA:2542:A:C2	2.63	0.51
27:BA:2528:U:C6	27:BA:2528:U:C3'	2.94	0.51
27:BA:2567:G:N3	27:BA:2568:C:C6	2.69	0.51
27:BA:2584:U:H5	27:BA:2585:U:C3'	2.24	0.51
27:BA:2595:G:O5'	27:BA:2595:G:C8	2.52	0.51
27:BA:2604:U:O2'	27:BA:2605:U:C5'	2.55	0.51
27:BA:2640:G:C6	27:BA:2774:C:N4	2.68	0.51
27:BA:2647:U:H2'	27:BA:2648:C:C6	2.46	0.51
27:BA:2734:A:C5	27:BA:2735:G:C4	2.98	0.51
27:BA:2749:A:H62	27:BA:2753:A:N6	2.08	0.51
27:BA:2768:C:H42	27:BA:2769:C:N4	2.03	0.51
27:BA:2772:C:C2'	27:BA:2773:C:O5'	2.59	0.51
28:BD:89:ASN:N	28:BD:105:ALA:CB	2.74	0.51
28:BD:170:TYR:O	28:BD:182:MET:HE1	2.10	0.51
28:BD:197:GLY:C	28:BD:199:ARG:H	2.14	0.51
30:BF:52:ALA:CA	30:BF:55:ARG:CG	2.86	0.51
31:BG:99:ASP:N	31:BG:104:PHE:CE2	2.79	0.51
32:BH:49:ILE:O	32:BH:50:THR:HB	2.11	0.51
32:BH:51:VAL:HG13	32:BH:64:HIS:HB3	1.93	0.51
35:BO:38:VAL:HG22	35:BO:61:VAL:HG22	1.92	0.51
36:BP:59:GLU:O	36:BP:60:GLU:HG3	2.09	0.51
37:BQ:142:LYS:CE	37:BQ:143:VAL:O	2.58	0.51
37:BQ:156:ASN:O	37:BQ:157:ALA:CB	2.59	0.51

*Continued on next page...*

*Continued from previous page...*

Atom-1	Atom-2	Interatomic distance (Å)	Clash overlap (Å)
38:BS:48:VAL:HG12	38:BS:55:ASP:OD2	2.10	0.51
39:BT:54:THR:HG23	39:BT:55:ALA:N	2.21	0.51
40:BW:70:TYR:CE2	40:BW:72:LYS:CA	2.89	0.51
41:BX:3:ASP:C	47:B2:24:LYS:NZ	2.64	0.51
42:BY:79:LEU:CG	42:BY:80:GLU:N	2.73	0.51
46:BV:42:GLY:O	46:BV:48:GLY:HA2	2.10	0.51
46:BV:49:GLU:HA	46:BV:53:LYS:HZ2	1.75	0.51
47:B2:59:ILE:CG1	47:B2:60:GLN:N	2.56	0.51
50:B4:49:PHE:CE1	50:B4:70:GLY:O	2.54	0.51
51:B5:23:HIS:O	51:B5:24:ALA:CB	2.56	0.51
51:B5:33:CYS:SG	51:B5:37:HIS:N	2.83	0.51
54:B8:38:GLY:C	54:B8:40:GLU:N	2.64	0.51
55:B9:19:ARG:HD2	55:B9:24:LEU:HD12	1.92	0.51
1:AA:112:G:C4'	1:AA:389:A:H4'	2.41	0.51
1:AA:583:A:H2'	1:AA:584:G:O4'	2.11	0.51
1:AA:781:A:O2'	1:AA:1522:U:O2	2.22	0.51
1:AA:815:A:N1	1:AA:1508:G:N2	2.59	0.51
1:AA:1240:U:C4	10:AG:30:ILE:CG2	2.93	0.51
1:AA:1344:C:H4'	12:AI:120:ARG:HB3	1.92	0.51
2:AV:55:U:C2	2:AV:57:G:OP2	2.64	0.51
12:AI:112:LYS:HG3	12:AI:117:HIS:O	2.10	0.51
15:AL:88:GLY:O	15:AL:99:HIS:CE1	2.64	0.51
25:AY:22:PRO:CA	56:BK:22:PRO:CB	2.88	0.51
25:AY:301:LYS:CA	25:AY:302:ILE:CA	2.88	0.51
26:BB:8:U:C5'	38:BS:37:ARG:CZ	2.88	0.51
27:BA:125:G:H22	53:B7:10:ARG:H	1.55	0.51
27:BA:192:C:H3'	27:BA:193:U:C6	2.46	0.51
27:BA:269:U:O4	27:BA:370:G:N7	2.44	0.51
27:BA:449:A:P	30:BF:85:LYS:HA	2.50	0.51
27:BA:527:C:OP1	27:BA:527:C:H4'	2.11	0.51
27:BA:566:U:P	46:BV:81:ARG:HH21	2.34	0.51
27:BA:599:G:H1	27:BA:658:C:N4	2.05	0.51
27:BA:787:U:C4	27:BA:791:C:C5	2.99	0.51
27:BA:974:G:O6	46:BV:80:TYR:CZ	2.64	0.51
27:BA:1011:G:OP2	45:BU:75:ASN:CB	2.56	0.51
27:BA:1367:A:C2'	53:B7:25:LYS:HZ3	2.04	0.51
27:BA:1389:G:H2'	27:BA:1390:U:C6	2.46	0.51
27:BA:1470:G:N1	27:BA:1520:U:N3	2.54	0.51
27:BA:1520:U:O5'	27:BA:1520:U:H6	1.93	0.51
27:BA:1763:G:H5'	27:BA:1763:G:C8	2.46	0.51
27:BA:2015:A:C8	27:BA:2016:U:C5	2.99	0.51

*Continued on next page...*

*Continued from previous page...*

Atom-1	Atom-2	Interatomic distance (Å)	Clash overlap (Å)
27:BA:2060:A:H1'	27:BA:2502:G:C4	2.46	0.51
27:BA:2213:U:O2	27:BA:2213:U:C2'	2.56	0.51
27:BA:2254:C:H2'	27:BA:2255:G:O5'	2.09	0.51
27:BA:2394:C:N3	27:BA:2395:C:C4	2.78	0.51
27:BA:2466:C:C2'	27:BA:2467:C:H5'	2.40	0.51
27:BA:2517:C:C6	27:BA:2542:A:N7	2.79	0.51
27:BA:2555:U:HO2'	27:BA:2556:C:P	2.34	0.51
27:BA:2635:C:N3	27:BA:2783:G:C2	2.79	0.51
27:BA:2678:C:C2'	27:BA:2679:A:C5'	2.89	0.51
27:BA:2753:A:O2'	55:B9:15:LYS:NZ	2.44	0.51
27:BA:2781:A:C4'	27:BA:2782:G:O5'	2.55	0.51
27:BA:2839:G:HO2'	44:BR:92:GLY:HA3	1.71	0.51
28:BD:74:PRO:HD3	28:BD:96:ALA:HB2	1.87	0.51
29:BE:193:PHE:CZ	29:BE:199:ALA:CB	2.92	0.51
32:BH:62:ALA:O	32:BH:65:GLY:N	2.44	0.51
34:BN:137:GLU:O	34:BN:138:THR:C	2.50	0.51
36:BP:65:ASP:OD1	36:BP:68:GLU:CD	2.49	0.51
36:BP:122:ALA:O	36:BP:141:GLU:HA	2.10	0.51
41:BX:28:VAL:O	41:BX:28:VAL:HG23	2.11	0.51
42:BY:46:ASP:OD2	42:BY:98:VAL:CG1	2.59	0.51
42:BY:46:ASP:CG	42:BY:98:VAL:HG11	2.31	0.51
43:BZ:4:THR:C	43:BZ:33:ALA:CB	2.68	0.51
43:BZ:112:LEU:HA	43:BZ:174:PRO:CG	2.40	0.51
44:BR:45:ARG:C	44:BR:49:ASP:HB2	2.31	0.51
44:BR:105:ARG:NH2	44:BR:105:ARG:N	2.59	0.51
46:BV:39:PHE:C	46:BV:40:VAL:CG2	2.47	0.51
46:BV:67:LYS:CE	46:BV:94:LYS:HD2	2.37	0.51
47:B2:60:GLN:O	47:B2:63:GLU:HB2	2.11	0.51
48:B3:31:LEU:O	48:B3:33:GLN:N	2.43	0.51
48:B3:37:LEU:CB	48:B3:38:GLU:OE1	2.55	0.51
49:B0:37:LEU:CB	49:B0:69:PHE:CG	2.83	0.51
49:B0:68:VAL:CG1	49:B0:68:VAL:O	2.56	0.51
50:B4:41:PRO:CG	50:B4:57:ASP:HB2	2.34	0.51
51:B5:6:VAL:H	51:B5:8:LYS:CE	2.21	0.51
1:AA:129(A):G:N1	1:AA:190(D):U:H4'	2.26	0.50
1:AA:642:A:C2	11:AH:113:SER:O	2.64	0.50
1:AA:942:G:H2'	1:AA:943:U:H6	1.76	0.50
5:AB:17:PHE:CD1	5:AB:18:GLY:N	2.78	0.50
5:AB:115:LEU:HB2	5:AB:145:LEU:HD12	1.93	0.50
9:AF:2:ARG:HH22	18:AO:2:PRO:HG2	1.75	0.50
11:AH:88:LYS:O	11:AH:90:GLY:N	2.44	0.50

*Continued on next page...*



*Continued from previous page...*

Atom-1	Atom-2	Interatomic distance (Å)	Clash overlap (Å)
14:AK:12:ARG:HH12	14:AK:40:ILE:HA	1.74	0.50
26:BB:104:A:H1'	43:BZ:24:TYR:CZ	2.37	0.50
27:BA:29:U:O2	27:BA:511:U:O2	2.29	0.50
27:BA:176:G:H2'	27:BA:177:G:C8	2.46	0.50
27:BA:212:G:H2'	27:BA:213:A:H8	1.76	0.50
27:BA:685:A:O4'	27:BA:688:U:O4	2.28	0.50
27:BA:826:U:N3	27:BA:828:U:H1'	2.26	0.50
27:BA:1274:A:C2	27:BA:1302:A:C2	2.98	0.50
27:BA:1797:C:C2	27:BA:1823:G:N2	2.79	0.50
27:BA:1819:A:H5''	28:BD:157:ALA:HB1	1.90	0.50
27:BA:1924:C:N4	27:BA:1925:C:H41	2.09	0.50
27:BA:2195:C:H6	27:BA:2195:C:H5''	1.65	0.50
27:BA:2246:G:H1	27:BA:2258:C:H42	1.58	0.50
27:BA:2265:U:O2'	27:BA:2266:A:P	2.69	0.50
27:BA:2280:G:C2	27:BA:2281:C:C5	2.99	0.50
27:BA:2302:G:C2	27:BA:2315:G:C6	2.99	0.50
27:BA:2325:G:C4	27:BA:2326:C:C5	3.00	0.50
27:BA:2352:A:N7	27:BA:2366:A:N1	2.53	0.50
27:BA:2361:A:O2'	27:BA:2362:G:H5'	2.11	0.50
27:BA:2433:A:C2	50:B4:32:HIS:CE1	2.93	0.50
27:BA:2549:G:C4	27:BA:2550:G:C8	2.99	0.50
27:BA:2550:G:O2'	27:BA:2551:C:H5'	2.11	0.50
27:BA:2589:A:C3'	27:BA:2590:A:C5'	2.89	0.50
28:BD:104:ILE:C	28:BD:106:PRO:HD2	2.31	0.50
28:BD:215:LYS:C	28:BD:216:ALA:O	2.48	0.50
29:BE:47:GLY:CA	29:BE:305:LYS:HG2	2.41	0.50
29:BE:70:VAL:O	29:BE:71:THR:HG22	2.12	0.50
30:BF:2:GLU:C	30:BF:18:LEU:HD21	2.32	0.50
30:BF:102:LEU:HD22	30:BF:106:GLU:CB	2.25	0.50
33:BI:6:LEU:HB3	33:BI:36:ALA:HB2	1.84	0.50
35:BO:87:ILE:HG23	35:BO:92:SER:H	1.74	0.50
40:BW:24:ILE:C	40:BW:25:ARG:O	2.46	0.50
40:BW:97:LYS:HE3	40:BW:99:ARG:HH11	1.68	0.50
41:BX:22:ASN:CA	41:BX:68:LEU:CG	2.88	0.50
42:BY:11:GLN:CG	42:BY:21:LYS:HE2	2.35	0.50
42:BY:15:PRO:O	42:BY:18:GLU:CB	2.56	0.50
42:BY:81:LYS:HD2	42:BY:83:ASP:N	2.11	0.50
43:BZ:85:MET:C	43:BZ:86:VAL:CG2	2.77	0.50
43:BZ:149:ALA:CB	43:BZ:164:PRO:HA	2.41	0.50
46:BV:3:ALA:CA	46:BV:12:TYR:OH	2.59	0.50
46:BV:14:VAL:CG2	46:BV:19:VAL:CG2	2.54	0.50

*Continued on next page...*

*Continued from previous page...*

Atom-1	Atom-2	Interatomic distance (Å)	Clash overlap (Å)
47:B2:24:LYS:HE3	47:B2:28:LEU:HD12	1.93	0.50
48:B3:9:VAL:HG22	48:B3:54:VAL:CG1	2.40	0.50
49:B0:76:ALA:O	49:B0:78:PHE:CD1	2.64	0.50
53:B7:22:MET:O	53:B7:24:THR:O	2.29	0.50
1:AA:410:G:P	7:AD:25:ARG:NE	2.84	0.50
1:AA:877:C:O2'	11:AH:89:PRO:HG2	2.11	0.50
1:AA:901:A:H8	1:AA:901:A:O5'	1.94	0.50
1:AA:978:A:N7	1:AA:1361:G:N2	2.58	0.50
1:AA:1286:A:H62	1:AA:1354:C:C5'	2.20	0.50
1:AA:1352:C:OP2	24:AU:3:LYS:NZ	2.29	0.50
1:AA:1397:C:O2	1:AA:1397:C:H2'	2.11	0.50
2:AV:56:C:C2	31:BG:56:ARG:NH2	2.79	0.50
5:AB:15:VAL:HG22	5:AB:209:ARG:HD2	1.93	0.50
5:AB:174:VAL:HG13	5:AB:184:VAL:HG11	1.94	0.50
6:AC:139:GLN:HA	6:AC:170:GLN:HE22	1.76	0.50
10:AG:113:GLU:HG3	10:AG:118:VAL:HB	1.93	0.50
11:AH:29:SER:CB	11:AH:32:LYS:HZ1	2.23	0.50
27:BA:24:G:O3'	40:BW:102:HIS:NE2	2.44	0.50
27:BA:76:C:O3'	47:B2:55:ARG:CG	2.60	0.50
27:BA:264:C:O2'	27:BA:265:A:H2'	2.12	0.50
27:BA:863:A:H2'	27:BA:864:G:C8	2.45	0.50
27:BA:972:G:C8	27:BA:974:G:OP1	2.64	0.50
27:BA:974:G:N7	46:BV:80:TYR:CD2	2.79	0.50
27:BA:993:G:H2'	27:BA:993:G:N3	2.26	0.50
27:BA:1203:G:H1'	27:BA:1241:A:N1	2.25	0.50
27:BA:1251:C:H5''	45:BU:10:ARG:CD	2.41	0.50
27:BA:1264:G:O3'	27:BA:2615:U:H5''	2.10	0.50
27:BA:1658:C:H5''	29:BE:230:GLY:HA3	1.93	0.50
27:BA:1669:A:O2'	27:BA:2549:G:H4'	2.11	0.50
27:BA:1819:A:H4'	27:BA:1820:U:H5'	1.93	0.50
27:BA:2210:G:N7	28:BD:148:GLY:C	2.65	0.50
27:BA:2292:C:OP2	38:BS:25:ARG:NH2	2.44	0.50
27:BA:2306:C:C6	27:BA:2306:C:C3'	2.95	0.50
27:BA:2400:G:N1	27:BA:2417:C:C4	2.79	0.50
27:BA:2431:U:O2	27:BA:2431:U:C2'	2.56	0.50
27:BA:2478:A:C1'	27:BA:2529:G:N7	2.74	0.50
27:BA:2526:G:C6	27:BA:2527:C:C6	2.98	0.50
27:BA:2562:U:N3	27:BA:2563:U:C2	2.69	0.50
27:BA:2575:C:H5'	29:BE:241:TRP:CE2	2.46	0.50
27:BA:2679:A:C2'	29:BE:300:VAL:HG12	2.41	0.50
27:BA:2734:A:C8	27:BA:2734:A:H3'	2.47	0.50

*Continued on next page...*

*Continued from previous page...*

Atom-1	Atom-2	Interatomic distance (Å)	Clash overlap (Å)
27:BA:2773:C:OP1	29:BE:262:THR:HG22	2.12	0.50
27:BA:2834:G:C6	27:BA:2879:C:C2	2.99	0.50
28:BD:73:ILE:HD13	28:BD:95:TYR:CE2	2.46	0.50
28:BD:113:MET:N	28:BD:113:MET:SD	2.84	0.50
28:BD:208:GLY:CA	28:BD:210:LYS:CE	2.73	0.50
29:BE:199:ALA:HA	29:BE:314:ALA:N	2.27	0.50
29:BE:267:ARG:C	29:BE:297:LYS:HD2	2.32	0.50
30:BF:220:THR:C	30:BF:222:ASP:N	2.60	0.50
31:BG:22:VAL:CB	31:BG:24:HIS:CE1	2.89	0.50
31:BG:84:LEU:O	31:BG:88:LEU:CB	2.54	0.50
32:BH:25:VAL:HG21	32:BH:74:MET:HB3	1.92	0.50
32:BH:86:LEU:CD1	32:BH:87:GLU:C	2.80	0.50
33:BI:19:LYS:O	33:BI:21:VAL:HG23	2.12	0.50
33:BI:105:GLN:O	33:BI:106:HIS:C	2.49	0.50
36:BP:73:VAL:HA	36:BP:76:LEU:CB	2.40	0.50
37:BQ:91:HIS:O	37:BQ:111:THR:CA	2.58	0.50
38:BS:116:PHE:C	38:BS:120:GLU:CD	2.68	0.50
42:BY:11:GLN:CA	42:BY:21:LYS:CE	2.88	0.50
44:BR:22:ARG:NH2	44:BR:69:ASP:CB	2.75	0.50
45:BU:47:TYR:C	45:BU:49:ASP:N	2.62	0.50
46:BV:96:LEU:HD23	46:BV:96:LEU:N	2.26	0.50
48:B3:5:LYS:CA	48:B3:36:VAL:HG12	2.41	0.50
53:B7:28:ARG:O	53:B7:31:LEU:HB2	2.11	0.50
53:B7:38:GLY:O	53:B7:39:ARG:HG3	2.12	0.50
56:BK:23:PRO:HG2	56:BK:24:VAL:H	1.76	0.50
1:AA:497:A:HO2'	1:AA:498:U:P	2.29	0.50
1:AA:944:G:O6	1:AA:1337:G:C8	2.62	0.50
1:AA:1005:A:C5'	1:AA:1037:C:O2	2.54	0.50
1:AA:1226:C:OP2	16:AM:103:THR:CB	2.60	0.50
1:AA:1250:A:OP1	12:AI:66:ARG:NE	2.45	0.50
1:AA:1340:A:C4'	2:AV:31:A:HO2'	2.19	0.50
2:AV:2:C:O2'	27:BA:2255:G:O2'	2.30	0.50
12:AI:74:ILE:HA	12:AI:77:ILE:HD12	1.93	0.50
27:BA:192:C:H3'	27:BA:193:U:H6	1.77	0.50
27:BA:298:G:H8	27:BA:298:G:O5'	1.94	0.50
27:BA:447:A:N7	27:BA:473:G:C5	2.79	0.50
27:BA:546:C:N4	27:BA:1221:C:OP1	2.43	0.50
27:BA:929:G:C2'	48:B3:37:LEU:HD13	2.41	0.50
27:BA:1080:C:H2'	56:BK:127:ILE:CD1	2.41	0.50
27:BA:1619:G:N3	53:B7:1:MET:HB3	2.26	0.50
27:BA:1809:A:C6	50:B4:43:TRP:HH2	2.30	0.50

*Continued on next page...*

Continued from previous page...

Atom-1	Atom-2	Interatomic distance (Å)	Clash overlap (Å)
27:BA:1935:G:O2'	27:BA:1937:A:H2	1.94	0.50
27:BA:1991:U:H2'	27:BA:1992:G:H5''	1.92	0.50
27:BA:2045:C:N4	27:BA:2624:G:C2	2.79	0.50
27:BA:2212:A:C2'	27:BA:2213:U:C6	2.80	0.50
27:BA:2234:G:N3	27:BA:2235:G:C8	2.78	0.50
27:BA:2262:U:H5'	27:BA:2387:U:O2	2.10	0.50
27:BA:2352:A:C2	49:B0:30:VAL:O	2.65	0.50
27:BA:2352:A:O2'	27:BA:2353:G:H5'	2.11	0.50
27:BA:2381:C:C5'	27:BA:2381:C:H6	2.24	0.50
27:BA:2397:G:H2'	27:BA:2398:U:C6	2.47	0.50
27:BA:2398:U:O2'	27:BA:2399:G:OP1	2.29	0.50
27:BA:2450:A:C2	27:BA:2451:A:N9	2.80	0.50
27:BA:2462:U:C4	27:BA:2463:C:C5	2.99	0.50
27:BA:2482:G:C4	27:BA:2483:C:H6	2.28	0.50
27:BA:2549:G:C6	27:BA:2550:G:N7	2.79	0.50
27:BA:2556:C:H2'	27:BA:2557:G:O4'	2.11	0.50
27:BA:2588:G:O6	27:BA:2589:A:C6	2.64	0.50
27:BA:2612:C:C2'	27:BA:2613:U:C5'	2.89	0.50
27:BA:2636:U:C2'	27:BA:2637:U:O5'	2.60	0.50
27:BA:2690:C:C6	27:BA:2690:C:O5'	2.65	0.50
27:BA:2698:U:C2'	27:BA:2699:C:H6	2.15	0.50
27:BA:2827:C:N3	27:BA:2828:C:C5	2.79	0.50
27:BA:2839:G:H2'	27:BA:2840:C:C6	2.32	0.50
28:BD:74:PRO:HG3	28:BD:96:ALA:CA	2.32	0.50
28:BD:167:GLU:OE1	28:BD:167:GLU:HA	2.10	0.50
29:BE:190:ASN:C	29:BE:192:ILE:CA	2.79	0.50
30:BF:19:PRO:O	30:BF:21:VAL:N	2.44	0.50
30:BF:28:SER:O	30:BF:29:ASP:C	2.49	0.50
32:BH:147:ILE:HD12	32:BH:147:ILE:O	2.11	0.50
34:BN:70:PHE:O	34:BN:71:TYR:CB	2.53	0.50
35:BO:1:MET:SD	35:BO:67:ARG:HD2	2.52	0.50
36:BP:65:ASP:CB	36:BP:109:LEU:CA	2.86	0.50
37:BQ:85:ILE:CG2	37:BQ:136:TRP:HZ2	2.24	0.50
37:BQ:133:GLU:HG3	37:BQ:134:PHE:CD1	2.46	0.50
41:BX:7:HIS:CB	41:BX:8:PRO:HD2	2.41	0.50
41:BX:13:LYS:H	41:BX:13:LYS:CD	2.22	0.50
41:BX:18:MET:CE	41:BX:25:GLN:N	2.70	0.50
44:BR:28:LEU:CD1	44:BR:32:GLY:CA	2.87	0.50
49:B0:67:VAL:HG23	49:B0:68:VAL:N	2.26	0.50
51:B5:45:ILE:N	51:B5:45:ILE:HD12	2.26	0.50
53:B7:9:ASN:O	53:B7:11:LYS:N	2.44	0.50

Continued on next page...

*Continued from previous page...*

Atom-1	Atom-2	Interatomic distance (Å)	Clash overlap (Å)
54:B8:16:ILE:H	54:B8:16:ILE:CD1	2.20	0.50
1:AA:17:U:O2	1:AA:919:A:C2	2.64	0.50
1:AA:280:C:O2	20:AQ:38:ARG:HA	2.11	0.50
1:AA:403:C:H42	1:AA:547:A:C5'	2.24	0.50
1:AA:579:G:H1'	1:AA:728:A:N3	2.27	0.50
1:AA:1127:G:H2'	1:AA:1128:C:H6	1.75	0.50
1:AA:1285:A:OP2	24:AU:24:ARG:HG2	2.11	0.50
1:AA:1517:G:H1'	27:BA:1919:A:C5'	2.29	0.50
2:AV:65:G:N1	2:AV:66:A:C5	2.80	0.50
6:AC:43:LEU:O	6:AC:47:LEU:HB2	2.11	0.50
7:AD:62:GLN:HE22	7:AD:65:ARG:HD3	1.75	0.50
26:BB:74:U:H2'	26:BB:75:G:C8	2.40	0.50
27:BA:134:C:H2'	27:BA:135:G:O4'	2.11	0.50
27:BA:1000:A:C8	27:BA:1154:G:N2	2.80	0.50
27:BA:1071:G:H2'	27:BA:1072:C:H5'	1.93	0.50
27:BA:1160:G:H2'	27:BA:1161:C:C6	2.46	0.50
27:BA:1500:G:O2'	28:BD:98:GLY:O	2.29	0.50
27:BA:1555:G:O5'	27:BA:1555:G:H8	1.93	0.50
27:BA:1899:G:N2	27:BA:1902:C:N4	2.58	0.50
27:BA:2195:C:N3	27:BA:2196:C:C6	2.80	0.50
27:BA:2303:G:H4'	31:BG:99:ASP:CG	2.31	0.50
27:BA:2313:C:C4'	31:BG:51:ARG:NH1	2.75	0.50
27:BA:2349:G:H3'	27:BA:2350:C:H5''	1.93	0.50
27:BA:2352:A:C8	27:BA:2366:A:N6	2.80	0.50
27:BA:2386:C:H1'	49:B0:39:ARG:NH2	2.26	0.50
27:BA:2508:G:H2'	27:BA:2509:G:H5'	1.92	0.50
27:BA:2514:U:C6	27:BA:2514:U:C3'	2.94	0.50
27:BA:2652:C:C4	27:BA:2653:U:N3	2.78	0.50
27:BA:2652:C:C2'	27:BA:2653:U:C5'	2.88	0.50
27:BA:2717:G:O2'	27:BA:2718:G:C4'	2.59	0.50
27:BA:2745:C:H2'	27:BA:2746:U:O5'	2.11	0.50
27:BA:2892:A:OP1	27:BA:2892:A:C4'	2.59	0.50
29:BE:198:TYR:HE2	29:BE:265:ASN:C	2.12	0.50
29:BE:233:ARG:O	29:BE:234:ARG:CB	2.48	0.50
31:BG:98:PHE:C	31:BG:104:PHE:HD2	2.10	0.50
31:BG:103:ASN:O	31:BG:104:PHE:CD2	2.65	0.50
31:BG:145:ASP:CB	38:BS:15:GLU:HA	2.41	0.50
31:BG:146:LYS:HE3	38:BS:15:GLU:OE1	2.11	0.50
33:BI:93:ILE:HG12	33:BI:121:ILE:HB	1.94	0.50
35:BO:3:GLN:CG	35:BO:4:GLN:H	2.23	0.50
35:BO:24:VAL:HG21	35:BO:32:TYR:CA	2.41	0.50

*Continued on next page...*

*Continued from previous page...*

Atom-1	Atom-2	Interatomic distance (Å)	Clash overlap (Å)
37:BQ:85:ILE:O	37:BQ:85:ILE:HD13	2.11	0.50
37:BQ:94:ARG:HG2	37:BQ:107:LYS:O	2.11	0.50
40:BW:17:VAL:O	40:BW:20:VAL:HB	2.10	0.50
43:BZ:141:MET:HA	43:BZ:171:VAL:CG1	2.36	0.50
44:BR:28:LEU:HD13	44:BR:32:GLY:HA2	1.92	0.50
44:BR:45:ARG:HG2	44:BR:46:GLY:H	1.77	0.50
44:BR:91:GLN:C	44:BR:92:GLY:O	2.50	0.50
45:BU:115:ASN:O	45:BU:117:ARG:HG3	2.12	0.50
46:BV:35:LEU:C	46:BV:60:VAL:CG1	2.64	0.50
47:B2:45:ARG:HE	47:B2:49:LEU:HD21	1.76	0.50
48:B3:6:VAL:CG2	48:B3:7:LYS:N	2.74	0.50
48:B3:43:ILE:CD1	48:B3:43:ILE:N	2.57	0.50
49:B0:14:ARG:H	49:B0:14:ARG:HH11	1.58	0.50
49:B0:40:GLN:N	49:B0:69:PHE:CE1	2.79	0.50
52:B6:16:ALA:HB1	52:B6:42:PRO:CD	2.41	0.50
53:B7:11:LYS:HA	53:B7:11:LYS:HE2	1.94	0.50
53:B7:30:ILE:CD1	53:B7:33:ARG:NE	2.75	0.50
1:AA:60:A:N1	1:AA:107:G:C2'	2.74	0.50
1:AA:835:U:OP1	21:AR:61:LYS:HD2	2.11	0.50
1:AA:1181:G:H5'	1:AA:1184:G:O4'	2.12	0.50
1:AA:1291:G:O2'	12:AI:38:GLN:HB3	2.12	0.50
1:AA:1308:U:H3'	16:AM:99:ARG:NH1	2.26	0.50
1:AA:1516:G:H22	1:AA:1518:A:H3'	1.76	0.50
3:AW:76:A:C4	27:BA:2421:G:C5	3.00	0.50
5:AB:167:PRO:HG2	5:AB:192:SER:HB3	1.93	0.50
6:AC:141:VAL:HG11	6:AC:202:ILE:HG12	1.92	0.50
26:BB:8:U:H5'	38:BS:37:ARG:CD	2.41	0.50
27:BA:204:A:OP1	27:BA:204:A:H8	1.94	0.50
27:BA:206:U:H2'	27:BA:207:A:H8	1.76	0.50
27:BA:247:G:C6	54:B8:11:LYS:NZ	2.62	0.50
27:BA:338:G:H8	42:BY:21:LYS:CB	2.20	0.50
27:BA:1055:G:C8	27:BA:1056:G:H1'	2.45	0.50
27:BA:1300:U:O2	27:BA:1626:G:C2	2.64	0.50
27:BA:1418:G:N2	27:BA:1578:U:OP2	2.32	0.50
27:BA:1518:C:H2'	27:BA:1519:G:O2'	2.11	0.50
27:BA:1668:A:H61	27:BA:1676:A:H61	1.57	0.50
27:BA:2041:U:C5'	34:BN:70:PHE:HE1	2.24	0.50
27:BA:2095:C:N3	27:BA:2194:G:O6	2.44	0.50
27:BA:2298:A:C1'	27:BA:2322:A:O2'	2.60	0.50
27:BA:2325:G:C5	27:BA:2326:C:C5	2.96	0.50
27:BA:2325:G:C2	27:BA:2326:C:C6	3.00	0.50

*Continued on next page...*

Continued from previous page...

Atom-1	Atom-2	Interatomic distance (Å)	Clash overlap (Å)
27:BA:2384:G:H3'	27:BA:2386:C:P	2.51	0.50
27:BA:2453:A:H61	27:BA:2500:U:H3	1.59	0.50
27:BA:2544:G:C2	27:BA:2545:G:C5	3.00	0.50
27:BA:2564:A:N1	27:BA:2647:U:H4'	2.26	0.50
27:BA:2592:G:C8	27:BA:2593:U:C6	2.97	0.50
27:BA:2705:A:N6	27:BA:2706:G:C2	2.79	0.50
27:BA:2771:C:C2	27:BA:2772:C:C6	2.99	0.50
27:BA:2850:A:C2	27:BA:2869:G:H4'	2.47	0.50
27:BA:2863:C:C2	27:BA:2864:G:C8	2.99	0.50
28:BD:104:ILE:CD1	28:BD:104:ILE:H	2.02	0.50
29:BE:216:ARG:HD3	29:BE:253:GLN:HA	1.92	0.50
30:BF:165:ASP:O	30:BF:168:ARG:HG3	2.10	0.50
32:BH:18:VAL:HG22	32:BH:23:VAL:HG22	0.76	0.50
33:BI:3:VAL:HG21	33:BI:21:VAL:H	1.76	0.50
33:BI:111:ASP:C	33:BI:112:LYS:HD3	2.30	0.50
33:BI:124:LEU:CG	33:BI:125:GLY:N	2.74	0.50
34:BN:83:ILE:HG13	34:BN:84:ARG:CG	2.41	0.50
35:BO:10:VAL:CG1	35:BO:12:ASP:OD1	2.52	0.50
36:BP:92:ASP:OD1	36:BP:92:ASP:C	2.50	0.50
37:BQ:65:ARG:NH2	37:BQ:85:ILE:O	2.44	0.50
37:BQ:135:ALA:O	37:BQ:137:ARG:N	2.45	0.50
37:BQ:142:LYS:CE	37:BQ:142:LYS:CA	2.88	0.50
38:BS:23:ARG:HH21	38:BS:35:VAL:HG11	1.77	0.50
38:BS:41:LYS:HZ3	38:BS:68:GLU:CD	2.11	0.50
41:BX:8:PRO:CD	47:B2:33:VAL:HG22	2.40	0.50
42:BY:33:GLU:CD	42:BY:34:GLU:N	2.51	0.50
43:BZ:1:MET:HE1	43:BZ:52:PHE:CD2	2.45	0.50
43:BZ:159:THR:CG2	43:BZ:160:LEU:N	2.45	0.50
45:BU:8:ILE:H	45:BU:11:ARG:HD3	1.65	0.50
45:BU:39:LEU:C	45:BU:41:ASN:N	2.61	0.50
49:B0:37:LEU:CA	49:B0:69:PHE:CD2	2.92	0.50
49:B0:62:LEU:O	49:B0:63:SER:C	2.49	0.50
54:B8:16:ILE:HG22	54:B8:17:THR:H	1.76	0.50
1:AA:19:C:O2'	1:AA:572:A:N1	2.36	0.50
1:AA:778:G:H2'	1:AA:779:C:H6	1.77	0.50
1:AA:986:A:H2	22:AS:52:TYR:CE2	2.26	0.50
1:AA:1020:U:H2'	1:AA:1021:G:C8	2.46	0.50
1:AA:1123:A:O2'	13:AJ:38:ILE:CG2	2.58	0.50
1:AA:1219:U:O2	22:AS:34:TRP:CD1	2.64	0.50
1:AA:1221:G:H5''	1:AA:1321:C:N3	2.26	0.50
6:AC:106:VAL:O	6:AC:107:GLN:O	2.22	0.50

Continued on next page...

*Continued from previous page...*

Atom-1	Atom-2	Interatomic distance (Å)	Clash overlap (Å)
13:AJ:11:PHE:HE2	13:AJ:65:LEU:HG	1.75	0.50
26:BB:9:G:OP1	38:BS:23:ARG:CZ	2.60	0.50
26:BB:15:A:C4	26:BB:109:G:C4	2.99	0.50
27:BA:25:U:C5'	40:BW:80:PRO:HD3	2.20	0.50
27:BA:458:G:H8	53:B7:38:GLY:O	1.95	0.50
27:BA:851:U:H2'	27:BA:852:G:H8	1.77	0.50
27:BA:1404:C:HO3'	27:BA:1405:U:P	2.24	0.50
27:BA:2053:G:H1'	29:BE:245:ARG:CG	2.42	0.50
27:BA:2210:G:H4'	27:BA:2211:G:O5'	2.11	0.50
27:BA:2312:U:H5'	31:BG:53:LYS:N	2.21	0.50
27:BA:2313:C:C5'	31:BG:51:ARG:CD	2.89	0.50
27:BA:2354:G:C2	27:BA:2355:C:C6	3.00	0.50
27:BA:2410:G:C2	27:BA:2411:A:C4	2.99	0.50
27:BA:2431:U:O2	27:BA:2433:A:P	2.69	0.50
27:BA:2436:G:N2	27:BA:2437:U:C1'	2.75	0.50
27:BA:2516:G:N1	27:BA:2569:G:N3	2.59	0.50
27:BA:2545:G:N2	27:BA:2546:U:C2	2.80	0.50
27:BA:2569:G:C6	27:BA:2570:G:N7	2.80	0.50
27:BA:2569:G:C4	27:BA:2570:G:C8	2.99	0.50
27:BA:2571:C:O2	27:BA:2571:C:C2'	2.54	0.50
27:BA:2671:A:H2'	27:BA:2672:G:O5'	2.11	0.50
27:BA:2776:A:N3	27:BA:2778:A:C6	2.73	0.50
27:BA:2852:G:O6	27:BA:2866:U:O4	2.29	0.50
27:BA:2886:G:N2	27:BA:2887:U:H1'	2.22	0.50
28:BD:68:ARG:HD3	28:BD:68:ARG:H	1.76	0.50
28:BD:70:LYS:CG	28:BD:73:ILE:CD1	2.65	0.50
28:BD:142:ASN:CB	28:BD:190:THR:HG23	2.41	0.50
28:BD:166:LYS:HA	28:BD:182:MET:CE	2.42	0.50
29:BE:78:MET:O	29:BE:79:ARG:O	2.29	0.50
30:BF:39:GLN:OE1	30:BF:39:GLN:CA	2.60	0.50
30:BF:57:PRO:CG	30:BF:58:ALA:N	2.74	0.50
30:BF:98:ARG:C	30:BF:99:SER:O	2.44	0.50
33:BI:89:LEU:HD13	33:BI:92:SER:O	2.12	0.50
34:BN:92:GLN:O	34:BN:95:ARG:HB2	2.11	0.50
35:BO:87:ILE:CG2	35:BO:88:ARG:N	2.75	0.50
35:BO:88:ARG:CZ	35:BO:94:ARG:HG2	2.42	0.50
42:BY:11:GLN:CA	42:BY:21:LYS:HZ1	2.25	0.50
42:BY:81:LYS:NZ	42:BY:83:ASP:HB2	2.26	0.50
44:BR:20:LEU:O	44:BR:22:ARG:C	2.50	0.50
44:BR:33:ARG:HB2	44:BR:113:LEU:HD11	1.94	0.50
51:B5:18:MET:C	51:B5:21:SER:HB3	2.32	0.50

*Continued on next page...*



*Continued from previous page...*

Atom-1	Atom-2	Interatomic distance (Å)	Clash overlap (Å)
54:B8:23:MET:HE3	54:B8:48:PHE:CG	2.41	0.50
1:AA:112:G:H4'	1:AA:389:A:O5'	2.12	0.50
1:AA:582:U:H1'	20:AQ:105:ALA:OXT	2.12	0.50
1:AA:1249:C:O2'	12:AI:73:GLN:NE2	2.45	0.50
1:AA:1291:G:H5'	12:AI:40:LEU:HD21	1.92	0.50
5:AB:162:ILE:HD13	5:AB:162:ILE:H	1.76	0.50
7:AD:173:TRP:CD1	7:AD:189:PRO:HB3	2.47	0.50
11:AH:12:ARG:HH11	11:AH:27:PRO:HD3	1.76	0.50
12:AI:111:ARG:HG2	12:AI:112:LYS:O	2.12	0.50
27:BA:721:C:H2'	27:BA:722:A:C8	2.47	0.50
27:BA:738:G:N3	27:BA:739:G:H1'	2.27	0.50
27:BA:746:A:C2'	27:BA:2611:U:HO2'	2.20	0.50
27:BA:963:U:H1'	27:BA:2250:G:H22	1.62	0.50
27:BA:978:G:C6	27:BA:979:G:C6	3.00	0.50
27:BA:1118:C:H2'	27:BA:1119:C:O4'	2.12	0.50
27:BA:1155:A:H2'	27:BA:1157:G:N7	2.25	0.50
27:BA:1567:A:C8	28:BD:84:PRO:HB3	2.46	0.50
27:BA:2385:C:O2	27:BA:2386:C:C1'	2.59	0.50
27:BA:2511:U:C5	27:BA:2512:C:H5	2.26	0.50
27:BA:2562:U:O2	27:BA:2562:U:C2'	2.59	0.50
27:BA:2620:C:O4'	29:BE:252:GLN:HG3	2.12	0.50
27:BA:2642:G:H2'	27:BA:2643:G:H5'	1.90	0.50
27:BA:2740:A:C5'	27:BA:2740:A:C8	2.89	0.50
27:BA:2810:A:C8	27:BA:2811:G:C8	2.99	0.50
27:BA:2820:A:O2'	29:BE:207:GLY:C	2.50	0.50
27:BA:2839:G:N1	27:BA:2840:C:C2	2.79	0.50
27:BA:2862:G:C2	27:BA:2863:C:C4	2.99	0.50
29:BE:229:GLN:O	29:BE:231:TRP:CA	2.57	0.50
30:BF:157:LEU:O	30:BF:158:GLU:C	2.47	0.50
31:BG:27:ILE:C	31:BG:69:ILE:HD13	2.31	0.50
31:BG:60:GLU:C	31:BG:61:PHE:HD1	2.15	0.50
31:BG:90:LEU:C	31:BG:92:GLU:OE2	2.49	0.50
35:BO:15:GLY:O	35:BO:46:ALA:HB1	2.12	0.50
36:BP:75:LEU:CD2	36:BP:75:LEU:C	2.74	0.50
37:BQ:33:MET:HG3	37:BQ:83:PHE:CD1	2.47	0.50
37:BQ:82:LYS:HB2	37:BQ:125:TRP:HB2	1.90	0.50
40:BW:7:ALA:O	40:BW:10:VAL:CG2	2.59	0.50
40:BW:12:ILE:CD1	40:BW:42:ARG:HD2	2.41	0.50
40:BW:23:LEU:CD1	40:BW:35:ILE:HG21	2.39	0.50
40:BW:45:TYR:O	40:BW:46:PHE:C	2.49	0.50
40:BW:58:ALA:O	40:BW:61:ASN:N	2.44	0.50

*Continued on next page...*

*Continued from previous page...*

Atom-1	Atom-2	Interatomic distance (Å)	Clash overlap (Å)
40:BW:86:LEU:CB	40:BW:87:PRO:HD2	2.28	0.50
43:BZ:51:LEU:HD21	43:BZ:52:PHE:O	2.10	0.50
43:BZ:67:LYS:O	43:BZ:67:LYS:CG	2.58	0.50
45:BU:98:ILE:O	45:BU:100:ALA:C	2.50	0.50
46:BV:91:THR:C	46:BV:92:ALA:HB2	1.84	0.50
47:B2:15:GLU:C	47:B2:17:GLU:N	2.64	0.50
52:B6:16:ALA:HB1	52:B6:42:PRO:HG3	1.94	0.50
1:AA:1205:U:C4'	6:AC:195:VAL:CG2	2.88	0.50
1:AA:1298:C:H5''	1:AA:1299:A:P	2.52	0.50
2:AV:24:G:H2'	2:AV:25:C:C6	2.47	0.50
2:AV:58:A:C6	2:AV:61:C:C6	2.99	0.50
3:AW:7:U:C2	3:AW:49:C:C5	3.00	0.50
6:AC:119:ARG:HG2	6:AC:140:ARG:HH12	1.75	0.50
14:AK:18:ARG:NH2	14:AK:37:GLY:HA2	2.27	0.50
22:AS:60:VAL:HG11	22:AS:74:PHE:HB3	1.94	0.50
27:BA:322:A:C2	27:BA:341:G:C4	3.00	0.50
27:BA:600:G:HO2'	30:BF:109:LEU:HD11	1.75	0.50
27:BA:611:C:H2'	27:BA:611:C:O2	2.11	0.50
27:BA:747:U:C5	27:BA:2613:U:C4	3.00	0.50
27:BA:1367:A:O2'	53:B7:25:LYS:CE	2.59	0.50
27:BA:1993:U:C4'	29:BE:228:ARG:NH2	2.51	0.50
27:BA:2076:U:H3'	27:BA:2076:U:C6	2.47	0.50
27:BA:2209:C:HO2'	27:BA:2210:G:H8	1.42	0.50
27:BA:2325:G:C6	27:BA:2326:C:C5	2.94	0.50
27:BA:2327:A:C6	27:BA:2328:A:N1	2.80	0.50
27:BA:2335:A:N6	27:BA:2337:G:N2	2.59	0.50
27:BA:2349:G:C4	27:BA:2369:A:C2	3.00	0.50
27:BA:2531:A:C3'	27:BA:2532:G:C5'	2.88	0.50
27:BA:2586:C:C2'	27:BA:2587:A:H5'	2.41	0.50
27:BA:2633:G:C2'	27:BA:2634:G:O5'	2.59	0.50
27:BA:2696:U:O4	27:BA:2714:G:N2	2.44	0.50
27:BA:2712:U:H5''	27:BA:2714:G:H4'	1.94	0.50
27:BA:2768:C:O2	27:BA:2769:C:H6	1.81	0.50
27:BA:2771:C:C4'	29:BE:316:ARG:HD2	2.40	0.50
27:BA:2830:G:N3	27:BA:2883:A:H2	2.10	0.50
27:BA:2868:A:C5	27:BA:2869:G:C8	2.99	0.50
28:BD:175:LEU:CD1	28:BD:179:GLU:CA	2.89	0.50
29:BE:74:GLU:O	29:BE:75:THR:CB	2.60	0.50
29:BE:185:GLY:O	29:BE:187:HIS:HD2	1.91	0.50
29:BE:217:TRP:O	29:BE:218:GLY:C	2.47	0.50
31:BG:64:ARG:HB3	31:BG:67:ASP:OD2	2.08	0.50

*Continued on next page...*

*Continued from previous page...*

Atom-1	Atom-2	Interatomic distance (Å)	Clash overlap (Å)
32:BH:124:VAL:O	32:BH:125:PRO:C	2.49	0.50
33:BI:86:GLY:O	33:BI:88:ARG:HA	2.11	0.50
34:BN:53:ILE:CG2	34:BN:54:VAL:HG23	2.41	0.50
34:BN:58:GLU:O	34:BN:61:VAL:CB	2.48	0.50
35:BO:9:LYS:C	35:BO:83:ALA:HB1	2.26	0.50
36:BP:66:VAL:HG21	36:BP:110:GLY:O	2.11	0.50
36:BP:128:GLY:C	36:BP:132:LYS:CD	2.73	0.50
36:BP:130:ARG:CA	36:BP:133:VAL:HG23	2.42	0.50
38:BS:10:MET:H	38:BS:13:ARG:HE	1.60	0.50
40:BW:49:LYS:C	40:BW:51:LEU:H	2.16	0.50
40:BW:106:ILE:HG23	40:BW:107:LEU:N	2.26	0.50
41:BX:17:ASP:O	41:BX:20:PHE:CE1	2.65	0.50
41:BX:76:GLU:OE1	41:BX:76:GLU:C	2.50	0.50
42:BY:89:ARG:O	42:BY:91:LEU:HD21	2.12	0.50
43:BZ:67:LYS:HZ2	43:BZ:67:LYS:HB2	1.77	0.50
43:BZ:106:GLY:N	43:BZ:141:MET:HG2	2.25	0.50
43:BZ:113:VAL:N	43:BZ:174:PRO:HD3	2.27	0.50
43:BZ:116:VAL:O	43:BZ:118:HIS:N	2.44	0.50
43:BZ:141:MET:O	43:BZ:142:ASN:HB2	2.09	0.50
43:BZ:164:PRO:O	43:BZ:165:GLU:O	2.29	0.50
44:BR:77:ARG:O	44:BR:78:LYS:C	2.50	0.50
44:BR:105:ARG:NE	44:BR:105:ARG:HA	2.25	0.50
46:BV:72:ARG:CG	46:BV:88:GLN:HG3	2.27	0.50
48:B3:13:ILE:O	48:B3:15:TYR:CD1	2.65	0.50
53:B7:11:LYS:HG3	53:B7:12:ARG:H	1.77	0.50
53:B7:12:ARG:O	53:B7:13:ALA:C	2.50	0.50
53:B7:30:ILE:HG12	53:B7:33:ARG:CD	2.29	0.50
56:BK:9:ILE:HG22	56:BK:10:LYS:N	2.27	0.50
1:AA:106:C:H2'	1:AA:107:G:H8	1.75	0.50
1:AA:219:C:O3'	1:AA:220:G:P	2.70	0.50
1:AA:1005:A:O3'	1:AA:1037:C:O2'	2.30	0.50
1:AA:1097:C:H1'	1:AA:1168:A:C2	2.47	0.50
1:AA:1181:G:C4'	1:AA:1184:G:H5'	2.41	0.50
1:AA:1298:C:O5'	10:AG:114:ARG:NH1	2.40	0.50
2:AV:59:U:O2	2:AV:59:U:H2'	2.10	0.50
3:AW:30:G:O2'	3:AW:31:A:H5'	2.12	0.50
6:AC:5:ILE:HG23	13:AJ:51:ARG:NH2	2.25	0.50
7:AD:23:GLY:HA2	7:AD:112:VAL:O	2.12	0.50
8:AE:122:GLU:HB3	8:AE:126:ARG:HG2	1.93	0.50
27:BA:270(O):U:C4	33:BI:53:LYS:NZ	2.80	0.50
27:BA:397:G:OP1	50:B4:40:HIS:HA	2.12	0.50

*Continued on next page...*

*Continued from previous page...*

Atom-1	Atom-2	Interatomic distance (Å)	Clash overlap (Å)
27:BA:446:G:C5'	45:BU:5:LYS:NZ	2.74	0.50
27:BA:673:C:N4	27:BA:808:G:C6	2.80	0.50
27:BA:764:A:H5''	27:BA:764:A:C8	2.46	0.50
27:BA:873:G:H5'	37:BQ:32:LYS:HG3	1.94	0.50
27:BA:910:A:H62	37:BQ:11:LYS:C	2.15	0.50
27:BA:994:C:O3'	45:BU:54:LYS:HG2	2.12	0.50
27:BA:996:A:H61	27:BA:1159:U:H3	1.60	0.50
27:BA:1022:G:P	34:BN:52:GLN:NE2	2.85	0.50
27:BA:1138:G:OP1	34:BN:82:THR:CG2	2.60	0.50
27:BA:1657:C:C6	27:BA:1657:C:O5'	2.65	0.50
27:BA:1993:U:H2'	27:BA:1994:C:O4'	2.12	0.50
27:BA:2043:C:N4	27:BA:2777:G:C5	2.78	0.50
27:BA:2186:G:N1	27:BA:2187:G:O6	2.37	0.50
27:BA:2230:G:H2'	27:BA:2231:C:H6	1.76	0.50
27:BA:2345:G:H21	27:BA:2381:C:H3'	1.75	0.50
27:BA:2459:A:H8	27:BA:2460:U:H5	1.58	0.50
27:BA:2485:G:H2'	27:BA:2486:G:C4'	2.42	0.50
27:BA:2604:U:O2	27:BA:2604:U:C2'	2.52	0.50
27:BA:2615:U:O2'	27:BA:2616:C:O5'	2.30	0.50
27:BA:2691:C:O2'	27:BA:2871:C:O2'	2.29	0.50
27:BA:2725:A:H2'	27:BA:2727:G:N7	2.26	0.50
27:BA:2820:A:O2'	29:BE:207:GLY:CA	2.60	0.50
27:BA:2865:U:C4	27:BA:2866:U:C4	2.94	0.50
28:BD:73:ILE:CD1	28:BD:95:TYR:CE2	2.95	0.50
28:BD:140:VAL:C	28:BD:141:HIS:HD1	2.14	0.50
29:BE:268:LEU:HD22	29:BE:268:LEU:C	2.27	0.50
30:BF:29:ASP:O	30:BF:30:LEU:C	2.50	0.50
30:BF:214:THR:O	30:BF:215:ALA:C	2.45	0.50
32:BH:47:ASN:O	32:BH:48:VAL:CG1	2.60	0.50
32:BH:87:GLU:CG	32:BH:162:ARG:HB2	2.42	0.50
33:BI:119:ASP:OD1	33:BI:120:ALA:N	2.45	0.50
34:BN:77:GLY:HA2	34:BN:80:LYS:CB	2.39	0.50
34:BN:80:LYS:O	34:BN:81:ARG:C	2.49	0.50
34:BN:136:SER:C	34:BN:138:THR:N	2.63	0.50
35:BO:13:ASN:ND2	35:BO:97:ARG:HB3	2.27	0.50
36:BP:60:GLU:O	36:BP:61:ALA:HB2	2.10	0.50
36:BP:116:HIS:CG	36:BP:118:LEU:HD11	2.39	0.50
37:BQ:16:ARG:NH1	37:BQ:17:ARG:N	2.60	0.50
38:BS:27:LEU:CB	38:BS:33:ARG:HH22	1.93	0.50
38:BS:41:LYS:C	38:BS:42:HIS:CG	2.84	0.50
42:BY:30:ASP:CG	42:BY:31:LEU:CG	2.80	0.50

*Continued on next page...*

*Continued from previous page...*

Atom-1	Atom-2	Interatomic distance (Å)	Clash overlap (Å)
43:BZ:94:VAL:HG11	43:BZ:130:ILE:HG21	1.94	0.50
43:BZ:98:VAL:HA	43:BZ:134:LEU:O	2.11	0.50
44:BR:59:ASP:N	44:BR:80:PHE:CE2	2.79	0.50
45:BU:102:GLU:HB2	46:BV:43:GLU:OE2	2.12	0.50
46:BV:69:ILE:N	46:BV:91:THR:HG22	2.11	0.50
46:BV:78:VAL:CG2	46:BV:80:TYR:CD1	2.95	0.50
47:B2:33:VAL:O	47:B2:34:GLN:C	2.48	0.50
49:B0:55:ARG:HB3	49:B0:55:ARG:CZ	2.42	0.50
50:B4:26:SER:O	50:B4:27:THR:O	2.30	0.50
1:AA:877:C:O3'	11:AH:89:PRO:HD2	2.12	0.49
1:AA:891:U:C5	1:AA:906:G:C2	3.00	0.49
1:AA:943:U:OP1	1:AA:945:G:O6	2.29	0.49
1:AA:981:U:H6	1:AA:981:U:O5'	1.95	0.49
1:AA:1084:G:H3'	1:AA:1085:U:H3'	1.94	0.49
1:AA:1149:C:OP1	12:AI:9:ARG:HD3	2.11	0.49
1:AA:1328:C:OP1	16:AM:28:ALA:HB1	2.12	0.49
1:AA:1418:A:H8	1:AA:1419:G:C1'	2.25	0.49
2:AV:10:G:N1	2:AV:26:G:H1'	2.27	0.49
14:AK:40:ILE:HG23	14:AK:75:TYR:CD2	2.47	0.49
27:BA:142:G:OP1	27:BA:1595:G:O2'	2.23	0.49
27:BA:270(G):C:H2'	27:BA:270(H):C:H6	1.76	0.49
27:BA:531:C:HO2'	27:BA:2020:A:HO2'	1.60	0.49
27:BA:821:A:O2'	27:BA:945:A:H3'	2.12	0.49
27:BA:993:G:C8	27:BA:1162:G:N1	2.80	0.49
27:BA:1081:U:C4'	56:BK:127:ILE:HD11	2.41	0.49
27:BA:1189:A:OP2	27:BA:1190:G:N7	2.44	0.49
27:BA:1275:A:H61	44:BR:19:ALA:HB1	1.74	0.49
27:BA:1300:U:O4	27:BA:1626:G:H3'	2.12	0.49
27:BA:1450:C:H2'	27:BA:1451:C:H4'	1.94	0.49
27:BA:1539:G:H2'	27:BA:1540:G:C8	2.47	0.49
27:BA:1678:G:N2	27:BA:1989:G:H22	2.10	0.49
27:BA:1935:G:H2'	27:BA:1962:C:H42	1.77	0.49
27:BA:2044:C:C5	27:BA:2625:G:C2	3.00	0.49
27:BA:2051:A:H5'	27:BA:2578:G:O4'	2.13	0.49
27:BA:2087:G:N1	27:BA:2233:U:C6	2.80	0.49
27:BA:2641:G:O6	27:BA:2774:C:C5	2.65	0.49
27:BA:2657:A:H8	27:BA:2658:C:H5	1.41	0.49
27:BA:2681:C:C4'	29:BE:48:MET:SD	3.00	0.49
27:BA:2748:A:O2'	32:BH:65:GLY:C	2.51	0.49
27:BA:2840:C:O3'	44:BR:53:HIS:NE2	2.45	0.49
27:BA:2854:G:N2	27:BA:2864:G:C8	2.80	0.49

*Continued on next page...*

*Continued from previous page...*

Atom-1	Atom-2	Interatomic distance (Å)	Clash overlap (Å)
28:BD:125:ILE:CG2	28:BD:126:GLY:H	2.24	0.49
29:BE:83:LEU:HD12	29:BE:178:LEU:HD23	1.94	0.49
29:BE:193:PHE:HA	29:BE:197:GLU:OE1	2.12	0.49
29:BE:301:PRO:C	29:BE:303:PRO:HD2	2.21	0.49
30:BF:104:ASP:O	30:BF:107:ARG:N	2.45	0.49
30:BF:155:SER:OG	30:BF:156:LEU:N	2.45	0.49
30:BF:167:ASP:O	30:BF:168:ARG:HD2	2.11	0.49
31:BG:60:GLU:O	31:BG:61:PHE:CD1	2.65	0.49
31:BG:141:VAL:CA	31:BG:144:ARG:NH1	2.75	0.49
32:BH:87:GLU:HG3	32:BH:162:ARG:C	2.27	0.49
32:BH:155:PRO:HB2	32:BH:169:ARG:CG	2.37	0.49
33:BI:98:ILE:O	33:BI:99:ALA:O	2.30	0.49
35:BO:17:ARG:HE	35:BO:47:THR:N	2.09	0.49
36:BP:59:GLU:OE1	36:BP:60:GLU:CB	2.58	0.49
37:BQ:141:MET:O	37:BQ:142:LYS:O	2.30	0.49
38:BS:9:PRO:CG	38:BS:14:ARG:CB	2.89	0.49
40:BW:24:ILE:HA	40:BW:35:ILE:CD1	2.42	0.49
40:BW:38:TYR:HB3	51:B5:30:LEU:HD21	1.93	0.49
41:BX:45:TYR:HE2	41:BX:73:ASP:HA	1.77	0.49
42:BY:24:ARG:O	42:BY:25:ALA:CB	2.60	0.49
42:BY:40:VAL:O	42:BY:41:ARG:CB	2.59	0.49
43:BZ:26:LYS:CB	43:BZ:26:LYS:HZ2	2.25	0.49
47:B2:7:GLU:CD	47:B2:8:ILE:N	2.64	0.49
47:B2:8:ILE:CA	47:B2:11:MET:CG	2.75	0.49
48:B3:7:LYS:O	48:B3:54:VAL:HG11	2.12	0.49
48:B3:8:LEU:HB2	48:B3:33:GLN:H	1.77	0.49
49:B0:14:ARG:C	49:B0:14:ARG:CD	2.75	0.49
49:B0:36:ILE:N	49:B0:68:VAL:CG1	2.75	0.49
54:B8:58:MET:O	54:B8:60:LEU:CA	2.57	0.49
1:AA:416:G:H2'	1:AA:417:C:C6	2.48	0.49
1:AA:562:C:C1'	15:AL:15:ARG:HD2	2.41	0.49
1:AA:741:G:C5'	18:AO:39:LEU:HD11	2.41	0.49
1:AA:1065:U:O2	1:AA:1066:C:H5	1.95	0.49
1:AA:1229:A:H8	1:AA:1229:A:O5'	1.95	0.49
1:AA:1353:G:H5'	24:AU:13:ILE:HG21	1.93	0.49
1:AA:1359:C:OP1	17:AN:22:THR:OG1	2.15	0.49
1:AA:1374:A:O3'	10:AG:28:ASN:CG	2.50	0.49
3:AW:65:G:C4	3:AW:66:A:C8	3.00	0.49
7:AD:21:LEU:HD11	7:AD:67:ILE:HA	1.93	0.49
9:AF:80:ARG:HG3	9:AF:88:VAL:HG21	1.95	0.49
27:BA:19:C:P	45:BU:23:GLY:HA3	2.51	0.49

*Continued on next page...*

*Continued from previous page...*

Atom-1	Atom-2	Interatomic distance (Å)	Clash overlap (Å)
27:BA:265:A:N7	27:BA:428:A:N1	2.61	0.49
27:BA:389:G:O4'	27:BA:2413:G:H4'	2.13	0.49
27:BA:512:G:H5'	27:BA:513:A:OP1	2.12	0.49
27:BA:669:G:N3	27:BA:669:G:H2'	2.26	0.49
27:BA:674:G:O3'	30:BF:69:HIS:C	2.51	0.49
27:BA:778:G:C6	27:BA:779:U:N3	2.81	0.49
27:BA:856:C:HO2'	49:B0:24:LYS:CB	2.02	0.49
27:BA:1036:G:P	32:BH:58:LYS:HD2	2.52	0.49
27:BA:1077:A:H2	56:BK:134:SER:OG	1.88	0.49
27:BA:1316:U:H2'	27:BA:1317:A:C8	2.48	0.49
27:BA:1457:A:C6	27:BA:2703:C:N4	2.80	0.49
27:BA:1602:U:OP2	27:BA:1602:U:C4	2.64	0.49
27:BA:1772:G:H2'	27:BA:1773:A:C4'	2.37	0.49
27:BA:1809:A:H61	50:B4:3:LYS:CB	2.25	0.49
27:BA:1819:A:OP2	28:BD:153:LEU:CG	2.53	0.49
27:BA:1924:C:C5	27:BA:1925:C:H5	2.30	0.49
27:BA:2075:U:H3'	27:BA:2238:G:N2	2.27	0.49
27:BA:2094:G:C2	27:BA:2196:C:N3	2.68	0.49
27:BA:2182:G:C5	27:BA:2183:C:N4	2.80	0.49
27:BA:2277:G:H3'	27:BA:2278:A:H5''	1.94	0.49
27:BA:2296:U:N3	38:BS:16:ALA:CB	2.71	0.49
27:BA:2319:G:H4'	38:BS:9:PRO:CD	2.42	0.49
27:BA:2325:G:H8	27:BA:2325:G:C5'	2.26	0.49
27:BA:2359:C:C4	27:BA:2360:A:H2	2.17	0.49
27:BA:2398:U:O2'	27:BA:2399:G:P	2.69	0.49
27:BA:2459:A:H2'	27:BA:2460:U:H5'	1.94	0.49
27:BA:2487:G:C2'	27:BA:2488:A:C5'	2.90	0.49
27:BA:2533:A:C3'	27:BA:2534:A:H8	2.25	0.49
27:BA:2540:C:H2'	27:BA:2541:A:O5'	2.12	0.49
27:BA:2618:G:N1	27:BA:2619:C:C4	2.51	0.49
27:BA:2627:G:N3	27:BA:2781:A:H2	2.10	0.49
27:BA:2631:G:C4	27:BA:2632:A:H8	2.27	0.49
27:BA:2776:A:C4	27:BA:2778:A:C6	2.99	0.49
28:BD:105:ALA:N	28:BD:106:PRO:HD2	2.24	0.49
30:BF:89:ALA:HB1	30:BF:90:HIS:CD2	2.47	0.49
30:BF:112:ARG:O	30:BF:115:LEU:N	2.45	0.49
30:BF:140:VAL:HB	30:BF:235:PHE:O	2.12	0.49
30:BF:200:PRO:CB	30:BF:212:VAL:CG1	2.67	0.49
31:BG:20:LYS:HA	31:BG:76:ARG:HG2	1.93	0.49
31:BG:97:GLN:CB	31:BG:106:PHE:CD2	2.90	0.49
32:BH:10:ILE:HD11	32:BH:48:VAL:O	1.99	0.49

*Continued on next page...*

*Continued from previous page...*

Atom-1	Atom-2	Interatomic distance (Å)	Clash overlap (Å)
32:BH:140:VAL:HA	32:BH:143:LEU:CD2	2.42	0.49
32:BH:140:VAL:HA	32:BH:143:LEU:HD22	1.94	0.49
32:BH:145:ALA:C	32:BH:147:ILE:N	2.51	0.49
33:BI:115:ILE:HG12	33:BI:131:VAL:HG22	1.95	0.49
34:BN:12:VAL:O	34:BN:38:VAL:HA	2.11	0.49
36:BP:58:GLN:HG3	36:BP:59:GLU:H	1.77	0.49
37:BQ:68:ALA:CB	37:BQ:136:TRP:CZ3	2.89	0.49
38:BS:81:ALA:C	38:BS:83:LEU:H	2.13	0.49
40:BW:36:LEU:CD1	40:BW:47:VAL:HB	2.42	0.49
43:BZ:26:LYS:O	43:BZ:27:GLU:HB2	2.10	0.49
43:BZ:74:ARG:O	43:BZ:76:ARG:HG2	2.12	0.49
43:BZ:154:LEU:C	43:BZ:154:LEU:CD2	2.80	0.49
44:BR:23:ASN:OD1	44:BR:24:GLN:N	2.45	0.49
44:BR:83:ILE:O	44:BR:86:ARG:N	2.45	0.49
45:BU:69:ALA:O	45:BU:74:MET:O	2.30	0.49
45:BU:69:ALA:HB3	45:BU:76:TYR:CE1	2.47	0.49
45:BU:115:ASN:O	45:BU:117:ARG:C	2.50	0.49
47:B2:7:GLU:HG2	47:B2:8:ILE:N	2.26	0.49
48:B3:42:ALA:C	48:B3:44:ARG:N	2.65	0.49
49:B0:39:ARG:C	49:B0:40:GLN:O	2.47	0.49
50:B4:58:LYS:CG	50:B4:59:PHE:N	2.66	0.49
53:B7:26:SER:O	53:B7:27:GLY:O	2.30	0.49
55:B9:2:LYS:C	55:B9:4:ARG:H	2.14	0.49
1:AA:676:A:H2'	1:AA:677:U:C6	2.47	0.49
1:AA:939:G:OP1	10:AG:102:ARG:NH2	2.44	0.49
1:AA:986:A:H2'	1:AA:987:G:C8	2.47	0.49
1:AA:1100:C:O2'	1:AA:1101:A:H4'	2.12	0.49
1:AA:1179:A:H2'	1:AA:1180:A:C8	2.47	0.49
1:AA:1203:C:OP1	17:AN:2:ALA:N	2.45	0.49
1:AA:1343:G:H4'	12:AI:122:ALA:HB3	1.94	0.49
1:AA:1406:U:C2	1:AA:1517:G:N2	2.77	0.49
1:AA:1464:G:H2'	1:AA:1465:C:C6	2.48	0.49
7:AD:62:GLN:NE2	7:AD:65:ARG:HD3	2.27	0.49
16:AM:92:HIS:CG	16:AM:98:VAL:CG2	2.89	0.49
18:AO:42:HIS:O	18:AO:45:VAL:O	2.30	0.49
21:AR:21:LYS:H	21:AR:55:ARG:HH12	1.60	0.49
22:AS:15:LEU:HD22	22:AS:33:THR:HG21	1.94	0.49
26:BB:60:C:H2'	26:BB:61:G:H8	1.78	0.49
27:BA:39:C:H2'	27:BA:40:C:C6	2.47	0.49
27:BA:142:G:OP1	27:BA:1596:A:H5'	2.12	0.49
27:BA:292:C:H2'	27:BA:293:U:N3	2.19	0.49

*Continued on next page...*



*Continued from previous page...*

Atom-1	Atom-2	Interatomic distance (Å)	Clash overlap (Å)
27:BA:452:G:C3'	27:BA:453:C:H5''	2.36	0.49
27:BA:464:U:C4'	53:B7:12:ARG:HH22	2.24	0.49
27:BA:606:U:H5'	30:BF:103:ASN:OD1	2.13	0.49
27:BA:648:G:H2'	27:BA:649:G:H8	1.77	0.49
27:BA:704:G:C4	27:BA:726:G:N2	2.80	0.49
27:BA:1142:U:C3'	27:BA:142(A):A:P	3.00	0.49
27:BA:1213:A:N1	27:BA:1237:A:H1'	2.27	0.49
27:BA:1627:G:H1	27:BA:1639:U:H3	1.60	0.49
27:BA:1638:C:OP1	27:BA:2711:A:H5'	2.12	0.49
27:BA:1655:A:H4'	29:BE:212:GLY:N	2.27	0.49
27:BA:1670:C:OP2	27:BA:2550:G:OP2	2.29	0.49
27:BA:2286:A:H1'	27:BA:2346:A:H61	1.76	0.49
27:BA:2327:A:H2'	27:BA:2328:A:C8	2.48	0.49
27:BA:2337:G:C2	27:BA:2338:G:N7	2.80	0.49
27:BA:2416:C:C2'	27:BA:2417:C:H5'	2.31	0.49
27:BA:2458:G:C6	27:BA:2490:G:N3	2.80	0.49
27:BA:2521:C:O4'	27:BA:2565:A:C1'	2.56	0.49
27:BA:2605:U:H6	27:BA:2605:U:C4'	2.26	0.49
27:BA:2677:G:C4	27:BA:2678:C:H5	2.29	0.49
27:BA:2686:G:C4	27:BA:2687:U:H6	2.30	0.49
27:BA:2819:G:C5'	27:BA:2821:A:H62	2.17	0.49
27:BA:2894:G:N3	27:BA:2894:G:C2'	2.75	0.49
28:BD:173:VAL:O	28:BD:175:LEU:HD23	2.12	0.49
29:BE:46:ALA:HB2	29:BE:72:VAL:C	2.28	0.49
29:BE:107:GLU:C	29:BE:110:ARG:HG3	2.29	0.49
29:BE:193:PHE:CE2	29:BE:199:ALA:HB1	2.38	0.49
29:BE:215:LYS:HZ3	29:BE:215:LYS:HB3	1.77	0.49
30:BF:93:LYS:O	30:BF:96:LYS:CB	2.57	0.49
31:BG:140:ARG:HA	31:BG:143:LYS:HZ2	1.72	0.49
32:BH:147:ILE:HA	32:BH:150:VAL:HG23	1.85	0.49
34:BN:46:ILE:O	34:BN:47:THR:C	2.49	0.49
34:BN:63:ILE:O	34:BN:71:TYR:CE1	2.66	0.49
34:BN:134:GLU:O	34:BN:138:THR:OG1	2.30	0.49
38:BS:31:LYS:NZ	38:BS:99:GLU:HB2	2.27	0.49
38:BS:86:LEU:N	38:BS:121:GLY:CA	2.75	0.49
43:BZ:91:PRO:CB	43:BZ:127:PRO:HB3	2.41	0.49
43:BZ:95:SER:OG	43:BZ:122:ILE:HG23	2.12	0.49
45:BU:66:ASN:CG	45:BU:76:TYR:CZ	2.85	0.49
45:BU:72:HIS:NE2	45:BU:110:VAL:HG11	2.21	0.49
46:BV:29:ALA:O	46:BV:31:ASP:N	2.45	0.49
50:B4:5:LEU:HD22	50:B4:9:ALA:HA	1.94	0.49

*Continued on next page...*

*Continued from previous page...*

Atom-1	Atom-2	Interatomic distance (Å)	Clash overlap (Å)
50:B4:43:TRP:HA	50:B4:56:VAL:O	2.13	0.49
53:B7:21:ARG:HH22	53:B7:43:THR:CA	2.24	0.49
1:AA:19:C:C2	1:AA:917:G:C2	3.01	0.49
1:AA:120:A:C8	1:AA:120:A:O5'	2.65	0.49
1:AA:144:G:H1	1:AA:178:C:H42	1.60	0.49
1:AA:254:G:N2	20:AQ:16:GLN:CD	2.60	0.49
1:AA:404:U:H5'	7:AD:122:ARG:CD	2.41	0.49
1:AA:686:U:O2	14:AK:42:TRP:HZ2	1.96	0.49
1:AA:1219:U:OP1	17:AN:15:LYS:CE	2.60	0.49
1:AA:1330:U:H4'	16:AM:23:TYR:CE1	2.47	0.49
1:AA:1462:G:H2'	1:AA:1463:C:C6	2.46	0.49
2:AV:5:A:H2'	2:AV:6:U:C6	2.38	0.49
3:AW:14:A:C5	3:AW:22:G:N2	2.80	0.49
5:AB:152:PHE:CD1	5:AB:152:PHE:C	2.86	0.49
7:AD:101:LEU:HD22	7:AD:138:TYR:HB3	1.94	0.49
10:AG:74:GLU:HG2	10:AG:75:VAL:N	2.25	0.49
16:AM:81:LEU:HA	16:AM:84:ILE:HG12	1.94	0.49
27:BA:337:C:OP1	42:BY:21:LYS:O	2.30	0.49
27:BA:617:G:C8	27:BA:618:G:N7	2.80	0.49
27:BA:872:A:O2'	37:BQ:31:PHE:CG	2.65	0.49
27:BA:1152:C:O4'	45:BU:77:SER:HA	2.13	0.49
27:BA:444(A):A:H8	27:BA:444(A):A:P	2.35	0.49
27:BA:1638:C:H4'	27:BA:2709:G:H22	1.76	0.49
27:BA:2259:G:H2'	27:BA:2260:C:O4'	2.12	0.49
27:BA:2279:G:N7	49:BO:11:LYS:HD2	2.27	0.49
27:BA:2322:A:O4'	27:BA:2322:A:P	2.71	0.49
27:BA:2341:G:O6	27:BA:2342:C:N4	2.44	0.49
27:BA:2343:C:C5'	27:BA:2374:C:OP1	2.53	0.49
27:BA:2356:C:O2'	27:BA:2357:U:C5'	2.59	0.49
27:BA:2399:G:C2'	27:BA:2400:G:O5'	2.60	0.49
27:BA:2474:C:N4	27:BA:2529:G:H21	2.01	0.49
27:BA:2607:G:H2'	27:BA:2608:G:O5'	2.12	0.49
27:BA:2665:A:N3	27:BA:2665:A:H2'	2.27	0.49
27:BA:2678:C:H2'	27:BA:2679:A:C5'	2.42	0.49
27:BA:2690:C:C2'	27:BA:2691:C:OP2	2.58	0.49
27:BA:2843:G:C6	27:BA:2844:G:N7	2.80	0.49
29:BE:198:TYR:HD2	29:BE:265:ASN:C	2.13	0.49
30:BF:120:ASP:N	30:BF:120:ASP:OD1	2.45	0.49
30:BF:238:SER:O	30:BF:241:ALA:CA	2.54	0.49
31:BG:145:ASP:CB	38:BS:15:GLU:CA	2.90	0.49
32:BH:86:LEU:HB2	32:BH:148:ARG:HE	1.78	0.49

*Continued on next page...*

*Continued from previous page...*

Atom-1	Atom-2	Interatomic distance (Å)	Clash overlap (Å)
34:BN:23:ALA:CA	34:BN:26:VAL:HG23	2.41	0.49
34:BN:52:GLN:HB3	34:BN:55:GLU:OE1	2.11	0.49
36:BP:69:ILE:CA	36:BP:73:VAL:HG21	2.40	0.49
37:BQ:50:VAL:C	37:BQ:51:GLU:OE1	2.49	0.49
37:BQ:61:LEU:O	37:BQ:63:ALA:C	2.50	0.49
38:BS:76:GLY:HA2	38:BS:82:TYR:HB2	1.93	0.49
40:BW:52:GLU:OE2	40:BW:52:GLU:HA	2.13	0.49
41:BX:25:GLN:C	41:BX:26:PHE:CG	2.84	0.49
43:BZ:19:ILE:CG2	43:BZ:39:PHE:HE1	2.25	0.49
43:BZ:21:ALA:H	43:BZ:32:PHE:HB2	1.76	0.49
44:BR:72:ASP:O	44:BR:72:ASP:OD2	2.30	0.49
44:BR:105:ARG:O	44:BR:107:ASP:HB3	2.12	0.49
44:BR:110:PRO:O	44:BR:111:LEU:C	2.50	0.49
45:BU:68:GLY:C	45:BU:70:ARG:N	2.64	0.49
45:BU:84:LYS:C	45:BU:86:ALA:N	2.60	0.49
46:BV:22:VAL:O	46:BV:23:GLU:O	2.30	0.49
46:BV:40:VAL:HG13	46:BV:55:THR:HG22	1.93	0.49
47:B2:25:THR:O	47:B2:26:GLU:C	2.48	0.49
48:B3:13:ILE:O	48:B3:15:TYR:CE1	2.65	0.49
48:B3:31:LEU:CG	48:B3:32:GLN:H	2.14	0.49
49:B0:35:ASN:C	49:B0:36:ILE:HG12	2.30	0.49
49:B0:45:PHE:CD1	49:B0:78:PHE:CB	2.96	0.49
49:B0:48:GLY:HA2	49:B0:55:ARG:CA	2.40	0.49
50:B4:6:HIS:HE2	50:B4:55:ARG:HG3	1.77	0.49
50:B4:58:LYS:HG2	50:B4:62:ARG:HH21	1.75	0.49
1:AA:92:C:H2'	1:AA:93:G:C8	2.48	0.49
1:AA:116:A:N1	1:AA:313:A:O2'	2.41	0.49
1:AA:280:C:H1'	20:AQ:38:ARG:NE	2.27	0.49
1:AA:281:G:HO2'	1:AA:282:A:H8	1.61	0.49
1:AA:501:C:OP1	15:AL:124:LYS:CD	2.57	0.49
1:AA:1130:A:P	12:AI:20:ARG:HH22	2.36	0.49
1:AA:1194:U:H4'	8:AE:22:GLY:C	2.33	0.49
1:AA:1225:A:O2'	22:AS:80:TYR:HB2	2.12	0.49
1:AA:1242:C:O2'	1:AA:1303:C:C5'	2.60	0.49
1:AA:1248:A:N3	12:AI:70:LYS:CE	2.75	0.49
3:AW:23:A:O2'	3:AW:24:G:H5'	2.12	0.49
3:AW:72:C:C3'	3:AW:73:A:H5'	2.39	0.49
5:AB:71:VAL:HG11	5:AB:170:GLU:HG2	1.94	0.49
7:AD:21:LEU:C	7:AD:113:SER:HB2	2.28	0.49
9:AF:95:GLU:CB	9:AF:96:PRO:HD3	2.29	0.49
17:AN:16:PHE:O	17:AN:18:VAL:N	2.45	0.49

*Continued on next page...*

*Continued from previous page...*

Atom-1	Atom-2	Interatomic distance (Å)	Clash overlap (Å)
26:BB:57:A:N3	31:BG:13:MET:CE	2.75	0.49
27:BA:247:G:N1	54:B8:8:LYS:CE	2.62	0.49
27:BA:290:G:C8	27:BA:290:G:OP2	2.66	0.49
27:BA:291:C:N4	27:BA:349:G:C6	2.81	0.49
27:BA:303:U:H2'	27:BA:304:G:C8	2.45	0.49
27:BA:389:G:O6	36:BP:54:PRO:CB	2.60	0.49
27:BA:444:C:OP2	45:BU:2:PRO:HG3	2.11	0.49
27:BA:729:G:H1'	27:BA:763:G:O3'	2.13	0.49
27:BA:775:G:C2'	27:BA:794:G:N7	2.73	0.49
27:BA:988:A:P	48:B3:11:SER:H	2.30	0.49
27:BA:1005:C:C5	27:BA:1143:A:H5''	2.42	0.49
27:BA:1332:G:N7	27:BA:1609:A:N6	2.60	0.49
27:BA:1422:G:N2	27:BA:1576:U:C2	2.80	0.49
27:BA:1496:A:O5'	27:BA:1496:A:H8	1.93	0.49
27:BA:1497:U:H6	27:BA:1497:U:O5'	1.95	0.49
27:BA:1657:C:H3'	27:BA:1657:C:H6	1.77	0.49
27:BA:1805:U:H5'	28:BD:235:PRO:HG2	1.95	0.49
27:BA:1924:C:C4	27:BA:1925:C:N4	2.80	0.49
27:BA:2181:G:H2'	27:BA:2182:G:H5''	1.93	0.49
27:BA:2185:C:C4	27:BA:2186:G:N7	2.80	0.49
27:BA:2242:G:N3	27:BA:2243:U:C6	2.81	0.49
27:BA:2300:G:HO2'	27:BA:2301:C:H5'	1.73	0.49
27:BA:2395:C:OP2	27:BA:2396:G:OP2	2.31	0.49
27:BA:2423:U:C6	27:BA:2423:U:C4'	2.95	0.49
27:BA:2447:G:H4'	27:BA:2448:A:O5'	2.12	0.49
27:BA:2463:C:C2	27:BA:2464:C:C6	2.93	0.49
27:BA:2536:G:C3'	27:BA:2537:U:H5'	2.42	0.49
27:BA:2606:C:O2	27:BA:2607:G:N9	2.46	0.49
27:BA:2714:G:H2'	27:BA:2715:C:H5'	1.94	0.49
27:BA:2747:G:C2	27:BA:2754:U:N3	2.80	0.49
27:BA:2749:A:H5'	32:BH:62:ALA:HA	1.94	0.49
28:BD:80:ILE:HB	28:BD:82:TYR:CZ	2.42	0.49
28:BD:107:LYS:O	28:BD:108:ASN:CB	2.59	0.49
28:BD:107:LYS:HG2	28:BD:108:ASN:N	2.27	0.49
28:BD:213:LYS:HB3	28:BD:215:LYS:O	2.11	0.49
29:BE:222:ARG:HG2	29:BE:232:ARG:H	1.75	0.49
31:BG:29:HIS:HE2	31:BG:64:ARG:HH22	1.60	0.49
31:BG:98:PHE:CB	31:BG:104:PHE:CE2	2.96	0.49
32:BH:69:SER:O	32:BH:72:ALA:N	2.46	0.49
33:BI:108:LEU:HD23	33:BI:109:LYS:C	2.33	0.49
34:BN:52:GLN:CA	34:BN:55:GLU:HG3	2.41	0.49

*Continued on next page...*

*Continued from previous page...*

Atom-1	Atom-2	Interatomic distance (Å)	Clash overlap (Å)
34:BN:58:GLU:CB	34:BN:61:VAL:CG2	2.89	0.49
35:BO:104:ARG:HD2	35:BO:104:ARG:N	2.19	0.49
35:BO:106:LEU:O	35:BO:107:ARG:C	2.50	0.49
36:BP:129:ALA:C	36:BP:131:GLU:N	2.65	0.49
37:BQ:45:GLN:OE1	37:BQ:153:PRO:CB	2.60	0.49
39:BT:5:GLU:O	39:BT:6:CYS:C	2.49	0.49
40:BW:5:ALA:HB2	40:BW:54:ALA:CB	2.34	0.49
40:BW:60:ASN:C	40:BW:61:ASN:OD1	2.51	0.49
41:BX:32:ALA:C	41:BX:37:VAL:CG2	2.81	0.49
43:BZ:14:LEU:CD2	43:BZ:14:LEU:O	2.56	0.49
43:BZ:69:VAL:CG1	43:BZ:81:VAL:HG13	2.43	0.49
43:BZ:69:VAL:HG13	43:BZ:81:VAL:HA	1.95	0.49
45:BU:21:ALA:O	45:BU:22:LYS:O	2.30	0.49
45:BU:73:GLY:O	45:BU:74:MET:CB	2.61	0.49
46:BV:10:LYS:O	46:BV:11:GLN:C	2.50	0.49
48:B3:50:VAL:CG1	48:B3:53:LEU:HD12	2.42	0.49
56:BK:93:LYS:H	56:BK:96:ILE:HD11	1.77	0.49
1:AA:1240:U:C2	10:AG:30:ILE:O	2.65	0.49
1:AA:1521:G:H2'	1:AA:1522:U:H6	1.77	0.49
3:AW:40:C:O4'	10:AG:148:ASN:OD1	2.30	0.49
5:AB:115:LEU:HD22	5:AB:149:LEU:HD13	1.93	0.49
13:AJ:11:PHE:CE2	13:AJ:65:LEU:HG	2.47	0.49
17:AN:27:CYS:N	17:AN:43:CYS:HB3	2.27	0.49
20:AQ:22:LEU:HD12	20:AQ:23:VAL:N	2.28	0.49
27:BA:70:G:H5'	27:BA:75:G:H22	1.78	0.49
27:BA:83:G:O3'	42:BY:20:HIS:CE1	2.65	0.49
27:BA:452:G:C2	27:BA:458:G:C2	3.01	0.49
27:BA:452:G:OP1	30:BF:52:ALA:HB1	2.13	0.49
27:BA:1085:A:H1'	27:BA:1086:A:C4'	2.43	0.49
27:BA:1252:G:N2	45:BU:37:GLN:HB2	2.27	0.49
27:BA:1287:A:H5''	44:BR:104:ARG:HD3	1.92	0.49
27:BA:1697:G:C5'	27:BA:1698:A:H5'	2.40	0.49
27:BA:2215:G:O2'	27:BA:2216:G:C4'	2.58	0.49
27:BA:2243:U:O2	27:BA:2244:U:N1	2.46	0.49
27:BA:2311:A:O2'	31:BG:53:LYS:HG3	2.12	0.49
27:BA:2366:A:N7	27:BA:2367:G:C8	2.78	0.49
27:BA:2431:U:N3	27:BA:2433:A:OP2	2.43	0.49
27:BA:2447:G:C5	27:BA:2500:U:C4	2.92	0.49
27:BA:2616:C:C4	27:BA:2617:C:H5	2.30	0.49
27:BA:2821:A:O3'	29:BE:258:TYR:CE2	2.66	0.49
27:BA:2834:G:C8	27:BA:2834:G:C3'	2.95	0.49

*Continued on next page...*

*Continued from previous page...*

Atom-1	Atom-2	Interatomic distance (Å)	Clash overlap (Å)
29:BE:177:ALA:C	29:BE:179:ASP:H	2.13	0.49
29:BE:250:VAL:C	29:BE:251:PRO:O	2.49	0.49
30:BF:55:ARG:CG	30:BF:56:THR:N	2.68	0.49
31:BG:35:ALA:O	31:BG:36:ASN:HB2	2.12	0.49
32:BH:10:ILE:CG1	32:BH:49:ILE:HG13	2.42	0.49
32:BH:66:THR:HG22	32:BH:67:THR:H	1.76	0.49
33:BI:43:ASN:CA	33:BI:46:ALA:H	2.26	0.49
33:BI:82:LYS:O	33:BI:89:LEU:HD23	2.12	0.49
33:BI:119:ASP:OD1	33:BI:119:ASP:C	2.50	0.49
34:BN:7:ASP:O	34:BN:8:ALA:CB	2.59	0.49
35:BO:43:VAL:CG1	35:BO:54:LYS:HA	2.42	0.49
36:BP:113:GLN:O	36:BP:115:ARG:CG	2.61	0.49
36:BP:130:ARG:O	36:BP:133:VAL:CB	2.53	0.49
37:BQ:16:ARG:C	37:BQ:17:ARG:HD3	2.32	0.49
37:BQ:85:ILE:HA	37:BQ:122:PHE:CD2	2.47	0.49
38:BS:35:VAL:CG1	38:BS:37:ARG:CZ	2.89	0.49
41:BX:6:LYS:HZ2	41:BX:29:ASP:N	2.09	0.49
41:BX:28:VAL:HG22	41:BX:62:LYS:C	2.32	0.49
42:BY:71:VAL:CG1	42:BY:93:THR:N	2.76	0.49
42:BY:89:ARG:O	42:BY:91:LEU:CD2	2.61	0.49
43:BZ:2:GLU:O	43:BZ:54:ILE:HG22	1.99	0.49
43:BZ:50:GLY:O	43:BZ:51:LEU:HB3	2.11	0.49
43:BZ:51:LEU:CD2	43:BZ:52:PHE:O	2.60	0.49
43:BZ:95:SER:HB3	43:BZ:122:ILE:HG12	1.89	0.49
44:BR:22:ARG:HH21	44:BR:69:ASP:HB3	1.77	0.49
44:BR:34:ILE:HG23	44:BR:35:THR:N	2.03	0.49
45:BU:44:THR:O	45:BU:47:TYR:CB	2.38	0.49
45:BU:87:ASN:HD22	45:BU:87:ASN:C	2.16	0.49
46:BV:34:GLU:O	46:BV:35:LEU:CG	2.58	0.49
48:B3:12:PRO:HG2	48:B3:20:LYS:HZ3	1.73	0.49
52:B6:31:THR:O	52:B6:32:GLN:O	2.31	0.49
53:B7:35:ARG:O	53:B7:36:ALA:C	2.50	0.49
56:BK:95:LYS:O	56:BK:95:LYS:HG2	2.12	0.49
1:AA:24:U:O2'	1:AA:525:C:H1'	2.13	0.49
1:AA:36:C:O2'	1:AA:501:C:H5''	2.13	0.49
1:AA:106:C:H2'	1:AA:107:G:C8	2.47	0.49
1:AA:127:G:OP1	1:AA:635:G:H1'	2.13	0.49
1:AA:291:C:H3'	1:AA:305:G:H22	1.78	0.49
1:AA:376:G:OP2	19:AP:67:THR:HG21	2.13	0.49
1:AA:815:A:HO2'	1:AA:1527:C:C1'	2.26	0.49
2:AV:24:G:H2'	2:AV:25:C:H6	1.77	0.49

*Continued on next page...*

*Continued from previous page...*

Atom-1	Atom-2	Interatomic distance (Å)	Clash overlap (Å)
5:AB:73:THR:HG21	5:AB:97:TRP:H	1.77	0.49
6:AC:122:GLU:HA	6:AC:125:GLU:CG	2.43	0.49
26:BB:24:G:C6	26:BB:56:G:C2	3.01	0.49
27:BA:17:G:P	51:B5:13:LYS:NZ	2.84	0.49
27:BA:270(A):A:H62	27:BA:270(Z):U:H5''	1.78	0.49
27:BA:662:G:H2'	27:BA:663:G:C8	2.48	0.49
27:BA:880:G:H1	27:BA:897:C:H42	1.61	0.49
27:BA:1022:G:O6	34:BN:47:THR:CB	2.60	0.49
27:BA:1266:G:HO2'	27:BA:2012:G:H1	1.60	0.49
27:BA:1324:G:O3'	27:BA:1325:G:H4'	2.13	0.49
27:BA:1653:G:OP1	27:BA:2822:G:N1	2.43	0.49
27:BA:1672:C:H4'	27:BA:2553:G:O3'	2.12	0.49
27:BA:1804:C:N4	27:BA:1813:G:H1	2.11	0.49
27:BA:1912:A:C5	27:BA:1918:A:H2	2.30	0.49
27:BA:2254:C:C2'	27:BA:2255:G:O5'	2.61	0.49
27:BA:2305:A:C2	31:BG:72:LYS:HE2	2.48	0.49
27:BA:2313:C:O3'	31:BG:51:ARG:NH1	2.46	0.49
27:BA:2322:A:N3	27:BA:2322:A:C2'	2.76	0.49
27:BA:2346:A:H4'	27:BA:2383:G:O4'	2.12	0.49
27:BA:2347:C:N3	27:BA:2348:U:C5	2.80	0.49
27:BA:2358:G:C6	27:BA:2359:C:C2	3.00	0.49
27:BA:2450:A:OP1	27:BA:2497:A:C5	2.59	0.49
27:BA:2492:U:O2'	27:BA:2493:U:P	2.68	0.49
27:BA:2509:G:C4	27:BA:2580:U:O2	2.65	0.49
27:BA:2523:G:N2	27:BA:2541:A:H1'	2.28	0.49
27:BA:2564:A:N6	27:BA:2565:A:N6	2.60	0.49
27:BA:2622:C:O2	27:BA:2623:G:H8	1.79	0.49
27:BA:2653:U:N3	27:BA:2654:A:C5	2.79	0.49
27:BA:2784:C:H5'	29:BE:95:PRO:O	2.13	0.49
27:BA:2788:C:H2'	27:BA:2892:A:C2	2.47	0.49
27:BA:2821:A:H2'	27:BA:2822:G:H1'	1.92	0.49
27:BA:2870:C:O2	27:BA:2871:C:N1	2.45	0.49
28:BD:146:LYS:HB3	28:BD:149:ARG:CG	2.42	0.49
29:BE:193:PHE:CD2	29:BE:311:PHE:CD1	3.00	0.49
30:BF:85:LYS:N	30:BF:85:LYS:CD	2.42	0.49
30:BF:99:SER:O	30:BF:100:LEU:HG	2.13	0.49
30:BF:145:GLU:HG3	30:BF:196:THR:CG2	2.43	0.49
31:BG:98:PHE:HB3	31:BG:104:PHE:HE2	1.78	0.49
36:BP:116:HIS:CD2	36:BP:118:LEU:CD1	2.71	0.49
38:BS:115:VAL:HG12	38:BS:116:PHE:N	2.28	0.49
40:BW:45:TYR:O	40:BW:48:ALA:HB3	2.13	0.49

*Continued on next page...*

*Continued from previous page...*

Atom-1	Atom-2	Interatomic distance (Å)	Clash overlap (Å)
40:BW:86:LEU:HD23	40:BW:86:LEU:N	2.10	0.49
42:BY:51:LEU:CD2	42:BY:52:ARG:HG3	2.41	0.49
43:BZ:6:LYS:CB	43:BZ:31:SER:HB3	2.43	0.49
43:BZ:151:ASP:N	43:BZ:151:ASP:OD1	2.46	0.49
43:BZ:166:LEU:O	43:BZ:167:THR:C	2.50	0.49
44:BR:28:LEU:C	44:BR:30:THR:N	2.66	0.49
44:BR:38:VAL:CG2	44:BR:99:LYS:HE3	2.40	0.49
44:BR:65:LEU:O	44:BR:68:ARG:HB2	2.12	0.49
46:BV:40:VAL:HG13	46:BV:55:THR:CG2	2.41	0.49
46:BV:61:VAL:CG1	46:BV:96:LEU:N	2.75	0.49
47:B2:51:LYS:O	47:B2:53:ILE:N	2.45	0.49
49:B0:11:LYS:O	49:B0:12:ASN:C	2.50	0.49
1:AA:22:G:C2	1:AA:914:A:N7	2.80	0.49
1:AA:62:U:O5'	1:AA:385:C:O2'	2.31	0.49
1:AA:484:G:C8	1:AA:486:U:C2	3.00	0.49
1:AA:596:C:H2'	1:AA:597:G:H8	1.78	0.49
1:AA:1067:A:O2'	1:AA:1068:G:OP2	2.27	0.49
1:AA:1378:C:H2'	1:AA:1378:C:O2	2.13	0.49
2:AV:25:C:C2'	2:AV:26:G:O5'	2.50	0.49
4:AX:117:U:O2'	4:AX:118:C:H5'	2.12	0.49
8:AE:79:GLU:OE2	11:AH:104:ARG:HD3	2.13	0.49
13:AJ:47:PHE:HE1	13:AJ:63:PHE:HB2	1.78	0.49
21:AR:58:LEU:HD22	21:AR:62:GLU:HG2	1.95	0.49
27:BA:184:C:C4	27:BA:213:A:N6	2.80	0.49
27:BA:243:U:H5''	27:BA:244:A:OP2	2.11	0.49
27:BA:244:A:O2'	36:BP:56:LYS:CB	2.60	0.49
27:BA:443:A:N6	30:BF:39:GLN:HB2	2.26	0.49
27:BA:496:G:P	40:BW:62:HIS:CE1	3.06	0.49
27:BA:566:U:H5''	46:BV:81:ARG:HH22	1.78	0.49
27:BA:637:A:P	36:BP:126:SER:OG	2.70	0.49
27:BA:974:G:C5	46:BV:80:TYR:CE2	2.99	0.49
27:BA:1156:A:P	45:BU:55:ARG:CZ	2.93	0.49
27:BA:1163:G:H2'	27:BA:1164:G:C5'	2.43	0.49
27:BA:1264:G:H3'	27:BA:1265:A:C5'	2.43	0.49
27:BA:1547:C:H2'	27:BA:1548:C:C6	2.47	0.49
27:BA:1644:C:H2'	27:BA:1645:G:H8	1.76	0.49
27:BA:1758:G:N7	27:BA:2695:C:H4'	2.28	0.49
27:BA:1789:A:H5''	27:BA:1790:C:OP2	2.13	0.49
27:BA:2059:A:C2	27:BA:2503:A:N7	2.63	0.49
27:BA:2297:C:O2'	27:BA:2298:A:C5'	2.61	0.49
27:BA:2359:C:N3	27:BA:2360:A:H2	2.10	0.49

*Continued on next page...*



*Continued from previous page...*

Atom-1	Atom-2	Interatomic distance (Å)	Clash overlap (Å)
27:BA:2392:A:C5	27:BA:2393:A:C5	3.01	0.49
27:BA:2399:G:C2	27:BA:2400:G:N9	2.81	0.49
27:BA:2402:C:O5'	27:BA:2402:C:C6	2.65	0.49
27:BA:2410:G:C2	27:BA:2411:A:C5	3.01	0.49
27:BA:2493:U:O2'	27:BA:2494:G:O5'	2.31	0.49
27:BA:2523:G:H2'	27:BA:2524:G:C5'	2.37	0.49
27:BA:2555:U:H2'	27:BA:2556:C:O5'	2.10	0.49
27:BA:2571:C:H2'	27:BA:2572:A:OP1	2.12	0.49
27:BA:2703:C:O4'	27:BA:2703:C:O2	2.29	0.49
27:BA:2729:G:N3	27:BA:2730:C:C2	2.80	0.49
29:BE:176:HIS:HA	29:BE:179:ASP:OD1	2.13	0.49
29:BE:305:LYS:O	29:BE:306:ARG:HB2	2.12	0.49
30:BF:113:SER:O	30:BF:114:ALA:C	2.51	0.49
32:BH:8:ILE:CG2	32:BH:9:GLU:H	2.13	0.49
32:BH:36:PHE:C	32:BH:37:HIS:HD1	2.16	0.49
32:BH:55:SER:HB2	32:BH:60:HIS:CB	2.39	0.49
32:BH:62:ALA:O	32:BH:63:LEU:C	2.51	0.49
33:BI:115:ILE:HG12	33:BI:131:VAL:HG11	1.86	0.49
34:BN:12:VAL:C	34:BN:38:VAL:CB	2.79	0.49
34:BN:15:ARG:CB	34:BN:43:ARG:HD2	2.22	0.49
35:BO:77:ILE:O	35:BO:78:ARG:HG2	2.12	0.49
36:BP:71:GLU:HG3	36:BP:72:ASN:H	1.78	0.49
36:BP:116:HIS:CD2	36:BP:118:LEU:HD21	2.48	0.49
37:BQ:122:PHE:CB	37:BQ:136:TRP:HZ2	2.25	0.49
40:BW:85:VAL:HG12	40:BW:95:ILE:CG1	2.43	0.49
42:BY:9:LYS:NZ	42:BY:13:ARG:CZ	2.76	0.49
42:BY:16:LEU:O	42:BY:19:ARG:N	2.40	0.49
43:BZ:108:VAL:O	43:BZ:108:VAL:CG1	2.55	0.49
44:BR:28:LEU:CD1	44:BR:28:LEU:C	2.81	0.49
44:BR:105:ARG:CZ	44:BR:105:ARG:H	2.26	0.49
45:BU:36:PHE:O	45:BU:39:LEU:HB3	2.07	0.49
45:BU:91:ASN:O	45:BU:95:LEU:HD13	2.10	0.49
46:BV:93:ILE:O	46:BV:95:ILE:HD13	2.12	0.49
47:B2:22:ASP:O	47:B2:26:GLU:CD	2.47	0.49
47:B2:50:ARG:O	47:B2:53:ILE:HD12	2.13	0.49
51:B5:16:ARG:O	51:B5:17:ASP:C	2.49	0.49
54:B8:61:MET:O	54:B8:63:PRO:CD	2.46	0.49
1:AA:126:G:C4'	1:AA:634:C:O2'	2.60	0.49
5:AB:112:VAL:N	5:AB:113:HIS:N	2.61	0.49
7:AD:68:TYR:CZ	7:AD:97:LEU:HB3	2.48	0.49
12:AI:104:ARG:O	12:AI:105:ASP:HB2	2.13	0.49

*Continued on next page...*

*Continued from previous page...*

Atom-1	Atom-2	Interatomic distance (Å)	Clash overlap (Å)
15:AL:54:LYS:CG	15:AL:75:HIS:CE1	2.88	0.49
22:AS:44:MET:HA	22:AS:47:HIS:CD2	2.48	0.49
26:BB:76:G:O3'	43:BZ:80:HIS:CD2	2.66	0.49
27:BA:1:G:C6	27:BA:2902:C:N4	2.71	0.49
27:BA:67:U:C2	27:BA:68:G:N7	2.81	0.49
27:BA:80:G:H8	27:BA:80:G:O5'	1.95	0.49
27:BA:145:G:H2'	27:BA:146:G:H8	1.78	0.49
27:BA:176:G:H21	27:BA:177:G:H1'	1.78	0.49
27:BA:468:G:H2'	27:BA:469:G:O4'	2.13	0.49
27:BA:496:G:C1'	40:BW:61:ASN:HD22	2.19	0.49
27:BA:529:A:O2'	27:BA:530:G:P	2.71	0.49
27:BA:771:G:OP1	53:B7:14:LYS:HD2	2.13	0.49
27:BA:849:A:N3	48:B3:21:ALA:HB2	2.23	0.49
27:BA:1796:U:H2'	27:BA:1797:C:C5	2.47	0.49
27:BA:1968:G:C8	27:BA:1968:G:H3'	2.47	0.49
27:BA:2009:G:C6	27:BA:2010:G:N7	2.80	0.49
27:BA:2023:G:H2'	27:BA:2024:G:C8	2.48	0.49
27:BA:2061:G:C4	27:BA:2503:A:H2	2.28	0.49
27:BA:2081:C:H5'	50:B4:35:VAL:CG2	2.42	0.49
27:BA:2205:C:N4	27:BA:2206:C:H41	2.11	0.49
27:BA:2239:G:C5	27:BA:2240:C:C5	3.00	0.49
27:BA:2294:C:N3	27:BA:2339:G:O6	2.45	0.49
27:BA:2300:G:H1	27:BA:2316:C:H42	1.59	0.49
27:BA:2329:G:N3	27:BA:2330:G:C8	2.80	0.49
27:BA:2340:G:C2'	27:BA:2341:G:O5'	2.61	0.49
27:BA:2349:G:N1	27:BA:2369:A:N1	2.60	0.49
27:BA:2373:G:H2'	27:BA:2374:C:C6	2.47	0.49
27:BA:2454:G:H2'	27:BA:2455:G:C5'	2.23	0.49
27:BA:2454:G:N3	27:BA:2455:G:C1'	2.76	0.49
27:BA:2467:C:O3'	37:BQ:141:MET:HE3	2.13	0.49
27:BA:2519:U:C6	27:BA:2541:A:N6	2.80	0.49
27:BA:2556:C:C3'	27:BA:2557:G:C5'	2.78	0.49
27:BA:2565:A:O3'	27:BA:2566:A:H4'	2.09	0.49
27:BA:2722:G:C5	27:BA:2723:C:C5	3.01	0.49
27:BA:2854:G:C2	27:BA:2864:G:C4	3.00	0.49
27:BA:2857:G:N2	27:BA:2860:A:OP2	2.40	0.49
28:BD:74:PRO:C	28:BD:116:MET:HE2	2.33	0.49
28:BD:76:ARG:HG2	28:BD:76:ARG:NH1	2.28	0.49
28:BD:103:ILE:HG13	28:BD:104:ILE:CD1	2.21	0.49
29:BE:176:HIS:HA	29:BE:179:ASP:CG	2.33	0.49
29:BE:252:GLN:C	29:BE:254:GLY:N	2.67	0.49

*Continued on next page...*

*Continued from previous page...*

Atom-1	Atom-2	Interatomic distance (Å)	Clash overlap (Å)
30:BF:200:PRO:HD3	30:BF:214:THR:HG22	1.94	0.49
32:BH:43:THR:HG21	32:BH:51:VAL:C	2.33	0.49
34:BN:52:GLN:HA	34:BN:55:GLU:HG3	1.88	0.49
34:BN:74:ARG:HD2	34:BN:141:ALA:C	2.32	0.49
43:BZ:143:ILE:CG2	43:BZ:144:GLY:N	2.38	0.49
44:BR:20:LEU:HD12	44:BR:21:TYR:CE2	2.43	0.49
46:BV:39:PHE:HE2	46:BV:41:GLY:C	2.11	0.49
51:B5:25:LEU:C	51:B5:26:THR:HG23	2.25	0.49
55:B9:4:ARG:C	55:B9:36:GLN:HA	2.33	0.49
1:AA:370:C:O2'	1:AA:482:A:O2'	2.26	0.49
1:AA:1233:G:H2'	1:AA:1234:C:C6	2.47	0.49
7:AD:100:ARG:HB2	7:AD:103:ASN:HB3	1.95	0.49
7:AD:126:ILE:O	7:AD:132:ARG:HB3	2.13	0.49
12:AI:115:GLY:O	12:AI:116:LYS:C	2.52	0.49
20:AQ:29:HIS:N	20:AQ:33:GLY:O	2.46	0.49
27:BA:270:A:C8	27:BA:270(A):A:H1'	2.48	0.49
27:BA:270(P):C:O3'	33:BI:42:ALA:HB2	2.13	0.49
27:BA:527:C:C5	27:BA:2779:U:C6	2.99	0.49
27:BA:598:G:H21	30:BF:33:LYS:HZ3	0.49	0.49
27:BA:641:C:H2'	27:BA:642:G:O4'	2.13	0.49
27:BA:678:C:N4	27:BA:799:G:H1	2.11	0.49
27:BA:989:G:C8	48:B3:13:ILE:HD11	2.48	0.49
27:BA:1062:G:N3	27:BA:1062:G:H2'	2.28	0.49
27:BA:1851:U:H3	27:BA:1891:G:H1	1.60	0.49
27:BA:2207:C:C4	27:BA:2218:G:C6	3.00	0.49
27:BA:2242:G:C2	27:BA:2243:U:C6	2.99	0.49
27:BA:2326:C:O2	27:BA:2326:C:C2'	2.41	0.49
27:BA:2370:G:C6	27:BA:2371:G:C5	3.01	0.49
27:BA:2439:A:N3	27:BA:2439:A:O2'	2.45	0.49
27:BA:2478:A:H2'	27:BA:2479:G:C5'	2.42	0.49
27:BA:2553:G:C8	27:BA:2554:U:C1'	2.95	0.49
27:BA:2633:G:H8	27:BA:2633:G:OP2	1.95	0.49
27:BA:2655:G:O2'	27:BA:2656:U:C5	2.66	0.49
27:BA:2712:U:H5''	27:BA:2714:G:C4'	2.43	0.49
27:BA:2788:C:H2'	27:BA:2892:A:H2	1.78	0.49
27:BA:2805:G:H3'	27:BA:2807:G:C5'	2.42	0.49
27:BA:2885:C:N3	27:BA:2886:G:N9	2.61	0.49
28:BD:62:ARG:HH22	28:BD:83:ASP:HB3	1.78	0.49
28:BD:124:LYS:O	28:BD:127:ASN:ND2	2.46	0.49
28:BD:128:ALA:CA	28:BD:190:THR:HA	2.43	0.49
28:BD:167:GLU:CB	28:BD:170:TYR:HD1	1.99	0.49

*Continued on next page...*

*Continued from previous page...*

Atom-1	Atom-2	Interatomic distance (Å)	Clash overlap (Å)
29:BE:207:GLY:N	29:BE:257:GLY:O	2.46	0.49
30:BF:36:ARG:C	30:BF:39:GLN:NE2	2.45	0.49
30:BF:167:ASP:HB2	30:BF:232:LEU:HB2	1.95	0.49
30:BF:197:SER:O	30:BF:238:SER:HB3	2.13	0.49
30:BF:221:GLU:O	30:BF:222:ASP:C	2.50	0.49
31:BG:47:GLN:CD	31:BG:75:LEU:HD23	2.34	0.49
31:BG:99:ASP:N	31:BG:104:PHE:HD2	1.96	0.49
32:BH:32:LEU:HD11	32:BH:136:ASP:OD2	2.13	0.49
33:BI:6:LEU:HD22	33:BI:6:LEU:O	2.13	0.49
33:BI:68:LEU:HB3	33:BI:72:LEU:HD21	1.94	0.49
34:BN:80:LYS:O	34:BN:83:ILE:CG1	2.42	0.49
37:BQ:31:PHE:CZ	37:BQ:88:PHE:CE2	2.98	0.49
38:BS:86:LEU:O	38:BS:87:LEU:C	2.50	0.49
41:BX:14:ALA:O	41:BX:15:MET:C	2.51	0.49
43:BZ:128:ARG:O	43:BZ:129:ARG:HG2	2.13	0.49
44:BR:63:ARG:NH2	44:BR:77:ARG:HA	2.28	0.49
45:BU:39:LEU:HB3	45:BU:40:LEU:CD2	2.41	0.49
45:BU:102:GLU:HB3	46:BV:43:GLU:OE2	2.11	0.49
46:BV:18:ASP:OD2	46:BV:94:LYS:HE2	2.13	0.49
46:BV:22:VAL:CG1	46:BV:23:GLU:N	2.76	0.49
48:B3:31:LEU:HD21	48:B3:32:GLN:HB3	1.90	0.49
52:B6:8:ILE:HD13	52:B6:29:ARG:CZ	2.43	0.49
53:B7:10:ARG:O	53:B7:13:ALA:HB3	2.13	0.49
1:AA:235:C:H2'	1:AA:236:G:H8	1.78	0.48
1:AA:280:C:O4'	20:AQ:38:ARG:CZ	2.61	0.48
1:AA:526:C:O5'	1:AA:526:C:H6	1.96	0.48
1:AA:671:G:C2	1:AA:672:U:C2	3.00	0.48
1:AA:983:A:C1'	1:AA:1049:U:O2	2.60	0.48
1:AA:1014:A:C2	22:AS:34:TRP:CH2	3.01	0.48
1:AA:1172:C:H2'	1:AA:1173:G:H8	1.78	0.48
1:AA:1237:C:HO2'	1:AA:1300:G:N2	2.03	0.48
16:AM:77:ASN:O	16:AM:81:LEU:HD13	2.13	0.48
20:AQ:90:ILE:HA	20:AQ:93:GLN:HB2	1.95	0.48
27:BA:366:C:O2	27:BA:366:C:H2'	2.12	0.48
27:BA:440:G:H5''	42:BY:2:LYS:HB3	1.94	0.48
27:BA:511:U:C5	27:BA:512:G:H1'	2.48	0.48
27:BA:530:G:C4	27:BA:2021:C:N3	2.81	0.48
27:BA:535:C:H5'	45:BU:53:LYS:HE3	1.93	0.48
27:BA:823:G:H2'	27:BA:824:A:C8	2.48	0.48
27:BA:932:G:OP1	48:B3:29:ARG:CZ	2.60	0.48
27:BA:1152:C:C1'	45:BU:77:SER:HB3	2.42	0.48

*Continued on next page...*

*Continued from previous page...*

Atom-1	Atom-2	Interatomic distance (Å)	Clash overlap (Å)
27:BA:1263:U:O4'	51:B5:16:ARG:CZ	2.59	0.48
27:BA:1367:A:O2'	53:B7:25:LYS:CD	2.60	0.48
27:BA:1513:C:H6	27:BA:1513:C:H3'	1.77	0.48
27:BA:2182:G:C2	27:BA:2183:C:N3	2.81	0.48
27:BA:2237:G:O2'	27:BA:2239:G:N7	2.47	0.48
27:BA:2239:G:C2	27:BA:2240:C:C6	3.01	0.48
27:BA:2296:U:H3	38:BS:16:ALA:HB2	1.75	0.48
27:BA:2298:A:C4	27:BA:2321:G:N1	2.79	0.48
27:BA:2333:A:H3'	38:BS:13:ARG:CD	2.20	0.48
27:BA:2354:G:O2'	49:B0:32:LYS:HB2	2.12	0.48
27:BA:2531:A:H2	27:BA:2658:C:H1'	1.73	0.48
27:BA:2543:G:C3'	27:BA:2544:G:H5'	2.43	0.48
27:BA:2549:G:C2	27:BA:2550:G:N7	2.81	0.48
27:BA:2628:C:H1'	27:BA:2781:A:N3	2.28	0.48
27:BA:2645:G:OP2	27:BA:2645:G:C8	2.66	0.48
27:BA:2808:U:H5''	27:BA:2809:A:OP2	2.13	0.48
27:BA:2822:G:P	29:BE:258:TYR:CE2	3.05	0.48
28:BD:134:ILE:CG2	28:BD:163:VAL:HG21	2.43	0.48
28:BD:141:HIS:NE2	28:BD:191:VAL:O	2.44	0.48
28:BD:170:TYR:C	28:BD:182:MET:SD	2.92	0.48
30:BF:223:LEU:O	30:BF:231:ARG:CG	2.61	0.48
30:BF:244:ALA:C	30:BF:246:ARG:H	2.15	0.48
32:BH:159:LYS:N	32:BH:162:ARG:NH1	2.61	0.48
36:BP:60:GLU:O	36:BP:61:ALA:HB3	2.12	0.48
36:BP:71:GLU:C	36:BP:73:VAL:H	2.16	0.48
37:BQ:143:VAL:C	37:BQ:144:THR:HG23	2.21	0.48
38:BS:106:LEU:C	38:BS:107:ASN:O	2.44	0.48
39:BT:37:GLU:CG	39:BT:38:ASN:N	2.37	0.48
41:BX:52:VAL:HA	41:BX:65:VAL:O	2.13	0.48
41:BX:77:VAL:O	41:BX:78:ALA:C	2.51	0.48
42:BY:33:GLU:C	42:BY:35:TYR:N	2.66	0.48
42:BY:49:GLU:OE2	42:BY:49:GLU:C	2.51	0.48
42:BY:51:LEU:HD22	42:BY:95:ASN:CB	2.43	0.48
43:BZ:29:ASN:O	43:BZ:30:VAL:HG22	2.12	0.48
43:BZ:110:GLY:C	43:BZ:112:LEU:N	2.65	0.48
43:BZ:126:GLY:O	43:BZ:127:PRO:C	2.51	0.48
45:BU:72:HIS:ND1	45:BU:110:VAL:CG2	2.77	0.48
51:B5:34:PRO:HG2	51:B5:35:GLN:H	1.77	0.48
52:B6:37:LEU:CD2	52:B6:51:ARG:CG	2.52	0.48
53:B7:9:ASN:O	53:B7:10:ARG:O	2.28	0.48
54:B8:4:MET:N	54:B8:4:MET:CE	2.76	0.48

*Continued on next page...*

*Continued from previous page...*

Atom-1	Atom-2	Interatomic distance (Å)	Clash overlap (Å)
1:AA:130:A:H8	1:AA:130:A:OP1	1.95	0.48
1:AA:323:U:H3	1:AA:327:A:N6	2.10	0.48
1:AA:362:G:H8	15:AL:34:ARG:HH22	1.61	0.48
1:AA:939:G:H5''	10:AG:102:ARG:NH1	2.25	0.48
1:AA:944:G:C8	1:AA:945:G:C8	3.01	0.48
1:AA:1037:C:O3'	1:AA:1038:C:H5'	2.12	0.48
1:AA:1095:U:H5'	1:AA:1109:C:O2	2.13	0.48
1:AA:1286:A:N6	1:AA:1354:C:O3'	2.46	0.48
5:AB:70:PHE:O	5:AB:92:TYR:HA	2.13	0.48
7:AD:79:PHE:HB2	7:AD:93:PHE:CZ	2.48	0.48
25:AY:232:VAL:CA	27:BA:2452:C:OP1	2.61	0.48
26:BB:15:A:C2	26:BB:109:G:N3	2.81	0.48
26:BB:60:C:H2'	26:BB:61:G:C8	2.48	0.48
27:BA:75:G:C3'	47:B2:51:LYS:NZ	2.73	0.48
27:BA:197:A:N6	27:BA:248:G:N2	2.59	0.48
27:BA:387:U:H3'	50:B4:29:PRO:HG3	1.96	0.48
27:BA:391:G:H2'	27:BA:392:C:H6	1.77	0.48
27:BA:530:G:H1'	27:BA:532:A:P	2.54	0.48
27:BA:585:G:H2'	27:BA:586:A:C8	2.47	0.48
27:BA:585:G:N2	27:BA:1256:G:C6	2.81	0.48
27:BA:1022:G:O5'	34:BN:52:GLN:CD	2.48	0.48
27:BA:1065:U:H3'	27:BA:1066:U:H5''	1.95	0.48
27:BA:1077:A:H1'	56:BK:92:PRO:HG3	1.94	0.48
27:BA:1799:G:N1	28:BD:153:LEU:CD2	2.62	0.48
27:BA:2206:C:H2'	27:BA:2207:C:C6	2.48	0.48
27:BA:2259:G:C8	27:BA:2260:C:C6	3.00	0.48
27:BA:2354:G:C4	27:BA:2355:C:C6	3.01	0.48
27:BA:2517:C:O2'	27:BA:2518:A:P	2.71	0.48
27:BA:2519:U:O2	27:BA:2542:A:N1	2.46	0.48
27:BA:2595:G:H2'	27:BA:2597:G:OP2	2.12	0.48
27:BA:2708:G:H5'	44:BR:68:ARG:O	2.12	0.48
27:BA:2780:G:N2	34:BN:80:LYS:HZ2	2.09	0.48
27:BA:2865:U:N3	27:BA:2866:U:C4	2.80	0.48
28:BD:65:ASP:OD2	28:BD:101:ARG:HD3	2.13	0.48
28:BD:108:ASN:CG	28:BD:109:LEU:N	2.64	0.48
31:BG:146:LYS:HG3	38:BS:15:GLU:CG	2.38	0.48
32:BH:52:THR:O	32:BH:64:HIS:HD2	1.97	0.48
32:BH:104:LEU:HD12	32:BH:104:LEU:N	2.27	0.48
33:BI:1:MET:HB3	33:BI:22:ALA:H	1.77	0.48
33:BI:116:GLU:CG	33:BI:130:PRO:O	2.61	0.48
34:BN:21:ARG:CA	34:BN:24:SER:OG	2.61	0.48

*Continued on next page...*

*Continued from previous page...*

Atom-1	Atom-2	Interatomic distance (Å)	Clash overlap (Å)
34:BN:41:ALA:O	34:BN:132:LEU:O	2.31	0.48
35:BO:24:VAL:HG11	35:BO:32:TYR:C	2.34	0.48
35:BO:114:ILE:O	35:BO:115:ILE:C	2.51	0.48
36:BP:76:LEU:CB	36:BP:81:VAL:CG2	2.91	0.48
37:BQ:18:GLU:HB3	37:BQ:23:ILE:HD11	1.95	0.48
37:BQ:25:GLY:C	37:BQ:26:LYS:CG	2.76	0.48
37:BQ:43:PRO:O	37:BQ:44:ALA:C	2.52	0.48
41:BX:50:GLU:CD	41:BX:50:GLU:H	2.15	0.48
43:BZ:1:MET:O	43:BZ:2:GLU:CB	2.61	0.48
43:BZ:20:ALA:O	43:BZ:21:ALA:HB2	2.13	0.48
43:BZ:52:PHE:H	43:BZ:65:LEU:CD1	2.26	0.48
43:BZ:54:ILE:HG23	43:BZ:55:THR:H	1.78	0.48
43:BZ:95:SER:CA	43:BZ:122:ILE:HA	2.40	0.48
43:BZ:126:GLY:C	43:BZ:129:ARG:HB2	2.17	0.48
43:BZ:142:ASN:O	43:BZ:171:VAL:HG21	2.13	0.48
44:BR:58:GLY:O	44:BR:59:ASP:CB	2.59	0.48
44:BR:100:LEU:HD21	44:BR:113:LEU:HB3	1.94	0.48
45:BU:8:ILE:C	45:BU:11:ARG:CD	2.81	0.48
45:BU:28:ARG:CA	45:BU:31:GLN:HB2	2.12	0.48
45:BU:39:LEU:O	45:BU:41:ASN:CA	2.62	0.48
45:BU:47:TYR:HA	45:BU:50:ARG:CG	2.43	0.48
45:BU:109:LEU:C	45:BU:111:ASP:N	2.64	0.48
47:B2:27:LEU:CD1	47:B2:53:ILE:HD11	2.41	0.48
47:B2:34:GLN:O	47:B2:37:GLY:N	2.45	0.48
50:B4:14:ILE:HD11	50:B4:39:VAL:CG2	2.43	0.48
1:AA:244:U:C4	1:AA:894:G:C6	3.02	0.48
1:AA:273:A:H2'	1:AA:274:A:O4'	2.13	0.48
1:AA:474:G:P	19:AP:75:ARG:HG2	2.54	0.48
1:AA:598:U:H4'	11:AH:94:TYR:CB	2.43	0.48
1:AA:791:G:N2	1:AA:1497:G:O3'	2.43	0.48
1:AA:834:C:H2'	1:AA:835:U:C6	2.48	0.48
1:AA:953:G:O2'	16:AM:124:PRO:C	2.50	0.48
1:AA:1225:A:OP2	1:AA:1226:C:C5	2.66	0.48
1:AA:1305:G:O2'	1:AA:1331:G:N2	2.46	0.48
3:AW:37:YYG:H191	10:AG:83:ALA:O	2.12	0.48
7:AD:22:LYS:C	7:AD:113:SER:HB3	2.33	0.48
12:AI:26:VAL:HB	12:AI:33:PHE:HB2	1.96	0.48
13:AJ:8:LEU:HB2	13:AJ:70:ARG:HB2	1.94	0.48
16:AM:81:LEU:HD21	16:AM:88:ARG:HE	1.76	0.48
17:AN:26:ARG:HH12	17:AN:46:GLU:HB2	1.78	0.48
27:BA:148:C:C2	27:BA:149:A:C6	3.01	0.48

*Continued on next page...*

*Continued from previous page...*

Atom-1	Atom-2	Interatomic distance (Å)	Clash overlap (Å)
27:BA:307:G:N2	27:BA:310:A:O4'	2.45	0.48
27:BA:386:G:HO2'	27:BA:387:U:P	2.36	0.48
27:BA:528:A:N6	27:BA:2042:A:H2'	2.28	0.48
27:BA:602:G:H2'	27:BA:655:A:C2	2.48	0.48
27:BA:864:G:HO3'	27:BA:865:C:P	2.30	0.48
27:BA:1321:A:N3	27:BA:1321:A:H2'	2.28	0.48
27:BA:2034:U:H2'	27:BA:2034:U:O2	2.13	0.48
27:BA:2089:U:H3	27:BA:2231:C:N4	2.05	0.48
27:BA:2246:G:H1'	27:BA:2426:A:H2	1.78	0.48
27:BA:2261:C:H3'	49:B0:14:ARG:NE	2.28	0.48
27:BA:2331:G:C5	27:BA:2332:U:C2	2.99	0.48
27:BA:2354:G:C5	27:BA:2355:C:C5	3.01	0.48
27:BA:2423:U:O4'	27:BA:2425:A:N7	2.46	0.48
27:BA:2488:A:O5'	27:BA:2488:A:H8	1.95	0.48
27:BA:2513:G:C6	27:BA:2514:U:N3	2.81	0.48
27:BA:2567:G:N2	27:BA:2568:C:C5	2.81	0.48
27:BA:2633:G:H2'	27:BA:2634:G:O5'	2.14	0.48
27:BA:2647:U:O2	27:BA:2648:C:C5	2.66	0.48
27:BA:2658:C:C2'	27:BA:2659:G:C5'	2.86	0.48
27:BA:2739:U:HO2'	27:BA:2740:A:H5''	1.75	0.48
27:BA:2817:G:N2	27:BA:2818:G:H1'	2.28	0.48
29:BE:269:ILE:CD1	29:BE:296:VAL:N	2.75	0.48
29:BE:317:PRO:HG2	29:BE:320:GLN:HG2	1.94	0.48
30:BF:6:TYR:CD1	30:BF:139:VAL:CG1	2.96	0.48
30:BF:37:ALA:HB2	30:BF:102:LEU:CG	2.43	0.48
30:BF:194:PHE:N	30:BF:211:ASP:OD2	2.46	0.48
32:BH:101:LYS:CB	32:BH:113:GLU:CD	2.81	0.48
33:BI:23:ASP:O	33:BI:24:GLY:C	2.51	0.48
33:BI:94:THR:HG22	33:BI:97:GLN:CG	2.38	0.48
34:BN:12:VAL:O	34:BN:38:VAL:CB	2.60	0.48
35:BO:91:LYS:HB3	35:BO:111:PHE:HE2	1.77	0.48
37:BQ:27:GLY:C	37:BQ:28:ILE:HG13	2.32	0.48
37:BQ:111:THR:HG22	37:BQ:112:ALA:N	2.27	0.48
38:BS:81:ALA:C	38:BS:83:LEU:N	2.51	0.48
41:BX:18:MET:SD	41:BX:24:LEU:CA	2.99	0.48
41:BX:46:ASP:O	41:BX:47:VAL:C	2.50	0.48
42:BY:20:HIS:O	42:BY:23:VAL:N	2.46	0.48
42:BY:28:SER:HB3	42:BY:99:THR:CA	2.34	0.48
42:BY:34:GLU:O	42:BY:35:TYR:CG	2.65	0.48
42:BY:58:GLU:HG2	42:BY:76:ASP:OD2	2.13	0.48
43:BZ:148:THR:HB	43:BZ:166:LEU:O	2.14	0.48

*Continued on next page...*



*Continued from previous page...*

Atom-1	Atom-2	Interatomic distance (Å)	Clash overlap (Å)
45:BU:8:ILE:N	45:BU:11:ARG:HH11	1.90	0.48
48:B3:30:ARG:NE	48:B3:33:GLN:CB	2.77	0.48
52:B6:37:LEU:CD2	52:B6:51:ARG:N	2.76	0.48
55:B9:29:ASN:HB3	55:B9:32:HIS:ND1	2.28	0.48
1:AA:20:U:H1'	1:AA:572:A:N3	2.29	0.48
1:AA:815:A:HO2'	1:AA:1527:C:H1'	1.72	0.48
1:AA:987:G:H21	1:AA:1014:A:H2	1.62	0.48
1:AA:1279:A:H2'	1:AA:1279:A:N3	2.26	0.48
7:AD:201:GLN:O	7:AD:205:GLU:CG	2.61	0.48
11:AH:29:SER:CB	11:AH:32:LYS:NZ	2.77	0.48
13:AJ:47:PHE:CE1	13:AJ:63:PHE:HB2	2.49	0.48
20:AQ:64:PRO:HB3	20:AQ:70:ARG:HH11	1.77	0.48
27:BA:270(Q):C:H2'	27:BA:270(R):G:H8	1.79	0.48
27:BA:514:A:C3'	45:BU:32:TYR:OH	2.61	0.48
27:BA:647:G:H2'	27:BA:648:G:C8	2.46	0.48
27:BA:780:G:O6	28:BD:233:ASP:OD1	2.31	0.48
27:BA:782:A:N1	28:BD:229:MET:SD	2.85	0.48
27:BA:1021:A:N3	27:BA:1122:G:O3'	2.47	0.48
27:BA:1239:G:C2'	27:BA:1240:U:H6	2.26	0.48
27:BA:1275:A:H2'	27:BA:1276:A:O4'	2.13	0.48
27:BA:1456:G:N1	27:BA:2704:C:C4	2.81	0.48
27:BA:545(A):A:N7	27:BA:1546:C:C2	2.82	0.48
27:BA:2045:C:C2	27:BA:2624:G:C2	2.95	0.48
27:BA:2212:A:H2'	27:BA:2213:U:H5''	1.94	0.48
27:BA:2234:G:C6	27:BA:2235:G:C6	3.01	0.48
27:BA:2256:G:N1	27:BA:2257:U:O2	2.47	0.48
27:BA:2378:A:C2	38:BS:26:LEU:CD2	2.89	0.48
27:BA:2393:A:O2'	27:BA:2394:C:P	2.71	0.48
27:BA:2434:A:O2'	27:BA:2435:A:C5'	2.60	0.48
27:BA:2474:C:H2'	27:BA:2475:C:C5'	2.23	0.48
27:BA:2586:C:H3'	27:BA:2586:C:C6	2.49	0.48
27:BA:2644:G:C8	27:BA:2644:G:H3'	2.47	0.48
27:BA:2696:U:N3	27:BA:2714:G:N2	2.61	0.48
27:BA:2742:C:OP1	55:B9:35:ARG:NE	2.46	0.48
27:BA:2830:G:N2	27:BA:2883:A:C2	2.80	0.48
27:BA:2842:G:N2	27:BA:2876:G:C4	2.81	0.48
28:BD:167:GLU:O	28:BD:170:TYR:CA	2.61	0.48
28:BD:206:LYS:HD3	28:BD:206:LYS:H	1.78	0.48
29:BE:214:VAL:HG21	29:BE:221:LYS:HZ2	1.61	0.48
30:BF:6:TYR:OH	30:BF:234:VAL:HG12	2.12	0.48
30:BF:89:ALA:CB	30:BF:90:HIS:NE2	2.73	0.48

*Continued on next page...*

*Continued from previous page...*

Atom-1	Atom-2	Interatomic distance (Å)	Clash overlap (Å)
30:BF:203:ALA:C	30:BF:205:ARG:N	2.64	0.48
32:BH:75:VAL:CG1	32:BH:76:GLU:H	2.22	0.48
32:BH:93:TYR:CD2	32:BH:159:LYS:HE2	2.48	0.48
32:BH:101:LYS:CE	32:BH:115:GLU:CG	2.90	0.48
32:BH:147:ILE:CD1	32:BH:150:VAL:HB	2.28	0.48
33:BI:68:LEU:CD1	33:BI:108:LEU:CD2	2.81	0.48
33:BI:114:LYS:O	33:BI:115:ILE:C	2.51	0.48
34:BN:107:ASN:HD22	34:BN:107:ASN:N	2.09	0.48
36:BP:115:ARG:C	36:BP:117:GLU:H	2.16	0.48
37:BQ:62:GLU:O	37:BQ:63:ALA:C	2.42	0.48
37:BQ:85:ILE:CG2	37:BQ:136:TRP:CZ2	2.95	0.48
42:BY:9:LYS:CE	42:BY:13:ARG:NH2	2.75	0.48
42:BY:80:GLU:HG2	42:BY:86:GLU:CG	2.43	0.48
42:BY:93:THR:O	42:BY:94:SER:C	2.51	0.48
43:BZ:6:LYS:HB2	43:BZ:31:SER:HB3	1.96	0.48
43:BZ:25:ASN:OD1	43:BZ:25:ASN:C	2.51	0.48
43:BZ:66:VAL:CG2	43:BZ:69:VAL:CG2	2.92	0.48
44:BR:20:LEU:CD1	44:BR:21:TYR:CE2	2.89	0.48
44:BR:101:ALA:CA	51:B5:41:LEU:HD12	2.42	0.48
47:B2:34:GLN:O	47:B2:35:ALA:O	2.31	0.48
48:B3:53:LEU:HD22	48:B3:54:VAL:HG22	1.95	0.48
49:B0:37:LEU:HD11	49:B0:71:ASN:HD21	1.76	0.48
52:B6:49:VAL:C	52:B6:50:PHE:CD1	2.87	0.48
56:BK:9:ILE:HG22	56:BK:10:LYS:H	1.78	0.48
56:BK:49:LYS:HZ1	56:BK:73:PRO:CG	2.26	0.48
1:AA:65:U:O4'	1:AA:199:G:O2'	2.30	0.48
1:AA:109:A:N7	1:AA:326:G:C2	2.81	0.48
1:AA:194:C:O4'	23:AT:64:ASP:HB3	2.13	0.48
1:AA:339:C:P	35:BO:97:ARG:NH2	2.78	0.48
1:AA:794:A:O2'	1:AA:1521:G:O3'	2.32	0.48
1:AA:1030:C:C4	1:AA:30(A):G:C6	2.97	0.48
1:AA:1313:U:OP1	22:AS:6:LYS:O	2.32	0.48
1:AA:1320:C:H1'	22:AS:73:GLU:CA	2.43	0.48
1:AA:1329:A:H4'	16:AM:24:GLY:C	2.33	0.48
2:AV:37:G:N2	4:AX:116:U:C2	2.81	0.48
2:AV:65:G:C2	2:AV:66:A:N7	2.81	0.48
6:AC:121:ALA:O	6:AC:125:GLU:HG2	2.13	0.48
6:AC:122:GLU:HA	6:AC:125:GLU:HG3	1.95	0.48
12:AI:20:ARG:O	12:AI:60:ASP:N	2.47	0.48
26:BB:24:G:H2'	26:BB:56:G:C6	2.48	0.48
26:BB:45:A:H1'	31:BG:76:ARG:HH12	1.79	0.48

*Continued on next page...*

*Continued from previous page...*

Atom-1	Atom-2	Interatomic distance (Å)	Clash overlap (Å)
27:BA:49:A:C2	27:BA:118:A:N7	2.82	0.48
27:BA:119:A:O2'	27:BA:120:U:P	2.72	0.48
27:BA:125:G:C3'	53:B7:19:ARG:HH12	2.21	0.48
27:BA:259:G:H2'	27:BA:260:G:C8	2.47	0.48
27:BA:310:A:OP1	42:BY:52:ARG:HB3	2.13	0.48
27:BA:317:G:N2	27:BA:334:C:O2	2.42	0.48
27:BA:458:G:O2'	27:BA:469:G:N1	2.40	0.48
27:BA:519:U:O3'	40:BW:25:ARG:NH2	2.46	0.48
27:BA:684:G:C2	27:BA:775:G:C6	3.01	0.48
27:BA:687:C:O2'	27:BA:1780:A:N6	2.41	0.48
27:BA:835:A:O4'	27:BA:2358:G:H1'	2.13	0.48
27:BA:873:G:OP1	37:BQ:30:GLN:CD	2.51	0.48
27:BA:873:G:H2'	27:BA:874:G:O4'	2.13	0.48
27:BA:1140:C:H4'	27:BA:142(A):A:C2	2.48	0.48
27:BA:1364:G:C5	50:B4:2:GLN:OE1	2.66	0.48
27:BA:1474:C:H2'	27:BA:1475:G:N7	2.29	0.48
27:BA:1544:C:H2'	27:BA:1545:A:C4'	2.33	0.48
27:BA:1598:C:H5'	41:BX:34:LYS:HG3	1.82	0.48
27:BA:1612:C:C2	53:B7:3:ARG:CZ	2.95	0.48
27:BA:1651:G:H2'	27:BA:1652:A:H8	1.76	0.48
27:BA:1655:A:H2'	27:BA:1656:C:O4'	2.14	0.48
27:BA:1967:C:N4	27:BA:1968:G:C2	2.81	0.48
27:BA:2049:G:H1	27:BA:2619:C:N4	2.11	0.48
27:BA:2226:C:C4	27:BA:2227:A:N3	2.82	0.48
27:BA:2242:G:N3	27:BA:2243:U:C5	2.80	0.48
27:BA:2251:G:H8	27:BA:2450:A:H4'	1.73	0.48
27:BA:2264:C:H2'	27:BA:2265:U:H5'	1.94	0.48
27:BA:2304:G:C1'	31:BG:105:SER:CB	2.91	0.48
27:BA:2308:G:H5'	27:BA:2309:A:P	2.52	0.48
27:BA:2401:U:H2'	27:BA:2402:C:O4'	2.12	0.48
27:BA:2406:U:O4	36:BP:55:GLN:CA	2.55	0.48
27:BA:2423:U:C5	27:BA:2423:U:H5'	2.40	0.48
27:BA:2453:A:H2	27:BA:2504:U:O2	1.96	0.48
27:BA:2468:G:C2'	27:BA:2469:A:C8	2.97	0.48
27:BA:2622:C:C2'	27:BA:2623:G:O5'	2.62	0.48
27:BA:2652:C:C2'	27:BA:2653:U:C6	2.92	0.48
27:BA:2832:U:O2'	27:BA:2834:G:C4	2.61	0.48
28:BD:62:ARG:HD3	28:BD:62:ARG:N	2.27	0.48
28:BD:106:PRO:O	28:BD:107:LYS:C	2.51	0.48
28:BD:175:LEU:CD1	28:BD:179:GLU:HB3	2.40	0.48
28:BD:216:ALA:CA	28:BD:222:PRO:N	2.69	0.48

*Continued on next page...*

*Continued from previous page...*

Atom-1	Atom-2	Interatomic distance (Å)	Clash overlap (Å)
29:BE:71:THR:HG21	29:BE:299:SER:HA	1.88	0.48
29:BE:205:THR:CB	29:BE:259:HIS:N	2.71	0.48
29:BE:225:LYS:O	29:BE:226:HIS:CG	2.66	0.48
30:BF:22:PHE:CD2	30:BF:116:ALA:HA	2.49	0.48
30:BF:197:SER:O	30:BF:238:SER:CB	2.61	0.48
30:BF:230:GLY:C	30:BF:231:ARG:HG3	2.19	0.48
30:BF:236:THR:O	30:BF:237:GLU:O	2.31	0.48
30:BF:238:SER:C	30:BF:241:ALA:HB2	2.33	0.48
32:BH:10:ILE:HD11	32:BH:49:ILE:CG2	2.42	0.48
32:BH:101:LYS:HB2	32:BH:113:GLU:OE2	2.13	0.48
32:BH:102:LEU:CD2	32:BH:102:LEU:N	2.70	0.48
33:BI:7:LYS:HA	33:BI:12:LYS:CD	2.29	0.48
34:BN:5:GLU:CA	34:BN:109:TYR:HE2	2.27	0.48
34:BN:39:VAL:HA	34:BN:103:VAL:HG12	1.92	0.48
35:BO:63:VAL:HG11	35:BO:102:VAL:HG21	1.93	0.48
37:BQ:16:ARG:HH11	37:BQ:16:ARG:HB2	1.54	0.48
38:BS:15:GLU:HG2	38:BS:16:ALA:N	2.29	0.48
42:BY:51:LEU:HD21	42:BY:95:ASN:CB	2.43	0.48
43:BZ:29:ASN:C	43:BZ:30:VAL:CG2	2.82	0.48
43:BZ:139:THR:O	43:BZ:140:LYS:CB	2.60	0.48
44:BR:45:ARG:O	44:BR:49:ASP:N	2.41	0.48
44:BR:67:LEU:HD22	44:BR:67:LEU:O	2.14	0.48
45:BU:88:ILE:CG2	46:BV:55:THR:HG21	2.39	0.48
48:B3:3:ARG:HG2	48:B3:3:ARG:HH11	1.79	0.48
49:B0:30:VAL:C	49:B0:31:VAL:HG23	2.33	0.48
50:B4:46:GLU:CD	50:B4:54:GLY:HA3	2.29	0.48
50:B4:68:ARG:HH11	50:B4:72:LYS:HE2	1.78	0.48
54:B8:3:LYS:HA	54:B8:4:MET:HE1	1.96	0.48
1:AA:413:G:H2'	1:AA:413:G:N3	2.28	0.48
1:AA:482:A:N3	1:AA:482:A:H2'	2.27	0.48
1:AA:946:A:O2'	1:AA:1333:A:O2'	2.26	0.48
1:AA:1216:G:H5''	17:AN:5:ALA:CB	2.43	0.48
2:AV:49:C:O2	2:AV:49:C:H2'	2.12	0.48
6:AC:48:TYR:HE1	6:AC:122:GLU:OE2	1.96	0.48
8:AE:87:SER:OG	8:AE:130:ASN:HB3	2.13	0.48
16:AM:77:ASN:HA	16:AM:80:ARG:HB3	1.95	0.48
18:AO:64:ARG:HA	18:AO:67:LEU:HD12	1.94	0.48
26:BB:70:C:H42	26:BB:106:G:H1	1.61	0.48
27:BA:6:A:H4'	34:BN:4:ALA:N	2.23	0.48
27:BA:106:C:C2'	27:BA:107:C:H5''	2.35	0.48
27:BA:221:A:H4'	27:BA:222:A:O5'	2.12	0.48

*Continued on next page...*

*Continued from previous page...*

Atom-1	Atom-2	Interatomic distance (Å)	Clash overlap (Å)
27:BA:286:C:H2'	27:BA:287:C:O5'	2.13	0.48
27:BA:673:C:H4'	30:BF:82:GLN:OE1	2.12	0.48
27:BA:782:A:H2	28:BD:229:MET:SD	2.23	0.48
27:BA:1022:G:O6	34:BN:47:THR:CG2	2.61	0.48
27:BA:1028:A:H2'	27:BA:1029:A:C8	2.48	0.48
27:BA:1523:U:C4	27:BA:1524:G:N7	2.82	0.48
27:BA:1528:A:H61	27:BA:1543:A:N6	2.09	0.48
27:BA:2075:U:O2'	27:BA:2596:U:N3	2.45	0.48
27:BA:2283:C:OP1	52:B6:3:LYS:NZ	2.47	0.48
27:BA:2302:G:C2'	27:BA:2303:G:O5'	2.60	0.48
27:BA:2315:G:C2'	27:BA:2316:C:O5'	2.61	0.48
27:BA:2348:U:O2'	27:BA:2349:G:H5'	2.14	0.48
27:BA:2372:G:N1	27:BA:2373:G:C5	2.82	0.48
27:BA:2487:G:H2'	27:BA:2488:A:C5'	2.43	0.48
27:BA:2514:U:C1'	29:BE:247:ARG:NH1	2.76	0.48
27:BA:2548:G:C5	27:BA:2549:G:N7	2.82	0.48
27:BA:2700:C:C2'	27:BA:2701:C:C5'	2.90	0.48
27:BA:2729:G:C2'	27:BA:2730:C:O4'	2.58	0.48
27:BA:2840:C:O2'	27:BA:2841:C:C5'	2.61	0.48
28:BD:104:ILE:CB	28:BD:106:PRO:HD3	2.39	0.48
28:BD:175:LEU:N	28:BD:179:GLU:O	2.45	0.48
31:BG:77:ASP:O	31:BG:79:MET:N	2.47	0.48
32:BH:68:ARG:O	32:BH:71:LEU:HB2	2.13	0.48
32:BH:123:GLU:C	32:BH:125:PRO:CD	2.81	0.48
33:BI:60:GLU:C	33:BI:62:LEU:H	2.17	0.48
35:BO:1:MET:HB2	35:BO:2:ILE:HD11	1.93	0.48
35:BO:73:ASP:HB3	35:BO:75:SER:OG	2.14	0.48
38:BS:66:LEU:O	38:BS:67:ALA:O	2.31	0.48
40:BW:83:LYS:HA	40:BW:97:LYS:CG	2.36	0.48
44:BR:62:ALA:HB3	44:BR:80:PHE:HZ	1.73	0.48
46:BV:67:LYS:HG2	46:BV:70:TYR:CE1	2.48	0.48
46:BV:69:ILE:HG21	46:BV:88:GLN:CB	2.42	0.48
46:BV:88:GLN:O	46:BV:89:ASN:OD1	2.30	0.48
52:B6:13:GLU:O	52:B6:52:GLU:CA	2.61	0.48
55:B9:3:VAL:C	55:B9:5:SER:N	2.65	0.48
1:AA:51:A:N1	1:AA:314:C:O2'	2.46	0.48
1:AA:116:A:H2'	1:AA:117:G:O4'	2.14	0.48
1:AA:126:G:H4'	1:AA:634:C:C1'	2.44	0.48
1:AA:406:G:H21	7:AD:119:GLN:NE2	2.01	0.48
1:AA:575:G:N3	1:AA:881:G:C2	2.81	0.48
1:AA:671:G:H2'	1:AA:672:U:C6	2.49	0.48

*Continued on next page...*

*Continued from previous page...*

Atom-1	Atom-2	Interatomic distance (Å)	Clash overlap (Å)
1:AA:719:C:H3'	1:AA:720:C:C6	2.49	0.48
1:AA:1224:G:C6	1:AA:1362:C:N4	2.64	0.48
1:AA:1353:G:H5'	24:AU:13:ILE:CG2	2.44	0.48
1:AA:1517:G:C2	27:BA:1919:A:O2'	2.61	0.48
7:AD:30:LYS:O	7:AD:32:ALA:N	2.39	0.48
11:AH:6:ILE:O	11:AH:10:LEU:HG	2.13	0.48
11:AH:36:LEU:HD13	11:AH:48:TYR:HB2	1.96	0.48
16:AM:23:TYR:O	16:AM:67:GLU:N	2.46	0.48
26:BB:45:A:H1'	31:BG:76:ARG:NH1	2.28	0.48
27:BA:447:A:OP2	45:BU:5:LYS:NZ	2.37	0.48
27:BA:807:U:O4'	27:BA:2445:G:H5'	2.14	0.48
27:BA:874:G:OP1	37:BQ:32:LYS:NZ	2.47	0.48
27:BA:896:A:H3'	27:BA:896:A:N3	2.28	0.48
27:BA:1264:G:H3'	27:BA:1265:A:H5''	1.95	0.48
27:BA:1338:G:C2'	41:BX:13:LYS:NZ	2.73	0.48
27:BA:1777:U:H2'	27:BA:1778:U:H6	1.78	0.48
27:BA:1889:A:H2'	27:BA:1890:A:H8	1.77	0.48
27:BA:1943:U:N1	27:BA:1945:G:H5'	2.28	0.48
27:BA:1969:A:C4'	27:BA:1970:A:H5'	2.41	0.48
27:BA:2093:G:C8	27:BA:2225:A:C6	3.01	0.48
27:BA:2213:U:H4'	27:BA:2215:G:N7	2.29	0.48
27:BA:2217:G:C2	27:BA:2218:G:C8	3.02	0.48
27:BA:2304:G:H2'	27:BA:2305:A:O5'	2.14	0.48
27:BA:2450:A:C2	27:BA:2451:A:N3	2.82	0.48
27:BA:2524:G:N2	27:BA:2540:C:C6	2.82	0.48
27:BA:2561:A:C8	27:BA:2561:A:C3'	2.96	0.48
27:BA:2617:C:H2'	27:BA:2617:C:O2	2.13	0.48
27:BA:2633:G:N1	27:BA:2634:G:C6	2.81	0.48
27:BA:2645:G:O4'	27:BA:2645:G:P	2.70	0.48
27:BA:2683:C:C5	27:BA:2684:U:H5	2.25	0.48
27:BA:2685:G:N2	27:BA:2725:A:C5	2.82	0.48
27:BA:2846:G:N2	27:BA:2847:U:O2	2.47	0.48
28:BD:168:GLY:N	28:BD:170:TYR:CE1	2.82	0.48
29:BE:42:ALA:HB2	29:BE:310:PHE:HA	1.91	0.48
29:BE:221:LYS:HZ1	29:BE:233:ARG:CG	2.07	0.48
30:BF:32:GLY:O	30:BF:35:VAL:CA	2.61	0.48
30:BF:32:GLY:O	30:BF:36:ARG:HG2	2.14	0.48
31:BG:36:ASN:O	31:BG:37:ALA:C	2.52	0.48
31:BG:136:ARG:HB3	31:BG:137:PRO:CD	2.39	0.48
32:BH:75:VAL:O	32:BH:77:GLY:CA	2.58	0.48
32:BH:120:LEU:HD12	32:BH:143:LEU:HD12	1.91	0.48

*Continued on next page...*

*Continued from previous page...*

Atom-1	Atom-2	Interatomic distance (Å)	Clash overlap (Å)
32:BH:136:ASP:O	32:BH:138:GLN:N	2.47	0.48
33:BI:30:LEU:HA	33:BI:33:GLN:NE2	2.29	0.48
33:BI:83:ALA:CB	33:BI:89:LEU:HA	2.44	0.48
33:BI:102:LEU:HA	33:BI:106:HIS:HB2	1.96	0.48
33:BI:119:ASP:CG	33:BI:120:ALA:H	2.15	0.48
34:BN:61:VAL:HG11	34:BN:62:ASP:OD1	2.03	0.48
35:BO:5:GLU:HB2	35:BO:20:LEU:HD22	1.95	0.48
37:BQ:52:LYS:HA	37:BQ:52:LYS:HD3	1.57	0.48
38:BS:52:PRO:O	38:BS:53:ASN:O	2.31	0.48
38:BS:87:LEU:O	38:BS:90:LEU:CA	2.62	0.48
40:BW:96:ILE:CD1	40:BW:96:ILE:C	2.82	0.48
41:BX:38:ALA:O	41:BX:41:VAL:HG23	2.13	0.48
41:BX:76:GLU:CD	41:BX:77:VAL:CG2	2.81	0.48
43:BZ:3:LEU:CD2	43:BZ:35:ASP:HB3	2.44	0.48
44:BR:36:THR:HG21	44:BR:40:LYS:CD	2.29	0.48
44:BR:59:ASP:CG	44:BR:60:LEU:CD2	2.82	0.48
45:BU:8:ILE:N	45:BU:11:ARG:HD2	2.28	0.48
45:BU:42:ALA:O	45:BU:46:GLU:HG3	2.13	0.48
49:B0:9:SER:O	49:B0:11:LYS:HG3	2.13	0.48
49:B0:16:SER:O	49:B0:17:ASN:CB	2.62	0.48
51:B5:33:CYS:HB2	51:B5:37:HIS:N	2.28	0.48
54:B8:30:ARG:HG2	54:B8:31:HIS:H	1.77	0.48
54:B8:31:HIS:C	54:B8:32:GLN:HG3	2.34	0.48
1:AA:255:G:H4'	20:AQ:17:LYS:CG	2.44	0.48
1:AA:573:A:N3	1:AA:883:C:O2'	2.47	0.48
1:AA:594:G:H2'	1:AA:595:G:O4'	2.14	0.48
1:AA:929:G:H5'	1:AA:1533:C:H42	1.78	0.48
1:AA:1292:U:OP1	12:AI:39:GLY:HA3	2.14	0.48
6:AC:182:ILE:HG12	6:AC:203:PHE:HA	1.96	0.48
7:AD:140:VAL:HG13	7:AD:144:ASP:HB2	1.95	0.48
11:AH:64:LYS:HG2	11:AH:79:VAL:HG21	1.95	0.48
13:AJ:60:ARG:O	13:AJ:61:GLU:CB	2.62	0.48
21:AR:29:PHE:HE1	21:AR:36:ASN:OD1	1.96	0.48
23:AT:81:LYS:HA	23:AT:84:LEU:HB3	1.95	0.48
25:AY:225:SER:CA	27:BA:2554:U:O2	2.62	0.48
27:BA:6:A:C2'	34:BN:6:PHE:CD2	2.83	0.48
27:BA:29:U:H5'	45:BU:11:ARG:NH1	2.26	0.48
27:BA:270(H):C:C2	27:BA:270(R):G:N2	2.82	0.48
27:BA:294:A:H2'	27:BA:295:G:H5''	1.96	0.48
27:BA:332:A:C2'	27:BA:334:C:OP2	2.58	0.48
27:BA:338:G:C4'	42:BY:24:ARG:NH1	2.76	0.48

*Continued on next page...*

*Continued from previous page...*

Atom-1	Atom-2	Interatomic distance (Å)	Clash overlap (Å)
27:BA:527:C:H5''	27:BA:2779:U:C2	2.46	0.48
27:BA:984:A:H3'	27:BA:985:C:C5	2.48	0.48
27:BA:1022:G:OP2	34:BN:52:GLN:NE2	2.46	0.48
27:BA:1028:A:H2	27:BA:2486:G:C2'	2.27	0.48
27:BA:1059:G:N2	56:BK:127:ILE:O	2.46	0.48
27:BA:1171:G:H2'	27:BA:1173:G:H4'	1.94	0.48
27:BA:1324:G:C1'	27:BA:1616:A:N6	2.74	0.48
27:BA:1340:U:H6	41:BX:55:GLN:HE22	1.49	0.48
27:BA:1369:G:H2'	27:BA:1370:C:O4'	2.14	0.48
27:BA:1665:A:H4'	35:BO:67:ARG:HD3	1.92	0.48
27:BA:1790:C:H5''	27:BA:1828:G:H1	1.78	0.48
27:BA:1837:C:O2'	27:BA:1928:A:H1'	2.14	0.48
27:BA:1907:G:N2	27:BA:1924:C:C2	2.82	0.48
27:BA:1998:G:O2'	27:BA:2724:C:H1'	2.13	0.48
27:BA:2033:A:O2'	27:BA:2034:U:P	2.71	0.48
27:BA:2185:C:H2'	27:BA:2186:G:O4'	2.14	0.48
27:BA:2189:U:C2'	27:BA:2190:G:C8	2.94	0.48
27:BA:2206:C:H5'	27:BA:2228:G:H21	1.79	0.48
27:BA:2208:U:O4	27:BA:2216:G:O6	2.31	0.48
27:BA:2352:A:H2'	27:BA:2353:G:O4'	2.14	0.48
27:BA:2368:C:H42	27:BA:2369:A:N6	2.12	0.48
27:BA:2417:C:H2'	27:BA:2418:A:H8	1.78	0.48
27:BA:2447:G:N1	27:BA:2500:U:C4	2.81	0.48
27:BA:2461:C:H2'	27:BA:2462:U:C5'	2.43	0.48
27:BA:2633:G:C2	27:BA:2634:G:C4	2.94	0.48
27:BA:2679:A:C2'	27:BA:2680:C:O5'	2.61	0.48
27:BA:2689:U:C4	27:BA:2713:A:C6	2.97	0.48
27:BA:2819:G:C4	27:BA:2821:A:C5	3.02	0.48
27:BA:2848:G:C2	27:BA:2867:G:N3	2.81	0.48
28:BD:145:LEU:CD1	28:BD:146:LYS:N	2.77	0.48
28:BD:210:LYS:HG3	28:BD:211:HIS:H	1.79	0.48
29:BE:44:TYR:N	29:BE:309:PRO:HG2	1.92	0.48
29:BE:102:ASP:O	29:BE:103:GLU:CG	2.62	0.48
30:BF:1:MET:SD	30:BF:23:GLU:HG2	2.53	0.48
33:BI:63:ALA:HA	33:BI:66:LYS:HE3	1.96	0.48
33:BI:84:GLY:O	33:BI:85:GLU:HG3	2.14	0.48
34:BN:92:GLN:O	34:BN:93:ARG:C	2.51	0.48
38:BS:104:ILE:C	38:BS:106:LEU:N	2.62	0.48
40:BW:12:ILE:HD11	40:BW:42:ARG:HD2	1.95	0.48
40:BW:68:ARG:HE	40:BW:110:LYS:HB3	1.79	0.48
41:BX:3:ASP:C	47:B2:24:LYS:HZ2	2.17	0.48

*Continued on next page...*



*Continued from previous page...*

Atom-1	Atom-2	Interatomic distance (Å)	Clash overlap (Å)
43:BZ:114:ASP:HA	43:BZ:171:VAL:HA	1.96	0.48
43:BZ:139:THR:C	43:BZ:141:MET:CE	2.82	0.48
44:BR:65:LEU:HD23	44:BR:68:ARG:HD2	1.95	0.48
44:BR:81:ASP:O	44:BR:82:GLU:C	2.52	0.48
45:BU:20:ARG:NH1	46:BV:75:LYS:HE3	2.22	0.48
45:BU:66:ASN:OD1	45:BU:76:TYR:CZ	2.66	0.48
45:BU:107:LYS:O	45:BU:111:ASP:OD1	2.32	0.48
47:B2:7:GLU:OE2	47:B2:8:ILE:CD1	2.62	0.48
49:B0:65:GLY:O	49:B0:66:LYS:HE3	2.12	0.48
50:B4:56:VAL:CG1	50:B4:61:LYS:NZ	2.77	0.48
53:B7:22:MET:O	53:B7:28:ARG:CG	2.58	0.48
55:B9:2:LYS:N	55:B9:2:LYS:HZ3	2.12	0.48
56:BK:19:THR:H	56:BK:20:PRO:HD2	1.78	0.48
56:BK:71:LYS:HZ2	56:BK:72:THR:HG22	1.79	0.48
1:AA:1268:A:H2	1:AA:1327:C:H1'	1.78	0.48
1:AA:1358:U:OP1	17:AN:35:ARG:N	2.47	0.48
2:AV:71:G:H2'	2:AV:72:C:H6	1.77	0.48
5:AB:82:ARG:HB2	5:AB:94:ASN:HD21	1.79	0.48
14:AK:67:ASP:HA	14:AK:70:LYS:HD2	1.95	0.48
15:AL:41:ARG:HG2	15:AL:42:THR:H	1.78	0.48
15:AL:117:ARG:HB2	15:AL:117:ARG:NH1	2.28	0.48
27:BA:530:G:C5	27:BA:2021:C:C2	3.01	0.48
27:BA:673:C:O4'	30:BF:82:GLN:CD	2.52	0.48
27:BA:674:G:H5'	30:BF:69:HIS:HA	1.92	0.48
27:BA:1819:A:C4	28:BD:177:SER:CB	2.96	0.48
27:BA:2244:U:O2	27:BA:2434:A:H1'	2.13	0.48
27:BA:2250:G:C8	37:BQ:102:ARG:HG2	2.46	0.48
27:BA:2276:G:H2'	27:BA:2277:G:O5'	2.12	0.48
27:BA:2281:C:OP2	27:BA:2281:C:C6	2.67	0.48
27:BA:2285:C:C2	27:BA:2384:G:N2	2.82	0.48
27:BA:2485:G:H5'	37:BQ:142:LYS:HZ1	1.79	0.48
27:BA:2528:U:H5	27:BA:2530:A:C5	2.27	0.48
27:BA:2634:G:N1	27:BA:2635:C:C5	2.82	0.48
27:BA:2673:G:N1	27:BA:2674:G:C5	2.81	0.48
27:BA:2681:C:H4'	29:BE:48:MET:SD	2.53	0.48
27:BA:2695:C:H2'	27:BA:2696:U:H6	1.67	0.48
27:BA:2793:G:C5	27:BA:2794:C:C5	3.02	0.48
28:BD:216:ALA:HB1	28:BD:223:ASN:N	2.28	0.48
29:BE:111:THR:HG22	29:BE:111:THR:O	2.13	0.48
31:BG:29:HIS:CE1	31:BG:64:ARG:NH2	2.81	0.48
32:BH:85:ALA:HB1	32:BH:164:GLU:HG2	1.94	0.48

*Continued on next page...*

*Continued from previous page...*

Atom-1	Atom-2	Interatomic distance (Å)	Clash overlap (Å)
32:BH:86:LEU:CG	32:BH:87:GLU:N	2.77	0.48
33:BI:103:GLN:NE2	33:BI:109:LYS:CB	2.76	0.48
34:BN:8:ALA:O	34:BN:11:ILE:HG13	2.14	0.48
34:BN:15:ARG:NH1	34:BN:40:ASN:CB	2.77	0.48
34:BN:63:ILE:CB	34:BN:71:TYR:CE1	2.95	0.48
34:BN:108:PRO:HD2	34:BN:109:TYR:H	1.78	0.48
35:BO:2:ILE:HG21	35:BO:8:LEU:HD13	1.96	0.48
35:BO:11:ALA:CA	35:BO:99:PHE:HB2	2.44	0.48
35:BO:64:ARG:HG2	35:BO:81:GLU:O	2.14	0.48
37:BQ:16:ARG:HA	37:BQ:17:ARG:HD3	1.95	0.48
37:BQ:84:ARG:HH21	37:BQ:123:ILE:CD1	2.27	0.48
37:BQ:152:SER:OG	37:BQ:153:PRO:CD	2.60	0.48
40:BW:20:VAL:HG12	40:BW:47:VAL:HG11	1.96	0.48
40:BW:36:LEU:HD22	40:BW:44:ALA:CA	2.31	0.48
41:BX:31:ARG:O	41:BX:32:ALA:C	2.46	0.48
42:BY:75:GLU:O	42:BY:76:ASP:O	2.32	0.48
43:BZ:24:TYR:HD2	43:BZ:25:ASN:N	2.11	0.48
44:BR:24:GLN:C	44:BR:44:LEU:HD21	2.34	0.48
46:BV:33:VAL:C	46:BV:63:HIS:ND1	2.67	0.48
46:BV:88:GLN:OE1	46:BV:90:PHE:CE1	2.67	0.48
48:B3:5:LYS:HG3	48:B3:36:VAL:HG12	1.95	0.48
50:B4:20:VAL:O	50:B4:30:GLU:CD	2.51	0.48
54:B8:14:ILE:HG23	54:B8:15:LYS:H	1.78	0.48
56:BK:19:THR:N	56:BK:20:PRO:HD2	2.28	0.48
1:AA:60:A:N1	1:AA:107:G:O2'	2.44	0.48
1:AA:436:C:C2	1:AA:437:U:C2	3.02	0.48
1:AA:695:A:H2	1:AA:787:A:C4'	2.10	0.48
1:AA:1504:G:H3'	1:AA:1504:G:OP1	2.14	0.48
2:AV:20:G:N3	2:AV:20:G:C2'	2.77	0.48
2:AV:32:C:OP2	12:AI:128:ARG:O	2.32	0.48
11:AH:17:THR:HB	11:AH:18:ARG:NH2	2.28	0.48
27:BA:1:G:N2	27:BA:2902:C:N3	2.61	0.48
27:BA:27:G:H2'	27:BA:28:A:H8	1.79	0.48
27:BA:71:A:C2	27:BA:73:A:N7	2.82	0.48
27:BA:72:U:C4	27:BA:112:U:C1'	2.97	0.48
27:BA:110:G:C2	27:BA:111:A:C4	3.02	0.48
27:BA:441:U:OP2	42:BY:3:GLN:NE2	2.45	0.48
27:BA:603:A:H2'	27:BA:604:G:H8	1.77	0.48
27:BA:710:G:H1	27:BA:721:C:H42	1.62	0.48
27:BA:978:G:N2	27:BA:986:C:N3	2.62	0.48
27:BA:1044:G:O3'	27:BA:1045:A:H4'	2.14	0.48

*Continued on next page...*

*Continued from previous page...*

Atom-1	Atom-2	Interatomic distance (Å)	Clash overlap (Å)
27:BA:1251:C:C5'	45:BU:10:ARG:HD3	2.41	0.48
27:BA:1341:U:OP2	27:BA:1397:U:C2	2.67	0.48
27:BA:1470:G:N2	27:BA:1522:G:N1	2.61	0.48
27:BA:1657:C:H5'	29:BE:234:ARG:HH11	1.77	0.48
27:BA:1800:C:C4	27:BA:1817:G:N1	2.81	0.48
27:BA:2241:A:O2'	27:BA:2242:G:O5'	2.32	0.48
27:BA:2256:G:N2	27:BA:2257:U:C1'	2.77	0.48
27:BA:2331:G:O2'	49:B0:70:ILE:CB	2.56	0.48
27:BA:2364:C:C2'	27:BA:2365:G:O5'	2.62	0.48
27:BA:2436:G:O6	27:BA:2437:U:O4	2.31	0.48
27:BA:2437:U:C4'	27:BA:2598:A:C2	2.97	0.48
27:BA:2461:C:C2	27:BA:2462:U:H6	2.27	0.48
27:BA:2538:C:C2'	27:BA:2539:C:O5'	2.61	0.48
27:BA:2549:G:N1	27:BA:2550:G:N7	2.62	0.48
27:BA:2560:C:H2'	27:BA:2560:C:O2	2.14	0.48
27:BA:2627:G:H1'	27:BA:2781:A:H2	1.78	0.48
27:BA:2711:A:P	27:BA:2714:G:OP1	2.67	0.48
27:BA:2716:U:H2'	27:BA:2717:G:O5'	2.10	0.48
27:BA:2718:G:N3	27:BA:2719:G:N9	2.62	0.48
27:BA:2773:C:C2'	27:BA:2774:C:H6	2.24	0.48
27:BA:2844:G:C6	27:BA:2845:G:C5	3.01	0.48
27:BA:2857:G:N2	27:BA:2859:G:H3'	2.29	0.48
28:BD:70:LYS:NZ	28:BD:70:LYS:CB	2.76	0.48
28:BD:80:ILE:O	28:BD:82:TYR:CD1	2.67	0.48
29:BE:45:LYS:HD2	29:BE:303:PRO:C	2.33	0.48
29:BE:102:ASP:C	29:BE:103:GLU:CG	2.82	0.48
30:BF:50:GLU:HG3	30:BF:51:TYR:H	1.79	0.48
30:BF:93:LYS:C	30:BF:96:LYS:HG3	2.14	0.48
32:BH:34:ARG:HH11	32:BH:70:LEU:HD23	1.78	0.48
32:BH:40:MET:CA	32:BH:54:PRO:HG3	2.44	0.48
32:BH:59:HIS:O	32:BH:60:HIS:C	2.50	0.48
33:BI:68:LEU:CD1	33:BI:108:LEU:HD22	2.43	0.48
37:BQ:28:ILE:CG1	37:BQ:62:GLU:HG2	2.44	0.48
37:BQ:34:GLY:C	37:BQ:74:ASN:O	2.53	0.48
37:BQ:45:GLN:CD	37:BQ:153:PRO:N	2.67	0.48
37:BQ:56:ILE:CD1	37:BQ:56:ILE:N	2.24	0.48
37:BQ:143:VAL:CG2	37:BQ:144:THR:N	2.64	0.48
38:BS:12:ARG:CD	38:BS:20:TYR:CE2	2.91	0.48
38:BS:86:LEU:HD21	38:BS:124:ASP:HB2	1.95	0.48
43:BZ:37:LYS:CA	43:BZ:41:ARG:HH12	2.25	0.48
43:BZ:91:PRO:HG2	43:BZ:128:ARG:N	2.29	0.48

*Continued on next page...*

*Continued from previous page...*

Atom-1	Atom-2	Interatomic distance (Å)	Clash overlap (Å)
43:BZ:127:PRO:O	43:BZ:128:ARG:C	2.53	0.48
43:BZ:135:VAL:O	43:BZ:136:VAL:CG2	2.62	0.48
43:BZ:151:ASP:O	43:BZ:153:LYS:HD2	2.13	0.48
44:BR:61:HIS:O	44:BR:63:ARG:N	2.47	0.48
47:B2:8:ILE:O	47:B2:11:MET:CB	2.61	0.48
47:B2:23:LEU:H	47:B2:23:LEU:HD23	1.79	0.48
47:B2:43:PRO:O	47:B2:46:ILE:HB	2.14	0.48
1:AA:977:A:C2	1:AA:1223:C:H5	2.32	0.47
1:AA:986:A:C2	22:AS:52:TYR:CZ	3.01	0.47
1:AA:1230:C:O2'	16:AM:126:LYS:HE2	2.14	0.47
1:AA:1366:C:P	12:AI:117:HIS:HE2	2.35	0.47
1:AA:1405:G:H21	1:AA:1518:A:H1'	1.79	0.47
1:AA:1517:G:H3'	1:AA:1518:A:C8	2.49	0.47
3:AW:33:U:O2	3:AW:35:A:H5'	2.13	0.47
12:AI:48:GLU:N	12:AI:49:PRO:HD2	2.29	0.47
20:AQ:22:LEU:O	20:AQ:23:VAL:CG2	2.60	0.47
27:BA:120:U:O2	27:BA:120:U:H2'	2.14	0.47
27:BA:270(A):A:H3'	27:BA:270(A):A:N3	2.29	0.47
27:BA:489:G:H1'	27:BA:1284:A:C5	2.48	0.47
27:BA:535:C:C5'	45:BU:53:LYS:NZ	2.77	0.47
27:BA:764:A:H5''	27:BA:764:A:H8	1.79	0.47
27:BA:954:G:H2'	27:BA:955:C:O4'	2.14	0.47
27:BA:1024:G:N2	27:BA:1139:G:N2	2.62	0.47
27:BA:1183:G:H5''	48:B3:29:ARG:CG	2.42	0.47
27:BA:1215:G:O3'	45:BU:8:ILE:CG2	2.62	0.47
27:BA:1358:G:N7	27:BA:1371:G:C6	2.82	0.47
27:BA:1520:U:H3'	27:BA:1520:U:H6	1.79	0.47
27:BA:1782:C:N3	27:BA:2609:U:H5	2.10	0.47
27:BA:2033:A:O2'	27:BA:2034:U:O5'	2.29	0.47
27:BA:2049:G:H1	27:BA:2619:C:H42	1.62	0.47
27:BA:2195:C:C6	27:BA:2195:C:C4'	2.97	0.47
27:BA:2257:U:H2'	27:BA:2258:C:OP2	2.13	0.47
27:BA:2313:C:C5	27:BA:2314:C:N4	2.79	0.47
27:BA:2341:G:C8	27:BA:2342:C:C5	3.02	0.47
27:BA:2354:G:C4	27:BA:2355:C:C5	3.02	0.47
27:BA:2475:C:H2'	27:BA:2477:C:P	2.54	0.47
27:BA:2519:U:C6	27:BA:2519:U:OP2	2.67	0.47
27:BA:2766:G:N3	27:BA:2766:G:C2'	2.75	0.47
28:BD:89:ASN:O	28:BD:105:ALA:HB2	1.88	0.47
28:BD:122:ASP:O	28:BD:122:ASP:CG	2.51	0.47
28:BD:130:PRO:O	28:BD:134:ILE:CD1	2.62	0.47

*Continued on next page...*

*Continued from previous page...*

Atom-1	Atom-2	Interatomic distance (Å)	Clash overlap (Å)
28:BD:196:ASN:HB2	28:BD:199:ARG:HD3	1.96	0.47
29:BE:203:GLY:CA	29:BE:303:PRO:CD	2.81	0.47
30:BF:164:ALA:O	30:BF:167:ASP:HB2	2.14	0.47
32:BH:22:THR:HG23	32:BH:34:ARG:O	2.14	0.47
32:BH:34:ARG:NH1	32:BH:73:ASN:HB2	2.10	0.47
33:BI:124:LEU:HD12	33:BI:125:GLY:H	1.79	0.47
35:BO:71:ARG:O	35:BO:72:PRO:C	2.51	0.47
35:BO:90:ASP:C	35:BO:92:SER:N	2.66	0.47
37:BQ:36:ASN:ND2	37:BQ:41:THR:N	2.62	0.47
37:BQ:87:LYS:O	37:BQ:88:PHE:HB3	2.14	0.47
37:BQ:88:PHE:O	37:BQ:113:ALA:HB2	2.14	0.47
37:BQ:116:HIS:CD2	37:BQ:118:ALA:O	2.67	0.47
38:BS:22:GLN:OE1	38:BS:22:GLN:C	2.53	0.47
39:BT:38:ASN:O	39:BT:39:ASN:C	2.52	0.47
40:BW:24:ILE:HD13	40:BW:36:LEU:CD1	2.44	0.47
41:BX:12:GLU:OE1	41:BX:13:LYS:NZ	2.47	0.47
42:BY:19:ARG:O	42:BY:22:GLN:N	2.42	0.47
42:BY:19:ARG:HA	42:BY:22:GLN:HG3	1.96	0.47
42:BY:76:ASP:O	42:BY:77:VAL:C	2.51	0.47
43:BZ:66:VAL:HG23	43:BZ:69:VAL:HG23	1.96	0.47
43:BZ:71:MET:O	43:BZ:72:ASP:C	2.52	0.47
44:BR:20:LEU:CD1	44:BR:21:TYR:CA	2.48	0.47
45:BU:95:LEU:CD2	45:BU:95:LEU:H	2.19	0.47
45:BU:103:PRO:CB	45:BU:107:LYS:HE2	2.44	0.47
46:BV:61:VAL:CG1	46:BV:95:ILE:C	2.83	0.47
46:BV:61:VAL:HG13	46:BV:96:LEU:N	2.29	0.47
47:B2:25:THR:O	47:B2:26:GLU:O	2.32	0.47
51:B5:11:THR:HG22	51:B5:19:ARG:NH2	2.28	0.47
54:B8:9:MET:O	54:B8:14:ILE:HG12	2.14	0.47
56:BK:73:PRO:HD2	56:BK:74:PRO:HA	1.96	0.47
1:AA:278:G:OP2	20:AQ:41:LYS:NZ	2.40	0.47
1:AA:429:U:H4'	1:AA:430:A:O5'	2.13	0.47
1:AA:934:C:H5	1:AA:1344:C:H3'	1.79	0.47
1:AA:1540:U:H2'	1:AA:1541:U:O4'	2.13	0.47
7:AD:76:ARG:O	7:AD:79:PHE:HB3	2.13	0.47
10:AG:49:ILE:HA	10:AG:52:GLU:HB2	1.96	0.47
11:AH:29:SER:HB2	11:AH:32:LYS:NZ	2.28	0.47
16:AM:22:ILE:HD12	16:AM:25:ILE:HD12	1.95	0.47
17:AN:24:CYS:HB3	17:AN:40:CYS:HB3	1.78	0.47
26:BB:83:G:H4'	48:B3:52:HIS:HD2	1.78	0.47
27:BA:99:U:O2	42:BY:107:LYS:HD3	2.14	0.47

*Continued on next page...*

*Continued from previous page...*

Atom-1	Atom-2	Interatomic distance (Å)	Clash overlap (Å)
27:BA:152:G:C8	27:BA:152:G:H3'	2.48	0.47
27:BA:289:A:O2'	27:BA:351:G:N7	2.46	0.47
27:BA:382:G:H1	27:BA:392:C:N4	2.09	0.47
27:BA:405:U:H5''	27:BA:406:G:O5'	2.14	0.47
27:BA:414:C:OP1	27:BA:1879:C:O2'	2.32	0.47
27:BA:575:A:H4'	27:BA:2500:U:C5'	2.44	0.47
27:BA:729:G:N3	27:BA:729:G:C3'	2.75	0.47
27:BA:832:G:P	27:BA:944:G:H22	2.37	0.47
27:BA:1062:G:H22	56:BK:92:PRO:CD	2.27	0.47
27:BA:1078:U:C2	27:BA:1088:A:H1'	2.49	0.47
27:BA:1129:A:H2	27:BA:2570:G:C8	2.31	0.47
27:BA:1359:A:OP2	27:BA:1371:G:N2	2.48	0.47
27:BA:1364:G:C6	50:B4:2:GLN:OE1	2.68	0.47
27:BA:1566:A:N3	28:BD:212:HIS:HB3	2.28	0.47
27:BA:1718:G:N1	27:BA:1741:C:N4	2.58	0.47
27:BA:1855:G:H1	27:BA:1887:C:H42	1.62	0.47
27:BA:1924:C:C5	27:BA:1925:C:C5	3.02	0.47
27:BA:2052:G:C5'	29:BE:239:GLY:O	2.62	0.47
27:BA:2069:G:C2	27:BA:2443:C:O2	2.67	0.47
27:BA:2093:G:H4'	33:BI:25:TYR:CA	2.30	0.47
27:BA:2228:G:C5	27:BA:2229:C:C2	3.02	0.47
27:BA:2234:G:N2	27:BA:2235:G:C4	2.82	0.47
27:BA:2259:G:O6	27:BA:2281:C:N3	2.47	0.47
27:BA:2263:C:H42	27:BA:2278:A:N6	2.12	0.47
27:BA:2294:C:C2	27:BA:2339:G:C6	3.02	0.47
27:BA:2310:A:C2'	31:BG:55:LYS:CE	2.69	0.47
27:BA:2316:C:C4'	31:BG:142:ALA:CB	2.77	0.47
27:BA:2324:C:O2'	27:BA:2325:G:P	2.71	0.47
27:BA:2346:A:O2'	27:BA:2347:C:P	2.70	0.47
27:BA:2367:G:C2	27:BA:2368:C:C6	3.01	0.47
27:BA:2380:C:C6	27:BA:2380:C:C3'	2.97	0.47
27:BA:2392:A:N6	27:BA:2393:A:C6	2.83	0.47
27:BA:2468:G:C5	27:BA:2481:G:C2	3.02	0.47
27:BA:2562:U:O2	27:BA:2563:U:N1	2.47	0.47
27:BA:2567:G:N2	27:BA:2568:C:C4	2.80	0.47
27:BA:2623:G:C4'	27:BA:2826:A:H1'	2.39	0.47
27:BA:2639:A:H1'	27:BA:2778:A:H2	1.78	0.47
27:BA:2649:U:H2'	27:BA:2650:U:O5'	2.12	0.47
27:BA:2717:G:C5	27:BA:2718:G:N7	2.82	0.47
28:BD:89:ASN:ND2	28:BD:199:ARG:HE	1.88	0.47
28:BD:144:GLU:CG	28:BD:188:ARG:H	2.27	0.47

*Continued on next page...*

*Continued from previous page...*

Atom-1	Atom-2	Interatomic distance (Å)	Clash overlap (Å)
29:BE:109:ASP:OD2	29:BE:112:LEU:CD2	2.57	0.47
29:BE:215:LYS:O	29:BE:216:ARG:C	2.53	0.47
30:BF:6:TYR:CE1	30:BF:138:VAL:C	2.88	0.47
30:BF:39:GLN:O	30:BF:42:ARG:CA	2.62	0.47
30:BF:93:LYS:C	30:BF:96:LYS:CE	2.80	0.47
30:BF:197:SER:OG	30:BF:236:THR:OG1	2.25	0.47
32:BH:129:LYS:O	32:BH:130:ILE:CG1	2.61	0.47
33:BI:9:VAL:C	33:BI:10:LYS:HG2	2.35	0.47
33:BI:83:ALA:N	33:BI:147:GLU:HB3	2.29	0.47
34:BN:63:ILE:HB	34:BN:71:TYR:CD1	2.49	0.47
37:BQ:17:ARG:HA	37:BQ:22:GLY:HA3	1.95	0.47
37:BQ:87:LYS:HZ2	37:BQ:115:SER:HA	1.79	0.47
37:BQ:94:ARG:HG3	37:BQ:107:LYS:N	2.28	0.47
38:BS:27:LEU:CA	38:BS:33:ARG:NH2	2.74	0.47
38:BS:62:HIS:HB2	38:BS:65:ASP:OD2	2.14	0.47
39:BT:24:LYS:O	39:BT:25:ASP:CB	2.60	0.47
40:BW:79:GLY:C	40:BW:80:PRO:O	2.50	0.47
40:BW:82:LEU:CD2	40:BW:82:LEU:N	2.74	0.47
41:BX:6:LYS:CD	41:BX:27:ALA:HB1	2.43	0.47
42:BY:17:HIS:O	42:BY:20:HIS:N	2.47	0.47
43:BZ:40:ASP:O	43:BZ:41:ARG:O	2.32	0.47
49:B0:37:LEU:CA	49:B0:68:VAL:HG13	2.36	0.47
50:B4:41:PRO:CG	50:B4:57:ASP:CG	2.80	0.47
52:B6:54:LYS:NZ	52:B6:54:LYS:CA	2.76	0.47
1:AA:1325:C:OP1	24:AU:15:ARG:NE	2.47	0.47
1:AA:1373:G:C5'	12:AI:42:ARG:HH21	2.27	0.47
2:AV:19:G:H1'	2:AV:57:G:N2	2.30	0.47
2:AV:56:C:C1'	31:BG:56:ARG:CD	2.89	0.47
2:AV:60:C:OP2	2:AV:61:C:C5	2.68	0.47
3:AW:40:C:HO2'	10:AG:147:ALA:HB3	1.74	0.47
13:AJ:24:VAL:O	13:AJ:28:ARG:HG3	2.14	0.47
27:BA:410:G:C2	27:BA:2407:G:N7	2.83	0.47
27:BA:775:G:H2'	27:BA:794:G:C8	2.49	0.47
27:BA:949:C:H2'	27:BA:950:G:H8	1.79	0.47
27:BA:1174:A:N6	27:BA:1177:A:C2	2.83	0.47
27:BA:1264:G:N7	27:BA:1265:A:C5	2.81	0.47
27:BA:1312:U:H1'	27:BA:1313:U:C5	2.49	0.47
27:BA:1343:G:H5'	27:BA:1598:C:OP2	2.14	0.47
27:BA:1657:C:OP1	29:BE:232:ARG:C	2.52	0.47
27:BA:1771:C:H2'	27:BA:1772:G:C8	2.49	0.47
27:BA:1935:G:HO2'	27:BA:1937:A:H2	1.61	0.47

*Continued on next page...*

*Continued from previous page...*

Atom-1	Atom-2	Interatomic distance (Å)	Clash overlap (Å)
27:BA:2045:C:C4	27:BA:2624:G:N1	2.81	0.47
27:BA:2103:C:H42	27:BA:2186:G:H1	1.60	0.47
27:BA:2199:A:C6	27:BA:2225:A:N3	2.81	0.47
27:BA:2228:G:H8	27:BA:2229:C:C5	2.13	0.47
27:BA:2247:A:C2'	27:BA:2248:C:O5'	2.62	0.47
27:BA:2269:A:H2'	27:BA:2270:G:O4'	2.14	0.47
27:BA:2296:U:H3'	27:BA:2296:U:C6	2.48	0.47
27:BA:2354:G:C2'	49:B0:32:LYS:HG2	2.44	0.47
27:BA:2465:C:C2	27:BA:2485:G:N1	2.70	0.47
27:BA:2537:U:C5	27:BA:2538:C:H5	2.31	0.47
27:BA:2657:A:C5	27:BA:2665:A:C5	3.02	0.47
27:BA:2679:A:C5	27:BA:2680:C:C6	3.02	0.47
27:BA:2785:C:H5''	29:BE:99:VAL:CB	2.43	0.47
27:BA:2885:C:N4	27:BA:2886:G:C5	2.83	0.47
28:BD:85:ASN:HD21	28:BD:86:ARG:CZ	2.25	0.47
28:BD:152:GLN:CA	28:BD:152:GLN:OE1	2.62	0.47
28:BD:194:VAL:HG21	28:BD:196:ASN:OD1	2.14	0.47
29:BE:270:ASP:N	29:BE:270:ASP:OD2	2.46	0.47
30:BF:35:VAL:O	30:BF:38:ALA:CB	2.62	0.47
30:BF:195:VAL:HG13	30:BF:213:ALA:C	2.35	0.47
30:BF:223:LEU:HD13	30:BF:224:ALA:N	2.14	0.47
32:BH:51:VAL:HG23	32:BH:68:ARG:HG2	1.95	0.47
32:BH:123:GLU:C	32:BH:125:PRO:HD2	2.35	0.47
32:BH:161:ILE:O	32:BH:161:ILE:HG13	2.13	0.47
36:BP:94:ARG:HD3	36:BP:120:LEU:HD22	1.59	0.47
39:BT:36:CYS:O	39:BT:37:GLU:C	2.46	0.47
42:BY:19:ARG:HA	42:BY:22:GLN:NE2	2.29	0.47
42:BY:101:LEU:CD2	42:BY:112:LEU:CD2	2.55	0.47
43:BZ:12:GLN:O	43:BZ:15:ASP:CB	2.59	0.47
43:BZ:79:ILE:C	43:BZ:80:HIS:CG	2.85	0.47
44:BR:100:LEU:HA	51:B5:44:HIS:HD2	1.78	0.47
45:BU:10:ARG:CA	45:BU:13:ARG:HH12	2.26	0.47
47:B2:27:LEU:HD22	47:B2:49:LEU:HB3	1.96	0.47
49:B0:78:PHE:CD1	49:B0:78:PHE:N	2.81	0.47
1:AA:33:A:H2'	1:AA:34:C:C6	2.49	0.47
1:AA:1097:C:C4'	1:AA:1169:A:C4'	2.92	0.47
1:AA:1242:C:O5'	1:AA:1242:C:H6	1.97	0.47
1:AA:1280:A:C8	13:AJ:41:PRO:HD2	2.50	0.47
1:AA:1511:G:H2'	1:AA:1512:U:O4'	2.14	0.47
9:AF:48:LEU:HD13	9:AF:52:ILE:HB	1.97	0.47
27:BA:460:A:C4	27:BA:461:C:C6	3.02	0.47

*Continued on next page...*



*Continued from previous page...*

Atom-1	Atom-2	Interatomic distance (Å)	Clash overlap (Å)
27:BA:617:G:C3'	30:BF:219:ASN:OD1	2.61	0.47
27:BA:651:G:H3'	27:BA:652:C:C6	2.49	0.47
27:BA:826:U:C6	27:BA:828:U:H6	2.32	0.47
27:BA:914:C:H2'	27:BA:915:C:H5'	1.97	0.47
27:BA:1022:G:O6	34:BN:47:THR:HB	2.14	0.47
27:BA:1077:A:C4'	56:BK:92:PRO:HG2	2.44	0.47
27:BA:1265:A:N6	27:BA:2013:A:H5'	2.29	0.47
27:BA:1278:A:H5''	44:BR:34:ILE:CG2	2.44	0.47
27:BA:1364:G:O6	50:B4:2:GLN:CD	2.53	0.47
27:BA:1398:C:H4'	41:BX:23:LYS:NZ	2.30	0.47
27:BA:1835:G:H1'	27:BA:1931:U:O2	2.14	0.47
27:BA:2082:A:H61	27:BA:2237:G:H1'	1.79	0.47
27:BA:2252:G:C3'	27:BA:2253:G:C5'	2.93	0.47
27:BA:2475:C:HO2'	27:BA:2477:C:P	2.35	0.47
27:BA:2478:A:C2'	27:BA:2479:G:H5'	2.41	0.47
27:BA:2711:A:H3'	27:BA:2712:U:H5'	1.97	0.47
27:BA:2785:C:C2'	27:BA:2786:U:H6	2.10	0.47
28:BD:81:GLU:C	28:BD:82:TYR:O	2.51	0.47
29:BE:214:VAL:HG12	29:BE:215:LYS:N	2.29	0.47
29:BE:263:GLU:O	29:BE:266:LYS:HE3	2.15	0.47
31:BG:88:LEU:CD2	31:BG:88:LEU:C	2.79	0.47
31:BG:95:THR:CG2	31:BG:96:SER:H	2.25	0.47
32:BH:147:ILE:O	32:BH:150:VAL:HB	2.14	0.47
33:BI:5:PHE:CD2	33:BI:17:GLU:C	2.87	0.47
35:BO:21:VAL:HG22	35:BO:39:VAL:HG11	1.95	0.47
35:BO:37:ASP:CB	35:BO:62:VAL:HG21	2.30	0.47
37:BQ:85:ILE:HG23	37:BQ:136:TRP:CZ2	2.48	0.47
37:BQ:149:ILE:H	37:BQ:149:ILE:CD1	2.17	0.47
38:BS:46:GLN:C	38:BS:47:LEU:HG	2.35	0.47
38:BS:83:LEU:C	38:BS:87:LEU:HD23	2.35	0.47
38:BS:85:GLY:O	38:BS:86:LEU:O	2.32	0.47
40:BW:89:ALA:O	40:BW:90:ARG:HB2	2.13	0.47
42:BY:18:GLU:HB3	42:BY:21:LYS:HZ1	1.74	0.47
43:BZ:3:LEU:HD22	43:BZ:35:ASP:HB3	1.97	0.47
43:BZ:52:PHE:N	43:BZ:65:LEU:HD11	2.28	0.47
43:BZ:154:LEU:CD1	43:BZ:160:LEU:HD12	2.45	0.47
44:BR:90:ARG:NH2	44:BR:117:VAL:HG22	2.18	0.47
44:BR:100:LEU:CA	51:B5:44:HIS:HD2	2.28	0.47
45:BU:55:ARG:HA	45:BU:58:ARG:HD2	1.96	0.47
45:BU:66:ASN:C	45:BU:68:GLY:N	2.67	0.47
48:B3:5:LYS:HA	48:B3:35:ARG:O	2.14	0.47

*Continued on next page...*

*Continued from previous page...*

Atom-1	Atom-2	Interatomic distance (Å)	Clash overlap (Å)
51:B5:31:THR:HG23	51:B5:32:GLU:N	2.29	0.47
1:AA:6:G:O2'	1:AA:298:A:H1'	2.14	0.47
1:AA:37:U:OP2	15:AL:123:LYS:HD3	2.13	0.47
1:AA:745:C:H5'	1:AA:851:G:H1'	1.96	0.47
1:AA:1298:C:C4	10:AG:114:ARG:O	2.67	0.47
2:AV:56:C:C5	2:AV:57:G:C5	3.02	0.47
3:AW:25:C:H3'	3:AW:26:G:H8	0.49	0.47
5:AB:180:LEU:O	5:AB:181:PHE:CB	2.58	0.47
7:AD:22:LYS:C	7:AD:113:SER:CB	2.83	0.47
11:AH:98:LYS:O	11:AH:98:LYS:HG2	2.15	0.47
15:AL:12:ARG:HD2	15:AL:13:LYS:HZ2	1.79	0.47
15:AL:85:ILE:HA	15:AL:100:ILE:HA	1.95	0.47
19:AP:6:LEU:HA	19:AP:18:ARG:O	2.15	0.47
27:BA:5:A:C4	27:BA:2899:G:N2	2.83	0.47
27:BA:54:G:C2'	53:B7:35:ARG:HH22	2.27	0.47
27:BA:131:G:N2	27:BA:132:G:C5	2.83	0.47
27:BA:530:G:N1	27:BA:2021:C:N1	2.61	0.47
27:BA:619:G:C8	27:BA:619:G:H3'	2.50	0.47
27:BA:989:G:HO2'	27:BA:990:A:P	2.37	0.47
27:BA:994:C:C3'	45:BU:54:LYS:HE2	2.41	0.47
27:BA:1156:A:P	45:BU:55:ARG:NH2	2.88	0.47
27:BA:1566:A:N3	28:BD:212:HIS:CB	2.78	0.47
27:BA:2017:U:H3	51:B5:10:LYS:NZ	2.11	0.47
27:BA:2051:A:C2	27:BA:2618:G:N1	2.75	0.47
27:BA:2254:C:O2'	27:BA:2255:G:H5''	2.09	0.47
27:BA:2255:G:C6	27:BA:2256:G:C4	3.02	0.47
27:BA:2273:A:H8	27:BA:2274:A:C8	2.20	0.47
27:BA:2305:A:N7	27:BA:2306:C:C6	2.82	0.47
27:BA:2316:C:C4	27:BA:2317:C:C4	3.03	0.47
27:BA:2333:A:H4'	27:BA:2335:A:O4'	2.14	0.47
27:BA:2361:A:OP1	54:B8:27:SER:O	2.32	0.47
27:BA:2378:A:C2'	38:BS:30:GLY:HA3	2.37	0.47
27:BA:2390:U:H3'	27:BA:2390:U:C6	2.49	0.47
27:BA:2402:C:O5'	27:BA:2402:C:H6	1.97	0.47
27:BA:2462:U:N3	27:BA:2463:C:C4	2.83	0.47
27:BA:2478:A:C8	27:BA:2479:G:C8	3.02	0.47
27:BA:2479:G:H2'	27:BA:2480:C:O4'	2.14	0.47
27:BA:2508:G:C2	27:BA:2509:G:N9	2.83	0.47
27:BA:2637:U:N3	27:BA:2782:G:C2	2.83	0.47
27:BA:2656:U:C6	27:BA:2656:U:C3'	2.98	0.47
27:BA:2691:C:H42	27:BA:2719:G:N2	2.12	0.47

*Continued on next page...*

*Continued from previous page...*

Atom-1	Atom-2	Interatomic distance (Å)	Clash overlap (Å)
27:BA:2785:C:C2'	27:BA:2786:U:O5'	2.58	0.47
27:BA:2817:G:C4	27:BA:2830:G:N2	2.81	0.47
27:BA:2836:U:C6	27:BA:2836:U:C3'	2.98	0.47
27:BA:2841:C:C2	27:BA:2877:G:N1	2.83	0.47
28:BD:84:PRO:O	28:BD:85:ASN:HB3	2.13	0.47
29:BE:202:ALA:CA	29:BE:262:THR:HB	2.44	0.47
29:BE:211:GLN:HB3	29:BE:216:ARG:HG2	1.94	0.47
30:BF:93:LYS:O	30:BF:94:THR:C	2.53	0.47
34:BN:74:ARG:HB3	34:BN:76:ASP:CG	2.34	0.47
34:BN:136:SER:C	34:BN:139:LEU:HD22	2.35	0.47
36:BP:62:ALA:C	36:BP:107:LYS:CD	2.69	0.47
36:BP:65:ASP:CA	36:BP:109:LEU:N	2.56	0.47
36:BP:120:LEU:O	36:BP:140:VAL:O	2.31	0.47
37:BQ:122:PHE:HB2	37:BQ:136:TRP:HZ2	1.77	0.47
38:BS:121:GLY:O	38:BS:125:ALA:HB2	2.15	0.47
39:BT:50:GLU:O	39:BT:51:TRP:C	2.46	0.47
40:BW:40:ASN:O	40:BW:41:LYS:C	2.51	0.47
41:BX:67:ARG:C	41:BX:68:LEU:HD23	2.34	0.47
42:BY:30:ASP:HB2	42:BY:31:LEU:HD23	1.97	0.47
43:BZ:4:THR:O	43:BZ:33:ALA:CA	2.62	0.47
43:BZ:8:ARG:O	43:BZ:9:THR:HG23	2.14	0.47
44:BR:39:PRO:HA	44:BR:42:LYS:HB2	1.96	0.47
45:BU:98:ILE:CG2	45:BU:106:PHE:HD1	2.25	0.47
48:B3:40:THR:HG21	48:B3:43:ILE:HD11	1.80	0.47
49:B0:28:GLY:N	49:B0:60:PHE:HB3	2.29	0.47
50:B4:9:ALA:O	50:B4:10:VAL:CG2	2.62	0.47
54:B8:16:ILE:HG23	54:B8:22:VAL:HG23	1.95	0.47
1:AA:192:U:H2'	1:AA:193:C:C6	2.49	0.47
1:AA:197:A:H8	1:AA:197:A:O5'	1.98	0.47
1:AA:312:C:H2'	1:AA:313:A:H8	1.80	0.47
1:AA:501:C:H2'	1:AA:502:G:H8	1.79	0.47
1:AA:1114:C:O2'	17:AN:60:SER:O	2.30	0.47
1:AA:1199:U:O4'	13:AJ:54:PHE:CD2	2.68	0.47
1:AA:1237:C:H2'	1:AA:1335:C:H4'	1.97	0.47
1:AA:1288:A:C2	1:AA:1371:G:N3	2.82	0.47
1:AA:1360:A:N7	17:AN:18:VAL:HG12	2.28	0.47
2:AV:9:A:N3	2:AV:45:G:C4	2.83	0.47
5:AB:160:ASP:O	5:AB:161:ALA:CB	2.62	0.47
5:AB:170:GLU:O	5:AB:174:VAL:HG23	2.13	0.47
6:AC:8:ILE:O	6:AC:12:LEU:HG	2.14	0.47
6:AC:36:ASP:HA	6:AC:39:ILE:HD12	1.97	0.47

*Continued on next page...*

*Continued from previous page...*

Atom-1	Atom-2	Interatomic distance (Å)	Clash overlap (Å)
24:AU:16:GLY:O	24:AU:17:THR:C	2.52	0.47
27:BA:135:G:H1'	27:BA:145:G:H22	1.79	0.47
27:BA:1040:C:O2	27:BA:1040:C:H2'	2.15	0.47
27:BA:1152:C:H1'	45:BU:77:SER:CB	2.42	0.47
27:BA:1332:G:C4	27:BA:1609:A:N1	2.82	0.47
27:BA:1566:A:N3	28:BD:212:HIS:HA	2.22	0.47
27:BA:1638:C:OP1	27:BA:2710:C:O2'	2.33	0.47
27:BA:1783:A:H2	27:BA:2588:G:H1'	1.79	0.47
27:BA:1790:C:H5'	27:BA:1791:A:OP2	2.14	0.47
27:BA:1952:A:N3	35:BO:22:ILE:CD1	2.76	0.47
27:BA:2044:C:C4	27:BA:2625:G:C2	3.02	0.47
27:BA:2255:G:C6	27:BA:2256:G:C5	3.02	0.47
27:BA:2305:A:N7	27:BA:2306:C:C5	2.83	0.47
27:BA:2320:A:N6	38:BS:14:ARG:HA	2.25	0.47
27:BA:2325:G:N3	27:BA:2326:C:H6	2.12	0.47
27:BA:2402:C:C6	27:BA:2402:C:C3'	2.97	0.47
27:BA:2415:G:H22	27:BA:2416:C:C1'	2.16	0.47
27:BA:2484:G:C2'	27:BA:2485:G:C5'	2.83	0.47
27:BA:2488:A:N1	27:BA:2489:G:C4	2.83	0.47
27:BA:2494:G:N1	27:BA:2495:G:C6	2.82	0.47
27:BA:2550:G:C2'	27:BA:2551:C:H6	2.25	0.47
27:BA:2565:A:C4'	27:BA:2566:A:OP2	2.59	0.47
27:BA:2593:U:O2	27:BA:2600:A:C2	2.66	0.47
27:BA:2615:U:H2'	27:BA:2616:C:C5'	2.44	0.47
27:BA:2657:A:C4	27:BA:2665:A:C6	3.01	0.47
27:BA:2679:A:N6	27:BA:2729:G:O6	2.47	0.47
27:BA:2691:C:O4'	27:BA:2872:G:N7	2.47	0.47
27:BA:2692:C:C2'	27:BA:2693:A:O5'	2.62	0.47
27:BA:2733:A:C8	27:BA:2733:A:C3'	2.96	0.47
27:BA:2740:A:O2'	27:BA:2741:A:H5''	2.13	0.47
27:BA:2875:C:C4	27:BA:2876:G:N7	2.83	0.47
28:BD:107:LYS:CG	28:BD:193:GLU:OE1	2.62	0.47
28:BD:131:LEU:HG	28:BD:187:CYS:C	2.34	0.47
28:BD:146:LYS:C	28:BD:149:ARG:HG2	2.34	0.47
28:BD:213:LYS:HG3	28:BD:215:LYS:CG	2.33	0.47
29:BE:45:LYS:CE	29:BE:303:PRO:CA	2.93	0.47
29:BE:264:LEU:O	29:BE:265:ASN:C	2.52	0.47
30:BF:22:PHE:HE2	30:BF:115:LEU:C	2.18	0.47
30:BF:96:LYS:C	30:BF:98:ARG:NH1	2.53	0.47
31:BG:53:LYS:O	31:BG:54:ALA:CB	2.63	0.47
32:BH:138:GLN:C	32:BH:140:VAL:H	2.18	0.47

*Continued on next page...*

*Continued from previous page...*

Atom-1	Atom-2	Interatomic distance (Å)	Clash overlap (Å)
33:BI:30:LEU:O	33:BI:35:LEU:HG	2.15	0.47
33:BI:65:ALA:CB	33:BI:134:HIS:CG	2.97	0.47
33:BI:68:LEU:CD1	33:BI:108:LEU:HD11	2.45	0.47
34:BN:88:PRO:CB	34:BN:90:LYS:N	2.68	0.47
35:BO:60:ALA:CB	35:BO:85:VAL:O	2.63	0.47
36:BP:92:ASP:N	36:BP:118:LEU:HD22	2.30	0.47
38:BS:49:THR:N	38:BS:55:ASP:OD2	2.47	0.47
38:BS:100:ALA:HB3	38:BS:127:LEU:CD2	2.40	0.47
38:BS:121:GLY:O	38:BS:125:ALA:CB	2.63	0.47
40:BW:6:ILE:HG23	40:BW:7:ALA:N	2.30	0.47
40:BW:8:ARG:CD	40:BW:102:HIS:HE1	2.27	0.47
41:BX:12:GLU:C	41:BX:16:ASN:OD1	2.44	0.47
41:BX:13:LYS:O	41:BX:16:ASN:CG	2.47	0.47
42:BY:17:HIS:O	42:BY:20:HIS:CB	2.53	0.47
43:BZ:118:HIS:CE1	43:BZ:166:LEU:O	2.67	0.47
44:BR:46:GLY:O	44:BR:47:PHE:C	2.53	0.47
44:BR:107:ASP:OD1	44:BR:107:ASP:C	2.53	0.47
46:BV:68:LYS:C	46:BV:69:ILE:HD12	2.35	0.47
46:BV:78:VAL:HG21	46:BV:80:TYR:HD1	1.80	0.47
47:B2:11:MET:O	47:B2:12:THR:C	2.52	0.47
48:B3:33:GLN:CG	48:B3:34:GLU:N	2.77	0.47
49:B0:48:GLY:C	49:B0:55:ARG:HA	2.35	0.47
52:B6:42:PRO:C	52:B6:44:ALA:H	2.18	0.47
1:AA:32:A:C6	1:AA:33:A:C6	3.03	0.47
1:AA:35:G:O2'	15:AL:121:GLY:HA2	2.15	0.47
1:AA:252:U:O2'	1:AA:275:G:N2	2.48	0.47
1:AA:254:G:H4'	20:AQ:18:THR:HG21	1.97	0.47
1:AA:375:U:H4'	19:AP:6:LEU:HD23	1.97	0.47
1:AA:686:U:H1'	14:AK:42:TRP:HE1	1.78	0.47
1:AA:737:A:H2'	1:AA:738:C:C6	2.50	0.47
1:AA:826:C:C4'	11:AH:12:ARG:HG2	2.42	0.47
1:AA:975:A:O4'	1:AA:1358:U:O2	2.32	0.47
1:AA:1082:G:H2'	1:AA:1083:U:O4'	2.15	0.47
1:AA:1118:C:C4'	1:AA:1179:A:O4'	2.63	0.47
1:AA:1221:G:O3'	1:AA:1321:C:O2	2.33	0.47
1:AA:1438:G:OP1	23:AT:34:LYS:HE3	2.15	0.47
1:AA:1491:G:HO2'	1:AA:1492:A:H8	1.61	0.47
2:AV:11:C:H2'	2:AV:12:U:H6	1.80	0.47
2:AV:13:C:O2	2:AV:13:C:H2'	2.14	0.47
2:AV:18:G:C2'	2:AV:19:G:O5'	2.63	0.47
3:AW:40:C:C3'	10:AG:147:ALA:CB	2.92	0.47

*Continued on next page...*

*Continued from previous page...*

Atom-1	Atom-2	Interatomic distance (Å)	Clash overlap (Å)
5:AB:19:HIS:CE1	5:AB:206:ASP:HB2	2.50	0.47
5:AB:152:PHE:C	5:AB:152:PHE:HD1	2.17	0.47
12:AI:114:TYR:CB	13:AJ:60:ARG:NH1	2.78	0.47
20:AQ:81:ARG:HG2	20:AQ:84:LEU:HG	1.96	0.47
26:BB:49:C:OP1	38:BS:111:PRO:CD	2.60	0.47
27:BA:63:U:H3'	27:BA:63:U:C6	2.48	0.47
27:BA:88:G:N3	27:BA:88:G:H2'	2.30	0.47
27:BA:197:A:H61	27:BA:248:G:N2	2.11	0.47
27:BA:388:G:OP2	50:B4:29:PRO:CD	2.62	0.47
27:BA:443:A:N6	30:BF:39:GLN:CB	2.78	0.47
27:BA:459:U:OP1	53:B7:40:HIS:N	2.45	0.47
27:BA:468:G:H2'	27:BA:469:G:C5'	2.44	0.47
27:BA:479:A:H1'	27:BA:480:A:C8	2.50	0.47
27:BA:604:G:N2	27:BA:657:U:H4'	2.29	0.47
27:BA:655:A:O3'	27:BA:656:G:O4'	2.33	0.47
27:BA:775:G:N2	27:BA:787:U:H3'	2.29	0.47
27:BA:993:G:C3'	46:BV:90:PHE:CE2	2.70	0.47
27:BA:1054:A:H62	27:BA:1056:G:H21	1.62	0.47
27:BA:1140:C:H41	34:BN:49:ARG:CD	1.98	0.47
27:BA:1304:C:H42	27:BA:1624:G:H1	1.61	0.47
27:BA:1401:G:C6	27:BA:1402:C:C4	3.02	0.47
27:BA:1545:A:H3'	27:BA:545(A):A:C8	2.50	0.47
27:BA:1617:C:H5''	27:BA:1618:A:OP2	2.15	0.47
27:BA:1647:G:H3'	27:BA:1647:G:OP2	2.14	0.47
27:BA:1809:A:H3'	27:BA:1810:A:N3	2.30	0.47
27:BA:1832:C:N4	27:BA:1833:U:C4	2.83	0.47
27:BA:1889:A:N1	27:BA:2234:G:O2'	2.43	0.47
27:BA:1906:G:C2	27:BA:1929:G:O6	2.67	0.47
27:BA:2045:C:N4	27:BA:2624:G:C6	2.83	0.47
27:BA:2053:G:N1	27:BA:2617:C:C4	2.82	0.47
27:BA:2086:U:O4	27:BA:2233:U:O4	2.32	0.47
27:BA:2261:C:O2	27:BA:2261:C:C2'	2.63	0.47
27:BA:2277:G:OP1	37:BQ:105:PHE:O	2.33	0.47
27:BA:2282:G:C4'	27:BA:2283:C:O5'	2.62	0.47
27:BA:2313:C:H4'	31:BG:72:LYS:CG	2.45	0.47
27:BA:2330:G:C6	27:BA:2385:C:N4	2.81	0.47
27:BA:2391:G:N2	27:BA:2429:G:H21	2.13	0.47
27:BA:2400:G:H4'	52:B6:20:PHE:CZ	2.49	0.47
27:BA:2406:U:O4	36:BP:54:PRO:C	2.52	0.47
27:BA:2447:G:C6	27:BA:2501:C:O2	2.68	0.47
27:BA:2503:A:O2'	27:BA:2504:U:OP1	2.20	0.47

*Continued on next page...*

*Continued from previous page...*

Atom-1	Atom-2	Interatomic distance (Å)	Clash overlap (Å)
27:BA:2515:C:N4	27:BA:2570:G:C6	2.83	0.47
27:BA:2579:C:H2'	27:BA:2580:U:H5'	0.62	0.47
27:BA:2611:U:C6	27:BA:2611:U:C5'	2.98	0.47
27:BA:2657:A:N7	27:BA:2665:A:N6	2.63	0.47
27:BA:2679:A:C1'	29:BE:300:VAL:CG1	2.93	0.47
27:BA:2692:C:O2	27:BA:2847:U:H4'	2.14	0.47
27:BA:2742:C:O2	27:BA:2742:C:C2'	2.59	0.47
27:BA:2815:C:HO2'	27:BA:2816:C:H5''	1.71	0.47
27:BA:2875:C:N3	27:BA:2876:G:C5	2.83	0.47
28:BD:110:LYS:O	28:BD:111:VAL:O	2.31	0.47
28:BD:208:GLY:CA	28:BD:211:HIS:CD2	2.94	0.47
29:BE:74:GLU:CA	29:BE:293:TYR:HD2	2.06	0.47
29:BE:193:PHE:CD2	29:BE:311:PHE:HD1	2.28	0.47
29:BE:247:ARG:CB	29:BE:249:THR:OG1	2.61	0.47
29:BE:315:VAL:C	29:BE:317:PRO:CD	2.80	0.47
30:BF:58:ALA:C	30:BF:59:GLU:OE2	2.53	0.47
30:BF:113:SER:O	30:BF:114:ALA:O	2.32	0.47
30:BF:151:GLN:HA	30:BF:154:VAL:CG2	2.39	0.47
32:BH:94:ARG:CA	32:BH:127:GLN:HE22	2.27	0.47
32:BH:124:VAL:O	32:BH:126:SER:N	2.47	0.47
32:BH:147:ILE:HD12	32:BH:150:VAL:CG1	2.44	0.47
32:BH:148:ARG:HH12	32:BH:163:TYR:HA	1.63	0.47
35:BO:31:ARG:HB3	35:BO:32:TYR:CE1	2.49	0.47
35:BO:33:ALA:HB1	35:BO:39:VAL:CG2	2.44	0.47
36:BP:102:ASP:CG	36:BP:102:ASP:O	2.53	0.47
37:BQ:61:LEU:O	37:BQ:63:ALA:N	2.47	0.47
37:BQ:65:ARG:HG2	37:BQ:85:ILE:HG21	1.96	0.47
37:BQ:93:ILE:HG22	37:BQ:94:ARG:H	1.79	0.47
38:BS:34:LEU:HD11	38:BS:103:ASP:N	2.07	0.47
39:BT:13:ILE:CG1	39:BT:33:SER:HB2	2.45	0.47
40:BW:19:LEU:O	40:BW:20:VAL:O	2.32	0.47
40:BW:23:LEU:HD13	40:BW:35:ILE:HG22	1.96	0.47
41:BX:3:ASP:CG	47:B2:24:LYS:CD	2.63	0.47
41:BX:13:LYS:O	41:BX:15:MET:N	2.47	0.47
41:BX:25:GLN:HA	41:BX:64:ALA:O	2.14	0.47
41:BX:43:GLU:H	41:BX:43:GLU:CD	2.16	0.47
42:BY:32:ARG:C	42:BY:33:GLU:CD	2.72	0.47
43:BZ:62:PHE:CD1	43:BZ:87:THR:CG2	2.97	0.47
43:BZ:92:VAL:HA	43:BZ:124:ALA:HB1	1.97	0.47
43:BZ:118:HIS:O	43:BZ:119:ASN:HB3	2.13	0.47
43:BZ:134:LEU:HD11	43:BZ:155:PRO:HG2	1.95	0.47

*Continued on next page...*

*Continued from previous page...*

Atom-1	Atom-2	Interatomic distance (Å)	Clash overlap (Å)
43:BZ:149:ALA:HB1	43:BZ:163:ASP:O	2.15	0.47
45:BU:8:ILE:O	45:BU:11:ARG:HG3	2.14	0.47
45:BU:9:VAL:HG12	45:BU:13:ARG:NH2	2.28	0.47
45:BU:93:LYS:C	45:BU:94:VAL:HG23	2.35	0.47
45:BU:99:ALA:HB3	45:BU:106:PHE:CE1	2.42	0.47
46:BV:12:TYR:O	46:BV:13:ARG:CB	2.58	0.47
46:BV:40:VAL:CA	46:BV:54:TYR:HD1	2.28	0.47
47:B2:19:GLU:CD	47:B2:20:LEU:N	2.68	0.47
47:B2:59:ILE:HG12	47:B2:60:GLN:H	1.76	0.47
48:B3:1:MET:SD	48:B3:3:ARG:CD	2.96	0.47
48:B3:50:VAL:HB	48:B3:53:LEU:CB	2.44	0.47
48:B3:51:ALA:O	48:B3:53:LEU:CA	2.58	0.47
49:B0:77:ARG:O	49:B0:78:PHE:C	2.42	0.47
50:B4:20:VAL:O	50:B4:30:GLU:CG	2.63	0.47
50:B4:39:VAL:C	50:B4:40:HIS:CG	2.88	0.47
53:B7:33:ARG:CA	53:B7:37:LYS:HD2	2.45	0.47
53:B7:43:THR:O	53:B7:45:SER:CA	2.62	0.47
56:BK:73:PRO:HD2	56:BK:74:PRO:N	2.30	0.47
1:AA:191:G:O2'	23:AT:102:GLY:HA2	2.14	0.47
1:AA:562:C:O2'	15:AL:15:ARG:CB	2.57	0.47
1:AA:834:C:H2'	1:AA:835:U:H6	1.79	0.47
1:AA:1254:C:H2'	1:AA:1255:G:H8	1.79	0.47
1:AA:1305:G:H21	1:AA:1331:G:H2'	1.80	0.47
2:AV:75:C:H42	27:BA:2252:G:N2	2.03	0.47
3:AW:37:YYG:H193	10:AG:79:ARG:HG2	1.97	0.47
7:AD:198:VAL:O	7:AD:199:ASN:HB3	2.14	0.47
15:AL:60:LEU:HD23	15:AL:64:TYR:CB	2.44	0.47
16:AM:92:HIS:NE2	16:AM:98:VAL:CG2	2.71	0.47
26:BB:17:C:OP1	31:BG:147:ALA:CA	2.59	0.47
27:BA:637:A:C8	36:BP:111:ALA:HB3	2.35	0.47
27:BA:642:G:H21	27:BA:646:A:H61	1.63	0.47
27:BA:645:C:OP2	27:BA:2369:A:O4'	2.33	0.47
27:BA:721:C:H2'	27:BA:722:A:H8	1.80	0.47
27:BA:910:A:C2'	37:BQ:17:ARG:HH22	2.28	0.47
27:BA:930:U:OP1	48:B3:37:LEU:HD21	2.15	0.47
27:BA:1434:A:H61	27:BA:1558:A:N6	2.13	0.47
27:BA:630(A):C:C3'	27:BA:1631:A:P	3.00	0.47
27:BA:2071:A:C2	27:BA:2441:C:C4	3.03	0.47
27:BA:2195:C:C6	27:BA:2195:C:H5''	2.46	0.47
27:BA:2266:A:N1	27:BA:2272:U:H3'	2.29	0.47
27:BA:2299:G:O2'	27:BA:2300:G:H5'	2.15	0.47

*Continued on next page...*



*Continued from previous page...*

Atom-1	Atom-2	Interatomic distance (Å)	Clash overlap (Å)
27:BA:2367:G:N3	27:BA:2368:C:C6	2.83	0.47
27:BA:2415:G:O3'	36:BP:51:PHE:CD2	2.67	0.47
27:BA:2531:A:C8	27:BA:2531:A:O5'	2.67	0.47
27:BA:2679:A:H2'	29:BE:300:VAL:CG1	2.44	0.47
27:BA:2772:C:N3	27:BA:2773:C:C4	2.83	0.47
27:BA:2807:G:O6	27:BA:2892:A:N7	2.47	0.47
27:BA:2900:A:H2'	27:BA:2901:C:O4'	2.15	0.47
28:BD:97:ASP:HB3	28:BD:99:GLU:OE2	2.15	0.47
28:BD:119:PRO:HA	28:BD:129:LEU:CD2	2.44	0.47
28:BD:131:LEU:HD11	28:BD:187:CYS:HB2	1.95	0.47
28:BD:164:LEU:HD23	28:BD:164:LEU:HA	1.66	0.47
29:BE:109:ASP:CA	29:BE:112:LEU:CB	2.80	0.47
30:BF:112:ARG:O	30:BF:114:ALA:C	2.53	0.47
31:BG:49:PRO:HG3	31:BG:72:LYS:C	2.32	0.47
32:BH:158:GLY:O	32:BH:159:LYS:CB	2.60	0.47
33:BI:6:LEU:O	33:BI:6:LEU:CD1	2.58	0.47
34:BN:77:GLY:O	34:BN:79:PHE:C	2.52	0.47
35:BO:107:ARG:HG3	35:BO:115:ILE:HG21	1.96	0.47
37:BQ:45:GLN:HA	37:BQ:125:TRP:CD1	2.49	0.47
38:BS:80:SER:OG	38:BS:81:ALA:N	2.48	0.47
39:BT:6:CYS:C	39:BT:8:TYR:N	2.65	0.47
39:BT:44:ARG:HG3	39:BT:45:GLU:N	2.17	0.47
41:BX:11:THR:O	41:BX:15:MET:SD	2.68	0.47
41:BX:32:ALA:CB	41:BX:36:GLU:HB2	2.44	0.47
41:BX:48:THR:O	41:BX:50:GLU:CD	2.52	0.47
42:BY:45:GLY:C	42:BY:62:VAL:HG12	2.16	0.47
43:BZ:63:PRO:O	43:BZ:64:ALA:HB3	2.12	0.47
43:BZ:63:PRO:O	43:BZ:85:MET:HA	2.15	0.47
43:BZ:71:MET:CA	43:BZ:78:PRO:HA	2.32	0.47
46:BV:19:VAL:CG1	46:BV:21:ARG:CZ	2.46	0.47
46:BV:43:GLU:H	46:BV:44:GLN:HE22	1.62	0.47
46:BV:61:VAL:HG13	46:BV:96:LEU:HD23	1.97	0.47
49:B0:31:VAL:CG1	49:B0:32:LYS:N	2.77	0.47
49:B0:36:ILE:N	49:B0:68:VAL:HG21	2.28	0.47
50:B4:11:PRO:CA	50:B4:40:HIS:HD2	2.22	0.47
52:B6:12:MET:HE3	52:B6:54:LYS:CA	2.44	0.47
52:B6:16:ALA:HB1	52:B6:42:PRO:CG	2.45	0.47
52:B6:36:GLU:HA	52:B6:52:GLU:OE2	2.14	0.47
53:B7:31:LEU:C	53:B7:33:ARG:N	2.64	0.47
53:B7:33:ARG:CB	53:B7:37:LYS:HD2	2.45	0.47
54:B8:26:LYS:H	54:B8:45:GLY:C	2.18	0.47

*Continued on next page...*

*Continued from previous page...*

Atom-1	Atom-2	Interatomic distance (Å)	Clash overlap (Å)
56:BK:18:ALA:O	56:BK:19:THR:HG23	2.15	0.47
1:AA:95:U:H2'	1:AA:96:G:C8	2.50	0.47
1:AA:116:A:N6	1:AA:313:A:N3	2.63	0.47
1:AA:260:G:OP2	23:AT:83:ARG:NH1	2.48	0.47
1:AA:436:C:C4	1:AA:437:U:O4	2.68	0.47
1:AA:659:U:H2'	1:AA:660:G:C8	2.50	0.47
1:AA:817:C:H4'	1:AA:818:G:OP1	2.14	0.47
1:AA:939:G:C5'	10:AG:102:ARG:NH1	2.78	0.47
1:AA:1060:C:C5	6:AC:2:GLY:O	2.68	0.47
1:AA:1377:A:P	10:AG:94:ARG:HH21	2.37	0.47
2:AV:64:A:OP1	49:B0:7:VAL:HA	2.15	0.47
21:AR:80:PRO:HB2	21:AR:83:GLU:HB2	1.97	0.47
27:BA:25:U:C5'	40:BW:80:PRO:HD2	2.39	0.47
27:BA:143:C:O4'	27:BA:143:C:OP2	2.33	0.47
27:BA:451:C:P	30:BF:49:ASP:H	2.31	0.47
27:BA:605:C:H2'	27:BA:606:U:H6	1.80	0.47
27:BA:730:C:OP2	27:BA:761:A:OP1	2.33	0.47
27:BA:792:G:O2'	27:BA:793:A:P	2.73	0.47
27:BA:988:A:H4'	27:BA:1155:A:H2	1.80	0.47
27:BA:1031:G:O2'	55:B9:8:LYS:HE2	2.15	0.47
27:BA:1781:C:H6	27:BA:1781:C:H3'	1.80	0.47
27:BA:1805:U:H5'	28:BD:235:PRO:HB3	1.89	0.47
27:BA:1827:C:H1'	27:BA:1970:A:H2	1.80	0.47
27:BA:2283:C:C6	27:BA:2389:G:C2	3.03	0.47
27:BA:2322:A:C6	27:BA:2323:G:C1'	2.71	0.47
27:BA:2331:G:C4	27:BA:2332:U:N3	2.80	0.47
27:BA:2364:C:H4'	49:B0:38:VAL:CG1	2.45	0.47
27:BA:2428:G:C5'	27:BA:2429:G:P	2.97	0.47
27:BA:2488:A:HO2'	27:BA:2489:G:H5'	1.76	0.47
27:BA:2505:G:O2'	27:BA:2506:U:H5''	2.15	0.47
27:BA:2533:A:N7	27:BA:2534:A:N7	2.62	0.47
27:BA:2554:U:C6	27:BA:2554:U:C4'	2.98	0.47
27:BA:2596:U:C6	27:BA:2597:G:C8	3.03	0.47
27:BA:2673:G:N1	27:BA:2674:G:C6	2.82	0.47
27:BA:2689:U:O4'	27:BA:2713:A:N1	2.48	0.47
27:BA:2836:U:H3'	27:BA:2836:U:C6	2.48	0.47
27:BA:2881:C:C6	27:BA:2881:C:C3'	2.98	0.47
28:BD:75:GLY:H	28:BD:116:MET:HB2	1.79	0.47
28:BD:162:GLN:N	28:BD:162:GLN:OE1	2.48	0.47
28:BD:173:VAL:O	28:BD:175:LEU:CD2	2.63	0.47
29:BE:199:ALA:CA	29:BE:312:ARG:C	2.82	0.47

*Continued on next page...*

*Continued from previous page...*

Atom-1	Atom-2	Interatomic distance (Å)	Clash overlap (Å)
29:BE:262:THR:OG1	29:BE:266:LYS:NZ	2.47	0.47
30:BF:55:ARG:HG3	30:BF:56:THR:OG1	2.15	0.47
31:BG:23:VAL:O	31:BG:23:VAL:CG2	2.62	0.47
31:BG:97:GLN:HB2	31:BG:106:PHE:CZ	2.38	0.47
32:BH:60:HIS:O	32:BH:61:ARG:C	2.53	0.47
32:BH:70:LEU:O	32:BH:73:ASN:CB	2.62	0.47
33:BI:8:ASP:N	33:BI:12:LYS:HA	2.18	0.47
33:BI:40:THR:O	33:BI:43:ASN:N	2.48	0.47
33:BI:141:LEU:CD2	33:BI:142:LYS:H	2.25	0.47
34:BN:15:ARG:HA	34:BN:44:ALA:N	2.29	0.47
36:BP:65:ASP:CB	36:BP:109:LEU:N	2.77	0.47
37:BQ:101:MET:O	37:BQ:101:MET:SD	2.73	0.47
38:BS:46:GLN:CB	38:BS:57:THR:HG21	2.38	0.47
38:BS:76:GLY:C	38:BS:83:LEU:CD1	2.83	0.47
42:BY:33:GLU:C	42:BY:35:TYR:H	2.18	0.47
43:BZ:114:ASP:N	43:BZ:114:ASP:OD1	2.47	0.47
46:BV:87:ARG:O	46:BV:88:GLN:O	2.33	0.47
48:B3:26:LEU:HD22	48:B3:47:VAL:HG23	1.95	0.47
48:B3:43:ILE:CD1	48:B3:43:ILE:H	2.08	0.47
49:B0:41:ARG:O	49:B0:67:VAL:CG1	2.62	0.47
52:B6:12:MET:HA	52:B6:13:GLU:OE1	2.14	0.47
55:B9:24:LEU:CD2	55:B9:35:ARG:HG3	2.45	0.47
56:BK:116:LEU:HD11	56:BK:124:ALA:HA	1.96	0.47
1:AA:124:G:H4'	1:AA:291:C:O2'	2.15	0.47
1:AA:405:U:O3'	1:AA:406:G:O4'	2.27	0.47
1:AA:575:G:N2	1:AA:881:G:C4	2.83	0.47
1:AA:971:G:N7	1:AA:1365:G:H5'	2.29	0.47
1:AA:1198:G:H2'	1:AA:1199:U:O4'	2.14	0.47
1:AA:1287:A:N6	1:AA:1371:G:O4'	2.46	0.47
1:AA:1314:C:H41	22:AS:4:SER:C	2.09	0.47
1:AA:1396:A:N3	1:AA:1398:A:C2	2.83	0.47
27:BA:89:G:H3'	27:BA:90:U:H5''	1.96	0.47
27:BA:242:G:O2'	27:BA:254:G:N1	2.46	0.47
27:BA:533:G:OP1	45:BU:25:TRP:HB2	2.15	0.47
27:BA:592:G:N2	54:B8:3:LYS:HZ1	2.04	0.47
27:BA:602:G:N2	27:BA:655:A:H2'	2.27	0.47
27:BA:687:C:N3	27:BA:788:A:O5'	2.48	0.47
27:BA:780:G:N3	27:BA:785:G:O6	2.48	0.47
27:BA:872:A:H2'	27:BA:873:G:H8	1.80	0.47
27:BA:954:G:O2'	27:BA:2274:A:C2	2.63	0.47
27:BA:1057:A:H61	27:BA:1081:U:H3	1.63	0.47

*Continued on next page...*

Continued from previous page...

Atom-1	Atom-2	Interatomic distance (Å)	Clash overlap (Å)
27:BA:1666:G:N2	27:BA:1669:A:N6	2.57	0.47
27:BA:1789:A:H5''	28:BD:224:VAL:HG12	1.96	0.47
27:BA:1862:G:H1	27:BA:1880:C:N4	2.13	0.47
27:BA:2043:C:P	27:BA:2779:U:O4	2.72	0.47
27:BA:2079:U:O3'	50:B4:32:HIS:CD2	2.67	0.47
27:BA:2217:G:C2	27:BA:2218:G:C5	3.02	0.47
27:BA:2287:A:OP1	52:B6:32:GLN:NE2	2.48	0.47
27:BA:2309:A:H5'	27:BA:2310:A:P	2.48	0.47
27:BA:2331:G:H4'	49:B0:70:ILE:HG13	0.57	0.47
27:BA:2411:A:HO2'	27:BA:2412:A:C5'	2.25	0.47
27:BA:2491:U:O2'	27:BA:2492:U:O5'	2.31	0.47
27:BA:2509:G:H1	27:BA:2579:C:H42	1.62	0.47
27:BA:2511:U:C4	27:BA:2512:C:C5	3.03	0.47
27:BA:2511:U:H2'	27:BA:2512:C:O5'	2.15	0.47
27:BA:2652:C:H2'	27:BA:2653:U:C5'	2.45	0.47
27:BA:2682:U:C2'	27:BA:2683:C:O5'	2.62	0.47
27:BA:2755:C:O5'	27:BA:2755:C:C5	2.64	0.47
27:BA:2881:C:C6	27:BA:2881:C:H3'	2.50	0.47
28:BD:74:PRO:HD2	28:BD:96:ALA:H	1.80	0.47
28:BD:230:ASN:O	28:BD:231:ALA:CB	2.54	0.47
29:BE:109:ASP:HA	29:BE:112:LEU:N	2.29	0.47
29:BE:246:VAL:HG13	29:BE:247:ARG:H	1.79	0.47
29:BE:269:ILE:N	29:BE:269:ILE:CD1	2.51	0.47
31:BG:71:ALA:C	31:BG:72:LYS:HD3	2.24	0.47
32:BH:36:PHE:C	32:BH:37:HIS:ND1	2.68	0.47
32:BH:48:VAL:CG2	32:BH:49:ILE:H	2.18	0.47
34:BN:12:VAL:CG1	34:BN:38:VAL:CG2	2.82	0.47
35:BO:9:LYS:N	35:BO:83:ALA:CB	2.78	0.47
35:BO:102:VAL:HG12	35:BO:103:ALA:N	2.30	0.47
36:BP:61:ALA:C	36:BP:62:ALA:CA	2.77	0.47
36:BP:127:GLU:O	36:BP:131:GLU:HG3	2.15	0.47
37:BQ:52:LYS:HD2	37:BQ:53:PRO:HD2	1.96	0.47
37:BQ:54:VAL:O	37:BQ:54:VAL:HG13	2.15	0.47
37:BQ:136:TRP:HA	37:BQ:139:ALA:HB3	1.96	0.47
38:BS:18:THR:O	38:BS:19:ASP:CG	2.53	0.47
40:BW:36:LEU:HD13	40:BW:47:VAL:CG1	2.38	0.47
40:BW:52:GLU:OE2	40:BW:52:GLU:CA	2.63	0.47
40:BW:57:ASN:O	40:BW:58:ALA:O	2.32	0.47
41:BX:25:GLN:NE2	41:BX:65:VAL:CG2	2.78	0.47
42:BY:52:ARG:CD	42:BY:95:ASN:OD1	2.48	0.47
42:BY:102:ASP:O	42:BY:103:LEU:HG	2.15	0.47

Continued on next page...

*Continued from previous page...*

Atom-1	Atom-2	Interatomic distance (Å)	Clash overlap (Å)
43:BZ:73:LYS:HG3	43:BZ:75:LYS:CE	2.45	0.47
50:B4:14:ILE:CG1	50:B4:39:VAL:HB	2.45	0.47
50:B4:68:ARG:HB2	50:B4:72:LYS:HG3	1.97	0.47
51:B5:18:MET:O	51:B5:21:SER:N	2.48	0.47
53:B7:21:ARG:NH2	53:B7:43:THR:CA	2.77	0.47
54:B8:58:MET:HB3	54:B8:59:LYS:H	1.53	0.47
55:B9:10:MET:HB3	55:B9:32:HIS:HE2	1.77	0.47
1:AA:426:G:C4'	7:AD:42:GLN:HA	2.44	0.46
1:AA:574:A:C4	1:AA:883:C:O2'	2.59	0.46
1:AA:733:A:HO3'	1:AA:734:G:P	2.33	0.46
1:AA:757:U:H2'	1:AA:758:G:O4'	2.15	0.46
1:AA:1219:U:OP1	17:AN:15:LYS:HE3	2.14	0.46
1:AA:1279:A:H5''	1:AA:1280:A:OP1	2.15	0.46
1:AA:1280:A:N7	13:AJ:40:LEU:HD22	2.30	0.46
5:AB:28:PHE:HZ	5:AB:42:ILE:HD11	1.80	0.46
11:AH:49:GLU:OE1	11:AH:60:ARG:HB3	2.16	0.46
14:AK:29:ILE:HG22	14:AK:44:SER:HB2	1.97	0.46
27:BA:139:G:C8	27:BA:142:G:H1'	2.51	0.46
27:BA:489:G:N2	27:BA:1321:A:OP1	2.47	0.46
27:BA:830:G:N1	27:BA:2446:G:O4'	2.48	0.46
27:BA:987:G:OP1	48:B3:10:LYS:HE3	2.14	0.46
27:BA:998:C:C5'	45:BU:84:LYS:HZ3	2.23	0.46
27:BA:1664:A:C8	27:BA:1664:A:C3'	2.96	0.46
27:BA:1775:U:H2'	27:BA:1776:G:O4'	2.15	0.46
27:BA:1823:G:C2	27:BA:1824:G:C8	3.03	0.46
27:BA:2032:G:N2	27:BA:2499:C:N3	2.63	0.46
27:BA:2248:C:C3'	27:BA:2249:U:C5'	2.93	0.46
27:BA:2341:G:C6	27:BA:2342:C:N3	2.84	0.46
27:BA:2380:C:H3'	27:BA:2380:C:H6	1.80	0.46
27:BA:2395:C:O3'	50:B4:28:ARG:NH1	2.48	0.46
27:BA:2432:A:N6	50:B4:31:ILE:H	2.13	0.46
27:BA:2442:C:O2'	27:BA:2443:C:H5'	2.15	0.46
27:BA:2495:G:O2'	37:BQ:101:MET:HE1	2.14	0.46
27:BA:2527:C:C2'	27:BA:2528:U:O5'	2.62	0.46
27:BA:2690:C:HO2'	27:BA:2691:C:H6	1.63	0.46
27:BA:2816:C:C5'	27:BA:2816:C:H6	2.28	0.46
27:BA:2841:C:OP1	44:BR:53:HIS:HE1	1.97	0.46
29:BE:225:LYS:O	29:BE:226:HIS:CE1	2.69	0.46
29:BE:268:LEU:CD2	29:BE:270:ASP:N	2.78	0.46
30:BF:159:ALA:O	30:BF:160:LEU:CD2	2.49	0.46
31:BG:136:ARG:HD2	31:BG:136:ARG:H	1.80	0.46

*Continued on next page...*

*Continued from previous page...*

Atom-1	Atom-2	Interatomic distance (Å)	Clash overlap (Å)
32:BH:33:THR:O	32:BH:33:THR:OG1	2.32	0.46
32:BH:83:GLU:CD	32:BH:84:LYS:C	2.74	0.46
33:BI:3:VAL:HG21	33:BI:21:VAL:HB	1.95	0.46
33:BI:7:LYS:CD	33:BI:12:LYS:CE	2.84	0.46
33:BI:95:SER:HB2	33:BI:117:LEU:HD11	1.97	0.46
36:BP:67:ARG:CZ	36:BP:109:LEU:HD12	2.45	0.46
37:BQ:36:ASN:ND2	43:BZ:116:VAL:HB	2.27	0.46
39:BT:11:THR:CG2	39:BT:12:ASP:H	1.94	0.46
40:BW:8:ARG:HB3	40:BW:8:ARG:NH1	2.28	0.46
40:BW:25:ARG:O	40:BW:27:LYS:N	2.48	0.46
42:BY:102:ASP:O	42:BY:108:ARG:HB3	2.15	0.46
43:BZ:51:LEU:HD21	43:BZ:63:PRO:HB3	1.97	0.46
43:BZ:112:LEU:HD21	43:BZ:171:VAL:C	2.35	0.46
44:BR:20:LEU:HD22	44:BR:20:LEU:C	2.35	0.46
46:BV:18:ASP:HA	46:BV:96:LEU:HA	1.97	0.46
46:BV:43:GLU:N	46:BV:44:GLN:HE22	2.13	0.46
52:B6:11:LYS:HZ3	54:B8:35:GLY:N	2.14	0.46
53:B7:17:GLY:C	53:B7:44:VAL:CG2	2.49	0.46
1:AA:7:G:H21	8:AE:121:LYS:HG2	1.80	0.46
1:AA:36:C:H5''	15:AL:123:LYS:HA	1.97	0.46
1:AA:1222:G:N7	1:AA:1322:C:N4	2.62	0.46
1:AA:1224:G:C2	1:AA:1362:C:O2	2.50	0.46
1:AA:1371:G:H5''	12:AI:68:GLY:CA	2.46	0.46
6:AC:18:TRP:CD1	17:AN:53:LEU:O	2.67	0.46
7:AD:59:ARG:CZ	7:AD:59:ARG:HA	2.46	0.46
12:AI:37:PHE:CZ	12:AI:74:ILE:HG12	2.50	0.46
13:AJ:11:PHE:CG	17:AN:55:GLY:HA3	2.50	0.46
22:AS:13:ASP:HA	22:AS:16:LEU:HB3	1.97	0.46
26:BB:43:C:H1'	31:BG:47:GLN:NE2	2.30	0.46
27:BA:693:C:HO2'	27:BA:1353:A:H2	1.55	0.46
27:BA:1184:G:H2'	27:BA:1185:C:H5'	1.97	0.46
27:BA:1255:U:OP1	27:BA:1256:G:H5''	2.15	0.46
27:BA:1437:C:HO2'	27:BA:1516:U:HO2'	1.63	0.46
27:BA:1670:C:OP2	27:BA:1671:U:H5	1.97	0.46
27:BA:1872:A:C5	27:BA:1878:G:H1'	2.50	0.46
27:BA:1917:U:C3'	27:BA:1918:A:C8	2.79	0.46
27:BA:2024:G:H2'	27:BA:2025:C:O4'	2.15	0.46
27:BA:2067:G:N2	27:BA:2444:G:N3	2.62	0.46
27:BA:2075:U:O2'	27:BA:2596:U:C2	2.62	0.46
27:BA:2199:A:C6	27:BA:2225:A:C2	3.03	0.46
27:BA:2314:C:H2'	27:BA:2315:G:H8	1.80	0.46

*Continued on next page...*

*Continued from previous page...*

Atom-1	Atom-2	Interatomic distance (Å)	Clash overlap (Å)
27:BA:2412:A:H2'	27:BA:2413:G:O4'	2.16	0.46
27:BA:2431:U:C2	27:BA:2433:A:C8	3.03	0.46
27:BA:2478:A:N7	27:BA:2479:G:C5	2.83	0.46
27:BA:2484:G:C2'	37:BQ:142:LYS:HZ3	2.28	0.46
27:BA:2495:G:C2	27:BA:2496:C:H1'	2.50	0.46
27:BA:2538:C:O2'	27:BA:2539:C:P	2.71	0.46
27:BA:2679:A:N6	27:BA:2728:U:H3	2.00	0.46
27:BA:2681:C:O2'	27:BA:2682:U:H5'	2.12	0.46
27:BA:2705:A:C5	27:BA:2706:G:C5	3.03	0.46
27:BA:2720:U:C2	27:BA:2721:A:C8	3.03	0.46
27:BA:2817:G:C2	27:BA:2818:G:N9	2.84	0.46
28:BD:141:HIS:CE1	28:BD:193:GLU:O	2.69	0.46
28:BD:188:ARG:HB3	28:BD:189:ALA:H	1.57	0.46
29:BE:44:TYR:HA	29:BE:309:PRO:HG3	1.44	0.46
29:BE:176:HIS:O	29:BE:179:ASP:CA	2.64	0.46
29:BE:200:ASP:O	29:BE:312:ARG:N	2.48	0.46
29:BE:212:GLY:O	29:BE:216:ARG:CG	2.45	0.46
30:BF:148:VAL:O	30:BF:149:LYS:HG3	2.15	0.46
30:BF:167:ASP:N	30:BF:167:ASP:OD1	2.44	0.46
30:BF:202:THR:CG2	30:BF:203:ALA:H	2.27	0.46
31:BG:19:GLU:HB2	31:BG:135:VAL:CB	2.42	0.46
32:BH:85:ALA:CB	32:BH:164:GLU:HG2	2.45	0.46
32:BH:115:GLU:O	32:BH:115:GLU:CD	2.54	0.46
32:BH:159:LYS:N	32:BH:162:ARG:HH12	2.14	0.46
33:BI:23:ASP:O	33:BI:25:TYR:N	2.48	0.46
33:BI:26:ALA:HB1	33:BI:30:LEU:HD12	1.96	0.46
33:BI:68:LEU:CD1	33:BI:108:LEU:HD13	2.40	0.46
33:BI:116:GLU:HG3	33:BI:130:PRO:O	2.14	0.46
34:BN:103:VAL:CG1	34:BN:104:TYR:N	2.71	0.46
35:BO:19:VAL:HA	35:BO:42:THR:O	2.15	0.46
35:BO:21:VAL:HG13	35:BO:39:VAL:CG1	2.45	0.46
36:BP:94:ARG:HH21	36:BP:118:LEU:HB2	1.80	0.46
37:BQ:45:GLN:HA	37:BQ:125:TRP:NE1	2.30	0.46
37:BQ:93:ILE:HG22	37:BQ:94:ARG:N	2.31	0.46
38:BS:34:LEU:HB3	38:BS:101:VAL:O	2.16	0.46
38:BS:97:VAL:HG12	38:BS:98:GLU:H	1.78	0.46
38:BS:98:GLU:CG	38:BS:99:GLU:N	2.60	0.46
40:BW:45:TYR:O	40:BW:46:PHE:O	2.33	0.46
42:BY:6:LYS:HA	42:BY:9:LYS:HB2	1.96	0.46
42:BY:103:LEU:HD23	42:BY:108:ARG:CB	2.26	0.46
43:BZ:71:MET:HA	43:BZ:78:PRO:HB3	1.95	0.46

*Continued on next page...*

*Continued from previous page...*

Atom-1	Atom-2	Interatomic distance (Å)	Clash overlap (Å)
45:BU:7:GLY:HA3	45:BU:8:ILE:CD1	2.44	0.46
45:BU:95:LEU:O	45:BU:98:ILE:CD1	2.62	0.46
46:BV:14:VAL:HG13	46:BV:15:SER:H	1.74	0.46
50:B4:33:VAL:O	50:B4:34:ASP:CG	2.51	0.46
50:B4:68:ARG:NE	50:B4:72:LYS:HG2	2.25	0.46
54:B8:4:MET:CA	54:B8:5:LYS:HZ2	2.06	0.46
54:B8:30:ARG:HD2	54:B8:44:LYS:HZ2	1.80	0.46
55:B9:25:VAL:HG23	55:B9:34:GLN:HB3	1.84	0.46
1:AA:244:U:C6	1:AA:894:G:C2	3.04	0.46
1:AA:256:U:H2'	1:AA:257:G:O4'	2.15	0.46
1:AA:501:C:H1'	1:AA:549:C:H1'	1.97	0.46
1:AA:920:U:O4'	1:AA:1080:A:C6	2.68	0.46
1:AA:1030:C:C2	1:AA:30(A):G:C5	3.03	0.46
1:AA:1150:U:H1'	1:AA:1280:A:N6	2.30	0.46
1:AA:1308:U:H2'	1:AA:1309:G:H8	1.81	0.46
1:AA:1405:G:N3	1:AA:1518:A:O2'	2.42	0.46
3:AW:72:C:H2'	3:AW:73:A:O5'	2.15	0.46
6:AC:10:PHE:O	6:AC:10:PHE:CG	2.67	0.46
10:AG:31:MET:HG2	10:AG:32:ARG:N	2.30	0.46
11:AH:9:MET:HG3	11:AH:26:VAL:HG21	1.96	0.46
11:AH:63:LEU:H	11:AH:63:LEU:HD22	1.81	0.46
11:AH:65:TYR:HA	11:AH:79:VAL:HG23	1.96	0.46
12:AI:45:ALA:O	12:AI:78:LYS:HG3	2.15	0.46
13:AJ:12:ASP:O	13:AJ:16:LEU:HD23	2.16	0.46
13:AJ:51:ARG:HA	17:AN:45:ARG:NH2	2.30	0.46
27:BA:269:U:C5	27:BA:270(Z):U:P	3.00	0.46
27:BA:446:G:H8	45:BU:3:ARG:HH12	1.63	0.46
27:BA:476:G:H22	27:BA:478:A:H2'	1.79	0.46
27:BA:641:C:H1'	27:BA:2350:C:OP1	2.16	0.46
27:BA:987:G:OP2	48:B3:15:TYR:OH	2.33	0.46
27:BA:1023:U:H2'	27:BA:1024:G:O4'	2.15	0.46
27:BA:1129:A:C2	27:BA:2570:G:C8	3.03	0.46
27:BA:2000:G:H2'	27:BA:2001:A:H8	1.81	0.46
27:BA:2078:C:C4'	27:BA:2434:A:H5'	2.43	0.46
27:BA:2093:G:C5	27:BA:2225:A:C6	3.04	0.46
27:BA:2315:G:C4'	31:BG:133:ASN:HD22	2.28	0.46
27:BA:2343:C:HO2'	27:BA:2344:U:H5'	1.70	0.46
27:BA:2367:G:N3	27:BA:2368:C:C5	2.83	0.46
27:BA:2385:C:C2	27:BA:2386:C:H6	2.18	0.46
27:BA:2460:U:C2	27:BA:2493:U:C5	3.00	0.46
27:BA:2485:G:C2'	27:BA:2486:G:O4'	2.63	0.46

*Continued on next page...*



*Continued from previous page...*

Atom-1	Atom-2	Interatomic distance (Å)	Clash overlap (Å)
27:BA:2489:G:O6	27:BA:2490:G:C6	2.68	0.46
27:BA:2516:G:H22	27:BA:2569:G:H1'	1.81	0.46
27:BA:2662:A:H2	27:BA:2663:G:H4'	1.80	0.46
27:BA:2808:U:P	27:BA:2809:A:OP2	2.73	0.46
28:BD:131:LEU:CG	28:BD:187:CYS:O	2.59	0.46
30:BF:103:ASN:C	30:BF:104:ASP:O	2.47	0.46
31:BG:63:ILE:O	31:BG:64:ARG:C	2.53	0.46
32:BH:15:THR:CG2	32:BH:26:LYS:C	2.83	0.46
34:BN:56:LYS:H	34:BN:56:LYS:CD	2.23	0.46
36:BP:66:VAL:HG23	36:BP:109:LEU:C	2.21	0.46
36:BP:114:VAL:O	36:BP:115:ARG:CB	2.53	0.46
37:BQ:126:VAL:CG1	37:BQ:127:ASN:N	2.78	0.46
38:BS:21:HIS:CD2	38:BS:24:LEU:CD1	2.96	0.46
38:BS:66:LEU:N	38:BS:66:LEU:CD1	2.77	0.46
40:BW:69:LEU:HD22	40:BW:109:GLU:HB3	1.91	0.46
41:BX:52:VAL:HG22	41:BX:66:VAL:HA	1.97	0.46
41:BX:71:ASP:HB3	41:BX:72:ASP:H	1.57	0.46
42:BY:49:GLU:CB	42:BY:97:ARG:HH11	2.29	0.46
43:BZ:62:PHE:CZ	43:BZ:87:THR:CG2	2.99	0.46
44:BR:18:LEU:HD21	44:BR:22:ARG:NH2	2.30	0.46
46:BV:35:LEU:N	46:BV:60:VAL:HG11	2.28	0.46
46:BV:55:THR:O	46:BV:56:VAL:HG23	2.15	0.46
47:B2:4:HIS:O	47:B2:8:ILE:HG13	2.13	0.46
49:B0:29:GLU:OE1	49:B0:29:GLU:CA	2.62	0.46
50:B4:14:ILE:HD11	50:B4:39:VAL:CB	2.45	0.46
52:B6:39:LYS:O	52:B6:40:TYR:CD1	2.64	0.46
54:B8:30:ARG:CG	54:B8:31:HIS:H	2.27	0.46
1:AA:126:G:H4'	1:AA:634:C:C2'	2.45	0.46
1:AA:143:A:H4'	1:AA:144:G:C8	2.49	0.46
1:AA:567:G:O6	15:AL:5:PRO:HG3	2.16	0.46
1:AA:1053:G:H5''	1:AA:1053:G:C8	2.47	0.46
1:AA:1368:G:C8	12:AI:112:LYS:HD2	2.51	0.46
1:AA:1376:U:C3'	10:AG:94:ARG:NH2	2.78	0.46
1:AA:1443:G:C8	1:AA:1443:G:H5'	2.50	0.46
5:AB:60:ASP:O	5:AB:64:ARG:HB3	2.15	0.46
5:AB:155:LEU:HB2	5:AB:159:PRO:HG3	1.97	0.46
5:AB:160:ASP:O	5:AB:161:ALA:HB2	2.15	0.46
6:AC:82:GLU:HG3	6:AC:83:ARG:N	2.31	0.46
7:AD:70:ILE:HD11	7:AD:100:ARG:CZ	2.44	0.46
10:AG:70:LYS:HB3	10:AG:96:GLN:HG2	1.96	0.46
19:AP:27:LYS:C	19:AP:29:ASP:H	2.18	0.46

*Continued on next page...*

*Continued from previous page...*

Atom-1	Atom-2	Interatomic distance (Å)	Clash overlap (Å)
22:AS:66:MET:HB2	22:AS:74:PHE:CE2	2.50	0.46
27:BA:451:C:O5'	30:BF:49:ASP:HB2	2.15	0.46
27:BA:466:A:OP1	53:B7:34:ARG:NH2	2.49	0.46
27:BA:602:G:H2'	27:BA:655:A:N1	2.30	0.46
27:BA:645:C:OP2	27:BA:2369:A:H4'	2.15	0.46
27:BA:687:C:O2	27:BA:787:U:C5'	2.62	0.46
27:BA:828:U:H4'	27:BA:831:G:C2	2.50	0.46
27:BA:932:G:O2'	27:BA:933:A:C8	2.63	0.46
27:BA:965:C:O2'	27:BA:2273:A:C2	2.69	0.46
27:BA:1079:C:O2'	56:BK:130:GLY:N	2.49	0.46
27:BA:1079:C:O2	56:BK:130:GLY:C	2.54	0.46
27:BA:1300:U:C6	27:BA:1301:A:C2	3.03	0.46
27:BA:1781:C:H3'	27:BA:1781:C:C6	2.51	0.46
27:BA:1906:G:C8	27:BA:1929:G:C5	3.04	0.46
27:BA:1906:G:O5'	27:BA:1929:G:O2'	2.24	0.46
27:BA:2060:A:O2'	27:BA:2502:G:C4'	2.64	0.46
27:BA:2297:C:N4	27:BA:2320:A:N9	2.64	0.46
27:BA:2307:G:H5''	27:BA:2307:G:C8	2.47	0.46
27:BA:2435:A:C2	27:BA:2436:G:C8	3.04	0.46
27:BA:2474:C:C5	27:BA:2475:C:C4	3.03	0.46
27:BA:2491:U:C2'	27:BA:2492:U:H5'	2.26	0.46
27:BA:2546:U:C2'	27:BA:2547:U:OP2	2.63	0.46
27:BA:2564:A:C4	27:BA:2565:A:N7	2.84	0.46
27:BA:2576:G:N3	27:BA:2576:G:C2'	2.77	0.46
27:BA:2620:C:C5	27:BA:2621:A:C8	3.03	0.46
27:BA:2633:G:O5'	27:BA:2633:G:C8	2.64	0.46
27:BA:2636:U:H3	27:BA:2782:G:H1	1.64	0.46
27:BA:2649:U:H2'	27:BA:2650:U:C5	2.49	0.46
27:BA:2773:C:H2'	27:BA:2774:C:O5'	2.16	0.46
27:BA:2813:A:C4	27:BA:2814:C:C5	3.03	0.46
27:BA:2817:G:C2	27:BA:2818:G:C1'	2.98	0.46
27:BA:2842:G:C2	27:BA:2876:G:N2	2.83	0.46
28:BD:167:GLU:C	28:BD:170:TYR:O	2.53	0.46
28:BD:175:LEU:HB2	28:BD:179:GLU:N	2.28	0.46
30:BF:199:GLU:O	30:BF:200:PRO:O	2.34	0.46
32:BH:40:MET:HA	32:BH:54:PRO:CG	2.46	0.46
32:BH:86:LEU:CA	32:BH:148:ARG:HH22	2.04	0.46
33:BI:42:ALA:HB3	33:BI:43:ASN:ND2	2.30	0.46
33:BI:56:ARG:O	33:BI:60:GLU:CB	2.64	0.46
33:BI:59:ALA:HA	33:BI:62:LEU:CG	2.44	0.46
36:BP:53:ARG:CB	36:BP:54:PRO:CD	2.93	0.46

*Continued on next page...*

*Continued from previous page...*

Atom-1	Atom-2	Interatomic distance (Å)	Clash overlap (Å)
37:BQ:18:GLU:HG2	37:BQ:23:ILE:CD1	2.41	0.46
37:BQ:32:LYS:HD2	37:BQ:32:LYS:O	2.15	0.46
37:BQ:145:PRO:O	37:BQ:146:THR:CB	2.58	0.46
39:BT:44:ARG:CG	39:BT:45:GLU:N	2.78	0.46
41:BX:52:VAL:HG13	41:BX:65:VAL:O	2.15	0.46
42:BY:51:LEU:CA	42:BY:97:ARG:NH2	2.44	0.46
43:BZ:8:ARG:C	43:BZ:9:THR:HG23	2.36	0.46
44:BR:56:LYS:O	44:BR:57:ARG:C	2.54	0.46
45:BU:46:GLU:C	45:BU:49:ASP:HB2	2.30	0.46
45:BU:113:SER:C	45:BU:115:ASN:H	2.11	0.46
46:BV:69:ILE:HG23	46:BV:89:ASN:O	2.15	0.46
49:B0:22:GLY:C	49:B0:23:VAL:O	2.52	0.46
49:B0:45:PHE:C	49:B0:46:LYS:HD2	2.35	0.46
49:B0:67:VAL:HG11	49:B0:74:LYS:CD	2.38	0.46
50:B4:38:GLY:O	50:B4:39:VAL:CB	2.63	0.46
50:B4:58:LYS:CG	50:B4:62:ARG:HE	2.04	0.46
54:B8:30:ARG:HH21	54:B8:41:ILE:CG2	2.22	0.46
55:B9:31:LYS:O	55:B9:32:HIS:CG	2.68	0.46
1:AA:15:G:H1'	8:AE:19:MET:CG	2.46	0.46
1:AA:60:A:N1	1:AA:107:G:N3	2.62	0.46
1:AA:118:U:H3'	1:AA:288:A:N6	2.31	0.46
1:AA:120:A:C8	1:AA:120:A:C3'	2.99	0.46
1:AA:184:G:H4'	1:AA:224:C:H4'	1.97	0.46
1:AA:575:G:N2	1:AA:880:C:C2	2.73	0.46
1:AA:597:G:C8	1:AA:597:G:O5'	2.68	0.46
1:AA:890:G:N2	1:AA:907:A:O5'	2.49	0.46
1:AA:1144:G:N2	1:AA:1146:A:H62	2.12	0.46
1:AA:1224:G:C6	1:AA:1322:C:C4'	2.99	0.46
5:AB:239:VAL:HG12	5:AB:240:GLN:N	2.27	0.46
23:AT:50:GLU:H	23:AT:99:LEU:HD12	1.80	0.46
27:BA:220:G:N2	27:BA:427:U:H2'	2.31	0.46
27:BA:380:U:O2'	50:B4:15:ILE:CA	2.63	0.46
27:BA:636:G:O5'	36:BP:126:SER:HB2	2.15	0.46
27:BA:783:A:C6	27:BA:785:G:H1'	2.49	0.46
27:BA:995:C:O2	45:BU:57:PHE:CD2	2.68	0.46
27:BA:1205:U:C2	30:BF:232:LEU:HD11	2.28	0.46
27:BA:1255:U:H5''	27:BA:1256:G:C5'	2.46	0.46
27:BA:1522:G:H8	27:BA:1522:G:O5'	1.99	0.46
27:BA:2045:C:C2	51:B5:22:HIS:CE1	3.01	0.46
27:BA:2078:C:H4'	27:BA:2434:A:C5'	2.41	0.46
27:BA:2256:G:C6	27:BA:2257:U:N3	2.83	0.46

*Continued on next page...*

*Continued from previous page...*

Atom-1	Atom-2	Interatomic distance (Å)	Clash overlap (Å)
27:BA:2320:A:C2	38:BS:13:ARG:HG2	2.50	0.46
27:BA:2343:C:H2'	27:BA:2343:C:O2	2.15	0.46
27:BA:2358:G:C2	27:BA:2359:C:H5'	2.49	0.46
27:BA:2395:C:H4'	50:B4:28:ARG:HH11	1.81	0.46
27:BA:2450:A:N3	27:BA:2451:A:N9	2.63	0.46
27:BA:2515:C:O2	27:BA:2515:C:C2'	2.64	0.46
27:BA:2616:C:C5'	27:BA:2616:C:H6	2.28	0.46
27:BA:2617:C:O2	27:BA:2618:G:H5'	2.14	0.46
27:BA:2631:G:C2	27:BA:2632:A:H1'	2.51	0.46
27:BA:2631:G:C4'	27:BA:2892:A:OP1	2.45	0.46
27:BA:2755:C:H6	27:BA:2755:C:C4'	2.23	0.46
27:BA:2793:G:C5	27:BA:2794:C:C4	3.03	0.46
27:BA:2839:G:N2	27:BA:2840:C:N1	2.64	0.46
28:BD:109:LEU:HD11	28:BD:126:GLY:HA3	1.96	0.46
28:BD:191:VAL:HG23	28:BD:192:GLY:N	2.29	0.46
30:BF:11:ASN:HD21	30:BF:160:LEU:CG	2.27	0.46
30:BF:200:PRO:HB2	30:BF:205:ARG:HD3	1.97	0.46
30:BF:215:ALA:CA	30:BF:239:ALA:HA	2.42	0.46
31:BG:27:ILE:O	31:BG:69:ILE:HG21	1.68	0.46
31:BG:29:HIS:N	31:BG:69:ILE:CG1	2.76	0.46
31:BG:67:ASP:N	31:BG:67:ASP:OD1	2.46	0.46
32:BH:52:THR:O	32:BH:64:HIS:CD2	2.68	0.46
32:BH:58:LYS:O	32:BH:59:HIS:C	2.54	0.46
32:BH:86:LEU:HD11	32:BH:87:GLU:C	2.35	0.46
33:BI:21:VAL:HG21	33:BI:30:LEU:HD12	1.96	0.46
37:BQ:130:PRO:HB2	37:BQ:134:PHE:CE1	2.51	0.46
38:BS:19:ASP:HB3	38:BS:22:GLN:HG3	1.51	0.46
40:BW:61:ASN:N	40:BW:61:ASN:OD1	2.49	0.46
42:BY:2:LYS:C	42:BY:3:GLN:HG3	2.35	0.46
42:BY:11:GLN:HA	42:BY:21:LYS:HZ1	1.80	0.46
42:BY:50:VAL:CA	42:BY:51:LEU:HD13	2.44	0.46
43:BZ:117:VAL:HB	43:BZ:167:THR:HB	1.96	0.46
43:BZ:159:THR:O	43:BZ:160:LEU:CG	2.64	0.46
52:B6:16:ALA:CB	52:B6:42:PRO:CG	2.93	0.46
52:B6:37:LEU:CG	52:B6:51:ARG:HG2	2.40	0.46
54:B8:26:LYS:HD3	54:B8:43:GLY:O	2.16	0.46
1:AA:20:U:C6	1:AA:916:G:N2	2.83	0.46
1:AA:324:G:N2	1:AA:327:A:H8	2.13	0.46
1:AA:780:A:O5'	1:AA:780:A:H8	1.98	0.46
1:AA:1007:C:C2	1:AA:1022:G:N2	2.83	0.46
1:AA:1062:U:H2'	1:AA:1063:C:C5	2.51	0.46

*Continued on next page...*

*Continued from previous page...*

Atom-1	Atom-2	Interatomic distance (Å)	Clash overlap (Å)
1:AA:1226:C:C5	16:AM:104:ARG:HA	2.50	0.46
1:AA:1248:A:H2'	12:AI:70:LYS:HZ1	1.80	0.46
1:AA:1345:U:O2	1:AA:1375:A:N1	2.49	0.46
1:AA:1429:C:H2'	1:AA:1430:C:H6	1.81	0.46
5:AB:54:THR:HG22	5:AB:58:ILE:HD11	1.97	0.46
7:AD:128:VAL:O	7:AD:130:GLY:N	2.49	0.46
11:AH:35:ILE:O	11:AH:39:LEU:HD23	2.16	0.46
16:AM:84:ILE:HG13	16:AM:85:GLY:H	1.80	0.46
26:BB:77:U:H5'	43:BZ:80:HIS:HD1	1.78	0.46
27:BA:194:G:C6	27:BA:195:A:C5	3.04	0.46
27:BA:323:G:C5	27:BA:333:G:C8	3.04	0.46
27:BA:385:C:H42	27:BA:391:G:H1	1.64	0.46
27:BA:510:C:P	27:BA:512:G:H22	2.38	0.46
27:BA:588:U:O4	27:BA:670:A:H2'	2.14	0.46
27:BA:885:C:H41	27:BA:889:C:C1'	2.23	0.46
27:BA:1140:C:P	34:BN:18:ILE:HD11	2.51	0.46
27:BA:1465:G:O2'	27:BA:545(A):A:C2	2.68	0.46
27:BA:1520:U:C6	27:BA:1520:U:C3'	2.98	0.46
27:BA:1676:A:H2'	27:BA:1677:A:O4'	2.16	0.46
27:BA:1783:A:C6	27:BA:2587:A:C2	3.04	0.46
27:BA:1818:U:O4	28:BD:66:PHE:CE1	2.68	0.46
27:BA:1956:U:H2'	27:BA:1956:U:O2	2.15	0.46
27:BA:2100:G:H1'	27:BA:2190:G:H21	1.78	0.46
27:BA:2218:G:C2	27:BA:2219:G:C5	3.03	0.46
27:BA:2261:C:H3'	49:B0:14:ARG:CZ	2.46	0.46
27:BA:2336:A:C2'	27:BA:2337:G:C5'	2.80	0.46
27:BA:2340:G:HO2'	27:BA:2341:G:C5'	2.22	0.46
27:BA:2356:C:OP2	49:B0:21:LEU:HD21	2.16	0.46
27:BA:2402:C:C6	27:BA:2402:C:H3'	2.50	0.46
27:BA:2414:G:C5	27:BA:2415:G:N7	2.84	0.46
27:BA:2453:A:HO2'	27:BA:2454:G:C5'	2.19	0.46
27:BA:2461:C:C2'	27:BA:2462:U:H5'	2.45	0.46
27:BA:2469:A:C5	27:BA:2470:G:C8	3.03	0.46
27:BA:2574:G:C2'	29:BE:240:PRO:CB	2.75	0.46
27:BA:2633:G:H5'	27:BA:2812:G:H5'	1.98	0.46
27:BA:2713:A:C3'	27:BA:2714:G:H5''	2.45	0.46
27:BA:2762:G:C4	27:BA:2763:G:C8	3.02	0.46
27:BA:2772:C:C2	27:BA:2773:C:C5	3.03	0.46
27:BA:2795:G:OP2	27:BA:2795:G:H3'	2.16	0.46
28:BD:76:ARG:HA	28:BD:114:GLU:N	2.30	0.46
28:BD:158:GLY:O	28:BD:160:SER:N	2.49	0.46

*Continued on next page...*

*Continued from previous page...*

Atom-1	Atom-2	Interatomic distance (Å)	Clash overlap (Å)
29:BE:77:PRO:CG	29:BE:186:GLU:HB2	2.46	0.46
29:BE:232:ARG:O	29:BE:233:ARG:C	2.53	0.46
29:BE:246:VAL:HG12	29:BE:247:ARG:O	2.15	0.46
29:BE:262:THR:OG1	29:BE:263:GLU:N	2.46	0.46
30:BF:16:VAL:CG1	30:BF:17:ASP:H	2.29	0.46
30:BF:157:LEU:O	30:BF:160:LEU:N	2.48	0.46
31:BG:97:GLN:HB3	31:BG:106:PHE:CZ	2.49	0.46
31:BG:134:LEU:C	31:BG:135:VAL:HG23	2.36	0.46
32:BH:95:ALA:N	32:BH:127:GLN:NE2	2.54	0.46
34:BN:5:GLU:HA	34:BN:109:TYR:HE2	1.78	0.46
34:BN:47:THR:O	34:BN:48:GLY:O	2.34	0.46
36:BP:73:VAL:HG13	36:BP:76:LEU:CB	2.46	0.46
36:BP:108:VAL:O	36:BP:125:PHE:HB3	2.15	0.46
38:BS:34:LEU:HG	38:BS:103:ASP:N	2.31	0.46
39:BT:18:GLY:O	39:BT:19:THR:HB	2.15	0.46
42:BY:92:ASP:OD1	42:BY:94:SER:HB3	2.13	0.46
43:BZ:71:MET:HA	43:BZ:78:PRO:N	2.31	0.46
43:BZ:174:PRO:C	43:BZ:175:ARG:HG2	2.36	0.46
44:BR:41:ALA:O	44:BR:42:LYS:C	2.54	0.46
45:BU:108:ALA:O	45:BU:110:VAL:HB	2.15	0.46
53:B7:38:GLY:C	53:B7:40:HIS:CE1	2.89	0.46
1:AA:246:A:O2'	1:AA:247:G:OP2	2.28	0.46
1:AA:261:U:H5	23:AT:79:ARG:CZ	2.21	0.46
1:AA:949:A:H2'	1:AA:950:U:C6	2.51	0.46
1:AA:361(A):C:C3'	1:AA:1362:C:H5''	2.46	0.46
5:AB:9:GLU:OE2	5:AB:12:GLU:HG2	2.16	0.46
15:AL:25:PRO:C	15:AL:27:LEU:H	2.18	0.46
18:AO:32:LEU:HB2	18:AO:63:ARG:HG2	1.97	0.46
26:BB:75:G:N9	43:BZ:22:VAL:HG21	2.31	0.46
27:BA:74:A:H4'	27:BA:75:G:O4'	2.16	0.46
27:BA:298:G:H1	27:BA:338:G:H4'	1.81	0.46
27:BA:449:A:OP1	30:BF:85:LYS:HA	2.16	0.46
27:BA:487:C:H42	27:BA:493:G:H1	1.62	0.46
27:BA:791:C:O2'	27:BA:792:G:H5''	2.15	0.46
27:BA:853:G:H2'	27:BA:854:G:C8	2.51	0.46
27:BA:961:C:N4	27:BA:2031:A:N3	2.64	0.46
27:BA:1128:A:C5	27:BA:2518:A:N6	2.84	0.46
27:BA:1358:G:H2'	27:BA:1371:G:N2	2.30	0.46
27:BA:1525:G:H2'	27:BA:1526:G:H5'	1.98	0.46
27:BA:1818:U:OP1	28:BD:86:ARG:O	2.33	0.46
27:BA:1899:G:H22	27:BA:1902:C:N4	2.11	0.46

*Continued on next page...*

*Continued from previous page...*

Atom-1	Atom-2	Interatomic distance (Å)	Clash overlap (Å)
27:BA:2097:C:N4	27:BA:2192:G:H1	2.14	0.46
27:BA:2194:G:N3	27:BA:2194:G:H2'	2.30	0.46
27:BA:2234:G:O6	27:BA:2235:G:C6	2.69	0.46
27:BA:2361:A:N3	27:BA:2362:G:O4'	2.48	0.46
27:BA:2461:C:C1'	27:BA:2492:U:N3	2.78	0.46
27:BA:2482:G:N7	27:BA:2483:C:C5	2.61	0.46
27:BA:2514:U:H2'	27:BA:2515:C:C6	2.51	0.46
27:BA:2520:C:N4	27:BA:2567:G:N7	2.61	0.46
27:BA:2584:U:N1	27:BA:2585:U:C4	2.82	0.46
27:BA:2638:G:N2	27:BA:2776:A:C8	2.83	0.46
27:BA:2648:C:C5	27:BA:2649:U:C5	3.03	0.46
27:BA:2748:A:H8	27:BA:2749:A:C5	2.21	0.46
27:BA:2748:A:H4'	32:BH:65:GLY:O	2.16	0.46
27:BA:2824:C:C4	27:BA:2825:C:C2	3.04	0.46
27:BA:2857:G:H8	27:BA:2857:G:C5'	2.26	0.46
27:BA:2885:C:N3	27:BA:2886:G:H1'	2.31	0.46
28:BD:63:ILE:O	28:BD:64:ILE:CG2	2.64	0.46
28:BD:80:ILE:CG1	28:BD:82:TYR:CE1	2.84	0.46
29:BE:44:TYR:CD2	29:BE:306:ARG:O	2.69	0.46
30:BF:31:ILE:HG22	30:BF:32:GLY:N	2.31	0.46
31:BG:98:PHE:C	31:BG:104:PHE:CE2	2.89	0.46
32:BH:66:THR:O	32:BH:67:THR:C	2.54	0.46
33:BI:4:ILE:O	33:BI:4:ILE:HG23	2.11	0.46
34:BN:44:ALA:C	34:BN:45:VAL:HG23	2.36	0.46
34:BN:63:ILE:CG2	34:BN:71:TYR:OH	2.56	0.46
34:BN:68:GLY:O	34:BN:69:TYR:CG	2.69	0.46
34:BN:84:ARG:CA	34:BN:87:LEU:HD13	2.45	0.46
37:BQ:35:ASN:O	37:BQ:126:VAL:HG22	2.15	0.46
38:BS:32:PRO:CG	38:BS:100:ALA:HA	2.38	0.46
38:BS:82:TYR:CB	38:BS:83:LEU:HD12	2.46	0.46
38:BS:94:GLU:CG	38:BS:95:ALA:N	2.77	0.46
40:BW:69:LEU:O	40:BW:70:TYR:HB3	2.15	0.46
41:BX:54:THR:O	41:BX:55:GLN:HB2	2.15	0.46
42:BY:43:ASN:CG	42:BY:112:LEU:CD2	2.81	0.46
42:BY:49:GLU:CG	42:BY:59:GLU:CA	2.66	0.46
42:BY:51:LEU:HD22	42:BY:95:ASN:ND2	2.31	0.46
44:BR:18:LEU:HD12	44:BR:19:ALA:H	1.80	0.46
44:BR:72:ASP:O	44:BR:73:VAL:O	2.34	0.46
44:BR:89:ASP:OD1	44:BR:89:ASP:C	2.49	0.46
44:BR:96:ARG:HH21	44:BR:117:VAL:HG23	1.80	0.46
45:BU:10:ARG:HA	45:BU:13:ARG:NH1	2.31	0.46

*Continued on next page...*

*Continued from previous page...*

Atom-1	Atom-2	Interatomic distance (Å)	Clash overlap (Å)
45:BU:57:PHE:O	45:BU:60:LEU:N	2.48	0.46
46:BV:37:ALA:O	46:BV:58:ALA:HB1	2.15	0.46
48:B3:31:LEU:O	48:B3:32:GLN:C	2.53	0.46
48:B3:41:PRO:HA	48:B3:44:ARG:HB3	1.97	0.46
48:B3:47:VAL:C	48:B3:48:GLU:OE1	2.49	0.46
50:B4:5:LEU:HD11	50:B4:8:LYS:CB	2.32	0.46
53:B7:34:ARG:HH12	53:B7:42:LEU:CA	2.14	0.46
54:B8:13:ARG:CB	54:B8:24:ALA:HB1	2.44	0.46
1:AA:450:G:N2	19:AP:13:HIS:CE1	2.83	0.46
1:AA:909:A:C2	1:AA:910:C:H1'	2.51	0.46
1:AA:1414:U:H2'	1:AA:1415:G:C8	2.51	0.46
3:AW:34:G:OP1	3:AW:34:G:C8	2.64	0.46
16:AM:27:LYS:O	16:AM:28:ALA:HB2	2.16	0.46
16:AM:94:ARG:NH2	27:BA:887:A:OP2	2.49	0.46
18:AO:33:THR:O	18:AO:36:ILE:HG22	2.16	0.46
20:AQ:15:MET:HB2	20:AQ:18:THR:HB	1.98	0.46
22:AS:47:HIS:O	22:AS:62:ILE:HG22	2.16	0.46
27:BA:270:A:N6	27:BA:370:G:C4	2.84	0.46
27:BA:349:G:N3	27:BA:349:G:H2'	2.31	0.46
27:BA:1263:U:H1'	51:B5:16:ARG:NH2	2.30	0.46
27:BA:1710:C:HO2'	27:BA:2858:C:N4	2.07	0.46
27:BA:1906:G:C6	27:BA:1929:G:N1	2.84	0.46
27:BA:2013:A:H5''	27:BA:2013:A:H8	1.81	0.46
27:BA:2094:G:C5	27:BA:2196:C:N3	2.80	0.46
27:BA:2096:U:H2'	27:BA:2097:C:H6	1.81	0.46
27:BA:2216:G:C2	27:BA:2217:G:C8	3.03	0.46
27:BA:2271:G:O2'	27:BA:2272:U:P	2.72	0.46
27:BA:2273:A:C8	27:BA:2274:A:N9	2.84	0.46
27:BA:2570:G:C2'	27:BA:2571:C:C5	2.79	0.46
27:BA:2584:U:H5	27:BA:2585:U:H3'	1.80	0.46
27:BA:2649:U:HO2'	27:BA:2650:U:P	2.38	0.46
27:BA:2657:A:N6	27:BA:2664:G:C2	2.66	0.46
27:BA:2679:A:H5''	29:BE:261:ARG:CD	2.45	0.46
27:BA:2830:G:C2	27:BA:2883:A:H2	2.34	0.46
27:BA:2857:G:H22	27:BA:2859:G:H3'	1.81	0.46
27:BA:2887:U:C2'	27:BA:2888:C:H5'	2.46	0.46
28:BD:159:THR:O	28:BD:176:ALA:HB1	2.16	0.46
29:BE:77:PRO:HB3	29:BE:187:HIS:CA	2.43	0.46
29:BE:82:ALA:O	29:BE:83:LEU:CB	2.63	0.46
29:BE:221:LYS:CE	29:BE:233:ARG:CB	2.94	0.46
29:BE:251:PRO:O	29:BE:252:GLN:HG2	2.15	0.46

*Continued on next page...*



*Continued from previous page...*

Atom-1	Atom-2	Interatomic distance (Å)	Clash overlap (Å)
30:BF:239:ALA:O	30:BF:242:GLU:HG3	2.16	0.46
31:BG:11:HIS:CG	31:BG:15:GLU:OE2	2.58	0.46
31:BG:22:VAL:CG2	31:BG:24:HIS:CE1	2.98	0.46
31:BG:48:MET:HA	31:BG:49:PRO:HD3	1.75	0.46
35:BO:77:ILE:CD1	35:BO:78:ARG:HA	2.42	0.46
36:BP:76:LEU:CB	36:BP:81:VAL:HG21	2.46	0.46
37:BQ:29:ALA:O	37:BQ:30:GLN:O	2.34	0.46
37:BQ:43:PRO:O	37:BQ:45:GLN:HG2	2.15	0.46
37:BQ:152:SER:O	37:BQ:153:PRO:C	2.54	0.46
38:BS:41:LYS:O	38:BS:42:HIS:CB	2.64	0.46
38:BS:103:ASP:C	38:BS:105:GLY:N	2.68	0.46
39:BT:50:GLU:C	39:BT:52:THR:N	2.66	0.46
40:BW:36:LEU:HD23	40:BW:39:THR:HG21	1.98	0.46
41:BX:1:SER:C	41:BX:2:TRP:HD1	2.19	0.46
42:BY:34:GLU:O	42:BY:35:TYR:HB3	2.16	0.46
42:BY:92:ASP:CG	42:BY:94:SER:HB3	2.36	0.46
43:BZ:131:PRO:C	43:BZ:133:GLU:N	2.69	0.46
43:BZ:154:LEU:HA	43:BZ:155:PRO:HD3	1.81	0.46
44:BR:63:ARG:HH22	44:BR:77:ARG:HA	1.81	0.46
44:BR:65:LEU:HA	44:BR:68:ARG:HB2	1.98	0.46
44:BR:94:TYR:O	44:BR:116:LEU:HA	2.16	0.46
44:BR:97:VAL:CG1	44:BR:114:VAL:HG22	2.36	0.46
45:BU:8:ILE:C	45:BU:11:ARG:HG2	2.36	0.46
45:BU:14:HIS:NE2	45:BU:36:PHE:HE2	2.10	0.46
45:BU:91:ASN:CG	45:BU:95:LEU:HD21	2.26	0.46
45:BU:94:VAL:HG11	46:BV:4:ILE:CG2	2.42	0.46
45:BU:117:ARG:HG3	45:BU:118:GLN:N	2.28	0.46
46:BV:59:GLU:HB3	46:BV:60:VAL:H	1.51	0.46
48:B3:1:MET:N	48:B3:2:PRO:CD	2.78	0.46
48:B3:4:LEU:HD11	48:B3:39:ASP:HA	1.98	0.46
49:B0:30:VAL:HG13	49:B0:63:SER:OG	2.16	0.46
55:B9:10:MET:HB3	55:B9:11:CYS:H	1.48	0.46
1:AA:7:G:N2	8:AE:121:LYS:HB3	2.31	0.46
1:AA:60:A:N6	1:AA:108:G:H5'	2.31	0.46
1:AA:116:A:N6	1:AA:313:A:H1'	2.22	0.46
1:AA:690:G:H2'	1:AA:691:G:C8	2.51	0.46
1:AA:755:G:H21	11:AH:1:MET:CE	2.28	0.46
1:AA:958:A:C4	22:AS:55:LYS:HB2	2.51	0.46
1:AA:1304:G:H21	1:AA:1333:A:H62	1.62	0.46
1:AA:1346:A:N6	1:AA:1374:A:H3'	2.31	0.46
1:AA:1347:G:OP2	12:AI:107:ARG:HD2	2.15	0.46

*Continued on next page...*

*Continued from previous page...*

Atom-1	Atom-2	Interatomic distance (Å)	Clash overlap (Å)
26:BB:8:U:O2	26:BB:112:G:O6	2.34	0.46
27:BA:212:G:H2'	27:BA:213:A:C8	2.51	0.46
27:BA:439:G:H5''	42:BY:6:LYS:HZ3	1.81	0.46
27:BA:440:G:OP1	42:BY:6:LYS:HD3	2.06	0.46
27:BA:576:U:H5''	27:BA:2503:A:OP1	2.16	0.46
27:BA:593:G:C2	27:BA:665:C:C2	3.04	0.46
27:BA:929:G:C1'	48:B3:43:ILE:CG1	2.83	0.46
27:BA:944:G:O2'	27:BA:945:A:OP2	2.22	0.46
27:BA:974:G:H3'	46:BV:82:ARG:NH2	2.30	0.46
27:BA:989:G:O2'	27:BA:990:A:P	2.74	0.46
27:BA:995:C:C2'	45:BU:57:PHE:CD2	2.99	0.46
27:BA:1367:A:H2'	53:B7:25:LYS:CD	2.46	0.46
27:BA:1394:U:H5''	27:BA:1603:A:O3'	2.15	0.46
27:BA:1582:C:C3'	27:BA:1583:A:H4'	2.46	0.46
27:BA:1952:A:H1'	27:BA:2560:C:HO2'	1.80	0.46
27:BA:2015:A:C8	27:BA:2016:U:C6	3.01	0.46
27:BA:2313:C:H5''	31:BG:51:ARG:HD3	1.96	0.46
27:BA:2349:G:O6	27:BA:2350:C:C6	2.69	0.46
27:BA:2377:A:H2'	27:BA:2378:A:N7	2.30	0.46
27:BA:2567:G:C2'	27:BA:2568:C:C6	2.99	0.46
27:BA:2581:G:C2	27:BA:2610:C:C5	3.03	0.46
27:BA:2729:G:C2	27:BA:2730:C:N3	2.84	0.46
27:BA:2749:A:C1'	32:BH:62:ALA:CB	2.76	0.46
27:BA:2882:A:O2'	27:BA:2883:A:O5'	2.34	0.46
28:BD:86:ARG:HG2	28:BD:88:ALA:CB	2.45	0.46
29:BE:72:VAL:CA	29:BE:73:ILE:HD13	2.30	0.46
30:BF:11:ASN:HD21	30:BF:160:LEU:HG	1.81	0.46
32:BH:41:THR:N	32:BH:54:PRO:HG3	2.31	0.46
32:BH:147:ILE:CD1	32:BH:150:VAL:CB	2.91	0.46
33:BI:6:LEU:CB	33:BI:36:ALA:CB	2.75	0.46
33:BI:96:LYS:C	33:BI:98:ILE:H	2.18	0.46
34:BN:27:ALA:O	34:BN:31:LEU:N	2.48	0.46
36:BP:109:LEU:HD13	36:BP:110:GLY:C	2.36	0.46
38:BS:84:THR:O	38:BS:88:ALA:HB2	2.15	0.46
40:BW:55:ALA:CA	40:BW:107:LEU:HD11	2.35	0.46
43:BZ:114:ASP:HB3	43:BZ:171:VAL:HG12	1.97	0.46
44:BR:44:LEU:HD13	44:BR:44:LEU:C	2.34	0.46
45:BU:32:TYR:HD2	45:BU:32:TYR:N	2.08	0.46
46:BV:33:VAL:CG1	46:BV:34:GLU:N	2.78	0.46
49:B0:41:ARG:HB2	49:B0:74:LYS:CE	2.46	0.46
53:B7:26:SER:OG	53:B7:27:GLY:N	2.47	0.46

*Continued on next page...*

*Continued from previous page...*

Atom-1	Atom-2	Interatomic distance (Å)	Clash overlap (Å)
54:B8:16:ILE:HD13	54:B8:64:ARG:OXT	2.16	0.46
54:B8:57:ARG:O	54:B8:60:LEU:HB3	2.16	0.46
1:AA:195:A:OP1	23:AT:65:LYS:NZ	2.28	0.46
1:AA:241:C:H42	1:AA:285:G:H1	1.64	0.46
1:AA:302:G:H5''	1:AA:302:G:C8	2.50	0.46
1:AA:568:G:N2	1:AA:574:A:C2	2.77	0.46
1:AA:863:U:H2'	1:AA:865:A:OP2	2.16	0.46
1:AA:1143:G:H2'	1:AA:1144:G:C8	2.51	0.46
1:AA:1192:C:C6	1:AA:1192:C:C3'	2.99	0.46
1:AA:1225:A:C5'	22:AS:78:ARG:HD3	2.45	0.46
1:AA:1278:U:H5''	1:AA:1279:A:H5'	1.98	0.46
2:AV:27:C:H2'	2:AV:28:C:H6	1.80	0.46
3:AW:37:YYG:O23	10:AG:83:ALA:C	2.34	0.46
5:AB:80:ILE:HG23	5:AB:212:GLN:HG2	1.98	0.46
16:AM:11:ARG:HH12	16:AM:46:LYS:HD2	1.81	0.46
23:AT:66:ALA:HB3	23:AT:72:LEU:HD12	1.98	0.46
26:BB:24:G:C2'	26:BB:27:C:N4	2.79	0.46
27:BA:27:G:H3'	27:BA:27:G:H8	1.80	0.46
27:BA:387:U:H2'	27:BA:387:U:O2	2.15	0.46
27:BA:640:C:O2	27:BA:648:G:C2	2.69	0.46
27:BA:794:G:C2	27:BA:795:C:C2	3.04	0.46
27:BA:856:C:C1'	49:B0:24:LYS:HB2	2.45	0.46
27:BA:957:A:C2	27:BA:2459:A:C5'	2.96	0.46
27:BA:1036:G:OP1	32:BH:58:LYS:CD	2.56	0.46
27:BA:1315:C:H42	27:BA:1337:G:H1	1.63	0.46
27:BA:1341:U:O2'	27:BA:1342:A:P	2.74	0.46
27:BA:1707:G:H1	27:BA:1751:C:H42	1.64	0.46
27:BA:1789:A:C5'	28:BD:224:VAL:CG1	2.94	0.46
27:BA:1826:G:P	28:BD:227:VAL:HG22	2.30	0.46
27:BA:1952:A:C2	35:BO:22:ILE:CD1	2.99	0.46
27:BA:2051:A:C2'	29:BE:238:LEU:CD2	2.93	0.46
27:BA:2067:G:H3'	27:BA:2068:U:C5'	2.46	0.46
27:BA:2224:G:O5'	27:BA:2224:G:H8	1.99	0.46
27:BA:2271:G:C2'	27:BA:2272:U:O5'	2.62	0.46
27:BA:2320:A:H61	38:BS:14:ARG:CB	2.29	0.46
27:BA:2331:G:C2'	27:BA:2332:U:O4'	2.63	0.46
27:BA:2370:G:O2'	27:BA:2371:G:O5'	2.33	0.46
27:BA:2384:G:H3'	27:BA:2386:C:OP2	2.16	0.46
27:BA:2390:U:C6	27:BA:2390:U:C3'	2.99	0.46
27:BA:2516:G:C2	27:BA:2569:G:C2	3.04	0.46
27:BA:2519:U:C2	27:BA:2542:A:C5	3.04	0.46

*Continued on next page...*

*Continued from previous page...*

Atom-1	Atom-2	Interatomic distance (Å)	Clash overlap (Å)
27:BA:2547:U:C6	27:BA:2566:A:C6	3.04	0.46
27:BA:2548:G:C6	27:BA:2549:G:N7	2.84	0.46
27:BA:2580:U:H2'	27:BA:2581:G:O4'	2.15	0.46
27:BA:2641:G:O6	27:BA:2774:C:N4	2.48	0.46
27:BA:2653:U:OP2	27:BA:2654:A:H2'	2.15	0.46
27:BA:2666:C:O5'	27:BA:2666:C:H6	1.98	0.46
27:BA:2722:G:N3	27:BA:2723:C:N1	2.60	0.46
27:BA:2731:G:H4'	29:BE:264:LEU:HD12	1.98	0.46
27:BA:2766:G:C5'	27:BA:2767:C:P	3.02	0.46
27:BA:2783:G:C6	27:BA:2784:C:C5	3.04	0.46
27:BA:2898:U:O2	27:BA:2898:U:C2'	2.63	0.46
28:BD:114:GLU:O	28:BD:115:ILE:HG23	2.16	0.46
28:BD:144:GLU:OE2	28:BD:187:CYS:HA	2.16	0.46
29:BE:67:THR:C	29:BE:68:VAL:HG23	2.35	0.46
29:BE:217:TRP:CD2	29:BE:251:PRO:CG	2.98	0.46
29:BE:226:HIS:CD2	29:BE:229:GLN:OE1	2.68	0.46
30:BF:193:LEU:HA	30:BF:211:ASP:OD1	2.15	0.46
33:BI:62:LEU:O	33:BI:66:LYS:CG	2.64	0.46
33:BI:77:VAL:HG12	33:BI:143:VAL:HG13	1.97	0.46
33:BI:77:VAL:HG12	33:BI:79:ILE:HD11	1.98	0.46
33:BI:115:ILE:CG2	33:BI:129:VAL:HG12	2.46	0.46
35:BO:99:PHE:HE2	39:BT:24:LYS:NZ	1.96	0.46
38:BS:49:THR:HG23	38:BS:52:PRO:HD2	1.98	0.46
38:BS:87:LEU:HA	38:BS:90:LEU:HB2	1.98	0.46
42:BY:31:LEU:CD1	42:BY:99:THR:O	2.64	0.46
42:BY:50:VAL:CA	42:BY:97:ARG:HG3	2.46	0.46
43:BZ:12:GLN:O	43:BZ:15:ASP:O	2.34	0.46
43:BZ:124:ALA:O	43:BZ:159:THR:HB	2.16	0.46
44:BR:73:VAL:O	44:BR:75:LEU:C	2.54	0.46
44:BR:95:THR:HG23	44:BR:115:GLU:O	2.16	0.46
44:BR:99:LYS:HA	44:BR:112:ALA:CB	2.45	0.46
44:BR:103:ARG:O	44:BR:105:ARG:NH2	2.49	0.46
45:BU:24:PHE:CD1	45:BU:24:PHE:N	2.81	0.46
45:BU:46:GLU:O	45:BU:50:ARG:N	2.48	0.46
46:BV:33:VAL:CG1	46:BV:34:GLU:H	2.21	0.46
48:B3:22:ALA:CB	48:B3:46:ASN:ND2	2.79	0.46
49:B0:44:LYS:O	49:B0:45:PHE:CB	2.63	0.46
50:B4:4:ASP:CG	50:B4:11:PRO:HG3	2.36	0.46
53:B7:31:LEU:H	53:B7:31:LEU:CD2	2.05	0.46
1:AA:402:G:H5'	1:AA:621:A:H1'	1.98	0.45
1:AA:404:U:O4	7:AD:2:GLY:HA2	2.16	0.45

*Continued on next page...*

*Continued from previous page...*

Atom-1	Atom-2	Interatomic distance (Å)	Clash overlap (Å)
1:AA:721:G:H4'	1:AA:722:A:O4'	2.17	0.45
1:AA:765:G:H1	1:AA:812:C:C2'	2.29	0.45
1:AA:909:A:H3'	1:AA:910:C:C6	2.50	0.45
1:AA:1149:C:OP1	12:AI:9:ARG:NH1	2.50	0.45
2:AV:28:C:H2'	2:AV:29:A:H8	1.81	0.45
7:AD:25:ARG:C	7:AD:27:TYR:N	2.69	0.45
8:AE:152:ARG:HA	11:AH:64:LYS:HZ1	1.81	0.45
19:AP:20:VAL:HG11	19:AP:32:TYR:HB3	1.97	0.45
26:BB:42:C:O2	31:BG:47:GLN:HB3	2.15	0.45
27:BA:270:A:N7	27:BA:270(A):A:H8	2.14	0.45
27:BA:517:C:H2'	40:BW:18:ARG:HH22	1.81	0.45
27:BA:861:A:H62	27:BA:916:G:H21	1.64	0.45
27:BA:1008:C:O2'	27:BA:1009:A:H8	1.99	0.45
27:BA:1106:G:H2'	27:BA:1107:G:C8	2.51	0.45
27:BA:1166:C:H2'	27:BA:1167:U:C6	2.51	0.45
27:BA:1174:A:N1	27:BA:1176:G:C8	2.84	0.45
27:BA:1254:A:C8	27:BA:1256:G:C8	3.04	0.45
27:BA:1367:A:O2'	53:B7:25:LYS:HD3	2.16	0.45
27:BA:1612:C:N1	53:B7:3:ARG:NH2	2.64	0.45
27:BA:1670:C:P	27:BA:2550:G:P	3.14	0.45
27:BA:1741:C:H2'	27:BA:1742:C:O4'	2.17	0.45
27:BA:1778:U:C6	27:BA:1784:A:C2	3.04	0.45
27:BA:1817:G:OP2	28:BD:155:ARG:NH2	2.49	0.45
27:BA:1938:A:HO2'	27:BA:1939:U:C5'	2.30	0.45
27:BA:2052:G:C2	29:BE:245:ARG:HG2	2.48	0.45
27:BA:2261:C:H3'	49:B0:14:ARG:HE	1.80	0.45
27:BA:2361:A:H2	27:BA:2362:G:H1'	1.75	0.45
27:BA:2479:G:C6	27:BA:2480:C:C2	3.03	0.45
27:BA:2532:G:N2	27:BA:2662:A:N1	2.64	0.45
27:BA:2536:G:N1	27:BA:2537:U:C2	2.84	0.45
27:BA:2570:G:H5'	27:BA:2571:C:OP2	2.15	0.45
27:BA:2575:C:OP1	29:BE:241:TRP:HD1	1.91	0.45
27:BA:2621:A:O2'	29:BE:255:GLN:CD	2.54	0.45
27:BA:2637:U:C2	27:BA:2782:G:N2	2.84	0.45
27:BA:2644:G:C8	27:BA:2644:G:C3'	2.99	0.45
27:BA:2658:C:C4	27:BA:2664:G:N2	2.84	0.45
27:BA:2688:U:O2	27:BA:2688:U:C2'	2.55	0.45
27:BA:2740:A:N9	27:BA:2741:A:C8	2.82	0.45
27:BA:2776:A:N3	27:BA:2778:A:C4	2.77	0.45
27:BA:2803:C:O2	27:BA:2803:C:C2'	2.64	0.45
27:BA:2826:A:H8	27:BA:2826:A:OP2	1.99	0.45

*Continued on next page...*

*Continued from previous page...*

Atom-1	Atom-2	Interatomic distance (Å)	Clash overlap (Å)
27:BA:2828:C:O2	27:BA:2829:C:C6	2.69	0.45
28:BD:194:VAL:CG2	28:BD:195:GLY:N	2.69	0.45
29:BE:61:PRO:CB	29:BE:69:PRO:CA	2.95	0.45
29:BE:102:ASP:OD1	29:BE:104:PHE:HZ	1.99	0.45
30:BF:150:THR:CG2	30:BF:203:ALA:HB1	2.43	0.45
31:BG:60:GLU:C	31:BG:61:PHE:CD1	2.89	0.45
32:BH:166:GLU:HA	32:BH:167:LEU:HD23	1.88	0.45
33:BI:31:PHE:O	33:BI:34:GLY:N	2.49	0.45
34:BN:14:ALA:N	34:BN:40:ASN:ND2	2.56	0.45
34:BN:60:ARG:CD	34:BN:71:TYR:HE2	2.29	0.45
35:BO:5:GLU:CB	35:BO:20:LEU:HD22	2.46	0.45
36:BP:67:ARG:CD	36:BP:111:ALA:O	2.64	0.45
37:BQ:59:ASN:CG	37:BQ:60:ALA:N	2.47	0.45
37:BQ:124:ALA:HB2	37:BQ:136:TRP:CD1	2.51	0.45
37:BQ:134:PHE:O	37:BQ:138:ARG:HG3	2.16	0.45
37:BQ:137:ARG:O	37:BQ:141:MET:HG2	2.16	0.45
38:BS:86:LEU:HD21	38:BS:124:ASP:CB	2.46	0.45
40:BW:73:ALA:O	40:BW:106:ILE:HB	2.16	0.45
40:BW:85:VAL:HG13	40:BW:95:ILE:CD1	2.43	0.45
41:BX:18:MET:HE3	41:BX:25:GLN:CB	2.46	0.45
42:BY:47:THR:HG23	42:BY:100:ASP:HB2	1.93	0.45
42:BY:101:LEU:HD13	42:BY:103:LEU:CD1	2.39	0.45
42:BY:102:ASP:O	42:BY:103:LEU:CG	2.64	0.45
43:BZ:112:LEU:HD12	43:BZ:177:THR:HG21	1.96	0.45
46:BV:14:VAL:CG1	46:BV:15:SER:N	2.39	0.45
46:BV:49:GLU:HB3	46:BV:53:LYS:HD3	1.95	0.45
46:BV:49:GLU:O	46:BV:54:TYR:OH	2.32	0.45
46:BV:74:TYR:CG	46:BV:86:HIS:O	2.56	0.45
48:B3:8:LEU:C	48:B3:9:VAL:HG13	2.36	0.45
1:AA:60:A:C2	1:AA:107:G:C2	3.02	0.45
1:AA:411:A:H2'	1:AA:413:G:H1'	1.97	0.45
1:AA:1060:C:N4	6:AC:2:GLY:HA3	2.31	0.45
1:AA:1067:A:HO2'	1:AA:1068:G:P	2.38	0.45
1:AA:1216:G:OP1	17:AN:5:ALA:HB3	2.16	0.45
3:AW:37:YYG:H31	3:AW:37:YYG:O2'	2.15	0.45
6:AC:52:LEU:HA	6:AC:70:VAL:HG22	1.96	0.45
7:AD:57:ARG:NH2	8:AE:111:GLU:OE2	2.50	0.45
8:AE:102:ALA:O	8:AE:107:ARG:NH2	2.49	0.45
13:AJ:27:ALA:HB2	13:AJ:85:LEU:HD21	1.99	0.45
17:AN:39:LEU:HD22	17:AN:43:CYS:HB2	1.99	0.45
23:AT:45:GLN:HG2	23:AT:91:LEU:HD22	1.99	0.45

*Continued on next page...*

*Continued from previous page...*

Atom-1	Atom-2	Interatomic distance (Å)	Clash overlap (Å)
26:BB:8:U:H2'	26:BB:9:G:H8	1.81	0.45
27:BA:59:U:O5'	27:BA:73:A:N6	2.49	0.45
27:BA:491:G:H2'	27:BA:492:A:C8	2.52	0.45
27:BA:606:U:H5'	30:BF:103:ASN:ND2	2.31	0.45
27:BA:692:C:H42	27:BA:770:G:H1	1.64	0.45
27:BA:821:A:H2'	27:BA:946:G:C8	2.51	0.45
27:BA:929:G:HO2'	48:B3:43:ILE:HG12	1.82	0.45
27:BA:946:G:H2'	27:BA:947:G:O4'	2.15	0.45
27:BA:1239:G:O2'	27:BA:1240:U:H6	1.98	0.45
27:BA:1275:A:H61	44:BR:19:ALA:HB2	1.77	0.45
27:BA:1618:A:H8	27:BA:1618:A:OP1	1.99	0.45
27:BA:2066:C:N3	27:BA:2445:G:N1	2.65	0.45
27:BA:2292:C:C2	27:BA:2293:C:H6	2.18	0.45
27:BA:2308:G:OP2	27:BA:2310:A:N6	2.49	0.45
27:BA:2445:G:HO2'	27:BA:2446:G:H5''	1.80	0.45
27:BA:2512:C:O2	27:BA:2513:G:H1'	2.16	0.45
27:BA:2534:A:C2	27:BA:2535:G:C8	3.04	0.45
27:BA:2586:C:C6	27:BA:2586:C:C3'	2.99	0.45
27:BA:2589:A:N6	27:BA:2590:A:H62	2.14	0.45
27:BA:2603:G:O2'	27:BA:2604:U:H5'	2.16	0.45
27:BA:2617:C:C2'	27:BA:2618:G:O5'	2.45	0.45
27:BA:2623:G:H4'	27:BA:2826:A:O4'	2.16	0.45
27:BA:2627:G:C5'	27:BA:2627:G:H8	2.20	0.45
27:BA:2676:C:C3'	27:BA:2676:C:H6	2.23	0.45
27:BA:2677:G:C2'	27:BA:2678:C:C5'	2.94	0.45
27:BA:2728:U:O2'	27:BA:2729:G:H5'	2.17	0.45
27:BA:2782:G:O5'	27:BA:2782:G:C8	2.69	0.45
27:BA:2792:G:N2	27:BA:2804:C:C4	2.83	0.45
27:BA:2857:G:C2	27:BA:2859:G:OP2	2.69	0.45
28:BD:143:ILE:CG2	28:BD:153:LEU:HB2	2.43	0.45
29:BE:81:VAL:O	29:BE:81:VAL:HG23	2.17	0.45
29:BE:101:THR:O	29:BE:102:ASP:O	2.33	0.45
30:BF:3:ALA:HB2	30:BF:17:ASP:C	2.36	0.45
30:BF:220:THR:O	30:BF:222:ASP:N	2.50	0.45
32:BH:88:LEU:O	32:BH:88:LEU:CD2	2.62	0.45
32:BH:119:GLY:O	32:BH:121:GLU:OE2	2.35	0.45
34:BN:15:ARG:HA	34:BN:43:ARG:HG2	1.83	0.45
35:BO:39:VAL:HG12	35:BO:40:VAL:N	2.31	0.45
35:BO:92:SER:HB3	35:BO:113:LYS:NZ	2.22	0.45
35:BO:105:GLU:CD	35:BO:105:GLU:H	2.20	0.45
36:BP:114:VAL:CG2	36:BP:132:LYS:CA	2.94	0.45

*Continued on next page...*

*Continued from previous page...*

Atom-1	Atom-2	Interatomic distance (Å)	Clash overlap (Å)
40:BW:68:ARG:HE	40:BW:110:LYS:CB	2.29	0.45
41:BX:23:LYS:O	41:BX:68:LEU:HD21	2.07	0.45
42:BY:78:THR:N	42:BY:89:ARG:HD2	2.31	0.45
43:BZ:8:ARG:O	43:BZ:9:THR:CG2	2.64	0.45
43:BZ:166:LEU:HD13	43:BZ:167:THR:N	2.31	0.45
44:BR:29:LEU:CD2	44:BR:29:LEU:H	2.23	0.45
49:B0:37:LEU:CB	49:B0:68:VAL:CG1	2.93	0.45
50:B4:23:GLU:C	50:B4:25:MET:N	2.70	0.45
50:B4:41:PRO:CD	50:B4:57:ASP:OD2	2.63	0.45
50:B4:47:GLU:O	50:B4:72:LYS:O	2.33	0.45
52:B6:12:MET:CE	52:B6:54:LYS:H	2.18	0.45
1:AA:274:A:O2'	1:AA:275:G:O4'	2.33	0.45
1:AA:531:U:H4'	1:AA:532:A:C5'	2.46	0.45
1:AA:625:G:H4'	19:AP:16:HIS:CG	2.51	0.45
1:AA:665:A:C8	1:AA:733:A:N3	2.84	0.45
1:AA:935:A:H2'	1:AA:936:C:C6	2.51	0.45
1:AA:1034:G:H2'	1:AA:1035:A:C8	2.52	0.45
1:AA:1057:G:H5''	6:AC:154:SER:HB2	1.98	0.45
1:AA:1067:A:O2'	1:AA:1068:G:P	2.74	0.45
1:AA:1222:G:H5'	22:AS:77:THR:CG2	2.46	0.45
1:AA:1298:C:OP2	10:AG:114:ARG:CZ	2.64	0.45
1:AA:1308:U:H4'	16:AM:92:HIS:CE1	2.51	0.45
1:AA:1499:A:O2'	1:AA:1520:G:H5'	2.16	0.45
5:AB:69:LEU:HD23	5:AB:91:PRO:HB2	1.98	0.45
13:AJ:40:LEU:HB3	13:AJ:41:PRO:HD2	1.97	0.45
26:BB:28:C:OP2	38:BS:41:LYS:CG	2.63	0.45
27:BA:126:A:N7	27:BA:127:A:C6	2.84	0.45
27:BA:495:G:C2	40:BW:61:ASN:ND2	2.84	0.45
27:BA:530:G:N1	27:BA:2021:C:H3'	2.31	0.45
27:BA:1081:U:O4'	56:BK:127:ILE:CD1	2.60	0.45
27:BA:1530:G:O6	27:BA:1540:G:C6	2.70	0.45
27:BA:1628:G:H1	27:BA:1638:C:H42	1.63	0.45
27:BA:1655:A:H4'	29:BE:211:GLN:C	2.37	0.45
27:BA:1954:G:N3	27:BA:2551:C:H5''	2.32	0.45
27:BA:2051:A:C6	27:BA:2614:A:C5	3.04	0.45
27:BA:2212:A:H1'	27:BA:2213:U:C4	2.52	0.45
27:BA:2215:G:C2'	27:BA:2216:G:C5'	2.94	0.45
27:BA:2219:G:HO2'	27:BA:2224:G:P	2.15	0.45
27:BA:2313:C:C5'	31:BG:51:ARG:HD2	2.47	0.45
27:BA:2325:G:N3	27:BA:2326:C:C6	2.84	0.45
27:BA:2331:G:N7	27:BA:2332:U:O4	2.48	0.45

*Continued on next page...*



*Continued from previous page...*

Atom-1	Atom-2	Interatomic distance (Å)	Clash overlap (Å)
27:BA:2380:C:C5	27:BA:2381:C:C5	3.05	0.45
27:BA:2380:C:C4	27:BA:2381:C:C5	3.03	0.45
27:BA:2464:C:C2'	27:BA:2465:C:H6	2.21	0.45
27:BA:2494:G:N2	27:BA:2495:G:C1'	2.77	0.45
27:BA:2643:G:C6	27:BA:2644:G:C2	3.04	0.45
27:BA:2677:G:C4	27:BA:2678:C:C5	3.04	0.45
27:BA:2846:G:H1	27:BA:2869:G:H1	1.63	0.45
28:BD:106:PRO:CB	28:BD:141:HIS:NE2	2.74	0.45
28:BD:146:LYS:CB	28:BD:149:ARG:HG2	2.47	0.45
30:BF:194:PHE:CZ	30:BF:204:ALA:O	2.70	0.45
31:BG:74:THR:C	31:BG:75:LEU:HG	2.36	0.45
31:BG:88:LEU:H	31:BG:89:PRO:HD3	1.80	0.45
33:BI:4:ILE:O	33:BI:5:PHE:C	2.51	0.45
34:BN:65:ASN:CB	34:BN:68:GLY:O	2.64	0.45
37:BQ:64:ALA:HA	37:BQ:142:LYS:HG2	1.98	0.45
37:BQ:97:ASP:OD1	37:BQ:107:LYS:HD2	2.16	0.45
38:BS:48:VAL:HG13	38:BS:55:ASP:OD2	2.16	0.45
40:BW:38:TYR:HB2	51:B5:30:LEU:HD11	1.97	0.45
40:BW:81:ALA:CA	40:BW:82:LEU:HD22	2.45	0.45
41:BX:28:VAL:CG2	41:BX:62:LYS:HG2	2.46	0.45
41:BX:32:ALA:HA	41:BX:36:GLU:CG	2.42	0.45
41:BX:37:VAL:O	41:BX:38:ALA:O	2.33	0.45
43:BZ:154:LEU:HD23	43:BZ:154:LEU:O	2.15	0.45
46:BV:65:ARG:O	46:BV:93:ILE:CG1	2.65	0.45
47:B2:45:ARG:HE	47:B2:49:LEU:CD2	2.29	0.45
50:B4:42:PHE:CG	50:B4:43:TRP:N	2.84	0.45
51:B5:45:ILE:CG1	51:B5:52:TYR:CE1	2.61	0.45
52:B6:33:ALA:C	52:B6:35:LEU:N	2.63	0.45
55:B9:17:VAL:CG2	55:B9:26:ILE:HD12	2.46	0.45
1:AA:60:A:H62	1:AA:110:C:H42	1.61	0.45
1:AA:304:U:H2'	1:AA:305:G:H8	1.82	0.45
1:AA:451:A:H1'	1:AA:452:A:C8	2.52	0.45
1:AA:944:G:C6	1:AA:1337:G:C2'	2.83	0.45
1:AA:952:U:H5'	1:AA:972:C:H41	1.82	0.45
1:AA:971:G:C8	1:AA:1365:G:H4'	2.51	0.45
1:AA:30(D):A:OP2	1:AA:1031:G:C8	2.69	0.45
1:AA:1221:G:OP1	1:AA:1321:C:C4	2.69	0.45
1:AA:1229:A:C2	16:AM:125:ARG:O	2.70	0.45
1:AA:1409:C:H42	1:AA:1491:G:H1	1.64	0.45
1:AA:1443:G:H5'	1:AA:1443:G:H8	1.81	0.45
15:AL:69:TYR:HB2	15:AL:90:VAL:HG21	1.99	0.45

*Continued on next page...*

*Continued from previous page...*

Atom-1	Atom-2	Interatomic distance (Å)	Clash overlap (Å)
21:AR:62:GLU:HB3	21:AR:66:LEU:HD23	1.98	0.45
26:BB:58:A:O3'	31:BG:141:VAL:HG22	2.16	0.45
27:BA:139:G:C3'	27:BA:141(A):C:H1'	2.47	0.45
27:BA:511:U:OP2	27:BA:512:G:C6	2.70	0.45
27:BA:671:C:N3	27:BA:809:G:N2	2.65	0.45
27:BA:780:G:C2	28:BD:233:ASP:OD2	2.64	0.45
27:BA:872:A:H2'	27:BA:873:G:C8	2.51	0.45
27:BA:929:G:N2	48:B3:43:ILE:HA	2.31	0.45
27:BA:994:C:O3'	45:BU:54:LYS:CE	2.48	0.45
27:BA:1149:G:H2'	27:BA:1150:C:O4'	2.16	0.45
27:BA:1406:U:H2'	27:BA:1407:C:H6	1.80	0.45
27:BA:1779:U:H3	27:BA:1785:A:N6	2.14	0.45
27:BA:1782:C:H5''	27:BA:1783:A:P	2.56	0.45
27:BA:1791:A:N6	27:BA:1828:G:O2'	2.50	0.45
27:BA:1792:G:P	28:BD:204:PHE:CE2	3.10	0.45
27:BA:1853:A:H2'	27:BA:1854:A:H8	1.78	0.45
27:BA:2013:A:P	40:BW:96:ILE:HB	2.57	0.45
27:BA:2080:G:C5'	50:B4:32:HIS:HB3	2.44	0.45
27:BA:2262:U:H3	27:BA:2278:A:H61	1.65	0.45
27:BA:2350:C:N4	27:BA:2382:G:N1	2.65	0.45
27:BA:2463:C:C2'	27:BA:2464:C:O5'	2.65	0.45
27:BA:2531:A:C6	27:BA:2532:G:C4	3.04	0.45
27:BA:2543:G:H2'	27:BA:2544:G:C5'	2.41	0.45
27:BA:2679:A:H5''	29:BE:261:ARG:HD3	1.98	0.45
29:BE:222:ARG:O	29:BE:227:ALA:CA	2.63	0.45
32:BH:41:THR:C	32:BH:52:THR:HG21	2.37	0.45
32:BH:55:SER:OG	32:BH:57:GLU:CG	2.64	0.45
32:BH:84:LYS:CG	32:BH:140:VAL:CG1	2.86	0.45
33:BI:115:ILE:CA	33:BI:131:VAL:HG13	2.47	0.45
33:BI:133:LEU:H	33:BI:138:THR:HB	1.80	0.45
34:BN:5:GLU:CA	34:BN:109:TYR:CE2	2.97	0.45
37:BQ:47:GLU:OE1	37:BQ:47:GLU:C	2.54	0.45
38:BS:27:LEU:H	38:BS:33:ARG:NH1	2.14	0.45
38:BS:81:ALA:CB	38:BS:118:ILE:H	2.28	0.45
38:BS:86:LEU:HB2	38:BS:87:LEU:HD22	1.98	0.45
40:BW:13:SER:O	40:BW:14:PRO:O	2.35	0.45
40:BW:15:ARG:O	40:BW:18:ARG:CB	2.62	0.45
40:BW:106:ILE:HG22	40:BW:107:LEU:N	2.32	0.45
42:BY:30:ASP:CG	42:BY:31:LEU:HG	2.37	0.45
44:BR:38:VAL:O	44:BR:39:PRO:O	2.33	0.45
44:BR:100:LEU:C	51:B5:44:HIS:HD2	2.15	0.45

*Continued on next page...*

*Continued from previous page...*

Atom-1	Atom-2	Interatomic distance (Å)	Clash overlap (Å)
45:BU:17:VAL:HG13	45:BU:39:LEU:HD12	1.98	0.45
45:BU:55:ARG:HA	45:BU:58:ARG:CD	2.46	0.45
47:B2:19:GLU:HG2	47:B2:23:LEU:CD2	2.45	0.45
47:B2:29:ASN:O	47:B2:30:ALA:C	2.53	0.45
49:B0:37:LEU:HG	49:B0:71:ASN:ND2	2.32	0.45
49:B0:49:GLN:O	49:B0:72:LYS:O	2.34	0.45
54:B8:60:LEU:CG	54:B8:64:ARG:HB2	2.42	0.45
55:B9:14:CYS:HA	55:B9:26:ILE:O	2.16	0.45
1:AA:65:U:H2'	1:AA:381:C:C5	2.51	0.45
1:AA:113:G:H1'	1:AA:354:G:H5''	1.98	0.45
1:AA:275:G:H4'	20:AQ:14:LYS:CB	2.39	0.45
1:AA:323:U:O4	1:AA:327:A:N7	2.49	0.45
1:AA:858:G:H1	1:AA:869:G:H3'	1.81	0.45
1:AA:1229:A:O3'	2:AV:30:G:H5''	2.16	0.45
1:AA:1490:C:H5''	1:AA:1490:C:C6	2.48	0.45
1:AA:1525:G:H2'	1:AA:1526:G:O4'	2.16	0.45
2:AV:56:C:C2'	31:BG:56:ARG:NE	2.80	0.45
3:AW:7:U:HO2'	3:AW:49:C:P	2.37	0.45
5:AB:112:VAL:O	5:AB:116:GLU:N	2.40	0.45
7:AD:20:TYR:HA	7:AD:31:CYS:SG	2.56	0.45
7:AD:187:ARG:O	7:AD:188:LEU:C	2.50	0.45
13:AJ:64:GLU:HG2	17:AN:59:ALA:CA	2.33	0.45
15:AL:32:PHE:HB3	15:AL:84:LEU:HD21	1.98	0.45
17:AN:12:ARG:O	17:AN:13:THR:C	2.54	0.45
26:BB:16:G:OP2	26:BB:16:G:H3'	2.17	0.45
27:BA:27:G:C8	27:BA:27:G:C3'	3.00	0.45
27:BA:139:G:H3'	27:BA:141(A):C:H1'	1.97	0.45
27:BA:244:A:O2'	36:BP:56:LYS:HB3	2.17	0.45
27:BA:324:A:N7	27:BA:340:A:H1'	2.30	0.45
27:BA:358:U:C3'	27:BA:359:A:H5'	2.40	0.45
27:BA:487:C:H1'	40:BW:53:SER:HA	1.98	0.45
27:BA:570:G:H2'	27:BA:2030:A:C6	2.51	0.45
27:BA:586:A:N6	27:BA:809:G:O2'	2.49	0.45
27:BA:725:G:N1	27:BA:726:G:N2	2.65	0.45
27:BA:830:G:O6	27:BA:2446:G:H1'	2.17	0.45
27:BA:995:C:O2'	45:BU:57:PHE:CD2	2.64	0.45
27:BA:1395:A:P	27:BA:1603:A:H5''	2.57	0.45
27:BA:1779:U:C6	27:BA:1779:U:C3'	2.99	0.45
27:BA:2093:G:C1'	27:BA:2198:A:C6	2.95	0.45
27:BA:2100:G:C4	27:BA:2190:G:N1	2.79	0.45
27:BA:2345:G:H21	27:BA:2381:C:C3'	2.30	0.45

*Continued on next page...*

*Continued from previous page...*

Atom-1	Atom-2	Interatomic distance (Å)	Clash overlap (Å)
27:BA:2354:G:C4	49:B0:32:LYS:HE2	2.51	0.45
27:BA:2378:A:H1'	38:BS:101:VAL:CG2	2.47	0.45
27:BA:2759:G:C8	27:BA:2759:G:C3'	2.99	0.45
27:BA:2793:G:N2	27:BA:2803:C:C2	2.83	0.45
27:BA:2864:G:O2'	27:BA:2865:U:C6	2.70	0.45
27:BA:2898:U:C4	27:BA:2899:G:N7	2.85	0.45
28:BD:131:LEU:CB	28:BD:171:VAL:HG11	2.46	0.45
28:BD:141:HIS:CB	28:BD:154:VAL:HG11	2.41	0.45
28:BD:146:LYS:HD2	28:BD:147:PRO:CG	2.45	0.45
29:BE:42:ALA:HA	29:BE:311:PHE:CD2	2.51	0.45
29:BE:68:VAL:HG13	29:BE:69:PRO:HD2	1.97	0.45
29:BE:210:THR:C	29:BE:216:ARG:NH2	2.70	0.45
29:BE:224:GLY:O	29:BE:225:LYS:HG3	2.15	0.45
30:BF:144:PHE:HD2	30:BF:156:LEU:CD1	2.25	0.45
30:BF:200:PRO:HD3	30:BF:214:THR:CG2	2.47	0.45
31:BG:25:MET:CE	31:BG:128:LEU:HB3	2.47	0.45
31:BG:52:THR:HB	31:BG:67:ASP:O	2.16	0.45
31:BG:101:THR:O	31:BG:103:ASN:CG	2.54	0.45
32:BH:25:VAL:HG12	32:BH:78:VAL:CG2	2.38	0.45
32:BH:40:MET:HE1	32:BH:42:ILE:N	2.31	0.45
32:BH:85:ALA:O	32:BH:148:ARG:CZ	2.56	0.45
32:BH:113:GLU:OE1	32:BH:114:ILE:C	2.55	0.45
34:BN:8:ALA:CB	34:BN:11:ILE:HD11	2.45	0.45
34:BN:42:GLU:O	34:BN:43:ARG:C	2.53	0.45
34:BN:46:ILE:HD11	34:BN:132:LEU:HD13	1.86	0.45
34:BN:90:LYS:HZ2	34:BN:95:ARG:NH2	2.15	0.45
37:BQ:140:TYR:CB	37:BQ:147:VAL:HG11	2.47	0.45
38:BS:30:GLY:O	38:BS:31:LYS:CG	2.65	0.45
38:BS:110:THR:HG1	38:BS:111:PRO:CD	2.18	0.45
42:BY:28:SER:N	42:BY:99:THR:OG1	2.49	0.45
43:BZ:19:ILE:N	43:BZ:19:ILE:HD12	2.27	0.45
44:BR:55:ALA:CA	44:BR:80:PHE:CE1	2.92	0.45
45:BU:25:TRP:HB3	45:BU:28:ARG:CZ	2.45	0.45
45:BU:109:LEU:O	45:BU:113:SER:OG	2.33	0.45
46:BV:61:VAL:CG1	46:BV:95:ILE:CG2	2.41	0.45
47:B2:29:ASN:C	47:B2:34:GLN:CD	2.71	0.45
48:B3:21:ALA:O	48:B3:25:ALA:N	2.43	0.45
48:B3:40:THR:HG23	48:B3:43:ILE:CG1	2.37	0.45
48:B3:46:ASN:O	48:B3:47:VAL:C	2.54	0.45
52:B6:8:ILE:HG21	52:B6:30:ASN:HB2	1.97	0.45
53:B7:20:ALA:O	53:B7:23:LYS:N	2.49	0.45

*Continued on next page...*

*Continued from previous page...*

Atom-1	Atom-2	Interatomic distance (Å)	Clash overlap (Å)
55:B9:11:CYS:N	55:B9:14:CYS:SG	2.89	0.45
1:AA:22:G:C2'	1:AA:913:A:C2	3.00	0.45
1:AA:57:G:N2	1:AA:388:G:O6	2.48	0.45
1:AA:397:A:C6	1:AA:548:G:N7	2.84	0.45
1:AA:1318:A:C4'	22:AS:10:PHE:HD2	2.12	0.45
11:AH:11:THR:HA	11:AH:14:ARG:HD2	1.99	0.45
23:AT:30:LYS:HA	23:AT:33:ILE:HD12	1.99	0.45
27:BA:38:A:H1'	30:BF:46:TYR:CD2	2.52	0.45
27:BA:136:G:H3'	27:BA:137:C:H4'	1.98	0.45
27:BA:265:A:N7	27:BA:428:A:N6	2.65	0.45
27:BA:280:C:O2'	27:BA:281:G:H3'	2.17	0.45
27:BA:685:A:H5''	27:BA:686:G:H21	1.81	0.45
27:BA:839:U:H2'	27:BA:840:C:C6	2.52	0.45
27:BA:992:C:H2'	27:BA:993:G:H5''	1.99	0.45
27:BA:1081:U:H5'	56:BK:126:LYS:HB2	1.97	0.45
27:BA:1252:G:H8	27:BA:1253:A:C8	2.35	0.45
27:BA:1697:G:C3'	27:BA:1698:A:C5'	2.77	0.45
27:BA:1952:A:C2	35:BO:22:ILE:CG1	2.99	0.45
27:BA:1992:G:N2	27:BA:1995:U:H5	2.15	0.45
27:BA:2013:A:P	40:BW:96:ILE:CB	2.96	0.45
27:BA:2095:C:N3	27:BA:2194:G:C6	2.84	0.45
27:BA:2187:G:C2'	27:BA:2188:C:C5'	2.72	0.45
27:BA:2246:G:H1'	27:BA:2426:A:C2	2.51	0.45
27:BA:2317:C:N4	27:BA:2318:G:C6	2.85	0.45
27:BA:2320:A:N6	38:BS:14:ARG:CA	2.74	0.45
27:BA:2320:A:C2	38:BS:13:ARG:CG	2.99	0.45
27:BA:2430:A:H2'	27:BA:2431:U:H5'	1.97	0.45
27:BA:2458:G:O2'	27:BA:2459:A:N7	2.45	0.45
27:BA:2476:A:C8	27:BA:2477:C:H6	2.27	0.45
27:BA:2484:G:H1'	37:BQ:142:LYS:HZ3	1.77	0.45
27:BA:2489:G:C6	27:BA:2490:G:C6	3.04	0.45
27:BA:2570:G:N2	27:BA:2571:C:N1	2.65	0.45
27:BA:2657:A:H2'	27:BA:2658:C:C5'	2.42	0.45
27:BA:2714:G:C2'	27:BA:2715:C:H5'	2.46	0.45
27:BA:2731:G:H1	27:BA:2732:G:N2	2.15	0.45
27:BA:2734:A:H62	27:BA:2735:G:N3	1.48	0.45
27:BA:2821:A:H2	27:BA:2822:G:C6	2.28	0.45
28:BD:80:ILE:CB	28:BD:82:TYR:HE1	2.16	0.45
28:BD:126:GLY:C	28:BD:127:ASN:O	2.53	0.45
28:BD:152:GLN:O	28:BD:153:LEU:HD13	2.17	0.45
28:BD:170:TYR:O	28:BD:182:MET:SD	2.75	0.45

*Continued on next page...*

*Continued from previous page...*

Atom-1	Atom-2	Interatomic distance (Å)	Clash overlap (Å)
28:BD:202:LYS:HA	28:BD:203:PRO:HD3	1.87	0.45
28:BD:211:HIS:O	28:BD:214:MET:N	2.43	0.45
28:BD:211:HIS:O	28:BD:212:HIS:C	2.53	0.45
30:BF:115:LEU:HG	30:BF:246:ARG:HH12	1.80	0.45
30:BF:214:THR:O	30:BF:216:SER:CA	2.61	0.45
31:BG:83:PHE:O	31:BG:87:ALA:HB3	2.16	0.45
31:BG:102:GLY:C	31:BG:134:LEU:HG	2.37	0.45
31:BG:103:ASN:O	31:BG:104:PHE:CD1	2.64	0.45
32:BH:10:ILE:HG22	32:BH:14:VAL:CG2	2.42	0.45
32:BH:34:ARG:HG2	32:BH:35:THR:N	2.31	0.45
32:BH:35:THR:C	32:BH:36:PHE:CD1	2.89	0.45
33:BI:21:VAL:HG13	33:BI:30:LEU:HD11	1.93	0.45
33:BI:37:ILE:HG23	33:BI:38:GLU:N	2.02	0.45
33:BI:110:LEU:HD11	33:BI:133:LEU:HD22	1.99	0.45
33:BI:117:LEU:CD2	33:BI:121:ILE:HD11	2.47	0.45
36:BP:92:ASP:O	36:BP:119:THR:O	2.34	0.45
38:BS:35:VAL:O	38:BS:45:ALA:CB	2.64	0.45
38:BS:83:LEU:O	38:BS:87:LEU:HD23	2.16	0.45
38:BS:118:ILE:CG2	38:BS:119:GLN:H	2.23	0.45
40:BW:75:TYR:CZ	40:BW:104:THR:HG21	2.52	0.45
42:BY:42:VAL:O	42:BY:112:LEU:HB3	2.17	0.45
42:BY:55:PHE:HE2	42:BY:89:ARG:NH2	2.00	0.45
42:BY:71:VAL:CG1	42:BY:91:LEU:HB2	2.44	0.45
42:BY:74:VAL:O	42:BY:77:VAL:HG23	2.16	0.45
43:BZ:69:VAL:CG2	43:BZ:82:ASP:H	2.15	0.45
44:BR:24:GLN:CB	44:BR:44:LEU:HD21	2.46	0.45
44:BR:39:PRO:O	44:BR:41:ALA:C	2.54	0.45
44:BR:73:VAL:HG12	44:BR:77:ARG:NE	2.28	0.45
45:BU:63:GLN:O	45:BU:65:ILE:C	2.54	0.45
45:BU:95:LEU:CD2	45:BU:95:LEU:N	2.73	0.45
45:BU:96:ALA:O	45:BU:106:PHE:HE1	2.00	0.45
46:BV:39:PHE:CZ	46:BV:42:GLY:CA	2.97	0.45
46:BV:54:TYR:O	46:BV:56:VAL:HB	2.17	0.45
46:BV:71:ILE:O	46:BV:88:GLN:HG3	2.16	0.45
47:B2:58:THR:O	47:B2:60:GLN:N	2.49	0.45
47:B2:59:ILE:O	47:B2:60:GLN:O	2.34	0.45
50:B4:31:ILE:HG22	50:B4:32:HIS:H	1.80	0.45
52:B6:49:VAL:CG1	52:B6:50:PHE:N	2.80	0.45
54:B8:16:ILE:HG23	54:B8:22:VAL:HG22	1.93	0.45
1:AA:279:A:N7	20:AQ:95:TYR:CD2	2.84	0.45
1:AA:340:U:H2'	1:AA:341:C:C6	2.52	0.45

*Continued on next page...*

*Continued from previous page...*

Atom-1	Atom-2	Interatomic distance (Å)	Clash overlap (Å)
1:AA:501:C:H3'	1:AA:501:C:H6	1.82	0.45
1:AA:761:G:H4'	20:AQ:103:GLY:N	2.32	0.45
1:AA:828:A:H2'	1:AA:829:G:O4'	2.15	0.45
1:AA:942:G:H2'	1:AA:943:U:C6	2.52	0.45
1:AA:948:C:H5'	1:AA:1306:A:O2'	2.17	0.45
1:AA:1118:C:H4'	1:AA:1179:A:O4'	2.16	0.45
1:AA:1205:U:C4'	6:AC:195:VAL:HG23	2.43	0.45
1:AA:1289:A:N1	1:AA:1372:U:H5'	2.32	0.45
5:AB:153:ARG:HH22	5:AB:156:LYS:HB2	1.82	0.45
12:AI:67:GLY:O	12:AI:73:GLN:NE2	2.45	0.45
14:AK:24:SER:C	14:AK:26:ASN:H	2.19	0.45
18:AO:3:ILE:H	18:AO:3:ILE:HG13	1.58	0.45
23:AT:76:ALA:HA	23:AT:79:ARG:NH1	2.31	0.45
26:BB:18:G:P	31:BG:149:ARG:HD3	2.55	0.45
26:BB:57:A:N3	31:BG:13:MET:HE1	2.32	0.45
26:BB:105:G:H2'	26:BB:106:G:C8	2.47	0.45
27:BA:10:G:N2	27:BA:2629:A:N1	2.53	0.45
27:BA:449:A:P	30:BF:85:LYS:HG3	2.56	0.45
27:BA:528:A:H3'	27:BA:528:A:C8	2.51	0.45
27:BA:529:A:H62	27:BA:2042:A:H2	1.65	0.45
27:BA:546:C:H5	27:BA:1221:C:OP1	2.00	0.45
27:BA:611:C:O2	27:BA:617:G:C2	2.70	0.45
27:BA:729:G:C6	27:BA:1775:U:N3	2.85	0.45
27:BA:1227:A:C8	27:BA:1227:A:C3'	2.99	0.45
27:BA:1364:G:C4	50:B4:3:LYS:NZ	2.83	0.45
27:BA:1666:G:H22	27:BA:1669:A:N6	2.15	0.45
27:BA:1827:C:OP1	27:BA:1971:A:O2'	2.22	0.45
27:BA:1900:A:C2	27:BA:1970:A:N1	2.85	0.45
27:BA:2289:G:O2'	27:BA:2383:G:H1'	2.16	0.45
27:BA:2292:C:C4	27:BA:2293:C:H5	2.23	0.45
27:BA:2333:A:H1'	27:BA:2335:A:N1	2.30	0.45
27:BA:2385:C:HO2'	49:B0:39:ARG:CZ	2.30	0.45
27:BA:2468:G:N7	27:BA:2476:A:N1	2.63	0.45
27:BA:2494:G:C6	27:BA:2495:G:N7	2.84	0.45
27:BA:2630:G:O6	27:BA:2788:C:N3	2.50	0.45
27:BA:2712:U:C2	27:BA:712(A):A:N7	2.80	0.45
27:BA:2742:C:P	55:B9:35:ARG:CZ	2.99	0.45
27:BA:2787:C:O2	27:BA:2787:C:C2'	2.62	0.45
27:BA:2828:C:N4	27:BA:2829:C:N4	2.65	0.45
28:BD:161:ALA:O	28:BD:162:GLN:NE2	2.50	0.45
29:BE:83:LEU:CD1	29:BE:178:LEU:HD23	2.47	0.45

*Continued on next page...*

*Continued from previous page...*

Atom-1	Atom-2	Interatomic distance (Å)	Clash overlap (Å)
29:BE:201:VAL:HA	29:BE:311:PHE:HA	1.98	0.45
29:BE:311:PHE:O	29:BE:312:ARG:HG3	2.16	0.45
30:BF:163:HIS:HA	30:BF:166:ILE:HD11	1.98	0.45
31:BG:44:ILE:O	31:BG:83:PHE:HE2	1.86	0.45
31:BG:95:THR:CG2	31:BG:96:SER:N	2.76	0.45
32:BH:36:PHE:O	32:BH:37:HIS:C	2.54	0.45
34:BN:77:GLY:C	34:BN:79:PHE:N	2.55	0.45
34:BN:79:PHE:O	34:BN:83:ILE:HG12	2.16	0.45
35:BO:1:MET:HB3	35:BO:67:ARG:HG3	1.99	0.45
37:BQ:50:VAL:HG23	37:BQ:121:ASP:OD1	2.17	0.45
38:BS:76:GLY:O	38:BS:83:LEU:HD12	2.17	0.45
40:BW:3:ALA:C	40:BW:4:LYS:HG3	2.36	0.45
40:BW:5:ALA:HB1	40:BW:50:VAL:HG13	1.99	0.45
41:BX:33:SER:C	41:BX:37:VAL:HG21	2.35	0.45
41:BX:58:MET:C	41:BX:59:ASP:CG	2.76	0.45
42:BY:54:ASP:C	42:BY:56:ALA:N	2.69	0.45
42:BY:71:VAL:CG1	42:BY:72:ILE:N	2.39	0.45
43:BZ:62:PHE:CB	43:BZ:85:MET:SD	3.01	0.45
43:BZ:64:ALA:HB3	43:BZ:84:TYR:O	2.14	0.45
45:BU:114:ARG:HA	45:BU:117:ARG:HD2	1.99	0.45
46:BV:11:GLN:OE1	46:BV:22:VAL:HG23	2.15	0.45
46:BV:31:ASP:O	46:BV:63:HIS:C	2.50	0.45
46:BV:34:GLU:N	46:BV:63:HIS:CE1	2.85	0.45
46:BV:46:VAL:O	46:BV:46:VAL:CG1	2.58	0.45
47:B2:55:ARG:HD2	47:B2:55:ARG:N	2.32	0.45
49:B0:46:LYS:HE2	49:B0:58:THR:C	2.37	0.45
49:B0:51:VAL:O	49:B0:51:VAL:CG1	2.63	0.45
52:B6:54:LYS:CB	52:B6:54:LYS:HZ3	2.21	0.45
53:B7:30:ILE:CB	53:B7:33:ARG:CD	2.72	0.45
55:B9:24:LEU:CG	55:B9:35:ARG:HG3	2.47	0.45
1:AA:21:G:N2	1:AA:915:A:N6	2.64	0.45
1:AA:323:U:H5''	23:AT:23:ARG:HA	1.99	0.45
1:AA:450:G:N7	1:AA:481:G:C6	2.85	0.45
1:AA:544:G:C6	1:AA:545:C:C4	3.05	0.45
1:AA:958:A:C1'	22:AS:55:LYS:HD2	2.45	0.45
1:AA:1227:A:OP1	22:AS:80:TYR:CE2	2.66	0.45
1:AA:1496:C:H2'	1:AA:1497:G:O4'	2.15	0.45
1:AA:1517:G:C8	27:BA:1920:C:P	3.10	0.45
3:AW:16:U:C2'	3:AW:17:U:OP2	2.65	0.45
7:AD:22:LYS:CA	7:AD:115:ARG:NH2	2.80	0.45
9:AF:57:GLN:HE21	9:AF:57:GLN:HB2	1.65	0.45

*Continued on next page...*



*Continued from previous page...*

Atom-1	Atom-2	Interatomic distance (Å)	Clash overlap (Å)
12:AI:9:ARG:HB3	12:AI:104:ARG:HE	1.81	0.45
14:AK:103:LEU:O	14:AK:104:GLN:C	2.55	0.45
26:BB:59:A:C2	26:BB:60:C:H1'	2.52	0.45
27:BA:182:A:H2'	27:BA:183:C:C6	2.52	0.45
27:BA:270(L):U:H4'	27:BA:270(M):U:OP1	2.16	0.45
27:BA:422:A:N3	27:BA:422:A:H2'	2.31	0.45
27:BA:492:A:H61	40:BW:49:LYS:CE	2.30	0.45
27:BA:530:G:H1	27:BA:2021:C:C3'	2.30	0.45
27:BA:535:C:H4'	45:BU:53:LYS:CG	2.47	0.45
27:BA:827:U:H4'	27:BA:828:U:O2	2.17	0.45
27:BA:929:G:C2'	48:B3:43:ILE:HG12	2.46	0.45
27:BA:961:C:C4	27:BA:2031:A:C2	3.05	0.45
27:BA:1270:C:H42	27:BA:2010:G:H1	1.62	0.45
27:BA:1278:A:H5''	44:BR:34:ILE:HG21	1.98	0.45
27:BA:1609:A:N3	27:BA:1609:A:H2'	2.31	0.45
27:BA:1668:A:HO2'	27:BA:1669:A:P	2.40	0.45
27:BA:1910:G:N2	27:BA:1921:G:H1'	2.32	0.45
27:BA:1936:A:C6	27:BA:1945:G:C4	3.05	0.45
27:BA:2059:A:N6	27:BA:2503:A:N7	2.59	0.45
27:BA:2100:G:N3	27:BA:2190:G:C2	2.85	0.45
27:BA:2234:G:C3'	27:BA:2235:G:H5'	2.44	0.45
27:BA:2279:G:C4	27:BA:2280:G:N7	2.85	0.45
27:BA:2283:C:C4	27:BA:2284:C:C1'	2.99	0.45
27:BA:2290:G:C2	27:BA:2291:U:O2	2.70	0.45
27:BA:2296:U:C6	27:BA:2296:U:C3'	2.99	0.45
27:BA:2416:C:P	36:BP:51:PHE:CD2	3.10	0.45
27:BA:2723:C:O2'	27:BA:2724:C:H5'	2.16	0.45
27:BA:2840:C:C2	27:BA:2841:C:C4	3.04	0.45
27:BA:2844:G:N1	27:BA:2845:G:C4	2.85	0.45
27:BA:2852:G:C4	27:BA:2853:C:N3	2.84	0.45
27:BA:2866:U:O2	27:BA:2868:A:C4'	2.64	0.45
28:BD:77:VAL:O	28:BD:111:VAL:O	2.35	0.45
28:BD:209:ASN:O	28:BD:210:LYS:O	2.34	0.45
28:BD:213:LYS:CG	28:BD:215:LYS:CA	2.94	0.45
29:BE:44:TYR:CB	29:BE:309:PRO:HD3	2.43	0.45
29:BE:206:LYS:CA	29:BE:257:GLY:O	2.64	0.45
30:BF:36:ARG:HA	30:BF:39:GLN:HE21	1.64	0.45
30:BF:118:THR:O	30:BF:119:ALA:C	2.55	0.45
30:BF:238:SER:CA	30:BF:241:ALA:HB2	2.45	0.45
31:BG:49:PRO:CD	31:BG:73:VAL:CG2	2.91	0.45
31:BG:83:PHE:O	31:BG:84:LEU:C	2.56	0.45

*Continued on next page...*

*Continued from previous page...*

Atom-1	Atom-2	Interatomic distance (Å)	Clash overlap (Å)
32:BH:14:VAL:CG1	32:BH:16:VAL:CG2	2.95	0.45
32:BH:124:VAL:O	32:BH:124:VAL:CG1	2.54	0.45
33:BI:1:MET:HE3	33:BI:23:ASP:CA	2.47	0.45
33:BI:81:ALA:N	33:BI:146:THR:O	2.49	0.45
34:BN:96:GLU:C	34:BN:98:PHE:H	2.20	0.45
35:BO:33:ALA:CB	35:BO:39:VAL:HG22	2.47	0.45
35:BO:86:ILE:HG21	35:BO:94:ARG:NE	2.32	0.45
40:BW:30:GLU:CA	40:BW:33:ARG:CG	2.93	0.45
41:BX:29:ASP:CG	41:BX:30:ASP:OD1	2.55	0.45
41:BX:50:GLU:CG	41:BX:67:ARG:O	2.64	0.45
41:BX:52:VAL:C	41:BX:53:ASN:ND2	2.70	0.45
42:BY:2:LYS:O	42:BY:3:GLN:HG3	2.16	0.45
42:BY:19:ARG:O	42:BY:22:GLN:CB	2.64	0.45
42:BY:75:GLU:O	42:BY:76:ASP:C	2.54	0.45
42:BY:109:GLU:O	42:BY:109:GLU:CG	2.65	0.45
43:BZ:152:ILE:HG22	43:BZ:153:LYS:H	1.82	0.45
45:BU:33:ARG:HG2	45:BU:34:ASN:N	2.24	0.45
47:B2:52:ALA:HA	47:B2:55:ARG:HD3	1.98	0.45
48:B3:6:VAL:CA	48:B3:55:ARG:O	2.64	0.45
50:B4:14:ILE:HD11	50:B4:39:VAL:HB	1.97	0.45
52:B6:22:TYR:O	52:B6:23:THR:CB	2.65	0.45
55:B9:29:ASN:CB	55:B9:32:HIS:CE1	3.00	0.45
1:AA:33:A:OP2	1:AA:398:C:H5'	2.16	0.45
1:AA:190(I):G:H2'	1:AA:190(J):U:C6	2.51	0.45
1:AA:574:A:H8	1:AA:574:A:O5'	2.00	0.45
1:AA:706:A:H4'	14:AK:29:ILE:HD11	1.99	0.45
1:AA:30(A):G:C2	1:AA:1031:G:C6	3.04	0.45
1:AA:1320:C:H42	22:AS:36:ARG:CD	2.29	0.45
2:AV:10:G:O6	2:AV:26:G:C8	2.69	0.45
2:AV:56:C:C1'	31:BG:56:ARG:CZ	2.95	0.45
3:AW:9:A:N6	3:AW:45:G:N1	2.65	0.45
6:AC:8:ILE:CG2	17:AN:50:LYS:O	2.65	0.45
7:AD:12:CYS:HB3	7:AD:31:CYS:HB3	1.76	0.45
7:AD:191:ARG:NH2	7:AD:196:LEU:O	2.47	0.45
8:AE:20:GLN:OE1	8:AE:21:ALA:N	2.49	0.45
10:AG:64:GLN:HE21	10:AG:68:ASN:HD21	1.64	0.45
16:AM:84:ILE:HG13	16:AM:85:GLY:N	2.31	0.45
19:AP:7:ALA:N	19:AP:18:ARG:H	2.14	0.45
27:BA:85:G:OP1	42:BY:65:VAL:CG1	2.50	0.45
27:BA:124:G:OP1	27:BA:1376:C:H1'	2.16	0.45
27:BA:146:G:H2'	27:BA:147:U:O4'	2.16	0.45

*Continued on next page...*

*Continued from previous page...*

Atom-1	Atom-2	Interatomic distance (Å)	Clash overlap (Å)
27:BA:447:A:P	45:BU:5:LYS:HZ3	2.37	0.45
27:BA:450:G:C2	27:BA:454:A:H2	2.34	0.45
27:BA:492:A:H2'	27:BA:493:G:O4'	2.17	0.45
27:BA:527:C:C6	27:BA:2779:U:H3'	2.51	0.45
27:BA:593:G:O4'	54:B8:3:LYS:NZ	2.23	0.45
27:BA:636:G:C5'	36:BP:126:SER:HB2	2.47	0.45
27:BA:637:A:N7	36:BP:111:ALA:HB1	2.31	0.45
27:BA:682:G:O3'	53:B7:26:SER:HB2	2.17	0.45
27:BA:1082:U:N3	56:BK:117:ASN:ND2	2.64	0.45
27:BA:1602:U:O5'	27:BA:1602:U:C2	2.70	0.45
27:BA:1819:A:N3	28:BD:177:SER:HB3	2.32	0.45
27:BA:1924:C:N3	27:BA:1925:C:C4	2.84	0.45
27:BA:1991:U:C6	27:BA:1991:U:C3'	2.99	0.45
27:BA:2264:C:N4	27:BA:2277:G:C6	2.83	0.45
27:BA:2280:G:N1	27:BA:2281:C:C4	2.85	0.45
27:BA:2305:A:H8	27:BA:2306:C:C5'	2.29	0.45
27:BA:2320:A:C6	38:BS:13:ARG:HG2	2.50	0.45
27:BA:2353:G:C6	27:BA:2364:C:N4	2.71	0.45
27:BA:2385:C:C2'	27:BA:2386:C:C5'	2.93	0.45
27:BA:2392:A:C3'	27:BA:2393:A:C5'	2.94	0.45
27:BA:2455:G:C3'	27:BA:2456:C:H5'	2.47	0.45
27:BA:2464:C:C5	27:BA:2487:G:N1	2.85	0.45
27:BA:2645:G:OP2	27:BA:2645:G:C1'	2.63	0.45
27:BA:2670:A:H8	27:BA:2670:A:C5'	2.16	0.45
27:BA:2679:A:N3	29:BE:300:VAL:CB	2.75	0.45
27:BA:2708:G:H2'	27:BA:2709:G:H8	1.82	0.45
27:BA:2717:G:C2	27:BA:2718:G:N9	2.77	0.45
27:BA:2741:A:C2'	27:BA:2742:C:C4'	2.93	0.45
27:BA:2841:C:P	44:BR:53:HIS:CE1	3.10	0.45
28:BD:75:GLY:O	28:BD:115:ILE:C	2.55	0.45
28:BD:106:PRO:CG	28:BD:141:HIS:CD2	2.98	0.45
28:BD:143:ILE:CB	28:BD:152:GLN:C	2.66	0.45
28:BD:158:GLY:C	28:BD:194:VAL:HG13	2.36	0.45
28:BD:175:LEU:HD21	28:BD:181:ARG:H	1.80	0.45
29:BE:268:LEU:HD11	29:BE:271:ILE:CD1	2.46	0.45
30:BF:56:THR:O	30:BF:79:ARG:HD2	2.17	0.45
30:BF:213:ALA:HB2	30:BF:218:VAL:HG13	1.33	0.45
31:BG:19:GLU:OE1	31:BG:134:LEU:O	2.34	0.45
31:BG:55:LYS:O	31:BG:56:ARG:CG	2.64	0.45
32:BH:51:VAL:CG2	32:BH:68:ARG:HG3	2.43	0.45
33:BI:86:GLY:HA3	33:BI:88:ARG:N	2.30	0.45

*Continued on next page...*

*Continued from previous page...*

Atom-1	Atom-2	Interatomic distance (Å)	Clash overlap (Å)
34:BN:42:GLU:HG2	34:BN:43:ARG:H	1.81	0.45
34:BN:78:ILE:CG2	34:BN:79:PHE:CD1	2.99	0.45
35:BO:7:ARG:HH21	35:BO:44:LYS:HD2	1.76	0.45
37:BQ:26:LYS:NZ	37:BQ:88:PHE:HB3	2.32	0.45
37:BQ:45:GLN:CD	37:BQ:153:PRO:CA	2.85	0.45
40:BW:85:VAL:HG13	40:BW:95:ILE:HD13	1.99	0.45
42:BY:31:LEU:CD2	42:BY:31:LEU:N	2.40	0.45
42:BY:51:LEU:CD2	42:BY:51:LEU:C	2.85	0.45
42:BY:63:ILE:HG13	42:BY:74:VAL:HA	1.98	0.45
42:BY:71:VAL:HG13	42:BY:72:ILE:H	1.73	0.45
45:BU:72:HIS:CE1	45:BU:107:LYS:HA	2.50	0.45
45:BU:89:ASP:O	45:BU:90:LEU:CD2	2.47	0.45
45:BU:89:ASP:OD1	46:BV:51:ALA:HB3	2.13	0.45
49:B0:46:LYS:CE	49:B0:60:PHE:H	2.30	0.45
51:B5:42:SER:O	51:B5:43:HIS:CG	2.69	0.45
55:B9:17:VAL:HG21	55:B9:26:ILE:HD12	1.98	0.45
1:AA:48:C:OP1	1:AA:115:G:OP1	2.34	0.45
1:AA:475:G:H2'	1:AA:476:G:C8	2.51	0.45
1:AA:557:G:H5''	1:AA:558:G:OP2	2.17	0.45
1:AA:692:U:H5	14:AK:26:ASN:HD21	1.60	0.45
1:AA:786:G:C2	1:AA:787:A:H1'	2.51	0.45
1:AA:946:A:C2	1:AA:1333:A:C2	3.02	0.45
1:AA:962:C:C2	1:AA:963:G:C8	3.05	0.45
1:AA:1298:C:H3'	10:AG:114:ARG:NH1	2.32	0.45
1:AA:1370:G:H5''	12:AI:12:GLU:CD	2.37	0.45
1:AA:1411:C:H2'	1:AA:1412:C:H6	1.81	0.45
1:AA:1502:A:H2	1:AA:1505:G:C2	2.29	0.45
3:AW:23:A:H2'	3:AW:24:G:C8	2.52	0.45
6:AC:156:ARG:HD3	6:AC:193:TYR:O	2.16	0.45
7:AD:58:LEU:HD13	7:AD:59:ARG:NH1	2.32	0.45
11:AH:25:ASP:OD1	11:AH:60:ARG:HD3	2.17	0.45
11:AH:87:SER:HB3	11:AH:92:ARG:HA	1.99	0.45
24:AU:20:LYS:HG3	24:AU:21:TYR:N	2.32	0.45
26:BB:42:C:H1'	31:BG:47:GLN:HA	1.98	0.45
27:BA:54:G:H1	27:BA:116:C:H42	1.64	0.45
27:BA:60:G:N3	27:BA:74:A:C6	2.85	0.45
27:BA:171:G:H2'	27:BA:172:C:C5	2.51	0.45
27:BA:270(P):C:O3'	33:BI:42:ALA:CB	2.64	0.45
27:BA:341:G:C2'	27:BA:342:G:O4'	2.62	0.45
27:BA:566:U:H3'	27:BA:567:A:H8	1.81	0.45
27:BA:601:C:P	30:BF:27:ARG:HH12	2.40	0.45

*Continued on next page...*

*Continued from previous page...*

Atom-1	Atom-2	Interatomic distance (Å)	Clash overlap (Å)
27:BA:746:A:H2'	27:BA:2611:U:O2'	2.17	0.45
27:BA:1019:U:OP1	27:BA:1120:G:N2	2.43	0.45
27:BA:1022:G:OP2	34:BN:52:GLN:CD	2.55	0.45
27:BA:1127:A:N1	27:BA:2518:A:C2	2.85	0.45
27:BA:1152:C:H4'	45:BU:80:ILE:CD1	2.48	0.45
27:BA:1462:C:C5'	27:BA:2703:C:H5'	2.47	0.45
27:BA:1567:A:C2	28:BD:82:TYR:O	2.69	0.45
27:BA:1651:G:H2'	27:BA:1652:A:C8	2.52	0.45
27:BA:1651:G:H5''	44:BR:39:PRO:HG2	1.99	0.45
27:BA:1678:G:H22	27:BA:1989:G:H22	1.65	0.45
27:BA:1698:A:H1'	27:BA:1700:A:O5'	2.17	0.45
27:BA:1826:G:C5	27:BA:1827:C:C5	3.05	0.45
27:BA:2219:G:N3	27:BA:2224:G:O4'	2.49	0.45
27:BA:2292:C:N3	27:BA:2340:G:N2	2.61	0.45
27:BA:2298:A:C6	27:BA:2321:G:N1	2.85	0.45
27:BA:2314:C:H2'	27:BA:2315:G:O5'	2.14	0.45
27:BA:2378:A:O3'	38:BS:30:GLY:CA	2.65	0.45
27:BA:2393:A:C4'	54:B8:13:ARG:HH21	2.20	0.45
27:BA:2395:C:C6	27:BA:2395:C:C4'	2.98	0.45
27:BA:2533:A:H2'	27:BA:2534:A:O4'	2.17	0.45
27:BA:2553:G:N7	27:BA:2554:U:N1	2.64	0.45
27:BA:2734:A:C5	27:BA:2735:G:N9	2.84	0.45
27:BA:2766:G:N2	27:BA:2767:C:C6	2.85	0.45
27:BA:2784:C:C5'	29:BE:95:PRO:O	2.65	0.45
27:BA:2844:G:C2	27:BA:2845:G:N9	2.85	0.45
28:BD:124:LYS:HB2	28:BD:127:ASN:ND2	2.31	0.45
28:BD:172:ILE:HG13	28:BD:182:MET:HE3	1.98	0.45
28:BD:204:PHE:O	28:BD:205:VAL:O	2.35	0.45
29:BE:80:ALA:HB3	29:BE:181:VAL:HA	1.50	0.45
29:BE:270:ASP:OD2	29:BE:295:LEU:HB3	2.16	0.45
30:BF:243:VAL:O	30:BF:246:ARG:C	2.54	0.45
31:BG:146:LYS:C	31:BG:148:SER:N	2.70	0.45
32:BH:55:SER:O	32:BH:57:GLU:CG	2.53	0.45
32:BH:97:LYS:C	32:BH:98:GLN:HG3	2.20	0.45
32:BH:120:LEU:HA	32:BH:121:GLU:OE1	2.12	0.45
33:BI:63:ALA:CA	33:BI:66:LYS:HE2	2.45	0.45
33:BI:132:LYS:HA	33:BI:138:THR:HB	1.98	0.45
34:BN:21:ARG:O	34:BN:22:VAL:C	2.55	0.45
34:BN:39:VAL:HG12	34:BN:104:TYR:CA	2.46	0.45
36:BP:94:ARG:HD2	36:BP:119:THR:O	2.17	0.45
40:BW:81:ALA:C	40:BW:82:LEU:CD2	2.66	0.45

*Continued on next page...*

*Continued from previous page...*

Atom-1	Atom-2	Interatomic distance (Å)	Clash overlap (Å)
41:BX:23:LYS:HD3	41:BX:65:VAL:HG11	1.98	0.45
43:BZ:125:PRO:O	43:BZ:127:PRO:CD	2.61	0.45
43:BZ:148:THR:O	43:BZ:149:ALA:C	2.55	0.45
45:BU:15:LYS:HG2	45:BU:19:LYS:CE	2.47	0.45
45:BU:60:LEU:HD23	45:BU:60:LEU:H	1.82	0.45
46:BV:54:TYR:O	46:BV:56:VAL:CB	2.64	0.45
48:B3:20:LYS:O	48:B3:23:LEU:HB2	2.09	0.45
50:B4:48:ARG:CG	50:B4:49:PHE:CE1	2.98	0.45
51:B5:18:MET:O	51:B5:19:ARG:C	2.55	0.45
51:B5:50:GLY:HA2	51:B5:57:VAL:CG2	2.47	0.45
1:AA:52:G:H5''	1:AA:52:G:H8	1.82	0.44
1:AA:111:G:H3'	1:AA:112:G:H8	1.82	0.44
1:AA:227:G:H21	19:AP:62:VAL:HG12	1.82	0.44
1:AA:279:A:OP1	1:AA:281:G:H5'	2.17	0.44
1:AA:426:G:C2'	7:AD:42:GLN:HA	2.47	0.44
1:AA:1156:G:C2'	1:AA:1179:A:H61	2.29	0.44
1:AA:1197:G:P	1:AA:1197:G:C8	3.10	0.44
1:AA:1517:G:H3'	1:AA:1518:A:H8	1.80	0.44
5:AB:100:GLY:O	5:AB:104:ASN:HB3	2.16	0.44
9:AF:95:GLU:HB2	9:AF:96:PRO:HD2	1.90	0.44
17:AN:27:CYS:H	17:AN:43:CYS:HB3	1.81	0.44
26:BB:40:U:H3'	26:BB:41:U:C5'	2.36	0.44
27:BA:72:U:H1'	47:B2:57:LYS:HD2	1.99	0.44
27:BA:193:U:H5'	27:BA:803:U:H1'	1.99	0.44
27:BA:245:G:P	36:BP:53:ARG:HH11	2.37	0.44
27:BA:270(P):C:H4'	33:BI:42:ALA:CB	2.43	0.44
27:BA:492:A:N1	40:BW:49:LYS:NZ	2.64	0.44
27:BA:599:G:HO2'	30:BF:30:LEU:HD21	1.74	0.44
27:BA:693:C:O2'	27:BA:1353:A:H2	1.94	0.44
27:BA:792:G:H21	27:BA:2072:G:H1'	1.80	0.44
27:BA:807:U:C4'	27:BA:2445:G:H4'	2.47	0.44
27:BA:1063:G:O2'	56:BK:90:SER:O	2.27	0.44
27:BA:1077:A:O4'	56:BK:92:PRO:HG2	2.17	0.44
27:BA:1155:A:O2'	27:BA:1156:A:H2'	2.18	0.44
27:BA:1262:A:OP1	40:BW:99:ARG:NH2	2.35	0.44
27:BA:1449:A:N1	27:BA:449(A):G:N3	2.64	0.44
27:BA:1908:C:H42	27:BA:1922:G:H1	1.66	0.44
27:BA:1916:A:OP2	27:BA:1916:A:C8	2.68	0.44
27:BA:2185:C:N3	27:BA:2186:G:C5	2.85	0.44
27:BA:2228:G:C5	27:BA:2229:C:N1	2.85	0.44
27:BA:2234:G:O6	27:BA:2235:G:O6	2.34	0.44

*Continued on next page...*

*Continued from previous page...*

Atom-1	Atom-2	Interatomic distance (Å)	Clash overlap (Å)
27:BA:2251:G:C2	27:BA:2252:G:C4	3.03	0.44
27:BA:2263:C:N4	27:BA:2278:A:N6	2.65	0.44
27:BA:2341:G:N7	27:BA:2342:C:C4	2.85	0.44
27:BA:2438:U:C4'	27:BA:2440:C:OP1	2.63	0.44
27:BA:2562:U:C2'	27:BA:2563:U:H5'	2.47	0.44
27:BA:2596:U:H5	27:BA:2597:G:N7	2.15	0.44
27:BA:2757:A:H2'	27:BA:2758:A:O4'	2.17	0.44
27:BA:2762:G:C4	27:BA:2763:G:N7	2.85	0.44
27:BA:2771:C:H42	27:BA:2772:C:N4	2.15	0.44
27:BA:2777:G:N9	27:BA:2777:G:C5'	2.80	0.44
27:BA:2822:G:O2'	27:BA:2825:C:N4	2.47	0.44
28:BD:165:GLY:O	28:BD:172:ILE:CA	2.61	0.44
30:BF:6:TYR:OH	30:BF:139:VAL:N	2.51	0.44
32:BH:9:GLU:C	32:BH:10:ILE:HG13	2.37	0.44
33:BI:75:LEU:O	33:BI:141:LEU:HD21	2.17	0.44
35:BO:1:MET:HB3	35:BO:67:ARG:NE	2.32	0.44
35:BO:112:MET:O	35:BO:114:ILE:C	2.55	0.44
37:BQ:88:PHE:O	37:BQ:88:PHE:HD1	2.00	0.44
37:BQ:92:VAL:HG12	37:BQ:111:THR:HA	0.92	0.44
37:BQ:95:GLU:N	37:BQ:95:GLU:CD	2.70	0.44
38:BS:117:ALA:HA	38:BS:120:GLU:OE2	2.16	0.44
40:BW:26:GLY:CA	40:BW:71:VAL:HG23	2.47	0.44
40:BW:29:LEU:C	40:BW:33:ARG:HG3	2.37	0.44
40:BW:45:TYR:C	40:BW:45:TYR:CD2	2.91	0.44
41:BX:6:LYS:HE2	41:BX:29:ASP:HA	1.91	0.44
43:BZ:6:LYS:H	43:BZ:7:PRO:HD2	1.72	0.44
44:BR:36:THR:O	44:BR:112:ALA:O	2.34	0.44
44:BR:77:ARG:CB	44:BR:77:ARG:CZ	2.58	0.44
45:BU:76:TYR:O	45:BU:80:ILE:HD11	1.95	0.44
45:BU:92:ARG:N	46:BV:10:LYS:HZ1	1.90	0.44
45:BU:103:PRO:O	45:BU:107:LYS:N	2.50	0.44
45:BU:114:ARG:CA	45:BU:117:ARG:HD2	2.47	0.44
46:BV:60:VAL:C	46:BV:98:ILE:CD1	2.83	0.44
53:B7:43:THR:N	53:B7:46:ASP:OD1	2.49	0.44
56:BK:80:LYS:HD2	56:BK:86:GLU:HG2	1.98	0.44
1:AA:110:C:O2'	19:AP:25:ARG:CA	2.65	0.44
1:AA:126:G:O2'	1:AA:634:C:O2'	2.33	0.44
1:AA:475:G:H2'	1:AA:476:G:H8	1.81	0.44
3:AW:40:C:C4'	10:AG:148:ASN:OD1	2.66	0.44
6:AC:91:LEU:HD21	6:AC:99:VAL:N	2.23	0.44
7:AD:31:CYS:C	7:AD:33:MET:N	2.60	0.44

*Continued on next page...*

*Continued from previous page...*

Atom-1	Atom-2	Interatomic distance (Å)	Clash overlap (Å)
8:AE:76:ILE:CG2	8:AE:142:LEU:HD22	2.47	0.44
14:AK:45:GLY:O	14:AK:50:TYR:HB2	2.17	0.44
14:AK:111:ASP:O	14:AK:112:THR:C	2.55	0.44
20:AQ:22:LEU:HD13	20:AQ:39:SER:OG	2.17	0.44
27:BA:111:A:O4'	47:B2:62:GLU:OE2	2.35	0.44
27:BA:148:C:C2	27:BA:149:A:C5	3.05	0.44
27:BA:311:A:H62	27:BA:329:G:C5'	2.28	0.44
27:BA:452:G:N2	27:BA:457:A:H2	2.13	0.44
27:BA:476:G:H2'	27:BA:478:A:OP2	2.17	0.44
27:BA:504:U:H5''	27:BA:506:G:OP2	2.16	0.44
27:BA:551:G:H4'	27:BA:1220:A:H2	1.80	0.44
27:BA:772:C:H6	27:BA:772:C:O5'	2.00	0.44
27:BA:911:A:H5''	27:BA:912:C:C5'	2.43	0.44
27:BA:1004:C:H1'	27:BA:1010:A:C4	2.52	0.44
27:BA:1183:G:H5'	48:B3:29:ARG:NE	2.31	0.44
27:BA:1283:G:H2'	27:BA:1285:G:N7	2.32	0.44
27:BA:1352:U:O2	27:BA:1353:A:N7	2.51	0.44
27:BA:1359:A:N7	27:BA:1372:U:O4	2.50	0.44
27:BA:1528:A:C2	27:BA:1529:A:H1'	2.52	0.44
27:BA:1602:U:C6	27:BA:1602:U:C3'	3.00	0.44
27:BA:1655:A:C4'	29:BE:211:GLN:HA	2.45	0.44
27:BA:1763:G:H5'	27:BA:1763:G:H8	1.82	0.44
27:BA:2061:G:C5	27:BA:2063:C:N4	2.84	0.44
27:BA:2278:A:P	37:BQ:15:THR:HG1	2.39	0.44
27:BA:2295:C:C6	27:BA:2338:G:N1	2.85	0.44
27:BA:2394:C:O2	27:BA:2394:C:H2'	2.17	0.44
27:BA:2397:G:C5	27:BA:2398:U:C4	3.04	0.44
27:BA:2416:C:N3	27:BA:2417:C:H5	2.10	0.44
27:BA:2474:C:C5	27:BA:2475:C:N3	2.85	0.44
27:BA:2508:G:C2	27:BA:2509:G:C1'	3.00	0.44
27:BA:2531:A:C5	27:BA:2532:G:N7	2.85	0.44
27:BA:2611:U:C6	27:BA:2611:U:H5''	2.51	0.44
27:BA:2634:G:N1	27:BA:2635:C:C6	2.86	0.44
27:BA:2643:G:H8	27:BA:2643:G:O5'	1.99	0.44
27:BA:2692:C:N3	27:BA:2717:G:N2	2.53	0.44
27:BA:2748:A:O2'	32:BH:62:ALA:HA	2.17	0.44
27:BA:2774:C:O2	27:BA:2774:C:C2'	2.63	0.44
27:BA:2842:G:N1	27:BA:2876:G:C6	2.85	0.44
28:BD:66:PHE:HD2	28:BD:67:LYS:CD	2.22	0.44
29:BE:45:LYS:NZ	29:BE:301:PRO:C	2.62	0.44
30:BF:168:ARG:HA	30:BF:232:LEU:O	2.18	0.44

*Continued on next page...*



*Continued from previous page...*

Atom-1	Atom-2	Interatomic distance (Å)	Clash overlap (Å)
33:BI:50:GLN:O	33:BI:50:GLN:CG	2.66	0.44
34:BN:52:GLN:CA	34:BN:55:GLU:OE2	2.61	0.44
35:BO:25:LEU:CB	35:BO:38:VAL:O	2.64	0.44
36:BP:56:LYS:O	36:BP:57:VAL:HB	2.18	0.44
37:BQ:52:LYS:HA	37:BQ:53:PRO:HD3	1.82	0.44
37:BQ:85:ILE:O	37:BQ:85:ILE:HD12	2.16	0.44
38:BS:33:ARG:CG	38:BS:48:VAL:O	2.65	0.44
39:BT:13:ILE:CD1	39:BT:33:SER:HB2	2.47	0.44
39:BT:15:PRO:C	39:BT:17:THR:N	2.63	0.44
40:BW:97:LYS:HZ1	40:BW:99:ARG:HH12	1.61	0.44
42:BY:103:LEU:CG	42:BY:112:LEU:HD21	2.24	0.44
42:BY:105:ASP:O	42:BY:106:GLU:C	2.55	0.44
43:BZ:69:VAL:HG21	43:BZ:81:VAL:HG11	1.87	0.44
44:BR:73:VAL:O	44:BR:74:LYS:O	2.35	0.44
45:BU:91:ASN:C	45:BU:95:LEU:CD1	2.75	0.44
46:BV:18:ASP:CB	46:BV:96:LEU:HA	2.47	0.44
46:BV:19:VAL:O	46:BV:20:ILE:C	2.55	0.44
46:BV:33:VAL:CG2	46:BV:63:HIS:CG	3.00	0.44
50:B4:20:VAL:HB	50:B4:30:GLU:CD	2.38	0.44
51:B5:12:SER:O	51:B5:14:SER:N	2.50	0.44
54:B8:16:ILE:HA	54:B8:22:VAL:HA	1.99	0.44
1:AA:60:A:N1	1:AA:107:G:H1'	2.32	0.44
1:AA:65:U:O4'	1:AA:200:G:H5'	2.17	0.44
1:AA:407:G:N2	1:AA:436:C:H1'	2.32	0.44
1:AA:667:G:H2'	1:AA:668:G:C8	2.53	0.44
1:AA:774:G:C4	1:AA:775:G:C8	3.05	0.44
1:AA:889:A:H62	1:AA:908:A:H62	1.65	0.44
1:AA:975:A:N3	1:AA:1357:A:N3	2.64	0.44
1:AA:1097:C:C5'	1:AA:1169:A:H4'	2.47	0.44
1:AA:1169:A:H8	1:AA:1169:A:O5'	2.01	0.44
1:AA:1327:C:H5''	24:AU:20:LYS:CE	2.37	0.44
1:AA:1347:G:O2'	1:AA:1348:U:OP2	2.32	0.44
2:AV:65:G:N2	2:AV:66:A:C4	2.86	0.44
3:AW:65:G:C5	3:AW:66:A:N7	2.85	0.44
5:AB:69:LEU:HB3	5:AB:162:ILE:HG22	1.99	0.44
5:AB:88:ALA:HA	5:AB:222:ILE:HD11	2.00	0.44
11:AH:46:LYS:HE3	11:AH:64:LYS:HG3	1.99	0.44
15:AL:23:LYS:C	15:AL:24:VAL:HG23	2.37	0.44
20:AQ:46:ASP:HA	20:AQ:47:PRO:HD3	1.80	0.44
26:BB:17:C:H2'	26:BB:18:G:O4'	2.17	0.44
26:BB:51:G:P	38:BS:72:GLU:OE1	2.75	0.44

*Continued on next page...*

*Continued from previous page...*

Atom-1	Atom-2	Interatomic distance (Å)	Clash overlap (Å)
27:BA:5:A:H2'	27:BA:6:A:O4'	2.16	0.44
27:BA:297:C:C2	27:BA:342:G:N2	2.84	0.44
27:BA:573:G:N2	27:BA:2029:G:N2	2.65	0.44
27:BA:781:A:H5'	27:BA:782:A:C8	2.51	0.44
27:BA:965:C:O4'	27:BA:2273:A:C4	2.70	0.44
27:BA:1102:C:H2'	27:BA:1103:A:H8	1.82	0.44
27:BA:1274:A:C4	27:BA:1302:A:C2	3.05	0.44
27:BA:1287:A:H62	44:BR:106:GLY:HA3	1.82	0.44
27:BA:1529:A:H2'	27:BA:1530:G:H5'	1.99	0.44
27:BA:1914:C:OP2	27:BA:1916:A:N6	2.50	0.44
27:BA:2073:C:H42	27:BA:2437:U:H3	1.64	0.44
27:BA:2191:G:H21	27:BA:2192:G:H1'	1.78	0.44
27:BA:2226:C:N4	27:BA:2227:A:C2	2.86	0.44
27:BA:2266:A:H2	27:BA:2272:U:C2	2.35	0.44
27:BA:2277:G:H1'	37:BQ:15:THR:HG23	1.68	0.44
27:BA:2327:A:C6	27:BA:2388:A:C6	3.05	0.44
27:BA:2333:A:H4'	27:BA:2334:G:H2'	2.00	0.44
27:BA:2618:G:O2'	27:BA:2619:C:P	2.66	0.44
27:BA:2730:C:H4'	29:BE:265:ASN:CG	2.29	0.44
27:BA:2755:C:C6	27:BA:2755:C:C3'	3.00	0.44
27:BA:2788:C:H4'	27:BA:2810:A:H5'	1.98	0.44
27:BA:2804:C:H6	27:BA:2804:C:H2'	1.67	0.44
27:BA:2816:C:C2	27:BA:2831:G:C2	3.05	0.44
28:BD:175:LEU:O	28:BD:178:GLY:N	2.50	0.44
29:BE:68:VAL:HA	29:BE:69:PRO:HD3	1.72	0.44
29:BE:204:VAL:N	29:BE:303:PRO:HD3	2.32	0.44
30:BF:62:GLY:N	30:BF:65:ARG:CZ	2.78	0.44
30:BF:93:LYS:C	30:BF:96:LYS:CD	2.85	0.44
30:BF:142:ASP:O	30:BF:145:GLU:N	2.47	0.44
31:BG:24:HIS:HB3	31:BG:72:LYS:HD3	1.99	0.44
32:BH:122:ILE:HG22	32:BH:123:GLU:H	1.82	0.44
33:BI:7:LYS:CG	33:BI:12:LYS:CE	2.94	0.44
33:BI:59:ALA:C	33:BI:62:LEU:HB2	2.34	0.44
33:BI:141:LEU:HD22	33:BI:142:LYS:HG2	1.98	0.44
35:BO:62:VAL:O	35:BO:63:VAL:HG23	2.17	0.44
35:BO:64:ARG:HH21	35:BO:100:GLY:CA	2.24	0.44
35:BO:73:ASP:O	35:BO:74:GLY:C	2.49	0.44
37:BQ:91:HIS:N	37:BQ:111:THR:HG21	2.26	0.44
38:BS:52:PRO:O	38:BS:55:ASP:HB3	2.14	0.44
40:BW:14:PRO:O	40:BW:17:VAL:CB	2.61	0.44
41:BX:3:ASP:OD2	47:B2:24:LYS:CE	2.60	0.44

*Continued on next page...*

*Continued from previous page...*

Atom-1	Atom-2	Interatomic distance (Å)	Clash overlap (Å)
42:BY:40:VAL:CG1	42:BY:41:ARG:HG2	2.46	0.44
43:BZ:129:ARG:NE	43:BZ:129:ARG:CA	2.62	0.44
43:BZ:168:VAL:O	43:BZ:169:VAL:CB	2.59	0.44
45:BU:34:ASN:O	45:BU:35:ALA:C	2.55	0.44
45:BU:63:GLN:O	45:BU:65:ILE:CA	2.65	0.44
49:B0:61:ALA:CB	49:B0:80:SER:C	2.84	0.44
49:B0:62:LEU:O	49:B0:63:SER:O	2.35	0.44
50:B4:35:VAL:C	50:B4:36:TRP:HD1	2.17	0.44
53:B7:32:ALA:HA	53:B7:35:ARG:HD3	1.93	0.44
53:B7:44:VAL:O	53:B7:45:SER:C	2.55	0.44
55:B9:10:MET:HE2	55:B9:11:CYS:N	2.32	0.44
1:AA:265:G:O2'	20:AQ:66:SER:CA	2.64	0.44
1:AA:425:G:O3'	7:AD:45:GLN:NE2	2.50	0.44
1:AA:571:U:H3'	1:AA:572:A:H5''	1.94	0.44
1:AA:607:A:N1	19:AP:31:LYS:HG3	2.32	0.44
1:AA:791:G:N1	1:AA:1498:U:OP1	2.45	0.44
1:AA:983:A:H3'	1:AA:983:A:N3	2.33	0.44
2:AV:56:C:C2'	31:BG:56:ARG:CD	2.92	0.44
2:AV:68:U:H2'	2:AV:69:U:C6	2.52	0.44
16:AM:40:ASN:HA	16:AM:41:PRO:HD3	1.88	0.44
26:BB:77:U:P	43:BZ:80:HIS:CD2	3.11	0.44
27:BA:6:A:C2'	34:BN:6:PHE:HD2	2.23	0.44
27:BA:154:G:H3'	27:BA:155:C:H6	1.82	0.44
27:BA:674:G:C2	27:BA:804:A:C2	3.05	0.44
27:BA:775:G:C2'	27:BA:794:G:C8	3.00	0.44
27:BA:974:G:C6	46:BV:80:TYR:CZ	3.05	0.44
27:BA:1056:G:O6	27:BA:1101:U:O5'	2.34	0.44
27:BA:1300:U:C6	27:BA:1301:A:H2	2.35	0.44
27:BA:1491:G:O2'	27:BA:1492:G:O4'	2.35	0.44
27:BA:1651:G:H1	27:BA:2006:C:N4	2.10	0.44
27:BA:1809:A:N1	50:B4:43:TRP:HH2	2.12	0.44
27:BA:2023:G:OP2	27:BA:2023:G:C8	2.70	0.44
27:BA:2061:G:O6	27:BA:2501:C:O2	2.36	0.44
27:BA:2234:G:N1	27:BA:2235:G:C6	2.84	0.44
27:BA:2240:C:H2'	27:BA:2241:A:C8	2.53	0.44
27:BA:2313:C:O5'	31:BG:72:LYS:HG3	2.10	0.44
27:BA:2349:G:C5	27:BA:2350:C:C6	3.06	0.44
27:BA:2376:A:H62	38:BS:109:PRO:CG	2.31	0.44
27:BA:2400:G:N1	27:BA:2401:U:C2	2.85	0.44
27:BA:2592:G:H2'	27:BA:2593:U:O5'	2.18	0.44
27:BA:2705:A:H8	27:BA:2705:A:O5'	2.00	0.44

*Continued on next page...*

*Continued from previous page...*

Atom-1	Atom-2	Interatomic distance (Å)	Clash overlap (Å)
27:BA:2840:C:C5'	44:BR:53:HIS:CD2	3.00	0.44
27:BA:2876:G:H2'	27:BA:2877:G:H8	1.82	0.44
30:BF:140:VAL:HG12	30:BF:236:THR:HA	2.00	0.44
30:BF:153:VAL:HG12	30:BF:157:LEU:HD11	2.00	0.44
31:BG:56:ARG:HG3	31:BG:65:GLU:CG	2.47	0.44
31:BG:102:GLY:HA2	31:BG:134:LEU:HD11	1.95	0.44
33:BI:5:PHE:CD2	33:BI:17:GLU:O	2.70	0.44
34:BN:78:ILE:O	34:BN:82:THR:HG21	2.12	0.44
35:BO:97:ARG:HG2	35:BO:98:ILE:H	1.82	0.44
37:BQ:16:ARG:O	37:BQ:20:ILE:HG12	2.17	0.44
37:BQ:66:ASN:O	37:BQ:70:ARG:HG3	2.16	0.44
38:BS:87:LEU:O	38:BS:88:ALA:O	2.36	0.44
39:BT:5:GLU:O	39:BT:8:TYR:CA	2.66	0.44
41:BX:31:ARG:HA	41:BX:31:ARG:CZ	2.47	0.44
41:BX:38:ALA:O	41:BX:41:VAL:HB	2.18	0.44
42:BY:79:LEU:O	42:BY:87:VAL:N	2.50	0.44
42:BY:93:THR:O	42:BY:96:VAL:HG23	2.17	0.44
44:BR:51:LEU:HD23	44:BR:51:LEU:HA	1.83	0.44
45:BU:7:GLY:C	45:BU:9:VAL:N	2.51	0.44
45:BU:63:GLN:HA	45:BU:66:ASN:CG	2.38	0.44
46:BV:50:ASP:HB2	46:BV:53:LYS:HG3	0.53	0.44
47:B2:18:ALA:O	47:B2:21:ASP:HB2	2.18	0.44
48:B3:3:ARG:HD3	48:B3:60:GLU:HA	1.99	0.44
50:B4:58:LYS:CG	50:B4:62:ARG:NH2	2.76	0.44
53:B7:11:LYS:O	53:B7:13:ALA:CA	2.62	0.44
56:BK:85:ILE:HG12	56:BK:87:LYS:H	1.82	0.44
1:AA:22:G:N3	1:AA:914:A:N7	2.65	0.44
1:AA:193:C:H2'	1:AA:194:C:C6	2.53	0.44
1:AA:427:U:H5'	7:AD:41:GLY:CA	2.43	0.44
1:AA:451:A:N6	1:AA:480:U:H2'	2.28	0.44
1:AA:658:G:O2'	18:AO:22:THR:HB	2.18	0.44
1:AA:796:C:OP1	14:AK:123:LYS:HD3	2.18	0.44
1:AA:1203:C:H5''	17:AN:2:ALA:HB3	1.98	0.44
1:AA:1221:G:OP1	1:AA:1321:C:N3	2.50	0.44
1:AA:1221:G:H1'	22:AS:54:GLY:CA	2.41	0.44
1:AA:1406:U:H1'	1:AA:1518:A:C4'	2.47	0.44
1:AA:1429:C:H2'	1:AA:1430:C:C6	2.51	0.44
1:AA:1496:C:H2'	1:AA:1497:G:C1'	2.47	0.44
1:AA:1534:A:H3'	1:AA:1534:A:N3	2.32	0.44
2:AV:5:A:O2'	2:AV:6:U:H5'	2.17	0.44
2:AV:64:A:H5'	49:B0:7:VAL:HG22	1.98	0.44

*Continued on next page...*

*Continued from previous page...*

Atom-1	Atom-2	Interatomic distance (Å)	Clash overlap (Å)
13:AJ:16:LEU:HD12	13:AJ:70:ARG:HG2	1.99	0.44
26:BB:99:A:H2'	26:BB:100:G:H8	1.73	0.44
27:BA:37:C:H42	27:BA:442:G:H1	1.63	0.44
27:BA:204:A:O2'	27:BA:205:G:P	2.75	0.44
27:BA:451:C:P	30:BF:49:ASP:HB2	2.58	0.44
27:BA:581:C:H5''	45:BU:32:TYR:CB	2.44	0.44
27:BA:1006:C:HO2'	34:BN:86:MET:HB3	1.82	0.44
27:BA:1152:C:C1'	45:BU:77:SER:CB	2.96	0.44
27:BA:1330:C:O2	27:BA:1330:C:H2'	2.17	0.44
27:BA:1520:U:C2'	27:BA:1521:G:H5''	2.44	0.44
27:BA:1525:G:C2'	27:BA:1526:G:H5'	2.47	0.44
27:BA:1559:G:C4	27:BA:1559:G:C3'	2.92	0.44
27:BA:1933:G:O6	27:BA:1968:G:N2	2.50	0.44
27:BA:2060:A:H1'	27:BA:2502:G:N3	2.32	0.44
27:BA:2232:U:C2'	27:BA:2233:U:H5''	2.45	0.44
27:BA:2259:G:C6	27:BA:2281:C:N3	2.85	0.44
27:BA:2272:U:C6	27:BA:2273:A:H2	2.36	0.44
27:BA:2302:G:C6	27:BA:2315:G:N1	2.81	0.44
27:BA:2309:A:H2'	27:BA:2309:A:N3	2.32	0.44
27:BA:2446:G:C2	27:BA:2501:C:N4	2.83	0.44
27:BA:2464:C:C4	27:BA:2487:G:C2	3.06	0.44
27:BA:2514:U:H2'	27:BA:2515:C:H6	1.81	0.44
27:BA:2531:A:O2'	27:BA:2532:G:H5''	2.18	0.44
27:BA:2548:G:C5	27:BA:2549:G:C8	3.06	0.44
27:BA:2708:G:OP1	44:BR:68:ARG:HG2	2.17	0.44
27:BA:2814:C:N1	27:BA:2815:C:H5	2.16	0.44
27:BA:2852:G:C6	27:BA:2866:U:O4	2.71	0.44
27:BA:2857:G:H2'	27:BA:2858:C:H5''	1.98	0.44
28:BD:213:LYS:HG3	28:BD:215:LYS:HB2	0.49	0.44
28:BD:229:MET:SD	28:BD:233:ASP:HB2	2.58	0.44
29:BE:180:ILE:CG2	29:BE:186:GLU:C	2.80	0.44
30:BF:99:SER:O	30:BF:100:LEU:CG	2.65	0.44
30:BF:160:LEU:O	30:BF:165:ASP:OD2	2.36	0.44
30:BF:220:THR:CB	30:BF:224:ALA:CB	2.84	0.44
31:BG:13:MET:C	31:BG:15:GLU:N	2.71	0.44
31:BG:129:ASP:O	31:BG:130:VAL:HG12	2.17	0.44
34:BN:21:ARG:HA	34:BN:24:SER:OG	2.17	0.44
34:BN:74:ARG:O	34:BN:75:PRO:O	2.35	0.44
35:BO:107:ARG:HG3	35:BO:115:ILE:CG2	2.48	0.44
37:BQ:42:TYR:N	37:BQ:43:PRO:CD	2.81	0.44
39:BT:27:ALA:C	39:BT:28:THR:HG23	2.38	0.44

*Continued on next page...*

*Continued from previous page...*

Atom-1	Atom-2	Interatomic distance (Å)	Clash overlap (Å)
39:BT:52:THR:HB	39:BT:53:ASP:H	1.61	0.44
42:BY:46:ASP:OD1	42:BY:47:THR:O	2.36	0.44
42:BY:51:LEU:HD22	42:BY:95:ASN:CG	2.37	0.44
43:BZ:74:ARG:O	43:BZ:75:LYS:C	2.56	0.44
43:BZ:148:THR:HB	43:BZ:166:LEU:H	1.81	0.44
43:BZ:164:PRO:O	43:BZ:165:GLU:C	2.54	0.44
45:BU:66:ASN:CB	45:BU:76:TYR:CZ	2.74	0.44
47:B2:3:LEU:HB3	47:B2:4:HIS:H	1.42	0.44
47:B2:56:ILE:HB	47:B2:57:LYS:H	1.48	0.44
49:B0:37:LEU:HG	49:B0:71:ASN:HD22	1.82	0.44
52:B6:11:LYS:NZ	54:B8:35:GLY:H	2.15	0.44
53:B7:28:ARG:O	53:B7:31:LEU:HG	2.18	0.44
53:B7:31:LEU:O	53:B7:35:ARG:HG3	2.17	0.44
1:AA:121:C:H1'	1:AA:123:C:H41	1.83	0.44
1:AA:173:U:C5	1:AA:198:G:O2'	2.55	0.44
1:AA:262:A:H5'	23:AT:74:LYS:HG3	1.99	0.44
1:AA:458:C:H42	1:AA:474:G:H1	1.66	0.44
1:AA:501:C:H2'	1:AA:502:G:C8	2.52	0.44
1:AA:667:G:OP2	1:AA:732:C:O2'	2.31	0.44
1:AA:1084:G:OP1	1:AA:1086:U:C2	2.71	0.44
1:AA:1288:A:H2	1:AA:1352:C:O2	2.00	0.44
1:AA:1341:U:OP1	2:AV:32:C:C3'	2.62	0.44
1:AA:1411:C:H42	1:AA:1489:G:H1	1.65	0.44
3:AW:25:C:C5	3:AW:26:G:N7	2.74	0.44
7:AD:133:VAL:C	7:AD:135:LEU:H	2.21	0.44
23:AT:82:SER:O	23:AT:86:ARG:HB3	2.17	0.44
27:BA:126:A:OP2	53:B7:44:VAL:HG21	2.17	0.44
27:BA:184:C:O3'	27:BA:217:G:N2	2.49	0.44
27:BA:292:C:H5''	27:BA:293:U:OP1	2.17	0.44
27:BA:297:C:N4	27:BA:298:G:N3	2.66	0.44
27:BA:342:G:H1	27:BA:344:G:H22	1.62	0.44
27:BA:492:A:N1	40:BW:49:LYS:HE2	2.33	0.44
27:BA:527:C:C6	27:BA:2779:U:H2'	2.53	0.44
27:BA:651:G:H3'	27:BA:652:C:H6	1.82	0.44
27:BA:911:A:H1'	27:BA:2264:C:O4'	2.18	0.44
27:BA:920:G:C8	27:BA:920:G:O5'	2.71	0.44
27:BA:1031:G:C1'	55:B9:8:LYS:HZ3	2.31	0.44
27:BA:1197:G:N3	27:BA:1250:G:C2	2.85	0.44
27:BA:1225:C:OP1	46:BV:87:ARG:HG3	2.18	0.44
27:BA:1379:A:N3	27:BA:1379:A:H3'	2.31	0.44
27:BA:1476:C:N4	27:BA:1517:G:H1'	2.33	0.44

*Continued on next page...*

*Continued from previous page...*

Atom-1	Atom-2	Interatomic distance (Å)	Clash overlap (Å)
27:BA:1546:C:H5''	27:BA:1547:C:O5'	2.17	0.44
27:BA:1657:C:C5	27:BA:1658:C:H5	2.36	0.44
27:BA:1778:U:H3	27:BA:1785:A:H62	1.64	0.44
27:BA:1805:U:H5'	28:BD:235:PRO:HB2	1.92	0.44
27:BA:1942:C:H2'	27:BA:1943:U:C5	2.53	0.44
27:BA:2196:C:O2	27:BA:2197:U:O2	2.35	0.44
27:BA:2256:G:C2	27:BA:2257:U:N1	2.85	0.44
27:BA:2296:U:O4	31:BG:145:ASP:OD2	2.35	0.44
27:BA:2370:G:C5	27:BA:2371:G:N7	2.85	0.44
27:BA:2400:G:N1	27:BA:2401:U:O2	2.50	0.44
27:BA:2417:C:C4	27:BA:2418:A:N7	2.85	0.44
27:BA:2418:A:HO2'	27:BA:2419:U:C4'	2.30	0.44
27:BA:2461:C:H2'	27:BA:2462:U:O5'	2.18	0.44
27:BA:2497:A:O2'	27:BA:2498:C:C5	2.67	0.44
27:BA:2514:U:O5'	27:BA:2514:U:H6	2.01	0.44
27:BA:2516:G:N7	27:BA:2517:C:C4	2.86	0.44
27:BA:2611:U:C6	27:BA:2611:U:C4'	3.01	0.44
27:BA:2644:G:H8	27:BA:2644:G:C5'	2.16	0.44
27:BA:2657:A:H3'	27:BA:2658:C:H5'	1.97	0.44
27:BA:2676:C:C2'	27:BA:2677:G:O5'	2.66	0.44
27:BA:2737:G:C2'	27:BA:2738:A:H8	2.18	0.44
27:BA:2756:U:O2'	27:BA:2757:A:O5'	2.33	0.44
28:BD:194:VAL:CG2	28:BD:195:GLY:H	2.04	0.44
30:BF:1:MET:O	30:BF:18:LEU:CG	2.53	0.44
30:BF:11:ASN:HD21	30:BF:160:LEU:HD11	1.82	0.44
30:BF:213:ALA:HB3	30:BF:218:VAL:HG11	1.49	0.44
31:BG:24:HIS:O	31:BG:129:ASP:HB3	2.17	0.44
31:BG:103:ASN:N	31:BG:104:PHE:CE1	2.86	0.44
32:BH:101:LYS:HG2	32:BH:115:GLU:N	2.32	0.44
32:BH:151:ARG:HA	32:BH:152:PRO:HD2	1.76	0.44
33:BI:22:ALA:O	33:BI:23:ASP:C	2.47	0.44
33:BI:93:ILE:HG23	33:BI:122:ARG:HA	1.99	0.44
35:BO:35:ILE:HG22	35:BO:63:VAL:HA	1.68	0.44
38:BS:27:LEU:N	38:BS:33:ARG:NH1	2.66	0.44
43:BZ:40:ASP:C	43:BZ:44:ARG:CG	2.86	0.44
45:BU:85:ARG:C	45:BU:86:ALA:O	2.56	0.44
47:B2:55:ARG:HB2	47:B2:56:ILE:H	1.67	0.44
48:B3:24:LYS:HG3	48:B3:24:LYS:O	2.17	0.44
48:B3:42:ALA:CB	48:B3:43:ILE:HD12	2.42	0.44
49:B0:49:GLN:NE2	49:B0:49:GLN:N	2.66	0.44
51:B5:10:LYS:NZ	51:B5:10:LYS:HB2	2.33	0.44

*Continued on next page...*

*Continued from previous page...*

Atom-1	Atom-2	Interatomic distance (Å)	Clash overlap (Å)
53:B7:20:ALA:O	53:B7:22:MET:C	2.56	0.44
53:B7:21:ARG:HB3	53:B7:31:LEU:HD12	1.78	0.44
54:B8:8:LYS:HA	54:B8:11:LYS:HG3	1.99	0.44
1:AA:193:C:O2'	23:AT:64:ASP:HB2	2.17	0.44
1:AA:881:G:OP2	15:AL:9:GLN:HG2	2.18	0.44
1:AA:918:A:H2'	1:AA:919:A:O4'	2.18	0.44
1:AA:924:C:H2'	1:AA:925:G:C8	2.53	0.44
1:AA:1181:G:C5'	1:AA:1184:G:O4'	2.66	0.44
1:AA:1226:C:H5''	16:AM:103:THR:O	2.17	0.44
1:AA:1541:U:H2'	1:AA:1542:U:O3'	2.16	0.44
3:AW:34:G:H3'	3:AW:35:A:H5''	2.00	0.44
3:AW:76:A:H4'	27:BA:2395:C:O2	2.17	0.44
5:AB:79:ASP:O	5:AB:83:MET:HG2	2.18	0.44
5:AB:164:VAL:HG22	5:AB:165:VAL:N	2.32	0.44
8:AE:76:ILE:O	8:AE:93:PRO:HB3	2.17	0.44
16:AM:9:ILE:N	16:AM:10:PRO:CD	2.80	0.44
17:AN:37:PHE:HB3	17:AN:39:LEU:HD12	2.00	0.44
27:BA:221:A:N7	27:BA:266:G:N7	2.66	0.44
27:BA:270(S):G:H2'	27:BA:270(T):G:H8	1.81	0.44
27:BA:443:A:H62	30:BF:39:GLN:CB	2.30	0.44
27:BA:611:C:O2'	27:BA:616:A:C2	2.68	0.44
27:BA:871:U:P	37:BQ:24:PRO:O	2.75	0.44
27:BA:918:A:OP1	27:BA:918:A:H4'	2.18	0.44
27:BA:1472:A:C1'	27:BA:1473:G:C8	3.01	0.44
27:BA:2279:G:C6	27:BA:2280:G:C6	3.05	0.44
27:BA:2337:G:N1	27:BA:2338:G:O6	2.50	0.44
27:BA:2550:G:N3	27:BA:2551:C:C5	2.85	0.44
27:BA:2561:A:H3'	27:BA:2561:A:H8	1.79	0.44
27:BA:2615:U:O2	51:B5:8:LYS:N	2.50	0.44
27:BA:2657:A:C5	27:BA:2665:A:N6	2.86	0.44
27:BA:2679:A:C6	27:BA:2729:G:N1	2.86	0.44
27:BA:2701:C:H42	27:BA:2705:A:H62	1.65	0.44
27:BA:2805:G:H8	27:BA:2807:G:O4'	2.01	0.44
27:BA:2808:U:N3	27:BA:2892:A:N6	2.49	0.44
27:BA:2810:A:N7	27:BA:2811:G:C8	2.85	0.44
27:BA:2839:G:C2	27:BA:2840:C:C5	3.06	0.44
27:BA:2842:G:C2	27:BA:2876:G:N3	2.79	0.44
27:BA:2845:G:HO2'	27:BA:2846:G:C5'	1.91	0.44
27:BA:2888:C:N3	27:BA:2889:C:C4	2.85	0.44
28:BD:73:ILE:H	28:BD:73:ILE:HG13	1.59	0.44
28:BD:107:LYS:H	28:BD:194:VAL:C	2.06	0.44

*Continued on next page...*



*Continued from previous page...*

Atom-1	Atom-2	Interatomic distance (Å)	Clash overlap (Å)
28:BD:197:GLY:N	28:BD:199:ARG:HD2	2.33	0.44
29:BE:96:LEU:C	29:BE:97:THR:HG23	2.38	0.44
30:BF:22:PHE:HZ	30:BF:115:LEU:CG	2.30	0.44
30:BF:164:ALA:C	30:BF:232:LEU:HD12	2.31	0.44
31:BG:14:ARG:HG3	31:BG:137:PRO:HG3	2.00	0.44
31:BG:98:PHE:HD2	31:BG:98:PHE:N	2.16	0.44
31:BG:128:LEU:O	31:BG:129:ASP:HB2	2.15	0.44
33:BI:116:GLU:OE1	33:BI:130:PRO:HB2	2.17	0.44
33:BI:140:THR:O	33:BI:140:THR:HG22	2.17	0.44
34:BN:21:ARG:C	34:BN:24:SER:OG	2.42	0.44
34:BN:22:VAL:O	34:BN:23:ALA:C	2.55	0.44
34:BN:41:ALA:HB1	34:BN:75:PRO:HB2	1.95	0.44
34:BN:54:VAL:CG1	34:BN:139:LEU:CD1	2.96	0.44
35:BO:8:LEU:CD2	35:BO:19:VAL:O	2.65	0.44
35:BO:17:ARG:CZ	35:BO:47:THR:N	2.79	0.44
35:BO:24:VAL:CG1	35:BO:32:TYR:C	2.86	0.44
35:BO:53:LYS:O	35:BO:54:LYS:O	2.35	0.44
36:BP:144:ASP:CA	36:BP:145:LEU:HD12	2.32	0.44
37:BQ:23:ILE:O	37:BQ:23:ILE:CG2	2.62	0.44
38:BS:21:HIS:HA	38:BS:24:LEU:HG	1.99	0.44
38:BS:109:PRO:O	38:BS:116:PHE:CG	2.66	0.44
41:BX:14:ALA:O	41:BX:17:ASP:OD1	2.35	0.44
42:BY:55:PHE:O	42:BY:56:ALA:C	2.55	0.44
43:BZ:69:VAL:CG1	43:BZ:70:GLN:N	2.58	0.44
47:B2:26:GLU:CG	47:B2:27:LEU:N	2.54	0.44
1:AA:406:G:H5''	7:AD:5:ILE:HG21	1.99	0.44
1:AA:574:A:O2'	1:AA:882:C:C2'	2.60	0.44
1:AA:754:C:H5'	1:AA:755:G:C8	2.52	0.44
1:AA:3(A):G:O6	1:AA:1037:C:C4	2.70	0.44
1:AA:1224:G:C5	1:AA:1322:C:H5'	2.53	0.44
1:AA:1239:A:H1'	1:AA:1241:G:C4	2.53	0.44
1:AA:1399:C:C2	1:AA:1502:A:N6	2.85	0.44
2:AV:11:C:H2'	2:AV:12:U:C6	2.53	0.44
3:AW:50:U:O2'	3:AW:51:G:H5'	2.17	0.44
6:AC:64:VAL:HG12	6:AC:66:VAL:HG23	2.00	0.44
6:AC:121:ALA:HA	6:AC:124:ILE:HD12	1.99	0.44
8:AE:95:ALA:CB	8:AE:96:PRO:HD3	2.44	0.44
13:AJ:90:LEU:H	13:AJ:91:PRO:CD	2.27	0.44
15:AL:45:PRO:CD	15:AL:50:SER:HA	2.44	0.44
15:AL:78:GLN:H	15:AL:81:SER:HB2	1.83	0.44
26:BB:18:G:H2'	26:BB:19:G:H8	1.82	0.44

*Continued on next page...*

*Continued from previous page...*

Atom-1	Atom-2	Interatomic distance (Å)	Clash overlap (Å)
27:BA:273(A):G:C6	27:BA:363(D):G:O6	2.71	0.44
27:BA:482:A:N6	27:BA:506:G:C4	2.86	0.44
27:BA:569:U:C4	27:BA:570:G:C6	3.06	0.44
27:BA:576:U:H5'	27:BA:2502:G:H2'	1.99	0.44
27:BA:1275:A:C2	44:BR:16:HIS:HB3	2.53	0.44
27:BA:1655:A:H4'	29:BE:211:GLN:CA	2.45	0.44
27:BA:1835:G:N3	27:BA:1931:U:N3	2.66	0.44
27:BA:2029:G:C5	27:BA:2031:A:OP1	2.70	0.44
27:BA:2228:G:C8	27:BA:2228:G:C4'	3.01	0.44
27:BA:2313:C:C4'	31:BG:72:LYS:CG	2.83	0.44
27:BA:2333:A:C5	27:BA:2335:A:C2	3.05	0.44
27:BA:2397:G:C6	27:BA:2398:U:C4	3.06	0.44
27:BA:2422:A:C2	27:BA:2424:C:C4	3.06	0.44
27:BA:2447:G:N1	27:BA:2500:U:O4	2.48	0.44
27:BA:2535:G:N2	27:BA:2536:G:C1'	2.72	0.44
27:BA:2581:G:N1	27:BA:2610:C:C2'	2.61	0.44
27:BA:2620:C:C6	27:BA:2621:A:C8	3.06	0.44
27:BA:2634:G:C2'	27:BA:2635:C:C5'	2.93	0.44
27:BA:2751:G:N3	27:BA:2751:G:C2'	2.81	0.44
27:BA:2793:G:N2	27:BA:2803:C:O2	2.50	0.44
27:BA:2828:C:C2	27:BA:2829:C:C6	3.05	0.44
27:BA:2880:C:H1'	44:BR:92:GLY:O	2.18	0.44
28:BD:74:PRO:HA	28:BD:116:MET:HE3	1.94	0.44
28:BD:142:ASN:CG	28:BD:190:THR:HG23	2.39	0.44
28:BD:215:LYS:O	28:BD:216:ALA:C	2.56	0.44
29:BE:44:TYR:HD2	29:BE:306:ARG:O	2.00	0.44
29:BE:105:HIS:ND1	29:BE:108:LEU:CD1	2.74	0.44
30:BF:33:LYS:O	30:BF:34:ALA:O	2.34	0.44
30:BF:164:ALA:O	30:BF:232:LEU:HB2	2.18	0.44
30:BF:195:VAL:HG13	30:BF:213:ALA:CA	2.47	0.44
31:BG:55:LYS:C	31:BG:56:ARG:CG	2.86	0.44
32:BH:53:ARG:HD2	32:BH:56:ASP:CA	2.45	0.44
32:BH:85:ALA:C	32:BH:164:GLU:HG2	2.38	0.44
32:BH:87:GLU:HB3	32:BH:164:GLU:CD	2.38	0.44
33:BI:5:PHE:CG	33:BI:17:GLU:O	2.71	0.44
33:BI:141:LEU:HD13	33:BI:142:LYS:H	1.73	0.44
34:BN:21:ARG:O	34:BN:22:VAL:O	2.35	0.44
35:BO:13:ASN:HD21	35:BO:97:ARG:HB3	1.83	0.44
36:BP:71:GLU:O	36:BP:74:THR:OG1	2.33	0.44
37:BQ:102:ARG:O	37:BQ:104:PRO:N	2.51	0.44
38:BS:37:ARG:HB2	38:BS:44:ARG:O	2.18	0.44

*Continued on next page...*

*Continued from previous page...*

Atom-1	Atom-2	Interatomic distance (Å)	Clash overlap (Å)
38:BS:120:GLU:OE1	38:BS:120:GLU:N	2.51	0.44
40:BW:3:ALA:HB2	40:BW:62:HIS:CB	2.48	0.44
40:BW:24:ILE:HD13	40:BW:36:LEU:HG	2.00	0.44
40:BW:26:GLY:C	40:BW:27:LYS:HG3	2.38	0.44
40:BW:53:SER:O	40:BW:57:ASN:HB2	2.18	0.44
41:BX:11:THR:O	41:BX:15:MET:HE2	2.16	0.44
43:BZ:146:HIS:HB3	43:BZ:170:SER:HB3	1.99	0.44
46:BV:5:ILE:N	46:BV:12:TYR:CZ	2.65	0.44
46:BV:64:GLY:N	46:BV:94:LYS:O	2.49	0.44
47:B2:24:LYS:O	47:B2:27:LEU:N	2.51	0.44
47:B2:59:ILE:CG1	47:B2:60:GLN:H	2.29	0.44
49:B0:39:ARG:CG	49:B0:69:PHE:HE1	2.17	0.44
50:B4:7:PRO:CD	50:B4:56:VAL:CB	2.89	0.44
52:B6:8:ILE:HD12	52:B6:29:ARG:NE	2.33	0.44
53:B7:30:ILE:C	53:B7:33:ARG:CB	2.48	0.44
55:B9:24:LEU:HD22	55:B9:36:GLN:N	2.28	0.44
1:AA:20:U:N1	1:AA:916:G:N2	2.65	0.44
1:AA:254:G:H4'	20:AQ:18:THR:CB	2.47	0.44
1:AA:370:C:H42	1:AA:391:G:H1	1.66	0.44
1:AA:531:U:H4'	1:AA:532:A:O5'	2.17	0.44
1:AA:695:A:H2'	1:AA:696:A:O4'	2.17	0.44
1:AA:752:G:H1'	1:AA:754:C:N4	2.33	0.44
1:AA:962:C:H2'	1:AA:963:G:O4'	2.18	0.44
1:AA:3(A):G:C5	1:AA:1004:A:H1'	2.53	0.44
1:AA:1128:C:H42	1:AA:1143:G:H1	1.63	0.44
1:AA:1309:G:OP2	16:AM:99:ARG:CZ	2.66	0.44
1:AA:1343:G:H2'	1:AA:1344:C:C6	2.53	0.44
3:AW:14:A:C6	3:AW:22:G:C4	3.06	0.44
3:AW:65:G:O2'	3:AW:66:A:H5'	2.17	0.44
5:AB:54:THR:O	5:AB:58:ILE:HG13	2.17	0.44
7:AD:79:PHE:HE1	7:AD:204:ILE:HG13	1.82	0.44
11:AH:120:THR:O	11:AH:121:ASP:C	2.56	0.44
13:AJ:49:VAL:O	13:AJ:60:ARG:HA	2.17	0.44
20:AQ:58:GLU:HB2	20:AQ:74:LEU:HB3	1.99	0.44
27:BA:148:C:C2'	27:BA:149:A:C8	2.85	0.44
27:BA:184:C:H4'	27:BA:217:G:N2	2.33	0.44
27:BA:680:G:C6	27:BA:681:G:C6	3.06	0.44
27:BA:685:A:H4'	27:BA:686:G:O5'	2.18	0.44
27:BA:747:U:C1'	51:B5:3:LYS:HZ2	2.31	0.44
27:BA:775:G:C2	27:BA:787:U:H2'	2.51	0.44
27:BA:960:A:O4'	27:BA:2457:U:H4'	2.18	0.44

*Continued on next page...*

*Continued from previous page...*

Atom-1	Atom-2	Interatomic distance (Å)	Clash overlap (Å)
27:BA:987:G:OP1	48:B3:10:LYS:HE2	2.17	0.44
27:BA:988:A:N6	48:B3:13:ILE:HG21	2.33	0.44
27:BA:1022:G:O2'	27:BA:1023:U:OP2	2.35	0.44
27:BA:1077:A:H4'	56:BK:92:PRO:O	2.17	0.44
27:BA:1080:C:H2'	27:BA:1081:U:O4'	2.17	0.44
27:BA:1163:G:N1	27:BA:1164:G:C8	2.86	0.44
27:BA:1166:C:H42	27:BA:1183:G:H1	1.66	0.44
27:BA:1263:U:C4'	51:B5:16:ARG:NH1	2.77	0.44
27:BA:1665:A:C1'	35:BO:67:ARG:HD3	2.48	0.44
27:BA:1675:C:C4	29:BE:225:LYS:HG3	2.51	0.44
27:BA:1790:C:O3'	28:BD:210:LYS:HE3	2.18	0.44
27:BA:1805:U:H2'	27:BA:1806:C:H6	1.83	0.44
27:BA:1935:G:H2'	27:BA:1962:C:C4	2.53	0.44
27:BA:2021:C:OP1	51:B5:15:LYS:HE3	2.18	0.44
27:BA:2271:G:O2'	27:BA:2272:U:O2	2.35	0.44
27:BA:2276:G:P	37:BQ:104:PRO:HD2	2.55	0.44
27:BA:2313:C:H5''	31:BG:51:ARG:CZ	2.43	0.44
27:BA:2376:A:N3	27:BA:2377:A:C8	2.86	0.44
27:BA:2419:U:OP2	54:B8:41:ILE:HD11	2.17	0.44
27:BA:2511:U:C4	27:BA:2512:C:C4	3.06	0.44
27:BA:2525:G:H1	27:BA:2539:C:N4	2.13	0.44
27:BA:2875:C:N4	27:BA:2876:G:C5	2.86	0.44
29:BE:176:HIS:O	29:BE:177:ALA:C	2.55	0.44
29:BE:180:ILE:CG2	29:BE:183:ASP:OD2	2.66	0.44
30:BF:37:ALA:HB2	30:BF:102:LEU:HG	2.00	0.44
30:BF:38:ALA:O	30:BF:39:GLN:O	2.35	0.44
30:BF:113:SER:O	30:BF:116:ALA:CB	2.51	0.44
30:BF:168:ARG:O	30:BF:168:ARG:HD3	2.06	0.44
32:BH:8:ILE:HD13	32:BH:72:ALA:HB2	1.99	0.44
32:BH:19:ASN:O	32:BH:21:ASN:N	2.46	0.44
32:BH:37:HIS:HA	32:BH:38:PRO:HD3	1.90	0.44
32:BH:44:VAL:CB	32:BH:49:ILE:HG22	2.46	0.44
32:BH:55:SER:OG	32:BH:57:GLU:HG2	2.18	0.44
32:BH:90:GLY:HA2	32:BH:159:LYS:CE	2.48	0.44
34:BN:11:ILE:O	34:BN:11:ILE:HG22	2.18	0.44
34:BN:54:VAL:HG13	34:BN:138:THR:OG1	2.18	0.44
34:BN:65:ASN:C	34:BN:68:GLY:O	2.56	0.44
34:BN:96:GLU:O	34:BN:98:PHE:N	2.51	0.44
38:BS:23:ARG:NE	38:BS:35:VAL:HG11	2.32	0.44
38:BS:37:ARG:N	38:BS:44:ARG:O	2.51	0.44
38:BS:81:ALA:CB	38:BS:118:ILE:N	2.69	0.44

*Continued on next page...*

*Continued from previous page...*

Atom-1	Atom-2	Interatomic distance (Å)	Clash overlap (Å)
38:BS:123:ILE:O	38:BS:124:ASP:C	2.55	0.44
42:BY:22:GLN:O	42:BY:24:ARG:N	2.51	0.44
43:BZ:21:ALA:HA	43:BZ:81:VAL:O	2.18	0.44
45:BU:65:ILE:O	45:BU:66:ASN:C	2.56	0.44
47:B2:52:ALA:HA	47:B2:55:ARG:HH11	1.82	0.44
47:B2:54:ALA:O	47:B2:56:ILE:CA	2.57	0.44
49:B0:49:GLN:NE2	49:B0:49:GLN:CA	2.76	0.44
50:B4:35:VAL:CG1	50:B4:36:TRP:N	2.58	0.44
50:B4:58:LYS:O	50:B4:61:LYS:CB	2.65	0.44
50:B4:68:ARG:NH1	50:B4:72:LYS:HE2	2.33	0.44
54:B8:22:VAL:N	54:B8:48:PHE:HE2	1.90	0.44
1:AA:162:A:C1'	1:AA:348:G:O2'	2.64	0.43
1:AA:393:A:P	19:AP:12:LYS:HD3	2.58	0.43
1:AA:500:G:N2	1:AA:546:G:H1'	2.32	0.43
1:AA:517:G:N2	1:AA:533:A:OP2	2.51	0.43
1:AA:908:A:H2'	1:AA:909:A:C8	2.52	0.43
1:AA:996:A:N1	1:AA:1046:A:H4'	2.32	0.43
1:AA:1326:C:H5''	24:AU:19:GLY:CA	2.48	0.43
1:AA:1511:G:C6	1:AA:1512:U:N3	2.85	0.43
5:AB:95:GLN:O	5:AB:96:ARG:C	2.56	0.43
5:AB:205:ASP:O	5:AB:211:ILE:HD11	2.18	0.43
7:AD:101:LEU:HB2	7:AD:138:TYR:HB3	2.00	0.43
7:AD:120:LEU:HG	7:AD:125:HIS:HB2	2.00	0.43
10:AG:93:PRO:HA	10:AG:96:GLN:HB2	1.98	0.43
11:AH:13:ILE:O	11:AH:17:THR:OG1	2.30	0.43
17:AN:26:ARG:HB3	17:AN:43:CYS:HB2	2.01	0.43
20:AQ:22:LEU:HD11	20:AQ:24:GLU:HG2	1.99	0.43
21:AR:46:GLU:CB	21:AR:85:LEU:HD13	2.47	0.43
27:BA:29:U:C4'	45:BU:11:ARG:HH22	2.31	0.43
27:BA:162:U:H4'	27:BA:171:G:N3	2.33	0.43
27:BA:474:G:C6	27:BA:510:C:N4	2.86	0.43
27:BA:532:A:H2'	27:BA:533:G:C4'	2.48	0.43
27:BA:668:G:C2'	27:BA:670:A:H62	2.29	0.43
27:BA:792:G:H21	27:BA:2072:G:C2'	2.31	0.43
27:BA:996:A:O3'	45:BU:93:LYS:HE2	2.16	0.43
27:BA:1050:A:N1	27:BA:2751:G:C4	2.85	0.43
27:BA:1375:C:H2'	27:BA:1376:C:H6	1.83	0.43
27:BA:1657:C:C6	27:BA:1657:C:C3'	3.01	0.43
27:BA:2048:G:N2	27:BA:2620:C:N3	2.64	0.43
27:BA:2048:G:C5	27:BA:2621:A:C2	3.03	0.43
27:BA:2080:G:H5'	50:B4:33:VAL:N	2.33	0.43

*Continued on next page...*

*Continued from previous page...*

Atom-1	Atom-2	Interatomic distance (Å)	Clash overlap (Å)
27:BA:2210:G:N7	28:BD:148:GLY:O	2.51	0.43
27:BA:2264:C:N3	27:BA:2265:U:C6	2.86	0.43
27:BA:2302:G:C2	27:BA:2315:G:C5	3.06	0.43
27:BA:2320:A:N7	38:BS:9:PRO:CD	2.80	0.43
27:BA:2330:G:N2	27:BA:2331:G:C4	2.79	0.43
27:BA:2352:A:C2'	27:BA:2353:G:O5'	2.66	0.43
27:BA:2440:C:H5''	27:BA:2587:A:H4'	1.99	0.43
27:BA:2532:G:O2'	27:BA:2533:A:H5'	2.18	0.43
27:BA:2548:G:C6	27:BA:2549:G:C5	3.05	0.43
27:BA:2578:G:H2'	27:BA:2579:C:H5''	1.98	0.43
27:BA:2611:U:H6	27:BA:2611:U:H5'	1.83	0.43
27:BA:2620:C:HO2'	27:BA:2621:A:P	2.35	0.43
27:BA:2638:G:C6	27:BA:2776:A:OP2	2.70	0.43
27:BA:2792:G:C2	27:BA:2804:C:C4	3.06	0.43
28:BD:197:GLY:N	28:BD:199:ARG:HH11	2.16	0.43
29:BE:267:ARG:HD3	29:BE:297:LYS:HB3	1.99	0.43
29:BE:274:GLY:H	29:BE:291:GLY:C	2.21	0.43
30:BF:87:ARG:O	30:BF:88:SER:HB2	2.17	0.43
31:BG:98:PHE:N	31:BG:98:PHE:CD2	2.85	0.43
31:BG:134:LEU:O	31:BG:135:VAL:CG2	2.65	0.43
32:BH:34:ARG:HB3	32:BH:36:PHE:HE1	1.83	0.43
32:BH:159:LYS:N	32:BH:162:ARG:CZ	2.74	0.43
33:BI:39:ALA:O	33:BI:40:THR:O	2.36	0.43
33:BI:92:SER:O	33:BI:93:ILE:HG22	2.18	0.43
34:BN:103:VAL:O	34:BN:104:TYR:CE2	2.68	0.43
35:BO:11:ALA:CA	35:BO:99:PHE:CB	2.96	0.43
36:BP:55:GLN:CG	36:BP:56:LYS:N	2.80	0.43
38:BS:26:LEU:HD22	38:BS:101:VAL:HG21	1.99	0.43
38:BS:103:ASP:OD2	38:BS:105:GLY:CA	2.66	0.43
38:BS:104:ILE:O	38:BS:104:ILE:CG2	2.65	0.43
41:BX:22:ASN:CA	41:BX:68:LEU:HG	2.48	0.43
41:BX:22:ASN:CB	41:BX:68:LEU:HG	2.48	0.43
41:BX:55:GLN:N	41:BX:63:LYS:O	2.51	0.43
43:BZ:141:MET:HB2	43:BZ:171:VAL:CG1	2.47	0.43
44:BR:90:ARG:HB3	44:BR:91:GLN:H	1.57	0.43
44:BR:115:GLU:OE1	51:B5:56:GLN:NE2	2.43	0.43
45:BU:43:ALA:HB2	46:BV:75:LYS:CB	2.40	0.43
45:BU:55:ARG:O	45:BU:57:PHE:C	2.57	0.43
45:BU:64:ARG:O	45:BU:67:ALA:HB3	2.18	0.43
45:BU:99:ALA:HB3	45:BU:106:PHE:CZ	2.41	0.43
48:B3:8:LEU:HD23	48:B3:31:LEU:HD23	1.98	0.43

*Continued on next page...*

*Continued from previous page...*

Atom-1	Atom-2	Interatomic distance (Å)	Clash overlap (Å)
49:B0:35:ASN:CA	49:B0:68:VAL:CG2	2.95	0.43
49:B0:45:PHE:CE1	49:B0:78:PHE:CA	2.95	0.43
50:B4:68:ARG:HB3	50:B4:72:LYS:HA	2.00	0.43
53:B7:11:LYS:HG3	53:B7:12:ARG:N	2.33	0.43
53:B7:43:THR:C	53:B7:45:SER:N	2.68	0.43
1:AA:253:U:H4'	1:AA:276:G:O2'	2.18	0.43
1:AA:528:C:N4	15:AL:49:ASN:CG	2.71	0.43
1:AA:667:G:H4'	18:AO:51:HIS:CG	2.52	0.43
1:AA:770:C:C4	1:AA:771:G:N7	2.86	0.43
1:AA:897:C:OP1	20:AQ:101:ARG:NH2	2.50	0.43
1:AA:980:C:H2'	1:AA:981:U:O4'	2.18	0.43
1:AA:1060:C:C4'	13:AJ:52:GLY:N	2.81	0.43
1:AA:1181:G:C3'	1:AA:1184:G:H5'	2.48	0.43
1:AA:1320:C:H2'	1:AA:1321:C:C6	2.53	0.43
3:AW:41:U:H4'	10:AG:143:ARG:CB	2.35	0.43
5:AB:93:VAL:HG11	5:AB:97:TRP:HA	2.00	0.43
7:AD:23:GLY:O	7:AD:112:VAL:O	2.36	0.43
8:AE:76:ILE:HG21	8:AE:142:LEU:HD22	2.00	0.43
9:AF:89:MET:HG2	21:AR:76:LEU:HD21	2.00	0.43
10:AG:149:ARG:HD2	14:AK:59:TYR:OH	2.17	0.43
12:AI:114:TYR:HB2	13:AJ:60:ARG:NH1	2.34	0.43
12:AI:115:GLY:HA2	13:AJ:57:LYS:NZ	2.33	0.43
15:AL:10:LEU:O	20:AQ:32:TYR:HE1	2.00	0.43
21:AR:31:LEU:HD11	21:AR:62:GLU:HG3	2.00	0.43
26:BB:7:G:O3'	38:BS:37:ARG:HB3	2.17	0.43
26:BB:59:A:H2'	26:BB:60:C:O4'	2.18	0.43
27:BA:110:G:N2	27:BA:111:A:C4	2.86	0.43
27:BA:161:U:H5'	27:BA:162:U:C6	2.53	0.43
27:BA:292:C:C2'	27:BA:293:U:H3	2.21	0.43
27:BA:323:G:OP2	27:BA:340:A:C2	2.71	0.43
27:BA:521:G:H2'	27:BA:522:G:H8	1.81	0.43
27:BA:535:C:C3'	45:BU:53:LYS:CE	2.63	0.43
27:BA:558:G:H2'	27:BA:559:G:H8	1.82	0.43
27:BA:605:C:O5'	30:BF:105:LYS:HE2	2.18	0.43
27:BA:685:A:C1'	27:BA:688:U:O4	2.66	0.43
27:BA:707:G:H1	27:BA:724:U:H3	1.66	0.43
27:BA:746:A:C8	27:BA:2611:U:O3'	2.71	0.43
27:BA:769:G:H4'	27:BA:1379:A:N6	2.33	0.43
27:BA:853:G:H2'	27:BA:854:G:H8	1.82	0.43
27:BA:1294:U:O2'	44:BR:26:LYS:NZ	2.43	0.43
27:BA:1367:A:C2'	53:B7:25:LYS:CD	2.96	0.43

*Continued on next page...*

*Continued from previous page...*

Atom-1	Atom-2	Interatomic distance (Å)	Clash overlap (Å)
27:BA:1547:C:H2'	27:BA:1548:C:H6	1.83	0.43
27:BA:1566:A:N1	28:BD:212:HIS:CG	2.79	0.43
27:BA:1707:G:H2'	27:BA:1708:C:C6	2.53	0.43
27:BA:1818:U:O2	28:BD:153:LEU:N	2.51	0.43
27:BA:1819:A:C4	28:BD:177:SER:OG	2.71	0.43
27:BA:1906:G:H2'	27:BA:1907:G:C8	2.52	0.43
27:BA:2065:C:O2	27:BA:2449:U:C4	2.71	0.43
27:BA:2218:G:C2	27:BA:2219:G:N7	2.86	0.43
27:BA:2246:G:O2'	27:BA:2247:A:H5''	2.11	0.43
27:BA:2255:G:C6	27:BA:2256:G:N9	2.86	0.43
27:BA:2295:C:C5	27:BA:2338:G:N1	2.86	0.43
27:BA:2325:G:C4	27:BA:2326:C:H5	2.36	0.43
27:BA:2509:G:HO2'	27:BA:2510:C:C5'	2.23	0.43
27:BA:2519:U:O2	27:BA:2542:A:C6	2.70	0.43
27:BA:2605:U:C6	27:BA:2605:U:C3'	3.01	0.43
27:BA:2648:C:C2	27:BA:2673:G:C2	3.05	0.43
27:BA:2747:G:O2'	27:BA:2748:A:H5''	2.18	0.43
28:BD:141:HIS:HE1	28:BD:192:GLY:CA	2.31	0.43
29:BE:41:PHE:HE1	29:BE:173:ARG:HH11	1.65	0.43
29:BE:42:ALA:CB	29:BE:310:PHE:CD2	3.01	0.43
30:BF:111:VAL:CA	30:BF:114:ALA:HB3	2.49	0.43
31:BG:14:ARG:H	31:BG:14:ARG:CD	2.28	0.43
31:BG:56:ARG:CG	31:BG:65:GLU:CG	2.96	0.43
31:BG:98:PHE:HA	31:BG:104:PHE:CE2	2.27	0.43
32:BH:34:ARG:HD2	32:BH:36:PHE:CE1	2.52	0.43
33:BI:2:LYS:HD3	33:BI:39:ALA:CB	2.47	0.43
33:BI:12:LYS:O	33:BI:13:GLY:C	2.57	0.43
33:BI:134:HIS:N	33:BI:137:VAL:O	2.48	0.43
34:BN:44:ALA:O	34:BN:45:VAL:CG2	2.65	0.43
37:BQ:32:LYS:HD2	37:BQ:33:MET:N	2.32	0.43
37:BQ:151:SER:HB3	37:BQ:155:GLY:CA	2.48	0.43
38:BS:27:LEU:CB	38:BS:33:ARG:HH21	1.97	0.43
38:BS:53:ASN:O	38:BS:53:ASN:CG	2.55	0.43
40:BW:17:VAL:CA	40:BW:20:VAL:CG2	2.95	0.43
41:BX:28:VAL:HG21	41:BX:64:ALA:HB2	2.01	0.43
41:BX:45:TYR:O	41:BX:47:VAL:O	2.35	0.43
41:BX:46:ASP:HB2	41:BX:47:VAL:H	1.64	0.43
42:BY:19:ARG:NH1	42:BY:68:ASP:N	2.66	0.43
42:BY:73:HIS:CE1	42:BY:90:PRO:CA	2.91	0.43
43:BZ:26:LYS:CA	43:BZ:84:TYR:OH	2.66	0.43
43:BZ:150:GLY:H	43:BZ:164:PRO:HA	1.83	0.43

*Continued on next page...*



*Continued from previous page...*

Atom-1	Atom-2	Interatomic distance (Å)	Clash overlap (Å)
43:BZ:166:LEU:HD13	43:BZ:167:THR:OG1	2.17	0.43
44:BR:28:LEU:HD13	44:BR:28:LEU:C	2.37	0.43
45:BU:7:GLY:O	45:BU:8:ILE:CD1	2.63	0.43
45:BU:61:TRP:CE3	45:BU:93:LYS:HA	2.53	0.43
46:BV:89:ASN:O	46:BV:90:PHE:C	2.56	0.43
47:B2:9:ARG:HB2	47:B2:59:ILE:CD1	2.48	0.43
51:B5:33:CYS:HB2	51:B5:38:GLY:N	2.33	0.43
52:B6:28:ARG:O	52:B6:29:ARG:C	2.57	0.43
1:AA:21:G:H2'	1:AA:22:G:C8	2.54	0.43
1:AA:127:G:H4'	1:AA:635:G:O2'	2.18	0.43
1:AA:160:A:H1'	1:AA:344:A:N7	2.33	0.43
1:AA:160:A:C1'	1:AA:344:A:N7	2.81	0.43
1:AA:626:U:H5''	19:AP:38:TYR:CD2	2.54	0.43
1:AA:769:G:H22	1:AA:811:C:H1'	1.84	0.43
1:AA:1220:G:H1'	22:AS:52:TYR:CD2	2.53	0.43
1:AA:1328:C:OP1	16:AM:28:ALA:CB	2.66	0.43
1:AA:1328:C:P	16:AM:28:ALA:CB	3.06	0.43
2:AV:58:A:C5	2:AV:61:C:C4	3.06	0.43
3:AW:43:G:H2'	3:AW:44:A:C8	2.52	0.43
16:AM:33:ALA:HA	16:AM:59:TYR:HE2	1.83	0.43
26:BB:6:C:H2'	26:BB:7:G:C8	2.53	0.43
26:BB:28:C:H2'	26:BB:29:A:O4'	2.18	0.43
26:BB:55:U:H2'	26:BB:56:G:C8	2.53	0.43
27:BA:631:A:C2	27:BA:2415:G:C2	2.98	0.43
27:BA:856:C:O2'	49:B0:24:LYS:HG2	2.13	0.43
27:BA:911:A:OP1	27:BA:912:C:H6	2.01	0.43
27:BA:948:G:H1	27:BA:969:U:H3	1.65	0.43
27:BA:142(A):A:C4'	34:BN:21:ARG:HH21	2.23	0.43
27:BA:1156:A:H8	45:BU:55:ARG:NH2	1.88	0.43
27:BA:1162:G:O2'	46:BV:23:GLU:OE1	2.35	0.43
27:BA:1173:G:N2	27:BA:1174:A:C2	2.84	0.43
27:BA:1559:G:C2'	27:BA:1559:G:N3	2.81	0.43
27:BA:1788:C:C2	27:BA:1789:A:C8	3.07	0.43
27:BA:1812:A:H2'	27:BA:1813:G:O4'	2.19	0.43
27:BA:1857:G:C2	27:BA:1858:G:O6	2.71	0.43
27:BA:1906:G:H1'	27:BA:1929:G:N7	2.32	0.43
27:BA:2217:G:C2	27:BA:2218:G:N7	2.86	0.43
27:BA:2226:C:C3'	27:BA:2227:A:O4'	2.64	0.43
27:BA:2249:U:N3	27:BA:2253:G:OP1	2.43	0.43
27:BA:2259:G:H2'	27:BA:2260:C:H6	1.82	0.43
27:BA:2304:G:C2'	27:BA:2305:A:O5'	2.66	0.43

*Continued on next page...*

*Continued from previous page...*

Atom-1	Atom-2	Interatomic distance (Å)	Clash overlap (Å)
27:BA:2322:A:OP1	27:BA:2322:A:C4'	2.67	0.43
27:BA:2328:A:C6	27:BA:2329:G:N7	2.83	0.43
27:BA:2352:A:N3	27:BA:2353:G:O4'	2.51	0.43
27:BA:2404:C:N4	27:BA:2405:G:C4	2.86	0.43
27:BA:2416:C:C3'	27:BA:2417:C:C5'	2.96	0.43
27:BA:2482:G:C3'	27:BA:2483:C:H5'	2.41	0.43
27:BA:2588:G:H5''	27:BA:2589:A:OP2	2.19	0.43
27:BA:2596:U:H3'	27:BA:2597:G:C8	2.53	0.43
27:BA:2638:G:H2'	27:BA:2775:A:C2	2.53	0.43
27:BA:2666:C:OP2	27:BA:2667:C:C5	2.66	0.43
27:BA:2689:U:C4'	27:BA:2690:C:C5'	2.78	0.43
27:BA:2780:G:N2	34:BN:80:LYS:HZ1	2.15	0.43
28:BD:142:ASN:O	28:BD:189:ALA:HA	2.18	0.43
28:BD:166:LYS:CB	28:BD:171:VAL:HA	2.45	0.43
28:BD:216:ALA:CB	28:BD:223:ASN:H	2.31	0.43
29:BE:180:ILE:CD1	29:BE:187:HIS:CB	2.97	0.43
30:BF:35:VAL:HB	30:BF:36:ARG:H	1.39	0.43
33:BI:6:LEU:CD2	33:BI:14:LYS:HD3	2.28	0.43
34:BN:25:GLN:CA	34:BN:28:GLU:HG3	2.28	0.43
34:BN:55:GLU:O	34:BN:56:LYS:C	2.56	0.43
35:BO:53:LYS:O	35:BO:54:LYS:C	2.56	0.43
35:BO:103:ALA:CB	35:BO:105:GLU:CG	2.91	0.43
35:BO:107:ARG:CG	35:BO:115:ILE:HG21	2.48	0.43
40:BW:6:ILE:HG13	40:BW:104:THR:HG22	1.99	0.43
40:BW:14:PRO:O	40:BW:15:ARG:C	2.57	0.43
40:BW:23:LEU:C	40:BW:23:LEU:HD23	2.36	0.43
40:BW:55:ALA:N	40:BW:107:LEU:CD1	2.72	0.43
40:BW:58:ALA:C	40:BW:60:ASN:N	2.71	0.43
41:BX:1:SER:C	41:BX:2:TRP:CD1	2.92	0.43
41:BX:11:THR:O	41:BX:12:GLU:C	2.56	0.43
42:BY:20:HIS:C	42:BY:22:GLN:H	2.20	0.43
43:BZ:38:ALA:C	43:BZ:40:ASP:N	2.71	0.43
44:BR:101:ALA:O	51:B5:41:LEU:HD11	2.07	0.43
45:BU:18:LEU:HD22	45:BU:18:LEU:HA	1.79	0.43
45:BU:21:ALA:CB	45:BU:24:PHE:HZ	2.27	0.43
46:BV:22:VAL:HG12	46:BV:23:GLU:N	2.33	0.43
47:B2:19:GLU:OE1	47:B2:20:LEU:N	2.50	0.43
48:B3:7:LYS:CG	48:B3:8:LEU:N	2.81	0.43
50:B4:14:ILE:HG21	50:B4:37:SER:CB	2.44	0.43
50:B4:63:PHE:C	50:B4:65:ASP:N	2.71	0.43
51:B5:34:PRO:HD2	51:B5:36:CYS:CB	2.48	0.43

*Continued on next page...*

*Continued from previous page...*

Atom-1	Atom-2	Interatomic distance (Å)	Clash overlap (Å)
51:B5:44:HIS:CG	51:B5:52:TYR:OH	2.71	0.43
52:B6:14:SER:CA	52:B6:51:ARG:O	2.66	0.43
52:B6:16:ALA:HA	52:B6:50:PHE:CE2	2.54	0.43
52:B6:49:VAL:O	52:B6:50:PHE:CD1	2.71	0.43
1:AA:6:G:H4'	1:AA:298:A:O2'	2.19	0.43
1:AA:16:A:H1'	8:AE:17:ALA:O	2.18	0.43
1:AA:99:C:H2'	1:AA:101:A:C8	2.53	0.43
1:AA:112:G:OP1	19:AP:27:LYS:CG	2.67	0.43
1:AA:187:C:O2	23:AT:105:SER:N	2.49	0.43
1:AA:375:U:C4'	19:AP:17:TYR:CE2	3.01	0.43
1:AA:531:U:H4'	1:AA:532:A:H5''	2.01	0.43
1:AA:576:G:N7	1:AA:881:G:C1'	2.68	0.43
1:AA:578:C:H1'	1:AA:729:A:H1'	2.00	0.43
1:AA:659:U:H2'	1:AA:660:G:H8	1.83	0.43
1:AA:765:G:N1	1:AA:812:C:H1'	2.33	0.43
1:AA:766:A:H61	1:AA:1511:G:H1'	1.83	0.43
11:AH:38:ILE:O	11:AH:38:ILE:HG22	2.18	0.43
26:BB:59:A:H5''	26:BB:60:C:OP2	2.17	0.43
27:BA:347:A:C8	27:BA:347:A:H3'	2.53	0.43
27:BA:519:U:H5''	40:BW:25:ARG:HH22	1.83	0.43
27:BA:563:G:H2'	27:BA:563:G:N3	2.33	0.43
27:BA:685:A:N3	27:BA:688:U:O4	2.51	0.43
27:BA:705:A:C8	27:BA:705:A:OP2	2.71	0.43
27:BA:775:G:N2	27:BA:787:U:H2'	2.33	0.43
27:BA:968:G:H2'	27:BA:969:U:O4'	2.18	0.43
27:BA:994:C:C3'	45:BU:54:LYS:HG2	2.48	0.43
27:BA:1034:G:C4'	55:B9:18:ARG:NH2	2.80	0.43
27:BA:1163:G:C3'	27:BA:1164:G:O5'	2.63	0.43
27:BA:1665:A:H1'	35:BO:67:ARG:HD3	2.00	0.43
27:BA:1917:U:H6	27:BA:1918:A:C8	2.36	0.43
27:BA:1996:C:C5'	27:BA:1996:C:C6	2.95	0.43
27:BA:2044:C:N4	27:BA:2624:G:N1	2.32	0.43
27:BA:2065:C:H5'	27:BA:2252:G:O4'	2.18	0.43
27:BA:2093:G:O2'	33:BI:29:PHE:CE2	2.67	0.43
27:BA:2259:G:N3	27:BA:2282:G:N1	2.66	0.43
27:BA:2267:A:C6	27:BA:2272:U:O4	2.72	0.43
27:BA:2297:C:O2'	27:BA:2298:A:O4'	2.28	0.43
27:BA:2298:A:H1'	27:BA:2322:A:O2'	2.18	0.43
27:BA:2302:G:C5	27:BA:2315:G:N1	2.86	0.43
27:BA:2392:A:C8	27:BA:2393:A:N9	2.86	0.43
27:BA:2475:C:C2'	27:BA:2477:C:P	3.07	0.43

*Continued on next page...*

*Continued from previous page...*

Atom-1	Atom-2	Interatomic distance (Å)	Clash overlap (Å)
27:BA:2478:A:C8	27:BA:2478:A:H3'	2.53	0.43
27:BA:2523:G:N3	27:BA:2765:A:N6	2.66	0.43
27:BA:2679:A:H1'	29:BE:300:VAL:CG1	2.49	0.43
27:BA:2772:C:C4	27:BA:2773:C:C4	3.05	0.43
27:BA:2834:G:O6	27:BA:2835:A:C2	2.71	0.43
27:BA:2840:C:H4'	44:BR:53:HIS:NE2	2.33	0.43
27:BA:2854:G:C6	27:BA:2855:C:C4	3.06	0.43
27:BA:2885:C:O2	27:BA:2885:C:C2'	2.64	0.43
27:BA:2892:A:C2'	27:BA:2893:G:C1'	2.94	0.43
28:BD:77:VAL:O	28:BD:78:ALA:C	2.57	0.43
28:BD:143:ILE:N	28:BD:143:ILE:CD1	2.54	0.43
29:BE:267:ARG:CG	29:BE:297:LYS:HD2	2.48	0.43
30:BF:25:PRO:HG2	30:BF:26:VAL:H	1.83	0.43
31:BG:27:ILE:C	31:BG:29:HIS:N	2.64	0.43
32:BH:10:ILE:CG1	32:BH:49:ILE:HG12	2.48	0.43
34:BN:5:GLU:HA	34:BN:109:TYR:CD2	2.52	0.43
34:BN:10:VAL:CG1	34:BN:36:VAL:CA	2.94	0.43
34:BN:31:LEU:C	34:BN:33:GLY:N	2.67	0.43
34:BN:83:ILE:HD11	34:BN:84:ARG:HE	1.84	0.43
35:BO:60:ALA:HA	35:BO:85:VAL:O	2.18	0.43
36:BP:69:ILE:CG1	36:BP:70:ASP:N	2.30	0.43
38:BS:54:GLY:O	38:BS:55:ASP:O	2.35	0.43
38:BS:74:PRO:C	38:BS:75:THR:O	2.52	0.43
40:BW:13:SER:HB3	40:BW:16:LYS:HB2	2.01	0.43
42:BY:11:GLN:HG3	42:BY:21:LYS:NZ	2.34	0.43
43:BZ:51:LEU:HD21	43:BZ:63:PRO:HA	2.00	0.43
44:BR:79:LEU:O	44:BR:80:PHE:C	2.57	0.43
45:BU:10:ARG:HA	45:BU:13:ARG:HH12	1.83	0.43
45:BU:44:THR:CG2	46:BV:78:VAL:CG1	2.91	0.43
45:BU:68:GLY:HA2	45:BU:71:LEU:CB	2.47	0.43
46:BV:54:TYR:O	46:BV:56:VAL:CA	2.63	0.43
48:B3:4:LEU:O	48:B3:37:LEU:N	2.49	0.43
50:B4:62:ARG:H	50:B4:62:ARG:HG3	1.42	0.43
51:B5:44:HIS:C	51:B5:52:TYR:CZ	2.92	0.43
51:B5:45:ILE:N	51:B5:52:TYR:OH	2.50	0.43
1:AA:977:A:N3	1:AA:1223:C:C5	2.86	0.43
1:AA:1006:C:O2	1:AA:1006:C:H2'	2.18	0.43
1:AA:1093:A:C2	1:AA:1109:C:O2	2.72	0.43
1:AA:1163:C:H42	1:AA:1173:G:H1	1.67	0.43
6:AC:178:LEU:O	6:AC:179:ARG:HB2	2.18	0.43
9:AF:49:ALA:HB2	21:AR:78:LEU:C	2.38	0.43

*Continued on next page...*

*Continued from previous page...*

Atom-1	Atom-2	Interatomic distance (Å)	Clash overlap (Å)
14:AK:120:ARG:HA	14:AK:121:PRO:HD3	1.87	0.43
23:AT:73:HIS:C	23:AT:74:LYS:HG2	2.38	0.43
26:BB:100:G:H2'	26:BB:101:A:O4'	2.18	0.43
27:BA:27:G:O2'	27:BA:513:A:N6	2.52	0.43
27:BA:295:G:C8	27:BA:345:A:H2	2.36	0.43
27:BA:307:G:N2	27:BA:309:G:H3'	2.32	0.43
27:BA:606:U:OP1	30:BF:104:ASP:CB	2.66	0.43
27:BA:830:G:C5	27:BA:2448:A:H8	2.23	0.43
27:BA:1287:A:N6	44:BR:106:GLY:HA3	2.33	0.43
27:BA:1364:G:OP2	50:B4:2:GLN:O	2.36	0.43
27:BA:1394:U:H5''	27:BA:1604:C:P	2.58	0.43
27:BA:1780:A:H3'	27:BA:1781:C:H5'	1.95	0.43
27:BA:1791:A:OP1	28:BD:210:LYS:HB3	2.18	0.43
27:BA:1930:G:O2'	27:BA:1931:U:P	2.77	0.43
27:BA:1935:G:N2	27:BA:1962:C:H2'	2.34	0.43
27:BA:2000:G:H2'	27:BA:2001:A:C8	2.53	0.43
27:BA:2058:A:O5'	27:BA:2058:A:H8	2.01	0.43
27:BA:2328:A:C6	27:BA:2329:G:C5	3.07	0.43
27:BA:2458:G:C5	27:BA:2490:G:C4	3.07	0.43
27:BA:2561:A:C4	27:BA:2562:U:C6	3.04	0.43
27:BA:2641:G:O6	27:BA:2774:C:C4	2.71	0.43
27:BA:2666:C:C2'	27:BA:2667:C:C5'	2.93	0.43
27:BA:2678:C:O2	27:BA:2679:A:H1'	2.07	0.43
27:BA:2727:G:H4'	35:BO:70:ARG:NE	2.33	0.43
27:BA:2736:G:C2'	27:BA:2737:G:H5'	2.48	0.43
27:BA:2743:C:C2	27:BA:2762:G:N2	2.86	0.43
27:BA:2846:G:C2	27:BA:2847:U:C2	3.06	0.43
27:BA:2850:A:N3	27:BA:2869:G:H4'	2.32	0.43
29:BE:39:GLN:OE1	29:BE:174:LEU:CD1	2.57	0.43
29:BE:263:GLU:O	29:BE:264:LEU:HD23	2.18	0.43
31:BG:140:ARG:O	31:BG:143:LYS:HG3	2.17	0.43
32:BH:60:HIS:O	32:BH:63:LEU:N	2.52	0.43
32:BH:105:SER:C	32:BH:106:VAL:CG2	2.86	0.43
33:BI:43:ASN:HA	33:BI:46:ALA:H	1.84	0.43
33:BI:52:GLN:HA	33:BI:55:GLN:HG3	2.00	0.43
35:BO:20:LEU:CD2	35:BO:44:LYS:HD3	2.49	0.43
35:BO:25:LEU:HD12	35:BO:38:VAL:O	2.13	0.43
37:BQ:26:LYS:NZ	37:BQ:88:PHE:CB	2.82	0.43
37:BQ:140:TYR:O	37:BQ:142:LYS:O	2.35	0.43
38:BS:115:VAL:C	38:BS:117:ALA:N	2.72	0.43
40:BW:7:ALA:O	40:BW:10:VAL:HG21	2.18	0.43

*Continued on next page...*

*Continued from previous page...*

Atom-1	Atom-2	Interatomic distance (Å)	Clash overlap (Å)
40:BW:66:GLU:CD	40:BW:67:ASP:N	2.68	0.43
41:BX:8:PRO:HG3	47:B2:33:VAL:HG22	2.00	0.43
42:BY:27:LEU:O	42:BY:28:SER:O	2.37	0.43
43:BZ:37:LYS:HA	43:BZ:41:ARG:NH1	2.30	0.43
43:BZ:39:PHE:HB3	43:BZ:43:PHE:CE1	2.54	0.43
44:BR:43:GLU:OE2	44:BR:43:GLU:CA	2.63	0.43
44:BR:105:ARG:N	44:BR:105:ARG:HE	2.13	0.43
45:BU:34:ASN:O	45:BU:38:THR:CG2	2.66	0.43
45:BU:60:LEU:O	45:BU:61:TRP:C	2.57	0.43
46:BV:5:ILE:C	46:BV:6:GLN:HG2	2.19	0.43
47:B2:17:GLU:O	47:B2:19:GLU:OE1	2.37	0.43
47:B2:56:ILE:O	47:B2:57:LYS:C	2.55	0.43
48:B3:4:LEU:N	48:B3:4:LEU:HD23	2.32	0.43
48:B3:5:LYS:CG	48:B3:36:VAL:HG12	2.48	0.43
52:B6:16:ALA:HB3	52:B6:42:PRO:HB3	2.00	0.43
1:AA:564:C:H2'	1:AA:565:U:O4'	2.18	0.43
1:AA:675:A:H1'	14:AK:116:HIS:CG	2.53	0.43
1:AA:977:A:C5	1:AA:1224:G:OP1	2.72	0.43
1:AA:1014:A:C2	22:AS:34:TRP:CE3	3.05	0.43
1:AA:1197:G:C2'	1:AA:1198:G:H5'	2.47	0.43
1:AA:1308:U:H4'	16:AM:92:HIS:HE1	1.82	0.43
1:AA:1449:C:H42	1:AA:1454:G:H1	1.67	0.43
1:AA:1494:G:H5'	25:AY:115:THR:CA	2.49	0.43
1:AA:1506:U:O2'	1:AA:1507:A:H5'	2.19	0.43
3:AW:14:A:N6	3:AW:22:G:C4	2.87	0.43
10:AG:149:ARG:HD2	14:AK:59:TYR:CZ	2.53	0.43
12:AI:27:THR:HB	12:AI:62:TYR:HD1	1.83	0.43
15:AL:87:GLY:O	15:AL:99:HIS:CE1	2.70	0.43
27:BA:133:C:H2'	27:BA:134:C:H6	1.84	0.43
27:BA:269:U:C5	27:BA:270(Y):G:O3'	2.71	0.43
27:BA:346:A:H2'	27:BA:347:A:N7	2.34	0.43
27:BA:449:A:P	30:BF:85:LYS:CA	3.06	0.43
27:BA:459:U:P	53:B7:40:HIS:CG	3.10	0.43
27:BA:860:U:H2'	27:BA:861:A:H5'	1.99	0.43
27:BA:1249:U:C6	27:BA:1249:U:C3'	3.02	0.43
27:BA:1295:C:H5'	44:BR:26:LYS:NZ	2.34	0.43
27:BA:1317:A:H2'	27:BA:1318:C:H6	1.80	0.43
27:BA:1339:G:OP1	41:BX:63:LYS:NZ	2.37	0.43
27:BA:1453:A:N6	44:BR:77:ARG:CG	2.82	0.43
27:BA:1668:A:P	35:BO:5:GLU:OE2	2.77	0.43
27:BA:1826:G:O2'	27:BA:1971:A:O5'	2.36	0.43

*Continued on next page...*

*Continued from previous page...*

Atom-1	Atom-2	Interatomic distance (Å)	Clash overlap (Å)
27:BA:1859:A:N6	27:BA:1883:G:O2'	2.51	0.43
27:BA:1952:A:C2	35:BO:22:ILE:HG12	2.54	0.43
27:BA:2033:A:N6	27:BA:2036:C:C2	2.87	0.43
27:BA:2199:A:C2'	27:BA:2205:C:C5'	2.95	0.43
27:BA:2210:G:H4'	27:BA:2211:G:C5'	2.49	0.43
27:BA:2233:U:H2'	27:BA:2234:G:O4'	2.18	0.43
27:BA:2264:C:C2'	27:BA:2265:U:C5'	2.91	0.43
27:BA:2290:G:C6	27:BA:2291:U:C2	3.06	0.43
27:BA:2521:C:H4'	27:BA:2565:A:O4'	2.18	0.43
27:BA:2540:C:H3'	27:BA:2540:C:P	2.58	0.43
27:BA:2562:U:O2	27:BA:2563:U:C1'	2.66	0.43
27:BA:2589:A:C6	27:BA:2606:C:N4	2.86	0.43
27:BA:2639:A:N3	27:BA:2778:A:C2	2.86	0.43
27:BA:2647:U:O2	27:BA:2648:C:C6	2.71	0.43
27:BA:2733:A:N3	29:BE:318:ASN:CB	2.77	0.43
27:BA:2739:U:C3'	27:BA:2740:A:C5'	2.97	0.43
27:BA:2748:A:O2'	32:BH:62:ALA:CA	2.67	0.43
27:BA:2757:A:H2'	27:BA:2758:A:C8	2.46	0.43
27:BA:2803:C:N3	27:BA:2804:C:N3	2.66	0.43
27:BA:2819:G:C2'	27:BA:2821:A:H62	2.30	0.43
27:BA:2880:C:C4	27:BA:2881:C:C4	3.06	0.43
28:BD:85:ASN:CG	28:BD:86:ARG:HE	2.10	0.43
29:BE:180:ILE:CD1	29:BE:187:HIS:HB3	2.49	0.43
30:BF:6:TYR:C	30:BF:11:ASN:N	2.72	0.43
30:BF:167:ASP:OD2	30:BF:231:ARG:C	2.56	0.43
30:BF:220:THR:O	30:BF:225:PRO:HD2	2.19	0.43
31:BG:56:ARG:HA	31:BG:63:ILE:CA	2.47	0.43
34:BN:12:VAL:N	34:BN:38:VAL:HG22	2.33	0.43
34:BN:135:ILE:CG2	34:BN:139:LEU:HD11	2.48	0.43
35:BO:102:VAL:CG1	35:BO:106:LEU:HD11	2.49	0.43
36:BP:61:ALA:CA	36:BP:62:ALA:N	2.77	0.43
36:BP:117:GLU:CA	36:BP:136:ALA:O	2.45	0.43
37:BQ:16:ARG:CA	37:BQ:17:ARG:HD3	2.48	0.43
37:BQ:133:GLU:HG3	37:BQ:134:PHE:N	2.29	0.43
38:BS:102:LEU:N	38:BS:102:LEU:CD1	2.81	0.43
45:BU:94:VAL:CG1	45:BU:98:ILE:HD11	2.49	0.43
46:BV:78:VAL:CG2	46:BV:82:ARG:HB2	2.49	0.43
49:B0:24:LYS:HG3	49:B0:56:ASP:CG	2.25	0.43
49:B0:67:VAL:HG11	49:B0:74:LYS:CE	2.49	0.43
49:B0:70:ILE:CD1	49:B0:70:ILE:N	2.81	0.43
52:B6:19:GLY:O	52:B6:44:ALA:HB2	2.19	0.43

*Continued on next page...*

*Continued from previous page...*

Atom-1	Atom-2	Interatomic distance (Å)	Clash overlap (Å)
52:B6:48:VAL:C	52:B6:50:PHE:CE1	2.78	0.43
54:B8:29:LYS:C	54:B8:30:ARG:O	2.54	0.43
1:AA:54:C:H41	1:AA:352:C:C2'	2.32	0.43
1:AA:322:C:O2'	23:AT:23:ARG:HG3	2.18	0.43
1:AA:376:G:OP1	19:AP:5:ARG:HB2	2.19	0.43
1:AA:551:U:H6	1:AA:551:U:O5'	2.02	0.43
1:AA:834:C:C2	1:AA:853:G:C2	3.06	0.43
1:AA:1220:G:N2	22:AS:54:GLY:O	2.52	0.43
1:AA:1240:U:O2	10:AG:30:ILE:O	2.37	0.43
1:AA:1378:C:OP1	10:AG:7:ALA:HB3	2.19	0.43
3:AW:10:G:N1	3:AW:26:G:C2	2.76	0.43
3:AW:31:A:N3	10:AG:144:MET:HE1	2.32	0.43
3:AW:50:U:C2'	3:AW:51:G:H5'	2.48	0.43
3:AW:65:G:O6	3:AW:66:A:C6	2.71	0.43
8:AE:81:GLU:HB3	8:AE:90:VAL:HG22	2.00	0.43
21:AR:21:LYS:H	21:AR:55:ARG:NH1	2.16	0.43
26:BB:116:G:H4'	38:BS:64:SER:CB	2.49	0.43
27:BA:63:U:H2'	27:BA:64:A:N7	2.34	0.43
27:BA:66:C:H2'	27:BA:67:U:O4'	2.19	0.43
27:BA:264:C:O2'	27:BA:265:A:H3'	2.19	0.43
27:BA:397:G:OP1	50:B4:40:HIS:CA	2.67	0.43
27:BA:521:G:H2'	27:BA:522:G:C8	2.54	0.43
27:BA:581:C:P	45:BU:33:ARG:NH1	2.80	0.43
27:BA:611:C:O2	27:BA:617:G:N2	2.52	0.43
27:BA:684:G:N1	27:BA:794:G:C2	2.87	0.43
27:BA:747:U:O2	27:BA:2015:A:C2	2.71	0.43
27:BA:792:G:C5	27:BA:2440:C:C1'	3.02	0.43
27:BA:821:A:H2'	27:BA:946:G:H8	1.83	0.43
27:BA:881:G:H3'	27:BA:882:G:H8	1.82	0.43
27:BA:920:G:H8	27:BA:920:G:O5'	2.01	0.43
27:BA:974:G:H3'	46:BV:82:ARG:CZ	2.49	0.43
27:BA:1077:A:H4'	56:BK:92:PRO:HG2	2.01	0.43
27:BA:1394:U:C5'	27:BA:1603:A:H4'	2.49	0.43
27:BA:1510:A:H3'	27:BA:1511:A:C8	2.52	0.43
27:BA:1566:A:N3	28:BD:212:HIS:O	2.52	0.43
27:BA:1805:U:H5''	28:BD:235:PRO:HB3	1.98	0.43
27:BA:1890:A:C2	27:BA:1891:G:H1'	2.52	0.43
27:BA:2103:C:C2	27:BA:2187:G:C6	3.07	0.43
27:BA:2212:A:C2'	27:BA:2212:A:N3	2.78	0.43
27:BA:2246:G:C2	27:BA:2247:A:C8	3.06	0.43
27:BA:2264:C:C2	27:BA:2265:U:C6	3.07	0.43

*Continued on next page...*



*Continued from previous page...*

Atom-1	Atom-2	Interatomic distance (Å)	Clash overlap (Å)
27:BA:2337:G:O6	27:BA:2338:G:O6	2.36	0.43
27:BA:2476:A:H8	27:BA:2476:A:H3'	1.83	0.43
27:BA:2478:A:H1'	27:BA:2529:G:C8	2.53	0.43
27:BA:2586:C:H42	27:BA:2608:G:H1'	1.84	0.43
27:BA:2648:C:N3	27:BA:2672:G:N2	2.59	0.43
27:BA:2664:G:N2	27:BA:2665:A:H62	2.16	0.43
27:BA:2756:U:O2'	27:BA:2756:U:O2	2.31	0.43
27:BA:2849:U:O4'	27:BA:2868:A:N3	2.50	0.43
27:BA:2861:G:H2'	27:BA:2862:G:H8	1.84	0.43
28:BD:86:ARG:HD2	28:BD:86:ARG:H	1.76	0.43
28:BD:89:ASN:N	28:BD:105:ALA:HB2	2.34	0.43
28:BD:140:VAL:HG13	28:BD:191:VAL:N	2.31	0.43
28:BD:149:ARG:CG	28:BD:152:GLN:NE2	2.77	0.43
28:BD:234:HIS:HB3	28:BD:235:PRO:HD2	2.00	0.43
29:BE:96:LEU:O	29:BE:97:THR:HG23	2.19	0.43
29:BE:247:ARG:C	29:BE:249:THR:H	2.21	0.43
30:BF:34:ALA:HB1	30:BF:110:ALA:CB	2.45	0.43
30:BF:238:SER:O	30:BF:241:ALA:N	2.51	0.43
31:BG:97:GLN:CG	31:BG:106:PHE:CD2	3.01	0.43
31:BG:135:VAL:C	31:BG:136:ARG:O	2.57	0.43
32:BH:45:GLU:OE1	32:BH:49:ILE:HA	2.19	0.43
32:BH:108:TYR:N	32:BH:108:TYR:HD2	2.10	0.43
32:BH:120:LEU:H	32:BH:120:LEU:CD2	2.15	0.43
33:BI:7:LYS:HB2	33:BI:12:LYS:CD	2.38	0.43
33:BI:95:SER:HG	33:BI:98:ILE:CD1	2.01	0.43
33:BI:122:ARG:C	33:BI:124:LEU:N	2.71	0.43
33:BI:148:GLN:O	33:BI:149:LYS:HB3	2.18	0.43
35:BO:1:MET:H3	35:BO:32:TYR:HB3	1.83	0.43
35:BO:2:ILE:HB	35:BO:33:ALA:HB3	2.01	0.43
35:BO:27:GLY:O	35:BO:28:SER:C	2.54	0.43
37:BQ:59:ASN:C	37:BQ:61:LEU:N	2.68	0.43
38:BS:23:ARG:NH2	38:BS:35:VAL:HG11	2.34	0.43
38:BS:34:LEU:C	38:BS:103:ASP:CB	2.83	0.43
38:BS:34:LEU:HD23	38:BS:102:LEU:HA	1.79	0.43
39:BT:23:HIS:CE1	39:BT:24:LYS:O	2.71	0.43
41:BX:3:ASP:CA	47:B2:24:LYS:CD	2.79	0.43
42:BY:11:GLN:HG3	42:BY:22:GLN:HE21	1.83	0.43
42:BY:19:ARG:HH12	42:BY:68:ASP:N	2.17	0.43
43:BZ:95:SER:OG	43:BZ:122:ILE:CG2	2.67	0.43
44:BR:61:HIS:HB3	44:BR:64:ARG:CZ	2.49	0.43
46:BV:40:VAL:C	46:BV:51:ALA:HB2	2.32	0.43

*Continued on next page...*

*Continued from previous page...*

Atom-1	Atom-2	Interatomic distance (Å)	Clash overlap (Å)
46:BV:93:ILE:HD12	46:BV:93:ILE:N	2.33	0.43
47:B2:55:ARG:C	47:B2:58:THR:CB	2.77	0.43
50:B4:7:PRO:HD2	50:B4:56:VAL:HG11	2.01	0.43
50:B4:14:ILE:O	50:B4:36:TRP:HA	2.18	0.43
1:AA:104:G:C6	1:AA:105:G:N7	2.87	0.43
1:AA:297:G:N2	1:AA:300:A:OP2	2.48	0.43
1:AA:401:C:H1'	1:AA:622:A:H1'	2.01	0.43
1:AA:410:G:OP2	7:AD:25:ARG:CZ	2.67	0.43
1:AA:436:C:N3	1:AA:437:U:N3	2.65	0.43
1:AA:1060:C:H5''	13:AJ:51:ARG:CB	2.45	0.43
1:AA:1417:G:N2	1:AA:1484:C:C4	2.87	0.43
27:BA:10:G:C2	27:BA:2629:A:C2	2.93	0.43
27:BA:80:G:O5'	27:BA:80:G:C8	2.72	0.43
27:BA:120:U:O2	27:BA:120:U:C2'	2.67	0.43
27:BA:127:A:N6	53:B7:18:PHE:CZ	2.84	0.43
27:BA:134:C:C2	27:BA:135:G:C8	3.06	0.43
27:BA:388:G:OP2	50:B4:29:PRO:HD3	2.18	0.43
27:BA:799:G:OP1	27:BA:800:A:H3'	2.18	0.43
27:BA:812:C:H42	27:BA:1195:G:H1	1.66	0.43
27:BA:837:C:H3'	27:BA:838:C:P	2.59	0.43
27:BA:978:G:C2	27:BA:986:C:N3	2.86	0.43
27:BA:1251:C:C5'	45:BU:10:ARG:CG	2.97	0.43
27:BA:1626:G:C5	27:BA:1634:A:H2	2.35	0.43
27:BA:1818:U:C4	28:BD:155:ARG:NH1	2.87	0.43
27:BA:2001:A:H4'	27:BA:2689:U:H2''	2.01	0.43
27:BA:2309:A:H3'	27:BA:2310:A:O4'	2.19	0.43
27:BA:2359:C:C2	27:BA:2360:A:C2	3.07	0.43
27:BA:2373:G:N3	27:BA:2374:C:C5	2.87	0.43
27:BA:2396:G:C2	27:BA:2397:G:C8	3.07	0.43
27:BA:2398:U:H2'	27:BA:2399:G:C8	2.52	0.43
27:BA:2414:G:C6	27:BA:2415:G:N7	2.86	0.43
27:BA:2481:G:O2'	27:BA:2482:G:C8	2.71	0.43
27:BA:2489:G:C8	27:BA:2490:G:C8	3.06	0.43
27:BA:2553:G:N3	27:BA:2583:G:O4'	2.51	0.43
27:BA:2636:U:H4'	29:BE:84:ARG:NH1	2.31	0.43
27:BA:2648:C:N3	27:BA:2673:G:C2	2.87	0.43
27:BA:2698:U:H2'	27:BA:2699:C:C5	2.47	0.43
27:BA:2726:U:H6	27:BA:2726:U:H2''	1.62	0.43
27:BA:2731:G:C6	27:BA:2732:G:N1	2.86	0.43
27:BA:2737:G:N1	27:BA:2738:A:C5	2.87	0.43
27:BA:2739:U:H5	27:BA:2763:G:N1	2.17	0.43

*Continued on next page...*

*Continued from previous page...*

Atom-1	Atom-2	Interatomic distance (Å)	Clash overlap (Å)
28:BD:65:ASP:O	28:BD:66:PHE:HB3	2.19	0.43
28:BD:90:ILE:HG23	28:BD:91:ALA:H	1.82	0.43
29:BE:63:GLU:HB2	29:BE:64:GLY:H	1.59	0.43
29:BE:102:ASP:CG	29:BE:104:PHE:CZ	2.90	0.43
29:BE:242:ASN:N	29:BE:242:ASN:ND2	2.67	0.43
30:BF:1:MET:O	30:BF:18:LEU:HD21	2.15	0.43
30:BF:6:TYR:CZ	30:BF:139:VAL:N	2.86	0.43
30:BF:59:GLU:OE2	30:BF:59:GLU:CA	2.67	0.43
30:BF:215:ALA:C	30:BF:242:GLU:HG2	2.37	0.43
31:BG:51:ARG:NH1	31:BG:72:LYS:CB	2.82	0.43
31:BG:102:GLY:O	31:BG:134:LEU:HB2	2.19	0.43
34:BN:38:VAL:CG1	34:BN:39:VAL:H	2.29	0.43
35:BO:25:LEU:HD11	35:BO:39:VAL:C	2.39	0.43
35:BO:42:THR:CG2	35:BO:57:VAL:HA	2.44	0.43
36:BP:68:GLU:HA	36:BP:71:GLU:OE2	2.18	0.43
37:BQ:92:VAL:HG11	37:BQ:111:THR:N	2.31	0.43
37:BQ:137:ARG:HD3	37:BQ:137:ARG:C	2.36	0.43
39:BT:23:HIS:CD2	39:BT:28:THR:N	2.87	0.43
40:BW:51:LEU:O	40:BW:54:ALA:HB3	2.19	0.43
42:BY:27:LEU:HB3	42:BY:98:VAL:H	1.83	0.43
42:BY:51:LEU:CD2	42:BY:95:ASN:ND2	2.82	0.43
45:BU:108:ALA:C	45:BU:110:VAL:N	2.59	0.43
46:BV:39:PHE:CZ	46:BV:42:GLY:N	2.87	0.43
46:BV:68:LYS:CG	46:BV:69:ILE:HD12	2.49	0.43
47:B2:49:LEU:HD23	47:B2:49:LEU:HA	1.87	0.43
47:B2:51:LYS:O	47:B2:53:ILE:C	2.43	0.43
1:AA:367:U:H4'	1:AA:368:U:OP1	2.18	0.43
1:AA:390:C:H2'	1:AA:391:G:C8	2.54	0.43
1:AA:971:G:HO2'	1:AA:1365:G:C2'	2.22	0.43
1:AA:976:G:P	1:AA:1358:U:O2'	2.77	0.43
1:AA:1014:A:C4	22:AS:34:TRP:CE3	3.07	0.43
1:AA:1319:A:H5'	22:AS:70:LYS:CE	2.40	0.43
2:AV:40:C:H2'	2:AV:41:U:C5'	2.26	0.43
3:AW:65:G:C6	3:AW:66:A:C6	3.06	0.43
11:AH:44:PHE:O	11:AH:64:LYS:HD3	2.19	0.43
15:AL:102:ARG:HE	15:AL:109:GLY:C	2.21	0.43
26:BB:87:G:H3'	26:BB:88:C:C5'	2.49	0.43
27:BA:2:G:H2'	27:BA:3:U:C6	2.53	0.43
27:BA:28:A:N6	27:BA:512:G:O2'	2.52	0.43
27:BA:133:C:H2'	27:BA:134:C:C6	2.54	0.43
27:BA:223:A:N1	27:BA:407:G:O2'	2.45	0.43

*Continued on next page...*

*Continued from previous page...*

Atom-1	Atom-2	Interatomic distance (Å)	Clash overlap (Å)
27:BA:624:C:H2'	27:BA:657:U:OP1	2.19	0.43
27:BA:774:A:HO2'	27:BA:775:G:H8	1.64	0.43
27:BA:918:A:N3	27:BA:918:A:C5'	2.82	0.43
27:BA:995:C:C2	45:BU:57:PHE:HE2	2.37	0.43
27:BA:1031:G:C1'	55:B9:8:LYS:NZ	2.81	0.43
27:BA:1248:G:OP1	45:BU:2:PRO:CG	2.62	0.43
27:BA:1294:U:O2'	44:BR:26:LYS:HD2	2.15	0.43
27:BA:1650:G:H1	27:BA:2007:C:H42	1.67	0.43
27:BA:1802:A:N3	27:BA:1802:A:H2'	2.33	0.43
27:BA:2208:U:H2'	27:BA:2209:C:O4'	2.18	0.43
27:BA:2218:G:H2'	27:BA:2219:G:H8	1.82	0.43
27:BA:2261:C:C1'	27:BA:2388:A:H1'	2.48	0.43
27:BA:2267:A:C5'	27:BA:2268:A:P	3.02	0.43
27:BA:2292:C:N3	27:BA:2293:C:C6	2.59	0.43
27:BA:2334:G:O5'	38:BS:12:ARG:O	2.36	0.43
27:BA:2410:G:C6	27:BA:2411:A:C6	3.07	0.43
27:BA:2450:A:N3	27:BA:2451:A:C8	2.87	0.43
27:BA:2535:G:N3	27:BA:2535:G:C2'	2.79	0.43
27:BA:2690:C:C6	27:BA:2690:C:C4'	3.02	0.43
27:BA:2725:A:C5	27:BA:2727:G:C4	3.07	0.43
27:BA:2773:C:C2'	27:BA:2774:C:O5'	2.66	0.43
27:BA:2774:C:O2	27:BA:2775:A:C8	2.71	0.43
28:BD:176:ALA:O	28:BD:177:SER:C	2.57	0.43
29:BE:222:ARG:NH2	29:BE:234:ARG:CB	2.71	0.43
31:BG:103:ASN:CB	31:BG:133:ASN:HA	2.49	0.43
32:BH:117:GLU:HG2	32:BH:118:GLU:N	2.34	0.43
32:BH:153:PRO:O	32:BH:154:GLU:O	2.37	0.43
33:BI:3:VAL:CG1	33:BI:21:VAL:CG2	2.91	0.43
33:BI:63:ALA:O	33:BI:67:LYS:CG	2.54	0.43
34:BN:19:MET:HE2	34:BN:22:VAL:CB	2.48	0.43
34:BN:39:VAL:N	34:BN:103:VAL:HG13	2.34	0.43
35:BO:3:GLN:CA	35:BO:21:VAL:CG1	2.93	0.43
35:BO:63:VAL:HG22	35:BO:106:LEU:CD2	2.49	0.43
35:BO:65:THR:O	35:BO:65:THR:HG23	2.18	0.43
35:BO:79:PHE:CB	39:BT:22:VAL:CG2	2.96	0.43
37:BQ:91:HIS:O	37:BQ:111:THR:CB	2.62	0.43
38:BS:19:ASP:C	38:BS:21:HIS:N	2.63	0.43
38:BS:66:LEU:C	38:BS:67:ALA:O	2.57	0.43
40:BW:8:ARG:C	40:BW:10:VAL:HG23	2.28	0.43
41:BX:11:THR:O	41:BX:15:MET:N	2.50	0.43
41:BX:52:VAL:HG13	41:BX:53:ASN:N	2.34	0.43

*Continued on next page...*

*Continued from previous page...*

Atom-1	Atom-2	Interatomic distance (Å)	Clash overlap (Å)
42:BY:31:LEU:HA	42:BY:113:GLU:OE2	2.19	0.43
43:BZ:20:ALA:HB3	43:BZ:80:HIS:HA	2.00	0.43
43:BZ:112:LEU:HD21	43:BZ:172:LEU:O	2.15	0.43
44:BR:63:ARG:HH22	44:BR:77:ARG:CG	2.22	0.43
44:BR:106:GLY:O	44:BR:107:ASP:O	2.36	0.43
45:BU:15:LYS:O	45:BU:18:LEU:HB2	2.19	0.43
46:BV:35:LEU:H	46:BV:60:VAL:HG13	1.72	0.43
48:B3:3:ARG:C	48:B3:4:LEU:HD23	2.39	0.43
48:B3:42:ALA:O	48:B3:45:GLY:N	2.52	0.43
49:B0:45:PHE:HE1	49:B0:78:PHE:CG	2.10	0.43
49:B0:75:GLY:O	49:B0:76:ALA:CB	2.66	0.43
50:B4:6:HIS:HB2	50:B4:56:VAL:HG23	1.88	0.43
51:B5:12:SER:O	51:B5:14:SER:C	2.57	0.43
1:AA:123:C:H2'	1:AA:124:G:H8	1.84	0.43
1:AA:143:A:H4'	1:AA:144:G:H8	1.83	0.43
1:AA:146:G:H1	1:AA:176:C:H42	1.65	0.43
1:AA:255:G:H4'	20:AQ:17:LYS:HG2	2.01	0.43
1:AA:662:G:O2'	1:AA:836:G:OP1	2.36	0.43
1:AA:668:G:N3	18:AO:46:HIS:CE1	2.85	0.43
1:AA:833:U:H3	1:AA:853:G:H1	1.65	0.43
1:AA:909:A:H3'	1:AA:910:C:H6	1.84	0.43
1:AA:1194:U:H4'	8:AE:22:GLY:O	2.18	0.43
1:AA:1218:C:H2'	1:AA:1219:U:C6	2.53	0.43
1:AA:1329:A:P	16:AM:28:ALA:HB3	2.59	0.43
1:AA:1463:C:OP1	39:BT:47:ARG:CD	2.67	0.43
1:AA:1515:C:H2'	1:AA:1516:G:H8	1.84	0.43
5:AB:136:VAL:HA	5:AB:139:LYS:HE3	2.01	0.43
27:BA:76:C:P	47:B2:51:LYS:HD3	2.59	0.43
27:BA:126:A:OP2	53:B7:44:VAL:HG11	2.18	0.43
27:BA:409:C:H2'	27:BA:410:G:C8	2.54	0.43
27:BA:584:C:OP2	45:BU:10:ARG:NH2	2.45	0.43
27:BA:628:G:H8	27:BA:628:G:O5'	2.02	0.43
27:BA:1137:G:C5	27:BA:1138:G:H1'	2.53	0.43
27:BA:1196:C:H2'	27:BA:1197:G:C8	2.54	0.43
27:BA:1202:C:H2'	27:BA:1202:C:O2	2.18	0.43
27:BA:1363:C:H2'	27:BA:1363:C:O2	2.18	0.43
27:BA:1420:U:O2	27:BA:1421:G:N7	2.52	0.43
27:BA:1676:A:C2	27:BA:1993:U:H5'	2.54	0.43
27:BA:1777:U:H2'	27:BA:1778:U:C6	2.53	0.43
27:BA:1829:A:N3	27:BA:1829:A:H2'	2.34	0.43
27:BA:2065:C:O2	27:BA:2449:U:O4	2.37	0.43

*Continued on next page...*

*Continued from previous page...*

Atom-1	Atom-2	Interatomic distance (Å)	Clash overlap (Å)
27:BA:2086:U:H2'	27:BA:2087:G:C8	2.54	0.43
27:BA:2243:U:O2	27:BA:2243:U:H2'	2.18	0.43
27:BA:2275:C:O2'	27:BA:2276:G:OP2	2.37	0.43
27:BA:2283:C:C1'	27:BA:2389:G:H21	2.27	0.43
27:BA:2377:A:H4'	38:BS:129:ILE:O	2.19	0.43
27:BA:2403:C:C2'	27:BA:2404:C:H5'	2.48	0.43
27:BA:2416:C:HO2'	27:BA:2417:C:H5''	1.80	0.43
27:BA:2438:U:O3'	27:BA:2439:A:H3'	2.19	0.43
27:BA:2446:G:N1	27:BA:2501:C:C6	2.85	0.43
27:BA:2461:C:H2'	27:BA:2462:U:H5'	2.01	0.43
27:BA:2472:G:N2	27:BA:2475:C:C2	2.87	0.43
27:BA:2528:U:O2'	27:BA:2529:G:C8	2.61	0.43
27:BA:2550:G:C5	27:BA:2551:C:C5	3.06	0.43
27:BA:2587:A:O2'	27:BA:2588:G:O5'	2.37	0.43
27:BA:2623:G:H2'	27:BA:2623:G:N3	2.34	0.43
27:BA:2626:C:H6	27:BA:2626:C:H5'	1.72	0.43
27:BA:2674:G:O3'	35:BO:30:ARG:HA	2.19	0.43
27:BA:2689:U:OP2	27:BA:2872:G:N2	2.52	0.43
27:BA:2710:C:C2'	27:BA:2711:A:C5'	2.94	0.43
27:BA:2745:C:O2'	32:BH:142:GLU:CD	2.57	0.43
27:BA:2768:C:H3'	27:BA:2768:C:C6	2.53	0.43
27:BA:2819:G:O5'	27:BA:2819:G:C8	2.69	0.43
27:BA:2848:G:C2	27:BA:2849:U:N3	2.67	0.43
28:BD:71:ASP:O	28:BD:73:ILE:HG13	2.19	0.43
28:BD:78:ALA:HA	28:BD:94:ASN:ND2	2.33	0.43
28:BD:93:ILE:O	28:BD:93:ILE:CG2	2.64	0.43
28:BD:115:ILE:C	28:BD:115:ILE:CD1	2.87	0.43
28:BD:183:ILE:C	28:BD:184:LEU:CD2	2.75	0.43
30:BF:33:LYS:CA	30:BF:36:ARG:HG2	2.48	0.43
30:BF:163:HIS:O	30:BF:166:ILE:CD1	2.66	0.43
31:BG:23:VAL:HB	31:BG:130:VAL:HG12	2.00	0.43
31:BG:93:LEU:HD21	31:BG:106:PHE:CG	2.53	0.43
31:BG:140:ARG:C	31:BG:142:ALA:N	2.68	0.43
32:BH:82:TYR:OH	32:BH:137:LYS:HG2	2.19	0.43
32:BH:83:GLU:OE2	32:BH:132:VAL:O	2.36	0.43
32:BH:122:ILE:CG2	32:BH:123:GLU:N	2.81	0.43
34:BN:49:ARG:O	34:BN:53:ILE:N	2.51	0.43
35:BO:84:CYS:HB3	35:BO:85:VAL:H	1.57	0.43
36:BP:125:PHE:O	36:BP:130:ARG:CZ	2.67	0.43
38:BS:33:ARG:HG2	38:BS:48:VAL:O	2.19	0.43
38:BS:93:GLN:OE1	38:BS:94:GLU:N	2.51	0.43

*Continued on next page...*

*Continued from previous page...*

Atom-1	Atom-2	Interatomic distance (Å)	Clash overlap (Å)
38:BS:109:PRO:CB	38:BS:116:PHE:CE2	3.02	0.43
40:BW:8:ARG:HB2	40:BW:102:HIS:ND1	2.33	0.43
40:BW:48:ALA:O	40:BW:51:LEU:N	2.41	0.43
42:BY:27:LEU:HD23	42:BY:98:VAL:CB	2.49	0.43
43:BZ:18:MET:HG3	43:BZ:35:ASP:CA	2.47	0.43
44:BR:54:LEU:N	44:BR:54:LEU:CD1	2.82	0.43
45:BU:7:GLY:O	45:BU:8:ILE:HD13	2.18	0.43
48:B3:22:ALA:O	48:B3:26:LEU:HD11	2.14	0.43
48:B3:33:GLN:CG	48:B3:34:GLU:H	2.32	0.43
54:B8:8:LYS:HB3	54:B8:9:MET:H	1.56	0.43
55:B9:2:LYS:NZ	55:B9:2:LYS:HA	2.34	0.43
1:AA:17:U:N3	1:AA:919:A:C2	2.87	0.42
1:AA:429:U:P	7:AD:13:ARG:NE	2.81	0.42
1:AA:570:G:H2'	1:AA:571:U:C6	2.54	0.42
1:AA:977:A:C2	1:AA:1223:C:C5	3.06	0.42
1:AA:1210:C:H4'	1:AA:1214:C:N4	2.31	0.42
1:AA:1317:C:C5	17:AN:16:PHE:CD1	3.06	0.42
1:AA:1483:A:OP2	1:AA:1484:C:C5	2.72	0.42
2:AV:58:A:C5	2:AV:61:C:C5	3.07	0.42
3:AW:14:A:N6	3:AW:22:G:C5	2.86	0.42
3:AW:44:A:C2'	3:AW:45:G:C5'	2.96	0.42
7:AD:21:LEU:HD22	7:AD:114:ARG:HG3	2.01	0.42
13:AJ:51:ARG:HG3	13:AJ:60:ARG:O	2.19	0.42
20:AQ:97:SER:HB2	20:AQ:102:GLY:C	2.39	0.42
26:BB:48:A:P	38:BS:107:ASN:CG	2.94	0.42
27:BA:38:A:H1'	30:BF:46:TYR:CE2	2.54	0.42
27:BA:125:G:OP2	53:B7:19:ARG:HD3	2.19	0.42
27:BA:162:U:H4'	27:BA:171:G:N2	2.31	0.42
27:BA:273:G:H1	27:BA:364:C:H42	1.66	0.42
27:BA:371:A:O2'	27:BA:372:G:P	2.77	0.42
27:BA:396:G:OP1	50:B4:10:VAL:HG22	2.18	0.42
27:BA:727:A:C2'	27:BA:728:G:O5'	2.67	0.42
27:BA:831:G:C6	27:BA:832:G:C5	3.07	0.42
27:BA:142(A):A:OP2	27:BA:1143:A:N7	2.52	0.42
27:BA:1286:A:N3	27:BA:1329:U:C4	2.87	0.42
27:BA:1655:A:H5''	29:BE:211:GLN:HG2	1.99	0.42
27:BA:2041:U:H5'	34:BN:70:PHE:CZ	2.53	0.42
27:BA:2196:C:O2	27:BA:2196:C:C2'	2.67	0.42
27:BA:2299:G:N1	27:BA:2300:G:C6	2.87	0.42
27:BA:2303:G:H5''	31:BG:99:ASP:CG	2.40	0.42
27:BA:2328:A:C8	27:BA:2329:G:N7	2.87	0.42

*Continued on next page...*

*Continued from previous page...*

Atom-1	Atom-2	Interatomic distance (Å)	Clash overlap (Å)
27:BA:2389:G:OP2	27:BA:2389:G:H3'	2.19	0.42
27:BA:2422:A:C1'	27:BA:2424:C:H5	2.31	0.42
27:BA:2446:G:C4	27:BA:2501:C:H5	2.35	0.42
27:BA:2550:G:C5	27:BA:2551:C:H5	2.34	0.42
27:BA:2575:C:P	29:BE:241:TRP:HE1	2.41	0.42
27:BA:2626:C:C5	27:BA:2626:C:O5'	2.69	0.42
27:BA:2638:G:N9	27:BA:2775:A:N1	2.67	0.42
27:BA:2652:C:C4	27:BA:2653:U:C5	2.90	0.42
27:BA:2741:A:H8	27:BA:2741:A:H5'	1.82	0.42
28:BD:75:GLY:O	28:BD:115:ILE:CA	2.64	0.42
28:BD:86:ARG:C	28:BD:87:SER:HG	2.07	0.42
28:BD:213:LYS:O	28:BD:214:MET:HB2	2.19	0.42
29:BE:87:GLU:OE1	29:BE:96:LEU:HD12	2.18	0.42
29:BE:203:GLY:CA	29:BE:303:PRO:HG3	2.49	0.42
29:BE:214:VAL:HG21	29:BE:233:ARG:HG2	1.97	0.42
30:BF:81:PRO:HA	30:BF:87:ARG:HG2	0.53	0.42
31:BG:36:ASN:C	31:BG:38:GLU:N	2.72	0.42
32:BH:86:LEU:HD13	32:BH:87:GLU:C	2.39	0.42
33:BI:5:PHE:O	33:BI:6:LEU:HB2	2.19	0.42
33:BI:102:LEU:O	33:BI:107:GLY:N	2.48	0.42
38:BS:17:ARG:HH11	38:BS:18:THR:CB	2.32	0.42
38:BS:28:LYS:CB	38:BS:28:LYS:HZ2	2.31	0.42
38:BS:46:GLN:OE1	38:BS:57:THR:HG21	2.19	0.42
38:BS:103:ASP:OD2	38:BS:103:ASP:C	2.57	0.42
39:BT:54:THR:C	39:BT:56:ARG:H	2.22	0.42
40:BW:50:VAL:HG11	40:BW:103:ILE:CG2	2.49	0.42
42:BY:44:ALA:O	42:BY:62:VAL:HG11	2.19	0.42
42:BY:45:GLY:HA2	42:BY:62:VAL:HG13	1.68	0.42
43:BZ:16:GLU:OE1	43:BZ:16:GLU:CA	2.49	0.42
43:BZ:26:LYS:N	43:BZ:84:TYR:OH	2.52	0.42
44:BR:36:THR:CG2	44:BR:37:THR:H	2.30	0.42
44:BR:48:VAL:O	44:BR:49:ASP:C	2.57	0.42
45:BU:47:TYR:HA	45:BU:50:ARG:HG3	2.00	0.42
47:B2:26:GLU:OE2	47:B2:26:GLU:N	2.53	0.42
47:B2:36:ALA:O	47:B2:37:GLY:C	2.57	0.42
48:B3:52:HIS:O	48:B3:53:LEU:C	2.57	0.42
49:B0:17:ASN:H	49:B0:18:PRO:HD3	1.82	0.42
50:B4:6:HIS:CE1	50:B4:55:ARG:CG	3.02	0.42
50:B4:38:GLY:O	50:B4:39:VAL:HG23	2.18	0.42
53:B7:24:THR:OG1	53:B7:26:SER:OG	2.33	0.42
54:B8:36:LYS:HG2	54:B8:40:GLU:OE1	2.19	0.42

*Continued on next page...*



*Continued from previous page...*

Atom-1	Atom-2	Interatomic distance (Å)	Clash overlap (Å)
54:B8:58:MET:O	54:B8:60:LEU:C	2.57	0.42
1:AA:14:U:O5'	1:AA:14:U:H6	2.02	0.42
1:AA:36:C:O3'	15:AL:117:ARG:NH2	2.52	0.42
1:AA:69:G:H1	1:AA:99:C:H42	1.65	0.42
1:AA:520:A:N6	1:AA:529:G:C2	2.87	0.42
1:AA:578:C:H2'	1:AA:579:G:H8	1.82	0.42
1:AA:914:A:H2'	1:AA:915:A:C8	2.53	0.42
1:AA:1058:G:P	6:AC:199:LYS:HE3	2.60	0.42
1:AA:1216:G:H5''	17:AN:5:ALA:HB2	2.02	0.42
1:AA:1346:A:H61	1:AA:1374:A:H3'	1.84	0.42
1:AA:1463:C:OP1	39:BT:47:ARG:HD3	2.19	0.42
2:AV:19:G:H1'	2:AV:57:G:H21	1.84	0.42
3:AW:65:G:C2'	3:AW:66:A:H5'	2.49	0.42
5:AB:15:VAL:HG21	5:AB:209:ARG:HB3	2.01	0.42
7:AD:78:LEU:CD2	7:AD:139:ARG:NH2	2.81	0.42
16:AM:108:ARG:HA	16:AM:108:ARG:HD2	1.86	0.42
27:BA:123:G:H2'	27:BA:124:G:O4'	2.19	0.42
27:BA:285:C:C4	27:BA:286:C:N4	2.87	0.42
27:BA:500:G:H3'	27:BA:500:G:C8	2.54	0.42
27:BA:536:A:H8	27:BA:536:A:O5'	2.02	0.42
27:BA:587:C:H4'	27:BA:588:U:OP2	2.19	0.42
27:BA:636:G:H3'	36:BP:126:SER:HB3	2.02	0.42
27:BA:1022:G:C2	27:BA:1140:C:C4	3.07	0.42
27:BA:1513:C:H2'	27:BA:1514:U:C5	2.54	0.42
27:BA:1942:C:H3'	27:BA:1942:C:P	2.59	0.42
27:BA:2251:G:N3	27:BA:2251:G:H2'	2.34	0.42
27:BA:2255:G:N1	27:BA:2256:G:N9	2.67	0.42
27:BA:2256:G:N2	27:BA:2257:U:H1'	2.33	0.42
27:BA:2313:C:N4	27:BA:2314:C:H42	2.09	0.42
27:BA:2378:A:N9	38:BS:26:LEU:HD22	2.33	0.42
27:BA:2392:A:C6	27:BA:2393:A:N6	2.87	0.42
27:BA:2406:U:H1'	36:BP:57:VAL:HG23	1.93	0.42
27:BA:2408:U:C2	27:BA:2409:G:N7	2.87	0.42
27:BA:2494:G:H21	27:BA:2495:G:C1'	2.32	0.42
27:BA:2522:U:C2	27:BA:2543:G:N1	2.79	0.42
27:BA:2571:C:C2'	27:BA:2572:A:OP1	2.66	0.42
27:BA:2572:A:OP2	29:BE:242:ASN:ND2	2.52	0.42
27:BA:2578:G:C8	29:BE:237:ASN:CG	2.84	0.42
27:BA:2615:U:H2'	27:BA:2616:C:C5	2.53	0.42
27:BA:2634:G:O6	27:BA:2785:C:N4	2.52	0.42
27:BA:2691:C:N4	27:BA:2719:G:H22	2.15	0.42

*Continued on next page...*

*Continued from previous page...*

Atom-1	Atom-2	Interatomic distance (Å)	Clash overlap (Å)
27:BA:2717:G:N1	27:BA:2718:G:C6	2.86	0.42
27:BA:2839:G:N2	27:BA:2840:C:C1'	2.82	0.42
27:BA:2886:G:N2	27:BA:2887:U:C6	2.83	0.42
29:BE:311:PHE:N	29:BE:311:PHE:HD2	2.15	0.42
32:BH:7:PRO:C	32:BH:8:ILE:HG13	2.38	0.42
32:BH:88:LEU:HD22	32:BH:128:THR:HA	2.00	0.42
33:BI:7:LYS:HB2	33:BI:12:LYS:NZ	2.34	0.42
33:BI:52:GLN:HA	33:BI:55:GLN:NE2	2.34	0.42
33:BI:94:THR:C	33:BI:96:LYS:N	2.73	0.42
34:BN:78:ILE:HG22	34:BN:79:PHE:HD1	1.81	0.42
35:BO:17:ARG:HG3	35:BO:47:THR:H	1.84	0.42
37:BQ:65:ARG:HE	37:BQ:85:ILE:HG21	1.83	0.42
38:BS:27:LEU:HD13	38:BS:28:LYS:CA	2.49	0.42
38:BS:41:LYS:HZ2	38:BS:42:HIS:CG	2.27	0.42
38:BS:76:GLY:O	38:BS:81:ALA:C	2.57	0.42
41:BX:2:TRP:CD1	41:BX:2:TRP:N	2.86	0.42
41:BX:50:GLU:N	41:BX:50:GLU:OE1	2.52	0.42
42:BY:51:LEU:CB	42:BY:97:ARG:HE	2.29	0.42
42:BY:73:HIS:CG	42:BY:91:LEU:HD21	2.54	0.42
42:BY:78:THR:HG22	42:BY:89:ARG:H	1.84	0.42
43:BZ:18:MET:HA	43:BZ:36:ARG:N	2.29	0.42
43:BZ:135:VAL:C	43:BZ:136:VAL:HG23	2.39	0.42
44:BR:19:ALA:O	44:BR:20:LEU:C	2.57	0.42
44:BR:104:ARG:HB3	44:BR:107:ASP:OD2	2.19	0.42
47:B2:7:GLU:O	47:B2:10:ASP:N	2.43	0.42
47:B2:59:ILE:CG2	47:B2:60:GLN:N	2.71	0.42
47:B2:60:GLN:HE22	47:B2:65:ASP:HA	1.83	0.42
48:B3:49:LYS:C	48:B3:51:ALA:N	2.72	0.42
50:B4:17:GLN:NE2	50:B4:34:ASP:HA	2.34	0.42
51:B5:33:CYS:SG	51:B5:34:PRO:HD2	2.60	0.42
52:B6:5:GLY:C	52:B6:7:ARG:N	2.42	0.42
1:AA:190(F):G:N2	1:AA:263:A:O2'	2.51	0.42
1:AA:436:C:H5''	1:AA:437:U:P	2.58	0.42
1:AA:436:C:H3'	1:AA:437:U:C6	2.54	0.42
1:AA:512:U:H2'	1:AA:513:C:C6	2.54	0.42
1:AA:528:C:N4	15:AL:49:ASN:ND2	2.67	0.42
1:AA:598:U:H4'	11:AH:94:TYR:CD2	2.55	0.42
1:AA:685:G:H2'	1:AA:686:U:H6	1.84	0.42
1:AA:948:C:O5'	1:AA:948:C:C6	2.67	0.42
1:AA:971:G:N9	1:AA:1365:G:H4'	2.34	0.42
1:AA:971:G:O6	1:AA:1364:U:O2'	2.37	0.42

*Continued on next page...*

*Continued from previous page...*

Atom-1	Atom-2	Interatomic distance (Å)	Clash overlap (Å)
1:AA:983:A:H4'	17:AN:3:ARG:NH2	2.29	0.42
1:AA:1317:C:N4	17:AN:16:PHE:CE1	2.87	0.42
3:AW:76:A:C4	27:BA:2421:G:C4	3.04	0.42
6:AC:38:ARG:CB	6:AC:94:LEU:HD21	2.46	0.42
7:AD:34:GLU:O	7:AD:35:ARG:HB2	2.19	0.42
7:AD:175:SER:O	7:AD:183:GLY:HA2	2.19	0.42
11:AH:16:ALA:HB1	11:AH:21:LYS:HB2	2.01	0.42
15:AL:26:ALA:O	15:AL:33:ARG:HD2	2.20	0.42
17:AN:29:ARG:HG3	17:AN:31:ARG:H	1.83	0.42
19:AP:36:ILE:HD12	19:AP:56:ALA:HB2	2.02	0.42
20:AQ:76:LEU:HD11	20:AQ:79:SER:HB3	2.01	0.42
27:BA:63:U:H2'	27:BA:64:A:C8	2.54	0.42
27:BA:285:C:H2'	27:BA:286:C:N1	2.35	0.42
27:BA:680:G:H2'	27:BA:681:G:C8	2.54	0.42
27:BA:681:G:H1	27:BA:796:C:H42	1.65	0.42
27:BA:826:U:C6	27:BA:828:U:C6	3.07	0.42
27:BA:1138:G:OP1	34:BN:57:TYR:CZ	2.69	0.42
27:BA:1162:G:H2'	27:BA:1163:G:C8	2.55	0.42
27:BA:1328:G:H4'	27:BA:1329:U:C5	2.53	0.42
27:BA:1411:C:H2'	27:BA:1412:A:H8	1.83	0.42
27:BA:1476:C:C5	27:BA:1477:A:N3	2.87	0.42
27:BA:1509:C:O2	27:BA:1509:C:H2'	2.19	0.42
27:BA:1666:G:O3'	35:BO:6:SER:HB3	2.18	0.42
27:BA:1718:G:N2	27:BA:1742:C:C2	2.87	0.42
27:BA:1857:G:H21	27:BA:1886:C:H42	1.67	0.42
27:BA:1968:G:H3'	27:BA:1968:G:H8	1.84	0.42
27:BA:1971:A:H3'	27:BA:1971:A:H8	1.84	0.42
27:BA:2077:A:OP2	27:BA:2238:G:N1	2.49	0.42
27:BA:2080:G:P	50:B4:32:HIS:HD2	2.41	0.42
27:BA:2249:U:C4	27:BA:2253:G:OP1	2.72	0.42
27:BA:2320:A:H62	38:BS:9:PRO:HG3	0.55	0.42
27:BA:2322:A:C2	27:BA:2323:G:C8	3.07	0.42
27:BA:2348:U:C2'	27:BA:2349:G:H5'	2.49	0.42
27:BA:2410:G:C2	27:BA:2411:A:N9	2.88	0.42
27:BA:2461:C:O5'	27:BA:2461:C:C6	2.72	0.42
27:BA:2512:C:O2	27:BA:2513:G:C1'	2.67	0.42
27:BA:2547:U:C4	27:BA:2566:A:C5	3.08	0.42
27:BA:2682:U:C1'	29:BE:49:THR:HA	2.49	0.42
27:BA:2707:G:O2'	27:BA:2708:G:P	2.76	0.42
28:BD:140:VAL:HG22	28:BD:191:VAL:HA	2.02	0.42
29:BE:222:ARG:HB3	29:BE:226:HIS:O	2.20	0.42

*Continued on next page...*

*Continued from previous page...*

Atom-1	Atom-2	Interatomic distance (Å)	Clash overlap (Å)
30:BF:11:ASN:HD21	30:BF:160:LEU:CD1	2.33	0.42
30:BF:38:ALA:HB1	30:BF:221:GLU:HG2	2.01	0.42
30:BF:63:SER:O	30:BF:64:GLY:C	2.57	0.42
30:BF:222:ASP:O	30:BF:231:ARG:NH1	2.53	0.42
31:BG:57:THR:CG2	31:BG:58:VAL:N	2.62	0.42
32:BH:96:SER:C	32:BH:97:LYS:O	2.45	0.42
33:BI:3:VAL:HG11	33:BI:21:VAL:HG23	1.98	0.42
33:BI:89:LEU:HD12	33:BI:122:ARG:HA	2.01	0.42
34:BN:90:LYS:HD3	34:BN:95:ARG:NE	2.34	0.42
34:BN:95:ARG:C	34:BN:97:ALA:N	2.71	0.42
34:BN:106:GLY:O	34:BN:107:ASN:OD1	2.28	0.42
34:BN:108:PRO:CD	34:BN:109:TYR:H	2.32	0.42
35:BO:105:GLU:HB2	35:BO:106:LEU:H	1.57	0.42
35:BO:106:LEU:O	35:BO:109:LYS:N	2.49	0.42
36:BP:102:ASP:O	36:BP:103:ALA:HB3	2.17	0.42
37:BQ:54:VAL:O	37:BQ:54:VAL:CG1	2.67	0.42
38:BS:83:LEU:C	38:BS:85:GLY:N	2.72	0.42
38:BS:110:THR:C	38:BS:116:PHE:CD1	2.93	0.42
40:BW:90:ARG:CZ	40:BW:90:ARG:HB3	2.41	0.42
40:BW:110:LYS:HA	40:BW:110:LYS:HD2	1.79	0.42
42:BY:46:ASP:N	42:BY:62:VAL:HG21	2.34	0.42
43:BZ:90:GLU:O	43:BZ:91:PRO:C	2.57	0.42
44:BR:65:LEU:O	44:BR:68:ARG:CB	2.68	0.42
45:BU:7:GLY:O	45:BU:9:VAL:CG2	2.52	0.42
45:BU:32:TYR:CD2	45:BU:32:TYR:N	2.79	0.42
45:BU:87:ASN:O	45:BU:88:ILE:HD13	2.19	0.42
46:BV:59:GLU:HG2	46:BV:99:GLN:HA	2.00	0.42
52:B6:37:LEU:O	52:B6:38:LYS:HG2	2.12	0.42
52:B6:53:LYS:HE3	52:B6:53:LYS:HB3	1.90	0.42
54:B8:15:LYS:HB2	54:B8:15:LYS:HE3	1.72	0.42
1:AA:247:G:OP2	20:AQ:99:SER:CA	2.66	0.42
1:AA:397:A:N7	1:AA:548:G:C8	2.87	0.42
1:AA:781:A:H4'	1:AA:1522:U:O2'	2.20	0.42
1:AA:878:G:H5'	11:AH:89:PRO:HB2	2.01	0.42
1:AA:1164:G:H1	1:AA:1172:C:H42	1.67	0.42
1:AA:1327:C:OP1	24:AU:20:LYS:HG2	2.19	0.42
1:AA:1532:U:H3'	1:AA:1532:U:C6	2.55	0.42
8:AE:135:THR:O	8:AE:139:LEU:HG	2.20	0.42
11:AH:39:LEU:HB3	11:AH:45:ILE:HG12	2.02	0.42
26:BB:59:A:H4'	31:BG:144:ARG:HG2	2.01	0.42
27:BA:72:U:C1'	47:B2:57:LYS:HD2	2.49	0.42

*Continued on next page...*

*Continued from previous page...*

Atom-1	Atom-2	Interatomic distance (Å)	Clash overlap (Å)
27:BA:110:G:H2'	27:BA:111:A:C8	2.54	0.42
27:BA:281:G:C8	27:BA:281:G:O5'	2.72	0.42
27:BA:412:A:H2'	27:BA:413:C:O4'	2.19	0.42
27:BA:961:C:C5	27:BA:2031:A:C2	3.08	0.42
27:BA:1007:C:C4'	34:BN:86:MET:O	2.68	0.42
27:BA:1080:C:H4'	56:BK:126:LYS:HA	1.98	0.42
27:BA:1248:G:P	45:BU:2:PRO:HB3	2.55	0.42
27:BA:1260:G:H5'	40:BW:83:LYS:NZ	2.30	0.42
27:BA:1279:G:H4'	44:BR:31:HIS:NE2	2.34	0.42
27:BA:1287:A:OP1	44:BR:105:ARG:NH2	2.51	0.42
27:BA:1614:A:C5	40:BW:88:ARG:CG	2.98	0.42
27:BA:1638:C:C4'	27:BA:2709:G:H22	2.32	0.42
27:BA:1819:A:C2'	28:BD:177:SER:CB	2.82	0.42
27:BA:1974:C:H6	27:BA:1974:C:O5'	2.03	0.42
27:BA:2043:C:N4	27:BA:2777:G:N9	2.66	0.42
27:BA:2217:G:C2'	27:BA:2218:G:C5'	2.97	0.42
27:BA:2251:G:C2	27:BA:2252:G:C2	3.07	0.42
27:BA:2267:A:O5'	27:BA:2268:A:OP1	2.35	0.42
27:BA:2446:G:C6	27:BA:2501:C:C5	3.06	0.42
27:BA:2454:G:C6	27:BA:2455:G:C4	3.07	0.42
27:BA:2498:C:O2'	27:BA:2499:C:C4'	2.64	0.42
27:BA:2533:A:N7	27:BA:2534:A:C5	2.88	0.42
27:BA:2576:G:H4'	27:BA:2577:A:C5'	2.49	0.42
27:BA:2606:C:C6	27:BA:2606:C:C4'	3.02	0.42
27:BA:2673:G:O2'	35:BO:30:ARG:NH2	2.52	0.42
27:BA:2674:G:C2'	27:BA:2675:A:C8	2.63	0.42
27:BA:2697:G:H2'	27:BA:2698:U:O4'	2.18	0.42
27:BA:2724:C:H5''	29:BE:215:LYS:HZ1	1.85	0.42
27:BA:2725:A:C2'	27:BA:2726:U:H5''	2.48	0.42
27:BA:2727:G:H2'	27:BA:2727:G:N3	2.34	0.42
27:BA:2827:C:H2'	27:BA:2828:C:O5'	2.17	0.42
27:BA:2840:C:O2	27:BA:2841:C:C6	2.72	0.42
28:BD:80:ILE:CD1	28:BD:82:TYR:CD1	2.95	0.42
28:BD:169:LYS:HE2	28:BD:169:LYS:HB2	1.88	0.42
28:BD:171:VAL:C	28:BD:182:MET:HG2	2.40	0.42
29:BE:87:GLU:CD	29:BE:87:GLU:H	2.22	0.42
29:BE:94:ARG:CB	29:BE:95:PRO:HD3	2.40	0.42
29:BE:202:ALA:CB	29:BE:262:THR:HB	2.49	0.42
29:BE:270:ASP:O	29:BE:271:ILE:CG1	2.66	0.42
31:BG:13:MET:HB3	31:BG:14:ARG:HD2	2.01	0.42
31:BG:40:ILE:O	31:BG:44:ILE:HG13	2.19	0.42

*Continued on next page...*

*Continued from previous page...*

Atom-1	Atom-2	Interatomic distance (Å)	Clash overlap (Å)
31:BG:55:LYS:H	31:BG:65:GLU:HG2	1.85	0.42
31:BG:78:GLU:O	31:BG:81:GLU:HB2	2.19	0.42
32:BH:15:THR:HG23	32:BH:26:LYS:CB	2.28	0.42
32:BH:30:GLY:HA3	32:BH:78:VAL:HA	2.02	0.42
33:BI:31:PHE:O	33:BI:32:LYS:C	2.56	0.42
35:BO:3:GLN:O	35:BO:21:VAL:HB	2.19	0.42
35:BO:10:VAL:HG11	35:BO:12:ASP:O	2.17	0.42
35:BO:89:ASP:OD1	35:BO:89:ASP:N	2.52	0.42
35:BO:109:LYS:O	35:BO:110:ASP:HB2	2.20	0.42
37:BQ:31:PHE:CG	37:BQ:85:ILE:CD1	3.03	0.42
37:BQ:49:VAL:HG13	37:BQ:50:VAL:N	2.02	0.42
38:BS:90:LEU:HD23	38:BS:93:GLN:HE21	1.84	0.42
39:BT:31:PHE:HD2	39:BT:32:CYS:SG	2.42	0.42
40:BW:2:GLU:CA	40:BW:108:GLY:HA2	2.44	0.42
40:BW:30:GLU:O	40:BW:33:ARG:CB	2.64	0.42
43:BZ:41:ARG:CD	43:BZ:41:ARG:N	2.83	0.42
43:BZ:71:MET:HG2	43:BZ:78:PRO:HD3	0.44	0.42
45:BU:33:ARG:CA	45:BU:36:PHE:CD1	3.02	0.42
46:BV:30:GLY:O	46:BV:31:ASP:C	2.53	0.42
46:BV:35:LEU:O	46:BV:60:VAL:HA	2.19	0.42
46:BV:61:VAL:HG22	46:BV:96:LEU:C	2.15	0.42
46:BV:66:GLY:HA2	46:BV:93:ILE:HG13	2.01	0.42
48:B3:53:LEU:O	48:B3:54:VAL:CG1	2.67	0.42
50:B4:5:LEU:HB2	50:B4:56:VAL:HG11	1.85	0.42
50:B4:14:ILE:HG21	50:B4:37:SER:CA	2.49	0.42
51:B5:12:SER:CB	51:B5:15:LYS:HZ2	2.13	0.42
51:B5:43:HIS:O	51:B5:52:TYR:HE2	2.02	0.42
52:B6:37:LEU:HD23	52:B6:37:LEU:HA	1.79	0.42
54:B8:16:ILE:CG2	54:B8:17:THR:N	2.82	0.42
55:B9:19:ARG:O	55:B9:19:ARG:HG3	2.19	0.42
1:AA:130:A:H5''	1:AA:190(F):G:H2'	2.00	0.42
1:AA:410:G:P	7:AD:25:ARG:HE	2.42	0.42
1:AA:505:G:H4'	1:AA:534:U:C4	2.55	0.42
1:AA:562:C:H1'	15:AL:15:ARG:HB3	2.02	0.42
1:AA:616:G:H1	1:AA:624:C:H42	1.67	0.42
1:AA:736:C:OP1	21:AR:72:ARG:CZ	2.68	0.42
1:AA:973:G:H3'	1:AA:974:A:H5''	2.01	0.42
1:AA:979:C:P	1:AA:1222:G:O6	2.77	0.42
1:AA:1115:C:H2'	1:AA:1116:C:O4'	2.20	0.42
1:AA:1319:A:H4'	22:AS:70:LYS:HE2	1.97	0.42
1:AA:1339:A:N3	2:AV:31:A:H1'	2.32	0.42

*Continued on next page...*

*Continued from previous page...*

Atom-1	Atom-2	Interatomic distance (Å)	Clash overlap (Å)
3:AW:76:A:C2	27:BA:2422:A:N6	2.57	0.42
5:AB:51:LEU:O	5:AB:55:PHE:HD1	2.02	0.42
26:BB:24:G:C5	26:BB:56:G:N3	2.88	0.42
27:BA:446:G:OP1	45:BU:3:ARG:HB2	2.19	0.42
27:BA:451:C:H2'	27:BA:452:G:N7	2.34	0.42
27:BA:465:G:C6	27:BA:466:A:N6	2.88	0.42
27:BA:492:A:H61	40:BW:49:LYS:HE3	1.85	0.42
27:BA:515:A:H3'	27:BA:516:C:C6	2.54	0.42
27:BA:585:G:C4	27:BA:1251:C:N4	2.87	0.42
27:BA:774:A:O2'	27:BA:775:G:H8	2.02	0.42
27:BA:775:G:O2'	27:BA:794:G:C8	2.63	0.42
27:BA:1024:G:H3'	27:BA:1025:G:C5'	2.50	0.42
27:BA:1102:C:N4	27:BA:1104:C:N4	2.68	0.42
27:BA:1131:G:H4'	27:BA:1132:A:OP1	2.19	0.42
27:BA:1449:A:C6	27:BA:449(A):G:C4	3.07	0.42
27:BA:1647:G:H4'	27:BA:1648:C:C5'	2.49	0.42
27:BA:1663:C:O2'	27:BA:2686:G:C5'	2.68	0.42
27:BA:1755:A:H8	27:BA:1755:A:OP2	2.02	0.42
27:BA:1999:C:H4'	27:BA:2723:C:O2	2.19	0.42
27:BA:2321:G:H21	27:BA:2322:A:H1'	1.83	0.42
27:BA:2361:A:C2	27:BA:2362:G:N9	2.87	0.42
27:BA:2436:G:N2	27:BA:2437:U:C2	2.87	0.42
27:BA:2441:C:HO2'	27:BA:2442:C:C5'	2.27	0.42
27:BA:2444:G:C6	27:BA:2445:G:N1	2.87	0.42
27:BA:2467:C:O3'	37:BQ:141:MET:CE	2.67	0.42
27:BA:2488:A:C6	27:BA:2489:G:C6	3.08	0.42
27:BA:2509:G:N2	27:BA:2510:C:C1'	2.82	0.42
27:BA:2652:C:N4	27:BA:2653:U:C4	2.86	0.42
27:BA:2886:G:C2	27:BA:2887:U:C5	3.07	0.42
27:BA:2892:A:H3'	27:BA:2893:G:H8	1.84	0.42
29:BE:42:ALA:HB1	29:BE:310:PHE:CA	2.43	0.42
29:BE:77:PRO:CB	29:BE:187:HIS:CA	2.98	0.42
29:BE:96:LEU:O	29:BE:97:THR:CG2	2.67	0.42
31:BG:49:PRO:CG	31:BG:72:LYS:H	2.31	0.42
31:BG:71:ALA:O	31:BG:72:LYS:HE3	2.17	0.42
32:BH:10:ILE:HD11	32:BH:49:ILE:HG21	2.01	0.42
32:BH:88:LEU:HD13	32:BH:128:THR:HA	2.01	0.42
32:BH:104:LEU:HD23	32:BH:151:ARG:HD2	2.01	0.42
32:BH:148:ARG:NH1	32:BH:164:GLU:N	2.63	0.42
32:BH:162:ARG:HB3	32:BH:166:GLU:CG	2.43	0.42
33:BI:92:SER:H	33:BI:122:ARG:NH2	2.18	0.42

*Continued on next page...*

*Continued from previous page...*

Atom-1	Atom-2	Interatomic distance (Å)	Clash overlap (Å)
34:BN:80:LYS:O	34:BN:84:ARG:CG	2.44	0.42
34:BN:137:GLU:N	34:BN:141:ALA:N	2.29	0.42
35:BO:64:ARG:CD	35:BO:81:GLU:OE1	2.67	0.42
37:BQ:42:TYR:HB3	43:BZ:119:ASN:OD1	2.18	0.42
37:BQ:46:VAL:CG1	37:BQ:124:ALA:CB	2.90	0.42
37:BQ:49:VAL:HG23	37:BQ:121:ASP:N	1.96	0.42
37:BQ:93:ILE:CG2	37:BQ:94:ARG:H	2.30	0.42
40:BW:23:LEU:HD11	40:BW:35:ILE:CG2	2.49	0.42
40:BW:32:ALA:HB2	40:BW:35:ILE:HD11	1.94	0.42
40:BW:41:LYS:O	40:BW:42:ARG:C	2.55	0.42
41:BX:7:HIS:CG	41:BX:8:PRO:CD	3.01	0.42
41:BX:14:ALA:HA	41:BX:17:ASP:CB	2.48	0.42
42:BY:34:GLU:O	42:BY:35:TYR:HD2	1.94	0.42
43:BZ:100:THR:CG2	43:BZ:137:ASP:CG	2.79	0.42
43:BZ:101:THR:HB	43:BZ:103:ARG:HD3	2.01	0.42
43:BZ:118:HIS:CD2	43:BZ:168:VAL:HA	2.54	0.42
44:BR:20:LEU:HD22	44:BR:24:GLN:CG	2.41	0.42
44:BR:74:LYS:O	44:BR:75:LEU:C	2.58	0.42
45:BU:29:SER:HG	45:BU:30:LYS:H	1.66	0.42
45:BU:106:PHE:C	45:BU:108:ALA:N	2.73	0.42
46:BV:58:ALA:O	46:BV:100:GLY:O	2.38	0.42
46:BV:93:ILE:N	46:BV:93:ILE:CD1	2.82	0.42
47:B2:55:ARG:O	47:B2:57:LYS:N	2.53	0.42
47:B2:57:LYS:O	47:B2:60:GLN:CB	2.50	0.42
48:B3:8:LEU:CA	48:B3:54:VAL:CG1	2.85	0.42
48:B3:48:GLU:O	48:B3:51:ALA:HB2	2.19	0.42
49:B0:30:VAL:CG1	49:B0:63:SER:OG	2.67	0.42
50:B4:5:LEU:HG	50:B4:8:LYS:N	2.35	0.42
50:B4:14:ILE:CG2	50:B4:37:SER:C	2.87	0.42
52:B6:46:LYS:C	52:B6:47:HIS:HD1	2.23	0.42
56:BK:11:LEU:HD11	56:BK:28:LEU:HD21	2.01	0.42
1:AA:57:G:N2	1:AA:388:G:C6	2.87	0.42
1:AA:587:G:O2'	11:AH:1:MET:SD	2.61	0.42
1:AA:953:G:C2'	16:AM:124:PRO:O	2.64	0.42
1:AA:1143:G:H2'	1:AA:1144:G:H8	1.84	0.42
1:AA:1506:U:O4	1:AA:1521:G:H5''	2.20	0.42
5:AB:80:ILE:CG2	5:AB:212:GLN:HG2	2.49	0.42
5:AB:82:ARG:HD2	5:AB:92:TYR:HE1	1.84	0.42
5:AB:162:ILE:HD13	5:AB:162:ILE:N	2.35	0.42
7:AD:102:ASP:O	7:AD:117:ALA:HB1	2.19	0.42
22:AS:64:GLU:HG3	22:AS:65:ASN:N	2.34	0.42

*Continued on next page...*



*Continued from previous page...*

Atom-1	Atom-2	Interatomic distance (Å)	Clash overlap (Å)
27:BA:5:A:C2	27:BA:2899:G:C2	3.08	0.42
27:BA:126:A:P	53:B7:44:VAL:CG1	2.96	0.42
27:BA:221:A:O2'	27:BA:271(B):G:N1	2.53	0.42
27:BA:451:C:OP1	30:BF:48:SER:HA	2.20	0.42
27:BA:480:A:H3'	27:BA:481:G:H5''	2.00	0.42
27:BA:673:C:H5''	30:BF:80:VAL:HG11	2.02	0.42
27:BA:747:U:C1'	51:B5:3:LYS:NZ	2.83	0.42
27:BA:747:U:C2	51:B5:3:LYS:HD2	2.53	0.42
27:BA:963:U:C2'	27:BA:2250:G:N2	2.64	0.42
27:BA:1129:A:C6	27:BA:2570:G:H4'	2.55	0.42
27:BA:142(A):A:O3'	34:BN:21:ARG:NE	2.53	0.42
27:BA:1163:G:H2'	27:BA:1164:G:H5'	2.00	0.42
27:BA:1259:G:C4	27:BA:1260:G:C8	3.08	0.42
27:BA:1278:A:OP1	44:BR:36:THR:CB	2.59	0.42
27:BA:1315:C:H2'	27:BA:1316:U:C6	2.54	0.42
27:BA:1351:C:H4'	27:BA:1571:A:H2'	2.02	0.42
27:BA:1667:G:H2'	27:BA:1991:U:O4	2.19	0.42
27:BA:2081:C:H5''	50:B4:35:VAL:HG21	1.98	0.42
27:BA:2225:A:C3'	27:BA:2226:C:C5'	2.81	0.42
27:BA:2330:G:C2	27:BA:2385:C:N4	2.85	0.42
27:BA:2364:C:H4'	49:B0:38:VAL:HG13	2.01	0.42
27:BA:2403:C:C5	27:BA:2415:G:C2	3.07	0.42
27:BA:2537:U:C5	27:BA:2538:C:C5	3.07	0.42
27:BA:2571:C:O2	27:BA:2574:G:H1'	2.20	0.42
27:BA:2622:C:H2'	27:BA:2623:G:O5'	2.20	0.42
27:BA:2634:G:O2'	27:BA:2635:C:C5'	2.68	0.42
27:BA:2684:U:O4'	35:BO:70:ARG:CZ	2.67	0.42
27:BA:2844:G:C2	27:BA:2845:G:C8	3.07	0.42
29:BE:242:ASN:N	29:BE:243:PRO:CD	2.81	0.42
30:BF:39:GLN:O	30:BF:42:ARG:HB3	2.19	0.42
30:BF:147:LEU:CD1	30:BF:156:LEU:CG	2.93	0.42
31:BG:19:GLU:N	31:BG:135:VAL:HG21	2.34	0.42
31:BG:55:LYS:O	31:BG:65:GLU:CA	2.67	0.42
33:BI:3:VAL:CG2	33:BI:19:LYS:O	2.68	0.42
37:BQ:117:GLY:O	37:BQ:118:ALA:CB	2.66	0.42
39:BT:21:PHE:HB2	39:BT:31:PHE:CD1	2.52	0.42
40:BW:105:VAL:O	40:BW:105:VAL:CG2	2.68	0.42
43:BZ:151:ASP:CA	43:BZ:153:LYS:HZ2	2.32	0.42
45:BU:16:LYS:HB3	45:BU:17:VAL:H	1.39	0.42
46:BV:20:ILE:HG12	46:BV:67:LYS:HE3	1.80	0.42
46:BV:67:LYS:HG3	46:BV:94:LYS:CG	2.50	0.42

*Continued on next page...*

*Continued from previous page...*

Atom-1	Atom-2	Interatomic distance (Å)	Clash overlap (Å)
46:BV:94:LYS:N	46:BV:95:ILE:CD1	2.81	0.42
47:B2:30:ALA:N	47:B2:34:GLN:HG2	2.32	0.42
48:B3:6:VAL:CG2	48:B3:55:ARG:O	2.63	0.42
50:B4:5:LEU:CD1	50:B4:60:ASN:ND2	2.67	0.42
50:B4:38:GLY:O	50:B4:39:VAL:HB	2.19	0.42
51:B5:3:LYS:O	51:B5:4:HIS:C	2.58	0.42
52:B6:39:LYS:C	52:B6:50:PHE:CD1	2.93	0.42
1:AA:191:G:H21	23:AT:103:GLY:C	2.23	0.42
1:AA:599:C:O2'	11:AH:129:VAL:HA	2.20	0.42
1:AA:832:C:H1'	1:AA:855:G:N2	2.35	0.42
1:AA:953:G:C3'	16:AM:124:PRO:O	2.68	0.42
1:AA:979:C:O2	17:AN:19:ARG:NE	2.51	0.42
1:AA:1223:C:H5''	1:AA:1224:G:H5''	2.00	0.42
5:AB:110:GLN:O	5:AB:113:HIS:HB2	2.20	0.42
20:AQ:25:ARG:HB3	20:AQ:38:ARG:HB3	2.01	0.42
24:AU:5:ASP:O	24:AU:11:GLY:HA3	2.19	0.42
27:BA:120:U:N3	27:BA:150:C:C4	2.87	0.42
27:BA:131:G:N2	27:BA:149:A:C2	2.87	0.42
27:BA:138:G:C2'	27:BA:139:G:H4'	2.38	0.42
27:BA:197:A:C4	27:BA:2430:A:C5	3.07	0.42
27:BA:205:G:O2'	27:BA:206:U:P	2.78	0.42
27:BA:270(C):C:H2'	27:BA:270(D):C:C6	2.54	0.42
27:BA:400:G:N1	50:B4:63:PHE:HE1	2.13	0.42
27:BA:809:G:C5	27:BA:810:U:C5	3.07	0.42
27:BA:863:A:H61	27:BA:913:U:H3	1.66	0.42
27:BA:1462:C:H5'	27:BA:2703:C:H5'	2.00	0.42
27:BA:1559:G:N3	27:BA:1559:G:H2'	2.35	0.42
27:BA:1819:A:OP1	28:BD:157:ALA:HB3	2.19	0.42
27:BA:1858:G:C2	27:BA:1885:A:C5	3.07	0.42
27:BA:2182:G:H2'	27:BA:2183:C:C2	2.55	0.42
27:BA:2213:U:O3'	27:BA:2215:G:H8	1.99	0.42
27:BA:2249:U:O4	27:BA:2253:G:OP1	2.38	0.42
27:BA:2353:G:O5'	27:BA:2353:G:H8	2.03	0.42
27:BA:2385:C:O2	27:BA:2386:C:N1	2.49	0.42
27:BA:2400:G:C2	27:BA:2401:U:C2	3.07	0.42
27:BA:2465:C:HO2'	27:BA:2466:C:C5'	2.18	0.42
27:BA:2487:G:C2'	27:BA:2488:A:H5'	2.49	0.42
27:BA:2512:C:H5''	29:BE:219:VAL:HG11	2.00	0.42
27:BA:2531:A:C2	27:BA:2532:G:C1'	3.02	0.42
27:BA:2581:G:N3	27:BA:2581:G:C2'	2.76	0.42
27:BA:2635:C:N4	27:BA:2784:C:N4	2.65	0.42

*Continued on next page...*

*Continued from previous page...*

Atom-1	Atom-2	Interatomic distance (Å)	Clash overlap (Å)
27:BA:2729:G:H8	27:BA:2729:G:O5'	2.02	0.42
27:BA:2742:C:H5''	55:B9:35:ARG:HH22	1.85	0.42
27:BA:2816:C:C2	27:BA:2831:G:N2	2.88	0.42
27:BA:2817:G:C4	27:BA:2818:G:C8	3.08	0.42
28:BD:82:TYR:HA	28:BD:89:ASN:HB3	2.01	0.42
28:BD:89:ASN:ND2	28:BD:199:ARG:CZ	2.83	0.42
29:BE:193:PHE:HZ	29:BE:312:ARG:O	2.00	0.42
29:BE:211:GLN:CG	29:BE:212:GLY:H	2.18	0.42
30:BF:6:TYR:O	30:BF:11:ASN:N	2.52	0.42
30:BF:33:LYS:C	30:BF:36:ARG:HG2	2.40	0.42
30:BF:45:ASP:HB3	30:BF:98:ARG:HG3	2.01	0.42
30:BF:111:VAL:O	30:BF:115:LEU:HD23	2.19	0.42
30:BF:215:ALA:HB2	30:BF:239:ALA:N	2.32	0.42
31:BG:51:ARG:HH11	31:BG:72:LYS:HB2	1.82	0.42
31:BG:149:ARG:C	31:BG:151:ILE:N	2.66	0.42
32:BH:43:THR:HG21	32:BH:51:VAL:O	2.20	0.42
32:BH:101:LYS:HG3	32:BH:116:PRO:CD	2.49	0.42
33:BI:1:MET:HG3	33:BI:3:VAL:HG22	1.97	0.42
33:BI:103:GLN:O	33:BI:104:ALA:O	2.38	0.42
33:BI:110:LEU:HD23	33:BI:111:ASP:N	2.35	0.42
34:BN:82:THR:O	34:BN:85:GLY:HA3	2.20	0.42
35:BO:45:ASP:O	35:BO:45:ASP:OD1	2.37	0.42
37:BQ:70:ARG:HD2	37:BQ:71:PHE:CE1	2.52	0.42
38:BS:97:VAL:O	38:BS:98:GLU:CG	2.68	0.42
40:BW:46:PHE:O	40:BW:48:ALA:N	2.53	0.42
42:BY:57:GLY:CA	42:BY:97:ARG:NH2	2.50	0.42
42:BY:92:ASP:C	42:BY:94:SER:N	2.73	0.42
42:BY:105:ASP:OD1	42:BY:105:ASP:N	2.53	0.42
43:BZ:171:VAL:CG2	43:BZ:171:VAL:O	2.68	0.42
44:BR:41:ALA:C	44:BR:43:GLU:N	2.73	0.42
45:BU:47:TYR:HE2	45:BU:50:ARG:NH1	2.17	0.42
45:BU:94:VAL:CA	45:BU:98:ILE:HD11	2.46	0.42
46:BV:18:ASP:HB3	46:BV:96:LEU:HA	2.00	0.42
46:BV:43:GLU:N	46:BV:44:GLN:NE2	2.68	0.42
48:B3:39:ASP:O	48:B3:40:THR:O	2.38	0.42
49:B0:33:ALA:CB	49:B0:66:LYS:N	2.77	0.42
50:B4:46:GLU:HB2	50:B4:47:GLU:H	1.44	0.42
52:B6:40:TYR:CA	52:B6:50:PHE:CE1	3.03	0.42
1:AA:19:C:OP1	8:AE:86:ALA:HB1	2.20	0.42
1:AA:236:G:H2'	1:AA:237:C:C6	2.55	0.42
1:AA:299:G:C2	1:AA:566:G:O6	2.63	0.42

*Continued on next page...*

Continued from previous page...

Atom-1	Atom-2	Interatomic distance (Å)	Clash overlap (Å)
1:AA:428:G:O3'	7:AD:13:ARG:NH2	2.52	0.42
1:AA:891:U:H5	1:AA:906:G:C2	2.38	0.42
1:AA:926:G:N1	4:AX:116:U:P	2.92	0.42
1:AA:928:G:O2'	1:AA:1533:C:N4	2.47	0.42
1:AA:1164:G:H1	1:AA:1172:C:N4	2.17	0.42
1:AA:1358:U:H5''	17:AN:34:TYR:HA	2.01	0.42
3:AW:37:YYG:H192	10:AG:84:ASN:HA	0.89	0.42
3:AW:37:YYG:H32	3:AW:38:A:O4'	2.20	0.42
3:AW:76:A:N9	27:BA:2422:A:C6	2.80	0.42
6:AC:33:LEU:HD11	17:AN:54:PRO:HD2	2.01	0.42
6:AC:153:VAL:HB	6:AC:166:GLU:HB3	2.01	0.42
15:AL:97:ARG:HG2	15:AL:97:ARG:O	2.20	0.42
19:AP:55:ARG:O	19:AP:59:TRP:HD1	2.03	0.42
27:BA:243:U:OP2	54:B8:7:HIS:CD2	2.70	0.42
27:BA:295:G:C8	27:BA:345:A:C2	3.08	0.42
27:BA:342:G:C2	27:BA:343:C:C2	3.08	0.42
27:BA:389:G:H1'	27:BA:2413:G:O4'	2.20	0.42
27:BA:401:A:N6	27:BA:423:A:C2	2.87	0.42
27:BA:481:G:O2'	27:BA:482:A:C8	2.71	0.42
27:BA:563:G:H22	45:BU:37:GLN:HE22	1.57	0.42
27:BA:578:A:C2	27:BA:2018:G:O4'	2.73	0.42
27:BA:617:G:OP2	30:BF:42:ARG:CZ	2.67	0.42
27:BA:685:A:N3	27:BA:688:U:C4	2.88	0.42
27:BA:752:A:C8	27:BA:752:A:O5'	2.72	0.42
27:BA:803:U:H2'	27:BA:804:A:C5'	2.33	0.42
27:BA:815:C:H5'	27:BA:1224:G:H22	1.83	0.42
27:BA:1077:A:O3'	56:BK:93:LYS:HG2	2.20	0.42
27:BA:1254:A:N7	27:BA:1256:G:N9	2.68	0.42
27:BA:1602:U:C6	27:BA:1602:U:H3'	2.55	0.42
27:BA:1771:C:H2'	27:BA:1772:G:H8	1.85	0.42
27:BA:1857:G:H2'	27:BA:1858:G:N7	2.31	0.42
27:BA:2263:C:H5'	27:BA:2263:C:C6	2.53	0.42
27:BA:2319:G:H4'	38:BS:9:PRO:N	2.35	0.42
27:BA:2327:A:N6	27:BA:2388:A:C5	2.88	0.42
27:BA:2395:C:H4'	50:B4:28:ARG:CD	2.49	0.42
27:BA:2408:U:C2'	27:BA:2409:G:O5'	2.68	0.42
27:BA:2522:U:C2	27:BA:2543:G:O6	2.73	0.42
27:BA:2648:C:C5	27:BA:2649:U:C4	3.08	0.42
28:BD:144:GLU:OE1	28:BD:144:GLU:C	2.58	0.42
29:BE:242:ASN:O	29:BE:243:PRO:C	2.58	0.42
30:BF:52:ALA:O	30:BF:55:ARG:CB	2.68	0.42

Continued on next page...

*Continued from previous page...*

Atom-1	Atom-2	Interatomic distance (Å)	Clash overlap (Å)
30:BF:84:VAL:N	30:BF:87:ARG:HE	2.17	0.42
31:BG:150:SER:O	31:BG:151:ILE:O	2.37	0.42
32:BH:71:LEU:O	32:BH:74:MET:N	2.52	0.42
32:BH:139:ARG:H	32:BH:139:ARG:HG3	1.61	0.42
33:BI:75:LEU:HD12	33:BI:76:THR:N	2.20	0.42
34:BN:10:VAL:CG1	34:BN:36:VAL:CB	2.88	0.42
34:BN:17:CYS:O	34:BN:45:VAL:CG1	2.58	0.42
36:BP:65:ASP:HB3	36:BP:109:LEU:N	2.35	0.42
38:BS:10:MET:O	38:BS:11:ARG:C	2.55	0.42
38:BS:22:GLN:OE1	38:BS:22:GLN:CA	2.67	0.42
38:BS:58:LEU:HD11	38:BS:92:ALA:HA	2.00	0.42
39:BT:11:THR:CG2	39:BT:12:ASP:N	2.58	0.42
39:BT:29:THR:HB	39:BT:31:PHE:HE1	1.83	0.42
40:BW:60:ASN:HB3	40:BW:61:ASN:OD1	2.19	0.42
40:BW:68:ARG:HH21	40:BW:110:LYS:CG	2.29	0.42
42:BY:47:THR:C	42:BY:48:VAL:HG23	2.32	0.42
43:BZ:125:PRO:HB2	43:BZ:126:GLY:H	1.71	0.42
45:BU:28:ARG:C	45:BU:30:LYS:N	2.73	0.42
45:BU:72:HIS:ND1	45:BU:110:VAL:CG1	2.81	0.42
46:BV:41:GLY:CA	46:BV:54:TYR:CE1	3.03	0.42
47:B2:43:PRO:C	47:B2:45:ARG:N	2.71	0.42
48:B3:47:VAL:N	48:B3:48:GLU:OE1	2.52	0.42
50:B4:59:PHE:H	50:B4:62:ARG:NE	2.12	0.42
1:AA:376:G:C4'	19:AP:5:ARG:HD2	2.49	0.42
1:AA:489:C:H2'	1:AA:490:G:H8	1.85	0.42
1:AA:509:A:O2'	1:AA:510:A:H5'	2.20	0.42
1:AA:925:G:H1	1:AA:1391:U:H3	1.68	0.42
1:AA:979:C:O2	17:AN:19:ARG:HG2	2.19	0.42
1:AA:3(A):G:N1	1:AA:1038:C:H1'	2.35	0.42
1:AA:1181:G:C4'	1:AA:1184:G:O4'	2.62	0.42
1:AA:1314:C:C5	22:AS:6:LYS:HG2	2.55	0.42
7:AD:15:GLU:CD	7:AD:59:ARG:NH2	2.73	0.42
8:AE:26:PHE:HB2	8:AE:27:ARG:H	1.74	0.42
15:AL:44:THR:HA	15:AL:45:PRO:HD3	1.82	0.42
19:AP:7:ALA:HB3	19:AP:18:ARG:HB2	2.01	0.42
27:BA:125:G:C5'	53:B7:19:ARG:CD	2.97	0.42
27:BA:221:A:H3'	27:BA:221:A:H8	1.85	0.42
27:BA:270:A:OP2	27:BA:270(X):G:N1	2.51	0.42
27:BA:468:G:C3'	27:BA:469:G:C5'	2.96	0.42
27:BA:531:C:H41	45:BU:38:THR:HA	0.88	0.42
27:BA:674:G:H4'	30:BF:69:HIS:CA	2.48	0.42

*Continued on next page...*

*Continued from previous page...*

Atom-1	Atom-2	Interatomic distance (Å)	Clash overlap (Å)
27:BA:777:A:N7	27:BA:793:A:H2	2.17	0.42
27:BA:976:C:H4'	27:BA:1156:A:N6	2.35	0.42
27:BA:1612:C:C6	53:B7:3:ARG:NH2	2.88	0.42
27:BA:1655:A:O3'	29:BE:212:GLY:HA3	2.20	0.42
27:BA:1673:U:H5	29:BE:225:LYS:HD2	1.81	0.42
27:BA:1710:C:HO2'	27:BA:2858:C:H42	1.64	0.42
27:BA:2305:A:N6	31:BG:53:LYS:NZ	2.68	0.42
27:BA:2305:A:H2	31:BG:72:LYS:HE2	1.85	0.42
27:BA:2417:C:N4	27:BA:2418:A:N6	2.68	0.42
27:BA:2513:G:H2'	27:BA:2514:U:C6	2.55	0.42
27:BA:2572:A:OP1	27:BA:2574:G:H4'	2.20	0.42
27:BA:2649:U:C2	27:BA:2650:U:C5	3.07	0.42
27:BA:2684:U:C2'	27:BA:2685:G:O5'	2.68	0.42
27:BA:2703:C:H2'	27:BA:2704:C:C6	2.54	0.42
27:BA:2744:G:O2'	27:BA:2745:C:H5'	2.20	0.42
27:BA:2749:A:N7	27:BA:2750:A:C8	2.88	0.42
27:BA:2783:G:C4	27:BA:2784:C:C6	3.08	0.42
27:BA:2837:G:C6	27:BA:2882:A:N1	2.88	0.42
28:BD:125:ILE:HG22	28:BD:126:GLY:H	1.80	0.42
28:BD:156:ALA:C	28:BD:158:GLY:H	2.23	0.42
29:BE:200:ASP:O	29:BE:311:PHE:C	2.58	0.42
29:BE:211:GLN:HG2	29:BE:212:GLY:N	2.22	0.42
30:BF:52:ALA:O	30:BF:55:ARG:N	2.53	0.42
31:BG:102:GLY:C	31:BG:134:LEU:HD12	2.27	0.42
34:BN:23:ALA:O	34:BN:26:VAL:HG23	2.20	0.42
34:BN:63:ILE:CG2	34:BN:71:TYR:CE1	3.03	0.42
34:BN:137:GLU:O	34:BN:140:GLY:N	2.42	0.42
35:BO:7:ARG:C	35:BO:8:LEU:CD2	2.87	0.42
35:BO:21:VAL:HG13	35:BO:39:VAL:HG13	2.02	0.42
35:BO:116:SER:O	35:BO:117:LEU:C	2.58	0.42
36:BP:73:VAL:O	36:BP:76:LEU:CB	2.65	0.42
36:BP:80:ASP:O	36:BP:92:ASP:HA	2.20	0.42
37:BQ:72:VAL:HB	37:BQ:83:PHE:CZ	2.55	0.42
37:BQ:122:PHE:CB	37:BQ:136:TRP:CZ2	3.00	0.42
40:BW:8:ARG:CB	40:BW:102:HIS:ND1	2.83	0.42
42:BY:32:ARG:HG2	42:BY:33:GLU:H	1.84	0.42
42:BY:92:ASP:OD1	42:BY:94:SER:HB2	2.16	0.42
44:BR:70:LEU:N	44:BR:70:LEU:HD23	2.34	0.42
47:B2:23:LEU:O	47:B2:24:LYS:C	2.56	0.42
48:B3:20:LYS:CA	48:B3:23:LEU:HD12	2.36	0.42
52:B6:8:ILE:H	52:B6:8:ILE:CD1	2.14	0.42

*Continued on next page...*

*Continued from previous page...*

Atom-1	Atom-2	Interatomic distance (Å)	Clash overlap (Å)
52:B6:44:ALA:O	52:B6:45:LYS:O	2.38	0.42
53:B7:28:ARG:O	53:B7:31:LEU:CB	2.68	0.42
1:AA:328:C:H4'	1:AA:329:A:H5'	2.01	0.42
1:AA:405:U:O3'	1:AA:406:G:O5'	2.35	0.42
1:AA:450:G:O6	1:AA:481:G:H2'	2.20	0.42
1:AA:586:C:H4'	1:AA:878:G:O3'	2.19	0.42
1:AA:668:G:C4'	18:AO:48:LYS:O	2.68	0.42
1:AA:870:U:O5'	1:AA:870:U:H6	2.02	0.42
1:AA:1002:G:H2'	1:AA:1003:G:O4'	2.20	0.42
1:AA:1125:U:C5	13:AJ:5:ARG:NH2	2.84	0.42
1:AA:1222:G:P	1:AA:1322:C:H5	2.40	0.42
1:AA:1250:A:H2	1:AA:1370:G:H1'	1.85	0.42
1:AA:1392:G:N2	1:AA:1502:A:H8	2.17	0.42
1:AA:1398:A:C8	1:AA:1398:A:H3'	2.55	0.42
5:AB:182:ILE:HA	5:AB:183:PRO:HD3	1.91	0.42
6:AC:18:TRP:C	6:AC:20:SER:N	2.70	0.42
7:AD:68:TYR:CE2	7:AD:97:LEU:HB3	2.54	0.42
7:AD:104:VAL:HG12	7:AD:104:VAL:O	2.20	0.42
13:AJ:45:ARG:CZ	17:AN:36:PHE:HE2	2.23	0.42
15:AL:75:HIS:HB3	15:AL:102:ARG:HH12	1.84	0.42
16:AM:122:LYS:CE	25:AY:153:GLY:CA	2.98	0.42
24:AU:6:ARG:HH11	24:AU:15:ARG:HH22	1.66	0.42
27:BA:26:G:H1	27:BA:27:G:N2	2.05	0.42
27:BA:197:A:H2'	27:BA:198:C:O4'	2.20	0.42
27:BA:227:A:O5'	27:BA:227:A:H8	2.02	0.42
27:BA:272:G:H1	27:BA:365:C:H42	1.68	0.42
27:BA:279:C:H2'	27:BA:360:G:O6	2.19	0.42
27:BA:618(A):C:N4	27:BA:619:G:H21	2.18	0.42
27:BA:618(A):C:C5	27:BA:619:G:N2	2.88	0.42
27:BA:631:A:C2	27:BA:2415:G:N3	2.68	0.42
27:BA:641:C:O2	27:BA:2350:C:OP1	2.37	0.42
27:BA:706:A:H2'	27:BA:707:G:O4'	2.20	0.42
27:BA:738:G:H2'	27:BA:739:G:O4'	2.20	0.42
27:BA:966:G:H1'	27:BA:2267:A:H62	1.82	0.42
27:BA:1212:G:N7	27:BA:1235:G:O6	2.53	0.42
27:BA:1299:G:H5'	27:BA:1301:A:H1'	2.00	0.42
27:BA:1443:G:C2	27:BA:1444:G:H1'	2.54	0.42
27:BA:1667:G:C2'	27:BA:1991:U:O4	2.68	0.42
27:BA:1675:C:H42	29:BE:228:ARG:HH22	1.68	0.42
27:BA:2013:A:OP1	27:BA:2013:A:H4'	2.19	0.42
27:BA:2090:G:N1	27:BA:2230:G:C6	2.71	0.42

*Continued on next page...*

*Continued from previous page...*

Atom-1	Atom-2	Interatomic distance (Å)	Clash overlap (Å)
27:BA:2181:G:C2'	27:BA:2182:G:H5''	2.49	0.42
27:BA:2218:G:N1	27:BA:2219:G:N7	2.68	0.42
27:BA:2315:G:C5'	31:BG:133:ASN:ND2	2.73	0.42
27:BA:2418:A:OP2	54:B8:30:ARG:NH1	2.53	0.42
27:BA:2418:A:C2	27:BA:2419:U:O2	2.73	0.42
27:BA:2428:G:H1'	27:BA:2429:G:C6	2.55	0.42
27:BA:2431:U:P	27:BA:2432:A:OP2	2.78	0.42
27:BA:2453:A:HO2'	27:BA:2454:G:H5'	1.65	0.42
27:BA:2458:G:H2'	27:BA:2490:G:H1	1.85	0.42
27:BA:2622:C:C5'	29:BE:255:GLN:OE1	2.67	0.42
27:BA:2684:U:C1'	35:BO:70:ARG:NH1	2.80	0.42
27:BA:2693:A:C4	27:BA:2694:G:N7	2.88	0.42
27:BA:2694:G:H8	27:BA:2694:G:O5'	2.02	0.42
27:BA:2737:G:O6	27:BA:2738:A:N6	2.52	0.42
27:BA:2744:G:N1	27:BA:2745:C:N3	2.68	0.42
27:BA:2752:C:H42	27:BA:2753:A:H2	1.43	0.42
27:BA:2812:G:C2'	27:BA:2813:A:O5'	2.68	0.42
28:BD:131:LEU:HG	28:BD:187:CYS:CB	2.44	0.42
29:BE:112:LEU:C	29:BE:112:LEU:CD1	2.88	0.42
29:BE:268:LEU:HD11	29:BE:271:ILE:HG13	2.02	0.42
30:BF:22:PHE:O	30:BF:24:THR:OG1	2.38	0.42
30:BF:168:ARG:CA	30:BF:233:THR:HG22	2.48	0.42
30:BF:200:PRO:HB3	30:BF:205:ARG:HD3	2.02	0.42
32:BH:90:GLY:HA2	32:BH:159:LYS:CD	2.47	0.42
32:BH:142:GLU:O	32:BH:143:LEU:C	2.58	0.42
33:BI:120:ALA:C	33:BI:121:ILE:O	2.54	0.42
34:BN:38:VAL:C	34:BN:39:VAL:CG2	2.84	0.42
34:BN:82:THR:HG1	34:BN:83:ILE:HG23	1.85	0.42
35:BO:63:VAL:HG22	35:BO:106:LEU:HD22	2.02	0.42
35:BO:65:THR:HG1	35:BO:67:ARG:CG	2.26	0.42
36:BP:128:GLY:O	36:BP:132:LYS:CD	2.65	0.42
37:BQ:57:ARG:O	37:BQ:60:ALA:HB3	2.20	0.42
38:BS:123:ILE:O	38:BS:126:GLY:N	2.41	0.42
39:BT:46:ALA:O	39:BT:49:LEU:N	2.38	0.42
40:BW:46:PHE:O	40:BW:49:LYS:N	2.52	0.42
41:BX:9:HIS:CB	41:BX:26:PHE:HA	2.42	0.42
43:BZ:40:ASP:HB2	43:BZ:41:ARG:H	1.39	0.42
43:BZ:94:VAL:O	43:BZ:123:VAL:N	2.37	0.42
44:BR:22:ARG:NH2	44:BR:69:ASP:HA	2.35	0.42
44:BR:75:LEU:O	44:BR:77:ARG:C	2.58	0.42
48:B3:44:ARG:O	48:B3:48:GLU:CD	2.55	0.42

*Continued on next page...*



*Continued from previous page...*

Atom-1	Atom-2	Interatomic distance (Å)	Clash overlap (Å)
49:B0:30:VAL:HG13	49:B0:63:SER:HG	1.84	0.42
51:B5:41:LEU:O	51:B5:42:SER:O	2.38	0.42
52:B6:8:ILE:C	52:B6:29:ARG:HH21	2.18	0.42
54:B8:26:LYS:NZ	54:B8:44:LYS:H	1.93	0.42
55:B9:3:VAL:O	55:B9:4:ARG:C	2.48	0.42
1:AA:79:G:H2'	1:AA:80:G:H8	1.85	0.41
1:AA:578:C:O2'	1:AA:729:A:C1'	2.68	0.41
1:AA:776:G:H22	1:AA:802:A:P	2.44	0.41
1:AA:890:G:O2'	1:AA:891:U:H6	1.98	0.41
1:AA:1097:C:O3'	1:AA:1168:A:O2'	2.28	0.41
1:AA:1280:A:C8	13:AJ:40:LEU:HD22	2.55	0.41
1:AA:1287:A:H61	1:AA:1371:G:C5'	2.33	0.41
1:AA:1312:G:N7	22:AS:3:ARG:O	2.53	0.41
1:AA:361(A):C:O3'	1:AA:1362:C:C5'	2.66	0.41
1:AA:1374:A:H1'	10:AG:31:MET:CE	2.50	0.41
1:AA:1451:A:C8	1:AA:1451:A:C3'	3.03	0.41
7:AD:63:LYS:O	7:AD:67:ILE:HG13	2.20	0.41
10:AG:29:LYS:HZ1	10:AG:102:ARG:HE	1.68	0.41
11:AH:49:GLU:OE1	11:AH:51:VAL:HG23	2.20	0.41
14:AK:110:ASP:CB	21:AR:85:LEU:HB3	2.47	0.41
19:AP:9:PHE:HB2	19:AP:16:HIS:O	2.20	0.41
20:AQ:22:LEU:HA	20:AQ:40:LYS:O	2.19	0.41
27:BA:199:A:C6	27:BA:2434:A:C6	3.08	0.41
27:BA:327:G:C2	27:BA:328:U:C6	3.08	0.41
27:BA:729:G:C2	27:BA:1775:U:C6	3.07	0.41
27:BA:792:G:C5	27:BA:2440:C:N1	2.88	0.41
27:BA:1377:G:H8	27:BA:1377:G:O5'	2.02	0.41
27:BA:1521:G:H3'	27:BA:1522:G:O4'	2.19	0.41
27:BA:1603:A:C2'	27:BA:1604:C:H6	2.17	0.41
27:BA:1661:G:H1	27:BA:1999:C:N4	2.16	0.41
27:BA:1890:A:H2	27:BA:2235:G:O4'	2.03	0.41
27:BA:1978:A:C2	27:BA:1979:C:H1'	2.55	0.41
27:BA:2013:A:C4'	40:BW:96:ILE:CG2	2.97	0.41
27:BA:2333:A:C4'	27:BA:2335:A:O4'	2.68	0.41
27:BA:2379:G:P	38:BS:30:GLY:CA	3.05	0.41
27:BA:2436:G:N2	27:BA:2437:U:H1'	2.34	0.41
27:BA:2479:G:O2'	27:BA:2480:C:O5'	2.38	0.41
27:BA:2567:G:N1	27:BA:2568:C:N4	2.68	0.41
27:BA:2774:C:C2'	27:BA:2775:A:H8	2.30	0.41
27:BA:2801:A:OP1	27:BA:2802:G:O4'	2.38	0.41
27:BA:2830:G:C6	27:BA:2831:G:N7	2.88	0.41

*Continued on next page...*

*Continued from previous page...*

Atom-1	Atom-2	Interatomic distance (Å)	Clash overlap (Å)
27:BA:2832:U:C1'	27:BA:2834:G:N2	2.62	0.41
28:BD:134:ILE:CG2	28:BD:135:PRO:CD	2.93	0.41
30:BF:7:ASP:HB3	30:BF:13:ASP:HB2	2.01	0.41
30:BF:46:TYR:O	30:BF:92:PRO:HB2	2.19	0.41
30:BF:100:LEU:HD23	30:BF:100:LEU:HA	1.66	0.41
30:BF:115:LEU:O	30:BF:117:ALA:N	2.53	0.41
30:BF:140:VAL:CG1	30:BF:236:THR:HA	2.50	0.41
31:BG:25:MET:SD	31:BG:128:LEU:CB	3.08	0.41
31:BG:140:ARG:CB	31:BG:144:ARG:HH12	2.33	0.41
31:BG:141:VAL:N	31:BG:144:ARG:HH11	2.15	0.41
32:BH:98:GLN:HB2	32:BH:103:VAL:HG23	1.96	0.41
32:BH:140:VAL:CA	32:BH:143:LEU:HD22	2.50	0.41
33:BI:70:GLU:CG	33:BI:71:GLN:N	2.78	0.41
33:BI:102:LEU:O	33:BI:106:HIS:HB2	2.19	0.41
37:BQ:25:GLY:O	37:BQ:26:LYS:HG3	2.06	0.41
37:BQ:42:TYR:CE2	43:BZ:116:VAL:CG2	2.91	0.41
37:BQ:64:ALA:O	37:BQ:66:ASN:N	2.53	0.41
37:BQ:70:ARG:HB2	37:BQ:71:PHE:CD1	2.55	0.41
37:BQ:151:SER:HB3	37:BQ:155:GLY:HA2	2.02	0.41
42:BY:54:ASP:C	42:BY:56:ALA:H	2.24	0.41
43:BZ:6:LYS:HA	43:BZ:31:SER:CB	2.48	0.41
43:BZ:149:ALA:HB1	43:BZ:164:PRO:CA	2.47	0.41
45:BU:9:VAL:O	45:BU:10:ARG:C	2.56	0.41
45:BU:39:LEU:O	45:BU:42:ALA:N	2.52	0.41
45:BU:91:ASN:CG	45:BU:92:ARG:N	2.73	0.41
49:B0:29:GLU:OE1	49:B0:62:LEU:CD2	2.68	0.41
50:B4:16:TYR:CE1	50:B4:37:SER:OG	2.73	0.41
50:B4:62:ARG:O	50:B4:66:SER:OG	2.37	0.41
54:B8:6:THR:O	54:B8:8:LYS:C	2.59	0.41
54:B8:16:ILE:CG1	54:B8:22:VAL:HG21	2.22	0.41
1:AA:695:A:H2'	1:AA:696:A:H8	1.84	0.41
1:AA:30(D):A:H3'	1:AA:1031:G:O4'	2.20	0.41
3:AW:65:G:N1	3:AW:66:A:C4	2.88	0.41
5:AB:28:PHE:CD2	5:AB:194:PRO:HG3	2.55	0.41
6:AC:18:TRP:O	6:AC:19:GLU:C	2.49	0.41
14:AK:58:PRO:CA	14:AK:90:GLY:HA3	2.47	0.41
26:BB:7:G:O2'	38:BS:37:ARG:CB	2.68	0.41
27:BA:329:G:H8	27:BA:329:G:OP2	2.03	0.41
27:BA:489:G:C8	27:BA:1284:A:N3	2.88	0.41
27:BA:796:C:H2'	27:BA:797:C:C6	2.56	0.41
27:BA:981:A:C8	27:BA:982:C:C5	3.08	0.41

*Continued on next page...*

*Continued from previous page...*

Atom-1	Atom-2	Interatomic distance (Å)	Clash overlap (Å)
27:BA:1022:G:P	34:BN:52:GLN:CD	2.98	0.41
27:BA:1163:G:C2'	27:BA:1164:G:C5'	2.99	0.41
27:BA:1203:G:H3'	27:BA:1203:G:N3	2.34	0.41
27:BA:1394:U:H4'	27:BA:1603:A:C5'	2.50	0.41
27:BA:1465:G:O2'	27:BA:545(A):A:H2	2.02	0.41
27:BA:1497:U:H3	27:BA:1577:C:H4'	1.85	0.41
27:BA:1788:C:O2'	27:BA:1789:A:H5'	2.20	0.41
27:BA:1906:G:C5	27:BA:1929:G:C5	3.08	0.41
27:BA:1996:C:O2	27:BA:1997:G:H4'	2.21	0.41
27:BA:2246:G:H1	27:BA:2258:C:N4	2.18	0.41
27:BA:2340:G:HO2'	27:BA:2341:G:P	2.35	0.41
27:BA:2343:C:O2'	27:BA:2373:G:H4'	2.20	0.41
27:BA:2353:G:H21	49:B0:32:LYS:HE2	1.82	0.41
27:BA:2395:C:C4'	50:B4:28:ARG:HD2	2.49	0.41
27:BA:2482:G:O6	27:BA:2483:C:C5	2.70	0.41
27:BA:2487:G:H2'	27:BA:2488:A:C8	2.55	0.41
27:BA:2539:C:H2'	27:BA:2539:C:O2	2.20	0.41
27:BA:2576:G:H4'	27:BA:2577:A:H5'	2.01	0.41
27:BA:2623:G:O3'	27:BA:2826:A:H4'	2.20	0.41
27:BA:2721:A:C2'	27:BA:2722:G:H8	2.20	0.41
28:BD:144:GLU:HA	28:BD:150:GLY:O	2.20	0.41
29:BE:87:GLU:CA	29:BE:93:GLN:N	2.75	0.41
30:BF:203:ALA:C	30:BF:205:ARG:H	2.22	0.41
31:BG:56:ARG:CA	31:BG:63:ILE:HG13	2.50	0.41
33:BI:49:ALA:C	33:BI:53:LYS:HG2	2.40	0.41
33:BI:80:PRO:C	33:BI:146:THR:O	2.58	0.41
33:BI:134:HIS:O	33:BI:136:GLU:N	2.54	0.41
35:BO:17:ARG:CZ	35:BO:46:ALA:C	2.89	0.41
35:BO:99:PHE:CE2	39:BT:24:LYS:CD	2.86	0.41
37:BQ:72:VAL:CB	37:BQ:83:PHE:HZ	2.33	0.41
37:BQ:140:TYR:C	37:BQ:142:LYS:N	2.72	0.41
41:BX:17:ASP:C	41:BX:20:PHE:CE1	2.93	0.41
42:BY:32:ARG:HB3	42:BY:33:GLU:OE2	2.20	0.41
43:BZ:92:VAL:O	43:BZ:123:VAL:O	2.38	0.41
43:BZ:136:VAL:O	43:BZ:137:ASP:OD1	2.38	0.41
46:BV:19:VAL:CG1	46:BV:21:ARG:NH2	2.58	0.41
47:B2:2:VAL:CG1	47:B2:3:LEU:H	2.25	0.41
47:B2:28:LEU:O	47:B2:29:ASN:C	2.59	0.41
54:B8:58:MET:HA	54:B8:61:MET:CG	2.49	0.41
56:BK:42:PHE:C	56:BK:44:ALA:H	2.23	0.41
56:BK:99:LYS:HD2	56:BK:99:LYS:N	2.35	0.41

*Continued on next page...*

*Continued from previous page...*

Atom-1	Atom-2	Interatomic distance (Å)	Clash overlap (Å)
56:BK:100:VAL:HG12	56:BK:101:THR:N	2.35	0.41
1:AA:219:C:H4'	1:AA:381:C:C4'	2.50	0.41
1:AA:439:A:OP2	1:AA:494:G:N1	2.42	0.41
1:AA:642:A:N7	11:AH:115:SER:HA	2.36	0.41
1:AA:892:A:C2	1:AA:893:C:C2	3.09	0.41
1:AA:1222:G:H8	1:AA:1222:G:O5'	2.04	0.41
1:AA:1308:U:H5''	16:AM:110:ARG:NH2	2.31	0.41
1:AA:1428:A:H2'	1:AA:1429:C:C6	2.55	0.41
1:AA:1511:G:C6	1:AA:1512:U:C2	3.08	0.41
2:AV:31:A:C4'	12:AI:127:LYS:HB2	2.40	0.41
2:AV:50:U:C2	2:AV:51:G:C8	3.08	0.41
5:AB:28:PHE:HE2	5:AB:189:ASP:O	2.03	0.41
5:AB:68:ILE:O	5:AB:91:PRO:HD2	2.20	0.41
6:AC:14:ILE:HG22	6:AC:15:THR:HG23	2.02	0.41
7:AD:172:PRO:HG2	7:AD:193:ASP:CB	2.50	0.41
9:AF:79:LEU:O	9:AF:85:VAL:HG21	2.21	0.41
12:AI:55:ALA:HB3	12:AI:58:ARG:HE	1.85	0.41
12:AI:114:TYR:HB3	13:AJ:60:ARG:NH1	2.34	0.41
19:AP:27:LYS:C	19:AP:29:ASP:N	2.73	0.41
27:BA:19:C:OP1	45:BU:23:GLY:CA	2.68	0.41
27:BA:76:C:H5''	47:B2:55:ARG:HE	1.85	0.41
27:BA:126:A:N7	27:BA:127:A:C5	2.88	0.41
27:BA:211:A:H2'	27:BA:212:G:O4'	2.20	0.41
27:BA:299:A:O2'	27:BA:319:C:H4'	2.19	0.41
27:BA:364:C:H2'	27:BA:365:C:C5	2.55	0.41
27:BA:380:U:HO2'	50:B4:15:ILE:C	2.24	0.41
27:BA:442:G:H1'	30:BF:46:TYR:HE1	1.85	0.41
27:BA:535:C:O3'	27:BA:994:C:N3	2.54	0.41
27:BA:572:A:H2	27:BA:2033:A:C2	2.38	0.41
27:BA:626:U:H3'	27:BA:627:A:C5'	2.49	0.41
27:BA:632:A:H2	27:BA:2403:C:H4'	1.84	0.41
27:BA:654:A:C2	27:BA:655:A:C8	3.09	0.41
27:BA:734:A:O2'	27:BA:1635:G:H5''	2.19	0.41
27:BA:1626:G:C5	27:BA:1634:A:C2	3.09	0.41
27:BA:1657:C:C5'	29:BE:234:ARG:NH1	2.77	0.41
27:BA:2187:G:H2'	27:BA:2188:C:C4'	2.50	0.41
27:BA:2320:A:N3	27:BA:2333:A:C4	2.87	0.41
27:BA:2352:A:H2'	27:BA:2353:G:C5'	2.50	0.41
27:BA:2353:G:H2'	27:BA:2354:G:O5'	2.20	0.41
27:BA:2423:U:H5'	27:BA:2423:U:N1	2.26	0.41
27:BA:2485:G:C2'	27:BA:2486:G:C4'	2.97	0.41

*Continued on next page...*

*Continued from previous page...*

Atom-1	Atom-2	Interatomic distance (Å)	Clash overlap (Å)
27:BA:2486:G:C6	27:BA:2487:G:N7	2.89	0.41
27:BA:2519:U:H6	27:BA:2519:U:H2'	1.59	0.41
27:BA:2547:U:C5	27:BA:2566:A:N3	2.88	0.41
27:BA:2568:C:O2	27:BA:2568:C:H2'	2.19	0.41
27:BA:2572:A:OP2	29:BE:242:ASN:CB	2.69	0.41
27:BA:2575:C:C5'	29:BE:241:TRP:NE1	2.67	0.41
27:BA:2604:U:C2'	27:BA:2605:U:H5'	2.49	0.41
27:BA:2616:C:O2	27:BA:2617:C:C6	2.73	0.41
27:BA:2694:G:C5	27:BA:2695:C:C5	3.07	0.41
27:BA:2729:G:C6	27:BA:2730:C:C4	3.07	0.41
27:BA:2745:C:O2	32:BH:142:GLU:CG	2.68	0.41
30:BF:56:THR:O	30:BF:79:ARG:CD	2.68	0.41
30:BF:102:LEU:N	30:BF:107:ARG:NH2	2.22	0.41
30:BF:166:ILE:O	30:BF:167:ASP:C	2.59	0.41
31:BG:20:LYS:H	31:BG:76:ARG:HB3	1.86	0.41
31:BG:136:ARG:HD2	31:BG:136:ARG:N	2.36	0.41
32:BH:91:VAL:C	32:BH:159:LYS:HZ2	2.23	0.41
32:BH:138:GLN:C	32:BH:140:VAL:N	2.72	0.41
34:BN:41:ALA:O	34:BN:44:ALA:N	2.53	0.41
34:BN:50:GLU:HB2	34:BN:51:GLU:H	1.65	0.41
35:BO:63:VAL:HG22	35:BO:102:VAL:HG11	2.02	0.41
35:BO:88:ARG:HB2	35:BO:92:SER:OG	2.19	0.41
36:BP:55:GLN:HG3	36:BP:56:LYS:N	2.35	0.41
36:BP:109:LEU:HD13	36:BP:110:GLY:CA	2.48	0.41
37:BQ:91:HIS:C	37:BQ:92:VAL:CG1	2.81	0.41
38:BS:31:LYS:CB	38:BS:100:ALA:HA	2.38	0.41
40:BW:38:TYR:CG	51:B5:41:LEU:HD21	2.54	0.41
40:BW:68:ARG:O	40:BW:110:LYS:CA	2.66	0.41
43:BZ:118:HIS:O	43:BZ:119:ASN:CB	2.67	0.41
43:BZ:131:PRO:C	43:BZ:133:GLU:H	2.23	0.41
43:BZ:148:THR:CB	43:BZ:166:LEU:H	2.34	0.41
44:BR:21:TYR:O	44:BR:25:ALA:CB	2.69	0.41
44:BR:86:ARG:O	44:BR:87:TYR:HD2	2.03	0.41
45:BU:17:VAL:O	45:BU:20:ARG:CB	2.66	0.41
46:BV:14:VAL:HG11	46:BV:19:VAL:HG23	2.02	0.41
47:B2:46:ILE:HG22	47:B2:47:LYS:N	2.35	0.41
47:B2:51:LYS:C	47:B2:54:ALA:CB	2.88	0.41
49:B0:67:VAL:HG11	49:B0:74:LYS:HE2	2.02	0.41
51:B5:42:SER:C	51:B5:43:HIS:HD1	2.22	0.41
1:AA:20:U:C1'	1:AA:572:A:C4	3.02	0.41
1:AA:120:A:H2'	1:AA:122:G:N7	2.35	0.41

*Continued on next page...*

*Continued from previous page...*

Atom-1	Atom-2	Interatomic distance (Å)	Clash overlap (Å)
1:AA:330:C:C2	1:AA:331:G:C8	3.09	0.41
1:AA:586:C:O2'	1:AA:878:G:H4'	2.21	0.41
1:AA:665:A:N9	1:AA:733:A:H1'	2.35	0.41
1:AA:947:G:C4'	1:AA:1332:A:C2	2.93	0.41
1:AA:1089:G:HO2'	1:AA:1169:A:H2	1.67	0.41
1:AA:1117:G:N2	1:AA:1180:A:C1'	2.65	0.41
1:AA:1240:U:C1'	10:AG:42:ILE:HD11	2.50	0.41
1:AA:1241:G:H2'	1:AA:1242:C:C6	2.56	0.41
1:AA:1307:U:H4'	16:AM:109:THR:CG2	2.50	0.41
1:AA:1350:A:H62	12:AI:118:LYS:NZ	2.19	0.41
1:AA:1401:G:H2'	1:AA:1402:C:O4'	2.20	0.41
3:AW:75:C:C5	50:B4:27:THR:HB	2.55	0.41
5:AB:82:ARG:HB2	5:AB:94:ASN:ND2	2.35	0.41
5:AB:152:PHE:O	5:AB:154:LEU:N	2.53	0.41
12:AI:35:GLU:O	12:AI:38:GLN:HG2	2.21	0.41
13:AJ:38:ILE:HG13	13:AJ:71:LEU:HB3	2.01	0.41
27:BA:143:C:O2'	27:BA:144:C:O4'	2.34	0.41
27:BA:270:A:N1	27:BA:370:G:H1'	2.35	0.41
27:BA:612:G:C4'	27:BA:616:A:N6	2.67	0.41
27:BA:711:G:H1	27:BA:720:C:N4	2.16	0.41
27:BA:775:G:H2'	27:BA:794:G:C5	2.55	0.41
27:BA:944:G:H2'	27:BA:944:G:N3	2.36	0.41
27:BA:961:C:N4	27:BA:2031:A:H1'	2.34	0.41
27:BA:1020:A:H4'	34:BN:49:ARG:HH22	1.85	0.41
27:BA:1324:G:N2	27:BA:1331:A:C4	2.89	0.41
27:BA:1339:G:C8	27:BA:1339:G:O5'	2.73	0.41
27:BA:1530:G:P	27:BA:1539:G:H1	2.43	0.41
27:BA:1672:C:O2	27:BA:2582:G:C4'	2.66	0.41
27:BA:2082:A:N6	27:BA:2237:G:H1'	2.35	0.41
27:BA:2208:U:C2'	27:BA:2209:C:O4'	2.68	0.41
27:BA:2303:G:C2	27:BA:2314:C:C2	3.08	0.41
27:BA:2315:G:H5''	31:BG:20:LYS:HD2	2.03	0.41
27:BA:2341:G:N7	27:BA:2342:C:N4	2.68	0.41
27:BA:2378:A:C1'	38:BS:101:VAL:CG2	2.98	0.41
27:BA:2411:A:O2'	27:BA:2412:A:C8	2.48	0.41
27:BA:2462:U:O2	27:BA:2463:C:C6	2.73	0.41
27:BA:2524:G:C6	27:BA:2525:G:C5	3.08	0.41
27:BA:2648:C:N4	27:BA:2672:G:N1	2.52	0.41
27:BA:2661:G:N3	27:BA:2662:A:C8	2.86	0.41
27:BA:2747:G:N2	27:BA:2754:U:H3	2.16	0.41
27:BA:2886:G:N3	27:BA:2887:U:C6	2.89	0.41

*Continued on next page...*

*Continued from previous page...*

Atom-1	Atom-2	Interatomic distance (Å)	Clash overlap (Å)
28:BD:152:GLN:N	28:BD:152:GLN:OE1	2.51	0.41
28:BD:205:VAL:HB	28:BD:206:LYS:HD3	2.01	0.41
29:BE:44:TYR:CD1	29:BE:307:LEU:O	2.71	0.41
29:BE:80:ALA:N	29:BE:185:GLY:O	2.53	0.41
29:BE:180:ILE:HG23	29:BE:183:ASP:OD2	2.20	0.41
29:BE:251:PRO:O	29:BE:252:GLN:CG	2.68	0.41
30:BF:44:GLN:HB3	30:BF:45:ASP:H	1.76	0.41
30:BF:242:GLU:O	30:BF:245:GLU:CD	2.55	0.41
32:BH:37:HIS:CE1	32:BH:67:THR:HG21	2.55	0.41
32:BH:51:VAL:HG22	32:BH:68:ARG:HG3	2.02	0.41
32:BH:124:VAL:HA	32:BH:130:ILE:HG13	2.03	0.41
33:BI:124:LEU:HA	33:BI:145:VAL:HB	2.02	0.41
33:BI:144:HIS:O	33:BI:144:HIS:CG	2.73	0.41
37:BQ:66:ASN:CB	37:BQ:70:ARG:HH21	2.24	0.41
38:BS:9:PRO:HG3	38:BS:14:ARG:CB	2.51	0.41
42:BY:11:GLN:HA	42:BY:21:LYS:NZ	2.35	0.41
42:BY:20:HIS:O	42:BY:21:LYS:C	2.58	0.41
42:BY:30:ASP:OD2	42:BY:31:LEU:CG	2.61	0.41
45:BU:25:TRP:O	45:BU:26:GLY:C	2.58	0.41
47:B2:34:GLN:HB2	47:B2:35:ALA:H	1.73	0.41
50:B4:14:ILE:HG23	50:B4:16:TYR:HD1	1.70	0.41
54:B8:26:LYS:CG	54:B8:44:LYS:CA	2.68	0.41
1:AA:19:C:H2'	1:AA:20:U:C6	2.56	0.41
1:AA:26:A:H4'	1:AA:508:C:N4	2.36	0.41
1:AA:246:A:H62	1:AA:281:G:H21	1.69	0.41
1:AA:250:A:H5'	1:AA:252:U:O4'	2.20	0.41
1:AA:279:A:C2	20:AQ:98:LEU:CD1	3.04	0.41
1:AA:565:U:H3'	1:AA:566:G:H8	1.83	0.41
1:AA:575:G:C4	1:AA:881:G:C2	3.09	0.41
1:AA:939:G:O5'	10:AG:102:ARG:NH1	2.48	0.41
1:AA:1021:G:C2	1:AA:1022:G:H1'	2.56	0.41
1:AA:1118:C:O4'	1:AA:1179:A:C1'	2.69	0.41
1:AA:1127:G:H21	1:AA:1147:C:H42	1.68	0.41
1:AA:1374:A:O2'	10:AG:31:MET:SD	2.71	0.41
6:AC:139:GLN:HE21	6:AC:170:GLN:HE22	1.69	0.41
8:AE:42:GLY:HA3	8:AE:66:MET:SD	2.60	0.41
11:AH:29:SER:HB3	11:AH:32:LYS:HG2	2.03	0.41
13:AJ:39:PRO:O	13:AJ:40:LEU:HB2	2.20	0.41
17:AN:21:TYR:CD1	17:AN:21:TYR:N	2.89	0.41
19:AP:3:LYS:HE2	19:AP:24:ALA:HB2	2.03	0.41
26:BB:5:C:H2'	26:BB:6:C:H6	1.85	0.41

*Continued on next page...*

*Continued from previous page...*

Atom-1	Atom-2	Interatomic distance (Å)	Clash overlap (Å)
26:BB:29:A:OP2	38:BS:41:LYS:CB	2.67	0.41
26:BB:69:G:H5'	26:BB:70:C:OP2	2.20	0.41
27:BA:49:A:H2	27:BA:118:A:N7	2.18	0.41
27:BA:76:C:C5'	47:B2:55:ARG:HE	2.34	0.41
27:BA:126:A:C4	53:B7:18:PHE:CG	3.08	0.41
27:BA:447:A:P	45:BU:5:LYS:NZ	2.94	0.41
27:BA:487:C:H1'	40:BW:53:SER:CA	2.51	0.41
27:BA:489:G:C8	27:BA:1284:A:C2	3.09	0.41
27:BA:556:G:H2'	27:BA:557:U:O4'	2.20	0.41
27:BA:563:G:N2	45:BU:37:GLN:OE1	2.49	0.41
27:BA:972:G:N7	27:BA:1188:U:C4	2.84	0.41
27:BA:1021:A:C2	27:BA:1023:U:H1'	2.55	0.41
27:BA:1152:C:O4'	45:BU:77:SER:CB	2.68	0.41
27:BA:1238:G:C5	27:BA:1239:G:C8	3.08	0.41
27:BA:1328:G:N2	27:BA:1330:C:C2	2.88	0.41
27:BA:1647:G:H4'	27:BA:1648:C:O5'	2.20	0.41
27:BA:1675:C:N3	29:BE:225:LYS:HA	2.36	0.41
27:BA:1811:G:H2'	27:BA:1812:A:C8	2.55	0.41
27:BA:2092:U:C5	27:BA:2227:A:N6	2.86	0.41
27:BA:2096:U:H2'	27:BA:2097:C:C6	2.55	0.41
27:BA:2250:G:H8	27:BA:2250:G:C3'	2.22	0.41
27:BA:2276:G:HO2'	27:BA:2277:G:C5'	2.24	0.41
27:BA:2289:G:C2	27:BA:2290:G:C4	3.09	0.41
27:BA:2418:A:O2'	27:BA:2419:U:C5'	2.68	0.41
27:BA:2436:G:C2	27:BA:2437:U:C1'	3.02	0.41
27:BA:2537:U:O2'	27:BA:2538:C:H5'	2.20	0.41
27:BA:2540:C:O2	27:BA:2541:A:C1'	2.69	0.41
27:BA:2546:U:C6	27:BA:2546:U:C3'	3.03	0.41
27:BA:2574:G:C5'	27:BA:2575:C:P	2.99	0.41
27:BA:2656:U:H2'	27:BA:2657:A:H5'	2.01	0.41
27:BA:2683:C:C4	27:BA:2684:U:C5	3.09	0.41
27:BA:2756:U:O2	27:BA:2756:U:H2'	2.18	0.41
27:BA:2771:C:N4	27:BA:2772:C:N4	2.69	0.41
27:BA:2818:G:H1	27:BA:2828:C:H42	1.67	0.41
27:BA:2842:G:H8	27:BA:2842:G:O5'	2.04	0.41
27:BA:2857:G:C4	27:BA:2859:G:OP2	2.73	0.41
28:BD:77:VAL:CG1	28:BD:111:VAL:O	2.68	0.41
30:BF:1:MET:C	30:BF:18:LEU:HD21	2.38	0.41
30:BF:38:ALA:O	30:BF:40:ALA:N	2.53	0.41
30:BF:149:LYS:CB	30:BF:152:GLU:HG3	2.39	0.41
30:BF:151:GLN:OE1	30:BF:154:VAL:HG23	2.07	0.41

*Continued on next page...*



*Continued from previous page...*

Atom-1	Atom-2	Interatomic distance (Å)	Clash overlap (Å)
30:BF:163:HIS:O	30:BF:166:ILE:CA	2.62	0.41
31:BG:83:PHE:C	31:BG:85:GLN:N	2.72	0.41
31:BG:106:PHE:O	31:BG:107:GLY:C	2.58	0.41
32:BH:10:ILE:O	32:BH:11:PRO:O	2.39	0.41
32:BH:75:VAL:CG1	32:BH:76:GLU:N	2.71	0.41
32:BH:91:VAL:H	32:BH:159:LYS:HD2	1.86	0.41
32:BH:102:LEU:O	32:BH:113:GLU:HA	2.21	0.41
32:BH:129:LYS:CA	32:BH:130:ILE:HD12	2.31	0.41
33:BI:47:LEU:O	33:BI:51:LYS:HG3	2.20	0.41
35:BO:14:SER:H	35:BO:95:GLY:CA	2.34	0.41
36:BP:110:GLY:C	36:BP:111:ALA:O	2.51	0.41
39:BT:54:THR:O	39:BT:56:ARG:N	2.47	0.41
40:BW:18:ARG:O	40:BW:19:LEU:C	2.59	0.41
40:BW:69:LEU:CD2	40:BW:109:GLU:HB2	2.50	0.41
43:BZ:70:GLN:HG3	43:BZ:72:ASP:HB3	2.02	0.41
43:BZ:78:PRO:O	43:BZ:79:ILE:HG12	2.12	0.41
43:BZ:104:SER:O	43:BZ:105:GLN:CD	2.59	0.41
43:BZ:107:GLU:N	43:BZ:107:GLU:OE1	2.34	0.41
44:BR:28:LEU:HD13	44:BR:32:GLY:H	1.86	0.41
44:BR:67:LEU:C	44:BR:69:ASP:N	2.72	0.41
44:BR:99:LYS:HB3	51:B5:44:HIS:NE2	2.35	0.41
45:BU:60:LEU:HD23	45:BU:60:LEU:N	2.35	0.41
45:BU:98:ILE:CB	45:BU:106:PHE:CD1	3.04	0.41
45:BU:117:ARG:NH1	45:BU:118:GLN:CD	2.74	0.41
46:BV:71:ILE:HG22	46:BV:72:ARG:N	2.35	0.41
48:B3:26:LEU:HG	48:B3:26:LEU:H	1.45	0.41
55:B9:2:LYS:C	55:B9:4:ARG:N	2.74	0.41
1:AA:22:G:N2	1:AA:914:A:C8	2.89	0.41
1:AA:190(J):U:H2'	1:AA:190(K):G:H8	1.86	0.41
1:AA:563:A:N3	15:AL:15:ARG:NH1	2.68	0.41
1:AA:932:C:OP2	10:AG:3:ARG:HD2	2.21	0.41
1:AA:1060:C:C4	6:AC:2:GLY:HA3	2.55	0.41
1:AA:1357:A:O2'	17:AN:34:TYR:HE2	1.99	0.41
8:AE:36:ASP:OD1	8:AE:40:ARG:HB2	2.20	0.41
9:AF:10:LEU:HD11	9:AF:26:ILE:HD11	2.02	0.41
26:BB:5:C:H2'	26:BB:6:C:C6	2.55	0.41
26:BB:49:C:P	38:BS:110:THR:OG1	2.78	0.41
27:BA:26:G:H8	27:BA:26:G:O5'	2.03	0.41
27:BA:34:C:O4'	42:BY:8:ARG:NH1	2.54	0.41
27:BA:99:U:H3	42:BY:107:LYS:HD3	1.83	0.41
27:BA:138:G:H1'	41:BX:42:GLU:CB	2.50	0.41

*Continued on next page...*

*Continued from previous page...*

Atom-1	Atom-2	Interatomic distance (Å)	Clash overlap (Å)
27:BA:191:A:H62	27:BA:204:A:H62	1.66	0.41
27:BA:380:U:O2'	50:B4:15:ILE:N	2.52	0.41
27:BA:439:G:H5''	42:BY:6:LYS:HZ1	1.85	0.41
27:BA:593:G:C8	54:B8:3:LYS:NZ	2.87	0.41
27:BA:606:U:OP1	30:BF:105:LYS:CD	2.55	0.41
27:BA:669:G:N3	27:BA:669:G:C2'	2.83	0.41
27:BA:673:C:N4	27:BA:808:G:N1	2.68	0.41
27:BA:769:G:H2'	27:BA:770:G:H8	1.85	0.41
27:BA:1031:G:C3'	55:B9:8:LYS:HE2	2.51	0.41
27:BA:1061:U:OP1	27:BA:1062:G:H8	2.03	0.41
27:BA:1102:C:H2'	27:BA:1103:A:C8	2.55	0.41
27:BA:1130:U:O2'	27:BA:1131:G:H8	2.03	0.41
27:BA:1351:C:H42	27:BA:1380:G:H1	1.68	0.41
27:BA:1396:U:H6	27:BA:1396:U:H3'	1.86	0.41
27:BA:1451:C:H6	27:BA:1453:A:H4'	1.85	0.41
27:BA:1783:A:C2	27:BA:2607:G:N2	2.88	0.41
27:BA:1934:C:H4'	27:BA:1974:C:H4'	2.03	0.41
27:BA:1999:C:C2'	27:BA:2687:U:O2'	2.68	0.41
27:BA:2182:G:C4	27:BA:2183:C:C4	3.07	0.41
27:BA:2263:C:H2'	27:BA:2264:C:H6	1.85	0.41
27:BA:2307:G:O2'	27:BA:2311:A:C6	2.62	0.41
27:BA:2431:U:H2'	27:BA:2433:A:OP2	2.20	0.41
27:BA:2459:A:N1	27:BA:2494:G:C5	2.89	0.41
27:BA:2692:C:C4	27:BA:2718:G:N1	2.87	0.41
27:BA:2783:G:O3'	29:BE:95:PRO:HB2	2.20	0.41
27:BA:2831:G:O2'	27:BA:2883:A:H2'	2.20	0.41
28:BD:81:GLU:C	28:BD:83:ASP:OD2	2.48	0.41
28:BD:108:ASN:O	28:BD:109:LEU:C	2.59	0.41
29:BE:77:PRO:O	29:BE:79:ARG:N	2.49	0.41
29:BE:105:HIS:HB3	29:BE:106:SER:H	1.56	0.41
30:BF:1:MET:HB2	30:BF:2:GLU:H	1.59	0.41
30:BF:56:THR:CG2	30:BF:57:PRO:HD3	2.45	0.41
30:BF:61:PHE:HB3	30:BF:65:ARG:NH1	2.35	0.41
30:BF:167:ASP:OD2	30:BF:232:LEU:CD2	2.64	0.41
30:BF:167:ASP:HB2	30:BF:232:LEU:CB	2.51	0.41
32:BH:123:GLU:N	32:BH:123:GLU:CD	2.73	0.41
33:BI:68:LEU:HD22	33:BI:72:LEU:CD2	2.49	0.41
34:BN:44:ALA:O	34:BN:45:VAL:HG23	2.21	0.41
34:BN:55:GLU:O	34:BN:58:GLU:N	2.53	0.41
34:BN:70:PHE:HB2	34:BN:71:TYR:H	1.64	0.41
34:BN:75:PRO:HD3	34:BN:136:SER:CB	2.44	0.41

*Continued on next page...*

*Continued from previous page...*

Atom-1	Atom-2	Interatomic distance (Å)	Clash overlap (Å)
34:BN:96:GLU:C	34:BN:98:PHE:N	2.73	0.41
36:BP:132:LYS:O	36:BP:135:GLY:HA3	2.19	0.41
36:BP:133:VAL:C	36:BP:135:GLY:N	2.72	0.41
37:BQ:50:VAL:CA	37:BQ:51:GLU:OE1	2.69	0.41
37:BQ:82:LYS:HG2	37:BQ:84:ARG:CG	2.33	0.41
38:BS:22:GLN:H	38:BS:22:GLN:CD	2.20	0.41
38:BS:61:ALA:CB	38:BS:88:ALA:CB	2.70	0.41
38:BS:82:TYR:O	38:BS:86:LEU:HD12	2.19	0.41
41:BX:28:VAL:C	41:BX:30:ASP:H	2.23	0.41
41:BX:37:VAL:HG12	41:BX:38:ALA:N	2.35	0.41
43:BZ:18:MET:O	43:BZ:36:ARG:NE	2.29	0.41
44:BR:37:THR:HA	44:BR:111:LEU:C	2.40	0.41
45:BU:11:ARG:O	45:BU:12:ARG:C	2.59	0.41
46:BV:50:ASP:O	46:BV:54:TYR:CE1	2.73	0.41
46:BV:78:VAL:HG22	46:BV:82:ARG:HB2	2.02	0.41
49:B0:28:GLY:O	49:B0:62:LEU:HD22	2.20	0.41
1:AA:18:C:C2	1:AA:917:G:N2	2.80	0.41
1:AA:261:U:O4	23:AT:79:ARG:NE	2.54	0.41
1:AA:549:C:C4	1:AA:550:G:N7	2.89	0.41
1:AA:686:U:O2	14:AK:42:TRP:CZ2	2.74	0.41
1:AA:807:A:C6	1:AA:808:C:N3	2.88	0.41
1:AA:878:G:O5'	1:AA:878:G:H8	2.02	0.41
1:AA:1115:C:O2	17:AN:61:TRP:O	2.39	0.41
1:AA:1132:C:H42	1:AA:1142:G:H1	1.67	0.41
6:AC:8:ILE:HG21	17:AN:50:LYS:O	2.21	0.41
6:AC:91:LEU:CD1	6:AC:99:VAL:HG22	2.32	0.41
7:AD:13:ARG:HB3	7:AD:40:PRO:HD3	2.03	0.41
8:AE:102:ALA:HB1	8:AE:106:PRO:HB2	2.02	0.41
10:AG:27:ILE:HA	10:AG:30:ILE:HD12	2.02	0.41
12:AI:102:LEU:O	12:AI:103:THR:CB	2.68	0.41
24:AU:22:ARG:HA	24:AU:23:PRO:HD3	1.92	0.41
27:BA:16:G:H5'	51:B5:18:MET:SD	2.59	0.41
27:BA:29:U:H6	27:BA:29:U:O5'	2.03	0.41
27:BA:65:C:H2'	27:BA:66:C:H6	1.85	0.41
27:BA:120:U:C6	27:BA:150:C:C2	3.08	0.41
27:BA:126:A:C4	53:B7:18:PHE:CD2	3.06	0.41
27:BA:396:G:C5'	50:B4:10:VAL:HG13	2.50	0.41
27:BA:556:G:H2'	27:BA:557:U:C6	2.56	0.41
27:BA:817:C:H42	27:BA:1190:G:H1	1.67	0.41
27:BA:1174:A:N6	27:BA:1177:A:N3	2.69	0.41
27:BA:1216:G:N2	27:BA:1234:U:C1'	2.82	0.41

*Continued on next page...*

*Continued from previous page...*

Atom-1	Atom-2	Interatomic distance (Å)	Clash overlap (Å)
27:BA:1239:G:H2'	27:BA:1240:U:H6	1.85	0.41
27:BA:1424:G:N1	27:BA:1574:C:O2	2.53	0.41
27:BA:1667:G:OP2	27:BA:1667:G:C8	2.64	0.41
27:BA:1832:C:C4	27:BA:1833:U:C4	3.08	0.41
27:BA:1935:G:H2'	27:BA:1962:C:N4	2.35	0.41
27:BA:2228:G:C8	27:BA:2228:G:C3'	3.03	0.41
27:BA:2235:G:C6	27:BA:2236:C:C4	3.08	0.41
27:BA:2339:G:C2	27:BA:2340:G:C4	3.08	0.41
27:BA:2634:G:C6	27:BA:2785:C:N4	2.88	0.41
27:BA:2711:A:C3'	27:BA:2712:U:H5'	2.50	0.41
28:BD:166:LYS:HA	28:BD:172:ILE:N	2.30	0.41
29:BE:71:THR:HG22	29:BE:299:SER:CB	2.03	0.41
30:BF:36:ARG:HB2	30:BF:37:ALA:H	1.53	0.41
30:BF:89:ALA:CB	30:BF:90:HIS:CD2	3.04	0.41
31:BG:24:HIS:HB2	31:BG:72:LYS:CD	2.51	0.41
31:BG:63:ILE:CG2	31:BG:64:ARG:N	2.83	0.41
31:BG:97:GLN:HB3	31:BG:106:PHE:CD2	2.52	0.41
32:BH:71:LEU:C	32:BH:73:ASN:H	2.22	0.41
32:BH:82:TYR:CE1	32:BH:137:LYS:CB	3.02	0.41
32:BH:99:GLY:C	32:BH:101:LYS:H	2.22	0.41
33:BI:28:ASN:O	33:BI:32:LYS:CG	2.69	0.41
33:BI:78:THR:O	33:BI:79:ILE:HG13	2.21	0.41
36:BP:110:GLY:N	36:BP:126:SER:HG	2.16	0.41
37:BQ:31:PHE:CZ	37:BQ:87:LYS:O	2.73	0.41
37:BQ:137:ARG:C	37:BQ:139:ALA:N	2.74	0.41
38:BS:86:LEU:HA	38:BS:125:ALA:HB2	2.03	0.41
40:BW:96:ILE:HD13	40:BW:96:ILE:C	2.41	0.41
41:BX:44:GLN:CD	41:BX:45:TYR:CA	2.86	0.41
42:BY:20:HIS:CA	42:BY:67:LEU:CD2	2.98	0.41
42:BY:41:ARG:HD3	42:BY:111:ARG:HG2	2.02	0.41
43:BZ:172:LEU:CD2	43:BZ:172:LEU:C	2.81	0.41
44:BR:47:PHE:C	44:BR:49:ASP:N	2.74	0.41
45:BU:18:LEU:HD11	45:BU:30:LYS:HA	2.03	0.41
45:BU:24:PHE:HB2	45:BU:28:ARG:HD2	2.02	0.41
46:BV:31:ASP:O	46:BV:33:VAL:N	2.53	0.41
46:BV:61:VAL:HG22	46:BV:97:GLY:N	2.35	0.41
46:BV:65:ARG:O	46:BV:93:ILE:CA	2.69	0.41
46:BV:67:LYS:N	46:BV:92:ALA:O	2.53	0.41
47:B2:35:ALA:C	47:B2:37:GLY:N	2.73	0.41
48:B3:1:MET:O	48:B3:1:MET:CG	2.65	0.41
48:B3:27:GLY:C	48:B3:28:LEU:HD23	2.41	0.41

*Continued on next page...*

*Continued from previous page...*

Atom-1	Atom-2	Interatomic distance (Å)	Clash overlap (Å)
48:B3:42:ALA:HB3	48:B3:43:ILE:CD1	2.41	0.41
50:B4:20:VAL:O	50:B4:30:GLU:HG2	2.20	0.41
50:B4:51:ASP:N	50:B4:51:ASP:OD1	2.53	0.41
1:AA:17:U:O4'	1:AA:1080:A:H1'	2.21	0.41
1:AA:511:C:H42	1:AA:541:G:N2	2.19	0.41
1:AA:569:C:C2'	1:AA:570:G:OP2	2.69	0.41
1:AA:577:G:H4'	1:AA:816:A:H2'	2.02	0.41
1:AA:859:A:H2'	1:AA:860:A:C8	2.56	0.41
1:AA:885:G:O2'	1:AA:915:A:C2	2.74	0.41
1:AA:923:A:OP1	8:AE:21:ALA:HB2	2.21	0.41
1:AA:1060:C:C5	6:AC:2:GLY:C	2.93	0.41
1:AA:1115:C:O4'	17:AN:61:TRP:HA	2.21	0.41
1:AA:1127:G:H21	1:AA:1147:C:N4	2.19	0.41
1:AA:1240:U:C6	10:AG:42:ILE:HD13	2.55	0.41
1:AA:1330:U:H5''	16:AM:23:TYR:HA	2.02	0.41
1:AA:1400:C:C2	2:AV:34:G:C2	3.05	0.41
1:AA:1404:C:H1'	1:AA:1519:A:O2'	2.20	0.41
2:AV:72:C:H2'	2:AV:73:A:O4'	2.20	0.41
10:AG:34:GLY:O	10:AG:36:LYS:N	2.53	0.41
11:AH:27:PRO:HB2	11:AH:32:LYS:NZ	2.30	0.41
14:AK:23:ALA:HB2	14:AK:28:THR:HG23	2.03	0.41
27:BA:6:A:H4'	34:BN:4:ALA:CA	2.50	0.41
27:BA:15:G:C2	27:BA:16:G:H1'	2.55	0.41
27:BA:72:U:C6	47:B2:57:LYS:HD2	2.56	0.41
27:BA:76:C:C2'	47:B2:55:ARG:HG3	2.50	0.41
27:BA:131:G:C2	27:BA:149:A:N1	2.89	0.41
27:BA:261:G:H2'	27:BA:262:A:H8	1.86	0.41
27:BA:270:A:C2'	27:BA:270(A):A:H4'	2.44	0.41
27:BA:299:A:H1'	27:BA:319:C:O2'	2.20	0.41
27:BA:319:C:H2'	27:BA:320:A:C8	2.55	0.41
27:BA:380:U:HO2'	50:B4:15:ILE:CA	2.34	0.41
27:BA:578:A:H2'	27:BA:579:G:H5''	2.02	0.41
27:BA:628:G:H2'	27:BA:629:G:H8	1.86	0.41
27:BA:1087:G:N2	27:BA:1104:C:C4'	2.83	0.41
27:BA:1137:G:H5''	34:BN:60:ARG:NH2	2.35	0.41
27:BA:1166:C:O2	27:BA:1184:G:N2	2.54	0.41
27:BA:1239:G:N3	27:BA:1240:U:C5	2.88	0.41
27:BA:1249:U:H5''	45:BU:4:ALA:HB2	2.02	0.41
27:BA:1416:G:H21	27:BA:1582:C:N4	2.10	0.41
27:BA:1470:G:N2	27:BA:1522:G:N2	2.67	0.41
27:BA:1539:G:H2'	27:BA:1540:G:C5	2.56	0.41

*Continued on next page...*

*Continued from previous page...*

Atom-1	Atom-2	Interatomic distance (Å)	Clash overlap (Å)
27:BA:1544:C:C2	27:BA:1545:A:H1'	2.55	0.41
27:BA:2207:C:N4	27:BA:2218:G:C6	2.89	0.41
27:BA:2310:A:C4	31:BG:55:LYS:CD	3.03	0.41
27:BA:2351:G:H5'	27:BA:2352:A:OP1	2.19	0.41
27:BA:2371:G:O3'	52:B6:47:HIS:CE1	2.73	0.41
27:BA:2488:A:C5	27:BA:2489:G:N7	2.89	0.41
27:BA:2606:C:C2	27:BA:2607:G:C8	3.08	0.41
27:BA:2730:C:C4'	29:BE:265:ASN:CG	2.87	0.41
28:BD:89:ASN:O	28:BD:105:ALA:CA	2.66	0.41
28:BD:93:ILE:HD11	28:BD:115:ILE:HD11	2.02	0.41
28:BD:104:ILE:HB	28:BD:106:PRO:CG	2.49	0.41
29:BE:267:ARG:CD	29:BE:297:LYS:CB	2.98	0.41
30:BF:3:ALA:HB2	30:BF:18:LEU:HD23	2.03	0.41
30:BF:93:LYS:CA	30:BF:96:LYS:CE	2.57	0.41
30:BF:115:LEU:C	30:BF:118:THR:HG1	2.13	0.41
30:BF:196:THR:CG2	30:BF:197:SER:H	2.24	0.41
30:BF:210:ALA:O	30:BF:211:ASP:CG	2.59	0.41
31:BG:24:HIS:CB	31:BG:72:LYS:CD	2.98	0.41
31:BG:29:HIS:ND1	31:BG:69:ILE:CG1	2.84	0.41
32:BH:57:GLU:HG2	32:BH:57:GLU:H	1.68	0.41
32:BH:82:TYR:CD1	32:BH:137:LYS:N	2.78	0.41
32:BH:140:VAL:C	32:BH:143:LEU:CD2	2.84	0.41
32:BH:143:LEU:O	32:BH:144:ALA:C	2.57	0.41
34:BN:101:VAL:O	34:BN:102:ARG:HG2	2.21	0.41
36:BP:51:PHE:CD1	36:BP:51:PHE:N	2.88	0.41
37:BQ:20:ILE:HG13	37:BQ:21:SER:OG	2.20	0.41
41:BX:33:SER:C	41:BX:37:VAL:CB	2.87	0.41
41:BX:35:GLY:C	41:BX:37:VAL:H	2.24	0.41
42:BY:55:PHE:O	42:BY:56:ALA:O	2.39	0.41
43:BZ:2:GLU:HA	43:BZ:54:ILE:CG2	2.24	0.41
43:BZ:40:ASP:CB	43:BZ:41:ARG:NE	2.56	0.41
43:BZ:70:GLN:C	43:BZ:72:ASP:H	2.24	0.41
43:BZ:77:ALA:HA	43:BZ:78:PRO:HD2	1.77	0.41
44:BR:51:LEU:O	44:BR:54:LEU:N	2.44	0.41
44:BR:91:GLN:O	44:BR:92:GLY:C	2.54	0.41
44:BR:118:GLU:OE2	44:BR:118:GLU:HA	2.19	0.41
45:BU:68:GLY:O	45:BU:70:ARG:C	2.58	0.41
47:B2:48:GLU:HB3	47:B2:49:LEU:H	1.54	0.41
48:B3:47:VAL:HA	48:B3:50:VAL:HG21	1.81	0.41
49:B0:14:ARG:CD	49:B0:15:ASP:N	2.83	0.41
49:B0:16:SER:O	49:B0:17:ASN:HB2	2.20	0.41

*Continued on next page...*

*Continued from previous page...*

Atom-1	Atom-2	Interatomic distance (Å)	Clash overlap (Å)
52:B6:46:LYS:C	52:B6:47:HIS:ND1	2.74	0.41
54:B8:51:ALA:O	54:B8:54:GLU:HG3	2.20	0.41
1:AA:40:C:H2'	1:AA:41:G:O4'	2.20	0.41
1:AA:106:C:OP2	1:AA:106:C:H6	2.04	0.41
1:AA:123:C:H2'	1:AA:124:G:C8	2.56	0.41
1:AA:185:A:N3	23:AT:81:LYS:NZ	2.58	0.41
1:AA:279:A:N1	20:AQ:98:LEU:HD12	2.35	0.41
1:AA:407:G:O5'	1:AA:407:G:C8	2.65	0.41
1:AA:454:C:H3'	1:AA:455:C:C6	2.49	0.41
1:AA:508:C:H4'	1:AA:509:A:O5'	2.21	0.41
1:AA:512:U:H2'	1:AA:513:C:H6	1.85	0.41
1:AA:578:C:H4'	1:AA:729:A:O4'	2.21	0.41
1:AA:717:C:H2'	1:AA:734:G:H5'	2.03	0.41
1:AA:899:C:O2'	27:BA:1832:C:OP1	2.33	0.41
1:AA:939:G:OP1	10:AG:102:ARG:CZ	2.69	0.41
1:AA:1024:G:C3'	1:AA:1025:U:P	3.09	0.41
1:AA:1057:G:H4'	6:AC:197:GLY:N	2.36	0.41
1:AA:1060:C:O2'	13:AJ:56:HIS:CD2	2.74	0.41
1:AA:1087:G:OP1	1:AA:1389:C:H4'	2.21	0.41
1:AA:1197:G:OP1	1:AA:1197:G:H3'	2.20	0.41
1:AA:1388:C:H2'	1:AA:1389:C:C6	2.56	0.41
2:AV:16:U:H4'	2:AV:18:G:C5'	2.51	0.41
5:AB:15:VAL:CG2	5:AB:209:ARG:HD2	2.50	0.41
5:AB:50:GLU:HB3	5:AB:200:ILE:O	2.20	0.41
5:AB:85:ALA:HA	5:AB:88:ALA:HB3	2.02	0.41
6:AC:48:TYR:CE1	6:AC:122:GLU:OE2	2.72	0.41
8:AE:79:GLU:OE2	11:AH:104:ARG:HA	2.21	0.41
12:AI:13:ALA:HA	12:AI:67:GLY:HA3	2.02	0.41
12:AI:58:ARG:HB3	12:AI:59:PHE:HD1	1.86	0.41
13:AJ:11:PHE:CE1	17:AN:54:PRO:O	2.73	0.41
14:AK:48:ILE:HD13	14:AK:63:LEU:HB3	2.03	0.41
15:AL:60:LEU:HD23	15:AL:64:TYR:HB3	2.02	0.41
16:AM:81:LEU:HD21	16:AM:88:ARG:NE	2.35	0.41
20:AQ:97:SER:CB	20:AQ:103:GLY:CA	2.99	0.41
25:AY:227:PRO:CA	27:BA:2584:U:H4'	2.51	0.41
26:BB:8:U:H2'	26:BB:9:G:C8	2.55	0.41
27:BA:131:G:H1	27:BA:148:C:H42	1.69	0.41
27:BA:192:C:OP1	27:BA:2243:U:OP1	2.39	0.41
27:BA:256:A:H2'	27:BA:257:A:H8	1.78	0.41
27:BA:269:U:H5'	27:BA:270(Y):G:N3	2.35	0.41
27:BA:446:G:C4'	45:BU:5:LYS:HZ1	2.32	0.41

*Continued on next page...*

*Continued from previous page...*

Atom-1	Atom-2	Interatomic distance (Å)	Clash overlap (Å)
27:BA:530:G:O2'	27:BA:531:C:O5'	2.36	0.41
27:BA:581:C:C5'	45:BU:32:TYR:HB2	2.47	0.41
27:BA:605:C:P	30:BF:105:LYS:HG2	2.61	0.41
27:BA:619:G:C8	27:BA:619:G:C3'	3.03	0.41
27:BA:628:G:H2'	27:BA:629:G:C8	2.55	0.41
27:BA:697:C:H2'	27:BA:698:C:H6	1.85	0.41
27:BA:705:A:OP2	27:BA:705:A:H8	2.04	0.41
27:BA:784:A:N7	27:BA:792:G:C4	2.89	0.41
27:BA:798:G:N1	27:BA:799:G:C6	2.88	0.41
27:BA:801:G:N7	30:BF:54:LEU:HD22	2.36	0.41
27:BA:815:C:H2'	27:BA:816:C:H6	1.85	0.41
27:BA:825:C:O4'	27:BA:2428:G:O6	2.39	0.41
27:BA:827:U:C5	27:BA:2430:A:C2	3.09	0.41
27:BA:989:G:OP2	48:B3:11:SER:OG	2.30	0.41
27:BA:1028:A:H2	27:BA:2486:G:H2'	1.86	0.41
27:BA:1151:G:C1'	45:BU:81:ASN:ND2	2.81	0.41
27:BA:1202:C:N3	27:BA:1243:G:N2	2.56	0.41
27:BA:1252:G:C8	27:BA:1253:A:C1'	3.03	0.41
27:BA:1254:A:H3'	27:BA:1256:G:H5''	2.02	0.41
27:BA:1265:A:HO2'	27:BA:1266:G:P	2.44	0.41
27:BA:1303:G:H1	27:BA:1625:C:N4	2.19	0.41
27:BA:1309:G:OP1	53:B7:8:ASN:HA	2.21	0.41
27:BA:1315:C:N4	27:BA:1337:G:H1	2.19	0.41
27:BA:1382:G:H2'	27:BA:1383:C:C6	2.56	0.41
27:BA:1419:A:H3'	27:BA:1420:U:O4'	2.20	0.41
27:BA:1422:G:H2'	27:BA:1423:G:H8	1.86	0.41
27:BA:1513:C:H2'	27:BA:1514:U:C6	2.56	0.41
27:BA:1781:C:C6	27:BA:1781:C:C3'	3.04	0.41
27:BA:1802:A:OP2	27:BA:1815:A:N6	2.51	0.41
27:BA:1842:G:H2'	27:BA:1843:C:O4'	2.21	0.41
27:BA:2058:A:O5'	27:BA:2058:A:C8	2.74	0.41
27:BA:2181:G:H3'	27:BA:2182:G:H5''	2.03	0.41
27:BA:2206:C:C2	27:BA:2207:C:C6	3.09	0.41
27:BA:2239:G:H5''	27:BA:2240:C:OP2	2.21	0.41
27:BA:2272:U:O2	27:BA:2272:U:O4'	2.38	0.41
27:BA:2306:C:C4	27:BA:2311:A:N1	2.88	0.41
27:BA:2334:G:O4'	27:BA:2334:G:OP1	2.39	0.41
27:BA:2358:G:H21	27:BA:2359:C:C4'	2.30	0.41
27:BA:2439:A:C8	27:BA:2586:C:O3'	2.73	0.41
27:BA:2458:G:N7	27:BA:2490:G:N1	2.68	0.41
27:BA:2468:G:C2'	27:BA:2469:A:C5'	2.96	0.41

*Continued on next page...*



*Continued from previous page...*

Atom-1	Atom-2	Interatomic distance (Å)	Clash overlap (Å)
27:BA:2476:A:C8	27:BA:2476:A:H3'	2.56	0.41
27:BA:2530:A:C2'	27:BA:2531:A:C5'	2.71	0.41
27:BA:2533:A:H3'	27:BA:2534:A:H8	1.85	0.41
27:BA:2548:G:H8	27:BA:2548:G:O5'	2.04	0.41
27:BA:2555:U:O2'	27:BA:2556:C:P	2.78	0.41
27:BA:2581:G:N2	27:BA:2610:C:C5	2.89	0.41
27:BA:2588:G:H2'	27:BA:2589:A:O4'	2.21	0.41
27:BA:2599:G:C2'	27:BA:2600:A:O4'	2.49	0.41
27:BA:2648:C:C6	27:BA:2649:U:C5	3.09	0.41
27:BA:2682:U:C5	29:BE:48:MET:SD	3.13	0.41
27:BA:2686:G:C6	27:BA:2687:U:C6	3.09	0.41
27:BA:2692:C:C1'	27:BA:2847:U:O2'	2.68	0.41
27:BA:2743:C:N1	27:BA:2762:G:N2	2.69	0.41
27:BA:2763:G:H8	27:BA:2763:G:O5'	2.04	0.41
27:BA:2768:C:C6	27:BA:2768:C:C3'	3.04	0.41
27:BA:2774:C:H2'	27:BA:2775:A:C8	2.47	0.41
27:BA:2830:G:H2'	27:BA:2883:A:N1	2.36	0.41
27:BA:2842:G:C2'	27:BA:2843:G:C5'	2.54	0.41
28:BD:77:VAL:HG11	28:BD:109:LEU:O	2.20	0.41
28:BD:78:ALA:HA	28:BD:94:ASN:HD22	1.85	0.41
28:BD:140:VAL:N	28:BD:161:ALA:O	2.50	0.41
28:BD:157:ALA:C	28:BD:194:VAL:HG11	2.29	0.41
28:BD:167:GLU:N	28:BD:182:MET:CE	2.51	0.41
28:BD:175:LEU:HD12	28:BD:179:GLU:C	2.16	0.41
29:BE:41:PHE:CD1	29:BE:193:PHE:CE1	3.09	0.41
29:BE:86:TYR:CD1	29:BE:86:TYR:N	2.88	0.41
30:BF:25:PRO:CG	30:BF:26:VAL:H	2.34	0.41
30:BF:40:ALA:HB1	30:BF:100:LEU:HB2	2.02	0.41
30:BF:144:PHE:HE2	30:BF:156:LEU:HD22	1.86	0.41
30:BF:164:ALA:HB1	30:BF:232:LEU:HD12	1.71	0.41
30:BF:220:THR:O	30:BF:225:PRO:CD	2.68	0.41
31:BG:71:ALA:C	31:BG:72:LYS:CD	2.84	0.41
31:BG:100:ASP:HB2	31:BG:101:THR:H	1.66	0.41
31:BG:141:VAL:C	31:BG:143:LYS:N	2.74	0.41
31:BG:144:ARG:HD2	31:BG:144:ARG:N	2.36	0.41
32:BH:25:VAL:CB	32:BH:78:VAL:HG21	2.44	0.41
32:BH:59:HIS:C	32:BH:61:ARG:N	2.72	0.41
32:BH:124:VAL:N	32:BH:125:PRO:CD	2.83	0.41
32:BH:145:ALA:HA	32:BH:148:ARG:HG3	2.01	0.41
33:BI:48:GLU:CG	33:BI:52:GLN:HE21	2.14	0.41
33:BI:63:ALA:N	33:BI:66:LYS:HE2	2.35	0.41

*Continued on next page...*

*Continued from previous page...*

Atom-1	Atom-2	Interatomic distance (Å)	Clash overlap (Å)
33:BI:88:ARG:HD3	33:BI:122:ARG:CB	2.42	0.41
34:BN:45:VAL:N	34:BN:132:LEU:CG	2.76	0.41
34:BN:48:GLY:C	34:BN:50:GLU:N	2.73	0.41
34:BN:132:LEU:HD12	34:BN:132:LEU:HA	1.92	0.41
34:BN:135:ILE:CA	34:BN:139:LEU:HD11	2.51	0.41
34:BN:136:SER:O	34:BN:138:THR:CA	2.66	0.41
35:BO:27:GLY:C	35:BO:28:SER:O	2.56	0.41
35:BO:34:ASN:C	35:BO:62:VAL:HG21	2.40	0.41
35:BO:60:ALA:CA	35:BO:85:VAL:O	2.69	0.41
35:BO:77:ILE:C	35:BO:78:ARG:CG	2.89	0.41
36:BP:64:ILE:HD11	36:BP:106:VAL:HA	1.86	0.41
37:BQ:25:GLY:C	37:BQ:27:GLY:H	2.24	0.41
37:BQ:35:ASN:CB	37:BQ:75:SER:CA	2.98	0.41
37:BQ:61:LEU:O	37:BQ:62:GLU:O	2.38	0.41
37:BQ:134:PHE:O	37:BQ:137:ARG:HD2	2.20	0.41
38:BS:81:ALA:O	38:BS:83:LEU:CA	2.59	0.41
42:BY:47:THR:HA	42:BY:61:GLU:HA	2.03	0.41
43:BZ:18:MET:C	43:BZ:19:ILE:HD12	2.38	0.41
43:BZ:34:LEU:HD13	43:BZ:35:ASP:N	2.16	0.41
43:BZ:41:ARG:CD	43:BZ:41:ARG:H	2.33	0.41
43:BZ:107:GLU:C	43:BZ:109:GLN:N	2.70	0.41
45:BU:11:ARG:CG	45:BU:12:ARG:H	2.34	0.41
45:BU:80:ILE:O	45:BU:83:LEU:HB2	2.21	0.41
46:BV:49:GLU:O	46:BV:50:ASP:C	2.60	0.41
47:B2:33:VAL:O	47:B2:34:GLN:O	2.38	0.41
47:B2:50:ARG:O	47:B2:51:LYS:C	2.57	0.41
47:B2:61:GLY:O	47:B2:65:ASP:N	2.47	0.41
48:B3:12:PRO:C	48:B3:15:TYR:HD1	2.25	0.41
48:B3:40:THR:O	48:B3:41:PRO:C	2.60	0.41
49:B0:26:PHE:N	49:B0:26:PHE:CD1	2.89	0.41
49:B0:35:ASN:C	49:B0:68:VAL:HG21	2.41	0.41
49:B0:41:ARG:C	49:B0:67:VAL:HG22	2.41	0.41
50:B4:63:PHE:HB3	50:B4:64:GLY:H	1.47	0.41
51:B5:6:VAL:H	51:B5:8:LYS:HZ3	1.67	0.41
51:B5:31:THR:HG22	51:B5:42:SER:HA	2.02	0.41
52:B6:8:ILE:CA	52:B6:29:ARG:CZ	2.88	0.41
52:B6:19:GLY:C	52:B6:44:ALA:HB2	2.42	0.41
53:B7:13:ALA:O	53:B7:16:HIS:C	2.54	0.41
53:B7:30:ILE:O	53:B7:31:LEU:O	2.38	0.41
53:B7:31:LEU:O	53:B7:33:ARG:N	2.54	0.41
54:B8:26:LYS:HE3	54:B8:44:LYS:C	2.30	0.41

*Continued on next page...*

*Continued from previous page...*

Atom-1	Atom-2	Interatomic distance (Å)	Clash overlap (Å)
55:B9:17:VAL:HG13	55:B9:18:ARG:N	2.36	0.41
1:AA:18:C:C4	1:AA:918:A:N1	2.88	0.41
1:AA:54:C:C5	1:AA:352:C:H2'	2.56	0.41
1:AA:95:U:H2'	1:AA:96:G:H8	1.85	0.41
1:AA:157:G:C2	1:AA:165:C:N3	2.89	0.41
1:AA:529:G:O6	15:AL:49:ASN:ND2	2.54	0.41
1:AA:571:U:O4	1:AA:865:A:N1	2.54	0.41
1:AA:579:G:O4'	1:AA:728:A:H1'	2.21	0.41
1:AA:672:U:O2	1:AA:672:U:H2'	2.21	0.41
1:AA:1317:C:N3	17:AN:16:PHE:CZ	2.89	0.41
1:AA:1347:G:N2	1:AA:1373:G:C4	2.89	0.41
1:AA:1376:U:O4	10:AG:10:ARG:HD2	2.20	0.41
2:AV:50:U:H2'	2:AV:51:G:C8	2.56	0.41
2:AV:67:A:O2'	2:AV:68:U:H5'	2.21	0.41
3:AW:52:U:O2'	3:AW:53:G:H5'	2.20	0.41
4:AX:116:U:H2'	4:AX:117:U:H6	1.86	0.41
5:AB:69:LEU:CD2	5:AB:91:PRO:HB2	2.51	0.41
7:AD:119:GLN:HG2	7:AD:123:HIS:CD2	2.56	0.41
13:AJ:64:GLU:OE1	17:AN:57:ARG:HD3	2.21	0.41
16:AM:91:ARG:CB	16:AM:98:VAL:HG22	2.50	0.41
27:BA:140:A:H8	41:BX:48:THR:HG21	1.86	0.41
27:BA:273:G:H2'	27:BA:273(A):G:C8	2.56	0.41
27:BA:388:G:H5'	50:B4:24:THR:HG23	2.03	0.41
27:BA:446:G:H5''	45:BU:5:LYS:HZ1	1.86	0.41
27:BA:447:A:C6	27:BA:473:G:C4	3.09	0.41
27:BA:477:A:C6	27:BA:478:A:N6	2.88	0.41
27:BA:581:C:OP2	45:BU:33:ARG:NH1	2.54	0.41
27:BA:603:A:N1	27:BA:625:G:C5	2.89	0.41
27:BA:693:C:H1'	27:BA:1353:A:H2	1.86	0.41
27:BA:816:C:N4	27:BA:1192:G:O6	2.54	0.41
27:BA:855:G:C2'	49:B0:25:LYS:HZ3	2.34	0.41
27:BA:1012:U:H3'	27:BA:1012:U:C6	2.56	0.41
27:BA:1127:A:H2	27:BA:2518:A:H1'	1.87	0.41
27:BA:1195:G:C2'	27:BA:1226:G:H22	2.33	0.41
27:BA:1298:C:H4'	27:BA:1302:A:N6	2.36	0.41
27:BA:1364:G:C5'	27:BA:1364:G:C8	3.00	0.41
27:BA:1416:G:N2	27:BA:1582:C:N4	2.66	0.41
27:BA:1529:A:H3'	27:BA:1530:G:O4'	2.21	0.41
27:BA:1789:A:H2'	27:BA:1790:C:H1'	2.04	0.41
27:BA:1913:A:N6	27:BA:1917:U:O5'	2.54	0.41
27:BA:2046:G:H1'	51:B5:22:HIS:CE1	2.56	0.41

*Continued on next page...*

*Continued from previous page...*

Atom-1	Atom-2	Interatomic distance (Å)	Clash overlap (Å)
27:BA:2049:G:N1	27:BA:2619:C:N4	2.66	0.41
27:BA:2215:G:C2'	27:BA:2216:G:O5'	2.69	0.41
27:BA:2257:U:O2'	27:BA:2258:C:P	2.79	0.41
27:BA:2276:G:C2	27:BA:2277:G:N7	2.86	0.41
27:BA:2305:A:C8	27:BA:2306:C:C6	3.09	0.41
27:BA:2330:G:H2'	27:BA:2331:G:C4'	2.51	0.41
27:BA:2347:C:C2	27:BA:2348:U:H5	2.32	0.41
27:BA:2468:G:H2'	27:BA:2469:A:C8	2.56	0.41
27:BA:2516:G:C2'	27:BA:2517:C:O5'	2.68	0.41
27:BA:2531:A:O5'	27:BA:2531:A:H8	2.03	0.41
27:BA:2546:U:C2	27:BA:2567:G:C8	3.09	0.41
27:BA:2572:A:C8	27:BA:2572:A:C3'	3.04	0.41
27:BA:2574:G:N3	27:BA:2575:C:C6	2.88	0.41
27:BA:2691:C:C2'	27:BA:2692:C:O5'	2.69	0.41
27:BA:2693:A:N3	27:BA:2694:G:N7	2.68	0.41
27:BA:2710:C:H2'	27:BA:2711:A:H8	1.86	0.41
27:BA:2816:C:O2'	27:BA:2817:G:O5'	2.39	0.41
27:BA:2832:U:C6	27:BA:2832:U:C3'	2.94	0.41
28:BD:145:LEU:HD13	28:BD:145:LEU:C	2.41	0.41
32:BH:10:ILE:HG13	32:BH:49:ILE:CG1	2.51	0.41
32:BH:28:PRO:HB2	32:BH:29:LYS:H	1.58	0.41
33:BI:95:SER:CA	33:BI:98:ILE:CB	2.83	0.41
36:BP:95:ASP:O	36:BP:96:VAL:C	2.49	0.41
37:BQ:17:ARG:O	37:BQ:22:GLY:O	2.38	0.41
37:BQ:42:TYR:H	37:BQ:43:PRO:CD	2.33	0.41
37:BQ:72:VAL:CG2	37:BQ:135:ALA:HB2	2.42	0.41
37:BQ:136:TRP:C	37:BQ:139:ALA:HB3	2.38	0.41
37:BQ:140:TYR:CE1	37:BQ:147:VAL:CG1	2.80	0.41
38:BS:65:ASP:C	38:BS:66:LEU:HD12	2.41	0.41
39:BT:14:GLU:O	39:BT:15:PRO:O	2.39	0.41
40:BW:4:LYS:HG2	40:BW:106:ILE:HG12	2.03	0.41
40:BW:23:LEU:HD11	51:B5:27:ALA:HB2	2.03	0.41
42:BY:51:LEU:N	42:BY:97:ARG:HH21	2.16	0.41
42:BY:81:LYS:CB	42:BY:81:LYS:HZ2	2.33	0.41
43:BZ:91:PRO:HG2	43:BZ:127:PRO:CA	2.51	0.41
44:BR:20:LEU:HD13	44:BR:21:TYR:CB	2.40	0.41
46:BV:3:ALA:O	46:BV:14:VAL:N	2.52	0.41
46:BV:73:LYS:C	46:BV:74:TYR:CD2	2.94	0.41
47:B2:9:ARG:HB2	47:B2:59:ILE:HD11	2.03	0.41
48:B3:26:LEU:HD22	48:B3:47:VAL:CG2	2.51	0.41
49:B0:6:GLY:O	49:B0:7:VAL:C	2.58	0.41

*Continued on next page...*

*Continued from previous page...*

Atom-1	Atom-2	Interatomic distance (Å)	Clash overlap (Å)
49:B0:37:LEU:CG	49:B0:71:ASN:ND2	2.84	0.41
52:B6:29:ARG:C	52:B6:31:THR:N	2.71	0.41
52:B6:45:LYS:C	52:B6:46:LYS:NZ	2.73	0.41
53:B7:21:ARG:HH21	53:B7:44:VAL:HG23	1.85	0.41
54:B8:16:ILE:CA	54:B8:22:VAL:HG22	2.50	0.41
54:B8:23:MET:SD	54:B8:48:PHE:CA	3.08	0.41
1:AA:36:C:H4'	15:AL:117:ARG:HH22	1.82	0.40
1:AA:112:G:OP1	19:AP:27:LYS:HD3	2.21	0.40
1:AA:198:G:H2'	1:AA:199:G:H8	1.87	0.40
1:AA:224:C:H2'	1:AA:225:C:C6	2.55	0.40
1:AA:908:A:H8	1:AA:908:A:O5'	2.04	0.40
1:AA:950:U:C2	1:AA:951:G:C8	3.08	0.40
1:AA:1128:C:H1'	1:AA:1146:A:H61	1.85	0.40
1:AA:1206:G:O4'	6:AC:194:GLY:CA	2.63	0.40
9:AF:41:GLU:O	9:AF:42:GLU:HB3	2.21	0.40
10:AG:5:ARG:HB3	10:AG:6:ARG:H	1.60	0.40
14:AK:42:TRP:CZ3	14:AK:47:VAL:HG21	2.55	0.40
18:AO:35:ARG:HH12	18:AO:59:MET:HG3	1.86	0.40
27:BA:527:C:O4'	27:BA:2779:U:C2	2.73	0.40
27:BA:611:C:O2'	27:BA:616:A:H2	2.02	0.40
27:BA:774:A:O2'	27:BA:775:G:C8	2.73	0.40
27:BA:1023:U:H2'	27:BA:1024:G:C4'	2.51	0.40
27:BA:1344:G:N2	27:BA:1404:C:H1'	2.36	0.40
27:BA:1364:G:OP1	50:B4:3:LYS:HA	2.21	0.40
27:BA:1630:G:O4'	27:BA:2698:U:OP1	2.39	0.40
27:BA:1647:G:H4'	27:BA:1648:C:H5'	2.03	0.40
27:BA:1665:A:C5	27:BA:2726:U:O2	2.73	0.40
27:BA:1790:C:O3'	28:BD:210:LYS:HD2	2.21	0.40
27:BA:1857:G:H1	27:BA:1884:A:H61	1.68	0.40
27:BA:1895:C:H2'	27:BA:1896:G:O4'	2.20	0.40
27:BA:1906:G:H1	27:BA:1924:C:H42	1.70	0.40
27:BA:1966:A:N3	27:BA:2593:U:C4'	2.71	0.40
27:BA:2048:G:O6	27:BA:2621:A:N1	2.54	0.40
27:BA:2053:G:N2	27:BA:2617:C:C6	2.89	0.40
27:BA:2070:G:H2'	27:BA:2071:A:H8	1.82	0.40
27:BA:2246:G:HO2'	27:BA:2247:A:C5'	2.07	0.40
27:BA:2290:G:O2'	27:BA:2381:C:H1'	2.21	0.40
27:BA:2327:A:N1	27:BA:2328:A:H2	2.03	0.40
27:BA:2372:G:O6	27:BA:2373:G:O6	2.38	0.40
27:BA:2381:C:C3'	27:BA:2381:C:C6	3.04	0.40
27:BA:2406:U:O4	36:BP:55:GLN:N	2.53	0.40

*Continued on next page...*

*Continued from previous page...*

Atom-1	Atom-2	Interatomic distance (Å)	Clash overlap (Å)
27:BA:2434:A:O2'	27:BA:2435:A:P	2.76	0.40
27:BA:2491:U:C2'	27:BA:2492:U:C5'	2.88	0.40
27:BA:2637:U:H5	27:BA:2638:G:C6	2.36	0.40
27:BA:2779:U:C5'	27:BA:2781:A:C8	3.04	0.40
27:BA:2783:G:H2'	27:BA:2784:C:O4'	2.21	0.40
27:BA:2861:G:C4	27:BA:2862:G:N7	2.89	0.40
27:BA:2870:C:H2'	27:BA:2871:C:O5'	2.21	0.40
28:BD:143:ILE:HG21	28:BD:153:LEU:CB	2.46	0.40
28:BD:144:GLU:HB3	28:BD:188:ARG:C	2.42	0.40
29:BE:45:LYS:HD3	29:BE:301:PRO:CG	2.52	0.40
29:BE:211:GLN:C	29:BE:211:GLN:CD	2.79	0.40
30:BF:52:ALA:N	30:BF:55:ARG:HE	2.13	0.40
30:BF:102:LEU:CD2	30:BF:106:GLU:CG	2.99	0.40
30:BF:196:THR:OG1	30:BF:201:SER:CA	2.69	0.40
32:BH:7:PRO:HA	32:BH:50:THR:OG1	2.21	0.40
32:BH:128:THR:CG2	32:BH:129:LYS:H	2.27	0.40
33:BI:3:VAL:CG1	33:BI:21:VAL:HG21	2.47	0.40
33:BI:84:GLY:O	33:BI:85:GLU:CG	2.70	0.40
33:BI:92:SER:C	33:BI:93:ILE:CG2	2.90	0.40
33:BI:134:HIS:CD2	33:BI:136:GLU:OE1	2.74	0.40
35:BO:20:LEU:CG	35:BO:44:LYS:HD3	2.47	0.40
35:BO:102:VAL:HG11	35:BO:106:LEU:HD11	2.03	0.40
37:BQ:62:GLU:C	37:BQ:63:ALA:O	2.44	0.40
37:BQ:74:ASN:OD1	37:BQ:74:ASN:N	2.54	0.40
38:BS:36:ALA:CB	38:BS:118:ILE:HD13	2.51	0.40
39:BT:13:ILE:HD12	39:BT:33:SER:HB2	2.03	0.40
42:BY:50:VAL:CG1	42:BY:52:ARG:H	2.28	0.40
42:BY:89:ARG:CB	42:BY:90:PRO:HD2	2.42	0.40
42:BY:101:LEU:O	42:BY:103:LEU:CD1	2.68	0.40
43:BZ:35:ASP:OD1	43:BZ:38:ALA:N	2.48	0.40
43:BZ:102:GLY:O	43:BZ:103:ARG:O	2.38	0.40
43:BZ:112:LEU:HD12	43:BZ:177:THR:CG2	2.52	0.40
44:BR:37:THR:HG22	44:BR:111:LEU:HD23	2.02	0.40
45:BU:52:ASN:HB2	45:BU:53:LYS:H	1.65	0.40
47:B2:21:ASP:O	47:B2:22:ASP:O	2.37	0.40
48:B3:39:ASP:O	48:B3:44:ARG:HB2	2.21	0.40
49:B0:39:ARG:CB	49:B0:69:PHE:HZ	2.35	0.40
50:B4:14:ILE:CG2	50:B4:37:SER:N	2.79	0.40
53:B7:21:ARG:O	53:B7:22:MET:O	2.39	0.40
54:B8:29:LYS:HB2	54:B8:30:ARG:H	1.71	0.40
1:AA:150:C:H2'	1:AA:151:A:O4'	2.20	0.40

*Continued on next page...*

Continued from previous page...

Atom-1	Atom-2	Interatomic distance (Å)	Clash overlap (Å)
1:AA:376:G:H5''	19:AP:5:ARG:CB	2.51	0.40
1:AA:570:G:H2'	1:AA:571:U:H5	1.82	0.40
1:AA:575:G:C4	1:AA:881:G:N2	2.89	0.40
1:AA:607:A:C6	19:AP:31:LYS:HG3	2.56	0.40
1:AA:1312:G:N7	22:AS:2:PRO:C	2.75	0.40
2:AV:58:A:N7	2:AV:61:C:C4	2.89	0.40
6:AC:17:ASP:O	6:AC:19:GLU:N	2.54	0.40
7:AD:58:LEU:HD23	7:AD:206:PHE:CE1	2.56	0.40
7:AD:79:PHE:CE1	7:AD:204:ILE:HG13	2.56	0.40
7:AD:121:VAL:HG22	7:AD:126:ILE:HG13	2.03	0.40
16:AM:77:ASN:HA	16:AM:80:ARG:HD3	2.04	0.40
18:AO:39:LEU:HB3	18:AO:56:LEU:HD13	2.03	0.40
21:AR:47:THR:O	21:AR:82:THR:HA	2.21	0.40
27:BA:30:G:N2	27:BA:511:U:H1'	2.36	0.40
27:BA:124:G:H5'	27:BA:1376:C:O2'	2.22	0.40
27:BA:270(C):C:P	27:BA:365:C:O2'	2.79	0.40
27:BA:294:A:C8	27:BA:294:A:C3'	3.05	0.40
27:BA:311:A:H1'	27:BA:332:A:C4	2.56	0.40
27:BA:563:G:N1	27:BA:2018:G:C4	2.89	0.40
27:BA:1022:G:N2	27:BA:1140:C:C2	2.89	0.40
27:BA:1153:C:C4	27:BA:1154:G:C6	3.09	0.40
27:BA:1208:C:C4	27:BA:1240:U:O4	2.74	0.40
27:BA:1358:G:C5	27:BA:1371:G:C5	3.10	0.40
27:BA:1397:U:O2	27:BA:1397:U:C2'	2.69	0.40
27:BA:1669:A:C6	27:BA:1994:C:O2	2.74	0.40
27:BA:1763:G:H2'	27:BA:1764:G:H4'	2.04	0.40
27:BA:1996:C:H2'	27:BA:1997:G:O5'	2.22	0.40
27:BA:2279:G:N1	27:BA:2280:G:C5	2.89	0.40
27:BA:2525:G:O2'	27:BA:2742:C:O2'	1.99	0.40
27:BA:2589:A:N1	27:BA:2606:C:C4	2.89	0.40
27:BA:2679:A:C5	27:BA:2680:C:H5	2.32	0.40
27:BA:2704:C:H2'	27:BA:2705:A:C1'	2.51	0.40
27:BA:2710:C:H2'	27:BA:2711:A:O4'	2.20	0.40
27:BA:2717:G:C2'	27:BA:2718:G:H5''	2.51	0.40
27:BA:2768:C:N4	27:BA:2769:C:N4	2.57	0.40
29:BE:199:ALA:CA	29:BE:314:ALA:HA	2.50	0.40
30:BF:6:TYR:HH	30:BF:138:VAL:N	2.19	0.40
30:BF:6:TYR:H	30:BF:139:VAL:HG12	1.86	0.40
30:BF:94:THR:HG23	30:BF:95:GLU:N	2.36	0.40
31:BG:145:ASP:HB2	38:BS:15:GLU:C	2.39	0.40
34:BN:96:GLU:O	34:BN:99:GLU:N	2.54	0.40

Continued on next page...

*Continued from previous page...*

Atom-1	Atom-2	Interatomic distance (Å)	Clash overlap (Å)
36:BP:106:VAL:HG21	36:BP:122:ALA:CA	2.51	0.40
37:BQ:16:ARG:N	37:BQ:20:ILE:HG12	2.35	0.40
37:BQ:47:GLU:CB	37:BQ:123:ILE:HG12	2.49	0.40
37:BQ:131:ALA:N	37:BQ:134:PHE:CE2	2.89	0.40
38:BS:60:SER:O	38:BS:88:ALA:CA	2.43	0.40
39:BT:9:CYS:HB2	39:BT:36:CYS:HB3	1.68	0.40
39:BT:10:GLY:N	39:BT:52:THR:HB	2.33	0.40
42:BY:34:GLU:HG3	42:BY:34:GLU:H	1.43	0.40
42:BY:50:VAL:HG12	42:BY:52:ARG:N	2.26	0.40
42:BY:71:VAL:CB	42:BY:93:THR:H	2.26	0.40
42:BY:73:HIS:C	42:BY:91:LEU:HD12	2.26	0.40
43:BZ:19:ILE:H	43:BZ:36:ARG:N	2.18	0.40
43:BZ:66:VAL:HG23	43:BZ:69:VAL:CG2	2.52	0.40
43:BZ:111:GLY:O	43:BZ:112:LEU:O	2.40	0.40
44:BR:17:ARG:O	44:BR:20:LEU:HB3	2.21	0.40
44:BR:101:ALA:CB	51:B5:41:LEU:HD12	2.52	0.40
45:BU:34:ASN:O	45:BU:38:THR:HG23	2.20	0.40
45:BU:84:LYS:C	45:BU:86:ALA:H	2.23	0.40
50:B4:58:LYS:CG	50:B4:62:ARG:NE	2.69	0.40
51:B5:6:VAL:CG1	51:B5:7:PRO:N	2.83	0.40
53:B7:41:GLN:HB2	53:B7:42:LEU:H	1.60	0.40
54:B8:23:MET:HE3	54:B8:48:PHE:CB	2.51	0.40
1:AA:15:G:C6	1:AA:1396:A:N1	2.90	0.40
1:AA:19:C:H2'	1:AA:20:U:H6	1.86	0.40
1:AA:275:G:H5'	20:AQ:14:LYS:NZ	2.36	0.40
1:AA:309:G:OP1	19:AP:27:LYS:HD2	2.21	0.40
1:AA:560:U:H2'	8:AE:123:LEU:HD12	2.02	0.40
1:AA:564:C:H5'	20:AQ:32:TYR:CE2	2.56	0.40
1:AA:30(A):G:N1	1:AA:1031:G:N1	2.69	0.40
3:AW:72:C:C2	3:AW:73:A:C8	3.10	0.40
5:AB:19:HIS:CD2	5:AB:20:GLU:HG2	2.56	0.40
6:AC:88:ARG:CZ	6:AC:101:LEU:H	2.35	0.40
7:AD:57:ARG:HB3	7:AD:206:PHE:HB2	2.02	0.40
15:AL:60:LEU:HD23	15:AL:64:TYR:HB2	2.02	0.40
16:AM:108:ARG:NH2	16:AM:114:ARG:HA	2.36	0.40
17:AN:24:CYS:HB3	17:AN:40:CYS:N	2.14	0.40
26:BB:75:G:N3	43:BZ:22:VAL:HG21	2.37	0.40
27:BA:29:U:C4'	45:BU:11:ARG:NH2	2.84	0.40
27:BA:194:G:C6	27:BA:195:A:C6	3.09	0.40
27:BA:296:C:N3	27:BA:297:C:C4	2.90	0.40
27:BA:297:C:H2'	27:BA:298:G:O4'	2.22	0.40

*Continued on next page...*



*Continued from previous page...*

Atom-1	Atom-2	Interatomic distance (Å)	Clash overlap (Å)
27:BA:464:U:O2'	53:B7:12:ARG:CZ	2.69	0.40
27:BA:602:G:HO2'	27:BA:655:A:H2	1.65	0.40
27:BA:812:C:H2'	27:BA:813:U:H6	1.86	0.40
27:BA:898:C:H3'	27:BA:899:A:H5''	2.02	0.40
27:BA:974:G:C8	46:BV:80:TYR:CE1	2.80	0.40
27:BA:1153:C:H3'	27:BA:1154:G:C8	2.56	0.40
27:BA:1342:A:O5'	27:BA:1342:A:H8	2.05	0.40
27:BA:1363:C:O2	27:BA:1364:G:H5'	2.22	0.40
27:BA:1484:G:C2	27:BA:1506:C:C4	3.09	0.40
27:BA:1575:C:C6	27:BA:1575:C:C3'	3.05	0.40
27:BA:1668:A:C6	27:BA:1674:G:C4	3.09	0.40
27:BA:1795:C:H6	27:BA:1795:C:O5'	2.05	0.40
27:BA:2069:G:C2	27:BA:2443:C:N3	2.89	0.40
27:BA:2283:C:N3	27:BA:2325:G:N2	2.64	0.40
27:BA:2305:A:H62	31:BG:53:LYS:HZ3	1.70	0.40
27:BA:2355:C:C5'	27:BA:2356:C:OP2	2.69	0.40
27:BA:2376:A:H2'	27:BA:2376:A:N3	2.35	0.40
27:BA:2491:U:C2'	27:BA:2491:U:O2	2.69	0.40
27:BA:2525:G:N2	27:BA:2539:C:C6	2.90	0.40
27:BA:2557:G:N9	27:BA:2558:C:H5	2.19	0.40
27:BA:2562:U:H2'	27:BA:2563:U:H5'	2.02	0.40
27:BA:2563:U:H3	27:BA:2566:A:H8	1.69	0.40
28:BD:69:ASP:HA	28:BD:188:ARG:HH12	1.87	0.40
28:BD:74:PRO:HG2	28:BD:96:ALA:H	1.78	0.40
28:BD:146:LYS:O	28:BD:149:ARG:HG2	2.21	0.40
29:BE:205:THR:OG1	29:BE:258:TYR:C	2.59	0.40
33:BI:56:ARG:O	33:BI:60:GLU:HB2	2.22	0.40
33:BI:92:SER:HB3	33:BI:122:ARG:CZ	2.39	0.40
34:BN:57:TYR:HB2	34:BN:135:ILE:CG2	2.52	0.40
34:BN:135:ILE:O	34:BN:139:LEU:HD22	2.20	0.40
35:BO:63:VAL:CG2	35:BO:102:VAL:HG11	2.51	0.40
36:BP:66:VAL:O	36:BP:69:ILE:N	2.53	0.40
37:BQ:28:ILE:CB	37:BQ:62:GLU:HG2	2.48	0.40
37:BQ:58:HIS:O	37:BQ:61:LEU:CB	2.68	0.40
39:BT:10:GLY:CA	39:BT:53:ASP:CG	2.89	0.40
40:BW:28:SER:O	40:BW:31:GLU:HB3	2.21	0.40
40:BW:100:THR:C	40:BW:101:SER:OG	2.60	0.40
41:BX:58:MET:O	41:BX:59:ASP:OD2	2.39	0.40
42:BY:3:GLN:HB2	42:BY:6:LYS:CD	2.49	0.40
42:BY:80:GLU:CG	42:BY:86:GLU:HG2	2.46	0.40
43:BZ:39:PHE:CA	43:BZ:43:PHE:CZ	2.80	0.40

*Continued on next page...*

*Continued from previous page...*

Atom-1	Atom-2	Interatomic distance (Å)	Clash overlap (Å)
44:BR:16:HIS:O	44:BR:17:ARG:C	2.59	0.40
46:BV:71:ILE:O	46:BV:72:ARG:CB	2.60	0.40
48:B3:37:LEU:HD23	48:B3:37:LEU:HA	1.86	0.40
49:B0:65:GLY:C	49:B0:66:LYS:CE	2.77	0.40
49:B0:71:ASN:O	49:B0:73:GLY:N	2.54	0.40
50:B4:23:GLU:CG	50:B4:29:PRO:CB	2.96	0.40
51:B5:10:LYS:HB2	51:B5:10:LYS:HZ2	1.86	0.40
53:B7:27:GLY:O	53:B7:28:ARG:O	2.39	0.40
56:BK:70:ILE:HD12	56:BK:70:ILE:N	2.35	0.40
56:BK:71:LYS:HA	56:BK:72:THR:C	2.41	0.40
1:AA:126:G:C4'	1:AA:634:C:H1'	2.51	0.40
1:AA:204:U:H2'	1:AA:204:U:O2	2.21	0.40
1:AA:255:G:P	20:AQ:69:LYS:HZ3	2.44	0.40
1:AA:375:U:H4'	19:AP:6:LEU:CD2	2.51	0.40
1:AA:421:U:N3	6:AC:127:ARG:CZ	2.84	0.40
1:AA:673:G:N2	1:AA:734:G:H1'	2.37	0.40
1:AA:791:G:N2	1:AA:1498:U:OP1	2.48	0.40
1:AA:1526:G:OP2	1:AA:1526:G:H8	2.05	0.40
3:AW:65:G:C5	3:AW:66:A:C8	3.10	0.40
5:AB:55:PHE:HD2	5:AB:221:LEU:HG	1.86	0.40
12:AI:28:VAL:N	12:AI:31:GLN:O	2.51	0.40
14:AK:108:ILE:HB	21:AR:87:ARG:O	2.21	0.40
23:AT:73:HIS:HB3	23:AT:74:LYS:HE2	2.04	0.40
23:AT:88:VAL:O	23:AT:92:LEU:HG	2.22	0.40
26:BB:10:C:H2'	26:BB:11:C:H6	1.86	0.40
27:BA:72:U:HO2'	27:BA:73:A:P	2.44	0.40
27:BA:126:A:N7	53:B7:18:PHE:CD1	2.79	0.40
27:BA:138:G:O4'	41:BX:43:GLU:HG3	2.20	0.40
27:BA:357:A:H2'	27:BA:358:U:O4'	2.22	0.40
27:BA:388:G:H5'	27:BA:389:G:OP2	2.21	0.40
27:BA:388:G:C2'	27:BA:390:A:N7	2.77	0.40
27:BA:397:G:OP2	50:B4:10:VAL:CG1	2.67	0.40
27:BA:491:G:C6	40:BW:49:LYS:NZ	2.75	0.40
27:BA:533:G:H1'	27:BA:561:G:N2	2.37	0.40
27:BA:977:G:H2'	27:BA:978:G:O4'	2.21	0.40
27:BA:1008:C:HO2'	27:BA:1009:A:H8	1.66	0.40
27:BA:1076:C:O2	56:BK:92:PRO:CG	2.69	0.40
27:BA:1206:G:H1'	27:BA:1242:A:N6	2.36	0.40
27:BA:1279:G:C5'	44:BR:34:ILE:CD1	2.95	0.40
27:BA:1378:A:HO2'	27:BA:1379:A:P	2.44	0.40
27:BA:1444:G:O6	27:BA:1466:G:C6	2.74	0.40

*Continued on next page...*

*Continued from previous page...*

Atom-1	Atom-2	Interatomic distance (Å)	Clash overlap (Å)
27:BA:1624:G:H2'	27:BA:1625:C:C6	2.56	0.40
27:BA:1729:A:OP2	27:BA:1730:U:C4	2.75	0.40
27:BA:1790:C:O2'	28:BD:210:LYS:HE3	2.20	0.40
27:BA:2077:A:C5	27:BA:2435:A:N7	2.89	0.40
27:BA:2370:G:C6	27:BA:2371:G:C6	3.09	0.40
27:BA:2416:C:C2'	27:BA:2416:C:O2	2.69	0.40
27:BA:2549:G:N2	27:BA:2559:C:O2	2.44	0.40
27:BA:2644:G:C8	27:BA:2644:G:C5'	2.99	0.40
27:BA:2682:U:H1'	29:BE:49:THR:HA	2.03	0.40
27:BA:2695:C:C2'	27:BA:2696:U:C5	2.93	0.40
27:BA:2813:A:C2	27:BA:2888:C:C2	3.10	0.40
28:BD:128:ALA:HB1	28:BD:189:ALA:C	2.41	0.40
29:BE:179:ASP:N	29:BE:179:ASP:OD1	2.55	0.40
29:BE:215:LYS:HG3	29:BE:216:ARG:N	2.37	0.40
30:BF:32:GLY:C	30:BF:36:ARG:HG2	2.41	0.40
30:BF:67:GLN:HB3	30:BF:68:ALA:H	1.67	0.40
30:BF:158:GLU:HA	30:BF:161:ASP:OD2	2.22	0.40
31:BG:140:ARG:HD2	31:BG:144:ARG:CZ	2.51	0.40
32:BH:9:GLU:CA	32:BH:49:ILE:HD11	2.52	0.40
33:BI:84:GLY:C	33:BI:85:GLU:HG3	2.42	0.40
34:BN:24:SER:HG	34:BN:25:GLN:H	1.70	0.40
34:BN:42:GLU:HA	34:BN:132:LEU:O	2.20	0.40
35:BO:33:ALA:HB2	35:BO:39:VAL:HG22	2.03	0.40
35:BO:115:ILE:O	35:BO:121:VAL:HG21	2.21	0.40
36:BP:104:ASP:O	36:BP:105:TYR:HB2	2.20	0.40
36:BP:110:GLY:O	36:BP:111:ALA:C	2.48	0.40
37:BQ:136:TRP:CA	37:BQ:139:ALA:HB3	2.52	0.40
39:BT:13:ILE:HG22	39:BT:14:GLU:CD	2.42	0.40
40:BW:24:ILE:HG22	40:BW:35:ILE:CG1	2.52	0.40
40:BW:27:LYS:H	40:BW:71:VAL:CG2	2.33	0.40
40:BW:27:LYS:H	40:BW:71:VAL:HG23	1.87	0.40
42:BY:48:VAL:HG21	42:BY:98:VAL:HG23	1.32	0.40
45:BU:24:PHE:HB2	45:BU:25:TRP:H	1.47	0.40
45:BU:27:SER:HB3	45:BU:28:ARG:H	1.65	0.40
45:BU:53:LYS:O	45:BU:56:ASP:N	2.54	0.40
45:BU:60:LEU:C	45:BU:62:ILE:N	2.73	0.40
47:B2:22:ASP:HB2	47:B2:23:LEU:H	1.78	0.40
48:B3:48:GLU:O	48:B3:51:ALA:CB	2.69	0.40
49:B0:38:VAL:C	49:B0:69:PHE:CZ	2.95	0.40
50:B4:24:THR:C	50:B4:26:SER:N	2.75	0.40
51:B5:58:LEU:HB3	51:B5:59:ALA:H	1.47	0.40

*Continued on next page...*

*Continued from previous page...*

Atom-1	Atom-2	Interatomic distance (Å)	Clash overlap (Å)
53:B7:21:ARG:O	53:B7:22:MET:C	2.58	0.40
54:B8:52:LYS:HB2	54:B8:52:LYS:HE3	1.75	0.40
56:BK:86:GLU:C	56:BK:87:LYS:HG3	2.41	0.40
1:AA:62:U:OP1	1:AA:386:C:H5'	2.21	0.40
1:AA:162:A:N3	1:AA:348:G:C4'	2.77	0.40
1:AA:660:G:H1	1:AA:745:C:N4	2.18	0.40
1:AA:1067:A:H2'	1:AA:1093:A:O2'	2.22	0.40
1:AA:1330:U:H4'	16:AM:23:TYR:CD1	2.56	0.40
1:AA:1437:C:H2'	1:AA:1438:G:H8	1.87	0.40
3:AW:65:G:C2'	3:AW:66:A:C5'	3.00	0.40
5:AB:109:SER:O	5:AB:113:HIS:N	2.54	0.40
6:AC:19:GLU:HA	6:AC:54:ARG:HH21	1.86	0.40
7:AD:68:TYR:HB3	7:AD:70:ILE:HG12	2.03	0.40
7:AD:94:LEU:HA	7:AD:97:LEU:HD12	2.02	0.40
7:AD:96:LEU:HG	7:AD:139:ARG:CZ	2.51	0.40
10:AG:26:PHE:CE2	10:AG:30:ILE:HD11	2.56	0.40
15:AL:33:ARG:HG2	15:AL:60:LEU:HG	2.03	0.40
20:AQ:56:VAL:O	20:AQ:77:VAL:HB	2.22	0.40
26:BB:42:C:H2'	26:BB:43:C:C6	2.57	0.40
27:BA:29:U:H4'	45:BU:11:ARG:NH2	2.35	0.40
27:BA:145:G:H2'	27:BA:146:G:C8	2.56	0.40
27:BA:328:U:C2'	42:BY:94:SER:HG	2.19	0.40
27:BA:332:A:C6	27:BA:335:C:C2	3.09	0.40
27:BA:444:C:O3'	45:BU:2:PRO:HD2	2.20	0.40
27:BA:530:G:N1	27:BA:2021:C:O4'	2.52	0.40
27:BA:636:G:H3'	36:BP:126:SER:CB	2.51	0.40
27:BA:957:A:OP2	37:BQ:94:ARG:O	2.39	0.40
27:BA:996:A:C5'	45:BU:93:LYS:HG3	2.46	0.40
27:BA:1005:C:H6	27:BA:1143:A:OP1	2.05	0.40
27:BA:1165:U:H2'	27:BA:1166:C:C6	2.57	0.40
27:BA:1268:A:N6	27:BA:2012:G:O2'	2.54	0.40
27:BA:1364:G:OP1	50:B4:3:LYS:CA	2.70	0.40
27:BA:1487:G:H2'	27:BA:1488:G:H8	1.86	0.40
27:BA:1882:C:C2'	27:BA:1883:G:H5'	2.52	0.40
27:BA:1936:A:N6	27:BA:1945:G:C2	2.89	0.40
27:BA:1939:U:C1'	27:BA:2592:G:C4'	2.93	0.40
27:BA:1996:C:P	35:BO:31:ARG:HH12	2.44	0.40
27:BA:2014:A:C4	27:BA:2015:A:N1	2.89	0.40
27:BA:2045:C:H2'	27:BA:2046:G:O4'	2.22	0.40
27:BA:2093:G:P	33:BI:25:TYR:CE2	3.14	0.40
27:BA:2190:G:H2'	27:BA:2191:G:H8	1.87	0.40

*Continued on next page...*

*Continued from previous page...*

Atom-1	Atom-2	Interatomic distance (Å)	Clash overlap (Å)
27:BA:2292:C:C2'	27:BA:2293:C:O5'	2.70	0.40
27:BA:2317:C:C4	27:BA:2318:G:C5	3.09	0.40
27:BA:2395:C:H6	27:BA:2395:C:C4'	2.32	0.40
27:BA:2417:C:H2'	27:BA:2418:A:C8	2.55	0.40
27:BA:2475:C:OP1	27:BA:2476:A:OP2	2.39	0.40
27:BA:2574:G:H1'	29:BE:240:PRO:HB3	2.01	0.40
27:BA:2588:G:C6	27:BA:2589:A:C5	3.09	0.40
27:BA:2666:C:C6	27:BA:2667:C:C5	3.08	0.40
27:BA:2681:C:N4	27:BA:2725:A:H62	2.20	0.40
27:BA:2779:U:O4'	27:BA:2781:A:N7	2.55	0.40
27:BA:2805:G:O3'	27:BA:2807:G:P	2.80	0.40
27:BA:2821:A:C2'	27:BA:2822:G:H1'	2.50	0.40
27:BA:2850:A:C6	27:BA:2851:A:C5	3.10	0.40
28:BD:83:ASP:HA	28:BD:84:PRO:HD3	1.85	0.40
30:BF:51:TYR:O	30:BF:54:LEU:O	2.39	0.40
30:BF:154:VAL:O	30:BF:157:LEU:HB2	2.20	0.40
32:BH:8:ILE:CD1	32:BH:72:ALA:HB2	2.52	0.40
32:BH:137:LYS:O	32:BH:138:GLN:O	2.38	0.40
32:BH:141:GLY:O	32:BH:144:ALA:HB3	2.22	0.40
32:BH:146:ASN:C	32:BH:150:VAL:HG23	2.25	0.40
33:BI:129:VAL:HA	33:BI:130:PRO:HD2	1.95	0.40
33:BI:132:LYS:C	33:BI:138:THR:HG22	2.42	0.40
34:BN:54:VAL:HG11	34:BN:138:THR:CG2	2.52	0.40
35:BO:22:ILE:H	35:BO:41:ALA:HB2	1.87	0.40
35:BO:39:VAL:CG1	35:BO:40:VAL:N	2.84	0.40
35:BO:81:GLU:CG	35:BO:82:ASN:N	2.66	0.40
35:BO:111:PHE:O	35:BO:113:LYS:HB2	2.21	0.40
37:BQ:137:ARG:HD3	37:BQ:138:ARG:CA	2.48	0.40
38:BS:59:ALA:HA	38:BS:62:HIS:HE1	1.87	0.40
39:BT:53:ASP:CA	39:BT:56:ARG:HG2	2.43	0.40
40:BW:37:ARG:NH1	40:BW:38:TYR:HE2	2.20	0.40
41:BX:39:ASP:O	41:BX:41:VAL:CA	2.70	0.40
42:BY:49:GLU:HB3	42:BY:97:ARG:HH11	1.85	0.40
43:BZ:18:MET:C	43:BZ:36:ARG:NE	2.75	0.40
43:BZ:79:ILE:CG2	43:BZ:80:HIS:CE1	2.92	0.40
45:BU:17:VAL:HA	45:BU:20:ARG:CG	2.46	0.40
45:BU:39:LEU:HB3	45:BU:40:LEU:H	1.46	0.40
46:BV:41:GLY:C	46:BV:54:TYR:CE1	2.87	0.40
46:BV:72:ARG:O	46:BV:74:TYR:CZ	2.74	0.40
47:B2:22:ASP:OD1	47:B2:22:ASP:N	2.49	0.40
47:B2:55:ARG:O	47:B2:57:LYS:C	2.55	0.40

*Continued on next page...*

*Continued from previous page...*

Atom-1	Atom-2	Interatomic distance (Å)	Clash overlap (Å)
48:B3:53:LEU:HD22	48:B3:54:VAL:CG1	2.43	0.40
50:B4:5:LEU:CD1	50:B4:8:LYS:CB	2.99	0.40
55:B9:10:MET:CE	55:B9:10:MET:C	2.89	0.40

All (146) symmetry-related close contacts are listed below. The label for Atom-2 includes the symmetry operator and encoded unit-cell translations to be applied.

Atom-1	Atom-2	Interatomic distance (Å)	Clash overlap (Å)
27:BA:6:A:C4'	27:BA:2902:C:O2'[8_554]	0.49	1.71
1:AA:359:U:OP1	33:BI:82:LYS:NZ[3_454]	0.68	1.52
27:BA:6:A:N9	27:BA:2902:C:C6[8_554]	0.88	1.32
27:BA:1:G:O6	27:BA:2898:U:C2[8_554]	0.92	1.28
27:BA:6:A:O4'	27:BA:2902:C:C2'[8_554]	0.97	1.23
27:BA:6:A:C4	27:BA:2902:C:C6[8_554]	1.05	1.15
27:BA:6:A:C5'	27:BA:2902:C:O2'[8_554]	1.09	1.11
27:BA:5:A:N6	27:BA:2901:C:C5[8_554]	1.10	1.10
27:BA:5:A:C8	27:BA:2901:C:O2[8_554]	1.12	1.08
27:BA:2899:G:C6	27:BA:2901:C:N4[8_554]	1.12	1.08
27:BA:1:G:O6	27:BA:2898:U:N1[8_554]	1.15	1.05
27:BA:1:G:C5	27:BA:2898:U:O2'[8_554]	1.15	1.05
27:BA:5:A:N7	27:BA:2901:C:C2[8_554]	1.15	1.05
27:BA:6:A:O4'	27:BA:2902:C:C1'[8_554]	1.18	1.02
27:BA:2:G:O6	27:BA:2899:G:C4[8_554]	1.20	1.00
27:BA:1:G:N7	27:BA:2898:U:C2'[8_554]	1.21	0.99
27:BA:1:G:O6	27:BA:2898:U:O2[8_554]	1.23	0.97
27:BA:5:A:N7	27:BA:2901:C:N1[8_554]	1.23	0.97
27:BA:1:G:C5	27:BA:2898:U:C2'[8_554]	1.24	0.96
27:BA:5:A:C5	27:BA:2901:C:C2[8_554]	1.27	0.93
27:BA:1:G:N7	27:BA:2898:U:O2'[8_554]	1.28	0.92
1:AA:359:U:OP1	33:BI:82:LYS:CE[3_454]	1.33	0.87
27:BA:4:C:N3	27:BA:2900:A:N3[8_554]	1.33	0.87
27:BA:1:G:C6	27:BA:2898:U:O2[8_554]	1.34	0.86
27:BA:5:A:C2	27:BA:2902:C:C4[8_554]	1.36	0.84
27:BA:6:A:C8	27:BA:2902:C:O4'[8_554]	1.37	0.83
27:BA:6:A:N9	27:BA:2902:C:N1[8_554]	1.38	0.82
27:BA:2900:A:N6	27:BA:2900:A:N6[8_554]	1.38	0.82
27:BA:6:A:C4'	27:BA:2902:C:C2'[8_554]	1.40	0.80
27:BA:6:A:C4	27:BA:2902:C:C5[8_554]	1.43	0.77
27:BA:2900:A:C6	27:BA:2900:A:C6[8_554]	1.45	0.75
27:BA:3:U:C5	27:BA:2900:A:O4'[8_554]	1.47	0.73

*Continued on next page...*

*Continued from previous page...*

Atom-1	Atom-2	Interatomic distance (Å)	Clash overlap (Å)
27:BA:4:C:C2	27:BA:2900:A:N3[8_554]	1.47	0.73
27:BA:4:C:OP2	27:BA:2900:A:O2'[8_554]	1.47	0.73
27:BA:5:A:N3	27:BA:2902:C:N3[8_554]	1.47	0.73
27:BA:5:A:C6	27:BA:2901:C:C4[8_554]	1.47	0.73
27:BA:4:C:O2	27:BA:2900:A:C2[8_554]	1.48	0.72
27:BA:3:U:O4	27:BA:2900:A:C8[8_554]	1.49	0.71
27:BA:6:A:O4'	27:BA:2902:C:O2'[8_554]	1.50	0.70
27:BA:5:A:C2	27:BA:2902:C:N3[8_554]	1.51	0.69
27:BA:5:A:C5	27:BA:2901:C:N3[8_554]	1.51	0.69
27:BA:5:A:N7	27:BA:2901:C:O2[8_554]	1.52	0.68
27:BA:2899:G:N1	27:BA:2901:C:N3[8_554]	1.52	0.68
29:BE:93:GLN:NE2	29:BE:96:LEU:CD1[8_554]	1.52	0.68
27:BA:2:G:C6	27:BA:2899:G:N3[8_554]	1.53	0.67
27:BA:2:G:O6	27:BA:2899:G:N3[8_554]	1.55	0.65
27:BA:4:C:C2	27:BA:2900:A:C2[8_554]	1.55	0.65
27:BA:5:A:N9	27:BA:2901:C:O2[8_554]	1.55	0.65
27:BA:3:U:C6	27:BA:2900:A:O4'[8_554]	1.56	0.64
27:BA:5:A:N6	27:BA:2901:C:C4[8_554]	1.57	0.63
27:BA:5:A:N3	27:BA:2902:C:C2[8_554]	1.57	0.63
27:BA:6:A:C1'	27:BA:2902:C:C2'[8_554]	1.60	0.60
27:BA:2899:G:O6	27:BA:2901:C:N4[8_554]	1.60	0.60
27:BA:2900:A:C6	27:BA:2900:A:N6[8_554]	1.62	0.58
27:BA:1:G:C4	27:BA:2898:U:O2'[8_554]	1.63	0.57
27:BA:4:C:N3	27:BA:2900:A:C2[8_554]	1.63	0.57
27:BA:1:G:C8	27:BA:2898:U:O2'[8_554]	1.64	0.56
27:BA:5:A:C6	27:BA:2901:C:N3[8_554]	1.64	0.56
27:BA:1:G:N7	27:BA:2898:U:C3'[8_554]	1.66	0.54
27:BA:6:A:C1'	27:BA:2902:C:N1[8_554]	1.66	0.54
27:BA:6:A:N3	27:BA:2902:C:C5[8_554]	1.66	0.54
27:BA:1:G:C6	27:BA:2898:U:C2'[8_554]	1.70	0.50
27:BA:6:A:C8	27:BA:2902:C:C6[8_554]	1.70	0.50
27:BA:2899:G:N1	27:BA:2901:C:C4[8_554]	1.70	0.50
27:BA:1:G:O6	27:BA:2898:U:C1'[8_554]	1.71	0.49
27:BA:1:G:N7	27:BA:2898:U:O3'[8_554]	1.73	0.47
27:BA:2:G:O6	27:BA:2899:G:N9[8_554]	1.73	0.47
27:BA:3:U:C4	27:BA:2900:A:C8[8_554]	1.73	0.47
27:BA:4:C:N4	27:BA:2901:C:C6[8_554]	1.73	0.47
27:BA:3:U:O4	27:BA:2900:A:N7[8_554]	1.74	0.46
27:BA:6:A:C3'	27:BA:2902:C:C2'[8_554]	1.75	0.45
1:AA:359:U:P	33:BI:82:LYS:NZ[3_454]	1.76	0.44
27:BA:2899:G:C6	27:BA:2901:C:C4[8_554]	1.79	0.41

*Continued on next page...*

Continued from previous page...

Atom-1	Atom-2	Interatomic distance (Å)	Clash overlap (Å)
27:BA:6:A:C8	27:BA:2902:C:C1'[8_554]	1.80	0.40
27:BA:5:A:N7	27:BA:2901:C:C1'[8_554]	1.81	0.39
27:BA:101:G:N3	27:BA:101:G:N3[7_555]	1.81	0.39
27:BA:2899:G:N1	27:BA:2901:C:N4[8_554]	1.82	0.38
27:BA:2899:G:O6	27:BA:2901:C:C4[8_554]	1.82	0.38
27:BA:4:C:C5	27:BA:2900:A:C2'[8_554]	1.83	0.37
27:BA:6:A:C8	27:BA:2902:C:N1[8_554]	1.83	0.37
27:BA:4:C:C5	27:BA:2901:C:O4'[8_554]	1.84	0.36
27:BA:6:A:O5'	27:BA:2902:C:C4'[8_554]	1.84	0.36
27:BA:5:A:N6	27:BA:2901:C:C6[8_554]	1.85	0.35
27:BA:6:A:C3'	27:BA:2902:C:O2'[8_554]	1.85	0.35
27:BA:6:A:C1'	27:BA:2902:C:C1'[8_554]	1.85	0.35
27:BA:6:A:C5	27:BA:2902:C:C6[8_554]	1.86	0.34
27:BA:2899:G:C5	27:BA:2901:C:N4[8_554]	1.86	0.34
27:BA:1:G:N9	27:BA:2898:U:O2'[8_554]	1.87	0.33
27:BA:5:A:C8	27:BA:2901:C:C2[8_554]	1.87	0.33
27:BA:1:G:N1	27:BA:2898:U:O2[8_554]	1.92	0.28
27:BA:1:G:C6	27:BA:2898:U:C2[8_554]	1.92	0.28
27:BA:2:G:N2	27:BA:5:A:N3[8_554]	1.92	0.28
1:AA:359:U:OP1	33:BI:82:LYS:CD[3_454]	1.93	0.27
27:BA:1:G:C6	27:BA:2898:U:C1'[8_554]	1.93	0.27
29:BE:93:GLN:NE2	29:BE:96:LEU:CD2[8_554]	1.93	0.27
27:BA:3:U:OP2	27:BA:2900:A:C5'[8_554]	1.94	0.26
27:BA:6:A:N9	27:BA:2902:C:C1'[8_554]	1.94	0.26
27:BA:2900:A:C5	27:BA:2900:A:N6[8_554]	1.94	0.26
27:BA:5:A:C5	27:BA:2901:C:O2[8_554]	1.95	0.25
27:BA:2:G:N1	27:BA:2899:G:N3[8_554]	1.96	0.24
27:BA:4:C:N3	27:BA:2900:A:C4[8_554]	1.96	0.24
27:BA:5:A:C2	27:BA:2902:C:N4[8_554]	1.97	0.23
27:BA:4:C:N4	27:BA:2901:C:C5[8_554]	1.99	0.21
27:BA:6:A:O5'	27:BA:2902:C:O2'[8_554]	1.99	0.21
27:BA:1:G:O6	27:BA:2898:U:C2'[8_554]	2.00	0.20
27:BA:3:U:O4	27:BA:2899:G:O2'[8_554]	2.00	0.20
27:BA:5:A:C4	27:BA:2901:C:O2[8_554]	2.01	0.19
27:BA:2900:A:C6	27:BA:2900:A:N1[8_554]	2.01	0.19
27:BA:3:U:O2	27:BA:2899:G:N2[8_554]	2.02	0.18
27:BA:5:A:C5	27:BA:2901:C:N1[8_554]	2.02	0.18
27:BA:6:A:C1'	27:BA:2902:C:C6[8_554]	2.02	0.18
27:BA:2900:A:N1	27:BA:2900:A:N1[8_554]	2.02	0.18
29:BE:93:GLN:NE2	29:BE:96:LEU:CG[8_554]	2.02	0.18
27:BA:2:G:N1	27:BA:5:A:N3[8_554]	2.04	0.16

Continued on next page...



Continued from previous page...

Atom-1	Atom-2	Interatomic distance (Å)	Clash overlap (Å)
27:BA:2:G:N1	27:BA:2899:G:C2[8_554]	2.04	0.16
27:BA:3:U:N3	27:BA:2899:G:N2[8_554]	2.04	0.16
27:BA:4:C:C4	27:BA:2900:A:N3[8_554]	2.04	0.16
27:BA:6:A:O4'	27:BA:2902:C:N1[8_554]	2.04	0.16
27:BA:5:A:C6	27:BA:2901:C:C5[8_554]	2.05	0.15
27:BA:3:U:C5	27:BA:2899:G:O2'[8_554]	2.06	0.14
27:BA:6:A:C2'	27:BA:2902:C:C2'[8_554]	2.06	0.14
27:BA:3:U:C4	27:BA:2900:A:N9[8_554]	2.07	0.13
27:BA:2899:G:O6	27:BA:2901:C:C5[8_554]	2.08	0.12
27:BA:2902:C:O2'	34:BN:4:ALA:N[8_554]	2.08	0.12
27:BA:4:C:C4	27:BA:2900:A:C4[8_554]	2.10	0.10
27:BA:5:A:C4	27:BA:2901:C:C2[8_554]	2.10	0.10
27:BA:6:A:N3	27:BA:2902:C:C6[8_554]	2.10	0.10
27:BA:3:U:C2	27:BA:2899:G:N2[8_554]	2.11	0.09
27:BA:5:A:N1	27:BA:2901:C:N4[8_554]	2.11	0.09
27:BA:6:A:O5'	27:BA:2902:C:C3'[8_554]	2.11	0.09
27:BA:2:G:N1	27:BA:5:A:C2[8_554]	2.12	0.08
27:BA:5:A:N1	27:BA:2901:C:C4[8_554]	2.12	0.08
27:BA:2:G:C6	27:BA:2899:G:C4[8_554]	2.13	0.07
27:BA:4:C:C4	27:BA:2901:C:N1[8_554]	2.14	0.06
27:BA:6:A:C5	27:BA:2902:C:C5[8_554]	2.14	0.06
27:BA:1:G:C8	27:BA:2898:U:O3'[8_554]	2.15	0.05
27:BA:2:G:N7	27:BA:2899:G:C1'[8_554]	2.15	0.05
27:BA:2:G:N1	27:BA:2899:G:N2[8_554]	2.16	0.04
27:BA:5:A:C4	27:BA:2901:C:N3[8_554]	2.16	0.04
27:BA:5:A:N1	27:BA:2902:C:C4[8_554]	2.16	0.04
27:BA:6:A:N9	27:BA:2902:C:C5[8_554]	2.16	0.04
27:BA:5:A:N7	27:BA:2901:C:C2'[8_554]	2.17	0.03
27:BA:1:G:C6	27:BA:2898:U:N1[8_554]	2.18	0.02
27:BA:4:C:C4	27:BA:2901:C:C6[8_554]	2.18	0.02
27:BA:6:A:OP2	27:BA:2902:C:C5'[8_554]	2.18	0.02
27:BA:2:G:O6	27:BA:2899:G:C5[8_554]	2.19	0.01

## 5.3 Torsion angles

### 5.3.1 Protein backbone

In the following table, the Percentiles column shows the percent Ramachandran outliers of the chain as a percentile score with respect to all X-ray entries followed by that with respect to entries of similar resolution.

The Analysed column shows the number of residues for which the backbone conformation was

analysed, and the total number of residues.

Mol	Chain	Analysed	Favoured	Allowed	Outliers	Percentiles	
5	AB	232/256 (91%)	183 (79%)	34 (15%)	15 (6%)	1	16
6	AC	204/239 (85%)	165 (81%)	23 (11%)	16 (8%)	1	12
7	AD	206/209 (99%)	156 (76%)	34 (16%)	16 (8%)	1	12
8	AE	146/162 (90%)	114 (78%)	29 (20%)	3 (2%)	7	36
9	AF	99/101 (98%)	85 (86%)	10 (10%)	4 (4%)	3	23
10	AG	153/156 (98%)	131 (86%)	18 (12%)	4 (3%)	5	31
11	AH	136/138 (99%)	101 (74%)	25 (18%)	10 (7%)	1	13
12	AI	125/128 (98%)	87 (70%)	30 (24%)	8 (6%)	1	16
13	AJ	96/105 (91%)	73 (76%)	14 (15%)	9 (9%)	0	10
14	AK	117/129 (91%)	89 (76%)	23 (20%)	5 (4%)	2	22
15	AL	122/135 (90%)	91 (75%)	14 (12%)	17 (14%)	0	4
16	AM	123/126 (98%)	96 (78%)	21 (17%)	6 (5%)	2	20
17	AN	58/61 (95%)	42 (72%)	12 (21%)	4 (7%)	1	14
18	AO	86/89 (97%)	76 (88%)	9 (10%)	1 (1%)	13	50
19	AP	81/88 (92%)	64 (79%)	10 (12%)	7 (9%)	1	11
20	AQ	102/105 (97%)	78 (76%)	17 (17%)	7 (7%)	1	14
21	AR	71/88 (81%)	54 (76%)	11 (16%)	6 (8%)	1	11
22	AS	78/93 (84%)	60 (77%)	15 (19%)	3 (4%)	3	24
23	AT	97/106 (92%)	79 (81%)	12 (12%)	6 (6%)	1	16
24	AU	22/27 (82%)	17 (77%)	3 (14%)	2 (9%)	1	10
28	BD	169/173 (98%)	60 (36%)	34 (20%)	75 (44%)	0	0
29	BE	183/338 (54%)	89 (49%)	35 (19%)	59 (32%)	0	0
30	BF	179/246 (73%)	51 (28%)	47 (26%)	81 (45%)	0	0
31	BG	116/176 (66%)	46 (40%)	31 (27%)	39 (34%)	0	0
32	BH	162/177 (92%)	74 (46%)	39 (24%)	49 (30%)	0	0
33	BI	144/149 (97%)	71 (49%)	29 (20%)	44 (31%)	0	0
34	BN	111/145 (77%)	34 (31%)	21 (19%)	56 (50%)	0	0
35	BO	120/122 (98%)	61 (51%)	27 (22%)	32 (27%)	0	0
36	BP	82/164 (50%)	28 (34%)	21 (26%)	33 (40%)	0	0
37	BQ	130/138 (94%)	38 (29%)	35 (27%)	57 (44%)	0	0
38	BS	105/186 (56%)	36 (34%)	20 (19%)	49 (47%)	0	0

Continued on next page...

Continued from previous page...

Mol	Chain	Analysed	Favoured	Allowed	Outliers	Percentiles	
39	BT	48/66 (73%)	17 (35%)	13 (27%)	18 (38%)	0	0
40	BW	104/113 (92%)	42 (40%)	15 (14%)	47 (45%)	0	0
41	BX	72/84 (86%)	26 (36%)	18 (25%)	28 (39%)	0	0
42	BY	108/119 (91%)	49 (45%)	20 (18%)	39 (36%)	0	0
43	BZ	175/253 (69%)	52 (30%)	53 (30%)	70 (40%)	0	0
44	BR	103/118 (87%)	35 (34%)	20 (19%)	48 (47%)	0	0
45	BU	115/118 (98%)	22 (19%)	23 (20%)	70 (61%)	0	0
46	BV	96/100 (96%)	39 (41%)	25 (26%)	32 (33%)	0	0
47	B2	62/70 (89%)	8 (13%)	9 (14%)	45 (73%)	0	0
48	B3	58/60 (97%)	24 (41%)	13 (22%)	21 (36%)	0	0
49	B0	84/91 (92%)	33 (39%)	16 (19%)	35 (42%)	0	0
50	B4	71/73 (97%)	21 (30%)	16 (22%)	34 (48%)	0	0
51	B5	56/60 (93%)	16 (29%)	17 (30%)	23 (41%)	0	0
52	B6	51/82 (62%)	21 (41%)	9 (18%)	21 (41%)	0	0
53	B7	44/47 (94%)	4 (9%)	7 (16%)	33 (75%)	0	0
54	B8	61/64 (95%)	23 (38%)	9 (15%)	29 (48%)	0	0
55	B9	33/36 (92%)	14 (42%)	9 (27%)	10 (30%)	0	0
56	BK	124/141 (88%)	93 (75%)	26 (21%)	5 (4%)	3	23
All	All	5320/6250 (85%)	2968 (56%)	1021 (19%)	1331 (25%)	0	1

All (1331) Ramachandran outliers are listed below:

Mol	Chain	Res	Type
5	AB	24	TRP
5	AB	104	ASN
5	AB	153	ARG
5	AB	154	LEU
5	AB	161	ALA
6	AC	18	TRP
6	AC	19	GLU
6	AC	52	LEU
6	AC	53	ALA
7	AD	5	ILE
7	AD	20	TYR
7	AD	21	LEU
7	AD	29	PRO

Continued on next page...

*Continued from previous page...*

<b>Mol</b>	<b>Chain</b>	<b>Res</b>	<b>Type</b>
7	AD	32	ALA
7	AD	129	ASN
7	AD	170	VAL
9	AF	95	GLU
10	AG	35	LYS
11	AH	44	PHE
11	AH	74	PRO
11	AH	97	VAL
11	AH	121	ASP
11	AH	134	ILE
12	AI	12	GLU
12	AI	70	LYS
13	AJ	61	GLU
14	AK	104	GLN
15	AL	12	ARG
15	AL	27	LEU
15	AL	46	LYS
15	AL	48	PRO
15	AL	127	GLU
16	AM	28	ALA
16	AM	67	GLU
18	AO	88	ARG
20	AQ	34	LYS
20	AQ	99	SER
20	AQ	104	LYS
21	AR	81	PHE
21	AR	82	THR
21	AR	84	LYS
23	AT	71	THR
28	BD	64	ILE
28	BD	66	PHE
28	BD	67	LYS
28	BD	82	TYR
28	BD	85	ASN
28	BD	104	ILE
28	BD	106	PRO
28	BD	107	LYS
28	BD	108	ASN
28	BD	111	VAL
28	BD	112	GLY
28	BD	113	MET
28	BD	114	GLU

*Continued on next page...*

*Continued from previous page...*

<b>Mol</b>	<b>Chain</b>	<b>Res</b>	<b>Type</b>
28	BD	116	MET
28	BD	120	ASP
28	BD	122	ASP
28	BD	124	LYS
28	BD	125	ILE
28	BD	127	ASN
28	BD	142	ASN
28	BD	143	ILE
28	BD	145	LEU
28	BD	149	ARG
28	BD	153	LEU
28	BD	156	ALA
28	BD	158	GLY
28	BD	163	VAL
28	BD	164	LEU
28	BD	168	GLY
28	BD	169	LYS
28	BD	187	CYS
28	BD	189	ALA
28	BD	191	VAL
28	BD	199	ARG
28	BD	205	VAL
28	BD	210	LYS
28	BD	223	ASN
28	BD	224	VAL
28	BD	227	VAL
28	BD	229	MET
28	BD	231	ALA
28	BD	232	VAL
29	BE	41	PHE
29	BE	61	PRO
29	BE	79	ARG
29	BE	93	GLN
29	BE	94	ARG
29	BE	105	HIS
29	BE	108	LEU
29	BE	178	LEU
29	BE	205	THR
29	BE	207	GLY
29	BE	214	VAL
29	BE	229	GLN
29	BE	230	GLY

*Continued on next page...*

*Continued from previous page...*

<b>Mol</b>	<b>Chain</b>	<b>Res</b>	<b>Type</b>
29	BE	232	ARG
29	BE	233	ARG
29	BE	234	ARG
29	BE	244	SER
29	BE	251	PRO
29	BE	253	GLN
29	BE	255	GLN
29	BE	315	VAL
29	BE	316	ARG
30	BF	2	GLU
30	BF	6	TYR
30	BF	21	VAL
30	BF	23	GLU
30	BF	24	THR
30	BF	25	PRO
30	BF	31	ILE
30	BF	35	VAL
30	BF	36	ARG
30	BF	37	ALA
30	BF	40	ALA
30	BF	41	ASN
30	BF	54	LEU
30	BF	57	PRO
30	BF	58	ALA
30	BF	62	GLY
30	BF	63	SER
30	BF	82	GLN
30	BF	84	VAL
30	BF	85	LYS
30	BF	87	ARG
30	BF	88	SER
30	BF	89	ALA
30	BF	90	HIS
30	BF	91	PRO
30	BF	93	LYS
30	BF	95	GLU
30	BF	99	SER
30	BF	100	LEU
30	BF	102	LEU
30	BF	104	ASP
30	BF	105	LYS
30	BF	106	GLU

*Continued on next page...*

*Continued from previous page...*

<b>Mol</b>	<b>Chain</b>	<b>Res</b>	<b>Type</b>
30	BF	107	ARG
30	BF	108	GLN
30	BF	110	ALA
30	BF	111	VAL
30	BF	112	ARG
30	BF	113	SER
30	BF	114	ALA
30	BF	139	VAL
30	BF	145	GLU
30	BF	156	LEU
30	BF	158	GLU
30	BF	162	VAL
30	BF	166	ILE
30	BF	167	ASP
30	BF	193	LEU
30	BF	195	VAL
30	BF	198	ASP
30	BF	200	PRO
30	BF	202	THR
30	BF	203	ALA
30	BF	207	LEU
30	BF	210	ALA
30	BF	211	ASP
30	BF	215	ALA
30	BF	218	VAL
30	BF	222	ASP
30	BF	224	ALA
30	BF	237	GLU
30	BF	238	SER
30	BF	240	LEU
31	BG	11	HIS
31	BG	14	ARG
31	BG	18	ILE
31	BG	19	GLU
31	BG	21	VAL
31	BG	23	VAL
31	BG	36	ASN
31	BG	54	ALA
31	BG	55	LYS
31	BG	60	GLU
31	BG	77	ASP
31	BG	78	GLU

*Continued on next page...*

*Continued from previous page...*

<b>Mol</b>	<b>Chain</b>	<b>Res</b>	<b>Type</b>
31	BG	96	SER
31	BG	97	GLN
31	BG	100	ASP
31	BG	101	THR
31	BG	129	ASP
31	BG	141	VAL
31	BG	147	ALA
31	BG	150	SER
32	BH	11	PRO
32	BH	14	VAL
32	BH	21	ASN
32	BH	28	PRO
32	BH	37	HIS
32	BH	48	VAL
32	BH	49	ILE
32	BH	56	ASP
32	BH	58	LYS
32	BH	59	HIS
32	BH	72	ALA
32	BH	75	VAL
32	BH	76	GLU
32	BH	81	GLY
32	BH	97	LYS
32	BH	106	VAL
32	BH	111	PRO
32	BH	127	GLN
32	BH	138	GLN
32	BH	142	GLU
32	BH	146	ASN
32	BH	150	VAL
32	BH	167	LEU
32	BH	169	ARG
33	BI	5	PHE
33	BI	6	LEU
33	BI	7	LYS
33	BI	9	VAL
33	BI	13	GLY
33	BI	20	ASN
33	BI	23	ASP
33	BI	25	TYR
33	BI	36	ALA
33	BI	39	ALA

*Continued on next page...*



*Continued from previous page...*

<b>Mol</b>	<b>Chain</b>	<b>Res</b>	<b>Type</b>
33	BI	44	LEU
33	BI	92	SER
33	BI	98	ILE
33	BI	99	ALA
33	BI	100	GLU
33	BI	101	SER
33	BI	102	LEU
33	BI	103	GLN
33	BI	104	ALA
33	BI	105	GLN
33	BI	111	ASP
33	BI	114	LYS
33	BI	115	ILE
33	BI	121	ILE
33	BI	146	THR
33	BI	148	GLN
34	BN	5	GLU
34	BN	8	ALA
34	BN	15	ARG
34	BN	17	CYS
34	BN	21	ARG
34	BN	22	VAL
34	BN	24	SER
34	BN	26	VAL
34	BN	28	GLU
34	BN	32	ASP
34	BN	39	VAL
34	BN	44	ALA
34	BN	47	THR
34	BN	49	ARG
34	BN	50	GLU
34	BN	51	GLU
34	BN	52	GLN
34	BN	61	VAL
34	BN	63	ILE
34	BN	67	ASN
34	BN	69	TYR
34	BN	70	PHE
34	BN	72	PRO
34	BN	76	ASP
34	BN	78	ILE
34	BN	80	LYS

*Continued on next page...*

*Continued from previous page...*

<b>Mol</b>	<b>Chain</b>	<b>Res</b>	<b>Type</b>
34	BN	81	ARG
34	BN	83	ILE
34	BN	84	ARG
34	BN	95	ARG
34	BN	105	LEU
34	BN	136	SER
34	BN	137	GLU
35	BO	4	GLN
35	BO	14	SER
35	BO	28	SER
35	BO	30	ARG
35	BO	35	ILE
35	BO	47	THR
35	BO	74	GLY
35	BO	89	ASP
35	BO	91	LYS
35	BO	96	THR
35	BO	101	PRO
35	BO	102	VAL
35	BO	105	GLU
35	BO	106	LEU
35	BO	111	PHE
35	BO	112	MET
35	BO	113	LYS
35	BO	115	ILE
36	BP	55	GLN
36	BP	61	ALA
36	BP	66	VAL
36	BP	67	ARG
36	BP	69	ILE
36	BP	70	ASP
36	BP	72	ASN
36	BP	95	ASP
36	BP	96	VAL
36	BP	100	ALA
36	BP	102	ASP
36	BP	103	ALA
36	BP	105	TYR
36	BP	111	ALA
36	BP	114	VAL
36	BP	115	ARG
36	BP	117	GLU

*Continued on next page...*

*Continued from previous page...*

<b>Mol</b>	<b>Chain</b>	<b>Res</b>	<b>Type</b>
36	BP	127	GLU
36	BP	129	ALA
36	BP	131	GLU
36	BP	133	VAL
36	BP	143	THR
37	BQ	10	ILE
37	BQ	18	GLU
37	BQ	23	ILE
37	BQ	28	ILE
37	BQ	30	GLN
37	BQ	43	PRO
37	BQ	55	GLN
37	BQ	56	ILE
37	BQ	58	HIS
37	BQ	59	ASN
37	BQ	61	LEU
37	BQ	62	GLU
37	BQ	63	ALA
37	BQ	73	GLN
37	BQ	83	PHE
37	BQ	88	PHE
37	BQ	93	ILE
37	BQ	94	ARG
37	BQ	102	ARG
37	BQ	105	PHE
37	BQ	109	VAL
37	BQ	119	ASN
37	BQ	127	ASN
37	BQ	135	ALA
37	BQ	141	MET
37	BQ	142	LYS
37	BQ	144	THR
37	BQ	147	VAL
37	BQ	154	ALA
38	BS	11	ARG
38	BS	16	ALA
38	BS	17	ARG
38	BS	20	TYR
38	BS	31	LYS
38	BS	34	LEU
38	BS	41	LYS
38	BS	53	ASN

*Continued on next page...*

*Continued from previous page...*

<b>Mol</b>	<b>Chain</b>	<b>Res</b>	<b>Type</b>
38	BS	54	GLY
38	BS	55	ASP
38	BS	59	ALA
38	BS	72	GLU
38	BS	74	PRO
38	BS	75	THR
38	BS	81	ALA
38	BS	82	TYR
38	BS	84	THR
38	BS	86	LEU
38	BS	97	VAL
38	BS	98	GLU
38	BS	105	GLY
38	BS	107	ASN
38	BS	109	PRO
38	BS	115	VAL
38	BS	116	PHE
38	BS	117	ALA
38	BS	118	ILE
38	BS	123	ILE
38	BS	128	ASP
39	BT	5	GLU
39	BT	9	CYS
39	BT	11	THR
39	BT	12	ASP
39	BT	15	PRO
39	BT	29	THR
39	BT	37	GLU
39	BT	38	ASN
39	BT	51	TRP
40	BW	6	ILE
40	BW	7	ALA
40	BW	9	TYR
40	BW	17	VAL
40	BW	20	VAL
40	BW	22	ASP
40	BW	24	ILE
40	BW	25	ARG
40	BW	29	LEU
40	BW	30	GLU
40	BW	33	ARG
40	BW	39	THR

*Continued on next page...*

*Continued from previous page...*

<b>Mol</b>	<b>Chain</b>	<b>Res</b>	<b>Type</b>
40	BW	41	LYS
40	BW	42	ARG
40	BW	43	GLY
40	BW	44	ALA
40	BW	45	TYR
40	BW	46	PHE
40	BW	56	ALA
40	BW	57	ASN
40	BW	58	ALA
40	BW	59	VAL
40	BW	66	GLU
40	BW	67	ASP
40	BW	68	ARG
40	BW	89	ALA
40	BW	100	THR
41	BX	2	TRP
41	BX	3	ASP
41	BX	4	VAL
41	BX	5	ILE
41	BX	13	LYS
41	BX	19	ASP
41	BX	29	ASP
41	BX	30	ASP
41	BX	31	ARG
41	BX	32	ALA
41	BX	35	GLY
41	BX	36	GLU
41	BX	37	VAL
41	BX	38	ALA
41	BX	39	ASP
41	BX	40	ALA
41	BX	46	ASP
41	BX	47	VAL
41	BX	52	VAL
41	BX	57	THR
41	BX	76	GLU
42	BY	14	ALA
42	BY	25	ALA
42	BY	27	LEU
42	BY	28	SER
42	BY	30	ASP
42	BY	31	LEU

*Continued on next page...*

*Continued from previous page...*

<b>Mol</b>	<b>Chain</b>	<b>Res</b>	<b>Type</b>
42	BY	32	ARG
42	BY	33	GLU
42	BY	35	TYR
42	BY	44	ALA
42	BY	48	VAL
42	BY	50	VAL
42	BY	54	ASP
42	BY	67	LEU
42	BY	75	GLU
42	BY	76	ASP
42	BY	85	GLU
42	BY	93	THR
42	BY	94	SER
43	BZ	3	LEU
43	BZ	6	LYS
43	BZ	14	LEU
43	BZ	16	GLU
43	BZ	31	SER
43	BZ	34	LEU
43	BZ	35	ASP
43	BZ	40	ASP
43	BZ	41	ARG
43	BZ	46	GLN
43	BZ	47	SER
43	BZ	48	THR
43	BZ	51	LEU
43	BZ	69	VAL
43	BZ	72	ASP
43	BZ	73	LYS
43	BZ	75	LYS
43	BZ	79	ILE
43	BZ	80	HIS
43	BZ	86	VAL
43	BZ	93	GLU
43	BZ	108	VAL
43	BZ	132	GLN
43	BZ	142	ASN
43	BZ	149	ALA
43	BZ	153	LYS
43	BZ	160	LEU
43	BZ	161	ALA
43	BZ	165	GLU

*Continued on next page...*

*Continued from previous page...*

<b>Mol</b>	<b>Chain</b>	<b>Res</b>	<b>Type</b>
43	BZ	169	VAL
44	BR	18	LEU
44	BR	19	ALA
44	BR	20	LEU
44	BR	21	TYR
44	BR	22	ARG
44	BR	26	LYS
44	BR	28	LEU
44	BR	29	LEU
44	BR	33	ARG
44	BR	38	VAL
44	BR	39	PRO
44	BR	40	LYS
44	BR	44	LEU
44	BR	45	ARG
44	BR	47	PHE
44	BR	48	VAL
44	BR	52	ILE
44	BR	53	HIS
44	BR	60	LEU
44	BR	61	HIS
44	BR	62	ALA
44	BR	66	VAL
44	BR	68	ARG
44	BR	72	ASP
44	BR	73	VAL
44	BR	74	LYS
44	BR	75	LEU
44	BR	76	VAL
44	BR	82	GLU
44	BR	84	ALA
44	BR	86	ARG
44	BR	89	ASP
44	BR	94	TYR
44	BR	106	GLY
44	BR	107	ASP
44	BR	111	LEU
44	BR	112	ALA
45	BU	5	LYS
45	BU	6	THR
45	BU	7	GLY
45	BU	8	ILE

*Continued on next page...*

*Continued from previous page...*

<b>Mol</b>	<b>Chain</b>	<b>Res</b>	<b>Type</b>
45	BU	13	ARG
45	BU	16	LYS
45	BU	17	VAL
45	BU	20	ARG
45	BU	22	LYS
45	BU	24	PHE
45	BU	27	SER
45	BU	28	ARG
45	BU	29	SER
45	BU	32	TYR
45	BU	34	ASN
45	BU	35	ALA
45	BU	37	GLN
45	BU	38	THR
45	BU	39	LEU
45	BU	40	LEU
45	BU	41	ASN
45	BU	43	ALA
45	BU	44	THR
45	BU	47	TYR
45	BU	48	ARG
45	BU	52	ASN
45	BU	53	LYS
45	BU	54	LYS
45	BU	56	ASP
45	BU	58	ARG
45	BU	64	ARG
45	BU	67	ALA
45	BU	69	ALA
45	BU	71	LEU
45	BU	79	PHE
45	BU	80	ILE
45	BU	86	ALA
45	BU	94	VAL
45	BU	96	ALA
45	BU	97	ASP
45	BU	99	ALA
45	BU	105	ALA
45	BU	106	PHE
45	BU	107	LYS
45	BU	108	ALA
45	BU	109	LEU

*Continued on next page...*



*Continued from previous page...*

<b>Mol</b>	<b>Chain</b>	<b>Res</b>	<b>Type</b>
45	BU	112	ALA
45	BU	114	ARG
45	BU	116	ALA
45	BU	117	ARG
46	BV	5	ILE
46	BV	6	GLN
46	BV	8	GLY
46	BV	11	GLN
46	BV	13	ARG
46	BV	23	GLU
46	BV	24	SER
46	BV	28	GLU
46	BV	29	ALA
46	BV	31	ASP
46	BV	40	VAL
46	BV	55	THR
46	BV	58	ALA
46	BV	69	ILE
46	BV	71	ILE
46	BV	72	ARG
46	BV	84	THR
46	BV	88	GLN
46	BV	92	ALA
47	B2	2	VAL
47	B2	4	HIS
47	B2	5	VAL
47	B2	6	GLN
47	B2	7	GLU
47	B2	12	THR
47	B2	16	ARG
47	B2	17	GLU
47	B2	18	ALA
47	B2	21	ASP
47	B2	23	LEU
47	B2	25	THR
47	B2	26	GLU
47	B2	31	ARG
47	B2	33	VAL
47	B2	34	GLN
47	B2	35	ALA
47	B2	36	ALA
47	B2	40	PRO

*Continued on next page...*

*Continued from previous page...*

<b>Mol</b>	<b>Chain</b>	<b>Res</b>	<b>Type</b>
47	B2	46	ILE
47	B2	47	LYS
47	B2	48	GLU
47	B2	49	LEU
47	B2	50	ARG
47	B2	51	LYS
47	B2	52	ALA
47	B2	53	ILE
47	B2	54	ALA
47	B2	55	ARG
47	B2	56	ILE
47	B2	58	THR
47	B2	59	ILE
47	B2	60	GLN
47	B2	63	GLU
48	B3	17	LYS
48	B3	18	ASP
48	B3	19	GLN
48	B3	26	LEU
48	B3	30	ARG
48	B3	32	GLN
48	B3	42	ALA
48	B3	43	ILE
48	B3	46	ASN
48	B3	51	ALA
48	B3	52	HIS
48	B3	54	VAL
49	B0	9	SER
49	B0	10	SER
49	B0	12	ASN
49	B0	17	ASN
49	B0	21	LEU
49	B0	23	VAL
49	B0	25	LYS
49	B0	30	VAL
49	B0	33	ALA
49	B0	36	ILE
49	B0	38	VAL
49	B0	39	ARG
49	B0	40	GLN
49	B0	51	VAL
49	B0	53	MET

*Continued on next page...*

*Continued from previous page...*

<b>Mol</b>	<b>Chain</b>	<b>Res</b>	<b>Type</b>
49	B0	59	LEU
49	B0	63	SER
49	B0	68	VAL
49	B0	70	ILE
49	B0	71	ASN
49	B0	72	LYS
49	B0	74	LYS
49	B0	76	ALA
49	B0	78	PHE
49	B0	79	ILE
49	B0	81	ILE
50	B4	6	HIS
50	B4	10	VAL
50	B4	14	ILE
50	B4	17	GLN
50	B4	21	VAL
50	B4	24	THR
50	B4	27	THR
50	B4	32	HIS
50	B4	33	VAL
50	B4	39	VAL
50	B4	41	PRO
50	B4	49	PHE
50	B4	50	LEU
50	B4	51	ASP
50	B4	52	THR
50	B4	55	ARG
50	B4	56	VAL
50	B4	58	LYS
50	B4	59	PHE
50	B4	60	ASN
50	B4	64	GLY
50	B4	68	ARG
51	B5	7	PRO
51	B5	9	LYS
51	B5	13	LYS
51	B5	14	SER
51	B5	16	ARG
51	B5	19	ARG
51	B5	20	ARG
51	B5	30	LEU
51	B5	43	HIS

*Continued on next page...*

*Continued from previous page...*

<b>Mol</b>	<b>Chain</b>	<b>Res</b>	<b>Type</b>
51	B5	52	TYR
51	B5	57	VAL
52	B6	6	PRO
52	B6	8	ILE
52	B6	19	GLY
52	B6	20	PHE
52	B6	30	ASN
52	B6	32	GLN
52	B6	33	ALA
52	B6	34	LYS
52	B6	36	GLU
52	B6	45	LYS
53	B7	4	THR
53	B7	9	ASN
53	B7	10	ARG
53	B7	11	LYS
53	B7	12	ARG
53	B7	13	ALA
53	B7	14	LYS
53	B7	15	THR
53	B7	18	PHE
53	B7	19	ARG
53	B7	20	ALA
53	B7	22	MET
53	B7	23	LYS
53	B7	26	SER
53	B7	29	ASN
53	B7	30	ILE
53	B7	31	LEU
53	B7	33	ARG
53	B7	34	ARG
53	B7	35	ARG
53	B7	36	ALA
53	B7	37	LYS
53	B7	39	ARG
53	B7	43	THR
53	B7	44	VAL
53	B7	45	SER
54	B8	5	LYS
54	B8	6	THR
54	B8	7	HIS
54	B8	8	LYS

*Continued on next page...*

*Continued from previous page...*

<b>Mol</b>	<b>Chain</b>	<b>Res</b>	<b>Type</b>
54	B8	9	MET
54	B8	11	LYS
54	B8	13	ARG
54	B8	14	ILE
54	B8	15	LYS
54	B8	26	LYS
54	B8	27	SER
54	B8	30	ARG
54	B8	32	GLN
54	B8	34	THR
54	B8	39	ASP
54	B8	42	ARG
54	B8	53	ALA
54	B8	56	ALA
54	B8	57	ARG
54	B8	58	MET
54	B8	59	LYS
54	B8	61	MET
54	B8	62	LEU
55	B9	4	ARG
55	B9	6	SER
55	B9	11	CYS
55	B9	14	CYS
55	B9	28	SER
55	B9	33	LYS
56	BK	19	THR
5	AB	15	VAL
5	AB	17	PHE
5	AB	181	PHE
5	AB	232	PRO
6	AC	4	LYS
6	AC	25	GLY
6	AC	98	ASN
6	AC	179	ARG
6	AC	206	GLU
7	AD	12	CYS
7	AD	30	LYS
8	AE	11	ILE
8	AE	37	ARG
8	AE	95	ALA
9	AF	69	GLU
11	AH	89	PRO

*Continued on next page...*

*Continued from previous page...*

<b>Mol</b>	<b>Chain</b>	<b>Res</b>	<b>Type</b>
12	AI	68	GLY
12	AI	103	THR
12	AI	116	LYS
13	AJ	34	VAL
13	AJ	52	GLY
13	AJ	72	VAL
14	AK	126	ARG
15	AL	77	LEU
15	AL	105	TYR
15	AL	116	SER
15	AL	121	GLY
16	AM	7	VAL
17	AN	17	LYS
20	AQ	68	ARG
21	AR	37	VAL
22	AS	64	GLU
23	AT	68	LYS
24	AU	17	THR
24	AU	21	TYR
28	BD	77	VAL
28	BD	86	ARG
28	BD	117	SER
28	BD	147	PRO
28	BD	154	VAL
28	BD	159	THR
28	BD	160	SER
28	BD	176	ALA
28	BD	178	GLY
28	BD	183	ILE
28	BD	198	GLY
28	BD	209	ASN
28	BD	211	HIS
28	BD	212	HIS
28	BD	235	PRO
29	BE	67	THR
29	BE	76	PRO
29	BE	87	GLU
29	BE	102	ASP
29	BE	104	PHE
29	BE	176	HIS
29	BE	186	GLU
29	BE	225	LYS

*Continued on next page...*

*Continued from previous page...*

<b>Mol</b>	<b>Chain</b>	<b>Res</b>	<b>Type</b>
29	BE	245	ARG
30	BF	20	ASP
30	BF	26	VAL
30	BF	29	ASP
30	BF	33	LYS
30	BF	49	ASP
30	BF	53	GLY
30	BF	101	ASP
30	BF	143	ASP
30	BF	213	ALA
30	BF	217	GLU
30	BF	239	ALA
31	BG	28	GLY
31	BG	37	ALA
31	BG	61	PHE
31	BG	102	GLY
32	BH	8	ILE
32	BH	50	THR
32	BH	60	HIS
32	BH	65	GLY
32	BH	70	LEU
32	BH	71	LEU
32	BH	98	GLN
32	BH	109	SER
32	BH	131	ILE
32	BH	139	ARG
32	BH	159	LYS
33	BI	8	ASP
33	BI	10	LYS
33	BI	22	ALA
33	BI	61	GLU
33	BI	83	ALA
33	BI	106	HIS
33	BI	122	ARG
33	BI	123	ALA
33	BI	124	LEU
33	BI	145	VAL
34	BN	19	MET
34	BN	31	LEU
34	BN	40	ASN
34	BN	42	GLU
34	BN	46	ILE

*Continued on next page...*

*Continued from previous page...*

<b>Mol</b>	<b>Chain</b>	<b>Res</b>	<b>Type</b>
34	BN	48	GLY
34	BN	66	ASP
34	BN	77	GLY
34	BN	82	THR
34	BN	92	GLN
34	BN	94	GLY
34	BN	96	GLU
35	BO	22	ILE
35	BO	29	GLY
35	BO	53	LYS
35	BO	54	LYS
35	BO	72	PRO
36	BP	71	GLU
36	BP	110	GLY
36	BP	116	HIS
36	BP	130	ARG
37	BQ	27	GLY
37	BQ	57	ARG
37	BQ	64	ALA
37	BQ	67	ALA
37	BQ	90	PHE
37	BQ	95	GLU
37	BQ	116	HIS
37	BQ	117	GLY
37	BQ	121	ASP
37	BQ	131	ALA
37	BQ	136	TRP
38	BS	18	THR
38	BS	40	ASN
38	BS	42	HIS
38	BS	65	ASP
38	BS	67	ALA
38	BS	88	ALA
38	BS	93	GLN
38	BS	121	GLY
38	BS	122	ALA
39	BT	16	GLY
39	BT	25	ASP
39	BT	48	ASN
40	BW	12	ILE
40	BW	13	SER
40	BW	15	ARG

*Continued on next page...*



*Continued from previous page...*

<b>Mol</b>	<b>Chain</b>	<b>Res</b>	<b>Type</b>
40	BW	16	LYS
40	BW	26	GLY
40	BW	31	GLU
40	BW	47	VAL
40	BW	49	LYS
40	BW	50	VAL
40	BW	70	TYR
40	BW	80	PRO
40	BW	91	GLY
40	BW	99	ARG
40	BW	105	VAL
41	BX	14	ALA
41	BX	41	VAL
41	BX	50	GLU
41	BX	59	ASP
41	BX	73	ASP
42	BY	5	ASP
42	BY	21	LYS
42	BY	34	GLU
42	BY	56	ALA
42	BY	68	ASP
42	BY	81	LYS
42	BY	92	ASP
42	BY	106	GLU
43	BZ	2	GLU
43	BZ	5	ALA
43	BZ	7	PRO
43	BZ	21	ALA
43	BZ	27	GLU
43	BZ	37	LYS
43	BZ	39	PHE
43	BZ	42	ALA
43	BZ	53	ASP
43	BZ	58	GLY
43	BZ	59	GLY
43	BZ	64	ALA
43	BZ	76	ARG
43	BZ	112	LEU
43	BZ	127	PRO
43	BZ	139	THR
43	BZ	143	ILE
43	BZ	150	GLY

*Continued on next page...*

*Continued from previous page...*

<b>Mol</b>	<b>Chain</b>	<b>Res</b>	<b>Type</b>
43	BZ	157	GLY
43	BZ	167	THR
44	BR	42	LYS
44	BR	46	GLY
44	BR	49	ASP
44	BR	58	GLY
44	BR	88	ARG
44	BR	90	ARG
44	BR	92	GLY
44	BR	117	VAL
45	BU	12	ARG
45	BU	18	LEU
45	BU	31	GLN
45	BU	42	ALA
45	BU	45	TYR
45	BU	73	GLY
45	BU	110	VAL
45	BU	113	SER
45	BU	115	ASN
46	BV	17	GLY
46	BV	30	GLY
46	BV	42	GLY
46	BV	56	VAL
46	BV	75	LYS
47	B2	22	ASP
47	B2	27	LEU
47	B2	39	ALA
47	B2	61	GLY
48	B3	16	PRO
48	B3	44	ARG
48	B3	45	GLY
49	B0	42	GLY
49	B0	54	GLY
49	B0	67	VAL
50	B4	8	LYS
50	B4	12	CYS
50	B4	22	MET
50	B4	26	SER
50	B4	40	HIS
50	B4	47	GLU
50	B4	63	PHE
51	B5	15	LYS

*Continued on next page...*

*Continued from previous page...*

<b>Mol</b>	<b>Chain</b>	<b>Res</b>	<b>Type</b>
51	B5	24	ALA
51	B5	37	HIS
51	B5	42	SER
51	B5	45	ILE
51	B5	47	PRO
52	B6	3	LYS
52	B6	17	GLY
52	B6	18	THR
52	B6	23	THR
52	B6	43	VAL
52	B6	48	VAL
53	B7	21	ARG
53	B7	25	LYS
53	B7	27	GLY
53	B7	28	ARG
53	B7	42	LEU
54	B8	28	GLY
54	B8	36	LYS
55	B9	3	VAL
55	B9	9	LYS
56	BK	23	PRO
5	AB	96	ARG
5	AB	152	PHE
6	AC	28	GLN
6	AC	64	VAL
7	AD	179	GLU
11	AH	75	ARG
12	AI	55	ALA
13	AJ	54	PHE
14	AK	103	LEU
14	AK	128	ALA
15	AL	17	LYS
15	AL	83	VAL
16	AM	15	VAL
17	AN	31	ARG
19	AP	43	LYS
19	AP	81	ARG
28	BD	69	ASP
28	BD	78	ALA
28	BD	84	PRO
28	BD	101	ARG
28	BD	109	LEU

*Continued on next page...*

*Continued from previous page...*

<b>Mol</b>	<b>Chain</b>	<b>Res</b>	<b>Type</b>
28	BD	115	ILE
28	BD	132	GLU
28	BD	193	GLU
29	BE	39	GLN
29	BE	63	GLU
29	BE	75	THR
29	BE	77	PRO
29	BE	83	LEU
29	BE	103	GLU
29	BE	177	ALA
29	BE	187	HIS
29	BE	193	PHE
29	BE	213	PRO
29	BE	222	ARG
29	BE	223	LYS
29	BE	299	SER
30	BF	34	ALA
30	BF	52	ALA
30	BF	154	VAL
31	BG	20	LYS
31	BG	25	MET
31	BG	53	LYS
31	BG	64	ARG
31	BG	66	GLY
31	BG	93	LEU
32	BH	55	SER
32	BH	68	ARG
32	BH	91	VAL
32	BH	112	VAL
32	BH	137	LYS
32	BH	154	GLU
32	BH	168	VAL
34	BN	38	VAL
34	BN	41	ALA
34	BN	108	PRO
35	BO	45	ASP
35	BO	50	GLY
35	BO	99	PHE
36	BP	57	VAL
36	BP	68	GLU
36	BP	104	ASP
36	BP	132	LYS

*Continued on next page...*

*Continued from previous page...*

<b>Mol</b>	<b>Chain</b>	<b>Res</b>	<b>Type</b>
36	BP	136	ALA
37	BQ	21	SER
37	BQ	44	ALA
37	BQ	51	GLU
37	BQ	60	ALA
37	BQ	65	ARG
37	BQ	112	ALA
37	BQ	126	VAL
37	BQ	146	THR
38	BS	15	GLU
38	BS	56	ASP
38	BS	87	LEU
39	BT	36	CYS
40	BW	83	LYS
40	BW	98	LYS
41	BX	24	LEU
41	BX	34	LYS
42	BY	49	GLU
42	BY	70	ALA
42	BY	71	VAL
42	BY	102	ASP
43	BZ	10	PRO
43	BZ	11	LYS
43	BZ	26	LYS
43	BZ	103	ARG
43	BZ	125	PRO
45	BU	11	ARG
45	BU	19	LYS
45	BU	26	GLY
45	BU	60	LEU
46	BV	32	LYS
46	BV	50	ASP
46	BV	60	VAL
46	BV	90	PHE
47	B2	24	LYS
47	B2	45	ARG
48	B3	2	PRO
49	B0	32	LYS
49	B0	45	PHE
49	B0	69	PHE
50	B4	67	TYR
51	B5	51	TYR

*Continued on next page...*

*Continued from previous page...*

<b>Mol</b>	<b>Chain</b>	<b>Res</b>	<b>Type</b>
53	B7	2	LYS
54	B8	12	ARG
54	B8	55	TRP
5	AB	158	LEU
6	AC	16	ARG
6	AC	66	VAL
7	AD	4	TYR
7	AD	196	LEU
10	AG	90	GLU
11	AH	65	TYR
11	AH	73	ASP
11	AH	77	GLU
14	AK	13	GLN
15	AL	76	ASN
15	AL	96	VAL
15	AL	126	LYS
16	AM	117	VAL
19	AP	13	HIS
19	AP	44	THR
20	AQ	81	ARG
21	AR	21	LYS
21	AR	87	ARG
23	AT	69	GLY
23	AT	97	ALA
23	AT	98	PRO
28	BD	197	GLY
28	BD	206	LYS
28	BD	214	MET
28	BD	236	PHE
29	BE	173	ARG
29	BE	243	PRO
29	BE	254	GLY
29	BE	262	THR
29	BE	263	GLU
30	BF	32	GLY
30	BF	39	GLN
30	BF	119	ALA
31	BG	45	THR
31	BG	46	GLY
31	BG	85	GLN
31	BG	135	VAL
32	BH	74	MET

*Continued on next page...*

*Continued from previous page...*

<b>Mol</b>	<b>Chain</b>	<b>Res</b>	<b>Type</b>
32	BH	152	PRO
33	BI	24	GLY
33	BI	37	ILE
33	BI	60	GLU
33	BI	69	LYS
33	BI	135	PRO
34	BN	33	GLY
34	BN	71	TYR
34	BN	75	PRO
35	BO	17	ARG
35	BO	104	ARG
37	BQ	120	HIS
37	BQ	137	ARG
37	BQ	143	VAL
38	BS	19	ASP
38	BS	28	LYS
38	BS	119	GLN
39	BT	14	GLU
39	BT	39	ASN
40	BW	103	ILE
42	BY	41	ARG
43	BZ	70	GLN
43	BZ	91	PRO
43	BZ	109	GLN
43	BZ	117	VAL
43	BZ	151	ASP
43	BZ	152	ILE
43	BZ	156	GLU
43	BZ	166	LEU
44	BR	27	SER
44	BR	59	ASP
45	BU	14	HIS
45	BU	46	GLU
45	BU	87	ASN
45	BU	104	GLU
46	BV	20	ILE
46	BV	54	TYR
47	B2	14	ALA
47	B2	15	GLU
48	B3	40	THR
49	B0	7	VAL
51	B5	11	THR

*Continued on next page...*

*Continued from previous page...*

<b>Mol</b>	<b>Chain</b>	<b>Res</b>	<b>Type</b>
52	B6	21	TYR
54	B8	19	THR
55	B9	12	ASP
55	B9	21	GLY
5	AB	191	ASP
7	AD	131	ARG
7	AD	134	ASP
7	AD	143	GLY
9	AF	15	ASP
12	AI	105	ASP
13	AJ	32	ALA
13	AJ	58	ASP
13	AJ	90	LEU
15	AL	22	SER
19	AP	15	PRO
28	BD	63	ILE
28	BD	196	ASN
28	BD	202	LYS
29	BE	62	ARG
29	BE	70	VAL
29	BE	265	ASN
31	BG	95	THR
31	BG	151	ILE
32	BH	117	GLU
32	BH	118	GLU
32	BH	157	LYS
34	BN	7	ASP
34	BN	27	ALA
34	BN	87	LEU
34	BN	97	ALA
35	BO	2	ILE
35	BO	63	VAL
35	BO	110	ASP
36	BP	101	ASP
37	BQ	54	VAL
37	BQ	100	GLY
37	BQ	103	ALA
39	BT	6	CYS
39	BT	32	CYS
39	BT	55	ALA
40	BW	48	ALA
42	BY	51	LEU

*Continued on next page...*



*Continued from previous page...*

<b>Mol</b>	<b>Chain</b>	<b>Res</b>	<b>Type</b>
42	BY	101	LEU
43	BZ	50	GLY
43	BZ	52	PHE
43	BZ	111	GLY
44	BR	85	PRO
45	BU	74	MET
45	BU	111	ASP
47	B2	13	PRO
47	B2	62	GLU
48	B3	25	ALA
48	B3	59	VAL
49	B0	19	LYS
50	B4	3	LYS
50	B4	70	GLY
50	B4	71	SER
51	B5	5	PRO
51	B5	26	THR
52	B6	40	TYR
52	B6	47	HIS
54	B8	52	LYS
56	BK	100	VAL
5	AB	130	ARG
10	AG	81	GLY
15	AL	19	ARG
16	AM	68	GLY
20	AQ	4	LYS
20	AQ	66	SER
28	BD	185	GLY
29	BE	226	HIS
29	BE	309	PRO
31	BG	68	PRO
31	BG	140	ARG
33	BI	40	THR
35	BO	95	GLY
37	BQ	72	VAL
37	BQ	153	PRO
38	BS	47	LEU
38	BS	96	GLY
38	BS	104	ILE
40	BW	14	PRO
43	BZ	78	PRO
43	BZ	175	ARG

*Continued on next page...*

*Continued from previous page...*

<b>Mol</b>	<b>Chain</b>	<b>Res</b>	<b>Type</b>
45	BU	15	LYS
48	B3	47	VAL
50	B4	25	MET
51	B5	46	CYS
52	B6	49	VAL
56	BK	90	SER
56	BK	136	GLY
6	AC	5	ILE
7	AD	109	GLY
17	AN	7	ILE
29	BE	218	GLY
29	BE	240	PRO
29	BE	298	GLY
30	BF	209	GLY
32	BH	125	PRO
40	BW	21	VAL
42	BY	23	VAL
42	BY	42	VAL
42	BY	77	VAL
47	B2	43	PRO
52	B6	41	ASP
53	B7	6	GLN
6	AC	81	GLY
12	AI	100	GLY
17	AN	56	VAL
19	AP	19	ILE
22	AS	8	GLY
22	AS	45	VAL
28	BD	105	ALA
28	BD	194	VAL
29	BE	219	VAL
31	BG	136	ARG
34	BN	133	GLY
36	BP	128	GLY
38	BS	85	GLY
42	BY	53	GLY
49	B0	73	GLY
5	AB	124	SER
10	AG	71	PRO
15	AL	31	PRO
23	AT	96	GLY
29	BE	235	ILE

*Continued on next page...*

*Continued from previous page...*

Mol	Chain	Res	Type
33	BI	130	PRO
42	BY	36	GLY
43	BZ	90	GLU
46	BV	46	VAL
6	AC	14	ILE
9	AF	68	PRO
32	BH	130	ILE
33	BI	4	ILE
38	BS	110	THR
43	BZ	113	VAL
48	B3	13	ILE
13	AJ	82	ILE
19	AP	63	GLY
37	BQ	50	VAL
46	BV	22	VAL
51	B5	33	CYS

### 5.3.2 Protein sidechains [i](#)

In the following table, the Percentiles column shows the percent sidechain outliers of the chain as a percentile score with respect to all X-ray entries followed by that with respect to entries of similar resolution.

The Analysed column shows the number of residues for which the sidechain conformation was analysed, and the total number of residues.

Mol	Chain	Analysed	Rotameric	Outliers	Percentiles
5	AB	202/220 (92%)	173 (86%)	29 (14%)	3 16
6	AC	160/188 (85%)	146 (91%)	14 (9%)	10 31
7	AD	180/181 (99%)	162 (90%)	18 (10%)	7 26
8	AE	115/123 (94%)	94 (82%)	21 (18%)	1 10
9	AF	90/90 (100%)	83 (92%)	7 (8%)	12 36
10	AG	126/127 (99%)	116 (92%)	10 (8%)	12 36
11	AH	119/119 (100%)	91 (76%)	28 (24%)	1 4
12	AI	98/99 (99%)	90 (92%)	8 (8%)	11 34
13	AJ	88/92 (96%)	77 (88%)	11 (12%)	4 19
14	AK	90/99 (91%)	85 (94%)	5 (6%)	21 46
15	AL	104/111 (94%)	93 (89%)	11 (11%)	6 24

*Continued on next page...*

*Continued from previous page...*

Mol	Chain	Analysed	Rotameric	Outliers	Percentiles	
16	AM	100/101 (99%)	87 (87%)	13 (13%)	4	18
17	AN	49/50 (98%)	43 (88%)	6 (12%)	5	20
18	AO	79/80 (99%)	70 (89%)	9 (11%)	5	21
19	AP	72/74 (97%)	62 (86%)	10 (14%)	3	17
20	AQ	96/97 (99%)	87 (91%)	9 (9%)	8	28
21	AR	64/77 (83%)	57 (89%)	7 (11%)	6	23
22	AS	71/80 (89%)	64 (90%)	7 (10%)	8	26
23	AT	76/82 (93%)	68 (90%)	8 (10%)	7	24
24	AU	19/22 (86%)	19 (100%)	0	100	100
28	BD	135/135 (100%)	99 (73%)	36 (27%)	0	3
29	BE	156/284 (55%)	128 (82%)	28 (18%)	2	10
30	BF	152/193 (79%)	124 (82%)	28 (18%)	1	10
31	BG	102/147 (69%)	93 (91%)	9 (9%)	10	31
32	BH	137/147 (93%)	111 (81%)	26 (19%)	1	8
33	BI	119/119 (100%)	98 (82%)	21 (18%)	2	11
34	BN	95/121 (78%)	80 (84%)	15 (16%)	2	14
35	BO	101/101 (100%)	81 (80%)	20 (20%)	1	8
36	BP	67/126 (53%)	56 (84%)	11 (16%)	2	13
37	BQ	110/110 (100%)	83 (76%)	27 (24%)	0	4
38	BS	89/149 (60%)	73 (82%)	16 (18%)	1	10
39	BT	44/52 (85%)	30 (68%)	14 (32%)	0	2
40	BW	88/92 (96%)	74 (84%)	14 (16%)	2	14
41	BX	67/73 (92%)	44 (66%)	23 (34%)	0	1
42	BY	97/105 (92%)	80 (82%)	17 (18%)	2	11
43	BZ	151/203 (74%)	129 (85%)	22 (15%)	3	15
44	BR	89/101 (88%)	71 (80%)	18 (20%)	1	7
45	BU	96/97 (99%)	68 (71%)	28 (29%)	0	2
46	BV	79/79 (100%)	69 (87%)	10 (13%)	4	19
47	B2	51/56 (91%)	37 (72%)	14 (28%)	0	3
48	B3	52/52 (100%)	47 (90%)	5 (10%)	8	27
49	B0	64/67 (96%)	57 (89%)	7 (11%)	6	23

*Continued on next page...*

*Continued from previous page...*

Mol	Chain	Analysed	Rotameric	Outliers	Percentiles	
50	B4	66/66 (100%)	54 (82%)	12 (18%)	1	10
51	B5	51/53 (96%)	43 (84%)	8 (16%)	2	14
52	B6	46/69 (67%)	39 (85%)	7 (15%)	3	15
53	B7	39/40 (98%)	31 (80%)	8 (20%)	1	7
54	B8	50/51 (98%)	39 (78%)	11 (22%)	1	6
55	B9	34/35 (97%)	30 (88%)	4 (12%)	5	21
56	BK	108/113 (96%)	105 (97%)	3 (3%)	43	65
All	All	4533/5148 (88%)	3840 (85%)	693 (15%)	2	14

All (693) residues with a non-rotameric sidechain are listed below:

Mol	Chain	Res	Type
5	AB	10	LEU
5	AB	11	LEU
5	AB	15	VAL
5	AB	17	PHE
5	AB	21	ARG
5	AB	23	ARG
5	AB	28	PHE
5	AB	30	ARG
5	AB	36	ARG
5	AB	42	ILE
5	AB	48	MET
5	AB	64	ARG
5	AB	68	ILE
5	AB	96	ARG
5	AB	103	THR
5	AB	135	GLN
5	AB	147	LYS
5	AB	152	PHE
5	AB	154	LEU
5	AB	158	LEU
5	AB	162	ILE
5	AB	169	LYS
5	AB	198	ASP
5	AB	204	ASN
5	AB	205	ASP
5	AB	209	ARG
5	AB	212	GLN
5	AB	215	LEU

*Continued on next page...*

*Continued from previous page...*

<b>Mol</b>	<b>Chain</b>	<b>Res</b>	<b>Type</b>
5	AB	238	LEU
6	AC	3	ASN
6	AC	23	TYR
6	AC	28	GLN
6	AC	52	LEU
6	AC	82	GLU
6	AC	91	LEU
6	AC	98	ASN
6	AC	99	VAL
6	AC	156	ARG
6	AC	176	HIS
6	AC	177	THR
6	AC	188	LEU
6	AC	192	THR
6	AC	196	LEU
7	AD	9	CYS
7	AD	20	TYR
7	AD	31	CYS
7	AD	33	MET
7	AD	53	ASP
7	AD	60	GLU
7	AD	61	LYS
7	AD	71	SER
7	AD	78	LEU
7	AD	79	PHE
7	AD	103	ASN
7	AD	107	ARG
7	AD	122	ARG
7	AD	131	ARG
7	AD	182	LYS
7	AD	191	ARG
7	AD	193	ASP
7	AD	194	LEU
8	AE	5	ASP
8	AE	12	LEU
8	AE	13	ILE
8	AE	14	ARG
8	AE	15	ARG
8	AE	20	GLN
8	AE	27	ARG
8	AE	28	PHE
8	AE	38	GLN

*Continued on next page...*

*Continued from previous page...*

<b>Mol</b>	<b>Chain</b>	<b>Res</b>	<b>Type</b>
8	AE	41	VAL
8	AE	47	LYS
8	AE	56	GLN
8	AE	63	ARG
8	AE	64	ARG
8	AE	68	GLU
8	AE	80	ILE
8	AE	81	GLU
8	AE	89	ILE
8	AE	112	LEU
8	AE	135	THR
8	AE	150	ARG
9	AF	15	ASP
9	AF	48	LEU
9	AF	57	GLN
9	AF	86	ARG
9	AF	94	GLN
9	AF	95	GLU
9	AF	98	LEU
10	AG	3	ARG
10	AG	8	GLU
10	AG	31	MET
10	AG	36	LYS
10	AG	37	ASN
10	AG	103	TRP
10	AG	104	LEU
10	AG	106	GLN
10	AG	125	MET
10	AG	155	ARG
11	AH	3	THR
11	AH	6	ILE
11	AH	8	ASP
11	AH	14	ARG
11	AH	17	THR
11	AH	18	ARG
11	AH	25	ASP
11	AH	26	VAL
11	AH	37	ARG
11	AH	41	ARG
11	AH	49	GLU
11	AH	50	ARG
11	AH	56	LYS

*Continued on next page...*

*Continued from previous page...*

<b>Mol</b>	<b>Chain</b>	<b>Res</b>	<b>Type</b>
11	AH	58	TYR
11	AH	59	LEU
11	AH	63	LEU
11	AH	65	TYR
11	AH	77	GLU
11	AH	84	ARG
11	AH	98	LYS
11	AH	100	ILE
11	AH	101	PRO
11	AH	107	LEU
11	AH	112	LEU
11	AH	122	ARG
11	AH	126	LYS
11	AH	127	LEU
11	AH	136	GLU
12	AI	3	GLN
12	AI	37	PHE
12	AI	47	LEU
12	AI	50	LEU
12	AI	51	ARG
12	AI	102	LEU
12	AI	114	TYR
12	AI	116	LYS
13	AJ	13	HIS
13	AJ	45	ARG
13	AJ	47	PHE
13	AJ	60	ARG
13	AJ	62	HIS
13	AJ	63	PHE
13	AJ	71	LEU
13	AJ	73	ASP
13	AJ	82	ILE
13	AJ	87	THR
13	AJ	94	VAL
14	AK	18	ARG
14	AK	41	THR
14	AK	62	GLN
14	AK	103	LEU
14	AK	116	HIS
15	AL	7	ILE
15	AL	22	SER
15	AL	23	LYS

*Continued on next page...*



*Continued from previous page...*

<b>Mol</b>	<b>Chain</b>	<b>Res</b>	<b>Type</b>
15	AL	50	SER
15	AL	85	ILE
15	AL	99	HIS
15	AL	100	ILE
15	AL	101	VAL
15	AL	113	ARG
15	AL	126	LYS
15	AL	127	GLU
16	AM	32	GLU
16	AM	44	ARG
16	AM	48	LEU
16	AM	64	TRP
16	AM	66	LEU
16	AM	77	ASN
16	AM	80	ARG
16	AM	81	LEU
16	AM	86	CYS
16	AM	88	ARG
16	AM	96	LEU
16	AM	108	ARG
16	AM	110	ARG
17	AN	16	PHE
17	AN	21	TYR
17	AN	22	THR
17	AN	24	CYS
17	AN	42	ILE
17	AN	58	LYS
18	AO	3	ILE
18	AO	4	THR
18	AO	10	LYS
18	AO	34	LEU
18	AO	36	ILE
18	AO	38	ARG
18	AO	44	LYS
18	AO	46	HIS
18	AO	54	ARG
19	AP	3	LYS
19	AP	6	LEU
19	AP	12	LYS
19	AP	21	VAL
19	AP	27	LYS
19	AP	28	ARG

*Continued on next page...*

*Continued from previous page...*

<b>Mol</b>	<b>Chain</b>	<b>Res</b>	<b>Type</b>
19	AP	29	ASP
19	AP	34	GLU
19	AP	43	LYS
19	AP	48	TRP
20	AQ	20	THR
20	AQ	36	ILE
20	AQ	38	ARG
20	AQ	48	GLU
20	AQ	60	ILE
20	AQ	78	GLU
20	AQ	93	GLN
20	AQ	96	GLN
20	AQ	101	ARG
21	AR	28	GLU
21	AR	36	ASN
21	AR	47	THR
21	AR	49	LYS
21	AR	54	ARG
21	AR	79	LEU
21	AR	88	LYS
22	AS	15	LEU
22	AS	18	LYS
22	AS	25	LYS
22	AS	30	LEU
22	AS	34	TRP
22	AS	43	GLU
22	AS	61	TYR
23	AT	26	ASN
23	AT	30	LYS
23	AT	48	LYS
23	AT	71	THR
23	AT	73	HIS
23	AT	75	ASN
23	AT	90	GLN
23	AT	100	ILE
28	BD	62	ARG
28	BD	64	ILE
28	BD	65	ASP
28	BD	66	PHE
28	BD	67	LYS
28	BD	68	ARG
28	BD	70	LYS

*Continued on next page...*

*Continued from previous page...*

<b>Mol</b>	<b>Chain</b>	<b>Res</b>	<b>Type</b>
28	BD	71	ASP
28	BD	76	ARG
28	BD	83	ASP
28	BD	85	ASN
28	BD	86	ARG
28	BD	104	ILE
28	BD	110	LYS
28	BD	114	GLU
28	BD	120	ASP
28	BD	139	LEU
28	BD	141	HIS
28	BD	142	ASN
28	BD	143	ILE
28	BD	144	GLU
28	BD	152	GLN
28	BD	162	GLN
28	BD	174	ARG
28	BD	175	LEU
28	BD	181	ARG
28	BD	190	THR
28	BD	199	ARG
28	BD	201	ASP
28	BD	204	PHE
28	BD	205	VAL
28	BD	206	LYS
28	BD	223	ASN
28	BD	232	VAL
28	BD	233	ASP
28	BD	236	PHE
29	BE	38	VAL
29	BE	41	PHE
29	BE	49	THR
29	BE	63	GLU
29	BE	65	MET
29	BE	73	ILE
29	BE	86	TYR
29	BE	98	GLU
29	BE	104	PHE
29	BE	107	GLU
29	BE	109	ASP
29	BE	174	LEU
29	BE	179	ASP

*Continued on next page...*

*Continued from previous page...*

<b>Mol</b>	<b>Chain</b>	<b>Res</b>	<b>Type</b>
29	BE	183	ASP
29	BE	187	HIS
29	BE	192	ILE
29	BE	211	GLN
29	BE	215	LYS
29	BE	222	ARG
29	BE	228	ARG
29	BE	235	ILE
29	BE	238	LEU
29	BE	265	ASN
29	BE	268	LEU
29	BE	269	ILE
29	BE	295	LEU
29	BE	304	ASP
29	BE	311	PHE
30	BF	1	MET
30	BF	20	ASP
30	BF	35	VAL
30	BF	36	ARG
30	BF	39	GLN
30	BF	45	ASP
30	BF	49	ASP
30	BF	50	GLU
30	BF	54	LEU
30	BF	55	ARG
30	BF	56	THR
30	BF	59	GLU
30	BF	82	GLN
30	BF	85	LYS
30	BF	87	ARG
30	BF	94	THR
30	BF	100	LEU
30	BF	103	ASN
30	BF	107	ARG
30	BF	120	ASP
30	BF	142	ASP
30	BF	158	GLU
30	BF	167	ASP
30	BF	211	ASP
30	BF	219	ASN
30	BF	223	LEU
30	BF	242	GLU

*Continued on next page...*

*Continued from previous page...*

<b>Mol</b>	<b>Chain</b>	<b>Res</b>	<b>Type</b>
30	BF	245	GLU
31	BG	13	MET
31	BG	24	HIS
31	BG	67	ASP
31	BG	76	ARG
31	BG	77	ASP
31	BG	85	GLN
31	BG	93	LEU
31	BG	100	ASP
31	BG	104	PHE
32	BH	19	ASN
32	BH	32	LEU
32	BH	37	HIS
32	BH	40	MET
32	BH	49	ILE
32	BH	70	LEU
32	BH	76	GLU
32	BH	83	GLU
32	BH	86	LEU
32	BH	87	GLU
32	BH	101	LYS
32	BH	102	LEU
32	BH	108	TYR
32	BH	113	GLU
32	BH	115	GLU
32	BH	120	LEU
32	BH	121	GLU
32	BH	127	GLN
32	BH	130	ILE
32	BH	131	ILE
32	BH	137	LYS
32	BH	143	LEU
32	BH	157	LYS
32	BH	164	GLU
32	BH	167	LEU
32	BH	170	LEU
33	BI	5	PHE
33	BI	8	ASP
33	BI	12	LYS
33	BI	15	LYS
33	BI	18	ILE
33	BI	19	LYS

*Continued on next page...*

*Continued from previous page...*

<b>Mol</b>	<b>Chain</b>	<b>Res</b>	<b>Type</b>
33	BI	23	ASP
33	BI	25	TYR
33	BI	29	PHE
33	BI	43	ASN
33	BI	64	ASN
33	BI	70	GLU
33	BI	75	LEU
33	BI	79	ILE
33	BI	93	ILE
33	BI	102	LEU
33	BI	109	LYS
33	BI	110	LEU
33	BI	112	LYS
33	BI	119	ASP
33	BI	148	GLN
34	BN	7	ASP
34	BN	17	CYS
34	BN	19	MET
34	BN	21	ARG
34	BN	62	ASP
34	BN	70	PHE
34	BN	74	ARG
34	BN	76	ASP
34	BN	79	PHE
34	BN	87	LEU
34	BN	90	LYS
34	BN	98	PHE
34	BN	100	SER
34	BN	107	ASN
34	BN	139	LEU
35	BO	2	ILE
35	BO	3	GLN
35	BO	5	GLU
35	BO	7	ARG
35	BO	8	LEU
35	BO	23	LYS
35	BO	35	ILE
35	BO	66	LYS
35	BO	73	ASP
35	BO	77	ILE
35	BO	78	ARG
35	BO	79	PHE

*Continued on next page...*

*Continued from previous page...*

<b>Mol</b>	<b>Chain</b>	<b>Res</b>	<b>Type</b>
35	BO	82	ASN
35	BO	84	CYS
35	BO	87	ILE
35	BO	89	ASP
35	BO	90	ASP
35	BO	104	ARG
35	BO	106	LEU
35	BO	122	ILE
36	BP	53	ARG
36	BP	59	GLU
36	BP	67	ARG
36	BP	92	ASP
36	BP	94	ARG
36	BP	95	ASP
36	BP	109	LEU
36	BP	113	GLN
36	BP	123	ASP
36	BP	141	GLU
36	BP	145	LEU
37	BQ	10	ILE
37	BQ	16	ARG
37	BQ	17	ARG
37	BQ	32	LYS
37	BQ	33	MET
37	BQ	47	GLU
37	BQ	48	ASN
37	BQ	51	GLU
37	BQ	56	ILE
37	BQ	59	ASN
37	BQ	61	LEU
37	BQ	69	ASN
37	BQ	71	PHE
37	BQ	74	ASN
37	BQ	85	ILE
37	BQ	88	PHE
37	BQ	91	HIS
37	BQ	95	GLU
37	BQ	116	HIS
37	BQ	125	TRP
37	BQ	133	GLU
37	BQ	134	PHE
37	BQ	136	TRP

*Continued on next page...*

*Continued from previous page...*

<b>Mol</b>	<b>Chain</b>	<b>Res</b>	<b>Type</b>
37	BQ	142	LYS
37	BQ	148	ASN
37	BQ	149	ILE
37	BQ	152	SER
38	BS	12	ARG
38	BS	14	ARG
38	BS	17	ARG
38	BS	19	ASP
38	BS	21	HIS
38	BS	22	GLN
38	BS	27	LEU
38	BS	28	LYS
38	BS	34	LEU
38	BS	41	LYS
38	BS	83	LEU
38	BS	87	LEU
38	BS	93	GLN
38	BS	94	GLU
38	BS	106	LEU
38	BS	127	LEU
39	BT	4	ARG
39	BT	7	ASP
39	BT	8	TYR
39	BT	9	CYS
39	BT	12	ASP
39	BT	14	GLU
39	BT	20	MET
39	BT	21	PHE
39	BT	25	ASP
39	BT	36	CYS
39	BT	47	ARG
39	BT	49	LEU
39	BT	51	TRP
39	BT	54	THR
40	BW	11	ARG
40	BW	23	LEU
40	BW	52	GLU
40	BW	59	VAL
40	BW	61	ASN
40	BW	67	ASP
40	BW	69	LEU
40	BW	84	ARG

*Continued on next page...*



*Continued from previous page...*

<b>Mol</b>	<b>Chain</b>	<b>Res</b>	<b>Type</b>
40	BW	86	LEU
40	BW	90	ARG
40	BW	96	ILE
40	BW	103	ILE
40	BW	104	THR
40	BW	107	LEU
41	BX	2	TRP
41	BX	16	ASN
41	BX	17	ASP
41	BX	19	ASP
41	BX	20	PHE
41	BX	24	LEU
41	BX	25	GLN
41	BX	26	PHE
41	BX	30	ASP
41	BX	31	ARG
41	BX	36	GLU
41	BX	44	GLN
41	BX	45	TYR
41	BX	46	ASP
41	BX	47	VAL
41	BX	50	GLU
41	BX	56	ASN
41	BX	57	THR
41	BX	58	MET
41	BX	59	ASP
41	BX	68	LEU
41	BX	71	ASP
41	BX	76	GLU
42	BY	27	LEU
42	BY	31	LEU
42	BY	34	GLU
42	BY	51	LEU
42	BY	61	GLU
42	BY	66	ASP
42	BY	68	ASP
42	BY	73	HIS
42	BY	76	ASP
42	BY	77	VAL
42	BY	81	LYS
42	BY	83	ASP
42	BY	91	LEU

*Continued on next page...*

*Continued from previous page...*

<b>Mol</b>	<b>Chain</b>	<b>Res</b>	<b>Type</b>
42	BY	92	ASP
42	BY	97	ARG
42	BY	105	ASP
42	BY	112	LEU
43	BZ	2	GLU
43	BZ	24	TYR
43	BZ	26	LYS
43	BZ	32	PHE
43	BZ	35	ASP
43	BZ	39	PHE
43	BZ	40	ASP
43	BZ	41	ARG
43	BZ	43	PHE
43	BZ	45	GLN
43	BZ	49	THR
43	BZ	67	LYS
43	BZ	70	GLN
43	BZ	74	ARG
43	BZ	103	ARG
43	BZ	118	HIS
43	BZ	120	LEU
43	BZ	129	ARG
43	BZ	130	ILE
43	BZ	141	MET
43	BZ	151	ASP
43	BZ	154	LEU
44	BR	16	HIS
44	BR	20	LEU
44	BR	23	ASN
44	BR	28	LEU
44	BR	43	GLU
44	BR	52	ILE
44	BR	64	ARG
44	BR	67	LEU
44	BR	72	ASP
44	BR	77	ARG
44	BR	79	LEU
44	BR	80	PHE
44	BR	88	ARG
44	BR	91	GLN
44	BR	98	LEU
44	BR	105	ARG

*Continued on next page...*

*Continued from previous page...*

<b>Mol</b>	<b>Chain</b>	<b>Res</b>	<b>Type</b>
44	BR	107	ASP
44	BR	116	LEU
45	BU	8	ILE
45	BU	11	ARG
45	BU	13	ARG
45	BU	16	LYS
45	BU	18	LEU
45	BU	24	PHE
45	BU	25	TRP
45	BU	27	SER
45	BU	28	ARG
45	BU	32	TYR
45	BU	36	PHE
45	BU	39	LEU
45	BU	40	LEU
45	BU	41	ASN
45	BU	44	THR
45	BU	51	ARG
45	BU	59	ARG
45	BU	66	ASN
45	BU	71	LEU
45	BU	76	TYR
45	BU	85	ARG
45	BU	87	ASN
45	BU	95	LEU
45	BU	106	PHE
45	BU	111	ASP
45	BU	114	ARG
45	BU	115	ASN
45	BU	117	ARG
46	BV	13	ARG
46	BV	39	PHE
46	BV	44	GLN
46	BV	63	HIS
46	BV	69	ILE
46	BV	74	TYR
46	BV	80	TYR
46	BV	84	THR
46	BV	90	PHE
46	BV	95	ILE
47	B2	7	GLU
47	B2	19	GLU

*Continued on next page...*

*Continued from previous page...*

<b>Mol</b>	<b>Chain</b>	<b>Res</b>	<b>Type</b>
47	B2	20	LEU
47	B2	22	ASP
47	B2	26	GLU
47	B2	34	GLN
47	B2	45	ARG
47	B2	55	ARG
47	B2	56	ILE
47	B2	58	THR
47	B2	59	ILE
47	B2	60	GLN
47	B2	62	GLU
47	B2	63	GLU
48	B3	23	LEU
48	B3	30	ARG
48	B3	32	GLN
48	B3	38	GLU
48	B3	43	ILE
49	B0	10	SER
49	B0	14	ARG
49	B0	49	GLN
49	B0	57	HIS
49	B0	58	THR
49	B0	70	ILE
49	B0	81	ILE
50	B4	5	LEU
50	B4	15	ILE
50	B4	27	THR
50	B4	30	GLU
50	B4	31	ILE
50	B4	43	TRP
50	B4	46	GLU
50	B4	49	PHE
50	B4	57	ASP
50	B4	59	PHE
50	B4	68	ARG
50	B4	73	LYS
51	B5	3	LYS
51	B5	8	LYS
51	B5	10	LYS
51	B5	11	THR
51	B5	17	ASP
51	B5	22	HIS

*Continued on next page...*

*Continued from previous page...*

<b>Mol</b>	<b>Chain</b>	<b>Res</b>	<b>Type</b>
51	B5	33	CYS
51	B5	45	ILE
52	B6	4	ASP
52	B6	10	VAL
52	B6	22	TYR
52	B6	28	ARG
52	B6	40	TYR
52	B6	46	LYS
52	B6	54	LYS
53	B7	3	ARG
53	B7	4	THR
53	B7	8	ASN
53	B7	11	LYS
53	B7	24	THR
53	B7	31	LEU
53	B7	43	THR
53	B7	46	ASP
54	B8	4	MET
54	B8	5	LYS
54	B8	12	ARG
54	B8	16	ILE
54	B8	23	MET
54	B8	25	PHE
54	B8	31	HIS
54	B8	42	ARG
54	B8	58	MET
54	B8	60	LEU
54	B8	61	MET
55	B9	2	LYS
55	B9	8	LYS
55	B9	10	MET
55	B9	27	CYS
56	BK	101	THR
56	BK	106	GLU
56	BK	107	GLU

Sometimes sidechains can be flipped to improve hydrogen bonding and reduce clashes. All (124) such sidechains are listed below:

<b>Mol</b>	<b>Chain</b>	<b>Res</b>	<b>Type</b>
5	AB	94	ASN
5	AB	204	ASN
5	AB	212	GLN

*Continued on next page...*

*Continued from previous page...*

<b>Mol</b>	<b>Chain</b>	<b>Res</b>	<b>Type</b>
5	AB	240	GLN
6	AC	136	GLN
6	AC	139	GLN
6	AC	170	GLN
6	AC	176	HIS
7	AD	42	GLN
7	AD	45	GLN
7	AD	62	GLN
7	AD	103	ASN
7	AD	119	GLN
7	AD	123	HIS
7	AD	154	ASN
8	AE	56	GLN
9	AF	13	ASN
9	AF	18	GLN
9	AF	32	ASN
9	AF	57	GLN
9	AF	94	GLN
10	AG	64	GLN
10	AG	68	ASN
10	AG	106	GLN
11	AH	82	HIS
12	AI	3	GLN
12	AI	87	GLN
13	AJ	56	HIS
14	AK	38	ASN
15	AL	49	ASN
15	AL	75	HIS
15	AL	99	HIS
16	AM	92	HIS
17	AN	49	HIS
18	AO	28	GLN
18	AO	37	ASN
19	AP	13	HIS
19	AP	16	HIS
19	AP	82	GLN
20	AQ	16	GLN
22	AS	14	HIS
22	AS	47	HIS
22	AS	56	GLN
23	AT	73	HIS
23	AT	75	ASN

*Continued on next page...*

*Continued from previous page...*

<b>Mol</b>	<b>Chain</b>	<b>Res</b>	<b>Type</b>
28	BD	60	GLN
28	BD	85	ASN
28	BD	89	ASN
28	BD	133	ASN
28	BD	141	HIS
28	BD	142	ASN
28	BD	162	GLN
28	BD	212	HIS
28	BD	223	ASN
29	BE	242	ASN
29	BE	259	HIS
29	BE	260	GLN
29	BE	318	ASN
30	BF	90	HIS
30	BF	103	ASN
30	BF	163	HIS
30	BF	206	ASN
30	BF	219	ASN
31	BG	47	GLN
31	BG	133	ASN
32	BH	127	GLN
33	BI	33	GLN
33	BI	43	ASN
33	BI	52	GLN
33	BI	64	ASN
33	BI	103	GLN
34	BN	92	GLN
34	BN	107	ASN
35	BO	82	ASN
36	BP	113	GLN
37	BQ	55	GLN
37	BQ	59	ASN
37	BQ	66	ASN
37	BQ	69	ASN
37	BQ	116	HIS
37	BQ	120	HIS
37	BQ	148	ASN
38	BS	21	HIS
38	BS	46	GLN
39	BT	39	ASN
40	BW	60	ASN
40	BW	61	ASN

*Continued on next page...*

*Continued from previous page...*

<b>Mol</b>	<b>Chain</b>	<b>Res</b>	<b>Type</b>
41	BX	53	ASN
41	BX	56	ASN
42	BY	7	GLN
42	BY	11	GLN
42	BY	17	HIS
42	BY	22	GLN
42	BY	43	ASN
42	BY	73	HIS
43	BZ	45	GLN
43	BZ	70	GLN
43	BZ	146	HIS
44	BR	31	HIS
44	BR	53	HIS
44	BR	61	HIS
45	BU	37	GLN
45	BU	72	HIS
45	BU	81	ASN
45	BU	87	ASN
45	BU	115	ASN
46	BV	44	GLN
46	BV	57	GLN
46	BV	86	HIS
47	B2	29	ASN
47	B2	42	ASN
48	B3	46	ASN
48	B3	52	HIS
49	B0	17	ASN
49	B0	71	ASN
50	B4	2	GLN
51	B5	29	ASN
51	B5	48	ASN
52	B6	27	ASN
52	B6	32	GLN
53	B7	8	ASN
53	B7	29	ASN
54	B8	31	HIS
55	B9	29	ASN

### 5.3.3 RNA

*Continued on next page...*



*Continued from previous page...*

Mol	Chain	Analysed	Backbone Outliers	Pucker Outliers
1	AA	1498/1522 (98%)	518 (34%)	166 (11%)
2	AV	74/76 (97%)	16 (21%)	4 (5%)
26	BB	122/123 (99%)	44 (36%)	3 (2%)
27	BA	2785/2916 (95%)	1488 (53%)	360 (12%)
3	AW	70/76 (92%)	14 (20%)	4 (5%)
4	AX	5/18 (27%)	0	0
All	All	4554/4731 (96%)	2080 (45%)	537 (11%)

All (2080) RNA backbone outliers are listed below:

Mol	Chain	Res	Type
1	AA	6	G
1	AA	7	G
1	AA	8	A
1	AA	9	G
1	AA	12	U
1	AA	13	U
1	AA	14	U
1	AA	17	U
1	AA	25	C
1	AA	31	G
1	AA	32	A
1	AA	33	A
1	AA	38	G
1	AA	39	G
1	AA	41	G
1	AA	48	C
1	AA	49	U
1	AA	50	A
1	AA	51	A
1	AA	52	G
1	AA	54	C
1	AA	60	A
1	AA	61	G
1	AA	62	U
1	AA	65	U
1	AA	66	G
1	AA	68	G
1	AA	69	G
1	AA	70	G
1	AA	81	U

*Continued on next page...*

*Continued from previous page...*

<b>Mol</b>	<b>Chain</b>	<b>Res</b>	<b>Type</b>
1	AA	83	U
1	AA	89	C
1	AA	97	G
1	AA	106	C
1	AA	108	G
1	AA	113	G
1	AA	114	U
1	AA	116	A
1	AA	120	A
1	AA	121	C
1	AA	122	G
1	AA	123	C
1	AA	129(A)	G
1	AA	130	A
1	AA	131	C
1	AA	137	C
1	AA	144	G
1	AA	151	A
1	AA	152	A
1	AA	153	C
1	AA	161	A
1	AA	163	C
1	AA	181	G
1	AA	182	U
1	AA	190(E)	U
1	AA	190(F)	G
1	AA	190(G)	G
1	AA	193	C
1	AA	195	A
1	AA	196	A
1	AA	197	A
1	AA	198	G
1	AA	203	U
1	AA	204	U
1	AA	218	C
1	AA	219	C
1	AA	231	G
1	AA	236	G
1	AA	244	U
1	AA	245	C
1	AA	247	G
1	AA	251	G

*Continued on next page...*

*Continued from previous page...*

<b>Mol</b>	<b>Chain</b>	<b>Res</b>	<b>Type</b>
1	AA	252	U
1	AA	253	U
1	AA	259	G
1	AA	263	A
1	AA	264	U
1	AA	266	G
1	AA	267	C
1	AA	275	G
1	AA	279	A
1	AA	280	C
1	AA	281	G
1	AA	287	U
1	AA	289	G
1	AA	291	C
1	AA	299	G
1	AA	301	G
1	AA	306	G
1	AA	308	C
1	AA	316	G
1	AA	317	G
1	AA	319	G
1	AA	321	A
1	AA	323	U
1	AA	328	C
1	AA	329	A
1	AA	330	C
1	AA	332	G
1	AA	345	C
1	AA	346	G
1	AA	352	C
1	AA	353	A
1	AA	355	C
1	AA	363	A
1	AA	367	U
1	AA	368	U
1	AA	373	A
1	AA	374	A
1	AA	388	G
1	AA	389	A
1	AA	390	C
1	AA	392	G
1	AA	397	A

*Continued on next page...*

*Continued from previous page...*

<b>Mol</b>	<b>Chain</b>	<b>Res</b>	<b>Type</b>
1	AA	398	C
1	AA	406	G
1	AA	410	G
1	AA	412	A
1	AA	413	G
1	AA	421	U
1	AA	422	C
1	AA	423	G
1	AA	424	G
1	AA	428	G
1	AA	429	U
1	AA	430	A
1	AA	432	A
1	AA	433	C
1	AA	438	G
1	AA	439	A
1	AA	445	G
1	AA	450	G
1	AA	460	A
1	AA	461	C
1	AA	462	G
1	AA	480	U
1	AA	481	G
1	AA	482	A
1	AA	483	C
1	AA	484	G
1	AA	485	G
1	AA	486	U
1	AA	488	C
1	AA	496	A
1	AA	497	A
1	AA	498	U
1	AA	500	G
1	AA	505	G
1	AA	508	C
1	AA	509	A
1	AA	510	A
1	AA	511	C
1	AA	512	U
1	AA	517	G
1	AA	518	C
1	AA	519	C

*Continued on next page...*

*Continued from previous page...*

<b>Mol</b>	<b>Chain</b>	<b>Res</b>	<b>Type</b>
1	AA	520	A
1	AA	521	G
1	AA	523	A
1	AA	524	G
1	AA	527	G
1	AA	530	G
1	AA	531	U
1	AA	532	A
1	AA	533	A
1	AA	536	C
1	AA	538	G
1	AA	546	G
1	AA	547	A
1	AA	551	U
1	AA	552	U
1	AA	553	A
1	AA	555	C
1	AA	557	G
1	AA	559	A
1	AA	560	U
1	AA	561	U
1	AA	562	C
1	AA	563	A
1	AA	566	G
1	AA	567	G
1	AA	568	G
1	AA	569	C
1	AA	570	G
1	AA	571	U
1	AA	572	A
1	AA	573	A
1	AA	574	A
1	AA	575	G
1	AA	576	G
1	AA	577	G
1	AA	579	G
1	AA	582	U
1	AA	589	C
1	AA	591	U
1	AA	594	G
1	AA	595	G
1	AA	596	C

*Continued on next page...*

*Continued from previous page...*

<b>Mol</b>	<b>Chain</b>	<b>Res</b>	<b>Type</b>
1	AA	607	A
1	AA	609	A
1	AA	618	C
1	AA	619	U
1	AA	623	C
1	AA	627	G
1	AA	632	A
1	AA	637	G
1	AA	642	A
1	AA	643	C
1	AA	650	G
1	AA	653	A
1	AA	654	G
1	AA	661	G
1	AA	665	A
1	AA	666	G
1	AA	667	G
1	AA	671	G
1	AA	672	U
1	AA	673	G
1	AA	674	G
1	AA	687	A
1	AA	688	G
1	AA	694	A
1	AA	695	A
1	AA	702	A
1	AA	703	G
1	AA	704	A
1	AA	714	G
1	AA	716	A
1	AA	718	G
1	AA	719	C
1	AA	721	G
1	AA	723	U
1	AA	724	G
1	AA	731	G
1	AA	733	A
1	AA	745	C
1	AA	749	C
1	AA	751	U
1	AA	753	A
1	AA	754	C

*Continued on next page...*

*Continued from previous page...*

<b>Mol</b>	<b>Chain</b>	<b>Res</b>	<b>Type</b>
1	AA	755	G
1	AA	757	U
1	AA	759	A
1	AA	760	G
1	AA	761	G
1	AA	765	G
1	AA	774	G
1	AA	775	G
1	AA	777	A
1	AA	781	A
1	AA	782	A
1	AA	785	G
1	AA	787	A
1	AA	790	A
1	AA	791	G
1	AA	792	A
1	AA	793	U
1	AA	794	A
1	AA	801	U
1	AA	811	C
1	AA	812	C
1	AA	813	U
1	AA	814	A
1	AA	815	A
1	AA	817	C
1	AA	818	G
1	AA	820	U
1	AA	821	G
1	AA	828	A
1	AA	839	U
1	AA	840	C
1	AA	841	U
1	AA	864	A
1	AA	866	C
1	AA	870	U
1	AA	872	A
1	AA	873	A
1	AA	874	G
1	AA	883	C
1	AA	884	U
1	AA	885	G
1	AA	889	A

*Continued on next page...*

*Continued from previous page...*

<b>Mol</b>	<b>Chain</b>	<b>Res</b>	<b>Type</b>
1	AA	890	G
1	AA	891	U
1	AA	898	G
1	AA	902	G
1	AA	913	A
1	AA	914	A
1	AA	916	G
1	AA	917	G
1	AA	919	A
1	AA	926	G
1	AA	927	G
1	AA	929	G
1	AA	931	C
1	AA	934	C
1	AA	935	A
1	AA	940	C
1	AA	945	G
1	AA	948	C
1	AA	949	A
1	AA	950	U
1	AA	956	U
1	AA	958	A
1	AA	959	A
1	AA	960	U
1	AA	961	U
1	AA	965	A
1	AA	966	G
1	AA	968	A
1	AA	969	A
1	AA	971	G
1	AA	972	C
1	AA	974	A
1	AA	975	A
1	AA	976	G
1	AA	977	A
1	AA	980	C
1	AA	982	U
1	AA	983	A
1	AA	984	C
1	AA	989	C
1	AA	991	U
1	AA	993	G

*Continued on next page...*



*Continued from previous page...*

<b>Mol</b>	<b>Chain</b>	<b>Res</b>	<b>Type</b>
1	AA	994	A
1	AA	1005	A
1	AA	1006	C
1	AA	1007	C
1	AA	1013	G
1	AA	1022	G
1	AA	1023	G
1	AA	1026	G
1	AA	30(A)	G
1	AA	1042	G
1	AA	1045	C
1	AA	1046	A
1	AA	1050	G
1	AA	1053	G
1	AA	1054	C
1	AA	1055	A
1	AA	1056	U
1	AA	1062	U
1	AA	1064	G
1	AA	1065	U
1	AA	1066	C
1	AA	1067	A
1	AA	1068	G
1	AA	1078	U
1	AA	1079	G
1	AA	1084	G
1	AA	1085	U
1	AA	1086	U
1	AA	1089	G
1	AA	1095	U
1	AA	1096	C
1	AA	1099	G
1	AA	1101	A
1	AA	1102	A
1	AA	1104	G
1	AA	1107	C
1	AA	1117	G
1	AA	1118	C
1	AA	1120	G
1	AA	1122	U
1	AA	1124	G
1	AA	1125	U

*Continued on next page...*

*Continued from previous page...*

<b>Mol</b>	<b>Chain</b>	<b>Res</b>	<b>Type</b>
1	AA	1126	U
1	AA	1128	C
1	AA	1129	C
1	AA	1130	A
1	AA	1131	G
1	AA	1136	U
1	AA	1137	C
1	AA	1138	G
1	AA	1139	G
1	AA	1140	C
1	AA	1144	G
1	AA	1145	C
1	AA	1146	A
1	AA	1147	C
1	AA	1148	U
1	AA	1151	A
1	AA	1152	A
1	AA	1154	G
1	AA	1158	C
1	AA	1159	U
1	AA	1160	G
1	AA	1161	C
1	AA	1169	A
1	AA	1177	G
1	AA	1180	A
1	AA	1183	A
1	AA	1184	G
1	AA	1185	G
1	AA	1186	G
1	AA	1188	A
1	AA	1190	G
1	AA	1191	A
1	AA	1192	C
1	AA	1196	U
1	AA	1197	G
1	AA	1199	U
1	AA	1200	C
1	AA	1201	A
1	AA	1202	G
1	AA	1211	U
1	AA	1212	U
1	AA	1214	C

*Continued on next page...*

*Continued from previous page...*

<b>Mol</b>	<b>Chain</b>	<b>Res</b>	<b>Type</b>
1	AA	1215	G
1	AA	1220	G
1	AA	1224	G
1	AA	1226	C
1	AA	1227	A
1	AA	1228	C
1	AA	1236	A
1	AA	1237	C
1	AA	1240	U
1	AA	1241	G
1	AA	1249	C
1	AA	1250	A
1	AA	1251	A
1	AA	1252	A
1	AA	1253	G
1	AA	1256	A
1	AA	1257	U
1	AA	1258	G
1	AA	1260	C
1	AA	1263	C
1	AA	1268	A
1	AA	1270	C
1	AA	1279	A
1	AA	1280	A
1	AA	1281	U
1	AA	1282	C
1	AA	1285	A
1	AA	1286	A
1	AA	1287	A
1	AA	1289	A
1	AA	1292	U
1	AA	1293	G
1	AA	1297	C
1	AA	1298	C
1	AA	1299	A
1	AA	1300	G
1	AA	1301	U
1	AA	1302	U
1	AA	1303	C
1	AA	1305	G
1	AA	1312	G
1	AA	1318	A

*Continued on next page...*

*Continued from previous page...*

<b>Mol</b>	<b>Chain</b>	<b>Res</b>	<b>Type</b>
1	AA	1320	C
1	AA	1322	C
1	AA	1323	G
1	AA	1329	A
1	AA	1331	G
1	AA	1332	A
1	AA	1336	C
1	AA	1338	G
1	AA	1340	A
1	AA	1345	U
1	AA	1346	A
1	AA	1347	G
1	AA	1348	U
1	AA	1354	C
1	AA	1361	G
1	AA	1363	A
1	AA	1364	U
1	AA	1365	G
1	AA	1381	U
1	AA	1386	G
1	AA	1394	A
1	AA	1395	C
1	AA	1397	C
1	AA	1398	A
1	AA	1399	C
1	AA	1400	C
1	AA	1401	G
1	AA	1402	C
1	AA	1419	G
1	AA	1432	G
1	AA	1436	U
1	AA	1437	C
1	AA	1440	C
1	AA	1442	G
1	AA	1443	G
1	AA	1449	C
1	AA	1452	C
1	AA	1454	G
1	AA	1468	A
1	AA	1475	G
1	AA	1482	G
1	AA	1488	G

*Continued on next page...*

*Continued from previous page...*

<b>Mol</b>	<b>Chain</b>	<b>Res</b>	<b>Type</b>
1	AA	1490	C
1	AA	1497	G
1	AA	1498	U
1	AA	1499	A
1	AA	1500	A
1	AA	1502	A
1	AA	1503	A
1	AA	1504	G
1	AA	1505	G
1	AA	1506	U
1	AA	1507	A
1	AA	1517	G
1	AA	1519	A
1	AA	1520	G
1	AA	1526	G
1	AA	1528	U
1	AA	1529	G
1	AA	1530	G
1	AA	1531	A
1	AA	1532	U
1	AA	1533	C
1	AA	1534	A
1	AA	1535	C
1	AA	1540	U
1	AA	1541	U
1	AA	1542	U
2	AV	8	U
2	AV	10	G
2	AV	16	U
2	AV	17	U
2	AV	18	G
2	AV	20	G
2	AV	35	A
2	AV	41	U
2	AV	47	U
2	AV	48	C
2	AV	49	C
2	AV	58	A
2	AV	59	U
2	AV	61	C
2	AV	73	A
2	AV	75	C

*Continued on next page...*

*Continued from previous page...*

<b>Mol</b>	<b>Chain</b>	<b>Res</b>	<b>Type</b>
3	AW	2	C
3	AW	3	G
3	AW	17	U
3	AW	18	G
3	AW	19	G
3	AW	21	A
3	AW	26	G
3	AW	34	G
3	AW	35	A
3	AW	36	A
3	AW	37	YYG
3	AW	41	U
3	AW	75	C
3	AW	76	A
26	BB	0	A
26	BB	1	U
26	BB	2	C
26	BB	3	C
26	BB	6	C
26	BB	8	U
26	BB	9	G
26	BB	10	C
26	BB	12	C
26	BB	13	A
26	BB	14	U
26	BB	15	A
26	BB	16	G
26	BB	21	G
26	BB	25	A
26	BB	35	U
26	BB	40	U
26	BB	41	U
26	BB	42	C
26	BB	43	C
26	BB	45	A
26	BB	46	A
26	BB	48	A
26	BB	57	A
26	BB	59	A
26	BB	62	C
26	BB	67	G
26	BB	69	G

*Continued on next page...*

*Continued from previous page...*

<b>Mol</b>	<b>Chain</b>	<b>Res</b>	<b>Type</b>
26	BB	73	A
26	BB	76	G
26	BB	84	C
26	BB	87	G
26	BB	88	C
26	BB	89	G
26	BB	90	C
26	BB	96	G
26	BB	99	A
26	BB	103	U
26	BB	108	C
26	BB	109	G
26	BB	111	U
26	BB	117	G
26	BB	119	A
26	BB	120	U
27	BA	14	A
27	BA	16	G
27	BA	26	G
27	BA	27	G
27	BA	34	C
27	BA	40	C
27	BA	46	C
27	BA	49	A
27	BA	50	U
27	BA	51	G
27	BA	52	A
27	BA	54	G
27	BA	55	G
27	BA	60	G
27	BA	61	G
27	BA	63	U
27	BA	71	A
27	BA	72	U
27	BA	73	A
27	BA	74	A
27	BA	75	G
27	BA	76	C
27	BA	82	G
27	BA	83	G
27	BA	84	A
27	BA	87	C

*Continued on next page...*

*Continued from previous page...*

<b>Mol</b>	<b>Chain</b>	<b>Res</b>	<b>Type</b>
27	BA	88	G
27	BA	89	G
27	BA	90	U
27	BA	91	A
27	BA	92	G
27	BA	94	G
27	BA	95	G
27	BA	97	C
27	BA	98	G
27	BA	102	G
27	BA	103	A
27	BA	104	U
27	BA	107	C
27	BA	108	U
27	BA	109	G
27	BA	110	G
27	BA	112	U
27	BA	113	G
27	BA	117	G
27	BA	119	A
27	BA	120	U
27	BA	121	G
27	BA	125	G
27	BA	126	A
27	BA	129	C
27	BA	131	G
27	BA	132	G
27	BA	133	C
27	BA	136	G
27	BA	137	C
27	BA	137(A)	G
27	BA	138	G
27	BA	139	G
27	BA	140	A
27	BA	141	A
27	BA	141(A)	C
27	BA	142	G
27	BA	143	C
27	BA	144	C
27	BA	152	G
27	BA	154	G
27	BA	163	U

*Continued on next page...*



*Continued from previous page...*

<b>Mol</b>	<b>Chain</b>	<b>Res</b>	<b>Type</b>
27	BA	164	U
27	BA	172	C
27	BA	173	G
27	BA	175	G
27	BA	177	G
27	BA	178	G
27	BA	179	G
27	BA	181	A
27	BA	182	A
27	BA	186	G
27	BA	191	A
27	BA	192	C
27	BA	193	U
27	BA	195	A
27	BA	196	A
27	BA	197	A
27	BA	198	C
27	BA	199	A
27	BA	204	A
27	BA	205	G
27	BA	215	G
27	BA	216	A
27	BA	218	A
27	BA	221	A
27	BA	222	A
27	BA	223	A
27	BA	225	A
27	BA	226	G
27	BA	227	A
27	BA	228	A
27	BA	229	A
27	BA	232	G
27	BA	233	A
27	BA	241	A
27	BA	242	G
27	BA	243	U
27	BA	245	G
27	BA	247	G
27	BA	248	G
27	BA	249	C
27	BA	250	G
27	BA	252	G

*Continued on next page...*

*Continued from previous page...*

<b>Mol</b>	<b>Chain</b>	<b>Res</b>	<b>Type</b>
27	BA	255	A
27	BA	259	G
27	BA	265	A
27	BA	266	G
27	BA	268	C
27	BA	269	U
27	BA	270	A
27	BA	270(A)	A
27	BA	270(B)	A
27	BA	270(C)	C
27	BA	270(D)	C
27	BA	270(G)	C
27	BA	270(L)	U
27	BA	270(M)	U
27	BA	270(N)	G
27	BA	270(O)	U
27	BA	270(T)	G
27	BA	270(U)	C
27	BA	270(V)	G
27	BA	270(X)	G
27	BA	270(Y)	G
27	BA	270(Z)	U
27	BA	271(A)	C
27	BA	271(B)	G
27	BA	271(C)	U
27	BA	271	G
27	BA	273(F)	C
27	BA	274	G
27	BA	275	G
27	BA	276	A
27	BA	277	C
27	BA	279	C
27	BA	280	C
27	BA	281	G
27	BA	282	A
27	BA	283	A
27	BA	286	C
27	BA	288	C
27	BA	289	A
27	BA	290	G
27	BA	291	C
27	BA	293	U

*Continued on next page...*

*Continued from previous page...*

<b>Mol</b>	<b>Chain</b>	<b>Res</b>	<b>Type</b>
27	BA	295	G
27	BA	297	C
27	BA	302	C
27	BA	310	A
27	BA	311	A
27	BA	312	G
27	BA	313	C
27	BA	316	C
27	BA	317	G
27	BA	320	A
27	BA	321	G
27	BA	322	A
27	BA	323	G
27	BA	324	A
27	BA	325	G
27	BA	328	U
27	BA	329	G
27	BA	330	A
27	BA	331	A
27	BA	332	A
27	BA	333	G
27	BA	334	C
27	BA	337	C
27	BA	338	G
27	BA	339	U
27	BA	340	A
27	BA	341	G
27	BA	342	G
27	BA	347	A
27	BA	348	G
27	BA	349	G
27	BA	350	U
27	BA	351	G
27	BA	354	G
27	BA	358	U
27	BA	359	A
27	BA	360	G
27	BA	362	U
27	BA	363(A)	A
27	BA	363(C)	G
27	BA	363(F)	A
27	BA	364	C

*Continued on next page...*

*Continued from previous page...*

<b>Mol</b>	<b>Chain</b>	<b>Res</b>	<b>Type</b>
27	BA	365	C
27	BA	371	A
27	BA	372	G
27	BA	373	U
27	BA	374	A
27	BA	380	U
27	BA	386	G
27	BA	387	U
27	BA	388	G
27	BA	390	A
27	BA	391	G
27	BA	397	G
27	BA	401	A
27	BA	404	C
27	BA	405	U
27	BA	406	G
27	BA	408	G
27	BA	411	G
27	BA	422	A
27	BA	423	A
27	BA	428	A
27	BA	431	U
27	BA	434	U
27	BA	435	C
27	BA	436	C
27	BA	442	G
27	BA	444	C
27	BA	445	C
27	BA	446	G
27	BA	447	A
27	BA	448	U
27	BA	449	A
27	BA	451	C
27	BA	452	G
27	BA	453	C
27	BA	455	C
27	BA	456	C
27	BA	457	A
27	BA	470	A
27	BA	471	A
27	BA	473	G
27	BA	474	G

*Continued on next page...*

*Continued from previous page...*

<b>Mol</b>	<b>Chain</b>	<b>Res</b>	<b>Type</b>
27	BA	475	U
27	BA	477	A
27	BA	478	A
27	BA	479	A
27	BA	480	A
27	BA	481	G
27	BA	482	A
27	BA	483	A
27	BA	489	G
27	BA	492	A
27	BA	493	G
27	BA	497	A
27	BA	501	A
27	BA	503	A
27	BA	504	U
27	BA	505	A
27	BA	506	G
27	BA	507	A
27	BA	508	G
27	BA	509	C
27	BA	512	G
27	BA	518	G
27	BA	525	U
27	BA	526	A
27	BA	527	C
27	BA	528	A
27	BA	529	A
27	BA	530	G
27	BA	531	C
27	BA	532	A
27	BA	533	G
27	BA	535	C
27	BA	541	C
27	BA	544	C
27	BA	545	G
27	BA	546	C
27	BA	548	A
27	BA	549	G
27	BA	551	G
27	BA	554	U
27	BA	559	G
27	BA	560	C

*Continued on next page...*

*Continued from previous page...*

<b>Mol</b>	<b>Chain</b>	<b>Res</b>	<b>Type</b>
27	BA	561	G
27	BA	562	U
27	BA	563	G
27	BA	565	C
27	BA	566	U
27	BA	567	A
27	BA	568	U
27	BA	570	G
27	BA	571	A
27	BA	572	A
27	BA	573	G
27	BA	574	C
27	BA	575	A
27	BA	586	A
27	BA	587	C
27	BA	588	U
27	BA	593	G
27	BA	595	C
27	BA	598	G
27	BA	599	G
27	BA	600	G
27	BA	601	C
27	BA	602	G
27	BA	603	A
27	BA	608	A
27	BA	609	A
27	BA	612	G
27	BA	613	U
27	BA	614	U
27	BA	615	G
27	BA	616	A
27	BA	617	G
27	BA	620	G
27	BA	621	A
27	BA	622	G
27	BA	624	C
27	BA	625	G
27	BA	627	A
27	BA	628	G
27	BA	634	C
27	BA	637	A
27	BA	639	U

*Continued on next page...*

*Continued from previous page...*

<b>Mol</b>	<b>Chain</b>	<b>Res</b>	<b>Type</b>
27	BA	640	C
27	BA	641	C
27	BA	643	A
27	BA	646	A
27	BA	647	G
27	BA	650	C
27	BA	653	A
27	BA	654	A
27	BA	655	A
27	BA	656	G
27	BA	662	G
27	BA	668	G
27	BA	669	G
27	BA	670	A
27	BA	671	C
27	BA	673	C
27	BA	675	A
27	BA	677	A
27	BA	684	G
27	BA	686	G
27	BA	687	C
27	BA	688	U
27	BA	690	G
27	BA	698	C
27	BA	699	A
27	BA	704	G
27	BA	705	A
27	BA	713	G
27	BA	715	G
27	BA	717	G
27	BA	718	A
27	BA	721	C
27	BA	726	G
27	BA	727	A
27	BA	728	G
27	BA	729	G
27	BA	730	C
27	BA	736	C
27	BA	739	G
27	BA	740	U
27	BA	741	G
27	BA	746	A

*Continued on next page...*

*Continued from previous page...*

<b>Mol</b>	<b>Chain</b>	<b>Res</b>	<b>Type</b>
27	BA	747	U
27	BA	748	G
27	BA	750	A
27	BA	751	A
27	BA	752	A
27	BA	753	C
27	BA	764	A
27	BA	765	G
27	BA	771	G
27	BA	775	G
27	BA	776	G
27	BA	777	A
27	BA	779	U
27	BA	781	A
27	BA	782	A
27	BA	783	A
27	BA	784	A
27	BA	785	G
27	BA	786	C
27	BA	787	U
27	BA	788	A
27	BA	789	A
27	BA	790	C
27	BA	791	C
27	BA	793	A
27	BA	794	G
27	BA	799	G
27	BA	800	A
27	BA	801	G
27	BA	802	A
27	BA	805	G
27	BA	806	C
27	BA	811	U
27	BA	812	C
27	BA	813	U
27	BA	816	C
27	BA	819	A
27	BA	820	A
27	BA	822	U
27	BA	826	U
27	BA	827	U
27	BA	828	U

*Continued on next page...*



*Continued from previous page...*

<b>Mol</b>	<b>Chain</b>	<b>Res</b>	<b>Type</b>
27	BA	829	A
27	BA	830	G
27	BA	831	G
27	BA	833	U
27	BA	847	U
27	BA	848	G
27	BA	859	G
27	BA	860	U
27	BA	861	A
27	BA	863	A
27	BA	865	C
27	BA	866	A
27	BA	867	C
27	BA	870	A
27	BA	873	G
27	BA	875	G
27	BA	877	U
27	BA	878	A
27	BA	881	G
27	BA	886	C
27	BA	887	A
27	BA	888	C
27	BA	889	C
27	BA	890	A
27	BA	896	A
27	BA	897	C
27	BA	899	A
27	BA	902	C
27	BA	906	G
27	BA	907	U
27	BA	910	A
27	BA	914	C
27	BA	915	C
27	BA	918	A
27	BA	919	G
27	BA	930	U
27	BA	931	G
27	BA	932	G
27	BA	933	A
27	BA	935	C
27	BA	941	A
27	BA	942	G

*Continued on next page...*

*Continued from previous page...*

<b>Mol</b>	<b>Chain</b>	<b>Res</b>	<b>Type</b>
27	BA	943	U
27	BA	944	G
27	BA	945	A
27	BA	946	G
27	BA	949	C
27	BA	957	A
27	BA	958	U
27	BA	959	A
27	BA	961	C
27	BA	962	G
27	BA	964	C
27	BA	966	G
27	BA	968	G
27	BA	972	G
27	BA	973	A
27	BA	974	G
27	BA	974(A)	C
27	BA	975	G
27	BA	976	C
27	BA	980	A
27	BA	982	C
27	BA	983	A
27	BA	984	A
27	BA	985	C
27	BA	986	C
27	BA	989	G
27	BA	990	A
27	BA	991	C
27	BA	993	G
27	BA	994	C
27	BA	995	C
27	BA	996	A
27	BA	997	G
27	BA	999	U
27	BA	1003	G
27	BA	1008	C
27	BA	1009	A
27	BA	1012	U
27	BA	1013	C
27	BA	1017	G
27	BA	1019	U
27	BA	1021	A

*Continued on next page...*

*Continued from previous page...*

<b>Mol</b>	<b>Chain</b>	<b>Res</b>	<b>Type</b>
27	BA	1022	G
27	BA	1023	U
27	BA	1024	G
27	BA	1025	G
27	BA	1026	U
27	BA	1033	U
27	BA	1041	C
27	BA	1044	G
27	BA	1045	A
27	BA	1046	A
27	BA	1049	C
27	BA	1056	G
27	BA	1058	G
27	BA	1060	U
27	BA	1061	U
27	BA	1062	G
27	BA	1063	G
27	BA	1066	U
27	BA	1067	A
27	BA	1068	G
27	BA	1069	A
27	BA	1070	A
27	BA	1071	G
27	BA	1072	C
27	BA	1073	A
27	BA	1081	U
27	BA	1084	A
27	BA	1085	A
27	BA	1086	A
27	BA	1087	G
27	BA	1088	A
27	BA	1089	G
27	BA	1090	U
27	BA	1093	G
27	BA	1096	A
27	BA	1097	U
27	BA	1098	A
27	BA	1099	G
27	BA	1101	U
27	BA	1102	C
27	BA	1103	A
27	BA	1105	U

*Continued on next page...*

*Continued from previous page...*

<b>Mol</b>	<b>Chain</b>	<b>Res</b>	<b>Type</b>
27	BA	1106	G
27	BA	1109	C
27	BA	1110	G
27	BA	1111	A
27	BA	1112	G
27	BA	1114	G
27	BA	1116	C
27	BA	1120	G
27	BA	1123	C
27	BA	1124	C
27	BA	1126	A
27	BA	1127	A
27	BA	1128	A
27	BA	1129	A
27	BA	1130	U
27	BA	1131	G
27	BA	1132	A
27	BA	1133	U
27	BA	1134	G
27	BA	1135	C
27	BA	1138	G
27	BA	1140	C
27	BA	1141	U
27	BA	1142	U
27	BA	142(A)	A
27	BA	1149	G
27	BA	1153	C
27	BA	1154	G
27	BA	1155	A
27	BA	1156	A
27	BA	1157	G
27	BA	1159	U
27	BA	1162	G
27	BA	1166	C
27	BA	1171	G
27	BA	1174	A
27	BA	1175	U
27	BA	1176	G
27	BA	1177	A
27	BA	1179	C
27	BA	1180	C
27	BA	1181	C

*Continued on next page...*

*Continued from previous page...*

<b>Mol</b>	<b>Chain</b>	<b>Res</b>	<b>Type</b>
27	BA	1182	A
27	BA	1183	G
27	BA	1184	G
27	BA	1185	C
27	BA	1186	G
27	BA	1190	G
27	BA	1197	G
27	BA	1199	U
27	BA	1202	C
27	BA	1203	G
27	BA	1204	A
27	BA	1205	U
27	BA	1206	G
27	BA	1207	C
27	BA	1208	C
27	BA	1209	G
27	BA	1210	A
27	BA	1211	U
27	BA	1212	G
27	BA	1214	A
27	BA	1220	A
27	BA	1221	C
27	BA	1222	C
27	BA	1227	A
27	BA	1228	G
27	BA	1229	G
27	BA	1234	U
27	BA	1236	G
27	BA	1237	A
27	BA	1239	G
27	BA	1240	U
27	BA	1241	A
27	BA	1244	G
27	BA	1246	A
27	BA	1247	A
27	BA	1248	G
27	BA	1249	U
27	BA	1251	C
27	BA	1252	G
27	BA	1253	A
27	BA	1254	A
27	BA	1255	U

*Continued on next page...*

*Continued from previous page...*

<b>Mol</b>	<b>Chain</b>	<b>Res</b>	<b>Type</b>
27	BA	1256	G
27	BA	1260	G
27	BA	1261	C
27	BA	1265	A
27	BA	1266	G
27	BA	1267	U
27	BA	1268	A
27	BA	1269	A
27	BA	1270	C
27	BA	1271	G
27	BA	1272	A
27	BA	1273	U
27	BA	1275	A
27	BA	1284	A
27	BA	1286	A
27	BA	1287	A
27	BA	1288	U
27	BA	1289	C
27	BA	1298	C
27	BA	1300	U
27	BA	1301	A
27	BA	1302	A
27	BA	1304	C
27	BA	1307	A
27	BA	1309	G
27	BA	1311	G
27	BA	1312	U
27	BA	1313	U
27	BA	1314	C
27	BA	1320	C
27	BA	1321	A
27	BA	1325	G
27	BA	1326	U
27	BA	1329	U
27	BA	1330	C
27	BA	1332	G
27	BA	1333	C
27	BA	1340	U
27	BA	1341	U
27	BA	1342	A
27	BA	1343	G
27	BA	1344	G

*Continued on next page...*

*Continued from previous page...*

<b>Mol</b>	<b>Chain</b>	<b>Res</b>	<b>Type</b>
27	BA	1345	C
27	BA	1350	C
27	BA	1352	U
27	BA	1361	G
27	BA	1363	C
27	BA	1364	G
27	BA	1365	A
27	BA	1366	A
27	BA	1368	G
27	BA	1378	A
27	BA	1379	A
27	BA	1384	A
27	BA	1385	G
27	BA	1391	U
27	BA	1392	A
27	BA	1394	U
27	BA	1395	A
27	BA	1397	U
27	BA	1398	C
27	BA	1402	C
27	BA	1404	C
27	BA	1407	C
27	BA	1415	U
27	BA	1416	G
27	BA	1417	C
27	BA	1418	G
27	BA	1419	A
27	BA	1420	U
27	BA	1421	G
27	BA	1422	G
27	BA	1425	G
27	BA	1426	G
27	BA	1427	A
27	BA	1428	C
27	BA	1429	G
27	BA	1438	U
27	BA	1439	A
27	BA	444(A)	A
27	BA	449(A)	G
27	BA	1451	C
27	BA	1454	U
27	BA	1455	G

*Continued on next page...*

*Continued from previous page...*

<b>Mol</b>	<b>Chain</b>	<b>Res</b>	<b>Type</b>
27	BA	1460	A
27	BA	1461	G
27	BA	1462	C
27	BA	1467	C
27	BA	1475	G
27	BA	1478	G
27	BA	1480	G
27	BA	1483	G
27	BA	1484	G
27	BA	1485	G
27	BA	1489	U
27	BA	1490	A
27	BA	1491	G
27	BA	1494	A
27	BA	1495	A
27	BA	1496	A
27	BA	1497	U
27	BA	1498	C
27	BA	1499	C
27	BA	1502	C
27	BA	1506	C
27	BA	1507	A
27	BA	1508	A
27	BA	1509	C
27	BA	1510	A
27	BA	1512	G
27	BA	1513	C
27	BA	1514	U
27	BA	1515	C
27	BA	1516	U
27	BA	1517	G
27	BA	1519	G
27	BA	1521	G
27	BA	1522	G
27	BA	1525	G
27	BA	1527	G
27	BA	1528	A
27	BA	1530	G
27	BA	1531	C
27	BA	1533	C
27	BA	1534	G
27	BA	1536	A

*Continued on next page...*



*Continued from previous page...*

<b>Mol</b>	<b>Chain</b>	<b>Res</b>	<b>Type</b>
27	BA	1537	C
27	BA	1538	G
27	BA	1539	G
27	BA	1540	G
27	BA	1543	A
27	BA	1544	C
27	BA	1545	A
27	BA	1547	C
27	BA	1553	A
27	BA	1554	A
27	BA	1555	G
27	BA	1558	A
27	BA	1559	G
27	BA	1560	G
27	BA	1561	G
27	BA	1566	A
27	BA	1567	A
27	BA	1568	G
27	BA	1569	A
27	BA	1571	A
27	BA	1572	A
27	BA	1573	G
27	BA	1574	C
27	BA	1575	C
27	BA	1577	C
27	BA	1578	U
27	BA	1579	A
27	BA	1583	A
27	BA	1586	A
27	BA	1587	A
27	BA	1588	C
27	BA	1602	U
27	BA	1603	A
27	BA	1606	G
27	BA	1607	C
27	BA	1608	A
27	BA	1609	A
27	BA	1610	A
27	BA	1611	C
27	BA	1612	C
27	BA	1613	G
27	BA	1614	A

*Continued on next page...*

*Continued from previous page...*

<b>Mol</b>	<b>Chain</b>	<b>Res</b>	<b>Type</b>
27	BA	1615	C
27	BA	1616	A
27	BA	1617	C
27	BA	1618	A
27	BA	1619	G
27	BA	1625	C
27	BA	1626	G
27	BA	1627	G
27	BA	1634	A
27	BA	1635	G
27	BA	1639	U
27	BA	1640	C
27	BA	1645	G
27	BA	1646	C
27	BA	1647	G
27	BA	1648	C
27	BA	1649	G
27	BA	1652	A
27	BA	1653	G
27	BA	1654	A
27	BA	1655	A
27	BA	1658	C
27	BA	1664	A
27	BA	1665	A
27	BA	1667	G
27	BA	1668	A
27	BA	1669	A
27	BA	1670	C
27	BA	1674	G
27	BA	1675	C
27	BA	1679	U
27	BA	1681	G
27	BA	1682	G
27	BA	1686	C
27	BA	1688	U
27	BA	1689	A
27	BA	1695	G
27	BA	1696	G
27	BA	1698	A
27	BA	1699	G
27	BA	1700	A
27	BA	1701	A

*Continued on next page...*

*Continued from previous page...*

<b>Mol</b>	<b>Chain</b>	<b>Res</b>	<b>Type</b>
27	BA	1703	G
27	BA	1705	G
27	BA	1706	U
27	BA	1707	G
27	BA	1718	G
27	BA	1726	G
27	BA	1728	G
27	BA	1729	A
27	BA	1730	U
27	BA	1731	G
27	BA	1732	A
27	BA	1733	G
27	BA	1735	C
27	BA	1743	G
27	BA	1747	G
27	BA	1755	A
27	BA	1756	G
27	BA	1757	U
27	BA	1758	G
27	BA	1759	A
27	BA	1760	A
27	BA	1762	A
27	BA	1763	G
27	BA	1764	G
27	BA	1767	C
27	BA	1772	G
27	BA	1773	A
27	BA	1774	C
27	BA	1775	U
27	BA	1776	G
27	BA	1780	A
27	BA	1781	C
27	BA	1782	C
27	BA	1783	A
27	BA	1784	A
27	BA	1786	A
27	BA	1787	A
27	BA	1788	C
27	BA	1790	C
27	BA	1791	A
27	BA	1800	C
27	BA	1801	G

*Continued on next page...*

*Continued from previous page...*

<b>Mol</b>	<b>Chain</b>	<b>Res</b>	<b>Type</b>
27	BA	1802	A
27	BA	1805	U
27	BA	1808	U
27	BA	1809	A
27	BA	1810	A
27	BA	1811	G
27	BA	1815	A
27	BA	1816	G
27	BA	1817	G
27	BA	1818	U
27	BA	1820	U
27	BA	1821	A
27	BA	1823	G
27	BA	1824	G
27	BA	1825	A
27	BA	1826	G
27	BA	1828	G
27	BA	1829	A
27	BA	1834	U
27	BA	1837	C
27	BA	1838	C
27	BA	1839	G
27	BA	1840	G
27	BA	1843	C
27	BA	1847	A
27	BA	1852	C
27	BA	1858	G
27	BA	1860	G
27	BA	1870	C
27	BA	1880	C
27	BA	1881	C
27	BA	1883	G
27	BA	1884	A
27	BA	1891	G
27	BA	1895	C
27	BA	1899	G
27	BA	1901	A
27	BA	1903	G
27	BA	1906	G
27	BA	1913	A
27	BA	1914	C
27	BA	1915	U

*Continued on next page...*

*Continued from previous page...*

<b>Mol</b>	<b>Chain</b>	<b>Res</b>	<b>Type</b>
27	BA	1916	A
27	BA	1917	U
27	BA	1918	A
27	BA	1919	A
27	BA	1923	U
27	BA	1925	C
27	BA	1928	A
27	BA	1929	G
27	BA	1930	G
27	BA	1931	U
27	BA	1934	C
27	BA	1936	A
27	BA	1937	A
27	BA	1938	A
27	BA	1939	U
27	BA	1940	U
27	BA	1941	C
27	BA	1942	C
27	BA	1943	U
27	BA	1944	U
27	BA	1945	G
27	BA	1947	C
27	BA	1953	A
27	BA	1954	G
27	BA	1955	U
27	BA	1956	U
27	BA	1957	C
27	BA	1958	C
27	BA	1960	A
27	BA	1962	C
27	BA	1963	U
27	BA	1964	G
27	BA	1965	C
27	BA	1966	A
27	BA	1967	C
27	BA	1968	G
27	BA	1969	A
27	BA	1970	A
27	BA	1971	A
27	BA	1972	A
27	BA	1981	A
27	BA	1982	C

*Continued on next page...*

*Continued from previous page...*

<b>Mol</b>	<b>Chain</b>	<b>Res</b>	<b>Type</b>
27	BA	1991	U
27	BA	1993	U
27	BA	1995	U
27	BA	1996	C
27	BA	1997	G
27	BA	2003	G
27	BA	2015	A
27	BA	2016	U
27	BA	2018	G
27	BA	2020	A
27	BA	2021	C
27	BA	2022	U
27	BA	2023	G
27	BA	2027	G
27	BA	2030	A
27	BA	2031	A
27	BA	2032	G
27	BA	2033	A
27	BA	2034	U
27	BA	2036	C
27	BA	2039	C
27	BA	2041	U
27	BA	2043	C
27	BA	2044	C
27	BA	2045	C
27	BA	2047	U
27	BA	2048	G
27	BA	2050	C
27	BA	2051	A
27	BA	2052	G
27	BA	2055	C
27	BA	2056	G
27	BA	2059	A
27	BA	2060	A
27	BA	2061	G
27	BA	2062	A
27	BA	2063	C
27	BA	2064	C
27	BA	2065	C
27	BA	2066	C
27	BA	2068	U
27	BA	2069	G

*Continued on next page...*

*Continued from previous page...*

<b>Mol</b>	<b>Chain</b>	<b>Res</b>	<b>Type</b>
27	BA	2076	U
27	BA	2077	A
27	BA	2080	G
27	BA	2083	G
27	BA	2087	G
27	BA	2091	U
27	BA	2092	U
27	BA	2093	G
27	BA	2094	G
27	BA	2098	U
27	BA	2099	U
27	BA	2182	G
27	BA	2188	C
27	BA	2190	G
27	BA	2191	G
27	BA	2192	G
27	BA	2193	G
27	BA	2194	G
27	BA	2195	C
27	BA	2196	C
27	BA	2197	U
27	BA	2198	A
27	BA	2205	C
27	BA	2206	C
27	BA	2207	C
27	BA	2208	U
27	BA	2209	C
27	BA	2210	G
27	BA	2211	G
27	BA	2212	A
27	BA	2213	U
27	BA	2217	G
27	BA	2224	G
27	BA	2225	A
27	BA	2226	C
27	BA	2227	A
27	BA	2228	G
27	BA	2232	U
27	BA	2233	U
27	BA	2234	G
27	BA	2235	G
27	BA	2236	C

*Continued on next page...*

*Continued from previous page...*

<b>Mol</b>	<b>Chain</b>	<b>Res</b>	<b>Type</b>
27	BA	2237	G
27	BA	2238	G
27	BA	2239	G
27	BA	2240	C
27	BA	2241	A
27	BA	2242	G
27	BA	2243	U
27	BA	2245	U
27	BA	2247	A
27	BA	2250	G
27	BA	2251	G
27	BA	2253	G
27	BA	2254	C
27	BA	2255	G
27	BA	2257	U
27	BA	2258	C
27	BA	2259	G
27	BA	2262	U
27	BA	2263	C
27	BA	2264	C
27	BA	2265	U
27	BA	2266	A
27	BA	2267	A
27	BA	2268	A
27	BA	2269	A
27	BA	2270	G
27	BA	2272	U
27	BA	2275	C
27	BA	2276	G
27	BA	2277	G
27	BA	2278	A
27	BA	2279	G
27	BA	2281	C
27	BA	2282	G
27	BA	2283	C
27	BA	2284	C
27	BA	2286	A
27	BA	2287	A
27	BA	2288	A
27	BA	2289	G
27	BA	2291	U
27	BA	2294	C

*Continued on next page...*



*Continued from previous page...*

<b>Mol</b>	<b>Chain</b>	<b>Res</b>	<b>Type</b>
27	BA	2296	U
27	BA	2297	C
27	BA	2300	G
27	BA	2303	G
27	BA	2304	G
27	BA	2306	C
27	BA	2307	G
27	BA	2308	G
27	BA	2309	A
27	BA	2310	A
27	BA	2311	A
27	BA	2312	U
27	BA	2313	C
27	BA	2314	C
27	BA	2315	G
27	BA	2317	C
27	BA	2318	G
27	BA	2319	G
27	BA	2320	A
27	BA	2321	G
27	BA	2322	A
27	BA	2323	G
27	BA	2325	G
27	BA	2327	A
27	BA	2334	G
27	BA	2335	A
27	BA	2336	A
27	BA	2337	G
27	BA	2339	G
27	BA	2341	G
27	BA	2342	C
27	BA	2343	C
27	BA	2345	G
27	BA	2346	A
27	BA	2347	C
27	BA	2348	U
27	BA	2350	C
27	BA	2351	G
27	BA	2352	A
27	BA	2353	G
27	BA	2355	C
27	BA	2357	U

*Continued on next page...*

*Continued from previous page...*

<b>Mol</b>	<b>Chain</b>	<b>Res</b>	<b>Type</b>
27	BA	2358	G
27	BA	2359	C
27	BA	2360	A
27	BA	2361	A
27	BA	2362	G
27	BA	2366	A
27	BA	2371	G
27	BA	2372	G
27	BA	2373	G
27	BA	2374	C
27	BA	2378	A
27	BA	2379	G
27	BA	2381	C
27	BA	2382	G
27	BA	2383	G
27	BA	2384	G
27	BA	2385	C
27	BA	2386	C
27	BA	2387	U
27	BA	2389	G
27	BA	2390	U
27	BA	2392	A
27	BA	2393	A
27	BA	2394	C
27	BA	2395	C
27	BA	2396	G
27	BA	2397	G
27	BA	2399	G
27	BA	2400	G
27	BA	2401	U
27	BA	2402	C
27	BA	2403	C
27	BA	2405	G
27	BA	2406	U
27	BA	2407	G
27	BA	2408	U
27	BA	2409	G
27	BA	2411	A
27	BA	2412	A
27	BA	2413	G
27	BA	2417	C
27	BA	2422	A

*Continued on next page...*

*Continued from previous page...*

<b>Mol</b>	<b>Chain</b>	<b>Res</b>	<b>Type</b>
27	BA	2423	U
27	BA	2424	C
27	BA	2425	A
27	BA	2426	A
27	BA	2427	C
27	BA	2428	G
27	BA	2430	A
27	BA	2431	U
27	BA	2432	A
27	BA	2434	A
27	BA	2435	A
27	BA	2436	G
27	BA	2437	U
27	BA	2438	U
27	BA	2439	A
27	BA	2441	C
27	BA	2442	C
27	BA	2444	G
27	BA	2446	G
27	BA	2448	A
27	BA	2449	U
27	BA	2451	A
27	BA	2453	A
27	BA	2455	G
27	BA	2456	C
27	BA	2458	G
27	BA	2463	C
27	BA	2464	C
27	BA	2465	C
27	BA	2466	C
27	BA	2468	G
27	BA	2469	A
27	BA	2470	G
27	BA	2472	G
27	BA	2473	U
27	BA	2475	C
27	BA	2476	A
27	BA	2478	A
27	BA	2479	G
27	BA	2480	C
27	BA	2482	G
27	BA	2483	C

*Continued on next page...*

*Continued from previous page...*

<b>Mol</b>	<b>Chain</b>	<b>Res</b>	<b>Type</b>
27	BA	2484	G
27	BA	2485	G
27	BA	2488	A
27	BA	2490	G
27	BA	2491	U
27	BA	2493	U
27	BA	2494	G
27	BA	2495	G
27	BA	2496	C
27	BA	2497	A
27	BA	2498	C
27	BA	2499	C
27	BA	2500	U
27	BA	2502	G
27	BA	2503	A
27	BA	2504	U
27	BA	2505	G
27	BA	2506	U
27	BA	2507	C
27	BA	2512	C
27	BA	2513	G
27	BA	2517	C
27	BA	2518	A
27	BA	2519	U
27	BA	2520	C
27	BA	2521	C
27	BA	2522	U
27	BA	2526	G
27	BA	2529	G
27	BA	2532	G
27	BA	2533	A
27	BA	2535	G
27	BA	2536	G
27	BA	2537	U
27	BA	2539	C
27	BA	2540	C
27	BA	2541	A
27	BA	2542	A
27	BA	2543	G
27	BA	2544	G
27	BA	2545	G
27	BA	2546	U

*Continued on next page...*

*Continued from previous page...*

<b>Mol</b>	<b>Chain</b>	<b>Res</b>	<b>Type</b>
27	BA	2547	U
27	BA	2549	G
27	BA	2551	C
27	BA	2552	U
27	BA	2553	G
27	BA	2554	U
27	BA	2555	U
27	BA	2556	C
27	BA	2557	G
27	BA	2558	C
27	BA	2561	A
27	BA	2562	U
27	BA	2565	A
27	BA	2566	A
27	BA	2567	G
27	BA	2568	C
27	BA	2569	G
27	BA	2570	G
27	BA	2572	A
27	BA	2573	C
27	BA	2574	G
27	BA	2575	C
27	BA	2576	G
27	BA	2577	A
27	BA	2578	G
27	BA	2579	C
27	BA	2580	U
27	BA	2581	G
27	BA	2582	G
27	BA	2583	G
27	BA	2584	U
27	BA	2585	U
27	BA	2586	C
27	BA	2587	A
27	BA	2588	G
27	BA	2590	A
27	BA	2591	C
27	BA	2596	U
27	BA	2597	G
27	BA	2598	A
27	BA	2599	G
27	BA	2600	A

*Continued on next page...*

*Continued from previous page...*

<b>Mol</b>	<b>Chain</b>	<b>Res</b>	<b>Type</b>
27	BA	2601	C
27	BA	2602	A
27	BA	2603	G
27	BA	2604	U
27	BA	2605	U
27	BA	2606	C
27	BA	2607	G
27	BA	2609	U
27	BA	2610	C
27	BA	2611	U
27	BA	2612	C
27	BA	2613	U
27	BA	2614	A
27	BA	2615	U
27	BA	2616	C
27	BA	2617	C
27	BA	2618	G
27	BA	2619	C
27	BA	2620	C
27	BA	2621	A
27	BA	2625	G
27	BA	2626	C
27	BA	2627	G
27	BA	2629	A
27	BA	2630	G
27	BA	2631	G
27	BA	2633	G
27	BA	2635	C
27	BA	2637	U
27	BA	2638	G
27	BA	2640	G
27	BA	2641	G
27	BA	2645	G
27	BA	2646	C
27	BA	2648	C
27	BA	2650	U
27	BA	2654	A
27	BA	2655	G
27	BA	2658	C
27	BA	2659	G
27	BA	2661	G
27	BA	2662	A

*Continued on next page...*

*Continued from previous page...*

<b>Mol</b>	<b>Chain</b>	<b>Res</b>	<b>Type</b>
27	BA	2663	G
27	BA	2665	A
27	BA	2666	C
27	BA	2667	C
27	BA	2672	G
27	BA	2676	C
27	BA	2677	G
27	BA	2678	C
27	BA	2679	A
27	BA	2680	C
27	BA	2681	C
27	BA	2682	U
27	BA	2683	C
27	BA	2685	G
27	BA	2686	G
27	BA	2687	U
27	BA	2689	U
27	BA	2690	C
27	BA	2691	C
27	BA	2693	A
27	BA	2698	U
27	BA	2699	C
27	BA	2701	C
27	BA	2702	U
27	BA	2703	C
27	BA	2704	C
27	BA	2705	A
27	BA	2707	G
27	BA	2708	G
27	BA	2709	G
27	BA	2710	C
27	BA	2712	U
27	BA	712(A)	A
27	BA	2713	A
27	BA	2714	G
27	BA	2717	G
27	BA	2718	G
27	BA	2719	G
27	BA	2720	U
27	BA	2721	A
27	BA	2723	C
27	BA	2725	A

*Continued on next page...*

*Continued from previous page...*

<b>Mol</b>	<b>Chain</b>	<b>Res</b>	<b>Type</b>
27	BA	2726	U
27	BA	2727	G
27	BA	2729	G
27	BA	2732	G
27	BA	2733	A
27	BA	2738	A
27	BA	2740	A
27	BA	2741	A
27	BA	2742	C
27	BA	2743	C
27	BA	2744	G
27	BA	2746	U
27	BA	2747	G
27	BA	2748	A
27	BA	2750	A
27	BA	2751	G
27	BA	2752	C
27	BA	2755	C
27	BA	2756	U
27	BA	2757	A
27	BA	2758	A
27	BA	2759	G
27	BA	2760	C
27	BA	2762	G
27	BA	2763	G
27	BA	2764	A
27	BA	2765	A
27	BA	2766	G
27	BA	2768	C
27	BA	2769	C
27	BA	2770	G
27	BA	2771	C
27	BA	2772	C
27	BA	2773	C
27	BA	2774	C
27	BA	2775	A
27	BA	2776	A
27	BA	2777	G
27	BA	2778	A
27	BA	2779	U
27	BA	2780	G
27	BA	2781	A

*Continued on next page...*



*Continued from previous page...*

<b>Mol</b>	<b>Chain</b>	<b>Res</b>	<b>Type</b>
27	BA	2782	G
27	BA	2783	G
27	BA	2784	C
27	BA	2786	U
27	BA	2787	C
27	BA	2788	C
27	BA	2789	C
27	BA	2790	A
27	BA	2791	C
27	BA	2793	G
27	BA	2794	C
27	BA	2795	G
27	BA	2798	C
27	BA	2799	A
27	BA	2802	G
27	BA	2803	C
27	BA	2804	C
27	BA	2805	G
27	BA	2809	A
27	BA	2810	A
27	BA	2811	G
27	BA	2812	G
27	BA	2815	C
27	BA	2816	C
27	BA	2817	G
27	BA	2818	G
27	BA	2819	G
27	BA	2820	A
27	BA	2821	A
27	BA	2822	G
27	BA	2826	A
27	BA	2827	C
27	BA	2829	C
27	BA	2832	U
27	BA	2833	G
27	BA	2834	G
27	BA	2835	A
27	BA	2836	U
27	BA	2839	G
27	BA	2843	G
27	BA	2844	G
27	BA	2845	G

*Continued on next page...*

*Continued from previous page...*

<b>Mol</b>	<b>Chain</b>	<b>Res</b>	<b>Type</b>
27	BA	2846	G
27	BA	2847	U
27	BA	2848	G
27	BA	2849	U
27	BA	2850	A
27	BA	2853	C
27	BA	2854	G
27	BA	2858	C
27	BA	2860	A
27	BA	2861	G
27	BA	2862	G
27	BA	2863	C
27	BA	2866	U
27	BA	2867	G
27	BA	2868	A
27	BA	2869	G
27	BA	2871	C
27	BA	2872	G
27	BA	2874	C
27	BA	2877	G
27	BA	2879	C
27	BA	2880	C
27	BA	2881	C
27	BA	2882	A
27	BA	2883	A
27	BA	2884	U
27	BA	2889	C
27	BA	2891	G
27	BA	2892	A
27	BA	2893	G
27	BA	2894	G
27	BA	2895	U
27	BA	2899	G
27	BA	2902	C

All (537) RNA pucker outliers are listed below:

<b>Mol</b>	<b>Chain</b>	<b>Res</b>	<b>Type</b>
1	AA	5	U
1	AA	7	G
1	AA	8	A
1	AA	9	G

*Continued on next page...*

*Continued from previous page...*

<b>Mol</b>	<b>Chain</b>	<b>Res</b>	<b>Type</b>
1	AA	13	U
1	AA	25	C
1	AA	30	U
1	AA	38	G
1	AA	47	C
1	AA	48	C
1	AA	49	U
1	AA	50	A
1	AA	51	A
1	AA	119	A
1	AA	121	C
1	AA	129(A)	G
1	AA	181	G
1	AA	190(F)	G
1	AA	195	A
1	AA	196	A
1	AA	197	A
1	AA	202	U
1	AA	203	U
1	AA	231	G
1	AA	243	A
1	AA	244	U
1	AA	246	A
1	AA	250	A
1	AA	251	G
1	AA	262	A
1	AA	265	G
1	AA	266	G
1	AA	274	A
1	AA	279	A
1	AA	280	C
1	AA	286	G
1	AA	305	G
1	AA	327	A
1	AA	328	C
1	AA	329	A
1	AA	344	A
1	AA	345	C
1	AA	366	C
1	AA	367	U
1	AA	372	C
1	AA	388	G

*Continued on next page...*

*Continued from previous page...*

<b>Mol</b>	<b>Chain</b>	<b>Res</b>	<b>Type</b>
1	AA	402	G
1	AA	421	U
1	AA	422	C
1	AA	428	G
1	AA	429	U
1	AA	481	G
1	AA	484	G
1	AA	496	A
1	AA	497	A
1	AA	499	A
1	AA	508	C
1	AA	509	A
1	AA	511	C
1	AA	517	G
1	AA	518	C
1	AA	531	U
1	AA	533	A
1	AA	535	A
1	AA	559	A
1	AA	560	U
1	AA	561	U
1	AA	562	C
1	AA	563	A
1	AA	566	G
1	AA	575	G
1	AA	595	G
1	AA	641	U
1	AA	652	U
1	AA	687	A
1	AA	701	C
1	AA	702	A
1	AA	703	G
1	AA	718	G
1	AA	721	G
1	AA	727	G
1	AA	748	C
1	AA	753	A
1	AA	759	A
1	AA	774	G
1	AA	792	A
1	AA	793	U
1	AA	812	C

*Continued on next page...*

*Continued from previous page...*

<b>Mol</b>	<b>Chain</b>	<b>Res</b>	<b>Type</b>
1	AA	815	A
1	AA	817	C
1	AA	818	G
1	AA	819	A
1	AA	851	G
1	AA	871	U
1	AA	872	A
1	AA	873	A
1	AA	883	C
1	AA	889	A
1	AA	903	G
1	AA	913	A
1	AA	914	A
1	AA	960	U
1	AA	965	A
1	AA	968	A
1	AA	974	A
1	AA	975	A
1	AA	982	U
1	AA	992	U
1	AA	993	G
1	AA	1004	A
1	AA	1030	C
1	AA	1049	U
1	AA	1053	G
1	AA	1065	U
1	AA	1067	A
1	AA	1085	U
1	AA	1100	C
1	AA	1101	A
1	AA	1108	G
1	AA	1124	G
1	AA	1125	U
1	AA	1145	C
1	AA	1151	A
1	AA	1157	A
1	AA	1159	U
1	AA	1182	G
1	AA	1190	G
1	AA	1196	U
1	AA	1201	A
1	AA	1211	U

*Continued on next page...*

*Continued from previous page...*

<b>Mol</b>	<b>Chain</b>	<b>Res</b>	<b>Type</b>
1	AA	1214	C
1	AA	1225	A
1	AA	1226	C
1	AA	1240	U
1	AA	1256	A
1	AA	1257	U
1	AA	1279	A
1	AA	1280	A
1	AA	1281	U
1	AA	1285	A
1	AA	1297	C
1	AA	1298	C
1	AA	1302	U
1	AA	1305	G
1	AA	1322	C
1	AA	1336	C
1	AA	1345	U
1	AA	1346	A
1	AA	1347	G
1	AA	1361	G
1	AA	1363	A
1	AA	1380	U
1	AA	1394	A
1	AA	1399	C
1	AA	1400	C
1	AA	1446	A
1	AA	1467	G
1	AA	1490	C
1	AA	1498	U
1	AA	1502	A
1	AA	1503	A
1	AA	1504	G
1	AA	1505	G
1	AA	1506	U
1	AA	1529	G
1	AA	1532	U
2	AV	7	U
2	AV	19	G
2	AV	45	G
2	AV	65	G
3	AW	16	U
3	AW	18	G

*Continued on next page...*

*Continued from previous page...*

<b>Mol</b>	<b>Chain</b>	<b>Res</b>	<b>Type</b>
3	AW	25	C
3	AW	35	A
26	BB	14	U
26	BB	56	G
26	BB	119	A
27	BA	13	A
27	BA	16	G
27	BA	36	G
27	BA	51	G
27	BA	60	G
27	BA	71	A
27	BA	74	A
27	BA	83	G
27	BA	90	U
27	BA	102	G
27	BA	107	C
27	BA	119	A
27	BA	128	C
27	BA	137	C
27	BA	139	G
27	BA	162	U
27	BA	181	A
27	BA	197	A
27	BA	204	A
27	BA	215	G
27	BA	221	A
27	BA	232	G
27	BA	241	A
27	BA	247	G
27	BA	249	C
27	BA	265	A
27	BA	270(B)	A
27	BA	270(L)	U
27	BA	270(M)	U
27	BA	270(Y)	G
27	BA	271(B)	G
27	BA	280	C
27	BA	289	A
27	BA	296	C
27	BA	312	G
27	BA	320	A
27	BA	323	G

*Continued on next page...*

*Continued from previous page...*

<b>Mol</b>	<b>Chain</b>	<b>Res</b>	<b>Type</b>
27	BA	331	A
27	BA	332	A
27	BA	333	G
27	BA	338	G
27	BA	370	G
27	BA	371	A
27	BA	386	G
27	BA	387	U
27	BA	390	A
27	BA	404	C
27	BA	434	U
27	BA	446	G
27	BA	448	U
27	BA	455	C
27	BA	463	G
27	BA	474	G
27	BA	478	A
27	BA	479	A
27	BA	482	A
27	BA	508	G
27	BA	526	A
27	BA	529	A
27	BA	530	G
27	BA	532	A
27	BA	548	A
27	BA	559	G
27	BA	566	U
27	BA	574	C
27	BA	579	G
27	BA	587	C
27	BA	615	G
27	BA	616	A
27	BA	620	G
27	BA	646	A
27	BA	654	A
27	BA	669	G
27	BA	670	A
27	BA	685	A
27	BA	686	G
27	BA	687	C
27	BA	704	G
27	BA	728	G

*Continued on next page...*



*Continued from previous page...*

<b>Mol</b>	<b>Chain</b>	<b>Res</b>	<b>Type</b>
27	BA	729	G
27	BA	746	A
27	BA	750	A
27	BA	751	A
27	BA	752	A
27	BA	762	U
27	BA	764	A
27	BA	776	G
27	BA	782	A
27	BA	787	U
27	BA	788	A
27	BA	789	A
27	BA	790	C
27	BA	792	G
27	BA	793	A
27	BA	800	A
27	BA	801	G
27	BA	805	G
27	BA	811	U
27	BA	817	C
27	BA	827	U
27	BA	829	A
27	BA	830	G
27	BA	837	C
27	BA	845	G
27	BA	846	C
27	BA	886	C
27	BA	930	U
27	BA	940	G
27	BA	944	G
27	BA	945	A
27	BA	957	A
27	BA	973	A
27	BA	974	G
27	BA	974(A)	C
27	BA	982	C
27	BA	989	G
27	BA	994	C
27	BA	1011	G
27	BA	1022	G
27	BA	1025	G
27	BA	1033	U

*Continued on next page...*

*Continued from previous page...*

<b>Mol</b>	<b>Chain</b>	<b>Res</b>	<b>Type</b>
27	BA	1045	A
27	BA	1061	U
27	BA	1069	A
27	BA	1085	A
27	BA	1100	C
27	BA	1102	C
27	BA	1110	G
27	BA	1126	A
27	BA	1128	A
27	BA	1130	U
27	BA	1131	G
27	BA	1140	C
27	BA	1141	U
27	BA	1154	G
27	BA	1163	G
27	BA	1169	G
27	BA	1173	G
27	BA	1179	C
27	BA	1180	C
27	BA	1181	C
27	BA	1183	G
27	BA	1190	G
27	BA	1202	C
27	BA	1206	G
27	BA	1210	A
27	BA	1220	A
27	BA	1248	G
27	BA	1250	G
27	BA	1252	G
27	BA	1253	A
27	BA	1254	A
27	BA	1255	U
27	BA	1265	A
27	BA	1287	A
27	BA	1288	U
27	BA	1300	U
27	BA	1302	A
27	BA	1311	G
27	BA	1312	U
27	BA	1320	C
27	BA	1324	G
27	BA	1325	G

*Continued on next page...*

*Continued from previous page...*

<b>Mol</b>	<b>Chain</b>	<b>Res</b>	<b>Type</b>
27	BA	1329	U
27	BA	1341	U
27	BA	1342	A
27	BA	1364	G
27	BA	1378	A
27	BA	1420	U
27	BA	1427	A
27	BA	1428	C
27	BA	1437	C
27	BA	1444	G
27	BA	1454	U
27	BA	1460	A
27	BA	1476	C
27	BA	1489	U
27	BA	1490	A
27	BA	1496	A
27	BA	1498	C
27	BA	1507	A
27	BA	1521	G
27	BA	1535	U
27	BA	1544	C
27	BA	1545	A
27	BA	1552	G
27	BA	1554	A
27	BA	1557	C
27	BA	1567	A
27	BA	1568	G
27	BA	1571	A
27	BA	1585	C
27	BA	1602	U
27	BA	1608	A
27	BA	1609	A
27	BA	1610	A
27	BA	1614	A
27	BA	1616	A
27	BA	1618	A
27	BA	1634	A
27	BA	1647	G
27	BA	1653	G
27	BA	1667	G
27	BA	1668	A
27	BA	1681	G

*Continued on next page...*

*Continued from previous page...*

<b>Mol</b>	<b>Chain</b>	<b>Res</b>	<b>Type</b>
27	BA	1693	U
27	BA	1699	G
27	BA	1702	G
27	BA	1742	C
27	BA	1758	G
27	BA	1763	G
27	BA	1772	G
27	BA	1784	A
27	BA	1800	C
27	BA	1809	A
27	BA	1815	A
27	BA	1816	G
27	BA	1819	A
27	BA	1820	U
27	BA	1828	G
27	BA	1838	C
27	BA	1848	A
27	BA	1905	C
27	BA	1914	C
27	BA	1915	U
27	BA	1924	C
27	BA	1929	G
27	BA	1930	G
27	BA	1936	A
27	BA	1938	A
27	BA	1939	U
27	BA	1943	U
27	BA	1954	G
27	BA	1964	G
27	BA	1966	A
27	BA	1968	G
27	BA	1970	A
27	BA	1980	G
27	BA	1992	G
27	BA	2019	A
27	BA	2022	U
27	BA	2030	A
27	BA	2032	G
27	BA	2033	A
27	BA	2042	A
27	BA	2047	U
27	BA	2049	G

*Continued on next page...*

*Continued from previous page...*

<b>Mol</b>	<b>Chain</b>	<b>Res</b>	<b>Type</b>
27	BA	2059	A
27	BA	2062	A
27	BA	2064	C
27	BA	2067	G
27	BA	2076	U
27	BA	2195	C
27	BA	2199	A
27	BA	2210	G
27	BA	2219	G
27	BA	2225	A
27	BA	2237	G
27	BA	2238	G
27	BA	2241	A
27	BA	2244	U
27	BA	2249	U
27	BA	2253	G
27	BA	2265	U
27	BA	2266	A
27	BA	2267	A
27	BA	2268	A
27	BA	2274	A
27	BA	2282	G
27	BA	2287	A
27	BA	2288	A
27	BA	2311	A
27	BA	2318	G
27	BA	2320	A
27	BA	2334	G
27	BA	2344	U
27	BA	2345	G
27	BA	2359	C
27	BA	2386	C
27	BA	2391	G
27	BA	2393	A
27	BA	2398	U
27	BA	2401	U
27	BA	2411	A
27	BA	2423	U
27	BA	2425	A
27	BA	2426	A
27	BA	2432	A
27	BA	2434	A

*Continued on next page...*

*Continued from previous page...*

<b>Mol</b>	<b>Chain</b>	<b>Res</b>	<b>Type</b>
27	BA	2436	G
27	BA	2439	A
27	BA	2447	G
27	BA	2449	U
27	BA	2451	A
27	BA	2469	A
27	BA	2472	G
27	BA	2481	G
27	BA	2484	G
27	BA	2492	U
27	BA	2493	U
27	BA	2497	A
27	BA	2498	C
27	BA	2502	G
27	BA	2503	A
27	BA	2517	C
27	BA	2519	U
27	BA	2532	G
27	BA	2545	G
27	BA	2555	U
27	BA	2565	A
27	BA	2576	G
27	BA	2578	G
27	BA	2581	G
27	BA	2582	G
27	BA	2587	A
27	BA	2589	A
27	BA	2598	A
27	BA	2606	C
27	BA	2609	U
27	BA	2610	C
27	BA	2612	C
27	BA	2613	U
27	BA	2620	C
27	BA	2627	G
27	BA	2654	A
27	BA	2665	A
27	BA	2681	C
27	BA	2688	U
27	BA	2689	U
27	BA	2690	C
27	BA	2703	C

*Continued on next page...*

*Continued from previous page...*

Mol	Chain	Res	Type
27	BA	2707	G
27	BA	2712	U
27	BA	2717	G
27	BA	2720	U
27	BA	2722	G
27	BA	2726	U
27	BA	2740	A
27	BA	2741	A
27	BA	2756	U
27	BA	2757	A
27	BA	2763	G
27	BA	2774	C
27	BA	2777	G
27	BA	2781	A
27	BA	2783	G
27	BA	2790	A
27	BA	2809	A
27	BA	2819	G
27	BA	2820	A
27	BA	2835	A
27	BA	2849	U
27	BA	2858	C
27	BA	2862	G
27	BA	2866	U
27	BA	2867	G
27	BA	2879	C
27	BA	2881	C
27	BA	2882	A
27	BA	2891	G

## 5.4 Non-standard residues in protein, DNA, RNA chains [i](#)

3 non-standard protein/DNA/RNA residues are modelled in this entry.

In the following table, the Counts columns list the number of bonds (or angles) for which Mogul statistics could be retrieved, the number of bonds (or angles) that are observed in the model and the number of bonds (or angles) that are defined in the Chemical Component Dictionary. The Link column lists molecule types, if any, to which the group is linked. The Z score for a bond length (or angle) is the number of standard deviations the observed value is removed from the expected value. A bond length (or angle) with  $|Z| > 2$  is considered an outlier worth inspection. RMSZ is the root-mean-square of all Z scores of the bond lengths (or angles).

Mol	Type	Chain	Res	Link	Bond lengths			Bond angles		
					Counts	RMSZ	# Z  > 2	Counts	RMSZ	# Z  > 2
3	YYG	AW	37	10,3	31,42,43	0.92	1 (3%)	33,62,65	2.60	10 (30%)
3	PSU	AW	55	3	18,21,22	0.72	0	22,30,33	0.86	0
3	PSU	AW	39	3	18,21,22	0.73	0	22,30,33	0.69	0

In the following table, the Chirals column lists the number of chiral outliers, the number of chiral centers analysed, the number of these observed in the model and the number defined in the Chemical Component Dictionary. Similar counts are reported in the Torsion and Rings columns. '-' means no outliers of that kind were identified.

Mol	Type	Chain	Res	Link	Chirals	Torsions	Rings
3	YYG	AW	37	10,3	1/1/8/9	7/20/42/43	0/3/4/4
3	PSU	AW	55	3	-	0/7/25/26	0/2/2/2
3	PSU	AW	39	3	-	0/7/25/26	0/2/2/2

All (1) bond length outliers are listed below:

Mol	Chain	Res	Type	Atoms	Z	Observed(Å)	Ideal(Å)
3	AW	37	YYG	C8-N7	-2.19	1.31	1.35

All (10) bond angle outliers are listed below:

Mol	Chain	Res	Type	Atoms	Z	Observed(°)	Ideal(°)
3	AW	37	YYG	C11-C12-N1	8.60	111.38	106.53
3	AW	37	YYG	C24-O23-C21	6.32	123.12	115.66
3	AW	37	YYG	C3-N3-C4	4.97	125.54	116.71
3	AW	37	YYG	O23-C21-N20	4.37	118.47	110.80
3	AW	37	YYG	C4-N3-C2	-3.40	111.82	122.15
3	AW	37	YYG	O23-C21-O22	-3.31	119.71	124.58
3	AW	37	YYG	C19-O18-C16	2.88	122.46	115.94
3	AW	37	YYG	C3-N3-C2	2.68	122.64	120.13
3	AW	37	YYG	O6-C6-C5	2.48	128.57	124.17
3	AW	37	YYG	O18-C16-C15	2.36	117.56	111.52

All (1) chirality outliers are listed below:

Mol	Chain	Res	Type	Atom
3	AW	37	YYG	C15

All (7) torsion outliers are listed below:



Mol	Chain	Res	Type	Atoms
3	AW	37	YYG	C12-C13-C14-C15
3	AW	37	YYG	C15-C16-O18-C19
3	AW	37	YYG	O17-C16-O18-C19
3	AW	37	YYG	C13-C14-C15-C16
3	AW	37	YYG	C14-C15-C16-O18
3	AW	37	YYG	C13-C14-C15-N20
3	AW	37	YYG	C14-C15-C16-O17

There are no ring outliers.

2 monomers are involved in 42 short contacts:

Mol	Chain	Res	Type	Clashes	Symm-Clashes
3	AW	37	YYG	37	0
3	AW	39	PSU	5	0

## 5.5 Carbohydrates [i](#)

There are no monosaccharides in this entry.

## 5.6 Ligand geometry [i](#)

There are no ligands in this entry.

## 5.7 Other polymers [i](#)

There are no such residues in this entry.

## 5.8 Polymer linkage issues [i](#)

The following chains have linkage breaks:

Mol	Chain	Number of breaks
27	BA	104
1	AA	67
3	AW	8
56	BK	5
2	AV	4
37	BQ	3
26	BB	3
46	BV	2

*Continued on next page...*

*Continued from previous page...*

Mol	Chain	Number of breaks
6	AC	2
28	BD	1
8	AE	1
16	AM	1
5	AB	1
36	BP	1
10	AG	1
38	BS	1
30	BF	1
15	AL	1
43	BZ	1
33	BI	1
7	AD	1
32	BH	1
45	BU	1
14	AK	1
20	AQ	1

All chain breaks are listed below:

Model	Chain	Residue-1	Atom-1	Residue-2	Atom-2	Distance (Å)
1	BK	70:ILE	C	71:LYS	N	5.81
1	BK	73:PRO	C	74:PRO	N	5.30
1	BK	72:THR	C	73:PRO	N	5.11
1	AA	30(D):A	O3'	1031:G	P	4.82
1	BA	142(A):A	O3'	1143:A	P	4.82
1	AW	73:A	O3'	74:C	P	4.68
1	BK	71:LYS	C	72:THR	N	4.63
1	BA	1171:G	O3'	1173:G	P	4.41
1	AA	440:A	O3'	442:C	P	4.35
1	AA	1169:A	O3'	1171:G	P	4.14
1	BA	366:C	O3'	370:G	P	4.08
1	AA	70:G	O3'	73:C	P	3.98
1	AA	204:U	O3'	216:G	P	3.82
1	BA	449(A):G	O3'	1450:C	P	3.74
1	AA	93:G	O3'	95:U	P	3.70
1	BK	84:GLY	C	85:ILE	N	3.63
1	BA	890:A	O3'	892:G	P	3.61
1	BA	537:C	O3'	539:G	P	3.59
1	AW	63:C	O3'	64:A	P	3.53
1	BA	489:G	O3'	491:G	P	3.49
1	BA	1743:G	O3'	1746:G	P	3.48
1	BA	1712:C	O3'	1716:U	P	3.46

*Continued on next page...*

*Continued from previous page...*

Model	Chain	Residue-1	Atom-1	Residue-2	Atom-2	Distance (Å)
1	BA	926:A	O3'	928:G	P	3.40
1	BA	99:U	O3'	101:G	P	3.39
1	BA	164:U	O3'	171:G	P	3.39
1	AA	84:U	O3'	88:A	P	3.37
1	BA	1718:G	O3'	1725:G	P	3.36
1	BA	1451:C	O3'	1453:A	P	3.31
1	BA	444(A):A	O3'	1445:C	P	3.30
1	BA	436:C	O3'	438:G	P	3.29
1	BQ	36:ASN	C	41:THR	N	3.29
1	AA	841:U	O3'	848:C	P	3.27
1	AA	3(A):G	O3'	1004:A	P	3.26
1	BA	41:C	O3'	43:G	P	3.26
1	BA	2795:G	O3'	2797:U	P	3.26
1	AA	1443:G	O3'	1446:A	P	3.25
1	AA	492:G	O3'	494:G	P	3.24
1	AW	5:A	O3'	6:U	P	3.24
1	BA	1735:C	O3'	1741:C	P	3.22
1	BA	630(A):C	O3'	1631:A	P	3.21
1	BA	2799:A	O3'	2801:A	P	3.18
1	BA	1872:A	O3'	1878:G	P	3.15
1	AA	99:C	O3'	101:A	P	3.11
1	BQ	12:PRO	C	15:THR	N	3.09
1	BA	155:C	O3'	161:U	P	3.05
1	BA	554:U	O3'	556:G	P	3.05
1	AA	463:A	O3'	474:G	P	3.01
1	BA	1480:G	O3'	1482:U	P	3.00
1	BA	1583:A	O3'	1585:C	P	2.99
1	BA	545(A):A	O3'	1546:C	P	2.98
1	BD	216:ALA	C	222:PRO	N	2.97
1	AW	45:G	O3'	46:G	P	2.94
1	AV	73:A	O3'	74:C	P	2.93
1	BA	1864:U	O3'	1869:G	P	2.92
1	AA	1455:G	O3'	1459:C	P	2.83
1	BA	2805:G	O3'	2807:G	P	2.80
1	AA	219:C	O3'	220:G	P	2.70
1	BA	2213:U	O3'	2215:G	P	2.62
1	AA	1156:G	O3'	1157:A	P	2.53
1	AW	7:U	O3'	8:U	P	2.51
1	AA	1037:C	O3'	1038:C	P	2.49
1	AA	361(A):C	O3'	1362:C	P	2.47
1	AA	991:U	O3'	992:U	P	2.42
1	AA	651:C	O3'	652:U	P	2.41

*Continued on next page...*

*Continued from previous page...*

Model	Chain	Residue-1	Atom-1	Residue-2	Atom-2	Distance (Å)
1	BQ	76:GLY	C	82:LYS	N	2.39
1	AA	1224:G	O3'	1225:A	P	2.33
1	AA	46:G	O3'	47:C	P	2.32
1	AA	1024:G	O3'	1025:U	P	2.31
1	BV	66:GLY	C	67:LYS	N	2.26
1	AA	1237:C	O3'	1238:A	P	2.25
1	AA	60:A	O3'	61:G	P	2.20
1	AA	983:A	O3'	984:C	P	2.15
1	AE	144:THR	C	145:LYS	N	2.14
1	BA	1030:G	O3'	1031:G	P	2.13
1	AA	115:G	O3'	116:A	P	2.12
1	AA	196:A	O3'	197:A	P	2.11
1	BA	2894:G	O3'	2895:U	P	2.09
1	AA	733:A	O3'	734:G	P	2.08
1	AA	405:U	O3'	406:G	P	2.07
1	AA	587:G	O3'	588:G	P	2.04
1	AA	937:A	O3'	938:A	P	2.04
1	BA	1050:A	O3'	1051:G	P	2.04
1	BA	1142:U	O3'	142(A):A	P	2.04
1	BA	1404:C	O3'	1405:U	P	2.04
1	BA	864:G	O3'	865:C	P	2.02
1	BA	2788:C	O3'	2789:C	P	2.02
1	AA	576:G	O3'	577:G	P	2.01
1	AA	703:G	O3'	704:A	P	1.99
1	AA	1361:G	O3'	361(A):C	P	1.99
1	AV	7:U	O3'	8:U	P	1.98
1	BA	837:C	O3'	838:C	P	1.96
1	BA	1444:G	O3'	444(A):A	P	1.94
1	AM	94:ARG	C	95:GLY	N	1.93
1	BA	655:A	O3'	656:G	P	1.93
1	BA	686:G	O3'	687:C	P	1.92
1	AA	1030:C	O3'	30(A):G	P	1.91
1	AA	1101:A	O3'	1102:A	P	1.91
1	AA	286:G	O3'	287:U	P	1.90
1	BA	2732:G	O3'	2733:A	P	1.90
1	AA	820:U	O3'	821:G	P	1.89
1	BA	1302:A	O3'	1303:G	P	1.89
1	AA	119:A	O3'	120:A	P	1.88
1	AA	1046:A	O3'	1047:G	P	1.87
1	BA	280:C	O3'	281:G	P	1.87
1	BA	148:C	O3'	149:A	P	1.86
1	BA	940:G	O3'	941:A	P	1.86

*Continued on next page...*

*Continued from previous page...*

Model	Chain	Residue-1	Atom-1	Residue-2	Atom-2	Distance (Å)
1	BA	1275:A	O3'	1276:A	P	1.86
1	BA	2506:U	O3'	2507:C	P	1.86
1	AB	112:VAL	C	113:HIS	N	1.85
1	BA	1751:C	O3'	1752:C	P	1.85
1	BA	2674:G	O3'	2675:A	P	1.85
1	AA	546:G	O3'	547:A	P	1.84
1	AA	1003:G	O3'	3(A):G	P	1.84
1	BA	1124:C	O3'	1125:G	P	1.84
1	AA	1298:C	O3'	1299:A	P	1.83
1	AW	25:C	O3'	26:G	P	1.83
1	BA	734:A	O3'	735:A	P	1.83
1	BA	2009:G	O3'	2010:G	P	1.83
1	AA	25:C	O3'	26:A	P	1.82
1	BA	359:A	O3'	360:G	P	1.82
1	BA	1247:A	O3'	1248:G	P	1.82
1	AA	337:C	O3'	338:A	P	1.81
1	AA	558:G	O3'	559:A	P	1.81
1	BB	0:A	O3'	1:U	P	1.81
1	BA	474:G	O3'	475:U	P	1.81
1	BA	1019:U	O3'	1020:A	P	1.81
1	BP	61:ALA	C	62:ALA	N	1.81
1	AA	143:A	O3'	144:G	P	1.80
1	AA	827:U	O3'	828:A	P	1.80
1	BA	223:A	O3'	224:G	P	1.80
1	BA	2287:A	O3'	2288:A	P	1.80
1	AA	1107:C	O3'	1108:G	P	1.79
1	BA	103:A	O3'	104:U	P	1.79
1	BA	2243:U	O3'	2244:U	P	1.79
1	BV	91:THR	C	92:ALA	N	1.79
1	AA	974:A	O3'	975:A	P	1.78
1	BA	775:G	O3'	776:G	P	1.78
1	BA	1349:A	O3'	1350:C	P	1.77
1	AA	1117:G	O3'	1118:C	P	1.76
1	BA	8:A	O3'	9:U	P	1.76
1	BA	445:C	O3'	446:G	P	1.76
1	AA	108:G	O3'	109:A	P	1.75
1	AG	12:LEU	C	13:GLN	N	1.75
1	BA	1419:A	O3'	1420:U	P	1.75
1	BS	128:ASP	C	129:ILE	N	1.67
1	AA	765:G	O3'	766:A	P	1.40
1	BA	509:C	O3'	510:C	P	1.40
1	BA	1449:A	O3'	449(A):G	P	1.40

*Continued on next page...*

*Continued from previous page...*

Model	Chain	Residue-1	Atom-1	Residue-2	Atom-2	Distance (Å)
1	AA	884:U	O3'	885:G	P	1.39
1	BA	1294:U	O3'	1295:C	P	1.39
1	BA	1525:G	O3'	1526:G	P	1.39
1	BA	1978:A	O3'	1979:C	P	1.39
1	AA	858:G	O3'	859:A	P	1.38
1	BA	183:C	O3'	184:C	P	1.38
1	BA	1630:G	O3'	630(A):C	P	1.38
1	BA	1667:G	O3'	1668:A	P	1.38
1	BA	1763:G	O3'	1764:G	P	1.38
1	BA	2421:G	O3'	2422:A	P	1.38
1	AA	1337:G	O3'	1338:G	P	1.37
1	BA	264:C	O3'	265:A	P	1.37
1	BA	270:A	O3'	270(A):A	P	1.37
1	BA	1639:U	O3'	1640:C	P	1.37
1	AA	569:C	O3'	570:G	P	1.36
1	BA	809:G	O3'	810:U	P	1.35
1	BA	2022:U	O3'	2023:G	P	1.35
1	AA	960:U	O3'	961:U	P	1.34
1	BA	1772:G	O3'	1773:A	P	1.34
1	BA	468:G	O3'	469:G	P	1.33
1	BA	670:A	O3'	671:C	P	1.33
1	AA	1504:G	O3'	1505:G	P	1.32
1	BA	532:A	O3'	533:G	P	1.30
1	BA	624:C	O3'	625:G	P	1.30
1	BA	1626:G	O3'	1627:G	P	1.30
1	BA	2344:U	O3'	2345:G	P	1.30
1	BA	2381:C	O3'	2382:G	P	1.30
1	AA	288:A	O3'	289:G	P	1.29
1	AA	351:G	O3'	352:C	P	1.28
1	BA	911:A	O3'	912:C	P	1.28
1	AA	869:G	O3'	870:U	P	1.27
1	BB	59:A	O3'	60:C	P	1.27
1	AA	1255:G	O3'	1256:A	P	1.26
1	BA	460:A	O3'	461:C	P	1.26
1	BA	1029:A	O3'	1030:G	P	1.26
1	BB	11:C	O3'	12:C	P	1.25
1	AA	239:U	O3'	240:C	P	1.23
1	BA	1905:C	O3'	1906:G	P	1.20
1	BF	103:ASN	C	104:ASP	N	1.20
1	AW	21:A	O3'	22:G	P	1.19
1	BA	110:G	O3'	111:A	P	1.19
1	AW	36:A	O3'	37:YYG	P	1.18

*Continued on next page...*

*Continued from previous page...*

Model	Chain	Residue-1	Atom-1	Residue-2	Atom-2	Distance (Å)
1	AL	23:LYS	C	24:VAL	N	1.18
1	AA	1182:G	O3'	1183:A	P	1.17
1	BA	1163:G	O3'	1164:G	P	1.16
1	BA	2712:U	O3'	712(A):A	P	1.16
1	BZ	92:VAL	C	93:GLU	N	1.16
1	BA	1103:A	O3'	1104:C	P	1.15
1	BI	49:ALA	C	50:GLN	N	1.14
1	BA	1546:C	O3'	1547:C	P	1.13
1	BA	1055:G	O3'	1056:G	P	1.12
1	BA	2889:C	O3'	2891:G	P	1.08
1	AC	18:TRP	C	19:GLU	N	1.07
1	BA	1924:C	O3'	1925:C	P	1.06
1	BA	2454:G	O3'	2455:G	P	1.06
1	AD	98:GLU	C	99:SER	N	1.00
1	BH	80:LYS	C	81:GLY	N	1.00
1	AC	106:VAL	C	107:GLN	N	0.98
1	AA	1211:U	O3'	1212:U	P	0.97
1	BU	50:ARG	C	51:ARG	N	0.91
1	BA	2196:C	O3'	2197:U	P	0.90
1	AK	112:THR	C	113:PRO	N	0.89
1	AV	65:G	O3'	66:A	P	0.85
1	AV	45:G	O3'	46:G	P	0.77
1	BA	2199:A	O3'	2205:C	P	0.75
1	AQ	22:LEU	C	23:VAL	N	0.64

## 6 Fit of model and data i

### 6.1 Protein, DNA and RNA chains i

In the following table, the column labelled ‘#RSRZ> 2’ contains the number (and percentage) of RSRZ outliers, followed by percent RSRZ outliers for the chain as percentile scores relative to all X-ray entries and entries of similar resolution. The OWAB column contains the minimum, median, 95<sup>th</sup> percentile and maximum values of the occupancy-weighted average B-factor per residue. The column labelled ‘Q< 0.9’ lists the number of (and percentage) of residues with an average occupancy less than 0.9.

Mol	Chain	Analysed	<RSRZ>	#RSRZ>2	OWAB(Å <sup>2</sup> )	Q<0.9
1	AA	1515/1522 (99%)	0.50	95 (6%) 20 19	236, 236, 236, 236	0
2	AV	76/76 (100%)	0.36	1 (1%) 77 68	236, 236, 236, 236	0
3	AW	73/76 (96%)	0.96	10 (13%) 3 6	236, 236, 236, 236	0
4	AX	17/18 (94%)	3.82	11 (64%) 0 0	236, 236, 236, 236	0
5	AB	234/256 (91%)	-0.06	3 (1%) 77 68	236, 236, 236, 236	0
6	AC	206/239 (86%)	-0.02	6 (2%) 51 44	236, 236, 236, 236	0
7	AD	208/209 (99%)	0.28	17 (8%) 11 13	236, 236, 236, 236	0
8	AE	150/162 (92%)	0.16	10 (6%) 17 17	236, 236, 236, 236	0
9	AF	101/101 (100%)	0.05	6 (5%) 22 22	236, 236, 236, 236	0
10	AG	155/156 (99%)	0.14	11 (7%) 16 16	236, 236, 236, 236	0
11	AH	138/138 (100%)	-0.19	3 (2%) 62 54	236, 236, 236, 236	0
12	AI	127/128 (99%)	0.28	13 (10%) 6 9	236, 236, 236, 236	0
13	AJ	98/105 (93%)	0.91	18 (18%) 1 3	236, 236, 236, 236	0
14	AK	119/129 (92%)	-0.11	3 (2%) 57 50	236, 236, 236, 236	0
15	AL	124/135 (91%)	0.12	7 (5%) 24 24	236, 236, 236, 236	0
16	AM	125/126 (99%)	0.66	22 (17%) 1 4	236, 236, 236, 236	0
17	AN	60/61 (98%)	0.30	5 (8%) 11 13	236, 236, 236, 236	0
18	AO	88/89 (98%)	0.16	1 (1%) 80 73	236, 236, 236, 236	0
19	AP	83/88 (94%)	0.86	16 (19%) 1 3	236, 236, 236, 236	0
20	AQ	104/105 (99%)	-0.05	2 (1%) 66 59	236, 236, 236, 236	0
21	AR	73/88 (82%)	0.08	3 (4%) 37 34	236, 236, 236, 236	0
22	AS	80/93 (86%)	0.86	16 (20%) 1 3	236, 236, 236, 236	0
23	AT	99/106 (93%)	-0.07	4 (4%) 38 34	236, 236, 236, 236	0
24	AU	24/27 (88%)	1.04	5 (20%) 1 3	236, 236, 236, 236	0

Continued on next page...



Continued from previous page...

Mol	Chain	Analysed	<RSRZ>	#RSRZ>2	OWAB(Å <sup>2</sup> )	Q<0.9
25	AY	333/354 (94%)	1.37	95 (28%) 0 2	236, 236, 236, 236	0
26	BB	123/123 (100%)	0.22	0 100 100	236, 236, 236, 236	0
27	BA	2814/2916 (96%)	0.35	110 (3%) 39 34	236, 236, 236, 236	0
28	BD	173/173 (100%)	-0.31	2 (1%) 79 71	236, 236, 236, 236	0
29	BE	191/338 (56%)	0.17	11 (5%) 23 23	236, 236, 236, 236	0
30	BF	189/246 (76%)	-0.14	4 (2%) 63 56	236, 236, 236, 236	0
31	BG	122/176 (69%)	0.46	9 (7%) 14 15	236, 236, 236, 236	0
32	BH	164/177 (92%)	-0.04	9 (5%) 25 25	236, 236, 236, 236	0
33	BI	148/149 (99%)	0.06	3 (2%) 65 58	236, 236, 236, 236	0
34	BN	117/145 (80%)	-0.28	2 (1%) 70 62	236, 236, 236, 236	0
35	BO	122/122 (100%)	-0.09	2 (1%) 72 64	236, 236, 236, 236	0
36	BP	84/164 (51%)	0.13	2 (2%) 59 52	236, 236, 236, 236	0
37	BQ	138/138 (100%)	0.21	10 (7%) 15 16	236, 236, 236, 236	0
38	BS	113/186 (60%)	-0.09	3 (2%) 54 47	236, 236, 236, 236	0
39	BT	52/66 (78%)	0.28	0 100 100	236, 236, 236, 236	0
40	BW	108/113 (95%)	-0.14	1 (0%) 84 77	236, 236, 236, 236	0
41	BX	76/84 (90%)	-0.12	0 100 100	236, 236, 236, 236	0
42	BY	110/119 (92%)	0.51	12 (10%) 5 8	236, 236, 236, 236	0
43	BZ	177/253 (69%)	0.11	11 (6%) 20 20	236, 236, 236, 236	0
44	BR	105/118 (88%)	-0.30	1 (0%) 82 75	236, 236, 236, 236	0
45	BU	117/118 (99%)	-0.35	4 (3%) 45 40	236, 236, 236, 236	0
46	BV	100/100 (100%)	-0.18	1 (1%) 82 75	236, 236, 236, 236	0
47	B2	64/70 (91%)	-0.64	0 100 100	236, 236, 236, 236	0
48	B3	60/60 (100%)	-0.37	1 (1%) 70 62	236, 236, 236, 236	0
49	B0	86/91 (94%)	0.10	4 (4%) 31 30	236, 236, 236, 236	0
50	B4	73/73 (100%)	-0.02	2 (2%) 54 47	236, 236, 236, 236	0
51	B5	58/60 (96%)	0.09	4 (6%) 16 16	236, 236, 236, 236	0
52	B6	53/82 (64%)	-0.29	1 (1%) 66 59	236, 236, 236, 236	0
53	B7	46/47 (97%)	-0.03	1 (2%) 62 54	236, 236, 236, 236	0
54	B8	63/64 (98%)	-0.29	0 100 100	236, 236, 236, 236	0
55	B9	35/36 (97%)	0.87	6 (17%) 1 4	236, 236, 236, 236	0

Continued on next page...

Continued from previous page...

Mol	Chain	Analysed	<RSRZ>	#RSRZ>2	OWAB(Å <sup>2</sup> )	Q<0.9
56	BK	133/141 (94%)	1.24	30 (22%) 0 2	236, 236, 236, 236	0
All	All	10424/11335 (91%)	0.28	629 (6%) 21 21	236, 236, 236, 236	0

All (629) RSRZ outliers are listed below:

Mol	Chain	Res	Type	RSRZ
25	AY	260	LYS	13.0
4	AX	123	A	11.5
56	BK	52	MET	9.9
4	AX	122	U	8.6
27	BA	1532	C	8.4
25	AY	261	ASN	8.4
25	AY	287	LYS	8.3
56	BK	14	PRO	8.1
25	AY	52	ARG	8.1
25	AY	46	GLY	7.8
25	AY	154	GLY	7.4
25	AY	165	PRO	7.4
56	BK	54	LEU	7.3
25	AY	123	PHE	7.2
17	AN	5	ALA	7.2
27	BA	1531	C	7.0
56	BK	51	GLY	7.0
25	AY	166	GLY	6.9
56	BK	13	LEU	6.9
56	BK	140	VAL	6.8
12	AI	15	ALA	6.8
25	AY	192	ILE	6.8
6	AC	159	GLY	6.5
25	AY	259	ILE	6.5
1	AA	324	G	6.4
25	AY	27	ASP	6.4
25	AY	246	THR	6.4
49	B0	6	GLY	6.3
25	AY	321	THR	6.2
56	BK	53	ILE	6.1
25	AY	316	ARG	6.1
7	AD	133	VAL	6.1
25	AY	301	LYS	6.0
27	BA	2798	C	6.0
13	AJ	72	VAL	5.9
25	AY	264	LYS	5.9

Continued on next page...

*Continued from previous page...*

<b>Mol</b>	<b>Chain</b>	<b>Res</b>	<b>Type</b>	<b>RSRZ</b>
55	B9	34	GLN	5.8
29	BE	111	THR	5.7
27	BA	546	C	5.6
4	AX	130	U	5.6
25	AY	312	VAL	5.6
25	AY	53	LYS	5.6
45	BU	6	THR	5.5
25	AY	186	THR	5.4
16	AM	123	ALA	5.3
4	AX	126	A	5.3
16	AM	121	LYS	5.3
32	BH	43	THR	5.2
25	AY	304	THR	5.2
16	AM	16	ASP	5.2
4	AX	127	U	5.2
27	BA	653	A	5.2
25	AY	122	LEU	5.1
56	BK	86	GLU	5.1
42	BY	5	ASP	5.0
32	BH	44	VAL	5.0
37	BQ	115	SER	5.0
25	AY	129	ASN	4.9
25	AY	77	GLU	4.9
25	AY	57	ASP	4.9
25	AY	127	LEU	4.9
16	AM	122	LYS	4.9
56	BK	139	VAL	4.8
10	AG	82	GLY	4.8
15	AL	71	PRO	4.7
33	BI	128	ASN	4.7
27	BA	1533	C	4.7
25	AY	258	GLN	4.7
7	AD	200	GLU	4.7
56	BK	138	GLU	4.7
25	AY	45	ILE	4.7
55	B9	25	VAL	4.7
13	AJ	35	SER	4.7
13	AJ	71	LEU	4.7
34	BN	72	PRO	4.7
13	AJ	39	PRO	4.7
13	AJ	73	ASP	4.7
56	BK	71	LYS	4.6

*Continued on next page...*

*Continued from previous page...*

<b>Mol</b>	<b>Chain</b>	<b>Res</b>	<b>Type</b>	<b>RSRZ</b>
16	AM	120	LYS	4.6
9	AF	7	ASN	4.6
22	AS	41	VAL	4.6
19	AP	70	ALA	4.6
1	AA	588	G	4.6
4	AX	121	G	4.6
25	AY	229	GLY	4.5
27	BA	545	G	4.4
3	AW	34	G	4.4
7	AD	136	PRO	4.4
37	BQ	29	ALA	4.4
31	BG	45	THR	4.4
23	AT	70	SER	4.4
25	AY	152	LEU	4.4
31	BG	152	PRO	4.3
1	AA	1260	C	4.3
22	AS	40	ILE	4.3
22	AS	43	GLU	4.3
27	BA	1585	C	4.2
19	AP	79	VAL	4.2
22	AS	39	THR	4.2
25	AY	121	ALA	4.2
29	BE	319	ASP	4.2
45	BU	4	ALA	4.1
31	BG	153	THR	4.1
35	BO	24	VAL	4.1
25	AY	265	ALA	4.1
22	AS	33	THR	4.1
27	BA	141	A	4.1
25	AY	313	THR	4.0
25	AY	187	GLU	4.0
1	AA	1542	U	4.0
4	AX	128	A	4.0
1	AA	587	G	4.0
25	AY	314	ASP	4.0
12	AI	65	VAL	3.9
25	AY	331	HIS	3.9
31	BG	154	LYS	3.9
25	AY	311	ARG	3.9
13	AJ	36	GLY	3.9
16	AM	5	ALA	3.8
16	AM	15	VAL	3.8

*Continued on next page...*

*Continued from previous page...*

<b>Mol</b>	<b>Chain</b>	<b>Res</b>	<b>Type</b>	<b>RSRZ</b>
43	BZ	109	GLN	3.8
13	AJ	85	LEU	3.8
22	AS	38	SER	3.8
56	BK	95	LYS	3.8
56	BK	20	PRO	3.8
56	BK	89	SER	3.8
42	BY	104	GLU	3.8
4	AX	124	C	3.8
25	AY	126	ASP	3.8
1	AA	589	C	3.7
7	AD	135	LEU	3.7
45	BU	7	GLY	3.7
10	AG	81	GLY	3.7
15	AL	128	ALA	3.7
16	AM	119	GLY	3.7
1	AA	88	A	3.7
22	AS	44	MET	3.7
25	AY	153	GLY	3.7
16	AM	43	THR	3.7
4	AX	115	G	3.7
10	AG	83	ALA	3.7
1	AA	974	A	3.6
1	AA	1069	C	3.6
1	AA	1106	G	3.6
7	AD	102	ASP	3.6
56	BK	73	PRO	3.6
27	BA	2035	G	3.6
27	BA	654	A	3.6
25	AY	20	SER	3.6
25	AY	303	ARG	3.6
3	AW	17	U	3.6
27	BA	2104	G	3.6
1	AA	89	C	3.6
24	AU	23	PRO	3.6
31	BG	138	GLY	3.6
1	AA	326	G	3.5
19	AP	66	PRO	3.5
51	B5	7	PRO	3.5
25	AY	135	ALA	3.5
25	AY	330	GLY	3.5
10	AG	84	ASN	3.5
10	AG	80	VAL	3.5

*Continued on next page...*

*Continued from previous page...*

<b>Mol</b>	<b>Chain</b>	<b>Res</b>	<b>Type</b>	<b>RSRZ</b>
19	AP	69	THR	3.5
12	AI	126	SER	3.4
1	AA	994	A	3.4
13	AJ	34	VAL	3.4
3	AW	47	U	3.4
25	AY	111	ILE	3.4
25	AY	119	GLU	3.4
25	AY	143	GLU	3.4
15	AL	68	ALA	3.4
3	AW	38	A	3.4
32	BH	107	GLY	3.4
25	AY	134	PHE	3.4
25	AY	302	ILE	3.4
1	AA	1319	A	3.4
27	BA	2103	C	3.3
33	BI	91	GLY	3.3
22	AS	32	LYS	3.3
42	BY	9	LYS	3.3
1	AA	1034	G	3.3
7	AD	109	GLY	3.3
13	AJ	6	ILE	3.3
25	AY	185	VAL	3.3
1	AA	1026	G	3.3
37	BQ	53	PRO	3.3
49	B0	3	HIS	3.3
15	AL	70	ILE	3.3
25	AY	21	ASP	3.3
1	AA	1302	U	3.3
56	BK	17	LYS	3.3
19	AP	67	THR	3.3
1	AA	1296	C	3.3
55	B9	24	LEU	3.3
1	AA	1361	G	3.3
8	AE	99	GLY	3.3
56	BK	85	ILE	3.3
25	AY	56	GLU	3.2
27	BA	1541	U	3.2
30	BF	146	ASP	3.2
42	BY	26	THR	3.2
1	AA	1033	G	3.2
12	AI	46	ALA	3.2
1	AA	1068	G	3.2

*Continued on next page...*

*Continued from previous page...*

<b>Mol</b>	<b>Chain</b>	<b>Res</b>	<b>Type</b>	<b>RSRZ</b>
19	AP	34	GLU	3.2
9	AF	89	MET	3.2
48	B3	26	LEU	3.2
25	AY	315	HIS	3.2
25	AY	131	TYR	3.2
7	AD	199	ASN	3.2
15	AL	100	ILE	3.1
37	BQ	98	GLY	3.1
25	AY	267	MET	3.1
3	AW	35	A	3.1
19	AP	71	ARG	3.1
20	AQ	39	SER	3.1
3	AW	20	G	3.1
19	AP	73	LEU	3.1
12	AI	124	GLN	3.1
9	AF	8	ILE	3.1
16	AM	50	GLU	3.1
19	AP	35	LYS	3.1
25	AY	183	VAL	3.1
1	AA	1235	U	3.1
52	B6	5	GLY	3.1
3	AW	36	A	3.1
56	BK	55	PRO	3.1
24	AU	11	GLY	3.1
56	BK	19	THR	3.1
25	AY	255	SER	3.0
1	AA	973	G	3.0
1	AA	1125	U	3.0
10	AG	85	TYR	3.0
19	AP	15	PRO	3.0
1	AA	195	A	3.0
56	BK	15	ALA	3.0
56	BK	72	THR	3.0
8	AE	32	VAL	3.0
27	BA	271(B)	G	3.0
24	AU	4	GLY	3.0
56	BK	12	GLN	3.0
31	BG	58	VAL	3.0
6	AC	189	ALA	3.0
27	BA	2802	G	3.0
25	AY	310	SER	3.0
29	BE	110	ARG	3.0

*Continued on next page...*

*Continued from previous page...*

<b>Mol</b>	<b>Chain</b>	<b>Res</b>	<b>Type</b>	<b>RSRZ</b>
29	BE	62	ARG	3.0
6	AC	156	ARG	3.0
13	AJ	63	PHE	3.0
32	BH	108	TYR	3.0
1	AA	1360	A	2.9
6	AC	158	GLY	2.9
27	BA	1045	A	2.9
46	BV	88	GLN	2.9
25	AY	247	GLY	2.9
13	AJ	87	THR	2.9
56	BK	11	LEU	2.9
25	AY	328	LEU	2.9
27	BA	1641	A	2.9
13	AJ	38	ILE	2.9
27	BA	2801	A	2.9
27	BA	501	A	2.9
7	AD	134	ASP	2.9
1	AA	1368	G	2.9
1	AA	325	A	2.9
27	BA	2615	U	2.9
22	AS	31	ILE	2.9
43	BZ	124	ALA	2.8
16	AM	116	THR	2.8
27	BA	270(B)	A	2.8
51	B5	2	ALA	2.8
1	AA	291	C	2.8
25	AY	214	MET	2.8
27	BA	973	A	2.8
27	BA	2020	A	2.8
7	AD	6	GLY	2.8
32	BH	106	VAL	2.8
25	AY	170	THR	2.8
25	AY	55	LEU	2.8
29	BE	93	GLN	2.8
1	AA	1046	A	2.8
27	BA	686	G	2.8
43	BZ	66	VAL	2.8
56	BK	96	ILE	2.8
10	AG	53	LYS	2.8
27	BA	140	A	2.8
16	AM	57	ARG	2.8
27	BA	1678	G	2.8

*Continued on next page...*



*Continued from previous page...*

<b>Mol</b>	<b>Chain</b>	<b>Res</b>	<b>Type</b>	<b>RSRZ</b>
27	BA	271(A)	C	2.8
27	BA	916	G	2.8
29	BE	108	LEU	2.8
7	AD	103	ASN	2.8
25	AY	213	ASN	2.8
1	AA	871	U	2.8
27	BA	974	G	2.8
13	AJ	70	ARG	2.7
16	AM	48	LEU	2.7
53	B7	7	PRO	2.7
1	AA	1029	C	2.7
27	BA	1111	A	2.7
27	BA	1476	C	2.7
42	BY	25	ALA	2.7
11	AH	3	THR	2.7
27	BA	1252	G	2.7
29	BE	253	GLN	2.7
50	B4	72	LYS	2.7
1	AA	1538	C	2.7
27	BA	1251	C	2.7
16	AM	117	VAL	2.7
27	BA	281	G	2.7
27	BA	1667	G	2.7
1	AA	1534	A	2.7
25	AY	142	THR	2.7
42	BY	105	ASP	2.7
1	AA	1541	U	2.7
27	BA	2105	C	2.7
1	AA	108	G	2.7
16	AM	118	ALA	2.7
21	AR	62	GLU	2.7
1	AA	1539	C	2.7
10	AG	78	ARG	2.7
27	BA	508	G	2.7
23	AT	56	MET	2.7
19	AP	78	GLY	2.7
25	AY	268	ILE	2.7
1	AA	1355	G	2.7
1	AA	1537	U	2.6
27	BA	1677	A	2.6
25	AY	283	GLU	2.6
27	BA	776	G	2.6

*Continued on next page...*

*Continued from previous page...*

<b>Mol</b>	<b>Chain</b>	<b>Res</b>	<b>Type</b>	<b>RSRZ</b>
7	AD	132	ARG	2.6
2	AV	21	A	2.6
1	AA	585	G	2.6
56	BK	74	PRO	2.6
49	B0	2	ALA	2.6
9	AF	6	VAL	2.6
4	AX	118	C	2.6
1	AA	28	G	2.6
27	BA	930	U	2.6
1	AA	353	A	2.6
25	AY	30	ARG	2.6
10	AG	62	PHE	2.6
4	AX	114	U	2.6
20	AQ	52	LYS	2.6
1	AA	1535	C	2.6
8	AE	43	LEU	2.6
27	BA	1072	C	2.6
42	BY	17	HIS	2.6
25	AY	248	ILE	2.6
1	AA	1027	C	2.6
27	BA	2061	G	2.6
7	AD	125	HIS	2.6
25	AY	216	GLU	2.6
31	BG	59	GLY	2.6
25	AY	159	VAL	2.6
14	AK	41	THR	2.6
27	BA	373	U	2.6
25	AY	199	VAL	2.6
27	BA	1087	G	2.5
25	AY	243	HIS	2.5
1	AA	1030	C	2.5
27	BA	1083	U	2.5
43	BZ	160	LEU	2.5
7	AD	8	VAL	2.5
56	BK	76	SER	2.5
5	AB	77	ALA	2.5
27	BA	1073	A	2.5
27	BA	1624	G	2.5
32	BH	50	THR	2.5
16	AM	113	PRO	2.5
23	AT	59	ALA	2.5
22	AS	9	VAL	2.5

*Continued on next page...*

*Continued from previous page...*

<b>Mol</b>	<b>Chain</b>	<b>Res</b>	<b>Type</b>	<b>RSRZ</b>
51	B5	8	LYS	2.5
11	AH	5	PRO	2.5
34	BN	71	TYR	2.5
27	BA	2344	U	2.5
27	BA	1378	A	2.5
1	AA	1540	U	2.5
25	AY	284	ARG	2.5
1	AA	150	C	2.5
25	AY	320	THR	2.5
27	BA	890	A	2.5
45	BU	5	LYS	2.5
37	BQ	97	ASP	2.5
1	AA	1252	A	2.5
5	AB	214	ILE	2.5
27	BA	1205	U	2.5
25	AY	215	ASP	2.5
30	BF	199	GLU	2.5
42	BY	95	ASN	2.5
15	AL	62	SER	2.5
27	BA	1074	G	2.5
43	BZ	162	ALA	2.5
1	AA	1107	C	2.5
56	BK	94	ARG	2.5
1	AA	109	A	2.5
1	AA	1363	A	2.5
12	AI	32	ASP	2.5
44	BR	97	VAL	2.4
30	BF	66	GLY	2.4
29	BE	171	SER	2.4
25	AY	130	MET	2.4
8	AE	30	ALA	2.4
13	AJ	23	ILE	2.4
27	BA	226	G	2.4
55	B9	35	ARG	2.4
30	BF	81	PRO	2.4
1	AA	315	A	2.4
27	BA	739	G	2.4
7	AD	68	TYR	2.4
25	AY	184	PRO	2.4
55	B9	7	VAL	2.4
1	AA	1162	C	2.4
27	BA	1248	G	2.4

*Continued on next page...*

*Continued from previous page...*

<b>Mol</b>	<b>Chain</b>	<b>Res</b>	<b>Type</b>	<b>RSRZ</b>
13	AJ	37	PRO	2.4
27	BA	1081	U	2.4
22	AS	35	SER	2.4
24	AU	5	ASP	2.4
1	AA	769	G	2.4
42	BY	7	GLN	2.4
10	AG	79	ARG	2.4
27	BA	1467	C	2.4
27	BA	1099	G	2.4
27	BA	1106	G	2.4
16	AM	42	ALA	2.4
27	BA	1901	A	2.4
28	BD	181	ARG	2.4
36	BP	115	ARG	2.4
25	AY	177	VAL	2.4
13	AJ	86	MET	2.4
27	BA	400	G	2.4
16	AM	41	PRO	2.4
42	BY	110	ALA	2.4
27	BA	280	C	2.4
28	BD	173	VAL	2.4
50	B4	73	LYS	2.3
1	AA	81	U	2.3
27	BA	677	A	2.3
23	AT	81	LYS	2.3
42	BY	14	ALA	2.3
25	AY	161	GLU	2.3
29	BE	109	ASP	2.3
37	BQ	99	ASP	2.3
12	AI	125	TYR	2.3
15	AL	83	VAL	2.3
8	AE	29	GLY	2.3
1	AA	82	U	2.3
12	AI	45	ALA	2.3
3	AW	49	C	2.3
27	BA	1104	C	2.3
29	BE	320	GLN	2.3
1	AA	1236	A	2.3
27	BA	2500	U	2.3
8	AE	46	GLY	2.3
22	AS	11	VAL	2.3
27	BA	1674	G	2.3

*Continued on next page...*

*Continued from previous page...*

<b>Mol</b>	<b>Chain</b>	<b>Res</b>	<b>Type</b>	<b>RSRZ</b>
25	AY	80	ALA	2.3
27	BA	1086	A	2.3
13	AJ	8	LEU	2.3
9	AF	42	GLU	2.3
16	AM	32	GLU	2.3
27	BA	575	A	2.3
27	BA	1042	G	2.3
25	AY	249	MET	2.3
5	AB	76	GLN	2.3
19	AP	74	LEU	2.3
25	AY	35	SER	2.3
27	BA	1980	G	2.3
31	BG	106	PHE	2.3
1	AA	1028	C	2.3
27	BA	1605	C	2.3
43	BZ	145	ASP	2.3
25	AY	164	GLY	2.3
27	BA	782	A	2.3
1	AA	742	G	2.3
1	AA	976	G	2.3
6	AC	24	ALA	2.3
27	BA	931	G	2.3
1	AA	404	U	2.3
12	AI	35	GLU	2.3
27	BA	1463	C	2.3
1	AA	80	G	2.3
11	AH	32	LYS	2.3
1	AA	790	A	2.2
19	AP	36	ILE	2.2
27	BA	2062	A	2.2
32	BH	49	ILE	2.2
37	BQ	100	GLY	2.2
1	AA	1233	G	2.2
27	BA	1598	C	2.2
14	AK	75	TYR	2.2
27	BA	1600	C	2.2
25	AY	157	LYS	2.2
27	BA	563	G	2.2
27	BA	33	U	2.2
1	AA	1362	C	2.2
1	AA	1533	C	2.2
31	BG	155	HIS	2.2

*Continued on next page...*

*Continued from previous page...*

<b>Mol</b>	<b>Chain</b>	<b>Res</b>	<b>Type</b>	<b>RSRZ</b>
27	BA	2447	G	2.2
8	AE	118	ILE	2.2
27	BA	747	U	2.2
1	AA	1232	U	2.2
18	AO	19	PRO	2.2
8	AE	132	ALA	2.2
27	BA	1080	C	2.2
35	BO	23	LYS	2.2
25	AY	33	SER	2.2
56	BK	115	ASP	2.2
27	BA	193	U	2.2
1	AA	196	A	2.2
25	AY	271	SER	2.2
27	BA	1254	A	2.2
27	BA	1494	A	2.2
27	BA	1938	A	2.2
37	BQ	9	SER	2.2
38	BS	63	SER	2.2
7	AD	98	GLU	2.2
7	AD	107	ARG	2.2
27	BA	308	G	2.2
24	AU	2	GLY	2.2
27	BA	2590	A	2.2
14	AK	11	LYS	2.2
16	AM	112	GLY	2.2
1	AA	350	G	2.2
1	AA	546	G	2.2
32	BH	104	LEU	2.2
22	AS	69	HIS	2.2
32	BH	16	VAL	2.2
1	AA	800	G	2.2
25	AY	160	PHE	2.2
19	AP	39	TYR	2.2
27	BA	1997	G	2.2
43	BZ	170	SER	2.2
16	AM	61	GLU	2.2
6	AC	160	ALA	2.2
27	BA	14	A	2.2
27	BA	896	A	2.2
1	AA	104	G	2.2
17	AN	20	ALA	2.1
19	AP	77	ALA	2.1

*Continued on next page...*

*Continued from previous page...*

<b>Mol</b>	<b>Chain</b>	<b>Res</b>	<b>Type</b>	<b>RSRZ</b>
27	BA	1103	A	2.1
56	BK	114	PRO	2.1
27	BA	2794	C	2.1
1	AA	38	G	2.1
1	AA	221	C	2.1
12	AI	64	THR	2.1
22	AS	30	LEU	2.1
38	BS	18	THR	2.1
1	AA	983	A	2.1
27	BA	1088	A	2.1
7	AD	48	ALA	2.1
25	AY	132	LEU	2.1
1	AA	27	G	2.1
27	BA	1888	G	2.1
27	BA	2452	C	2.1
25	AY	333	THR	2.1
25	AY	191	ARG	2.1
1	AA	568	G	2.1
27	BA	929	G	2.1
43	BZ	167	THR	2.1
1	AA	522	C	2.1
8	AE	9	LYS	2.1
1	AA	37	U	2.1
9	AF	61	LEU	2.1
27	BA	1046	A	2.1
1	AA	43	C	2.1
1	AA	1096	C	2.1
1	AA	1192	C	2.1
1	AA	1297	C	2.1
27	BA	678	C	2.1
27	BA	985	C	2.1
27	BA	2254	C	2.1
42	BY	43	ASN	2.1
29	BE	227	ALA	2.1
1	AA	619	U	2.1
56	BK	125	MET	2.1
33	BI	97	GLN	2.1
55	B9	5	SER	2.1
1	AA	1129	C	2.1
13	AJ	33	GLN	2.1
43	BZ	159	THR	2.1
17	AN	6	LEU	2.1

*Continued on next page...*

*Continued from previous page...*

<b>Mol</b>	<b>Chain</b>	<b>Res</b>	<b>Type</b>	<b>RSRZ</b>
1	AA	1323	G	2.1
27	BA	907	U	2.1
36	BP	79	ASP	2.1
1	AA	34	C	2.1
1	AA	1047	G	2.1
27	BA	1992	G	2.1
25	AY	270	ARG	2.1
27	BA	2799	A	2.1
38	BS	60	SER	2.1
1	AA	1492	A	2.1
12	AI	122	ALA	2.1
25	AY	266	LEU	2.1
8	AE	10	MET	2.1
27	BA	1554	A	2.1
1	AA	1148	U	2.1
17	AN	3	ARG	2.0
25	AY	351	LEU	2.0
27	BA	2036	C	2.0
37	BQ	10	ILE	2.0
40	BW	3	ALA	2.0
43	BZ	48	THR	2.0
27	BA	1601	G	2.0
21	AR	31	LEU	2.0
3	AW	7	U	2.0
1	AA	172	A	2.0
16	AM	14	ARG	2.0
49	B0	20	TYR	2.0
1	AA	403	C	2.0
12	AI	44	VAL	2.0
27	BA	2501	C	2.0
1	AA	1025	U	2.0
22	AS	66	MET	2.0
25	AY	334	PRO	2.0
25	AY	110	GLU	2.0
27	BA	586	A	2.0
43	BZ	65	LEU	2.0
1	AA	966	G	2.0
3	AW	33	U	2.0
10	AG	7	ALA	2.0
37	BQ	136	TRP	2.0
17	AN	37	PHE	2.0
21	AR	69	THR	2.0

*Continued on next page...*



*Continued from previous page...*

Mol	Chain	Res	Type	RSRZ
1	AA	1532	U	2.0
19	AP	68	ASP	2.0
22	AS	15	LEU	2.0
12	AI	41	VAL	2.0
51	B5	6	VAL	2.0

## 6.2 Non-standard residues in protein, DNA, RNA chains [i](#)

In the following table, the Atoms column lists the number of modelled atoms in the group and the number defined in the chemical component dictionary. The B-factors column lists the minimum, median, 95<sup>th</sup> percentile and maximum values of B factors of atoms in the group. The column labelled 'Q<0.9' lists the number of atoms with occupancy less than 0.9.

Mol	Type	Chain	Res	Atoms	RSCC	RSR	B-factors(Å <sup>2</sup> )	Q<0.9
3	YYG	AW	37	39/40	0.52	0.68	236,236,236,236	0
3	PSU	AW	39	20/21	0.72	0.43	236,236,236,236	0
3	PSU	AW	55	20/21	0.85	0.17	236,236,236,236	0

## 6.3 Carbohydrates [i](#)

There are no monosaccharides in this entry.

## 6.4 Ligands [i](#)

There are no ligands in this entry.

## 6.5 Other polymers [i](#)

There are no such residues in this entry.