



Full wwPDB X-ray Structure Validation Report ⓘ

Sep 15, 2023 – 02:43 AM EDT

PDB ID : 4V52
Title : Crystal structure of the bacterial ribosome from Escherichia coli in complex with neomycin.
Authors : Borovinskaya, M.A.; Pai, R.D.; Zhang, W.; Schuwirth, B.-S.; Holton, J.M.; Hirokawa, G.; Kaji, H.; Kaji, A.; Cate, J.H.D.
Deposited on : 2007-06-15
Resolution : 3.21 Å(reported)

This is a Full wwPDB X-ray Structure Validation Report for a publicly released PDB entry.

We welcome your comments at validation@mail.wwpdb.org

A user guide is available at

<https://www.wwpdb.org/validation/2017/XrayValidationReportHelp>

with specific help available everywhere you see the ⓘ symbol.

The types of validation reports are described at

<http://www.wwpdb.org/validation/2017/FAQs#types>.

The following versions of software and data (see [references ⓘ](#)) were used in the production of this report:

MolProbity : 4.02b-467
Mogul : 1.8.5 (274361), CSD as541be (2020)
Xtrriage (Phenix) : 1.13
EDS : 2.35.1
buster-report : 1.1.7 (2018)
Percentile statistics : 20191225.v01 (using entries in the PDB archive December 25th 2019)
Refmac : 5.8.0158
CCP4 : 7.0.044 (Gargrove)
Ideal geometry (proteins) : Engh & Huber (2001)
Ideal geometry (DNA, RNA) : Parkinson et al. (1996)
Validation Pipeline (wwPDB-VP) : 2.35.1

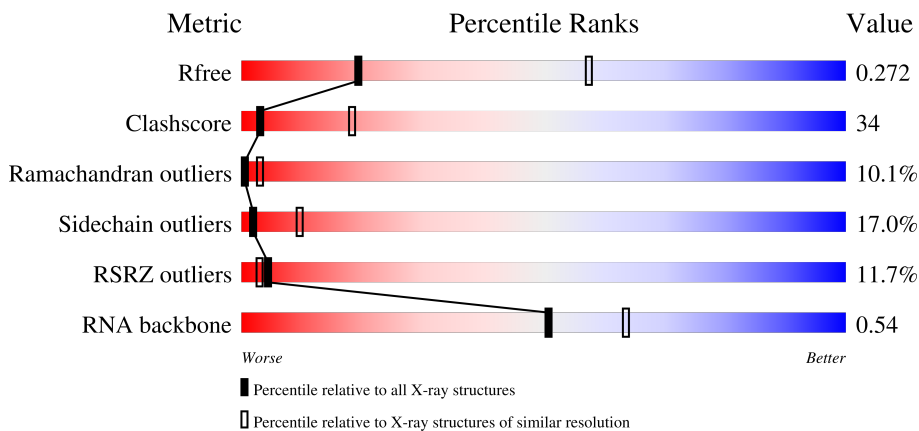
1 Overall quality at a glance i

The following experimental techniques were used to determine the structure:

X-RAY DIFFRACTION

The reported resolution of this entry is 3.21 Å.

Percentile scores (ranging between 0-100) for global validation metrics of the entry are shown in the following graphic. The table shows the number of entries on which the scores are based.



Metric	Whole archive (#Entries)	Similar resolution (#Entries, resolution range(Å))
R_{free}	130704	1335 (3.24-3.20)
Clashscore	141614	1460 (3.24-3.20)
Ramachandran outliers	138981	1437 (3.24-3.20)
Sidechain outliers	138945	1436 (3.24-3.20)
RSRZ outliers	127900	1291 (3.24-3.20)
RNA backbone	3102	1023 (3.54-2.90)

The table below summarises the geometric issues observed across the polymeric chains and their fit to the electron density. The red, orange, yellow and green segments of the lower bar indicate the fraction of residues that contain outliers for ≥ 3 , 2, 1 and 0 types of geometric quality criteria respectively. A grey segment represents the fraction of residues that are not modelled. The numeric value for each fraction is indicated below the corresponding segment, with a dot representing fractions $\leq 5\%$. The upper red bar (where present) indicates the fraction of residues that have poor fit to the electron density. The numeric value is given above the bar.

Mol	Chain	Length	Quality of chain
1	AA	1542	
1	CA	1542	
2	AC	232	

Continued on next page...

Continued from previous page...

Mol	Chain	Length	Quality of chain
2	CC	232	
3	AD	205	
3	CD	205	
4	AE	166	
4	CE	166	
5	AF	135	
5	CF	135	
6	AG	178	
6	CG	178	
7	AH	129	
7	CH	129	
8	AI	129	
8	CI	129	
9	AJ	103	
9	CJ	103	
10	AK	128	
10	CK	128	
11	AL	123	
11	CL	123	
12	AM	117	
12	CM	117	
13	AN	100	
13	CN	100	
14	AO	89	
14	CO	89	

Continued on next page...

Continued from previous page...

Mol	Chain	Length	Quality of chain
15	AP	82	
15	CP	82	
16	AQ	83	
16	CQ	83	
17	AR	74	
17	CR	74	
18	AS	91	
18	CS	91	
19	AT	86	
19	CT	86	
20	AB	240	
20	CB	240	
21	AU	70	
21	CU	70	
22	BA	120	
22	DA	120	
23	BB	2904	
23	DB	2904	
24	BI	141	
24	DI	141	
25	BC	272	
25	DC	272	
26	BD	209	
26	DD	209	
27	BK	123	

Continued on next page...

Continued from previous page...

Mol	Chain	Length	Quality of chain
27	DK	123	
28	BP	114	
28	DP	114	
29	BE	201	
29	DE	201	
30	BY	58	
30	DY	58	
31	B0	56	
31	D0	56	
32	B4	38	
32	D4	38	
33	B1	54	
33	D1	54	
34	B3	64	
34	D3	64	
35	BV	94	
35	DV	94	
36	B2	46	
36	D2	46	
37	BL	144	
37	DL	144	
38	BM	136	
38	DM	136	
39	BX	63	
39	DX	63	

Continued on next page...

Continued from previous page...

Mol	Chain	Length	Quality of chain
40	BH	149	
40	DH	149	
41	BJ	142	
41	DJ	142	
42	BN	127	
42	DN	127	
43	BO	117	
43	DO	117	
44	BQ	117	
44	DQ	117	
45	BS	110	
45	DS	110	
46	BU	103	
46	DU	103	
47	BF	178	
47	DF	178	
48	BG	176	
48	DG	176	
49	BR	103	
49	DR	103	
50	BT	100	
50	DT	100	
51	BZ	78	
51	DZ	78	
52	BW	84	

Continued on next page...

Continued from previous page...

Mol	Chain	Length	Quality of chain
52	DW	84	

The following table lists non-polymeric compounds, carbohydrate monomers and non-standard residues in protein, DNA, RNA chains that are outliers for geometric or electron-density-fit criteria:

Mol	Type	Chain	Res	Chirality	Geometry	Clashes	Electron density
53	NMY	BB	3001	-	-	-	X
53	NMY	DB	3001	-	-	-	X
54	MG	DB	3059	-	-	-	X

2 Entry composition [i](#)

There are 56 unique types of molecules in this entry. The entry contains 284172 atoms, of which 0 are hydrogens and 0 are deuteriums.

In the tables below, the ZeroOcc column contains the number of atoms modelled with zero occupancy, the AltConf column contains the number of residues with at least one atom in alternate conformation and the Trace column contains the number of residues modelled with at most 2 atoms.

- Molecule 1 is a RNA chain called 16S rRNA.

Mol	Chain	Residues	Atoms					ZeroOcc	AltConf	Trace
			Total	C	N	O	P			
1	AA	1530	32831	14642	6024	10635	1530	0	0	0
1	CA	1530	32831	14642	6024	10635	1530	0	0	0

- Molecule 2 is a protein called 30S ribosomal protein S3.

Mol	Chain	Residues	Atoms					ZeroOcc	AltConf	Trace
			Total	C	N	O	S			
2	AC	206	1624	1028	305	288	3	0	0	0
2	CC	206	1624	1028	305	288	3	0	0	0

- Molecule 3 is a protein called 30S ribosomal protein S4.

Mol	Chain	Residues	Atoms					ZeroOcc	AltConf	Trace
			Total	C	N	O	S			
3	AD	205	1643	1026	315	298	4	0	0	0
3	CD	205	1643	1026	315	298	4	0	0	0

- Molecule 4 is a protein called 30S ribosomal protein S5.

Mol	Chain	Residues	Atoms					ZeroOcc	AltConf	Trace
			Total	C	N	O	S			
4	AE	150	1105	687	211	201	6	0	0	0
4	CE	150	1105	687	211	201	6	0	0	0

- Molecule 5 is a protein called 30S ribosomal protein S6.

Mol	Chain	Residues	Atoms					ZeroOcc	AltConf	Trace
5	AF	100	Total	C	N	O	S	0	0	0
			817	515	148	148	6			
5	CF	100	Total	C	N	O	S	0	0	0
			817	515	148	148	6			

- Molecule 6 is a protein called 30S ribosomal protein S7.

Mol	Chain	Residues	Atoms					ZeroOcc	AltConf	Trace
6	AG	150	Total	C	N	O	S	0	0	0
			1174	730	226	214	4			
6	CG	152	Total	C	N	O	S	0	0	0
			1196	745	230	217	4			

- Molecule 7 is a protein called 30S ribosomal protein S8.

Mol	Chain	Residues	Atoms					ZeroOcc	AltConf	Trace
7	AH	129	Total	C	N	O	S	0	0	0
			979	616	173	184	6			
7	CH	129	Total	C	N	O	S	0	0	0
			979	616	173	184	6			

- Molecule 8 is a protein called 30S ribosomal protein S9.

Mol	Chain	Residues	Atoms					ZeroOcc	AltConf	Trace
8	AI	127	Total	C	N	O	S	0	0	0
			1022	634	206	179	3			
8	CI	127	Total	C	N	O	S	0	0	0
			1022	634	206	179	3			

- Molecule 9 is a protein called 30S ribosomal protein S10.

Mol	Chain	Residues	Atoms					ZeroOcc	AltConf	Trace
9	AJ	98	Total	C	N	O	S	0	0	0
			786	493	150	142	1			
9	CJ	98	Total	C	N	O	S	0	0	0
			786	493	150	142	1			

- Molecule 10 is a protein called 30S ribosomal protein S11.

Mol	Chain	Residues	Atoms					ZeroOcc	AltConf	Trace
10	AK	117	Total	C	N	O	S	0	0	0
			877	540	174	160	3			

Continued on next page...

Continued from previous page...

Mol	Chain	Residues	Atoms					ZeroOcc	AltConf	Trace
10	CK	117	Total	C	N	O	S	0	0	0
			877	540	174	160	3			

- Molecule 11 is a protein called 30S ribosomal protein S12.

Mol	Chain	Residues	Atoms					ZeroOcc	AltConf	Trace
11	AL	123	Total	C	N	O	S	0	0	0
			955	590	196	165	4			
11	CL	123	Total	C	N	O	S	0	0	0
			955	590	196	165	4			

- Molecule 12 is a protein called 30S ribosomal protein S13.

Mol	Chain	Residues	Atoms					ZeroOcc	AltConf	Trace
12	AM	114	Total	C	N	O	S	0	0	0
			883	546	178	156	3			
12	CM	113	Total	C	N	O	S	0	0	0
			876	541	177	155	3			

- Molecule 13 is a protein called 30S ribosomal protein S14.

Mol	Chain	Residues	Atoms					ZeroOcc	AltConf	Trace
13	AN	96	Total	C	N	O	S	0	0	0
			774	483	160	128	3			
13	CN	96	Total	C	N	O	S	0	0	0
			774	483	160	128	3			

- Molecule 14 is a protein called 30S ribosomal protein S15.

Mol	Chain	Residues	Atoms					ZeroOcc	AltConf	Trace
14	AO	88	Total	C	N	O	S	0	0	0
			714	439	144	130	1			
14	CO	88	Total	C	N	O	S	0	0	0
			714	439	144	130	1			

- Molecule 15 is a protein called 30S ribosomal protein S16.

Mol	Chain	Residues	Atoms					ZeroOcc	AltConf	Trace
15	AP	82	Total	C	N	O	S	0	0	0
			649	406	128	114	1			
15	CP	80	Total	C	N	O	S	0	0	0
			638	400	126	111	1			

- Molecule 16 is a protein called 30S ribosomal protein S17.

Mol	Chain	Residues	Atoms					ZeroOcc	AltConf	Trace
16	AQ	80	Total	C	N	O	S	0	0	0
			648	411	121	113	3			
16	CQ	81	Total	C	N	O	S	0	0	0
			657	417	122	115	3			

- Molecule 17 is a protein called 30S ribosomal protein S18.

Mol	Chain	Residues	Atoms				ZeroOcc	AltConf	Trace
17	AR	55	Total	C	N	O	0	0	0
			455	288	86	81			
17	CR	55	Total	C	N	O	0	0	0
			455	288	86	81			

- Molecule 18 is a protein called 30S ribosomal protein S19.

Mol	Chain	Residues	Atoms					ZeroOcc	AltConf	Trace
18	AS	79	Total	C	N	O	S	0	0	0
			637	408	120	107	2			
18	CS	80	Total	C	N	O	S	0	0	0
			644	413	121	108	2			

- Molecule 19 is a protein called 30S ribosomal protein S20.

Mol	Chain	Residues	Atoms					ZeroOcc	AltConf	Trace
19	AT	85	Total	C	N	O	S	0	0	0
			665	411	137	114	3			
19	CT	85	Total	C	N	O	S	0	0	0
			665	411	137	114	3			

- Molecule 20 is a protein called 30S ribosomal protein S2.

Mol	Chain	Residues	Atoms					ZeroOcc	AltConf	Trace
20	AB	218	Total	C	N	O	S	0	0	0
			1704	1081	305	311	7			
20	CB	218	Total	C	N	O	S	0	0	0
			1704	1081	305	311	7			

- Molecule 21 is a protein called 30S ribosomal protein S21.

Mol	Chain	Residues	Atoms					ZeroOcc	AltConf	Trace
21	AU	51	Total	C	N	O	S	0	0	0
			425	265	86	73	1			
21	CU	51	Total	C	N	O	S	0	0	0
			425	265	86	73	1			

- Molecule 22 is a RNA chain called 5S rRNA.

Mol	Chain	Residues	Atoms					ZeroOcc	AltConf	Trace
22	BA	117	Total	C	N	O	P	0	0	0
			2507	1116	459	815	117			
22	DA	117	Total	C	N	O	P	0	0	0
			2507	1116	459	815	117			

- Molecule 23 is a RNA chain called 23S rRNA.

Mol	Chain	Residues	Atoms					ZeroOcc	AltConf	Trace
23	BB	2841	Total	C	N	O	P	0	0	0
			60995	27210	11229	19715	2841			
23	DB	2841	Total	C	N	O	P	0	0	0
			60995	27210	11229	19715	2841			

- Molecule 24 is a protein called 50S ribosomal protein L11.

Mol	Chain	Residues	Atoms					ZeroOcc	AltConf	Trace
24	BI	141	Total	C	N	O	S	0	0	0
			1032	651	179	196	6			
24	DI	141	Total	C	N	O	S	0	0	0
			1032	651	179	196	6			

- Molecule 25 is a protein called 50S ribosomal protein L2.

Mol	Chain	Residues	Atoms					ZeroOcc	AltConf	Trace
25	BC	271	Total	C	N	O	S	0	0	0
			2082	1288	423	364	7			
25	DC	271	Total	C	N	O	S	0	0	0
			2082	1288	423	364	7			

- Molecule 26 is a protein called 50S ribosomal protein L3.

Mol	Chain	Residues	Atoms					ZeroOcc	AltConf	Trace
26	BD	209	Total	C	N	O	S	0	0	0
			1565	979	288	294	4			

Continued on next page...

Continued from previous page...

Mol	Chain	Residues	Atoms					ZeroOcc	AltConf	Trace
26	DD	209	Total	C	N	O	S	0	0	0
			1565	979	288	294	4			

- Molecule 27 is a protein called 50S ribosomal protein L14.

Mol	Chain	Residues	Atoms					ZeroOcc	AltConf	Trace
27	BK	121	Total	C	N	O	S	0	0	0
			930	582	179	164	5			
27	DK	121	Total	C	N	O	S	0	0	0
			930	582	179	164	5			

- Molecule 28 is a protein called 50S ribosomal protein L19.

Mol	Chain	Residues	Atoms					ZeroOcc	AltConf	Trace
28	BP	114	Total	C	N	O	S	0	0	0
			917	574	179	163	1			
28	DP	114	Total	C	N	O	S	0	0	0
			917	574	179	163	1			

- Molecule 29 is a protein called 50S ribosomal protein L4.

Mol	Chain	Residues	Atoms					ZeroOcc	AltConf	Trace
29	BE	201	Total	C	N	O	S	0	0	0
			1552	974	283	290	5			
29	DE	201	Total	C	N	O	S	0	0	0
			1552	974	283	290	5			

- Molecule 30 is a protein called 50S ribosomal protein L30.

Mol	Chain	Residues	Atoms					ZeroOcc	AltConf	Trace
30	BY	58	Total	C	N	O	S	0	0	0
			449	281	87	79	2			
30	DY	58	Total	C	N	O	S	0	0	0
			449	281	87	79	2			

- Molecule 31 is a protein called 50S ribosomal protein L32.

Mol	Chain	Residues	Atoms					ZeroOcc	AltConf	Trace
31	B0	56	Total	C	N	O	S	0	0	0
			444	269	94	80	1			
31	D0	56	Total	C	N	O	S	0	0	0
			444	269	94	80	1			

- Molecule 32 is a protein called 50S ribosomal protein L36.

Mol	Chain	Residues	Atoms					ZeroOcc	AltConf	Trace
			Total	C	N	O	S			
32	B4	38	Total 302	C 185	N 65	O 48	S 4	0	0	0
32	D4	38	Total 302	C 185	N 65	O 48	S 4	0	0	0

- Molecule 33 is a protein called 50S ribosomal protein L33.

Mol	Chain	Residues	Atoms				ZeroOcc	AltConf	Trace
			Total	C	N	O			
33	B1	50	Total 409	C 263	N 75	O 71	0	0	0
33	D1	50	Total 409	C 263	N 75	O 71	0	0	0

- Molecule 34 is a protein called 50S ribosomal protein L35.

Mol	Chain	Residues	Atoms					ZeroOcc	AltConf	Trace
			Total	C	N	O	S			
34	B3	64	Total 504	C 323	N 105	O 74	S 2	0	0	0
34	D3	64	Total 504	C 323	N 105	O 74	S 2	0	0	0

- Molecule 35 is a protein called 50S ribosomal protein L25.

Mol	Chain	Residues	Atoms					ZeroOcc	AltConf	Trace
			Total	C	N	O	S			
35	BV	94	Total 753	C 479	N 137	O 134	S 3	0	0	0
35	DV	94	Total 753	C 479	N 137	O 134	S 3	0	0	0

- Molecule 36 is a protein called 50S ribosomal protein L34.

Mol	Chain	Residues	Atoms					ZeroOcc	AltConf	Trace
			Total	C	N	O	S			
36	B2	46	Total 377	C 228	N 90	O 57	S 2	0	0	0
36	D2	46	Total 377	C 228	N 90	O 57	S 2	0	0	0

- Molecule 37 is a protein called 50S ribosomal protein L15.

Mol	Chain	Residues	Atoms					ZeroOcc	AltConf	Trace
37	BL	143	Total	C	N	O	S	0	0	0
			1045	649	206	189	1			
37	DL	143	Total	C	N	O	S	0	0	0
			1045	649	206	189	1			

- Molecule 38 is a protein called 50S ribosomal protein L16.

Mol	Chain	Residues	Atoms					ZeroOcc	AltConf	Trace
38	BM	136	Total	C	N	O	S	0	0	0
			1074	686	205	177	6			
38	DM	136	Total	C	N	O	S	0	0	0
			1074	686	205	177	6			

- Molecule 39 is a protein called 50S ribosomal protein L29.

Mol	Chain	Residues	Atoms					ZeroOcc	AltConf	Trace
39	BX	63	Total	C	N	O	S	0	0	0
			509	313	99	95	2			
39	DX	63	Total	C	N	O	S	0	0	0
			509	313	99	95	2			

- Molecule 40 is a protein called 50S ribosomal protein L9.

Mol	Chain	Residues	Atoms					ZeroOcc	AltConf	Trace
40	BH	149	Total	C	N	O	S	0	0	0
			1111	699	197	214	1			
40	DH	149	Total	C	N	O	S	0	0	0
			1111	699	197	214	1			

- Molecule 41 is a protein called 50S ribosomal protein L13.

Mol	Chain	Residues	Atoms					ZeroOcc	AltConf	Trace
41	BJ	142	Total	C	N	O	S	0	0	0
			1129	714	212	199	4			
41	DJ	142	Total	C	N	O	S	0	0	0
			1129	714	212	199	4			

- Molecule 42 is a protein called 50S ribosomal protein L17.

Mol	Chain	Residues	Atoms					ZeroOcc	AltConf	Trace
42	BN	120	Total	C	N	O	S	0	0	0
			960	593	196	166	5			

Continued on next page...

Continued from previous page...

Mol	Chain	Residues	Atoms					ZeroOcc	AltConf	Trace
			Total	C	N	O	S			
42	DN	120	960	593	196	166	5	0	0	0

- Molecule 43 is a protein called 50S ribosomal protein L18.

Mol	Chain	Residues	Atoms				ZeroOcc	AltConf	Trace
			Total	C	N	O			
43	BO	116	892	552	178	162	0	0	0
43	DO	116	892	552	178	162	0	0	0

- Molecule 44 is a protein called 50S ribosomal protein L20.

Mol	Chain	Residues	Atoms				ZeroOcc	AltConf	Trace
			Total	C	N	O			
44	BQ	117	947	604	192	151	0	0	0
44	DQ	117	947	604	192	151	0	0	0

- Molecule 45 is a protein called 50S ribosomal protein L22.

Mol	Chain	Residues	Atoms					ZeroOcc	AltConf	Trace
			Total	C	N	O	S			
45	BS	110	857	532	166	156	3	0	0	0
45	DS	110	857	532	166	156	3	0	0	0

- Molecule 46 is a protein called 50S ribosomal protein L24.

Mol	Chain	Residues	Atoms				ZeroOcc	AltConf	Trace
			Total	C	N	O			
46	BU	102	779	492	146	141	0	0	0
46	DU	102	779	492	146	141	0	0	0

- Molecule 47 is a protein called 50S ribosomal protein L5.

Mol	Chain	Residues	Atoms					ZeroOcc	AltConf	Trace
			Total	C	N	O	S			
47	BF	178	1420	905	251	258	6	0	0	0
47	DF	178	1420	905	251	258	6	0	0	0

- Molecule 48 is a protein called 50S ribosomal protein L6.

Mol	Chain	Residues	Atoms					ZeroOcc	AltConf	Trace
			Total	C	N	O	S			
48	BG	176	Total 1323	C 832	N 243	O 246	S 2	0	0	0
48	DG	176	Total 1323	C 832	N 243	O 246	S 2	0	0	0

- Molecule 49 is a protein called 50S ribosomal protein L21.

Mol	Chain	Residues	Atoms					ZeroOcc	AltConf	Trace
			Total	C	N	O	S			
49	BR	103	Total 816	C 516	N 153	O 145	S 2	0	0	0
49	DR	103	Total 816	C 516	N 153	O 145	S 2	0	0	0

- Molecule 50 is a protein called 50S ribosomal protein L23.

Mol	Chain	Residues	Atoms					ZeroOcc	AltConf	Trace
			Total	C	N	O	S			
50	BT	93	Total 738	C 466	N 139	O 131	S 2	0	0	0
50	DT	93	Total 738	C 466	N 139	O 131	S 2	0	0	0

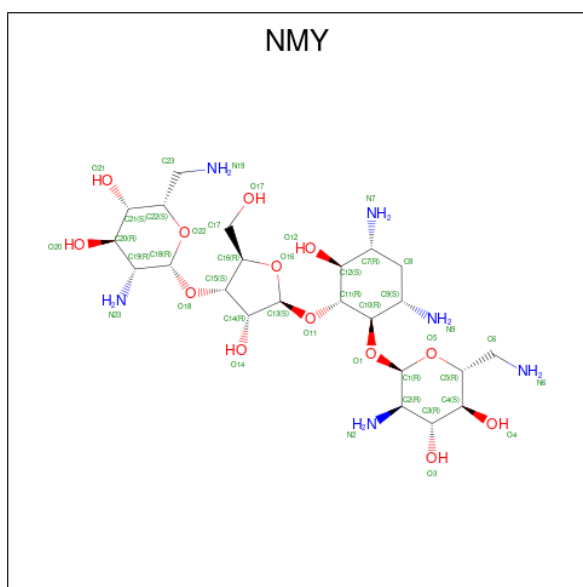
- Molecule 51 is a protein called 50S ribosomal protein L28.

Mol	Chain	Residues	Atoms					ZeroOcc	AltConf	Trace
			Total	C	N	O	S			
51	BZ	77	Total 625	C 388	N 129	O 106	S 2	0	0	0
51	DZ	77	Total 625	C 388	N 129	O 106	S 2	0	0	0

- Molecule 52 is a protein called 50S ribosomal protein L27.

Mol	Chain	Residues	Atoms					ZeroOcc	AltConf	Trace
			Total	C	N	O	S			
52	BW	79	Total 596	C 367	N 120	O 108	S 1	0	0	0
52	DW	79	Total 596	C 367	N 120	O 108	S 1	0	0	0

- Molecule 53 is NEOMYCIN (three-letter code: NMY) (formula: C₂₃H₄₆N₆O₁₃).



Mol	Chain	Residues	Atoms				ZeroOcc	AltConf
			Total	C	N	O		
53	AA	1	42	23	6	13	0	0
53	BB	1	42	23	6	13	0	0
53	CA	1	42	23	6	13	0	0
53	DB	1	42	23	6	13	0	0

- Molecule 54 is MAGNESIUM ION (three-letter code: MG) (formula: Mg).

Mol	Chain	Residues	Atoms		ZeroOcc	AltConf
			Total	Mg		
54	AA	60	60	60	0	0
54	BB	110	110	110	0	0
54	CA	60	60	60	0	0
54	CE	1	1	1	0	0
54	CN	1	1	1	0	0
54	DB	111	111	111	0	0

- Molecule 55 is ZINC ION (three-letter code: ZN) (formula: Zn).

Mol	Chain	Residues	Atoms	ZeroOcc	AltConf
55	B4	1	Total Zn 1 1	0	0
55	D4	1	Total Zn 1 1	0	0

- Molecule 56 is water.

Mol	Chain	Residues	Atoms	ZeroOcc	AltConf
56	AA	291	Total O 291 291	0	0
56	AL	4	Total O 4 4	0	0
56	AN	4	Total O 4 4	0	0
56	AT	1	Total O 1 1	0	0
56	BB	497	Total O 497 497	0	0
56	BC	5	Total O 5 5	0	0
56	BE	1	Total O 1 1	0	0
56	BL	1	Total O 1 1	0	0
56	BN	1	Total O 1 1	0	0
56	BR	1	Total O 1 1	0	0
56	CA	298	Total O 298 298	0	0
56	CE	3	Total O 3 3	0	0
56	CL	2	Total O 2 2	0	0
56	CN	4	Total O 4 4	0	0
56	CP	1	Total O 1 1	0	0
56	CT	1	Total O 1 1	0	0
56	DB	502	Total O 502 502	0	0
56	DC	6	Total O 6 6	0	0

Continued on next page...


Continued from previous page...

Mol	Chain	Residues	Atoms	ZeroOcc	AltConf
56	DE	1	Total O 1 1	0	0
56	DL	2	Total O 2 2	0	0
56	DR	1	Total O 1 1	0	0

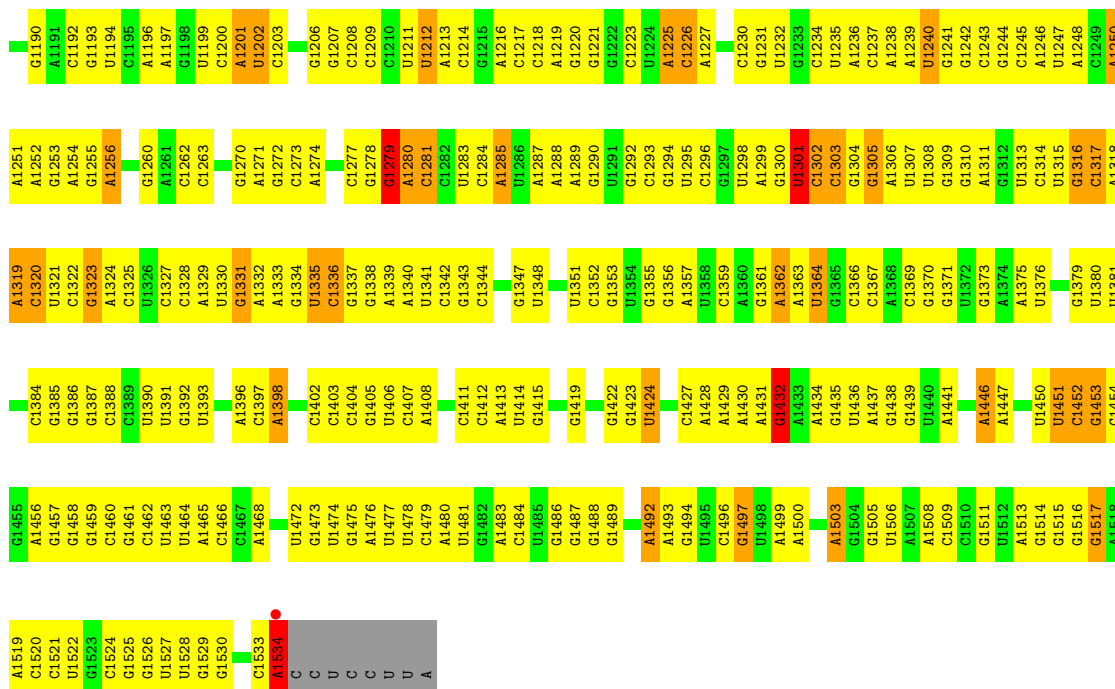
3 Residue-property plots

These plots are drawn for all protein, RNA, DNA and oligosaccharide chains in the entry. The first graphic for a chain summarises the proportions of the various outlier classes displayed in the second graphic. The second graphic shows the sequence view annotated by issues in geometry and electron density. Residues are color-coded according to the number of geometric quality criteria for which they contain at least one outlier: green = 0, yellow = 1, orange = 2 and red = 3 or more. A red dot above a residue indicates a poor fit to the electron density ($RSRZ > 2$). Stretches of 2 or more consecutive residues without any outlier are shown as a green connector. Residues present in the sample, but not in the model, are shown in grey.

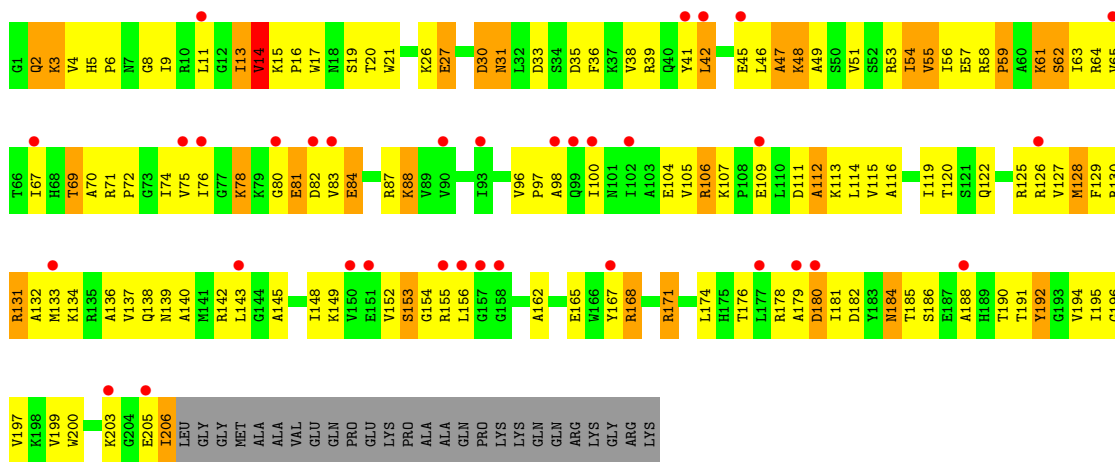
- Molecule 1: 16S rRNA



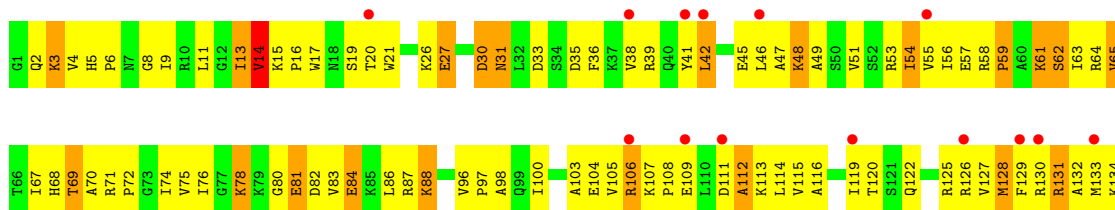
U118	C985	G1089	G145	U273	G538	C484	C413	C352	U173	G211	G145
C119	U986	G1080	G148	A274	C549	U485	A414	A353	A274	G212	G148
G120	G987	G1053	A149	G275	U486	U486	A415	G354	G275	G213	A149
U121	G988	C1054	U150	G276	U551	A487	A416	U552	G276	G214	U150
U122	A918	A1054	A151	C277	U552	C488	U220	C355	C277	C215	A151
U123	A919	U1055	A152	G278	A553	C489	U420	A356	G278	C216	A152
G124	U920	U1056	C153	A279	A554	C490	U421	G357	A279	C217	C153
U125	U921	G1057	U154	C280	U555	C491	C422	U556	C280	U218	U154
U126	G993	U1058	U155	G281	C556	C492	G423	C557	G281	U219	U155
G131	C995	U1060	C156	U219	C557	C493	G424	C558	U219	G220	C156
U132	A996	U1062	U157	C284	C558	C494	G425	G361	C284	C221	U157
U133	C998	G1063	U158	C285	A559	A495	G428	A364	C285	C222	U158
G136	C999	G1064	U159	C286	U560	A496	U429	U365	C286	A223	U159
C137	A1000	U1065	A160	G289	U561	U499	U430	A366	G289	U224	A160
U138	C1001	U1066	A161	A298	U562	A499	A431	A367	A298	G225	A161
G139	G1002	A1067	C163	G299	G566	C501	A432	G370	G299	C226	C163
C140	C1003	U1068	A167	G300	A572	C503	G433	A371	G300	U229	A167
U141	A1004	U1070	A168	A301	A573	C504	U434	A372	A301	G230	A168
C142	A1005	C1071	C169	G302	A574	C506	A435	A373	G302	U231	C169
U143	G1006	U1072	C170	G307	A575	C507	U437	A374	G307	C233	C170
G144	U1007	U1073	U170	A306	C576	C508	U438	U375	A306	C234	U170
U147	C1009	U1076	A171	A308	C577	A509	U439	G376	A308	C235	A171
U148	U1010	G1077	A172	C308	C578	A510	C440	G377	C308	C236	A172
C149	C1011	U1078	U173	A309	A579	C511	A441	G378	A309	G237	U173
A150	G1012	U1079	A174	G310	C580	U512	G449	C379	G310	A238	A174
U151	U1013	U1080	U176	C311	C581	C513	G450	G380	C311	U239	U176
A152	A1014	A1081	C178	C312	C582	C514	G451	C381	C312	G240	C178
C155	C1015	U1082	C179	A313	C583	C515	A451	C382	A313	G241	C179
U156	G1016	U1083	C180	C314	C584	C516	A452	A383	C314	G242	C180
U157	U1017	U1084	C181	A315	C585	C517	G453	G384	A315	A243	C181
U158	U1018	U1085	C182	A316	C587	C518	G454	C385	A316	U244	C182
U159	G1019	U1086	C183	A320	U590	C519	G455	U387	A320	U245	C183
U160	C1020	U1087	C187	A321	U591	C522	G460	G388	A321	G247	C187
U161	U1021	U1088	C188	A322	U592	C523	A461	U390	A322	A250	C188
U162	A1022	U1089	C189	A323	U593	C524	G462	G391	A323	G251	C189
C158	U1025	U1091	C190	A324	U594	C525	U463	C392	A324	U252	C190
U159	G1026	U1092	C191	A325	U595	C526	U464	A393	A325	G253	C191
U160	C1027	U1093	C192	A326	U596	C527	U465	G394	A326	G254	C192
U161	U1028	U1094	C193	A327	U597	C528	A465	A395	A327	G255	C193
U162	G1029	U1095	C194	A328	U598	C529	A466	C396	A328	U256	C194
U163	U1030	U1096	C195	A329	U599	C530	U467	C397	A329	G257	C195
U164	A1031	U1097	C196	A330	A600	C531	A468	U398	A330	A196	C196
U165	C1032	U1098	C197	A331	U601	C532	G469	U399	A331	A197	C197
U166	U1033	U1099	C198	A332	U602	C533	C470	G400	A332	A198	C198
U167	G1034	U1100	C199	A333	U603	C534	U471	C401	A333	G198	C199
U168	C1035	A1101	C200	A334	U604	C535	U472	C402	A334	A199	C200
U169	U1036	U1102	C201	A335	U605	C536	U473	C403	A335	G200	C201
A1170	A1036	U1103	C202	A336	U606	C537	G474	C404	A336	G201	C202
U1170	U969	U1104	C203	A337	U607	C538	G475	C405	A337	G202	C203
U1171	G970	U1105	C204	A338	U608	C539	U476	C406	A338	G203	C204
U1172	C971	A1105	C205	A339	U609	C540	U477	C407	A339	G204	C205
U1173	G972	U1106	C206	A340	U610	C541	U478	C408	A340	G205	C206
U1174	C973	U1107	C207	A341	U611	C542	U479	C409	A341	G206	C207
G1175	A974	U1108	C208	A342	U612	C543	U480	C410	A342	G207	C208
U1176	U975	U1109	C209	A343	U613	C544	G481	C411	A343	G208	C209
G1177	G976	U1110	C210	A344	U614	C545	U482	C412	A344	G209	C210
U1178	C977	U1111	C211	A345	U615	C546	G483	C413	A345	G210	C211
A1179	U977	U1112	C212	A346	U616	C547	U484	C414	A346	G211	C212
U1180	A978	U1113	C213	A347	U617	C548	U485	C415	A347	G212	C213
G1181	G978	U1114	C214	A348	U618	C549	U486	C416	A348	G213	C214
U1182	U978	U1115	C215	A349	U619	C550	U487	C417	A349	G214	C215
U1183	C979	U1116	C216	A350	U620	C551	U488	C418	A350	G215	C216
G1182	U980	U1117	C217	A351	U621	C552	U489	C419	A351	G216	C217
U1183	G981	U1118	C218	A352	U622	C553	U490	C420	A352	G217	C218
G1186	U982	U1119	C219	A353	U623	C554	U491	C421	A353	G218	C219
U1187	C983	U1120	C220	A354	U624	C555	U492	C422	A354	G219	C220
G1187	U984	U1121	C221	A355	U625	C556	U493	C423	A355	G220	C221
	C985	U1122	C222	A356	U626	C557	U494	C424	A356	G221	C222
	U986	U1123	C223	A357	U627	C558	U495	C425	A357	G222	C223
	G987	U1124	C224	A358	U628	C559	U496	G428	A358	G223	C224
	U988	U1125	C225	A359	U629	C560	U497	U430	A359	G224	C225
	G989	U1126	C226	A360	U630	C561	U498	U431	A360	G225	C226
	U990	U1127	C227	A361	U631	C562	U499	U432	A361	G226	C227
	C991	U1128	C228	A362	U632	C563	U500	U433	A362	G227	C228
	U992	U1129	C229	A363	U633	C564	U501	U434	A363	G228	C229
	G993	U1130	C230	A364	U634	C565	U502	U435	A364	G229	C230
	U994	U1131	C231	A365	U635	C566	U503	U436	A365	G230	C231
	C995	U1132	C232	A366	U636	C567	U504	U437	A366	G231	C232
	U996	U1133	C233	A367	U637	C568	U505	U438	A367	G232	C233
	C997	U1134	C234	A368	U638	C569	U506	U439	A368	G233	C234
	U998	U1135	C235	A369	U639	C570	U507	U440	A369	G234	C235
	G999	U1136	C236	A370	U640	C571	U508	U441	A370	G235	C236
	U1000	U1137	C237	A371	U641	C572	U509	U442	A371	G236	C237
	C1001	U1138	C238	A372	U642	C573	U510	U443	A372	G237	C238
	U1002	U1139	C239	A373	U643	C574	U511	U444	A373	G238	C239
	G1003	U1140	C240	A374	U644	C575	U512	U445	A374	G239	C240
	A1004	U1141	C241	A375	U645	C576	U513	U446	A375	G240	C241
	U1005	U1142	C242	A376	U646	C577	U514	U447	A376	G241	C242
	C1006	U1143	C243	A377	U647	C578	U515	U448	A377	G242	C243
	U1007	U1144	C244	A378	U648	C579	U516	U449	A378	G243	C244
	G1008	U1145	C245	A379	U649	C580	U517	U450	A379	G244	C245
	U1009	U1146	C246	A380	U650	C581	U518	U451	A380	G245	C246
	C1009	U1147	C247	A381	U651	C582	U519	U452	A381	G246	C247
	U1010	U1148	C248	A382	U652	C583	U520	U453	A382	G247	C248
	C1010	U1149	C249	A383	U653	C584	U521	U454	A383	G248	C249
	U1011	U1150	C250	A384	U654	C585	U522	U455	A384	G249	C250
	G1012	U1151	C251	A385	U655	C586	U523	U456	A385	G250	C251
	U1013	U1152	C252	A386	U656	C587	U524	U457	A386	G251	C252
	C1013	U1153	C253	A387	U657	C588	U525	U458	A387	G252	C253
	U1014	U1154	C254	A388	U658	C589	U526	U459	A388	G253	C254
	G1015	U1155	C255	A389	U659	C590	U527	U460	A389	G254	C255
	U1016	U1156	C256	A390	U660	C591	U528	U461	A390	G255	C256
	C1016	U1157	C257	A391	U661	C592	U529				

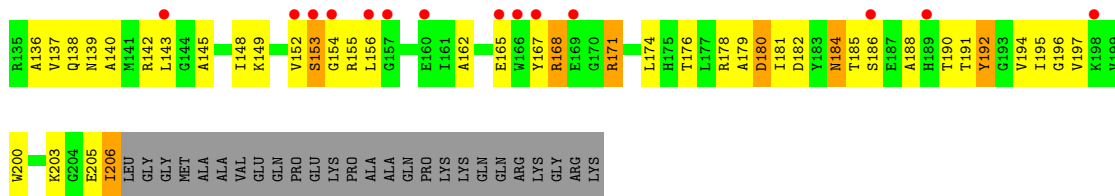


• Molecule 2: 30S ribosomal protein S3

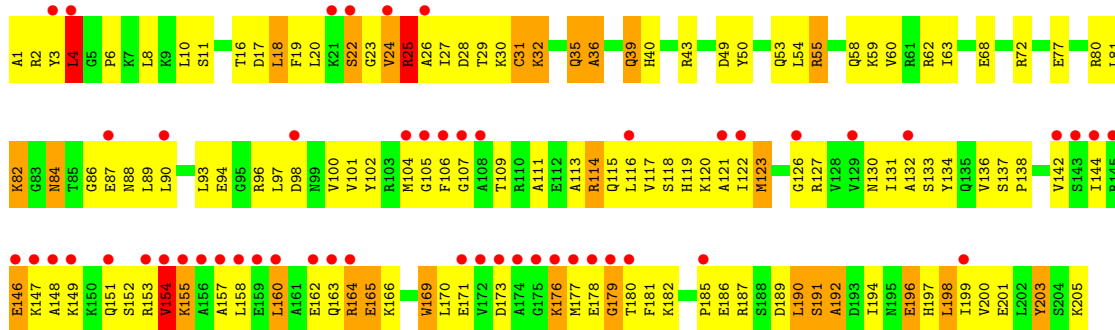


• Molecule 2: 30S ribosomal protein S3

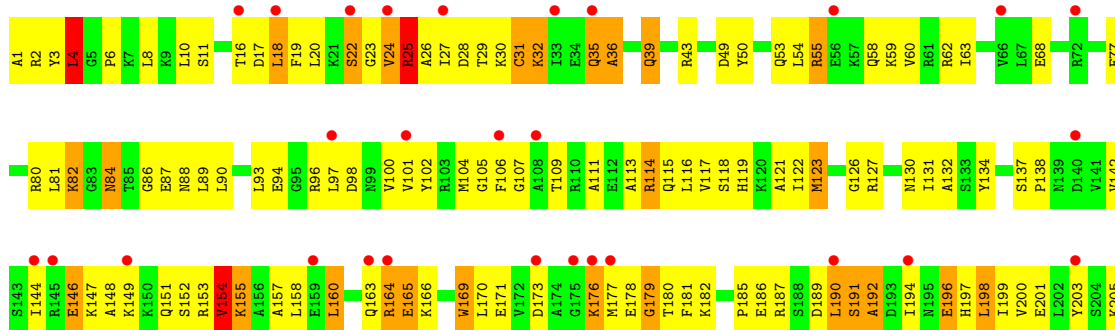




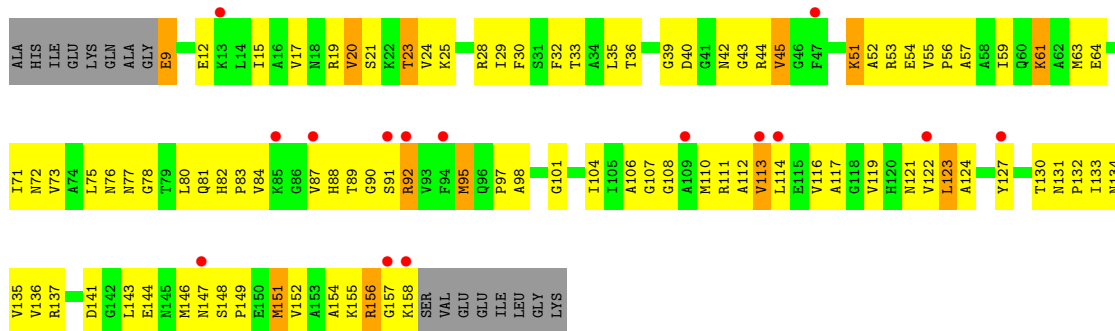
• Molecule 3: 30S ribosomal protein S4



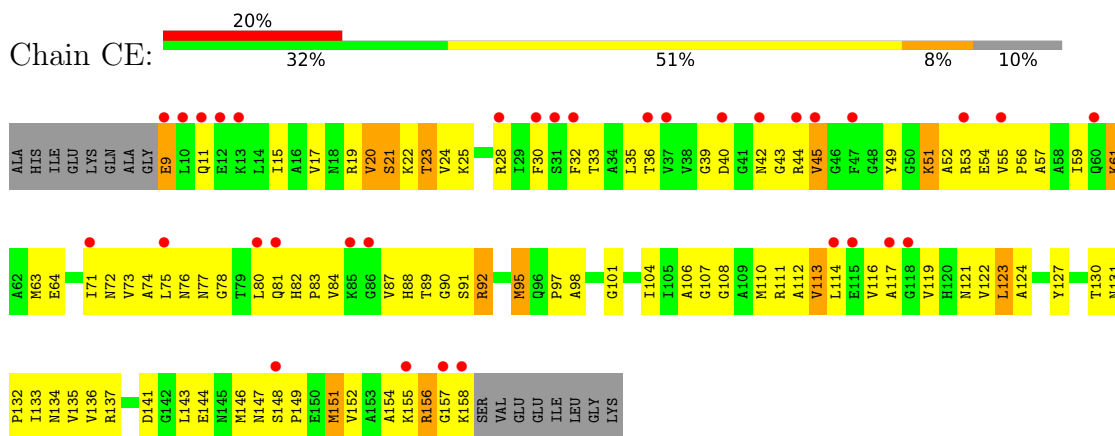
• Molecule 3: 30S ribosomal protein S4



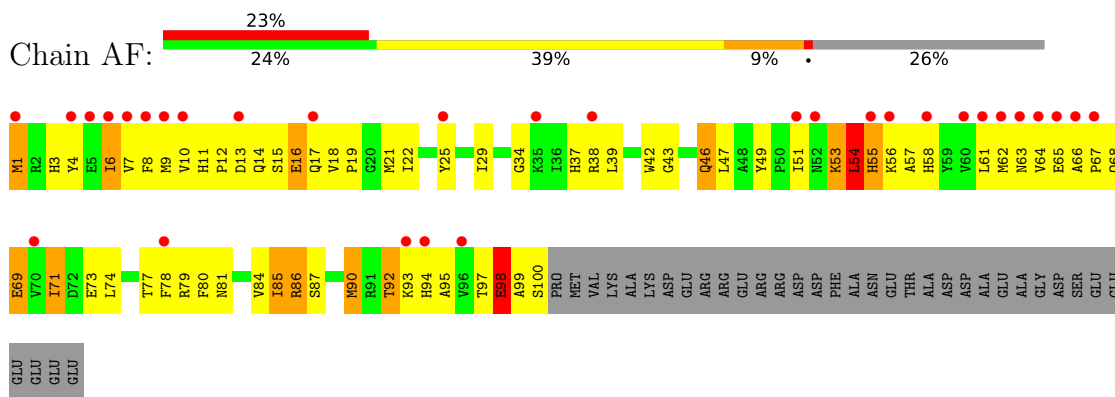
• Molecule 4: 30S ribosomal protein S5



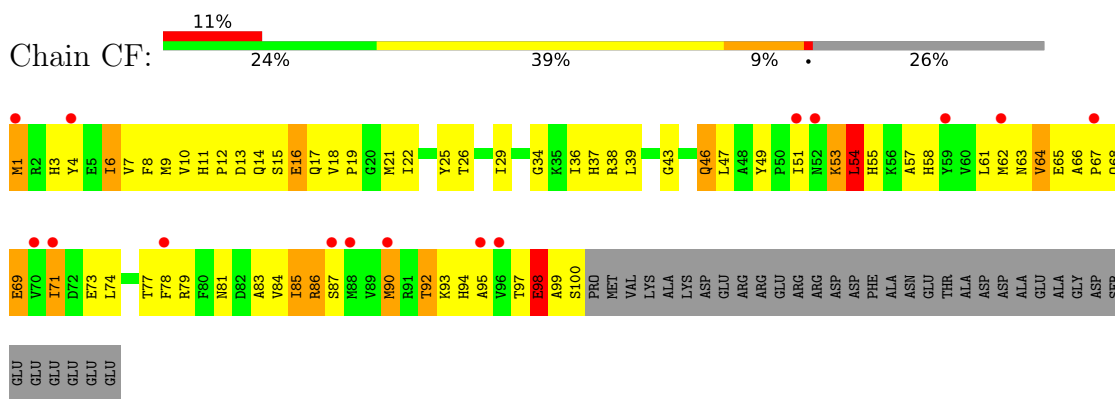
- Molecule 4: 30S ribosomal protein S5



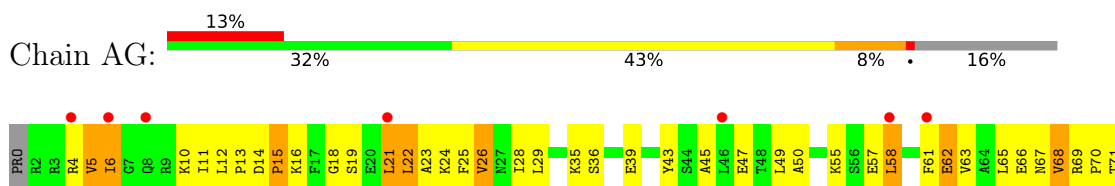
- Molecule 5: 30S ribosomal protein S6




- Molecule 5: 30S ribosomal protein S6




- Molecule 6: 30S ribosomal protein S7

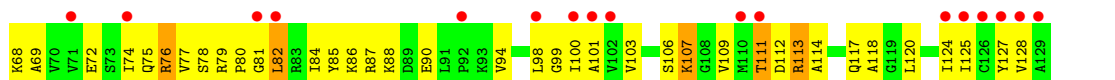
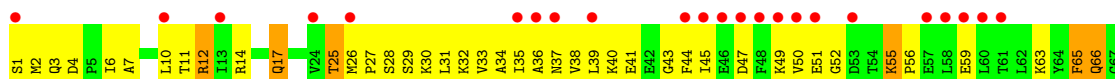




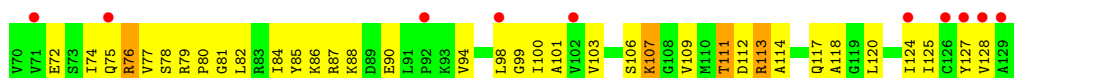
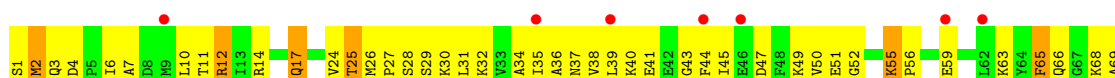
• Molecule 6: 30S ribosomal protein S7



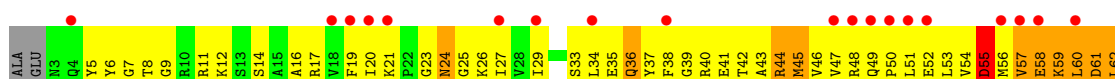
• Molecule 7: 30S ribosomal protein S8

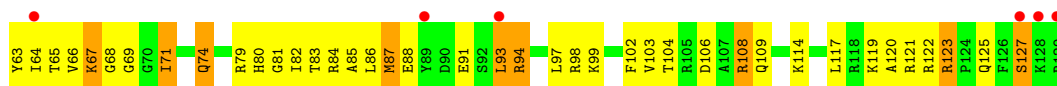


• Molecule 7: 30S ribosomal protein S8

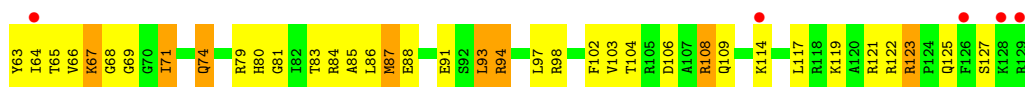
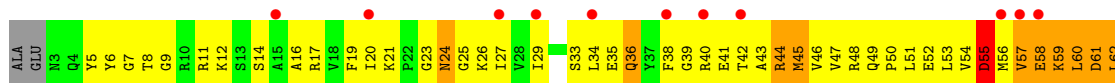


• Molecule 8: 30S ribosomal protein S9

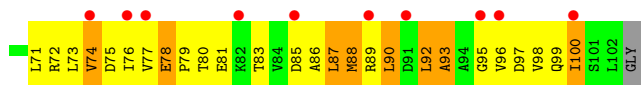
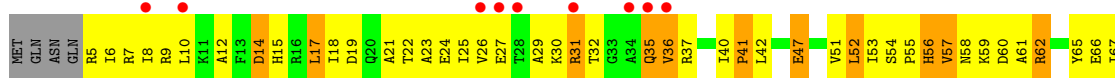




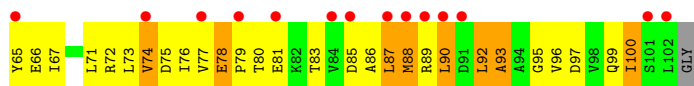

• Molecule 8: 30S ribosomal protein S9



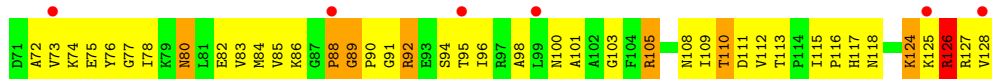
• Molecule 9: 30S ribosomal protein S10



• Molecule 9: 30S ribosomal protein S10



• Molecule 10: 30S ribosomal protein S11



• Molecule 10: 30S ribosomal protein S11





• Molecule 11: 30S ribosomal protein S12



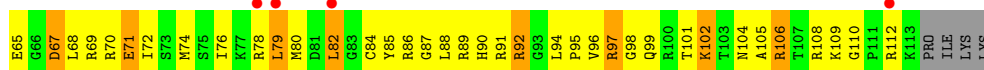
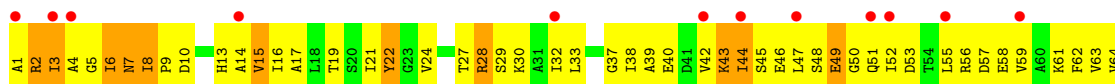
• Molecule 11: 30S ribosomal protein S12



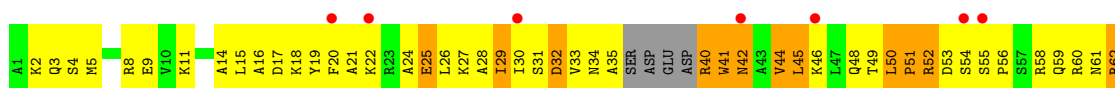
• Molecule 12: 30S ribosomal protein S13



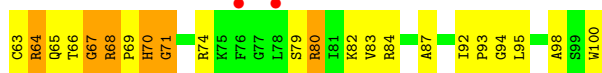
• Molecule 12: 30S ribosomal protein S13



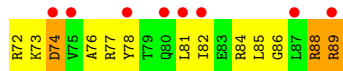
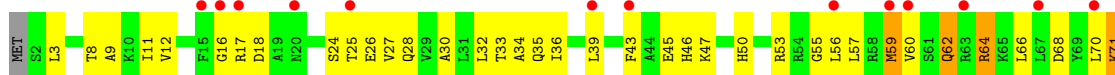
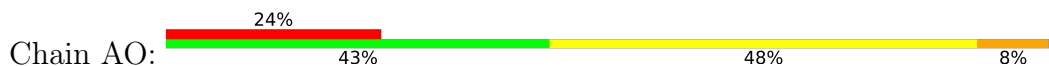
- Molecule 13: 30S ribosomal protein S14



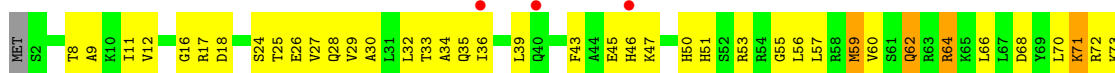
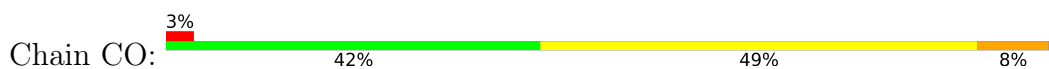
- Molecule 13: 30S ribosomal protein S14



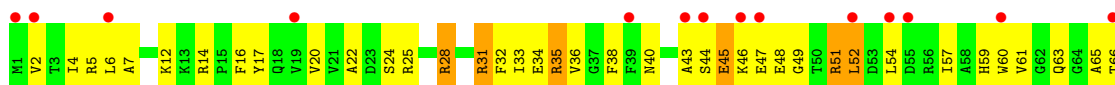
- Molecule 14: 30S ribosomal protein S15

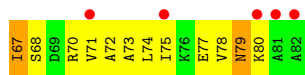


- Molecule 14: 30S ribosomal protein S15


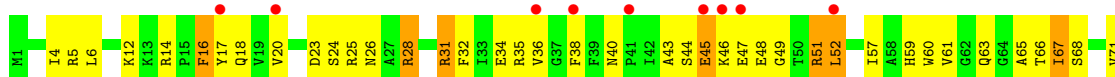


- Molecule 15: 30S ribosomal protein S16

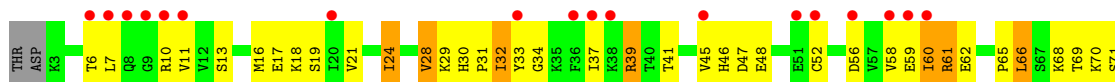




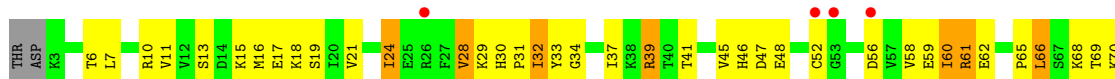
- Molecule 15: 30S ribosomal protein S16



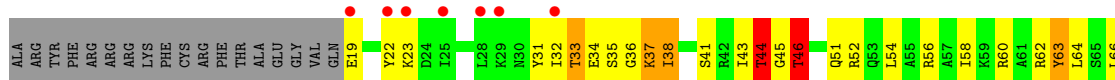
- Molecule 16: 30S ribosomal protein S17



- Molecule 16: 30S ribosomal protein S17

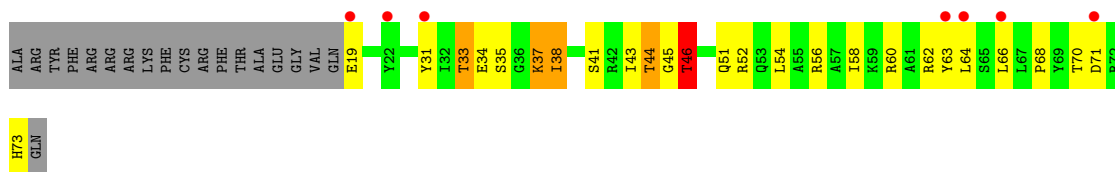


- Molecule 17: 30S ribosomal protein S18

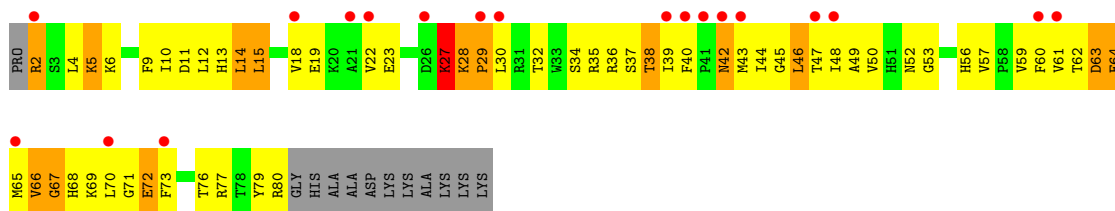


- Molecule 17: 30S ribosomal protein S18

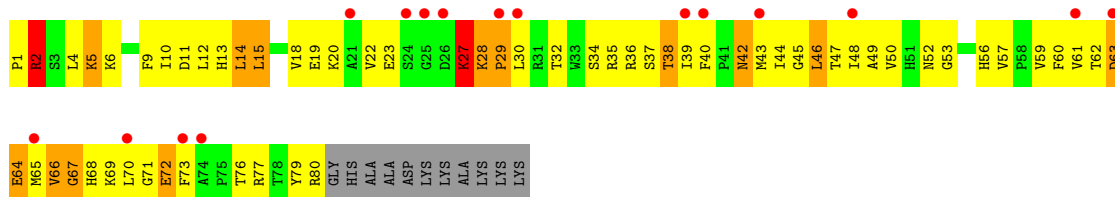




- Molecule 18: 30S ribosomal protein S19



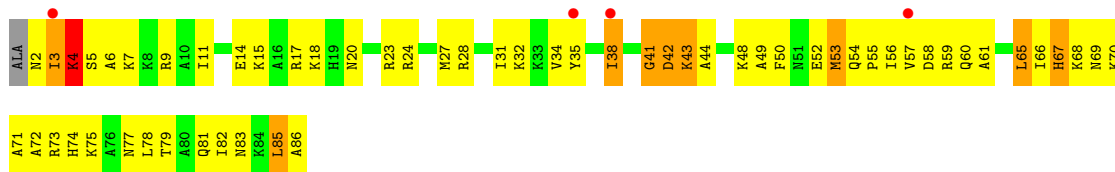

- Molecule 18: 30S ribosomal protein S19



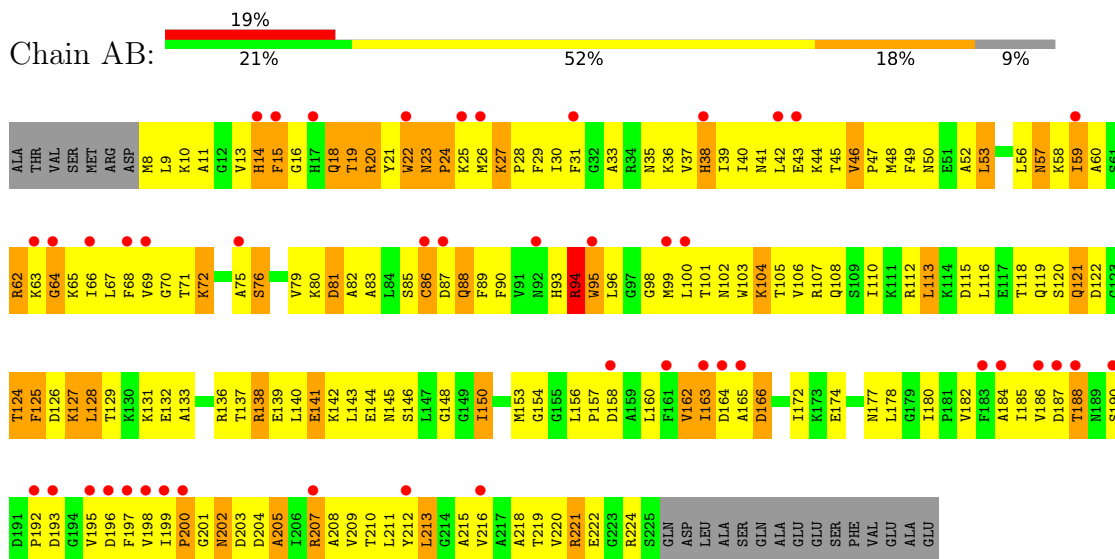
- Molecule 19: 30S ribosomal protein S20



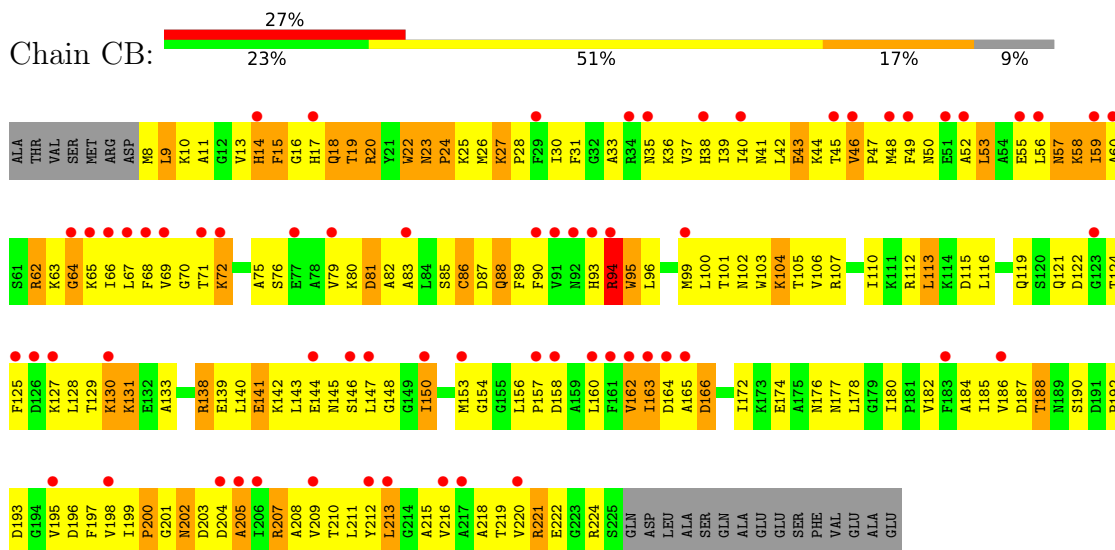
- Molecule 19: 30S ribosomal protein S20



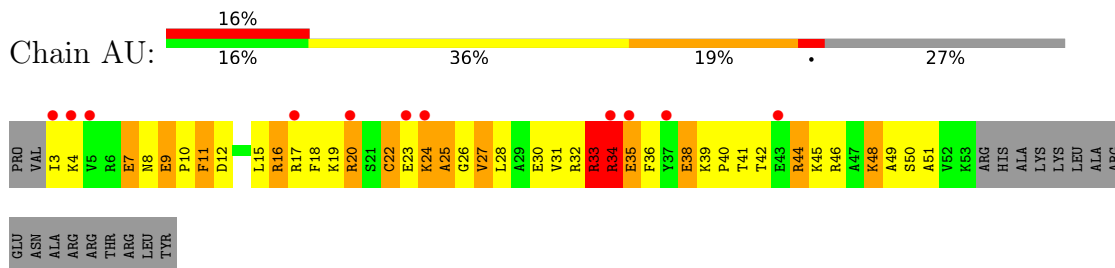
- Molecule 20: 30S ribosomal protein S2



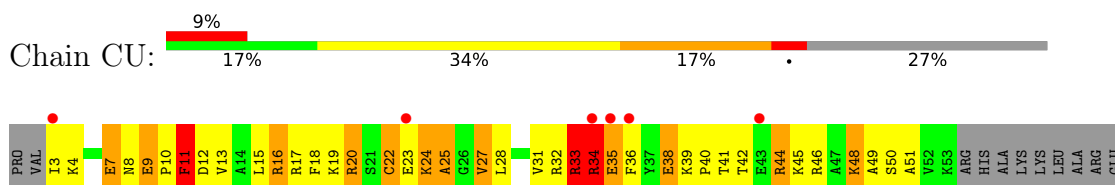
• Molecule 20: 30S ribosomal protein S2



• Molecule 21: 30S ribosomal protein S21



• Molecule 21: 30S ribosomal protein S21



ASN
ALA
ARG
ARG
THR
ARG
LEU
TYR

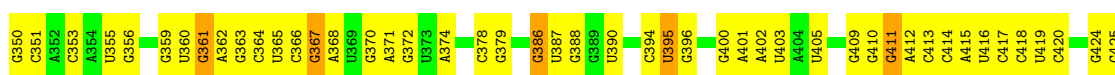
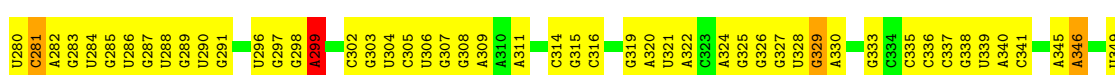
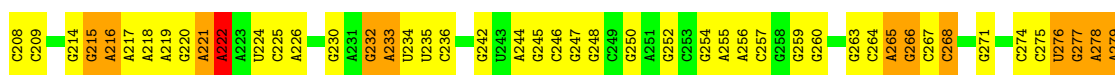
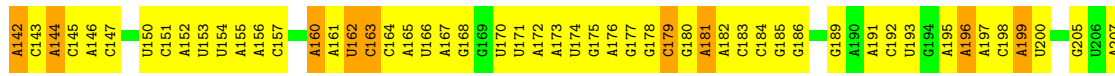
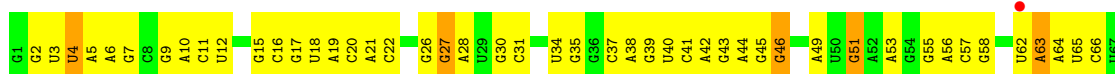
• Molecule 22: 5S rRNA




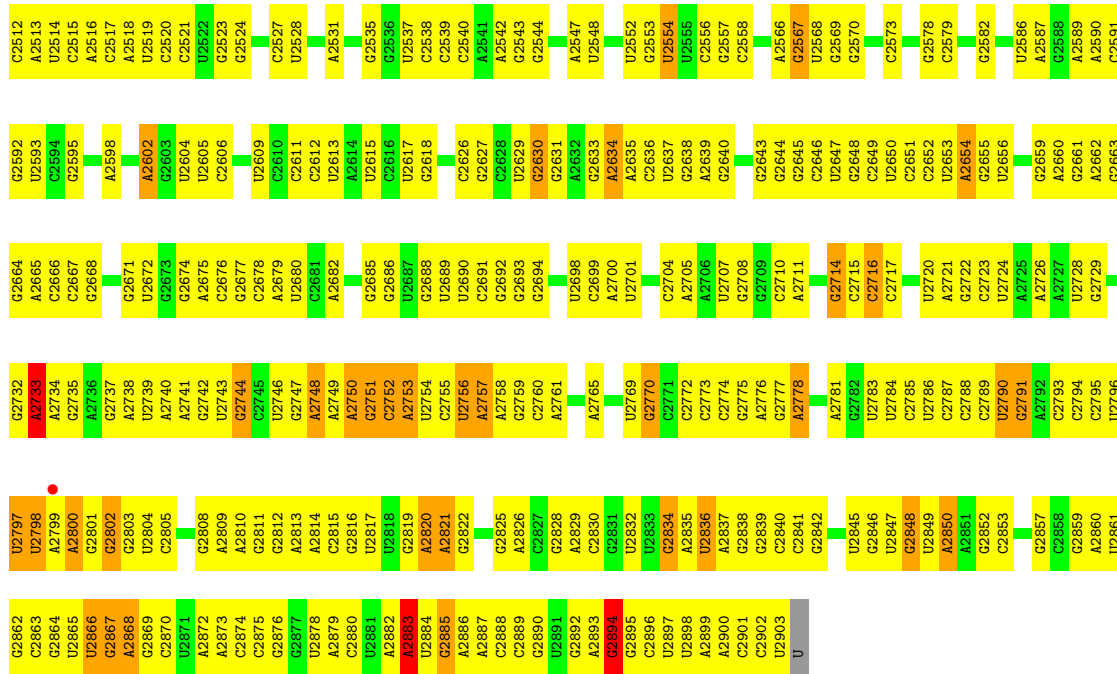
• Molecule 22: 5S rRNA



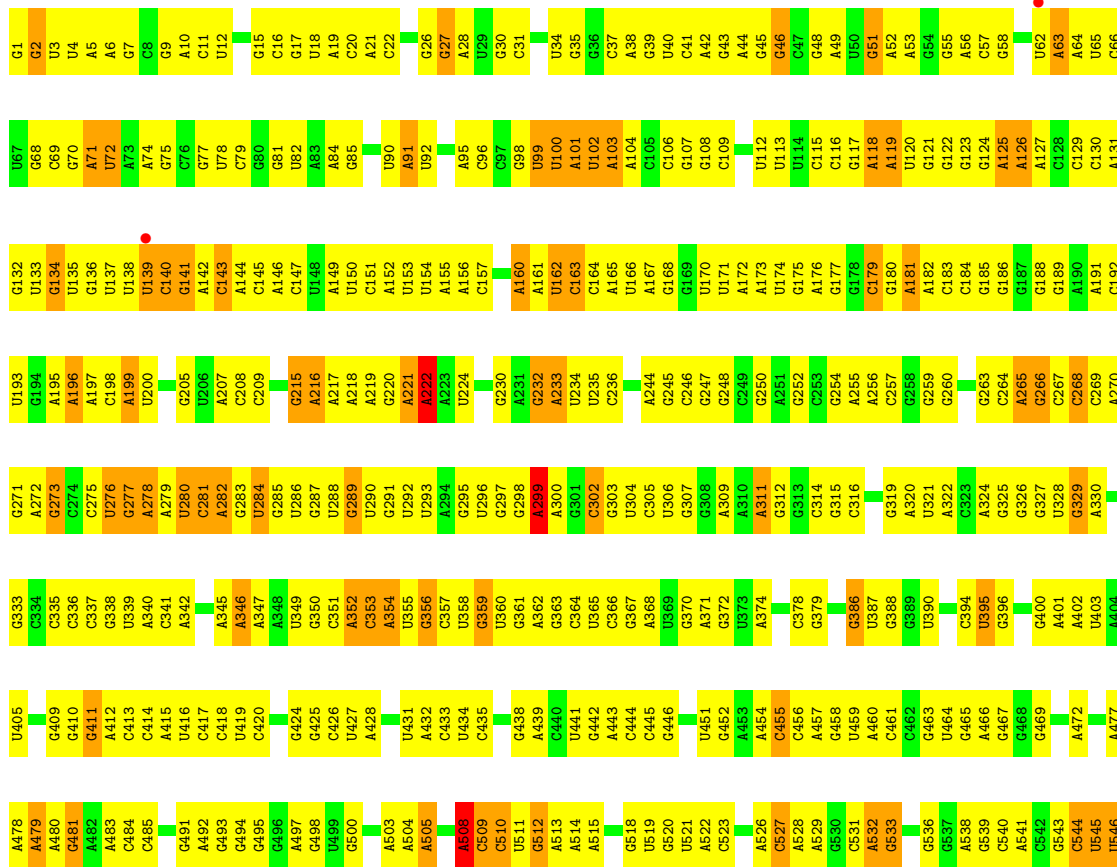
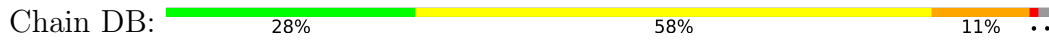
• Molecule 23: 23S rRNA



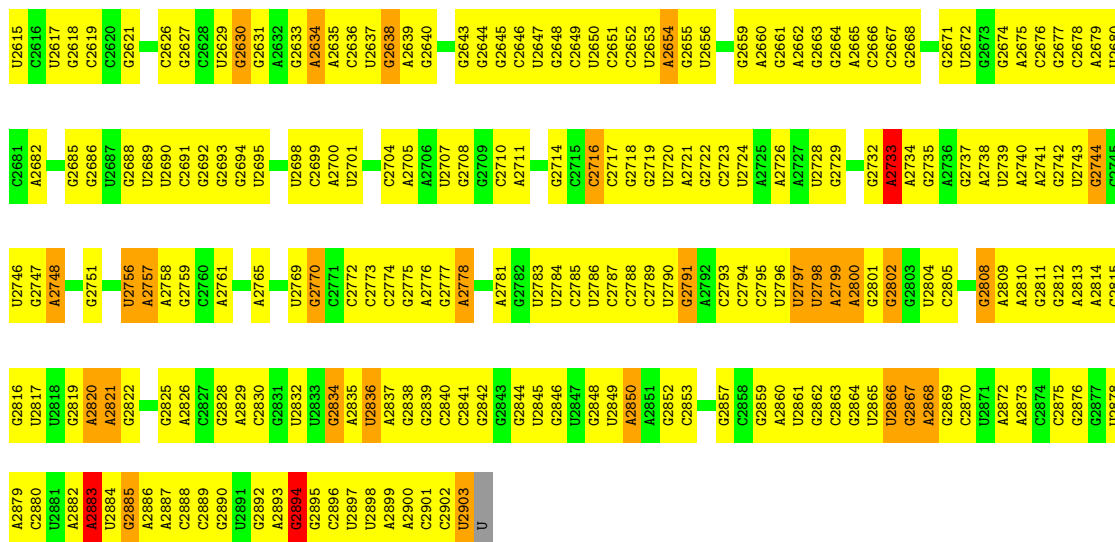




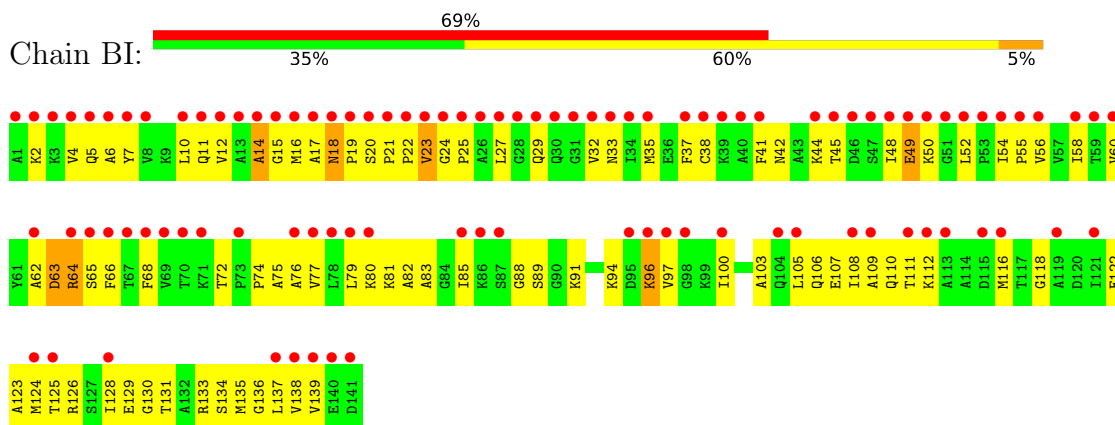
• Molecule 23: 23S rRNA



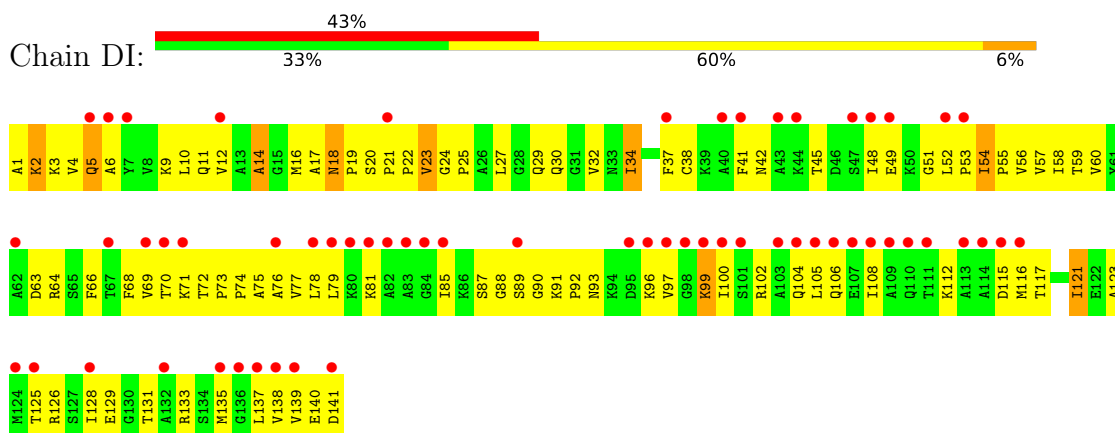
U1520	G1447	G1382	A1308	A1241	G1167	C1100	A959	A	U827	U754	C680	U615	A547
G1521	G1448	A1383	G1309	U1242	G1168	U1101	A960	C	U828	U755	G681	A616	G548
G1524	G1451	A1384	G1310	C1243	A1169	C1102	G961	U	G831	A756	U686	6617	G549
A1525	G1452	A1385	G1311	A1244	C1170	C1103	G962	U	U832	G757	U687	6620	U552
G1526	A1453	C1386	G1315	G1245	U1173	U1104	U967	A	A833	G758	G690	C624	G553
G1527	G1454	A1387	U1316	A1247	U1174	C1105	C968	C	G834	U760	G691	G625	U554
A1528	G1455	G1388	G1317	U1248	A1175	G1106	G969	A	C835	A761	C692	G626	G555
G1529	U1458	U1390	U1318	U1249	U1176	G1110	U970	A	A836	U762	A693	A627	A556
G1530	C1319	U1391	G1250	G1251	G1177	A1111	A900	C	C837	C765	U694	G627	U557
A1531	A1459	A1392	C1320	G1252	C1178	A1112	A901	C	C838	U766	G695	G628	C558
C1532	U1460	A1393	A1321	A1253	U1179	G1113	A902	C	U839	U767	G696	G629	G559
U1534	C1461	A1394	C1322	U1254	U1180	U1114	G904	C	C840	G768	C697	G630	C560
A1535	G1464	U1395	C1323	G1256	U1181	C1114	G841	C	G841	U769	C698	A631	G561
C1536	G1465	C1398	G1324	U1257	U1182	G1115	U942	C	U842	G770	A699	A632	U562
A1537	U1466	C1399	U1325	C1257	U1183	G1116	G943	C	U843	G771	G700	A633	U563
G1538	U1467	U1400	U1326	U1258	U1184	C1117	A844	C	A844	U772	G704	C634	C564
U1539	A1469	G1401	A1327	G1259	U1185	C1118	A909	C	A845	U773	A705	C635	C565
G1540	A1470	U1402	A1328	A1260	U1186	U1119	A910	C	U846	G774	A706	G636	U566
C1541	G1471	C1261	G1332	C1261	G1187	G1120	A911	C	U847	G775	A706	A637	U567
U1542	U1476	U1263	G1333	U1262	G1190	C1121	C981	C	C848	G776	U709	G638	G570
G1546	A1477	U1263	G1334	U1263	U1191	G1124	A983	C	A849	G777	U710	C640	U571
C1547	G1478	U1266	C1335	U1267	G1192	G1125	A984	C	U851	U780	U711	A643	A572
A1548	G1482	A1268	G1336	A1268	G1193	A1126	C987	C	U852	A781	G712	A644	U573
U1549	U1483	A1269	G1337	A1269	C1196	G1131	G989	C	C854	A782	G713	A645	A574
C1550	U1484	C1270	U1338	U1270	G1197	U1132	A990	C	C855	U783	U714	C646	A575
A1551	U1485	A1271	G1341	G1271	U1198	A1133	A991	C	G856	G784	A715	U646	U576
A1552	G1486	U1272	G1342	A1272	U1199	A1134	C992	C	G857	G785	A716	G647	G577
U1553	U1487	A1273	G1343	U1273	C1200	C1135	G993	C	G858	G786	C717	G648	G578
G1554	C1488	A1274	G1344	A1274	G1203	G1136	C994	C	G859	C787	A718	C649	G579
U1555	U1489	U1275	G1345	U1275	U1204	U1137	C995	C	A863	U794	U720	C650	U580
C1558	A1490	G1283	G1346	U1276	A1205	G1138	A996	C	U864	C795	A721	G651	C581
G1560	G1491	U1284	G1347	U1284	G1206	C1139	G997	C	U865	U807	A722	U653	A582
C1561	U1492	A1284	C1350	G1284	U1210	C1140	C998	C	C866	G808	C723	A654	G583
U1562	A1493	A1285	C1351	A1285	G1211	U1141	U999	C	A866	U810	U724	A655	C587
G1563	U1494	U1286	G1352	U1286	C1212	C1142	A1000	C	U870	U811	G726	G656	U588
U1564	A1495	A1287	G1353	A1287	A1213	C1145	A1001	C	U871	G805	G726	U657	U589
C1565	U1496	G1288	G1354	U1288	A1214	C1146	A936	C	U872	C806	A727	U658	A590
A1566	G1501	C1289	G1355	C1289	G1215	C1147	C1007	C	U873	U807	G728	C659	U591
G1567	U1502	C1291	G1356	U1291	G1216	U1148	A1008	C	G874	G809	G729	C660	A592
U1568	A1503	G1292	G1360	G1292	U1219	C1149	A1009	C	G875	U810	A730	A661	U593
A1569	U1504	C1293	G1361	U1293	G1220	C1150	A1010	C	C876	U811	G736	G664	U594
U1570	A1505	A1294	G1362	U1294	C1221	A1151	A1011	C	A877	C812	C737	U665	C595
A1571	U1506	C1295	A1365	G1295	G1222	C1152	U1012	C	A878	U813	G738	A666	U596
U1572	A1507	G1296	G1366	U1296	U1222	C1153	A1086	C	G	C814	A739	U667	U597
G1573	U1508	C1297	G1368	U1297	G1223	G1154	A1087	C	G	C815	C740	A668	A599
C1574	A1509	G1298	U1372	G1298	U1224	A1155	A1088	C	G	C816	U741	G669	G600
U1575	U1438	U1299	U1373	U1299	U1224	A1156	A1089	C	G	C817	A742	A670	A603
C1576	A1439	C1300	A1374	G1300	A1229	U1159	G1091	C	U	C818	A743	C672	A608
U1577	U1440	A1301	G1374	A1301	A1230	U1018	G1091	C	U	U819	U744	C673	A609
C1578	G1514	A1302	U1375	A1302	U1231	C1160	U1019	C	U	A820	G745	C674	G608
U1579	A1515	G1303	C1376	G1303	U1231	C1161	A1020	C	U	C821	U746	A675	A609
G1580	U1516	A1304	U1443	U1304	G1286	G1163	A1021	C	U	U741	U747	A676	C610
U1581	C1517	C1305	U1444	U1305	A1237	C1164	G1022	C	U	C823	A752	A677	C611
C1582	U1518	G1380	C1306	U1306	G1238	A1165	U1023	C	U	U824	A751	C678	G612
U1519	G1519	A1307	G1381	U1307	G1238	G1166	G1024	C	U	U825	A752	A678	A613
							G1099	C	U	U826	A753	C679	A614



• Molecule 24: 50S ribosomal protein L11

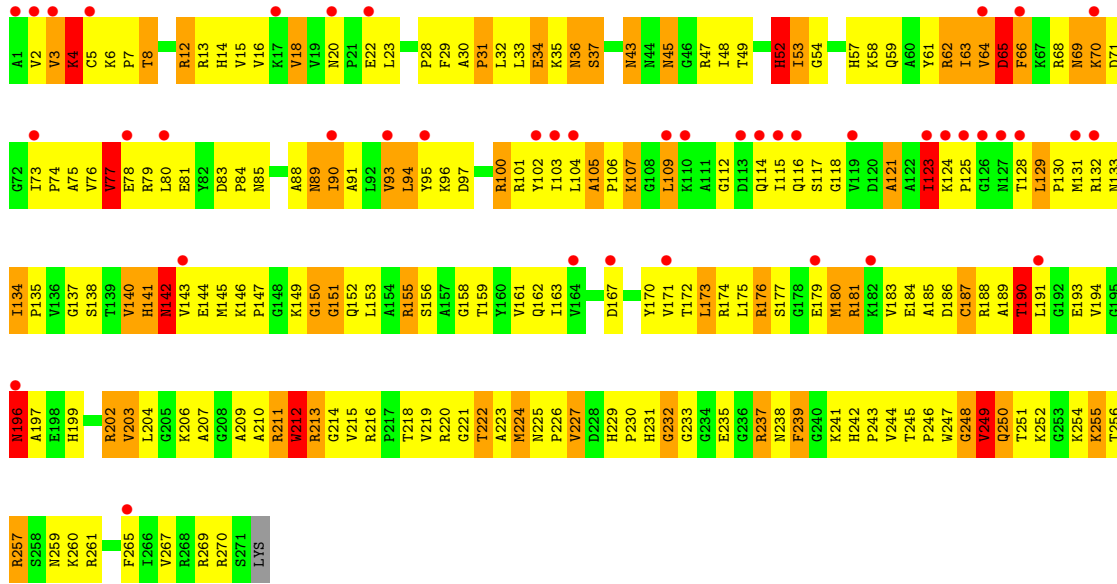


• Molecule 24: 50S ribosomal protein L11

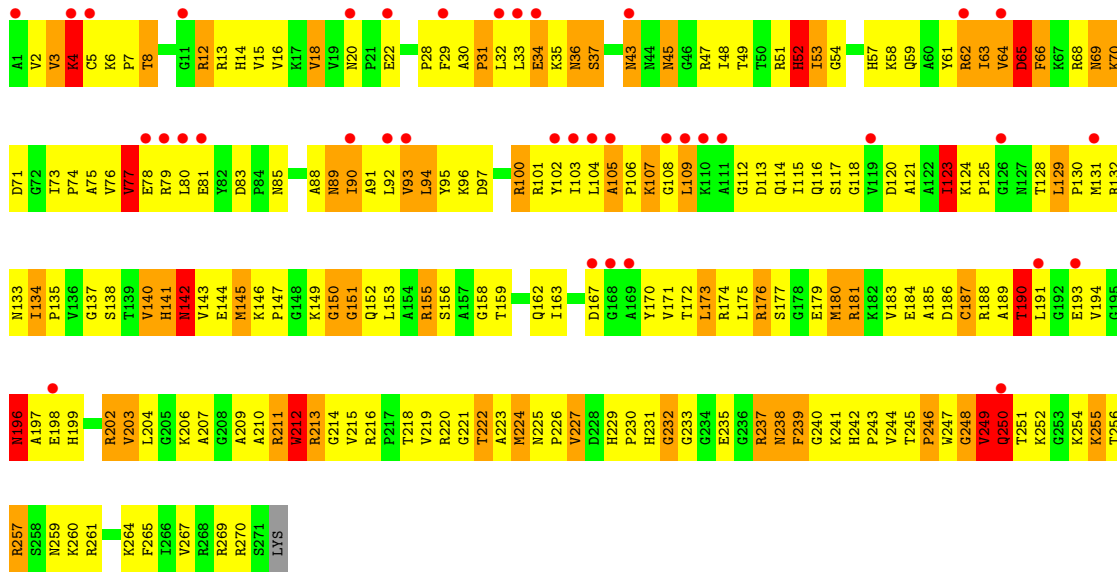


• Molecule 25: 50S ribosomal protein L2

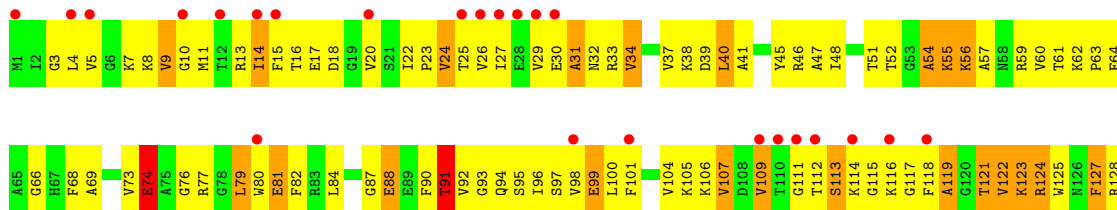


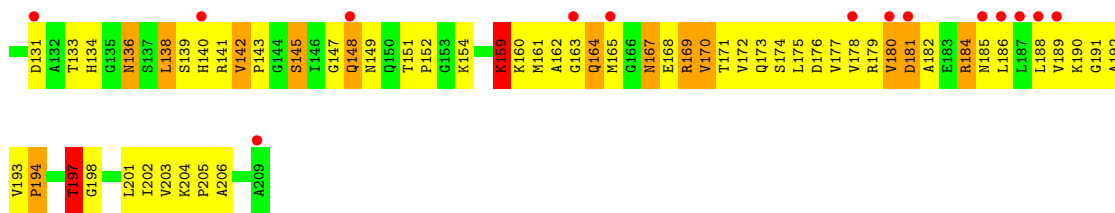


• Molecule 25: 50S ribosomal protein L2

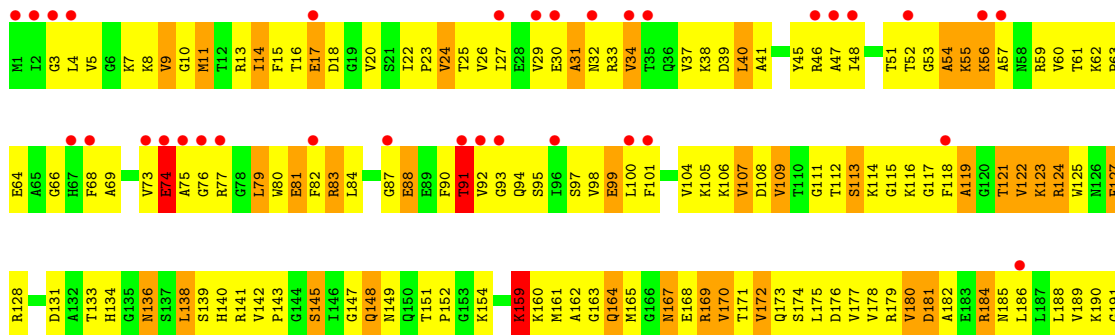


• Molecule 26: 50S ribosomal protein L3

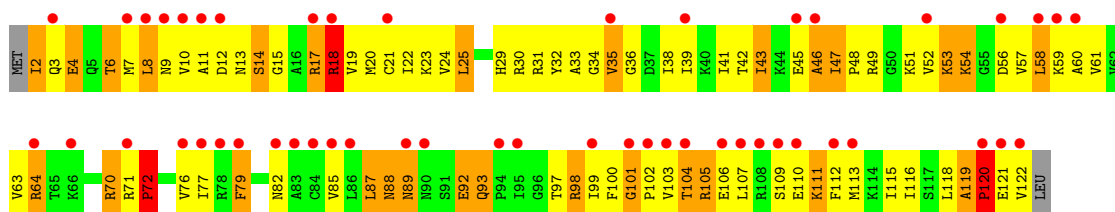
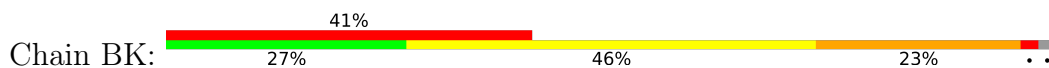




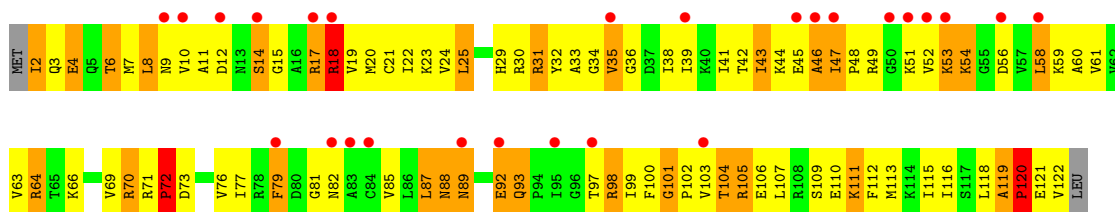
- Molecule 26: 50S ribosomal protein L3



- Molecule 27: 50S ribosomal protein L14

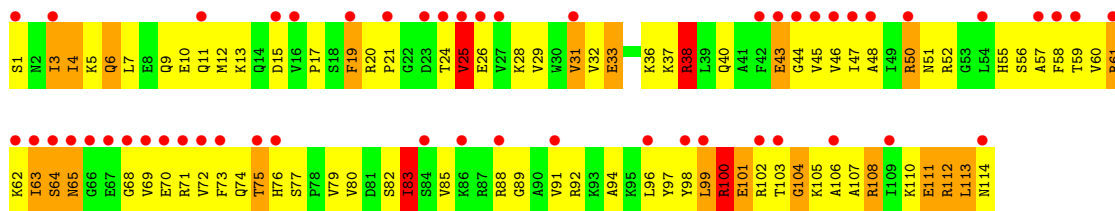


- Molecule 27: 50S ribosomal protein L14

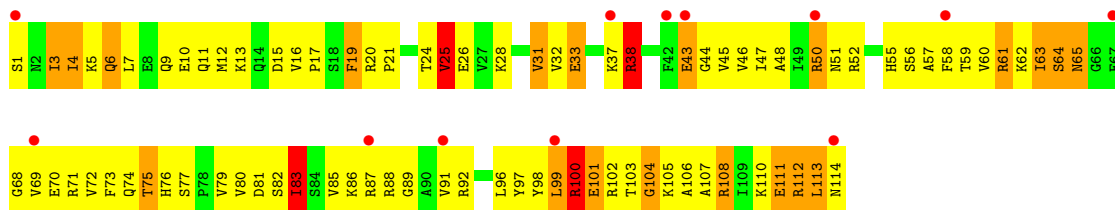


- Molecule 28: 50S ribosomal protein L19

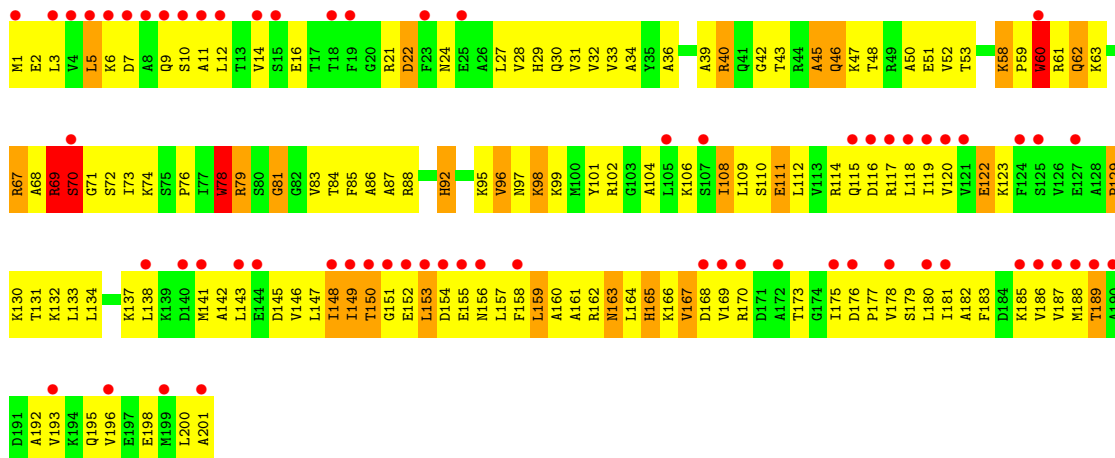




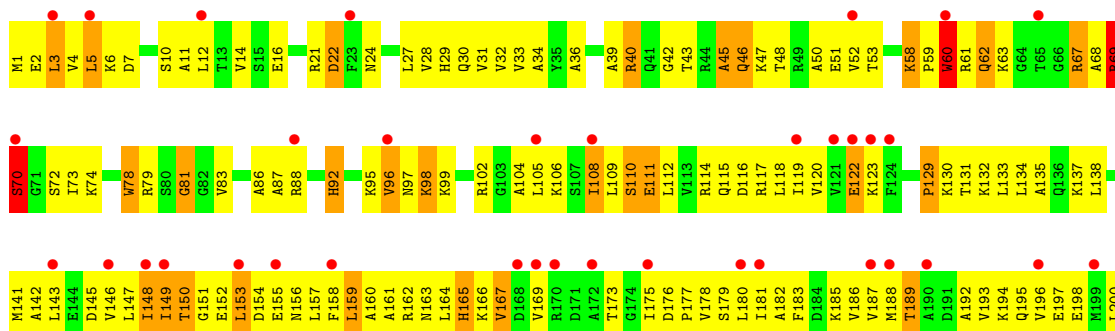
• Molecule 28: 50S ribosomal protein L19



• Molecule 29: 50S ribosomal protein L4



• Molecule 29: 50S ribosomal protein L4

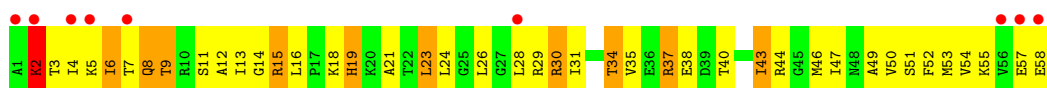




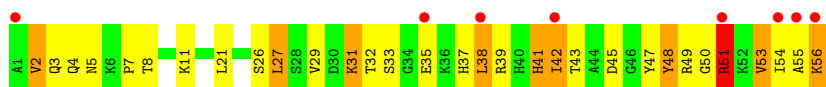
- Molecule 30: 50S ribosomal protein L30



- Molecule 30: 50S ribosomal protein L30



- Molecule 31: 50S ribosomal protein L32



- Molecule 31: 50S ribosomal protein L32



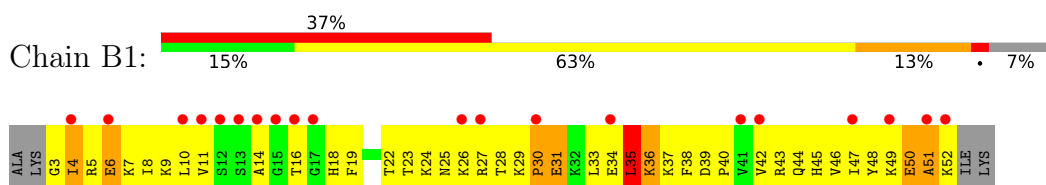
- Molecule 32: 50S ribosomal protein L36



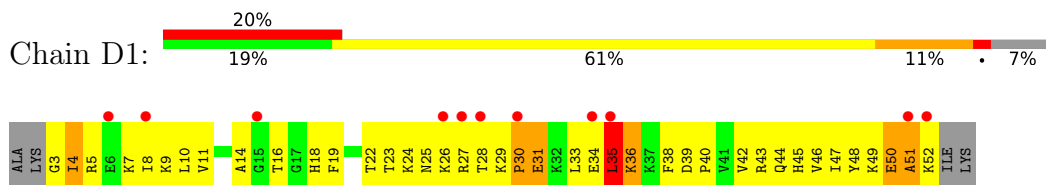
- Molecule 32: 50S ribosomal protein L36



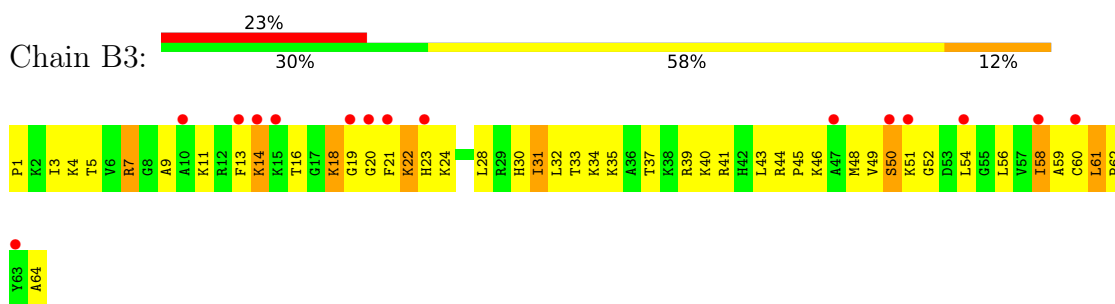
- Molecule 33: 50S ribosomal protein L33



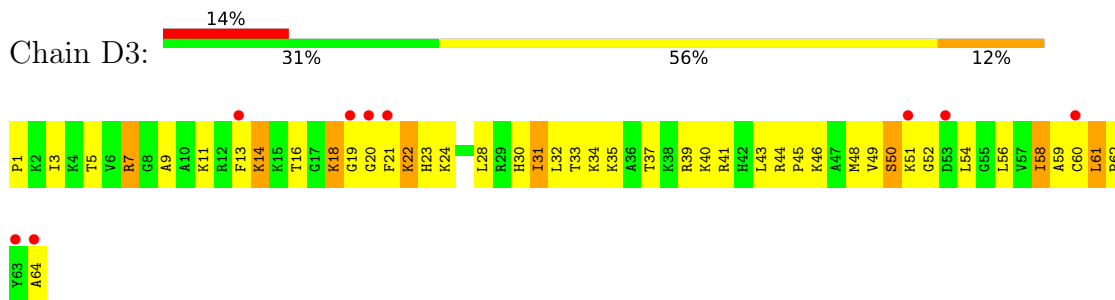
- Molecule 33: 50S ribosomal protein L33



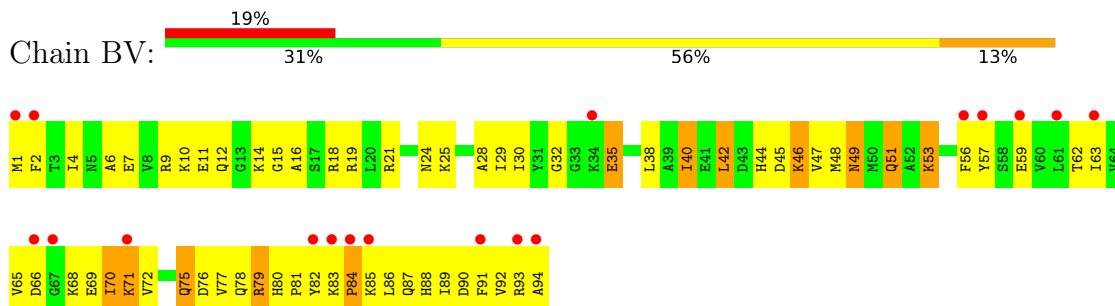
- Molecule 34: 50S ribosomal protein L35



- Molecule 34: 50S ribosomal protein L35

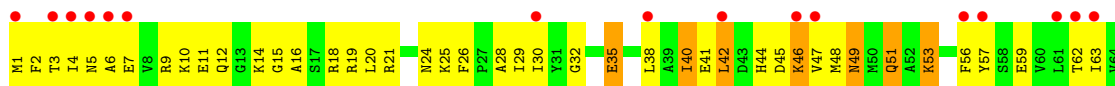


- Molecule 35: 50S ribosomal protein L25

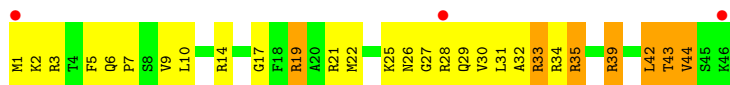


- Molecule 35: 50S ribosomal protein L25





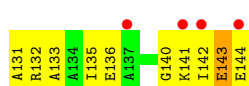
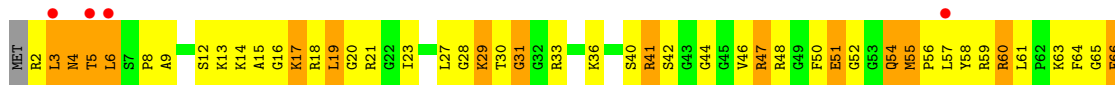
● Molecule 36: 50S ribosomal protein L34



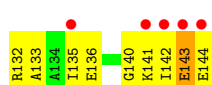
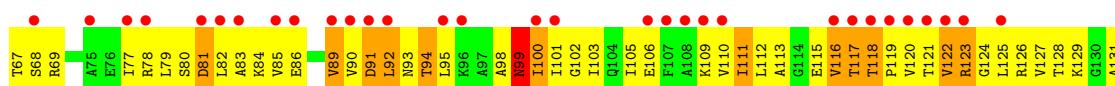
● Molecule 36: 50S ribosomal protein L34



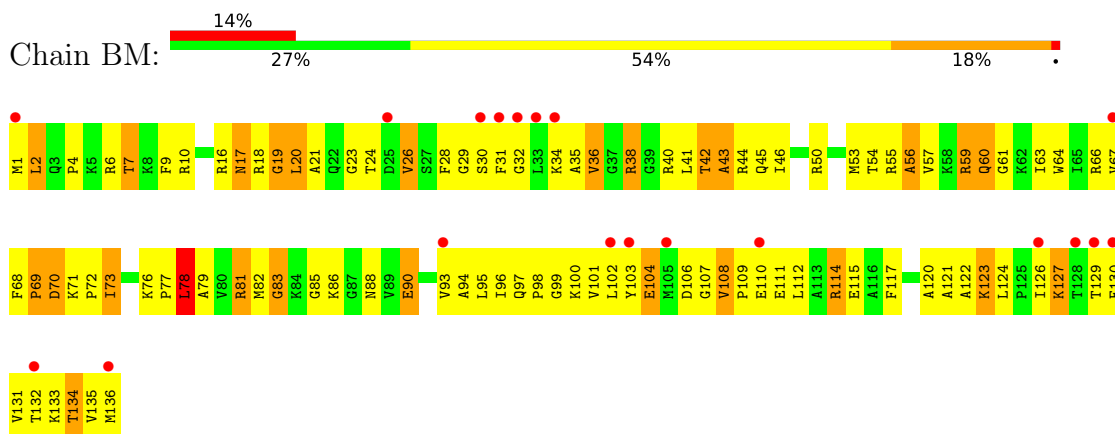
● Molecule 37: 50S ribosomal protein L15



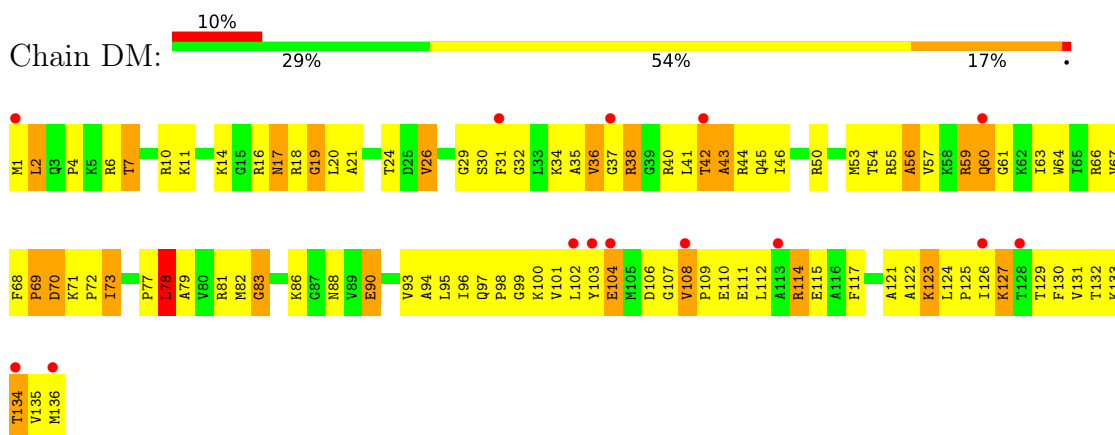
● Molecule 37: 50S ribosomal protein L15



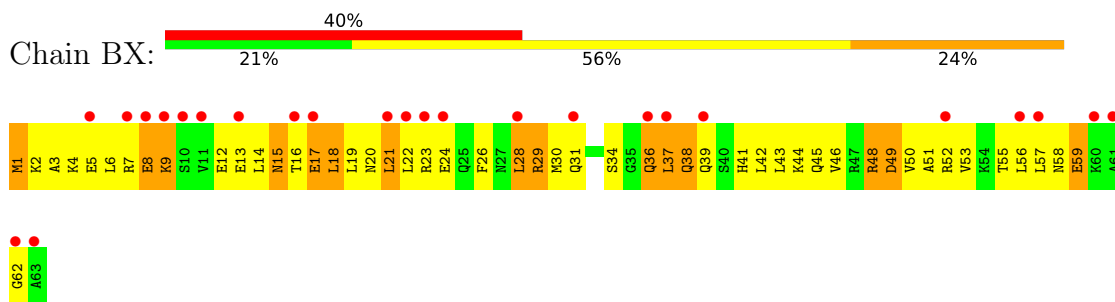
- Molecule 38: 50S ribosomal protein L16



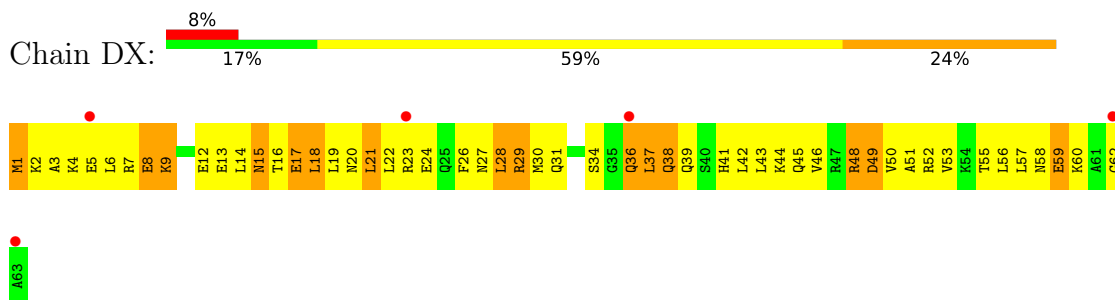
- Molecule 38: 50S ribosomal protein L16



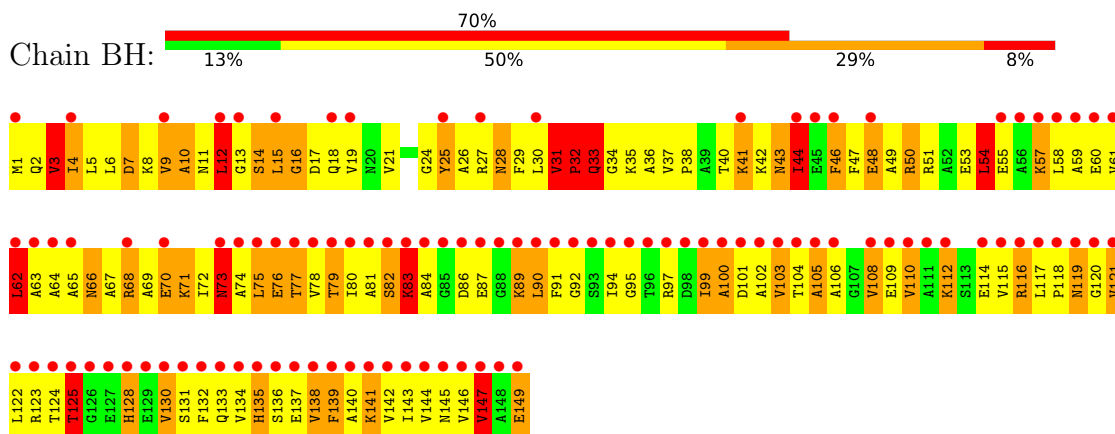
- Molecule 39: 50S ribosomal protein L29



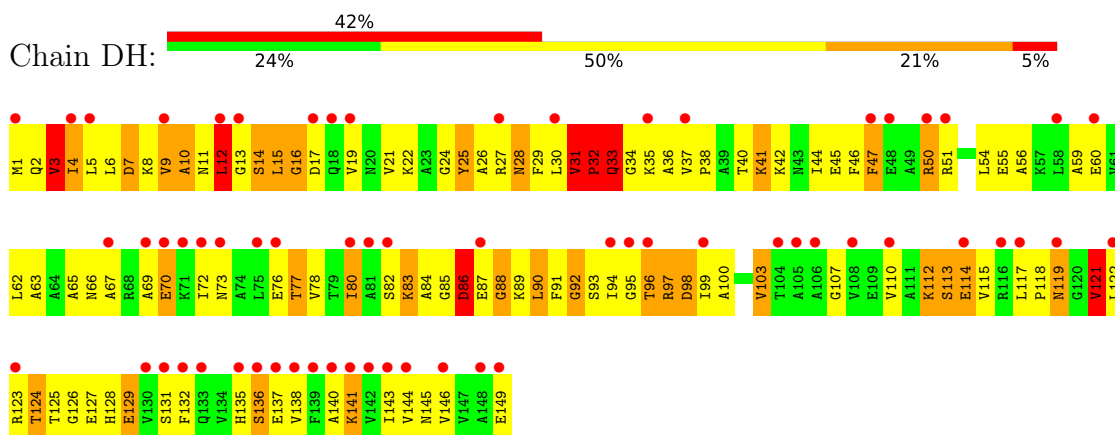
- Molecule 39: 50S ribosomal protein L29



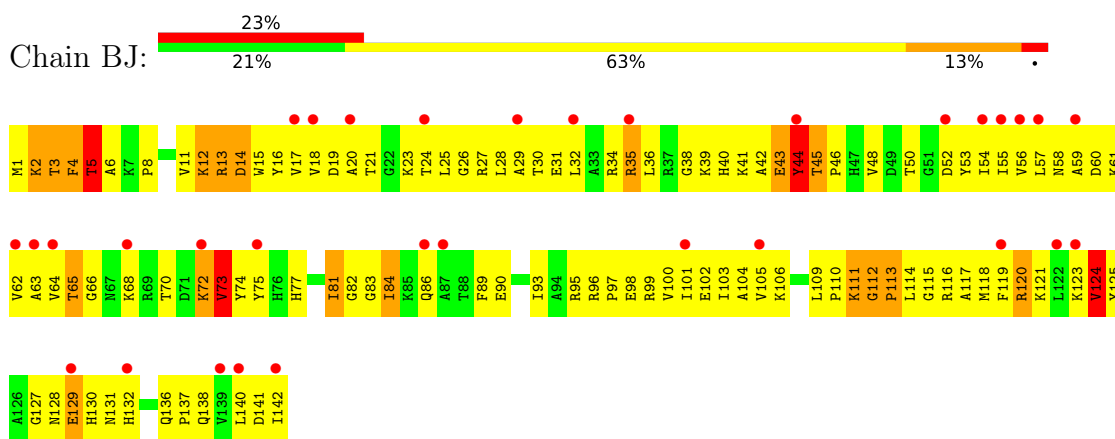
- Molecule 40: 50S ribosomal protein L9



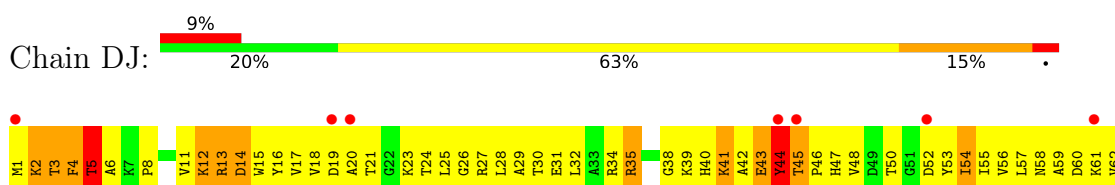
- Molecule 40: 50S ribosomal protein L9

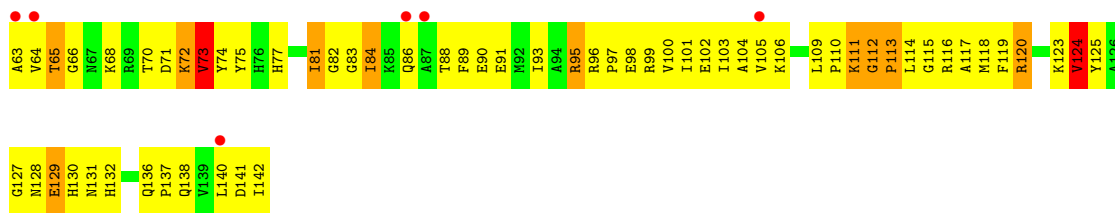


- Molecule 41: 50S ribosomal protein L13

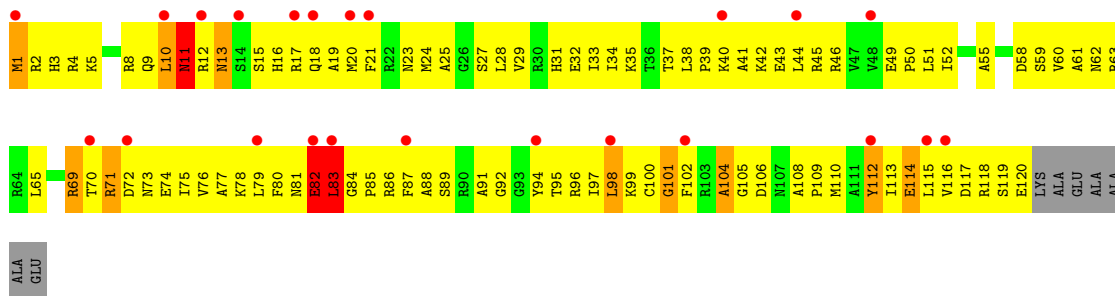


- Molecule 41: 50S ribosomal protein L13





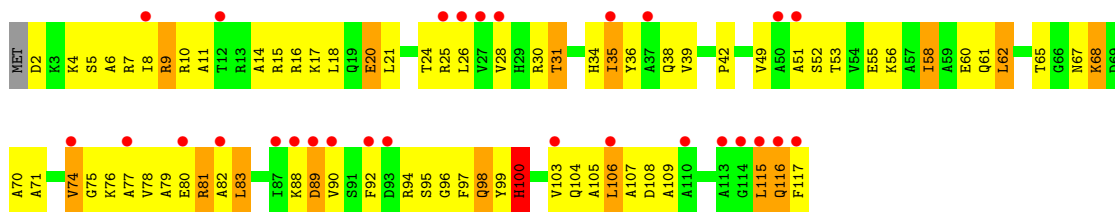
• Molecule 42: 50S ribosomal protein L17



• Molecule 42: 50S ribosomal protein L17

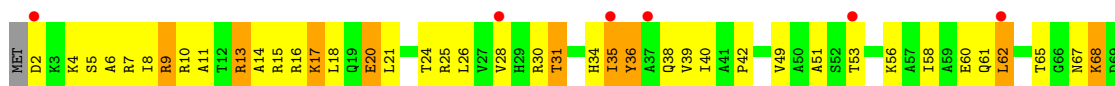


• Molecule 43: 50S ribosomal protein L18



• Molecule 43: 50S ribosomal protein L18







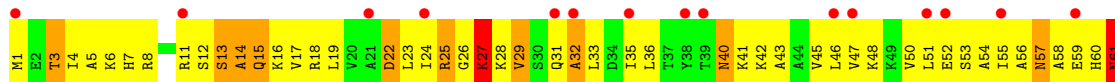
- Molecule 44: 50S ribosomal protein L20




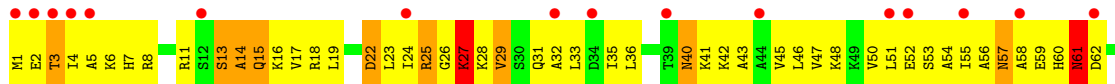
- Molecule 44: 50S ribosomal protein L20



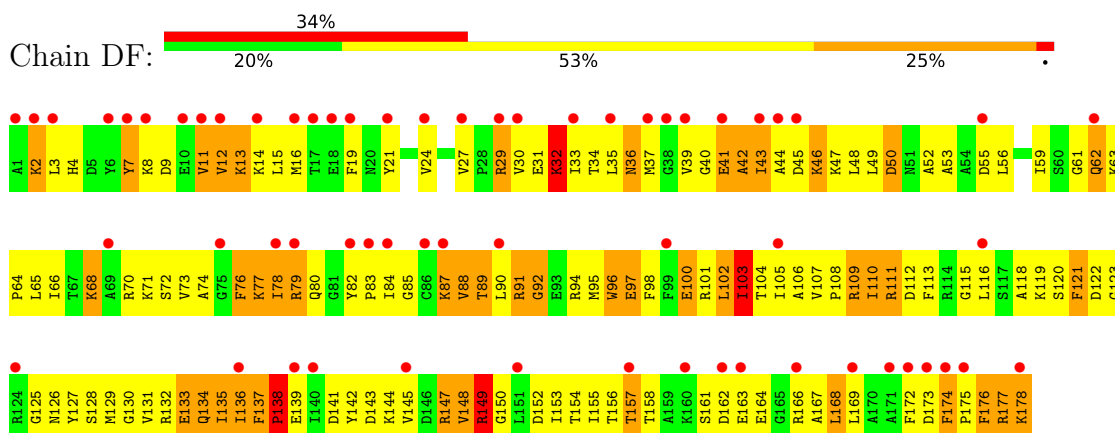
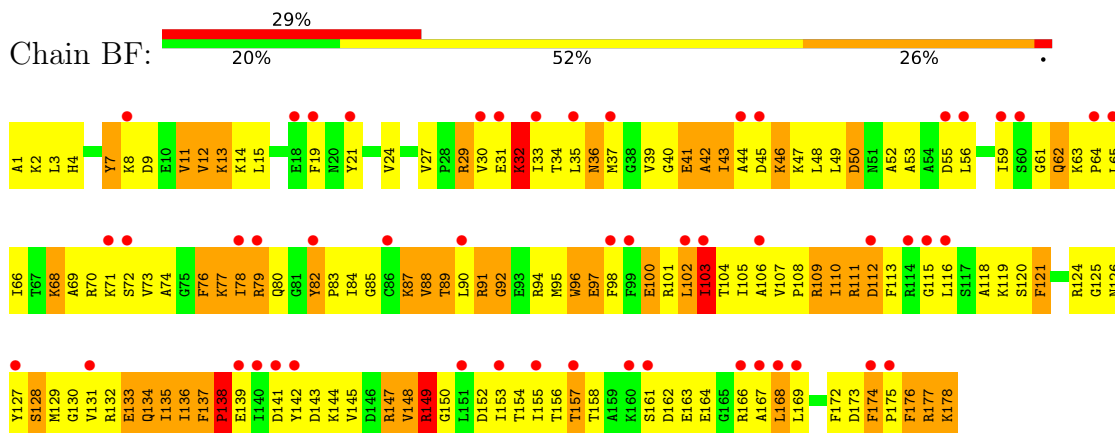
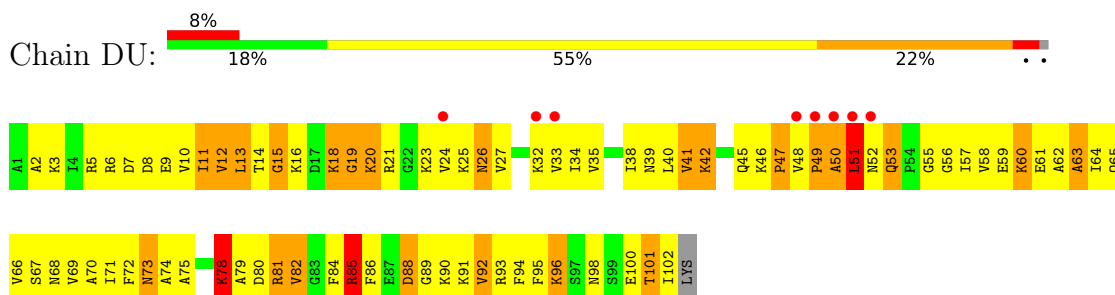
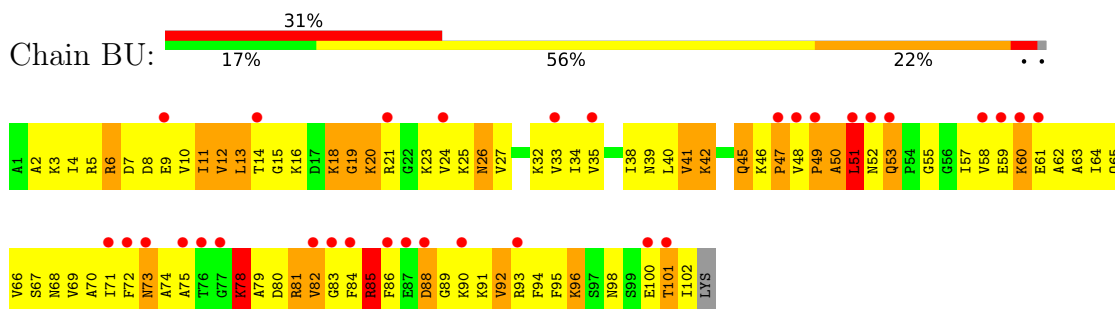
- Molecule 45: 50S ribosomal protein L22



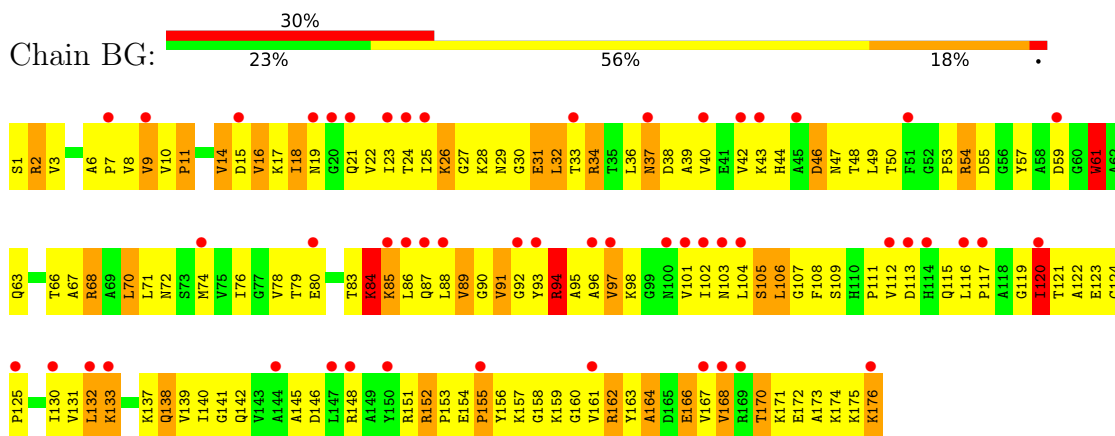
- Molecule 45: 50S ribosomal protein L22



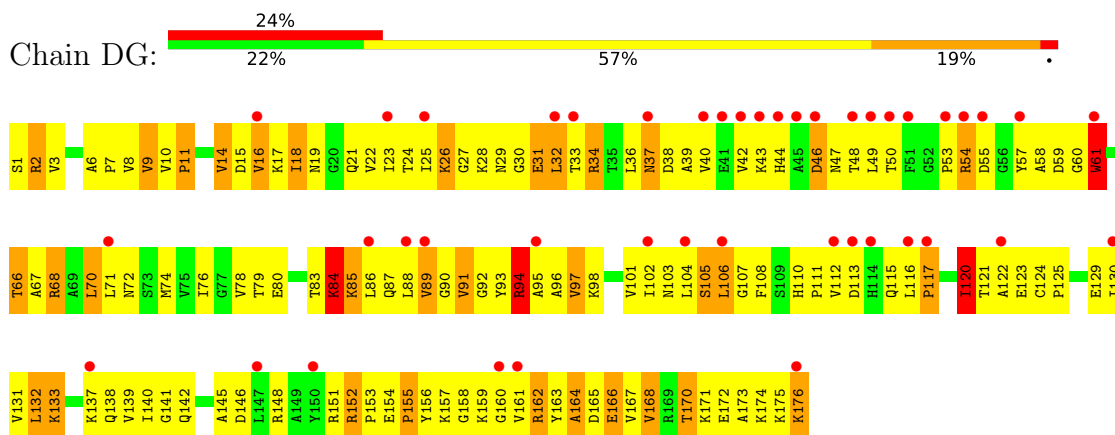
- Molecule 46: 50S ribosomal protein L24



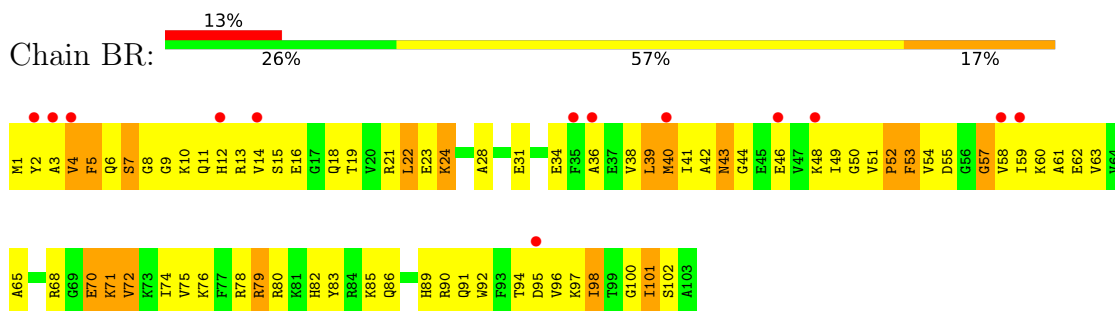
- Molecule 48: 50S ribosomal protein L6



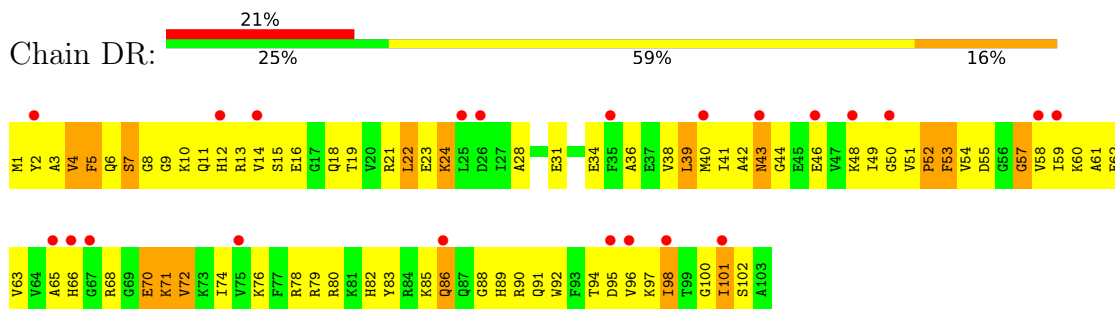
- Molecule 48: 50S ribosomal protein L6



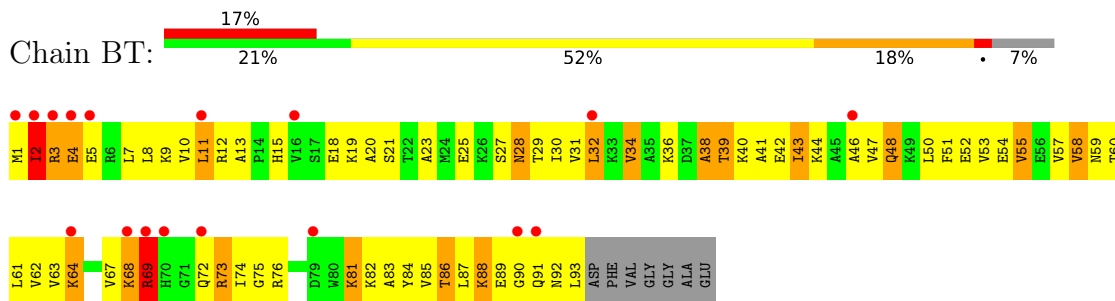
- Molecule 49: 50S ribosomal protein L21



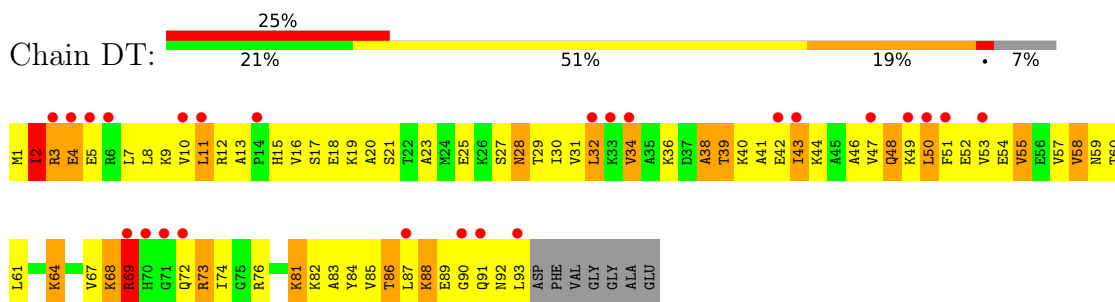
- Molecule 49: 50S ribosomal protein L21



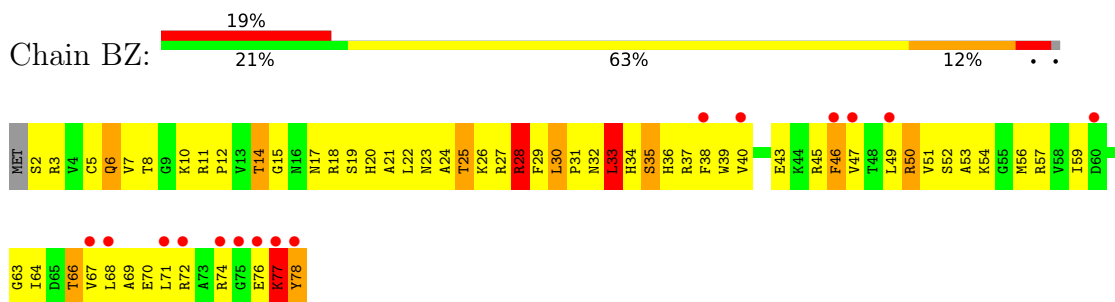
- Molecule 50: 50S ribosomal protein L23



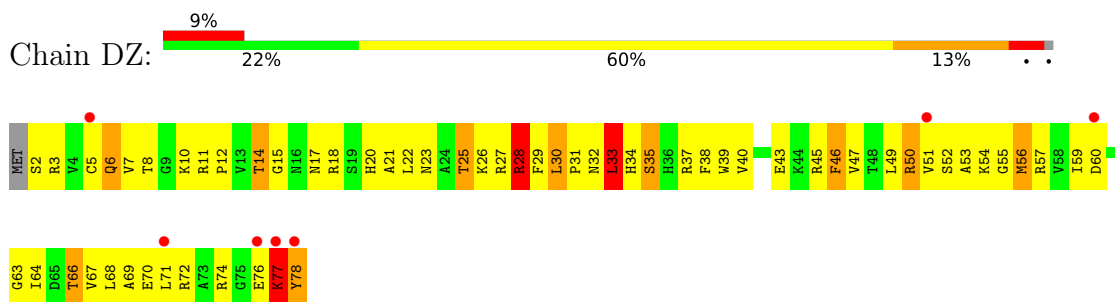
- Molecule 50: 50S ribosomal protein L23



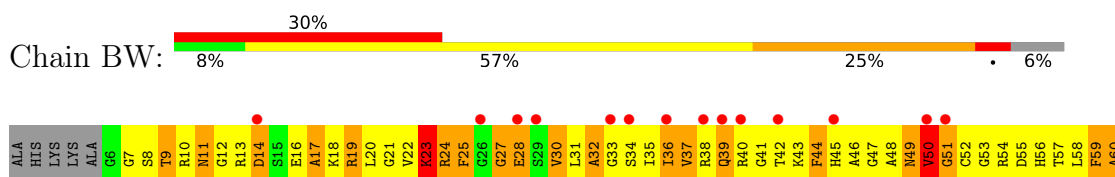
- Molecule 51: 50S ribosomal protein L28



- Molecule 51: 50S ribosomal protein L28

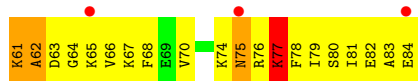
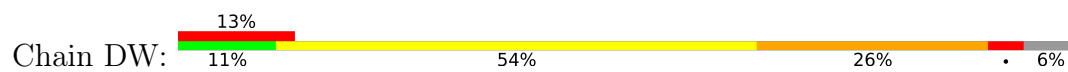


- Molecule 52: 50S ribosomal protein L27





- Molecule 52: 50S ribosomal protein L27



4 Data and refinement statistics

Property	Value	Source
Space group	P 21 21 21	Depositor
Cell constants a, b, c, α , β , γ	208.85Å 379.20Å 739.28Å 90.00° 90.00° 90.00°	Depositor
Resolution (Å)	70.00 – 3.21 138.41 – 3.22	Depositor EDS
% Data completeness (in resolution range)	(Not available) (70.00-3.21) 66.7 (138.41-3.22)	Depositor EDS
R_{merge}	0.11	Depositor
R_{sym}	(Not available)	Depositor
$\langle I/\sigma(I) \rangle$ ¹	1.54 (at 3.19Å)	Xtrriage
Refinement program	CNS	Depositor
R, R_{free}	0.274 , 0.309 0.240 , 0.272	Depositor DCC
R_{free} test set	30053 reflections (4.80%)	wwPDB-VP
Wilson B-factor (Å ²)	93.7	Xtrriage
Anisotropy	0.398	Xtrriage
Bulk solvent k_{sol} (e/Å ³), B_{sol} (Å ²)	0.24 , 62.8	EDS
L-test for twinning ²	$\langle L \rangle = 0.49$, $\langle L^2 \rangle = 0.32$	Xtrriage
Estimated twinning fraction	No twinning to report.	Xtrriage
F_o, F_c correlation	0.91	EDS
Total number of atoms	284172	wwPDB-VP
Average B, all atoms (Å ²)	72.0	wwPDB-VP

Xtrriage's analysis on translational NCS is as follows: *The largest off-origin peak in the Patterson function is 1.47% of the height of the origin peak. No significant pseudotranslation is detected.*

¹Intensities estimated from amplitudes.

²Theoretical values of $\langle |L| \rangle$, $\langle L^2 \rangle$ for acentric reflections are 0.5, 0.333 respectively for untwinned datasets, and 0.375, 0.2 for perfectly twinned datasets.

5 Model quality [i](#)

5.1 Standard geometry [i](#)

Bond lengths and bond angles in the following residue types are not validated in this section: MG, NMY, ZN

The Z score for a bond length (or angle) is the number of standard deviations the observed value is removed from the expected value. A bond length (or angle) with $|Z| > 5$ is considered an outlier worth inspection. RMSZ is the root-mean-square of all Z scores of the bond lengths (or angles).

Mol	Chain	Bond lengths		Bond angles	
		RMSZ	# Z >5	RMSZ	# Z >5
1	AA	0.25	1/36762 (0.0%)	0.75	12/57350 (0.0%)
1	CA	0.26	1/36762 (0.0%)	0.75	16/57350 (0.0%)
2	AC	0.23	0/1651	0.44	0/2225
2	CC	0.23	0/1651	0.44	0/2225
3	AD	0.23	0/1665	0.44	0/2227
3	CD	0.23	0/1665	0.44	0/2227
4	AE	0.24	0/1118	0.46	0/1504
4	CE	0.23	0/1118	0.46	0/1504
5	AF	0.24	0/835	0.45	0/1128
5	CF	0.24	0/835	0.45	0/1128
6	AG	0.23	0/1187	0.45	0/1591
6	CG	0.23	0/1211	0.45	0/1624
7	AH	0.23	0/989	0.45	0/1326
7	CH	0.23	0/989	0.45	0/1326
8	AI	0.24	0/1034	0.45	0/1375
8	CI	0.24	0/1034	0.45	0/1375
9	AJ	0.22	0/796	0.49	0/1077
9	CJ	0.22	0/796	0.49	0/1077
10	AK	0.24	0/893	0.47	0/1205
10	CK	0.24	0/893	0.47	0/1205
11	AL	0.22	0/969	0.49	0/1300
11	CL	0.22	0/969	0.49	0/1300
12	AM	0.21	0/892	0.46	0/1193
12	CM	0.21	0/884	0.45	0/1181
13	AN	0.24	0/785	0.48	0/1043
13	CN	0.24	0/785	0.48	0/1043
14	AO	0.23	0/722	0.47	0/964
14	CO	0.23	0/722	0.47	0/964
15	AP	0.25	0/659	0.46	0/884
15	CP	0.25	0/648	0.46	0/870
16	AQ	0.23	0/657	0.47	0/881
16	CQ	0.23	0/666	0.48	0/892

Mol	Chain	Bond lengths		Bond angles	
		RMSZ	# Z >5	RMSZ	# Z >5
17	AR	0.23	0/462	0.45	0/621
17	CR	0.23	0/462	0.45	0/621
18	AS	0.25	0/652	0.46	0/877
18	CS	0.25	0/660	0.48	0/888
19	AT	0.24	0/671	0.40	0/888
19	CT	0.24	0/671	0.40	0/888
20	AB	0.25	0/1735	0.45	0/2338
20	CB	0.25	0/1735	0.45	0/2338
21	AU	0.26	0/430	0.48	0/570
21	CU	0.26	0/430	0.48	0/570
22	BA	0.24	0/2803	0.75	1/4371 (0.0%)
22	DA	0.24	0/2803	0.75	1/4371 (0.0%)
23	BB	0.28	8/68314 (0.0%)	0.77	42/106569 (0.0%)
23	DB	0.28	9/68314 (0.0%)	0.77	48/106569 (0.0%)
24	BI	0.24	0/1046	0.47	0/1410
24	DI	0.25	0/1046	0.49	0/1410
25	BC	0.22	0/2121	0.48	0/2852
25	DC	0.22	0/2121	0.48	0/2852
26	BD	0.24	0/1586	0.49	0/2134
26	DD	0.24	0/1586	0.49	0/2134
27	BK	0.24	0/939	0.56	0/1258
27	DK	0.24	0/939	0.56	0/1258
28	BP	0.24	0/929	0.51	0/1242
28	DP	0.24	0/929	0.51	0/1242
29	BE	0.24	0/1571	0.51	0/2113
29	DE	0.24	0/1571	0.51	0/2113
30	BY	0.23	0/453	0.50	0/605
30	DY	0.23	0/453	0.50	0/605
31	B0	0.22	0/450	0.56	0/599
31	D0	0.22	0/450	0.56	0/599
32	B4	0.23	0/303	0.48	0/397
32	D4	0.23	0/303	0.47	0/397
33	B1	0.27	0/416	0.49	0/554
33	D1	0.27	0/416	0.49	0/554
34	B3	0.24	0/513	0.48	0/676
34	D3	0.24	0/513	0.48	0/676
35	BV	0.25	0/766	0.42	0/1025
35	DV	0.25	0/766	0.42	0/1025
36	B2	0.26	0/380	0.47	0/498
36	D2	0.26	0/380	0.47	0/498
37	BL	0.23	0/1054	0.48	0/1403
37	DL	0.24	0/1054	0.49	0/1403
38	BM	0.25	0/1093	0.49	0/1460

Mol	Chain	Bond lengths		Bond angles	
		RMSZ	# Z >5	RMSZ	# Z >5
38	DM	0.25	0/1093	0.48	0/1460
39	BX	0.24	0/510	0.53	0/677
39	DX	0.24	0/510	0.53	0/677
40	BH	0.25	0/1122	0.48	0/1515
40	DH	0.25	0/1122	0.49	0/1515
41	BJ	0.23	0/1152	0.48	0/1551
41	DJ	0.23	0/1152	0.48	0/1551
42	BN	0.24	0/973	0.52	0/1301
42	DN	0.24	0/973	0.52	0/1301
43	BO	0.23	0/902	0.49	0/1209
43	DO	0.23	0/902	0.49	0/1209
44	BQ	0.26	0/960	0.50	0/1278
44	DQ	0.26	0/960	0.50	0/1278
45	BS	0.22	0/864	0.52	0/1156
45	DS	0.22	0/864	0.52	0/1156
46	BU	0.25	0/787	0.47	0/1051
46	DU	0.25	0/787	0.48	0/1051
47	BF	0.26	0/1444	0.52	0/1937
47	DF	0.26	0/1444	0.52	0/1937
48	BG	0.23	0/1343	0.47	0/1816
48	DG	0.23	0/1343	0.47	0/1816
49	BR	0.25	0/829	0.49	0/1107
49	DR	0.25	0/829	0.49	0/1107
50	BT	0.23	0/744	0.57	0/994
50	DT	0.23	0/744	0.57	0/994
51	BZ	0.25	0/635	0.52	0/848
51	DZ	0.25	0/635	0.52	0/848
52	BW	0.28	0/603	0.53	0/797
52	DW	0.28	0/603	0.53	0/797
All	All	0.26	19/306360 (0.0%)	0.70	120/457969 (0.0%)

Chiral center outliers are detected by calculating the chiral volume of a chiral center and verifying if the center is modelled as a planar moiety or with the opposite hand. A planarity outlier is detected by checking planarity of atoms in a peptide group, atoms in a mainchain group or atoms of a sidechain that are expected to be planar.

Mol	Chain	#Chirality outliers	#Planarity outliers
1	AA	0	13
1	CA	0	11
23	BB	0	43
23	DB	0	42
All	All	0	109

All (19) bond length outliers are listed below:

Mol	Chain	Res	Type	Atoms	Z	Observed(Å)	Ideal(Å)
23	DB	1086	A	C5-C6	-16.27	1.26	1.41
23	BB	1086	A	C5-C6	-16.18	1.26	1.41
23	BB	1088	A	C6-N1	-10.58	1.28	1.35
23	DB	1088	A	C6-N1	-10.47	1.28	1.35
23	DB	2323	G	O3'-P	9.74	1.72	1.61
23	DB	1060	U	C2-N3	7.84	1.43	1.37
23	BB	1060	U	C2-N3	7.75	1.43	1.37
23	DB	2318	G	O3'-P	-7.29	1.52	1.61
23	BB	1086	A	N3-C4	-6.97	1.30	1.34
23	DB	1086	A	N3-C4	-6.86	1.30	1.34
23	BB	1086	A	N7-C5	-6.47	1.35	1.39
23	BB	2267	A	C5-C6	-6.45	1.35	1.41
23	DB	1086	A	N7-C5	-6.44	1.35	1.39
23	DB	2267	A	C5-C6	-6.39	1.35	1.41
23	DB	2280	G	O3'-P	5.81	1.68	1.61
23	BB	2325	G	P-OP2	5.78	1.58	1.49
1	CA	495	A	N3-C4	-5.21	1.31	1.34
1	AA	495	A	N3-C4	-5.11	1.31	1.34
23	BB	2267	A	C4'-C3'	-5.05	1.47	1.52

All (120) bond angle outliers are listed below:

Mol	Chain	Res	Type	Atoms	Z	Observed(°)	Ideal(°)
23	DB	2204	G	O5'-P-OP1	-29.64	75.14	110.70
23	BB	2204	G	O5'-P-OP2	-28.20	76.86	110.70
23	BB	2791	G	O5'-P-OP1	-27.64	77.53	110.70
23	DB	2791	G	O5'-P-OP2	-26.90	78.42	110.70
23	BB	2791	G	O5'-P-OP2	18.64	133.06	110.70
23	DB	2791	G	O5'-P-OP1	18.57	132.98	110.70
23	BB	2204	G	O5'-P-OP1	17.75	132.00	110.70
23	DB	2204	G	O5'-P-OP2	17.72	131.96	110.70
23	BB	2790	U	OP1-P-O3'	14.84	137.84	105.20
23	DB	2790	U	OP2-P-O3'	14.73	137.61	105.20
23	DB	2203	U	OP1-P-O3'	14.35	136.76	105.20
23	BB	2203	U	OP2-P-O3'	14.09	136.19	105.20
23	BB	1552	A	N9-C1'-C2'	-9.40	101.66	112.00
23	DB	1552	A	N9-C1'-C2'	-9.38	101.69	112.00
23	DB	1397	U	C5'-C4'-C3'	-8.56	102.31	116.00
23	BB	1397	U	C5'-C4'-C3'	-8.46	102.46	116.00
23	DB	1088	A	N1-C6-N6	-8.28	113.63	118.60
23	BB	1088	A	N1-C6-N6	-8.22	113.67	118.60
1	CA	765	G	N9-C1'-C2'	-8.12	103.07	112.00

Continued on next page...

Continued from previous page...

Mol	Chain	Res	Type	Atoms	Z	Observed(°)	Ideal(°)
1	AA	765	G	N9-C1'-C2'	-8.09	103.10	112.00
23	BB	1439	A	N9-C1'-C2'	-7.58	103.66	112.00
23	DB	1439	A	N9-C1'-C2'	-7.56	103.68	112.00
23	DB	773	U	C5'-C4'-C3'	-7.35	104.23	116.00
23	DB	1060	U	C5-C4-O4	-7.32	121.51	125.90
23	BB	690	G	C5'-C4'-C3'	-7.31	104.30	116.00
23	BB	1060	U	C5-C4-O4	-7.30	121.52	125.90
1	CA	232	G	C5'-C4'-C3'	-7.13	104.60	116.00
23	DB	1086	A	C4-C5-C6	7.07	120.54	117.00
23	DB	690	G	C5'-C4'-C3'	-7.04	104.73	116.00
23	BB	1086	A	C4-C5-C6	7.03	120.51	117.00
23	BB	2733	A	N9-C1'-C2'	-6.95	104.36	112.00
23	BB	2283	C	O5'-P-OP2	-6.94	99.46	105.70
1	CA	1049	U	O5'-P-OP1	-6.93	99.47	105.70
23	DB	745	G	C5'-C4'-C3'	-6.90	104.96	116.00
23	DB	944	C	C5'-C4'-C3'	-6.88	104.99	116.00
23	DB	2733	A	N9-C1'-C2'	-6.81	104.51	112.00
23	DB	560	C	C5'-C4'-C3'	-6.81	105.11	116.00
23	BB	773	U	C5'-C4'-C3'	-6.70	105.28	116.00
1	AA	855	U	C5'-C4'-C3'	-6.63	105.39	116.00
1	AA	232	G	C5'-C4'-C3'	-6.58	105.47	116.00
23	BB	745	G	C5'-C4'-C3'	-6.53	105.55	116.00
23	DB	2199	A	C5'-C4'-C3'	-6.44	105.69	116.00
23	DB	1088	A	C5-C6-N6	6.43	128.85	123.70
1	CA	1432	G	N9-C1'-C2'	-6.41	104.95	112.00
1	AA	1432	G	N9-C1'-C2'	-6.40	104.96	112.00
23	BB	2894	G	N9-C1'-C2'	-6.36	105.00	112.00
23	BB	1088	A	C5-C6-N6	6.36	128.78	123.70
23	DB	2894	G	N9-C1'-C2'	-6.34	105.02	112.00
1	AA	1301	U	N1-C1'-C2'	6.31	122.20	114.00
23	DB	1251	C	C5'-C4'-C3'	-6.26	105.98	116.00
1	CA	1424	U	C5'-C4'-C3'	-6.26	105.98	116.00
23	BB	2790	U	O3'-P-O5'	-6.26	92.11	104.00
1	CA	1301	U	N1-C1'-C2'	6.25	122.13	114.00
23	BB	560	C	C5'-C4'-C3'	-6.18	106.11	116.00
23	DB	2894	G	C5'-C4'-C3'	-6.18	106.11	116.00
23	DB	671	C	C5'-C4'-C3'	-6.16	106.15	116.00
23	DB	2790	U	O3'-P-O5'	-6.14	92.33	104.00
23	BB	508	A	C4'-C3'-O3'	-6.13	96.53	109.40
23	BB	1086	A	C6-C5-N7	-6.13	128.01	132.30
23	DB	2267	A	C5-C6-N6	-6.12	118.80	123.70
23	DB	1086	A	C6-C5-N7	-6.09	128.04	132.30

Continued on next page...

Continued from previous page...

Mol	Chain	Res	Type	Atoms	Z	Observed(°)	Ideal(°)
23	DB	508	A	C4'-C3'-O3'	-6.06	96.67	109.40
23	BB	2267	A	C5-C6-N6	-6.06	118.85	123.70
1	CA	31	G	C5'-C4'-C3'	-5.99	106.42	116.00
23	DB	2203	U	O3'-P-O5'	-5.90	92.79	104.00
23	BB	2894	G	C5'-C4'-C3'	-5.83	106.67	116.00
23	BB	2199	A	C5'-C4'-C3'	-5.81	106.70	116.00
1	CA	855	U	C5'-C4'-C3'	-5.80	106.72	116.00
1	AA	1250	A	C5'-C4'-C3'	5.79	125.27	116.00
22	BA	52	A	C5'-C4'-C3'	5.77	125.23	116.00
1	CA	814	A	C5'-C4'-C3'	5.74	125.19	116.00
1	CA	1432	G	C5'-C4'-C3'	-5.71	106.87	116.00
23	BB	1086	A	C2-N3-C4	-5.65	107.77	110.60
23	DB	2323	G	OP2-P-O3'	5.64	117.62	105.20
23	BB	1251	C	C5'-C4'-C3'	-5.60	107.04	116.00
23	BB	1060	U	N1-C2-O2	-5.58	118.89	122.80
23	BB	1126	A	C5'-C4'-C3'	-5.57	107.08	116.00
23	BB	2267	A	C4-N9-C1'	5.57	136.32	126.30
1	CA	1250	A	C5'-C4'-C3'	5.54	124.87	116.00
23	DB	2267	A	C4-N9-C1'	5.54	136.27	126.30
23	DB	2096	C	C5'-C4'-C3'	-5.50	107.20	116.00
23	DB	1086	A	C2-N3-C4	-5.50	107.85	110.60
1	CA	1534	A	C2'-C3'-O3'	-5.50	97.41	109.50
23	DB	2716	C	C5'-C4'-C3'	5.46	124.74	116.00
23	BB	2716	C	C5'-C4'-C3'	5.45	124.72	116.00
23	BB	479	A	C4'-C3'-O3'	-5.43	98.00	109.40
23	BB	1382	G	C5'-C4'-C3'	5.42	124.66	116.00
23	DB	1634	A	C5'-C4'-C3'	-5.41	107.34	116.00
23	DB	2272	U	C5-C4-O4	-5.41	122.66	125.90
23	DB	2619	C	C5'-C4'-C3'	-5.38	107.39	116.00
23	BB	268	C	C5'-C4'-C3'	-5.38	107.40	116.00
23	DB	1060	U	N1-C2-O2	-5.35	119.06	122.80
23	BB	1060	U	N3-C2-O2	5.34	125.94	122.20
23	DB	1060	U	N3-C2-O2	5.33	125.93	122.20
23	BB	2272	U	C5-C4-O4	-5.33	122.70	125.90
22	DA	52	A	C5'-C4'-C3'	5.30	124.47	116.00
1	AA	814	A	C5'-C4'-C3'	5.29	124.46	116.00
1	AA	31	G	C5'-C4'-C3'	-5.28	107.55	116.00
23	DB	134	G	C5'-C4'-C3'	-5.27	107.56	116.00
23	DB	1382	G	C5'-C4'-C3'	5.26	124.42	116.00
23	BB	2203	U	O3'-P-O5'	-5.24	94.05	104.00
1	AA	1432	G	C5'-C4'-C3'	-5.23	107.63	116.00
23	DB	1126	A	C5'-C4'-O4'	5.22	115.37	109.10

Continued on next page...

Continued from previous page...

Mol	Chain	Res	Type	Atoms	Z	Observed(°)	Ideal(°)
1	CA	72	A	C5'-C4'-C3'	-5.21	107.66	116.00
1	CA	1049	U	C5'-C4'-O4'	5.21	115.35	109.10
23	BB	944	C	C5'-C4'-C3'	-5.20	107.68	116.00
23	DB	2718	G	C5'-C4'-C3'	5.19	124.30	116.00
23	BB	2191	A	C5'-C4'-C3'	-5.17	107.73	116.00
23	DB	1350	C	C5'-C4'-C3'	-5.17	107.73	116.00
1	AA	765	G	C4'-C3'-O3'	5.15	123.30	113.00
23	DB	268	C	C5'-C4'-C3'	-5.14	107.77	116.00
23	BB	1126	A	O5'-P-OP2	-5.11	101.11	105.70
23	BB	2267	A	C8-N9-C1'	-5.10	118.52	127.70
23	DB	2267	A	C8-N9-C1'	-5.10	118.52	127.70
1	CA	765	G	C4'-C3'-O3'	5.08	123.17	113.00
1	AA	1398	A	C5'-C4'-C3'	-5.08	107.87	116.00
1	CA	1279	G	N9-C1'-C2'	5.03	120.54	114.00
23	DB	1880	U	C5'-C4'-C3'	-5.03	107.95	116.00
1	AA	1279	G	N9-C1'-C2'	5.02	120.52	114.00
23	DB	1294	U	C5'-C4'-C3'	-5.01	107.99	116.00

There are no chirality outliers.

All (109) planarity outliers are listed below:

Mol	Chain	Res	Type	Group
1	AA	1331	G	Sidechain
1	AA	1432	G	Sidechain
1	AA	1441	A	Sidechain
1	AA	187	G	Sidechain
1	AA	281	G	Sidechain
1	AA	324	G	Sidechain
1	AA	437	U	Sidechain
1	AA	438	U	Sidechain
1	AA	496	A	Sidechain
1	AA	575	G	Sidechain
1	AA	703	G	Sidechain
1	AA	78	A	Sidechain
1	AA	86	G	Sidechain
23	BB	1047	G	Sidechain
23	BB	1060	U	Sidechain
23	BB	1086	A	Sidechain
23	BB	1088	A	Sidechain
23	BB	1111	A	Sidechain
23	BB	1426	G	Sidechain
23	BB	1439	A	Sidechain

Continued on next page...

Continued from previous page...

Mol	Chain	Res	Type	Group
23	BB	1546	G	Sidechain
23	BB	1572	A	Sidechain
23	BB	1722	A	Sidechain
23	BB	1734	G	Sidechain
23	BB	1814	G	Sidechain
23	BB	1828	G	Sidechain
23	BB	2062	A	Sidechain
23	BB	2108	A	Sidechain
23	BB	221	A	Sidechain
23	BB	222	A	Sidechain
23	BB	2272	U	Sidechain
23	BB	2279	G	Sidechain
23	BB	232	G	Sidechain
23	BB	2454	G	Sidechain
23	BB	2471	A	Sidechain
23	BB	2503	A	Sidechain
23	BB	2508	G	Sidechain
23	BB	2587	A	Sidechain
23	BB	2638	G	Sidechain
23	BB	2733	A	Sidechain
23	BB	2770	G	Sidechain
23	BB	2834	G	Sidechain
23	BB	2848	G	Sidechain
23	BB	2857	G	Sidechain
23	BB	2868	A	Sidechain
23	BB	2883	A	Sidechain
23	BB	299	A	Sidechain
23	BB	361	G	Sidechain
23	BB	370	G	Sidechain
23	BB	500	G	Sidechain
23	BB	51	G	Sidechain
23	BB	562	U	Sidechain
23	BB	630	G	Sidechain
23	BB	727	A	Sidechain
23	BB	729	G	Sidechain
23	BB	757	G	Sidechain
1	CA	1331	G	Sidechain
1	CA	1432	G	Sidechain
1	CA	1441	A	Sidechain
1	CA	187	G	Sidechain
1	CA	281	G	Sidechain
1	CA	324	G	Sidechain

Continued on next page...

Continued from previous page...

Mol	Chain	Res	Type	Group
1	CA	437	U	Sidechain
1	CA	438	U	Sidechain
1	CA	496	A	Sidechain
1	CA	575	G	Sidechain
1	CA	703	G	Sidechain
23	DB	1047	G	Sidechain
23	DB	1060	U	Sidechain
23	DB	1086	A	Sidechain
23	DB	1088	A	Sidechain
23	DB	1426	G	Sidechain
23	DB	1439	A	Sidechain
23	DB	1546	G	Sidechain
23	DB	1572	A	Sidechain
23	DB	1722	A	Sidechain
23	DB	1734	G	Sidechain
23	DB	1814	G	Sidechain
23	DB	1828	G	Sidechain
23	DB	2062	A	Sidechain
23	DB	2135	A	Sidechain
23	DB	221	A	Sidechain
23	DB	222	A	Sidechain
23	DB	2272	U	Sidechain
23	DB	2279	G	Sidechain
23	DB	232	G	Sidechain
23	DB	2454	G	Sidechain
23	DB	2471	A	Sidechain
23	DB	2503	A	Sidechain
23	DB	2508	G	Sidechain
23	DB	2587	A	Sidechain
23	DB	2638	G	Sidechain
23	DB	2733	A	Sidechain
23	DB	2770	G	Sidechain
23	DB	2834	G	Sidechain
23	DB	2848	G	Sidechain
23	DB	2857	G	Sidechain
23	DB	2868	A	Sidechain
23	DB	2883	A	Sidechain
23	DB	299	A	Sidechain
23	DB	356	G	Sidechain
23	DB	370	G	Sidechain
23	DB	500	G	Sidechain
23	DB	51	G	Sidechain

Continued on next page...

Continued from previous page...

Mol	Chain	Res	Type	Group
23	DB	562	U	Sidechain
23	DB	630	G	Sidechain
23	DB	727	A	Sidechain
23	DB	729	G	Sidechain
23	DB	757	G	Sidechain

5.2 Too-close contacts [i](#)

In the following table, the Non-H and H(model) columns list the number of non-hydrogen atoms and hydrogen atoms in the chain respectively. The H(added) column lists the number of hydrogen atoms added and optimized by MolProbity. The Clashes column lists the number of clashes within the asymmetric unit, whereas Symm-Clashes lists symmetry-related clashes.

Mol	Chain	Non-H	H(model)	H(added)	Clashes	Symm-Clashes
1	AA	32831	0	16521	1156	0
1	CA	32831	0	16521	1152	0
2	AC	1624	0	1699	127	0
2	CC	1624	0	1699	127	0
3	AD	1643	0	1710	158	0
3	CD	1643	0	1710	151	0
4	AE	1105	0	1148	92	0
4	CE	1105	0	1148	95	0
5	AF	817	0	808	83	0
5	CF	817	0	808	79	0
6	AG	1174	0	1230	89	0
6	CG	1196	0	1246	88	0
7	AH	979	0	1034	83	0
7	CH	979	0	1034	82	0
8	AI	1022	0	1070	128	0
8	CI	1022	0	1070	118	0
9	AJ	786	0	828	85	0
9	CJ	786	0	828	89	0
10	AK	877	0	887	94	0
10	CK	877	0	887	93	0
11	AL	955	0	1019	75	0
11	CL	955	0	1019	73	0
12	AM	883	0	944	116	0
12	CM	876	0	937	115	0
13	AN	774	0	827	101	0
13	CN	774	0	827	105	0
14	AO	714	0	734	57	0
14	CO	714	0	734	52	0

Continued on next page...

Continued from previous page...

Mol	Chain	Non-H	H(model)	H(added)	Clashes	Symm-Clashes
15	AP	649	0	666	54	0
15	CP	638	0	656	51	0
16	AQ	648	0	691	42	0
16	CQ	657	0	702	45	0
17	AR	455	0	478	28	0
17	CR	455	0	478	26	0
18	AS	637	0	665	86	0
18	CS	644	0	675	89	0
19	AT	665	0	714	55	0
19	CT	665	0	714	52	0
20	AB	1704	0	1732	199	0
20	CB	1704	0	1732	199	0
21	AU	425	0	449	61	0
21	CU	425	0	449	59	0
22	BA	2507	0	1270	96	0
22	DA	2507	0	1270	89	0
23	BB	60995	0	30678	2146	0
23	DB	60995	0	30677	2248	0
24	BI	1032	0	1088	111	0
24	DI	1032	0	1088	196	0
25	BC	2082	0	2157	259	0
25	DC	2082	0	2157	244	0
26	BD	1565	0	1616	204	0
26	DD	1565	0	1616	214	0
27	BK	930	0	1000	117	0
27	DK	930	0	1000	121	0
28	BP	917	0	965	119	0
28	DP	917	0	965	117	0
29	BE	1552	0	1619	185	0
29	DE	1552	0	1619	165	0
30	BY	449	0	491	52	0
30	DY	449	0	491	47	0
31	B0	444	0	461	45	0
31	D0	444	0	461	46	0
32	B4	302	0	340	30	0
32	D4	302	0	341	28	0
33	B1	409	0	440	51	0
33	D1	409	0	440	42	0
34	B3	504	0	574	56	0
34	D3	504	0	574	51	0
35	BV	753	0	780	80	0
35	DV	753	0	780	83	0

Continued on next page...

Continued from previous page...

Mol	Chain	Non-H	H(model)	H(added)	Clashes	Symm-Clashes
36	B2	377	0	418	44	0
36	D2	377	0	418	47	0
37	BL	1045	0	1117	142	0
37	DL	1045	0	1117	152	0
38	BM	1074	0	1157	115	0
38	DM	1074	0	1157	114	0
39	BX	509	0	543	62	0
39	DX	509	0	543	58	0
40	BH	1111	0	1148	196	0
40	DH	1111	0	1148	153	0
41	BJ	1129	0	1162	146	0
41	DJ	1129	0	1162	148	0
42	BN	960	0	1000	116	0
42	DN	960	0	1000	116	0
43	BO	892	0	923	79	0
43	DO	892	0	923	91	0
44	BQ	947	0	1022	142	0
44	DQ	947	0	1022	147	0
45	BS	857	0	922	103	0
45	DS	857	0	922	100	0
46	BU	779	0	834	125	0
46	DU	779	0	834	118	0
47	BF	1420	0	1460	231	0
47	DF	1420	0	1460	237	0
48	BG	1323	0	1374	187	0
48	DG	1323	0	1374	189	0
49	BR	816	0	839	97	0
49	DR	816	0	839	102	0
50	BT	738	0	807	129	0
50	DT	738	0	807	122	0
51	BZ	625	0	652	82	0
51	DZ	625	0	652	83	0
52	BW	596	0	610	136	0
52	DW	596	0	610	143	0
53	AA	42	0	46	2	0
53	BB	42	0	46	0	0
53	CA	42	0	46	0	0
53	DB	42	0	46	1	0
54	AA	60	0	0	0	0
54	BB	110	0	0	0	0
54	CA	60	0	0	0	0
54	CE	1	0	0	0	0

Continued on next page...

Continued from previous page...

Mol	Chain	Non-H	H(model)	H(added)	Clashes	Symm-Clashes
54	CN	1	0	0	0	0
54	DB	111	0	0	0	0
55	B4	1	0	0	0	0
55	D4	1	0	0	0	0
56	AA	291	0	0	2	0
56	AL	4	0	0	0	0
56	AN	4	0	0	0	0
56	AT	1	0	0	0	0
56	BB	497	0	0	8	0
56	BC	5	0	0	0	0
56	BE	1	0	0	0	0
56	BL	1	0	0	0	0
56	BN	1	0	0	0	0
56	BR	1	0	0	0	0
56	CA	298	0	0	1	0
56	CE	3	0	0	0	0
56	CL	2	0	0	0	0
56	CN	4	0	0	0	0
56	CP	1	0	0	0	0
56	CT	1	0	0	0	0
56	DB	502	0	0	10	0
56	DC	6	0	0	0	0
56	DE	1	0	0	0	0
56	DL	2	0	0	0	0
56	DR	1	0	0	0	0
All	All	284172	0	190846	16001	0

The all-atom clashscore is defined as the number of clashes found per 1000 atoms (including hydrogen atoms). The all-atom clashscore for this structure is 34.

All (16001) close contacts within the same asymmetric unit are listed below, sorted by their clash magnitude.

Atom-1	Atom-2	Interatomic distance (Å)	Clash overlap (Å)
23:DB:1099:G:H8	24:DI:3:LYS:N	1.38	1.21
21:CU:36:PHE:HB3	21:CU:40:PRO:HD3	1.32	1.11
40:DH:31:VAL:HB	40:DH:32:PRO:HD2	1.30	1.11
6:CG:2:ARG:HH11	6:CG:2:ARG:HB3	1.10	1.11
40:BH:31:VAL:HB	40:BH:32:PRO:HD2	1.29	1.10
46:BU:85:ARG:HD3	46:BU:86:PHE:H	1.17	1.09
9:CJ:9:ARG:HB2	9:CJ:99:GLN:HB3	1.35	1.08
20:AB:163:ILE:HG23	20:AB:164:ASP:H	1.18	1.08

Continued on next page...

Continued from previous page...

Atom-1	Atom-2	Interatomic distance (Å)	Clash overlap (Å)
23:BB:855:G:H21	52:BW:23:LYS:HG2	0.99	1.07
23:DB:1099:G:O5'	24:DI:4:VAL:N	1.86	1.06
6:AG:149:ALA:HB2	10:AK:55:ARG:HE	1.19	1.06
21:AU:36:PHE:HB3	21:AU:40:PRO:HD3	1.31	1.05
46:DU:85:ARG:HD3	46:DU:86:PHE:H	1.19	1.05
23:DB:1098:A:H3'	24:DI:3:LYS:CA	1.87	1.04
23:DB:1099:G:C8	24:DI:3:LYS:N	2.22	1.04
49:DR:60:LYS:H	49:DR:100:GLY:HA3	1.22	1.04
23:BB:126:A:H5'	36:B2:19:ARG:HG3	1.40	1.03
9:AJ:9:ARG:HB2	9:AJ:99:GLN:HB3	1.39	1.03
52:DW:51:GLY:HA3	52:DW:59:PHE:HB2	1.40	1.03
26:BD:10:GLY:HA3	26:BD:26:VAL:H	1.20	1.03
26:DD:10:GLY:HA3	26:DD:26:VAL:H	1.19	1.03
52:BW:17:ALA:HA	52:BW:35:ILE:HG23	1.39	1.02
23:DB:855:G:H21	52:DW:23:LYS:HG2	1.22	1.02
5:CF:29:ILE:HG21	5:CF:64:VAL:HG11	1.42	1.02
26:DD:106:LYS:HB3	26:DD:206:ALA:H	1.21	1.02
26:BD:24:VAL:HG21	26:BD:188:LEU:HB3	1.42	1.02
52:DW:17:ALA:HA	52:DW:35:ILE:HG23	1.37	1.02
26:BD:106:LYS:HB3	26:BD:206:ALA:H	1.20	1.01
44:DQ:30:VAL:HG13	44:DQ:31:TYR:H	1.20	1.01
20:CB:163:ILE:HG23	20:CB:164:ASP:H	1.20	1.01
8:AI:20:ILE:HA	8:AI:62:LEU:HD12	1.43	1.01
1:CA:1533:C:H2'	1:CA:1534:A:H3'	1.40	1.01
23:DB:1098:A:H3'	24:DI:3:LYS:HA	1.40	1.01
44:BQ:30:VAL:HG13	44:BQ:31:TYR:H	1.18	1.00
5:CF:92:THR:HG22	5:CF:94:HIS:H	1.23	1.00
8:CI:20:ILE:HA	8:CI:62:LEU:HD12	1.42	1.00
28:DP:63:ILE:HA	28:DP:68:GLY:HA2	1.40	1.00
26:DD:24:VAL:HG21	26:DD:188:LEU:HB3	1.43	1.00
5:AF:92:THR:HG22	5:AF:94:HIS:H	1.23	1.00
48:BG:89:VAL:HB	48:BG:159:LYS:HA	1.41	0.99
27:BK:70:ARG:HB3	27:BK:76:VAL:HG22	1.45	0.99
5:AF:29:ILE:HG21	5:AF:64:VAL:HG11	1.40	0.99
49:BR:60:LYS:H	49:BR:100:GLY:HA3	1.23	0.99
52:BW:51:GLY:HA3	52:BW:59:PHE:HB2	1.42	0.99
50:BT:5:GLU:HA	50:BT:8:LEU:HB2	1.45	0.98
23:BB:855:G:N2	52:BW:23:LYS:HG2	1.78	0.98
23:BB:1458:U:H5''	23:BB:1459:G:H5'	1.45	0.98
42:DN:2:ARG:HA	42:DN:5:LYS:HD3	1.46	0.98
3:AD:22:SER:HB3	3:AD:164:ARG:HH22	1.28	0.98

Continued on next page...

Continued from previous page...

Atom-1	Atom-2	Interatomic distance (Å)	Clash overlap (Å)
42:BN:2:ARG:HA	42:BN:5:LYS:HD3	1.41	0.98
33:D1:33:LEU:H	33:D1:51:ALA:HB3	1.29	0.98
1:CA:243:A:H4'	1:CA:244:U:H5'	1.45	0.98
13:AN:40:ARG:NH2	18:AS:6:LYS:HB2	1.79	0.97
28:BP:63:ILE:HA	28:BP:68:GLY:HA2	1.42	0.97
48:DG:43:LYS:HB2	48:DG:50:THR:HB	1.47	0.97
42:DN:37:THR:HG22	42:DN:39:PRO:HD2	1.46	0.97
48:BG:43:LYS:HB2	48:BG:50:THR:HB	1.43	0.97
48:DG:89:VAL:HB	48:DG:159:LYS:HA	1.42	0.97
23:DB:2502:G:H5'	23:DB:2503:A:H5''	1.43	0.97
33:B1:33:LEU:H	33:B1:51:ALA:HB3	1.30	0.97
25:BC:77:VAL:HG23	25:BC:112:GLY:H	1.25	0.96
13:CN:51:PRO:HB2	13:CN:54:SER:HB3	1.47	0.96
51:DZ:5:CYS:HB3	51:DZ:10:LYS:H	1.29	0.96
13:CN:40:ARG:NH2	18:CS:6:LYS:HB2	1.79	0.96
40:BH:84:ALA:HA	40:BH:90:LEU:HA	1.46	0.96
37:DL:79:LEU:HB2	37:DL:113:ALA:H	1.31	0.96
38:BM:59:ARG:HH11	38:BM:60:GLN:HB3	1.29	0.96
25:DC:105:ALA:HB1	25:DC:109:LEU:HD12	1.47	0.96
23:BB:2502:G:H5'	23:BB:2503:A:H5''	1.45	0.95
49:DR:7:SER:HB2	49:DR:22:LEU:HB3	1.48	0.95
52:DW:9:THR:HG23	52:DW:10:ARG:HD3	1.45	0.95
39:DX:28:LEU:HD13	39:DX:37:LEU:HD11	1.47	0.95
2:CC:76:ILE:HA	2:CC:83:VAL:HG23	1.48	0.95
19:CT:43:LYS:HE2	19:CT:44:ALA:H	1.32	0.95
27:DK:70:ARG:HB3	27:DK:76:VAL:HG22	1.45	0.95
2:AC:76:ILE:HA	2:AC:83:VAL:HG23	1.48	0.95
29:DE:145:ASP:HA	29:DE:166:LYS:HB3	1.46	0.95
25:DC:77:VAL:HG23	25:DC:112:GLY:H	1.26	0.95
1:AA:243:A:H4'	1:AA:244:U:H5'	1.48	0.95
29:BE:145:ASP:HA	29:BE:166:LYS:HB3	1.46	0.95
3:CD:187:ARG:HH12	3:CD:191:SER:HA	1.32	0.95
50:DT:5:GLU:HA	50:DT:8:LEU:HB2	1.47	0.94
37:DL:123:ARG:HA	37:DL:143:GLU:HB3	1.48	0.94
3:CD:22:SER:HB3	3:CD:164:ARG:HH22	1.31	0.94
13:AN:51:PRO:HB2	13:AN:54:SER:HB3	1.49	0.94
1:AA:1086:U:H3	1:AA:1099:G:H22	1.11	0.94
2:AC:126:ARG:HH22	2:AC:190:THR:HG23	1.33	0.94
10:CK:22:ILE:HG21	10:CK:95:THR:HG21	1.49	0.94
23:DB:1420:A:H2'	23:DB:2211:A:H62	1.31	0.94
47:DF:43:ILE:HG23	47:DF:44:ALA:H	1.33	0.94

Continued on next page...

Continued from previous page...

Atom-1	Atom-2	Interatomic distance (Å)	Clash overlap (Å)
33:B1:34:GLU:HB3	33:B1:49:LYS:HD3	1.50	0.94
38:DM:59:ARG:HH11	38:DM:60:GLN:HB3	1.31	0.94
48:BG:34:ARG:H	48:BG:34:ARG:HH11	1.16	0.94
52:BW:9:THR:HG23	52:BW:10:ARG:HD3	1.46	0.94
10:CK:34:THR:HB	10:CK:40:ALA:HA	1.47	0.94
18:CS:48:ILE:HB	18:CS:59:VAL:HG23	1.50	0.94
23:DB:1458:U:H5''	23:DB:1459:G:H5'	1.48	0.94
26:BD:5:VAL:H	26:BD:32:ASN:HD21	1.12	0.94
39:BX:28:LEU:HD13	39:BX:37:LEU:HD11	1.49	0.94
10:AK:34:THR:HB	10:AK:40:ALA:HA	1.46	0.94
26:DD:5:VAL:H	26:DD:32:ASN:HD21	1.11	0.94
20:AB:198:VAL:HG12	20:AB:200:PRO:HD3	1.49	0.93
21:CU:16:ARG:HA	21:CU:16:ARG:HE	1.32	0.93
18:AS:48:ILE:HB	18:AS:59:VAL:HG23	1.51	0.93
40:BH:100:ALA:HB3	40:BH:112:LYS:HA	1.49	0.93
51:BZ:5:CYS:HB3	51:BZ:10:LYS:H	1.30	0.93
51:DZ:54:LYS:HA	51:DZ:57:ARG:HD3	1.50	0.93
20:AB:162:VAL:HG13	20:AB:184:ALA:HB2	1.51	0.93
1:AA:68:G:H5'	1:AA:171:A:H1'	1.49	0.93
20:AB:96:LEU:HD21	20:AB:146:SER:HB2	1.50	0.93
49:BR:7:SER:HB2	49:BR:22:LEU:HB3	1.47	0.93
13:AN:40:ARG:HH22	18:AS:6:LYS:HB2	1.34	0.93
23:BB:125:A:H5'	36:B2:19:ARG:HD2	1.50	0.93
23:BB:1420:A:H2'	23:BB:2211:A:H62	1.32	0.93
23:BB:460:A:H4'	50:BT:72:GLN:HB2	1.51	0.93
37:BL:123:ARG:HA	37:BL:143:GLU:HB3	1.51	0.93
10:AK:22:ILE:HG21	10:AK:95:THR:HG21	1.50	0.93
42:BN:102:PHE:H	42:BN:109:PRO:HA	1.34	0.93
23:BB:850:U:H5''	30:BY:18:LYS:HD3	1.50	0.93
10:AK:124:LYS:HA	21:AU:34:ARG:HB3	1.50	0.92
42:BN:101:GLY:HA2	42:BN:110:MET:N	1.84	0.92
37:BL:81:ASP:HA	37:BL:84:LYS:HE2	1.51	0.92
51:DZ:40:VAL:HG21	51:DZ:43:GLU:HB3	1.51	0.92
21:AU:16:ARG:HA	21:AU:16:ARG:HE	1.32	0.92
51:BZ:54:LYS:HA	51:BZ:57:ARG:HD3	1.51	0.92
33:D1:34:GLU:HB3	33:D1:49:LYS:HD3	1.51	0.92
25:BC:4:LYS:HD2	25:BC:5:CYS:H	1.34	0.92
25:BC:105:ALA:HB1	25:BC:109:LEU:HD12	1.48	0.92
28:DP:4:ILE:HG22	28:DP:5:LYS:H	1.35	0.92
41:BJ:17:VAL:HG23	41:BJ:137:PRO:HB2	1.51	0.92
50:BT:57:VAL:HG22	50:BT:58:VAL:H	1.34	0.92

Continued on next page...

Continued from previous page...

Atom-1	Atom-2	Interatomic distance (Å)	Clash overlap (Å)
44:DQ:97:ILE:HD11	44:DQ:108:LEU:HD11	1.52	0.92
10:CK:124:LYS:HA	21:CU:34:ARG:HB3	1.48	0.92
42:DN:101:GLY:HA2	42:DN:110:MET:N	1.83	0.92
37:BL:79:LEU:HB2	37:BL:113:ALA:H	1.31	0.92
1:CA:1086:U:H3	1:CA:1099:G:H22	1.12	0.92
41:DJ:17:VAL:HG23	41:DJ:137:PRO:HB2	1.52	0.92
3:AD:187:ARG:HH12	3:AD:191:SER:HA	1.33	0.92
25:BC:130:PRO:HG2	25:BC:133:ASN:HD22	1.35	0.91
45:DS:76:VAL:HG12	45:DS:103:ILE:HA	1.50	0.91
25:DC:183:VAL:HG13	25:DC:185:ALA:H	1.34	0.91
27:DK:47:ILE:HG12	27:DK:48:PRO:HD2	1.51	0.91
20:CB:96:LEU:HD21	20:CB:146:SER:HB2	1.50	0.91
4:CE:33:THR:HG22	4:CE:51:LYS:HB3	1.52	0.91
39:DX:31:GLN:HG2	39:DX:37:LEU:HB2	1.50	0.91
23:BB:670:A:H4'	23:BB:671:C:H5'	1.53	0.91
25:DC:16:VAL:HB	25:DC:203:VAL:HB	1.53	0.91
25:DC:226:PRO:HG3	25:DC:233:GLY:H	1.36	0.91
48:DG:34:ARG:HH11	48:DG:34:ARG:H	1.15	0.91
44:BQ:97:ILE:HD11	44:BQ:108:LEU:HD11	1.53	0.91
4:AE:33:THR:HG22	4:AE:51:LYS:HB3	1.53	0.90
42:DN:102:PHE:H	42:DN:109:PRO:HA	1.33	0.90
25:DC:130:PRO:HG2	25:DC:133:ASN:HD22	1.34	0.90
43:DO:49:VAL:HG21	43:DO:82:ALA:HB2	1.53	0.90
47:DF:45:ASP:HB3	47:DF:48:LEU:HD22	1.51	0.90
47:BF:45:ASP:HB3	47:BF:48:LEU:HD22	1.52	0.90
25:DC:144:GLU:HA	25:DC:151:GLY:HA2	1.52	0.90
2:CC:48:LYS:HD3	2:CC:48:LYS:H	1.36	0.90
37:DL:79:LEU:HG	37:DL:112:LEU:HA	1.53	0.90
43:BO:49:VAL:HG21	43:BO:82:ALA:HB2	1.52	0.90
20:CB:162:VAL:HG13	20:CB:184:ALA:HB2	1.52	0.90
25:BC:183:VAL:HG13	25:BC:185:ALA:H	1.36	0.90
23:DB:1060:U:N3	23:DB:1088:A:N7	2.20	0.90
25:DC:129:LEU:HD23	25:DC:130:PRO:HD2	1.52	0.90
50:DT:57:VAL:HG22	50:DT:58:VAL:H	1.37	0.90
25:DC:4:LYS:HD2	25:DC:5:CYS:H	1.35	0.90
40:BH:116:ARG:HB2	40:BH:133:GLN:HB2	1.51	0.90
16:AQ:6:THR:HG22	16:AQ:61:ARG:HB3	1.54	0.90
40:DH:135:HIS:HB3	40:DH:138:VAL:HB	1.52	0.90
6:AG:145:GLU:HA	6:AG:148:LYS:HB2	1.53	0.89
23:BB:1060:U:N3	23:BB:1088:A:N7	2.20	0.89
20:CB:198:VAL:HG12	20:CB:200:PRO:HD3	1.52	0.89

Continued on next page...

Continued from previous page...

Atom-1	Atom-2	Interatomic distance (Å)	Clash overlap (Å)
20:CB:202:ASN:ND2	20:CB:204:ASP:H	1.69	0.89
23:BB:2305:U:H5''	47:BF:130:GLY:HA3	1.53	0.89
27:BK:47:ILE:HG12	27:BK:48:PRO:HD2	1.53	0.89
23:BB:2356:U:H5''	52:BW:16:GLU:HG3	1.51	0.89
39:BX:3:ALA:HA	39:BX:6:LEU:HD23	1.54	0.89
39:BX:31:GLN:HG2	39:BX:37:LEU:HB2	1.54	0.89
47:BF:43:ILE:HG23	47:BF:44:ALA:H	1.34	0.89
37:DL:81:ASP:HA	37:DL:84:LYS:HE2	1.52	0.89
39:DX:3:ALA:HA	39:DX:6:LEU:HD23	1.51	0.89
37:DL:6:LEU:H	37:DL:6:LEU:HD23	1.36	0.89
18:CS:28:LYS:HZ2	18:CS:28:LYS:H	1.20	0.89
4:AE:89:THR:HG22	4:AE:90:GLY:H	1.37	0.89
23:DB:2108:A:H5''	23:DB:2150:C:H4'	1.54	0.89
1:AA:1206:G:H4'	2:AC:192:TYR:HA	1.54	0.89
1:AA:72:A:H61	1:AA:98:A:H2	1.15	0.89
52:BW:58:LEU:HD12	52:BW:79:ILE:HD12	1.55	0.89
25:DC:144:GLU:HG3	25:DC:151:GLY:H	1.38	0.89
28:BP:4:ILE:HG22	28:BP:5:LYS:H	1.36	0.89
10:CK:33:ILE:HB	10:CK:73:VAL:HG11	1.55	0.89
20:AB:27:LYS:HA	20:AB:30:ILE:HD12	1.55	0.88
20:AB:202:ASN:ND2	20:AB:204:ASP:H	1.71	0.88
2:CC:126:ARG:HH22	2:CC:190:THR:HG23	1.36	0.88
1:AA:1236:A:H4'	1:AA:1304:G:H4'	1.55	0.88
23:BB:2108:A:H2'	23:BB:2109:U:H4'	1.55	0.88
27:BK:35:VAL:HG23	27:BK:36:GLY:H	1.37	0.88
40:BH:80:ILE:HB	40:BH:144:VAL:HG13	1.53	0.88
23:DB:1080:A:H4'	24:DI:126:ARG:CD	2.03	0.88
33:D1:26:LYS:HD3	33:D1:52:LYS:HB3	1.53	0.88
2:AC:48:LYS:HD3	2:AC:48:LYS:H	1.36	0.88
6:CG:145:GLU:HA	6:CG:148:LYS:HB2	1.54	0.88
27:DK:35:VAL:HG23	27:DK:36:GLY:H	1.36	0.88
19:AT:43:LYS:HE2	19:AT:44:ALA:H	1.36	0.88
1:CA:1296:C:H4'	1:CA:1302:C:H41	1.38	0.88
23:DB:1244:A:H5''	37:DL:8:PRO:HD3	1.55	0.88
46:DU:95:PHE:HE1	46:DU:102:ILE:HB	1.38	0.88
51:DZ:6:GLN:HE21	51:DZ:50:ARG:H	1.18	0.88
21:AU:24:LYS:HD2	21:AU:25:ALA:H	1.37	0.88
23:BB:1203:U:H1'	37:BL:4:ASN:HD21	1.39	0.88
45:BS:76:VAL:HG12	45:BS:103:ILE:HA	1.54	0.88
13:CN:40:ARG:HH22	18:CS:6:LYS:HB2	1.35	0.88
10:AK:33:ILE:HB	10:AK:73:VAL:HG11	1.56	0.88

Continued on next page...

Continued from previous page...

Atom-1	Atom-2	Interatomic distance (Å)	Clash overlap (Å)
20:AB:67:LEU:HD12	20:AB:157:PRO:HG3	1.56	0.88
23:BB:27:G:H22	23:BB:512:G:H2'	1.37	0.88
23:DB:2267:A:H3'	23:DB:2267:A:H8	1.38	0.88
15:CP:40:ASN:HD21	15:CP:43:ALA:H	1.19	0.87
51:DZ:14:THR:HA	51:DZ:28:ARG:HA	1.56	0.87
1:AA:1296:C:H4'	1:AA:1302:C:H41	1.39	0.87
25:BC:16:VAL:HB	25:BC:203:VAL:HB	1.55	0.87
4:CE:52:ALA:HB2	4:CE:61:LYS:HE2	1.57	0.87
27:DK:19:VAL:HG12	27:DK:43:ILE:HA	1.56	0.87
27:DK:71:ARG:HG3	27:DK:105:ARG:NH2	1.89	0.87
52:DW:66:VAL:HA	52:DW:81:ILE:HG22	1.55	0.87
51:BZ:7:VAL:HG13	51:BZ:8:THR:HG23	1.57	0.87
21:CU:24:LYS:HD2	21:CU:25:ALA:H	1.35	0.87
23:DB:27:G:H22	23:DB:512:G:H2'	1.36	0.87
50:DT:11:LEU:HD22	50:DT:11:LEU:H	1.40	0.87
26:BD:29:VAL:HB	26:BD:98:VAL:HG22	1.56	0.87
37:BL:143:GLU:HG2	37:BL:144:GLU:H	1.39	0.87
40:BH:80:ILE:HD12	40:BH:144:VAL:HG22	1.55	0.87
48:BG:68:ARG:HH12	48:BG:72:ASN:HD22	1.21	0.87
23:DB:670:A:H4'	23:DB:671:C:H5'	1.55	0.87
23:DB:558:U:OP1	41:DJ:113:PRO:HG2	1.74	0.87
33:D1:49:LYS:HG3	33:D1:50:GLU:H	1.37	0.87
27:BK:25:LEU:HD13	27:BK:38:ILE:HG22	1.57	0.87
37:BL:79:LEU:HG	37:BL:112:LEU:HA	1.56	0.87
48:BG:24:THR:HG22	48:BG:34:ARG:HB3	1.57	0.87
52:BW:66:VAL:HA	52:BW:81:ILE:HG22	1.57	0.87
26:DD:29:VAL:HB	26:DD:98:VAL:HG22	1.56	0.87
42:DN:72:ASP:HB3	42:DN:75:ILE:HG12	1.56	0.87
1:AA:79:G:H2'	1:AA:80:A:C8	2.10	0.87
5:AF:3:HIS:HB2	5:AF:92:THR:HA	1.56	0.87
51:BZ:40:VAL:HG21	51:BZ:43:GLU:HB3	1.54	0.87
20:CB:156:LEU:H	20:CB:156:LEU:HD12	1.40	0.87
40:DH:90:LEU:HD23	40:DH:94:ILE:HD13	1.55	0.87
46:DU:58:VAL:HG12	46:DU:59:GLU:H	1.39	0.87
24:BI:27:LEU:HD23	24:BI:27:LEU:H	1.39	0.87
20:CB:27:LYS:HA	20:CB:30:ILE:HD12	1.56	0.87
20:CB:67:LEU:HD12	20:CB:157:PRO:HG3	1.56	0.87
23:DB:1287:A:OP1	42:DN:104:ALA:HB3	1.75	0.87
25:BC:128:THR:HA	25:BC:190:THR:HA	1.55	0.86
33:B1:26:LYS:HD3	33:B1:52:LYS:HB3	1.56	0.86
33:B1:49:LYS:HG3	33:B1:50:GLU:H	1.37	0.86

Continued on next page...

Continued from previous page...

Atom-1	Atom-2	Interatomic distance (Å)	Clash overlap (Å)
42:BN:37:THR:HG22	42:BN:39:PRO:HD2	1.54	0.86
1:CA:120:A:H2'	1:CA:121:U:H5''	1.54	0.86
23:BB:2267:A:H3'	23:BB:2267:A:H8	1.37	0.86
1:AA:120:A:H2'	1:AA:121:U:H5''	1.57	0.86
51:BZ:71:LEU:HD13	51:BZ:76:GLU:HB3	1.56	0.86
23:DB:79:C:HO2'	23:DB:346:A:H8	1.20	0.86
25:BC:129:LEU:HD23	25:BC:130:PRO:HD2	1.55	0.86
25:BC:64:VAL:O	25:BC:65:ASP:HB3	1.75	0.86
46:BU:95:PHE:HE1	46:BU:102:ILE:HB	1.39	0.86
1:CA:1236:A:H4'	1:CA:1304:G:H4'	1.56	0.86
46:BU:58:VAL:HG12	46:BU:59:GLU:H	1.41	0.86
23:DB:2379:G:H4'	43:DO:21:LEU:HD11	1.58	0.86
25:DC:128:THR:HA	25:DC:190:THR:HA	1.58	0.86
37:DL:143:GLU:HG2	37:DL:144:GLU:H	1.38	0.86
40:DH:127:GLU:HA	40:DH:145:ASN:HA	1.57	0.86
5:CF:3:HIS:HB2	5:CF:92:THR:HA	1.55	0.86
6:CG:2:ARG:HB3	6:CG:2:ARG:NH1	1.90	0.86
23:DB:276:U:H2'	23:DB:278:A:C2	2.11	0.86
40:DH:7:ASP:HA	40:DH:15:LEU:HD22	1.57	0.86
41:DJ:81:ILE:HG23	41:DJ:82:GLY:H	1.41	0.86
21:AU:16:ARG:HA	21:AU:16:ARG:NE	1.91	0.86
38:BM:34:LYS:HB3	38:BM:129:THR:HG22	1.58	0.86
51:BZ:6:GLN:HE21	51:BZ:50:ARG:H	1.20	0.86
16:CQ:6:THR:HG22	16:CQ:61:ARG:HB3	1.55	0.86
23:DB:328:U:H4'	46:DU:65:GLN:HE22	1.40	0.86
50:BT:11:LEU:H	50:BT:11:LEU:HD22	1.40	0.86
18:CS:50:VAL:HG23	18:CS:59:VAL:HG21	1.58	0.86
48:DG:24:THR:HG22	48:DG:34:ARG:HB3	1.58	0.86
15:AP:40:ASN:HD21	15:AP:43:ALA:H	1.18	0.85
1:CA:1206:G:H4'	2:CC:192:TYR:HA	1.56	0.85
27:DK:25:LEU:HD13	27:DK:38:ILE:HG22	1.57	0.85
1:AA:411:A:H62	1:AA:413:G:H21	1.23	0.85
15:AP:40:ASN:HD21	15:AP:43:ALA:N	1.73	0.85
40:BH:7:ASP:HA	40:BH:15:LEU:HD22	1.57	0.85
24:DI:11:GLN:HG2	24:DI:55:PRO:HB3	1.59	0.85
35:DV:62:THR:HA	35:DV:71:LYS:HA	1.56	0.85
3:CD:25:ARG:HH11	3:CD:26:ALA:H	1.24	0.85
20:CB:99:MET:HA	20:CB:106:VAL:HG21	1.58	0.85
23:DB:850:U:H5''	30:DY:18:LYS:HD3	1.56	0.85
47:DF:87:LYS:HG3	47:DF:88:VAL:H	1.39	0.85
20:AB:156:LEU:H	20:AB:156:LEU:HD12	1.41	0.85

Continued on next page...

Continued from previous page...

Atom-1	Atom-2	Interatomic distance (Å)	Clash overlap (Å)
35:BV:62:THR:HA	35:BV:71:LYS:HA	1.58	0.85
10:CK:34:THR:HA	10:CK:41:LEU:HG	1.56	0.85
32:D4:7:VAL:HG13	32:D4:8:LYS:H	1.41	0.85
39:DX:39:GLN:HB3	39:DX:42:LEU:HD13	1.58	0.85
51:DZ:7:VAL:HG13	51:DZ:8:THR:HG23	1.56	0.85
25:BC:144:GLU:HA	25:BC:151:GLY:HA2	1.55	0.85
23:DB:142:A:H2'	23:DB:143:C:C6	2.11	0.85
51:DZ:64:ILE:H	51:DZ:64:ILE:HD12	1.40	0.85
23:BB:1287:A:OP1	42:BN:104:ALA:HB3	1.75	0.85
25:BC:226:PRO:HG3	25:BC:233:GLY:H	1.40	0.85
34:B3:31:ILE:HD11	34:B3:34:LYS:HD3	1.57	0.85
41:DJ:1:MET:HG2	41:DJ:2:LYS:HG2	1.57	0.85
1:AA:85:U:O3'	1:AA:86:G:H4'	1.77	0.85
12:AM:106:ARG:HH12	12:AM:109:LYS:HD2	1.42	0.85
23:BB:79:C:O2'	23:BB:346:A:H1'	1.76	0.85
23:BB:558:U:OP1	41:BJ:113:PRO:HG2	1.76	0.85
1:CA:203:G:H1'	1:CA:465:A:N6	1.92	0.85
15:CP:40:ASN:HD21	15:CP:43:ALA:N	1.73	0.85
23:DB:328:U:H4'	46:DU:65:GLN:NE2	1.92	0.85
23:DB:1080:A:H4'	24:DI:126:ARG:HD3	1.59	0.85
51:BZ:64:ILE:HD12	51:BZ:64:ILE:H	1.41	0.85
23:DB:1099:G:P	24:DI:3:LYS:HA	2.16	0.85
24:DI:27:LEU:H	24:DI:27:LEU:HD23	1.41	0.85
25:DC:64:VAL:O	25:DC:65:ASP:HB3	1.75	0.85
51:DZ:71:LEU:HD13	51:DZ:76:GLU:HB3	1.58	0.85
52:DW:58:LEU:HD12	52:DW:79:ILE:HD12	1.58	0.85
18:AS:18:VAL:HG21	18:AS:43:MET:HB3	1.59	0.84
29:BE:108:ILE:HD11	29:BE:181:ILE:HB	1.59	0.84
37:BL:6:LEU:HD23	37:BL:6:LEU:H	1.38	0.84
42:BN:72:ASP:HB3	42:BN:75:ILE:HG12	1.56	0.84
48:BG:15:ASP:HB2	48:BG:26:LYS:H	1.41	0.84
52:BW:39:GLN:HE21	52:BW:42:THR:HB	1.42	0.84
23:DB:1024:G:H3'	23:DB:1025:G:H5''	1.57	0.84
40:DH:46:PHE:HA	40:DH:50:ARG:HH21	1.42	0.84
27:BK:19:VAL:HG12	27:BK:43:ILE:HA	1.59	0.84
21:CU:16:ARG:HA	21:CU:16:ARG:NE	1.91	0.84
34:D3:31:ILE:HD11	34:D3:34:LYS:HD3	1.59	0.84
52:DW:37:VAL:HG12	52:DW:38:ARG:H	1.41	0.84
1:AA:203:G:H1'	1:AA:465:A:N6	1.91	0.84
10:AK:28:ASN:HD21	10:AK:47:GLY:H	1.26	0.84
15:AP:54:LEU:HD22	15:AP:80:LYS:HE3	1.59	0.84

Continued on next page...

Continued from previous page...

Atom-1	Atom-2	Interatomic distance (Å)	Clash overlap (Å)
20:AB:99:MET:HA	20:AB:106:VAL:HG21	1.59	0.84
45:DS:4:ILE:HG22	45:DS:106:VAL:HG13	1.58	0.84
2:CC:63:ILE:HD12	2:CC:98:ALA:HB2	1.57	0.84
23:DB:2769:U:H2'	23:DB:2770:G:H8	1.43	0.84
25:DC:144:GLU:HG3	25:DC:151:GLY:N	1.93	0.84
48:DG:15:ASP:HB2	48:DG:26:LYS:H	1.43	0.84
23:BB:2769:U:H2'	23:BB:2770:G:H8	1.41	0.84
48:BG:17:LYS:HB3	48:BG:24:THR:H	1.41	0.84
23:DB:9:G:H21	23:DB:10:A:H62	1.25	0.84
25:BC:144:GLU:HG3	25:BC:151:GLY:H	1.43	0.84
26:BD:113:SER:HB2	26:BD:168:GLU:H	1.41	0.84
35:BV:4:ILE:HB	35:BV:63:ILE:HA	1.59	0.84
48:DG:17:LYS:HB3	48:DG:24:THR:H	1.43	0.84
32:B4:7:VAL:HG13	32:B4:8:LYS:H	1.42	0.84
1:CA:1323:G:H2'	1:CA:1324:A:C8	2.13	0.84
6:CG:14:ASP:HB3	6:CG:18:GLY:H	1.40	0.84
47:DF:137:PHE:HB2	47:DF:138:PRO:HD2	1.60	0.84
3:AD:24:VAL:HG23	3:AD:25:ARG:H	1.40	0.84
3:AD:165:GLU:HG3	3:AD:166:LYS:H	1.42	0.84
23:DB:1099:G:P	24:DI:4:VAL:H	2.00	0.84
23:DB:2306:C:H3'	23:DB:2307:G:C5'	2.08	0.84
51:DZ:31:PRO:HB2	51:DZ:33:LEU:HD11	1.60	0.84
1:AA:1412:C:H2'	1:AA:1413:A:C8	2.13	0.84
46:BU:84:PHE:O	46:BU:85:ARG:HB2	1.78	0.84
51:BZ:14:THR:HA	51:BZ:28:ARG:HA	1.57	0.84
41:BJ:81:ILE:HG23	41:BJ:82:GLY:H	1.42	0.83
23:BB:1244:A:H5''	37:BL:8:PRO:HD3	1.60	0.83
39:BX:39:GLN:HB3	39:BX:42:LEU:HD13	1.58	0.83
47:BF:87:LYS:HG3	47:BF:88:VAL:H	1.43	0.83
3:CD:116:LEU:HB3	3:CD:122:ILE:HD11	1.60	0.83
21:AU:36:PHE:HA	21:AU:39:LYS:HE3	1.59	0.83
23:BB:2306:C:H3'	23:BB:2307:G:C5'	2.08	0.83
3:AD:116:LEU:HB3	3:AD:122:ILE:HD11	1.58	0.83
10:AK:34:THR:HA	10:AK:41:LEU:HG	1.59	0.83
5:CF:53:LYS:HD3	5:CF:54:LEU:HD13	1.61	0.83
10:CK:28:ASN:HD21	10:CK:47:GLY:H	1.27	0.83
26:DD:107:VAL:HG13	26:DD:203:VAL:HG23	1.61	0.83
23:BB:100:U:H2'	23:BB:100:U:O2	1.76	0.83
20:CB:46:VAL:HG13	20:CB:47:PRO:HD3	1.61	0.83
23:BB:1024:G:H3'	23:BB:1025:G:H5''	1.60	0.83
23:DB:137:U:H2'	23:DB:138:U:O4'	1.78	0.83

Continued on next page...

Continued from previous page...

Atom-1	Atom-2	Interatomic distance (Å)	Clash overlap (Å)
23:DB:1099:G:H8	24:DI:3:LYS:CA	1.90	0.83
27:BK:71:ARG:HG3	27:BK:105:ARG:NH2	1.93	0.83
21:CU:36:PHE:HA	21:CU:39:LYS:HE3	1.61	0.83
25:DC:80:LEU:HD11	25:DC:109:LEU:HG	1.59	0.83
2:AC:63:ILE:HD12	2:AC:98:ALA:HB2	1.59	0.83
23:BB:2267:A:H3'	23:BB:2267:A:C8	2.13	0.83
23:DB:2267:A:H3'	23:DB:2267:A:C8	2.13	0.83
52:DW:39:GLN:HE21	52:DW:42:THR:HB	1.41	0.83
1:AA:1323:G:H2'	1:AA:1324:A:C8	2.13	0.83
6:AG:14:ASP:HB3	6:AG:18:GLY:H	1.43	0.83
47:BF:137:PHE:HB2	47:BF:138:PRO:HD2	1.60	0.83
52:BW:37:VAL:HG12	52:BW:38:ARG:H	1.41	0.83
5:AF:53:LYS:HD3	5:AF:54:LEU:HD13	1.61	0.83
23:BB:1060:U:C2	23:BB:1088:A:N7	2.47	0.83
37:BL:30:THR:O	37:BL:33:ARG:HG2	1.79	0.83
23:DB:742:A:H2'	23:DB:743:A:C8	2.14	0.83
47:DF:163:GLU:HA	47:DF:166:ARG:HH11	1.43	0.83
1:AA:1361:G:H2'	1:AA:1362:A:H5''	1.61	0.82
20:AB:46:VAL:HG13	20:AB:47:PRO:HD3	1.61	0.82
47:BF:163:GLU:HA	47:BF:166:ARG:HH11	1.44	0.82
4:CE:89:THR:HG22	4:CE:90:GLY:H	1.43	0.82
23:BB:2322:A:N6	23:BB:2333:A:H62	1.75	0.82
44:BQ:91:ARG:CZ	49:BR:11:GLN:H	1.91	0.82
37:DL:30:THR:O	37:DL:33:ARG:HG2	1.78	0.82
14:AO:70:LEU:HD11	14:AO:77:ARG:HB2	1.61	0.82
18:AS:50:VAL:HG23	18:AS:59:VAL:HG21	1.61	0.82
40:BH:81:ALA:HA	40:BH:146:VAL:HA	1.61	0.82
40:BH:103:VAL:HG23	40:BH:110:VAL:HG21	1.61	0.82
41:BJ:25:LEU:HD22	41:BJ:26:GLY:H	1.43	0.82
1:CA:1361:G:H2'	1:CA:1362:A:H5''	1.60	0.82
1:CA:411:A:H62	1:CA:413:G:H21	1.24	0.82
3:CD:146:GLU:HA	3:CD:149:LYS:HG2	1.62	0.82
10:CK:111:ASP:HB2	21:CU:19:LYS:HE3	1.61	0.82
38:DM:34:LYS:HB3	38:DM:129:THR:HG22	1.59	0.82
8:AI:56:MET:HA	8:AI:59:LYS:HB2	1.62	0.82
23:BB:161:A:H3'	23:BB:162:U:H5''	1.61	0.82
23:BB:2749:A:H3'	23:BB:2750:A:H5''	1.61	0.82
36:B2:31:LEU:HD23	36:B2:42:LEU:HD12	1.62	0.82
24:DI:121:ILE:HD13	24:DI:121:ILE:H	1.44	0.82
23:BB:858:G:N3	23:BB:2268:A:H2'	1.94	0.82
23:BB:1141:U:H4'	23:BB:1142:A:O4'	1.79	0.82

Continued on next page...

Continued from previous page...

Atom-1	Atom-2	Interatomic distance (Å)	Clash overlap (Å)
25:BC:80:LEU:HD11	25:BC:109:LEU:HG	1.59	0.82
23:DB:1060:U:C2	23:DB:1088:A:N7	2.48	0.82
29:DE:108:ILE:HD11	29:DE:181:ILE:HB	1.60	0.82
40:DH:115:VAL:HB	40:DH:132:PHE:HD1	1.44	0.82
38:BM:38:ARG:HH11	38:BM:38:ARG:HB3	1.43	0.82
23:DB:161:A:H3'	23:DB:162:U:H5''	1.61	0.82
23:DB:2305:U:H4'	47:DF:132:ARG:HD3	1.62	0.82
6:AG:149:ALA:HB2	10:AK:55:ARG:NE	1.95	0.82
23:BB:141:G:H1	50:BT:2:ILE:HD12	1.42	0.82
23:DB:1099:G:OP2	24:DI:3:LYS:HA	1.79	0.82
21:AU:3:ILE:HD13	21:AU:19:LYS:HA	1.60	0.82
23:BB:1082:U:C4	23:BB:1086:A:C2	2.68	0.82
29:BE:143:LEU:HB3	29:BE:146:VAL:HG21	1.60	0.82
40:BH:131:SER:HA	40:BH:141:LYS:HA	1.60	0.82
50:BT:29:THR:HA	50:BT:86:THR:HA	1.62	0.82
8:CI:56:MET:HA	8:CI:59:LYS:HB2	1.61	0.82
14:CO:70:LEU:HD11	14:CO:77:ARG:HB2	1.62	0.82
38:DM:38:ARG:HH11	38:DM:38:ARG:HB3	1.43	0.82
47:DF:11:VAL:HG12	47:DF:12:VAL:H	1.43	0.82
21:CU:33:ARG:CZ	21:CU:34:ARG:HG2	2.10	0.81
8:AI:29:ILE:HA	8:AI:64:ILE:HB	1.61	0.81
47:BF:11:VAL:HG12	47:BF:12:VAL:H	1.45	0.81
23:DB:972:A:H3'	23:DB:973:A:H5''	1.60	0.81
40:DH:125:THR:HA	40:DH:146:VAL:HB	1.60	0.81
2:AC:69:THR:HG21	2:AC:75:VAL:HG21	1.62	0.81
6:AG:149:ALA:H	10:AK:55:ARG:HH21	1.25	0.81
8:AI:59:LYS:HB3	8:AI:60:LEU:HD23	1.62	0.81
23:BB:287:G:H2'	23:BB:288:U:C6	2.15	0.81
42:BN:101:GLY:HA2	42:BN:110:MET:H	1.44	0.81
1:CA:18:C:H4'	1:CA:1078:U:O2	1.79	0.81
3:CD:24:VAL:HG23	3:CD:25:ARG:H	1.44	0.81
8:CI:29:ILE:HA	8:CI:64:ILE:HB	1.60	0.81
8:CI:59:LYS:HB3	8:CI:60:LEU:HD23	1.61	0.81
23:DB:2886:A:H62	31:D0:39:ARG:NE	1.78	0.81
41:DJ:25:LEU:HD22	41:DJ:26:GLY:H	1.43	0.81
23:DB:1082:U:C4	23:DB:1086:A:C2	2.68	0.81
48:BG:17:LYS:HZ2	48:BG:18:ILE:H	1.29	0.81
23:DB:636:G:H3'	37:DL:128:THR:HG21	1.62	0.81
27:DK:71:ARG:HG3	27:DK:105:ARG:HH21	1.41	0.81
30:DY:8:GLN:HG2	30:DY:31:ILE:HA	1.62	0.81
4:AE:131:ASN:HD21	4:AE:133:ILE:HB	1.45	0.81

Continued on next page...

Continued from previous page...

Atom-1	Atom-2	Interatomic distance (Å)	Clash overlap (Å)
44:BQ:30:VAL:HG13	44:BQ:31:TYR:N	1.95	0.81
50:BT:11:LEU:HD21	50:BT:46:ALA:HB1	1.60	0.81
13:CN:63:CYS:HB2	13:CN:79:SER:HB3	1.62	0.81
23:DB:704:G:H2'	23:DB:726:G:H22	1.46	0.81
42:DN:101:GLY:HA2	42:DN:110:MET:H	1.43	0.81
40:BH:90:LEU:HD21	40:BH:146:VAL:HG11	1.63	0.81
1:CA:1412:C:H2'	1:CA:1413:A:C8	2.16	0.81
23:DB:1141:U:H4'	23:DB:1142:A:O4'	1.79	0.81
23:DB:1324:G:H1'	23:DB:1616:A:N6	1.95	0.81
25:DC:4:LYS:HD2	25:DC:5:CYS:N	1.95	0.81
40:DH:78:VAL:HB	40:DH:144:VAL:HG13	1.63	0.81
46:DU:46:LYS:HG2	46:DU:47:PRO:HD2	1.63	0.81
25:BC:144:GLU:HG3	25:BC:151:GLY:N	1.96	0.81
12:CM:106:ARG:HH12	12:CM:109:LYS:HD2	1.45	0.81
28:DP:20:ARG:HG3	28:DP:21:PRO:HD2	1.63	0.81
35:DV:9:ARG:NH2	35:DV:12:GLN:HA	1.95	0.81
50:DT:11:LEU:HD21	50:DT:46:ALA:HB1	1.60	0.81
3:AD:25:ARG:HH11	3:AD:26:ALA:H	1.26	0.81
23:BB:141:G:N1	50:BT:2:ILE:HD12	1.95	0.81
24:BI:55:PRO:HD3	24:BI:74:PRO:HD3	1.62	0.81
25:BC:4:LYS:HD2	25:BC:5:CYS:N	1.94	0.81
25:BC:76:VAL:HG12	25:BC:114:GLN:HG2	1.61	0.81
23:DB:117:G:H5'	23:DB:126:A:H8	1.46	0.81
23:BB:9:G:H21	23:BB:10:A:H62	1.27	0.81
51:BZ:31:PRO:HB2	51:BZ:33:LEU:HD11	1.62	0.81
9:CJ:36:VAL:HG22	9:CJ:76:ILE:HG22	1.63	0.81
23:DB:1592:C:H2'	23:DB:1593:A:H8	1.46	0.81
48:DG:106:LEU:HD12	48:DG:151:ARG:HD3	1.61	0.81
23:BB:135:U:H2'	23:BB:136:G:C8	2.17	0.80
23:BB:1076:C:H4'	24:BI:94:LYS:HE3	1.61	0.80
45:BS:4:ILE:HG22	45:BS:106:VAL:HG13	1.62	0.80
18:CS:18:VAL:HG21	18:CS:43:MET:HB3	1.63	0.80
26:DD:91:THR:HG23	26:DD:92:VAL:H	1.46	0.80
47:DF:42:ALA:HA	47:DF:48:LEU:HD21	1.61	0.80
50:DT:29:THR:HA	50:DT:86:THR:HA	1.63	0.80
26:BD:105:LYS:HD2	26:BD:177:VAL:HG22	1.62	0.80
21:AU:33:ARG:CZ	21:AU:34:ARG:HG2	2.10	0.80
23:BB:62:U:H3'	23:BB:63:A:C8	2.17	0.80
23:BB:1381:G:H2'	23:BB:1382:G:H5'	1.63	0.80
29:BE:188:MET:HE2	29:BE:193:VAL:HG22	1.60	0.80
38:BM:19:GLY:HA2	38:BM:97:GLN:HB2	1.61	0.80

Continued on next page...

Continued from previous page...

Atom-1	Atom-2	Interatomic distance (Å)	Clash overlap (Å)
23:DB:139:U:H3	50:DT:49:LYS:HZ1	1.25	0.80
26:DD:114:LYS:HE3	26:DD:116:LYS:NZ	1.96	0.80
38:DM:121:ALA:HA	38:DM:124:LEU:HD12	1.60	0.80
1:AA:411:A:N6	1:AA:413:G:H21	1.78	0.80
1:AA:1060:U:H4'	9:AJ:54:SER:HB2	1.63	0.80
9:AJ:36:VAL:HG22	9:AJ:76:ILE:HG22	1.61	0.80
21:CU:3:ILE:HD13	21:CU:19:LYS:HA	1.62	0.80
52:BW:18:LYS:HA	52:BW:36:ILE:HG12	1.64	0.80
23:DB:62:U:H3'	23:DB:63:A:C8	2.17	0.80
23:DB:138:U:O3'	23:DB:139:U:H3'	1.82	0.80
23:DB:858:G:N3	23:DB:2268:A:H2'	1.96	0.80
23:BB:775:G:H4'	23:BB:776:G:H5'	1.64	0.80
14:CO:24:SER:HB3	14:CO:27:VAL:HG23	1.64	0.80
4:AE:52:ALA:HB2	4:AE:61:LYS:HE2	1.64	0.80
35:BV:9:ARG:NH2	35:BV:12:GLN:HA	1.97	0.80
28:DP:110:LYS:HD2	28:DP:110:LYS:H	1.45	0.80
10:AK:111:ASP:HB2	21:AU:19:LYS:HE3	1.64	0.80
26:BD:148:GLN:HG3	26:BD:152:PRO:HG2	1.64	0.80
23:DB:1381:G:H2'	23:DB:1382:G:H5'	1.64	0.80
24:DI:21:PRO:HB2	24:DI:22:PRO:HD3	1.64	0.80
46:DU:84:PHE:O	46:DU:85:ARG:HB2	1.79	0.80
47:DF:36:ASN:HA	47:DF:87:LYS:HA	1.64	0.80
22:BA:43:C:O2'	47:BF:91:ARG:HD2	1.81	0.80
23:BB:2311:A:H1'	47:BF:84:ILE:HD13	1.63	0.80
30:BY:8:GLN:HG2	30:BY:31:ILE:HA	1.62	0.80
47:BF:42:ALA:HA	47:BF:48:LEU:HD21	1.61	0.80
1:CA:411:A:N6	1:CA:413:G:H21	1.79	0.80
2:CC:69:THR:HG21	2:CC:75:VAL:HG21	1.64	0.80
49:DR:8:GLY:HA3	49:DR:23:GLU:HB2	1.64	0.80
13:AN:63:CYS:HB2	13:AN:79:SER:HB3	1.64	0.80
29:BE:46:GLN:HG3	29:BE:87:ALA:HB3	1.64	0.80
46:BU:46:LYS:HG2	46:BU:47:PRO:HD2	1.62	0.80
26:DD:113:SER:HB2	26:DD:168:GLU:H	1.45	0.80
2:AC:106:ARG:HD2	2:AC:106:ARG:H	1.47	0.79
14:AO:24:SER:HB3	14:AO:27:VAL:HG23	1.63	0.79
28:BP:110:LYS:H	28:BP:110:LYS:HD2	1.48	0.79
6:CG:12:LEU:HD22	6:CG:13:PRO:HD2	1.62	0.79
25:DC:196:ASN:HD22	25:DC:199:HIS:HB2	1.47	0.79
29:DE:46:GLN:HG3	29:DE:87:ALA:HB3	1.64	0.79
52:DW:77:LYS:H	52:DW:77:LYS:HZ2	1.30	0.79
35:DV:4:ILE:HB	35:DV:63:ILE:HA	1.64	0.79

Continued on next page...

Continued from previous page...

Atom-1	Atom-2	Interatomic distance (Å)	Clash overlap (Å)
23:BB:1324:G:H1'	23:BB:1616:A:N6	1.96	0.79
23:BB:2148:G:H3'	23:BB:2149:U:O4'	1.83	0.79
6:CG:58:LEU:H	6:CG:58:LEU:HD23	1.47	0.79
29:DE:58:LYS:HE2	29:DE:60:TRP:HD1	1.46	0.79
43:BO:53:THR:HB	43:BO:65:THR:HG22	1.65	0.79
23:DB:855:G:N2	52:DW:23:LYS:HG2	1.97	0.79
49:BR:8:GLY:HA3	49:BR:23:GLU:HB2	1.65	0.79
3:CD:165:GLU:HG3	3:CD:166:LYS:H	1.46	0.79
20:CB:202:ASN:HD22	20:CB:204:ASP:H	1.29	0.79
22:DA:43:C:O2'	47:DF:91:ARG:HD2	1.81	0.79
23:DB:2264:C:H41	52:DW:11:ASN:HD21	1.30	0.79
2:AC:122:GLN:HB3	2:AC:127:VAL:HG21	1.64	0.79
24:BI:106:GLN:O	24:BI:110:GLN:HG3	1.83	0.79
4:CE:131:ASN:HD21	4:CE:133:ILE:HB	1.48	0.79
23:DB:354:A:H2'	23:DB:355:U:C6	2.17	0.79
43:DO:62:LEU:HD11	43:DO:70:ALA:HA	1.64	0.79
48:DG:17:LYS:HZ2	48:DG:17:LYS:HA	1.48	0.79
6:AG:58:LEU:HD23	6:AG:58:LEU:H	1.48	0.79
26:BD:91:THR:HG23	26:BD:92:VAL:H	1.48	0.79
38:BM:121:ALA:HA	38:BM:124:LEU:HD12	1.63	0.79
40:DH:72:ILE:HD11	40:DH:140:ALA:HB3	1.64	0.79
48:DG:166:GLU:HG2	48:DG:168:VAL:HG23	1.65	0.79
24:BI:129:GLU:HB3	24:BI:133:ARG:HH12	1.46	0.79
25:BC:196:ASN:HD22	25:BC:199:HIS:HB2	1.48	0.79
41:BJ:1:MET:HG2	41:BJ:2:LYS:HG2	1.62	0.79
13:CN:68:ARG:HH11	13:CN:68:ARG:HB3	1.48	0.79
14:CO:89:ARG:HA	14:CO:89:ARG:HH11	1.48	0.79
25:DC:14:HIS:O	25:DC:203:VAL:HG11	1.83	0.79
25:DC:76:VAL:HG12	25:DC:114:GLN:HG2	1.63	0.79
35:BV:42:LEU:HD12	35:BV:47:VAL:HG21	1.64	0.79
50:BT:39:THR:HG22	50:BT:42:GLU:HG2	1.63	0.79
52:BW:77:LYS:H	52:BW:77:LYS:NZ	1.81	0.79
2:CC:106:ARG:HD2	2:CC:106:ARG:H	1.48	0.79
20:CB:128:LEU:HD13	20:CB:129:THR:N	1.98	0.79
38:DM:19:GLY:HA2	38:DM:97:GLN:HB2	1.62	0.79
40:BH:27:ARG:HE	51:BZ:64:ILE:HD11	1.48	0.79
46:BU:85:ARG:HD3	46:BU:86:PHE:N	1.97	0.79
20:CB:62:ARG:HD2	20:CB:62:ARG:H	1.48	0.79
6:AG:149:ALA:H	10:AK:55:ARG:NH2	1.80	0.78
18:AS:28:LYS:HZ2	18:AS:28:LYS:H	1.30	0.78
23:BB:280:U:H2'	23:BB:281:C:C6	2.18	0.78

Continued on next page...

Continued from previous page...

Atom-1	Atom-2	Interatomic distance (Å)	Clash overlap (Å)
23:BB:1019:U:H2'	23:BB:1020:A:C8	2.18	0.78
46:BU:39:ASN:HB3	46:BU:62:ALA:HB3	1.65	0.78
2:CC:122:GLN:HB3	2:CC:127:VAL:HG21	1.65	0.78
17:CR:19:GLU:HG3	17:CR:54:LEU:HD12	1.65	0.78
3:AD:146:GLU:HA	3:AD:149:LYS:HG2	1.64	0.78
6:AG:12:LEU:HD22	6:AG:13:PRO:HD2	1.65	0.78
23:BB:2073:C:H5''	25:BC:227:VAL:HG12	1.64	0.78
23:DB:742:A:H2'	23:DB:743:A:H8	1.46	0.78
23:BB:1176:U:H3'	23:BB:1177:G:H8	1.46	0.78
26:BD:107:VAL:HG13	26:BD:203:VAL:HG23	1.64	0.78
33:B1:46:VAL:HG22	33:B1:47:ILE:H	1.48	0.78
35:DV:42:LEU:HD12	35:DV:47:VAL:HG21	1.64	0.78
51:DZ:45:ARG:HE	51:DZ:47:VAL:HG12	1.49	0.78
2:AC:26:LYS:HG3	2:AC:27:GLU:H	1.47	0.78
23:BB:742:A:H2'	23:BB:743:A:C8	2.18	0.78
24:BI:21:PRO:HB2	24:BI:22:PRO:HD3	1.63	0.78
40:BH:40:THR:H	40:BH:43:ASN:HD21	1.26	0.78
47:BF:36:ASN:HA	47:BF:87:LYS:HA	1.63	0.78
48:BG:166:GLU:HG2	48:BG:168:VAL:HG23	1.64	0.78
23:DB:1173:U:H2'	23:DB:1174:U:C6	2.18	0.78
40:DH:97:ARG:HB3	40:DH:112:LYS:HE2	1.65	0.78
18:AS:43:MET:HG3	18:AS:61:VAL:HG21	1.66	0.78
22:DA:98:G:H1	35:DV:14:LYS:HB2	1.48	0.78
37:DL:103:ILE:H	37:DL:103:ILE:HD12	1.47	0.78
44:DQ:91:ARG:CZ	49:DR:11:GLN:H	1.96	0.78
51:DZ:5:CYS:HB2	51:DZ:10:LYS:HB3	1.66	0.78
1:AA:1220:G:H21	18:AS:53:GLY:HA2	1.49	0.78
20:AB:202:ASN:HD22	20:AB:204:ASP:H	1.30	0.78
23:BB:2743:U:H2'	23:BB:2744:G:O4'	1.83	0.78
40:BH:94:ILE:HB	40:BH:121:VAL:HB	1.65	0.78
1:CA:203:G:H1'	1:CA:465:A:H61	1.49	0.78
10:CK:126:ARG:HB2	21:CU:33:ARG:HD2	1.65	0.78
20:CB:63:LYS:HA	20:CB:224:ARG:HH11	1.48	0.78
44:DQ:94:LEU:HD12	49:DR:13:ARG:HB2	1.66	0.78
13:AN:63:CYS:HB3	13:AN:67:GLY:H	1.48	0.78
17:AR:19:GLU:HG3	17:AR:54:LEU:HD12	1.65	0.78
23:BB:142:A:H2'	23:BB:143:C:C6	2.18	0.78
40:BH:82:SER:H	40:BH:146:VAL:HG13	1.47	0.78
1:CA:1412:C:H2'	1:CA:1413:A:H8	1.48	0.78
2:CC:26:LYS:HG3	2:CC:27:GLU:H	1.49	0.78
35:DV:16:ALA:HA	35:DV:19:ARG:HE	1.49	0.78

Continued on next page...

Continued from previous page...

Atom-1	Atom-2	Interatomic distance (Å)	Clash overlap (Å)
50:DT:39:THR:HG22	50:DT:42:GLU:HG2	1.65	0.78
10:AK:126:ARG:HB2	21:AU:33:ARG:HD2	1.63	0.78
40:BH:31:VAL:HB	40:BH:32:PRO:CD	2.11	0.78
48:BG:106:LEU:HD12	48:BG:151:ARG:HD3	1.65	0.78
25:DC:149:LYS:HD3	25:DC:152:GLN:HE22	1.49	0.78
29:DE:143:LEU:HB3	29:DE:146:VAL:HG21	1.62	0.78
52:DW:18:LYS:HA	52:DW:36:ILE:HG12	1.65	0.78
23:BB:972:A:H3'	23:BB:973:A:H5''	1.63	0.78
40:BH:130:VAL:HG21	40:BH:144:VAL:HG23	1.66	0.78
23:DB:2073:C:H5''	25:DC:227:VAL:HG12	1.66	0.78
24:DI:45:THR:HA	24:DI:48:ILE:HG22	1.66	0.78
47:DF:107:VAL:HG11	47:DF:175:PRO:HG3	1.65	0.78
34:B3:49:VAL:HG21	34:B3:54:LEU:HD13	1.64	0.78
40:BH:68:ARG:HH11	40:BH:134:VAL:HG21	1.48	0.78
40:DH:86:ASP:HB2	40:DH:89:LYS:HZ3	1.49	0.78
48:DG:68:ARG:HH12	48:DG:72:ASN:HD22	1.29	0.78
50:DT:48:GLN:HA	50:DT:48:GLN:HE21	1.48	0.78
52:DW:77:LYS:H	52:DW:77:LYS:NZ	1.82	0.78
38:BM:82:MET:HE3	38:BM:83:GLY:H	1.49	0.77
1:AA:337:G:H2'	1:AA:338:A:C8	2.19	0.77
48:BG:26:LYS:HB2	48:BG:32:LEU:HG	1.65	0.77
51:BZ:33:LEU:HG	51:BZ:52:SER:HB3	1.66	0.77
1:CA:1060:U:H4'	9:CJ:54:SER:HB2	1.65	0.77
35:DV:30:ILE:HD12	35:DV:38:LEU:HD23	1.64	0.77
44:DQ:30:VAL:HG13	44:DQ:31:TYR:N	1.97	0.77
23:BB:645:C:H4'	23:BB:646:U:OP2	1.84	0.77
23:BB:2264:C:H41	52:BW:11:ASN:HD21	1.32	0.77
1:CA:844:G:H2'	1:CA:845:A:C8	2.19	0.77
23:DB:62:U:H3'	23:DB:63:A:H8	1.47	0.77
23:DB:1019:U:H2'	23:DB:1020:A:C8	2.19	0.77
24:DI:72:THR:HG21	24:DI:112:LYS:HA	1.66	0.77
50:DT:67:VAL:HB	50:DT:76:ARG:HG2	1.66	0.77
23:BB:704:G:H2'	23:BB:726:G:H22	1.48	0.77
23:BB:1171:G:C4	23:BB:1172:C:H1'	2.20	0.77
27:BK:71:ARG:HG3	27:BK:105:ARG:HH21	1.48	0.77
28:BP:20:ARG:HG3	28:BP:21:PRO:HD2	1.64	0.77
1:CA:1343:G:H4'	8:CI:123:ARG:O	1.85	0.77
15:CP:52:LEU:HD21	15:CP:75:ILE:HG12	1.66	0.77
47:DF:8:LYS:HA	47:DF:12:VAL:HG21	1.65	0.77
47:DF:64:PRO:HA	47:DF:88:VAL:HG22	1.66	0.77
23:BB:1046:A:H3'	23:BB:1047:G:H5''	1.65	0.77

Continued on next page...

Continued from previous page...

Atom-1	Atom-2	Interatomic distance (Å)	Clash overlap (Å)
23:DB:668:A:H2'	23:DB:670:A:H62	1.49	0.77
23:DB:2331:G:O2'	52:DW:40:ARG:HB2	1.85	0.77
20:AB:63:LYS:HA	20:AB:224:ARG:HH11	1.48	0.77
20:AB:163:ILE:HG23	20:AB:164:ASP:N	1.98	0.77
26:BD:106:LYS:HB3	26:BD:206:ALA:N	1.99	0.77
35:BV:72:VAL:HG12	35:BV:94:ALA:H	1.49	0.77
16:CQ:16:MET:HB2	16:CQ:19:SER:HB2	1.66	0.77
47:DF:72:SER:HB2	47:DF:80:GLN:HA	1.66	0.77
40:BH:40:THR:H	40:BH:43:ASN:ND2	1.82	0.77
42:BN:34:ILE:HB	42:BN:113:ILE:HG22	1.67	0.77
1:CA:108:G:H5'	1:CA:109:A:H5''	1.66	0.77
3:CD:90:LEU:HD21	3:CD:196:GLU:HB3	1.67	0.77
27:DK:54:LYS:H	27:DK:54:LYS:HD2	1.49	0.77
1:AA:1348:U:H4'	8:AI:121:ARG:HG3	1.67	0.77
5:AF:98:GLU:HG2	5:AF:99:ALA:N	1.99	0.77
23:BB:62:U:H3'	23:BB:63:A:H8	1.48	0.77
26:DD:105:LYS:HD2	26:DD:177:VAL:HG22	1.65	0.77
51:DZ:33:LEU:HG	51:DZ:52:SER:HB3	1.66	0.77
24:BI:27:LEU:HD12	24:BI:32:VAL:HG11	1.65	0.77
11:CL:49:ARG:HG2	11:CL:89:LEU:HD21	1.66	0.77
23:DB:2615:U:H1'	31:D0:3:GLN:HB3	1.67	0.77
36:D2:31:LEU:HD23	36:D2:42:LEU:HD12	1.67	0.77
40:DH:131:SER:HB2	40:DH:141:LYS:HG3	1.67	0.77
42:DN:38:LEU:HB3	42:DN:39:PRO:HD3	1.66	0.77
12:AM:3:ILE:HA	12:AM:56:ARG:HG2	1.65	0.77
23:BB:27:G:N2	23:BB:512:G:H2'	2.00	0.77
25:BC:14:HIS:O	25:BC:203:VAL:HG11	1.84	0.77
38:BM:19:GLY:N	38:BM:38:ARG:HH22	1.83	0.77
48:BG:16:VAL:HG13	48:BG:49:LEU:HD11	1.67	0.77
23:DB:1080:A:H2'	23:DB:1081:U:H6	1.49	0.77
26:DD:148:GLN:HG3	26:DD:152:PRO:HG2	1.67	0.77
1:AA:203:G:H1'	1:AA:465:A:H61	1.48	0.76
1:AA:239:U:OP1	1:AA:239:U:H4'	1.85	0.76
36:B2:19:ARG:HG2	36:B2:19:ARG:HH21	1.49	0.76
51:BZ:45:ARG:HE	51:BZ:47:VAL:HG12	1.50	0.76
24:DI:105:LEU:HD13	24:DI:129:GLU:HG2	1.65	0.76
23:BB:275:C:H2'	23:BB:276:U:O4'	1.86	0.76
23:BB:668:A:H2'	23:BB:670:A:H62	1.48	0.76
27:BK:105:ARG:HD3	27:BK:105:ARG:H	1.50	0.76
1:CA:1250:A:H4'	8:CI:69:GLY:H	1.50	0.76
37:DL:124:GLY:N	37:DL:143:GLU:HG3	2.01	0.76

Continued on next page...

Continued from previous page...

Atom-1	Atom-2	Interatomic distance (Å)	Clash overlap (Å)
43:DO:53:THR:HB	43:DO:65:THR:HG22	1.67	0.76
45:DS:66:ILE:HD13	45:DS:66:ILE:H	1.50	0.76
48:DG:26:LYS:HB2	48:DG:32:LEU:HG	1.67	0.76
1:AA:1323:G:H2'	1:AA:1324:A:H8	1.51	0.76
9:AJ:12:ALA:HB3	9:AJ:18:ILE:HB	1.68	0.76
23:BB:922:C:H1'	52:BW:22:VAL:HG21	1.67	0.76
23:BB:2769:U:H2'	23:BB:2770:G:C8	2.20	0.76
1:CA:337:G:H2'	1:CA:338:A:C8	2.19	0.76
34:D3:49:VAL:HG21	34:D3:54:LEU:HD13	1.66	0.76
40:DH:115:VAL:HB	40:DH:132:PHE:CD1	2.20	0.76
46:DU:39:ASN:HB3	46:DU:62:ALA:HB3	1.67	0.76
3:AD:94:GLU:HG2	3:AD:185:PRO:HG3	1.66	0.76
14:AO:89:ARG:HA	14:AO:89:ARG:HH11	1.50	0.76
23:BB:2886:A:H62	31:B0:39:ARG:NE	1.84	0.76
32:B4:7:VAL:HG23	32:B4:35:GLN:HB2	1.68	0.76
40:BH:134:VAL:HG13	40:BH:135:HIS:H	1.49	0.76
47:BF:102:LEU:HD22	47:BF:103:ILE:H	1.50	0.76
23:DB:28:A:H61	23:DB:512:G:H1'	1.50	0.76
26:DD:106:LYS:HB3	26:DD:206:ALA:N	1.99	0.76
29:DE:188:MET:HE2	29:DE:193:VAL:HG22	1.65	0.76
37:DL:23:ILE:H	37:DL:23:ILE:HD12	1.50	0.76
1:AA:108:G:H5'	1:AA:109:A:H5''	1.66	0.76
1:AA:1029:U:H2'	1:AA:1031:C:N3	2.01	0.76
43:BO:62:LEU:HD11	43:BO:70:ALA:HA	1.65	0.76
47:BF:72:SER:HB2	47:BF:80:GLN:HA	1.67	0.76
12:CM:3:ILE:HA	12:CM:56:ARG:HG2	1.66	0.76
23:DB:27:G:N2	23:DB:512:G:H2'	2.00	0.76
25:DC:196:ASN:ND2	25:DC:199:HIS:HB2	2.01	0.76
41:DJ:72:LYS:HB2	41:DJ:89:PHE:HB2	1.67	0.76
25:BC:143:VAL:HB	25:BC:153:LEU:HB2	1.67	0.76
27:BK:54:LYS:HD2	27:BK:54:LYS:H	1.50	0.76
35:DV:72:VAL:HG12	35:DV:94:ALA:H	1.49	0.76
40:DH:31:VAL:CB	40:DH:32:PRO:HD2	2.14	0.76
50:BT:53:VAL:HG11	50:BT:87:LEU:HD13	1.68	0.76
27:DK:76:VAL:H	28:DP:72:VAL:HG23	1.51	0.76
37:BL:103:ILE:HD12	37:BL:103:ILE:H	1.49	0.76
23:DB:845:A:H2'	23:DB:846:U:H5''	1.67	0.76
33:D1:46:VAL:HG22	33:D1:47:ILE:H	1.49	0.76
40:DH:90:LEU:HD11	40:DH:146:VAL:HG11	1.66	0.76
45:DS:52:GLU:HA	45:DS:55:ILE:HG22	1.68	0.76
23:BB:2269:G:H4'	52:BW:19:ARG:NH1	2.01	0.76

Continued on next page...

Continued from previous page...

Atom-1	Atom-2	Interatomic distance (Å)	Clash overlap (Å)
47:BF:8:LYS:HA	47:BF:12:VAL:HG21	1.67	0.76
47:BF:64:PRO:HA	47:BF:88:VAL:HG22	1.67	0.76
47:BF:107:VAL:HG11	47:BF:175:PRO:HG3	1.68	0.76
50:BT:67:VAL:HB	50:BT:76:ARG:HG2	1.66	0.76
1:CA:423:G:H2'	1:CA:424:G:O4'	1.85	0.76
23:DB:90:U:H3'	23:DB:91:A:H5''	1.67	0.76
42:DN:33:ILE:HG22	42:DN:114:GLU:HB2	1.68	0.76
46:DU:26:ASN:HD21	46:DU:34:ILE:HD12	1.51	0.76
3:AD:90:LEU:HD21	3:AD:196:GLU:HB3	1.67	0.76
23:BB:28:A:H61	23:BB:512:G:H1'	1.51	0.76
30:BY:12:ALA:HA	30:BY:15:ARG:HD3	1.65	0.76
35:BV:16:ALA:HA	35:BV:19:ARG:HE	1.51	0.76
26:DD:114:LYS:HE3	26:DD:116:LYS:HZ2	1.50	0.76
36:D2:19:ARG:HG2	36:D2:19:ARG:HH21	1.51	0.76
40:DH:31:VAL:HB	40:DH:32:PRO:CD	2.11	0.76
48:DG:9:VAL:HA	48:DG:48:THR:HG22	1.67	0.76
48:DG:16:VAL:HG13	48:DG:49:LEU:HD11	1.68	0.76
8:CI:51:LEU:HB3	8:CI:56:MET:HB2	1.68	0.75
9:CJ:57:VAL:HG22	9:CJ:58:ASN:H	1.51	0.75
23:DB:1437:C:H2'	23:DB:1438:U:C6	2.20	0.75
47:DF:62:GLN:HG3	47:DF:91:ARG:HH11	1.49	0.75
47:DF:64:PRO:HA	47:DF:88:VAL:CG2	2.16	0.75
23:BB:923:G:H1'	52:BW:23:LYS:HZ2	1.49	0.75
28:BP:61:ARG:HH21	28:BP:61:ARG:HB3	1.51	0.75
31:B0:42:ILE:HD11	42:BN:98:LEU:HD12	1.66	0.75
35:BV:30:ILE:HD12	35:BV:38:LEU:HD23	1.67	0.75
37:BL:89:VAL:HG23	37:BL:123:ARG:HG3	1.68	0.75
41:BJ:72:LYS:HB2	41:BJ:89:PHE:HB2	1.68	0.75
23:DB:775:G:H4'	23:DB:776:G:H5'	1.66	0.75
23:DB:1098:A:H2'	24:DI:4:VAL:N	2.02	0.75
27:DK:105:ARG:HD3	27:DK:105:ARG:H	1.50	0.75
29:DE:176:ASP:HB3	29:DE:179:SER:HB2	1.67	0.75
46:DU:85:ARG:HD3	46:DU:86:PHE:N	2.00	0.75
23:BB:90:U:H3'	23:BB:91:A:H5''	1.67	0.75
23:BB:1060:U:C5	24:BI:131:THR:HG22	2.21	0.75
40:BH:142:VAL:HG12	40:BH:143:ILE:H	1.48	0.75
48:DG:167:VAL:HG23	48:DG:168:VAL:H	1.51	0.75
23:BB:45:G:H5'	23:BB:46:G:H5'	1.69	0.75
37:BL:47:ARG:HB3	37:BL:47:ARG:HH21	1.50	0.75
3:CD:25:ARG:HD3	3:CD:26:ALA:N	2.02	0.75
8:CI:71:ILE:H	8:CI:71:ILE:HD12	1.51	0.75

Continued on next page...

Continued from previous page...

Atom-1	Atom-2	Interatomic distance (Å)	Clash overlap (Å)
13:CN:63:CYS:HB3	13:CN:67:GLY:H	1.49	0.75
26:DD:114:LYS:HB2	26:DD:116:LYS:HE3	1.68	0.75
37:DL:89:VAL:HG23	37:DL:123:ARG:HG3	1.68	0.75
1:AA:844:G:H2'	1:AA:845:A:C8	2.21	0.75
23:BB:856:G:H1'	52:BW:23:LYS:HB3	1.68	0.75
43:BO:51:ALA:HB3	43:BO:78:VAL:HG22	1.68	0.75
48:BG:167:VAL:HG23	48:BG:168:VAL:H	1.50	0.75
1:CA:1323:G:H2'	1:CA:1324:A:H8	1.50	0.75
23:DB:2531:A:H5'	48:DG:173:ALA:HB1	1.69	0.75
48:DG:26:LYS:HG2	48:DG:27:GLY:N	2.01	0.75
23:BB:955:U:OP1	38:BM:86:LYS:HE3	1.87	0.75
26:BD:151:THR:HB	26:BD:152:PRO:HD3	1.69	0.75
42:BN:38:LEU:HB3	42:BN:39:PRO:HD3	1.66	0.75
1:CA:239:U:H4'	1:CA:239:U:OP1	1.85	0.75
23:DB:645:C:H4'	23:DB:646:U:OP2	1.84	0.75
23:DB:1099:G:O4'	24:DI:3:LYS:C	2.24	0.75
23:DB:1168:G:H2'	23:DB:1169:A:C8	2.21	0.75
20:AB:60:ALA:HA	20:AB:64:GLY:HA3	1.69	0.75
1:CA:1220:G:H21	18:CS:53:GLY:HA2	1.51	0.75
29:DE:155:GLU:HA	29:DE:158:PHE:HB3	1.69	0.75
42:DN:34:ILE:HB	42:DN:113:ILE:HG22	1.67	0.75
44:DQ:77:LYS:HE2	44:DQ:116:LEU:HD23	1.69	0.75
3:AD:192:ALA:HB3	3:AD:194:ILE:HG22	1.67	0.75
16:AQ:16:MET:HB2	16:AQ:19:SER:HB2	1.68	0.75
23:BB:547:A:H3'	23:BB:548:G:C8	2.21	0.75
29:BE:176:ASP:HB3	29:BE:179:SER:HB2	1.67	0.75
35:BV:80:HIS:HD2	35:BV:82:TYR:H	1.34	0.75
37:BL:116:VAL:HG13	37:BL:117:THR:H	1.52	0.75
47:BF:128:SER:HB3	47:BF:154:THR:HG23	1.69	0.75
8:AI:20:ILE:HD13	8:AI:85:ALA:HB3	1.69	0.75
23:BB:845:A:H2'	23:BB:846:U:H5''	1.67	0.75
23:BB:1021:A:H61	23:BB:1142:A:N6	1.84	0.75
23:BB:2787:C:H1'	26:BD:63:PRO:HG3	1.69	0.75
26:BD:104:VAL:HA	26:BD:106:LYS:HZ1	1.51	0.75
44:BQ:93:ILE:HG23	44:BQ:94:LEU:HD22	1.67	0.75
45:BS:66:ILE:H	45:BS:66:ILE:HD13	1.51	0.75
3:CD:94:GLU:HG2	3:CD:185:PRO:HG3	1.68	0.75
20:CB:60:ALA:HA	20:CB:64:GLY:HA3	1.67	0.75
23:DB:281:C:H2'	23:DB:282:A:C8	2.22	0.75
23:DB:2723:C:H5''	42:DN:1:MET:HE2	1.69	0.75
26:BD:114:LYS:HE3	26:BD:116:LYS:NZ	2.01	0.74

Continued on next page...

Continued from previous page...

Atom-1	Atom-2	Interatomic distance (Å)	Clash overlap (Å)
33:B1:8:ILE:HD11	33:B1:52:LYS:HB2	1.69	0.74
48:BG:15:ASP:HB3	48:BG:25:ILE:HA	1.69	0.74
1:CA:1029:U:H2'	1:CA:1031:C:N3	2.02	0.74
23:DB:45:G:H5'	23:DB:46:G:H5'	1.67	0.74
30:DY:12:ALA:HA	30:DY:15:ARG:HD3	1.67	0.74
10:AK:22:ILE:HD12	10:AK:85:VAL:HG22	1.67	0.74
23:BB:1019:U:H2'	23:BB:1020:A:H8	1.51	0.74
23:BB:2472:G:H2'	23:BB:2475:C:H42	1.51	0.74
49:BR:14:VAL:HG21	49:BR:98:ILE:HG12	1.66	0.74
23:DB:1081:U:H5'	24:DI:126:ARG:NH1	2.02	0.74
35:BV:14:LYS:HE3	35:BV:18:ARG:HH22	1.52	0.74
3:CD:22:SER:HB2	3:CD:109:THR:HG22	1.69	0.74
18:CS:43:MET:O	18:CS:46:LEU:HB2	1.87	0.74
26:DD:105:LYS:HE3	26:DD:176:ASP:HB3	1.68	0.74
43:DO:5:SER:HA	43:DO:8:ILE:HD12	1.69	0.74
47:DF:31:GLU:O	47:DF:32:LYS:HD3	1.88	0.74
1:AA:1343:G:H4'	8:AI:123:ARG:O	1.86	0.74
20:AB:62:ARG:HD2	20:AB:62:ARG:H	1.51	0.74
23:BB:345:A:H1'	23:BB:346:A:H2	1.50	0.74
26:BD:62:LYS:H	26:BD:62:LYS:HD2	1.53	0.74
40:BH:44:ILE:HA	40:BH:51:ARG:HH22	1.51	0.74
41:BJ:23:LYS:HE3	41:BJ:142:ILE:HG23	1.70	0.74
3:CD:192:ALA:HB3	3:CD:194:ILE:HG22	1.69	0.74
23:DB:1099:G:H5''	24:DI:3:LYS:N	2.03	0.74
24:DI:55:PRO:HD3	24:DI:74:PRO:HD3	1.68	0.74
38:DM:19:GLY:N	38:DM:38:ARG:HH22	1.85	0.74
23:BB:2185:U:H2'	23:BB:2186:G:C8	2.23	0.74
5:CF:79:ARG:NH2	5:CF:87:SER:HB3	2.02	0.74
10:CK:83:VAL:HB	10:CK:109:ILE:HG23	1.67	0.74
23:DB:1387:A:H2'	23:DB:1388:G:H8	1.52	0.74
32:D4:7:VAL:HG23	32:D4:35:GLN:HB2	1.69	0.74
47:DF:102:LEU:HD22	47:DF:103:ILE:H	1.52	0.74
1:AA:973:G:H3'	1:AA:974:A:H5''	1.70	0.74
20:AB:27:LYS:HB3	20:AB:28:PRO:HD3	1.70	0.74
23:BB:855:G:H21	52:BW:23:LYS:CG	1.91	0.74
26:BD:105:LYS:HE3	26:BD:176:ASP:HB3	1.68	0.74
27:BK:97:THR:C	27:BK:98:ARG:HE	1.91	0.74
33:B1:7:LYS:HA	33:B1:23:THR:HG22	1.70	0.74
35:BV:44:HIS:HE1	35:BV:86:LEU:H	1.33	0.74
40:BH:108:VAL:HG12	40:BH:109:GLU:H	1.53	0.74
1:CA:1348:U:H4'	8:CI:121:ARG:HG3	1.68	0.74

Continued on next page...

Continued from previous page...

Atom-1	Atom-2	Interatomic distance (Å)	Clash overlap (Å)
5:CF:98:GLU:HG2	5:CF:99:ALA:N	2.02	0.74
17:CR:34:GLU:HB2	21:CU:18:PHE:HZ	1.51	0.74
20:AB:87:ASP:HB2	20:AB:224:ARG:CZ	2.17	0.74
20:AB:95:TRP:HH2	20:AB:100:LEU:HB2	1.52	0.74
27:BK:112:PHE:O	27:BK:115:ILE:HG22	1.87	0.74
40:DH:27:ARG:NH1	51:DZ:60:ASP:HA	2.03	0.74
23:BB:125:A:H3'	23:BB:126:A:H5''	1.69	0.74
23:BB:254:G:H22	34:B3:7:ARG:HH21	1.35	0.74
45:BS:84:ARG:HB3	45:BS:96:ILE:HG23	1.70	0.74
46:BU:26:ASN:HD21	46:BU:34:ILE:HD12	1.52	0.74
48:BG:26:LYS:HG2	48:BG:27:GLY:N	2.02	0.74
9:CJ:12:ALA:HB3	9:CJ:18:ILE:HB	1.69	0.74
23:DB:1021:A:H61	23:DB:1142:A:N6	1.86	0.74
37:DL:47:ARG:HB3	37:DL:47:ARG:HH21	1.53	0.74
44:DQ:63:ARG:HH22	44:DQ:96:ASP:HA	1.53	0.74
13:AN:27:LYS:HG3	13:AN:28:ALA:H	1.53	0.74
23:BB:2267:A:C8	23:BB:2267:A:C3'	2.71	0.74
25:BC:149:LYS:HD3	25:BC:152:GLN:HE22	1.50	0.74
29:BE:58:LYS:HE2	29:BE:60:TRP:HD1	1.52	0.74
39:BX:29:ARG:NH1	50:BT:12:ARG:HE	1.85	0.74
13:CN:27:LYS:HG3	13:CN:28:ALA:H	1.51	0.74
23:DB:28:A:N6	23:DB:512:G:H1'	2.03	0.74
23:DB:2743:U:H2'	23:DB:2744:G:H5''	1.68	0.74
46:DU:35:VAL:HB	46:DU:38:ILE:HG21	1.70	0.74
8:AI:51:LEU:HB3	8:AI:56:MET:HB2	1.69	0.74
23:BB:1082:U:N3	23:BB:1086:A:C2	2.56	0.74
23:BB:1107:G:H2'	23:BB:1108:U:C6	2.23	0.74
44:BQ:24:TYR:O	44:BQ:27:ARG:HB2	1.88	0.74
46:BU:35:VAL:HB	46:BU:38:ILE:HG21	1.69	0.74
50:BT:48:GLN:HE21	50:BT:48:GLN:HA	1.52	0.74
52:BW:77:LYS:H	52:BW:77:LYS:HZ2	1.35	0.74
18:CS:43:MET:HG3	18:CS:61:VAL:HG21	1.67	0.74
27:DK:97:THR:C	27:DK:98:ARG:HE	1.91	0.74
3:AD:25:ARG:HD3	3:AD:26:ALA:N	2.03	0.73
23:BB:1437:C:H2'	23:BB:1438:U:C6	2.23	0.73
23:BB:1592:C:H2'	23:BB:1593:A:H8	1.53	0.73
29:BE:155:GLU:HA	29:BE:158:PHE:HB3	1.68	0.73
23:DB:743:A:O2'	23:DB:744:U:H5'	1.88	0.73
23:DB:2148:G:H2'	23:DB:2148:G:N3	2.03	0.73
37:DL:116:VAL:HG13	37:DL:117:THR:H	1.53	0.73
42:DN:97:ILE:HD12	42:DN:98:LEU:N	2.03	0.73

Continued on next page...

Continued from previous page...

Atom-1	Atom-2	Interatomic distance (Å)	Clash overlap (Å)
52:DW:51:GLY:HA3	52:DW:59:PHE:CB	2.17	0.73
7:AH:11:THR:HG22	7:AH:14:ARG:HH12	1.52	0.73
21:AU:36:PHE:CB	21:AU:40:PRO:HD3	2.17	0.73
1:CA:373:A:H1'	1:CA:481:G:N3	2.03	0.73
23:DB:2039:U:H2'	23:DB:2040:G:H8	1.51	0.73
42:DN:85:PRO:HA	42:DN:88:ALA:HB2	1.70	0.73
47:DF:109:ARG:HB3	47:DF:135:ILE:HD12	1.68	0.73
49:DR:72:VAL:HG23	49:DR:89:HIS:HB3	1.70	0.73
23:BB:743:A:O2'	23:BB:744:U:H5'	1.88	0.73
24:BI:122:GLU:O	24:BI:126:ARG:HG3	1.88	0.73
27:BK:99:ILE:HG12	27:BK:115:ILE:HG13	1.68	0.73
13:CN:25:GLU:HB2	13:CN:29:ILE:HD11	1.69	0.73
20:CB:202:ASN:HD22	20:CB:203:ASP:N	1.87	0.73
21:CU:24:LYS:HD2	21:CU:25:ALA:N	2.03	0.73
23:DB:717:C:H3'	23:DB:718:A:H5''	1.70	0.73
23:DB:2472:G:H2'	23:DB:2475:C:H42	1.53	0.73
24:DI:20:SER:HB3	24:DI:21:PRO:HD3	1.68	0.73
27:DK:99:ILE:HG12	27:DK:115:ILE:HG13	1.70	0.73
41:DJ:23:LYS:HE3	41:DJ:142:ILE:HG23	1.70	0.73
44:DQ:24:TYR:O	44:DQ:27:ARG:HB2	1.88	0.73
47:DF:128:SER:HB3	47:DF:154:THR:HG23	1.71	0.73
1:AA:373:A:H1'	1:AA:481:G:N3	2.03	0.73
5:AF:64:VAL:HG12	5:AF:65:GLU:H	1.52	0.73
5:AF:79:ARG:NH2	5:AF:87:SER:HB3	2.03	0.73
6:AG:149:ALA:N	10:AK:55:ARG:HH21	1.85	0.73
23:BB:2867:G:H2'	23:BB:2867:G:N3	2.04	0.73
1:CA:859:G:H2'	1:CA:860:A:C8	2.24	0.73
1:CA:1004:A:H2'	1:CA:1005:A:O4'	1.89	0.73
11:CL:78:VAL:HG12	11:CL:101:LEU:HD13	1.69	0.73
23:DB:616:A:H3'	23:DB:617:G:H8	1.54	0.73
23:DB:713:G:H21	23:DB:718:A:H2	1.36	0.73
23:DB:2267:A:C8	23:DB:2267:A:C3'	2.70	0.73
45:DS:5:ALA:HB3	45:DS:54:ALA:HB2	1.71	0.73
23:BB:2108:A:H2'	23:BB:2109:U:C4'	2.17	0.73
24:BI:20:SER:HB3	24:BI:21:PRO:HD3	1.69	0.73
47:BF:61:GLY:HA3	47:BF:94:ARG:HD2	1.71	0.73
47:BF:109:ARG:HB3	47:BF:135:ILE:HD12	1.69	0.73
23:DB:2769:U:H2'	23:DB:2770:G:C8	2.22	0.73
26:DD:62:LYS:HD2	26:DD:62:LYS:H	1.54	0.73
43:DO:67:ASN:H	43:DO:70:ALA:HB3	1.52	0.73
9:AJ:57:VAL:HG22	9:AJ:58:ASN:H	1.53	0.73

Continued on next page...

Continued from previous page...

Atom-1	Atom-2	Interatomic distance (Å)	Clash overlap (Å)
23:BB:717:C:H3'	23:BB:718:A:H5''	1.69	0.73
23:BB:1485:U:H2'	23:BB:1486:U:C6	2.23	0.73
23:BB:2039:U:H2'	23:BB:2040:G:H8	1.53	0.73
32:B4:24:ARG:HG2	32:B4:36:ARG:HG3	1.71	0.73
51:BZ:5:CYS:HB2	51:BZ:10:LYS:HB3	1.69	0.73
23:DB:350:G:H2'	23:DB:351:C:O4'	1.89	0.73
23:DB:1176:U:H2'	23:DB:1177:G:C8	2.22	0.73
23:DB:2496:C:OP1	38:DM:82:MET:HB2	1.89	0.73
28:DP:61:ARG:HB3	28:DP:61:ARG:HH21	1.53	0.73
44:DQ:26:ALA:O	44:DQ:30:VAL:HG12	1.89	0.73
48:DG:84:LYS:HG2	48:DG:85:LYS:H	1.54	0.73
10:AK:82:GLU:HG2	10:AK:108:ASN:HB2	1.69	0.73
23:BB:1486:U:H2'	23:BB:1487:U:C6	2.23	0.73
23:DB:1084:A:H1'	23:DB:1106:G:H5'	1.70	0.73
40:DH:46:PHE:HA	40:DH:50:ARG:NH2	2.03	0.73
40:DH:62:LEU:HG	40:DH:66:ASN:HD22	1.54	0.73
52:DW:23:LYS:NZ	52:DW:24:ARG:HG3	2.04	0.73
1:AA:922:G:H4'	4:AE:24:VAL:HA	1.70	0.73
1:AA:1004:A:H2'	1:AA:1005:A:O4'	1.88	0.73
1:AA:1250:A:H4'	8:AI:69:GLY:H	1.52	0.73
23:BB:320:A:H2'	29:BE:131:THR:OG1	1.89	0.73
37:BL:124:GLY:N	37:BL:143:GLU:HG3	2.03	0.73
52:BW:23:LYS:HZ3	52:BW:24:ARG:HG3	1.53	0.73
23:DB:1019:U:H2'	23:DB:1020:A:H8	1.52	0.73
33:D1:8:ILE:HD11	33:D1:52:LYS:HB2	1.70	0.73
49:DR:14:VAL:HG21	49:DR:98:ILE:HG12	1.70	0.73
1:AA:93:U:H3'	1:AA:94:G:H5''	1.69	0.73
18:AS:43:MET:O	18:AS:46:LEU:HB2	1.89	0.73
23:BB:1812:U:H2'	23:BB:1813:G:H8	1.53	0.73
26:BD:5:VAL:H	26:BD:32:ASN:ND2	1.87	0.73
42:BN:33:ILE:HG22	42:BN:114:GLU:HB2	1.69	0.73
43:BO:67:ASN:H	43:BO:70:ALA:HB3	1.54	0.73
52:BW:39:GLN:HG2	52:BW:40:ARG:N	2.04	0.73
1:CA:437:U:H2'	1:CA:438:U:O4'	1.89	0.73
1:CA:843:U:H5'	1:CA:844:G:N7	2.04	0.73
8:CI:51:LEU:HD13	8:CI:56:MET:HG2	1.71	0.73
20:CB:95:TRP:HH2	20:CB:100:LEU:HB2	1.54	0.73
23:DB:856:G:H1'	52:DW:23:LYS:HB3	1.71	0.73
23:DB:1082:U:N3	23:DB:1086:A:C2	2.57	0.73
23:DB:2144:G:O2'	23:DB:2145:C:H5'	1.89	0.73
31:D0:42:ILE:HD11	42:DN:98:LEU:HD12	1.69	0.73

Continued on next page...

Continued from previous page...

Atom-1	Atom-2	Interatomic distance (Å)	Clash overlap (Å)
1:AA:662:U:H2'	1:AA:663:A:C8	2.24	0.73
4:AE:44:ARG:HA	4:AE:71:ILE:O	1.89	0.73
13:AN:40:ARG:HH22	18:AS:6:LYS:CB	2.01	0.73
18:AS:48:ILE:HG22	18:AS:49:ALA:H	1.54	0.73
23:BB:2322:A:N6	23:BB:2333:A:N6	2.37	0.73
10:CK:28:ASN:ND2	10:CK:29:THR:H	1.86	0.73
10:CK:80:ASN:HD22	10:CK:80:ASN:H	1.35	0.73
23:DB:90:U:H3'	23:DB:91:A:C5'	2.19	0.73
23:DB:1283:G:H22	23:DB:1286:A:H5'	1.54	0.73
23:DB:2867:G:H2'	23:DB:2867:G:N3	2.04	0.73
24:DI:105:LEU:HD11	24:DI:139:VAL:HG21	1.68	0.73
48:DG:15:ASP:HB3	48:DG:25:ILE:HA	1.71	0.73
1:AA:522:C:H41	11:AL:49:ARG:NH2	1.86	0.72
13:AN:68:ARG:HH11	13:AN:68:ARG:HB3	1.54	0.72
20:AB:128:LEU:HD13	20:AB:129:THR:H	1.52	0.72
47:BF:62:GLN:HG3	47:BF:91:ARG:HH11	1.53	0.72
7:CH:11:THR:HG22	7:CH:14:ARG:HH12	1.53	0.72
18:CS:5:LYS:C	18:CS:6:LYS:HD2	2.10	0.72
23:DB:1099:G:H5''	24:DI:2:LYS:C	2.09	0.72
41:DJ:117:ALA:HA	41:DJ:120:ARG:HD2	1.70	0.72
20:AB:65:LYS:HB2	20:AB:158:ASP:H	1.54	0.72
24:BI:33:ASN:HD21	24:BI:64:ARG:HH11	1.38	0.72
45:BS:52:GLU:HA	45:BS:55:ILE:HG22	1.71	0.72
47:BF:64:PRO:HA	47:BF:88:VAL:CG2	2.18	0.72
1:CA:764:C:H2'	1:CA:765:G:H5'	1.70	0.72
1:CA:973:G:H3'	1:CA:974:A:H5''	1.71	0.72
20:CB:87:ASP:HB2	20:CB:224:ARG:CZ	2.19	0.72
23:DB:919:U:H2'	23:DB:920:A:C8	2.24	0.72
23:DB:1486:U:H2'	23:DB:1487:U:C6	2.25	0.72
31:D0:38:LEU:HB3	31:D0:41:HIS:NE2	2.05	0.72
8:AI:25:GLY:HA2	8:AI:60:LEU:O	1.88	0.72
13:AN:25:GLU:HB2	13:AN:29:ILE:HD11	1.69	0.72
23:BB:704:G:H1'	23:BB:727:A:H61	1.54	0.72
23:BB:704:G:H1'	23:BB:727:A:N6	2.04	0.72
23:BB:1469:A:H2'	23:BB:1470:A:C8	2.24	0.72
23:BB:1785:A:H2'	23:BB:1787:A:N7	2.04	0.72
23:BB:2615:U:H1'	31:B0:3:GLN:HB3	1.71	0.72
43:BO:39:VAL:HB	43:BO:49:VAL:HG22	1.71	0.72
45:BS:5:ALA:HB3	45:BS:54:ALA:HB2	1.71	0.72
50:BT:54:GLU:HG3	50:BT:90:GLY:H	1.52	0.72
7:CH:51:GLU:HG2	7:CH:52:GLY:H	1.55	0.72

Continued on next page...

Continued from previous page...

Atom-1	Atom-2	Interatomic distance (Å)	Clash overlap (Å)
10:CK:82:GLU:HG2	10:CK:108:ASN:HB2	1.71	0.72
23:DB:71:A:H4'	23:DB:72:U:H5'	1.72	0.72
23:DB:2461:A:H2'	23:DB:2462:C:C6	2.24	0.72
32:D4:24:ARG:HG2	32:D4:36:ARG:HG3	1.69	0.72
44:DQ:109:VAL:HG12	44:DQ:113:LYS:HE3	1.71	0.72
1:AA:423:G:H2'	1:AA:424:G:O4'	1.88	0.72
13:AN:30:ILE:HG22	13:AN:41:TRP:HB2	1.72	0.72
23:BB:1387:A:H5'	23:BB:1469:A:H1'	1.70	0.72
31:B0:27:LEU:H	31:B0:27:LEU:HD12	1.54	0.72
44:BQ:77:LYS:HE2	44:BQ:116:LEU:HD23	1.71	0.72
47:BF:149:ARG:HA	47:BF:149:ARG:HH11	1.52	0.72
23:DB:452:G:OP1	29:DE:53:THR:HG23	1.90	0.72
23:DB:2787:C:H1'	26:DD:63:PRO:HG3	1.71	0.72
23:DB:2859:G:H2'	23:DB:2860:A:C8	2.25	0.72
42:DN:29:VAL:HG13	42:DN:83:LEU:HD21	1.71	0.72
22:BA:32:U:H4'	22:BA:52:A:H62	1.55	0.72
23:BB:287:G:H2'	23:BB:288:U:H6	1.55	0.72
23:BB:458:G:N2	23:BB:469:G:H2'	2.04	0.72
23:BB:742:A:H2'	23:BB:743:A:H8	1.54	0.72
31:B0:38:LEU:HB3	31:B0:41:HIS:NE2	2.05	0.72
37:BL:51:GLU:HG3	37:BL:56:PRO:HA	1.69	0.72
44:BQ:63:ARG:HH22	44:BQ:96:ASP:HA	1.54	0.72
23:DB:172:A:H2'	23:DB:173:A:C8	2.25	0.72
23:DB:1301:A:O2'	23:DB:1302:A:H2'	1.89	0.72
23:DB:2269:G:H4'	52:DW:19:ARG:NH1	2.04	0.72
39:DX:37:LEU:HD23	39:DX:39:GLN:H	1.54	0.72
45:BS:24:ILE:HD11	45:BS:36:LEU:HD11	1.72	0.72
1:CA:522:C:H41	11:CL:49:ARG:NH2	1.88	0.72
1:CA:1137:C:H1'	1:CA:1138:G:C2	2.25	0.72
23:DB:141:G:H3'	23:DB:141:G:N3	2.05	0.72
37:DL:29:LYS:HG3	37:DL:30:THR:HG23	1.69	0.72
37:DL:51:GLU:HG3	37:DL:56:PRO:HA	1.70	0.72
23:BB:90:U:H3'	23:BB:91:A:C5'	2.19	0.72
23:DB:2498:C:O2'	23:DB:2499:C:H5'	1.89	0.72
45:DS:84:ARG:HB3	45:DS:96:ILE:HG23	1.72	0.72
51:DZ:6:GLN:NE2	51:DZ:50:ARG:H	1.87	0.72
8:AI:55:ASP:HB2	8:AI:59:LYS:HG3	1.72	0.72
20:AB:202:ASN:HD22	20:AB:203:ASP:N	1.87	0.72
23:BB:137:U:H2'	23:BB:138:U:C6	2.23	0.72
30:BY:16:LEU:HD22	30:BY:16:LEU:H	1.55	0.72
38:BM:67:VAL:HG11	38:BM:102:LEU:HD13	1.71	0.72

Continued on next page...

Continued from previous page...

Atom-1	Atom-2	Interatomic distance (Å)	Clash overlap (Å)
40:BH:31:VAL:CB	40:BH:32:PRO:HD2	2.14	0.72
41:BJ:117:ALA:HA	41:BJ:120:ARG:HD2	1.71	0.72
44:BQ:26:ALA:O	44:BQ:30:VAL:HG12	1.89	0.72
52:BW:51:GLY:HA3	52:BW:59:PHE:CB	2.19	0.72
8:CI:48:ARG:HA	8:CI:51:LEU:HD12	1.71	0.72
23:DB:704:G:H1'	23:DB:727:A:N6	2.04	0.72
25:DC:143:VAL:HB	25:DC:153:LEU:HB2	1.72	0.72
45:DS:83:LYS:HD3	45:DS:97:LEU:HD11	1.71	0.72
50:DT:53:VAL:HG11	50:DT:87:LEU:HD13	1.70	0.72
1:AA:843:U:H5'	1:AA:844:G:N7	2.04	0.72
7:AH:118:ALA:HB3	7:AH:120:LEU:HD22	1.72	0.72
8:AI:51:LEU:HD13	8:AI:56:MET:HG2	1.71	0.72
13:AN:60:ARG:HE	13:AN:62:ARG:HG2	1.54	0.72
23:BB:28:A:N6	23:BB:512:G:H1'	2.05	0.72
24:BI:77:VAL:HA	24:BI:80:LYS:HE2	1.72	0.72
32:B4:3:VAL:HG23	32:B4:4:ARG:H	1.55	0.72
19:CT:2:ASN:ND2	19:CT:3:ILE:H	1.86	0.72
20:CB:185:ILE:HA	20:CB:199:ILE:HB	1.72	0.72
23:DB:126:A:H5'	36:D2:19:ARG:HG3	1.72	0.72
23:DB:704:G:H1'	23:DB:727:A:H61	1.55	0.72
23:DB:899:A:H3'	23:DB:900:A:H8	1.54	0.72
26:DD:14:ILE:HA	28:DP:11:GLN:HE22	1.55	0.72
35:DV:80:HIS:HD2	35:DV:82:TYR:H	1.35	0.72
6:AG:78:ARG:HG2	6:AG:83:THR:HG22	1.72	0.72
8:AI:24:ASN:ND2	8:AI:25:GLY:H	1.88	0.72
9:AJ:55:PRO:HA	13:AN:80:ARG:NH2	2.04	0.72
10:AK:92:ARG:HH21	21:AU:24:LYS:HG2	1.55	0.72
23:BB:713:G:H21	23:BB:718:A:H2	1.36	0.72
23:BB:1655:A:H5'	26:BD:118:PHE:HB2	1.72	0.72
23:BB:2788:C:H2'	23:BB:2789:C:C6	2.25	0.72
40:BH:68:ARG:HD3	40:BH:134:VAL:HG11	1.71	0.72
44:BQ:109:VAL:HG12	44:BQ:113:LYS:HE3	1.72	0.72
47:BF:102:LEU:HD22	47:BF:103:ILE:N	2.03	0.72
52:BW:49:ASN:HB2	52:BW:61:LYS:H	1.55	0.72
20:CB:31:PHE:HB2	20:CB:41:ASN:HA	1.71	0.72
23:DB:1469:A:H2'	23:DB:1470:A:H8	1.55	0.72
35:DV:44:HIS:HE1	35:DV:86:LEU:H	1.33	0.72
38:DM:82:MET:HE3	38:DM:83:GLY:H	1.54	0.72
40:DH:87:GLU:H	40:DH:89:LYS:HZ2	1.37	0.72
41:DJ:29:ALA:HA	41:DJ:32:LEU:HD12	1.72	0.72
1:AA:946:A:H2'	1:AA:947:G:C8	2.25	0.71

Continued on next page...

Continued from previous page...

Atom-1	Atom-2	Interatomic distance (Å)	Clash overlap (Å)
4:AE:106:ALA:HB1	4:AE:110:MET:HB3	1.72	0.71
23:BB:674:G:H5''	29:BE:71:GLY:N	2.05	0.71
26:BD:186:LEU:HD21	28:BP:3:ILE:HD11	1.70	0.71
40:BH:116:ARG:HB2	40:BH:116:ARG:HH11	1.55	0.71
10:CK:17:ASP:HB3	10:CK:80:ASN:ND2	2.05	0.71
12:CM:70:ARG:NH2	47:DF:142:TYR:HB3	2.05	0.71
23:DB:2720:U:H5''	28:DP:52:ARG:HH21	1.54	0.71
2:AC:149:LYS:HB3	2:AC:200:TRP:HB2	1.71	0.71
20:AB:184:ALA:HB3	20:AB:195:VAL:HG21	1.73	0.71
23:BB:1387:A:H2'	23:BB:1388:G:H8	1.55	0.71
23:BB:2859:G:H2'	23:BB:2860:A:C8	2.25	0.71
27:BK:76:VAL:H	28:BP:72:VAL:HG23	1.54	0.71
45:BS:24:ILE:HG22	45:BS:71:VAL:HG11	1.71	0.71
13:CN:40:ARG:HH22	18:CS:6:LYS:CB	2.03	0.71
20:CB:19:THR:HG23	20:CB:20:ARG:H	1.54	0.71
23:DB:2078:C:H2'	23:DB:2079:U:C6	2.25	0.71
23:DB:2356:U:H5''	52:DW:16:GLU:HG3	1.70	0.71
41:DJ:45:THR:H	41:DJ:46:PRO:HD3	1.55	0.71
41:DJ:82:GLY:O	41:DJ:84:ILE:HG22	1.90	0.71
47:DF:149:ARG:HH11	47:DF:149:ARG:HA	1.55	0.71
1:AA:764:C:H2'	1:AA:765:G:H5'	1.71	0.71
11:AL:49:ARG:HG2	11:AL:89:LEU:HD21	1.72	0.71
19:AT:2:ASN:ND2	19:AT:3:ILE:H	1.88	0.71
19:AT:79:THR:HG22	19:AT:83:ASN:HD21	1.55	0.71
20:AB:31:PHE:HB2	20:AB:41:ASN:HA	1.72	0.71
23:BB:181:A:H2'	23:BB:182:A:C8	2.25	0.71
29:BE:29:HIS:NE2	37:BL:8:PRO:HG3	2.05	0.71
4:CE:44:ARG:HA	4:CE:71:ILE:O	1.90	0.71
8:CI:20:ILE:HD13	8:CI:85:ALA:HB3	1.72	0.71
12:CM:49:GLU:O	12:CM:52:ILE:HG22	1.90	0.71
20:CB:65:LYS:HB2	20:CB:158:ASP:H	1.55	0.71
23:DB:1046:A:H3'	23:DB:1047:G:H5'	1.72	0.71
23:DB:1469:A:H2'	23:DB:1470:A:C8	2.24	0.71
23:DB:2267:A:H61	23:DB:2272:U:H3	1.39	0.71
26:DD:11:MET:HE1	26:DD:192:ALA:H	1.54	0.71
8:AI:26:LYS:H	8:AI:61:ASP:HB3	1.55	0.71
23:BB:307:G:N2	23:BB:309:A:H3'	2.05	0.71
23:BB:1412:U:H2'	23:BB:1413:A:C8	2.25	0.71
23:DB:307:G:N2	23:DB:309:A:H3'	2.06	0.71
23:DB:626:A:H2'	37:DL:78:ARG:NH1	2.05	0.71
23:DB:1060:U:C4	23:DB:1088:A:N6	2.59	0.71

Continued on next page...

Continued from previous page...

Atom-1	Atom-2	Interatomic distance (Å)	Clash overlap (Å)
26:DD:5:VAL:H	26:DD:32:ASN:ND2	1.86	0.71
26:DD:151:THR:HB	26:DD:152:PRO:HD3	1.71	0.71
41:DJ:99:ARG:O	41:DJ:103:ILE:HG13	1.90	0.71
47:DF:102:LEU:HD22	47:DF:103:ILE:N	2.05	0.71
12:AM:42:VAL:HB	12:AM:47:LEU:HD21	1.72	0.71
15:AP:52:LEU:HD21	15:AP:75:ILE:HG12	1.69	0.71
17:AR:34:GLU:HB2	21:AU:18:PHE:HZ	1.53	0.71
23:BB:321:U:OP2	29:BE:130:LYS:HA	1.90	0.71
23:BB:1176:U:H3'	23:BB:1177:G:C8	2.25	0.71
26:BD:114:LYS:HB2	26:BD:116:LYS:HE3	1.73	0.71
33:B1:7:LYS:HD3	34:B3:33:THR:HG21	1.73	0.71
39:BX:17:GLU:HB3	39:BX:53:VAL:HG11	1.70	0.71
1:CA:922:G:H4'	4:CE:24:VAL:HA	1.73	0.71
23:DB:2591:C:H2'	23:DB:2592:G:C8	2.25	0.71
23:DB:2884:U:O4	31:D0:39:ARG:HD3	1.89	0.71
1:AA:591:U:OP1	7:AH:30:LYS:HE2	1.91	0.71
1:AA:920:U:H2'	1:AA:921:U:C6	2.25	0.71
8:AI:48:ARG:HA	8:AI:51:LEU:HD12	1.71	0.71
21:AU:24:LYS:HD2	21:AU:25:ALA:N	2.05	0.71
40:BH:57:LYS:HG3	40:BH:58:LEU:N	2.05	0.71
42:BN:83:LEU:HA	42:BN:86:ARG:HB2	1.71	0.71
43:BO:15:ARG:HH21	43:BO:95:SER:HB3	1.56	0.71
8:CI:26:LYS:H	8:CI:61:ASP:HB3	1.56	0.71
19:CT:79:THR:HG22	19:CT:83:ASN:HD21	1.55	0.71
20:CB:27:LYS:HB3	20:CB:28:PRO:HD3	1.71	0.71
23:DB:666:A:H4'	37:DL:48:ARG:HD2	1.70	0.71
23:DB:2602:A:N3	23:DB:2602:A:H2'	2.06	0.71
38:DM:67:VAL:HG11	38:DM:102:LEU:HD13	1.71	0.71
1:AA:1406:U:H2'	1:AA:1407:C:H5'	1.72	0.71
41:BJ:45:THR:H	41:BJ:46:PRO:HD3	1.55	0.71
48:BG:9:VAL:HA	48:BG:48:THR:HG22	1.70	0.71
48:BG:79:THR:HG22	48:BG:80:GLU:HG2	1.73	0.71
1:CA:1526:G:OP2	21:CU:38:GLU:HB3	1.91	0.71
5:CF:38:ARG:HH21	5:CF:63:ASN:HD21	1.35	0.71
12:CM:42:VAL:HB	12:CM:47:LEU:HD21	1.71	0.71
23:DB:1412:U:H2'	23:DB:1413:A:C8	2.25	0.71
26:DD:104:VAL:HA	26:DD:106:LYS:HZ1	1.55	0.71
27:DK:112:PHE:O	27:DK:115:ILE:HG22	1.89	0.71
43:DO:67:ASN:HB3	43:DO:70:ALA:HB2	1.72	0.71
50:DT:82:LYS:HD2	50:DT:84:TYR:HE1	1.55	0.71
52:DW:39:GLN:HG2	52:DW:40:ARG:N	2.03	0.71

Continued on next page...

Continued from previous page...

Atom-1	Atom-2	Interatomic distance (Å)	Clash overlap (Å)
1:AA:1412:C:H2'	1:AA:1413:A:H8	1.54	0.71
23:BB:1866:A:H2'	23:BB:1867:G:O4'	1.91	0.71
33:B1:33:LEU:N	33:B1:51:ALA:HB3	2.06	0.71
42:BN:87:PHE:HE1	42:BN:116:VAL:HG12	1.55	0.71
1:CA:920:U:H2'	1:CA:921:U:C6	2.26	0.71
18:CS:48:ILE:HG22	18:CS:49:ALA:H	1.55	0.71
23:DB:845:A:C2	23:DB:847:U:H1'	2.25	0.71
43:DO:51:ALA:HB3	43:DO:78:VAL:HG22	1.71	0.71
42:BN:85:PRO:HA	42:BN:88:ALA:HB2	1.72	0.71
44:BQ:57:ARG:NH1	44:BQ:61:ILE:HD11	2.05	0.71
48:BG:84:LYS:HG2	48:BG:85:LYS:H	1.54	0.71
51:BZ:6:GLN:NE2	51:BZ:50:ARG:H	1.89	0.71
1:CA:591:U:OP1	7:CH:30:LYS:HE2	1.90	0.71
23:DB:718:A:H2'	23:DB:719:C:H5'	1.73	0.71
1:AA:1526:G:OP2	21:AU:38:GLU:HB3	1.91	0.71
8:AI:71:ILE:H	8:AI:71:ILE:HD12	1.54	0.71
12:AM:49:GLU:O	12:AM:52:ILE:HG22	1.91	0.71
23:BB:355:U:H2'	23:BB:356:G:H8	1.55	0.71
23:BB:2498:C:O2'	23:BB:2499:C:H5'	1.90	0.71
37:BL:23:ILE:H	37:BL:23:ILE:HD12	1.55	0.71
45:BS:82:MET:HB2	45:BS:98:LYS:HB2	1.73	0.71
10:CK:28:ASN:HD22	10:CK:29:THR:H	1.39	0.71
20:CB:221:ARG:HH11	20:CB:221:ARG:HB3	1.56	0.71
23:DB:773:U:H5'	23:DB:774:G:OP2	1.91	0.71
23:DB:1485:U:H2'	23:DB:1486:U:C6	2.26	0.71
38:DM:19:GLY:HA2	38:DM:98:PRO:HD2	1.71	0.71
10:AK:28:ASN:ND2	10:AK:29:THR:H	1.88	0.70
23:BB:544:C:H2'	23:BB:545:U:C2	2.24	0.70
23:BB:1060:U:C4	23:BB:1088:A:N6	2.59	0.70
23:BB:1381:G:C2'	23:BB:1382:G:H5'	2.21	0.70
23:BB:1486:U:H2'	23:BB:1487:U:H6	1.56	0.70
23:BB:1798:U:H5''	25:BC:257:ARG:HB2	1.73	0.70
28:BP:91:VAL:HG11	28:BP:96:LEU:HD11	1.72	0.70
31:B0:41:HIS:HB3	42:BN:99:LYS:HB2	1.71	0.70
40:BH:83:LYS:HB3	40:BH:91:PHE:HB2	1.72	0.70
40:BH:116:ARG:HB3	40:BH:131:SER:HB2	1.73	0.70
45:BS:83:LYS:HD3	45:BS:97:LEU:HD11	1.73	0.70
22:DA:109:A:H2'	22:DA:110:C:C6	2.25	0.70
23:DB:365:U:H2'	23:DB:366:C:C6	2.26	0.70
23:DB:1387:A:H5'	23:DB:1469:A:H1'	1.73	0.70
44:DQ:57:ARG:NH1	44:DQ:61:ILE:HD11	2.06	0.70

Continued on next page...

Continued from previous page...

Atom-1	Atom-2	Interatomic distance (Å)	Clash overlap (Å)
1:AA:859:G:H2'	1:AA:860:A:C8	2.25	0.70
23:BB:616:A:H3'	23:BB:617:G:H8	1.54	0.70
41:BJ:99:ARG:O	41:BJ:103:ILE:HG13	1.91	0.70
12:CM:90:HIS:HA	12:CM:108:ARG:HH22	1.56	0.70
23:DB:543:G:H2'	23:DB:544:C:H4'	1.73	0.70
27:DK:15:GLY:HA3	27:DK:52:VAL:HG23	1.73	0.70
28:DP:91:VAL:HG11	28:DP:96:LEU:HD11	1.72	0.70
32:D4:3:VAL:HG23	32:D4:4:ARG:H	1.54	0.70
45:DS:24:ILE:HG22	45:DS:71:VAL:HG11	1.71	0.70
49:DR:61:ALA:HB2	49:DR:98:ILE:HA	1.73	0.70
1:AA:437:U:H2'	1:AA:438:U:O4'	1.91	0.70
1:AA:806:C:H2'	1:AA:807:A:C8	2.26	0.70
3:AD:84:ASN:ND2	4:AE:101:GLY:HA3	2.06	0.70
23:BB:172:A:H2'	23:BB:173:A:C8	2.26	0.70
23:BB:845:A:C2	23:BB:847:U:H1'	2.27	0.70
23:BB:1283:G:H22	23:BB:1286:A:H5'	1.56	0.70
34:B3:61:LEU:HB2	34:B3:64:ALA:HB2	1.74	0.70
38:BM:19:GLY:HA2	38:BM:98:PRO:HD2	1.72	0.70
23:DB:138:U:H2'	23:DB:140:C:N1	2.06	0.70
23:DB:458:G:N2	23:DB:469:G:H2'	2.05	0.70
23:DB:2720:U:H5''	28:DP:52:ARG:NH2	2.06	0.70
24:DI:85:ILE:HD13	24:DI:137:LEU:HD21	1.73	0.70
43:DO:39:VAL:HB	43:DO:49:VAL:HG22	1.73	0.70
47:DF:30:VAL:HG21	47:DF:96:TRP:HE1	1.56	0.70
8:AI:21:LYS:O	8:AI:60:LEU:HB2	1.92	0.70
22:BA:109:A:H2'	22:BA:110:C:C6	2.27	0.70
23:BB:71:A:H4'	23:BB:72:U:H5'	1.72	0.70
23:BB:2444:G:OP2	29:BE:63:LYS:HD2	1.92	0.70
28:BP:58:PHE:HB2	28:BP:73:PHE:HB2	1.74	0.70
31:B0:8:THR:HG23	31:B0:11:LYS:H	1.56	0.70
39:BX:37:LEU:HD23	39:BX:39:GLN:H	1.56	0.70
42:BN:97:ILE:HD12	42:BN:98:LEU:N	2.06	0.70
2:CC:149:LYS:HB3	2:CC:200:TRP:HB2	1.73	0.70
8:CI:21:LYS:O	8:CI:60:LEU:HB2	1.90	0.70
8:CI:25:GLY:HA2	8:CI:60:LEU:O	1.91	0.70
10:CK:22:ILE:HD12	10:CK:85:VAL:HG22	1.74	0.70
10:CK:124:LYS:HA	21:CU:34:ARG:CB	2.22	0.70
13:CN:30:ILE:H	13:CN:30:ILE:HD12	1.56	0.70
15:CP:57:ILE:O	15:CP:61:VAL:HG23	1.90	0.70
19:CT:68:LYS:HE2	19:CT:68:LYS:HA	1.74	0.70
35:DV:14:LYS:HE3	35:DV:18:ARG:HH22	1.56	0.70

Continued on next page...

Continued from previous page...

Atom-1	Atom-2	Interatomic distance (Å)	Clash overlap (Å)
45:DS:3:THR:HB	45:DS:62:ASP:HB2	1.74	0.70
52:DW:43:LYS:HB3	52:DW:58:LEU:HD11	1.73	0.70
4:AE:152:VAL:HG21	7:AH:98:LEU:HB3	1.73	0.70
11:AL:107:LYS:H	11:AL:107:LYS:NZ	1.88	0.70
12:AM:90:HIS:HA	12:AM:108:ARG:HH22	1.55	0.70
13:AN:51:PRO:HB2	13:AN:54:SER:CB	2.21	0.70
23:BB:919:U:H2'	23:BB:920:A:C8	2.25	0.70
1:CA:1238:A:H5'	1:CA:1336:C:H41	1.57	0.70
7:CH:118:ALA:HB3	7:CH:120:LEU:HD22	1.73	0.70
23:DB:2271:G:H2'	23:DB:2272:U:C6	2.26	0.70
43:DO:11:ALA:HB2	43:DO:96:GLY:N	2.06	0.70
45:DS:29:VAL:HG11	45:DS:55:ILE:HD13	1.74	0.70
50:DT:54:GLU:HG3	50:DT:90:GLY:H	1.54	0.70
4:AE:71:ILE:HD11	4:AE:144:GLU:HG3	1.72	0.70
10:AK:80:ASN:H	10:AK:80:ASN:HD22	1.38	0.70
24:BI:105:LEU:HD11	24:BI:139:VAL:HG11	1.73	0.70
25:BC:90:ILE:HD12	25:BC:102:TYR:HB3	1.72	0.70
25:BC:103:ILE:HG22	25:BC:105:ALA:H	1.56	0.70
26:BD:106:LYS:CB	26:BD:206:ALA:H	2.00	0.70
47:BF:30:VAL:HG21	47:BF:96:TRP:HE1	1.57	0.70
1:CA:764:C:C2'	1:CA:765:G:H5'	2.22	0.70
3:CD:25:ARG:HH11	3:CD:26:ALA:N	1.90	0.70
6:CG:78:ARG:HG2	6:CG:83:THR:HG22	1.72	0.70
25:DC:90:ILE:HD12	25:DC:102:TYR:HB3	1.73	0.70
52:DW:37:VAL:HG12	52:DW:38:ARG:N	2.07	0.70
3:AD:29:THR:HB	3:AD:30:LYS:NZ	2.07	0.70
10:AK:83:VAL:HB	10:AK:109:ILE:HG23	1.74	0.70
23:BB:2271:G:H2'	23:BB:2272:U:C6	2.26	0.70
42:BN:29:VAL:HG13	42:BN:83:LEU:HD21	1.72	0.70
43:BO:5:SER:HA	43:BO:8:ILE:HD12	1.74	0.70
47:BF:2:LYS:HD2	47:BF:100:GLU:HG2	1.72	0.70
47:BF:31:GLU:O	47:BF:32:LYS:HD3	1.90	0.70
48:BG:30:GLY:HA3	48:BG:78:VAL:HA	1.73	0.70
51:BZ:40:VAL:HG22	51:BZ:45:ARG:O	1.91	0.70
20:CB:163:ILE:HG23	20:CB:164:ASP:N	2.00	0.70
23:DB:1124:G:H1'	32:D4:38:GLY:OXT	1.91	0.70
23:DB:1381:G:C2'	23:DB:1382:G:H5'	2.22	0.70
23:DB:2788:C:H2'	23:DB:2789:C:C6	2.26	0.70
51:DZ:33:LEU:HA	51:DZ:52:SER:HA	1.72	0.70
18:AS:5:LYS:C	18:AS:6:LYS:HD2	2.11	0.70
23:BB:773:U:H5'	23:BB:774:G:OP2	1.92	0.70

Continued on next page...

Continued from previous page...

Atom-1	Atom-2	Interatomic distance (Å)	Clash overlap (Å)
45:BS:47:VAL:HG12	45:BS:103:ILE:HG21	1.73	0.70
49:BR:24:LYS:HA	49:BR:94:THR:HG23	1.72	0.70
51:BZ:33:LEU:HA	51:BZ:52:SER:HA	1.74	0.70
1:CA:946:A:H2'	1:CA:947:G:C8	2.27	0.70
23:DB:277:G:H4'	23:DB:278:A:C5	2.26	0.70
42:DN:87:PHE:HE1	42:DN:116:VAL:HG12	1.56	0.70
47:DF:61:GLY:HA3	47:DF:94:ARG:HD2	1.73	0.70
13:AN:30:ILE:H	13:AN:30:ILE:HD12	1.57	0.70
23:BB:547:A:H2	23:BB:549:G:H1	1.40	0.70
23:BB:2461:A:H2'	23:BB:2462:C:C6	2.27	0.70
23:BB:2591:C:H2'	23:BB:2592:G:C8	2.27	0.70
11:CL:107:LYS:H	11:CL:107:LYS:NZ	1.89	0.70
52:DW:50:VAL:HG23	52:DW:61:LYS:HE3	1.73	0.70
3:AD:22:SER:HB2	3:AD:109:THR:HG22	1.74	0.70
4:AE:80:LEU:HA	4:AE:146:MET:HE1	1.74	0.70
9:AJ:24:GLU:HG2	9:AJ:90:LEU:HD21	1.74	0.70
20:AB:19:THR:HG23	20:AB:20:ARG:H	1.56	0.70
23:BB:1812:U:H1'	25:BC:43:ASN:HD21	1.56	0.70
4:CE:71:ILE:HD11	4:CE:144:GLU:HG3	1.74	0.70
9:CJ:6:ILE:HB	9:CJ:76:ILE:HD11	1.73	0.70
25:BC:196:ASN:ND2	25:BC:199:HIS:HB2	2.06	0.69
40:BH:68:ARG:NH1	40:BH:134:VAL:HG21	2.06	0.69
41:BJ:58:ASN:HA	41:BJ:127:GLY:HA2	1.74	0.69
47:BF:147:ARG:HD2	47:BF:148:VAL:HG22	1.74	0.69
1:CA:1513:A:H2'	1:CA:1514:G:C8	2.27	0.69
14:CO:89:ARG:HH22	23:DB:715:A:H5''	1.57	0.69
28:DP:58:PHE:HB2	28:DP:73:PHE:HB2	1.73	0.69
1:AA:269:C:H2'	1:AA:270:A:C8	2.26	0.69
8:AI:46:VAL:O	8:AI:79:ARG:HG3	1.91	0.69
10:AK:86:LYS:HB3	10:AK:112:VAL:HG23	1.74	0.69
23:BB:1081:U:H5'	24:BI:126:ARG:HD2	1.74	0.69
37:BL:29:LYS:HG3	37:BL:30:THR:HG23	1.73	0.69
10:CK:86:LYS:HB3	10:CK:112:VAL:HG23	1.74	0.69
23:DB:364:C:H2'	23:DB:365:U:C6	2.27	0.69
23:DB:455:C:N3	23:DB:472:A:H2'	2.07	0.69
41:DJ:18:VAL:HG12	41:DJ:54:ILE:HD11	1.73	0.69
42:DN:83:LEU:HA	42:DN:86:ARG:HB2	1.73	0.69
23:BB:2181:U:H2'	23:BB:2182:U:H6	1.57	0.69
29:BE:147:LEU:HB3	29:BE:186:VAL:HG23	1.74	0.69
45:BS:69:LEU:HG	45:BS:107:VAL:HG22	1.74	0.69
48:BG:98:LYS:HB2	48:BG:101:VAL:HG23	1.74	0.69

Continued on next page...

Continued from previous page...

Atom-1	Atom-2	Interatomic distance (Å)	Clash overlap (Å)
1:CA:981:U:H4'	13:CN:60:ARG:HD2	1.75	0.69
8:CI:55:ASP:HB2	8:CI:59:LYS:HG3	1.73	0.69
13:CN:30:ILE:HG22	13:CN:41:TRP:HB2	1.75	0.69
21:CU:24:LYS:CD	21:CU:25:ALA:H	2.05	0.69
23:DB:1097:U:H2'	23:DB:1098:A:O4'	1.91	0.69
23:DB:1785:A:H2'	23:DB:1787:A:N7	2.07	0.69
26:DD:10:GLY:HA3	26:DD:26:VAL:N	2.02	0.69
40:DH:59:ALA:O	40:DH:62:LEU:HD22	1.92	0.69
49:DR:24:LYS:HA	49:DR:94:THR:HG23	1.74	0.69
1:AA:93:U:H5''	1:AA:94:G:OP2	1.92	0.69
1:AA:1137:C:H1'	1:AA:1138:G:C2	2.27	0.69
23:BB:222:A:N6	23:BB:232:G:H1'	2.07	0.69
48:BG:9:VAL:HG12	48:BG:11:PRO:HD3	1.74	0.69
50:BT:11:LEU:HA	50:BT:34:VAL:HG12	1.74	0.69
1:CA:1296:C:H4'	1:CA:1302:C:N4	2.07	0.69
29:DE:59:PRO:HB2	29:DE:67:ARG:HH22	1.57	0.69
31:D0:8:THR:HG23	31:D0:11:LYS:H	1.58	0.69
37:DL:95:LEU:HA	37:DL:98:ALA:HB3	1.75	0.69
16:AQ:59:GLU:O	16:AQ:75:VAL:HG22	1.93	0.69
20:AB:221:ARG:HH11	20:AB:221:ARG:HB3	1.58	0.69
23:BB:570:G:H2'	23:BB:2030:A:N7	2.07	0.69
23:BB:2849:U:H4'	23:BB:2850:A:H5'	1.72	0.69
43:BO:67:ASN:HB3	43:BO:70:ALA:HB2	1.74	0.69
52:BW:46:ALA:HB2	52:BW:78:PHE:HD1	1.57	0.69
11:CL:41:PRO:HB3	11:CL:49:ARG:NH1	2.08	0.69
23:DB:1812:U:H2'	23:DB:1813:G:H8	1.54	0.69
23:DB:1812:U:H1'	25:DC:43:ASN:HD21	1.57	0.69
50:DT:32:LEU:H	50:DT:83:ALA:HB3	1.57	0.69
1:AA:673:A:H2'	1:AA:674:G:C8	2.28	0.69
1:AA:1477:U:H2'	1:AA:1478:U:C6	2.28	0.69
20:AB:156:LEU:HD23	20:AB:178:LEU:HD13	1.74	0.69
20:AB:163:ILE:CG2	20:AB:164:ASP:H	2.02	0.69
23:BB:773:U:H4'	25:BC:45:ASN:O	1.93	0.69
42:BN:24:MET:HG2	42:BN:44:LEU:HD22	1.73	0.69
46:BU:81:ARG:HH21	46:BU:81:ARG:N	1.90	0.69
52:BW:49:ASN:HB3	52:BW:81:ILE:HG12	1.74	0.69
1:CA:662:U:H2'	1:CA:663:A:C8	2.26	0.69
23:DB:1412:U:H2'	23:DB:1413:A:H8	1.58	0.69
28:DP:47:ILE:HD13	28:DP:61:ARG:HG2	1.75	0.69
29:DE:117:ARG:HA	29:DE:185:LYS:HE3	1.73	0.69
52:DW:49:ASN:HB2	52:DW:61:LYS:H	1.55	0.69

Continued on next page...

Continued from previous page...

Atom-1	Atom-2	Interatomic distance (Å)	Clash overlap (Å)
1:AA:1513:A:H2'	1:AA:1514:G:C8	2.27	0.69
23:BB:666:A:H4'	37:BL:48:ARG:HD2	1.72	0.69
23:BB:2635:A:H5'	26:BD:79:LEU:HD23	1.75	0.69
25:BC:66:PHE:HB2	25:BC:150:GLY:O	1.92	0.69
1:CA:763:G:H2'	1:CA:764:C:H6	1.58	0.69
1:CA:1328:C:H5''	12:CM:27:THR:HG21	1.73	0.69
4:CE:106:ALA:HB1	4:CE:110:MET:HB3	1.75	0.69
4:CE:152:VAL:HG21	7:CH:98:LEU:HB3	1.73	0.69
10:CK:31:VAL:HG21	10:CK:66:ALA:HA	1.74	0.69
14:CO:68:ASP:O	14:CO:72:ARG:HG3	1.93	0.69
23:DB:2365:G:H4'	52:DW:59:PHE:CE1	2.27	0.69
25:DC:66:PHE:HB2	25:DC:150:GLY:O	1.92	0.69
26:DD:8:LYS:HD3	26:DD:197:THR:H	1.55	0.69
29:DE:58:LYS:H	29:DE:58:LYS:NZ	1.90	0.69
48:DG:71:LEU:HA	48:DG:74:MET:SD	2.33	0.69
52:DW:67:LYS:O	52:DW:68:PHE:HB2	1.93	0.69
1:AA:85:U:H1'	1:AA:86:G:O4'	1.93	0.69
2:AC:137:VAL:HA	2:AC:148:ILE:HD13	1.75	0.69
4:AE:28:ARG:HH12	4:AE:30:PHE:HB3	1.57	0.69
6:AG:129:ASN:HA	6:AG:134:VAL:HG11	1.74	0.69
10:AK:31:VAL:HG21	10:AK:66:ALA:HA	1.75	0.69
10:AK:124:LYS:HA	21:AU:34:ARG:CB	2.23	0.69
14:AO:68:ASP:O	14:AO:72:ARG:HG3	1.93	0.69
22:BA:104:A:H2'	22:BA:105:G:O4'	1.93	0.69
23:BB:721:A:H2'	23:BB:722:A:C8	2.28	0.69
23:BB:1412:U:H2'	23:BB:1413:A:H8	1.56	0.69
23:BB:1469:A:H2'	23:BB:1470:A:H8	1.56	0.69
23:BB:1802:A:H2'	23:BB:1803:A:C8	2.28	0.69
23:BB:2305:U:H4'	47:BF:132:ARG:HD3	1.73	0.69
41:BJ:29:ALA:HA	41:BJ:32:LEU:HD12	1.73	0.69
49:BR:72:VAL:HG23	49:BR:89:HIS:HB3	1.72	0.69
1:CA:920:U:O2'	1:CA:1081:A:H4'	1.92	0.69
1:CA:1238:A:H5'	1:CA:1336:C:N4	2.07	0.69
8:CI:117:LEU:HD22	8:CI:123:ARG:HG2	1.75	0.69
20:CB:186:VAL:O	20:CB:200:PRO:HA	1.92	0.69
21:CU:36:PHE:CB	21:CU:40:PRO:HD3	2.17	0.69
22:DA:104:A:H2'	22:DA:105:G:O4'	1.93	0.69
23:DB:139:U:H3	50:DT:49:LYS:NZ	1.91	0.69
23:DB:163:C:H2'	23:DB:164:C:O4'	1.92	0.69
23:DB:570:G:H2'	23:DB:2030:A:N7	2.07	0.69
29:DE:60:TRP:O	29:DE:61:ARG:HB2	1.92	0.69

Continued on next page...

Continued from previous page...

Atom-1	Atom-2	Interatomic distance (Å)	Clash overlap (Å)
29:DE:192:ALA:HA	29:DE:195:GLN:HE21	1.58	0.69
30:DY:16:LEU:H	30:DY:16:LEU:HD22	1.55	0.69
40:DH:86:ASP:HB2	40:DH:89:LYS:NZ	2.07	0.69
47:DF:2:LYS:HD2	47:DF:100:GLU:HG2	1.75	0.69
10:AK:105:ARG:NH2	21:AU:10:PRO:HB3	2.08	0.69
12:AM:52:ILE:HG23	12:AM:56:ARG:HH12	1.58	0.69
26:BD:98:VAL:HG12	26:BD:180:VAL:HG12	1.72	0.69
28:BP:57:ALA:HA	28:BP:73:PHE:O	1.93	0.69
29:BE:58:LYS:H	29:BE:58:LYS:NZ	1.89	0.69
1:CA:9:G:H5'	4:CE:107:GLY:HA3	1.75	0.69
1:CA:1158:C:H4'	20:CB:131:LYS:HD3	1.73	0.69
5:CF:64:VAL:HG12	5:CF:65:GLU:H	1.58	0.69
6:CG:72:VAL:HG12	6:CG:89:GLU:HA	1.74	0.69
13:CN:60:ARG:HE	13:CN:62:ARG:HG2	1.55	0.69
15:CP:67:ILE:HG13	15:CP:71:VAL:HG13	1.74	0.69
18:CS:27:LYS:HG3	18:CS:28:LYS:HD2	1.74	0.69
23:DB:181:A:H2'	23:DB:182:A:C8	2.28	0.69
23:DB:2849:U:H4'	23:DB:2850:A:H5'	1.75	0.69
23:DB:2866:U:H4'	23:DB:2867:G:H4'	1.75	0.69
25:DC:103:ILE:HG22	25:DC:105:ALA:H	1.58	0.69
25:DC:129:LEU:HB3	25:DC:134:ILE:HG22	1.75	0.69
43:DO:35:ILE:HG22	43:DO:53:THR:HG23	1.74	0.69
44:DQ:93:ILE:HG23	44:DQ:94:LEU:HD22	1.73	0.69
49:DR:49:ILE:HD13	49:DR:53:PHE:N	2.08	0.69
12:AM:39:ALA:HB3	12:AM:42:VAL:HG13	1.74	0.69
12:AM:53:ASP:HA	12:AM:56:ARG:NH2	2.07	0.69
23:BB:1558:C:H4'	23:BB:1559:U:H5'	1.75	0.69
23:BB:2773:C:H5''	26:BD:169:ARG:HB2	1.73	0.69
40:BH:84:ALA:HA	40:BH:90:LEU:CA	2.22	0.69
47:BF:126:ASN:HD22	47:BF:156:THR:HA	1.58	0.69
8:CI:9:GLY:HA2	8:CI:80:HIS:CD2	2.28	0.69
13:CN:51:PRO:HB2	13:CN:54:SER:CB	2.22	0.69
17:CR:52:ARG:HB3	17:CR:56:ARG:HH21	1.56	0.69
22:DA:32:U:H4'	22:DA:52:A:H62	1.55	0.69
23:DB:192:C:H2'	23:DB:193:U:H5'	1.74	0.69
23:DB:2108:A:H2'	23:DB:2109:U:O4'	1.93	0.69
40:DH:67:ALA:O	40:DH:70:GLU:HG3	1.93	0.69
48:DG:79:THR:HG22	48:DG:80:GLU:HG2	1.74	0.69
52:DW:49:ASN:HB3	52:DW:81:ILE:HG12	1.73	0.69
1:AA:734:G:H21	17:AR:63:TYR:HE1	1.41	0.68
1:AA:1073:U:H4'	20:AB:104:LYS:HE3	1.73	0.68

Continued on next page...

Continued from previous page...

Atom-1	Atom-2	Interatomic distance (Å)	Clash overlap (Å)
23:BB:455:C:N3	23:BB:472:A:H2'	2.08	0.68
23:BB:479:A:N3	23:BB:481:G:H5''	2.09	0.68
28:BP:50:ARG:HB3	28:BP:57:ALA:N	2.07	0.68
48:BG:71:LEU:HA	48:BG:74:MET:SD	2.33	0.68
52:BW:39:GLN:HG3	52:BW:42:THR:HB	1.74	0.68
5:CF:6:ILE:HG23	5:CF:62:MET:HB3	1.75	0.68
20:CB:184:ALA:HB3	20:CB:195:VAL:HG21	1.74	0.68
22:DA:28:C:H5	22:DA:56:G:H1	1.41	0.68
23:DB:27:G:H1'	23:DB:513:A:N6	2.08	0.68
23:DB:1406:U:H2'	23:DB:1407:G:H8	1.57	0.68
44:DQ:71:ASN:HD22	44:DQ:109:VAL:HG11	1.58	0.68
51:DZ:10:LYS:O	51:DZ:31:PRO:HG2	1.93	0.68
1:AA:1238:A:H5'	1:AA:1336:C:H41	1.58	0.68
10:AK:17:ASP:HA	10:AK:80:ASN:O	1.93	0.68
23:BB:163:C:H2'	23:BB:164:C:O4'	1.92	0.68
23:BB:1993:U:H4'	26:BD:133:THR:CG2	2.23	0.68
23:BB:2039:U:H2'	23:BB:2040:G:C8	2.28	0.68
24:BI:25:PRO:O	24:BI:29:GLN:HG2	1.93	0.68
10:CK:92:ARG:HH21	21:CU:24:LYS:HG2	1.58	0.68
23:DB:873:C:H4'	38:DM:64:TRP:HE1	1.57	0.68
23:DB:2804:U:H2'	23:DB:2805:C:C6	2.28	0.68
27:DK:8:LEU:H	27:DK:8:LEU:HD12	1.58	0.68
33:D1:7:LYS:HA	33:D1:23:THR:HG22	1.73	0.68
50:DT:2:ILE:HB	50:DT:3:ARG:HD3	1.75	0.68
1:AA:1296:C:H4'	1:AA:1302:C:N4	2.07	0.68
9:AJ:17:LEU:HD22	9:AJ:96:VAL:HG13	1.75	0.68
13:AN:26:LEU:HD11	13:AN:44:VAL:HG22	1.74	0.68
19:AT:66:ILE:HG13	19:AT:70:LYS:HE3	1.73	0.68
23:BB:192:C:H2'	23:BB:193:U:H5'	1.75	0.68
23:BB:2150:C:H2'	23:BB:2151:U:C6	2.29	0.68
28:BP:31:VAL:HG12	28:BP:38:ARG:O	1.94	0.68
45:BS:3:THR:HB	45:BS:62:ASP:HB2	1.74	0.68
45:BS:24:ILE:HG12	45:BS:36:LEU:HD21	1.75	0.68
1:CA:909:A:H2'	1:CA:910:C:O4'	1.93	0.68
1:CA:1071:C:H2'	1:CA:1072:G:H8	1.58	0.68
6:CG:66:GLU:HA	6:CG:69:ARG:HD2	1.73	0.68
23:DB:222:A:N6	23:DB:232:G:H1'	2.08	0.68
23:DB:1798:U:H5''	25:DC:257:ARG:HB2	1.76	0.68
23:DB:1866:A:H2'	23:DB:1867:G:O4'	1.93	0.68
26:DD:98:VAL:HG12	26:DD:180:VAL:HG12	1.75	0.68
45:DS:24:ILE:HD11	45:DS:36:LEU:HD11	1.75	0.68

Continued on next page...

Continued from previous page...

Atom-1	Atom-2	Interatomic distance (Å)	Clash overlap (Å)
1:AA:763:G:H2'	1:AA:764:C:H6	1.58	0.68
2:AC:26:LYS:HG3	2:AC:27:GLU:HG3	1.74	0.68
7:AH:51:GLU:HG2	7:AH:52:GLY:H	1.57	0.68
20:AB:185:ILE:HA	20:AB:199:ILE:HB	1.75	0.68
23:BB:2602:A:H2'	23:BB:2602:A:N3	2.06	0.68
26:BD:114:LYS:HE3	26:BD:116:LYS:HZ2	1.56	0.68
27:BK:15:GLY:HA3	27:BK:52:VAL:HG23	1.75	0.68
29:BE:109:LEU:HD13	29:BE:180:LEU:HD13	1.76	0.68
40:BH:47:PHE:HA	40:BH:50:ARG:HH21	1.58	0.68
40:BH:75:LEU:HD23	40:BH:76:GLU:H	1.57	0.68
44:BQ:94:LEU:HD12	49:BR:13:ARG:HB2	1.76	0.68
48:BG:8:VAL:HG11	48:BG:49:LEU:HB2	1.76	0.68
2:CC:26:LYS:HG3	2:CC:27:GLU:HG3	1.75	0.68
23:DB:2346:A:H3'	23:DB:2347:C:H5''	1.75	0.68
28:DP:50:ARG:HB3	28:DP:57:ALA:N	2.08	0.68
40:DH:70:GLU:HA	40:DH:73:ASN:HB2	1.75	0.68
42:DN:24:MET:HG2	42:DN:44:LEU:HD22	1.73	0.68
47:DF:101:ARG:NH1	47:DF:138:PRO:HB2	2.09	0.68
47:DF:147:ARG:HD2	47:DF:148:VAL:HG22	1.73	0.68
48:DG:30:GLY:HA3	48:DG:78:VAL:HA	1.74	0.68
1:AA:764:C:C2'	1:AA:765:G:H5'	2.24	0.68
9:AJ:10:LEU:HD11	9:AJ:25:ILE:HD12	1.74	0.68
23:BB:664:G:H2'	23:BB:665:U:H6	1.58	0.68
23:BB:1060:U:O2	23:BB:1088:A:N7	2.27	0.68
28:BP:50:ARG:HB3	28:BP:57:ALA:H	1.59	0.68
45:BS:29:VAL:HA	45:BS:32:ALA:HB3	1.74	0.68
1:CA:806:C:H2'	1:CA:807:A:C8	2.28	0.68
1:CA:1081:A:OP1	4:CE:22:LYS:HB2	1.92	0.68
2:CC:13:ILE:HD13	2:CC:13:ILE:H	1.57	0.68
4:CE:76:ASN:HB2	4:CE:81:GLN:NE2	2.08	0.68
18:CS:47:THR:HG23	18:CS:60:PHE:HE1	1.58	0.68
23:DB:982:C:O2	23:DB:982:C:H5'	1.94	0.68
23:DB:2502:G:H5'	23:DB:2503:A:C5'	2.22	0.68
28:DP:57:ALA:HA	28:DP:73:PHE:O	1.94	0.68
39:DX:14:LEU:HD13	39:DX:57:LEU:HD21	1.75	0.68
8:AI:94:ARG:HH11	8:AI:94:ARG:HB3	1.56	0.68
23:BB:3:U:O2'	23:BB:4:U:H6	1.77	0.68
49:BR:61:ALA:HB2	49:BR:98:ILE:HA	1.75	0.68
8:CI:24:ASN:ND2	8:CI:25:GLY:H	1.91	0.68
9:CJ:10:LEU:HD11	9:CJ:25:ILE:HD12	1.75	0.68
9:CJ:77:VAL:HG12	9:CJ:78:GLU:HG3	1.75	0.68

Continued on next page...

Continued from previous page...

Atom-1	Atom-2	Interatomic distance (Å)	Clash overlap (Å)
16:CQ:59:GLU:O	16:CQ:75:VAL:HG22	1.94	0.68
23:DB:78:U:H2'	23:DB:79:C:C6	2.29	0.68
40:DH:90:LEU:HD12	40:DH:90:LEU:H	1.58	0.68
44:DQ:63:ARG:HH22	44:DQ:96:ASP:CA	2.07	0.68
52:DW:30:VAL:HA	52:DW:60:ALA:O	1.94	0.68
1:AA:408:A:OP1	3:AD:111:ALA:HB3	1.93	0.68
11:AL:17:LYS:H	11:AL:17:LYS:HE3	1.57	0.68
23:BB:718:A:H2'	23:BB:719:C:H5'	1.75	0.68
23:BB:877:A:H3'	23:BB:899:A:H61	1.58	0.68
23:BB:1301:A:O2'	23:BB:1302:A:H2'	1.93	0.68
23:BB:1508:A:H5'	23:BB:1509:A:C6	2.28	0.68
38:BM:35:ALA:CB	38:BM:100:LYS:H	2.06	0.68
47:BF:32:LYS:HA	47:BF:95:MET:HG3	1.76	0.68
6:CG:129:ASN:HA	6:CG:134:VAL:HG11	1.74	0.68
23:DB:2039:U:H2'	23:DB:2040:G:C8	2.27	0.68
31:D0:27:LEU:HD12	31:D0:27:LEU:H	1.59	0.68
37:DL:123:ARG:HH11	37:DL:123:ARG:HB3	1.59	0.68
48:DG:9:VAL:HG12	48:DG:11:PRO:HD3	1.74	0.68
11:AL:51:VAL:HG12	11:AL:52:CYS:H	1.59	0.68
12:AM:38:ILE:HG22	12:AM:42:VAL:HG21	1.76	0.68
15:AP:75:ILE:HG22	15:AP:80:LYS:HD2	1.76	0.68
23:BB:1060:U:H5	24:BI:131:THR:HG22	1.57	0.68
23:BB:1178:C:H2'	23:BB:1179:G:C8	2.28	0.68
40:BH:84:ALA:HB2	40:BH:147:VAL:O	1.94	0.68
52:BW:37:VAL:HG12	52:BW:38:ARG:N	2.08	0.68
52:BW:65:LYS:HG3	52:BW:84:GLU:HB3	1.76	0.68
1:CA:269:C:H2'	1:CA:270:A:C8	2.29	0.68
1:CA:1287:A:H2'	1:CA:1288:A:C8	2.28	0.68
23:DB:1437:C:H2'	23:DB:1438:U:H6	1.57	0.68
23:DB:2071:A:H2'	23:DB:2072:C:C6	2.29	0.68
30:DY:6:ILE:O	30:DY:34:THR:HA	1.94	0.68
38:DM:114:ARG:HB2	38:DM:114:ARG:HH21	1.58	0.68
45:DS:47:VAL:HG12	45:DS:103:ILE:HG21	1.76	0.68
45:DS:73:LYS:HE3	45:DS:74:ILE:H	1.59	0.68
1:AA:909:A:H2'	1:AA:910:C:O4'	1.94	0.68
1:AA:1071:C:H2'	1:AA:1072:G:H8	1.59	0.68
8:AI:117:LEU:HD22	8:AI:123:ARG:HG2	1.75	0.68
23:BB:2099:U:H2'	23:BB:2100:G:H8	1.58	0.68
26:BD:46:ARG:NH2	26:BD:87:GLY:H	1.92	0.68
37:BL:123:ARG:HH11	37:BL:123:ARG:HB3	1.59	0.68
38:BM:59:ARG:HE	38:BM:60:GLN:H	1.41	0.68

Continued on next page...

Continued from previous page...

Atom-1	Atom-2	Interatomic distance (Å)	Clash overlap (Å)
39:BX:20:ASN:O	39:BX:24:GLU:HB3	1.92	0.68
43:BO:11:ALA:HB2	43:BO:96:GLY:N	2.08	0.68
45:BS:24:ILE:HG23	45:BS:32:ALA:HB1	1.75	0.68
1:CA:493:A:H5'	1:CA:494:G:OP2	1.94	0.68
8:CI:46:VAL:O	8:CI:79:ARG:HG3	1.94	0.68
10:CK:17:ASP:HA	10:CK:80:ASN:O	1.94	0.68
23:DB:2810:A:H2'	23:DB:2811:G:O4'	1.94	0.68
40:DH:27:ARG:H	40:DH:31:VAL:CG2	2.07	0.68
50:DT:32:LEU:N	50:DT:83:ALA:HB3	2.09	0.68
52:DW:46:ALA:HB2	52:DW:78:PHE:HD1	1.59	0.68
52:DW:65:LYS:HG3	52:DW:84:GLU:HB3	1.76	0.68
23:BB:675:A:H5'	29:BE:60:TRP:HE1	1.58	0.68
23:BB:1283:G:N2	23:BB:1285:A:H3'	2.09	0.68
25:BC:129:LEU:HB3	25:BC:134:ILE:HG22	1.75	0.68
25:BC:202:ARG:NH1	25:BC:213:ARG:HE	1.91	0.68
40:BH:67:ALA:O	40:BH:71:LYS:HB2	1.94	0.68
40:BH:114:GLU:HB3	40:BH:134:VAL:HA	1.75	0.68
43:BO:89:ASP:HA	43:BO:116:GLN:O	1.94	0.68
44:BQ:57:ARG:HH12	44:BQ:61:ILE:HD11	1.60	0.68
3:CD:29:THR:HB	3:CD:30:LYS:NZ	2.08	0.68
20:CB:156:LEU:HD23	20:CB:178:LEU:HD13	1.75	0.68
23:DB:96:C:H4'	39:DX:41:HIS:CE1	2.29	0.68
23:DB:543:G:C6	23:DB:544:C:H1'	2.29	0.68
45:DS:24:ILE:HG12	45:DS:36:LEU:HD21	1.75	0.68
23:BB:1338:G:H4'	50:BT:18:GLU:HG3	1.76	0.67
37:BL:95:LEU:HA	37:BL:98:ALA:HB3	1.76	0.67
52:BW:43:LYS:HB3	52:BW:58:LEU:HD11	1.76	0.67
1:CA:673:A:H2'	1:CA:674:G:C8	2.29	0.67
1:CA:1002:G:H2'	1:CA:1003:G:O4'	1.94	0.67
23:DB:1149:G:H2'	23:DB:1150:C:C6	2.29	0.67
23:DB:1911:U:H2'	23:DB:1918:A:N1	2.08	0.67
33:D1:33:LEU:N	33:D1:51:ALA:HB3	2.05	0.67
52:DW:23:LYS:HZ3	52:DW:24:ARG:HG3	1.57	0.67
23:BB:2804:U:H2'	23:BB:2805:C:C6	2.30	0.67
29:BE:58:LYS:C	29:BE:60:TRP:H	1.97	0.67
40:BH:69:ALA:HB2	40:BH:139:PHE:O	1.93	0.67
2:CC:137:VAL:HA	2:CC:148:ILE:HD13	1.76	0.67
3:CD:84:ASN:ND2	4:CE:101:GLY:HA3	2.09	0.67
4:CE:28:ARG:HH12	4:CE:30:PHE:HB3	1.59	0.67
11:CL:20:VAL:HB	11:CL:94:TYR:HE1	1.58	0.67
23:DB:125:A:H5'	36:D2:19:ARG:HD2	1.76	0.67

Continued on next page...

Continued from previous page...

Atom-1	Atom-2	Interatomic distance (Å)	Clash overlap (Å)
23:DB:1060:U:O2	23:DB:1088:A:N7	2.27	0.67
23:DB:1464:G:H2'	23:DB:1465:G:H8	1.58	0.67
26:DD:106:LYS:CB	26:DD:206:ALA:H	2.02	0.67
46:DU:81:ARG:N	46:DU:81:ARG:HH21	1.91	0.67
48:DG:98:LYS:HB2	48:DG:101:VAL:HG23	1.74	0.67
1:AA:981:U:H4'	13:AN:60:ARG:HD2	1.76	0.67
1:AA:1170:A:H2'	1:AA:1171:A:O4'	1.94	0.67
1:AA:1432:G:H1'	1:AA:1468:A:N6	2.09	0.67
3:AD:137:SER:HB2	3:AD:138:PRO:HD2	1.76	0.67
13:AN:52:ARG:HD2	13:AN:58:ARG:HH21	1.59	0.67
15:AP:67:ILE:HG13	15:AP:71:VAL:HG13	1.75	0.67
23:BB:328:U:H4'	46:BU:65:GLN:NE2	2.08	0.67
23:BB:594:U:H2'	23:BB:595:C:C6	2.30	0.67
23:BB:1012:U:O4	41:BJ:30:THR:HG21	1.94	0.67
23:BB:2734:A:H2'	23:BB:2735:G:H5'	1.76	0.67
30:BY:6:ILE:O	30:BY:34:THR:HA	1.94	0.67
1:CA:87:C:H2'	1:CA:88:U:H5''	1.77	0.67
23:DB:974:G:OP2	49:DR:78:ARG:HD3	1.94	0.67
13:AN:5:MET:HB3	13:AN:62:ARG:HH12	1.59	0.67
13:AN:25:GLU:O	13:AN:29:ILE:HG13	1.93	0.67
23:BB:1045:C:H5''	23:BB:1047:G:O4'	1.93	0.67
23:BB:1172:C:H3'	23:BB:1173:U:C6	2.29	0.67
26:BD:109:VAL:HG11	26:BD:193:VAL:HB	1.76	0.67
51:BZ:10:LYS:O	51:BZ:31:PRO:HG2	1.94	0.67
52:BW:30:VAL:HA	52:BW:60:ALA:O	1.94	0.67
25:DC:250:GLN:CD	25:DC:250:GLN:H	1.96	0.67
39:DX:17:GLU:HB3	39:DX:53:VAL:HG11	1.76	0.67
45:DS:82:MET:HB2	45:DS:98:LYS:HB2	1.76	0.67
47:DF:32:LYS:HA	47:DF:95:MET:HG3	1.76	0.67
1:AA:518:C:H2'	1:AA:530:G:H8	1.60	0.67
1:AA:1000:A:H2'	1:AA:1001:C:C6	2.28	0.67
1:AA:1273:C:H2'	1:AA:1274:A:O4'	1.95	0.67
6:AG:72:VAL:HG12	6:AG:89:GLU:HA	1.76	0.67
11:AL:78:VAL:HG12	11:AL:101:LEU:HD13	1.76	0.67
23:BB:784:G:C6	25:BC:227:VAL:HG11	2.29	0.67
23:BB:1594:U:H2'	23:BB:1595:C:C6	2.29	0.67
23:BB:2086:U:H2'	23:BB:2087:G:C8	2.30	0.67
1:CA:390:U:H2'	1:CA:391:G:C8	2.30	0.67
12:CM:39:ALA:HB3	12:CM:42:VAL:HG13	1.76	0.67
24:DI:25:PRO:O	24:DI:29:GLN:HG3	1.94	0.67
1:AA:1202:U:H1'	13:AN:68:ARG:HD2	1.76	0.67

Continued on next page...

Continued from previous page...

Atom-1	Atom-2	Interatomic distance (Å)	Clash overlap (Å)
25:BC:250:GLN:CD	25:BC:250:GLN:H	1.97	0.67
29:BE:117:ARG:HA	29:BE:185:LYS:HE3	1.75	0.67
41:BJ:82:GLY:O	41:BJ:84:ILE:HG22	1.94	0.67
1:CA:41:G:H2'	1:CA:42:G:H8	1.59	0.67
1:CA:1006:G:H2'	1:CA:1007:U:H6	1.60	0.67
23:DB:1180:U:H2'	23:DB:1181:U:C6	2.30	0.67
23:DB:1558:C:H4'	23:DB:1559:U:H5'	1.75	0.67
31:D0:41:HIS:HB3	42:DN:99:LYS:HB2	1.77	0.67
45:DS:29:VAL:HA	45:DS:32:ALA:HB3	1.77	0.67
1:AA:45:G:H2'	1:AA:46:G:H8	1.58	0.67
1:AA:1238:A:H5'	1:AA:1336:C:N4	2.09	0.67
1:AA:1328:C:H5''	12:AM:27:THR:HG21	1.77	0.67
1:AA:1477:U:H2'	1:AA:1478:U:H6	1.58	0.67
8:AI:9:GLY:HA2	8:AI:80:HIS:CD2	2.30	0.67
10:AK:17:ASP:HB3	10:AK:80:ASN:ND2	2.08	0.67
15:AP:68:SER:OG	15:AP:71:VAL:HG12	1.95	0.67
17:AR:52:ARG:HB3	17:AR:56:ARG:HH21	1.58	0.67
18:AS:27:LYS:HG3	18:AS:28:LYS:HD2	1.76	0.67
22:BA:107:G:O2'	22:BA:108:A:H5'	1.95	0.67
23:BB:2267:A:H61	23:BB:2272:U:H3	1.43	0.67
23:BB:2328:A:H2'	23:BB:2329:U:C6	2.30	0.67
26:BD:30:GLU:HG3	26:BD:52:THR:HG22	1.77	0.67
29:BE:60:TRP:O	29:BE:61:ARG:HB2	1.94	0.67
52:BW:49:ASN:HB2	52:BW:60:ALA:HA	1.76	0.67
1:CA:1316:G:H22	1:CA:1318:A:H3'	1.58	0.67
1:CA:1316:G:N2	1:CA:1318:A:H3'	2.09	0.67
1:CA:1488:G:H2'	1:CA:1489:G:H8	1.59	0.67
5:CF:3:HIS:CG	5:CF:92:THR:HG23	2.30	0.67
5:CF:3:HIS:CD2	5:CF:65:GLU:HG3	2.30	0.67
8:CI:94:ARG:HH11	8:CI:94:ARG:HB3	1.59	0.67
11:CL:24:GLU:HB2	11:CL:26:CYS:SG	2.35	0.67
12:CM:9:PRO:HB2	12:CM:17:ALA:HB1	1.77	0.67
23:DB:1802:A:H2'	23:DB:1803:A:C8	2.30	0.67
23:DB:2645:G:H3'	23:DB:2646:C:H5'	1.77	0.67
24:DI:73:PRO:HG2	24:DI:78:LEU:HD21	1.75	0.67
25:DC:202:ARG:NH1	25:DC:213:ARG:HE	1.92	0.67
26:DD:46:ARG:NH2	26:DD:87:GLY:H	1.93	0.67
41:DJ:99:ARG:HA	41:DJ:102:GLU:HB2	1.77	0.67
49:DR:49:ILE:HD13	49:DR:53:PHE:H	1.60	0.67
52:DW:49:ASN:HB2	52:DW:60:ALA:HA	1.77	0.67
1:AA:212:G:H2'	1:AA:213:G:H8	1.60	0.67

Continued on next page...

Continued from previous page...

Atom-1	Atom-2	Interatomic distance (Å)	Clash overlap (Å)
2:AC:154:GLY:HA3	2:AC:162:ALA:HB1	1.76	0.67
5:AF:3:HIS:CG	5:AF:92:THR:HG23	2.29	0.67
23:BB:2267:A:H8	23:BB:2267:A:O5'	1.77	0.67
51:BZ:6:GLN:HE22	51:BZ:77:LYS:NZ	1.92	0.67
1:CA:17:U:H2'	1:CA:18:C:C6	2.30	0.67
1:CA:1054:C:O2'	1:CA:1055:A:H5''	1.95	0.67
23:DB:1178:C:H2'	23:DB:1179:G:H8	1.60	0.67
23:DB:2294:G:P	43:DO:94:ARG:HH11	2.17	0.67
26:DD:9:VAL:HA	26:DD:197:THR:HG23	1.76	0.67
26:DD:30:GLU:HG3	26:DD:52:THR:HG22	1.76	0.67
1:AA:1002:G:H2'	1:AA:1003:G:O4'	1.95	0.67
6:AG:19:SER:OG	6:AG:22:LEU:HB2	1.95	0.67
9:AJ:80:THR:HB	9:AJ:83:THR:OG1	1.94	0.67
20:AB:209:VAL:O	20:AB:213:LEU:HB2	1.95	0.67
22:BA:28:C:H5	22:BA:56:G:H1	1.42	0.67
23:BB:27:G:H1'	23:BB:513:A:N6	2.09	0.67
23:BB:996:A:C4'	44:BQ:91:ARG:HH11	2.08	0.67
23:BB:2151:U:H2'	23:BB:2152:G:H8	1.58	0.67
23:BB:2751:G:H2'	23:BB:2751:G:N3	2.10	0.67
24:BI:10:LEU:HD13	24:BI:12:VAL:HG13	1.76	0.67
25:BC:158:GLY:N	25:BC:194:VAL:HG13	2.10	0.67
25:BC:216:ARG:HG3	25:BC:216:ARG:HH11	1.60	0.67
26:BD:14:ILE:HA	28:BP:11:GLN:HE22	1.59	0.67
29:BE:130:LYS:HB2	29:BE:133:LEU:HG	1.76	0.67
39:BX:14:LEU:HD13	39:BX:57:LEU:HD21	1.75	0.67
42:BN:45:ARG:HG3	42:BN:95:THR:HG21	1.76	0.67
1:CA:1170:A:H2'	1:CA:1171:A:O4'	1.95	0.67
1:CA:1244:G:H2'	1:CA:1245:C:C6	2.30	0.67
1:CA:1432:G:H1'	1:CA:1468:A:N6	2.10	0.67
2:CC:154:GLY:HA3	2:CC:162:ALA:HB1	1.77	0.67
23:DB:1429:G:H2'	23:DB:1430:G:H8	1.60	0.67
23:DB:1655:A:H5'	26:DD:118:PHE:HB2	1.76	0.67
23:DB:2141:G:H2'	23:DB:2142:A:H8	1.60	0.67
23:DB:2143:C:H3'	23:DB:2144:G:H8	1.60	0.67
23:DB:2291:U:H2'	23:DB:2292:U:C6	2.30	0.67
29:DE:109:LEU:HD13	29:DE:180:LEU:HD13	1.77	0.67
37:DL:125:LEU:H	37:DL:143:GLU:HG3	1.60	0.67
38:DM:35:ALA:CB	38:DM:100:LYS:H	2.07	0.67
45:DS:69:LEU:HG	45:DS:107:VAL:HG22	1.76	0.67
49:DR:68:ARG:NH1	49:DR:90:ARG:HD3	2.09	0.67
1:AA:473:U:H2'	1:AA:474:G:H8	1.60	0.67

Continued on next page...

Continued from previous page...

Atom-1	Atom-2	Interatomic distance (Å)	Clash overlap (Å)
1:AA:1277:C:HO2'	1:AA:1279:G:H8	1.39	0.67
6:AG:66:GLU:HA	6:AG:69:ARG:HD2	1.77	0.67
10:AK:28:ASN:HD22	10:AK:29:THR:H	1.43	0.67
23:BB:1429:G:H2'	23:BB:1430:G:H8	1.60	0.67
23:BB:2078:C:H2'	23:BB:2079:U:C6	2.30	0.67
29:BE:58:LYS:H	29:BE:58:LYS:HZ2	1.42	0.67
39:BX:12:GLU:HA	39:BX:15:ASN:HD21	1.58	0.67
46:BU:85:ARG:HH11	46:BU:86:PHE:N	1.93	0.67
1:CA:518:C:H2'	1:CA:530:G:H8	1.60	0.67
8:CI:9:GLY:HA2	8:CI:80:HIS:HD2	1.59	0.67
9:CJ:17:LEU:HD22	9:CJ:96:VAL:HG13	1.76	0.67
13:CN:27:LYS:HA	13:CN:31:SER:HB2	1.76	0.67
23:DB:594:U:H2'	23:DB:595:C:C6	2.30	0.67
23:DB:2394:C:H5''	37:DL:63:LYS:HD3	1.76	0.67
43:DO:89:ASP:HA	43:DO:116:GLN:O	1.94	0.67
1:AA:1009:U:H5'	1:AA:1010:U:OP2	1.95	0.66
19:AT:68:LYS:HE2	19:AT:68:LYS:HA	1.76	0.66
20:AB:186:VAL:O	20:AB:200:PRO:HA	1.95	0.66
21:AU:24:LYS:CD	21:AU:25:ALA:H	2.06	0.66
23:BB:191:A:H2'	23:BB:192:C:C6	2.30	0.66
23:BB:1568:G:H4'	25:BC:58:LYS:HB3	1.77	0.66
44:BQ:91:ARG:NH1	49:BR:10:LYS:HB3	2.10	0.66
45:BS:73:LYS:HE3	45:BS:74:ILE:H	1.59	0.66
46:BU:12:VAL:HG22	46:BU:69:VAL:HG12	1.77	0.66
46:BU:14:THR:HG21	46:BU:64:ILE:HD13	1.76	0.66
50:BT:32:LEU:H	50:BT:83:ALA:HB3	1.59	0.66
3:CD:137:SER:HB2	3:CD:138:PRO:HD2	1.76	0.66
11:CL:33:CYS:HA	11:CL:54:VAL:HA	1.77	0.66
13:CN:52:ARG:HD2	13:CN:58:ARG:HH21	1.57	0.66
24:DI:27:LEU:HD12	24:DI:32:VAL:HG11	1.75	0.66
29:DE:58:LYS:C	29:DE:60:TRP:H	1.97	0.66
35:DV:80:HIS:CD2	35:DV:83:LYS:HB2	2.29	0.66
47:DF:62:GLN:HG3	47:DF:91:ARG:NH1	2.09	0.66
47:DF:126:ASN:HD22	47:DF:156:THR:HA	1.60	0.66
49:DR:31:GLU:H	49:DR:63:VAL:HG22	1.58	0.66
11:AL:33:CYS:HA	11:AL:54:VAL:HA	1.76	0.66
23:BB:587:C:O2'	37:BL:19:LEU:HD13	1.93	0.66
28:BP:4:ILE:HG22	28:BP:5:LYS:N	2.10	0.66
52:BW:67:LYS:O	52:BW:68:PHE:HB2	1.93	0.66
23:DB:923:G:H1'	52:DW:23:LYS:HZ2	1.60	0.66
23:DB:1722:A:H2'	23:DB:1723:G:H8	1.60	0.66

Continued on next page...

Continued from previous page...

Atom-1	Atom-2	Interatomic distance (Å)	Clash overlap (Å)
23:DB:1778:U:H2'	23:DB:1784:A:H62	1.59	0.66
51:DZ:66:THR:O	51:DZ:69:ALA:HB3	1.95	0.66
1:AA:56:U:H2'	1:AA:57:G:H8	1.60	0.66
1:AA:1432:G:H5'	28:BP:105:LYS:HG2	1.76	0.66
4:AE:89:THR:HG22	4:AE:90:GLY:N	2.09	0.66
6:AG:4:ARG:HD2	6:AG:5:VAL:H	1.59	0.66
9:AJ:23:ALA:O	9:AJ:27:GLU:HB2	1.95	0.66
12:AM:9:PRO:HB2	12:AM:17:ALA:HB1	1.77	0.66
19:AT:49:ALA:HA	19:AT:52:GLU:OE2	1.95	0.66
23:BB:2728:U:H2'	23:BB:2729:G:C8	2.31	0.66
29:BE:192:ALA:HA	29:BE:195:GLN:HE21	1.61	0.66
45:BS:48:LYS:O	45:BS:52:GLU:HG2	1.94	0.66
45:BS:55:ILE:HD12	45:BS:69:LEU:HD23	1.76	0.66
52:BW:50:VAL:HG23	52:BW:61:LYS:HE3	1.76	0.66
2:CC:70:ALA:HA	2:CC:105:VAL:HG21	1.77	0.66
5:CF:38:ARG:HH21	5:CF:63:ASN:ND2	1.92	0.66
9:CJ:52:LEU:HA	9:CJ:62:ARG:HA	1.77	0.66
9:CJ:80:THR:HB	9:CJ:83:THR:OG1	1.94	0.66
13:CN:25:GLU:O	13:CN:29:ILE:HG13	1.95	0.66
23:DB:140:C:H4'	23:DB:141:G:C6	2.31	0.66
23:DB:191:A:H2'	23:DB:192:C:C6	2.30	0.66
23:DB:549:G:H2'	41:DJ:2:LYS:HE3	1.76	0.66
23:DB:1080:A:H2'	23:DB:1081:U:C6	2.29	0.66
23:DB:1406:U:H2'	23:DB:1407:G:C8	2.30	0.66
23:DB:1486:U:H2'	23:DB:1487:U:H6	1.59	0.66
23:DB:2103:C:H3'	23:DB:2104:C:C2	2.30	0.66
23:DB:2734:A:H2'	23:DB:2735:G:H5'	1.78	0.66
30:DY:43:ILE:O	30:DY:47:ILE:HG12	1.95	0.66
51:DZ:5:CYS:CB	51:DZ:10:LYS:H	2.06	0.66
1:AA:41:G:H2'	1:AA:42:G:H8	1.61	0.66
1:AA:532:A:N6	2:AC:191:THR:HB	2.10	0.66
1:AA:539:A:H2'	1:AA:540:G:C8	2.31	0.66
3:AD:25:ARG:HH11	3:AD:26:ALA:N	1.93	0.66
43:BO:35:ILE:HG22	43:BO:53:THR:HG23	1.77	0.66
1:CA:1000:A:H2'	1:CA:1001:C:C6	2.31	0.66
12:CM:52:ILE:HG23	12:CM:56:ARG:HH12	1.59	0.66
13:CN:5:MET:HB3	13:CN:62:ARG:HH12	1.61	0.66
23:DB:1592:C:H2'	23:DB:1593:A:C8	2.31	0.66
23:DB:2141:G:H2'	23:DB:2142:A:C8	2.31	0.66
23:DB:2264:C:N4	52:DW:11:ASN:HD21	1.93	0.66
34:D3:61:LEU:HB2	34:D3:64:ALA:HB2	1.77	0.66

Continued on next page...

Continued from previous page...

Atom-1	Atom-2	Interatomic distance (Å)	Clash overlap (Å)
36:D2:21:ARG:HG2	36:D2:31:LEU:HG	1.77	0.66
40:DH:113:SER:H	40:DH:132:PHE:HE1	1.44	0.66
46:DU:12:VAL:HG22	46:DU:69:VAL:HG12	1.76	0.66
48:DG:8:VAL:HG11	48:DG:49:LEU:HB2	1.75	0.66
1:AA:390:U:H2'	1:AA:391:G:C8	2.30	0.66
1:AA:1062:U:H2'	1:AA:1063:C:C6	2.30	0.66
7:AH:87:ARG:H	7:AH:90:GLU:HB3	1.61	0.66
9:AJ:77:VAL:HG12	9:AJ:78:GLU:HG3	1.78	0.66
23:BB:79:C:HO2'	23:BB:346:A:H1'	1.59	0.66
23:BB:549:G:H2'	41:BJ:2:LYS:HE3	1.77	0.66
23:BB:873:C:H4'	38:BM:64:TRP:HE1	1.60	0.66
23:BB:1081:U:H4'	24:BI:123:ALA:HB1	1.77	0.66
23:BB:1484:U:H2'	23:BB:1485:U:C6	2.31	0.66
23:BB:2882:A:OP1	42:BN:96:ARG:HD2	1.94	0.66
27:BK:8:LEU:H	27:BK:8:LEU:HD12	1.61	0.66
52:BW:23:LYS:HD2	52:BW:24:ARG:H	1.61	0.66
1:CA:658:C:H2'	1:CA:659:U:H6	1.61	0.66
23:DB:545:U:H3'	23:DB:545:U:OP2	1.96	0.66
23:DB:2425:A:H5'	23:DB:2427:C:O4'	1.95	0.66
24:DI:72:THR:HG22	24:DI:115:ASP:OD2	1.95	0.66
39:DX:20:ASN:O	39:DX:24:GLU:HB3	1.95	0.66
40:DH:2:GLN:O	40:DH:3:VAL:HG22	1.95	0.66
47:DF:119:LYS:HA	47:DF:121:PHE:CE1	2.30	0.66
48:DG:122:ALA:HA	48:DG:132:LEU:HA	1.78	0.66
2:AC:13:ILE:H	2:AC:13:ILE:HD13	1.61	0.66
3:AD:2:ARG:NH1	3:AD:114:ARG:HG3	2.11	0.66
23:BB:171:U:H2'	23:BB:172:A:C8	2.30	0.66
23:BB:1464:G:H2'	23:BB:1465:G:H8	1.60	0.66
41:BJ:99:ARG:HA	41:BJ:102:GLU:HB2	1.78	0.66
50:BT:32:LEU:N	50:BT:83:ALA:HB3	2.09	0.66
1:CA:524:G:H2'	1:CA:525:C:C6	2.31	0.66
1:CA:1009:U:H5'	1:CA:1010:U:OP2	1.95	0.66
1:CA:1320:C:N3	18:CS:35:ARG:HD3	2.11	0.66
23:DB:479:A:N3	23:DB:481:G:H5''	2.09	0.66
23:DB:2102:G:H2'	23:DB:2103:C:O4'	1.96	0.66
23:DB:2591:C:H2'	23:DB:2592:G:H8	1.60	0.66
24:DI:9:LYS:HG2	24:DI:57:VAL:HG13	1.77	0.66
24:DI:42:ASN:HA	24:DI:45:THR:OG1	1.95	0.66
29:DE:58:LYS:HE2	29:DE:60:TRP:CD1	2.28	0.66
37:DL:56:PRO:HD2	37:DL:59:ARG:HG3	1.78	0.66
38:DM:42:THR:O	38:DM:44:ARG:N	2.27	0.66

Continued on next page...

Continued from previous page...

Atom-1	Atom-2	Interatomic distance (Å)	Clash overlap (Å)
41:DJ:58:ASN:HA	41:DJ:127:GLY:HA2	1.76	0.66
46:DU:85:ARG:HH11	46:DU:86:PHE:N	1.93	0.66
1:AA:806:C:H2'	1:AA:807:A:H8	1.60	0.66
1:AA:1316:G:H22	1:AA:1318:A:H3'	1.61	0.66
13:AN:27:LYS:HA	13:AN:31:SER:HB2	1.76	0.66
15:AP:57:ILE:O	15:AP:61:VAL:HG23	1.95	0.66
25:BC:156:SER:O	25:BC:194:VAL:HG11	1.96	0.66
30:BY:43:ILE:O	30:BY:47:ILE:HG12	1.94	0.66
45:BS:27:LYS:O	45:BS:32:ALA:HB2	1.96	0.66
52:BW:81:ILE:O	52:BW:81:ILE:HG13	1.95	0.66
1:CA:501:C:H2'	1:CA:502:A:H8	1.59	0.66
1:CA:1302:C:OP2	12:CM:16:ILE:HD11	1.95	0.66
12:CM:53:ASP:HA	12:CM:56:ARG:NH2	2.10	0.66
23:DB:721:A:H2'	23:DB:722:A:C8	2.30	0.66
23:DB:1080:A:H4'	24:DI:126:ARG:HD2	1.75	0.66
45:DS:24:ILE:HG23	45:DS:32:ALA:HB1	1.76	0.66
48:DG:104:LEU:HB2	48:DG:112:VAL:HB	1.78	0.66
51:DZ:40:VAL:HG22	51:DZ:45:ARG:O	1.94	0.66
20:AB:14:HIS:HD2	20:AB:202:ASN:H	1.44	0.66
23:BB:78:U:H2'	23:BB:79:C:C6	2.30	0.66
23:BB:982:C:H5'	23:BB:982:C:O2	1.96	0.66
23:BB:1551:A:H3'	23:BB:1552:A:H5''	1.78	0.66
29:BE:48:THR:N	29:BE:51:GLU:HG3	2.11	0.66
50:BT:82:LYS:HD2	50:BT:84:TYR:HE1	1.59	0.66
9:CJ:55:PRO:HA	13:CN:80:ARG:NH2	2.10	0.66
23:DB:171:U:H2'	23:DB:172:A:C8	2.30	0.66
23:DB:224:U:O4	23:DB:420:C:H5'	1.95	0.66
48:DG:26:LYS:HA	48:DG:32:LEU:HA	1.78	0.66
50:DT:11:LEU:HA	50:DT:34:VAL:HG12	1.77	0.66
1:AA:865:A:H5'	1:AA:1078:U:O4	1.96	0.66
11:AL:17:LYS:HE3	11:AL:17:LYS:N	2.11	0.66
23:BB:709:U:H2'	23:BB:710:U:C6	2.31	0.66
23:BB:1149:G:H2'	23:BB:1150:C:C6	2.31	0.66
23:BB:1406:U:H2'	23:BB:1407:G:C8	2.31	0.66
23:BB:2591:C:H2'	23:BB:2592:G:H8	1.61	0.66
27:BK:104:THR:HB	27:BK:106:GLU:OE1	1.96	0.66
35:BV:80:HIS:CD2	35:BV:83:LYS:HB2	2.30	0.66
44:BQ:65:ASN:HB2	44:BQ:75:TYR:HB2	1.78	0.66
1:CA:60:A:H4'	1:CA:61:G:O5'	1.96	0.66
16:CQ:16:MET:CB	16:CQ:19:SER:HB2	2.25	0.66
20:CB:209:VAL:O	20:CB:213:LEU:HB2	1.96	0.66

Continued on next page...

Continued from previous page...

Atom-1	Atom-2	Interatomic distance (Å)	Clash overlap (Å)
23:DB:18:U:H2'	23:DB:19:A:C8	2.31	0.66
23:DB:1098:A:H2'	24:DI:4:VAL:CA	2.26	0.66
26:DD:116:LYS:HB3	26:DD:118:PHE:CE2	2.30	0.66
38:DM:59:ARG:HE	38:DM:60:GLN:H	1.42	0.66
20:AB:138:ARG:HD3	20:AB:141:GLU:OE1	1.96	0.66
23:BB:1138:G:H2'	23:BB:1139:G:O4'	1.96	0.66
28:BP:47:ILE:HD13	28:BP:61:ARG:HG2	1.78	0.66
47:BF:62:GLN:HG3	47:BF:91:ARG:NH1	2.11	0.66
47:BF:116:LEU:HB3	47:BF:176:PHE:HA	1.78	0.66
48:BG:17:LYS:HZ2	48:BG:18:ILE:N	1.94	0.66
4:CE:92:ARG:HH11	4:CE:92:ARG:HB3	1.61	0.66
17:CR:34:GLU:HB2	21:CU:18:PHE:CZ	2.31	0.66
22:DA:107:G:O2'	22:DA:108:A:H5'	1.96	0.66
23:DB:770:G:H5''	36:D2:10:LEU:HD12	1.77	0.66
23:DB:773:U:H4'	25:DC:45:ASN:O	1.96	0.66
23:DB:784:G:C6	25:DC:227:VAL:HG11	2.31	0.66
23:DB:962:G:H21	23:DB:2250:G:H22	1.43	0.66
25:DC:158:GLY:N	25:DC:194:VAL:HG13	2.11	0.66
1:AA:493:A:H5'	1:AA:494:G:OP2	1.96	0.65
4:AE:76:ASN:HB2	4:AE:81:GLN:NE2	2.10	0.65
5:AF:38:ARG:HH21	5:AF:63:ASN:HD21	1.43	0.65
21:AU:38:GLU:C	21:AU:40:PRO:HD2	2.16	0.65
23:BB:751:A:H5'	45:BS:90:LYS:HA	1.78	0.65
24:BI:7:TYR:HB2	24:BI:58:ILE:O	1.95	0.65
26:BD:148:GLN:CG	26:BD:152:PRO:HG2	2.26	0.65
37:BL:90:VAL:HB	37:BL:122:VAL:HG12	1.78	0.65
39:BX:49:ASP:O	39:BX:53:VAL:HG23	1.97	0.65
42:BN:34:ILE:O	42:BN:112:TYR:HA	1.96	0.65
44:BQ:65:ASN:O	44:BQ:69:ARG:HB2	1.95	0.65
52:BW:35:ILE:HG12	52:BW:35:ILE:O	1.96	0.65
23:DB:664:G:H2'	23:DB:665:U:H6	1.61	0.65
23:DB:2484:G:OP1	38:DM:44:ARG:HD3	1.96	0.65
25:DC:244:VAL:HB	25:DC:249:VAL:H	1.61	0.65
29:DE:130:LYS:HB2	29:DE:133:LEU:HG	1.77	0.65
42:DN:45:ARG:HG3	42:DN:95:THR:HG21	1.76	0.65
23:BB:654:A:H2'	23:BB:655:A:H5''	1.76	0.65
23:BB:1021:A:H62	23:BB:1141:U:H3	1.43	0.65
23:BB:1386:C:H2'	23:BB:1387:A:C8	2.31	0.65
26:BD:116:LYS:HB3	26:BD:118:PHE:CE2	2.31	0.65
38:BM:42:THR:O	38:BM:44:ARG:N	2.28	0.65
39:BX:39:GLN:O	39:BX:42:LEU:HB2	1.96	0.65

Continued on next page...

Continued from previous page...

Atom-1	Atom-2	Interatomic distance (Å)	Clash overlap (Å)
41:BJ:3:THR:HB	41:BJ:44:TYR:CE1	2.31	0.65
44:BQ:30:VAL:O	44:BQ:31:TYR:HB2	1.96	0.65
44:BQ:71:ASN:HD22	44:BQ:109:VAL:HG11	1.61	0.65
48:BG:26:LYS:HA	48:BG:32:LEU:HA	1.78	0.65
48:BG:122:ALA:HA	48:BG:132:LEU:HA	1.77	0.65
4:CE:80:LEU:HA	4:CE:146:MET:HE1	1.77	0.65
9:CJ:15:HIS:HA	9:CJ:18:ILE:HG22	1.78	0.65
15:CP:46:LYS:HG3	15:CP:48:GLU:O	1.95	0.65
15:CP:68:SER:OG	15:CP:71:VAL:HG12	1.96	0.65
19:CT:43:LYS:HE2	19:CT:44:ALA:N	2.09	0.65
20:CB:14:HIS:HD2	20:CB:202:ASN:H	1.42	0.65
23:DB:1125:G:H4'	32:D4:37:GLN:NE2	2.11	0.65
23:DB:1484:U:H2'	23:DB:1485:U:C6	2.32	0.65
23:DB:2267:A:H8	23:DB:2267:A:O5'	1.79	0.65
29:DE:29:HIS:NE2	37:DL:8:PRO:HG3	2.11	0.65
46:DU:80:ASP:HB3	46:DU:96:LYS:N	2.12	0.65
52:DW:39:GLN:HG3	52:DW:42:THR:HB	1.77	0.65
2:AC:129:PHE:HE2	2:AC:165:GLU:HG2	1.61	0.65
6:AG:74:VAL:HA	6:AG:87:PRO:HA	1.78	0.65
14:AO:8:THR:O	14:AO:12:VAL:HG23	1.96	0.65
23:BB:664:G:H2'	23:BB:665:U:C6	2.30	0.65
23:BB:1166:G:H2'	23:BB:1167:C:C6	2.31	0.65
23:BB:2795:C:H2'	23:BB:2796:U:O4'	1.96	0.65
36:B2:21:ARG:HG2	36:B2:31:LEU:HG	1.78	0.65
52:BW:23:LYS:NZ	52:BW:24:ARG:HG3	2.09	0.65
1:CA:812:G:H2'	1:CA:812:G:N3	2.11	0.65
4:CE:45:VAL:HG12	4:CE:116:VAL:HG23	1.79	0.65
21:CU:11:PHE:HD1	21:CU:11:PHE:O	1.79	0.65
23:DB:162:U:H4'	23:DB:163:C:OP1	1.95	0.65
23:DB:545:U:H2'	23:DB:546:U:H4'	1.78	0.65
23:DB:947:A:H2'	23:DB:948:C:C6	2.30	0.65
23:DB:996:A:C4'	44:DQ:91:ARG:HH11	2.09	0.65
23:DB:1131:G:N2	23:DB:2024:G:H21	1.94	0.65
23:DB:1138:G:H2'	23:DB:1139:G:O4'	1.96	0.65
23:DB:1309:G:OP1	36:D2:9:VAL:HG12	1.97	0.65
23:DB:1508:A:H5'	23:DB:1509:A:C6	2.31	0.65
46:DU:24:VAL:HG22	46:DU:35:VAL:HG22	1.76	0.65
50:DT:73:ARG:HB3	50:DT:73:ARG:HH21	1.61	0.65
52:DW:23:LYS:HD2	52:DW:24:ARG:H	1.62	0.65
1:AA:590:U:H2'	1:AA:591:U:C6	2.31	0.65
1:AA:1244:G:H2'	1:AA:1245:C:C6	2.31	0.65

Continued on next page...

Continued from previous page...

Atom-1	Atom-2	Interatomic distance (Å)	Clash overlap (Å)
1:AA:1287:A:H2'	1:AA:1288:A:C8	2.32	0.65
1:AA:1463:U:H2'	1:AA:1464:U:C6	2.31	0.65
11:AL:24:GLU:HB2	11:AL:26:CYS:SG	2.37	0.65
18:AS:47:THR:HG23	18:AS:60:PHE:HE1	1.61	0.65
23:BB:675:A:H4'	29:BE:60:TRP:CZ2	2.31	0.65
23:BB:1820:U:OP1	25:BC:176:ARG:HD2	1.97	0.65
23:BB:2322:A:C6	23:BB:2333:A:N6	2.65	0.65
25:BC:156:SER:HB3	25:BC:159:THR:HG21	1.78	0.65
40:BH:27:ARG:HG2	40:BH:27:ARG:HH21	1.62	0.65
43:BO:15:ARG:HH21	43:BO:95:SER:CB	2.09	0.65
46:BU:24:VAL:HG22	46:BU:35:VAL:HG22	1.78	0.65
47:BF:119:LYS:HA	47:BF:121:PHE:CE1	2.30	0.65
49:BR:68:ARG:NH1	49:BR:90:ARG:HD3	2.11	0.65
23:DB:460:A:H4'	50:DT:72:GLN:HB2	1.78	0.65
23:DB:709:U:H2'	23:DB:710:U:C6	2.31	0.65
23:DB:947:A:H2'	23:DB:948:C:H6	1.62	0.65
23:DB:2458:G:H1'	23:DB:2460:U:O4	1.96	0.65
28:DP:50:ARG:HB3	28:DP:57:ALA:H	1.60	0.65
29:DE:147:LEU:HB3	29:DE:186:VAL:HG23	1.77	0.65
39:DX:49:ASP:O	39:DX:53:VAL:HG23	1.96	0.65
1:AA:9:G:H5'	4:AE:107:GLY:HA3	1.78	0.65
11:AL:20:VAL:HB	11:AL:94:TYR:HE1	1.62	0.65
23:BB:18:U:H2'	23:BB:19:A:C8	2.31	0.65
26:BD:8:LYS:HD3	26:BD:197:THR:H	1.61	0.65
36:B2:10:LEU:HD21	36:B2:14:ARG:NH1	2.10	0.65
37:BL:56:PRO:HD2	37:BL:59:ARG:HG3	1.78	0.65
1:CA:473:U:H2'	1:CA:474:G:H8	1.62	0.65
6:CG:74:VAL:HA	6:CG:87:PRO:HA	1.78	0.65
9:CJ:23:ALA:O	9:CJ:27:GLU:HB2	1.97	0.65
13:CN:26:LEU:HD11	13:CN:44:VAL:HG22	1.78	0.65
23:DB:857:G:C2'	23:DB:858:G:H5'	2.27	0.65
23:DB:1993:U:H4'	26:DD:133:THR:CG2	2.26	0.65
26:DD:69:ALA:HA	26:DD:73:VAL:HB	1.78	0.65
36:D2:19:ARG:HG2	36:D2:19:ARG:NH2	2.09	0.65
51:DZ:38:PHE:HE2	51:DZ:51:VAL:HG21	1.61	0.65
52:DW:81:ILE:HG13	52:DW:81:ILE:O	1.96	0.65
1:AA:658:C:H2'	1:AA:659:U:H6	1.61	0.65
1:AA:812:G:N3	1:AA:812:G:H2'	2.11	0.65
1:AA:1320:C:N3	18:AS:35:ARG:HD3	2.11	0.65
15:AP:46:LYS:HG3	15:AP:48:GLU:O	1.97	0.65
20:AB:53:LEU:HD11	20:AB:216:VAL:HG12	1.78	0.65

Continued on next page...

Continued from previous page...

Atom-1	Atom-2	Interatomic distance (Å)	Clash overlap (Å)
23:BB:162:U:H4'	23:BB:163:C:OP1	1.96	0.65
23:BB:224:U:O4	23:BB:420:C:H5'	1.97	0.65
23:BB:962:G:H21	23:BB:2250:G:H22	1.44	0.65
23:BB:1309:G:OP1	36:B2:9:VAL:HG12	1.97	0.65
23:BB:2291:U:H2'	23:BB:2292:U:C6	2.31	0.65
23:BB:2866:U:H4'	23:BB:2867:G:H4'	1.77	0.65
37:BL:125:LEU:H	37:BL:143:GLU:HG3	1.60	0.65
47:BF:40:GLY:O	47:BF:41:GLU:C	2.35	0.65
50:BT:69:ARG:HB3	50:BT:74:ILE:HA	1.79	0.65
52:BW:24:ARG:HA	52:BW:66:VAL:H	1.62	0.65
1:CA:320:A:H2'	1:CA:321:A:C8	2.31	0.65
19:CT:38:ILE:HG12	19:CT:85:LEU:HD13	1.77	0.65
23:DB:479:A:O2'	23:DB:481:G:H5'	1.96	0.65
23:DB:492:A:H2'	23:DB:493:G:O4'	1.97	0.65
23:DB:981:A:H2'	23:DB:982:C:H5''	1.78	0.65
23:DB:1726:C:H2'	23:DB:1727:C:C6	2.31	0.65
23:DB:2366:A:H2'	23:DB:2367:G:O4'	1.97	0.65
34:D3:22:LYS:HB2	34:D3:48:MET:SD	2.36	0.65
37:DL:90:VAL:HB	37:DL:122:VAL:HG12	1.78	0.65
44:DQ:65:ASN:HB2	44:DQ:75:TYR:HB2	1.79	0.65
48:DG:24:THR:HA	48:DG:34:ARG:HA	1.79	0.65
1:AA:524:G:H2'	1:AA:525:C:C6	2.32	0.65
2:AC:26:LYS:HG3	2:AC:27:GLU:N	2.11	0.65
8:AI:9:GLY:HA2	8:AI:80:HIS:HD2	1.61	0.65
10:AK:58:THR:HB	10:AK:59:PRO:HD2	1.79	0.65
12:AM:28:ARG:NH2	12:AM:62:PHE:HB2	2.11	0.65
15:AP:6:LEU:HB3	15:AP:17:TYR:HB3	1.78	0.65
23:BB:53:A:H1'	23:BB:179:C:O2'	1.97	0.65
23:BB:590:A:H2'	23:BB:591:U:C6	2.32	0.65
23:BB:1406:U:H2'	23:BB:1407:G:H8	1.61	0.65
23:BB:1722:A:H2'	23:BB:1723:G:H8	1.60	0.65
25:BC:137:GLY:H	25:BC:163:ILE:HB	1.62	0.65
26:BD:69:ALA:HA	26:BD:73:VAL:HB	1.77	0.65
36:B2:19:ARG:HG2	36:B2:19:ARG:NH2	2.08	0.65
38:BM:96:ILE:HD11	38:BM:126:ILE:HG12	1.79	0.65
40:BH:8:LYS:O	40:BH:13:GLY:HA3	1.96	0.65
44:BQ:63:ARG:HH22	44:BQ:96:ASP:CA	2.09	0.65
1:CA:814:A:H5'	1:CA:1511:G:H4'	1.79	0.65
23:DB:362:A:N3	23:DB:362:A:H2'	2.10	0.65
23:DB:849:A:H2'	23:DB:850:U:C6	2.31	0.65
39:DX:39:GLN:O	39:DX:42:LEU:HB2	1.96	0.65

Continued on next page...

Continued from previous page...

Atom-1	Atom-2	Interatomic distance (Å)	Clash overlap (Å)
44:DQ:65:ASN:O	44:DQ:69:ARG:HB2	1.96	0.65
47:DF:135:ILE:HD11	47:DF:137:PHE:HB3	1.79	0.65
48:DG:88:LEU:HD12	48:DG:88:LEU:O	1.97	0.65
49:DR:28:ALA:O	49:DR:63:VAL:HG21	1.96	0.65
52:DW:24:ARG:HA	52:DW:66:VAL:H	1.62	0.65
1:AA:1316:G:N2	1:AA:1318:A:H3'	2.11	0.65
1:AA:1479:C:H2'	1:AA:1480:A:H8	1.62	0.65
7:AH:40:LYS:HD2	7:AH:47:ASP:HA	1.79	0.65
9:AJ:6:ILE:HB	9:AJ:76:ILE:HD11	1.79	0.65
11:AL:20:VAL:HB	11:AL:94:TYR:CE1	2.32	0.65
11:AL:107:LYS:H	11:AL:107:LYS:HZ2	1.44	0.65
23:BB:431:U:O2'	23:BB:432:A:H5'	1.96	0.65
24:BI:89:SER:HA	24:BI:97:VAL:HG21	1.79	0.65
27:BK:41:ILE:HG13	27:BK:42:THR:H	1.61	0.65
50:BT:73:ARG:HB3	50:BT:73:ARG:HH21	1.62	0.65
2:CC:155:ARG:H	2:CC:162:ALA:HA	1.62	0.65
23:DB:155:A:H2'	23:DB:156:A:C8	2.31	0.65
23:DB:233:A:H61	23:DB:428:A:H61	1.44	0.65
23:DB:281:C:H2'	23:DB:282:A:H8	1.61	0.65
29:DE:48:THR:N	29:DE:51:GLU:HG3	2.12	0.65
42:DN:58:ASP:O	42:DN:59:SER:HB3	1.95	0.65
44:DQ:91:ARG:NH1	49:DR:10:LYS:HB3	2.11	0.65
47:DF:107:VAL:O	47:DF:110:ILE:HG22	1.97	0.65
1:AA:1054:C:O2'	1:AA:1055:A:H5''	1.97	0.65
7:AH:76:ARG:HG3	7:AH:77:VAL:N	2.12	0.65
11:AL:60:PHE:O	11:AL:62:VAL:HG13	1.97	0.65
16:AQ:16:MET:CB	16:AQ:19:SER:HB2	2.26	0.65
18:AS:18:VAL:CG2	18:AS:43:MET:HB3	2.26	0.65
23:BB:1993:U:H4'	26:BD:133:THR:HG22	1.79	0.65
23:BB:2728:U:H2'	23:BB:2729:G:H8	1.61	0.65
35:BV:42:LEU:HD23	35:BV:42:LEU:H	1.62	0.65
42:BN:58:ASP:O	42:BN:59:SER:HB3	1.96	0.65
1:CA:408:A:OP1	3:CD:111:ALA:HB3	1.95	0.65
1:CA:1103:C:H5''	20:CB:96:LEU:HD12	1.78	0.65
4:CE:92:ARG:HB3	4:CE:92:ARG:NH1	2.12	0.65
7:CH:76:ARG:HG3	7:CH:77:VAL:N	2.12	0.65
12:CM:2:ARG:HG3	12:CM:6:ILE:H	1.62	0.65
12:CM:28:ARG:NH2	12:CM:62:PHE:HB2	2.11	0.65
23:DB:544:C:H2'	23:DB:545:U:C4	2.32	0.65
23:DB:1338:G:H4'	50:DT:18:GLU:HG3	1.79	0.65
23:DB:2360:G:H4'	37:DL:61:LEU:HD11	1.77	0.65

Continued on next page...

Continued from previous page...

Atom-1	Atom-2	Interatomic distance (Å)	Clash overlap (Å)
23:DB:2635:A:H5'	26:DD:79:LEU:HD23	1.79	0.65
25:DC:173:LEU:H	25:DC:173:LEU:HD22	1.61	0.65
37:DL:93:ASN:O	37:DL:95:LEU:HD12	1.97	0.65
40:DH:77:THR:HA	40:DH:143:ILE:O	1.97	0.65
47:DF:168:LEU:HD13	47:DF:169:LEU:H	1.62	0.65
49:DR:71:LYS:HG3	49:DR:72:VAL:N	2.12	0.65
51:DZ:6:GLN:HE22	51:DZ:77:LYS:NZ	1.94	0.65
4:AE:45:VAL:HG12	4:AE:116:VAL:HG23	1.79	0.65
12:AM:44:ILE:HD12	12:AM:45:SER:H	1.62	0.65
16:AQ:18:LYS:HE3	16:AQ:48:GLU:HG2	1.79	0.65
23:BB:547:A:H3'	23:BB:548:G:H8	1.62	0.65
23:BB:1038:G:H2'	23:BB:1039:A:H8	1.61	0.65
40:BH:2:GLN:O	40:BH:3:VAL:HG22	1.97	0.65
1:CA:235:C:H2'	1:CA:236:A:C8	2.32	0.65
1:CA:1006:G:H2'	1:CA:1007:U:C6	2.32	0.65
21:CU:38:GLU:C	21:CU:40:PRO:HD2	2.17	0.65
23:DB:138:U:H4'	23:DB:139:U:H2'	1.78	0.65
23:DB:2471:A:O2'	23:DB:2472:G:H8	1.79	0.65
23:DB:2728:U:H2'	23:DB:2729:G:H8	1.62	0.65
24:DI:41:PHE:O	24:DI:45:THR:HG23	1.97	0.65
40:DH:31:VAL:O	40:DH:32:PRO:C	2.34	0.65
41:DJ:3:THR:HB	41:DJ:44:TYR:CE1	2.32	0.65
46:DU:34:ILE:HG12	46:DU:63:ALA:HB2	1.79	0.65
4:AE:92:ARG:NH1	4:AE:92:ARG:HB3	2.13	0.64
11:AL:41:PRO:HB3	11:AL:49:ARG:NH1	2.12	0.64
13:AN:40:ARG:NH2	18:AS:6:LYS:CB	2.58	0.64
16:AQ:18:LYS:HG2	16:AQ:48:GLU:HA	1.79	0.64
23:BB:134:G:H2'	23:BB:135:U:C6	2.33	0.64
23:BB:545:U:C6	23:BB:547:A:H5'	2.31	0.64
23:BB:2229:U:H2'	23:BB:2230:G:C8	2.32	0.64
23:BB:2884:U:O2	31:B0:49:ARG:HG2	1.97	0.64
46:BU:48:VAL:C	46:BU:53:GLN:HG3	2.18	0.64
47:BF:107:VAL:O	47:BF:110:ILE:HG22	1.97	0.64
12:CM:38:ILE:HG22	12:CM:42:VAL:HG21	1.78	0.64
18:CS:30:LEU:HD12	18:CS:48:ILE:HG12	1.79	0.64
23:DB:18:U:H2'	23:DB:19:A:H8	1.61	0.64
23:DB:664:G:H2'	23:DB:665:U:C6	2.32	0.64
23:DB:2400:G:O2'	23:DB:2401:U:H5'	1.97	0.64
25:DC:156:SER:O	25:DC:194:VAL:HG11	1.97	0.64
33:D1:3:GLY:O	33:D1:4:ILE:HG12	1.96	0.64
40:DH:119:ASN:ND2	40:DH:121:VAL:HG13	2.11	0.64

Continued on next page...

Continued from previous page...

Atom-1	Atom-2	Interatomic distance (Å)	Clash overlap (Å)
43:DO:74:VAL:O	43:DO:78:VAL:HG23	1.97	0.64
46:DU:35:VAL:HB	46:DU:38:ILE:CG2	2.26	0.64
50:DT:38:ALA:O	50:DT:39:THR:HB	1.96	0.64
23:BB:581:C:H2'	23:BB:582:A:C8	2.33	0.64
23:BB:1076:C:H4'	24:BI:94:LYS:CE	2.27	0.64
23:BB:1441:G:H2'	23:BB:1442:U:C6	2.31	0.64
23:BB:1726:C:H2'	23:BB:1727:C:C6	2.33	0.64
40:BH:27:ARG:H	40:BH:31:VAL:CG2	2.11	0.64
40:BH:79:THR:HG22	40:BH:145:ASN:HB2	1.79	0.64
2:CC:26:LYS:HG3	2:CC:27:GLU:N	2.12	0.64
9:CJ:24:GLU:HG2	9:CJ:90:LEU:HD21	1.78	0.64
11:CL:20:VAL:HB	11:CL:94:TYR:CE1	2.32	0.64
11:CL:51:VAL:HG12	11:CL:52:CYS:H	1.62	0.64
23:DB:594:U:H2'	23:DB:595:C:H6	1.62	0.64
23:DB:1203:U:H1'	37:DL:4:ASN:HD21	1.62	0.64
23:DB:1205:A:H4'	23:DB:1206:G:OP2	1.96	0.64
25:DC:140:VAL:HG12	25:DC:141:HIS:H	1.61	0.64
25:DC:216:ARG:HH11	25:DC:216:ARG:HG3	1.60	0.64
27:DK:38:ILE:HD13	27:DK:61:VAL:HG12	1.78	0.64
35:DV:42:LEU:HD23	35:DV:42:LEU:H	1.61	0.64
47:DF:141:ASP:HB2	47:DF:144:LYS:HB2	1.78	0.64
1:AA:1006:G:H2'	1:AA:1007:U:H6	1.62	0.64
2:AC:116:ALA:O	2:AC:119:ILE:HG22	1.98	0.64
3:AD:60:VAL:HA	3:AD:63:ILE:HD12	1.80	0.64
23:BB:18:U:H2'	23:BB:19:A:H8	1.61	0.64
23:BB:139:U:H5	50:BT:1:MET:HB3	1.63	0.64
23:BB:345:A:H1'	23:BB:346:A:C2	2.32	0.64
23:BB:2267:A:C8	23:BB:2267:A:O5'	2.51	0.64
37:BL:93:ASN:O	37:BL:95:LEU:HD12	1.96	0.64
40:BH:132:PHE:HB3	40:BH:140:ALA:HB3	1.79	0.64
41:BJ:18:VAL:HG12	41:BJ:54:ILE:HD11	1.78	0.64
42:BN:106:ASP:C	42:BN:108:ALA:H	2.01	0.64
46:BU:80:ASP:HB3	46:BU:96:LYS:N	2.13	0.64
49:BR:28:ALA:O	49:BR:63:VAL:HG21	1.97	0.64
49:BR:60:LYS:N	49:BR:100:GLY:HA3	2.06	0.64
1:CA:1463:U:H2'	1:CA:1464:U:C6	2.32	0.64
13:CN:20:PHE:HB3	13:CN:24:ALA:HB2	1.79	0.64
17:CR:38:ILE:H	17:CR:38:ILE:HD13	1.63	0.64
23:DB:315:G:H2'	23:DB:316:C:C6	2.32	0.64
23:DB:1440:U:H2'	23:DB:1441:G:C8	2.32	0.64
23:DB:2137:U:O2'	23:DB:2138:G:H5'	1.97	0.64

Continued on next page...

Continued from previous page...

Atom-1	Atom-2	Interatomic distance (Å)	Clash overlap (Å)
23:DB:2182:U:H2'	23:DB:2183:A:C8	2.33	0.64
23:DB:2728:U:H2'	23:DB:2729:G:C8	2.31	0.64
26:DD:186:LEU:HD21	28:DP:3:ILE:HD11	1.79	0.64
52:DW:37:VAL:HG13	52:DW:55:ASP:O	1.96	0.64
1:AA:1343:G:H2'	1:AA:1344:C:C6	2.33	0.64
2:AC:70:ALA:HA	2:AC:105:VAL:HG21	1.79	0.64
9:AJ:15:HIS:HA	9:AJ:18:ILE:HG22	1.79	0.64
20:AB:16:GLY:HA3	20:AB:39:ILE:HA	1.79	0.64
25:BC:173:LEU:HD22	25:BC:173:LEU:H	1.61	0.64
26:BD:51:THR:HG21	26:BD:76:GLY:HA3	1.80	0.64
40:BH:31:VAL:O	40:BH:32:PRO:C	2.34	0.64
46:BU:35:VAL:HB	46:BU:38:ILE:CG2	2.26	0.64
47:BF:110:ILE:HA	47:BF:111:ARG:CZ	2.27	0.64
49:BR:31:GLU:H	49:BR:63:VAL:HG22	1.61	0.64
1:CA:1009:U:H1'	1:CA:1021:A:C2	2.33	0.64
2:CC:116:ALA:O	2:CC:119:ILE:HG22	1.97	0.64
5:CF:53:LYS:HB3	5:CF:54:LEU:HD22	1.80	0.64
20:CB:53:LEU:HD11	20:CB:216:VAL:HG12	1.80	0.64
23:DB:254:G:H22	34:D3:7:ARG:HH21	1.45	0.64
23:DB:1373:A:H2'	23:DB:1374:G:O4'	1.96	0.64
23:DB:1857:G:N2	23:DB:1884:G:H2'	2.13	0.64
23:DB:2086:U:H2'	23:DB:2087:G:C8	2.32	0.64
27:DK:41:ILE:HG13	27:DK:42:THR:H	1.63	0.64
42:DN:34:ILE:O	42:DN:112:TYR:HA	1.97	0.64
48:DG:87:GLN:HG2	48:DG:164:ALA:HA	1.80	0.64
17:AR:38:ILE:HD13	17:AR:38:ILE:H	1.62	0.64
20:AB:118:THR:O	20:AB:121:GLN:HB3	1.97	0.64
23:BB:321:U:H5''	29:BE:131:THR:HG23	1.79	0.64
23:BB:2102:G:N3	23:BB:2102:G:H2'	2.12	0.64
23:BB:2147:A:H5'	23:BB:2148:G:H4'	1.79	0.64
38:BM:26:VAL:HA	38:BM:66:ARG:HH21	1.62	0.64
43:BO:76:LYS:O	43:BO:80:GLU:HG2	1.97	0.64
49:BR:49:ILE:HD13	49:BR:53:PHE:N	2.13	0.64
1:CA:501:C:H2'	1:CA:502:A:C8	2.32	0.64
1:CA:1273:C:H2'	1:CA:1274:A:O4'	1.97	0.64
6:CG:125:ASP:HB3	6:CG:131:GLY:N	2.13	0.64
23:DB:1175:A:H3'	23:DB:1175:A:N3	2.13	0.64
23:DB:1283:G:N2	23:DB:1285:A:H3'	2.12	0.64
23:DB:1386:C:H2'	23:DB:1387:A:C8	2.33	0.64
23:DB:1439:A:C6	23:DB:1552:A:N7	2.65	0.64
27:DK:87:LEU:HB2	27:DK:93:GLN:O	1.98	0.64

Continued on next page...

Continued from previous page...

Atom-1	Atom-2	Interatomic distance (Å)	Clash overlap (Å)
29:DE:134:LEU:HD21	29:DE:161:ALA:HB2	1.79	0.64
44:DQ:91:ARG:HH21	44:DQ:94:LEU:HD21	1.63	0.64
45:DS:48:LYS:O	45:DS:52:GLU:HG2	1.96	0.64
46:DU:86:PHE:CD2	46:DU:92:VAL:HG21	2.32	0.64
1:AA:501:C:H2'	1:AA:502:A:H8	1.62	0.64
1:AA:1302:C:OP2	12:AM:16:ILE:HD11	1.97	0.64
3:AD:165:GLU:CG	3:AD:166:LYS:H	2.09	0.64
4:AE:43:GLY:O	4:AE:72:ASN:HA	1.97	0.64
8:AI:39:GLY:HA2	8:AI:44:ARG:HD3	1.78	0.64
14:AO:53:ARG:HD2	23:BB:715:A:H61	1.61	0.64
23:BB:125:A:H3'	23:BB:126:A:C5'	2.28	0.64
23:BB:1024:G:C3'	23:BB:1025:G:H5''	2.26	0.64
23:BB:2749:A:C3'	23:BB:2750:A:H5''	2.28	0.64
47:BF:107:VAL:HA	47:BF:111:ARG:HH12	1.63	0.64
1:CA:279:A:H5''	1:CA:280:C:H3'	1.79	0.64
1:CA:451:A:H4'	1:CA:452:A:O4'	1.98	0.64
1:CA:590:U:H2'	1:CA:591:U:C6	2.32	0.64
2:CC:129:PHE:HE2	2:CC:165:GLU:HG2	1.61	0.64
15:CP:20:VAL:HG23	15:CP:35:ARG:HA	1.79	0.64
23:DB:1166:G:H2'	23:DB:1167:C:C6	2.33	0.64
23:DB:2334:U:N3	43:DO:16:ARG:HG2	2.11	0.64
23:DB:2471:A:HO2'	23:DB:2472:G:H8	1.45	0.64
25:DC:116:GLN:HG2	25:DC:117:SER:H	1.63	0.64
28:DP:31:VAL:HG12	28:DP:38:ARG:O	1.97	0.64
43:DO:15:ARG:HH21	43:DO:95:SER:HB3	1.61	0.64
47:DF:40:GLY:O	47:DF:41:GLU:C	2.35	0.64
23:BB:315:G:H2'	23:BB:316:C:C6	2.33	0.64
23:BB:2810:A:H2'	23:BB:2811:G:O4'	1.96	0.64
27:BK:38:ILE:HD13	27:BK:61:VAL:HG12	1.79	0.64
28:BP:88:ARG:HB2	28:BP:112:ARG:NH1	2.13	0.64
32:B4:7:VAL:HG13	32:B4:8:LYS:N	2.13	0.64
48:BG:24:THR:HA	48:BG:34:ARG:HA	1.80	0.64
50:BT:2:ILE:HB	50:BT:3:ARG:HD3	1.79	0.64
7:CH:87:ARG:H	7:CH:90:GLU:HB3	1.61	0.64
8:CI:39:GLY:HA2	8:CI:44:ARG:HD3	1.79	0.64
14:CO:8:THR:O	14:CO:12:VAL:HG23	1.97	0.64
23:DB:431:U:O2'	23:DB:432:A:H5'	1.98	0.64
23:DB:654:A:H2'	23:DB:655:A:H5''	1.79	0.64
23:DB:1098:A:H3'	24:DI:3:LYS:CB	2.27	0.64
23:DB:2070:A:H2'	23:DB:2071:A:C8	2.32	0.64
40:DH:8:LYS:O	40:DH:13:GLY:HA3	1.97	0.64

Continued on next page...

Continued from previous page...

Atom-1	Atom-2	Interatomic distance (Å)	Clash overlap (Å)
44:DQ:27:ARG:HA	44:DQ:33:VAL:HG23	1.80	0.64
46:DU:48:VAL:C	46:DU:53:GLN:HG3	2.18	0.64
4:AE:92:ARG:HB3	4:AE:92:ARG:HH11	1.63	0.64
23:BB:155:A:H2'	23:BB:156:A:C8	2.32	0.64
23:BB:1727:C:H2'	23:BB:1728:C:H6	1.63	0.64
25:BC:140:VAL:HG12	25:BC:141:HIS:H	1.61	0.64
26:BD:9:VAL:HA	26:BD:197:THR:HG23	1.80	0.64
37:BL:132:ARG:O	37:BL:136:GLU:HG3	1.98	0.64
1:CA:1202:U:H1'	13:CN:68:ARG:HD2	1.79	0.64
1:CA:1391:U:H2'	1:CA:1392:G:C8	2.33	0.64
2:CC:14:VAL:O	2:CC:15:LYS:HD2	1.97	0.64
7:CH:40:LYS:HD2	7:CH:47:ASP:HA	1.80	0.64
25:DC:77:VAL:HG23	25:DC:112:GLY:N	2.08	0.64
38:DM:2:LEU:O	38:DM:69:PRO:HG3	1.98	0.64
40:DH:96:THR:HG23	40:DH:97:ARG:HD3	1.79	0.64
43:DO:76:LYS:O	43:DO:80:GLU:HG2	1.98	0.64
45:DS:27:LYS:O	45:DS:32:ALA:HB2	1.97	0.64
47:DF:40:GLY:HA2	47:DF:84:ILE:HG23	1.79	0.64
51:DZ:30:LEU:N	51:DZ:30:LEU:HD23	2.11	0.64
1:AA:279:A:H5''	1:AA:280:C:H3'	1.77	0.64
1:AA:1006:G:H2'	1:AA:1007:U:C6	2.33	0.64
4:AE:28:ARG:NH2	4:AE:30:PHE:HA	2.13	0.64
12:AM:2:ARG:HG3	12:AM:6:ILE:H	1.62	0.64
23:BB:2331:G:H21	23:BB:2336:A:H8	1.44	0.64
23:BB:2645:G:H3'	23:BB:2646:C:H5'	1.79	0.64
25:BC:13:ARG:HG3	25:BC:14:HIS:ND1	2.13	0.64
41:BJ:43:GLU:O	41:BJ:45:THR:N	2.31	0.64
47:BF:135:ILE:HD11	47:BF:137:PHE:HB3	1.78	0.64
47:BF:141:ASP:HB2	47:BF:144:LYS:HB2	1.79	0.64
1:CA:337:G:H2'	1:CA:338:A:H8	1.60	0.64
1:CA:806:C:H2'	1:CA:807:A:H8	1.62	0.64
1:CA:812:G:HO2'	1:CA:813:U:H6	1.45	0.64
1:CA:1250:A:H2'	1:CA:1251:A:C8	2.33	0.64
1:CA:1478:U:H2'	1:CA:1479:C:C6	2.32	0.64
8:CI:79:ARG:NH2	8:CI:102:PHE:HA	2.13	0.64
10:CK:105:ARG:NH2	21:CU:10:PRO:HB3	2.13	0.64
16:CQ:13:SER:HB3	16:CQ:21:VAL:HB	1.80	0.64
16:CQ:18:LYS:HG2	16:CQ:48:GLU:HA	1.80	0.64
23:DB:1440:U:H2'	23:DB:1441:G:H8	1.62	0.64
23:DB:1727:C:H2'	23:DB:1728:C:H6	1.62	0.64
25:DC:13:ARG:HG3	25:DC:14:HIS:ND1	2.13	0.64

Continued on next page...

Continued from previous page...

Atom-1	Atom-2	Interatomic distance (Å)	Clash overlap (Å)
44:DQ:4:LYS:HZ3	44:DQ:7:VAL:HG22	1.63	0.64
47:DF:39:VAL:HG11	47:DF:49:LEU:HD23	1.79	0.64
47:DF:39:VAL:HG21	47:DF:49:LEU:HA	1.80	0.64
52:DW:35:ILE:O	52:DW:35:ILE:HG12	1.97	0.64
1:AA:1391:U:H2'	1:AA:1392:G:C8	2.33	0.64
17:AR:34:GLU:HB2	21:AU:18:PHE:CZ	2.33	0.64
23:BB:355:U:H2'	23:BB:356:G:C8	2.31	0.64
23:BB:479:A:O2'	23:BB:481:G:H5'	1.98	0.64
23:BB:492:A:H2'	23:BB:493:G:O4'	1.97	0.64
23:BB:1203:U:H3'	23:BB:1204:A:H5''	1.80	0.64
46:BU:72:PHE:HA	46:BU:78:LYS:O	1.98	0.64
51:BZ:66:THR:O	51:BZ:69:ALA:HB3	1.98	0.64
1:CA:734:G:H21	17:CR:63:TYR:HE1	1.44	0.64
23:DB:172:A:H2'	23:DB:173:A:H8	1.62	0.64
23:DB:751:A:H5'	45:DS:90:LYS:HA	1.78	0.64
23:DB:1812:U:H2'	23:DB:1813:G:C8	2.33	0.64
37:DL:132:ARG:O	37:DL:136:GLU:HG3	1.98	0.64
46:DU:24:VAL:HA	46:DU:35:VAL:HA	1.79	0.64
46:DU:26:ASN:HD22	46:DU:26:ASN:N	1.94	0.64
1:AA:1218:C:H2'	1:AA:1219:A:C8	2.33	0.63
2:AC:14:VAL:O	2:AC:15:LYS:HD2	1.98	0.63
21:AU:11:PHE:HD1	21:AU:11:PHE:O	1.80	0.63
23:BB:365:U:H2'	23:BB:366:C:C6	2.33	0.63
23:BB:675:A:H4'	29:BE:60:TRP:HZ2	1.61	0.63
23:BB:741:U:H2'	23:BB:742:A:C8	2.33	0.63
23:BB:1354:A:H2'	23:BB:1355:G:O4'	1.98	0.63
23:BB:2471:A:HO2'	23:BB:2472:G:H8	1.45	0.63
23:BB:2884:U:O4	31:B0:39:ARG:HD3	1.98	0.63
29:BE:134:LEU:HD21	29:BE:161:ALA:HB2	1.80	0.63
38:BM:19:GLY:N	38:BM:38:ARG:NH2	2.46	0.63
43:BO:58:ILE:HG22	43:BO:62:LEU:HD23	1.81	0.63
47:BF:101:ARG:NH1	47:BF:138:PRO:HB2	2.12	0.63
48:BG:8:VAL:HG11	48:BG:49:LEU:CB	2.28	0.63
49:BR:36:ALA:HA	49:BR:58:VAL:HA	1.80	0.63
1:CA:502:A:H2'	1:CA:503:C:H6	1.62	0.63
1:CA:923:A:H2'	1:CA:924:C:C6	2.33	0.63
1:CA:1101:A:H61	20:CB:101:THR:HG21	1.63	0.63
15:CP:6:LEU:HB3	15:CP:17:TYR:HB3	1.80	0.63
23:DB:794:A:H2'	23:DB:795:C:C6	2.32	0.63
23:DB:1060:U:O4	23:DB:1088:A:N6	2.31	0.63
23:DB:1947:C:H2'	23:DB:1948:G:H8	1.63	0.63

Continued on next page...

Continued from previous page...

Atom-1	Atom-2	Interatomic distance (Å)	Clash overlap (Å)
23:DB:2296:U:H4'	23:DB:2297:A:OP1	1.98	0.63
23:DB:2674:G:H4'	27:DK:30:ARG:HG3	1.78	0.63
23:DB:2795:C:H2'	23:DB:2796:U:O4'	1.97	0.63
27:DK:71:ARG:HD2	27:DK:106:GLU:OE2	1.97	0.63
37:DL:143:GLU:CG	37:DL:144:GLU:H	2.10	0.63
38:DM:40:ARG:HD3	38:DM:93:VAL:HG21	1.80	0.63
44:DQ:57:ARG:HH12	44:DQ:61:ILE:HD11	1.61	0.63
48:DG:84:LYS:HB2	48:DG:132:LEU:H	1.63	0.63
49:DR:60:LYS:N	49:DR:100:GLY:HA3	2.05	0.63
1:AA:17:U:H2'	1:AA:18:C:C6	2.33	0.63
1:AA:337:G:H2'	1:AA:338:A:H8	1.60	0.63
1:AA:411:A:H62	1:AA:413:G:N2	1.96	0.63
2:AC:155:ARG:H	2:AC:162:ALA:HA	1.62	0.63
38:BM:2:LEU:O	38:BM:69:PRO:HG3	1.97	0.63
40:BH:41:LYS:HE3	40:BH:41:LYS:N	2.14	0.63
40:BH:83:LYS:CB	40:BH:91:PHE:HB2	2.29	0.63
44:BQ:91:ARG:HH21	44:BQ:94:LEU:HD21	1.63	0.63
50:BT:36:LYS:O	50:BT:36:LYS:HD3	1.97	0.63
1:CA:818:G:H3'	1:CA:819:A:H5''	1.80	0.63
1:CA:859:G:H2'	1:CA:860:A:H8	1.63	0.63
1:CA:1221:G:O3'	18:CS:76:THR:HG21	1.98	0.63
4:CE:152:VAL:HA	4:CE:155:LYS:HD3	1.81	0.63
10:CK:51:PHE:HB2	10:CK:55:ARG:HB3	1.80	0.63
23:DB:543:G:H21	23:DB:545:U:H5'	1.63	0.63
23:DB:580:U:H2'	23:DB:581:C:C6	2.34	0.63
23:DB:864:G:O2'	23:DB:865:C:H5'	1.98	0.63
23:DB:948:C:H2'	23:DB:949:G:H8	1.63	0.63
25:DC:156:SER:HB3	25:DC:159:THR:HG21	1.80	0.63
52:DW:64:GLY:HA2	52:DW:84:GLU:H	1.63	0.63
1:AA:74:A:O2'	1:AA:75:G:H5'	1.98	0.63
1:AA:1513:A:H2'	1:AA:1514:G:H8	1.61	0.63
23:BB:1439:A:C6	23:BB:1552:A:N7	2.66	0.63
47:BF:42:ALA:HB1	47:BF:46:LYS:HZ3	1.63	0.63
47:BF:105:ILE:O	47:BF:109:ARG:HB2	1.98	0.63
1:CA:45:G:H2'	1:CA:46:G:H8	1.61	0.63
1:CA:56:U:H2'	1:CA:57:G:H8	1.62	0.63
23:DB:1790:C:O2'	25:DC:207:ALA:HB2	1.98	0.63
26:DD:51:THR:HG21	26:DD:76:GLY:HA3	1.79	0.63
35:DV:70:ILE:N	35:DV:70:ILE:HD13	2.13	0.63
1:AA:728:A:H2'	1:AA:729:A:C8	2.33	0.63
3:AD:169:TRP:NE1	3:AD:170:LEU:HD23	2.13	0.63

Continued on next page...

Continued from previous page...

Atom-1	Atom-2	Interatomic distance (Å)	Clash overlap (Å)
8:AI:62:LEU:H	8:AI:62:LEU:HD22	1.62	0.63
9:AJ:52:LEU:HA	9:AJ:62:ARG:HA	1.79	0.63
18:AS:30:LEU:HD12	18:AS:48:ILE:HG12	1.80	0.63
23:BB:222:A:N1	23:BB:233:A:H5''	2.13	0.63
23:BB:620:G:N3	23:BB:620:G:H5'	2.13	0.63
23:BB:794:A:H2'	23:BB:795:C:C6	2.33	0.63
23:BB:2471:A:O2'	23:BB:2472:G:H8	1.81	0.63
24:BI:129:GLU:HB3	24:BI:133:ARG:NH1	2.12	0.63
25:BC:128:THR:HA	25:BC:190:THR:CA	2.27	0.63
26:BD:16:THR:HB	26:BD:18:ASP:OD1	1.98	0.63
27:BK:102:PRO:HA	27:BK:120:PRO:HB3	1.81	0.63
39:BX:56:LEU:C	39:BX:58:ASN:H	2.02	0.63
44:BQ:56:PHE:O	44:BQ:59:LEU:HB3	1.98	0.63
47:BF:168:LEU:HD13	47:BF:169:LEU:H	1.63	0.63
50:BT:38:ALA:O	50:BT:39:THR:HB	1.99	0.63
1:CA:818:G:C3'	1:CA:819:A:H5''	2.28	0.63
1:CA:1237:C:H3'	1:CA:1336:C:H41	1.63	0.63
8:CI:62:LEU:HD22	8:CI:62:LEU:H	1.63	0.63
10:CK:88:PRO:HD3	21:CU:28:LEU:CD1	2.28	0.63
11:CL:17:LYS:HE3	11:CL:17:LYS:H	1.63	0.63
23:DB:26:G:H1'	23:DB:514:A:N6	2.14	0.63
23:DB:1447:C:H2'	23:DB:1448:G:H8	1.63	0.63
23:DB:2078:C:H2'	23:DB:2079:U:H6	1.62	0.63
23:DB:2137:U:H2'	23:DB:2138:G:H8	1.62	0.63
23:DB:2353:G:N3	52:DW:30:VAL:HG13	2.14	0.63
27:DK:64:ARG:HD2	27:DK:102:PRO:O	1.98	0.63
28:DP:88:ARG:HB2	28:DP:112:ARG:NH1	2.13	0.63
41:DJ:3:THR:HB	41:DJ:44:TYR:HE1	1.63	0.63
46:DU:78:LYS:HD3	46:DU:79:ALA:H	1.62	0.63
47:DF:125:GLY:O	47:DF:157:THR:HG23	1.99	0.63
1:AA:382:A:H2'	1:AA:383:A:C8	2.34	0.63
1:AA:586:C:H5''	7:AH:81:GLY:HA2	1.80	0.63
1:AA:781:A:H2'	1:AA:782:A:H5'	1.79	0.63
10:AK:110:THR:HG22	21:AU:4:LYS:HA	1.81	0.63
23:BB:176:A:O2'	23:BB:177:G:H5'	1.98	0.63
23:BB:1579:A:H2'	23:BB:1580:A:C8	2.33	0.63
23:BB:2444:G:P	29:BE:63:LYS:HD2	2.38	0.63
24:BI:11:GLN:HA	24:BI:55:PRO:HA	1.79	0.63
38:BM:114:ARG:HH21	38:BM:114:ARG:HB2	1.63	0.63
41:BJ:3:THR:HB	41:BJ:44:TYR:HE1	1.63	0.63
46:BU:24:VAL:HA	46:BU:35:VAL:HA	1.81	0.63

Continued on next page...

Continued from previous page...

Atom-1	Atom-2	Interatomic distance (Å)	Clash overlap (Å)
49:BR:38:VAL:HG22	49:BR:40:MET:H	1.64	0.63
52:BW:37:VAL:HG13	52:BW:55:ASP:O	1.99	0.63
5:CF:53:LYS:NZ	5:CF:54:LEU:H	1.95	0.63
10:CK:58:THR:HB	10:CK:59:PRO:HD2	1.79	0.63
13:CN:5:MET:SD	13:CN:8:ARG:HD3	2.38	0.63
23:DB:620:G:H5'	23:DB:620:G:N3	2.13	0.63
23:DB:1015:U:H2'	23:DB:1016:G:C8	2.34	0.63
23:DB:1579:A:H2'	23:DB:1580:A:C8	2.34	0.63
23:DB:1935:G:H1'	23:DB:1964:G:N2	2.14	0.63
23:DB:2137:U:H2'	23:DB:2138:G:C8	2.34	0.63
23:DB:2267:A:H8	23:DB:2267:A:C3'	2.07	0.63
24:DI:20:SER:O	24:DI:25:PRO:HD2	1.98	0.63
30:DY:2:LYS:HD3	30:DY:2:LYS:H	1.63	0.63
37:DL:78:ARG:HB3	37:DL:113:ALA:HB2	1.79	0.63
38:DM:21:ALA:HB2	38:DM:100:LYS:HG2	1.80	0.63
40:DH:94:ILE:O	40:DH:122:LEU:HB2	1.98	0.63
47:DF:41:GLU:O	47:DF:43:ILE:HG22	1.97	0.63
1:AA:235:C:H2'	1:AA:236:A:C8	2.33	0.63
1:AA:522:C:H41	11:AL:49:ARG:HH22	1.46	0.63
5:AF:6:ILE:HG23	5:AF:62:MET:HB3	1.78	0.63
5:AF:29:ILE:HD13	5:AF:64:VAL:HG21	1.81	0.63
23:BB:948:C:H2'	23:BB:949:G:H8	1.64	0.63
23:BB:1060:U:O4	23:BB:1088:A:N6	2.31	0.63
23:BB:2155:U:H2'	23:BB:2156:G:O4'	1.99	0.63
23:BB:2181:U:H2'	23:BB:2182:U:C6	2.33	0.63
23:BB:2346:A:H3'	23:BB:2347:C:H5''	1.80	0.63
24:BI:20:SER:O	24:BI:25:PRO:HD2	1.99	0.63
29:BE:149:ILE:HG23	29:BE:188:MET:HA	1.81	0.63
33:B1:26:LYS:HD2	33:B1:30:PRO:HA	1.80	0.63
48:BG:145:ALA:HA	48:BG:148:ARG:HG3	1.80	0.63
51:BZ:5:CYS:CB	51:BZ:10:LYS:H	2.08	0.63
1:CA:41:G:H2'	1:CA:42:G:C8	2.34	0.63
1:CA:950:U:H2'	1:CA:951:G:C8	2.34	0.63
1:CA:1163:A:H2'	1:CA:1164:G:H8	1.64	0.63
3:CD:138:PRO:HA	3:CD:181:PHE:HD2	1.62	0.63
6:CG:23:ALA:O	6:CG:26:VAL:HG22	1.99	0.63
11:CL:60:PHE:O	11:CL:62:VAL:HG13	1.98	0.63
14:CO:11:ILE:HD11	14:CO:30:ALA:HB1	1.81	0.63
19:CT:79:THR:HG22	19:CT:83:ASN:ND2	2.13	0.63
23:DB:2387:U:H1'	52:DW:38:ARG:CZ	2.28	0.63
27:DK:41:ILE:HG13	27:DK:42:THR:N	2.14	0.63

Continued on next page...

Continued from previous page...

Atom-1	Atom-2	Interatomic distance (Å)	Clash overlap (Å)
36:D2:10:LEU:HD21	36:D2:14:ARG:NH1	2.13	0.63
45:DS:55:ILE:HD12	45:DS:69:LEU:HD23	1.80	0.63
47:DF:107:VAL:HA	47:DF:111:ARG:HH12	1.63	0.63
50:DT:69:ARG:HB3	50:DT:74:ILE:HA	1.81	0.63
1:AA:1237:C:H3'	1:AA:1336:C:H41	1.63	0.63
6:AG:57:GLU:CD	6:AG:57:GLU:H	2.02	0.63
23:BB:557:C:H2'	23:BB:558:U:C6	2.33	0.63
23:BB:1812:U:H2'	23:BB:1813:G:C8	2.34	0.63
23:BB:2135:A:H3'	23:BB:2136:G:H8	1.63	0.63
23:BB:2720:U:H5''	28:BP:52:ARG:NH2	2.13	0.63
29:BE:47:LYS:HB3	29:BE:51:GLU:HB2	1.79	0.63
41:BJ:84:ILE:O	41:BJ:84:ILE:HG23	1.98	0.63
20:CB:44:LYS:C	20:CB:47:PRO:HD2	2.19	0.63
23:DB:278:A:OP2	23:DB:278:A:H3'	1.98	0.63
23:DB:581:C:H2'	23:DB:582:A:C8	2.34	0.63
23:DB:1018:U:O2'	23:DB:1019:U:H5'	1.98	0.63
24:DI:27:LEU:H	24:DI:27:LEU:CD2	2.11	0.63
28:DP:4:ILE:HG22	28:DP:5:LYS:N	2.09	0.63
48:DG:148:ARG:HB2	48:DG:152:ARG:NH2	2.14	0.63
50:DT:61:LEU:HG	50:DT:82:LYS:HB2	1.78	0.63
13:AN:63:CYS:HB3	13:AN:67:GLY:N	2.13	0.63
14:AO:53:ARG:HG3	14:AO:57:LEU:HD13	1.81	0.63
20:AB:63:LYS:HA	20:AB:224:ARG:NH1	2.14	0.63
20:AB:85:SER:O	20:AB:86:CYS:HB2	1.98	0.63
23:BB:142:A:O2'	23:BB:143:C:H5'	1.99	0.63
23:BB:580:U:H2'	23:BB:581:C:C6	2.33	0.63
23:BB:974:G:OP2	49:BR:78:ARG:HD3	1.99	0.63
23:BB:1442:U:H2'	23:BB:1443:U:C6	2.34	0.63
23:BB:2425:A:H5'	23:BB:2427:C:O4'	1.99	0.63
26:BD:25:THR:HG21	26:BD:193:VAL:HG22	1.81	0.63
41:BJ:72:LYS:HB2	41:BJ:89:PHE:H	1.64	0.63
47:BF:40:GLY:HA2	47:BF:84:ILE:HG23	1.80	0.63
48:BG:173:ALA:HB3	48:BG:175:LYS:NZ	2.14	0.63
51:BZ:30:LEU:HD23	51:BZ:30:LEU:N	2.13	0.63
1:CA:728:A:H2'	1:CA:729:A:C8	2.34	0.63
1:CA:1414:U:H2'	1:CA:1415:G:H8	1.62	0.63
3:CD:2:ARG:NH1	3:CD:114:ARG:HG3	2.13	0.63
16:CQ:18:LYS:HE3	16:CQ:48:GLU:HG2	1.79	0.63
23:DB:53:A:H1'	23:DB:179:C:O2'	1.99	0.63
23:DB:580:U:H2'	23:DB:581:C:H6	1.64	0.63
23:DB:1506:U:H2'	23:DB:1507:C:C6	2.34	0.63

Continued on next page...

Continued from previous page...

Atom-1	Atom-2	Interatomic distance (Å)	Clash overlap (Å)
23:DB:2074:U:H2'	23:DB:2075:U:C6	2.33	0.63
24:DI:121:ILE:HD13	24:DI:121:ILE:N	2.13	0.63
38:DM:71:LYS:HD3	38:DM:95:LEU:HD13	1.81	0.63
40:DH:5:LEU:HD13	40:DH:13:GLY:HA2	1.80	0.63
42:DN:96:ARG:HE	42:DN:116:VAL:HG23	1.64	0.63
1:AA:844:G:H3'	1:AA:844:G:OP2	1.99	0.63
5:AF:3:HIS:CD2	5:AF:65:GLU:HG3	2.34	0.63
5:AF:18:VAL:HG21	5:AF:58:HIS:CE1	2.34	0.63
5:AF:53:LYS:HB3	5:AF:54:LEU:HD22	1.79	0.63
10:AK:14:GLN:HA	10:AK:76:TYR:O	1.98	0.63
19:AT:43:LYS:HE2	19:AT:44:ALA:N	2.11	0.63
23:BB:279:A:N6	23:BB:361:G:H1'	2.13	0.63
23:BB:1015:U:H2'	23:BB:1016:G:C8	2.34	0.63
23:BB:1205:A:H4'	23:BB:1206:G:OP2	1.99	0.63
23:BB:2064:C:H2'	23:BB:2065:C:C6	2.34	0.63
23:BB:2229:U:H2'	23:BB:2230:G:H8	1.64	0.63
25:BC:116:GLN:HG2	25:BC:117:SER:H	1.64	0.63
44:BQ:27:ARG:HA	44:BQ:33:VAL:HG23	1.81	0.63
44:BQ:97:ILE:HG13	44:BQ:105:PHE:HB2	1.81	0.63
46:BU:86:PHE:CD2	46:BU:92:VAL:HG21	2.33	0.63
48:BG:84:LYS:HB2	48:BG:132:LEU:H	1.64	0.63
50:BT:28:ASN:HA	50:BT:91:GLN:HE22	1.64	0.63
2:CC:148:ILE:HA	2:CC:200:TRP:O	1.99	0.63
10:CK:91:GLY:HA2	10:CK:94:SER:HB3	1.81	0.63
23:DB:1178:C:H2'	23:DB:1179:G:C8	2.34	0.63
23:DB:2331:G:H21	23:DB:2336:A:H8	1.45	0.63
26:DD:148:GLN:CG	26:DD:152:PRO:HG2	2.28	0.63
35:DV:9:ARG:HH22	35:DV:12:GLN:HA	1.64	0.63
44:DQ:63:ARG:NH2	44:DQ:96:ASP:HA	2.13	0.63
46:DU:32:LYS:HA	46:DU:65:GLN:HA	1.81	0.63
1:AA:1329:A:H5''	12:AM:24:VAL:HA	1.80	0.62
6:AG:125:ASP:HB3	6:AG:131:GLY:N	2.12	0.62
22:BA:98:G:H1	35:BV:14:LYS:HB2	1.63	0.62
23:BB:947:A:H2'	23:BB:948:C:C6	2.34	0.62
23:BB:1107:G:H2'	23:BB:1108:U:H6	1.61	0.62
23:BB:1203:U:H3'	23:BB:1204:A:C5'	2.28	0.62
23:BB:2071:A:H2'	23:BB:2072:C:C6	2.33	0.62
23:BB:2801:G:H2'	23:BB:2802:G:C8	2.34	0.62
26:BD:51:THR:CG2	26:BD:76:GLY:HA3	2.29	0.62
30:BY:2:LYS:HD3	30:BY:2:LYS:H	1.63	0.62
36:B2:30:VAL:HA	36:B2:33:ARG:NH2	2.13	0.62

Continued on next page...

Continued from previous page...

Atom-1	Atom-2	Interatomic distance (Å)	Clash overlap (Å)
37:BL:78:ARG:HB3	37:BL:113:ALA:HB2	1.80	0.62
38:BM:35:ALA:HB3	38:BM:99:GLY:H	1.63	0.62
40:BH:57:LYS:O	40:BH:61:VAL:HG12	1.99	0.62
42:BN:96:ARG:HE	42:BN:116:VAL:HG23	1.63	0.62
45:BS:29:VAL:HG11	45:BS:55:ILE:HD13	1.81	0.62
4:CE:28:ARG:NH2	4:CE:30:PHE:HA	2.14	0.62
4:CE:87:VAL:HG23	4:CE:92:ARG:HA	1.80	0.62
4:CE:113:VAL:HG11	4:CE:136:VAL:HG23	1.81	0.62
20:CB:20:ARG:CZ	20:CB:20:ARG:HA	2.29	0.62
23:DB:557:C:H2'	23:DB:558:U:C6	2.33	0.62
23:DB:2328:A:H2'	23:DB:2329:U:C6	2.34	0.62
26:DD:136:ASN:HD21	26:DD:139:SER:C	2.03	0.62
28:DP:52:ARG:HH11	28:DP:52:ARG:HG2	1.62	0.62
40:DH:27:ARG:H	40:DH:31:VAL:HG21	1.64	0.62
41:DJ:6:ALA:HB3	41:DJ:45:THR:HG21	1.81	0.62
41:DJ:40:HIS:HE1	41:DJ:41:LYS:HE3	1.63	0.62
43:DO:58:ILE:HG22	43:DO:62:LEU:HD23	1.81	0.62
44:DQ:30:VAL:O	44:DQ:31:TYR:HB2	1.97	0.62
47:DF:43:ILE:HG23	47:DF:44:ALA:N	2.12	0.62
51:DZ:7:VAL:HG21	51:DZ:59:ILE:HD11	1.79	0.62
1:AA:1486:G:H2'	1:AA:1487:G:O4'	1.99	0.62
4:AE:45:VAL:O	4:AE:71:ILE:HG22	1.98	0.62
13:AN:20:PHE:HB3	13:AN:24:ALA:HB2	1.79	0.62
13:AN:48:GLN:O	13:AN:51:PRO:HD2	2.00	0.62
23:BB:26:G:H1'	23:BB:514:A:N6	2.14	0.62
23:BB:753:A:H2'	23:BB:754:U:C6	2.33	0.62
23:BB:918:A:H2'	23:BB:919:U:H5'	1.81	0.62
23:BB:1018:U:O2'	23:BB:1019:U:H5'	1.98	0.62
23:BB:1440:U:H2'	23:BB:1441:G:H8	1.64	0.62
36:B2:3:ARG:NE	36:B2:3:ARG:HA	2.14	0.62
40:BH:49:ALA:HB3	40:BH:50:ARG:NH1	2.14	0.62
45:BS:15:GLN:HA	45:BS:18:ARG:HG2	1.81	0.62
1:CA:539:A:H2'	1:CA:540:G:C8	2.34	0.62
3:CD:96:ARG:HB3	3:CD:98:ASP:OD2	1.99	0.62
4:CE:43:GLY:O	4:CE:72:ASN:HA	1.99	0.62
23:DB:2138:G:H2'	23:DB:2139:U:C6	2.34	0.62
23:DB:2834:G:H1'	23:DB:2883:A:N6	2.15	0.62
28:DP:91:VAL:HG21	28:DP:96:LEU:HD21	1.82	0.62
41:DJ:103:ILE:HD12	41:DJ:104:ALA:N	2.14	0.62
42:DN:106:ASP:C	42:DN:108:ALA:H	2.03	0.62
46:DU:14:THR:HG21	46:DU:64:ILE:HD13	1.80	0.62

Continued on next page...

Continued from previous page...

Atom-1	Atom-2	Interatomic distance (Å)	Clash overlap (Å)
50:DT:92:ASN:HB2	50:DT:93:LEU:HD22	1.81	0.62
1:AA:501:C:H2'	1:AA:502:A:C8	2.34	0.62
1:AA:719:C:O2'	17:AR:37:LYS:HB2	1.97	0.62
3:AD:96:ARG:HB3	3:AD:98:ASP:OD2	1.99	0.62
23:BB:118:A:H5'	23:BB:119:A:H8	1.64	0.62
27:BK:89:ASN:C	27:BK:89:ASN:HD22	2.03	0.62
37:BL:18:ARG:C	37:BL:19:LEU:HD12	2.20	0.62
40:BH:135:HIS:HB3	40:BH:138:VAL:HG23	1.82	0.62
46:BU:26:ASN:N	46:BU:26:ASN:HD22	1.96	0.62
48:BG:88:LEU:O	48:BG:88:LEU:HD12	1.98	0.62
1:CA:843:U:OP2	1:CA:843:U:H4'	2.00	0.62
8:CI:123:ARG:HB3	8:CI:123:ARG:NH1	2.14	0.62
20:CB:138:ARG:HD3	20:CB:141:GLU:OE1	2.00	0.62
23:DB:126:A:OP2	36:D2:19:ARG:HB2	1.98	0.62
23:DB:155:A:H2'	23:DB:156:A:H8	1.63	0.62
23:DB:2814:A:H2'	23:DB:2815:C:C6	2.34	0.62
27:DK:104:THR:HB	27:DK:106:GLU:OE1	1.98	0.62
28:DP:13:LYS:HD3	28:DP:76:HIS:HA	1.80	0.62
38:DM:35:ALA:HB3	38:DM:99:GLY:H	1.64	0.62
40:DH:27:ARG:HG2	40:DH:27:ARG:HH21	1.63	0.62
47:DF:42:ALA:HB1	47:DF:46:LYS:NZ	2.13	0.62
52:DW:77:LYS:O	52:DW:78:PHE:HB2	1.99	0.62
1:AA:699:C:H2'	1:AA:700:G:H5''	1.81	0.62
1:AA:818:G:C3'	1:AA:819:A:H5''	2.29	0.62
23:BB:1046:A:C3'	23:BB:1047:G:H5''	2.30	0.62
23:BB:1857:G:N2	23:BB:1884:G:H2'	2.14	0.62
25:BC:244:VAL:HB	25:BC:249:VAL:H	1.65	0.62
28:BP:89:GLY:HA2	28:BP:112:ARG:N	2.14	0.62
50:BT:44:LYS:O	50:BT:48:GLN:HG2	1.99	0.62
1:CA:411:A:H62	1:CA:413:G:N2	1.97	0.62
1:CA:522:C:H41	11:CL:49:ARG:HH22	1.47	0.62
1:CA:1277:C:HO2'	1:CA:1279:G:H8	1.46	0.62
6:CG:19:SER:OG	6:CG:22:LEU:HB2	1.99	0.62
11:CL:42:LYS:HD2	11:CL:43:LYS:HG2	1.82	0.62
23:DB:996:A:H4'	44:DQ:91:ARG:HG2	1.80	0.62
24:DI:126:ARG:HH11	24:DI:126:ARG:HB3	1.64	0.62
26:DD:133:THR:HG23	26:DD:134:HIS:N	2.14	0.62
38:DM:19:GLY:N	38:DM:38:ARG:NH2	2.48	0.62
40:DH:94:ILE:HG22	40:DH:122:LEU:HG	1.81	0.62
43:DO:15:ARG:HH21	43:DO:95:SER:CB	2.12	0.62
44:DQ:4:LYS:NZ	44:DQ:7:VAL:HG22	2.14	0.62

Continued on next page...

Continued from previous page...

Atom-1	Atom-2	Interatomic distance (Å)	Clash overlap (Å)
47:DF:43:ILE:HB	47:DF:82:TYR:OH	1.99	0.62
47:DF:105:ILE:O	47:DF:109:ARG:HB2	1.99	0.62
49:DR:36:ALA:HA	49:DR:58:VAL:HA	1.81	0.62
50:DT:54:GLU:CB	50:DT:88:LYS:HB2	2.30	0.62
1:AA:320:A:H2'	1:AA:321:A:C8	2.34	0.62
1:AA:451:A:H4'	1:AA:452:A:O4'	2.00	0.62
1:AA:950:U:H2'	1:AA:951:G:C8	2.34	0.62
2:AC:6:PRO:HA	2:AC:9:ILE:HG22	1.80	0.62
2:AC:190:THR:HG22	2:AC:191:THR:H	1.65	0.62
23:BB:2366:A:H2'	23:BB:2367:G:O4'	1.99	0.62
23:BB:2737:G:H2'	23:BB:2738:A:C8	2.35	0.62
23:BB:2834:G:H1'	23:BB:2883:A:N6	2.15	0.62
27:BK:87:LEU:HB2	27:BK:93:GLN:O	1.99	0.62
42:BN:59:SER:O	42:BN:63:ARG:HB2	1.99	0.62
49:BR:71:LYS:HG3	49:BR:72:VAL:N	2.14	0.62
4:CE:45:VAL:O	4:CE:71:ILE:HG22	2.00	0.62
11:CL:82:ARG:HH11	11:CL:82:ARG:HG2	1.64	0.62
22:DA:28:C:OP1	43:DO:31:THR:HG21	1.99	0.62
23:DB:1024:G:C3'	23:DB:1025:G:H5''	2.26	0.62
23:DB:1786:A:H1'	23:DB:1938:A:N6	2.14	0.62
23:DB:1813:G:N3	25:DC:49:THR:HG21	2.14	0.62
27:DK:102:PRO:HA	27:DK:120:PRO:HB3	1.81	0.62
46:DU:46:LYS:NZ	46:DU:47:PRO:HG2	2.15	0.62
1:AA:678:U:H2'	1:AA:679:C:C6	2.34	0.62
4:AE:23:THR:HA	4:AE:28:ARG:HA	1.81	0.62
5:AF:53:LYS:NZ	5:AF:54:LEU:H	1.97	0.62
8:AI:123:ARG:HB3	8:AI:123:ARG:NH1	2.15	0.62
10:AK:88:PRO:HD3	21:AU:28:LEU:CD1	2.30	0.62
11:AL:122:LYS:HG3	11:AL:123:ALA:H	1.65	0.62
20:AB:26:MET:SD	20:AB:192:PRO:HD3	2.39	0.62
23:BB:594:U:H2'	23:BB:595:C:H6	1.63	0.62
23:BB:770:G:H5''	36:B2:10:LEU:HD12	1.82	0.62
23:BB:1935:G:H1'	23:BB:1964:G:N2	2.15	0.62
23:BB:2074:U:H2'	23:BB:2075:U:C6	2.34	0.62
23:BB:2183:A:H2'	23:BB:2184:A:C8	2.34	0.62
27:BK:64:ARG:HD2	27:BK:102:PRO:O	1.99	0.62
40:BH:90:LEU:HD11	40:BH:146:VAL:HG12	1.82	0.62
40:BH:112:LYS:C	40:BH:112:LYS:HE3	2.20	0.62
46:BU:34:ILE:HG12	46:BU:63:ALA:HB2	1.81	0.62
47:BF:125:GLY:O	47:BF:157:THR:HG23	1.99	0.62
1:CA:1163:A:H2'	1:CA:1164:G:C8	2.34	0.62

Continued on next page...

Continued from previous page...

Atom-1	Atom-2	Interatomic distance (Å)	Clash overlap (Å)
1:CA:1513:A:H2'	1:CA:1514:G:H8	1.62	0.62
3:CD:169:TRP:NE1	3:CD:170:LEU:HD23	2.15	0.62
11:CL:85:ARG:HA	11:CL:93:ARG:HA	1.81	0.62
13:CN:68:ARG:HH12	13:CN:70:HIS:HB2	1.64	0.62
18:CS:48:ILE:HG21	18:CS:70:LEU:HD21	1.81	0.62
20:CB:63:LYS:HA	20:CB:224:ARG:NH1	2.15	0.62
23:DB:704:G:C2'	23:DB:726:G:H22	2.12	0.62
23:DB:753:A:H2'	23:DB:754:U:C6	2.34	0.62
23:DB:1100:C:H2'	23:DB:1101:U:H6	1.63	0.62
23:DB:1593:A:H2'	23:DB:1594:U:C6	2.35	0.62
23:DB:1826:G:H2'	23:DB:1827:U:H6	1.64	0.62
23:DB:2065:C:H2'	23:DB:2066:C:H6	1.64	0.62
25:DC:73:ILE:HG21	25:DC:97:ASP:HB2	1.82	0.62
27:DK:119:ALA:HB3	27:DK:120:PRO:HD3	1.81	0.62
44:DQ:97:ILE:HG13	44:DQ:105:PHE:HB2	1.81	0.62
47:DF:116:LEU:HB3	47:DF:176:PHE:HA	1.80	0.62
5:AF:66:ALA:HB1	5:AF:67:PRO:HD2	1.82	0.62
14:AO:81:LEU:HD23	14:AO:85:LEU:HD13	1.81	0.62
23:BB:419:U:H2'	23:BB:420:C:C6	2.35	0.62
23:BB:1131:G:N2	23:BB:2024:G:H21	1.97	0.62
23:BB:2189:U:H2'	23:BB:2190:G:H8	1.62	0.62
23:BB:2400:G:O2'	23:BB:2401:U:H5'	2.00	0.62
23:BB:2814:A:H2'	23:BB:2815:C:C6	2.35	0.62
34:B3:22:LYS:HA	34:B3:48:MET:HA	1.81	0.62
40:BH:90:LEU:HB3	40:BH:123:ARG:HD3	1.80	0.62
48:BG:148:ARG:HB2	48:BG:152:ARG:NH2	2.13	0.62
1:CA:1218:C:H2'	1:CA:1219:A:C8	2.35	0.62
1:CA:1343:G:H2'	1:CA:1344:C:C6	2.34	0.62
12:CM:44:ILE:HD12	12:CM:45:SER:H	1.64	0.62
22:DA:98:G:N1	35:DV:14:LYS:HB2	2.14	0.62
23:DB:282:A:H2'	23:DB:283:G:C8	2.34	0.62
23:DB:2097:A:H2'	23:DB:2098:U:C6	2.34	0.62
23:DB:2243:U:H2'	23:DB:2244:U:C6	2.34	0.62
27:DK:79:PHE:CD2	28:DP:69:VAL:HG12	2.35	0.62
35:DV:79:ARG:NH1	38:DM:134:THR:HG21	2.14	0.62
35:DV:93:ARG:HH11	35:DV:93:ARG:HG3	1.64	0.62
37:DL:17:LYS:HD2	37:DL:19:LEU:HD11	1.82	0.62
47:DF:71:LYS:O	47:DF:73:VAL:HG23	2.00	0.62
48:DG:8:VAL:HG11	48:DG:49:LEU:CB	2.29	0.62
49:DR:76:LYS:HB2	49:DR:85:LYS:HB2	1.81	0.62
1:AA:590:U:H2'	1:AA:591:U:H6	1.65	0.62

Continued on next page...

Continued from previous page...

Atom-1	Atom-2	Interatomic distance (Å)	Clash overlap (Å)
8:AI:33:SER:HB3	8:AI:36:GLN:HB2	1.82	0.62
23:BB:136:G:H2'	23:BB:137:U:C6	2.34	0.62
23:BB:580:U:H2'	23:BB:581:C:H6	1.65	0.62
23:BB:968:C:H2'	23:BB:969:G:H8	1.65	0.62
23:BB:1447:C:H2'	23:BB:1448:G:H8	1.63	0.62
23:BB:1590:A:H2'	23:BB:1591:A:C8	2.35	0.62
23:BB:1590:A:H2'	23:BB:1591:A:H8	1.65	0.62
25:BC:77:VAL:HG23	25:BC:112:GLY:N	2.07	0.62
26:BD:174:SER:O	26:BD:175:LEU:HB2	1.98	0.62
39:BX:20:ASN:HA	39:BX:24:GLU:OE1	2.00	0.62
41:BJ:25:LEU:HD13	41:BJ:26:GLY:N	2.14	0.62
44:BQ:10:ARG:HA	44:BQ:13:HIS:HB2	1.82	0.62
44:BQ:104:ALA:HA	49:BR:46:GLU:CD	2.19	0.62
47:BF:42:ALA:HB1	47:BF:46:LYS:NZ	2.15	0.62
52:BW:64:GLY:HA2	52:BW:84:GLU:H	1.64	0.62
1:CA:1313:U:OP2	18:CS:5:LYS:HA	2.00	0.62
10:CK:61:ALA:O	10:CK:64:VAL:HG12	2.00	0.62
10:CK:80:ASN:H	10:CK:80:ASN:ND2	1.97	0.62
20:CB:163:ILE:CG2	20:CB:164:ASP:H	2.05	0.62
20:CB:213:LEU:O	20:CB:216:VAL:HG22	2.00	0.62
22:DA:32:U:H4'	22:DA:52:A:N6	2.15	0.62
23:DB:1060:U:C5	24:DI:131:THR:HG22	2.35	0.62
23:DB:1104:C:H2'	23:DB:1105:U:C6	2.35	0.62
23:DB:2773:C:H5''	26:DD:169:ARG:HB2	1.82	0.62
39:DX:12:GLU:HA	39:DX:15:ASN:HD21	1.64	0.62
42:DN:102:PHE:N	42:DN:109:PRO:HA	2.11	0.62
51:DZ:40:VAL:CG2	51:DZ:43:GLU:HB3	2.27	0.62
1:AA:90:C:H2'	1:AA:91:U:C5	2.34	0.62
2:AC:59:PRO:HG2	2:AC:62:SER:OG	1.99	0.62
2:AC:148:ILE:HA	2:AC:200:TRP:O	2.00	0.62
19:AT:38:ILE:HG12	19:AT:85:LEU:HD13	1.80	0.62
19:AT:79:THR:HG22	19:AT:83:ASN:ND2	2.14	0.62
23:BB:254:G:N2	34:B3:7:ARG:HH21	1.96	0.62
23:BB:289:G:H2'	23:BB:290:U:O4'	1.99	0.62
23:BB:981:A:H2'	23:BB:982:C:H5''	1.80	0.62
23:BB:1593:A:H2'	23:BB:1594:U:C6	2.35	0.62
23:BB:2352:A:H2'	23:BB:2353:G:O4'	2.00	0.62
23:BB:2636:C:H2'	23:BB:2637:U:C6	2.35	0.62
23:BB:2636:C:H4'	26:BD:81:GLU:OE2	2.00	0.62
24:BI:85:ILE:HD13	24:BI:137:LEU:HD21	1.80	0.62
27:BK:41:ILE:HG13	27:BK:42:THR:N	2.14	0.62

Continued on next page...

Continued from previous page...

Atom-1	Atom-2	Interatomic distance (Å)	Clash overlap (Å)
39:BX:29:ARG:NH1	50:BT:12:ARG:NE	2.48	0.62
44:BQ:107:ALA:HB1	49:BR:48:LYS:HE3	1.81	0.62
46:BU:78:LYS:HD3	46:BU:79:ALA:H	1.64	0.62
2:CC:6:PRO:HA	2:CC:9:ILE:HG22	1.81	0.62
8:CI:5:TYR:HB2	8:CI:20:ILE:HB	1.81	0.62
10:CK:14:GLN:HA	10:CK:76:TYR:O	1.99	0.62
20:CB:16:GLY:HA2	20:CB:40:ILE:HG13	1.81	0.62
20:CB:16:GLY:HA3	20:CB:39:ILE:HA	1.80	0.62
20:CB:85:SER:O	20:CB:86:CYS:HB2	1.98	0.62
23:DB:1594:U:H2'	23:DB:1595:C:C6	2.35	0.62
23:DB:2229:U:H2'	23:DB:2230:G:C8	2.35	0.62
27:DK:118:LEU:O	27:DK:120:PRO:HD2	2.00	0.62
33:D1:26:LYS:HD2	33:D1:30:PRO:HA	1.81	0.62
36:D2:10:LEU:HD11	36:D2:14:ARG:CZ	2.30	0.62
40:DH:83:LYS:HE2	40:DH:149:GLU:HG3	1.81	0.62
46:DU:46:LYS:HZ1	46:DU:47:PRO:HG2	1.64	0.62
49:DR:4:VAL:HG23	49:DR:39:LEU:H	1.64	0.62
49:DR:6:GLN:HE22	49:DR:10:LYS:N	1.97	0.62
51:DZ:59:ILE:HG22	51:DZ:64:ILE:HG13	1.82	0.62
1:AA:323:U:H2'	1:AA:324:G:O4'	2.00	0.62
5:AF:80:PHE:CZ	25:BC:123:ILE:HG12	2.35	0.62
8:AI:26:LYS:N	8:AI:61:ASP:HB3	2.15	0.62
21:AU:42:THR:O	21:AU:46:ARG:HG3	2.00	0.62
23:BB:1373:A:H2'	23:BB:1374:G:O4'	1.99	0.62
25:BC:202:ARG:HH12	25:BC:213:ARG:HE	1.45	0.62
39:BX:48:ARG:O	39:BX:51:ALA:HB3	2.00	0.62
48:BG:104:LEU:HB2	48:BG:112:VAL:HB	1.82	0.62
49:BR:6:GLN:HE22	49:BR:10:LYS:N	1.96	0.62
1:CA:188:C:H2'	1:CA:189:A:O4'	2.00	0.62
1:CA:312:C:H2'	1:CA:313:A:H8	1.64	0.62
3:CD:84:ASN:ND2	3:CD:86:GLY:H	1.98	0.62
8:CI:51:LEU:HB3	8:CI:56:MET:HG2	1.82	0.62
23:DB:176:A:O2'	23:DB:177:G:H5'	1.99	0.62
23:DB:1568:G:H4'	25:DC:58:LYS:HB3	1.80	0.62
25:DC:74:PRO:HG2	25:DC:96:LYS:CG	2.30	0.62
26:DD:51:THR:CG2	26:DD:76:GLY:HA3	2.30	0.62
26:DD:174:SER:O	26:DD:175:LEU:HB2	1.98	0.62
29:DE:58:LYS:C	29:DE:60:TRP:N	2.52	0.62
38:DM:35:ALA:HB2	38:DM:100:LYS:HB2	1.80	0.62
39:DX:56:LEU:C	39:DX:58:ASN:H	2.03	0.62
41:DJ:40:HIS:CE1	41:DJ:41:LYS:HG3	2.35	0.62

Continued on next page...

Continued from previous page...

Atom-1	Atom-2	Interatomic distance (Å)	Clash overlap (Å)
1:AA:746:A:H2'	1:AA:747:A:C8	2.35	0.61
1:AA:843:U:OP2	1:AA:843:U:H4'	1.97	0.61
1:AA:1007:U:H2'	1:AA:1008:U:C6	2.34	0.61
1:AA:1011:C:H2'	1:AA:1012:A:C8	2.35	0.61
1:AA:1359:C:H3'	13:AN:74:ARG:NH2	2.14	0.61
9:AJ:22:THR:OG1	9:AJ:72:ARG:HG3	2.00	0.61
11:AL:35:ARG:CZ	11:AL:35:ARG:HA	2.30	0.61
23:BB:172:A:H2'	23:BB:173:A:H8	1.64	0.61
23:BB:589:U:H2'	23:BB:590:A:C8	2.35	0.61
23:BB:1045:C:H4'	23:BB:1046:A:H5''	1.81	0.61
23:BB:1869:G:H2'	23:BB:1870:C:H5'	1.82	0.61
23:BB:2147:A:H5'	23:BB:2148:G:C4'	2.30	0.61
23:BB:2674:G:H4'	27:BK:30:ARG:HG3	1.82	0.61
29:BE:58:LYS:HE2	29:BE:60:TRP:CD1	2.32	0.61
35:BV:44:HIS:NE2	35:BV:85:LYS:HB2	2.15	0.61
40:BH:99:ILE:HD12	40:BH:130:VAL:HG11	1.82	0.61
42:BN:87:PHE:CE1	42:BN:116:VAL:HG12	2.34	0.61
49:BR:49:ILE:HD13	49:BR:53:PHE:H	1.63	0.61
1:CA:212:G:H2'	1:CA:213:G:H8	1.63	0.61
1:CA:390:U:H2'	1:CA:391:G:H8	1.65	0.61
10:CK:110:THR:HG22	21:CU:4:LYS:HA	1.81	0.61
23:DB:1849:G:H2'	23:DB:1850:G:H8	1.65	0.61
23:DB:1869:G:H2'	23:DB:1870:C:H5'	1.82	0.61
23:DB:2898:U:H2'	23:DB:2899:A:C8	2.35	0.61
6:AG:72:VAL:HG12	6:AG:89:GLU:HG3	1.81	0.61
8:AI:51:LEU:HB3	8:AI:56:MET:HG2	1.83	0.61
9:AJ:52:LEU:HD21	9:AJ:59:LYS:HA	1.82	0.61
10:AK:91:GLY:HA2	10:AK:94:SER:HB3	1.82	0.61
15:AP:20:VAL:HG23	15:AP:35:ARG:HA	1.81	0.61
23:BB:1553:A:O2'	23:BB:1554:U:H2'	2.00	0.61
23:BB:1947:C:H2'	23:BB:1948:G:H8	1.65	0.61
38:BM:21:ALA:HB2	38:BM:100:LYS:HG2	1.81	0.61
38:BM:35:ALA:HB2	38:BM:100:LYS:HB2	1.81	0.61
1:CA:182:A:O2'	1:CA:183:C:H3'	2.00	0.61
1:CA:621:A:H2'	1:CA:622:A:C8	2.35	0.61
1:CA:1147:C:H1'	8:CI:17:ARG:NH1	2.16	0.61
5:CF:18:VAL:HG21	5:CF:58:HIS:CE1	2.35	0.61
7:CH:94:VAL:HG23	7:CH:101:ALA:HB2	1.81	0.61
14:CO:70:LEU:HD12	14:CO:78:TYR:HB2	1.81	0.61
19:CT:49:ALA:HA	19:CT:52:GLU:OE2	2.00	0.61
19:CT:61:ALA:HA	19:CT:67:HIS:H	1.65	0.61

Continued on next page...

Continued from previous page...

Atom-1	Atom-2	Interatomic distance (Å)	Clash overlap (Å)
23:DB:351:C:H2'	23:DB:352:A:C8	2.34	0.61
23:DB:855:G:N3	52:DW:23:LYS:HE3	2.15	0.61
23:DB:1100:C:OP2	24:DI:2:LYS:HB3	1.99	0.61
23:DB:1590:A:H2'	23:DB:1591:A:C8	2.35	0.61
23:DB:2352:A:C2	52:DW:29:SER:HB3	2.35	0.61
23:DB:2882:A:OP1	42:DN:96:ARG:HD2	2.00	0.61
24:DI:32:VAL:HG22	24:DI:60:VAL:HG21	1.82	0.61
26:DD:10:GLY:O	26:DD:11:MET:HB2	2.01	0.61
26:DD:16:THR:HB	26:DD:18:ASP:OD1	2.00	0.61
26:DD:97:SER:HB3	26:DD:99:GLU:HG3	1.82	0.61
29:DE:161:ALA:HA	29:DE:164:LEU:HB2	1.83	0.61
40:DH:42:LYS:HA	40:DH:45:GLU:OE2	1.98	0.61
42:DN:59:SER:O	42:DN:63:ARG:HB2	1.99	0.61
47:DF:24:VAL:O	47:DF:27:VAL:HG22	2.01	0.61
48:DG:154:GLU:HB3	48:DG:158:GLY:H	1.65	0.61
52:DW:24:ARG:HD2	52:DW:65:LYS:HG2	1.82	0.61
1:AA:1239:A:H4'	1:AA:1240:U:H5'	1.81	0.61
1:AA:1313:U:OP2	18:AS:5:LYS:HA	2.00	0.61
3:AD:197:HIS:HA	3:AD:200:VAL:HG22	1.82	0.61
7:AH:94:VAL:HG23	7:AH:101:ALA:HB2	1.83	0.61
8:AI:5:TYR:HB2	8:AI:20:ILE:HB	1.81	0.61
20:AB:80:LYS:HG3	20:AB:81:ASP:H	1.65	0.61
20:AB:83:ALA:HB3	20:AB:90:PHE:HB3	1.82	0.61
21:AU:39:LYS:N	21:AU:40:PRO:HD2	2.14	0.61
23:BB:5:A:H2'	23:BB:6:A:C8	2.35	0.61
23:BB:30:G:OP1	44:BQ:4:LYS:HG2	2.00	0.61
23:BB:75:G:H4'	39:BX:48:ARG:HH22	1.63	0.61
23:BB:145:C:H2'	23:BB:146:A:H8	1.65	0.61
23:BB:222:A:H61	23:BB:232:G:H1'	1.66	0.61
23:BB:452:G:OP1	29:BE:53:THR:HG23	1.99	0.61
23:BB:1038:G:H2'	23:BB:1039:A:C8	2.35	0.61
23:BB:1082:U:N3	23:BB:1086:A:C6	2.69	0.61
29:BE:33:VAL:O	29:BE:36:ALA:HB3	2.00	0.61
29:BE:48:THR:H	29:BE:51:GLU:HG3	1.66	0.61
36:B2:3:ARG:HA	36:B2:3:ARG:CZ	2.29	0.61
40:BH:32:PRO:HG3	51:BZ:39:TRP:HB3	1.82	0.61
2:CC:70:ALA:HA	2:CC:105:VAL:CG2	2.31	0.61
9:CJ:22:THR:OG1	9:CJ:72:ARG:HG3	1.99	0.61
23:DB:559:G:P	41:DJ:111:LYS:HD3	2.41	0.61
23:DB:899:A:H2'	23:DB:900:A:O4'	2.00	0.61
23:DB:992:C:H4'	49:DR:74:ILE:HD13	1.82	0.61

Continued on next page...

Continued from previous page...

Atom-1	Atom-2	Interatomic distance (Å)	Clash overlap (Å)
23:DB:1441:G:H2'	23:DB:1442:U:C6	2.34	0.61
23:DB:2311:A:H1'	47:DF:84:ILE:HD13	1.81	0.61
26:DD:68:PHE:HB3	26:DD:73:VAL:HG23	1.83	0.61
35:DV:24:ASN:O	35:DV:44:HIS:HB2	2.00	0.61
35:DV:44:HIS:NE2	35:DV:85:LYS:HB2	2.16	0.61
38:DM:43:ALA:O	38:DM:46:ILE:HG12	2.01	0.61
42:DN:87:PHE:CE1	42:DN:116:VAL:HG12	2.35	0.61
47:DF:110:ILE:HA	47:DF:111:ARG:CZ	2.30	0.61
48:DG:154:GLU:H	48:DG:158:GLY:HA2	1.65	0.61
1:AA:270:A:H2'	1:AA:271:C:C6	2.35	0.61
1:AA:922:G:H2'	1:AA:923:A:C8	2.36	0.61
18:AS:48:ILE:HG21	18:AS:70:LEU:HD21	1.81	0.61
20:AB:16:GLY:HA2	20:AB:40:ILE:HG13	1.82	0.61
23:BB:62:U:O2	23:BB:62:U:H2'	1.99	0.61
23:BB:458:G:H22	23:BB:469:G:H2'	1.65	0.61
23:BB:857:G:C2'	23:BB:858:G:H5'	2.31	0.61
23:BB:1440:U:H2'	23:BB:1441:G:C8	2.34	0.61
23:BB:2267:A:H8	23:BB:2267:A:C3'	2.07	0.61
27:BK:71:ARG:HD2	27:BK:106:GLU:OE2	2.01	0.61
28:BP:91:VAL:HG21	28:BP:96:LEU:HD21	1.83	0.61
33:B1:3:GLY:O	33:B1:4:ILE:HG12	2.00	0.61
43:BO:74:VAL:O	43:BO:78:VAL:HG23	2.00	0.61
46:BU:46:LYS:HZ1	46:BU:47:PRO:HG2	1.65	0.61
5:CF:66:ALA:HB1	5:CF:67:PRO:HD2	1.82	0.61
11:CL:54:VAL:CG2	11:CL:79:ILE:HD11	2.29	0.61
23:DB:877:A:O2'	23:DB:878:A:H5'	2.01	0.61
23:DB:955:U:OP1	38:DM:86:LYS:HE3	1.99	0.61
23:DB:1082:U:N3	23:DB:1086:A:C6	2.68	0.61
23:DB:1098:A:OP2	24:DI:3:LYS:HG2	1.99	0.61
23:DB:1316:U:O2'	23:DB:1317:G:H5'	2.01	0.61
23:DB:2151:U:O2'	23:DB:2152:G:H5'	2.01	0.61
38:DM:26:VAL:HA	38:DM:66:ARG:HH21	1.64	0.61
47:DF:91:ARG:HD3	47:DF:91:ARG:N	2.15	0.61
1:AA:154:U:H2'	1:AA:155:A:C8	2.35	0.61
1:AA:451:A:C6	1:AA:480:U:H2'	2.35	0.61
1:AA:1147:C:H1'	8:AI:17:ARG:NH1	2.15	0.61
1:AA:1432:G:H1'	1:AA:1468:A:H61	1.66	0.61
13:AN:60:ARG:NE	13:AN:62:ARG:HG2	2.15	0.61
13:AN:68:ARG:HH12	13:AN:70:HIS:HB2	1.65	0.61
14:AO:25:THR:HB	14:AO:70:LEU:HD23	1.82	0.61
23:BB:63:A:OP2	23:BB:63:A:H2'	2.01	0.61

Continued on next page...

Continued from previous page...

Atom-1	Atom-2	Interatomic distance (Å)	Clash overlap (Å)
23:BB:1405:U:H2'	23:BB:1406:U:C6	2.36	0.61
23:BB:2155:U:H2'	23:BB:2156:G:C8	2.35	0.61
23:BB:2284:A:OP2	33:B1:5:ARG:HG3	2.00	0.61
31:B0:53:VAL:HG21	42:BN:98:LEU:HD11	1.82	0.61
39:BX:8:GLU:O	39:BX:12:GLU:HB2	2.00	0.61
47:BF:66:ILE:HD11	47:BF:83:PRO:HB3	1.83	0.61
48:BG:37:ASN:HD22	48:BG:40:VAL:HB	1.66	0.61
48:BG:87:GLN:HE21	48:BG:164:ALA:HA	1.65	0.61
49:BR:4:VAL:HG23	49:BR:39:LEU:H	1.65	0.61
49:BR:34:GLU:HG2	49:BR:60:LYS:HG2	1.81	0.61
50:BT:5:GLU:HA	50:BT:8:LEU:CB	2.28	0.61
1:CA:1007:U:H2'	1:CA:1008:U:C6	2.35	0.61
3:CD:197:HIS:HA	3:CD:200:VAL:HG22	1.82	0.61
4:CE:95:MET:HG3	4:CE:124:ALA:HB2	1.82	0.61
5:CF:16:GLU:CD	5:CF:16:GLU:H	2.01	0.61
23:DB:784:G:O2'	23:DB:785:G:H5''	2.00	0.61
23:DB:1405:U:H2'	23:DB:1406:U:C6	2.35	0.61
23:DB:2636:C:H2'	23:DB:2637:U:C6	2.36	0.61
40:DH:82:SER:OG	40:DH:94:ILE:HD11	2.00	0.61
1:AA:1250:A:H2'	1:AA:1251:A:C8	2.35	0.61
1:AA:1338:G:H2'	1:AA:1339:A:C8	2.35	0.61
3:AD:153:ARG:HG3	3:AD:154:VAL:N	2.15	0.61
4:AE:82:HIS:HB2	4:AE:83:PRO:HD2	1.81	0.61
23:BB:1104:C:H2'	23:BB:1105:U:C6	2.35	0.61
23:BB:1552:A:H2'	23:BB:1553:A:H5'	1.81	0.61
23:BB:1849:G:H2'	23:BB:1850:G:H8	1.64	0.61
23:BB:2885:G:N2	31:B0:31:LYS:HG3	2.15	0.61
25:BC:73:ILE:HG21	25:BC:97:ASP:HB2	1.82	0.61
29:BE:58:LYS:C	29:BE:60:TRP:N	2.52	0.61
33:B1:29:LYS:N	33:B1:30:PRO:HD3	2.15	0.61
34:B3:37:THR:HA	34:B3:40:LYS:HE2	1.82	0.61
38:BM:64:TRP:HB2	38:BM:104:GLU:HB2	1.82	0.61
1:CA:270:A:H2'	1:CA:271:C:C6	2.36	0.61
1:CA:429:U:H3'	3:CD:8:LEU:HD23	1.83	0.61
1:CA:678:U:H2'	1:CA:679:C:C6	2.36	0.61
1:CA:1062:U:H2'	1:CA:1063:C:C6	2.35	0.61
1:CA:1329:A:H5''	12:CM:24:VAL:HA	1.82	0.61
8:CI:26:LYS:N	8:CI:61:ASP:HB3	2.14	0.61
13:CN:40:ARG:NH2	18:CS:6:LYS:CB	2.59	0.61
13:CN:63:CYS:HB3	13:CN:67:GLY:N	2.13	0.61
23:DB:1080:A:O2'	24:DI:126:ARG:HD2	2.01	0.61

Continued on next page...

Continued from previous page...

Atom-1	Atom-2	Interatomic distance (Å)	Clash overlap (Å)
23:DB:1099:G:C5'	24:DI:3:LYS:N	2.64	0.61
23:DB:1203:U:H3'	23:DB:1204:A:C5'	2.30	0.61
29:DE:189:THR:O	29:DE:193:VAL:HG23	2.01	0.61
39:DX:8:GLU:O	39:DX:12:GLU:HB2	2.00	0.61
41:DJ:84:ILE:O	41:DJ:84:ILE:HG23	2.00	0.61
1:AA:204:G:H2'	1:AA:205:A:C8	2.36	0.61
1:AA:621:A:H2'	1:AA:622:A:C8	2.35	0.61
3:AD:90:LEU:HA	3:AD:93:LEU:HD12	1.82	0.61
3:AD:116:LEU:HD21	3:AD:153:ARG:HD2	1.83	0.61
7:AH:107:LYS:HE3	7:AH:107:LYS:HA	1.82	0.61
19:AT:61:ALA:HA	19:AT:67:HIS:H	1.65	0.61
23:BB:921:C:H2'	23:BB:922:C:H6	1.66	0.61
23:BB:1796:U:H2'	23:BB:1797:G:H8	1.65	0.61
23:BB:2143:C:H2'	23:BB:2144:G:C8	2.36	0.61
23:BB:2355:G:H4'	52:BW:20:LEU:CD1	2.31	0.61
24:BI:18:ASN:N	24:BI:19:PRO:HD2	2.15	0.61
26:BD:27:ILE:HG23	26:BD:201:LEU:HD12	1.82	0.61
28:BP:13:LYS:HD3	28:BP:76:HIS:HA	1.81	0.61
34:B3:22:LYS:HD2	34:B3:46:LYS:HB2	1.83	0.61
40:BH:116:ARG:NH1	40:BH:139:PHE:HB2	2.16	0.61
43:BO:24:THR:HG22	43:BO:42:PRO:HD3	1.82	0.61
47:BF:41:GLU:O	47:BF:43:ILE:HG22	2.00	0.61
52:BW:24:ARG:HD2	52:BW:65:LYS:HG2	1.83	0.61
1:CA:781:A:H2'	1:CA:782:A:H5'	1.81	0.61
1:CA:1239:A:H4'	1:CA:1240:U:H5'	1.81	0.61
7:CH:10:LEU:HD22	7:CH:74:ILE:HD11	1.82	0.61
7:CH:78:SER:HA	7:CH:84:ILE:HD12	1.83	0.61
8:CI:51:LEU:HB3	8:CI:56:MET:CB	2.30	0.61
23:DB:5:A:H2'	23:DB:6:A:C8	2.36	0.61
23:DB:9:G:N2	23:DB:10:A:H62	1.96	0.61
23:DB:117:G:H5'	23:DB:126:A:C8	2.31	0.61
23:DB:2146:C:H4'	23:DB:2148:G:H1'	1.83	0.61
23:DB:2352:A:H2'	23:DB:2353:G:O4'	2.00	0.61
23:DB:2801:G:H2'	23:DB:2802:G:C8	2.34	0.61
23:DB:2895:G:H2'	23:DB:2896:C:C6	2.36	0.61
24:DI:128:ILE:HA	24:DI:131:THR:HG23	1.83	0.61
26:DD:14:ILE:HD13	26:DD:178:VAL:HG11	1.83	0.61
27:DK:64:ARG:HH12	27:DK:101:GLY:HA3	1.66	0.61
29:DE:11:ALA:O	29:DE:12:LEU:HD22	2.00	0.61
39:DX:15:ASN:ND2	39:DX:15:ASN:H	1.99	0.61
41:DJ:43:GLU:O	41:DJ:45:THR:N	2.34	0.61

Continued on next page...

Continued from previous page...

Atom-1	Atom-2	Interatomic distance (Å)	Clash overlap (Å)
50:DT:28:ASN:HA	50:DT:91:GLN:HE22	1.66	0.61
1:AA:216:U:H2'	1:AA:217:C:C6	2.35	0.61
1:AA:923:A:H2'	1:AA:924:C:C6	2.35	0.61
1:AA:1356:G:H2'	1:AA:1357:A:C8	2.36	0.61
2:AC:70:ALA:HA	2:AC:105:VAL:CG2	2.31	0.61
10:AK:61:ALA:O	10:AK:64:VAL:HG12	2.00	0.61
22:BA:32:U:H4'	22:BA:52:A:N6	2.15	0.61
23:BB:38:A:O2'	29:BE:43:THR:HA	2.01	0.61
23:BB:139:U:H3'	23:BB:140:C:C5'	2.31	0.61
23:BB:2187:U:H2'	23:BB:2188:U:C6	2.36	0.61
23:BB:2898:U:H2'	23:BB:2899:A:C8	2.36	0.61
25:BC:74:PRO:HG2	25:BC:96:LYS:CG	2.31	0.61
26:BD:68:PHE:HB3	26:BD:73:VAL:HG23	1.83	0.61
1:CA:63:C:H5'	1:CA:64:G:OP2	2.01	0.61
1:CA:474:G:H2'	1:CA:475:C:C6	2.35	0.61
21:CU:39:LYS:N	21:CU:40:PRO:HD2	2.15	0.61
23:DB:522:A:H2'	23:DB:523:C:C6	2.35	0.61
33:D1:29:LYS:N	33:D1:30:PRO:HD3	2.15	0.61
34:D3:37:THR:HA	34:D3:40:LYS:HE2	1.82	0.61
38:DM:35:ALA:HB2	38:DM:100:LYS:H	1.65	0.61
50:DT:12:ARG:HB3	50:DT:12:ARG:NH1	2.15	0.61
52:DW:23:LYS:HD2	52:DW:24:ARG:N	2.16	0.61
1:AA:41:G:H2'	1:AA:42:G:C8	2.35	0.61
1:AA:190:A:H2'	1:AA:191:G:O4'	2.01	0.61
1:AA:390:U:H2'	1:AA:391:G:H8	1.66	0.61
10:AK:72:ALA:O	10:AK:75:GLU:HG2	2.01	0.61
10:AK:80:ASN:H	10:AK:80:ASN:ND2	1.98	0.61
23:BB:729:G:C5	25:BC:206:LYS:HB2	2.35	0.61
23:BB:1080:A:O2'	24:BI:126:ARG:HB2	2.01	0.61
23:BB:1506:U:H2'	23:BB:1507:C:C6	2.36	0.61
26:BD:133:THR:HG23	26:BD:134:HIS:N	2.16	0.61
37:BL:17:LYS:HD2	37:BL:19:LEU:HD11	1.83	0.61
40:BH:97:ARG:O	40:BH:101:ASP:HB2	2.01	0.61
46:BU:3:LYS:HD3	46:BU:82:VAL:HB	1.83	0.61
50:BT:92:ASN:HB2	50:BT:93:LEU:HD22	1.82	0.61
1:CA:160:A:H2'	1:CA:161:A:O4'	2.01	0.61
1:CA:699:C:H2'	1:CA:700:G:H5''	1.83	0.61
1:CA:1359:C:H3'	13:CN:74:ARG:NH2	2.16	0.61
7:CH:107:LYS:HA	7:CH:107:LYS:HE3	1.83	0.61
23:DB:2144:G:N3	23:DB:2146:C:H5'	2.16	0.61
23:DB:2671:G:H2'	23:DB:2672:U:C6	2.35	0.61

Continued on next page...

Continued from previous page...

Atom-1	Atom-2	Interatomic distance (Å)	Clash overlap (Å)
26:DD:25:THR:HG21	26:DD:193:VAL:HG22	1.83	0.61
29:DE:47:LYS:HB3	29:DE:51:GLU:HB2	1.81	0.61
36:D2:3:ARG:CZ	36:D2:3:ARG:HA	2.31	0.61
1:AA:620:C:N1	3:AD:131:ILE:HD13	2.16	0.61
1:AA:1009:U:H1'	1:AA:1021:A:C2	2.35	0.61
11:AL:65:TYR:HB3	11:AL:95:HIS:CD2	2.36	0.61
23:BB:1032:A:H1'	32:B4:23:ILE:HD13	1.82	0.61
23:BB:1105:U:H2'	23:BB:1106:G:C8	2.36	0.61
23:BB:1914:C:H2'	23:BB:1915:U:O4'	2.01	0.61
23:BB:2720:U:H5''	28:BP:52:ARG:HH21	1.66	0.61
26:BD:79:LEU:N	26:BD:79:LEU:HD22	2.16	0.61
35:BV:24:ASN:O	35:BV:44:HIS:HB2	2.00	0.61
35:BV:80:HIS:CD2	35:BV:82:TYR:H	2.16	0.61
41:BJ:77:HIS:CD2	41:BJ:84:ILE:H	2.19	0.61
42:BN:102:PHE:N	42:BN:109:PRO:HA	2.11	0.61
47:BF:24:VAL:O	47:BF:27:VAL:HG22	2.01	0.61
48:BG:120:ILE:HD11	48:BG:132:LEU:HB2	1.83	0.61
51:BZ:7:VAL:HG21	51:BZ:59:ILE:HD11	1.82	0.61
1:CA:1338:G:H2'	1:CA:1339:A:C8	2.36	0.61
4:CE:82:HIS:HB2	4:CE:83:PRO:HD2	1.81	0.61
6:CG:57:GLU:CD	6:CG:57:GLU:H	2.04	0.61
9:CJ:52:LEU:HD21	9:CJ:59:LYS:HA	1.82	0.61
10:CK:113:THR:HG21	21:CU:28:LEU:HD12	1.83	0.61
12:CM:29:SER:O	12:CM:32:ILE:HG22	2.01	0.61
20:CB:128:LEU:HD22	20:CB:129:THR:H	1.66	0.61
20:CB:187:ASP:H	20:CB:190:SER:HB2	1.66	0.61
23:DB:699:A:H4'	23:DB:1634:A:N7	2.16	0.61
23:DB:968:C:H2'	23:DB:969:G:H8	1.66	0.61
23:DB:1174:U:H1'	23:DB:1176:U:C2	2.35	0.61
23:DB:1552:A:H2'	23:DB:1553:A:H5'	1.82	0.61
23:DB:2241:A:H2'	23:DB:2242:G:C8	2.36	0.61
37:DL:6:LEU:H	37:DL:6:LEU:CD2	2.10	0.61
37:DL:123:ARG:HA	37:DL:143:GLU:CB	2.26	0.61
48:DG:148:ARG:HD3	48:DG:152:ARG:CZ	2.31	0.61
50:DT:31:VAL:HA	50:DT:84:TYR:H	1.66	0.61
50:DT:36:LYS:HD3	50:DT:36:LYS:O	2.00	0.61
50:DT:60:THR:HB	50:DT:81:LYS:HD2	1.83	0.61
8:AI:79:ARG:NH2	8:AI:102:PHE:HA	2.16	0.60
9:AJ:37:ARG:HA	9:AJ:37:ARG:NE	2.15	0.60
23:BB:782:A:N7	25:BC:219:VAL:HG21	2.15	0.60
23:BB:2635:A:H4'	26:BD:79:LEU:HB2	1.83	0.60

Continued on next page...

Continued from previous page...

Atom-1	Atom-2	Interatomic distance (Å)	Clash overlap (Å)
23:BB:2885:G:H2'	23:BB:2886:A:O4'	2.00	0.60
26:BD:97:SER:HB3	26:BD:99:GLU:HG3	1.83	0.60
35:BV:70:ILE:HD13	35:BV:70:ILE:N	2.16	0.60
44:BQ:63:ARG:NH2	44:BQ:96:ASP:HA	2.15	0.60
47:BF:37:MET:SD	47:BF:52:ALA:HB1	2.40	0.60
48:BG:154:GLU:HB3	48:BG:158:GLY:H	1.66	0.60
1:CA:1225:A:H3'	1:CA:1226:C:C6	2.35	0.60
3:CD:153:ARG:HG3	3:CD:154:VAL:N	2.16	0.60
4:CE:23:THR:HA	4:CE:28:ARG:HA	1.83	0.60
4:CE:73:VAL:HG11	4:CE:143:LEU:HB3	1.83	0.60
6:CG:77:ARG:HG3	6:CG:79:VAL:HG23	1.82	0.60
13:CN:60:ARG:NE	13:CN:62:ARG:HG2	2.16	0.60
23:DB:357:C:H2'	23:DB:358:U:C6	2.36	0.60
23:DB:443:A:C8	29:DE:40:ARG:HD3	2.36	0.60
23:DB:571:U:H3'	49:DR:80:ARG:NH1	2.16	0.60
24:DI:1:ALA:HB1	24:DI:2:LYS:HD2	1.81	0.60
34:D3:44:ARG:N	34:D3:45:PRO:HD2	2.16	0.60
36:D2:30:VAL:HA	36:D2:33:ARG:NH2	2.16	0.60
46:DU:13:LEU:H	46:DU:13:LEU:HD12	1.65	0.60
1:AA:182:A:O2'	1:AA:183:C:H3'	2.01	0.60
1:AA:328:C:H4'	1:AA:329:A:H5''	1.83	0.60
1:AA:1221:G:O3'	18:AS:76:THR:HG21	2.01	0.60
4:AE:152:VAL:HA	4:AE:155:LYS:HD3	1.81	0.60
16:AQ:13:SER:HB3	16:AQ:21:VAL:HB	1.81	0.60
23:BB:626:A:H2'	37:BL:78:ARG:NH1	2.16	0.60
23:BB:1178:C:H2'	23:BB:1179:G:H8	1.65	0.60
23:BB:1709:U:H2'	23:BB:1710:G:C8	2.36	0.60
23:BB:2358:A:H61	37:BL:54:GLN:HE22	1.49	0.60
29:BE:59:PRO:HB2	29:BE:67:ARG:HH22	1.65	0.60
48:BG:154:GLU:H	48:BG:158:GLY:HA2	1.66	0.60
1:CA:746:A:H2'	1:CA:747:A:C8	2.35	0.60
23:DB:414:C:H2'	23:DB:415:A:C8	2.37	0.60
23:DB:441:U:H2'	23:DB:442:G:C8	2.36	0.60
23:DB:693:A:H2'	23:DB:694:U:C6	2.36	0.60
23:DB:962:G:N2	23:DB:2250:G:H1	1.99	0.60
23:DB:1551:A:H3'	23:DB:1552:A:H5''	1.82	0.60
29:DE:149:ILE:HG23	29:DE:188:MET:HA	1.83	0.60
37:DL:92:LEU:HD23	37:DL:92:LEU:H	1.65	0.60
37:DL:95:LEU:HB3	37:DL:100:ILE:HG23	1.81	0.60
38:DM:71:LYS:HE3	38:DM:73:ILE:HD11	1.82	0.60
41:DJ:72:LYS:HB2	41:DJ:89:PHE:H	1.66	0.60

Continued on next page...

Continued from previous page...

Atom-1	Atom-2	Interatomic distance (Å)	Clash overlap (Å)
41:DJ:93:ILE:O	41:DJ:97:PRO:HG3	2.01	0.60
1:AA:97:G:H2'	1:AA:98:A:O4'	2.01	0.60
1:AA:398:U:H2'	1:AA:399:G:H8	1.66	0.60
1:AA:818:G:H3'	1:AA:819:A:H5''	1.83	0.60
1:AA:1019:A:H2'	1:AA:1020:G:C8	2.36	0.60
8:AI:51:LEU:HB3	8:AI:56:MET:CB	2.31	0.60
23:BB:233:A:H61	23:BB:428:A:H61	1.48	0.60
23:BB:1485:U:H2'	23:BB:1486:U:H6	1.66	0.60
23:BB:1826:G:H2'	23:BB:1827:U:H6	1.66	0.60
23:BB:2091:C:H1'	51:BZ:34:HIS:CD2	2.36	0.60
26:BD:10:GLY:HA3	26:BD:26:VAL:N	2.03	0.60
29:BE:176:ASP:O	29:BE:180:LEU:HG	2.01	0.60
38:BM:35:ALA:HB2	38:BM:100:LYS:H	1.65	0.60
42:BN:29:VAL:HG12	42:BN:78:LYS:HG2	1.84	0.60
44:BQ:4:LYS:NZ	44:BQ:7:VAL:HG22	2.16	0.60
48:BG:104:LEU:HB3	48:BG:106:LEU:HD21	1.83	0.60
50:BT:60:THR:HB	50:BT:81:LYS:HD2	1.81	0.60
1:CA:1035:A:H2'	1:CA:1036:A:H8	1.66	0.60
6:CG:72:VAL:HG12	6:CG:89:GLU:HG3	1.81	0.60
11:CL:35:ARG:CZ	11:CL:35:ARG:HA	2.31	0.60
18:CS:18:VAL:CG2	18:CS:43:MET:HB3	2.29	0.60
20:CB:83:ALA:HB3	20:CB:90:PHE:HB3	1.83	0.60
23:DB:1061:U:O4'	23:DB:1070:A:H1'	2.00	0.60
23:DB:1203:U:H3'	23:DB:1204:A:H5''	1.83	0.60
23:DB:2722:G:H4'	42:DN:4:ARG:HB2	1.82	0.60
51:DZ:77:LYS:HD2	51:DZ:78:TYR:H	1.66	0.60
1:AA:812:G:O2'	1:AA:813:U:H6	1.83	0.60
1:AA:1216:A:H5''	13:AN:4:SER:HB3	1.83	0.60
7:AH:28:SER:OG	7:AH:56:PRO:HB2	2.01	0.60
20:AB:20:ARG:CZ	20:AB:20:ARG:HA	2.31	0.60
20:AB:57:ASN:HB2	20:AB:219:THR:O	2.02	0.60
20:AB:119:GLN:O	20:AB:125:PHE:HB3	2.01	0.60
23:BB:155:A:H2'	23:BB:156:A:H8	1.65	0.60
23:BB:1169:A:H2'	23:BB:1170:C:C6	2.36	0.60
24:BI:91:LYS:HB2	24:BI:94:LYS:HD2	1.82	0.60
25:BC:117:SER:HB3	25:BC:128:THR:HB	1.82	0.60
29:BE:189:THR:O	29:BE:193:VAL:HG23	2.01	0.60
33:B1:33:LEU:HB3	33:B1:51:ALA:CB	2.31	0.60
38:BM:40:ARG:HB2	38:BM:93:VAL:CG2	2.31	0.60
46:BU:46:LYS:NZ	46:BU:47:PRO:HG2	2.15	0.60
47:BF:141:ASP:O	47:BF:145:VAL:HG13	2.01	0.60

Continued on next page...

Continued from previous page...

Atom-1	Atom-2	Interatomic distance (Å)	Clash overlap (Å)
1:CA:398:U:H2'	1:CA:399:G:H8	1.66	0.60
1:CA:429:U:H1'	1:CA:430:A:H5''	1.83	0.60
4:CE:89:THR:HG22	4:CE:90:GLY:N	2.14	0.60
5:CF:4:TYR:CE2	5:CF:71:ILE:HG21	2.37	0.60
18:CS:10:ILE:HG22	18:CS:37:SER:HB3	1.82	0.60
23:DB:458:G:H22	23:DB:469:G:H2'	1.66	0.60
23:DB:1021:A:H62	23:DB:1141:U:H3	1.49	0.60
23:DB:1098:A:C8	24:DI:3:LYS:HB3	2.36	0.60
23:DB:2885:G:H2'	23:DB:2886:A:O4'	2.01	0.60
25:DC:76:VAL:CG1	25:DC:114:GLN:HG2	2.31	0.60
29:DE:48:THR:HG23	29:DE:88:ARG:HH11	1.67	0.60
40:DH:129:GLU:HA	40:DH:143:ILE:HA	1.83	0.60
45:DS:18:ARG:HB3	45:DS:76:VAL:CG2	2.31	0.60
1:AA:16:A:O2'	1:AA:17:U:H5'	2.01	0.60
1:AA:129:A:H1'	1:AA:130:A:C8	2.37	0.60
1:AA:237:G:H2'	1:AA:238:A:H8	1.67	0.60
1:AA:814:A:H5'	1:AA:1511:G:H4'	1.82	0.60
3:AD:138:PRO:HA	3:AD:181:PHE:HD2	1.64	0.60
8:AI:24:ASN:HD21	8:AI:26:LYS:HG3	1.67	0.60
10:AK:113:THR:HG21	21:AU:28:LEU:HD12	1.84	0.60
23:BB:2516:A:O2'	23:BB:2517:C:H5'	2.02	0.60
23:BB:2723:C:H5''	42:BN:1:MET:HE2	1.82	0.60
29:BE:196:VAL:O	29:BE:200:LEU:HD23	2.01	0.60
36:B2:10:LEU:O	36:B2:14:ARG:HG2	2.02	0.60
48:BG:152:ARG:HH22	48:BG:162:ARG:HA	1.65	0.60
1:CA:16:A:O2'	1:CA:17:U:H5'	2.01	0.60
1:CA:204:G:H1'	1:CA:466:A:N7	2.17	0.60
1:CA:763:G:H2'	1:CA:764:C:C6	2.36	0.60
1:CA:844:G:H3'	1:CA:844:G:OP2	2.01	0.60
1:CA:1361:G:C2'	1:CA:1362:A:H5''	2.32	0.60
2:CC:120:THR:HG22	2:CC:197:VAL:HG21	1.82	0.60
2:CC:188:ALA:HB3	2:CC:195:ILE:HB	1.83	0.60
5:CF:92:THR:HG22	5:CF:93:LYS:N	2.17	0.60
10:CK:72:ALA:O	10:CK:75:GLU:HG2	2.02	0.60
10:CK:111:ASP:HB2	21:CU:19:LYS:CE	2.32	0.60
23:DB:138:U:H2'	23:DB:140:C:C6	2.36	0.60
23:DB:833:A:H2'	23:DB:834:G:C8	2.37	0.60
23:DB:1099:G:C8	24:DI:3:LYS:CA	2.80	0.60
23:DB:1338:G:H4'	50:DT:18:GLU:CG	2.32	0.60
23:DB:1464:G:H2'	23:DB:1465:G:C8	2.37	0.60
23:DB:1553:A:O2'	23:DB:1554:U:H2'	2.02	0.60

Continued on next page...

Continued from previous page...

Atom-1	Atom-2	Interatomic distance (Å)	Clash overlap (Å)
23:DB:1727:C:H2'	23:DB:1728:C:C6	2.36	0.60
27:DK:89:ASN:C	27:DK:89:ASN:HD22	2.04	0.60
35:DV:80:HIS:CD2	35:DV:82:TYR:H	2.17	0.60
36:D2:3:ARG:HA	36:D2:3:ARG:NE	2.15	0.60
39:DX:46:VAL:O	39:DX:50:VAL:HG23	2.02	0.60
47:DF:37:MET:SD	47:DF:52:ALA:HB1	2.42	0.60
49:DR:34:GLU:HG2	49:DR:60:LYS:HG2	1.84	0.60
1:AA:22:G:H2'	1:AA:23:C:C6	2.36	0.60
1:AA:188:C:H2'	1:AA:189:A:O4'	2.00	0.60
1:AA:841:C:H2'	1:AA:843:U:OP2	2.01	0.60
5:AF:38:ARG:HH21	5:AF:63:ASN:ND2	1.98	0.60
13:AN:71:GLY:O	13:AN:79:SER:HA	2.02	0.60
14:AO:70:LEU:HD12	14:AO:78:TYR:HB2	1.83	0.60
23:BB:849:A:H2'	23:BB:850:U:C6	2.35	0.60
23:BB:1722:A:H2'	23:BB:1723:G:C8	2.37	0.60
23:BB:2880:C:C1'	42:BN:91:ALA:HB3	2.31	0.60
26:BD:113:SER:HB3	26:BD:167:ASN:N	2.17	0.60
27:BK:119:ALA:HB3	27:BK:120:PRO:HD3	1.82	0.60
35:BV:93:ARG:HH11	35:BV:93:ARG:HG3	1.67	0.60
38:BM:82:MET:HE3	38:BM:83:GLY:N	2.17	0.60
40:BH:68:ARG:HD3	40:BH:134:VAL:CG1	2.32	0.60
40:BH:133:GLN:HA	40:BH:139:PHE:CB	2.31	0.60
40:BH:134:VAL:HG22	40:BH:135:HIS:N	2.16	0.60
44:BQ:101:ASP:HB2	49:BR:2:TYR:OH	2.02	0.60
46:BU:85:ARG:HH11	46:BU:86:PHE:H	1.50	0.60
47:BF:39:VAL:HG21	47:BF:49:LEU:HA	1.84	0.60
1:CA:98:A:H2'	1:CA:99:C:C6	2.37	0.60
1:CA:922:G:H2'	1:CA:923:A:C8	2.35	0.60
1:CA:1053:G:C3'	1:CA:1054:C:H5'	2.31	0.60
11:CL:107:LYS:H	11:CL:107:LYS:HZ2	1.50	0.60
20:CB:26:MET:SD	20:CB:192:PRO:HD3	2.41	0.60
20:CB:130:LYS:HA	20:CB:133:ALA:HB3	1.82	0.60
23:DB:1001:A:H2'	23:DB:1002:G:O4'	2.02	0.60
23:DB:1168:G:H2'	23:DB:1169:A:H8	1.66	0.60
23:DB:1654:A:O2'	26:DD:118:PHE:HB2	2.01	0.60
23:DB:1709:U:H2'	23:DB:1710:G:C8	2.36	0.60
26:DD:79:LEU:N	26:DD:79:LEU:HD22	2.15	0.60
37:DL:18:ARG:C	37:DL:19:LEU:HD12	2.21	0.60
38:DM:26:VAL:HG23	38:DM:104:GLU:OE2	2.02	0.60
38:DM:96:ILE:HD11	38:DM:126:ILE:HG12	1.81	0.60
39:DX:20:ASN:HA	39:DX:24:GLU:OE1	2.01	0.60

Continued on next page...

Continued from previous page...

Atom-1	Atom-2	Interatomic distance (Å)	Clash overlap (Å)
40:DH:3:VAL:HG12	40:DH:38:PRO:HA	1.83	0.60
47:DF:31:GLU:HB3	47:DF:156:THR:O	2.01	0.60
48:DG:145:ALA:HA	48:DG:148:ARG:HG3	1.83	0.60
52:DW:39:GLN:NE2	52:DW:42:THR:HB	2.16	0.60
52:DW:77:LYS:HZ2	52:DW:77:LYS:N	1.99	0.60
1:AA:410:G:P	3:AD:25:ARG:HE	2.24	0.60
1:AA:429:U:H1'	1:AA:430:A:H5''	1.83	0.60
1:AA:1039:G:H2'	1:AA:1040:U:C6	2.36	0.60
1:AA:1225:A:H3'	1:AA:1226:C:C6	2.37	0.60
1:AA:1494:G:H5'	23:BB:1913:A:C6	2.36	0.60
4:AE:113:VAL:HG11	4:AE:136:VAL:HG23	1.82	0.60
23:BB:129:C:H2'	23:BB:130:C:H6	1.67	0.60
23:BB:1268:A:H2'	23:BB:1269:A:O4'	2.02	0.60
23:BB:1437:C:H2'	23:BB:1438:U:H6	1.63	0.60
23:BB:2063:C:O2	23:BB:2450:A:N1	2.34	0.60
26:BD:34:VAL:CG1	26:BD:94:GLN:H	2.15	0.60
29:BE:5:LEU:CD1	29:BE:10:SER:HB2	2.32	0.60
39:BX:17:GLU:HB3	39:BX:53:VAL:CG1	2.31	0.60
47:BF:71:LYS:O	47:BF:73:VAL:HG23	2.02	0.60
50:BT:39:THR:CG2	50:BT:42:GLU:H	2.15	0.60
1:CA:154:U:H2'	1:CA:155:A:C8	2.35	0.60
1:CA:1356:G:H2'	1:CA:1357:A:C8	2.37	0.60
2:CC:190:THR:HG22	2:CC:191:THR:H	1.67	0.60
20:CB:202:ASN:HD22	20:CB:202:ASN:C	2.04	0.60
23:DB:921:C:H2'	23:DB:922:C:H6	1.66	0.60
23:DB:948:C:H2'	23:DB:949:G:C8	2.37	0.60
23:DB:2516:A:O2'	23:DB:2517:C:H5'	2.02	0.60
25:DC:137:GLY:H	25:DC:163:ILE:HB	1.67	0.60
25:DC:202:ARG:HH12	25:DC:213:ARG:HE	1.48	0.60
29:DE:31:VAL:HG21	29:DE:104:ALA:HB2	1.84	0.60
29:DE:33:VAL:O	29:DE:36:ALA:HB3	2.02	0.60
30:DY:16:LEU:O	30:DY:19:HIS:HB2	2.02	0.60
44:DQ:81:GLY:HA3	44:DQ:112:ALA:HB1	1.83	0.60
46:DU:72:PHE:HA	46:DU:78:LYS:O	2.02	0.60
47:DF:102:LEU:HA	47:DF:106:ALA:CB	2.32	0.60
1:AA:429:U:H3'	3:AD:8:LEU:HD23	1.84	0.60
2:AC:13:ILE:O	2:AC:14:VAL:HG22	2.02	0.60
4:AE:87:VAL:HG23	4:AE:92:ARG:HA	1.84	0.60
9:AJ:41:PRO:O	9:AJ:42:LEU:HB2	2.02	0.60
10:AK:51:PHE:HB2	10:AK:55:ARG:HB3	1.82	0.60
11:AL:42:LYS:HD2	11:AL:43:LYS:HG2	1.82	0.60

Continued on next page...

Continued from previous page...

Atom-1	Atom-2	Interatomic distance (Å)	Clash overlap (Å)
14:AO:11:ILE:HD11	14:AO:30:ALA:HB1	1.84	0.60
20:AB:44:LYS:C	20:AB:47:PRO:HD2	2.22	0.60
20:AB:187:ASP:H	20:AB:190:SER:HB2	1.66	0.60
23:BB:693:A:H2'	23:BB:694:U:C6	2.37	0.60
23:BB:2502:G:H5'	23:BB:2503:A:C5'	2.25	0.60
23:BB:2671:G:H2'	23:BB:2672:U:C6	2.36	0.60
23:BB:2675:A:N1	23:BB:2732:G:O6	2.35	0.60
23:BB:2868:A:H2'	23:BB:2869:G:C8	2.37	0.60
26:BD:20:VAL:HG22	27:BK:72:PRO:HB3	1.82	0.60
40:BH:5:LEU:HD13	40:BH:13:GLY:HA2	1.83	0.60
44:BQ:104:ALA:HA	49:BR:46:GLU:OE1	2.01	0.60
47:BF:39:VAL:HG11	47:BF:49:LEU:HD23	1.83	0.60
8:CI:24:ASN:HD21	8:CI:26:LYS:HG3	1.67	0.60
23:DB:143:C:H2'	23:DB:144:A:C8	2.37	0.60
23:DB:233:A:N6	23:DB:428:A:H61	1.99	0.60
23:DB:2547:A:H2'	23:DB:2548:U:C6	2.37	0.60
25:DC:128:THR:HA	25:DC:190:THR:CA	2.29	0.60
29:DE:137:LYS:HE2	29:DE:141:MET:SD	2.42	0.60
39:DX:7:ARG:HB2	39:DX:7:ARG:HH11	1.67	0.60
48:DG:173:ALA:HB3	48:DG:175:LYS:NZ	2.17	0.60
49:DR:38:VAL:HG22	49:DR:40:MET:H	1.65	0.60
50:DT:48:GLN:HA	50:DT:48:GLN:NE2	2.16	0.60
5:AF:16:GLU:CD	5:AF:16:GLU:H	2.05	0.60
20:AB:119:GLN:HA	20:AB:124:THR:OG1	2.01	0.60
23:BB:1727:C:H2'	23:BB:1728:C:C6	2.37	0.60
23:BB:2092:U:H4'	23:BB:2093:G:O5'	2.02	0.60
26:BD:136:ASN:HD21	26:BD:139:SER:C	2.05	0.60
52:BW:23:LYS:HD2	52:BW:24:ARG:N	2.15	0.60
1:CA:83:C:O2'	1:CA:84:U:H2'	2.02	0.60
1:CA:590:U:H2'	1:CA:591:U:H6	1.67	0.60
1:CA:1432:G:H1'	1:CA:1468:A:H61	1.67	0.60
14:CO:53:ARG:HG3	14:CO:57:LEU:HD13	1.84	0.60
20:CB:127:LYS:O	20:CB:127:LYS:HD2	2.02	0.60
23:DB:275:C:H2'	23:DB:276:U:N1	2.17	0.60
23:DB:870:U:O2'	23:DB:871:U:H5'	2.02	0.60
29:DE:69:ARG:O	29:DE:70:SER:HB3	2.02	0.60
29:DE:176:ASP:O	29:DE:180:LEU:HG	2.01	0.60
32:D4:7:VAL:HG13	32:D4:8:LYS:N	2.13	0.60
37:DL:110:VAL:HG23	37:DL:126:ARG:O	2.02	0.60
38:DM:40:ARG:HB2	38:DM:93:VAL:CG2	2.32	0.60
45:DS:17:VAL:C	45:DS:19:LEU:H	2.05	0.60

Continued on next page...

Continued from previous page...

Atom-1	Atom-2	Interatomic distance (Å)	Clash overlap (Å)
48:DG:87:GLN:HE21	48:DG:164:ALA:HA	1.67	0.60
1:AA:481:G:HO2'	1:AA:482:A:H8	1.50	0.60
2:AC:19:SER:HB3	2:AC:21:TRP:HE1	1.65	0.60
4:AE:95:MET:HG3	4:AE:124:ALA:HB2	1.84	0.60
23:BB:1419:A:H2'	23:BB:1421:G:N7	2.17	0.60
23:BB:1847:A:H4'	23:BB:1848:A:C8	2.37	0.60
28:BP:52:ARG:HG2	28:BP:52:ARG:HH11	1.65	0.60
37:BL:123:ARG:HA	37:BL:143:GLU:CB	2.29	0.60
38:BM:43:ALA:O	38:BM:46:ILE:HG12	2.01	0.60
41:BJ:93:ILE:O	41:BJ:97:PRO:HG3	2.02	0.60
46:BU:60:LYS:HA	46:BU:60:LYS:HE2	1.83	0.60
47:BF:31:GLU:HB3	47:BF:156:THR:O	2.02	0.60
47:BF:91:ARG:HD3	47:BF:91:ARG:N	2.17	0.60
52:BW:77:LYS:O	52:BW:78:PHE:HB2	2.01	0.60
1:CA:190:A:H2'	1:CA:191:G:O4'	2.02	0.60
1:CA:484:G:H4'	1:CA:485:U:H5''	1.84	0.60
1:CA:1019:A:H2'	1:CA:1020:G:C8	2.37	0.60
1:CA:1405:G:O2'	1:CA:1406:U:H5'	2.01	0.60
2:CC:63:ILE:HD11	2:CC:96:VAL:HG23	1.84	0.60
23:DB:98:G:H2'	23:DB:99:U:H5''	1.83	0.60
23:DB:1442:U:H2'	23:DB:1443:U:C6	2.35	0.60
23:DB:1930:G:N2	23:DB:1968:G:H2'	2.17	0.60
28:DP:97:TYR:O	28:DP:100:ARG:HB2	2.02	0.60
33:D1:33:LEU:HB3	33:D1:51:ALA:CB	2.32	0.60
41:DJ:11:VAL:HG11	41:DJ:13:ARG:HE	1.67	0.60
1:AA:108:G:C6	19:AT:9:ARG:HG2	2.37	0.59
1:AA:131:A:H2'	1:AA:132:C:C6	2.36	0.59
23:BB:83:A:N1	23:BB:101:A:H5'	2.17	0.59
35:BV:9:ARG:HH22	35:BV:12:GLN:HA	1.67	0.59
37:BL:6:LEU:H	37:BL:6:LEU:CD2	2.13	0.59
39:BX:7:ARG:HB2	39:BX:7:ARG:HH11	1.66	0.59
41:BJ:58:ASN:HA	41:BJ:127:GLY:CA	2.31	0.59
1:CA:108:G:C6	19:CT:9:ARG:HG2	2.38	0.59
1:CA:882:C:O2'	1:CA:883:C:H5'	2.02	0.59
3:CD:97:LEU:HB2	3:CD:134:TYR:HB3	1.84	0.59
6:CG:71:THR:HG22	6:CG:141:HIS:NE2	2.17	0.59
7:CH:11:THR:HA	7:CH:14:ARG:NH1	2.17	0.59
9:CJ:37:ARG:HA	9:CJ:37:ARG:NE	2.17	0.59
13:CN:48:GLN:O	13:CN:51:PRO:HD2	2.02	0.59
13:CN:71:GLY:O	13:CN:79:SER:HA	2.02	0.59
20:CB:122:ASP:OD2	20:CB:124:THR:HG22	2.02	0.59

Continued on next page...

Continued from previous page...

Atom-1	Atom-2	Interatomic distance (Å)	Clash overlap (Å)
23:DB:165:A:H2'	23:DB:166:U:H6	1.67	0.59
23:DB:1346:G:O2'	23:DB:1347:A:H5'	2.02	0.59
23:DB:2033:A:O2'	23:DB:2035:G:OP2	2.18	0.59
23:DB:2675:A:N1	23:DB:2732:G:O6	2.35	0.59
23:DB:2814:A:H2'	23:DB:2815:C:H6	1.67	0.59
24:DI:1:ALA:C	24:DI:2:LYS:HD2	2.22	0.59
38:DM:61:GLY:HA2	38:DM:107:GLY:HA3	1.84	0.59
45:DS:15:GLN:HA	45:DS:18:ARG:HG2	1.84	0.59
47:DF:90:LEU:C	47:DF:91:ARG:HD3	2.21	0.59
1:AA:57:G:H2'	1:AA:58:C:C6	2.37	0.59
2:AC:129:PHE:CE2	2:AC:156:LEU:HD13	2.37	0.59
4:AE:155:LYS:O	4:AE:158:LYS:HE3	2.02	0.59
23:BB:1229:C:H2'	23:BB:1230:A:H8	1.67	0.59
23:BB:2070:A:H2'	23:BB:2071:A:C8	2.37	0.59
23:BB:2531:A:H5''	48:BG:156:TYR:CZ	2.37	0.59
23:BB:2809:A:H2'	23:BB:2810:A:C8	2.37	0.59
50:BT:31:VAL:HA	50:BT:84:TYR:H	1.66	0.59
1:CA:812:G:O2'	1:CA:813:U:H6	1.85	0.59
1:CA:1001:C:H2'	1:CA:1002:G:H8	1.67	0.59
14:CO:25:THR:HB	14:CO:70:LEU:HD23	1.82	0.59
23:DB:62:U:H2'	23:DB:62:U:O2	2.01	0.59
23:DB:918:A:H2'	23:DB:919:U:H5'	1.84	0.59
23:DB:1268:A:H2'	23:DB:1269:A:O4'	2.02	0.59
23:DB:1599:U:H2'	23:DB:1600:C:C6	2.37	0.59
23:DB:1826:G:H2'	23:DB:1827:U:C6	2.37	0.59
23:DB:2737:G:H2'	23:DB:2738:A:C8	2.38	0.59
37:DL:131:ALA:C	37:DL:133:ALA:H	2.05	0.59
44:DQ:63:ARG:HH12	44:DQ:96:ASP:HB2	1.67	0.59
49:DR:4:VAL:O	49:DR:38:VAL:HA	2.03	0.59
1:AA:1035:A:H2'	1:AA:1036:A:H8	1.67	0.59
7:AH:6:ILE:HB	7:AH:76:ARG:NH1	2.16	0.59
8:AI:14:SER:HA	8:AI:68:GLY:O	2.02	0.59
20:AB:121:GLN:HE21	20:AB:122:ASP:HB2	1.67	0.59
23:BB:131:A:H2'	23:BB:132:G:H8	1.67	0.59
23:BB:864:G:O2'	23:BB:865:C:H5'	2.02	0.59
23:BB:2329:U:H2'	23:BB:2330:G:C8	2.37	0.59
24:BI:5:GLN:HG2	24:BI:6:ALA:N	2.17	0.59
25:BC:211:ARG:C	25:BC:213:ARG:H	2.05	0.59
35:BV:44:HIS:CE1	35:BV:85:LYS:HB2	2.38	0.59
40:BH:31:VAL:CB	40:BH:32:PRO:CD	2.78	0.59
46:BU:86:PHE:HE1	46:BU:88:ASP:HB3	1.67	0.59

Continued on next page...

Continued from previous page...

Atom-1	Atom-2	Interatomic distance (Å)	Clash overlap (Å)
50:BT:54:GLU:CB	50:BT:88:LYS:HB2	2.32	0.59
50:BT:57:VAL:HG22	50:BT:58:VAL:N	2.14	0.59
51:BZ:77:LYS:HD2	51:BZ:78:TYR:H	1.66	0.59
1:CA:21:G:H2'	1:CA:22:G:C8	2.37	0.59
1:CA:382:A:H2'	1:CA:383:A:C8	2.37	0.59
2:CC:19:SER:HB3	2:CC:21:TRP:HE1	1.66	0.59
3:CD:116:LEU:HD21	3:CD:153:ARG:HD2	1.83	0.59
6:CG:78:ARG:NH1	6:CG:82:SER:H	2.00	0.59
8:CI:14:SER:HA	8:CI:68:GLY:O	2.01	0.59
18:CS:28:LYS:HB2	18:CS:29:PRO:HD2	1.84	0.59
22:DA:32:U:C4'	22:DA:52:A:H62	2.16	0.59
23:DB:27:G:HO2'	23:DB:28:A:H8	1.50	0.59
23:DB:589:U:H2'	23:DB:590:A:C8	2.36	0.59
23:DB:825:A:O2'	37:DL:54:GLN:HB3	2.03	0.59
23:DB:1012:U:O4	41:DJ:30:THR:HG21	2.02	0.59
23:DB:1549:A:H2'	23:DB:1550:C:C6	2.38	0.59
23:DB:1550:C:H2'	23:DB:1551:A:H8	1.68	0.59
23:DB:1590:A:H2'	23:DB:1591:A:H8	1.67	0.59
23:DB:1722:A:H2'	23:DB:1723:G:C8	2.37	0.59
23:DB:2052:A:OP1	26:DD:145:SER:HA	2.01	0.59
23:DB:2267:A:C8	23:DB:2267:A:O5'	2.54	0.59
23:DB:2636:C:H4'	26:DD:81:GLU:OE2	2.02	0.59
23:DB:2652:C:H2'	23:DB:2653:U:O4'	2.02	0.59
23:DB:2898:U:H2'	23:DB:2899:A:H8	1.67	0.59
24:DI:112:LYS:O	24:DI:116:MET:HG3	2.02	0.59
29:DE:58:LYS:HZ3	29:DE:58:LYS:HB2	1.67	0.59
39:DX:5:GLU:O	39:DX:8:GLU:HG2	2.01	0.59
41:DJ:25:LEU:HD13	41:DJ:26:GLY:N	2.16	0.59
48:DG:84:LYS:HG3	48:DG:131:VAL:HB	1.84	0.59
48:DG:120:ILE:HD11	48:DG:132:LEU:HB2	1.83	0.59
1:AA:1053:G:C3'	1:AA:1054:C:H5'	2.32	0.59
4:AE:132:PRO:O	4:AE:136:VAL:HG12	2.02	0.59
9:AJ:65:TYR:OH	13:AN:84:ARG:HG3	2.03	0.59
11:AL:106:VAL:HG23	11:AL:116:TYR:HB3	1.84	0.59
23:BB:3:U:HO2'	23:BB:4:U:H6	1.48	0.59
23:BB:1930:G:N2	23:BB:1968:G:H2'	2.17	0.59
23:BB:2264:C:N4	52:BW:11:ASN:HD21	1.99	0.59
23:BB:2895:G:H2'	23:BB:2896:C:C6	2.38	0.59
29:BE:158:PHE:HA	29:BE:169:VAL:HG21	1.83	0.59
3:CD:90:LEU:HA	3:CD:93:LEU:HD12	1.83	0.59
13:CN:40:ARG:CZ	18:CS:6:LYS:HB2	2.32	0.59

Continued on next page...

Continued from previous page...

Atom-1	Atom-2	Interatomic distance (Å)	Clash overlap (Å)
23:DB:794:A:H2'	23:DB:795:C:H6	1.68	0.59
23:DB:2411:A:H2'	23:DB:2412:A:C8	2.37	0.59
25:DC:117:SER:HB3	25:DC:128:THR:HB	1.85	0.59
27:DK:60:ALA:HA	27:DK:87:LEU:HD23	1.85	0.59
34:D3:22:LYS:HA	34:D3:48:MET:HA	1.83	0.59
1:AA:45:G:H2'	1:AA:46:G:C8	2.35	0.59
1:AA:80:A:N3	1:AA:81:A:H1'	2.18	0.59
1:AA:160:A:H2'	1:AA:161:A:O4'	2.03	0.59
1:AA:763:G:H2'	1:AA:764:C:C6	2.37	0.59
1:AA:1163:A:H2'	1:AA:1164:G:H8	1.67	0.59
11:AL:85:ARG:HA	11:AL:93:ARG:HA	1.83	0.59
20:AB:213:LEU:O	20:AB:216:VAL:HG22	2.02	0.59
22:BA:52:A:OP1	22:BA:52:A:H4'	2.03	0.59
23:BB:129:C:H2'	23:BB:130:C:C6	2.38	0.59
23:BB:2443:C:O2'	23:BB:2444:G:H5'	2.02	0.59
24:BI:27:LEU:H	24:BI:27:LEU:CD2	2.14	0.59
29:BE:21:ARG:HG3	29:BE:22:ASP:N	2.17	0.59
41:BJ:11:VAL:HG11	41:BJ:13:ARG:HE	1.68	0.59
1:CA:204:G:H2'	1:CA:205:A:C8	2.38	0.59
1:CA:312:C:H2'	1:CA:313:A:C8	2.36	0.59
8:CI:46:VAL:HA	8:CI:49:GLN:HG3	1.85	0.59
23:DB:560:C:H2'	23:DB:561:G:O4'	2.03	0.59
23:DB:871:U:H2'	23:DB:872:U:C6	2.36	0.59
23:DB:1275:A:H2'	23:DB:1276:A:O4'	2.02	0.59
23:DB:1564:C:O2'	23:DB:1565:C:H5'	2.03	0.59
23:DB:1794:A:H2'	23:DB:1795:C:H6	1.67	0.59
23:DB:1794:A:H2'	23:DB:1795:C:C6	2.37	0.59
25:DC:242:HIS:O	25:DC:244:VAL:HG13	2.02	0.59
47:DF:141:ASP:CB	47:DF:144:LYS:HB2	2.32	0.59
1:AA:539:A:H2'	1:AA:540:G:H8	1.67	0.59
1:AA:1163:A:H2'	1:AA:1164:G:C8	2.37	0.59
5:AF:4:TYR:CE2	5:AF:71:ILE:HG21	2.37	0.59
20:AB:202:ASN:HD22	20:AB:202:ASN:C	2.05	0.59
23:BB:1097:U:H2'	23:BB:1098:A:H5'	1.84	0.59
23:BB:2557:G:H2'	23:BB:2558:C:C6	2.38	0.59
29:BE:5:LEU:HD12	29:BE:10:SER:HB2	1.84	0.59
38:BM:66:ARG:CZ	38:BM:101:VAL:HG11	2.32	0.59
40:BH:27:ARG:H	40:BH:31:VAL:HG21	1.67	0.59
41:BJ:40:HIS:CE1	41:BJ:41:LYS:HG3	2.38	0.59
48:BG:166:GLU:CG	48:BG:168:VAL:HG23	2.33	0.59
1:CA:268:U:H2'	1:CA:269:C:C6	2.38	0.59

Continued on next page...

Continued from previous page...

Atom-1	Atom-2	Interatomic distance (Å)	Clash overlap (Å)
1:CA:328:C:H4'	1:CA:329:A:H5''	1.83	0.59
1:CA:719:C:O2'	17:CR:37:LYS:HB2	2.02	0.59
10:CK:127:ARG:HH11	10:CK:127:ARG:HG3	1.67	0.59
20:CB:80:LYS:HG3	20:CB:81:ASP:H	1.66	0.59
23:DB:254:G:N2	34:D3:7:ARG:HH21	2.00	0.59
23:DB:264:C:O2'	23:DB:265:A:H5''	2.02	0.59
23:DB:590:A:H2'	23:DB:591:U:C6	2.37	0.59
23:DB:784:G:N1	25:DC:227:VAL:HG11	2.17	0.59
24:DI:108:ILE:HG22	24:DI:128:ILE:HD13	1.84	0.59
28:DP:4:ILE:O	28:DP:6:GLN:N	2.34	0.59
28:DP:89:GLY:HA2	28:DP:112:ARG:N	2.16	0.59
51:DZ:30:LEU:HD23	51:DZ:30:LEU:H	1.68	0.59
6:AG:77:ARG:HG3	6:AG:79:VAL:HG23	1.83	0.59
23:BB:782:A:N3	25:BC:224:MET:HB3	2.18	0.59
23:BB:871:U:H2'	23:BB:872:U:C6	2.38	0.59
23:BB:1001:A:H2'	23:BB:1002:G:O4'	2.02	0.59
23:BB:1104:C:H2'	23:BB:1105:U:H6	1.66	0.59
26:BD:148:GLN:HG3	26:BD:152:PRO:CG	2.32	0.59
28:BP:97:TYR:O	28:BP:100:ARG:HB2	2.03	0.59
34:B3:22:LYS:HB2	34:B3:48:MET:SD	2.43	0.59
47:BF:103:ILE:HD11	47:BF:174:PHE:HA	1.84	0.59
49:BR:4:VAL:O	49:BR:38:VAL:HA	2.02	0.59
50:BT:61:LEU:HG	50:BT:82:LYS:HB2	1.83	0.59
1:CA:376:G:H2'	1:CA:377:G:H8	1.67	0.59
1:CA:625:U:H4'	15:CP:16:PHE:CE2	2.38	0.59
9:CJ:40:ILE:HD12	9:CJ:73:LEU:HD12	1.83	0.59
20:CB:60:ALA:HB1	20:CB:220:VAL:HG13	1.85	0.59
21:CU:19:LYS:HB2	21:CU:20:ARG:HE	1.67	0.59
23:DB:69:C:O2'	23:DB:70:G:H5'	2.01	0.59
23:DB:360:U:H2'	23:DB:361:G:C1'	2.33	0.59
23:DB:850:U:H2'	23:DB:851:C:C6	2.38	0.59
23:DB:1082:U:C2	23:DB:1086:A:C6	2.90	0.59
23:DB:2064:C:H2'	23:DB:2065:C:C6	2.38	0.59
25:DC:170:TYR:HE2	25:DC:184:GLU:HG2	1.68	0.59
26:DD:20:VAL:HG22	27:DK:72:PRO:HB3	1.84	0.59
39:DX:34:SER:HB2	39:DX:36:GLN:OE1	2.03	0.59
44:DQ:56:PHE:O	44:DQ:59:LEU:HB3	2.02	0.59
50:DT:43:ILE:O	50:DT:47:VAL:HG23	2.03	0.59
1:AA:664:G:H22	1:AA:741:G:H1	1.51	0.59
1:AA:926:G:N2	1:AA:1505:G:H2'	2.18	0.59
1:AA:1151:A:HO2'	1:AA:1152:A:H8	1.50	0.59

Continued on next page...

Continued from previous page...

Atom-1	Atom-2	Interatomic distance (Å)	Clash overlap (Å)
2:AC:81:GLU:HG3	2:AC:82:ASP:N	2.18	0.59
23:BB:63:A:H8	23:BB:63:A:OP2	1.84	0.59
23:BB:145:C:H2'	23:BB:146:A:C8	2.38	0.59
23:BB:784:G:H21	25:BC:225:ASN:HD22	1.51	0.59
23:BB:947:A:H2'	23:BB:948:C:H6	1.68	0.59
23:BB:1082:U:C2	23:BB:1086:A:C6	2.91	0.59
23:BB:1245:G:OP1	37:BL:13:LYS:HE3	2.03	0.59
23:BB:1709:U:H2'	23:BB:1710:G:H8	1.67	0.59
23:BB:2760:C:O2'	23:BB:2761:A:H5'	2.03	0.59
24:BI:89:SER:HB2	24:BI:136:GLY:HA3	1.84	0.59
34:B3:44:ARG:N	34:B3:45:PRO:HD2	2.16	0.59
45:BS:31:GLN:O	45:BS:35:ILE:HG12	2.02	0.59
46:BU:13:LEU:H	46:BU:13:LEU:HD12	1.68	0.59
46:BU:32:LYS:HA	46:BU:65:GLN:HA	1.83	0.59
46:BU:81:ARG:HH21	46:BU:81:ARG:H	1.51	0.59
49:BR:76:LYS:HB2	49:BR:85:LYS:HB2	1.83	0.59
50:BT:12:ARG:HB3	50:BT:12:ARG:NH1	2.17	0.59
1:CA:35:G:H2'	1:CA:36:C:C6	2.38	0.59
7:CH:6:ILE:HD12	7:CH:35:ILE:HD11	1.84	0.59
20:CB:72:LYS:O	20:CB:76:SER:HB2	2.02	0.59
23:DB:145:C:H2'	23:DB:146:A:H8	1.68	0.59
23:DB:171:U:H2'	23:DB:172:A:H8	1.68	0.59
26:DD:10:GLY:CA	26:DD:26:VAL:H	2.06	0.59
37:DL:136:GLU:HA	37:DL:140:GLY:H	1.66	0.59
40:DH:31:VAL:CB	40:DH:32:PRO:CD	2.78	0.59
43:DO:24:THR:HG22	43:DO:42:PRO:HD3	1.83	0.59
52:DW:49:ASN:O	52:DW:50:VAL:HG13	2.03	0.59
1:AA:1001:C:H2'	1:AA:1002:G:H8	1.67	0.59
1:AA:1279:G:H5'	9:AJ:9:ARG:NH2	2.17	0.59
1:AA:1289:A:H61	8:AI:71:ILE:HD11	1.68	0.59
11:AL:82:ARG:HH11	11:AL:82:ARG:HG2	1.66	0.59
13:AN:42:ASN:O	13:AN:46:LYS:HG3	2.03	0.59
17:AR:64:LEU:HB3	17:AR:66:LEU:HG	1.85	0.59
19:AT:66:ILE:HG23	19:AT:70:LYS:HB3	1.85	0.59
23:BB:414:C:H2'	23:BB:415:A:C8	2.37	0.59
23:BB:527:C:H5'	56:BB:3417:HOH:O	2.02	0.59
23:BB:675:A:H4'	29:BE:62:GLN:HE22	1.67	0.59
23:BB:1210:G:H5'	23:BB:1212:G:O4'	2.02	0.59
23:BB:2066:C:O2'	23:BB:2067:G:H5'	2.03	0.59
23:BB:2758:A:H2'	23:BB:2759:G:H5'	1.84	0.59
25:BC:76:VAL:CG1	25:BC:114:GLN:HG2	2.31	0.59

Continued on next page...

Continued from previous page...

Atom-1	Atom-2	Interatomic distance (Å)	Clash overlap (Å)
37:BL:110:VAL:HG23	37:BL:126:ARG:O	2.02	0.59
41:BJ:112:GLY:H	41:BJ:113:PRO:HD2	1.68	0.59
46:BU:53:GLN:O	46:BU:53:GLN:HG2	2.03	0.59
48:BG:15:ASP:CB	48:BG:26:LYS:H	2.14	0.59
48:BG:87:GLN:HG2	48:BG:164:ALA:HA	1.83	0.59
1:CA:560:A:H4'	1:CA:561:U:H5''	1.83	0.59
17:CR:41:SER:HB2	17:CR:51:GLN:HG2	1.85	0.59
17:CR:64:LEU:HB3	17:CR:66:LEU:HG	1.84	0.59
22:DA:52:A:OP1	22:DA:52:A:H4'	2.01	0.59
23:DB:115:C:O2'	23:DB:116:C:H5'	2.03	0.59
23:DB:855:G:H21	52:DW:23:LYS:CG	2.07	0.59
23:DB:2679:A:O2'	23:DB:2680:U:H5'	2.03	0.59
23:DB:2756:U:H1'	23:DB:2757:A:H5''	1.85	0.59
23:DB:2809:A:H2'	23:DB:2810:A:C8	2.38	0.59
25:DC:69:ASN:O	25:DC:70:LYS:C	2.41	0.59
29:DE:196:VAL:O	29:DE:200:LEU:HD23	2.03	0.59
35:DV:62:THR:HB	35:DV:71:LYS:HG2	1.84	0.59
50:DT:39:THR:CG2	50:DT:42:GLU:H	2.15	0.59
4:AE:73:VAL:HG11	4:AE:143:LEU:HB3	1.84	0.59
20:AB:103:TRP:O	20:AB:107:ARG:HG2	2.02	0.59
21:AU:19:LYS:HB2	21:AU:20:ARG:HE	1.68	0.59
22:BA:28:C:OP1	43:BO:31:THR:HG21	2.03	0.59
23:BB:1060:U:OP2	24:BI:74:PRO:HA	2.03	0.59
23:BB:2241:A:H2'	23:BB:2242:G:C8	2.37	0.59
23:BB:2458:G:H1'	23:BB:2460:U:O4	2.02	0.59
25:BC:4:LYS:HD3	25:BC:16:VAL:HG22	1.85	0.59
27:BK:118:LEU:O	27:BK:120:PRO:HD2	2.02	0.59
28:BP:83:ILE:HD13	28:BP:83:ILE:O	2.03	0.59
37:BL:136:GLU:HA	37:BL:140:GLY:H	1.68	0.59
42:BN:33:ILE:O	42:BN:33:ILE:HD12	2.03	0.59
1:CA:193:C:H2'	1:CA:194:C:C6	2.37	0.59
1:CA:518:C:H2'	1:CA:530:G:C8	2.38	0.59
1:CA:664:G:H22	1:CA:741:G:H1	1.50	0.59
1:CA:841:C:H2'	1:CA:843:U:OP2	2.03	0.59
1:CA:1045:C:H2'	1:CA:1046:A:O4'	2.03	0.59
3:CD:197:HIS:O	3:CD:200:VAL:HG22	2.03	0.59
5:CF:53:LYS:CE	5:CF:54:LEU:H	2.16	0.59
6:CG:21:LEU:HG	6:CG:22:LEU:H	1.67	0.59
23:DB:1199:U:H2'	23:DB:1200:C:C6	2.38	0.59
23:DB:1993:U:H4'	26:DD:133:THR:HG22	1.83	0.59
23:DB:2199:A:H5'	23:DB:2200:C:OP2	2.03	0.59

Continued on next page...

Continued from previous page...

Atom-1	Atom-2	Interatomic distance (Å)	Clash overlap (Å)
26:DD:13:ARG:HH12	28:DP:74:GLN:NE2	2.01	0.59
27:DK:7:MET:HE2	27:DK:18:ARG:NH1	2.17	0.59
27:DK:113:MET:HE2	27:DK:116:ILE:HD11	1.85	0.59
34:D3:7:ARG:O	34:D3:11:LYS:HG3	2.03	0.59
48:DG:37:ASN:HD22	48:DG:40:VAL:HB	1.68	0.59
1:AA:859:G:H2'	1:AA:860:A:H8	1.66	0.58
5:AF:53:LYS:CE	5:AF:54:LEU:H	2.16	0.58
6:AG:23:ALA:O	6:AG:26:VAL:HG22	2.03	0.58
13:AN:5:MET:SD	13:AN:8:ARG:HD3	2.42	0.58
13:AN:40:ARG:CZ	18:AS:6:LYS:HB2	2.32	0.58
18:AS:28:LYS:HB2	18:AS:29:PRO:HD2	1.84	0.58
23:BB:322:A:H3'	29:BE:163:ASN:HD21	1.68	0.58
23:BB:753:A:H2'	23:BB:754:U:H6	1.68	0.58
23:BB:1119:U:OP1	35:BV:83:LYS:HE3	2.03	0.58
23:BB:2143:C:H2'	23:BB:2144:G:H8	1.68	0.58
23:BB:2443:C:H2'	23:BB:2444:G:H8	1.68	0.58
29:BE:98:LYS:HZ1	29:BE:99:LYS:HE3	1.68	0.58
39:BX:14:LEU:O	39:BX:18:LEU:HB2	2.03	0.58
41:BJ:45:THR:N	41:BJ:46:PRO:HD3	2.18	0.58
47:BF:102:LEU:HA	47:BF:106:ALA:CB	2.33	0.58
52:BW:49:ASN:O	52:BW:50:VAL:HG13	2.03	0.58
1:CA:834:U:H2'	1:CA:835:U:C6	2.36	0.58
3:CD:60:VAL:HA	3:CD:63:ILE:HD12	1.85	0.58
8:CI:48:ARG:O	8:CI:52:GLU:HG2	2.03	0.58
9:CJ:52:LEU:HB2	13:CN:80:ARG:HD2	1.85	0.58
10:CK:30:ILE:HG22	10:CK:45:THR:OG1	2.03	0.58
23:DB:1827:U:C2'	23:DB:1828:G:H5'	2.33	0.58
23:DB:2557:G:H2'	23:DB:2558:C:C6	2.38	0.58
27:DK:10:VAL:HG12	27:DK:12:ASP:H	1.68	0.58
29:DE:5:LEU:CD1	29:DE:10:SER:HB2	2.33	0.58
36:D2:21:ARG:CD	36:D2:43:THR:HG21	2.33	0.58
41:DJ:110:PRO:HB2	41:DJ:111:LYS:HE2	1.85	0.58
44:DQ:104:ALA:HA	49:DR:46:GLU:OE1	2.03	0.58
47:DF:15:LEU:HD22	47:DF:167:ALA:HB1	1.84	0.58
49:DR:10:LYS:N	49:DR:10:LYS:HD2	2.18	0.58
1:AA:502:A:H2'	1:AA:503:C:H6	1.66	0.58
1:AA:1078:U:H2'	1:AA:1079:G:O4'	2.03	0.58
1:AA:1342:C:H2'	1:AA:1343:G:C8	2.38	0.58
1:AA:1464:U:P	28:BP:108:ARG:HH22	2.25	0.58
23:BB:181:A:H2'	23:BB:182:A:H8	1.66	0.58
23:BB:441:U:H2'	23:BB:442:G:C8	2.38	0.58

Continued on next page...

Continued from previous page...

Atom-1	Atom-2	Interatomic distance (Å)	Clash overlap (Å)
23:BB:1283:G:N2	23:BB:1286:A:H5'	2.17	0.58
23:BB:1549:A:H2'	23:BB:1550:C:C6	2.38	0.58
23:BB:1657:U:O2'	23:BB:1658:C:H5'	2.04	0.58
23:BB:1733:G:H2'	23:BB:1734:G:C8	2.38	0.58
26:BD:15:PHE:H	26:BD:15:PHE:HD1	1.51	0.58
28:BP:26:GLU:HA	28:BP:43:GLU:HA	1.84	0.58
29:BE:195:GLN:O	29:BE:198:GLU:HG2	2.03	0.58
36:B2:21:ARG:CD	36:B2:43:THR:HG21	2.33	0.58
37:BL:143:GLU:HG2	37:BL:144:GLU:N	2.16	0.58
40:BH:44:ILE:HA	40:BH:51:ARG:NH2	2.18	0.58
44:BQ:9:ALA:C	44:BQ:11:ALA:H	2.06	0.58
50:BT:8:LEU:HD22	50:BT:46:ALA:HA	1.86	0.58
1:CA:301:G:H2'	1:CA:302:G:H8	1.67	0.58
1:CA:642:A:H2'	1:CA:643:C:H6	1.68	0.58
1:CA:1437:A:H2'	1:CA:1438:G:H8	1.69	0.58
4:CE:95:MET:HA	4:CE:124:ALA:HB2	1.86	0.58
23:DB:222:A:H61	23:DB:232:G:H1'	1.68	0.58
23:DB:345:A:H1'	23:DB:346:A:C2	2.38	0.58
23:DB:547:A:N1	23:DB:548:G:H1'	2.19	0.58
23:DB:1656:C:H2'	23:DB:1657:U:H6	1.67	0.58
23:DB:2008:C:H2'	23:DB:2009:A:H8	1.68	0.58
23:DB:2143:C:H2'	23:DB:2144:G:O4'	2.03	0.58
26:DD:8:LYS:CD	26:DD:197:THR:H	2.17	0.58
26:DD:27:ILE:HG23	26:DD:201:LEU:HD12	1.85	0.58
35:DV:72:VAL:HB	35:DV:92:VAL:O	2.04	0.58
40:DH:113:SER:HB2	40:DH:132:PHE:HZ	1.68	0.58
47:DF:141:ASP:O	47:DF:145:VAL:HG13	2.02	0.58
1:AA:1045:C:H2'	1:AA:1046:A:O4'	2.03	0.58
1:AA:1488:G:O2'	1:AA:1489:G:H5'	2.03	0.58
2:AC:63:ILE:HD11	2:AC:96:VAL:HG23	1.85	0.58
3:AD:154:VAL:O	3:AD:158:LEU:HD12	2.03	0.58
8:AI:46:VAL:HA	8:AI:49:GLN:HG3	1.85	0.58
9:AJ:67:ILE:HG12	13:AN:94:GLY:O	2.04	0.58
16:AQ:45:VAL:HG21	16:AQ:60:ILE:HG21	1.86	0.58
20:AB:60:ALA:HB1	20:AB:220:VAL:HG13	1.85	0.58
23:BB:559:G:OP1	41:BJ:111:LYS:HD3	2.03	0.58
23:BB:2033:A:H3'	56:BB:3539:HOH:O	2.03	0.58
23:BB:2143:C:H2'	23:BB:2144:G:O4'	2.03	0.58
23:BB:2146:C:H1'	23:BB:2147:A:H4'	1.84	0.58
23:BB:2496:C:OP1	38:BM:82:MET:HB2	2.04	0.58
23:BB:2547:A:H2'	23:BB:2548:U:C6	2.38	0.58

Continued on next page...

Continued from previous page...

Atom-1	Atom-2	Interatomic distance (Å)	Clash overlap (Å)
26:BD:14:ILE:HD13	26:BD:178:VAL:HG11	1.84	0.58
29:BE:48:THR:HG23	29:BE:88:ARG:HH11	1.68	0.58
37:BL:79:LEU:CG	37:BL:112:LEU:HA	2.32	0.58
41:BJ:124:VAL:O	41:BJ:125:TYR:HB2	2.02	0.58
46:BU:10:VAL:O	46:BU:21:ARG:HA	2.03	0.58
48:BG:148:ARG:HD3	48:BG:152:ARG:CZ	2.32	0.58
2:CC:13:ILE:O	2:CC:14:VAL:HG22	2.03	0.58
5:CF:47:LEU:HD21	5:CF:57:ALA:HB3	1.85	0.58
8:CI:33:SER:HB3	8:CI:36:GLN:HB2	1.84	0.58
11:CL:106:VAL:HG23	11:CL:116:TYR:HB3	1.84	0.58
19:CT:66:ILE:HG13	19:CT:70:LYS:HE3	1.84	0.58
23:DB:222:A:N1	23:DB:233:A:H5''	2.17	0.58
23:DB:753:A:H2'	23:DB:754:U:H6	1.68	0.58
23:DB:1230:A:H2'	23:DB:1231:U:C6	2.38	0.58
23:DB:1354:A:H2'	23:DB:1355:G:O4'	2.02	0.58
23:DB:1820:U:OP1	25:DC:176:ARG:HD2	2.03	0.58
27:DK:14:SER:HB2	27:DK:51:LYS:H	1.68	0.58
28:DP:24:THR:O	28:DP:25:VAL:HG22	2.03	0.58
29:DE:48:THR:HG22	29:DE:86:ALA:HB3	1.85	0.58
41:DJ:58:ASN:HA	41:DJ:127:GLY:CA	2.33	0.58
42:DN:38:LEU:O	42:DN:42:LYS:HG3	2.04	0.58
48:DG:95:ALA:HB2	48:DG:130:ILE:HD11	1.86	0.58
1:AA:21:G:H2'	1:AA:22:G:C8	2.38	0.58
7:AH:79:ARG:HB2	7:AH:80:PRO:HD2	1.85	0.58
9:AJ:18:ILE:HG23	9:AJ:19:ASP:N	2.18	0.58
12:AM:13:HIS:HB2	12:AM:16:ILE:HG22	1.85	0.58
14:AO:53:ARG:HD2	23:BB:715:A:N6	2.19	0.58
19:AT:49:ALA:O	19:AT:52:GLU:HG2	2.04	0.58
22:BA:106:G:H2'	22:BA:107:G:C8	2.39	0.58
23:BB:264:C:O2'	23:BB:265:A:H5''	2.02	0.58
23:BB:581:C:H2'	23:BB:582:A:H8	1.68	0.58
23:BB:948:C:H2'	23:BB:949:G:C8	2.38	0.58
23:BB:2820:A:OP1	42:BN:4:ARG:HA	2.02	0.58
26:BD:10:GLY:CA	26:BD:26:VAL:H	2.06	0.58
26:BD:105:LYS:H	26:BD:106:LYS:NZ	2.01	0.58
27:BK:60:ALA:HA	27:BK:87:LEU:HD23	1.84	0.58
29:BE:161:ALA:HA	29:BE:164:LEU:HB2	1.85	0.58
37:BL:143:GLU:CG	37:BL:144:GLU:H	2.11	0.58
50:BT:59:ASN:O	50:BT:84:TYR:HB2	2.03	0.58
1:CA:1342:C:H2'	1:CA:1343:G:C8	2.38	0.58
2:CC:129:PHE:CE2	2:CC:156:LEU:HD13	2.38	0.58

Continued on next page...

Continued from previous page...

Atom-1	Atom-2	Interatomic distance (Å)	Clash overlap (Å)
9:CJ:41:PRO:O	9:CJ:42:LEU:HB2	2.02	0.58
14:CO:81:LEU:HD23	14:CO:85:LEU:HD13	1.85	0.58
22:DA:54:G:O2'	22:DA:55:U:H5'	2.02	0.58
23:DB:63:A:H2'	23:DB:63:A:OP2	2.03	0.58
23:DB:609:A:H2'	23:DB:610:C:O4'	2.02	0.58
23:DB:1419:A:H2'	23:DB:1421:G:N7	2.19	0.58
24:DI:125:THR:O	24:DI:129:GLU:HG3	2.03	0.58
25:DC:78:GLU:OE1	25:DC:94:LEU:HD22	2.04	0.58
25:DC:158:GLY:H	25:DC:194:VAL:HG13	1.69	0.58
25:DC:173:LEU:H	25:DC:173:LEU:CD2	2.17	0.58
27:DK:43:ILE:HG22	27:DK:54:LYS:HA	1.86	0.58
35:DV:44:HIS:CE1	35:DV:86:LEU:H	2.20	0.58
40:DH:93:SER:O	40:DH:94:ILE:HD12	2.02	0.58
41:DJ:112:GLY:H	41:DJ:113:PRO:HD2	1.68	0.58
47:DF:33:ILE:HD13	47:DF:95:MET:HG2	1.85	0.58
47:DF:66:ILE:HD11	47:DF:83:PRO:HB3	1.85	0.58
47:DF:103:ILE:HD11	47:DF:174:PHE:HA	1.84	0.58
48:DG:152:ARG:HH22	48:DG:162:ARG:HA	1.68	0.58
50:DT:32:LEU:O	50:DT:83:ALA:HB2	2.03	0.58
1:AA:22:G:H2'	1:AA:23:C:H6	1.69	0.58
1:AA:474:G:H2'	1:AA:475:C:C6	2.38	0.58
1:AA:1342:C:H2'	1:AA:1343:G:H8	1.68	0.58
1:AA:1532:U:C2	1:AA:1534:A:H5'	2.39	0.58
9:AJ:40:ILE:HD12	9:AJ:73:LEU:HD12	1.84	0.58
20:AB:204:ASP:CG	20:AB:205:ALA:H	2.06	0.58
23:BB:165:A:H2'	23:BB:166:U:H6	1.69	0.58
23:BB:445:C:O2'	23:BB:446:G:H5'	2.03	0.58
23:BB:1464:G:H2'	23:BB:1465:G:C8	2.38	0.58
23:BB:1826:G:H2'	23:BB:1827:U:C6	2.38	0.58
23:BB:2653:U:O2'	48:BG:109:SER:HB2	2.03	0.58
39:BX:34:SER:HB2	39:BX:36:GLN:OE1	2.04	0.58
40:BH:132:PHE:HB2	40:BH:142:VAL:HG23	1.85	0.58
51:BZ:7:VAL:HG13	51:BZ:8:THR:CG2	2.33	0.58
52:BW:39:GLN:NE2	52:BW:42:THR:HB	2.15	0.58
1:CA:1004:A:H5'	1:CA:1025:U:O2	2.04	0.58
1:CA:1162:C:H2'	1:CA:1163:A:C8	2.39	0.58
1:CA:1450:U:H2'	1:CA:1452:C:C4	2.37	0.58
8:CI:11:ARG:HE	8:CI:12:LYS:HG3	1.67	0.58
14:CO:55:GLY:O	14:CO:59:MET:HG2	2.03	0.58
23:DB:21:A:H2'	23:DB:22:C:C6	2.39	0.58
23:DB:1796:U:H2'	23:DB:1797:G:H8	1.68	0.58

Continued on next page...

Continued from previous page...

Atom-1	Atom-2	Interatomic distance (Å)	Clash overlap (Å)
25:DC:141:HIS:CG	25:DC:142:ASN:H	2.22	0.58
31:D0:38:LEU:HD13	31:D0:41:HIS:NE2	2.19	0.58
37:DL:79:LEU:CG	37:DL:112:LEU:HA	2.30	0.58
41:DJ:114:LEU:O	41:DJ:118:MET:HE3	2.03	0.58
44:DQ:10:ARG:NH1	44:DQ:10:ARG:HB2	2.18	0.58
1:AA:1361:G:C2'	1:AA:1362:A:H5''	2.33	0.58
5:AF:6:ILE:HD11	5:AF:8:PHE:HD2	1.67	0.58
7:AH:10:LEU:HD22	7:AH:74:ILE:HD11	1.85	0.58
11:AL:54:VAL:CG2	11:AL:79:ILE:HD11	2.34	0.58
20:AB:23:ASN:HD22	20:AB:24:PRO:HD2	1.68	0.58
21:AU:24:LYS:HB3	21:AU:24:LYS:NZ	2.18	0.58
23:BB:98:G:H2'	23:BB:99:U:H5''	1.85	0.58
23:BB:946:C:H2'	23:BB:947:A:H8	1.69	0.58
23:BB:979:A:H2'	23:BB:982:C:N4	2.18	0.58
23:BB:1047:G:HO2'	23:BB:1048:A:P	2.26	0.58
23:BB:1444:G:H2'	23:BB:1445:G:H8	1.69	0.58
24:BI:109:ALA:HB1	24:BI:124:MET:HG3	1.85	0.58
26:BD:11:MET:HE1	26:BD:192:ALA:H	1.69	0.58
29:BE:98:LYS:NZ	29:BE:99:LYS:HE3	2.18	0.58
45:BS:17:VAL:C	45:BS:19:LEU:H	2.07	0.58
1:CA:237:G:H2'	1:CA:238:A:H8	1.69	0.58
1:CA:777:A:H2'	1:CA:778:G:H8	1.68	0.58
1:CA:1279:G:H5''	9:CJ:9:ARG:NH2	2.18	0.58
1:CA:1342:C:H2'	1:CA:1343:G:H8	1.69	0.58
8:CI:47:VAL:HG23	8:CI:48:ARG:HG3	1.86	0.58
20:CB:195:VAL:HG12	20:CB:197:PHE:H	1.69	0.58
20:CB:204:ASP:CG	20:CB:205:ALA:H	2.06	0.58
21:CU:42:THR:O	21:CU:46:ARG:HG3	2.02	0.58
23:DB:419:U:H2'	23:DB:420:C:C6	2.38	0.58
23:DB:523:C:H4'	23:DB:540:C:O2	2.04	0.58
27:DK:115:ILE:HG23	27:DK:116:ILE:N	2.18	0.58
48:DG:152:ARG:HG3	48:DG:153:PRO:HD2	1.86	0.58
50:DT:5:GLU:HA	50:DT:8:LEU:CB	2.28	0.58
1:AA:56:U:H2'	1:AA:57:G:C8	2.37	0.58
1:AA:518:C:H2'	1:AA:530:G:C8	2.37	0.58
1:AA:1307:U:H2'	1:AA:1308:U:C6	2.39	0.58
4:AE:12:GLU:HB3	4:AE:63:MET:HE1	1.86	0.58
8:AI:24:ASN:CG	8:AI:25:GLY:H	2.07	0.58
10:AK:30:ILE:HG22	10:AK:45:THR:OG1	2.02	0.58
15:AP:73:ALA:O	15:AP:77:GLU:HG3	2.04	0.58
19:AT:4:LYS:HE3	19:AT:6:ALA:H	1.68	0.58

Continued on next page...

Continued from previous page...

Atom-1	Atom-2	Interatomic distance (Å)	Clash overlap (Å)
22:BA:32:U:C4'	22:BA:52:A:H62	2.15	0.58
23:BB:2814:A:H2'	23:BB:2815:C:H6	1.67	0.58
26:BD:34:VAL:HB	26:BD:48:ILE:HD11	1.86	0.58
37:BL:131:ALA:C	37:BL:133:ALA:H	2.06	0.58
38:BM:40:ARG:HD3	38:BM:93:VAL:HG21	1.86	0.58
46:BU:86:PHE:HD1	46:BU:88:ASP:H	1.48	0.58
48:BG:148:ARG:HA	48:BG:161:VAL:HB	1.85	0.58
1:CA:470:C:H2'	1:CA:471:U:C6	2.39	0.58
1:CA:769:G:O2'	1:CA:770:C:H5'	2.04	0.58
1:CA:1151:A:HO2'	1:CA:1152:A:H8	1.49	0.58
2:CC:59:PRO:HG2	2:CC:62:SER:OG	2.02	0.58
12:CM:70:ARG:CZ	47:DF:142:TYR:HB3	2.33	0.58
23:DB:445:C:O2'	23:DB:446:G:H5'	2.03	0.58
23:DB:1283:G:N2	23:DB:1286:A:H5'	2.17	0.58
23:DB:2063:C:O2	23:DB:2450:A:N1	2.37	0.58
23:DB:2240:U:O2'	23:DB:2241:A:H5'	2.03	0.58
24:DI:71:LYS:HB3	24:DI:115:ASP:OD2	2.03	0.58
25:DC:75:ALA:HB1	25:DC:93:VAL:HG22	1.84	0.58
35:DV:44:HIS:CE1	35:DV:85:LYS:HB2	2.38	0.58
37:DL:85:VAL:HG22	37:DL:94:THR:CG2	2.34	0.58
39:DX:1:MET:O	39:DX:5:GLU:HG2	2.03	0.58
40:DH:99:ILE:O	40:DH:103:VAL:HG12	2.03	0.58
41:DJ:55:ILE:O	41:DJ:55:ILE:HG13	2.03	0.58
41:DJ:124:VAL:O	41:DJ:125:TYR:HB2	2.02	0.58
44:DQ:79:ILE:O	44:DQ:79:ILE:HD13	2.04	0.58
47:DF:34:THR:OG1	47:DF:154:THR:HB	2.04	0.58
48:DG:166:GLU:CG	48:DG:168:VAL:HG23	2.34	0.58
50:DT:44:LYS:O	50:DT:48:GLN:HG2	2.02	0.58
52:DW:7:GLY:C	52:DW:10:ARG:HH12	2.07	0.58
1:AA:312:C:H2'	1:AA:313:A:H8	1.68	0.58
1:AA:868:C:H2'	1:AA:869:G:O4'	2.04	0.58
8:AI:62:LEU:HD22	8:AI:62:LEU:N	2.19	0.58
9:AJ:55:PRO:HA	13:AN:80:ARG:HH22	1.68	0.58
23:BB:417:C:H2'	23:BB:418:C:C6	2.37	0.58
23:BB:1061:U:H4'	23:BB:1070:A:O3'	2.04	0.58
23:BB:1082:U:O4	23:BB:1086:A:C2	2.57	0.58
23:BB:1771:C:H2'	23:BB:1772:A:H8	1.69	0.58
23:BB:1794:A:H2'	23:BB:1795:C:C6	2.38	0.58
23:BB:2033:A:O2'	23:BB:2035:G:OP2	2.19	0.58
23:BB:2646:C:H2'	23:BB:2647:U:O4'	2.03	0.58
23:BB:2896:C:H2'	23:BB:2897:U:C6	2.39	0.58

Continued on next page...

Continued from previous page...

Atom-1	Atom-2	Interatomic distance (Å)	Clash overlap (Å)
24:BI:105:LEU:HD11	24:BI:139:VAL:CG1	2.33	0.58
25:BC:141:HIS:CG	25:BC:142:ASN:H	2.22	0.58
25:BC:242:HIS:O	25:BC:244:VAL:HG13	2.03	0.58
37:BL:95:LEU:HB3	37:BL:100:ILE:HG23	1.85	0.58
38:BM:26:VAL:HG23	38:BM:104:GLU:OE2	2.04	0.58
41:BJ:25:LEU:HD22	41:BJ:26:GLY:N	2.18	0.58
44:BQ:81:GLY:HA3	44:BQ:112:ALA:HB1	1.85	0.58
48:BG:34:ARG:HD3	48:BG:34:ARG:N	2.19	0.58
1:CA:1011:C:H2'	1:CA:1012:A:C8	2.39	0.58
1:CA:1039:G:H2'	1:CA:1040:U:C6	2.39	0.58
1:CA:1071:C:H2'	1:CA:1072:G:C8	2.39	0.58
6:CG:112:ASP:HB2	6:CG:118:ARG:HG2	1.85	0.58
10:CK:51:PHE:CZ	10:CK:61:ALA:HA	2.39	0.58
22:DA:2:G:H2'	22:DA:3:C:C6	2.38	0.58
22:DA:94:A:H2'	22:DA:95:U:O4'	2.04	0.58
23:DB:322:A:H5'	23:DB:340:A:H1'	1.85	0.58
23:DB:1582:C:H2'	23:DB:1583:A:O4'	2.04	0.58
23:DB:1657:U:O2'	23:DB:1658:C:H5'	2.04	0.58
23:DB:2849:U:N3	23:DB:2867:G:C8	2.71	0.58
24:DI:45:THR:CA	24:DI:48:ILE:HG22	2.32	0.58
29:DE:158:PHE:HA	29:DE:169:VAL:HG21	1.84	0.58
46:DU:10:VAL:O	46:DU:21:ARG:HA	2.04	0.58
47:DF:19:PHE:CE2	47:DF:164:GLU:HG2	2.39	0.58
47:DF:35:LEU:HD23	47:DF:153:ILE:HG12	1.86	0.58
50:DT:29:THR:CA	50:DT:86:THR:HA	2.33	0.58
1:AA:470:C:H2'	1:AA:471:U:C6	2.39	0.58
1:AA:617:G:H4'	15:AP:46:LYS:HE2	1.86	0.58
1:AA:1026:G:H2'	1:AA:1027:C:H6	1.68	0.58
1:AA:1123:U:O2'	1:AA:1124:G:H5'	2.04	0.58
1:AA:1450:U:H2'	1:AA:1452:C:C4	2.38	0.58
2:AC:88:LYS:HE3	2:AC:88:LYS:O	2.04	0.58
4:AE:45:VAL:HG13	4:AE:117:ALA:HA	1.86	0.58
23:BB:9:G:N2	23:BB:10:A:H62	2.00	0.58
23:BB:646:U:H3'	23:BB:647:G:H8	1.68	0.58
23:BB:833:A:H2'	23:BB:834:G:C8	2.38	0.58
23:BB:2845:U:O2'	23:BB:2846:G:H5'	2.03	0.58
23:BB:2893:A:H5''	23:BB:2894:G:H5'	1.86	0.58
25:BC:177:SER:O	25:BC:270:ARG:HG3	2.04	0.58
26:BD:182:ALA:O	26:BD:184:ARG:HG2	2.04	0.58
27:BK:14:SER:HB2	27:BK:51:LYS:H	1.68	0.58
29:BE:154:ASP:OD1	29:BE:156:ASN:HB3	2.03	0.58

Continued on next page...

Continued from previous page...

Atom-1	Atom-2	Interatomic distance (Å)	Clash overlap (Å)
30:BY:16:LEU:O	30:BY:19:HIS:HB2	2.02	0.58
39:BX:1:MET:O	39:BX:5:GLU:HG2	2.04	0.58
41:BJ:38:GLY:HA3	41:BJ:50:THR:O	2.03	0.58
46:BU:3:LYS:HB3	46:BU:82:VAL:HG21	1.85	0.58
1:CA:625:U:H4'	15:CP:16:PHE:CZ	2.38	0.58
3:CD:154:VAL:O	3:CD:158:LEU:HD12	2.04	0.58
7:CH:79:ARG:HB2	7:CH:80:PRO:HD2	1.85	0.58
11:CL:17:LYS:HE3	11:CL:17:LYS:N	2.19	0.58
11:CL:54:VAL:HG21	11:CL:79:ILE:HD11	1.84	0.58
11:CL:65:TYR:HB3	11:CL:95:HIS:CD2	2.39	0.58
15:CP:46:LYS:C	15:CP:48:GLU:H	2.06	0.58
18:CS:39:ILE:HB	18:CS:66:VAL:HA	1.85	0.58
22:DA:109:A:H2'	22:DA:110:C:H6	1.68	0.58
23:DB:796:C:H2'	23:DB:797:G:H8	1.68	0.58
25:DC:226:PRO:HA	25:DC:232:GLY:HA3	1.84	0.58
26:DD:113:SER:HB3	26:DD:167:ASN:N	2.19	0.58
27:DK:35:VAL:HG23	27:DK:36:GLY:N	2.15	0.58
27:DK:59:LYS:HD2	27:DK:89:ASN:ND2	2.19	0.58
29:DE:5:LEU:HD12	29:DE:10:SER:HB2	1.85	0.58
35:DV:30:ILE:HB	35:DV:38:LEU:HB3	1.86	0.58
44:DQ:10:ARG:HA	44:DQ:13:HIS:HB2	1.84	0.58
46:DU:86:PHE:HE1	46:DU:88:ASP:HB3	1.69	0.58
52:DW:23:LYS:O	52:DW:66:VAL:HB	2.04	0.58
52:DW:48:ALA:HB3	52:DW:81:ILE:O	2.03	0.58
1:AA:1004:A:H5'	1:AA:1025:U:O2	2.04	0.58
18:AS:65:MET:HG3	18:AS:73:PHE:CZ	2.39	0.58
23:BB:322:A:H5'	23:BB:340:A:H1'	1.84	0.58
23:BB:1735:A:H2'	23:BB:1736:U:C6	2.39	0.58
26:BD:170:VAL:O	26:BD:170:VAL:HG23	2.04	0.58
37:BL:92:LEU:HD23	37:BL:92:LEU:H	1.68	0.58
38:BM:71:LYS:HD3	38:BM:95:LEU:HD13	1.86	0.58
44:BQ:94:LEU:HD21	49:BR:11:GLN:HB2	1.86	0.58
47:BF:177:ARG:CZ	47:BF:177:ARG:HA	2.34	0.58
1:CA:56:U:H2'	1:CA:57:G:C8	2.39	0.58
1:CA:410:G:P	3:CD:25:ARG:HE	2.27	0.58
1:CA:620:C:N1	3:CD:131:ILE:HD13	2.18	0.58
3:CD:77:GLU:HA	3:CD:80:ARG:HG2	1.85	0.58
4:CE:155:LYS:O	4:CE:158:LYS:HE3	2.04	0.58
20:CB:218:ALA:HA	20:CB:221:ARG:HG2	1.84	0.58
23:DB:644:A:O2'	23:DB:645:C:H5'	2.04	0.58
23:DB:1548:A:H2'	23:DB:1549:A:C8	2.38	0.58

Continued on next page...

Continued from previous page...

Atom-1	Atom-2	Interatomic distance (Å)	Clash overlap (Å)
23:DB:1778:U:H2'	23:DB:1784:A:N6	2.19	0.58
23:DB:2229:U:H2'	23:DB:2230:G:H8	1.67	0.58
29:DE:189:THR:HG23	29:DE:192:ALA:H	1.69	0.58
31:D0:33:SER:C	31:D0:35:GLU:H	2.07	0.58
36:D2:10:LEU:O	36:D2:14:ARG:HG2	2.03	0.58
37:DL:95:LEU:HB3	37:DL:100:ILE:CG2	2.34	0.58
41:DJ:25:LEU:HD22	41:DJ:26:GLY:N	2.17	0.58
46:DU:81:ARG:HH21	46:DU:81:ARG:H	1.51	0.58
52:DW:49:ASN:HB3	52:DW:81:ILE:CG1	2.34	0.58
2:AC:126:ARG:HH22	2:AC:190:THR:CG2	2.14	0.57
5:AF:43:GLY:HA2	5:AF:58:HIS:NE2	2.19	0.57
6:AG:112:ASP:HB2	6:AG:118:ARG:HG2	1.86	0.57
10:AK:88:PRO:HD3	21:AU:28:LEU:HD11	1.86	0.57
19:AT:27:MET:O	19:AT:31:ILE:HG13	2.03	0.57
23:BB:564:C:O2'	23:BB:565:C:H5'	2.04	0.57
23:BB:704:G:C2'	23:BB:726:G:H22	2.15	0.57
23:BB:720:U:H2'	23:BB:721:A:C8	2.39	0.57
23:BB:870:U:O2'	23:BB:871:U:H5'	2.03	0.57
23:BB:921:C:H2'	23:BB:922:C:C6	2.39	0.57
23:BB:1021:A:H61	23:BB:1142:A:H61	1.50	0.57
23:BB:1316:U:O2'	23:BB:1317:G:H5'	2.03	0.57
23:BB:1810:A:H2'	23:BB:1811:G:O4'	2.03	0.57
23:BB:2190:G:O2'	23:BB:2191:A:H5'	2.04	0.57
29:BE:106:LYS:HE3	29:BE:200:LEU:HD12	1.85	0.57
47:BF:90:LEU:C	47:BF:91:ARG:HD3	2.25	0.57
48:BG:84:LYS:HG3	48:BG:131:VAL:HB	1.85	0.57
48:BG:89:VAL:HG12	48:BG:90:GLY:H	1.69	0.57
1:CA:6:G:H2'	4:CE:123:LEU:HD22	1.86	0.57
2:CC:182:ASP:HB2	2:CC:203:LYS:HE2	1.86	0.57
3:CD:102:TYR:HE1	3:CD:109:THR:HA	1.69	0.57
4:CE:55:VAL:N	4:CE:56:PRO:HD2	2.18	0.57
5:CF:29:ILE:HD13	5:CF:64:VAL:HG21	1.85	0.57
8:CI:56:MET:C	8:CI:58:GLU:H	2.06	0.57
20:CB:93:HIS:CD2	20:CB:145:ASN:HB3	2.39	0.57
23:DB:63:A:H8	23:DB:63:A:OP2	1.86	0.57
23:DB:871:U:H2'	23:DB:872:U:H6	1.67	0.57
23:DB:1805:A:H5''	25:DC:247:TRP:CE2	2.39	0.57
23:DB:2329:U:H2'	23:DB:2330:G:C8	2.39	0.57
23:DB:2868:A:H2'	23:DB:2869:G:C8	2.39	0.57
24:DI:121:ILE:H	24:DI:121:ILE:CD1	2.14	0.57
25:DC:226:PRO:HG3	25:DC:233:GLY:N	2.14	0.57

Continued on next page...

Continued from previous page...

Atom-1	Atom-2	Interatomic distance (Å)	Clash overlap (Å)
26:DD:148:GLN:HB2	26:DD:152:PRO:HG2	1.86	0.57
29:DE:138:LEU:HB3	29:DE:143:LEU:O	2.04	0.57
35:DV:1:MET:HG2	35:DV:59:GLU:HG3	1.86	0.57
41:DJ:45:THR:N	41:DJ:46:PRO:HD3	2.18	0.57
42:DN:49:GLU:OE2	42:DN:95:THR:HG22	2.02	0.57
45:DS:31:GLN:O	45:DS:35:ILE:HG12	2.04	0.57
46:DU:47:PRO:HD3	46:DU:55:GLY:HA3	1.86	0.57
1:AA:1414:U:H2'	1:AA:1415:G:H8	1.70	0.57
1:AA:1437:A:H2'	1:AA:1438:G:H8	1.67	0.57
1:AA:1521:C:H2'	1:AA:1522:U:C6	2.39	0.57
22:BA:94:A:H2'	22:BA:95:U:O4'	2.03	0.57
23:BB:992:C:H4'	49:BR:74:ILE:HD13	1.86	0.57
23:BB:1477:A:H2'	23:BB:1478:G:O4'	2.04	0.57
23:BB:1550:C:H2'	23:BB:1551:A:H8	1.69	0.57
23:BB:2652:C:H2'	23:BB:2653:U:O4'	2.03	0.57
26:BD:204:LYS:HB2	26:BD:205:PRO:HD2	1.85	0.57
35:BV:49:ASN:HD22	35:BV:49:ASN:N	2.01	0.57
39:BX:17:GLU:OE1	39:BX:21:LEU:HD11	2.04	0.57
40:BH:47:PHE:HA	40:BH:50:ARG:NH2	2.19	0.57
45:BS:18:ARG:HB3	45:BS:76:VAL:CG2	2.34	0.57
47:BF:137:PHE:O	47:BF:139:GLU:N	2.37	0.57
3:CD:18:LEU:HB2	3:CD:20:LEU:HG	1.86	0.57
3:CD:149:LYS:HB2	3:CD:177:MET:HG3	1.86	0.57
8:CI:87:MET:HG2	8:CI:91:GLU:HG2	1.85	0.57
23:DB:139:U:O2'	50:DT:1:MET:HB2	2.03	0.57
23:DB:233:A:H61	23:DB:428:A:N6	2.01	0.57
23:DB:417:C:H2'	23:DB:418:C:C6	2.39	0.57
23:DB:441:U:H2'	23:DB:442:G:H8	1.69	0.57
23:DB:564:C:O2'	23:DB:565:C:H5'	2.04	0.57
23:DB:581:C:H2'	23:DB:582:A:H8	1.68	0.57
23:DB:946:C:H2'	23:DB:947:A:H8	1.69	0.57
23:DB:1513:U:O2'	23:DB:1514:G:H5'	2.03	0.57
23:DB:2182:U:H2'	23:DB:2183:A:H8	1.68	0.57
24:DI:123:ALA:HA	24:DI:126:ARG:HH12	1.68	0.57
29:DE:62:GLN:HG2	29:DE:63:LYS:HG3	1.86	0.57
38:DM:36:VAL:HB	38:DM:127:LYS:O	2.03	0.57
38:DM:64:TRP:HB2	38:DM:104:GLU:HB2	1.85	0.57
38:DM:108:VAL:HG22	38:DM:109:PRO:HD2	1.87	0.57
39:DX:48:ARG:O	39:DX:51:ALA:HB3	2.03	0.57
43:DO:56:LYS:HG2	43:DO:60:GLU:CD	2.24	0.57
47:DF:78:ILE:HD12	47:DF:78:ILE:N	2.18	0.57

Continued on next page...

Continued from previous page...

Atom-1	Atom-2	Interatomic distance (Å)	Clash overlap (Å)
1:AA:35:G:H2'	1:AA:36:C:C6	2.39	0.57
1:AA:484:G:H4'	1:AA:485:U:H5''	1.85	0.57
1:AA:796:C:H4'	10:AK:126:ARG:NH2	2.19	0.57
1:AA:1060:U:C4'	9:AJ:54:SER:HB2	2.33	0.57
1:AA:1390:U:H2'	1:AA:1391:U:C6	2.39	0.57
4:AE:84:VAL:CG1	4:AE:146:MET:HB3	2.35	0.57
7:AH:78:SER:HA	7:AH:84:ILE:HD12	1.86	0.57
8:AI:56:MET:C	8:AI:58:GLU:H	2.07	0.57
16:AQ:77:VAL:HG12	16:AQ:79:GLU:H	1.69	0.57
18:AS:10:ILE:HG22	18:AS:37:SER:HB3	1.85	0.57
23:BB:591:U:H1'	34:B3:1:PRO:N	2.19	0.57
23:BB:1022:G:N2	23:BB:1142:A:N1	2.51	0.57
23:BB:2285:C:OP2	33:B1:5:ARG:HD3	2.03	0.57
25:BC:69:ASN:O	25:BC:70:LYS:C	2.42	0.57
25:BC:173:LEU:H	25:BC:173:LEU:CD2	2.16	0.57
27:BK:79:PHE:CD2	28:BP:69:VAL:HG12	2.39	0.57
37:BL:116:VAL:HG13	37:BL:117:THR:N	2.17	0.57
45:BS:88:ARG:HH21	45:BS:88:ARG:HG3	1.70	0.57
47:BF:33:ILE:HD13	47:BF:95:MET:HG2	1.86	0.57
1:CA:22:G:H2'	1:CA:23:C:C6	2.38	0.57
1:CA:45:G:H2'	1:CA:46:G:C8	2.38	0.57
1:CA:586:C:H5''	7:CH:81:GLY:HA2	1.86	0.57
1:CA:640:A:O2'	1:CA:641:U:H5'	2.03	0.57
1:CA:1216:A:H5''	13:CN:4:SER:HB3	1.85	0.57
4:CE:45:VAL:HG13	4:CE:117:ALA:HA	1.85	0.57
6:CG:2:ARG:HH11	6:CG:2:ARG:CB	2.00	0.57
6:CG:134:VAL:O	6:CG:138:GLU:HG3	2.03	0.57
9:CJ:18:ILE:HG23	9:CJ:19:ASP:N	2.19	0.57
20:CB:56:LEU:O	20:CB:59:ILE:HD12	2.05	0.57
23:DB:921:C:H2'	23:DB:922:C:C6	2.39	0.57
23:DB:1061:U:H4'	23:DB:1070:A:O3'	2.03	0.57
23:DB:1827:U:O2'	23:DB:1828:G:H5'	2.05	0.57
23:DB:2386:A:H2'	23:DB:2387:U:C6	2.39	0.57
26:DD:34:VAL:HB	26:DD:48:ILE:HD11	1.86	0.57
29:DE:154:ASP:OD1	29:DE:156:ASN:HB3	2.04	0.57
35:DV:49:ASN:N	35:DV:49:ASN:HD22	2.01	0.57
44:DQ:9:ALA:C	44:DQ:11:ALA:H	2.07	0.57
47:DF:137:PHE:O	47:DF:139:GLU:N	2.37	0.57
3:AD:104:MET:SD	3:AD:179:GLY:HA3	2.44	0.57
5:AF:92:THR:HG22	5:AF:93:LYS:N	2.19	0.57
7:AH:86:LYS:HD2	7:AH:90:GLU:CG	2.35	0.57

Continued on next page...

Continued from previous page...

Atom-1	Atom-2	Interatomic distance (Å)	Clash overlap (Å)
17:AR:41:SER:HB2	17:AR:51:GLN:HG2	1.84	0.57
19:AT:49:ALA:HA	19:AT:52:GLU:CD	2.23	0.57
23:BB:705:A:N6	23:BB:726:G:H1'	2.19	0.57
23:BB:1513:U:O2'	23:BB:1514:G:H5'	2.04	0.57
23:BB:1582:C:H3'	23:BB:1583:A:N3	2.20	0.57
23:BB:2146:C:H1'	23:BB:2147:A:C4'	2.33	0.57
23:BB:2898:U:H2'	23:BB:2899:A:H8	1.69	0.57
25:BC:130:PRO:HA	25:BC:188:ARG:HA	1.86	0.57
38:BM:35:ALA:HB3	38:BM:99:GLY:N	2.20	0.57
39:BX:15:ASN:ND2	39:BX:15:ASN:H	2.02	0.57
47:BF:43:ILE:HB	47:BF:82:TYR:OH	2.04	0.57
47:BF:120:SER:O	47:BF:127:TYR:HA	2.04	0.57
51:BZ:40:VAL:CG2	51:BZ:43:GLU:HB3	2.31	0.57
51:BZ:59:ILE:HG22	51:BZ:64:ILE:HG13	1.85	0.57
2:CC:57:GLU:HB2	2:CC:64:ARG:HB2	1.86	0.57
8:CI:62:LEU:HD22	8:CI:62:LEU:N	2.19	0.57
8:CI:67:LYS:HZ3	8:CI:67:LYS:HB2	1.69	0.57
13:CN:60:ARG:CZ	13:CN:69:PRO:HB3	2.33	0.57
16:CQ:45:VAL:HG21	16:CQ:60:ILE:HG21	1.85	0.57
23:DB:757:G:H2'	23:DB:758:C:H5'	1.87	0.57
23:DB:1550:C:H2'	23:DB:1551:A:C8	2.40	0.57
23:DB:1733:G:H2'	23:DB:1734:G:C8	2.40	0.57
23:DB:1923:U:H2'	23:DB:1924:C:H6	1.68	0.57
23:DB:2292:U:H2'	23:DB:2293:G:H8	1.70	0.57
23:DB:2646:C:H2'	23:DB:2647:U:O4'	2.04	0.57
23:DB:2893:A:H5''	23:DB:2894:G:H5'	1.86	0.57
24:DI:37:PHE:CZ	24:DI:58:ILE:HD11	2.39	0.57
25:DC:211:ARG:C	25:DC:213:ARG:H	2.07	0.57
37:DL:55:MET:HE2	37:DL:56:PRO:HD2	1.86	0.57
46:DU:53:GLN:HG2	46:DU:53:GLN:O	2.03	0.57
48:DG:17:LYS:NZ	48:DG:18:ILE:H	2.03	0.57
50:DT:50:LEU:N	50:DT:50:LEU:HD22	2.19	0.57
51:DZ:21:ALA:HB3	51:DZ:23:ASN:HD21	1.68	0.57
1:AA:268:U:H2'	1:AA:269:C:C6	2.40	0.57
1:AA:335:C:H2'	1:AA:336:A:H8	1.70	0.57
3:AD:16:THR:HG22	3:AD:17:ASP:H	1.68	0.57
8:AI:47:VAL:HG23	8:AI:48:ARG:HG3	1.86	0.57
18:AS:39:ILE:HB	18:AS:66:VAL:HA	1.86	0.57
21:AU:40:PRO:O	21:AU:44:ARG:HB2	2.04	0.57
23:BB:609:A:H2'	23:BB:610:C:O4'	2.04	0.57
23:BB:1080:A:H2'	23:BB:1081:U:H6	1.70	0.57

Continued on next page...

Continued from previous page...

Atom-1	Atom-2	Interatomic distance (Å)	Clash overlap (Å)
23:BB:1192:G:O2'	23:BB:1193:G:H5'	2.05	0.57
23:BB:1432:G:O2'	23:BB:1433:A:H5'	2.04	0.57
23:BB:1771:C:H2'	23:BB:1772:A:C8	2.39	0.57
23:BB:2411:A:H2'	23:BB:2412:A:C8	2.38	0.57
25:BC:75:ALA:HB1	25:BC:93:VAL:HG22	1.85	0.57
27:BK:43:ILE:HG22	27:BK:54:LYS:HA	1.86	0.57
27:BK:64:ARG:HH12	27:BK:101:GLY:HA3	1.69	0.57
27:BK:115:ILE:HG23	27:BK:116:ILE:N	2.20	0.57
29:BE:31:VAL:HG21	29:BE:104:ALA:HB2	1.87	0.57
30:BY:35:VAL:HG21	30:BY:37:ARG:HH22	1.70	0.57
37:BL:90:VAL:HB	37:BL:122:VAL:HA	1.86	0.57
38:BM:61:GLY:HA2	38:BM:107:GLY:HA3	1.85	0.57
40:BH:3:VAL:HG12	40:BH:38:PRO:HA	1.86	0.57
41:BJ:40:HIS:HE1	41:BJ:41:LYS:HE3	1.69	0.57
47:BF:15:LEU:HD22	47:BF:167:ALA:HB1	1.86	0.57
47:BF:149:ARG:HA	47:BF:149:ARG:NH1	2.20	0.57
51:BZ:38:PHE:HE2	51:BZ:51:VAL:HG21	1.69	0.57
1:CA:131:A:H2'	1:CA:132:C:C6	2.38	0.57
1:CA:323:U:H2'	1:CA:324:G:O4'	2.04	0.57
1:CA:617:G:H4'	15:CP:46:LYS:HE2	1.87	0.57
1:CA:1472:U:H2'	1:CA:1473:G:C8	2.39	0.57
2:CC:72:PRO:O	2:CC:76:ILE:HG12	2.04	0.57
19:CT:82:ILE:HA	19:CT:85:LEU:HD22	1.87	0.57
23:DB:139:U:H3	50:DT:49:LYS:CE	2.18	0.57
23:DB:528:A:C2	23:DB:2042:A:H2'	2.40	0.57
23:DB:1021:A:H61	23:DB:1142:A:H61	1.51	0.57
23:DB:1098:A:C2'	24:DI:4:VAL:N	2.68	0.57
23:DB:1429:G:O2'	23:DB:1430:G:H5'	2.03	0.57
23:DB:1847:A:H4'	23:DB:1848:A:C8	2.39	0.57
23:DB:1856:U:H2'	23:DB:1857:G:H5'	1.86	0.57
23:DB:1939:U:H5'	23:DB:1939:U:H6	1.69	0.57
23:DB:2301:C:H2'	23:DB:2302:U:H6	1.69	0.57
23:DB:2500:U:H5'	23:DB:2501:C:OP2	2.04	0.57
26:DD:15:PHE:HD1	26:DD:15:PHE:H	1.52	0.57
27:DK:105:ARG:H	27:DK:105:ARG:CD	2.18	0.57
36:D2:21:ARG:HH21	36:D2:43:THR:HG21	1.69	0.57
40:DH:119:ASN:HD21	40:DH:121:VAL:HG13	1.69	0.57
41:DJ:21:THR:O	41:DJ:62:VAL:HA	2.04	0.57
44:DQ:35:PHE:HE1	44:DQ:39:ILE:HD11	1.68	0.57
46:DU:86:PHE:HD1	46:DU:88:ASP:H	1.50	0.57
52:DW:9:THR:HG22	52:DW:10:ARG:HH11	1.69	0.57

Continued on next page...

Continued from previous page...

Atom-1	Atom-2	Interatomic distance (Å)	Clash overlap (Å)
1:AA:1027:C:H2'	1:AA:1028:C:C6	2.39	0.57
3:AD:201:GLU:OE1	4:AE:104:ILE:HG22	2.04	0.57
5:AF:47:LEU:HD21	5:AF:57:ALA:HB3	1.85	0.57
20:AB:218:ALA:HA	20:AB:221:ARG:HG2	1.85	0.57
22:BA:54:G:O2'	22:BA:55:U:H5'	2.05	0.57
23:BB:131:A:H2'	23:BB:132:G:C8	2.39	0.57
23:BB:171:U:H2'	23:BB:172:A:H8	1.68	0.57
23:BB:988:A:P	30:BY:11:SER:HB3	2.44	0.57
23:BB:2078:C:H2'	23:BB:2079:U:H6	1.68	0.57
23:BB:2679:A:O2'	23:BB:2680:U:H5'	2.04	0.57
23:BB:2776:A:H4'	23:BB:2777:G:C5'	2.35	0.57
29:BE:60:TRP:HA	29:BE:60:TRP:CE3	2.40	0.57
37:BL:47:ARG:HH21	37:BL:47:ARG:CB	2.16	0.57
43:BO:30:ARG:HD2	43:BO:31:THR:N	2.19	0.57
44:BQ:91:ARG:HH12	49:BR:10:LYS:HB3	1.68	0.57
47:BF:78:ILE:H	47:BF:79:ARG:HH11	1.51	0.57
51:BZ:70:GLU:O	51:BZ:72:ARG:N	2.35	0.57
1:CA:844:G:H2'	1:CA:845:A:N9	2.19	0.57
1:CA:1078:U:H2'	1:CA:1079:G:O4'	2.05	0.57
2:CC:51:VAL:HA	2:CC:69:THR:HA	1.87	0.57
2:CC:81:GLU:HG3	2:CC:82:ASP:N	2.19	0.57
11:CL:86:VAL:HG11	11:CL:89:LEU:HD23	1.87	0.57
22:DA:106:G:H2'	22:DA:107:G:C8	2.40	0.57
23:DB:37:C:O2'	29:DE:45:ALA:HA	2.05	0.57
23:DB:145:C:H2'	23:DB:146:A:C8	2.39	0.57
23:DB:526:A:N6	23:DB:2626:C:H4'	2.19	0.57
23:DB:856:G:C1'	52:DW:23:LYS:HB3	2.33	0.57
23:DB:2143:C:H3'	23:DB:2144:G:C8	2.39	0.57
28:DP:102:ARG:HD2	28:DP:106:ALA:O	2.04	0.57
29:DE:195:GLN:O	29:DE:198:GLU:HG2	2.04	0.57
38:DM:35:ALA:HB3	38:DM:99:GLY:N	2.20	0.57
52:DW:35:ILE:O	52:DW:37:VAL:N	2.38	0.57
1:AA:86:G:C2	1:AA:87:C:N4	2.73	0.57
1:AA:335:C:H2'	1:AA:336:A:C8	2.39	0.57
1:AA:449:G:H2'	1:AA:450:G:C8	2.40	0.57
2:AC:176:THR:HB	2:AC:179:ALA:HB2	1.85	0.57
4:AE:55:VAL:N	4:AE:56:PRO:HD2	2.19	0.57
6:AG:78:ARG:NH1	6:AG:82:SER:H	2.03	0.57
19:AT:54:GLN:N	19:AT:55:PRO:HD2	2.20	0.57
23:BB:850:U:H2'	23:BB:851:C:C6	2.40	0.57
23:BB:871:U:H2'	23:BB:872:U:H6	1.67	0.57

Continued on next page...

Continued from previous page...

Atom-1	Atom-2	Interatomic distance (Å)	Clash overlap (Å)
23:BB:1081:U:C5'	24:BI:126:ARG:HD2	2.34	0.57
23:BB:1400:U:H2'	23:BB:1401:G:C8	2.39	0.57
23:BB:1716:U:H2'	23:BB:1717:A:C8	2.40	0.57
23:BB:1932:A:H2'	23:BB:1933:G:O4'	2.05	0.57
23:BB:2181:U:H3'	23:BB:2181:U:OP2	2.04	0.57
23:BB:2783:U:H2'	23:BB:2784:U:C6	2.40	0.57
29:BE:62:GLN:HG2	29:BE:63:LYS:HG3	1.85	0.57
36:B2:29:GLN:O	36:B2:33:ARG:HB2	2.05	0.57
41:BJ:110:PRO:HB2	41:BJ:111:LYS:HE2	1.86	0.57
50:BT:1:MET:C	50:BT:2:ILE:HD13	2.25	0.57
51:BZ:30:LEU:HD23	51:BZ:30:LEU:H	1.70	0.57
52:BW:35:ILE:O	52:BW:37:VAL:N	2.38	0.57
1:CA:370:C:H2'	1:CA:371:A:H8	1.69	0.57
1:CA:784:A:H2'	1:CA:785:G:H8	1.70	0.57
1:CA:1060:U:C4'	9:CJ:54:SER:HB2	2.35	0.57
1:CA:1132:C:H2'	1:CA:1133:G:C8	2.39	0.57
1:CA:1160:G:H4'	20:CB:130:LYS:HB2	1.86	0.57
3:CD:201:GLU:OE1	4:CE:104:ILE:HG22	2.04	0.57
6:CG:21:LEU:HG	6:CG:22:LEU:N	2.19	0.57
8:CI:38:PHE:HZ	8:CI:74:GLN:HB3	1.67	0.57
23:DB:1387:A:H2'	23:DB:1388:G:C8	2.37	0.57
23:DB:1911:U:O2'	23:DB:1912:A:H5'	2.04	0.57
23:DB:2093:G:O5'	40:DH:24:GLY:HA3	2.04	0.57
23:DB:2246:G:H2'	23:DB:2247:A:C8	2.40	0.57
23:DB:2598:A:H5''	25:DC:233:GLY:CA	2.34	0.57
23:DB:2776:A:H4'	23:DB:2777:G:C5'	2.35	0.57
38:DM:66:ARG:CZ	38:DM:101:VAL:HG11	2.34	0.57
41:DJ:72:LYS:CB	41:DJ:89:PHE:HB2	2.35	0.57
47:DF:102:LEU:HD13	47:DF:103:ILE:HB	1.86	0.57
1:AA:157:U:O2'	1:AA:158:G:H5'	2.05	0.57
1:AA:204:G:H2'	1:AA:205:A:H8	1.70	0.57
1:AA:513:C:H2'	1:AA:514:C:H6	1.70	0.57
1:AA:625:U:H4'	15:AP:16:PHE:CE2	2.40	0.57
1:AA:1071:C:H2'	1:AA:1072:G:C8	2.40	0.57
5:AF:29:ILE:HG22	5:AF:34:GLY:HA3	1.85	0.57
8:AI:38:PHE:HZ	8:AI:74:GLN:HB3	1.69	0.57
15:AP:46:LYS:C	15:AP:48:GLU:H	2.07	0.57
21:AU:19:LYS:HD3	21:AU:20:ARG:HH21	1.70	0.57
22:BA:83:G:OP1	30:BY:16:LEU:HD21	2.05	0.57
23:BB:49:A:H5''	23:BB:51:G:O4'	2.05	0.57
23:BB:972:A:C3'	23:BB:973:A:H5''	2.33	0.57

Continued on next page...

Continued from previous page...

Atom-1	Atom-2	Interatomic distance (Å)	Clash overlap (Å)
23:BB:1205:A:N1	29:BE:165:HIS:HB2	2.20	0.57
23:BB:1439:A:H1'	23:BB:1553:A:N6	2.20	0.57
23:BB:1441:G:H2'	23:BB:1442:U:H6	1.70	0.57
23:BB:1592:C:H2'	23:BB:1593:A:C8	2.36	0.57
23:BB:1779:U:H5	23:BB:1784:A:N7	2.03	0.57
23:BB:2636:C:H2'	23:BB:2637:U:H6	1.69	0.57
26:BD:178:VAL:HB	26:BD:188:LEU:HB2	1.86	0.57
31:B0:38:LEU:HD13	31:B0:41:HIS:NE2	2.20	0.57
50:BT:11:LEU:HD22	50:BT:11:LEU:N	2.16	0.57
50:BT:29:THR:CA	50:BT:86:THR:HA	2.32	0.57
50:BT:48:GLN:HA	50:BT:48:GLN:NE2	2.18	0.57
52:BW:59:PHE:O	52:BW:60:ALA:CB	2.53	0.57
1:CA:868:C:H2'	1:CA:869:G:O4'	2.05	0.57
20:CB:14:HIS:CD2	20:CB:202:ASN:H	2.22	0.57
20:CB:57:ASN:HB2	20:CB:219:THR:O	2.03	0.57
23:DB:27:G:H1'	23:DB:513:A:H61	1.69	0.57
23:DB:215:G:H4'	23:DB:216:A:H4'	1.87	0.57
23:DB:636:G:H3'	37:DL:128:THR:CG2	2.31	0.57
23:DB:720:U:H2'	23:DB:721:A:C8	2.39	0.57
23:DB:741:U:H2'	23:DB:742:A:C8	2.40	0.57
23:DB:1192:G:O2'	23:DB:1193:G:H5'	2.05	0.57
23:DB:1287:A:N7	42:DN:105:GLY:HA3	2.19	0.57
24:DI:78:LEU:HA	24:DI:81:LYS:HE2	1.87	0.57
25:DC:4:LYS:HD3	25:DC:16:VAL:HG22	1.87	0.57
28:DP:52:ARG:HB2	28:DP:55:HIS:O	2.05	0.57
29:DE:1:MET:HB3	29:DE:14:VAL:O	2.05	0.57
29:DE:98:LYS:NZ	29:DE:99:LYS:HE3	2.20	0.57
40:DH:31:VAL:O	40:DH:33:GLN:N	2.37	0.57
47:DF:42:ALA:HB1	47:DF:46:LYS:HZ3	1.68	0.57
51:DZ:35:SER:HA	51:DZ:49:LEU:O	2.03	0.57
52:DW:41:GLY:HA2	52:DW:44:PHE:CD2	2.40	0.57
1:AA:918:A:H2'	1:AA:919:A:C8	2.39	0.57
1:AA:1176:A:H2'	1:AA:1177:G:O4'	2.05	0.57
2:AC:72:PRO:O	2:AC:76:ILE:HG12	2.04	0.57
2:AC:182:ASP:HB2	2:AC:203:LYS:HE2	1.86	0.57
3:AD:102:TYR:HE1	3:AD:109:THR:HA	1.69	0.57
19:AT:70:LYS:HA	19:AT:73:ARG:NH1	2.20	0.57
20:AB:195:VAL:HG12	20:AB:197:PHE:H	1.70	0.57
23:BB:233:A:N6	23:BB:428:A:H61	2.02	0.57
23:BB:784:G:O2'	23:BB:785:G:H5''	2.05	0.57
23:BB:1000:A:H2'	23:BB:1001:A:C8	2.40	0.57

Continued on next page...

Continued from previous page...

Atom-1	Atom-2	Interatomic distance (Å)	Clash overlap (Å)
23:BB:1778:U:H2'	23:BB:1784:A:H62	1.69	0.57
23:BB:1786:A:H1'	23:BB:1938:A:N6	2.20	0.57
23:BB:1868:C:H2'	23:BB:1869:G:O4'	2.05	0.57
23:BB:2008:C:H2'	23:BB:2009:A:H8	1.70	0.57
23:BB:2318:G:C6	23:BB:2319:G:N1	2.73	0.57
26:BD:124:ARG:HA	26:BD:165:MET:HE3	1.87	0.57
28:BP:52:ARG:HB2	28:BP:55:HIS:O	2.05	0.57
30:BY:40:THR:O	30:BY:43:ILE:HG23	2.05	0.57
40:BH:31:VAL:O	40:BH:33:GLN:N	2.38	0.57
42:BN:92:GLY:HA2	42:BN:94:TYR:CZ	2.40	0.57
45:BS:31:GLN:C	45:BS:33:LEU:H	2.07	0.57
1:CA:57:G:H2'	1:CA:58:C:C6	2.40	0.57
1:CA:229:U:H2'	1:CA:230:G:H8	1.70	0.57
1:CA:950:U:H2'	1:CA:951:G:H8	1.68	0.57
1:CA:1060:U:H2'	1:CA:1061:G:H8	1.70	0.57
4:CE:84:VAL:CG1	4:CE:146:MET:HB3	2.34	0.57
5:CF:43:GLY:HA2	5:CF:58:HIS:NE2	2.20	0.57
5:CF:69:GLU:O	5:CF:73:GLU:HG3	2.04	0.57
6:CG:107:ALA:HA	6:CG:110:ARG:HD2	1.87	0.57
11:CL:41:PRO:HB3	11:CL:49:ARG:HH11	1.70	0.57
14:CO:43:PHE:CD1	14:CO:56:LEU:HD22	2.40	0.57
19:CT:70:LYS:HA	19:CT:73:ARG:NH1	2.20	0.57
20:CB:8:MET:O	20:CB:9:LEU:HB3	2.04	0.57
21:CU:40:PRO:O	21:CU:44:ARG:HB2	2.05	0.57
23:DB:836:G:H2'	23:DB:837:C:C6	2.40	0.57
23:DB:899:A:C5	23:DB:900:A:H1'	2.39	0.57
23:DB:1444:G:H2'	23:DB:1445:G:H8	1.70	0.57
23:DB:2633:G:H2'	23:DB:2634:A:O4'	2.05	0.57
25:DC:6:LYS:O	25:DC:8:THR:HG22	2.05	0.57
27:DK:47:ILE:CG1	27:DK:48:PRO:HD2	2.32	0.57
37:DL:90:VAL:HB	37:DL:122:VAL:HA	1.87	0.57
37:DL:116:VAL:HG13	37:DL:117:THR:N	2.19	0.57
40:DH:90:LEU:HD22	40:DH:122:LEU:O	2.04	0.57
42:DN:92:GLY:HA2	42:DN:94:TYR:CZ	2.40	0.57
44:DQ:34:ALA:O	44:DQ:37:ALA:HB3	2.05	0.57
46:DU:85:ARG:HH11	46:DU:86:PHE:H	1.51	0.57
48:DG:104:LEU:HB3	48:DG:106:LEU:HD21	1.86	0.57
49:DR:31:GLU:H	49:DR:63:VAL:CG2	2.16	0.57
50:DT:1:MET:C	50:DT:2:ILE:HD13	2.25	0.57
51:DZ:7:VAL:HG13	51:DZ:8:THR:CG2	2.31	0.57
1:AA:370:C:H2'	1:AA:371:A:H8	1.69	0.57

Continued on next page...

Continued from previous page...

Atom-1	Atom-2	Interatomic distance (Å)	Clash overlap (Å)
1:AA:482:A:H2'	1:AA:483:C:O4'	2.05	0.57
1:AA:1072:G:H2'	1:AA:1073:U:C6	2.40	0.57
1:AA:1301:U:O2	1:AA:1301:U:H2'	2.05	0.57
3:AD:77:GLU:HA	3:AD:80:ARG:HG2	1.86	0.57
10:AK:111:ASP:HB2	21:AU:19:LYS:CE	2.34	0.57
12:AM:29:SER:O	12:AM:32:ILE:HG22	2.05	0.57
23:BB:523:C:H4'	23:BB:540:C:O2	2.05	0.57
23:BB:528:A:C2	23:BB:2042:A:H2'	2.40	0.57
23:BB:962:G:N2	23:BB:2250:G:H1	2.03	0.57
23:BB:1564:C:O2'	23:BB:1565:C:H5'	2.04	0.57
23:BB:2539:C:O2'	23:BB:2540:C:H5'	2.05	0.57
23:BB:2753:A:O2'	23:BB:2754:U:H5'	2.05	0.57
27:BK:59:LYS:HD2	27:BK:89:ASN:ND2	2.20	0.57
27:BK:113:MET:HE2	27:BK:116:ILE:HD11	1.87	0.57
36:B2:21:ARG:HH21	36:B2:43:THR:HG21	1.70	0.57
41:BJ:3:THR:HG21	44:BQ:60:TRP:HE1	1.70	0.57
41:BJ:72:LYS:CB	41:BJ:89:PHE:HB2	2.35	0.57
43:BO:56:LYS:HG2	43:BO:60:GLU:CD	2.26	0.57
44:BQ:60:TRP:O	44:BQ:64:ILE:HG12	2.05	0.57
46:BU:47:PRO:HD3	46:BU:55:GLY:HA3	1.87	0.57
49:BR:31:GLU:H	49:BR:63:VAL:CG2	2.18	0.57
50:BT:32:LEU:O	50:BT:83:ALA:HB2	2.04	0.57
1:CA:129:A:H1'	1:CA:130:A:C8	2.40	0.57
3:CD:2:ARG:HG3	3:CD:114:ARG:NH1	2.20	0.57
7:CH:6:ILE:HB	7:CH:76:ARG:NH1	2.19	0.57
7:CH:124:ILE:HG22	7:CH:125:ILE:N	2.20	0.57
8:CI:57:VAL:HB	8:CI:58:GLU:OE2	2.04	0.57
20:CB:23:ASN:HD22	20:CB:24:PRO:HD2	1.70	0.57
20:CB:163:ILE:HD11	20:CB:209:VAL:HG12	1.87	0.57
22:DA:10:G:H2'	22:DA:11:C:O4'	2.05	0.57
23:DB:100:U:OP1	23:DB:100:U:H3'	2.05	0.57
23:DB:646:U:H3'	23:DB:647:G:H8	1.69	0.57
23:DB:899:A:H3'	23:DB:900:A:C8	2.37	0.57
23:DB:1055:G:H3'	23:DB:1056:G:H8	1.70	0.57
23:DB:2100:G:H3'	23:DB:2101:A:H8	1.69	0.57
23:DB:2543:G:H8	23:DB:2543:G:H5'	1.70	0.57
29:DE:134:LEU:O	29:DE:138:LEU:HG	2.05	0.57
37:DL:77:ILE:HG12	37:DL:95:LEU:HD22	1.86	0.57
42:DN:29:VAL:HG12	42:DN:78:LYS:HG2	1.86	0.57
43:DO:97:PHE:HB3	43:DO:103:VAL:HG21	1.87	0.57
51:DZ:38:PHE:CE2	51:DZ:51:VAL:HG21	2.38	0.57

Continued on next page...

Continued from previous page...

Atom-1	Atom-2	Interatomic distance (Å)	Clash overlap (Å)
1:AA:193:C:H2'	1:AA:194:C:C6	2.40	0.56
1:AA:195:A:H1'	1:AA:222:C:O2'	2.05	0.56
1:AA:636:U:H2'	1:AA:637:C:C6	2.40	0.56
1:AA:636:U:H2'	1:AA:637:C:H6	1.70	0.56
1:AA:1132:C:H2'	1:AA:1133:G:C8	2.40	0.56
2:AC:57:GLU:HB2	2:AC:64:ARG:HB2	1.87	0.56
5:AF:7:VAL:HG11	17:AR:64:LEU:HD21	1.87	0.56
6:AG:71:THR:HG22	6:AG:141:HIS:NE2	2.20	0.56
12:AM:79:LEU:HD22	12:AM:86:ARG:HE	1.69	0.56
14:AO:55:GLY:O	14:AO:59:MET:HG2	2.05	0.56
23:BB:17:G:H2'	23:BB:18:U:C6	2.39	0.56
23:BB:69:C:O2'	23:BB:70:G:H5'	2.04	0.56
23:BB:328:U:H4'	46:BU:65:GLN:HE22	1.69	0.56
23:BB:1442:U:H2'	23:BB:1443:U:H6	1.69	0.56
23:BB:1548:A:H2'	23:BB:1549:A:C8	2.40	0.56
23:BB:1558:C:H4'	23:BB:1559:U:C5'	2.34	0.56
23:BB:2776:A:H4'	23:BB:2777:G:H5''	1.86	0.56
23:BB:2860:A:H8	23:BB:2860:A:O5'	1.88	0.56
25:BC:78:GLU:OE1	25:BC:94:LEU:HD22	2.05	0.56
25:BC:229:HIS:ND1	25:BC:230:PRO:HD2	2.20	0.56
26:BD:10:GLY:O	26:BD:11:MET:HB2	2.03	0.56
27:BK:60:ALA:HA	27:BK:87:LEU:CD2	2.35	0.56
27:BK:63:VAL:HG12	27:BK:64:ARG:HD3	1.87	0.56
42:BN:38:LEU:O	42:BN:42:LYS:HG3	2.05	0.56
44:BQ:10:ARG:HB2	44:BQ:10:ARG:NH1	2.20	0.56
46:BU:81:ARG:H	46:BU:81:ARG:NH2	2.02	0.56
47:BF:43:ILE:HG23	47:BF:44:ALA:N	2.13	0.56
1:CA:602:A:O2'	1:CA:603:U:H5'	2.05	0.56
1:CA:1472:U:H2'	1:CA:1473:G:H8	1.70	0.56
19:CT:66:ILE:HG23	19:CT:70:LYS:HB3	1.86	0.56
20:CB:62:ARG:H	20:CB:62:ARG:CD	2.14	0.56
23:DB:96:C:H4'	39:DX:41:HIS:ND1	2.20	0.56
23:DB:459:U:O2'	23:DB:460:A:H5'	2.05	0.56
23:DB:1082:U:O4	23:DB:1086:A:C2	2.57	0.56
23:DB:1139:G:O2'	23:DB:1140:C:H5'	2.05	0.56
23:DB:1810:A:H2'	23:DB:1811:G:O4'	2.05	0.56
23:DB:2821:A:OP2	26:DD:115:GLY:HA3	2.05	0.56
24:DI:99:LYS:HD3	24:DI:99:LYS:H	1.70	0.56
26:DD:170:VAL:O	26:DD:170:VAL:HG23	2.05	0.56
26:DD:178:VAL:HB	26:DD:188:LEU:HB2	1.87	0.56
26:DD:204:LYS:HB2	26:DD:205:PRO:HD2	1.87	0.56

Continued on next page...

Continued from previous page...

Atom-1	Atom-2	Interatomic distance (Å)	Clash overlap (Å)
30:DY:30:ARG:HD3	30:DY:30:ARG:H	1.70	0.56
34:D3:22:LYS:HD2	34:D3:46:LYS:HB2	1.87	0.56
41:DJ:77:HIS:CD2	41:DJ:84:ILE:H	2.23	0.56
43:DO:56:LYS:O	43:DO:60:GLU:HG2	2.05	0.56
1:AA:80:A:H2'	1:AA:81:A:O4'	2.05	0.56
1:AA:237:G:H2'	1:AA:238:A:C8	2.41	0.56
1:AA:285:C:H2'	1:AA:286:C:H6	1.70	0.56
1:AA:384:G:H2'	1:AA:385:C:C6	2.40	0.56
3:AD:149:LYS:HB2	3:AD:177:MET:HG3	1.87	0.56
6:AG:107:ALA:HA	6:AG:110:ARG:HD2	1.86	0.56
10:AK:16:SER:HA	10:AK:77:GLY:O	2.04	0.56
22:BA:60:C:H2'	22:BA:61:G:H8	1.69	0.56
23:BB:557:C:H2'	23:BB:558:U:H6	1.70	0.56
23:BB:967:U:H2'	23:BB:968:C:C6	2.40	0.56
23:BB:1322:A:OP1	45:BS:11:ARG:HD2	2.05	0.56
31:B0:33:SER:C	31:B0:35:GLU:H	2.07	0.56
35:BV:72:VAL:HB	35:BV:92:VAL:O	2.05	0.56
40:BH:116:ARG:HH11	40:BH:133:GLN:HB2	1.69	0.56
41:BJ:45:THR:OG1	41:BJ:48:VAL:HB	2.04	0.56
47:BF:4:HIS:O	47:BF:7:TYR:HB3	2.05	0.56
47:BF:102:LEU:HD13	47:BF:103:ILE:HB	1.86	0.56
48:BG:10:VAL:HG23	48:BG:48:THR:HA	1.87	0.56
49:BR:16:GLU:HG2	49:BR:101:ILE:HG13	1.86	0.56
50:BT:18:GLU:C	50:BT:20:ALA:H	2.09	0.56
52:BW:28:GLU:HB2	52:BW:31:LEU:HD21	1.87	0.56
1:CA:975:A:H4'	1:CA:976:G:OP2	2.04	0.56
2:CC:67:ILE:HG22	2:CC:69:THR:HG22	1.87	0.56
3:CD:169:TRP:O	3:CD:182:LYS:HB2	2.06	0.56
7:CH:17:GLN:HE21	7:CH:17:GLN:HA	1.70	0.56
13:CN:42:ASN:O	13:CN:46:LYS:HG3	2.05	0.56
20:CB:86:CYS:HB3	20:CB:88:GLN:CD	2.24	0.56
23:DB:45:G:C5'	23:DB:46:G:H5'	2.34	0.56
23:DB:979:A:H2'	23:DB:982:C:N4	2.19	0.56
23:DB:1098:A:H3'	24:DI:3:LYS:C	2.26	0.56
23:DB:1098:A:P	24:DI:3:LYS:HG2	2.45	0.56
23:DB:2741:A:H2'	23:DB:2742:G:O4'	2.05	0.56
23:DB:2783:U:H2'	23:DB:2784:U:C6	2.40	0.56
29:DE:48:THR:H	29:DE:51:GLU:HG3	1.68	0.56
39:DX:17:GLU:OE1	39:DX:21:LEU:HD11	2.06	0.56
42:DN:72:ASP:O	42:DN:76:VAL:HG13	2.05	0.56
44:DQ:107:ALA:HB1	49:DR:48:LYS:HE3	1.87	0.56

Continued on next page...

Continued from previous page...

Atom-1	Atom-2	Interatomic distance (Å)	Clash overlap (Å)
1:AA:272:C:H2'	1:AA:273:U:H6	1.70	0.56
1:AA:312:C:H2'	1:AA:313:A:C8	2.39	0.56
1:AA:520:A:N1	1:AA:536:C:H1'	2.21	0.56
1:AA:599:C:H5''	7:AH:86:LYS:O	2.05	0.56
2:AC:188:ALA:HB3	2:AC:195:ILE:HB	1.85	0.56
6:AG:21:LEU:HG	6:AG:22:LEU:N	2.20	0.56
6:AG:129:ASN:HA	6:AG:134:VAL:HG21	1.85	0.56
8:AI:48:ARG:O	8:AI:52:GLU:HG2	2.05	0.56
9:AJ:53:ILE:CG2	9:AJ:61:ALA:HB1	2.35	0.56
10:AK:51:PHE:CZ	10:AK:61:ALA:HA	2.40	0.56
12:AM:80:MET:HA	12:AM:87:GLY:HA3	1.87	0.56
13:AN:30:ILE:HB	13:AN:44:VAL:HG11	1.87	0.56
19:AT:82:ILE:HA	19:AT:85:LEU:HD22	1.87	0.56
20:AB:56:LEU:O	20:AB:59:ILE:HD12	2.05	0.56
22:BA:13:G:H2'	22:BA:14:U:H5''	1.87	0.56
22:BA:41:G:H21	23:BB:2340:A:H5'	1.71	0.56
22:BA:48:U:H2'	22:BA:49:C:C6	2.41	0.56
23:BB:45:G:H5'	23:BB:46:G:OP1	2.05	0.56
23:BB:560:C:H2'	23:BB:561:G:O4'	2.05	0.56
23:BB:580:U:O2'	23:BB:581:C:H5'	2.06	0.56
23:BB:1125:G:H4'	32:B4:37:GLN:NE2	2.20	0.56
23:BB:1387:A:H2'	23:BB:1388:G:C8	2.39	0.56
23:BB:1794:A:H2'	23:BB:1795:C:H6	1.71	0.56
23:BB:2065:C:H2'	23:BB:2066:C:H6	1.69	0.56
23:BB:2199:A:H5'	23:BB:2200:C:OP2	2.05	0.56
23:BB:2301:C:H2'	23:BB:2302:U:H6	1.70	0.56
23:BB:2500:U:H5'	23:BB:2501:C:OP2	2.05	0.56
25:BC:107:LYS:O	25:BC:109:LEU:HD22	2.05	0.56
26:BD:136:ASN:HD21	26:BD:140:HIS:N	2.03	0.56
27:BK:10:VAL:HG12	27:BK:12:ASP:H	1.70	0.56
28:BP:24:THR:O	28:BP:25:VAL:HG22	2.05	0.56
35:BV:30:ILE:HB	35:BV:38:LEU:HB3	1.86	0.56
40:BH:117:LEU:HD11	40:BH:130:VAL:CG1	2.35	0.56
41:BJ:114:LEU:O	41:BJ:118:MET:HE2	2.06	0.56
43:BO:56:LYS:O	43:BO:60:GLU:HG2	2.04	0.56
43:BO:100:HIS:C	43:BO:104:GLN:HB2	2.26	0.56
47:BF:47:LYS:HA	47:BF:50:ASP:OD1	2.05	0.56
47:BF:137:PHE:HB2	47:BF:138:PRO:CD	2.35	0.56
52:BW:39:GLN:CG	52:BW:42:THR:HB	2.35	0.56
1:CA:636:U:H2'	1:CA:637:C:C6	2.40	0.56
1:CA:1175:G:O2'	1:CA:1176:A:H5'	2.06	0.56

Continued on next page...

Continued from previous page...

Atom-1	Atom-2	Interatomic distance (Å)	Clash overlap (Å)
1:CA:1451:U:H5'	1:CA:1452:C:OP2	2.06	0.56
2:CC:129:PHE:CE2	2:CC:165:GLU:HG2	2.41	0.56
5:CF:29:ILE:HG22	5:CF:34:GLY:HA3	1.86	0.56
9:CJ:53:ILE:HG13	13:CN:84:ARG:NE	2.20	0.56
10:CK:16:SER:HA	10:CK:77:GLY:O	2.05	0.56
14:CO:28:GLN:O	14:CO:32:LEU:HD23	2.05	0.56
22:DA:48:U:H2'	22:DA:49:C:C6	2.40	0.56
23:DB:30:G:H2'	23:DB:31:C:C6	2.41	0.56
23:DB:355:U:H2'	23:DB:356:G:C8	2.39	0.56
23:DB:705:A:N6	23:DB:726:G:H1'	2.20	0.56
23:DB:967:U:H2'	23:DB:968:C:C6	2.40	0.56
23:DB:1174:U:H1'	23:DB:1176:U:H1'	1.88	0.56
23:DB:1198:U:H2'	23:DB:1199:U:C6	2.40	0.56
23:DB:1560:G:H2'	23:DB:1561:C:H6	1.69	0.56
23:DB:1654:A:H2'	23:DB:1655:A:H8	1.71	0.56
23:DB:1771:C:H2'	23:DB:1772:A:H8	1.70	0.56
23:DB:1771:C:H2'	23:DB:1772:A:C8	2.40	0.56
23:DB:1838:C:N4	23:DB:1898:U:H2'	2.19	0.56
23:DB:2052:A:O4'	26:DD:147:GLY:HA3	2.05	0.56
23:DB:2365:G:H4'	52:DW:59:PHE:CD1	2.41	0.56
23:DB:2539:C:O2'	23:DB:2540:C:H5'	2.05	0.56
23:DB:2884:U:O2	31:D0:49:ARG:HG2	2.05	0.56
23:DB:2897:U:H2'	23:DB:2898:U:C6	2.40	0.56
25:DC:80:LEU:HD23	25:DC:91:ALA:HB2	1.87	0.56
26:DD:13:ARG:HH12	28:DP:74:GLN:CD	2.09	0.56
26:DD:182:ALA:O	26:DD:184:ARG:HG2	2.04	0.56
38:DM:34:LYS:HE2	38:DM:99:GLY:HA2	1.88	0.56
41:DJ:12:LYS:HZ2	41:DJ:12:LYS:HB3	1.70	0.56
41:DJ:128:ASN:C	41:DJ:129:GLU:HG3	2.25	0.56
42:DN:33:ILE:HD12	42:DN:33:ILE:O	2.04	0.56
42:DN:37:THR:HB	42:DN:40:LYS:HB2	1.86	0.56
42:DN:55:ALA:HA	42:DN:80:PHE:CE1	2.41	0.56
43:DO:30:ARG:HD2	43:DO:31:THR:N	2.20	0.56
43:DO:100:HIS:C	43:DO:104:GLN:HB2	2.26	0.56
47:DF:47:LYS:HA	47:DF:50:ASP:OD1	2.05	0.56
48:DG:54:ARG:HB3	48:DG:57:TYR:CD1	2.40	0.56
48:DG:84:LYS:CG	48:DG:85:LYS:H	2.19	0.56
50:DT:59:ASN:O	50:DT:84:TYR:HB2	2.05	0.56
52:DW:59:PHE:O	52:DW:60:ALA:CB	2.52	0.56
1:AA:1239:A:H4'	1:AA:1240:U:C5'	2.35	0.56
1:AA:1299:A:H2'	1:AA:1301:U:H1'	1.88	0.56

Continued on next page...

Continued from previous page...

Atom-1	Atom-2	Interatomic distance (Å)	Clash overlap (Å)
2:AC:96:VAL:HB	2:AC:97:PRO:HD2	1.87	0.56
11:AL:20:VAL:O	11:AL:20:VAL:HG23	2.05	0.56
11:AL:98:ARG:HB2	11:AL:116:TYR:HA	1.88	0.56
12:AM:70:ARG:HH22	47:BF:112:ASP:HB3	1.71	0.56
23:BB:141:G:C6	50:BT:2:ILE:HD12	2.40	0.56
23:BB:197:A:N6	23:BB:2430:A:H2'	2.21	0.56
23:BB:546:U:H5'	23:BB:548:G:O6	2.06	0.56
23:BB:784:G:N1	25:BC:227:VAL:HG11	2.20	0.56
23:BB:794:A:H2'	23:BB:795:C:H6	1.71	0.56
23:BB:1311:G:H21	23:BB:1603:A:H62	1.53	0.56
23:BB:1346:G:O2'	23:BB:1347:A:H5'	2.05	0.56
23:BB:1429:G:O2'	23:BB:1430:G:H5'	2.04	0.56
23:BB:1856:U:H2'	23:BB:1857:G:H5'	1.86	0.56
23:BB:2240:U:O2'	23:BB:2241:A:H5'	2.05	0.56
23:BB:2297:A:N6	23:BB:2319:G:H1'	2.21	0.56
23:BB:2869:G:H2'	23:BB:2870:C:C6	2.40	0.56
29:BE:48:THR:HG22	29:BE:86:ALA:HB3	1.86	0.56
1:CA:332:G:OP2	19:CT:4:LYS:HB2	2.06	0.56
1:CA:810:C:O2'	1:CA:811:C:H5'	2.06	0.56
1:CA:1343:G:O3'	8:CI:123:ARG:HB2	2.05	0.56
19:CT:4:LYS:HE3	19:CT:6:ALA:H	1.70	0.56
23:DB:19:A:H2'	23:DB:20:C:C6	2.40	0.56
23:DB:1164:C:H2'	23:DB:1165:A:H8	1.70	0.56
23:DB:1477:A:H2'	23:DB:1478:G:O4'	2.06	0.56
23:DB:1735:A:H2'	23:DB:1736:U:C6	2.41	0.56
23:DB:1744:A:H2'	23:DB:1745:A:C8	2.40	0.56
23:DB:2008:C:H2'	23:DB:2009:A:C8	2.40	0.56
23:DB:2896:C:H2'	23:DB:2897:U:C6	2.41	0.56
44:DQ:86:SER:HB2	49:DR:50:GLY:O	2.04	0.56
48:DG:148:ARG:HA	48:DG:161:VAL:HB	1.86	0.56
1:AA:848:C:H2'	1:AA:849:G:O4'	2.05	0.56
1:AA:882:C:O2'	1:AA:883:C:H5'	2.04	0.56
1:AA:950:U:H2'	1:AA:951:G:H8	1.68	0.56
1:AA:1049:U:H5'	1:AA:1049:U:H6	1.71	0.56
1:AA:1060:U:H2'	1:AA:1061:G:H8	1.70	0.56
4:AE:59:ILE:O	4:AE:63:MET:HG2	2.04	0.56
4:AE:81:GLN:HG2	4:AE:148:SER:HA	1.87	0.56
6:AG:134:VAL:O	6:AG:138:GLU:HG3	2.05	0.56
10:AK:37:GLN:HB2	10:AK:39:ASN:HD22	1.70	0.56
12:AM:58:GLU:O	12:AM:61:LYS:HG2	2.06	0.56
23:BB:1410:G:H2'	23:BB:1411:U:C6	2.41	0.56

Continued on next page...

Continued from previous page...

Atom-1	Atom-2	Interatomic distance (Å)	Clash overlap (Å)
23:BB:2836:U:H2'	23:BB:2837:A:C8	2.40	0.56
24:BI:96:LYS:N	24:BI:96:LYS:HD2	2.21	0.56
25:BC:158:GLY:H	25:BC:194:VAL:HG13	1.70	0.56
29:BE:134:LEU:O	29:BE:138:LEU:HG	2.06	0.56
40:BH:140:ALA:C	40:BH:141:LYS:HD3	2.26	0.56
42:BN:72:ASP:O	42:BN:76:VAL:HG13	2.05	0.56
44:BQ:34:ALA:O	44:BQ:37:ALA:HB3	2.05	0.56
44:BQ:91:ARG:HG2	44:BQ:93:ILE:HG22	1.87	0.56
47:BF:135:ILE:CD1	47:BF:137:PHE:HB3	2.36	0.56
47:BF:141:ASP:CB	47:BF:144:LYS:HB2	2.34	0.56
48:BG:123:GLU:O	48:BG:125:PRO:HD3	2.05	0.56
52:BW:23:LYS:O	52:BW:66:VAL:HB	2.05	0.56
1:CA:482:A:H2'	1:CA:483:C:O4'	2.06	0.56
1:CA:777:A:H2'	1:CA:778:G:C8	2.40	0.56
1:CA:918:A:H2'	1:CA:919:A:C8	2.41	0.56
1:CA:1027:C:H2'	1:CA:1028:C:C6	2.41	0.56
1:CA:1097:C:H2'	1:CA:1098:C:C6	2.41	0.56
2:CC:88:LYS:O	2:CC:88:LYS:HE3	2.05	0.56
20:CB:156:LEU:H	20:CB:156:LEU:CD1	2.16	0.56
23:DB:197:A:N6	23:DB:2430:A:H2'	2.21	0.56
23:DB:402:A:H2'	23:DB:403:U:O4'	2.05	0.56
23:DB:718:A:H3'	23:DB:719:C:H6	1.70	0.56
23:DB:1099:G:C8	24:DI:3:LYS:HB2	2.41	0.56
23:DB:2272:U:H5''	23:DB:2273:A:OP1	2.06	0.56
23:DB:2314:A:H2'	23:DB:2315:G:C8	2.40	0.56
23:DB:2841:C:H2'	23:DB:2842:G:C8	2.40	0.56
25:DC:54:GLY:O	25:DC:214:GLY:HA2	2.06	0.56
27:DK:60:ALA:HA	27:DK:87:LEU:CD2	2.35	0.56
28:DP:83:ILE:HD13	28:DP:83:ILE:O	2.06	0.56
30:DY:2:LYS:H	30:DY:2:LYS:CD	2.18	0.56
1:AA:451:A:N6	1:AA:480:U:H2'	2.21	0.56
1:AA:1099:G:H2'	1:AA:1100:C:O4'	2.06	0.56
2:AC:120:THR:HG22	2:AC:197:VAL:HG21	1.87	0.56
3:AD:97:LEU:HB2	3:AD:134:TYR:HB3	1.87	0.56
8:AI:87:MET:HG2	8:AI:91:GLU:HG2	1.88	0.56
9:AJ:53:ILE:HG13	13:AN:84:ARG:NE	2.20	0.56
23:BB:139:U:C5	50:BT:1:MET:HB3	2.41	0.56
23:BB:856:G:C1'	52:BW:23:LYS:HB3	2.36	0.56
23:BB:2395:C:H2'	23:BB:2396:G:O4'	2.06	0.56
23:BB:2741:A:H2'	23:BB:2742:G:O4'	2.05	0.56
24:BI:76:ALA:O	24:BI:80:LYS:HG3	2.06	0.56

Continued on next page...

Continued from previous page...

Atom-1	Atom-2	Interatomic distance (Å)	Clash overlap (Å)
37:BL:19:LEU:O	37:BL:21:ARG:HG2	2.04	0.56
37:BL:110:VAL:HB	37:BL:127:VAL:HG23	1.87	0.56
41:BJ:17:VAL:HG23	41:BJ:137:PRO:CB	2.31	0.56
45:BS:95:ARG:HG3	45:BS:97:LEU:HD13	1.87	0.56
47:BF:78:ILE:HD12	47:BF:78:ILE:N	2.21	0.56
52:BW:24:ARG:HD3	52:BW:65:LYS:HE3	1.88	0.56
1:CA:451:A:C6	1:CA:480:U:H2'	2.41	0.56
1:CA:502:A:H2'	1:CA:503:C:C6	2.39	0.56
9:CJ:59:LYS:HG3	9:CJ:60:ASP:N	2.20	0.56
11:CL:43:LYS:HE2	11:CL:44:PRO:HD3	1.88	0.56
16:CQ:77:VAL:HG12	16:CQ:79:GLU:H	1.69	0.56
20:CB:15:PHE:HA	20:CB:42:LEU:HD21	1.88	0.56
23:DB:720:U:H2'	23:DB:721:A:H8	1.69	0.56
23:DB:796:C:H2'	23:DB:797:G:C8	2.40	0.56
23:DB:1092:C:H2'	23:DB:1093:G:H5'	1.88	0.56
23:DB:1902:C:H4'	25:DC:241:LYS:O	2.05	0.56
23:DB:2185:U:H2'	23:DB:2186:G:O4'	2.05	0.56
23:DB:2720:U:H2'	23:DB:2721:A:C8	2.41	0.56
24:DI:54:ILE:HD13	24:DI:55:PRO:N	2.21	0.56
26:DD:113:SER:HB2	26:DD:168:GLU:N	2.19	0.56
29:DE:21:ARG:HG3	29:DE:22:ASP:N	2.21	0.56
29:DE:106:LYS:HE3	29:DE:200:LEU:HD12	1.87	0.56
36:D2:29:GLN:O	36:D2:33:ARG:HB2	2.05	0.56
44:DQ:91:ARG:HH12	49:DR:10:LYS:HB3	1.70	0.56
45:DS:31:GLN:C	45:DS:33:LEU:H	2.07	0.56
46:DU:3:LYS:HD3	46:DU:82:VAL:HB	1.86	0.56
47:DF:137:PHE:HB2	47:DF:138:PRO:CD	2.35	0.56
47:DF:177:ARG:CZ	47:DF:177:ARG:HA	2.35	0.56
48:DG:10:VAL:HG23	48:DG:48:THR:HA	1.88	0.56
1:AA:204:G:H1'	1:AA:466:A:N7	2.21	0.56
6:AG:21:LEU:HG	6:AG:22:LEU:H	1.70	0.56
18:AS:30:LEU:HB2	18:AS:48:ILE:HG23	1.88	0.56
23:BB:30:G:H2'	23:BB:31:C:C6	2.41	0.56
23:BB:278:A:N3	23:BB:278:A:H2'	2.19	0.56
23:BB:1599:U:H2'	23:BB:1600:C:C6	2.41	0.56
23:BB:1651:G:OP1	42:BN:40:LYS:HG3	2.05	0.56
23:BB:2246:G:H2'	23:BB:2247:A:C8	2.41	0.56
23:BB:2257:U:O2'	23:BB:2258:C:H5'	2.06	0.56
24:BI:10:LEU:O	24:BI:10:LEU:HD12	2.05	0.56
24:BI:14:ALA:HB1	24:BI:50:LYS:HA	1.87	0.56
25:BC:74:PRO:HG2	25:BC:96:LYS:HG3	1.86	0.56

Continued on next page...

Continued from previous page...

Atom-1	Atom-2	Interatomic distance (Å)	Clash overlap (Å)
45:BS:70:LYS:HD3	45:BS:110:ARG:O	2.05	0.56
47:BF:35:LEU:HD23	47:BF:153:ILE:HG12	1.87	0.56
48:BG:152:ARG:HG3	48:BG:153:PRO:HD2	1.86	0.56
1:CA:824:G:O2'	1:CA:825:A:H5'	2.05	0.56
1:CA:1026:G:H2'	1:CA:1027:C:H6	1.70	0.56
6:CG:29:LEU:O	6:CG:29:LEU:HD23	2.06	0.56
9:CJ:65:TYR:OH	13:CN:84:ARG:HG3	2.05	0.56
11:CL:20:VAL:HG23	11:CL:20:VAL:O	2.05	0.56
12:CM:13:HIS:HB2	12:CM:16:ILE:HG22	1.87	0.56
12:CM:90:HIS:HA	12:CM:108:ARG:NH2	2.21	0.56
19:CT:54:GLN:N	19:CT:55:PRO:HD2	2.20	0.56
23:DB:416:U:H2'	23:DB:417:C:C6	2.41	0.56
23:DB:1099:G:H8	24:DI:3:LYS:H	1.04	0.56
23:DB:1099:G:O5'	24:DI:4:VAL:HG12	2.06	0.56
23:DB:1439:A:H1'	23:DB:1553:A:N6	2.20	0.56
23:DB:1460:U:H4'	23:DB:1461:C:O5'	2.05	0.56
23:DB:2105:U:H2'	23:DB:2106:U:O4'	2.06	0.56
23:DB:2443:C:O2'	23:DB:2444:G:H5'	2.06	0.56
25:DC:130:PRO:HA	25:DC:188:ARG:HA	1.88	0.56
26:DD:109:VAL:HG11	26:DD:193:VAL:HB	1.86	0.56
33:D1:26:LYS:HB2	33:D1:52:LYS:NZ	2.21	0.56
34:D3:14:LYS:O	34:D3:21:PHE:O	2.24	0.56
39:DX:56:LEU:O	39:DX:57:LEU:HB3	2.06	0.56
41:DJ:24:THR:HA	41:DJ:63:ALA:HB3	1.86	0.56
42:DN:9:GLN:O	42:DN:11:ASN:N	2.39	0.56
47:DF:120:SER:O	47:DF:127:TYR:HA	2.06	0.56
47:DF:126:ASN:HB3	47:DF:156:THR:HA	1.87	0.56
1:AA:93:U:H3'	1:AA:94:G:C5'	2.36	0.56
1:AA:1162:C:H2'	1:AA:1163:A:C8	2.41	0.56
1:AA:1451:U:H5''	1:AA:1452:C:OP2	2.06	0.56
3:AD:18:LEU:HB2	3:AD:20:LEU:HG	1.87	0.56
9:AJ:52:LEU:HB2	13:AN:80:ARG:HD2	1.86	0.56
15:AP:36:VAL:O	15:AP:36:VAL:HG13	2.06	0.56
23:BB:5:A:H2'	23:BB:6:A:H8	1.70	0.56
23:BB:184:C:H2'	23:BB:185:G:H8	1.70	0.56
23:BB:200:U:H5''	51:BZ:22:LEU:O	2.05	0.56
23:BB:522:A:H2'	23:BB:523:C:C6	2.39	0.56
23:BB:796:C:H2'	23:BB:797:G:H8	1.70	0.56
23:BB:1061:U:O4'	23:BB:1070:A:H1'	2.06	0.56
23:BB:1351:C:O2'	23:BB:1571:A:H1'	2.06	0.56
23:BB:1458:U:H4'	23:BB:1459:G:O4'	2.06	0.56

Continued on next page...

Continued from previous page...

Atom-1	Atom-2	Interatomic distance (Å)	Clash overlap (Å)
35:BV:1:MET:HG2	35:BV:59:GLU:HG3	1.88	0.56
41:BJ:6:ALA:HB3	41:BJ:45:THR:HG21	1.86	0.56
41:BJ:13:ARG:O	41:BJ:52:ASP:HA	2.05	0.56
47:BF:34:THR:OG1	47:BF:154:THR:HB	2.06	0.56
51:BZ:64:ILE:HD12	51:BZ:64:ILE:N	2.18	0.56
52:BW:49:ASN:HB3	52:BW:81:ILE:CG1	2.36	0.56
1:CA:449:G:H2'	1:CA:450:G:C8	2.41	0.56
1:CA:1176:A:H2'	1:CA:1177:G:O4'	2.06	0.56
1:CA:1254:A:H2'	1:CA:1255:G:C8	2.41	0.56
5:CF:93:LYS:O	5:CF:94:HIS:HB2	2.06	0.56
20:CB:103:TRP:O	20:CB:107:ARG:HG2	2.06	0.56
23:DB:1682:G:H2'	23:DB:1683:U:C6	2.41	0.56
23:DB:1853:A:N1	23:DB:2087:G:H1'	2.21	0.56
23:DB:2183:A:H2'	23:DB:2184:A:C8	2.41	0.56
25:DC:68:ARG:HB2	25:DC:128:THR:HG21	1.88	0.56
25:DC:74:PRO:HG2	25:DC:96:LYS:HG3	1.87	0.56
25:DC:124:LYS:HG3	25:DC:125:PRO:HD2	1.88	0.56
48:DG:123:GLU:O	48:DG:125:PRO:HD3	2.06	0.56
1:AA:272:C:H2'	1:AA:273:U:C6	2.40	0.56
1:AA:625:U:H4'	15:AP:16:PHE:CZ	2.41	0.56
1:AA:834:U:H2'	1:AA:835:U:C6	2.41	0.56
16:AQ:45:VAL:HG12	16:AQ:46:HIS:N	2.21	0.56
23:BB:27:G:H1'	23:BB:513:A:H61	1.69	0.56
23:BB:233:A:H61	23:BB:428:A:N6	2.03	0.56
23:BB:1173:U:H2'	23:BB:1174:U:H4'	1.88	0.56
23:BB:1275:A:H2'	23:BB:1276:A:O4'	2.06	0.56
23:BB:2110:G:N2	23:BB:2180:U:H3	2.03	0.56
29:BE:115:GLN:O	29:BE:117:ARG:HG3	2.05	0.56
33:B1:35:LEU:O	33:B1:36:LYS:HB2	2.06	0.56
40:BH:41:LYS:HA	40:BH:44:ILE:HG13	1.88	0.56
41:BJ:103:ILE:HD12	41:BJ:104:ALA:N	2.20	0.56
44:BQ:63:ARG:HH12	44:BQ:96:ASP:HB2	1.70	0.56
45:BS:13:SER:OG	45:BS:16:LYS:HB2	2.06	0.56
47:BF:62:GLN:NE2	47:BF:90:LEU:HD13	2.21	0.56
51:BZ:35:SER:HA	51:BZ:49:LEU:O	2.05	0.56
1:CA:253:A:H2'	1:CA:254:G:H8	1.71	0.56
1:CA:376:G:H5''	15:CP:5:ARG:HB2	1.87	0.56
1:CA:1018:G:H2'	1:CA:1019:A:C8	2.41	0.56
3:CD:16:THR:HG22	3:CD:17:ASP:H	1.70	0.56
3:CD:29:THR:HG22	3:CD:30:LYS:H	1.71	0.56
13:CN:30:ILE:HB	13:CN:44:VAL:HG11	1.88	0.56

Continued on next page...

Continued from previous page...

Atom-1	Atom-2	Interatomic distance (Å)	Clash overlap (Å)
18:CS:11:ASP:HB2	18:CS:14:LEU:HD23	1.87	0.56
23:DB:40:U:H2'	23:DB:41:C:C6	2.41	0.56
23:DB:1485:U:H2'	23:DB:1486:U:H6	1.70	0.56
23:DB:1558:C:H4'	23:DB:1559:U:C5'	2.35	0.56
29:DE:34:ALA:HB2	29:DE:96:VAL:HG21	1.87	0.56
38:DM:90:GLU:HA	38:DM:90:GLU:OE1	2.06	0.56
44:DQ:91:ARG:HG2	44:DQ:93:ILE:HG22	1.88	0.56
46:DU:78:LYS:HE3	46:DU:79:ALA:N	2.21	0.56
50:DT:18:GLU:C	50:DT:20:ALA:H	2.09	0.56
1:AA:301:G:H2'	1:AA:302:G:H8	1.70	0.56
1:AA:602:A:O2'	1:AA:603:U:H5'	2.05	0.56
1:AA:1018:G:H2'	1:AA:1019:A:H8	1.71	0.56
10:AK:28:ASN:ND2	10:AK:46:ALA:HB3	2.20	0.56
12:AM:10:ASP:HA	12:AM:44:ILE:HD13	1.87	0.56
12:AM:47:LEU:HD13	12:AM:51:GLN:O	2.06	0.56
16:AQ:11:VAL:HG23	16:AQ:56:ASP:O	2.05	0.56
23:BB:91:A:H1'	23:BB:92:U:C6	2.41	0.56
23:BB:459:U:O2'	23:BB:460:A:H5'	2.06	0.56
23:BB:670:A:H5''	37:BL:42:SER:HB2	1.87	0.56
23:BB:720:U:H2'	23:BB:721:A:H8	1.70	0.56
23:BB:1447:C:H2'	23:BB:1448:G:C8	2.41	0.56
23:BB:1535:A:H5''	23:BB:1536:C:C5	2.40	0.56
23:BB:2386:A:H2'	23:BB:2387:U:C6	2.41	0.56
23:BB:2605:U:H2'	23:BB:2606:C:C6	2.41	0.56
23:BB:2893:A:H4'	23:BB:2894:G:O5'	2.06	0.56
29:BE:149:ILE:HG23	29:BE:188:MET:CA	2.36	0.56
33:B1:33:LEU:HB3	33:B1:51:ALA:HB3	1.87	0.56
40:BH:40:THR:N	40:BH:43:ASN:HD21	2.02	0.56
40:BH:103:VAL:HG12	40:BH:142:VAL:HG11	1.87	0.56
43:BO:4:LYS:O	43:BO:8:ILE:HG13	2.06	0.56
52:BW:77:LYS:HZ2	52:BW:77:LYS:N	2.03	0.56
1:CA:403:C:H2'	1:CA:404:G:H8	1.71	0.56
1:CA:908:A:O2'	1:CA:909:A:H5'	2.06	0.56
1:CA:1488:G:H2'	1:CA:1489:G:C8	2.40	0.56
2:CC:142:ARG:HH21	2:CC:143:LEU:HD21	1.71	0.56
7:CH:28:SER:OG	7:CH:56:PRO:HB2	2.06	0.56
7:CH:86:LYS:HD2	7:CH:90:GLU:CG	2.36	0.56
12:CM:58:GLU:O	12:CM:61:LYS:HG2	2.06	0.56
20:CB:165:ALA:HA	20:CB:172:ILE:HD11	1.87	0.56
22:DA:102:G:O2'	22:DA:103:U:H5'	2.06	0.56
23:DB:140:C:H4'	23:DB:141:G:C5	2.41	0.56

Continued on next page...

Continued from previous page...

Atom-1	Atom-2	Interatomic distance (Å)	Clash overlap (Å)
23:DB:841:G:O2'	23:DB:842:U:H5'	2.05	0.56
23:DB:1311:G:H21	23:DB:1603:A:H62	1.54	0.56
23:DB:1709:U:H2'	23:DB:1710:G:H8	1.69	0.56
23:DB:1924:C:O2'	23:DB:1925:C:H5'	2.06	0.56
23:DB:2092:U:H4'	23:DB:2093:G:O5'	2.06	0.56
23:DB:2136:G:O2'	23:DB:2137:U:H5'	2.06	0.56
23:DB:2365:G:H4'	52:DW:59:PHE:HE1	1.70	0.56
23:DB:2892:G:H5''	23:DB:2894:G:N2	2.21	0.56
24:DI:49:GLU:CB	24:DI:52:LEU:HD12	2.36	0.56
27:DK:63:VAL:HG12	27:DK:64:ARG:HD3	1.87	0.56
28:DP:26:GLU:HA	28:DP:43:GLU:HA	1.86	0.56
29:DE:98:LYS:HZ1	29:DE:99:LYS:HE3	1.71	0.56
44:DQ:111:LYS:HZ2	49:DR:48:LYS:HD2	1.70	0.56
47:DF:37:MET:HE3	47:DF:56:LEU:HD23	1.88	0.56
47:DF:50:ASP:O	47:DF:53:ALA:HB3	2.06	0.56
48:DG:89:VAL:HG12	48:DG:90:GLY:H	1.71	0.56
1:AA:403:C:H2'	1:AA:404:G:H8	1.71	0.55
1:AA:476:U:H2'	1:AA:477:C:C6	2.42	0.55
1:AA:552:U:H4'	11:AL:82:ARG:HG2	1.87	0.55
5:AF:80:PHE:HE1	25:BC:135:PRO:HG2	1.72	0.55
18:AS:11:ASP:HB2	18:AS:14:LEU:HD23	1.88	0.55
20:AB:33:ALA:HA	20:AB:37:VAL:O	2.06	0.55
20:AB:72:LYS:O	20:AB:76:SER:HB2	2.06	0.55
23:BB:182:A:H2'	23:BB:183:C:C6	2.41	0.55
23:BB:721:A:H2'	23:BB:722:A:H8	1.70	0.55
23:BB:1210:G:OP1	23:BB:1212:G:H5'	2.06	0.55
26:BD:25:THR:HG21	26:BD:193:VAL:CG2	2.37	0.55
26:BD:148:GLN:HB2	26:BD:152:PRO:HG2	1.88	0.55
26:BD:175:LEU:HD21	26:BD:191:GLY:O	2.06	0.55
26:BD:186:LEU:HD11	28:BP:3:ILE:HG13	1.86	0.55
29:BE:69:ARG:O	29:BE:70:SER:HB3	2.04	0.55
40:BH:133:GLN:HA	40:BH:139:PHE:HB3	1.88	0.55
47:BF:62:GLN:NE2	47:BF:90:LEU:HA	2.21	0.55
47:BF:110:ILE:HA	47:BF:111:ARG:NH1	2.21	0.55
50:BT:50:LEU:HD22	50:BT:50:LEU:N	2.21	0.55
52:BW:24:ARG:CD	52:BW:65:LYS:HG2	2.36	0.55
1:CA:1048:G:O3'	1:CA:1049:U:H3'	2.05	0.55
9:CJ:53:ILE:CG2	9:CJ:61:ALA:HB1	2.36	0.55
10:CK:28:ASN:HD22	10:CK:29:THR:N	2.04	0.55
12:CM:63:VAL:HG12	12:CM:68:LEU:HG	1.88	0.55
23:DB:15:G:O2'	23:DB:16:C:H5'	2.06	0.55

Continued on next page...

Continued from previous page...

Atom-1	Atom-2	Interatomic distance (Å)	Clash overlap (Å)
23:DB:1013:C:H2'	23:DB:1014:A:H8	1.71	0.55
23:DB:2523:G:O2'	23:DB:2524:G:H5'	2.06	0.55
25:DC:229:HIS:ND1	25:DC:230:PRO:HD2	2.20	0.55
26:DD:34:VAL:CG1	26:DD:94:GLN:H	2.19	0.55
28:DP:112:ARG:O	28:DP:113:LEU:HB3	2.06	0.55
29:DE:148:ILE:HD13	29:DE:187:VAL:CG2	2.36	0.55
39:DX:17:GLU:HB3	39:DX:53:VAL:CG1	2.36	0.55
45:DS:26:GLY:H	45:DS:71:VAL:HG13	1.71	0.55
46:DU:82:VAL:HG13	46:DU:93:ARG:HB3	1.88	0.55
48:DG:108:PHE:H	48:DG:108:PHE:HD1	1.54	0.55
52:DW:37:VAL:CG1	52:DW:38:ARG:HH11	2.18	0.55
1:AA:6:G:H2'	4:AE:123:LEU:HD22	1.87	0.55
1:AA:57:G:H2'	1:AA:58:C:H6	1.69	0.55
1:AA:477:C:H2'	1:AA:478:A:C8	2.42	0.55
1:AA:908:A:O2'	1:AA:909:A:H5'	2.06	0.55
1:AA:1200:C:C3'	1:AA:1201:A:H5'	2.37	0.55
7:AH:17:GLN:HA	7:AH:17:GLN:HE21	1.71	0.55
10:AK:16:SER:HA	10:AK:78:ILE:HA	1.87	0.55
12:AM:95:PRO:N	12:AM:108:ARG:HG2	2.22	0.55
12:AM:106:ARG:HD3	12:AM:110:GLY:O	2.07	0.55
16:AQ:46:HIS:HB2	16:AQ:66:LEU:HD13	1.89	0.55
23:BB:150:U:H2'	23:BB:151:C:C6	2.41	0.55
23:BB:1139:G:O2'	23:BB:1140:C:H5'	2.06	0.55
23:BB:1535:A:H5''	23:BB:1536:C:H5	1.70	0.55
23:BB:1716:U:H2'	23:BB:1717:A:H8	1.71	0.55
23:BB:1744:A:H2'	23:BB:1745:A:C8	2.41	0.55
23:BB:1872:A:H2'	23:BB:1873:G:O4'	2.07	0.55
23:BB:2207:C:H2'	23:BB:2208:C:C6	2.41	0.55
25:BC:79:ARG:HD2	25:BC:81:GLU:HG3	1.88	0.55
26:BD:37:VAL:HG23	26:BD:91:THR:HA	1.88	0.55
35:BV:46:LYS:HD2	35:BV:46:LYS:N	2.22	0.55
48:BG:54:ARG:HB3	48:BG:57:TYR:CD1	2.40	0.55
52:BW:41:GLY:HA2	52:BW:44:PHE:CD2	2.41	0.55
1:CA:17:U:H2'	1:CA:18:C:H6	1.69	0.55
1:CA:285:C:H2'	1:CA:286:C:H6	1.71	0.55
1:CA:476:U:H2'	1:CA:477:C:C6	2.41	0.55
1:CA:560:A:N1	1:CA:566:G:H5'	2.21	0.55
1:CA:1414:U:H2'	1:CA:1415:G:C8	2.40	0.55
5:CF:10:VAL:HG12	5:CF:11:HIS:N	2.21	0.55
16:CQ:46:HIS:HB2	16:CQ:66:LEU:HD13	1.89	0.55
22:DA:60:C:H2'	22:DA:61:G:H8	1.71	0.55

Continued on next page...

Continued from previous page...

Atom-1	Atom-2	Interatomic distance (Å)	Clash overlap (Å)
23:DB:17:G:H2'	23:DB:18:U:C6	2.41	0.55
23:DB:582:A:H2'	23:DB:583:G:C8	2.42	0.55
23:DB:1400:U:H2'	23:DB:1401:G:C8	2.40	0.55
23:DB:1868:C:H2'	23:DB:1869:G:O4'	2.05	0.55
23:DB:2144:G:O2'	23:DB:2146:C:H5''	2.07	0.55
23:DB:2207:C:H2'	23:DB:2208:C:C6	2.41	0.55
23:DB:2322:A:N6	23:DB:2333:A:H62	2.04	0.55
29:DE:6:LYS:HB2	29:DE:120:VAL:O	2.06	0.55
39:DX:14:LEU:O	39:DX:18:LEU:HB2	2.04	0.55
41:DJ:17:VAL:HG23	41:DJ:137:PRO:CB	2.31	0.55
43:DO:4:LYS:O	43:DO:8:ILE:HG13	2.06	0.55
45:DS:66:ILE:HD13	45:DS:66:ILE:N	2.20	0.55
47:DF:110:ILE:CG2	47:DF:113:PHE:HB3	2.36	0.55
1:AA:72:A:H2'	1:AA:73:C:C6	2.42	0.55
1:AA:484:G:H4'	1:AA:485:U:C5'	2.37	0.55
1:AA:1254:A:H2'	1:AA:1255:G:C8	2.41	0.55
1:AA:1472:U:H2'	1:AA:1473:G:C8	2.40	0.55
6:AG:14:ASP:HB3	6:AG:18:GLY:N	2.18	0.55
8:AI:34:LEU:HD11	8:AI:47:VAL:HG21	1.88	0.55
11:AL:54:VAL:HG21	11:AL:79:ILE:HD11	1.88	0.55
11:AL:86:VAL:HG11	11:AL:89:LEU:HD23	1.88	0.55
12:AM:56:ARG:O	12:AM:59:VAL:HG12	2.07	0.55
19:AT:85:LEU:HD23	19:AT:86:ALA:H	1.71	0.55
20:AB:165:ALA:HA	20:AB:172:ILE:HD11	1.88	0.55
23:BB:402:A:H2'	23:BB:403:U:O4'	2.06	0.55
23:BB:705:A:O2'	25:BC:6:LYS:HG3	2.06	0.55
23:BB:877:A:H2	23:BB:900:A:N7	2.04	0.55
23:BB:1338:G:H4'	50:BT:18:GLU:CG	2.35	0.55
23:BB:1400:U:H2'	23:BB:1401:G:H8	1.71	0.55
23:BB:1723:G:H2'	23:BB:1724:G:O4'	2.06	0.55
23:BB:1874:C:H2'	23:BB:1875:G:O4'	2.05	0.55
23:BB:2339:C:H2'	23:BB:2340:A:C8	2.41	0.55
24:BI:77:VAL:HA	24:BI:80:LYS:CE	2.36	0.55
25:BC:64:VAL:HG22	25:BC:90:ILE:HD11	1.87	0.55
36:B2:39:ARG:HH11	36:B2:39:ARG:HG3	1.71	0.55
40:BH:44:ILE:O	40:BH:48:GLU:HB3	2.07	0.55
43:BO:105:ALA:C	43:BO:107:ALA:H	2.10	0.55
44:BQ:104:ALA:O	44:BQ:105:PHE:HB3	2.07	0.55
46:BU:86:PHE:HD1	46:BU:88:ASP:N	2.05	0.55
49:BR:2:TYR:HB2	49:BR:42:ALA:HB2	1.88	0.55
1:CA:108:G:O6	19:CT:9:ARG:HG2	2.06	0.55

Continued on next page...

Continued from previous page...

Atom-1	Atom-2	Interatomic distance (Å)	Clash overlap (Å)
1:CA:987:G:O2'	1:CA:988:G:H5'	2.06	0.55
3:CD:113:ALA:O	3:CD:117:VAL:HG23	2.06	0.55
4:CE:15:ILE:HB	4:CE:35:LEU:O	2.06	0.55
8:CI:19:PHE:HB2	8:CI:63:TYR:HB3	1.87	0.55
10:CK:33:ILE:HG13	10:CK:73:VAL:HG21	1.89	0.55
23:DB:559:G:OP1	41:DJ:111:LYS:HD3	2.05	0.55
23:DB:1029:A:H2'	23:DB:1030:C:O4'	2.06	0.55
23:DB:1351:C:O2'	23:DB:1571:A:H1'	2.06	0.55
23:DB:1923:U:H2'	23:DB:1924:C:C6	2.41	0.55
23:DB:2014:A:H2'	23:DB:2015:A:C8	2.42	0.55
23:DB:2091:C:H1'	51:DZ:34:HIS:CD2	2.41	0.55
23:DB:2257:U:O2'	23:DB:2258:C:H5'	2.06	0.55
23:DB:2595:G:H1	25:DC:238:ASN:ND2	2.04	0.55
25:DC:89:ASN:O	25:DC:105:ALA:HB3	2.06	0.55
26:DD:148:GLN:HG3	26:DD:152:PRO:CG	2.34	0.55
28:DP:91:VAL:O	28:DP:92:ARG:HB3	2.07	0.55
33:D1:33:LEU:HB3	33:D1:51:ALA:HB3	1.88	0.55
41:DJ:16:TYR:O	41:DJ:55:ILE:HG12	2.06	0.55
41:DJ:38:GLY:HA3	41:DJ:50:THR:O	2.05	0.55
45:DS:96:ILE:HG23	45:DS:96:ILE:O	2.06	0.55
47:DF:147:ARG:CZ	47:DF:147:ARG:HB3	2.35	0.55
48:DG:34:ARG:HD3	48:DG:34:ARG:N	2.22	0.55
49:DR:2:TYR:HB2	49:DR:42:ALA:HB2	1.87	0.55
1:AA:109:A:H2'	1:AA:326:G:N2	2.22	0.55
1:AA:376:G:H2'	1:AA:377:G:H8	1.69	0.55
1:AA:560:A:H4'	1:AA:561:U:H5''	1.87	0.55
1:AA:624:C:H2'	1:AA:625:U:C6	2.42	0.55
1:AA:676:A:H1'	10:AK:116:PRO:HB3	1.88	0.55
1:AA:880:C:H2'	1:AA:881:G:H8	1.70	0.55
1:AA:1238:A:C8	1:AA:1303:C:H1'	2.41	0.55
5:AF:93:LYS:O	5:AF:94:HIS:HB2	2.05	0.55
6:AG:132:THR:O	6:AG:135:LYS:HB3	2.06	0.55
8:AI:99:LYS:HE3	9:CJ:80:THR:HA	1.87	0.55
17:AR:63:TYR:N	17:AR:63:TYR:CD2	2.74	0.55
20:AB:156:LEU:H	20:AB:156:LEU:CD1	2.16	0.55
23:BB:162:U:O2'	23:BB:163:C:H5'	2.06	0.55
23:BB:1229:C:H2'	23:BB:1230:A:C8	2.42	0.55
23:BB:2109:U:H3'	23:BB:2110:G:C8	2.42	0.55
23:BB:2243:U:H2'	23:BB:2244:U:C6	2.42	0.55
23:BB:2484:G:OP1	38:BM:44:ARG:HD3	2.07	0.55
25:BC:6:LYS:O	25:BC:8:THR:HG22	2.07	0.55

Continued on next page...

Continued from previous page...

Atom-1	Atom-2	Interatomic distance (Å)	Clash overlap (Å)
29:BE:34:ALA:HB2	29:BE:96:VAL:HG21	1.89	0.55
34:B3:7:ARG:O	34:B3:11:LYS:HG3	2.05	0.55
38:BM:108:VAL:HG22	38:BM:109:PRO:HD2	1.88	0.55
40:BH:130:VAL:HG21	40:BH:144:VAL:CG2	2.33	0.55
42:BN:55:ALA:HA	42:BN:80:PHE:CE1	2.41	0.55
44:BQ:80:ASN:O	44:BQ:83:LYS:HB3	2.07	0.55
44:BQ:94:LEU:CD2	49:BR:11:GLN:HB2	2.36	0.55
47:BF:32:LYS:H	47:BF:95:MET:HE1	1.72	0.55
51:BZ:49:LEU:HB2	51:BZ:51:VAL:HG23	1.88	0.55
52:BW:9:THR:HG22	52:BW:10:ARG:HH11	1.71	0.55
1:CA:208:U:H2'	1:CA:210:C:C5	2.40	0.55
1:CA:216:U:H2'	1:CA:217:C:C6	2.41	0.55
1:CA:539:A:H2'	1:CA:540:G:H8	1.70	0.55
1:CA:712:A:O2'	1:CA:713:G:H5'	2.06	0.55
4:CE:17:VAL:HG23	4:CE:33:THR:O	2.07	0.55
4:CE:32:PHE:CE2	4:CE:55:VAL:HG22	2.42	0.55
8:CI:93:LEU:O	8:CI:97:LEU:HG	2.06	0.55
12:CM:47:LEU:HB3	12:CM:51:GLN:HB2	1.88	0.55
12:CM:80:MET:HA	12:CM:87:GLY:HA3	1.88	0.55
22:DA:95:U:H2'	22:DA:96:G:C8	2.42	0.55
23:DB:37:C:O2'	23:DB:38:A:H5'	2.06	0.55
23:DB:1022:G:N2	23:DB:1142:A:N1	2.53	0.55
23:DB:1656:C:H2'	23:DB:1657:U:C6	2.42	0.55
23:DB:2038:G:H2'	23:DB:2039:U:C6	2.42	0.55
23:DB:2626:C:O2'	23:DB:2627:G:H5'	2.07	0.55
23:DB:2869:G:H2'	23:DB:2870:C:C6	2.41	0.55
26:DD:136:ASN:HD21	26:DD:140:HIS:N	2.05	0.55
29:DE:60:TRP:HA	29:DE:60:TRP:CE3	2.42	0.55
37:DL:143:GLU:HG2	37:DL:144:GLU:N	2.15	0.55
45:DS:88:ARG:HH21	45:DS:88:ARG:HG3	1.72	0.55
46:DU:81:ARG:H	46:DU:81:ARG:NH2	2.03	0.55
50:DT:50:LEU:HD22	50:DT:50:LEU:H	1.72	0.55
1:AA:373:A:C1'	1:AA:481:G:H1'	2.37	0.55
1:AA:376:G:H5''	15:AP:5:ARG:HB2	1.88	0.55
1:AA:502:A:H2'	1:AA:503:C:C6	2.42	0.55
1:AA:712:A:O2'	1:AA:713:G:H5'	2.06	0.55
1:AA:810:C:O2'	1:AA:811:C:H5'	2.06	0.55
1:AA:1018:G:H2'	1:AA:1019:A:C8	2.41	0.55
2:AC:51:VAL:HA	2:AC:69:THR:HA	1.88	0.55
4:AE:53:ARG:HE	4:AE:54:GLU:HG2	1.70	0.55
4:AE:131:ASN:HD22	4:AE:134:ASN:H	1.53	0.55

Continued on next page...

Continued from previous page...

Atom-1	Atom-2	Interatomic distance (Å)	Clash overlap (Å)
17:AR:63:TYR:N	17:AR:63:TYR:HD2	2.05	0.55
23:BB:15:G:O2'	23:BB:16:C:H5'	2.06	0.55
23:BB:441:U:H2'	23:BB:442:G:H8	1.72	0.55
23:BB:740:C:O2'	23:BB:741:U:H5'	2.06	0.55
23:BB:1583:A:H5''	23:BB:1584:U:OP1	2.06	0.55
23:BB:1813:G:N3	25:BC:49:THR:HG21	2.22	0.55
23:BB:1827:U:O2'	23:BB:1828:G:H5'	2.06	0.55
24:BI:89:SER:HA	24:BI:97:VAL:CG2	2.36	0.55
25:BC:20:ASN:OD1	25:BC:22:GLU:HG2	2.07	0.55
26:BD:14:ILE:HG22	26:BD:22:ILE:O	2.06	0.55
27:BK:7:MET:HE2	27:BK:18:ARG:NH1	2.21	0.55
27:BK:105:ARG:H	27:BK:105:ARG:CD	2.16	0.55
37:BL:95:LEU:HB3	37:BL:100:ILE:CG2	2.37	0.55
38:BM:30:SER:HA	38:BM:133:LYS:HB2	1.88	0.55
38:BM:66:ARG:NE	38:BM:101:VAL:HG11	2.22	0.55
38:BM:90:GLU:HA	38:BM:90:GLU:OE1	2.06	0.55
44:BQ:83:LYS:NZ	44:BQ:87:VAL:HA	2.21	0.55
47:BF:76:PHE:HD2	47:BF:78:ILE:HD13	1.72	0.55
52:BW:21:GLY:CA	52:BW:33:GLY:HA2	2.37	0.55
1:CA:373:A:C1'	1:CA:481:G:H1'	2.36	0.55
6:CG:99:ALA:O	6:CG:103:ILE:HG13	2.06	0.55
9:CJ:67:ILE:HG12	13:CN:94:GLY:O	2.06	0.55
11:CL:98:ARG:HB2	11:CL:116:TYR:HA	1.87	0.55
19:CT:20:ASN:O	19:CT:24:ARG:HB2	2.06	0.55
23:DB:5:A:H2'	23:DB:6:A:H8	1.72	0.55
23:DB:587:C:O2'	37:DL:19:LEU:HD13	2.06	0.55
23:DB:784:G:H21	25:DC:225:ASN:HD22	1.52	0.55
23:DB:922:C:H1'	52:DW:22:VAL:HG21	1.89	0.55
23:DB:1210:G:H5'	23:DB:1212:G:O4'	2.07	0.55
23:DB:1410:G:H2'	23:DB:1411:U:C6	2.42	0.55
23:DB:1458:U:H4'	23:DB:1459:G:O4'	2.07	0.55
23:DB:1582:C:H3'	23:DB:1583:A:N3	2.21	0.55
23:DB:1723:G:H2'	23:DB:1724:G:O4'	2.07	0.55
23:DB:2605:U:H2'	23:DB:2606:C:C6	2.41	0.55
23:DB:2748:A:H4'	48:DG:3:VAL:HG21	1.87	0.55
23:DB:2836:U:H2'	23:DB:2837:A:C8	2.42	0.55
24:DI:63:ASP:O	24:DI:64:ARG:HB2	2.06	0.55
33:D1:34:GLU:HA	33:D1:48:TYR:O	2.06	0.55
37:DL:9:ALA:HB3	37:DL:12:SER:OG	2.07	0.55
37:DL:110:VAL:HB	37:DL:127:VAL:HG23	1.88	0.55
44:DQ:60:TRP:O	44:DQ:64:ILE:HG12	2.07	0.55

Continued on next page...

Continued from previous page...

Atom-1	Atom-2	Interatomic distance (Å)	Clash overlap (Å)
44:DQ:80:ASN:O	44:DQ:83:LYS:HB3	2.07	0.55
44:DQ:105:PHE:O	44:DQ:109:VAL:HG23	2.05	0.55
47:DF:65:LEU:HD23	47:DF:87:LYS:HD2	1.89	0.55
47:DF:128:SER:HB3	47:DF:154:THR:HA	1.88	0.55
48:DG:17:LYS:HZ2	48:DG:18:ILE:H	1.52	0.55
1:AA:731:G:H5'	1:AA:766:A:H4'	1.89	0.55
1:AA:1288:A:N1	1:AA:1371:G:H1'	2.22	0.55
19:AT:48:LYS:O	19:AT:52:GLU:HB3	2.07	0.55
23:BB:215:G:H4'	23:BB:216:A:H4'	1.88	0.55
23:BB:582:A:H2'	23:BB:583:G:C8	2.42	0.55
23:BB:1230:A:H2'	23:BB:1231:U:C6	2.41	0.55
23:BB:1470:A:H3'	23:BB:1471:G:H8	1.72	0.55
23:BB:1788:C:O2'	23:BB:1789:A:H5'	2.06	0.55
23:BB:1838:C:N4	23:BB:1898:U:H2'	2.22	0.55
23:BB:2196:C:O2'	23:BB:2197:U:H5'	2.06	0.55
24:BI:100:ILE:O	24:BI:139:VAL:HA	2.06	0.55
34:B3:5:THR:HG22	34:B3:62:PRO:HD2	1.89	0.55
37:BL:100:ILE:O	37:BL:100:ILE:HG12	2.07	0.55
39:BX:46:VAL:O	39:BX:50:VAL:HG23	2.07	0.55
40:BH:95:GLY:O	40:BH:99:ILE:HG12	2.07	0.55
41:BJ:128:ASN:C	41:BJ:129:GLU:HG3	2.27	0.55
45:BS:18:ARG:HB3	45:BS:76:VAL:HG22	1.89	0.55
1:CA:204:G:H2'	1:CA:205:A:H8	1.72	0.55
1:CA:333:U:H2'	1:CA:334:C:C6	2.41	0.55
1:CA:1301:U:H2'	1:CA:1301:U:O2	2.06	0.55
2:CC:190:THR:HG22	2:CC:191:THR:N	2.22	0.55
4:CE:53:ARG:HE	4:CE:54:GLU:HG2	1.71	0.55
23:DB:324:A:H2'	23:DB:325:G:O4'	2.06	0.55
23:DB:1164:C:H2'	23:DB:1165:A:C8	2.41	0.55
23:DB:1442:U:H2'	23:DB:1443:U:H6	1.70	0.55
23:DB:1872:A:H2'	23:DB:1873:G:O4'	2.06	0.55
23:DB:2210:U:N3	23:DB:2212:A:N7	2.55	0.55
23:DB:2352:A:C6	52:DW:30:VAL:HG11	2.42	0.55
24:DI:79:LEU:HD11	24:DI:131:THR:OG1	2.07	0.55
26:DD:37:VAL:HG23	26:DD:91:THR:HA	1.87	0.55
26:DD:118:PHE:HZ	26:DD:123:LYS:HZ3	1.54	0.55
37:DL:19:LEU:O	37:DL:21:ARG:HG2	2.07	0.55
37:DL:100:ILE:HG12	37:DL:100:ILE:O	2.05	0.55
44:DQ:101:ASP:HB2	49:DR:2:TYR:OH	2.06	0.55
44:DQ:109:VAL:O	44:DQ:113:LYS:HG3	2.06	0.55
46:DU:86:PHE:HB3	46:DU:90:LYS:O	2.06	0.55

Continued on next page...

Continued from previous page...

Atom-1	Atom-2	Interatomic distance (Å)	Clash overlap (Å)
47:DF:168:LEU:HD13	47:DF:169:LEU:N	2.21	0.55
50:DT:11:LEU:HD22	50:DT:11:LEU:N	2.16	0.55
3:AD:169:TRP:CE2	3:AD:185:PRO:HB3	2.42	0.55
7:AH:11:THR:HA	7:AH:14:ARG:NH1	2.22	0.55
11:AL:31:GLY:HA3	11:AL:54:VAL:CG1	2.37	0.55
15:AP:74:LEU:O	15:AP:78:VAL:HG12	2.05	0.55
19:AT:20:ASN:O	19:AT:24:ARG:HB2	2.06	0.55
20:AB:14:HIS:CD2	20:AB:202:ASN:H	2.24	0.55
20:AB:163:ILE:HD11	20:AB:209:VAL:HG12	1.89	0.55
23:BB:679:C:O2'	23:BB:680:C:H5'	2.07	0.55
23:BB:1425:G:H2'	23:BB:1426:G:C8	2.42	0.55
23:BB:1508:A:H5'	23:BB:1509:A:N6	2.22	0.55
23:BB:1550:C:H2'	23:BB:1551:A:C8	2.41	0.55
23:BB:2758:A:H1'	48:BG:63:GLN:HE22	1.72	0.55
23:BB:2841:C:H2'	23:BB:2842:G:C8	2.40	0.55
25:BC:80:LEU:HD23	25:BC:91:ALA:HB2	1.88	0.55
25:BC:226:PRO:HA	25:BC:232:GLY:HA3	1.87	0.55
33:B1:29:LYS:HA	33:B1:31:GLU:OE1	2.07	0.55
33:B1:34:GLU:HA	33:B1:48:TYR:O	2.06	0.55
35:BV:62:THR:HB	35:BV:71:LYS:HG2	1.89	0.55
35:BV:78:GLN:HB2	35:BV:88:HIS:O	2.07	0.55
41:BJ:30:THR:HG23	41:BJ:31:GLU:N	2.22	0.55
41:BJ:55:ILE:O	41:BJ:55:ILE:HG13	2.04	0.55
42:BN:37:THR:HB	42:BN:40:LYS:HB2	1.89	0.55
43:BO:79:ALA:O	43:BO:83:LEU:HB2	2.07	0.55
43:BO:97:PHE:HB3	43:BO:103:VAL:HG21	1.88	0.55
44:BQ:78:PHE:CZ	44:BQ:82:LEU:HD11	2.41	0.55
46:BU:11:ILE:O	46:BU:12:VAL:HB	2.07	0.55
46:BU:81:ARG:HB2	46:BU:96:LYS:CG	2.37	0.55
47:BF:128:SER:HB3	47:BF:154:THR:HA	1.88	0.55
1:CA:195:A:H1'	1:CA:222:C:O2'	2.06	0.55
1:CA:314:C:O2'	1:CA:315:A:H5'	2.07	0.55
1:CA:1035:A:H2'	1:CA:1036:A:C8	2.42	0.55
1:CA:1239:A:H4'	1:CA:1240:U:C5'	2.36	0.55
1:CA:1299:A:H2'	1:CA:1301:U:H1'	1.89	0.55
1:CA:1308:U:H2'	1:CA:1309:G:H8	1.72	0.55
10:CK:33:ILE:HG12	10:CK:69:CYS:SG	2.47	0.55
11:CL:122:LYS:HG3	11:CL:123:ALA:H	1.70	0.55
17:CR:63:TYR:HD2	17:CR:63:TYR:N	2.05	0.55
18:CS:65:MET:HG3	18:CS:73:PHE:CZ	2.41	0.55
23:DB:1432:G:O2'	23:DB:1433:A:H5'	2.06	0.55

Continued on next page...

Continued from previous page...

Atom-1	Atom-2	Interatomic distance (Å)	Clash overlap (Å)
23:DB:1571:A:H2'	23:DB:1572:A:C8	2.42	0.55
23:DB:1716:U:H2'	23:DB:1717:A:C8	2.42	0.55
23:DB:1874:C:H2'	23:DB:1875:G:O4'	2.06	0.55
23:DB:2776:A:H4'	23:DB:2777:G:H5''	1.88	0.55
23:DB:2860:A:H8	23:DB:2860:A:O5'	1.89	0.55
29:DE:115:GLN:O	29:DE:117:ARG:HG3	2.06	0.55
29:DE:192:ALA:HA	29:DE:195:GLN:NE2	2.20	0.55
30:DY:35:VAL:HG21	30:DY:37:ARG:HH22	1.72	0.55
37:DL:47:ARG:HH21	37:DL:47:ARG:CB	2.18	0.55
40:DH:141:LYS:HE3	40:DH:141:LYS:N	2.21	0.55
41:DJ:96:ARG:O	41:DJ:99:ARG:HG3	2.07	0.55
47:DF:135:ILE:CD1	47:DF:137:PHE:HB3	2.37	0.55
48:DG:9:VAL:H	48:DG:48:THR:HB	1.71	0.55
48:DG:15:ASP:CB	48:DG:26:LYS:H	2.15	0.55
49:DR:16:GLU:HG2	49:DR:101:ILE:HG13	1.87	0.55
1:AA:270:A:H2'	1:AA:271:C:H6	1.71	0.55
1:AA:844:G:H2'	1:AA:845:A:N9	2.21	0.55
1:AA:860:A:H2'	1:AA:861:G:O4'	2.07	0.55
1:AA:1048:G:O3'	1:AA:1049:U:H3'	2.07	0.55
17:AR:58:ILE:O	17:AR:62:ARG:HG3	2.07	0.55
20:AB:166:ASP:OD2	20:AB:190:SER:HA	2.07	0.55
23:BB:324:A:H2'	23:BB:325:G:O4'	2.07	0.55
23:BB:634:C:H2'	23:BB:635:C:C6	2.42	0.55
23:BB:660:C:H2'	23:BB:661:A:H8	1.71	0.55
23:BB:743:A:C2'	23:BB:744:U:H5'	2.37	0.55
23:BB:836:G:H2'	23:BB:837:C:C6	2.42	0.55
23:BB:1816:C:H3'	25:BC:61:TYR:HE2	1.72	0.55
23:BB:2008:C:H2'	23:BB:2009:A:C8	2.41	0.55
23:BB:2286:G:H4'	23:BB:2287:A:O4'	2.07	0.55
25:BC:89:ASN:O	25:BC:105:ALA:HB3	2.07	0.55
28:BP:3:ILE:HG23	28:BP:4:ILE:N	2.21	0.55
29:BE:138:LEU:HB3	29:BE:143:LEU:O	2.07	0.55
35:BV:4:ILE:HD12	35:BV:63:ILE:HG13	1.87	0.55
42:BN:52:ILE:O	42:BN:55:ALA:HB3	2.07	0.55
46:BU:27:VAL:HG23	46:BU:33:VAL:HG12	1.88	0.55
46:BU:82:VAL:HG13	46:BU:93:ARG:HB3	1.88	0.55
50:BT:38:ALA:HB3	50:BT:81:LYS:HE2	1.89	0.55
1:CA:848:C:H2'	1:CA:849:G:O4'	2.07	0.55
1:CA:1057:G:H4'	2:CC:196:GLY:H	1.72	0.55
1:CA:1380:U:H5	6:CG:2:ARG:HH12	1.55	0.55
2:CC:96:VAL:HB	2:CC:97:PRO:HD2	1.88	0.55

Continued on next page...

Continued from previous page...

Atom-1	Atom-2	Interatomic distance (Å)	Clash overlap (Å)
3:CD:169:TRP:CE2	3:CD:185:PRO:HB3	2.42	0.55
13:CN:51:PRO:HG2	13:CN:52:ARG:H	1.71	0.55
17:CR:63:TYR:N	17:CR:63:TYR:CD2	2.74	0.55
22:DA:13:G:H2'	22:DA:14:U:H5''	1.89	0.55
22:DA:42:C:C5	47:DF:65:LEU:HD22	2.42	0.55
23:DB:1000:A:H2'	23:DB:1001:A:C8	2.42	0.55
23:DB:1509:A:H4'	23:DB:1510:G:H8	1.71	0.55
23:DB:1661:G:O2'	23:DB:1662:U:H5'	2.05	0.55
23:DB:1831:G:H2'	23:DB:1832:C:C6	2.42	0.55
23:DB:2286:G:H4'	23:DB:2287:A:O4'	2.06	0.55
23:DB:2297:A:N6	23:DB:2319:G:H1'	2.22	0.55
24:DI:85:ILE:CD1	24:DI:137:LEU:HD21	2.36	0.55
26:DD:105:LYS:H	26:DD:106:LYS:NZ	2.04	0.55
27:DK:3:GLN:HG2	27:DK:4:GLU:N	2.22	0.55
40:DH:87:GLU:H	40:DH:89:LYS:NZ	2.04	0.55
41:DJ:125:TYR:HH	41:DJ:132:HIS:CE1	2.25	0.55
45:DS:13:SER:OG	45:DS:16:LYS:HB2	2.06	0.55
45:DS:70:LYS:HD3	45:DS:110:ARG:O	2.06	0.55
48:DG:25:ILE:O	48:DG:32:LEU:HA	2.07	0.55
1:AA:241:G:O2'	1:AA:242:G:H5'	2.06	0.55
1:AA:437:U:H5''	3:AD:151:GLN:CD	2.27	0.55
2:AC:190:THR:HG22	2:AC:191:THR:N	2.22	0.55
3:AD:197:HIS:O	3:AD:200:VAL:HG22	2.06	0.55
6:AG:100:MET:O	6:AG:104:VAL:HG23	2.06	0.55
8:AI:67:LYS:HZ3	8:AI:67:LYS:HB2	1.72	0.55
12:AM:47:LEU:HB3	12:AM:51:GLN:HB2	1.87	0.55
12:AM:106:ARG:HH12	12:AM:109:LYS:CD	2.17	0.55
13:AN:51:PRO:HG2	13:AN:52:ARG:H	1.72	0.55
18:AS:39:ILE:HG12	18:AS:70:LEU:HD12	1.88	0.55
23:BB:154:U:H2'	23:BB:155:A:C8	2.42	0.55
23:BB:571:U:H3'	49:BR:80:ARG:NH1	2.22	0.55
23:BB:644:A:O2'	23:BB:645:C:H5'	2.07	0.55
23:BB:1919:A:H2'	23:BB:1920:C:H5'	1.89	0.55
23:BB:2038:G:H2'	23:BB:2039:U:C6	2.42	0.55
23:BB:2867:G:N7	28:BP:20:ARG:NH1	2.54	0.55
24:BI:11:GLN:O	24:BI:11:GLN:HG3	2.07	0.55
24:BI:112:LYS:O	24:BI:116:MET:HG3	2.06	0.55
25:BC:124:LYS:HG3	25:BC:125:PRO:HD2	1.88	0.55
26:BD:9:VAL:HG22	26:BD:9:VAL:O	2.07	0.55
29:BE:189:THR:HG23	29:BE:192:ALA:H	1.71	0.55
32:B4:27:CYS:SG	32:B4:29:ALA:HB3	2.47	0.55

Continued on next page...

Continued from previous page...

Atom-1	Atom-2	Interatomic distance (Å)	Clash overlap (Å)
41:BJ:96:ARG:O	41:BJ:99:ARG:HG3	2.07	0.55
46:BU:78:LYS:HE3	46:BU:79:ALA:N	2.22	0.55
47:BF:110:ILE:CG2	47:BF:113:PHE:HB3	2.37	0.55
52:BW:35:ILE:HG13	52:BW:57:THR:OG1	2.05	0.55
52:BW:37:VAL:CG1	52:BW:38:ARG:HH11	2.19	0.55
1:CA:555:U:H2'	1:CA:556:C:C6	2.42	0.55
1:CA:598:U:H2'	1:CA:599:C:C6	2.42	0.55
1:CA:1131:G:O2'	1:CA:1132:C:H5'	2.07	0.55
1:CA:1132:C:H2'	1:CA:1133:G:H8	1.71	0.55
1:CA:1404:C:H2'	1:CA:1405:G:C8	2.42	0.55
14:CO:56:LEU:O	14:CO:60:VAL:HG23	2.07	0.55
16:CQ:45:VAL:HG12	16:CQ:46:HIS:N	2.22	0.55
22:DA:83:G:H4'	30:DY:52:PHE:CD2	2.40	0.55
23:DB:91:A:H1'	23:DB:92:U:C6	2.42	0.55
23:DB:1044:C:H1'	23:DB:1048:A:H1'	1.89	0.55
23:DB:1047:G:H1'	23:DB:1111:A:N6	2.21	0.55
23:DB:1495:A:H2'	23:DB:1496:A:C8	2.42	0.55
23:DB:1535:A:H5''	23:DB:1536:C:C5	2.41	0.55
23:DB:2369:A:H2'	23:DB:2370:G:H8	1.72	0.55
23:DB:2635:A:H4'	26:DD:79:LEU:HB2	1.89	0.55
26:DD:51:THR:HG22	26:DD:52:THR:H	1.72	0.55
26:DD:149:ASN:O	26:DD:152:PRO:HD2	2.06	0.55
36:D2:21:ARG:HH21	36:D2:43:THR:CG2	2.20	0.55
38:DM:66:ARG:NE	38:DM:101:VAL:HG11	2.22	0.55
44:DQ:30:VAL:CG1	44:DQ:33:VAL:HG22	2.36	0.55
45:DS:95:ARG:HG3	45:DS:97:LEU:HD13	1.89	0.55
47:DF:62:GLN:NE2	47:DF:90:LEU:HA	2.22	0.55
47:DF:101:ARG:CZ	47:DF:138:PRO:HB2	2.37	0.55
48:DG:174:LYS:HZ3	48:DG:176:LYS:HG2	1.72	0.55
49:DR:6:GLN:HE21	49:DR:7:SER:N	2.04	0.55
51:DZ:31:PRO:HB2	51:DZ:33:LEU:CD1	2.34	0.55
1:AA:66:A:H5'	1:AA:173:U:O4	2.07	0.55
1:AA:332:G:O2'	1:AA:333:U:H5'	2.07	0.55
1:AA:560:A:N1	1:AA:566:G:H5'	2.22	0.55
1:AA:948:C:O2'	1:AA:949:A:H5'	2.07	0.55
1:AA:1031:C:H4'	1:AA:1032:G:H5''	1.87	0.55
1:AA:1132:C:H2'	1:AA:1133:G:H8	1.71	0.55
3:AD:16:THR:HG22	3:AD:17:ASP:N	2.20	0.55
5:AF:69:GLU:O	5:AF:73:GLU:HG3	2.07	0.55
7:AH:6:ILE:HD12	7:AH:35:ILE:HD11	1.88	0.55
7:AH:44:PHE:HE2	7:AH:100:ILE:HG12	1.72	0.55

Continued on next page...

Continued from previous page...

Atom-1	Atom-2	Interatomic distance (Å)	Clash overlap (Å)
9:AJ:59:LYS:HG3	9:AJ:60:ASP:N	2.22	0.55
11:AL:51:VAL:HG12	11:AL:52:CYS:N	2.22	0.55
13:AN:14:ALA:O	13:AN:18:LYS:HG3	2.07	0.55
22:BA:13:G:C2'	22:BA:14:U:H5''	2.37	0.55
23:BB:37:C:O2'	23:BB:38:A:H5'	2.07	0.55
23:BB:589:U:H2'	23:BB:590:A:H8	1.72	0.55
23:BB:2314:A:H2'	23:BB:2315:G:C8	2.41	0.55
23:BB:2369:A:H2'	23:BB:2370:G:H8	1.72	0.55
23:BB:2758:A:C2'	23:BB:2759:G:H5'	2.37	0.55
37:BL:55:MET:HE3	37:BL:55:MET:HA	1.89	0.55
40:BH:1:MET:HB3	40:BH:21:VAL:O	2.07	0.55
40:BH:73:ASN:HD22	40:BH:74:ALA:N	2.05	0.55
51:BZ:38:PHE:CE2	51:BZ:51:VAL:HG21	2.42	0.55
1:CA:22:G:H2'	1:CA:23:C:H6	1.72	0.55
1:CA:484:G:H4'	1:CA:485:U:C5'	2.37	0.55
1:CA:624:C:H2'	1:CA:625:U:C6	2.42	0.55
1:CA:1225:A:H3'	1:CA:1226:C:H6	1.72	0.55
6:CG:129:ASN:HA	6:CG:134:VAL:HG21	1.87	0.55
9:CJ:17:LEU:HD22	9:CJ:96:VAL:CG1	2.36	0.55
10:CK:88:PRO:HD3	21:CU:28:LEU:HD11	1.88	0.55
15:CP:20:VAL:HG21	15:CP:32:PHE:CG	2.42	0.55
23:DB:1381:G:H1'	23:DB:1571:A:N1	2.22	0.55
23:DB:2153:C:H2'	23:DB:2154:A:H8	1.72	0.55
23:DB:2885:G:N2	31:D0:31:LYS:HG3	2.22	0.55
25:DC:20:ASN:OD1	25:DC:22:GLU:HG2	2.07	0.55
30:DY:40:THR:O	30:DY:43:ILE:HG23	2.07	0.55
34:D3:5:THR:HG22	34:D3:62:PRO:HD2	1.89	0.55
34:D3:18:LYS:HD2	34:D3:19:GLY:N	2.21	0.55
40:DH:83:LYS:HD2	40:DH:83:LYS:H	1.71	0.55
43:DO:9:ARG:HG3	43:DO:10:ARG:N	2.22	0.55
47:DF:4:HIS:O	47:DF:7:TYR:HB3	2.07	0.55
47:DF:113:PHE:CZ	47:DF:175:PRO:HB2	2.42	0.55
1:AA:36:C:H4'	11:AL:118:VAL:O	2.08	0.54
1:AA:555:U:H2'	1:AA:556:C:C6	2.41	0.54
1:AA:796:C:H4'	10:AK:126:ARG:HH21	1.71	0.54
1:AA:975:A:H4'	1:AA:976:G:OP2	2.06	0.54
5:AF:80:PHE:CE1	25:BC:135:PRO:HG2	2.42	0.54
7:AH:26:MET:HB2	7:AH:27:PRO:HD2	1.90	0.54
11:AL:49:ARG:HH12	11:AL:88:ASP:CB	2.20	0.54
12:AM:90:HIS:HA	12:AM:108:ARG:NH2	2.21	0.54
15:AP:25:ARG:HD3	15:AP:25:ARG:H	1.71	0.54

Continued on next page...

Continued from previous page...

Atom-1	Atom-2	Interatomic distance (Å)	Clash overlap (Å)
19:AT:67:HIS:CD2	19:AT:68:LYS:H	2.25	0.54
23:BB:264:C:C2'	23:BB:265:A:H5''	2.36	0.54
23:BB:699:A:H4'	23:BB:1634:A:N7	2.21	0.54
23:BB:718:A:H3'	23:BB:719:C:H6	1.71	0.54
23:BB:1198:U:H2'	23:BB:1199:U:C6	2.42	0.54
23:BB:1796:U:H2'	23:BB:1797:G:C8	2.42	0.54
23:BB:2662:A:H2'	23:BB:2663:G:O4'	2.07	0.54
26:BD:7:LYS:HE2	26:BD:198:GLY:HA2	1.89	0.54
27:BK:3:GLN:HG2	27:BK:4:GLU:N	2.22	0.54
1:CA:607:A:H2'	1:CA:608:A:C8	2.43	0.54
1:CA:676:A:H1'	10:CK:116:PRO:HB3	1.88	0.54
1:CA:1018:G:H2'	1:CA:1019:A:H8	1.72	0.54
1:CA:1288:A:N1	1:CA:1371:G:H1'	2.21	0.54
10:CK:16:SER:HA	10:CK:78:ILE:HA	1.88	0.54
10:CK:28:ASN:ND2	10:CK:46:ALA:HB3	2.22	0.54
10:CK:37:GLN:HB2	10:CK:39:ASN:HD22	1.72	0.54
11:CL:31:GLY:HA3	11:CL:54:VAL:CG1	2.37	0.54
11:CL:66:ILE:HD12	11:CL:66:ILE:N	2.22	0.54
12:CM:71:GLU:HA	12:CM:74:MET:SD	2.48	0.54
15:CP:4:ILE:HB	15:CP:67:ILE:HD12	1.87	0.54
15:CP:25:ARG:HD3	15:CP:25:ARG:H	1.72	0.54
19:CT:49:ALA:HA	19:CT:52:GLU:CD	2.28	0.54
20:CB:128:LEU:HD13	20:CB:129:THR:H	1.72	0.54
21:CU:24:LYS:NZ	21:CU:24:LYS:HB3	2.21	0.54
23:DB:143:C:H2'	23:DB:144:A:H8	1.72	0.54
23:DB:1100:C:H2'	23:DB:1101:U:C6	2.42	0.54
23:DB:2341:G:H2'	23:DB:2342:C:C6	2.43	0.54
41:DJ:13:ARG:O	41:DJ:14:ASP:HB2	2.07	0.54
41:DJ:18:VAL:CG1	41:DJ:54:ILE:HD11	2.36	0.54
43:DO:105:ALA:C	43:DO:107:ALA:H	2.09	0.54
1:AA:176:C:H2'	1:AA:177:G:N3	2.22	0.54
1:AA:310:G:H5''	15:AP:31:ARG:HB2	1.89	0.54
1:AA:487:A:H2'	1:AA:488:C:O4'	2.07	0.54
1:AA:642:A:H2'	1:AA:643:C:H6	1.72	0.54
1:AA:672:U:H2'	1:AA:673:A:C8	2.43	0.54
3:AD:98:ASP:HB3	3:AD:132:ALA:HB1	1.90	0.54
3:AD:187:ARG:NH1	3:AD:191:SER:HA	2.14	0.54
8:AI:19:PHE:HB2	8:AI:63:TYR:HB3	1.87	0.54
10:AK:127:ARG:HG3	10:AK:127:ARG:HH11	1.71	0.54
14:AO:78:TYR:CZ	14:AO:82:ILE:HD11	2.42	0.54
23:BB:615:U:O4	29:BE:39:ALA:HB2	2.07	0.54

Continued on next page...

Continued from previous page...

Atom-1	Atom-2	Interatomic distance (Å)	Clash overlap (Å)
23:BB:1460:U:H4'	23:BB:1461:C:O5'	2.08	0.54
23:BB:1656:C:H2'	23:BB:1657:U:H6	1.72	0.54
23:BB:1732:C:OP1	23:BB:1732:C:H2'	2.06	0.54
23:BB:2720:U:H2'	23:BB:2721:A:C8	2.42	0.54
23:BB:2840:C:H2'	23:BB:2841:C:C6	2.43	0.54
25:BC:162:GLN:NE2	25:BC:174:ARG:HH21	2.05	0.54
29:BE:145:ASP:OD1	29:BE:183:PHE:HA	2.07	0.54
29:BE:192:ALA:HA	29:BE:195:GLN:NE2	2.22	0.54
30:BY:23:LEU:HD13	30:BY:28:LEU:HB2	1.89	0.54
35:BV:89:ILE:HD12	35:BV:89:ILE:O	2.07	0.54
37:BL:65:GLY:O	37:BL:66:PHE:HB3	2.06	0.54
37:BL:77:ILE:HG12	37:BL:95:LEU:HD22	1.89	0.54
39:BX:5:GLU:O	39:BX:8:GLU:HG2	2.07	0.54
40:BH:82:SER:N	40:BH:146:VAL:HG13	2.18	0.54
43:BO:94:ARG:HD2	43:BO:97:PHE:O	2.06	0.54
46:BU:86:PHE:HB3	46:BU:90:LYS:O	2.07	0.54
47:BF:126:ASN:HB3	47:BF:156:THR:HA	1.89	0.54
50:BT:39:THR:HG22	50:BT:42:GLU:CG	2.33	0.54
52:BW:48:ALA:HB3	52:BW:81:ILE:O	2.06	0.54
1:CA:229:U:H2'	1:CA:230:G:C8	2.42	0.54
1:CA:237:G:H2'	1:CA:238:A:C8	2.41	0.54
1:CA:272:C:H2'	1:CA:273:U:C6	2.43	0.54
1:CA:636:U:H2'	1:CA:637:C:H6	1.72	0.54
1:CA:1200:C:C3'	1:CA:1201:A:H5'	2.37	0.54
1:CA:1238:A:C8	1:CA:1303:C:H1'	2.42	0.54
11:CL:66:ILE:HG21	11:CL:71:HIS:HB3	1.90	0.54
12:CM:3:ILE:HG21	12:CM:21:ILE:HD11	1.90	0.54
15:CP:74:LEU:O	15:CP:78:VAL:HG12	2.07	0.54
16:CQ:30:HIS:CE1	16:CQ:32:ILE:HG22	2.42	0.54
23:DB:639:U:H2'	23:DB:640:C:C6	2.43	0.54
23:DB:721:A:H2'	23:DB:722:A:H8	1.69	0.54
23:DB:903:C:H2'	23:DB:904:G:C8	2.42	0.54
23:DB:987:C:H2'	23:DB:988:A:O4'	2.07	0.54
23:DB:992:C:O2'	23:DB:993:G:H5'	2.07	0.54
23:DB:2636:C:H2'	23:DB:2637:U:H6	1.72	0.54
25:DC:71:ASP:OD2	25:DC:118:GLY:HA2	2.07	0.54
25:DC:79:ARG:HD2	25:DC:81:GLU:HG3	1.88	0.54
36:D2:33:ARG:CB	36:D2:33:ARG:HH21	2.20	0.54
44:DQ:105:PHE:HA	44:DQ:108:LEU:HG	1.88	0.54
47:DF:32:LYS:H	47:DF:95:MET:HE1	1.73	0.54
47:DF:110:ILE:HA	47:DF:111:ARG:NH1	2.23	0.54

Continued on next page...

Continued from previous page...

Atom-1	Atom-2	Interatomic distance (Å)	Clash overlap (Å)
48:DG:17:LYS:HZ2	48:DG:17:LYS:CA	2.17	0.54
1:AA:33:A:H2'	1:AA:34:C:C6	2.42	0.54
1:AA:598:U:H2'	1:AA:599:C:C6	2.42	0.54
1:AA:640:A:O2'	1:AA:641:U:H5'	2.08	0.54
1:AA:922:G:N3	1:AA:1398:A:H2	2.04	0.54
1:AA:1472:U:H2'	1:AA:1473:G:H8	1.73	0.54
3:AD:169:TRP:O	3:AD:182:LYS:HB2	2.06	0.54
7:AH:37:ASN:O	7:AH:41:GLU:HG2	2.06	0.54
13:AN:21:ALA:O	13:AN:22:LYS:HE2	2.07	0.54
13:AN:60:ARG:CZ	13:AN:69:PRO:HB3	2.37	0.54
23:BB:634:C:H2'	23:BB:635:C:H6	1.72	0.54
23:BB:796:C:H2'	23:BB:797:G:C8	2.42	0.54
23:BB:1007:C:O3'	41:BJ:110:PRO:HB3	2.07	0.54
23:BB:1166:G:H2'	23:BB:1167:C:H6	1.70	0.54
23:BB:2019:A:H2	23:BB:2035:G:H22	1.54	0.54
23:BB:2216:G:H2'	23:BB:2217:G:C8	2.43	0.54
23:BB:2355:G:H4'	52:BW:20:LEU:HD13	1.89	0.54
23:BB:2512:C:H2'	23:BB:2513:A:O4'	2.07	0.54
23:BB:2815:C:H2'	23:BB:2816:G:H8	1.72	0.54
25:BC:68:ARG:HB2	25:BC:128:THR:HG21	1.90	0.54
28:BP:31:VAL:O	28:BP:32:VAL:HB	2.06	0.54
41:BJ:12:LYS:HB3	41:BJ:12:LYS:HZ2	1.72	0.54
41:BJ:21:THR:O	41:BJ:62:VAL:HA	2.08	0.54
42:BN:49:GLU:OE2	42:BN:95:THR:HG22	2.07	0.54
44:BQ:87:VAL:HG12	44:BQ:89:ILE:HD13	1.89	0.54
48:BG:25:ILE:O	48:BG:32:LEU:HA	2.07	0.54
1:CA:270:A:H2'	1:CA:271:C:H6	1.71	0.54
1:CA:586:C:O2'	1:CA:587:G:H5'	2.07	0.54
1:CA:1060:U:H5''	9:CJ:53:ILE:CD1	2.38	0.54
1:CA:1351:U:O2'	1:CA:1352:C:H5'	2.08	0.54
3:CD:104:MET:SD	3:CD:179:GLY:HA3	2.47	0.54
4:CE:81:GLN:HG2	4:CE:148:SER:HA	1.88	0.54
4:CE:131:ASN:O	4:CE:135:VAL:HG23	2.08	0.54
8:CI:24:ASN:CG	8:CI:25:GLY:H	2.10	0.54
12:CM:95:PRO:N	12:CM:108:ARG:HG2	2.22	0.54
14:CO:78:TYR:CZ	14:CO:82:ILE:HD11	2.42	0.54
20:CB:112:ARG:NH2	20:CB:116:LEU:HD21	2.22	0.54
23:DB:125:A:H3'	23:DB:126:A:H5''	1.89	0.54
23:DB:165:A:H2'	23:DB:166:U:C6	2.42	0.54
23:DB:181:A:H2'	23:DB:182:A:H8	1.72	0.54
23:DB:660:C:H2'	23:DB:661:A:H8	1.72	0.54

Continued on next page...

Continued from previous page...

Atom-1	Atom-2	Interatomic distance (Å)	Clash overlap (Å)
23:DB:1159:U:O2'	23:DB:1160:G:H5'	2.07	0.54
23:DB:2845:U:O2'	23:DB:2846:G:H5'	2.06	0.54
23:DB:2886:A:H62	31:D0:39:ARG:CD	2.19	0.54
26:DD:14:ILE:HG22	26:DD:22:ILE:O	2.06	0.54
28:DP:91:VAL:CG2	28:DP:96:LEU:HD21	2.37	0.54
30:DY:8:GLN:CG	30:DY:31:ILE:HA	2.36	0.54
34:D3:24:LYS:HB2	37:DL:64:PHE:CD2	2.42	0.54
37:DL:3:LEU:O	37:DL:5:THR:N	2.40	0.54
37:DL:65:GLY:O	37:DL:66:PHE:HB3	2.06	0.54
43:DO:58:ILE:O	43:DO:62:LEU:HB2	2.07	0.54
44:DQ:10:ARG:HB2	44:DQ:10:ARG:CZ	2.36	0.54
46:DU:60:LYS:HE2	46:DU:60:LYS:HA	1.87	0.54
50:DT:54:GLU:HB3	50:DT:88:LYS:HB2	1.89	0.54
1:AA:108:G:O6	19:AT:9:ARG:HG2	2.08	0.54
1:AA:437:U:H4'	3:AD:153:ARG:NH1	2.23	0.54
1:AA:1308:U:H2'	1:AA:1309:G:H8	1.72	0.54
3:AD:106:PHE:CG	3:AD:144:ILE:HD11	2.42	0.54
16:AQ:30:HIS:CE1	16:AQ:32:ILE:HG22	2.42	0.54
23:BB:37:C:H4'	23:BB:451:U:OP1	2.08	0.54
23:BB:1666:G:O2'	23:BB:1667:G:H5'	2.06	0.54
23:BB:2867:G:N3	23:BB:2867:G:C2'	2.70	0.54
24:BI:17:ALA:O	24:BI:18:ASN:HB3	2.07	0.54
28:BP:91:VAL:O	28:BP:92:ARG:HB3	2.08	0.54
28:BP:102:ARG:HD2	28:BP:106:ALA:O	2.08	0.54
31:B0:38:LEU:HB3	31:B0:41:HIS:CD2	2.43	0.54
34:B3:14:LYS:O	34:B3:21:PHE:O	2.25	0.54
38:BM:36:VAL:HB	38:BM:127:LYS:O	2.08	0.54
40:BH:47:PHE:CA	40:BH:50:ARG:HH21	2.20	0.54
47:BF:19:PHE:CE2	47:BF:164:GLU:HG2	2.43	0.54
48:BG:24:THR:C	48:BG:25:ILE:HD12	2.28	0.54
51:BZ:5:CYS:SG	51:BZ:8:THR:HG23	2.48	0.54
1:CA:98:A:H2'	1:CA:99:C:H6	1.72	0.54
1:CA:492:C:H2'	1:CA:493:A:N3	2.22	0.54
1:CA:922:G:N3	1:CA:1398:A:H2	2.04	0.54
1:CA:1225:A:H5'	1:CA:1226:C:OP2	2.07	0.54
2:CC:176:THR:HB	2:CC:179:ALA:HB2	1.88	0.54
3:CD:106:PHE:CG	3:CD:144:ILE:HD11	2.42	0.54
8:CI:56:MET:CG	8:CI:57:VAL:H	2.20	0.54
16:CQ:11:VAL:HG23	16:CQ:56:ASP:O	2.08	0.54
18:CS:27:LYS:HB2	18:CS:28:LYS:NZ	2.22	0.54
18:CS:30:LEU:HB2	18:CS:48:ILE:HG23	1.87	0.54

Continued on next page...

Continued from previous page...

Atom-1	Atom-2	Interatomic distance (Å)	Clash overlap (Å)
23:DB:575:A:O2'	23:DB:576:U:H5'	2.08	0.54
23:DB:972:A:C3'	23:DB:973:A:H5''	2.33	0.54
23:DB:1181:U:H2'	23:DB:1182:G:H8	1.71	0.54
23:DB:1197:G:H2'	23:DB:1198:U:H6	1.72	0.54
23:DB:1292:G:H2'	23:DB:1293:C:C6	2.42	0.54
23:DB:1422:G:H1'	23:DB:1495:A:H61	1.73	0.54
23:DB:2196:C:O2'	23:DB:2197:U:H5'	2.07	0.54
23:DB:2893:A:H4'	23:DB:2894:G:O5'	2.07	0.54
25:DC:12:ARG:O	25:DC:12:ARG:HD3	2.07	0.54
34:D3:41:ARG:HG3	34:D3:44:ARG:HH22	1.71	0.54
37:DL:4:ASN:N	37:DL:4:ASN:HD22	2.04	0.54
41:DJ:30:THR:HG23	41:DJ:31:GLU:H	1.71	0.54
1:AA:314:C:O2'	1:AA:315:A:H5'	2.07	0.54
1:AA:501:C:H1'	1:AA:549:C:H1'	1.89	0.54
1:AA:1060:U:H5''	9:AJ:53:ILE:CD1	2.37	0.54
3:AD:84:ASN:ND2	3:AD:86:GLY:H	2.05	0.54
6:AG:94:ARG:NH1	6:AG:98:LEU:HD21	2.23	0.54
7:AH:124:ILE:HG22	7:AH:125:ILE:N	2.22	0.54
19:AT:38:ILE:HD13	19:AT:38:ILE:O	2.08	0.54
20:AB:86:CYS:HB3	20:AB:88:GLN:CD	2.28	0.54
23:BB:45:G:C5'	23:BB:46:G:H5'	2.36	0.54
23:BB:417:C:H2'	23:BB:418:C:H6	1.73	0.54
23:BB:1654:A:H2'	23:BB:1655:A:H8	1.73	0.54
23:BB:1870:C:H5''	23:BB:1871:A:C6	2.42	0.54
23:BB:2216:G:H2'	23:BB:2217:G:H8	1.72	0.54
23:BB:2436:G:O2'	23:BB:2437:G:H5'	2.07	0.54
24:BI:58:ILE:HD12	24:BI:58:ILE:N	2.22	0.54
29:BE:6:LYS:HB2	29:BE:120:VAL:O	2.07	0.54
44:BQ:10:ARG:HB2	44:BQ:10:ARG:CZ	2.37	0.54
48:BG:30:GLY:HA3	48:BG:78:VAL:HG12	1.89	0.54
48:BG:108:PHE:HD1	48:BG:108:PHE:H	1.53	0.54
1:CA:254:G:OP1	16:CQ:68:LYS:O	2.26	0.54
1:CA:333:U:H2'	1:CA:334:C:H6	1.71	0.54
1:CA:430:A:OP1	3:CD:8:LEU:HB2	2.07	0.54
1:CA:512:U:O2'	1:CA:513:C:H5'	2.06	0.54
1:CA:1521:C:H2'	1:CA:1522:U:C6	2.42	0.54
3:CD:151:GLN:HE21	3:CD:153:ARG:HG2	1.73	0.54
4:CE:59:ILE:O	4:CE:63:MET:HG2	2.08	0.54
5:CF:6:ILE:HD11	5:CF:8:PHE:HD2	1.72	0.54
6:CG:45:ALA:HB3	6:CG:119:LEU:HD23	1.89	0.54
20:CB:80:LYS:HG3	20:CB:81:ASP:N	2.23	0.54

Continued on next page...

Continued from previous page...

Atom-1	Atom-2	Interatomic distance (Å)	Clash overlap (Å)
23:DB:150:U:H2'	23:DB:151:C:C6	2.43	0.54
23:DB:1447:C:H2'	23:DB:1448:G:C8	2.42	0.54
23:DB:1541:C:H2'	23:DB:1542:U:C6	2.42	0.54
23:DB:1599:U:H2'	23:DB:1600:C:H6	1.72	0.54
23:DB:2450:A:O2'	23:DB:2451:A:H5'	2.07	0.54
23:DB:2666:C:O4'	23:DB:2666:C:O2	2.25	0.54
23:DB:2700:A:H2'	23:DB:2701:U:C6	2.43	0.54
23:DB:2867:G:N3	23:DB:2867:G:C2'	2.70	0.54
27:DK:53:LYS:HD3	27:DK:56:ASP:OD2	2.08	0.54
29:DE:28:VAL:O	29:DE:32:VAL:HG13	2.07	0.54
33:D1:35:LEU:O	33:D1:36:LYS:HB2	2.06	0.54
40:DH:47:PHE:O	40:DH:51:ARG:HB2	2.08	0.54
40:DH:87:GLU:N	40:DH:89:LYS:HZ2	2.04	0.54
41:DJ:17:VAL:HG22	41:DJ:55:ILE:HD11	1.90	0.54
41:DJ:30:THR:HG23	41:DJ:31:GLU:N	2.22	0.54
41:DJ:44:TYR:O	41:DJ:45:THR:HB	2.07	0.54
49:DR:62:GLU:O	49:DR:96:VAL:HA	2.07	0.54
52:DW:37:VAL:HG11	52:DW:38:ARG:HH11	1.72	0.54
1:AA:93:U:H2'	1:AA:94:G:H4'	1.89	0.54
1:AA:177:G:H5''	19:AT:59:ARG:NH2	2.22	0.54
1:AA:212:G:H2'	1:AA:213:G:C8	2.42	0.54
1:AA:313:A:H2'	1:AA:314:C:C6	2.43	0.54
1:AA:333:U:H2'	1:AA:334:C:C6	2.43	0.54
1:AA:1076:U:H2'	1:AA:1077:G:C8	2.43	0.54
1:AA:1131:G:O2'	1:AA:1132:C:H5'	2.07	0.54
1:AA:1173:U:H2'	1:AA:1174:G:C8	2.42	0.54
20:AB:15:PHE:HA	20:AB:42:LEU:HD21	1.88	0.54
22:BA:42:C:C5	47:BF:65:LEU:HD22	2.43	0.54
22:BA:89:U:O2	23:BB:958:U:H2'	2.08	0.54
23:BB:538:A:N6	23:BB:555:G:O2'	2.41	0.54
23:BB:1784:A:H4'	23:BB:1785:A:O5'	2.07	0.54
23:BB:1859:U:H2'	23:BB:1860:G:C8	2.42	0.54
23:BB:1889:A:H2'	23:BB:1890:A:C8	2.42	0.54
23:BB:2150:C:H2'	23:BB:2151:U:H6	1.71	0.54
23:BB:2543:G:H5'	23:BB:2543:G:H8	1.71	0.54
23:BB:2639:A:H2'	23:BB:2640:G:O4'	2.07	0.54
23:BB:2756:U:H1'	23:BB:2757:A:H5''	1.87	0.54
23:BB:2875:C:H2'	23:BB:2876:G:H8	1.73	0.54
25:BC:93:VAL:HG21	25:BC:115:ILE:HD11	1.88	0.54
29:BE:98:LYS:HG2	29:BE:99:LYS:N	2.21	0.54
29:BE:102:ARG:HH21	29:BE:102:ARG:HG3	1.72	0.54

Continued on next page...

Continued from previous page...

Atom-1	Atom-2	Interatomic distance (Å)	Clash overlap (Å)
30:BY:2:LYS:HE3	30:BY:58:GLU:HB3	1.89	0.54
45:BS:96:ILE:HG23	45:BS:96:ILE:O	2.07	0.54
47:BF:65:LEU:HD23	47:BF:87:LYS:HD2	1.89	0.54
1:CA:113:G:H2'	1:CA:114:U:C6	2.42	0.54
1:CA:731:G:H5'	1:CA:766:A:H4'	1.90	0.54
1:CA:1099:G:H2'	1:CA:1100:C:O4'	2.08	0.54
1:CA:1137:C:O2'	1:CA:1138:G:H5''	2.07	0.54
1:CA:1270:G:H2'	1:CA:1271:A:H8	1.73	0.54
4:CE:132:PRO:O	4:CE:136:VAL:HG12	2.08	0.54
6:CG:86:VAL:HG22	6:CG:150:PHE:HB3	1.88	0.54
9:CJ:92:LEU:HD22	9:CJ:92:LEU:H	1.73	0.54
13:CN:20:PHE:CB	13:CN:24:ALA:HB2	2.38	0.54
23:DB:162:U:O2'	23:DB:163:C:H5'	2.07	0.54
23:DB:1779:U:H5	23:DB:1784:A:N7	2.06	0.54
23:DB:1932:A:H2'	23:DB:1933:G:O4'	2.07	0.54
23:DB:2700:A:H2'	23:DB:2701:U:H6	1.72	0.54
23:DB:2815:C:H2'	23:DB:2816:G:H8	1.73	0.54
23:DB:2880:C:C1'	42:DN:91:ALA:HB3	2.38	0.54
30:DY:26:LEU:HB2	30:DY:28:LEU:HG	1.89	0.54
31:D0:38:LEU:HB3	31:D0:41:HIS:CD2	2.43	0.54
34:D3:54:LEU:O	34:D3:58:ILE:HG13	2.08	0.54
40:DH:119:ASN:O	40:DH:121:VAL:HG22	2.08	0.54
42:DN:52:ILE:O	42:DN:55:ALA:HB3	2.08	0.54
44:DQ:18:LYS:C	44:DQ:20:ALA:H	2.11	0.54
51:DZ:49:LEU:HB2	51:DZ:51:VAL:HG23	1.88	0.54
51:DZ:64:ILE:HD12	51:DZ:64:ILE:N	2.19	0.54
1:AA:1239:A:H62	1:AA:1299:A:H62	1.56	0.54
1:AA:1314:C:H2'	1:AA:1315:U:C6	2.42	0.54
9:AJ:17:LEU:HD22	9:AJ:96:VAL:CG1	2.38	0.54
14:AO:28:GLN:O	14:AO:32:LEU:HD23	2.08	0.54
20:AB:80:LYS:HG3	20:AB:81:ASP:N	2.22	0.54
22:BA:10:G:H2'	22:BA:11:C:O4'	2.08	0.54
23:BB:3:U:O5'	23:BB:3:U:H6	1.90	0.54
23:BB:416:U:H2'	23:BB:417:C:C6	2.43	0.54
23:BB:559:G:P	41:BJ:111:LYS:HD3	2.48	0.54
23:BB:705:A:N6	23:BB:726:G:O2'	2.40	0.54
23:BB:786:C:O2'	23:BB:787:C:H5'	2.08	0.54
23:BB:848:C:H2'	23:BB:849:A:C8	2.43	0.54
23:BB:1501:G:O2'	23:BB:1502:A:H5'	2.08	0.54
23:BB:2080:A:OP1	51:BZ:20:HIS:HB3	2.08	0.54
23:BB:2272:U:H5''	23:BB:2273:A:OP1	2.07	0.54

Continued on next page...

Continued from previous page...

Atom-1	Atom-2	Interatomic distance (Å)	Clash overlap (Å)
23:BB:2467:C:H1'	38:BM:122:ALA:HB1	1.90	0.54
28:BP:4:ILE:O	28:BP:6:GLN:N	2.36	0.54
33:B1:49:LYS:HG3	33:B1:50:GLU:N	2.17	0.54
34:B3:18:LYS:HD2	34:B3:19:GLY:N	2.23	0.54
39:BX:56:LEU:O	39:BX:57:LEU:HB3	2.08	0.54
41:BJ:30:THR:HG23	41:BJ:31:GLU:H	1.71	0.54
42:BN:9:GLN:O	42:BN:11:ASN:N	2.41	0.54
45:BS:43:ALA:HA	45:BS:46:LEU:HD12	1.89	0.54
46:BU:80:ASP:O	46:BU:96:LYS:HG2	2.08	0.54
48:BG:17:LYS:HZ2	48:BG:17:LYS:HA	1.73	0.54
48:BG:174:LYS:HZ3	48:BG:176:LYS:HG2	1.72	0.54
1:CA:1329:A:O2'	1:CA:1330:U:H5'	2.07	0.54
1:CA:1476:A:H2'	1:CA:1477:U:O4'	2.07	0.54
3:CD:165:GLU:CG	3:CD:166:LYS:H	2.12	0.54
15:CP:67:ILE:HD11	15:CP:71:VAL:HG22	1.90	0.54
22:DA:13:G:C2'	22:DA:14:U:H5''	2.38	0.54
23:DB:438:G:H2'	23:DB:439:A:H8	1.73	0.54
23:DB:996:A:H4'	44:DQ:91:ARG:CG	2.38	0.54
23:DB:1229:C:H2'	23:DB:1230:A:H8	1.72	0.54
23:DB:1567:G:H5'	25:DC:57:HIS:CD2	2.43	0.54
23:DB:1728:C:O2'	23:DB:1729:U:H5'	2.08	0.54
23:DB:2269:G:H4'	52:DW:19:ARG:HH11	1.72	0.54
37:DL:3:LEU:O	37:DL:5:THR:HG23	2.08	0.54
38:DM:108:VAL:HG13	38:DM:112:LEU:HB3	1.90	0.54
43:DO:94:ARG:HD2	43:DO:97:PHE:O	2.08	0.54
51:DZ:5:CYS:O	51:DZ:6:GLN:HB3	2.08	0.54
52:DW:24:ARG:HD3	52:DW:65:LYS:HE3	1.90	0.54
1:AA:783:C:O2'	1:AA:784:A:H5'	2.07	0.54
3:AD:55:ARG:HH11	3:AD:55:ARG:HG3	1.73	0.54
7:AH:86:LYS:HD2	7:AH:90:GLU:HG3	1.89	0.54
11:AL:82:ARG:HB2	11:AL:97:VAL:HG22	1.90	0.54
13:AN:20:PHE:CB	13:AN:24:ALA:HB2	2.37	0.54
15:AP:34:GLU:CD	15:AP:60:TRP:HE1	2.11	0.54
21:AU:8:ASN:O	21:AU:9:GLU:HB3	2.08	0.54
23:BB:156:A:H2'	23:BB:157:C:H6	1.73	0.54
23:BB:160:A:H2'	23:BB:161:A:C8	2.43	0.54
23:BB:925:A:O2'	23:BB:926:G:H5'	2.08	0.54
23:BB:1013:C:H2'	23:BB:1014:A:H8	1.73	0.54
23:BB:1015:U:H2'	23:BB:1016:G:H8	1.73	0.54
23:BB:1164:C:H2'	23:BB:1165:A:H8	1.73	0.54
23:BB:2100:G:C6	23:BB:2190:G:C6	2.96	0.54

Continued on next page...

Continued from previous page...

Atom-1	Atom-2	Interatomic distance (Å)	Clash overlap (Å)
26:BD:33:ARG:CZ	26:BD:74:GLU:HB3	2.38	0.54
27:BK:70:ARG:HB3	27:BK:70:ARG:HH11	1.73	0.54
29:BE:58:LYS:HZ3	29:BE:58:LYS:HB2	1.72	0.54
29:BE:148:ILE:HD13	29:BE:187:VAL:CG2	2.37	0.54
30:BY:2:LYS:H	30:BY:2:LYS:CD	2.18	0.54
49:BR:58:VAL:O	49:BR:58:VAL:HG13	2.08	0.54
1:CA:62:U:H2'	1:CA:63:C:C6	2.43	0.54
1:CA:168:G:O2'	1:CA:169:C:H5'	2.08	0.54
10:CK:80:ASN:HD22	10:CK:80:ASN:N	2.04	0.54
12:CM:7:ASN:ND2	12:CM:7:ASN:H	2.06	0.54
15:CP:36:VAL:O	15:CP:36:VAL:HG13	2.07	0.54
20:CB:75:ALA:O	20:CB:79:VAL:HG23	2.08	0.54
23:DB:335:C:O2'	23:DB:336:C:H5'	2.08	0.54
23:DB:1013:C:H2'	23:DB:1014:A:C8	2.42	0.54
23:DB:1152:C:H4'	44:DQ:76:SER:HA	1.88	0.54
23:DB:1181:U:O2'	23:DB:1182:G:H5'	2.07	0.54
23:DB:2339:C:H2'	23:DB:2340:A:C8	2.42	0.54
24:DI:45:THR:HA	24:DI:48:ILE:CG2	2.37	0.54
24:DI:92:PRO:O	24:DI:93:ASN:HB2	2.08	0.54
26:DD:9:VAL:HG22	26:DD:9:VAL:O	2.08	0.54
33:D1:7:LYS:HD3	34:D3:33:THR:HG21	1.90	0.54
35:DV:89:ILE:O	35:DV:89:ILE:HD12	2.07	0.54
37:DL:19:LEU:HD23	37:DL:31:GLY:O	2.07	0.54
38:DM:30:SER:HA	38:DM:133:LYS:HB2	1.90	0.54
42:DN:106:ASP:OD1	42:DN:108:ALA:HB3	2.08	0.54
45:DS:71:VAL:HA	45:DS:107:VAL:HA	1.90	0.54
46:DU:81:ARG:HB2	46:DU:96:LYS:CG	2.37	0.54
47:DF:71:LYS:HE2	47:DF:73:VAL:HB	1.90	0.54
52:DW:28:GLU:HB2	52:DW:31:LEU:HD21	1.90	0.54
1:AA:253:A:H2'	1:AA:254:G:H8	1.72	0.54
1:AA:333:U:H2'	1:AA:334:C:H6	1.73	0.54
1:AA:845:A:N7	1:AA:846:G:H1'	2.23	0.54
2:AC:171:ARG:HB2	2:AC:171:ARG:HH11	1.72	0.54
8:AI:56:MET:CG	8:AI:57:VAL:H	2.20	0.54
10:AK:92:ARG:HH21	21:AU:24:LYS:CG	2.21	0.54
20:AB:93:HIS:CD2	20:AB:145:ASN:HB3	2.43	0.54
23:BB:19:A:H2'	23:BB:20:C:C6	2.43	0.54
23:BB:460:A:H2'	23:BB:461:C:O4'	2.07	0.54
23:BB:639:U:H2'	23:BB:640:C:C6	2.43	0.54
23:BB:923:G:H1'	52:BW:23:LYS:NZ	2.22	0.54
23:BB:942:G:O2'	23:BB:943:A:H5'	2.07	0.54

Continued on next page...

Continued from previous page...

Atom-1	Atom-2	Interatomic distance (Å)	Clash overlap (Å)
23:BB:1274:A:N3	23:BB:1297:C:H1'	2.23	0.54
23:BB:1877:A:H2'	23:BB:1878:G:C8	2.42	0.54
23:BB:2230:G:H2'	23:BB:2231:U:C6	2.42	0.54
23:BB:2680:U:OP2	26:BD:114:LYS:HB3	2.08	0.54
40:BH:5:LEU:O	40:BH:6:LEU:HD12	2.08	0.54
40:BH:27:ARG:NE	51:BZ:64:ILE:HD11	2.21	0.54
40:BH:94:ILE:HG23	40:BH:99:ILE:HD11	1.90	0.54
41:BJ:16:TYR:O	41:BJ:55:ILE:HG12	2.08	0.54
47:BF:134:GLN:NE2	47:BF:136:ILE:HD13	2.23	0.54
47:BF:147:ARG:HB3	47:BF:147:ARG:CZ	2.37	0.54
47:BF:168:LEU:HD13	47:BF:169:LEU:N	2.22	0.54
48:BG:148:ARG:HD3	48:BG:152:ARG:NE	2.23	0.54
49:BR:6:GLN:HE21	49:BR:7:SER:N	2.06	0.54
1:CA:106:C:O2'	1:CA:107:G:H5'	2.07	0.54
1:CA:241:G:O2'	1:CA:242:G:H5'	2.07	0.54
1:CA:1101:A:H4'	1:CA:1102:A:O5'	2.07	0.54
1:CA:1314:C:H2'	1:CA:1315:U:C6	2.42	0.54
1:CA:1369:C:H2'	1:CA:1370:G:C8	2.42	0.54
5:CF:10:VAL:HG12	5:CF:11:HIS:H	1.73	0.54
9:CJ:29:ALA:O	9:CJ:32:THR:HG22	2.07	0.54
19:CT:48:LYS:O	19:CT:52:GLU:HB3	2.08	0.54
21:CU:44:ARG:HH11	21:CU:44:ARG:HG2	1.73	0.54
23:DB:154:U:H2'	23:DB:155:A:C8	2.43	0.54
23:DB:460:A:H2'	23:DB:461:C:O4'	2.08	0.54
23:DB:557:C:H2'	23:DB:558:U:H6	1.72	0.54
23:DB:919:U:H2'	23:DB:920:A:H8	1.67	0.54
23:DB:1816:C:H3'	25:DC:61:TYR:HE2	1.71	0.54
23:DB:2286:G:C8	23:DB:2286:G:H5'	2.43	0.54
23:DB:2405:G:H1'	23:DB:2412:A:H61	1.73	0.54
23:DB:2662:A:H2'	23:DB:2663:G:O4'	2.08	0.54
23:DB:2841:C:H2'	23:DB:2842:G:H8	1.73	0.54
24:DI:17:ALA:O	24:DI:18:ASN:CB	2.56	0.54
24:DI:24:GLY:HA2	24:DI:34:ILE:HD12	1.89	0.54
25:DC:149:LYS:HD3	25:DC:152:GLN:NE2	2.21	0.54
25:DC:226:PRO:CG	25:DC:233:GLY:H	2.15	0.54
26:DD:33:ARG:CZ	26:DD:74:GLU:HB3	2.38	0.54
33:D1:26:LYS:HB2	33:D1:52:LYS:HZ2	1.72	0.54
33:D1:29:LYS:HA	33:D1:31:GLU:OE1	2.07	0.54
35:DV:46:LYS:N	35:DV:46:LYS:HD2	2.22	0.54
35:DV:78:GLN:HB2	35:DV:88:HIS:O	2.08	0.54
36:D2:10:LEU:HD21	36:D2:14:ARG:HH11	1.73	0.54

Continued on next page...

Continued from previous page...

Atom-1	Atom-2	Interatomic distance (Å)	Clash overlap (Å)
41:DJ:45:THR:OG1	41:DJ:48:VAL:HB	2.08	0.54
46:DU:58:VAL:HG12	46:DU:59:GLU:N	2.18	0.54
49:DR:78:ARG:HG3	49:DR:78:ARG:HH21	1.72	0.54
52:DW:9:THR:CG2	52:DW:10:ARG:HH11	2.21	0.54
1:AA:17:U:H2'	1:AA:18:C:H6	1.72	0.54
1:AA:68:G:C5'	1:AA:171:A:H1'	2.32	0.54
1:AA:178:C:O2'	1:AA:179:A:H5'	2.08	0.54
1:AA:373:A:H3'	1:AA:373:A:OP2	2.08	0.54
1:AA:784:A:H2'	1:AA:785:G:H8	1.73	0.54
1:AA:818:G:H3'	1:AA:819:A:C5'	2.38	0.54
1:AA:996:A:H2'	1:AA:997:U:C6	2.43	0.54
1:AA:1057:G:H4'	2:AC:196:GLY:H	1.73	0.54
2:AC:26:LYS:HE2	2:AC:27:GLU:HG3	1.90	0.54
2:AC:48:LYS:H	2:AC:48:LYS:CD	2.17	0.54
8:AI:44:ARG:HH11	8:AI:44:ARG:HG2	1.71	0.54
12:AM:19:THR:HA	12:AM:24:VAL:HG23	1.90	0.54
23:BB:636:G:H3'	37:BL:128:THR:HG21	1.89	0.54
23:BB:841:G:O2'	23:BB:842:U:H5'	2.07	0.54
23:BB:1029:A:H2'	23:BB:1030:C:O4'	2.08	0.54
23:BB:1482:G:N2	23:BB:1508:A:H1'	2.23	0.54
23:BB:1508:A:H2'	23:BB:1509:A:C2	2.43	0.54
23:BB:2277:G:H5''	38:BM:86:LYS:HB3	1.90	0.54
23:BB:2443:C:H2'	23:BB:2444:G:C8	2.43	0.54
23:BB:2861:U:H2'	23:BB:2862:G:H8	1.73	0.54
26:BD:62:LYS:HB2	26:BD:63:PRO:HD3	1.90	0.54
29:BE:130:LYS:C	29:BE:132:LYS:H	2.12	0.54
35:BV:14:LYS:HE3	35:BV:18:ARG:NH2	2.21	0.54
48:BG:154:GLU:OE2	48:BG:156:TYR:HB2	2.07	0.54
50:BT:41:ALA:C	50:BT:43:ILE:H	2.10	0.54
50:BT:43:ILE:O	50:BT:47:VAL:HG23	2.06	0.54
51:BZ:6:GLN:HE22	51:BZ:77:LYS:CE	2.20	0.54
52:BW:37:VAL:HG11	52:BW:38:ARG:HH11	1.71	0.54
1:CA:157:U:O2'	1:CA:158:G:H5'	2.07	0.54
1:CA:373:A:H3'	1:CA:373:A:OP2	2.08	0.54
1:CA:384:G:H2'	1:CA:385:C:C6	2.43	0.54
1:CA:845:A:N7	1:CA:846:G:H1'	2.23	0.54
1:CA:1096:C:H2'	1:CA:1097:C:C6	2.43	0.54
1:CA:1230:C:H2'	1:CA:1231:G:H8	1.72	0.54
1:CA:1307:U:H2'	1:CA:1308:U:C6	2.42	0.54
1:CA:1321:U:H2'	1:CA:1322:C:C5	2.42	0.54
1:CA:1392:G:O2'	1:CA:1393:U:H5'	2.07	0.54

Continued on next page...

Continued from previous page...

Atom-1	Atom-2	Interatomic distance (Å)	Clash overlap (Å)
1:CA:1438:G:O2'	1:CA:1439:G:H5'	2.08	0.54
2:CC:134:LYS:HA	2:CC:167:TYR:HE2	1.72	0.54
3:CD:104:MET:SD	3:CD:142:VAL:HB	2.48	0.54
23:DB:182:A:H2'	23:DB:183:C:C6	2.43	0.54
23:DB:1454:C:H5'	42:DN:63:ARG:NE	2.23	0.54
23:DB:1535:A:H5''	23:DB:1536:C:H5	1.71	0.54
23:DB:2359:C:H2'	23:DB:2360:G:C8	2.43	0.54
23:DB:2643:G:H2'	23:DB:2644:G:O4'	2.08	0.54
24:DI:76:ALA:HA	24:DI:135:MET:SD	2.48	0.54
25:DC:93:VAL:HG21	25:DC:115:ILE:HD11	1.89	0.54
26:DD:168:GLU:O	26:DD:170:VAL:HG22	2.08	0.54
28:DP:3:ILE:HG23	28:DP:4:ILE:N	2.23	0.54
35:DV:10:LYS:HG2	35:DV:11:GLU:HG3	1.89	0.54
45:DS:24:ILE:CG1	45:DS:36:LEU:HD21	2.38	0.54
45:DS:86:MET:HG3	45:DS:96:ILE:HD12	1.88	0.54
46:DU:73:ASN:C	46:DU:75:ALA:H	2.11	0.54
1:AA:72:A:H2'	1:AA:73:C:H6	1.73	0.53
1:AA:370:C:O2'	1:AA:371:A:H5'	2.08	0.53
1:AA:1142:G:H2'	1:AA:1143:G:O4'	2.08	0.53
1:AA:1343:G:H2'	1:AA:1344:C:H6	1.73	0.53
6:AG:61:PHE:O	6:AG:65:LEU:HD13	2.08	0.53
14:AO:56:LEU:HD21	23:BB:715:A:C2	2.44	0.53
23:BB:968:C:H2'	23:BB:969:G:C8	2.43	0.53
23:BB:1535:A:H3'	23:BB:1536:C:H6	1.74	0.53
23:BB:1571:A:H2'	23:BB:1572:A:C8	2.43	0.53
23:BB:1607:C:H4'	23:BB:1608:A:O5'	2.08	0.53
23:BB:2292:U:H2'	23:BB:2293:G:H8	1.74	0.53
23:BB:2633:G:H2'	23:BB:2634:A:O4'	2.07	0.53
27:BK:53:LYS:HD3	27:BK:56:ASP:OD2	2.09	0.53
27:BK:99:ILE:N	27:BK:118:LEU:HD22	2.23	0.53
34:B3:54:LEU:O	34:B3:58:ILE:HG13	2.07	0.53
38:BM:71:LYS:HE3	38:BM:73:ILE:HD11	1.90	0.53
38:BM:71:LYS:HG2	38:BM:73:ILE:HD11	1.90	0.53
40:BH:49:ALA:HB3	40:BH:50:ARG:CZ	2.38	0.53
40:BH:62:LEU:HD13	40:BH:66:ASN:HD21	1.73	0.53
1:CA:176:C:H2'	1:CA:177:G:N3	2.22	0.53
1:CA:177:G:H5''	19:CT:59:ARG:NH2	2.22	0.53
1:CA:335:C:H2'	1:CA:336:A:C8	2.44	0.53
1:CA:586:C:C2'	1:CA:587:G:H5'	2.38	0.53
1:CA:679:C:H2'	1:CA:680:C:H6	1.72	0.53
1:CA:1250:A:H4'	8:CI:69:GLY:N	2.19	0.53

Continued on next page...

Continued from previous page...

Atom-1	Atom-2	Interatomic distance (Å)	Clash overlap (Å)
1:CA:1343:G:H2'	1:CA:1344:C:H6	1.73	0.53
20:CB:144:GLU:O	20:CB:148:GLY:HA3	2.08	0.53
20:CB:218:ALA:O	20:CB:222:GLU:HG2	2.08	0.53
23:DB:45:G:H5'	23:DB:46:G:OP1	2.08	0.53
23:DB:79:C:O2'	23:DB:346:A:H1'	2.07	0.53
23:DB:580:U:O2'	23:DB:581:C:H5'	2.07	0.53
23:DB:740:C:O2'	23:DB:741:U:H5'	2.08	0.53
23:DB:851:C:O4'	30:DY:46:MET:HG2	2.08	0.53
23:DB:1060:U:OP2	24:DI:74:PRO:HA	2.08	0.53
23:DB:1140:C:H2'	23:DB:1141:U:H5'	1.90	0.53
23:DB:1444:G:H2'	23:DB:1445:G:C8	2.43	0.53
23:DB:1583:A:H5''	23:DB:1584:U:OP1	2.08	0.53
23:DB:2065:C:H2'	23:DB:2066:C:C6	2.43	0.53
24:DI:32:VAL:HG22	24:DI:60:VAL:CG2	2.38	0.53
25:DC:94:LEU:HB2	25:DC:100:ARG:HD3	1.89	0.53
28:DP:88:ARG:HB2	28:DP:112:ARG:CZ	2.38	0.53
35:DV:75:GLN:HG2	35:DV:92:VAL:HB	1.90	0.53
40:DH:118:PRO:O	40:DH:119:ASN:HB3	2.08	0.53
42:DN:13:ASN:C	42:DN:15:SER:H	2.12	0.53
48:DG:30:GLY:HA3	48:DG:78:VAL:HG12	1.88	0.53
52:DW:24:ARG:CD	52:DW:65:LYS:HG2	2.38	0.53
1:AA:492:C:H2'	1:AA:493:A:N3	2.24	0.53
1:AA:777:A:H2'	1:AA:778:G:C8	2.43	0.53
1:AA:1270:G:H2'	1:AA:1271:A:H8	1.73	0.53
1:AA:1521:C:H2'	1:AA:1522:U:H6	1.73	0.53
3:AD:160:LEU:N	3:AD:160:LEU:HD13	2.24	0.53
5:AF:3:HIS:CE1	5:AF:95:ALA:H	2.26	0.53
5:AF:53:LYS:C	5:AF:54:LEU:HD22	2.28	0.53
6:AG:45:ALA:HB3	6:AG:119:LEU:HD23	1.89	0.53
6:AG:86:VAL:HG22	6:AG:150:PHE:HB3	1.90	0.53
8:AI:57:VAL:HB	8:AI:58:GLU:OE2	2.08	0.53
11:AL:107:LYS:NZ	11:AL:107:LYS:N	2.56	0.53
12:AM:85:TYR:HA	12:AM:88:LEU:HD12	1.89	0.53
13:AN:16:ALA:HA	13:AN:54:SER:O	2.07	0.53
21:AU:48:LYS:HG3	21:AU:49:ALA:N	2.24	0.53
23:BB:528:A:C2	23:BB:2043:C:H4'	2.42	0.53
23:BB:592:A:N3	34:B3:3:ILE:HD11	2.23	0.53
23:BB:937:C:H2'	23:BB:938:G:H8	1.73	0.53
23:BB:1197:G:H2'	23:BB:1198:U:H6	1.73	0.53
23:BB:1654:A:O2'	26:BD:118:PHE:HB2	2.07	0.53
23:BB:2700:A:H2'	23:BB:2701:U:C6	2.43	0.53

Continued on next page...

Continued from previous page...

Atom-1	Atom-2	Interatomic distance (Å)	Clash overlap (Å)
23:BB:2886:A:H62	31:B0:39:ARG:CD	2.21	0.53
24:BI:52:LEU:HD21	24:BI:81:LYS:HZ2	1.73	0.53
24:BI:81:LYS:HG3	24:BI:82:ALA:N	2.23	0.53
29:BE:188:MET:HG2	29:BE:193:VAL:HG22	1.90	0.53
36:B2:21:ARG:HD2	36:B2:43:THR:HG21	1.90	0.53
43:BO:9:ARG:HG3	43:BO:10:ARG:N	2.23	0.53
45:BS:71:VAL:HA	45:BS:107:VAL:HA	1.91	0.53
45:BS:86:MET:HG3	45:BS:96:ILE:HD12	1.90	0.53
47:BF:37:MET:HE3	47:BF:56:LEU:HD23	1.89	0.53
50:BT:50:LEU:C	50:BT:52:GLU:H	2.11	0.53
52:BW:39:GLN:HG3	52:BW:42:THR:CB	2.38	0.53
1:CA:499:A:H4'	1:CA:500:G:OP1	2.07	0.53
1:CA:560:A:H5'	1:CA:566:G:N2	2.22	0.53
1:CA:818:G:H3'	1:CA:819:A:C5'	2.38	0.53
1:CA:1003:G:N2	1:CA:1005:A:H5'	2.23	0.53
5:CF:3:HIS:HB2	5:CF:92:THR:CA	2.33	0.53
12:CM:47:LEU:HD13	12:CM:51:GLN:O	2.08	0.53
12:CM:106:ARG:HD3	12:CM:110:GLY:O	2.07	0.53
18:CS:30:LEU:HB2	18:CS:48:ILE:HA	1.90	0.53
22:DA:43:C:H1'	47:DF:91:ARG:NH2	2.22	0.53
22:DA:89:U:O2	23:DB:958:U:H2'	2.09	0.53
23:DB:132:G:O2'	23:DB:133:U:H5'	2.08	0.53
23:DB:540:C:H2'	23:DB:541:A:H8	1.72	0.53
23:DB:699:A:H2'	23:DB:700:G:O4'	2.08	0.53
23:DB:1771:C:O2'	23:DB:1772:A:H5'	2.09	0.53
23:DB:1816:C:H3'	25:DC:61:TYR:CE2	2.43	0.53
23:DB:2138:G:H2'	23:DB:2139:U:H6	1.73	0.53
23:DB:2301:C:H2'	23:DB:2302:U:C6	2.43	0.53
23:DB:2393:U:O2'	23:DB:2394:C:H5'	2.08	0.53
23:DB:2861:U:H2'	23:DB:2862:G:H8	1.73	0.53
23:DB:2895:G:H2'	23:DB:2896:C:H6	1.71	0.53
25:DC:179:GLU:HG3	25:DC:269:ARG:HA	1.89	0.53
33:D1:28:THR:C	33:D1:30:PRO:HD3	2.28	0.53
40:DH:90:LEU:H	40:DH:90:LEU:CD1	2.21	0.53
52:DW:37:VAL:C	52:DW:39:GLN:H	2.12	0.53
1:AA:80:A:C2	1:AA:81:A:H1'	2.43	0.53
1:AA:168:G:O2'	1:AA:169:C:H5'	2.08	0.53
1:AA:499:A:H4'	1:AA:500:G:OP1	2.08	0.53
1:AA:596:A:H2'	1:AA:597:G:H8	1.73	0.53
1:AA:987:G:O2'	1:AA:988:G:H5'	2.08	0.53
1:AA:1035:A:H2'	1:AA:1036:A:C8	2.42	0.53

Continued on next page...

Continued from previous page...

Atom-1	Atom-2	Interatomic distance (Å)	Clash overlap (Å)
7:AH:17:GLN:NE2	7:AH:69:ALA:HB1	2.23	0.53
8:AI:11:ARG:HE	8:AI:12:LYS:HG3	1.71	0.53
12:AM:63:VAL:HG12	12:AM:68:LEU:HG	1.90	0.53
14:AO:78:TYR:CE1	14:AO:82:ILE:HD11	2.43	0.53
22:BA:16:G:O2'	22:BA:17:C:H5'	2.08	0.53
23:BB:909:A:H2'	23:BB:912:C:H5	1.73	0.53
23:BB:987:C:H2'	23:BB:988:A:O4'	2.08	0.53
23:BB:2756:U:C1'	23:BB:2757:A:H5''	2.39	0.53
24:BI:49:GLU:CG	24:BI:54:ILE:HD11	2.39	0.53
25:BC:94:LEU:HB2	25:BC:100:ARG:CD	2.37	0.53
26:BD:151:THR:CB	26:BD:152:PRO:HD3	2.38	0.53
28:BP:91:VAL:CG2	28:BP:96:LEU:HD21	2.38	0.53
29:BE:11:ALA:O	29:BE:12:LEU:HD22	2.09	0.53
30:BY:26:LEU:HB2	30:BY:28:LEU:HG	1.90	0.53
40:BH:120:GLY:O	40:BH:122:LEU:HD12	2.08	0.53
41:BJ:24:THR:HA	41:BJ:63:ALA:HB3	1.89	0.53
41:BJ:44:TYR:O	41:BJ:45:THR:HB	2.09	0.53
45:BS:26:GLY:H	45:BS:71:VAL:HG13	1.73	0.53
46:BU:73:ASN:C	46:BU:75:ALA:H	2.11	0.53
47:BF:113:PHE:CZ	47:BF:175:PRO:HB2	2.43	0.53
49:BR:7:SER:HB2	49:BR:22:LEU:CB	2.30	0.53
1:CA:538:G:OP2	11:CL:111:GLN:HB2	2.08	0.53
1:CA:796:C:H4'	10:CK:126:ARG:HH21	1.74	0.53
1:CA:1121:U:H2'	1:CA:1122:U:C6	2.44	0.53
1:CA:1306:A:N6	1:CA:1331:G:H1'	2.23	0.53
3:CD:16:THR:HG22	3:CD:17:ASP:N	2.23	0.53
6:CG:15:PRO:HG2	6:CG:43:TYR:OH	2.09	0.53
8:CI:34:LEU:HD11	8:CI:47:VAL:HG21	1.89	0.53
19:CT:50:PHE:O	19:CT:53:MET:HG3	2.08	0.53
19:CT:67:HIS:CD2	19:CT:68:LYS:H	2.26	0.53
23:DB:151:C:H2'	23:DB:152:A:H8	1.72	0.53
23:DB:811:U:OP2	37:DL:20:GLY:HA2	2.08	0.53
23:DB:1050:A:H2'	23:DB:1051:G:O4'	2.08	0.53
23:DB:1098:A:C3'	24:DI:4:VAL:N	2.71	0.53
23:DB:2598:A:OP1	25:DC:233:GLY:HA3	2.08	0.53
23:DB:2639:A:H2'	23:DB:2640:G:O4'	2.08	0.53
27:DK:19:VAL:HB	27:DK:41:ILE:CG1	2.38	0.53
34:D3:49:VAL:O	34:D3:51:LYS:N	2.42	0.53
37:DL:93:ASN:O	37:DL:95:LEU:N	2.41	0.53
40:DH:60:GLU:OE2	40:DH:63:ALA:HB2	2.08	0.53
46:DU:86:PHE:HD1	46:DU:88:ASP:N	2.07	0.53

Continued on next page...

Continued from previous page...

Atom-1	Atom-2	Interatomic distance (Å)	Clash overlap (Å)
47:DF:46:LYS:HZ3	47:DF:46:LYS:HA	1.73	0.53
47:DF:78:ILE:H	47:DF:79:ARG:HH11	1.55	0.53
52:DW:28:GLU:H	52:DW:31:LEU:HG	1.73	0.53
1:AA:229:U:H2'	1:AA:230:G:H8	1.73	0.53
1:AA:398:U:H2'	1:AA:399:G:C8	2.44	0.53
1:AA:769:G:O2'	1:AA:770:C:H5'	2.07	0.53
1:AA:1028:C:H3'	1:AA:1029:U:C5	2.44	0.53
11:AL:43:LYS:HE2	11:AL:44:PRO:HD3	1.90	0.53
14:AO:32:LEU:O	14:AO:36:ILE:HG12	2.08	0.53
14:AO:43:PHE:CD1	14:AO:56:LEU:HD22	2.43	0.53
23:BB:95:A:H4'	39:BX:38:GLN:O	2.09	0.53
23:BB:592:A:H2'	23:BB:593:U:C6	2.43	0.53
23:BB:757:G:H2'	23:BB:758:C:H5'	1.91	0.53
23:BB:1013:C:H2'	23:BB:1014:A:C8	2.43	0.53
23:BB:2197:U:O2'	23:BB:2198:A:H2'	2.08	0.53
23:BB:2405:G:H1'	23:BB:2412:A:H61	1.73	0.53
25:BC:94:LEU:HB2	25:BC:100:ARG:HD3	1.89	0.53
26:BD:168:GLU:O	26:BD:170:VAL:HG22	2.09	0.53
32:B4:23:ILE:HB	32:B4:38:GLY:HA3	1.89	0.53
33:B1:28:THR:O	33:B1:29:LYS:HD2	2.08	0.53
38:BM:24:THR:HG23	38:BM:34:LYS:HE3	1.90	0.53
38:BM:34:LYS:HE2	38:BM:99:GLY:HA2	1.89	0.53
40:BH:142:VAL:HG12	40:BH:143:ILE:N	2.20	0.53
41:BJ:123:LYS:HG2	41:BJ:132:HIS:NE2	2.23	0.53
42:BN:106:ASP:OD1	42:BN:108:ALA:HB3	2.08	0.53
44:BQ:30:VAL:CG1	44:BQ:33:VAL:HG22	2.39	0.53
44:BQ:105:PHE:O	44:BQ:109:VAL:HG23	2.08	0.53
45:BS:22:ASP:HA	45:BS:25:ARG:NH1	2.23	0.53
52:BW:9:THR:CG2	52:BW:10:ARG:HH11	2.22	0.53
52:BW:21:GLY:HA3	52:BW:33:GLY:HA2	1.91	0.53
52:BW:49:ASN:CB	52:BW:60:ALA:HA	2.38	0.53
1:CA:250:A:H1'	1:CA:252:U:C5	2.44	0.53
1:CA:415:A:H3'	1:CA:416:G:H8	1.72	0.53
1:CA:520:A:N1	1:CA:536:C:H1'	2.23	0.53
1:CA:1031:C:H4'	1:CA:1032:G:H5''	1.90	0.53
5:CF:53:LYS:C	5:CF:54:LEU:HD22	2.29	0.53
7:CH:49:LYS:HG3	7:CH:50:VAL:N	2.23	0.53
8:CI:44:ARG:HH11	8:CI:44:ARG:HG2	1.73	0.53
9:CJ:56:HIS:O	9:CJ:57:VAL:HG12	2.08	0.53
12:CM:10:ASP:HA	12:CM:44:ILE:HD13	1.89	0.53
20:CB:142:LYS:HA	20:CB:145:ASN:OD1	2.07	0.53

Continued on next page...

Continued from previous page...

Atom-1	Atom-2	Interatomic distance (Å)	Clash overlap (Å)
21:CU:19:LYS:HD3	21:CU:20:ARG:HH21	1.72	0.53
23:DB:1407:G:H2'	23:DB:1408:G:H8	1.72	0.53
23:DB:2306:C:H3'	23:DB:2307:G:H5'	1.90	0.53
35:DV:4:ILE:HD12	35:DV:63:ILE:HG13	1.90	0.53
41:DJ:13:ARG:O	41:DJ:52:ASP:HA	2.09	0.53
1:AA:82:G:C6	1:AA:88:U:O2	2.61	0.53
1:AA:182:A:O2'	1:AA:183:C:H5''	2.09	0.53
1:AA:1096:C:H2'	1:AA:1097:C:C6	2.43	0.53
2:AC:126:ARG:NH2	2:AC:190:THR:HG23	2.13	0.53
4:AE:95:MET:HA	4:AE:124:ALA:HB2	1.90	0.53
6:AG:99:ALA:O	6:AG:103:ILE:HG13	2.09	0.53
9:AJ:56:HIS:O	9:AJ:57:VAL:HG12	2.09	0.53
15:AP:20:VAL:HG21	15:AP:32:PHE:CG	2.44	0.53
16:AQ:24:ILE:HG13	16:AQ:41:THR:HB	1.90	0.53
20:AB:144:GLU:O	20:AB:148:GLY:HA3	2.09	0.53
23:BB:633:A:H8	23:BB:633:A:O5'	1.91	0.53
23:BB:950:G:H2'	23:BB:951:C:C6	2.44	0.53
23:BB:1341:G:H2'	23:BB:1397:U:O2'	2.07	0.53
23:BB:1395:A:H4'	23:BB:1397:U:C5	2.44	0.53
23:BB:2722:G:H4'	42:BN:4:ARG:HB2	1.89	0.53
23:BB:2834:G:H1'	23:BB:2883:A:H61	1.74	0.53
23:BB:2868:A:H2'	23:BB:2869:G:H8	1.73	0.53
23:BB:2897:U:H2'	23:BB:2898:U:C6	2.44	0.53
24:BI:18:ASN:N	24:BI:19:PRO:CD	2.71	0.53
30:BY:30:ARG:HD3	30:BY:30:ARG:H	1.74	0.53
33:B1:28:THR:C	33:B1:30:PRO:HD3	2.29	0.53
35:BV:10:LYS:HG2	35:BV:11:GLU:HG3	1.91	0.53
36:B2:21:ARG:HH21	36:B2:43:THR:CG2	2.21	0.53
37:BL:4:ASN:N	37:BL:4:ASN:HD22	2.04	0.53
39:BX:41:HIS:O	39:BX:44:LYS:HB3	2.09	0.53
40:BH:83:LYS:HB3	40:BH:83:LYS:NZ	2.24	0.53
46:BU:62:ALA:O	46:BU:63:ALA:HB3	2.09	0.53
52:BW:37:VAL:C	52:BW:39:GLN:H	2.11	0.53
1:CA:552:U:H4'	11:CL:82:ARG:HG2	1.90	0.53
1:CA:783:C:O2'	1:CA:784:A:H5'	2.08	0.53
1:CA:1081:A:OP1	4:CE:21:SER:O	2.26	0.53
1:CA:1239:A:H62	1:CA:1299:A:H62	1.55	0.53
14:CO:16:GLY:HA2	14:CO:27:VAL:CG2	2.39	0.53
23:DB:634:C:H2'	23:DB:635:C:C6	2.42	0.53
23:DB:693:A:H2'	23:DB:694:U:H6	1.73	0.53
23:DB:705:A:N6	23:DB:726:G:O2'	2.42	0.53

Continued on next page...

Continued from previous page...

Atom-1	Atom-2	Interatomic distance (Å)	Clash overlap (Å)
23:DB:947:A:HO2'	23:DB:984:A:H2	1.57	0.53
23:DB:1508:A:H2'	23:DB:1509:A:C2	2.43	0.53
23:DB:1913:A:H4'	23:DB:1915:U:OP2	2.08	0.53
23:DB:2153:C:H2'	23:DB:2154:A:C8	2.44	0.53
23:DB:2339:C:H2'	23:DB:2340:A:H8	1.73	0.53
23:DB:2649:C:H2'	23:DB:2650:U:H6	1.73	0.53
23:DB:2654:A:N1	23:DB:2665:A:H5''	2.23	0.53
23:DB:2840:C:H2'	23:DB:2841:C:C6	2.43	0.53
25:DC:143:VAL:HG12	25:DC:144:GLU:N	2.24	0.53
29:DE:109:LEU:HD12	29:DE:112:LEU:HD12	1.89	0.53
38:DM:55:ARG:HA	38:DM:55:ARG:HH21	1.74	0.53
43:DO:51:ALA:O	43:DO:74:VAL:HG13	2.08	0.53
44:DQ:23:TYR:HB3	44:DQ:27:ARG:HB3	1.90	0.53
52:DW:35:ILE:HG13	52:DW:57:THR:OG1	2.08	0.53
52:DW:49:ASN:HB2	52:DW:61:LYS:N	2.23	0.53
1:AA:32:A:H2'	1:AA:33:A:C8	2.44	0.53
1:AA:250:A:H1'	1:AA:252:U:C5	2.44	0.53
1:AA:1053:G:N7	1:AA:1199:U:H3'	2.24	0.53
2:AC:142:ARG:HH21	2:AC:143:LEU:HD21	1.73	0.53
3:AD:29:THR:HG22	3:AD:30:LYS:H	1.73	0.53
5:AF:10:VAL:HG12	5:AF:11:HIS:N	2.23	0.53
9:AJ:76:ILE:HD12	9:AJ:76:ILE:O	2.08	0.53
11:AL:106:VAL:CG2	11:AL:116:TYR:HB3	2.38	0.53
22:BA:95:U:H2'	22:BA:96:G:C8	2.44	0.53
23:BB:582:A:H2'	23:BB:583:G:H8	1.74	0.53
23:BB:1009:A:P	41:BJ:39:LYS:HZ2	2.32	0.53
23:BB:1097:U:C2'	23:BB:1098:A:H5'	2.37	0.53
23:BB:2054:A:H2'	31:B0:4:GLN:OE1	2.09	0.53
23:BB:2360:G:H4'	37:BL:61:LEU:HD11	1.91	0.53
24:BI:75:ALA:HB2	24:BI:112:LYS:HE2	1.89	0.53
27:BK:35:VAL:HG23	27:BK:36:GLY:N	2.16	0.53
29:BE:200:LEU:O	29:BE:201:ALA:HB3	2.07	0.53
34:B3:21:PHE:CE1	34:B3:58:ILE:HG12	2.43	0.53
47:BF:7:TYR:OH	47:BF:29:ARG:HG3	2.08	0.53
47:BF:101:ARG:CZ	47:BF:138:PRO:HB2	2.38	0.53
52:BW:7:GLY:C	52:BW:10:ARG:HH12	2.12	0.53
1:CA:487:A:H2'	1:CA:488:C:O4'	2.07	0.53
1:CA:1386:G:O2'	1:CA:1387:G:H5'	2.09	0.53
1:CA:1390:U:H2'	1:CA:1391:U:C6	2.44	0.53
6:CG:14:ASP:HB3	6:CG:18:GLY:N	2.15	0.53
7:CH:37:ASN:O	7:CH:41:GLU:HG2	2.08	0.53

Continued on next page...

Continued from previous page...

Atom-1	Atom-2	Interatomic distance (Å)	Clash overlap (Å)
9:CJ:42:LEU:HD11	9:CJ:73:LEU:HB2	1.90	0.53
23:DB:1098:A:C3'	24:DI:3:LYS:HA	2.28	0.53
23:DB:1607:C:H4'	23:DB:1608:A:O5'	2.08	0.53
23:DB:1716:U:H2'	23:DB:1717:A:H8	1.74	0.53
23:DB:1877:A:H2'	23:DB:1878:G:C8	2.43	0.53
25:DC:146:LYS:HB2	25:DC:149:LYS:HB2	1.91	0.53
28:DP:31:VAL:O	28:DP:32:VAL:HB	2.08	0.53
29:DE:98:LYS:HG2	29:DE:99:LYS:N	2.23	0.53
31:D0:53:VAL:HG21	42:DN:98:LEU:HD11	1.91	0.53
32:D4:27:CYS:SG	32:D4:29:ALA:HB3	2.48	0.53
34:D3:21:PHE:HE1	34:D3:58:ILE:HG12	1.73	0.53
39:DX:39:GLN:HB2	39:DX:42:LEU:HD22	1.91	0.53
40:DH:1:MET:HB3	40:DH:21:VAL:O	2.09	0.53
41:DJ:127:GLY:O	41:DJ:128:ASN:HB2	2.08	0.53
47:DF:3:LEU:HB2	47:DF:100:GLU:OE1	2.08	0.53
51:DZ:70:GLU:O	51:DZ:72:ARG:N	2.36	0.53
52:DW:37:VAL:CG1	52:DW:38:ARG:H	2.18	0.53
1:AA:376:G:H5''	15:AP:5:ARG:HD3	1.91	0.53
1:AA:1097:C:H2'	1:AA:1098:C:C6	2.43	0.53
1:AA:1321:U:H2'	1:AA:1322:C:C5	2.43	0.53
1:AA:1343:G:O3'	8:AI:123:ARG:HB2	2.09	0.53
2:AC:129:PHE:CE2	2:AC:165:GLU:HG2	2.41	0.53
5:AF:68:GLN:O	5:AF:71:ILE:HG23	2.08	0.53
8:AI:93:LEU:O	8:AI:97:LEU:HG	2.07	0.53
14:AO:26:GLU:HA	14:AO:81:LEU:HD11	1.90	0.53
23:BB:337:C:OP1	46:BU:3:LYS:HG3	2.08	0.53
23:BB:1156:A:H5''	56:BB:3488:HOH:O	2.09	0.53
23:BB:1405:U:H2'	23:BB:1406:U:H6	1.74	0.53
23:BB:1495:A:H2'	23:BB:1496:A:C8	2.43	0.53
23:BB:1877:A:H2'	23:BB:1878:G:H8	1.74	0.53
23:BB:2339:C:H2'	23:BB:2340:A:H8	1.72	0.53
23:BB:2700:A:H2'	23:BB:2701:U:H6	1.72	0.53
23:BB:2772:C:H2'	23:BB:2773:C:H6	1.74	0.53
26:BD:13:ARG:HH12	28:BP:74:GLN:NE2	2.06	0.53
29:BE:137:LYS:HE2	29:BE:141:MET:SD	2.49	0.53
40:BH:44:ILE:HG22	40:BH:51:ARG:HH22	1.72	0.53
41:BJ:136:GLN:N	41:BJ:137:PRO:HD3	2.24	0.53
51:BZ:31:PRO:HB2	51:BZ:33:LEU:CD1	2.33	0.53
1:CA:212:G:H2'	1:CA:213:G:C8	2.44	0.53
1:CA:238:A:H2'	1:CA:239:U:H5''	1.90	0.53
1:CA:376:G:H5''	15:CP:5:ARG:HD3	1.91	0.53

Continued on next page...

Continued from previous page...

Atom-1	Atom-2	Interatomic distance (Å)	Clash overlap (Å)
1:CA:513:C:H2'	1:CA:514:C:H6	1.73	0.53
1:CA:996:A:H2'	1:CA:997:U:C6	2.43	0.53
1:CA:1234:C:O2'	1:CA:1235:U:H5'	2.09	0.53
1:CA:1386:G:H2'	1:CA:1387:G:H8	1.72	0.53
5:CF:54:LEU:HD13	5:CF:54:LEU:N	2.24	0.53
8:CI:98:ARG:NE	8:CI:103:VAL:HG21	2.23	0.53
12:CM:15:VAL:HG22	12:CM:33:LEU:HD11	1.89	0.53
12:CM:48:SER:HB2	12:CM:51:GLN:HG3	1.91	0.53
18:CS:39:ILE:HG12	18:CS:70:LEU:HD12	1.89	0.53
20:CB:67:LEU:H	20:CB:160:LEU:HA	1.74	0.53
23:DB:264:C:C2'	23:DB:265:A:H5''	2.38	0.53
23:DB:1199:U:H2'	23:DB:1200:C:H6	1.73	0.53
23:DB:1341:G:H2'	23:DB:1397:U:O2'	2.09	0.53
23:DB:2037:A:H2'	23:DB:2038:G:C8	2.44	0.53
23:DB:2135:A:H61	23:DB:2156:G:C2'	2.21	0.53
23:DB:2195:U:O2'	23:DB:2196:C:H5'	2.09	0.53
23:DB:2675:A:H4'	27:DK:29:HIS:HB2	1.91	0.53
24:DI:100:ILE:O	24:DI:139:VAL:HA	2.09	0.53
25:DC:104:LEU:O	25:DC:105:ALA:HB3	2.08	0.53
26:DD:62:LYS:HB2	26:DD:63:PRO:HD3	1.91	0.53
28:DP:77:SER:OG	28:DP:79:VAL:HG22	2.09	0.53
29:DE:130:LYS:C	29:DE:132:LYS:H	2.11	0.53
30:DY:23:LEU:HD13	30:DY:28:LEU:HB2	1.91	0.53
34:D3:21:PHE:CE1	34:D3:58:ILE:HG12	2.44	0.53
34:D3:41:ARG:HG3	34:D3:44:ARG:NH2	2.24	0.53
37:DL:115:GLU:N	37:DL:115:GLU:OE1	2.42	0.53
38:DM:6:ARG:O	38:DM:7:THR:HG23	2.09	0.53
42:DN:82:GLU:C	42:DN:84:GLY:H	2.12	0.53
50:DT:21:SER:O	50:DT:25:GLU:HB2	2.09	0.53
1:AA:607:A:H2'	1:AA:608:A:C8	2.44	0.53
1:AA:1225:A:H3'	1:AA:1226:C:H6	1.73	0.53
1:AA:1230:C:H2'	1:AA:1231:G:H8	1.73	0.53
1:AA:1306:A:N6	1:AA:1331:G:H1'	2.24	0.53
1:AA:1308:U:H2'	1:AA:1309:G:C8	2.43	0.53
9:AJ:29:ALA:O	9:AJ:32:THR:HG22	2.08	0.53
12:AM:7:ASN:ND2	12:AM:7:ASN:H	2.06	0.53
12:AM:15:VAL:HG22	12:AM:33:LEU:HD11	1.88	0.53
12:AM:63:VAL:CG1	12:AM:67:ASP:HB2	2.39	0.53
20:AB:67:LEU:H	20:AB:160:LEU:HA	1.74	0.53
23:BB:21:A:H2'	23:BB:22:C:C6	2.44	0.53
23:BB:40:U:H2'	23:BB:41:C:C6	2.44	0.53

Continued on next page...

Continued from previous page...

Atom-1	Atom-2	Interatomic distance (Å)	Clash overlap (Å)
23:BB:410:G:H5''	23:BB:411:G:H5'	1.91	0.53
23:BB:646:U:H3'	23:BB:647:G:C8	2.44	0.53
23:BB:1306:C:H2'	23:BB:1307:A:H8	1.74	0.53
23:BB:1444:G:H2'	23:BB:1445:G:C8	2.43	0.53
23:BB:1541:C:H2'	23:BB:1542:U:C6	2.43	0.53
23:BB:1551:A:C3'	23:BB:1552:A:H5''	2.39	0.53
23:BB:1661:G:O2'	23:BB:1662:U:H5'	2.09	0.53
33:B1:40:PRO:O	33:B1:43:ARG:HG2	2.09	0.53
40:BH:9:VAL:HB	40:BH:12:LEU:O	2.09	0.53
41:BJ:26:GLY:O	41:BJ:30:THR:HG22	2.09	0.53
42:BN:15:SER:O	42:BN:18:GLN:HB2	2.09	0.53
46:BU:21:ARG:HD3	46:BU:72:PHE:CD2	2.43	0.53
46:BU:23:LYS:N	46:BU:23:LYS:HD2	2.23	0.53
48:BG:34:ARG:HH11	48:BG:34:ARG:N	1.97	0.53
48:BG:116:LEU:HD23	48:BG:121:THR:HA	1.91	0.53
49:BR:5:PHE:O	49:BR:11:GLN:HA	2.07	0.53
49:BR:10:LYS:N	49:BR:10:LYS:HD2	2.23	0.53
1:CA:266:G:O2'	1:CA:267:C:H3'	2.09	0.53
1:CA:313:A:H2'	1:CA:314:C:C6	2.44	0.53
1:CA:477:C:H2'	1:CA:478:A:C8	2.44	0.53
1:CA:796:C:H4'	10:CK:126:ARG:NH2	2.24	0.53
1:CA:1308:U:H2'	1:CA:1309:G:C8	2.43	0.53
1:CA:1480:A:H2'	1:CA:1481:U:C6	2.44	0.53
3:CD:25:ARG:HD3	3:CD:25:ARG:C	2.29	0.53
3:CD:196:GLU:CD	3:CD:196:GLU:H	2.12	0.53
4:CE:89:THR:CG2	4:CE:90:GLY:H	2.16	0.53
4:CE:95:MET:HA	4:CE:124:ALA:CB	2.39	0.53
6:CG:100:MET:O	6:CG:104:VAL:HG23	2.08	0.53
7:CH:55:LYS:HA	7:CH:55:LYS:NZ	2.24	0.53
11:CL:82:ARG:HB2	11:CL:97:VAL:HG22	1.89	0.53
23:DB:26:G:H1'	23:DB:514:A:H61	1.72	0.53
23:DB:30:G:OP1	44:DQ:4:LYS:HG2	2.08	0.53
23:DB:280:U:H2'	23:DB:281:C:C6	2.44	0.53
23:DB:305:C:H2'	23:DB:306:U:C6	2.44	0.53
23:DB:544:C:O5'	23:DB:545:U:OP1	2.27	0.53
23:DB:854:C:O2'	23:DB:855:G:H5'	2.08	0.53
23:DB:925:A:O2'	23:DB:926:G:H5'	2.08	0.53
23:DB:1220:G:H2'	23:DB:1221:C:H6	1.73	0.53
23:DB:1434:A:H62	23:DB:1558:C:H42	1.55	0.53
23:DB:1889:A:H2'	23:DB:1890:A:C8	2.44	0.53
23:DB:2142:A:H2'	23:DB:2143:C:O4'	2.09	0.53

Continued on next page...

Continued from previous page...

Atom-1	Atom-2	Interatomic distance (Å)	Clash overlap (Å)
24:DI:52:LEU:HD22	24:DI:81:LYS:HD3	1.91	0.53
29:DE:145:ASP:OD1	29:DE:183:PHE:HA	2.08	0.53
31:D0:48:TYR:CG	31:D0:49:ARG:N	2.76	0.53
38:DM:26:VAL:HG13	38:DM:133:LYS:HA	1.90	0.53
40:DH:86:ASP:OD2	40:DH:89:LYS:HD3	2.09	0.53
41:DJ:136:GLN:N	41:DJ:137:PRO:HD3	2.24	0.53
42:DN:114:GLU:HG2	42:DN:115:LEU:N	2.24	0.53
44:DQ:104:ALA:HA	49:DR:46:GLU:CD	2.29	0.53
46:DU:27:VAL:HG23	46:DU:33:VAL:HG12	1.90	0.53
48:DG:34:ARG:HH11	48:DG:34:ARG:N	1.96	0.53
50:DT:64:LYS:HD2	50:DT:64:LYS:H	1.74	0.53
1:AA:238:A:H2'	1:AA:239:U:H5''	1.91	0.53
1:AA:394:G:H2'	1:AA:395:C:H6	1.74	0.53
1:AA:1225:A:H5'	1:AA:1226:C:OP2	2.09	0.53
1:AA:1272:G:H2'	1:AA:1273:C:C6	2.44	0.53
1:AA:1533:C:O2'	1:AA:1534:A:H5''	2.08	0.53
14:AO:24:SER:HB3	14:AO:27:VAL:CG2	2.36	0.53
16:AQ:74:LEU:HD22	16:AQ:75:VAL:N	2.24	0.53
21:AU:48:LYS:HA	21:AU:51:ALA:HB3	1.91	0.53
22:BA:48:U:H2'	22:BA:49:C:H6	1.74	0.53
23:BB:156:A:H2'	23:BB:157:C:C6	2.43	0.53
23:BB:673:C:H5''	29:BE:76:PRO:HD2	1.90	0.53
23:BB:1633:G:O2'	23:BB:1634:A:H5''	2.09	0.53
23:BB:2405:G:H1'	23:BB:2412:A:N6	2.24	0.53
23:BB:2643:G:H2'	23:BB:2644:G:O4'	2.08	0.53
23:BB:2772:C:H2'	23:BB:2773:C:C6	2.43	0.53
23:BB:2841:C:H2'	23:BB:2842:G:H8	1.73	0.53
23:BB:2852:G:H2'	23:BB:2853:C:C6	2.44	0.53
33:B1:10:LEU:O	33:B1:19:PHE:HB2	2.08	0.53
34:B3:7:ARG:HH11	34:B3:7:ARG:HG3	1.74	0.53
36:B2:33:ARG:HB2	36:B2:33:ARG:HH21	1.74	0.53
37:BL:3:LEU:O	37:BL:5:THR:HG23	2.09	0.53
40:BH:7:ASP:CG	40:BH:8:LYS:H	2.09	0.53
41:BJ:127:GLY:O	41:BJ:128:ASN:HB2	2.08	0.53
42:BN:31:HIS:O	42:BN:33:ILE:HG13	2.09	0.53
42:BN:45:ARG:O	42:BN:49:GLU:HG3	2.09	0.53
47:BF:78:ILE:HA	47:BF:82:TYR:CD2	2.44	0.53
48:BG:123:GLU:HG2	48:BG:124:CYS:N	2.23	0.53
48:BG:133:LYS:HD3	48:BG:133:LYS:N	2.23	0.53
50:BT:2:ILE:HG12	50:BT:3:ARG:H	1.73	0.53
1:CA:95:C:H2'	1:CA:95:C:O2	2.08	0.53

Continued on next page...

Continued from previous page...

Atom-1	Atom-2	Interatomic distance (Å)	Clash overlap (Å)
1:CA:825:A:H2'	1:CA:826:C:H6	1.74	0.53
1:CA:880:C:H2'	1:CA:881:G:H8	1.74	0.53
1:CA:956:U:O2'	1:CA:957:U:H5'	2.09	0.53
1:CA:1028:C:H3'	1:CA:1029:U:C5	2.44	0.53
6:CG:132:THR:O	6:CG:135:LYS:HB3	2.08	0.53
8:CI:17:ARG:HB2	8:CI:65:THR:HB	1.91	0.53
13:CN:41:TRP:HB3	13:CN:44:VAL:HG12	1.90	0.53
13:CN:60:ARG:NE	13:CN:69:PRO:HB3	2.24	0.53
20:CB:33:ALA:HA	20:CB:37:VAL:O	2.08	0.53
21:CU:8:ASN:O	21:CU:9:GLU:HB3	2.09	0.53
22:DA:2:G:H2'	22:DA:3:C:H6	1.72	0.53
23:DB:321:U:OP2	29:DE:130:LYS:HD3	2.08	0.53
23:DB:582:A:H2'	23:DB:583:G:H8	1.74	0.53
23:DB:1015:U:H2'	23:DB:1016:G:H8	1.73	0.53
23:DB:1028:A:N6	23:DB:1125:G:H2'	2.24	0.53
23:DB:1742:U:H2'	23:DB:1743:G:C8	2.44	0.53
23:DB:2512:C:H2'	23:DB:2513:A:O4'	2.08	0.53
23:DB:2834:G:H1'	23:DB:2883:A:H61	1.74	0.53
56:DB:3575:HOH:O	25:DC:230:PRO:HA	2.09	0.53
29:DE:149:ILE:HG23	29:DE:188:MET:CA	2.39	0.53
30:DY:2:LYS:HE3	30:DY:58:GLU:HB3	1.90	0.53
35:DV:29:ILE:HG13	35:DV:88:HIS:HE1	1.74	0.53
44:DQ:77:LYS:HA	44:DQ:80:ASN:HB3	1.90	0.53
46:DU:11:ILE:O	46:DU:12:VAL:HB	2.08	0.53
47:DF:34:THR:HA	47:DF:89:THR:HA	1.91	0.53
47:DF:138:PRO:HA	47:DF:142:TYR:CE2	2.44	0.53
47:DF:149:ARG:HA	47:DF:149:ARG:NH1	2.21	0.53
52:DW:39:GLN:CG	52:DW:42:THR:HB	2.39	0.53
1:AA:113:G:H2'	1:AA:114:U:C6	2.44	0.53
1:AA:123:U:H2'	1:AA:124:C:C6	2.44	0.53
1:AA:179:A:H2'	1:AA:180:U:O4'	2.08	0.53
1:AA:415:A:H3'	1:AA:416:G:H8	1.73	0.53
1:AA:952:U:H2'	1:AA:953:G:C8	2.44	0.53
1:AA:1011:C:H2'	1:AA:1012:A:H8	1.73	0.53
1:AA:1020:G:H2'	1:AA:1020:G:N3	2.23	0.53
1:AA:1101:A:H4'	1:AA:1102:A:O5'	2.09	0.53
1:AA:1219:A:H2'	1:AA:1220:G:C8	2.44	0.53
4:AE:17:VAL:HG23	4:AE:33:THR:O	2.09	0.53
6:AG:94:ARG:HH11	6:AG:98:LEU:HD11	1.72	0.53
7:AH:38:VAL:HG13	7:AH:111:THR:HG22	1.89	0.53
8:AI:19:PHE:O	8:AI:62:LEU:HA	2.08	0.53

Continued on next page...

Continued from previous page...

Atom-1	Atom-2	Interatomic distance (Å)	Clash overlap (Å)
12:AM:86:ARG:HD2	18:AS:2:ARG:HH12	1.74	0.53
16:AQ:37:ILE:HG22	16:AQ:39:ARG:HE	1.74	0.53
23:BB:144:A:H2'	23:BB:145:C:C6	2.43	0.53
23:BB:825:A:O2'	37:BL:54:GLN:HB3	2.09	0.53
23:BB:937:C:H2'	23:BB:938:G:C8	2.44	0.53
23:BB:1060:U:O2	23:BB:1088:A:C8	2.62	0.53
23:BB:1443:U:H2'	23:BB:1444:G:C8	2.43	0.53
23:BB:2037:A:H2'	23:BB:2038:G:C8	2.44	0.53
23:BB:2183:A:H2'	23:BB:2184:A:N7	2.23	0.53
23:BB:2185:U:H2'	23:BB:2186:G:H8	1.70	0.53
23:BB:2261:C:N4	52:BW:10:ARG:HB3	2.24	0.53
25:BC:180:MET:HB3	25:BC:267:VAL:HB	1.90	0.53
31:B0:48:TYR:CG	31:B0:49:ARG:N	2.77	0.53
33:B1:26:LYS:HB2	33:B1:52:LYS:NZ	2.24	0.53
34:B3:21:PHE:HE1	34:B3:58:ILE:HG12	1.73	0.53
40:BH:115:VAL:O	40:BH:133:GLN:HB3	2.09	0.53
52:BW:43:LYS:HD2	52:BW:79:ILE:HD11	1.90	0.53
1:CA:325:A:H2'	1:CA:326:G:O4'	2.09	0.53
1:CA:672:U:H2'	1:CA:673:A:C8	2.44	0.53
1:CA:1004:A:C8	1:CA:1025:U:H1'	2.44	0.53
4:CE:136:VAL:HG13	4:CE:137:ARG:H	1.73	0.53
8:CI:56:MET:SD	8:CI:57:VAL:N	2.81	0.53
9:CJ:76:ILE:O	9:CJ:76:ILE:HD12	2.08	0.53
15:CP:61:VAL:HA	15:CP:65:ALA:HB3	1.91	0.53
15:CP:66:THR:O	15:CP:67:ILE:HB	2.09	0.53
22:DA:48:U:H2'	22:DA:49:C:H6	1.74	0.53
23:DB:283:G:C2	23:DB:284:U:H1'	2.44	0.53
23:DB:709:U:H2'	23:DB:710:U:H6	1.74	0.53
23:DB:1400:U:H2'	23:DB:1401:G:H8	1.73	0.53
23:DB:1922:G:H2'	23:DB:1923:U:O4'	2.09	0.53
23:DB:2292:U:H2'	23:DB:2293:G:C8	2.44	0.53
23:DB:2415:G:H4'	37:DL:66:PHE:HB2	1.90	0.53
23:DB:2720:U:H2'	23:DB:2721:A:H8	1.72	0.53
25:DC:107:LYS:O	25:DC:109:LEU:HD22	2.09	0.53
29:DE:109:LEU:O	29:DE:112:LEU:HB2	2.09	0.53
35:DV:53:LYS:NZ	35:DV:53:LYS:HA	2.23	0.53
36:D2:33:ARG:HB2	36:D2:33:ARG:HH21	1.74	0.53
37:DL:55:MET:HA	37:DL:55:MET:HE3	1.90	0.53
43:DO:49:VAL:CG2	43:DO:82:ALA:HB2	2.35	0.53
47:DF:108:PRO:O	47:DF:110:ILE:HG23	2.08	0.53
49:DR:61:ALA:CB	49:DR:98:ILE:HA	2.39	0.53

Continued on next page...

Continued from previous page...

Atom-1	Atom-2	Interatomic distance (Å)	Clash overlap (Å)
50:DT:50:LEU:C	50:DT:52:GLU:H	2.12	0.53
1:AA:285:C:H2'	1:AA:286:C:C6	2.43	0.52
1:AA:1508:A:H2'	1:AA:1509:C:C6	2.44	0.52
5:AF:11:HIS:CE1	5:AF:13:ASP:HB2	2.44	0.52
15:AP:4:ILE:HB	15:AP:67:ILE:HD12	1.90	0.52
18:AS:18:VAL:HG21	18:AS:43:MET:HE2	1.91	0.52
23:BB:247:G:H4'	23:BB:386:G:C5	2.44	0.52
23:BB:1244:A:H5''	37:BL:8:PRO:CD	2.36	0.52
23:BB:2152:G:H2'	23:BB:2152:G:N3	2.24	0.52
23:BB:2286:G:C8	23:BB:2286:G:H5'	2.44	0.52
23:BB:2472:G:O6	23:BB:2476:A:H4'	2.09	0.52
24:BI:23:VAL:HG23	24:BI:24:GLY:N	2.24	0.52
27:BK:17:ARG:HB2	27:BK:45:GLU:HB3	1.90	0.52
27:BK:58:LEU:N	27:BK:58:LEU:HD23	2.24	0.52
29:BE:28:VAL:O	29:BE:32:VAL:HG13	2.09	0.52
38:BM:108:VAL:HG13	38:BM:112:LEU:HB3	1.89	0.52
41:BJ:35:ARG:HA	41:BJ:40:HIS:CD2	2.44	0.52
46:BU:21:ARG:HD3	46:BU:72:PHE:CG	2.44	0.52
47:BF:50:ASP:O	47:BF:53:ALA:HB3	2.09	0.52
47:BF:79:ARG:HE	47:BF:79:ARG:N	2.07	0.52
1:CA:285:C:H2'	1:CA:286:C:C6	2.44	0.52
1:CA:371:A:O2'	1:CA:372:C:H5'	2.10	0.52
1:CA:1203:C:H4'	13:CN:66:THR:HG22	1.90	0.52
1:CA:1289:A:H61	8:CI:71:ILE:HD11	1.73	0.52
7:CH:38:VAL:HG13	7:CH:111:THR:HG22	1.90	0.52
8:CI:19:PHE:O	8:CI:62:LEU:HA	2.09	0.52
11:CL:51:VAL:HG12	11:CL:52:CYS:N	2.23	0.52
16:CQ:24:ILE:HG13	16:CQ:41:THR:HB	1.91	0.52
19:CT:27:MET:O	19:CT:31:ILE:HG13	2.08	0.52
21:CU:48:LYS:HG3	21:CU:49:ALA:N	2.23	0.52
23:DB:64:A:H2'	23:DB:65:U:C6	2.44	0.52
23:DB:634:C:H2'	23:DB:635:C:H6	1.74	0.52
23:DB:958:U:H3	38:DM:16:ARG:HB3	1.73	0.52
23:DB:1166:G:H2'	23:DB:1167:C:H6	1.72	0.52
23:DB:1693:U:O2'	25:DC:13:ARG:NH2	2.40	0.52
23:DB:1784:A:H4'	23:DB:1785:A:O5'	2.09	0.52
23:DB:2297:A:H61	23:DB:2319:G:H1'	1.74	0.52
23:DB:2341:G:H2'	23:DB:2342:C:H6	1.73	0.52
23:DB:2395:C:H2'	23:DB:2396:G:O4'	2.08	0.52
23:DB:2512:C:OP2	26:DD:128:ARG:HD2	2.10	0.52
24:DI:5:GLN:O	24:DI:6:ALA:HB3	2.08	0.52

Continued on next page...

Continued from previous page...

Atom-1	Atom-2	Interatomic distance (Å)	Clash overlap (Å)
26:DD:25:THR:HG21	26:DD:193:VAL:CG2	2.39	0.52
39:DX:20:ASN:N	39:DX:20:ASN:HD22	2.06	0.52
40:DH:80:ILE:HD11	40:DH:146:VAL:HA	1.90	0.52
42:DN:65:LEU:HD11	42:DN:69:ARG:CZ	2.40	0.52
46:DU:3:LYS:HB3	46:DU:82:VAL:HG21	1.90	0.52
47:DF:19:PHE:CZ	47:DF:164:GLU:HA	2.43	0.52
48:DG:17:LYS:HB3	48:DG:24:THR:N	2.19	0.52
1:AA:1369:C:H2'	1:AA:1370:G:C8	2.43	0.52
7:AH:103:VAL:HG22	7:AH:124:ILE:HA	1.90	0.52
9:AJ:92:LEU:H	9:AJ:92:LEU:HD22	1.73	0.52
13:AN:26:LEU:HA	13:AN:29:ILE:HD12	1.92	0.52
23:BB:64:A:H2'	23:BB:65:U:C6	2.44	0.52
23:BB:96:C:H4'	39:BX:41:HIS:CE1	2.43	0.52
23:BB:903:C:H2'	23:BB:904:G:C8	2.43	0.52
23:BB:1332:G:N3	23:BB:1332:G:H2'	2.25	0.52
23:BB:1582:C:H2'	23:BB:1583:A:O4'	2.08	0.52
23:BB:1723:G:H3'	23:BB:1724:G:H8	1.74	0.52
23:BB:2626:C:O2'	23:BB:2627:G:H5'	2.09	0.52
23:BB:2800:A:H2'	23:BB:2801:G:O4'	2.10	0.52
25:BC:170:TYR:HE2	25:BC:184:GLU:HG2	1.73	0.52
26:BD:8:LYS:CD	26:BD:197:THR:H	2.23	0.52
35:BV:40:ILE:HD13	35:BV:40:ILE:N	2.23	0.52
37:BL:93:ASN:O	37:BL:95:LEU:N	2.40	0.52
38:BM:68:PHE:CG	38:BM:69:PRO:HD2	2.44	0.52
41:BJ:96:ARG:NE	41:BJ:99:ARG:HD2	2.25	0.52
1:CA:272:C:H2'	1:CA:273:U:H6	1.74	0.52
1:CA:398:U:H2'	1:CA:399:G:C8	2.45	0.52
1:CA:599:C:H5''	7:CH:86:LYS:O	2.09	0.52
1:CA:1021:A:H2'	1:CA:1022:A:O4'	2.09	0.52
2:CC:128:MET:HB2	2:CC:131:ARG:HB2	1.92	0.52
3:CD:82:LYS:NZ	3:CD:82:LYS:HB3	2.24	0.52
5:CF:68:GLN:O	5:CF:71:ILE:HG23	2.09	0.52
6:CG:68:VAL:HG11	6:CG:133:ALA:HB1	1.91	0.52
12:CM:79:LEU:HD22	12:CM:86:ARG:HE	1.74	0.52
20:CB:182:VAL:HG12	20:CB:195:VAL:HG13	1.91	0.52
23:DB:160:A:H2'	23:DB:161:A:C8	2.44	0.52
23:DB:591:U:H1'	34:D3:1:PRO:N	2.24	0.52
23:DB:729:G:C5	25:DC:206:LYS:HB2	2.44	0.52
23:DB:848:C:H2'	23:DB:849:A:C8	2.44	0.52
23:DB:988:A:P	30:DY:11:SER:HB3	2.49	0.52
23:DB:1528:A:H2'	23:DB:1529:G:O4'	2.09	0.52

Continued on next page...

Continued from previous page...

Atom-1	Atom-2	Interatomic distance (Å)	Clash overlap (Å)
23:DB:1805:A:N3	25:DC:49:THR:CG2	2.72	0.52
23:DB:1993:U:H4'	26:DD:133:THR:HG21	1.91	0.52
23:DB:2405:G:H1'	23:DB:2412:A:N6	2.24	0.52
26:DD:14:ILE:O	26:DD:14:ILE:HG23	2.09	0.52
26:DD:121:THR:C	26:DD:123:LYS:H	2.12	0.52
27:DK:17:ARG:HB2	27:DK:45:GLU:HB3	1.91	0.52
28:DP:19:PHE:CE2	28:DP:25:VAL:HG11	2.44	0.52
28:DP:62:LYS:O	28:DP:63:ILE:HB	2.10	0.52
38:DM:21:ALA:CB	38:DM:100:LYS:HG2	2.39	0.52
39:DX:15:ASN:O	39:DX:19:LEU:HD13	2.09	0.52
44:DQ:87:VAL:HG12	44:DQ:89:ILE:HD13	1.89	0.52
47:DF:107:VAL:N	47:DF:108:PRO:CD	2.71	0.52
50:DT:11:LEU:CD2	50:DT:46:ALA:HB1	2.37	0.52
1:AA:254:G:OP1	16:AQ:68:LYS:O	2.26	0.52
1:AA:956:U:O2'	1:AA:957:U:H5'	2.09	0.52
2:AC:128:MET:HB2	2:AC:131:ARG:HB2	1.90	0.52
2:AC:134:LYS:HA	2:AC:167:TYR:HE2	1.75	0.52
3:AD:26:ALA:HA	3:AD:30:LYS:HE3	1.92	0.52
5:AF:92:THR:O	5:AF:93:LYS:HB2	2.10	0.52
8:AI:98:ARG:NE	8:AI:103:VAL:HG21	2.25	0.52
22:BA:32:U:H1'	22:BA:52:A:N7	2.25	0.52
22:BA:43:C:H1'	47:BF:91:ARG:NH2	2.23	0.52
23:BB:141:G:C6	50:BT:2:ILE:HG21	2.44	0.52
23:BB:1805:A:H5''	25:BC:247:TRP:CE2	2.45	0.52
23:BB:1816:C:H3'	25:BC:61:TYR:CE2	2.45	0.52
23:BB:2186:G:H2'	23:BB:2187:U:O4'	2.08	0.52
23:BB:2598:A:H5''	25:BC:233:GLY:CA	2.38	0.52
24:BI:23:VAL:HG23	24:BI:24:GLY:H	1.73	0.52
25:BC:221:GLY:C	25:BC:223:ALA:H	2.13	0.52
28:BP:56:SER:O	28:BP:74:GLN:HA	2.10	0.52
28:BP:77:SER:OG	28:BP:79:VAL:HG22	2.09	0.52
29:BE:1:MET:HB3	29:BE:14:VAL:O	2.10	0.52
37:BL:9:ALA:HB3	37:BL:12:SER:OG	2.09	0.52
38:BM:63:ILE:HD12	38:BM:63:ILE:N	2.24	0.52
47:BF:34:THR:HA	47:BF:89:THR:HA	1.90	0.52
48:BG:95:ALA:HB2	48:BG:130:ILE:HD11	1.90	0.52
52:BW:49:ASN:HB2	52:BW:61:LYS:N	2.22	0.52
1:CA:109:A:H2'	1:CA:326:G:N2	2.24	0.52
1:CA:792:A:H4'	1:CA:793:U:O5'	2.07	0.52
1:CA:1123:U:O2'	1:CA:1124:G:H5'	2.09	0.52
6:CG:135:LYS:HD3	6:CG:136:LYS:N	2.25	0.52

Continued on next page...

Continued from previous page...

Atom-1	Atom-2	Interatomic distance (Å)	Clash overlap (Å)
13:CN:16:ALA:HA	13:CN:54:SER:O	2.09	0.52
19:CT:85:LEU:HD23	19:CT:86:ALA:H	1.74	0.52
23:DB:303:G:H2'	23:DB:304:U:C6	2.45	0.52
23:DB:467:G:OP1	36:D2:33:ARG:HG2	2.08	0.52
23:DB:825:A:H1'	37:DL:54:GLN:HE21	1.73	0.52
23:DB:1322:A:C2'	23:DB:1323:C:H5'	2.40	0.52
23:DB:1335:C:H2'	23:DB:1336:A:H8	1.74	0.52
23:DB:1560:G:H2'	23:DB:1561:C:C6	2.44	0.52
23:DB:2216:G:H2'	23:DB:2217:G:H8	1.75	0.52
23:DB:2305:U:H5''	47:DF:130:GLY:HA3	1.91	0.52
23:DB:2492:U:O2'	23:DB:2493:U:H5'	2.09	0.52
23:DB:2648:G:H2'	23:DB:2649:C:C6	2.44	0.52
23:DB:2704:C:H2'	23:DB:2705:A:O4'	2.10	0.52
24:DI:2:LYS:C	24:DI:3:LYS:HD2	2.30	0.52
24:DI:10:LEU:HD12	24:DI:10:LEU:O	2.09	0.52
24:DI:102:ARG:HG3	24:DI:141:ASP:HB2	1.92	0.52
24:DI:131:THR:O	24:DI:135:MET:HG3	2.10	0.52
25:DC:32:LEU:O	25:DC:33:LEU:HD23	2.10	0.52
26:DD:77:ARG:HB2	26:DD:80:TRP:HH2	1.75	0.52
35:DV:77:VAL:HA	35:DV:89:ILE:HG22	1.91	0.52
40:DH:4:ILE:HD12	40:DH:37:VAL:HG13	1.90	0.52
40:DH:5:LEU:O	40:DH:6:LEU:HD12	2.09	0.52
43:DO:79:ALA:O	43:DO:83:LEU:HB2	2.08	0.52
44:DQ:104:ALA:O	44:DQ:105:PHE:HB3	2.08	0.52
47:DF:11:VAL:HG12	47:DF:12:VAL:N	2.21	0.52
48:DG:123:GLU:HG2	48:DG:124:CYS:N	2.23	0.52
48:DG:133:LYS:HD3	48:DG:133:LYS:N	2.24	0.52
48:DG:154:GLU:OE2	48:DG:156:TYR:HB2	2.10	0.52
1:AA:224:U:H2'	1:AA:225:C:H6	1.73	0.52
1:AA:777:A:H2'	1:AA:778:G:H8	1.74	0.52
3:AD:160:LEU:HD13	3:AD:160:LEU:H	1.74	0.52
5:AF:54:LEU:HD13	5:AF:54:LEU:N	2.24	0.52
6:AG:29:LEU:O	6:AG:29:LEU:HD23	2.09	0.52
7:AH:49:LYS:HG3	7:AH:50:VAL:N	2.23	0.52
8:AI:56:MET:HE1	8:AI:59:LYS:HB3	1.92	0.52
16:AQ:60:ILE:HG22	16:AQ:74:LEU:HA	1.90	0.52
21:AU:39:LYS:N	21:AU:40:PRO:CD	2.73	0.52
22:BA:30:C:H2'	22:BA:31:C:H5'	1.91	0.52
22:BA:49:C:H2'	22:BA:50:A:C8	2.44	0.52
22:BA:60:C:H2'	22:BA:61:G:C8	2.45	0.52
23:BB:26:G:H1'	23:BB:514:A:H61	1.73	0.52

Continued on next page...

Continued from previous page...

Atom-1	Atom-2	Interatomic distance (Å)	Clash overlap (Å)
23:BB:363:G:H2'	23:BB:364:C:C6	2.43	0.52
23:BB:996:A:H4'	44:BQ:91:ARG:HH11	1.74	0.52
23:BB:1140:C:H2'	23:BB:1141:U:H5'	1.92	0.52
23:BB:1164:C:H2'	23:BB:1165:A:C8	2.45	0.52
23:BB:1292:G:H2'	23:BB:1293:C:C6	2.44	0.52
23:BB:1381:G:H1'	23:BB:1571:A:N1	2.25	0.52
23:BB:1742:U:H2'	23:BB:1743:G:C8	2.45	0.52
23:BB:1827:U:C2'	23:BB:1828:G:H5'	2.39	0.52
23:BB:2666:C:O4'	23:BB:2666:C:O2	2.25	0.52
23:BB:2849:U:H4'	23:BB:2850:A:C5'	2.39	0.52
31:B0:21:LEU:HD12	45:BS:19:LEU:O	2.09	0.52
34:B3:39:ARG:O	34:B3:43:LEU:HG	2.10	0.52
36:B2:33:ARG:HH21	36:B2:33:ARG:CB	2.22	0.52
37:BL:85:VAL:HG22	37:BL:94:THR:CG2	2.38	0.52
1:CA:373:A:H1'	1:CA:481:G:H1'	1.92	0.52
1:CA:437:U:H5''	3:CD:151:GLN:CD	2.29	0.52
7:CH:44:PHE:HE2	7:CH:100:ILE:HG12	1.73	0.52
12:CM:85:TYR:HA	12:CM:88:LEU:HD12	1.91	0.52
23:DB:1077:A:H4'	24:DI:93:ASN:OD1	2.09	0.52
23:DB:2386:A:N3	52:DW:38:ARG:HD2	2.25	0.52
23:DB:2589:A:H2'	23:DB:2590:A:H8	1.75	0.52
23:DB:2598:A:H5''	25:DC:233:GLY:HA2	1.91	0.52
24:DI:79:LEU:HD12	24:DI:135:MET:SD	2.49	0.52
25:DC:74:PRO:HG2	25:DC:96:LYS:HG2	1.90	0.52
25:DC:162:GLN:NE2	25:DC:174:ARG:HH21	2.07	0.52
25:DC:177:SER:O	25:DC:270:ARG:HG3	2.09	0.52
27:DK:99:ILE:N	27:DK:118:LEU:HD22	2.24	0.52
33:D1:8:ILE:HG23	33:D1:51:ALA:HA	1.92	0.52
36:D2:21:ARG:HD2	36:D2:43:THR:HG21	1.90	0.52
38:DM:24:THR:HG23	38:DM:34:LYS:HE3	1.91	0.52
38:DM:68:PHE:CG	38:DM:69:PRO:HD2	2.45	0.52
44:DQ:83:LYS:NZ	44:DQ:87:VAL:HA	2.23	0.52
45:DS:18:ARG:HB3	45:DS:76:VAL:HG22	1.91	0.52
47:DF:74:ALA:HB3	47:DF:77:LYS:O	2.09	0.52
48:DG:148:ARG:HD3	48:DG:152:ARG:NE	2.25	0.52
50:DT:57:VAL:HG13	50:DT:58:VAL:N	2.25	0.52
1:AA:1292:G:H2'	1:AA:1293:C:C6	2.45	0.52
3:AD:196:GLU:CD	3:AD:196:GLU:H	2.12	0.52
7:AH:34:ALA:HB1	7:AH:109:VAL:HB	1.92	0.52
22:BA:86:G:H2'	22:BA:87:U:O4'	2.10	0.52
23:BB:503:A:H5''	23:BB:505:A:OP1	2.10	0.52

Continued on next page...

Continued from previous page...

Atom-1	Atom-2	Interatomic distance (Å)	Clash overlap (Å)
23:BB:608:A:H2'	23:BB:609:A:C8	2.44	0.52
23:BB:1159:U:O2'	23:BB:1160:G:H5'	2.08	0.52
23:BB:1560:G:H2'	23:BB:1561:C:H6	1.72	0.52
23:BB:1656:C:H2'	23:BB:1657:U:C6	2.44	0.52
23:BB:2210:U:N3	23:BB:2212:A:N7	2.57	0.52
23:BB:2838:G:H2'	23:BB:2839:G:H8	1.74	0.52
26:BD:149:ASN:O	26:BD:152:PRO:HD2	2.08	0.52
32:B4:2:LYS:HG2	32:B4:4:ARG:HG3	1.92	0.52
37:BL:79:LEU:HB2	37:BL:113:ALA:N	2.13	0.52
37:BL:115:GLU:N	37:BL:115:GLU:OE1	2.42	0.52
47:BF:3:LEU:HB2	47:BF:100:GLU:OE1	2.10	0.52
50:BT:1:MET:HB2	50:BT:2:ILE:HD13	1.91	0.52
1:CA:239:U:H6	1:CA:239:U:C5'	2.23	0.52
1:CA:370:C:O2'	1:CA:371:A:H5'	2.08	0.52
7:CH:17:GLN:NE2	7:CH:69:ALA:HB1	2.25	0.52
8:CI:20:ILE:HG23	8:CI:60:LEU:CD1	2.39	0.52
12:CM:89:ARG:NH2	12:CM:94:LEU:HD12	2.25	0.52
23:DB:152:A:H2'	23:DB:153:U:C6	2.44	0.52
23:DB:1190:G:OP1	37:DL:32:GLY:HA2	2.09	0.52
23:DB:1470:A:H3'	23:DB:1471:G:H8	1.74	0.52
23:DB:2019:A:H2	23:DB:2035:G:H22	1.57	0.52
23:DB:2213:U:C2'	23:DB:2213:U:O2	2.57	0.52
23:DB:2358:A:H61	37:DL:54:GLN:HE22	1.57	0.52
23:DB:2537:U:H2'	23:DB:2538:C:H6	1.74	0.52
23:DB:2899:A:H2'	23:DB:2900:A:C8	2.45	0.52
24:DI:116:MET:HE1	24:DI:128:ILE:HG13	1.91	0.52
25:DC:94:LEU:HB2	25:DC:100:ARG:CD	2.40	0.52
25:DC:180:MET:HB3	25:DC:267:VAL:HB	1.91	0.52
28:DP:26:GLU:O	28:DP:28:LYS:HE2	2.09	0.52
32:D4:23:ILE:HB	32:D4:38:GLY:HA3	1.91	0.52
41:DJ:44:TYR:CD2	44:DQ:59:LEU:HD11	2.45	0.52
41:DJ:96:ARG:NE	41:DJ:99:ARG:HD2	2.25	0.52
45:DS:43:ALA:HA	45:DS:46:LEU:HD12	1.90	0.52
46:DU:41:VAL:HG22	46:DU:60:LYS:O	2.09	0.52
47:DF:2:LYS:HE3	47:DF:97:GLU:HA	1.92	0.52
48:DG:88:LEU:HD13	48:DG:93:TYR:HB3	1.91	0.52
1:AA:229:U:H2'	1:AA:230:G:C8	2.44	0.52
1:AA:792:A:H4'	1:AA:793:U:O5'	2.10	0.52
6:AG:68:VAL:HG11	6:AG:133:ALA:HB1	1.91	0.52
9:AJ:42:LEU:HD11	9:AJ:73:LEU:HB2	1.92	0.52
9:AJ:52:LEU:HG	9:AJ:62:ARG:HE	1.75	0.52

Continued on next page...

Continued from previous page...

Atom-1	Atom-2	Interatomic distance (Å)	Clash overlap (Å)
11:AL:66:ILE:HD12	11:AL:66:ILE:N	2.25	0.52
12:AM:3:ILE:HG21	12:AM:21:ILE:HD11	1.90	0.52
22:BA:76:G:O2'	22:BA:77:U:H5'	2.10	0.52
23:BB:151:C:H2'	23:BB:152:A:H8	1.74	0.52
23:BB:1349:C:H2'	23:BB:1350:C:H6	1.74	0.52
23:BB:1849:G:H2'	23:BB:1850:G:C8	2.44	0.52
25:BC:179:GLU:HG3	25:BC:269:ARG:HA	1.92	0.52
27:BK:99:ILE:HD13	27:BK:118:LEU:HD13	1.92	0.52
28:BP:88:ARG:HB2	28:BP:112:ARG:CZ	2.40	0.52
29:BE:173:THR:C	29:BE:175:ILE:H	2.13	0.52
35:BV:42:LEU:HD23	35:BV:42:LEU:N	2.24	0.52
38:BM:55:ARG:HH21	38:BM:55:ARG:HA	1.74	0.52
41:BJ:13:ARG:O	41:BJ:14:ASP:HB2	2.09	0.52
41:BJ:17:VAL:HG22	41:BJ:55:ILE:HD11	1.90	0.52
43:BO:28:VAL:HG11	43:BO:92:PHE:CZ	2.45	0.52
44:BQ:105:PHE:HA	44:BQ:108:LEU:HG	1.91	0.52
45:BS:48:LYS:HE2	45:BS:52:GLU:OE1	2.10	0.52
47:BF:19:PHE:CZ	47:BF:164:GLU:HA	2.44	0.52
47:BF:107:VAL:N	47:BF:108:PRO:CD	2.71	0.52
50:BT:68:LYS:O	50:BT:69:ARG:CB	2.58	0.52
50:BT:68:LYS:O	50:BT:69:ARG:HB3	2.10	0.52
50:BT:87:LEU:HB2	50:BT:91:GLN:HG2	1.91	0.52
51:BZ:76:GLU:HG3	51:BZ:77:LYS:H	1.75	0.52
1:CA:32:A:H2'	1:CA:33:A:C8	2.45	0.52
1:CA:1080:A:H2'	1:CA:1081:A:H5'	1.91	0.52
2:CC:171:ARG:HH11	2:CC:171:ARG:HB2	1.73	0.52
11:CL:107:LYS:NZ	11:CL:107:LYS:N	2.57	0.52
12:CM:6:ILE:O	12:CM:8:ILE:HG23	2.10	0.52
14:CO:24:SER:HB3	14:CO:27:VAL:CG2	2.37	0.52
15:CP:34:GLU:CD	15:CP:60:TRP:HE1	2.13	0.52
23:DB:299:A:N6	23:DB:322:A:H1'	2.25	0.52
23:DB:696:G:O2'	23:DB:697:G:H5'	2.10	0.52
23:DB:950:G:H2'	23:DB:951:C:C6	2.45	0.52
23:DB:1099:G:C5'	24:DI:4:VAL:HG12	2.40	0.52
23:DB:1405:U:H2'	23:DB:1406:U:H6	1.74	0.52
23:DB:1425:G:H2'	23:DB:1426:G:C8	2.45	0.52
23:DB:1666:G:O2'	23:DB:1667:G:H5'	2.09	0.52
23:DB:1676:A:H2'	23:DB:1677:A:O4'	2.09	0.52
23:DB:2322:A:N6	23:DB:2333:A:N6	2.58	0.52
23:DB:2355:G:H4'	52:DW:20:LEU:CD1	2.40	0.52
23:DB:2651:C:O2'	23:DB:2652:C:H5'	2.09	0.52

Continued on next page...

Continued from previous page...

Atom-1	Atom-2	Interatomic distance (Å)	Clash overlap (Å)
27:DK:61:VAL:HG11	27:DK:112:PHE:CE2	2.45	0.52
31:D0:21:LEU:HD12	45:DS:19:LEU:O	2.09	0.52
32:D4:15:LYS:O	32:D4:16:ILE:HB	2.09	0.52
40:DH:7:ASP:CG	40:DH:8:LYS:H	2.11	0.52
41:DJ:55:ILE:HB	41:DJ:123:LYS:HB2	1.91	0.52
41:DJ:73:VAL:HG23	41:DJ:74:TYR:H	1.75	0.52
45:DS:27:LYS:HD2	45:DS:27:LYS:H	1.73	0.52
46:DU:21:ARG:HH11	46:DU:21:ARG:HG3	1.74	0.52
47:DF:102:LEU:HA	47:DF:106:ALA:HB3	1.90	0.52
47:DF:115:GLY:HA3	47:DF:177:ARG:HD2	1.91	0.52
47:DF:134:GLN:C	47:DF:136:ILE:H	2.13	0.52
47:DF:169:LEU:HA	47:DF:172:PHE:HD2	1.74	0.52
49:DR:54:VAL:HG22	49:DR:55:ASP:OD2	2.10	0.52
1:AA:264:C:O2'	16:AQ:65:PRO:HG2	2.09	0.52
1:AA:279:A:H5'	1:AA:281:G:O4'	2.09	0.52
1:AA:1438:G:O2'	1:AA:1439:G:H5'	2.09	0.52
1:AA:1491:G:H3'	53:AA:1601:NMY:O3	2.09	0.52
12:AM:48:SER:HB2	12:AM:51:GLN:HG3	1.90	0.52
23:BB:1654:A:H2'	23:BB:1655:A:C8	2.44	0.52
23:BB:1682:G:H2'	23:BB:1683:U:C6	2.44	0.52
23:BB:1728:C:O2'	23:BB:1729:U:H5'	2.09	0.52
23:BB:1831:G:H2'	23:BB:1832:C:C6	2.43	0.52
23:BB:1923:U:H2'	23:BB:1924:C:C6	2.45	0.52
23:BB:1957:C:H2'	23:BB:1958:C:C6	2.44	0.52
23:BB:1993:U:H4'	26:BD:133:THR:HG21	1.90	0.52
23:BB:2025:C:H5'	26:BD:154:LYS:NZ	2.25	0.52
23:BB:2455:G:H2'	23:BB:2456:C:C6	2.44	0.52
26:BD:118:PHE:HE2	42:BN:1:MET:SD	2.32	0.52
36:B2:42:LEU:O	36:B2:43:THR:HG23	2.10	0.52
41:BJ:81:ILE:HG23	41:BJ:82:GLY:N	2.19	0.52
44:BQ:111:LYS:HZ2	49:BR:48:LYS:HD2	1.73	0.52
48:BG:9:VAL:H	48:BG:48:THR:HB	1.74	0.52
48:BG:16:VAL:HG11	48:BG:44:HIS:CE1	2.45	0.52
48:BG:39:ALA:C	48:BG:54:ARG:HB2	2.30	0.52
1:CA:17:U:O2'	1:CA:18:C:H5'	2.09	0.52
1:CA:62:U:H2'	1:CA:63:C:H6	1.73	0.52
1:CA:948:C:O2'	1:CA:949:A:H5'	2.10	0.52
1:CA:1072:G:H2'	1:CA:1073:U:C6	2.44	0.52
1:CA:1161:C:H2'	1:CA:1162:C:H6	1.74	0.52
1:CA:1219:A:H2'	1:CA:1220:G:C8	2.45	0.52
4:CE:80:LEU:HG	4:CE:122:VAL:HG11	1.90	0.52

Continued on next page...

Continued from previous page...

Atom-1	Atom-2	Interatomic distance (Å)	Clash overlap (Å)
14:CO:43:PHE:CE1	14:CO:56:LEU:HD22	2.45	0.52
16:CQ:74:LEU:HD22	16:CQ:75:VAL:N	2.25	0.52
19:CT:28:ARG:O	19:CT:32:LYS:HG3	2.09	0.52
20:CB:101:THR:HG22	20:CB:174:GLU:OE1	2.10	0.52
23:DB:49:A:H5''	23:DB:51:G:O4'	2.09	0.52
23:DB:234:U:H2'	23:DB:235:U:H6	1.74	0.52
23:DB:675:A:H4'	29:DE:62:GLN:HE22	1.74	0.52
23:DB:827:U:H5'	23:DB:828:U:O5'	2.10	0.52
23:DB:968:C:H2'	23:DB:969:G:C8	2.44	0.52
23:DB:1149:G:H2'	23:DB:1150:C:H6	1.72	0.52
23:DB:1332:G:H2'	23:DB:1332:G:N3	2.25	0.52
23:DB:1443:U:H2'	23:DB:1444:G:C8	2.45	0.52
23:DB:1859:U:H2'	23:DB:1860:G:C8	2.45	0.52
23:DB:2710:C:H2'	23:DB:2711:A:H8	1.75	0.52
29:DE:98:LYS:O	29:DE:102:ARG:HG2	2.09	0.52
37:DL:79:LEU:HB2	37:DL:113:ALA:N	2.13	0.52
40:DH:76:GLU:O	40:DH:77:THR:HG23	2.09	0.52
40:DH:110:VAL:HG22	40:DH:110:VAL:O	2.09	0.52
41:DJ:26:GLY:O	41:DJ:30:THR:HG22	2.09	0.52
47:DF:7:TYR:OH	47:DF:29:ARG:HG3	2.10	0.52
48:DG:116:LEU:HD23	48:DG:121:THR:HA	1.91	0.52
1:AA:430:A:OP1	3:AD:8:LEU:HB2	2.10	0.52
1:AA:1137:C:O2'	1:AA:1138:G:H5''	2.10	0.52
1:AA:1147:C:O2'	8:AI:17:ARG:HD2	2.10	0.52
1:AA:1508:A:H2'	1:AA:1509:C:H6	1.74	0.52
7:AH:100:ILE:HG13	7:AH:128:VAL:O	2.10	0.52
13:AN:50:LEU:N	13:AN:51:PRO:HD2	2.25	0.52
13:AN:60:ARG:NE	13:AN:69:PRO:HB3	2.25	0.52
15:AP:78:VAL:O	15:AP:80:LYS:N	2.43	0.52
20:AB:138:ARG:HB2	20:AB:138:ARG:NH1	2.24	0.52
22:BA:38:C:H2'	22:BA:39:A:O4'	2.10	0.52
23:BB:165:A:H2'	23:BB:166:U:C6	2.44	0.52
23:BB:729:G:H2'	23:BB:1775:U:H1'	1.91	0.52
23:BB:1149:G:H2'	23:BB:1150:C:H6	1.75	0.52
23:BB:1386:C:H2'	23:BB:1387:A:H8	1.72	0.52
23:BB:1747:U:H2'	23:BB:1748:C:C6	2.45	0.52
23:BB:1749:A:H2'	23:BB:1750:G:H8	1.75	0.52
23:BB:2341:G:H2'	23:BB:2342:C:C6	2.45	0.52
23:BB:2341:G:H2'	23:BB:2342:C:H6	1.75	0.52
23:BB:2512:C:OP2	26:BD:128:ARG:HD2	2.09	0.52
23:BB:2895:G:H2'	23:BB:2896:C:H6	1.74	0.52

Continued on next page...

Continued from previous page...

Atom-1	Atom-2	Interatomic distance (Å)	Clash overlap (Å)
25:BC:143:VAL:HG12	25:BC:144:GLU:N	2.25	0.52
31:B0:53:VAL:HG12	42:BN:118:ARG:NH1	2.25	0.52
40:BH:121:VAL:HG21	40:BH:128:HIS:NE2	2.25	0.52
45:BS:58:ALA:CB	45:BS:69:LEU:HD21	2.40	0.52
46:BU:40:LEU:HB3	46:BU:59:GLU:HG2	1.91	0.52
50:BT:54:GLU:HB3	50:BT:88:LYS:HB2	1.92	0.52
1:CA:685:G:O2'	1:CA:686:U:H5'	2.10	0.52
3:CD:152:SER:O	3:CD:155:LYS:HG2	2.10	0.52
5:CF:3:HIS:CE1	5:CF:95:ALA:H	2.27	0.52
9:CJ:52:LEU:HG	9:CJ:62:ARG:HE	1.74	0.52
11:CL:106:VAL:CG2	11:CL:116:TYR:HB3	2.39	0.52
18:CS:32:THR:HG22	18:CS:34:SER:H	1.75	0.52
19:CT:38:ILE:HD13	19:CT:38:ILE:O	2.10	0.52
23:DB:361:G:O2'	23:DB:362:A:H5'	2.09	0.52
23:DB:394:C:H2'	23:DB:395:U:O4'	2.10	0.52
23:DB:857:G:H2'	23:DB:858:G:H5'	1.92	0.52
23:DB:1098:A:H3'	24:DI:3:LYS:HB3	1.91	0.52
23:DB:1849:G:H2'	23:DB:1850:G:C8	2.45	0.52
23:DB:2472:G:O6	23:DB:2476:A:H4'	2.09	0.52
23:DB:2520:C:O2'	23:DB:2521:C:H5'	2.10	0.52
25:DC:185:ALA:C	25:DC:187:CYS:H	2.13	0.52
33:D1:25:ASN:OD1	33:D1:27:ARG:HB2	2.10	0.52
41:DJ:4:PHE:CG	41:DJ:5:THR:N	2.78	0.52
42:DN:49:GLU:HB2	42:DN:50:PRO:HD3	1.92	0.52
47:DF:134:GLN:NE2	47:DF:136:ILE:HD13	2.25	0.52
1:AA:244:U:O4	1:AA:906:A:H1'	2.10	0.52
1:AA:266:G:O2'	1:AA:267:C:H3'	2.10	0.52
1:AA:327:A:H1'	1:AA:329:A:O4'	2.09	0.52
1:AA:436:C:O2'	1:AA:437:U:H5'	2.09	0.52
1:AA:824:G:O2'	1:AA:825:A:H5'	2.09	0.52
3:AD:104:MET:SD	3:AD:142:VAL:HB	2.50	0.52
3:AD:186:GLU:CD	3:AD:187:ARG:H	2.13	0.52
3:AD:196:GLU:O	3:AD:199:ILE:HG12	2.09	0.52
6:AG:15:PRO:HG2	6:AG:43:TYR:OH	2.10	0.52
8:AI:56:MET:SD	8:AI:57:VAL:N	2.82	0.52
15:AP:66:THR:O	15:AP:67:ILE:HB	2.10	0.52
23:BB:329:G:H1	46:BU:16:LYS:HG3	1.74	0.52
23:BB:364:C:H2'	23:BB:365:U:C6	2.44	0.52
23:BB:616:A:H4'	29:BE:101:TYR:CE2	2.44	0.52
23:BB:1169:A:H2'	23:BB:1170:C:H6	1.72	0.52
23:BB:1422:G:H1'	23:BB:1495:A:H61	1.75	0.52

Continued on next page...

Continued from previous page...

Atom-1	Atom-2	Interatomic distance (Å)	Clash overlap (Å)
23:BB:1747:U:H2'	23:BB:1748:C:H6	1.75	0.52
23:BB:2037:A:H2'	23:BB:2038:G:H8	1.73	0.52
23:BB:2651:C:O2'	23:BB:2652:C:H5'	2.10	0.52
23:BB:2720:U:H2'	23:BB:2721:A:H8	1.74	0.52
23:BB:2892:G:H5''	23:BB:2894:G:N2	2.25	0.52
26:BD:32:ASN:HA	26:BD:51:THR:O	2.09	0.52
26:BD:113:SER:HB2	26:BD:168:GLU:N	2.17	0.52
27:BK:47:ILE:CG1	27:BK:48:PRO:HD2	2.34	0.52
35:BV:4:ILE:N	35:BV:62:THR:O	2.43	0.52
38:BM:134:THR:HG22	38:BM:136:MET:H	1.75	0.52
40:BH:62:LEU:HD12	40:BH:62:LEU:N	2.24	0.52
41:BJ:55:ILE:HB	41:BJ:123:LYS:HB2	1.92	0.52
44:BQ:86:SER:HB3	49:BR:52:PRO:HD3	1.92	0.52
47:BF:169:LEU:HA	47:BF:172:PHE:HD2	1.75	0.52
52:BW:28:GLU:H	52:BW:31:LEU:HG	1.75	0.52
1:CA:24:U:O2'	1:CA:25:C:H5'	2.10	0.52
1:CA:178:C:O2'	1:CA:179:A:H5'	2.09	0.52
1:CA:677:U:H3	1:CA:713:G:H22	1.57	0.52
1:CA:860:A:H2'	1:CA:861:G:O4'	2.09	0.52
1:CA:1200:C:H3'	1:CA:1201:A:H5'	1.92	0.52
1:CA:1234:C:H1'	1:CA:1364:U:O2	2.10	0.52
1:CA:1318:A:H4'	18:CS:9:PHE:CE1	2.44	0.52
1:CA:1521:C:H2'	1:CA:1522:U:H6	1.75	0.52
2:CC:54:ILE:HG23	2:CC:54:ILE:O	2.09	0.52
3:CD:29:THR:HB	3:CD:30:LYS:HZ2	1.72	0.52
3:CD:117:VAL:O	3:CD:130:ASN:HA	2.10	0.52
6:CG:61:PHE:O	6:CG:65:LEU:HD13	2.10	0.52
7:CH:94:VAL:CG2	7:CH:101:ALA:HB2	2.39	0.52
12:CM:19:THR:HA	12:CM:24:VAL:HG23	1.91	0.52
14:CO:17:ARG:HD3	14:CO:24:SER:OG	2.10	0.52
19:CT:49:ALA:O	19:CT:52:GLU:HG2	2.10	0.52
21:CU:39:LYS:N	21:CU:40:PRO:CD	2.73	0.52
21:CU:40:PRO:HA	21:CU:44:ARG:HD3	1.92	0.52
23:DB:633:A:H8	23:DB:633:A:O5'	1.92	0.52
23:DB:929:U:O2'	23:DB:930:G:H5'	2.10	0.52
23:DB:1422:G:C1'	23:DB:1495:A:H61	2.23	0.52
23:DB:1501:G:O2'	23:DB:1502:A:H5'	2.09	0.52
23:DB:1508:A:H5'	23:DB:1509:A:N6	2.23	0.52
23:DB:1732:C:H2'	23:DB:1732:C:OP1	2.10	0.52
23:DB:2443:C:H2'	23:DB:2444:G:H8	1.75	0.52
23:DB:2698:U:H2'	23:DB:2699:C:C6	2.45	0.52

Continued on next page...

Continued from previous page...

Atom-1	Atom-2	Interatomic distance (Å)	Clash overlap (Å)
24:DI:5:GLN:HB2	24:DI:30:GLN:OE1	2.10	0.52
27:DK:87:LEU:HD12	27:DK:92:GLU:HA	1.92	0.52
28:DP:88:ARG:HB3	28:DP:88:ARG:NH2	2.25	0.52
33:D1:10:LEU:O	33:D1:19:PHE:HB2	2.10	0.52
41:DJ:25:LEU:HB2	41:DJ:62:VAL:CG2	2.40	0.52
44:DQ:94:LEU:C	44:DQ:96:ASP:H	2.14	0.52
46:DU:78:LYS:CD	46:DU:79:ALA:H	2.22	0.52
50:DT:10:VAL:HG21	50:DT:42:GLU:HG3	1.91	0.52
52:DW:21:GLY:CA	52:DW:33:GLY:HA2	2.40	0.52
1:AA:472:U:H2'	1:AA:473:U:C6	2.44	0.52
1:AA:560:A:H5'	1:AA:566:G:N2	2.25	0.52
1:AA:1003:G:N2	1:AA:1005:A:H5'	2.25	0.52
1:AA:1289:A:H2'	1:AA:1290:G:H5'	1.91	0.52
3:AD:11:SER:HA	3:AD:18:LEU:CD2	2.39	0.52
4:AE:19:ARG:O	4:AE:20:VAL:HB	2.10	0.52
11:AL:66:ILE:HG21	11:AL:71:HIS:HB3	1.91	0.52
20:AB:95:TRP:CH2	20:AB:100:LEU:HB2	2.40	0.52
23:BB:182:A:H2'	23:BB:183:C:H6	1.74	0.52
23:BB:322:A:C3'	29:BE:163:ASN:HD21	2.23	0.52
23:BB:699:A:H2'	23:BB:700:G:O4'	2.09	0.52
23:BB:1172:C:H2'	23:BB:1172:C:O2	2.10	0.52
23:BB:1676:A:H2'	23:BB:1677:A:O4'	2.10	0.52
23:BB:2021:C:OP1	31:B0:8:THR:HG21	2.10	0.52
23:BB:2301:C:H2'	23:BB:2302:U:C6	2.44	0.52
23:BB:2825:G:N3	23:BB:2825:G:H5''	2.25	0.52
29:BE:166:LYS:O	29:BE:167:VAL:HB	2.10	0.52
31:B0:42:ILE:HG12	42:BN:99:LYS:O	2.09	0.52
33:B1:8:ILE:HG23	33:B1:51:ALA:HA	1.92	0.52
36:B2:10:LEU:HD11	36:B2:14:ARG:CZ	2.40	0.52
40:BH:75:LEU:HD21	40:BH:105:ALA:HA	1.93	0.52
41:BJ:4:PHE:CG	41:BJ:5:THR:N	2.78	0.52
41:BJ:56:VAL:HG12	41:BJ:57:LEU:N	2.25	0.52
44:BQ:94:LEU:C	44:BQ:96:ASP:H	2.13	0.52
47:BF:78:ILE:HG23	47:BF:82:TYR:HB3	1.92	0.52
47:BF:79:ARG:NE	47:BF:82:TYR:HD2	2.07	0.52
47:BF:138:PRO:HA	47:BF:142:TYR:CE2	2.45	0.52
48:BG:96:ALA:HB3	48:BG:103:ASN:HB3	1.92	0.52
49:BR:54:VAL:HG22	49:BR:55:ASP:OD2	2.10	0.52
1:CA:144:G:H2'	1:CA:145:G:O4'	2.10	0.52
1:CA:194:C:O2'	1:CA:195:A:H5'	2.10	0.52
1:CA:253:A:H2'	1:CA:254:G:C8	2.44	0.52

Continued on next page...

Continued from previous page...

Atom-1	Atom-2	Interatomic distance (Å)	Clash overlap (Å)
1:CA:394:G:H2'	1:CA:395:C:H6	1.75	0.52
1:CA:405:U:O4	3:CD:1:ALA:HA	2.10	0.52
1:CA:575:G:H4'	1:CA:576:C:OP1	2.10	0.52
14:CO:78:TYR:CE1	14:CO:82:ILE:HD11	2.45	0.52
22:DA:16:G:O2'	22:DA:17:C:H5'	2.10	0.52
22:DA:50:A:OP1	43:DO:68:LYS:HB2	2.10	0.52
23:DB:173:A:H2'	23:DB:174:U:C6	2.45	0.52
23:DB:1386:C:H2'	23:DB:1387:A:H8	1.75	0.52
23:DB:2085:U:O2'	23:DB:2086:U:H5'	2.10	0.52
23:DB:2537:U:H2'	23:DB:2538:C:C6	2.46	0.52
23:DB:2707:U:H2'	23:DB:2708:G:C8	2.45	0.52
23:DB:2734:A:C2'	23:DB:2735:G:H5'	2.40	0.52
25:DC:90:ILE:CD1	25:DC:102:TYR:HB3	2.39	0.52
26:DD:51:THR:HG22	26:DD:52:THR:N	2.25	0.52
26:DD:123:LYS:O	26:DD:165:MET:HE1	2.10	0.52
35:DV:76:ASP:CG	35:DV:77:VAL:H	2.14	0.52
46:DU:23:LYS:HD2	46:DU:23:LYS:N	2.25	0.52
47:DF:39:VAL:HG12	47:DF:84:ILE:C	2.30	0.52
47:DF:43:ILE:HB	47:DF:82:TYR:CZ	2.45	0.52
50:DT:39:THR:O	50:DT:40:LYS:HB2	2.09	0.52
50:DT:82:LYS:HD2	50:DT:84:TYR:CE1	2.42	0.52
50:DT:87:LEU:HB2	50:DT:91:GLN:HG2	1.92	0.52
52:DW:9:THR:OG1	52:DW:10:ARG:N	2.42	0.52
1:AA:1219:A:H2'	1:AA:1220:G:H8	1.75	0.51
2:AC:113:LYS:HB2	2:AC:184:ASN:OD1	2.09	0.51
9:AJ:14:ASP:OD1	9:AJ:17:LEU:HB2	2.10	0.51
15:AP:67:ILE:HD11	15:AP:71:VAL:HG22	1.92	0.51
20:AB:62:ARG:H	20:AB:62:ARG:CD	2.16	0.51
20:AB:107:ARG:HA	20:AB:110:ILE:HD12	1.91	0.51
20:AB:113:LEU:HD12	20:AB:143:LEU:HB3	1.92	0.51
21:AU:40:PRO:HA	21:AU:44:ARG:HD3	1.92	0.51
23:BB:132:G:O2'	23:BB:133:U:H5'	2.10	0.51
23:BB:322:A:C2'	29:BE:163:ASN:HD21	2.23	0.51
23:BB:616:A:H3'	23:BB:617:G:C8	2.42	0.51
23:BB:817:C:O2'	23:BB:839:U:H5''	2.10	0.51
23:BB:1050:A:H2'	23:BB:1051:G:H8	1.75	0.51
23:BB:1220:G:H2'	23:BB:1221:C:H6	1.74	0.51
23:BB:1295:C:H2'	23:BB:1296:G:C8	2.45	0.51
23:BB:1319:C:O2'	23:BB:1320:C:H5'	2.09	0.51
23:BB:1805:A:N3	25:BC:49:THR:CG2	2.74	0.51
23:BB:1847:A:H4'	23:BB:1848:A:H8	1.75	0.51

Continued on next page...

Continued from previous page...

Atom-1	Atom-2	Interatomic distance (Å)	Clash overlap (Å)
23:BB:2052:A:OP1	26:BD:145:SER:HA	2.09	0.51
23:BB:2136:G:H3'	23:BB:2137:U:H5	1.76	0.51
23:BB:2353:G:N3	52:BW:30:VAL:HG13	2.26	0.51
23:BB:2849:U:N3	23:BB:2867:G:C8	2.76	0.51
25:BC:142:ASN:CG	25:BC:142:ASN:O	2.48	0.51
26:BD:69:ALA:CA	26:BD:73:VAL:HB	2.40	0.51
26:BD:77:ARG:HB2	26:BD:80:TRP:HH2	1.75	0.51
28:BP:3:ILE:HG23	28:BP:4:ILE:HG13	1.92	0.51
38:BM:26:VAL:HG13	38:BM:133:LYS:HA	1.92	0.51
40:BH:40:THR:N	40:BH:43:ASN:ND2	2.55	0.51
43:BO:51:ALA:O	43:BO:74:VAL:HG13	2.10	0.51
49:BR:62:GLU:O	49:BR:96:VAL:HA	2.10	0.51
52:BW:9:THR:OG1	52:BW:10:ARG:N	2.42	0.51
1:CA:926:G:N2	1:CA:1505:G:H2'	2.25	0.51
1:CA:952:U:H2'	1:CA:953:G:C8	2.44	0.51
1:CA:1142:G:H2'	1:CA:1143:G:O4'	2.09	0.51
2:CC:113:LYS:HB2	2:CC:184:ASN:OD1	2.10	0.51
3:CD:26:ALA:HA	3:CD:30:LYS:HE3	1.91	0.51
3:CD:106:PHE:CD1	3:CD:144:ILE:HD11	2.45	0.51
6:CG:11:ILE:H	6:CG:11:ILE:HD12	1.75	0.51
6:CG:104:VAL:HG12	6:CG:108:ARG:HH11	1.75	0.51
11:CL:7:VAL:HG22	16:CQ:33:TYR:HD1	1.74	0.51
11:CL:31:GLY:HA3	11:CL:54:VAL:HG12	1.92	0.51
12:CM:56:ARG:O	12:CM:59:VAL:HG12	2.10	0.51
22:DA:22:U:H2'	22:DA:23:G:C8	2.45	0.51
23:DB:483:A:C4	46:DU:57:ILE:HD11	2.45	0.51
23:DB:592:A:H2'	23:DB:593:U:C6	2.45	0.51
23:DB:1376:C:H3'	56:DB:3278:HOH:O	2.10	0.51
23:DB:1723:G:H3'	23:DB:1724:G:H8	1.74	0.51
23:DB:2282:G:H4'	23:DB:2389:G:O2'	2.09	0.51
23:DB:2425:A:H5''	23:DB:2426:A:H3'	1.91	0.51
23:DB:2772:C:H2'	23:DB:2773:C:C6	2.45	0.51
23:DB:2852:G:H2'	23:DB:2853:C:C6	2.45	0.51
24:DI:85:ILE:HD12	24:DI:87:SER:O	2.09	0.51
24:DI:99:LYS:HD3	24:DI:99:LYS:N	2.25	0.51
26:DD:101:PHE:HE2	26:DD:205:PRO:HD3	1.75	0.51
40:DH:88:GLY:C	40:DH:89:LYS:HD2	2.30	0.51
42:DN:49:GLU:HA	42:DN:94:TYR:HD2	1.76	0.51
47:DF:78:ILE:HG23	47:DF:82:TYR:HB3	1.92	0.51
50:DT:41:ALA:C	50:DT:43:ILE:H	2.12	0.51
50:DT:57:VAL:HG22	50:DT:58:VAL:N	2.16	0.51

Continued on next page...

Continued from previous page...

Atom-1	Atom-2	Interatomic distance (Å)	Clash overlap (Å)
1:AA:325:A:H2'	1:AA:326:G:O4'	2.09	0.51
1:AA:465:A:N3	1:AA:465:A:H5'	2.26	0.51
1:AA:586:C:C2'	1:AA:587:G:H5'	2.40	0.51
1:AA:825:A:H2'	1:AA:826:C:H6	1.73	0.51
1:AA:858:G:O6	1:AA:869:G:H3'	2.10	0.51
1:AA:1004:A:C8	1:AA:1025:U:H1'	2.45	0.51
1:AA:1298:U:H2'	6:AG:113:LYS:NZ	2.25	0.51
5:AF:43:GLY:HA2	5:AF:58:HIS:CD2	2.45	0.51
9:AJ:88:MET:SD	9:AJ:88:MET:N	2.83	0.51
12:AM:6:ILE:O	12:AM:8:ILE:HG23	2.11	0.51
12:AM:49:GLU:HG3	12:AM:53:ASP:OD1	2.11	0.51
12:AM:89:ARG:NH2	12:AM:94:LEU:HD12	2.25	0.51
13:AN:24:ALA:O	13:AN:27:LYS:HG2	2.10	0.51
13:AN:41:TRP:HB3	13:AN:44:VAL:HG12	1.90	0.51
19:AT:50:PHE:O	19:AT:53:MET:HG3	2.09	0.51
20:AB:112:ARG:NH2	20:AB:116:LEU:HD21	2.24	0.51
20:AB:124:THR:OG1	20:AB:124:THR:O	2.25	0.51
23:BB:139:U:H5''	23:BB:140:C:O4'	2.10	0.51
23:BB:438:G:H2'	23:BB:439:A:C8	2.45	0.51
23:BB:478:A:H5''	23:BB:479:A:OP2	2.10	0.51
23:BB:934:U:H2'	23:BB:935:C:C6	2.45	0.51
23:BB:1220:G:H2'	23:BB:1221:C:C6	2.45	0.51
23:BB:1241:A:H2'	23:BB:1242:U:H5'	1.92	0.51
23:BB:2213:U:C2'	23:BB:2213:U:O2	2.57	0.51
25:BC:159:THR:O	25:BC:194:VAL:HG12	2.11	0.51
26:BD:111:GLY:H	26:BD:194:PRO:HG2	1.75	0.51
30:BY:2:LYS:HG2	30:BY:3:THR:H	1.75	0.51
36:B2:10:LEU:HD21	36:B2:14:ARG:HH11	1.72	0.51
37:BL:3:LEU:O	37:BL:5:THR:N	2.43	0.51
39:BX:20:ASN:N	39:BX:20:ASN:HD22	2.08	0.51
40:BH:82:SER:HB3	40:BH:92:GLY:O	2.09	0.51
44:BQ:35:PHE:HE1	44:BQ:39:ILE:HD11	1.75	0.51
46:BU:85:ARG:NE	46:BU:85:ARG:HA	2.26	0.51
48:BG:84:LYS:HB3	48:BG:132:LEU:O	2.11	0.51
1:CA:201:G:O2'	1:CA:469:C:H4'	2.09	0.51
1:CA:634:C:H2'	1:CA:635:A:H8	1.76	0.51
1:CA:972:C:P	9:CJ:59:LYS:HD3	2.50	0.51
1:CA:1147:C:O2'	8:CI:17:ARG:HD2	2.11	0.51
1:CA:1488:G:O2'	1:CA:1489:G:H5'	2.10	0.51
5:CF:92:THR:O	5:CF:93:LYS:HB2	2.11	0.51
18:CS:11:ASP:H	18:CS:14:LEU:HD21	1.75	0.51

Continued on next page...

Continued from previous page...

Atom-1	Atom-2	Interatomic distance (Å)	Clash overlap (Å)
20:CB:13:VAL:HG11	20:CB:207:ARG:HG2	1.91	0.51
23:DB:156:A:H2'	23:DB:157:C:C6	2.45	0.51
23:DB:753:A:O2'	23:DB:754:U:H5'	2.10	0.51
23:DB:825:A:H1'	37:DL:54:GLN:NE2	2.26	0.51
23:DB:1060:U:O2	23:DB:1088:A:C8	2.63	0.51
23:DB:1213:A:C6	23:DB:1237:A:H1'	2.45	0.51
23:DB:1229:C:H2'	23:DB:1230:A:C8	2.45	0.51
23:DB:1654:A:H2'	23:DB:1655:A:C8	2.44	0.51
23:DB:2230:G:H2'	23:DB:2231:U:C6	2.45	0.51
25:DC:116:GLN:HG2	25:DC:117:SER:N	2.23	0.51
25:DC:151:GLY:C	25:DC:152:GLN:HG3	2.30	0.51
25:DC:221:GLY:C	25:DC:223:ALA:H	2.14	0.51
25:DC:246:PRO:HB2	25:DC:247:TRP:CZ3	2.45	0.51
37:DL:85:VAL:HG22	37:DL:94:THR:HG22	1.93	0.51
40:DH:73:ASN:ND2	40:DH:140:ALA:HB1	2.26	0.51
44:DQ:86:SER:HB3	49:DR:52:PRO:HD3	1.92	0.51
47:DF:79:ARG:NE	47:DF:82:TYR:HD2	2.08	0.51
49:DR:58:VAL:O	49:DR:58:VAL:HG13	2.10	0.51
52:DW:49:ASN:CB	52:DW:60:ALA:HA	2.40	0.51
1:AA:171:A:H2'	1:AA:172:A:C8	2.44	0.51
1:AA:239:U:H6	1:AA:239:U:C5'	2.23	0.51
1:AA:253:A:H2'	1:AA:254:G:C8	2.45	0.51
1:AA:677:U:H2'	1:AA:678:U:C6	2.45	0.51
1:AA:1172:C:O2'	1:AA:1173:U:H5'	2.10	0.51
1:AA:1490:U:H5'	1:AA:1491:G:OP2	2.11	0.51
4:AE:104:ILE:O	4:AE:104:ILE:HG23	2.10	0.51
8:AI:99:LYS:HE3	9:CJ:80:THR:CA	2.40	0.51
12:AM:15:VAL:HG22	12:AM:33:LEU:CD1	2.40	0.51
18:AS:44:ILE:HA	18:AS:61:VAL:CG1	2.40	0.51
20:AB:23:ASN:HD22	20:AB:24:PRO:CD	2.23	0.51
23:BB:84:A:P	46:BU:5:ARG:HE	2.33	0.51
23:BB:274:C:H2'	23:BB:275:C:O4'	2.11	0.51
23:BB:767:U:O2'	23:BB:768:G:H5'	2.10	0.51
23:BB:919:U:H2'	23:BB:920:A:H8	1.70	0.51
23:BB:1083:U:H2'	23:BB:1085:A:OP2	2.10	0.51
23:BB:1509:A:H4'	23:BB:1510:G:H8	1.74	0.51
26:BD:13:ARG:HH12	28:BP:74:GLN:CD	2.14	0.51
26:BD:14:ILE:HG23	26:BD:14:ILE:O	2.10	0.51
27:BK:64:ARG:O	27:BK:82:ASN:HA	2.10	0.51
28:BP:77:SER:O	28:BP:80:VAL:HG12	2.10	0.51
29:BE:182:ALA:O	29:BE:183:PHE:HB2	2.10	0.51

Continued on next page...

Continued from previous page...

Atom-1	Atom-2	Interatomic distance (Å)	Clash overlap (Å)
40:BH:77:THR:HG22	40:BH:79:THR:HG23	1.93	0.51
41:BJ:18:VAL:CG1	41:BJ:54:ILE:HD11	2.39	0.51
41:BJ:44:TYR:C	41:BJ:44:TYR:CD2	2.84	0.51
49:BR:61:ALA:CB	49:BR:98:ILE:HA	2.41	0.51
50:BT:50:LEU:HD22	50:BT:50:LEU:H	1.74	0.51
1:CA:34:C:H2'	1:CA:35:G:H8	1.76	0.51
1:CA:179:A:H2'	1:CA:180:U:O4'	2.09	0.51
1:CA:310:G:H5''	15:CP:31:ARG:HB2	1.91	0.51
1:CA:386:C:C2'	1:CA:387:U:H5'	2.41	0.51
1:CA:674:G:H2'	1:CA:675:A:H8	1.75	0.51
1:CA:1243:C:H2'	1:CA:1244:G:H8	1.75	0.51
1:CA:1251:A:H2'	1:CA:1252:A:C8	2.46	0.51
1:CA:1292:G:H2'	1:CA:1293:C:C6	2.44	0.51
1:CA:1298:U:H2'	6:CG:113:LYS:NZ	2.25	0.51
56:CA:1764:HOH:O	13:CN:1:ALA:HB3	2.10	0.51
7:CH:34:ALA:HB1	7:CH:109:VAL:HB	1.91	0.51
12:CM:96:VAL:C	12:CM:98:GLY:H	2.14	0.51
16:CQ:80:LYS:H	16:CQ:80:LYS:HD2	1.75	0.51
18:CS:27:LYS:HZ2	18:CS:27:LYS:HB3	1.76	0.51
19:CT:2:ASN:ND2	19:CT:3:ILE:N	2.57	0.51
23:DB:184:C:H2'	23:DB:185:G:H8	1.75	0.51
23:DB:692:C:H2'	23:DB:693:A:H8	1.75	0.51
23:DB:937:C:H2'	23:DB:938:G:C8	2.46	0.51
23:DB:1007:C:O3'	41:DJ:110:PRO:HB3	2.09	0.51
23:DB:1083:U:H2'	23:DB:1085:A:OP2	2.10	0.51
23:DB:1310:G:H21	23:DB:1610:A:H8	1.59	0.51
23:DB:1349:C:H2'	23:DB:1350:C:H6	1.76	0.51
23:DB:1796:U:H2'	23:DB:1797:G:C8	2.45	0.51
23:DB:2489:U:O2'	23:DB:2490:G:H5'	2.10	0.51
23:DB:2611:C:O2'	23:DB:2612:C:H5'	2.10	0.51
24:DI:18:ASN:HB2	24:DI:38:CYS:SG	2.51	0.51
24:DI:129:GLU:HB3	24:DI:133:ARG:HH12	1.75	0.51
25:DC:64:VAL:HG22	25:DC:90:ILE:HD11	1.91	0.51
37:DL:82:LEU:HD23	37:DL:90:VAL:HG21	1.92	0.51
40:DH:135:HIS:CG	40:DH:136:SER:N	2.79	0.51
41:DJ:56:VAL:HG12	41:DJ:57:LEU:N	2.25	0.51
42:DN:31:HIS:O	42:DN:33:ILE:HG13	2.10	0.51
46:DU:81:ARG:HB2	46:DU:96:LYS:HG2	1.91	0.51
49:DR:5:PHE:O	49:DR:11:GLN:HA	2.09	0.51
50:DT:43:ILE:HG21	50:DT:58:VAL:HG21	1.92	0.51
50:DT:68:LYS:O	50:DT:69:ARG:HB3	2.10	0.51

Continued on next page...

Continued from previous page...

Atom-1	Atom-2	Interatomic distance (Å)	Clash overlap (Å)
1:AA:1234:C:O2'	1:AA:1235:U:H5'	2.10	0.51
1:AA:1243:C:H2'	1:AA:1244:G:H8	1.75	0.51
1:AA:1318:A:H4'	18:AS:9:PHE:CE1	2.45	0.51
1:AA:1329:A:O2'	1:AA:1330:U:H5'	2.10	0.51
1:AA:1359:C:H3'	13:AN:74:ARG:HH21	1.74	0.51
4:AE:80:LEU:HG	4:AE:122:VAL:HG11	1.92	0.51
13:AN:46:LYS:HZ2	18:AS:15:LEU:HD11	1.75	0.51
16:AQ:45:VAL:HG11	16:AQ:60:ILE:HG21	1.92	0.51
20:AB:118:THR:HA	20:AB:121:GLN:HB3	1.92	0.51
22:BA:55:U:H2'	22:BA:56:G:H8	1.76	0.51
23:BB:143:C:O5'	23:BB:143:C:H6	1.94	0.51
23:BB:173:A:H2'	23:BB:174:U:C6	2.45	0.51
23:BB:305:C:H2'	23:BB:306:U:C6	2.46	0.51
23:BB:438:G:H2'	23:BB:439:A:H8	1.74	0.51
23:BB:443:A:C8	29:BE:40:ARG:HD3	2.45	0.51
23:BB:1117:C:H2'	23:BB:1118:C:H6	1.76	0.51
23:BB:1704:C:O2'	23:BB:1705:A:H5'	2.09	0.51
23:BB:2649:C:H2'	23:BB:2650:U:H6	1.73	0.51
23:BB:2747:G:H2'	23:BB:2748:A:C8	2.45	0.51
25:BC:104:LEU:O	25:BC:105:ALA:HB3	2.10	0.51
25:BC:116:GLN:HG2	25:BC:117:SER:N	2.25	0.51
25:BC:222:THR:HA	25:BC:231:HIS:O	2.10	0.51
40:BH:40:THR:O	40:BH:42:LYS:N	2.39	0.51
44:BQ:59:LEU:O	44:BQ:62:ALA:HB3	2.11	0.51
44:BQ:105:PHE:HA	44:BQ:108:LEU:CD1	2.40	0.51
45:BS:24:ILE:CG1	45:BS:36:LEU:HD21	2.39	0.51
1:CA:33:A:H2'	1:CA:34:C:C6	2.45	0.51
1:CA:182:A:O2'	1:CA:183:C:H5''	2.11	0.51
1:CA:679:C:H2'	1:CA:680:C:C6	2.45	0.51
1:CA:1053:G:N7	1:CA:1199:U:H3'	2.25	0.51
1:CA:1225:A:H2'	1:CA:1225:A:N3	2.25	0.51
2:CC:116:ALA:O	2:CC:120:THR:HG23	2.10	0.51
11:CL:49:ARG:HH12	11:CL:88:ASP:CB	2.23	0.51
16:CQ:75:VAL:HG23	16:CQ:76:ARG:N	2.25	0.51
22:DA:38:C:H2'	22:DA:39:A:O4'	2.09	0.51
23:DB:589:U:H2'	23:DB:590:A:H8	1.75	0.51
23:DB:817:C:O2'	23:DB:839:U:H5''	2.10	0.51
23:DB:851:C:H2'	23:DB:852:U:H6	1.75	0.51
23:DB:1633:G:O2'	23:DB:1634:A:H5''	2.09	0.51
23:DB:2106:U:H2'	23:DB:2107:G:OP1	2.10	0.51
24:DI:23:VAL:HG12	24:DI:27:LEU:HD21	1.92	0.51

Continued on next page...

Continued from previous page...

Atom-1	Atom-2	Interatomic distance (Å)	Clash overlap (Å)
25:DC:102:TYR:O	25:DC:103:ILE:HG13	2.10	0.51
28:DP:107:ALA:O	28:DP:108:ARG:C	2.49	0.51
30:DY:2:LYS:HG2	30:DY:3:THR:H	1.76	0.51
35:DV:40:ILE:N	35:DV:40:ILE:HD13	2.26	0.51
44:DQ:59:LEU:O	44:DQ:62:ALA:HB3	2.10	0.51
45:DS:58:ALA:CB	45:DS:69:LEU:HD21	2.40	0.51
46:DU:80:ASP:O	46:DU:96:LYS:HG2	2.10	0.51
47:DF:71:LYS:HG2	47:DF:73:VAL:H	1.76	0.51
47:DF:106:ALA:HA	47:DF:135:ILE:CD1	2.41	0.51
52:DW:36:ILE:HB	52:DW:39:GLN:NE2	2.24	0.51
1:AA:93:U:OP2	1:AA:94:G:H5''	2.10	0.51
1:AA:162:A:H2'	1:AA:163:C:O4'	2.10	0.51
1:AA:224:U:H2'	1:AA:225:C:C6	2.46	0.51
2:AC:67:ILE:HG22	2:AC:69:THR:HG22	1.93	0.51
3:AD:117:VAL:O	3:AD:130:ASN:HA	2.11	0.51
12:AM:71:GLU:HA	12:AM:74:MET:HG3	1.92	0.51
23:BB:418:C:H2'	23:BB:419:U:C6	2.46	0.51
23:BB:674:G:O2'	29:BE:60:TRP:HH2	1.94	0.51
23:BB:709:U:H2'	23:BB:710:U:H6	1.72	0.51
23:BB:827:U:H5'	23:BB:828:U:O5'	2.11	0.51
23:BB:1287:A:N7	42:BN:105:GLY:HA3	2.25	0.51
23:BB:2241:A:H2'	23:BB:2242:G:H8	1.76	0.51
23:BB:2589:A:H2'	23:BB:2590:A:H8	1.75	0.51
25:BC:6:LYS:C	25:BC:8:THR:H	2.13	0.51
25:BC:146:LYS:HB2	25:BC:149:LYS:HB2	1.92	0.51
29:BE:109:LEU:O	29:BE:112:LEU:HB2	2.10	0.51
32:B4:11:CYS:SG	32:B4:13:ASN:HB2	2.50	0.51
35:BV:75:GLN:HG2	35:BV:92:VAL:HB	1.92	0.51
35:BV:76:ASP:CG	35:BV:77:VAL:H	2.13	0.51
37:BL:46:VAL:HB	37:BL:50:PHE:HD1	1.76	0.51
37:BL:93:ASN:ND2	37:BL:94:THR:H	2.08	0.51
37:BL:125:LEU:H	37:BL:143:GLU:CG	2.24	0.51
37:BL:141:LYS:NZ	37:BL:143:GLU:HA	2.25	0.51
40:BH:68:ARG:O	40:BH:72:ILE:HG22	2.11	0.51
41:BJ:96:ARG:N	41:BJ:97:PRO:HD3	2.25	0.51
42:BN:13:ASN:C	42:BN:15:SER:H	2.14	0.51
42:BN:82:GLU:C	42:BN:84:GLY:H	2.14	0.51
44:BQ:18:LYS:C	44:BQ:20:ALA:H	2.12	0.51
45:BS:27:LYS:HD2	45:BS:27:LYS:H	1.75	0.51
45:BS:66:ILE:HD13	45:BS:66:ILE:N	2.20	0.51
47:BF:37:MET:HE1	47:BF:149:ARG:HD2	1.92	0.51

Continued on next page...

Continued from previous page...

Atom-1	Atom-2	Interatomic distance (Å)	Clash overlap (Å)
48:BG:88:LEU:HD13	48:BG:93:TYR:HB3	1.92	0.51
48:BG:140:ILE:HD12	48:BG:141:GLY:N	2.26	0.51
51:BZ:64:ILE:H	51:BZ:64:ILE:CD1	2.17	0.51
14:CO:26:GLU:HA	14:CO:81:LEU:HD11	1.91	0.51
20:CB:83:ALA:HA	20:CB:88:GLN:HB2	1.92	0.51
20:CB:116:LEU:HB3	20:CB:140:LEU:HD11	1.92	0.51
20:CB:221:ARG:HH11	20:CB:221:ARG:CB	2.24	0.51
23:DB:438:G:H2'	23:DB:439:A:C8	2.45	0.51
23:DB:1220:G:H2'	23:DB:1221:C:C6	2.45	0.51
23:DB:1870:C:H5''	23:DB:1871:A:C6	2.46	0.51
23:DB:2207:C:H2'	23:DB:2208:C:H6	1.75	0.51
23:DB:2615:U:C2	31:D0:3:GLN:HA	2.45	0.51
25:DC:6:LYS:C	25:DC:8:THR:H	2.14	0.51
25:DC:34:GLU:O	25:DC:34:GLU:HG3	2.10	0.51
25:DC:107:LYS:HD3	25:DC:193:GLU:HB2	1.93	0.51
25:DC:209:ALA:HA	25:DC:212:TRP:NE1	2.25	0.51
26:DD:46:ARG:HH12	26:DD:88:GLU:HG3	1.75	0.51
37:DL:141:LYS:NZ	37:DL:143:GLU:HA	2.25	0.51
38:DM:82:MET:HE3	38:DM:83:GLY:N	2.24	0.51
42:DN:3:HIS:O	42:DN:4:ARG:HB2	2.11	0.51
47:DF:21:TYR:HD2	47:DF:27:VAL:HG12	1.76	0.51
49:DR:1:MET:HA	49:DR:42:ALA:HB3	1.93	0.51
1:AA:123:U:H2'	1:AA:124:C:H6	1.76	0.51
1:AA:538:G:OP2	11:AL:111:GLN:HB2	2.10	0.51
1:AA:677:U:H2'	1:AA:678:U:H6	1.75	0.51
1:AA:946:A:H2'	1:AA:947:G:H8	1.72	0.51
3:AD:113:ALA:O	3:AD:117:VAL:HG23	2.11	0.51
4:AE:131:ASN:O	4:AE:135:VAL:HG23	2.09	0.51
8:AI:17:ARG:HB2	8:AI:65:THR:HB	1.92	0.51
18:AS:11:ASP:H	18:AS:14:LEU:HD21	1.75	0.51
18:AS:27:LYS:NZ	18:AS:27:LYS:HB3	2.26	0.51
19:AT:72:ALA:HA	19:AT:75:LYS:HD3	1.92	0.51
23:BB:394:C:H2'	23:BB:395:U:O4'	2.10	0.51
23:BB:575:A:O2'	23:BB:576:U:H5'	2.11	0.51
23:BB:871:U:H4'	38:BM:68:PHE:CE2	2.46	0.51
23:BB:1347:A:H2'	23:BB:1348:C:O4'	2.11	0.51
23:BB:1418:G:H1'	23:BB:1580:A:H61	1.75	0.51
23:BB:1582:C:H3'	23:BB:1583:A:C2	2.45	0.51
23:BB:1789:A:OP1	25:BC:220:ARG:HD3	2.11	0.51
23:BB:2344:U:H4'	23:BB:2345:G:OP1	2.10	0.51
23:BB:2698:U:H2'	23:BB:2699:C:C6	2.45	0.51

Continued on next page...

Continued from previous page...

Atom-1	Atom-2	Interatomic distance (Å)	Clash overlap (Å)
23:BB:2704:C:H2'	23:BB:2705:A:O4'	2.11	0.51
23:BB:2707:U:H2'	23:BB:2708:G:C8	2.46	0.51
25:BC:71:ASP:OD2	25:BC:118:GLY:HA2	2.11	0.51
25:BC:93:VAL:HG13	25:BC:94:LEU:N	2.26	0.51
26:BD:14:ILE:HG23	26:BD:22:ILE:HB	1.91	0.51
26:BD:61:THR:O	26:BD:64:GLU:HB2	2.11	0.51
26:BD:104:VAL:HG13	26:BD:106:LYS:HE2	1.92	0.51
35:BV:77:VAL:HA	35:BV:89:ILE:HG22	1.91	0.51
36:B2:43:THR:O	36:B2:44:VAL:C	2.49	0.51
42:BN:77:ALA:O	42:BN:81:ASN:HB2	2.11	0.51
44:BQ:91:ARG:NE	49:BR:11:GLN:H	2.09	0.51
47:BF:71:LYS:HE2	47:BF:73:VAL:HB	1.92	0.51
1:CA:123:U:H2'	1:CA:124:C:C6	2.45	0.51
1:CA:715:A:H2'	1:CA:716:A:C8	2.46	0.51
1:CA:1085:U:H3'	1:CA:1086:U:C5	2.45	0.51
1:CA:1102:A:H2'	1:CA:1103:C:C6	2.45	0.51
1:CA:1219:A:H2'	1:CA:1220:G:H8	1.76	0.51
1:CA:1287:A:H2'	1:CA:1288:A:H8	1.72	0.51
2:CC:26:LYS:HE2	2:CC:27:GLU:HG3	1.92	0.51
4:CE:19:ARG:O	4:CE:20:VAL:HB	2.11	0.51
7:CH:26:MET:HB2	7:CH:27:PRO:HD2	1.93	0.51
7:CH:74:ILE:HG13	7:CH:128:VAL:HG22	1.92	0.51
13:CN:26:LEU:HA	13:CN:29:ILE:HD12	1.92	0.51
16:CQ:28:VAL:HG12	16:CQ:37:ILE:O	2.11	0.51
22:DA:32:U:H2'	22:DA:33:G:H8	1.75	0.51
22:DA:90:C:OP1	38:DM:16:ARG:HB2	2.11	0.51
23:DB:1099:G:H5''	24:DI:2:LYS:HB2	1.93	0.51
23:DB:1774:C:H2'	23:DB:1774:C:O2	2.10	0.51
23:DB:1812:U:H1'	25:DC:43:ASN:ND2	2.25	0.51
23:DB:2376:A:N1	43:DO:92:PHE:HD2	2.07	0.51
23:DB:2875:C:H2'	23:DB:2876:G:H8	1.76	0.51
28:DP:89:GLY:HA2	28:DP:111:GLU:HA	1.92	0.51
40:DH:88:GLY:HA3	40:DH:125:THR:OG1	2.10	0.51
44:DQ:78:PHE:CZ	44:DQ:82:LEU:HD11	2.46	0.51
52:DW:68:PHE:CE1	52:DW:79:ILE:HD11	2.45	0.51
1:AA:144:G:H2'	1:AA:145:G:O4'	2.11	0.51
1:AA:242:G:H2'	1:AA:243:A:H5''	1.91	0.51
1:AA:555:U:H2'	1:AA:556:C:H6	1.75	0.51
1:AA:1351:U:O2'	1:AA:1352:C:H5'	2.10	0.51
3:AD:2:ARG:HG3	3:AD:114:ARG:NH1	2.25	0.51
3:AD:152:SER:O	3:AD:155:LYS:HG2	2.11	0.51

Continued on next page...

Continued from previous page...

Atom-1	Atom-2	Interatomic distance (Å)	Clash overlap (Å)
6:AG:135:LYS:HD3	6:AG:136:LYS:N	2.26	0.51
7:AH:94:VAL:CG2	7:AH:101:ALA:HB2	2.40	0.51
16:AQ:28:VAL:HG12	16:AQ:37:ILE:O	2.10	0.51
23:BB:62:U:C2'	23:BB:63:A:H5'	2.40	0.51
23:BB:279:A:H2'	23:BB:280:U:H5'	1.92	0.51
23:BB:526:A:N6	23:BB:2626:C:H4'	2.25	0.51
23:BB:693:A:H2'	23:BB:694:U:H6	1.75	0.51
23:BB:912:C:H2'	23:BB:913:U:C6	2.45	0.51
23:BB:1054:A:H2'	23:BB:1055:G:C8	2.46	0.51
23:BB:1353:A:H2'	23:BB:1354:A:C8	2.45	0.51
23:BB:1947:C:H2'	23:BB:1948:G:C8	2.46	0.51
23:BB:2648:G:H2'	23:BB:2649:C:C6	2.45	0.51
25:BC:185:ALA:C	25:BC:187:CYS:H	2.14	0.51
26:BD:51:THR:HG22	26:BD:52:THR:N	2.26	0.51
27:BK:109:SER:HB2	27:BK:111:LYS:HE2	1.92	0.51
29:BE:195:GLN:HA	29:BE:198:GLU:CD	2.31	0.51
33:B1:3:GLY:C	33:B1:5:ARG:H	2.14	0.51
35:BV:44:HIS:CE1	35:BV:86:LEU:H	2.20	0.51
38:BM:21:ALA:CB	38:BM:100:LYS:HG2	2.40	0.51
39:BX:31:GLN:HB3	39:BX:37:LEU:HD12	1.93	0.51
42:BN:49:GLU:HA	42:BN:94:TYR:HD2	1.75	0.51
44:BQ:111:LYS:NZ	49:BR:50:GLY:HA2	2.26	0.51
46:BU:23:LYS:HD2	46:BU:23:LYS:H	1.76	0.51
46:BU:78:LYS:CD	46:BU:79:ALA:H	2.24	0.51
47:BF:126:ASN:HD22	47:BF:156:THR:CA	2.22	0.51
51:BZ:5:CYS:O	51:BZ:6:GLN:HB3	2.10	0.51
52:BW:17:ALA:O	52:BW:18:LYS:HD2	2.11	0.51
52:BW:32:ALA:C	52:BW:34:SER:H	2.14	0.51
1:CA:57:G:H2'	1:CA:58:C:H6	1.75	0.51
1:CA:279:A:H5'	1:CA:281:G:O4'	2.10	0.51
1:CA:436:C:O2'	1:CA:437:U:H5'	2.11	0.51
1:CA:842:U:H4'	1:CA:846:G:C2	2.45	0.51
12:CM:63:VAL:CG1	12:CM:67:ASP:HB2	2.41	0.51
13:CN:55:SER:HB2	13:CN:58:ARG:HD2	1.93	0.51
23:DB:62:U:C2'	23:DB:63:A:H5'	2.41	0.51
23:DB:1198:U:H2'	23:DB:1199:U:H6	1.75	0.51
23:DB:1274:A:N3	23:DB:1297:C:H1'	2.25	0.51
23:DB:1804:C:OP1	25:DC:256:THR:HB	2.11	0.51
23:DB:2893:A:H4'	23:DB:2894:G:C5'	2.41	0.51
24:DI:1:ALA:CB	24:DI:2:LYS:HD2	2.40	0.51
26:DD:107:VAL:HA	26:DD:204:LYS:O	2.11	0.51

Continued on next page...

Continued from previous page...

Atom-1	Atom-2	Interatomic distance (Å)	Clash overlap (Å)
33:D1:3:GLY:C	33:D1:5:ARG:H	2.14	0.51
34:D3:39:ARG:O	34:D3:43:LEU:HG	2.10	0.51
37:DL:93:ASN:ND2	37:DL:94:THR:H	2.08	0.51
38:DM:59:ARG:HE	38:DM:60:GLN:N	2.09	0.51
41:DJ:96:ARG:N	41:DJ:97:PRO:HD3	2.26	0.51
42:DN:13:ASN:OD1	42:DN:15:SER:HB3	2.09	0.51
44:DQ:105:PHE:HA	44:DQ:108:LEU:CD1	2.41	0.51
47:DF:126:ASN:HD22	47:DF:156:THR:CA	2.24	0.51
49:DR:3:ALA:O	49:DR:4:VAL:HG13	2.10	0.51
50:DT:39:THR:HG22	50:DT:42:GLU:CG	2.36	0.51
1:AA:77:A:H8	1:AA:77:A:O5'	1.93	0.51
1:AA:204:G:H1'	1:AA:466:A:H62	1.76	0.51
1:AA:332:G:OP2	19:AT:4:LYS:HB2	2.10	0.51
1:AA:399:G:H2'	1:AA:400:C:C6	2.45	0.51
1:AA:556:C:O2'	1:AA:557:G:H5'	2.11	0.51
1:AA:586:C:O2'	1:AA:587:G:H5'	2.09	0.51
1:AA:678:U:H2'	1:AA:679:C:H6	1.74	0.51
1:AA:840:C:H2'	1:AA:842:U:OP2	2.11	0.51
1:AA:1026:G:H2'	1:AA:1027:C:C6	2.46	0.51
1:AA:1225:A:H2'	1:AA:1225:A:N3	2.25	0.51
1:AA:1250:A:H4'	8:AI:69:GLY:N	2.20	0.51
1:AA:1289:A:H61	8:AI:71:ILE:CD1	2.24	0.51
5:AF:3:HIS:HB2	5:AF:92:THR:CA	2.35	0.51
5:AF:6:ILE:HD11	5:AF:8:PHE:CD2	2.46	0.51
6:AG:11:ILE:HG12	6:AG:24:LYS:HE2	1.91	0.51
6:AG:104:VAL:HG12	6:AG:108:ARG:HH11	1.76	0.51
7:AH:55:LYS:HA	7:AH:55:LYS:NZ	2.25	0.51
8:AI:41:GLU:C	8:AI:43:ALA:H	2.14	0.51
9:AJ:35:GLN:HG2	9:AJ:78:GLU:OE1	2.10	0.51
9:AJ:92:LEU:N	9:AJ:92:LEU:HD13	2.25	0.51
14:AO:16:GLY:HA2	14:AO:27:VAL:CG2	2.40	0.51
19:AT:28:ARG:O	19:AT:32:LYS:HG3	2.09	0.51
23:BB:2875:C:H2'	23:BB:2876:G:C8	2.46	0.51
24:BI:17:ALA:O	24:BI:18:ASN:CB	2.59	0.51
24:BI:79:LEU:HD11	24:BI:131:THR:OG1	2.10	0.51
25:BC:106:PRO:O	25:BC:109:LEU:HD13	2.10	0.51
26:BD:92:VAL:O	26:BD:94:GLN:N	2.44	0.51
26:BD:109:VAL:HG11	26:BD:193:VAL:CB	2.39	0.51
26:BD:159:LYS:O	26:BD:161:MET:HG2	2.11	0.51
35:BV:53:LYS:HA	35:BV:53:LYS:NZ	2.25	0.51
37:BL:82:LEU:HD23	37:BL:90:VAL:HG21	1.92	0.51

Continued on next page...

Continued from previous page...

Atom-1	Atom-2	Interatomic distance (Å)	Clash overlap (Å)
38:BM:40:ARG:HB2	38:BM:93:VAL:HG21	1.92	0.51
40:BH:4:ILE:HD12	40:BH:37:VAL:HG13	1.92	0.51
40:BH:90:LEU:HD13	40:BH:124:THR:O	2.11	0.51
41:BJ:25:LEU:HB2	41:BJ:62:VAL:CG2	2.40	0.51
41:BJ:102:GLU:HG3	41:BJ:124:VAL:HG11	1.93	0.51
42:BN:49:GLU:HB2	42:BN:50:PRO:HD3	1.93	0.51
42:BN:83:LEU:HA	42:BN:86:ARG:HG3	1.91	0.51
50:BT:10:VAL:HG21	50:BT:42:GLU:HG3	1.93	0.51
1:CA:80:A:H2'	1:CA:81:A:C8	2.46	0.51
1:CA:148:G:N3	1:CA:1446:A:H2	2.09	0.51
1:CA:893:C:H2'	1:CA:894:G:H8	1.76	0.51
1:CA:923:A:H2'	1:CA:924:C:H6	1.74	0.51
1:CA:1384:C:H2'	1:CA:1385:G:C8	2.46	0.51
3:CD:196:GLU:O	3:CD:199:ILE:HG12	2.10	0.51
5:CF:6:ILE:HD12	5:CF:7:VAL:N	2.26	0.51
9:CJ:92:LEU:N	9:CJ:92:LEU:HD13	2.26	0.51
13:CN:24:ALA:O	13:CN:27:LYS:HG2	2.11	0.51
20:CB:23:ASN:HD22	20:CB:24:PRO:CD	2.24	0.51
22:DA:49:C:H2'	22:DA:50:A:C8	2.46	0.51
23:DB:136:G:H2'	23:DB:137:U:C6	2.46	0.51
23:DB:182:A:H2'	23:DB:183:C:H6	1.75	0.51
23:DB:1098:A:H2'	24:DI:3:LYS:C	2.32	0.51
23:DB:1341:G:N2	23:DB:1398:C:H4'	2.26	0.51
23:DB:1418:G:H1'	23:DB:1580:A:H61	1.76	0.51
23:DB:1736:U:H2'	23:DB:1737:G:O4'	2.11	0.51
23:DB:1818:U:HO2'	23:DB:1819:A:P	2.33	0.51
23:DB:2094:A:H2'	23:DB:2095:A:C8	2.46	0.51
23:DB:2216:G:H2'	23:DB:2217:G:C8	2.45	0.51
23:DB:2352:A:N3	52:DW:29:SER:HB3	2.26	0.51
23:DB:2840:C:H2'	23:DB:2841:C:H6	1.75	0.51
24:DI:17:ALA:C	24:DI:19:PRO:HD3	2.31	0.51
26:DD:151:THR:CB	26:DD:152:PRO:HD3	2.38	0.51
37:DL:125:LEU:HB2	37:DL:143:GLU:OE2	2.11	0.51
38:DM:63:ILE:HD12	38:DM:63:ILE:N	2.26	0.51
40:DH:141:LYS:HE3	40:DH:141:LYS:H	1.75	0.51
46:DU:21:ARG:HD3	46:DU:72:PHE:CG	2.46	0.51
46:DU:40:LEU:HB3	46:DU:59:GLU:HG2	1.92	0.51
48:DG:93:TYR:C	48:DG:94:ARG:HG3	2.31	0.51
1:AA:373:A:H1'	1:AA:481:G:H1'	1.93	0.51
1:AA:742:G:O2'	1:AA:743:A:H5'	2.11	0.51
1:AA:979:C:H1'	1:AA:1317:C:H41	1.76	0.51

Continued on next page...

Continued from previous page...

Atom-1	Atom-2	Interatomic distance (Å)	Clash overlap (Å)
1:AA:1377:A:C5	6:AG:6:ILE:HG12	2.45	0.51
1:AA:1473:G:H2'	1:AA:1474:U:O4'	2.11	0.51
1:AA:1524:C:H2'	1:AA:1525:G:C8	2.46	0.51
2:AC:48:LYS:HD3	2:AC:48:LYS:N	2.17	0.51
3:AD:151:GLN:HE21	3:AD:153:ARG:HG2	1.76	0.51
13:AN:68:ARG:HH12	13:AN:71:GLY:H	1.59	0.51
14:AO:39:LEU:HD23	14:AO:43:PHE:HE1	1.76	0.51
23:BB:152:A:H2'	23:BB:153:U:C6	2.45	0.51
23:BB:279:A:H2'	23:BB:280:U:C5'	2.41	0.51
23:BB:1407:G:H2'	23:BB:1408:G:H8	1.74	0.51
23:BB:1736:U:H2'	23:BB:1737:G:O4'	2.10	0.51
23:BB:1804:C:OP1	25:BC:256:THR:HB	2.11	0.51
23:BB:1939:U:H5'	23:BB:1939:U:H6	1.75	0.51
23:BB:1957:C:H2'	23:BB:1958:C:H6	1.76	0.51
23:BB:2450:A:O2'	23:BB:2451:A:H5'	2.11	0.51
23:BB:2611:C:O2'	23:BB:2612:C:H5'	2.10	0.51
24:BI:124:MET:O	24:BI:128:ILE:HG12	2.11	0.51
25:BC:75:ALA:HB2	25:BC:95:TYR:HA	1.93	0.51
25:BC:90:ILE:HD13	25:BC:103:ILE:O	2.11	0.51
25:BC:102:TYR:O	25:BC:103:ILE:HG13	2.11	0.51
25:BC:109:LEU:CD2	25:BC:109:LEU:H	2.24	0.51
26:BD:107:VAL:HA	26:BD:204:LYS:O	2.11	0.51
27:BK:79:PHE:HZ	27:BK:104:THR:HG23	1.76	0.51
28:BP:89:GLY:HA2	28:BP:111:GLU:HA	1.93	0.51
32:B4:15:LYS:O	32:B4:16:ILE:HB	2.10	0.51
38:BM:35:ALA:HB3	38:BM:100:LYS:H	1.74	0.51
47:BF:21:TYR:HD2	47:BF:27:VAL:HG12	1.76	0.51
48:BG:104:LEU:O	48:BG:111:PRO:HA	2.11	0.51
50:BT:11:LEU:HD11	50:BT:46:ALA:HB3	1.93	0.51
1:CA:162:A:H2'	1:CA:163:C:O4'	2.11	0.51
1:CA:335:C:H2'	1:CA:336:A:H8	1.74	0.51
1:CA:842:U:H2'	1:CA:843:U:O3'	2.11	0.51
1:CA:1020:G:N3	1:CA:1020:G:H2'	2.25	0.51
7:CH:103:VAL:HG22	7:CH:124:ILE:HA	1.93	0.51
8:CI:53:LEU:HD13	8:CI:53:LEU:O	2.11	0.51
19:CT:77:ASN:O	19:CT:81:GLN:HG3	2.11	0.51
23:DB:265:A:O2'	23:DB:266:G:H4'	2.11	0.51
23:DB:345:A:N3	23:DB:346:A:N1	2.58	0.51
23:DB:528:A:C2	23:DB:2043:C:H4'	2.45	0.51
23:DB:610:C:O2'	23:DB:611:C:H5'	2.11	0.51
23:DB:612:G:H2'	23:DB:614:A:H5''	1.93	0.51

Continued on next page...

Continued from previous page...

Atom-1	Atom-2	Interatomic distance (Å)	Clash overlap (Å)
23:DB:1245:G:OP1	37:DL:13:LYS:HE3	2.11	0.51
23:DB:1535:A:H3'	23:DB:1536:C:H6	1.76	0.51
23:DB:1582:C:H3'	23:DB:1583:A:C2	2.46	0.51
23:DB:2066:C:O2'	23:DB:2067:G:H5'	2.11	0.51
23:DB:2692:G:O2'	23:DB:2693:G:H5'	2.11	0.51
23:DB:2801:G:H2'	23:DB:2802:G:H8	1.74	0.51
27:DK:99:ILE:HD13	27:DK:118:LEU:HD13	1.93	0.51
29:DE:182:ALA:O	29:DE:183:PHE:HB2	2.11	0.51
35:DV:80:HIS:CG	35:DV:83:LYS:HB2	2.46	0.51
36:D2:26:ASN:O	36:D2:30:VAL:HG23	2.10	0.51
40:DH:93:SER:C	40:DH:94:ILE:HD12	2.30	0.51
40:DH:96:THR:HG23	40:DH:97:ARG:H	1.75	0.51
44:DQ:111:LYS:HB2	49:DR:48:LYS:HE2	1.92	0.51
45:DS:26:GLY:HA2	45:DS:71:VAL:O	2.11	0.51
46:DU:23:LYS:HD2	46:DU:23:LYS:H	1.76	0.51
47:DF:78:ILE:HA	47:DF:82:TYR:CD2	2.46	0.51
51:DZ:6:GLN:HE22	51:DZ:77:LYS:CE	2.24	0.51
52:DW:17:ALA:O	52:DW:18:LYS:HD2	2.10	0.51
1:AA:674:G:H2'	1:AA:675:A:H8	1.75	0.51
1:AA:1203:C:H4'	13:AN:66:THR:HG22	1.93	0.51
1:AA:1320:C:H41	18:AS:36:ARG:HE	1.58	0.51
3:AD:82:LYS:NZ	3:AD:82:LYS:HB3	2.25	0.51
3:AD:106:PHE:CD1	3:AD:144:ILE:HD11	2.46	0.51
5:AF:1:MET:SD	5:AF:67:PRO:HD3	2.51	0.51
6:AG:94:ARG:NH1	6:AG:98:LEU:HD11	2.26	0.51
12:AM:109:LYS:HG3	12:AM:110:GLY:H	1.76	0.51
13:AN:55:SER:HB2	13:AN:58:ARG:HD2	1.92	0.51
20:AB:102:ASN:O	20:AB:106:VAL:HG23	2.11	0.51
22:BA:11:C:H5''	52:BW:71:LYS:HE3	1.93	0.51
22:BA:50:A:OP1	43:BO:68:LYS:HB2	2.11	0.51
22:BA:91:C:H2'	22:BA:92:C:H6	1.76	0.51
23:BB:78:U:H2'	23:BB:79:C:H6	1.76	0.51
23:BB:161:A:C3'	23:BB:162:U:H5''	2.38	0.51
23:BB:329:G:H1	46:BU:16:LYS:NZ	2.09	0.51
23:BB:338:G:N2	23:BB:339:U:H1'	2.25	0.51
23:BB:674:G:O2'	29:BE:60:TRP:CH2	2.63	0.51
23:BB:962:G:H21	23:BB:2250:G:N2	2.08	0.51
23:BB:1244:A:O2'	23:BB:1245:G:H5'	2.10	0.51
23:BB:1484:U:H2'	23:BB:1485:U:H6	1.76	0.51
23:BB:1902:C:H4'	25:BC:241:LYS:O	2.11	0.51
23:BB:2292:U:H2'	23:BB:2293:G:C8	2.46	0.51

Continued on next page...

Continued from previous page...

Atom-1	Atom-2	Interatomic distance (Å)	Clash overlap (Å)
23:BB:2329:U:H2'	23:BB:2330:G:H8	1.75	0.51
23:BB:2710:C:H2'	23:BB:2711:A:H8	1.75	0.51
25:BC:32:LEU:O	25:BC:33:LEU:HD23	2.11	0.51
26:BD:34:VAL:HG12	26:BD:94:GLN:H	1.75	0.51
26:BD:113:SER:HB3	26:BD:167:ASN:H	1.76	0.51
33:B1:26:LYS:HB2	33:B1:52:LYS:HZ2	1.76	0.51
35:BV:51:GLN:HA	35:BV:56:PHE:CG	2.46	0.51
37:BL:55:MET:HE2	37:BL:56:PRO:HD2	1.93	0.51
38:BM:6:ARG:O	38:BM:7:THR:HG23	2.10	0.51
40:BH:44:ILE:C	40:BH:46:PHE:H	2.13	0.51
40:BH:80:ILE:HD11	40:BH:102:ALA:HB3	1.91	0.51
47:BF:102:LEU:HA	47:BF:106:ALA:HB3	1.92	0.51
48:BG:176:LYS:O	48:BG:176:LYS:HE2	2.10	0.51
1:CA:123:U:H2'	1:CA:124:C:H6	1.76	0.51
1:CA:1278:G:H4'	1:CA:1279:G:C5'	2.41	0.51
1:CA:1477:U:H2'	1:CA:1478:U:C6	2.46	0.51
3:CD:11:SER:HA	3:CD:18:LEU:CD2	2.40	0.51
4:CE:104:ILE:HG23	4:CE:104:ILE:O	2.11	0.51
10:CK:70:ALA:C	10:CK:72:ALA:H	2.14	0.51
23:DB:299:A:N6	23:DB:322:A:O2'	2.43	0.51
23:DB:543:G:N2	23:DB:545:U:H5'	2.26	0.51
23:DB:646:U:H3'	23:DB:647:G:C8	2.44	0.51
23:DB:873:C:H4'	38:DM:64:TRP:NE1	2.26	0.51
23:DB:912:C:H2'	23:DB:913:U:C6	2.45	0.51
23:DB:934:U:H2'	23:DB:935:C:C6	2.47	0.51
23:DB:1640:A:H2'	23:DB:1641:A:C8	2.46	0.51
23:DB:1897:G:O2'	23:DB:1898:U:H5'	2.11	0.51
23:DB:2037:A:H2'	23:DB:2038:G:H8	1.76	0.51
23:DB:2579:C:O2'	26:DD:136:ASN:HA	2.11	0.51
56:DB:3474:HOH:O	37:DL:99:ASN:HB3	2.10	0.51
25:DC:75:ALA:CB	25:DC:93:VAL:HG22	2.41	0.51
29:DE:58:LYS:H	29:DE:58:LYS:HZ2	1.59	0.51
29:DE:153:LEU:HG	29:DE:154:ASP:H	1.76	0.51
35:DV:42:LEU:HD23	35:DV:42:LEU:N	2.25	0.51
38:DM:126:ILE:HD12	38:DM:126:ILE:N	2.26	0.51
40:DH:96:THR:OG1	40:DH:112:LYS:HD3	2.10	0.51
41:DJ:116:ARG:O	41:DJ:120:ARG:HG2	2.10	0.51
42:DN:12:ARG:HG2	42:DN:16:HIS:HB2	1.93	0.51
43:DO:15:ARG:NH2	43:DO:95:SER:HB3	2.26	0.51
48:DG:84:LYS:CB	48:DG:132:LEU:H	2.24	0.51
50:DT:68:LYS:O	50:DT:69:ARG:CB	2.58	0.51

Continued on next page...

Continued from previous page...

Atom-1	Atom-2	Interatomic distance (Å)	Clash overlap (Å)
50:DT:81:LYS:HG3	50:DT:82:LYS:N	2.26	0.51
1:AA:148:G:N3	1:AA:1446:A:H2	2.08	0.50
1:AA:658:C:H2'	1:AA:659:U:C6	2.45	0.50
1:AA:1458:G:H2'	1:AA:1459:G:H8	1.76	0.50
2:AC:13:ILE:HG12	2:AC:14:VAL:HG13	1.94	0.50
3:AD:25:ARG:HD3	3:AD:25:ARG:C	2.31	0.50
3:AD:54:LEU:HD22	3:AD:54:LEU:O	2.11	0.50
4:AE:82:HIS:CE1	4:AE:146:MET:HA	2.46	0.50
5:AF:10:VAL:HG12	5:AF:11:HIS:H	1.77	0.50
10:AK:44:ALA:HB3	10:AK:69:CYS:HB2	1.92	0.50
23:BB:234:U:H2'	23:BB:235:U:H6	1.76	0.50
23:BB:558:U:O2'	23:BB:559:G:H5'	2.11	0.50
23:BB:588:U:H1'	29:BE:85:PHE:CG	2.46	0.50
23:BB:988:A:C8	30:BY:13:ILE:HD12	2.46	0.50
23:BB:1422:G:C1'	23:BB:1495:A:H61	2.24	0.50
23:BB:1640:A:O2'	23:BB:1641:A:H5'	2.11	0.50
23:BB:1774:C:H2'	23:BB:1774:C:O2	2.11	0.50
23:BB:2393:U:O2'	23:BB:2394:C:H5'	2.11	0.50
26:BD:7:LYS:CE	26:BD:198:GLY:HA2	2.41	0.50
27:BK:11:ALA:HB3	27:BK:85:VAL:CG2	2.41	0.50
28:BP:26:GLU:O	28:BP:28:LYS:HE2	2.10	0.50
34:B3:49:VAL:CG2	34:B3:54:LEU:HD13	2.38	0.50
35:BV:29:ILE:HG13	35:BV:88:HIS:HE1	1.75	0.50
44:BQ:111:LYS:HZ3	49:BR:50:GLY:HA2	1.76	0.50
47:BF:101:ARG:HA	47:BF:105:ILE:HD12	1.93	0.50
49:BR:39:LEU:O	49:BR:40:MET:HB2	2.12	0.50
1:CA:140:U:H2'	1:CA:141:G:H8	1.75	0.50
1:CA:235:C:H2'	1:CA:236:A:H8	1.74	0.50
1:CA:624:C:H2'	1:CA:625:U:H6	1.75	0.50
1:CA:979:C:H1'	1:CA:1317:C:H41	1.75	0.50
2:CC:76:ILE:HA	2:CC:83:VAL:CG2	2.33	0.50
12:CM:95:PRO:HD3	12:CM:108:ARG:HG2	1.93	0.50
20:CB:14:HIS:CE1	20:CB:42:LEU:HD22	2.45	0.50
22:DA:35:C:O2	22:DA:35:C:H3'	2.11	0.50
22:DA:60:C:H2'	22:DA:61:G:C8	2.46	0.50
23:DB:425:G:O2'	23:DB:426:C:H5'	2.11	0.50
23:DB:1150:C:H2'	23:DB:1151:A:H8	1.76	0.50
23:DB:1395:A:H4'	23:DB:1397:U:C5	2.46	0.50
23:DB:1647:U:H3'	23:DB:1647:U:P	2.52	0.50
23:DB:1820:U:H3	25:DC:197:ALA:HA	1.77	0.50
23:DB:2281:A:O2'	23:DB:2282:G:H5'	2.11	0.50

Continued on next page...

Continued from previous page...

Atom-1	Atom-2	Interatomic distance (Å)	Clash overlap (Å)
27:DK:2:ILE:HD12	27:DK:2:ILE:N	2.26	0.50
40:DH:9:VAL:HB	40:DH:12:LEU:O	2.11	0.50
40:DH:135:HIS:HB3	40:DH:138:VAL:CB	2.33	0.50
50:DT:27:SER:O	50:DT:28:ASN:HB3	2.10	0.50
51:DZ:5:CYS:SG	51:DZ:8:THR:HG23	2.51	0.50
51:DZ:64:ILE:H	51:DZ:64:ILE:CD1	2.16	0.50
51:DZ:74:ARG:HD2	51:DZ:76:GLU:OE2	2.10	0.50
1:AA:269:C:H2'	1:AA:270:A:H8	1.72	0.50
1:AA:512:U:H2'	1:AA:513:C:C6	2.47	0.50
1:AA:1080:A:H2'	1:AA:1081:A:H5'	1.93	0.50
3:AD:89:LEU:CD2	3:AD:199:ILE:HD11	2.42	0.50
4:AE:32:PHE:CE2	4:AE:55:VAL:HG22	2.47	0.50
6:AG:11:ILE:H	6:AG:11:ILE:HD12	1.75	0.50
10:AK:80:ASN:HD22	10:AK:80:ASN:N	2.07	0.50
16:AQ:75:VAL:HG23	16:AQ:76:ARG:N	2.25	0.50
19:AT:2:ASN:ND2	19:AT:3:ILE:N	2.58	0.50
20:AB:112:ARG:HA	20:AB:115:ASP:OD2	2.11	0.50
22:BA:35:C:H3'	22:BA:35:C:O2	2.11	0.50
23:BB:997:G:O2'	23:BB:998:C:H5'	2.11	0.50
23:BB:1117:C:H2'	23:BB:1118:C:C6	2.46	0.50
23:BB:1790:C:O2'	25:BC:207:ALA:HB2	2.09	0.50
23:BB:2281:A:O2'	23:BB:2282:G:H5'	2.11	0.50
23:BB:2722:G:H2'	23:BB:2723:C:C6	2.46	0.50
23:BB:2801:G:H2'	23:BB:2802:G:H8	1.73	0.50
23:BB:2886:A:H3'	23:BB:2887:A:H8	1.75	0.50
27:BK:19:VAL:HB	27:BK:41:ILE:CG1	2.41	0.50
30:BY:8:GLN:CG	30:BY:31:ILE:HA	2.37	0.50
38:BM:59:ARG:NH1	38:BM:60:GLN:HB3	2.13	0.50
39:BX:12:GLU:CA	39:BX:15:ASN:HD21	2.23	0.50
40:BH:83:LYS:HB3	40:BH:83:LYS:HZ2	1.75	0.50
47:BF:32:LYS:HE2	47:BF:34:THR:HG22	1.93	0.50
47:BF:108:PRO:O	47:BF:110:ILE:HG23	2.11	0.50
49:BR:1:MET:HA	49:BR:42:ALA:HB3	1.92	0.50
1:CA:505:G:H2'	1:CA:506:G:H8	1.75	0.50
1:CA:598:U:H2'	1:CA:599:C:H6	1.76	0.50
1:CA:1076:U:H2'	1:CA:1077:G:C8	2.47	0.50
1:CA:1473:G:H2'	1:CA:1474:U:O4'	2.11	0.50
5:CF:11:HIS:CE1	5:CF:13:ASP:HB2	2.46	0.50
13:CN:50:LEU:N	13:CN:51:PRO:HD2	2.25	0.50
18:CS:27:LYS:HB2	18:CS:28:LYS:HZ2	1.75	0.50
22:DA:86:G:H2'	22:DA:87:U:O4'	2.10	0.50

Continued on next page...

Continued from previous page...

Atom-1	Atom-2	Interatomic distance (Å)	Clash overlap (Å)
23:DB:414:C:H2'	23:DB:415:A:H8	1.76	0.50
23:DB:962:G:H21	23:DB:2250:G:N2	2.07	0.50
23:DB:1064:C:H5'	24:DI:88:GLY:HA3	1.93	0.50
23:DB:1295:C:H2'	23:DB:1296:G:C8	2.45	0.50
23:DB:1725:U:O2'	23:DB:1726:C:H5'	2.11	0.50
23:DB:1847:A:H4'	23:DB:1848:A:H8	1.76	0.50
25:DC:18:VAL:HG11	25:DC:202:ARG:HD2	1.93	0.50
26:DD:8:LYS:HB2	26:DD:201:LEU:HD11	1.93	0.50
27:DK:58:LEU:HD23	27:DK:58:LEU:N	2.26	0.50
29:DE:111:GLU:HG2	29:DE:114:ARG:HH21	1.76	0.50
38:DM:35:ALA:HB3	38:DM:100:LYS:H	1.76	0.50
40:DH:86:ASP:H	40:DH:89:LYS:HD3	1.76	0.50
40:DH:127:GLU:CA	40:DH:145:ASN:HA	2.37	0.50
41:DJ:25:LEU:HB2	41:DJ:62:VAL:HG21	1.92	0.50
45:DS:52:GLU:HA	45:DS:55:ILE:CG2	2.39	0.50
45:DS:73:LYS:CE	45:DS:74:ILE:H	2.24	0.50
46:DU:11:ILE:O	46:DU:11:ILE:HD13	2.11	0.50
47:DF:87:LYS:CG	47:DF:88:VAL:H	2.19	0.50
48:DG:24:THR:C	48:DG:25:ILE:HD12	2.30	0.50
48:DG:104:LEU:O	48:DG:111:PRO:HA	2.10	0.50
1:AA:624:C:H2'	1:AA:625:U:H6	1.75	0.50
1:AA:719:C:O2	17:AR:37:LYS:HA	2.11	0.50
1:AA:1446:A:N6	1:AA:1447:A:N6	2.59	0.50
6:AG:21:LEU:HD23	6:AG:21:LEU:H	1.76	0.50
7:AH:14:ARG:HE	7:AH:75:GLN:NE2	2.10	0.50
9:AJ:7:ARG:O	9:AJ:100:ILE:HA	2.11	0.50
12:AM:95:PRO:HD3	12:AM:108:ARG:HG2	1.93	0.50
20:AB:15:PHE:CD1	20:AB:16:GLY:N	2.80	0.50
20:AB:187:ASP:HB3	20:AB:201:GLY:O	2.11	0.50
23:BB:598:U:H2'	23:BB:599:A:H8	1.76	0.50
23:BB:612:G:H2'	23:BB:614:A:H5''	1.93	0.50
23:BB:815:C:OP2	49:BR:85:LYS:HE2	2.12	0.50
23:BB:958:U:H3	38:BM:16:ARG:HB3	1.77	0.50
23:BB:1199:U:H2'	23:BB:1200:C:C6	2.46	0.50
23:BB:1729:U:H2'	23:BB:1730:C:C4'	2.41	0.50
23:BB:1824:G:O2'	23:BB:1825:U:H5'	2.11	0.50
23:BB:2449:U:H4'	23:BB:2450:A:OP1	2.11	0.50
29:BE:34:ALA:CB	29:BE:96:VAL:HG21	2.41	0.50
35:BV:4:ILE:HG22	35:BV:63:ILE:HG23	1.94	0.50
42:BN:70:THR:HB	42:BN:75:ILE:HD11	1.94	0.50
44:BQ:77:LYS:HA	44:BQ:80:ASN:HB3	1.93	0.50

Continued on next page...

Continued from previous page...

Atom-1	Atom-2	Interatomic distance (Å)	Clash overlap (Å)
47:BF:64:PRO:HA	47:BF:88:VAL:HG21	1.94	0.50
48:BG:93:TYR:C	48:BG:94:ARG:HG3	2.32	0.50
49:BR:3:ALA:O	49:BR:4:VAL:HG13	2.12	0.50
50:BT:57:VAL:HG13	50:BT:58:VAL:N	2.27	0.50
1:CA:1359:C:H3'	13:CN:74:ARG:HH21	1.74	0.50
1:CA:1456:A:H2'	1:CA:1457:G:O4'	2.11	0.50
9:CJ:10:LEU:HB3	9:CJ:18:ILE:HD11	1.93	0.50
18:CS:27:LYS:HB3	18:CS:27:LYS:NZ	2.26	0.50
23:DB:3:U:H2'	23:DB:4:U:C6	2.46	0.50
23:DB:259:G:O2'	23:DB:260:G:H5'	2.12	0.50
23:DB:277:G:H4'	23:DB:278:A:N7	2.26	0.50
23:DB:1100:C:H41	24:DI:1:ALA:N	2.10	0.50
23:DB:1534:U:H2'	23:DB:1536:C:C5	2.46	0.50
23:DB:1877:A:H2'	23:DB:1878:G:H8	1.77	0.50
23:DB:2076:U:O4'	23:DB:2076:U:O2	2.29	0.50
23:DB:2097:A:H2'	23:DB:2098:U:H6	1.76	0.50
23:DB:2197:U:O2'	23:DB:2198:A:H2'	2.12	0.50
23:DB:2449:U:H4'	23:DB:2450:A:OP1	2.11	0.50
23:DB:2722:G:H2'	23:DB:2723:C:C6	2.47	0.50
24:DI:11:GLN:HA	24:DI:55:PRO:HA	1.92	0.50
28:DP:56:SER:O	28:DP:74:GLN:HA	2.11	0.50
28:DP:77:SER:O	28:DP:80:VAL:HG12	2.11	0.50
28:DP:110:LYS:HD2	28:DP:110:LYS:N	2.20	0.50
34:D3:14:LYS:O	34:D3:14:LYS:HD2	2.10	0.50
35:DV:70:ILE:HD13	35:DV:70:ILE:H	1.76	0.50
38:DM:40:ARG:HB2	38:DM:93:VAL:HG22	1.92	0.50
38:DM:71:LYS:HG2	38:DM:73:ILE:HD11	1.92	0.50
40:DH:125:THR:HA	40:DH:146:VAL:CB	2.37	0.50
41:DJ:44:TYR:CD2	41:DJ:44:TYR:C	2.84	0.50
41:DJ:123:LYS:HG2	41:DJ:132:HIS:NE2	2.26	0.50
44:DQ:24:TYR:CG	44:DQ:25:GLY:N	2.79	0.50
48:DG:39:ALA:C	48:DG:54:ARG:HB2	2.31	0.50
48:DG:84:LYS:HB3	48:DG:132:LEU:O	2.10	0.50
48:DG:85:LYS:HA	48:DG:131:VAL:HG12	1.93	0.50
48:DG:93:TYR:O	48:DG:94:ARG:HG3	2.11	0.50
50:DT:5:GLU:CA	50:DT:8:LEU:HB2	2.32	0.50
1:AA:684:U:H1'	10:AK:39:ASN:HA	1.93	0.50
1:AA:1105:A:H2'	1:AA:1106:G:H8	1.76	0.50
1:AA:1121:U:H2'	1:AA:1122:U:C6	2.46	0.50
1:AA:1406:U:C2'	1:AA:1407:C:H5'	2.41	0.50
1:AA:1479:C:O2'	1:AA:1480:A:H5'	2.12	0.50

Continued on next page...

Continued from previous page...

Atom-1	Atom-2	Interatomic distance (Å)	Clash overlap (Å)
5:AF:18:VAL:N	5:AF:19:PRO:HD2	2.26	0.50
10:AK:70:ALA:C	10:AK:72:ALA:H	2.15	0.50
20:AB:75:ALA:O	20:AB:79:VAL:HG23	2.12	0.50
20:AB:83:ALA:HA	20:AB:88:GLN:HB2	1.94	0.50
20:AB:101:THR:HG23	20:AB:102:ASN:H	1.76	0.50
20:AB:156:LEU:HD12	20:AB:156:LEU:N	2.20	0.50
23:BB:2537:U:H2'	23:BB:2538:C:H6	1.76	0.50
24:BI:125:THR:O	24:BI:129:GLU:HG3	2.11	0.50
26:BD:186:LEU:HD21	28:BP:7:LEU:HD22	1.93	0.50
27:BK:71:ARG:HE	27:BK:71:ARG:HA	1.76	0.50
28:BP:112:ARG:O	28:BP:113:LEU:HB3	2.11	0.50
41:BJ:11:VAL:HG13	41:BJ:50:THR:HG22	1.92	0.50
41:BJ:72:LYS:CG	41:BJ:89:PHE:HB2	2.41	0.50
1:CA:87:C:C2'	1:CA:88:U:H5''	2.41	0.50
1:CA:370:C:H2'	1:CA:371:A:C8	2.46	0.50
1:CA:454:G:H2'	1:CA:455:G:H8	1.75	0.50
1:CA:555:U:H2'	1:CA:556:C:H6	1.76	0.50
1:CA:678:U:H2'	1:CA:679:C:H6	1.76	0.50
1:CA:815:A:H4'	1:CA:817:C:C4	2.46	0.50
1:CA:1422:G:O2'	1:CA:1423:G:H5'	2.10	0.50
5:CF:7:VAL:HG11	17:CR:64:LEU:HD21	1.93	0.50
6:CG:104:VAL:CG1	6:CG:108:ARG:HH11	2.25	0.50
7:CH:66:GLN:C	7:CH:68:LYS:H	2.14	0.50
12:CM:49:GLU:HG3	12:CM:53:ASP:OD1	2.12	0.50
21:CU:48:LYS:HA	21:CU:51:ALA:HB3	1.93	0.50
22:DA:32:U:H2'	22:DA:33:G:C8	2.46	0.50
23:DB:197:A:H62	23:DB:2430:A:H2'	1.76	0.50
23:DB:1439:A:N7	23:DB:1440:U:N1	2.59	0.50
24:DI:19:PRO:HB2	24:DI:22:PRO:HD2	1.94	0.50
33:D1:28:THR:O	33:D1:29:LYS:HD2	2.11	0.50
35:DV:51:GLN:HA	35:DV:56:PHE:CG	2.46	0.50
39:DX:7:ARG:HB2	39:DX:7:ARG:NH1	2.26	0.50
41:DJ:98:GLU:HG3	41:DJ:124:VAL:HB	1.94	0.50
46:DU:73:ASN:HD22	46:DU:74:ALA:N	2.10	0.50
48:DG:140:ILE:HD12	48:DG:141:GLY:N	2.26	0.50
50:DT:38:ALA:HB3	50:DT:81:LYS:HE2	1.93	0.50
1:AA:79:G:H2'	1:AA:80:A:H8	1.71	0.50
1:AA:91:U:H2'	1:AA:92:U:O4'	2.12	0.50
1:AA:245:U:H2'	1:AA:246:A:H5'	1.92	0.50
1:AA:651:C:H2'	1:AA:652:U:C6	2.47	0.50
1:AA:893:C:H2'	1:AA:894:G:C8	2.47	0.50

Continued on next page...

Continued from previous page...

Atom-1	Atom-2	Interatomic distance (Å)	Clash overlap (Å)
1:AA:1317:C:OP1	13:AN:56:PRO:HD2	2.12	0.50
1:AA:1456:A:H2'	1:AA:1457:G:O4'	2.11	0.50
1:AA:1499:A:O2'	1:AA:1500:A:H5'	2.11	0.50
2:AC:54:ILE:O	2:AC:54:ILE:HG23	2.12	0.50
3:AD:115:GLN:HG3	3:AD:119:HIS:CE1	2.46	0.50
6:AG:24:LYS:O	6:AG:28:ILE:HG12	2.11	0.50
6:AG:62:GLU:O	6:AG:66:GLU:HG3	2.12	0.50
9:AJ:8:ILE:HG13	9:AJ:100:ILE:HG22	1.93	0.50
10:AK:33:ILE:HG13	10:AK:73:VAL:HG21	1.92	0.50
11:AL:41:PRO:HB3	11:AL:49:ARG:HH11	1.75	0.50
14:AO:9:ALA:O	14:AO:12:VAL:HB	2.12	0.50
20:AB:70:GLY:HA3	20:AB:79:VAL:HG21	1.94	0.50
21:AU:44:ARG:HH11	21:AU:44:ARG:HG2	1.77	0.50
22:BA:22:U:H2'	22:BA:23:G:C8	2.46	0.50
23:BB:719:C:O2'	23:BB:720:U:H5'	2.11	0.50
23:BB:854:C:O2'	23:BB:855:G:H5'	2.12	0.50
23:BB:1528:A:H2'	23:BB:1529:G:O4'	2.11	0.50
23:BB:1799:G:OP2	25:BC:269:ARG:NH2	2.45	0.50
23:BB:2393:U:H4'	37:BL:59:ARG:O	2.11	0.50
23:BB:2523:G:O2'	23:BB:2524:G:H5'	2.10	0.50
23:BB:2795:C:H2'	23:BB:2796:U:C1'	2.41	0.50
25:BC:90:ILE:CD1	25:BC:102:TYR:HB3	2.41	0.50
26:BD:121:THR:C	26:BD:123:LYS:H	2.15	0.50
27:BK:87:LEU:HD12	27:BK:92:GLU:HA	1.93	0.50
28:BP:107:ALA:O	28:BP:108:ARG:C	2.50	0.50
41:BJ:98:GLU:HG3	41:BJ:124:VAL:HB	1.93	0.50
41:BJ:124:VAL:HG23	41:BJ:125:TYR:H	1.77	0.50
42:BN:24:MET:HE1	42:BN:40:LYS:O	2.10	0.50
42:BN:72:ASP:C	42:BN:74:GLU:H	2.15	0.50
43:BO:58:ILE:O	43:BO:62:LEU:HB2	2.11	0.50
46:BU:41:VAL:HG22	46:BU:60:LYS:O	2.11	0.50
47:BF:71:LYS:HG2	47:BF:73:VAL:H	1.76	0.50
48:BG:142:GLN:HG3	48:BG:146:ASP:OD2	2.12	0.50
49:BR:15:SER:H	49:BR:18:GLN:CD	2.14	0.50
50:BT:69:ARG:HG2	50:BT:73:ARG:O	2.12	0.50
1:CA:201:G:H2'	1:CA:202:G:O4'	2.12	0.50
6:CG:14:ASP:HB3	6:CG:19:SER:H	1.75	0.50
11:CL:43:LYS:CE	11:CL:44:PRO:HD3	2.42	0.50
12:CM:71:GLU:HA	12:CM:74:MET:HG3	1.94	0.50
15:CP:18:GLN:HE21	15:CP:35:ARG:HD3	1.76	0.50
15:CP:76:LYS:NZ	15:CP:80:LYS:HD3	2.27	0.50

Continued on next page...

Continued from previous page...

Atom-1	Atom-2	Interatomic distance (Å)	Clash overlap (Å)
16:CQ:7:LEU:O	16:CQ:60:ILE:HD13	2.11	0.50
16:CQ:45:VAL:HG11	16:CQ:60:ILE:HG21	1.92	0.50
18:CS:42:ASN:HD21	18:CS:43:MET:HE2	1.77	0.50
23:DB:278:A:H3'	23:DB:278:A:P	2.52	0.50
23:DB:608:A:H2'	23:DB:609:A:C8	2.47	0.50
23:DB:767:U:O2'	23:DB:768:G:H5'	2.11	0.50
23:DB:1098:A:C4	24:DI:3:LYS:O	2.65	0.50
23:DB:1390:U:O2'	23:DB:1391:U:H5'	2.11	0.50
23:DB:1799:G:N2	23:DB:1818:U:O2'	2.45	0.50
23:DB:1882:U:O2'	23:DB:1883:U:H5'	2.11	0.50
23:DB:2078:C:O2'	23:DB:2079:U:H5'	2.12	0.50
23:DB:2241:A:H2'	23:DB:2242:G:H8	1.73	0.50
23:DB:2247:A:O2'	23:DB:2248:C:H5'	2.11	0.50
24:DI:27:LEU:HD23	24:DI:27:LEU:N	2.19	0.50
26:DD:118:PHE:CE1	26:DD:123:LYS:HD2	2.47	0.50
27:DK:54:LYS:HD2	27:DK:54:LYS:N	2.22	0.50
30:DY:30:ARG:HD3	30:DY:30:ARG:N	2.26	0.50
31:D0:53:VAL:HG12	42:DN:118:ARG:NH1	2.26	0.50
38:DM:1:MET:O	38:DM:2:LEU:HB2	2.12	0.50
38:DM:4:PRO:HG2	38:DM:70:ASP:HA	1.91	0.50
39:DX:31:GLN:HB3	39:DX:37:LEU:HD12	1.93	0.50
41:DJ:3:THR:HG21	44:DQ:60:TRP:HE1	1.75	0.50
42:DN:77:ALA:O	42:DN:81:ASN:HB2	2.12	0.50
43:DO:28:VAL:HG11	43:DO:92:PHE:CZ	2.46	0.50
43:DO:75:GLY:HA3	43:DO:106:LEU:HA	1.93	0.50
47:DF:37:MET:HE1	47:DF:149:ARG:HD2	1.94	0.50
52:DW:39:GLN:HG3	52:DW:42:THR:CB	2.41	0.50
1:AA:140:U:H2'	1:AA:141:G:H8	1.75	0.50
1:AA:467:U:O2	1:AA:467:U:H2'	2.12	0.50
1:AA:736:C:H2'	1:AA:737:C:C6	2.47	0.50
2:AC:129:PHE:CG	2:AC:130:ARG:N	2.80	0.50
3:AD:58:GLN:O	3:AD:62:ARG:HG2	2.12	0.50
3:AD:173:ASP:HB3	3:AD:178:GLU:HB2	1.94	0.50
12:AM:63:VAL:HG13	12:AM:67:ASP:HB2	1.94	0.50
14:AO:43:PHE:CE1	14:AO:56:LEU:HD22	2.47	0.50
16:AQ:68:LYS:HG2	16:AQ:69:THR:HG23	1.93	0.50
20:AB:13:VAL:HG11	20:AB:207:ARG:HG2	1.94	0.50
20:AB:142:LYS:HA	20:AB:145:ASN:OD1	2.11	0.50
23:BB:513:A:H8	23:BB:513:A:O5'	1.94	0.50
23:BB:1100:C:H2'	23:BB:1101:U:H6	1.76	0.50
23:BB:1401:G:H2'	23:BB:1402:U:C6	2.46	0.50

Continued on next page...

Continued from previous page...

Atom-1	Atom-2	Interatomic distance (Å)	Clash overlap (Å)
23:BB:1545:A:H2'	23:BB:1546:G:O4'	2.11	0.50
23:BB:1599:U:H2'	23:BB:1600:C:H6	1.77	0.50
23:BB:1853:A:N1	23:BB:2087:G:H1'	2.26	0.50
23:BB:2365:G:O2'	52:BW:59:PHE:HE1	1.95	0.50
23:BB:2615:U:C2	31:B0:3:GLN:HA	2.46	0.50
23:BB:2840:C:H2'	23:BB:2841:C:H6	1.75	0.50
41:BJ:125:TYR:HH	41:BJ:132:HIS:CE1	2.30	0.50
45:BS:22:ASP:HA	45:BS:25:ARG:HH11	1.76	0.50
46:BU:19:GLY:O	46:BU:20:LYS:HD3	2.11	0.50
48:BG:17:LYS:HA	48:BG:17:LYS:NZ	2.25	0.50
48:BG:17:LYS:NZ	48:BG:18:ILE:H	2.04	0.50
50:BT:7:LEU:HD13	50:BT:7:LEU:O	2.12	0.50
50:BT:39:THR:O	50:BT:40:LYS:HB2	2.10	0.50
52:BW:59:PHE:O	52:BW:60:ALA:HB3	2.11	0.50
1:CA:80:A:H2'	1:CA:81:A:H8	1.77	0.50
1:CA:437:U:H4'	3:CD:153:ARG:NH1	2.26	0.50
1:CA:501:C:H1'	1:CA:549:C:H1'	1.92	0.50
1:CA:707:U:H2'	1:CA:708:C:C6	2.46	0.50
1:CA:719:C:O2	17:CR:37:LYS:HA	2.11	0.50
1:CA:1105:A:H2'	1:CA:1106:G:H8	1.75	0.50
2:CC:21:TRP:CH2	2:CC:31:ASN:HB3	2.47	0.50
3:CD:186:GLU:CD	3:CD:187:ARG:H	2.15	0.50
7:CH:6:ILE:HD12	7:CH:35:ILE:CD1	2.42	0.50
7:CH:100:ILE:HG13	7:CH:128:VAL:O	2.10	0.50
12:CM:106:ARG:HA	12:CM:106:ARG:HH11	1.77	0.50
13:CN:21:ALA:O	13:CN:22:LYS:HE2	2.11	0.50
16:CQ:60:ILE:HG12	16:CQ:72:TRP:HE3	1.77	0.50
17:CR:58:ILE:O	17:CR:62:ARG:HG3	2.12	0.50
21:CU:11:PHE:O	21:CU:11:PHE:CD1	2.63	0.50
23:DB:99:U:H5'	23:DB:99:U:O2	2.11	0.50
23:DB:279:A:H2'	23:DB:280:U:H5'	1.93	0.50
23:DB:289:G:H2'	23:DB:290:U:C6	2.46	0.50
23:DB:417:C:H2'	23:DB:418:C:H6	1.75	0.50
23:DB:627:A:N6	37:DL:112:LEU:HD21	2.26	0.50
23:DB:1046:A:H3'	23:DB:1047:G:C5'	2.42	0.50
23:DB:1306:C:H2'	23:DB:1307:A:H8	1.76	0.50
23:DB:2389:G:H5''	23:DB:2390:U:H5'	1.93	0.50
23:DB:2467:C:H1'	38:DM:122:ALA:HB1	1.94	0.50
25:DC:75:ALA:HB2	25:DC:95:TYR:HA	1.94	0.50
26:DD:104:VAL:HG13	26:DD:106:LYS:HE2	1.94	0.50
27:DK:71:ARG:HB3	27:DK:72:PRO:HD2	1.93	0.50

Continued on next page...

Continued from previous page...

Atom-1	Atom-2	Interatomic distance (Å)	Clash overlap (Å)
37:DL:109:LYS:HB3	37:DL:111:ILE:HD11	1.93	0.50
44:DQ:94:LEU:CD2	49:DR:11:GLN:HB2	2.42	0.50
46:DU:14:THR:O	46:DU:18:LYS:HA	2.11	0.50
47:DF:135:ILE:HG13	47:DF:137:PHE:H	1.77	0.50
49:DR:3:ALA:O	49:DR:13:ARG:HA	2.12	0.50
49:DR:14:VAL:HG22	49:DR:15:SER:N	2.26	0.50
50:DT:7:LEU:HD13	50:DT:7:LEU:O	2.12	0.50
50:DT:11:LEU:HD11	50:DT:46:ALA:HB3	1.93	0.50
1:AA:255:G:H5'	16:AQ:17:GLU:O	2.12	0.50
1:AA:370:C:H2'	1:AA:371:A:C8	2.47	0.50
1:AA:405:U:O4	3:AD:1:ALA:HA	2.11	0.50
1:AA:455:G:H2'	1:AA:456:A:C8	2.47	0.50
1:AA:634:C:H2'	1:AA:635:A:H8	1.76	0.50
3:AD:192:ALA:C	3:AD:194:ILE:H	2.13	0.50
10:AK:92:ARG:NH2	21:AU:24:LYS:HG2	2.24	0.50
11:AL:45:ASN:N	11:AL:45:ASN:HD22	2.10	0.50
22:BA:90:C:OP1	38:BM:16:ARG:HB2	2.12	0.50
22:BA:109:A:H2'	22:BA:110:C:H6	1.71	0.50
23:BB:41:C:O2'	23:BB:42:A:H5'	2.11	0.50
23:BB:813:U:H2'	23:BB:814:C:C6	2.47	0.50
23:BB:1458:U:C5'	23:BB:1459:G:H5'	2.30	0.50
23:BB:1534:U:H2'	23:BB:1536:C:C5	2.47	0.50
23:BB:1640:A:H2'	23:BB:1641:A:C8	2.47	0.50
23:BB:2654:A:N1	23:BB:2665:A:H5''	2.26	0.50
25:BC:210:ALA:O	25:BC:215:VAL:HB	2.12	0.50
29:BE:98:LYS:O	29:BE:102:ARG:HG2	2.10	0.50
29:BE:109:LEU:HD12	29:BE:112:LEU:HD12	1.92	0.50
34:B3:14:LYS:O	34:B3:14:LYS:HD2	2.11	0.50
41:BJ:101:ILE:O	41:BJ:105:VAL:HG22	2.11	0.50
41:BJ:116:ARG:O	41:BJ:120:ARG:HG2	2.11	0.50
51:BZ:21:ALA:HB3	51:BZ:23:ASN:HD21	1.77	0.50
52:BW:37:VAL:CG1	52:BW:38:ARG:H	2.18	0.50
1:CA:69:G:N2	1:CA:71:A:H62	2.09	0.50
1:CA:512:U:H2'	1:CA:513:C:C6	2.47	0.50
1:CA:524:G:H2'	1:CA:525:C:H6	1.76	0.50
1:CA:542:G:O2'	1:CA:543:U:H5'	2.12	0.50
1:CA:1101:A:N6	20:CB:101:THR:HG21	2.27	0.50
2:CC:149:LYS:HG3	2:CC:168:ARG:HB2	1.93	0.50
5:CF:18:VAL:N	5:CF:19:PRO:HD2	2.26	0.50
5:CF:85:ILE:HG22	5:CF:86:ARG:N	2.27	0.50
6:CG:50:ALA:HB2	6:CG:57:GLU:HG3	1.93	0.50

Continued on next page...

Continued from previous page...

Atom-1	Atom-2	Interatomic distance (Å)	Clash overlap (Å)
9:CJ:55:PRO:HA	13:CN:80:ARG:HH22	1.76	0.50
12:CM:7:ASN:N	12:CM:7:ASN:HD22	2.08	0.50
14:CO:8:THR:O	14:CO:11:ILE:HG22	2.11	0.50
20:CB:22:TRP:HA	20:CB:188:THR:HB	1.94	0.50
23:DB:337:C:H2'	23:DB:338:G:O4'	2.12	0.50
23:DB:1482:G:N2	23:DB:1508:A:H1'	2.25	0.50
23:DB:1723:G:C2'	23:DB:1724:G:H5'	2.42	0.50
23:DB:2094:A:H2'	23:DB:2095:A:H8	1.77	0.50
23:DB:2678:C:H2'	23:DB:2679:A:C8	2.47	0.50
25:DC:2:VAL:HG23	25:DC:3:VAL:N	2.27	0.50
25:DC:83:ASP:HB2	25:DC:90:ILE:HB	1.94	0.50
25:DC:142:ASN:O	25:DC:142:ASN:CG	2.49	0.50
26:DD:7:LYS:HE2	26:DD:198:GLY:HA2	1.94	0.50
26:DD:61:THR:O	26:DD:64:GLU:HB2	2.12	0.50
29:DE:119:ILE:HD11	29:DE:185:LYS:HE2	1.93	0.50
40:DH:65:ALA:HB1	40:DH:138:VAL:HG11	1.92	0.50
40:DH:127:GLU:HB2	40:DH:143:ILE:HG22	1.92	0.50
41:DJ:11:VAL:HG21	41:DJ:13:ARG:HH11	1.76	0.50
41:DJ:11:VAL:HG13	41:DJ:50:THR:HG22	1.93	0.50
42:DN:15:SER:O	42:DN:18:GLN:HB2	2.11	0.50
45:DS:22:ASP:HA	45:DS:25:ARG:NH1	2.27	0.50
45:DS:72:THR:CG2	45:DS:108:SER:HB3	2.42	0.50
47:DF:35:LEU:CD2	47:DF:153:ILE:HG12	2.42	0.50
48:DG:154:GLU:C	48:DG:156:TYR:H	2.15	0.50
1:AA:454:G:H2'	1:AA:455:G:H8	1.75	0.50
1:AA:532:A:C8	2:AC:192:TYR:HD2	2.29	0.50
1:AA:1175:G:O2'	1:AA:1176:A:H5'	2.11	0.50
1:AA:1377:A:H2'	6:AG:6:ILE:HD11	1.93	0.50
3:AD:191:SER:O	3:AD:192:ALA:HB2	2.12	0.50
7:AH:113:ARG:HH21	7:AH:114:ALA:HA	1.77	0.50
10:AK:22:ILE:CG2	10:AK:95:THR:HG21	2.34	0.50
20:AB:14:HIS:CE1	20:AB:42:LEU:HD22	2.47	0.50
21:AU:16:ARG:CZ	21:AU:19:LYS:NZ	2.75	0.50
23:BB:197:A:H62	23:BB:2430:A:H2'	1.75	0.50
23:BB:303:G:H2'	23:BB:304:U:C6	2.47	0.50
23:BB:2466:C:OP1	32:B4:4:ARG:HB3	2.12	0.50
24:BI:29:GLN:HE21	24:BI:29:GLN:HA	1.76	0.50
24:BI:122:GLU:CD	24:BI:122:GLU:H	2.15	0.50
26:BD:8:LYS:HB2	26:BD:201:LEU:HD11	1.94	0.50
35:BV:80:HIS:HA	35:BV:87:GLN:OE1	2.11	0.50
37:BL:42:SER:C	37:BL:44:GLY:H	2.14	0.50

Continued on next page...

Continued from previous page...

Atom-1	Atom-2	Interatomic distance (Å)	Clash overlap (Å)
38:BM:131:VAL:HG12	38:BM:132:THR:H	1.76	0.50
40:BH:99:ILE:C	40:BH:101:ASP:H	2.16	0.50
44:BQ:26:ALA:HB1	44:BQ:30:VAL:CG1	2.42	0.50
47:BF:134:GLN:C	47:BF:136:ILE:H	2.15	0.50
49:BR:3:ALA:O	49:BR:13:ARG:HA	2.12	0.50
50:BT:10:VAL:HG11	50:BT:43:ILE:HG13	1.93	0.50
50:BT:13:ALA:O	50:BT:32:LEU:HB2	2.12	0.50
50:BT:54:GLU:HG3	50:BT:90:GLY:N	2.25	0.50
50:BT:81:LYS:HG3	50:BT:82:LYS:N	2.26	0.50
1:CA:735:C:O2'	1:CA:736:C:H5'	2.12	0.50
1:CA:802:A:H2'	1:CA:803:G:O4'	2.12	0.50
1:CA:920:U:H2'	1:CA:921:U:H6	1.76	0.50
1:CA:1508:A:H2'	1:CA:1509:C:C6	2.47	0.50
2:CC:61:LYS:O	2:CC:96:VAL:HB	2.12	0.50
3:CD:160:LEU:HD13	3:CD:160:LEU:N	2.26	0.50
9:CJ:7:ARG:O	9:CJ:100:ILE:HA	2.12	0.50
11:CL:49:ARG:CG	11:CL:89:LEU:HD21	2.39	0.50
11:CL:81:ILE:HG23	11:CL:94:TYR:HB3	1.94	0.50
19:CT:72:ALA:HA	19:CT:75:LYS:HD3	1.92	0.50
20:CB:202:ASN:ND2	20:CB:204:ASP:N	2.51	0.50
23:DB:98:G:C2'	23:DB:99:U:H5''	2.42	0.50
23:DB:478:A:H5''	23:DB:479:A:OP2	2.12	0.50
23:DB:538:A:N6	23:DB:555:G:O2'	2.43	0.50
23:DB:540:C:O2'	23:DB:541:A:H5'	2.11	0.50
23:DB:719:C:O2'	23:DB:720:U:H5'	2.12	0.50
23:DB:873:C:H2'	23:DB:874:G:C8	2.46	0.50
23:DB:1098:A:O5'	24:DI:3:LYS:HG2	2.12	0.50
23:DB:2455:G:H2'	23:DB:2456:C:C6	2.47	0.50
23:DB:2886:A:H3'	23:DB:2887:A:H8	1.76	0.50
25:DC:52:HIS:NE2	25:DC:218:THR:HG23	2.26	0.50
25:DC:53:ILE:O	25:DC:53:ILE:HG23	2.12	0.50
25:DC:93:VAL:HG13	25:DC:94:LEU:N	2.27	0.50
25:DC:109:LEU:CD2	25:DC:109:LEU:H	2.25	0.50
26:DD:14:ILE:HG23	26:DD:22:ILE:HB	1.94	0.50
26:DD:69:ALA:CA	26:DD:73:VAL:HB	2.40	0.50
29:DE:58:LYS:HD3	29:DE:58:LYS:N	2.27	0.50
33:D1:36:LYS:HG3	33:D1:47:ILE:HG13	1.94	0.50
50:DT:8:LEU:HD22	50:DT:46:ALA:HA	1.93	0.50
50:DT:54:GLU:HG3	50:DT:89:GLU:H	1.77	0.50
52:DW:65:LYS:HG3	52:DW:84:GLU:CB	2.41	0.50
1:AA:802:A:H2'	1:AA:803:G:O4'	2.11	0.50

Continued on next page...

Continued from previous page...

Atom-1	Atom-2	Interatomic distance (Å)	Clash overlap (Å)
1:AA:843:U:H2'	1:AA:843:U:O2	2.12	0.50
1:AA:1014:A:H4'	18:AS:13:HIS:CG	2.47	0.50
1:AA:1217:C:OP1	13:AN:8:ARG:HD2	2.12	0.50
1:AA:1410:A:H2'	1:AA:1411:C:C6	2.47	0.50
3:AD:18:LEU:HD12	3:AD:63:ILE:HG12	1.94	0.50
4:AE:143:LEU:O	4:AE:146:MET:HG2	2.11	0.50
11:AL:31:GLY:HA3	11:AL:54:VAL:HG12	1.92	0.50
18:AS:32:THR:HG22	18:AS:34:SER:H	1.76	0.50
20:AB:46:VAL:HA	20:AB:49:PHE:CD2	2.47	0.50
23:BB:1056:G:H4'	23:BB:1086:A:H8	1.77	0.50
23:BB:1674:G:N2	23:BB:1677:A:N1	2.60	0.50
23:BB:1778:U:H2'	23:BB:1784:A:N6	2.27	0.50
23:BB:2052:A:O4'	26:BD:147:GLY:HA3	2.12	0.50
25:BC:12:ARG:HA	25:BC:15:VAL:HG23	1.94	0.50
25:BC:75:ALA:CB	25:BC:93:VAL:HG22	2.42	0.50
26:BD:116:LYS:HB3	26:BD:118:PHE:CZ	2.47	0.50
34:B3:49:VAL:O	34:B3:51:LYS:N	2.44	0.50
41:BJ:73:VAL:HG23	41:BJ:74:TYR:H	1.76	0.50
43:BO:15:ARG:NH2	43:BO:95:SER:HB3	2.23	0.50
43:BO:28:VAL:HG21	43:BO:106:LEU:HD21	1.93	0.50
44:BQ:65:ASN:CB	44:BQ:75:TYR:HB2	2.41	0.50
48:BG:106:LEU:O	48:BG:108:PHE:N	2.44	0.50
50:BT:21:SER:O	50:BT:25:GLU:HB2	2.11	0.50
1:CA:152:A:H2'	1:CA:153:C:O4'	2.11	0.50
1:CA:244:U:O4	1:CA:906:A:H1'	2.11	0.50
1:CA:952:U:H2'	1:CA:953:G:H8	1.77	0.50
1:CA:1014:A:H4'	18:CS:13:HIS:CG	2.47	0.50
1:CA:1317:C:OP1	13:CN:56:PRO:HD2	2.11	0.50
1:CA:1508:A:H2'	1:CA:1509:C:H6	1.76	0.50
3:CD:89:LEU:CD2	3:CD:199:ILE:HD11	2.42	0.50
10:CK:44:ALA:HB3	10:CK:69:CYS:HB2	1.92	0.50
20:CB:101:THR:HG23	20:CB:102:ASN:H	1.77	0.50
23:DB:459:U:C2'	23:DB:460:A:H5'	2.42	0.50
23:DB:558:U:O2'	23:DB:559:G:H5'	2.12	0.50
23:DB:673:C:C2'	23:DB:674:G:H5'	2.42	0.50
23:DB:1063:G:H4'	24:DI:135:MET:HG2	1.94	0.50
23:DB:1640:A:O2'	23:DB:1641:A:H5'	2.12	0.50
23:DB:2021:C:OP1	31:D0:8:THR:HG21	2.12	0.50
23:DB:2246:G:H2'	23:DB:2247:A:H8	1.77	0.50
23:DB:2514:U:H2'	23:DB:2515:C:C6	2.47	0.50
26:DD:118:PHE:HE2	42:DN:1:MET:SD	2.34	0.50

Continued on next page...

Continued from previous page...

Atom-1	Atom-2	Interatomic distance (Å)	Clash overlap (Å)
26:DD:186:LEU:HD21	28:DP:7:LEU:HD22	1.94	0.50
36:D2:43:THR:O	36:D2:44:VAL:C	2.49	0.50
40:DH:41:LYS:O	40:DH:45:GLU:HG3	2.12	0.50
42:DN:45:ARG:O	42:DN:49:GLU:HG3	2.11	0.50
42:DN:75:ILE:O	42:DN:79:LEU:HD12	2.11	0.50
48:DG:96:ALA:HB3	48:DG:103:ASN:HB3	1.94	0.50
48:DG:176:LYS:O	48:DG:176:LYS:HE2	2.12	0.50
1:AA:201:G:O2'	1:AA:469:C:H4'	2.12	0.49
1:AA:1021:A:H2'	1:AA:1022:A:O4'	2.11	0.49
1:AA:1366:C:H2'	1:AA:1367:C:H6	1.77	0.49
2:AC:61:LYS:O	2:AC:96:VAL:HB	2.12	0.49
3:AD:29:THR:HG22	3:AD:30:LYS:HD3	1.94	0.49
12:AM:7:ASN:N	12:AM:7:ASN:HD22	2.10	0.49
12:AM:96:VAL:C	12:AM:98:GLY:H	2.15	0.49
12:AM:106:ARG:HA	12:AM:106:ARG:HH11	1.77	0.49
16:AQ:80:LYS:HD2	16:AQ:80:LYS:H	1.77	0.49
18:AS:5:LYS:O	18:AS:6:LYS:HD2	2.12	0.49
18:AS:27:LYS:HB2	18:AS:28:LYS:NZ	2.26	0.49
18:AS:44:ILE:O	18:AS:44:ILE:HG23	2.12	0.49
20:AB:116:LEU:HB3	20:AB:140:LEU:HD11	1.93	0.49
23:BB:477:A:H2'	23:BB:478:A:C8	2.47	0.49
23:BB:784:G:H5''	25:BC:225:ASN:OD1	2.13	0.49
23:BB:1213:A:C6	23:BB:1237:A:H1'	2.47	0.49
23:BB:1355:G:O2'	23:BB:1356:G:H5'	2.12	0.49
23:BB:2076:U:O2	23:BB:2076:U:O4'	2.30	0.49
23:BB:2734:A:C2'	23:BB:2735:G:H5'	2.39	0.49
23:BB:2893:A:H4'	23:BB:2894:G:C5'	2.42	0.49
25:BC:74:PRO:HG2	25:BC:96:LYS:HG2	1.93	0.49
38:BM:18:ARG:C	38:BM:38:ARG:HH22	2.15	0.49
40:BH:124:THR:O	40:BH:125:THR:CB	2.59	0.49
41:BJ:42:ALA:O	41:BJ:44:TYR:N	2.45	0.49
44:BQ:4:LYS:HZ3	44:BQ:7:VAL:HG22	1.76	0.49
47:BF:135:ILE:HG13	47:BF:137:PHE:H	1.77	0.49
50:BT:82:LYS:HD2	50:BT:84:TYR:CE1	2.43	0.49
1:CA:255:G:H2'	1:CA:256:U:C6	2.47	0.49
1:CA:374:A:H5''	1:CA:452:A:N1	2.26	0.49
1:CA:472:U:H2'	1:CA:473:U:C6	2.47	0.49
1:CA:617:G:H4'	15:CP:46:LYS:CE	2.42	0.49
1:CA:1321:U:H2'	1:CA:1322:C:H5	1.76	0.49
1:CA:1524:C:H2'	1:CA:1525:G:C8	2.47	0.49
4:CE:82:HIS:CE1	4:CE:146:MET:HA	2.47	0.49

Continued on next page...

Continued from previous page...

Atom-1	Atom-2	Interatomic distance (Å)	Clash overlap (Å)
9:CJ:6:ILE:HB	9:CJ:76:ILE:CD1	2.40	0.49
9:CJ:8:ILE:HG13	9:CJ:100:ILE:HG22	1.94	0.49
12:CM:2:ARG:HG3	12:CM:6:ILE:N	2.27	0.49
13:CN:40:ARG:NH1	18:CS:6:LYS:O	2.36	0.49
16:CQ:30:HIS:ND1	16:CQ:32:ILE:HG22	2.27	0.49
17:CR:33:THR:C	17:CR:35:SER:H	2.15	0.49
18:CS:44:ILE:HA	18:CS:61:VAL:CG1	2.42	0.49
22:DA:55:U:H2'	22:DA:56:G:H8	1.76	0.49
23:DB:57:C:H2'	23:DB:58:G:O4'	2.12	0.49
23:DB:315:G:H2'	23:DB:316:C:H6	1.76	0.49
23:DB:558:U:H5'	41:DJ:114:LEU:HD22	1.94	0.49
23:DB:636:G:O5'	37:DL:128:THR:HG22	2.11	0.49
23:DB:729:G:H2'	23:DB:1775:U:H1'	1.93	0.49
23:DB:1106:G:H2'	23:DB:1107:G:H8	1.77	0.49
23:DB:1141:U:H4'	23:DB:1142:A:C1'	2.42	0.49
23:DB:1484:U:H2'	23:DB:1485:U:H6	1.76	0.49
23:DB:2329:U:H2'	23:DB:2330:G:H8	1.77	0.49
23:DB:2645:G:H3'	23:DB:2646:C:C5'	2.42	0.49
23:DB:2820:A:OP1	42:DN:4:ARG:HA	2.12	0.49
23:DB:2863:C:O2'	23:DB:2864:G:H5'	2.12	0.49
24:DI:78:LEU:HD13	24:DI:108:ILE:HG23	1.94	0.49
25:DC:12:ARG:HA	25:DC:15:VAL:HG23	1.93	0.49
28:DP:3:ILE:HD13	28:DP:3:ILE:O	2.12	0.49
38:DM:24:THR:HG23	38:DM:34:LYS:CE	2.42	0.49
40:DH:4:ILE:HD12	40:DH:37:VAL:O	2.12	0.49
40:DH:40:THR:O	40:DH:42:LYS:N	2.44	0.49
40:DH:113:SER:HB2	40:DH:132:PHE:CZ	2.47	0.49
42:DN:23:ASN:O	42:DN:27:SER:HB2	2.12	0.49
43:DO:28:VAL:HG21	43:DO:106:LEU:HD21	1.94	0.49
47:DF:79:ARG:HE	47:DF:79:ARG:N	2.09	0.49
47:DF:119:LYS:C	47:DF:121:PHE:H	2.15	0.49
1:AA:389:A:H2'	1:AA:389:A:N3	2.27	0.49
1:AA:505:G:H2'	1:AA:506:G:H8	1.76	0.49
1:AA:1207:G:O2'	1:AA:1208:C:H5'	2.13	0.49
1:AA:1278:G:H4'	1:AA:1279:G:C5'	2.42	0.49
1:AA:1527:U:O2'	1:AA:1528:U:H5'	2.11	0.49
2:AC:106:ARG:HG2	2:AC:106:ARG:O	2.12	0.49
4:AE:82:HIS:HE1	4:AE:146:MET:HA	1.77	0.49
4:AE:158:LYS:NZ	7:AH:65:PHE:HA	2.27	0.49
5:AF:47:LEU:HD21	5:AF:57:ALA:CB	2.42	0.49
10:AK:33:ILE:HG12	10:AK:69:CYS:SG	2.52	0.49

Continued on next page...

Continued from previous page...

Atom-1	Atom-2	Interatomic distance (Å)	Clash overlap (Å)
18:AS:49:ALA:HA	18:AS:57:VAL:O	2.12	0.49
23:BB:946:C:H2'	23:BB:947:A:C8	2.48	0.49
23:BB:1175:A:C5	23:BB:1176:U:H1'	2.47	0.49
23:BB:1487:U:H2'	23:BB:1488:C:C6	2.47	0.49
23:BB:1560:G:H2'	23:BB:1561:C:C6	2.46	0.49
23:BB:1714:U:H3'	23:BB:1715:G:C5'	2.42	0.49
23:BB:2352:A:C6	52:BW:30:VAL:HG11	2.47	0.49
25:BC:107:LYS:HD3	25:BC:193:GLU:HB2	1.92	0.49
26:BD:101:PHE:HE2	26:BD:205:PRO:HD3	1.78	0.49
27:BK:2:ILE:HA	27:BK:33:ALA:H	1.77	0.49
40:BH:73:ASN:HD22	40:BH:73:ASN:N	2.10	0.49
40:BH:144:VAL:HG12	40:BH:146:VAL:HG23	1.94	0.49
44:BQ:23:TYR:HB3	44:BQ:27:ARG:HB3	1.94	0.49
46:BU:81:ARG:HB2	46:BU:96:LYS:HG2	1.93	0.49
47:BF:87:LYS:HG3	47:BF:88:VAL:N	2.20	0.49
48:BG:84:LYS:HG3	48:BG:131:VAL:CA	2.42	0.49
48:BG:93:TYR:O	48:BG:94:ARG:HG3	2.11	0.49
51:BZ:71:LEU:O	51:BZ:74:ARG:HG2	2.12	0.49
1:CA:36:C:H4'	11:CL:118:VAL:O	2.12	0.49
1:CA:332:G:O2'	1:CA:333:U:H5'	2.11	0.49
1:CA:373:A:O4'	1:CA:481:G:H1'	2.12	0.49
1:CA:441:A:H61	1:CA:493:A:H62	1.60	0.49
1:CA:692:U:H2'	1:CA:694:A:OP2	2.12	0.49
1:CA:1240:U:H3	6:CG:29:LEU:HD23	1.77	0.49
1:CA:1308:U:H3'	12:CM:97:ARG:NH1	2.26	0.49
1:CA:1446:A:N6	1:CA:1447:A:N6	2.60	0.49
2:CC:13:ILE:HD13	2:CC:13:ILE:N	2.27	0.49
3:CD:54:LEU:HD22	3:CD:54:LEU:O	2.12	0.49
4:CE:131:ASN:HD22	4:CE:134:ASN:H	1.60	0.49
8:CI:51:LEU:HB3	8:CI:56:MET:CG	2.42	0.49
19:CT:68:LYS:HE2	19:CT:68:LYS:CA	2.42	0.49
20:CB:8:MET:CG	20:CB:9:LEU:H	2.25	0.49
20:CB:16:GLY:CA	20:CB:40:ILE:H	2.25	0.49
23:DB:156:A:H2'	23:DB:157:C:H6	1.76	0.49
23:DB:309:A:N3	23:DB:329:G:O2'	2.45	0.49
23:DB:997:G:O2'	23:DB:998:C:H5'	2.13	0.49
23:DB:1210:G:OP1	23:DB:1212:G:H5'	2.11	0.49
23:DB:1439:A:N7	23:DB:1440:U:C2	2.81	0.49
23:DB:1729:U:H2'	23:DB:1730:C:C4'	2.42	0.49
23:DB:2095:A:H3'	23:DB:2096:C:H6	1.76	0.49
23:DB:2443:C:H2'	23:DB:2444:G:C8	2.48	0.49

Continued on next page...

Continued from previous page...

Atom-1	Atom-2	Interatomic distance (Å)	Clash overlap (Å)
23:DB:2746:U:H4'	48:DG:137:LYS:HG3	1.94	0.49
24:DI:17:ALA:O	24:DI:18:ASN:HB3	2.12	0.49
25:DC:90:ILE:HD13	25:DC:103:ILE:O	2.12	0.49
25:DC:170:TYR:CD2	25:DC:184:GLU:HA	2.47	0.49
26:DD:4:LEU:HD23	26:DD:101:PHE:CE1	2.47	0.49
27:DK:70:ARG:HB3	27:DK:70:ARG:HH11	1.76	0.49
28:DP:3:ILE:HG23	28:DP:4:ILE:HG13	1.94	0.49
29:DE:147:LEU:HD12	29:DE:149:ILE:HG22	1.94	0.49
39:DX:23:ARG:HA	39:DX:26:PHE:HB3	1.94	0.49
41:DJ:35:ARG:HA	41:DJ:40:HIS:CD2	2.47	0.49
44:DQ:94:LEU:HD21	49:DR:11:GLN:HB2	1.94	0.49
46:DU:21:ARG:HD3	46:DU:72:PHE:CD2	2.47	0.49
48:DG:10:VAL:HG12	48:DG:14:VAL:HG21	1.94	0.49
52:DW:43:LYS:HB3	52:DW:58:LEU:CD1	2.42	0.49
1:AA:87:C:H2'	1:AA:88:U:C4'	2.42	0.49
1:AA:208:U:H2'	1:AA:210:C:C5	2.47	0.49
1:AA:401:C:H2'	1:AA:402:G:H8	1.76	0.49
1:AA:842:U:H2'	1:AA:843:U:O3'	2.13	0.49
1:AA:1200:C:H3'	1:AA:1201:A:H5'	1.93	0.49
1:AA:1247:U:O2'	1:AA:1248:A:H5'	2.12	0.49
1:AA:1330:U:H2'	1:AA:1331:G:H5'	1.94	0.49
5:AF:3:HIS:CD2	5:AF:3:HIS:N	2.81	0.49
5:AF:53:LYS:HE2	5:AF:53:LYS:HA	1.94	0.49
5:AF:81:ASN:HB3	5:AF:84:VAL:HG12	1.94	0.49
6:AG:94:ARG:HH12	6:AG:98:LEU:HD21	1.77	0.49
7:AH:66:GLN:C	7:AH:68:LYS:H	2.15	0.49
7:AH:94:VAL:HG21	7:AH:100:ILE:O	2.12	0.49
8:AI:39:GLY:HA2	8:AI:44:ARG:CD	2.41	0.49
8:AI:66:VAL:CG2	8:AI:74:GLN:HG3	2.42	0.49
19:AT:53:MET:O	19:AT:57:VAL:HG22	2.12	0.49
23:BB:528:A:N1	23:BB:2042:A:H2'	2.28	0.49
23:BB:545:U:C5	23:BB:547:A:H5'	2.47	0.49
23:BB:696:G:O2'	23:BB:697:G:H5'	2.12	0.49
23:BB:855:G:N3	52:BW:23:LYS:HE3	2.27	0.49
23:BB:1219:U:H2'	23:BB:1220:G:H8	1.77	0.49
23:BB:1434:A:H62	23:BB:1558:C:H42	1.58	0.49
23:BB:2260:C:H2'	23:BB:2261:C:H6	1.77	0.49
23:BB:2691:C:H2'	23:BB:2692:G:H8	1.78	0.49
25:BC:53:ILE:O	25:BC:53:ILE:HG23	2.11	0.49
25:BC:151:GLY:C	25:BC:152:GLN:HG3	2.31	0.49
26:BD:40:LEU:HD12	26:BD:41:ALA:N	2.28	0.49

Continued on next page...

Continued from previous page...

Atom-1	Atom-2	Interatomic distance (Å)	Clash overlap (Å)
26:BD:124:ARG:HG3	26:BD:124:ARG:O	2.11	0.49
28:BP:110:LYS:HD2	28:BP:110:LYS:N	2.23	0.49
29:BE:70:SER:HB2	29:BE:78:TRP:CZ2	2.48	0.49
38:BM:31:PHE:HB3	38:BM:130:PHE:CZ	2.48	0.49
39:BX:39:GLN:HB2	39:BX:42:LEU:HD22	1.93	0.49
40:BH:4:ILE:HD12	40:BH:37:VAL:O	2.11	0.49
40:BH:4:ILE:HG12	40:BH:44:ILE:HG23	1.93	0.49
42:BN:25:ALA:O	42:BN:29:VAL:HG23	2.11	0.49
42:BN:83:LEU:HA	42:BN:86:ARG:CB	2.42	0.49
42:BN:114:GLU:HG2	42:BN:115:LEU:N	2.27	0.49
43:BO:75:GLY:HA3	43:BO:106:LEU:HA	1.94	0.49
45:BS:36:LEU:N	45:BS:36:LEU:HD22	2.27	0.49
46:BU:21:ARG:HG3	46:BU:21:ARG:HH11	1.76	0.49
47:BF:1:ALA:O	47:BF:4:HIS:HB3	2.13	0.49
47:BF:106:ALA:HA	47:BF:135:ILE:CD1	2.41	0.49
47:BF:168:LEU:O	47:BF:169:LEU:HB2	2.13	0.49
48:BG:85:LYS:HA	48:BG:131:VAL:HG12	1.94	0.49
49:BR:14:VAL:HG22	49:BR:15:SER:N	2.27	0.49
50:BT:15:HIS:HB3	50:BT:31:VAL:HG23	1.94	0.49
1:CA:378:G:H2'	1:CA:379:C:C6	2.47	0.49
1:CA:399:G:H2'	1:CA:400:C:C6	2.47	0.49
1:CA:658:C:H2'	1:CA:659:U:C6	2.44	0.49
1:CA:794:A:H2'	1:CA:795:C:C6	2.48	0.49
1:CA:1320:C:H41	18:CS:36:ARG:HE	1.59	0.49
2:CC:174:LEU:HD12	2:CC:174:LEU:H	1.77	0.49
2:CC:181:ILE:HD12	2:CC:181:ILE:N	2.26	0.49
6:CG:94:ARG:NH1	6:CG:98:LEU:HD21	2.27	0.49
10:CK:110:THR:CG2	21:CU:4:LYS:HA	2.42	0.49
11:CL:45:ASN:HD22	11:CL:45:ASN:N	2.09	0.49
13:CN:79:SER:O	13:CN:83:VAL:HG23	2.12	0.49
18:CS:66:VAL:C	18:CS:68:HIS:H	2.16	0.49
23:DB:863:A:H2'	23:DB:864:G:C8	2.47	0.49
23:DB:920:A:H2'	23:DB:921:C:C6	2.47	0.49
23:DB:937:C:H2'	23:DB:938:G:H8	1.76	0.49
23:DB:1099:G:O2'	23:DB:1100:C:H5'	2.13	0.49
23:DB:1153:C:H2'	23:DB:1154:G:O4'	2.12	0.49
23:DB:1326:U:H2'	23:DB:1327:A:H8	1.77	0.49
23:DB:2025:C:H5'	26:DD:154:LYS:NZ	2.27	0.49
24:DI:54:ILE:HD13	24:DI:54:ILE:C	2.32	0.49
26:DD:32:ASN:HA	26:DD:51:THR:O	2.12	0.49
26:DD:92:VAL:O	26:DD:94:GLN:N	2.45	0.49

Continued on next page...

Continued from previous page...

Atom-1	Atom-2	Interatomic distance (Å)	Clash overlap (Å)
26:DD:111:GLY:H	26:DD:194:PRO:HG2	1.77	0.49
29:DE:34:ALA:CB	29:DE:96:VAL:HG21	2.41	0.49
33:D1:40:PRO:O	33:D1:43:ARG:HG2	2.11	0.49
37:DL:77:ILE:HD11	37:DL:95:LEU:HD13	1.93	0.49
37:DL:125:LEU:H	37:DL:143:GLU:CG	2.22	0.49
38:DM:78:LEU:HD12	38:DM:79:ALA:H	1.77	0.49
38:DM:134:THR:HG22	38:DM:136:MET:H	1.76	0.49
38:DM:135:VAL:O	38:DM:136:MET:HG3	2.12	0.49
40:DH:90:LEU:HD12	40:DH:90:LEU:N	2.25	0.49
47:DF:64:PRO:HA	47:DF:88:VAL:HG21	1.92	0.49
49:DR:78:ARG:HB3	49:DR:83:TYR:HB3	1.94	0.49
52:DW:30:VAL:HG22	52:DW:30:VAL:O	2.13	0.49
52:DW:50:VAL:HG23	52:DW:61:LYS:CE	2.42	0.49
52:DW:59:PHE:O	52:DW:60:ALA:HB3	2.12	0.49
1:AA:714:G:H21	1:AA:777:A:H1'	1.77	0.49
1:AA:1031:C:H4'	1:AA:1032:G:C5'	2.43	0.49
2:AC:21:TRP:CH2	2:AC:31:ASN:HB3	2.47	0.49
8:AI:39:GLY:O	8:AI:41:GLU:HG3	2.12	0.49
16:AQ:30:HIS:ND1	16:AQ:32:ILE:HG22	2.27	0.49
19:AT:53:MET:HA	19:AT:56:ILE:HD12	1.93	0.49
20:AB:172:ILE:HG23	20:AB:182:VAL:HG11	1.95	0.49
23:BB:362:A:H3'	23:BB:363:G:H8	1.76	0.49
23:BB:414:C:H2'	23:BB:415:A:H8	1.78	0.49
23:BB:540:C:H2'	23:BB:541:A:H8	1.76	0.49
23:BB:705:A:H61	23:BB:726:G:H1'	1.78	0.49
23:BB:814:C:H2'	23:BB:815:C:H6	1.77	0.49
23:BB:1161:C:H2'	23:BB:1162:G:H8	1.77	0.49
23:BB:1482:G:H2'	23:BB:1483:G:H8	1.77	0.49
23:BB:1570:A:H2'	23:BB:1571:A:C8	2.47	0.49
23:BB:1683:U:H2'	23:BB:1684:G:C8	2.47	0.49
23:BB:2081:U:OP1	51:BZ:19:SER:HB3	2.13	0.49
23:BB:2269:G:H4'	52:BW:19:ARG:HH12	1.78	0.49
23:BB:2498:C:H3'	56:BB:3589:HOH:O	2.12	0.49
25:BC:117:SER:CB	25:BC:128:THR:HB	2.43	0.49
25:BC:243:PRO:O	25:BC:250:GLN:HA	2.12	0.49
28:BP:47:ILE:HG13	28:BP:48:ALA:H	1.77	0.49
34:B3:41:ARG:HG3	34:B3:44:ARG:HH22	1.76	0.49
34:B3:41:ARG:HG3	34:B3:44:ARG:NH2	2.26	0.49
37:BL:129:LYS:HA	37:BL:132:ARG:HG2	1.93	0.49
38:BM:126:ILE:HD12	38:BM:126:ILE:N	2.27	0.49
41:BJ:34:ARG:HG3	41:BJ:34:ARG:HH11	1.76	0.49

Continued on next page...

Continued from previous page...

Atom-1	Atom-2	Interatomic distance (Å)	Clash overlap (Å)
41:BJ:44:TYR:CD2	44:BQ:59:LEU:HD11	2.47	0.49
43:BO:28:VAL:O	43:BO:28:VAL:HG13	2.13	0.49
46:BU:73:ASN:HD22	46:BU:74:ALA:N	2.10	0.49
47:BF:2:LYS:HE3	47:BF:97:GLU:HA	1.94	0.49
47:BF:35:LEU:CD2	47:BF:153:ILE:HG12	2.42	0.49
47:BF:42:ALA:O	47:BF:43:ILE:C	2.51	0.49
48:BG:17:LYS:HB3	48:BG:24:THR:N	2.17	0.49
51:BZ:53:ALA:O	51:BZ:54:LYS:HB3	2.12	0.49
52:BW:39:GLN:HG3	52:BW:42:THR:H	1.77	0.49
1:CA:204:G:H1'	1:CA:466:A:H62	1.78	0.49
1:CA:389:A:N3	1:CA:389:A:H2'	2.27	0.49
1:CA:596:A:H2'	1:CA:597:G:H8	1.77	0.49
1:CA:1069:C:H4'	1:CA:1192:C:O2	2.12	0.49
1:CA:1096:C:H2'	1:CA:1097:C:H6	1.78	0.49
3:CD:191:SER:O	3:CD:192:ALA:HB2	2.13	0.49
22:DA:7:G:H1'	43:DO:38:GLN:HE22	1.76	0.49
23:DB:81:G:H2'	23:DB:82:U:O4'	2.12	0.49
23:DB:1364:G:H5''	51:DZ:3:ARG:CZ	2.42	0.49
23:DB:2147:A:O5'	23:DB:2148:G:H5''	2.12	0.49
23:DB:2355:G:H4'	52:DW:20:LEU:HD13	1.94	0.49
23:DB:2825:G:H5''	23:DB:2825:G:N3	2.27	0.49
23:DB:2897:U:H2'	23:DB:2898:U:H6	1.77	0.49
28:DP:62:LYS:HE3	28:DP:64:SER:OG	2.11	0.49
29:DE:70:SER:HB2	29:DE:78:TRP:CZ2	2.48	0.49
29:DE:173:THR:C	29:DE:175:ILE:H	2.15	0.49
41:DJ:42:ALA:O	41:DJ:44:TYR:N	2.46	0.49
44:DQ:26:ALA:HB1	44:DQ:30:VAL:HG11	1.93	0.49
45:DS:43:ALA:O	45:DS:46:LEU:HB2	2.12	0.49
52:DW:21:GLY:HA3	52:DW:33:GLY:HA2	1.94	0.49
1:AA:34:C:H2'	1:AA:35:G:H8	1.76	0.49
1:AA:374:A:H5''	1:AA:452:A:N1	2.27	0.49
1:AA:679:C:H2'	1:AA:680:C:C6	2.47	0.49
1:AA:685:G:O2'	1:AA:686:U:H5'	2.12	0.49
1:AA:1085:U:H3'	1:AA:1086:U:C5	2.47	0.49
1:AA:1386:G:H2'	1:AA:1387:G:H8	1.76	0.49
1:AA:1480:A:H2'	1:AA:1481:U:O4'	2.13	0.49
7:AH:94:VAL:HG12	7:AH:99:GLY:HA3	1.93	0.49
8:AI:20:ILE:HD13	8:AI:85:ALA:CB	2.40	0.49
15:AP:61:VAL:HA	15:AP:65:ALA:HB3	1.94	0.49
23:BB:3:U:O2'	23:BB:4:U:C6	2.63	0.49
23:BB:118:A:N3	23:BB:178:G:H1'	2.27	0.49

Continued on next page...

Continued from previous page...

Atom-1	Atom-2	Interatomic distance (Å)	Clash overlap (Å)
23:BB:337:C:H2'	23:BB:338:G:O4'	2.12	0.49
23:BB:820:A:H2'	23:BB:821:A:O4'	2.12	0.49
23:BB:857:G:O2'	23:BB:858:G:H5'	2.12	0.49
23:BB:873:C:H2'	23:BB:874:G:C8	2.47	0.49
23:BB:1023:U:H2'	23:BB:1024:G:H5'	1.93	0.49
23:BB:1258:U:H2'	23:BB:1259:G:H8	1.78	0.49
23:BB:1683:U:H2'	23:BB:1684:G:H8	1.78	0.49
23:BB:2155:U:H2'	23:BB:2156:G:H8	1.76	0.49
23:BB:2247:A:O2'	23:BB:2248:C:H5'	2.11	0.49
23:BB:2732:G:H5'	23:BB:2733:A:O4'	2.13	0.49
23:BB:2757:A:H2'	23:BB:2757:A:N3	2.28	0.49
25:BC:12:ARG:HD3	25:BC:12:ARG:O	2.13	0.49
25:BC:93:VAL:HG12	25:BC:101:ARG:O	2.13	0.49
28:BP:6:GLN:HA	28:BP:9:GLN:CD	2.33	0.49
28:BP:74:GLN:O	28:BP:76:HIS:N	2.45	0.49
40:BH:122:LEU:HD12	40:BH:122:LEU:H	1.77	0.49
40:BH:149:GLU:O	40:BH:149:GLU:HG3	2.11	0.49
43:BO:26:LEU:HD13	43:BO:39:VAL:HG23	1.94	0.49
44:BQ:26:ALA:HB1	44:BQ:30:VAL:HG11	1.94	0.49
44:BQ:79:ILE:HD13	44:BQ:79:ILE:O	2.11	0.49
47:BF:84:ILE:HG22	47:BF:84:ILE:O	2.12	0.49
48:BG:10:VAL:O	48:BG:10:VAL:HG12	2.12	0.49
48:BG:154:GLU:C	48:BG:156:TYR:H	2.15	0.49
1:CA:6:G:H4'	1:CA:298:A:H4'	1.95	0.49
1:CA:598:U:H4'	7:CH:85:TYR:CD2	2.47	0.49
5:CF:43:GLY:HA2	5:CF:58:HIS:CD2	2.48	0.49
8:CI:64:ILE:HD12	8:CI:64:ILE:H	1.78	0.49
8:CI:66:VAL:CG2	8:CI:74:GLN:HG3	2.41	0.49
9:CJ:53:ILE:HG13	13:CN:84:ARG:CZ	2.43	0.49
11:CL:23:LEU:O	11:CL:25:ALA:N	2.45	0.49
12:CM:52:ILE:HD12	12:CM:55:LEU:HD12	1.95	0.49
13:CN:14:ALA:O	13:CN:18:LYS:HG3	2.12	0.49
20:CB:16:GLY:HA2	20:CB:40:ILE:CG1	2.42	0.49
20:CB:57:ASN:HA	20:CB:60:ALA:HB3	1.94	0.49
23:DB:813:U:H2'	23:DB:814:C:C6	2.47	0.49
23:DB:2243:U:O2'	23:DB:2244:U:H5'	2.13	0.49
25:DC:117:SER:CB	25:DC:128:THR:HB	2.42	0.49
32:D4:9:LYS:N	32:D4:9:LYS:HD3	2.28	0.49
32:D4:11:CYS:SG	32:D4:13:ASN:HB2	2.52	0.49
37:DL:42:SER:C	37:DL:44:GLY:H	2.16	0.49
40:DH:95:GLY:H	40:DH:98:ASP:HB2	1.78	0.49

Continued on next page...

Continued from previous page...

Atom-1	Atom-2	Interatomic distance (Å)	Clash overlap (Å)
41:DJ:72:LYS:CG	41:DJ:89:PHE:HB2	2.43	0.49
45:DS:36:LEU:N	45:DS:36:LEU:HD22	2.27	0.49
47:DF:49:LEU:HD11	47:DF:66:ILE:HD12	1.92	0.49
50:DT:29:THR:CG2	50:DT:86:THR:HG22	2.43	0.49
1:AA:441:A:H61	1:AA:493:A:H62	1.61	0.49
1:AA:1073:U:H4'	20:AB:104:LYS:CE	2.42	0.49
3:AD:138:PRO:HA	3:AD:181:PHE:CD2	2.47	0.49
10:AK:115:ILE:HD12	10:AK:115:ILE:O	2.11	0.49
12:AM:95:PRO:CD	12:AM:108:ARG:HG2	2.43	0.49
18:AS:48:ILE:HG22	18:AS:49:ALA:N	2.24	0.49
20:AB:125:PHE:C	20:AB:127:LYS:HD2	2.33	0.49
23:BB:81:G:H2'	23:BB:82:U:O4'	2.13	0.49
23:BB:454:A:H4'	23:BB:455:C:OP2	2.12	0.49
23:BB:540:C:O2'	23:BB:541:A:H5'	2.12	0.49
23:BB:975:A:H1'	23:BB:990:A:C2	2.47	0.49
23:BB:996:A:H4'	44:BQ:91:ARG:HG2	1.94	0.49
23:BB:1258:U:H2'	23:BB:1259:G:C8	2.47	0.49
23:BB:1665:A:O2'	23:BB:1666:G:H5'	2.13	0.49
23:BB:2065:C:H2'	23:BB:2066:C:C6	2.46	0.49
23:BB:2213:U:O2	23:BB:2213:U:H2'	2.13	0.49
23:BB:2282:G:H4'	23:BB:2389:G:O2'	2.12	0.49
24:BI:62:ALA:C	24:BI:64:ARG:H	2.15	0.49
27:BK:71:ARG:HB3	27:BK:72:PRO:HD2	1.95	0.49
28:BP:26:GLU:HG3	28:BP:43:GLU:HB2	1.95	0.49
28:BP:88:ARG:NH2	28:BP:88:ARG:HB3	2.27	0.49
29:BE:181:ILE:HG12	37:BL:2:ARG:N	2.27	0.49
34:B3:50:SER:C	34:B3:52:GLY:H	2.16	0.49
43:BO:51:ALA:HB3	43:BO:78:VAL:CG2	2.38	0.49
47:BF:115:GLY:HA3	47:BF:177:ARG:HD2	1.94	0.49
47:BF:174:PHE:HB3	47:BF:176:PHE:CD1	2.48	0.49
1:CA:840:C:N3	1:CA:842:U:H5'	2.26	0.49
1:CA:893:C:H2'	1:CA:894:G:C8	2.47	0.49
1:CA:984:C:O2'	1:CA:985:C:H5'	2.12	0.49
1:CA:1057:G:H5''	2:CC:153:SER:HB2	1.95	0.49
1:CA:1272:G:H2'	1:CA:1273:C:C6	2.48	0.49
2:CC:13:ILE:HG12	2:CC:14:VAL:HG13	1.93	0.49
2:CC:129:PHE:CG	2:CC:130:ARG:N	2.80	0.49
5:CF:18:VAL:O	5:CF:22:ILE:HG13	2.11	0.49
7:CH:51:GLU:HG2	7:CH:52:GLY:N	2.24	0.49
11:CL:83:GLY:HA2	11:CL:94:TYR:HA	1.95	0.49
12:CM:63:VAL:HG13	12:CM:67:ASP:HB2	1.94	0.49

Continued on next page...

Continued from previous page...

Atom-1	Atom-2	Interatomic distance (Å)	Clash overlap (Å)
14:CO:32:LEU:O	14:CO:36:ILE:HG12	2.12	0.49
15:CP:73:ALA:O	15:CP:77:GLU:HG3	2.13	0.49
21:CU:27:VAL:O	21:CU:31:VAL:HG23	2.12	0.49
23:DB:598:U:H2'	23:DB:599:A:H8	1.77	0.49
23:DB:743:A:C2'	23:DB:744:U:H5'	2.42	0.49
23:DB:782:A:N3	25:DC:224:MET:HB3	2.28	0.49
23:DB:909:A:H2'	23:DB:912:C:H5	1.76	0.49
23:DB:975:A:H1'	23:DB:990:A:C2	2.48	0.49
23:DB:1319:C:O2'	23:DB:1320:C:H5'	2.13	0.49
23:DB:1539:U:H2'	23:DB:1540:G:C8	2.46	0.49
23:DB:1551:A:C3'	23:DB:1552:A:H5''	2.42	0.49
23:DB:1570:A:H2'	23:DB:1571:A:C8	2.47	0.49
23:DB:2101:A:O2'	23:DB:2102:G:H5'	2.12	0.49
25:DC:175:LEU:HD11	25:DC:181:ARG:HG3	1.94	0.49
26:DD:7:LYS:CE	26:DD:198:GLY:HA2	2.42	0.49
26:DD:90:PHE:CD2	26:DD:94:GLN:HG3	2.47	0.49
26:DD:90:PHE:HD2	26:DD:94:GLN:HG3	1.77	0.49
28:DP:3:ILE:HD13	28:DP:3:ILE:C	2.33	0.49
29:DE:150:THR:HG21	29:DE:153:LEU:HA	1.93	0.49
29:DE:166:LYS:O	29:DE:167:VAL:HB	2.12	0.49
36:D2:42:LEU:O	36:D2:43:THR:HG23	2.13	0.49
38:DM:101:VAL:O	38:DM:101:VAL:HG13	2.13	0.49
42:DN:24:MET:HE1	42:DN:40:LYS:O	2.12	0.49
42:DN:39:PRO:C	42:DN:41:ALA:H	2.14	0.49
46:DU:85:ARG:NH1	46:DU:86:PHE:N	2.60	0.49
47:DF:19:PHE:HE1	47:DF:167:ALA:HB2	1.78	0.49
47:DF:87:LYS:HG3	47:DF:88:VAL:N	2.17	0.49
50:DT:25:GLU:HG2	50:DT:29:THR:O	2.13	0.49
1:AA:17:U:O2'	1:AA:18:C:H5'	2.12	0.49
1:AA:679:C:H2'	1:AA:680:C:H6	1.77	0.49
1:AA:715:A:H2'	1:AA:716:A:C8	2.47	0.49
1:AA:1057:G:H5''	2:AC:153:SER:HB2	1.94	0.49
1:AA:1251:A:H2'	1:AA:1252:A:C8	2.47	0.49
2:AC:174:LEU:H	2:AC:174:LEU:HD12	1.78	0.49
4:AE:15:ILE:HB	4:AE:35:LEU:O	2.12	0.49
6:AG:15:PRO:HG3	6:AG:39:GLU:OE1	2.13	0.49
10:AK:73:VAL:O	10:AK:76:TYR:HB2	2.12	0.49
10:AK:110:THR:CG2	21:AU:4:LYS:HA	2.43	0.49
14:AO:17:ARG:HD3	14:AO:24:SER:OG	2.13	0.49
20:AB:165:ALA:HB3	20:AB:186:VAL:HG12	1.95	0.49
22:BA:49:C:H2'	22:BA:50:A:H8	1.77	0.49

Continued on next page...

Continued from previous page...

Atom-1	Atom-2	Interatomic distance (Å)	Clash overlap (Å)
22:BA:88:C:HO2'	22:BA:89:U:H6	1.61	0.49
23:BB:39:G:H2'	23:BB:40:U:C6	2.48	0.49
23:BB:57:C:H2'	23:BB:58:G:O4'	2.12	0.49
23:BB:588:U:H1'	29:BE:85:PHE:CD1	2.47	0.49
23:BB:1080:A:O2'	23:BB:1081:U:H5'	2.12	0.49
23:BB:1198:U:H2'	23:BB:1199:U:H6	1.78	0.49
23:BB:1310:G:H21	23:BB:1610:A:H8	1.61	0.49
23:BB:1439:A:N7	23:BB:1440:U:N1	2.61	0.49
23:BB:1729:U:H2'	23:BB:1730:C:O4'	2.13	0.49
23:BB:1779:U:C5	23:BB:1784:A:N7	2.79	0.49
23:BB:2359:C:H2'	23:BB:2360:G:C8	2.48	0.49
23:BB:2537:U:H2'	23:BB:2538:C:C6	2.47	0.49
23:BB:2732:G:H3'	23:BB:2733:A:H5'	1.95	0.49
23:BB:2828:G:O2'	23:BB:2829:A:H5'	2.11	0.49
24:BI:74:PRO:O	24:BI:77:VAL:HG22	2.12	0.49
25:BC:245:THR:O	25:BC:247:TRP:N	2.45	0.49
27:BK:2:ILE:HD12	27:BK:2:ILE:N	2.27	0.49
29:BE:58:LYS:N	29:BE:58:LYS:HD3	2.27	0.49
29:BE:150:THR:HG21	29:BE:153:LEU:HA	1.94	0.49
35:BV:40:ILE:HD13	35:BV:40:ILE:H	1.78	0.49
38:BM:4:PRO:HG2	38:BM:70:ASP:HA	1.93	0.49
40:BH:114:GLU:HB3	40:BH:134:VAL:CA	2.43	0.49
40:BH:141:LYS:HD3	40:BH:141:LYS:N	2.26	0.49
42:BN:39:PRO:C	42:BN:41:ALA:H	2.16	0.49
44:BQ:86:SER:HB2	49:BR:50:GLY:O	2.12	0.49
46:BU:14:THR:O	46:BU:18:LYS:HA	2.12	0.49
49:BR:34:GLU:CD	49:BR:60:LYS:HE2	2.33	0.49
1:CA:219:U:H2'	1:CA:220:G:H8	1.77	0.49
1:CA:264:C:O2'	16:CQ:65:PRO:HG2	2.12	0.49
1:CA:432:A:H2'	1:CA:433:G:H5'	1.94	0.49
1:CA:552:U:O2'	1:CA:553:A:H5'	2.13	0.49
1:CA:627:G:H2'	1:CA:628:G:C8	2.47	0.49
3:CD:49:ASP:O	3:CD:53:GLN:HG3	2.13	0.49
5:CF:47:LEU:HD21	5:CF:57:ALA:CB	2.42	0.49
6:CG:62:GLU:O	6:CG:66:GLU:HG3	2.12	0.49
9:CJ:14:ASP:OD1	9:CJ:17:LEU:HB2	2.13	0.49
22:DA:76:G:O2'	22:DA:77:U:H5'	2.12	0.49
23:DB:68:G:H2'	23:DB:69:C:H6	1.77	0.49
23:DB:100:U:OP1	23:DB:101:A:O5'	2.30	0.49
23:DB:192:C:C2'	23:DB:193:U:H5'	2.42	0.49
23:DB:782:A:N7	25:DC:219:VAL:HG21	2.28	0.49

Continued on next page...

Continued from previous page...

Atom-1	Atom-2	Interatomic distance (Å)	Clash overlap (Å)
23:DB:1439:A:N7	23:DB:1440:U:C6	2.81	0.49
23:DB:1487:U:H2'	23:DB:1488:C:C6	2.48	0.49
23:DB:1916:A:H2'	23:DB:1917:U:O4'	2.13	0.49
23:DB:2260:C:H2'	23:DB:2261:C:H6	1.77	0.49
23:DB:2385:C:H2'	23:DB:2386:A:C8	2.47	0.49
23:DB:2471:A:O2'	23:DB:2472:G:O5'	2.31	0.49
23:DB:2732:G:H5'	23:DB:2733:A:O4'	2.12	0.49
23:DB:2776:A:H4'	23:DB:2777:G:O5'	2.13	0.49
24:DI:21:PRO:CB	24:DI:22:PRO:HD3	2.38	0.49
25:DC:71:ASP:O	25:DC:73:ILE:HG12	2.13	0.49
30:DY:7:THR:HA	30:DY:34:THR:HA	1.95	0.49
30:DY:8:GLN:HB3	30:DY:31:ILE:O	2.13	0.49
37:DL:95:LEU:O	37:DL:100:ILE:HG22	2.13	0.49
44:DQ:109:VAL:CG1	44:DQ:113:LYS:HE3	2.41	0.49
47:DF:32:LYS:HE2	47:DF:34:THR:HG22	1.93	0.49
47:DF:65:LEU:H	47:DF:88:VAL:HG22	1.75	0.49
47:DF:104:THR:C	47:DF:108:PRO:HG2	2.33	0.49
47:DF:174:PHE:HB3	47:DF:176:PHE:CD1	2.47	0.49
50:DT:13:ALA:O	50:DT:32:LEU:HB2	2.13	0.49
1:AA:201:G:H2'	1:AA:202:G:O4'	2.12	0.49
1:AA:373:A:H2'	1:AA:374:A:H8	1.77	0.49
1:AA:1113:C:O2'	1:AA:1114:C:H5'	2.13	0.49
1:AA:1151:A:O2'	1:AA:1152:A:H8	1.95	0.49
1:AA:1287:A:H2'	1:AA:1288:A:H8	1.77	0.49
1:AA:1321:U:H2'	1:AA:1322:C:H5	1.78	0.49
1:AA:1366:C:H2'	1:AA:1367:C:C6	2.47	0.49
4:AE:28:ARG:NH1	4:AE:30:PHE:HB3	2.25	0.49
9:AJ:10:LEU:O	9:AJ:71:LEU:HA	2.13	0.49
9:AJ:10:LEU:HB3	9:AJ:18:ILE:HD11	1.93	0.49
18:AS:30:LEU:HB2	18:AS:48:ILE:HA	1.94	0.49
22:BA:30:C:H2'	22:BA:30:C:O2	2.13	0.49
23:BB:643:A:H2'	23:BB:644:A:O4'	2.12	0.49
23:BB:660:C:H2'	23:BB:661:A:C8	2.46	0.49
23:BB:1341:G:N2	23:BB:1398:C:H4'	2.28	0.49
23:BB:1454:C:H5'	42:BN:63:ARG:NE	2.27	0.49
23:BB:1539:U:H2'	23:BB:1540:G:C8	2.48	0.49
23:BB:1773:A:N7	23:BB:1829:A:H1'	2.28	0.49
23:BB:1830:C:H2'	23:BB:1831:G:H8	1.76	0.49
23:BB:2065:C:O2'	23:BB:2066:C:H5'	2.12	0.49
23:BB:2108:A:C2'	23:BB:2109:U:H4'	2.35	0.49
23:BB:2136:G:H2'	23:BB:2136:G:N3	2.28	0.49

Continued on next page...

Continued from previous page...

Atom-1	Atom-2	Interatomic distance (Å)	Clash overlap (Å)
23:BB:2187:U:H2'	23:BB:2188:U:H6	1.77	0.49
23:BB:2598:A:OP1	25:BC:233:GLY:HA3	2.13	0.49
23:BB:2693:G:O2'	23:BB:2694:G:H5'	2.13	0.49
25:BC:54:GLY:O	25:BC:214:GLY:HA2	2.12	0.49
25:BC:183:VAL:HG22	25:BC:187:CYS:SG	2.53	0.49
26:BD:8:LYS:HB2	26:BD:201:LEU:HD21	1.95	0.49
29:BE:160:ALA:O	29:BE:161:ALA:HB3	2.13	0.49
30:BY:7:THR:HG22	30:BY:9:THR:H	1.78	0.49
35:BV:80:HIS:CG	35:BV:83:LYS:HB2	2.47	0.49
37:BL:19:LEU:HD23	37:BL:31:GLY:O	2.12	0.49
42:BN:106:ASP:C	42:BN:108:ALA:N	2.66	0.49
44:BQ:91:ARG:NH2	49:BR:11:GLN:H	2.11	0.49
45:BS:54:ALA:HA	45:BS:57:ASN:HB2	1.95	0.49
46:BU:11:ILE:O	46:BU:11:ILE:HD13	2.12	0.49
47:BF:27:VAL:HG23	47:BF:27:VAL:O	2.13	0.49
47:BF:65:LEU:H	47:BF:88:VAL:HG22	1.76	0.49
47:BF:161:SER:OG	47:BF:164:GLU:HG3	2.12	0.49
1:CA:242:G:H2'	1:CA:243:A:H5''	1.94	0.49
1:CA:734:G:H2'	1:CA:735:C:C6	2.48	0.49
1:CA:1169:A:H2'	1:CA:1170:A:C8	2.47	0.49
8:CI:49:GLN:N	8:CI:50:PRO:HD2	2.27	0.49
9:CJ:5:ARG:HG2	9:CJ:79:PRO:HG3	1.95	0.49
10:CK:115:ILE:O	10:CK:115:ILE:HD12	2.12	0.49
12:CM:15:VAL:HG22	12:CM:33:LEU:CD1	2.42	0.49
16:CQ:68:LYS:HG2	16:CQ:69:THR:HG23	1.95	0.49
19:CT:53:MET:O	19:CT:57:VAL:HG22	2.12	0.49
20:CB:70:GLY:HA3	20:CB:79:VAL:HG21	1.94	0.49
20:CB:95:TRP:CH2	20:CB:100:LEU:HB2	2.42	0.49
20:CB:107:ARG:HA	20:CB:110:ILE:HD12	1.94	0.49
20:CB:184:ALA:C	20:CB:199:ILE:HD12	2.33	0.49
22:DA:30:C:H2'	22:DA:31:C:H5'	1.94	0.49
22:DA:32:U:H1'	22:DA:52:A:N7	2.28	0.49
23:DB:418:C:H2'	23:DB:419:U:C6	2.47	0.49
23:DB:572:A:H5''	23:DB:573:U:OP2	2.13	0.49
23:DB:755:U:H2'	23:DB:756:A:C8	2.47	0.49
23:DB:1263:U:O2'	31:D0:7:PRO:HD2	2.13	0.49
23:DB:1487:U:H2'	23:DB:1488:C:H6	1.78	0.49
23:DB:1923:U:O2'	23:DB:1924:C:H5'	2.12	0.49
24:DI:89:SER:HA	24:DI:97:VAL:HG11	1.95	0.49
24:DI:126:ARG:NH1	24:DI:126:ARG:HB3	2.27	0.49
26:DD:175:LEU:HD21	26:DD:191:GLY:O	2.13	0.49

Continued on next page...

Continued from previous page...

Atom-1	Atom-2	Interatomic distance (Å)	Clash overlap (Å)
39:DX:41:HIS:O	39:DX:44:LYS:HB3	2.12	0.49
43:DO:28:VAL:O	43:DO:28:VAL:HG13	2.13	0.49
47:DF:168:LEU:O	47:DF:169:LEU:HB2	2.12	0.49
49:DR:15:SER:H	49:DR:18:GLN:CD	2.15	0.49
1:AA:378:G:H2'	1:AA:379:C:C6	2.48	0.49
1:AA:438:U:H4'	3:AD:119:HIS:HD2	1.78	0.49
1:AA:736:C:H5''	5:AF:90:MET:CE	2.42	0.49
1:AA:797:C:O2'	1:AA:798:U:H5'	2.13	0.49
1:AA:803:G:H2'	1:AA:804:U:C6	2.48	0.49
2:AC:181:ILE:HD12	2:AC:181:ILE:N	2.28	0.49
4:AE:101:GLY:H	4:AE:121:ASN:ND2	2.10	0.49
4:AE:156:ARG:HA	7:AH:63:LYS:NZ	2.28	0.49
8:AI:20:ILE:HG23	8:AI:60:LEU:CD1	2.43	0.49
14:AO:25:THR:CB	14:AO:70:LEU:HD23	2.42	0.49
23:BB:150:U:H2'	23:BB:151:C:H6	1.77	0.49
23:BB:741:U:H2'	23:BB:742:A:H8	1.78	0.49
23:BB:851:C:H2'	23:BB:852:U:H6	1.78	0.49
23:BB:1028:A:N6	23:BB:1125:G:H2'	2.28	0.49
23:BB:1203:U:C4'	37:BL:3:LEU:HD12	2.43	0.49
23:BB:1242:U:H2'	23:BB:1243:C:C6	2.48	0.49
23:BB:1465:G:H2'	23:BB:1466:U:C6	2.47	0.49
23:BB:2821:A:OP2	26:BD:115:GLY:HA3	2.12	0.49
24:BI:85:ILE:CD1	24:BI:137:LEU:HD21	2.43	0.49
24:BI:135:MET:HG3	24:BI:137:LEU:HG	1.95	0.49
25:BC:83:ASP:HB2	25:BC:90:ILE:HB	1.95	0.49
26:BD:124:ARG:HA	26:BD:165:MET:CE	2.43	0.49
27:BK:54:LYS:HD2	27:BK:54:LYS:N	2.23	0.49
28:BP:103:THR:HG22	28:BP:104:GLY:H	1.78	0.49
28:BP:112:ARG:HH11	28:BP:112:ARG:HB2	1.77	0.49
40:BH:133:GLN:HA	40:BH:139:PHE:HB2	1.95	0.49
47:BF:11:VAL:HG21	47:BF:172:PHE:CE1	2.48	0.49
51:BZ:74:ARG:HD2	51:BZ:76:GLU:OE2	2.12	0.49
1:CA:366:A:O2'	1:CA:394:G:N2	2.46	0.49
1:CA:420:U:H2'	1:CA:422:C:C4	2.48	0.49
1:CA:451:A:N6	1:CA:480:U:H2'	2.27	0.49
1:CA:465:A:H5'	1:CA:465:A:N3	2.27	0.49
1:CA:677:U:H2'	1:CA:678:U:C6	2.48	0.49
2:CC:106:ARG:HG2	2:CC:106:ARG:O	2.13	0.49
2:CC:126:ARG:HH22	2:CC:190:THR:CG2	2.16	0.49
4:CE:156:ARG:HB3	7:CH:43:GLY:HA3	1.95	0.49
5:CF:3:HIS:N	5:CF:92:THR:OG1	2.45	0.49

Continued on next page...

Continued from previous page...

Atom-1	Atom-2	Interatomic distance (Å)	Clash overlap (Å)
6:CG:24:LYS:O	6:CG:28:ILE:HG12	2.12	0.49
7:CH:94:VAL:HG21	7:CH:100:ILE:O	2.12	0.49
20:CB:15:PHE:CD1	20:CB:16:GLY:N	2.80	0.49
23:DB:1064:C:H2'	23:DB:1065:U:O4'	2.13	0.49
23:DB:1824:G:O2'	23:DB:1825:U:H5'	2.12	0.49
23:DB:2054:A:H2'	31:D0:4:GLN:OE1	2.12	0.49
23:DB:2077:A:C6	23:DB:2078:C:N4	2.81	0.49
23:DB:2761:A:H1'	48:DG:142:GLN:NE2	2.27	0.49
25:DC:155:ARG:HH11	25:DC:155:ARG:CB	2.26	0.49
25:DC:222:THR:HA	25:DC:231:HIS:O	2.12	0.49
27:DK:43:ILE:CD1	27:DK:52:VAL:HB	2.43	0.49
27:DK:47:ILE:HG23	27:DK:48:PRO:CD	2.43	0.49
29:DE:150:THR:OG1	29:DE:151:GLY:N	2.45	0.49
40:DH:113:SER:N	40:DH:132:PHE:HE1	2.08	0.49
45:DS:13:SER:OG	45:DS:14:ALA:N	2.46	0.49
45:DS:54:ALA:HA	45:DS:57:ASN:HB2	1.95	0.49
47:DF:76:PHE:HD2	47:DF:78:ILE:HD13	1.75	0.49
48:DG:17:LYS:HA	48:DG:17:LYS:NZ	2.24	0.49
48:DG:84:LYS:HG3	48:DG:131:VAL:CA	2.42	0.49
1:AA:34:C:H2'	1:AA:35:G:C8	2.47	0.49
1:AA:87:C:H2'	1:AA:88:U:H4'	1.95	0.49
1:AA:409:U:OP1	3:AD:23:GLY:HA3	2.13	0.49
1:AA:413:G:H2'	1:AA:428:G:H21	1.78	0.49
1:AA:1216:A:H5''	13:AN:4:SER:CB	2.42	0.49
6:AG:4:ARG:NE	6:AG:6:ILE:HG23	2.28	0.49
6:AG:14:ASP:O	6:AG:18:GLY:HA2	2.13	0.49
8:AI:23:GLY:H	8:AI:60:LEU:HA	1.77	0.49
8:AI:51:LEU:HB3	8:AI:56:MET:CG	2.43	0.49
8:AI:53:LEU:O	8:AI:53:LEU:HD13	2.13	0.49
12:AM:22:TYR:N	12:AM:65:GLU:OE2	2.46	0.49
14:AO:35:GLN:O	14:AO:39:LEU:HB2	2.13	0.49
15:AP:40:ASN:ND2	15:AP:43:ALA:N	2.53	0.49
18:AS:66:VAL:C	18:AS:68:HIS:H	2.16	0.49
20:AB:57:ASN:HA	20:AB:60:ALA:HB3	1.94	0.49
20:AB:101:THR:HG23	20:AB:102:ASN:N	2.27	0.49
22:BA:102:G:O2'	22:BA:103:U:H5'	2.13	0.49
23:BB:141:G:H3'	23:BB:142:A:O4'	2.13	0.49
23:BB:315:G:H2'	23:BB:316:C:H6	1.76	0.49
23:BB:322:A:H5'	23:BB:340:A:C1'	2.43	0.49
23:BB:951:C:O2'	23:BB:952:G:H5'	2.13	0.49
23:BB:1275:A:H2'	23:BB:1275:A:N3	2.28	0.49

Continued on next page...

Continued from previous page...

Atom-1	Atom-2	Interatomic distance (Å)	Clash overlap (Å)
23:BB:1287:A:H3'	23:BB:1288:G:N2	2.28	0.49
23:BB:1386:C:H1'	23:BB:1470:A:H1'	1.94	0.49
23:BB:2233:U:H2'	23:BB:2234:G:C8	2.48	0.49
23:BB:2557:G:H2'	23:BB:2558:C:H6	1.78	0.49
23:BB:2678:C:H2'	23:BB:2679:A:C8	2.48	0.49
23:BB:2692:G:O2'	23:BB:2693:G:H5'	2.13	0.49
25:BC:140:VAL:HG12	25:BC:141:HIS:N	2.27	0.49
26:BD:51:THR:HG22	26:BD:52:THR:H	1.77	0.49
26:BD:106:LYS:HD3	26:BD:106:LYS:N	2.28	0.49
27:BK:107:LEU:C	27:BK:109:SER:H	2.16	0.49
38:BM:40:ARG:HB2	38:BM:93:VAL:HG22	1.93	0.49
39:BX:7:ARG:HB2	39:BX:7:ARG:NH1	2.27	0.49
48:BG:145:ALA:HA	48:BG:148:ARG:CG	2.42	0.49
52:BW:65:LYS:HG3	52:BW:84:GLU:CB	2.41	0.49
1:CA:834:U:H2'	1:CA:835:U:H6	1.78	0.49
1:CA:903:G:H2'	1:CA:904:U:C6	2.48	0.49
1:CA:1172:C:O2'	1:CA:1173:U:H5'	2.12	0.49
1:CA:1238:A:H2	1:CA:1241:G:N3	2.11	0.49
3:CD:171:GLU:HB2	3:CD:180:THR:HB	1.94	0.49
10:CK:70:ALA:O	10:CK:74:LYS:HB2	2.13	0.49
10:CK:92:ARG:HH21	21:CU:24:LYS:CG	2.25	0.49
10:CK:117:HIS:O	10:CK:118:ASN:HB2	2.13	0.49
12:CM:95:PRO:CD	12:CM:108:ARG:HG2	2.43	0.49
16:CQ:18:LYS:HA	16:CQ:47:ASP:O	2.13	0.49
16:CQ:60:ILE:HG22	16:CQ:74:LEU:HA	1.94	0.49
19:CT:14:GLU:O	19:CT:17:ARG:HB3	2.13	0.49
20:CB:113:LEU:HD12	20:CB:143:LEU:HB3	1.95	0.49
23:DB:38:A:N3	29:DE:43:THR:HB	2.28	0.49
23:DB:41:C:O2'	23:DB:42:A:H5'	2.12	0.49
23:DB:328:U:H4'	46:DU:65:GLN:CD	2.32	0.49
23:DB:616:A:H3'	23:DB:617:G:C8	2.41	0.49
23:DB:660:C:H2'	23:DB:661:A:C8	2.47	0.49
23:DB:758:C:O2	23:DB:1981:A:H2	1.95	0.49
23:DB:873:C:H2'	23:DB:874:G:H8	1.78	0.49
23:DB:1230:A:H2'	23:DB:1231:U:H6	1.75	0.49
23:DB:1429:G:H2'	23:DB:1430:G:C8	2.43	0.49
23:DB:1591:A:H2'	23:DB:1592:C:C6	2.48	0.49
23:DB:2150:C:H2'	23:DB:2151:U:C6	2.48	0.49
23:DB:2557:G:H2'	23:DB:2558:C:H6	1.78	0.49
23:DB:2772:C:H2'	23:DB:2773:C:H6	1.77	0.49
23:DB:2795:C:H2'	23:DB:2796:U:C1'	2.43	0.49

Continued on next page...

Continued from previous page...

Atom-1	Atom-2	Interatomic distance (Å)	Clash overlap (Å)
23:DB:2864:G:H2'	23:DB:2865:U:C6	2.48	0.49
27:DK:2:ILE:HA	27:DK:33:ALA:H	1.78	0.49
27:DK:71:ARG:HA	27:DK:71:ARG:HE	1.78	0.49
28:DP:1:SER:H1	28:DP:4:ILE:HB	1.77	0.49
29:DE:59:PRO:HB2	29:DE:67:ARG:NH2	2.25	0.49
35:DV:4:ILE:N	35:DV:62:THR:O	2.46	0.49
41:DJ:59:ALA:O	41:DJ:62:VAL:HG12	2.13	0.49
44:DQ:51:GLN:O	44:DQ:54:ARG:HB2	2.13	0.49
1:AA:152:A:H2'	1:AA:153:C:O4'	2.12	0.48
1:AA:893:C:H2'	1:AA:894:G:H8	1.76	0.48
1:AA:1072:G:H2'	1:AA:1073:U:H6	1.77	0.48
1:AA:1324:A:H2'	1:AA:1325:C:O4'	2.13	0.48
4:AE:156:ARG:HB3	7:AH:43:GLY:HA3	1.95	0.48
8:AI:61:ASP:C	8:AI:62:LEU:HD13	2.34	0.48
10:AK:70:ALA:O	10:AK:74:LYS:HB2	2.12	0.48
12:AM:86:ARG:O	12:AM:89:ARG:HB2	2.13	0.48
16:AQ:7:LEU:O	16:AQ:60:ILE:HD13	2.13	0.48
18:AS:62:THR:HG22	18:AS:63:ASP:N	2.29	0.48
21:AU:9:GLU:OE2	2:CC:108:PRO:HG3	2.13	0.48
22:BA:32:U:H2'	22:BA:33:G:C8	2.48	0.48
23:BB:378:C:O2'	23:BB:379:G:H5'	2.13	0.48
23:BB:419:U:H2'	23:BB:420:C:H6	1.76	0.48
23:BB:510:C:H2'	23:BB:511:U:O4'	2.12	0.48
23:BB:833:A:H1'	37:BL:52:GLY:N	2.28	0.48
23:BB:1295:C:H2'	23:BB:1296:G:H8	1.78	0.48
23:BB:1390:U:O2'	23:BB:1391:U:H5'	2.12	0.48
23:BB:2579:C:O2'	26:BD:136:ASN:HA	2.13	0.48
23:BB:2862:G:H2'	23:BB:2863:C:C6	2.48	0.48
23:BB:2864:G:H2'	23:BB:2865:U:C6	2.48	0.48
25:BC:91:ALA:CB	25:BC:105:ALA:HB2	2.43	0.48
28:BP:62:LYS:O	28:BP:63:ILE:HB	2.13	0.48
39:BX:28:LEU:HB3	39:BX:43:LEU:HD21	1.95	0.48
43:BO:30:ARG:HG3	43:BO:30:ARG:HH11	1.77	0.48
44:BQ:24:TYR:CG	44:BQ:25:GLY:N	2.80	0.48
46:BU:39:ASN:CB	46:BU:62:ALA:HB3	2.41	0.48
49:BR:4:VAL:HA	49:BR:12:HIS:O	2.13	0.48
1:CA:858:G:O6	1:CA:869:G:H3'	2.13	0.48
1:CA:1026:G:H2'	1:CA:1027:C:C6	2.48	0.48
1:CA:1310:G:O2'	1:CA:1311:A:H5'	2.13	0.48
1:CA:1330:U:H2'	1:CA:1331:G:H5'	1.95	0.48
1:CA:1332:A:H2'	1:CA:1333:A:O4'	2.13	0.48

Continued on next page...

Continued from previous page...

Atom-1	Atom-2	Interatomic distance (Å)	Clash overlap (Å)
4:CE:82:HIS:HE1	4:CE:146:MET:HA	1.77	0.48
4:CE:156:ARG:HA	7:CH:63:LYS:NZ	2.28	0.48
4:CE:158:LYS:NZ	7:CH:65:PHE:HA	2.28	0.48
6:CG:14:ASP:O	6:CG:18:GLY:HA2	2.13	0.48
6:CG:21:LEU:HD23	6:CG:21:LEU:H	1.78	0.48
6:CG:94:ARG:HH11	6:CG:98:LEU:HD11	1.78	0.48
7:CH:113:ARG:HH21	7:CH:114:ALA:HA	1.78	0.48
8:CI:41:GLU:C	8:CI:43:ALA:H	2.16	0.48
9:CJ:88:MET:SD	9:CJ:88:MET:N	2.86	0.48
14:CO:39:LEU:HD23	14:CO:43:PHE:HE1	1.78	0.48
14:CO:84:ARG:C	14:CO:85:LEU:HD12	2.34	0.48
17:CR:56:ARG:O	17:CR:60:ARG:HG2	2.13	0.48
18:CS:28:LYS:HZ2	18:CS:28:LYS:N	2.01	0.48
22:DA:30:C:H1'	22:DA:58:A:N1	2.28	0.48
23:DB:38:A:O2'	29:DE:43:THR:HA	2.13	0.48
23:DB:200:U:H5''	51:DZ:22:LEU:O	2.13	0.48
23:DB:522:A:H2'	23:DB:523:C:H6	1.75	0.48
23:DB:657:U:H2'	23:DB:658:U:C6	2.48	0.48
23:DB:845:A:C2'	23:DB:846:U:H5''	2.39	0.48
23:DB:1536:C:H1'	23:DB:1537:G:N2	2.29	0.48
23:DB:1585:C:H2'	23:DB:1586:A:O4'	2.13	0.48
23:DB:1714:U:H3'	23:DB:1715:G:C5'	2.43	0.48
23:DB:1749:A:H2'	23:DB:1750:G:H8	1.77	0.48
23:DB:2144:G:C2	23:DB:2146:C:H5'	2.47	0.48
23:DB:2421:G:N7	34:D3:30:HIS:NE2	2.61	0.48
23:DB:2756:U:C1'	23:DB:2757:A:H5''	2.42	0.48
23:DB:2800:A:H2'	23:DB:2801:G:O4'	2.12	0.48
25:DC:140:VAL:HG12	25:DC:141:HIS:N	2.28	0.48
27:DK:109:SER:C	27:DK:111:LYS:H	2.17	0.48
29:DE:27:LEU:O	29:DE:30:GLN:HB3	2.13	0.48
33:D1:14:ALA:HB3	33:D1:16:THR:HG22	1.93	0.48
37:DL:4:ASN:N	37:DL:4:ASN:ND2	2.61	0.48
41:DJ:45:THR:O	41:DJ:45:THR:HG23	2.13	0.48
42:DN:51:LEU:HD21	42:DN:70:THR:HG21	1.95	0.48
44:DQ:26:ALA:HB1	44:DQ:30:VAL:CG1	2.42	0.48
45:DS:48:LYS:HE2	45:DS:52:GLU:OE1	2.13	0.48
46:DU:85:ARG:HA	46:DU:85:ARG:NE	2.26	0.48
46:DU:85:ARG:O	46:DU:92:VAL:HB	2.12	0.48
49:DR:78:ARG:HG3	49:DR:78:ARG:NH2	2.28	0.48
51:DZ:20:HIS:O	51:DZ:21:ALA:HB3	2.13	0.48
51:DZ:76:GLU:HG3	51:DZ:77:LYS:H	1.77	0.48

Continued on next page...

Continued from previous page...

Atom-1	Atom-2	Interatomic distance (Å)	Clash overlap (Å)
1:AA:823:C:O2'	1:AA:824:G:H5'	2.13	0.48
1:AA:948:C:H2'	1:AA:949:A:H8	1.78	0.48
1:AA:1161:C:H2'	1:AA:1162:C:H6	1.78	0.48
1:AA:1319:A:H4'	1:AA:1320:C:OP1	2.13	0.48
2:AC:116:ALA:O	2:AC:120:THR:HG23	2.13	0.48
2:AC:140:ALA:HB3	2:AC:148:ILE:HD12	1.94	0.48
3:AD:102:TYR:CE1	3:AD:109:THR:HA	2.48	0.48
3:AD:115:GLN:HE21	3:AD:119:HIS:CE1	2.31	0.48
6:AG:14:ASP:HB3	6:AG:19:SER:H	1.78	0.48
8:AI:49:GLN:N	8:AI:50:PRO:HD2	2.29	0.48
9:AJ:80:THR:HG22	9:AJ:81:GLU:N	2.28	0.48
16:AQ:60:ILE:HG12	16:AQ:72:TRP:HE3	1.77	0.48
23:BB:547:A:H5''	23:BB:548:G:N7	2.27	0.48
23:BB:610:C:O2'	23:BB:611:C:H5'	2.13	0.48
23:BB:657:U:H2'	23:BB:658:U:C6	2.48	0.48
23:BB:947:A:HO2'	23:BB:984:A:H2	1.62	0.48
23:BB:2297:A:H61	23:BB:2319:G:H1'	1.78	0.48
23:BB:2306:C:H3'	23:BB:2307:G:H5''	1.93	0.48
23:BB:2394:C:H5''	37:BL:63:LYS:HD3	1.95	0.48
23:BB:2553:G:H2'	23:BB:2554:U:O4'	2.13	0.48
23:BB:2800:A:H2'	23:BB:2801:G:C8	2.48	0.48
23:BB:2836:U:H2'	23:BB:2837:A:H8	1.77	0.48
23:BB:2869:G:H2'	23:BB:2870:C:H6	1.77	0.48
33:B1:8:ILE:HD12	33:B1:51:ALA:HA	1.96	0.48
40:BH:116:ARG:CZ	40:BH:131:SER:HB3	2.43	0.48
41:BJ:4:PHE:HB3	41:BJ:44:TYR:CD1	2.49	0.48
41:BJ:19:ASP:OD2	41:BJ:58:ASN:HB2	2.13	0.48
41:BJ:100:VAL:O	41:BJ:104:ALA:HB2	2.14	0.48
45:BS:26:GLY:HA2	45:BS:71:VAL:O	2.13	0.48
47:BF:134:GLN:H	47:BF:150:GLY:H	1.61	0.48
49:BR:15:SER:OG	49:BR:18:GLN:HG2	2.13	0.48
50:BT:4:GLU:CD	50:BT:5:GLU:H	2.16	0.48
51:BZ:6:GLN:HE22	51:BZ:77:LYS:HZ1	1.57	0.48
1:CA:34:C:H2'	1:CA:35:G:C8	2.48	0.48
1:CA:224:U:H2'	1:CA:225:C:C6	2.48	0.48
1:CA:246:A:N6	1:CA:281:G:H1'	2.28	0.48
1:CA:677:U:H2'	1:CA:678:U:H6	1.77	0.48
1:CA:1391:U:H2'	1:CA:1392:G:H8	1.76	0.48
4:CE:143:LEU:O	4:CE:146:MET:HG2	2.14	0.48
6:CG:6:ILE:HG22	6:CG:7:GLY:N	2.28	0.48
6:CG:11:ILE:HG12	6:CG:24:LYS:HE2	1.95	0.48

Continued on next page...

Continued from previous page...

Atom-1	Atom-2	Interatomic distance (Å)	Clash overlap (Å)
7:CH:12:ARG:HG3	7:CH:12:ARG:HH11	1.79	0.48
7:CH:86:LYS:HD2	7:CH:90:GLU:HG3	1.93	0.48
12:CM:14:ALA:HB1	12:CM:33:LEU:HD21	1.95	0.48
13:CN:49:THR:O	13:CN:50:LEU:HB2	2.12	0.48
20:CB:46:VAL:HA	20:CB:49:PHE:CD2	2.48	0.48
20:CB:172:ILE:HG23	20:CB:182:VAL:HG11	1.95	0.48
20:CB:187:ASP:OD1	20:CB:203:ASP:HB3	2.13	0.48
23:DB:170:U:H2'	23:DB:171:U:C6	2.48	0.48
23:DB:847:U:O2	23:DB:847:U:O4'	2.30	0.48
23:DB:1241:A:H2'	23:DB:1242:U:H5'	1.95	0.48
23:DB:1248:G:OP1	44:DQ:1:ALA:HB3	2.13	0.48
23:DB:1252:G:H5''	56:DB:3464:HOH:O	2.13	0.48
23:DB:1295:C:H2'	23:DB:1296:G:H8	1.77	0.48
23:DB:1545:A:H2'	23:DB:1546:G:O4'	2.12	0.48
23:DB:2418:A:H2'	23:DB:2419:U:O4'	2.14	0.48
23:DB:2693:G:O2'	23:DB:2694:G:H5'	2.13	0.48
27:DK:109:SER:HB2	27:DK:111:LYS:HE2	1.96	0.48
29:DE:115:GLN:HE22	37:DL:2:ARG:HD3	1.78	0.48
30:DY:43:ILE:HG13	30:DY:44:ARG:N	2.29	0.48
41:DJ:101:ILE:O	41:DJ:105:VAL:HG22	2.14	0.48
47:DF:134:GLN:H	47:DF:150:GLY:H	1.61	0.48
48:DG:54:ARG:HB3	48:DG:57:TYR:HD1	1.78	0.48
48:DG:142:GLN:HG3	48:DG:146:ASP:OD2	2.13	0.48
51:DZ:21:ALA:HB3	51:DZ:23:ASN:ND2	2.27	0.48
1:AA:65:A:C2	1:AA:381:C:H2'	2.48	0.48
1:AA:86:G:H1'	1:AA:87:C:H5	1.77	0.48
1:AA:1320:C:H2'	1:AA:1321:U:O4'	2.13	0.48
2:AC:149:LYS:HB2	2:AC:168:ARG:HG3	1.96	0.48
3:AD:96:ARG:HH12	3:AD:133:SER:HB3	1.78	0.48
4:AE:87:VAL:HG23	4:AE:91:SER:O	2.12	0.48
5:AF:18:VAL:O	5:AF:22:ILE:HG13	2.13	0.48
7:AH:74:ILE:HG13	7:AH:128:VAL:HG22	1.94	0.48
12:AM:106:ARG:HE	12:AM:112:ARG:HD3	1.78	0.48
23:BB:195:A:H61	23:BB:198:C:H3'	1.78	0.48
23:BB:418:C:H2'	23:BB:419:U:H6	1.78	0.48
23:BB:598:U:H2'	23:BB:599:A:C8	2.49	0.48
23:BB:858:G:H21	23:BB:2268:A:H3'	1.78	0.48
23:BB:1902:C:H2'	23:BB:1903:G:O4'	2.13	0.48
23:BB:2025:C:H5'	26:BD:154:LYS:HZ1	1.77	0.48
23:BB:2489:U:O2'	23:BB:2490:G:H5'	2.13	0.48
24:BI:52:LEU:HD12	24:BI:52:LEU:N	2.28	0.48

Continued on next page...

Continued from previous page...

Atom-1	Atom-2	Interatomic distance (Å)	Clash overlap (Å)
25:BC:226:PRO:CG	25:BC:233:GLY:H	2.19	0.48
28:BP:96:LEU:HB3	28:BP:99:LEU:HB2	1.95	0.48
40:BH:97:ARG:HA	40:BH:112:LYS:CB	2.43	0.48
40:BH:114:GLU:HB2	40:BH:132:PHE:CE1	2.48	0.48
43:BO:49:VAL:CG2	43:BO:82:ALA:HB2	2.34	0.48
44:BQ:109:VAL:O	44:BQ:113:LYS:HG3	2.13	0.48
45:BS:6:LYS:HB3	45:BS:104:THR:HA	1.95	0.48
46:BU:58:VAL:HG12	46:BU:59:GLU:N	2.20	0.48
52:BW:49:ASN:HB2	52:BW:60:ALA:CA	2.43	0.48
1:CA:224:U:H2'	1:CA:225:C:H6	1.77	0.48
1:CA:401:C:H2'	1:CA:402:G:H8	1.77	0.48
1:CA:648:A:H2'	1:CA:649:A:C8	2.48	0.48
1:CA:736:C:H2'	1:CA:737:C:C6	2.48	0.48
2:CC:11:LEU:HD11	13:CN:87:ALA:O	2.13	0.48
3:CD:102:TYR:CE1	3:CD:109:THR:HA	2.47	0.48
7:CH:74:ILE:O	7:CH:74:ILE:HG23	2.13	0.48
12:CM:86:ARG:O	12:CM:89:ARG:HB2	2.13	0.48
12:CM:109:LYS:HG3	12:CM:110:GLY:H	1.77	0.48
16:CQ:82:VAL:O	16:CQ:82:VAL:HG13	2.14	0.48
20:CB:64:GLY:O	20:CB:66:ILE:HG12	2.13	0.48
20:CB:187:ASP:HB3	20:CB:201:GLY:O	2.13	0.48
23:DB:37:C:H4'	23:DB:451:U:OP1	2.12	0.48
23:DB:246:C:C2'	23:DB:247:G:H5'	2.43	0.48
23:DB:464:U:H2'	23:DB:465:G:O4'	2.14	0.48
23:DB:786:C:O2'	23:DB:787:C:H5'	2.14	0.48
23:DB:956:G:OP2	38:DM:86:LYS:HE2	2.12	0.48
23:DB:969:G:H2'	23:DB:970:U:C6	2.49	0.48
23:DB:1023:U:H2'	23:DB:1024:G:H5'	1.94	0.48
23:DB:1161:C:H2'	23:DB:1162:G:H8	1.79	0.48
23:DB:1651:G:OP1	42:DN:37:THR:HG21	2.13	0.48
23:DB:1704:C:O2'	23:DB:1705:A:H5'	2.13	0.48
23:DB:2096:C:H2'	23:DB:2097:A:C8	2.49	0.48
23:DB:2821:A:H2'	23:DB:2822:G:O4'	2.14	0.48
25:DC:106:PRO:O	25:DC:109:LEU:HD13	2.12	0.48
27:DK:8:LEU:HD12	27:DK:8:LEU:N	2.25	0.48
27:DK:107:LEU:C	27:DK:109:SER:H	2.16	0.48
29:DE:58:LYS:HZ3	29:DE:58:LYS:CB	2.25	0.48
37:DL:6:LEU:HD23	37:DL:6:LEU:N	2.18	0.48
38:DM:31:PHE:HB3	38:DM:130:PHE:CZ	2.48	0.48
38:DM:114:ARG:HA	38:DM:130:PHE:CE1	2.47	0.48
42:DN:72:ASP:C	42:DN:74:GLU:H	2.15	0.48

Continued on next page...

Continued from previous page...

Atom-1	Atom-2	Interatomic distance (Å)	Clash overlap (Å)
45:DS:22:ASP:HA	45:DS:25:ARG:HH11	1.79	0.48
46:DU:84:PHE:O	46:DU:85:ARG:CB	2.58	0.48
48:DG:1:SER:HA	48:DG:61:TRP:CZ3	2.48	0.48
51:DZ:71:LEU:O	51:DZ:74:ARG:HG2	2.14	0.48
1:AA:107:G:O6	19:AT:9:ARG:HD3	2.14	0.48
1:AA:665:A:H2'	1:AA:725:G:N2	2.28	0.48
1:AA:794:A:H2'	1:AA:795:C:C6	2.48	0.48
1:AA:939:G:H5'	6:AG:101:ARG:NH1	2.29	0.48
1:AA:984:C:O2'	1:AA:985:C:H5'	2.13	0.48
2:AC:53:ARG:HG2	2:AC:54:ILE:H	1.79	0.48
3:AD:126:GLY:O	3:AD:127:ARG:HD2	2.12	0.48
8:AI:123:ARG:HB3	8:AI:123:ARG:CZ	2.44	0.48
13:AN:79:SER:O	13:AN:83:VAL:HG23	2.13	0.48
18:AS:42:ASN:ND2	18:AS:43:MET:H	2.12	0.48
22:BA:53:A:O2'	22:BA:54:G:H5'	2.14	0.48
23:BB:532:A:H4'	23:BB:533:G:C8	2.49	0.48
23:BB:840:C:H2'	23:BB:841:G:H8	1.79	0.48
23:BB:929:U:O2'	23:BB:930:G:H5'	2.14	0.48
23:BB:932:U:O4'	23:BB:932:U:O2	2.32	0.48
23:BB:1028:A:H2'	23:BB:1029:A:C8	2.48	0.48
23:BB:1487:U:H2'	23:BB:1488:C:H6	1.78	0.48
23:BB:1549:A:H2'	23:BB:1550:C:H6	1.79	0.48
23:BB:1749:A:H2'	23:BB:1750:G:C8	2.48	0.48
23:BB:1920:C:H2'	23:BB:1921:G:H8	1.78	0.48
23:BB:2425:A:H5''	23:BB:2426:A:H3'	1.95	0.48
23:BB:2466:C:O2'	23:BB:2467:C:H5'	2.13	0.48
23:BB:2636:C:O2'	23:BB:2637:U:H5'	2.13	0.48
23:BB:2667:C:H1'	48:BG:108:PHE:CD2	2.48	0.48
24:BI:52:LEU:HD21	24:BI:81:LYS:NZ	2.29	0.48
25:BC:71:ASP:O	25:BC:73:ILE:HG12	2.13	0.48
26:BD:175:LEU:HD23	26:BD:190:LYS:HB3	1.94	0.48
27:BK:61:VAL:HG11	27:BK:112:PHE:CE2	2.49	0.48
29:BE:27:LEU:O	29:BE:30:GLN:HB3	2.14	0.48
29:BE:102:ARG:HG3	29:BE:102:ARG:NH2	2.28	0.48
31:B0:43:THR:OG1	31:B0:47:TYR:HB2	2.13	0.48
35:BV:51:GLN:HB2	35:BV:57:TYR:OH	2.13	0.48
40:BH:65:ALA:O	40:BH:68:ARG:HD2	2.13	0.48
41:BJ:59:ALA:C	41:BJ:61:LYS:H	2.17	0.48
48:BG:53:PRO:HG3	48:BG:61:TRP:CD2	2.49	0.48
49:BR:57:GLY:HA2	49:BR:102:SER:O	2.13	0.48
1:CA:373:A:H2'	1:CA:374:A:H8	1.79	0.48

Continued on next page...

Continued from previous page...

Atom-1	Atom-2	Interatomic distance (Å)	Clash overlap (Å)
1:CA:584:G:O2'	1:CA:585:G:H5'	2.14	0.48
1:CA:946:A:H2'	1:CA:947:G:H8	1.74	0.48
1:CA:1186:G:H21	13:CN:100:TRP:C	2.17	0.48
1:CA:1347:G:C8	8:CI:108:ARG:HB2	2.48	0.48
2:CC:128:MET:H	2:CC:128:MET:CE	2.27	0.48
3:CD:169:TRP:CD2	3:CD:185:PRO:HB3	2.48	0.48
3:CD:187:ARG:O	3:CD:191:SER:HB3	2.13	0.48
4:CE:87:VAL:HG23	4:CE:91:SER:O	2.13	0.48
5:CF:53:LYS:HE2	5:CF:53:LYS:HA	1.94	0.48
8:CI:61:ASP:C	8:CI:62:LEU:HD13	2.33	0.48
8:CI:123:ARG:HB3	8:CI:123:ARG:CZ	2.43	0.48
20:CB:104:LYS:HB2	20:CB:104:LYS:NZ	2.28	0.48
23:DB:208:C:H2'	23:DB:209:C:C6	2.48	0.48
23:DB:659:G:H21	29:DE:30:GLN:NE2	2.11	0.48
23:DB:858:G:H21	23:DB:2268:A:H3'	1.78	0.48
23:DB:919:U:O5'	23:DB:919:U:H6	1.96	0.48
23:DB:945:A:OP2	23:DB:945:A:H4'	2.14	0.48
23:DB:1287:A:H3'	23:DB:1288:G:N2	2.28	0.48
23:DB:1353:A:H2'	23:DB:1354:A:C8	2.47	0.48
23:DB:1488:C:O2'	23:DB:1489:C:H5'	2.13	0.48
23:DB:1856:U:C2'	23:DB:1857:G:H5'	2.44	0.48
23:DB:2896:C:H2'	23:DB:2897:U:H6	1.78	0.48
26:DD:124:ARG:HA	26:DD:165:MET:CE	2.43	0.48
29:DE:195:GLN:HA	29:DE:198:GLU:CD	2.33	0.48
41:DJ:81:ILE:HG23	41:DJ:82:GLY:N	2.18	0.48
42:DN:2:ARG:O	42:DN:2:ARG:HG2	2.13	0.48
44:DQ:91:ARG:HE	44:DQ:94:LEU:HD23	1.78	0.48
47:DF:27:VAL:O	47:DF:27:VAL:HG23	2.14	0.48
48:DG:10:VAL:HG12	48:DG:10:VAL:O	2.12	0.48
50:DT:15:HIS:HB3	50:DT:31:VAL:HG23	1.94	0.48
1:AA:413:G:H2'	1:AA:428:G:N2	2.29	0.48
1:AA:677:U:H3	1:AA:713:G:H22	1.60	0.48
1:AA:687:A:C2	1:AA:704:A:C5	3.02	0.48
1:AA:1030:U:O2	1:AA:1030:U:H2'	2.14	0.48
1:AA:1077:G:N2	1:AA:1080:A:OP2	2.42	0.48
3:AD:169:TRP:CD2	3:AD:185:PRO:HB3	2.48	0.48
5:AF:6:ILE:HD12	5:AF:7:VAL:N	2.29	0.48
7:AH:74:ILE:HG23	7:AH:74:ILE:O	2.14	0.48
10:AK:117:HIS:O	10:AK:118:ASN:HB2	2.12	0.48
12:AM:2:ARG:HG3	12:AM:6:ILE:N	2.27	0.48
12:AM:14:ALA:HB1	12:AM:33:LEU:HD21	1.96	0.48

Continued on next page...

Continued from previous page...

Atom-1	Atom-2	Interatomic distance (Å)	Clash overlap (Å)
12:AM:87:GLY:HA2	12:AM:90:HIS:HD2	1.78	0.48
20:AB:83:ALA:O	20:AB:88:GLN:HB2	2.14	0.48
23:BB:79:C:HO2'	23:BB:346:A:C1'	2.26	0.48
23:BB:753:A:O2'	23:BB:754:U:H5'	2.13	0.48
23:BB:1114:C:H2'	23:BB:1115:G:C8	2.49	0.48
23:BB:1364:G:H5''	51:BZ:3:ARG:CZ	2.43	0.48
23:BB:1725:U:O2'	23:BB:1726:C:H5'	2.14	0.48
23:BB:2151:U:H2'	23:BB:2152:G:C8	2.43	0.48
23:BB:2191:A:H2'	23:BB:2192:U:C6	2.48	0.48
23:BB:2199:A:H3'	23:BB:2200:C:H6	1.79	0.48
23:BB:2492:U:O2'	23:BB:2493:U:H5'	2.13	0.48
23:BB:2821:A:H2'	23:BB:2822:G:O4'	2.14	0.48
24:BI:2:LYS:HB3	24:BI:2:LYS:NZ	2.28	0.48
26:BD:106:LYS:O	26:BD:107:VAL:HB	2.13	0.48
27:BK:88:ASN:ND2	27:BK:88:ASN:C	2.67	0.48
28:BP:47:ILE:HG13	28:BP:48:ALA:N	2.29	0.48
28:BP:47:ILE:HD11	28:BP:59:THR:HG22	1.95	0.48
29:BE:150:THR:OG1	29:BE:151:GLY:N	2.46	0.48
39:BX:23:ARG:HA	39:BX:26:PHE:HB3	1.95	0.48
41:BJ:25:LEU:HB2	41:BJ:62:VAL:HG21	1.94	0.48
45:BS:1:MET:SD	45:BS:62:ASP:HB3	2.54	0.48
50:BT:27:SER:O	50:BT:28:ASN:HB3	2.12	0.48
1:CA:142:G:N3	1:CA:196:A:H2	2.12	0.48
1:CA:240:G:H8	1:CA:240:G:H5'	1.77	0.48
1:CA:327:A:H1'	1:CA:329:A:O4'	2.12	0.48
1:CA:374:A:OP1	1:CA:452:A:N1	2.46	0.48
1:CA:1324:A:H2'	1:CA:1325:C:O4'	2.13	0.48
1:CA:1432:G:H5'	28:DP:105:LYS:HG2	1.96	0.48
3:CD:35:GLN:O	3:CD:36:ALA:HB2	2.13	0.48
3:CD:160:LEU:HA	3:CD:163:GLN:HG3	1.96	0.48
4:CE:11:GLN:HB3	4:CE:116:VAL:HG12	1.96	0.48
6:CG:122:GLU:OE1	6:CG:131:GLY:HA3	2.13	0.48
9:CJ:35:GLN:HG2	9:CJ:78:GLU:OE1	2.13	0.48
11:CL:30:ARG:O	11:CL:57:THR:HG23	2.13	0.48
11:CL:107:LYS:N	11:CL:107:LYS:HZ3	2.12	0.48
13:CN:42:ASN:HD22	13:CN:45:LEU:HD22	1.78	0.48
19:CT:27:MET:HG2	19:CT:31:ILE:HD11	1.96	0.48
19:CT:53:MET:HA	19:CT:56:ILE:HD12	1.95	0.48
20:CB:166:ASP:OD2	20:CB:190:SER:HA	2.13	0.48
22:DA:6:G:H2'	22:DA:7:G:H8	1.78	0.48
22:DA:49:C:H2'	22:DA:50:A:H8	1.78	0.48

Continued on next page...

Continued from previous page...

Atom-1	Atom-2	Interatomic distance (Å)	Clash overlap (Å)
23:DB:19:A:H2'	23:DB:20:C:H6	1.77	0.48
23:DB:68:G:H2'	23:DB:69:C:C6	2.48	0.48
23:DB:146:A:H2'	23:DB:147:C:C6	2.48	0.48
23:DB:413:C:H2'	23:DB:414:C:C6	2.49	0.48
23:DB:1028:A:H2'	23:DB:1029:A:C8	2.48	0.48
23:DB:1059:G:H4'	24:DI:116:MET:HE2	1.95	0.48
23:DB:1244:A:O2'	23:DB:1245:G:H5''	2.12	0.48
23:DB:1482:G:H2'	23:DB:1483:G:H8	1.77	0.48
23:DB:2882:A:H2'	23:DB:2883:A:H5''	1.96	0.48
24:DI:2:LYS:HB3	24:DI:2:LYS:NZ	2.28	0.48
24:DI:27:LEU:HB2	24:DI:32:VAL:HG21	1.94	0.48
24:DI:102:ARG:HG3	24:DI:141:ASP:CB	2.43	0.48
26:DD:13:ARG:HD2	28:DP:55:HIS:ND1	2.28	0.48
27:DK:19:VAL:C	27:DK:41:ILE:HD11	2.33	0.48
27:DK:43:ILE:HD12	27:DK:56:ASP:HB2	1.96	0.48
28:DP:50:ARG:HD3	28:DP:56:SER:HB3	1.96	0.48
32:D4:2:LYS:HG2	32:D4:4:ARG:HG3	1.95	0.48
33:D1:49:LYS:HG3	33:D1:50:GLU:N	2.17	0.48
34:D3:28:LEU:HD22	34:D3:43:LEU:CB	2.44	0.48
35:DV:21:ARG:HE	35:DV:87:GLN:HB3	1.78	0.48
35:DV:80:HIS:HA	35:DV:87:GLN:OE1	2.14	0.48
40:DH:85:GLY:H	40:DH:89:LYS:H	1.60	0.48
43:DO:88:LYS:HE2	43:DO:116:GLN:CD	2.34	0.48
45:DS:1:MET:SD	45:DS:62:ASP:HB3	2.53	0.48
46:DU:48:VAL:O	46:DU:48:VAL:HG13	2.14	0.48
48:DG:53:PRO:HG3	48:DG:61:TRP:CD2	2.48	0.48
52:DW:32:ALA:C	52:DW:34:SER:H	2.16	0.48
52:DW:39:GLN:HG3	52:DW:42:THR:H	1.77	0.48
1:AA:470:C:H2'	1:AA:471:U:H6	1.77	0.48
1:AA:552:U:O2'	1:AA:553:A:H5'	2.13	0.48
1:AA:842:U:H4'	1:AA:846:G:C2	2.49	0.48
1:AA:1179:A:H2'	1:AA:1180:A:O4'	2.14	0.48
1:AA:1240:U:H3	6:AG:29:LEU:HD23	1.78	0.48
1:AA:1294:G:H2'	1:AA:1295:U:C6	2.49	0.48
2:AC:119:ILE:HG13	2:AC:132:ALA:HB1	1.96	0.48
4:AE:136:VAL:HG13	4:AE:137:ARG:H	1.79	0.48
6:AG:144:ALA:O	6:AG:145:GLU:HB3	2.12	0.48
11:AL:81:ILE:HG23	11:AL:94:TYR:HB3	1.96	0.48
14:AO:56:LEU:O	14:AO:60:VAL:HG23	2.12	0.48
23:BB:4:U:H2'	23:BB:5:A:C8	2.48	0.48
23:BB:335:C:H5''	46:BU:81:ARG:NH1	2.29	0.48

Continued on next page...

Continued from previous page...

Atom-1	Atom-2	Interatomic distance (Å)	Clash overlap (Å)
23:BB:576:U:H2'	23:BB:577:G:C8	2.48	0.48
23:BB:979:A:H2'	23:BB:982:C:H42	1.78	0.48
23:BB:1196:C:H2'	23:BB:1197:G:C8	2.49	0.48
23:BB:1230:A:H2'	23:BB:1231:U:H6	1.76	0.48
23:BB:1285:A:H2'	23:BB:1286:A:H5''	1.94	0.48
23:BB:1326:U:H2'	23:BB:1327:A:H8	1.78	0.48
23:BB:1505:A:H2'	23:BB:1506:U:C6	2.49	0.48
23:BB:1647:U:P	23:BB:1647:U:H3'	2.53	0.48
23:BB:1818:U:HO2'	23:BB:1819:A:P	2.35	0.48
23:BB:2899:A:H2'	23:BB:2900:A:C8	2.49	0.48
56:BB:3554:HOH:O	29:BE:63:LYS:HE2	2.13	0.48
24:BI:21:PRO:CB	24:BI:22:PRO:HD3	2.40	0.48
25:BC:2:VAL:HG23	25:BC:3:VAL:N	2.28	0.48
25:BC:226:PRO:HG3	25:BC:233:GLY:N	2.19	0.48
26:BD:98:VAL:C	26:BD:100:LEU:H	2.17	0.48
29:BE:148:ILE:HD13	29:BE:187:VAL:HG21	1.95	0.48
33:B1:14:ALA:HB3	33:B1:16:THR:HG22	1.95	0.48
37:BL:125:LEU:HB2	37:BL:143:GLU:OE2	2.13	0.48
38:BM:114:ARG:HA	38:BM:130:PHE:CE1	2.49	0.48
44:BQ:91:ARG:HE	44:BQ:94:LEU:HD23	1.79	0.48
47:BF:2:LYS:CD	47:BF:100:GLU:HG2	2.41	0.48
47:BF:104:THR:C	47:BF:108:PRO:HG2	2.34	0.48
48:BG:84:LYS:CB	48:BG:132:LEU:H	2.25	0.48
1:CA:1180:A:OP1	8:CI:104:THR:HG22	2.14	0.48
1:CA:1289:A:H2'	1:CA:1290:G:H5'	1.95	0.48
2:CC:104:GLU:HG2	2:CC:105:VAL:H	1.79	0.48
2:CC:109:GLU:HG2	2:CC:139:ASN:HB3	1.96	0.48
2:CC:140:ALA:HB3	2:CC:148:ILE:HD12	1.94	0.48
5:CF:37:HIS:O	5:CF:97:THR:HG23	2.14	0.48
11:CL:35:ARG:HG3	11:CL:36:VAL:N	2.28	0.48
15:CP:20:VAL:HG21	15:CP:32:PHE:CD2	2.49	0.48
23:DB:95:A:H4'	39:DX:38:GLN:O	2.14	0.48
23:DB:378:C:O2'	23:DB:379:G:H5'	2.14	0.48
23:DB:643:A:H2'	23:DB:644:A:O4'	2.13	0.48
23:DB:857:G:O2'	23:DB:858:G:H5'	2.12	0.48
23:DB:942:G:O2'	23:DB:943:A:H5'	2.13	0.48
23:DB:1745:A:H2'	23:DB:1746:A:O4'	2.13	0.48
23:DB:2663:G:H2'	23:DB:2664:G:O4'	2.12	0.48
24:DI:57:VAL:HG23	24:DI:71:LYS:NZ	2.28	0.48
26:DD:40:LEU:HD12	26:DD:41:ALA:N	2.28	0.48
27:DK:64:ARG:O	27:DK:82:ASN:HA	2.14	0.48

Continued on next page...

Continued from previous page...

Atom-1	Atom-2	Interatomic distance (Å)	Clash overlap (Å)
28:DP:112:ARG:HB2	28:DP:112:ARG:HH11	1.79	0.48
35:DV:14:LYS:HE3	35:DV:18:ARG:NH2	2.24	0.48
41:DJ:19:ASP:OD2	41:DJ:58:ASN:HB2	2.13	0.48
41:DJ:40:HIS:ND1	41:DJ:41:LYS:HG3	2.29	0.48
43:DO:26:LEU:HD13	43:DO:39:VAL:HG23	1.95	0.48
44:DQ:23:TYR:CB	44:DQ:27:ARG:HB3	2.44	0.48
44:DQ:57:ARG:HH11	44:DQ:57:ARG:HG2	1.79	0.48
46:DU:62:ALA:O	46:DU:63:ALA:HB3	2.13	0.48
46:DU:66:VAL:C	46:DU:68:ASN:H	2.17	0.48
47:DF:101:ARG:HA	47:DF:105:ILE:HD12	1.96	0.48
49:DR:7:SER:HB2	49:DR:22:LEU:CB	2.31	0.48
49:DR:49:ILE:HG21	49:DR:53:PHE:C	2.33	0.48
1:AA:50:A:N6	1:AA:361:G:H4'	2.29	0.48
1:AA:373:A:O4'	1:AA:481:G:H1'	2.13	0.48
1:AA:906:A:C2'	1:AA:907:A:H5''	2.43	0.48
1:AA:1039:G:H2'	1:AA:1040:U:H6	1.77	0.48
1:AA:1102:A:H2'	1:AA:1103:C:C6	2.49	0.48
1:AA:1278:G:H4'	1:AA:1279:G:O5'	2.14	0.48
8:AI:56:MET:O	8:AI:58:GLU:N	2.42	0.48
10:AK:28:ASN:HD22	10:AK:29:THR:N	2.08	0.48
12:AM:70:ARG:HH22	47:BF:112:ASP:CB	2.26	0.48
15:AP:59:HIS:O	15:AP:63:GLN:HG3	2.13	0.48
15:AP:66:THR:HG22	15:AP:67:ILE:H	1.79	0.48
17:AR:33:THR:C	17:AR:35:SER:H	2.16	0.48
19:AT:68:LYS:HE2	19:AT:68:LYS:CA	2.44	0.48
20:AB:218:ALA:O	20:AB:222:GLU:HG2	2.13	0.48
20:AB:221:ARG:HH11	20:AB:221:ARG:CB	2.25	0.48
23:BB:132:G:H2'	23:BB:133:U:C6	2.49	0.48
23:BB:1060:U:C4	24:BI:131:THR:HG22	2.47	0.48
23:BB:1150:C:H2'	23:BB:1151:A:H8	1.79	0.48
23:BB:1163:G:O2'	23:BB:1164:C:H5'	2.14	0.48
23:BB:1197:G:H2'	23:BB:1198:U:C6	2.48	0.48
23:BB:1429:G:H2'	23:BB:1430:G:C8	2.44	0.48
23:BB:2880:C:O4'	42:BN:91:ALA:HB3	2.14	0.48
24:BI:116:MET:SD	24:BI:124:MET:HB2	2.53	0.48
25:BC:34:GLU:HG3	25:BC:34:GLU:O	2.14	0.48
26:BD:14:ILE:CG2	26:BD:22:ILE:HB	2.44	0.48
27:BK:98:ARG:HE	27:BK:98:ARG:N	2.12	0.48
30:BY:7:THR:HA	30:BY:34:THR:HA	1.96	0.48
31:B0:21:LEU:HB3	45:BS:23:LEU:HD21	1.96	0.48
38:BM:108:VAL:HG11	38:BM:112:LEU:HD12	1.94	0.48

Continued on next page...

Continued from previous page...

Atom-1	Atom-2	Interatomic distance (Å)	Clash overlap (Å)
47:BF:39:VAL:HG12	47:BF:84:ILE:C	2.33	0.48
48:BG:28:LYS:O	48:BG:29:ASN:HB3	2.14	0.48
1:CA:190:A:O5'	1:CA:190:A:H8	1.97	0.48
1:CA:413:G:H2'	1:CA:428:G:H21	1.79	0.48
1:CA:438:U:H4'	3:CD:119:HIS:HD2	1.78	0.48
1:CA:490:C:H2'	1:CA:491:G:C8	2.49	0.48
1:CA:505:G:H2'	1:CA:506:G:C8	2.49	0.48
1:CA:906:A:C2'	1:CA:907:A:H5''	2.44	0.48
1:CA:1161:C:H2'	1:CA:1162:C:C6	2.48	0.48
1:CA:1370:G:O2'	1:CA:1371:G:H5'	2.13	0.48
1:CA:1526:G:P	21:CU:38:GLU:HB3	2.54	0.48
1:CA:1533:C:H2'	1:CA:1534:A:C3'	2.29	0.48
4:CE:39:GLY:HA3	4:CE:116:VAL:HB	1.95	0.48
9:CJ:83:THR:O	9:CJ:87:LEU:HD22	2.14	0.48
12:CM:70:ARG:NE	47:DF:136:ILE:HG21	2.28	0.48
23:DB:598:U:H2'	23:DB:599:A:C8	2.49	0.48
23:DB:1184:U:O2'	23:DB:1185:G:H5'	2.14	0.48
23:DB:1212:G:HO2'	23:DB:1213:A:P	2.37	0.48
23:DB:1212:G:H1'	23:DB:1236:G:N2	2.29	0.48
23:DB:1957:C:H2'	23:DB:1958:C:C6	2.49	0.48
23:DB:2022:U:O2'	23:DB:2617:U:H5'	2.13	0.48
23:DB:2186:G:H2'	23:DB:2187:U:O4'	2.12	0.48
23:DB:2797:U:H3'	23:DB:2798:U:C5	2.48	0.48
27:DK:79:PHE:HD2	28:DP:69:VAL:HG12	1.74	0.48
28:DP:20:ARG:O	28:DP:46:VAL:HG21	2.13	0.48
37:DL:95:LEU:HB2	37:DL:101:ILE:CG1	2.44	0.48
40:DH:4:ILE:HD12	40:DH:4:ILE:H	1.79	0.48
42:DN:70:THR:HB	42:DN:75:ILE:HD11	1.94	0.48
47:DF:62:GLN:NE2	47:DF:90:LEU:HD13	2.27	0.48
48:DG:106:LEU:O	48:DG:108:PHE:N	2.47	0.48
1:AA:490:C:H2'	1:AA:491:G:C8	2.49	0.48
1:AA:840:C:N3	1:AA:842:U:H5'	2.29	0.48
1:AA:1001:C:H2'	1:AA:1002:G:C8	2.48	0.48
3:AD:35:GLN:O	3:AD:36:ALA:HB2	2.13	0.48
3:AD:118:SER:HA	3:AD:130:ASN:HB2	1.96	0.48
3:AD:173:ASP:OD1	3:AD:176:LYS:HD3	2.14	0.48
6:AG:63:VAL:HA	6:AG:66:GLU:CD	2.34	0.48
14:AO:8:THR:O	14:AO:11:ILE:HG22	2.14	0.48
21:AU:27:VAL:O	21:AU:31:VAL:HG23	2.14	0.48
22:BA:30:C:H1'	22:BA:58:A:N1	2.28	0.48
23:BB:184:C:H2'	23:BB:185:G:C8	2.47	0.48

Continued on next page...

Continued from previous page...

Atom-1	Atom-2	Interatomic distance (Å)	Clash overlap (Å)
23:BB:192:C:C2'	23:BB:193:U:H5'	2.44	0.48
23:BB:467:G:OP1	36:B2:33:ARG:HG2	2.14	0.48
23:BB:1443:U:H2'	23:BB:1444:G:H8	1.79	0.48
23:BB:1591:A:H2'	23:BB:1592:C:C6	2.49	0.48
23:BB:1913:A:H4'	23:BB:1914:C:H5''	1.95	0.48
25:BC:18:VAL:HG11	25:BC:202:ARG:HD2	1.95	0.48
25:BC:152:GLN:HA	25:BC:155:ARG:HD3	1.94	0.48
26:BD:118:PHE:O	26:BD:119:ALA:HB3	2.14	0.48
32:B4:9:LYS:HD3	32:B4:9:LYS:N	2.29	0.48
37:BL:80:SER:H	37:BL:113:ALA:HB3	1.79	0.48
38:BM:2:LEU:CD2	38:BM:46:ILE:HD11	2.44	0.48
40:BH:59:ALA:HA	40:BH:62:LEU:CD2	2.44	0.48
40:BH:68:ARG:HB3	40:BH:134:VAL:HG11	1.96	0.48
40:BH:105:ALA:HB3	40:BH:108:VAL:HG21	1.96	0.48
40:BH:125:THR:HG23	40:BH:146:VAL:O	2.13	0.48
46:BU:50:ALA:H	46:BU:53:GLN:CD	2.17	0.48
48:BG:19:ASN:HB2	48:BG:22:VAL:HB	1.95	0.48
48:BG:44:HIS:ND1	48:BG:49:LEU:HD12	2.29	0.48
52:BW:75:ASN:O	52:BW:76:ARG:HB2	2.13	0.48
1:CA:106:C:HO2'	1:CA:107:G:H5'	1.79	0.48
1:CA:714:G:H21	1:CA:777:A:H1'	1.79	0.48
1:CA:1283:U:O2'	1:CA:1284:C:H5'	2.13	0.48
3:CD:98:ASP:HB3	3:CD:132:ALA:HB1	1.96	0.48
3:CD:126:GLY:O	3:CD:127:ARG:HD2	2.14	0.48
3:CD:160:LEU:HD13	3:CD:160:LEU:H	1.78	0.48
3:CD:173:ASP:HB3	3:CD:178:GLU:HB2	1.96	0.48
10:CK:73:VAL:O	10:CK:76:TYR:HB2	2.13	0.48
13:CN:30:ILE:HB	13:CN:44:VAL:HG21	1.96	0.48
20:CB:128:LEU:CD1	20:CB:131:LYS:HB3	2.43	0.48
23:DB:161:A:C3'	23:DB:162:U:H5''	2.38	0.48
23:DB:401:A:H2'	23:DB:402:A:C8	2.49	0.48
23:DB:510:C:H2'	23:DB:511:U:O4'	2.13	0.48
23:DB:526:A:N6	23:DB:2626:C:C4'	2.76	0.48
23:DB:615:U:O4	29:DE:39:ALA:HB2	2.13	0.48
23:DB:1099:G:C8	24:DI:3:LYS:CB	2.96	0.48
23:DB:1285:A:H2'	23:DB:1286:A:H5''	1.94	0.48
23:DB:1338:G:H5''	50:DT:17:SER:HB3	1.96	0.48
23:DB:1773:A:N7	23:DB:1829:A:H1'	2.29	0.48
23:DB:1789:A:OP1	25:DC:220:ARG:HD3	2.14	0.48
23:DB:2213:U:O2	23:DB:2213:U:H2'	2.13	0.48
23:DB:2215:C:O2'	23:DB:2216:G:H5'	2.14	0.48

Continued on next page...

Continued from previous page...

Atom-1	Atom-2	Interatomic distance (Å)	Clash overlap (Å)
23:DB:2295:C:O2'	23:DB:2296:U:H5'	2.13	0.48
23:DB:2751:G:H4'	48:DG:3:VAL:HG13	1.96	0.48
23:DB:2862:G:H2'	23:DB:2863:C:C6	2.48	0.48
24:DI:100:ILE:O	24:DI:139:VAL:HG13	2.14	0.48
24:DI:129:GLU:HB3	24:DI:133:ARG:NH1	2.29	0.48
28:DP:74:GLN:O	28:DP:76:HIS:N	2.47	0.48
29:DE:87:ALA:O	29:DE:88:ARG:HD3	2.14	0.48
34:D3:50:SER:C	34:D3:52:GLY:H	2.17	0.48
38:DM:69:PRO:HA	38:DM:94:ALA:HB2	1.96	0.48
41:DJ:44:TYR:CE2	44:DQ:59:LEU:HD11	2.49	0.48
44:DQ:51:GLN:O	44:DQ:55:GLN:HG3	2.14	0.48
45:DS:6:LYS:HB3	45:DS:104:THR:HA	1.95	0.48
46:DU:51:LEU:O	46:DU:52:ASN:HB2	2.14	0.48
47:DF:42:ALA:O	47:DF:43:ILE:C	2.51	0.48
47:DF:162:ASP:O	47:DF:166:ARG:HD2	2.13	0.48
48:DG:17:LYS:HZ2	48:DG:18:ILE:N	2.09	0.48
49:DR:21:ARG:HB3	49:DR:95:ASP:OD1	2.14	0.48
1:AA:142:G:N3	1:AA:196:A:H2	2.12	0.48
1:AA:658:C:O2'	1:AA:659:U:H5'	2.13	0.48
1:AA:919:A:O2'	1:AA:920:U:H5'	2.13	0.48
1:AA:1178:G:H2'	1:AA:1180:A:OP2	2.14	0.48
3:AD:49:ASP:O	3:AD:53:GLN:HG3	2.13	0.48
6:AG:122:GLU:OE1	6:AG:131:GLY:HA3	2.14	0.48
11:AL:30:ARG:O	11:AL:57:THR:HG23	2.14	0.48
13:AN:30:ILE:HG22	13:AN:41:TRP:CB	2.41	0.48
20:AB:22:TRP:HA	20:AB:188:THR:HB	1.96	0.48
20:AB:101:THR:HG22	20:AB:174:GLU:OE1	2.13	0.48
22:BA:91:C:H2'	22:BA:92:C:C6	2.48	0.48
23:BB:306:U:H2'	23:BB:307:G:O4'	2.14	0.48
23:BB:663:G:OP1	37:BL:17:LYS:HG2	2.14	0.48
23:BB:674:G:HO2'	29:BE:60:TRP:HH2	1.55	0.48
23:BB:1180:U:O2'	23:BB:1181:U:H5'	2.13	0.48
23:BB:1491:G:H5'	25:BC:97:ASP:OD1	2.13	0.48
23:BB:2207:C:H2'	23:BB:2208:C:H6	1.77	0.48
23:BB:2246:G:H2'	23:BB:2247:A:H8	1.77	0.48
25:BC:131:MET:HA	25:BC:134:ILE:HG12	1.96	0.48
40:BH:117:LEU:HD11	40:BH:130:VAL:HG13	1.95	0.48
41:BJ:44:TYR:CD2	44:BQ:59:LEU:HD21	2.49	0.48
41:BJ:45:THR:O	41:BJ:45:THR:HG23	2.14	0.48
42:BN:2:ARG:HG2	42:BN:2:ARG:O	2.14	0.48
43:BO:106:LEU:CA	43:BO:109:ALA:HB3	2.44	0.48

Continued on next page...

Continued from previous page...

Atom-1	Atom-2	Interatomic distance (Å)	Clash overlap (Å)
45:BS:13:SER:OG	45:BS:14:ALA:N	2.47	0.48
46:BU:73:ASN:HD22	46:BU:73:ASN:N	2.11	0.48
48:BG:115:GLN:CD	48:BG:115:GLN:H	2.17	0.48
48:BG:155:PRO:C	48:BG:170:THR:HB	2.34	0.48
48:BG:173:ALA:HB3	48:BG:175:LYS:HZ1	1.79	0.48
52:BW:30:VAL:HG22	52:BW:30:VAL:O	2.14	0.48
1:CA:50:A:N6	1:CA:361:G:H4'	2.29	0.48
1:CA:113:G:H2'	1:CA:114:U:H6	1.76	0.48
1:CA:410:G:H2'	1:CA:429:U:C5	2.49	0.48
1:CA:455:G:H2'	1:CA:456:A:C8	2.48	0.48
1:CA:695:A:H61	1:CA:797:C:H1'	1.79	0.48
1:CA:1247:U:O2'	1:CA:1248:A:H5'	2.13	0.48
3:CD:32:LYS:O	3:CD:35:GLN:HB2	2.14	0.48
3:CD:192:ALA:C	3:CD:194:ILE:H	2.18	0.48
5:CF:3:HIS:CD2	5:CF:3:HIS:N	2.81	0.48
5:CF:36:ILE:HG12	5:CF:64:VAL:HG13	1.96	0.48
5:CF:46:GLN:HG3	5:CF:47:LEU:N	2.29	0.48
8:CI:23:GLY:H	8:CI:60:LEU:HA	1.79	0.48
13:CN:27:LYS:HG3	13:CN:28:ALA:N	2.26	0.48
14:CO:85:LEU:HD12	14:CO:85:LEU:N	2.29	0.48
18:CS:29:PRO:HA	18:CS:47:THR:O	2.13	0.48
23:DB:7:G:H4'	41:DJ:15:TRP:CZ2	2.49	0.48
23:DB:121:G:H2'	23:DB:122:G:H8	1.79	0.48
23:DB:831:G:H2'	23:DB:832:U:O4'	2.14	0.48
23:DB:1260:A:H2'	23:DB:1261:C:C6	2.48	0.48
23:DB:1438:U:H2'	23:DB:1439:A:O4'	2.13	0.48
23:DB:2053:G:O2'	23:DB:2054:A:H5'	2.13	0.48
23:DB:2415:G:C4'	37:DL:66:PHE:HB2	2.44	0.48
23:DB:2838:G:H2'	23:DB:2839:G:H8	1.77	0.48
23:DB:2849:U:H4'	23:DB:2850:A:C5'	2.41	0.48
25:DC:91:ALA:CB	25:DC:105:ALA:HB2	2.44	0.48
25:DC:159:THR:O	25:DC:194:VAL:HG12	2.14	0.48
27:DK:98:ARG:HE	27:DK:98:ARG:N	2.12	0.48
29:DE:21:ARG:HG3	29:DE:22:ASP:O	2.13	0.48
29:DE:148:ILE:HD13	29:DE:187:VAL:HG21	1.96	0.48
33:D1:11:VAL:O	33:D1:48:TYR:HA	2.13	0.48
37:DL:14:LYS:O	37:DL:16:GLY:N	2.47	0.48
38:DM:54:THR:O	38:DM:56:ALA:N	2.43	0.48
40:DH:83:LYS:HG3	40:DH:149:GLU:HG3	1.94	0.48
43:DO:2:ASP:OD2	43:DO:4:LYS:HB3	2.14	0.48
46:DU:35:VAL:O	46:DU:38:ILE:HG22	2.14	0.48

Continued on next page...

Continued from previous page...

Atom-1	Atom-2	Interatomic distance (Å)	Clash overlap (Å)
48:DG:44:HIS:ND1	48:DG:49:LEU:HD12	2.28	0.48
52:DW:46:ALA:HB2	52:DW:78:PHE:CD1	2.46	0.48
1:AA:235:C:H2'	1:AA:236:A:H8	1.75	0.48
1:AA:952:U:H2'	1:AA:953:G:H8	1.77	0.48
1:AA:974:A:H8	1:AA:974:A:OP1	1.97	0.48
1:AA:1355:G:H2'	1:AA:1356:G:H8	1.79	0.48
3:AD:25:ARG:O	3:AD:26:ALA:HB3	2.14	0.48
3:AD:30:LYS:HD3	3:AD:30:LYS:N	2.29	0.48
3:AD:151:GLN:HB3	3:AD:154:VAL:HG22	1.95	0.48
7:AH:6:ILE:HD11	7:AH:31:LEU:HD23	1.96	0.48
7:AH:51:GLU:HG2	7:AH:52:GLY:N	2.26	0.48
8:AI:64:ILE:H	8:AI:64:ILE:HD12	1.79	0.48
11:AL:88:ASP:C	11:AL:89:LEU:HD22	2.34	0.48
17:AR:38:ILE:HG22	17:AR:58:ILE:HG21	1.96	0.48
22:BA:6:G:H2'	22:BA:7:G:H8	1.77	0.48
23:BB:554:U:H2'	23:BB:555:G:O4'	2.14	0.48
23:BB:873:C:H4'	38:BM:64:TRP:NE1	2.28	0.48
23:BB:1532:A:H2'	23:BB:1532:A:N3	2.29	0.48
23:BB:1856:U:C2'	23:BB:1857:G:H5'	2.44	0.48
23:BB:2228:G:H2'	23:BB:2229:U:C6	2.48	0.48
23:BB:2567:G:H2'	23:BB:2568:U:C6	2.49	0.48
23:BB:2592:G:H2'	23:BB:2593:U:O4'	2.13	0.48
26:BD:90:PHE:CD2	26:BD:94:GLN:HG3	2.48	0.48
28:BP:3:ILE:C	28:BP:3:ILE:HD13	2.34	0.48
28:BP:4:ILE:CG2	28:BP:5:LYS:H	2.18	0.48
28:BP:25:VAL:HA	28:BP:85:VAL:HA	1.96	0.48
29:BE:21:ARG:HG3	29:BE:22:ASP:O	2.14	0.48
38:BM:1:MET:O	38:BM:2:LEU:HB2	2.14	0.48
38:BM:101:VAL:O	38:BM:101:VAL:HG13	2.13	0.48
39:BX:15:ASN:O	39:BX:19:LEU:HD13	2.13	0.48
47:BF:100:GLU:C	47:BF:102:LEU:N	2.68	0.48
1:CA:150:U:H2'	1:CA:151:A:H8	1.79	0.48
1:CA:245:U:H2'	1:CA:246:A:H5'	1.96	0.48
1:CA:551:U:O2'	1:CA:552:U:H5'	2.14	0.48
1:CA:701:U:H5''	1:CA:703:G:O4'	2.13	0.48
1:CA:736:C:H5''	5:CF:90:MET:HE3	1.96	0.48
1:CA:1097:C:H2'	1:CA:1098:C:H6	1.78	0.48
1:CA:1192:C:H2'	1:CA:1193:G:O4'	2.14	0.48
1:CA:1278:G:H4'	1:CA:1279:G:O5'	2.14	0.48
1:CA:1337:G:H5''	1:CA:1338:G:OP1	2.14	0.48
4:CE:28:ARG:NH1	4:CE:30:PHE:HB3	2.27	0.48

Continued on next page...

Continued from previous page...

Atom-1	Atom-2	Interatomic distance (Å)	Clash overlap (Å)
4:CE:101:GLY:H	4:CE:121:ASN:ND2	2.12	0.48
6:CG:63:VAL:HA	6:CG:66:GLU:CD	2.33	0.48
8:CI:93:LEU:HD13	8:CI:97:LEU:HD11	1.96	0.48
9:CJ:80:THR:HG22	9:CJ:81:GLU:N	2.29	0.48
11:CL:78:VAL:O	11:CL:102:ASP:HB2	2.14	0.48
14:CO:9:ALA:O	14:CO:12:VAL:HB	2.13	0.48
20:CB:44:LYS:O	20:CB:48:MET:HG2	2.14	0.48
23:DB:503:A:H5'	23:DB:505:A:OP1	2.14	0.48
23:DB:635:C:O2'	23:DB:639:U:H5''	2.13	0.48
23:DB:947:A:O2'	23:DB:984:A:H2	1.96	0.48
23:DB:1275:A:H2'	23:DB:1275:A:N3	2.28	0.48
23:DB:1464:G:O2'	23:DB:1465:G:H5'	2.13	0.48
23:DB:1747:U:H2'	23:DB:1748:C:C6	2.48	0.48
23:DB:1747:U:H2'	23:DB:1748:C:H6	1.78	0.48
23:DB:1788:C:O2'	23:DB:1789:A:H5'	2.13	0.48
25:DC:66:PHE:N	25:DC:66:PHE:CD1	2.81	0.48
25:DC:80:LEU:HD21	25:DC:109:LEU:HG	1.95	0.48
25:DC:93:VAL:HG12	25:DC:101:ARG:O	2.13	0.48
25:DC:209:ALA:HA	25:DC:212:TRP:CE2	2.49	0.48
26:DD:116:LYS:HB3	26:DD:118:PHE:CZ	2.48	0.48
29:DE:58:LYS:H	29:DE:58:LYS:HZ3	1.59	0.48
33:D1:8:ILE:HD12	33:D1:51:ALA:HA	1.95	0.48
36:D2:1:MET:HG2	36:D2:2:LYS:H	1.78	0.48
40:DH:127:GLU:HA	40:DH:144:VAL:O	2.13	0.48
41:DJ:4:PHE:HB3	41:DJ:44:TYR:CD1	2.49	0.48
44:DQ:30:VAL:O	44:DQ:31:TYR:CB	2.62	0.48
47:DF:34:THR:HG22	47:DF:89:THR:HG22	1.95	0.48
48:DG:173:ALA:HB3	48:DG:175:LYS:HZ3	1.79	0.48
51:DZ:53:ALA:O	51:DZ:54:LYS:HB3	2.13	0.48
1:AA:68:G:H2'	1:AA:69:G:O4'	2.14	0.47
1:AA:93:U:H6	1:AA:93:U:O5'	1.97	0.47
1:AA:394:G:H2'	1:AA:395:C:C6	2.49	0.47
1:AA:617:G:H4'	15:AP:46:LYS:CE	2.43	0.47
1:AA:880:C:H2'	1:AA:881:G:C8	2.47	0.47
1:AA:972:C:P	9:AJ:59:LYS:HD3	2.53	0.47
1:AA:1096:C:H2'	1:AA:1097:C:H6	1.79	0.47
4:AE:95:MET:HA	4:AE:124:ALA:CB	2.43	0.47
5:AF:55:HIS:O	5:AF:56:LYS:HG3	2.14	0.47
6:AG:50:ALA:HB2	6:AG:57:GLU:HG3	1.95	0.47
6:AG:145:GLU:C	6:AG:147:ASN:H	2.16	0.47
12:AM:76:ILE:O	12:AM:80:MET:HG3	2.13	0.47

Continued on next page...

Continued from previous page...

Atom-1	Atom-2	Interatomic distance (Å)	Clash overlap (Å)
20:AB:94:ARG:HE	20:AB:94:ARG:N	2.11	0.47
23:BB:170:U:H2'	23:BB:171:U:C6	2.49	0.47
23:BB:528:A:H2	23:BB:2043:C:H4'	1.78	0.47
23:BB:591:U:H1'	34:B3:1:PRO:H3	1.78	0.47
23:BB:727:A:OP1	23:BB:1431:A:O2'	2.31	0.47
23:BB:758:C:O2	23:BB:1981:A:H2	1.97	0.47
23:BB:873:C:H2'	23:BB:874:G:H8	1.79	0.47
23:BB:1025:G:OP1	23:BB:1025:G:H8	1.97	0.47
23:BB:1296:G:O2'	23:BB:1297:C:H5'	2.14	0.47
23:BB:1374:G:H2'	23:BB:1375:U:C6	2.49	0.47
23:BB:1573:G:H2'	23:BB:1574:C:H5'	1.95	0.47
23:BB:1841:U:H2'	23:BB:1842:G:H8	1.78	0.47
23:BB:1847:A:H1'	23:BB:1848:A:N7	2.29	0.47
23:BB:2093:G:O2'	23:BB:2094:A:H5'	2.13	0.47
23:BB:2104:C:H2'	23:BB:2105:U:H6	1.79	0.47
23:BB:2755:C:O2'	23:BB:2756:U:H2'	2.14	0.47
23:BB:2865:U:H5''	23:BB:2866:U:OP2	2.14	0.47
23:BB:2882:A:H2'	23:BB:2883:A:H5''	1.96	0.47
27:BK:109:SER:C	27:BK:111:LYS:H	2.17	0.47
31:B0:55:ALA:C	31:B0:56:LYS:HG3	2.33	0.47
37:BL:95:LEU:O	37:BL:100:ILE:HG22	2.14	0.47
39:BX:28:LEU:HB3	39:BX:43:LEU:CD2	2.44	0.47
42:BN:37:THR:OG1	42:BN:40:LYS:HE2	2.14	0.47
44:BQ:30:VAL:CG1	44:BQ:31:TYR:H	2.00	0.47
45:BS:56:ALA:O	45:BS:59:GLU:HB2	2.13	0.47
46:BU:85:ARG:NH1	46:BU:86:PHE:N	2.60	0.47
47:BF:46:LYS:HZ3	47:BF:46:LYS:HA	1.79	0.47
47:BF:78:ILE:HG23	47:BF:82:TYR:CG	2.49	0.47
52:BW:23:LYS:C	52:BW:66:VAL:HB	2.34	0.47
1:CA:125:U:H2'	1:CA:126:G:C8	2.49	0.47
1:CA:939:G:H2'	1:CA:940:C:C6	2.49	0.47
1:CA:1190:G:OP1	2:CC:3:LYS:HA	2.14	0.47
2:CC:149:LYS:HB2	2:CC:168:ARG:HG3	1.94	0.47
3:CD:25:ARG:HH12	3:CD:30:LYS:HE3	1.79	0.47
9:CJ:8:ILE:HD12	9:CJ:8:ILE:N	2.28	0.47
15:CP:40:ASN:ND2	15:CP:43:ALA:N	2.52	0.47
19:CT:27:MET:SD	19:CT:66:ILE:HG12	2.54	0.47
20:CB:83:ALA:O	20:CB:88:GLN:HB2	2.14	0.47
20:CB:138:ARG:NH1	20:CB:138:ARG:HB2	2.29	0.47
22:DA:30:C:H2'	22:DA:30:C:O2	2.13	0.47
22:DA:85:G:H2'	22:DA:86:G:H8	1.79	0.47

Continued on next page...

Continued from previous page...

Atom-1	Atom-2	Interatomic distance (Å)	Clash overlap (Å)
23:DB:188:G:OP1	51:DZ:14:THR:HG23	2.14	0.47
23:DB:283:G:H2'	23:DB:284:U:C4'	2.44	0.47
23:DB:360:U:H2'	23:DB:361:G:C8	2.48	0.47
23:DB:547:A:H2'	23:DB:547:A:N3	2.28	0.47
23:DB:587:C:H4'	23:DB:588:U:C6	2.49	0.47
23:DB:639:U:H2'	23:DB:640:C:H6	1.78	0.47
23:DB:1060:U:H5	24:DI:131:THR:HG22	1.76	0.47
23:DB:1441:G:H2'	23:DB:1442:U:H6	1.75	0.47
23:DB:1693:U:H1'	25:DC:13:ARG:NH2	2.28	0.47
23:DB:1779:U:C5	23:DB:1784:A:N7	2.82	0.47
23:DB:1880:U:H2'	23:DB:1881:C:C6	2.49	0.47
23:DB:2038:G:H2'	23:DB:2039:U:H6	1.79	0.47
23:DB:2061:G:H5''	23:DB:2503:A:C2	2.49	0.47
23:DB:2092:U:H5	23:DB:2226:C:OP2	1.97	0.47
23:DB:2804:U:H2'	23:DB:2805:C:H6	1.75	0.47
25:DC:144:GLU:HB3	25:DC:187:CYS:HB3	1.96	0.47
26:DD:106:LYS:HD3	26:DD:106:LYS:N	2.29	0.47
29:DE:52:VAL:HG11	29:DE:81:GLY:HA3	1.95	0.47
37:DL:46:VAL:HB	37:DL:50:PHE:HD1	1.79	0.47
39:DX:12:GLU:CA	39:DX:15:ASN:HD21	2.27	0.47
44:DQ:59:LEU:C	44:DQ:59:LEU:HD13	2.35	0.47
44:DQ:96:ASP:C	44:DQ:98:ALA:H	2.17	0.47
45:DS:42:LYS:O	45:DS:45:VAL:HG22	2.14	0.47
47:DF:43:ILE:CG2	47:DF:44:ALA:H	2.15	0.47
48:DG:28:LYS:O	48:DG:29:ASN:HB3	2.14	0.47
48:DG:115:GLN:CD	48:DG:115:GLN:H	2.17	0.47
49:DR:34:GLU:CD	49:DR:60:LYS:HE2	2.34	0.47
52:DW:23:LYS:C	52:DW:66:VAL:HB	2.34	0.47
1:AA:161:A:H2'	1:AA:162:A:C8	2.49	0.47
1:AA:541:G:O2'	3:AD:39:GLN:HB3	2.14	0.47
1:AA:736:C:H5''	5:AF:90:MET:HE3	1.96	0.47
1:AA:815:A:H4'	1:AA:817:C:C4	2.49	0.47
1:AA:1098:C:O2'	1:AA:1099:G:H5'	2.14	0.47
11:AL:35:ARG:HG3	11:AL:36:VAL:N	2.29	0.47
13:AN:17:ASP:HA	13:AN:21:ALA:HB2	1.95	0.47
18:AS:64:GLU:CD	18:AS:64:GLU:N	2.68	0.47
20:AB:120:SER:HA	20:AB:125:PHE:HB3	1.96	0.47
22:BA:32:U:H2'	22:BA:33:G:H8	1.78	0.47
23:BB:208:C:H2'	23:BB:209:C:C6	2.50	0.47
23:BB:692:C:H2'	23:BB:693:A:H8	1.79	0.47
23:BB:969:G:OP1	30:BY:17:PRO:HG3	2.14	0.47

Continued on next page...

Continued from previous page...

Atom-1	Atom-2	Interatomic distance (Å)	Clash overlap (Å)
23:BB:1263:U:O2'	31:B0:7:PRO:HD2	2.15	0.47
23:BB:1910:G:O2'	23:BB:1911:U:H5'	2.13	0.47
23:BB:2022:U:O2'	23:BB:2617:U:H5'	2.14	0.47
23:BB:2747:G:O6	23:BB:2755:C:H5''	2.13	0.47
23:BB:2794:C:H2'	23:BB:2795:C:C6	2.49	0.47
24:BI:56:VAL:CG2	24:BI:68:PHE:HB2	2.44	0.47
25:BC:153:LEU:HD13	25:BC:175:LEU:HD21	1.96	0.47
25:BC:181:ARG:HD3	25:BC:265:PHE:O	2.14	0.47
27:BK:22:ILE:O	27:BK:23:LYS:HB2	2.14	0.47
29:BE:147:LEU:HD12	29:BE:149:ILE:HG22	1.96	0.47
30:BY:43:ILE:HG13	30:BY:44:ARG:N	2.28	0.47
35:BV:35:GLU:HG3	35:BV:93:ARG:NH1	2.29	0.47
38:BM:69:PRO:HA	38:BM:94:ALA:HB2	1.95	0.47
39:BX:55:THR:O	39:BX:58:ASN:HB3	2.14	0.47
40:BH:32:PRO:O	40:BH:33:GLN:HB2	2.14	0.47
43:BO:24:THR:OG1	43:BO:90:VAL:HG12	2.14	0.47
44:BQ:60:TRP:CH2	44:BQ:93:ILE:HB	2.50	0.47
46:BU:51:LEU:O	46:BU:52:ASN:HB2	2.14	0.47
47:BF:34:THR:HG22	47:BF:89:THR:HG22	1.95	0.47
51:BZ:6:GLN:NE2	51:BZ:77:LYS:NZ	2.62	0.47
52:BW:24:ARG:HD3	52:BW:65:LYS:CE	2.44	0.47
52:BW:50:VAL:HG23	52:BW:61:LYS:CE	2.44	0.47
1:CA:97:G:H2'	1:CA:98:A:O4'	2.14	0.47
1:CA:255:G:H5'	16:CQ:17:GLU:O	2.15	0.47
1:CA:738:C:H2'	1:CA:739:C:H6	1.79	0.47
1:CA:821:G:H2'	1:CA:822:U:C6	2.48	0.47
2:CC:149:LYS:HA	2:CC:168:ARG:HB2	1.96	0.47
3:CD:18:LEU:HD12	3:CD:63:ILE:HG12	1.95	0.47
3:CD:29:THR:HG22	3:CD:30:LYS:HD3	1.95	0.47
3:CD:138:PRO:HA	3:CD:181:PHE:CD2	2.46	0.47
5:CF:6:ILE:HD11	5:CF:8:PHE:CD2	2.49	0.47
6:CG:91:ARG:HB3	6:CG:92:PRO:HD2	1.96	0.47
6:CG:104:VAL:HG12	6:CG:108:ARG:HD2	1.95	0.47
12:CM:22:TYR:N	12:CM:65:GLU:OE2	2.47	0.47
14:CO:81:LEU:O	14:CO:85:LEU:HD13	2.14	0.47
18:CS:66:VAL:HG23	18:CS:67:GLY:H	1.78	0.47
19:CT:65:LEU:HD23	19:CT:66:ILE:HD13	1.96	0.47
22:DA:74:U:H2'	22:DA:75:G:C8	2.48	0.47
23:DB:20:C:H2'	23:DB:21:A:H8	1.79	0.47
23:DB:276:U:H6	23:DB:276:U:O5'	1.97	0.47
23:DB:1347:A:H2'	23:DB:1348:C:O4'	2.14	0.47

Continued on next page...

Continued from previous page...

Atom-1	Atom-2	Interatomic distance (Å)	Clash overlap (Å)
23:DB:1355:G:O2'	23:DB:1356:G:H5'	2.13	0.47
23:DB:1386:C:H1'	23:DB:1470:A:H1'	1.95	0.47
23:DB:1997:C:O2'	23:DB:1998:A:H5'	2.14	0.47
23:DB:2151:U:HO2'	23:DB:2152:G:H5'	1.79	0.47
23:DB:2243:U:O2	23:DB:2434:A:C2	2.68	0.47
23:DB:2691:C:H2'	23:DB:2692:G:H8	1.79	0.47
24:DI:18:ASN:N	24:DI:19:PRO:CD	2.77	0.47
25:DC:245:THR:O	25:DC:247:TRP:N	2.48	0.47
26:DD:31:ALA:O	26:DD:52:THR:HG23	2.14	0.47
29:DE:68:ALA:O	29:DE:69:ARG:C	2.53	0.47
29:DE:188:MET:HG2	29:DE:193:VAL:HG22	1.96	0.47
35:DV:6:ALA:O	35:DV:65:VAL:HG12	2.14	0.47
45:DS:26:GLY:N	45:DS:71:VAL:HG13	2.28	0.47
1:AA:78:A:H2'	1:AA:79:G:C8	2.49	0.47
1:AA:192:A:O2'	1:AA:193:C:H5'	2.15	0.47
1:AA:513:C:H2'	1:AA:514:C:C6	2.48	0.47
1:AA:575:G:H4'	1:AA:576:C:OP1	2.14	0.47
1:AA:682:G:O2'	1:AA:683:G:H5'	2.15	0.47
1:AA:1307:U:H2'	1:AA:1308:U:H6	1.79	0.47
1:AA:1410:A:H2'	1:AA:1411:C:H6	1.80	0.47
12:AM:64:VAL:HA	12:AM:68:LEU:HD12	1.96	0.47
20:AB:87:ASP:HB2	20:AB:224:ARG:NH2	2.28	0.47
20:AB:104:LYS:HB2	20:AB:104:LYS:NZ	2.29	0.47
23:BB:154:U:H2'	23:BB:155:A:H8	1.78	0.47
23:BB:207:A:H2'	23:BB:208:C:O4'	2.15	0.47
23:BB:459:U:C2'	23:BB:460:A:H5'	2.44	0.47
23:BB:536:G:P	44:BQ:52:ARG:HH21	2.37	0.47
23:BB:558:U:H5'	41:BJ:114:LEU:HD22	1.96	0.47
23:BB:1714:U:H3'	23:BB:1715:G:H5'	1.96	0.47
23:BB:2595:G:H1	25:BC:238:ASN:ND2	2.11	0.47
23:BB:2751:G:H5'	48:BG:2:ARG:CD	2.44	0.47
23:BB:2815:C:H2'	23:BB:2816:G:C8	2.49	0.47
23:BB:2884:U:H2'	23:BB:2885:G:C8	2.49	0.47
25:BC:4:LYS:HE3	25:BC:13:ARG:O	2.13	0.47
25:BC:66:PHE:N	25:BC:66:PHE:CD1	2.82	0.47
25:BC:175:LEU:HD11	25:BC:181:ARG:HG3	1.96	0.47
25:BC:255:LYS:C	25:BC:256:THR:HG23	2.34	0.47
26:BD:4:LEU:HD23	26:BD:101:PHE:CE1	2.48	0.47
28:BP:19:PHE:CE2	28:BP:25:VAL:HG11	2.50	0.47
28:BP:61:ARG:HH21	28:BP:61:ARG:CB	2.25	0.47
34:B3:30:HIS:O	34:B3:31:ILE:C	2.52	0.47

Continued on next page...

Continued from previous page...

Atom-1	Atom-2	Interatomic distance (Å)	Clash overlap (Å)
34:B3:56:LEU:O	34:B3:59:ALA:HB3	2.14	0.47
35:BV:21:ARG:HE	35:BV:87:GLN:HB3	1.79	0.47
36:B2:9:VAL:HG13	36:B2:10:LEU:N	2.29	0.47
40:BH:68:ARG:CD	40:BH:134:VAL:HG11	2.40	0.47
41:BJ:64:VAL:O	41:BJ:68:LYS:HD2	2.15	0.47
42:BN:13:ASN:OD1	42:BN:15:SER:HB3	2.14	0.47
46:BU:14:THR:HG21	46:BU:64:ILE:CD1	2.43	0.47
47:BF:148:VAL:O	47:BF:149:ARG:HG2	2.14	0.47
50:BT:76:ARG:CZ	50:BT:76:ARG:HB3	2.44	0.47
1:CA:1098:C:O2'	1:CA:1099:G:H5'	2.15	0.47
1:CA:1179:A:H2'	1:CA:1180:A:O4'	2.14	0.47
1:CA:1319:A:H4'	1:CA:1320:C:OP1	2.14	0.47
2:CC:48:LYS:HD3	2:CC:48:LYS:N	2.17	0.47
4:CE:9:GLU:O	4:CE:40:ASP:HA	2.14	0.47
4:CE:156:ARG:HB3	7:CH:43:GLY:O	2.14	0.47
5:CF:17:GLN:O	5:CF:21:MET:HG3	2.14	0.47
16:CQ:46:HIS:NE2	16:CQ:48:GLU:HB2	2.28	0.47
23:DB:246:C:H2'	23:DB:247:G:H5'	1.96	0.47
23:DB:322:A:C2	23:DB:340:A:C6	3.02	0.47
23:DB:345:A:H1'	23:DB:346:A:H2	1.77	0.47
23:DB:1683:U:H2'	23:DB:1684:G:C8	2.49	0.47
23:DB:2065:C:O2'	23:DB:2066:C:H5'	2.14	0.47
23:DB:2867:G:N7	28:DP:20:ARG:NH1	2.62	0.47
23:DB:2895:G:O2'	23:DB:2896:C:H5'	2.15	0.47
35:DV:16:ALA:HA	35:DV:19:ARG:NE	2.26	0.47
38:DM:40:ARG:HB2	38:DM:93:VAL:HG21	1.95	0.47
38:DM:131:VAL:HG12	38:DM:132:THR:H	1.79	0.47
41:DJ:102:GLU:HG3	41:DJ:124:VAL:HG11	1.95	0.47
42:DN:38:LEU:CB	42:DN:39:PRO:HD3	2.41	0.47
46:DU:35:VAL:HB	46:DU:38:ILE:CB	2.43	0.47
49:DR:39:LEU:O	49:DR:40:MET:HB2	2.13	0.47
49:DR:91:GLN:HG3	49:DR:92:TRP:N	2.30	0.47
52:DW:64:GLY:HA3	52:DW:83:ALA:HA	1.96	0.47
1:AA:24:U:O2'	1:AA:25:C:H5'	2.14	0.47
1:AA:106:C:HO2'	1:AA:107:G:H5'	1.80	0.47
1:AA:512:U:O2'	1:AA:513:C:H5'	2.14	0.47
1:AA:920:U:H2'	1:AA:921:U:H6	1.74	0.47
1:AA:1114:C:H2'	1:AA:1115:U:C6	2.50	0.47
1:AA:1238:A:H2	1:AA:1241:G:N3	2.12	0.47
1:AA:1246:A:H2'	1:AA:1247:U:O4'	2.13	0.47
1:AA:1486:G:H2'	1:AA:1487:G:Cl'	2.44	0.47

Continued on next page...

Continued from previous page...

Atom-1	Atom-2	Interatomic distance (Å)	Clash overlap (Å)
2:AC:6:PRO:O	2:AC:9:ILE:HG22	2.14	0.47
2:AC:154:GLY:O	2:AC:155:ARG:HB2	2.15	0.47
2:AC:155:ARG:HA	2:AC:155:ARG:HD2	1.66	0.47
9:AJ:5:ARG:HG2	9:AJ:79:PRO:HG3	1.94	0.47
10:AK:22:ILE:HD13	10:AK:95:THR:CG2	2.44	0.47
14:AO:64:ARG:HA	14:AO:64:ARG:NE	2.29	0.47
19:AT:14:GLU:O	19:AT:17:ARG:HB3	2.14	0.47
22:BA:55:U:H2'	22:BA:56:G:C8	2.49	0.47
22:BA:101:A:H2'	22:BA:102:G:O4'	2.14	0.47
23:BB:335:C:O2'	23:BB:336:C:H5'	2.14	0.47
23:BB:553:G:H2'	23:BB:554:U:O4'	2.13	0.47
23:BB:1260:A:H2'	23:BB:1261:C:C6	2.48	0.47
23:BB:1723:G:C2'	23:BB:1724:G:H5'	2.44	0.47
23:BB:2193:G:H2'	23:BB:2194:U:H6	1.79	0.47
23:BB:2514:U:H2'	23:BB:2515:C:C6	2.50	0.47
23:BB:2675:A:H4'	27:BK:29:HIS:HB2	1.96	0.47
25:BC:89:ASN:HD22	25:BC:89:ASN:HA	1.52	0.47
25:BC:170:TYR:CD2	25:BC:184:GLU:HA	2.49	0.47
33:B1:36:LYS:HG3	33:B1:47:ILE:HG13	1.95	0.47
39:BX:29:ARG:HH12	50:BT:12:ARG:HG2	1.79	0.47
46:BU:35:VAL:O	46:BU:38:ILE:HG22	2.15	0.47
46:BU:48:VAL:O	46:BU:48:VAL:HG13	2.15	0.47
46:BU:66:VAL:C	46:BU:68:ASN:H	2.17	0.47
47:BF:107:VAL:HA	47:BF:111:ARG:NH1	2.30	0.47
50:BT:64:LYS:H	50:BT:64:LYS:HD2	1.79	0.47
52:BW:43:LYS:HB3	52:BW:58:LEU:CD1	2.44	0.47
1:CA:107:G:O6	19:CT:9:ARG:HD3	2.15	0.47
1:CA:238:A:H3'	1:CA:239:U:H5''	1.96	0.47
1:CA:299:G:H2'	1:CA:300:A:C8	2.49	0.47
1:CA:531:U:H5'	1:CA:531:U:H6	1.79	0.47
1:CA:607:A:H2'	1:CA:608:A:H8	1.78	0.47
1:CA:659:U:N3	1:CA:747:A:N6	2.62	0.47
1:CA:735:C:H2'	1:CA:736:C:H6	1.79	0.47
1:CA:840:C:H2'	1:CA:842:U:OP2	2.14	0.47
1:CA:974:A:OP1	1:CA:974:A:H8	1.97	0.47
1:CA:993:G:H2'	1:CA:995:C:H41	1.80	0.47
1:CA:1413:A:O2'	1:CA:1414:U:H5'	2.15	0.47
2:CC:6:PRO:O	2:CC:9:ILE:HG22	2.15	0.47
7:CH:14:ARG:HE	7:CH:75:GLN:NE2	2.12	0.47
9:CJ:10:LEU:O	9:CJ:71:LEU:HA	2.15	0.47
12:CM:2:ARG:O	12:CM:4:ALA:N	2.48	0.47

Continued on next page...

Continued from previous page...

Atom-1	Atom-2	Interatomic distance (Å)	Clash overlap (Å)
13:CN:29:ILE:HB	13:CN:30:ILE:HD12	1.97	0.47
13:CN:30:ILE:HG22	13:CN:41:TRP:CB	2.44	0.47
14:CO:74:ASP:OD1	14:CO:76:ALA:HB3	2.14	0.47
20:CB:19:THR:HG23	20:CB:20:ARG:N	2.27	0.47
20:CB:112:ARG:HA	20:CB:115:ASP:OD2	2.14	0.47
23:DB:338:G:N2	23:DB:339:U:H1'	2.28	0.47
23:DB:485:C:HO2'	45:DS:60:HIS:CE1	2.32	0.47
23:DB:705:A:H61	23:DB:726:G:H1'	1.79	0.47
23:DB:1197:G:H2'	23:DB:1198:U:C6	2.48	0.47
23:DB:1258:U:H2'	23:DB:1259:G:C8	2.49	0.47
23:DB:1465:G:H2'	23:DB:1466:U:C6	2.50	0.47
23:DB:1729:U:H2'	23:DB:1730:C:O4'	2.14	0.47
23:DB:1936:A:H2	23:DB:1943:U:C5	2.31	0.47
23:DB:2199:A:H3'	23:DB:2200:C:H6	1.79	0.47
23:DB:2247:A:H2'	23:DB:2248:C:C6	2.50	0.47
23:DB:2393:U:H5''	37:DL:62:PRO:HG3	1.96	0.47
23:DB:2784:U:H2'	23:DB:2785:C:H6	1.79	0.47
24:DI:72:THR:CG2	24:DI:112:LYS:HD2	2.44	0.47
25:DC:152:GLN:HA	25:DC:155:ARG:HD3	1.96	0.47
26:DD:175:LEU:HD23	26:DD:190:LYS:HB3	1.96	0.47
27:DK:22:ILE:O	27:DK:23:LYS:HB2	2.14	0.47
27:DK:88:ASN:ND2	27:DK:88:ASN:C	2.66	0.47
29:DE:102:ARG:HH21	29:DE:102:ARG:HG3	1.79	0.47
39:DX:3:ALA:O	39:DX:6:LEU:HB2	2.14	0.47
41:DJ:44:TYR:CD2	44:DQ:59:LEU:HD21	2.50	0.47
43:DO:104:GLN:O	43:DO:107:ALA:HB3	2.14	0.47
43:DO:106:LEU:CA	43:DO:109:ALA:HB3	2.45	0.47
44:DQ:60:TRP:CH2	44:DQ:93:ILE:HB	2.49	0.47
45:DS:25:ARG:CZ	45:DS:74:ILE:HG23	2.44	0.47
46:DU:19:GLY:O	46:DU:20:LYS:HD3	2.15	0.47
47:DF:78:ILE:HG23	47:DF:82:TYR:CG	2.50	0.47
51:DZ:7:VAL:HG21	51:DZ:59:ILE:CD1	2.45	0.47
1:AA:62:U:O2'	1:AA:379:C:H1'	2.15	0.47
1:AA:708:C:H2'	1:AA:709:U:H6	1.80	0.47
1:AA:1164:G:H2'	1:AA:1165:U:C6	2.49	0.47
1:AA:1186:G:H21	13:AN:100:TRP:C	2.18	0.47
1:AA:1391:U:H2'	1:AA:1392:G:H8	1.76	0.47
1:AA:1526:G:P	21:AU:38:GLU:HB3	2.54	0.47
3:AD:153:ARG:HG3	3:AD:154:VAL:H	1.79	0.47
5:AF:98:GLU:CG	5:AF:99:ALA:N	2.73	0.47
8:AI:5:TYR:O	8:AI:19:PHE:HA	2.15	0.47

Continued on next page...

Continued from previous page...

Atom-1	Atom-2	Interatomic distance (Å)	Clash overlap (Å)
11:AL:7:VAL:HG22	16:AQ:33:TYR:HD1	1.80	0.47
14:AO:26:GLU:CD	14:AO:77:ARG:HD2	2.35	0.47
14:AO:74:ASP:OD1	14:AO:76:ALA:HB3	2.15	0.47
20:AB:15:PHE:HD1	20:AB:16:GLY:N	2.12	0.47
20:AB:16:GLY:HA2	20:AB:40:ILE:CG1	2.44	0.47
23:BB:118:A:OP2	23:BB:119:A:H2'	2.14	0.47
23:BB:167:A:H2'	23:BB:168:G:O4'	2.15	0.47
23:BB:196:A:H2'	23:BB:196:A:N3	2.29	0.47
23:BB:680:C:H2'	23:BB:681:G:C8	2.48	0.47
23:BB:950:G:H2'	23:BB:951:C:H6	1.79	0.47
23:BB:1488:C:O2'	23:BB:1489:C:H5'	2.14	0.47
23:BB:1841:U:H2'	23:BB:1842:G:C8	2.49	0.47
23:BB:1842:G:H2'	23:BB:1843:C:C6	2.49	0.47
23:BB:1936:A:H2	23:BB:1943:U:C5	2.32	0.47
23:BB:2295:C:O2'	23:BB:2296:U:H5'	2.14	0.47
23:BB:2743:U:H3'	23:BB:2744:G:H5''	1.97	0.47
23:BB:2787:C:O2'	23:BB:2788:C:H5'	2.14	0.47
23:BB:2847:U:H5''	28:BP:94:ALA:CB	2.44	0.47
26:BD:68:PHE:HB3	26:BD:73:VAL:HA	1.96	0.47
29:BE:46:GLN:HG3	29:BE:87:ALA:CB	2.40	0.47
29:BE:68:ALA:O	29:BE:69:ARG:C	2.52	0.47
29:BE:108:ILE:HD13	29:BE:108:ILE:O	2.15	0.47
31:B0:2:VAL:HG12	31:B0:3:GLN:H	1.79	0.47
40:BH:29:PHE:C	40:BH:31:VAL:H	2.18	0.47
41:BJ:123:LYS:HG2	41:BJ:132:HIS:CD2	2.49	0.47
44:BQ:59:LEU:HD13	44:BQ:59:LEU:C	2.35	0.47
44:BQ:60:TRP:CZ2	44:BQ:93:ILE:HB	2.50	0.47
52:BW:36:ILE:HB	52:BW:39:GLN:NE2	2.29	0.47
1:CA:89:U:H2'	1:CA:90:C:C6	2.50	0.47
1:CA:254:G:H4'	16:CQ:19:SER:OG	2.15	0.47
1:CA:413:G:H2'	1:CA:428:G:N2	2.29	0.47
1:CA:556:C:O2'	1:CA:557:G:H5'	2.14	0.47
1:CA:665:A:H2'	1:CA:725:G:N2	2.29	0.47
1:CA:721:G:H4'	1:CA:722:G:O4'	2.13	0.47
1:CA:939:G:H5'	6:CG:101:ARG:NH1	2.29	0.47
1:CA:1014:A:H2'	1:CA:1015:G:O4'	2.15	0.47
1:CA:1173:U:H2'	1:CA:1174:G:C8	2.48	0.47
20:CB:20:ARG:HA	20:CB:20:ARG:NE	2.30	0.47
20:CB:204:ASP:O	20:CB:208:ALA:HB3	2.15	0.47
22:DA:14:U:H4'	22:DA:70:C:O2	2.15	0.47
23:DB:154:U:H2'	23:DB:155:A:H8	1.79	0.47

Continued on next page...

Continued from previous page...

Atom-1	Atom-2	Interatomic distance (Å)	Clash overlap (Å)
23:DB:175:G:O2'	23:DB:176:A:H5'	2.14	0.47
23:DB:587:C:H4'	23:DB:588:U:H6	1.80	0.47
23:DB:659:G:H4'	29:DE:95:LYS:HB3	1.95	0.47
23:DB:679:C:O2'	23:DB:680:C:H5'	2.15	0.47
23:DB:833:A:H1'	37:DL:52:GLY:N	2.30	0.47
23:DB:1050:A:C2	23:DB:1051:G:H1'	2.49	0.47
23:DB:1196:C:H2'	23:DB:1197:G:C8	2.50	0.47
23:DB:1292:G:O2'	23:DB:1293:C:H5'	2.15	0.47
23:DB:1674:G:N2	23:DB:1677:A:N1	2.61	0.47
23:DB:1749:A:H2'	23:DB:1750:G:C8	2.49	0.47
23:DB:1851:U:O2'	23:DB:1852:U:H5'	2.14	0.47
23:DB:2049:G:O2'	23:DB:2050:C:H5'	2.14	0.47
24:DI:37:PHE:HB2	24:DI:66:PHE:CE2	2.49	0.47
26:DD:106:LYS:O	26:DD:107:VAL:HB	2.15	0.47
27:DK:77:ILE:HG12	28:DP:71:ARG:HD2	1.95	0.47
27:DK:88:ASN:ND2	27:DK:89:ASN:N	2.63	0.47
32:D4:7:VAL:CG1	32:D4:8:LYS:H	2.22	0.47
35:DV:51:GLN:HB2	35:DV:57:TYR:OH	2.14	0.47
41:DJ:64:VAL:HG22	41:DJ:68:LYS:HD2	1.96	0.47
42:DN:80:PHE:O	42:DN:85:PRO:HD3	2.15	0.47
45:DS:46:LEU:O	45:DS:50:VAL:HG23	2.15	0.47
1:AA:649:A:H2'	1:AA:650:G:O4'	2.14	0.47
1:AA:1007:U:H2'	1:AA:1008:U:H6	1.77	0.47
1:AA:1254:A:H2'	1:AA:1255:G:H8	1.80	0.47
2:AC:112:ALA:HB1	2:AC:184:ASN:HB2	1.95	0.47
12:AM:2:ARG:O	12:AM:4:ALA:N	2.48	0.47
13:AN:42:ASN:ND2	13:AN:45:LEU:HD22	2.30	0.47
17:AR:56:ARG:O	17:AR:60:ARG:HG2	2.15	0.47
19:AT:60:GLN:HB3	19:AT:65:LEU:HD23	1.97	0.47
22:BA:85:G:H2'	22:BA:86:G:H8	1.80	0.47
23:BB:41:C:H2'	23:BB:42:A:O4'	2.14	0.47
23:BB:138:U:O2'	50:BT:1:MET:HA	2.15	0.47
23:BB:299:A:N6	23:BB:322:A:H1'	2.30	0.47
23:BB:773:U:O2'	25:BC:47:ARG:HD3	2.14	0.47
23:BB:1030:C:O2'	23:BB:1031:G:H5'	2.15	0.47
23:BB:1335:C:H2'	23:BB:1336:A:H8	1.80	0.47
23:BB:2311:A:O2'	47:BF:84:ILE:HG21	2.15	0.47
23:BB:2663:G:H2'	23:BB:2664:G:O4'	2.14	0.47
26:BD:101:PHE:HA	26:BD:104:VAL:HG21	1.96	0.47
28:BP:61:ARG:HD3	28:BP:70:GLU:OE1	2.15	0.47
29:BE:60:TRP:HA	29:BE:60:TRP:HE3	1.80	0.47

Continued on next page...

Continued from previous page...

Atom-1	Atom-2	Interatomic distance (Å)	Clash overlap (Å)
29:BE:119:ILE:HD11	29:BE:185:LYS:HE2	1.95	0.47
32:B4:9:LYS:HE2	32:B4:10:LEU:N	2.29	0.47
35:BV:83:LYS:O	35:BV:85:LYS:N	2.47	0.47
38:BM:123:LYS:O	38:BM:124:LEU:HG	2.14	0.47
42:BN:19:ALA:C	42:BN:21:PHE:H	2.18	0.47
42:BN:81:ASN:O	42:BN:85:PRO:HD2	2.14	0.47
47:BF:49:LEU:HD11	47:BF:66:ILE:HD12	1.95	0.47
52:BW:21:GLY:N	52:BW:33:GLY:HA2	2.29	0.47
1:CA:317:U:H2'	1:CA:318:G:H8	1.78	0.47
1:CA:843:U:H2'	1:CA:843:U:O2	2.14	0.47
1:CA:919:A:O2'	1:CA:920:U:H5'	2.15	0.47
1:CA:1171:A:H2'	1:CA:1172:C:C6	2.49	0.47
1:CA:1435:G:H2'	1:CA:1436:U:C6	2.49	0.47
3:CD:116:LEU:O	3:CD:121:ALA:HB3	2.15	0.47
3:CD:153:ARG:HG3	3:CD:154:VAL:H	1.79	0.47
12:CM:44:ILE:HA	12:CM:47:LEU:CD1	2.44	0.47
15:CP:59:HIS:O	15:CP:63:GLN:HG3	2.15	0.47
23:DB:151:C:H2'	23:DB:152:A:C8	2.49	0.47
23:DB:198:C:H2'	23:DB:199:A:H5''	1.95	0.47
23:DB:263:G:H2'	23:DB:264:C:O4'	2.14	0.47
23:DB:521:U:H2'	23:DB:522:A:C8	2.50	0.47
23:DB:554:U:H2'	23:DB:555:G:O4'	2.13	0.47
23:DB:659:G:H21	29:DE:30:GLN:HE22	1.63	0.47
23:DB:946:C:H2'	23:DB:947:A:C8	2.49	0.47
23:DB:1275:A:C4	42:DN:16:HIS:CD2	3.02	0.47
23:DB:1424:G:O2'	23:DB:1425:G:H5'	2.14	0.47
23:DB:1434:A:H62	23:DB:1558:C:N4	2.12	0.47
23:DB:1847:A:H1'	23:DB:1848:A:N7	2.30	0.47
23:DB:2025:C:H5'	26:DD:154:LYS:HZ3	1.80	0.47
23:DB:2875:C:H2'	23:DB:2876:G:C8	2.49	0.47
26:DD:68:PHE:HB3	26:DD:73:VAL:HA	1.97	0.47
27:DK:11:ALA:HB3	27:DK:85:VAL:CG2	2.45	0.47
27:DK:105:ARG:HD3	27:DK:105:ARG:N	2.25	0.47
29:DE:160:ALA:O	29:DE:161:ALA:HB3	2.15	0.47
37:DL:131:ALA:C	37:DL:133:ALA:N	2.67	0.47
38:DM:94:ALA:O	38:DM:96:ILE:HG23	2.15	0.47
41:DJ:75:TYR:CD1	41:DJ:86:GLN:HB3	2.50	0.47
43:DO:67:ASN:H	43:DO:70:ALA:CB	2.26	0.47
46:DU:73:ASN:HD22	46:DU:73:ASN:N	2.11	0.47
48:DG:19:ASN:HB2	48:DG:22:VAL:HB	1.96	0.47
1:AA:177:G:P	19:AT:23:ARG:HH22	2.37	0.47

Continued on next page...

Continued from previous page...

Atom-1	Atom-2	Interatomic distance (Å)	Clash overlap (Å)
1:AA:463:U:H5'	1:AA:464:U:OP2	2.15	0.47
1:AA:505:G:H2'	1:AA:506:G:C8	2.50	0.47
1:AA:552:U:H5'	11:AL:82:ARG:HH11	1.80	0.47
1:AA:648:A:H2'	1:AA:649:A:C8	2.50	0.47
1:AA:695:A:H61	1:AA:797:C:H1'	1.78	0.47
1:AA:714:G:N2	1:AA:777:A:H1'	2.29	0.47
1:AA:735:C:H2'	1:AA:736:C:H6	1.77	0.47
1:AA:997:U:O2'	1:AA:998:C:H5'	2.14	0.47
1:AA:1060:U:H2'	1:AA:1061:G:C8	2.50	0.47
1:AA:1308:U:H3'	12:AM:97:ARG:NH1	2.29	0.47
1:AA:1337:G:H5''	1:AA:1338:G:OP1	2.13	0.47
1:AA:1432:G:H5'	28:BP:105:LYS:CG	2.44	0.47
2:AC:109:GLU:HG2	2:AC:139:ASN:HB3	1.95	0.47
3:AD:81:LEU:HB2	3:AD:88:ASN:ND2	2.30	0.47
8:AI:94:ARG:HH11	8:AI:94:ARG:CB	2.25	0.47
9:AJ:26:VAL:O	9:AJ:30:LYS:HG3	2.15	0.47
9:AJ:66:GLU:HB3	13:AN:98:ALA:HB2	1.97	0.47
10:AK:35:ASP:C	10:AK:37:GLN:H	2.18	0.47
12:AM:44:ILE:HA	12:AM:47:LEU:CD1	2.44	0.47
12:AM:79:LEU:HA	12:AM:82:LEU:HB2	1.96	0.47
13:AN:42:ASN:HD22	13:AN:45:LEU:HD22	1.79	0.47
13:AN:49:THR:O	13:AN:50:LEU:HB2	2.14	0.47
15:AP:38:PHE:CE2	15:AP:51:ARG:HD3	2.50	0.47
20:AB:16:GLY:CA	20:AB:40:ILE:H	2.27	0.47
20:AB:44:LYS:O	20:AB:48:MET:HG2	2.13	0.47
20:AB:204:ASP:O	20:AB:208:ALA:HB3	2.15	0.47
23:BB:198:C:H2'	23:BB:199:A:H5''	1.97	0.47
23:BB:242:G:C8	34:B3:4:LYS:HG2	2.50	0.47
23:BB:401:A:H2'	23:BB:402:A:C8	2.50	0.47
23:BB:460:A:C4'	50:BT:72:GLN:HB2	2.35	0.47
23:BB:847:U:O2	23:BB:847:U:O4'	2.30	0.47
23:BB:923:G:N3	52:BW:23:LYS:HE3	2.30	0.47
23:BB:1418:G:H1'	23:BB:1580:A:N6	2.30	0.47
23:BB:1439:A:N7	23:BB:1440:U:C2	2.82	0.47
23:BB:1595:C:O2'	23:BB:1596:A:H5'	2.14	0.47
23:BB:1771:C:O2'	23:BB:1772:A:H5'	2.14	0.47
23:BB:1812:U:H1'	25:BC:43:ASN:ND2	2.26	0.47
23:BB:2053:G:O2'	23:BB:2054:A:H5'	2.15	0.47
23:BB:2099:U:H2'	23:BB:2100:G:C8	2.45	0.47
23:BB:2179:C:H2'	23:BB:2180:U:C6	2.50	0.47
23:BB:2247:A:H2'	23:BB:2248:C:C6	2.50	0.47

Continued on next page...

Continued from previous page...

Atom-1	Atom-2	Interatomic distance (Å)	Clash overlap (Å)
23:BB:2385:C:H3'	56:BB:3567:HOH:O	2.15	0.47
23:BB:2784:U:H2'	23:BB:2785:C:H6	1.80	0.47
23:BB:2838:G:H2'	23:BB:2839:G:C8	2.49	0.47
26:BD:31:ALA:O	26:BD:52:THR:HG23	2.15	0.47
26:BD:55:LYS:HB2	26:BD:60:VAL:HG13	1.95	0.47
26:BD:181:ASP:CG	26:BD:184:ARG:HD2	2.35	0.47
27:BK:63:VAL:HG21	27:BK:85:VAL:HG23	1.97	0.47
27:BK:88:ASN:ND2	27:BK:89:ASN:N	2.63	0.47
28:BP:50:ARG:CB	28:BP:57:ALA:H	2.27	0.47
30:BY:30:ARG:HD3	30:BY:30:ARG:N	2.28	0.47
31:B0:21:LEU:HD13	45:BS:23:LEU:HD11	1.96	0.47
37:BL:14:LYS:O	37:BL:16:GLY:N	2.48	0.47
37:BL:77:ILE:HD11	37:BL:95:LEU:HD13	1.96	0.47
38:BM:69:PRO:HG2	38:BM:70:ASP:H	1.79	0.47
38:BM:135:VAL:O	38:BM:136:MET:HG3	2.15	0.47
40:BH:4:ILE:HD12	40:BH:4:ILE:H	1.79	0.47
40:BH:53:GLU:HA	40:BH:57:LYS:HG2	1.97	0.47
40:BH:90:LEU:HD11	40:BH:146:VAL:CG1	2.43	0.47
40:BH:116:ARG:HD3	40:BH:133:GLN:HB2	1.97	0.47
42:BN:80:PHE:O	42:BN:85:PRO:HD3	2.14	0.47
44:BQ:30:VAL:CG1	44:BQ:31:TYR:N	2.67	0.47
44:BQ:96:ASP:C	44:BQ:98:ALA:H	2.17	0.47
45:BS:72:THR:CG2	45:BS:108:SER:HB3	2.44	0.47
46:BU:35:VAL:HB	46:BU:38:ILE:CB	2.45	0.47
47:BF:43:ILE:HB	47:BF:82:TYR:CZ	2.50	0.47
48:BG:97:VAL:HA	48:BG:102:ILE:HA	1.97	0.47
50:BT:5:GLU:HA	50:BT:8:LEU:HD12	1.96	0.47
50:BT:25:GLU:HG2	50:BT:29:THR:O	2.15	0.47
50:BT:29:THR:CG2	50:BT:86:THR:HG22	2.44	0.47
50:BT:69:ARG:HG2	50:BT:73:ARG:C	2.35	0.47
52:BW:8:SER:O	52:BW:9:THR:HB	2.14	0.47
52:BW:64:GLY:HA3	52:BW:83:ALA:HA	1.96	0.47
1:CA:200:G:O2'	1:CA:381:C:N4	2.48	0.47
1:CA:279:A:H4'	1:CA:280:C:OP2	2.14	0.47
1:CA:467:U:H2'	1:CA:467:U:O2	2.13	0.47
1:CA:552:U:H2'	1:CA:553:A:C8	2.50	0.47
1:CA:731:G:O2'	1:CA:732:C:H5'	2.15	0.47
1:CA:742:G:O2'	1:CA:743:A:H5'	2.14	0.47
1:CA:921:U:H5'	1:CA:1081:A:O3'	2.15	0.47
1:CA:1010:U:O2'	1:CA:1011:C:H5'	2.14	0.47
1:CA:1011:C:H2'	1:CA:1012:A:H8	1.78	0.47

Continued on next page...

Continued from previous page...

Atom-1	Atom-2	Interatomic distance (Å)	Clash overlap (Å)
1:CA:1039:G:H2'	1:CA:1040:U:H6	1.80	0.47
1:CA:1178:G:H2'	1:CA:1180:A:OP2	2.14	0.47
1:CA:1207:G:O2'	1:CA:1208:C:H5'	2.13	0.47
1:CA:1216:A:H5''	13:CN:4:SER:CB	2.44	0.47
2:CC:53:ARG:HG2	2:CC:54:ILE:H	1.79	0.47
2:CC:154:GLY:O	2:CC:155:ARG:HB2	2.14	0.47
2:CC:178:ARG:HG2	2:CC:178:ARG:O	2.15	0.47
2:CC:184:ASN:HD22	2:CC:185:THR:H	1.63	0.47
3:CD:77:GLU:OE1	3:CD:80:ARG:HD3	2.15	0.47
3:CD:160:LEU:HA	3:CD:163:GLN:CG	2.45	0.47
3:CD:187:ARG:NH1	3:CD:191:SER:HA	2.14	0.47
3:CD:199:ILE:HG13	3:CD:200:VAL:N	2.30	0.47
4:CE:136:VAL:HG13	4:CE:137:ARG:N	2.29	0.47
6:CG:15:PRO:HG3	6:CG:39:GLU:OE1	2.13	0.47
7:CH:49:LYS:HB3	7:CH:59:GLU:HB2	1.96	0.47
8:CI:56:MET:HE1	8:CI:59:LYS:HB3	1.95	0.47
11:CL:79:ILE:HD12	11:CL:96:THR:HG22	1.96	0.47
18:CS:5:LYS:O	18:CS:6:LYS:HD2	2.13	0.47
18:CS:44:ILE:O	18:CS:44:ILE:HG23	2.13	0.47
20:CB:16:GLY:HA2	20:CB:40:ILE:H	1.79	0.47
20:CB:209:VAL:HG23	20:CB:210:THR:N	2.29	0.47
22:DA:28:C:H2'	22:DA:29:A:H8	1.80	0.47
23:DB:10:A:H2'	23:DB:11:C:C2	2.49	0.47
23:DB:21:A:O2'	23:DB:22:C:H5'	2.15	0.47
23:DB:189:G:H2'	23:DB:205:G:H22	1.80	0.47
23:DB:196:A:H2'	23:DB:196:A:N3	2.30	0.47
23:DB:275:C:H2'	23:DB:276:U:C1'	2.45	0.47
23:DB:281:C:O2'	23:DB:282:A:H5'	2.14	0.47
23:DB:418:C:H2'	23:DB:419:U:H6	1.80	0.47
23:DB:553:G:H2'	23:DB:554:U:O4'	2.14	0.47
23:DB:630:G:N2	23:DB:632:A:H3'	2.30	0.47
23:DB:814:C:H2'	23:DB:815:C:H6	1.79	0.47
23:DB:951:C:O2'	23:DB:952:G:H5'	2.15	0.47
23:DB:1093:G:O2'	23:DB:1094:U:H5'	2.15	0.47
23:DB:1099:G:H3'	24:DI:2:LYS:HA	1.96	0.47
23:DB:1577:C:H2'	23:DB:1578:U:O4'	2.15	0.47
23:DB:1654:A:O2'	26:DD:118:PHE:CB	2.63	0.47
23:DB:1830:C:H2'	23:DB:1831:G:H8	1.78	0.47
23:DB:2228:G:H2'	23:DB:2229:U:C6	2.50	0.47
23:DB:2430:A:H5'	23:DB:2431:U:OP2	2.15	0.47
23:DB:2515:C:O2'	23:DB:2516:A:H5'	2.15	0.47

Continued on next page...

Continued from previous page...

Atom-1	Atom-2	Interatomic distance (Å)	Clash overlap (Å)
23:DB:2676:C:H2'	23:DB:2677:G:H8	1.79	0.47
24:DI:96:LYS:HD3	24:DI:138:VAL:HG21	1.97	0.47
26:DD:79:LEU:HD22	26:DD:79:LEU:H	1.80	0.47
26:DD:138:LEU:N	26:DD:138:LEU:HD22	2.29	0.47
28:DP:52:ARG:HG2	28:DP:52:ARG:NH1	2.29	0.47
28:DP:96:LEU:HB3	28:DP:99:LEU:HB2	1.97	0.47
30:DY:51:SER:HA	30:DY:54:VAL:CG2	2.45	0.47
32:D4:36:ARG:HG2	32:D4:37:GLN:H	1.79	0.47
34:D3:61:LEU:CB	34:D3:64:ALA:HB2	2.44	0.47
35:DV:93:ARG:HG3	35:DV:93:ARG:NH1	2.29	0.47
37:DL:80:SER:H	37:DL:113:ALA:HB3	1.80	0.47
37:DL:85:VAL:HG22	37:DL:94:THR:HG21	1.97	0.47
37:DL:142:ILE:N	37:DL:142:ILE:HD12	2.30	0.47
38:DM:69:PRO:HG2	38:DM:70:ASP:H	1.78	0.47
38:DM:82:MET:HE2	38:DM:82:MET:HB3	1.77	0.47
38:DM:108:VAL:HG11	38:DM:112:LEU:HD12	1.96	0.47
39:DX:15:ASN:H	39:DX:15:ASN:HD22	1.61	0.47
40:DH:62:LEU:HG	40:DH:66:ASN:ND2	2.26	0.47
40:DH:131:SER:HB2	40:DH:141:LYS:HA	1.96	0.47
40:DH:131:SER:HA	40:DH:141:LYS:HA	1.97	0.47
42:DN:83:LEU:HA	42:DN:86:ARG:HG3	1.95	0.47
43:DO:26:LEU:HD13	43:DO:39:VAL:CG2	2.44	0.47
44:DQ:65:ASN:CB	44:DQ:75:TYR:HB2	2.42	0.47
44:DQ:91:ARG:HE	49:DR:11:GLN:HB2	1.79	0.47
45:DS:13:SER:HB3	45:DS:16:LYS:HE3	1.96	0.47
47:DF:11:VAL:HG21	47:DF:172:PHE:CE1	2.50	0.47
47:DF:161:SER:OG	47:DF:164:GLU:HG3	2.14	0.47
48:DG:10:VAL:HG13	48:DG:14:VAL:HB	1.96	0.47
48:DG:72:ASN:O	48:DG:76:ILE:HG12	2.15	0.47
48:DG:97:VAL:HA	48:DG:102:ILE:HA	1.96	0.47
48:DG:155:PRO:C	48:DG:170:THR:HB	2.35	0.47
50:DT:4:GLU:CD	50:DT:5:GLU:H	2.17	0.47
50:DT:69:ARG:NH1	50:DT:69:ARG:HA	2.29	0.47
50:DT:76:ARG:CZ	50:DT:76:ARG:HB3	2.44	0.47
51:DZ:14:THR:HA	51:DZ:28:ARG:CA	2.38	0.47
52:DW:43:LYS:HD2	52:DW:79:ILE:HD11	1.97	0.47
52:DW:75:ASN:O	52:DW:76:ARG:HB2	2.14	0.47
1:AA:240:G:H5'	1:AA:240:G:H8	1.80	0.47
1:AA:256:U:H3'	1:AA:257:G:H8	1.79	0.47
1:AA:832:G:O2'	1:AA:833:G:H5'	2.15	0.47
1:AA:923:A:H2'	1:AA:924:C:H6	1.76	0.47

Continued on next page...

Continued from previous page...

Atom-1	Atom-2	Interatomic distance (Å)	Clash overlap (Å)
1:AA:1392:G:O2'	1:AA:1393:U:H5'	2.15	0.47
1:AA:1435:G:H2'	1:AA:1436:U:C6	2.50	0.47
3:AD:18:LEU:O	3:AD:19:PHE:HB2	2.15	0.47
11:AL:68:GLY:HA3	11:AL:106:VAL:HG21	1.97	0.47
11:AL:107:LYS:O	11:AL:107:LYS:HD2	2.15	0.47
12:AM:64:VAL:HA	12:AM:68:LEU:CD1	2.44	0.47
12:AM:95:PRO:HB2	12:AM:99:GLN:OE1	2.15	0.47
13:AN:46:LYS:HZ2	18:AS:15:LEU:CD1	2.27	0.47
20:AB:65:LYS:H	20:AB:158:ASP:CG	2.18	0.47
22:BA:64:G:H2'	22:BA:65:U:C6	2.50	0.47
23:BB:27:G:HO2'	23:BB:28:A:H8	1.57	0.47
23:BB:151:C:H2'	23:BB:152:A:C8	2.50	0.47
23:BB:263:G:H2'	23:BB:264:C:O4'	2.15	0.47
23:BB:321:U:OP2	29:BE:130:LYS:HD3	2.15	0.47
23:BB:553:G:O2'	23:BB:554:U:H5'	2.15	0.47
23:BB:680:C:H2'	23:BB:681:G:H8	1.78	0.47
23:BB:1824:G:H1'	25:BC:251:THR:CG2	2.44	0.47
25:BC:153:LEU:HD13	25:BC:175:LEU:CD2	2.45	0.47
27:BK:34:GLY:O	27:BK:36:GLY:N	2.48	0.47
28:BP:50:ARG:HD3	28:BP:75:THR:OG1	2.14	0.47
35:BV:38:LEU:HG	35:BV:40:ILE:HG23	1.96	0.47
36:B2:21:ARG:HD3	36:B2:43:THR:HG21	1.96	0.47
38:BM:24:THR:HG23	38:BM:34:LYS:CE	2.44	0.47
41:BJ:55:ILE:CG2	41:BJ:123:LYS:HB2	2.45	0.47
47:BF:119:LYS:C	47:BF:121:PHE:H	2.17	0.47
1:CA:161:A:H2'	1:CA:162:A:C8	2.50	0.47
1:CA:642:A:H2'	1:CA:643:C:C6	2.50	0.47
1:CA:651:C:H2'	1:CA:652:U:C6	2.50	0.47
1:CA:822:U:O2'	1:CA:823:C:H5'	2.15	0.47
1:CA:979:C:H1'	1:CA:1317:C:N4	2.30	0.47
1:CA:1113:C:O2'	1:CA:1114:C:H5'	2.15	0.47
1:CA:1262:C:H2'	1:CA:1263:C:C6	2.50	0.47
2:CC:119:ILE:HG13	2:CC:132:ALA:HB1	1.96	0.47
5:CF:25:TYR:O	5:CF:29:ILE:HG13	2.14	0.47
6:CG:50:ALA:CB	6:CG:57:GLU:HG3	2.45	0.47
8:CI:56:MET:O	8:CI:58:GLU:N	2.41	0.47
11:CL:68:GLY:HA3	11:CL:106:VAL:HG21	1.97	0.47
12:CM:64:VAL:HA	12:CM:68:LEU:HD12	1.97	0.47
12:CM:70:ARG:HH22	47:DF:142:TYR:HB3	1.76	0.47
14:CO:25:THR:CB	14:CO:70:LEU:HD23	2.45	0.47
16:CQ:37:ILE:HG22	16:CQ:39:ARG:HE	1.80	0.47

Continued on next page...

Continued from previous page...

Atom-1	Atom-2	Interatomic distance (Å)	Clash overlap (Å)
18:CS:50:VAL:O	18:CS:56:HIS:HA	2.14	0.47
19:CT:57:VAL:HB	19:CT:71:ALA:HB1	1.96	0.47
20:CB:178:LEU:HB2	20:CB:180:ILE:HG12	1.97	0.47
22:DA:14:U:H5'	22:DA:70:C:O2'	2.15	0.47
23:DB:170:U:H2'	23:DB:171:U:H6	1.80	0.47
23:DB:409:G:H2'	23:DB:410:G:C8	2.50	0.47
23:DB:528:A:N1	23:DB:2042:A:H2'	2.29	0.47
23:DB:1258:U:H2'	23:DB:1259:G:H8	1.79	0.47
23:DB:1439:A:C5	23:DB:1552:A:N6	2.83	0.47
23:DB:1548:A:H2'	23:DB:1549:A:H8	1.79	0.47
23:DB:2468:A:H2'	23:DB:2476:A:C6	2.49	0.47
23:DB:2548:U:H1'	27:DK:23:LYS:NZ	2.30	0.47
23:DB:2892:G:H5''	23:DB:2894:G:H22	1.78	0.47
26:DD:148:GLN:CB	26:DD:152:PRO:HG2	2.44	0.47
26:DD:171:THR:OG1	26:DD:172:VAL:N	2.48	0.47
27:DK:2:ILE:HG13	27:DK:33:ALA:O	2.15	0.47
27:DK:11:ALA:O	27:DK:100:PHE:N	2.42	0.47
31:D0:21:LEU:HB3	45:DS:23:LEU:HD21	1.97	0.47
40:DH:128:HIS:O	40:DH:144:VAL:N	2.48	0.47
41:DJ:13:ARG:HB3	41:DJ:53:TYR:CD2	2.50	0.47
44:DQ:86:SER:CB	49:DR:51:VAL:HA	2.44	0.47
47:DF:147:ARG:HB3	47:DF:147:ARG:NH1	2.30	0.47
50:DT:5:GLU:HA	50:DT:8:LEU:HD12	1.96	0.47
1:AA:82:G:H2'	1:AA:84:U:C5	2.49	0.47
1:AA:125:U:H2'	1:AA:126:G:C8	2.50	0.47
1:AA:375:U:OP1	15:AP:70:ARG:HD3	2.15	0.47
1:AA:377:G:H2'	1:AA:378:G:H8	1.80	0.47
1:AA:386:C:C2'	1:AA:387:U:H5'	2.45	0.47
1:AA:430:A:P	3:AD:6:PRO:HA	2.55	0.47
1:AA:613:C:H2'	1:AA:614:C:C6	2.49	0.47
1:AA:627:G:H2'	1:AA:628:G:C8	2.50	0.47
1:AA:1190:G:OP1	2:AC:3:LYS:HA	2.14	0.47
2:AC:119:ILE:HD11	2:AC:133:MET:HA	1.97	0.47
5:AF:46:GLN:HG3	5:AF:47:LEU:N	2.29	0.47
6:AG:91:ARG:HB3	6:AG:92:PRO:HD2	1.97	0.47
13:AN:30:ILE:HB	13:AN:44:VAL:HG21	1.97	0.47
14:AO:57:LEU:HD11	23:BB:715:A:N6	2.30	0.47
14:AO:81:LEU:O	14:AO:85:LEU:HD13	2.15	0.47
16:AQ:37:ILE:HG22	16:AQ:39:ARG:NE	2.30	0.47
20:AB:178:LEU:HB2	20:AB:180:ILE:HG12	1.97	0.47
22:BA:43:C:H4'	47:BF:91:ARG:NE	2.29	0.47

Continued on next page...

Continued from previous page...

Atom-1	Atom-2	Interatomic distance (Å)	Clash overlap (Å)
23:BB:426:C:O2'	23:BB:427:U:H5'	2.15	0.47
23:BB:593:U:H2'	23:BB:594:U:C6	2.50	0.47
23:BB:755:U:H2'	23:BB:756:A:C8	2.49	0.47
23:BB:863:A:H2'	23:BB:864:G:C8	2.50	0.47
23:BB:969:G:H2'	23:BB:970:U:C6	2.50	0.47
23:BB:1063:G:H1'	24:BI:134:SER:O	2.15	0.47
23:BB:1141:U:H4'	23:BB:1142:A:C1'	2.44	0.47
23:BB:1183:U:H2'	23:BB:1184:U:C6	2.49	0.47
23:BB:1292:G:O2'	23:BB:1293:C:H5'	2.15	0.47
23:BB:1536:C:H1'	23:BB:1537:G:N2	2.30	0.47
23:BB:1821:A:H2'	23:BB:1822:C:C6	2.50	0.47
23:BB:2428:G:H5''	23:BB:2429:G:OP1	2.15	0.47
24:BI:79:LEU:HD23	24:BI:108:ILE:CD1	2.45	0.47
26:BD:109:VAL:CG1	26:BD:193:VAL:HB	2.45	0.47
27:BK:47:ILE:HG23	27:BK:48:PRO:CD	2.45	0.47
29:BE:60:TRP:C	29:BE:62:GLN:H	2.18	0.47
29:BE:87:ALA:O	29:BE:88:ARG:HD3	2.14	0.47
31:B0:29:VAL:HA	31:B0:35:GLU:O	2.15	0.47
38:BM:131:VAL:HG12	38:BM:132:THR:N	2.30	0.47
44:BQ:109:VAL:CG1	44:BQ:113:LYS:HE3	2.43	0.47
47:BF:68:LYS:HD2	47:BF:68:LYS:N	2.29	0.47
48:BG:91:VAL:O	48:BG:93:TYR:N	2.42	0.47
49:BR:91:GLN:HG3	49:BR:92:TRP:N	2.30	0.47
51:BZ:59:ILE:HD13	51:BZ:67:VAL:HG21	1.97	0.47
1:CA:301:G:H2'	1:CA:302:G:C8	2.49	0.47
1:CA:684:U:H1'	10:CK:39:ASN:HA	1.96	0.47
1:CA:1057:G:O3'	2:CC:196:GLY:HA3	2.15	0.47
1:CA:1206:G:H2'	1:CA:1207:G:O4'	2.15	0.47
1:CA:1450:U:H2'	1:CA:1452:C:C5	2.49	0.47
3:CD:25:ARG:O	3:CD:26:ALA:HB3	2.14	0.47
8:CI:16:ALA:HA	8:CI:66:VAL:HA	1.97	0.47
8:CI:43:ALA:O	8:CI:46:VAL:HG22	2.15	0.47
8:CI:46:VAL:O	8:CI:49:GLN:HB2	2.14	0.47
12:CM:44:ILE:HA	12:CM:47:LEU:HD12	1.96	0.47
12:CM:106:ARG:HH21	12:CM:112:ARG:HD3	1.80	0.47
13:CN:46:LYS:HZ2	18:CS:15:LEU:HD11	1.80	0.47
20:CB:13:VAL:O	20:CB:13:VAL:HG12	2.15	0.47
20:CB:15:PHE:O	20:CB:40:ILE:HD12	2.15	0.47
23:DB:351:C:H2'	23:DB:352:A:H8	1.75	0.47
23:DB:426:C:O2'	23:DB:427:U:H5'	2.15	0.47
23:DB:454:A:H4'	23:DB:455:C:OP2	2.15	0.47

Continued on next page...

Continued from previous page...

Atom-1	Atom-2	Interatomic distance (Å)	Clash overlap (Å)
23:DB:924:G:H2'	23:DB:925:A:H8	1.80	0.47
23:DB:1335:C:H2'	23:DB:1336:A:C8	2.50	0.47
23:DB:1401:G:H2'	23:DB:1402:U:C6	2.50	0.47
23:DB:1438:U:O2'	23:DB:1439:A:H5'	2.15	0.47
23:DB:1672:A:C2	23:DB:2582:G:H5'	2.50	0.47
23:DB:1805:A:N3	25:DC:49:THR:HG23	2.29	0.47
23:DB:2785:C:H2'	23:DB:2786:U:H6	1.80	0.47
24:DI:23:VAL:HG12	24:DI:24:GLY:N	2.30	0.47
24:DI:78:LEU:HD23	24:DI:81:LYS:HE2	1.95	0.47
25:DC:131:MET:HA	25:DC:134:ILE:HG12	1.97	0.47
26:DD:55:LYS:HB2	26:DD:60:VAL:HG13	1.96	0.47
27:DK:88:ASN:HD22	27:DK:89:ASN:N	2.13	0.47
28:DP:50:ARG:HD3	28:DP:75:THR:OG1	2.14	0.47
29:DE:40:ARG:NH2	29:DE:92:HIS:NE2	2.63	0.47
29:DE:60:TRP:HB3	29:DE:61:ARG:H	1.34	0.47
30:DY:7:THR:HG22	30:DY:9:THR:H	1.80	0.47
31:D0:55:ALA:C	31:D0:56:LYS:HG3	2.33	0.47
36:D2:39:ARG:HG3	36:D2:39:ARG:HH11	1.80	0.47
37:DL:129:LYS:HA	37:DL:132:ARG:HG2	1.95	0.47
38:DM:36:VAL:HG21	38:DM:129:THR:HB	1.96	0.47
39:DX:45:GLN:O	39:DX:46:VAL:HB	2.15	0.47
41:DJ:29:ALA:O	41:DJ:32:LEU:HB2	2.15	0.47
41:DJ:34:ARG:HH11	41:DJ:34:ARG:HG3	1.80	0.47
46:DU:26:ASN:N	46:DU:26:ASN:ND2	2.62	0.47
47:DF:46:LYS:NZ	47:DF:46:LYS:HA	2.30	0.47
50:DT:69:ARG:HG2	50:DT:73:ARG:O	2.14	0.47
1:AA:33:A:H2'	1:AA:34:C:H6	1.79	0.47
1:AA:208:U:H6	1:AA:208:U:O5'	1.98	0.47
1:AA:708:C:H2'	1:AA:709:U:C6	2.50	0.47
1:AA:1171:A:H2'	1:AA:1172:C:C6	2.49	0.47
1:AA:1244:G:H2'	1:AA:1245:C:H6	1.78	0.47
3:AD:2:ARG:O	3:AD:3:TYR:HB3	2.14	0.47
11:AL:23:LEU:O	11:AL:25:ALA:N	2.48	0.47
12:AM:52:ILE:HA	12:AM:55:LEU:HG	1.97	0.47
12:AM:71:GLU:HA	12:AM:74:MET:SD	2.54	0.47
13:AN:29:ILE:HB	13:AN:30:ILE:HD12	1.96	0.47
20:AB:187:ASP:OD1	20:AB:203:ASP:HB3	2.14	0.47
22:BA:74:U:H2'	22:BA:75:G:O4'	2.15	0.47
23:BB:146:A:H2'	23:BB:147:C:C6	2.50	0.47
23:BB:265:A:O2'	23:BB:266:G:H4'	2.15	0.47
23:BB:527:C:O4'	23:BB:527:C:O2	2.33	0.47

Continued on next page...

Continued from previous page...

Atom-1	Atom-2	Interatomic distance (Å)	Clash overlap (Å)
23:BB:781:A:OP1	25:BC:216:ARG:NH2	2.47	0.47
23:BB:1184:U:O2'	23:BB:1185:G:H5'	2.15	0.47
23:BB:2093:G:O5'	40:BH:24:GLY:HA3	2.15	0.47
23:BB:2291:U:O2'	23:BB:2374:C:H1'	2.15	0.47
23:BB:2578:G:C5	26:BD:145:SER:HB2	2.50	0.47
23:BB:2797:U:H3'	23:BB:2798:U:C5	2.50	0.47
23:BB:2812:G:H2'	23:BB:2813:A:C8	2.50	0.47
23:BB:2835:A:N6	23:BB:2878:U:H2'	2.30	0.47
25:BC:80:LEU:HD21	25:BC:109:LEU:HG	1.97	0.47
26:BD:114:LYS:HG3	26:BD:115:GLY:H	1.80	0.47
30:BY:15:ARG:HG2	30:BY:53:MET:SD	2.55	0.47
30:BY:37:ARG:CG	30:BY:38:GLU:H	2.27	0.47
35:BV:72:VAL:HG11	35:BV:93:ARG:HA	1.97	0.47
35:BV:81:PRO:HG2	38:BM:20:LEU:HD12	1.97	0.47
41:BJ:11:VAL:HG21	41:BJ:13:ARG:HH11	1.79	0.47
42:BN:23:ASN:O	42:BN:27:SER:HB2	2.15	0.47
43:BO:26:LEU:HD13	43:BO:39:VAL:CG2	2.45	0.47
46:BU:13:LEU:HD12	46:BU:68:ASN:O	2.14	0.47
48:BG:84:LYS:HB2	48:BG:132:LEU:HG	1.97	0.47
1:CA:96:U:H2'	1:CA:97:G:H8	1.80	0.47
1:CA:177:G:P	19:CT:23:ARG:HH22	2.38	0.47
1:CA:394:G:H2'	1:CA:395:C:C6	2.50	0.47
1:CA:620:C:C2	3:CD:131:ILE:HD13	2.50	0.47
1:CA:666:G:H5'	1:CA:726:C:H1'	1.97	0.47
1:CA:687:A:C2	1:CA:704:A:C5	3.03	0.47
1:CA:736:C:H5''	5:CF:90:MET:CE	2.45	0.47
1:CA:1053:G:C4'	1:CA:1054:C:H5'	2.45	0.47
1:CA:1060:U:H2'	1:CA:1061:G:C8	2.49	0.47
1:CA:1250:A:H2'	1:CA:1251:A:H8	1.80	0.47
1:CA:1289:A:H61	8:CI:71:ILE:CD1	2.28	0.47
1:CA:1335:U:H5''	1:CA:1337:G:N2	2.30	0.47
1:CA:1366:C:H2'	1:CA:1367:C:C6	2.49	0.47
2:CC:46:LEU:HB3	2:CC:49:ALA:CB	2.45	0.47
3:CD:146:GLU:C	3:CD:148:ALA:H	2.18	0.47
8:CI:5:TYR:O	8:CI:19:PHE:HA	2.15	0.47
8:CI:50:PRO:O	8:CI:54:VAL:HG22	2.14	0.47
9:CJ:5:ARG:N	9:CJ:76:ILE:O	2.48	0.47
9:CJ:41:PRO:HG2	9:CJ:42:LEU:H	1.80	0.47
10:CK:63:GLN:HG3	10:CK:98:ALA:HB2	1.96	0.47
11:CL:29:LYS:HB3	11:CL:56:LEU:HD22	1.97	0.47
11:CL:88:ASP:C	11:CL:89:LEU:HD22	2.35	0.47

Continued on next page...

Continued from previous page...

Atom-1	Atom-2	Interatomic distance (Å)	Clash overlap (Å)
13:CN:17:ASP:HA	13:CN:21:ALA:HB2	1.97	0.47
13:CN:53:ASP:HA	13:CN:58:ARG:HD3	1.97	0.47
18:CS:79:TYR:CE1	18:CS:80:ARG:HG3	2.50	0.47
23:DB:116:C:HO2'	23:DB:126:A:H8	1.54	0.47
23:DB:727:A:OP1	23:DB:1431:A:O2'	2.31	0.47
23:DB:817:C:H2'	23:DB:818:G:O4'	2.15	0.47
23:DB:1085:A:H1'	23:DB:1105:U:H1'	1.96	0.47
23:DB:1683:U:O2'	23:DB:1684:G:H5'	2.15	0.47
23:DB:1908:C:O2'	23:DB:1909:C:H5'	2.15	0.47
23:DB:2135:A:O2'	23:DB:2136:G:H5'	2.14	0.47
23:DB:2368:C:H2'	23:DB:2369:A:H8	1.79	0.47
23:DB:2497:A:H5''	56:DB:3699:HOH:O	2.15	0.47
23:DB:2812:G:H2'	23:DB:2813:A:C8	2.50	0.47
25:DC:143:VAL:HG12	25:DC:144:GLU:H	1.80	0.47
25:DC:243:PRO:O	25:DC:250:GLN:HA	2.15	0.47
26:DD:118:PHE:O	26:DD:119:ALA:HB3	2.14	0.47
26:DD:118:PHE:CD1	26:DD:119:ALA:N	2.83	0.47
29:DE:31:VAL:HG21	29:DE:104:ALA:CB	2.44	0.47
29:DE:59:PRO:CB	29:DE:67:ARG:HH22	2.25	0.47
35:DV:72:VAL:HG11	35:DV:93:ARG:HA	1.97	0.47
37:DL:3:LEU:HA	37:DL:6:LEU:HD21	1.96	0.47
37:DL:50:PHE:O	37:DL:52:GLY:N	2.48	0.47
43:DO:51:ALA:HB3	43:DO:78:VAL:CG2	2.41	0.47
44:DQ:111:LYS:HE3	49:DR:48:LYS:NZ	2.30	0.47
47:DF:113:PHE:HZ	47:DF:175:PRO:HB2	1.79	0.47
50:DT:2:ILE:HG12	50:DT:3:ARG:H	1.79	0.47
52:DW:49:ASN:HB2	52:DW:60:ALA:CA	2.43	0.47
1:AA:437:U:H4'	3:AD:153:ARG:HH12	1.81	0.46
1:AA:525:C:O2'	1:AA:526:C:H5'	2.15	0.46
1:AA:546:A:P	3:AD:68:GLU:HB3	2.55	0.46
1:AA:598:U:H2'	1:AA:599:C:H6	1.79	0.46
1:AA:621:A:H2'	1:AA:622:A:H8	1.79	0.46
1:AA:1332:A:H2'	1:AA:1333:A:O4'	2.15	0.46
3:AD:186:GLU:CD	3:AD:187:ARG:N	2.68	0.46
6:AG:104:VAL:CG1	6:AG:108:ARG:HH11	2.28	0.46
7:AH:49:LYS:HB3	7:AH:59:GLU:HB2	1.97	0.46
18:AS:79:TYR:CE1	18:AS:80:ARG:HG3	2.50	0.46
19:AT:27:MET:HG2	19:AT:31:ILE:HD11	1.97	0.46
20:AB:10:LYS:O	20:AB:13:VAL:HG23	2.15	0.46
20:AB:182:VAL:HG12	20:AB:195:VAL:HG13	1.97	0.46
23:BB:686:U:O2'	36:B2:5:PHE:HA	2.15	0.46

Continued on next page...

Continued from previous page...

Atom-1	Atom-2	Interatomic distance (Å)	Clash overlap (Å)
23:BB:1203:U:H4'	37:BL:3:LEU:HD12	1.96	0.46
23:BB:1266:G:N2	23:BB:2012:G:H2'	2.30	0.46
23:BB:2070:A:C2	23:BB:2442:C:C2	3.04	0.46
23:BB:2250:G:H8	23:BB:2250:G:O5'	1.97	0.46
23:BB:2471:A:O2'	23:BB:2472:G:O5'	2.33	0.46
23:BB:2480:C:O2'	23:BB:2481:G:H5'	2.14	0.46
23:BB:2758:A:C1'	48:BG:63:GLN:HE22	2.28	0.46
25:BC:209:ALA:HA	25:BC:212:TRP:NE1	2.30	0.46
26:BD:46:ARG:HH22	26:BD:87:GLY:H	1.62	0.46
26:BD:171:THR:OG1	26:BD:172:VAL:N	2.47	0.46
27:BK:11:ALA:O	27:BK:100:PHE:N	2.44	0.46
33:B1:24:LYS:HG2	33:B1:25:ASN:N	2.30	0.46
33:B1:46:VAL:HG22	33:B1:47:ILE:N	2.23	0.46
34:B3:60:CYS:C	34:B3:62:PRO:HD3	2.35	0.46
37:BL:95:LEU:HB2	37:BL:101:ILE:CG1	2.45	0.46
39:BX:3:ALA:O	39:BX:6:LEU:HB2	2.15	0.46
39:BX:56:LEU:C	39:BX:58:ASN:N	2.68	0.46
40:BH:82:SER:HB2	40:BH:146:VAL:HG13	1.97	0.46
41:BJ:13:ARG:HB3	41:BJ:53:TYR:CD2	2.50	0.46
44:BQ:51:GLN:O	44:BQ:55:GLN:HG3	2.16	0.46
45:BS:15:GLN:HA	45:BS:18:ARG:CG	2.45	0.46
46:BU:71:ILE:HD11	46:BU:82:VAL:HG22	1.97	0.46
47:BF:66:ILE:HA	47:BF:85:GLY:O	2.14	0.46
49:BR:40:MET:O	49:BR:41:ILE:HD13	2.14	0.46
50:BT:11:LEU:CD2	50:BT:46:ALA:HB1	2.38	0.46
52:BW:68:PHE:CE1	52:BW:79:ILE:HD11	2.51	0.46
1:CA:167:A:H2'	1:CA:168:G:H8	1.80	0.46
1:CA:409:U:OP1	3:CD:23:GLY:HA3	2.15	0.46
1:CA:634:C:H2'	1:CA:635:A:C8	2.50	0.46
1:CA:709:U:H2'	1:CA:710:G:H8	1.80	0.46
1:CA:812:G:H4'	1:CA:812:G:OP1	2.15	0.46
1:CA:921:U:O2	4:CE:23:THR:HG23	2.14	0.46
1:CA:1014:A:H4'	18:CS:13:HIS:CD2	2.50	0.46
1:CA:1030:U:H2'	1:CA:1030:U:O2	2.13	0.46
1:CA:1246:A:H2'	1:CA:1247:U:O4'	2.16	0.46
2:CC:39:ARG:HE	2:CC:54:ILE:HG23	1.80	0.46
2:CC:119:ILE:HD11	2:CC:133:MET:HA	1.98	0.46
3:CD:115:GLN:HG3	3:CD:119:HIS:CE1	2.49	0.46
3:CD:148:ALA:O	3:CD:151:GLN:HB2	2.15	0.46
5:CF:18:VAL:HG21	5:CF:58:HIS:CD2	2.50	0.46
7:CH:86:LYS:HD2	7:CH:90:GLU:HG2	1.97	0.46

Continued on next page...

Continued from previous page...

Atom-1	Atom-2	Interatomic distance (Å)	Clash overlap (Å)
8:CI:94:ARG:HH11	8:CI:94:ARG:CB	2.28	0.46
11:CL:28:GLN:HE21	11:CL:28:GLN:HB3	1.53	0.46
14:CO:26:GLU:CD	14:CO:77:ARG:HD2	2.35	0.46
18:CS:18:VAL:HG21	18:CS:43:MET:HE2	1.97	0.46
23:DB:116:C:O2'	23:DB:126:A:C8	2.64	0.46
23:DB:208:C:H2'	23:DB:209:C:H6	1.79	0.46
23:DB:322:A:H5'	23:DB:340:A:C1'	2.45	0.46
23:DB:1099:G:H4'	24:DI:4:VAL:CG1	2.45	0.46
23:DB:1577:C:H2'	23:DB:1578:U:C6	2.49	0.46
23:DB:1842:G:H2'	23:DB:1843:C:C6	2.49	0.46
23:DB:2589:A:H2'	23:DB:2590:A:C8	2.50	0.46
23:DB:2649:C:H2'	23:DB:2650:U:C6	2.50	0.46
23:DB:2740:A:H2'	23:DB:2741:A:C8	2.50	0.46
25:DC:210:ALA:O	25:DC:215:VAL:HB	2.15	0.46
26:DD:39:ASP:OD2	26:DD:41:ALA:HB3	2.14	0.46
26:DD:186:LEU:HD11	28:DP:3:ILE:HG13	1.97	0.46
27:DK:71:ARG:CG	27:DK:105:ARG:HH21	2.20	0.46
27:DK:76:VAL:HG12	27:DK:77:ILE:N	2.31	0.46
37:DL:29:LYS:C	37:DL:31:GLY:H	2.18	0.46
39:DX:24:GLU:O	39:DX:28:LEU:HD23	2.15	0.46
42:DN:17:ARG:O	42:DN:18:GLN:HG2	2.14	0.46
42:DN:79:LEU:C	42:DN:81:ASN:H	2.19	0.46
46:DU:71:ILE:HD11	46:DU:82:VAL:HG22	1.96	0.46
48:DG:33:THR:HA	48:DG:34:ARG:NH1	2.30	0.46
48:DG:93:TYR:HA	48:DG:105:SER:O	2.14	0.46
49:DR:4:VAL:HA	49:DR:12:HIS:O	2.15	0.46
52:DW:19:ARG:N	52:DW:19:ARG:HD3	2.30	0.46
1:AA:46:G:O2'	1:AA:365:U:H1'	2.16	0.46
1:AA:86:G:HO2'	1:AA:88:U:H5	1.61	0.46
1:AA:150:U:H2'	1:AA:151:A:H8	1.80	0.46
1:AA:261:U:H2'	1:AA:263:A:OP2	2.14	0.46
1:AA:812:G:OP1	1:AA:812:G:H4'	2.14	0.46
1:AA:1014:A:H4'	18:AS:13:HIS:CD2	2.50	0.46
1:AA:1084:G:H5'	1:AA:1102:A:OP2	2.16	0.46
3:AD:101:VAL:HG13	3:AD:106:PHE:HB2	1.97	0.46
5:AF:85:ILE:HG22	5:AF:86:ARG:N	2.30	0.46
8:AI:5:TYR:HB3	8:AI:88:GLU:OE2	2.14	0.46
9:AJ:41:PRO:HG2	9:AJ:42:LEU:H	1.80	0.46
11:AL:28:GLN:HE21	11:AL:28:GLN:HB3	1.53	0.46
12:AM:44:ILE:HA	12:AM:47:LEU:HD12	1.97	0.46
16:AQ:29:LYS:HG3	16:AQ:34:GLY:O	2.15	0.46

Continued on next page...

Continued from previous page...

Atom-1	Atom-2	Interatomic distance (Å)	Clash overlap (Å)
16:AQ:46:HIS:NE2	16:AQ:48:GLU:HB2	2.30	0.46
19:AT:77:ASN:O	19:AT:81:GLN:HG3	2.14	0.46
23:BB:99:U:O2	23:BB:99:U:H5'	2.15	0.46
23:BB:454:A:H3'	23:BB:455:C:H5'	1.96	0.46
23:BB:635:C:O2'	23:BB:639:U:H5''	2.15	0.46
23:BB:673:C:C2'	23:BB:674:G:H5'	2.45	0.46
23:BB:945:A:OP2	23:BB:945:A:H4'	2.15	0.46
23:BB:947:A:O2'	23:BB:984:A:H2	1.98	0.46
23:BB:1383:A:H2	23:BB:1405:U:O2	1.98	0.46
23:BB:2078:C:O2'	23:BB:2079:U:H5'	2.15	0.46
23:BB:2101:A:H2'	23:BB:2102:G:C8	2.50	0.46
23:BB:2389:G:H5''	23:BB:2390:U:H5'	1.97	0.46
23:BB:2465:C:O2'	23:BB:2466:C:H5'	2.16	0.46
23:BB:2722:G:H2'	23:BB:2723:C:H6	1.81	0.46
23:BB:2753:A:H2'	23:BB:2754:U:C6	2.50	0.46
23:BB:2817:U:O2'	23:BB:2837:A:H1'	2.15	0.46
26:BD:168:GLU:O	26:BD:170:VAL:HG13	2.15	0.46
28:BP:62:LYS:HE3	28:BP:64:SER:OG	2.14	0.46
29:BE:47:LYS:HA	29:BE:51:GLU:OE2	2.15	0.46
31:B0:53:VAL:HG21	42:BN:98:LEU:CD1	2.45	0.46
34:B3:7:ARG:HG3	34:B3:7:ARG:NH1	2.30	0.46
37:BL:50:PHE:O	37:BL:52:GLY:N	2.49	0.46
37:BL:113:ALA:HB3	37:BL:115:GLU:OE1	2.15	0.46
40:BH:47:PHE:C	40:BH:50:ARG:HH21	2.18	0.46
40:BH:99:ILE:HG22	40:BH:100:ALA:N	2.30	0.46
41:BJ:59:ALA:O	41:BJ:62:VAL:HG12	2.15	0.46
42:BN:38:LEU:CB	42:BN:39:PRO:HD3	2.40	0.46
43:BO:67:ASN:N	43:BO:70:ALA:HB3	2.27	0.46
44:BQ:91:ARG:NH2	49:BR:11:GLN:O	2.48	0.46
47:BF:19:PHE:HE1	47:BF:167:ALA:HB2	1.81	0.46
47:BF:162:ASP:O	47:BF:166:ARG:HD2	2.15	0.46
47:BF:177:ARG:NH2	47:BF:178:LYS:H	2.13	0.46
48:BG:26:LYS:HA	48:BG:32:LEU:H	1.80	0.46
49:BR:6:GLN:HE21	49:BR:6:GLN:C	2.18	0.46
50:BT:1:MET:CG	50:BT:2:ILE:H	2.28	0.46
50:BT:43:ILE:HG21	50:BT:58:VAL:HG21	1.96	0.46
51:BZ:32:ASN:O	51:BZ:33:LEU:O	2.33	0.46
1:CA:131:A:H2'	1:CA:132:C:H6	1.80	0.46
1:CA:470:C:H2'	1:CA:471:U:H6	1.78	0.46
1:CA:708:C:H2'	1:CA:709:U:C6	2.51	0.46
1:CA:803:G:H2'	1:CA:804:U:C6	2.49	0.46

Continued on next page...

Continued from previous page...

Atom-1	Atom-2	Interatomic distance (Å)	Clash overlap (Å)
1:CA:1151:A:O2'	1:CA:1152:A:H8	1.97	0.46
1:CA:1320:C:H2'	1:CA:1321:U:O4'	2.15	0.46
5:CF:18:VAL:HG11	5:CF:58:HIS:NE2	2.31	0.46
6:CG:144:ALA:O	6:CG:145:GLU:HB3	2.14	0.46
9:CJ:26:VAL:O	9:CJ:30:LYS:HG3	2.16	0.46
17:CR:52:ARG:CB	17:CR:56:ARG:HH21	2.26	0.46
20:CB:115:ASP:O	20:CB:119:GLN:HG2	2.15	0.46
23:DB:160:A:N6	23:DB:167:A:H1'	2.30	0.46
23:DB:309:A:H4'	46:DU:15:GLY:HA3	1.98	0.46
23:DB:553:G:O2'	23:DB:554:U:H5'	2.15	0.46
23:DB:718:A:H5'	23:DB:719:C:C5	2.50	0.46
23:DB:840:C:H2'	23:DB:841:G:H8	1.80	0.46
23:DB:1080:A:C4'	24:DI:126:ARG:HD2	2.43	0.46
23:DB:1099:G:H3'	24:DI:2:LYS:CB	2.45	0.46
23:DB:1651:G:OP1	42:DN:40:LYS:HG3	2.14	0.46
23:DB:2027:G:O2'	23:DB:2028:U:H5'	2.14	0.46
23:DB:2087:G:O2'	23:DB:2088:A:H5'	2.15	0.46
23:DB:2146:C:H4'	23:DB:2148:G:C1'	2.44	0.46
23:DB:2785:C:H2'	23:DB:2786:U:C6	2.50	0.46
23:DB:2815:C:H2'	23:DB:2816:G:C8	2.51	0.46
23:DB:2868:A:H2'	23:DB:2869:G:H8	1.77	0.46
23:DB:2889:C:H2'	23:DB:2890:G:C8	2.50	0.46
24:DI:69:VAL:O	24:DI:69:VAL:HG23	2.14	0.46
27:DK:20:MET:O	27:DK:41:ILE:HD12	2.16	0.46
28:DP:47:ILE:HG13	28:DP:48:ALA:N	2.30	0.46
30:DY:21:ALA:O	30:DY:24:LEU:HB3	2.14	0.46
34:D3:56:LEU:O	34:D3:59:ALA:HB3	2.15	0.46
34:D3:60:CYS:C	34:D3:62:PRO:HD3	2.36	0.46
36:D2:21:ARG:HD3	36:D2:43:THR:HG21	1.96	0.46
42:DN:81:ASN:O	42:DN:85:PRO:HD2	2.15	0.46
48:DG:91:VAL:O	48:DG:93:TYR:N	2.45	0.46
49:DR:57:GLY:HA2	49:DR:102:SER:O	2.15	0.46
1:AA:69:G:H2'	1:AA:70:U:C6	2.50	0.46
1:AA:140:U:H2'	1:AA:141:G:C8	2.50	0.46
1:AA:366:A:O2'	1:AA:394:G:N2	2.48	0.46
1:AA:551:U:O2'	1:AA:552:U:H5'	2.15	0.46
1:AA:620:C:C2	3:AD:131:ILE:HD13	2.51	0.46
1:AA:693:G:H2'	1:AA:694:A:O4'	2.15	0.46
1:AA:707:U:H2'	1:AA:708:C:C6	2.50	0.46
1:AA:1234:C:H1'	1:AA:1364:U:O2	2.15	0.46
1:AA:1430:A:H2'	1:AA:1431:A:O4'	2.16	0.46

Continued on next page...

Continued from previous page...

Atom-1	Atom-2	Interatomic distance (Å)	Clash overlap (Å)
2:AC:13:ILE:HD13	2:AC:13:ILE:N	2.30	0.46
3:AD:94:GLU:OE2	3:AD:190:LEU:HD21	2.16	0.46
4:AE:156:ARG:HB3	7:AH:43:GLY:O	2.15	0.46
5:AF:37:HIS:O	5:AF:97:THR:HG23	2.15	0.46
8:AI:67:LYS:HB2	8:AI:67:LYS:NZ	2.30	0.46
9:AJ:5:ARG:N	9:AJ:76:ILE:O	2.49	0.46
10:AK:63:GLN:HG3	10:AK:98:ALA:HB2	1.96	0.46
12:AM:1:ALA:O	12:AM:3:ILE:HG13	2.15	0.46
15:AP:12:LYS:C	15:AP:14:ARG:H	2.19	0.46
15:AP:20:VAL:HG21	15:AP:32:PHE:CD2	2.49	0.46
18:AS:66:VAL:HG23	18:AS:67:GLY:H	1.80	0.46
20:AB:71:THR:HG23	20:AB:94:ARG:H	1.80	0.46
20:AB:128:LEU:HG	20:AB:132:GLU:HG2	1.97	0.46
23:BB:68:G:H2'	23:BB:69:C:H6	1.80	0.46
23:BB:309:A:N3	23:BB:329:G:O2'	2.47	0.46
23:BB:548:G:H8	23:BB:548:G:O5'	1.98	0.46
23:BB:599:A:O2'	23:BB:600:G:H5'	2.14	0.46
23:BB:1219:U:H2'	23:BB:1220:G:C8	2.49	0.46
23:BB:1577:C:H2'	23:BB:1578:U:O4'	2.15	0.46
23:BB:1683:U:O2'	23:BB:1684:G:H5'	2.16	0.46
23:BB:2598:A:H5''	25:BC:233:GLY:HA2	1.97	0.46
23:BB:2685:G:O2'	23:BB:2686:G:H5'	2.16	0.46
23:BB:2896:C:H2'	23:BB:2897:U:H6	1.77	0.46
26:BD:39:ASP:OD2	26:BD:41:ALA:HB3	2.15	0.46
26:BD:90:PHE:HD2	26:BD:94:GLN:HG3	1.80	0.46
27:BK:47:ILE:HG23	27:BK:49:ARG:H	1.80	0.46
27:BK:105:ARG:HD3	27:BK:105:ARG:N	2.24	0.46
27:BK:121:GLU:O	27:BK:122:VAL:C	2.54	0.46
29:BE:52:VAL:HG11	29:BE:81:GLY:HA3	1.97	0.46
30:BY:8:GLN:HB3	30:BY:31:ILE:O	2.15	0.46
35:BV:32:GLY:O	35:BV:93:ARG:HG3	2.15	0.46
36:B2:25:LYS:C	36:B2:27:GLY:H	2.19	0.46
38:BM:38:ARG:HH11	38:BM:38:ARG:CB	2.20	0.46
41:BJ:8:PRO:HG3	41:BJ:48:VAL:HG13	1.97	0.46
41:BJ:65:THR:HG23	41:BJ:66:GLY:N	2.31	0.46
42:BN:3:HIS:O	42:BN:4:ARG:HB2	2.14	0.46
45:BS:46:LEU:O	45:BS:50:VAL:HG23	2.15	0.46
46:BU:48:VAL:O	46:BU:48:VAL:HG22	2.15	0.46
1:CA:308:C:H2'	1:CA:309:A:H8	1.80	0.46
1:CA:592:G:H2'	1:CA:593:U:C6	2.50	0.46
1:CA:664:G:P	17:CR:52:ARG:HH21	2.39	0.46

Continued on next page...

Continued from previous page...

Atom-1	Atom-2	Interatomic distance (Å)	Clash overlap (Å)
1:CA:737:C:H2'	1:CA:738:C:H6	1.80	0.46
1:CA:928:G:O2'	1:CA:929:G:H5'	2.16	0.46
1:CA:1533:C:C2'	1:CA:1534:A:H3'	2.29	0.46
10:CK:35:ASP:C	10:CK:37:GLN:H	2.18	0.46
13:CN:42:ASN:ND2	13:CN:45:LEU:HD22	2.30	0.46
23:DB:4:U:H2'	23:DB:5:A:C8	2.50	0.46
23:DB:77:G:H2'	23:DB:78:U:O4'	2.15	0.46
23:DB:189:G:H2'	23:DB:205:G:N2	2.31	0.46
23:DB:508:A:HO2'	23:DB:509:C:P	2.38	0.46
23:DB:950:G:H2'	23:DB:951:C:H6	1.80	0.46
23:DB:1532:A:H2'	23:DB:1532:A:N3	2.29	0.46
23:DB:1583:A:H4'	23:DB:1585:C:C4	2.50	0.46
23:DB:2260:C:O2'	23:DB:2261:C:H5'	2.15	0.46
25:DC:4:LYS:HE3	25:DC:13:ARG:O	2.15	0.46
26:DD:91:THR:HG23	26:DD:92:VAL:N	2.25	0.46
26:DD:101:PHE:HA	26:DD:104:VAL:HG21	1.96	0.46
26:DD:124:ARG:HA	26:DD:165:MET:HE3	1.97	0.46
27:DK:53:LYS:HD3	27:DK:53:LYS:H	1.80	0.46
33:D1:36:LYS:HA	33:D1:46:VAL:O	2.15	0.46
40:DH:41:LYS:O	40:DH:44:ILE:HG12	2.16	0.46
40:DH:127:GLU:HA	40:DH:145:ASN:CA	2.39	0.46
42:DN:106:ASP:C	42:DN:108:ALA:N	2.67	0.46
43:DO:30:ARG:HH11	43:DO:30:ARG:HG3	1.80	0.46
45:DS:61:ASN:HB3	45:DS:62:ASP:H	1.51	0.46
46:DU:95:PHE:CE1	46:DU:102:ILE:HB	2.30	0.46
48:DG:7:PRO:O	48:DG:8:VAL:HB	2.15	0.46
1:AA:159:G:N1	1:AA:163:C:N4	2.63	0.46
1:AA:190:A:H8	1:AA:190:A:O5'	1.98	0.46
1:AA:775:G:O2'	1:AA:776:G:H5'	2.15	0.46
1:AA:987:G:H2'	1:AA:988:G:H8	1.80	0.46
1:AA:1187:G:P	8:AI:114:LYS:HE3	2.55	0.46
1:AA:1206:G:H2'	1:AA:1207:G:O4'	2.16	0.46
1:AA:1260:G:OP1	1:AA:1284:C:H4'	2.15	0.46
1:AA:1302:C:C2	12:AM:16:ILE:HD12	2.50	0.46
1:AA:1460:C:H2'	1:AA:1461:G:C8	2.51	0.46
2:AC:30:ASP:HA	13:AN:64:ARG:NH2	2.31	0.46
2:AC:137:VAL:HG13	2:AC:148:ILE:HG21	1.98	0.46
7:AH:36:ALA:O	7:AH:45:ILE:HD11	2.15	0.46
13:AN:60:ARG:O	13:AN:62:ARG:N	2.49	0.46
20:AB:20:ARG:HA	20:AB:20:ARG:NE	2.30	0.46
22:BA:112:G:O2'	22:BA:113:C:H5'	2.15	0.46

Continued on next page...

Continued from previous page...

Atom-1	Atom-2	Interatomic distance (Å)	Clash overlap (Å)
23:BB:919:U:O5'	23:BB:919:U:H6	1.98	0.46
23:BB:1221:C:O2'	23:BB:1222:U:H5'	2.15	0.46
23:BB:1433:A:H2'	23:BB:1434:A:O4'	2.15	0.46
23:BB:1439:A:C5	23:BB:1552:A:N6	2.83	0.46
23:BB:1678:A:H2'	23:BB:1679:A:O4'	2.16	0.46
23:BB:1985:C:O2'	23:BB:1986:C:H5'	2.14	0.46
23:BB:2147:A:H5'	23:BB:2148:G:O4'	2.15	0.46
23:BB:2746:U:H4'	48:BG:137:LYS:HG3	1.97	0.46
24:BI:5:GLN:HG2	24:BI:6:ALA:H	1.78	0.46
25:BC:91:ALA:HB2	25:BC:105:ALA:HB2	1.96	0.46
25:BC:130:PRO:CG	25:BC:133:ASN:HD22	2.18	0.46
26:BD:38:LYS:HD3	26:BD:45:TYR:OH	2.14	0.46
26:BD:46:ARG:HH12	26:BD:88:GLU:HG3	1.81	0.46
29:BE:58:LYS:HB2	29:BE:60:TRP:HB2	1.98	0.46
34:B3:61:LEU:CB	34:B3:64:ALA:HB2	2.44	0.46
37:BL:85:VAL:HG22	37:BL:94:THR:HG22	1.97	0.46
37:BL:95:LEU:HB2	37:BL:101:ILE:HG13	1.98	0.46
38:BM:78:LEU:HD12	38:BM:79:ALA:H	1.80	0.46
40:BH:108:VAL:HG12	40:BH:109:GLU:N	2.28	0.46
42:BN:12:ARG:HG2	42:BN:16:HIS:HB2	1.97	0.46
45:BS:52:GLU:HA	45:BS:55:ILE:CG2	2.42	0.46
48:BG:10:VAL:HG12	48:BG:14:VAL:HG21	1.97	0.46
48:BG:26:LYS:HA	48:BG:32:LEU:CA	2.45	0.46
48:BG:96:ALA:O	48:BG:97:VAL:HB	2.16	0.46
48:BG:167:VAL:HG23	48:BG:168:VAL:N	2.26	0.46
1:CA:87:C:C3'	1:CA:88:U:H5''	2.46	0.46
1:CA:580:C:H2'	1:CA:581:G:O4'	2.16	0.46
1:CA:586:C:C5'	7:CH:81:GLY:HA2	2.45	0.46
1:CA:725:G:H2'	1:CA:726:C:C6	2.50	0.46
1:CA:1217:C:OP1	13:CN:8:ARG:HD2	2.16	0.46
1:CA:1430:A:H2'	1:CA:1431:A:O4'	2.16	0.46
1:CA:1527:U:O2'	1:CA:1528:U:H5'	2.15	0.46
3:CD:58:GLN:O	3:CD:62:ARG:HG2	2.15	0.46
7:CH:94:VAL:HG12	7:CH:99:GLY:HA3	1.97	0.46
8:CI:71:ILE:H	8:CI:71:ILE:CD1	2.26	0.46
12:CM:50:GLY:HA2	12:CM:53:ASP:OD1	2.16	0.46
12:CM:76:ILE:O	12:CM:80:MET:HG3	2.15	0.46
19:CT:72:ALA:O	19:CT:75:LYS:HD3	2.14	0.46
22:DA:35:C:H2'	22:DA:36:C:O4'	2.16	0.46
23:DB:123:G:H2'	23:DB:124:G:H8	1.80	0.46
23:DB:276:U:H2'	23:DB:278:A:H2	1.77	0.46

Continued on next page...

Continued from previous page...

Atom-1	Atom-2	Interatomic distance (Å)	Clash overlap (Å)
23:DB:419:U:H2'	23:DB:420:C:H6	1.79	0.46
23:DB:533:G:H5'	44:DQ:23:TYR:CD2	2.50	0.46
23:DB:593:U:H2'	23:DB:594:U:C6	2.50	0.46
23:DB:677:A:O2'	23:DB:2071:A:H5'	2.15	0.46
23:DB:1025:G:OP1	23:DB:1025:G:H8	1.99	0.46
23:DB:1827:U:H2'	23:DB:1828:G:H5'	1.96	0.46
23:DB:2143:C:H2'	23:DB:2144:G:C4'	2.45	0.46
23:DB:2335:A:OP1	43:DO:13:ARG:NH1	2.48	0.46
23:DB:2751:G:OP2	48:DG:2:ARG:HD2	2.15	0.46
26:DD:38:LYS:HD3	26:DD:45:TYR:OH	2.16	0.46
27:DK:34:GLY:O	27:DK:36:GLY:N	2.48	0.46
27:DK:121:GLU:O	27:DK:122:VAL:C	2.54	0.46
28:DP:103:THR:HG22	28:DP:104:GLY:H	1.79	0.46
37:DL:103:ILE:H	37:DL:103:ILE:CD1	2.23	0.46
38:DM:18:ARG:C	38:DM:38:ARG:HH22	2.18	0.46
40:DH:29:PHE:C	40:DH:31:VAL:H	2.19	0.46
46:DU:8:ASP:HB3	46:DU:71:ILE:HG22	1.97	0.46
46:DU:21:ARG:HG3	46:DU:21:ARG:NH1	2.31	0.46
47:DF:100:GLU:C	47:DF:102:LEU:N	2.68	0.46
1:AA:255:G:O3'	16:AQ:18:LYS:HD2	2.14	0.46
1:AA:531:U:H5'	1:AA:531:U:H6	1.80	0.46
1:AA:915:A:H2'	1:AA:916:U:H5'	1.96	0.46
1:AA:1141:C:H2'	1:AA:1142:G:H8	1.80	0.46
1:AA:1237:C:H3'	1:AA:1238:A:H5'	1.98	0.46
1:AA:1437:A:H2'	1:AA:1438:G:C8	2.49	0.46
2:AC:111:ASP:OD2	2:AC:114:LEU:HG	2.16	0.46
2:AC:149:LYS:HA	2:AC:168:ARG:HB2	1.97	0.46
2:AC:178:ARG:HG2	2:AC:178:ARG:O	2.15	0.46
3:AD:157:ALA:O	3:AD:160:LEU:HD22	2.16	0.46
8:AI:87:MET:HE2	8:AI:91:GLU:HG2	1.98	0.46
17:AR:52:ARG:CB	17:AR:56:ARG:HH21	2.28	0.46
18:AS:14:LEU:HG	18:AS:15:LEU:N	2.30	0.46
18:AS:62:THR:HG22	18:AS:63:ASP:H	1.81	0.46
20:AB:71:THR:HG23	20:AB:94:ARG:N	2.31	0.46
20:AB:125:PHE:HD2	20:AB:125:PHE:H	1.64	0.46
21:AU:11:PHE:O	21:AU:11:PHE:CD1	2.65	0.46
23:BB:19:A:H2'	23:BB:20:C:H6	1.79	0.46
23:BB:100:U:O2	23:BB:100:U:C2'	2.52	0.46
23:BB:246:C:H2'	23:BB:247:G:H5'	1.97	0.46
23:BB:533:G:H5'	44:BQ:23:TYR:CD2	2.50	0.46
23:BB:674:G:H2'	23:BB:804:A:H61	1.80	0.46

Continued on next page...

Continued from previous page...

Atom-1	Atom-2	Interatomic distance (Å)	Clash overlap (Å)
23:BB:877:A:C2	23:BB:900:A:N7	2.84	0.46
23:BB:973:A:H8	23:BB:973:A:OP1	1.98	0.46
23:BB:1010:A:N3	23:BB:1153:C:H1'	2.30	0.46
23:BB:1053:C:H2'	23:BB:1054:A:H8	1.80	0.46
23:BB:1105:U:H2'	23:BB:1106:G:H8	1.76	0.46
23:BB:1181:U:O2'	23:BB:1182:G:H5'	2.16	0.46
23:BB:1343:G:O4'	23:BB:1597:A:H2'	2.16	0.46
23:BB:1439:A:N7	23:BB:1440:U:C6	2.83	0.46
23:BB:2286:G:O6	33:B1:22:THR:HG21	2.16	0.46
23:BB:2332:C:H4'	23:BB:2336:A:C6	2.51	0.46
23:BB:2430:A:H5'	23:BB:2431:U:OP2	2.15	0.46
23:BB:2649:C:H2'	23:BB:2650:U:C6	2.51	0.46
23:BB:2803:G:O2'	23:BB:2804:U:H5'	2.16	0.46
25:BC:155:ARG:HH11	25:BC:155:ARG:CB	2.29	0.46
25:BC:239:PHE:HD1	25:BC:241:LYS:H	1.64	0.46
26:BD:3:GLY:C	26:BD:4:LEU:HD22	2.36	0.46
26:BD:33:ARG:NE	26:BD:74:GLU:HB3	2.30	0.46
26:BD:48:ILE:HG23	26:BD:82:PHE:HB2	1.97	0.46
26:BD:118:PHE:CD1	26:BD:119:ALA:N	2.84	0.46
28:BP:1:SER:N	28:BP:4:ILE:HB	2.31	0.46
28:BP:20:ARG:O	28:BP:46:VAL:HG21	2.15	0.46
29:BE:188:MET:HG2	29:BE:193:VAL:CG2	2.45	0.46
37:BL:4:ASN:N	37:BL:4:ASN:ND2	2.61	0.46
40:BH:62:LEU:HD13	40:BH:66:ASN:ND2	2.29	0.46
40:BH:79:THR:HG22	40:BH:145:ASN:CB	2.44	0.46
48:BG:7:PRO:O	48:BG:8:VAL:HB	2.16	0.46
49:BR:49:ILE:HG21	49:BR:53:PHE:C	2.36	0.46
49:BR:78:ARG:HH21	49:BR:78:ARG:HG3	1.79	0.46
50:BT:18:GLU:O	50:BT:20:ALA:N	2.42	0.46
50:BT:69:ARG:HA	50:BT:69:ARG:NH1	2.30	0.46
51:BZ:20:HIS:O	51:BZ:21:ALA:HB3	2.15	0.46
1:CA:36:C:O3'	11:CL:119:LYS:HA	2.15	0.46
1:CA:525:C:O2'	1:CA:526:C:H5'	2.15	0.46
1:CA:711:G:O2'	1:CA:712:A:H5'	2.16	0.46
1:CA:766:A:H2'	1:CA:767:A:O4'	2.15	0.46
1:CA:780:A:O2'	1:CA:781:A:H5''	2.16	0.46
1:CA:896:C:O2'	1:CA:897:C:H5'	2.16	0.46
1:CA:994:A:N1	1:CA:1047:G:H4'	2.31	0.46
1:CA:1031:C:H4'	1:CA:1032:G:C5'	2.45	0.46
3:CD:81:LEU:HB2	3:CD:88:ASN:ND2	2.31	0.46
3:CD:118:SER:HA	3:CD:130:ASN:HB2	1.95	0.46

Continued on next page...

Continued from previous page...

Atom-1	Atom-2	Interatomic distance (Å)	Clash overlap (Å)
4:CE:84:VAL:HG11	4:CE:146:MET:HB3	1.97	0.46
6:CG:144:ALA:O	6:CG:146:ALA:N	2.41	0.46
7:CH:124:ILE:HG22	7:CH:125:ILE:H	1.80	0.46
8:CI:39:GLY:O	8:CI:41:GLU:HG3	2.16	0.46
9:CJ:37:ARG:NH1	9:CJ:77:VAL:HG21	2.30	0.46
12:CM:64:VAL:HA	12:CM:68:LEU:CD1	2.46	0.46
17:CR:45:GLY:O	17:CR:46:THR:C	2.54	0.46
20:CB:86:CYS:SG	20:CB:87:ASP:N	2.86	0.46
23:DB:544:C:H2'	23:DB:545:U:C5	2.51	0.46
23:DB:680:C:H2'	23:DB:681:G:C8	2.50	0.46
23:DB:1945:G:C4	23:DB:1946:U:C5	3.04	0.46
23:DB:2336:A:H62	52:DW:40:ARG:CB	2.28	0.46
23:DB:2428:G:H5''	23:DB:2429:G:OP1	2.16	0.46
23:DB:2688:G:H1'	23:DB:2721:A:N6	2.30	0.46
23:DB:2732:G:H3'	23:DB:2733:A:H5'	1.98	0.46
25:DC:123:ILE:HD13	25:DC:135:PRO:HG2	1.98	0.46
26:DD:107:VAL:H	26:DD:205:PRO:HA	1.81	0.46
28:DP:25:VAL:HA	28:DP:85:VAL:HA	1.97	0.46
30:DY:37:ARG:CG	30:DY:38:GLU:H	2.27	0.46
31:D0:43:THR:HG23	31:D0:47:TYR:O	2.15	0.46
35:DV:29:ILE:HG13	35:DV:88:HIS:CE1	2.51	0.46
35:DV:38:LEU:HG	35:DV:40:ILE:HG23	1.96	0.46
37:DL:91:ASP:HB2	37:DL:94:THR:OG1	2.15	0.46
38:DM:2:LEU:CD2	38:DM:46:ILE:HD11	2.45	0.46
40:DH:96:THR:HG23	40:DH:97:ARG:CD	2.45	0.46
41:DJ:59:ALA:C	41:DJ:61:LYS:H	2.17	0.46
47:DF:7:TYR:HA	47:DF:11:VAL:CG2	2.45	0.46
47:DF:62:GLN:HE22	47:DF:90:LEU:HA	1.80	0.46
52:DW:8:SER:O	52:DW:9:THR:HB	2.16	0.46
1:AA:374:A:OP1	1:AA:452:A:N1	2.49	0.46
1:AA:404:G:H2'	1:AA:405:U:C6	2.51	0.46
1:AA:432:A:H2'	1:AA:433:G:H5'	1.97	0.46
1:AA:634:C:H2'	1:AA:635:A:C8	2.51	0.46
1:AA:993:G:H2'	1:AA:995:C:H41	1.80	0.46
1:AA:1405:G:H2'	1:AA:1406:U:O4'	2.16	0.46
3:AD:32:LYS:O	3:AD:35:GLN:HB2	2.15	0.46
3:AD:165:GLU:CG	3:AD:166:LYS:N	2.79	0.46
5:AF:51:ILE:HD11	5:AF:86:ARG:HG3	1.97	0.46
10:AK:30:ILE:O	10:AK:30:ILE:HG13	2.15	0.46
11:AL:3:VAL:O	11:AL:7:VAL:HG23	2.15	0.46
11:AL:78:VAL:O	11:AL:102:ASP:HB2	2.15	0.46

Continued on next page...

Continued from previous page...

Atom-1	Atom-2	Interatomic distance (Å)	Clash overlap (Å)
20:AB:68:PHE:CE1	20:AB:88:GLN:HB3	2.50	0.46
20:AB:209:VAL:HG23	20:AB:210:THR:N	2.30	0.46
23:BB:68:G:H2'	23:BB:69:C:C6	2.50	0.46
23:BB:126:A:C5'	36:B2:19:ARG:HG3	2.27	0.46
23:BB:322:A:C2	23:BB:340:A:C6	3.04	0.46
23:BB:359:G:O2'	23:BB:360:U:H5'	2.14	0.46
23:BB:677:A:O2'	23:BB:2071:A:H5'	2.15	0.46
23:BB:826:U:H5''	23:BB:2428:G:O3'	2.14	0.46
23:BB:920:A:H2'	23:BB:921:C:C6	2.50	0.46
23:BB:1438:U:H2'	23:BB:1439:A:O4'	2.15	0.46
23:BB:2030:A:H4'	23:BB:2031:A:H5'	1.98	0.46
23:BB:2153:C:O2	23:BB:2153:C:H2'	2.16	0.46
23:BB:2231:U:O2'	23:BB:2232:C:H5'	2.16	0.46
23:BB:2774:C:H2'	23:BB:2775:G:O4'	2.15	0.46
24:BI:63:ASP:C	24:BI:65:SER:H	2.18	0.46
25:BC:141:HIS:HB3	25:BC:190:THR:OG1	2.16	0.46
27:BK:76:VAL:HG12	27:BK:77:ILE:N	2.31	0.46
27:BK:79:PHE:HD2	28:BP:69:VAL:HG12	1.80	0.46
28:BP:4:ILE:HA	28:BP:7:LEU:HB3	1.98	0.46
28:BP:50:ARG:HD3	28:BP:56:SER:HB3	1.97	0.46
29:BE:59:PRO:HB2	29:BE:67:ARG:NH2	2.29	0.46
29:BE:73:ILE:O	29:BE:73:ILE:HG12	2.16	0.46
29:BE:111:GLU:HG2	29:BE:114:ARG:HH21	1.81	0.46
29:BE:153:LEU:HG	29:BE:154:ASP:H	1.79	0.46
35:BV:70:ILE:HD13	35:BV:70:ILE:H	1.81	0.46
37:BL:89:VAL:HA	37:BL:121:THR:O	2.16	0.46
40:BH:49:ALA:HB3	40:BH:50:ARG:NH2	2.31	0.46
44:BQ:83:LYS:HZ1	44:BQ:87:VAL:HA	1.81	0.46
44:BQ:91:ARG:HE	44:BQ:94:LEU:CD2	2.28	0.46
45:BS:26:GLY:N	45:BS:71:VAL:HG13	2.30	0.46
50:BT:47:VAL:HG12	50:BT:47:VAL:O	2.16	0.46
52:BW:47:GLY:HA3	52:BW:80:SER:CB	2.45	0.46
1:CA:261:U:H2'	1:CA:263:A:OP2	2.16	0.46
1:CA:284:C:H2'	1:CA:285:C:H6	1.81	0.46
1:CA:430:A:P	3:CD:6:PRO:HA	2.56	0.46
1:CA:948:C:H2'	1:CA:949:A:H8	1.79	0.46
1:CA:1114:C:H2'	1:CA:1115:U:C6	2.51	0.46
1:CA:1244:G:H2'	1:CA:1245:C:H6	1.78	0.46
1:CA:1458:G:H2'	1:CA:1459:G:H8	1.81	0.46
2:CC:16:PRO:HG2	2:CC:53:ARG:NH2	2.30	0.46
6:CG:94:ARG:NH1	6:CG:98:LEU:HD11	2.31	0.46

Continued on next page...

Continued from previous page...

Atom-1	Atom-2	Interatomic distance (Å)	Clash overlap (Å)
6:CG:104:VAL:O	6:CG:108:ARG:HG3	2.16	0.46
12:CM:95:PRO:HB2	12:CM:99:GLN:OE1	2.15	0.46
20:CB:174:GLU:O	20:CB:177:ASN:HB3	2.16	0.46
21:CU:3:ILE:HG23	21:CU:18:PHE:CD1	2.51	0.46
22:DA:17:C:H2'	22:DA:18:G:O4'	2.16	0.46
23:DB:483:A:O2'	46:DU:56:GLY:HA2	2.16	0.46
23:DB:532:A:H4'	23:DB:533:G:C8	2.49	0.46
23:DB:670:A:H5''	37:DL:42:SER:HB2	1.97	0.46
23:DB:1260:A:H2'	23:DB:1261:C:H6	1.80	0.46
23:DB:1683:U:H2'	23:DB:1684:G:H8	1.80	0.46
23:DB:1947:C:H2'	23:DB:1948:G:C8	2.46	0.46
23:DB:2299:U:H2'	23:DB:2300:C:C6	2.51	0.46
23:DB:2309:A:H2'	23:DB:2310:C:C6	2.51	0.46
23:DB:2353:G:N3	52:DW:30:VAL:CG1	2.78	0.46
23:DB:2800:A:H2'	23:DB:2801:G:C8	2.51	0.46
31:D0:43:THR:OG1	31:D0:47:TYR:HB2	2.15	0.46
33:D1:24:LYS:HG2	33:D1:25:ASN:N	2.30	0.46
45:DS:29:VAL:HG11	45:DS:55:ILE:CD1	2.44	0.46
46:DU:41:VAL:O	46:DU:42:LYS:HB2	2.16	0.46
46:DU:50:ALA:H	46:DU:53:GLN:CD	2.19	0.46
47:DF:3:LEU:HD12	47:DF:96:TRP:CD1	2.50	0.46
47:DF:102:LEU:HA	47:DF:106:ALA:HB2	1.98	0.46
48:DG:16:VAL:HG11	48:DG:44:HIS:CE1	2.50	0.46
48:DG:84:LYS:HB2	48:DG:132:LEU:HG	1.96	0.46
48:DG:86:LEU:HD23	48:DG:163:TYR:HA	1.98	0.46
48:DG:96:ALA:O	48:DG:97:VAL:HB	2.16	0.46
1:AA:499:A:H4'	1:AA:500:G:H5'	1.97	0.46
1:AA:821:G:H2'	1:AA:822:U:C6	2.51	0.46
1:AA:1014:A:H2'	1:AA:1015:G:O4'	2.15	0.46
1:AA:1053:G:C4'	1:AA:1054:C:H5'	2.46	0.46
2:AC:19:SER:HB3	2:AC:21:TRP:NE1	2.31	0.46
2:AC:128:MET:H	2:AC:128:MET:CE	2.29	0.46
3:AD:169:TRP:CD1	3:AD:170:LEU:HD23	2.51	0.46
3:AD:187:ARG:O	3:AD:191:SER:HB3	2.14	0.46
5:AF:18:VAL:HG21	5:AF:58:HIS:CD2	2.50	0.46
12:AM:106:ARG:HH21	12:AM:112:ARG:HD3	1.80	0.46
16:AQ:18:LYS:HA	16:AQ:47:ASP:O	2.15	0.46
19:AT:57:VAL:HB	19:AT:71:ALA:HB1	1.97	0.46
20:AB:8:MET:O	20:AB:11:ALA:HB3	2.16	0.46
20:AB:102:ASN:OD1	20:AB:105:THR:HB	2.16	0.46
23:BB:15:G:H2'	23:BB:16:C:H6	1.80	0.46

Continued on next page...

Continued from previous page...

Atom-1	Atom-2	Interatomic distance (Å)	Clash overlap (Å)
23:BB:328:U:H4'	46:BU:65:GLN:CD	2.35	0.46
23:BB:496:G:H4'	45:BS:61:ASN:ND2	2.30	0.46
23:BB:549:G:H2'	41:BJ:2:LYS:CE	2.45	0.46
23:BB:901:C:H2'	23:BB:902:C:C6	2.51	0.46
23:BB:1260:A:H2'	23:BB:1261:C:H6	1.81	0.46
23:BB:1508:A:H5'	23:BB:1509:A:N1	2.30	0.46
23:BB:1577:C:H2'	23:BB:1578:U:C6	2.51	0.46
23:BB:1911:U:O4	23:BB:1918:A:H2'	2.16	0.46
23:BB:2085:U:O2'	23:BB:2086:U:H5'	2.15	0.46
23:BB:2579:C:O5'	23:BB:2579:C:H6	1.98	0.46
24:BI:138:VAL:HG12	24:BI:139:VAL:N	2.30	0.46
26:BD:148:GLN:CB	26:BD:152:PRO:HG2	2.44	0.46
28:BP:32:VAL:HG12	28:BP:33:GLU:O	2.16	0.46
33:B1:18:HIS:NE2	33:B1:40:PRO:HD2	2.30	0.46
34:B3:9:ALA:HA	37:BL:58:TYR:HB2	1.97	0.46
34:B3:60:CYS:C	34:B3:61:LEU:HD23	2.35	0.46
36:B2:31:LEU:CD2	36:B2:42:LEU:HD12	2.40	0.46
37:BL:91:ASP:HB2	37:BL:94:THR:OG1	2.16	0.46
39:BX:51:ALA:O	39:BX:55:THR:N	2.48	0.46
41:BJ:24:THR:O	41:BJ:25:LEU:HB3	2.16	0.46
41:BJ:75:TYR:CD1	41:BJ:86:GLN:HB3	2.51	0.46
41:BJ:89:PHE:CE1	41:BJ:93:ILE:HD13	2.49	0.46
42:BN:75:ILE:O	42:BN:79:LEU:HD12	2.16	0.46
43:BO:104:GLN:O	43:BO:107:ALA:HB3	2.15	0.46
45:BS:43:ALA:O	45:BS:46:LEU:HB2	2.16	0.46
45:BS:73:LYS:HE3	45:BS:74:ILE:N	2.29	0.46
45:BS:73:LYS:CE	45:BS:74:ILE:H	2.28	0.46
46:BU:41:VAL:O	46:BU:42:LYS:HB2	2.15	0.46
47:BF:7:TYR:HA	47:BF:11:VAL:CG2	2.46	0.46
47:BF:62:GLN:HE22	47:BF:90:LEU:HA	1.81	0.46
48:BG:1:SER:HA	48:BG:61:TRP:CZ3	2.50	0.46
1:CA:182:A:H5''	1:CA:182:A:N3	2.31	0.46
1:CA:454:G:O2'	1:CA:455:G:H5'	2.16	0.46
1:CA:1001:C:H2'	1:CA:1002:G:C8	2.47	0.46
1:CA:1254:A:H2'	1:CA:1255:G:H8	1.80	0.46
3:CD:197:HIS:HA	3:CD:200:VAL:CG2	2.45	0.46
4:CE:42:ASN:O	4:CE:75:LEU:HD12	2.16	0.46
9:CJ:8:ILE:HD13	9:CJ:74:VAL:HG12	1.97	0.46
10:CK:30:ILE:O	10:CK:30:ILE:HG13	2.16	0.46
14:CO:35:GLN:O	14:CO:39:LEU:HB2	2.16	0.46
18:CS:15:LEU:O	18:CS:18:VAL:HG12	2.16	0.46

Continued on next page...

Continued from previous page...

Atom-1	Atom-2	Interatomic distance (Å)	Clash overlap (Å)
18:CS:48:ILE:HG22	18:CS:49:ALA:N	2.25	0.46
18:CS:49:ALA:HA	18:CS:57:VAL:O	2.16	0.46
19:CT:60:GLN:HB3	19:CT:65:LEU:HD23	1.97	0.46
20:CB:15:PHE:HD1	20:CB:16:GLY:N	2.13	0.46
20:CB:212:TYR:O	20:CB:216:VAL:HG13	2.16	0.46
22:DA:28:C:H5	22:DA:56:G:N1	2.13	0.46
22:DA:53:A:O2'	22:DA:54:G:H5'	2.16	0.46
23:DB:275:C:H2'	23:DB:276:U:C2	2.50	0.46
23:DB:667:U:H2'	23:DB:668:A:O4'	2.16	0.46
23:DB:845:A:N1	23:DB:847:U:H1'	2.29	0.46
23:DB:932:U:O2	23:DB:932:U:O4'	2.32	0.46
23:DB:991:C:H5'	23:DB:991:C:H6	1.80	0.46
23:DB:1221:C:O2'	23:DB:1222:U:H5'	2.16	0.46
23:DB:1505:A:H2'	23:DB:1506:U:C6	2.51	0.46
23:DB:1641:A:H2'	23:DB:1642:G:O4'	2.16	0.46
23:DB:1684:G:H2'	23:DB:1685:C:C6	2.51	0.46
23:DB:1821:A:H2'	23:DB:1822:C:C6	2.51	0.46
23:DB:2787:C:O2'	23:DB:2788:C:H5'	2.15	0.46
24:DI:75:ALA:O	24:DI:79:LEU:HG	2.16	0.46
26:DD:4:LEU:HD12	26:DD:32:ASN:HB2	1.97	0.46
30:DY:8:GLN:HB3	30:DY:31:ILE:C	2.35	0.46
34:D3:49:VAL:CG2	34:D3:54:LEU:HD13	2.40	0.46
35:DV:83:LYS:O	35:DV:85:LYS:N	2.48	0.46
36:D2:34:ARG:HB3	36:D2:39:ARG:HB2	1.97	0.46
37:DL:79:LEU:HB3	37:DL:115:GLU:O	2.16	0.46
40:DH:32:PRO:O	40:DH:33:GLN:HB2	2.16	0.46
40:DH:92:GLY:O	40:DH:93:SER:HB3	2.16	0.46
41:DJ:124:VAL:HG23	41:DJ:125:TYR:H	1.80	0.46
47:DF:66:ILE:HA	47:DF:85:GLY:O	2.16	0.46
1:AA:6:G:H4'	1:AA:298:A:H4'	1.98	0.46
1:AA:81:A:N3	1:AA:82:G:N7	2.64	0.46
1:AA:102:G:H2'	1:AA:103:U:H6	1.80	0.46
1:AA:246:A:N6	1:AA:281:G:H1'	2.31	0.46
1:AA:255:G:H2'	1:AA:256:U:C6	2.51	0.46
1:AA:659:U:N3	1:AA:747:A:N6	2.63	0.46
1:AA:978:A:H5'	1:AA:1362:A:N6	2.31	0.46
1:AA:979:C:H1'	1:AA:1317:C:N4	2.31	0.46
1:AA:1226:C:C4	12:AM:102:LYS:HB3	2.51	0.46
1:AA:1450:U:H2'	1:AA:1452:C:C5	2.51	0.46
2:AC:178:ARG:HG2	2:AC:206:ILE:HA	1.96	0.46
2:AC:184:ASN:HD22	2:AC:185:THR:H	1.64	0.46

Continued on next page...

Continued from previous page...

Atom-1	Atom-2	Interatomic distance (Å)	Clash overlap (Å)
4:AE:9:GLU:O	4:AE:40:ASP:HA	2.16	0.46
4:AE:84:VAL:HG11	4:AE:146:MET:HB3	1.97	0.46
8:AI:16:ALA:HA	8:AI:66:VAL:HA	1.97	0.46
8:AI:50:PRO:O	8:AI:54:VAL:HG22	2.15	0.46
23:BB:259:G:O2'	23:BB:260:G:H5'	2.16	0.46
23:BB:329:G:H22	46:BU:16:LYS:NZ	2.13	0.46
23:BB:572:A:H5''	23:BB:573:U:OP2	2.15	0.46
23:BB:1040:A:H2'	23:BB:1041:G:H8	1.80	0.46
23:BB:1082:U:C2	23:BB:1086:A:N1	2.84	0.46
23:BB:1249:U:O4'	44:BQ:3:VAL:HG21	2.15	0.46
23:BB:1411:U:H2'	23:BB:1412:U:C6	2.51	0.46
23:BB:1464:G:O2'	23:BB:1465:G:H5'	2.16	0.46
23:BB:1641:A:H2'	23:BB:1642:G:O4'	2.16	0.46
23:BB:1745:A:H2'	23:BB:1746:A:O4'	2.15	0.46
23:BB:2438:U:O3'	23:BB:2439:A:H3'	2.16	0.46
23:BB:2520:C:O2'	23:BB:2521:C:H5'	2.16	0.46
23:BB:2716:C:O2'	23:BB:2717:C:H5'	2.16	0.46
24:BI:27:LEU:HB2	24:BI:32:VAL:HG21	1.97	0.46
24:BI:44:LYS:O	24:BI:48:ILE:HG13	2.15	0.46
25:BC:209:ALA:HA	25:BC:212:TRP:CE2	2.51	0.46
26:BD:4:LEU:HD12	26:BD:32:ASN:HB2	1.96	0.46
26:BD:38:LYS:HD3	26:BD:45:TYR:CZ	2.51	0.46
26:BD:69:ALA:N	26:BD:73:VAL:HB	2.31	0.46
27:BK:43:ILE:CD1	27:BK:52:VAL:HB	2.45	0.46
27:BK:88:ASN:HD22	27:BK:89:ASN:N	2.13	0.46
29:BE:40:ARG:NH2	29:BE:92:HIS:NE2	2.64	0.46
29:BE:175:ILE:HD11	29:BE:180:LEU:HD11	1.97	0.46
30:BY:35:VAL:HG11	30:BY:37:ARG:HH12	1.81	0.46
32:B4:11:CYS:SG	32:B4:33:HIS:CE1	3.08	0.46
37:BL:40:SER:O	37:BL:44:GLY:HA3	2.15	0.46
37:BL:131:ALA:C	37:BL:133:ALA:N	2.68	0.46
38:BM:126:ILE:HD12	38:BM:126:ILE:H	1.81	0.46
40:BH:82:SER:O	40:BH:90:LEU:HG	2.14	0.46
46:BU:95:PHE:CE1	46:BU:102:ILE:HB	2.31	0.46
48:BG:33:THR:HA	48:BG:34:ARG:NH1	2.30	0.46
48:BG:84:LYS:HG2	48:BG:85:LYS:N	2.28	0.46
1:CA:546:A:P	3:CD:68:GLU:HB3	2.56	0.46
1:CA:552:U:H2'	1:CA:553:A:H8	1.79	0.46
1:CA:992:U:H1'	1:CA:993:G:C2	2.49	0.46
1:CA:1237:C:H3'	1:CA:1238:A:H5'	1.97	0.46
1:CA:1375:A:H2'	1:CA:1376:U:H6	1.81	0.46

Continued on next page...

Continued from previous page...

Atom-1	Atom-2	Interatomic distance (Å)	Clash overlap (Å)
2:CC:194:VAL:HG12	2:CC:195:ILE:N	2.30	0.46
6:CG:145:GLU:C	6:CG:147:ASN:H	2.18	0.46
9:CJ:8:ILE:HD13	9:CJ:74:VAL:CG1	2.46	0.46
9:CJ:40:ILE:HB	9:CJ:73:LEU:HB3	1.98	0.46
12:CM:71:GLU:HA	12:CM:74:MET:CG	2.45	0.46
13:CN:11:LYS:O	13:CN:15:LEU:HG	2.16	0.46
14:CO:64:ARG:NE	14:CO:64:ARG:HA	2.31	0.46
14:CO:71:LYS:HB2	14:CO:78:TYR:CG	2.51	0.46
17:CR:31:TYR:CD1	17:CR:54:LEU:HD11	2.50	0.46
23:DB:84:A:H4'	23:DB:85:G:O5'	2.16	0.46
23:DB:129:C:H2'	23:DB:130:C:H6	1.81	0.46
23:DB:513:A:H8	23:DB:513:A:O5'	1.98	0.46
23:DB:813:U:H2'	23:DB:814:C:H6	1.80	0.46
23:DB:958:U:OP2	38:DM:14:LYS:NZ	2.44	0.46
23:DB:979:A:H2'	23:DB:982:C:H42	1.79	0.46
23:DB:1055:G:H3'	23:DB:1056:G:C8	2.50	0.46
23:DB:1055:G:H2'	23:DB:1056:G:O4'	2.15	0.46
23:DB:1411:U:H2'	23:DB:1412:U:C6	2.51	0.46
23:DB:1454:C:C5	42:DN:64:ARG:HG2	2.50	0.46
23:DB:2093:G:O2'	23:DB:2094:A:H5'	2.15	0.46
23:DB:2148:G:N3	23:DB:2148:G:C2'	2.78	0.46
23:DB:2332:C:H4'	23:DB:2336:A:C6	2.51	0.46
23:DB:2862:G:H2'	23:DB:2863:C:H6	1.81	0.46
24:DI:57:VAL:HG23	24:DI:71:LYS:HZ1	1.81	0.46
24:DI:116:MET:HE1	24:DI:128:ILE:CG1	2.46	0.46
25:DC:259:ASN:OD1	25:DC:261:ARG:HB3	2.16	0.46
28:DP:6:GLN:HA	28:DP:9:GLN:CD	2.36	0.46
29:DE:108:ILE:HD13	29:DE:108:ILE:O	2.15	0.46
32:D4:9:LYS:HE2	32:D4:10:LEU:N	2.31	0.46
34:D3:30:HIS:O	34:D3:31:ILE:C	2.53	0.46
40:DH:135:HIS:CG	40:DH:136:SER:H	2.34	0.46
43:DO:24:THR:OG1	43:DO:90:VAL:HG12	2.15	0.46
43:DO:116:GLN:O	43:DO:117:PHE:HB3	2.15	0.46
48:DG:3:VAL:O	48:DG:68:ARG:HG3	2.16	0.46
49:DR:15:SER:OG	49:DR:18:GLN:HG2	2.16	0.46
51:DZ:6:GLN:HE21	51:DZ:50:ARG:N	1.99	0.46
52:DW:24:ARG:HD3	52:DW:65:LYS:CE	2.45	0.46
1:AA:93:U:C3'	1:AA:94:G:H4'	2.46	0.46
1:AA:524:G:H2'	1:AA:525:C:H6	1.80	0.46
1:AA:992:U:H2'	1:AA:1043:G:N7	2.30	0.46
2:AC:11:LEU:HD11	13:AN:87:ALA:O	2.15	0.46

Continued on next page...

Continued from previous page...

Atom-1	Atom-2	Interatomic distance (Å)	Clash overlap (Å)
2:AC:16:PRO:HG2	2:AC:53:ARG:NH2	2.31	0.46
2:AC:194:VAL:HG12	2:AC:195:ILE:N	2.31	0.46
5:AF:18:VAL:HG11	5:AF:58:HIS:NE2	2.30	0.46
9:AJ:8:ILE:HD12	9:AJ:8:ILE:N	2.31	0.46
12:AM:22:TYR:HB3	12:AM:69:ARG:NH2	2.31	0.46
15:AP:6:LEU:CD1	15:AP:71:VAL:HB	2.46	0.46
20:AB:64:GLY:HA2	20:AB:158:ASP:OD1	2.15	0.46
20:AB:64:GLY:O	20:AB:66:ILE:HG12	2.15	0.46
22:BA:14:U:H4'	22:BA:70:C:O2	2.16	0.46
23:BB:444:C:O2'	23:BB:445:C:H5'	2.16	0.46
23:BB:508:A:HO2'	23:BB:509:C:P	2.38	0.46
23:BB:1152:C:H4'	44:BQ:76:SER:HA	1.97	0.46
23:BB:1799:G:H4'	23:BB:1800:C:O5'	2.16	0.46
23:BB:2676:C:H2'	23:BB:2677:G:H8	1.81	0.46
27:BK:19:VAL:C	27:BK:41:ILE:HD11	2.36	0.46
27:BK:98:ARG:C	27:BK:99:ILE:HD12	2.36	0.46
37:BL:101:ILE:HG22	37:BL:102:GLY:N	2.31	0.46
41:BJ:58:ASN:C	41:BJ:60:ASP:H	2.20	0.46
47:BF:7:TYR:O	47:BF:11:VAL:HB	2.16	0.46
47:BF:91:ARG:O	47:BF:92:GLY:C	2.55	0.46
47:BF:177:ARG:CZ	47:BF:178:LYS:H	2.29	0.46
48:BG:84:LYS:CG	48:BG:85:LYS:H	2.19	0.46
48:BG:86:LEU:HD23	48:BG:163:TYR:HA	1.98	0.46
1:CA:620:C:O2	3:CD:131:ILE:HG21	2.15	0.46
1:CA:682:G:O2'	1:CA:683:G:H5'	2.16	0.46
1:CA:1355:G:H2'	1:CA:1356:G:H8	1.81	0.46
1:CA:1486:G:H2'	1:CA:1487:G:O4'	2.16	0.46
17:CR:38:ILE:HG22	17:CR:58:ILE:HG21	1.98	0.46
18:CS:1:PRO:O	18:CS:2:ARG:HB2	2.16	0.46
18:CS:62:THR:HG22	18:CS:63:ASP:N	2.30	0.46
20:CB:63:LYS:HB3	20:CB:87:ASP:OD2	2.16	0.46
22:DA:55:U:H2'	22:DA:56:G:C8	2.50	0.46
23:DB:62:U:O2	23:DB:62:U:C2'	2.64	0.46
23:DB:533:G:H5'	44:DQ:23:TYR:CE2	2.50	0.46
23:DB:564:C:H1'	44:DQ:36:GLN:OE1	2.16	0.46
23:DB:646:U:H5''	23:DB:647:G:C8	2.50	0.46
23:DB:840:C:H2'	23:DB:841:G:C8	2.51	0.46
23:DB:1266:G:N2	23:DB:2012:G:H2'	2.31	0.46
23:DB:1433:A:H2'	23:DB:1434:A:O4'	2.15	0.46
23:DB:2028:U:H2'	23:DB:2029:G:C8	2.50	0.46
23:DB:2305:U:H1'	47:DF:132:ARG:HA	1.98	0.46

Continued on next page...

Continued from previous page...

Atom-1	Atom-2	Interatomic distance (Å)	Clash overlap (Å)
23:DB:2314:A:H2'	23:DB:2315:G:H8	1.81	0.46
23:DB:2438:U:O3'	23:DB:2439:A:H3'	2.16	0.46
24:DI:70:THR:O	24:DI:70:THR:HG23	2.15	0.46
24:DI:100:ILE:HG23	24:DI:104:GLN:OE1	2.16	0.46
28:DP:6:GLN:O	28:DP:10:GLU:HB2	2.16	0.46
29:DE:47:LYS:HA	29:DE:51:GLU:OE2	2.16	0.46
31:D0:2:VAL:HG12	31:D0:3:GLN:H	1.81	0.46
34:D3:31:ILE:HD11	34:D3:34:LYS:CD	2.39	0.46
35:DV:32:GLY:O	35:DV:93:ARG:HG3	2.16	0.46
38:DM:59:ARG:NH1	38:DM:60:GLN:HB3	2.15	0.46
40:DH:128:HIS:N	40:DH:144:VAL:O	2.49	0.46
44:DQ:91:ARG:NE	49:DR:11:GLN:H	2.12	0.46
45:DS:57:ASN:HD22	45:DS:57:ASN:HA	1.55	0.46
46:DU:34:ILE:HG12	46:DU:63:ALA:CB	2.44	0.46
48:DG:10:VAL:HG21	48:DG:49:LEU:HD13	1.98	0.46
48:DG:26:LYS:HA	48:DG:32:LEU:H	1.80	0.46
1:AA:36:C:O3'	11:AL:119:LYS:HA	2.15	0.46
1:AA:401:C:H1'	1:AA:622:A:H1'	1.98	0.46
1:AA:403:C:H2'	1:AA:404:G:C8	2.50	0.46
1:AA:642:A:C5	7:AH:106:SER:HA	2.51	0.46
1:AA:662:U:H2'	1:AA:663:A:H8	1.80	0.46
1:AA:1010:U:O2'	1:AA:1011:C:H5'	2.15	0.46
1:AA:1161:C:H2'	1:AA:1162:C:C6	2.51	0.46
3:AD:199:ILE:HG13	3:AD:200:VAL:N	2.30	0.46
6:AG:11:ILE:HD12	6:AG:11:ILE:N	2.31	0.46
9:AJ:6:ILE:HB	9:AJ:76:ILE:CD1	2.46	0.46
10:AK:85:VAL:O	10:AK:111:ASP:HA	2.16	0.46
11:AL:83:GLY:HA2	11:AL:94:TYR:HA	1.97	0.46
12:AM:71:GLU:HA	12:AM:74:MET:CG	2.47	0.46
12:AM:109:LYS:HG3	12:AM:110:GLY:N	2.30	0.46
15:AP:20:VAL:HG23	15:AP:34:GLU:C	2.36	0.46
15:AP:38:PHE:CD2	15:AP:51:ARG:HB2	2.51	0.46
22:BA:78:A:H2'	22:BA:79:G:O4'	2.16	0.46
23:BB:4:U:H2'	23:BB:5:A:H8	1.81	0.46
23:BB:1081:U:O2'	24:BI:118:GLY:HA2	2.16	0.46
23:BB:1153:C:H2'	23:BB:1154:G:O4'	2.16	0.46
23:BB:1728:C:H2'	23:BB:1730:C:O2	2.16	0.46
23:BB:1987:A:H2'	23:BB:1988:G:H8	1.81	0.46
23:BB:2098:U:O2'	23:BB:2099:U:H5'	2.15	0.46
23:BB:2415:G:H2'	23:BB:2416:C:H6	1.81	0.46
24:BI:33:ASN:HD21	24:BI:64:ARG:NH1	2.09	0.46

Continued on next page...

Continued from previous page...

Atom-1	Atom-2	Interatomic distance (Å)	Clash overlap (Å)
34:B3:31:ILE:HD11	34:B3:34:LYS:CD	2.37	0.46
40:BH:67:ALA:CA	40:BH:70:GLU:HG2	2.46	0.46
43:BO:7:ARG:HA	43:BO:10:ARG:CZ	2.46	0.46
43:BO:88:LYS:HE2	43:BO:116:GLN:CD	2.36	0.46
44:BQ:18:LYS:C	44:BQ:20:ALA:N	2.69	0.46
44:BQ:91:ARG:NH2	49:BR:11:GLN:N	2.64	0.46
45:BS:73:LYS:HD2	45:BS:73:LYS:HA	1.68	0.46
46:BU:85:ARG:O	46:BU:92:VAL:HB	2.16	0.46
47:BF:41:GLU:O	47:BF:43:ILE:N	2.49	0.46
47:BF:78:ILE:HG13	47:BF:82:TYR:CZ	2.50	0.46
49:BR:78:ARG:HB3	49:BR:83:TYR:HB3	1.97	0.46
50:BT:5:GLU:CA	50:BT:8:LEU:HB2	2.31	0.46
51:BZ:15:GLY:O	51:BZ:26:LYS:HA	2.16	0.46
1:CA:642:A:C5	7:CH:106:SER:HA	2.51	0.46
1:CA:991:U:H2'	1:CA:1212:U:C2	2.50	0.46
3:CD:11:SER:HA	3:CD:18:LEU:HD22	1.98	0.46
6:CG:144:ALA:C	6:CG:146:ALA:H	2.18	0.46
8:CI:67:LYS:HB2	8:CI:67:LYS:NZ	2.31	0.46
22:DA:6:G:H2'	22:DA:7:G:C8	2.51	0.46
22:DA:91:C:H2'	22:DA:92:C:H6	1.81	0.46
23:DB:30:G:H2'	23:DB:31:C:H6	1.79	0.46
23:DB:256:A:O2'	23:DB:257:C:H5'	2.16	0.46
23:DB:365:U:H2'	23:DB:366:C:H6	1.80	0.46
23:DB:558:U:O3'	41:DJ:111:LYS:HD3	2.16	0.46
23:DB:784:G:H5''	25:DC:225:ASN:OD1	2.15	0.46
23:DB:820:A:H2'	23:DB:821:A:O4'	2.16	0.46
23:DB:1099:G:OP2	24:DI:2:LYS:O	2.33	0.46
23:DB:1173:U:O5'	23:DB:1173:U:H6	1.98	0.46
23:DB:1965:C:H5''	23:DB:1966:A:H2'	1.98	0.46
23:DB:2194:U:H2'	23:DB:2195:U:H6	1.81	0.46
23:DB:2835:A:N6	23:DB:2878:U:H2'	2.31	0.46
24:DI:59:THR:O	24:DI:59:THR:HG23	2.16	0.46
26:DD:113:SER:HB3	26:DD:167:ASN:H	1.79	0.46
26:DD:181:ASP:CG	26:DD:184:ARG:HD2	2.36	0.46
27:DK:85:VAL:O	27:DK:87:LEU:HD23	2.15	0.46
28:DP:61:ARG:HD3	28:DP:70:GLU:HG3	1.97	0.46
38:DM:30:SER:OG	38:DM:106:ASP:HA	2.16	0.46
38:DM:97:GLN:HB2	38:DM:98:PRO:HD2	1.98	0.46
40:DH:14:SER:HB2	40:DH:17:ASP:HB2	1.98	0.46
41:DJ:11:VAL:HG21	41:DJ:13:ARG:NH1	2.31	0.46
44:DQ:83:LYS:HZ2	44:DQ:83:LYS:HA	1.81	0.46

Continued on next page...

Continued from previous page...

Atom-1	Atom-2	Interatomic distance (Å)	Clash overlap (Å)
47:DF:37:MET:CE	47:DF:149:ARG:HD2	2.46	0.46
50:DT:57:VAL:O	50:DT:85:VAL:O	2.34	0.46
1:AA:462:G:H2'	1:AA:463:U:C6	2.51	0.45
1:AA:1060:U:H5''	9:AJ:53:ILE:HD11	1.98	0.45
1:AA:1335:U:H5''	1:AA:1337:G:N2	2.31	0.45
1:AA:1347:G:C8	8:AI:108:ARG:HB2	2.51	0.45
1:AA:1408:A:H5'	1:AA:1409:C:OP2	2.16	0.45
4:AE:98:ALA:HB2	4:AE:123:LEU:HG	1.98	0.45
4:AE:148:SER:OG	4:AE:151:MET:HB2	2.16	0.45
17:AR:31:TYR:CD1	17:AR:54:LEU:HD11	2.51	0.45
22:BA:7:G:H1'	43:BO:38:GLN:HE22	1.80	0.45
23:BB:141:G:H5''	23:BB:142:A:O4'	2.15	0.45
23:BB:143:C:H3'	23:BB:144:A:C8	2.51	0.45
23:BB:170:U:H2'	23:BB:171:U:H6	1.81	0.45
23:BB:217:A:H2'	23:BB:218:A:O4'	2.15	0.45
23:BB:299:A:N6	23:BB:322:A:O2'	2.48	0.45
23:BB:823:C:O2'	23:BB:824:U:H5'	2.16	0.45
23:BB:858:G:H4'	52:BW:19:ARG:HH22	1.81	0.45
23:BB:1824:G:O2'	25:BC:251:THR:HG21	2.16	0.45
23:BB:1979:U:O2'	23:BB:1980:G:H5'	2.16	0.45
23:BB:2186:G:H2'	23:BB:2187:U:C6	2.50	0.45
23:BB:2276:G:OP2	38:BM:85:GLY:N	2.43	0.45
23:BB:2804:U:H2'	23:BB:2805:C:H6	1.77	0.45
23:BB:2834:G:O6	23:BB:2879:A:H2'	2.15	0.45
23:BB:2897:U:H2'	23:BB:2898:U:H6	1.80	0.45
25:BC:61:TYR:HA	25:BC:85:ASN:HD21	1.80	0.45
26:BD:55:LYS:C	26:BD:57:ALA:H	2.19	0.45
27:BK:53:LYS:HD3	27:BK:53:LYS:H	1.81	0.45
38:BM:36:VAL:HG21	38:BM:129:THR:HB	1.98	0.45
47:BF:104:THR:CA	47:BF:108:PRO:HG2	2.46	0.45
48:BG:94:ARG:C	48:BG:94:ARG:HE	2.20	0.45
50:BT:4:GLU:OE2	50:BT:5:GLU:HG2	2.15	0.45
51:BZ:40:VAL:CG2	51:BZ:45:ARG:H	2.30	0.45
1:CA:93:U:O5'	1:CA:93:U:H6	1.99	0.45
1:CA:144:G:O2'	1:CA:145:G:H5'	2.16	0.45
1:CA:409:U:H2'	1:CA:410:G:C8	2.51	0.45
1:CA:610:U:O2	1:CA:610:U:O4'	2.32	0.45
1:CA:725:G:H2'	1:CA:726:C:H6	1.82	0.45
1:CA:1342:C:O2'	8:CI:125:GLN:HB3	2.16	0.45
1:CA:1411:C:H2'	1:CA:1412:C:C6	2.51	0.45
1:CA:1427:C:H2'	1:CA:1428:A:C8	2.51	0.45

Continued on next page...

Continued from previous page...

Atom-1	Atom-2	Interatomic distance (Å)	Clash overlap (Å)
2:CC:31:ASN:ND2	2:CC:58:ARG:HE	2.13	0.45
2:CC:111:ASP:OD2	2:CC:114:LEU:HG	2.15	0.45
3:CD:115:GLN:HE21	3:CD:119:HIS:CE1	2.35	0.45
12:CM:106:ARG:HH12	12:CM:109:LYS:CD	2.20	0.45
20:CB:65:LYS:HA	20:CB:89:PHE:HE1	1.80	0.45
22:DA:51:G:H2'	22:DA:52:A:O5'	2.17	0.45
23:DB:78:U:H2'	23:DB:79:C:H6	1.75	0.45
23:DB:122:G:O2'	23:DB:123:G:H5'	2.16	0.45
23:DB:125:A:C6	36:D2:10:LEU:HD23	2.52	0.45
23:DB:141:G:N3	23:DB:141:G:C3'	2.75	0.45
23:DB:346:A:H3'	23:DB:347:A:H8	1.81	0.45
23:DB:374:A:N6	23:DB:400:G:H1'	2.31	0.45
23:DB:1099:G:N7	24:DI:3:LYS:CD	2.79	0.45
23:DB:1517:G:O2'	23:DB:1518:C:H5'	2.16	0.45
23:DB:1665:A:O2'	23:DB:1666:G:H5'	2.15	0.45
23:DB:2088:A:H2'	23:DB:2089:C:C6	2.51	0.45
23:DB:2461:A:H2'	23:DB:2462:C:H6	1.76	0.45
23:DB:2751:G:H2'	23:DB:2751:G:N3	2.30	0.45
24:DI:138:VAL:HG12	24:DI:139:VAL:N	2.31	0.45
29:DE:161:ALA:HA	29:DE:164:LEU:HD12	1.97	0.45
29:DE:176:ASP:OD1	29:DE:178:VAL:HG12	2.16	0.45
39:DX:55:THR:O	39:DX:58:ASN:HB3	2.16	0.45
42:DN:70:THR:O	42:DN:70:THR:OG1	2.33	0.45
44:DQ:15:LYS:HD2	44:DQ:19:GLN:HE21	1.80	0.45
45:DS:81:SER:CB	45:DS:99:ARG:HA	2.46	0.45
47:DF:7:TYR:O	47:DF:11:VAL:HB	2.16	0.45
47:DF:163:GLU:CA	47:DF:166:ARG:HH11	2.20	0.45
48:DG:54:ARG:HD3	48:DG:55:ASP:N	2.31	0.45
50:DT:10:VAL:HG11	50:DT:43:ILE:HG13	1.98	0.45
50:DT:54:GLU:HG3	50:DT:90:GLY:N	2.26	0.45
1:AA:92:U:H2'	1:AA:93:U:C6	2.51	0.45
1:AA:113:G:H2'	1:AA:114:U:H6	1.77	0.45
1:AA:1402:C:H2'	1:AA:1403:C:O4'	2.16	0.45
3:AD:160:LEU:HA	3:AD:163:GLN:HG3	1.98	0.45
6:AG:104:VAL:HG12	6:AG:108:ARG:HD2	1.99	0.45
8:AI:62:LEU:N	8:AI:62:LEU:HD13	2.32	0.45
9:AJ:53:ILE:HG13	13:AN:84:ARG:CZ	2.46	0.45
9:AJ:92:LEU:HB2	9:AJ:93:ALA:H	1.63	0.45
10:AK:57:SER:O	10:AK:90:PRO:HG3	2.16	0.45
12:AM:72:ILE:O	12:AM:76:ILE:HG13	2.15	0.45
15:AP:43:ALA:HA	15:AP:46:LYS:HE3	1.98	0.45

Continued on next page...

Continued from previous page...

Atom-1	Atom-2	Interatomic distance (Å)	Clash overlap (Å)
19:AT:27:MET:SD	19:AT:66:ILE:HG12	2.56	0.45
20:AB:115:ASP:O	20:AB:119:GLN:HG2	2.16	0.45
21:AU:35:GLU:HB3	21:AU:36:PHE:H	1.47	0.45
23:BB:37:C:O2'	29:BE:45:ALA:HA	2.16	0.45
23:BB:182:A:H1'	23:BB:434:U:H5'	1.98	0.45
23:BB:208:C:H2'	23:BB:209:C:H6	1.81	0.45
23:BB:485:C:HO2'	45:BS:60:HIS:CE1	2.34	0.45
23:BB:533:G:H5'	44:BQ:23:TYR:CE2	2.51	0.45
23:BB:857:G:H2'	23:BB:858:G:H5'	1.98	0.45
23:BB:1882:U:O2'	23:BB:1883:U:H5'	2.15	0.45
23:BB:2230:G:H2'	23:BB:2231:U:H6	1.80	0.45
23:BB:2645:G:H3'	23:BB:2646:C:C5'	2.44	0.45
23:BB:2688:G:H1'	23:BB:2721:A:N6	2.32	0.45
23:BB:2839:G:H2'	23:BB:2840:C:H6	1.81	0.45
25:BC:29:PHE:CE2	25:BC:31:PRO:HG2	2.51	0.45
31:B0:27:LEU:H	31:B0:27:LEU:CD1	2.23	0.45
31:B0:50:GLY:C	31:B0:51:ARG:HG2	2.37	0.45
36:B2:26:ASN:O	36:B2:30:VAL:HG23	2.16	0.45
37:BL:65:GLY:O	37:BL:66:PHE:CB	2.64	0.45
38:BM:97:GLN:HB2	38:BM:98:PRO:HD2	1.98	0.45
43:BO:18:LEU:HD23	43:BO:25:ARG:CD	2.47	0.45
43:BO:49:VAL:HG11	43:BO:82:ALA:HB2	1.98	0.45
44:BQ:30:VAL:O	44:BQ:31:TYR:CB	2.62	0.45
47:BF:87:LYS:CG	47:BF:88:VAL:H	2.21	0.45
47:BF:121:PHE:HB3	47:BF:127:TYR:CE2	2.52	0.45
49:BR:21:ARG:HB3	49:BR:95:ASP:OD1	2.16	0.45
1:CA:364:A:H2'	1:CA:365:U:O2	2.17	0.45
1:CA:541:G:O2'	3:CD:39:GLN:HB3	2.16	0.45
1:CA:649:A:H2'	1:CA:650:G:O4'	2.16	0.45
3:CD:30:LYS:HD3	3:CD:30:LYS:N	2.31	0.45
6:CG:94:ARG:HH12	6:CG:98:LEU:HD21	1.80	0.45
12:CM:79:LEU:HA	12:CM:82:LEU:HB2	1.98	0.45
12:CM:106:ARG:HE	12:CM:112:ARG:HD3	1.81	0.45
23:DB:41:C:H2'	23:DB:42:A:O4'	2.16	0.45
23:DB:137:U:C2'	23:DB:138:U:O4'	2.60	0.45
23:DB:306:U:H2'	23:DB:307:G:O4'	2.16	0.45
23:DB:784:G:N2	25:DC:225:ASN:HD22	2.14	0.45
23:DB:825:A:O2'	37:DL:54:GLN:NE2	2.50	0.45
23:DB:1118:C:H2'	23:DB:1119:U:C6	2.52	0.45
23:DB:1190:G:P	37:DL:32:GLY:HA2	2.55	0.45
23:DB:1249:U:O4'	44:DQ:3:VAL:HG21	2.16	0.45

Continued on next page...

Continued from previous page...

Atom-1	Atom-2	Interatomic distance (Å)	Clash overlap (Å)
23:DB:1561:C:H2'	23:DB:1562:U:C6	2.50	0.45
23:DB:1637:A:H2'	23:DB:1638:C:C6	2.51	0.45
23:DB:1922:G:O2'	23:DB:1923:U:H5'	2.16	0.45
23:DB:2341:G:O2'	23:DB:2342:C:H5'	2.16	0.45
23:DB:2600:A:O2'	23:DB:2601:C:H5'	2.16	0.45
23:DB:2722:G:H2'	23:DB:2723:C:H6	1.80	0.45
23:DB:2751:G:H4'	48:DG:3:VAL:CG1	2.46	0.45
23:DB:2774:C:H2'	23:DB:2775:G:O4'	2.15	0.45
23:DB:2900:A:H2'	23:DB:2901:C:O4'	2.15	0.45
25:DC:91:ALA:HB2	25:DC:105:ALA:HB2	1.97	0.45
26:DD:46:ARG:HH22	26:DD:87:GLY:H	1.61	0.45
28:DP:32:VAL:HG12	28:DP:33:GLU:O	2.15	0.45
29:DE:58:LYS:HB2	29:DE:60:TRP:HB2	1.98	0.45
29:DE:60:TRP:C	29:DE:62:GLN:H	2.20	0.45
31:D0:21:LEU:HD13	45:DS:23:LEU:HD11	1.98	0.45
33:D1:18:HIS:NE2	33:D1:40:PRO:HD2	2.31	0.45
34:D3:54:LEU:HD11	34:D3:58:ILE:HD11	1.98	0.45
36:D2:9:VAL:HG13	36:D2:10:LEU:N	2.30	0.45
36:D2:25:LYS:C	36:D2:27:GLY:H	2.18	0.45
39:DX:51:ALA:O	39:DX:55:THR:N	2.49	0.45
42:DN:83:LEU:HA	42:DN:86:ARG:CB	2.45	0.45
42:DN:86:ARG:HE	42:DN:117:ASP:CG	2.19	0.45
45:DS:33:LEU:HG	45:DS:51:LEU:HD23	1.98	0.45
46:DU:48:VAL:O	46:DU:48:VAL:HG22	2.16	0.45
49:DR:6:GLN:HE21	49:DR:6:GLN:C	2.19	0.45
1:AA:706:A:H4'	10:AK:30:ILE:HD11	1.99	0.45
8:AI:93:LEU:HD13	8:AI:97:LEU:HD11	1.98	0.45
9:AJ:52:LEU:HB2	13:AN:80:ARG:CD	2.46	0.45
9:AJ:83:THR:O	9:AJ:87:LEU:HD22	2.16	0.45
12:AM:68:LEU:O	12:AM:72:ILE:HB	2.17	0.45
14:AO:84:ARG:C	14:AO:85:LEU:HD12	2.36	0.45
20:AB:16:GLY:HA2	20:AB:40:ILE:H	1.80	0.45
20:AB:19:THR:HG23	20:AB:20:ARG:N	2.28	0.45
22:BA:7:G:O2'	22:BA:8:C:H5'	2.16	0.45
23:BB:30:G:H2'	23:BB:31:C:H6	1.80	0.45
23:BB:63:A:C8	23:BB:63:A:OP2	2.68	0.45
23:BB:425:G:O2'	23:BB:426:C:H5'	2.15	0.45
23:BB:674:G:H1'	29:BE:69:ARG:HE	1.82	0.45
23:BB:819:A:OP2	23:BB:1187:G:N2	2.49	0.45
23:BB:845:A:N1	23:BB:847:U:H1'	2.32	0.45
23:BB:992:C:O2'	23:BB:993:G:H5'	2.16	0.45

Continued on next page...

Continued from previous page...

Atom-1	Atom-2	Interatomic distance (Å)	Clash overlap (Å)
23:BB:1585:C:H2'	23:BB:1586:A:O4'	2.16	0.45
23:BB:1945:G:C4	23:BB:1946:U:C5	3.04	0.45
23:BB:2088:A:H2'	23:BB:2089:C:C6	2.52	0.45
23:BB:2340:A:H2'	23:BB:2341:G:H8	1.81	0.45
23:BB:2415:G:H2'	23:BB:2416:C:C6	2.51	0.45
23:BB:2895:G:O2'	23:BB:2896:C:H5'	2.15	0.45
25:BC:18:VAL:O	25:BC:18:VAL:HG13	2.16	0.45
26:BD:29:VAL:O	26:BD:185:ASN:HB3	2.16	0.45
27:BK:8:LEU:HD12	27:BK:8:LEU:N	2.28	0.45
28:BP:3:ILE:HD13	28:BP:3:ILE:O	2.16	0.45
29:BE:134:LEU:CD2	29:BE:161:ALA:HB2	2.44	0.45
29:BE:154:ASP:C	29:BE:156:ASN:H	2.20	0.45
37:BL:80:SER:HB3	37:BL:115:GLU:OE2	2.16	0.45
38:BM:29:GLY:HA2	38:BM:106:ASP:HB2	1.98	0.45
39:BX:15:ASN:H	39:BX:15:ASN:HD22	1.63	0.45
40:BH:94:ILE:CG2	40:BH:99:ILE:HD11	2.46	0.45
42:BN:79:LEU:O	42:BN:80:PHE:HB2	2.16	0.45
44:BQ:111:LYS:HB2	49:BR:48:LYS:HE2	1.98	0.45
47:BF:110:ILE:HB	47:BF:113:PHE:HB3	1.98	0.45
49:BR:5:PHE:N	49:BR:5:PHE:CD1	2.84	0.45
50:BT:54:GLU:HG3	50:BT:89:GLU:H	1.81	0.45
50:BT:83:ALA:O	50:BT:84:TYR:HB2	2.17	0.45
51:BZ:29:PHE:CD1	51:BZ:29:PHE:N	2.84	0.45
51:BZ:66:THR:O	51:BZ:70:GLU:HG3	2.16	0.45
1:CA:105:G:H2'	1:CA:106:C:H6	1.81	0.45
1:CA:256:U:H3'	1:CA:257:G:H8	1.80	0.45
1:CA:865:A:H2'	1:CA:866:C:C6	2.51	0.45
1:CA:895:G:H2'	1:CA:896:C:C6	2.52	0.45
1:CA:1141:C:H2'	1:CA:1142:G:H8	1.82	0.45
1:CA:1253:G:N1	1:CA:1285:A:N6	2.64	0.45
3:CD:151:GLN:HB3	3:CD:154:VAL:HG22	1.97	0.45
7:CH:6:ILE:HD11	7:CH:31:LEU:HD23	1.97	0.45
11:CL:81:ILE:CG2	11:CL:94:TYR:HB3	2.47	0.45
12:CM:28:ARG:HH12	12:CM:59:VAL:HA	1.82	0.45
12:CM:109:LYS:HG3	12:CM:110:GLY:N	2.31	0.45
18:CS:19:GLU:HA	18:CS:22:VAL:HG23	1.98	0.45
18:CS:64:GLU:N	18:CS:64:GLU:CD	2.70	0.45
20:CB:25:LYS:HD3	20:CB:193:ASP:OD1	2.16	0.45
20:CB:65:LYS:H	20:CB:158:ASP:CG	2.19	0.45
20:CB:71:THR:HG23	20:CB:94:ARG:N	2.32	0.45
20:CB:101:THR:HG23	20:CB:102:ASN:N	2.30	0.45

Continued on next page...

Continued from previous page...

Atom-1	Atom-2	Interatomic distance (Å)	Clash overlap (Å)
20:CB:156:LEU:HD12	20:CB:156:LEU:N	2.20	0.45
22:DA:15:A:H3'	22:DA:15:A:OP2	2.16	0.45
22:DA:28:C:H2'	22:DA:29:A:O4'	2.17	0.45
22:DA:91:C:H2'	22:DA:92:C:C6	2.52	0.45
23:DB:2:G:O2'	23:DB:3:U:H5'	2.16	0.45
23:DB:39:G:H2'	23:DB:40:U:C6	2.51	0.45
23:DB:477:A:H2'	23:DB:478:A:C8	2.51	0.45
23:DB:936:A:H2'	23:DB:937:C:C6	2.52	0.45
23:DB:1199:U:H5'	44:DQ:4:LYS:HD3	1.98	0.45
23:DB:1242:U:H2'	23:DB:1243:C:C6	2.52	0.45
23:DB:1315:C:H2'	23:DB:1316:U:H6	1.81	0.45
23:DB:1418:G:H1'	23:DB:1580:A:N6	2.31	0.45
23:DB:1694:C:OP1	25:DC:7:PRO:HG2	2.16	0.45
23:DB:1733:G:H2'	23:DB:1734:G:H8	1.82	0.45
23:DB:1799:G:H4'	23:DB:1800:C:O5'	2.17	0.45
23:DB:1921:G:O2'	23:DB:1922:G:H5'	2.16	0.45
23:DB:1957:C:H2'	23:DB:1958:C:H6	1.81	0.45
23:DB:1987:A:H2'	23:DB:1988:G:H8	1.82	0.45
23:DB:2184:A:H2'	23:DB:2185:U:C5	2.50	0.45
23:DB:2312:U:H5'	47:DF:84:ILE:HD12	1.99	0.45
23:DB:2417:C:O2'	23:DB:2418:A:H5'	2.15	0.45
23:DB:2592:G:H2'	23:DB:2593:U:O4'	2.16	0.45
23:DB:2869:G:H2'	23:DB:2870:C:H6	1.80	0.45
25:DC:62:ARG:O	25:DC:63:ILE:HG12	2.17	0.45
26:DD:55:LYS:C	26:DD:57:ALA:H	2.20	0.45
26:DD:109:VAL:HG11	26:DD:193:VAL:CB	2.46	0.45
26:DD:125:TRP:CD1	26:DD:160:LYS:HB3	2.51	0.45
26:DD:159:LYS:O	26:DD:161:MET:HG2	2.16	0.45
26:DD:168:GLU:O	26:DD:170:VAL:HG13	2.16	0.45
28:DP:4:ILE:HA	28:DP:7:LEU:HB3	1.98	0.45
30:DY:5:LYS:HE2	30:DY:57:GLU:O	2.16	0.45
30:DY:15:ARG:HG2	30:DY:53:MET:SD	2.56	0.45
31:D0:29:VAL:HA	31:D0:35:GLU:O	2.16	0.45
32:D4:10:LEU:HD13	32:D4:33:HIS:CD2	2.51	0.45
33:D1:47:ILE:HD12	33:D1:47:ILE:N	2.31	0.45
37:DL:2:ARG:HG2	37:DL:2:ARG:O	2.16	0.45
40:DH:83:LYS:CE	40:DH:149:GLU:HG3	2.47	0.45
40:DH:85:GLY:HA2	40:DH:91:PHE:CE1	2.51	0.45
40:DH:100:ALA:HB2	40:DH:112:LYS:HB3	1.99	0.45
41:DJ:16:TYR:CD2	41:DJ:140:LEU:HD12	2.51	0.45
43:DO:56:LYS:HG2	43:DO:60:GLU:CG	2.45	0.45

Continued on next page...

Continued from previous page...

Atom-1	Atom-2	Interatomic distance (Å)	Clash overlap (Å)
44:DQ:91:ARG:HE	44:DQ:94:LEU:CD2	2.30	0.45
47:DF:13:LYS:HE3	47:DF:14:LYS:N	2.31	0.45
47:DF:107:VAL:HG11	47:DF:175:PRO:CG	2.41	0.45
50:DT:1:MET:CG	50:DT:2:ILE:H	2.29	0.45
50:DT:4:GLU:OE2	50:DT:5:GLU:HG2	2.15	0.45
52:DW:47:GLY:HA3	52:DW:80:SER:CB	2.45	0.45
1:AA:60:A:H4'	1:AA:61:G:O5'	2.17	0.45
1:AA:237:G:O2'	1:AA:238:A:H5'	2.17	0.45
1:AA:371:A:O2'	1:AA:372:C:H5'	2.16	0.45
1:AA:592:G:H2'	1:AA:593:U:C6	2.50	0.45
1:AA:1370:G:O2'	1:AA:1371:G:H5'	2.17	0.45
13:AN:53:ASP:HA	13:AN:58:ARG:HD3	1.97	0.45
16:AQ:52:CYS:HB3	16:AQ:77:VAL:HG22	1.97	0.45
23:BB:219:A:O2'	23:BB:220:G:H5'	2.16	0.45
23:BB:463:G:N2	23:BB:466:A:OP2	2.45	0.45
23:BB:675:A:OP1	29:BE:60:TRP:NE1	2.49	0.45
23:BB:936:A:H2'	23:BB:937:C:C6	2.51	0.45
23:BB:1059:G:H2'	23:BB:1060:U:C5	2.51	0.45
23:BB:1080:A:H2'	23:BB:1081:U:C6	2.50	0.45
23:BB:1341:G:H2'	23:BB:1397:U:HO2'	1.82	0.45
23:BB:1476:U:HO2'	23:BB:1477:A:H8	1.65	0.45
23:BB:1880:U:H2'	23:BB:1881:C:C6	2.52	0.45
23:BB:2309:A:H2'	23:BB:2310:C:C6	2.52	0.45
23:BB:2418:A:H2'	23:BB:2419:U:O4'	2.16	0.45
23:BB:2569:G:O2'	23:BB:2570:G:H5'	2.16	0.45
23:BB:2630:G:O2'	23:BB:2631:G:H5'	2.17	0.45
23:BB:2840:C:O2'	23:BB:2841:C:H5'	2.17	0.45
24:BI:14:ALA:HA	24:BI:45:THR:HG21	1.96	0.45
25:BC:259:ASN:OD1	25:BC:261:ARG:HB3	2.17	0.45
26:BD:184:ARG:HD3	26:BD:186:LEU:HD22	1.98	0.45
26:BD:202:ILE:HD12	26:BD:202:ILE:N	2.31	0.45
28:BP:103:THR:HG22	28:BP:104:GLY:N	2.32	0.45
30:BY:15:ARG:N	30:BY:15:ARG:HD2	2.31	0.45
31:B0:43:THR:HG23	31:B0:47:TYR:O	2.17	0.45
32:B4:10:LEU:HD13	32:B4:33:HIS:CD2	2.52	0.45
33:B1:25:ASN:OD1	33:B1:27:ARG:HB2	2.16	0.45
35:BV:79:ARG:NH1	38:BM:134:THR:HG21	2.32	0.45
38:BM:41:LEU:O	38:BM:94:ALA:N	2.49	0.45
41:BJ:64:VAL:HG22	41:BJ:68:LYS:HD2	1.98	0.45
43:BO:34:HIS:HB3	43:BO:36:TYR:HE2	1.81	0.45
47:BF:74:ALA:HB3	47:BF:77:LYS:O	2.15	0.45

Continued on next page...

Continued from previous page...

Atom-1	Atom-2	Interatomic distance (Å)	Clash overlap (Å)
1:CA:8:A:C6	3:CD:205:LYS:HG3	2.52	0.45
1:CA:197:A:H4'	1:CA:198:G:O5'	2.16	0.45
1:CA:708:C:O2'	1:CA:709:U:H5'	2.16	0.45
1:CA:714:G:N2	1:CA:777:A:H1'	2.32	0.45
1:CA:880:C:H2'	1:CA:881:G:C8	2.51	0.45
1:CA:1238:A:N7	1:CA:1303:C:H1'	2.32	0.45
1:CA:1241:G:H2'	1:CA:1242:G:H8	1.80	0.45
1:CA:1294:G:H2'	1:CA:1295:U:C6	2.52	0.45
2:CC:13:ILE:C	2:CC:15:LYS:H	2.20	0.45
2:CC:178:ARG:HG2	2:CC:206:ILE:HA	1.98	0.45
3:CD:186:GLU:CD	3:CD:187:ARG:N	2.70	0.45
8:CI:71:ILE:HD12	8:CI:71:ILE:N	2.27	0.45
8:CI:87:MET:O	8:CI:87:MET:HE2	2.16	0.45
10:CK:125:LYS:O	21:CU:33:ARG:CZ	2.63	0.45
12:CM:21:ILE:O	12:CM:24:VAL:HG22	2.16	0.45
22:DA:28:C:H5	22:DA:56:G:H22	1.64	0.45
22:DA:52:A:H2'	22:DA:53:A:H8	1.81	0.45
23:DB:64:A:O2'	23:DB:65:U:H5'	2.16	0.45
23:DB:182:A:H1'	23:DB:434:U:H5'	1.98	0.45
23:DB:247:G:H4'	23:DB:386:G:C5	2.51	0.45
23:DB:705:A:O2'	25:DC:6:LYS:HG3	2.16	0.45
23:DB:973:A:OP1	23:DB:973:A:H8	2.00	0.45
23:DB:1010:A:N3	23:DB:1153:C:H1'	2.31	0.45
23:DB:1168:G:O2'	23:DB:1169:A:H5'	2.17	0.45
23:DB:1204:A:N1	23:DB:1241:A:N1	2.65	0.45
23:DB:1383:A:H2	23:DB:1405:U:O2	1.99	0.45
23:DB:1714:U:H3'	23:DB:1715:G:H5'	1.98	0.45
23:DB:1718:G:O2'	23:DB:1719:G:H5'	2.17	0.45
23:DB:1843:C:O2'	23:DB:1844:C:H5'	2.16	0.45
23:DB:2106:U:H2'	23:DB:2106:U:O2	2.17	0.45
23:DB:2233:U:H2'	23:DB:2234:G:C8	2.50	0.45
23:DB:2348:U:O2'	23:DB:2349:G:H5'	2.16	0.45
23:DB:2352:A:H8	23:DB:2352:A:O5'	2.00	0.45
23:DB:2515:C:H2'	23:DB:2516:A:H8	1.82	0.45
23:DB:2591:C:OP1	25:DC:237:ARG:HG3	2.16	0.45
23:DB:2685:G:O2'	23:DB:2686:G:H5'	2.17	0.45
23:DB:2893:A:H4'	23:DB:2894:G:H5'	1.97	0.45
24:DI:128:ILE:HA	24:DI:131:THR:CG2	2.45	0.45
26:DD:14:ILE:CG2	26:DD:22:ILE:HB	2.46	0.45
28:DP:1:SER:N	28:DP:4:ILE:HB	2.31	0.45
29:DE:154:ASP:C	29:DE:156:ASN:H	2.20	0.45

Continued on next page...

Continued from previous page...

Atom-1	Atom-2	Interatomic distance (Å)	Clash overlap (Å)
30:DY:15:ARG:HD2	30:DY:15:ARG:N	2.31	0.45
32:D4:8:LYS:HG2	32:D4:9:LYS:HD3	1.98	0.45
34:D3:21:PHE:O	34:D3:22:LYS:O	2.35	0.45
38:DM:123:LYS:O	38:DM:124:LEU:HG	2.16	0.45
40:DH:62:LEU:HD23	40:DH:63:ALA:N	2.32	0.45
44:DQ:18:LYS:C	44:DQ:20:ALA:N	2.68	0.45
44:DQ:77:LYS:O	44:DQ:80:ASN:HB3	2.16	0.45
46:DU:98:ASN:OD1	46:DU:100:GLU:HB2	2.16	0.45
47:DF:41:GLU:O	47:DF:43:ILE:N	2.50	0.45
47:DF:90:LEU:HB3	47:DF:95:MET:HA	1.98	0.45
48:DG:9:VAL:HA	48:DG:48:THR:CG2	2.41	0.45
48:DG:23:ILE:HG21	48:DG:71:LEU:HD11	1.98	0.45
48:DG:84:LYS:HG2	48:DG:85:LYS:N	2.27	0.45
52:DW:36:ILE:HD12	52:DW:39:GLN:HE22	1.82	0.45
1:AA:238:A:H3'	1:AA:239:U:H5''	1.99	0.45
1:AA:586:C:C5'	7:AH:81:GLY:HA2	2.44	0.45
1:AA:818:G:C2'	1:AA:819:A:H5''	2.47	0.45
1:AA:1533:C:C2'	1:AA:1534:A:H5''	2.46	0.45
2:AC:45:GLU:C	2:AC:46:LEU:HD22	2.37	0.45
4:AE:71:ILE:HG12	4:AE:72:ASN:N	2.32	0.45
6:AG:50:ALA:CB	6:AG:57:GLU:HG3	2.46	0.45
7:AH:6:ILE:HD12	7:AH:35:ILE:CD1	2.46	0.45
8:AI:43:ALA:O	8:AI:46:VAL:HG22	2.16	0.45
9:AJ:40:ILE:HB	9:AJ:73:LEU:HB3	1.98	0.45
12:AM:15:VAL:HG13	12:AM:30:LYS:HA	1.98	0.45
18:AS:15:LEU:O	18:AS:18:VAL:HG12	2.17	0.45
23:BB:107:G:H2'	23:BB:108:G:H8	1.80	0.45
23:BB:219:A:H2	23:BB:234:U:O2	2.00	0.45
23:BB:246:C:C2'	23:BB:247:G:H5'	2.46	0.45
23:BB:322:A:P	29:BE:163:ASN:HD22	2.39	0.45
23:BB:363:G:H2'	23:BB:364:C:H6	1.81	0.45
23:BB:667:U:H2'	23:BB:668:A:O4'	2.17	0.45
23:BB:840:C:H2'	23:BB:841:G:C8	2.52	0.45
23:BB:1490:A:H2'	25:BC:97:ASP:OD1	2.16	0.45
23:BB:1789:A:H2'	23:BB:1790:C:O4'	2.17	0.45
23:BB:2023:C:H4'	23:BB:2617:U:O3'	2.17	0.45
23:BB:2025:C:H2'	23:BB:2026:U:C6	2.52	0.45
23:BB:2306:C:H3'	23:BB:2307:G:H5'	1.92	0.45
23:BB:2515:C:O2'	23:BB:2516:A:H5'	2.16	0.45
23:BB:2811:G:O2'	23:BB:2812:G:H5'	2.16	0.45
24:BI:126:ARG:HA	24:BI:129:GLU:OE2	2.16	0.45

Continued on next page...

Continued from previous page...

Atom-1	Atom-2	Interatomic distance (Å)	Clash overlap (Å)
28:BP:52:ARG:HG2	28:BP:52:ARG:NH1	2.31	0.45
29:BE:138:LEU:O	29:BE:142:ALA:N	2.50	0.45
29:BE:152:GLU:HA	29:BE:152:GLU:OE1	2.16	0.45
36:B2:22:MET:HE2	36:B2:31:LEU:HD13	1.97	0.45
37:BL:121:THR:HG22	37:BL:141:LYS:HB3	1.98	0.45
39:BX:1:MET:CG	39:BX:4:LYS:HD3	2.47	0.45
40:BH:49:ALA:HB3	40:BH:50:ARG:HH12	1.81	0.45
41:BJ:123:LYS:O	41:BJ:124:VAL:HG13	2.16	0.45
42:BN:32:GLU:O	42:BN:114:GLU:HA	2.17	0.45
46:BU:26:ASN:N	46:BU:26:ASN:ND2	2.64	0.45
47:BF:29:ARG:HH11	47:BF:29:ARG:HB2	1.82	0.45
48:BG:23:ILE:HG21	48:BG:71:LEU:HD11	1.98	0.45
48:BG:32:LEU:HB3	48:BG:34:ARG:CZ	2.47	0.45
48:BG:93:TYR:HA	48:BG:105:SER:O	2.16	0.45
1:CA:105:G:H2'	1:CA:106:C:C6	2.51	0.45
1:CA:140:U:H2'	1:CA:141:G:C8	2.51	0.45
1:CA:192:A:O2'	1:CA:193:C:H5'	2.17	0.45
1:CA:269:C:H2'	1:CA:270:A:H8	1.76	0.45
1:CA:693:G:H2'	1:CA:694:A:O4'	2.16	0.45
5:CF:81:ASN:HB3	5:CF:84:VAL:HG12	1.98	0.45
7:CH:113:ARG:O	7:CH:117:GLN:HG3	2.16	0.45
8:CI:51:LEU:HD22	8:CI:56:MET:CE	2.45	0.45
19:CT:11:ILE:O	19:CT:15:LYS:HB2	2.16	0.45
22:DA:28:C:H2'	22:DA:29:A:C8	2.52	0.45
23:DB:3:U:H2'	23:DB:4:U:H6	1.82	0.45
23:DB:195:A:H61	23:DB:198:C:H3'	1.81	0.45
23:DB:599:A:O2'	23:DB:600:G:H5'	2.16	0.45
23:DB:1291:C:O2'	23:DB:1292:G:H5'	2.17	0.45
23:DB:1678:A:H2'	23:DB:1679:A:O4'	2.16	0.45
23:DB:1740:G:H2'	23:DB:1741:C:H6	1.81	0.45
23:DB:2295:C:OP2	43:DO:10:ARG:HG2	2.16	0.45
23:DB:2884:U:H2'	23:DB:2885:G:C8	2.51	0.45
25:DC:28:PRO:HG2	25:DC:33:LEU:HD11	1.98	0.45
28:DP:47:ILE:HD11	28:DP:59:THR:HG22	1.97	0.45
34:D3:32:LEU:HA	34:D3:35:LYS:HD2	1.97	0.45
38:DM:41:LEU:O	38:DM:94:ALA:N	2.50	0.45
41:DJ:65:THR:HG23	41:DJ:66:GLY:N	2.32	0.45
42:DN:25:ALA:O	42:DN:29:VAL:HG23	2.17	0.45
43:DO:28:VAL:CG2	43:DO:106:LEU:HD21	2.47	0.45
44:DQ:83:LYS:NZ	44:DQ:83:LYS:HA	2.31	0.45
45:DS:13:SER:O	45:DS:101:SER:HB3	2.17	0.45

Continued on next page...

Continued from previous page...

Atom-1	Atom-2	Interatomic distance (Å)	Clash overlap (Å)
45:DS:50:VAL:O	45:DS:53:SER:HB3	2.16	0.45
48:DG:67:ALA:HA	48:DG:70:LEU:HB2	1.98	0.45
48:DG:84:LYS:HG3	48:DG:131:VAL:CB	2.45	0.45
50:DT:18:GLU:O	50:DT:20:ALA:N	2.43	0.45
1:AA:219:U:H2'	1:AA:220:G:H8	1.80	0.45
1:AA:317:U:H2'	1:AA:318:G:H8	1.81	0.45
1:AA:412:A:O2'	1:AA:413:G:H5''	2.16	0.45
1:AA:420:U:H2'	1:AA:422:C:C4	2.51	0.45
1:AA:708:C:O2'	1:AA:709:U:H5'	2.17	0.45
1:AA:991:U:H2'	1:AA:1212:U:C2	2.51	0.45
1:AA:1020:G:H2'	1:AA:1021:A:H5'	1.99	0.45
1:AA:1169:A:H2'	1:AA:1170:A:C8	2.51	0.45
1:AA:1193:G:O2'	1:AA:1194:U:H5'	2.15	0.45
1:AA:1355:G:H2'	1:AA:1356:G:C8	2.52	0.45
3:AD:24:VAL:HG23	3:AD:25:ARG:N	2.19	0.45
23:BB:9:G:H21	23:BB:10:A:N6	2.04	0.45
23:BB:98:G:C2'	23:BB:99:U:H5''	2.45	0.45
23:BB:813:U:H2'	23:BB:814:C:H6	1.80	0.45
23:BB:831:G:H2'	23:BB:832:U:O4'	2.16	0.45
23:BB:848:C:H2'	23:BB:849:A:H8	1.81	0.45
23:BB:2065:C:H1'	23:BB:2449:U:H3	1.81	0.45
23:BB:2092:U:H5	23:BB:2226:C:OP2	2.00	0.45
23:BB:2189:U:H2'	23:BB:2190:G:C8	2.48	0.45
23:BB:2515:C:H2'	23:BB:2516:A:H8	1.82	0.45
23:BB:2589:A:H2'	23:BB:2590:A:C8	2.51	0.45
23:BB:2892:G:H5''	23:BB:2894:G:H22	1.81	0.45
24:BI:19:PRO:HG2	24:BI:22:PRO:HB2	1.99	0.45
24:BI:32:VAL:HG13	24:BI:66:PHE:CD2	2.51	0.45
25:BC:106:PRO:HB3	25:BC:141:HIS:CE1	2.52	0.45
25:BC:128:THR:HG23	25:BC:190:THR:HG22	1.98	0.45
25:BC:143:VAL:HG12	25:BC:144:GLU:H	1.81	0.45
26:BD:112:THR:O	26:BD:113:SER:HB2	2.17	0.45
29:BE:69:ARG:O	29:BE:70:SER:CB	2.64	0.45
30:BY:8:GLN:HB3	30:BY:31:ILE:C	2.37	0.45
33:B1:11:VAL:O	33:B1:48:TYR:HA	2.15	0.45
34:B3:28:LEU:HD22	34:B3:43:LEU:CB	2.46	0.45
35:BV:48:MET:O	35:BV:51:GLN:HG3	2.17	0.45
41:BJ:16:TYR:CD2	41:BJ:140:LEU:HD12	2.51	0.45
42:BN:65:LEU:HD11	42:BN:69:ARG:CZ	2.46	0.45
43:BO:20:GLU:OE2	43:BO:21:LEU:HG	2.17	0.45
44:BQ:57:ARG:HG2	44:BQ:57:ARG:HH11	1.82	0.45

Continued on next page...

Continued from previous page...

Atom-1	Atom-2	Interatomic distance (Å)	Clash overlap (Å)
47:BF:59:ILE:HG22	47:BF:98:PHE:HE1	1.82	0.45
47:BF:131:VAL:O	47:BF:132:ARG:HB2	2.17	0.45
48:BG:10:VAL:HB	48:BG:47:ASN:O	2.16	0.45
1:CA:152:A:H3'	1:CA:153:C:H6	1.82	0.45
1:CA:311:C:HO2'	1:CA:312:C:H5'	1.82	0.45
1:CA:463:U:H5'	1:CA:464:U:OP2	2.16	0.45
1:CA:475:C:O2'	1:CA:476:U:H5'	2.16	0.45
1:CA:613:C:H2'	1:CA:614:C:C6	2.51	0.45
1:CA:664:G:N2	1:CA:741:G:H1	2.15	0.45
1:CA:692:U:O2	1:CA:694:A:H5''	2.17	0.45
1:CA:1252:A:H2'	1:CA:1253:G:O4'	2.17	0.45
1:CA:1463:U:OP1	28:DP:108:ARG:HD2	2.17	0.45
2:CC:48:LYS:H	2:CC:48:LYS:CD	2.16	0.45
4:CE:149:PRO:HB3	7:CH:98:LEU:HD21	1.98	0.45
5:CF:38:ARG:HB3	5:CF:63:ASN:HB2	1.97	0.45
6:CG:11:ILE:HD12	6:CG:11:ILE:N	2.31	0.45
8:CI:83:THR:OG1	8:CI:97:LEU:HD13	2.17	0.45
9:CJ:18:ILE:CG2	9:CJ:19:ASP:N	2.80	0.45
9:CJ:51:VAL:CG2	13:CN:80:ARG:HB2	2.47	0.45
16:CQ:52:CYS:HB3	16:CQ:77:VAL:HG22	1.97	0.45
20:CB:70:GLY:HA2	20:CB:163:ILE:CG2	2.47	0.45
23:DB:103:A:H3'	23:DB:104:A:H8	1.80	0.45
23:DB:326:G:O2'	23:DB:327:G:H5'	2.17	0.45
23:DB:410:G:H5''	23:DB:411:G:H5'	1.98	0.45
23:DB:901:C:H2'	23:DB:902:C:C6	2.52	0.45
23:DB:1082:U:C2	23:DB:1086:A:N1	2.84	0.45
23:DB:1117:C:O2'	23:DB:1118:C:H5'	2.15	0.45
23:DB:1315:C:H2'	23:DB:1316:U:C6	2.52	0.45
23:DB:1653:G:O6	42:DN:10:LEU:O	2.34	0.45
23:DB:1693:U:H4'	23:DB:1694:C:OP2	2.16	0.45
23:DB:1985:C:O2'	23:DB:1986:C:H5'	2.16	0.45
23:DB:2028:U:O2'	23:DB:2029:G:H5'	2.16	0.45
23:DB:2250:G:H8	23:DB:2250:G:O5'	2.00	0.45
23:DB:2344:U:H4'	23:DB:2345:G:OP1	2.16	0.45
23:DB:2415:G:H2'	23:DB:2416:C:C6	2.52	0.45
23:DB:2463:C:O2'	23:DB:2464:G:H5'	2.17	0.45
23:DB:2466:C:O2'	23:DB:2467:C:H5'	2.16	0.45
23:DB:2472:G:C2'	23:DB:2475:C:H42	2.26	0.45
23:DB:2678:C:H2'	23:DB:2679:A:H8	1.81	0.45
24:DI:45:THR:O	24:DI:48:ILE:HG22	2.15	0.45
26:DD:69:ALA:N	26:DD:73:VAL:HB	2.31	0.45

Continued on next page...

Continued from previous page...

Atom-1	Atom-2	Interatomic distance (Å)	Clash overlap (Å)
27:DK:64:ARG:HH12	27:DK:101:GLY:CA	2.28	0.45
28:DP:44:GLY:HA3	28:DP:60:VAL:CG1	2.47	0.45
34:D3:24:LYS:HB2	37:DL:64:PHE:HD2	1.82	0.45
37:DL:89:VAL:HA	37:DL:121:THR:O	2.17	0.45
38:DM:126:ILE:HD12	38:DM:126:ILE:H	1.81	0.45
40:DH:83:LYS:HE2	40:DH:149:GLU:CG	2.45	0.45
41:DJ:114:LEU:HG	41:DJ:118:MET:HE3	1.98	0.45
42:DN:51:LEU:HD11	42:DN:69:ARG:HG3	1.98	0.45
43:DO:14:ALA:C	43:DO:16:ARG:H	2.20	0.45
44:DQ:60:TRP:CZ2	44:DQ:93:ILE:HB	2.51	0.45
45:DS:13:SER:CB	45:DS:16:LYS:HE3	2.46	0.45
47:DF:106:ALA:N	47:DF:108:PRO:HD2	2.32	0.45
49:DR:49:ILE:HG22	49:DR:54:VAL:HB	1.99	0.45
1:AA:8:A:C6	3:AD:205:LYS:HG3	2.52	0.45
1:AA:85:U:H1'	1:AA:86:G:C4'	2.46	0.45
1:AA:194:C:O2'	1:AA:195:A:H5'	2.17	0.45
1:AA:610:U:O4'	1:AA:610:U:O2	2.31	0.45
1:AA:1280:A:H3'	1:AA:1281:C:H5''	1.98	0.45
2:AC:13:ILE:C	2:AC:15:LYS:H	2.20	0.45
11:AL:43:LYS:CE	11:AL:44:PRO:HD3	2.46	0.45
14:AO:85:LEU:HD12	14:AO:85:LEU:N	2.31	0.45
23:BB:7:G:H4'	41:BJ:15:TRP:CZ2	2.52	0.45
23:BB:1100:C:H2'	23:BB:1101:U:C6	2.51	0.45
23:BB:1173:U:H2'	23:BB:1174:U:C4'	2.47	0.45
23:BB:1173:U:H1'	23:BB:1177:G:H22	1.82	0.45
23:BB:1551:A:H2'	23:BB:1552:A:O4'	2.17	0.45
23:BB:2420:C:O2'	23:BB:2421:G:H5'	2.16	0.45
23:BB:2468:A:H2'	23:BB:2476:A:C6	2.52	0.45
23:BB:2790:U:H5'	23:BB:2893:A:N7	2.32	0.45
23:BB:2889:C:H2'	23:BB:2890:G:C8	2.51	0.45
27:BK:2:ILE:HG13	27:BK:33:ALA:O	2.17	0.45
28:BP:59:THR:H	28:BP:72:VAL:HA	1.82	0.45
28:BP:61:ARG:HD3	28:BP:70:GLU:HG3	1.98	0.45
38:BM:59:ARG:HE	38:BM:60:GLN:N	2.09	0.45
41:BJ:44:TYR:CE2	44:BQ:59:LEU:HD11	2.51	0.45
41:BJ:114:LEU:O	41:BJ:118:MET:HG3	2.17	0.45
42:BN:34:ILE:HB	42:BN:113:ILE:CG2	2.44	0.45
44:BQ:23:TYR:CB	44:BQ:27:ARG:HB3	2.47	0.45
44:BQ:91:ARG:HE	49:BR:11:GLN:HB2	1.82	0.45
45:BS:50:VAL:O	45:BS:53:SER:HB3	2.17	0.45
47:BF:3:LEU:HD12	47:BF:96:TRP:CD1	2.52	0.45

Continued on next page...

Continued from previous page...

Atom-1	Atom-2	Interatomic distance (Å)	Clash overlap (Å)
48:BG:54:ARG:HB3	48:BG:57:TYR:HD1	1.79	0.45
52:BW:38:ARG:N	52:BW:38:ARG:HD3	2.31	0.45
1:CA:322:C:H2'	1:CA:323:U:C6	2.52	0.45
1:CA:513:C:H2'	1:CA:514:C:C6	2.49	0.45
1:CA:543:U:H2'	1:CA:544:G:H8	1.82	0.45
1:CA:597:G:H2'	1:CA:598:U:H5'	1.98	0.45
1:CA:598:U:H4'	7:CH:85:TYR:CG	2.51	0.45
1:CA:621:A:H2'	1:CA:622:A:H8	1.81	0.45
1:CA:658:C:O2'	1:CA:659:U:H5'	2.17	0.45
1:CA:832:G:O2'	1:CA:833:G:H5'	2.16	0.45
1:CA:1007:U:H2'	1:CA:1008:U:H6	1.79	0.45
1:CA:1118:U:H2'	1:CA:1119:C:H6	1.81	0.45
1:CA:1202:U:O2'	13:CN:68:ARG:HG3	2.17	0.45
1:CA:1220:G:O2'	1:CA:1221:G:H5'	2.17	0.45
1:CA:1387:G:H2'	1:CA:1388:C:C6	2.52	0.45
3:CD:2:ARG:O	3:CD:3:TYR:HB3	2.17	0.45
7:CH:1:SER:O	7:CH:3:GLN:HG3	2.16	0.45
7:CH:49:LYS:O	7:CH:59:GLU:N	2.49	0.45
7:CH:68:LYS:HG3	7:CH:69:ALA:H	1.82	0.45
9:CJ:66:GLU:HB3	13:CN:98:ALA:HB2	1.99	0.45
10:CK:22:ILE:CG2	10:CK:95:THR:HG21	2.34	0.45
11:CL:56:LEU:HD21	11:CL:81:ILE:HG13	1.99	0.45
12:CM:52:ILE:HA	12:CM:55:LEU:HG	1.98	0.45
12:CM:87:GLY:HA2	12:CM:90:HIS:HD2	1.82	0.45
16:CQ:29:LYS:HG3	16:CQ:34:GLY:O	2.17	0.45
16:CQ:80:LYS:H	16:CQ:80:LYS:CD	2.29	0.45
22:DA:43:C:H4'	47:DF:91:ARG:NE	2.31	0.45
23:DB:299:A:H2'	23:DB:300:A:C8	2.51	0.45
23:DB:680:C:H2'	23:DB:681:G:H8	1.82	0.45
23:DB:1060:U:H5	24:DI:131:THR:CG2	2.30	0.45
23:DB:1092:C:C2'	23:DB:1093:G:H5'	2.46	0.45
23:DB:1219:U:H2'	23:DB:1220:G:H8	1.81	0.45
23:DB:1541:C:H2'	23:DB:1542:U:H6	1.82	0.45
23:DB:1841:U:H2'	23:DB:1842:G:H8	1.81	0.45
23:DB:2553:G:H2'	23:DB:2554:U:O4'	2.17	0.45
26:DD:124:ARG:O	26:DD:124:ARG:HG3	2.14	0.45
27:DK:63:VAL:HG21	27:DK:85:VAL:HG23	1.99	0.45
29:DE:73:ILE:HG12	29:DE:73:ILE:O	2.17	0.45
37:DL:113:ALA:HB3	37:DL:115:GLU:OE1	2.16	0.45
46:DU:73:ASN:HB3	46:DU:95:PHE:CD2	2.52	0.45
47:DF:29:ARG:HB2	47:DF:29:ARG:HH11	1.82	0.45

Continued on next page...

Continued from previous page...

Atom-1	Atom-2	Interatomic distance (Å)	Clash overlap (Å)
47:DF:32:LYS:HE2	47:DF:34:THR:CG2	2.46	0.45
47:DF:84:ILE:HG22	47:DF:84:ILE:O	2.16	0.45
47:DF:104:THR:CA	47:DF:108:PRO:HG2	2.47	0.45
47:DF:107:VAL:HB	47:DF:108:PRO:HD3	1.99	0.45
49:DR:66:HIS:ND1	49:DR:94:THR:HG22	2.32	0.45
50:DT:93:LEU:HD22	50:DT:93:LEU:N	2.32	0.45
1:AA:105:G:H2'	1:AA:106:C:C6	2.52	0.45
1:AA:613:C:H2'	1:AA:614:C:H6	1.82	0.45
1:AA:709:U:H2'	1:AA:710:G:H8	1.82	0.45
1:AA:731:G:O2'	1:AA:732:C:H5'	2.16	0.45
1:AA:1053:G:H4'	1:AA:1054:C:H5'	1.99	0.45
1:AA:1202:U:O2'	13:AN:68:ARG:HG3	2.17	0.45
1:AA:1494:G:O2'	1:AA:1495:U:H5'	2.17	0.45
53:AA:1601:NMY:H5	53:AA:1601:NMY:H91	1.81	0.45
8:AI:46:VAL:O	8:AI:49:GLN:HB2	2.17	0.45
9:AJ:51:VAL:CG2	13:AN:80:ARG:HB2	2.46	0.45
12:AM:79:LEU:HD21	12:AM:86:ARG:HH21	1.82	0.45
20:AB:22:TRP:CG	20:AB:23:ASN:N	2.83	0.45
20:AB:65:LYS:HA	20:AB:89:PHE:HE1	1.82	0.45
22:BA:6:G:H2'	22:BA:7:G:C8	2.51	0.45
23:BB:21:A:O2'	23:BB:22:C:H5'	2.16	0.45
23:BB:244:A:H2'	23:BB:245:G:O4'	2.17	0.45
23:BB:639:U:H2'	23:BB:640:C:H6	1.79	0.45
23:BB:817:C:H2'	23:BB:818:G:O4'	2.16	0.45
23:BB:1408:G:O2'	23:BB:1409:U:H5'	2.17	0.45
23:BB:1599:U:OP1	50:BT:39:THR:HA	2.16	0.45
23:BB:1746:A:H2'	23:BB:1747:U:C6	2.51	0.45
23:BB:1799:G:C5	25:BC:175:LEU:HD13	2.52	0.45
23:BB:2373:G:O2'	23:BB:2374:C:H5'	2.17	0.45
23:BB:2740:A:H2'	23:BB:2741:A:C8	2.51	0.45
23:BB:2751:G:H5'	48:BG:2:ARG:HD2	1.99	0.45
25:BC:32:LEU:O	25:BC:63:ILE:HG12	2.17	0.45
26:BD:106:LYS:HB3	26:BD:206:ALA:CB	2.47	0.45
29:BE:60:TRP:CZ3	29:BE:62:GLN:HA	2.52	0.45
29:BE:181:ILE:HG13	37:BL:2:ARG:HB3	1.99	0.45
31:B0:42:ILE:HG22	31:B0:43:THR:O	2.16	0.45
33:B1:22:THR:OG1	33:B1:23:THR:N	2.49	0.45
35:BV:6:ALA:O	35:BV:65:VAL:HG12	2.17	0.45
37:BL:84:LYS:C	37:BL:86:GLU:H	2.20	0.45
38:BM:40:ARG:HB3	38:BM:95:LEU:HD12	1.99	0.45
40:BH:132:PHE:HB2	40:BH:142:VAL:CG2	2.47	0.45

Continued on next page...

Continued from previous page...

Atom-1	Atom-2	Interatomic distance (Å)	Clash overlap (Å)
41:BJ:29:ALA:O	41:BJ:32:LEU:HB2	2.17	0.45
42:BN:51:LEU:HD11	42:BN:69:ARG:HG3	1.99	0.45
45:BS:24:ILE:CG2	45:BS:71:VAL:HG11	2.44	0.45
47:BF:78:ILE:H	47:BF:79:ARG:NH1	2.13	0.45
47:BF:78:ILE:HA	47:BF:79:ARG:HE	1.82	0.45
47:BF:107:VAL:HB	47:BF:108:PRO:HD3	1.99	0.45
48:BG:3:VAL:O	48:BG:68:ARG:HG3	2.17	0.45
48:BG:72:ASN:O	48:BG:76:ILE:HG12	2.16	0.45
52:BW:23:LYS:HD2	52:BW:24:ARG:HB3	1.99	0.45
1:CA:93:U:H2'	1:CA:94:G:H5'	1.99	0.45
1:CA:254:G:O2'	1:CA:255:G:H5'	2.17	0.45
1:CA:478:A:H2'	1:CA:479:U:O4'	2.17	0.45
1:CA:579:A:H2'	1:CA:580:C:C6	2.52	0.45
1:CA:600:A:H2'	1:CA:601:G:H8	1.81	0.45
1:CA:1280:A:H3'	1:CA:1281:C:H5''	1.99	0.45
1:CA:1366:C:H2'	1:CA:1367:C:H6	1.81	0.45
1:CA:1460:C:H2'	1:CA:1461:G:C8	2.52	0.45
3:CD:89:LEU:HD23	3:CD:199:ILE:HD11	1.98	0.45
8:CI:62:LEU:N	8:CI:62:LEU:HD13	2.31	0.45
12:CM:37:GLY:O	12:CM:38:ILE:HD13	2.17	0.45
13:CN:87:ALA:HB2	13:CN:92:ILE:HD12	1.98	0.45
18:CS:14:LEU:HG	18:CS:15:LEU:N	2.31	0.45
21:CU:40:PRO:HG2	21:CU:41:THR:H	1.82	0.45
23:DB:1:G:H2'	23:DB:2:G:H8	1.81	0.45
23:DB:52:A:C5	23:DB:118:A:C2	3.04	0.45
23:DB:102:U:H5''	23:DB:102:U:O2	2.16	0.45
23:DB:483:A:H1'	46:DU:57:ILE:HG13	1.98	0.45
23:DB:823:C:O2'	23:DB:824:U:H5'	2.17	0.45
23:DB:1058:U:H1'	24:DI:117:THR:HG22	1.99	0.45
23:DB:1458:U:C5'	23:DB:1459:G:H5'	2.32	0.45
23:DB:1459:G:H8	23:DB:1459:G:P	2.40	0.45
23:DB:1549:A:H2'	23:DB:1550:C:H6	1.80	0.45
23:DB:1752:C:O2'	23:DB:1753:G:H5'	2.16	0.45
23:DB:2065:C:H1'	23:DB:2449:U:H3	1.81	0.45
23:DB:2373:G:O2'	23:DB:2374:C:H5'	2.17	0.45
23:DB:2436:G:O2'	23:DB:2437:G:H5'	2.17	0.45
23:DB:2716:C:O2'	23:DB:2717:C:H5'	2.17	0.45
23:DB:2811:G:OP1	26:DD:62:LYS:HD2	2.16	0.45
23:DB:2829:A:O2'	23:DB:2830:C:H5'	2.17	0.45
23:DB:2865:U:H5''	23:DB:2866:U:OP2	2.17	0.45
24:DI:21:PRO:HB2	24:DI:22:PRO:CD	2.43	0.45

Continued on next page...

Continued from previous page...

Atom-1	Atom-2	Interatomic distance (Å)	Clash overlap (Å)
25:DC:29:PHE:CE2	25:DC:31:PRO:HG2	2.52	0.45
25:DC:36:ASN:HD21	25:DC:85:ASN:ND2	2.15	0.45
25:DC:183:VAL:HG22	25:DC:187:CYS:SG	2.57	0.45
25:DC:196:ASN:O	25:DC:197:ALA:HB3	2.17	0.45
26:DD:118:PHE:HZ	26:DD:123:LYS:NZ	2.14	0.45
27:DK:47:ILE:HG23	27:DK:49:ARG:H	1.82	0.45
34:D3:16:THR:HG21	34:D3:48:MET:SD	2.56	0.45
35:DV:40:ILE:HD13	35:DV:40:ILE:H	1.81	0.45
35:DV:42:LEU:CD1	35:DV:47:VAL:HG21	2.42	0.45
38:DM:38:ARG:HH11	38:DM:38:ARG:CB	2.21	0.45
41:DJ:70:THR:HG22	41:DJ:90:GLU:OE2	2.16	0.45
44:DQ:81:GLY:C	44:DQ:83:LYS:N	2.67	0.45
45:DS:24:ILE:CG2	45:DS:71:VAL:HG11	2.42	0.45
45:DS:56:ALA:O	45:DS:59:GLU:HB2	2.17	0.45
47:DF:148:VAL:O	47:DF:149:ARG:HG2	2.16	0.45
48:DG:23:ILE:O	48:DG:34:ARG:HA	2.17	0.45
50:DT:43:ILE:CG2	50:DT:58:VAL:HG21	2.46	0.45
51:DZ:18:ARG:HA	51:DZ:18:ARG:HE	1.82	0.45
52:DW:21:GLY:N	52:DW:33:GLY:HA2	2.32	0.45
52:DW:37:VAL:HG12	52:DW:38:ARG:HD3	1.99	0.45
1:AA:182:A:N3	1:AA:182:A:H5''	2.32	0.45
1:AA:441:A:H61	1:AA:493:A:N6	2.15	0.45
1:AA:478:A:H2'	1:AA:479:U:O4'	2.17	0.45
1:AA:693:G:OP1	10:AK:126:ARG:NH1	2.49	0.45
1:AA:766:A:H2'	1:AA:767:A:O4'	2.17	0.45
1:AA:986:U:H2'	1:AA:987:G:O4'	2.17	0.45
1:AA:1057:G:O3'	2:AC:196:GLY:HA3	2.16	0.45
1:AA:1140:C:O2'	1:AA:1141:C:H5'	2.17	0.45
1:AA:1220:G:O2'	1:AA:1221:G:H5'	2.17	0.45
1:AA:1241:G:H2'	1:AA:1242:G:H8	1.82	0.45
2:AC:115:VAL:HG13	2:AC:136:ALA:HB1	1.98	0.45
4:AE:42:ASN:O	4:AE:75:LEU:HD12	2.16	0.45
4:AE:52:ALA:HB2	4:AE:61:LYS:CE	2.42	0.45
10:AK:95:THR:HG23	10:AK:96:ILE:N	2.31	0.45
10:AK:125:LYS:O	21:AU:33:ARG:CZ	2.65	0.45
12:AM:1:ALA:C	12:AM:8:ILE:HG22	2.38	0.45
21:AU:24:LYS:HB3	21:AU:24:LYS:HZ3	1.82	0.45
23:BB:125:A:C6	36:B2:10:LEU:HD23	2.52	0.45
23:BB:242:G:N7	34:B3:4:LYS:HG2	2.31	0.45
23:BB:508:A:O2'	23:BB:509:C:OP1	2.35	0.45
23:BB:587:C:H4'	23:BB:588:U:C6	2.52	0.45

Continued on next page...

Continued from previous page...

Atom-1	Atom-2	Interatomic distance (Å)	Clash overlap (Å)
23:BB:784:G:N2	25:BC:225:ASN:HD22	2.13	0.45
23:BB:982:C:O2	23:BB:982:C:H2'	2.16	0.45
23:BB:1561:C:H2'	23:BB:1562:U:C6	2.52	0.45
23:BB:1593:A:H2'	23:BB:1594:U:H6	1.80	0.45
23:BB:2678:C:H2'	23:BB:2679:A:H8	1.82	0.45
23:BB:2751:G:H4'	23:BB:2752:C:OP1	2.16	0.45
24:BI:12:VAL:HG23	24:BI:41:PHE:CE2	2.52	0.45
24:BI:72:THR:HG21	24:BI:111:THR:O	2.17	0.45
25:BC:138:SER:O	25:BC:140:VAL:HG23	2.17	0.45
26:BD:30:GLU:HB3	26:BD:185:ASN:ND2	2.31	0.45
26:BD:138:LEU:N	26:BD:138:LEU:HD22	2.31	0.45
30:BY:21:ALA:O	30:BY:24:LEU:HB3	2.17	0.45
30:BY:37:ARG:HG3	30:BY:38:GLU:OE1	2.17	0.45
33:B1:18:HIS:CD2	33:B1:40:PRO:HD2	2.52	0.45
37:BL:29:LYS:C	37:BL:31:GLY:H	2.21	0.45
39:BX:36:GLN:HB2	39:BX:37:LEU:H	1.50	0.45
42:BN:79:LEU:C	42:BN:81:ASN:H	2.20	0.45
43:BO:2:ASP:OD2	43:BO:4:LYS:HB3	2.16	0.45
46:BU:12:VAL:HG22	46:BU:69:VAL:CG1	2.45	0.45
48:BG:157:LYS:HB3	48:BG:159:LYS:HG2	1.98	0.45
1:CA:201:G:O2'	1:CA:202:G:H5'	2.17	0.45
1:CA:616:G:N3	1:CA:616:G:H2'	2.32	0.45
1:CA:987:G:H2'	1:CA:988:G:H8	1.82	0.45
1:CA:992:U:H2'	1:CA:1043:G:N7	2.32	0.45
1:CA:997:U:O2'	1:CA:998:C:H5'	2.17	0.45
1:CA:1020:G:H2'	1:CA:1021:A:H5'	1.99	0.45
1:CA:1060:U:H5''	9:CJ:53:ILE:HD11	1.98	0.45
1:CA:1143:G:H2'	1:CA:1144:G:H8	1.82	0.45
1:CA:1386:G:H2'	1:CA:1387:G:C8	2.51	0.45
3:CD:100:VAL:HG11	3:CD:142:VAL:HG21	1.98	0.45
8:CI:20:ILE:HD13	8:CI:85:ALA:CB	2.44	0.45
8:CI:34:LEU:HD21	8:CI:48:ARG:HE	1.82	0.45
12:CM:68:LEU:O	12:CM:72:ILE:HB	2.17	0.45
20:CB:102:ASN:O	20:CB:106:VAL:HG23	2.17	0.45
22:DA:7:G:O2'	22:DA:8:C:H5'	2.16	0.45
23:DB:184:C:H2'	23:DB:185:G:C8	2.51	0.45
23:DB:826:U:O2'	37:DL:53:GLY:HA3	2.17	0.45
23:DB:1098:A:C3'	24:DI:3:LYS:C	2.85	0.45
23:DB:1945:G:H2'	23:DB:1946:U:C6	2.52	0.45
23:DB:2336:A:N6	52:DW:40:ARG:HD2	2.32	0.45
23:DB:2411:A:H2'	23:DB:2412:A:H8	1.81	0.45

Continued on next page...

Continued from previous page...

Atom-1	Atom-2	Interatomic distance (Å)	Clash overlap (Å)
23:DB:2415:G:H2'	23:DB:2416:C:H6	1.81	0.45
23:DB:2793:C:H2'	23:DB:2794:C:C6	2.51	0.45
23:DB:2828:G:O2'	23:DB:2829:A:H5'	2.17	0.45
25:DC:156:SER:HB3	25:DC:159:THR:CG2	2.47	0.45
25:DC:250:GLN:HG2	25:DC:254:LYS:HG2	1.99	0.45
26:DD:47:ALA:HB1	26:DD:81:GLU:HG3	1.99	0.45
28:DP:6:GLN:HA	28:DP:9:GLN:HG2	1.99	0.45
28:DP:47:ILE:HG13	28:DP:48:ALA:H	1.81	0.45
29:DE:160:ALA:C	29:DE:162:ARG:H	2.19	0.45
31:D0:42:ILE:HG22	31:D0:43:THR:O	2.16	0.45
38:DM:17:ASN:HD22	38:DM:17:ASN:HA	1.60	0.45
39:DX:31:GLN:CG	39:DX:37:LEU:HB2	2.36	0.45
41:DJ:58:ASN:C	41:DJ:60:ASP:H	2.20	0.45
41:DJ:123:LYS:O	41:DJ:124:VAL:HG13	2.17	0.45
45:DS:73:LYS:HE3	45:DS:74:ILE:N	2.27	0.45
50:DT:1:MET:O	50:DT:2:ILE:HG23	2.17	0.45
50:DT:83:ALA:O	50:DT:84:TYR:HB2	2.17	0.45
50:DT:87:LEU:HB2	50:DT:91:GLN:CG	2.47	0.45
51:DZ:5:CYS:HB3	51:DZ:10:LYS:N	2.14	0.45
52:DW:30:VAL:HG13	52:DW:30:VAL:O	2.17	0.45
1:AA:92:U:H2'	1:AA:93:U:C5	2.52	0.45
1:AA:580:C:H2'	1:AA:581:G:O4'	2.17	0.45
1:AA:879:C:O2'	1:AA:880:C:H5'	2.17	0.45
1:AA:1159:U:O4'	1:AA:1182:G:N2	2.50	0.45
2:AC:42:LEU:O	2:AC:46:LEU:HB2	2.16	0.45
2:AC:149:LYS:HG3	2:AC:168:ARG:HB2	1.98	0.45
3:AD:160:LEU:HA	3:AD:163:GLN:CG	2.47	0.45
3:AD:171:GLU:HB2	3:AD:180:THR:HB	1.99	0.45
7:AH:1:SER:O	7:AH:3:GLN:HG3	2.17	0.45
7:AH:12:ARG:HH11	7:AH:12:ARG:HG3	1.82	0.45
12:AM:7:ASN:ND2	12:AM:7:ASN:N	2.64	0.45
13:AN:79:SER:OG	13:AN:82:LYS:HG2	2.17	0.45
18:AS:19:GLU:HA	18:AS:22:VAL:HG23	1.99	0.45
18:AS:29:PRO:HA	18:AS:47:THR:O	2.16	0.45
20:AB:128:LEU:HB3	20:AB:132:GLU:HB3	1.99	0.45
22:BA:28:C:H2'	22:BA:29:A:O4'	2.17	0.45
23:BB:220:G:H1	23:BB:427:U:H2'	1.82	0.45
23:BB:464:U:H2'	23:BB:465:G:O4'	2.17	0.45
23:BB:1239:G:H5''	56:BB:3608:HOH:O	2.17	0.45
23:BB:1584:U:H3'	23:BB:1585:C:H5'	1.99	0.45
23:BB:1637:A:H2'	23:BB:1638:C:C6	2.52	0.45

Continued on next page...

Continued from previous page...

Atom-1	Atom-2	Interatomic distance (Å)	Clash overlap (Å)
23:BB:1740:G:H2'	23:BB:1741:C:H6	1.80	0.45
23:BB:1845:G:O2'	23:BB:1846:G:H5'	2.17	0.45
23:BB:2146:C:C4'	23:BB:2148:G:H1'	2.47	0.45
23:BB:2463:C:O2'	23:BB:2464:G:H5'	2.16	0.45
23:BB:2671:G:H2'	23:BB:2672:U:H6	1.81	0.45
23:BB:2714:G:O2'	23:BB:2715:C:H5'	2.17	0.45
23:BB:2783:U:H2'	23:BB:2784:U:H6	1.82	0.45
23:BB:2835:A:H61	23:BB:2878:U:H2'	1.82	0.45
24:BI:109:ALA:HB1	24:BI:124:MET:CG	2.47	0.45
26:BD:123:LYS:O	26:BD:165:MET:HE1	2.17	0.45
29:BE:59:PRO:CB	29:BE:67:ARG:HH22	2.30	0.45
33:B1:36:LYS:HA	33:B1:46:VAL:O	2.16	0.45
37:BL:142:ILE:HD12	37:BL:142:ILE:N	2.31	0.45
38:BM:94:ALA:O	38:BM:96:ILE:HG23	2.16	0.45
40:BH:69:ALA:HA	40:BH:140:ALA:CB	2.47	0.45
43:BO:14:ALA:C	43:BO:16:ARG:H	2.21	0.45
44:BQ:7:VAL:O	44:BQ:11:ALA:HB2	2.17	0.45
44:BQ:35:PHE:C	44:BQ:37:ALA:N	2.71	0.45
44:BQ:81:GLY:C	44:BQ:83:LYS:N	2.68	0.45
45:BS:25:ARG:CZ	45:BS:74:ILE:HG23	2.47	0.45
45:BS:33:LEU:HG	45:BS:51:LEU:HD23	1.99	0.45
45:BS:42:LYS:O	45:BS:45:VAL:HG22	2.17	0.45
47:BF:78:ILE:N	47:BF:79:ARG:HH11	2.15	0.45
47:BF:106:ALA:N	47:BF:108:PRO:HD2	2.31	0.45
48:BG:83:THR:C	48:BG:84:LYS:HD3	2.38	0.45
1:CA:612:C:H2'	1:CA:613:C:C6	2.53	0.45
1:CA:1107:C:OP1	2:CC:171:ARG:HB2	2.16	0.45
2:CC:38:VAL:HG23	2:CC:39:ARG:N	2.32	0.45
2:CC:137:VAL:HG13	2:CC:148:ILE:HG21	1.98	0.45
5:CF:97:THR:O	5:CF:98:GLU:CD	2.56	0.45
8:CI:119:LYS:C	8:CI:121:ARG:H	2.20	0.45
11:CL:107:LYS:O	11:CL:107:LYS:HD2	2.17	0.45
13:CN:68:ARG:HH12	13:CN:71:GLY:H	1.63	0.45
15:CP:4:ILE:O	15:CP:71:VAL:HG11	2.17	0.45
15:CP:43:ALA:HA	15:CP:46:LYS:HE3	1.99	0.45
18:CS:42:ASN:ND2	18:CS:43:MET:H	2.15	0.45
20:CB:87:ASP:HB2	20:CB:224:ARG:NH2	2.31	0.45
21:CU:41:THR:HG22	21:CU:45:LYS:HZ3	1.82	0.45
22:DA:78:A:H2'	22:DA:79:G:O4'	2.17	0.45
23:DB:321:U:OP2	29:DE:130:LYS:HA	2.17	0.45
23:DB:321:U:O4'	29:DE:159:LEU:HG	2.17	0.45

Continued on next page...

Continued from previous page...

Atom-1	Atom-2	Interatomic distance (Å)	Clash overlap (Å)
23:DB:1051:G:H2'	23:DB:1052:C:C6	2.52	0.45
23:DB:1374:G:H2'	23:DB:1375:U:C6	2.52	0.45
23:DB:2291:U:O2'	23:DB:2374:C:H1'	2.17	0.45
23:DB:2340:A:H2'	23:DB:2341:G:H8	1.80	0.45
23:DB:2365:G:O2'	52:DW:59:PHE:CE1	2.70	0.45
23:DB:2369:A:H2'	23:DB:2370:G:C8	2.52	0.45
25:DC:248:GLY:C	25:DC:249:VAL:HG22	2.37	0.45
26:DD:33:ARG:NE	26:DD:74:GLU:HB3	2.32	0.45
26:DD:114:LYS:HG3	26:DD:115:GLY:H	1.81	0.45
37:DL:101:ILE:HG22	37:DL:102:GLY:N	2.32	0.45
40:DH:8:LYS:O	40:DH:9:VAL:C	2.55	0.45
41:DJ:24:THR:O	41:DJ:25:LEU:HB3	2.17	0.45
41:DJ:123:LYS:HG2	41:DJ:132:HIS:CD2	2.51	0.45
46:DU:39:ASN:CB	46:DU:62:ALA:HB3	2.42	0.45
47:DF:74:ALA:HB1	47:DF:76:PHE:CD2	2.51	0.45
48:DG:10:VAL:HB	48:DG:47:ASN:O	2.17	0.45
48:DG:145:ALA:HA	48:DG:148:ARG:CG	2.45	0.45
52:DW:38:ARG:N	52:DW:38:ARG:HD3	2.32	0.45
52:DW:61:LYS:HB3	52:DW:62:ALA:H	1.44	0.45
1:AA:90:C:H2'	1:AA:91:U:C6	2.52	0.44
1:AA:93:U:C2'	1:AA:94:G:H4'	2.47	0.44
1:AA:106:C:O2'	1:AA:107:G:H5'	2.16	0.44
1:AA:254:G:H4'	16:AQ:19:SER:OG	2.16	0.44
1:AA:299:G:H2'	1:AA:300:A:C8	2.52	0.44
1:AA:620:C:H2'	1:AA:621:A:C8	2.52	0.44
1:AA:659:U:O2'	1:AA:660:C:H5'	2.17	0.44
1:AA:725:G:H2'	1:AA:726:C:C6	2.52	0.44
1:AA:1239:A:N6	1:AA:1299:A:H62	2.15	0.44
10:AK:36:ARG:HH11	10:AK:36:ARG:HG3	1.82	0.44
12:AM:3:ILE:HA	12:AM:56:ARG:CG	2.43	0.44
12:AM:42:VAL:HB	12:AM:47:LEU:CD2	2.44	0.44
15:AP:20:VAL:HG23	15:AP:34:GLU:O	2.18	0.44
20:AB:15:PHE:O	20:AB:40:ILE:HD12	2.17	0.44
21:AU:16:ARG:NH2	21:AU:19:LYS:HZ3	2.14	0.44
22:BA:17:C:H2'	22:BA:18:G:O4'	2.17	0.44
22:BA:28:C:H2'	22:BA:29:A:H8	1.82	0.44
23:BB:72:U:H1'	39:BX:51:ALA:CB	2.47	0.44
23:BB:175:G:O2'	23:BB:176:A:H5'	2.17	0.44
23:BB:297:G:H2'	23:BB:298:G:O4'	2.17	0.44
23:BB:329:G:H1	46:BU:16:LYS:HZ3	1.63	0.44
23:BB:971:G:OP2	23:BB:974:G:N2	2.50	0.44

Continued on next page...

Continued from previous page...

Atom-1	Atom-2	Interatomic distance (Å)	Clash overlap (Å)
23:BB:990:A:H1'	23:BB:1156:A:C2	2.53	0.44
23:BB:1047:G:O2'	23:BB:1110:G:N1	2.42	0.44
23:BB:1064:C:H2'	23:BB:1065:U:O4'	2.17	0.44
23:BB:1091:G:O2'	23:BB:1092:C:H5'	2.17	0.44
23:BB:1797:G:O3'	25:BC:255:LYS:HA	2.18	0.44
23:BB:2181:U:H2'	23:BB:2182:U:O4'	2.16	0.44
23:BB:2215:C:O2'	23:BB:2216:G:H5'	2.17	0.44
23:BB:2228:G:H2'	23:BB:2229:U:H6	1.82	0.44
27:BK:71:ARG:O	27:BK:72:PRO:C	2.56	0.44
27:BK:85:VAL:O	27:BK:87:LEU:HD23	2.17	0.44
32:B4:36:ARG:HG2	32:B4:37:GLN:H	1.81	0.44
39:BX:45:GLN:O	39:BX:46:VAL:HB	2.17	0.44
40:BH:41:LYS:CA	40:BH:44:ILE:HG13	2.48	0.44
40:BH:89:LYS:HB3	40:BH:90:LEU:H	1.59	0.44
41:BJ:106:LYS:HA	41:BJ:106:LYS:HD2	1.86	0.44
43:BO:67:ASN:H	43:BO:70:ALA:CB	2.26	0.44
44:BQ:35:PHE:C	44:BQ:37:ALA:H	2.20	0.44
45:BS:13:SER:O	45:BS:101:SER:HB3	2.16	0.44
45:BS:61:ASN:HB3	45:BS:62:ASP:H	1.51	0.44
47:BF:45:ASP:C	47:BF:47:LYS:H	2.20	0.44
48:BG:36:LEU:HD22	48:BG:36:LEU:N	2.32	0.44
48:BG:102:ILE:CD1	48:BG:116:LEU:HD11	2.46	0.44
50:BT:87:LEU:HB2	50:BT:91:GLN:CG	2.46	0.44
1:CA:125:U:H2'	1:CA:126:G:H8	1.82	0.44
1:CA:171:A:H2'	1:CA:172:A:C8	2.52	0.44
1:CA:439:U:H2'	1:CA:440:C:H6	1.82	0.44
1:CA:577:G:O2'	1:CA:578:C:H5'	2.17	0.44
1:CA:1006:G:O2'	1:CA:1007:U:H5'	2.17	0.44
1:CA:1313:U:O2'	1:CA:1314:C:H5'	2.18	0.44
1:CA:1375:A:H2'	1:CA:1376:U:C6	2.51	0.44
1:CA:1453:G:H2'	1:CA:1454:G:O4'	2.17	0.44
1:CA:1483:A:H2'	1:CA:1484:C:O4'	2.17	0.44
1:CA:1499:A:O2'	1:CA:1500:A:H5'	2.17	0.44
2:CC:19:SER:HB3	2:CC:21:TRP:NE1	2.32	0.44
5:CF:49:TYR:CE2	5:CF:51:ILE:HB	2.52	0.44
10:CK:95:THR:HG23	10:CK:96:ILE:N	2.31	0.44
12:CM:7:ASN:ND2	12:CM:7:ASN:N	2.64	0.44
12:CM:50:GLY:HA2	12:CM:53:ASP:CG	2.37	0.44
12:CM:70:ARG:HH21	47:DF:136:ILE:HB	1.81	0.44
19:CT:41:GLY:O	19:CT:42:ASP:HB2	2.17	0.44
20:CB:68:PHE:CE1	20:CB:88:GLN:HB3	2.52	0.44

Continued on next page...

Continued from previous page...

Atom-1	Atom-2	Interatomic distance (Å)	Clash overlap (Å)
23:DB:131:A:H2'	23:DB:132:G:C8	2.51	0.44
23:DB:292:U:H2'	23:DB:293:U:C6	2.52	0.44
23:DB:360:U:H2'	23:DB:361:G:O4'	2.17	0.44
23:DB:454:A:H3'	23:DB:455:C:H5'	1.99	0.44
23:DB:828:U:H4'	23:DB:831:G:N1	2.32	0.44
23:DB:1296:G:O2'	23:DB:1297:C:H5'	2.17	0.44
23:DB:1576:U:O2'	23:DB:1577:C:H5'	2.17	0.44
23:DB:1998:A:OP2	26:DD:141:ARG:NH2	2.50	0.44
23:DB:2110:G:H8	23:DB:2110:G:OP2	2.00	0.44
23:DB:2846:G:OP1	28:DP:51:ASN:HB2	2.17	0.44
24:DI:41:PHE:CE2	24:DI:45:THR:HG21	2.52	0.44
24:DI:53:PRO:CG	24:DI:77:VAL:HG11	2.46	0.44
26:DD:38:LYS:HD3	26:DD:45:TYR:CZ	2.52	0.44
28:DP:59:THR:H	28:DP:72:VAL:HA	1.82	0.44
29:DE:138:LEU:O	29:DE:142:ALA:N	2.50	0.44
30:DY:51:SER:HA	30:DY:54:VAL:HG22	1.99	0.44
35:DV:53:LYS:HA	35:DV:53:LYS:HZ3	1.82	0.44
37:DL:65:GLY:O	37:DL:66:PHE:CB	2.65	0.44
38:DM:102:LEU:HB3	38:DM:103:TYR:CD1	2.51	0.44
40:DH:84:ALA:O	40:DH:91:PHE:HE1	1.99	0.44
41:DJ:64:VAL:O	41:DJ:68:LYS:HD2	2.17	0.44
42:DN:79:LEU:O	42:DN:80:PHE:HB2	2.18	0.44
47:DF:110:ILE:HB	47:DF:113:PHE:HB3	1.99	0.44
48:DG:94:ARG:HH21	48:DG:104:LEU:HA	1.83	0.44
49:DR:86:GLN:HE21	49:DR:86:GLN:HB2	1.53	0.44
50:DT:12:ARG:HB3	50:DT:12:ARG:HH11	1.82	0.44
51:DZ:66:THR:O	51:DZ:70:GLU:HG3	2.17	0.44
1:AA:308:C:H2'	1:AA:309:A:H8	1.83	0.44
1:AA:468:A:H8	1:AA:469:C:C6	2.36	0.44
1:AA:734:G:H2'	1:AA:735:C:C6	2.53	0.44
1:AA:921:U:O2	4:AE:23:THR:HG23	2.17	0.44
1:AA:994:A:N1	1:AA:1047:G:H4'	2.32	0.44
1:AA:1192:C:H2'	1:AA:1193:G:O4'	2.17	0.44
1:AA:1225:A:O2'	18:AS:77:ARG:HD3	2.17	0.44
1:AA:1238:A:N7	1:AA:1303:C:H1'	2.32	0.44
1:AA:1332:A:H2'	1:AA:1333:A:C8	2.52	0.44
1:AA:1418:A:N6	1:AA:1482:G:H1'	2.31	0.44
1:AA:1533:C:C3'	1:AA:1534:A:H5''	2.47	0.44
3:AD:146:GLU:C	3:AD:148:ALA:H	2.18	0.44
4:AE:131:ASN:ND2	4:AE:134:ASN:H	2.15	0.44
4:AE:149:PRO:HB3	7:AH:98:LEU:HD21	1.99	0.44

Continued on next page...

Continued from previous page...

Atom-1	Atom-2	Interatomic distance (Å)	Clash overlap (Å)
5:AF:17:GLN:O	5:AF:21:MET:HG3	2.17	0.44
17:AR:45:GLY:O	17:AR:46:THR:C	2.55	0.44
23:BB:182:A:O2'	23:BB:183:C:H5'	2.17	0.44
23:BB:327:G:O2'	23:BB:328:U:H5'	2.16	0.44
23:BB:528:A:H3'	23:BB:528:A:H8	1.81	0.44
23:BB:1146:C:H2'	23:BB:1147:A:C8	2.52	0.44
23:BB:1172:C:O2	23:BB:1172:C:C2'	2.65	0.44
23:BB:1652:A:OP1	42:BN:8:ARG:HD3	2.17	0.44
23:BB:1921:G:O2'	23:BB:1922:G:H5'	2.17	0.44
28:BP:44:GLY:HA3	28:BP:60:VAL:CG1	2.48	0.44
29:BE:129:PRO:HB3	29:BE:159:LEU:HD23	1.99	0.44
30:BY:12:ALA:HB2	30:BY:53:MET:CE	2.47	0.44
30:BY:51:SER:HA	30:BY:54:VAL:CG2	2.48	0.44
35:BV:16:ALA:HA	35:BV:19:ARG:NE	2.27	0.44
35:BV:29:ILE:HG13	35:BV:88:HIS:CE1	2.51	0.44
36:B2:22:MET:HA	36:B2:28:ARG:HG3	1.99	0.44
39:BX:6:LEU:O	39:BX:7:ARG:HB3	2.18	0.44
40:BH:119:ASN:HB2	40:BH:120:GLY:H	1.71	0.44
40:BH:141:LYS:HE2	40:BH:141:LYS:HB2	1.73	0.44
41:BJ:44:TYR:HB2	44:BQ:63:ARG:CD	2.47	0.44
43:BO:106:LEU:HA	43:BO:109:ALA:HB3	1.99	0.44
43:BO:116:GLN:O	43:BO:117:PHE:HB3	2.17	0.44
45:BS:70:LYS:HD3	45:BS:110:ARG:C	2.38	0.44
50:BT:93:LEU:HD22	50:BT:93:LEU:N	2.32	0.44
51:BZ:7:VAL:HG21	51:BZ:59:ILE:CD1	2.48	0.44
51:BZ:11:ARG:HB3	51:BZ:12:PRO:HD2	1.99	0.44
52:BW:77:LYS:HZ3	52:BW:77:LYS:HB2	1.81	0.44
1:CA:84:U:O2'	1:CA:85:U:H5'	2.17	0.44
1:CA:189:A:H2'	1:CA:190:A:C8	2.51	0.44
1:CA:208:U:O5'	1:CA:208:U:H6	2.01	0.44
1:CA:409:U:O2'	1:CA:410:G:H5'	2.17	0.44
1:CA:1379:G:N7	6:CG:2:ARG:CZ	2.80	0.44
2:CC:115:VAL:HG13	2:CC:136:ALA:HB1	1.99	0.44
14:CO:62:GLN:O	14:CO:66:LEU:HD23	2.17	0.44
20:CB:71:THR:HG23	20:CB:94:ARG:H	1.82	0.44
20:CB:110:ILE:O	20:CB:113:LEU:HB3	2.17	0.44
23:DB:124:G:C6	36:D2:19:ARG:NH1	2.85	0.44
23:DB:527:C:O2	23:DB:527:C:O4'	2.32	0.44
23:DB:686:U:O2'	36:D2:5:PHE:HA	2.17	0.44
23:DB:848:C:H2'	23:DB:849:A:H8	1.83	0.44
23:DB:1011:G:O2'	23:DB:1013:C:H5''	2.17	0.44

Continued on next page...

Continued from previous page...

Atom-1	Atom-2	Interatomic distance (Å)	Clash overlap (Å)
23:DB:1030:C:O2'	23:DB:1031:G:H5'	2.17	0.44
23:DB:1060:U:OP1	24:DI:75:ALA:HB3	2.17	0.44
23:DB:1652:A:OP1	42:DN:8:ARG:HD3	2.18	0.44
23:DB:1951:U:O2'	23:DB:1953:A:N7	2.47	0.44
23:DB:2838:G:H2'	23:DB:2839:G:C8	2.52	0.44
23:DB:2844:G:O2'	23:DB:2845:U:H5'	2.16	0.44
24:DI:90:GLY:C	24:DI:92:PRO:HD3	2.38	0.44
25:DC:259:ASN:C	25:DC:261:ARG:H	2.20	0.44
26:DD:123:LYS:HD3	26:DD:165:MET:SD	2.57	0.44
27:DK:79:PHE:HZ	27:DK:104:THR:HG23	1.82	0.44
29:DE:1:MET:HB2	29:DE:16:GLU:CA	2.48	0.44
38:DM:29:GLY:HA2	38:DM:106:ASP:HB2	1.98	0.44
40:DH:88:GLY:O	40:DH:124:THR:HA	2.17	0.44
41:DJ:64:VAL:O	41:DJ:65:THR:HG22	2.16	0.44
45:DS:24:ILE:CD1	45:DS:36:LEU:HD21	2.48	0.44
45:DS:28:LYS:HB3	45:DS:29:VAL:H	1.43	0.44
47:DF:33:ILE:HG22	47:DF:90:LEU:HD23	1.97	0.44
48:DG:94:ARG:C	48:DG:94:ARG:HE	2.20	0.44
48:DG:103:ASN:HA	48:DG:113:ASP:OD1	2.17	0.44
51:DZ:15:GLY:O	51:DZ:26:LYS:HA	2.18	0.44
1:AA:88:U:O2'	1:AA:89:U:C6	2.70	0.44
1:AA:475:C:O2'	1:AA:476:U:H5'	2.17	0.44
1:AA:738:C:H2'	1:AA:739:C:H6	1.82	0.44
1:AA:883:C:O2'	1:AA:884:U:H5'	2.17	0.44
1:AA:1069:C:H4'	1:AA:1192:C:O2	2.18	0.44
1:AA:1252:A:H2'	1:AA:1253:G:O4'	2.18	0.44
3:AD:116:LEU:O	3:AD:121:ALA:HB3	2.17	0.44
4:AE:136:VAL:HG13	4:AE:137:ARG:N	2.32	0.44
6:AG:87:PRO:HG2	6:AG:151:ALA:HB2	1.99	0.44
9:AJ:21:ALA:HB2	9:AJ:96:VAL:HG11	2.00	0.44
12:AM:69:ARG:O	12:AM:72:ILE:HG22	2.18	0.44
13:AN:32:ASP:CG	13:AN:33:VAL:N	2.70	0.44
14:AO:71:LYS:HB2	14:AO:78:TYR:CG	2.52	0.44
15:AP:66:THR:HG22	15:AP:67:ILE:N	2.33	0.44
16:AQ:80:LYS:H	16:AQ:80:LYS:CD	2.30	0.44
20:AB:122:ASP:C	20:AB:124:THR:H	2.21	0.44
23:BB:138:U:O5'	23:BB:138:U:H6	2.00	0.44
23:BB:718:A:H5'	23:BB:719:C:C5	2.52	0.44
23:BB:765:C:H2'	23:BB:766:U:C6	2.52	0.44
23:BB:845:A:C2'	23:BB:846:U:H5''	2.40	0.44
23:BB:932:U:H1'	23:BB:934:U:C4	2.52	0.44

Continued on next page...

Continued from previous page...

Atom-1	Atom-2	Interatomic distance (Å)	Clash overlap (Å)
23:BB:1076:C:H4'	24:BI:94:LYS:NZ	2.31	0.44
23:BB:1349:C:H2'	23:BB:1350:C:C6	2.51	0.44
23:BB:1897:G:O2'	23:BB:1898:U:H5'	2.16	0.44
23:BB:1920:C:H2'	23:BB:1921:G:C8	2.53	0.44
23:BB:2098:U:H2'	23:BB:2099:U:C6	2.52	0.44
23:BB:2472:G:C2'	23:BB:2475:C:H42	2.26	0.44
23:BB:2863:C:O2'	23:BB:2864:G:H5'	2.16	0.44
24:BI:63:ASP:O	24:BI:65:SER:N	2.50	0.44
25:BC:248:GLY:C	25:BC:249:VAL:HG22	2.37	0.44
26:BD:91:THR:HG23	26:BD:92:VAL:N	2.26	0.44
28:BP:3:ILE:CG2	28:BP:4:ILE:N	2.80	0.44
28:BP:6:GLN:HA	28:BP:9:GLN:HG2	2.00	0.44
35:BV:42:LEU:H	35:BV:42:LEU:CD2	2.25	0.44
37:BL:3:LEU:HA	37:BL:6:LEU:HD21	1.99	0.44
37:BL:79:LEU:HD13	37:BL:115:GLU:O	2.17	0.44
45:BS:60:HIS:ND1	45:BS:60:HIS:O	2.51	0.44
46:BU:2:ALA:O	46:BU:5:ARG:NH2	2.50	0.44
47:BF:13:LYS:HE3	47:BF:14:LYS:N	2.32	0.44
47:BF:46:LYS:NZ	47:BF:46:LYS:HA	2.32	0.44
47:BF:65:LEU:CD2	47:BF:87:LYS:HD2	2.47	0.44
50:BT:57:VAL:O	50:BT:85:VAL:O	2.35	0.44
51:BZ:21:ALA:HB3	51:BZ:23:ASN:ND2	2.32	0.44
1:CA:455:G:H2'	1:CA:456:A:H8	1.83	0.44
1:CA:490:C:H2'	1:CA:491:G:H8	1.83	0.44
1:CA:708:C:H2'	1:CA:709:U:H6	1.81	0.44
1:CA:861:G:O2'	1:CA:862:C:H5'	2.16	0.44
3:CD:29:THR:HG22	3:CD:30:LYS:N	2.31	0.44
4:CE:81:GLN:H	4:CE:146:MET:CE	2.30	0.44
5:CF:62:MET:O	5:CF:63:ASN:HB2	2.17	0.44
8:CI:29:ILE:HG12	8:CI:64:ILE:CB	2.47	0.44
9:CJ:24:GLU:CG	9:CJ:90:LEU:HD11	2.47	0.44
10:CK:22:ILE:HD13	10:CK:95:THR:CG2	2.46	0.44
12:CM:1:ALA:O	12:CM:3:ILE:HG13	2.17	0.44
15:CP:6:LEU:CD1	15:CP:71:VAL:HB	2.48	0.44
17:CR:68:PRO:HB2	17:CR:70:THR:O	2.17	0.44
20:CB:165:ALA:HB3	20:CB:186:VAL:HG12	1.98	0.44
23:DB:15:G:H2'	23:DB:16:C:H6	1.83	0.44
23:DB:783:A:H8	23:DB:784:G:H4'	1.82	0.44
23:DB:962:G:H21	23:DB:2250:G:H1	1.61	0.44
23:DB:1059:G:H2'	23:DB:1060:U:C5	2.52	0.44
23:DB:1205:A:N1	29:DE:165:HIS:HB2	2.33	0.44

Continued on next page...

Continued from previous page...

Atom-1	Atom-2	Interatomic distance (Å)	Clash overlap (Å)
23:DB:1219:U:H2'	23:DB:1220:G:C8	2.52	0.44
23:DB:1443:U:H2'	23:DB:1444:G:H8	1.82	0.44
23:DB:1653:G:H1	42:DN:11:ASN:HD21	1.65	0.44
23:DB:1746:A:H2'	23:DB:1747:U:C6	2.52	0.44
23:DB:1854:A:N6	23:DB:1888:G:H1'	2.33	0.44
23:DB:2080:A:OP1	51:DZ:20:HIS:HB3	2.18	0.44
23:DB:2758:A:O2'	23:DB:2759:G:H5'	2.17	0.44
23:DB:2830:C:H1'	23:DB:2836:U:O4'	2.18	0.44
28:DP:61:ARG:HH21	28:DP:61:ARG:CB	2.27	0.44
32:D4:11:CYS:SG	32:D4:33:HIS:CE1	3.10	0.44
33:D1:46:VAL:HG22	33:D1:47:ILE:N	2.25	0.44
43:DO:6:ALA:O	43:DO:10:ARG:HG3	2.17	0.44
45:DS:40:ASN:O	45:DS:41:LYS:HG3	2.17	0.44
47:DF:177:ARG:NH2	47:DF:178:LYS:H	2.16	0.44
48:DG:36:LEU:N	48:DG:36:LEU:HD22	2.33	0.44
49:DR:5:PHE:N	49:DR:5:PHE:CD1	2.85	0.44
50:DT:34:VAL:HG21	50:DT:43:ILE:HD11	1.99	0.44
50:DT:40:LYS:O	50:DT:43:ILE:HG22	2.18	0.44
1:AA:35:G:H2'	1:AA:36:C:H6	1.81	0.44
1:AA:167:A:H2'	1:AA:168:G:H8	1.81	0.44
1:AA:1165:U:H2'	1:AA:1166:G:O4'	2.18	0.44
1:AA:1453:G:H2'	1:AA:1454:G:O4'	2.17	0.44
3:AD:89:LEU:HD23	3:AD:199:ILE:HD11	1.99	0.44
3:AD:100:VAL:HG11	3:AD:142:VAL:HG21	1.98	0.44
6:AG:15:PRO:HG2	6:AG:16:LYS:H	1.82	0.44
7:AH:29:SER:OG	7:AH:32:LYS:HG3	2.16	0.44
7:AH:86:LYS:HD2	7:AH:90:GLU:HG2	1.98	0.44
8:AI:21:LYS:HB3	8:AI:61:ASP:O	2.18	0.44
8:AI:40:ARG:H	8:AI:44:ARG:CZ	2.30	0.44
8:AI:83:THR:OG1	8:AI:97:LEU:HD13	2.17	0.44
8:AI:99:LYS:HE3	9:CJ:80:THR:C	2.37	0.44
10:AK:91:GLY:O	10:AK:95:THR:HG22	2.18	0.44
12:AM:33:LEU:HD22	12:AM:38:ILE:HB	1.99	0.44
13:AN:5:MET:HE3	13:AN:62:ARG:HH22	1.82	0.44
13:AN:87:ALA:HB2	13:AN:92:ILE:HD12	1.99	0.44
18:AS:42:ASN:HD21	18:AS:43:MET:HE2	1.82	0.44
22:BA:14:U:H5'	22:BA:70:C:O2'	2.16	0.44
23:BB:470:A:H61	50:BT:72:GLN:NE2	2.15	0.44
23:BB:907:G:O2'	23:BB:908:C:H5'	2.18	0.44
23:BB:1072:C:N3	23:BB:1092:C:N4	2.64	0.44
23:BB:1103:A:H5''	23:BB:1104:C:C5	2.53	0.44

Continued on next page...

Continued from previous page...

Atom-1	Atom-2	Interatomic distance (Å)	Clash overlap (Å)
23:BB:1409:U:O2'	23:BB:1410:G:H5'	2.17	0.44
23:BB:1434:A:H62	23:BB:1558:C:N4	2.15	0.44
23:BB:1842:G:H2'	23:BB:1843:C:H6	1.83	0.44
23:BB:1846:G:H2'	23:BB:1847:A:O4'	2.18	0.44
23:BB:2862:G:H2'	23:BB:2863:C:H6	1.83	0.44
25:BC:30:ALA:C	25:BC:32:LEU:H	2.20	0.44
25:BC:52:HIS:NE2	25:BC:218:THR:HG23	2.33	0.44
25:BC:78:GLU:HG3	25:BC:94:LEU:HB3	2.00	0.44
26:BD:24:VAL:HG23	26:BD:189:VAL:N	2.33	0.44
26:BD:122:VAL:O	26:BD:122:VAL:HG12	2.18	0.44
27:BK:98:ARG:HA	27:BK:118:LEU:CD2	2.47	0.44
29:BE:176:ASP:OD1	29:BE:178:VAL:HG12	2.17	0.44
30:BY:5:LYS:HE2	30:BY:57:GLU:O	2.17	0.44
36:B2:10:LEU:C	36:B2:10:LEU:HD13	2.38	0.44
37:BL:2:ARG:HG2	37:BL:2:ARG:O	2.17	0.44
40:BH:8:LYS:O	40:BH:9:VAL:C	2.56	0.44
40:BH:70:GLU:CD	40:BH:70:GLU:H	2.19	0.44
40:BH:80:ILE:CD1	40:BH:102:ALA:HB3	2.47	0.44
45:BS:17:VAL:HG11	45:BS:103:ILE:HG12	2.00	0.44
46:BU:11:ILE:HG23	46:BU:12:VAL:N	2.33	0.44
46:BU:73:ASN:HB3	46:BU:95:PHE:CD2	2.51	0.44
49:BR:6:GLN:HE22	49:BR:9:GLY:N	2.16	0.44
50:BT:12:ARG:HB3	50:BT:12:ARG:HH11	1.83	0.44
50:BT:40:LYS:O	50:BT:44:LYS:N	2.49	0.44
50:BT:55:VAL:HG22	50:BT:87:LEU:CD2	2.48	0.44
52:BW:23:LYS:CG	52:BW:24:ARG:N	2.80	0.44
1:CA:322:C:O2'	1:CA:323:U:H5'	2.17	0.44
1:CA:736:C:H2'	1:CA:737:C:H6	1.82	0.44
1:CA:986:U:H2'	1:CA:987:G:O4'	2.17	0.44
1:CA:1085:U:H3'	1:CA:1086:U:C6	2.53	0.44
1:CA:1237:C:H4'	1:CA:1334:G:N2	2.33	0.44
1:CA:1352:C:H2'	1:CA:1353:G:C8	2.52	0.44
8:CI:9:GLY:HA3	8:CI:81:GLY:N	2.33	0.44
10:CK:17:ASP:HB3	10:CK:80:ASN:HD21	1.77	0.44
10:CK:36:ARG:HH11	10:CK:36:ARG:HG3	1.82	0.44
13:CN:46:LYS:HZ2	18:CS:15:LEU:CD1	2.31	0.44
15:CP:38:PHE:CE2	15:CP:51:ARG:HD3	2.52	0.44
20:CB:64:GLY:HA2	20:CB:158:ASP:OD1	2.17	0.44
23:DB:135:U:O2'	23:DB:136:G:H5'	2.17	0.44
23:DB:329:G:H22	46:DU:16:LYS:NZ	2.16	0.44
23:DB:354:A:H2'	23:DB:355:U:H6	1.77	0.44

Continued on next page...

Continued from previous page...

Atom-1	Atom-2	Interatomic distance (Å)	Clash overlap (Å)
23:DB:692:C:H2'	23:DB:693:A:C8	2.53	0.44
23:DB:1099:G:H4'	24:DI:4:VAL:HB	1.98	0.44
23:DB:1251:C:O2'	23:DB:1252:G:H3'	2.17	0.44
23:DB:1551:A:H2'	23:DB:1552:A:O4'	2.17	0.44
23:DB:1573:G:H2'	23:DB:1574:C:H5'	1.98	0.44
23:DB:1792:G:O2'	23:DB:1793:C:H5'	2.17	0.44
23:DB:2103:C:H3'	23:DB:2104:C:O2	2.18	0.44
23:DB:2393:U:H4'	37:DL:59:ARG:O	2.17	0.44
24:DI:72:THR:OG1	24:DI:73:PRO:HD2	2.17	0.44
25:DC:71:ASP:C	25:DC:73:ILE:H	2.21	0.44
29:DE:69:ARG:O	29:DE:70:SER:CB	2.64	0.44
34:D3:60:CYS:C	34:D3:61:LEU:HD23	2.37	0.44
35:DV:35:GLU:HG3	35:DV:93:ARG:NH1	2.32	0.44
37:DL:132:ARG:HA	37:DL:135:ILE:CG2	2.47	0.44
39:DX:56:LEU:C	39:DX:58:ASN:N	2.69	0.44
39:DX:59:GLU:N	39:DX:59:GLU:OE2	2.50	0.44
44:DQ:63:ARG:HH12	44:DQ:96:ASP:CB	2.31	0.44
46:DU:84:PHE:CE2	46:DU:93:ARG:HG2	2.53	0.44
47:DF:91:ARG:O	47:DF:92:GLY:C	2.55	0.44
48:DG:21:GLN:O	48:DG:37:ASN:HB2	2.17	0.44
50:DT:50:LEU:O	50:DT:51:PHE:HB2	2.16	0.44
51:DZ:77:LYS:CG	51:DZ:78:TYR:H	2.30	0.44
1:AA:8:A:H1'	4:AE:107:GLY:HA2	1.99	0.44
1:AA:439:U:H2'	1:AA:440:C:H6	1.82	0.44
1:AA:529:G:O6	11:AL:45:ASN:HA	2.17	0.44
1:AA:584:G:O2'	1:AA:585:G:H5'	2.18	0.44
1:AA:607:A:H2'	1:AA:608:A:H8	1.81	0.44
1:AA:701:U:H5''	1:AA:703:G:O4'	2.16	0.44
1:AA:895:G:H2'	1:AA:896:C:C6	2.51	0.44
1:AA:906:A:H2'	1:AA:907:A:H5''	2.00	0.44
1:AA:1025:U:HO2'	1:AA:1026:G:H8	1.64	0.44
1:AA:1181:G:H1'	1:AA:1182:G:C5	2.52	0.44
1:AA:1262:C:H2'	1:AA:1263:C:C6	2.52	0.44
2:AC:42:LEU:O	2:AC:46:LEU:HD23	2.17	0.44
2:AC:104:GLU:HG2	2:AC:105:VAL:H	1.81	0.44
9:AJ:17:LEU:CD1	9:AJ:95:GLY:HA3	2.47	0.44
10:AK:89:GLY:O	10:AK:92:ARG:HB2	2.16	0.44
13:AN:72:PHE:HE1	13:AN:74:ARG:HG2	1.82	0.44
20:AB:14:HIS:HB2	20:AB:208:ALA:HB2	2.00	0.44
20:AB:27:LYS:C	20:AB:27:LYS:HD2	2.38	0.44
20:AB:96:LEU:HD23	20:AB:99:MET:HE3	2.00	0.44

Continued on next page...

Continued from previous page...

Atom-1	Atom-2	Interatomic distance (Å)	Clash overlap (Å)
21:AU:3:ILE:HG23	21:AU:18:PHE:CD1	2.52	0.44
22:BA:52:A:H2'	22:BA:53:A:H8	1.82	0.44
23:BB:84:A:H4'	23:BB:85:G:O5'	2.17	0.44
23:BB:494:G:O2'	23:BB:495:G:H5'	2.17	0.44
23:BB:1470:A:H2'	23:BB:1471:G:O4'	2.18	0.44
23:BB:1684:G:H2'	23:BB:1685:C:C6	2.52	0.44
23:BB:1792:G:O2'	23:BB:1793:C:H5'	2.17	0.44
23:BB:1794:A:O2'	23:BB:1795:C:H5'	2.18	0.44
23:BB:2527:C:O3'	32:B4:31:PRO:HB2	2.16	0.44
23:BB:2531:A:H5''	48:BG:156:TYR:CE1	2.52	0.44
23:BB:2750:A:OP1	23:BB:2750:A:H8	1.99	0.44
24:BI:11:GLN:NE2	24:BI:74:PRO:HG2	2.32	0.44
24:BI:32:VAL:HG22	24:BI:60:VAL:CG2	2.48	0.44
24:BI:63:ASP:C	24:BI:65:SER:N	2.71	0.44
26:BD:79:LEU:HD22	26:BD:79:LEU:H	1.83	0.44
26:BD:107:VAL:H	26:BD:205:PRO:HA	1.82	0.44
27:BK:20:MET:O	27:BK:41:ILE:HD12	2.17	0.44
27:BK:103:VAL:HG23	27:BK:122:VAL:O	2.18	0.44
34:B3:28:LEU:O	34:B3:28:LEU:HG	2.18	0.44
40:BH:73:ASN:N	40:BH:73:ASN:ND2	2.66	0.44
41:BJ:40:HIS:ND1	41:BJ:41:LYS:HG3	2.32	0.44
45:BS:13:SER:HB3	45:BS:16:LYS:HE3	1.98	0.44
45:BS:29:VAL:HG23	45:BS:70:LYS:HA	2.00	0.44
46:BU:21:ARG:HG3	46:BU:21:ARG:NH1	2.32	0.44
48:BG:15:ASP:HA	48:BG:26:LYS:NZ	2.32	0.44
48:BG:54:ARG:HD3	48:BG:55:ASP:N	2.33	0.44
50:BT:32:LEU:HG	50:BT:83:ALA:HB2	2.00	0.44
50:BT:48:GLN:O	50:BT:52:GLU:HA	2.18	0.44
51:BZ:18:ARG:HA	51:BZ:18:ARG:HE	1.83	0.44
52:BW:30:VAL:HG13	52:BW:30:VAL:O	2.18	0.44
52:BW:54:ARG:C	52:BW:56:HIS:H	2.20	0.44
1:CA:35:G:H2'	1:CA:36:C:H6	1.79	0.44
1:CA:308:C:H2'	1:CA:309:A:C8	2.53	0.44
1:CA:692:U:C2	1:CA:694:A:H5''	2.53	0.44
1:CA:844:G:C6	1:CA:845:A:N6	2.86	0.44
1:CA:935:A:O2'	1:CA:936:C:H5'	2.17	0.44
1:CA:1053:G:H4'	1:CA:1054:C:H5'	2.00	0.44
1:CA:1332:A:H2'	1:CA:1333:A:C8	2.53	0.44
2:CC:45:GLU:C	2:CC:46:LEU:HD22	2.37	0.44
2:CC:81:GLU:CG	2:CC:82:ASP:N	2.81	0.44
3:CD:157:ALA:O	3:CD:160:LEU:HD22	2.18	0.44

Continued on next page...

Continued from previous page...

Atom-1	Atom-2	Interatomic distance (Å)	Clash overlap (Å)
6:CG:15:PRO:HG2	6:CG:16:LYS:H	1.82	0.44
7:CH:36:ALA:O	7:CH:45:ILE:HD11	2.17	0.44
7:CH:39:LEU:HD21	7:CH:128:VAL:HG21	2.00	0.44
9:CJ:52:LEU:HB2	13:CN:80:ARG:CD	2.46	0.44
10:CK:109:ILE:HB	21:CU:16:ARG:HH12	1.83	0.44
11:CL:54:VAL:HG22	11:CL:79:ILE:HD11	1.98	0.44
12:CM:1:ALA:C	12:CM:8:ILE:HG22	2.38	0.44
21:CU:11:PHE:O	21:CU:13:VAL:N	2.49	0.44
22:DA:2:G:O2'	22:DA:3:C:H5'	2.18	0.44
22:DA:95:U:H2'	22:DA:96:G:H8	1.80	0.44
23:DB:9:G:H21	23:DB:10:A:N6	2.03	0.44
23:DB:149:A:H2'	23:DB:150:U:C6	2.53	0.44
23:DB:1518:C:H2'	23:DB:1519:G:H8	1.83	0.44
23:DB:1841:U:H2'	23:DB:1842:G:C8	2.52	0.44
23:DB:1902:C:H2'	23:DB:1903:G:O4'	2.17	0.44
23:DB:2194:U:H2'	23:DB:2195:U:C6	2.53	0.44
23:DB:2710:C:H2'	23:DB:2711:A:C8	2.53	0.44
23:DB:2811:G:O2'	23:DB:2812:G:H5'	2.17	0.44
25:DC:124:LYS:H	25:DC:191:LEU:HD13	1.82	0.44
25:DC:140:VAL:CG2	25:DC:163:ILE:HG12	2.48	0.44
25:DC:255:LYS:C	25:DC:256:THR:HG23	2.36	0.44
26:DD:29:VAL:O	26:DD:185:ASN:HB3	2.18	0.44
29:DE:60:TRP:HA	29:DE:60:TRP:HE3	1.83	0.44
29:DE:60:TRP:CZ3	29:DE:62:GLN:HA	2.53	0.44
37:DL:29:LYS:C	37:DL:31:GLY:N	2.71	0.44
37:DL:118:THR:HA	37:DL:119:PRO:HD3	1.90	0.44
39:DX:13:GLU:OE2	39:DX:13:GLU:HA	2.17	0.44
43:DO:17:LYS:O	43:DO:17:LYS:HD3	2.17	0.44
44:DQ:7:VAL:O	44:DQ:11:ALA:HB2	2.18	0.44
45:DS:60:HIS:ND1	45:DS:60:HIS:O	2.50	0.44
46:DU:12:VAL:HG22	46:DU:69:VAL:CG1	2.44	0.44
47:DF:68:LYS:N	47:DF:68:LYS:HD2	2.32	0.44
47:DF:92:GLY:HA2	47:DF:95:MET:HE3	2.00	0.44
47:DF:134:GLN:NE2	47:DF:136:ILE:HA	2.32	0.44
1:AA:322:C:O2'	1:AA:323:U:H5'	2.18	0.44
1:AA:389:A:H3'	1:AA:390:U:H6	1.83	0.44
1:AA:543:U:H2'	1:AA:544:G:H8	1.82	0.44
1:AA:1427:C:H2'	1:AA:1428:A:C8	2.53	0.44
2:AC:76:ILE:HA	2:AC:83:VAL:CG2	2.33	0.44
2:AC:81:GLU:CG	2:AC:82:ASP:N	2.80	0.44
2:AC:111:ASP:O	2:AC:115:VAL:HG23	2.18	0.44

Continued on next page...

Continued from previous page...

Atom-1	Atom-2	Interatomic distance (Å)	Clash overlap (Å)
3:AD:100:VAL:HG21	3:AD:136:VAL:HG21	2.00	0.44
5:AF:38:ARG:HB3	5:AF:63:ASN:HB2	1.97	0.44
8:AI:35:GLU:O	8:AI:39:GLY:HA3	2.17	0.44
13:AN:26:LEU:HD21	13:AN:44:VAL:HG13	2.00	0.44
20:AB:110:ILE:O	20:AB:113:LEU:HB3	2.18	0.44
20:AB:116:LEU:HD22	20:AB:140:LEU:HD11	1.99	0.44
20:AB:174:GLU:O	20:AB:177:ASN:HB3	2.17	0.44
20:AB:212:TYR:O	20:AB:216:VAL:HG13	2.17	0.44
22:BA:83:G:P	30:BY:16:LEU:HD21	2.58	0.44
23:BB:20:C:H2'	23:BB:21:A:H8	1.82	0.44
23:BB:346:A:H5'	23:BB:346:A:N3	2.33	0.44
23:BB:646:U:H5''	23:BB:647:G:C8	2.52	0.44
23:BB:651:G:OP1	34:B3:18:LYS:HE3	2.18	0.44
23:BB:1161:C:H2'	23:BB:1162:G:C8	2.52	0.44
23:BB:1681:G:N3	23:BB:1762:A:H2'	2.32	0.44
23:BB:2543:G:H2'	23:BB:2544:G:C8	2.52	0.44
23:BB:2604:U:O2'	23:BB:2605:U:H5'	2.16	0.44
23:BB:2830:C:H1'	23:BB:2836:U:O4'	2.18	0.44
25:BC:140:VAL:CG2	25:BC:163:ILE:HG12	2.48	0.44
27:BK:99:ILE:H	27:BK:118:LEU:HD22	1.82	0.44
28:BP:25:VAL:HA	28:BP:85:VAL:CA	2.48	0.44
29:BE:192:ALA:O	29:BE:196:VAL:HG23	2.18	0.44
32:B4:8:LYS:HG2	32:B4:9:LYS:HD3	1.99	0.44
34:B3:32:LEU:HA	34:B3:35:LYS:HD2	2.00	0.44
37:BL:132:ARG:HA	37:BL:135:ILE:CG2	2.48	0.44
38:BM:42:THR:HB	38:BM:45:GLN:HG3	2.00	0.44
38:BM:64:TRP:HB2	38:BM:104:GLU:CB	2.46	0.44
44:BQ:77:LYS:O	44:BQ:80:ASN:HB3	2.18	0.44
45:BS:57:ASN:O	45:BS:61:ASN:HB2	2.18	0.44
46:BU:85:ARG:HA	46:BU:85:ARG:CZ	2.48	0.44
47:BF:78:ILE:HG23	47:BF:82:TYR:CB	2.47	0.44
49:BR:19:THR:HB	49:BR:97:LYS:HA	1.99	0.44
52:BW:39:GLN:CG	52:BW:40:ARG:N	2.79	0.44
52:BW:46:ALA:HB2	52:BW:78:PHE:CD1	2.44	0.44
1:CA:33:A:H2'	1:CA:34:C:H6	1.82	0.44
1:CA:663:A:O2'	1:CA:664:G:H5'	2.18	0.44
1:CA:865:A:H2	1:CA:918:A:H4'	1.83	0.44
1:CA:986:U:H1'	18:CS:53:GLY:O	2.18	0.44
1:CA:1125:U:O2	1:CA:1126:U:H6	2.01	0.44
1:CA:1217:C:H2'	1:CA:1218:C:C6	2.53	0.44
1:CA:1384:C:H2'	1:CA:1385:G:H8	1.80	0.44

Continued on next page...

Continued from previous page...

Atom-1	Atom-2	Interatomic distance (Å)	Clash overlap (Å)
1:CA:1407:C:O2'	1:CA:1408:A:H5'	2.18	0.44
3:CD:123:MET:HG3	3:CD:127:ARG:O	2.17	0.44
3:CD:154:VAL:HG23	3:CD:155:LYS:H	1.83	0.44
8:CI:35:GLU:O	8:CI:39:GLY:HA3	2.17	0.44
8:CI:66:VAL:HG21	8:CI:74:GLN:HG3	1.99	0.44
8:CI:108:ARG:HH11	8:CI:108:ARG:HB3	1.83	0.44
13:CN:60:ARG:O	13:CN:62:ARG:N	2.50	0.44
15:CP:66:THR:HG22	15:CP:67:ILE:H	1.83	0.44
21:CU:16:ARG:CZ	21:CU:19:LYS:NZ	2.80	0.44
23:DB:6:A:O2'	23:DB:7:G:H5'	2.18	0.44
23:DB:433:C:H2'	23:DB:434:U:C6	2.53	0.44
23:DB:536:G:H21	41:DJ:47:HIS:CG	2.36	0.44
23:DB:659:G:H4'	29:DE:95:LYS:HD2	1.99	0.44
23:DB:866:A:H61	23:DB:913:U:C1'	2.31	0.44
23:DB:1092:C:H2'	23:DB:1093:G:C5'	2.47	0.44
23:DB:1183:U:H2'	23:DB:1184:U:C6	2.52	0.44
23:DB:1198:U:H5'	44:DQ:8:ILE:HD13	2.00	0.44
23:DB:1537:G:H5'	23:DB:1538:G:OP2	2.18	0.44
23:DB:1846:G:H2'	23:DB:1847:A:O4'	2.17	0.44
23:DB:1878:G:H2'	23:DB:1879:C:C6	2.53	0.44
23:DB:2221:G:O2'	23:DB:2222:C:H5'	2.18	0.44
23:DB:2637:U:H5''	26:DD:83:ARG:HH22	1.83	0.44
23:DB:2660:A:H2'	23:DB:2661:G:C8	2.53	0.44
23:DB:2797:U:H3'	23:DB:2798:U:H5	1.83	0.44
25:DC:141:HIS:HB3	25:DC:190:THR:OG1	2.17	0.44
26:DD:8:LYS:HB2	26:DD:201:LEU:HD21	1.98	0.44
26:DD:121:THR:HB	26:DD:127:PHE:CD1	2.53	0.44
27:DK:71:ARG:O	27:DK:72:PRO:C	2.56	0.44
28:DP:33:GLU:HA	28:DP:33:GLU:OE1	2.18	0.44
30:DY:35:VAL:HG11	30:DY:37:ARG:HH12	1.82	0.44
33:D1:22:THR:OG1	33:D1:23:THR:N	2.49	0.44
37:DL:23:ILE:H	37:DL:23:ILE:CD1	2.26	0.44
40:DH:25:TYR:CD1	40:DH:30:LEU:HG	2.53	0.44
41:DJ:54:ILE:HD12	41:DJ:55:ILE:H	1.82	0.44
41:DJ:100:VAL:O	41:DJ:104:ALA:HB2	2.18	0.44
43:DO:88:LYS:HG2	43:DO:116:GLN:HB2	2.00	0.44
44:DQ:30:VAL:HG22	44:DQ:31:TYR:N	2.32	0.44
46:DU:26:ASN:HD22	46:DU:26:ASN:H	1.63	0.44
47:DF:45:ASP:C	47:DF:47:LYS:H	2.20	0.44
47:DF:46:LYS:O	47:DF:49:LEU:HB3	2.18	0.44
48:DG:54:ARG:HD3	48:DG:54:ARG:C	2.38	0.44

Continued on next page...

Continued from previous page...

Atom-1	Atom-2	Interatomic distance (Å)	Clash overlap (Å)
50:DT:29:THR:H	50:DT:91:GLN:NE2	2.16	0.44
51:DZ:6:GLN:NE2	51:DZ:77:LYS:NZ	2.64	0.44
51:DZ:32:ASN:O	51:DZ:33:LEU:O	2.34	0.44
1:AA:328:C:H4'	1:AA:329:A:C5'	2.48	0.44
1:AA:401:C:H2'	1:AA:402:G:C8	2.51	0.44
1:AA:415:A:N1	1:AA:428:G:O6	2.51	0.44
1:AA:612:C:H2'	1:AA:613:C:C6	2.52	0.44
1:AA:616:G:H2'	1:AA:616:G:N3	2.33	0.44
1:AA:721:G:H4'	1:AA:722:G:O4'	2.18	0.44
1:AA:737:C:H2'	1:AA:738:C:H6	1.83	0.44
1:AA:822:U:O2'	1:AA:823:C:H5'	2.18	0.44
1:AA:939:G:H2'	1:AA:940:C:C6	2.53	0.44
1:AA:986:U:H1'	18:AS:53:GLY:O	2.18	0.44
1:AA:1070:U:H2'	1:AA:1071:C:C6	2.53	0.44
1:AA:1097:C:H2'	1:AA:1098:C:H6	1.83	0.44
2:AC:80:GLY:O	2:AC:84:GLU:HB2	2.18	0.44
3:AD:11:SER:HA	3:AD:18:LEU:HD22	1.98	0.44
3:AD:55:ARG:HG3	3:AD:55:ARG:NH1	2.33	0.44
4:AE:29:ILE:O	4:AE:29:ILE:HG22	2.18	0.44
4:AE:77:ASN:OD1	4:AE:78:GLY:N	2.51	0.44
8:AI:51:LEU:HD22	8:AI:56:MET:CE	2.47	0.44
9:AJ:53:ILE:HG23	9:AJ:61:ALA:HB1	2.00	0.44
18:AS:42:ASN:ND2	18:AS:43:MET:N	2.66	0.44
20:AB:25:LYS:HD3	20:AB:193:ASP:OD1	2.18	0.44
22:BA:35:C:H2'	22:BA:36:C:O4'	2.18	0.44
23:BB:335:C:OP2	46:BU:81:ARG:NH1	2.46	0.44
23:BB:993:G:O2'	23:BB:994:C:H5'	2.18	0.44
23:BB:1173:U:O2	23:BB:1174:U:H1'	2.18	0.44
23:BB:1438:U:C4	23:BB:1552:A:N6	2.86	0.44
23:BB:1459:G:P	23:BB:1459:G:H8	2.40	0.44
23:BB:1534:U:O2'	23:BB:1535:A:H8	2.00	0.44
23:BB:1640:A:H2'	23:BB:1641:A:H8	1.83	0.44
23:BB:2038:G:H2'	23:BB:2039:U:H6	1.80	0.44
23:BB:2087:G:O2'	23:BB:2088:A:H5'	2.18	0.44
23:BB:2096:C:O2'	23:BB:2097:A:H5'	2.18	0.44
23:BB:2186:G:O2'	23:BB:2187:U:H5'	2.18	0.44
23:BB:2368:C:H2'	23:BB:2369:A:H8	1.82	0.44
23:BB:2794:C:O2'	23:BB:2795:C:H5'	2.18	0.44
23:BB:2800:A:H2'	23:BB:2801:G:H8	1.82	0.44
25:BC:62:ARG:O	25:BC:63:ILE:HG12	2.17	0.44
25:BC:144:GLU:HB3	25:BC:187:CYS:HB3	1.99	0.44

Continued on next page...

Continued from previous page...

Atom-1	Atom-2	Interatomic distance (Å)	Clash overlap (Å)
38:BM:102:LEU:HB3	38:BM:103:TYR:CD1	2.53	0.44
41:BJ:4:PHE:O	41:BJ:44:TYR:CZ	2.71	0.44
42:BN:82:GLU:HB3	42:BN:83:LEU:H	1.59	0.44
44:BQ:16:ILE:O	44:BQ:18:LYS:N	2.50	0.44
46:BU:34:ILE:HG12	46:BU:63:ALA:CB	2.46	0.44
47:BF:43:ILE:HG13	47:BF:44:ALA:N	2.31	0.44
47:BF:113:PHE:HZ	47:BF:175:PRO:HB2	1.80	0.44
48:BG:103:ASN:HA	48:BG:113:ASP:OD1	2.16	0.44
50:BT:30:ILE:O	50:BT:85:VAL:HG23	2.18	0.44
50:BT:50:LEU:O	50:BT:51:PHE:HB2	2.17	0.44
50:BT:50:LEU:O	50:BT:52:GLU:N	2.49	0.44
1:CA:10:A:OP2	4:CE:130:THR:HB	2.18	0.44
1:CA:393:A:O2'	1:CA:394:G:H5'	2.16	0.44
1:CA:432:A:C2'	1:CA:433:G:H5'	2.48	0.44
1:CA:797:C:O2'	1:CA:798:U:H5'	2.18	0.44
1:CA:960:U:O2'	1:CA:1223:C:H4'	2.17	0.44
1:CA:1164:G:H2'	1:CA:1165:U:C6	2.53	0.44
1:CA:1181:G:H1'	1:CA:1182:G:C5	2.53	0.44
3:CD:84:ASN:ND2	3:CD:84:ASN:C	2.70	0.44
10:CK:92:ARG:HH22	10:CK:111:ASP:CG	2.21	0.44
13:CN:92:ILE:HG21	13:CN:95:LEU:HD22	2.00	0.44
15:CP:12:LYS:C	15:CP:14:ARG:H	2.20	0.44
16:CQ:46:HIS:HB2	16:CQ:70:LYS:HE2	2.00	0.44
17:CR:44:THR:C	17:CR:46:THR:H	2.21	0.44
20:CB:86:CYS:HB3	20:CB:88:GLN:OE1	2.18	0.44
23:DB:10:A:H61	23:DB:2895:G:H1'	1.82	0.44
23:DB:40:U:H2'	23:DB:41:C:H6	1.82	0.44
23:DB:141:G:C6	50:DT:2:ILE:HG23	2.53	0.44
23:DB:924:G:H2'	23:DB:925:A:C8	2.53	0.44
23:DB:1169:A:H2'	23:DB:1170:C:C6	2.53	0.44
23:DB:1508:A:H5'	23:DB:1509:A:N1	2.33	0.44
23:DB:1531:C:H2'	23:DB:1532:A:C8	2.53	0.44
23:DB:2389:G:H5''	23:DB:2390:U:O4'	2.17	0.44
23:DB:2579:C:O5'	23:DB:2579:C:H6	2.01	0.44
23:DB:2794:C:H2'	23:DB:2795:C:C6	2.53	0.44
23:DB:2817:U:O2'	23:DB:2837:A:H1'	2.18	0.44
23:DB:2819:G:O2'	23:DB:2820:A:H5''	2.17	0.44
25:DC:246:PRO:HB2	25:DC:247:TRP:CE3	2.52	0.44
29:DE:175:ILE:HD11	29:DE:180:LEU:HD11	2.00	0.44
32:D4:30:GLU:HA	32:D4:31:PRO:HD3	1.89	0.44
33:D1:38:PHE:HB2	33:D1:45:HIS:CE1	2.52	0.44

Continued on next page...

Continued from previous page...

Atom-1	Atom-2	Interatomic distance (Å)	Clash overlap (Å)
40:DH:34:GLY:O	40:DH:35:LYS:HG2	2.17	0.44
42:DN:19:ALA:C	42:DN:21:PHE:H	2.21	0.44
43:DO:106:LEU:HA	43:DO:109:ALA:HB3	1.99	0.44
44:DQ:35:PHE:C	44:DQ:37:ALA:H	2.20	0.44
48:DG:116:LEU:HG	48:DG:120:ILE:HD12	1.99	0.44
50:DT:47:VAL:HG12	50:DT:47:VAL:O	2.18	0.44
52:DW:76:ARG:HB3	52:DW:78:PHE:CE2	2.52	0.44
1:AA:197:A:H4'	1:AA:198:G:O5'	2.18	0.44
1:AA:552:U:H2'	1:AA:553:A:C8	2.52	0.44
1:AA:692:U:H2'	1:AA:694:A:OP2	2.17	0.44
1:AA:1080:A:O3'	4:AE:20:VAL:HG11	2.16	0.44
1:AA:1237:C:H4'	1:AA:1334:G:N2	2.33	0.44
2:AC:8:GLY:HA2	2:AC:11:LEU:HG	1.99	0.44
3:AD:8:LEU:HD12	3:AD:31:CYS:SG	2.58	0.44
5:AF:53:LYS:CD	5:AF:54:LEU:H	2.31	0.44
7:AH:113:ARG:O	7:AH:117:GLN:HG3	2.18	0.44
9:AJ:18:ILE:CG2	9:AJ:19:ASP:N	2.79	0.44
11:AL:56:LEU:HD21	11:AL:81:ILE:HG13	1.99	0.44
13:AN:27:LYS:HG3	13:AN:28:ALA:N	2.28	0.44
16:AQ:46:HIS:HB2	16:AQ:70:LYS:HE2	2.00	0.44
16:AQ:58:VAL:HB	16:AQ:74:LEU:HD23	2.00	0.44
20:AB:202:ASN:ND2	20:AB:204:ASP:N	2.52	0.44
23:BB:121:G:H2'	23:BB:122:G:C8	2.53	0.44
23:BB:256:A:H2'	23:BB:257:C:H6	1.82	0.44
23:BB:465:G:H2'	23:BB:466:A:C8	2.52	0.44
23:BB:770:G:H1'	23:BB:1379:U:C4	2.52	0.44
23:BB:1124:G:H1'	32:B4:38:GLY:OXT	2.17	0.44
23:BB:1183:U:H2'	23:BB:1184:U:H6	1.83	0.44
23:BB:1322:A:C2'	23:BB:1323:C:H5'	2.47	0.44
23:BB:1629:U:O2	23:BB:2698:U:H5''	2.18	0.44
23:BB:1904:G:H1'	23:BB:1927:A:N1	2.32	0.44
23:BB:2221:G:O2'	23:BB:2222:C:H5'	2.18	0.44
23:BB:2233:U:H2'	23:BB:2234:G:H8	1.83	0.44
23:BB:2385:C:H2'	23:BB:2386:A:C8	2.52	0.44
23:BB:2419:U:OP2	34:B3:32:LEU:HD13	2.18	0.44
23:BB:2617:U:C2'	23:BB:2618:G:H5'	2.48	0.44
23:BB:2648:G:H2'	23:BB:2649:C:H6	1.81	0.44
23:BB:2793:C:H2'	23:BB:2794:C:C6	2.53	0.44
24:BI:19:PRO:HB2	24:BI:22:PRO:HD2	2.00	0.44
24:BI:38:CYS:O	24:BI:42:ASN:ND2	2.50	0.44
26:BD:8:LYS:O	26:BD:9:VAL:HB	2.17	0.44

Continued on next page...

Continued from previous page...

Atom-1	Atom-2	Interatomic distance (Å)	Clash overlap (Å)
26:BD:47:ALA:HB1	26:BD:81:GLU:HG3	1.99	0.44
26:BD:117:GLY:HA2	26:BD:164:GLN:NE2	2.33	0.44
28:BP:6:GLN:HA	28:BP:9:GLN:NE2	2.33	0.44
28:BP:6:GLN:O	28:BP:10:GLU:HB2	2.17	0.44
29:BE:72:SER:C	29:BE:74:LYS:H	2.20	0.44
29:BE:122:GLU:O	29:BE:123:LYS:HB2	2.17	0.44
31:B0:41:HIS:HB2	42:BN:99:LYS:O	2.17	0.44
40:BH:14:SER:HB2	40:BH:17:ASP:HB2	1.99	0.44
40:BH:106:ALA:N	40:BH:108:VAL:HG23	2.33	0.44
41:BJ:70:THR:HG22	41:BJ:90:GLU:OE2	2.18	0.44
43:BO:14:ALA:O	43:BO:18:LEU:HB2	2.17	0.44
44:BQ:96:ASP:C	44:BQ:98:ALA:N	2.70	0.44
45:BS:13:SER:CB	45:BS:16:LYS:HE3	2.48	0.44
46:BU:98:ASN:OD1	46:BU:100:GLU:HB2	2.17	0.44
47:BF:90:LEU:HB3	47:BF:95:MET:HA	1.99	0.44
51:BZ:77:LYS:CG	51:BZ:78:TYR:H	2.30	0.44
52:BW:37:VAL:HG12	52:BW:38:ARG:HD3	1.99	0.44
1:CA:65:A:C8	1:CA:381:C:N4	2.86	0.44
1:CA:201:G:H2'	1:CA:202:G:C8	2.53	0.44
1:CA:401:C:H2'	1:CA:402:G:C8	2.52	0.44
1:CA:587:G:H4'	7:CH:3:GLN:HA	2.00	0.44
1:CA:1072:G:H2'	1:CA:1073:U:H6	1.82	0.44
1:CA:1193:G:O2'	1:CA:1194:U:H5'	2.18	0.44
1:CA:1260:G:H4'	1:CA:1283:U:O2'	2.18	0.44
1:CA:1451:U:O2	1:CA:1451:U:O4'	2.36	0.44
2:CC:30:ASP:HA	13:CN:64:ARG:NH2	2.32	0.44
2:CC:112:ALA:HB1	2:CC:184:ASN:HB2	2.00	0.44
3:CD:18:LEU:O	3:CD:19:PHE:HB2	2.17	0.44
3:CD:151:GLN:HE22	3:CD:153:ARG:HH11	1.66	0.44
8:CI:5:TYR:HB3	8:CI:88:GLU:OE2	2.18	0.44
9:CJ:26:VAL:HG12	9:CJ:30:LYS:HE2	2.00	0.44
10:CK:91:GLY:O	10:CK:95:THR:HG22	2.17	0.44
12:CM:84:CYS:C	12:CM:88:LEU:HD12	2.38	0.44
19:CT:5:SER:C	19:CT:7:LYS:H	2.21	0.44
23:DB:150:U:H2'	23:DB:151:C:H6	1.83	0.44
23:DB:285:G:O2'	23:DB:286:U:H5'	2.18	0.44
23:DB:576:U:H2'	23:DB:577:G:C8	2.53	0.44
23:DB:819:A:OP2	23:DB:1187:G:N2	2.48	0.44
23:DB:1047:G:O3'	23:DB:1048:A:H8	2.00	0.44
23:DB:1177:G:H2'	23:DB:1178:C:C6	2.53	0.44
23:DB:1336:A:H3'	23:DB:1337:G:H8	1.82	0.44

Continued on next page...

Continued from previous page...

Atom-1	Atom-2	Interatomic distance (Å)	Clash overlap (Å)
23:DB:1349:C:H2'	23:DB:1350:C:C6	2.52	0.44
23:DB:1470:A:H2'	23:DB:1471:G:O4'	2.18	0.44
23:DB:1595:C:O2'	23:DB:1596:A:H5'	2.18	0.44
23:DB:2023:C:H4'	23:DB:2617:U:O3'	2.18	0.44
23:DB:2365:G:O2'	52:DW:59:PHE:HE1	2.00	0.44
25:DC:30:ALA:N	25:DC:31:PRO:HD2	2.32	0.44
26:DD:23:PRO:O	26:DD:24:VAL:HB	2.18	0.44
31:D0:42:ILE:HG12	42:DN:99:LYS:O	2.18	0.44
31:D0:50:GLY:C	31:D0:51:ARG:HG2	2.38	0.44
40:DH:4:ILE:CD1	40:DH:37:VAL:HG13	2.48	0.44
42:DN:32:GLU:O	42:DN:114:GLU:HA	2.18	0.44
44:DQ:30:VAL:HG11	44:DQ:33:VAL:HG22	2.00	0.44
46:DU:13:LEU:HD12	46:DU:68:ASN:O	2.18	0.44
47:DF:78:ILE:H	47:DF:79:ARG:NH1	2.16	0.44
47:DF:106:ALA:HA	47:DF:135:ILE:HD13	2.00	0.44
47:DF:137:PHE:N	47:DF:137:PHE:CD2	2.82	0.44
50:DT:40:LYS:O	50:DT:44:LYS:N	2.48	0.44
50:DT:55:VAL:HG13	50:DT:85:VAL:HG12	2.00	0.44
52:DW:17:ALA:CA	52:DW:35:ILE:HG23	2.27	0.44
1:AA:200:G:O2'	1:AA:381:C:N4	2.51	0.44
1:AA:276:G:O2'	1:AA:277:C:H5'	2.18	0.44
1:AA:358:U:H2'	1:AA:359:G:C8	2.53	0.44
1:AA:410:G:H2'	1:AA:429:U:C5	2.53	0.44
1:AA:455:G:H2'	1:AA:456:A:H8	1.81	0.44
1:AA:656:G:O2'	1:AA:657:U:H5'	2.17	0.44
1:AA:725:G:H2'	1:AA:726:C:H6	1.83	0.44
1:AA:736:C:H2'	1:AA:737:C:H6	1.82	0.44
1:AA:935:A:O2'	1:AA:936:C:H5'	2.18	0.44
1:AA:1491:G:N3	1:AA:1491:G:H2'	2.33	0.44
9:AJ:31:ARG:HE	9:AJ:31:ARG:HB2	1.66	0.44
10:AK:86:LYS:HB2	10:AK:113:THR:HA	1.99	0.44
13:AN:60:ARG:NH1	13:AN:62:ARG:CZ	2.81	0.44
14:AO:25:THR:CG2	14:AO:70:LEU:HD23	2.48	0.44
17:AR:41:SER:HB2	17:AR:51:GLN:CG	2.48	0.44
19:AT:5:SER:C	19:AT:7:LYS:H	2.20	0.44
20:AB:125:PHE:O	20:AB:127:LYS:HD2	2.17	0.44
20:AB:221:ARG:HB3	20:AB:221:ARG:NH1	2.30	0.44
21:AU:27:VAL:O	21:AU:30:GLU:HB3	2.17	0.44
23:BB:587:C:H4'	23:BB:588:U:H6	1.83	0.44
23:BB:617:G:O2'	23:BB:618:G:H5'	2.18	0.44
23:BB:934:U:H2'	23:BB:935:C:H6	1.83	0.44

Continued on next page...

Continued from previous page...

Atom-1	Atom-2	Interatomic distance (Å)	Clash overlap (Å)
23:BB:1145:C:O2'	23:BB:1146:C:H5'	2.18	0.44
23:BB:1146:C:H2'	23:BB:1147:A:H8	1.83	0.44
23:BB:1516:G:H2'	23:BB:1517:G:H8	1.83	0.44
23:BB:1547:C:H2'	23:BB:1548:A:C8	2.53	0.44
23:BB:1583:A:H4'	23:BB:1585:C:C4	2.53	0.44
23:BB:1717:A:H2'	23:BB:1718:G:O4'	2.18	0.44
23:BB:1723:G:N7	23:BB:1737:G:N2	2.61	0.44
23:BB:1945:G:H2'	23:BB:1946:U:C6	2.53	0.44
23:BB:1946:U:H2'	23:BB:1947:C:H6	1.83	0.44
24:BI:32:VAL:HG22	24:BI:60:VAL:HG21	2.00	0.44
25:BC:134:ILE:O	25:BC:134:ILE:HG13	2.16	0.44
25:BC:203:VAL:O	25:BC:204:LEU:HB2	2.18	0.44
26:BD:118:PHE:CE1	26:BD:123:LYS:HD2	2.53	0.44
26:BD:159:LYS:C	26:BD:159:LYS:HD3	2.37	0.44
28:BP:13:LYS:HG2	28:BP:76:HIS:ND1	2.33	0.44
32:B4:35:GLN:HB2	32:B4:35:GLN:HE21	1.67	0.44
33:B1:38:PHE:HB2	33:B1:45:HIS:CE1	2.53	0.44
39:BX:23:ARG:HD3	50:BT:50:LEU:HD12	2.00	0.44
39:BX:52:ARG:O	39:BX:55:THR:HB	2.18	0.44
41:BJ:57:LEU:HB3	41:BJ:58:ASN:H	1.68	0.44
43:BO:56:LYS:HG2	43:BO:60:GLU:CG	2.47	0.44
45:BS:81:SER:CB	45:BS:99:ARG:HA	2.48	0.44
47:BF:32:LYS:HE2	47:BF:34:THR:CG2	2.48	0.44
48:BG:173:ALA:HB3	48:BG:175:LYS:HZ3	1.81	0.44
49:BR:15:SER:H	49:BR:18:GLN:CG	2.30	0.44
1:CA:46:G:O2'	1:CA:365:U:H1'	2.18	0.44
1:CA:208:U:H2'	1:CA:210:C:C4	2.53	0.44
1:CA:236:A:O2'	1:CA:237:G:H5'	2.18	0.44
1:CA:401:C:H1'	1:CA:622:A:H1'	2.00	0.44
1:CA:1277:C:O2'	1:CA:1279:G:H8	1.99	0.44
3:CD:24:VAL:HG23	3:CD:25:ARG:N	2.22	0.44
8:CI:40:ARG:H	8:CI:44:ARG:CZ	2.31	0.44
8:CI:56:MET:C	8:CI:58:GLU:N	2.70	0.44
9:CJ:57:VAL:HG13	9:CJ:58:ASN:N	2.33	0.44
12:CM:78:ARG:HH22	18:CS:68:HIS:CE1	2.36	0.44
18:CS:39:ILE:HG12	18:CS:70:LEU:CD1	2.48	0.44
20:CB:22:TRP:CG	20:CB:23:ASN:N	2.83	0.44
22:DA:61:G:H2'	22:DA:62:C:H6	1.83	0.44
23:DB:182:A:O2'	23:DB:183:C:H5'	2.17	0.44
23:DB:219:A:H2	23:DB:234:U:O2	2.01	0.44
23:DB:591:U:H1'	34:D3:1:PRO:H3	1.83	0.44

Continued on next page...

Continued from previous page...

Atom-1	Atom-2	Interatomic distance (Å)	Clash overlap (Å)
23:DB:760:G:C2'	23:DB:761:A:H5'	2.48	0.44
23:DB:962:G:N2	23:DB:2250:G:H22	2.12	0.44
23:DB:1147:A:O2'	23:DB:1148:U:H5'	2.18	0.44
23:DB:1526:C:H2'	23:DB:1527:G:O4'	2.18	0.44
23:DB:1534:U:H1'	23:DB:1538:G:N2	2.33	0.44
23:DB:1904:G:H1'	23:DB:1927:A:N1	2.33	0.44
23:DB:2282:G:H5'	23:DB:2389:G:H1'	2.00	0.44
23:DB:2370:G:H2'	23:DB:2371:G:O4'	2.18	0.44
23:DB:2840:C:O2'	23:DB:2841:C:H5'	2.17	0.44
26:DD:48:ILE:HG23	26:DD:82:PHE:HB2	1.98	0.44
28:DP:89:GLY:N	28:DP:112:ARG:NH1	2.66	0.44
29:DE:102:ARG:HG3	29:DE:102:ARG:NH2	2.33	0.44
29:DE:146:VAL:O	29:DE:167:VAL:HA	2.18	0.44
39:DX:18:LEU:O	39:DX:22:LEU:HB3	2.18	0.44
40:DH:90:LEU:HD13	40:DH:123:ARG:C	2.38	0.44
42:DN:11:ASN:O	42:DN:12:ARG:HB2	2.17	0.44
44:DQ:75:TYR:O	44:DQ:78:PHE:HB3	2.17	0.44
44:DQ:91:ARG:NH2	49:DR:11:GLN:O	2.50	0.44
45:DS:47:VAL:HG23	45:DS:48:LYS:N	2.32	0.44
46:DU:73:ASN:ND2	46:DU:74:ALA:N	2.66	0.44
48:DG:87:GLN:HE21	48:DG:164:ALA:CA	2.31	0.44
48:DG:120:ILE:C	48:DG:120:ILE:HD13	2.38	0.44
51:DZ:29:PHE:N	51:DZ:29:PHE:CD1	2.85	0.44
51:DZ:53:ALA:O	51:DZ:55:GLY:N	2.46	0.44
1:AA:105:G:H2'	1:AA:106:C:H6	1.83	0.43
1:AA:598:U:H4'	7:AH:85:TYR:CD2	2.53	0.43
1:AA:1118:U:H2'	1:AA:1119:C:H6	1.83	0.43
1:AA:1243:C:H2'	1:AA:1244:G:C8	2.52	0.43
1:AA:1352:C:H2'	1:AA:1353:G:C8	2.53	0.43
2:AC:78:LYS:HG3	2:AC:81:GLU:HB3	2.00	0.43
3:AD:123:MET:HG3	3:AD:127:ARG:O	2.18	0.43
5:AF:97:THR:O	5:AF:98:GLU:CD	2.56	0.43
7:AH:44:PHE:CE2	7:AH:100:ILE:HG12	2.53	0.43
7:AH:68:LYS:HG3	7:AH:69:ALA:H	1.81	0.43
15:AP:7:ALA:O	15:AP:17:TYR:HA	2.17	0.43
17:AR:43:ILE:O	17:AR:44:THR:HG23	2.18	0.43
18:AS:45:GLY:N	18:AS:61:VAL:HB	2.33	0.43
23:BB:72:U:H1'	39:BX:51:ALA:HA	1.99	0.43
23:BB:214:G:N2	23:BB:216:A:N3	2.65	0.43
23:BB:630:G:N2	23:BB:632:A:H3'	2.32	0.43
23:BB:1258:U:O4'	29:BE:79:ARG:HD2	2.18	0.43

Continued on next page...

Continued from previous page...

Atom-1	Atom-2	Interatomic distance (Å)	Clash overlap (Å)
23:BB:1541:C:H2'	23:BB:1542:U:H6	1.83	0.43
23:BB:2314:A:H2'	23:BB:2315:G:H8	1.83	0.43
23:BB:2356:U:C5'	52:BW:16:GLU:HG3	2.36	0.43
23:BB:2373:G:H2'	23:BB:2374:C:C6	2.53	0.43
23:BB:2527:C:O2'	23:BB:2528:U:H5'	2.18	0.43
24:BI:37:PHE:HB2	24:BI:66:PHE:CZ	2.53	0.43
25:BC:30:ALA:N	25:BC:31:PRO:HD2	2.32	0.43
25:BC:52:HIS:HA	25:BC:216:ARG:HB2	2.00	0.43
25:BC:156:SER:HB3	25:BC:159:THR:CG2	2.45	0.43
27:BK:2:ILE:HD13	27:BK:6:THR:HG21	2.00	0.43
36:B2:34:ARG:HB3	36:B2:39:ARG:HB2	1.99	0.43
38:BM:96:ILE:HD11	38:BM:126:ILE:CG1	2.47	0.43
40:BH:18:GLN:NE2	40:BH:44:ILE:HG21	2.32	0.43
42:BN:71:ARG:HH21	42:BN:71:ARG:CG	2.31	0.43
43:BO:35:ILE:HG13	43:BO:71:ALA:CB	2.48	0.43
44:BQ:51:GLN:O	44:BQ:54:ARG:HB2	2.17	0.43
46:BU:8:ASP:HB3	46:BU:71:ILE:HG22	2.00	0.43
48:BG:54:ARG:HD2	48:BG:57:TYR:HE1	1.83	0.43
50:BT:40:LYS:O	50:BT:43:ILE:HG22	2.18	0.43
51:BZ:20:HIS:C	51:BZ:22:LEU:H	2.22	0.43
51:BZ:71:LEU:HA	51:BZ:74:ARG:HE	1.83	0.43
1:CA:102:G:H2'	1:CA:103:U:H6	1.82	0.43
1:CA:213:G:H3'	1:CA:214:C:H6	1.82	0.43
1:CA:978:A:H5'	1:CA:1362:A:N6	2.32	0.43
1:CA:1070:U:H2'	1:CA:1071:C:C6	2.52	0.43
1:CA:1260:G:OP1	1:CA:1284:C:H4'	2.17	0.43
1:CA:1307:U:H2'	1:CA:1308:U:H6	1.83	0.43
1:CA:1309:G:P	12:CM:86:ARG:HH12	2.41	0.43
1:CA:1402:C:H2'	1:CA:1403:C:O4'	2.17	0.43
1:CA:1437:A:H2'	1:CA:1438:G:C8	2.49	0.43
1:CA:1525:G:O2'	1:CA:1526:G:H5'	2.18	0.43
4:CE:71:ILE:HG12	4:CE:72:ASN:N	2.33	0.43
7:CH:31:LEU:O	7:CH:35:ILE:HG13	2.18	0.43
10:CK:80:ASN:HB3	10:CK:105:ARG:HB3	2.00	0.43
18:CS:42:ASN:ND2	18:CS:43:MET:N	2.66	0.43
20:CB:17:HIS:HB3	20:CB:18:GLN:OE1	2.18	0.43
23:DB:12:U:O2	23:DB:2626:C:H4'	2.18	0.43
23:DB:21:A:H2'	23:DB:22:C:H6	1.83	0.43
23:DB:188:G:H5''	51:DZ:14:THR:HG21	1.99	0.43
23:DB:217:A:H2'	23:DB:218:A:O4'	2.18	0.43
23:DB:340:A:H2'	23:DB:341:C:O4'	2.18	0.43

Continued on next page...

Continued from previous page...

Atom-1	Atom-2	Interatomic distance (Å)	Clash overlap (Å)
23:DB:483:A:H3'	23:DB:484:C:H6	1.83	0.43
23:DB:596:U:H2'	23:DB:597:G:C8	2.53	0.43
23:DB:637:A:P	37:DL:112:LEU:HD22	2.58	0.43
23:DB:1146:C:H2'	23:DB:1147:A:C8	2.53	0.43
23:DB:1237:A:O2'	23:DB:1238:G:O4'	2.36	0.43
23:DB:1292:G:H2'	23:DB:1293:C:H6	1.82	0.43
23:DB:1553:A:H2'	23:DB:1555:G:N7	2.33	0.43
23:DB:1681:G:N3	23:DB:1762:A:H2'	2.33	0.43
23:DB:1818:U:H2'	25:DC:152:GLN:O	2.18	0.43
23:DB:1936:A:H2	23:DB:1943:U:O4	2.01	0.43
23:DB:2267:A:N6	23:DB:2272:U:H3	2.11	0.43
25:DC:78:GLU:HG3	25:DC:94:LEU:HB3	2.00	0.43
29:DE:122:GLU:O	29:DE:123:LYS:HB2	2.18	0.43
29:DE:151:GLY:HA2	29:DE:195:GLN:HE22	1.83	0.43
29:DE:152:GLU:HA	29:DE:152:GLU:OE1	2.18	0.43
42:DN:37:THR:OG1	42:DN:40:LYS:HE2	2.18	0.43
43:DO:61:GLN:HE21	43:DO:61:GLN:HB3	1.64	0.43
43:DO:67:ASN:N	43:DO:70:ALA:HB3	2.25	0.43
46:DU:85:ARG:O	46:DU:86:PHE:HB2	2.18	0.43
47:DF:121:PHE:HB3	47:DF:127:TYR:CE2	2.52	0.43
48:DG:71:LEU:O	48:DG:74:MET:HB2	2.18	0.43
49:DR:4:VAL:CG2	49:DR:39:LEU:HG	2.48	0.43
1:AA:152:A:H3'	1:AA:153:C:H6	1.81	0.43
1:AA:189:A:H2'	1:AA:190:A:C8	2.53	0.43
1:AA:263:A:H2'	1:AA:264:C:C6	2.53	0.43
1:AA:593:U:H2'	1:AA:594:U:C6	2.53	0.43
1:AA:1072:G:N2	20:AB:105:THR:HG21	2.32	0.43
1:AA:1254:A:H5'	1:AA:1356:G:H4'	1.99	0.43
1:AA:1270:G:H2'	1:AA:1271:A:C8	2.52	0.43
1:AA:1465:A:O2'	1:AA:1466:C:H5'	2.18	0.43
3:AD:3:TYR:CZ	3:AD:10:LEU:HD21	2.54	0.43
5:AF:7:VAL:O	5:AF:7:VAL:HG13	2.18	0.43
7:AH:49:LYS:O	7:AH:59:GLU:N	2.51	0.43
10:AK:90:PRO:C	10:AK:92:ARG:H	2.21	0.43
12:AM:89:ARG:CZ	12:AM:94:LEU:HD12	2.48	0.43
13:AN:20:PHE:CG	13:AN:24:ALA:HB2	2.53	0.43
14:AO:62:GLN:O	14:AO:66:LEU:HD23	2.18	0.43
23:BB:39:G:H2'	23:BB:40:U:H6	1.81	0.43
23:BB:65:U:H2'	23:BB:66:C:H6	1.82	0.43
23:BB:160:A:N6	23:BB:167:A:H1'	2.33	0.43
23:BB:374:A:N6	23:BB:400:G:H1'	2.33	0.43

Continued on next page...

Continued from previous page...

Atom-1	Atom-2	Interatomic distance (Å)	Clash overlap (Å)
23:BB:672:C:H2'	23:BB:673:C:H6	1.84	0.43
23:BB:676:A:N1	23:BB:2069:G:O2'	2.46	0.43
23:BB:956:G:N2	23:BB:959:A:H3'	2.33	0.43
23:BB:981:A:H4'	23:BB:2037:A:H5'	2.00	0.43
23:BB:1076:C:H2'	23:BB:1077:A:H8	1.82	0.43
23:BB:1103:A:H5''	23:BB:1104:C:C6	2.53	0.43
23:BB:1553:A:H2'	23:BB:1555:G:N7	2.33	0.43
23:BB:1687:G:O2'	23:BB:1688:U:H5'	2.18	0.43
23:BB:1998:A:OP2	26:BD:141:ARG:NH2	2.51	0.43
23:BB:2028:U:H2'	23:BB:2029:G:C8	2.53	0.43
23:BB:2352:A:H8	23:BB:2352:A:O5'	2.01	0.43
23:BB:2556:C:H2'	23:BB:2557:G:O4'	2.18	0.43
23:BB:2776:A:H4'	23:BB:2777:G:O5'	2.18	0.43
26:BD:13:ARG:HD2	28:BP:55:HIS:ND1	2.33	0.43
28:BP:15:ASP:O	28:BP:17:PRO:HD3	2.18	0.43
29:BE:1:MET:HB2	29:BE:16:GLU:CA	2.49	0.43
33:B1:3:GLY:O	33:B1:5:ARG:N	2.51	0.43
37:BL:79:LEU:HD23	37:BL:79:LEU:HA	1.90	0.43
38:BM:23:GLY:O	38:BM:101:VAL:HG12	2.18	0.43
39:BX:18:LEU:O	39:BX:22:LEU:HB3	2.18	0.43
40:BH:103:VAL:CG1	40:BH:142:VAL:HG11	2.47	0.43
41:BJ:64:VAL:O	41:BJ:65:THR:HG22	2.17	0.43
41:BJ:72:LYS:O	41:BJ:73:VAL:HG13	2.18	0.43
42:BN:86:ARG:HE	42:BN:117:ASP:CG	2.21	0.43
44:BQ:49:ARG:O	44:BQ:53:LYS:HE2	2.18	0.43
47:BF:2:LYS:CE	47:BF:100:GLU:HG2	2.48	0.43
47:BF:163:GLU:CA	47:BF:166:ARG:HH11	2.22	0.43
48:BG:67:ALA:HA	48:BG:70:LEU:HB2	2.00	0.43
1:CA:235:C:H1'	16:CQ:62:GLU:OE1	2.18	0.43
1:CA:252:U:H2'	1:CA:253:A:C8	2.53	0.43
1:CA:737:C:H2'	1:CA:738:C:C6	2.53	0.43
1:CA:865:A:C2	1:CA:918:A:H4'	2.53	0.43
1:CA:1140:C:O2'	1:CA:1141:C:H5'	2.18	0.43
1:CA:1160:G:H4'	20:CB:130:LYS:HG3	2.00	0.43
1:CA:1309:G:H2'	1:CA:1310:G:H8	1.84	0.43
2:CC:42:LEU:O	2:CC:46:LEU:HD23	2.16	0.43
2:CC:116:ALA:HB1	2:CC:186:SER:OG	2.17	0.43
2:CC:126:ARG:NH2	2:CC:190:THR:HG23	2.16	0.43
3:CD:90:LEU:HD21	3:CD:196:GLU:CB	2.45	0.43
3:CD:169:TRP:CD1	3:CD:170:LEU:HD23	2.53	0.43
10:CK:89:GLY:O	10:CK:92:ARG:HB2	2.17	0.43

Continued on next page...

Continued from previous page...

Atom-1	Atom-2	Interatomic distance (Å)	Clash overlap (Å)
14:CO:50:HIS:O	14:CO:53:ARG:HB3	2.18	0.43
21:CU:33:ARG:NH1	21:CU:34:ARG:HH11	2.16	0.43
23:DB:297:G:H2'	23:DB:298:G:O4'	2.18	0.43
23:DB:346:A:H2'	23:DB:347:A:O4'	2.18	0.43
23:DB:356:G:O2'	23:DB:357:C:H5'	2.18	0.43
23:DB:367:G:N2	23:DB:368:A:H1'	2.33	0.43
23:DB:463:G:N2	23:DB:466:A:OP2	2.50	0.43
23:DB:611:C:H2'	23:DB:612:G:O4'	2.17	0.43
23:DB:736:C:H2'	23:DB:737:C:C6	2.54	0.43
23:DB:1106:G:O2'	23:DB:1107:G:H5'	2.18	0.43
23:DB:1434:A:N6	23:DB:1558:C:H42	2.16	0.43
23:DB:2432:A:H2'	23:DB:2433:A:C8	2.53	0.43
23:DB:2531:A:H5'	48:DG:173:ALA:CB	2.45	0.43
23:DB:2671:G:H2'	23:DB:2672:U:H6	1.79	0.43
23:DB:2751:G:O4'	48:DG:2:ARG:HD3	2.18	0.43
23:DB:2836:U:H2'	23:DB:2837:A:H8	1.80	0.43
24:DI:12:VAL:HG13	24:DI:41:PHE:CE2	2.53	0.43
24:DI:105:LEU:CD1	24:DI:129:GLU:HG2	2.44	0.43
25:DC:30:ALA:C	25:DC:32:LEU:H	2.21	0.43
27:DK:24:VAL:HG13	27:DK:33:ALA:HB2	1.99	0.43
27:DK:70:ARG:H	27:DK:70:ARG:HG2	1.69	0.43
33:D1:39:ASP:OD1	33:D1:42:VAL:HG23	2.18	0.43
37:DL:79:LEU:HD13	37:DL:115:GLU:O	2.18	0.43
38:DM:131:VAL:HG12	38:DM:132:THR:N	2.32	0.43
42:DN:49:GLU:N	42:DN:50:PRO:CD	2.81	0.43
44:DQ:96:ASP:C	44:DQ:98:ALA:N	2.71	0.43
45:DS:29:VAL:HG23	45:DS:70:LYS:HA	2.00	0.43
46:DU:85:ARG:HA	46:DU:85:ARG:CZ	2.48	0.43
47:DF:62:GLN:NE2	47:DF:91:ARG:NE	2.66	0.43
47:DF:62:GLN:HB2	47:DF:63:LYS:H	1.64	0.43
47:DF:103:ILE:HD11	47:DF:174:PHE:CA	2.47	0.43
47:DF:128:SER:HB3	47:DF:154:THR:CG2	2.45	0.43
47:DF:155:ILE:HG22	47:DF:156:THR:N	2.34	0.43
49:DR:15:SER:H	49:DR:18:GLN:CG	2.31	0.43
52:DW:41:GLY:HA2	52:DW:44:PHE:CE2	2.53	0.43
1:AA:215:C:H2'	1:AA:216:U:O4'	2.17	0.43
1:AA:360:G:O2'	1:AA:361:G:H5'	2.18	0.43
1:AA:552:U:H2'	1:AA:553:A:H8	1.83	0.43
1:AA:579:A:H2'	1:AA:580:C:C6	2.54	0.43
1:AA:598:U:H4'	7:AH:85:TYR:CG	2.53	0.43
1:AA:611:C:H2'	1:AA:612:C:H6	1.82	0.43

Continued on next page...

Continued from previous page...

Atom-1	Atom-2	Interatomic distance (Å)	Clash overlap (Å)
1:AA:683:G:O2'	1:AA:684:U:H5'	2.18	0.43
1:AA:1148:U:H5'	8:AI:6:TYR:OH	2.19	0.43
1:AA:1180:A:OP1	8:AI:104:THR:HG22	2.18	0.43
1:AA:1309:G:H2'	1:AA:1310:G:H8	1.83	0.43
1:AA:1386:G:O2'	1:AA:1387:G:H5'	2.18	0.43
3:AD:29:THR:HG22	3:AD:30:LYS:N	2.33	0.43
12:AM:21:ILE:O	12:AM:24:VAL:HG22	2.19	0.43
15:AP:52:LEU:CD2	15:AP:75:ILE:HA	2.48	0.43
17:AR:68:PRO:HB2	17:AR:70:THR:O	2.18	0.43
20:AB:221:ARG:HG3	20:AB:222:GLU:N	2.32	0.43
23:BB:28:A:N6	23:BB:512:G:O2'	2.51	0.43
23:BB:77:G:H2'	23:BB:78:U:O4'	2.17	0.43
23:BB:143:C:H2'	23:BB:144:A:C8	2.53	0.43
23:BB:277:G:N3	23:BB:361:G:O6	2.50	0.43
23:BB:596:U:H2'	23:BB:597:G:C8	2.53	0.43
23:BB:736:C:H2'	23:BB:737:C:H6	1.83	0.43
23:BB:988:A:O5'	30:BY:11:SER:HB3	2.18	0.43
23:BB:1251:C:O2'	23:BB:1252:G:H3'	2.18	0.43
23:BB:1693:U:H4'	23:BB:1694:C:OP2	2.19	0.43
23:BB:1723:G:C4	23:BB:1724:G:C8	3.07	0.43
23:BB:2014:A:H2'	23:BB:2015:A:C8	2.53	0.43
23:BB:2331:G:O2'	52:BW:40:ARG:HB2	2.18	0.43
23:BB:2699:C:O2'	23:BB:2700:A:H5'	2.18	0.43
24:BI:83:ALA:N	24:BI:100:ILE:HD11	2.33	0.43
24:BI:103:ALA:O	24:BI:107:GLU:HG3	2.18	0.43
25:BC:196:ASN:O	25:BC:197:ALA:HB3	2.16	0.43
26:BD:118:PHE:HZ	26:BD:123:LYS:HZ3	1.66	0.43
26:BD:121:THR:HB	26:BD:127:PHE:CD1	2.53	0.43
27:BK:12:ASP:OD2	27:BK:85:VAL:HG13	2.18	0.43
28:BP:50:ARG:O	28:BP:51:ASN:HB2	2.18	0.43
29:BE:29:HIS:O	29:BE:33:VAL:HG23	2.18	0.43
29:BE:31:VAL:HG21	29:BE:104:ALA:CB	2.47	0.43
29:BE:181:ILE:HD13	37:BL:3:LEU:HD23	1.99	0.43
34:B3:21:PHE:O	34:B3:22:LYS:O	2.37	0.43
34:B3:54:LEU:HD11	34:B3:58:ILE:HD11	2.01	0.43
37:BL:79:LEU:HB3	37:BL:115:GLU:O	2.17	0.43
37:BL:105:ILE:HG22	37:BL:106:GLU:N	2.33	0.43
41:BJ:45:THR:HG1	41:BJ:48:VAL:HB	1.84	0.43
44:BQ:75:TYR:O	44:BQ:78:PHE:HB3	2.18	0.43
47:BF:103:ILE:HD11	47:BF:174:PHE:CA	2.47	0.43
49:BR:97:LYS:O	49:BR:98:ILE:HB	2.18	0.43

Continued on next page...

Continued from previous page...

Atom-1	Atom-2	Interatomic distance (Å)	Clash overlap (Å)
51:BZ:39:TRP:HB2	51:BZ:46:PHE:CE2	2.53	0.43
1:CA:83:C:O3'	1:CA:84:U:C6	2.71	0.43
1:CA:214:C:H2'	1:CA:215:C:C6	2.53	0.43
1:CA:215:C:H2'	1:CA:216:U:O4'	2.18	0.43
1:CA:420:U:H2'	1:CA:422:C:C5	2.53	0.43
1:CA:435:A:H2'	1:CA:435:A:N3	2.34	0.43
1:CA:529:G:O6	11:CL:45:ASN:HA	2.18	0.43
1:CA:620:C:H2'	1:CA:621:A:C8	2.53	0.43
1:CA:828:U:O2'	20:CB:24:PRO:HB3	2.18	0.43
1:CA:1475:G:H4'	23:DB:1689:A:H4'	1.99	0.43
3:CD:55:ARG:HH11	3:CD:55:ARG:HG3	1.83	0.43
3:CD:182:LYS:HE2	3:CD:182:LYS:HB3	1.81	0.43
4:CE:154:ALA:HB1	7:CH:65:PHE:CZ	2.53	0.43
5:CF:53:LYS:CD	5:CF:54:LEU:H	2.32	0.43
12:CM:89:ARG:CZ	12:CM:94:LEU:HD12	2.48	0.43
13:CN:52:ARG:HA	13:CN:52:ARG:HD3	1.90	0.43
18:CS:36:ARG:O	18:CS:69:LYS:HD2	2.18	0.43
20:CB:52:ALA:O	20:CB:56:LEU:HB2	2.17	0.43
20:CB:94:ARG:N	20:CB:94:ARG:HE	2.15	0.43
23:DB:65:U:H2'	23:DB:66:C:H6	1.82	0.43
23:DB:651:G:OP1	34:D3:18:LYS:HG3	2.18	0.43
23:DB:1161:C:H2'	23:DB:1162:G:C8	2.54	0.43
23:DB:1210:G:N3	23:DB:1212:G:N2	2.65	0.43
23:DB:1409:U:O2'	23:DB:1410:G:H5'	2.19	0.43
23:DB:1537:G:N3	23:DB:1537:G:H5''	2.33	0.43
23:DB:1791:A:C2	23:DB:1829:A:H4'	2.53	0.43
23:DB:2230:G:H2'	23:DB:2231:U:H6	1.83	0.43
23:DB:2306:C:H3'	23:DB:2307:G:H5''	1.95	0.43
23:DB:2665:A:H2'	23:DB:2666:C:O2	2.17	0.43
23:DB:2680:U:OP2	26:DD:114:LYS:HB3	2.18	0.43
26:DD:3:GLY:C	26:DD:4:LEU:HD22	2.38	0.43
34:D3:28:LEU:O	34:D3:28:LEU:HG	2.17	0.43
35:DV:51:GLN:HA	35:DV:56:PHE:CB	2.48	0.43
37:DL:95:LEU:HB2	37:DL:101:ILE:HG13	1.99	0.43
40:DH:95:GLY:N	40:DH:98:ASP:OD2	2.51	0.43
41:DJ:54:ILE:HD12	41:DJ:55:ILE:N	2.33	0.43
43:DO:34:HIS:CE1	43:DO:65:THR:HG21	2.52	0.43
44:DQ:83:LYS:HZ3	44:DQ:87:VAL:HA	1.82	0.43
45:DS:27:LYS:H	45:DS:27:LYS:CD	2.30	0.43
45:DS:57:ASN:O	45:DS:61:ASN:HB2	2.18	0.43
45:DS:81:SER:HA	45:DS:99:ARG:HA	2.00	0.43

Continued on next page...

Continued from previous page...

Atom-1	Atom-2	Interatomic distance (Å)	Clash overlap (Å)
46:DU:14:THR:HG21	46:DU:64:ILE:CD1	2.46	0.43
48:DG:68:ARG:NH1	48:DG:72:ASN:HB2	2.33	0.43
48:DG:97:VAL:HG23	48:DG:124:CYS:SG	2.59	0.43
50:DT:69:ARG:HG2	50:DT:73:ARG:C	2.38	0.43
51:DZ:11:ARG:HB3	51:DZ:12:PRO:HD2	1.99	0.43
51:DZ:17:ASN:HD22	51:DZ:25:THR:HB	1.84	0.43
1:AA:638:U:H2'	1:AA:639:G:O4'	2.19	0.43
1:AA:844:G:C6	1:AA:845:A:N6	2.87	0.43
1:AA:960:U:O2'	1:AA:1223:C:H4'	2.18	0.43
1:AA:1489:G:H2'	1:AA:1490:U:H6	1.84	0.43
1:AA:1515:G:O2'	1:AA:1516:G:H5'	2.19	0.43
2:AC:31:ASN:ND2	2:AC:58:ARG:HE	2.17	0.43
3:AD:151:GLN:HE22	3:AD:153:ARG:HH11	1.66	0.43
7:AH:124:ILE:HG22	7:AH:125:ILE:H	1.84	0.43
8:AI:34:LEU:HD21	8:AI:48:ARG:HE	1.83	0.43
8:AI:56:MET:C	8:AI:58:GLU:N	2.71	0.43
10:AK:16:SER:CA	10:AK:78:ILE:HA	2.48	0.43
14:AO:50:HIS:O	14:AO:53:ARG:HB3	2.18	0.43
20:AB:131:LYS:HB3	20:AB:131:LYS:HE2	1.84	0.43
23:BB:122:G:O2'	23:BB:123:G:H5'	2.19	0.43
23:BB:322:A:H2'	29:BE:163:ASN:HD21	1.81	0.43
23:BB:526:A:N6	23:BB:2626:C:C4'	2.81	0.43
23:BB:783:A:H8	23:BB:784:G:H4'	1.83	0.43
23:BB:956:G:OP2	38:BM:86:LYS:HE2	2.18	0.43
23:BB:1076:C:H2'	23:BB:1077:A:C8	2.53	0.43
23:BB:1137:G:O2'	23:BB:1138:G:H5'	2.18	0.43
23:BB:1733:G:H2'	23:BB:1734:G:H8	1.80	0.43
23:BB:2365:G:H4'	52:BW:59:PHE:CE1	2.54	0.43
23:BB:2370:G:H2'	23:BB:2371:G:O4'	2.18	0.43
23:BB:2457:U:C2'	23:BB:2458:G:H5'	2.48	0.43
23:BB:2489:U:H2'	23:BB:2490:G:O4'	2.18	0.43
23:BB:2733:A:H2'	23:BB:2734:A:O4'	2.18	0.43
23:BB:2846:G:OP1	28:BP:51:ASN:HB2	2.18	0.43
23:BB:2852:G:H2'	23:BB:2853:C:H6	1.81	0.43
24:BI:4:VAL:O	24:BI:4:VAL:HG13	2.18	0.43
25:BC:61:TYR:HA	25:BC:85:ASN:ND2	2.33	0.43
27:BK:64:ARG:HH12	27:BK:101:GLY:CA	2.30	0.43
34:B3:44:ARG:N	34:B3:45:PRO:CD	2.82	0.43
36:B2:1:MET:HG2	36:B2:2:LYS:H	1.83	0.43
38:BM:32:GLY:HA2	38:BM:117:PHE:CZ	2.53	0.43
42:BN:28:LEU:HD23	42:BN:113:ILE:HG23	2.00	0.43

Continued on next page...

Continued from previous page...

Atom-1	Atom-2	Interatomic distance (Å)	Clash overlap (Å)
42:BN:49:GLU:N	42:BN:50:PRO:CD	2.81	0.43
46:BU:81:ARG:HB2	46:BU:96:LYS:HG3	1.99	0.43
47:BF:62:GLN:HB2	47:BF:63:LYS:H	1.64	0.43
47:BF:92:GLY:O	47:BF:95:MET:HB3	2.18	0.43
47:BF:128:SER:HB3	47:BF:154:THR:CG2	2.44	0.43
48:BG:54:ARG:HD3	48:BG:54:ARG:C	2.38	0.43
48:BG:54:ARG:HD2	48:BG:57:TYR:CE1	2.54	0.43
48:BG:84:LYS:HG3	48:BG:131:VAL:CB	2.46	0.43
51:BZ:77:LYS:CD	51:BZ:78:TYR:H	2.30	0.43
1:CA:255:G:O3'	16:CQ:18:LYS:HD2	2.19	0.43
1:CA:328:C:H4'	1:CA:329:A:C5'	2.49	0.43
1:CA:541:G:O2'	1:CA:542:G:H5'	2.19	0.43
1:CA:796:C:O2'	1:CA:797:C:H5'	2.18	0.43
1:CA:1327:C:H2'	1:CA:1328:C:C6	2.52	0.43
1:CA:1462:C:H2'	1:CA:1463:U:C6	2.54	0.43
2:CC:57:GLU:HB2	2:CC:64:ARG:CB	2.49	0.43
2:CC:148:ILE:HG12	2:CC:149:LYS:N	2.33	0.43
4:CE:15:ILE:HD12	4:CE:35:LEU:HG	2.01	0.43
4:CE:55:VAL:N	4:CE:56:PRO:CD	2.82	0.43
4:CE:98:ALA:HB2	4:CE:123:LEU:HG	2.00	0.43
7:CH:25:THR:O	7:CH:26:MET:HB3	2.18	0.43
8:CI:39:GLY:HA2	8:CI:44:ARG:CD	2.45	0.43
10:CK:52:ARG:NH1	10:CK:52:ARG:HB3	2.33	0.43
13:CN:32:ASP:CG	13:CN:33:VAL:N	2.71	0.43
16:CQ:37:ILE:HG22	16:CQ:39:ARG:NE	2.34	0.43
18:CS:66:VAL:O	18:CS:68:HIS:N	2.52	0.43
22:DA:64:G:H2'	22:DA:65:U:C6	2.53	0.43
23:DB:268:C:O2	23:DB:268:C:H2'	2.18	0.43
23:DB:360:U:H2'	23:DB:361:G:N9	2.32	0.43
23:DB:528:A:H3'	23:DB:528:A:H8	1.82	0.43
23:DB:1427:A:H4'	23:DB:1428:C:O4'	2.18	0.43
23:DB:2267:A:C8	23:DB:2267:A:C4'	3.01	0.43
24:DI:2:LYS:O	24:DI:3:LYS:HG3	2.18	0.43
25:DC:93:VAL:CG2	25:DC:115:ILE:HD11	2.49	0.43
26:DD:22:ILE:HG22	26:DD:23:PRO:O	2.18	0.43
26:DD:45:TYR:CD1	26:DD:45:TYR:N	2.86	0.43
26:DD:106:LYS:HB3	26:DD:206:ALA:CB	2.48	0.43
26:DD:107:VAL:HG21	26:DD:177:VAL:HG12	2.01	0.43
26:DD:108:ASP:OD2	26:DD:206:ALA:HA	2.18	0.43
27:DK:19:VAL:HB	27:DK:41:ILE:HD11	2.00	0.43
28:DP:3:ILE:CG2	28:DP:4:ILE:N	2.81	0.43

Continued on next page...

Continued from previous page...

Atom-1	Atom-2	Interatomic distance (Å)	Clash overlap (Å)
28:DP:26:GLU:HG3	28:DP:43:GLU:HB2	2.00	0.43
28:DP:44:GLY:HA3	28:DP:60:VAL:HG12	2.00	0.43
28:DP:63:ILE:HG22	28:DP:63:ILE:O	2.18	0.43
28:DP:103:THR:HG22	28:DP:104:GLY:N	2.33	0.43
29:DE:110:SER:HB3	29:DE:114:ARG:HH12	1.84	0.43
35:DV:30:ILE:HA	35:DV:91:PHE:O	2.18	0.43
35:DV:30:ILE:HG12	35:DV:91:PHE:HB2	2.01	0.43
36:D2:17:GLY:O	36:D2:21:ARG:HB2	2.17	0.43
37:DL:105:ILE:HG22	37:DL:106:GLU:N	2.34	0.43
38:DM:124:LEU:HA	38:DM:125:PRO:HD3	1.89	0.43
41:DJ:55:ILE:CG2	41:DJ:123:LYS:HB2	2.48	0.43
41:DJ:99:ARG:HH11	41:DJ:99:ARG:HG2	1.82	0.43
43:DO:94:ARG:O	43:DO:97:PHE:HB2	2.17	0.43
45:DS:25:ARG:HH11	45:DS:25:ARG:HB2	1.83	0.43
45:DS:70:LYS:HD3	45:DS:110:ARG:C	2.39	0.43
48:DG:93:TYR:O	48:DG:94:ARG:O	2.37	0.43
1:AA:82:G:H2'	1:AA:84:U:H5	1.84	0.43
1:AA:311:C:HO2'	1:AA:312:C:H5'	1.83	0.43
1:AA:537:G:H2'	1:AA:538:G:H8	1.84	0.43
1:AA:1342:C:O2'	8:AI:125:GLN:HB3	2.17	0.43
3:AD:197:HIS:HA	3:AD:200:VAL:CG2	2.47	0.43
5:AF:62:MET:HG3	5:AF:64:VAL:CG2	2.49	0.43
11:AL:107:LYS:N	11:AL:107:LYS:HZ3	2.17	0.43
17:AR:32:ILE:HG23	17:AR:36:GLY:O	2.19	0.43
18:AS:39:ILE:HG12	18:AS:70:LEU:CD1	2.48	0.43
21:AU:40:PRO:HG2	21:AU:41:THR:H	1.82	0.43
22:BA:28:C:H5	22:BA:56:G:H22	1.66	0.43
23:BB:18:U:OP1	44:BQ:29:ARG:NH2	2.50	0.43
23:BB:340:A:H2'	23:BB:341:C:O4'	2.19	0.43
23:BB:345:A:N3	23:BB:346:A:N1	2.66	0.43
23:BB:409:G:H2'	23:BB:410:G:C8	2.53	0.43
23:BB:923:G:H5'	52:BW:25:PHE:CZ	2.54	0.43
23:BB:1526:C:H2'	23:BB:1527:G:O4'	2.19	0.43
23:BB:1796:U:H4'	25:BC:252:LYS:O	2.18	0.43
23:BB:2144:G:O2'	23:BB:2146:C:H5'	2.18	0.43
23:BB:2199:A:H5''	23:BB:2200:C:H5	1.84	0.43
23:BB:2260:C:O2'	23:BB:2261:C:H5'	2.19	0.43
23:BB:2369:A:H2'	23:BB:2370:G:C8	2.53	0.43
23:BB:2421:G:N7	34:B3:30:HIS:NE2	2.67	0.43
23:BB:2886:A:N6	31:B0:39:ARG:NE	2.62	0.43
24:BI:29:GLN:HA	24:BI:29:GLN:NE2	2.32	0.43

Continued on next page...

Continued from previous page...

Atom-1	Atom-2	Interatomic distance (Å)	Clash overlap (Å)
24:BI:91:LYS:O	24:BI:94:LYS:HB2	2.18	0.43
25:BC:123:ILE:HD13	25:BC:135:PRO:HG2	1.99	0.43
28:BP:89:GLY:N	28:BP:112:ARG:NH1	2.66	0.43
32:B4:30:GLU:HA	32:B4:31:PRO:HD3	1.89	0.43
33:B1:47:ILE:N	33:B1:47:ILE:HD12	2.33	0.43
34:B3:9:ALA:O	34:B3:13:PHE:HD2	2.01	0.43
37:BL:77:ILE:HG13	37:BL:101:ILE:HD11	2.00	0.43
37:BL:85:VAL:HG22	37:BL:94:THR:HG21	2.01	0.43
40:BH:54:LEU:HA	40:BH:58:LEU:CB	2.48	0.43
40:BH:78:VAL:HB	40:BH:143:ILE:O	2.19	0.43
41:BJ:25:LEU:O	41:BJ:27:ARG:N	2.50	0.43
41:BJ:55:ILE:HG22	41:BJ:123:LYS:HB2	2.00	0.43
45:BS:27:LYS:H	45:BS:27:LYS:CD	2.32	0.43
45:BS:28:LYS:O	45:BS:29:VAL:HG23	2.19	0.43
48:BG:105:SER:C	48:BG:106:LEU:HD23	2.39	0.43
48:BG:116:LEU:HG	48:BG:120:ILE:HD12	2.01	0.43
50:BT:55:VAL:HG13	50:BT:85:VAL:HG12	1.99	0.43
51:BZ:14:THR:HA	51:BZ:28:ARG:CA	2.39	0.43
52:BW:39:GLN:HG3	52:BW:42:THR:N	2.33	0.43
1:CA:537:G:H2'	1:CA:538:G:C8	2.54	0.43
1:CA:618:C:N3	1:CA:622:A:N6	2.65	0.43
1:CA:1201:A:H8	1:CA:1201:A:H5''	1.84	0.43
3:CD:3:TYR:O	3:CD:4:LEU:HD12	2.17	0.43
7:CH:29:SER:OG	7:CH:32:LYS:HG3	2.18	0.43
10:CK:31:VAL:HG11	10:CK:95:THR:OG1	2.18	0.43
20:CB:14:HIS:HB2	20:CB:208:ALA:HB2	2.01	0.43
23:DB:121:G:H2'	23:DB:122:G:C8	2.53	0.43
23:DB:235:U:H2'	23:DB:236:C:C6	2.53	0.43
23:DB:374:A:H61	23:DB:400:G:H1'	1.83	0.43
23:DB:871:U:H4'	38:DM:68:PHE:CE2	2.54	0.43
23:DB:997:G:OP1	44:DQ:92:LYS:HB2	2.19	0.43
23:DB:1640:A:H2'	23:DB:1641:A:H8	1.82	0.43
23:DB:1728:C:H2'	23:DB:1730:C:O2	2.18	0.43
23:DB:1789:A:H2'	23:DB:1790:C:O4'	2.18	0.43
23:DB:1923:U:O4	53:DB:3001:NMY:N9	2.51	0.43
23:DB:2025:C:H2'	23:DB:2026:U:C6	2.53	0.43
23:DB:2330:G:H1'	52:DW:38:ARG:HB2	2.00	0.43
23:DB:2520:C:C6	23:DB:2567:G:H1'	2.53	0.43
24:DI:54:ILE:O	24:DI:54:ILE:HG23	2.18	0.43
28:DP:6:GLN:HA	28:DP:9:GLN:NE2	2.33	0.43
28:DP:25:VAL:HA	28:DP:85:VAL:CA	2.48	0.43

Continued on next page...

Continued from previous page...

Atom-1	Atom-2	Interatomic distance (Å)	Clash overlap (Å)
28:DP:89:GLY:HA2	28:DP:112:ARG:H	1.82	0.43
29:DE:153:LEU:HG	29:DE:154:ASP:N	2.32	0.43
35:DV:48:MET:O	35:DV:51:GLN:HG3	2.19	0.43
36:D2:36:ALA:C	36:D2:38:GLY:N	2.72	0.43
38:DM:19:GLY:H	38:DM:38:ARG:HH22	1.65	0.43
38:DM:32:GLY:HA2	38:DM:117:PHE:CZ	2.53	0.43
41:DJ:23:LYS:HE3	41:DJ:142:ILE:HG12	2.01	0.43
45:DS:99:ARG:H	45:DS:99:ARG:HG2	1.54	0.43
46:DU:11:ILE:HG23	46:DU:12:VAL:N	2.33	0.43
47:DF:65:LEU:CD2	47:DF:87:LYS:HD2	2.48	0.43
47:DF:78:ILE:HA	47:DF:79:ARG:HE	1.84	0.43
47:DF:78:ILE:HG13	47:DF:82:TYR:CZ	2.53	0.43
48:DG:83:THR:C	48:DG:84:LYS:HD3	2.38	0.43
51:DZ:39:TRP:HB2	51:DZ:46:PHE:CE2	2.54	0.43
52:DW:23:LYS:HD2	52:DW:24:ARG:HB3	2.00	0.43
1:AA:104:G:O2'	1:AA:105:G:H5'	2.19	0.43
1:AA:279:A:H4'	1:AA:280:C:OP2	2.17	0.43
1:AA:587:G:H4'	7:AH:3:GLN:HA	2.01	0.43
1:AA:865:A:H2	1:AA:918:A:H4'	1.83	0.43
1:AA:1309:G:P	12:AM:86:ARG:HH12	2.42	0.43
2:AC:38:VAL:HG23	2:AC:39:ARG:N	2.33	0.43
2:AC:116:ALA:HB1	2:AC:186:SER:OG	2.19	0.43
6:AG:112:ASP:HB3	6:AG:113:LYS:H	1.63	0.43
11:AL:42:LYS:HB3	11:AL:43:LYS:H	1.63	0.43
12:AM:102:LYS:HB2	12:AM:102:LYS:NZ	2.34	0.43
13:AN:17:ASP:O	13:AN:21:ALA:HB3	2.18	0.43
15:AP:4:ILE:O	15:AP:71:VAL:HG11	2.18	0.43
18:AS:50:VAL:O	18:AS:56:HIS:HA	2.19	0.43
18:AS:64:GLU:CD	18:AS:64:GLU:H	2.21	0.43
22:BA:92:C:O2'	22:BA:93:C:H5'	2.18	0.43
23:BB:12:U:O2	23:BB:2626:C:H4'	2.19	0.43
23:BB:62:U:O2	23:BB:62:U:C2'	2.63	0.43
23:BB:736:C:H2'	23:BB:737:C:C6	2.54	0.43
23:BB:924:G:H2'	23:BB:925:A:H8	1.83	0.43
23:BB:1424:G:O2'	23:BB:1425:G:H5'	2.18	0.43
23:BB:1666:G:C2'	23:BB:1667:G:H5'	2.48	0.43
23:BB:1878:G:H2'	23:BB:1879:C:C6	2.53	0.43
23:BB:1893:C:H2'	23:BB:1894:C:O4'	2.18	0.43
23:BB:2408:U:O2'	23:BB:2409:G:H5'	2.18	0.43
23:BB:2411:A:H2'	23:BB:2412:A:H8	1.82	0.43
23:BB:2874:C:H2'	23:BB:2875:C:C6	2.54	0.43

Continued on next page...

Continued from previous page...

Atom-1	Atom-2	Interatomic distance (Å)	Clash overlap (Å)
23:BB:2893:A:H4'	23:BB:2894:G:H5'	1.99	0.43
25:BC:66:PHE:CE2	25:BC:104:LEU:HD11	2.54	0.43
26:BD:98:VAL:C	26:BD:100:LEU:N	2.71	0.43
29:BE:146:VAL:HG12	29:BE:147:LEU:N	2.34	0.43
29:BE:146:VAL:O	29:BE:167:VAL:HA	2.18	0.43
31:B0:41:HIS:HB2	42:BN:99:LYS:C	2.37	0.43
32:B4:7:VAL:CG1	32:B4:8:LYS:H	2.22	0.43
35:BV:93:ARG:HG3	35:BV:93:ARG:NH1	2.30	0.43
39:BX:13:GLU:HA	39:BX:13:GLU:OE2	2.18	0.43
40:BH:68:ARG:HD3	40:BH:134:VAL:HG21	2.00	0.43
44:BQ:86:SER:O	44:BQ:88:GLU:N	2.48	0.43
45:BS:51:LEU:C	45:BS:53:SER:H	2.21	0.43
46:BU:73:ASN:ND2	46:BU:74:ALA:N	2.66	0.43
47:BF:106:ALA:HA	47:BF:135:ILE:HD13	1.99	0.43
47:BF:134:GLN:NE2	47:BF:136:ILE:HA	2.33	0.43
48:BG:10:VAL:HG13	48:BG:14:VAL:HB	2.00	0.43
1:CA:676:A:H2'	1:CA:677:U:C6	2.54	0.43
1:CA:1239:A:N6	1:CA:1299:A:H62	2.14	0.43
2:CC:42:LEU:O	2:CC:46:LEU:HB2	2.19	0.43
5:CF:1:MET:SD	5:CF:67:PRO:HD3	2.57	0.43
6:CG:55:LYS:H	6:CG:55:LYS:HG2	1.63	0.43
10:CK:92:ARG:NH2	21:CU:24:LYS:HG2	2.28	0.43
12:CM:76:ILE:HG22	12:CM:80:MET:HE2	2.01	0.43
15:CP:52:LEU:CD2	15:CP:75:ILE:HA	2.49	0.43
20:CB:43:GLU:H	20:CB:43:GLU:HG2	1.50	0.43
20:CB:69:VAL:O	20:CB:163:ILE:HG22	2.19	0.43
20:CB:125:PHE:HA	20:CB:127:LYS:HZ1	1.83	0.43
23:DB:155:A:O2'	23:DB:156:A:H5'	2.18	0.43
23:DB:320:A:H4'	23:DB:322:A:N7	2.34	0.43
23:DB:695:G:OP1	23:DB:1380:G:H4'	2.19	0.43
23:DB:765:C:H2'	23:DB:766:U:C6	2.53	0.43
23:DB:1145:C:O2'	23:DB:1146:C:H5'	2.18	0.43
23:DB:1322:A:H2'	23:DB:1323:C:H5'	2.00	0.43
23:DB:1831:G:H2'	23:DB:1832:C:H6	1.83	0.43
23:DB:1893:C:H2'	23:DB:1894:C:O4'	2.19	0.43
23:DB:2489:U:H2'	23:DB:2490:G:O4'	2.19	0.43
23:DB:2637:U:H5''	26:DD:83:ARG:NH2	2.33	0.43
25:DC:203:VAL:O	25:DC:204:LEU:HB2	2.19	0.43
26:DD:8:LYS:O	26:DD:9:VAL:HB	2.19	0.43
26:DD:202:ILE:O	26:DD:202:ILE:HG22	2.17	0.43
27:DK:42:THR:O	27:DK:43:ILE:C	2.57	0.43

Continued on next page...

Continued from previous page...

Atom-1	Atom-2	Interatomic distance (Å)	Clash overlap (Å)
28:DP:50:ARG:CB	28:DP:57:ALA:H	2.27	0.43
28:DP:61:ARG:HD3	28:DP:70:GLU:CG	2.49	0.43
29:DE:46:GLN:HB3	29:DE:86:ALA:HA	2.00	0.43
29:DE:117:ARG:HA	29:DE:185:LYS:HG2	1.99	0.43
34:D3:44:ARG:N	34:D3:45:PRO:CD	2.81	0.43
37:DL:81:ASP:O	37:DL:83:ALA:N	2.45	0.43
40:DH:119:ASN:C	40:DH:121:VAL:H	2.22	0.43
41:DJ:45:THR:H	41:DJ:46:PRO:CD	2.27	0.43
42:DN:82:GLU:C	42:DN:84:GLY:N	2.71	0.43
43:DO:35:ILE:HG13	43:DO:71:ALA:CB	2.49	0.43
44:DQ:24:TYR:CD1	44:DQ:25:GLY:N	2.86	0.43
44:DQ:111:LYS:HE3	49:DR:48:LYS:HZ3	1.81	0.43
45:DS:51:LEU:C	45:DS:53:SER:H	2.21	0.43
47:DF:78:ILE:HG23	47:DF:82:TYR:CB	2.49	0.43
47:DF:131:VAL:O	47:DF:132:ARG:HB2	2.19	0.43
51:DZ:51:VAL:HG11	51:DZ:56:MET:HG3	2.00	0.43
51:DZ:59:ILE:HD13	51:DZ:67:VAL:HG21	2.00	0.43
1:AA:77:A:O2'	1:AA:78:A:H5'	2.19	0.43
1:AA:642:A:H2'	1:AA:643:C:C6	2.51	0.43
1:AA:894:G:O2'	1:AA:895:G:H5'	2.19	0.43
1:AA:1017:U:H2'	1:AA:1018:G:C8	2.54	0.43
1:AA:1277:C:O2'	1:AA:1279:G:H8	1.97	0.43
1:AA:1462:C:H2'	1:AA:1463:U:C6	2.53	0.43
2:AC:148:ILE:HG12	2:AC:149:LYS:N	2.34	0.43
3:AD:77:GLU:O	3:AD:81:LEU:HG	2.18	0.43
5:AF:98:GLU:HG2	5:AF:99:ALA:H	1.80	0.43
9:AJ:8:ILE:HD13	9:AJ:74:VAL:CG1	2.49	0.43
9:AJ:37:ARG:NH1	9:AJ:77:VAL:HG21	2.33	0.43
11:AL:49:ARG:CG	11:AL:89:LEU:HD21	2.44	0.43
18:AS:66:VAL:O	18:AS:68:HIS:N	2.52	0.43
20:AB:18:GLN:O	20:AB:37:VAL:HG23	2.18	0.43
22:BA:53:A:C2'	22:BA:54:G:H5'	2.49	0.43
23:BB:101:A:H2'	23:BB:102:U:OP2	2.19	0.43
23:BB:298:G:OP1	46:BU:83:GLY:HA2	2.18	0.43
23:BB:416:U:H2'	23:BB:417:C:H6	1.84	0.43
23:BB:1401:G:H2'	23:BB:1402:U:H6	1.83	0.43
23:BB:1478:G:O2'	23:BB:1479:G:H5'	2.18	0.43
23:BB:1567:G:H5'	25:BC:57:HIS:CD2	2.53	0.43
23:BB:1576:U:O2'	23:BB:1577:C:H5'	2.19	0.43
23:BB:1739:A:H2'	23:BB:1740:G:C8	2.53	0.43
23:BB:1740:G:H2'	23:BB:1741:C:C6	2.54	0.43

Continued on next page...

Continued from previous page...

Atom-1	Atom-2	Interatomic distance (Å)	Clash overlap (Å)
23:BB:2146:C:H4'	23:BB:2148:G:H1'	2.00	0.43
23:BB:2220:U:O2'	23:BB:2221:G:H5'	2.18	0.43
23:BB:2742:G:O2'	23:BB:2743:U:H5'	2.17	0.43
23:BB:2819:G:O2'	23:BB:2820:A:H5''	2.18	0.43
23:BB:2847:U:H5''	28:BP:94:ALA:HB2	2.00	0.43
24:BI:15:GLY:O	24:BI:16:MET:HB2	2.19	0.43
28:BP:61:ARG:HD3	28:BP:70:GLU:CG	2.49	0.43
29:BE:32:VAL:HG23	29:BE:33:VAL:N	2.34	0.43
38:BM:54:THR:O	38:BM:56:ALA:N	2.45	0.43
43:BO:49:VAL:HG11	43:BO:82:ALA:CA	2.48	0.43
45:BS:26:GLY:O	45:BS:28:LYS:N	2.52	0.43
48:BG:94:ARG:HH21	48:BG:104:LEU:HA	1.82	0.43
48:BG:106:LEU:HD23	48:BG:106:LEU:N	2.33	0.43
50:BT:72:GLN:H	50:BT:72:GLN:HG2	1.63	0.43
1:CA:65:A:C4	1:CA:381:C:C4	3.07	0.43
1:CA:355:C:O2'	1:CA:356:A:H5'	2.18	0.43
1:CA:403:C:H2'	1:CA:404:G:C8	2.51	0.43
1:CA:586:C:H2'	1:CA:587:G:H5'	2.01	0.43
1:CA:706:A:H4'	10:CK:30:ILE:HD11	2.00	0.43
1:CA:1103:C:O2	20:CB:105:THR:HG21	2.18	0.43
1:CA:1254:A:OP1	9:CJ:47:GLU:HG3	2.19	0.43
1:CA:1355:G:H2'	1:CA:1356:G:C8	2.53	0.43
2:CC:78:LYS:HE3	2:CC:81:GLU:HG2	2.01	0.43
3:CD:3:TYR:CZ	3:CD:10:LEU:HD21	2.54	0.43
3:CD:8:LEU:HD12	3:CD:31:CYS:SG	2.58	0.43
3:CD:173:ASP:OD1	3:CD:176:LYS:HD3	2.19	0.43
8:CI:34:LEU:CD1	8:CI:47:VAL:HG21	2.49	0.43
9:CJ:17:LEU:CD1	9:CJ:95:GLY:HA3	2.49	0.43
12:CM:28:ARG:CZ	12:CM:62:PHE:HB2	2.48	0.43
20:CB:45:THR:HA	20:CB:48:MET:HG3	2.00	0.43
20:CB:119:GLN:HB3	20:CB:125:PHE:HD1	1.84	0.43
23:DB:39:G:H2'	23:DB:40:U:H6	1.84	0.43
23:DB:51:G:H1'	23:DB:118:A:N6	2.34	0.43
23:DB:64:A:H2'	23:DB:65:U:H6	1.84	0.43
23:DB:244:A:H2'	23:DB:245:G:O4'	2.19	0.43
23:DB:839:U:H2'	23:DB:840:C:C6	2.52	0.43
23:DB:912:C:O2'	23:DB:913:U:H5'	2.19	0.43
23:DB:930:G:H1'	30:DY:24:LEU:HD11	2.01	0.43
23:DB:934:U:H2'	23:DB:935:C:H6	1.84	0.43
23:DB:956:G:N2	23:DB:959:A:H3'	2.34	0.43
23:DB:958:U:O4	38:DM:16:ARG:HA	2.19	0.43

Continued on next page...

Continued from previous page...

Atom-1	Atom-2	Interatomic distance (Å)	Clash overlap (Å)
23:DB:1333:G:H2'	23:DB:1334:G:H8	1.82	0.43
23:DB:1559:U:H3'	23:DB:1560:G:H5'	2.00	0.43
23:DB:2139:U:O2'	23:DB:2140:G:H5'	2.18	0.43
23:DB:2261:C:N4	52:DW:10:ARG:HB3	2.33	0.43
23:DB:2743:U:C2'	23:DB:2744:G:H5''	2.42	0.43
23:DB:2852:G:H2'	23:DB:2853:C:H6	1.82	0.43
25:DC:107:LYS:HB3	25:DC:108:GLY:H	1.68	0.43
26:DD:90:PHE:O	26:DD:91:THR:C	2.57	0.43
26:DD:119:ALA:HB2	26:DD:163:GLY:C	2.39	0.43
27:DK:47:ILE:HG23	27:DK:48:PRO:N	2.33	0.43
27:DK:115:ILE:CG2	27:DK:116:ILE:N	2.82	0.43
28:DP:50:ARG:CD	28:DP:56:SER:HB3	2.49	0.43
29:DE:46:GLN:HG3	29:DE:87:ALA:CB	2.40	0.43
35:DV:28:ALA:HA	35:DV:88:HIS:ND1	2.34	0.43
43:DO:14:ALA:O	43:DO:18:LEU:HB2	2.19	0.43
43:DO:49:VAL:HG11	43:DO:82:ALA:CA	2.49	0.43
43:DO:77:ALA:O	43:DO:81:ARG:HD3	2.18	0.43
43:DO:88:LYS:HG2	43:DO:89:ASP:N	2.33	0.43
44:DQ:105:PHE:HA	44:DQ:108:LEU:CG	2.49	0.43
45:DS:26:GLY:O	45:DS:28:LYS:N	2.52	0.43
48:DG:26:LYS:HA	48:DG:32:LEU:CA	2.45	0.43
49:DR:2:TYR:CB	49:DR:42:ALA:HB2	2.49	0.43
1:AA:676:A:H2'	1:AA:677:U:C6	2.53	0.43
1:AA:692:U:C2	1:AA:694:A:H5''	2.54	0.43
1:AA:697:U:O2	1:AA:798:U:H1'	2.19	0.43
1:AA:903:G:H2'	1:AA:904:U:C6	2.54	0.43
1:AA:1014:A:H2'	1:AA:1015:G:C8	2.54	0.43
1:AA:1310:G:O2'	1:AA:1311:A:H5'	2.18	0.43
1:AA:1323:G:H4'	1:AA:1362:A:C4	2.54	0.43
2:AC:55:VAL:HG12	2:AC:56:ILE:N	2.34	0.43
3:AD:3:TYR:O	3:AD:4:LEU:HD12	2.19	0.43
3:AD:18:LEU:HD11	3:AD:59:LYS:HG3	1.99	0.43
3:AD:96:ARG:O	3:AD:100:VAL:HG23	2.19	0.43
4:AE:15:ILE:HD12	4:AE:35:LEU:HG	2.00	0.43
6:AG:104:VAL:O	6:AG:108:ARG:HG3	2.18	0.43
7:AH:25:THR:O	7:AH:26:MET:HB3	2.19	0.43
8:AI:66:VAL:HG21	8:AI:74:GLN:HG3	2.01	0.43
10:AK:15:VAL:HB	10:AK:78:ILE:CD1	2.49	0.43
10:AK:124:LYS:O	21:AU:33:ARG:HG2	2.18	0.43
15:AP:46:LYS:O	15:AP:47:GLU:HB2	2.18	0.43
18:AS:28:LYS:HZ2	18:AS:28:LYS:N	2.08	0.43

Continued on next page...

Continued from previous page...

Atom-1	Atom-2	Interatomic distance (Å)	Clash overlap (Å)
18:AS:28:LYS:HD2	18:AS:28:LYS:N	2.34	0.43
18:AS:71:GLY:C	18:AS:73:PHE:H	2.22	0.43
19:AT:43:LYS:HB3	19:AT:85:LEU:HD21	2.01	0.43
20:AB:27:LYS:CA	20:AB:30:ILE:HD12	2.39	0.43
20:AB:70:GLY:HA2	20:AB:163:ILE:CG2	2.48	0.43
20:AB:184:ALA:C	20:AB:199:ILE:HD12	2.39	0.43
22:BA:39:A:H2	22:BA:46:A:H61	1.67	0.43
23:BB:163:C:O2	23:BB:163:C:O4'	2.37	0.43
23:BB:1060:U:C1'	23:BB:1062:G:H5'	2.49	0.43
23:BB:1175:A:H3'	23:BB:1176:U:O4'	2.19	0.43
23:BB:1333:G:H2'	23:BB:1334:G:H8	1.84	0.43
23:BB:1803:A:H4'	25:BC:256:THR:OG1	2.18	0.43
23:BB:1843:C:O2'	23:BB:1844:C:H5'	2.19	0.43
23:BB:1904:G:O2'	23:BB:1905:C:H5'	2.19	0.43
23:BB:2243:U:O2	23:BB:2434:A:C2	2.72	0.43
23:BB:2590:A:H5''	25:BC:237:ARG:NH2	2.33	0.43
23:BB:2659:G:N2	23:BB:2661:G:H3'	2.34	0.43
23:BB:2737:G:H2'	23:BB:2738:A:H8	1.83	0.43
23:BB:2751:G:N3	23:BB:2751:G:C2'	2.78	0.43
23:BB:2825:G:H2'	23:BB:2826:A:H5'	2.00	0.43
25:BC:64:VAL:O	25:BC:65:ASP:CB	2.54	0.43
26:BD:45:TYR:CD1	26:BD:45:TYR:N	2.87	0.43
26:BD:54:ALA:HA	26:BD:76:GLY:N	2.33	0.43
26:BD:62:LYS:O	26:BD:66:GLY:N	2.51	0.43
27:BK:43:ILE:HG21	27:BK:46:ALA:HB2	2.01	0.43
29:BE:131:THR:HB	29:BE:164:LEU:HG	2.00	0.43
29:BE:153:LEU:HG	29:BE:154:ASP:N	2.34	0.43
37:BL:81:ASP:HA	37:BL:84:LYS:CE	2.36	0.43
37:BL:92:LEU:CD2	37:BL:124:GLY:HA3	2.48	0.43
37:BL:96:LYS:HE2	37:BL:102:GLY:O	2.19	0.43
39:BX:59:GLU:N	39:BX:59:GLU:OE2	2.52	0.43
40:BH:14:SER:C	40:BH:16:GLY:N	2.72	0.43
41:BJ:12:LYS:O	41:BJ:13:ARG:HB2	2.18	0.43
43:BO:28:VAL:CG2	43:BO:106:LEU:HD21	2.47	0.43
45:BS:40:ASN:O	45:BS:41:LYS:HG3	2.18	0.43
47:BF:59:ILE:H	47:BF:59:ILE:HG13	1.66	0.43
47:BF:74:ALA:HB1	47:BF:76:PHE:CD2	2.53	0.43
48:BG:1:SER:O	48:BG:3:VAL:N	2.52	0.43
48:BG:9:VAL:HG12	48:BG:11:PRO:CD	2.47	0.43
50:BT:57:VAL:HG12	50:BT:86:THR:OG1	2.18	0.43
50:BT:74:ILE:HG13	50:BT:75:GLY:N	2.34	0.43

Continued on next page...

Continued from previous page...

Atom-1	Atom-2	Interatomic distance (Å)	Clash overlap (Å)
1:CA:16:A:H2	1:CA:1080:A:N3	2.17	0.43
1:CA:36:C:O2'	1:CA:37:U:H5'	2.18	0.43
1:CA:159:G:N1	1:CA:163:C:N4	2.67	0.43
1:CA:276:G:O2'	1:CA:277:C:H5'	2.19	0.43
1:CA:321:A:O2'	1:CA:322:C:H5'	2.18	0.43
1:CA:412:A:O2'	1:CA:413:G:H5''	2.19	0.43
1:CA:825:A:H2'	1:CA:826:C:C6	2.53	0.43
1:CA:1067:A:H4'	1:CA:1068:G:O5'	2.18	0.43
1:CA:1270:G:H2'	1:CA:1271:A:C8	2.52	0.43
3:CD:105:GLY:O	3:CD:157:ALA:HB1	2.18	0.43
4:CE:57:ALA:O	4:CE:61:LYS:HG2	2.18	0.43
5:CF:51:ILE:HG23	5:CF:51:ILE:O	2.19	0.43
10:CK:57:SER:O	10:CK:90:PRO:HG3	2.18	0.43
10:CK:68:ARG:HG3	10:CK:68:ARG:HH11	1.83	0.43
10:CK:75:GLU:CD	10:CK:75:GLU:N	2.71	0.43
12:CM:15:VAL:HG13	12:CM:30:LYS:HA	1.99	0.43
12:CM:42:VAL:HB	12:CM:47:LEU:CD2	2.44	0.43
12:CM:79:LEU:HD13	12:CM:86:ARG:HB3	2.01	0.43
14:CO:88:ARG:O	14:CO:89:ARG:HB2	2.19	0.43
15:CP:20:VAL:HG23	15:CP:34:GLU:C	2.39	0.43
15:CP:38:PHE:CD2	15:CP:51:ARG:HB2	2.53	0.43
19:CT:42:ASP:HA	19:CT:43:LYS:NZ	2.34	0.43
20:CB:27:LYS:HD2	20:CB:27:LYS:C	2.38	0.43
20:CB:96:LEU:HD23	20:CB:99:MET:HE3	2.00	0.43
21:CU:35:GLU:HB3	21:CU:36:PHE:H	1.47	0.43
22:DA:92:C:O2'	22:DA:93:C:H5'	2.18	0.43
23:DB:552:U:O2'	23:DB:553:G:H5'	2.18	0.43
23:DB:832:U:H2'	23:DB:833:A:C8	2.54	0.43
23:DB:1118:C:H2'	23:DB:1119:U:O4'	2.19	0.43
23:DB:1203:U:C4'	37:DL:3:LEU:HD12	2.48	0.43
23:DB:1257:C:H5'	29:DE:78:TRP:CZ3	2.54	0.43
23:DB:1509:A:H4'	23:DB:1510:G:C8	2.53	0.43
23:DB:1535:A:O2'	23:DB:1536:C:H5'	2.17	0.43
23:DB:2282:G:H5''	23:DB:2283:C:O4'	2.19	0.43
23:DB:2336:A:N6	52:DW:40:ARG:HB3	2.33	0.43
23:DB:2345:G:N3	23:DB:2381:A:H2'	2.33	0.43
23:DB:2543:G:H2'	23:DB:2544:G:C8	2.53	0.43
23:DB:2617:U:C4	23:DB:2618:G:N7	2.87	0.43
23:DB:2888:C:H2'	23:DB:2889:C:C6	2.54	0.43
24:DI:105:LEU:HD11	24:DI:139:VAL:CG2	2.43	0.43
26:DD:98:VAL:C	26:DD:100:LEU:H	2.21	0.43

Continued on next page...

Continued from previous page...

Atom-1	Atom-2	Interatomic distance (Å)	Clash overlap (Å)
39:DX:6:LEU:O	39:DX:7:ARG:HB3	2.19	0.43
40:DH:27:ARG:HE	51:DZ:64:ILE:HD11	1.84	0.43
41:DJ:110:PRO:O	41:DJ:115:GLY:HA3	2.19	0.43
44:DQ:35:PHE:C	44:DQ:37:ALA:N	2.71	0.43
44:DQ:104:ALA:C	44:DQ:106:THR:H	2.21	0.43
46:DU:70:ALA:HB1	46:DU:79:ALA:CB	2.49	0.43
48:DG:1:SER:O	48:DG:3:VAL:N	2.51	0.43
50:DT:57:VAL:HG12	50:DT:86:THR:OG1	2.19	0.43
51:DZ:28:ARG:HG2	51:DZ:28:ARG:O	2.18	0.43
52:DW:9:THR:HG23	52:DW:10:ARG:CD	2.32	0.43
52:DW:18:LYS:H	52:DW:35:ILE:CG2	2.32	0.43
52:DW:39:GLN:HG3	52:DW:42:THR:N	2.34	0.43
1:AA:10:A:OP2	4:AE:130:THR:HB	2.19	0.43
1:AA:98:A:O2'	1:AA:99:C:H5'	2.19	0.43
1:AA:195:A:H1'	1:AA:222:C:HO2'	1.83	0.43
1:AA:663:A:O2'	1:AA:664:G:H5'	2.19	0.43
1:AA:737:C:H2'	1:AA:738:C:C6	2.54	0.43
1:AA:1082:A:O2'	1:AA:1083:U:H5'	2.19	0.43
1:AA:1173:U:H2'	1:AA:1174:G:H8	1.82	0.43
1:AA:1232:U:P	8:AI:127:SER:HG	2.42	0.43
1:AA:1253:G:N1	1:AA:1285:A:N6	2.67	0.43
8:AI:35:GLU:HG3	8:AI:44:ARG:HD2	2.00	0.43
9:AJ:8:ILE:HD13	9:AJ:74:VAL:HG12	2.01	0.43
9:AJ:52:LEU:CB	13:AN:80:ARG:HE	2.32	0.43
14:AO:45:GLU:O	14:AO:47:LYS:N	2.51	0.43
14:AO:70:LEU:HD12	14:AO:78:TYR:CB	2.49	0.43
18:AS:29:PRO:HA	18:AS:47:THR:HG22	2.00	0.43
20:AB:148:GLY:C	20:AB:150:ILE:H	2.23	0.43
22:BA:51:G:H2'	22:BA:52:A:O5'	2.19	0.43
23:BB:6:A:O2'	23:BB:7:G:H5'	2.19	0.43
23:BB:518:G:H2'	23:BB:519:U:C6	2.54	0.43
23:BB:613:A:C2	29:BE:173:THR:HG21	2.54	0.43
23:BB:978:G:O4'	23:BB:1001:A:H2	2.02	0.43
23:BB:1174:U:H2'	23:BB:1175:A:H5''	1.99	0.43
23:BB:1177:G:H2'	23:BB:1178:C:C6	2.53	0.43
23:BB:2028:U:O2'	23:BB:2029:G:H5'	2.18	0.43
23:BB:2305:U:H1'	47:BF:132:ARG:HA	2.00	0.43
23:BB:2784:U:O2'	23:BB:2785:C:H5'	2.19	0.43
26:BD:111:GLY:H	26:BD:194:PRO:CG	2.32	0.43
34:B3:23:HIS:ND1	34:B3:24:LYS:N	2.67	0.43
37:BL:89:VAL:HG23	37:BL:123:ARG:CG	2.45	0.43

Continued on next page...

Continued from previous page...

Atom-1	Atom-2	Interatomic distance (Å)	Clash overlap (Å)
40:BH:131:SER:CA	40:BH:141:LYS:HA	2.41	0.43
42:BN:11:ASN:O	42:BN:12:ARG:HB2	2.17	0.43
45:BS:47:VAL:HG23	45:BS:48:LYS:N	2.33	0.43
47:BF:41:GLU:HB2	47:BF:48:LEU:HD11	2.00	0.43
48:BG:71:LEU:O	48:BG:74:MET:HB2	2.18	0.43
49:BR:49:ILE:HG22	49:BR:54:VAL:HB	2.00	0.43
51:BZ:28:ARG:O	51:BZ:28:ARG:HG2	2.19	0.43
1:CA:169:C:O2'	1:CA:170:U:H5'	2.19	0.43
1:CA:238:A:C3'	1:CA:239:U:H5''	2.49	0.43
1:CA:252:U:H2'	1:CA:253:A:H8	1.83	0.43
1:CA:424:G:O2'	1:CA:425:G:H5'	2.19	0.43
1:CA:613:C:H2'	1:CA:614:C:H6	1.83	0.43
1:CA:1411:C:H2'	1:CA:1412:C:H6	1.83	0.43
2:CC:80:GLY:O	2:CC:84:GLU:HB2	2.19	0.43
6:CG:22:LEU:O	6:CG:26:VAL:HG13	2.18	0.43
10:CK:22:ILE:HG12	10:CK:31:VAL:HG12	2.00	0.43
14:CO:59:MET:HG2	14:CO:59:MET:H	1.60	0.43
17:CR:43:ILE:O	17:CR:44:THR:HG23	2.18	0.43
20:CB:139:GLU:HG2	20:CB:143:LEU:HD12	2.01	0.43
22:DA:88:C:HO2'	22:DA:89:U:H6	1.66	0.43
23:DB:138:U:O3'	23:DB:140:C:OP2	2.37	0.43
23:DB:540:C:H2'	23:DB:541:A:C8	2.53	0.43
23:DB:781:A:OP1	25:DC:216:ARG:NH2	2.51	0.43
23:DB:920:A:H2'	23:DB:921:C:H6	1.82	0.43
23:DB:993:G:OP1	44:DQ:49:ARG:NH1	2.52	0.43
23:DB:2135:A:N6	23:DB:2156:G:O2'	2.48	0.43
23:DB:2154:A:H2'	23:DB:2155:U:O4'	2.19	0.43
25:DC:106:PRO:HB3	25:DC:141:HIS:CE1	2.54	0.43
25:DC:132:ARG:O	25:DC:132:ARG:HG3	2.18	0.43
25:DC:216:ARG:HG3	25:DC:216:ARG:NH1	2.31	0.43
26:DD:202:ILE:HD12	26:DD:202:ILE:N	2.33	0.43
29:DE:134:LEU:O	29:DE:134:LEU:HD12	2.19	0.43
34:D3:23:HIS:ND1	34:D3:24:LYS:N	2.67	0.43
37:DL:82:LEU:O	37:DL:85:VAL:HG12	2.19	0.43
38:DM:42:THR:HB	38:DM:45:GLN:HG3	2.01	0.43
41:DJ:24:THR:OG1	41:DJ:27:ARG:HD2	2.19	0.43
42:DN:82:GLU:O	42:DN:84:GLY:N	2.52	0.43
43:DO:49:VAL:HG11	43:DO:82:ALA:HB2	2.00	0.43
44:DQ:111:LYS:HZ3	49:DR:50:GLY:HA2	1.83	0.43
50:DT:4:GLU:CD	50:DT:5:GLU:N	2.72	0.43
50:DT:55:VAL:HG22	50:DT:87:LEU:CD2	2.49	0.43

Continued on next page...

Continued from previous page...

Atom-1	Atom-2	Interatomic distance (Å)	Clash overlap (Å)
1:AA:210:C:H1'	1:AA:211:G:C2	2.54	0.43
1:AA:490:C:H2'	1:AA:491:G:H8	1.83	0.43
1:AA:537:G:H2'	1:AA:538:G:C8	2.53	0.43
1:AA:825:A:H2'	1:AA:826:C:C6	2.53	0.43
2:AC:133:MET:SD	2:AC:152:VAL:HG23	2.59	0.43
2:AC:137:VAL:HA	2:AC:148:ILE:CD1	2.46	0.43
3:AD:104:MET:CE	3:AD:170:LEU:HD13	2.48	0.43
6:AG:70:PRO:HA	6:AG:141:HIS:CE1	2.54	0.43
7:AH:39:LEU:HD21	7:AH:128:VAL:HG21	2.00	0.43
8:AI:34:LEU:CD1	8:AI:47:VAL:HG21	2.49	0.43
17:AR:44:THR:C	17:AR:46:THR:H	2.22	0.43
19:AT:72:ALA:O	19:AT:75:LYS:HD3	2.19	0.43
20:AB:95:TRP:HZ3	20:AB:174:GLU:OE2	2.02	0.43
23:BB:282:A:O2'	23:BB:283:G:H5'	2.19	0.43
23:BB:751:A:C5'	45:BS:90:LYS:HA	2.48	0.43
23:BB:766:U:H2'	23:BB:767:U:C6	2.54	0.43
23:BB:902:C:H2'	23:BB:903:C:C6	2.53	0.43
23:BB:1291:C:O2'	23:BB:1292:G:H5'	2.19	0.43
23:BB:1548:A:H2'	23:BB:1549:A:H8	1.82	0.43
23:BB:2104:C:C3'	23:BB:2104:C:C6	3.00	0.43
23:BB:2144:G:N2	23:BB:2146:C:O4'	2.49	0.43
23:BB:2389:G:H5''	23:BB:2390:U:O4'	2.18	0.43
23:BB:2785:C:H2'	23:BB:2786:U:C6	2.53	0.43
23:BB:2819:G:H2'	23:BB:2821:A:N7	2.33	0.43
23:BB:2888:C:H2'	23:BB:2889:C:C6	2.54	0.43
24:BI:14:ALA:CB	24:BI:50:LYS:HA	2.49	0.43
25:BC:141:HIS:CG	25:BC:142:ASN:N	2.87	0.43
25:BC:245:THR:OG1	25:BC:249:VAL:HG23	2.19	0.43
28:BP:9:GLN:HA	28:BP:12:MET:SD	2.59	0.43
28:BP:91:VAL:HG11	28:BP:96:LEU:CD1	2.47	0.43
30:BY:8:GLN:OE1	30:BY:23:LEU:HD11	2.18	0.43
38:BM:18:ARG:HA	38:BM:18:ARG:HD2	1.74	0.43
43:BO:35:ILE:HG13	43:BO:71:ALA:HB2	2.01	0.43
46:BU:11:ILE:CG2	46:BU:12:VAL:N	2.82	0.43
46:BU:25:LYS:N	46:BU:34:ILE:O	2.51	0.43
47:BF:78:ILE:HA	47:BF:79:ARG:HH11	1.84	0.43
48:BG:23:ILE:O	48:BG:34:ARG:HA	2.18	0.43
48:BG:120:ILE:HD13	48:BG:120:ILE:C	2.39	0.43
48:BG:132:LEU:H	48:BG:132:LEU:HG	1.71	0.43
50:BT:4:GLU:CD	50:BT:5:GLU:N	2.72	0.43
51:BZ:6:GLN:HE21	51:BZ:50:ARG:N	2.01	0.43

Continued on next page...

Continued from previous page...

Atom-1	Atom-2	Interatomic distance (Å)	Clash overlap (Å)
1:CA:175:C:H2'	1:CA:176:C:H6	1.84	0.43
1:CA:255:G:H2'	1:CA:256:U:H6	1.84	0.43
1:CA:818:G:C2'	1:CA:819:A:H5''	2.49	0.43
1:CA:1111:A:O2'	1:CA:1112:C:H5'	2.19	0.43
1:CA:1149:C:H2'	1:CA:1150:A:C8	2.54	0.43
2:CC:4:VAL:HG22	2:CC:5:HIS:N	2.34	0.43
3:CD:50:TYR:HA	3:CD:53:GLN:HE21	1.83	0.43
4:CE:148:SER:OG	4:CE:151:MET:HB2	2.19	0.43
8:CI:35:GLU:HG3	8:CI:44:ARG:HD2	2.01	0.43
10:CK:124:LYS:O	10:CK:125:LYS:HB2	2.19	0.43
12:CM:3:ILE:HA	12:CM:56:ARG:CG	2.43	0.43
12:CM:72:ILE:O	12:CM:76:ILE:HG13	2.19	0.43
20:CB:94:ARG:HG2	20:CB:94:ARG:O	2.18	0.43
23:DB:219:A:O2'	23:DB:220:G:H5'	2.19	0.43
23:DB:302:C:H2'	23:DB:303:G:H8	1.83	0.43
23:DB:528:A:H2	23:DB:2043:C:H4'	1.83	0.43
23:DB:566:U:H2'	23:DB:567:U:O4'	2.19	0.43
23:DB:580:U:O3'	44:DQ:30:VAL:HG23	2.19	0.43
23:DB:1052:C:H2'	23:DB:1053:C:O4'	2.18	0.43
23:DB:1056:G:H5''	23:DB:1057:A:H5'	2.00	0.43
23:DB:1720:U:C2'	23:DB:1721:G:H5'	2.49	0.43
23:DB:1939:U:H5'	23:DB:1939:U:C6	2.52	0.43
23:DB:2363:G:O2'	23:DB:2364:C:H5'	2.19	0.43
23:DB:2598:A:H5''	25:DC:233:GLY:HA3	2.00	0.43
23:DB:2659:G:N2	23:DB:2661:G:H3'	2.34	0.43
23:DB:2839:G:H2'	23:DB:2840:C:H6	1.83	0.43
24:DI:129:GLU:CB	24:DI:133:ARG:HH12	2.31	0.43
26:DD:125:TRP:CG	26:DD:160:LYS:HB3	2.54	0.43
26:DD:159:LYS:HD3	26:DD:159:LYS:C	2.39	0.43
28:DP:50:ARG:HB3	28:DP:57:ALA:O	2.19	0.43
29:DE:157:LEU:HG	29:DE:169:VAL:HG11	2.00	0.43
31:D0:41:HIS:O	31:D0:42:ILE:O	2.37	0.43
37:DL:40:SER:C	37:DL:41:ARG:HG3	2.39	0.43
37:DL:81:ASP:HA	37:DL:84:LYS:CE	2.37	0.43
37:DL:84:LYS:C	37:DL:86:GLU:H	2.20	0.43
40:DH:125:THR:CA	40:DH:146:VAL:HB	2.41	0.43
46:DU:20:LYS:HB2	46:DU:20:LYS:HE2	1.91	0.43
46:DU:47:PRO:HB3	46:DU:55:GLY:HA3	2.01	0.43
47:DF:130:GLY:HA2	47:DF:152:ASP:HA	2.01	0.43
48:DG:93:TYR:HE1	48:DG:160:GLY:HA2	1.84	0.43
51:DZ:30:LEU:HA	51:DZ:31:PRO:HD3	1.93	0.43

Continued on next page...

Continued from previous page...

Atom-1	Atom-2	Interatomic distance (Å)	Clash overlap (Å)
1:AA:126:G:H4'	1:AA:634:C:H1'	2.00	0.42
1:AA:131:A:H2'	1:AA:132:C:H6	1.80	0.42
1:AA:213:G:H3'	1:AA:214:C:H6	1.84	0.42
1:AA:214:C:H2'	1:AA:215:C:C6	2.53	0.42
1:AA:235:C:H1'	16:AQ:62:GLU:OE1	2.19	0.42
1:AA:252:U:H2'	1:AA:253:A:H8	1.84	0.42
1:AA:364:A:H2'	1:AA:365:U:O2	2.19	0.42
1:AA:597:G:H2'	1:AA:598:U:H5'	2.00	0.42
1:AA:664:G:N2	1:AA:741:G:H1	2.15	0.42
1:AA:711:G:O2'	1:AA:712:A:H5'	2.19	0.42
1:AA:865:A:C2	1:AA:918:A:H4'	2.54	0.42
1:AA:1451:U:O2	1:AA:1451:U:O4'	2.36	0.42
3:AD:53:GLN:HA	3:AD:198:LEU:HD22	2.00	0.42
4:AE:43:GLY:O	4:AE:44:ARG:HG3	2.19	0.42
5:AF:12:PRO:C	5:AF:14:GLN:H	2.22	0.42
5:AF:62:MET:O	5:AF:63:ASN:HB2	2.18	0.42
8:AI:27:ILE:CG2	8:AI:34:LEU:HB2	2.49	0.42
10:AK:75:GLU:CD	10:AK:75:GLU:N	2.72	0.42
11:AL:81:ILE:CG2	11:AL:94:TYR:HB3	2.49	0.42
12:AM:7:ASN:H	12:AM:7:ASN:HD22	1.67	0.42
12:AM:53:ASP:HA	12:AM:56:ARG:CZ	2.49	0.42
12:AM:78:ARG:HH22	18:AS:68:HIS:CE1	2.37	0.42
12:AM:79:LEU:HD13	12:AM:86:ARG:HB3	2.00	0.42
15:AP:45:GLU:C	15:AP:47:GLU:H	2.22	0.42
20:AB:104:LYS:HA	20:AB:107:ARG:HD3	2.01	0.42
22:BA:43:C:C2'	47:BF:91:ARG:HD2	2.49	0.42
23:BB:586:A:H5'	29:BE:84:THR:OG1	2.18	0.42
23:BB:599:A:H2'	23:BB:600:G:H8	1.84	0.42
23:BB:674:G:O3'	29:BE:60:TRP:CZ2	2.71	0.42
23:BB:782:A:C2	25:BC:224:MET:SD	3.12	0.42
23:BB:838:C:C2	23:BB:941:A:C6	3.07	0.42
23:BB:974:G:P	49:BR:78:ARG:HD3	2.58	0.42
23:BB:991:C:H5'	23:BB:991:C:H6	1.84	0.42
23:BB:1204:A:N1	23:BB:1241:A:N1	2.67	0.42
23:BB:1864:U:O2'	23:BB:1865:U:H5'	2.19	0.42
23:BB:2204:G:OP2	25:BC:146:LYS:HD2	2.19	0.42
23:BB:2379:G:H2'	23:BB:2380:C:C6	2.54	0.42
23:BB:2598:A:H5''	25:BC:233:GLY:HA3	2.01	0.42
23:BB:2861:U:H2'	23:BB:2862:G:C8	2.52	0.42
25:BC:173:LEU:CD2	25:BC:173:LEU:N	2.80	0.42
26:BD:13:ARG:HH12	28:BP:74:GLN:CG	2.31	0.42

Continued on next page...

Continued from previous page...

Atom-1	Atom-2	Interatomic distance (Å)	Clash overlap (Å)
26:BD:54:ALA:N	26:BD:76:GLY:HA2	2.34	0.42
26:BD:60:VAL:HG23	26:BD:60:VAL:O	2.19	0.42
28:BP:36:LYS:HA	28:BP:36:LYS:HD3	1.90	0.42
30:BY:51:SER:HA	30:BY:54:VAL:HG22	2.01	0.42
37:BL:122:VAL:HG23	37:BL:143:GLU:OE1	2.19	0.42
40:BH:106:ALA:C	40:BH:108:VAL:N	2.73	0.42
41:BJ:13:ARG:HB3	41:BJ:53:TYR:HD2	1.84	0.42
45:BS:81:SER:HA	45:BS:99:ARG:HA	1.99	0.42
46:BU:70:ALA:HB1	46:BU:79:ALA:CB	2.49	0.42
47:BF:102:LEU:HA	47:BF:106:ALA:HB2	1.99	0.42
47:BF:102:LEU:CD2	47:BF:106:ALA:HB3	2.49	0.42
47:BF:116:LEU:HB3	47:BF:176:PHE:CA	2.47	0.42
48:BG:21:GLN:O	48:BG:37:ASN:HB2	2.18	0.42
49:BR:6:GLN:HE22	49:BR:9:GLY:C	2.23	0.42
50:BT:29:THR:HA	50:BT:86:THR:CA	2.42	0.42
1:CA:44:A:O2'	1:CA:45:G:H5'	2.19	0.42
1:CA:167:A:O2'	1:CA:168:G:H5'	2.19	0.42
1:CA:330:C:O2'	1:CA:331:G:H5'	2.18	0.42
1:CA:551:U:H2'	1:CA:552:U:C6	2.53	0.42
1:CA:551:U:H2'	1:CA:552:U:H6	1.83	0.42
1:CA:775:G:O2'	1:CA:776:G:H5'	2.19	0.42
1:CA:1201:A:H5''	1:CA:1201:A:C8	2.54	0.42
1:CA:1355:G:O2'	1:CA:1356:G:H5'	2.19	0.42
5:CF:46:GLN:HE21	5:CF:46:GLN:HB2	1.61	0.42
6:CG:135:LYS:HE2	6:CG:139:ASP:OD2	2.19	0.42
18:CS:43:MET:CG	18:CS:61:VAL:HG21	2.44	0.42
20:CB:221:ARG:HG3	20:CB:222:GLU:N	2.33	0.42
23:DB:133:U:H2'	23:DB:134:G:H8	1.84	0.42
23:DB:133:U:H2'	23:DB:134:G:C8	2.54	0.42
23:DB:235:U:H2'	23:DB:236:C:H6	1.84	0.42
23:DB:433:C:O2'	23:DB:434:U:H5'	2.19	0.42
23:DB:596:U:H2'	23:DB:597:G:H8	1.84	0.42
23:DB:659:G:H4'	29:DE:95:LYS:CD	2.49	0.42
23:DB:674:G:H2'	23:DB:804:A:H61	1.84	0.42
23:DB:807:U:H2'	23:DB:808:G:H8	1.84	0.42
23:DB:932:U:H1'	23:DB:934:U:C4	2.54	0.42
23:DB:982:C:O2	23:DB:982:C:H2'	2.17	0.42
23:DB:1057:A:H62	23:DB:1086:A:H2'	1.83	0.42
23:DB:1224:U:H4'	49:DR:88:GLY:O	2.19	0.42
23:DB:1397:U:H5''	23:DB:1398:C:H5	1.82	0.42
23:DB:1400:U:O2'	23:DB:1401:G:H5'	2.19	0.42

Continued on next page...

Continued from previous page...

Atom-1	Atom-2	Interatomic distance (Å)	Clash overlap (Å)
23:DB:1408:G:O2'	23:DB:1409:U:H5'	2.19	0.42
23:DB:1739:A:H2'	23:DB:1740:G:O4'	2.19	0.42
23:DB:1764:C:O2'	23:DB:1765:U:H5'	2.18	0.42
23:DB:2488:G:O2'	23:DB:2489:U:H5'	2.19	0.42
25:DC:145:MET:HB2	25:DC:152:GLN:HE22	1.84	0.42
26:DD:98:VAL:C	26:DD:100:LEU:N	2.72	0.42
26:DD:114:LYS:H	26:DD:114:LYS:HG2	1.61	0.42
28:DP:61:ARG:HD3	28:DP:70:GLU:OE1	2.19	0.42
30:DY:6:ILE:HG22	30:DY:7:THR:H	1.84	0.42
40:DH:96:THR:OG1	40:DH:97:ARG:N	2.52	0.42
44:DQ:63:ARG:HH12	44:DQ:96:ASP:HA	1.83	0.42
45:DS:17:VAL:HG11	45:DS:103:ILE:HG12	2.01	0.42
48:DG:83:THR:HA	48:DG:84:LYS:NZ	2.34	0.42
48:DG:174:LYS:NZ	48:DG:176:LYS:HG2	2.33	0.42
49:DR:18:GLN:O	49:DR:18:GLN:HG3	2.19	0.42
49:DR:38:VAL:HG11	49:DR:41:ILE:HD11	2.01	0.42
49:DR:59:ILE:HA	49:DR:101:ILE:H	1.83	0.42
50:DT:32:LEU:HG	50:DT:83:ALA:HB2	2.01	0.42
52:DW:39:GLN:CG	52:DW:40:ARG:N	2.78	0.42
1:AA:36:C:O2'	1:AA:37:U:H5'	2.18	0.42
1:AA:71:A:H2'	1:AA:72:A:H8	1.84	0.42
1:AA:666:G:H5'	1:AA:726:C:H1'	2.01	0.42
1:AA:724:G:O2'	1:AA:725:G:H5'	2.20	0.42
1:AA:864:A:H2'	1:AA:865:A:C8	2.53	0.42
1:AA:1056:U:O2'	1:AA:1057:G:H5'	2.18	0.42
1:AA:1143:G:H2'	1:AA:1144:G:H8	1.84	0.42
1:AA:1149:C:H2'	1:AA:1150:A:C8	2.54	0.42
1:AA:1390:U:H2'	1:AA:1391:U:H6	1.80	0.42
6:AG:109:LYS:HE2	6:AG:109:LYS:HA	2.01	0.42
8:AI:108:ARG:HH11	8:AI:108:ARG:HB3	1.84	0.42
8:AI:119:LYS:C	8:AI:121:ARG:H	2.21	0.42
11:AL:68:GLY:HA3	11:AL:106:VAL:CG2	2.49	0.42
12:AM:28:ARG:CZ	12:AM:62:PHE:HB2	2.50	0.42
18:AS:38:THR:HA	18:AS:68:HIS:O	2.18	0.42
23:BB:85:G:OP1	46:BU:6:ARG:N	2.52	0.42
23:BB:314:C:O2'	23:BB:315:G:H5'	2.18	0.42
23:BB:607:U:O4	23:BB:620:G:H5''	2.19	0.42
23:BB:748:G:C8	45:BS:89:ALA:HB1	2.54	0.42
23:BB:832:U:H2'	23:BB:833:A:C8	2.53	0.42
23:BB:1140:C:C2'	23:BB:1141:U:H5'	2.49	0.42
23:BB:1459:G:H5''	23:BB:1460:U:OP1	2.19	0.42

Continued on next page...

Continued from previous page...

Atom-1	Atom-2	Interatomic distance (Å)	Clash overlap (Å)
23:BB:1537:G:H5'	23:BB:1538:G:OP2	2.19	0.42
23:BB:1556:C:O2'	23:BB:1557:C:H5'	2.19	0.42
23:BB:1559:U:H3'	23:BB:1560:G:H5'	2.01	0.42
23:BB:1690:A:H2'	23:BB:1691:C:O4'	2.19	0.42
23:BB:1805:A:N3	25:BC:49:THR:HG23	2.33	0.42
23:BB:1881:C:H2'	23:BB:1882:U:O4'	2.20	0.42
23:BB:1908:C:O2'	23:BB:1909:C:H5'	2.20	0.42
23:BB:2098:U:H2'	23:BB:2099:U:O4'	2.19	0.42
23:BB:2243:U:O2'	23:BB:2244:U:H5'	2.19	0.42
23:BB:2299:U:H2'	23:BB:2300:C:C6	2.54	0.42
23:BB:2345:G:N3	23:BB:2381:A:H2'	2.33	0.42
25:BC:71:ASP:C	25:BC:73:ILE:H	2.22	0.42
25:BC:124:LYS:H	25:BC:191:LEU:HD13	1.84	0.42
28:BP:45:VAL:N	28:BP:60:VAL:HG13	2.34	0.42
28:BP:89:GLY:HA2	28:BP:112:ARG:H	1.83	0.42
29:BE:117:ARG:HA	29:BE:185:LYS:HG2	2.00	0.42
37:BL:81:ASP:O	37:BL:83:ALA:N	2.45	0.42
41:BJ:23:LYS:HE3	41:BJ:142:ILE:HG12	2.02	0.42
45:BS:24:ILE:CD1	45:BS:36:LEU:HD21	2.48	0.42
45:BS:25:ARG:HH11	45:BS:25:ARG:HB2	1.84	0.42
45:BS:28:LYS:HB3	45:BS:29:VAL:H	1.43	0.42
46:BU:45:GLN:HE21	46:BU:45:GLN:HB3	1.72	0.42
46:BU:47:PRO:HB3	46:BU:55:GLY:HA3	2.02	0.42
47:BF:118:ALA:HA	47:BF:176:PHE:HE2	1.84	0.42
48:BG:26:LYS:CB	48:BG:32:LEU:HG	2.43	0.42
48:BG:89:VAL:HG12	48:BG:90:GLY:N	2.33	0.42
49:BR:4:VAL:HB	49:BR:39:LEU:HG	2.01	0.42
50:BT:48:GLN:HE21	50:BT:48:GLN:CA	2.19	0.42
51:BZ:63:GLY:HA3	51:BZ:66:THR:OG1	2.19	0.42
1:CA:83:C:O3'	1:CA:84:U:H6	2.01	0.42
1:CA:171:A:O2'	1:CA:172:A:H5'	2.19	0.42
1:CA:947:G:H2'	1:CA:948:C:C6	2.54	0.42
1:CA:1292:G:H2'	1:CA:1293:C:H6	1.84	0.42
1:CA:1302:C:C2	12:CM:16:ILE:HD12	2.54	0.42
4:CE:39:GLY:HA2	4:CE:44:ARG:O	2.19	0.42
4:CE:111:ARG:HG3	4:CE:112:ALA:N	2.34	0.42
4:CE:132:PRO:HG2	4:CE:133:ILE:H	1.84	0.42
9:CJ:15:HIS:HA	9:CJ:18:ILE:CG2	2.46	0.42
10:CK:86:LYS:HB2	10:CK:113:THR:HA	2.01	0.42
11:CL:3:VAL:O	11:CL:7:VAL:HG23	2.19	0.42
11:CL:68:GLY:HA3	11:CL:106:VAL:CG2	2.49	0.42

Continued on next page...

Continued from previous page...

Atom-1	Atom-2	Interatomic distance (Å)	Clash overlap (Å)
12:CM:39:ALA:HB3	12:CM:42:VAL:CG1	2.48	0.42
20:CB:46:VAL:N	20:CB:47:PRO:CD	2.83	0.42
22:DA:8:C:OP1	43:DO:15:ARG:NH2	2.47	0.42
23:DB:289:G:H2'	23:DB:290:U:H6	1.83	0.42
23:DB:291:G:O2'	23:DB:292:U:H5'	2.19	0.42
23:DB:327:G:O2'	23:DB:328:U:H5'	2.18	0.42
23:DB:773:U:O2'	25:DC:47:ARG:HD3	2.19	0.42
23:DB:923:G:H1'	52:DW:23:LYS:NZ	2.32	0.42
23:DB:1163:G:O2'	23:DB:1164:C:H5'	2.20	0.42
23:DB:1343:G:O4'	23:DB:1597:A:H2'	2.19	0.42
23:DB:2283:C:H5''	23:DB:2389:G:O2'	2.19	0.42
23:DB:2527:C:O2'	23:DB:2528:U:H5'	2.19	0.42
25:DC:18:VAL:O	25:DC:18:VAL:HG13	2.19	0.42
25:DC:129:LEU:HB3	25:DC:134:ILE:CG2	2.47	0.42
25:DC:239:PHE:HD1	25:DC:241:LYS:H	1.66	0.42
26:DD:17:GLU:H	26:DD:17:GLU:HG3	1.64	0.42
31:D0:27:LEU:HB2	31:D0:28:SER:H	1.57	0.42
33:D1:18:HIS:CD2	33:D1:40:PRO:HD2	2.53	0.42
37:DL:40:SER:O	37:DL:44:GLY:HA3	2.18	0.42
41:DJ:38:GLY:O	41:DJ:43:GLU:HB2	2.19	0.42
47:DF:2:LYS:CD	47:DF:100:GLU:HG2	2.46	0.42
47:DF:43:ILE:HG13	47:DF:44:ALA:N	2.33	0.42
48:DG:117:PRO:HD2	48:DG:120:ILE:HG21	2.02	0.42
48:DG:139:VAL:O	48:DG:142:GLN:HB3	2.19	0.42
49:DR:43:ASN:ND2	49:DR:44:GLY:N	2.66	0.42
51:DZ:20:HIS:C	51:DZ:22:LEU:H	2.23	0.42
1:AA:106:C:O2	1:AA:379:C:H4'	2.19	0.42
1:AA:159:G:H5'	1:AA:160:A:OP2	2.19	0.42
1:AA:266:G:OP2	1:AA:266:G:H4'	2.19	0.42
1:AA:608:A:H3'	56:AA:1896:HOH:O	2.19	0.42
1:AA:661:G:O2'	1:AA:662:U:H5'	2.19	0.42
1:AA:818:G:C3'	1:AA:819:A:C5'	2.95	0.42
1:AA:1226:C:H2'	12:AM:101:THR:OG1	2.19	0.42
3:AD:24:VAL:CG2	3:AD:25:ARG:H	2.21	0.42
3:AD:105:GLY:O	3:AD:157:ALA:HB1	2.19	0.42
7:AH:38:VAL:CG1	7:AH:111:THR:HG22	2.49	0.42
11:AL:29:LYS:HB3	11:AL:56:LEU:HD22	2.01	0.42
12:AM:52:ILE:HD12	12:AM:55:LEU:HD12	1.99	0.42
20:AB:46:VAL:N	20:AB:47:PRO:CD	2.83	0.42
20:AB:63:LYS:HG2	20:AB:224:ARG:NH1	2.34	0.42
22:BA:5:U:H2'	22:BA:6:G:H8	1.83	0.42

Continued on next page...

Continued from previous page...

Atom-1	Atom-2	Interatomic distance (Å)	Clash overlap (Å)
23:BB:141:G:H1	50:BT:2:ILE:CD1	2.20	0.42
23:BB:705:A:O2'	23:BB:706:A:H5'	2.19	0.42
23:BB:1336:A:H3'	23:BB:1337:G:H8	1.83	0.42
23:BB:1539:U:H3'	23:BB:1540:G:H8	1.84	0.42
23:BB:1672:A:C2	23:BB:2582:G:H5'	2.54	0.42
23:BB:2064:C:H2'	23:BB:2065:C:H6	1.81	0.42
23:BB:2515:C:OP1	41:BJ:81:ILE:HG12	2.19	0.42
23:BB:2660:A:H2'	23:BB:2661:G:C8	2.53	0.42
23:BB:2746:U:C4'	48:BG:138:GLN:HA	2.49	0.42
25:BC:28:PRO:HG2	25:BC:33:LEU:HD11	2.00	0.42
26:BD:125:TRP:CE3	26:BD:160:LYS:HD3	2.53	0.42
28:BP:33:GLU:HA	28:BP:33:GLU:OE1	2.18	0.42
29:BE:157:LEU:HG	29:BE:169:VAL:HG11	2.00	0.42
33:B1:10:LEU:HA	33:B1:49:LYS:O	2.19	0.42
36:B2:17:GLY:O	36:B2:21:ARG:HB2	2.19	0.42
36:B2:30:VAL:HA	36:B2:33:ARG:HH22	1.83	0.42
40:BH:25:TYR:CD1	40:BH:30:LEU:HG	2.54	0.42
40:BH:81:ALA:CB	40:BH:147:VAL:HG23	2.49	0.42
42:BN:51:LEU:HD21	42:BN:70:THR:HG21	2.02	0.42
42:BN:83:LEU:HD23	42:BN:115:LEU:HD11	2.01	0.42
43:BO:18:LEU:HD23	43:BO:25:ARG:HD3	2.00	0.42
43:BO:77:ALA:O	43:BO:81:ARG:HD3	2.19	0.42
50:BT:62:VAL:HG12	50:BT:63:VAL:H	1.85	0.42
1:CA:91:U:H2'	1:CA:92:U:H6	1.83	0.42
1:CA:182:A:H1'	1:CA:183:C:C5	2.55	0.42
1:CA:219:U:H2'	1:CA:220:G:C8	2.54	0.42
1:CA:638:U:H2'	1:CA:639:G:O4'	2.19	0.42
1:CA:982:U:OP2	13:CN:60:ARG:NH1	2.53	0.42
1:CA:1180:A:P	8:CI:98:ARG:HH22	2.42	0.42
4:CE:45:VAL:HG23	4:CE:71:ILE:CG2	2.49	0.42
7:CH:120:LEU:O	7:CH:120:LEU:HD23	2.19	0.42
10:CK:55:ARG:O	10:CK:55:ARG:HD3	2.19	0.42
10:CK:124:LYS:O	21:CU:33:ARG:HG2	2.20	0.42
14:CO:70:LEU:HD12	14:CO:78:TYR:CB	2.47	0.42
23:DB:28:A:N6	23:DB:512:G:O2'	2.52	0.42
23:DB:167:A:H2'	23:DB:168:G:O4'	2.19	0.42
23:DB:497:A:H2'	23:DB:498:G:O4'	2.18	0.42
23:DB:990:A:H1'	23:DB:1156:A:C2	2.54	0.42
23:DB:1060:U:O4	24:DI:131:THR:HG22	2.19	0.42
23:DB:1062:G:H2'	23:DB:1063:G:H8	1.84	0.42
23:DB:1120:G:O2'	23:DB:1121:C:H5'	2.19	0.42

Continued on next page...

Continued from previous page...

Atom-1	Atom-2	Interatomic distance (Å)	Clash overlap (Å)
23:DB:1140:C:C2'	23:DB:1141:U:H5'	2.49	0.42
23:DB:1322:A:OP1	45:DS:11:ARG:HD2	2.19	0.42
23:DB:1444:G:O2'	23:DB:1445:G:H5'	2.20	0.42
23:DB:1700:A:H2'	23:DB:1701:A:H5'	2.00	0.42
23:DB:1864:U:O2'	23:DB:1865:U:H5'	2.19	0.42
23:DB:1904:G:O2'	23:DB:1905:C:H5'	2.19	0.42
23:DB:2271:G:H2'	23:DB:2272:U:H6	1.79	0.42
23:DB:2368:C:H2'	23:DB:2369:A:C8	2.54	0.42
23:DB:2604:U:O2'	23:DB:2605:U:H5'	2.19	0.42
23:DB:2630:G:O2'	23:DB:2631:G:H5'	2.19	0.42
23:DB:2903:U:H3'	23:DB:2903:U:O2	2.19	0.42
56:DB:3321:HOH:O	29:DE:63:LYS:HE2	2.18	0.42
26:DD:60:VAL:O	26:DD:60:VAL:HG23	2.19	0.42
27:DK:20:MET:C	27:DK:41:ILE:HD12	2.40	0.42
27:DK:99:ILE:H	27:DK:118:LEU:HD22	1.83	0.42
28:DP:45:VAL:N	28:DP:60:VAL:HG13	2.34	0.42
32:D4:8:LYS:CG	32:D4:9:LYS:HD3	2.50	0.42
35:DV:83:LYS:HA	35:DV:84:PRO:HD3	1.92	0.42
37:DL:89:VAL:O	37:DL:89:VAL:HG13	2.19	0.42
40:DH:97:ARG:HA	40:DH:112:LYS:HG2	2.01	0.42
40:DH:114:GLU:O	40:DH:115:VAL:C	2.58	0.42
40:DH:131:SER:HA	40:DH:140:ALA:O	2.19	0.42
41:DJ:12:LYS:O	41:DJ:13:ARG:HB2	2.19	0.42
41:DJ:13:ARG:HB3	41:DJ:53:TYR:HD2	1.84	0.42
44:DQ:30:VAL:CG1	44:DQ:31:TYR:N	2.69	0.42
44:DQ:111:LYS:NZ	49:DR:50:GLY:HA2	2.35	0.42
47:DF:108:PRO:C	47:DF:110:ILE:H	2.23	0.42
48:DG:66:THR:HG23	48:DG:67:ALA:H	1.84	0.42
48:DG:68:ARG:HH12	48:DG:72:ASN:ND2	2.07	0.42
48:DG:106:LEU:HD23	48:DG:106:LEU:N	2.34	0.42
49:DR:40:MET:HG3	49:DR:48:LYS:HA	2.01	0.42
52:DW:28:GLU:OE1	52:DW:28:GLU:HA	2.17	0.42
1:AA:125:U:H2'	1:AA:126:G:H8	1.83	0.42
1:AA:577:G:O2'	1:AA:578:C:H5'	2.18	0.42
1:AA:1009:U:H2'	1:AA:1009:U:O2	2.19	0.42
1:AA:1125:U:O2	1:AA:1126:U:H6	2.02	0.42
2:AC:46:LEU:HB3	2:AC:49:ALA:CB	2.49	0.42
3:AD:29:THR:HB	3:AD:30:LYS:HZ2	1.81	0.42
3:AD:50:TYR:HA	3:AD:53:GLN:HE21	1.85	0.42
6:AG:22:LEU:O	6:AG:26:VAL:HG13	2.20	0.42
7:AH:4:ASP:OD1	7:AH:7:ALA:HB2	2.19	0.42

Continued on next page...

Continued from previous page...

Atom-1	Atom-2	Interatomic distance (Å)	Clash overlap (Å)
7:AH:118:ALA:HB3	7:AH:120:LEU:CD2	2.44	0.42
8:AI:66:VAL:HG22	8:AI:67:LYS:N	2.35	0.42
9:AJ:26:VAL:HG12	9:AJ:30:LYS:HE2	2.01	0.42
10:AK:30:ILE:HG22	10:AK:45:THR:CB	2.50	0.42
13:AN:50:LEU:H	13:AN:51:PRO:HD2	1.84	0.42
13:AN:50:LEU:HB3	13:AN:51:PRO:HD3	2.02	0.42
18:AS:36:ARG:O	18:AS:69:LYS:HD2	2.19	0.42
20:AB:68:PHE:CD1	20:AB:83:ALA:HB2	2.55	0.42
20:AB:68:PHE:CD1	20:AB:68:PHE:N	2.87	0.42
20:AB:83:ALA:CB	20:AB:90:PHE:HB3	2.49	0.42
20:AB:128:LEU:CD1	20:AB:129:THR:H	2.26	0.42
22:BA:28:C:H2'	22:BA:29:A:C8	2.54	0.42
23:BB:350:G:O2'	23:BB:351:C:H5'	2.19	0.42
23:BB:388:G:N7	23:BB:390:U:H2'	2.34	0.42
23:BB:433:C:H2'	23:BB:434:U:C6	2.53	0.42
23:BB:483:A:C4	46:BU:57:ILE:HD11	2.54	0.42
23:BB:566:U:H2'	23:BB:567:U:O4'	2.20	0.42
23:BB:911:A:H2'	38:BM:9:PHE:CZ	2.54	0.42
23:BB:1237:A:O2'	23:BB:1238:G:O4'	2.37	0.42
23:BB:1299:G:N2	23:BB:1640:A:C8	2.88	0.42
23:BB:1946:U:H2'	23:BB:1947:C:C6	2.54	0.42
23:BB:2236:U:O2'	23:BB:2237:G:H5'	2.19	0.42
23:BB:2317:A:H2'	23:BB:2318:G:O4'	2.19	0.42
25:BC:93:VAL:CG2	25:BC:115:ILE:HD11	2.49	0.42
25:BC:132:ARG:O	25:BC:132:ARG:HG3	2.19	0.42
29:BE:48:THR:C	29:BE:50:ALA:H	2.23	0.42
31:B0:31:LYS:HD2	31:B0:31:LYS:H	1.85	0.42
31:B0:41:HIS:O	31:B0:42:ILE:O	2.38	0.42
32:B4:8:LYS:CG	32:B4:9:LYS:HD3	2.48	0.42
35:BV:79:ARG:HA	35:BV:86:LEU:HA	2.01	0.42
37:BL:19:LEU:HD12	37:BL:19:LEU:N	2.33	0.42
40:BH:7:ASP:CG	40:BH:8:LYS:N	2.73	0.42
41:BJ:99:ARG:HH11	41:BJ:99:ARG:HG2	1.83	0.42
45:BS:71:VAL:O	45:BS:71:VAL:HG22	2.19	0.42
46:BU:2:ALA:HB3	46:BU:5:ARG:CZ	2.50	0.42
49:BR:59:ILE:HA	49:BR:101:ILE:H	1.85	0.42
1:CA:151:A:H5'	1:CA:152:A:OP2	2.20	0.42
1:CA:273:U:O4	1:CA:274:A:N6	2.52	0.42
1:CA:502:A:H4'	1:CA:550:G:H4'	2.00	0.42
1:CA:693:G:OP1	10:CK:126:ARG:NH1	2.50	0.42
1:CA:906:A:H2'	1:CA:907:A:H5''	2.00	0.42

Continued on next page...

Continued from previous page...

Atom-1	Atom-2	Interatomic distance (Å)	Clash overlap (Å)
1:CA:1423:G:H2'	1:CA:1424:U:H6	1.82	0.42
2:CC:8:GLY:HA2	2:CC:11:LEU:HG	2.00	0.42
2:CC:122:GLN:O	2:CC:127:VAL:HG13	2.19	0.42
10:CK:70:ALA:C	10:CK:72:ALA:N	2.72	0.42
11:CL:36:VAL:HG23	11:CL:36:VAL:O	2.19	0.42
14:CO:82:ILE:O	14:CO:86:GLY:N	2.52	0.42
17:CR:41:SER:HB2	17:CR:51:GLN:CG	2.48	0.42
18:CS:28:LYS:HD2	18:CS:28:LYS:N	2.34	0.42
18:CS:57:VAL:HG23	18:CS:59:VAL:HG13	2.02	0.42
22:DA:28:C:O2	22:DA:28:C:O4'	2.38	0.42
23:DB:108:G:H2'	23:DB:109:C:H6	1.85	0.42
23:DB:632:A:H2'	23:DB:633:A:C8	2.53	0.42
23:DB:978:G:O4'	23:DB:1001:A:H2	2.03	0.42
23:DB:1100:C:C5	24:DI:1:ALA:O	2.72	0.42
23:DB:1360:G:O6	23:DB:1372:U:C2	2.72	0.42
23:DB:1547:C:H2'	23:DB:1548:A:C8	2.54	0.42
23:DB:1616:A:H4'	23:DB:1617:C:OP2	2.20	0.42
23:DB:1723:G:C4	23:DB:1724:G:C8	3.07	0.42
23:DB:2345:G:H4'	23:DB:2346:A:O5'	2.19	0.42
23:DB:2734:A:H2'	23:DB:2735:G:C5'	2.47	0.42
23:DB:2742:G:OP2	32:D4:24:ARG:NH1	2.52	0.42
23:DB:2835:A:H61	23:DB:2878:U:H2'	1.83	0.42
23:DB:2901:C:O2'	23:DB:2902:C:H5'	2.19	0.42
24:DI:54:ILE:HD11	24:DI:71:LYS:N	2.34	0.42
25:DC:66:PHE:CE2	25:DC:104:LEU:HD11	2.55	0.42
25:DC:124:LYS:N	25:DC:191:LEU:HD13	2.34	0.42
25:DC:171:VAL:HB	25:DC:183:VAL:HG12	2.02	0.42
26:DD:122:VAL:O	26:DD:122:VAL:HG12	2.19	0.42
27:DK:98:ARG:HA	27:DK:118:LEU:CD2	2.48	0.42
27:DK:98:ARG:C	27:DK:99:ILE:HD12	2.39	0.42
29:DE:134:LEU:CD2	29:DE:161:ALA:HB2	2.46	0.42
39:DX:29:ARG:NH1	50:DT:12:ARG:HE	2.16	0.42
40:DH:14:SER:C	40:DH:16:GLY:N	2.72	0.42
40:DH:27:ARG:HH21	40:DH:27:ARG:CG	2.31	0.42
41:DJ:72:LYS:O	41:DJ:73:VAL:HG13	2.19	0.42
42:DN:98:LEU:O	42:DN:112:TYR:HB2	2.19	0.42
44:DQ:84:LYS:O	44:DQ:86:SER:N	2.52	0.42
46:DU:35:VAL:HB	46:DU:38:ILE:HB	2.01	0.42
47:DF:110:ILE:HA	47:DF:111:ARG:NE	2.34	0.42
48:DG:58:ALA:C	48:DG:60:GLY:H	2.22	0.42
51:DZ:30:LEU:N	51:DZ:30:LEU:CD2	2.81	0.42

Continued on next page...

Continued from previous page...

Atom-1	Atom-2	Interatomic distance (Å)	Clash overlap (Å)
52:DW:49:ASN:HB3	52:DW:81:ILE:CD1	2.49	0.42
52:DW:54:ARG:C	52:DW:56:HIS:H	2.22	0.42
1:AA:151:A:H5'	1:AA:152:A:OP2	2.20	0.42
1:AA:321:A:O2'	1:AA:322:C:H5'	2.20	0.42
1:AA:828:U:O2'	20:AB:24:PRO:HB3	2.19	0.42
1:AA:889:A:H4'	1:AA:890:G:OP1	2.19	0.42
3:AD:90:LEU:HD21	3:AD:196:GLU:CB	2.44	0.42
4:AE:111:ARG:HG3	4:AE:112:ALA:N	2.34	0.42
5:AF:18:VAL:HG21	5:AF:58:HIS:CG	2.54	0.42
5:AF:46:GLN:HG3	5:AF:47:LEU:H	1.85	0.42
6:AG:70:PRO:O	6:AG:95:ARG:HG3	2.20	0.42
7:AH:31:LEU:O	7:AH:35:ILE:HG13	2.19	0.42
8:AI:56:MET:HE1	8:AI:60:LEU:HD23	2.01	0.42
12:AM:90:HIS:CE1	12:AM:96:VAL:HG21	2.55	0.42
19:AT:65:LEU:HD23	19:AT:66:ILE:HD13	2.01	0.42
20:AB:45:THR:HA	20:AB:48:MET:HG3	2.02	0.42
23:BB:10:A:H2'	23:BB:11:C:C2	2.55	0.42
23:BB:38:A:N3	29:BE:43:THR:HB	2.33	0.42
23:BB:189:G:H2'	23:BB:205:G:H22	1.84	0.42
23:BB:235:U:H2'	23:BB:236:C:C6	2.55	0.42
23:BB:962:G:N2	23:BB:2250:G:H22	2.12	0.42
23:BB:1147:A:O2'	23:BB:1148:U:H5'	2.19	0.42
23:BB:1315:C:H2'	23:BB:1316:U:C6	2.55	0.42
23:BB:1515:A:H3'	23:BB:1516:G:H8	1.84	0.42
23:BB:1731:G:O2'	23:BB:1732:C:H5''	2.20	0.42
23:BB:2145:C:H6	23:BB:2145:C:H2'	1.64	0.42
23:BB:2365:G:O2'	52:BW:59:PHE:CE1	2.72	0.42
26:BD:39:ASP:CG	26:BD:41:ALA:H	2.23	0.42
31:B0:33:SER:C	31:B0:35:GLU:N	2.72	0.42
31:B0:38:LEU:HD13	31:B0:41:HIS:CE1	2.54	0.42
32:B4:27:CYS:HB3	32:B4:33:HIS:HB2	2.01	0.42
34:B3:16:THR:HG21	34:B3:48:MET:SD	2.60	0.42
34:B3:24:LYS:HB2	37:BL:64:PHE:CD2	2.54	0.42
37:BL:135:ILE:HG23	37:BL:136:GLU:N	2.35	0.42
38:BM:17:ASN:HD22	38:BM:17:ASN:HA	1.60	0.42
40:BH:34:GLY:O	40:BH:35:LYS:HG2	2.20	0.42
40:BH:59:ALA:CA	40:BH:62:LEU:HG	2.50	0.42
40:BH:99:ILE:CD1	40:BH:130:VAL:HG11	2.48	0.42
41:BJ:110:PRO:O	41:BJ:115:GLY:HA3	2.19	0.42
45:BS:12:SER:O	45:BS:13:SER:HB3	2.20	0.42
45:BS:83:LYS:HD3	45:BS:97:LEU:CD1	2.47	0.42

Continued on next page...

Continued from previous page...

Atom-1	Atom-2	Interatomic distance (Å)	Clash overlap (Å)
47:BF:137:PHE:CD2	47:BF:137:PHE:N	2.83	0.42
48:BG:6:ALA:HB3	48:BG:68:ARG:NE	2.34	0.42
1:CA:204:G:N3	1:CA:466:A:N6	2.67	0.42
1:CA:441:A:H61	1:CA:493:A:N6	2.17	0.42
1:CA:491:G:O2'	1:CA:492:C:H5'	2.20	0.42
1:CA:747:A:H2'	1:CA:748:G:O4'	2.20	0.42
1:CA:1056:U:O2'	1:CA:1057:G:H5'	2.20	0.42
1:CA:1243:C:H2'	1:CA:1244:G:C8	2.53	0.42
1:CA:1256:A:O4'	1:CA:1278:G:N2	2.52	0.42
1:CA:1339:A:H2'	1:CA:1340:A:O4'	2.20	0.42
10:CK:90:PRO:C	10:CK:92:ARG:H	2.23	0.42
14:CO:25:THR:O	14:CO:29:VAL:HG23	2.20	0.42
15:CP:23:ASP:OD1	15:CP:25:ARG:HB2	2.19	0.42
23:DB:4:U:H2'	23:DB:5:A:H8	1.84	0.42
23:DB:63:A:C8	23:DB:63:A:OP2	2.70	0.42
23:DB:118:A:OP2	23:DB:119:A:H5''	2.19	0.42
23:DB:337:C:OP1	46:DU:3:LYS:HG3	2.20	0.42
23:DB:515:A:H2	23:DB:1260:A:N3	2.17	0.42
23:DB:697:G:H2'	23:DB:698:C:C6	2.55	0.42
23:DB:730:A:H3'	56:DB:3611:HOH:O	2.19	0.42
23:DB:902:C:H2'	23:DB:903:C:C6	2.54	0.42
23:DB:1190:G:OP1	37:DL:32:GLY:CA	2.67	0.42
23:DB:1495:A:C2	23:DB:1578:U:H1'	2.54	0.42
23:DB:1731:G:O2'	23:DB:1732:C:H5''	2.19	0.42
23:DB:2002:G:OP1	42:DN:13:ASN:HA	2.19	0.42
23:DB:2137:U:C2'	23:DB:2138:G:H5'	2.49	0.42
23:DB:2185:U:O2'	23:DB:2186:G:H5'	2.20	0.42
23:DB:2648:G:H2'	23:DB:2649:C:H6	1.81	0.42
24:DI:99:LYS:HB2	24:DI:140:GLU:OE1	2.19	0.42
24:DI:108:ILE:CG2	24:DI:128:ILE:HD13	2.49	0.42
25:DC:4:LYS:CD	25:DC:5:CYS:H	2.19	0.42
25:DC:244:VAL:HB	25:DC:249:VAL:N	2.30	0.42
26:DD:62:LYS:O	26:DD:66:GLY:N	2.52	0.42
28:DP:13:LYS:HG2	28:DP:76:HIS:ND1	2.35	0.42
29:DE:4:VAL:HG12	29:DE:6:LYS:H	1.85	0.42
29:DE:60:TRP:CZ2	29:DE:62:GLN:NE2	2.88	0.42
29:DE:158:PHE:HD2	29:DE:169:VAL:HG23	1.85	0.42
29:DE:192:ALA:O	29:DE:196:VAL:HG23	2.19	0.42
35:DV:3:THR:HA	35:DV:62:THR:HG1	1.85	0.42
35:DV:6:ALA:HB2	35:DV:42:LEU:HB3	2.02	0.42
37:DL:112:LEU:O	37:DL:112:LEU:HD23	2.19	0.42

Continued on next page...

Continued from previous page...

Atom-1	Atom-2	Interatomic distance (Å)	Clash overlap (Å)
41:DJ:8:PRO:HG3	41:DJ:48:VAL:HG13	2.01	0.42
43:DO:20:GLU:OE2	43:DO:21:LEU:HG	2.19	0.42
44:DQ:32:ARG:O	44:DQ:36:GLN:HG3	2.19	0.42
44:DQ:63:ARG:HH22	44:DQ:96:ASP:N	2.16	0.42
47:DF:102:LEU:O	47:DF:103:ILE:CB	2.68	0.42
47:DF:134:GLN:O	47:DF:136:ILE:N	2.52	0.42
49:DR:6:GLN:HE22	49:DR:9:GLY:C	2.23	0.42
50:DT:32:LEU:H	50:DT:83:ALA:CB	2.31	0.42
50:DT:48:GLN:O	50:DT:52:GLU:HA	2.19	0.42
1:AA:169:C:O2'	1:AA:170:U:H5'	2.19	0.42
1:AA:435:A:N3	1:AA:435:A:H2'	2.33	0.42
1:AA:547:A:H4'	1:AA:548:G:O5'	2.20	0.42
1:AA:600:A:H2'	1:AA:601:G:H8	1.84	0.42
1:AA:762:U:H2'	1:AA:763:G:H8	1.84	0.42
1:AA:766:A:H2	1:AA:1525:G:N3	2.17	0.42
1:AA:878:A:H2'	1:AA:879:C:C6	2.55	0.42
1:AA:1525:G:O2'	1:AA:1526:G:H5'	2.19	0.42
2:AC:184:ASN:O	2:AC:199:VAL:HG22	2.19	0.42
3:AD:1:ALA:O	3:AD:2:ARG:HG2	2.20	0.42
9:AJ:57:VAL:HG13	9:AJ:58:ASN:N	2.35	0.42
12:AM:28:ARG:HH12	12:AM:59:VAL:HA	1.85	0.42
12:AM:50:GLY:HA2	12:AM:53:ASP:OD1	2.20	0.42
13:AN:52:ARG:HA	13:AN:52:ARG:HD3	1.90	0.42
19:AT:11:ILE:O	19:AT:15:LYS:HB2	2.19	0.42
20:AB:13:VAL:HG12	20:AB:13:VAL:O	2.19	0.42
23:BB:497:A:H2'	23:BB:498:G:O4'	2.20	0.42
23:BB:611:C:H2'	23:BB:612:G:O4'	2.20	0.42
23:BB:688:U:O2'	23:BB:689:A:H5'	2.20	0.42
23:BB:1050:A:H2'	23:BB:1051:G:C8	2.54	0.42
23:BB:1438:U:O2'	23:BB:1439:A:H5'	2.19	0.42
23:BB:1562:U:H2'	23:BB:1563:U:C6	2.54	0.42
23:BB:1818:U:H2'	25:BC:152:GLN:O	2.19	0.42
23:BB:2341:G:O2'	23:BB:2342:C:H5'	2.19	0.42
23:BB:2778:A:O2'	23:BB:2781:A:H5'	2.20	0.42
23:BB:2834:G:H2'	23:BB:2879:A:H61	1.85	0.42
25:BC:162:GLN:HE22	25:BC:174:ARG:HH21	1.67	0.42
26:BD:202:ILE:HG22	26:BD:202:ILE:O	2.18	0.42
27:BK:42:THR:HG23	27:BK:57:VAL:HG22	2.01	0.42
27:BK:43:ILE:CG2	27:BK:54:LYS:HA	2.49	0.42
29:BE:46:GLN:HB3	29:BE:86:ALA:HA	2.01	0.42
29:BE:58:LYS:N	29:BE:58:LYS:CD	2.83	0.42

Continued on next page...

Continued from previous page...

Atom-1	Atom-2	Interatomic distance (Å)	Clash overlap (Å)
33:B1:33:LEU:HD12	33:B1:34:GLU:N	2.35	0.42
35:BV:51:GLN:HA	35:BV:56:PHE:CB	2.49	0.42
38:BM:28:PHE:HB3	38:BM:64:TRP:CE2	2.55	0.42
38:BM:57:VAL:HA	38:BM:112:LEU:HD11	2.00	0.42
39:BX:1:MET:HA	39:BX:4:LYS:HB3	2.02	0.42
43:BO:90:VAL:HG22	43:BO:115:LEU:HD11	2.01	0.42
44:BQ:57:ARG:HA	44:BQ:60:TRP:CE3	2.55	0.42
44:BQ:104:ALA:C	44:BQ:106:THR:H	2.23	0.42
46:BU:84:PHE:CE2	46:BU:93:ARG:HG2	2.54	0.42
47:BF:97:GLU:O	47:BF:100:GLU:HB2	2.20	0.42
48:BG:93:TYR:O	48:BG:94:ARG:O	2.37	0.42
48:BG:97:VAL:HG23	48:BG:124:CYS:SG	2.60	0.42
48:BG:125:PRO:HD3	48:BG:131:VAL:HG22	2.01	0.42
50:BT:41:ALA:C	50:BT:43:ILE:N	2.72	0.42
1:CA:71:A:O2'	1:CA:72:A:H5''	2.18	0.42
1:CA:79:G:H2'	1:CA:80:A:H8	1.84	0.42
1:CA:174:A:O2'	1:CA:175:C:H5'	2.19	0.42
1:CA:177:G:N3	1:CA:177:G:O4'	2.53	0.42
1:CA:828:U:H2'	1:CA:829:G:O5'	2.19	0.42
1:CA:1165:U:H2'	1:CA:1166:G:O4'	2.19	0.42
1:CA:1225:A:O2'	18:CS:77:ARG:HD3	2.19	0.42
1:CA:1480:A:H2'	1:CA:1481:U:H6	1.83	0.42
2:CC:82:ASP:O	2:CC:86:LEU:HG	2.19	0.42
3:CD:43:ARG:HH11	3:CD:43:ARG:HB3	1.85	0.42
3:CD:154:VAL:O	3:CD:157:ALA:HB3	2.20	0.42
3:CD:197:HIS:O	3:CD:201:GLU:HG3	2.18	0.42
4:CE:33:THR:HB	4:CE:49:TYR:CE1	2.55	0.42
4:CE:97:PRO:HA	4:CE:122:VAL:HG12	2.02	0.42
8:CI:27:ILE:CG2	8:CI:34:LEU:HB2	2.49	0.42
12:CM:6:ILE:O	12:CM:7:ASN:C	2.58	0.42
15:CP:45:GLU:C	15:CP:47:GLU:H	2.22	0.42
20:CB:10:LYS:O	20:CB:13:VAL:HG23	2.19	0.42
20:CB:104:LYS:HA	20:CB:107:ARG:HD3	2.01	0.42
23:DB:43:G:H2'	23:DB:44:A:O4'	2.20	0.42
23:DB:416:U:H2'	23:DB:417:C:H6	1.82	0.42
23:DB:494:G:O2'	23:DB:495:G:H5'	2.20	0.42
23:DB:812:C:H4'	44:DQ:12:ARG:HH22	1.85	0.42
23:DB:1046:A:H4'	23:DB:1047:G:OP2	2.19	0.42
23:DB:2602:A:N3	23:DB:2602:A:C2'	2.80	0.42
25:DC:52:HIS:HA	25:DC:216:ARG:HB2	2.01	0.42
25:DC:181:ARG:HD3	25:DC:265:PHE:O	2.19	0.42

Continued on next page...

Continued from previous page...

Atom-1	Atom-2	Interatomic distance (Å)	Clash overlap (Å)
29:DE:29:HIS:O	29:DE:33:VAL:HG23	2.19	0.42
29:DE:105:LEU:HD23	29:DE:105:LEU:HA	1.87	0.42
29:DE:146:VAL:HG12	29:DE:147:LEU:N	2.34	0.42
32:D4:36:ARG:CG	32:D4:37:GLN:H	2.30	0.42
35:DV:16:ALA:N	35:DV:19:ARG:HH21	2.17	0.42
36:D2:22:MET:HA	36:D2:28:ARG:HG3	2.00	0.42
37:DL:135:ILE:HG23	37:DL:136:GLU:N	2.35	0.42
41:DJ:58:ASN:O	41:DJ:59:ALA:HB3	2.20	0.42
42:DN:41:ALA:C	42:DN:43:GLU:N	2.71	0.42
45:DS:72:THR:HG23	45:DS:108:SER:HB3	2.01	0.42
46:DU:48:VAL:H	46:DU:53:GLN:HG3	1.85	0.42
47:DF:92:GLY:O	47:DF:95:MET:HB3	2.18	0.42
48:DG:125:PRO:HD2	48:DG:129:GLU:HG2	2.02	0.42
48:DG:170:THR:O	48:DG:171:LYS:HD3	2.19	0.42
49:DR:39:LEU:HA	49:DR:53:PHE:HA	2.01	0.42
49:DR:91:GLN:HG3	49:DR:92:TRP:H	1.84	0.42
50:DT:23:ALA:C	50:DT:25:GLU:H	2.23	0.42
52:DW:59:PHE:CD2	52:DW:60:ALA:N	2.88	0.42
1:AA:91:U:O5'	1:AA:91:U:H6	2.01	0.42
1:AA:177:G:N3	1:AA:177:G:O4'	2.53	0.42
1:AA:1006:G:O2'	1:AA:1007:U:H5'	2.19	0.42
1:AA:1260:G:P	1:AA:1284:C:H4'	2.60	0.42
2:AC:2:GLN:H	2:AC:2:GLN:NE2	2.18	0.42
2:AC:112:ALA:CB	2:AC:184:ASN:HB2	2.49	0.42
4:AE:55:VAL:N	4:AE:56:PRO:CD	2.83	0.42
6:AG:144:ALA:C	6:AG:146:ALA:H	2.21	0.42
10:AK:22:ILE:HD13	10:AK:95:THR:HG23	2.00	0.42
12:AM:84:CYS:C	12:AM:88:LEU:HD12	2.39	0.42
15:AP:46:LYS:C	15:AP:48:GLU:N	2.72	0.42
20:AB:116:LEU:HB3	20:AB:140:LEU:CG	2.49	0.42
22:BA:15:A:H3'	22:BA:15:A:OP2	2.19	0.42
23:BB:144:A:H2'	23:BB:145:C:H6	1.83	0.42
23:BB:326:G:O2'	23:BB:327:G:H5'	2.19	0.42
23:BB:531:C:O2'	23:BB:563:A:H5''	2.20	0.42
23:BB:538:A:H2'	23:BB:539:G:O4'	2.20	0.42
23:BB:659:G:H4'	29:BE:95:LYS:HB3	2.00	0.42
23:BB:1035:U:H2'	23:BB:1036:G:H8	1.85	0.42
23:BB:1199:U:H2'	23:BB:1200:C:H6	1.83	0.42
23:BB:1541:C:H2'	23:BB:1542:U:O4'	2.20	0.42
23:BB:1642:G:O2'	23:BB:1643:G:H5'	2.19	0.42
23:BB:2305:U:C1'	47:BF:132:ARG:HA	2.49	0.42

Continued on next page...

Continued from previous page...

Atom-1	Atom-2	Interatomic distance (Å)	Clash overlap (Å)
23:BB:2531:A:H4'	48:BG:156:TYR:CD1	2.54	0.42
23:BB:2710:C:H2'	23:BB:2711:A:C8	2.52	0.42
23:BB:2786:U:O2'	26:BD:66:GLY:HA3	2.20	0.42
23:BB:2884:U:H4'	31:B0:49:ARG:NH2	2.35	0.42
25:BC:149:LYS:HD3	25:BC:152:GLN:NE2	2.26	0.42
26:BD:37:VAL:CG2	26:BD:91:THR:HA	2.50	0.42
26:BD:90:PHE:O	26:BD:91:THR:C	2.57	0.42
26:BD:141:ARG:O	26:BD:142:VAL:HG13	2.20	0.42
27:BK:118:LEU:C	27:BK:120:PRO:HD2	2.40	0.42
40:BH:44:ILE:C	40:BH:46:PHE:N	2.72	0.42
45:BS:3:THR:HG21	45:BS:58:ALA:HB2	2.01	0.42
47:BF:46:LYS:O	47:BF:49:LEU:HB3	2.19	0.42
47:BF:110:ILE:HA	47:BF:111:ARG:NE	2.35	0.42
47:BF:134:GLN:HE21	47:BF:134:GLN:HB3	1.56	0.42
48:BG:174:LYS:NZ	48:BG:176:LYS:HG2	2.34	0.42
50:BT:43:ILE:CG2	50:BT:58:VAL:HG21	2.49	0.42
51:BZ:68:LEU:HD22	51:BZ:78:TYR:CD1	2.54	0.42
1:CA:104:G:O2'	1:CA:105:G:H5'	2.20	0.42
1:CA:263:A:H2'	1:CA:264:C:C6	2.55	0.42
1:CA:366:A:O2'	1:CA:367:U:P	2.78	0.42
1:CA:667:G:H4'	14:CO:51:HIS:ND1	2.35	0.42
1:CA:1161:C:O2'	1:CA:1162:C:H5'	2.20	0.42
1:CA:1231:G:O2'	1:CA:1232:U:H5'	2.19	0.42
4:CE:87:VAL:HG22	4:CE:88:HIS:N	2.35	0.42
7:CH:36:ALA:HA	7:CH:39:LEU:HD12	2.00	0.42
10:CK:127:ARG:HG3	10:CK:127:ARG:NH1	2.33	0.42
12:CM:33:LEU:HD22	12:CM:38:ILE:HB	2.02	0.42
15:CP:71:VAL:O	15:CP:75:ILE:HG13	2.20	0.42
15:CP:75:ILE:HG13	15:CP:75:ILE:H	1.61	0.42
20:CB:145:ASN:N	20:CB:145:ASN:ND2	2.66	0.42
20:CB:216:VAL:O	20:CB:220:VAL:HG23	2.19	0.42
23:DB:123:G:H2'	23:DB:124:G:C8	2.54	0.42
23:DB:278:A:N7	23:DB:361:G:N1	2.67	0.42
23:DB:327:G:H2'	23:DB:328:U:O4'	2.20	0.42
23:DB:345:A:C1'	23:DB:346:A:H2	2.33	0.42
23:DB:969:G:H2'	23:DB:970:U:H6	1.85	0.42
23:DB:1275:A:C2'	23:DB:1276:A:O4'	2.68	0.42
23:DB:1534:U:O2'	23:DB:1535:A:H8	2.02	0.42
23:DB:1813:G:N3	25:DC:49:THR:CG2	2.80	0.42
23:DB:1823:G:O2'	23:DB:1824:G:H5'	2.20	0.42
23:DB:2144:G:N2	23:DB:2146:C:O4'	2.53	0.42

Continued on next page...

Continued from previous page...

Atom-1	Atom-2	Interatomic distance (Å)	Clash overlap (Å)
23:DB:2231:U:O2'	23:DB:2232:C:H5'	2.19	0.42
23:DB:2667:C:H2'	23:DB:2668:G:O4'	2.20	0.42
23:DB:2784:U:H2'	23:DB:2785:C:C6	2.55	0.42
23:DB:2793:C:H2'	23:DB:2794:C:H6	1.84	0.42
23:DB:2834:G:O6	23:DB:2879:A:H2'	2.19	0.42
28:DP:24:THR:C	28:DP:25:VAL:HG13	2.39	0.42
29:DE:58:LYS:N	29:DE:58:LYS:CD	2.83	0.42
32:D4:11:CYS:HG	32:D4:33:HIS:CE1	2.36	0.42
35:DV:77:VAL:HG23	35:DV:89:ILE:CG2	2.50	0.42
36:D2:32:ALA:HA	36:D2:35:ARG:HB2	2.01	0.42
37:DL:77:ILE:HG13	37:DL:101:ILE:HD11	2.01	0.42
37:DL:79:LEU:HD23	37:DL:79:LEU:HA	1.91	0.42
39:DX:52:ARG:O	39:DX:55:THR:HB	2.19	0.42
40:DH:54:LEU:C	40:DH:56:ALA:H	2.23	0.42
41:DJ:23:LYS:CE	41:DJ:142:ILE:HG23	2.46	0.42
42:DN:12:ARG:HG3	42:DN:13:ASN:N	2.34	0.42
42:DN:60:VAL:O	42:DN:63:ARG:HB3	2.19	0.42
42:DN:64:ARG:O	42:DN:67:PHE:HB3	2.19	0.42
43:DO:18:LEU:HD23	43:DO:25:ARG:CD	2.49	0.42
43:DO:34:HIS:HB3	43:DO:36:TYR:HE2	1.83	0.42
47:DF:13:LYS:HA	47:DF:16:MET:HB2	2.01	0.42
47:DF:177:ARG:CZ	47:DF:178:LYS:H	2.32	0.42
51:DZ:63:GLY:HA3	51:DZ:66:THR:OG1	2.20	0.42
1:AA:90:C:H2'	1:AA:91:U:H5	1.83	0.42
1:AA:182:A:H1'	1:AA:183:C:C5	2.55	0.42
1:AA:532:A:N7	2:AC:192:TYR:HD2	2.18	0.42
1:AA:947:G:H2'	1:AA:948:C:C6	2.55	0.42
4:AE:87:VAL:HG22	4:AE:88:HIS:N	2.35	0.42
5:AF:74:LEU:HD11	5:AF:78:PHE:CZ	2.54	0.42
6:AG:101:ARG:HG2	6:AG:105:GLU:OE2	2.19	0.42
6:AG:145:GLU:CA	6:AG:148:LYS:HB2	2.39	0.42
8:AI:9:GLY:HA3	8:AI:81:GLY:N	2.34	0.42
8:AI:29:ILE:HG12	8:AI:64:ILE:CB	2.49	0.42
11:AL:107:LYS:HD2	11:AL:107:LYS:C	2.40	0.42
14:AO:73:LYS:O	14:AO:74:ASP:HB2	2.20	0.42
16:AQ:18:LYS:HE3	16:AQ:48:GLU:CG	2.49	0.42
23:BB:154:U:O2'	23:BB:155:A:H5'	2.19	0.42
23:BB:279:A:C2	23:BB:362:A:H4'	2.54	0.42
23:BB:764:A:N1	23:BB:1789:A:O2'	2.51	0.42
23:BB:853:C:H2'	23:BB:854:C:H6	1.85	0.42
23:BB:877:A:H2'	23:BB:899:A:N1	2.35	0.42

Continued on next page...

Continued from previous page...

Atom-1	Atom-2	Interatomic distance (Å)	Clash overlap (Å)
23:BB:1315:C:H2'	23:BB:1316:U:H6	1.84	0.42
23:BB:1438:U:N3	23:BB:1552:A:N6	2.68	0.42
23:BB:1495:A:C2	23:BB:1578:U:H1'	2.54	0.42
23:BB:1537:G:H5''	23:BB:1537:G:N3	2.35	0.42
23:BB:1739:A:H2'	23:BB:1740:G:H8	1.84	0.42
23:BB:2282:G:H5'	23:BB:2389:G:H1'	2.01	0.42
24:BI:48:ILE:O	24:BI:49:GLU:HB3	2.20	0.42
27:BK:20:MET:C	27:BK:41:ILE:HD12	2.40	0.42
30:BY:7:THR:O	30:BY:54:VAL:HA	2.20	0.42
33:B1:3:GLY:C	33:B1:5:ARG:N	2.73	0.42
35:BV:4:ILE:HB	35:BV:63:ILE:HG13	2.00	0.42
37:BL:40:SER:OG	37:BL:41:ARG:HG3	2.18	0.42
40:BH:72:ILE:HG23	40:BH:140:ALA:CB	2.49	0.42
40:BH:75:LEU:HD11	40:BH:103:VAL:O	2.19	0.42
43:BO:52:SER:O	43:BO:55:GLU:HG3	2.20	0.42
44:BQ:9:ALA:C	44:BQ:11:ALA:N	2.72	0.42
44:BQ:15:LYS:HD2	44:BQ:19:GLN:HE21	1.84	0.42
44:BQ:63:ARG:HH12	44:BQ:96:ASP:HA	1.85	0.42
46:BU:3:LYS:CB	46:BU:82:VAL:HG21	2.50	0.42
47:BF:130:GLY:HA2	47:BF:152:ASP:HA	2.01	0.42
47:BF:147:ARG:HB3	47:BF:147:ARG:NH1	2.34	0.42
48:BG:83:THR:HA	48:BG:84:LYS:NZ	2.35	0.42
48:BG:84:LYS:O	48:BG:85:LYS:O	2.38	0.42
48:BG:137:LYS:O	48:BG:140:ILE:HG13	2.19	0.42
52:BW:77:LYS:H	52:BW:77:LYS:HZ3	1.63	0.42
1:CA:79:G:H2'	1:CA:80:A:C8	2.55	0.42
1:CA:88:U:H2'	1:CA:89:U:C6	2.55	0.42
1:CA:389:A:H3'	1:CA:390:U:H6	1.83	0.42
1:CA:476:U:H2'	1:CA:477:C:H6	1.84	0.42
1:CA:734:G:H2'	1:CA:735:C:H6	1.85	0.42
1:CA:818:G:C3'	1:CA:819:A:C5'	2.96	0.42
1:CA:883:C:O2'	1:CA:884:U:H5'	2.20	0.42
1:CA:923:A:OP1	4:CE:25:LYS:HB3	2.20	0.42
1:CA:1048:G:H5''	13:CN:2:LYS:HD2	2.02	0.42
1:CA:1143:G:H2'	1:CA:1144:G:C8	2.55	0.42
1:CA:1320:C:H1'	18:CS:72:GLU:HB3	2.01	0.42
1:CA:1343:G:H1'	8:CI:122:ARG:NH1	2.34	0.42
5:CF:38:ARG:NH2	5:CF:63:ASN:ND2	2.64	0.42
7:CH:29:SER:O	7:CH:30:LYS:C	2.58	0.42
11:CL:84:GLY:H	11:CL:94:TYR:HA	1.85	0.42
18:CS:18:VAL:HG13	18:CS:19:GLU:N	2.35	0.42

Continued on next page...

Continued from previous page...

Atom-1	Atom-2	Interatomic distance (Å)	Clash overlap (Å)
20:CB:116:LEU:HB3	20:CB:140:LEU:CD1	2.50	0.42
20:CB:212:TYR:HA	20:CB:215:ALA:HB3	2.02	0.42
22:DA:35:C:H2'	22:DA:36:C:C5'	2.50	0.42
23:DB:1:G:H2'	23:DB:2:G:C8	2.55	0.42
23:DB:20:C:H2'	23:DB:21:A:C8	2.54	0.42
23:DB:137:U:H2'	23:DB:138:U:C1'	2.48	0.42
23:DB:170:U:O2'	23:DB:171:U:H5'	2.19	0.42
23:DB:519:U:H2'	23:DB:520:G:H8	1.84	0.42
23:DB:547:A:C6	23:DB:548:G:H1'	2.55	0.42
23:DB:633:A:H2'	23:DB:634:C:C5'	2.50	0.42
23:DB:674:G:H1'	29:DE:69:ARG:HE	1.84	0.42
23:DB:776:G:H4'	23:DB:777:G:O5'	2.20	0.42
23:DB:838:C:C2	23:DB:941:A:C6	3.08	0.42
23:DB:858:G:H4'	52:DW:19:ARG:HH22	1.84	0.42
23:DB:1098:A:O3'	24:DI:4:VAL:O	2.37	0.42
23:DB:1690:A:H2'	23:DB:1691:C:O4'	2.20	0.42
23:DB:2030:A:H4'	23:DB:2031:A:H5'	2.01	0.42
23:DB:2261:C:O2'	23:DB:2262:U:H5'	2.20	0.42
23:DB:2529:G:H4'	48:DG:174:LYS:HG3	2.02	0.42
23:DB:2556:C:H2'	23:DB:2557:G:O4'	2.19	0.42
25:DC:76:VAL:HA	25:DC:113:ASP:O	2.20	0.42
27:DK:103:VAL:HG23	27:DK:122:VAL:O	2.20	0.42
27:DK:119:ALA:HB3	27:DK:120:PRO:CD	2.50	0.42
29:DE:72:SER:C	29:DE:74:LYS:H	2.23	0.42
36:D2:33:ARG:HH21	36:D2:33:ARG:CG	2.33	0.42
37:DL:80:SER:HB3	37:DL:115:GLU:OE2	2.20	0.42
40:DH:60:GLU:HA	40:DH:62:LEU:CD2	2.49	0.42
40:DH:86:ASP:HB2	40:DH:87:GLU:H	1.59	0.42
40:DH:97:ARG:HA	40:DH:100:ALA:HB3	2.01	0.42
40:DH:126:GLY:O	40:DH:146:VAL:N	2.50	0.42
42:DN:100:CYS:O	42:DN:101:GLY:O	2.37	0.42
44:DQ:67:ALA:O	44:DQ:70:GLN:HB3	2.19	0.42
46:DU:5:ARG:HG2	46:DU:5:ARG:HH21	1.84	0.42
1:AA:62:U:H2'	1:AA:63:C:C6	2.55	0.42
1:AA:144:G:O2'	1:AA:145:G:H5'	2.18	0.42
1:AA:471:U:H2'	1:AA:472:U:H6	1.85	0.42
1:AA:592:G:H2'	1:AA:593:U:H6	1.85	0.42
1:AA:600:A:O3'	7:AH:88:LYS:HE3	2.18	0.42
1:AA:652:U:H1'	1:AA:653:U:C5	2.55	0.42
1:AA:1067:A:H4'	1:AA:1068:G:O5'	2.18	0.42
2:AC:63:ILE:HD11	2:AC:96:VAL:CG2	2.50	0.42

Continued on next page...

Continued from previous page...

Atom-1	Atom-2	Interatomic distance (Å)	Clash overlap (Å)
4:AE:97:PRO:HA	4:AE:122:VAL:HG12	2.02	0.42
8:AI:79:ARG:O	8:AI:83:THR:HG22	2.20	0.42
10:AK:80:ASN:HB3	10:AK:105:ARG:HB3	2.02	0.42
12:AM:5:GLY:O	12:AM:7:ASN:N	2.53	0.42
13:AN:22:LYS:HA	13:AN:25:GLU:OE2	2.20	0.42
18:AS:10:ILE:HG22	18:AS:38:THR:N	2.35	0.42
20:AB:52:ALA:O	20:AB:56:LEU:HB2	2.18	0.42
20:AB:136:ARG:O	20:AB:139:GLU:HB3	2.20	0.42
20:AB:209:VAL:HG23	20:AB:210:THR:H	1.84	0.42
21:AU:41:THR:HG22	21:AU:45:LYS:HZ3	1.85	0.42
23:BB:43:G:H2'	23:BB:44:A:O4'	2.19	0.42
23:BB:286:U:H2'	23:BB:287:G:C8	2.54	0.42
23:BB:350:G:H2'	23:BB:351:C:O4'	2.20	0.42
23:BB:483:A:H3'	23:BB:484:C:H6	1.84	0.42
23:BB:924:G:H2'	23:BB:925:A:C8	2.55	0.42
23:BB:928:A:O2'	30:BY:37:ARG:HD3	2.20	0.42
23:BB:1059:G:N2	24:BI:130:GLY:HA3	2.35	0.42
23:BB:1063:G:O2'	23:BB:1064:C:H5'	2.20	0.42
23:BB:1369:G:O2'	23:BB:1370:C:H5'	2.20	0.42
23:BB:1668:A:N3	23:BB:1670:C:C4	2.88	0.42
23:BB:1854:A:N6	23:BB:1888:G:H1'	2.34	0.42
23:BB:2617:U:C4	23:BB:2618:G:N7	2.88	0.42
23:BB:2733:A:C8	23:BB:2733:A:H3'	2.55	0.42
23:BB:2785:C:H2'	23:BB:2786:U:H6	1.84	0.42
27:BK:15:GLY:HA2	27:BK:46:ALA:HA	2.01	0.42
29:BE:48:THR:C	29:BE:50:ALA:N	2.73	0.42
29:BE:160:ALA:C	29:BE:162:ARG:H	2.22	0.42
31:B0:42:ILE:CD1	42:BN:98:LEU:HD12	2.43	0.42
32:B4:36:ARG:CG	32:B4:37:GLN:H	2.33	0.42
35:BV:16:ALA:N	35:BV:19:ARG:HH21	2.17	0.42
37:BL:92:LEU:H	37:BL:92:LEU:CD2	2.31	0.42
37:BL:121:THR:HB	37:BL:141:LYS:HD2	2.02	0.42
38:BM:41:LEU:C	38:BM:43:ALA:H	2.23	0.42
38:BM:71:LYS:HG2	38:BM:73:ILE:CD1	2.49	0.42
39:BX:56:LEU:O	39:BX:58:ASN:N	2.53	0.42
40:BH:21:VAL:HG21	40:BH:25:TYR:HD2	1.84	0.42
42:BN:82:GLU:C	42:BN:84:GLY:N	2.72	0.42
43:BO:30:ARG:HG3	43:BO:30:ARG:NH1	2.35	0.42
44:BQ:21:LYS:HA	44:BQ:21:LYS:HD3	1.83	0.42
44:BQ:77:LYS:HE2	44:BQ:116:LEU:CD2	2.46	0.42
44:BQ:86:SER:CB	49:BR:51:VAL:HA	2.49	0.42

Continued on next page...

Continued from previous page...

Atom-1	Atom-2	Interatomic distance (Å)	Clash overlap (Å)
50:BT:25:GLU:C	50:BT:27:SER:H	2.22	0.42
52:BW:36:ILE:H	52:BW:36:ILE:HG13	1.70	0.42
1:CA:65:A:C5	1:CA:381:C:N3	2.88	0.42
1:CA:89:U:H2'	1:CA:90:C:H6	1.84	0.42
1:CA:175:C:H2'	1:CA:176:C:C6	2.54	0.42
1:CA:279:A:C5'	1:CA:280:C:H3'	2.48	0.42
1:CA:358:U:H2'	1:CA:359:G:C8	2.55	0.42
1:CA:499:A:H4'	1:CA:500:G:H5'	2.02	0.42
1:CA:600:A:O3'	7:CH:88:LYS:HE3	2.20	0.42
1:CA:709:U:O2'	1:CA:710:G:H5'	2.20	0.42
1:CA:864:A:H2'	1:CA:865:A:C8	2.55	0.42
1:CA:1118:U:O2'	1:CA:1119:C:H5'	2.20	0.42
1:CA:1148:U:H2'	1:CA:1149:C:O4'	2.20	0.42
3:CD:18:LEU:HD11	3:CD:59:LYS:HG3	2.00	0.42
5:CF:12:PRO:C	5:CF:14:GLN:H	2.23	0.42
5:CF:26:THR:HA	5:CF:36:ILE:HD11	2.02	0.42
5:CF:51:ILE:HD11	5:CF:86:ARG:HG3	2.02	0.42
6:CG:86:VAL:HG13	6:CG:151:ALA:O	2.20	0.42
8:CI:21:LYS:HB3	8:CI:61:ASP:O	2.20	0.42
10:CK:85:VAL:O	10:CK:111:ASP:HA	2.20	0.42
12:CM:5:GLY:O	12:CM:7:ASN:N	2.53	0.42
12:CM:30:LYS:HG3	12:CM:40:GLU:OE1	2.20	0.42
12:CM:38:ILE:HG13	12:CM:55:LEU:HD21	2.02	0.42
13:CN:19:TYR:HB3	13:CN:20:PHE:H	1.56	0.42
15:CP:46:LYS:O	15:CP:47:GLU:HB2	2.20	0.42
20:CB:20:ARG:CZ	20:CB:20:ARG:CA	2.97	0.42
20:CB:31:PHE:HB2	20:CB:41:ASN:CA	2.45	0.42
20:CB:53:LEU:CD1	20:CB:216:VAL:HG12	2.49	0.42
20:CB:129:THR:C	20:CB:131:LYS:N	2.73	0.42
22:DA:89:U:C2	23:DB:958:U:H2'	2.55	0.42
23:DB:98:G:C3'	23:DB:99:U:H5''	2.50	0.42
23:DB:358:U:H2'	23:DB:359:G:C8	2.55	0.42
23:DB:484:C:H2'	23:DB:485:C:C6	2.55	0.42
23:DB:736:C:H2'	23:DB:737:C:H6	1.83	0.42
23:DB:923:G:O2'	23:DB:924:G:H5'	2.20	0.42
23:DB:1215:G:O2'	23:DB:1216:G:H5'	2.19	0.42
23:DB:1490:A:H2'	25:DC:97:ASP:OD1	2.20	0.42
23:DB:1642:G:O2'	23:DB:1643:G:H5'	2.20	0.42
23:DB:1842:G:H2'	23:DB:1843:C:H6	1.85	0.42
23:DB:2135:A:N6	23:DB:2156:G:C2'	2.82	0.42
23:DB:2318:G:C6	23:DB:2319:G:N1	2.88	0.42

Continued on next page...

Continued from previous page...

Atom-1	Atom-2	Interatomic distance (Å)	Clash overlap (Å)
23:DB:2487:G:H2'	23:DB:2488:G:H8	1.84	0.42
23:DB:2688:G:H1'	23:DB:2721:A:H61	1.84	0.42
23:DB:2757:A:N3	23:DB:2757:A:H2'	2.34	0.42
25:DC:64:VAL:HG11	25:DC:66:PHE:CE2	2.55	0.42
25:DC:249:VAL:O	25:DC:250:GLN:C	2.58	0.42
27:DK:58:LEU:HB2	27:DK:59:LYS:H	1.69	0.42
29:DE:48:THR:C	29:DE:50:ALA:H	2.23	0.42
39:DX:23:ARG:O	39:DX:27:ASN:N	2.46	0.42
40:DH:80:ILE:CD1	40:DH:146:VAL:HA	2.49	0.42
42:DN:71:ARG:CG	42:DN:71:ARG:HH21	2.32	0.42
45:DS:2:GLU:O	45:DS:3:THR:O	2.38	0.42
47:DF:3:LEU:HD13	47:DF:3:LEU:O	2.18	0.42
47:DF:41:GLU:HB2	47:DF:48:LEU:HD11	2.01	0.42
47:DF:56:LEU:HD22	47:DF:59:ILE:HD12	2.01	0.42
47:DF:118:ALA:HA	47:DF:176:PHE:HE2	1.84	0.42
47:DF:121:PHE:HB3	47:DF:127:TYR:CZ	2.55	0.42
48:DG:9:VAL:HG12	48:DG:11:PRO:CD	2.47	0.42
48:DG:32:LEU:HB3	48:DG:34:ARG:CZ	2.50	0.42
48:DG:120:ILE:HD13	48:DG:121:THR:N	2.35	0.42
51:DZ:40:VAL:CG2	51:DZ:45:ARG:H	2.32	0.42
1:AA:81:A:C2	1:AA:82:G:N7	2.88	0.42
1:AA:97:G:C2	1:AA:98:A:H1'	2.54	0.42
1:AA:301:G:H2'	1:AA:302:G:C8	2.51	0.42
1:AA:735:C:O2'	1:AA:736:C:H5'	2.19	0.42
1:AA:769:G:H4'	1:AA:1513:A:H4'	2.01	0.42
1:AA:792:A:H1'	1:AA:794:A:N7	2.34	0.42
1:AA:1320:C:O2'	1:AA:1321:U:H5'	2.20	0.42
1:AA:1329:A:OP1	12:AM:28:ARG:HB2	2.20	0.42
3:AD:148:ALA:O	3:AD:151:GLN:HB2	2.20	0.42
4:AE:45:VAL:HG23	4:AE:71:ILE:CG2	2.50	0.42
5:AF:86:ARG:HD2	17:AR:63:TYR:O	2.19	0.42
6:AG:145:GLU:OE2	6:AG:148:LYS:HD2	2.19	0.42
7:AH:29:SER:O	7:AH:30:LYS:C	2.58	0.42
8:AI:33:SER:HB3	8:AI:36:GLN:HE21	1.85	0.42
11:AL:36:VAL:O	11:AL:36:VAL:HG23	2.19	0.42
12:AM:37:GLY:O	12:AM:38:ILE:HD13	2.20	0.42
14:AO:16:GLY:HA2	14:AO:27:VAL:HG22	2.02	0.42
14:AO:33:THR:HA	14:AO:36:ILE:HB	2.02	0.42
23:BB:141:G:OP2	23:BB:142:A:C4	2.73	0.42
23:BB:413:C:H2'	23:BB:414:C:C6	2.54	0.42
23:BB:545:U:C2	23:BB:548:G:OP2	2.73	0.42

Continued on next page...

Continued from previous page...

Atom-1	Atom-2	Interatomic distance (Å)	Clash overlap (Å)
23:BB:560:C:H3'	23:BB:561:G:C8	2.55	0.42
23:BB:697:G:H2'	23:BB:698:C:C6	2.55	0.42
23:BB:828:U:H4'	23:BB:831:G:N1	2.35	0.42
23:BB:1108:U:C5	23:BB:1109:C:C5	3.08	0.42
23:BB:1310:G:H1'	23:BB:1611:C:H5'	2.01	0.42
23:BB:1820:U:H3	25:BC:197:ALA:HA	1.85	0.42
23:BB:1922:G:O2'	23:BB:1923:U:H5'	2.20	0.42
23:BB:2002:G:OP1	42:BN:13:ASN:HA	2.20	0.42
23:BB:2075:U:H2'	23:BB:2238:G:N2	2.34	0.42
23:BB:2796:U:H3'	23:BB:2798:U:O4	2.19	0.42
23:BB:2813:A:H2'	23:BB:2814:A:C8	2.55	0.42
24:BI:129:GLU:CB	24:BI:133:ARG:HH12	2.23	0.42
25:BC:249:VAL:O	25:BC:250:GLN:C	2.58	0.42
27:BK:119:ALA:HB3	27:BK:120:PRO:CD	2.50	0.42
29:BE:158:PHE:HD2	29:BE:169:VAL:HG23	1.85	0.42
33:B1:7:LYS:CD	34:B3:33:THR:HG21	2.46	0.42
37:BL:41:ARG:HH21	37:BL:41:ARG:HG2	1.85	0.42
37:BL:109:LYS:HB3	37:BL:111:ILE:HD11	2.02	0.42
44:BQ:111:LYS:HE3	49:BR:48:LYS:NZ	2.34	0.42
46:BU:5:ARG:HG2	46:BU:5:ARG:HH21	1.84	0.42
47:BF:68:LYS:HB3	47:BF:69:ALA:H	1.71	0.42
48:BG:15:ASP:OD2	48:BG:17:LYS:HB2	2.19	0.42
48:BG:139:VAL:O	48:BG:142:GLN:HB3	2.20	0.42
49:BR:18:GLN:O	49:BR:18:GLN:HG3	2.20	0.42
1:CA:77:A:O2'	1:CA:78:A:H5'	2.20	0.42
1:CA:259:G:O2'	1:CA:260:G:H5'	2.19	0.42
1:CA:707:U:H2'	1:CA:708:C:H6	1.85	0.42
1:CA:1053:G:O6	1:CA:1199:U:H2'	2.19	0.42
1:CA:1296:C:C4'	1:CA:1302:C:H41	2.21	0.42
3:CD:165:GLU:CG	3:CD:166:LYS:N	2.81	0.42
6:CG:101:ARG:HG2	6:CG:105:GLU:OE2	2.20	0.42
10:CK:12:ARG:HD3	10:CK:76:TYR:CE1	2.55	0.42
12:CM:43:LYS:N	12:CM:43:LYS:HD2	2.35	0.42
12:CM:79:LEU:H	12:CM:79:LEU:HG	1.69	0.42
13:CN:5:MET:HE3	13:CN:62:ARG:HH22	1.84	0.42
13:CN:22:LYS:HA	13:CN:25:GLU:OE2	2.20	0.42
13:CN:50:LEU:H	13:CN:51:PRO:HD2	1.85	0.42
14:CO:45:GLU:O	14:CO:47:LYS:N	2.52	0.42
14:CO:73:LYS:O	14:CO:74:ASP:HB2	2.20	0.42
15:CP:46:LYS:C	15:CP:48:GLU:N	2.71	0.42
16:CQ:58:VAL:HB	16:CQ:74:LEU:HD23	2.02	0.42

Continued on next page...

Continued from previous page...

Atom-1	Atom-2	Interatomic distance (Å)	Clash overlap (Å)
18:CS:29:PRO:HA	18:CS:47:THR:HG22	2.02	0.42
20:CB:209:VAL:HG23	20:CB:210:THR:H	1.84	0.42
23:DB:35:G:H1'	23:DB:454:A:C4	2.55	0.42
23:DB:285:G:H2'	23:DB:286:U:O4'	2.19	0.42
23:DB:996:A:H4'	44:DQ:91:ARG:HH11	1.84	0.42
23:DB:1270:C:H5''	23:DB:1271:G:O5'	2.20	0.42
23:DB:1310:G:H1'	23:DB:1611:C:H5'	2.01	0.42
23:DB:1322:A:C5	23:DB:1323:C:C5	3.08	0.42
23:DB:1365:A:OP2	51:DZ:3:ARG:HB2	2.20	0.42
23:DB:1667:G:N2	23:DB:1992:G:OP2	2.45	0.42
23:DB:1717:A:H2'	23:DB:1718:G:O4'	2.19	0.42
23:DB:1848:A:H2'	23:DB:1849:G:C8	2.55	0.42
23:DB:1908:C:H2'	23:DB:1909:C:H6	1.85	0.42
23:DB:2061:G:H3'	56:DB:3296:HOH:O	2.20	0.42
23:DB:2222:C:H4'	25:DC:184:GLU:OE2	2.20	0.42
23:DB:2359:C:O2'	23:DB:2360:G:H5'	2.20	0.42
23:DB:2394:C:OP1	37:DL:63:LYS:HG2	2.19	0.42
23:DB:2627:G:O2'	23:DB:2781:A:N1	2.48	0.42
23:DB:2825:G:H2'	23:DB:2826:A:H5'	2.00	0.42
26:DD:54:ALA:HA	26:DD:76:GLY:N	2.35	0.42
26:DD:117:GLY:HA2	26:DD:164:GLN:NE2	2.35	0.42
27:DK:2:ILE:HD13	27:DK:6:THR:HG21	2.02	0.42
27:DK:97:THR:HB	27:DK:98:ARG:NH2	2.35	0.42
28:DP:112:ARG:NH1	28:DP:112:ARG:HB2	2.34	0.42
30:DY:7:THR:O	30:DY:54:VAL:HA	2.20	0.42
38:DM:41:LEU:C	38:DM:43:ALA:H	2.22	0.42
40:DH:127:GLU:HB2	40:DH:143:ILE:CG2	2.50	0.42
41:DJ:109:LEU:CD1	41:DJ:119:PHE:HB2	2.50	0.42
44:DQ:86:SER:O	44:DQ:88:GLU:N	2.51	0.42
47:DF:59:ILE:HG22	47:DF:98:PHE:HE1	1.84	0.42
47:DF:78:ILE:N	47:DF:78:ILE:CD1	2.83	0.42
48:DG:15:ASP:OD2	48:DG:17:LYS:HB2	2.20	0.42
48:DG:42:VAL:HA	48:DG:50:THR:O	2.20	0.42
49:DR:4:VAL:HB	49:DR:39:LEU:HG	2.01	0.42
52:DW:23:LYS:CG	52:DW:24:ARG:N	2.82	0.42
1:AA:113:G:O4'	1:AA:354:G:H4'	2.20	0.41
1:AA:392:C:H2'	1:AA:393:A:H8	1.85	0.41
1:AA:411:A:N7	1:AA:413:G:N3	2.68	0.41
1:AA:489:C:O2'	1:AA:490:C:H5'	2.20	0.41
1:AA:533:A:H5''	56:AA:1893:HOH:O	2.19	0.41
1:AA:895:G:H2'	1:AA:896:C:H6	1.86	0.41

Continued on next page...

Continued from previous page...

Atom-1	Atom-2	Interatomic distance (Å)	Clash overlap (Å)
1:AA:896:C:O2'	1:AA:897:C:H5'	2.19	0.41
1:AA:1028:C:H3'	1:AA:1029:U:H5	1.85	0.41
1:AA:1053:G:O6	1:AA:1199:U:H2'	2.19	0.41
1:AA:1060:U:H5''	9:AJ:53:ILE:HG12	2.00	0.41
4:AE:132:PRO:HG2	4:AE:133:ILE:H	1.85	0.41
5:AF:64:VAL:HG12	5:AF:65:GLU:N	2.29	0.41
8:AI:24:ASN:CG	8:AI:25:GLY:N	2.73	0.41
8:AI:24:ASN:O	8:AI:59:LYS:N	2.53	0.41
11:AL:54:VAL:HG22	11:AL:79:ILE:HD11	2.02	0.41
13:AN:70:HIS:O	13:AN:71:GLY:C	2.58	0.41
14:AO:82:ILE:O	14:AO:86:GLY:N	2.53	0.41
20:AB:31:PHE:HB2	20:AB:41:ASN:CA	2.47	0.41
21:AU:26:GLY:O	21:AU:30:GLU:HB2	2.19	0.41
23:BB:107:G:O2'	23:BB:108:G:H5'	2.19	0.41
23:BB:141:G:H5''	23:BB:142:A:C1'	2.50	0.41
23:BB:170:U:O2'	23:BB:171:U:H5'	2.20	0.41
23:BB:215:G:C4'	23:BB:216:A:H4'	2.50	0.41
23:BB:513:A:O2'	23:BB:514:A:H5'	2.20	0.41
23:BB:522:A:H2'	23:BB:523:C:H6	1.81	0.41
23:BB:1171:G:H2'	23:BB:1172:C:H4'	2.02	0.41
23:BB:1182:G:H2'	23:BB:1183:U:O4'	2.20	0.41
23:BB:1654:A:O2'	26:BD:118:PHE:CB	2.68	0.41
23:BB:1987:A:H2'	23:BB:1988:G:C8	2.55	0.41
23:BB:2249:U:H4'	23:BB:2275:C:C5	2.55	0.41
25:BC:124:LYS:N	25:BC:191:LEU:HD13	2.35	0.41
25:BC:206:LYS:HZ3	25:BC:212:TRP:HH2	1.67	0.41
25:BC:259:ASN:C	25:BC:261:ARG:H	2.23	0.41
27:BK:13:ASN:ND2	27:BK:98:ARG:H	2.17	0.41
27:BK:24:VAL:HG13	27:BK:33:ALA:HB2	2.02	0.41
28:BP:44:GLY:HA3	28:BP:60:VAL:HG12	2.01	0.41
29:BE:31:VAL:O	29:BE:34:ALA:HB3	2.20	0.41
29:BE:149:ILE:O	29:BE:188:MET:HA	2.20	0.41
30:BY:7:THR:O	30:BY:54:VAL:HG12	2.20	0.41
37:BL:77:ILE:O	37:BL:110:VAL:O	2.38	0.41
38:BM:59:ARG:O	38:BM:60:GLN:C	2.58	0.41
40:BH:4:ILE:CD1	40:BH:37:VAL:HG13	2.50	0.41
40:BH:44:ILE:CG2	40:BH:51:ARG:HH22	2.32	0.41
40:BH:80:ILE:HB	40:BH:144:VAL:CG1	2.35	0.41
42:BN:41:ALA:C	42:BN:43:GLU:N	2.72	0.41
43:BO:61:GLN:HE21	43:BO:61:GLN:HB3	1.63	0.41
43:BO:105:ALA:C	43:BO:107:ALA:N	2.74	0.41

Continued on next page...

Continued from previous page...

Atom-1	Atom-2	Interatomic distance (Å)	Clash overlap (Å)
47:BF:155:ILE:HG22	47:BF:156:THR:N	2.35	0.41
48:BG:74:MET:O	48:BG:78:VAL:HG13	2.20	0.41
49:BR:78:ARG:HG3	49:BR:78:ARG:NH2	2.34	0.41
51:BZ:5:CYS:HB3	51:BZ:10:LYS:N	2.14	0.41
52:BW:19:ARG:HD3	52:BW:19:ARG:N	2.35	0.41
1:CA:6:G:C8	4:CE:123:LEU:HD21	2.55	0.41
1:CA:53:A:H2'	1:CA:54:C:O4'	2.20	0.41
1:CA:113:G:O4'	1:CA:354:G:H4'	2.20	0.41
1:CA:221:C:O2'	1:CA:222:C:H5'	2.19	0.41
1:CA:537:G:H2'	1:CA:538:G:H8	1.85	0.41
1:CA:652:U:H1'	1:CA:653:U:C5	2.55	0.41
1:CA:769:G:H4'	1:CA:1513:A:H4'	2.02	0.41
1:CA:824:G:H2'	1:CA:825:A:H8	1.85	0.41
1:CA:922:G:H2'	1:CA:923:A:H8	1.84	0.41
1:CA:1009:U:H2'	1:CA:1010:U:C5	2.55	0.41
1:CA:1148:U:H5'	8:CI:6:TYR:OH	2.20	0.41
1:CA:1226:C:C4	12:CM:102:LYS:HB3	2.55	0.41
2:CC:133:MET:SD	2:CC:152:VAL:HG23	2.60	0.41
3:CD:199:ILE:CG1	3:CD:200:VAL:N	2.83	0.41
5:CF:81:ASN:OD1	5:CF:83:ALA:HB3	2.20	0.41
6:CG:58:LEU:H	6:CG:58:LEU:CD2	2.25	0.41
9:CJ:52:LEU:CB	13:CN:80:ARG:HE	2.33	0.41
12:CM:102:LYS:HB2	12:CM:102:LYS:NZ	2.34	0.41
13:CN:9:GLU:HB2	13:CN:62:ARG:NE	2.35	0.41
13:CN:70:HIS:O	13:CN:71:GLY:C	2.59	0.41
18:CS:10:ILE:HG22	18:CS:38:THR:N	2.35	0.41
18:CS:45:GLY:N	18:CS:61:VAL:HB	2.35	0.41
18:CS:61:VAL:HG12	18:CS:62:THR:N	2.34	0.41
20:CB:27:LYS:CA	20:CB:30:ILE:HD12	2.39	0.41
23:DB:112:U:H2'	23:DB:113:U:H5'	2.01	0.41
23:DB:635:C:O2'	23:DB:636:G:H5'	2.19	0.41
23:DB:723:C:H2'	23:DB:724:U:C6	2.55	0.41
23:DB:780:G:H2'	23:DB:782:A:N7	2.35	0.41
23:DB:851:C:H2'	23:DB:852:U:C6	2.54	0.41
23:DB:1137:G:O2'	23:DB:1138:G:H5'	2.20	0.41
23:DB:1684:G:H2'	23:DB:1685:C:H6	1.85	0.41
23:DB:1794:A:O2'	23:DB:1795:C:H5'	2.20	0.41
23:DB:2041:U:H2'	23:DB:2042:A:C8	2.56	0.41
23:DB:2143:C:N3	23:DB:2144:G:H1'	2.35	0.41
23:DB:2252:G:O2'	23:DB:2253:G:H5'	2.19	0.41
23:DB:2330:G:N3	52:DW:38:ARG:HB3	2.35	0.41

Continued on next page...

Continued from previous page...

Atom-1	Atom-2	Interatomic distance (Å)	Clash overlap (Å)
23:DB:2419:U:H3'	34:D3:32:LEU:HD12	2.01	0.41
23:DB:2471:A:O2'	23:DB:2472:G:C8	2.64	0.41
23:DB:2519:U:C6	23:DB:2542:A:N6	2.87	0.41
23:DB:2557:G:C6	23:DB:2558:C:N4	2.88	0.41
23:DB:2568:U:H2'	23:DB:2569:G:O4'	2.20	0.41
23:DB:2617:U:C2'	23:DB:2618:G:H5'	2.50	0.41
23:DB:2796:U:H3'	23:DB:2798:U:O4	2.19	0.41
23:DB:2886:A:N6	31:D0:39:ARG:NE	2.56	0.41
25:DC:173:LEU:CD2	25:DC:173:LEU:N	2.81	0.41
26:DD:34:VAL:HG12	26:DD:94:GLN:H	1.83	0.41
26:DD:37:VAL:CG2	26:DD:91:THR:HA	2.49	0.41
27:DK:70:ARG:HH11	27:DK:76:VAL:HG22	1.85	0.41
27:DK:118:LEU:C	27:DK:120:PRO:HD2	2.39	0.41
29:DE:131:THR:HB	29:DE:164:LEU:HG	2.01	0.41
35:DV:29:ILE:HA	35:DV:38:LEU:O	2.20	0.41
38:DM:18:ARG:CA	38:DM:38:ARG:HH22	2.32	0.41
44:DQ:7:VAL:HG23	44:DQ:8:ILE:N	2.35	0.41
45:DS:59:GLU:OE2	45:DS:66:ILE:HG23	2.18	0.41
46:DU:2:ALA:O	46:DU:5:ARG:NH2	2.52	0.41
46:DU:81:ARG:HB2	46:DU:96:LYS:HG3	2.02	0.41
47:DF:131:VAL:C	47:DF:133:GLU:H	2.23	0.41
48:DG:10:VAL:CG1	48:DG:14:VAL:HG21	2.50	0.41
48:DG:17:LYS:O	48:DG:23:ILE:HG23	2.20	0.41
48:DG:167:VAL:HG23	48:DG:168:VAL:N	2.27	0.41
1:AA:77:A:H2'	1:AA:78:A:C8	2.55	0.41
1:AA:284:C:H2'	1:AA:285:C:H6	1.84	0.41
1:AA:420:U:H2'	1:AA:422:C:C5	2.55	0.41
1:AA:691:G:H1'	1:AA:696:A:N6	2.34	0.41
1:AA:1283:U:O2'	1:AA:1284:C:H5'	2.19	0.41
2:AC:14:VAL:HG23	2:AC:15:LYS:HD3	2.01	0.41
2:AC:26:LYS:HE3	2:AC:26:LYS:HB2	1.89	0.41
6:AG:145:GLU:C	6:AG:147:ASN:N	2.72	0.41
8:AI:56:MET:CG	8:AI:57:VAL:N	2.83	0.41
10:AK:22:ILE:HG12	10:AK:31:VAL:HG12	2.02	0.41
10:AK:70:ALA:C	10:AK:72:ALA:N	2.73	0.41
13:AN:92:ILE:HG21	13:AN:95:LEU:HD22	2.01	0.41
20:AB:139:GLU:HG2	20:AB:143:LEU:HD12	2.02	0.41
23:BB:1335:C:H2'	23:BB:1336:A:C8	2.55	0.41
23:BB:1535:A:O2'	23:BB:1536:C:H5'	2.20	0.41
23:BB:1547:C:H2'	23:BB:1548:A:H8	1.84	0.41
23:BB:1552:A:H2'	23:BB:1553:A:C5'	2.50	0.41

Continued on next page...

Continued from previous page...

Atom-1	Atom-2	Interatomic distance (Å)	Clash overlap (Å)
23:BB:1999:C:O2'	23:BB:2000:C:H5'	2.20	0.41
23:BB:2352:A:N1	52:BW:30:VAL:HG11	2.35	0.41
23:BB:2889:C:O2'	23:BB:2890:G:H5'	2.20	0.41
26:BD:118:PHE:HZ	26:BD:123:LYS:NZ	2.17	0.41
27:BK:47:ILE:HG23	27:BK:48:PRO:N	2.34	0.41
28:BP:50:ARG:HB3	28:BP:57:ALA:O	2.20	0.41
28:BP:112:ARG:NH1	28:BP:112:ARG:HB2	2.34	0.41
31:B0:49:ARG:O	31:B0:51:ARG:NE	2.53	0.41
37:BL:74:THR:HA	37:BL:107:PHE:O	2.20	0.41
41:BJ:36:LEU:HD12	41:BJ:121:LYS:HE3	2.02	0.41
42:BN:76:VAL:HA	42:BN:79:LEU:HD12	2.02	0.41
42:BN:98:LEU:O	42:BN:112:TYR:HB2	2.20	0.41
44:BQ:30:VAL:HG22	44:BQ:31:TYR:N	2.35	0.41
44:BQ:83:LYS:NZ	44:BQ:83:LYS:HA	2.35	0.41
45:BS:4:ILE:HG22	45:BS:106:VAL:HG22	2.02	0.41
45:BS:33:LEU:HG	45:BS:51:LEU:CD2	2.50	0.41
46:BU:50:ALA:H	46:BU:53:GLN:NE2	2.18	0.41
47:BF:1:ALA:HB1	47:BF:4:HIS:HB3	2.01	0.41
47:BF:11:VAL:HG12	47:BF:12:VAL:N	2.22	0.41
47:BF:11:VAL:O	47:BF:12:VAL:HB	2.20	0.41
47:BF:31:GLU:O	47:BF:32:LYS:O	2.38	0.41
47:BF:78:ILE:HG13	47:BF:82:TYR:CE1	2.55	0.41
48:BG:152:ARG:HA	48:BG:152:ARG:HD2	1.86	0.41
49:BR:23:GLU:O	49:BR:24:LYS:C	2.59	0.41
50:BT:89:GLU:C	50:BT:91:GLN:H	2.24	0.41
1:CA:126:G:H4'	1:CA:634:C:H1'	2.02	0.41
1:CA:237:G:O2'	1:CA:238:A:H5'	2.19	0.41
1:CA:1465:A:O2'	1:CA:1466:C:H5'	2.20	0.41
1:CA:1517:G:H1'	23:DB:1919:A:O3'	2.20	0.41
3:CD:101:VAL:HG13	3:CD:106:PHE:HB2	2.01	0.41
4:CE:32:PHE:CZ	4:CE:55:VAL:HG22	2.55	0.41
12:CM:53:ASP:HA	12:CM:56:ARG:CZ	2.50	0.41
20:CB:83:ALA:CB	20:CB:90:PHE:HB3	2.49	0.41
20:CB:148:GLY:C	20:CB:150:ILE:H	2.23	0.41
21:CU:40:PRO:C	21:CU:42:THR:H	2.23	0.41
23:DB:10:A:H61	23:DB:2895:G:C1'	2.33	0.41
23:DB:673:C:H2'	23:DB:674:G:H5'	2.02	0.41
23:DB:770:G:O2'	23:DB:771:G:H5'	2.19	0.41
23:DB:839:U:H2'	23:DB:840:C:H6	1.85	0.41
23:DB:1539:U:H3'	23:DB:1540:G:H8	1.85	0.41
23:DB:1740:G:H2'	23:DB:1741:C:C6	2.54	0.41

Continued on next page...

Continued from previous page...

Atom-1	Atom-2	Interatomic distance (Å)	Clash overlap (Å)
23:DB:1930:G:H22	23:DB:1969:A:P	2.43	0.41
23:DB:1983:G:H4'	23:DB:2606:C:H4'	2.02	0.41
23:DB:1987:A:H2'	23:DB:1988:G:C8	2.55	0.41
23:DB:2219:U:O2'	23:DB:2220:U:H5'	2.20	0.41
23:DB:2376:A:N1	43:DO:92:PHE:HB3	2.36	0.41
23:DB:2462:C:H2'	23:DB:2463:C:C6	2.54	0.41
23:DB:2480:C:O2'	23:DB:2481:G:H5'	2.19	0.41
23:DB:2758:A:H2'	23:DB:2759:G:O4'	2.20	0.41
24:DI:72:THR:HG23	24:DI:112:LYS:HD2	2.02	0.41
26:DD:114:LYS:HE2	26:DD:165:MET:HG2	2.02	0.41
28:DP:15:ASP:O	28:DP:17:PRO:HD3	2.20	0.41
35:DV:1:MET:HG2	35:DV:59:GLU:CG	2.48	0.41
36:D2:22:MET:HE2	36:D2:31:LEU:HD13	2.01	0.41
37:DL:121:THR:HB	37:DL:141:LYS:HD2	2.01	0.41
38:DM:18:ARG:HA	38:DM:18:ARG:HD2	1.75	0.41
43:DO:90:VAL:HG22	43:DO:115:LEU:HD11	2.02	0.41
44:DQ:57:ARG:HA	44:DQ:60:TRP:CE3	2.55	0.41
45:DS:28:LYS:O	45:DS:29:VAL:HG23	2.20	0.41
46:DU:94:PHE:HA	46:DU:101:THR:HA	2.01	0.41
47:DF:102:LEU:HD13	47:DF:102:LEU:C	2.41	0.41
48:DG:54:ARG:HD2	48:DG:57:TYR:CE1	2.55	0.41
49:DR:11:GLN:O	49:DR:12:HIS:CG	2.73	0.41
49:DR:72:VAL:CG2	49:DR:89:HIS:HB3	2.46	0.41
50:DT:85:VAL:C	50:DT:86:THR:HG23	2.41	0.41
1:AA:43:C:H2'	1:AA:44:A:O4'	2.19	0.41
1:AA:252:U:H2'	1:AA:253:A:C8	2.55	0.41
1:AA:330:C:O2'	1:AA:331:G:H5'	2.20	0.41
1:AA:343:U:O2'	1:AA:344:A:H2'	2.20	0.41
1:AA:834:U:H2'	1:AA:835:U:H6	1.85	0.41
1:AA:865:A:H2'	1:AA:866:C:C6	2.54	0.41
1:AA:884:U:H4'	1:AA:885:G:H5''	2.00	0.41
1:AA:1076:U:H2'	1:AA:1077:G:H8	1.84	0.41
1:AA:1180:A:P	8:AI:98:ARG:HH22	2.44	0.41
1:AA:1327:C:H2'	1:AA:1328:C:C6	2.54	0.41
3:AD:154:VAL:HG23	3:AD:155:LYS:H	1.85	0.41
5:AF:3:HIS:N	5:AF:92:THR:OG1	2.48	0.41
5:AF:51:ILE:O	5:AF:51:ILE:HG23	2.20	0.41
6:AG:6:ILE:H	6:AG:6:ILE:HG13	1.58	0.41
6:AG:125:ASP:HB3	6:AG:130:LYS:HB3	2.02	0.41
8:AI:36:GLN:HE21	8:AI:36:GLN:N	2.18	0.41
9:AJ:57:VAL:O	9:AJ:58:ASN:HB2	2.19	0.41

Continued on next page...

Continued from previous page...

Atom-1	Atom-2	Interatomic distance (Å)	Clash overlap (Å)
15:AP:71:VAL:O	15:AP:75:ILE:HG13	2.20	0.41
20:AB:23:ASN:O	20:AB:25:LYS:N	2.53	0.41
20:AB:94:ARG:O	20:AB:94:ARG:HG2	2.20	0.41
20:AB:107:ARG:HG3	20:AB:108:GLN:NE2	2.35	0.41
20:AB:118:THR:O	20:AB:124:THR:HG23	2.21	0.41
23:BB:596:U:H2'	23:BB:597:G:H8	1.84	0.41
23:BB:956:G:H5''	38:BM:76:LYS:HE2	2.02	0.41
23:BB:1172:C:H3'	23:BB:1173:U:H6	1.78	0.41
23:BB:1431:A:H2'	23:BB:1432:G:C8	2.55	0.41
23:BB:1531:C:H2'	23:BB:1532:A:C8	2.55	0.41
23:BB:1693:U:O2'	25:BC:13:ARG:NH2	2.53	0.41
23:BB:2027:G:O2'	23:BB:2028:U:H5'	2.20	0.41
23:BB:2369:A:O2'	23:BB:2370:G:H5'	2.20	0.41
23:BB:2457:U:H2'	23:BB:2458:G:H5'	2.02	0.41
24:BI:35:MET:SD	24:BI:35:MET:C	2.98	0.41
24:BI:91:LYS:O	24:BI:91:LYS:HG3	2.20	0.41
25:BC:129:LEU:HB3	25:BC:134:ILE:CG2	2.46	0.41
25:BC:152:GLN:HA	25:BC:155:ARG:CD	2.49	0.41
27:BK:107:LEU:C	27:BK:109:SER:N	2.73	0.41
29:BE:146:VAL:HA	29:BE:185:LYS:O	2.21	0.41
29:BE:161:ALA:HA	29:BE:164:LEU:HD12	2.02	0.41
32:B4:3:VAL:HG23	32:B4:4:ARG:N	2.30	0.41
35:BV:30:ILE:HA	35:BV:91:PHE:O	2.21	0.41
36:B2:32:ALA:HA	36:B2:35:ARG:HB2	2.02	0.41
37:BL:57:LEU:C	37:BL:59:ARG:H	2.24	0.41
37:BL:124:GLY:H	37:BL:143:GLU:HG3	1.84	0.41
42:BN:73:ASN:O	42:BN:76:VAL:HG22	2.21	0.41
44:BQ:67:ALA:O	44:BQ:70:GLN:HB3	2.20	0.41
44:BQ:78:PHE:CE2	44:BQ:82:LEU:HD11	2.55	0.41
44:BQ:93:ILE:HG23	44:BQ:94:LEU:N	2.35	0.41
47:BF:31:GLU:HB2	47:BF:158:THR:HG23	2.02	0.41
47:BF:34:THR:O	47:BF:35:LEU:HB2	2.20	0.41
47:BF:108:PRO:C	47:BF:110:ILE:H	2.24	0.41
48:BG:84:LYS:HG3	48:BG:131:VAL:C	2.41	0.41
48:BG:84:LYS:CB	48:BG:132:LEU:HG	2.50	0.41
49:BR:2:TYR:CB	49:BR:42:ALA:HB2	2.50	0.41
50:BT:29:THR:H	50:BT:91:GLN:NE2	2.18	0.41
50:BT:39:THR:O	50:BT:41:ALA:N	2.48	0.41
50:BT:54:GLU:CG	50:BT:90:GLY:H	2.27	0.41
1:CA:379:C:O2'	1:CA:380:G:H5'	2.20	0.41
1:CA:386:C:O2'	1:CA:387:U:H5'	2.20	0.41

Continued on next page...

Continued from previous page...

Atom-1	Atom-2	Interatomic distance (Å)	Clash overlap (Å)
1:CA:415:A:N1	1:CA:428:G:O6	2.53	0.41
1:CA:423:G:O2'	1:CA:424:G:H5'	2.19	0.41
1:CA:462:G:H2'	1:CA:463:U:C6	2.55	0.41
1:CA:468:A:H8	1:CA:469:C:C6	2.38	0.41
1:CA:592:G:H2'	1:CA:593:U:H6	1.85	0.41
1:CA:627:G:H2'	1:CA:628:G:H8	1.86	0.41
1:CA:709:U:H2'	1:CA:710:G:C8	2.54	0.41
1:CA:894:G:O2'	1:CA:895:G:H5'	2.19	0.41
5:CF:29:ILE:HG21	5:CF:64:VAL:CG1	2.31	0.41
5:CF:86:ARG:CZ	17:CR:63:TYR:HB3	2.50	0.41
5:CF:98:GLU:O	5:CF:99:ALA:HB3	2.19	0.41
7:CH:6:ILE:HD11	7:CH:31:LEU:CD2	2.50	0.41
8:CI:11:ARG:NH2	8:CI:12:LYS:HD2	2.35	0.41
9:CJ:83:THR:O	9:CJ:86:ALA:HB3	2.20	0.41
12:CM:33:LEU:HD13	12:CM:39:ALA:O	2.20	0.41
12:CM:79:LEU:HB2	12:CM:84:CYS:SG	2.61	0.41
13:CN:40:ARG:HH11	13:CN:40:ARG:HG3	1.85	0.41
14:CO:16:GLY:HA2	14:CO:27:VAL:HG22	2.02	0.41
18:CS:39:ILE:HG21	18:CS:61:VAL:HG13	2.02	0.41
18:CS:68:HIS:HB3	18:CS:72:GLU:CD	2.41	0.41
20:CB:103:TRP:CZ3	20:CB:107:ARG:HD2	2.56	0.41
22:DA:21:G:O2'	22:DA:22:U:H5'	2.21	0.41
23:DB:592:A:N3	34:D3:3:ILE:HD11	2.35	0.41
23:DB:730:A:H5'	56:DB:3611:HOH:O	2.19	0.41
23:DB:971:G:O2'	23:DB:972:A:H5'	2.20	0.41
23:DB:1102:C:H2'	23:DB:1103:A:H8	1.85	0.41
23:DB:1324:G:H1'	23:DB:1616:A:C6	2.54	0.41
23:DB:1333:G:H3'	56:DB:3550:HOH:O	2.21	0.41
23:DB:1418:G:C2'	23:DB:1580:A:H61	2.34	0.41
23:DB:1434:A:H4'	23:DB:1434:A:OP1	2.19	0.41
23:DB:1515:A:H3'	23:DB:1516:G:H8	1.86	0.41
23:DB:1584:U:H3'	23:DB:1585:C:H5'	2.02	0.41
23:DB:2233:U:H2'	23:DB:2234:G:H8	1.85	0.41
23:DB:2379:G:O3'	43:DO:17:LYS:HE2	2.20	0.41
23:DB:2394:C:H2'	23:DB:2395:C:C6	2.55	0.41
23:DB:2743:U:H2'	23:DB:2744:G:C5'	2.44	0.41
24:DI:73:PRO:CG	24:DI:78:LEU:HD21	2.46	0.41
25:DC:51:ARG:NH2	25:DC:246:PRO:HG2	2.35	0.41
25:DC:264:LYS:HG3	25:DC:265:PHE:N	2.35	0.41
26:DD:33:ARG:NH1	26:DD:53:GLY:O	2.52	0.41
27:DK:107:LEU:C	27:DK:109:SER:N	2.74	0.41

Continued on next page...

Continued from previous page...

Atom-1	Atom-2	Interatomic distance (Å)	Clash overlap (Å)
29:DE:3:LEU:HB3	29:DE:12:LEU:HB2	2.02	0.41
34:D3:9:ALA:O	34:D3:13:PHE:HD2	2.02	0.41
41:DJ:55:ILE:CB	41:DJ:123:LYS:HB2	2.50	0.41
41:DJ:96:ARG:CZ	41:DJ:99:ARG:HD2	2.50	0.41
41:DJ:130:HIS:O	41:DJ:130:HIS:CG	2.73	0.41
42:DN:78:LYS:O	42:DN:82:GLU:HB2	2.21	0.41
43:DO:7:ARG:HA	43:DO:10:ARG:CZ	2.50	0.41
43:DO:83:LEU:HD12	43:DO:83:LEU:HA	1.92	0.41
47:DF:102:LEU:CD2	47:DF:106:ALA:HB3	2.50	0.41
48:DG:54:ARG:HD2	48:DG:57:TYR:HE1	1.85	0.41
50:DT:54:GLU:CG	50:DT:90:GLY:H	2.27	0.41
52:DW:49:ASN:C	52:DW:50:VAL:HG22	2.40	0.41
1:AA:471:U:H2'	1:AA:472:U:C6	2.55	0.41
1:AA:551:U:O2'	11:AL:82:ARG:HD2	2.21	0.41
1:AA:575:G:O2'	1:AA:820:U:H5''	2.20	0.41
1:AA:828:U:H2'	1:AA:829:G:O5'	2.20	0.41
1:AA:1057:G:H5''	2:AC:153:SER:CB	2.50	0.41
1:AA:1339:A:H2'	1:AA:1340:A:O4'	2.21	0.41
3:AD:72:ARG:HH11	3:AD:72:ARG:HG2	1.86	0.41
4:AE:81:GLN:H	4:AE:146:MET:CE	2.33	0.41
5:AF:42:TRP:CD1	5:AF:42:TRP:N	2.89	0.41
7:AH:36:ALA:HA	7:AH:39:LEU:HD12	2.02	0.41
8:AI:43:ALA:C	8:AI:45:MET:H	2.23	0.41
8:AI:81:GLY:O	8:AI:84:ARG:HB2	2.20	0.41
9:AJ:8:ILE:HB	9:AJ:74:VAL:HB	2.02	0.41
9:AJ:15:HIS:O	9:AJ:18:ILE:HG22	2.21	0.41
10:AK:92:ARG:HH22	10:AK:111:ASP:CG	2.24	0.41
13:AN:40:ARG:NH2	18:AS:6:LYS:CG	2.84	0.41
14:AO:78:TYR:O	14:AO:82:ILE:HG13	2.20	0.41
16:AQ:39:ARG:HH11	16:AQ:39:ARG:HG3	1.85	0.41
18:AS:68:HIS:HB3	18:AS:72:GLU:CD	2.41	0.41
20:AB:53:LEU:CD1	20:AB:216:VAL:HG12	2.47	0.41
23:BB:319:G:H2'	23:BB:320:A:O4'	2.21	0.41
23:BB:378:C:C2'	23:BB:379:G:H5'	2.50	0.41
23:BB:632:A:H2'	23:BB:633:A:C8	2.56	0.41
23:BB:633:A:OP1	37:BL:68:SER:HB2	2.20	0.41
23:BB:1057:A:H62	23:BB:1086:A:H2'	1.85	0.41
23:BB:1064:C:O2'	23:BB:1065:U:H5'	2.20	0.41
23:BB:1418:G:C2'	23:BB:1580:A:H61	2.34	0.41
23:BB:1803:A:H3'	23:BB:1804:C:H6	1.84	0.41
23:BB:1848:A:H2'	23:BB:1849:G:C8	2.56	0.41

Continued on next page...

Continued from previous page...

Atom-1	Atom-2	Interatomic distance (Å)	Clash overlap (Å)
23:BB:2517:C:C2	23:BB:2542:A:N6	2.88	0.41
25:BC:30:ALA:O	25:BC:32:LEU:N	2.53	0.41
25:BC:90:ILE:HD13	25:BC:103:ILE:C	2.40	0.41
25:BC:173:LEU:O	25:BC:173:LEU:HD23	2.21	0.41
25:BC:184:GLU:O	25:BC:185:ALA:HB3	2.20	0.41
29:BE:28:VAL:HG23	29:BE:29:HIS:N	2.36	0.41
33:B1:33:LEU:HD12	33:B1:34:GLU:H	1.84	0.41
35:BV:80:HIS:HB3	35:BV:83:LYS:O	2.20	0.41
42:BN:12:ARG:HG3	42:BN:13:ASN:N	2.36	0.41
42:BN:60:VAL:O	42:BN:63:ARG:HB3	2.20	0.41
45:BS:8:ARG:HB3	45:BS:102:HIS:CE1	2.55	0.41
46:BU:14:THR:HB	46:BU:68:ASN:HB3	2.03	0.41
47:BF:1:ALA:CA	47:BF:4:HIS:HB3	2.51	0.41
47:BF:92:GLY:HA2	47:BF:95:MET:HE3	2.03	0.41
47:BF:137:PHE:O	47:BF:138:PRO:C	2.59	0.41
48:BG:17:LYS:O	48:BG:23:ILE:HG23	2.20	0.41
48:BG:28:LYS:O	48:BG:30:GLY:N	2.53	0.41
48:BG:30:GLY:CA	48:BG:78:VAL:HA	2.46	0.41
48:BG:32:LEU:HB3	48:BG:34:ARG:NE	2.35	0.41
48:BG:70:LEU:HD22	48:BG:70:LEU:HA	1.93	0.41
48:BG:154:GLU:O	48:BG:158:GLY:N	2.54	0.41
49:BR:43:ASN:ND2	49:BR:44:GLY:N	2.68	0.41
52:BW:41:GLY:HA2	52:BW:44:PHE:CE2	2.55	0.41
52:BW:45:HIS:ND1	52:BW:45:HIS:N	2.66	0.41
1:CA:93:U:C2'	1:CA:94:G:H5'	2.50	0.41
1:CA:437:U:H4'	3:CD:153:ARG:HH12	1.85	0.41
1:CA:538:G:H2'	1:CA:539:A:C8	2.55	0.41
1:CA:724:G:O2'	1:CA:725:G:H5'	2.20	0.41
1:CA:814:A:C5'	1:CA:1511:G:H4'	2.49	0.41
1:CA:1020:G:H2'	1:CA:1021:A:C5'	2.50	0.41
2:CC:78:LYS:HG3	2:CC:81:GLU:HB3	2.01	0.41
5:CF:18:VAL:HG21	5:CF:58:HIS:CG	2.55	0.41
6:CG:71:THR:C	6:CG:90:VAL:HG22	2.40	0.41
7:CH:4:ASP:HB2	7:CH:80:PRO:HG3	2.03	0.41
9:CJ:51:VAL:O	9:CJ:63:ASP:N	2.53	0.41
13:CN:20:PHE:CG	13:CN:24:ALA:HB2	2.55	0.41
15:CP:20:VAL:HG23	15:CP:35:ARG:CA	2.49	0.41
20:CB:18:GLN:O	20:CB:37:VAL:HG23	2.20	0.41
22:DA:67:G:O2'	22:DA:68:C:H5'	2.20	0.41
23:DB:129:C:H2'	23:DB:130:C:C6	2.55	0.41
23:DB:154:U:O2'	23:DB:155:A:H5'	2.19	0.41

Continued on next page...

Continued from previous page...

Atom-1	Atom-2	Interatomic distance (Å)	Clash overlap (Å)
23:DB:163:C:O2	23:DB:163:C:O4'	2.38	0.41
23:DB:388:G:N7	23:DB:390:U:H2'	2.35	0.41
23:DB:876:C:H2'	23:DB:877:A:O4'	2.21	0.41
23:DB:1174:U:H1'	23:DB:1176:U:C1'	2.49	0.41
23:DB:1248:G:C4	44:DQ:2:ARG:HD2	2.56	0.41
23:DB:1299:G:N2	23:DB:1640:A:C8	2.88	0.41
23:DB:1430:G:H2'	23:DB:1431:A:C8	2.55	0.41
23:DB:1495:A:O2'	23:DB:1496:A:H5'	2.21	0.41
23:DB:2320:U:O2'	23:DB:2322:A:N7	2.48	0.41
23:DB:2465:C:O2'	23:DB:2466:C:H5'	2.19	0.41
23:DB:2569:G:O2'	23:DB:2570:G:H5'	2.20	0.41
23:DB:2783:U:H2'	23:DB:2784:U:H6	1.82	0.41
23:DB:2808:G:O2'	23:DB:2809:A:H8	2.04	0.41
25:DC:6:LYS:O	25:DC:8:THR:N	2.52	0.41
25:DC:32:LEU:O	25:DC:63:ILE:HG12	2.21	0.41
25:DC:92:LEU:HD12	25:DC:92:LEU:HA	1.90	0.41
25:DC:120:ASP:OD2	25:DC:120:ASP:N	2.51	0.41
25:DC:142:ASN:HA	25:DC:153:LEU:O	2.20	0.41
27:DK:30:ARG:HH11	27:DK:30:ARG:HG2	1.85	0.41
28:DP:4:ILE:C	28:DP:6:GLN:N	2.74	0.41
29:DE:119:ILE:HD11	29:DE:185:LYS:CE	2.50	0.41
30:DY:7:THR:HG22	30:DY:8:GLN:N	2.36	0.41
32:D4:25:VAL:HG11	32:D4:35:GLN:NE2	2.36	0.41
32:D4:36:ARG:O	32:D4:37:GLN:C	2.58	0.41
34:D3:7:ARG:HH11	34:D3:7:ARG:HG3	1.85	0.41
37:DL:56:PRO:O	37:DL:60:ARG:HG3	2.20	0.41
37:DL:143:GLU:CG	37:DL:144:GLU:N	2.80	0.41
38:DM:11:LYS:HD2	38:DM:86:LYS:HG2	2.02	0.41
38:DM:59:ARG:O	38:DM:60:GLN:C	2.58	0.41
44:DQ:23:TYR:HB2	44:DQ:28:SER:OG	2.21	0.41
46:DU:11:ILE:CG2	46:DU:12:VAL:N	2.83	0.41
47:DF:31:GLU:HB2	47:DF:158:THR:HG23	2.03	0.41
48:DG:110:HIS:HA	48:DG:111:PRO:HD3	1.95	0.41
1:AA:85:U:O2'	1:AA:86:G:H5''	2.21	0.41
1:AA:409:U:H2'	1:AA:410:G:C8	2.55	0.41
1:AA:992:U:H1'	1:AA:993:G:C2	2.55	0.41
1:AA:1009:U:H2'	1:AA:1010:U:C5	2.56	0.41
1:AA:1020:G:H2'	1:AA:1021:A:C5'	2.50	0.41
1:AA:1024:G:O2'	1:AA:1025:U:H5'	2.20	0.41
1:AA:1375:A:H2'	1:AA:1376:U:H6	1.86	0.41
2:AC:57:GLU:H	2:AC:64:ARG:HB3	1.84	0.41

Continued on next page...

Continued from previous page...

Atom-1	Atom-2	Interatomic distance (Å)	Clash overlap (Å)
4:AE:154:ALA:HB1	7:AH:65:PHE:CZ	2.55	0.41
6:AG:67:ASN:C	6:AG:69:ARG:H	2.24	0.41
7:AH:49:LYS:HB3	7:AH:59:GLU:OE2	2.21	0.41
11:AL:82:ARG:HG2	11:AL:82:ARG:NH1	2.33	0.41
13:AN:9:GLU:HB2	13:AN:62:ARG:NE	2.36	0.41
18:AS:38:THR:HG23	18:AS:69:LYS:CE	2.51	0.41
18:AS:40:PHE:HB2	18:AS:42:ASN:ND2	2.35	0.41
18:AS:61:VAL:HG12	18:AS:62:THR:N	2.36	0.41
19:AT:66:ILE:HG22	19:AT:67:HIS:N	2.34	0.41
20:AB:96:LEU:HB2	20:AB:99:MET:HE2	2.02	0.41
22:BA:98:G:N1	35:BV:14:LYS:HB2	2.31	0.41
23:BB:172:A:O2'	23:BB:173:A:H5'	2.20	0.41
23:BB:268:C:O2	23:BB:268:C:H2'	2.20	0.41
23:BB:519:U:H2'	23:BB:520:G:H8	1.85	0.41
23:BB:627:A:H4'	23:BB:628:G:OP1	2.20	0.41
23:BB:866:A:H61	23:BB:913:U:C1'	2.33	0.41
23:BB:1210:G:N3	23:BB:1212:G:N2	2.68	0.41
23:BB:1789:A:H2'	23:BB:1790:C:C6	2.55	0.41
23:BB:1973:G:O2'	23:BB:1974:C:H5'	2.20	0.41
23:BB:2267:A:C8	23:BB:2267:A:C4'	3.03	0.41
23:BB:2394:C:H2'	23:BB:2395:C:C6	2.56	0.41
23:BB:2520:C:C6	23:BB:2567:G:H1'	2.55	0.41
23:BB:2552:U:C2	23:BB:2554:U:H5'	2.56	0.41
23:BB:2602:A:OP1	23:BB:2602:A:H3'	2.21	0.41
23:BB:2786:U:H4'	26:BD:66:GLY:O	2.21	0.41
23:BB:2817:U:O2	23:BB:2836:U:H1'	2.20	0.41
25:BC:64:VAL:HG12	25:BC:65:ASP:N	2.35	0.41
25:BC:142:ASN:HA	25:BC:153:LEU:O	2.20	0.41
25:BC:250:GLN:HG2	25:BC:254:LYS:HG2	2.02	0.41
27:BK:42:THR:O	27:BK:43:ILE:C	2.59	0.41
27:BK:77:ILE:HG12	28:BP:71:ARG:HD2	2.02	0.41
27:BK:119:ALA:O	27:BK:120:PRO:O	2.39	0.41
28:BP:1:SER:H1	28:BP:4:ILE:HB	1.84	0.41
28:BP:13:LYS:CD	28:BP:76:HIS:HA	2.49	0.41
30:BY:5:LYS:HE2	30:BY:5:LYS:N	2.35	0.41
30:BY:7:THR:HG22	30:BY:8:GLN:N	2.35	0.41
38:BM:18:ARG:CA	38:BM:38:ARG:HH22	2.33	0.41
38:BM:21:ALA:HB1	38:BM:100:LYS:HE2	2.02	0.41
40:BH:106:ALA:O	40:BH:108:VAL:N	2.52	0.41
41:BJ:55:ILE:CB	41:BJ:123:LYS:HB2	2.50	0.41
43:BO:88:LYS:HG2	43:BO:116:GLN:HB2	2.02	0.41

Continued on next page...

Continued from previous page...

Atom-1	Atom-2	Interatomic distance (Å)	Clash overlap (Å)
46:BU:81:ARG:NH2	46:BU:81:ARG:HG3	2.35	0.41
46:BU:94:PHE:HA	46:BU:101:THR:HA	2.01	0.41
1:CA:210:C:H1'	1:CA:211:G:C2	2.56	0.41
1:CA:334:C:H2'	1:CA:335:C:H6	1.85	0.41
1:CA:359:G:H2'	1:CA:360:G:O4'	2.20	0.41
1:CA:404:G:H4'	1:CA:439:U:O2	2.20	0.41
1:CA:884:U:H4'	1:CA:885:G:H5''	2.03	0.41
1:CA:1080:A:H5''	4:CE:20:VAL:HG11	2.02	0.41
2:CC:111:ASP:O	2:CC:115:VAL:HG23	2.21	0.41
3:CD:1:ALA:O	3:CD:2:ARG:HG2	2.20	0.41
3:CD:22:SER:CB	3:CD:109:THR:HG22	2.46	0.41
4:CE:52:ALA:HB2	4:CE:61:LYS:CE	2.40	0.41
5:CF:11:HIS:CG	5:CF:12:PRO:HD2	2.55	0.41
7:CH:4:ASP:OD1	7:CH:7:ALA:HB2	2.20	0.41
8:CI:36:GLN:HE21	8:CI:36:GLN:N	2.17	0.41
8:CI:66:VAL:HG22	8:CI:67:LYS:N	2.35	0.41
9:CJ:15:HIS:O	9:CJ:18:ILE:HG22	2.19	0.41
9:CJ:59:LYS:C	9:CJ:61:ALA:H	2.24	0.41
10:CK:16:SER:CA	10:CK:78:ILE:HA	2.50	0.41
13:CN:17:ASP:O	13:CN:21:ALA:HB3	2.20	0.41
13:CN:26:LEU:HD21	13:CN:44:VAL:HG13	2.01	0.41
13:CN:60:ARG:NH1	13:CN:62:ARG:CZ	2.83	0.41
13:CN:79:SER:OG	13:CN:82:LYS:HG2	2.20	0.41
18:CS:38:THR:HA	18:CS:68:HIS:O	2.21	0.41
18:CS:40:PHE:O	18:CS:43:MET:HG2	2.21	0.41
18:CS:71:GLY:C	18:CS:73:PHE:H	2.23	0.41
19:CT:43:LYS:HB3	19:CT:85:LEU:HD21	2.02	0.41
20:CB:116:LEU:HB3	20:CB:140:LEU:CG	2.50	0.41
23:DB:138:U:O4'	50:DT:1:MET:HA	2.20	0.41
23:DB:311:A:H3'	23:DB:312:G:C8	2.55	0.41
23:DB:531:C:O2'	23:DB:563:A:H5''	2.20	0.41
23:DB:627:A:H4'	23:DB:628:G:OP1	2.20	0.41
23:DB:710:U:O2'	23:DB:711:G:H5'	2.20	0.41
23:DB:826:U:H2'	23:DB:828:U:O4'	2.21	0.41
23:DB:971:G:OP2	23:DB:974:G:N2	2.54	0.41
23:DB:991:C:H5''	23:DB:1185:G:H2'	2.03	0.41
23:DB:1163:G:H4'	49:DR:92:TRP:CD1	2.56	0.41
23:DB:1203:U:H4'	37:DL:3:LEU:HD12	2.01	0.41
23:DB:1803:A:H3'	23:DB:1804:C:H6	1.85	0.41
23:DB:2199:A:H5''	23:DB:2200:C:H5	1.84	0.41
23:DB:2330:G:N2	52:DW:38:ARG:O	2.51	0.41

Continued on next page...

Continued from previous page...

Atom-1	Atom-2	Interatomic distance (Å)	Clash overlap (Å)
23:DB:2606:C:O2'	23:DB:2607:G:H5'	2.21	0.41
23:DB:2846:G:OP1	28:DP:52:ARG:NH1	2.52	0.41
24:DI:52:LEU:HD13	24:DI:81:LYS:NZ	2.35	0.41
24:DI:53:PRO:HG2	24:DI:77:VAL:HG11	2.01	0.41
25:DC:141:HIS:CG	25:DC:142:ASN:N	2.87	0.41
26:DD:39:ASP:CG	26:DD:41:ALA:H	2.23	0.41
29:DE:194:LYS:O	29:DE:197:GLU:HB3	2.20	0.41
36:D2:31:LEU:CD2	36:D2:42:LEU:HD12	2.44	0.41
37:DL:19:LEU:HD12	37:DL:19:LEU:N	2.35	0.41
37:DL:118:THR:O	37:DL:120:VAL:HG23	2.20	0.41
39:DX:36:GLN:HB2	39:DX:37:LEU:H	1.49	0.41
42:DN:17:ARG:NH2	42:DN:17:ARG:HB2	2.34	0.41
43:DO:35:ILE:HG13	43:DO:71:ALA:HB2	2.02	0.41
43:DO:115:LEU:HD13	43:DO:116:GLN:H	1.85	0.41
46:DU:18:LYS:HB3	46:DU:19:GLY:H	1.61	0.41
46:DU:25:LYS:N	46:DU:34:ILE:O	2.52	0.41
47:DF:42:ALA:O	47:DF:44:ALA:N	2.53	0.41
47:DF:122:ASP:HB3	47:DF:123:GLY:H	1.70	0.41
48:DG:157:LYS:HB3	48:DG:159:LYS:HG2	2.03	0.41
52:DW:27:GLY:O	52:DW:63:ASP:HA	2.21	0.41
1:AA:86:G:N3	1:AA:87:C:N4	2.67	0.41
1:AA:130:A:N1	1:AA:233:C:H1'	2.36	0.41
1:AA:279:A:C5'	1:AA:280:C:H3'	2.48	0.41
1:AA:376:G:O3'	15:AP:5:ARG:HD3	2.21	0.41
1:AA:409:U:O2'	1:AA:410:G:H5'	2.21	0.41
1:AA:696:A:H1'	1:AA:786:G:O2'	2.20	0.41
1:AA:921:U:H2'	1:AA:922:G:C8	2.56	0.41
1:AA:957:U:H2'	1:AA:959:A:OP2	2.20	0.41
1:AA:1095:U:H2'	1:AA:1096:C:C6	2.56	0.41
1:AA:1231:G:O2'	1:AA:1232:U:H5'	2.20	0.41
1:AA:1396:A:O4'	1:AA:1398:A:H1'	2.20	0.41
2:AC:116:ALA:HA	2:AC:119:ILE:HG22	2.01	0.41
3:AD:199:ILE:CG1	3:AD:200:VAL:N	2.84	0.41
4:AE:39:GLY:HA3	4:AE:116:VAL:HB	2.02	0.41
10:AK:101:ALA:C	10:AK:103:GLY:H	2.22	0.41
11:AL:34:THR:N	11:AL:53:ARG:O	2.53	0.41
11:AL:35:ARG:HG3	11:AL:36:VAL:H	1.85	0.41
12:AM:33:LEU:HD13	12:AM:39:ALA:O	2.21	0.41
18:AS:35:ARG:HB3	18:AS:50:VAL:HG13	2.01	0.41
22:BA:28:C:H5	22:BA:56:G:N1	2.14	0.41
23:BB:165:A:H2'	23:BB:166:U:O4'	2.20	0.41

Continued on next page...

Continued from previous page...

Atom-1	Atom-2	Interatomic distance (Å)	Clash overlap (Å)
23:BB:278:A:N3	23:BB:278:A:C2'	2.84	0.41
23:BB:308:G:H2'	23:BB:309:A:O4'	2.21	0.41
23:BB:327:G:H2'	23:BB:328:U:O4'	2.20	0.41
23:BB:509:C:H5''	23:BB:510:C:OP2	2.20	0.41
23:BB:683:U:H6	23:BB:683:U:O5'	2.03	0.41
23:BB:996:A:H4'	44:BQ:91:ARG:CG	2.49	0.41
23:BB:1011:G:O2'	23:BB:1013:C:H5''	2.21	0.41
23:BB:1351:C:H2'	23:BB:1352:U:O4'	2.20	0.41
23:BB:1376:C:H5''	56:BB:3504:HOH:O	2.20	0.41
23:BB:1430:G:H2'	23:BB:1431:A:C8	2.56	0.41
23:BB:1490:A:H2'	25:BC:97:ASP:CG	2.41	0.41
23:BB:1739:A:H2'	23:BB:1740:G:O4'	2.20	0.41
23:BB:1760:C:H2'	23:BB:1761:C:O4'	2.19	0.41
23:BB:1799:G:N2	23:BB:1818:U:O2'	2.53	0.41
23:BB:2026:U:H2'	23:BB:2027:G:O4'	2.21	0.41
23:BB:2086:U:H2'	23:BB:2087:G:H8	1.84	0.41
23:BB:2199:A:O2'	51:BZ:36:HIS:HE1	2.03	0.41
23:BB:2338:C:O2'	23:BB:2339:C:H5'	2.20	0.41
29:BE:60:TRP:CZ2	29:BE:62:GLN:NE2	2.89	0.41
31:B0:32:THR:OG1	31:B0:50:GLY:HA2	2.21	0.41
36:B2:6:GLN:HA	36:B2:6:GLN:NE2	2.35	0.41
40:BH:7:ASP:HA	40:BH:15:LEU:CD2	2.40	0.41
40:BH:9:VAL:O	40:BH:10:ALA:C	2.58	0.41
40:BH:29:PHE:C	40:BH:31:VAL:N	2.73	0.41
40:BH:99:ILE:CD1	40:BH:144:VAL:HG21	2.50	0.41
40:BH:114:GLU:HA	40:BH:133:GLN:O	2.21	0.41
41:BJ:45:THR:N	41:BJ:46:PRO:CD	2.83	0.41
47:BF:12:VAL:HG13	47:BF:27:VAL:HG21	2.01	0.41
48:BG:93:TYR:HE1	48:BG:160:GLY:HA2	1.85	0.41
48:BG:170:THR:O	48:BG:171:LYS:HD3	2.21	0.41
52:BW:49:ASN:HB3	52:BW:81:ILE:CD1	2.51	0.41
1:CA:130:A:N1	1:CA:233:C:H1'	2.35	0.41
1:CA:372:C:H4'	1:CA:373:A:H5'	2.02	0.41
1:CA:676:A:H2'	1:CA:677:U:H6	1.85	0.41
1:CA:921:U:H2'	1:CA:922:G:O4'	2.21	0.41
1:CA:1084:G:H5'	1:CA:1102:A:OP2	2.20	0.41
1:CA:1099:G:P	20:CB:94:ARG:HD3	2.61	0.41
1:CA:1187:G:P	8:CI:114:LYS:HE3	2.61	0.41
1:CA:1254:A:H5'	1:CA:1356:G:H4'	2.02	0.41
1:CA:1341:U:O2'	1:CA:1342:C:H5'	2.21	0.41
1:CA:1396:A:O4'	1:CA:1398:A:H1'	2.21	0.41

Continued on next page...

Continued from previous page...

Atom-1	Atom-2	Interatomic distance (Å)	Clash overlap (Å)
6:CG:52:ARG:H	6:CG:52:ARG:HG3	1.73	0.41
8:CI:38:PHE:HB3	8:CI:43:ALA:HB3	2.03	0.41
9:CJ:53:ILE:HG23	9:CJ:61:ALA:HB1	2.02	0.41
12:CM:22:TYR:HB3	12:CM:69:ARG:NH2	2.34	0.41
13:CN:50:LEU:HB3	13:CN:51:PRO:HD3	2.02	0.41
18:CS:11:ASP:OD1	18:CS:34:SER:HB2	2.21	0.41
20:CB:55:GLU:O	20:CB:58:LYS:HB3	2.20	0.41
20:CB:82:ALA:CB	20:CB:213:LEU:HD22	2.50	0.41
20:CB:172:ILE:H	20:CB:172:ILE:HG13	1.72	0.41
20:CB:204:ASP:CG	20:CB:205:ALA:N	2.73	0.41
21:CU:24:LYS:HB3	21:CU:24:LYS:HZ2	1.83	0.41
23:DB:163:C:H5'	23:DB:163:C:O2	2.20	0.41
23:DB:207:A:H2'	23:DB:208:C:O4'	2.20	0.41
23:DB:272:A:H2'	23:DB:273:G:C8	2.56	0.41
23:DB:633:A:H2'	23:DB:634:C:H5'	2.01	0.41
23:DB:863:A:O2'	23:DB:864:G:H5'	2.20	0.41
23:DB:936:A:H2'	23:DB:937:C:H6	1.86	0.41
23:DB:1146:C:H2'	23:DB:1147:A:H8	1.85	0.41
23:DB:1739:A:H2'	23:DB:1740:G:C8	2.56	0.41
23:DB:1863:G:H2'	23:DB:1864:U:O4'	2.20	0.41
23:DB:2073:C:O2'	23:DB:2074:U:H5'	2.20	0.41
23:DB:2247:A:H2'	23:DB:2248:C:H6	1.85	0.41
23:DB:2483:C:H2'	23:DB:2484:G:O4'	2.21	0.41
23:DB:2523:G:C2'	23:DB:2524:G:H5'	2.51	0.41
27:DK:35:VAL:HG12	27:DK:69:VAL:HG22	2.02	0.41
28:DP:16:VAL:O	28:DP:16:VAL:HG23	2.21	0.41
28:DP:50:ARG:O	28:DP:51:ASN:HB2	2.21	0.41
29:DE:192:ALA:CA	29:DE:195:GLN:HE21	2.30	0.41
30:DY:5:LYS:HE2	30:DY:5:LYS:H	1.86	0.41
31:D0:49:ARG:O	31:D0:51:ARG:NE	2.53	0.41
33:D1:29:LYS:C	33:D1:31:GLU:H	2.24	0.41
38:DM:41:LEU:HB3	38:DM:46:ILE:HG22	2.02	0.41
40:DH:7:ASP:CG	40:DH:8:LYS:N	2.74	0.41
40:DH:26:ALA:HA	40:DH:31:VAL:HG23	2.03	0.41
40:DH:88:GLY:H	40:DH:89:LYS:HD2	1.85	0.41
40:DH:117:LEU:HG	40:DH:119:ASN:O	2.21	0.41
41:DJ:6:ALA:CB	41:DJ:45:THR:HG21	2.49	0.41
42:DN:12:ARG:HG3	42:DN:13:ASN:H	1.84	0.41
42:DN:39:PRO:C	42:DN:41:ALA:N	2.74	0.41
44:DQ:59:LEU:HD13	44:DQ:60:TRP:N	2.35	0.41
44:DQ:93:ILE:HG23	44:DQ:94:LEU:N	2.36	0.41

Continued on next page...

Continued from previous page...

Atom-1	Atom-2	Interatomic distance (Å)	Clash overlap (Å)
45:DS:83:LYS:HD3	45:DS:97:LEU:CD1	2.46	0.41
48:DG:26:LYS:CB	48:DG:32:LEU:HG	2.45	0.41
48:DG:102:ILE:CD1	48:DG:116:LEU:HD11	2.51	0.41
49:DR:19:THR:HB	49:DR:97:LYS:HA	2.02	0.41
49:DR:23:GLU:O	49:DR:24:LYS:C	2.58	0.41
50:DT:30:ILE:O	50:DT:85:VAL:HG23	2.20	0.41
51:DZ:77:LYS:CD	51:DZ:78:TYR:H	2.30	0.41
52:DW:49:ASN:HA	52:DW:61:LYS:HB2	2.03	0.41
1:AA:175:C:H2'	1:AA:176:C:C6	2.56	0.41
1:AA:204:G:N3	1:AA:466:A:N6	2.69	0.41
1:AA:322:C:H2'	1:AA:323:U:C6	2.55	0.41
1:AA:424:G:O2'	1:AA:425:G:H5'	2.20	0.41
1:AA:632:U:H5''	1:AA:633:G:C8	2.55	0.41
1:AA:692:U:O2	1:AA:694:A:H5''	2.21	0.41
1:AA:734:G:N2	17:AR:63:TYR:HE1	2.13	0.41
1:AA:747:A:H2'	1:AA:748:G:O4'	2.21	0.41
1:AA:1107:C:OP1	2:AC:171:ARG:HB2	2.20	0.41
1:AA:1217:C:H2'	1:AA:1218:C:C6	2.55	0.41
2:AC:4:VAL:HG22	2:AC:5:HIS:N	2.35	0.41
4:AE:39:GLY:HA2	4:AE:44:ARG:O	2.20	0.41
5:AF:49:TYR:CE2	5:AF:51:ILE:HB	2.55	0.41
8:AI:108:ARG:H	8:AI:108:ARG:HG2	1.43	0.41
9:AJ:10:LEU:HD23	9:AJ:98:VAL:HG12	2.02	0.41
9:AJ:24:GLU:CG	9:AJ:90:LEU:HD11	2.51	0.41
9:AJ:59:LYS:HB2	9:AJ:62:ARG:NH2	2.35	0.41
12:AM:33:LEU:CD2	12:AM:38:ILE:HB	2.51	0.41
14:AO:88:ARG:O	14:AO:89:ARG:HB2	2.21	0.41
15:AP:2:VAL:O	15:AP:65:ALA:HA	2.21	0.41
17:AR:22:TYR:CZ	17:AR:23:LYS:HE3	2.56	0.41
18:AS:18:VAL:HG13	18:AS:19:GLU:N	2.35	0.41
20:AB:27:LYS:C	20:AB:29:PHE:H	2.24	0.41
20:AB:82:ALA:CB	20:AB:213:LEU:HD22	2.49	0.41
20:AB:98:GLY:HA2	20:AB:174:GLU:OE1	2.20	0.41
20:AB:204:ASP:CG	20:AB:205:ALA:N	2.72	0.41
21:AU:48:LYS:C	21:AU:50:SER:N	2.74	0.41
22:BA:89:U:C2	23:BB:958:U:H2'	2.55	0.41
22:BA:94:A:OP1	35:BV:19:ARG:HD3	2.20	0.41
22:BA:95:U:H2'	22:BA:96:G:H8	1.84	0.41
23:BB:10:A:H61	23:BB:2895:G:H1'	1.84	0.41
23:BB:160:A:H1'	23:BB:2208:C:O2'	2.20	0.41
23:BB:235:U:H2'	23:BB:236:C:H6	1.86	0.41

Continued on next page...

Continued from previous page...

Atom-1	Atom-2	Interatomic distance (Å)	Clash overlap (Å)
23:BB:247:G:H4'	23:BB:386:G:C4	2.55	0.41
23:BB:483:A:H2'	23:BB:484:C:O4'	2.20	0.41
23:BB:738:G:O2'	23:BB:739:A:H5'	2.20	0.41
23:BB:850:U:O2'	30:BY:22:THR:HG22	2.20	0.41
23:BB:855:G:C2	52:BW:23:LYS:HG2	2.53	0.41
23:BB:912:C:O2'	23:BB:913:U:H5'	2.21	0.41
23:BB:1568:G:H4'	25:BC:58:LYS:CB	2.49	0.41
23:BB:1750:G:H2'	23:BB:1751:U:C6	2.56	0.41
23:BB:1830:C:H2'	23:BB:1831:G:C8	2.55	0.41
23:BB:1936:A:H2	23:BB:1943:U:O4	2.04	0.41
23:BB:1965:C:H5''	23:BB:1966:A:H2'	2.01	0.41
23:BB:2590:A:O2'	23:BB:2591:C:H5'	2.20	0.41
23:BB:2867:G:H2'	23:BB:2868:A:OP2	2.21	0.41
25:BC:80:LEU:CD1	25:BC:109:LEU:HG	2.41	0.41
25:BC:171:VAL:HB	25:BC:183:VAL:HG12	2.03	0.41
26:BD:23:PRO:O	26:BD:24:VAL:HB	2.20	0.41
30:BY:33:HIS:O	30:BY:34:THR:HB	2.21	0.41
34:B3:31:ILE:HG12	34:B3:31:ILE:O	2.21	0.41
35:BV:6:ALA:HB2	35:BV:42:LEU:HB3	2.01	0.41
38:BM:50:ARG:HA	38:BM:53:MET:HE3	2.02	0.41
38:BM:123:LYS:H	38:BM:123:LYS:HG2	1.71	0.41
40:BH:30:LEU:O	40:BH:36:ALA:HB3	2.21	0.41
41:BJ:11:VAL:HG21	41:BJ:13:ARG:NH1	2.36	0.41
41:BJ:54:ILE:HD12	41:BJ:55:ILE:H	1.86	0.41
43:BO:115:LEU:HD13	43:BO:116:GLN:H	1.86	0.41
46:BU:73:ASN:HD22	46:BU:74:ALA:H	1.68	0.41
47:BF:133:GLU:HA	47:BF:150:GLY:HA2	2.03	0.41
48:BG:133:LYS:HD3	48:BG:133:LYS:H	1.85	0.41
51:BZ:45:ARG:HE	51:BZ:47:VAL:CG1	2.27	0.41
1:CA:209:U:H5'	1:CA:210:C:C5	2.55	0.41
1:CA:408:A:H3'	1:CA:409:U:H6	1.86	0.41
1:CA:940:C:H2'	1:CA:941:G:C8	2.56	0.41
1:CA:1009:U:H2'	1:CA:1009:U:O2	2.19	0.41
1:CA:1226:C:OP2	12:CM:101:THR:HG21	2.20	0.41
1:CA:1260:G:P	1:CA:1284:C:H4'	2.61	0.41
7:CH:24:VAL:HG22	7:CH:25:THR:N	2.36	0.41
11:CL:107:LYS:HD2	11:CL:107:LYS:C	2.40	0.41
15:CP:26:ASN:HD21	15:CP:31:ARG:HD3	1.85	0.41
18:CS:62:THR:HG22	18:CS:63:ASP:H	1.85	0.41
20:CB:23:ASN:O	20:CB:25:LYS:N	2.54	0.41
20:CB:68:PHE:N	20:CB:68:PHE:CD1	2.88	0.41

Continued on next page...

Continued from previous page...

Atom-1	Atom-2	Interatomic distance (Å)	Clash overlap (Å)
20:CB:121:GLN:CD	20:CB:122:ASP:N	2.74	0.41
23:DB:510:C:C2'	23:DB:511:U:H5'	2.50	0.41
23:DB:844:A:C2	23:DB:845:A:N1	2.89	0.41
23:DB:1161:C:H4'	49:DR:8:GLY:O	2.21	0.41
23:DB:1204:A:N1	23:DB:1241:A:C2	2.88	0.41
23:DB:1304:A:O2'	23:DB:1305:C:H5'	2.21	0.41
23:DB:1824:G:H2'	23:DB:1825:U:H6	1.85	0.41
23:DB:2094:A:P	40:DH:22:LYS:HD2	2.61	0.41
23:DB:2106:U:C2'	23:DB:2107:G:OP1	2.69	0.41
23:DB:2778:A:O2'	23:DB:2781:A:H5'	2.21	0.41
23:DB:2886:A:H62	31:D0:39:ARG:CZ	2.33	0.41
24:DI:10:LEU:HD12	24:DI:10:LEU:C	2.40	0.41
24:DI:14:ALA:HB3	24:DI:51:GLY:H	1.86	0.41
24:DI:73:PRO:HA	24:DI:74:PRO:HD3	1.93	0.41
25:DC:64:VAL:HG12	25:DC:65:ASP:N	2.36	0.41
26:DD:114:LYS:CG	26:DD:115:GLY:H	2.34	0.41
26:DD:133:THR:CG2	26:DD:134:HIS:N	2.80	0.41
30:DY:7:THR:O	30:DY:54:VAL:HG12	2.21	0.41
30:DY:13:ILE:HG22	30:DY:14:GLY:N	2.36	0.41
30:DY:37:ARG:HG3	30:DY:38:GLU:OE1	2.20	0.41
31:D0:43:THR:HG23	31:D0:47:TYR:C	2.41	0.41
39:DX:59:GLU:N	39:DX:59:GLU:CD	2.73	0.41
40:DH:90:LEU:O	40:DH:91:PHE:C	2.58	0.41
41:DJ:25:LEU:O	41:DJ:27:ARG:N	2.51	0.41
41:DJ:40:HIS:CE1	41:DJ:41:LYS:HE3	2.50	0.41
41:DJ:114:LEU:O	41:DJ:118:MET:HG3	2.19	0.41
42:DN:79:LEU:HA	42:DN:83:LEU:HD12	2.02	0.41
43:DO:18:LEU:HD23	43:DO:25:ARG:HD3	2.01	0.41
44:DQ:63:ARG:NH1	44:DQ:96:ASP:HA	2.36	0.41
45:DS:60:HIS:O	45:DS:60:HIS:CG	2.74	0.41
48:DG:125:PRO:HB2	48:DG:129:GLU:CD	2.41	0.41
49:DR:97:LYS:O	49:DR:98:ILE:HB	2.20	0.41
50:DT:1:MET:HB2	50:DT:2:ILE:HD13	2.02	0.41
1:AA:93:U:OP1	1:AA:94:G:OP2	2.39	0.41
1:AA:308:C:H2'	1:AA:309:A:C8	2.55	0.41
1:AA:439:U:O3'	3:AD:120:LYS:NZ	2.54	0.41
1:AA:791:G:C6	1:AA:792:A:N7	2.89	0.41
1:AA:827:U:H2'	1:AA:870:U:O4	2.21	0.41
1:AA:1363:A:N3	1:AA:1363:A:H2'	2.35	0.41
1:AA:1394:A:C5	1:AA:1501:C:H4'	2.56	0.41
1:AA:1458:G:H5''	19:AT:25:SER:HB2	2.03	0.41

Continued on next page...

Continued from previous page...

Atom-1	Atom-2	Interatomic distance (Å)	Clash overlap (Å)
3:AD:39:GLN:HG3	3:AD:40:HIS:N	2.36	0.41
3:AD:171:GLU:O	3:AD:179:GLY:HA2	2.21	0.41
5:AF:15:SER:HA	5:AF:18:VAL:HG23	2.03	0.41
6:AG:22:LEU:O	6:AG:25:PHE:HB3	2.21	0.41
8:AI:114:LYS:H	8:AI:120:ALA:HA	1.86	0.41
9:AJ:53:ILE:HG23	9:AJ:54:SER:H	1.86	0.41
9:AJ:57:VAL:HG22	9:AJ:58:ASN:N	2.30	0.41
10:AK:31:VAL:HG11	10:AK:95:THR:OG1	2.20	0.41
12:AM:6:ILE:O	12:AM:7:ASN:C	2.58	0.41
12:AM:38:ILE:HG13	12:AM:55:LEU:HD21	2.02	0.41
14:AO:45:GLU:HG2	14:AO:46:HIS:N	2.36	0.41
18:AS:57:VAL:HG23	18:AS:59:VAL:HG13	2.03	0.41
19:AT:54:GLN:N	19:AT:55:PRO:CD	2.84	0.41
20:AB:116:LEU:HB3	20:AB:140:LEU:HG	2.03	0.41
20:AB:118:THR:HA	20:AB:121:GLN:CB	2.50	0.41
23:BB:225:C:H2'	23:BB:226:A:O4'	2.21	0.41
23:BB:587:C:C6	23:BB:671:C:H1'	2.56	0.41
23:BB:715:A:H2'	23:BB:716:A:C8	2.55	0.41
23:BB:1434:A:N6	23:BB:1558:C:H42	2.19	0.41
23:BB:1475:G:H4'	23:BB:1476:U:O5'	2.21	0.41
23:BB:1846:G:N2	23:BB:1848:A:N6	2.69	0.41
23:BB:2041:U:H2'	23:BB:2042:A:C8	2.55	0.41
23:BB:2223:G:C2'	23:BB:2224:G:H5'	2.51	0.41
23:BB:2320:U:O2'	23:BB:2322:A:N7	2.48	0.41
23:BB:2382:G:H21	34:B3:41:ARG:NH2	2.18	0.41
23:BB:2398:U:H2'	23:BB:2399:G:H8	1.86	0.41
23:BB:2483:C:H2'	23:BB:2484:G:O4'	2.21	0.41
25:BC:64:VAL:HG11	25:BC:66:PHE:CE2	2.56	0.41
26:BD:22:ILE:HG22	26:BD:23:PRO:O	2.20	0.41
29:BE:147:LEU:O	29:BE:168:ASP:O	2.38	0.41
29:BE:154:ASP:OD2	29:BE:157:LEU:HB3	2.21	0.41
30:BY:6:ILE:HG22	30:BY:7:THR:H	1.85	0.41
35:BV:28:ALA:HA	35:BV:88:HIS:ND1	2.36	0.41
41:BJ:23:LYS:CE	41:BJ:142:ILE:HG23	2.45	0.41
41:BJ:44:TYR:HB2	44:BQ:63:ARG:HG2	2.03	0.41
41:BJ:109:LEU:CD1	41:BJ:119:PHE:HB2	2.50	0.41
43:BO:49:VAL:HG11	43:BO:82:ALA:HA	2.03	0.41
44:BQ:84:LYS:O	44:BQ:86:SER:N	2.53	0.41
46:BU:4:ILE:CD1	46:BU:71:ILE:HG23	2.51	0.41
46:BU:83:GLY:O	46:BU:93:ARG:HA	2.20	0.41
49:BR:38:VAL:HG11	49:BR:41:ILE:HD11	2.03	0.41

Continued on next page...

Continued from previous page...

Atom-1	Atom-2	Interatomic distance (Å)	Clash overlap (Å)
49:BR:40:MET:HG3	49:BR:48:LYS:HA	2.02	0.41
51:BZ:17:ASN:HD22	51:BZ:25:THR:HB	1.85	0.41
1:CA:337:G:O2'	1:CA:338:A:H5'	2.20	0.41
1:CA:377:G:H2'	1:CA:378:G:H8	1.86	0.41
1:CA:632:U:H5''	1:CA:633:G:C8	2.56	0.41
1:CA:635:A:H2'	1:CA:636:U:C6	2.56	0.41
1:CA:656:G:O2'	1:CA:657:U:H5'	2.21	0.41
1:CA:915:A:H2'	1:CA:916:U:H5'	2.02	0.41
1:CA:1306:A:N6	1:CA:1331:G:C1'	2.84	0.41
1:CA:1434:A:H2'	1:CA:1435:G:O4'	2.20	0.41
2:CC:14:VAL:HG23	2:CC:15:LYS:HD3	2.03	0.41
3:CD:62:ARG:HG2	3:CD:62:ARG:H	1.72	0.41
3:CD:94:GLU:OE2	3:CD:190:LEU:HD21	2.20	0.41
4:CE:75:LEU:HD23	4:CE:75:LEU:HA	1.92	0.41
4:CE:77:ASN:OD1	4:CE:78:GLY:N	2.53	0.41
4:CE:158:LYS:HZ3	7:CH:65:PHE:HA	1.85	0.41
5:CF:7:VAL:O	5:CF:7:VAL:HG13	2.21	0.41
8:CI:51:LEU:HD22	8:CI:56:MET:HE3	2.02	0.41
9:CJ:8:ILE:HB	9:CJ:74:VAL:HB	2.01	0.41
13:CN:14:ALA:HB1	13:CN:18:LYS:HE2	2.03	0.41
14:CO:70:LEU:HD13	14:CO:70:LEU:C	2.41	0.41
18:CS:64:GLU:CD	18:CS:64:GLU:H	2.23	0.41
19:CT:15:LYS:HD3	19:CT:18:LYS:HE3	2.01	0.41
23:DB:137:U:H1'	50:DT:1:MET:N	2.34	0.41
23:DB:529:A:OP2	41:DJ:113:PRO:HD3	2.21	0.41
23:DB:624:C:O2'	23:DB:657:U:H5''	2.20	0.41
23:DB:705:A:O2'	23:DB:706:A:H5'	2.21	0.41
23:DB:766:U:H2'	23:DB:767:U:C6	2.56	0.41
23:DB:935:C:H2'	23:DB:936:A:C8	2.56	0.41
23:DB:942:G:H2'	23:DB:943:A:H8	1.86	0.41
23:DB:1060:U:C1'	23:DB:1062:G:H5'	2.51	0.41
23:DB:1068:G:C6	23:DB:1069:A:N6	2.89	0.41
23:DB:1327:A:H2'	23:DB:1328:A:O4'	2.21	0.41
23:DB:1438:U:C4	23:DB:1552:A:N6	2.89	0.41
23:DB:1812:U:O2	25:DC:43:ASN:ND2	2.54	0.41
23:DB:2334:U:C2	43:DO:16:ARG:HG2	2.56	0.41
23:DB:2733:A:H2'	23:DB:2734:A:O4'	2.20	0.41
23:DB:2867:G:H2'	23:DB:2868:A:OP2	2.21	0.41
24:DI:16:MET:N	24:DI:42:ASN:OD1	2.54	0.41
24:DI:63:ASP:O	24:DI:63:ASP:OD1	2.39	0.41
24:DI:140:GLU:H	24:DI:140:GLU:CD	2.24	0.41

Continued on next page...

Continued from previous page...

Atom-1	Atom-2	Interatomic distance (Å)	Clash overlap (Å)
25:DC:65:ASP:O	25:DC:65:ASP:CG	2.59	0.41
25:DC:128:THR:HG23	25:DC:190:THR:HG22	2.03	0.41
26:DD:14:ILE:HA	28:DP:11:GLN:NE2	2.30	0.41
26:DD:54:ALA:N	26:DD:76:GLY:HA2	2.35	0.41
26:DD:62:LYS:N	26:DD:63:PRO:CD	2.83	0.41
29:DE:32:VAL:HG23	29:DE:33:VAL:N	2.36	0.41
31:D0:38:LEU:HD13	31:D0:41:HIS:CE1	2.55	0.41
31:D0:41:HIS:HB2	42:DN:99:LYS:O	2.21	0.41
33:D1:3:GLY:O	33:D1:5:ARG:N	2.53	0.41
35:DV:9:ARG:HD2	35:DV:41:GLU:HB3	2.03	0.41
36:D2:36:ALA:C	36:D2:38:GLY:H	2.23	0.41
38:DM:35:ALA:C	38:DM:37:GLY:H	2.24	0.41
38:DM:50:ARG:HA	38:DM:53:MET:HE3	2.03	0.41
38:DM:64:TRP:HB2	38:DM:104:GLU:CB	2.51	0.41
40:DH:9:VAL:O	40:DH:10:ALA:C	2.58	0.41
40:DH:21:VAL:HG21	40:DH:25:TYR:HD2	1.86	0.41
40:DH:29:PHE:C	40:DH:31:VAL:N	2.74	0.41
40:DH:89:LYS:HA	40:DH:123:ARG:O	2.20	0.41
42:DN:72:ASP:C	42:DN:74:GLU:N	2.74	0.41
43:DO:7:ARG:HA	43:DO:10:ARG:NE	2.36	0.41
45:DS:1:MET:HB2	45:DS:109:ASP:OD1	2.20	0.41
47:DF:107:VAL:HA	47:DF:111:ARG:NH1	2.31	0.41
48:DG:154:GLU:O	48:DG:158:GLY:N	2.54	0.41
48:DG:163:TYR:O	48:DG:165:ASP:N	2.54	0.41
50:DT:25:GLU:C	50:DT:27:SER:N	2.74	0.41
1:AA:95:C:O2	1:AA:95:C:H2'	2.20	0.41
1:AA:189:A:O2'	1:AA:190:A:H5'	2.21	0.41
1:AA:309:A:O2'	1:AA:310:G:H5'	2.20	0.41
1:AA:366:A:O2'	1:AA:367:U:P	2.79	0.41
1:AA:596:A:H2'	1:AA:597:G:C8	2.54	0.41
1:AA:620:C:C1'	3:AD:131:ILE:HD13	2.51	0.41
1:AA:778:G:H2'	1:AA:779:C:C6	2.56	0.41
1:AA:921:U:H2'	1:AA:922:G:O4'	2.21	0.41
1:AA:1143:G:H2'	1:AA:1144:G:C8	2.56	0.41
1:AA:1201:A:H5''	1:AA:1201:A:C8	2.56	0.41
1:AA:1226:C:OP2	12:AM:101:THR:HG21	2.21	0.41
1:AA:1258:G:C2	1:AA:1278:G:N2	2.88	0.41
1:AA:1373:G:H5''	6:AG:35:LYS:HB2	2.03	0.41
3:AD:77:GLU:OE1	3:AD:80:ARG:HD3	2.21	0.41
3:AD:154:VAL:O	3:AD:157:ALA:HB3	2.21	0.41
5:AF:11:HIS:CG	5:AF:12:PRO:HD2	2.56	0.41

Continued on next page...

Continued from previous page...

Atom-1	Atom-2	Interatomic distance (Å)	Clash overlap (Å)
7:AH:6:ILE:HD11	7:AH:31:LEU:CD2	2.51	0.41
7:AH:120:LEU:O	7:AH:120:LEU:HD23	2.21	0.41
8:AI:27:ILE:HG22	8:AI:34:LEU:HB2	2.03	0.41
9:AJ:83:THR:O	9:AJ:86:ALA:HB3	2.21	0.41
10:AK:52:ARG:HB3	10:AK:52:ARG:NH1	2.35	0.41
12:AM:10:ASP:HA	12:AM:44:ILE:CD1	2.51	0.41
13:AN:14:ALA:HB1	13:AN:18:LYS:HE2	2.03	0.41
14:AO:59:MET:HG2	14:AO:59:MET:H	1.58	0.41
14:AO:70:LEU:HD12	14:AO:78:TYR:CA	2.51	0.41
19:AT:5:SER:C	19:AT:7:LYS:N	2.74	0.41
20:AB:63:LYS:HB3	20:AB:87:ASP:OD2	2.21	0.41
21:AU:19:LYS:CD	21:AU:20:ARG:HH21	2.33	0.41
21:AU:42:THR:C	21:AU:46:ARG:HE	2.24	0.41
22:BA:62:C:H2'	22:BA:63:C:C6	2.56	0.41
23:BB:10:A:H61	23:BB:2895:G:C1'	2.34	0.41
23:BB:185:G:H2'	23:BB:186:G:O4'	2.21	0.41
23:BB:285:G:O2'	23:BB:286:U:H5'	2.20	0.41
23:BB:367:G:N2	23:BB:368:A:H1'	2.36	0.41
23:BB:672:C:H2'	23:BB:673:C:C6	2.56	0.41
23:BB:713:G:O2'	23:BB:714:U:H5'	2.20	0.41
23:BB:786:C:H5''	23:BB:1780:A:C8	2.56	0.41
23:BB:839:U:H2'	23:BB:840:C:C6	2.56	0.41
23:BB:909:A:H2'	23:BB:912:C:C5	2.54	0.41
23:BB:988:A:OP1	30:BY:11:SER:HB3	2.21	0.41
23:BB:1059:G:H2'	23:BB:1060:U:C6	2.55	0.41
23:BB:1064:C:H5'	24:BI:88:GLY:HA3	2.03	0.41
23:BB:1270:C:H5''	23:BB:1271:G:O5'	2.21	0.41
23:BB:1322:A:C5	23:BB:1323:C:C5	3.09	0.41
23:BB:1518:C:H2'	23:BB:1519:G:H8	1.84	0.41
23:BB:1616:A:H4'	23:BB:1617:C:OP2	2.21	0.41
23:BB:1653:G:O6	42:BN:10:LEU:O	2.39	0.41
23:BB:1857:G:H21	23:BB:1884:G:H2'	1.86	0.41
23:BB:1917:U:O2'	23:BB:1918:A:H5'	2.20	0.41
23:BB:2363:G:O2'	23:BB:2364:C:H5'	2.20	0.41
23:BB:2467:C:H42	23:BB:2483:C:N4	2.18	0.41
23:BB:2734:A:H2'	23:BB:2735:G:C5'	2.47	0.41
25:BC:121:ALA:HB3	25:BC:129:LEU:HD11	2.03	0.41
25:BC:143:VAL:HG11	25:BC:173:LEU:HD11	2.03	0.41
25:BC:161:VAL:HG13	25:BC:174:ARG:O	2.21	0.41
25:BC:251:THR:HG22	25:BC:251:THR:O	2.20	0.41
26:BD:119:ALA:HB2	26:BD:163:GLY:C	2.41	0.41

Continued on next page...

Continued from previous page...

Atom-1	Atom-2	Interatomic distance (Å)	Clash overlap (Å)
27:BK:8:LEU:HD12	27:BK:19:VAL:O	2.20	0.41
27:BK:71:ARG:CG	27:BK:105:ARG:HH21	2.26	0.41
28:BP:24:THR:C	28:BP:25:VAL:HG13	2.40	0.41
28:BP:58:PHE:HE1	28:BP:83:ILE:HG13	1.86	0.41
28:BP:98:TYR:CE2	28:BP:99:LEU:HD23	2.56	0.41
29:BE:170:ARG:HH22	29:BE:176:ASP:HB2	1.86	0.41
32:B4:16:ILE:HG12	32:B4:25:VAL:HG22	2.03	0.41
33:B1:6:GLU:HG2	33:B1:52:LYS:HE2	2.03	0.41
35:BV:1:MET:HE2	35:BV:2:PHE:H	1.86	0.41
35:BV:30:ILE:HG12	35:BV:91:PHE:HB2	2.02	0.41
35:BV:83:LYS:HA	35:BV:84:PRO:HD3	1.92	0.41
37:BL:47:ARG:HB3	37:BL:47:ARG:NH2	2.27	0.41
37:BL:56:PRO:O	37:BL:60:ARG:HG3	2.19	0.41
40:BH:41:LYS:C	40:BH:43:ASN:N	2.74	0.41
40:BH:78:VAL:HG11	40:BH:103:VAL:HG12	2.03	0.41
40:BH:128:HIS:CE1	40:BH:130:VAL:HG13	2.56	0.41
41:BJ:45:THR:H	41:BJ:46:PRO:CD	2.27	0.41
41:BJ:130:HIS:O	41:BJ:130:HIS:CG	2.74	0.41
42:BN:9:GLN:C	42:BN:17:ARG:HD3	2.41	0.41
42:BN:79:LEU:HA	42:BN:83:LEU:HD12	2.02	0.41
44:BQ:24:TYR:CD1	44:BQ:25:GLY:N	2.86	0.41
45:BS:45:VAL:HA	45:BS:48:LYS:HB3	2.03	0.41
46:BU:88:ASP:O	46:BU:90:LYS:N	2.54	0.41
47:BF:37:MET:CE	47:BF:149:ARG:HD2	2.50	0.41
48:BG:10:VAL:HG21	48:BG:49:LEU:HD13	2.03	0.41
48:BG:17:LYS:HZ2	48:BG:17:LYS:CA	2.33	0.41
48:BG:47:ASN:CG	48:BG:48:THR:N	2.74	0.41
48:BG:154:GLU:H	48:BG:158:GLY:CA	2.32	0.41
49:BR:14:VAL:HG21	49:BR:98:ILE:CG1	2.44	0.41
50:BT:23:ALA:C	50:BT:25:GLU:H	2.24	0.41
51:BZ:18:ARG:HH11	51:BZ:24:ALA:N	2.18	0.41
51:BZ:59:ILE:CD1	51:BZ:67:VAL:HG21	2.51	0.41
52:BW:18:LYS:H	52:BW:35:ILE:CG2	2.34	0.41
1:CA:139:A:H2'	1:CA:140:U:C6	2.55	0.41
1:CA:152:A:N6	1:CA:170:U:C2	2.89	0.41
1:CA:159:G:H5'	1:CA:160:A:OP2	2.20	0.41
1:CA:173:U:H6	1:CA:198:G:HO2'	1.66	0.41
1:CA:348:G:O2'	1:CA:349:A:H5'	2.21	0.41
1:CA:659:U:O2'	1:CA:660:C:H5'	2.21	0.41
1:CA:661:G:O2'	1:CA:662:U:H5'	2.21	0.41
1:CA:796:C:OP1	10:CK:127:ARG:HB3	2.20	0.41

Continued on next page...

Continued from previous page...

Atom-1	Atom-2	Interatomic distance (Å)	Clash overlap (Å)
1:CA:927:G:H4'	1:CA:1503:A:N7	2.36	0.41
1:CA:998:C:H2'	1:CA:999:C:C6	2.56	0.41
1:CA:1053:G:N7	1:CA:1200:C:H5''	2.36	0.41
1:CA:1159:U:O4'	1:CA:1182:G:N2	2.54	0.41
1:CA:1515:G:O2'	1:CA:1516:G:H5'	2.21	0.41
2:CC:33:ASP:O	2:CC:36:PHE:HB3	2.21	0.41
2:CC:120:THR:HG22	2:CC:197:VAL:CG2	2.50	0.41
3:CD:25:ARG:NH1	3:CD:30:LYS:HE3	2.35	0.41
5:CF:15:SER:HA	5:CF:18:VAL:HG23	2.03	0.41
5:CF:46:GLN:HG3	5:CF:47:LEU:H	1.86	0.41
6:CG:70:PRO:O	6:CG:95:ARG:HG3	2.21	0.41
9:CJ:57:VAL:O	9:CJ:58:ASN:HB2	2.21	0.41
10:CK:88:PRO:HD3	21:CU:28:LEU:HD13	2.03	0.41
11:CL:65:TYR:C	11:CL:66:ILE:HD12	2.42	0.41
12:CM:10:ASP:HA	12:CM:44:ILE:CD1	2.51	0.41
14:CO:89:ARG:NH2	23:DB:715:A:H5''	2.31	0.41
15:CP:66:THR:HG22	15:CP:67:ILE:N	2.36	0.41
20:CB:65:LYS:HB3	20:CB:157:PRO:HA	2.03	0.41
20:CB:121:GLN:HE22	20:CB:122:ASP:HB3	1.86	0.41
20:CB:147:LEU:O	20:CB:150:ILE:HG22	2.21	0.41
21:CU:48:LYS:C	21:CU:50:SER:N	2.74	0.41
22:DA:35:C:O2	22:DA:35:C:C3'	2.69	0.41
22:DA:43:C:C2'	47:DF:91:ARG:HD2	2.51	0.41
22:DA:83:G:OP1	30:DY:16:LEU:HD21	2.20	0.41
23:DB:215:G:H4'	23:DB:216:A:OP1	2.20	0.41
23:DB:269:C:H2'	23:DB:270:A:H8	1.86	0.41
23:DB:352:A:H2'	23:DB:353:C:C6	2.56	0.41
23:DB:362:A:N3	23:DB:362:A:C2'	2.81	0.41
23:DB:444:C:O2'	23:DB:445:C:H5'	2.21	0.41
23:DB:572:A:C2	23:DB:2033:A:C2	3.08	0.41
23:DB:625:G:O2'	23:DB:626:A:H5'	2.20	0.41
23:DB:633:A:H2'	23:DB:634:C:O4'	2.21	0.41
23:DB:672:C:H2'	23:DB:673:C:H6	1.86	0.41
23:DB:907:G:O2'	23:DB:908:C:H5'	2.20	0.41
23:DB:996:A:C4'	44:DQ:91:ARG:NH1	2.82	0.41
23:DB:1009:A:P	41:DJ:39:LYS:HZ2	2.43	0.41
23:DB:1021:A:C2	23:DB:1023:U:C2	3.09	0.41
23:DB:1063:G:C5'	24:DI:135:MET:HG2	2.51	0.41
23:DB:1099:G:O5'	24:DI:3:LYS:CA	2.69	0.41
23:DB:1152:C:O2'	23:DB:1153:C:H5'	2.20	0.41
23:DB:1290:C:O2'	23:DB:1291:C:H5'	2.21	0.41

Continued on next page...

Continued from previous page...

Atom-1	Atom-2	Interatomic distance (Å)	Clash overlap (Å)
23:DB:1396:U:O2	23:DB:1396:U:O4'	2.37	0.41
23:DB:1520:U:H2'	23:DB:1521:G:O4'	2.21	0.41
23:DB:1561:C:H2'	23:DB:1562:U:H6	1.86	0.41
23:DB:1845:G:C6	23:DB:1896:G:C6	3.09	0.41
23:DB:1946:U:H2'	23:DB:1947:C:C6	2.56	0.41
23:DB:1962:C:H4'	23:DB:1963:U:H5	1.86	0.41
23:DB:2007:U:O2'	23:DB:2008:C:H5'	2.20	0.41
23:DB:2222:C:H2'	23:DB:2223:G:O4'	2.21	0.41
23:DB:2228:G:H2'	23:DB:2229:U:H6	1.86	0.41
23:DB:2385:C:H2'	23:DB:2386:A:H8	1.84	0.41
23:DB:2496:C:O2'	23:DB:2497:A:H5'	2.21	0.41
23:DB:2590:A:O2'	23:DB:2591:C:H5'	2.20	0.41
23:DB:2635:A:C5'	26:DD:79:LEU:HB2	2.49	0.41
23:DB:2637:U:C2'	23:DB:2638:G:H5'	2.51	0.41
23:DB:2698:U:H2'	23:DB:2699:C:H6	1.86	0.41
23:DB:2758:A:C2'	23:DB:2759:G:H5'	2.51	0.41
23:DB:2784:U:O2'	23:DB:2785:C:H5'	2.20	0.41
24:DI:49:GLU:HB3	24:DI:52:LEU:HD12	2.02	0.41
24:DI:52:LEU:HD13	24:DI:81:LYS:HZ3	1.86	0.41
24:DI:112:LYS:HB2	24:DI:116:MET:SD	2.61	0.41
24:DI:126:ARG:NH1	24:DI:126:ARG:CB	2.84	0.41
25:DC:91:ALA:N	25:DC:103:ILE:O	2.54	0.41
25:DC:138:SER:O	25:DC:140:VAL:HG23	2.20	0.41
25:DC:184:GLU:O	25:DC:185:ALA:HB3	2.20	0.41
26:DD:9:VAL:O	26:DD:9:VAL:HG13	2.20	0.41
26:DD:184:ARG:HD3	26:DD:186:LEU:HD22	2.02	0.41
27:DK:39:ILE:HD13	27:DK:39:ILE:HA	1.95	0.41
27:DK:43:ILE:HG21	27:DK:46:ALA:HB2	2.02	0.41
28:DP:104:GLY:O	28:DP:106:ALA:N	2.49	0.41
30:DY:12:ALA:HB2	30:DY:53:MET:CE	2.51	0.41
31:D0:25:THR:O	31:D0:26:SER:HB3	2.21	0.41
31:D0:30:ASP:OD2	31:D0:31:LYS:N	2.50	0.41
32:D4:35:GLN:HB2	32:D4:35:GLN:HE21	1.65	0.41
35:DV:4:ILE:HB	35:DV:63:ILE:HG13	2.02	0.41
35:DV:4:ILE:HG22	35:DV:63:ILE:HG23	2.03	0.41
37:DL:40:SER:OG	37:DL:41:ARG:HG3	2.21	0.41
37:DL:77:ILE:O	37:DL:110:VAL:O	2.39	0.41
37:DL:93:ASN:CG	37:DL:94:THR:H	2.25	0.41
39:DX:58:ASN:C	39:DX:60:LYS:N	2.74	0.41
40:DH:30:LEU:O	40:DH:36:ALA:HB3	2.21	0.41
40:DH:117:LEU:HD12	40:DH:118:PRO:HD2	2.03	0.41

Continued on next page...

Continued from previous page...

Atom-1	Atom-2	Interatomic distance (Å)	Clash overlap (Å)
40:DH:128:HIS:O	40:DH:143:ILE:HA	2.20	0.41
41:DJ:57:LEU:HB3	41:DJ:58:ASN:H	1.68	0.41
41:DJ:82:GLY:O	41:DJ:83:GLY:C	2.58	0.41
44:DQ:4:LYS:CE	44:DQ:7:VAL:HG22	2.51	0.41
45:DS:3:THR:HG21	45:DS:58:ALA:HB2	2.03	0.41
46:DU:14:THR:HB	46:DU:68:ASN:HB3	2.02	0.41
47:DF:3:LEU:HB2	47:DF:100:GLU:OE2	2.21	0.41
47:DF:12:VAL:HG13	47:DF:27:VAL:HG21	2.02	0.41
47:DF:32:LYS:HA	47:DF:95:MET:CG	2.46	0.41
47:DF:76:PHE:O	47:DF:77:LYS:HB2	2.21	0.41
47:DF:174:PHE:HB3	47:DF:176:PHE:HD1	1.86	0.41
48:DG:15:ASP:HA	48:DG:26:LYS:NZ	2.36	0.41
48:DG:24:THR:CG2	48:DG:34:ARG:HB3	2.40	0.41
48:DG:47:ASN:CG	48:DG:48:THR:N	2.75	0.41
48:DG:105:SER:C	48:DG:106:LEU:HD23	2.40	0.41
48:DG:125:PRO:HD3	48:DG:131:VAL:HG22	2.02	0.41
50:DT:41:ALA:C	50:DT:43:ILE:N	2.74	0.41
51:DZ:45:ARG:HE	51:DZ:47:VAL:CG1	2.26	0.41
51:DZ:71:LEU:HA	51:DZ:74:ARG:HE	1.86	0.41
1:AA:139:A:H2'	1:AA:140:U:C6	2.56	0.41
1:AA:454:G:O2'	1:AA:455:G:H5'	2.20	0.41
1:AA:491:G:O2'	1:AA:492:C:H5'	2.21	0.41
1:AA:502:A:H4'	1:AA:550:G:H4'	2.03	0.41
1:AA:578:C:H2'	1:AA:579:A:H8	1.86	0.41
1:AA:645:G:O2'	1:AA:646:G:H5'	2.21	0.41
1:AA:656:G:HO2'	1:AA:657:U:H5'	1.86	0.41
1:AA:709:U:H2'	1:AA:710:G:C8	2.55	0.41
1:AA:796:C:O2'	1:AA:797:C:H5'	2.21	0.41
1:AA:1081:A:O2'	1:AA:1082:A:H5'	2.21	0.41
2:AC:33:ASP:O	2:AC:36:PHE:HB3	2.20	0.41
2:AC:47:ALA:C	2:AC:49:ALA:H	2.25	0.41
3:AD:29:THR:HB	3:AD:30:LYS:HZ3	1.83	0.41
3:AD:176:LYS:HD3	3:AD:176:LYS:H	1.85	0.41
8:AI:87:MET:HG3	8:AI:94:ARG:HG3	2.02	0.41
12:AM:90:HIS:C	12:AM:92:ARG:H	2.23	0.41
13:AN:68:ARG:NH1	13:AN:71:GLY:H	2.19	0.41
18:AS:35:ARG:HB3	18:AS:50:VAL:CG1	2.51	0.41
22:BA:3:C:H2'	22:BA:4:C:C6	2.56	0.41
22:BA:35:C:O2	22:BA:35:C:C3'	2.69	0.41
22:BA:42:C:C6	47:BF:65:LEU:HD13	2.56	0.41
22:BA:100:G:H2'	22:BA:101:A:O4'	2.20	0.41

Continued on next page...

Continued from previous page...

Atom-1	Atom-2	Interatomic distance (Å)	Clash overlap (Å)
23:BB:35:G:H1'	23:BB:454:A:C4	2.55	0.41
23:BB:75:G:H4'	39:BX:48:ARG:NH2	2.32	0.41
23:BB:142:A:H2'	23:BB:143:C:C5	2.54	0.41
23:BB:374:A:H61	23:BB:400:G:H1'	1.85	0.41
23:BB:920:A:H2'	23:BB:921:C:H6	1.86	0.41
23:BB:1068:G:C6	23:BB:1069:A:N6	2.89	0.41
23:BB:1183:U:O2'	23:BB:1184:U:H5'	2.21	0.41
23:BB:1397:U:H5''	23:BB:1398:C:H5	1.85	0.41
23:BB:1430:G:O2'	23:BB:1431:A:H5'	2.21	0.41
23:BB:1718:G:O2'	23:BB:1719:G:H5'	2.21	0.41
23:BB:2241:A:O2'	23:BB:2242:G:H5'	2.21	0.41
23:BB:2439:A:H4'	23:BB:2440:C:O5'	2.21	0.41
23:BB:2488:G:O2'	23:BB:2489:U:H5'	2.20	0.41
23:BB:2519:U:C6	23:BB:2542:A:N6	2.89	0.41
23:BB:2635:A:C5'	26:BD:79:LEU:HB2	2.51	0.41
23:BB:2692:G:H1'	23:BB:2847:U:O2'	2.21	0.41
23:BB:2723:C:H2'	23:BB:2724:U:O4'	2.21	0.41
23:BB:2733:A:O2'	23:BB:2734:A:H5'	2.21	0.41
23:BB:2848:G:H1'	23:BB:2868:A:N6	2.36	0.41
25:BC:6:LYS:HA	25:BC:7:PRO:HD3	1.91	0.41
25:BC:63:ILE:HD13	25:BC:63:ILE:HA	1.87	0.41
25:BC:216:ARG:NH1	25:BC:216:ARG:CG	2.84	0.41
27:BK:116:ILE:H	27:BK:116:ILE:HG13	1.71	0.41
29:BE:170:ARG:NH2	29:BE:176:ASP:HB2	2.36	0.41
29:BE:181:ILE:O	37:BL:2:ARG:N	2.53	0.41
30:BY:5:LYS:HE2	30:BY:5:LYS:H	1.86	0.41
33:B1:37:LYS:HB2	33:B1:48:TYR:CD2	2.55	0.41
37:BL:89:VAL:O	37:BL:89:VAL:HG13	2.21	0.41
37:BL:118:THR:O	37:BL:120:VAL:HG23	2.20	0.41
40:BH:67:ALA:HB1	40:BH:70:GLU:CG	2.51	0.41
41:BJ:82:GLY:O	41:BJ:83:GLY:C	2.59	0.41
42:BN:17:ARG:O	42:BN:18:GLN:HG2	2.21	0.41
44:BQ:105:PHE:HA	44:BQ:108:LEU:CG	2.50	0.41
45:BS:47:VAL:HG12	45:BS:103:ILE:CG2	2.46	0.41
48:BG:42:VAL:HA	48:BG:50:THR:O	2.21	0.41
48:BG:87:GLN:HE21	48:BG:164:ALA:CA	2.32	0.41
48:BG:122:ALA:HA	48:BG:131:VAL:O	2.20	0.41
52:BW:27:GLY:O	52:BW:63:ASP:HA	2.21	0.41
1:CA:310:G:O2'	1:CA:311:C:H5'	2.21	0.41
1:CA:591:U:O2'	1:CA:592:G:H5'	2.21	0.41
1:CA:611:C:H2'	1:CA:612:C:H6	1.86	0.41

Continued on next page...

Continued from previous page...

Atom-1	Atom-2	Interatomic distance (Å)	Clash overlap (Å)
1:CA:744:C:H2'	1:CA:745:G:C8	2.56	0.41
1:CA:1305:G:H2'	1:CA:1331:G:N2	2.36	0.41
1:CA:1496:C:H2'	1:CA:1497:G:O4'	2.20	0.41
2:CC:63:ILE:HG22	2:CC:65:VAL:HG23	2.02	0.41
2:CC:68:HIS:HA	2:CC:103:ALA:HB3	2.03	0.41
2:CC:137:VAL:HG13	2:CC:148:ILE:CG2	2.51	0.41
2:CC:153:SER:O	2:CC:156:LEU:HD21	2.21	0.41
7:CH:101:ALA:HB3	7:CH:112:ASP:HB3	2.03	0.41
9:CJ:21:ALA:HB2	9:CJ:96:VAL:HG11	2.03	0.41
9:CJ:93:ALA:O	9:CJ:96:VAL:HG22	2.21	0.41
11:CL:35:ARG:HG3	11:CL:36:VAL:H	1.86	0.41
12:CM:90:HIS:C	12:CM:92:ARG:H	2.24	0.41
13:CN:34:ASN:HB2	13:CN:35:ALA:H	1.48	0.41
19:CT:4:LYS:HD2	19:CT:4:LYS:HA	1.89	0.41
20:CB:165:ALA:CB	20:CB:186:VAL:HG12	2.51	0.41
23:DB:106:C:H2'	23:DB:107:G:H8	1.85	0.41
23:DB:108:G:H2'	23:DB:109:C:C6	2.56	0.41
23:DB:197:A:H4'	23:DB:2069:G:OP2	2.21	0.41
23:DB:319:G:H2'	23:DB:320:A:O4'	2.21	0.41
23:DB:341:C:O2'	23:DB:342:A:H5'	2.21	0.41
23:DB:355:U:H2'	23:DB:356:G:H8	1.85	0.41
23:DB:518:G:H2'	23:DB:519:U:C6	2.56	0.41
23:DB:528:A:H3'	23:DB:528:A:C8	2.56	0.41
23:DB:560:C:H3'	23:DB:561:G:C8	2.56	0.41
23:DB:932:U:H4'	23:DB:933:A:C4	2.56	0.41
23:DB:981:A:H4'	23:DB:2037:A:H5'	2.03	0.41
23:DB:1060:U:C4	24:DI:131:THR:HG22	2.56	0.41
23:DB:1098:A:C8	24:DI:3:LYS:CB	3.04	0.41
23:DB:1175:A:N3	23:DB:1175:A:C3'	2.83	0.41
23:DB:1516:G:H2'	23:DB:1517:G:H8	1.85	0.41
23:DB:1623:G:O2'	23:DB:1624:U:H5'	2.20	0.41
23:DB:1845:G:O2'	23:DB:1846:G:H5'	2.20	0.41
23:DB:2385:C:O2'	23:DB:2386:A:H5'	2.20	0.41
23:DB:2387:U:O2'	52:DW:38:ARG:NH2	2.54	0.41
23:DB:2485:G:O2'	23:DB:2486:C:H5'	2.21	0.41
23:DB:2655:G:O2'	23:DB:2656:U:P	2.78	0.41
23:DB:2742:G:O2'	23:DB:2743:U:H5'	2.21	0.41
23:DB:2747:G:H8	23:DB:2747:G:O5'	2.04	0.41
23:DB:2889:C:O2'	23:DB:2890:G:H5'	2.20	0.41
25:DC:12:ARG:HA	25:DC:15:VAL:CG2	2.51	0.41
25:DC:89:ASN:HD22	25:DC:89:ASN:HA	1.52	0.41

Continued on next page...

Continued from previous page...

Atom-1	Atom-2	Interatomic distance (Å)	Clash overlap (Å)
25:DC:170:TYR:HD2	25:DC:184:GLU:HA	1.85	0.41
26:DD:125:TRP:CE3	26:DD:160:LYS:HD3	2.56	0.41
27:DK:15:GLY:HA2	27:DK:46:ALA:HA	2.02	0.41
27:DK:31:ARG:HH11	27:DK:31:ARG:HG3	1.86	0.41
27:DK:43:ILE:CG2	27:DK:54:LYS:HA	2.48	0.41
29:DE:48:THR:C	29:DE:50:ALA:N	2.74	0.41
29:DE:132:LYS:O	29:DE:135:ALA:HB3	2.21	0.41
35:DV:5:ASN:OD1	35:DV:5:ASN:N	2.53	0.41
36:D2:6:GLN:HA	36:D2:6:GLN:NE2	2.35	0.41
38:DM:41:LEU:HD11	38:DM:102:LEU:CD1	2.51	0.41
38:DM:41:LEU:HD11	38:DM:102:LEU:HD11	2.03	0.41
39:DX:14:LEU:H	39:DX:14:LEU:HD22	1.86	0.41
40:DH:69:ALA:HB1	40:DH:140:ALA:HB2	2.02	0.41
40:DH:110:VAL:O	40:DH:110:VAL:HG13	2.21	0.41
42:DN:58:ASP:O	42:DN:59:SER:CB	2.66	0.41
43:DO:18:LEU:HD12	43:DO:18:LEU:HA	1.91	0.41
44:DQ:86:SER:HB3	49:DR:51:VAL:HA	2.03	0.41
47:DF:134:GLN:HB2	47:DF:149:ARG:HB3	2.03	0.41
48:DG:132:LEU:H	48:DG:132:LEU:HG	1.70	0.41
49:DR:61:ALA:HB1	49:DR:98:ILE:H	1.86	0.41
50:DT:15:HIS:O	50:DT:16:VAL:C	2.59	0.41
50:DT:29:THR:H	50:DT:91:GLN:HE22	1.69	0.41
50:DT:43:ILE:HG22	50:DT:44:LYS:N	2.36	0.41
51:DZ:68:LEU:HD22	51:DZ:78:TYR:CD1	2.55	0.41
1:AA:175:C:H2'	1:AA:176:C:H6	1.86	0.40
1:AA:209:U:H5'	1:AA:210:C:C5	2.56	0.40
1:AA:236:A:O2'	1:AA:237:G:H5'	2.21	0.40
1:AA:239:U:H5''	1:AA:239:U:H6	1.85	0.40
1:AA:369:G:O2'	1:AA:370:C:H5'	2.22	0.40
1:AA:465:A:N3	1:AA:465:A:O4'	2.54	0.40
1:AA:586:C:H2'	1:AA:587:G:H5'	2.03	0.40
1:AA:643:C:H2'	1:AA:644:U:H6	1.86	0.40
1:AA:862:C:O2'	1:AA:863:U:H5'	2.21	0.40
1:AA:981:U:H2'	1:AA:982:U:C5	2.56	0.40
1:AA:1200:C:O5'	1:AA:1201:A:H3'	2.21	0.40
1:AA:1254:A:OP1	9:AJ:47:GLU:HG3	2.20	0.40
1:AA:1426:G:O2'	1:AA:1427:C:H5'	2.20	0.40
4:AE:57:ALA:O	4:AE:61:LYS:HG2	2.20	0.40
6:AG:72:VAL:CG1	6:AG:89:GLU:HG3	2.50	0.40
7:AH:79:ARG:NH1	7:AH:82:LEU:HB3	2.35	0.40
8:AI:35:GLU:C	8:AI:37:TYR:H	2.24	0.40

Continued on next page...

Continued from previous page...

Atom-1	Atom-2	Interatomic distance (Å)	Clash overlap (Å)
12:AM:33:LEU:HB3	12:AM:38:ILE:O	2.21	0.40
12:AM:44:ILE:HD12	12:AM:45:SER:N	2.34	0.40
14:AO:81:LEU:HD23	14:AO:81:LEU:O	2.22	0.40
15:AP:71:VAL:HG13	15:AP:72:ALA:N	2.37	0.40
19:AT:74:HIS:O	19:AT:78:LEU:HB2	2.21	0.40
20:AB:205:ALA:HB3	20:AB:208:ALA:HB3	2.01	0.40
22:BA:28:C:OP1	43:BO:34:HIS:HB2	2.21	0.40
23:BB:40:U:H2'	23:BB:41:C:H6	1.86	0.40
23:BB:650:C:O3'	34:B3:48:MET:HE1	2.20	0.40
23:BB:722:A:H2'	23:BB:723:C:C6	2.56	0.40
23:BB:856:G:H2'	23:BB:857:G:C8	2.56	0.40
23:BB:993:G:OP1	44:BQ:49:ARG:NH1	2.55	0.40
23:BB:1353:A:H2'	23:BB:1354:A:H8	1.85	0.40
23:BB:1505:A:H2'	23:BB:1506:U:O4'	2.21	0.40
23:BB:1799:G:C4	25:BC:175:LEU:HD13	2.56	0.40
23:BB:1951:U:H2'	23:BB:1953:A:OP2	2.21	0.40
23:BB:2073:C:O2'	23:BB:2074:U:H5'	2.20	0.40
23:BB:2138:G:H2'	23:BB:2139:U:C5'	2.51	0.40
23:BB:2899:A:H5'	41:BJ:136:GLN:OE1	2.21	0.40
24:BI:7:TYR:CD1	24:BI:7:TYR:C	2.95	0.40
24:BI:37:PHE:HZ	24:BI:56:VAL:HG11	1.86	0.40
25:BC:75:ALA:CB	25:BC:95:TYR:HA	2.51	0.40
26:BD:125:TRP:CD1	26:BD:160:LYS:HB3	2.56	0.40
27:BK:97:THR:HB	27:BK:98:ARG:NH2	2.36	0.40
28:BP:29:VAL:O	28:BP:40:GLN:N	2.54	0.40
29:BE:29:HIS:C	29:BE:32:VAL:HG22	2.41	0.40
33:B1:39:ASP:OD1	33:B1:42:VAL:HG23	2.20	0.40
35:BV:4:ILE:CD1	35:BV:63:ILE:HG13	2.51	0.40
37:BL:29:LYS:C	37:BL:31:GLY:N	2.73	0.40
38:BM:82:MET:O	38:BM:83:GLY:C	2.58	0.40
38:BM:93:VAL:HG22	38:BM:94:ALA:H	1.86	0.40
38:BM:120:ALA:C	38:BM:122:ALA:N	2.73	0.40
40:BH:114:GLU:OE2	40:BH:134:VAL:HA	2.21	0.40
41:BJ:58:ASN:O	41:BJ:59:ALA:HB3	2.21	0.40
42:BN:19:ALA:C	42:BN:21:PHE:N	2.74	0.40
42:BN:72:ASP:C	42:BN:74:GLU:N	2.73	0.40
44:BQ:7:VAL:HG23	44:BQ:8:ILE:N	2.35	0.40
51:BZ:77:LYS:O	51:BZ:78:TYR:HB3	2.21	0.40
52:BW:24:ARG:HD2	52:BW:25:PHE:N	2.36	0.40
52:BW:50:VAL:O	52:BW:52:CYS:N	2.54	0.40
1:CA:276:G:H5'	16:CQ:16:MET:SD	2.61	0.40

Continued on next page...

Continued from previous page...

Atom-1	Atom-2	Interatomic distance (Å)	Clash overlap (Å)
1:CA:336:A:O2'	1:CA:337:G:H5'	2.20	0.40
1:CA:593:U:H2'	1:CA:594:U:C6	2.56	0.40
1:CA:614:C:O2'	1:CA:615:G:H5'	2.21	0.40
1:CA:691:G:H1'	1:CA:696:A:N6	2.36	0.40
1:CA:812:G:OP1	1:CA:812:G:C4'	2.69	0.40
1:CA:872:A:C4	1:CA:874:G:N7	2.89	0.40
1:CA:1200:C:O5'	1:CA:1201:A:H3'	2.22	0.40
1:CA:1238:A:C2	1:CA:1241:G:N3	2.88	0.40
1:CA:1460:C:H2'	1:CA:1461:G:H8	1.86	0.40
3:CD:53:GLN:HA	3:CD:198:LEU:HD22	2.03	0.40
3:CD:171:GLU:O	3:CD:179:GLY:HA2	2.20	0.40
6:CG:70:PRO:HA	6:CG:141:HIS:CE1	2.56	0.40
6:CG:126:ALA:C	6:CG:128:GLU:H	2.24	0.40
11:CL:43:LYS:HG3	11:CL:44:PRO:HD2	2.03	0.40
14:CO:70:LEU:HD12	14:CO:78:TYR:N	2.36	0.40
14:CO:70:LEU:HD12	14:CO:78:TYR:CA	2.51	0.40
15:CP:71:VAL:HG13	15:CP:72:ALA:N	2.36	0.40
16:CQ:17:GLU:C	16:CQ:19:SER:H	2.23	0.40
21:CU:40:PRO:C	21:CU:42:THR:N	2.74	0.40
22:DA:8:C:O2'	43:DO:40:ILE:HD13	2.21	0.40
23:DB:314:C:O2'	23:DB:315:G:H5'	2.20	0.40
23:DB:483:A:H2'	23:DB:484:C:O4'	2.21	0.40
23:DB:579:G:H4'	23:DB:2017:U:H2'	2.03	0.40
23:DB:722:A:H2'	23:DB:723:C:C6	2.56	0.40
23:DB:784:G:H21	25:DC:225:ASN:ND2	2.19	0.40
23:DB:977:G:H4'	23:DB:1155:A:H5'	2.03	0.40
23:DB:1430:G:O2'	23:DB:1431:A:H5'	2.21	0.40
23:DB:1491:G:H5'	25:DC:97:ASP:OD1	2.21	0.40
23:DB:1720:U:O2'	23:DB:1721:G:H5'	2.22	0.40
23:DB:2384:U:H5''	23:DB:2386:A:OP1	2.21	0.40
23:DB:2434:A:H8	23:DB:2434:A:H2'	1.73	0.40
23:DB:2467:C:C2'	23:DB:2468:A:H5'	2.51	0.40
25:DC:251:THR:HG22	25:DC:251:THR:O	2.21	0.40
26:DD:24:VAL:HG23	26:DD:189:VAL:N	2.35	0.40
29:DE:129:PRO:HB3	29:DE:159:LEU:HD23	2.02	0.40
31:D0:41:HIS:HB2	42:DN:99:LYS:C	2.42	0.40
34:D3:31:ILE:HG12	34:D3:31:ILE:O	2.21	0.40
38:DM:41:LEU:HA	38:DM:45:GLN:OE1	2.21	0.40
40:DH:87:GLU:OE1	40:DH:89:LYS:NZ	2.53	0.40
41:DJ:4:PHE:O	41:DJ:44:TYR:CZ	2.74	0.40
42:DN:51:LEU:CD2	42:DN:70:THR:HG21	2.51	0.40

Continued on next page...

Continued from previous page...

Atom-1	Atom-2	Interatomic distance (Å)	Clash overlap (Å)
44:DQ:9:ALA:O	44:DQ:11:ALA:N	2.54	0.40
45:DS:8:ARG:HB3	45:DS:102:HIS:CE1	2.56	0.40
49:DR:71:LYS:HG3	49:DR:72:VAL:H	1.86	0.40
51:DZ:59:ILE:CD1	51:DZ:67:VAL:HG21	2.52	0.40
1:AA:254:G:O2'	1:AA:255:G:H5'	2.21	0.40
1:AA:263:A:H2'	1:AA:264:C:C5	2.56	0.40
1:AA:796:C:OP1	10:AK:127:ARG:HB3	2.20	0.40
1:AA:985:C:H2'	1:AA:986:U:C6	2.55	0.40
1:AA:1009:U:O2	1:AA:1009:U:C2'	2.69	0.40
1:AA:1142:G:C2	1:AA:1143:G:H1'	2.56	0.40
1:AA:1238:A:C2	1:AA:1241:G:N3	2.89	0.40
1:AA:1434:A:H2'	1:AA:1435:G:O4'	2.22	0.40
1:AA:1460:C:H2'	1:AA:1461:G:H8	1.85	0.40
3:AD:203:TYR:HD2	3:AD:203:TYR:HA	1.79	0.40
4:AE:104:ILE:HD11	4:AE:114:LEU:HB2	2.02	0.40
7:AH:29:SER:O	7:AH:33:VAL:HG23	2.21	0.40
7:AH:77:VAL:HG21	7:AH:127:TYR:CE1	2.56	0.40
10:AK:90:PRO:C	10:AK:92:ARG:N	2.74	0.40
12:AM:39:ALA:HB3	12:AM:42:VAL:CG1	2.46	0.40
13:AN:34:ASN:HB2	13:AN:35:ALA:H	1.47	0.40
13:AN:50:LEU:N	13:AN:51:PRO:CD	2.84	0.40
19:AT:57:VAL:HG23	19:AT:58:ASP:N	2.35	0.40
19:AT:85:LEU:HD23	19:AT:86:ALA:N	2.34	0.40
20:AB:21:TYR:O	20:AB:22:TRP:O	2.39	0.40
20:AB:121:GLN:HE21	20:AB:122:ASP:CB	2.32	0.40
22:BA:18:G:H2'	22:BA:19:C:C6	2.57	0.40
22:BA:75:G:H1'	35:BV:29:ILE:HG12	2.03	0.40
23:BB:189:G:H2'	23:BB:205:G:N2	2.36	0.40
23:BB:705:A:H2'	23:BB:706:A:H8	1.87	0.40
23:BB:863:A:O2'	23:BB:864:G:H5'	2.21	0.40
23:BB:1863:G:H2'	23:BB:1864:U:O4'	2.21	0.40
23:BB:1870:C:H2'	23:BB:1871:A:N3	2.36	0.40
23:BB:2365:G:OP1	52:BW:54:ARG:HG3	2.21	0.40
23:BB:2384:U:H5''	23:BB:2386:A:OP1	2.20	0.40
23:BB:2784:U:H2'	23:BB:2785:C:C6	2.56	0.40
23:BB:2797:U:H3'	23:BB:2798:U:H5	1.86	0.40
25:BC:20:ASN:HB3	25:BC:23:LEU:HD13	2.03	0.40
25:BC:64:VAL:HG11	25:BC:66:PHE:CZ	2.56	0.40
26:BD:62:LYS:N	26:BD:63:PRO:CD	2.84	0.40
27:BK:70:ARG:HH11	27:BK:76:VAL:HG22	1.86	0.40
28:BP:50:ARG:CD	28:BP:56:SER:HB3	2.51	0.40

Continued on next page...

Continued from previous page...

Atom-1	Atom-2	Interatomic distance (Å)	Clash overlap (Å)
29:BE:151:GLY:HA2	29:BE:195:GLN:HE22	1.86	0.40
35:BV:29:ILE:HA	35:BV:38:LEU:O	2.22	0.40
36:B2:6:GLN:HA	36:B2:7:PRO:HD2	1.89	0.40
39:BX:1:MET:HG3	39:BX:4:LYS:HD3	2.02	0.40
39:BX:18:LEU:HA	39:BX:21:LEU:HD12	2.03	0.40
40:BH:54:LEU:O	40:BH:58:LEU:N	2.55	0.40
42:BN:25:ALA:HA	42:BN:44:LEU:HD11	2.04	0.40
42:BN:82:GLU:O	42:BN:84:GLY:N	2.54	0.40
43:BO:6:ALA:O	43:BO:10:ARG:HG3	2.21	0.40
47:BF:33:ILE:HG22	47:BF:90:LEU:HD23	2.01	0.40
47:BF:102:LEU:O	47:BF:103:ILE:CB	2.69	0.40
52:BW:36:ILE:HD12	52:BW:39:GLN:HE22	1.85	0.40
52:BW:49:ASN:C	52:BW:50:VAL:HG22	2.41	0.40
1:CA:189:A:O2'	1:CA:190:A:H5'	2.21	0.40
1:CA:215:C:H2'	1:CA:216:U:C6	2.56	0.40
1:CA:284:C:O2'	1:CA:285:C:H5'	2.21	0.40
1:CA:397:A:H3'	1:CA:397:A:N3	2.36	0.40
1:CA:471:U:H2'	1:CA:472:U:H6	1.85	0.40
1:CA:515:G:O2'	1:CA:516:U:H5'	2.21	0.40
1:CA:587:G:C6	1:CA:755:G:C6	3.09	0.40
1:CA:674:G:H2'	1:CA:675:A:C8	2.55	0.40
1:CA:683:G:O2'	1:CA:684:U:H5'	2.21	0.40
1:CA:778:G:H2'	1:CA:779:C:C6	2.56	0.40
1:CA:878:A:H5''	7:CH:80:PRO:HG2	2.04	0.40
1:CA:895:G:H2'	1:CA:896:C:H6	1.86	0.40
1:CA:993:G:N2	1:CA:996:A:N6	2.69	0.40
1:CA:1017:U:H2'	1:CA:1018:G:C8	2.56	0.40
1:CA:1323:G:H4'	1:CA:1362:A:C4	2.56	0.40
2:CC:19:SER:O	13:CN:93:PRO:HB3	2.21	0.40
2:CC:26:LYS:HE3	2:CC:26:LYS:HB2	1.87	0.40
2:CC:139:ASN:N	2:CC:139:ASN:HD22	2.19	0.40
5:CF:74:LEU:HD11	5:CF:78:PHE:CZ	2.57	0.40
6:CG:14:ASP:OD2	6:CG:22:LEU:HB3	2.21	0.40
6:CG:22:LEU:O	6:CG:25:PHE:HB3	2.21	0.40
6:CG:67:ASN:O	6:CG:137:ARG:NE	2.53	0.40
6:CG:144:ALA:C	6:CG:146:ALA:N	2.75	0.40
7:CH:77:VAL:HG21	7:CH:127:TYR:CE1	2.56	0.40
8:CI:43:ALA:C	8:CI:45:MET:H	2.25	0.40
9:CJ:21:ALA:O	9:CJ:25:ILE:HG13	2.21	0.40
10:CK:22:ILE:HD13	10:CK:95:THR:HG23	2.02	0.40
11:CL:107:LYS:O	11:CL:108:ASP:HB2	2.22	0.40

Continued on next page...

Continued from previous page...

Atom-1	Atom-2	Interatomic distance (Å)	Clash overlap (Å)
12:CM:90:HIS:CE1	12:CM:96:VAL:HG21	2.56	0.40
13:CN:60:ARG:NH2	13:CN:69:PRO:HB3	2.36	0.40
14:CO:45:GLU:HG2	14:CO:46:HIS:N	2.36	0.40
18:CS:20:LYS:HB3	18:CS:20:LYS:HE3	1.93	0.40
20:CB:63:LYS:HG2	20:CB:224:ARG:NH1	2.35	0.40
20:CB:65:LYS:HB2	20:CB:158:ASP:OD2	2.21	0.40
23:DB:48:G:N2	23:DB:177:G:H21	2.20	0.40
23:DB:361:G:N3	23:DB:362:A:H8	2.19	0.40
23:DB:715:A:H2'	23:DB:716:A:C8	2.56	0.40
23:DB:755:U:H2'	23:DB:756:A:H8	1.86	0.40
23:DB:931:U:P	30:DY:29:ARG:NH1	2.94	0.40
23:DB:1053:C:C2'	23:DB:1054:A:H5'	2.51	0.40
23:DB:1454:C:H5'	42:DN:63:ARG:CZ	2.52	0.40
23:DB:1547:C:H2'	23:DB:1548:A:H8	1.86	0.40
23:DB:1766:G:O2'	23:DB:1767:G:H5'	2.21	0.40
23:DB:2052:A:H4'	26:DD:148:GLN:N	2.36	0.40
23:DB:2298:A:N1	23:DB:2321:U:C5	2.90	0.40
23:DB:2567:G:H2'	23:DB:2568:U:C6	2.56	0.40
23:DB:2570:G:O2'	23:DB:2571:U:H5'	2.21	0.40
23:DB:2597:G:OP1	25:DC:240:GLY:HA3	2.22	0.40
23:DB:2621:G:P	26:DD:124:ARG:HH22	2.44	0.40
23:DB:2640:G:OP1	41:DJ:95:ARG:NH2	2.55	0.40
23:DB:2834:G:H2'	23:DB:2879:A:H61	1.86	0.40
24:DI:56:VAL:CG2	24:DI:68:PHE:HB2	2.51	0.40
25:DC:259:ASN:C	25:DC:261:ARG:N	2.74	0.40
27:DK:42:THR:O	27:DK:44:LYS:HG2	2.21	0.40
27:DK:66:LYS:NZ	27:DK:81:GLY:N	2.69	0.40
28:DP:4:ILE:C	28:DP:6:GLN:H	2.21	0.40
29:DE:46:GLN:HB2	29:DE:87:ALA:O	2.21	0.40
30:DY:8:GLN:OE1	30:DY:23:LEU:HD11	2.22	0.40
32:D4:15:LYS:O	32:D4:16:ILE:CB	2.69	0.40
38:DM:96:ILE:HD11	38:DM:126:ILE:CG1	2.50	0.40
39:DX:28:LEU:HB3	39:DX:43:LEU:HD21	2.04	0.40
44:DQ:16:ILE:O	44:DQ:18:LYS:N	2.51	0.40
46:DU:81:ARG:NH2	46:DU:81:ARG:HG3	2.36	0.40
47:DF:8:LYS:HA	47:DF:12:VAL:CG2	2.43	0.40
47:DF:74:ALA:HB3	47:DF:78:ILE:HB	2.03	0.40
48:DG:6:ALA:HB3	48:DG:68:ARG:NE	2.36	0.40
49:DR:6:GLN:HE22	49:DR:9:GLY:N	2.18	0.40
50:DT:25:GLU:C	50:DT:27:SER:H	2.23	0.40
51:DZ:77:LYS:CG	51:DZ:78:TYR:N	2.84	0.40

Continued on next page...

Continued from previous page...

Atom-1	Atom-2	Interatomic distance (Å)	Clash overlap (Å)
1:AA:152:A:H3'	1:AA:153:C:C6	2.56	0.40
1:AA:219:U:H2'	1:AA:220:G:C8	2.56	0.40
1:AA:432:A:C2'	1:AA:433:G:H5'	2.51	0.40
1:AA:585:G:O2'	1:AA:586:C:H5'	2.22	0.40
1:AA:824:G:H2'	1:AA:825:A:H8	1.86	0.40
1:AA:865:A:H5'	1:AA:1078:U:C4	2.56	0.40
1:AA:1343:G:H1'	8:AI:122:ARG:NH1	2.36	0.40
2:AC:78:LYS:HE3	2:AC:81:GLU:HG2	2.04	0.40
3:AD:43:ARG:HB3	3:AD:43:ARG:HH11	1.86	0.40
3:AD:162:GLU:N	3:AD:162:GLU:OE2	2.55	0.40
5:AF:53:LYS:HD3	5:AF:54:LEU:H	1.87	0.40
9:AJ:10:LEU:CD2	9:AJ:98:VAL:HG12	2.51	0.40
10:AK:124:LYS:CA	21:AU:34:ARG:HB3	2.37	0.40
11:AL:23:LEU:C	11:AL:25:ALA:N	2.75	0.40
12:AM:43:LYS:HD2	12:AM:43:LYS:N	2.36	0.40
13:AN:11:LYS:O	13:AN:15:LEU:HG	2.20	0.40
14:AO:88:ARG:NE	14:AO:88:ARG:HA	2.36	0.40
19:AT:42:ASP:HA	19:AT:43:LYS:NZ	2.37	0.40
20:AB:125:PHE:CD2	20:AB:126:ASP:N	2.90	0.40
20:AB:145:ASN:N	20:AB:145:ASN:ND2	2.68	0.40
23:BB:30:G:H2'	23:BB:31:C:O4'	2.22	0.40
23:BB:55:G:H2'	23:BB:56:A:H8	1.85	0.40
23:BB:163:C:H5'	23:BB:163:C:O2	2.22	0.40
23:BB:540:C:H2'	23:BB:541:A:C8	2.55	0.40
23:BB:768:G:O2'	23:BB:769:U:H5'	2.21	0.40
23:BB:811:U:OP2	37:BL:20:GLY:HA2	2.21	0.40
23:BB:870:U:C2'	23:BB:871:U:H5'	2.50	0.40
23:BB:1105:U:O2'	23:BB:1106:G:H5'	2.21	0.40
23:BB:1350:C:H5'	23:BB:1351:C:OP2	2.22	0.40
23:BB:1431:A:H2'	23:BB:1432:G:H8	1.86	0.40
23:BB:1507:C:H2'	23:BB:1508:A:H4'	2.03	0.40
23:BB:2204:G:O2'	23:BB:2205:A:H5'	2.21	0.40
23:BB:2667:C:H2'	23:BB:2668:G:O4'	2.21	0.40
23:BB:2688:G:H1'	23:BB:2721:A:H61	1.86	0.40
23:BB:2839:G:O2'	23:BB:2840:C:H5'	2.21	0.40
25:BC:36:ASN:HD21	25:BC:85:ASN:ND2	2.20	0.40
26:BD:96:ILE:HD12	26:BD:96:ILE:N	2.35	0.40
27:BK:99:ILE:H	27:BK:118:LEU:CD2	2.35	0.40
27:BK:115:ILE:CG2	27:BK:116:ILE:N	2.84	0.40
29:BE:46:GLN:HB2	29:BE:87:ALA:O	2.21	0.40
29:BE:173:THR:C	29:BE:175:ILE:N	2.75	0.40

Continued on next page...

Continued from previous page...

Atom-1	Atom-2	Interatomic distance (Å)	Clash overlap (Å)
30:BY:20:LYS:H	30:BY:20:LYS:HG3	1.67	0.40
40:BH:26:ALA:HA	40:BH:31:VAL:HG23	2.03	0.40
40:BH:48:GLU:HA	40:BH:51:ARG:CZ	2.51	0.40
40:BH:61:VAL:C	40:BH:63:ALA:H	2.24	0.40
44:BQ:30:VAL:HG11	44:BQ:33:VAL:HG22	2.03	0.40
44:BQ:59:LEU:HD13	44:BQ:60:TRP:N	2.37	0.40
46:BU:35:VAL:HB	46:BU:38:ILE:HB	2.03	0.40
46:BU:85:ARG:O	46:BU:86:PHE:HB2	2.20	0.40
48:BG:68:ARG:HH12	48:BG:72:ASN:ND2	2.02	0.40
51:BZ:5:CYS:SG	51:BZ:7:VAL:HG12	2.61	0.40
51:BZ:30:LEU:HA	51:BZ:31:PRO:HD3	1.93	0.40
52:BW:54:ARG:HH11	52:BW:54:ARG:CB	2.34	0.40
52:BW:76:ARG:HB3	52:BW:78:PHE:CE2	2.56	0.40
1:CA:230:G:O2'	1:CA:231:U:H5'	2.21	0.40
1:CA:275:G:H5'	16:CQ:15:LYS:HD3	2.03	0.40
1:CA:543:U:H2'	1:CA:544:G:C8	2.57	0.40
1:CA:552:U:H5'	11:CL:82:ARG:HH11	1.85	0.40
1:CA:697:U:O2	1:CA:798:U:H1'	2.21	0.40
1:CA:805:C:O2'	1:CA:806:C:H5'	2.20	0.40
1:CA:1009:U:O2	1:CA:1009:U:C2'	2.69	0.40
1:CA:1028:C:H3'	1:CA:1029:U:H5	1.85	0.40
1:CA:1423:G:H2'	1:CA:1424:U:C6	2.55	0.40
3:CD:80:ARG:HG3	3:CD:80:ARG:HH11	1.87	0.40
6:CG:125:ASP:HB3	6:CG:130:LYS:HB3	2.03	0.40
7:CH:12:ARG:HB3	7:CH:24:VAL:HG21	2.04	0.40
9:CJ:37:ARG:HH11	9:CJ:77:VAL:HG21	1.87	0.40
9:CJ:42:LEU:CD1	9:CJ:73:LEU:HB2	2.51	0.40
9:CJ:53:ILE:HG23	9:CJ:54:SER:H	1.85	0.40
10:CK:15:VAL:HB	10:CK:78:ILE:CD1	2.50	0.40
19:CT:15:LYS:HA	19:CT:18:LYS:HE3	2.03	0.40
20:CB:42:LEU:HA	20:CB:45:THR:HB	2.04	0.40
20:CB:68:PHE:CD1	20:CB:83:ALA:HB2	2.56	0.40
23:DB:77:G:O2'	23:DB:78:U:H5'	2.20	0.40
23:DB:127:A:N7	36:D2:46:LYS:HE2	2.36	0.40
23:DB:131:A:H2'	23:DB:132:G:H8	1.86	0.40
23:DB:132:G:H2'	23:DB:133:U:C6	2.57	0.40
23:DB:512:G:H4'	23:DB:512:G:OP1	2.21	0.40
23:DB:538:A:H2'	23:DB:539:G:O4'	2.22	0.40
23:DB:1059:G:H2'	23:DB:1060:U:C6	2.56	0.40
23:DB:1081:U:H5'	24:DI:126:ARG:CZ	2.51	0.40
23:DB:1098:A:O2'	24:DI:4:VAL:C	2.60	0.40

Continued on next page...

Continued from previous page...

Atom-1	Atom-2	Interatomic distance (Å)	Clash overlap (Å)
23:DB:1114:C:H2'	23:DB:1115:G:C8	2.57	0.40
23:DB:1726:C:H2'	23:DB:1727:C:H6	1.84	0.40
23:DB:2223:G:H2'	23:DB:2224:G:H5'	2.03	0.40
23:DB:2408:U:O2'	23:DB:2409:G:H5'	2.20	0.40
23:DB:2694:G:O2'	23:DB:2695:U:H5'	2.21	0.40
23:DB:2733:A:H3'	23:DB:2733:A:C8	2.56	0.40
23:DB:2799:A:OP2	23:DB:2799:A:H8	2.04	0.40
23:DB:2886:A:N6	31:D0:39:ARG:CZ	2.84	0.40
24:DI:68:PHE:CD1	24:DI:68:PHE:N	2.90	0.40
24:DI:102:ARG:O	24:DI:106:GLN:HG3	2.21	0.40
24:DI:128:ILE:CA	24:DI:131:THR:HG23	2.51	0.40
25:DC:90:ILE:HG23	25:DC:91:ALA:N	2.37	0.40
25:DC:196:ASN:O	25:DC:198:GLU:HG2	2.22	0.40
26:DD:114:LYS:HB2	26:DD:116:LYS:CE	2.47	0.40
27:DK:109:SER:O	27:DK:111:LYS:N	2.54	0.40
28:DP:80:VAL:CG1	28:DP:81:ASP:N	2.84	0.40
31:D0:33:SER:C	31:D0:35:GLU:N	2.72	0.40
31:D0:49:ARG:O	31:D0:51:ARG:HG2	2.21	0.40
35:DV:26:PHE:CE2	35:DV:44:HIS:HA	2.56	0.40
36:D2:10:LEU:HD13	36:D2:10:LEU:C	2.41	0.40
37:DL:21:ARG:HA	37:DL:21:ARG:HD3	1.93	0.40
39:DX:1:MET:HA	39:DX:4:LYS:HB3	2.03	0.40
41:DJ:20:ALA:HA	41:DJ:23:LYS:HG3	2.03	0.40
41:DJ:44:TYR:HB2	44:DQ:63:ARG:CD	2.51	0.40
43:DO:111:ARG:NH2	43:DO:117:PHE:O	2.55	0.40
46:DU:2:ALA:HB3	46:DU:5:ARG:CZ	2.51	0.40
48:DG:30:GLY:O	48:DG:78:VAL:HG12	2.22	0.40
48:DG:84:LYS:HG3	48:DG:131:VAL:C	2.41	0.40
48:DG:122:ALA:HA	48:DG:131:VAL:O	2.22	0.40
51:DZ:10:LYS:HG2	51:DZ:31:PRO:HG3	2.02	0.40
1:AA:53:A:C2	1:AA:54:C:H1'	2.56	0.40
1:AA:123:U:OP1	1:AA:312:C:H5'	2.21	0.40
1:AA:221:C:O2'	1:AA:222:C:H5'	2.21	0.40
1:AA:355:C:O2'	1:AA:356:A:H5'	2.20	0.40
1:AA:472:U:N3	1:AA:473:U:C4	2.90	0.40
1:AA:554:A:H5'	11:AL:25:ALA:HB1	2.04	0.40
1:AA:923:A:OP1	4:AE:25:LYS:HB3	2.22	0.40
1:AA:1139:G:H4'	1:AA:1140:C:O5'	2.21	0.40
1:AA:1313:U:O2'	1:AA:1314:C:H5'	2.22	0.40
2:AC:153:SER:O	2:AC:156:LEU:HD21	2.21	0.40
3:AD:123:MET:HG3	3:AD:127:ARG:N	2.36	0.40

Continued on next page...

Continued from previous page...

Atom-1	Atom-2	Interatomic distance (Å)	Clash overlap (Å)
4:AE:156:ARG:HA	7:AH:63:LYS:HZ1	1.86	0.40
5:AF:25:TYR:O	5:AF:29:ILE:HG13	2.21	0.40
7:AH:101:ALA:HB3	7:AH:112:ASP:HB3	2.03	0.40
12:AM:22:TYR:HB2	12:AM:65:GLU:HA	2.02	0.40
14:AO:3:LEU:HB2	14:AO:35:GLN:NE2	2.36	0.40
14:AO:70:LEU:HD12	14:AO:78:TYR:N	2.36	0.40
15:AP:22:ALA:HA	15:AP:33:ILE:HG13	2.03	0.40
18:AS:43:MET:CG	18:AS:61:VAL:HG21	2.44	0.40
20:AB:163:ILE:CG2	20:AB:164:ASP:N	2.70	0.40
20:AB:212:TYR:HA	20:AB:215:ALA:HB3	2.03	0.40
21:AU:40:PRO:C	21:AU:42:THR:N	2.75	0.40
22:BA:8:C:OP1	43:BO:15:ARG:NH2	2.52	0.40
22:BA:35:C:H2'	22:BA:36:C:C5'	2.51	0.40
23:BB:284:U:H2'	23:BB:285:G:H8	1.87	0.40
23:BB:296:U:H2'	23:BB:297:G:C8	2.57	0.40
23:BB:528:A:H3'	23:BB:528:A:C8	2.56	0.40
23:BB:625:G:O2'	23:BB:626:A:H5'	2.20	0.40
23:BB:670:A:H4'	23:BB:671:C:C5'	2.37	0.40
23:BB:784:G:O6	25:BC:227:VAL:HG11	2.21	0.40
23:BB:1021:A:C2	23:BB:1023:U:C2	3.09	0.40
23:BB:1051:G:N3	23:BB:1051:G:H2'	2.36	0.40
23:BB:1427:A:H4'	23:BB:1428:C:O4'	2.21	0.40
23:BB:1439:A:N3	23:BB:1553:A:C5	2.90	0.40
23:BB:1997:C:O2'	23:BB:1998:A:H5'	2.22	0.40
23:BB:2049:G:O2'	23:BB:2050:C:H5'	2.21	0.40
23:BB:2186:G:H2'	23:BB:2187:U:H6	1.86	0.40
23:BB:2282:G:O2'	23:BB:2283:C:OP2	2.33	0.40
23:BB:2295:C:OP2	43:BO:9:ARG:NH2	2.55	0.40
23:BB:2336:A:H1'	23:BB:2385:C:O4'	2.21	0.40
24:BI:48:ILE:HG22	24:BI:49:GLU:HG2	2.02	0.40
25:BC:220:ARG:O	25:BC:223:ALA:HB3	2.21	0.40
26:BD:30:GLU:HG3	26:BD:52:THR:CG2	2.50	0.40
27:BK:30:ARG:HH11	27:BK:30:ARG:HG2	1.86	0.40
28:BP:96:LEU:HD12	28:BP:96:LEU:N	2.37	0.40
32:B4:36:ARG:O	32:B4:37:GLN:C	2.60	0.40
35:BV:77:VAL:HG23	35:BV:89:ILE:CG2	2.52	0.40
40:BH:106:ALA:C	40:BH:108:VAL:H	2.25	0.40
41:BJ:59:ALA:C	41:BJ:61:LYS:N	2.75	0.40
41:BJ:77:HIS:CD2	41:BJ:84:ILE:N	2.89	0.40
42:BN:39:PRO:C	42:BN:41:ALA:N	2.75	0.40
43:BO:94:ARG:O	43:BO:97:PHE:HB2	2.21	0.40

Continued on next page...

Continued from previous page...

Atom-1	Atom-2	Interatomic distance (Å)	Clash overlap (Å)
44:BQ:27:ARG:HA	44:BQ:33:VAL:CG2	2.50	0.40
44:BQ:42:GLY:HA3	49:BR:75:VAL:HG21	2.04	0.40
1:CA:173:U:H5'	1:CA:197:A:O4'	2.22	0.40
1:CA:411:A:N7	1:CA:413:G:N3	2.69	0.40
1:CA:471:U:H2'	1:CA:472:U:C6	2.56	0.40
1:CA:486:U:H2'	1:CA:487:A:C8	2.57	0.40
1:CA:845:A:OP2	1:CA:845:A:H8	2.05	0.40
1:CA:1160:G:H4'	20:CB:130:LYS:CG	2.52	0.40
1:CA:1373:G:H5''	6:CG:35:LYS:HB2	2.03	0.40
1:CA:1492:A:H2'	1:CA:1493:A:C8	2.57	0.40
2:CC:9:ILE:O	2:CC:9:ILE:HG13	2.20	0.40
4:CE:104:ILE:HD11	4:CE:114:LEU:HB2	2.03	0.40
8:CI:7:GLY:CA	8:CI:85:ALA:HB2	2.51	0.40
9:CJ:17:LEU:HD11	9:CJ:95:GLY:HA3	2.04	0.40
12:CM:52:ILE:HD12	12:CM:55:LEU:CD1	2.51	0.40
16:CQ:30:HIS:C	16:CQ:32:ILE:H	2.25	0.40
22:DA:75:G:H1'	35:DV:29:ILE:HG12	2.03	0.40
23:DB:55:G:H2'	23:DB:56:A:H8	1.86	0.40
23:DB:137:U:H6	23:DB:137:U:P	2.44	0.40
23:DB:215:G:C4'	23:DB:216:A:H4'	2.49	0.40
23:DB:218:A:O2'	23:DB:219:A:H5'	2.21	0.40
23:DB:579:G:C4'	23:DB:2017:U:H2'	2.52	0.40
23:DB:738:G:O2'	23:DB:739:A:H5'	2.22	0.40
23:DB:785:G:H2'	23:DB:786:C:C6	2.57	0.40
23:DB:810:U:O2'	37:DL:20:GLY:HA3	2.21	0.40
23:DB:853:C:H2'	23:DB:854:C:H6	1.86	0.40
23:DB:1035:U:O2'	23:DB:1036:G:H5'	2.20	0.40
23:DB:1076:C:O2'	23:DB:1077:A:H5'	2.22	0.40
23:DB:1315:C:O2'	23:DB:1316:U:H5'	2.21	0.40
23:DB:1351:C:H2'	23:DB:1352:U:O4'	2.22	0.40
23:DB:1760:C:H2'	23:DB:1761:C:O4'	2.20	0.40
23:DB:1796:U:H4'	25:DC:252:LYS:O	2.21	0.40
23:DB:2083:G:H2'	23:DB:2084:C:H6	1.85	0.40
23:DB:2578:G:C5	26:DD:145:SER:HB2	2.56	0.40
23:DB:2723:C:H2'	23:DB:2724:U:O4'	2.21	0.40
24:DI:2:LYS:HD2	24:DI:2:LYS:N	2.35	0.40
25:DC:80:LEU:HD23	25:DC:80:LEU:HA	1.96	0.40
26:DD:112:THR:O	26:DD:113:SER:HB2	2.20	0.40
26:DD:119:ALA:HB1	26:DD:163:GLY:N	2.37	0.40
28:DP:86:LYS:HB3	28:DP:87:ARG:H	1.66	0.40
28:DP:98:TYR:CE2	28:DP:99:LEU:HD23	2.56	0.40

Continued on next page...

Continued from previous page...

Atom-1	Atom-2	Interatomic distance (Å)	Clash overlap (Å)
29:DE:149:ILE:O	29:DE:149:ILE:HG12	2.20	0.40
34:D3:14:LYS:HE3	34:D3:14:LYS:HB3	1.94	0.40
35:DV:16:ALA:O	35:DV:19:ARG:HB2	2.21	0.40
35:DV:80:HIS:HB3	35:DV:83:LYS:O	2.20	0.40
38:DM:57:VAL:HA	38:DM:112:LEU:HD11	2.02	0.40
39:DX:20:ASN:N	39:DX:20:ASN:ND2	2.68	0.40
41:DJ:88:THR:HG23	41:DJ:91:GLU:H	1.87	0.40
43:DO:30:ARG:HG3	43:DO:30:ARG:NH1	2.36	0.40
43:DO:49:VAL:HG11	43:DO:82:ALA:HA	2.03	0.40
44:DQ:79:ILE:HD13	44:DQ:79:ILE:C	2.42	0.40
45:DS:31:GLN:C	45:DS:33:LEU:N	2.73	0.40
46:DU:88:ASP:O	46:DU:90:LYS:N	2.54	0.40
48:DG:26:LYS:HA	48:DG:32:LEU:N	2.37	0.40
48:DG:37:ASN:ND2	48:DG:40:VAL:HB	2.36	0.40
48:DG:84:LYS:CB	48:DG:132:LEU:HG	2.51	0.40
1:AA:259:G:O2'	1:AA:260:G:H5'	2.22	0.40
1:AA:284:C:O2'	1:AA:285:C:H5'	2.22	0.40
1:AA:500:G:H2'	1:AA:501:C:C6	2.57	0.40
1:AA:543:U:H2'	1:AA:544:G:C8	2.57	0.40
1:AA:556:C:C2'	1:AA:557:G:H5'	2.51	0.40
1:AA:620:C:O2	3:AD:131:ILE:HG21	2.21	0.40
1:AA:674:G:O2'	1:AA:675:A:H5'	2.22	0.40
1:AA:735:C:H2'	1:AA:736:C:C6	2.55	0.40
1:AA:846:G:N3	1:AA:846:G:H2'	2.37	0.40
1:AA:1069:C:O4'	1:AA:1191:A:H2	2.05	0.40
1:AA:1157:A:H4'	1:AA:1158:C:O5'	2.22	0.40
1:AA:1332:A:H2'	1:AA:1333:A:H8	1.87	0.40
1:AA:1376:U:H2'	1:AA:1377:A:C8	2.55	0.40
1:AA:1489:G:H2'	1:AA:1490:U:C6	2.56	0.40
1:AA:1522:U:O2'	1:AA:1523:G:H5'	2.22	0.40
5:AF:79:ARG:HA	5:AF:79:ARG:HD3	1.88	0.40
6:AG:148:LYS:O	6:AG:151:ALA:HB3	2.22	0.40
8:AI:7:GLY:CA	8:AI:85:ALA:HB2	2.52	0.40
8:AI:11:ARG:NH2	8:AI:12:LYS:HD2	2.37	0.40
11:AL:107:LYS:O	11:AL:108:ASP:HB2	2.21	0.40
14:AO:73:LYS:HD3	14:AO:73:LYS:HA	1.94	0.40
18:AS:45:GLY:HA2	18:AS:61:VAL:O	2.22	0.40
20:AB:30:ILE:HG21	20:AB:38:HIS:CD2	2.57	0.40
20:AB:42:LEU:HA	20:AB:45:THR:HB	2.03	0.40
20:AB:69:VAL:O	20:AB:163:ILE:HG22	2.21	0.40
20:AB:133:ALA:O	20:AB:137:THR:HG23	2.22	0.40

Continued on next page...

Continued from previous page...

Atom-1	Atom-2	Interatomic distance (Å)	Clash overlap (Å)
20:AB:165:ALA:CB	20:AB:186:VAL:HG12	2.51	0.40
22:BA:73:A:C5	22:BA:74:U:C5	3.10	0.40
23:BB:776:G:H4'	23:BB:777:G:O5'	2.22	0.40
23:BB:807:U:H2'	23:BB:808:G:H8	1.86	0.40
23:BB:962:G:H21	23:BB:2250:G:H1	1.67	0.40
23:BB:1204:A:N1	23:BB:1241:A:C2	2.90	0.40
23:BB:1275:A:C4	42:BN:16:HIS:CD2	3.10	0.40
23:BB:2077:A:C6	23:BB:2078:C:N4	2.90	0.40
23:BB:2199:A:H3'	23:BB:2200:C:C6	2.57	0.40
23:BB:2219:U:O2'	23:BB:2220:U:H5'	2.21	0.40
23:BB:2252:G:O2'	23:BB:2253:G:H5'	2.21	0.40
23:BB:2359:C:O2'	23:BB:2360:G:H5'	2.21	0.40
23:BB:2455:G:H2'	23:BB:2456:C:H6	1.85	0.40
23:BB:2462:C:H2'	23:BB:2463:C:C6	2.57	0.40
23:BB:2591:C:OP1	25:BC:237:ARG:HG3	2.21	0.40
23:BB:2655:G:O2'	23:BB:2656:U:P	2.80	0.40
23:BB:2665:A:H2'	23:BB:2666:C:O2	2.21	0.40
25:BC:12:ARG:HA	25:BC:15:VAL:CG2	2.52	0.40
25:BC:83:ASP:HA	25:BC:84:PRO:HD3	1.85	0.40
25:BC:140:VAL:O	25:BC:141:HIS:HB2	2.21	0.40
26:BD:141:ARG:O	26:BD:141:ARG:HG3	2.22	0.40
26:BD:186:LEU:CD2	28:BP:3:ILE:HD11	2.47	0.40
27:BK:39:ILE:HD13	27:BK:39:ILE:HA	1.93	0.40
30:BY:12:ALA:HB2	30:BY:53:MET:HE1	2.04	0.40
35:BV:10:LYS:C	35:BV:11:GLU:HG3	2.41	0.40
40:BH:62:LEU:O	40:BH:63:ALA:C	2.60	0.40
41:BJ:20:ALA:HA	41:BJ:23:LYS:HG3	2.04	0.40
42:BN:2:ARG:HG2	42:BN:5:LYS:HB2	2.03	0.40
43:BO:34:HIS:CE1	43:BO:65:THR:HG21	2.57	0.40
44:BQ:9:ALA:O	44:BQ:11:ALA:N	2.53	0.40
44:BQ:27:ARG:HH11	44:BQ:27:ARG:HG3	1.85	0.40
45:BS:31:GLN:C	45:BS:33:LEU:N	2.73	0.40
46:BU:46:LYS:HE3	46:BU:47:PRO:O	2.21	0.40
47:BF:124:ARG:HD2	47:BF:124:ARG:HA	1.93	0.40
48:BG:37:ASN:ND2	48:BG:40:VAL:HB	2.34	0.40
49:BR:34:GLU:HB3	49:BR:58:VAL:CG2	2.51	0.40
49:BR:63:VAL:HA	49:BR:95:ASP:O	2.21	0.40
50:BT:61:LEU:HD12	50:BT:62:VAL:O	2.21	0.40
1:CA:284:C:H2'	1:CA:285:C:C6	2.57	0.40
1:CA:762:U:H2'	1:CA:763:G:H8	1.86	0.40
1:CA:796:C:H2'	1:CA:797:C:H6	1.86	0.40

Continued on next page...

Continued from previous page...

Atom-1	Atom-2	Interatomic distance (Å)	Clash overlap (Å)
1:CA:811:C:O2'	1:CA:901:A:N1	2.52	0.40
1:CA:932:C:H2'	1:CA:933:G:H8	1.87	0.40
1:CA:1087:G:O2'	1:CA:1088:G:H5'	2.22	0.40
1:CA:1118:U:H2'	1:CA:1119:C:C6	2.56	0.40
1:CA:1298:U:H2'	6:CG:113:LYS:HZ1	1.85	0.40
2:CC:55:VAL:HG12	2:CC:56:ILE:N	2.36	0.40
2:CC:120:THR:HB	2:CC:188:ALA:HB2	2.04	0.40
3:CD:10:LEU:HB3	3:CD:62:ARG:HD3	2.04	0.40
7:CH:44:PHE:CE2	7:CH:100:ILE:HG12	2.54	0.40
8:CI:27:ILE:HG22	8:CI:34:LEU:HB2	2.03	0.40
8:CI:33:SER:HB3	8:CI:36:GLN:HE21	1.86	0.40
14:CO:33:THR:HA	14:CO:36:ILE:HB	2.03	0.40
18:CS:38:THR:HG23	18:CS:69:LYS:CE	2.52	0.40
20:CB:8:MET:HB2	20:CB:11:ALA:CB	2.52	0.40
20:CB:8:MET:SD	20:CB:9:LEU:N	2.80	0.40
20:CB:205:ALA:HB3	20:CB:208:ALA:HB3	2.03	0.40
23:DB:185:G:H2'	23:DB:186:G:O4'	2.21	0.40
23:DB:295:G:O2'	23:DB:296:U:H5'	2.21	0.40
23:DB:543:G:H3'	23:DB:544:C:H5''	2.04	0.40
23:DB:649:G:H2'	23:DB:650:C:C6	2.56	0.40
23:DB:672:C:H2'	23:DB:673:C:C6	2.57	0.40
23:DB:825:A:H2'	23:DB:826:U:O4'	2.22	0.40
23:DB:826:U:H5''	23:DB:2428:G:O3'	2.21	0.40
23:DB:852:U:H2'	23:DB:853:C:C6	2.56	0.40
23:DB:1183:U:H2'	23:DB:1184:U:H6	1.86	0.40
23:DB:1438:U:N3	23:DB:1552:A:N6	2.69	0.40
23:DB:2298:A:H2'	23:DB:2299:U:O4'	2.22	0.40
26:DD:13:ARG:HH12	28:DP:74:GLN:CG	2.34	0.40
26:DD:48:ILE:HG23	26:DD:48:ILE:O	2.22	0.40
27:DK:12:ASP:OD2	27:DK:85:VAL:HG13	2.21	0.40
28:DP:9:GLN:HA	28:DP:12:MET:SD	2.62	0.40
29:DE:151:GLY:CA	29:DE:195:GLN:HE22	2.35	0.40
30:DY:5:LYS:HE2	30:DY:5:LYS:N	2.36	0.40
35:DV:1:MET:CE	35:DV:2:PHE:H	2.35	0.40
35:DV:9:ARG:NE	35:DV:20:LEU:HD11	2.36	0.40
35:DV:81:PRO:O	38:DM:34:LYS:HE2	2.22	0.40
41:DJ:44:TYR:O	41:DJ:45:THR:CB	2.68	0.40
41:DJ:103:ILE:HA	41:DJ:106:LYS:HB3	2.04	0.40
42:DN:97:ILE:HD12	42:DN:98:LEU:H	1.84	0.40
47:DF:39:VAL:CG1	47:DF:49:LEU:HD23	2.48	0.40
47:DF:71:LYS:C	47:DF:73:VAL:H	2.24	0.40

Continued on next page...

Continued from previous page...

Atom-1	Atom-2	Interatomic distance (Å)	Clash overlap (Å)
47:DF:168:LEU:HD13	47:DF:172:PHE:HE2	1.85	0.40
48:DG:168:VAL:HG12	48:DG:168:VAL:O	2.21	0.40
52:DW:54:ARG:HB3	52:DW:54:ARG:NH1	2.37	0.40

There are no symmetry-related clashes.

5.3 Torsion angles [\(i\)](#)

5.3.1 Protein backbone [\(i\)](#)

In the following table, the Percentiles column shows the percent Ramachandran outliers of the chain as a percentile score with respect to all X-ray entries followed by that with respect to entries of similar resolution.

The Analysed column shows the number of residues for which the backbone conformation was analysed, and the total number of residues.

Mol	Chain	Analysed	Favoured	Allowed	Outliers	Percentiles	
2	AC	204/232 (88%)	155 (76%)	35 (17%)	14 (7%)	1	8
2	CC	204/232 (88%)	155 (76%)	36 (18%)	13 (6%)	1	9
3	AD	203/205 (99%)	154 (76%)	34 (17%)	15 (7%)	1	7
3	CD	203/205 (99%)	151 (74%)	37 (18%)	15 (7%)	1	7
4	AE	148/166 (89%)	120 (81%)	25 (17%)	3 (2%)	7	36
4	CE	148/166 (89%)	120 (81%)	24 (16%)	4 (3%)	5	29
5	AF	98/135 (73%)	67 (68%)	26 (26%)	5 (5%)	2	15
5	CF	98/135 (73%)	65 (66%)	28 (29%)	5 (5%)	2	15
6	AG	148/178 (83%)	124 (84%)	18 (12%)	6 (4%)	3	19
6	CG	150/178 (84%)	127 (85%)	18 (12%)	5 (3%)	4	24
7	AH	127/129 (98%)	98 (77%)	25 (20%)	4 (3%)	4	26
7	CH	127/129 (98%)	97 (76%)	27 (21%)	3 (2%)	6	32
8	AI	125/129 (97%)	95 (76%)	20 (16%)	10 (8%)	1	5
8	CI	125/129 (97%)	97 (78%)	19 (15%)	9 (7%)	1	7
9	AJ	96/103 (93%)	73 (76%)	15 (16%)	8 (8%)	1	5
9	CJ	96/103 (93%)	74 (77%)	13 (14%)	9 (9%)	0	3
10	AK	115/128 (90%)	88 (76%)	22 (19%)	5 (4%)	2	19

Continued on next page...

Continued from previous page...

Mol	Chain	Analysed	Favoured	Allowed	Outliers	Percentiles	
10	CK	115/128 (90%)	85 (74%)	25 (22%)	5 (4%)	2	19
11	AL	121/123 (98%)	79 (65%)	33 (27%)	9 (7%)	1	7
11	CL	121/123 (98%)	80 (66%)	32 (26%)	9 (7%)	1	7
12	AM	112/117 (96%)	76 (68%)	27 (24%)	9 (8%)	1	5
12	CM	111/117 (95%)	77 (69%)	26 (23%)	8 (7%)	1	7
13	AN	92/100 (92%)	58 (63%)	24 (26%)	10 (11%)	0	2
13	CN	92/100 (92%)	58 (63%)	23 (25%)	11 (12%)	0	2
14	AO	86/89 (97%)	71 (83%)	12 (14%)	3 (4%)	3	23
14	CO	86/89 (97%)	71 (83%)	12 (14%)	3 (4%)	3	23
15	AP	80/82 (98%)	60 (75%)	14 (18%)	6 (8%)	1	6
15	CP	78/82 (95%)	58 (74%)	14 (18%)	6 (8%)	1	6
16	AQ	78/83 (94%)	58 (74%)	16 (20%)	4 (5%)	2	15
16	CQ	79/83 (95%)	59 (75%)	16 (20%)	4 (5%)	2	15
17	AR	53/74 (72%)	43 (81%)	8 (15%)	2 (4%)	3	21
17	CR	53/74 (72%)	43 (81%)	9 (17%)	1 (2%)	8	38
18	AS	77/91 (85%)	54 (70%)	17 (22%)	6 (8%)	1	6
18	CS	78/91 (86%)	54 (69%)	17 (22%)	7 (9%)	1	4
19	AT	83/86 (96%)	65 (78%)	12 (14%)	6 (7%)	1	7
19	CT	83/86 (96%)	66 (80%)	11 (13%)	6 (7%)	1	7
20	AB	216/240 (90%)	150 (69%)	44 (20%)	22 (10%)	0	3
20	CB	216/240 (90%)	147 (68%)	48 (22%)	21 (10%)	0	3
21	AU	49/70 (70%)	28 (57%)	11 (22%)	10 (20%)	0	0
21	CU	49/70 (70%)	28 (57%)	10 (20%)	11 (22%)	0	0
24	BI	139/141 (99%)	119 (86%)	15 (11%)	5 (4%)	3	22
24	DI	139/141 (99%)	114 (82%)	20 (14%)	5 (4%)	3	22
25	BC	269/272 (99%)	174 (65%)	49 (18%)	46 (17%)	0	0
25	DC	269/272 (99%)	174 (65%)	47 (18%)	48 (18%)	0	0
26	BD	207/209 (99%)	112 (54%)	63 (30%)	32 (16%)	0	1
26	DD	207/209 (99%)	114 (55%)	58 (28%)	35 (17%)	0	0
27	BK	119/123 (97%)	75 (63%)	28 (24%)	16 (13%)	0	1
27	DK	119/123 (97%)	75 (63%)	27 (23%)	17 (14%)	0	1

Continued on next page...

Continued from previous page...

Mol	Chain	Analysed	Favoured	Allowed	Outliers	Percentiles	
28	BP	112/114 (98%)	62 (55%)	35 (31%)	15 (13%)	0	1
28	DP	112/114 (98%)	63 (56%)	34 (30%)	15 (13%)	0	1
29	BE	199/201 (99%)	131 (66%)	51 (26%)	17 (8%)	1	4
29	DE	199/201 (99%)	130 (65%)	53 (27%)	16 (8%)	1	5
30	BY	56/58 (97%)	36 (64%)	14 (25%)	6 (11%)	0	2
30	DY	56/58 (97%)	37 (66%)	13 (23%)	6 (11%)	0	2
31	B0	54/56 (96%)	39 (72%)	10 (18%)	5 (9%)	0	3
31	D0	54/56 (96%)	39 (72%)	10 (18%)	5 (9%)	0	3
32	B4	36/38 (95%)	21 (58%)	7 (19%)	8 (22%)	0	0
32	D4	36/38 (95%)	20 (56%)	7 (19%)	9 (25%)	0	0
33	B1	48/54 (89%)	37 (77%)	5 (10%)	6 (12%)	0	1
33	D1	48/54 (89%)	37 (77%)	5 (10%)	6 (12%)	0	1
34	B3	62/64 (97%)	44 (71%)	13 (21%)	5 (8%)	1	5
34	D3	62/64 (97%)	44 (71%)	13 (21%)	5 (8%)	1	5
35	BV	92/94 (98%)	65 (71%)	23 (25%)	4 (4%)	2	19
35	DV	92/94 (98%)	65 (71%)	23 (25%)	4 (4%)	2	19
36	B2	44/46 (96%)	29 (66%)	14 (32%)	1 (2%)	6	33
36	D2	44/46 (96%)	28 (64%)	15 (34%)	1 (2%)	6	33
37	BL	141/144 (98%)	88 (62%)	30 (21%)	23 (16%)	0	1
37	DL	141/144 (98%)	88 (62%)	29 (21%)	24 (17%)	0	0
38	BM	134/136 (98%)	86 (64%)	31 (23%)	17 (13%)	0	1
38	DM	134/136 (98%)	86 (64%)	32 (24%)	16 (12%)	0	2
39	BX	61/63 (97%)	38 (62%)	18 (30%)	5 (8%)	1	5
39	DX	61/63 (97%)	38 (62%)	18 (30%)	5 (8%)	1	5
40	BH	147/149 (99%)	77 (52%)	41 (28%)	29 (20%)	0	0
40	DH	147/149 (99%)	85 (58%)	39 (26%)	23 (16%)	0	1
41	BJ	140/142 (99%)	88 (63%)	36 (26%)	16 (11%)	0	2
41	DJ	140/142 (99%)	89 (64%)	33 (24%)	18 (13%)	0	1
42	BN	118/127 (93%)	72 (61%)	34 (29%)	12 (10%)	0	3
42	DN	118/127 (93%)	71 (60%)	35 (30%)	12 (10%)	0	3
43	BO	114/117 (97%)	84 (74%)	25 (22%)	5 (4%)	2	18

Continued on next page...

Continued from previous page...

Mol	Chain	Analysed	Favoured	Allowed	Outliers	Percentiles	
43	DO	114/117 (97%)	83 (73%)	25 (22%)	6 (5%)	2	14
44	BQ	115/117 (98%)	73 (64%)	34 (30%)	8 (7%)	1	7
44	DQ	115/117 (98%)	70 (61%)	38 (33%)	7 (6%)	1	11
45	BS	108/110 (98%)	69 (64%)	28 (26%)	11 (10%)	0	3
45	DS	108/110 (98%)	69 (64%)	29 (27%)	10 (9%)	0	3
46	BU	100/103 (97%)	53 (53%)	25 (25%)	22 (22%)	0	0
46	DU	100/103 (97%)	54 (54%)	23 (23%)	23 (23%)	0	0
47	BF	176/178 (99%)	107 (61%)	44 (25%)	25 (14%)	0	1
47	DF	176/178 (99%)	107 (61%)	44 (25%)	25 (14%)	0	1
48	BG	174/176 (99%)	100 (58%)	48 (28%)	26 (15%)	0	1
48	DG	174/176 (99%)	101 (58%)	48 (28%)	25 (14%)	0	1
49	BR	101/103 (98%)	65 (64%)	25 (25%)	11 (11%)	0	2
49	DR	101/103 (98%)	64 (63%)	28 (28%)	9 (9%)	1	4
50	BT	91/100 (91%)	50 (55%)	31 (34%)	10 (11%)	0	2
50	DT	91/100 (91%)	51 (56%)	30 (33%)	10 (11%)	0	2
51	BZ	75/78 (96%)	53 (71%)	18 (24%)	4 (5%)	2	14
51	DZ	75/78 (96%)	50 (67%)	21 (28%)	4 (5%)	2	14
52	BW	77/84 (92%)	29 (38%)	27 (35%)	21 (27%)	0	0
52	DW	77/84 (92%)	29 (38%)	26 (34%)	22 (29%)	0	0
All	All	11241/11914 (94%)	7579 (67%)	2528 (22%)	1134 (10%)	0	3

All (1134) Ramachandran outliers are listed below:

Mol	Chain	Res	Type
2	AC	14	VAL
2	AC	54	ILE
2	AC	153	SER
2	AC	205	GLU
5	AF	92	THR
6	AG	6	ILE
7	AH	65	PHE
8	AI	8	THR
9	AJ	57	VAL
10	AK	124	LYS
10	AK	126	ARG

Continued on next page...

Continued from previous page...

Mol	Chain	Res	Type
13	AN	50	LEU
15	AP	44	SER
16	AQ	32	ILE
18	AS	63	ASP
19	AT	3	ILE
20	AB	9	LEU
20	AB	19	THR
20	AB	22	TRP
20	AB	94	ARG
20	AB	163	ILE
21	AU	23	GLU
21	AU	25	ALA
21	AU	34	ARG
24	BI	18	ASN
25	BC	77	VAL
25	BC	107	LYS
26	BD	9	VAL
26	BD	14	ILE
26	BD	74	GLU
26	BD	107	VAL
26	BD	122	VAL
26	BD	169	ARG
26	BD	170	VAL
26	BD	184	ARG
27	BK	31	ARG
27	BK	35	VAL
27	BK	72	PRO
27	BK	119	ALA
27	BK	120	PRO
28	BP	25	VAL
28	BP	50	ARG
28	BP	65	ASN
28	BP	75	THR
28	BP	100	ARG
29	BE	45	ALA
29	BE	60	TRP
29	BE	69	ARG
29	BE	79	ARG
29	BE	165	HIS
29	BE	167	VAL
30	BY	2	LYS
31	B0	42	ILE

Continued on next page...

Continued from previous page...

Mol	Chain	Res	Type
31	B0	51	ARG
34	B3	31	ILE
34	B3	50	SER
37	BL	51	GLU
37	BL	89	VAL
37	BL	100	ILE
37	BL	111	ILE
37	BL	116	VAL
38	BM	2	LEU
38	BM	36	VAL
38	BM	78	LEU
39	BX	2	LYS
40	BH	9	VAL
40	BH	10	ALA
40	BH	31	VAL
40	BH	32	PRO
40	BH	33	GLN
40	BH	73	ASN
40	BH	77	THR
40	BH	105	ALA
40	BH	136	SER
40	BH	147	VAL
41	BJ	4	PHE
41	BJ	44	TYR
41	BJ	45	THR
41	BJ	73	VAL
41	BJ	81	ILE
41	BJ	124	VAL
42	BN	11	ASN
42	BN	82	GLU
44	BQ	30	VAL
44	BQ	31	TYR
44	BQ	89	ILE
45	BS	3	THR
45	BS	13	SER
45	BS	27	LYS
45	BS	61	ASN
46	BU	6	ARG
46	BU	18	LYS
46	BU	42	LYS
46	BU	85	ARG
47	BF	9	ASP

Continued on next page...

Continued from previous page...

Mol	Chain	Res	Type
47	BF	32	LYS
47	BF	41	GLU
47	BF	43	ILE
47	BF	77	LYS
47	BF	92	GLY
47	BF	103	ILE
47	BF	110	ILE
47	BF	112	ASP
47	BF	138	PRO
47	BF	149	ARG
48	BG	9	VAL
48	BG	11	PRO
48	BG	46	ASP
48	BG	85	LYS
48	BG	89	VAL
48	BG	91	VAL
48	BG	94	ARG
48	BG	117	PRO
48	BG	172	GLU
50	BT	2	ILE
50	BT	39	THR
50	BT	58	VAL
50	BT	88	LYS
51	BZ	33	LEU
51	BZ	77	LYS
52	BW	9	THR
52	BW	30	VAL
52	BW	36	ILE
52	BW	50	VAL
52	BW	59	PHE
52	BW	60	ALA
52	BW	61	LYS
2	CC	14	VAL
2	CC	54	ILE
2	CC	153	SER
2	CC	205	GLU
3	CD	24	VAL
5	CF	92	THR
7	CH	65	PHE
8	CI	8	THR
9	CJ	57	VAL
10	CK	124	LYS

Continued on next page...

Continued from previous page...

Mol	Chain	Res	Type
10	CK	126	ARG
12	CM	105	ALA
13	CN	50	LEU
15	CP	44	SER
15	CP	67	ILE
16	CQ	32	ILE
18	CS	63	ASP
19	CT	3	ILE
20	CB	19	THR
20	CB	22	TRP
20	CB	94	ARG
21	CU	34	ARG
24	DI	5	GLN
24	DI	18	ASN
25	DC	77	VAL
25	DC	107	LYS
26	DD	9	VAL
26	DD	14	ILE
26	DD	74	GLU
26	DD	107	VAL
26	DD	122	VAL
26	DD	169	ARG
26	DD	170	VAL
26	DD	184	ARG
27	DK	31	ARG
27	DK	35	VAL
27	DK	72	PRO
27	DK	92	GLU
27	DK	119	ALA
27	DK	120	PRO
28	DP	25	VAL
28	DP	50	ARG
28	DP	65	ASN
28	DP	75	THR
28	DP	100	ARG
29	DE	45	ALA
29	DE	60	TRP
29	DE	69	ARG
29	DE	79	ARG
29	DE	165	HIS
29	DE	167	VAL
30	DY	2	LYS

Continued on next page...

Continued from previous page...

Mol	Chain	Res	Type
31	D0	42	ILE
31	D0	51	ARG
34	D3	31	ILE
34	D3	50	SER
37	DL	51	GLU
37	DL	89	VAL
37	DL	100	ILE
37	DL	111	ILE
37	DL	116	VAL
38	DM	2	LEU
38	DM	36	VAL
38	DM	78	LEU
39	DX	2	LYS
40	DH	9	VAL
40	DH	10	ALA
40	DH	31	VAL
40	DH	32	PRO
40	DH	33	GLN
40	DH	121	VAL
40	DH	136	SER
41	DJ	4	PHE
41	DJ	44	TYR
41	DJ	45	THR
41	DJ	73	VAL
41	DJ	81	ILE
41	DJ	124	VAL
42	DN	11	ASN
42	DN	82	GLU
42	DN	89	SER
44	DQ	30	VAL
44	DQ	31	TYR
44	DQ	89	ILE
45	DS	3	THR
45	DS	13	SER
45	DS	27	LYS
46	DU	6	ARG
46	DU	18	LYS
46	DU	42	LYS
46	DU	85	ARG
47	DF	9	ASP
47	DF	32	LYS
47	DF	41	GLU

Continued on next page...

Continued from previous page...

Mol	Chain	Res	Type
47	DF	43	ILE
47	DF	77	LYS
47	DF	92	GLY
47	DF	103	ILE
47	DF	110	ILE
47	DF	112	ASP
47	DF	138	PRO
47	DF	149	ARG
48	DG	9	VAL
48	DG	11	PRO
48	DG	46	ASP
48	DG	85	LYS
48	DG	89	VAL
48	DG	91	VAL
48	DG	94	ARG
48	DG	117	PRO
48	DG	172	GLU
50	DT	2	ILE
50	DT	39	THR
50	DT	58	VAL
50	DT	88	LYS
51	DZ	33	LEU
51	DZ	77	LYS
52	DW	9	THR
52	DW	14	ASP
52	DW	30	VAL
52	DW	36	ILE
52	DW	50	VAL
52	DW	59	PHE
52	DW	60	ALA
52	DW	61	LYS
2	AC	47	ALA
2	AC	112	ALA
2	AC	180	ASP
3	AD	24	VAL
3	AD	25	ARG
3	AD	107	GLY
3	AD	165	GLU
3	AD	192	ALA
4	AE	20	VAL
4	AE	108	GLY
5	AF	85	ILE

Continued on next page...

Continued from previous page...

Mol	Chain	Res	Type
6	AG	68	VAL
7	AH	2	MET
7	AH	82	LEU
8	AI	127	SER
9	AJ	36	VAL
9	AJ	74	VAL
10	AK	88	PRO
11	AL	23	LEU
11	AL	24	GLU
11	AL	42	LYS
11	AL	117	GLY
12	AM	22	TYR
12	AM	49	GLU
12	AM	104	ASN
12	AM	105	ALA
13	AN	29	ILE
13	AN	71	GLY
14	AO	18	ASP
14	AO	74	ASP
15	AP	67	ILE
15	AP	79	ASN
18	AS	27	LYS
19	AT	42	ASP
20	AB	14	HIS
20	AB	15	PHE
20	AB	18	GLN
20	AB	86	CYS
20	AB	188	THR
21	AU	7	GLU
21	AU	12	ASP
21	AU	22	CYS
21	AU	32	ARG
24	BI	14	ALA
24	BI	64	ARG
25	BC	3	VAL
25	BC	18	VAL
25	BC	35	LYS
25	BC	36	ASN
25	BC	63	ILE
25	BC	69	ASN
25	BC	93	VAL
25	BC	94	LEU

Continued on next page...

Continued from previous page...

Mol	Chain	Res	Type
25	BC	123	ILE
25	BC	141	HIS
25	BC	142	ASN
25	BC	232	GLY
25	BC	239	PHE
25	BC	255	LYS
26	BD	91	THR
26	BD	93	GLY
26	BD	121	THR
26	BD	136	ASN
26	BD	145	SER
27	BK	18	ARG
27	BK	46	ALA
27	BK	92	GLU
27	BK	110	GLU
28	BP	37	LYS
28	BP	38	ARG
28	BP	64	SER
28	BP	83	ILE
28	BP	101	GLU
29	BE	42	GLY
29	BE	46	GLN
30	BY	4	ILE
31	B0	48	TYR
32	B4	4	ARG
32	B4	8	LYS
33	B1	4	ILE
34	B3	20	GLY
34	B3	22	LYS
35	BV	25	LYS
36	B2	44	VAL
37	BL	15	ALA
37	BL	28	GLY
38	BM	19	GLY
38	BM	56	ALA
38	BM	69	PRO
38	BM	83	GLY
38	BM	134	THR
39	BX	9	LYS
40	BH	3	VAL
40	BH	12	LEU
40	BH	28	ASN

Continued on next page...

Continued from previous page...

Mol	Chain	Res	Type
40	BH	64	ALA
40	BH	125	THR
41	BJ	43	GLU
41	BJ	84	ILE
41	BJ	111	LYS
42	BN	10	LEU
42	BN	89	SER
42	BN	98	LEU
42	BN	100	CYS
42	BN	101	GLY
42	BN	119	SER
43	BO	83	LEU
43	BO	98	GLN
44	BQ	18	LYS
45	BS	14	ALA
45	BS	25	ARG
45	BS	96	ILE
46	BU	19	GLY
46	BU	41	VAL
46	BU	47	PRO
46	BU	78	LYS
46	BU	89	GLY
47	BF	11	VAL
47	BF	36	ASN
47	BF	78	ILE
47	BF	135	ILE
47	BF	148	VAL
48	BG	2	ARG
48	BG	84	LYS
48	BG	97	VAL
48	BG	107	GLY
49	BR	24	LYS
49	BR	57	GLY
50	BT	19	LYS
50	BT	38	ALA
50	BT	69	ARG
51	BZ	35	SER
52	BW	12	GLY
52	BW	14	ASP
52	BW	17	ALA
52	BW	32	ALA
52	BW	51	GLY

Continued on next page...

Continued from previous page...

Mol	Chain	Res	Type
52	BW	53	GLY
52	BW	62	ALA
52	BW	77	LYS
2	CC	112	ALA
2	CC	180	ASP
3	CD	22	SER
3	CD	25	ARG
3	CD	107	GLY
3	CD	165	GLU
3	CD	192	ALA
4	CE	20	VAL
4	CE	108	GLY
5	CF	85	ILE
6	CG	112	ASP
6	CG	152	HIS
7	CH	2	MET
7	CH	82	LEU
8	CI	127	SER
9	CJ	36	VAL
9	CJ	74	VAL
10	CK	88	PRO
11	CL	23	LEU
11	CL	24	GLU
11	CL	42	LYS
11	CL	117	GLY
12	CM	22	TYR
12	CM	49	GLU
12	CM	104	ASN
13	CN	29	ILE
13	CN	71	GLY
14	CO	18	ASP
14	CO	74	ASP
18	CS	27	LYS
19	CT	42	ASP
20	CB	14	HIS
20	CB	18	GLN
20	CB	86	CYS
20	CB	131	LYS
20	CB	154	GLY
20	CB	163	ILE
20	CB	188	THR
21	CU	7	GLU

Continued on next page...

Continued from previous page...

Mol	Chain	Res	Type
21	CU	12	ASP
21	CU	22	CYS
21	CU	23	GLU
21	CU	25	ALA
21	CU	32	ARG
25	DC	18	VAL
25	DC	35	LYS
25	DC	36	ASN
25	DC	59	GLN
25	DC	63	ILE
25	DC	64	VAL
25	DC	69	ASN
25	DC	93	VAL
25	DC	94	LEU
25	DC	123	ILE
25	DC	141	HIS
25	DC	142	ASN
25	DC	190	THR
25	DC	232	GLY
25	DC	239	PHE
25	DC	255	LYS
26	DD	91	THR
26	DD	93	GLY
26	DD	121	THR
26	DD	127	PHE
26	DD	136	ASN
26	DD	145	SER
27	DK	17	ARG
27	DK	18	ARG
27	DK	110	GLU
28	DP	37	LYS
28	DP	64	SER
28	DP	83	ILE
28	DP	101	GLU
29	DE	42	GLY
30	DY	4	ILE
31	D0	48	TYR
32	D4	8	LYS
32	D4	37	GLN
33	D1	4	ILE
34	D3	20	GLY
34	D3	22	LYS

Continued on next page...

Continued from previous page...

Mol	Chain	Res	Type
35	DV	25	LYS
36	D2	44	VAL
37	DL	3	LEU
37	DL	15	ALA
37	DL	28	GLY
38	DM	19	GLY
38	DM	56	ALA
38	DM	69	PRO
38	DM	83	GLY
38	DM	134	THR
39	DX	9	LYS
40	DH	3	VAL
40	DH	12	LEU
40	DH	28	ASN
40	DH	113	SER
41	DJ	43	GLU
41	DJ	84	ILE
41	DJ	111	LYS
42	DN	10	LEU
42	DN	98	LEU
42	DN	100	CYS
42	DN	101	GLY
42	DN	119	SER
43	DO	83	LEU
43	DO	98	GLN
44	DQ	18	LYS
45	DS	14	ALA
45	DS	25	ARG
45	DS	61	ASN
45	DS	96	ILE
46	DU	19	GLY
46	DU	41	VAL
46	DU	47	PRO
46	DU	89	GLY
47	DF	11	VAL
47	DF	36	ASN
47	DF	78	ILE
47	DF	135	ILE
47	DF	148	VAL
48	DG	2	ARG
48	DG	31	GLU
48	DG	84	LYS

Continued on next page...

Continued from previous page...

Mol	Chain	Res	Type
48	DG	97	VAL
48	DG	107	GLY
48	DG	164	ALA
49	DR	24	LYS
49	DR	57	GLY
50	DT	19	LYS
50	DT	38	ALA
51	DZ	35	SER
52	DW	12	GLY
52	DW	17	ALA
52	DW	32	ALA
52	DW	51	GLY
52	DW	53	GLY
52	DW	77	LYS
2	AC	3	LYS
2	AC	59	PRO
2	AC	107	LYS
3	AD	22	SER
3	AD	31	CYS
3	AD	169	TRP
3	AD	191	SER
5	AF	54	LEU
5	AF	69	GLU
5	AF	98	GLU
6	AG	112	ASP
8	AI	24	ASN
8	AI	44	ARG
9	AJ	56	HIS
9	AJ	75	ASP
10	AK	51	PHE
11	AL	13	ARG
11	AL	61	GLU
11	AL	122	LYS
12	AM	6	ILE
13	AN	2	LYS
13	AN	61	ASN
16	AQ	28	VAL
16	AQ	81	ALA
20	AB	121	GLN
20	AB	141	GLU
20	AB	153	MET
20	AB	154	GLY

Continued on next page...

Continued from previous page...

Mol	Chain	Res	Type
21	AU	17	ARG
24	BI	23	VAL
25	BC	4	LYS
25	BC	37	SER
25	BC	59	GLN
25	BC	64	VAL
25	BC	65	ASP
25	BC	88	ALA
25	BC	121	ALA
25	BC	140	VAL
25	BC	189	ALA
25	BC	190	THR
25	BC	222	THR
26	BD	113	SER
26	BD	127	PHE
26	BD	164	GLN
26	BD	167	ASN
26	BD	181	ASP
26	BD	194	PRO
27	BK	6	THR
27	BK	17	ARG
28	BP	104	GLY
30	BY	9	THR
32	B4	34	LYS
37	BL	3	LEU
37	BL	5	THR
37	BL	117	THR
38	BM	43	ALA
38	BM	59	ARG
38	BM	77	PRO
39	BX	37	LEU
40	BH	11	ASN
40	BH	44	ILE
40	BH	83	LYS
40	BH	103	VAL
41	BJ	72	LYS
41	BJ	113	PRO
42	BN	61	ALA
42	BN	83	LEU
43	BO	100	HIS
44	BQ	4	LYS
44	BQ	10	ARG

Continued on next page...

Continued from previous page...

Mol	Chain	Res	Type
44	BQ	88	GLU
45	BS	40	ASN
46	BU	9	GLU
46	BU	49	PRO
46	BU	61	GLU
46	BU	96	LYS
47	BF	42	ALA
47	BF	87	LYS
47	BF	176	PHE
48	BG	31	GLU
48	BG	38	ASP
48	BG	164	ALA
49	BR	43	ASN
52	BW	13	ARG
52	BW	23	LYS
2	CC	3	LYS
2	CC	47	ALA
2	CC	59	PRO
2	CC	107	LYS
3	CD	31	CYS
3	CD	169	TRP
3	CD	191	SER
5	CF	98	GLU
6	CG	68	VAL
8	CI	24	ASN
9	CJ	56	HIS
9	CJ	75	ASP
10	CK	51	PHE
11	CL	13	ARG
11	CL	61	GLU
11	CL	122	LYS
12	CM	6	ILE
13	CN	2	LYS
16	CQ	81	ALA
17	CR	46	THR
19	CT	41	GLY
20	CB	15	PHE
20	CB	58	LYS
20	CB	141	GLU
20	CB	153	MET
24	DI	23	VAL
25	DC	3	VAL

Continued on next page...

Continued from previous page...

Mol	Chain	Res	Type
25	DC	4	LYS
25	DC	37	SER
25	DC	52	HIS
25	DC	65	ASP
25	DC	140	VAL
25	DC	222	THR
26	DD	24	VAL
26	DD	113	SER
26	DD	131	ASP
26	DD	167	ASN
26	DD	194	PRO
27	DK	6	THR
27	DK	46	ALA
28	DP	38	ARG
28	DP	104	GLY
29	DE	46	GLN
29	DE	153	LEU
30	DY	9	THR
30	DY	34	THR
31	D0	54	ILE
32	D4	4	ARG
32	D4	9	LYS
32	D4	16	ILE
32	D4	34	LYS
33	D1	51	ALA
37	DL	5	THR
37	DL	54	GLN
37	DL	117	THR
38	DM	43	ALA
38	DM	59	ARG
38	DM	72	PRO
38	DM	77	PRO
39	DX	37	LEU
40	DH	11	ASN
41	DJ	2	LYS
41	DJ	5	THR
41	DJ	72	LYS
41	DJ	113	PRO
42	DN	61	ALA
42	DN	83	LEU
43	DO	100	HIS
44	DQ	10	ARG

Continued on next page...

Continued from previous page...

Mol	Chain	Res	Type
44	DQ	88	GLU
45	DS	40	ASN
46	DU	9	GLU
46	DU	49	PRO
46	DU	61	GLU
46	DU	78	LYS
47	DF	42	ALA
47	DF	87	LYS
47	DF	176	PHE
48	DG	38	ASP
48	DG	170	THR
49	DR	43	ASN
50	DT	69	ARG
52	DW	13	ARG
52	DW	23	LYS
52	DW	62	ALA
52	DW	70	VAL
2	AC	100	ILE
3	AD	82	LYS
6	AG	127	ALA
8	AI	42	THR
8	AI	55	ASP
8	AI	106	ASP
9	AJ	93	ALA
12	AM	7	ASN
13	AN	52	ARG
15	AP	28	ARG
15	AP	49	GLY
15	AP	52	LEU
17	AR	46	THR
18	AS	67	GLY
18	AS	72	GLU
19	AT	4	LYS
19	AT	41	GLY
19	AT	65	LEU
19	AT	67	HIS
20	AB	58	LYS
20	AB	205	ALA
21	AU	9	GLU
21	AU	33	ARG
24	BI	49	GLU
25	BC	52	HIS

Continued on next page...

Continued from previous page...

Mol	Chain	Res	Type
25	BC	53	ILE
25	BC	70	LYS
25	BC	196	ASN
25	BC	212	TRP
25	BC	237	ARG
25	BC	248	GLY
26	BD	24	VAL
26	BD	31	ALA
26	BD	95	SER
26	BD	131	ASP
26	BD	159	LYS
26	BD	162	ALA
26	BD	197	THR
27	BK	4	GLU
27	BK	14	SER
28	BP	31	VAL
28	BP	108	ARG
29	BE	153	LEU
30	BY	34	THR
30	BY	49	ALA
30	BY	50	VAL
31	B0	26	SER
31	B0	54	ILE
32	B4	9	LYS
32	B4	16	ILE
32	B4	37	GLN
33	B1	35	LEU
33	B1	36	LYS
33	B1	50	GLU
33	B1	51	ALA
35	BV	71	LYS
37	BL	4	ASN
37	BL	17	LYS
37	BL	29	LYS
37	BL	36	LYS
37	BL	66	PHE
37	BL	81	ASP
37	BL	94	THR
37	BL	99	ASN
37	BL	143	GLU
38	BM	42	THR
38	BM	60	GLN

Continued on next page...

Continued from previous page...

Mol	Chain	Res	Type
38	BM	72	PRO
39	BX	62	GLY
40	BH	7	ASP
40	BH	54	LEU
40	BH	100	ALA
40	BH	118	PRO
41	BJ	5	THR
41	BJ	13	ARG
42	BN	13	ASN
42	BN	104	ALA
43	BO	99	TYR
45	BS	29	VAL
45	BS	80	PRO
46	BU	12	VAL
46	BU	50	ALA
46	BU	82	VAL
46	BU	91	LYS
46	BU	92	VAL
46	BU	101	THR
48	BG	32	LEU
48	BG	61	TRP
48	BG	120	ILE
48	BG	170	THR
49	BR	7	SER
49	BR	65	ALA
50	BT	28	ASN
50	BT	86	THR
52	BW	70	VAL
3	CD	82	LYS
5	CF	54	LEU
5	CF	69	GLU
6	CG	127	ALA
8	CI	44	ARG
8	CI	55	ASP
8	CI	106	ASP
9	CJ	93	ALA
11	CL	47	ALA
12	CM	7	ASN
13	CN	51	PRO
13	CN	52	ARG
13	CN	61	ASN
14	CO	34	ALA

Continued on next page...

Continued from previous page...

Mol	Chain	Res	Type
15	CP	28	ARG
15	CP	49	GLY
15	CP	52	LEU
16	CQ	28	VAL
18	CS	2	ARG
18	CS	52	ASN
18	CS	67	GLY
18	CS	72	GLU
19	CT	4	LYS
19	CT	65	LEU
19	CT	67	HIS
20	CB	9	LEU
20	CB	205	ALA
21	CU	9	GLU
21	CU	33	ARG
24	DI	14	ALA
25	DC	53	ILE
25	DC	70	LYS
25	DC	88	ALA
25	DC	121	ALA
25	DC	189	ALA
25	DC	196	ASN
25	DC	212	TRP
25	DC	237	ARG
25	DC	248	GLY
25	DC	260	LYS
26	DD	31	ALA
26	DD	95	SER
26	DD	159	LYS
26	DD	162	ALA
26	DD	164	GLN
26	DD	181	ASP
26	DD	197	THR
27	DK	4	GLU
27	DK	14	SER
27	DK	43	ILE
27	DK	73	ASP
28	DP	108	ARG
30	DY	49	ALA
31	D0	26	SER
33	D1	36	LYS
33	D1	50	GLU

Continued on next page...

Continued from previous page...

Mol	Chain	Res	Type
35	DV	71	LYS
37	DL	4	ASN
37	DL	19	LEU
37	DL	36	LYS
37	DL	66	PHE
37	DL	81	ASP
37	DL	94	THR
37	DL	99	ASN
37	DL	143	GLU
38	DM	42	THR
38	DM	60	GLN
39	DX	16	THR
39	DX	62	GLY
40	DH	7	ASP
40	DH	41	LYS
40	DH	90	LEU
40	DH	92	GLY
40	DH	119	ASN
41	DJ	13	ARG
42	DN	104	ALA
43	DO	99	TYR
44	DQ	4	LYS
45	DS	29	VAL
45	DS	80	PRO
46	DU	12	VAL
46	DU	50	ALA
46	DU	82	VAL
46	DU	91	LYS
46	DU	92	VAL
46	DU	96	LYS
46	DU	101	THR
47	DF	2	LYS
48	DG	32	LEU
48	DG	61	TRP
48	DG	120	ILE
49	DR	7	SER
49	DR	65	ALA
50	DT	28	ASN
50	DT	86	THR
52	DW	27	GLY
3	AD	4	LEU
9	AJ	41	PRO

Continued on next page...

Continued from previous page...

Mol	Chain	Res	Type
9	AJ	62	ARG
12	AM	65	GLU
13	AN	51	PRO
13	AN	70	HIS
14	AO	34	ALA
18	AS	52	ASN
20	AB	76	SER
20	AB	200	PRO
25	BC	105	ALA
25	BC	145	MET
25	BC	186	ASP
25	BC	246	PRO
26	BD	54	ALA
26	BD	56	LYS
26	BD	109	VAL
26	BD	119	ALA
26	BD	143	PRO
27	BK	43	ILE
27	BK	93	GLN
29	BE	70	SER
32	B4	20	ASP
34	B3	58	ILE
37	BL	19	LEU
37	BL	41	ARG
37	BL	54	GLN
38	BM	20	LEU
39	BX	16	THR
40	BH	62	LEU
40	BH	86	ASP
40	BH	99	ILE
41	BJ	2	LYS
41	BJ	14	ASP
43	BO	68	LYS
46	BU	51	LEU
46	BU	67	SER
47	BF	7	TYR
47	BF	12	VAL
47	BF	133	GLU
47	BF	136	ILE
49	BR	52	PRO
49	BR	70	GLU
49	BR	79	ARG

Continued on next page...

Continued from previous page...

Mol	Chain	Res	Type
49	BR	98	ILE
49	BR	101	ILE
51	BZ	28	ARG
52	BW	27	GLY
52	BW	74	LYS
2	CC	100	ILE
2	CC	145	ALA
3	CD	4	LEU
3	CD	27	ILE
8	CI	42	THR
9	CJ	41	PRO
9	CJ	62	ARG
12	CM	97	ARG
13	CN	48	GLN
20	CB	50	ASN
20	CB	200	PRO
21	CU	11	PHE
25	DC	34	GLU
25	DC	105	ALA
25	DC	145	MET
25	DC	186	ASP
25	DC	238	ASN
25	DC	246	PRO
26	DD	11	MET
26	DD	56	LYS
26	DD	75	ALA
26	DD	109	VAL
26	DD	119	ALA
26	DD	143	PRO
26	DD	173	GLN
27	DK	93	GLN
28	DP	31	VAL
29	DE	70	SER
30	DY	50	VAL
32	D4	20	ASP
32	D4	36	ARG
33	D1	35	LEU
34	D3	58	ILE
35	DV	15	GLY
37	DL	17	LYS
37	DL	29	LYS
37	DL	41	ARG

Continued on next page...

Continued from previous page...

Mol	Chain	Res	Type
38	DM	20	LEU
38	DM	73	ILE
40	DH	86	ASP
40	DH	96	THR
41	DJ	14	ASP
46	DU	51	LEU
46	DU	63	ALA
46	DU	67	SER
47	DF	7	TYR
47	DF	12	VAL
47	DF	133	GLU
47	DF	136	ILE
49	DR	52	PRO
49	DR	70	GLU
49	DR	98	ILE
49	DR	101	ILE
51	DZ	28	ARG
52	DW	10	ARG
52	DW	74	LYS
2	AC	145	ALA
3	AD	27	ILE
3	AD	36	ALA
7	AH	66	GLN
11	AL	47	ALA
12	AM	97	ARG
13	AN	62	ARG
16	AQ	31	PRO
17	AR	44	THR
20	AB	24	PRO
20	AB	50	ASN
25	BC	31	PRO
25	BC	34	GLU
25	BC	249	VAL
25	BC	260	LYS
26	BD	173	GLN
27	BK	101	GLY
29	BE	78	TRP
29	BE	96	VAL
29	BE	129	PRO
29	BE	177	PRO
35	BV	15	GLY
35	BV	84	PRO

Continued on next page...

Continued from previous page...

Mol	Chain	Res	Type
38	BM	73	ILE
38	BM	81	ARG
44	BQ	91	ARG
45	BS	32	ALA
48	BG	92	GLY
48	BG	155	PRO
49	BR	40	MET
50	BT	55	VAL
3	CD	36	ALA
4	CE	74	ALA
9	CJ	60	ASP
13	CN	62	ARG
13	CN	70	HIS
15	CP	16	PHE
16	CQ	31	PRO
20	CB	24	PRO
21	CU	17	ARG
25	DC	31	PRO
25	DC	250	GLN
26	DD	54	ALA
29	DE	96	VAL
29	DE	129	PRO
35	DV	84	PRO
37	DL	68	SER
40	DH	88	GLY
40	DH	98	ASP
40	DH	107	GLY
41	DJ	41	LYS
42	DN	59	SER
43	DO	13	ARG
43	DO	68	LYS
48	DG	155	PRO
50	DT	55	VAL
6	AG	15	PRO
25	BC	48	ILE
25	BC	150	GLY
29	BE	81	GLY
29	BE	83	VAL
40	BH	108	VAL
47	BF	88	VAL
52	BW	37	VAL
6	CG	15	PRO

Continued on next page...

Continued from previous page...

Mol	Chain	Res	Type
8	CI	71	ILE
20	CB	64	GLY
25	DC	151	GLY
25	DC	249	VAL
28	DP	63	ILE
29	DE	83	VAL
29	DE	177	PRO
47	DF	88	VAL
52	DW	37	VAL
2	AC	65	VAL
3	AD	179	GLY
8	AI	57	VAL
10	AK	89	GLY
12	AM	3	ILE
20	AB	150	ILE
28	BP	63	ILE
29	BE	148	ILE
46	BU	15	GLY
48	BG	16	VAL
2	CC	65	VAL
3	CD	154	VAL
3	CD	179	GLY
8	CI	57	VAL
12	CM	3	ILE
20	CB	150	ILE
25	DC	48	ILE
25	DC	150	GLY
29	DE	148	ILE
32	D4	7	VAL
33	D1	30	PRO
41	DJ	54	ILE
48	DG	16	VAL
3	AD	154	VAL
4	AE	157	GLY
8	AI	71	ILE
18	AS	29	PRO
20	AB	64	GLY
25	BC	151	GLY
28	BP	4	ILE
32	B4	7	VAL
33	B1	30	PRO
37	BL	31	GLY

Continued on next page...

Continued from previous page...

Mol	Chain	Res	Type
41	BJ	112	GLY
4	CE	157	GLY
10	CK	89	GLY
27	DK	101	GLY
28	DP	4	ILE
41	DJ	112	GLY
46	DU	15	GLY
48	DG	18	ILE
48	DG	92	GLY
11	AL	15	VAL
40	BH	121	VAL
48	BG	18	ILE
48	BG	119	GLY
48	BG	168	VAL
13	CN	67	GLY
18	CS	29	PRO
29	DE	81	GLY
37	DL	31	GLY
40	DH	16	GLY
48	DG	168	VAL
2	AC	55	VAL
6	AG	5	VAL
8	AI	82	ILE
13	AN	67	GLY
25	BC	147	PRO
40	BH	16	GLY
47	BF	82	TYR
11	CL	15	VAL
24	DI	34	ILE
25	DC	147	PRO
26	DD	172	VAL

5.3.2 Protein sidechains [i](#)

In the following table, the Percentiles column shows the percent sidechain outliers of the chain as a percentile score with respect to all X-ray entries followed by that with respect to entries of similar resolution.

The Analysed column shows the number of residues for which the sidechain conformation was analysed, and the total number of residues.

Continued on next page...

Continued from previous page...

Mol	Chain	Analysed	Rotameric	Outliers	Percentiles	
2	AC	170/189 (90%)	137 (81%)	33 (19%)	1	7
2	CC	170/189 (90%)	137 (81%)	33 (19%)	1	7
3	AD	172/172 (100%)	148 (86%)	24 (14%)	3	15
3	CD	172/172 (100%)	148 (86%)	24 (14%)	3	15
4	AE	113/125 (90%)	95 (84%)	18 (16%)	2	11
4	CE	113/125 (90%)	95 (84%)	18 (16%)	2	11
5	AF	87/116 (75%)	71 (82%)	16 (18%)	1	8
5	CF	87/116 (75%)	70 (80%)	17 (20%)	1	7
6	AG	123/146 (84%)	104 (85%)	19 (15%)	2	12
6	CG	125/146 (86%)	103 (82%)	22 (18%)	2	9
7	AH	104/104 (100%)	95 (91%)	9 (9%)	10	36
7	CH	104/104 (100%)	94 (90%)	10 (10%)	8	31
8	AI	105/106 (99%)	88 (84%)	17 (16%)	2	11
8	CI	105/106 (99%)	87 (83%)	18 (17%)	2	9
9	AJ	86/90 (96%)	71 (83%)	15 (17%)	2	9
9	CJ	86/90 (96%)	71 (83%)	15 (17%)	2	9
10	AK	90/98 (92%)	76 (84%)	14 (16%)	2	11
10	CK	90/98 (92%)	74 (82%)	16 (18%)	2	9
11	AL	103/103 (100%)	88 (85%)	15 (15%)	3	14
11	CL	103/103 (100%)	88 (85%)	15 (15%)	3	14
12	AM	92/95 (97%)	76 (83%)	16 (17%)	2	9
12	CM	91/95 (96%)	75 (82%)	16 (18%)	2	9
13	AN	79/83 (95%)	65 (82%)	14 (18%)	2	9
13	CN	79/83 (95%)	65 (82%)	14 (18%)	2	9
14	AO	76/77 (99%)	70 (92%)	6 (8%)	12	42
14	CO	76/77 (99%)	70 (92%)	6 (8%)	12	42
15	AP	65/65 (100%)	58 (89%)	7 (11%)	6	26
15	CP	65/65 (100%)	59 (91%)	6 (9%)	9	33
16	AQ	74/77 (96%)	65 (88%)	9 (12%)	5	21
16	CQ	75/77 (97%)	66 (88%)	9 (12%)	5	21

Continued on next page...

Continued from previous page...

Mol	Chain	Analysed	Rotameric	Outliers	Percentiles	
17	AR	48/64 (75%)	40 (83%)	8 (17%)	2	10
17	CR	48/64 (75%)	41 (85%)	7 (15%)	3	14
18	AS	70/78 (90%)	56 (80%)	14 (20%)	1	6
18	CS	71/78 (91%)	57 (80%)	14 (20%)	1	6
19	AT	65/65 (100%)	54 (83%)	11 (17%)	2	10
19	CT	65/65 (100%)	54 (83%)	11 (17%)	2	10
20	AB	180/198 (91%)	148 (82%)	32 (18%)	2	9
20	CB	180/198 (91%)	150 (83%)	30 (17%)	2	10
21	AU	44/60 (73%)	30 (68%)	14 (32%)	0	0
21	CU	44/60 (73%)	30 (68%)	14 (32%)	0	0
24	BI	109/109 (100%)	107 (98%)	2 (2%)	59	81
24	DI	109/109 (100%)	104 (95%)	5 (5%)	27	62
25	BC	216/217 (100%)	176 (82%)	40 (18%)	1	8
25	DC	216/217 (100%)	176 (82%)	40 (18%)	1	8
26	BD	164/164 (100%)	142 (87%)	22 (13%)	4	17
26	DD	164/164 (100%)	141 (86%)	23 (14%)	3	15
27	BK	102/104 (98%)	79 (78%)	23 (22%)	1	4
27	DK	102/104 (98%)	79 (78%)	23 (22%)	1	4
28	BP	99/99 (100%)	81 (82%)	18 (18%)	1	8
28	DP	99/99 (100%)	81 (82%)	18 (18%)	1	8
29	BE	165/165 (100%)	136 (82%)	29 (18%)	2	9
29	DE	165/165 (100%)	137 (83%)	28 (17%)	2	9
30	BY	48/48 (100%)	38 (79%)	10 (21%)	1	5
30	DY	48/48 (100%)	38 (79%)	10 (21%)	1	5
31	B0	47/47 (100%)	36 (77%)	11 (23%)	1	3
31	D0	47/47 (100%)	35 (74%)	12 (26%)	0	2
32	B4	34/34 (100%)	28 (82%)	6 (18%)	2	9
32	D4	34/34 (100%)	28 (82%)	6 (18%)	2	9
33	B1	45/48 (94%)	40 (89%)	5 (11%)	6	25
33	D1	45/48 (94%)	41 (91%)	4 (9%)	9	35
34	B3	51/51 (100%)	47 (92%)	4 (8%)	12	42

Continued on next page...

Continued from previous page...

Mol	Chain	Analysed	Rotameric	Outliers	Percentiles	
34	D3	51/51 (100%)	47 (92%)	4 (8%)	12	42
35	BV	78/78 (100%)	62 (80%)	16 (20%)	1	6
35	DV	78/78 (100%)	62 (80%)	16 (20%)	1	6
36	B2	38/38 (100%)	32 (84%)	6 (16%)	2	11
36	D2	38/38 (100%)	32 (84%)	6 (16%)	2	11
37	BL	102/103 (99%)	89 (87%)	13 (13%)	4	19
37	DL	102/103 (99%)	88 (86%)	14 (14%)	3	16
38	BM	109/109 (100%)	91 (84%)	18 (16%)	2	10
38	DM	109/109 (100%)	91 (84%)	18 (16%)	2	10
39	BX	55/55 (100%)	40 (73%)	15 (27%)	0	1
39	DX	55/55 (100%)	40 (73%)	15 (27%)	0	1
40	BH	114/114 (100%)	64 (56%)	50 (44%)	0	0
40	DH	114/114 (100%)	86 (75%)	28 (25%)	0	2
41	BJ	116/116 (100%)	101 (87%)	15 (13%)	4	19
41	DJ	116/116 (100%)	100 (86%)	16 (14%)	3	16
42	BN	100/103 (97%)	87 (87%)	13 (13%)	4	18
42	DN	100/103 (97%)	87 (87%)	13 (13%)	4	18
43	BO	86/87 (99%)	70 (81%)	16 (19%)	1	8
43	DO	86/87 (99%)	70 (81%)	16 (19%)	1	8
44	BQ	89/89 (100%)	74 (83%)	15 (17%)	2	10
44	DQ	89/89 (100%)	74 (83%)	15 (17%)	2	10
45	BS	93/93 (100%)	79 (85%)	14 (15%)	3	13
45	DS	93/93 (100%)	79 (85%)	14 (15%)	3	13
46	BU	83/84 (99%)	68 (82%)	15 (18%)	1	8
46	DU	83/84 (99%)	68 (82%)	15 (18%)	1	8
47	BF	149/149 (100%)	114 (76%)	35 (24%)	1	3
47	DF	149/149 (100%)	115 (77%)	34 (23%)	1	4
48	BG	137/137 (100%)	113 (82%)	24 (18%)	2	9
48	DG	137/137 (100%)	113 (82%)	24 (18%)	2	9
49	BR	84/84 (100%)	73 (87%)	11 (13%)	4	18
49	DR	84/84 (100%)	73 (87%)	11 (13%)	4	18

Continued on next page...

Continued from previous page...

Mol	Chain	Analysed	Rotameric	Outliers	Percentiles	
50	BT	80/84 (95%)	66 (82%)	14 (18%)	2	9
50	DT	80/84 (95%)	65 (81%)	15 (19%)	1	8
51	BZ	67/68 (98%)	52 (78%)	15 (22%)	1	4
51	DZ	67/68 (98%)	52 (78%)	15 (22%)	1	4
52	BW	59/62 (95%)	45 (76%)	14 (24%)	1	3
52	DW	59/62 (95%)	45 (76%)	14 (24%)	1	3
All	All	9333/9700 (96%)	7746 (83%)	1587 (17%)	2	9

All (1587) residues with a non-rotameric sidechain are listed below:

Mol	Chain	Res	Type
2	AC	2	GLN
2	AC	13	ILE
2	AC	14	VAL
2	AC	17	TRP
2	AC	20	THR
2	AC	27	GLU
2	AC	30	ASP
2	AC	31	ASN
2	AC	35	ASP
2	AC	41	TYR
2	AC	42	LEU
2	AC	48	LYS
2	AC	61	LYS
2	AC	62	SER
2	AC	69	THR
2	AC	71	ARG
2	AC	74	ILE
2	AC	78	LYS
2	AC	81	GLU
2	AC	84	GLU
2	AC	87	ARG
2	AC	88	LYS
2	AC	106	ARG
2	AC	125	ARG
2	AC	128	MET
2	AC	131	ARG
2	AC	138	GLN
2	AC	168	ARG
2	AC	171	ARG

Continued on next page...

Continued from previous page...

Mol	Chain	Res	Type
2	AC	180	ASP
2	AC	184	ASN
2	AC	192	TYR
2	AC	206	ILE
3	AD	4	LEU
3	AD	18	LEU
3	AD	25	ARG
3	AD	28	ASP
3	AD	32	LYS
3	AD	35	GLN
3	AD	39	GLN
3	AD	55	ARG
3	AD	84	ASN
3	AD	87	GLU
3	AD	114	ARG
3	AD	123	MET
3	AD	146	GLU
3	AD	147	LYS
3	AD	154	VAL
3	AD	155	LYS
3	AD	160	LEU
3	AD	164	ARG
3	AD	176	LYS
3	AD	189	ASP
3	AD	190	LEU
3	AD	196	GLU
3	AD	198	LEU
3	AD	203	TYR
4	AE	9	GLU
4	AE	21	SER
4	AE	23	THR
4	AE	36	THR
4	AE	45	VAL
4	AE	51	LYS
4	AE	61	LYS
4	AE	64	GLU
4	AE	92	ARG
4	AE	95	MET
4	AE	113	VAL
4	AE	119	VAL
4	AE	123	LEU
4	AE	127	TYR

Continued on next page...

Continued from previous page...

Mol	Chain	Res	Type
4	AE	141	ASP
4	AE	147	ASN
4	AE	151	MET
4	AE	156	ARG
5	AF	1	MET
5	AF	6	ILE
5	AF	9	MET
5	AF	16	GLU
5	AF	39	LEU
5	AF	46	GLN
5	AF	53	LYS
5	AF	54	LEU
5	AF	55	HIS
5	AF	61	LEU
5	AF	71	ILE
5	AF	77	THR
5	AF	86	ARG
5	AF	90	MET
5	AF	98	GLU
5	AF	100	SER
6	AG	10	LYS
6	AG	21	LEU
6	AG	22	LEU
6	AG	26	VAL
6	AG	36	SER
6	AG	47	GLU
6	AG	49	LEU
6	AG	55	LYS
6	AG	58	LEU
6	AG	62	GLU
6	AG	75	LYS
6	AG	78	ARG
6	AG	105	GLU
6	AG	109	LYS
6	AG	110	ARG
6	AG	112	ASP
6	AG	117	LEU
6	AG	125	ASP
6	AG	129	ASN
7	AH	12	ARG
7	AH	17	GLN
7	AH	25	THR

Continued on next page...

Continued from previous page...

Mol	Chain	Res	Type
7	AH	55	LYS
7	AH	72	GLU
7	AH	76	ARG
7	AH	107	LYS
7	AH	111	THR
7	AH	113	ARG
8	AI	36	GLN
8	AI	45	MET
8	AI	55	ASP
8	AI	58	GLU
8	AI	59	LYS
8	AI	60	LEU
8	AI	61	ASP
8	AI	62	LEU
8	AI	67	LYS
8	AI	74	GLN
8	AI	86	LEU
8	AI	87	MET
8	AI	93	LEU
8	AI	94	ARG
8	AI	108	ARG
8	AI	109	GLN
8	AI	123	ARG
9	AJ	14	ASP
9	AJ	17	LEU
9	AJ	31	ARG
9	AJ	35	GLN
9	AJ	47	GLU
9	AJ	52	LEU
9	AJ	78	GLU
9	AJ	85	ASP
9	AJ	87	LEU
9	AJ	88	MET
9	AJ	89	ARG
9	AJ	90	LEU
9	AJ	92	LEU
9	AJ	97	ASP
9	AJ	100	ILE
10	AK	26	PHE
10	AK	28	ASN
10	AK	34	THR
10	AK	51	PHE

Continued on next page...

Continued from previous page...

Mol	Chain	Res	Type
10	AK	55	ARG
10	AK	56	LYS
10	AK	80	ASN
10	AK	84	MET
10	AK	92	ARG
10	AK	100	ASN
10	AK	105	ARG
10	AK	110	THR
10	AK	126	ARG
10	AK	128	VAL
11	AL	13	ARG
11	AL	14	LYS
11	AL	15	VAL
11	AL	17	LYS
11	AL	19	ASN
11	AL	28	GLN
11	AL	35	ARG
11	AL	43	LYS
11	AL	49	ARG
11	AL	63	THR
11	AL	77	SER
11	AL	93	ARG
11	AL	95	HIS
11	AL	107	LYS
11	AL	108	ASP
12	AM	2	ARG
12	AM	8	ILE
12	AM	15	VAL
12	AM	28	ARG
12	AM	43	LYS
12	AM	44	ILE
12	AM	46	GLU
12	AM	57	ASP
12	AM	67	ASP
12	AM	71	GLU
12	AM	79	LEU
12	AM	82	LEU
12	AM	91	ARG
12	AM	92	ARG
12	AM	102	LYS
12	AM	106	ARG
13	AN	3	GLN

Continued on next page...

Continued from previous page...

Mol	Chain	Res	Type
13	AN	19	TYR
13	AN	25	GLU
13	AN	32	ASP
13	AN	40	ARG
13	AN	41	TRP
13	AN	42	ASN
13	AN	44	VAL
13	AN	45	LEU
13	AN	59	GLN
13	AN	64	ARG
13	AN	65	GLN
13	AN	68	ARG
13	AN	80	ARG
14	AO	59	MET
14	AO	62	GLN
14	AO	64	ARG
14	AO	71	LYS
14	AO	88	ARG
14	AO	89	ARG
15	AP	24	SER
15	AP	28	ARG
15	AP	31	ARG
15	AP	35	ARG
15	AP	45	GLU
15	AP	51	ARG
15	AP	79	ASN
16	AQ	10	ARG
16	AQ	24	ILE
16	AQ	39	ARG
16	AQ	60	ILE
16	AQ	61	ARG
16	AQ	66	LEU
16	AQ	71	SER
16	AQ	74	LEU
16	AQ	80	LYS
17	AR	33	THR
17	AR	37	LYS
17	AR	38	ILE
17	AR	44	THR
17	AR	46	THR
17	AR	63	TYR
17	AR	71	ASP

Continued on next page...

Continued from previous page...

Mol	Chain	Res	Type
17	AR	73	HIS
18	AS	2	ARG
18	AS	4	LEU
18	AS	5	LYS
18	AS	12	LEU
18	AS	14	LEU
18	AS	15	LEU
18	AS	23	GLU
18	AS	27	LYS
18	AS	28	LYS
18	AS	38	THR
18	AS	42	ASN
18	AS	46	LEU
18	AS	64	GLU
18	AS	66	VAL
19	AT	4	LYS
19	AT	34	VAL
19	AT	35	TYR
19	AT	38	ILE
19	AT	43	LYS
19	AT	53	MET
19	AT	58	ASP
19	AT	69	ASN
19	AT	74	HIS
19	AT	78	LEU
19	AT	85	LEU
20	AB	20	ARG
20	AB	23	ASN
20	AB	27	LYS
20	AB	35	ASN
20	AB	36	LYS
20	AB	38	HIS
20	AB	43	GLU
20	AB	46	VAL
20	AB	53	LEU
20	AB	57	ASN
20	AB	59	ILE
20	AB	62	ARG
20	AB	72	LYS
20	AB	81	ASP
20	AB	88	GLN
20	AB	94	ARG

Continued on next page...

Continued from previous page...

Mol	Chain	Res	Type
20	AB	95	TRP
20	AB	104	LYS
20	AB	113	LEU
20	AB	124	THR
20	AB	125	PHE
20	AB	127	LYS
20	AB	128	LEU
20	AB	138	ARG
20	AB	162	VAL
20	AB	166	ASP
20	AB	196	ASP
20	AB	202	ASN
20	AB	207	ARG
20	AB	211	LEU
20	AB	213	LEU
20	AB	221	ARG
21	AU	7	GLU
21	AU	11	PHE
21	AU	15	LEU
21	AU	16	ARG
21	AU	20	ARG
21	AU	22	CYS
21	AU	24	LYS
21	AU	27	VAL
21	AU	33	ARG
21	AU	34	ARG
21	AU	35	GLU
21	AU	38	GLU
21	AU	44	ARG
21	AU	48	LYS
24	BI	63	ASP
24	BI	96	LYS
25	BC	4	LYS
25	BC	8	THR
25	BC	12	ARG
25	BC	37	SER
25	BC	43	ASN
25	BC	45	ASN
25	BC	52	HIS
25	BC	62	ARG
25	BC	65	ASP
25	BC	66	PHE

Continued on next page...

Continued from previous page...

Mol	Chain	Res	Type
25	BC	77	VAL
25	BC	89	ASN
25	BC	90	ILE
25	BC	100	ARG
25	BC	109	LEU
25	BC	123	ILE
25	BC	129	LEU
25	BC	134	ILE
25	BC	142	ASN
25	BC	155	ARG
25	BC	167	ASP
25	BC	172	THR
25	BC	173	LEU
25	BC	176	ARG
25	BC	180	MET
25	BC	181	ARG
25	BC	187	CYS
25	BC	190	THR
25	BC	196	ASN
25	BC	202	ARG
25	BC	203	VAL
25	BC	211	ARG
25	BC	212	TRP
25	BC	213	ARG
25	BC	224	MET
25	BC	227	VAL
25	BC	235	GLU
25	BC	249	VAL
25	BC	250	GLN
25	BC	257	ARG
26	BD	17	GLU
26	BD	34	VAL
26	BD	40	LEU
26	BD	55	LYS
26	BD	56	LYS
26	BD	59	ARG
26	BD	74	GLU
26	BD	79	LEU
26	BD	81	GLU
26	BD	84	LEU
26	BD	88	GLU
26	BD	91	THR

Continued on next page...

Continued from previous page...

Mol	Chain	Res	Type
26	BD	99	GLU
26	BD	123	LYS
26	BD	124	ARG
26	BD	138	LEU
26	BD	142	VAL
26	BD	148	GLN
26	BD	159	LYS
26	BD	179	ARG
26	BD	180	VAL
26	BD	197	THR
27	BK	2	ILE
27	BK	8	LEU
27	BK	9	ASN
27	BK	18	ARG
27	BK	21	CYS
27	BK	25	LEU
27	BK	32	TYR
27	BK	47	ILE
27	BK	53	LYS
27	BK	54	LYS
27	BK	58	LEU
27	BK	64	ARG
27	BK	70	ARG
27	BK	72	PRO
27	BK	79	PHE
27	BK	87	LEU
27	BK	88	ASN
27	BK	89	ASN
27	BK	98	ARG
27	BK	104	THR
27	BK	105	ARG
27	BK	111	LYS
27	BK	120	PRO
28	BP	3	ILE
28	BP	6	GLN
28	BP	19	PHE
28	BP	25	VAL
28	BP	33	GLU
28	BP	38	ARG
28	BP	43	GLU
28	BP	61	ARG
28	BP	65	ASN

Continued on next page...

Continued from previous page...

Mol	Chain	Res	Type
28	BP	82	SER
28	BP	83	ILE
28	BP	99	LEU
28	BP	100	ARG
28	BP	101	GLU
28	BP	111	GLU
28	BP	112	ARG
28	BP	113	LEU
28	BP	114	ASN
29	BE	2	GLU
29	BE	3	LEU
29	BE	5	LEU
29	BE	7	ASP
29	BE	9	GLN
29	BE	22	ASP
29	BE	24	ASN
29	BE	40	ARG
29	BE	58	LYS
29	BE	60	TRP
29	BE	62	GLN
29	BE	67	ARG
29	BE	69	ARG
29	BE	70	SER
29	BE	78	TRP
29	BE	92	HIS
29	BE	97	ASN
29	BE	98	LYS
29	BE	108	ILE
29	BE	110	SER
29	BE	111	GLU
29	BE	116	ASP
29	BE	118	LEU
29	BE	122	GLU
29	BE	149	ILE
29	BE	150	THR
29	BE	159	LEU
29	BE	163	ASN
29	BE	189	THR
30	BY	2	LYS
30	BY	6	ILE
30	BY	8	GLN
30	BY	15	ARG

Continued on next page...

Continued from previous page...

Mol	Chain	Res	Type
30	BY	19	HIS
30	BY	23	LEU
30	BY	30	ARG
30	BY	37	ARG
30	BY	43	ILE
30	BY	55	LYS
31	B0	2	VAL
31	B0	5	ASN
31	B0	27	LEU
31	B0	31	LYS
31	B0	37	HIS
31	B0	38	LEU
31	B0	41	HIS
31	B0	45	ASP
31	B0	51	ARG
31	B0	53	VAL
31	B0	56	LYS
32	B4	1	MET
32	B4	2	LYS
32	B4	9	LYS
32	B4	15	LYS
32	B4	25	VAL
32	B4	35	GLN
33	B1	6	GLU
33	B1	9	LYS
33	B1	31	GLU
33	B1	35	LEU
33	B1	44	GLN
34	B3	7	ARG
34	B3	14	LYS
34	B3	18	LYS
34	B3	61	LEU
35	BV	7	GLU
35	BV	35	GLU
35	BV	40	ILE
35	BV	42	LEU
35	BV	45	ASP
35	BV	46	LYS
35	BV	49	ASN
35	BV	51	GLN
35	BV	53	LYS
35	BV	66	ASP

Continued on next page...

Continued from previous page...

Mol	Chain	Res	Type
35	BV	68	LYS
35	BV	69	GLU
35	BV	70	ILE
35	BV	75	GLN
35	BV	79	ARG
35	BV	90	ASP
36	B2	19	ARG
36	B2	33	ARG
36	B2	35	ARG
36	B2	39	ARG
36	B2	42	LEU
36	B2	43	THR
37	BL	6	LEU
37	BL	27	LEU
37	BL	47	ARG
37	BL	55	MET
37	BL	60	ARG
37	BL	67	THR
37	BL	69	ARG
37	BL	91	ASP
37	BL	92	LEU
37	BL	99	ASN
37	BL	118	THR
37	BL	122	VAL
37	BL	123	ARG
38	BM	7	THR
38	BM	10	ARG
38	BM	17	ASN
38	BM	26	VAL
38	BM	38	ARG
38	BM	70	ASP
38	BM	78	LEU
38	BM	81	ARG
38	BM	88	ASN
38	BM	90	GLU
38	BM	104	GLU
38	BM	108	VAL
38	BM	110	GLU
38	BM	111	GLU
38	BM	114	ARG
38	BM	115	GLU
38	BM	123	LYS

Continued on next page...

Continued from previous page...

Mol	Chain	Res	Type
38	BM	127	LYS
39	BX	1	MET
39	BX	8	GLU
39	BX	9	LYS
39	BX	15	ASN
39	BX	17	GLU
39	BX	18	LEU
39	BX	21	LEU
39	BX	28	LEU
39	BX	29	ARG
39	BX	30	MET
39	BX	36	GLN
39	BX	38	GLN
39	BX	48	ARG
39	BX	49	ASP
39	BX	59	GLU
40	BH	3	VAL
40	BH	4	ILE
40	BH	12	LEU
40	BH	14	SER
40	BH	15	LEU
40	BH	19	VAL
40	BH	25	TYR
40	BH	28	ASN
40	BH	31	VAL
40	BH	32	PRO
40	BH	33	GLN
40	BH	41	LYS
40	BH	43	ASN
40	BH	44	ILE
40	BH	46	PHE
40	BH	48	GLU
40	BH	50	ARG
40	BH	54	LEU
40	BH	55	GLU
40	BH	57	LYS
40	BH	60	GLU
40	BH	62	LEU
40	BH	66	ASN
40	BH	68	ARG
40	BH	70	GLU
40	BH	71	LYS

Continued on next page...

Continued from previous page...

Mol	Chain	Res	Type
40	BH	73	ASN
40	BH	75	LEU
40	BH	76	GLU
40	BH	79	THR
40	BH	82	SER
40	BH	83	LYS
40	BH	87	GLU
40	BH	89	LYS
40	BH	90	LEU
40	BH	104	THR
40	BH	110	VAL
40	BH	112	LYS
40	BH	116	ARG
40	BH	119	ASN
40	BH	125	THR
40	BH	128	HIS
40	BH	130	VAL
40	BH	135	HIS
40	BH	137	GLU
40	BH	138	VAL
40	BH	139	PHE
40	BH	141	LYS
40	BH	147	VAL
40	BH	149	GLU
41	BJ	3	THR
41	BJ	5	THR
41	BJ	12	LYS
41	BJ	28	LEU
41	BJ	35	ARG
41	BJ	44	TYR
41	BJ	65	THR
41	BJ	73	VAL
41	BJ	95	ARG
41	BJ	120	ARG
41	BJ	124	VAL
41	BJ	129	GLU
41	BJ	131	ASN
41	BJ	138	GLN
41	BJ	141	ASP
42	BN	1	MET
42	BN	11	ASN
42	BN	20	MET

Continued on next page...

Continued from previous page...

Mol	Chain	Res	Type
42	BN	35	LYS
42	BN	46	ARG
42	BN	62	ASN
42	BN	69	ARG
42	BN	71	ARG
42	BN	82	GLU
42	BN	83	LEU
42	BN	112	TYR
42	BN	114	GLU
42	BN	120	GLU
43	BO	9	ARG
43	BO	17	LYS
43	BO	20	GLU
43	BO	31	THR
43	BO	35	ILE
43	BO	58	ILE
43	BO	62	LEU
43	BO	74	VAL
43	BO	81	ARG
43	BO	89	ASP
43	BO	98	GLN
43	BO	100	HIS
43	BO	106	LEU
43	BO	108	ASP
43	BO	115	LEU
43	BO	116	GLN
44	BQ	2	ARG
44	BQ	5	ARG
44	BQ	10	ARG
44	BQ	13	HIS
44	BQ	33	VAL
44	BQ	35	PHE
44	BQ	50	ARG
44	BQ	69	ARG
44	BQ	79	ILE
44	BQ	83	LYS
44	BQ	88	GLU
44	BQ	89	ILE
44	BQ	90	ASP
44	BQ	91	ARG
44	BQ	96	ASP
45	BS	7	HIS

Continued on next page...

Continued from previous page...

Mol	Chain	Res	Type
45	BS	15	GLN
45	BS	22	ASP
45	BS	27	LYS
45	BS	57	ASN
45	BS	61	ASN
45	BS	66	ILE
45	BS	69	LEU
45	BS	73	LYS
45	BS	84	ARG
45	BS	86	MET
45	BS	88	ARG
45	BS	97	LEU
45	BS	99	ARG
46	BU	7	ASP
46	BU	11	ILE
46	BU	13	LEU
46	BU	20	LYS
46	BU	26	ASN
46	BU	45	GLN
46	BU	49	PRO
46	BU	51	LEU
46	BU	53	GLN
46	BU	60	LYS
46	BU	73	ASN
46	BU	78	LYS
46	BU	81	ARG
46	BU	85	ARG
46	BU	88	ASP
47	BF	13	LYS
47	BF	29	ARG
47	BF	32	LYS
47	BF	46	LYS
47	BF	50	ASP
47	BF	55	ASP
47	BF	62	GLN
47	BF	68	LYS
47	BF	70	ARG
47	BF	76	PHE
47	BF	79	ARG
47	BF	89	THR
47	BF	91	ARG
47	BF	96	TRP

Continued on next page...

Continued from previous page...

Mol	Chain	Res	Type
47	BF	97	GLU
47	BF	100	GLU
47	BF	102	LEU
47	BF	103	ILE
47	BF	109	ARG
47	BF	111	ARG
47	BF	121	PHE
47	BF	128	SER
47	BF	129	MET
47	BF	134	GLN
47	BF	137	PHE
47	BF	138	PRO
47	BF	143	ASP
47	BF	147	ARG
47	BF	149	ARG
47	BF	157	THR
47	BF	168	LEU
47	BF	173	ASP
47	BF	174	PHE
47	BF	177	ARG
47	BF	178	LYS
48	BG	14	VAL
48	BG	26	LYS
48	BG	31	GLU
48	BG	34	ARG
48	BG	37	ASN
48	BG	46	ASP
48	BG	54	ARG
48	BG	59	ASP
48	BG	61	TRP
48	BG	66	THR
48	BG	68	ARG
48	BG	70	LEU
48	BG	84	LYS
48	BG	94	ARG
48	BG	105	SER
48	BG	106	LEU
48	BG	120	ILE
48	BG	132	LEU
48	BG	133	LYS
48	BG	138	GLN
48	BG	152	ARG

Continued on next page...

Continued from previous page...

Mol	Chain	Res	Type
48	BG	162	ARG
48	BG	166	GLU
48	BG	176	LYS
49	BR	4	VAL
49	BR	5	PHE
49	BR	22	LEU
49	BR	39	LEU
49	BR	53	PHE
49	BR	70	GLU
49	BR	71	LYS
49	BR	72	VAL
49	BR	79	ARG
49	BR	82	HIS
49	BR	86	GLN
50	BT	2	ILE
50	BT	3	ARG
50	BT	4	GLU
50	BT	9	LYS
50	BT	11	LEU
50	BT	32	LEU
50	BT	34	VAL
50	BT	43	ILE
50	BT	48	GLN
50	BT	64	LYS
50	BT	68	LYS
50	BT	69	ARG
50	BT	73	ARG
50	BT	81	LYS
51	BZ	2	SER
51	BZ	6	GLN
51	BZ	14	THR
51	BZ	25	THR
51	BZ	27	ARG
51	BZ	28	ARG
51	BZ	30	LEU
51	BZ	33	LEU
51	BZ	37	ARG
51	BZ	46	PHE
51	BZ	50	ARG
51	BZ	56	MET
51	BZ	66	THR
51	BZ	77	LYS

Continued on next page...

Continued from previous page...

Mol	Chain	Res	Type
51	BZ	78	TYR
52	BW	11	ASN
52	BW	14	ASP
52	BW	19	ARG
52	BW	23	LYS
52	BW	24	ARG
52	BW	25	PHE
52	BW	28	GLU
52	BW	39	GLN
52	BW	44	PHE
52	BW	49	ASN
52	BW	50	VAL
52	BW	75	ASN
52	BW	77	LYS
52	BW	82	GLU
2	CC	2	GLN
2	CC	13	ILE
2	CC	14	VAL
2	CC	17	TRP
2	CC	20	THR
2	CC	27	GLU
2	CC	30	ASP
2	CC	31	ASN
2	CC	35	ASP
2	CC	41	TYR
2	CC	42	LEU
2	CC	48	LYS
2	CC	61	LYS
2	CC	62	SER
2	CC	69	THR
2	CC	71	ARG
2	CC	74	ILE
2	CC	78	LYS
2	CC	81	GLU
2	CC	84	GLU
2	CC	87	ARG
2	CC	88	LYS
2	CC	106	ARG
2	CC	125	ARG
2	CC	128	MET
2	CC	131	ARG
2	CC	138	GLN

Continued on next page...

Continued from previous page...

Mol	Chain	Res	Type
2	CC	168	ARG
2	CC	171	ARG
2	CC	180	ASP
2	CC	184	ASN
2	CC	192	TYR
2	CC	206	ILE
3	CD	4	LEU
3	CD	18	LEU
3	CD	25	ARG
3	CD	28	ASP
3	CD	32	LYS
3	CD	35	GLN
3	CD	39	GLN
3	CD	55	ARG
3	CD	84	ASN
3	CD	87	GLU
3	CD	114	ARG
3	CD	123	MET
3	CD	146	GLU
3	CD	147	LYS
3	CD	154	VAL
3	CD	155	LYS
3	CD	160	LEU
3	CD	164	ARG
3	CD	176	LYS
3	CD	189	ASP
3	CD	190	LEU
3	CD	196	GLU
3	CD	198	LEU
3	CD	203	TYR
4	CE	9	GLU
4	CE	21	SER
4	CE	23	THR
4	CE	36	THR
4	CE	45	VAL
4	CE	51	LYS
4	CE	61	LYS
4	CE	64	GLU
4	CE	92	ARG
4	CE	95	MET
4	CE	113	VAL
4	CE	119	VAL

Continued on next page...

Continued from previous page...

Mol	Chain	Res	Type
4	CE	123	LEU
4	CE	127	TYR
4	CE	141	ASP
4	CE	147	ASN
4	CE	151	MET
4	CE	156	ARG
5	CF	1	MET
5	CF	6	ILE
5	CF	9	MET
5	CF	16	GLU
5	CF	39	LEU
5	CF	46	GLN
5	CF	53	LYS
5	CF	54	LEU
5	CF	55	HIS
5	CF	61	LEU
5	CF	64	VAL
5	CF	71	ILE
5	CF	77	THR
5	CF	86	ARG
5	CF	90	MET
5	CF	98	GLU
5	CF	100	SER
6	CG	2	ARG
6	CG	4	ARG
6	CG	8	GLN
6	CG	10	LYS
6	CG	21	LEU
6	CG	22	LEU
6	CG	26	VAL
6	CG	36	SER
6	CG	47	GLU
6	CG	49	LEU
6	CG	55	LYS
6	CG	58	LEU
6	CG	62	GLU
6	CG	75	LYS
6	CG	78	ARG
6	CG	105	GLU
6	CG	109	LYS
6	CG	110	ARG
6	CG	112	ASP

Continued on next page...

Continued from previous page...

Mol	Chain	Res	Type
6	CG	117	LEU
6	CG	125	ASP
6	CG	129	ASN
7	CH	2	MET
7	CH	12	ARG
7	CH	17	GLN
7	CH	25	THR
7	CH	55	LYS
7	CH	72	GLU
7	CH	76	ARG
7	CH	107	LYS
7	CH	111	THR
7	CH	113	ARG
8	CI	36	GLN
8	CI	45	MET
8	CI	55	ASP
8	CI	58	GLU
8	CI	59	LYS
8	CI	60	LEU
8	CI	61	ASP
8	CI	62	LEU
8	CI	67	LYS
8	CI	74	GLN
8	CI	84	ARG
8	CI	86	LEU
8	CI	87	MET
8	CI	93	LEU
8	CI	94	ARG
8	CI	108	ARG
8	CI	109	GLN
8	CI	123	ARG
9	CJ	14	ASP
9	CJ	17	LEU
9	CJ	31	ARG
9	CJ	35	GLN
9	CJ	47	GLU
9	CJ	52	LEU
9	CJ	78	GLU
9	CJ	85	ASP
9	CJ	87	LEU
9	CJ	88	MET
9	CJ	89	ARG

Continued on next page...

Continued from previous page...

Mol	Chain	Res	Type
9	CJ	90	LEU
9	CJ	92	LEU
9	CJ	97	ASP
9	CJ	100	ILE
10	CK	26	PHE
10	CK	28	ASN
10	CK	34	THR
10	CK	51	PHE
10	CK	55	ARG
10	CK	56	LYS
10	CK	80	ASN
10	CK	84	MET
10	CK	92	ARG
10	CK	100	ASN
10	CK	105	ARG
10	CK	109	ILE
10	CK	110	THR
10	CK	126	ARG
10	CK	127	ARG
10	CK	128	VAL
11	CL	13	ARG
11	CL	14	LYS
11	CL	15	VAL
11	CL	17	LYS
11	CL	19	ASN
11	CL	28	GLN
11	CL	35	ARG
11	CL	43	LYS
11	CL	49	ARG
11	CL	63	THR
11	CL	77	SER
11	CL	93	ARG
11	CL	95	HIS
11	CL	107	LYS
11	CL	108	ASP
12	CM	2	ARG
12	CM	8	ILE
12	CM	15	VAL
12	CM	28	ARG
12	CM	43	LYS
12	CM	44	ILE
12	CM	46	GLU

Continued on next page...

Continued from previous page...

Mol	Chain	Res	Type
12	CM	57	ASP
12	CM	67	ASP
12	CM	71	GLU
12	CM	79	LEU
12	CM	82	LEU
12	CM	91	ARG
12	CM	92	ARG
12	CM	102	LYS
12	CM	106	ARG
13	CN	3	GLN
13	CN	19	TYR
13	CN	25	GLU
13	CN	32	ASP
13	CN	40	ARG
13	CN	41	TRP
13	CN	42	ASN
13	CN	44	VAL
13	CN	45	LEU
13	CN	59	GLN
13	CN	64	ARG
13	CN	65	GLN
13	CN	68	ARG
13	CN	80	ARG
14	CO	59	MET
14	CO	62	GLN
14	CO	64	ARG
14	CO	71	LYS
14	CO	88	ARG
14	CO	89	ARG
15	CP	24	SER
15	CP	28	ARG
15	CP	31	ARG
15	CP	45	GLU
15	CP	51	ARG
15	CP	79	ASN
16	CQ	10	ARG
16	CQ	24	ILE
16	CQ	39	ARG
16	CQ	60	ILE
16	CQ	61	ARG
16	CQ	66	LEU
16	CQ	71	SER

Continued on next page...

Continued from previous page...

Mol	Chain	Res	Type
16	CQ	74	LEU
16	CQ	80	LYS
17	CR	33	THR
17	CR	37	LYS
17	CR	38	ILE
17	CR	44	THR
17	CR	46	THR
17	CR	71	ASP
17	CR	73	HIS
18	CS	2	ARG
18	CS	4	LEU
18	CS	5	LYS
18	CS	12	LEU
18	CS	14	LEU
18	CS	15	LEU
18	CS	23	GLU
18	CS	27	LYS
18	CS	28	LYS
18	CS	38	THR
18	CS	42	ASN
18	CS	46	LEU
18	CS	64	GLU
18	CS	66	VAL
19	CT	4	LYS
19	CT	34	VAL
19	CT	35	TYR
19	CT	38	ILE
19	CT	43	LYS
19	CT	53	MET
19	CT	58	ASP
19	CT	69	ASN
19	CT	74	HIS
19	CT	78	LEU
19	CT	85	LEU
20	CB	20	ARG
20	CB	23	ASN
20	CB	27	LYS
20	CB	35	ASN
20	CB	36	LYS
20	CB	38	HIS
20	CB	43	GLU
20	CB	46	VAL

Continued on next page...

Continued from previous page...

Mol	Chain	Res	Type
20	CB	53	LEU
20	CB	57	ASN
20	CB	59	ILE
20	CB	62	ARG
20	CB	72	LYS
20	CB	81	ASP
20	CB	88	GLN
20	CB	94	ARG
20	CB	95	TRP
20	CB	104	LYS
20	CB	113	LEU
20	CB	130	LYS
20	CB	138	ARG
20	CB	162	VAL
20	CB	166	ASP
20	CB	176	ASN
20	CB	196	ASP
20	CB	202	ASN
20	CB	207	ARG
20	CB	211	LEU
20	CB	213	LEU
20	CB	221	ARG
21	CU	7	GLU
21	CU	11	PHE
21	CU	15	LEU
21	CU	16	ARG
21	CU	20	ARG
21	CU	22	CYS
21	CU	24	LYS
21	CU	27	VAL
21	CU	33	ARG
21	CU	34	ARG
21	CU	35	GLU
21	CU	38	GLU
21	CU	44	ARG
21	CU	48	LYS
24	DI	2	LYS
24	DI	54	ILE
24	DI	91	LYS
24	DI	99	LYS
24	DI	121	ILE
25	DC	4	LYS

Continued on next page...

Continued from previous page...

Mol	Chain	Res	Type
25	DC	8	THR
25	DC	12	ARG
25	DC	37	SER
25	DC	43	ASN
25	DC	45	ASN
25	DC	52	HIS
25	DC	62	ARG
25	DC	65	ASP
25	DC	66	PHE
25	DC	77	VAL
25	DC	89	ASN
25	DC	90	ILE
25	DC	100	ARG
25	DC	109	LEU
25	DC	123	ILE
25	DC	129	LEU
25	DC	134	ILE
25	DC	142	ASN
25	DC	155	ARG
25	DC	167	ASP
25	DC	172	THR
25	DC	173	LEU
25	DC	176	ARG
25	DC	180	MET
25	DC	181	ARG
25	DC	187	CYS
25	DC	190	THR
25	DC	196	ASN
25	DC	202	ARG
25	DC	203	VAL
25	DC	211	ARG
25	DC	212	TRP
25	DC	213	ARG
25	DC	224	MET
25	DC	227	VAL
25	DC	235	GLU
25	DC	249	VAL
25	DC	250	GLN
25	DC	257	ARG
26	DD	17	GLU
26	DD	34	VAL
26	DD	40	LEU

Continued on next page...

Continued from previous page...

Mol	Chain	Res	Type
26	DD	55	LYS
26	DD	56	LYS
26	DD	59	ARG
26	DD	74	GLU
26	DD	79	LEU
26	DD	81	GLU
26	DD	83	ARG
26	DD	84	LEU
26	DD	88	GLU
26	DD	91	THR
26	DD	99	GLU
26	DD	123	LYS
26	DD	124	ARG
26	DD	138	LEU
26	DD	142	VAL
26	DD	148	GLN
26	DD	159	LYS
26	DD	179	ARG
26	DD	180	VAL
26	DD	197	THR
27	DK	2	ILE
27	DK	8	LEU
27	DK	9	ASN
27	DK	18	ARG
27	DK	21	CYS
27	DK	25	LEU
27	DK	32	TYR
27	DK	47	ILE
27	DK	53	LYS
27	DK	54	LYS
27	DK	58	LEU
27	DK	64	ARG
27	DK	70	ARG
27	DK	72	PRO
27	DK	79	PHE
27	DK	87	LEU
27	DK	88	ASN
27	DK	89	ASN
27	DK	98	ARG
27	DK	104	THR
27	DK	105	ARG
27	DK	111	LYS

Continued on next page...

Continued from previous page...

Mol	Chain	Res	Type
27	DK	120	PRO
28	DP	3	ILE
28	DP	6	GLN
28	DP	19	PHE
28	DP	25	VAL
28	DP	33	GLU
28	DP	38	ARG
28	DP	43	GLU
28	DP	61	ARG
28	DP	65	ASN
28	DP	82	SER
28	DP	83	ILE
28	DP	99	LEU
28	DP	100	ARG
28	DP	101	GLU
28	DP	111	GLU
28	DP	112	ARG
28	DP	113	LEU
28	DP	114	ASN
29	DE	2	GLU
29	DE	3	LEU
29	DE	5	LEU
29	DE	7	ASP
29	DE	22	ASP
29	DE	24	ASN
29	DE	40	ARG
29	DE	58	LYS
29	DE	60	TRP
29	DE	62	GLN
29	DE	67	ARG
29	DE	69	ARG
29	DE	70	SER
29	DE	78	TRP
29	DE	92	HIS
29	DE	97	ASN
29	DE	98	LYS
29	DE	108	ILE
29	DE	110	SER
29	DE	111	GLU
29	DE	116	ASP
29	DE	118	LEU
29	DE	122	GLU

Continued on next page...

Continued from previous page...

Mol	Chain	Res	Type
29	DE	149	ILE
29	DE	150	THR
29	DE	159	LEU
29	DE	163	ASN
29	DE	189	THR
30	DY	2	LYS
30	DY	6	ILE
30	DY	8	GLN
30	DY	15	ARG
30	DY	19	HIS
30	DY	23	LEU
30	DY	30	ARG
30	DY	37	ARG
30	DY	43	ILE
30	DY	55	LYS
31	D0	2	VAL
31	D0	5	ASN
31	D0	26	SER
31	D0	27	LEU
31	D0	31	LYS
31	D0	37	HIS
31	D0	38	LEU
31	D0	41	HIS
31	D0	45	ASP
31	D0	51	ARG
31	D0	53	VAL
31	D0	56	LYS
32	D4	1	MET
32	D4	2	LYS
32	D4	9	LYS
32	D4	15	LYS
32	D4	25	VAL
32	D4	35	GLN
33	D1	9	LYS
33	D1	31	GLU
33	D1	35	LEU
33	D1	44	GLN
34	D3	7	ARG
34	D3	14	LYS
34	D3	18	LYS
34	D3	61	LEU
35	DV	7	GLU

Continued on next page...

Continued from previous page...

Mol	Chain	Res	Type
35	DV	35	GLU
35	DV	40	ILE
35	DV	42	LEU
35	DV	45	ASP
35	DV	46	LYS
35	DV	49	ASN
35	DV	51	GLN
35	DV	53	LYS
35	DV	66	ASP
35	DV	68	LYS
35	DV	69	GLU
35	DV	70	ILE
35	DV	75	GLN
35	DV	79	ARG
35	DV	90	ASP
36	D2	19	ARG
36	D2	33	ARG
36	D2	35	ARG
36	D2	39	ARG
36	D2	42	LEU
36	D2	43	THR
37	DL	6	LEU
37	DL	27	LEU
37	DL	47	ARG
37	DL	55	MET
37	DL	59	ARG
37	DL	60	ARG
37	DL	67	THR
37	DL	69	ARG
37	DL	91	ASP
37	DL	92	LEU
37	DL	99	ASN
37	DL	118	THR
37	DL	122	VAL
37	DL	123	ARG
38	DM	7	THR
38	DM	10	ARG
38	DM	17	ASN
38	DM	26	VAL
38	DM	38	ARG
38	DM	70	ASP
38	DM	78	LEU

Continued on next page...

Continued from previous page...

Mol	Chain	Res	Type
38	DM	81	ARG
38	DM	88	ASN
38	DM	90	GLU
38	DM	104	GLU
38	DM	108	VAL
38	DM	110	GLU
38	DM	111	GLU
38	DM	114	ARG
38	DM	115	GLU
38	DM	123	LYS
38	DM	127	LYS
39	DX	1	MET
39	DX	8	GLU
39	DX	9	LYS
39	DX	15	ASN
39	DX	17	GLU
39	DX	18	LEU
39	DX	21	LEU
39	DX	28	LEU
39	DX	29	ARG
39	DX	30	MET
39	DX	36	GLN
39	DX	38	GLN
39	DX	48	ARG
39	DX	49	ASP
39	DX	59	GLU
40	DH	3	VAL
40	DH	4	ILE
40	DH	12	LEU
40	DH	14	SER
40	DH	15	LEU
40	DH	19	VAL
40	DH	25	TYR
40	DH	28	ASN
40	DH	31	VAL
40	DH	32	PRO
40	DH	33	GLN
40	DH	47	PHE
40	DH	50	ARG
40	DH	55	GLU
40	DH	70	GLU
40	DH	77	THR

Continued on next page...

Continued from previous page...

Mol	Chain	Res	Type
40	DH	80	ILE
40	DH	83	LYS
40	DH	86	ASP
40	DH	97	ARG
40	DH	103	VAL
40	DH	112	LYS
40	DH	114	GLU
40	DH	121	VAL
40	DH	124	THR
40	DH	129	GLU
40	DH	137	GLU
40	DH	141	LYS
41	DJ	3	THR
41	DJ	5	THR
41	DJ	12	LYS
41	DJ	28	LEU
41	DJ	35	ARG
41	DJ	44	TYR
41	DJ	65	THR
41	DJ	71	ASP
41	DJ	73	VAL
41	DJ	95	ARG
41	DJ	120	ARG
41	DJ	124	VAL
41	DJ	129	GLU
41	DJ	131	ASN
41	DJ	138	GLN
41	DJ	141	ASP
42	DN	1	MET
42	DN	11	ASN
42	DN	20	MET
42	DN	35	LYS
42	DN	46	ARG
42	DN	62	ASN
42	DN	69	ARG
42	DN	71	ARG
42	DN	82	GLU
42	DN	112	TYR
42	DN	114	GLU
42	DN	116	VAL
42	DN	120	GLU
43	DO	9	ARG

Continued on next page...

Continued from previous page...

Mol	Chain	Res	Type
43	DO	17	LYS
43	DO	20	GLU
43	DO	31	THR
43	DO	35	ILE
43	DO	36	TYR
43	DO	62	LEU
43	DO	74	VAL
43	DO	81	ARG
43	DO	89	ASP
43	DO	98	GLN
43	DO	100	HIS
43	DO	106	LEU
43	DO	108	ASP
43	DO	115	LEU
43	DO	116	GLN
44	DQ	2	ARG
44	DQ	4	LYS
44	DQ	10	ARG
44	DQ	13	HIS
44	DQ	33	VAL
44	DQ	35	PHE
44	DQ	50	ARG
44	DQ	69	ARG
44	DQ	79	ILE
44	DQ	83	LYS
44	DQ	88	GLU
44	DQ	89	ILE
44	DQ	90	ASP
44	DQ	91	ARG
44	DQ	96	ASP
45	DS	7	HIS
45	DS	15	GLN
45	DS	22	ASP
45	DS	27	LYS
45	DS	57	ASN
45	DS	61	ASN
45	DS	66	ILE
45	DS	69	LEU
45	DS	73	LYS
45	DS	84	ARG
45	DS	86	MET
45	DS	88	ARG

Continued on next page...

Continued from previous page...

Mol	Chain	Res	Type
45	DS	97	LEU
45	DS	99	ARG
46	DU	7	ASP
46	DU	11	ILE
46	DU	13	LEU
46	DU	20	LYS
46	DU	26	ASN
46	DU	45	GLN
46	DU	49	PRO
46	DU	51	LEU
46	DU	53	GLN
46	DU	60	LYS
46	DU	73	ASN
46	DU	78	LYS
46	DU	81	ARG
46	DU	85	ARG
46	DU	88	ASP
47	DF	13	LYS
47	DF	29	ARG
47	DF	32	LYS
47	DF	46	LYS
47	DF	50	ASP
47	DF	55	ASP
47	DF	62	GLN
47	DF	68	LYS
47	DF	70	ARG
47	DF	76	PHE
47	DF	79	ARG
47	DF	89	THR
47	DF	91	ARG
47	DF	96	TRP
47	DF	97	GLU
47	DF	100	GLU
47	DF	102	LEU
47	DF	103	ILE
47	DF	109	ARG
47	DF	111	ARG
47	DF	121	PHE
47	DF	129	MET
47	DF	134	GLN
47	DF	137	PHE
47	DF	138	PRO

Continued on next page...

Continued from previous page...

Mol	Chain	Res	Type
47	DF	143	ASP
47	DF	147	ARG
47	DF	149	ARG
47	DF	157	THR
47	DF	168	LEU
47	DF	173	ASP
47	DF	174	PHE
47	DF	177	ARG
47	DF	178	LYS
48	DG	14	VAL
48	DG	26	LYS
48	DG	31	GLU
48	DG	34	ARG
48	DG	37	ASN
48	DG	46	ASP
48	DG	54	ARG
48	DG	59	ASP
48	DG	61	TRP
48	DG	66	THR
48	DG	68	ARG
48	DG	70	LEU
48	DG	84	LYS
48	DG	94	ARG
48	DG	105	SER
48	DG	106	LEU
48	DG	120	ILE
48	DG	132	LEU
48	DG	133	LYS
48	DG	138	GLN
48	DG	152	ARG
48	DG	162	ARG
48	DG	166	GLU
48	DG	176	LYS
49	DR	4	VAL
49	DR	5	PHE
49	DR	22	LEU
49	DR	39	LEU
49	DR	53	PHE
49	DR	70	GLU
49	DR	71	LYS
49	DR	72	VAL
49	DR	79	ARG

Continued on next page...

Continued from previous page...

Mol	Chain	Res	Type
49	DR	82	HIS
49	DR	86	GLN
50	DT	2	ILE
50	DT	3	ARG
50	DT	4	GLU
50	DT	9	LYS
50	DT	11	LEU
50	DT	32	LEU
50	DT	34	VAL
50	DT	43	ILE
50	DT	48	GLN
50	DT	50	LEU
50	DT	64	LYS
50	DT	68	LYS
50	DT	69	ARG
50	DT	73	ARG
50	DT	81	LYS
51	DZ	2	SER
51	DZ	6	GLN
51	DZ	14	THR
51	DZ	25	THR
51	DZ	27	ARG
51	DZ	28	ARG
51	DZ	30	LEU
51	DZ	33	LEU
51	DZ	37	ARG
51	DZ	46	PHE
51	DZ	50	ARG
51	DZ	56	MET
51	DZ	66	THR
51	DZ	77	LYS
51	DZ	78	TYR
52	DW	11	ASN
52	DW	14	ASP
52	DW	19	ARG
52	DW	23	LYS
52	DW	24	ARG
52	DW	25	PHE
52	DW	28	GLU
52	DW	39	GLN
52	DW	44	PHE
52	DW	49	ASN

Continued on next page...

Continued from previous page...

Mol	Chain	Res	Type
52	DW	50	VAL
52	DW	75	ASN
52	DW	77	LYS
52	DW	82	GLU

Sometimes sidechains can be flipped to improve hydrogen bonding and reduce clashes. All (343) such sidechains are listed below:

Mol	Chain	Res	Type
2	AC	2	GLN
2	AC	24	ASN
2	AC	31	ASN
2	AC	68	HIS
2	AC	139	ASN
2	AC	184	ASN
3	AD	35	GLN
3	AD	39	GLN
3	AD	53	GLN
3	AD	58	GLN
3	AD	84	ASN
3	AD	115	GLN
3	AD	119	HIS
3	AD	135	GLN
3	AD	151	GLN
3	AD	163	GLN
4	AE	18	ASN
4	AE	81	GLN
4	AE	82	HIS
4	AE	131	ASN
5	AF	14	GLN
5	AF	17	GLN
5	AF	46	GLN
5	AF	68	GLN
6	AG	67	ASN
6	AG	129	ASN
7	AH	3	GLN
7	AH	17	GLN
7	AH	75	GLN
7	AH	117	GLN
8	AI	24	ASN
8	AI	30	ASN
8	AI	31	GLN
8	AI	36	GLN

Continued on next page...

Continued from previous page...

Mol	Chain	Res	Type
8	AI	80	HIS
9	AJ	20	GLN
9	AJ	35	GLN
9	AJ	99	GLN
10	AK	28	ASN
10	AK	39	ASN
10	AK	80	ASN
10	AK	118	ASN
11	AL	5	GLN
11	AL	19	ASN
11	AL	28	GLN
11	AL	45	ASN
12	AM	7	ASN
12	AM	90	HIS
13	AN	65	GLN
14	AO	28	GLN
14	AO	37	ASN
14	AO	40	GLN
15	AP	18	GLN
15	AP	26	ASN
15	AP	40	ASN
17	AR	53	GLN
18	AS	42	ASN
19	AT	2	ASN
19	AT	20	ASN
19	AT	67	HIS
19	AT	83	ASN
20	AB	14	HIS
20	AB	23	ASN
20	AB	35	ASN
20	AB	88	GLN
20	AB	119	GLN
20	AB	121	GLN
20	AB	169	HIS
20	AB	202	ASN
24	BI	11	GLN
24	BI	29	GLN
24	BI	33	ASN
24	BI	93	ASN
25	BC	43	ASN
25	BC	59	GLN
25	BC	85	ASN

Continued on next page...

Continued from previous page...

Mol	Chain	Res	Type
25	BC	89	ASN
25	BC	114	GLN
25	BC	116	GLN
25	BC	133	ASN
25	BC	152	GLN
25	BC	162	GLN
25	BC	196	ASN
25	BC	225	ASN
25	BC	238	ASN
26	BD	32	ASN
26	BD	49	GLN
26	BD	126	ASN
26	BD	130	GLN
26	BD	136	ASN
26	BD	148	GLN
26	BD	164	GLN
26	BD	185	ASN
27	BK	88	ASN
27	BK	89	ASN
27	BK	90	ASN
28	BP	6	GLN
28	BP	11	GLN
28	BP	40	GLN
28	BP	114	ASN
29	BE	24	ASN
29	BE	29	HIS
29	BE	30	GLN
29	BE	62	GLN
29	BE	163	ASN
29	BE	195	GLN
30	BY	48	ASN
32	B4	13	ASN
32	B4	35	GLN
32	B4	37	GLN
35	BV	44	HIS
35	BV	49	ASN
35	BV	51	GLN
35	BV	80	HIS
35	BV	88	HIS
36	B2	6	GLN
36	B2	13	ASN
37	BL	4	ASN

Continued on next page...

Continued from previous page...

Mol	Chain	Res	Type
37	BL	38	GLN
37	BL	54	GLN
37	BL	104	GLN
38	BM	17	ASN
39	BX	15	ASN
39	BX	20	ASN
39	BX	25	GLN
40	BH	18	GLN
40	BH	28	ASN
40	BH	43	ASN
40	BH	73	ASN
41	BJ	40	HIS
41	BJ	130	HIS
41	BJ	138	GLN
42	BN	11	ASN
42	BN	62	ASN
42	BN	107	ASN
43	BO	19	GLN
43	BO	38	GLN
43	BO	61	GLN
43	BO	67	ASN
43	BO	100	HIS
44	BQ	19	GLN
44	BQ	51	GLN
44	BQ	71	ASN
44	BQ	80	ASN
45	BS	61	ASN
46	BU	26	ASN
46	BU	45	GLN
46	BU	52	ASN
46	BU	73	ASN
47	BF	51	ASN
47	BF	62	GLN
47	BF	126	ASN
47	BF	134	GLN
48	BG	37	ASN
48	BG	47	ASN
48	BG	63	GLN
48	BG	72	ASN
48	BG	87	GLN
48	BG	110	HIS
48	BG	114	HIS

Continued on next page...

Continued from previous page...

Mol	Chain	Res	Type
49	BR	6	GLN
49	BR	86	GLN
49	BR	87	GLN
50	BT	48	GLN
50	BT	72	GLN
50	BT	91	GLN
50	BT	92	ASN
51	BZ	6	GLN
51	BZ	17	ASN
51	BZ	20	HIS
51	BZ	23	ASN
51	BZ	36	HIS
52	BW	11	ASN
52	BW	39	GLN
52	BW	75	ASN
2	CC	2	GLN
2	CC	24	ASN
2	CC	31	ASN
2	CC	68	HIS
2	CC	139	ASN
2	CC	184	ASN
3	CD	35	GLN
3	CD	39	GLN
3	CD	53	GLN
3	CD	58	GLN
3	CD	84	ASN
3	CD	115	GLN
3	CD	119	HIS
3	CD	135	GLN
3	CD	151	GLN
3	CD	163	GLN
4	CE	18	ASN
4	CE	81	GLN
4	CE	82	HIS
4	CE	131	ASN
5	CF	14	GLN
5	CF	17	GLN
5	CF	46	GLN
5	CF	52	ASN
6	CG	67	ASN
6	CG	129	ASN
7	CH	3	GLN

Continued on next page...

Continued from previous page...

Mol	Chain	Res	Type
7	CH	17	GLN
7	CH	75	GLN
7	CH	117	GLN
8	CI	24	ASN
8	CI	30	ASN
8	CI	31	GLN
8	CI	36	GLN
8	CI	80	HIS
9	CJ	20	GLN
9	CJ	35	GLN
9	CJ	99	GLN
10	CK	28	ASN
10	CK	39	ASN
10	CK	80	ASN
10	CK	118	ASN
11	CL	5	GLN
11	CL	19	ASN
11	CL	28	GLN
11	CL	45	ASN
12	CM	7	ASN
13	CN	65	GLN
14	CO	28	GLN
14	CO	37	ASN
14	CO	40	GLN
15	CP	18	GLN
15	CP	26	ASN
15	CP	40	ASN
17	CR	53	GLN
17	CR	73	HIS
18	CS	42	ASN
18	CS	68	HIS
19	CT	2	ASN
19	CT	20	ASN
19	CT	67	HIS
19	CT	83	ASN
20	CB	14	HIS
20	CB	23	ASN
20	CB	35	ASN
20	CB	88	GLN
20	CB	119	GLN
20	CB	169	HIS
20	CB	202	ASN

Continued on next page...

Continued from previous page...

Mol	Chain	Res	Type
24	DI	5	GLN
24	DI	11	GLN
24	DI	33	ASN
25	DC	43	ASN
25	DC	59	GLN
25	DC	85	ASN
25	DC	89	ASN
25	DC	114	GLN
25	DC	116	GLN
25	DC	133	ASN
25	DC	152	GLN
25	DC	162	GLN
25	DC	196	ASN
25	DC	238	ASN
26	DD	32	ASN
26	DD	49	GLN
26	DD	126	ASN
26	DD	130	GLN
26	DD	136	ASN
26	DD	185	ASN
27	DK	88	ASN
27	DK	89	ASN
27	DK	90	ASN
28	DP	6	GLN
28	DP	11	GLN
28	DP	40	GLN
28	DP	114	ASN
29	DE	24	ASN
29	DE	29	HIS
29	DE	30	GLN
29	DE	62	GLN
29	DE	195	GLN
30	DY	48	ASN
31	D0	3	GLN
32	D4	13	ASN
32	D4	35	GLN
32	D4	37	GLN
34	D3	42	HIS
35	DV	49	ASN
35	DV	51	GLN
35	DV	80	HIS
35	DV	88	HIS

Continued on next page...

Continued from previous page...

Mol	Chain	Res	Type
36	D2	6	GLN
36	D2	13	ASN
36	D2	16	HIS
37	DL	4	ASN
37	DL	54	GLN
37	DL	104	GLN
38	DM	17	ASN
39	DX	15	ASN
39	DX	20	ASN
39	DX	25	GLN
40	DH	28	ASN
40	DH	66	ASN
40	DH	73	ASN
40	DH	135	HIS
41	DJ	40	HIS
41	DJ	130	HIS
41	DJ	138	GLN
42	DN	11	ASN
42	DN	62	ASN
42	DN	107	ASN
43	DO	19	GLN
43	DO	38	GLN
43	DO	61	GLN
43	DO	67	ASN
43	DO	100	HIS
44	DQ	19	GLN
44	DQ	51	GLN
44	DQ	71	ASN
44	DQ	80	ASN
45	DS	61	ASN
46	DU	26	ASN
46	DU	45	GLN
46	DU	52	ASN
46	DU	73	ASN
47	DF	51	ASN
47	DF	62	GLN
47	DF	126	ASN
47	DF	134	GLN
48	DG	37	ASN
48	DG	72	ASN
48	DG	87	GLN
48	DG	114	HIS

Continued on next page...

Continued from previous page...

Mol	Chain	Res	Type
49	DR	6	GLN
49	DR	86	GLN
49	DR	87	GLN
50	DT	48	GLN
50	DT	72	GLN
50	DT	91	GLN
50	DT	92	ASN
51	DZ	6	GLN
51	DZ	17	ASN
51	DZ	20	HIS
51	DZ	23	ASN
51	DZ	36	HIS
52	DW	11	ASN
52	DW	39	GLN
52	DW	75	ASN

5.3.3 RNA [i](#)

Mol	Chain	Analysed	Backbone Outliers	Pucker Outliers
1	AA	1529/1542 (99%)	239 (15%)	16 (1%)
1	CA	1529/1542 (99%)	229 (14%)	17 (1%)
22	BA	116/120 (96%)	17 (14%)	1 (0%)
22	DA	116/120 (96%)	17 (14%)	1 (0%)
23	BB	2837/2904 (97%)	435 (15%)	18 (0%)
23	DB	2837/2904 (97%)	433 (15%)	20 (0%)
All	All	8964/9132 (98%)	1370 (15%)	73 (0%)

All (1370) RNA backbone outliers are listed below:

Mol	Chain	Res	Type
1	AA	8	A
1	AA	9	G
1	AA	14	U
1	AA	31	G
1	AA	32	A
1	AA	39	G
1	AA	47	C
1	AA	48	C
1	AA	49	U
1	AA	51	A
1	AA	52	C

Continued on next page...

Continued from previous page...

Mol	Chain	Res	Type
1	AA	54	C
1	AA	55	A
1	AA	65	A
1	AA	71	A
1	AA	72	A
1	AA	79	G
1	AA	83	C
1	AA	84	U
1	AA	85	U
1	AA	86	G
1	AA	87	C
1	AA	88	U
1	AA	89	U
1	AA	91	U
1	AA	93	U
1	AA	94	G
1	AA	95	C
1	AA	96	U
1	AA	119	A
1	AA	121	U
1	AA	131	A
1	AA	151	A
1	AA	182	A
1	AA	183	C
1	AA	197	A
1	AA	209	U
1	AA	210	C
1	AA	211	G
1	AA	239	U
1	AA	240	G
1	AA	243	A
1	AA	244	U
1	AA	245	U
1	AA	247	G
1	AA	250	A
1	AA	251	G
1	AA	257	G
1	AA	258	G
1	AA	266	G
1	AA	267	C
1	AA	280	C
1	AA	289	G

Continued on next page...

Continued from previous page...

Mol	Chain	Res	Type
1	AA	301	G
1	AA	306	A
1	AA	316	C
1	AA	321	A
1	AA	328	C
1	AA	329	A
1	AA	330	C
1	AA	332	G
1	AA	345	C
1	AA	352	C
1	AA	354	G
1	AA	367	U
1	AA	373	A
1	AA	381	C
1	AA	382	A
1	AA	384	G
1	AA	397	A
1	AA	398	U
1	AA	406	G
1	AA	408	A
1	AA	409	U
1	AA	411	A
1	AA	412	A
1	AA	413	G
1	AA	421	U
1	AA	422	C
1	AA	429	U
1	AA	430	A
1	AA	435	A
1	AA	438	U
1	AA	460	A
1	AA	461	A
1	AA	462	G
1	AA	463	U
1	AA	464	U
1	AA	465	A
1	AA	466	A
1	AA	467	U
1	AA	468	A
1	AA	479	U
1	AA	482	A
1	AA	484	G

Continued on next page...

Continued from previous page...

Mol	Chain	Res	Type
1	AA	485	U
1	AA	486	U
1	AA	493	A
1	AA	500	G
1	AA	511	C
1	AA	518	C
1	AA	527	G
1	AA	532	A
1	AA	547	A
1	AA	559	A
1	AA	562	U
1	AA	572	A
1	AA	573	A
1	AA	576	C
1	AA	577	G
1	AA	633	G
1	AA	639	G
1	AA	653	U
1	AA	665	A
1	AA	695	A
1	AA	700	G
1	AA	721	G
1	AA	724	G
1	AA	731	G
1	AA	747	A
1	AA	748	G
1	AA	755	G
1	AA	777	A
1	AA	781	A
1	AA	782	A
1	AA	793	U
1	AA	794	A
1	AA	812	G
1	AA	815	A
1	AA	817	C
1	AA	819	A
1	AA	821	G
1	AA	828	U
1	AA	829	G
1	AA	841	C
1	AA	843	U
1	AA	844	G

Continued on next page...

Continued from previous page...

Mol	Chain	Res	Type
1	AA	845	A
1	AA	907	A
1	AA	926	G
1	AA	927	G
1	AA	934	C
1	AA	935	A
1	AA	960	U
1	AA	961	U
1	AA	966	G
1	AA	969	A
1	AA	974	A
1	AA	976	G
1	AA	977	A
1	AA	992	U
1	AA	993	G
1	AA	994	A
1	AA	1004	A
1	AA	1009	U
1	AA	1010	U
1	AA	1020	G
1	AA	1021	A
1	AA	1028	C
1	AA	1029	U
1	AA	1030	U
1	AA	1031	C
1	AA	1033	G
1	AA	1034	G
1	AA	1049	U
1	AA	1050	G
1	AA	1054	C
1	AA	1065	U
1	AA	1066	C
1	AA	1081	A
1	AA	1091	U
1	AA	1094	G
1	AA	1095	U
1	AA	1101	A
1	AA	1136	C
1	AA	1137	C
1	AA	1138	G
1	AA	1139	G
1	AA	1158	C

Continued on next page...

Continued from previous page...

Mol	Chain	Res	Type
1	AA	1168	U
1	AA	1169	A
1	AA	1171	A
1	AA	1181	G
1	AA	1183	U
1	AA	1196	A
1	AA	1197	A
1	AA	1201	A
1	AA	1202	U
1	AA	1209	C
1	AA	1211	U
1	AA	1212	U
1	AA	1213	A
1	AA	1214	C
1	AA	1225	A
1	AA	1226	C
1	AA	1227	A
1	AA	1240	U
1	AA	1256	A
1	AA	1279	G
1	AA	1280	A
1	AA	1281	C
1	AA	1285	A
1	AA	1300	G
1	AA	1301	U
1	AA	1303	C
1	AA	1305	G
1	AA	1316	G
1	AA	1317	C
1	AA	1319	A
1	AA	1320	C
1	AA	1323	G
1	AA	1335	U
1	AA	1336	C
1	AA	1362	A
1	AA	1363	A
1	AA	1364	U
1	AA	1381	U
1	AA	1398	A
1	AA	1409	C
1	AA	1410	A
1	AA	1419	G

Continued on next page...

Continued from previous page...

Mol	Chain	Res	Type
1	AA	1429	A
1	AA	1432	G
1	AA	1446	A
1	AA	1449	C
1	AA	1451	U
1	AA	1452	C
1	AA	1491	G
1	AA	1492	A
1	AA	1497	G
1	AA	1503	A
1	AA	1505	G
1	AA	1506	U
1	AA	1517	G
1	AA	1519	A
1	AA	1520	C
1	AA	1529	G
1	AA	1530	G
1	AA	1534	A
22	BA	16	G
22	BA	25	U
22	BA	26	C
22	BA	30	C
22	BA	35	C
22	BA	36	C
22	BA	42	C
22	BA	52	A
22	BA	53	A
22	BA	67	G
22	BA	87	U
22	BA	88	C
22	BA	89	U
22	BA	90	C
22	BA	96	G
22	BA	99	A
22	BA	109	A
23	BB	2	G
23	BB	4	U
23	BB	27	G
23	BB	34	U
23	BB	46	G
23	BB	63	A
23	BB	71	A

Continued on next page...

Continued from previous page...

Mol	Chain	Res	Type
23	BB	72	U
23	BB	74	A
23	BB	75	G
23	BB	91	A
23	BB	96	C
23	BB	99	U
23	BB	101	A
23	BB	102	U
23	BB	103	A
23	BB	118	A
23	BB	119	A
23	BB	120	U
23	BB	125	A
23	BB	126	A
23	BB	128	C
23	BB	135	U
23	BB	137	U
23	BB	140	C
23	BB	141	G
23	BB	142	A
23	BB	144	A
23	BB	160	A
23	BB	162	U
23	BB	163	C
23	BB	179	C
23	BB	180	G
23	BB	181	A
23	BB	196	A
23	BB	199	A
23	BB	215	G
23	BB	216	A
23	BB	221	A
23	BB	222	A
23	BB	230	G
23	BB	233	A
23	BB	248	G
23	BB	250	G
23	BB	252	G
23	BB	255	A
23	BB	265	A
23	BB	266	G
23	BB	267	C

Continued on next page...

Continued from previous page...

Mol	Chain	Res	Type
23	BB	271	G
23	BB	276	U
23	BB	277	G
23	BB	278	A
23	BB	279	A
23	BB	281	C
23	BB	291	G
23	BB	299	A
23	BB	302	C
23	BB	311	A
23	BB	329	G
23	BB	330	A
23	BB	333	G
23	BB	346	A
23	BB	349	U
23	BB	353	C
23	BB	367	G
23	BB	371	A
23	BB	372	G
23	BB	386	G
23	BB	387	U
23	BB	395	U
23	BB	396	G
23	BB	405	U
23	BB	411	G
23	BB	412	A
23	BB	424	G
23	BB	435	C
23	BB	455	C
23	BB	456	C
23	BB	457	A
23	BB	479	A
23	BB	480	A
23	BB	481	G
23	BB	491	G
23	BB	504	A
23	BB	505	A
23	BB	508	A
23	BB	509	C
23	BB	510	C
23	BB	512	G
23	BB	527	C

Continued on next page...

Continued from previous page...

Mol	Chain	Res	Type
23	BB	532	A
23	BB	533	G
23	BB	545	U
23	BB	546	U
23	BB	547	A
23	BB	548	G
23	BB	549	G
23	BB	550	C
23	BB	563	A
23	BB	573	U
23	BB	574	A
23	BB	575	A
23	BB	588	U
23	BB	603	A
23	BB	613	A
23	BB	614	A
23	BB	615	U
23	BB	616	A
23	BB	627	A
23	BB	632	A
23	BB	637	A
23	BB	645	C
23	BB	646	U
23	BB	647	G
23	BB	654	A
23	BB	655	A
23	BB	671	C
23	BB	686	U
23	BB	718	A
23	BB	719	C
23	BB	722	A
23	BB	727	A
23	BB	730	A
23	BB	747	U
23	BB	765	C
23	BB	775	G
23	BB	782	A
23	BB	784	G
23	BB	785	G
23	BB	805	G
23	BB	806	C
23	BB	811	U

Continued on next page...

Continued from previous page...

Mol	Chain	Res	Type
23	BB	812	C
23	BB	819	A
23	BB	827	U
23	BB	828	U
23	BB	847	U
23	BB	859	G
23	BB	872	U
23	BB	874	G
23	BB	877	A
23	BB	878	A
23	BB	899	A
23	BB	910	A
23	BB	912	C
23	BB	932	U
23	BB	933	A
23	BB	941	A
23	BB	946	C
23	BB	961	C
23	BB	973	A
23	BB	974	G
23	BB	983	A
23	BB	991	C
23	BB	995	C
23	BB	996	A
23	BB	1012	U
23	BB	1013	C
23	BB	1022	G
23	BB	1023	U
23	BB	1025	G
23	BB	1033	U
23	BB	1047	G
23	BB	1051	G
23	BB	1056	G
23	BB	1062	G
23	BB	1070	A
23	BB	1088	A
23	BB	1090	A
23	BB	1106	G
23	BB	1110	G
23	BB	1111	A
23	BB	1112	G
23	BB	1126	A

Continued on next page...

Continued from previous page...

Mol	Chain	Res	Type
23	BB	1132	U
23	BB	1133	A
23	BB	1135	C
23	BB	1136	G
23	BB	1139	G
23	BB	1141	U
23	BB	1142	A
23	BB	1171	G
23	BB	1172	C
23	BB	1173	U
23	BB	1174	U
23	BB	1186	G
23	BB	1204	A
23	BB	1205	A
23	BB	1211	C
23	BB	1212	G
23	BB	1238	G
23	BB	1242	U
23	BB	1247	A
23	BB	1248	G
23	BB	1250	G
23	BB	1251	C
23	BB	1253	A
23	BB	1256	G
23	BB	1266	G
23	BB	1271	G
23	BB	1272	A
23	BB	1273	U
23	BB	1275	A
23	BB	1301	A
23	BB	1302	A
23	BB	1324	G
23	BB	1325	U
23	BB	1337	G
23	BB	1341	G
23	BB	1352	U
23	BB	1365	A
23	BB	1368	G
23	BB	1379	U
23	BB	1383	A
23	BB	1384	A
23	BB	1388	G

Continued on next page...

Continued from previous page...

Mol	Chain	Res	Type
23	BB	1396	U
23	BB	1397	U
23	BB	1416	G
23	BB	1419	A
23	BB	1428	C
23	BB	1434	A
23	BB	1451	C
23	BB	1453	A
23	BB	1454	C
23	BB	1455	G
23	BB	1459	G
23	BB	1460	U
23	BB	1461	C
23	BB	1476	U
23	BB	1477	A
23	BB	1482	G
23	BB	1486	U
23	BB	1490	A
23	BB	1493	C
23	BB	1494	A
23	BB	1504	A
23	BB	1505	A
23	BB	1507	C
23	BB	1508	A
23	BB	1509	A
23	BB	1510	G
23	BB	1524	G
23	BB	1532	A
23	BB	1535	A
23	BB	1537	G
23	BB	1540	G
23	BB	1552	A
23	BB	1559	U
23	BB	1560	G
23	BB	1569	A
23	BB	1578	U
23	BB	1584	U
23	BB	1588	G
23	BB	1608	A
23	BB	1610	A
23	BB	1634	A
23	BB	1635	A

Continued on next page...

Continued from previous page...

Mol	Chain	Res	Type
23	BB	1647	U
23	BB	1648	U
23	BB	1674	G
23	BB	1700	A
23	BB	1706	C
23	BB	1713	A
23	BB	1715	G
23	BB	1724	G
23	BB	1725	U
23	BB	1727	C
23	BB	1729	U
23	BB	1730	C
23	BB	1732	C
23	BB	1733	G
23	BB	1738	G
23	BB	1756	G
23	BB	1758	U
23	BB	1764	C
23	BB	1773	A
23	BB	1800	C
23	BB	1816	C
23	BB	1829	A
23	BB	1833	C
23	BB	1870	C
23	BB	1871	A
23	BB	1872	A
23	BB	1884	G
23	BB	1906	G
23	BB	1927	A
23	BB	1929	G
23	BB	1930	G
23	BB	1937	A
23	BB	1938	A
23	BB	1939	U
23	BB	1940	U
23	BB	1955	U
23	BB	1967	C
23	BB	1970	A
23	BB	1971	U
23	BB	1972	G
23	BB	1991	U
23	BB	1993	U

Continued on next page...

Continued from previous page...

Mol	Chain	Res	Type
23	BB	1997	C
23	BB	2022	U
23	BB	2023	C
23	BB	2031	A
23	BB	2032	G
23	BB	2033	A
23	BB	2043	C
23	BB	2048	G
23	BB	2055	C
23	BB	2056	G
23	BB	2060	A
23	BB	2061	G
23	BB	2062	A
23	BB	2069	G
23	BB	2072	C
23	BB	2102	G
23	BB	2103	C
23	BB	2109	U
23	BB	2136	G
23	BB	2137	U
23	BB	2138	G
23	BB	2143	C
23	BB	2144	G
23	BB	2145	C
23	BB	2147	A
23	BB	2148	G
23	BB	2149	U
23	BB	2153	C
23	BB	2154	A
23	BB	2155	U
23	BB	2157	G
23	BB	2181	U
23	BB	2183	A
23	BB	2184	A
23	BB	2192	U
23	BB	2198	A
23	BB	2203	U
23	BB	2204	G
23	BB	2211	A
23	BB	2212	A
23	BB	2213	U
23	BB	2225	A

Continued on next page...

Continued from previous page...

Mol	Chain	Res	Type
23	BB	2238	G
23	BB	2239	G
23	BB	2266	A
23	BB	2273	A
23	BB	2283	C
23	BB	2287	A
23	BB	2288	A
23	BB	2305	U
23	BB	2307	G
23	BB	2308	G
23	BB	2309	A
23	BB	2311	A
23	BB	2320	U
23	BB	2321	U
23	BB	2322	A
23	BB	2325	G
23	BB	2333	A
23	BB	2337	G
23	BB	2345	G
23	BB	2347	C
23	BB	2361	G
23	BB	2372	U
23	BB	2379	G
23	BB	2383	G
23	BB	2385	C
23	BB	2396	G
23	BB	2402	U
23	BB	2403	C
23	BB	2406	A
23	BB	2423	U
23	BB	2426	A
23	BB	2429	G
23	BB	2430	A
23	BB	2434	A
23	BB	2435	A
23	BB	2441	U
23	BB	2448	A
23	BB	2472	G
23	BB	2476	A
23	BB	2491	U
23	BB	2502	G
23	BB	2505	G

Continued on next page...

Continued from previous page...

Mol	Chain	Res	Type
23	BB	2506	U
23	BB	2518	A
23	BB	2535	G
23	BB	2554	U
23	BB	2566	A
23	BB	2567	G
23	BB	2573	C
23	BB	2586	U
23	BB	2602	A
23	BB	2609	U
23	BB	2613	U
23	BB	2629	U
23	BB	2630	G
23	BB	2634	A
23	BB	2654	A
23	BB	2682	A
23	BB	2689	U
23	BB	2690	U
23	BB	2714	G
23	BB	2726	A
23	BB	2739	U
23	BB	2744	G
23	BB	2748	A
23	BB	2750	A
23	BB	2751	G
23	BB	2752	C
23	BB	2753	A
23	BB	2757	A
23	BB	2765	A
23	BB	2778	A
23	BB	2791	G
23	BB	2797	U
23	BB	2798	U
23	BB	2799	A
23	BB	2800	A
23	BB	2802	G
23	BB	2808	G
23	BB	2820	A
23	BB	2821	A
23	BB	2836	U
23	BB	2850	A
23	BB	2866	U

Continued on next page...

Continued from previous page...

Mol	Chain	Res	Type
23	BB	2867	G
23	BB	2872	A
23	BB	2873	A
23	BB	2883	A
23	BB	2885	G
23	BB	2894	G
23	BB	2901	C
23	BB	2903	U
1	CA	9	G
1	CA	14	U
1	CA	31	G
1	CA	32	A
1	CA	39	G
1	CA	47	C
1	CA	48	C
1	CA	49	U
1	CA	51	A
1	CA	52	C
1	CA	54	C
1	CA	55	A
1	CA	71	A
1	CA	72	A
1	CA	84	U
1	CA	85	U
1	CA	86	G
1	CA	87	C
1	CA	88	U
1	CA	93	U
1	CA	119	A
1	CA	121	U
1	CA	131	A
1	CA	151	A
1	CA	182	A
1	CA	183	C
1	CA	197	A
1	CA	209	U
1	CA	210	C
1	CA	211	G
1	CA	226	G
1	CA	239	U
1	CA	240	G
1	CA	243	A

Continued on next page...

Continued from previous page...

Mol	Chain	Res	Type
1	CA	244	U
1	CA	245	U
1	CA	247	G
1	CA	250	A
1	CA	251	G
1	CA	257	G
1	CA	258	G
1	CA	266	G
1	CA	267	C
1	CA	280	C
1	CA	289	G
1	CA	301	G
1	CA	306	A
1	CA	316	C
1	CA	321	A
1	CA	328	C
1	CA	329	A
1	CA	330	C
1	CA	332	G
1	CA	345	C
1	CA	352	C
1	CA	354	G
1	CA	367	U
1	CA	373	A
1	CA	381	C
1	CA	382	A
1	CA	384	G
1	CA	397	A
1	CA	398	U
1	CA	406	G
1	CA	408	A
1	CA	409	U
1	CA	411	A
1	CA	412	A
1	CA	413	G
1	CA	421	U
1	CA	422	C
1	CA	429	U
1	CA	430	A
1	CA	435	A
1	CA	438	U
1	CA	460	A

Continued on next page...

Continued from previous page...

Mol	Chain	Res	Type
1	CA	461	A
1	CA	462	G
1	CA	463	U
1	CA	464	U
1	CA	465	A
1	CA	466	A
1	CA	467	U
1	CA	468	A
1	CA	479	U
1	CA	482	A
1	CA	484	G
1	CA	485	U
1	CA	486	U
1	CA	493	A
1	CA	500	G
1	CA	509	A
1	CA	511	C
1	CA	518	C
1	CA	527	G
1	CA	532	A
1	CA	547	A
1	CA	559	A
1	CA	562	U
1	CA	572	A
1	CA	573	A
1	CA	576	C
1	CA	577	G
1	CA	633	G
1	CA	639	G
1	CA	653	U
1	CA	665	A
1	CA	695	A
1	CA	700	G
1	CA	721	G
1	CA	724	G
1	CA	731	G
1	CA	747	A
1	CA	748	G
1	CA	755	G
1	CA	777	A
1	CA	781	A
1	CA	782	A

Continued on next page...

Continued from previous page...

Mol	Chain	Res	Type
1	CA	793	U
1	CA	794	A
1	CA	812	G
1	CA	815	A
1	CA	817	C
1	CA	819	A
1	CA	821	G
1	CA	828	U
1	CA	829	G
1	CA	841	C
1	CA	843	U
1	CA	844	G
1	CA	845	A
1	CA	907	A
1	CA	926	G
1	CA	927	G
1	CA	934	C
1	CA	935	A
1	CA	960	U
1	CA	961	U
1	CA	966	G
1	CA	969	A
1	CA	971	G
1	CA	974	A
1	CA	976	G
1	CA	977	A
1	CA	992	U
1	CA	993	G
1	CA	994	A
1	CA	1004	A
1	CA	1009	U
1	CA	1010	U
1	CA	1020	G
1	CA	1021	A
1	CA	1028	C
1	CA	1029	U
1	CA	1030	U
1	CA	1031	C
1	CA	1034	G
1	CA	1049	U
1	CA	1050	G
1	CA	1054	C

Continued on next page...

Continued from previous page...

Mol	Chain	Res	Type
1	CA	1065	U
1	CA	1066	C
1	CA	1081	A
1	CA	1091	U
1	CA	1094	G
1	CA	1095	U
1	CA	1101	A
1	CA	1136	C
1	CA	1137	C
1	CA	1138	G
1	CA	1139	G
1	CA	1158	C
1	CA	1168	U
1	CA	1169	A
1	CA	1171	A
1	CA	1181	G
1	CA	1183	U
1	CA	1196	A
1	CA	1197	A
1	CA	1201	A
1	CA	1202	U
1	CA	1209	C
1	CA	1211	U
1	CA	1212	U
1	CA	1213	A
1	CA	1214	C
1	CA	1225	A
1	CA	1226	C
1	CA	1227	A
1	CA	1240	U
1	CA	1256	A
1	CA	1279	G
1	CA	1280	A
1	CA	1281	C
1	CA	1285	A
1	CA	1300	G
1	CA	1301	U
1	CA	1303	C
1	CA	1305	G
1	CA	1316	G
1	CA	1317	C
1	CA	1319	A

Continued on next page...

Continued from previous page...

Mol	Chain	Res	Type
1	CA	1320	C
1	CA	1323	G
1	CA	1335	U
1	CA	1336	C
1	CA	1362	A
1	CA	1363	A
1	CA	1364	U
1	CA	1381	U
1	CA	1398	A
1	CA	1419	G
1	CA	1429	A
1	CA	1432	G
1	CA	1446	A
1	CA	1451	U
1	CA	1452	C
1	CA	1453	G
1	CA	1492	A
1	CA	1494	G
1	CA	1497	G
1	CA	1503	A
1	CA	1506	U
1	CA	1517	G
1	CA	1519	A
1	CA	1520	C
1	CA	1529	G
1	CA	1530	G
1	CA	1534	A
22	DA	16	G
22	DA	25	U
22	DA	26	C
22	DA	30	C
22	DA	35	C
22	DA	36	C
22	DA	42	C
22	DA	52	A
22	DA	53	A
22	DA	67	G
22	DA	87	U
22	DA	88	C
22	DA	89	U
22	DA	90	C
22	DA	96	G

Continued on next page...

Continued from previous page...

Mol	Chain	Res	Type
22	DA	99	A
22	DA	109	A
23	DB	2	G
23	DB	27	G
23	DB	34	U
23	DB	46	G
23	DB	63	A
23	DB	71	A
23	DB	72	U
23	DB	74	A
23	DB	75	G
23	DB	91	A
23	DB	99	U
23	DB	100	U
23	DB	101	A
23	DB	102	U
23	DB	103	A
23	DB	118	A
23	DB	119	A
23	DB	120	U
23	DB	125	A
23	DB	126	A
23	DB	139	U
23	DB	140	C
23	DB	141	G
23	DB	143	C
23	DB	160	A
23	DB	162	U
23	DB	163	C
23	DB	179	C
23	DB	180	G
23	DB	181	A
23	DB	196	A
23	DB	199	A
23	DB	215	G
23	DB	216	A
23	DB	221	A
23	DB	222	A
23	DB	230	G
23	DB	233	A
23	DB	248	G
23	DB	250	G

Continued on next page...

Continued from previous page...

Mol	Chain	Res	Type
23	DB	252	G
23	DB	255	A
23	DB	265	A
23	DB	266	G
23	DB	267	C
23	DB	271	G
23	DB	273	G
23	DB	276	U
23	DB	277	G
23	DB	278	A
23	DB	280	U
23	DB	281	C
23	DB	282	A
23	DB	284	U
23	DB	287	G
23	DB	288	U
23	DB	289	G
23	DB	299	A
23	DB	302	C
23	DB	311	A
23	DB	329	G
23	DB	330	A
23	DB	333	G
23	DB	346	A
23	DB	349	U
23	DB	352	A
23	DB	353	C
23	DB	354	A
23	DB	359	G
23	DB	363	G
23	DB	371	A
23	DB	372	G
23	DB	386	G
23	DB	387	U
23	DB	395	U
23	DB	396	G
23	DB	405	U
23	DB	411	G
23	DB	412	A
23	DB	424	G
23	DB	435	C
23	DB	455	C

Continued on next page...

Continued from previous page...

Mol	Chain	Res	Type
23	DB	456	C
23	DB	457	A
23	DB	479	A
23	DB	480	A
23	DB	481	G
23	DB	491	G
23	DB	504	A
23	DB	505	A
23	DB	508	A
23	DB	509	C
23	DB	510	C
23	DB	512	G
23	DB	527	C
23	DB	532	A
23	DB	533	G
23	DB	544	C
23	DB	545	U
23	DB	546	U
23	DB	547	A
23	DB	548	G
23	DB	549	G
23	DB	563	A
23	DB	573	U
23	DB	574	A
23	DB	575	A
23	DB	588	U
23	DB	603	A
23	DB	613	A
23	DB	614	A
23	DB	615	U
23	DB	616	A
23	DB	627	A
23	DB	632	A
23	DB	637	A
23	DB	645	C
23	DB	646	U
23	DB	647	G
23	DB	654	A
23	DB	655	A
23	DB	671	C
23	DB	686	U
23	DB	718	A

Continued on next page...

Continued from previous page...

Mol	Chain	Res	Type
23	DB	719	C
23	DB	722	A
23	DB	727	A
23	DB	730	A
23	DB	747	U
23	DB	765	C
23	DB	775	G
23	DB	782	A
23	DB	784	G
23	DB	785	G
23	DB	805	G
23	DB	806	C
23	DB	811	U
23	DB	812	C
23	DB	819	A
23	DB	827	U
23	DB	828	U
23	DB	847	U
23	DB	859	G
23	DB	872	U
23	DB	874	G
23	DB	899	A
23	DB	910	A
23	DB	912	C
23	DB	932	U
23	DB	933	A
23	DB	941	A
23	DB	946	C
23	DB	961	C
23	DB	973	A
23	DB	974	G
23	DB	983	A
23	DB	991	C
23	DB	995	C
23	DB	996	A
23	DB	1012	U
23	DB	1013	C
23	DB	1022	G
23	DB	1023	U
23	DB	1025	G
23	DB	1033	U
23	DB	1053	C

Continued on next page...

Continued from previous page...

Mol	Chain	Res	Type
23	DB	1055	G
23	DB	1070	A
23	DB	1088	A
23	DB	1090	A
23	DB	1098	A
23	DB	1110	G
23	DB	1112	G
23	DB	1116	G
23	DB	1126	A
23	DB	1132	U
23	DB	1133	A
23	DB	1135	C
23	DB	1136	G
23	DB	1141	U
23	DB	1142	A
23	DB	1170	C
23	DB	1174	U
23	DB	1176	U
23	DB	1179	G
23	DB	1186	G
23	DB	1204	A
23	DB	1205	A
23	DB	1211	C
23	DB	1212	G
23	DB	1238	G
23	DB	1242	U
23	DB	1247	A
23	DB	1248	G
23	DB	1250	G
23	DB	1251	C
23	DB	1253	A
23	DB	1256	G
23	DB	1266	G
23	DB	1271	G
23	DB	1272	A
23	DB	1273	U
23	DB	1275	A
23	DB	1301	A
23	DB	1302	A
23	DB	1324	G
23	DB	1325	U
23	DB	1337	G

Continued on next page...

Continued from previous page...

Mol	Chain	Res	Type
23	DB	1341	G
23	DB	1352	U
23	DB	1365	A
23	DB	1368	G
23	DB	1379	U
23	DB	1383	A
23	DB	1384	A
23	DB	1388	G
23	DB	1396	U
23	DB	1397	U
23	DB	1416	G
23	DB	1419	A
23	DB	1428	C
23	DB	1434	A
23	DB	1451	C
23	DB	1453	A
23	DB	1454	C
23	DB	1455	G
23	DB	1459	G
23	DB	1460	U
23	DB	1461	C
23	DB	1476	U
23	DB	1477	A
23	DB	1482	G
23	DB	1486	U
23	DB	1490	A
23	DB	1493	C
23	DB	1494	A
23	DB	1504	A
23	DB	1505	A
23	DB	1507	C
23	DB	1508	A
23	DB	1509	A
23	DB	1510	G
23	DB	1524	G
23	DB	1532	A
23	DB	1535	A
23	DB	1537	G
23	DB	1540	G
23	DB	1552	A
23	DB	1559	U
23	DB	1560	G

Continued on next page...

Continued from previous page...

Mol	Chain	Res	Type
23	DB	1569	A
23	DB	1578	U
23	DB	1584	U
23	DB	1588	G
23	DB	1608	A
23	DB	1610	A
23	DB	1634	A
23	DB	1635	A
23	DB	1647	U
23	DB	1648	U
23	DB	1674	G
23	DB	1700	A
23	DB	1706	C
23	DB	1713	A
23	DB	1715	G
23	DB	1724	G
23	DB	1725	U
23	DB	1729	U
23	DB	1730	C
23	DB	1732	C
23	DB	1733	G
23	DB	1738	G
23	DB	1756	G
23	DB	1758	U
23	DB	1764	C
23	DB	1773	A
23	DB	1800	C
23	DB	1816	C
23	DB	1829	A
23	DB	1833	C
23	DB	1870	C
23	DB	1871	A
23	DB	1872	A
23	DB	1884	G
23	DB	1906	G
23	DB	1913	A
23	DB	1914	C
23	DB	1927	A
23	DB	1929	G
23	DB	1930	G
23	DB	1937	A
23	DB	1938	A

Continued on next page...

Continued from previous page...

Mol	Chain	Res	Type
23	DB	1939	U
23	DB	1940	U
23	DB	1955	U
23	DB	1967	C
23	DB	1970	A
23	DB	1971	U
23	DB	1972	G
23	DB	1991	U
23	DB	1993	U
23	DB	1997	C
23	DB	2022	U
23	DB	2023	C
23	DB	2031	A
23	DB	2032	G
23	DB	2033	A
23	DB	2043	C
23	DB	2048	G
23	DB	2055	C
23	DB	2056	G
23	DB	2060	A
23	DB	2061	G
23	DB	2062	A
23	DB	2069	G
23	DB	2072	C
23	DB	2096	C
23	DB	2097	A
23	DB	2099	U
23	DB	2101	A
23	DB	2107	G
23	DB	2108	A
23	DB	2110	G
23	DB	2134	A
23	DB	2135	A
23	DB	2138	G
23	DB	2147	A
23	DB	2148	G
23	DB	2152	G
23	DB	2155	U
23	DB	2156	G
23	DB	2157	G
23	DB	2180	U
23	DB	2183	A

Continued on next page...

Continued from previous page...

Mol	Chain	Res	Type
23	DB	2184	A
23	DB	2189	U
23	DB	2193	G
23	DB	2198	A
23	DB	2203	U
23	DB	2204	G
23	DB	2211	A
23	DB	2212	A
23	DB	2213	U
23	DB	2225	A
23	DB	2238	G
23	DB	2239	G
23	DB	2266	A
23	DB	2273	A
23	DB	2283	C
23	DB	2287	A
23	DB	2288	A
23	DB	2297	A
23	DB	2305	U
23	DB	2307	G
23	DB	2308	G
23	DB	2309	A
23	DB	2311	A
23	DB	2320	U
23	DB	2321	U
23	DB	2322	A
23	DB	2325	G
23	DB	2333	A
23	DB	2337	G
23	DB	2345	G
23	DB	2347	C
23	DB	2361	G
23	DB	2372	U
23	DB	2379	G
23	DB	2383	G
23	DB	2385	C
23	DB	2396	G
23	DB	2402	U
23	DB	2403	C
23	DB	2406	A
23	DB	2423	U
23	DB	2426	A

Continued on next page...

Continued from previous page...

Mol	Chain	Res	Type
23	DB	2429	G
23	DB	2430	A
23	DB	2434	A
23	DB	2435	A
23	DB	2441	U
23	DB	2448	A
23	DB	2472	G
23	DB	2476	A
23	DB	2491	U
23	DB	2502	G
23	DB	2505	G
23	DB	2506	U
23	DB	2518	A
23	DB	2535	G
23	DB	2554	U
23	DB	2566	A
23	DB	2567	G
23	DB	2573	C
23	DB	2586	U
23	DB	2602	A
23	DB	2609	U
23	DB	2613	U
23	DB	2629	U
23	DB	2630	G
23	DB	2634	A
23	DB	2654	A
23	DB	2682	A
23	DB	2689	U
23	DB	2690	U
23	DB	2714	G
23	DB	2719	G
23	DB	2726	A
23	DB	2739	U
23	DB	2744	G
23	DB	2748	A
23	DB	2757	A
23	DB	2765	A
23	DB	2778	A
23	DB	2791	G
23	DB	2797	U
23	DB	2798	U
23	DB	2799	A

Continued on next page...

Continued from previous page...

Mol	Chain	Res	Type
23	DB	2800	A
23	DB	2802	G
23	DB	2808	G
23	DB	2820	A
23	DB	2821	A
23	DB	2836	U
23	DB	2850	A
23	DB	2866	U
23	DB	2867	G
23	DB	2872	A
23	DB	2873	A
23	DB	2883	A
23	DB	2885	G
23	DB	2894	G
23	DB	2903	U

All (73) RNA pucker outliers are listed below:

Mol	Chain	Res	Type
1	AA	51	A
1	AA	243	A
1	AA	279	A
1	AA	328	C
1	AA	366	A
1	AA	372	C
1	AA	428	G
1	AA	429	U
1	AA	960	U
1	AA	975	A
1	AA	1049	U
1	AA	1065	U
1	AA	1201	A
1	AA	1302	C
1	AA	1362	A
1	AA	1397	C
22	BA	66	A
23	BB	63	A
23	BB	162	U
23	BB	508	A
23	BB	670	A
23	BB	858	G
23	BB	1210	G

Continued on next page...

Continued from previous page...

Mol	Chain	Res	Type
23	BB	1301	A
23	BB	1419	A
23	BB	1509	A
23	BB	2213	U
23	BB	2282	G
23	BB	2336	A
23	BB	2425	A
23	BB	2434	A
23	BB	2756	U
23	BB	2832	U
23	BB	2894	G
23	BB	2902	C
1	CA	51	A
1	CA	239	U
1	CA	243	A
1	CA	279	A
1	CA	328	C
1	CA	366	A
1	CA	372	C
1	CA	428	G
1	CA	429	U
1	CA	960	U
1	CA	975	A
1	CA	1049	U
1	CA	1065	U
1	CA	1201	A
1	CA	1302	C
1	CA	1362	A
1	CA	1397	C
22	DA	66	A
23	DB	63	A
23	DB	162	U
23	DB	508	A
23	DB	544	C
23	DB	546	U
23	DB	670	A
23	DB	858	G
23	DB	1126	A
23	DB	1210	G
23	DB	1301	A
23	DB	1419	A
23	DB	1509	A

Continued on next page...

Continued from previous page...

Mol	Chain	Res	Type
23	DB	2213	U
23	DB	2282	G
23	DB	2336	A
23	DB	2425	A
23	DB	2434	A
23	DB	2756	U
23	DB	2832	U
23	DB	2894	G

5.4 Non-standard residues in protein, DNA, RNA chains [i](#)

There are no non-standard protein/DNA/RNA residues in this entry.

5.5 Carbohydrates [i](#)

There are no monosaccharides in this entry.

5.6 Ligand geometry [i](#)

Of 349 ligands modelled in this entry, 345 are monoatomic - leaving 4 for Mogul analysis.

In the following table, the Counts columns list the number of bonds (or angles) for which Mogul statistics could be retrieved, the number of bonds (or angles) that are observed in the model and the number of bonds (or angles) that are defined in the Chemical Component Dictionary. The Link column lists molecule types, if any, to which the group is linked. The Z score for a bond length (or angle) is the number of standard deviations the observed value is removed from the expected value. A bond length (or angle) with $|Z| > 2$ is considered an outlier worth inspection. RMSZ is the root-mean-square of all Z scores of the bond lengths (or angles).

Mol	Type	Chain	Res	Link	Bond lengths			Bond angles		
					Counts	RMSZ	# Z > 2	Counts	RMSZ	# Z > 2
53	NMY	CA	1601	-	45,45,45	2.02	12 (26%)	63,67,67	1.29	8 (12%)
53	NMY	BB	3001	-	45,45,45	2.05	13 (28%)	63,67,67	1.20	7 (11%)
53	NMY	DB	3001	-	45,45,45	2.10	13 (28%)	63,67,67	1.30	7 (11%)
53	NMY	AA	1601	-	45,45,45	2.03	13 (28%)	63,67,67	1.18	5 (7%)

In the following table, the Chirals column lists the number of chiral outliers, the number of chiral centers analysed, the number of these observed in the model and the number defined in the Chemical Component Dictionary. Similar counts are reported in the Torsion and Rings columns. '–' means no outliers of that kind were identified.

Mol	Type	Chain	Res	Link	Chirals	Torsions	Rings
53	NMY	CA	1601	-	-	5/18/94/94	0/4/4/4
53	NMY	BB	3001	-	-	4/18/94/94	0/4/4/4
53	NMY	DB	3001	-	-	4/18/94/94	0/4/4/4
53	NMY	AA	1601	-	-	4/18/94/94	0/4/4/4

All (51) bond length outliers are listed below:

Mol	Chain	Res	Type	Atoms	Z	Observed(Å)	Ideal(Å)
53	DB	3001	NMY	C23-C22	5.27	1.59	1.52
53	BB	3001	NMY	C23-C22	5.17	1.59	1.52
53	AA	1601	NMY	C23-C22	5.06	1.58	1.52
53	CA	1601	NMY	C23-C22	4.92	1.58	1.52
53	CA	1601	NMY	O22-C18	4.78	1.54	1.41
53	BB	3001	NMY	C3-C2	4.72	1.59	1.53
53	DB	3001	NMY	C3-C2	4.71	1.59	1.53
53	AA	1601	NMY	O22-C18	4.70	1.53	1.41
53	AA	1601	NMY	C3-C2	4.68	1.59	1.53
53	BB	3001	NMY	O22-C18	4.58	1.53	1.41
53	DB	3001	NMY	O22-C18	4.53	1.53	1.41
53	CA	1601	NMY	C3-C2	4.34	1.59	1.53
53	CA	1601	NMY	O5-C1	3.96	1.51	1.41
53	BB	3001	NMY	C6-C5	3.81	1.57	1.52
53	DB	3001	NMY	C6-C5	3.69	1.57	1.52
53	AA	1601	NMY	O5-C1	3.64	1.51	1.41
53	AA	1601	NMY	C6-C5	3.60	1.56	1.52
53	DB	3001	NMY	O16-C13	3.57	1.48	1.41
53	DB	3001	NMY	O5-C1	3.45	1.50	1.41
53	BB	3001	NMY	O5-C1	3.45	1.50	1.41
53	CA	1601	NMY	C6-C5	3.25	1.56	1.52
53	DB	3001	NMY	C19-N23	2.84	1.51	1.47
53	CA	1601	NMY	C19-N23	2.82	1.51	1.47
53	DB	3001	NMY	O22-C22	2.78	1.51	1.44
53	AA	1601	NMY	C19-N23	2.76	1.51	1.47
53	BB	3001	NMY	C19-N23	2.74	1.51	1.47
53	BB	3001	NMY	O22-C22	2.71	1.50	1.44
53	AA	1601	NMY	O22-C22	2.66	1.50	1.44
53	CA	1601	NMY	O22-C22	2.65	1.50	1.44
53	CA	1601	NMY	C14-C15	2.63	1.58	1.52
53	AA	1601	NMY	O16-C13	2.61	1.46	1.41
53	AA	1601	NMY	C14-C15	2.60	1.58	1.52
53	BB	3001	NMY	O16-C13	2.51	1.46	1.41
53	CA	1601	NMY	C1-C2	2.50	1.57	1.52

Continued on next page...

Continued from previous page...

Mol	Chain	Res	Type	Atoms	Z	Observed(Å)	Ideal(Å)
53	AA	1601	NMY	O5-C5	2.45	1.50	1.44
53	BB	3001	NMY	C4-C5	2.38	1.58	1.53
53	BB	3001	NMY	O5-C5	2.37	1.50	1.44
53	DB	3001	NMY	C4-C5	2.35	1.58	1.53
53	CA	1601	NMY	C4-C5	2.34	1.58	1.53
53	CA	1601	NMY	O5-C5	2.33	1.50	1.44
53	BB	3001	NMY	C20-C21	2.30	1.58	1.52
53	BB	3001	NMY	C12-C7	2.30	1.58	1.53
53	DB	3001	NMY	O5-C5	2.29	1.49	1.44
53	DB	3001	NMY	C20-C21	2.27	1.58	1.52
53	AA	1601	NMY	C12-C7	2.26	1.58	1.53
53	CA	1601	NMY	C20-C21	2.22	1.58	1.52
53	AA	1601	NMY	C20-C21	2.22	1.58	1.52
53	DB	3001	NMY	C12-C7	2.18	1.58	1.53
53	AA	1601	NMY	C4-C5	2.17	1.57	1.53
53	BB	3001	NMY	C14-C15	2.11	1.57	1.52
53	DB	3001	NMY	C18-C19	2.09	1.56	1.52

All (27) bond angle outliers are listed below:

Mol	Chain	Res	Type	Atoms	Z	Observed(°)	Ideal(°)
53	DB	3001	NMY	O11-C13-O16	4.60	116.41	111.43
53	DB	3001	NMY	O18-C18-C19	4.01	115.12	108.22
53	CA	1601	NMY	O18-C18-C19	3.75	114.67	108.22
53	BB	3001	NMY	O18-C18-C19	3.63	114.46	108.22
53	AA	1601	NMY	O18-C18-C19	3.50	114.24	108.22
53	DB	3001	NMY	O22-C22-C23	3.27	112.09	106.01
53	BB	3001	NMY	O11-C13-O16	3.23	114.93	111.43
53	BB	3001	NMY	O22-C22-C23	3.17	111.91	106.01
53	CA	1601	NMY	O22-C22-C23	3.16	111.89	106.01
53	AA	1601	NMY	O22-C22-C23	3.12	111.81	106.01
53	CA	1601	NMY	C18-O22-C22	3.00	119.58	113.69
53	AA	1601	NMY	C18-O22-C22	2.90	119.39	113.69
53	BB	3001	NMY	C18-O22-C22	2.75	119.08	113.69
53	CA	1601	NMY	O5-C5-C6	2.72	111.07	106.01
53	DB	3001	NMY	C18-O22-C22	2.70	119.00	113.69
53	DB	3001	NMY	O14-C14-C15	2.65	118.70	111.17
53	AA	1601	NMY	O5-C5-C6	2.52	110.70	106.01
53	BB	3001	NMY	O5-C5-C6	2.52	110.70	106.01
53	CA	1601	NMY	O16-C13-C14	2.50	108.21	104.98
53	BB	3001	NMY	O14-C14-C15	2.47	118.18	111.17
53	DB	3001	NMY	O5-C5-C6	2.46	110.59	106.01

Continued on next page...

Continued from previous page...

Mol	Chain	Res	Type	Atoms	Z	Observed(°)	Ideal(°)
53	DB	3001	NMY	O11-C13-C14	2.35	112.83	107.96
53	CA	1601	NMY	O11-C13-O16	-2.25	109.00	111.43
53	AA	1601	NMY	O14-C14-C15	2.24	117.53	111.17
53	CA	1601	NMY	O14-C14-C15	2.22	117.46	111.17
53	BB	3001	NMY	O11-C13-C14	2.19	112.50	107.96
53	CA	1601	NMY	O11-C13-C14	2.15	112.41	107.96

There are no chirality outliers.

All (17) torsion outliers are listed below:

Mol	Chain	Res	Type	Atoms
53	AA	1601	NMY	O16-C16-C17-O17
53	BB	3001	NMY	C19-C18-O18-C15
53	CA	1601	NMY	C14-C13-O11-C11
53	DB	3001	NMY	C19-C18-O18-C15
53	CA	1601	NMY	O16-C16-C17-O17
53	AA	1601	NMY	C15-C16-C17-O17
53	CA	1601	NMY	C15-C16-C17-O17
53	DB	3001	NMY	O22-C18-O18-C15
53	BB	3001	NMY	O16-C13-O11-C11
53	CA	1601	NMY	O16-C13-O11-C11
53	BB	3001	NMY	O22-C18-O18-C15
53	BB	3001	NMY	C16-C15-O18-C18
53	AA	1601	NMY	O5-C1-O1-C10
53	DB	3001	NMY	O5-C1-O1-C10
53	AA	1601	NMY	C14-C13-O11-C11
53	CA	1601	NMY	C14-C15-O18-C18
53	DB	3001	NMY	C14-C15-O18-C18

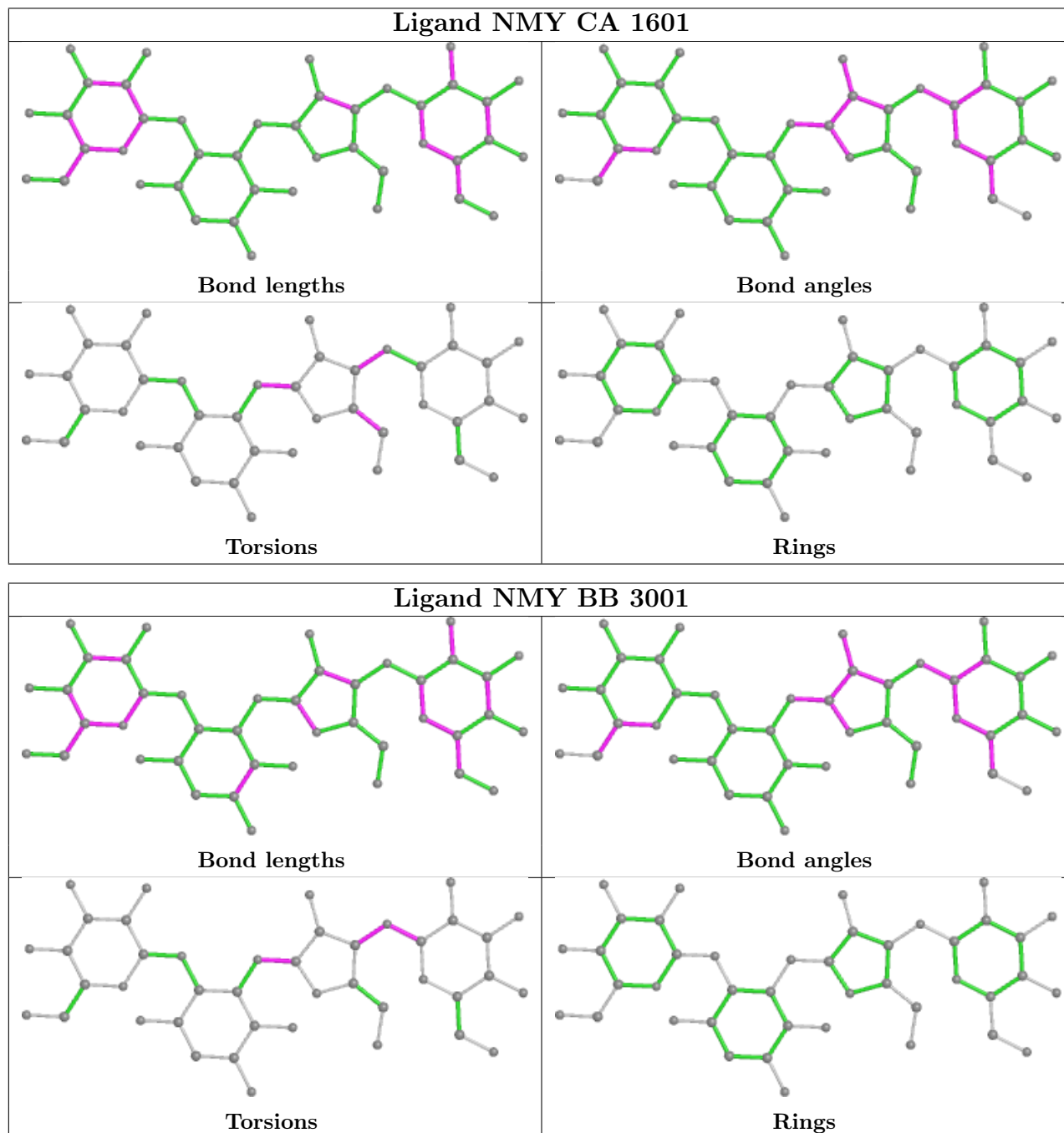
There are no ring outliers.

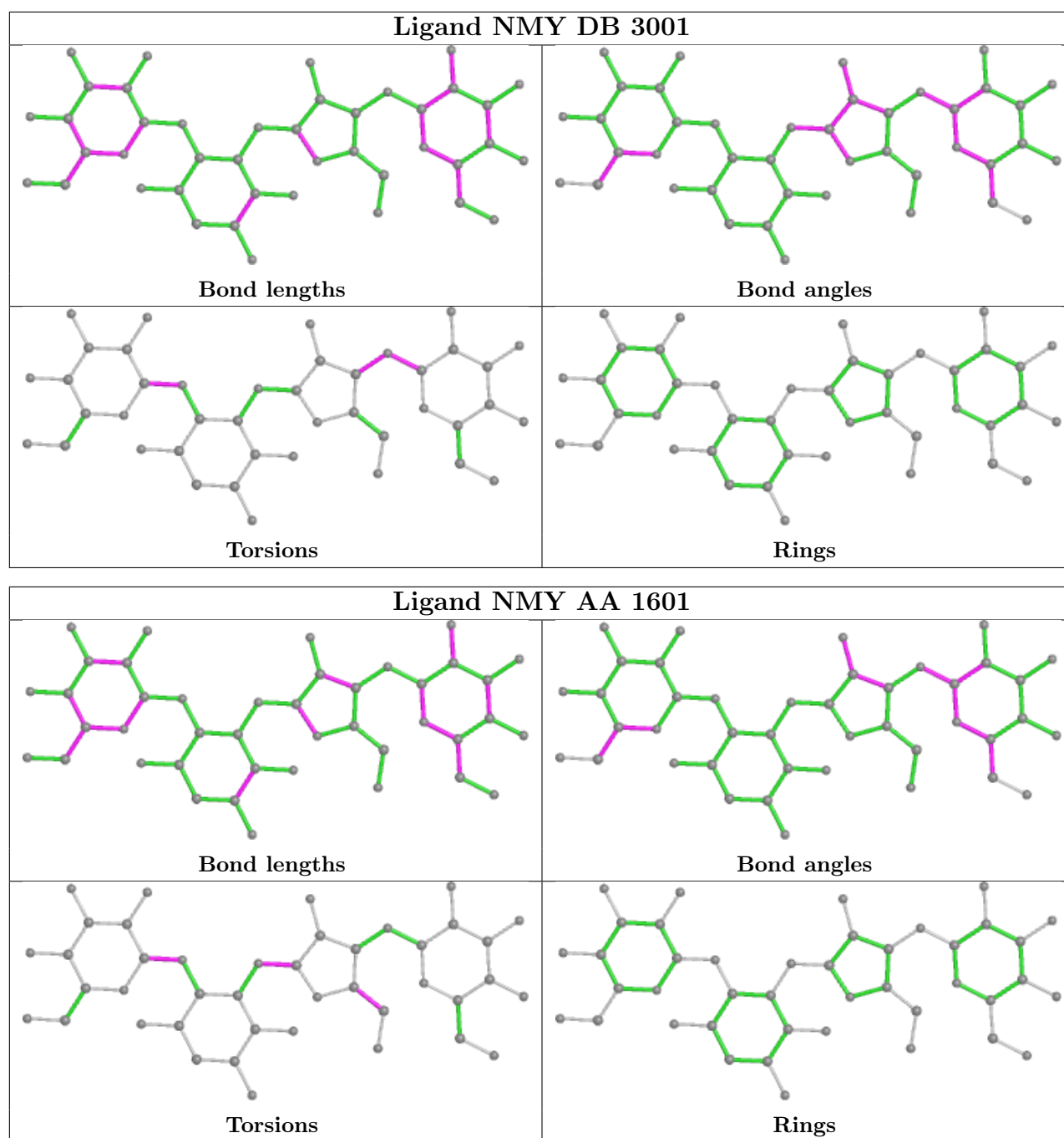
2 monomers are involved in 3 short contacts:

Mol	Chain	Res	Type	Clashes	Symm-Clashes
53	DB	3001	NMY	1	0
53	AA	1601	NMY	2	0

The following is a two-dimensional graphical depiction of Mogul quality analysis of bond lengths, bond angles, torsion angles, and ring geometry for all instances of the Ligand of Interest. In addition, ligands with molecular weight > 250 and outliers as shown on the validation Tables will also be included. For torsion angles, if less than 5% of the Mogul distribution of torsion angles is within 10 degrees of the torsion angle in question, then that torsion angle is considered an outlier. Any bond that is central to one or more torsion angles identified as an outlier by Mogul will be

highlighted in the graph. For rings, the root-mean-square deviation (RMSD) between the ring in question and similar rings identified by Mogul is calculated over all ring torsion angles. If the average RMSD is greater than 60 degrees and the minimal RMSD between the ring in question and any Mogul-identified rings is also greater than 60 degrees, then that ring is considered an outlier. The outliers are highlighted in purple. The color gray indicates Mogul did not find sufficient equivalents in the CSD to analyse the geometry.





5.7 Other polymers [i](#)

There are no such residues in this entry.

5.8 Polymer linkage issues [i](#)

There are no chain breaks in this entry.

6 Fit of model and data

6.1 Protein, DNA and RNA chains

In the following table, the column labelled '#RSRZ > 2' contains the number (and percentage) of RSRZ outliers, followed by percent RSRZ outliers for the chain as percentile scores relative to all X-ray entries and entries of similar resolution. The OWAB column contains the minimum, median, 95th percentile and maximum values of the occupancy-weighted average B-factor per residue. The column labelled 'Q < 0.9' lists the number of (and percentage) of residues with an average occupancy less than 0.9.

Mol	Chain	Analysed	<RSRZ>	#RSRZ>2	OWAB(Å ²)	Q<0.9
1	AA	1530/1542 (99%)	-0.62	11 (0%) 87 82	22, 76, 152, 180	0
1	CA	1530/1542 (99%)	-0.63	3 (0%) 95 94	12, 57, 136, 180	0
2	AC	206/232 (88%)	0.76	34 (16%) 1 1	16, 66, 135, 180	0
2	CC	206/232 (88%)	0.73	28 (13%) 3 2	14, 74, 124, 180	0
3	AD	205/205 (100%)	1.28	52 (25%) 0 0	8, 84, 155, 180	0
3	CD	205/205 (100%)	0.85	28 (13%) 3 2	15, 62, 135, 180	0
4	AE	150/166 (90%)	0.71	15 (10%) 7 4	7, 67, 122, 158	0
4	CE	150/166 (90%)	1.10	33 (22%) 0 0	10, 59, 122, 180	0
5	AF	100/135 (74%)	1.48	31 (31%) 0 0	32, 80, 148, 180	0
5	CF	100/135 (74%)	0.97	15 (15%) 2 1	23, 69, 138, 180	0
6	AG	150/178 (84%)	0.70	23 (15%) 2 1	39, 105, 151, 180	0
6	CG	152/178 (85%)	0.22	9 (5%) 22 13	32, 89, 152, 180	0
7	AH	129/129 (100%)	1.30	40 (31%) 0 0	29, 79, 133, 180	0
7	CH	129/129 (100%)	0.61	17 (13%) 3 2	7, 55, 120, 148	0
8	AI	127/129 (98%)	0.80	25 (19%) 1 0	37, 90, 164, 180	0
8	CI	127/129 (98%)	0.59	16 (12%) 3 2	32, 95, 162, 180	0
9	AJ	98/103 (95%)	0.96	19 (19%) 1 0	17, 85, 158, 180	0
9	CJ	98/103 (95%)	1.06	22 (22%) 0 0	22, 89, 150, 180	0
10	AK	117/128 (91%)	0.47	7 (5%) 21 13	17, 63, 128, 162	0
10	CK	117/128 (91%)	0.14	2 (1%) 70 58	10, 51, 116, 164	0
11	AL	123/123 (100%)	0.85	18 (14%) 2 1	19, 74, 135, 180	0
11	CL	123/123 (100%)	0.58	6 (4%) 29 18	6, 50, 127, 180	0
12	AM	114/117 (97%)	0.64	16 (14%) 2 2	52, 119, 180, 180	0
12	CM	113/117 (96%)	0.70	16 (14%) 2 2	53, 105, 167, 180	0

Continued on next page...

Continued from previous page...

Mol	Chain	Analysed	<RSRZ>	#RSRZ>2	OWAB(Å ²)	Q<0.9
13	AN	96/100 (96%)	0.56	8 (8%) 11 6	24, 79, 118, 152	0
13	CN	96/100 (96%)	0.61	12 (12%) 3 2	26, 82, 119, 139	0
14	AO	88/89 (98%)	1.20	21 (23%) 0 0	39, 76, 123, 180	0
14	CO	88/89 (98%)	0.35	3 (3%) 45 31	15, 55, 123, 154	0
15	AP	82/82 (100%)	1.47	19 (23%) 0 0	30, 86, 150, 180	0
15	CP	80/82 (97%)	0.58	10 (12%) 3 2	8, 56, 135, 180	0
16	AQ	80/83 (96%)	1.20	21 (26%) 0 0	49, 96, 155, 180	0
16	CQ	81/83 (97%)	0.56	8 (9%) 7 5	25, 66, 128, 180	0
17	AR	55/74 (74%)	0.98	8 (14%) 2 1	15, 74, 125, 165	0
17	CR	55/74 (74%)	0.65	7 (12%) 3 2	19, 63, 119, 170	0
18	AS	79/91 (86%)	0.96	19 (24%) 0 0	73, 121, 176, 180	0
18	CS	80/91 (87%)	0.97	16 (20%) 1 0	58, 109, 168, 180	0
19	AT	85/86 (98%)	0.45	9 (10%) 6 4	52, 104, 164, 180	0
19	CT	85/86 (98%)	0.05	4 (4%) 31 20	22, 62, 125, 179	0
20	AB	218/240 (90%)	0.89	45 (20%) 1 0	29, 99, 155, 180	0
20	CB	218/240 (90%)	1.28	65 (29%) 0 0	31, 102, 160, 180	0
21	AU	51/70 (72%)	1.03	11 (21%) 0 0	43, 92, 146, 180	0
21	CU	51/70 (72%)	0.71	6 (11%) 4 3	40, 85, 133, 166	0
22	BA	117/120 (97%)	-0.68	1 (0%) 84 76	49, 83, 138, 174	0
22	DA	117/120 (97%)	-0.58	1 (0%) 84 76	36, 75, 124, 180	0
23	BB	2841/2904 (97%)	-0.38	27 (0%) 82 73	16, 60, 154, 180	0
23	DB	2841/2904 (97%)	-0.41	10 (0%) 92 89	6, 47, 151, 180	0
24	BI	141/141 (100%)	3.62	97 (68%) 0 0	93, 176, 180, 180	0
24	DI	141/141 (100%)	1.95	60 (42%) 0 0	101, 177, 180, 180	0
25	BC	271/272 (99%)	0.91	43 (15%) 1 1	9, 50, 104, 180	0
25	DC	271/272 (99%)	0.84	38 (14%) 2 2	5, 35, 87, 135	0
26	BD	209/209 (100%)	0.91	38 (18%) 1 1	20, 76, 135, 180	0
26	DD	209/209 (100%)	1.00	36 (17%) 1 1	5, 50, 126, 180	0
27	BK	121/123 (98%)	1.90	50 (41%) 0 0	14, 72, 133, 180	0
27	DK	121/123 (98%)	1.25	26 (21%) 0 0	6, 43, 104, 164	0
28	BP	114/114 (100%)	1.94	52 (45%) 0 0	35, 86, 151, 180	0

Continued on next page...

Continued from previous page...

Mol	Chain	Analysed	<RSRZ>	#RSRZ>2	OWAB(Å ²)	Q<0.9
28	DP	114/114 (100%)	0.68	12 (10%) 6 4	6, 49, 113, 160	0
29	BE	201/201 (100%)	1.42	65 (32%) 0 0	10, 67, 144, 180	0
29	DE	201/201 (100%)	0.99	37 (18%) 1 0	5, 72, 137, 180	0
30	BY	58/58 (100%)	0.83	11 (18%) 1 0	34, 74, 139, 180	0
30	DY	58/58 (100%)	0.60	9 (15%) 2 1	21, 60, 141, 177	0
31	B0	56/56 (100%)	0.84	8 (14%) 2 2	15, 74, 151, 180	0
31	D0	56/56 (100%)	0.49	4 (7%) 16 10	9, 49, 124, 180	0
32	B4	38/38 (100%)	0.78	6 (15%) 2 1	35, 91, 145, 151	0
32	D4	38/38 (100%)	-0.13	0 100 100	18, 68, 129, 150	0
33	B1	50/54 (92%)	2.09	20 (40%) 0 0	52, 90, 134, 174	0
33	D1	50/54 (92%)	1.17	11 (22%) 0 0	14, 76, 127, 175	0
34	B3	64/64 (100%)	1.02	15 (23%) 0 0	26, 59, 87, 158	0
34	D3	64/64 (100%)	0.79	9 (14%) 2 2	9, 49, 112, 156	0
35	BV	94/94 (100%)	0.90	18 (19%) 1 0	29, 97, 155, 178	0
35	DV	94/94 (100%)	1.02	23 (24%) 0 0	21, 89, 153, 167	0
36	B2	46/46 (100%)	0.55	3 (6%) 18 11	14, 50, 83, 144	0
36	D2	46/46 (100%)	0.48	2 (4%) 35 23	5, 38, 76, 180	0
37	BL	143/144 (99%)	0.87	26 (18%) 1 1	25, 70, 133, 180	0
37	DL	143/144 (99%)	1.21	38 (26%) 0 0	9, 59, 117, 147	0
38	BM	136/136 (100%)	1.00	19 (13%) 2 2	21, 68, 136, 180	0
38	DM	136/136 (100%)	0.65	14 (10%) 6 4	13, 54, 118, 167	0
39	BX	63/63 (100%)	1.59	25 (39%) 0 0	21, 81, 149, 175	0
39	DX	63/63 (100%)	0.52	5 (7%) 12 7	38, 97, 156, 180	0
40	BH	149/149 (100%)	4.15	104 (69%) 0 0	31, 134, 180, 180	0
40	DH	149/149 (100%)	1.89	63 (42%) 0 0	32, 110, 160, 180	0
41	BJ	142/142 (100%)	1.05	32 (22%) 0 0	23, 82, 140, 169	0
41	DJ	142/142 (100%)	0.75	13 (9%) 9 5	17, 61, 126, 180	0
42	BN	120/127 (94%)	0.91	23 (19%) 1 0	24, 71, 139, 180	0
42	DN	120/127 (94%)	0.33	5 (4%) 36 24	7, 43, 91, 172	0
43	BO	116/117 (99%)	1.00	28 (24%) 0 0	35, 83, 145, 180	0
43	DO	116/117 (99%)	0.50	7 (6%) 21 13	19, 73, 135, 172	0

Continued on next page...

Continued from previous page...

Mol	Chain	Analysed	<RSRZ>	#RSRZ>2	OWAB(Å ²)	Q<0.9
44	BQ	117/117 (100%)	0.29	8 (6%) 17 10	10, 66, 129, 167	0
44	DQ	117/117 (100%)	0.76	12 (10%) 6 4	8, 50, 104, 180	0
45	BS	110/110 (100%)	1.58	40 (36%) 0 0	6, 62, 123, 152	0
45	DS	110/110 (100%)	1.55	32 (29%) 0 0	12, 48, 129, 180	0
46	BU	102/103 (99%)	1.58	32 (31%) 0 0	21, 77, 140, 180	0
46	DU	102/103 (99%)	0.29	8 (7%) 13 7	22, 94, 154, 180	0
47	BF	178/178 (100%)	1.32	51 (28%) 0 0	56, 128, 177, 180	0
47	DF	178/178 (100%)	1.81	61 (34%) 0 0	30, 107, 168, 180	0
48	BG	176/176 (100%)	1.36	52 (29%) 0 0	49, 112, 163, 180	0
48	DG	176/176 (100%)	1.18	43 (24%) 0 0	35, 97, 161, 180	0
49	BR	103/103 (100%)	0.59	13 (12%) 3 2	25, 87, 151, 176	0
49	DR	103/103 (100%)	1.09	22 (21%) 0 0	23, 76, 139, 161	0
50	BT	93/100 (93%)	1.06	17 (18%) 1 0	22, 77, 159, 180	0
50	DT	93/100 (93%)	1.07	25 (26%) 0 0	24, 64, 156, 179	0
51	BZ	77/78 (98%)	0.93	15 (19%) 1 0	12, 51, 112, 143	0
51	DZ	77/78 (98%)	0.56	7 (9%) 9 5	9, 48, 94, 128	0
52	BW	79/84 (94%)	1.57	25 (31%) 0 0	18, 85, 141, 159	0
52	DW	79/84 (94%)	0.86	11 (13%) 2 2	20, 71, 134, 180	0
All	All	20417/21046 (97%)	0.37	2386 (11%) 4 3	5, 69, 156, 180	0

All (2386) RSRZ outliers are listed below:

Mol	Chain	Res	Type	RSRZ
40	BH	84	ALA	19.9
40	BH	85	GLY	18.2
40	BH	142	VAL	14.1
40	BH	130	VAL	14.0
40	BH	86	ASP	13.4
15	AP	81	ALA	13.4
40	BH	93	SER	12.9
40	BH	45	GLU	12.4
8	CI	129	ARG	12.3
40	BH	80	ILE	12.3
15	AP	82	ALA	12.2
11	CL	123	ALA	11.9
39	DX	63	ALA	11.1

Continued on next page...

Continued from previous page...

Mol	Chain	Res	Type	RSRZ
24	BI	59	THR	11.1
24	BI	58	ILE	10.6
40	BH	92	GLY	10.5
33	B1	52	LYS	10.2
24	BI	6	ALA	9.8
24	BI	97	VAL	9.7
40	BH	124	THR	9.7
52	BW	84	GLU	9.7
33	D1	52	LYS	9.7
40	BH	105	ALA	9.6
52	DW	84	GLU	9.5
29	BE	155	GLU	9.4
24	BI	18	ASN	9.3
24	BI	47	SER	9.3
4	CE	158	LYS	9.1
40	BH	132	PHE	9.1
40	BH	91	PHE	9.0
40	BH	102	ALA	9.0
17	AR	19	GLU	9.0
29	DE	155	GLU	8.8
8	AI	129	ARG	8.8
40	BH	82	SER	8.6
24	BI	19	PRO	8.4
40	BH	61	VAL	8.3
24	BI	32	VAL	8.2
40	BH	127	GLU	8.2
40	BH	131	SER	8.2
40	DH	116	ARG	8.2
24	BI	54	ILE	8.1
45	DS	109	ASP	8.1
47	DF	82	TYR	8.1
40	BH	104	THR	7.9
46	BU	51	LEU	7.9
23	BB	140	C	7.9
24	BI	15	GLY	7.9
40	BH	94	ILE	7.8
40	BH	140	ALA	7.8
15	AP	80	LYS	7.8
3	AD	178	GLU	7.8
41	BJ	20	ALA	7.7
33	B1	51	ALA	7.7
40	BH	46	PHE	7.7

Continued on next page...

Continued from previous page...

Mol	Chain	Res	Type	RSRZ
24	BI	17	ALA	7.7
40	BH	125	THR	7.7
45	DS	110	ARG	7.6
47	DF	55	ASP	7.6
40	DH	149	GLU	7.5
40	BH	126	GLY	7.5
17	CR	19	GLU	7.5
40	BH	133	GLN	7.5
24	DI	84	GLY	7.4
39	BX	63	ALA	7.4
40	DH	140	ALA	7.4
3	AD	159	GLU	7.3
24	BI	48	ILE	7.3
24	BI	52	LEU	7.3
24	BI	70	THR	7.3
40	BH	134	VAL	7.2
13	AN	30	ILE	7.2
40	BH	88	GLY	7.2
33	B1	15	GLY	7.2
46	BU	52	ASN	7.2
40	BH	79	THR	7.2
3	AD	106	PHE	7.1
47	DF	10	GLU	7.1
23	BB	613	A	7.1
24	BI	34	ILE	7.1
15	CP	47	GLU	7.0
24	BI	68	PHE	7.0
23	BB	139	U	7.0
37	BL	144	GLU	6.9
40	BH	147	VAL	6.9
40	BH	128	HIS	6.8
23	DB	1175	A	6.8
40	BH	87	GLU	6.8
24	BI	29	GLN	6.8
38	BM	136	MET	6.7
40	BH	139	PHE	6.7
29	BE	124	PHE	6.7
29	BE	143	LEU	6.7
24	BI	51	GLY	6.7
16	AQ	82	VAL	6.7
24	BI	11	GLN	6.7
40	BH	141	LYS	6.7

Continued on next page...

Continued from previous page...

Mol	Chain	Res	Type	RSRZ
7	AH	129	ALA	6.7
24	BI	95	ASP	6.7
38	BM	103	TYR	6.5
12	CM	44	ILE	6.5
24	BI	35	MET	6.5
24	BI	3	LYS	6.5
24	BI	1	ALA	6.5
24	DI	83	ALA	6.5
3	AD	177	MET	6.5
9	CJ	84	VAL	6.4
8	AI	57	VAL	6.4
40	BH	117	LEU	6.3
29	DE	188	MET	6.3
47	DF	173	ASP	6.3
22	DA	88	C	6.3
20	AB	188	THR	6.3
4	AE	158	LYS	6.3
24	BI	4	VAL	6.3
29	BE	10	SER	6.3
29	BE	119	ILE	6.3
24	BI	60	VAL	6.3
26	BD	186	LEU	6.2
3	AD	173	ASP	6.2
51	DZ	78	TYR	6.2
24	BI	141	ASP	6.2
20	CB	126	ASP	6.2
24	DI	7	TYR	6.2
40	BH	148	ALA	6.1
48	DG	55	ASP	6.1
24	BI	20	SER	6.1
48	DG	40	VAL	6.1
27	BK	104	THR	6.0
24	BI	66	PHE	6.0
26	DD	52	THR	6.0
40	BH	55	GLU	6.0
21	AU	3	ILE	6.0
38	BM	32	GLY	5.9
40	DH	110	VAL	5.9
13	CN	30	ILE	5.9
24	BI	31	GLY	5.9
39	BX	5	GLU	5.9
50	DT	90	GLY	5.9

Continued on next page...

Continued from previous page...

Mol	Chain	Res	Type	RSRZ
40	BH	144	VAL	5.8
24	BI	21	PRO	5.8
24	BI	25	PRO	5.8
37	DL	85	VAL	5.8
24	DI	99	LYS	5.8
1	AA	86	G	5.8
29	DE	201	ALA	5.8
47	BF	139	GLU	5.8
40	BH	60	GLU	5.8
50	DT	70	HIS	5.8
40	BH	109	GLU	5.7
24	DI	85	ILE	5.7
2	CC	165	GLU	5.7
40	BH	114	GLU	5.7
40	BH	118	PRO	5.7
33	B1	16	THR	5.7
20	CB	220	VAL	5.7
30	BY	58	GLU	5.6
48	BG	176	LYS	5.6
20	AB	193	ASP	5.6
40	BH	76	GLU	5.6
24	BI	49	GLU	5.6
26	BD	111	GLY	5.6
15	AP	47	GLU	5.6
24	DI	98	GLY	5.6
40	DH	12	LEU	5.6
47	DF	169	LEU	5.6
24	BI	140	GLU	5.6
20	CB	60	ALA	5.6
47	DF	178	LYS	5.6
40	BH	149	GLU	5.5
37	DL	122	VAL	5.5
48	DG	51	PHE	5.5
40	BH	75	LEU	5.5
24	BI	7	TYR	5.5
40	BH	146	VAL	5.5
47	DF	44	ALA	5.4
48	BG	167	VAL	5.4
33	D1	27	ARG	5.4
18	CS	40	PHE	5.4
6	AG	78	ARG	5.4
6	AG	150	PHE	5.4

Continued on next page...

Continued from previous page...

Mol	Chain	Res	Type	RSRZ
40	BH	122	LEU	5.4
27	BK	110	GLU	5.4
28	BP	70	GLU	5.4
29	BE	188	MET	5.4
8	AI	20	ILE	5.3
24	BI	10	LEU	5.3
5	AF	5	GLU	5.3
40	BH	56	ALA	5.3
40	BH	115	VAL	5.3
48	BG	102	ILE	5.3
24	BI	115	ASP	5.2
46	BU	14	THR	5.2
20	AB	192	PRO	5.2
40	BH	90	LEU	5.2
29	DE	169	VAL	5.2
24	BI	5	GLN	5.2
4	CE	12	GLU	5.2
9	CJ	102	LEU	5.2
24	BI	67	THR	5.2
40	BH	48	GLU	5.2
40	DH	139	PHE	5.2
28	BP	99	LEU	5.1
40	DH	18	GLN	5.1
18	CS	39	ILE	5.1
47	DF	30	VAL	5.1
24	BI	16	MET	5.1
37	DL	91	ASP	5.1
30	DY	1	ALA	5.1
34	D3	19	GLY	5.1
40	DH	141	LYS	5.1
52	BW	45	HIS	5.1
48	DG	41	GLU	5.1
49	DR	95	ASP	5.1
28	BP	47	ILE	5.1
27	BK	121	GLU	5.1
29	BE	11	ALA	5.1
24	BI	28	GLY	5.1
37	DL	92	LEU	5.1
40	BH	106	ALA	5.1
38	BM	1	MET	5.1
3	CD	176	LYS	5.1
8	AI	56	MET	5.0

Continued on next page...

Continued from previous page...

Mol	Chain	Res	Type	RSRZ
24	BI	33	ASN	5.0
50	DT	91	GLN	5.0
11	CL	24	GLU	5.0
13	CN	42	ASN	5.0
20	CB	165	ALA	5.0
38	DM	136	MET	5.0
52	BW	83	ALA	5.0
45	BS	63	GLY	5.0
20	CB	212	TYR	5.0
24	BI	86	LYS	5.0
48	DG	42	VAL	5.0
48	DG	161	VAL	5.0
48	BG	19	ASN	5.0
4	CE	13	LYS	5.0
28	BP	54	LEU	5.0
20	CB	123	GLY	5.0
51	BZ	71	LEU	5.0
24	BI	14	ALA	4.9
27	BK	84	CYS	4.9
40	BH	108	VAL	4.9
40	DH	122	LEU	4.9
24	DI	125	THR	4.9
24	DI	6	ALA	4.9
26	DD	77	ARG	4.9
20	AB	212	TYR	4.9
15	CP	52	LEU	4.9
37	DL	144	GLU	4.9
37	DL	77	ILE	4.9
48	DG	176	LYS	4.9
24	DI	52	LEU	4.9
20	CB	68	PHE	4.9
38	DM	1	MET	4.9
29	BE	150	THR	4.9
40	DH	131	SER	4.9
8	CI	128	LYS	4.9
37	DL	123	ARG	4.9
24	BI	27	LEU	4.8
40	DH	51	ARG	4.8
23	BB	715	A	4.8
20	CB	17	HIS	4.8
39	BX	62	GLY	4.8
28	BP	21	PRO	4.8

Continued on next page...

Continued from previous page...

Mol	Chain	Res	Type	RSRZ
49	BR	46	GLU	4.8
42	DN	83	LEU	4.8
9	CJ	25	ILE	4.8
29	DE	124	PHE	4.8
24	DI	48	ILE	4.8
40	DH	47	PHE	4.8
33	D1	26	LYS	4.8
16	CQ	82	VAL	4.8
24	BI	108	ILE	4.8
48	BG	101	VAL	4.7
41	BJ	54	ILE	4.7
3	AD	157	ALA	4.7
24	BI	26	ALA	4.7
20	AB	87	ASP	4.7
20	CB	56	LEU	4.7
38	BM	33	LEU	4.7
24	BI	8	VAL	4.7
47	BF	140	ILE	4.7
20	CB	71	THR	4.7
30	DY	58	GLU	4.7
29	BE	153	LEU	4.7
39	DX	62	GLY	4.7
12	AM	59	VAL	4.7
13	CN	16	ALA	4.7
40	DH	82	SER	4.6
24	BI	45	THR	4.6
29	BE	196	VAL	4.6
46	BU	87	GLU	4.6
44	DQ	90	ASP	4.6
12	CM	52	ILE	4.6
40	DH	72	ILE	4.6
20	CB	209	VAL	4.6
39	BX	57	LEU	4.6
28	BP	71	ARG	4.6
48	BG	148	ARG	4.6
28	BP	42	PHE	4.6
47	DF	174	PHE	4.6
40	DH	142	VAL	4.6
5	AF	52	ASN	4.6
44	BQ	108	LEU	4.6
29	DE	60	TRP	4.6
18	CS	43	MET	4.5

Continued on next page...

Continued from previous page...

Mol	Chain	Res	Type	RSRZ
37	DL	143	GLU	4.5
35	BV	67	GLY	4.5
28	BP	67	GLU	4.5
3	CD	190	LEU	4.5
6	AG	61	PHE	4.5
3	AD	24	VAL	4.5
51	BZ	76	GLU	4.5
27	BK	9	ASN	4.5
3	AD	175	GLY	4.5
18	CS	29	PRO	4.5
29	BE	12	LEU	4.5
25	BC	114	GLN	4.5
43	BO	92	PHE	4.5
24	BI	13	ALA	4.5
48	BG	42	VAL	4.5
23	BB	2145	C	4.5
45	DS	108	SER	4.5
33	B1	49	LYS	4.5
24	BI	37	PHE	4.5
47	BF	131	VAL	4.5
40	DH	4	ILE	4.5
24	BI	2	LYS	4.5
40	BH	136	SER	4.5
50	BT	3	ARG	4.5
6	AG	79	VAL	4.5
6	AG	84	TYR	4.5
28	BP	58	PHE	4.5
29	BE	152	GLU	4.4
27	BK	103	VAL	4.4
47	DF	39	VAL	4.4
26	DD	2	ILE	4.4
29	BE	5	LEU	4.4
45	DS	69	LEU	4.4
24	BI	111	THR	4.4
24	BI	69	VAL	4.4
47	DF	124	ARG	4.4
20	CB	38	HIS	4.4
45	BS	74	ILE	4.4
37	BL	77	ILE	4.4
7	AH	128	VAL	4.4
27	BK	108	ARG	4.4
52	BW	64	GLY	4.4

Continued on next page...

Continued from previous page...

Mol	Chain	Res	Type	RSRZ
40	BH	119	ASN	4.3
43	BO	113	ALA	4.3
8	AI	47	VAL	4.3
48	BG	100	ASN	4.3
5	AF	35	LYS	4.3
38	BM	105	MET	4.3
12	CM	3	ILE	4.3
28	BP	27	VAL	4.3
43	BO	110	ALA	4.3
33	B1	13	SER	4.3
5	AF	66	ALA	4.3
44	DQ	117	ALA	4.3
52	BW	62	ALA	4.3
47	DF	27	VAL	4.3
8	AI	29	ILE	4.3
35	DV	61	LEU	4.3
37	BL	113	ALA	4.3
29	BE	187	VAL	4.3
49	DR	58	VAL	4.3
24	BI	56	VAL	4.3
47	BF	116	LEU	4.3
18	AS	48	ILE	4.3
47	DF	171	ALA	4.3
14	AO	89	ARG	4.3
26	BD	209	ALA	4.3
37	BL	85	VAL	4.3
23	DB	645	C	4.2
45	BS	39	THR	4.2
40	BH	83	LYS	4.2
24	DI	47	SER	4.2
47	DF	140	ILE	4.2
3	AD	22	SER	4.2
4	CE	9	GLU	4.2
33	B1	14	ALA	4.2
48	DG	48	THR	4.2
20	AB	68	PHE	4.2
42	BN	21	PHE	4.2
11	AL	123	ALA	4.2
45	DS	1	MET	4.2
12	AM	7	ASN	4.2
26	BD	27	ILE	4.2
43	BO	51	ALA	4.2

Continued on next page...

Continued from previous page...

Mol	Chain	Res	Type	RSRZ
4	AE	157	GLY	4.2
20	AB	183	PHE	4.2
20	AB	66	ILE	4.2
37	DL	141	LYS	4.2
2	AC	156	LEU	4.2
12	AM	114	PRO	4.2
26	BD	101	PHE	4.2
9	CJ	91	ASP	4.2
42	DN	62	ASN	4.2
24	BI	79	LEU	4.2
37	DL	90	VAL	4.2
47	BF	174	PHE	4.2
35	DV	5	ASN	4.2
28	BP	75	THR	4.2
37	BL	89	VAL	4.2
8	AI	34	LEU	4.1
3	AD	107	GLY	4.1
3	AD	179	GLY	4.1
31	B0	56	LYS	4.1
3	AD	156	ALA	4.1
24	DI	137	LEU	4.1
38	BM	67	VAL	4.1
28	BP	61	ARG	4.1
27	BK	77	ILE	4.1
40	BH	63	ALA	4.1
38	BM	31	PHE	4.1
40	BH	13	GLY	4.1
1	AA	78	A	4.1
27	BK	107	LEU	4.1
29	DE	143	LEU	4.1
40	BH	111	ALA	4.1
18	CS	26	ASP	4.1
24	BI	65	SER	4.1
7	CH	62	LEU	4.1
8	AI	51	LEU	4.1
5	AF	8	PHE	4.1
46	BU	84	PHE	4.1
20	AB	195	VAL	4.1
25	BC	70	LYS	4.1
42	BN	102	PHE	4.1
23	DB	1730	C	4.1
20	CB	217	ALA	4.1

Continued on next page...

Continued from previous page...

Mol	Chain	Res	Type	RSRZ
3	CD	24	VAL	4.1
35	DV	63	ILE	4.1
45	BS	65	ASP	4.1
2	CC	133	MET	4.1
20	AB	197	PHE	4.1
9	CJ	34	ALA	4.1
37	DL	89	VAL	4.1
10	AK	99	LEU	4.1
20	AB	17	HIS	4.1
15	AP	6	LEU	4.1
45	BS	69	LEU	4.1
3	AD	145	ARG	4.0
16	AQ	58	VAL	4.0
45	DS	32	ALA	4.0
52	BW	50	VAL	4.0
6	AG	80	GLY	4.0
40	BH	96	THR	4.0
29	BE	151	GLY	4.0
48	DG	33	THR	4.0
29	DE	119	ILE	4.0
7	CH	44	PHE	4.0
29	BE	154	ASP	4.0
37	DL	110	VAL	4.0
24	DI	82	ALA	4.0
2	AC	90	VAL	4.0
14	AO	60	VAL	4.0
28	BP	91	VAL	4.0
48	DG	16	VAL	4.0
8	AI	128	LYS	4.0
12	AM	113	LYS	4.0
26	DD	32	ASN	4.0
30	BY	55	LYS	4.0
26	DD	48	ILE	4.0
48	BG	120	ILE	4.0
48	DG	37	ASN	4.0
5	AF	65	GLU	4.0
40	BH	121	VAL	4.0
45	DS	55	ILE	4.0
20	CB	161	PHE	4.0
44	BQ	105	PHE	4.0
18	CS	70	LEU	4.0
37	BL	126	ARG	4.0

Continued on next page...

Continued from previous page...

Mol	Chain	Res	Type	RSRZ
12	CM	42	VAL	4.0
23	BB	1728	C	4.0
29	BE	189	THR	4.0
8	CI	34	LEU	3.9
25	DC	109	LEU	3.9
43	BO	114	GLY	3.9
47	DF	78	ILE	3.9
20	CB	69	VAL	3.9
47	BF	35	LEU	3.9
24	DI	115	ASP	3.9
47	DF	45	ASP	3.9
24	BI	38	CYS	3.9
21	CU	23	GLU	3.9
45	BS	67	ASP	3.9
43	DO	53	THR	3.9
29	DE	172	ALA	3.9
40	BH	4	ILE	3.9
40	BH	81	ALA	3.9
46	BU	49	PRO	3.9
9	AJ	36	VAL	3.9
40	BH	116	ARG	3.9
41	DJ	44	TYR	3.9
24	BI	50	LYS	3.9
4	CE	117	ALA	3.9
16	AQ	7	LEU	3.9
42	BN	83	LEU	3.9
8	AI	27	ILE	3.9
7	AH	98	LEU	3.9
37	BL	92	LEU	3.9
20	AB	31	PHE	3.9
9	AJ	76	ILE	3.9
40	DH	94	ILE	3.9
44	DQ	73	ILE	3.9
29	BE	121	VAL	3.9
48	BG	116	LEU	3.9
7	AH	110	MET	3.9
40	DH	76	GLU	3.9
38	BM	129	THR	3.9
45	DS	3	THR	3.9
12	AM	47	LEU	3.9
26	BD	118	PHE	3.9
23	BB	62	U	3.9

Continued on next page...

Continued from previous page...

Mol	Chain	Res	Type	RSRZ
8	CI	42	THR	3.9
51	BZ	78	TYR	3.9
24	BI	22	PRO	3.9
52	DW	43	LYS	3.9
27	BK	8	LEU	3.8
29	BE	201	ALA	3.8
37	BL	91	ASP	3.8
41	DJ	52	ASP	3.8
49	DR	96	VAL	3.8
6	AG	85	GLN	3.8
24	DI	138	VAL	3.8
40	DH	136	SER	3.8
3	AD	154	VAL	3.8
6	AG	140	VAL	3.8
7	AH	60	LEU	3.8
40	DH	133	GLN	3.8
28	BP	69	VAL	3.8
52	BW	63	ASP	3.8
9	AJ	27	GLU	3.8
28	BP	26	GLU	3.8
45	DS	52	GLU	3.8
40	BH	65	ALA	3.8
28	BP	102	ARG	3.8
2	CC	156	LEU	3.8
24	BI	12	VAL	3.8
24	BI	139	VAL	3.8
27	BK	78	ARG	3.8
47	DF	18	GLU	3.8
12	AM	55	LEU	3.8
7	CH	129	ALA	3.8
16	AQ	80	LYS	3.8
22	BA	88	C	3.8
9	AJ	31	ARG	3.8
2	CC	167	TYR	3.8
49	BR	12	HIS	3.8
2	AC	93	ILE	3.8
45	BS	55	ILE	3.8
4	AE	94	PHE	3.8
50	BT	91	GLN	3.8
3	AD	116	LEU	3.8
7	AH	125	ILE	3.8
37	DL	142	ILE	3.8

Continued on next page...

Continued from previous page...

Mol	Chain	Res	Type	RSRZ
40	BH	135	HIS	3.8
47	BF	103	ILE	3.8
45	DS	34	ASP	3.8
45	DS	62	ASP	3.8
47	DF	172	PHE	3.8
47	BF	72	SER	3.8
3	CD	66	VAL	3.8
32	B4	7	VAL	3.8
47	DF	145	VAL	3.8
27	DK	51	LYS	3.8
23	BB	136	G	3.8
40	BH	145	ASN	3.8
3	AD	176	LYS	3.7
8	AI	50	PRO	3.7
27	BK	71	ARG	3.7
31	B0	54	ILE	3.7
39	BX	22	LEU	3.7
20	AB	161	PHE	3.7
52	DW	18	LYS	3.7
41	DJ	1	MET	3.7
24	BI	46	ASP	3.7
29	BE	172	ALA	3.7
41	BJ	63	ALA	3.7
5	AF	61	LEU	3.7
20	CB	49	PHE	3.7
20	CB	216	VAL	3.7
31	D0	56	LYS	3.7
3	AD	121	ALA	3.7
8	AI	58	GLU	3.7
15	CP	45	GLU	3.7
18	AS	30	LEU	3.7
18	CS	65	MET	3.7
47	BF	56	LEU	3.7
23	BB	1727	C	3.7
26	BD	15	PHE	3.7
47	DF	41	GLU	3.7
12	CM	47	LEU	3.7
31	B0	51	ARG	3.7
41	BJ	62	VAL	3.7
41	BJ	64	VAL	3.7
38	BM	110	GLU	3.7
7	AH	100	ILE	3.7

Continued on next page...

Continued from previous page...

Mol	Chain	Res	Type	RSRZ
43	BO	117	PHE	3.7
26	DD	93	GLY	3.7
43	BO	88	LYS	3.7
9	CJ	49	PHE	3.7
20	CB	195	VAL	3.7
24	BI	125	THR	3.7
2	AC	167	TYR	3.7
29	DE	108	ILE	3.7
34	B3	19	GLY	3.7
5	AF	1	MET	3.7
9	CJ	85	ASP	3.7
29	BE	7	ASP	3.7
7	AH	102	VAL	3.7
48	BG	161	VAL	3.7
1	AA	85	U	3.7
49	DR	50	GLY	3.7
45	BS	66	ILE	3.7
41	BJ	56	VAL	3.7
8	CI	40	ARG	3.6
44	DQ	97	ILE	3.6
23	BB	645	C	3.6
3	AD	104	MET	3.6
40	BH	27	ARG	3.6
49	BR	35	PHE	3.6
51	BZ	72	ARG	3.6
10	AK	125	LYS	3.6
18	AS	29	PRO	3.6
45	BS	75	PHE	3.6
34	B3	14	LYS	3.6
47	DF	163	GLU	3.6
50	BT	5	GLU	3.6
40	DH	75	LEU	3.6
3	AD	108	ALA	3.6
33	B1	30	PRO	3.6
3	CD	22	SER	3.6
20	AB	187	ASP	3.6
34	B3	13	PHE	3.6
37	DL	108	ALA	3.6
48	DG	45	ALA	3.6
24	BI	53	PRO	3.6
48	BG	20	GLY	3.6
35	BV	61	LEU	3.6

Continued on next page...

Continued from previous page...

Mol	Chain	Res	Type	RSRZ
46	DU	51	LEU	3.6
24	DI	81	LYS	3.6
29	BE	190	ALA	3.6
7	AH	127	TYR	3.6
29	BE	138	LEU	3.6
28	BP	86	LYS	3.6
23	DB	139	U	3.6
2	AC	188	ALA	3.6
15	AP	71	VAL	3.6
35	DV	94	ALA	3.6
5	AF	94	HIS	3.6
7	AH	45	ILE	3.6
18	AS	22	VAL	3.6
41	BJ	59	ALA	3.6
4	CE	157	GLY	3.6
11	AL	89	LEU	3.6
28	BP	73	PHE	3.6
7	AH	13	ILE	3.6
28	BP	45	VAL	3.6
40	DH	137	GLU	3.6
40	BH	57	LYS	3.6
47	DF	7	TYR	3.6
25	BC	3	VAL	3.6
35	DV	47	VAL	3.6
27	BK	46	ALA	3.6
52	BW	42	THR	3.6
52	DW	42	THR	3.6
50	BT	70	HIS	3.6
5	AF	38	ARG	3.6
11	CL	13	ARG	3.6
1	AA	79	G	3.6
24	BI	116	MET	3.6
24	DI	113	ALA	3.6
15	AP	54	LEU	3.6
47	DF	24	VAL	3.5
25	BC	167	ASP	3.5
26	DD	87	GLY	3.5
9	CJ	89	ARG	3.5
3	CD	106	PHE	3.5
29	BE	14	VAL	3.5
24	BI	109	ALA	3.5
24	BI	137	LEU	3.5

Continued on next page...

Continued from previous page...

Mol	Chain	Res	Type	RSRZ
25	BC	17	LYS	3.5
20	CB	163	ILE	3.5
47	DF	43	ILE	3.5
45	BS	32	ALA	3.5
50	DT	3	ARG	3.5
5	AF	63	ASN	3.5
40	DH	35	LYS	3.5
9	CJ	81	GLU	3.5
25	DC	34	GLU	3.5
25	BC	115	ILE	3.5
34	D3	20	GLY	3.5
7	CH	127	TYR	3.5
26	DD	30	GLU	3.5
28	BP	76	HIS	3.5
40	BH	98	ASP	3.5
50	DT	5	GLU	3.5
17	AR	25	ILE	3.5
48	DG	23	ILE	3.5
39	BX	37	LEU	3.5
40	BH	89	LYS	3.5
41	DJ	20	ALA	3.5
44	DQ	105	PHE	3.5
2	AC	150	VAL	3.5
5	AF	62	MET	3.5
14	AO	67	LEU	3.5
33	B1	10	LEU	3.5
47	DF	157	THR	3.5
26	DD	101	PHE	3.5
6	CG	152	HIS	3.5
40	BH	78	VAL	3.5
4	CE	10	LEU	3.5
35	BV	84	PRO	3.5
17	CR	63	TYR	3.5
20	AB	198	VAL	3.5
7	AH	74	ILE	3.5
14	CO	46	HIS	3.5
44	BQ	90	ASP	3.5
2	AC	41	TYR	3.5
20	CB	127	LYS	3.5
25	DC	102	TYR	3.5
47	BF	18	GLU	3.5
47	BF	82	TYR	3.5

Continued on next page...

Continued from previous page...

Mol	Chain	Res	Type	RSRZ
20	CB	162	VAL	3.5
12	CM	79	LEU	3.5
20	CB	67	LEU	3.5
47	DF	33	ILE	3.5
6	AG	81	GLY	3.5
18	AS	65	MET	3.5
45	BS	109	ASP	3.5
25	DC	93	VAL	3.5
37	DL	82	LEU	3.5
35	BV	56	PHE	3.5
48	BG	114	HIS	3.5
30	BY	1	ALA	3.5
2	AC	205	GLU	3.5
50	BT	72	GLN	3.5
52	BW	39	GLN	3.5
20	CB	146	SER	3.5
12	AM	38	ILE	3.5
47	DF	136	ILE	3.5
26	DD	27	ILE	3.4
25	BC	131	MET	3.4
27	BK	102	PRO	3.4
3	AD	144	ILE	3.4
6	AG	143	MET	3.4
6	CG	74	VAL	3.4
16	CQ	83	LEU	3.4
48	BG	86	LEU	3.4
37	DL	106	GLU	3.4
40	BH	137	GLU	3.4
24	BI	44	LYS	3.4
49	DR	48	LYS	3.4
26	BD	4	LEU	3.4
41	BJ	142	ILE	3.4
49	DR	101	ILE	3.4
29	BE	158	PHE	3.4
20	CB	51	GLU	3.4
21	AU	4	LYS	3.4
25	BC	78	GLU	3.4
25	DC	22	GLU	3.4
7	AH	36	ALA	3.4
20	CB	52	ALA	3.4
26	BD	25	THR	3.4
25	DC	79	ARG	3.4

Continued on next page...

Continued from previous page...

Mol	Chain	Res	Type	RSRZ
16	AQ	6	THR	3.4
38	BM	128	THR	3.4
50	DT	72	GLN	3.4
13	CN	76	PHE	3.4
27	BK	79	PHE	3.4
29	BE	6	LYS	3.4
45	BS	73	LYS	3.4
2	CC	143	LEU	3.4
41	DJ	87	ALA	3.4
39	BX	10	SER	3.4
4	CE	11	GLN	3.4
26	DD	118	PHE	3.4
27	BK	39	ILE	3.4
7	AH	51	GLU	3.4
9	CJ	26	VAL	3.4
40	BH	138	VAL	3.4
45	BS	70	LYS	3.4
51	BZ	49	LEU	3.4
16	AQ	20	ILE	3.4
27	BK	45	GLU	3.4
16	AQ	56	ASP	3.4
26	BD	180	VAL	3.4
28	BP	48	ALA	3.4
52	BW	14	ASP	3.4
19	AT	35	TYR	3.4
35	DV	70	ILE	3.4
25	DC	64	VAL	3.4
9	CJ	65	TYR	3.4
35	BV	57	TYR	3.4
16	AQ	9	GLY	3.4
24	DI	124	MET	3.4
23	BB	2147	A	3.3
24	BI	121	ILE	3.3
47	DF	19	PHE	3.3
11	AL	47	ALA	3.3
47	DF	75	GLY	3.3
28	DP	1	SER	3.3
28	DP	58	PHE	3.3
29	BE	23	PHE	3.3
28	BP	62	LYS	3.3
24	DI	69	VAL	3.3
3	CD	27	ILE	3.3

Continued on next page...

Continued from previous page...

Mol	Chain	Res	Type	RSRZ
18	CS	48	ILE	3.3
47	DF	105	ILE	3.3
37	BL	125	LEU	3.3
50	DT	11	LEU	3.3
25	BC	124	LYS	3.3
26	DD	56	LYS	3.3
29	BE	141	MET	3.3
29	BE	148	ILE	3.3
29	DE	190	ALA	3.3
26	DD	76	GLY	3.3
8	AI	19	PHE	3.3
47	DF	79	ARG	3.3
3	AD	171	GLU	3.3
24	DI	114	ALA	3.3
31	B0	55	ALA	3.3
48	DG	44	HIS	3.3
52	BW	75	ASN	3.3
45	DS	24	ILE	3.3
6	AG	46	LEU	3.3
12	CM	82	LEU	3.3
29	DE	12	LEU	3.3
4	AE	47	PHE	3.3
7	AH	71	VAL	3.3
19	AT	30	PHE	3.3
37	BL	90	VAL	3.3
48	DG	89	VAL	3.3
45	DS	94	ASP	3.3
49	DR	26	ASP	3.3
29	DE	149	ILE	3.3
43	BO	35	ILE	3.3
26	DD	4	LEU	3.3
37	BL	6	LEU	3.3
48	BG	88	LEU	3.3
20	CB	45	THR	3.3
24	DI	111	THR	3.3
7	AH	44	PHE	3.3
40	BH	18	GLN	3.3
29	BE	1	MET	3.3
42	BN	1	MET	3.3
21	CU	3	ILE	3.3
47	BF	33	ILE	3.3
26	BD	12	THR	3.3

Continued on next page...

Continued from previous page...

Mol	Chain	Res	Type	RSRZ
3	AD	162	GLU	3.3
8	CI	20	ILE	3.3
27	BK	122	VAL	3.3
40	BH	97	ARG	3.3
18	AS	70	LEU	3.3
35	DV	65	VAL	3.3
40	BH	19	VAL	3.3
14	AO	17	ARG	3.2
40	BH	1	MET	3.2
50	DT	71	GLY	3.2
14	AO	70	LEU	3.2
20	AB	100	LEU	3.2
2	CC	198	LYS	3.2
48	BG	9	VAL	3.2
48	BG	168	VAL	3.2
48	DG	43	LYS	3.2
20	CB	77	GLU	3.2
29	BE	60	TRP	3.2
41	BJ	55	ILE	3.2
9	CJ	87	LEU	3.2
48	DG	88	LEU	3.2
16	AQ	52	CYS	3.2
28	BP	15	ASP	3.2
49	DR	46	GLU	3.2
18	CS	25	GLY	3.2
7	AH	1	SER	3.2
39	BX	60	LYS	3.2
28	BP	98	TYR	3.2
48	DG	57	TYR	3.2
7	AH	24	VAL	3.2
15	AP	19	VAL	3.2
41	DJ	64	VAL	3.2
41	BJ	132	HIS	3.2
2	AC	99	GLN	3.2
9	AJ	8	ILE	3.2
40	BH	44	ILE	3.2
28	DP	114	ASN	3.2
29	BE	3	LEU	3.2
17	CR	31	TYR	3.2
27	DK	14	SER	3.2
24	DI	141	ASP	3.2
20	AB	165	ALA	3.2

Continued on next page...

Continued from previous page...

Mol	Chain	Res	Type	RSRZ
40	DH	148	ALA	3.2
35	DV	91	PHE	3.2
27	BK	109	SER	3.2
34	B3	50	SER	3.2
37	DL	118	THR	3.2
45	DS	70	LYS	3.2
3	AD	122	ILE	3.2
28	BP	63	ILE	3.2
29	BE	175	ILE	3.2
4	AE	147	ASN	3.2
16	AQ	75	VAL	3.2
25	DC	110	LYS	3.2
48	BG	133	LYS	3.2
20	AB	199	ILE	3.2
28	BP	96	LEU	3.2
48	DG	160	GLY	3.2
37	DL	75	ALA	3.2
18	CS	61	VAL	3.2
23	DB	613	A	3.2
24	DI	97	VAL	3.2
28	BP	46	VAL	3.2
18	AS	39	ILE	3.2
24	DI	78	LEU	3.2
50	DT	87	LEU	3.2
3	AD	142	VAL	3.2
4	AE	85	LYS	3.2
8	AI	21	LYS	3.2
37	DL	107	PHE	3.2
24	BI	55	PRO	3.2
9	CJ	90	LEU	3.2
17	AR	28	LEU	3.2
28	BP	64	SER	3.2
38	DM	37	GLY	3.2
25	BC	128	THR	3.2
40	DH	1	MET	3.2
5	AF	64	VAL	3.2
5	AF	70	VAL	3.2
6	CG	78	ARG	3.2
27	BK	18	ARG	3.2
28	BP	16	VAL	3.2
47	DF	175	PRO	3.2
49	DR	40	MET	3.2

Continued on next page...

Continued from previous page...

Mol	Chain	Res	Type	RSRZ
2	CC	55	VAL	3.2
24	DI	5	GLN	3.2
28	BP	57	ALA	3.2
39	BX	31	GLN	3.2
40	DH	144	VAL	3.2
42	BN	17	ARG	3.2
20	CB	213	LEU	3.2
29	DE	5	LEU	3.2
45	BS	51	LEU	3.2
48	DG	25	ILE	3.2
47	BF	37	MET	3.2
24	DI	89	SER	3.2
25	BC	132	ARG	3.2
29	BE	193	VAL	3.2
25	BC	5	CYS	3.2
42	BN	72	ASP	3.2
49	BR	2	TYR	3.2
24	DI	79	LEU	3.1
38	BM	130	PHE	3.1
46	BU	93	ARG	3.1
52	DW	19	ARG	3.1
52	DW	40	ARG	3.1
3	CD	159	GLU	3.1
6	CG	79	VAL	3.1
26	BD	131	ASP	3.1
7	CH	98	LEU	3.1
24	BI	73	PRO	3.1
48	BG	130	ILE	3.1
38	DM	31	PHE	3.1
3	AD	174	ALA	3.1
7	AH	46	GLU	3.1
41	BJ	17	VAL	3.1
11	CL	55	ARG	3.1
18	CS	63	ASP	3.1
28	BP	44	GLY	3.1
37	BL	142	ILE	3.1
26	DD	1	MET	3.1
11	AL	24	GLU	3.1
43	DO	28	VAL	3.1
47	BF	30	VAL	3.1
13	CN	24	ALA	3.1
26	DD	47	ALA	3.1

Continued on next page...

Continued from previous page...

Mol	Chain	Res	Type	RSRZ
43	DO	37	ALA	3.1
27	DK	9	ASN	3.1
35	BV	82	TYR	3.1
37	DL	95	LEU	3.1
40	DH	73	ASN	3.1
24	DI	136	GLY	3.1
47	BF	153	ILE	3.1
9	CJ	36	VAL	3.1
4	CE	75	LEU	3.1
38	BM	102	LEU	3.1
48	BG	132	LEU	3.1
48	DG	104	LEU	3.1
9	AJ	28	THR	3.1
24	BI	80	LYS	3.1
49	DR	14	VAL	3.1
3	AD	153	ARG	3.1
40	DH	58	LEU	3.1
11	CL	122	LYS	3.1
21	CU	36	PHE	3.1
25	DC	108	GLY	3.1
34	D3	13	PHE	3.1
45	DS	4	ILE	3.1
2	AC	83	VAL	3.1
18	AS	47	THR	3.1
43	BO	28	VAL	3.1
45	BS	107	VAL	3.1
24	BI	62	ALA	3.1
25	BC	116	GLN	3.1
40	BH	58	LEU	3.1
51	BZ	77	LYS	3.1
2	AC	102	ILE	3.1
5	AF	55	HIS	3.1
5	CF	90	MET	3.1
7	AH	50	VAL	3.1
7	AH	59	GLU	3.1
20	CB	153	MET	3.1
26	DD	74	GLU	3.1
47	BF	114	ARG	3.1
12	AM	4	ALA	3.1
48	DG	106	LEU	3.1
24	DI	106	GLN	3.1
20	CB	40	ILE	3.1

Continued on next page...

Continued from previous page...

Mol	Chain	Res	Type	RSRZ
35	DV	4	ILE	3.1
37	BL	111	ILE	3.1
40	DH	13	GLY	3.1
25	BC	22	GLU	3.1
46	DU	48	VAL	3.1
37	BL	82	LEU	3.1
43	BO	26	LEU	3.1
47	BF	168	LEU	3.1
2	AC	80	GLY	3.1
9	AJ	89	ARG	3.1
26	BD	28	GLU	3.1
27	BK	7	MET	3.1
37	DL	119	PRO	3.1
43	DO	2	ASP	3.1
49	DR	65	ALA	3.1
45	BS	110	ARG	3.1
16	AQ	37	ILE	3.1
48	DG	102	ILE	3.1
24	DI	139	VAL	3.1
26	BD	30	GLU	3.1
27	DK	45	GLU	3.1
3	AD	26	ALA	3.1
40	DH	5	LEU	3.1
42	BN	10	LEU	3.1
37	DL	2	ARG	3.1
39	BX	23	ARG	3.1
47	BF	106	ALA	3.1
2	CC	129	PHE	3.1
18	AS	40	PHE	3.1
3	CD	163	GLN	3.1
14	AO	82	ILE	3.1
48	BG	33	THR	3.1
25	DC	78	GLU	3.1
26	BD	187	LEU	3.1
24	BI	24	GLY	3.0
43	BO	93	ASP	3.0
47	DF	99	PHE	3.0
12	AM	51	GLN	3.0
34	B3	23	HIS	3.0
41	BJ	87	ALA	3.0
23	BB	1175	A	3.0
27	DK	50	GLY	3.0

Continued on next page...

Continued from previous page...

Mol	Chain	Res	Type	RSRZ
50	BT	90	GLY	3.0
48	BG	87	GLN	3.0
7	AH	58	LEU	3.0
42	BN	98	LEU	3.0
20	AB	75	ALA	3.0
46	BU	90	LYS	3.0
52	BW	65	LYS	3.0
40	DH	70	GLU	3.0
47	DF	139	GLU	3.0
29	BE	116	ASP	3.0
40	BH	101	ASP	3.0
24	BI	78	LEU	3.0
25	DC	33	LEU	3.0
33	D1	35	LEU	3.0
47	DF	160	LYS	3.0
14	AO	16	GLY	3.0
25	BC	143	VAL	3.0
10	CK	13	LYS	3.0
23	BB	546	U	3.0
3	CD	164	ARG	3.0
41	BJ	75	TYR	3.0
5	CF	70	VAL	3.0
26	BD	20	VAL	3.0
26	BD	116	LYS	3.0
44	BQ	94	LEU	3.0
36	B2	1	MET	3.0
35	BV	93	ARG	3.0
46	BU	59	GLU	3.0
35	DV	71	LYS	3.0
45	BS	71	VAL	3.0
48	BG	40	VAL	3.0
15	AP	60	TRP	3.0
20	CB	29	PHE	3.0
24	BI	124	MET	3.0
45	BS	72	THR	3.0
20	CB	14	HIS	3.0
40	DH	146	VAL	3.0
28	BP	114	ASN	3.0
34	B3	20	GLY	3.0
46	BU	61	GLU	3.0
46	BU	48	VAL	3.0
28	BP	50	ARG	3.0

Continued on next page...

Continued from previous page...

Mol	Chain	Res	Type	RSRZ
46	DU	49	PRO	3.0
52	BW	78	PHE	3.0
3	AD	105	GLY	3.0
21	CU	35	GLU	3.0
43	BO	89	ASP	3.0
12	CM	55	LEU	3.0
30	DY	7	THR	3.0
46	BU	76	THR	3.0
52	BW	40	ARG	3.0
26	BD	114	LYS	3.0
47	BF	112	ASP	3.0
20	AB	86	CYS	3.0
24	DI	101	SER	3.0
49	BR	58	VAL	3.0
3	AD	87	GLU	3.0
37	DL	86	GLU	3.0
25	DC	111	ALA	3.0
27	DK	52	VAL	3.0
45	BS	68	ASP	3.0
45	DS	105	VAL	3.0
24	BI	41	PHE	3.0
46	BU	86	PHE	3.0
28	BP	43	GLU	3.0
16	AQ	10	ARG	2.9
37	DL	83	ALA	2.9
4	AE	13	LYS	2.9
6	AG	58	LEU	2.9
25	BC	113	ASP	2.9
40	BH	112	LYS	2.9
51	BZ	60	ASP	2.9
6	AG	82	SER	2.9
34	B3	21	PHE	2.9
8	AI	4	GLN	2.9
24	DI	135	MET	2.9
34	B3	58	ILE	2.9
24	BI	23	VAL	2.9
29	DE	196	VAL	2.9
50	DT	50	LEU	2.9
47	BF	98	PHE	2.9
28	DP	43	GLU	2.9
4	CE	36	THR	2.9
24	DI	80	LYS	2.9

Continued on next page...

Continued from previous page...

Mol	Chain	Res	Type	RSRZ
47	DF	11	VAL	2.9
14	AO	74	ASP	2.9
26	BD	181	ASP	2.9
28	BP	88	ARG	2.9
5	AF	51	ILE	2.9
27	BK	82	ASN	2.9
48	DG	137	LYS	2.9
52	BW	51	GLY	2.9
6	AG	86	VAL	2.9
33	D1	30	PRO	2.9
44	DQ	87	VAL	2.9
46	BU	71	ILE	2.9
26	DD	186	LEU	2.9
29	DE	170	ARG	2.9
25	BC	126	GLY	2.9
45	DS	107	VAL	2.9
47	BF	157	THR	2.9
24	BI	30	GLN	2.9
39	BX	11	VAL	2.9
40	DH	130	VAL	2.9
42	DN	98	LEU	2.9
48	DG	147	LEU	2.9
43	BO	37	ALA	2.9
47	BF	161	SER	2.9
21	AU	23	GLU	2.9
4	CE	71	ILE	2.9
29	BE	4	VAL	2.9
40	BH	41	LYS	2.9
45	BS	52	GLU	2.9
45	BS	104	THR	2.9
2	AC	158	GLY	2.9
2	AC	75	VAL	2.9
19	AT	85	LEU	2.9
20	CB	99	MET	2.9
28	DP	50	ARG	2.9
40	BH	12	LEU	2.9
43	BO	115	LEU	2.9
12	CM	51	GLN	2.9
36	D2	46	LYS	2.9
41	BJ	52	ASP	2.9
47	DF	14	LYS	2.9
47	DF	21	TYR	2.9

Continued on next page...

Continued from previous page...

Mol	Chain	Res	Type	RSRZ
48	DG	114	HIS	2.9
28	BP	68	GLY	2.9
16	AQ	45	VAL	2.9
21	AU	24	LYS	2.9
28	BP	3	ILE	2.9
35	DV	72	VAL	2.9
36	B2	46	LYS	2.9
40	DH	30	LEU	2.9
43	BO	106	LEU	2.9
47	DF	37	MET	2.9
49	DR	25	LEU	2.9
46	BU	88	ASP	2.9
48	BG	96	ALA	2.9
31	D0	26	SER	2.9
47	BF	175	PRO	2.9
4	AE	114	LEU	2.9
20	AB	186	VAL	2.9
24	DI	100	ILE	2.9
24	DI	116	MET	2.9
37	DL	117	THR	2.9
47	DF	3	LEU	2.9
47	DF	8	LYS	2.9
26	BD	29	VAL	2.9
48	BG	104	LEU	2.9
8	CI	126	PHE	2.9
4	AE	127	TYR	2.9
27	BK	11	ALA	2.9
20	AB	43	GLU	2.9
5	AF	56	LYS	2.9
14	AO	81	LEU	2.9
35	DV	38	LEU	2.9
40	DH	143	ILE	2.9
24	DI	41	PHE	2.9
16	AQ	51	GLU	2.9
19	CT	35	TYR	2.9
43	BO	25	ARG	2.9
13	AN	65	GLN	2.8
29	BE	9	GLN	2.8
38	DM	103	TYR	2.8
45	DS	5	ALA	2.8
38	BM	25	ASP	2.8
6	AG	21	LEU	2.8

Continued on next page...

Continued from previous page...

Mol	Chain	Res	Type	RSRZ
4	CE	37	VAL	2.8
7	AH	92	PRO	2.8
29	BE	180	LEU	2.8
29	DE	3	LEU	2.8
8	AI	127	SER	2.8
27	BK	113	MET	2.8
43	BO	103	VAL	2.8
46	BU	33	VAL	2.8
51	BZ	46	PHE	2.8
3	AD	146	GLU	2.8
13	CN	21	ALA	2.8
35	DV	3	THR	2.8
7	AH	126	CYS	2.8
27	DK	84	CYS	2.8
20	AB	64	GLY	2.8
8	AI	48	ARG	2.8
9	AJ	100	ILE	2.8
24	BI	85	ILE	2.8
25	BC	103	ILE	2.8
29	DE	148	ILE	2.8
41	BJ	18	VAL	2.8
40	DH	27	ARG	2.8
45	BS	11	ARG	2.8
52	BW	36	ILE	2.8
15	CP	80	LYS	2.8
3	AD	143	SER	2.8
25	DC	81	GLU	2.8
40	DH	114	GLU	2.8
7	AH	39	LEU	2.8
23	BB	137	U	2.8
26	DD	73	VAL	2.8
37	DL	78	ARG	2.8
50	BT	69	ARG	2.8
5	AF	78	PHE	2.8
29	DE	158	PHE	2.8
52	BW	61	LYS	2.8
20	CB	79	VAL	2.8
35	DV	56	PHE	2.8
40	BH	103	VAL	2.8
24	BI	98	GLY	2.8
47	BF	160	LYS	2.8
47	DF	29	ARG	2.8

Continued on next page...

Continued from previous page...

Mol	Chain	Res	Type	RSRZ
48	DG	49	LEU	2.8
29	BE	19	PHE	2.8
29	BE	149	ILE	2.8
42	BN	70	THR	2.8
46	BU	35	VAL	2.8
48	BG	23	ILE	2.8
50	DT	34	VAL	2.8
8	CI	56	MET	2.8
15	AP	55	ASP	2.8
14	AO	87	LEU	2.8
11	AL	3	VAL	2.8
15	AP	39	PHE	2.8
24	BI	100	ILE	2.8
26	DD	68	PHE	2.8
29	BE	144	GLU	2.8
42	BN	12	ARG	2.8
17	CR	66	LEU	2.8
25	DC	191	LEU	2.8
40	DH	95	GLY	2.8
43	BO	116	GLN	2.8
48	BG	147	LEU	2.8
3	CD	194	ILE	2.8
5	CF	51	ILE	2.8
8	AI	64	ILE	2.8
11	AL	51	VAL	2.8
43	BO	90	VAL	2.8
40	DH	119	ASN	2.8
21	CU	34	ARG	2.8
46	BU	101	THR	2.8
7	AH	53	ASP	2.8
20	CB	157	PRO	2.8
27	BK	56	ASP	2.8
27	BK	120	PRO	2.8
2	AC	157	GLY	2.8
7	CH	39	LEU	2.8
8	AI	49	GLN	2.8
26	BD	26	VAL	2.8
12	AM	3	ILE	2.8
15	AP	75	ILE	2.8
27	DK	95	ILE	2.8
39	BX	7	ARG	2.8
39	BX	17	GLU	2.8

Continued on next page...

Continued from previous page...

Mol	Chain	Res	Type	RSRZ
52	BW	29	SER	2.8
20	AB	38	HIS	2.8
24	DI	40	ALA	2.8
45	BS	94	ASP	2.8
28	BP	25	VAL	2.8
37	BL	110	VAL	2.8
2	CC	119	ILE	2.8
20	AB	59	ILE	2.8
50	DT	51	PHE	2.8
46	BU	9	GLU	2.8
34	B3	54	LEU	2.8
52	DW	75	ASN	2.8
38	DM	134	THR	2.8
40	BH	77	THR	2.8
7	AH	47	ASP	2.8
20	CB	204	ASP	2.8
13	AN	46	LYS	2.8
51	BZ	67	VAL	2.8
45	DS	103	ILE	2.8
27	BK	106	GLU	2.8
40	BH	129	GLU	2.8
37	DL	125	LEU	2.8
9	AJ	95	GLY	2.8
46	DU	52	ASN	2.8
12	CM	78	ARG	2.8
13	CN	22	LYS	2.8
28	BP	19	PHE	2.8
45	BS	1	MET	2.7
2	AC	42	LEU	2.7
27	DK	89	ASN	2.7
3	AD	185	PRO	2.7
9	AJ	77	VAL	2.7
17	AR	22	TYR	2.7
35	BV	34	LYS	2.7
48	BG	144	ALA	2.7
7	CH	126	CYS	2.7
25	BC	73	ILE	2.7
26	DD	67	HIS	2.7
35	DV	30	ILE	2.7
39	BX	39	GLN	2.7
3	AD	155	LYS	2.7
47	BF	151	LEU	2.7

Continued on next page...

Continued from previous page...

Mol	Chain	Res	Type	RSRZ
40	DH	69	ALA	2.7
41	BJ	29	ALA	2.7
28	BP	65	ASN	2.7
33	B1	47	ILE	2.7
38	BM	132	THR	2.7
40	BH	70	GLU	2.7
45	BS	35	ILE	2.7
47	BF	86	CYS	2.7
21	AU	20	ARG	2.7
3	AD	132	ALA	2.7
5	AF	25	TYR	2.7
20	CB	90	PHE	2.7
26	DD	203	VAL	2.7
40	DH	108	VAL	2.7
47	DF	6	TYR	2.7
45	BS	78	GLU	2.7
52	BW	79	ILE	2.7
3	AD	163	GLN	2.7
9	AJ	35	GLN	2.7
20	AB	207	ARG	2.7
34	D3	60	CYS	2.7
15	AP	43	ALA	2.7
47	BF	127	TYR	2.7
40	BH	30	LEU	2.7
16	AQ	33	TYR	2.7
33	B1	41	VAL	2.7
35	DV	6	ALA	2.7
3	CD	72	ARG	2.7
4	CE	53	ARG	2.7
6	CG	4	ARG	2.7
5	CF	67	PRO	2.7
20	CB	160	LEU	2.7
24	DI	95	ASP	2.7
3	AD	148	ALA	2.7
27	BK	83	ALA	2.7
47	DF	84	ILE	2.7
52	BW	82	GLU	2.7
3	AD	149	LYS	2.7
30	BY	56	VAL	2.7
40	BH	64	ALA	2.7
23	BB	1067	A	2.7
3	AD	172	VAL	2.7

Continued on next page...

Continued from previous page...

Mol	Chain	Res	Type	RSRZ
19	AT	41	GLY	2.7
20	CB	130	LYS	2.7
24	BI	112	LYS	2.7
27	DK	103	VAL	2.7
7	AH	57	GLU	2.7
20	CB	205	ALA	2.7
28	BP	59	THR	2.7
43	BO	12	THR	2.7
46	DU	50	ALA	2.7
48	BG	25	ILE	2.7
48	DG	95	ALA	2.7
3	CD	18	LEU	2.7
47	BF	90	LEU	2.7
48	DG	86	LEU	2.7
27	DK	18	ARG	2.7
28	BP	11	GLN	2.7
44	DQ	55	GLN	2.7
8	AI	52	GLU	2.7
28	BP	1	SER	2.7
38	DM	108	VAL	2.7
25	DC	1	ALA	2.7
9	CJ	22	THR	2.7
1	AA	87	C	2.7
25	DC	80	LEU	2.7
30	BY	3	THR	2.7
6	CG	85	GLN	2.7
27	BK	17	ARG	2.7
9	AJ	74	VAL	2.7
3	CD	203	TYR	2.7
37	DL	101	ILE	2.7
45	DS	58	ALA	2.7
14	AO	20	ASN	2.7
21	AU	34	ARG	2.7
23	DB	846	U	2.7
27	BK	86	LEU	2.7
16	AQ	36	PHE	2.7
23	BB	1730	C	2.7
20	AB	200	PRO	2.7
28	BP	72	VAL	2.7
39	BX	24	GLU	2.7
24	DI	132	ALA	2.7
38	BM	30	SER	2.6

Continued on next page...

Continued from previous page...

Mol	Chain	Res	Type	RSRZ
44	DQ	116	LEU	2.6
2	CC	109	GLU	2.6
40	DH	87	GLU	2.6
47	DF	62	GLN	2.6
40	DH	80	ILE	2.6
40	DH	81	ALA	2.6
13	AN	55	SER	2.6
25	BC	191	LEU	2.6
42	BN	44	LEU	2.6
33	B1	34	GLU	2.6
35	DV	1	MET	2.6
37	DL	116	VAL	2.6
42	BN	82	GLU	2.6
4	CE	44	ARG	2.6
8	CI	64	ILE	2.6
11	AL	13	ARG	2.6
29	DE	181	ILE	2.6
40	DH	135	HIS	2.6
42	BN	94	TYR	2.6
25	BC	265	PHE	2.6
20	CB	46	VAL	2.6
20	CB	158	ASP	2.6
25	BC	110	LYS	2.6
26	DD	3	GLY	2.6
30	DY	56	VAL	2.6
37	DL	109	LYS	2.6
47	BF	45	ASP	2.6
19	CT	3	ILE	2.6
18	AS	60	PHE	2.6
20	CB	186	VAL	2.6
4	CE	42	ASN	2.6
25	DC	250	GLN	2.6
40	BH	73	ASN	2.6
18	CS	21	ALA	2.6
25	BC	90	ILE	2.6
18	AS	18	VAL	2.6
20	AB	216	VAL	2.6
29	BE	120	VAL	2.6
38	BM	93	VAL	2.6
12	AM	79	LEU	2.6
25	BC	109	LEU	2.6
14	AO	78	TYR	2.6

Continued on next page...

Continued from previous page...

Mol	Chain	Res	Type	RSRZ
42	BN	40	LYS	2.6
48	BG	45	ALA	2.6
51	DZ	77	LYS	2.6
10	CK	73	VAL	2.6
12	CM	59	VAL	2.6
33	B1	6	GLU	2.6
37	BL	122	VAL	2.6
42	BN	116	VAL	2.6
2	AC	76	ILE	2.6
9	AJ	85	ASP	2.6
25	DC	92	LEU	2.6
27	DK	56	ASP	2.6
29	BE	115	GLN	2.6
40	DH	99	ILE	2.6
16	CQ	81	ALA	2.6
49	BR	48	LYS	2.6
4	CE	30	PHE	2.6
6	AG	4	ARG	2.6
7	AH	111	THR	2.6
49	DR	35	PHE	2.6
33	B1	11	VAL	2.6
45	DS	2	GLU	2.6
47	BF	115	GLY	2.6
7	AH	35	ILE	2.6
30	DY	28	LEU	2.6
38	DM	126	ILE	2.6
43	BO	87	ILE	2.6
48	DG	116	LEU	2.6
13	AN	20	PHE	2.6
27	BK	52	VAL	2.6
27	BK	85	VAL	2.6
45	BS	105	VAL	2.6
25	DC	131	MET	2.6
5	AF	17	GLN	2.6
24	BI	104	GLN	2.6
24	DI	128	ILE	2.6
29	BE	181	ILE	2.6
45	DS	92	ARG	2.6
50	DT	43	ILE	2.6
18	AS	73	PHE	2.6
10	AK	73	VAL	2.6
4	AE	91	SER	2.6

Continued on next page...

Continued from previous page...

Mol	Chain	Res	Type	RSRZ
20	CB	83	ALA	2.6
24	DI	103	ALA	2.6
3	CD	175	GLY	2.6
25	BC	125	PRO	2.6
27	BK	94	PRO	2.6
48	BG	125	PRO	2.6
20	AB	14	HIS	2.6
20	CB	183	PHE	2.6
35	BV	83	LYS	2.6
11	CL	68	GLY	2.6
19	AT	42	ASP	2.6
26	BD	109	VAL	2.6
51	BZ	75	GLY	2.6
41	BJ	122	LEU	2.6
6	AG	6	ILE	2.6
8	CI	29	ILE	2.6
24	BI	96	LYS	2.5
23	BB	1172	C	2.5
27	BK	35	VAL	2.5
47	BF	141	ASP	2.5
20	AB	99	MET	2.5
27	DK	47	ILE	2.5
47	BF	78	ILE	2.5
3	CD	35	GLN	2.5
48	BG	150	TYR	2.5
49	BR	36	ALA	2.5
46	BU	24	VAL	2.5
1	AA	412	A	2.5
20	CB	164	ASP	2.5
23	DB	653	U	2.5
24	DI	105	LEU	2.5
16	AQ	38	LYS	2.5
20	CB	65	LYS	2.5
29	BE	199	MET	2.5
37	BL	109	LYS	2.5
49	DR	59	ILE	2.5
52	DW	36	ILE	2.5
2	AC	45	GLU	2.5
5	CF	59	TYR	2.5
7	AH	61	THR	2.5
12	CM	1	ALA	2.5
24	BI	76	ALA	2.5

Continued on next page...

Continued from previous page...

Mol	Chain	Res	Type	RSRZ
16	AQ	11	VAL	2.5
49	BR	4	VAL	2.5
47	BF	102	LEU	2.5
20	CB	125	PHE	2.5
37	DL	68	SER	2.5
45	BS	24	ILE	2.5
29	BE	170	ARG	2.5
6	CG	145	GLU	2.5
12	CM	14	ALA	2.5
26	BD	185	ASN	2.5
27	DK	82	ASN	2.5
34	D3	64	ALA	2.5
5	AF	10	VAL	2.5
10	AK	128	VAL	2.5
27	BK	101	GLY	2.5
4	CE	80	LEU	2.5
4	CE	155	LYS	2.5
16	CQ	52	CYS	2.5
25	DC	5	CYS	2.5
45	BS	103	ILE	2.5
7	AH	81	GLY	2.5
18	AS	21	ALA	2.5
13	CN	46	LYS	2.5
25	BC	182	LYS	2.5
25	DC	4	LYS	2.5
26	BD	163	GLY	2.5
40	BH	100	ALA	2.5
49	BR	3	ALA	2.5
3	AD	90	LEU	2.5
41	BJ	24	THR	2.5
3	CD	33	ILE	2.5
20	CB	59	ILE	2.5
25	DC	62	ARG	2.5
35	BV	91	PHE	2.5
44	BQ	101	ASP	2.5
44	DQ	88	GLU	2.5
6	CG	8	GLN	2.5
9	CJ	74	VAL	2.5
11	AL	12	ALA	2.5
26	DD	29	VAL	2.5
35	BV	94	ALA	2.5
2	AC	100	ILE	2.5

Continued on next page...

Continued from previous page...

Mol	Chain	Res	Type	RSRZ
12	AM	76	ILE	2.5
20	AB	26	MET	2.5
3	AD	129	VAL	2.5
7	CH	128	VAL	2.5
12	AM	36	ALA	2.5
34	B3	47	ALA	2.5
40	DH	9	VAL	2.5
50	DT	47	VAL	2.5
7	CH	75	GLN	2.5
25	DC	193	GLU	2.5
27	DK	10	VAL	2.5
2	AC	143	LEU	2.5
4	CE	40	ASP	2.5
31	B0	1	ALA	2.5
48	BG	169	ARG	2.5
48	DG	61	TRP	2.5
35	BV	1	MET	2.5
50	BT	4	GLU	2.5
2	AC	65	VAL	2.5
27	BK	76	VAL	2.5
43	DO	62	LEU	2.5
5	AF	9	MET	2.5
15	AP	1	MET	2.5
20	CB	48	MET	2.5
38	DM	104	GLU	2.5
48	BG	74	MET	2.5
48	DG	54	ARG	2.5
7	AH	82	LEU	2.5
30	BY	54	VAL	2.5
46	BU	82	VAL	2.5
18	CS	73	PHE	2.5
30	DY	2	LYS	2.5
7	CH	124	ILE	2.5
50	BT	2	ILE	2.5
2	CC	154	GLY	2.5
4	AE	113	VAL	2.5
10	AK	95	THR	2.5
11	AL	58	ASN	2.5
25	BC	119	VAL	2.5
17	AR	23	LYS	2.5
26	DD	75	ALA	2.5
47	BF	65	LEU	2.5

Continued on next page...

Continued from previous page...

Mol	Chain	Res	Type	RSRZ
42	BN	14	SER	2.5
40	DH	138	VAL	2.4
42	DN	29	VAL	2.4
47	BF	21	TYR	2.4
2	AC	67	ILE	2.4
5	AF	6	ILE	2.4
33	B1	27	ARG	2.4
46	BU	53	GLN	2.4
50	DT	6	ARG	2.4
29	BE	127	GLU	2.4
2	CC	153	SER	2.4
13	AN	22	LYS	2.4
13	AN	54	SER	2.4
29	BE	125	SER	2.4
42	BN	20	MET	2.4
13	CN	78	LEU	2.4
28	BP	66	GLY	2.4
40	DH	117	LEU	2.4
47	BF	169	LEU	2.4
51	DZ	51	VAL	2.4
23	BB	1870	C	2.4
31	D0	25	THR	2.4
34	D3	21	PHE	2.4
43	BO	50	ALA	2.4
24	DI	70	THR	2.4
19	CT	38	ILE	2.4
24	DI	108	ILE	2.4
33	B1	4	ILE	2.4
48	BG	80	GLU	2.4
27	BK	59	LYS	2.4
29	DE	123	LYS	2.4
40	DH	17	ASP	2.4
29	DE	105	LEU	2.4
50	DT	93	LEU	2.4
14	AO	15	PHE	2.4
25	DC	90	ILE	2.4
27	BK	21	CYS	2.4
28	BP	103	THR	2.4
11	AL	54	VAL	2.4
20	CB	147	LEU	2.4
46	BU	58	VAL	2.4
48	DG	46	ASP	2.4

Continued on next page...

Continued from previous page...

Mol	Chain	Res	Type	RSRZ
26	DD	46	ARG	2.4
45	DS	95	ARG	2.4
37	DL	58	TYR	2.4
30	BY	18	LYS	2.4
47	BF	31	GLU	2.4
24	DI	67	THR	2.4
4	AE	92	ARG	2.4
9	AJ	26	VAL	2.4
10	AK	55	ARG	2.4
29	BE	118	LEU	2.4
2	CC	111	ASP	2.4
20	AB	15	PHE	2.4
26	DD	57	ALA	2.4
44	BQ	112	ALA	2.4
47	BF	71	LYS	2.4
52	BW	34	SER	2.4
26	DD	17	GLU	2.4
27	BK	99	ILE	2.4
35	DV	69	GLU	2.4
25	BC	20	ASN	2.4
3	AD	126	GLY	2.4
20	CB	198	VAL	2.4
24	BI	105	LEU	2.4
26	DD	34	VAL	2.4
26	DD	100	LEU	2.4
29	BE	186	VAL	2.4
38	DM	42	THR	2.4
41	BJ	140	LEU	2.4
47	DF	16	MET	2.4
50	DT	10	VAL	2.4
23	BB	653	U	2.4
49	DR	12	HIS	2.4
7	CH	35	ILE	2.4
18	CS	24	SER	2.4
20	AB	163	ILE	2.4
20	CB	206	ILE	2.4
39	BX	13	GLU	2.4
24	BI	64	ARG	2.4
2	CC	152	VAL	2.4
20	CB	64	GLY	2.4
26	BD	189	VAL	2.4
29	DE	187	VAL	2.4

Continued on next page...

Continued from previous page...

Mol	Chain	Res	Type	RSRZ
37	DL	121	THR	2.4
40	DH	37	VAL	2.4
46	BU	72	PHE	2.4
5	AF	58	HIS	2.4
6	AG	73	GLU	2.4
23	BB	2320	U	2.4
34	B3	63	TYR	2.4
23	BB	654	A	2.4
48	BG	97	VAL	2.4
48	BG	24	THR	2.4
7	CH	46	GLU	2.4
32	B4	29	ALA	2.4
35	DV	57	TYR	2.4
20	CB	150	ILE	2.4
23	BB	2402	U	2.4
25	BC	123	ILE	2.4
6	AG	8	GLN	2.4
24	DI	12	VAL	2.4
41	DJ	140	LEU	2.4
46	BU	60	LYS	2.4
49	DR	86	GLN	2.4
27	BK	112	PHE	2.4
25	DC	20	ASN	2.4
2	AC	98	ALA	2.4
12	CM	4	ALA	2.4
24	BI	40	ALA	2.4
7	AH	124	ILE	2.4
29	BE	168	ASP	2.4
7	AH	10	LEU	2.4
7	CH	102	VAL	2.4
8	AI	18	VAL	2.4
27	DK	35	VAL	2.4
14	AO	43	PHE	2.4
16	AQ	8	GLN	2.4
18	AS	43	MET	2.4
7	CH	92	PRO	2.4
12	CM	112	ARG	2.4
3	CD	108	ALA	2.4
19	AT	86	ALA	2.4
29	BE	25	GLU	2.4
20	CB	93	HIS	2.4
18	AS	26	ASP	2.4

Continued on next page...

Continued from previous page...

Mol	Chain	Res	Type	RSRZ
27	BK	12	ASP	2.4
47	DF	116	LEU	2.4
25	BC	164	VAL	2.4
40	BH	110	VAL	2.4
24	DI	104	GLN	2.4
30	BY	8	GLN	2.4
50	BT	1	MET	2.4
7	AH	49	LYS	2.4
47	DF	86	CYS	2.4
48	BG	93	TYR	2.4
20	AB	92	ASN	2.4
27	DK	39	ILE	2.4
40	BH	62	LEU	2.4
20	AB	196	ASP	2.3
29	DE	168	ASP	2.3
40	BH	123	ARG	2.3
50	DT	53	VAL	2.3
3	AD	147	LYS	2.3
6	CG	84	TYR	2.3
7	AH	101	ALA	2.3
12	CM	32	ILE	2.3
47	BF	44	ALA	2.3
47	BF	59	ILE	2.3
48	DG	122	ALA	2.3
17	CR	64	LEU	2.3
29	BE	156	ASN	2.3
48	BG	37	ASN	2.3
48	DG	71	LEU	2.3
33	D1	28	THR	2.3
51	BZ	40	VAL	2.3
3	CD	140	ASP	2.3
3	CD	173	ASP	2.3
5	CF	1	MET	2.3
20	AB	164	ASP	2.3
29	BE	140	ASP	2.3
48	BG	51	PHE	2.3
25	BC	102	TYR	2.3
39	BX	56	LEU	2.3
39	BX	61	ALA	2.3
4	CE	47	PHE	2.3
25	BC	66	PHE	2.3
20	CB	55	GLU	2.3

Continued on next page...

Continued from previous page...

Mol	Chain	Res	Type	RSRZ
45	BS	31	GLN	2.3
3	CD	97	LEU	2.3
9	CJ	101	SER	2.3
39	BX	28	LEU	2.3
18	AS	61	VAL	2.3
33	B1	17	GLY	2.3
26	BD	140	HIS	2.3
14	AO	25	THR	2.3
35	BV	59	GLU	2.3
36	D2	1	MET	2.3
45	BS	59	GLU	2.3
49	BR	40	MET	2.3
18	AS	2	ARG	2.3
51	BZ	74	ARG	2.3
12	AM	52	ILE	2.3
24	DI	109	ALA	2.3
26	BD	188	LEU	2.3
45	BS	38	TYR	2.3
4	CE	31	SER	2.3
5	AF	67	PRO	2.3
7	AH	48	PHE	2.3
15	CP	36	VAL	2.3
34	D3	51	LYS	2.3
41	DJ	105	VAL	2.3
46	DU	24	VAL	2.3
33	D1	6	GLU	2.3
20	CB	94	ARG	2.3
29	BE	18	THR	2.3
21	AU	37	TYR	2.3
28	BP	106	ALA	2.3
38	DM	102	LEU	2.3
9	AJ	96	VAL	2.3
11	AL	78	VAL	2.3
13	CN	44	VAL	2.3
20	AB	69	VAL	2.3
45	BS	76	VAL	2.3
5	CF	87	SER	2.3
23	BB	1171	G	2.3
48	DG	117	PRO	2.3
23	DB	2602	A	2.3
16	CQ	74	LEU	2.3
40	DH	104	THR	2.3

Continued on next page...

Continued from previous page...

Mol	Chain	Res	Type	RSRZ
41	BJ	101	ILE	2.3
42	BN	115	LEU	2.3
47	DF	35	LEU	2.3
51	BZ	68	LEU	2.3
25	BC	64	VAL	2.3
27	DK	92	GLU	2.3
29	DE	70	SER	2.3
47	BF	8	LYS	2.3
2	CC	42	LEU	2.3
25	DC	104	LEU	2.3
26	BD	80	TRP	2.3
1	CA	1534	A	2.3
13	AN	42	ASN	2.3
40	BH	15	LEU	2.3
29	DE	65	THR	2.3
37	BL	137	ALA	2.3
40	BH	59	ALA	2.3
41	DJ	63	ALA	2.3
43	DO	35	ILE	2.3
42	BN	48	VAL	2.3
47	DF	69	ALA	2.3
49	DR	98	ILE	2.3
26	DD	92	VAL	2.3
48	DG	112	VAL	2.3
49	BR	95	ASP	2.3
51	BZ	38	PHE	2.3
52	DW	37	VAL	2.3
39	DX	23	ARG	2.3
1	CA	1030	U	2.3
3	AD	180	THR	2.3
5	AF	60	VAL	2.3
16	CQ	26	ARG	2.3
19	AT	57	VAL	2.3
25	BC	1	ALA	2.3
38	DM	113	ALA	2.3
41	BJ	44	TYR	2.3
47	BF	142	TYR	2.3
47	DF	1	ALA	2.3
52	BW	38	ARG	2.3
9	CJ	88	MET	2.3
14	AO	59	MET	2.3
29	DE	180	LEU	2.3

Continued on next page...

Continued from previous page...

Mol	Chain	Res	Type	RSRZ
48	DG	32	LEU	2.3
14	AO	63	ARG	2.3
26	DD	82	PHE	2.3
34	B3	10	ALA	2.3
40	BH	25	TYR	2.3
41	BJ	139	VAL	2.3
45	BS	21	ALA	2.3
25	BC	127	ASN	2.3
48	DG	50	THR	2.3
44	BQ	116	LEU	2.3
3	AD	151	GLN	2.3
8	CI	27	ILE	2.3
28	DP	87	ARG	2.3
29	BE	107	SER	2.3
29	BE	117	ARG	2.3
5	AF	7	VAL	2.3
7	CH	71	VAL	2.3
25	BC	95	TYR	2.3
37	DL	120	VAL	2.3
38	DM	60	GLN	2.3
32	B4	9	LYS	2.3
33	D1	51	ALA	2.3
42	BN	87	PHE	2.3
29	DE	122	GLU	2.3
28	BP	23	ASP	2.3
46	BU	73	ASN	2.3
48	BG	59	ASP	2.3
2	AC	11	LEU	2.3
3	CD	145	ARG	2.3
10	AK	88	PRO	2.3
18	CS	30	LEU	2.3
24	DI	21	PRO	2.3
41	BJ	57	LEU	2.3
28	BP	109	ILE	2.3
50	DT	49	LYS	2.3
11	AL	25	ALA	2.3
20	AB	184	ALA	2.3
29	BE	178	VAL	2.3
42	BN	112	TYR	2.3
47	BF	167	ALA	2.3
1	AA	844	G	2.2
1	CA	1032	G	2.2

Continued on next page...

Continued from previous page...

Mol	Chain	Res	Type	RSRZ
40	DH	48	GLU	2.2
34	B3	60	CYS	2.2
2	CC	20	THR	2.2
20	AB	158	ASP	2.2
3	CD	149	LYS	2.2
23	BB	138	U	2.2
40	DH	123	ARG	2.2
2	CC	38	VAL	2.2
25	DC	29	PHE	2.2
25	DC	11	GLY	2.2
40	DH	60	GLU	2.2
50	DT	42	GLU	2.2
4	CE	28	ARG	2.2
46	BU	21	ARG	2.2
2	AC	177	LEU	2.2
24	BI	39	LYS	2.2
41	BJ	32	LEU	2.2
35	BV	66	ASP	2.2
46	DU	32	LYS	2.2
20	CB	66	ILE	2.2
4	AE	122	VAL	2.2
43	BO	27	VAL	2.2
48	DG	53	PRO	2.2
37	BL	76	GLU	2.2
48	DG	150	TYR	2.2
52	BW	28	GLU	2.2
4	CE	148	SER	2.2
20	AB	22	TRP	2.2
33	B1	12	SER	2.2
3	AD	4	LEU	2.2
3	AD	158	LEU	2.2
20	AB	42	LEU	2.2
20	CB	92	ASN	2.2
38	DM	128	THR	2.2
47	BF	19	PHE	2.2
9	CJ	79	PRO	2.2
14	AO	75	VAL	2.2
2	CC	126	ARG	2.2
8	AI	89	TYR	2.2
13	CN	19	TYR	2.2
21	AU	43	GLU	2.2
41	BJ	35	ARG	2.2

Continued on next page...

Continued from previous page...

Mol	Chain	Res	Type	RSRZ
49	DR	2	TYR	2.2
2	CC	46	LEU	2.2
25	BC	104	LEU	2.2
4	CE	32	PHE	2.2
29	DE	23	PHE	2.2
8	CI	57	VAL	2.2
6	AG	77	ARG	2.2
18	AS	42	ASN	2.2
45	DS	67	ASP	2.2
4	CE	81	GLN	2.2
24	DI	96	LYS	2.2
46	BU	47	PRO	2.2
51	DZ	5	CYS	2.2
29	DE	153	LEU	2.2
49	DR	66	HIS	2.2
23	BB	1731	G	2.2
2	CC	130	ARG	2.2
2	AC	151	GLU	2.2
6	AG	75	LYS	2.2
47	DF	2	LYS	2.2
14	AO	80	GLN	2.2
19	AT	71	ALA	2.2
35	DV	62	THR	2.2
48	BG	117	PRO	2.2
16	AQ	60	ILE	2.2
28	DP	69	VAL	2.2
37	BL	129	LYS	2.2
46	DU	33	VAL	2.2
8	CI	58	GLU	2.2
33	D1	15	GLY	2.2
33	D1	34	GLU	2.2
17	CR	22	TYR	2.2
48	BG	92	GLY	2.2
52	BW	33	GLY	2.2
25	DC	167	ASP	2.2
46	BU	75	ALA	2.2
47	BF	55	ASP	2.2
51	DZ	60	ASP	2.2
14	AO	56	LEU	2.2
25	BC	80	LEU	2.2
26	BD	110	THR	2.2
27	BK	89	ASN	2.2

Continued on next page...

Continued from previous page...

Mol	Chain	Res	Type	RSRZ
45	DS	39	THR	2.2
5	CF	88	MET	2.2
8	CI	114	LYS	2.2
27	DK	17	ARG	2.2
28	BP	31	VAL	2.2
30	DY	4	ILE	2.2
35	BV	63	ILE	2.2
4	CE	115	GLU	2.2
41	BJ	105	VAL	2.2
49	DR	75	VAL	2.2
50	BT	16	VAL	2.2
32	B4	35	GLN	2.2
37	BL	81	ASP	2.2
40	DH	67	ALA	2.2
43	BO	82	ALA	2.2
18	AS	41	PRO	2.2
48	BG	15	ASP	2.2
48	BG	113	ASP	2.2
5	AF	93	LYS	2.2
37	BL	141	LYS	2.2
41	BJ	72	LYS	2.2
47	DF	17	THR	2.2
50	BT	64	LYS	2.2
3	CD	177	MET	2.2
47	BF	155	ILE	2.2
31	B0	35	GLU	2.2
35	DV	7	GLU	2.2
24	DI	76	ALA	2.2
2	AC	155	ARG	2.2
16	CQ	56	ASP	2.2
17	CR	71	ASP	2.2
15	CP	38	PHE	2.2
14	CO	36	ILE	2.2
19	CT	57	VAL	2.2
24	BI	128	ILE	2.2
49	BR	59	ILE	2.2
28	DP	99	LEU	2.2
34	B3	51	LYS	2.2
26	BD	148	GLN	2.2
39	DX	36	GLN	2.2
2	AC	82	ASP	2.2
47	DF	162	ASP	2.2

Continued on next page...

Continued from previous page...

Mol	Chain	Res	Type	RSRZ
25	BC	2	VAL	2.2
29	BE	169	VAL	2.2
29	DE	146	VAL	2.2
29	DE	88	ARG	2.2
9	AJ	10	LEU	2.2
11	AL	23	LEU	2.2
15	AP	52	LEU	2.2
50	DT	33	LYS	2.2
20	AB	190	SER	2.2
23	DB	62	U	2.2
41	DJ	86	GLN	2.2
42	BN	18	GLN	2.2
19	AT	38	ILE	2.2
26	BD	178	VAL	2.2
40	BH	143	ILE	2.2
45	BS	47	VAL	2.2
45	DS	82	MET	2.2
2	CC	189	HIS	2.2
3	CD	16	THR	2.2
24	DI	44	LYS	2.2
27	BK	64	ARG	2.2
29	BE	185	LYS	2.2
40	BH	68	ARG	2.2
40	BH	95	GLY	2.2
41	DJ	61	LYS	2.2
45	BS	95	ARG	2.2
47	DF	87	LYS	2.2
52	DW	45	HIS	2.2
4	CE	114	LEU	2.1
45	DS	97	LEU	2.1
24	DI	43	ALA	2.1
24	DI	62	ALA	2.1
27	BK	60	ALA	2.1
27	DK	46	ALA	2.1
44	DQ	68	ALA	2.1
8	CI	38	PHE	2.1
15	AP	44	SER	2.1
24	DI	37	PHE	2.1
45	DS	12	SER	2.1
2	AC	180	ASP	2.1
9	CJ	77	VAL	2.1
15	CP	20	VAL	2.1

Continued on next page...

Continued from previous page...

Mol	Chain	Res	Type	RSRZ
37	DL	81	ASP	2.1
37	DL	100	ILE	2.1
4	CE	86	GLY	2.1
34	B3	15	LYS	2.1
41	BJ	123	LYS	2.1
25	DC	43	ASN	2.1
26	DD	91	THR	2.1
39	BX	21	LEU	2.1
40	DH	96	THR	2.1
47	DF	90	LEU	2.1
37	BL	108	ALA	2.1
45	BS	108	SER	2.1
48	BG	21	GLN	2.1
4	CE	85	LYS	2.1
9	CJ	18	ILE	2.1
21	AU	5	VAL	2.1
30	DY	57	GLU	2.1
5	AF	13	ASP	2.1
17	AR	71	ASP	2.1
27	DK	12	ASP	2.1
2	AC	179	ALA	2.1
5	CF	78	PHE	2.1
40	DH	105	ALA	2.1
21	AU	35	GLU	2.1
27	BK	66	LYS	2.1
47	DF	166	ARG	2.1
2	CC	186	SER	2.1
3	CD	144	ILE	2.1
29	DE	52	VAL	2.1
51	DZ	76	GLU	2.1
50	DT	14	PRO	2.1
29	BE	105	LEU	2.1
42	BN	79	LEU	2.1
45	BS	46	LEU	2.1
3	AD	21	LYS	2.1
24	BI	71	LYS	2.1
38	BM	34	LYS	2.1
39	BX	16	THR	2.1
44	DQ	111	LYS	2.1
45	BS	93	ALA	2.1
48	BG	103	ASN	2.1
5	CF	71	ILE	2.1

Continued on next page...

Continued from previous page...

Mol	Chain	Res	Type	RSRZ
24	DI	110	GLN	2.1
26	BD	98	VAL	2.1
33	B1	42	VAL	2.1
38	BM	126	ILE	2.1
7	CH	9	MET	2.1
24	BI	87	SER	2.1
26	BD	1	MET	2.1
42	DN	20	MET	2.1
47	DF	83	PRO	2.1
20	CB	34	ARG	2.1
2	CC	166	TRP	2.1
24	BI	119	ALA	2.1
27	DK	79	PHE	2.1
29	BE	8	ALA	2.1
30	BY	2	LYS	2.1
35	BV	71	LYS	2.1
39	BX	52	ARG	2.1
40	BH	74	ALA	2.1
5	CF	52	ASN	2.1
24	DI	107	GLU	2.1
32	B4	17	VAL	2.1
46	BU	100	GLU	2.1
14	CO	40	GLN	2.1
39	BX	36	GLN	2.1
48	DG	130	ILE	2.1
25	DC	126	GLY	2.1
43	DO	115	LEU	2.1
44	DQ	108	LEU	2.1
50	DT	32	LEU	2.1
11	AL	14	LYS	2.1
20	AB	25	LYS	2.1
37	DL	96	LYS	2.1
39	BX	9	LYS	2.1
5	AF	4	TYR	2.1
40	DH	106	ALA	2.1
50	BT	46	ALA	2.1
25	DC	119	VAL	2.1
28	DP	91	VAL	2.1
30	BY	38	GLU	2.1
43	BO	74	VAL	2.1
43	BO	80	GLU	2.1
27	BK	95	ILE	2.1

Continued on next page...

Continued from previous page...

Mol	Chain	Res	Type	RSRZ
37	BL	5	THR	2.1
41	DJ	45	THR	2.1
3	AD	160	LEU	2.1
11	AL	91	GLY	2.1
14	AO	39	LEU	2.1
35	BV	85	LYS	2.1
37	BL	3	LEU	2.1
52	BW	26	GLY	2.1
41	BJ	119	PHE	2.1
24	DI	49	GLU	2.1
3	AD	199	ILE	2.1
4	AE	87	VAL	2.1
4	CE	55	VAL	2.1
31	D0	54	ILE	2.1
40	BH	99	ILE	2.1
9	CJ	35	GLN	2.1
25	BC	196	ASN	2.1
26	BD	112	THR	2.1
36	B2	28	ARG	2.1
48	BG	7	PRO	2.1
4	AE	109	ALA	2.1
28	BP	84	SER	2.1
39	BX	8	GLU	2.1
4	CE	45	VAL	2.1
29	BE	176	ASP	2.1
41	DJ	19	ASP	2.1
40	BH	120	GLY	2.1
47	DF	38	GLY	2.1
1	AA	88	U	2.1
11	AL	60	PHE	2.1
15	AP	66	THR	2.1
5	CF	4	TYR	2.1
23	BB	1726	C	2.1
5	CF	95	ALA	2.1
15	CP	46	LYS	2.1
25	DC	105	ALA	2.1
29	DE	96	VAL	2.1
29	DE	121	VAL	2.1
27	DK	58	LEU	2.1
34	D3	53	ASP	2.1
47	DF	151	LEU	2.1
50	BT	11	LEU	2.1

Continued on next page...

Continued from previous page...

Mol	Chain	Res	Type	RSRZ
4	CE	60	GLN	2.1
8	AI	38	PHE	2.1
40	DH	132	PHE	2.1
1	AA	1080	A	2.1
2	AC	109	GLU	2.1
23	BB	2799	A	2.1
24	DI	53	PRO	2.1
28	DP	37	LYS	2.1
40	DH	71	LYS	2.1
24	BI	138	VAL	2.1
47	DF	12	VAL	2.1
51	BZ	47	VAL	2.1
11	AL	73	LEU	2.1
29	BE	70	SER	2.1
37	BL	57	LEU	2.1
45	DS	51	LEU	2.1
45	DS	68	ASP	2.1
51	DZ	71	LEU	2.1
7	AH	26	MET	2.1
28	DP	42	PHE	2.1
41	BJ	86	GLN	2.1
2	CC	160	GLU	2.1
7	CH	59	GLU	2.1
16	AQ	59	GLU	2.1
20	CB	35	ASN	2.1
20	CB	72	LYS	2.1
34	D3	63	TYR	2.1
49	DR	43	ASN	2.1
8	CI	15	ALA	2.1
25	BC	171	VAL	2.1
40	DH	19	VAL	2.1
35	DV	42	LEU	2.1
37	DL	135	ILE	2.1
25	DC	168	GLY	2.1
29	BE	15	SER	2.1
46	BU	77	GLY	2.1
11	AL	29	LYS	2.0
26	BD	165	MET	2.1
45	BS	62	ASP	2.1
35	DV	46	LYS	2.0
39	DX	5	GLU	2.0
40	DH	50	ARG	2.0

Continued on next page...

Continued from previous page...

Mol	Chain	Res	Type	RSRZ
48	BG	85	LYS	2.0
52	DW	65	LYS	2.0
3	AD	3	TYR	2.0
21	CU	43	GLU	2.0
20	CB	91	VAL	2.0
27	BK	90	ASN	2.0
49	BR	14	VAL	2.0
24	DI	71	LYS	2.0
47	BF	99	PHE	2.0
50	BT	68	LYS	2.0
3	AD	98	ASP	2.0
47	BF	166	ARG	2.0
2	CC	169	GLU	2.0
20	CB	144	GLU	2.0
2	CC	41	TYR	2.0
9	AJ	34	ALA	2.0
24	BI	113	ALA	2.0
27	BK	10	VAL	2.0
25	DC	32	LEU	2.0
26	BD	14	ILE	2.0
26	DD	35	THR	2.0
26	DD	96	ILE	2.0
2	AC	203	LYS	2.0
4	CE	118	GLY	2.0
48	BG	155	PRO	2.0
49	DR	67	GLY	2.0
50	BT	32	LEU	2.0
9	AJ	82	LYS	2.0
20	AB	63	LYS	2.0
23	DB	548	G	2.0
27	DK	53	LYS	2.0
2	AC	126	ARG	2.0
3	AD	164	ARG	2.0
50	DT	69	ARG	2.0
6	AG	76	SER	2.0
13	CN	17	ASP	2.0
25	DC	198	GLU	2.0
26	DD	200	ASP	2.0
50	DT	4	GLU	2.0
6	AG	126	ALA	2.0
15	AP	2	VAL	2.0
8	AI	60	LEU	2.0

Continued on next page...

Continued from previous page...

Mol	Chain	Res	Type	RSRZ
18	CS	74	ALA	2.0
24	BI	77	VAL	2.0
25	BC	93	VAL	2.0
26	BD	5	VAL	2.0
43	BO	8	ILE	2.0
43	BO	77	ALA	2.0
44	BQ	117	ALA	2.0
45	DS	44	ALA	2.0
2	CC	106	ARG	2.0
26	BD	10	GLY	2.0
30	DY	5	LYS	2.0
27	DK	97	THR	2.0
35	BV	2	PHE	2.0
1	AA	209	U	2.0
2	AC	133	MET	2.0
29	DE	199	MET	2.0
41	BJ	129	GLU	2.0
3	CD	101	VAL	2.0
5	AF	96	VAL	2.0
48	DG	113	ASP	2.0
50	BT	79	ASP	2.0
8	AI	93	LEU	2.0
17	AR	29	LYS	2.0
1	AA	77	A	2.0
2	CC	157	GLY	2.0
16	CQ	53	GLY	2.0
21	AU	17	ARG	2.0
25	DC	103	ILE	2.0
30	BY	4	ILE	2.0
31	B0	38	LEU	2.0
32	B4	23	ILE	2.0
33	B1	26	LYS	2.0
46	BU	83	GLY	2.0
47	BF	79	ARG	2.0
15	CP	41	PRO	2.0
5	CF	62	MET	2.0
28	BP	24	THR	2.0
27	BK	3	GLN	2.0
9	AJ	91	ASP	2.0
15	AP	46	LYS	2.0
20	AB	95	TRP	2.0
12	AM	78	ARG	2.0

Continued on next page...

Continued from previous page...

Mol	Chain	Res	Type	RSRZ
15	CP	17	TYR	2.0
47	BF	60	SER	2.0
48	BG	43	LYS	2.0
25	DC	169	ALA	2.0
27	BK	58	LEU	2.0
27	DK	83	ALA	2.0
12	AM	93	GLY	2.0
17	AR	32	ILE	2.0
29	DE	175	ILE	2.0
31	B0	42	ILE	2.0
33	D1	8	ILE	2.0
45	DS	75	PHE	2.0
47	BF	64	PRO	2.0
3	CD	56	GLU	2.0
7	AH	37	ASN	2.0
25	BC	179	GLU	2.0
28	DP	67	GLU	2.0
41	BJ	68	LYS	2.0
5	CF	96	VAL	2.0
40	BH	9	VAL	2.0
48	BG	112	VAL	2.0

6.2 Non-standard residues in protein, DNA, RNA chains [i](#)

There are no non-standard protein/DNA/RNA residues in this entry.

6.3 Carbohydrates [i](#)

There are no monosaccharides in this entry.

6.4 Ligands [i](#)

In the following table, the Atoms column lists the number of modelled atoms in the group and the number defined in the chemical component dictionary. The B-factors column lists the minimum, median, 95th percentile and maximum values of B factors of atoms in the group. The column labelled 'Q< 0.9' lists the number of atoms with occupancy less than 0.9.

Mol	Type	Chain	Res	Atoms	RSCC	RSR	B-factors(\AA^2)	Q<0.9
54	MG	DB	3067	1/1	0.11	0.13	178,178,178,178	0
54	MG	AA	1660	1/1	0.24	0.35	163,163,163,163	0

Continued on next page...

Continued from previous page...

Mol	Type	Chain	Res	Atoms	RSCC	RSR	B-factors(Å ²)	Q<0.9
54	MG	AA	1603	1/1	0.41	0.15	133,133,133,133	0
54	MG	AA	1615	1/1	0.46	0.08	110,110,110,110	0
54	MG	DB	3061	1/1	0.48	0.08	115,115,115,115	0
54	MG	BB	3101	1/1	0.54	0.12	138,138,138,138	0
54	MG	AA	1626	1/1	0.55	0.19	64,64,64,64	1
54	MG	AA	1638	1/1	0.56	0.36	147,147,147,147	0
53	NMY	BB	3001	42/42	0.59	0.49	100,100,100,100	42
54	MG	BB	3011	1/1	0.65	0.13	66,66,66,66	0
54	MG	BB	3098	1/1	0.67	0.12	80,80,80,80	0
54	MG	CA	1635	1/1	0.68	0.09	96,96,96,96	0
53	NMY	DB	3001	42/42	0.68	0.53	88,88,88,88	42
54	MG	AA	1623	1/1	0.68	0.28	129,129,129,129	0
54	MG	DB	3053	1/1	0.70	0.09	102,102,102,102	0
54	MG	AA	1636	1/1	0.70	0.12	88,88,88,88	0
54	MG	CA	1657	1/1	0.70	0.15	91,91,91,91	0
54	MG	CA	1619	1/1	0.72	0.09	59,59,59,59	0
54	MG	DB	3096	1/1	0.72	0.11	127,127,127,127	0
54	MG	BB	3034	1/1	0.73	0.23	136,136,136,136	0
54	MG	DB	3084	1/1	0.74	0.20	92,92,92,92	0
54	MG	AA	1650	1/1	0.74	0.06	114,114,114,114	0
54	MG	CA	1609	1/1	0.76	0.13	121,121,121,121	0
54	MG	CA	1612	1/1	0.76	0.10	84,84,84,84	0
54	MG	BB	3044	1/1	0.77	0.12	108,108,108,108	0
54	MG	DB	3059	1/1	0.77	1.44	180,180,180,180	0
54	MG	BB	3048	1/1	0.78	0.13	128,128,128,128	0
54	MG	CA	1642	1/1	0.78	0.09	94,94,94,94	0
54	MG	AA	1619	1/1	0.78	0.13	85,85,85,85	0
54	MG	AA	1620	1/1	0.79	0.18	130,130,130,130	0
54	MG	CA	1616	1/1	0.79	0.09	167,167,167,167	0
54	MG	AA	1653	1/1	0.79	0.09	79,79,79,79	0
54	MG	BB	3043	1/1	0.80	0.08	170,170,170,170	0
54	MG	DB	3060	1/1	0.80	0.24	124,124,124,124	0
54	MG	BB	3079	1/1	0.80	0.12	75,75,75,75	0
54	MG	BB	3058	1/1	0.81	0.17	76,76,76,76	0
54	MG	DB	3031	1/1	0.81	0.24	32,32,32,32	0
54	MG	BB	3095	1/1	0.81	0.15	46,46,46,46	0
54	MG	DB	3097	1/1	0.81	0.21	33,33,33,33	0
54	MG	AA	1609	1/1	0.83	0.20	127,127,127,127	0
54	MG	BB	3039	1/1	0.83	0.07	131,131,131,131	0
54	MG	AA	1640	1/1	0.84	0.24	104,104,104,104	0
54	MG	BB	3029	1/1	0.84	0.22	32,32,32,32	0
54	MG	CA	1615	1/1	0.84	0.07	41,41,41,41	0

Continued on next page...

Continued from previous page...

Mol	Type	Chain	Res	Atoms	RSCC	RSR	B-factors(\AA^2)	Q<0.9
54	MG	DB	3051	1/1	0.84	0.08	87,87,87,87	0
54	MG	BB	3020	1/1	0.85	0.09	45,45,45,45	0
54	MG	BB	3082	1/1	0.85	0.33	59,59,59,59	0
54	MG	DB	3035	1/1	0.85	0.20	81,81,81,81	0
54	MG	AA	1647	1/1	0.85	0.13	87,87,87,87	0
54	MG	AA	1627	1/1	0.86	0.10	15,15,15,15	1
54	MG	DB	3017	1/1	0.86	0.08	6,6,6,6	0
54	MG	AA	1657	1/1	0.86	0.09	69,69,69,69	0
54	MG	DB	3034	1/1	0.86	0.08	43,43,43,43	0
54	MG	CA	1621	1/1	0.86	0.31	118,118,118,118	0
54	MG	BB	3052	1/1	0.86	0.09	59,59,59,59	0
54	MG	AA	1621	1/1	0.86	0.07	85,85,85,85	0
54	MG	CE	201	1/1	0.87	0.08	97,97,97,97	0
54	MG	DB	3005	1/1	0.87	0.20	30,30,30,30	0
54	MG	CA	1636	1/1	0.87	0.08	56,56,56,56	0
54	MG	BB	3055	1/1	0.87	0.06	58,58,58,58	0
54	MG	AA	1637	1/1	0.87	0.10	89,89,89,89	0
54	MG	AA	1606	1/1	0.88	0.05	47,47,47,47	0
54	MG	CA	1643	1/1	0.88	0.10	43,43,43,43	0
54	MG	AA	1625	1/1	0.88	0.11	72,72,72,72	0
54	MG	CA	1623	1/1	0.88	0.03	131,131,131,131	0
54	MG	AA	1641	1/1	0.88	0.11	56,56,56,56	0
53	NMY	AA	1601	42/42	0.88	0.29	71,71,71,71	0
54	MG	DB	3104	1/1	0.88	0.09	21,21,21,21	0
54	MG	DB	3058	1/1	0.89	0.05	43,43,43,43	0
54	MG	AA	1661	1/1	0.89	0.11	79,79,79,79	0
54	MG	DB	3016	1/1	0.89	0.11	49,49,49,49	0
54	MG	AA	1624	1/1	0.89	0.32	32,32,32,32	1
54	MG	CA	1638	1/1	0.89	0.17	142,142,142,142	0
54	MG	BB	3019	1/1	0.89	0.10	45,45,45,45	0
54	MG	AA	1658	1/1	0.89	0.33	115,115,115,115	0
54	MG	CA	1622	1/1	0.89	0.10	75,75,75,75	0
53	NMY	CA	1601	42/42	0.89	0.25	71,71,71,71	0
54	MG	AA	1628	1/1	0.90	0.14	57,57,57,57	0
54	MG	CA	1620	1/1	0.90	0.17	70,70,70,70	0
54	MG	DB	3029	1/1	0.90	0.07	33,33,33,33	0
54	MG	BB	3081	1/1	0.90	0.21	52,52,52,52	0
54	MG	AA	1617	1/1	0.90	0.07	45,45,45,45	0
54	MG	BB	3018	1/1	0.90	0.07	43,43,43,43	0
54	MG	DB	3038	1/1	0.90	0.15	17,17,17,17	0
54	MG	CA	1634	1/1	0.90	0.12	8,8,8,8	0
54	MG	BB	3032	1/1	0.90	0.10	45,45,45,45	0

Continued on next page...

Continued from previous page...

Mol	Type	Chain	Res	Atoms	RSCC	RSR	B-factors(\AA^2)	Q<0.9
54	MG	DB	3110	1/1	0.90	0.08	19,19,19,19	0
54	MG	AA	1651	1/1	0.91	0.06	109,109,109,109	0
54	MG	AA	1616	1/1	0.91	0.10	77,77,77,77	0
54	MG	BB	3091	1/1	0.91	0.09	75,75,75,75	0
54	MG	BB	3094	1/1	0.91	0.22	93,93,93,93	0
54	MG	AA	1654	1/1	0.91	0.13	51,51,51,51	0
54	MG	BB	3096	1/1	0.91	0.12	42,42,42,42	0
54	MG	BB	3014	1/1	0.91	0.05	42,42,42,42	0
54	MG	DB	3023	1/1	0.91	0.10	29,29,29,29	0
54	MG	DB	3072	1/1	0.91	0.08	30,30,30,30	0
54	MG	AA	1635	1/1	0.91	0.13	45,45,45,45	0
54	MG	DB	3030	1/1	0.91	0.13	74,74,74,74	0
54	MG	CA	1607	1/1	0.91	0.12	100,100,100,100	0
54	MG	BB	3078	1/1	0.91	0.06	32,32,32,32	0
54	MG	DB	3107	1/1	0.91	0.10	27,27,27,27	0
54	MG	AA	1613	1/1	0.91	0.07	65,65,65,65	0
54	MG	BB	3040	1/1	0.92	0.10	28,28,28,28	0
54	MG	DB	3062	1/1	0.92	0.04	47,47,47,47	0
54	MG	CA	1627	1/1	0.92	0.08	29,29,29,29	1
54	MG	AA	1648	1/1	0.92	0.48	94,94,94,94	0
54	MG	DB	3078	1/1	0.92	0.13	46,46,46,46	0
54	MG	AA	1642	1/1	0.92	0.07	59,59,59,59	0
54	MG	DB	3086	1/1	0.92	0.11	18,18,18,18	0
54	MG	DB	3091	1/1	0.92	0.07	47,47,47,47	0
54	MG	BB	3089	1/1	0.92	0.07	45,45,45,45	0
54	MG	BB	3111	1/1	0.92	0.14	81,81,81,81	0
54	MG	DB	3024	1/1	0.92	0.05	55,55,55,55	0
54	MG	BB	3061	1/1	0.92	0.14	41,41,41,41	0
54	MG	AA	1630	1/1	0.92	0.07	35,35,35,35	0
54	MG	AA	1632	1/1	0.93	0.14	37,37,37,37	0
54	MG	AA	1622	1/1	0.93	0.06	27,27,27,27	0
54	MG	CA	1610	1/1	0.93	0.04	79,79,79,79	0
54	MG	BB	3004	1/1	0.93	0.07	38,38,38,38	0
54	MG	DB	3037	1/1	0.93	0.07	15,15,15,15	0
54	MG	CA	1641	1/1	0.93	0.09	63,63,63,63	0
54	MG	DB	3046	1/1	0.93	0.13	55,55,55,55	0
54	MG	BB	3023	1/1	0.93	0.22	41,41,41,41	0
54	MG	BB	3025	1/1	0.93	0.08	14,14,14,14	0
54	MG	DB	3054	1/1	0.93	0.10	65,65,65,65	0
54	MG	CA	1648	1/1	0.93	0.11	55,55,55,55	0
54	MG	CA	1652	1/1	0.93	0.17	77,77,77,77	0
54	MG	CA	1654	1/1	0.93	0.05	78,78,78,78	0

Continued on next page...

Continued from previous page...

Mol	Type	Chain	Res	Atoms	RSCC	RSR	B-factors(Å ²)	Q<0.9
54	MG	BB	3010	1/1	0.93	0.08	82,82,82,82	0
54	MG	CA	1658	1/1	0.93	0.09	52,52,52,52	0
54	MG	CA	1660	1/1	0.93	0.06	69,69,69,69	0
54	MG	CA	1661	1/1	0.93	0.08	61,61,61,61	0
54	MG	BB	3030	1/1	0.93	0.09	36,36,36,36	0
54	MG	DB	3081	1/1	0.93	0.12	18,18,18,18	0
54	MG	CN	201	1/1	0.93	0.07	48,48,48,48	0
54	MG	AA	1612	1/1	0.93	0.06	37,37,37,37	0
54	MG	DB	3014	1/1	0.93	0.14	48,48,48,48	0
54	MG	DB	3093	1/1	0.93	0.09	67,67,67,67	0
54	MG	AA	1652	1/1	0.93	0.06	73,73,73,73	0
54	MG	BB	3073	1/1	0.93	0.10	67,67,67,67	0
54	MG	DB	3098	1/1	0.93	0.15	36,36,36,36	0
54	MG	CA	1626	1/1	0.93	0.15	8,8,8,8	1
54	MG	BB	3038	1/1	0.93	0.08	50,50,50,50	0
54	MG	CA	1629	1/1	0.93	0.08	46,46,46,46	1
54	MG	BB	3076	1/1	0.94	0.14	60,60,60,60	0
54	MG	BB	3103	1/1	0.94	0.09	37,37,37,37	0
54	MG	BB	3110	1/1	0.94	0.07	30,30,30,30	0
54	MG	CA	1631	1/1	0.94	0.07	34,34,34,34	0
54	MG	BB	3035	1/1	0.94	0.08	32,32,32,32	0
54	MG	DB	3010	1/1	0.94	0.07	5,5,5,5	0
54	MG	DB	3013	1/1	0.94	0.18	21,21,21,21	0
54	MG	BB	3015	1/1	0.94	0.04	27,27,27,27	0
54	MG	DB	3065	1/1	0.94	0.07	16,16,16,16	0
54	MG	BB	3054	1/1	0.94	0.05	46,46,46,46	0
54	MG	CA	1637	1/1	0.94	0.06	79,79,79,79	0
54	MG	DB	3018	1/1	0.94	0.09	8,8,8,8	0
54	MG	BB	3005	1/1	0.94	0.04	39,39,39,39	0
54	MG	AA	1634	1/1	0.94	0.04	52,52,52,52	0
54	MG	DB	3027	1/1	0.94	0.07	36,36,36,36	0
54	MG	DB	3087	1/1	0.94	0.19	25,25,25,25	0
54	MG	AA	1607	1/1	0.94	0.04	64,64,64,64	0
54	MG	BB	3092	1/1	0.94	0.10	32,32,32,32	0
54	MG	BB	3063	1/1	0.94	0.14	31,31,31,31	0
54	MG	BB	3065	1/1	0.94	0.08	24,24,24,24	0
54	MG	CA	1653	1/1	0.94	0.10	33,33,33,33	0
54	MG	DB	3100	1/1	0.94	0.15	9,9,9,9	0
54	MG	BB	3066	1/1	0.94	0.06	44,44,44,44	0
54	MG	AA	1643	1/1	0.94	0.06	53,53,53,53	0
54	MG	BB	3100	1/1	0.94	0.19	68,68,68,68	0
54	MG	DB	3032	1/1	0.95	0.11	18,18,18,18	0

Continued on next page...

Continued from previous page...

Mol	Type	Chain	Res	Atoms	RSCC	RSR	B-factors(\AA^2)	Q<0.9
54	MG	AA	1649	1/1	0.95	0.11	19,19,19,19	0
54	MG	AA	1629	1/1	0.95	0.05	70,70,70,70	0
54	MG	CA	1644	1/1	0.95	0.08	58,58,58,58	0
54	MG	CA	1647	1/1	0.95	0.06	90,90,90,90	0
54	MG	CA	1611	1/1	0.95	0.06	60,60,60,60	0
54	MG	BB	3083	1/1	0.95	0.12	5,5,5,5	0
54	MG	BB	3041	1/1	0.95	0.15	28,28,28,28	0
54	MG	BB	3090	1/1	0.95	0.07	49,49,49,49	0
54	MG	DB	3055	1/1	0.95	0.09	42,42,42,42	0
54	MG	DB	3056	1/1	0.95	0.07	12,12,12,12	0
54	MG	DB	3057	1/1	0.95	0.07	5,5,5,5	0
54	MG	BB	3059	1/1	0.95	0.07	30,30,30,30	0
54	MG	BB	3060	1/1	0.95	0.08	30,30,30,30	0
54	MG	BB	3093	1/1	0.95	0.04	36,36,36,36	0
54	MG	BB	3013	1/1	0.95	0.12	41,41,41,41	0
54	MG	BB	3021	1/1	0.95	0.06	22,22,22,22	0
54	MG	BB	3045	1/1	0.95	0.09	67,67,67,67	0
54	MG	BB	3047	1/1	0.95	0.09	46,46,46,46	0
54	MG	CA	1628	1/1	0.95	0.04	61,61,61,61	0
54	MG	DB	3011	1/1	0.95	0.07	7,7,7,7	0
54	MG	BB	3099	1/1	0.95	0.16	41,41,41,41	0
54	MG	CA	1630	1/1	0.95	0.08	40,40,40,40	0
54	MG	DB	3015	1/1	0.95	0.07	22,22,22,22	0
54	MG	AA	1618	1/1	0.95	0.08	79,79,79,79	0
54	MG	CA	1632	1/1	0.95	0.15	47,47,47,47	0
54	MG	CA	1633	1/1	0.95	0.16	73,73,73,73	0
54	MG	BB	3074	1/1	0.95	0.10	31,31,31,31	0
54	MG	BB	3102	1/1	0.95	0.10	28,28,28,28	0
54	MG	DB	3025	1/1	0.95	0.09	44,44,44,44	0
54	MG	BB	3050	1/1	0.95	0.08	18,18,18,18	0
54	MG	BB	3051	1/1	0.95	0.05	41,41,41,41	0
54	MG	DB	3105	1/1	0.95	0.10	40,40,40,40	0
54	MG	AA	1631	1/1	0.95	0.10	107,107,107,107	0
54	MG	BB	3080	1/1	0.95	0.09	37,37,37,37	0
54	MG	DB	3111	1/1	0.95	0.14	28,28,28,28	0
55	ZN	B4	101	1/1	0.95	0.06	72,72,72,72	0
55	ZN	D4	101	1/1	0.95	0.13	57,57,57,57	0
54	MG	BB	3085	1/1	0.96	0.15	44,44,44,44	0
54	MG	DB	3008	1/1	0.96	0.11	16,16,16,16	0
54	MG	BB	3087	1/1	0.96	0.23	41,41,41,41	0
54	MG	BB	3088	1/1	0.96	0.21	57,57,57,57	0
54	MG	AA	1602	1/1	0.96	0.05	29,29,29,29	0

Continued on next page...

Continued from previous page...

Mol	Type	Chain	Res	Atoms	RSCC	RSR	B-factors(Å ²)	Q<0.9
54	MG	AA	1614	1/1	0.96	0.03	64,64,64,64	0
54	MG	BB	3068	1/1	0.96	0.10	55,55,55,55	0
54	MG	CA	1639	1/1	0.96	0.08	14,14,14,14	0
54	MG	DB	3063	1/1	0.96	0.04	71,71,71,71	0
54	MG	BB	3070	1/1	0.96	0.08	15,15,15,15	0
54	MG	BB	3072	1/1	0.96	0.09	52,52,52,52	0
54	MG	DB	3070	1/1	0.96	0.18	23,23,23,23	0
54	MG	AA	1655	1/1	0.96	0.04	38,38,38,38	0
54	MG	BB	3009	1/1	0.96	0.13	64,64,64,64	0
54	MG	CA	1646	1/1	0.96	0.05	72,72,72,72	0
54	MG	BB	3056	1/1	0.96	0.13	34,34,34,34	0
54	MG	DB	3085	1/1	0.96	0.17	25,25,25,25	0
54	MG	BB	3033	1/1	0.96	0.07	55,55,55,55	0
54	MG	CA	1649	1/1	0.96	0.07	73,73,73,73	0
54	MG	CA	1651	1/1	0.96	0.06	40,40,40,40	0
54	MG	AA	1639	1/1	0.96	0.09	57,57,57,57	0
54	MG	DB	3094	1/1	0.96	0.15	21,21,21,21	0
54	MG	DB	3033	1/1	0.96	0.12	62,62,62,62	0
54	MG	CA	1624	1/1	0.96	0.03	34,34,34,34	0
54	MG	AA	1644	1/1	0.96	0.07	24,24,24,24	0
54	MG	BB	3037	1/1	0.96	0.07	42,42,42,42	0
54	MG	DB	3101	1/1	0.96	0.09	5,5,5,5	0
54	MG	AA	1633	1/1	0.96	0.10	51,51,51,51	0
54	MG	DB	3044	1/1	0.96	0.06	12,12,12,12	0
54	MG	BB	3064	1/1	0.96	0.06	26,26,26,26	0
54	MG	DB	3108	1/1	0.96	0.07	21,21,21,21	0
54	MG	DB	3048	1/1	0.96	0.17	23,23,23,23	0
54	MG	BB	3105	1/1	0.96	0.11	21,21,21,21	0
54	MG	BB	3109	1/1	0.96	0.13	32,32,32,32	0
54	MG	BB	3084	1/1	0.96	0.10	21,21,21,21	0
54	MG	AA	1659	1/1	0.97	0.05	112,112,112,112	0
54	MG	DB	3019	1/1	0.97	0.14	48,48,48,48	0
54	MG	BB	3104	1/1	0.97	0.04	8,8,8,8	0
54	MG	BB	3031	1/1	0.97	0.03	47,47,47,47	0
54	MG	BB	3107	1/1	0.97	0.07	54,54,54,54	0
54	MG	DB	3066	1/1	0.97	0.06	29,29,29,29	0
54	MG	DB	3026	1/1	0.97	0.13	15,15,15,15	0
54	MG	DB	3068	1/1	0.97	0.07	19,19,19,19	0
54	MG	DB	3069	1/1	0.97	0.10	6,6,6,6	0
54	MG	AA	1646	1/1	0.97	0.03	94,94,94,94	0
54	MG	BB	3075	1/1	0.97	0.10	13,13,13,13	0
54	MG	DB	3074	1/1	0.97	0.05	28,28,28,28	0

Continued on next page...

Continued from previous page...

Mol	Type	Chain	Res	Atoms	RSCC	RSR	B-factors(\AA^2)	Q<0.9
54	MG	AA	1656	1/1	0.97	0.13	60,60,60,60	0
54	MG	DB	3079	1/1	0.97	0.09	43,43,43,43	0
54	MG	CA	1656	1/1	0.97	0.07	27,27,27,27	0
54	MG	CA	1602	1/1	0.97	0.05	6,6,6,6	0
54	MG	CA	1603	1/1	0.97	0.12	30,30,30,30	0
54	MG	CA	1659	1/1	0.97	0.07	62,62,62,62	0
54	MG	BB	3077	1/1	0.97	0.08	37,37,37,37	0
54	MG	DB	3088	1/1	0.97	0.10	48,48,48,48	0
54	MG	DB	3090	1/1	0.97	0.17	34,34,34,34	0
54	MG	BB	3012	1/1	0.97	0.17	25,25,25,25	0
54	MG	BB	3062	1/1	0.97	0.04	29,29,29,29	0
54	MG	DB	3041	1/1	0.97	0.14	15,15,15,15	0
54	MG	DB	3095	1/1	0.97	0.05	39,39,39,39	0
54	MG	DB	3043	1/1	0.97	0.09	15,15,15,15	0
54	MG	BB	3022	1/1	0.97	0.10	22,22,22,22	0
54	MG	BB	3036	1/1	0.97	0.07	36,36,36,36	0
54	MG	DB	3007	1/1	0.97	0.07	12,12,12,12	0
54	MG	CA	1613	1/1	0.97	0.09	77,77,77,77	0
54	MG	DB	3052	1/1	0.97	0.20	32,32,32,32	0
54	MG	BB	3097	1/1	0.97	0.05	32,32,32,32	0
54	MG	BB	3002	1/1	0.97	0.05	24,24,24,24	0
54	MG	AA	1610	1/1	0.97	0.10	10,10,10,10	0
54	MG	DB	3109	1/1	0.97	0.05	10,10,10,10	0
54	MG	BB	3026	1/1	0.97	0.10	54,54,54,54	0
54	MG	AA	1605	1/1	0.97	0.15	48,48,48,48	0
54	MG	CA	1645	1/1	0.97	0.16	45,45,45,45	0
54	MG	BB	3086	1/1	0.97	0.14	66,66,66,66	0
54	MG	DB	3004	1/1	0.98	0.09	14,14,14,14	0
54	MG	BB	3053	1/1	0.98	0.08	25,25,25,25	0
54	MG	DB	3006	1/1	0.98	0.07	20,20,20,20	0
54	MG	AA	1611	1/1	0.98	0.04	28,28,28,28	0
54	MG	DB	3036	1/1	0.98	0.05	40,40,40,40	0
54	MG	DB	3071	1/1	0.98	0.09	61,61,61,61	0
54	MG	BB	3108	1/1	0.98	0.11	25,25,25,25	0
54	MG	DB	3073	1/1	0.98	0.07	33,33,33,33	0
54	MG	DB	3009	1/1	0.98	0.08	19,19,19,19	0
54	MG	DB	3076	1/1	0.98	0.06	26,26,26,26	0
54	MG	DB	3039	1/1	0.98	0.13	19,19,19,19	0
54	MG	DB	3040	1/1	0.98	0.07	58,58,58,58	0
54	MG	DB	3080	1/1	0.98	0.16	39,39,39,39	0
54	MG	CA	1614	1/1	0.98	0.06	58,58,58,58	0
54	MG	DB	3083	1/1	0.98	0.08	24,24,24,24	0

Continued on next page...

Continued from previous page...

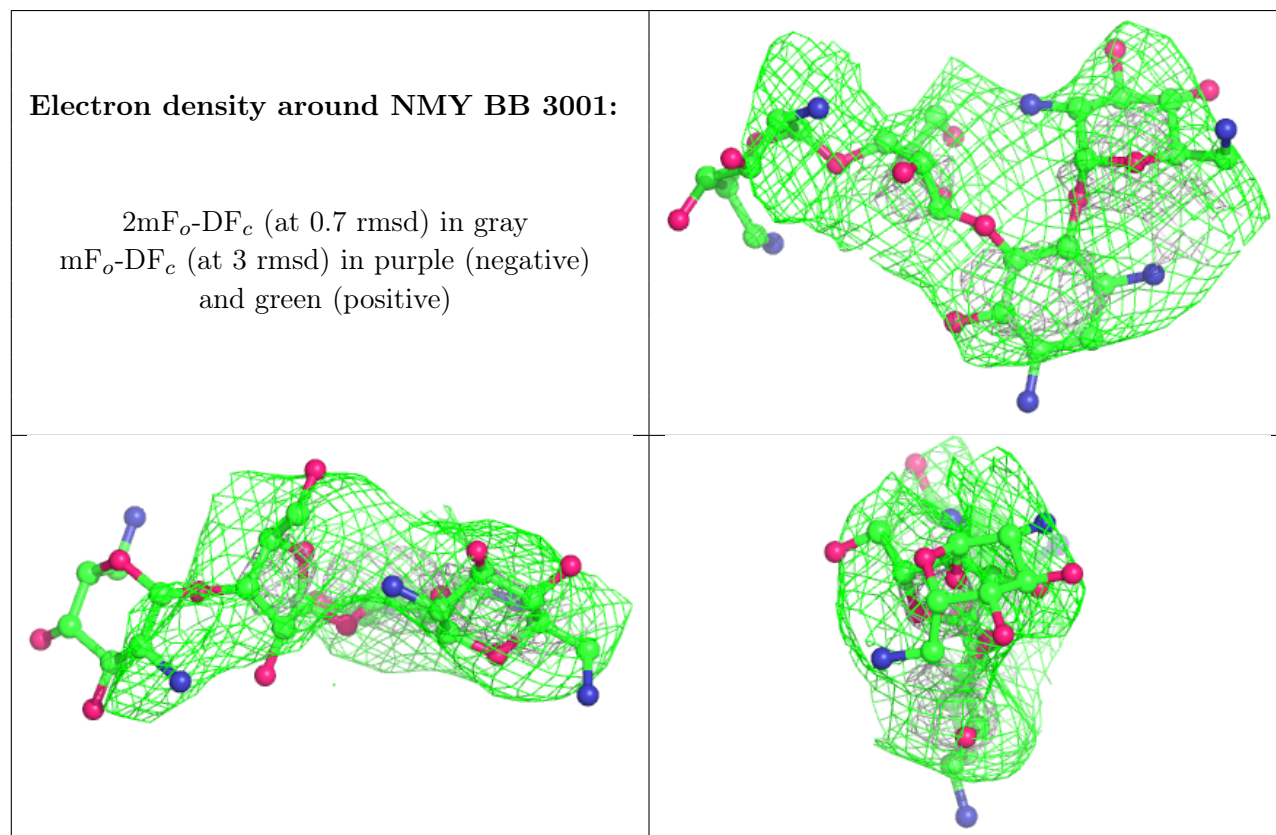
Mol	Type	Chain	Res	Atoms	RSCC	RSR	B-factors(\AA^2)	Q<0.9
54	MG	DB	3042	1/1	0.98	0.06	7,7,7,7	0
54	MG	BB	3017	1/1	0.98	0.10	28,28,28,28	0
54	MG	BB	3046	1/1	0.98	0.08	46,46,46,46	0
54	MG	DB	3045	1/1	0.98	0.03	22,22,22,22	0
54	MG	CA	1618	1/1	0.98	0.04	8,8,8,8	0
54	MG	DB	3089	1/1	0.98	0.14	10,10,10,10	0
54	MG	DB	3047	1/1	0.98	0.04	24,24,24,24	0
54	MG	BB	3007	1/1	0.98	0.09	5,5,5,5	0
54	MG	DB	3092	1/1	0.98	0.17	46,46,46,46	0
54	MG	DB	3049	1/1	0.98	0.10	46,46,46,46	0
54	MG	DB	3050	1/1	0.98	0.14	32,32,32,32	0
54	MG	BB	3069	1/1	0.98	0.11	32,32,32,32	0
54	MG	CA	1655	1/1	0.98	0.07	69,69,69,69	0
54	MG	AA	1608	1/1	0.98	0.06	54,54,54,54	0
54	MG	CA	1605	1/1	0.98	0.04	16,16,16,16	0
54	MG	DB	3099	1/1	0.98	0.15	29,29,29,29	0
54	MG	DB	3022	1/1	0.98	0.09	5,5,5,5	0
54	MG	AA	1645	1/1	0.98	0.10	60,60,60,60	0
54	MG	DB	3102	1/1	0.98	0.14	14,14,14,14	0
54	MG	DB	3103	1/1	0.98	0.10	16,16,16,16	0
54	MG	CA	1640	1/1	0.98	0.12	57,57,57,57	0
54	MG	CA	1608	1/1	0.98	0.06	40,40,40,40	0
54	MG	DB	3106	1/1	0.98	0.12	39,39,39,39	0
54	MG	CA	1625	1/1	0.98	0.06	34,34,34,34	0
54	MG	BB	3027	1/1	0.98	0.08	34,34,34,34	0
54	MG	DB	3028	1/1	0.98	0.10	8,8,8,8	0
54	MG	BB	3028	1/1	0.98	0.08	32,32,32,32	0
54	MG	DB	3002	1/1	0.98	0.10	5,5,5,5	0
54	MG	DB	3112	1/1	0.98	0.15	37,37,37,37	0
54	MG	DB	3064	1/1	0.98	0.10	33,33,33,33	0
54	MG	DB	3003	1/1	0.98	0.08	9,9,9,9	0
54	MG	CA	1650	1/1	0.99	0.09	12,12,12,12	0
54	MG	DB	3020	1/1	0.99	0.04	5,5,5,5	0
54	MG	DB	3075	1/1	0.99	0.12	7,7,7,7	0
54	MG	DB	3021	1/1	0.99	0.15	9,9,9,9	0
54	MG	DB	3077	1/1	0.99	0.12	47,47,47,47	0
54	MG	BB	3057	1/1	0.99	0.05	20,20,20,20	0
54	MG	BB	3106	1/1	0.99	0.14	33,33,33,33	0
54	MG	AA	1604	1/1	0.99	0.15	36,36,36,36	0
54	MG	BB	3067	1/1	0.99	0.07	34,34,34,34	0
54	MG	DB	3082	1/1	0.99	0.07	6,6,6,6	0
54	MG	BB	3003	1/1	0.99	0.07	24,24,24,24	0

Continued on next page...

Continued from previous page...

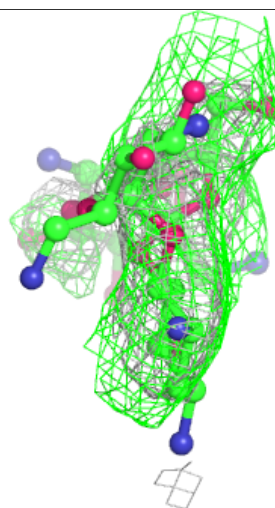
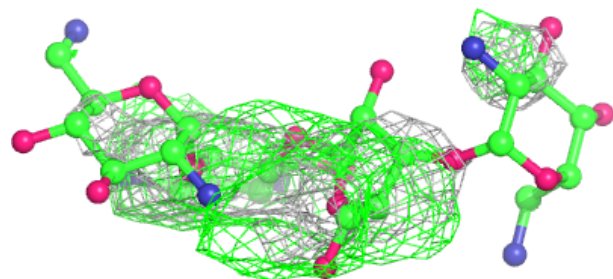
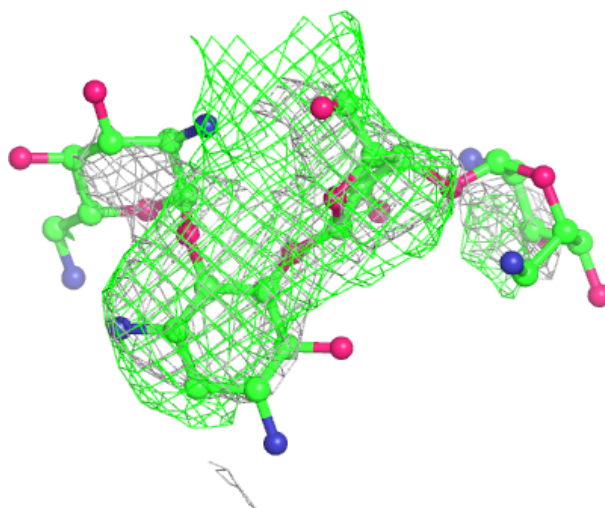
Mol	Type	Chain	Res	Atoms	RSCC	RSR	B-factors(\AA^2)	Q<0.9
54	MG	BB	3024	1/1	0.99	0.13	7,7,7,7	0
54	MG	BB	3016	1/1	0.99	0.07	18,18,18,18	0
54	MG	BB	3071	1/1	0.99	0.12	29,29,29,29	0
54	MG	DB	3012	1/1	0.99	0.20	37,37,37,37	0
54	MG	BB	3006	1/1	0.99	0.14	5,5,5,5	0
54	MG	CA	1617	1/1	0.99	0.07	9,9,9,9	0
54	MG	CA	1604	1/1	0.99	0.08	52,52,52,52	0
54	MG	BB	3042	1/1	0.99	0.08	8,8,8,8	0
54	MG	CA	1606	1/1	0.99	0.09	19,19,19,19	0
54	MG	BB	3049	1/1	0.99	0.03	14,14,14,14	0
54	MG	BB	3008	1/1	1.00	0.09	64,64,64,64	0

The following is a graphical depiction of the model fit to experimental electron density of all instances of the Ligand of Interest. In addition, ligands with molecular weight > 250 and outliers as shown on the geometry validation Tables will also be included. Each fit is shown from different orientation to approximate a three-dimensional view.



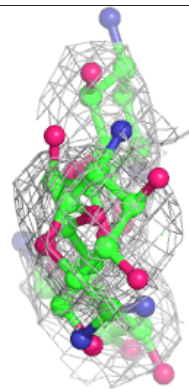
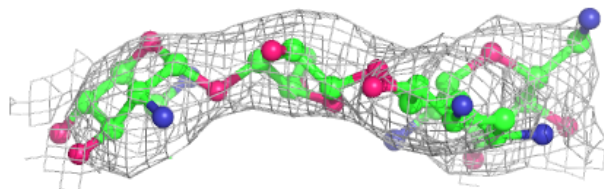
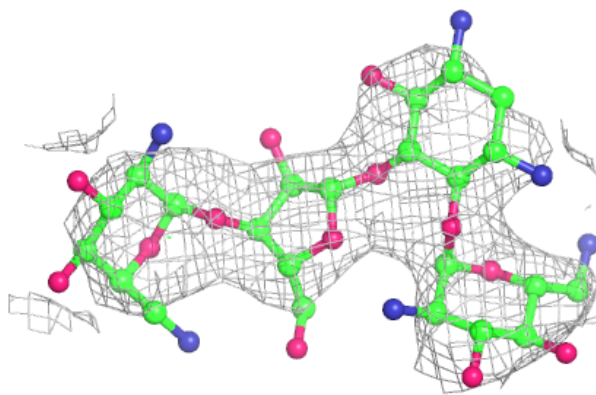
Electron density around NMY DB 3001:

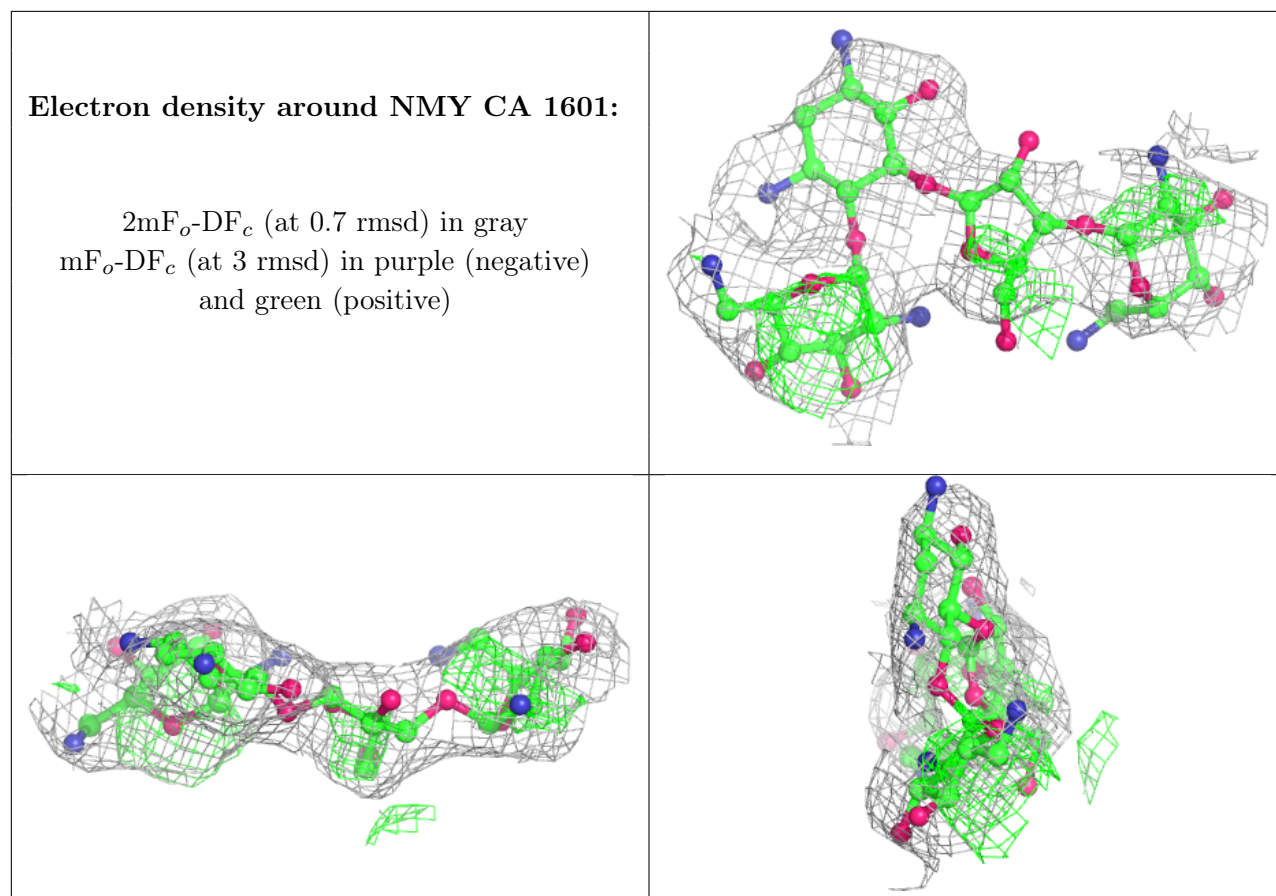
$2mF_o-DF_c$ (at 0.7 rmsd) in gray
 mF_o-DF_c (at 3 rmsd) in purple (negative)
and green (positive)



Electron density around NMY AA 1601:

$2mF_o-DF_c$ (at 0.7 rmsd) in gray
 mF_o-DF_c (at 3 rmsd) in purple (negative)
and green (positive)





6.5 Other polymers [i](#)

There are no such residues in this entry.