



Full wwPDB X-ray Structure Validation Report ⓘ

Jan 4, 2024 – 01:43 pm GMT

PDB ID : 4V5E
Title : Insights into translational termination from the structure of RF2 bound to the ribosome
Authors : Weixlbaumer, A.; Jin, H.; Neubauer, C.; Voorhees, R.M.; Petry, S.; Kelley, A.C.; Ramakrishnan, V.
Deposited on : 2009-04-30
Resolution : 3.45 Å(reported)

This is a Full wwPDB X-ray Structure Validation Report for a publicly released PDB entry.

We welcome your comments at validation@mail.wwpdb.org

A user guide is available at

<https://www.wwpdb.org/validation/2017/XrayValidationReportHelp>

with specific help available everywhere you see the ⓘ symbol.

The types of validation reports are described at

<http://www.wwpdb.org/validation/2017/FAQs#types>.

The following versions of software and data (see [references ⓘ](#)) were used in the production of this report:

MolProbity : 4.02b-467
Xtriage (Phenix) : 1.13
EDS : 2.36
Percentile statistics : 20191225.v01 (using entries in the PDB archive December 25th 2019)
Refmac : 5.8.0158
CCP4 : 7.0.044 (Gargrove)
Ideal geometry (proteins) : Engh & Huber (2001)
Ideal geometry (DNA, RNA) : Parkinson et al. (1996)
Validation Pipeline (wwPDB-VP) : 2.36

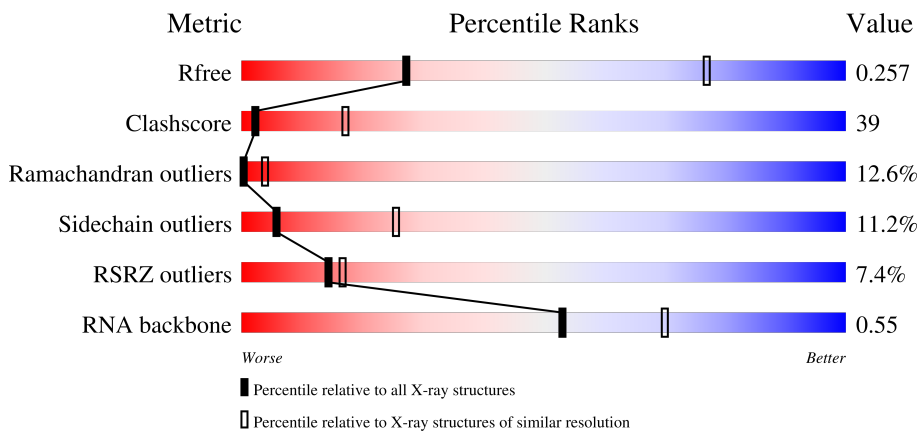
1 Overall quality at a glance i

The following experimental techniques were used to determine the structure:

X-RAY DIFFRACTION

The reported resolution of this entry is 3.45 Å.

Percentile scores (ranging between 0-100) for global validation metrics of the entry are shown in the following graphic. The table shows the number of entries on which the scores are based.



Metric	Whole archive (#Entries)	Similar resolution (#Entries, resolution range(Å))
R_{free}	130704	1291 (3.52-3.40)
Clashscore	141614	1372 (3.52-3.40)
Ramachandran outliers	138981	1337 (3.52-3.40)
Sidechain outliers	138945	1338 (3.52-3.40)
RSRZ outliers	127900	1205 (3.52-3.40)
RNA backbone	3102	1036 (3.96-2.96)

The table below summarises the geometric issues observed across the polymeric chains and their fit to the electron density. The red, orange, yellow and green segments of the lower bar indicate the fraction of residues that contain outliers for ≥ 3 , 2, 1 and 0 types of geometric quality criteria respectively. A grey segment represents the fraction of residues that are not modelled. The numeric value for each fraction is indicated below the corresponding segment, with a dot representing fractions $\leq 5\%$. The upper red bar (where present) indicates the fraction of residues that have poor fit to the electron density. The numeric value is given above the bar.

Mol	Chain	Length	Quality of chain
1	AA	1522	
1	CA	1522	
2	AB	256	
2	CB	256	

Continued on next page...

Continued from previous page...

Mol	Chain	Length	Quality of chain
3	AC	239	
3	CC	239	
4	AD	209	
4	CD	209	
5	AE	162	
5	CE	162	
6	AF	101	
6	CF	101	
7	AG	156	
7	CG	156	
8	AH	138	
8	CH	138	
9	AI	128	
9	CI	128	
10	AJ	105	
10	CJ	105	
11	AK	129	
11	CK	129	
12	AL	132	
12	CL	132	
13	AM	126	
13	CM	126	
14	AN	61	
14	CN	61	
15	AO	89	

Continued on next page...

Continued from previous page...

Mol	Chain	Length	Quality of chain
15	CO	89	3% 52% 42% 6%
16	AP	88	10% 18% 65% 13% 5%
16	CP	88	17% 19% 64% 13% 5%
17	AQ	105	10% 33% 50% 10% 5%
17	CQ	105	6% 34% 50% 10% 5%
18	AR	88	3% 18% 52% 8% 20%
18	CR	88	8% 19% 51% 8% 20%
19	AS	93	9% 16% 53% 15% 15%
19	CS	93	11% 16% 52% 16% 15%
20	AT	106	11% 23% 57% 14% 7%
20	CT	106	20% 20% 59% 14% 7%
21	AU	27	44% 33% 56% 7%
21	CU	27	33% 59% 7%
22	AV	76	30% 53% 17%
22	AW	76	37% 20% 61% 16%
22	CV	76	% 29% 47% 22%
22	CW	76	18% 17% 62% 17%
23	AX	8	12% 25% 50% 12% 12%
23	CX	8	12% 50% 38% 12%
24	AY	351	14% 27% 58% 14%
24	CY	351	12% 29% 58% 12%
25	B0	85	2% 26% 55% 8% 11%
25	D0	85	2% 28% 52% 9% 11%
26	B1	98	2% 29% 53% 12%
26	D1	98	% 35% 47% 11%

Continued on next page...

Continued from previous page...

Mol	Chain	Length	Quality of chain
27	B2	72	
27	D2	72	
28	B3	60	
28	D3	60	
29	B4	71	
29	D4	71	
30	B5	60	
30	D5	60	
31	B6	54	
31	D6	54	
32	B7	49	
32	D7	49	
33	B8	65	
33	D8	65	
34	B9	37	
34	D9	37	
35	BA	2901	
35	DA	2901	
36	BB	122	
36	DB	122	
37	BC	229	
37	DC	229	
38	BD	276	
38	DD	276	
39	BE	206	

Continued on next page...

Continued from previous page...

Mol	Chain	Length	Quality of chain
39	DE	206	
40	BF	210	
40	DF	210	
41	BG	182	
41	DG	182	
42	BH	180	
42	DH	180	
43	BI	148	
44	BJ	130	
44	DJ	130	
45	BK	147	
45	DK	147	
46	BN	140	
46	DN	140	
47	BO	122	
47	DO	122	
48	BP	150	
48	DP	150	
49	BQ	141	
49	DQ	141	
50	BR	118	
50	DR	118	
51	BS	112	
51	DS	112	
52	BT	146	

Continued on next page...

Continued from previous page...

Mol	Chain	Length	Quality of chain
52	DT	146	
53	BU	118	
53	DU	118	
54	BV	101	
54	DV	101	
55	BW	113	
55	DW	113	
56	BX	96	
56	DX	96	
57	BY	110	
57	DY	110	
58	BZ	206	
58	DZ	206	
59	DI	148	

The following table lists non-polymeric compounds, carbohydrate monomers and non-standard residues in protein, DNA, RNA chains that are outliers for geometric or electron-density-fit criteria:

Mol	Type	Chain	Res	Chirality	Geometry	Clashes	Electron density
60	MG	AA	1616	-	-	-	X
60	MG	AA	1637	-	-	-	X
60	MG	AA	1653	-	-	-	X
60	MG	AA	1668	-	-	-	X
60	MG	AA	1683	-	-	-	X
60	MG	AA	1688	-	-	-	X
60	MG	AA	1689	-	-	-	X
60	MG	AA	1692	-	-	-	X
60	MG	AA	1699	-	-	-	X
60	MG	AA	1716	-	-	-	X
60	MG	AA	1720	-	-	-	X
60	MG	AA	1730	-	-	-	X
60	MG	AA	1732	-	-	-	X

Continued on next page...

Continued from previous page...

Mol	Type	Chain	Res	Chirality	Geometry	Clashes	Electron density
60	MG	AA	1748	-	-	-	X
60	MG	AM	201	-	-	-	X
60	MG	AV	107	-	-	-	X
60	MG	BA	3105	-	-	-	X
60	MG	BA	3135	-	-	-	X
60	MG	BA	3199	-	-	-	X
60	MG	BA	3201	-	-	-	X
60	MG	BA	3212	-	-	-	X
60	MG	BA	3227	-	-	-	X
60	MG	BA	3234	-	-	-	X
60	MG	BA	3287	-	-	-	X
60	MG	BA	3301	-	-	-	X
60	MG	BA	3320	-	-	-	X
60	MG	BA	3328	-	-	-	X
60	MG	BA	3336	-	-	-	X
60	MG	BA	3341	-	-	-	X
60	MG	BC	301	-	-	-	X
60	MG	BS	201	-	-	-	X
60	MG	CA	1615	-	-	-	X
60	MG	CA	1625	-	-	-	X
60	MG	CA	1631	-	-	-	X
60	MG	CA	1643	-	-	-	X
60	MG	CA	1651	-	-	-	X
60	MG	CA	1655	-	-	-	X
60	MG	CA	1670	-	-	-	X
60	MG	CA	1676	-	-	-	X
60	MG	CA	1681	-	-	-	X
60	MG	CA	1687	-	-	-	X
60	MG	CA	1705	-	-	-	X
60	MG	CA	1717	-	-	-	X
60	MG	CA	1718	-	-	-	X
60	MG	CA	1733	-	-	-	X
60	MG	CW	101	-	-	-	X
60	MG	CW	105	-	-	-	X
60	MG	DA	3003	-	-	-	X
60	MG	DA	3100	-	-	-	X
60	MG	DA	3122	-	-	-	X
60	MG	DA	3134	-	-	-	X
60	MG	DA	3142	-	-	-	X
60	MG	DA	3143	-	-	-	X
60	MG	DA	3176	-	-	-	X
60	MG	DA	3177	-	-	-	X

Continued on next page...

Continued from previous page...

Mol	Type	Chain	Res	Chirality	Geometry	Clashes	Electron density
60	MG	DA	3181	-	-	-	X
60	MG	DA	3193	-	-	-	X
60	MG	DA	3202	-	-	-	X
60	MG	DA	3224	-	-	-	X
60	MG	DA	3225	-	-	-	X
60	MG	DA	3231	-	-	-	X
60	MG	DA	3240	-	-	-	X
60	MG	DA	3260	-	-	-	X
60	MG	DA	3280	-	-	-	X
60	MG	DA	3283	-	-	-	X
60	MG	DA	3287	-	-	-	X
60	MG	DA	3294	-	-	-	X
60	MG	DA	3319	-	-	-	X
60	MG	DA	3327	-	-	-	X
60	MG	DA	3349	-	-	-	X
60	MG	DA	3351	-	-	-	X
60	MG	DA	3352	-	-	-	X
60	MG	DB	201	-	-	-	X
60	MG	DC	301	-	-	-	X

2 Entry composition

There are 61 unique types of molecules in this entry. The entry contains 304505 atoms, of which 0 are hydrogens and 0 are deuteriums.

In the tables below, the ZeroOcc column contains the number of atoms modelled with zero occupancy, the AltConf column contains the number of residues with at least one atom in alternate conformation and the Trace column contains the number of residues modelled with at most 2 atoms.

- Molecule 1 is a RNA chain called 16S ribosomal RNA.

Mol	Chain	Residues	Atoms					ZeroOcc	AltConf	Trace
			Total	C	N	O	P			
1	AA	1504	Total 32329	C 14390	N 5992	O 10444	P 1503	0	0	0
1	CA	1504	Total 32329	C 14390	N 5992	O 10444	P 1503	0	0	0

- Molecule 2 is a protein called 30S RIBOSOMAL PROTEIN S2.

Mol	Chain	Residues	Atoms					ZeroOcc	AltConf	Trace
			Total	C	N	O	S			
2	AB	235	Total 1901	C 1213	N 342	O 341	S 5	0	0	1
2	CB	235	Total 1901	C 1213	N 342	O 341	S 5	0	0	1

- Molecule 3 is a protein called 30S RIBOSOMAL PROTEIN S3.

Mol	Chain	Residues	Atoms					ZeroOcc	AltConf	Trace
			Total	C	N	O	S			
3	AC	207	Total 1613	C 1016	N 315	O 281	S 1	0	0	1
3	CC	207	Total 1613	C 1016	N 315	O 281	S 1	0	0	1

- Molecule 4 is a protein called 30S RIBOSOMAL PROTEIN S4.

Mol	Chain	Residues	Atoms					ZeroOcc	AltConf	Trace
			Total	C	N	O	S			
4	AD	208	Total 1703	C 1066	N 339	O 291	S 7	0	0	0
4	CD	208	Total 1703	C 1066	N 339	O 291	S 7	0	0	0

- Molecule 5 is a protein called 30S RIBOSOMAL PROTEIN S5.

Mol	Chain	Residues	Atoms					ZeroOcc	AltConf	Trace
5	AE	151	Total	C	N	O	S	0	0	1
			1147	724	218	201	4			
5	CE	151	Total	C	N	O	S	0	0	1
			1147	724	218	201	4			

- Molecule 6 is a protein called 30S RIBOSOMAL PROTEIN S6.

Mol	Chain	Residues	Atoms					ZeroOcc	AltConf	Trace
6	AF	101	Total	C	N	O	S	0	0	0
			843	531	155	154	3			
6	CF	101	Total	C	N	O	S	0	0	0
			843	531	155	154	3			

- Molecule 7 is a protein called 30S RIBOSOMAL PROTEIN S7.

Mol	Chain	Residues	Atoms					ZeroOcc	AltConf	Trace
7	AG	155	Total	C	N	O	S	0	0	0
			1257	781	252	218	6			
7	CG	155	Total	C	N	O	S	0	0	0
			1257	781	252	218	6			

- Molecule 8 is a protein called 30S RIBOSOMAL PROTEIN S8.

Mol	Chain	Residues	Atoms					ZeroOcc	AltConf	Trace
8	AH	138	Total	C	N	O	S	0	0	0
			1116	705	215	193	3			
8	CH	138	Total	C	N	O	S	0	0	0
			1116	705	215	193	3			

- Molecule 9 is a protein called 30S RIBOSOMAL PROTEIN S9.

Mol	Chain	Residues	Atoms				ZeroOcc	AltConf	Trace
9	AI	127	Total	C	N	O	0	0	0
			1011	639	198	174			
9	CI	127	Total	C	N	O	0	0	0
			1011	639	198	174			

- Molecule 10 is a protein called 30S RIBOSOMAL PROTEIN S10.

Mol	Chain	Residues	Atoms					ZeroOcc	AltConf	Trace
10	AJ	99	Total	C	N	O	S	0	0	1
			795	499	157	138	1			

Continued on next page...

Continued from previous page...

Mol	Chain	Residues	Atoms					ZeroOcc	AltConf	Trace
			Total	C	N	O	S			
10	CJ	99	795	499	157	138	1	0	0	1

- Molecule 11 is a protein called 30S RIBOSOMAL PROTEIN S11.

Mol	Chain	Residues	Atoms					ZeroOcc	AltConf	Trace
			Total	C	N	O	S			
11	AK	119	885	549	168	165	3	0	0	0
11	CK	119	885	549	168	165	3	0	0	0

- Molecule 12 is a protein called 30S RIBOSOMAL PROTEIN S12.

Mol	Chain	Residues	Atoms					ZeroOcc	AltConf	Trace
			Total	C	N	O	S			
12	AL	126	976	614	197	164	1	0	0	1
12	CL	126	976	614	197	164	1	0	0	1

- Molecule 13 is a protein called 30S RIBOSOMAL PROTEIN S13.

Mol	Chain	Residues	Atoms					ZeroOcc	AltConf	Trace
			Total	C	N	O	S			
13	AM	121	956	591	198	165	2	0	0	1
13	CM	121	956	591	198	165	2	0	0	1

- Molecule 14 is a protein called 30S RIBOSOMAL PROTEIN S14 TYPE Z.

Mol	Chain	Residues	Atoms					ZeroOcc	AltConf	Trace
			Total	C	N	O	S			
14	AN	60	492	312	104	72	4	0	0	0
14	CN	60	492	312	104	72	4	0	0	0

- Molecule 15 is a protein called 30S RIBOSOMAL PROTEIN S15.

Mol	Chain	Residues	Atoms					ZeroOcc	AltConf	Trace
			Total	C	N	O	S			
15	AO	88	734	459	147	126	2	0	0	0
15	CO	88	734	459	147	126	2	0	0	0

- Molecule 16 is a protein called 30S RIBOSOMAL PROTEIN S16.

Mol	Chain	Residues	Atoms					ZeroOcc	AltConf	Trace
16	AP	84	Total	C	N	O	S	0	0	1
			701	443	140	117	1			
16	CP	84	Total	C	N	O	S	0	0	1
			701	443	140	117	1			

- Molecule 17 is a protein called 30S RIBOSOMAL PROTEIN S17.

Mol	Chain	Residues	Atoms					ZeroOcc	AltConf	Trace
17	AQ	100	Total	C	N	O	S	0	0	1
			824	528	152	142	2			
17	CQ	100	Total	C	N	O	S	0	0	1
			824	528	152	142	2			

- Molecule 18 is a protein called 30S RIBOSOMAL PROTEIN S18.

Mol	Chain	Residues	Atoms				ZeroOcc	AltConf	Trace
18	AR	70	Total	C	N	O	0	0	0
			574	367	112	95			
18	CR	70	Total	C	N	O	0	0	0
			574	367	112	95			

- Molecule 19 is a protein called 30S RIBOSOMAL PROTEIN S19.

Mol	Chain	Residues	Atoms					ZeroOcc	AltConf	Trace
19	AS	79	Total	C	N	O	S	0	0	1
			630	403	115	110	2			
19	CS	79	Total	C	N	O	S	0	0	1
			630	403	115	110	2			

- Molecule 20 is a protein called 30S RIBOSOMAL PROTEIN S20.

Mol	Chain	Residues	Atoms					ZeroOcc	AltConf	Trace
20	AT	99	Total	C	N	O	S	0	0	0
			763	470	162	129	2			
20	CT	99	Total	C	N	O	S	0	0	0
			763	470	162	129	2			

- Molecule 21 is a protein called 30S RIBOSOMAL PROTEIN THX.

Mol	Chain	Residues	Atoms				ZeroOcc	AltConf	Trace
21	AU	25	Total	C	N	O	0	0	1
			209	128	51	30			
21	CU	25	Total	C	N	O	0	0	1
			209	128	51	30			

- Molecule 22 is a RNA chain called E-SITE TRNA PHE OR P-SITE TRNA PHE (UNMODIFIED BASES).

Mol	Chain	Residues	Atoms					ZeroOcc	AltConf	Trace
22	AV	76	Total	C	N	O	P	0	0	0
			1619	723	290	531	75			
22	AW	76	Total	C	N	O	P	0	0	0
			1619	723	290	531	75			
22	CV	76	Total	C	N	O	P	0	0	0
			1619	723	290	531	75			
22	CW	76	Total	C	N	O	P	0	0	0
			1619	723	290	531	75			

- Molecule 23 is a RNA chain called MRNA.

Mol	Chain	Residues	Atoms				ZeroOcc	AltConf	Trace	
23	AX	8	Total	C	N	O	P	0	0	0
			166	76	29	54	7			
23	CX	8	Total	C	N	O	P	0	0	0
			166	76	29	54	7			

- Molecule 24 is a protein called PEPTIDE CHAIN RELEASE FACTOR 2.

Mol	Chain	Residues	Atoms					ZeroOcc	AltConf	Trace
24	AY	351	Total	C	N	O	S	0	0	0
			2799	1751	503	537	8			
24	CY	351	Total	C	N	O	S	0	0	0
			2799	1751	503	537	8			

There are 2 discrepancies between the modelled and reference sequences:

Chain	Residue	Modelled	Actual	Comment	Reference
AY	303	GLU	ARG	conflict	UNP Q5SM01
CY	303	GLU	ARG	conflict	UNP Q5SM01

- Molecule 25 is a protein called 50S RIBOSOMAL PROTEIN L27.

Mol	Chain	Residues	Atoms					ZeroOcc	AltConf	Trace
25	B0	76	Total	C	N	O	S	0	0	0
			607	376	128	102	1			
25	D0	76	Total	C	N	O	S	0	0	0
			607	376	128	102	1			

- Molecule 26 is a protein called 50S RIBOSOMAL PROTEIN L28.

Mol	Chain	Residues	Atoms					ZeroOcc	AltConf	Trace
26	B1	94	Total	C	N	O	S	0	0	1
			732	460	146	125	1			
26	D1	94	Total	C	N	O	S	0	0	1
			732	460	146	125	1			

- Molecule 27 is a protein called 50S RIBOSOMAL PROTEIN L29.

Mol	Chain	Residues	Atoms					ZeroOcc	AltConf	Trace
27	B2	71	Total	C	N	O	S	0	0	0
			598	370	121	106	1			
27	D2	71	Total	C	N	O	S	0	0	0
			598	370	121	106	1			

- Molecule 28 is a protein called 50S RIBOSOMAL PROTEIN L30.

Mol	Chain	Residues	Atoms					ZeroOcc	AltConf	Trace
28	B3	60	Total	C	N	O	S	0	0	1
			468	298	91	78	1			
28	D3	60	Total	C	N	O	S	0	0	1
			468	298	91	78	1			

- Molecule 29 is a protein called 50S RIBOSOMAL PROTEIN L31.

Mol	Chain	Residues	Atoms					ZeroOcc	AltConf	Trace
29	B4	31	Total	C	N	O	S	0	0	1
			226	142	37	43	4			
29	D4	31	Total	C	N	O	S	0	0	1
			226	142	37	43	4			

- Molecule 30 is a protein called 50S RIBOSOMAL PROTEIN L32.

Mol	Chain	Residues	Atoms					ZeroOcc	AltConf	Trace
30	B5	59	Total	C	N	O	S	0	0	0
			459	288	90	76	5			

Continued on next page...

Continued from previous page...

Mol	Chain	Residues	Atoms					ZeroOcc	AltConf	Trace
30	D5	59	Total	C	N	O	S	0	0	0
			459	288	90	76	5			

- Molecule 31 is a protein called 50S RIBOSOMAL PROTEIN L33.

Mol	Chain	Residues	Atoms					ZeroOcc	AltConf	Trace
31	B6	45	Total	C	N	O	S	0	0	1
			381	235	78	64	4			
31	D6	45	Total	C	N	O	S	0	0	1
			381	235	78	64	4			

- Molecule 32 is a protein called 50S RIBOSOMAL PROTEIN L34.

Mol	Chain	Residues	Atoms					ZeroOcc	AltConf	Trace
32	B7	49	Total	C	N	O	S	0	0	1
			419	257	105	55	2			
32	D7	49	Total	C	N	O	S	0	0	1
			419	257	105	55	2			

- Molecule 33 is a protein called 50S RIBOSOMAL PROTEIN L35.

Mol	Chain	Residues	Atoms					ZeroOcc	AltConf	Trace
33	B8	64	Total	C	N	O	S	0	0	1
			508	326	102	78	2			
33	D8	64	Total	C	N	O	S	0	0	1
			508	326	102	78	2			

- Molecule 34 is a protein called 50S RIBOSOMAL PROTEIN L36.

Mol	Chain	Residues	Atoms					ZeroOcc	AltConf	Trace
34	B9	36	Total	C	N	O	S	0	0	0
			299	183	67	46	3			
34	D9	36	Total	C	N	O	S	0	0	0
			299	183	67	46	3			

- Molecule 35 is a RNA chain called 23S RIBOSOMAL RNA.

Mol	Chain	Residues	Atoms					ZeroOcc	AltConf	Trace
35	BA	2886	Total	C	N	O	P	0	0	0
			62154	27663	11625	19981	2885			
35	DA	2886	Total	C	N	O	P	0	0	0
			62154	27663	11625	19981	2885			

- Molecule 36 is a RNA chain called 5S RIBOSOMAL RNA.

Mol	Chain	Residues	Atoms					ZeroOcc	AltConf	Trace
			Total	C	N	O	P			
36	BB	119	2551	1136	471	826	118	0	0	0
36	DB	119	2551	1136	471	826	118	0	0	0

- Molecule 37 is a protein called 50S RIBOSOMAL PROTEIN L1.

Mol	Chain	Residues	Atoms				ZeroOcc	AltConf	Trace
			Total	C	N	O			
37	BC	191	1142	691	221	230	0	0	1
37	DC	191	1142	691	221	230	0	0	1

- Molecule 38 is a protein called 50S RIBOSOMAL PROTEIN L2.

Mol	Chain	Residues	Atoms					ZeroOcc	AltConf	Trace
			Total	C	N	O	S			
38	BD	272	2105	1329	417	356	3	0	0	1
38	DD	272	2105	1329	417	356	3	0	0	1

- Molecule 39 is a protein called 50S RIBOSOMAL PROTEIN L3.

Mol	Chain	Residues	Atoms					ZeroOcc	AltConf	Trace
			Total	C	N	O	S			
39	BE	205	1564	988	300	270	6	0	0	1
39	DE	205	1564	988	300	270	6	0	0	1

- Molecule 40 is a protein called 50S RIBOSOMAL PROTEIN L4.

Mol	Chain	Residues	Atoms					ZeroOcc	AltConf	Trace
			Total	C	N	O	S			
40	BF	208	1624	1035	304	282	3	0	0	1
40	DF	208	1624	1035	304	282	3	0	0	1

- Molecule 41 is a protein called 50S RIBOSOMAL PROTEIN L5.

Mol	Chain	Residues	Atoms					ZeroOcc	AltConf	Trace
41	BG	181	Total	C	N	O	S	0	0	0
			1474	942	268	260	4			
41	DG	181	Total	C	N	O	S	0	0	0
			1474	942	268	260	4			

- Molecule 42 is a protein called 50S RIBOSOMAL PROTEIN L6.

Mol	Chain	Residues	Atoms					ZeroOcc	AltConf	Trace
42	BH	160	Total	C	N	O	S	0	0	1
			1223	773	229	220	1			
42	DH	160	Total	C	N	O	S	0	0	1
			1223	773	229	220	1			

- Molecule 43 is a protein called 50S RIBOSOMAL PROTEIN L9.

Mol	Chain	Residues	Atoms					ZeroOcc	AltConf	Trace
43	BI	146	Total	C	N	O	S	0	0	1
			1132	723	201	207	1			

- Molecule 44 is a protein called 50S RIBOSOMAL PROTEIN L10.

Mol	Chain	Residues	Atoms				ZeroOcc	AltConf	Trace
44	BJ	130	Total	C	N	O	0	0	0
			651	390	130	131			
44	DJ	130	Total	C	N	O	0	0	0
			651	390	130	131			

- Molecule 45 is a protein called 50S RIBOSOMAL PROTEIN L11.

Mol	Chain	Residues	Atoms					ZeroOcc	AltConf	Trace
45	BK	141	Total	C	N	O	S	0	0	1
			1038	661	184	187	6			
45	DK	141	Total	C	N	O	S	0	0	1
			1038	661	184	187	6			

- Molecule 46 is a protein called 50S RIBOSOMAL PROTEIN L13.

Mol	Chain	Residues	Atoms					ZeroOcc	AltConf	Trace
46	BN	139	Total	C	N	O	S	0	0	1
			1105	712	207	182	4			
46	DN	139	Total	C	N	O	S	0	0	1
			1105	712	207	182	4			

- Molecule 47 is a protein called 50S RIBOSOMAL PROTEIN L14.

Mol	Chain	Residues	Atoms					ZeroOcc	AltConf	Trace
			Total	C	N	O	S			
47	BO	122	Total 933	C 588	N 171	O 170	S 4	0	0	0
47	DO	122	Total 933	C 588	N 171	O 170	S 4	0	0	0

- Molecule 48 is a protein called 50S RIBOSOMAL PROTEIN L15.

Mol	Chain	Residues	Atoms					ZeroOcc	AltConf	Trace
			Total	C	N	O	S			
48	BP	146	Total 1114	C 692	N 227	O 193	S 2	0	0	0
48	DP	146	Total 1114	C 692	N 227	O 193	S 2	0	0	0

- Molecule 49 is a protein called 50S RIBOSOMAL PROTEIN L16.

Mol	Chain	Residues	Atoms					ZeroOcc	AltConf	Trace
			Total	C	N	O	S			
49	BQ	141	Total 1122	C 715	N 212	O 188	S 7	0	0	0
49	DQ	141	Total 1122	C 715	N 212	O 188	S 7	0	0	0

- Molecule 50 is a protein called 50S RIBOSOMAL PROTEIN L17.

Mol	Chain	Residues	Atoms				ZeroOcc	AltConf	Trace
			Total	C	N	O			
50	BR	117	Total 960	C 599	N 202	O 159	0	0	0
50	DR	117	Total 960	C 599	N 202	O 159	0	0	0

- Molecule 51 is a protein called 50S RIBOSOMAL PROTEIN L18.

Mol	Chain	Residues	Atoms				ZeroOcc	AltConf	Trace
			Total	C	N	O			
51	BS	99	Total 771	C 486	N 155	O 130	0	0	1
51	DS	99	Total 771	C 486	N 155	O 130	0	0	1

- Molecule 52 is a protein called 50S RIBOSOMAL PROTEIN L19.

Mol	Chain	Residues	Atoms					ZeroOcc	AltConf	Trace
52	BT	138	Total	C	N	O	S	0	0	1
			1142	710	235	196	1			
52	DT	138	Total	C	N	O	S	0	0	1
			1142	710	235	196	1			

- Molecule 53 is a protein called 50S RIBOSOMAL PROTEIN L20.

Mol	Chain	Residues	Atoms					ZeroOcc	AltConf	Trace
53	BU	117	Total	C	N	O	S	0	0	0
			958	604	202	151	1			
53	DU	117	Total	C	N	O	S	0	0	0
			958	604	202	151	1			

- Molecule 54 is a protein called 50S RIBOSOMAL PROTEIN L21.

Mol	Chain	Residues	Atoms					ZeroOcc	AltConf	Trace
54	BV	101	Total	C	N	O	S	0	0	0
			779	501	142	135	1			
54	DV	101	Total	C	N	O	S	0	0	0
			779	501	142	135	1			

- Molecule 55 is a protein called 50S RIBOSOMAL PROTEIN L22.

Mol	Chain	Residues	Atoms					ZeroOcc	AltConf	Trace
55	BW	113	Total	C	N	O	S	0	0	0
			896	563	176	155	2			
55	DW	113	Total	C	N	O	S	0	0	0
			896	563	176	155	2			

- Molecule 56 is a protein called 50S RIBOSOMAL PROTEIN L23.

Mol	Chain	Residues	Atoms				ZeroOcc	AltConf	Trace
56	BX	93	Total	C	N	O	0	0	1
			726	471	132	123			
56	DX	93	Total	C	N	O	0	0	1
			726	471	132	123			

- Molecule 57 is a protein called 50S RIBOSOMAL PROTEIN L24.

Mol	Chain	Residues	Atoms					ZeroOcc	AltConf	Trace
57	BY	101	Total	C	N	O	S	0	0	1
			776	500	149	123	4			

Continued on next page...

Continued from previous page...

Mol	Chain	Residues	Atoms					ZeroOcc	AltConf	Trace
57	DY	101	Total	C	N	O	S	0	0	1
			776	500	149	123	4			

- Molecule 58 is a protein called 50S RIBOSOMAL PROTEIN L25.

Mol	Chain	Residues	Atoms					ZeroOcc	AltConf	Trace
58	BZ	177	Total	C	N	O	S	0	0	1
			1404	897	253	252	2			
58	DZ	177	Total	C	N	O	S	0	0	1
			1404	897	253	252	2			

- Molecule 59 is a protein called 50S RIBOSOMAL PROTEIN L9.

Mol	Chain	Residues	Atoms					ZeroOcc	AltConf	Trace
59	DI	146	Total	C	N	O	S	0	0	1
			1133	724	201	207	1			

- Molecule 60 is MAGNESIUM ION (three-letter code: MG) (formula: Mg).

Mol	Chain	Residues	Atoms		ZeroOcc	AltConf
60	AA	157	Total	Mg	0	0
			157	157		
60	AE	1	Total	Mg	0	0
			1	1		
60	AL	1	Total	Mg	0	0
			1	1		
60	AM	1	Total	Mg	0	0
			1	1		
60	AV	7	Total	Mg	0	0
			7	7		
60	AW	5	Total	Mg	0	0
			5	5		
60	AY	1	Total	Mg	0	0
			1	1		
60	B1	1	Total	Mg	0	0
			1	1		
60	B3	1	Total	Mg	0	0
			1	1		
60	B5	2	Total	Mg	0	0
			2	2		
60	B7	2	Total	Mg	0	0
			2	2		

Continued on next page...

Continued from previous page...

Mol	Chain	Residues	Atoms	ZeroOcc	AltConf
60	BA	354	Total Mg 354 354	0	0
60	BB	4	Total Mg 4 4	0	0
60	BC	1	Total Mg 1 1	0	0
60	BD	2	Total Mg 2 2	0	0
60	BF	1	Total Mg 1 1	0	0
60	BH	1	Total Mg 1 1	0	0
60	BP	1	Total Mg 1 1	0	0
60	BQ	1	Total Mg 1 1	0	0
60	BS	1	Total Mg 1 1	0	0
60	BU	1	Total Mg 1 1	0	0
60	CA	157	Total Mg 157 157	0	0
60	CL	1	Total Mg 1 1	0	0
60	CN	1	Total Mg 1 1	0	0
60	CV	7	Total Mg 7 7	0	0
60	CW	5	Total Mg 5 5	0	0
60	CY	1	Total Mg 1 1	0	0
60	D1	1	Total Mg 1 1	0	0
60	D3	1	Total Mg 1 1	0	0
60	D5	2	Total Mg 2 2	0	0
60	D7	1	Total Mg 1 1	0	0
60	DA	353	Total Mg 353 353	0	0

Continued on next page...

Continued from previous page...

Mol	Chain	Residues	Atoms	ZeroOcc	AltConf
60	DB	4	Total Mg 4 4	0	0
60	DC	1	Total Mg 1 1	0	0
60	DD	2	Total Mg 2 2	0	0
60	DF	3	Total Mg 3 3	0	0
60	DH	1	Total Mg 1 1	0	0
60	DQ	1	Total Mg 1 1	0	0
60	DR	1	Total Mg 1 1	0	0
60	DU	1	Total Mg 1 1	0	0
60	DX	1	Total Mg 1 1	0	0
60	DY	1	Total Mg 1 1	0	0

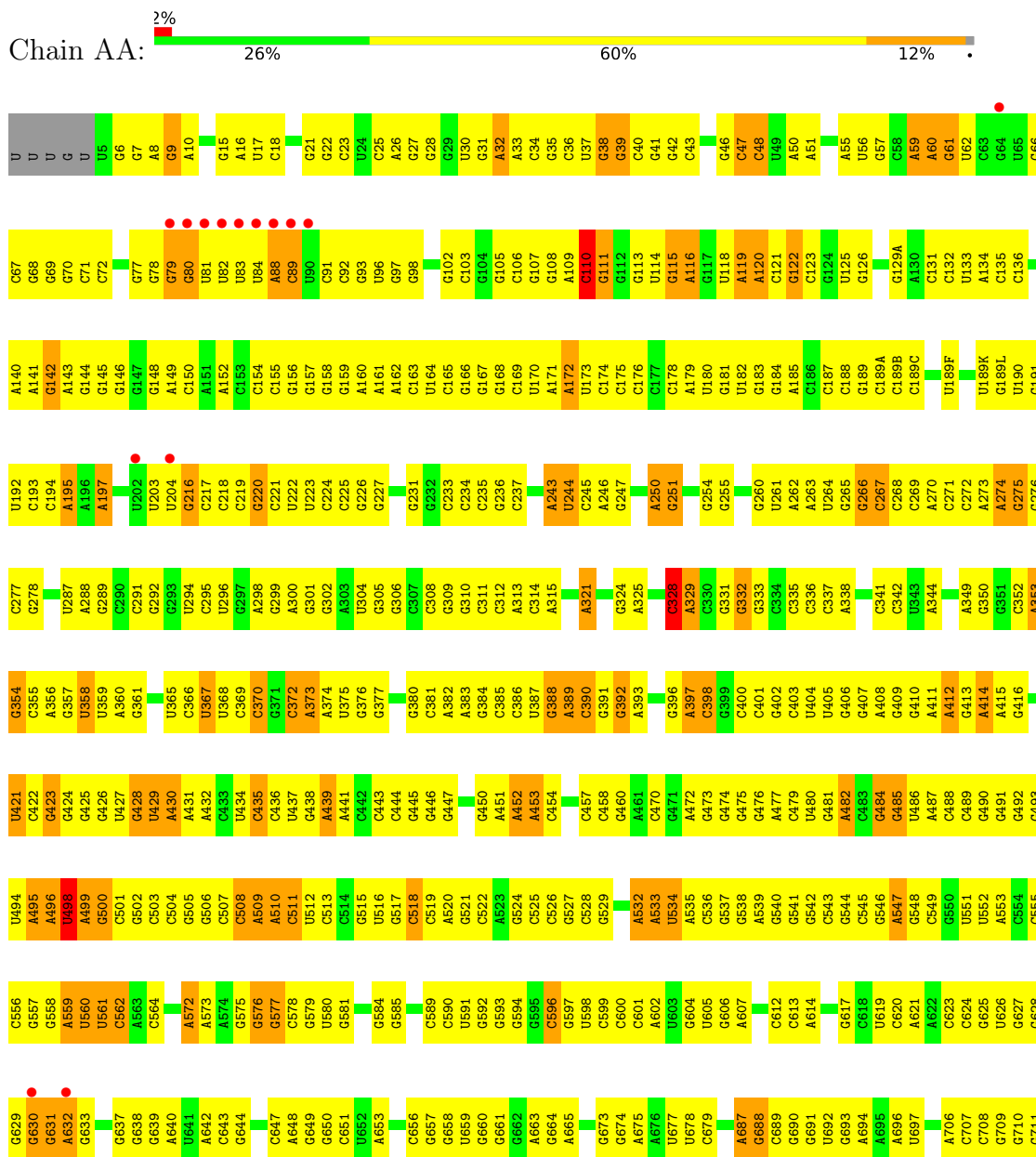
- Molecule 61 is ZINC ION (three-letter code: ZN) (formula: Zn).

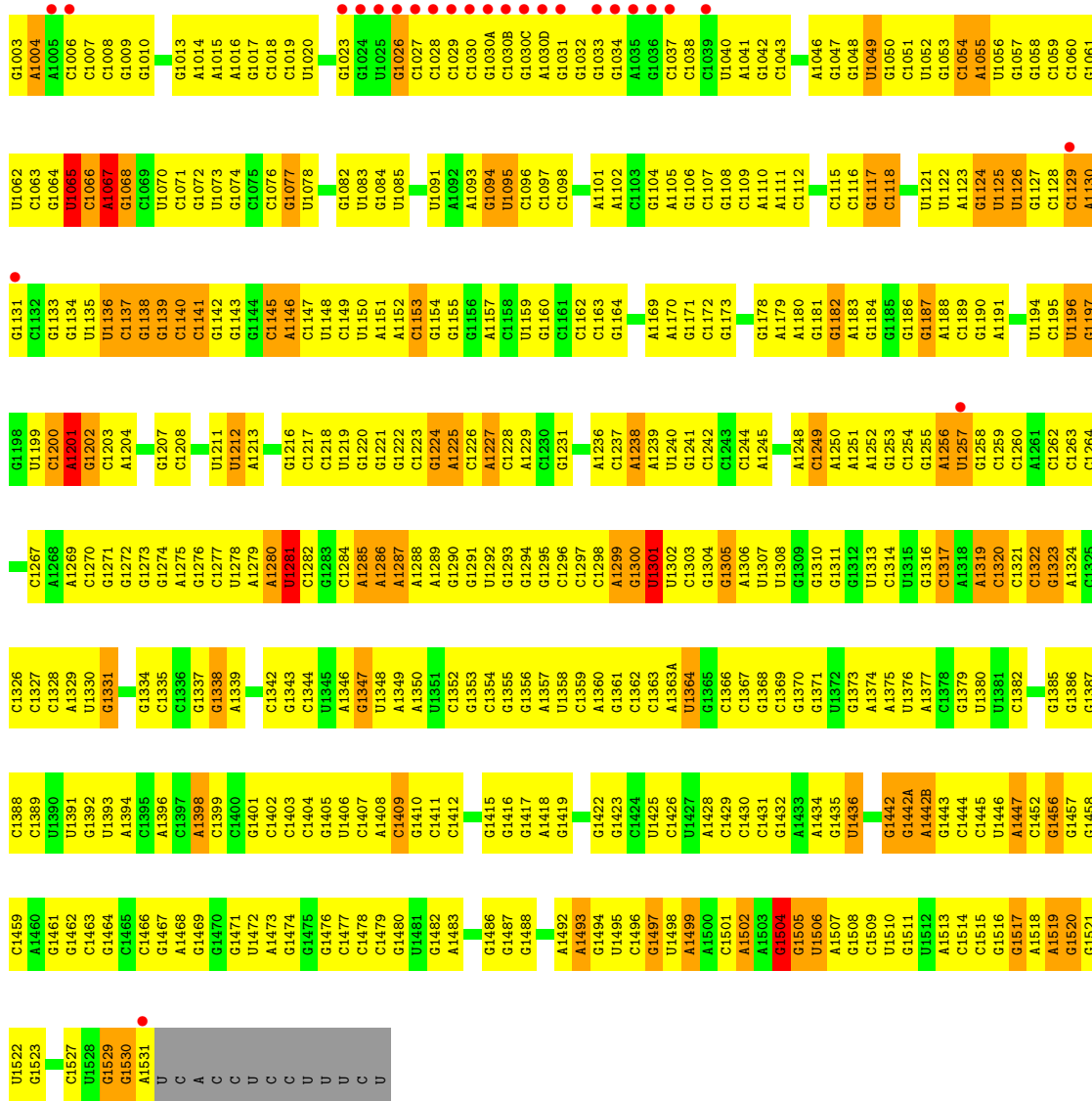
Mol	Chain	Residues	Atoms	ZeroOcc	AltConf
61	AD	1	Total Zn 1 1	0	0
61	AN	1	Total Zn 1 1	0	0
61	B9	1	Total Zn 1 1	0	0
61	CD	1	Total Zn 1 1	0	0
61	CN	1	Total Zn 1 1	0	0
61	D9	1	Total Zn 1 1	0	0

3 Residue-property plots [i](#)

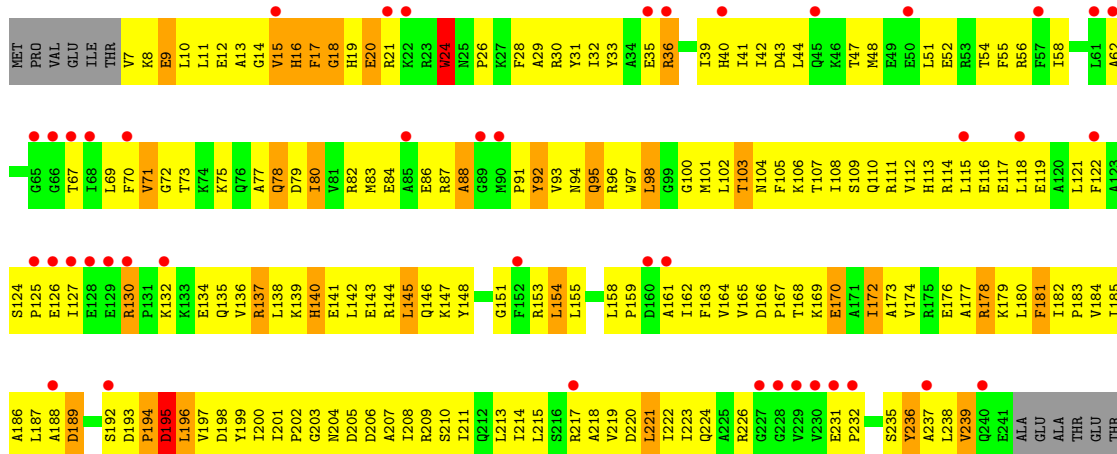
These plots are drawn for all protein, RNA, DNA and oligosaccharide chains in the entry. The first graphic for a chain summarises the proportions of the various outlier classes displayed in the second graphic. The second graphic shows the sequence view annotated by issues in geometry and electron density. Residues are color-coded according to the number of geometric quality criteria for which they contain at least one outlier: green = 0, yellow = 1, orange = 2 and red = 3 or more. A red dot above a residue indicates a poor fit to the electron density ($RSRZ > 2$). Stretches of 2 or more consecutive residues without any outlier are shown as a green connector. Residues present in the sample, but not in the model, are shown in grey.

- Molecule 1: 16S ribosomal RNA



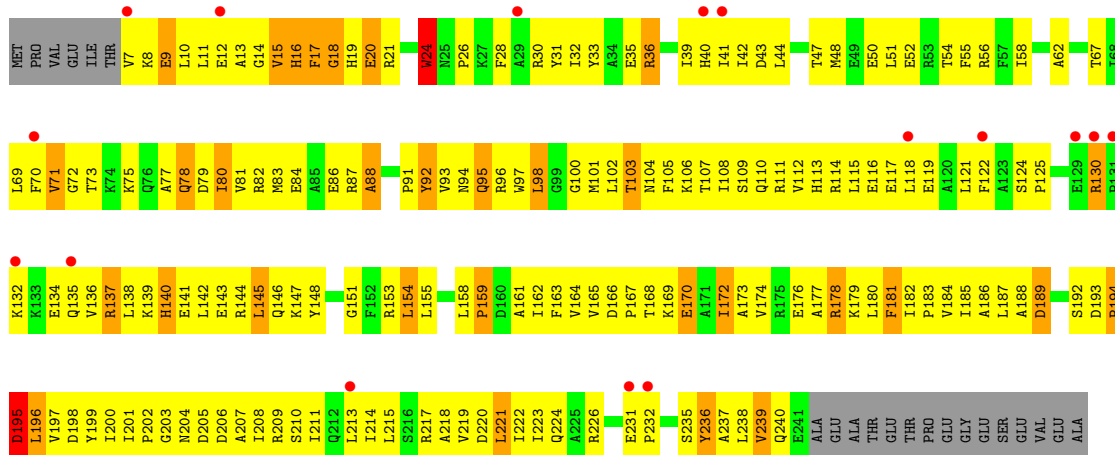


● Molecule 2: 30S RIBOSOMAL PROTEIN S2

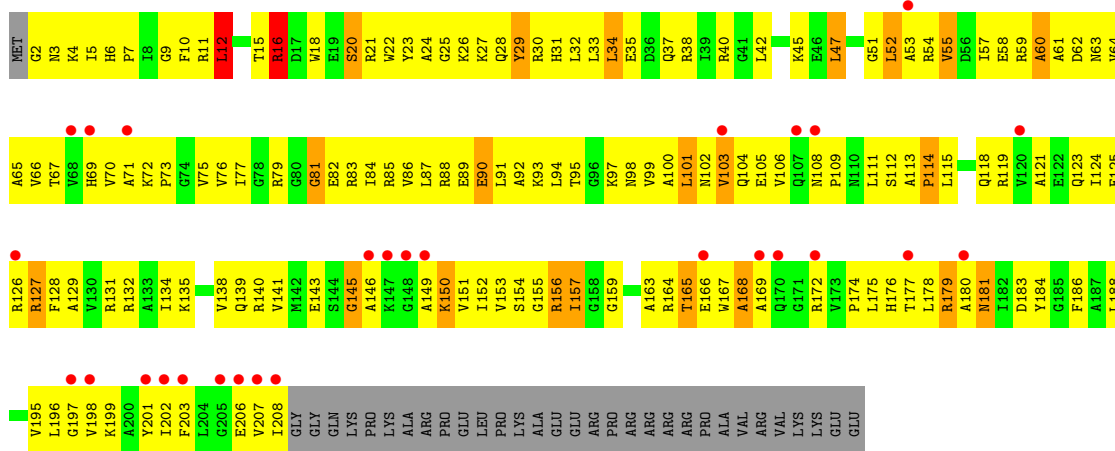


PRO
GLU
GLY
GLU
SER
GLU
VAL
GLU
ALA

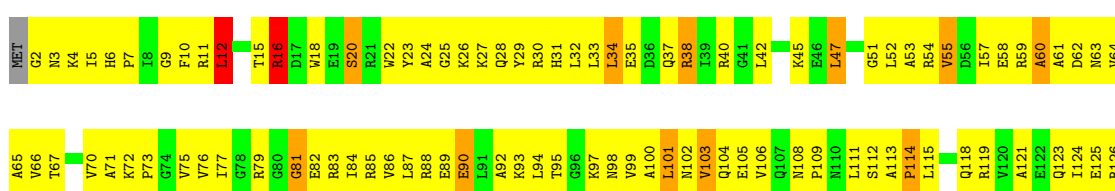
• Molecule 2: 30S RIBOSOMAL PROTEIN S2

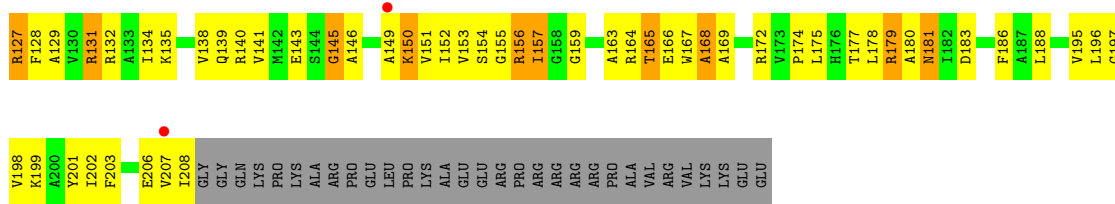


• Molecule 3: 30S RIBOSOMAL PROTEIN S3



• Molecule 3: 30S RIBOSOMAL PROTEIN S3






● Molecule 4: 30S RIBOSOMAL PROTEIN S4

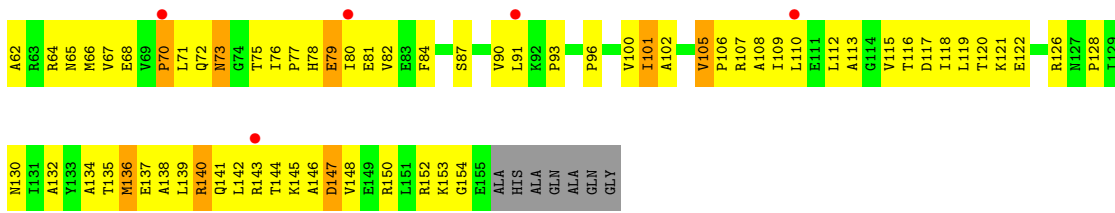


● Molecule 4: 30S RIBOSOMAL PROTEIN S4

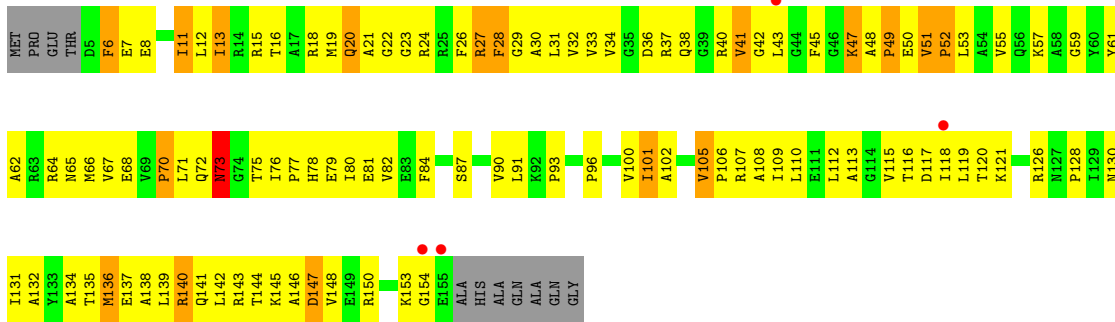


● Molecule 5: 30S RIBOSOMAL PROTEIN S5

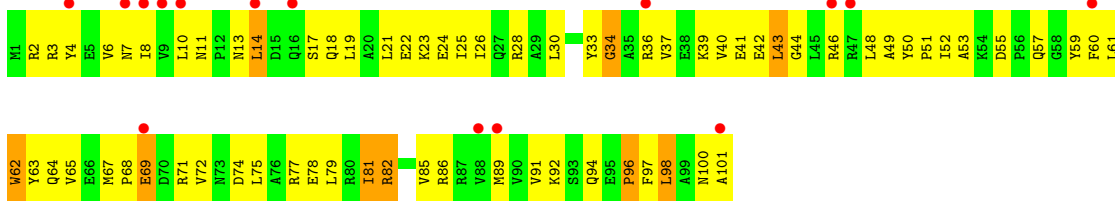




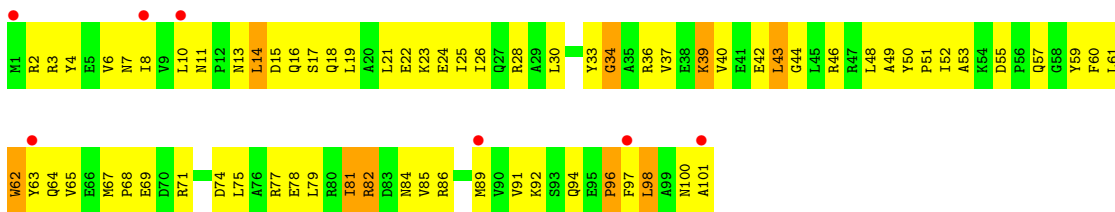
● Molecule 5: 30S RIBOSOMAL PROTEIN S5



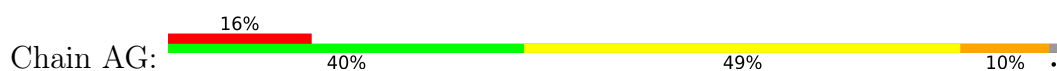
● Molecule 6: 30S RIBOSOMAL PROTEIN S6

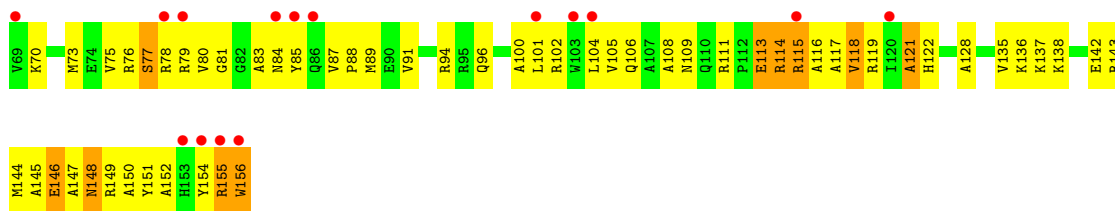


● Molecule 6: 30S RIBOSOMAL PROTEIN S6

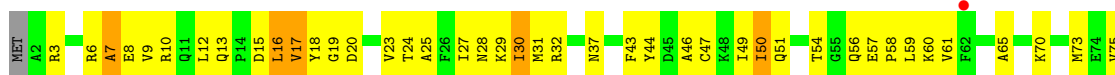


● Molecule 7: 30S RIBOSOMAL PROTEIN S7

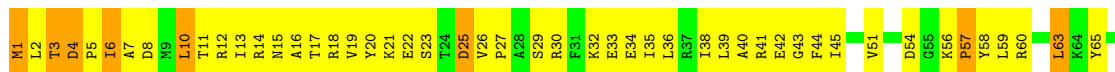




- Molecule 7: 30S RIBOSOMAL PROTEIN S7



- Molecule 8: 30S RIBOSOMAL PROTEIN S8

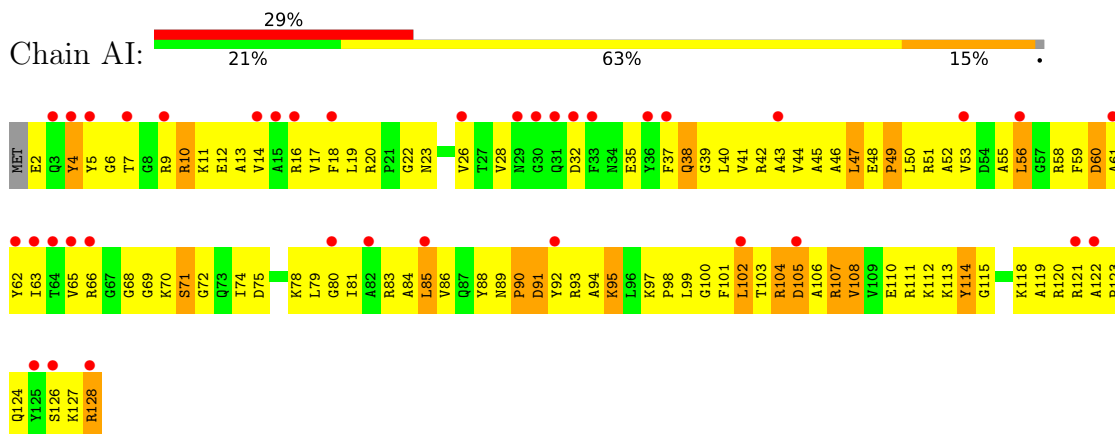


- Molecule 8: 30S RIBOSOMAL PROTEIN S8

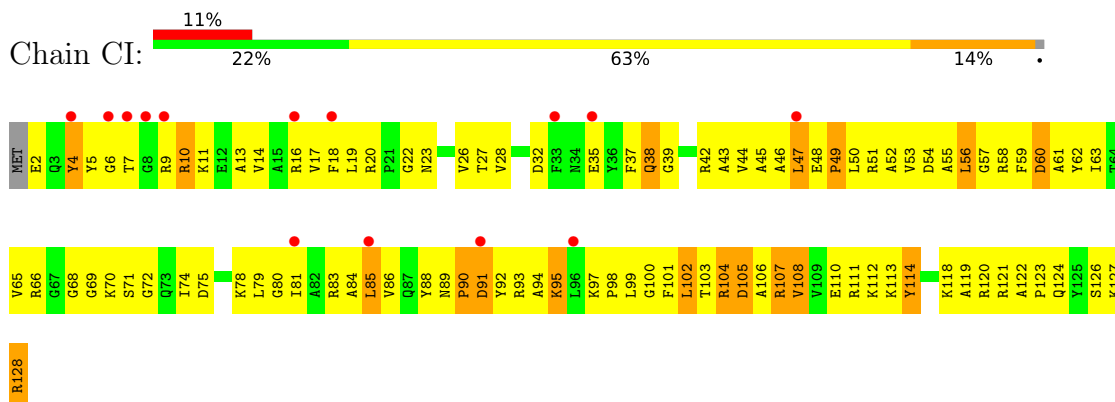


- Molecule 9: 30S RIBOSOMAL PROTEIN S9

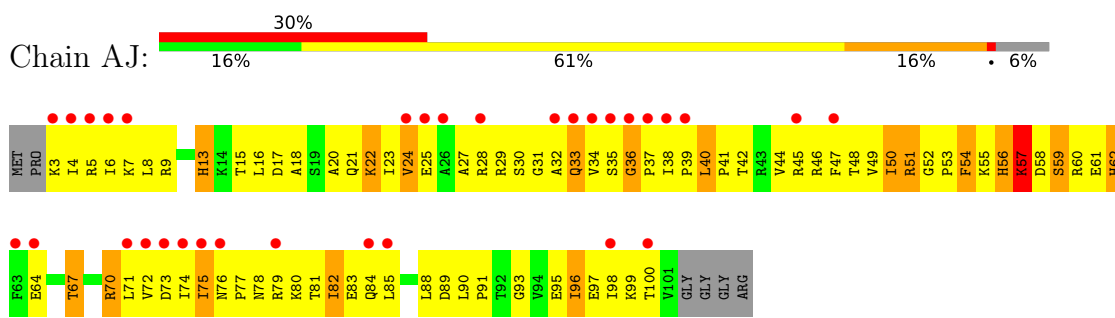




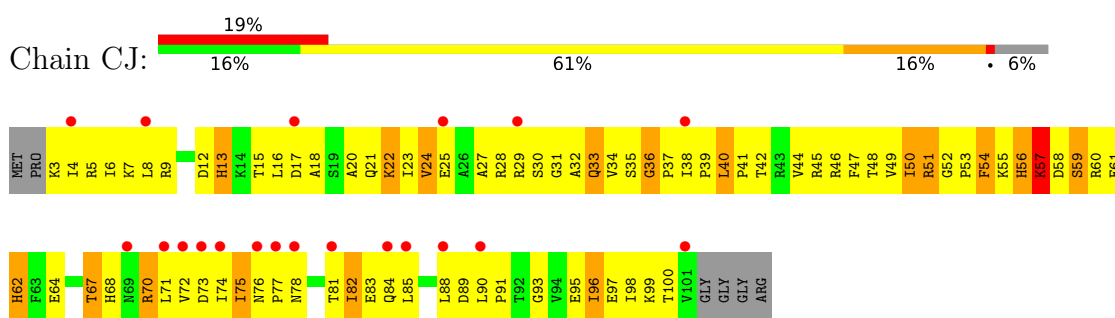
• Molecule 9: 30S RIBOSOMAL PROTEIN S9



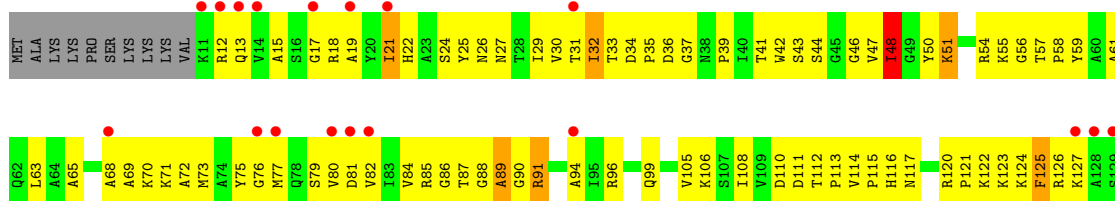

• Molecule 10: 30S RIBOSOMAL PROTEIN S10



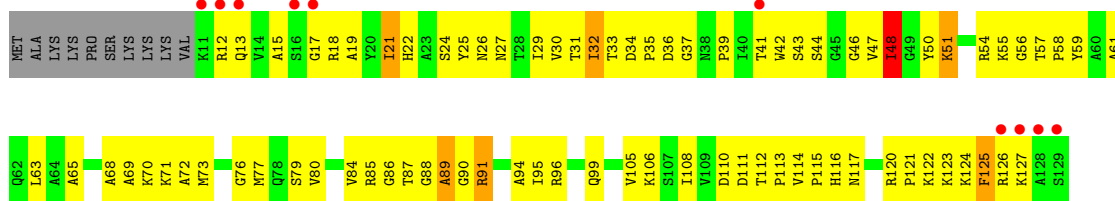
• Molecule 10: 30S RIBOSOMAL PROTEIN S10



• Molecule 11: 30S RIBOSOMAL PROTEIN S11



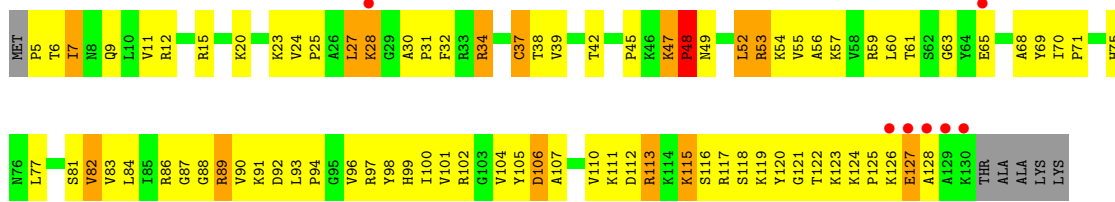
• Molecule 11: 30S RIBOSOMAL PROTEIN S11



• Molecule 12: 30S RIBOSOMAL PROTEIN S12

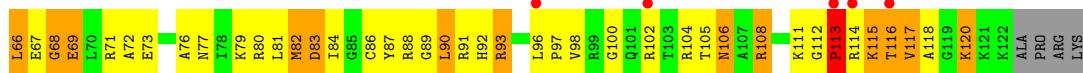


• Molecule 12: 30S RIBOSOMAL PROTEIN S12

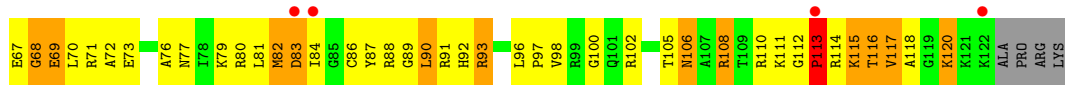
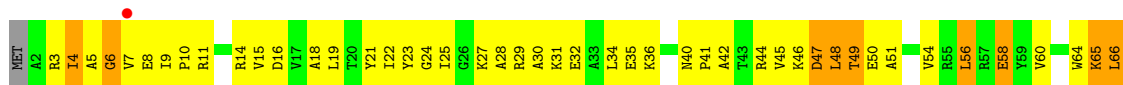


• Molecule 13: 30S RIBOSOMAL PROTEIN S13





• Molecule 13: 30S RIBOSOMAL PROTEIN S13



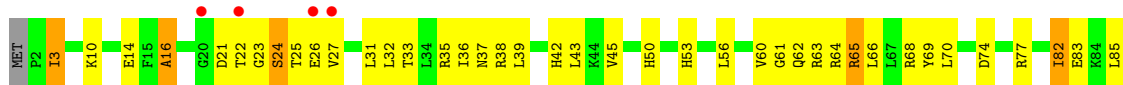
• Molecule 14: 30S RIBOSOMAL PROTEIN S14 TYPE Z



• Molecule 14: 30S RIBOSOMAL PROTEIN S14 TYPE Z



• Molecule 15: 30S RIBOSOMAL PROTEIN S15

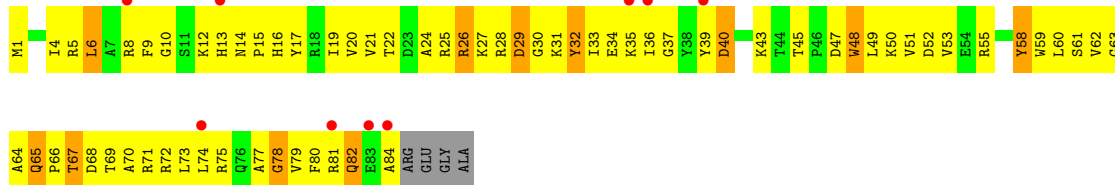


• Molecule 15: 30S RIBOSOMAL PROTEIN S15




• Molecule 16: 30S RIBOSOMAL PROTEIN S16

Chain AP: 



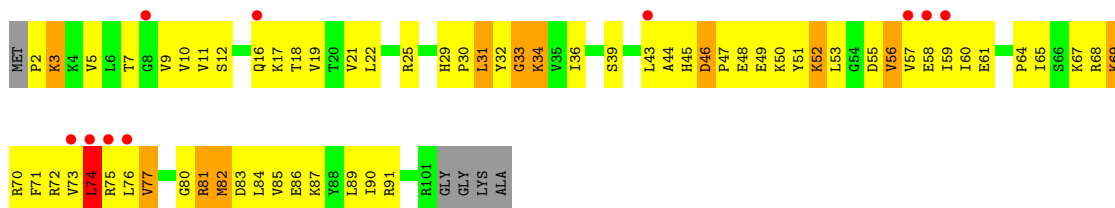
• Molecule 16: 30S RIBOSOMAL PROTEIN S16

Chain CP: 




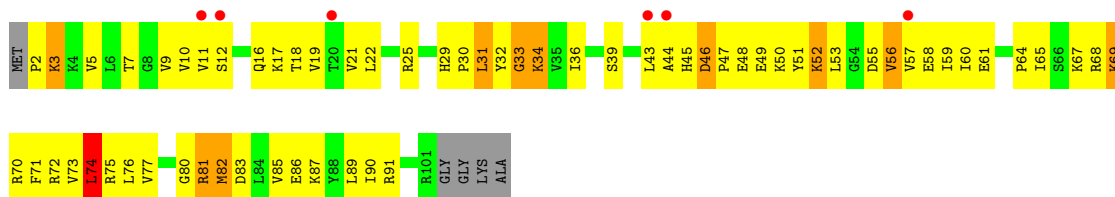
• Molecule 17: 30S RIBOSOMAL PROTEIN S17

Chain AQ: 

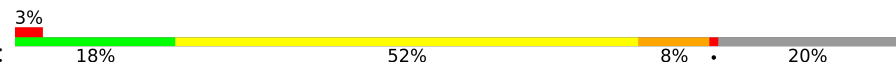


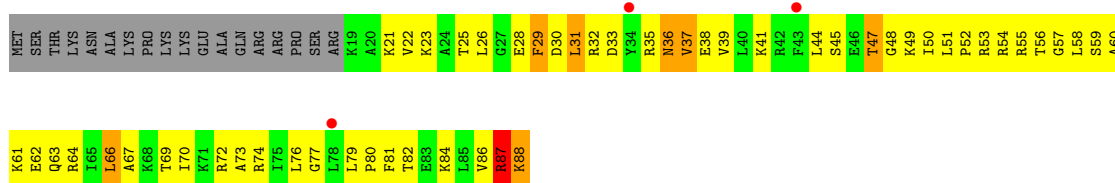
• Molecule 17: 30S RIBOSOMAL PROTEIN S17

Chain CQ: 

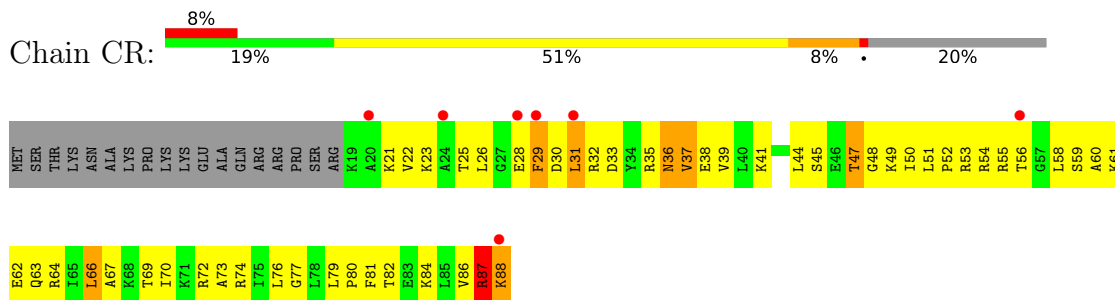


• Molecule 18: 30S RIBOSOMAL PROTEIN S18

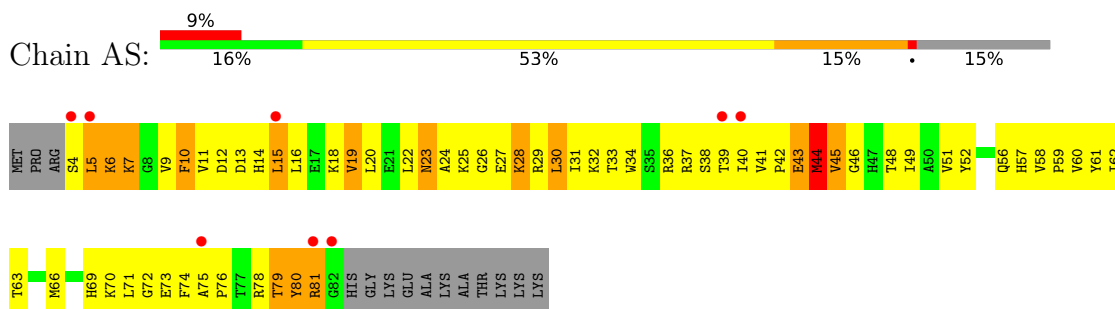
Chain AR: 



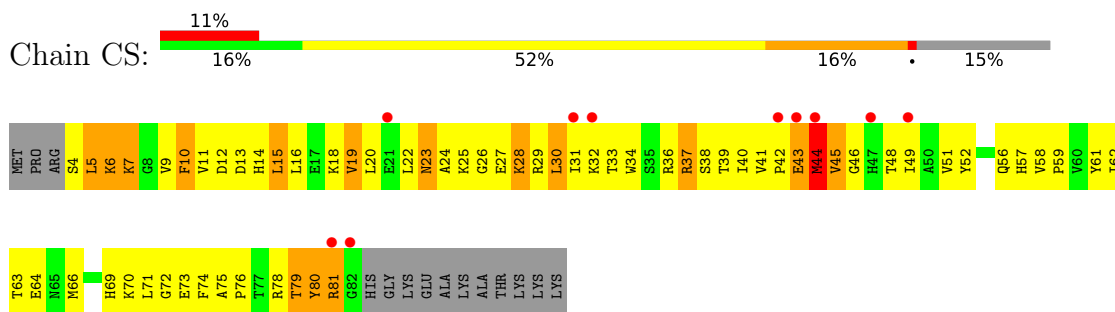
- Molecule 18: 30S RIBOSOMAL PROTEIN S18



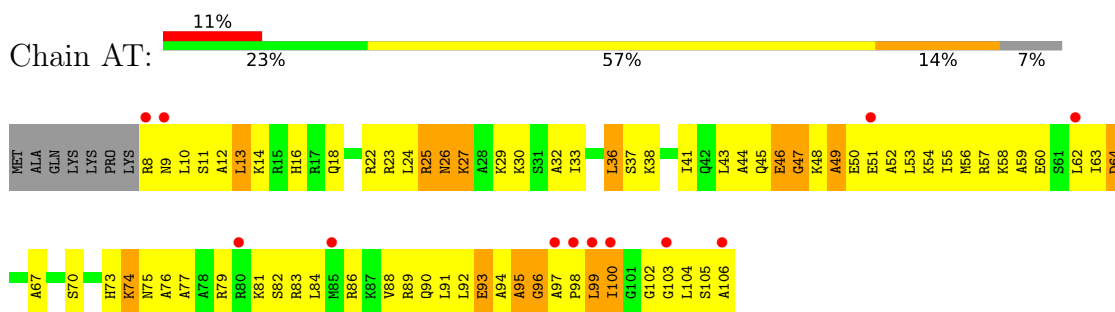
- Molecule 19: 30S RIBOSOMAL PROTEIN S19



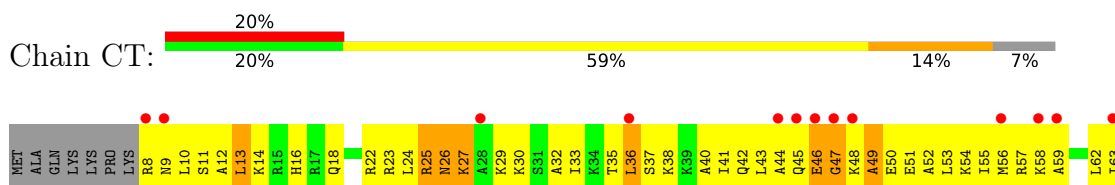
- Molecule 19: 30S RIBOSOMAL PROTEIN S19

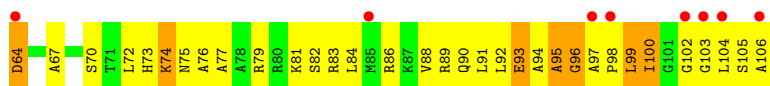


- Molecule 20: 30S RIBOSOMAL PROTEIN S20

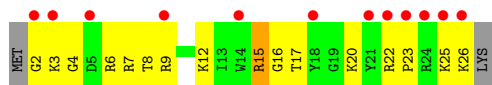


- Molecule 20: 30S RIBOSOMAL PROTEIN S20

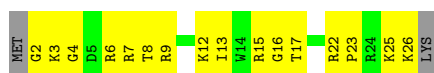




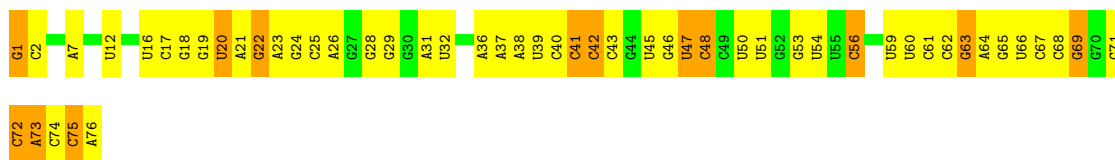
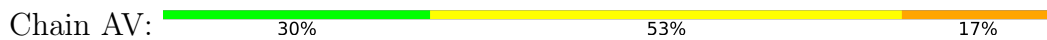
- Molecule 21: 30S RIBOSOMAL PROTEIN THX



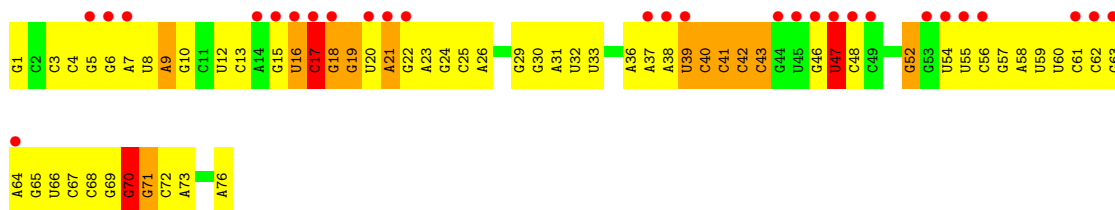
- Molecule 21: 30S RIBOSOMAL PROTEIN THX



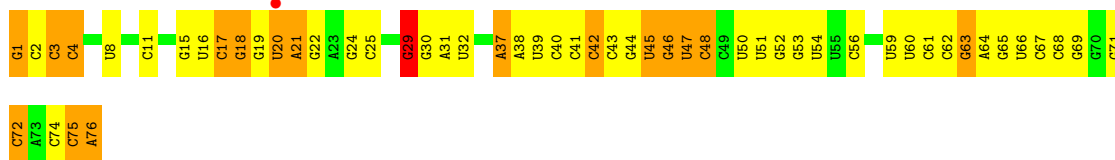
- Molecule 22: E-SITE TRNA PHE OR P-SITE TRNA PHE (UNMODIFIED BASES)



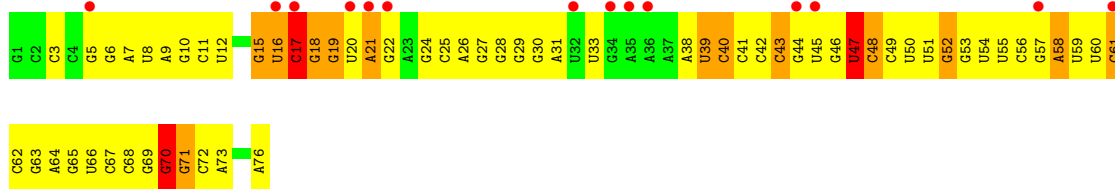
- Molecule 22: E-SITE TRNA PHE OR P-SITE TRNA PHE (UNMODIFIED BASES)



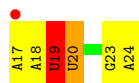
- Molecule 22: E-SITE TRNA PHE OR P-SITE TRNA PHE (UNMODIFIED BASES)



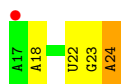
- Molecule 22: E-SITE TRNA PHE OR P-SITE TRNA PHE (UNMODIFIED BASES)



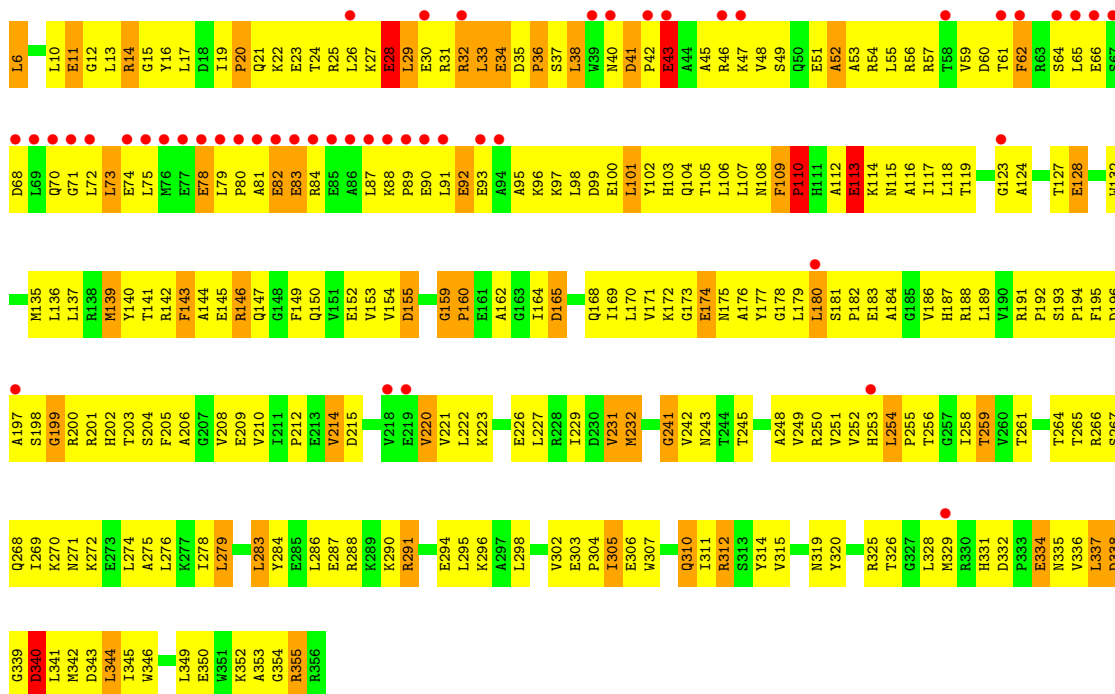
• Molecule 23: MRNA



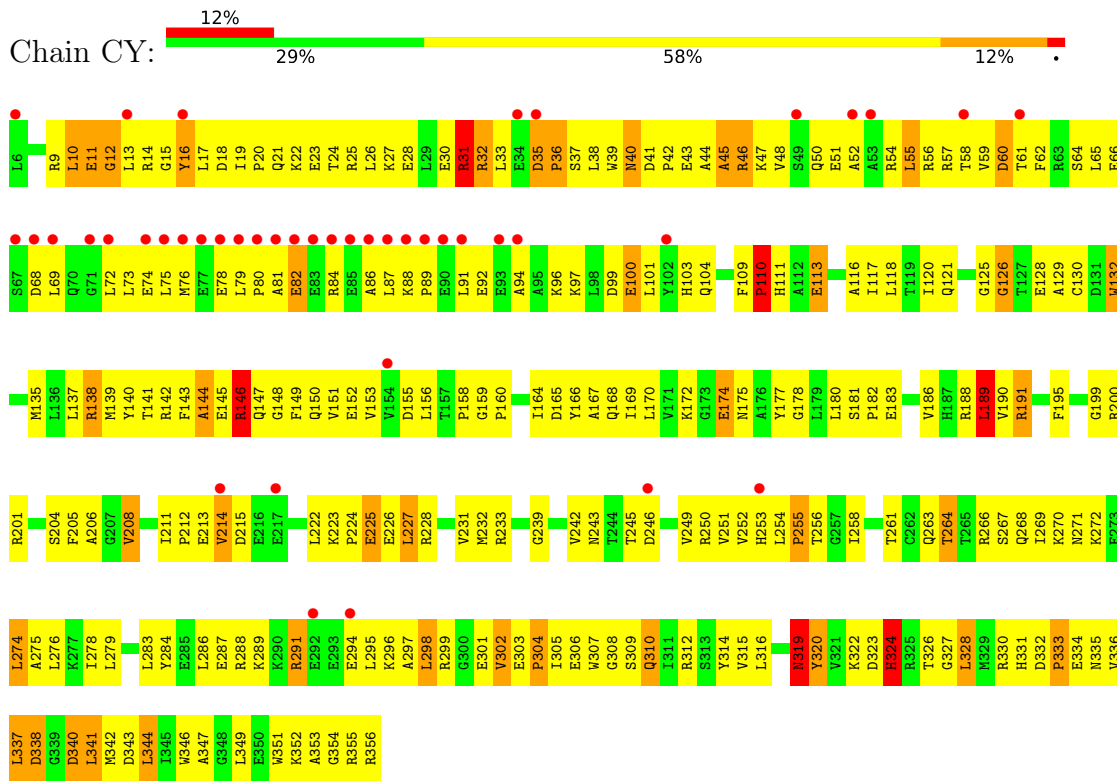
• Molecule 23: MRNA



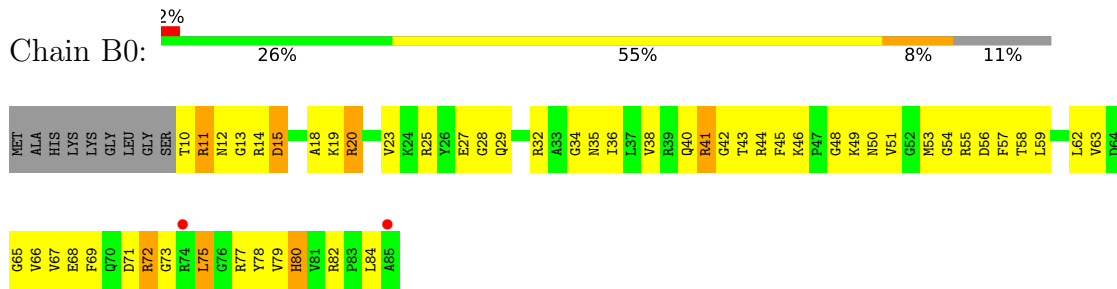
• Molecule 24: PEPTIDE CHAIN RELEASE FACTOR 2



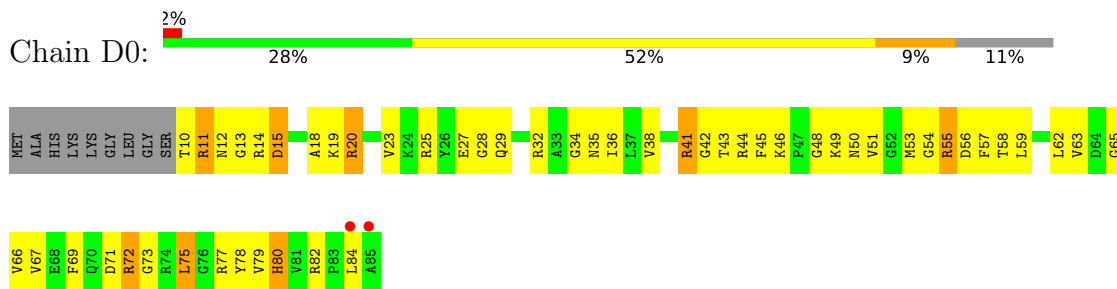
• Molecule 24: PEPTIDE CHAIN RELEASE FACTOR 2



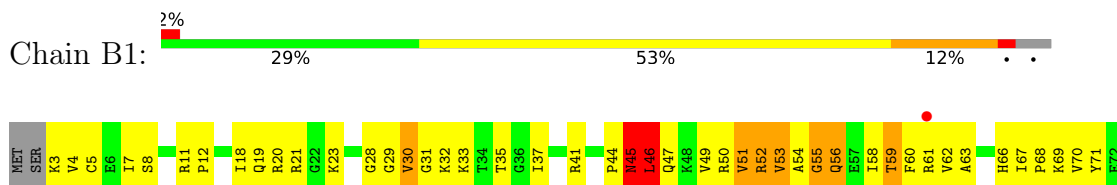
● Molecule 25: 50S RIBOSOMAL PROTEIN L27

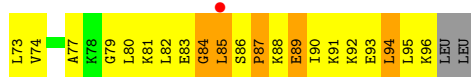


● Molecule 25: 50S RIBOSOMAL PROTEIN L27




● Molecule 26: 50S RIBOSOMAL PROTEIN L28

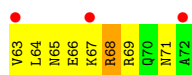
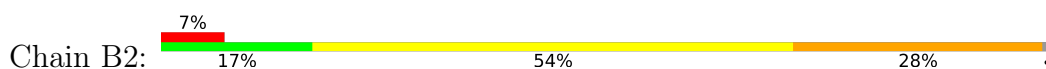




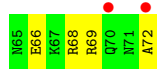

- Molecule 26: 50S RIBOSOMAL PROTEIN L28



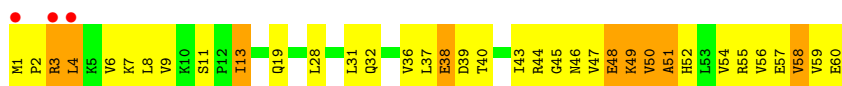
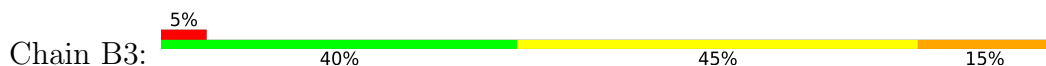
- Molecule 27: 50S RIBOSOMAL PROTEIN L29



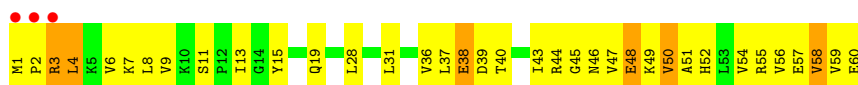
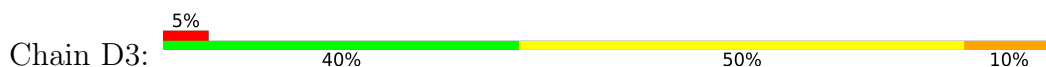
- Molecule 27: 50S RIBOSOMAL PROTEIN L29



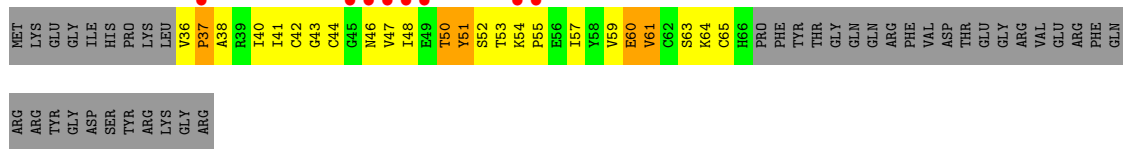
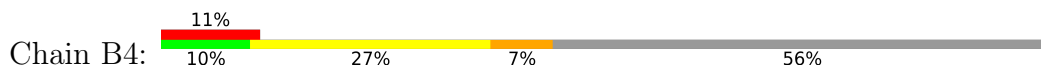
- Molecule 28: 50S RIBOSOMAL PROTEIN L30



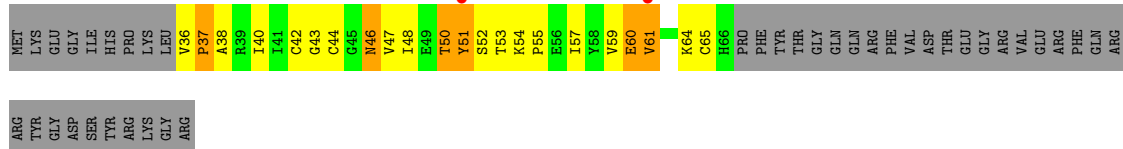
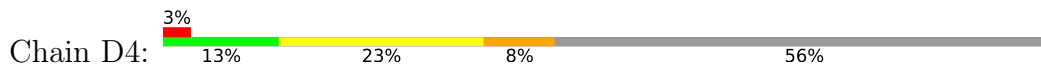
- Molecule 28: 50S RIBOSOMAL PROTEIN L30



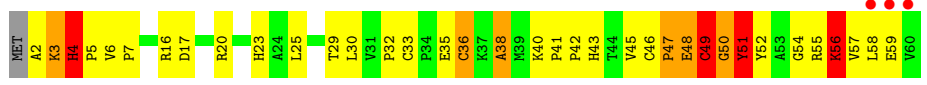
- Molecule 29: 50S RIBOSOMAL PROTEIN L31



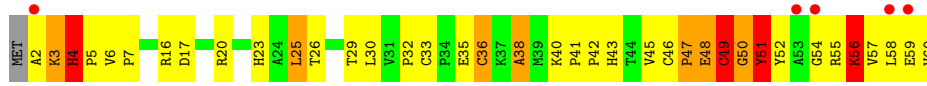
• Molecule 29: 50S RIBOSOMAL PROTEIN L31



• Molecule 30: 50S RIBOSOMAL PROTEIN L32




• Molecule 30: 50S RIBOSOMAL PROTEIN L32



• Molecule 31: 50S RIBOSOMAL PROTEIN L33



• Molecule 31: 50S RIBOSOMAL PROTEIN L33

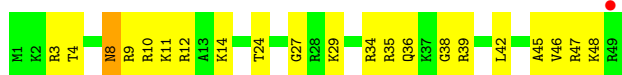


• Molecule 32: 50S RIBOSOMAL PROTEIN L34





- Molecule 32: 50S RIBOSOMAL PROTEIN L34



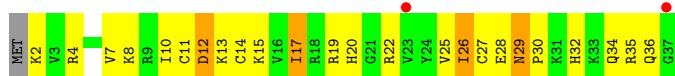
- Molecule 33: 50S RIBOSOMAL PROTEIN L35



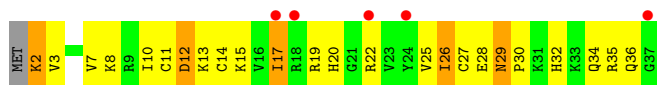
- Molecule 33: 50S RIBOSOMAL PROTEIN L35



- Molecule 34: 50S RIBOSOMAL PROTEIN L36



- Molecule 34: 50S RIBOSOMAL PROTEIN L36

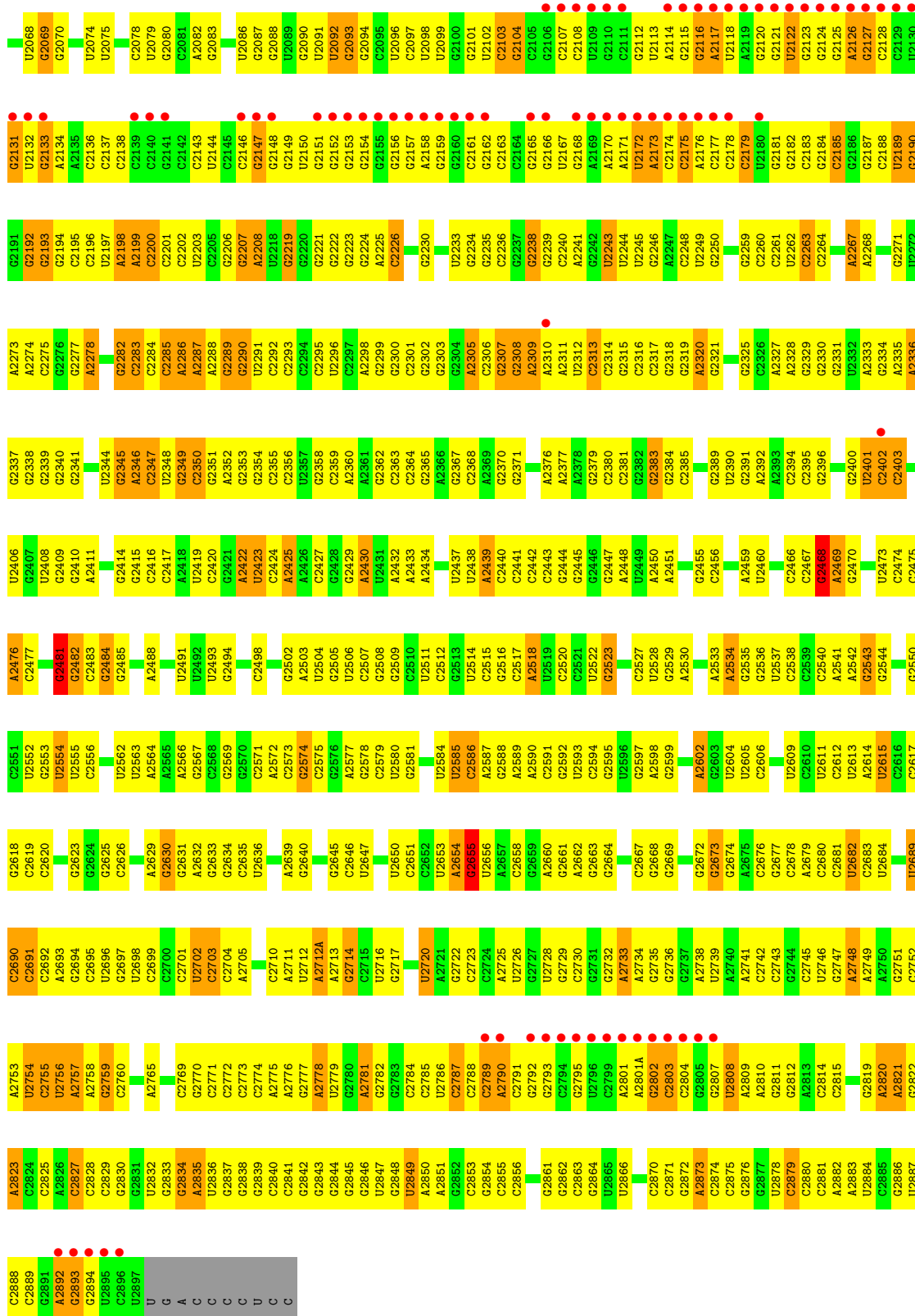


- Molecule 35: 23S RIBOSOMAL RNA



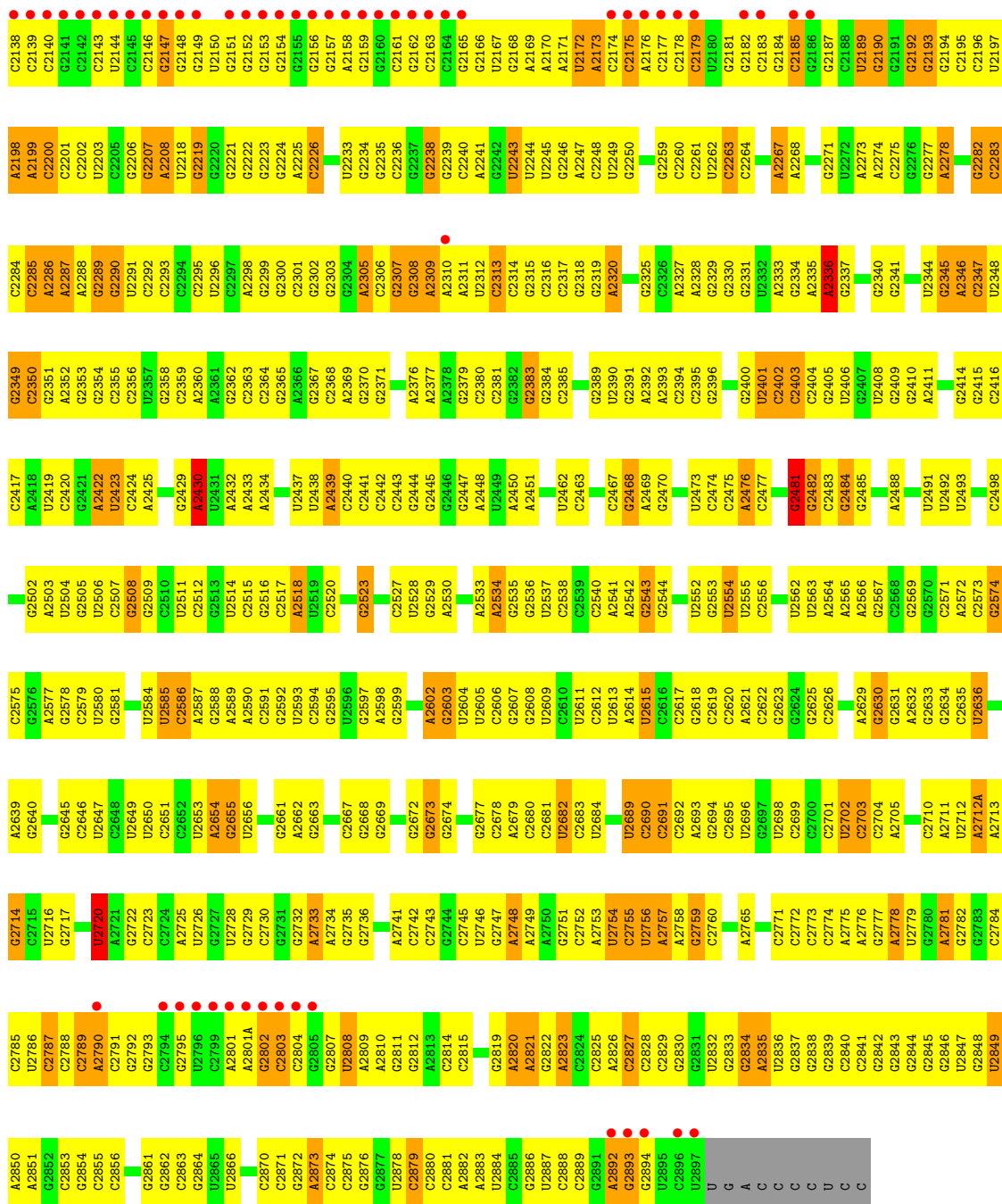
G	G	U72	C153	U239	C272J	G351	A432	C509	C591	G654A	G707	A782	G848	C915
G	C	A73	G154	G240	G274	G352	C433	G509	G591	C654B	C708	G785	A849	G916
U	U	A74	C154A	A241	G275	G353	C436	G512	G592	G654C	U709	G786	C850	A917
C	C	G75	U157	G242	C279	G354	C437	G518	G593	G654D	G710	U787	C851	A918
A	A	A76	U158	U243	A283	G355	A443	C517	G598	G654E	G711	A788	G852	C919
A6	G7	G78	G171	A244	U984	G356	C444	C518	G600	G654F	G712	A789	G853	U922
A8	A8	G79	C172	G247	C285	A359	C445	U519	C601	G654G	U713	C790	G854	G923
A9	U9	G80	G175	G248	C286	G360	C446	G520	G602	G654H	U714	C791	G855	C924
G10	G10	G81	G176	G249	C287	G361	A447	C523	A603	A654J	A716	A793	C856	C925
A13	A13	G82	G177	C249	C288	G362	G446	C524	G604	C654K	G717	A794	U858	A926
A14	A14	G83	G182	G252	C289	U362	A448	U525	C605	G654L	A718	C795	G859	G927
G15	G15	A84	A182	G252	C290	G363	A449	U526	U606	G654M	A719	C796	G859	G928
G16	G16	G85	G183	A255	C291	G363B	C450	A528	U607	G654N	C720	C797	G862	G928
G17	G17	G88	G185	A256	C296	U363E	A454	A529	A608	G654O	C721	A800	A863	G932
G18	C18	G89	U185	A257	C297	U363E	A455	A530	A609	G654P	A722	A801	G864	A933
C19	C19	U90	G258	G258	G297	G370	C456	C531	C610	C654Q	G723	G802	C865	A933
C20	C20	A92	A191	G259	G298	G371	C457	C532	C611	C654R	U724	A803	A866	A941
A21	A21	G93	C192	G261	G301	A371	A457	C533	C612	C654S	G725	U803	C867	G942
G26	G26	G94A	U193	A261	G302	G372	U458	U534	G613	C654T	G729	A804	U868	U943
G27	G27	G95	G194	A262	C302	G373	U459	C535	U614	A654U	G730	G805	G869	G944
G28	G28	G96	A195	C263	U303	A374	A460	C536	U614A	A654V	C731	U806	A870	A945
A28	A28	C97	A196	C264	G304	A374	C461	C537	G614B	A655	G732	U807	U871	G946
U29	U29	G98	C198	A265	U305	U380	U464	C545	A614C	G656	G733	G808	G875	G947
G30	G30	U99	A199	G266	G307	U383	C465	A547	G615	U657	G733	G809	G876	G947
C31	C31	G100	U200	A270	G307	U384	A466	A548	G620	C658	U740	U810	C876	C951
C34	C34	G102	C201	A271	G308	C385	A469	A549	A621	C659	U740	U811	C877	G952
G35	G35	C107	U202	A271A	G309	G386	G470	G551	G622	G660	G741	C812	A878	G953
G36	G36	U108	C203	C271B	A310	G387	A471	U555	G623	C661	G742	U813	C879	G954
C37	C37	G109	A204	C271C	A311	G388	A472	U556	G624	C662	G743	C814	G880	G955
A38	A38	G110	G205	C271D	A314	G389	A473	U557	G625	C665	G744	C815	G881	G956
C39	C39	A111	U206	U271E	G315	A390	G474	U558	U626	G666	U747	C816	G882	A957
C40	C40	G116	A207	C271F	C316	U395	G475	C560	A627	C671	U747	C817	C883	U958
C45	C45	G125	C208	C271G	G318	G396	G476	G560	G630	C672	A752	G818	C884	U959
A49	A49	G135	G212	G271H	C319	G400	A477	G563	A631	C673	A753	A819	C885	A960
U50	U50	G136	A213	C271I	A320	C404	A478	C564	A632	C674	C754	A820	C886	C961
G51	G51	C137	G214	U271K	G321	C404	A479	C565	A633	C675	C755	A821	C887	U963
A52	A52	G139	G215	U271L	A322	U405	A480	C566	C634	C676	C756	C825	C888	C964
G53	G53	G140	A217	U271M	G323	G406	A481	C567	C635	C677	C756	U826	C889	C965
A54	A54	G140	A218	C271N	A324	C409	A482	C568	C636	C678	A760	U827	A890	C965
G55	G55	G140	A218	C271O	G324	C410	A483	C569	C637	C679	A761	U828	G892	C970
A56	A56	A141	A221	C271P	G325	G411	A483	C570	C638	C680	A762	U829	C894	C971
C57	C57	G139	A222	C271Q	G327	G411	A482	C574	C639	G681	A764	A830	U895	G974
G58	G58	G139A	A225	G271R	U328	A412	G493	C575	C640	C682	G765	G831	A896	C975
U59	U59	G140	A226	C271S	G329	C413	G494	C576	C641	C683	C766	U832	C897	C975A
G60	G60	G140	A227	U271T	A330	G419	G495	C577	C642	C684	C766	U833	G897	C976
G61	G61	A142	A228	C271V	A331	C420	G496	C580	A644	C685	G770	A834	A900	G977
A64	A64	C142A	A229	G271W	C335	U421	U499	C581	C645	C686	U773	U835	C902	G978
G65	G65	C143	U230	U271Y	C336	U422	U499	C582	A646	C687	A774	C837	C903	G979
C66	C66	C143A	G272	C271Z	G341	A423	A502	C583	A647	C688	A775	C838	U907	A980
G67	G67	C144	C272B	G272D	G342	A424	A503	C584	G648	C689	G775	U839	C908	A981
U67	U67	G145	G272C	G272D	G342	A425	A504	C585	G649	C690	G776	C840	C909	A982
G68	G68	C150	C234	C272D	A347	C426	U504	C586	C650	G700	G777	C641	A909	A983
C69	C69	G151	U235	G272D	G347	U427	A505	C587	G651	U703	G780	C642	A910	A984
G70	G70	C237	C236	C272H	G348	A428	A506	C588	G652	U704	A781	C643	A911	C985
A71	A71	G152	C238	U272I	U350	A428	A507	C589	A654	G705	A782	C644	A912	C986
														A988

C1988	C1989	C1990	C1991	C1992	C1993	C1994	C1995	C1996	C1997	C1998	C1999	A1000	A1001	A1002	C1005	C1006	A1010	A1011	A1012	A1013	A1014	C1018	A1019	A1020	A1021	A1022	A1023	A1024	A1025	A1026	A1027	A1028	A1029	A1030	G1034	U1035	G1036	G1037	G1038	G1039	C1040	C1043	G1044	A1045	A1046	A1047	A1048	A1049	A1050	G1051	G1052	G1053	A1054	A1055	G1056		
A1057	G1058	U1061	G1063	G1064	U1065	U1066	U1067	A1067	U1068	A1069	A1070	G1071	C1072	C1075	C1076	A1077	U1078	U1079	U1081	U1082	A1085	A1086	G1087	A1088	G1089	U1090	G1091	G1092	G1093	G1094	A1095	A1096	U1097	A1098	G1099	G1100	G1101	G1102	A1103	C1104	U1105	G1106	G1107	U1108	G1109	G1110	G1111	G1112	G1116	G1117	G1118	G1125	A1126				
A1127	A1128	A1129	U1130	G1131	A1132	U1133	U1135	G1136	C1140	U1141	U1142	A1142A	A1143	A1144	C1145	C1146	C1147	A1148	G1149	C1150	C1153	G1154	A1155	A1156	G1157	C1158	U1159	G1160	C1161	G1162	G1163	G1164	U1165	C1166	U1167	G1168	G1169	G1170	G1171	G1173	A1174	U1175	C1176	G1177	G1178	G1179	C1180	C1181	A1182	G1183	G1184	C1185	G1186	G1187	A1188	A1189	G1190
G1191	G1192	G1193	G1195	C1201	C1202	C1203	A1204	U1205	C1208	G1209	A1210	U1211	G1212	G1215	A1220	C1221	G1223	G1224	G1225	A1226	G1227	U1234	G1235	U1240	A1241	A1242	U1248	U1249	G1250	G1251	G1252	A1253	G1256	C1257	C1258	G1259	G1260	A1268	C1269	A1270	A1271	A1272	G1278	G1279	G1280	A1281	U1282										
A1286	U1287	U1288	C1289	C1291	U1292	C1293	C1297	C1298	G1299	U1300	A1301	A1302	G1309	G1310	C1314	C1315	U1316	A1317	C1318	C1319	C1320	A1321	A1322	U1323	C1327	C1328	U1329	A1330	A1331	G1332	U1335	A1336	G1337	U1347	G1348	G1349	C1350	C1351	U1352	U1357	G1358	A1359	A1360	G1362	C1363												
G1364	G1368	G1369	G1374	C1375	C1376	G1377	A1378	A1379	G1380	G1381	A1384	C1386	C1387	G1388	G1389	U1396	C1397	C1398	C1399	G1400	G1401	C1402	A1403	C1404	U1405	U1406	C1407	C1408	A1409	A1410	A1411	A1412	G1413	G1416	G1423	G1424	G1425	G1426	A1427	C1428	G1429	A1430	G1431	G1432	U1433	A1434	G1435	G1436									
C1437	U1438	A1439	G1440	G1441	G1442	A1445	C1446A	C1447	C1448	A1449	G1450	A1452	U1453	G1459	A1460	G1461	C1462	C1463	C1464	G1465	G1466	C1467	C1468	A1469	C1470	A1471	A1472	C1473	C1474	A1477	G1478	G1479	G1480	U1481	G1482	G1484	G1485	A1486	G1487	G1488	U1489	A1490	G1491	G1492	C1493	A1494	A1495	U1496	C1498	C1501	C1502	U1503					
C1504	C1505	C1506	A1507	A1508	A1509A	A1509B	G1510	C1511	U1512	C1513	U1514	G1515	C1516	G1517	U1518	G1519	G1520	U1523	G1524	G1525	G1526	G1527	A1528	A1528A	G1529	C1530	C1531	C1532	C1533	C1543	A1544	U1545	C1546	C1547	C1548	C1549	C1550	C1551	G1552	A1553	A1554	C1557	A1558	G1559	G1560	G1561	A1562	G1563	C1564	A1565	A1566	A1567	G1568	A1569	A1570	G1571	A1572
G1573	C1574	C1575	U1576	U1577	U1578	A1579	A1580	C1584	A1586	A1587	C1588	U1590	G1591	C1592	G1595	A1596	A1597	C1598	C1599	G1600	A1601	U1602	A1603	C1607	G1608	C1609	A1610	C1611	A1612	A1613	G1614	A1615	A1616	C1617	A1618	G1624	C1625	G1626	C1636	A1637	C1638	U1639	C1640	A1641	G1642	G1643	C1644	G1647	C1648	G1651	A1652	G1653	A1654	A1655			
A1655	C1656	C1657	U1659	A1665	G1666	G1667	A1668	A1669	G1674	C1675	G1678	G1681	C1684	C1685	C1686	C1687	U1688	A1689	U1693	C1694	G1695	A1696	C1697	A1698	U1699	A1700	G1701	G1702	G1703	C1708	U1709	C1710	C1711	C1712	U1713	G1714	G1717	C1718	U1719	U1720	G1721	U1722	U1729	G1740	G1744	G1746	G1747	G1747A	G1748								
C1751	G1752	U1753	C1754	A1755	U1756	U1757	G1758	A1762	G1763	G1764	C1765	U1766	G1767	C1771	G1772	A1773	C1774	U1777	U1778	U1779	A1780	C1782	A1783	A1784	A1785	A1786	A1789	C1790	A1791	C1792	C1793	U1794	C1795	U1796	C1797	C1798	C1800	C1804	U1805	A1809	A1810	A1811	A1812	G1813	G1816	C1817	U1818	A1819	U1820								
G1824	A1825	G1826	U1827	G1828	A1829	C1832	U1833	U1834	G1835	C1836	C1837	G1838	G1839	G1840	G1842	C1843	C1844	G1845	A1847	A1853	A1854	G1858	A1859	G1865	C1866	A1876	A1877	G1878	C1879	C1880	C1881	C1882	G1883	A1884	A1885	C1886	C1887	G1888	A1889	G1889	A1900	C1902	G1906	G1907	C1908	C1909											
G1910	U1911	A1912	A1913	C1914	A1918	U1923	C1924	G1925	U1926	A1927	A1928	U1929	G1930	U1931	A1932	A1933	C1934	G1935	A1936	U1937	A1938	U1939	U1940	C1941	U1946	C1947	G1948	C1949	A1952	U1955	C1958	G1959	A1960	C1961	C1962	U1963	G1964	C1967	G1968	A1969	A1970	G1971	A1972	C1974	U1979	A2058	A2059	A2060	G2061	C1982	C1983	G1984					
C1988	C1989	C1990	C1991	C1992	C1993	C1994	C1995	C1996	C1997	C1998	C1999	A2000	C2008	G2009	G2010	U2011	A2012	A2013	A2014	A2015	A2020	C2021	U2022	G2023	G2024	G2025	C2026	C2027	G2028	A2029	A2030	A2031	G2032	A2033	C2036	G2037	G2038	C2039	C2040	U2041	A2042	C2043	G2048	G2049	C2050	A2051	C2055	A2057	A2058	A2059	A2060	G2061	C2062	C2063			



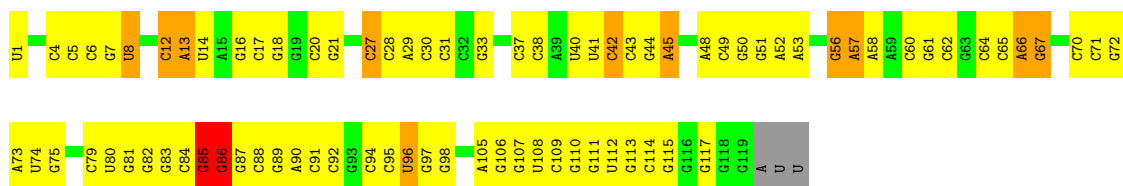
● Molecule 35: 23S RIBOSOMAL RNA





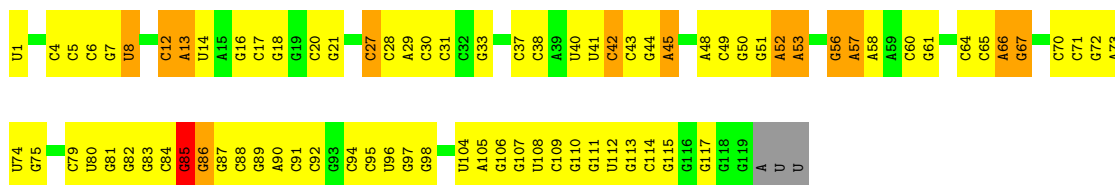
• Molecule 36: 5S RIBOSOMAL RNA

Chain BB: 31% 56% 9%



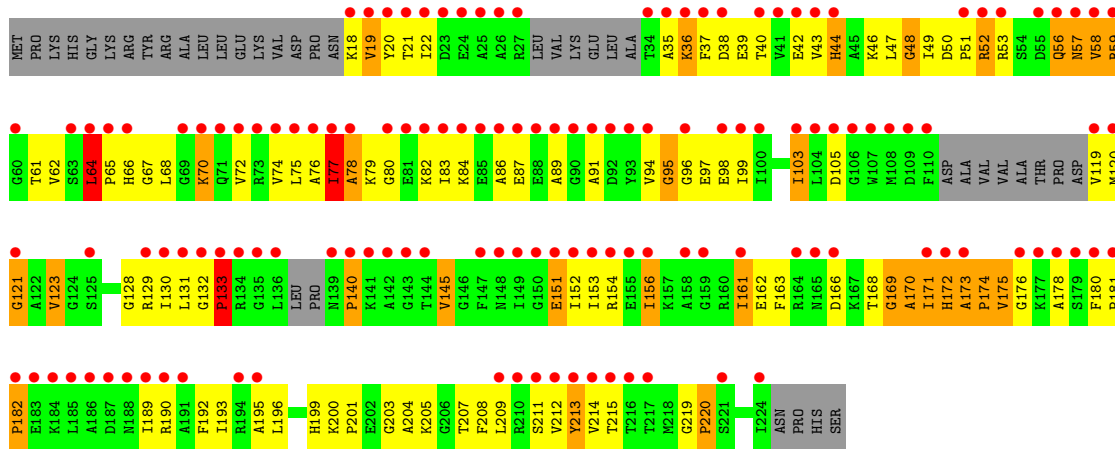
• Molecule 36: 5S RIBOSOMAL RNA

Chain DB:



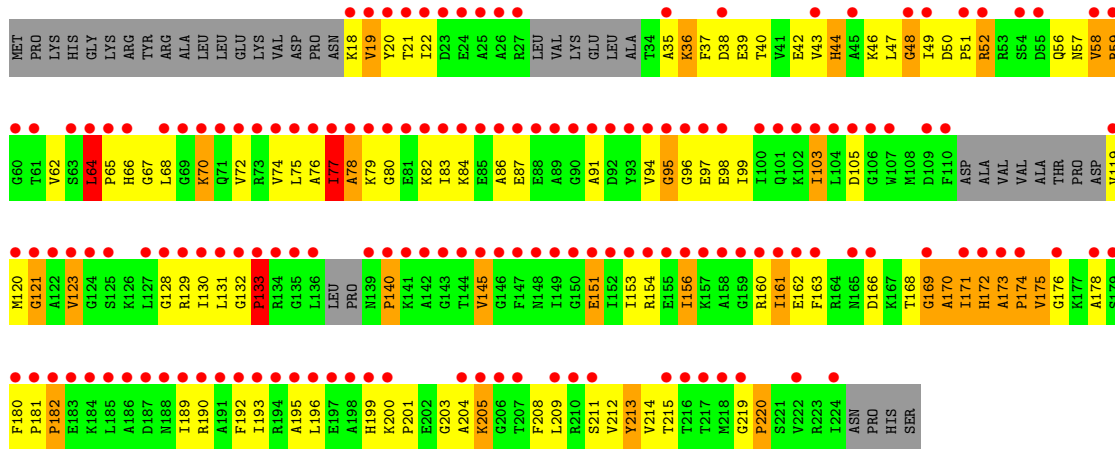
● Molecule 37: 50S RIBOSOMAL PROTEIN L1

Chain BC:



● Molecule 37: 50S RIBOSOMAL PROTEIN L1

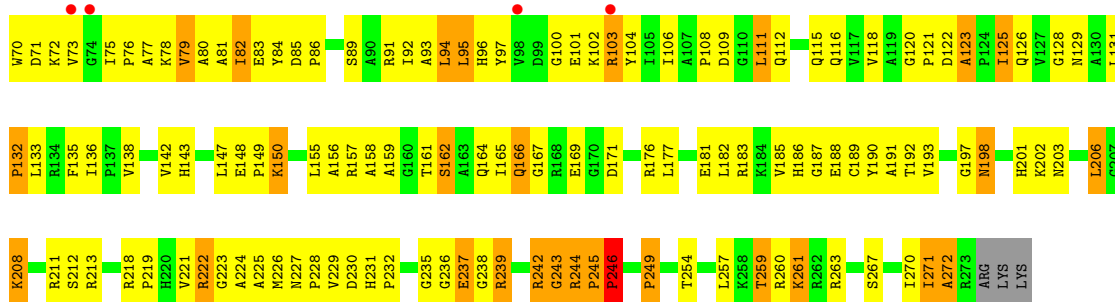
Chain DC:



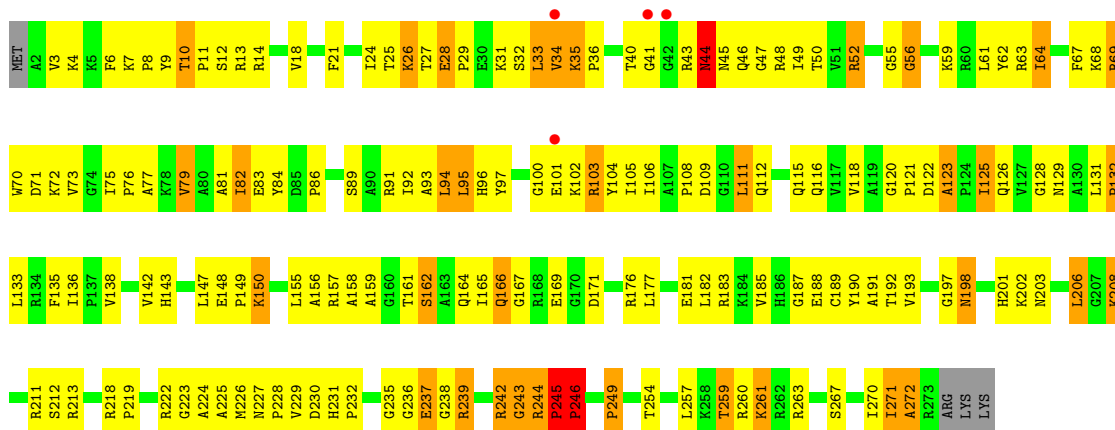
● Molecule 38: 50S RIBOSOMAL PROTEIN L2

Chain BD:






• Molecule 38: 50S RIBOSOMAL PROTEIN L2

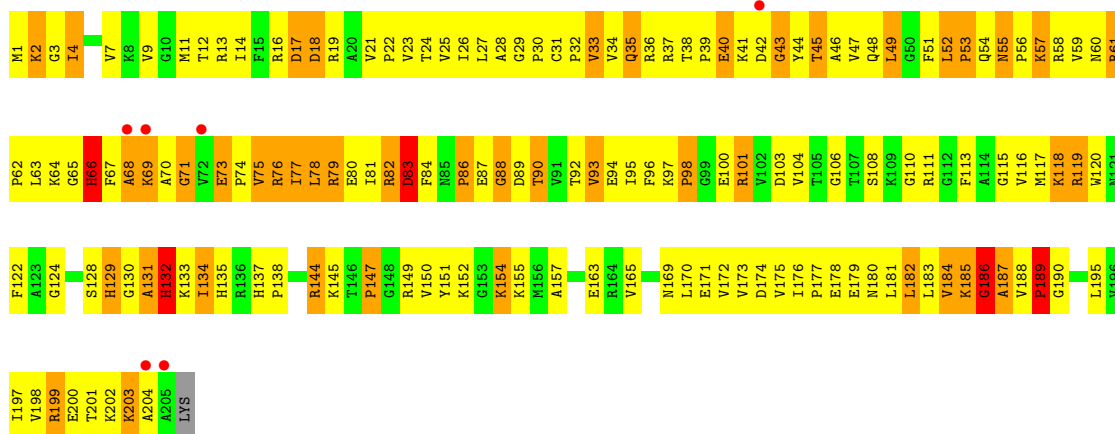


• Molecule 39: 50S RIBOSOMAL PROTEIN L3

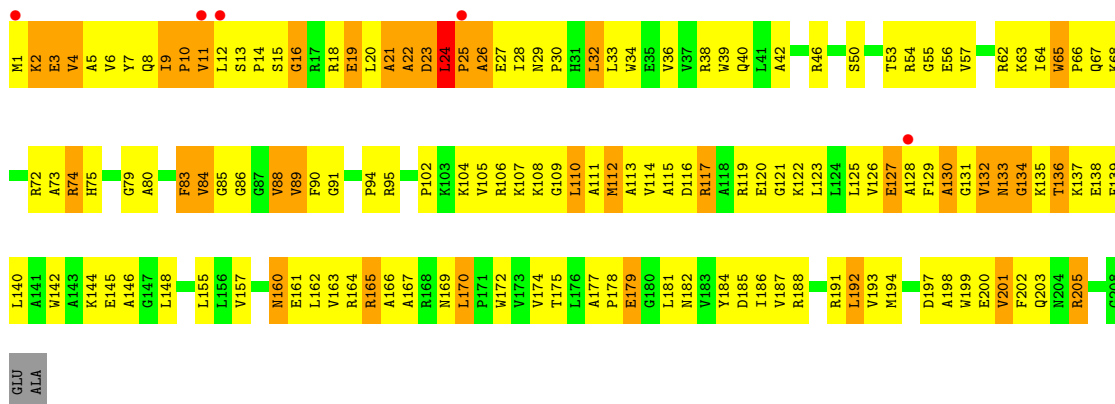


• Molecule 39: 50S RIBOSOMAL PROTEIN L3

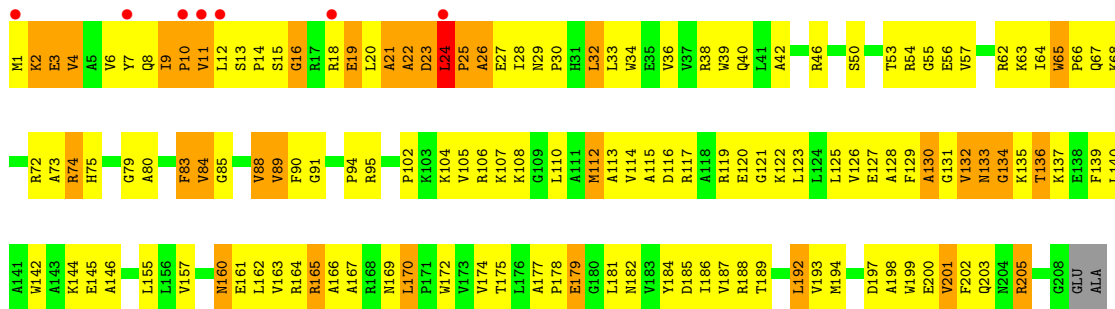




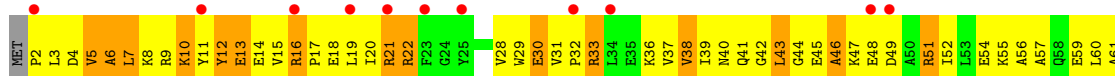
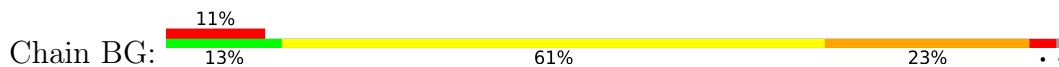
• Molecule 40: 50S RIBOSOMAL PROTEIN L4

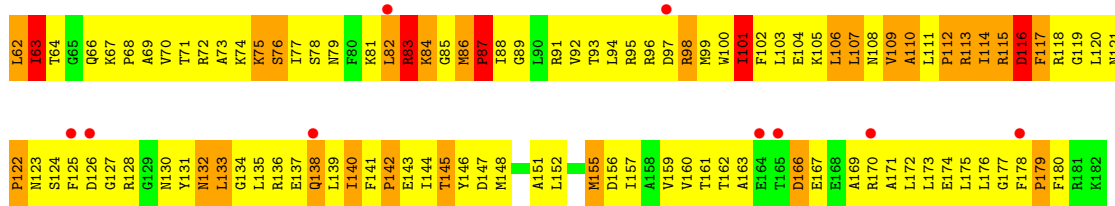


• Molecule 40: 50S RIBOSOMAL PROTEIN L4

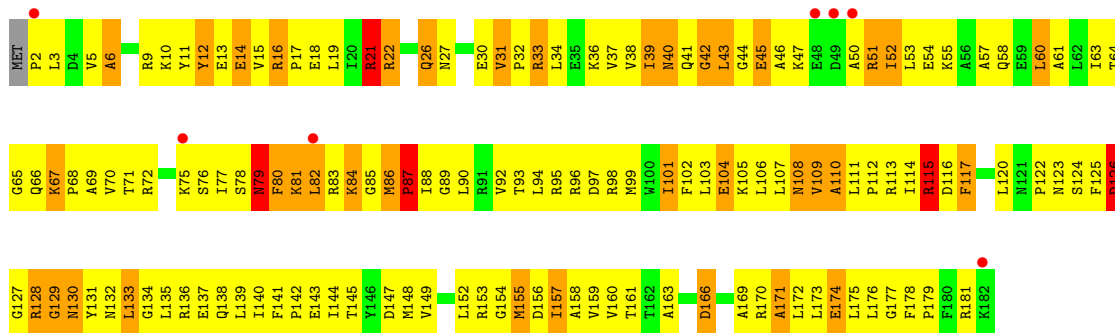


• Molecule 41: 50S RIBOSOMAL PROTEIN L5

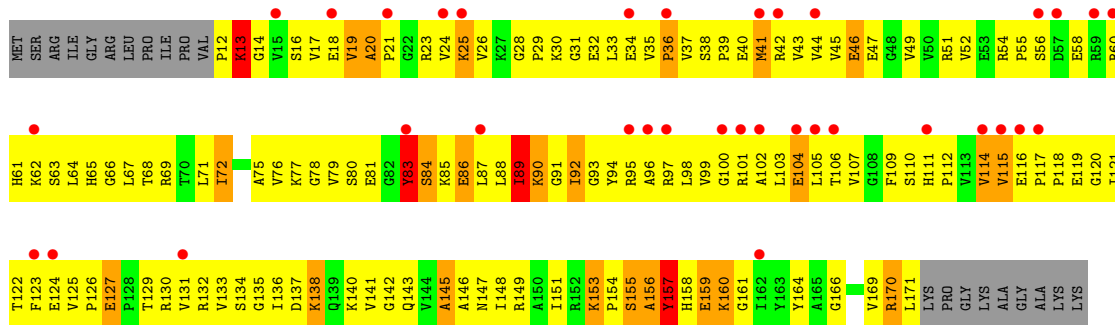
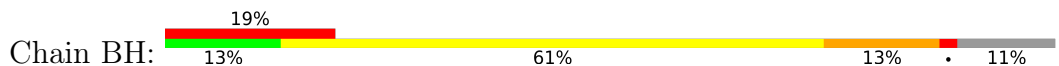




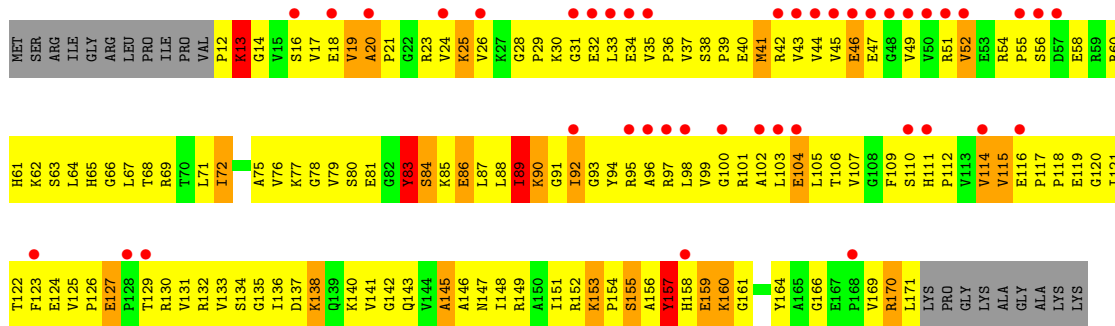
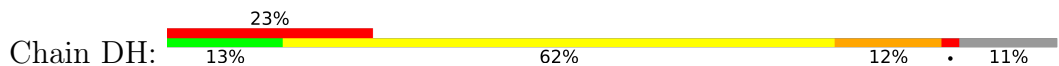
• Molecule 41: 50S RIBOSOMAL PROTEIN L5



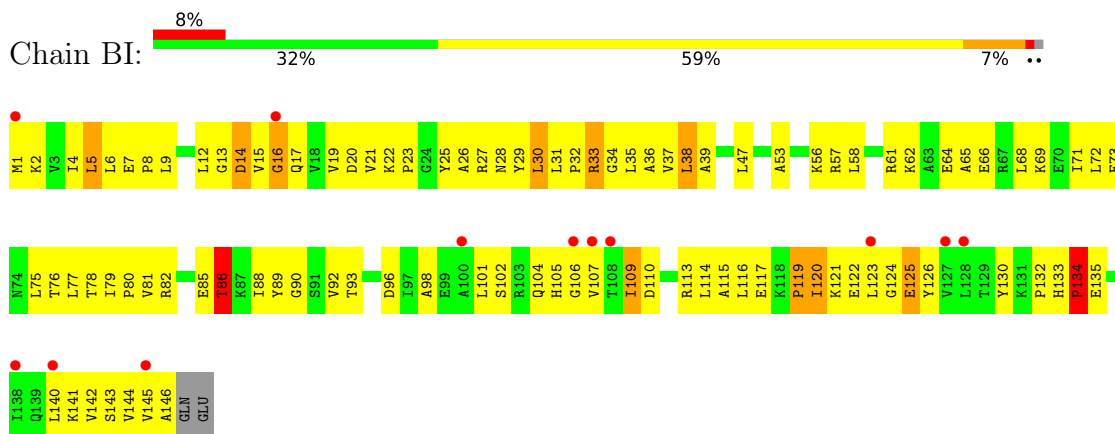
• Molecule 42: 50S RIBOSOMAL PROTEIN L6



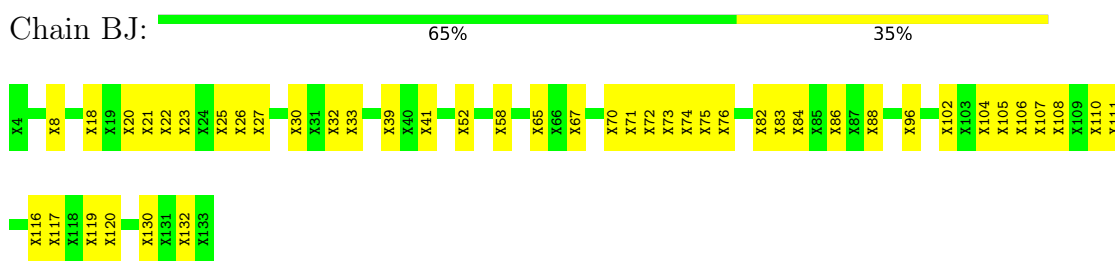
• Molecule 42: 50S RIBOSOMAL PROTEIN L6



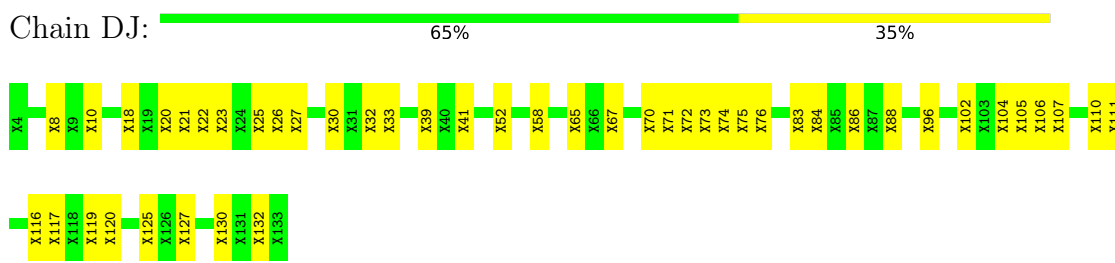
• Molecule 43: 50S RIBOSOMAL PROTEIN L9



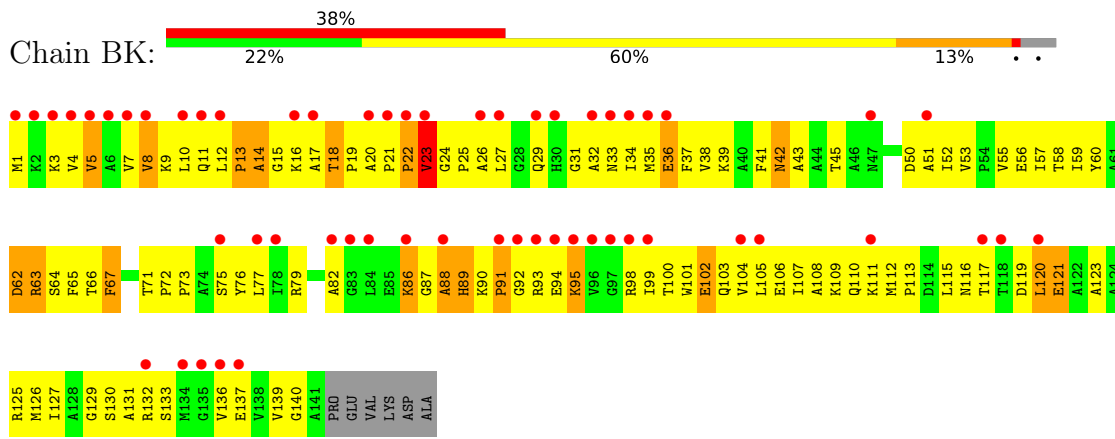
• Molecule 44: 50S RIBOSOMAL PROTEIN L10



• Molecule 44: 50S RIBOSOMAL PROTEIN L10

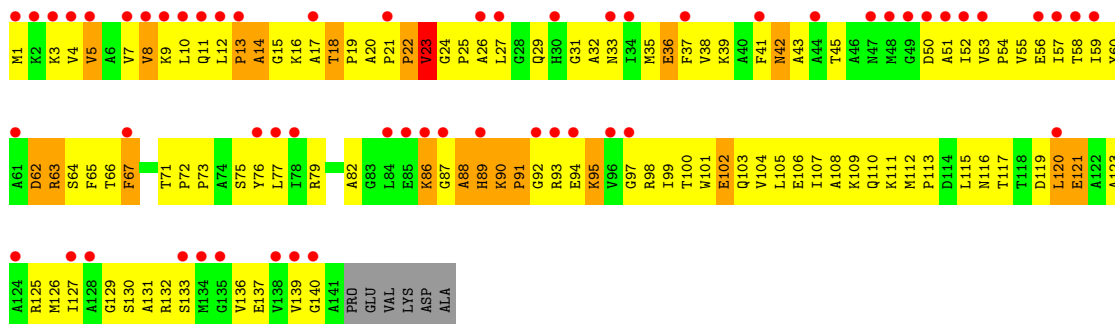


• Molecule 45: 50S RIBOSOMAL PROTEIN L11

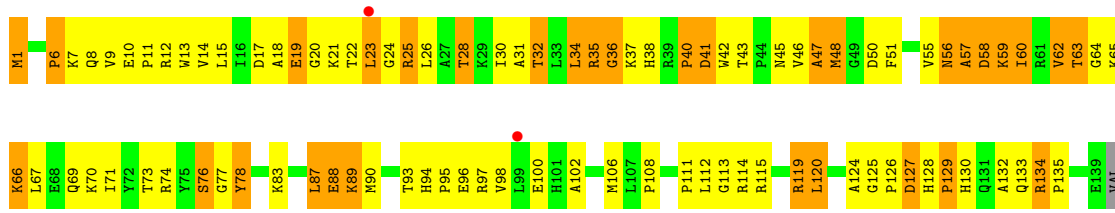


• Molecule 45: 50S RIBOSOMAL PROTEIN L11

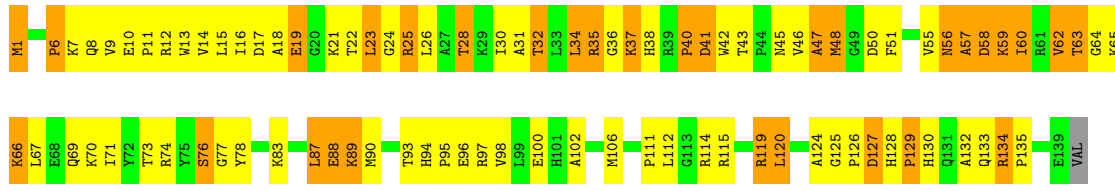




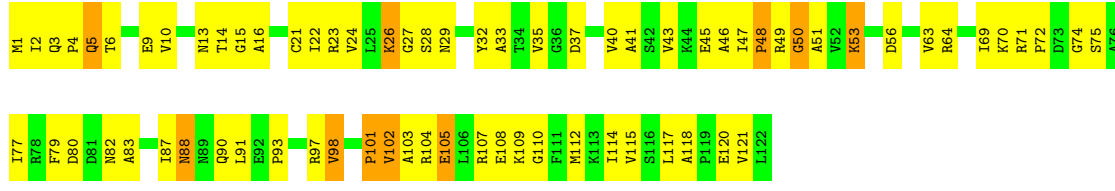
• Molecule 46: 50S RIBOSOMAL PROTEIN L13



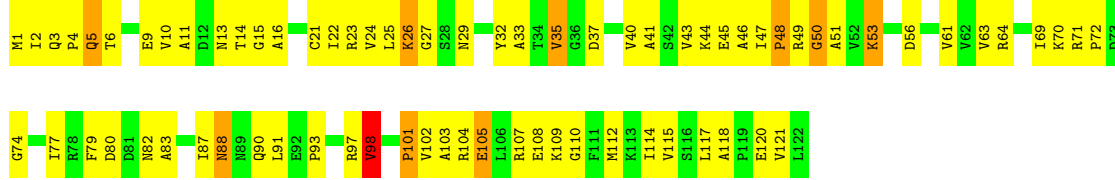
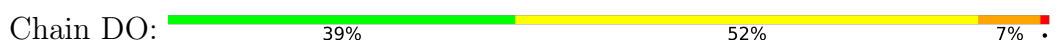
• Molecule 46: 50S RIBOSOMAL PROTEIN L13



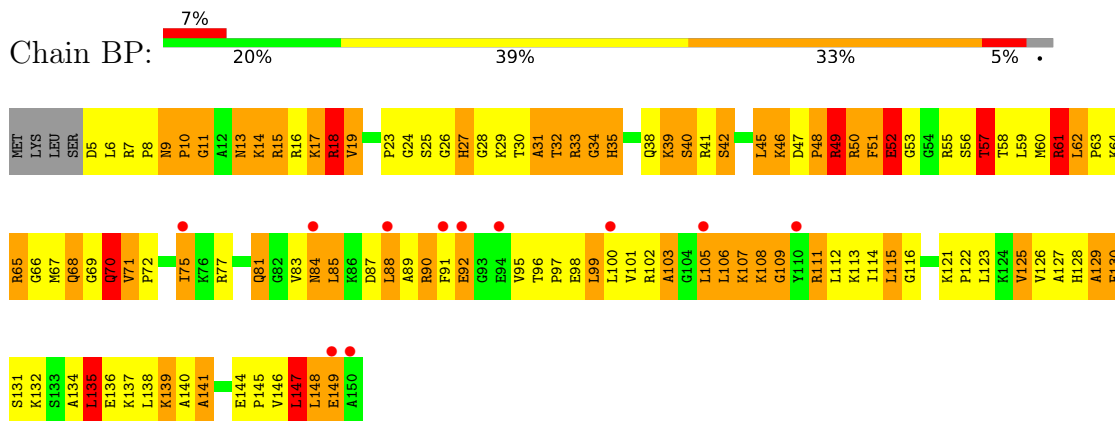
• Molecule 47: 50S RIBOSOMAL PROTEIN L14



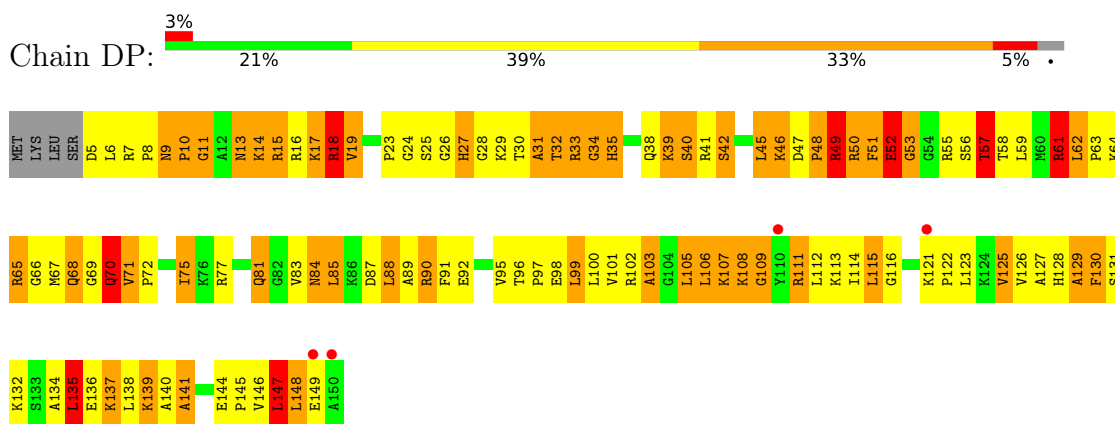
• Molecule 47: 50S RIBOSOMAL PROTEIN L14




- Molecule 48: 50S RIBOSOMAL PROTEIN L15



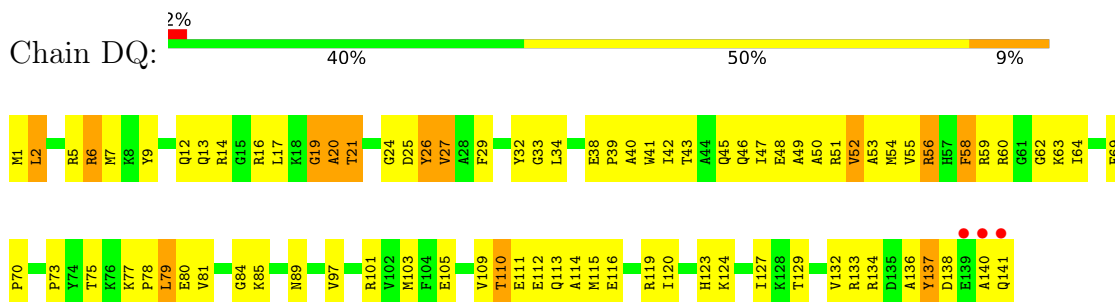
- Molecule 48: 50S RIBOSOMAL PROTEIN L15



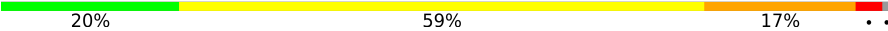
- Molecule 49: 50S RIBOSOMAL PROTEIN L16




- Molecule 49: 50S RIBOSOMAL PROTEIN L16

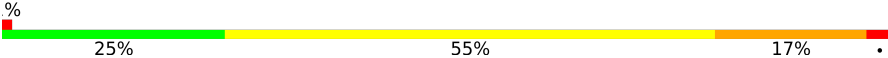



- Molecule 50: 50S RIBOSOMAL PROTEIN L17

Chain BR:  20% 59% 17% ..




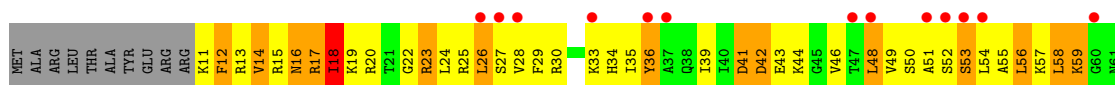
• Molecule 50: 50S RIBOSOMAL PROTEIN L17

Chain DR:  25% 55% 17% ..





• Molecule 51: 50S RIBOSOMAL PROTEIN L18

Chain BS:  15% 19% 46% 19% • 12%




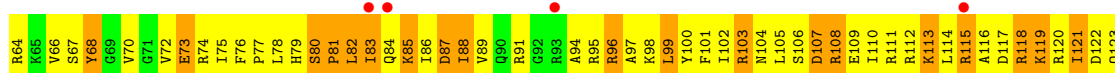
• Molecule 51: 50S RIBOSOMAL PROTEIN L18

Chain DS:  17% 48% 19% • 12%




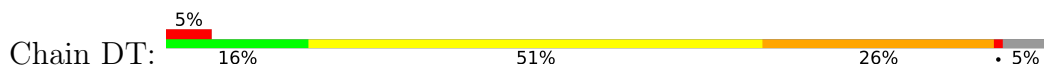
• Molecule 52: 50S RIBOSOMAL PROTEIN L19

Chain BT:  8% 16% 51% 26% • 5%

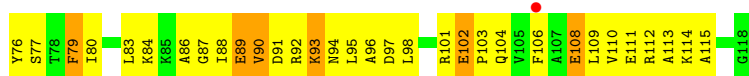





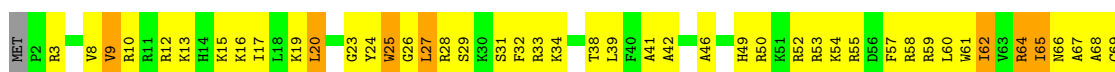
- Molecule 52: 50S RIBOSOMAL PROTEIN L19



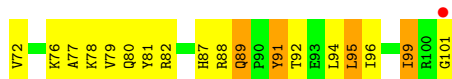
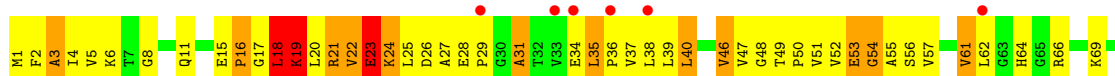
- Molecule 53: 50S RIBOSOMAL PROTEIN L20



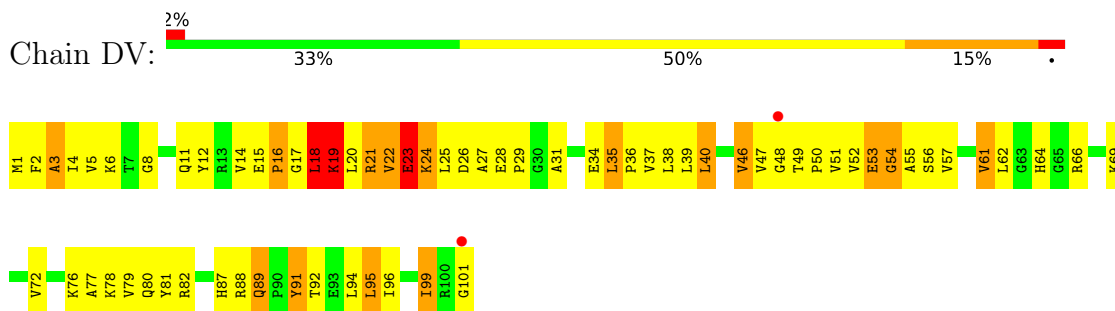
- Molecule 53: 50S RIBOSOMAL PROTEIN L20



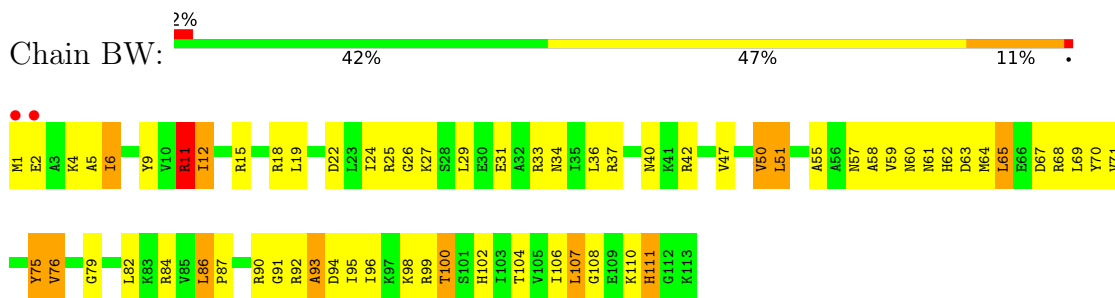
- Molecule 54: 50S RIBOSOMAL PROTEIN L21



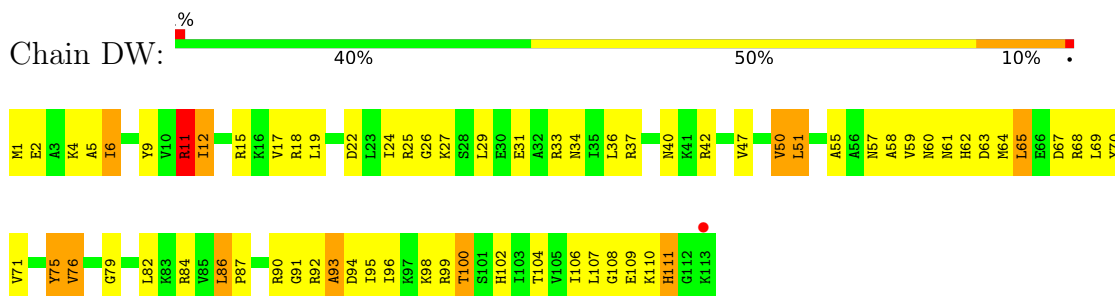
- Molecule 54: 50S RIBOSOMAL PROTEIN L21



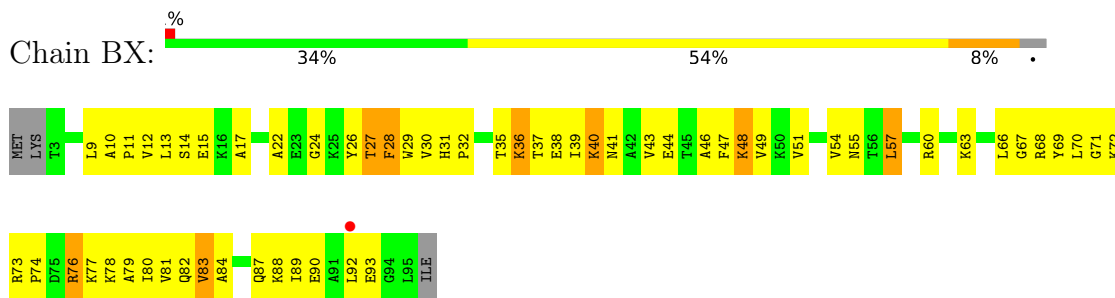
• Molecule 55: 50S RIBOSOMAL PROTEIN L22



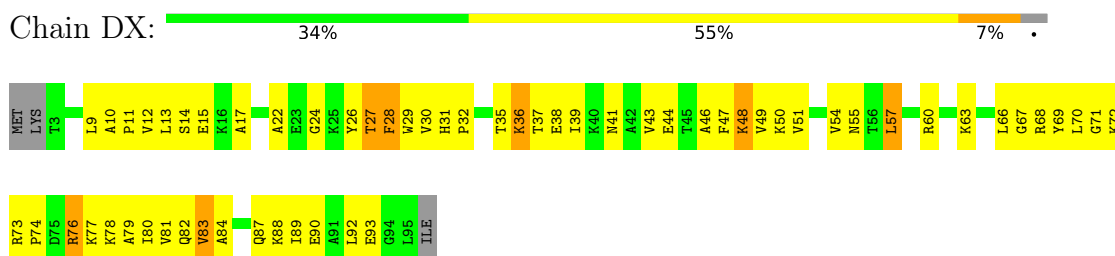
• Molecule 55: 50S RIBOSOMAL PROTEIN L22



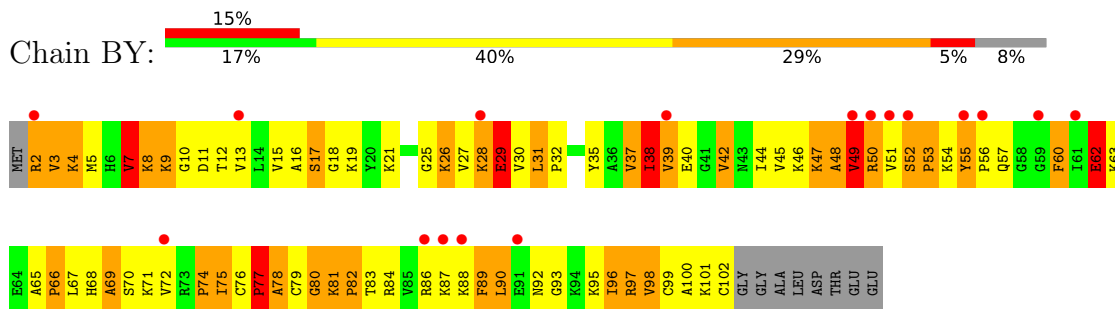
• Molecule 56: 50S RIBOSOMAL PROTEIN L23



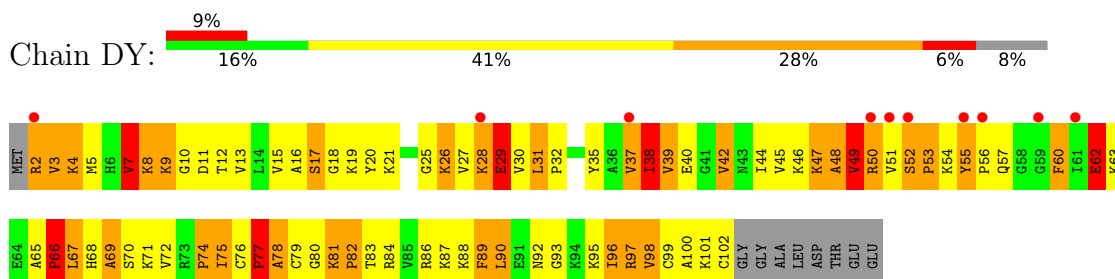
• Molecule 56: 50S RIBOSOMAL PROTEIN L23



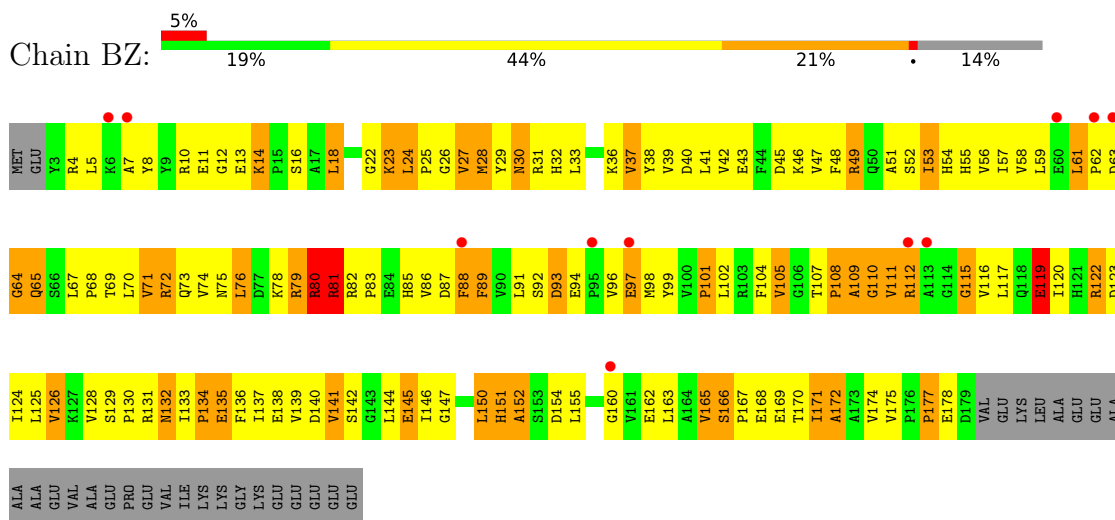
• Molecule 57: 50S RIBOSOMAL PROTEIN L24



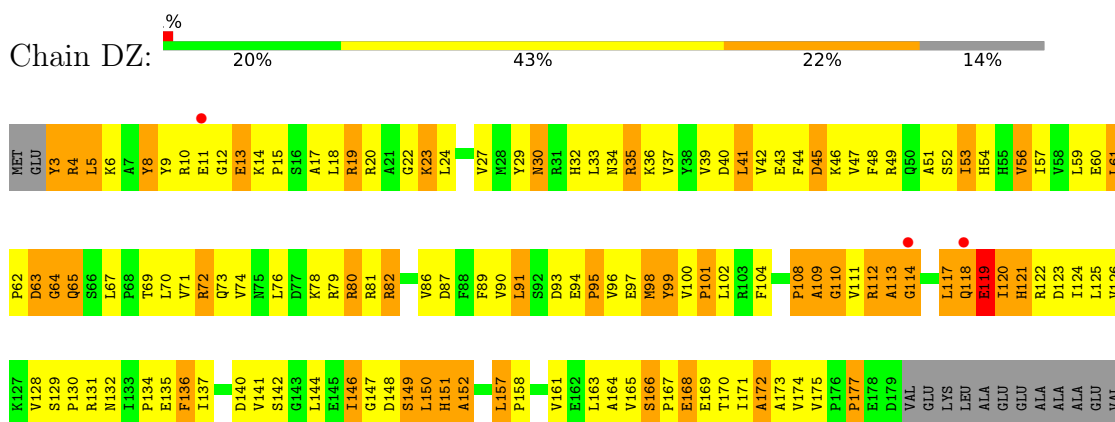
• Molecule 57: 50S RIBOSOMAL PROTEIN L24



• Molecule 58: 50S RIBOSOMAL PROTEIN L25



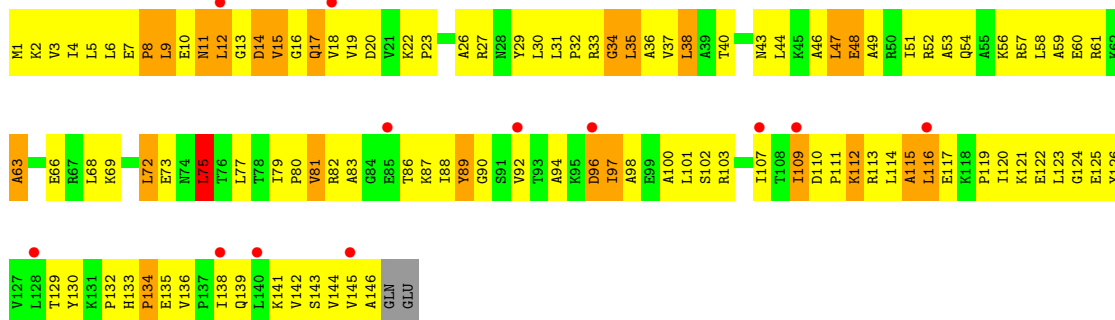
• Molecule 58: 50S RIBOSOMAL PROTEIN L25



ALA
GLU
PRO
GLU
VAL
ILE
LYS
LYS
GLY
LYS
GLU
GLU
GLU
GLU

• Molecule 59: 50S RIBOSOMAL PROTEIN L9

Chain DI:  8% 24% 59% 16%



4 Data and refinement statistics

Property	Value	Source
Space group	P 21 21 21	Depositor
Cell constants a, b, c, α , β , γ	211.34Å 450.91Å 614.01Å 90.00° 90.00° 90.00°	Depositor
Resolution (Å)	49.57 – 3.45 49.57 – 3.45	Depositor EDS
% Data completeness (in resolution range)	99.6 (49.57-3.45) 99.6 (49.57-3.45)	Depositor EDS
R_{merge}	0.21	Depositor
R_{sym}	(Not available)	Depositor
$\langle I/\sigma(I) \rangle$ ¹	2.16 (at 3.48Å)	Xtrriage
Refinement program	CNS 1.2	Depositor
R, R_{free}	0.210 , 0.257 0.209 , 0.257	Depositor DCC
R_{free} test set	33081 reflections (4.35%)	wwPDB-VP
Wilson B-factor (Å ²)	76.9	Xtrriage
Anisotropy	0.053	Xtrriage
Bulk solvent k_{sol} (e/Å ³), B_{sol} (Å ²)	0.26 , 88.7	EDS
L-test for twinning ²	$\langle L \rangle = 0.41$, $\langle L^2 \rangle = 0.23$	Xtrriage
Estimated twinning fraction	No twinning to report.	Xtrriage
F_o, F_c correlation	0.91	EDS
Total number of atoms	304505	wwPDB-VP
Average B, all atoms (Å ²)	88.0	wwPDB-VP

Xtrriage's analysis on translational NCS is as follows: *The largest off-origin peak in the Patterson function is 1.41% of the height of the origin peak. No significant pseudotranslation is detected.*

¹Intensities estimated from amplitudes.

²Theoretical values of $\langle |L| \rangle$, $\langle L^2 \rangle$ for acentric reflections are 0.5, 0.333 respectively for untwinned datasets, and 0.375, 0.2 for perfectly twinned datasets.

5 Model quality i

5.1 Standard geometry i

Bond lengths and bond angles in the following residue types are not validated in this section: MG, ZN

The Z score for a bond length (or angle) is the number of standard deviations the observed value is removed from the expected value. A bond length (or angle) with $|Z| > 5$ is considered an outlier worth inspection. RMSZ is the root-mean-square of all Z scores of the bond lengths (or angles).

Mol	Chain	Bond lengths		Bond angles	
		RMSZ	# Z >5	RMSZ	# Z >5
1	AA	0.39	0/36190	0.69	9/56486 (0.0%)
1	CA	0.41	0/36190	0.69	11/56486 (0.0%)
2	AB	0.32	0/1936	0.61	0/2611
2	CB	0.32	0/1936	0.61	0/2611
3	AC	0.32	0/1637	0.57	0/2207
3	CC	0.35	0/1637	0.57	0/2207
4	AD	0.34	0/1733	0.58	0/2318
4	CD	0.36	0/1733	0.59	0/2318
5	AE	0.36	0/1163	0.61	0/1566
5	CE	0.37	0/1163	0.62	0/1566
6	AF	0.29	0/856	0.58	0/1154
6	CF	0.29	0/856	0.58	0/1154
7	AG	0.30	0/1276	0.54	0/1709
7	CG	0.33	0/1276	0.56	0/1709
8	AH	0.32	0/1136	0.62	0/1527
8	CH	0.33	0/1136	0.63	0/1527
9	AI	0.31	0/1029	0.60	0/1378
9	CI	0.33	0/1029	0.61	0/1378
10	AJ	0.33	0/808	0.60	0/1087
10	CJ	0.34	0/808	0.61	0/1087
11	AK	0.32	0/900	0.60	0/1213
11	CK	0.33	0/900	0.60	0/1213
12	AL	0.40	0/992	0.74	0/1329
12	CL	0.40	0/992	0.75	0/1329
13	AM	0.32	0/966	0.65	0/1294
13	CM	0.34	0/966	0.66	0/1294
14	AN	0.35	0/501	0.58	0/664
14	CN	0.38	0/501	0.60	0/664
15	AO	0.31	0/745	0.54	0/992
15	CO	0.32	0/745	0.55	0/992
16	AP	0.37	0/717	0.63	0/965
16	CP	0.37	0/717	0.63	0/965

Mol	Chain	Bond lengths		Bond angles	
		RMSZ	# Z >5	RMSZ	# Z >5
17	AQ	0.37	0/837	0.60	0/1119
17	CQ	0.37	0/837	0.60	0/1119
18	AR	0.32	0/579	0.61	0/768
18	CR	0.32	0/579	0.62	0/768
19	AS	0.37	0/643	0.60	0/867
19	CS	0.39	0/643	0.60	0/867
20	AT	0.29	0/765	0.55	0/1007
20	CT	0.29	0/765	0.56	0/1007
21	AU	0.44	0/213	0.53	0/279
21	CU	0.43	0/213	0.54	0/279
22	AV	0.52	0/1809	0.77	1/2819 (0.0%)
22	AW	0.42	0/1809	0.78	5/2819 (0.2%)
22	CV	0.53	0/1809	0.78	2/2819 (0.1%)
22	CW	0.39	0/1809	0.76	4/2819 (0.1%)
23	AX	0.53	0/185	0.79	1/286 (0.3%)
23	CX	0.56	0/185	0.71	0/286
24	AY	0.34	0/2847	0.66	0/3846
24	CY	0.36	0/2847	0.70	1/3846 (0.0%)
25	B0	0.42	0/615	0.72	0/819
25	D0	0.44	0/615	0.73	0/819
26	B1	0.44	0/739	0.79	1/983 (0.1%)
26	D1	0.49	0/739	0.77	0/983
27	B2	0.39	0/600	0.73	0/793
27	D2	0.44	0/600	0.75	1/793 (0.1%)
28	B3	0.44	0/473	0.74	0/636
28	D3	0.45	0/473	0.73	0/636
29	B4	0.38	0/229	0.53	0/311
29	D4	0.41	0/229	0.53	0/311
30	B5	0.46	0/473	0.83	0/639
30	D5	0.45	0/473	0.85	0/639
31	B6	0.62	1/388 (0.3%)	0.97	0/520
31	D6	0.71	1/388 (0.3%)	1.00	0/520
32	B7	0.48	0/427	0.70	0/563
32	D7	0.48	0/427	0.69	0/563
33	B8	0.63	0/516	0.88	0/681
33	D8	0.67	0/516	0.91	0/681
34	B9	0.42	0/302	0.77	1/397 (0.3%)
34	D9	0.45	0/302	0.77	1/397 (0.3%)
35	BA	0.53	1/69614 (0.0%)	0.74	40/108679 (0.0%)
35	DA	0.56	3/69614 (0.0%)	0.75	40/108679 (0.0%)
36	BB	0.50	2/2853 (0.1%)	0.87	4/4451 (0.1%)
36	DB	0.52	1/2853 (0.0%)	0.84	3/4451 (0.1%)
37	BC	0.36	0/1145	0.65	7/1556 (0.4%)

Mol	Chain	Bond lengths		Bond angles	
		RMSZ	# Z >5	RMSZ	# Z >5
37	DC	0.35	0/1145	0.66	7/1556 (0.4%)
38	BD	0.45	0/2155	0.68	1/2907 (0.0%)
38	DD	0.47	0/2155	0.68	1/2907 (0.0%)
39	BE	0.43	0/1597	0.76	1/2155 (0.0%)
39	DE	0.44	0/1597	0.76	1/2155 (0.0%)
40	BF	0.48	0/1659	0.77	0/2246
40	DF	0.49	0/1659	0.77	0/2246
41	BG	0.37	0/1499	0.69	0/2016
41	DG	0.41	0/1499	0.76	1/2016 (0.0%)
42	BH	0.36	0/1246	0.69	1/1684 (0.1%)
42	DH	0.37	0/1246	0.69	1/1684 (0.1%)
43	BI	0.31	0/1147	0.60	0/1553
45	BK	0.31	0/1057	0.57	0/1432
45	DK	0.31	0/1057	0.57	0/1432
46	BN	0.38	0/1132	0.69	0/1527
46	DN	0.41	0/1132	0.70	0/1527
47	BO	0.42	0/943	0.71	0/1269
47	DO	0.40	0/943	0.71	0/1269
48	BP	0.41	0/1131	0.78	1/1504 (0.1%)
48	DP	0.44	0/1131	0.78	1/1504 (0.1%)
49	BQ	0.44	0/1143	0.71	0/1527
49	DQ	0.46	0/1143	0.72	0/1527
50	BR	0.36	0/974	0.71	1/1302 (0.1%)
50	DR	0.37	0/974	0.72	1/1302 (0.1%)
51	BS	0.45	0/779	0.85	1/1038 (0.1%)
51	DS	0.56	0/779	0.89	1/1038 (0.1%)
52	BT	0.40	0/1156	0.74	0/1544
52	DT	0.41	0/1156	0.75	0/1544
53	BU	0.47	0/975	0.77	1/1297 (0.1%)
53	DU	0.47	0/975	0.80	1/1297 (0.1%)
54	BV	0.42	0/790	0.73	0/1057
54	DV	0.46	0/790	0.76	0/1057
55	BW	0.39	0/907	0.67	0/1216
55	DW	0.41	0/907	0.69	0/1216
56	BX	0.43	0/740	0.71	0/995
56	DX	0.44	0/740	0.72	0/995
57	BY	0.50	0/789	0.80	0/1053
57	DY	0.49	0/789	0.81	0/1053
58	BZ	0.41	0/1436	0.72	0/1951
58	DZ	0.41	0/1436	0.77	0/1951
59	DI	0.36	0/1148	0.73	0/1554
All	All	0.47	9/327803 (0.0%)	0.72	154/489223 (0.0%)

Chiral center outliers are detected by calculating the chiral volume of a chiral center and verifying if the center is modelled as a planar moiety or with the opposite hand. A planarity outlier is detected by checking planarity of atoms in a peptide group, atoms in a mainchain group or atoms of a sidechain that are expected to be planar.

Mol	Chain	#Chirality outliers	#Planarity outliers
1	AA	0	9
1	CA	0	10
22	AW	3	0
22	CV	0	2
22	CW	3	0
23	AX	0	1
30	B5	0	1
30	D5	0	2
35	BA	2	40
35	DA	3	46
All	All	11	111

All (9) bond length outliers are listed below:

Mol	Chain	Res	Type	Atoms	Z	Observed(Å)	Ideal(Å)
36	DB	86	G	P-OP2	-7.68	1.35	1.49
35	BA	568	U	C4-O4	7.25	1.29	1.23
36	BB	86	G	P-OP1	-7.23	1.36	1.49
36	BB	96	U	C2-O2	-6.42	1.16	1.22
31	D6	42	TRP	CB-CG	6.09	1.61	1.50
35	DA	568	U	C4-O4	5.32	1.27	1.23
31	B6	42	TRP	CB-CG	5.27	1.59	1.50
35	DA	676	A	C5-C6	-5.13	1.36	1.41
35	DA	2430	A	C5-C6	-5.05	1.36	1.41

All (154) bond angle outliers are listed below:

Mol	Chain	Res	Type	Atoms	Z	Observed(°)	Ideal(°)
36	BB	85	G	OP1-P-O3'	-22.67	55.33	105.20
36	DB	85	G	OP2-P-O3'	-19.05	63.30	105.20
36	BB	85	G	OP2-P-O3'	13.54	134.99	105.20
36	DB	85	G	OP1-P-O3'	12.71	133.15	105.20
36	DB	86	G	O5'-P-OP2	11.85	124.92	110.70
35	BA	1992	G	C2'-C3'-O3'	10.72	133.09	109.50
35	DA	1992	G	C2'-C3'-O3'	10.20	131.94	109.50
22	AW	17	C	N1-C1'-C2'	10.03	127.04	114.00
35	BA	1786	A	N9-C1'-C2'	9.85	126.80	114.00
35	DA	1786	A	N9-C1'-C2'	9.82	126.77	114.00

Continued on next page...

Continued from previous page...

Mol	Chain	Res	Type	Atoms	Z	Observed(°)	Ideal(°)
35	BA	1784	A	C2'-C3'-O3'	9.64	130.71	109.50
35	DA	1799	G	C2'-C3'-O3'	9.64	130.71	109.50
35	DA	1784	A	C2'-C3'-O3'	9.40	130.18	109.50
35	BA	1799	G	C2'-C3'-O3'	9.03	129.37	109.50
22	CW	17	C	N1-C1'-C2'	8.64	125.24	114.00
22	AW	47	U	N1-C1'-C2'	8.55	125.12	114.00
36	BB	86	G	O5'-P-OP1	8.26	120.62	110.70
35	DA	1819	A	C2'-C3'-O3'	8.18	127.50	109.50
35	DA	507	A	N9-C1'-C2'	-8.16	103.03	112.00
35	BA	1819	A	C2'-C3'-O3'	8.15	127.44	109.50
35	DA	1653	G	C2'-C3'-O3'	7.72	126.48	109.50
35	BA	1653	G	C2'-C3'-O3'	7.71	126.47	109.50
22	CV	1	G	O5'-C5'-C4'	7.63	126.21	111.70
35	BA	507	A	N9-C1'-C2'	-7.56	103.69	112.00
22	CW	70	G	C2'-C3'-O3'	7.50	126.01	109.50
35	DA	603	A	C2'-C3'-O3'	7.40	125.78	109.50
35	DA	2286	A	N9-C1'-C2'	7.39	123.61	114.00
22	CW	47	U	N1-C1'-C2'	7.38	123.60	114.00
51	DS	16	ASN	N-CA-C	-7.25	91.42	111.00
36	BB	85	G	C2'-C3'-O3'	7.15	125.23	109.50
51	BS	16	ASN	N-CA-C	-7.11	91.80	111.00
35	BA	2286	A	N9-C1'-C2'	7.00	123.10	114.00
22	AW	70	G	C2'-C3'-O3'	6.96	124.83	113.70
35	BA	603	A	C2'-C3'-O3'	6.89	124.72	113.70
26	B1	46	LEU	CA-CB-CG	6.81	130.96	115.30
50	DR	8	ARG	N-CA-C	6.67	129.01	111.00
35	BA	1126	A	N9-C1'-C2'	6.66	122.65	114.00
35	BA	1782	C	N1-C1'-C2'	-6.63	104.70	112.00
1	CA	1502	A	N9-C1'-C2'	6.59	122.56	114.00
50	BR	8	ARG	N-CA-C	6.58	128.76	111.00
37	DC	133	PRO	N-CA-CB	6.54	111.14	103.30
53	BU	97	ASP	N-CA-C	-6.53	93.37	111.00
1	AA	1067	A	C2'-C3'-O3'	6.45	124.02	113.70
1	AA	1502	A	N9-C1'-C2'	6.44	122.38	114.00
53	DU	97	ASP	N-CA-C	-6.44	93.61	111.00
35	DA	1126	A	N9-C1'-C2'	6.42	122.35	114.00
35	DA	1781	C	N1-C1'-C2'	6.39	122.31	114.00
1	CA	110	C	N1-C1'-C2'	-6.38	104.98	112.00
35	DA	1782	C	N1-C1'-C2'	-6.33	105.04	112.00
35	DA	856	C	C2'-C3'-O3'	6.32	123.81	113.70
48	BP	53	GLY	N-CA-C	-6.27	97.42	113.10
48	DP	53	GLY	N-CA-C	-6.22	97.55	113.10

Continued on next page...

Continued from previous page...

Mol	Chain	Res	Type	Atoms	Z	Observed(°)	Ideal(°)
37	BC	133	PRO	N-CA-CB	6.21	110.76	103.30
1	CA	1067	A	C2'-C3'-O3'	6.21	123.64	113.70
1	AA	1504	G	C2'-C3'-O3'	6.21	123.63	113.70
35	BA	2285	C	C5'-C4'-C3'	-6.18	106.11	116.00
37	BC	220	PRO	N-CA-CB	6.10	110.62	103.30
22	AW	17	C	O4'-C1'-N1	6.09	113.07	108.20
35	DA	2285	C	C5'-C4'-C3'	-6.08	106.27	116.00
35	DA	1912	A	C2'-C3'-O3'	6.07	123.42	113.70
1	CA	1504	G	C2'-C3'-O3'	6.05	123.39	113.70
35	BA	2481	G	N9-C1'-C2'	6.04	121.86	114.00
35	BA	955	C	C5'-C4'-C3'	-6.01	106.39	116.00
35	DA	2278	A	C5'-C4'-C3'	6.01	125.61	116.00
1	CA	328	C	N1-C1'-C2'	6.01	121.81	114.00
35	BA	1781	C	N1-C1'-C2'	6.00	121.80	114.00
37	DC	220	PRO	N-CA-CB	6.00	110.50	103.30
35	BA	2278	A	C5'-C4'-C3'	5.98	125.57	116.00
35	DA	2481	G	N9-C1'-C2'	5.98	121.77	114.00
35	DA	955	C	C5'-C4'-C3'	-5.97	106.44	116.00
1	AA	328	C	N1-C1'-C2'	5.95	121.73	114.00
1	AA	110	C	N1-C1'-C2'	-5.94	105.47	112.00
35	BA	2447	G	N9-C1'-C2'	5.92	121.70	114.00
27	D2	61	LEU	CA-CB-CG	5.91	128.89	115.30
22	CW	47	U	O4'-C1'-N1	5.89	112.91	108.20
35	DA	2447	G	N9-C1'-C2'	5.88	121.64	114.00
35	DA	193	U	C5'-C4'-C3'	-5.86	106.63	116.00
35	BA	1204	A	N9-C1'-C2'	5.83	121.58	114.00
37	DC	140	PRO	N-CA-CB	5.82	110.29	103.30
35	BA	856	C	C2'-C3'-O3'	5.82	123.01	113.70
35	DA	826	U	C5'-C4'-C3'	-5.80	106.71	116.00
37	BC	201	PRO	N-CA-CB	5.80	110.25	103.30
1	CA	966	G	N9-C1'-C2'	-5.79	105.63	112.00
22	AW	47	U	O4'-C1'-N1	5.75	112.80	108.20
35	DA	1495	A	N9-C1'-C2'	5.74	121.46	114.00
37	DC	201	PRO	N-CA-CB	5.73	110.18	103.30
35	BA	826	U	C5'-C4'-C3'	-5.72	106.85	116.00
35	DA	1204	A	N9-C1'-C2'	5.70	121.41	114.00
37	DC	174	PRO	N-CA-CB	5.70	110.14	103.30
35	BA	494	G	C5'-C4'-O4'	-5.68	102.28	109.10
1	AA	966	G	N9-C1'-C2'	-5.68	105.75	112.00
37	DC	182	PRO	N-CA-CB	5.68	110.11	103.30
37	BC	182	PRO	N-CA-CB	5.67	110.11	103.30
35	BA	1159	U	C5'-C4'-C3'	-5.66	106.94	116.00

Continued on next page...

Continued from previous page...

Mol	Chain	Res	Type	Atoms	Z	Observed(°)	Ideal(°)
23	AX	19	U	N1-C1'-C2'	-5.64	105.79	112.00
35	BA	784	A	N9-C1'-C2'	5.64	121.33	114.00
35	DA	784	A	N9-C1'-C2'	5.63	121.31	114.00
37	BC	140	PRO	N-CA-CB	5.62	110.05	103.30
42	BH	157	TYR	N-CA-C	-5.58	95.92	111.00
35	BA	1495	A	N9-C1'-C2'	5.58	121.25	114.00
37	BC	174	PRO	N-CA-CB	5.58	110.00	103.30
35	DA	1616	A	O4'-C1'-N9	5.56	112.65	108.20
35	DA	1427	A	N9-C1'-C2'	5.54	121.21	114.00
35	DA	2346	A	N9-C1'-C2'	5.52	121.17	114.00
35	BA	193	U	C5'-C4'-C3'	-5.50	107.20	116.00
42	DH	157	TYR	N-CA-C	-5.50	96.14	111.00
34	D9	12	ASP	N-CA-C	-5.48	96.20	111.00
37	BC	181	PRO	N-CA-CB	5.47	109.87	103.30
35	DA	27	G	C5'-C4'-O4'	-5.46	102.55	109.10
24	CY	189	LEU	CA-CB-CG	5.45	127.84	115.30
35	BA	1427	A	N9-C1'-C2'	5.44	121.07	114.00
39	DE	186	GLY	N-CA-C	5.42	126.64	113.10
1	AA	760	G	N9-C1'-C2'	-5.38	106.08	112.00
34	B9	12	ASP	N-CA-C	-5.37	96.49	111.00
1	CA	760	G	N9-C1'-C2'	-5.37	106.09	112.00
35	DA	1992	G	C4'-C3'-C2'	5.37	107.97	102.60
39	BE	186	GLY	N-CA-C	5.37	126.53	113.10
35	BA	1912	A	C2'-C3'-O3'	5.36	122.27	113.70
35	BA	945	A	C2'-C3'-O3'	5.34	122.25	113.70
1	CA	687	A	C2'-C3'-O3'	5.32	122.21	113.70
35	DA	1159	U	C5'-C4'-C3'	-5.30	107.52	116.00
35	BA	2346	A	N9-C1'-C2'	5.29	120.88	114.00
35	DA	964	C	C5'-C4'-C3'	-5.26	107.58	116.00
38	DD	46	GLN	N-CA-C	-5.25	96.82	111.00
37	DC	181	PRO	N-CA-CB	5.25	109.60	103.30
22	AV	1	G	O5'-C5'-C4'	5.22	121.62	111.70
35	BA	659	C	C5'-C4'-C3'	-5.22	107.65	116.00
1	CA	934	C	N1-C1'-C2'	5.21	120.77	114.00
35	BA	1686	C	C5'-C4'-O4'	-5.19	102.87	109.10
35	BA	2655	G	N9-C1'-C2'	5.19	120.75	114.00
35	BA	1698	A	N9-C1'-C2'	5.19	120.75	114.00
35	BA	1992	G	C4'-C3'-C2'	5.17	107.77	102.60
38	BD	46	GLN	N-CA-C	-5.17	97.05	111.00
1	AA	687	A	C2'-C3'-O3'	5.16	121.95	113.70
22	CV	29	G	N9-C1'-C2'	-5.16	106.33	112.00
35	DA	1286	A	C1'-O4'-C4'	-5.16	105.78	109.90

Continued on next page...

Continued from previous page...

Mol	Chain	Res	Type	Atoms	Z	Observed(°)	Ideal(°)
35	BA	1616	A	O4'-C1'-N9	5.15	112.32	108.20
35	DA	587	C	OP2-P-O3'	5.13	116.49	105.20
35	DA	1698	A	N9-C1'-C2'	5.13	120.66	114.00
35	DA	2346	A	O4'-C1'-N9	5.12	112.30	108.20
35	DA	1497	U	N1-C1'-C2'	5.12	120.66	114.00
35	BA	1286	A	C1'-O4'-C4'	-5.11	105.81	109.90
1	CA	1201	A	C2'-C3'-O3'	5.10	121.86	113.70
35	BA	1819	A	C4'-C3'-O3'	5.10	123.19	113.00
35	BA	1616	A	N9-C1'-C2'	5.09	120.61	114.00
41	DG	129	GLY	N-CA-C	-5.08	100.40	113.10
35	BA	1223	G	C5'-C4'-C3'	-5.05	107.91	116.00
35	BA	310	A	C5'-C4'-C3'	-5.04	107.94	116.00
35	DA	494	G	C5'-C4'-O4'	-5.04	103.05	109.10
35	DA	1819	A	C4'-C3'-O3'	5.04	123.08	113.00
35	DA	1365	A	C5'-C4'-C3'	5.02	124.04	116.00
35	DA	654(J)	A	C5'-C4'-O4'	5.01	115.12	109.10
1	AA	934	C	N1-C1'-C2'	5.01	120.51	114.00
1	CA	1065	U	C2'-C3'-O3'	5.01	121.71	113.70

All (11) chirality outliers are listed below:

Mol	Chain	Res	Type	Atom
22	AW	17	C	C1'
22	AW	47	U	C1'
22	AW	70	G	C3'
35	BA	1784	A	C3'
35	BA	1799	G	C3'
22	CW	17	C	C1'
22	CW	47	U	C1'
22	CW	70	G	C3'
35	DA	1784	A	C3'
35	DA	1799	G	C3'
35	DA	1819	A	C3'

All (111) planarity outliers are listed below:

Mol	Chain	Res	Type	Group
1	AA	1077	G	Sidechain
1	AA	110	C	Sidechain
1	AA	1281	U	Sidechain
1	AA	324	G	Sidechain
1	AA	38	G	Sidechain

Continued on next page...

Continued from previous page...

Mol	Chain	Res	Type	Group
1	AA	388	G	Sidechain
1	AA	498	U	Sidechain
1	AA	760	G	Sidechain
1	AA	966	G	Sidechain
23	AX	19	U	Sidechain
30	B5	51	TYR	Sidechain
35	BA	102	G	Sidechain
35	BA	1126	A	Sidechain
35	BA	1156	A	Sidechain
35	BA	1215	G	Sidechain
35	BA	1225	G	Sidechain
35	BA	1286	A	Sidechain
35	BA	1379	A	Sidechain
35	BA	1385	G	Sidechain
35	BA	141	A	Sidechain
35	BA	15	G	Sidechain
35	BA	171	G	Sidechain
35	BA	1772	G	Sidechain
35	BA	1779	U	Sidechain
35	BA	1782	C	Sidechain
35	BA	2009	G	Sidechain
35	BA	2020	A	Sidechain
35	BA	2267	A	Sidechain
35	BA	2401	U	Sidechain
35	BA	2437	U	Sidechain
35	BA	2468	G	Sidechain
35	BA	2481	G	Sidechain
35	BA	257	A	Sidechain
35	BA	2595	G	Sidechain
35	BA	2597	G	Sidechain
35	BA	283	A	Sidechain
35	BA	383	U	Sidechain
35	BA	395	U	Sidechain
35	BA	472	A	Sidechain
35	BA	507	A	Sidechain
35	BA	528	A	Sidechain
35	BA	603	A	Sidechain
35	BA	607	U	Sidechain
35	BA	652	C	Sidechain
35	BA	673	C	Sidechain
35	BA	70	G	Sidechain
35	BA	700	G	Sidechain

Continued on next page...

Continued from previous page...

Mol	Chain	Res	Type	Group
35	BA	743	G	Sidechain
35	BA	800	A	Sidechain
35	BA	856	C	Sidechain
35	BA	859	G	Sidechain
1	CA	1077	G	Sidechain
1	CA	1281	U	Sidechain
1	CA	1301	U	Sidechain
1	CA	1409	C	Sidechain
1	CA	1493	A	Sidechain
1	CA	1519	A	Sidechain
1	CA	498	U	Sidechain
1	CA	760	G	Sidechain
1	CA	961	U	Sidechain
1	CA	966	G	Sidechain
22	CV	29	G	Sidechain
22	CV	8	U	Sidechain
30	D5	51	TYR	Sidechain
30	D5	52	TYR	Sidechain
35	DA	102	G	Sidechain
35	DA	1126	A	Sidechain
35	DA	1215	G	Sidechain
35	DA	1225	G	Sidechain
35	DA	1286	A	Sidechain
35	DA	1385	G	Sidechain
35	DA	141	A	Sidechain
35	DA	15	G	Sidechain
35	DA	1613	G	Sidechain
35	DA	171	G	Sidechain
35	DA	1772	G	Sidechain
35	DA	1779	U	Sidechain
35	DA	1782	C	Sidechain
35	DA	1911	U	Sidechain
35	DA	1940	U	Sidechain
35	DA	2009	G	Sidechain
35	DA	2020	A	Sidechain
35	DA	2070	G	Sidechain
35	DA	2267	A	Sidechain
35	DA	2336	A	Sidechain
35	DA	2393	A	Sidechain
35	DA	2401	U	Sidechain
35	DA	2437	U	Sidechain
35	DA	2481	G	Sidechain

Continued on next page...

Continued from previous page...

Mol	Chain	Res	Type	Group
35	DA	2508	G	Sidechain
35	DA	257	A	Sidechain
35	DA	2595	G	Sidechain
35	DA	2597	G	Sidechain
35	DA	2603	G	Sidechain
35	DA	2720	U	Sidechain
35	DA	371	A	Sidechain
35	DA	383	U	Sidechain
35	DA	463	G	Sidechain
35	DA	507	A	Sidechain
35	DA	528	A	Sidechain
35	DA	562	U	Sidechain
35	DA	607	U	Sidechain
35	DA	652	C	Sidechain
35	DA	673	C	Sidechain
35	DA	70	G	Sidechain
35	DA	700	G	Sidechain
35	DA	743	G	Sidechain
35	DA	800	A	Sidechain
35	DA	856	C	Sidechain
35	DA	859	G	Sidechain
35	DA	89	G	Sidechain

5.2 Too-close contacts [i](#)

In the following table, the Non-H and H(model) columns list the number of non-hydrogen atoms and hydrogen atoms in the chain respectively. The H(added) column lists the number of hydrogen atoms added and optimized by MolProbity. The Clashes column lists the number of clashes within the asymmetric unit, whereas Symm-Clashes lists symmetry-related clashes.

Mol	Chain	Non-H	H(model)	H(added)	Clashes	Symm-Clashes
1	AA	32329	0	16318	1300	0
1	CA	32329	0	16318	1291	0
2	AB	1901	0	1951	253	0
2	CB	1901	0	1951	256	0
3	AC	1613	0	1677	193	0
3	CC	1613	0	1677	190	0
4	AD	1703	0	1763	215	0
4	CD	1703	0	1763	213	0
5	AE	1147	0	1207	140	0
5	CE	1147	0	1207	134	0
6	AF	843	0	857	93	0

Continued on next page...

Continued from previous page...

Mol	Chain	Non-H	H(model)	H(added)	Clashes	Symm-Clashes
6	CF	843	0	857	98	0
7	AG	1257	0	1296	112	0
7	CG	1257	0	1296	112	0
8	AH	1116	0	1177	160	0
8	CH	1116	0	1177	152	0
9	AI	1011	0	1043	164	0
9	CI	1011	0	1043	172	0
10	AJ	795	0	840	170	0
10	CJ	795	0	840	165	0
11	AK	885	0	904	101	0
11	CK	885	0	904	104	0
12	AL	976	0	1062	99	0
12	CL	976	0	1062	93	0
13	AM	956	0	1021	104	0
13	CM	956	0	1021	106	0
14	AN	492	0	529	59	0
14	CN	492	0	529	57	0
15	AO	734	0	771	52	0
15	CO	734	0	771	48	0
16	AP	701	0	720	100	0
16	CP	701	0	720	106	0
17	AQ	824	0	891	69	0
17	CQ	824	0	891	70	0
18	AR	574	0	644	78	0
18	CR	574	0	644	78	0
19	AS	630	0	652	97	0
19	CS	630	0	652	97	0
20	AT	763	0	861	112	0
20	CT	763	0	861	110	0
21	AU	209	0	221	18	0
21	CU	209	0	221	18	0
22	AV	1619	0	822	76	0
22	AW	1619	0	822	98	0
22	CV	1619	0	822	83	0
22	CW	1619	0	822	92	0
23	AX	166	0	87	17	0
23	CX	166	0	87	7	0
24	AY	2799	0	2809	362	0
24	CY	2799	0	2809	344	0
25	B0	607	0	628	82	0
25	D0	607	0	628	82	0
26	B1	732	0	808	113	0

Continued on next page...

Continued from previous page...

Mol	Chain	Non-H	H(model)	H(added)	Clashes	Symm-Clashes
26	D1	732	0	808	108	0
27	B2	598	0	653	85	0
27	D2	598	0	653	78	0
28	B3	468	0	523	59	3
28	D3	468	0	523	60	0
29	B4	226	0	229	33	0
29	D4	226	0	229	36	0
30	B5	459	0	480	64	0
30	D5	459	0	480	72	0
31	B6	381	0	391	117	0
31	D6	381	0	391	123	0
32	B7	419	0	467	25	0
32	D7	419	0	467	29	0
33	B8	508	0	576	122	0
33	D8	508	0	576	130	0
34	B9	299	0	324	33	0
34	D9	299	0	324	31	0
35	BA	62154	0	31337	2153	0
35	DA	62154	0	31337	2168	9
36	BB	2551	0	1295	103	6
36	DB	2551	0	1295	103	0
37	BC	1142	0	865	110	0
37	DC	1142	0	865	103	0
38	BD	2105	0	2182	255	0
38	DD	2105	0	2182	246	0
39	BE	1564	0	1629	245	0
39	DE	1564	0	1629	252	0
40	BF	1624	0	1677	227	0
40	DF	1624	0	1677	226	0
41	BG	1474	0	1535	288	0
41	DG	1474	0	1535	249	0
42	BH	1223	0	1282	214	0
42	DH	1223	0	1282	212	0
43	BI	1132	0	1218	120	0
44	BJ	651	0	146	35	0
44	DJ	651	0	146	36	0
45	BK	1038	0	1089	157	0
45	DK	1038	0	1089	184	0
46	BN	1105	0	1180	129	0
46	DN	1105	0	1180	122	0
47	BO	933	0	996	92	0
47	DO	933	0	996	94	0

Continued on next page...

Continued from previous page...

Mol	Chain	Non-H	H(model)	H(added)	Clashes	Symm-Clashes
48	BP	1114	0	1187	261	0
48	DP	1114	0	1187	259	0
49	BQ	1122	0	1179	121	0
49	DQ	1122	0	1179	123	0
50	BR	960	0	1021	134	0
50	DR	960	0	1020	134	0
51	BS	771	0	832	147	0
51	DS	771	0	832	149	0
52	BT	1142	0	1202	231	0
52	DT	1142	0	1202	231	0
53	BU	958	0	1015	134	0
53	DU	958	0	1015	139	0
54	BV	779	0	852	144	0
54	DV	779	0	852	149	0
55	BW	896	0	953	76	0
55	DW	896	0	953	77	0
56	BX	726	0	778	67	0
56	DX	726	0	778	65	0
57	BY	776	0	870	181	0
57	DY	776	0	870	182	0
58	BZ	1404	0	1432	232	0
58	DZ	1404	0	1432	245	0
59	DI	1133	0	1220	185	0
60	AA	157	0	0	0	0
60	AE	1	0	0	0	0
60	AL	1	0	0	0	0
60	AM	1	0	0	0	0
60	AV	7	0	0	0	0
60	AW	5	0	0	0	0
60	AY	1	0	0	0	0
60	B1	1	0	0	0	0
60	B3	1	0	0	0	0
60	B5	2	0	0	0	0
60	B7	2	0	0	0	0
60	BA	354	0	0	0	0
60	BB	4	0	0	0	0
60	BC	1	0	0	0	0
60	BD	2	0	0	0	0
60	BF	1	0	0	0	0
60	BH	1	0	0	0	0
60	BP	1	0	0	0	0
60	BQ	1	0	0	0	0

Continued on next page...

Continued from previous page...

Mol	Chain	Non-H	H(model)	H(added)	Clashes	Symm-Clashes
60	BS	1	0	0	0	0
60	BU	1	0	0	0	0
60	CA	157	0	0	0	0
60	CL	1	0	0	0	0
60	CN	1	0	0	0	0
60	CV	7	0	0	0	0
60	CW	5	0	0	0	0
60	CY	1	0	0	0	0
60	D1	1	0	0	0	0
60	D3	1	0	0	0	0
60	D5	2	0	0	0	0
60	D7	1	0	0	0	0
60	DA	353	0	0	0	0
60	DB	4	0	0	0	0
60	DC	1	0	0	0	0
60	DD	2	0	0	0	0
60	DF	3	0	0	0	0
60	DH	1	0	0	0	0
60	DQ	1	0	0	0	0
60	DR	1	0	0	0	0
60	DU	1	0	0	0	0
60	DX	1	0	0	0	0
60	DY	1	0	0	0	0
61	AD	1	0	0	0	0
61	AN	1	0	0	0	0
61	B9	1	0	0	0	0
61	CD	1	0	0	0	0
61	CN	1	0	0	0	0
61	D9	1	0	0	0	0
All	All	304505	0	207553	19769	9

The all-atom clashscore is defined as the number of clashes found per 1000 atoms (including hydrogen atoms). The all-atom clashscore for this structure is 39.

All (19769) close contacts within the same asymmetric unit are listed below, sorted by their clash magnitude.

Atom-1	Atom-2	Interatomic distance (Å)	Clash overlap (Å)
26:D1:81:LYS:CE	35:DA:271(H):G:H5'	1.21	1.60
26:B1:81:LYS:HE2	35:BA:271(H):G:C5'	1.23	1.59
26:D1:81:LYS:HE2	35:DA:271(H):G:C5'	1.31	1.54
26:B1:81:LYS:CE	35:BA:271(H):G:H5'	1.10	1.53

Continued on next page...

Continued from previous page...

Atom-1	Atom-2	Interatomic distance (Å)	Clash overlap (Å)
35:BA:1887:C:H2'	35:BA:1888:G:H5''	1.22	1.18
51:DS:97:ARG:NH2	51:DS:98:VAL:HA	1.57	1.18
51:BS:97:ARG:NH2	51:BS:98:VAL:HA	1.58	1.18
57:DY:81:LYS:HD3	57:DY:97:ARG:HB3	1.27	1.17
33:D8:52:LYS:H	33:D8:53:PRO:HD2	1.08	1.17
57:BY:81:LYS:HD3	57:BY:97:ARG:HB3	1.27	1.17
22:AV:72:C:C2'	22:AV:73:A:H5''	1.75	1.17
35:BA:271(S):G:H2'	35:BA:271(T):C:H5''	1.27	1.16
35:BA:1879:C:H2'	35:BA:1880:C:H5''	1.23	1.16
42:DH:13:LYS:HD3	42:DH:14:GLY:H	1.10	1.15
22:AW:16:U:H3'	22:AW:17:C:H5'	1.21	1.15
41:DG:22:ARG:HH11	41:DG:22:ARG:HB3	1.07	1.15
35:BA:1884:A:H2'	35:BA:1885:A:H5''	1.24	1.15
35:DA:1590:U:H2'	35:DA:1591:G:H5''	1.15	1.15
49:BQ:141:GLN:H	58:BZ:99:TYR:HB2	0.98	1.15
35:BA:2758:A:H2'	35:BA:2759:G:H5''	1.24	1.14
45:DK:94:GLU:H	58:DZ:112:ARG:NH2	1.46	1.14
35:BA:1590:U:H2'	35:BA:1591:G:H5''	1.14	1.14
35:DA:612:C:H2'	35:DA:613:G:H5''	1.29	1.14
35:DA:2348:U:H2'	35:DA:2349:G:H5''	1.18	1.13
33:B8:62:LEU:HD13	35:BA:242:G:H5''	1.15	1.13
1:CA:1305:G:H22	1:CA:1331:G:H2'	1.08	1.12
27:D2:68:ARG:HA	27:D2:72:ALA:HB3	1.30	1.12
35:DA:598:G:H5''	48:DP:15:ARG:HD2	1.31	1.12
35:DA:1887:C:H2'	35:DA:1888:G:H5''	1.23	1.12
1:AA:1305:G:H22	1:AA:1331:G:H2'	1.08	1.11
35:DA:925:C:H2'	35:DA:926:A:H5''	1.21	1.11
31:B6:28:ARG:HH11	31:B6:28:ARG:HB3	1.14	1.11
35:BA:2348:U:H2'	35:BA:2349:G:H5''	1.17	1.11
57:BY:76:CYS:SG	57:BY:77:PRO:HD2	1.89	1.11
31:D6:28:ARG:HH11	31:D6:28:ARG:HB3	1.12	1.11
35:DA:1884:A:H2'	35:DA:1885:A:H5''	1.24	1.11
52:BT:30:VAL:HG11	52:BT:84:GLN:HG3	1.32	1.11
33:D8:33:ASN:HD22	33:D8:34:TRP:N	1.48	1.11
35:BA:925:C:H2'	35:BA:926:A:H5''	1.19	1.11
33:B8:33:ASN:HD22	33:B8:34:TRP:N	1.49	1.11
35:DA:1747(A):G:H2'	35:DA:1748:G:H5''	1.33	1.10
26:B1:81:LYS:HE3	35:BA:271(H):G:H5'	1.33	1.10
48:BP:30:THR:HG22	48:BP:31:ALA:H	1.14	1.10
35:DA:2701:C:H3'	35:DA:2702:U:C5'	1.81	1.10
4:AD:189:PRO:HB2	4:AD:194:LEU:HD21	1.31	1.10

Continued on next page...

Continued from previous page...

Atom-1	Atom-2	Interatomic distance (Å)	Clash overlap (Å)
35:DA:1879:C:H2'	35:DA:1880:C:H5''	1.22	1.10
22:AV:71:G:C2'	22:AV:72:C:H5''	1.80	1.10
59:DI:81:VAL:HG23	59:DI:146:ALA:N	1.66	1.10
57:DY:46:LYS:N	57:DY:62:GLU:HG2	1.65	1.10
35:BA:2206:G:H21	35:BA:2207:G:H5'	1.17	1.09
35:DA:2758:A:H2'	35:DA:2759:G:H5''	1.25	1.09
35:BA:549:G:H2'	35:BA:551:G:H5''	1.31	1.09
42:BH:13:LYS:HD3	42:BH:14:GLY:H	1.09	1.09
35:DA:2562:U:H1'	47:DO:23:ARG:HH12	1.08	1.09
48:DP:30:THR:HG22	48:DP:31:ALA:H	1.13	1.09
35:BA:925:C:C2'	35:BA:926:A:H5''	1.82	1.09
2:CB:178:ARG:HH22	2:CB:196:LEU:HA	1.17	1.09
16:AP:4:ILE:HB	16:AP:66:PRO:HB3	1.23	1.08
40:BF:3:GLU:HG2	40:BF:19:GLU:HB2	1.35	1.08
40:BF:24:LEU:HD12	40:BF:25:PRO:HD3	1.33	1.08
19:CS:63:THR:H	19:CS:66:MET:HE3	1.16	1.08
35:DA:271(S):G:H2'	35:DA:271(T):C:H5''	1.29	1.08
37:DC:168:THR:HA	37:DC:173:ALA:HB2	1.32	1.08
22:AV:71:G:H2'	22:AV:72:C:H5''	1.21	1.08
33:B8:52:LYS:H	33:B8:53:PRO:HD2	1.10	1.08
35:BA:598:G:H5''	48:BP:15:ARG:HD2	1.33	1.08
37:BC:168:THR:HA	37:BC:173:ALA:HB2	1.32	1.08
58:BZ:165:VAL:HG12	58:BZ:166:SER:H	1.13	1.08
28:D3:3:ARG:HB3	28:D3:36:VAL:HB	1.34	1.08
24:AY:344:LEU:HD23	24:AY:344:LEU:H	1.11	1.07
30:B5:3:LYS:HA	30:B5:3:LYS:HE3	1.33	1.07
41:BG:137:GLU:HA	41:BG:152:LEU:HD11	1.36	1.07
35:BA:2348:U:C2'	35:BA:2349:G:H5''	1.85	1.07
35:BA:2562:U:H1'	47:BO:23:ARG:HH12	1.12	1.07
57:BY:46:LYS:H	57:BY:62:GLU:HG2	0.91	1.07
35:DA:549:G:H2'	35:DA:551:G:H5''	1.29	1.07
35:DA:2312:U:H2'	35:DA:2313:C:H5''	1.33	1.07
26:B1:86:SER:HB2	26:B1:90:ILE:HG12	1.31	1.07
42:BH:43:VAL:HG11	42:BH:52:VAL:HA	1.30	1.07
29:D4:43:GLY:H	29:D4:60:GLU:HA	1.18	1.07
30:D5:3:LYS:HA	30:D5:3:LYS:HE3	1.35	1.07
52:BT:88:ILE:HG22	52:BT:89:VAL:HG23	1.36	1.06
4:CD:189:PRO:HB2	4:CD:194:LEU:HD21	1.32	1.06
40:DF:3:GLU:HG2	40:DF:19:GLU:HB2	1.33	1.06
35:BA:2701:C:H3'	35:BA:2702:U:C5'	1.84	1.06
57:BY:46:LYS:N	57:BY:62:GLU:HG2	1.70	1.06

Continued on next page...

Continued from previous page...

Atom-1	Atom-2	Interatomic distance (Å)	Clash overlap (Å)
33:D8:62:LEU:HD13	35:DA:242:G:H5''	1.14	1.06
24:AY:93:GLU:HA	24:AY:96:LYS:HD2	1.38	1.06
35:BA:612:C:H2'	35:BA:613:G:H5''	1.33	1.06
40:DF:84:VAL:HG12	40:DF:85:GLY:H	1.20	1.06
30:B5:2:ALA:HA	35:BA:2015:A:H1'	1.36	1.06
35:DA:925:C:C2'	35:DA:926:A:H5''	1.84	1.06
16:CP:4:ILE:HB	16:CP:66:PRO:HB3	1.27	1.06
42:DH:43:VAL:HG11	42:DH:52:VAL:HA	1.29	1.06
4:AD:59:ARG:HE	4:AD:59:ARG:HA	1.20	1.05
25:B0:41:ARG:HD2	25:B0:41:ARG:H	1.21	1.05
30:D5:40:LYS:HE3	30:D5:46:CYS:N	1.69	1.05
58:BZ:108:PRO:HA	58:BZ:142:SER:HA	1.35	1.05
41:DG:82:LEU:HD22	41:DG:87:PRO:HG3	1.33	1.05
18:AR:56:THR:HB	18:AR:58:LEU:HD13	1.36	1.05
24:CY:16:TYR:HA	24:CY:55:LEU:HD11	1.38	1.05
35:DA:2348:U:C2'	35:DA:2349:G:H5''	1.86	1.05
35:BA:1747(A):G:C2'	35:BA:1748:G:H5''	1.87	1.05
35:BA:2312:U:H2'	35:BA:2313:C:H5''	1.33	1.05
40:BF:53:THR:HG23	40:BF:55:GLY:H	1.19	1.05
41:BG:22:ARG:HH11	41:BG:22:ARG:HB3	1.19	1.05
22:CW:38:A:H3'	22:CW:39:U:H5''	1.36	1.05
23:AX:23:G:H1	24:AY:128:GLU:HG3	1.21	1.05
35:DA:1747(A):G:C2'	35:DA:1748:G:H5''	1.87	1.04
39:DE:132:HIS:HB2	39:DE:135:HIS:CE1	1.92	1.04
41:DG:46:ALA:HB2	41:DG:53:LEU:HD12	1.34	1.04
59:DI:75:LEU:HB2	59:DI:141:LYS:HB2	1.38	1.04
52:DT:88:ILE:HG22	52:DT:89:VAL:HG23	1.36	1.04
26:B1:81:LYS:CE	35:BA:271(H):G:C5'	2.00	1.04
27:B2:69:ARG:HH22	35:BA:111:A:H5''	1.19	1.04
41:BG:51:ARG:HA	41:BG:51:ARG:HE	1.14	1.04
58:BZ:151:HIS:CB	58:BZ:170:THR:HA	1.87	1.04
26:D1:81:LYS:HE3	35:DA:271(H):G:H5''	1.33	1.04
35:DA:2781:A:H5'	35:DA:2782:G:H5'	1.39	1.04
35:BA:1747(A):G:H2'	35:BA:1748:G:H5''	1.33	1.04
39:BE:132:HIS:HB2	39:BE:135:HIS:CE1	1.91	1.04
4:CD:59:ARG:HA	4:CD:59:ARG:HE	1.18	1.04
35:DA:2571:C:H5'	35:DA:2572:A:H5''	1.35	1.04
24:AY:22:LYS:HA	24:AY:25:ARG:HD2	1.39	1.04
52:BT:89:VAL:HG11	52:BT:91:ARG:HE	1.13	1.04
41:DG:51:ARG:HA	41:DG:51:ARG:HE	1.19	1.04
2:AB:178:ARG:HH22	2:AB:196:LEU:HA	1.16	1.04

Continued on next page...

Continued from previous page...

Atom-1	Atom-2	Interatomic distance (Å)	Clash overlap (Å)
28:B3:3:ARG:HB3	28:B3:36:VAL:HB	1.35	1.04
2:CB:172:ILE:HD12	2:CB:172:ILE:H	1.22	1.04
30:B5:40:LYS:HE3	30:B5:46:CYS:N	1.73	1.03
35:BA:1590:U:C2'	35:BA:1591:G:H5''	1.88	1.03
33:D8:33:ASN:HA	33:D8:36:LYS:HD2	1.38	1.03
40:DF:24:LEU:HD12	40:DF:25:PRO:HD3	1.34	1.03
27:B2:39:ALA:HA	27:B2:45:SER:HB3	1.41	1.03
33:B8:33:ASN:HA	33:B8:36:LYS:HD2	1.40	1.03
38:DD:79:VAL:HG21	38:DD:111:LEU:HD11	1.38	1.03
35:BA:2571:C:H5'	35:BA:2572:A:H5''	1.35	1.03
26:D1:8:SER:HB3	26:D1:66:HIS:ND1	1.74	1.03
35:DA:2206:G:H21	35:DA:2207:G:H5'	1.19	1.03
35:DA:2287:A:N6	35:DA:2344:U:H3	1.57	1.03
48:DP:128:HIS:HA	48:DP:147:LEU:HB3	1.40	1.03
50:DR:10:LEU:HB3	50:DR:17:ARG:HD2	1.38	1.03
52:DT:30:VAL:HG11	52:DT:84:GLN:HG3	1.36	1.03
52:DT:89:VAL:HG11	52:DT:91:ARG:HE	1.16	1.03
54:DV:46:VAL:HG22	54:DV:47:VAL:H	1.21	1.03
38:BD:79:VAL:HG21	38:BD:111:LEU:HD11	1.38	1.03
48:BP:128:HIS:HA	48:BP:147:LEU:HB3	1.38	1.03
25:D0:51:VAL:HG21	25:D0:80:HIS:HA	1.38	1.03
35:DA:271(M):G:H2'	35:DA:271(N):U:H5''	1.37	1.03
40:DF:53:THR:HG23	40:DF:55:GLY:H	1.18	1.03
57:DY:76:CYS:SG	57:DY:77:PRO:HD2	1.99	1.03
25:D0:41:ARG:H	25:D0:41:ARG:HD2	1.22	1.02
35:DA:2758:A:C2'	35:DA:2759:G:H5''	1.89	1.02
45:DK:93:ARG:HE	58:DZ:112:ARG:HD2	1.22	1.02
35:BA:2758:A:C2'	35:BA:2759:G:H5''	1.89	1.02
35:DA:1879:C:C2'	35:DA:1880:C:H5''	1.88	1.02
1:AA:558:G:H3'	1:AA:559:A:H5''	1.41	1.02
29:B4:43:GLY:H	29:B4:60:GLU:HA	1.18	1.02
40:BF:84:VAL:HG12	40:BF:85:GLY:H	1.21	1.02
35:DA:747:U:H5'	55:DW:90:ARG:HH12	1.22	1.02
35:BA:361:G:H2'	35:BA:362:U:H5''	1.39	1.02
18:CR:56:THR:HB	18:CR:58:LEU:HD13	1.37	1.02
41:DG:47:LYS:HE3	41:DG:81:LYS:HB2	1.37	1.02
37:BC:78:ALA:HB1	37:BC:82:LYS:HB2	1.41	1.02
52:BT:89:VAL:CG1	52:BT:91:ARG:HE	1.72	1.02
35:DA:361:G:H2'	35:DA:362:U:H5''	1.39	1.02
35:BA:1879:C:C2'	35:BA:1880:C:H5''	1.90	1.01
1:AA:1442(A):G:H3'	1:AA:1442(B):A:H5''	1.39	1.01

Continued on next page...

Continued from previous page...

Atom-1	Atom-2	Interatomic distance (Å)	Clash overlap (Å)
35:BA:2287:A:H62	35:BA:2344:U:H3	1.07	1.01
41:BG:21:ARG:HH11	41:BG:21:ARG:HB3	1.21	1.01
42:BH:159:GLU:HG3	42:BH:160:LYS:HG2	1.38	1.01
35:DA:2092:U:H4'	35:DA:2093:G:O5'	1.56	1.01
2:AB:185:ILE:HG12	2:AB:199:TYR:HB2	1.43	1.01
24:AY:139:MET:HE3	24:AY:341:LEU:HD21	1.43	1.01
41:BG:114:ILE:HG22	41:BG:116:ASP:H	1.26	1.01
54:BV:49:THR:HB	54:BV:50:PRO:HD2	1.38	1.01
57:BY:2:ARG:HD3	57:BY:3:VAL:HG23	1.42	1.01
31:D6:28:ARG:HA	31:D6:32:ASN:HD22	1.23	1.01
57:DY:46:LYS:H	57:DY:62:GLU:HG2	0.89	1.01
35:BA:747:U:H5'	55:BW:90:ARG:HH12	1.23	1.01
35:DA:1590:U:C2'	35:DA:1591:G:H5''	1.89	1.01
35:BA:271(M):G:H2'	35:BA:271(N):U:H5''	1.39	1.01
50:BR:10:LEU:HB3	50:BR:17:ARG:HD2	1.40	1.01
5:CE:81:GLU:HG2	5:CE:90:VAL:HG12	1.42	1.01
54:DV:49:THR:HB	54:DV:50:PRO:HD2	1.36	1.01
41:BG:76:SER:HB2	41:BG:83:ARG:HG2	1.42	1.00
30:D5:2:ALA:HA	35:DA:2015:A:H1'	1.36	1.00
31:B6:28:ARG:HA	31:B6:32:ASN:HD22	1.23	1.00
35:BA:1899:G:N2	35:BA:1902:C:H41	1.60	1.00
48:BP:40:SER:C	48:BP:41:ARG:HD2	1.81	1.00
45:DK:95:LYS:HG2	45:DK:137:GLU:HB3	1.40	1.00
26:D1:81:LYS:CE	35:DA:271(H):G:C5'	2.06	1.00
56:DX:11:PRO:HA	56:DX:28:PHE:HB3	1.41	1.00
58:DZ:152:ALA:HB2	58:DZ:168:GLU:N	1.77	1.00
35:BA:1173:G:H3'	35:BA:1174:A:H5'	1.43	1.00
52:DT:13:ARG:CZ	52:DT:13:ARG:HA	1.90	1.00
54:BV:46:VAL:HG22	54:BV:47:VAL:H	1.27	1.00
57:BY:28:LYS:HB2	57:BY:37:VAL:HB	1.42	1.00
54:BV:15:GLU:HB3	54:BV:16:PRO:HD2	1.43	0.99
9:CI:55:ALA:HA	9:CI:58:ARG:HH12	1.27	0.99
1:AA:328:C:H4'	1:AA:329:A:H5'	1.41	0.99
1:AA:979:C:H3'	1:AA:980:C:H5''	1.44	0.99
5:AE:81:GLU:HG2	5:AE:90:VAL:HG12	1.43	0.99
4:AD:192:GLU:HB2	6:CF:16:GLN:HE22	1.25	0.99
52:BT:13:ARG:CZ	52:BT:13:ARG:HA	1.92	0.99
42:BH:96:ALA:HB2	42:BH:105:LEU:HD13	1.45	0.99
45:BK:95:LYS:HG2	45:BK:137:GLU:HB3	1.41	0.99
1:CA:558:G:H3'	1:CA:559:A:H5''	1.42	0.99
25:D0:10:THR:HG22	25:D0:11:ARG:H	1.26	0.99

Continued on next page...

Continued from previous page...

Atom-1	Atom-2	Interatomic distance (Å)	Clash overlap (Å)
22:AV:72:C:H2'	22:AV:73:A:C5'	1.91	0.99
35:BA:2287:A:N6	35:BA:2344:U:H3	1.59	0.99
55:BW:5:ALA:HB1	55:BW:50:VAL:HG23	1.44	0.99
35:DA:1173:G:H3'	35:DA:1174:A:H5'	1.43	0.99
35:DA:2701:C:H3'	35:DA:2702:U:H5''	1.00	0.99
52:DT:89:VAL:CG1	52:DT:91:ARG:HE	1.75	0.99
1:CA:328:C:H4'	1:CA:329:A:H5'	1.40	0.99
55:DW:5:ALA:HB1	55:DW:50:VAL:HG23	1.44	0.99
42:DH:159:GLU:HG3	42:DH:160:LYS:HG2	1.40	0.99
59:DI:38:LEU:HD12	59:DI:38:LEU:H	1.27	0.99
48:DP:40:SER:C	48:DP:41:ARG:HD2	1.82	0.99
31:D6:15:GLU:CD	31:D6:18:ARG:NE	2.17	0.98
25:B0:10:THR:HG22	25:B0:11:ARG:H	1.26	0.98
35:BA:2701:C:H3'	35:BA:2702:U:H5''	1.03	0.98
35:BA:2781:A:H5'	35:BA:2782:G:H5'	1.40	0.98
35:DA:1176:G:H21	35:DA:1178:C:H1'	1.28	0.98
41:DG:97:ASP:O	41:DG:101:ILE:HG23	1.63	0.98
45:DK:21:PRO:HB2	45:DK:22:PRO:HD3	1.45	0.98
4:AD:20:TYR:HA	4:AD:26:CYS:SG	2.04	0.98
31:B6:41:PRO:HD2	31:B6:45:LYS:HA	1.45	0.98
45:BK:21:PRO:HB2	45:BK:22:PRO:HD3	1.45	0.98
31:D6:15:GLU:CD	31:D6:18:ARG:HE	1.66	0.98
41:DG:46:ALA:HA	41:DG:51:ARG:HD3	1.45	0.98
2:AB:172:ILE:H	2:AB:172:ILE:HD12	1.24	0.98
37:DC:78:ALA:HB1	37:DC:82:LYS:HB2	1.44	0.98
35:BA:1176:G:H21	35:BA:1178:C:H1'	1.29	0.98
35:DA:2562:U:H1'	47:DO:23:ARG:NH1	1.77	0.98
22:AW:5:G:H22	22:AW:68:C:H42	1.10	0.98
57:BY:8:LYS:HE3	57:BY:72:VAL:HG23	1.46	0.98
58:DZ:30:ASN:HD22	58:DZ:32:HIS:H	1.08	0.98
8:AH:122:ARG:HB2	8:AH:122:ARG:HH11	1.28	0.97
22:CW:27:G:H1	22:CW:43:C:H42	1.01	0.97
35:DA:560:C:H4'	53:DU:52:ARG:NH2	1.79	0.97
35:DA:784:A:H5''	38:DD:227:ASN:HD21	1.26	0.97
35:DA:1899:G:N2	35:DA:1902:C:H41	1.60	0.97
58:DZ:91:LEU:H	58:DZ:91:LEU:HD12	1.29	0.97
59:DI:83:ALA:HB2	59:DI:88:ILE:HD13	1.41	0.97
54:DV:15:GLU:HB3	54:DV:16:PRO:HD2	1.43	0.97
42:DH:13:LYS:HE2	42:DH:13:LYS:HA	1.45	0.97
24:AY:214:VAL:HG13	24:AY:215:ASP:H	1.29	0.97
35:BA:875:G:H4'	58:BZ:170:THR:HG21	1.46	0.97

Continued on next page...

Continued from previous page...

Atom-1	Atom-2	Interatomic distance (Å)	Clash overlap (Å)
56:BX:11:PRO:HA	56:BX:28:PHE:HB3	1.42	0.97
1:CA:979:C:H3'	1:CA:980:C:H5''	1.43	0.97
35:DA:1528(A):A:H2'	35:DA:1529:G:H5''	1.43	0.97
46:DN:133:GLN:HG2	46:DN:135:PRO:HD3	1.46	0.97
19:AS:63:THR:H	19:AS:66:MET:HE3	1.25	0.97
52:BT:100:TYR:HD2	52:BT:103:ARG:HH21	1.12	0.97
54:BV:6:LYS:O	54:BV:37:VAL:HG21	1.65	0.97
35:BA:784:A:H5''	38:BD:227:ASN:HD21	1.30	0.97
35:BA:996:A:H4'	53:BU:92:ARG:HD2	1.45	0.97
35:BA:1504:C:H2'	35:BA:1505:C:H5''	1.45	0.97
45:DK:93:ARG:HB3	58:DZ:112:ARG:NE	1.78	0.97
36:BB:84:C:H2'	36:BB:85:G:H5''	1.44	0.96
52:DT:35:LYS:HE2	52:DT:41:ARG:HE	1.28	0.96
29:B4:59:VAL:HG12	29:B4:60:GLU:H	1.30	0.96
1:CA:955:U:H1'	1:CA:1227:A:H61	1.31	0.96
1:CA:1116:C:H2'	1:CA:1117:G:H5''	1.45	0.96
8:CH:122:ARG:HB2	8:CH:122:ARG:HH11	1.28	0.96
1:AA:1116:C:H2'	1:AA:1117:G:H5''	1.46	0.96
35:DA:2287:A:H62	35:DA:2344:U:H3	1.08	0.96
25:B0:51:VAL:HG21	25:B0:80:HIS:HA	1.45	0.96
42:BH:13:LYS:HE2	42:BH:13:LYS:HA	1.45	0.96
39:BE:132:HIS:HB2	39:BE:135:HIS:NE2	1.80	0.96
58:BZ:48:PHE:HA	58:BZ:51:ALA:HB3	1.47	0.96
1:CA:1435:G:H2'	1:CA:1436:U:C6	2.01	0.96
2:CB:185:ILE:HG12	2:CB:199:TYR:HB2	1.44	0.96
35:DA:996:A:H4'	53:DU:92:ARG:HD2	1.47	0.96
51:DS:89:ARG:HH11	51:DS:92:TYR:HA	1.28	0.96
37:BC:36:LYS:HG3	37:BC:37:PHE:H	1.30	0.96
35:BA:2036:C:H5'	35:BA:2036:C:H6	1.31	0.96
51:BS:89:ARG:HH11	51:BS:92:TYR:HA	1.28	0.96
57:BY:28:LYS:HZ2	57:BY:28:LYS:H	0.96	0.96
35:DA:1504:C:H2'	35:DA:1505:C:H5''	1.44	0.96
35:BA:1528(A):A:H2'	35:BA:1529:G:H5''	1.47	0.95
36:BB:95:C:H2'	36:BB:96:U:H6	1.31	0.95
52:BT:35:LYS:HE2	52:BT:41:ARG:HE	1.30	0.95
39:DE:132:HIS:HB2	39:DE:135:HIS:NE2	1.80	0.95
45:DK:93:ARG:H	58:DZ:112:ARG:HH21	1.13	0.95
57:DY:2:ARG:HD3	57:DY:3:VAL:HG23	1.44	0.95
33:B8:6:THR:CG2	33:B8:63:PRO:HD3	1.97	0.95
35:BA:271(S):G:C2'	35:BA:271(T):C:H5''	1.96	0.95
35:BA:2533:A:H2'	35:BA:2534:A:H5''	1.48	0.95

Continued on next page...

Continued from previous page...

Atom-1	Atom-2	Interatomic distance (Å)	Clash overlap (Å)
10:CJ:50:ILE:HD13	10:CJ:50:ILE:H	1.28	0.95
33:D8:6:THR:CG2	33:D8:63:PRO:HD3	1.96	0.95
35:DA:1884:A:C2'	35:DA:1885:A:H5''	1.96	0.95
29:D4:59:VAL:HG12	29:D4:60:GLU:H	1.29	0.95
35:BA:1884:A:C2'	35:BA:1885:A:H5''	1.96	0.95
41:BG:41:GLN:HG2	41:BG:155:MET:HB3	1.43	0.95
40:DF:84:VAL:HG12	40:DF:85:GLY:N	1.75	0.95
57:DY:8:LYS:HE3	57:DY:72:VAL:HG23	1.49	0.95
12:AL:55:VAL:HG12	12:AL:56:ALA:H	1.30	0.95
26:D1:81:LYS:HE2	35:DA:271(H):G:H5''	1.46	0.95
37:DC:51:PRO:HG3	37:DC:204:ALA:HA	1.49	0.95
27:B2:61:LEU:HD23	27:B2:61:LEU:H	1.32	0.95
35:BA:2562:U:H1'	47:BO:23:ARG:NH1	1.80	0.95
41:BG:39:ILE:HD11	41:BG:92:VAL:HG12	1.46	0.95
46:BN:133:GLN:HG2	46:BN:135:PRO:HD3	1.46	0.95
59:DI:66:GLU:HG3	59:DI:69:LYS:HD2	1.45	0.95
10:AJ:50:ILE:H	10:AJ:50:ILE:HD13	1.30	0.95
22:AV:72:C:H2'	22:AV:73:A:H5''	0.95	0.95
41:BG:61:ALA:HB2	41:BG:68:PRO:HD3	1.48	0.95
58:BZ:111:VAL:HG13	58:BZ:112:ARG:H	1.28	0.95
48:BP:59:LEU:HA	48:BP:61:ARG:NE	1.82	0.95
38:BD:28:GLU:HB3	38:BD:29:PRO:HD3	1.48	0.94
41:BG:107:LEU:HD23	41:BG:107:LEU:H	1.30	0.94
49:BQ:134:ARG:HD3	58:BZ:122:ARG:HH11	1.31	0.94
24:CY:51:GLU:HA	24:CY:54:ARG:NH2	1.81	0.94
57:DY:28:LYS:HB2	57:DY:37:VAL:HB	1.48	0.94
58:DZ:131:ARG:HG3	58:DZ:132:ASN:H	1.32	0.94
35:BA:560:C:H4'	53:BU:52:ARG:NH2	1.81	0.94
31:D6:41:PRO:HD2	31:D6:45:LYS:HA	1.48	0.94
37:DC:82:LYS:HE3	37:DC:151:GLU:HA	1.49	0.94
51:DS:66:ALA:O	51:DS:69:VAL:HG12	1.67	0.94
35:DA:1019:U:HO2'	35:DA:1021:A:H2	1.10	0.94
9:AI:55:ALA:HA	9:AI:58:ARG:HH12	1.27	0.94
57:BY:60:PHE:HA	57:BY:62:GLU:OE2	1.66	0.94
35:DA:870:A:H5''	49:DQ:6:ARG:HB2	1.49	0.94
17:AQ:7:THR:HG22	17:AQ:58:GLU:HG2	1.49	0.94
35:BA:1899:G:H22	35:BA:1902:C:H41	1.10	0.94
42:DH:96:ALA:HB2	42:DH:105:LEU:HD13	1.49	0.94
50:BR:33:ARG:HG3	50:BR:115:GLU:HG3	1.49	0.94
1:CA:266:G:H5''	1:CA:268:C:H41	1.32	0.94
1:CA:1346:A:H5''	9:CI:120:ARG:HH12	1.32	0.94

Continued on next page...

Continued from previous page...

Atom-1	Atom-2	Interatomic distance (Å)	Clash overlap (Å)
7:CG:54:THR:OG1	7:CG:56:GLN:HG2	1.67	0.94
24:CY:54:ARG:HD2	24:CY:101:LEU:HD21	1.47	0.94
1:AA:266:G:H5''	1:AA:268:C:H41	1.32	0.94
19:AS:40:ILE:HG21	19:AS:62:ILE:HD11	1.49	0.94
26:B1:86:SER:HB3	26:B1:89:GLU:HB2	1.46	0.94
33:B8:34:TRP:HB2	35:BA:2420:C:OP1	1.65	0.94
58:BZ:151:HIS:HA	58:BZ:171:ILE:HG12	1.48	0.94
31:D6:19:ARG:HG2	31:D6:20:ASN:H	1.33	0.93
54:DV:64:HIS:ND1	54:DV:92:THR:HG22	1.81	0.93
54:BV:64:HIS:ND1	54:BV:92:THR:HG22	1.82	0.93
58:BZ:151:HIS:HB3	58:BZ:170:THR:HA	1.47	0.93
17:CQ:7:THR:HG22	17:CQ:58:GLU:HG2	1.49	0.93
35:DA:1012:U:O4	46:DN:28:THR:HG21	1.66	0.93
59:DI:7:GLU:HB3	59:DI:8:PRO:HD2	1.48	0.93
48:DP:59:LEU:HA	48:DP:61:ARG:NE	1.83	0.93
35:DA:612:C:C2'	35:DA:613:G:H5''	1.97	0.93
42:DH:83:TYR:HA	42:DH:135:GLY:H	1.32	0.93
58:DZ:53:ILE:CG2	58:DZ:71:VAL:HB	1.98	0.93
38:DD:28:GLU:HB3	38:DD:29:PRO:HD3	1.47	0.93
35:DA:1116:C:H2'	35:DA:1117:G:H5'	1.50	0.93
52:DT:91:ARG:HB3	52:DT:116:ALA:HA	1.51	0.93
37:DC:36:LYS:HG3	37:DC:37:PHE:H	1.31	0.93
54:DV:6:LYS:O	54:DV:37:VAL:HG21	1.68	0.93
57:DY:60:PHE:HA	57:DY:62:GLU:OE2	1.68	0.93
49:BQ:141:GLN:N	58:BZ:99:TYR:HB2	1.84	0.93
27:D2:11:GLU:HA	27:D2:14:ARG:HD2	1.50	0.93
32:D7:8:ASN:HD22	32:D7:8:ASN:C	1.69	0.93
36:DB:56:G:H5'	41:DG:27:ASN:HD21	1.34	0.93
31:B6:15:GLU:CD	31:B6:18:ARG:NE	2.23	0.93
58:BZ:165:VAL:HG12	58:BZ:167:PRO:HA	1.49	0.93
19:CS:78:ARG:HB2	19:CS:81:ARG:HH11	1.32	0.93
35:BA:1064:C:H4'	45:BK:89:HIS:HD2	1.34	0.93
6:CF:8:ILE:HD11	6:CF:79:LEU:HD13	1.51	0.93
33:D8:52:LYS:H	33:D8:53:PRO:CD	1.82	0.93
1:AA:1346:A:H5''	9:AI:120:ARG:HH12	1.32	0.92
4:AD:133:VAL:HG11	4:AD:138:TYR:HD1	1.33	0.92
32:B7:8:ASN:C	32:B7:8:ASN:HD22	1.69	0.92
35:BA:1504:C:C2'	35:BA:1505:C:H5''	1.99	0.92
50:DR:2:ARG:HE	50:DR:2:ARG:N	1.66	0.92
6:AF:8:ILE:HD11	6:AF:79:LEU:HD13	1.48	0.92
43:BI:9:LEU:HD12	43:BI:12:LEU:HD12	1.50	0.92

Continued on next page...

Continued from previous page...

Atom-1	Atom-2	Interatomic distance (Å)	Clash overlap (Å)
26:D1:88:LYS:NZ	26:D1:92:LYS:HB2	1.84	0.92
35:BA:1116:C:H2'	35:BA:1117:G:H5'	1.52	0.92
35:BA:2875:C:H4'	52:BT:5:ALA:HB2	1.51	0.92
35:DA:1504:C:C2'	35:DA:1505:C:H5''	1.98	0.92
26:B1:81:LYS:HE2	35:BA:271(H):G:H5''	1.47	0.92
35:BA:1012:U:O4	46:BN:28:THR:HG21	1.68	0.92
41:BG:83:ARG:HH21	41:BG:84:LYS:HZ3	1.03	0.92
47:BO:53:LYS:H	47:BO:53:LYS:HE2	1.35	0.92
19:CS:20:LEU:HA	19:CS:23:ASN:HD22	1.35	0.92
35:DA:2036:C:H5'	35:DA:2036:C:H6	1.31	0.92
35:DA:2801(A):A:H4'	35:DA:2802:G:H5'	1.52	0.92
50:DR:33:ARG:HG3	50:DR:115:GLU:HG3	1.51	0.92
1:CA:59:A:C5'	1:CA:60:A:H5''	1.99	0.92
37:DC:49:ILE:HG13	37:DC:50:ASP:H	1.33	0.92
42:DH:44:VAL:HG12	42:DH:45:VAL:H	1.33	0.92
24:AY:150:GLN:HB2	24:AY:172:LYS:HB2	1.49	0.92
31:B6:19:ARG:HG2	31:B6:20:ASN:H	1.33	0.92
35:BA:2801(A):A:H4'	35:BA:2802:G:H5'	1.52	0.92
40:BF:67:GLN:O	40:BF:67:GLN:HG3	1.67	0.92
35:DA:2312:U:C2'	35:DA:2313:C:H5''	2.00	0.92
10:AJ:40:LEU:HD23	10:AJ:40:LEU:H	1.33	0.92
35:BA:870:A:H5''	49:BQ:6:ARG:HB2	1.51	0.92
37:BC:49:ILE:HG13	37:BC:50:ASP:H	1.33	0.92
10:CJ:40:LEU:HD23	10:CJ:40:LEU:H	1.33	0.92
29:D4:51:TYR:CD2	41:DG:2:PRO:HD3	2.04	0.92
37:BC:82:LYS:HE3	37:BC:151:GLU:HA	1.51	0.92
41:DG:46:ALA:HB3	41:DG:88:ILE:HG21	1.52	0.92
1:AA:955:U:H1'	1:AA:1227:A:H61	1.33	0.92
7:AG:54:THR:OG1	7:AG:56:GLN:HG2	1.68	0.92
31:B6:20:ASN:ND2	31:B6:21:TYR:H	1.66	0.92
52:BT:3:ARG:HD2	52:BT:6:LEU:HB2	1.51	0.92
35:DA:784:A:H5''	38:DD:227:ASN:ND2	1.84	0.92
57:DY:28:LYS:H	57:DY:28:LYS:NZ	1.67	0.92
48:BP:30:THR:HG22	48:BP:31:ALA:N	1.85	0.92
35:DA:1899:G:H22	35:DA:1902:C:H41	1.07	0.92
40:DF:3:GLU:HA	40:DF:24:LEU:HG	1.52	0.92
41:DG:72:ARG:HH11	41:DG:86:MET:HA	1.32	0.92
1:AA:1445:C:H2'	1:AA:1446:U:H5'	1.49	0.91
27:B2:2:LYS:HB2	35:BA:97:C:H5''	1.48	0.91
28:B3:43:ILE:O	28:B3:47:VAL:HG23	1.70	0.91
35:BA:1190:G:H5''	48:BP:35:HIS:HA	1.52	0.91

Continued on next page...

Continued from previous page...

Atom-1	Atom-2	Interatomic distance (Å)	Clash overlap (Å)
35:BA:2645:G:H3'	35:BA:2646:C:H5'	1.48	0.91
42:BH:44:VAL:HG12	42:BH:45:VAL:H	1.33	0.91
58:BZ:165:VAL:HG12	58:BZ:166:SER:N	1.83	0.91
53:DU:90:VAL:HG12	53:DU:91:ASP:H	1.35	0.91
1:CA:1116:C:C2'	1:CA:1117:G:H5''	2.00	0.91
2:CB:77:ALA:HB2	2:CB:211:ILE:HD13	1.52	0.91
52:DT:28:VAL:HG11	52:DT:46:GLU:HG3	1.52	0.91
40:BF:8:GLN:HB3	40:BF:126:VAL:HA	1.51	0.91
50:BR:2:ARG:HE	50:BR:2:ARG:N	1.68	0.91
35:DA:271(S):G:C2'	35:DA:271(T):C:H5''	2.00	0.91
40:DF:8:GLN:HB3	40:DF:126:VAL:HA	1.51	0.91
48:DP:18:ARG:HB3	48:DP:18:ARG:NH1	1.86	0.91
1:AA:59:A:C5'	1:AA:60:A:H5''	1.99	0.91
1:AA:355:C:H2'	1:AA:356:A:H8	1.36	0.91
1:AA:1116:C:C2'	1:AA:1117:G:H5''	2.01	0.91
1:AA:1363(A):A:H4'	1:AA:1364:U:H5''	1.53	0.91
2:AB:77:ALA:HB2	2:AB:211:ILE:HD13	1.51	0.91
41:BG:107:LEU:HD13	41:BG:177:GLY:HA3	1.50	0.91
48:BP:18:ARG:HB3	48:BP:18:ARG:NH1	1.85	0.91
52:BT:28:VAL:HG11	52:BT:46:GLU:HG3	1.52	0.91
58:BZ:7:ALA:HB2	58:BZ:59:LEU:HD22	1.53	0.91
52:DT:100:TYR:HD2	52:DT:103:ARG:HH21	1.08	0.91
42:BH:158:HIS:NE2	42:BH:170:ARG:HA	1.85	0.91
28:D3:43:ILE:O	28:D3:47:VAL:HG23	1.71	0.91
36:DB:84:C:H2'	36:DB:85:G:H5''	1.53	0.91
56:DX:30:VAL:HG12	56:DX:31:HIS:H	1.34	0.91
2:AB:18:GLY:H	2:AB:42:ILE:HG22	1.36	0.91
33:B8:52:LYS:H	33:B8:53:PRO:CD	1.83	0.91
33:B8:62:LEU:CD1	35:BA:242:G:H5''	2.01	0.91
35:BA:2681:C:H5	35:BA:2725:A:H62	1.17	0.91
35:DA:1169:G:H1	35:DA:1180:C:H42	1.15	0.91
36:DB:95:C:H2'	36:DB:96:U:H6	1.34	0.91
42:DH:28:GLY:HA3	42:DH:79:VAL:HG21	1.51	0.91
59:DI:81:VAL:HG13	59:DI:82:ARG:H	1.35	0.91
1:AA:1348:U:H4'	9:AI:120:ARG:HD2	1.53	0.91
1:CA:1305:G:N2	1:CA:1331:G:H2'	1.84	0.91
12:CL:24:VAL:HG13	12:CL:98:TYR:HE2	1.34	0.91
53:BU:90:VAL:HG12	53:BU:91:ASP:H	1.36	0.91
35:DA:914:C:H2'	35:DA:915:C:H5'	1.53	0.91
35:DA:2645:G:H3'	35:DA:2646:C:H5'	1.52	0.91
31:B6:15:GLU:CD	31:B6:18:ARG:HE	1.73	0.91

Continued on next page...

Continued from previous page...

Atom-1	Atom-2	Interatomic distance (Å)	Clash overlap (Å)
35:BA:780:G:H21	35:BA:783:A:H62	1.17	0.91
42:BH:94:TYR:HA	42:BH:107:VAL:HG12	1.53	0.91
4:CD:133:VAL:HG11	4:CD:138:TYR:HD1	1.32	0.91
41:DG:60:LEU:O	41:DG:64:THR:HG22	1.71	0.91
12:AL:47:LYS:HB3	12:AL:48:PRO:HD3	1.52	0.90
42:BH:83:TYR:HA	42:BH:135:GLY:H	1.33	0.90
52:DT:3:ARG:HD2	52:DT:6:LEU:HB2	1.52	0.90
19:AS:78:ARG:HB2	19:AS:81:ARG:HH11	1.33	0.90
35:BA:1887:C:C2'	35:BA:1888:G:H5''	2.01	0.90
40:BF:3:GLU:HA	40:BF:24:LEU:HG	1.52	0.90
43:BI:62:LYS:HE2	43:BI:133:HIS:HE2	1.36	0.90
35:DA:2533:A:H2'	35:DA:2534:A:H5''	1.52	0.90
47:DO:53:LYS:HE2	47:DO:53:LYS:H	1.37	0.90
51:DS:28:VAL:HB	51:DS:89:ARG:HB2	1.53	0.90
2:CB:18:GLY:H	2:CB:42:ILE:HG22	1.37	0.90
19:AS:20:LEU:HA	19:AS:23:ASN:HD22	1.35	0.90
35:BA:2312:U:C2'	35:BA:2313:C:H5''	2.00	0.90
42:BH:97:ARG:HG2	42:BH:98:LEU:H	1.36	0.90
1:CA:355:C:H2'	1:CA:356:A:H8	1.35	0.90
1:CA:878:G:H5'	8:CH:89:PRO:HG2	1.54	0.90
12:CL:47:LYS:HB3	12:CL:48:PRO:HD3	1.53	0.90
24:CY:19:ILE:HG22	24:CY:52:ALA:HB2	1.54	0.90
35:DA:1022:G:H22	35:DA:1142(A):A:H2	1.18	0.90
2:CB:75:LYS:HA	2:CB:78:GLN:HG3	1.52	0.90
24:CY:353:ALA:HA	24:CY:356:ARG:CZ	2.01	0.90
5:AE:82:VAL:HG21	5:AE:138:ALA:HA	1.53	0.90
33:B8:59:LYS:HD3	48:BP:50:ARG:HG3	1.53	0.90
37:BC:51:PRO:HG3	37:BC:204:ALA:HA	1.51	0.90
51:BS:106:ARG:HH11	51:BS:108:GLY:H	1.16	0.90
3:CC:105:GLU:HG2	3:CC:106:VAL:H	1.36	0.90
9:AI:63:ILE:HD11	9:AI:81:ILE:HD11	1.53	0.90
35:BA:1019:U:HO2'	35:BA:1021:A:H2	1.15	0.90
35:BA:1568:G:H5''	38:BD:61:LEU:HD13	1.54	0.90
24:CY:344:LEU:HD23	24:CY:344:LEU:H	1.36	0.90
33:D8:62:LEU:CD1	35:DA:242:G:H5''	2.01	0.90
35:DA:2308:G:O6	35:DA:2310:A:H2'	1.71	0.90
52:DT:28:VAL:HG22	52:DT:47:GLY:N	1.84	0.90
54:DV:5:VAL:HG23	54:DV:37:VAL:O	1.72	0.90
26:B1:81:LYS:HE2	35:BA:271(H):G:C4'	2.00	0.90
30:B5:40:LYS:HE3	30:B5:46:CYS:H	1.36	0.90
40:BF:40:GLN:HE22	40:BF:182:ASN:HB2	1.36	0.90

Continued on next page...

Continued from previous page...

Atom-1	Atom-2	Interatomic distance (Å)	Clash overlap (Å)
40:BF:84:VAL:HG12	40:BF:85:GLY:N	1.79	0.90
52:BT:28:VAL:HG22	52:BT:47:GLY:N	1.86	0.90
1:CA:1363(A):A:H4'	1:CA:1364:U:H5''	1.52	0.90
35:BA:34:C:O2'	35:BA:35:G:H5'	1.72	0.90
56:BX:30:VAL:HG12	56:BX:31:HIS:H	1.36	0.90
33:D8:34:TRP:HB2	35:DA:2420:C:OP1	1.71	0.90
40:DF:40:GLN:HE22	40:DF:182:ASN:HB2	1.36	0.90
1:AA:1305:G:N2	1:AA:1331:G:H2'	1.85	0.90
22:AW:16:U:H3'	22:AW:17:C:C5'	2.02	0.90
54:BV:99:ILE:HD13	54:BV:99:ILE:H	1.36	0.90
57:BY:28:LYS:H	57:BY:28:LYS:NZ	1.70	0.90
20:CT:50:GLU:HB3	20:CT:100:ILE:HG12	1.54	0.90
31:D6:20:ASN:ND2	31:D6:21:TYR:H	1.70	0.90
35:DA:1779:U:H5	35:DA:1784:A:N7	1.70	0.90
9:AI:4:TYR:HB2	9:AI:19:LEU:HB2	1.52	0.89
41:BG:38:VAL:HG12	41:BG:93:THR:HA	1.54	0.89
52:BT:106:SER:HB2	52:BT:110:ILE:HD11	1.53	0.89
22:CW:38:A:H3'	22:CW:39:U:C5'	2.02	0.89
35:DA:780:G:H21	35:DA:783:A:H62	1.19	0.89
40:DF:67:GLN:HG3	40:DF:67:GLN:O	1.73	0.89
41:DG:101:ILE:HD13	41:DG:102:PHE:N	1.87	0.89
42:DH:97:ARG:HG2	42:DH:98:LEU:H	1.37	0.89
52:DT:106:SER:HB2	52:DT:110:ILE:HD11	1.54	0.89
2:AB:75:LYS:HA	2:AB:78:GLN:HG3	1.52	0.89
38:BD:25:THR:CG2	38:BD:82:ILE:H	1.84	0.89
27:D2:10:LEU:HD13	27:D2:14:ARG:HH21	1.36	0.89
41:DG:22:ARG:HH11	41:DG:22:ARG:CB	1.85	0.89
58:DZ:151:HIS:HB2	58:DZ:169:GLU:O	1.72	0.89
26:D1:3:LYS:HG3	26:D1:4:VAL:H	1.36	0.89
41:DG:22:ARG:HB3	41:DG:22:ARG:NH1	1.86	0.89
2:AB:54:THR:HG21	2:AB:201:ILE:HD11	1.54	0.89
26:B1:3:LYS:HG3	26:B1:4:VAL:H	1.36	0.89
35:BA:654(M):C:H2'	35:BA:654(N):G:C8	2.08	0.89
35:BA:2068:U:H3	35:BA:2430:A:H2	0.92	0.89
42:BH:28:GLY:HA3	42:BH:79:VAL:HG21	1.51	0.89
5:CE:82:VAL:HG21	5:CE:138:ALA:HA	1.54	0.89
30:D5:58:LEU:HD23	30:D5:59:GLU:H	1.37	0.89
35:DA:654(J):A:H2'	35:DA:654(L):G:C8	2.07	0.89
35:DA:1064:C:H4'	45:DK:89:HIS:HD2	1.34	0.89
40:DF:25:PRO:HG3	40:DF:119:ARG:HG3	1.54	0.89
19:CS:40:ILE:HG21	19:CS:62:ILE:HD11	1.52	0.89

Continued on next page...

Continued from previous page...

Atom-1	Atom-2	Interatomic distance (Å)	Clash overlap (Å)
42:DH:94:TYR:HA	42:DH:107:VAL:HG12	1.54	0.89
6:AF:43:LEU:H	6:AF:43:LEU:HD12	1.38	0.89
35:BA:674:G:H1'	40:BF:74:ARG:HD2	1.54	0.89
48:DP:30:THR:HG22	48:DP:31:ALA:N	1.84	0.89
52:DT:3:ARG:HG2	52:DT:6:LEU:H	1.36	0.89
28:B3:2:PRO:HD2	28:B3:39:ASP:HB2	1.54	0.89
3:CC:92:ALA:HB2	3:CC:99:VAL:HG21	1.52	0.89
9:CI:4:TYR:HB2	9:CI:19:LEU:HB2	1.51	0.89
33:D8:59:LYS:HD3	48:DP:50:ARG:HG3	1.55	0.89
52:BT:91:ARG:HB3	52:BT:116:ALA:HA	1.53	0.89
30:D5:40:LYS:HE3	30:D5:46:CYS:H	1.32	0.89
35:BA:774:A:H2	35:BA:787:U:HO2'	0.91	0.89
35:BA:1082:U:H5'	45:BK:117:THR:HG22	1.55	0.89
19:CS:48:THR:HG22	19:CS:61:TYR:HA	1.54	0.89
31:D6:33:LYS:HE2	31:D6:33:LYS:HA	1.54	0.89
51:DS:106:ARG:HH11	51:DS:108:GLY:H	1.17	0.89
58:DZ:165:VAL:HG12	58:DZ:166:SER:H	1.38	0.89
5:AE:101:ILE:H	5:AE:101:ILE:HD13	1.38	0.88
33:B8:6:THR:HG22	33:B8:63:PRO:HD3	1.55	0.88
47:BO:53:LYS:H	47:BO:53:LYS:CE	1.85	0.88
2:CB:54:THR:HG21	2:CB:201:ILE:HD11	1.53	0.88
35:DA:2302:G:H1'	41:DG:128:ARG:NH2	1.88	0.88
47:DO:35:VAL:HG11	47:DO:103:ALA:HB3	1.55	0.88
52:DT:129:ARG:CZ	52:DT:131:ALA:HB3	2.02	0.88
57:DY:39:VAL:HG12	57:DY:40:GLU:H	1.38	0.88
35:BA:655:A:H4'	35:BA:656:G:H5'	1.55	0.88
39:BE:69:LYS:HE3	39:BE:90:THR:H	1.38	0.88
51:BS:66:ALA:O	51:BS:69:VAL:HG12	1.73	0.88
35:DA:1190:G:H5''	48:DP:35:HIS:HA	1.52	0.88
17:AQ:52:LYS:H	17:AQ:52:LYS:HD2	1.38	0.88
20:AT:50:GLU:HB3	20:AT:100:ILE:HG12	1.54	0.88
20:AT:50:GLU:HG3	20:AT:51:GLU:H	1.39	0.88
22:AW:72:C:H2'	22:AW:73:A:O4'	1.72	0.88
33:B8:32:LEU:HD13	33:B8:32:LEU:H	1.36	0.88
33:D8:52:LYS:N	33:D8:53:PRO:HD2	1.88	0.88
35:DA:655:A:H4'	35:DA:656:G:H5'	1.56	0.88
35:DA:1568:G:H5''	38:DD:61:LEU:HD13	1.54	0.88
57:DY:28:LYS:H	57:DY:28:LYS:HZ2	0.92	0.88
1:AA:878:G:H5'	8:AH:89:PRO:HG2	1.53	0.88
19:AS:48:THR:HG22	19:AS:61:TYR:HA	1.55	0.88
24:AY:97:LYS:HA	24:AY:100:GLU:HB2	1.56	0.88

Continued on next page...

Continued from previous page...

Atom-1	Atom-2	Interatomic distance (Å)	Clash overlap (Å)
33:B8:50:LEU:HD12	33:B8:51:ALA:H	1.37	0.88
35:BA:1169:G:H1	35:BA:1180:C:H42	1.19	0.88
35:DA:2875:C:H4'	52:DT:5:ALA:HB2	1.53	0.88
1:AA:1412:C:H2'	1:AA:1413:A:H8	1.38	0.88
22:AW:20:U:H2'	22:AW:21:A:H4'	1.56	0.88
24:AY:41:ASP:N	24:AY:42:PRO:HD2	1.87	0.88
42:BH:60:ARG:HH12	42:BH:64:LEU:HD21	1.39	0.88
35:DA:330:A:H2	35:DA:1210:A:H2'	1.39	0.88
40:DF:24:LEU:CD1	40:DF:25:PRO:HD3	2.02	0.88
49:DQ:141:GLN:H	58:DZ:99:TYR:HB2	1.37	0.88
57:DY:28:LYS:HZ2	57:DY:28:LYS:N	1.71	0.88
22:AV:72:C:H5'	22:AV:72:C:H6	1.37	0.88
31:D6:28:ARG:HB3	31:D6:28:ARG:NH1	1.89	0.88
11:AK:29:ILE:HG22	11:AK:44:SER:HB2	1.56	0.88
52:BT:3:ARG:HG2	52:BT:6:LEU:H	1.37	0.88
58:BZ:152:ALA:HB1	58:BZ:167:PRO:HG2	1.55	0.88
42:DH:158:HIS:NE2	42:DH:170:ARG:HA	1.88	0.88
48:DP:147:LEU:HD12	48:DP:148:LEU:H	1.38	0.88
54:DV:99:ILE:H	54:DV:99:ILE:HD13	1.37	0.88
35:BA:2401:U:H3'	35:BA:2402:C:H5''	1.54	0.88
3:CC:70:VAL:HG12	3:CC:72:LYS:H	1.36	0.88
13:CM:27:LYS:HE3	13:CM:31:LYS:HE3	1.53	0.88
22:CV:3:C:H5'	22:CV:3:C:H6	1.35	0.88
38:DD:25:THR:CG2	38:DD:82:ILE:H	1.86	0.88
1:AA:939:G:H5''	7:AG:102:ARG:NH2	1.89	0.88
2:CB:36:ARG:H	2:CB:41:ILE:HD13	1.39	0.88
17:CQ:52:LYS:HD2	17:CQ:52:LYS:H	1.39	0.88
3:AC:89:GLU:HG3	3:AC:93:LYS:NZ	1.89	0.88
31:B6:33:LYS:HE2	31:B6:33:LYS:HA	1.55	0.88
35:BA:612:C:C2'	35:BA:613:G:H5''	2.03	0.88
51:BS:28:VAL:HB	51:BS:89:ARG:HB2	1.54	0.88
20:CT:50:GLU:HG3	20:CT:51:GLU:H	1.39	0.88
22:CW:16:U:H3'	22:CW:17:C:H5'	1.56	0.88
33:D8:32:LEU:H	33:D8:32:LEU:HD13	1.38	0.88
35:DA:1846:G:H5'	35:DA:1847:A:OP2	1.73	0.88
35:DA:2401:U:H3'	35:DA:2402:C:H5''	1.54	0.88
39:DE:69:LYS:HE3	39:DE:90:THR:H	1.39	0.88
58:DZ:151:HIS:HB3	58:DZ:170:THR:HA	1.56	0.88
26:B1:81:LYS:NZ	35:BA:271(H):G:H5'	1.88	0.87
12:CL:55:VAL:HG12	12:CL:56:ALA:H	1.39	0.87
42:DH:60:ARG:HH12	42:DH:64:LEU:HD21	1.38	0.87

Continued on next page...

Continued from previous page...

Atom-1	Atom-2	Interatomic distance (Å)	Clash overlap (Å)
26:D1:81:LYS:HE2	35:DA:271(H):G:C4'	2.04	0.87
3:AC:92:ALA:HB2	3:AC:99:VAL:HG21	1.54	0.87
10:AJ:80:LYS:NZ	9:CI:95:LYS:HB3	1.89	0.87
35:BA:654(J):A:H2'	35:BA:654(L):G:C8	2.09	0.87
35:BA:2283:C:H2'	35:BA:2284:C:H5'	1.56	0.87
35:BA:2876:G:H1'	52:BT:3:ARG:NH2	1.89	0.87
10:CJ:27:ALA:HB2	10:CJ:85:LEU:HD11	1.55	0.87
35:DA:1826:G:H4'	38:DD:242:ARG:HE	1.38	0.87
59:DI:5:LEU:O	59:DI:6:LEU:HD23	1.74	0.87
45:DK:72:PRO:HG2	45:DK:77:LEU:HD21	1.56	0.87
49:DQ:110:THR:HB	49:DQ:112:GLU:HG2	1.56	0.87
41:BG:21:ARG:HB3	41:BG:21:ARG:NH1	1.88	0.87
48:BP:147:LEU:HD12	48:BP:148:LEU:H	1.39	0.87
57:BY:56:PRO:O	57:BY:57:GLN:HG3	1.74	0.87
41:DG:124:SER:HB2	41:DG:131:TYR:CE1	2.08	0.87
57:DY:56:PRO:O	57:DY:57:GLN:HG3	1.74	0.87
1:CA:404:U:H2'	1:CA:405:U:H6	1.40	0.87
35:DA:2068:U:N3	35:DA:2430:A:H2	1.71	0.87
41:DG:42:GLY:O	41:DG:43:LEU:HB2	1.74	0.87
41:DG:173:LEU:HB3	41:DG:178:PHE:HD2	1.38	0.87
47:DO:53:LYS:H	47:DO:53:LYS:CE	1.87	0.87
1:AA:1442(A):G:H3'	1:AA:1442(B):A:C5'	2.04	0.87
35:BA:493:G:C2'	35:BA:494:G:H5''	2.04	0.87
45:BK:72:PRO:HG2	45:BK:77:LEU:HD21	1.55	0.87
52:BT:78:LEU:O	52:BT:78:LEU:HD23	1.75	0.87
33:D8:50:LEU:HD12	33:D8:51:ALA:H	1.40	0.87
41:DG:47:LYS:HG2	41:DG:82:LEU:HD12	1.55	0.87
3:AC:105:GLU:HG2	3:AC:106:VAL:H	1.37	0.87
54:BV:19:LYS:HG3	54:BV:20:LEU:N	1.87	0.87
57:BY:48:ALA:O	57:BY:49:VAL:HG13	1.75	0.87
35:DA:674:G:H1'	40:DF:74:ARG:HD2	1.57	0.87
35:DA:2681:C:H5	35:DA:2725:A:H62	1.17	0.87
35:BA:914:C:H2'	35:BA:915:C:H5'	1.56	0.87
40:BF:24:LEU:CD1	40:BF:25:PRO:HD3	2.04	0.87
1:CA:975:A:H4'	1:CA:976:G:H5''	1.56	0.87
24:CY:231:VAL:HG12	24:CY:246:ASP:HB3	1.57	0.87
35:DA:1082:U:H5'	45:DK:117:THR:HG22	1.56	0.87
37:BC:44:HIS:HA	37:BC:175:VAL:H	1.38	0.87
3:CC:52:LEU:HD23	3:CC:52:LEU:H	1.40	0.87
4:CD:20:TYR:HA	4:CD:26:CYS:SG	2.15	0.87
35:DA:1887:C:C2'	35:DA:1888:G:H5''	2.02	0.87

Continued on next page...

Continued from previous page...

Atom-1	Atom-2	Interatomic distance (Å)	Clash overlap (Å)
59:DI:6:LEU:HD12	59:DI:34:GLY:O	1.73	0.87
52:DT:13:ARG:HA	52:DT:13:ARG:NH1	1.89	0.87
1:AA:372:C:H4'	1:AA:373:A:OP1	1.73	0.86
2:AB:36:ARG:H	2:AB:41:ILE:HD13	1.39	0.86
3:AC:52:LEU:H	3:AC:52:LEU:HD23	1.39	0.86
10:AJ:27:ALA:HB2	10:AJ:85:LEU:HD11	1.54	0.86
19:AS:6:LYS:H	19:AS:6:LYS:CE	1.88	0.86
22:AW:9:A:H61	22:AW:22:G:H3'	1.39	0.86
35:BA:2308:G:O6	35:BA:2310:A:H2'	1.74	0.86
40:BF:25:PRO:HG3	40:BF:119:ARG:HG3	1.55	0.86
35:DA:654(M):C:H2'	35:DA:654(N):G:C8	2.09	0.86
24:AY:154:VAL:HG11	24:AY:168:GLN:OE1	1.73	0.86
35:BA:1024:G:H3'	35:BA:1025:G:H5''	1.55	0.86
41:DG:72:ARG:NH1	41:DG:86:MET:HA	1.90	0.86
50:DR:10:LEU:HB3	50:DR:17:ARG:CD	2.04	0.86
1:AA:404:U:H2'	1:AA:405:U:H6	1.40	0.86
35:BA:27:G:N2	35:BA:512:G:H2'	1.90	0.86
35:BA:676:A:H8	35:BA:2069:G:H21	1.23	0.86
35:BA:1846:G:H5'	35:BA:1847:A:OP2	1.76	0.86
6:CF:43:LEU:H	6:CF:43:LEU:HD12	1.39	0.86
20:CT:89:ARG:HH22	20:CT:104:LEU:HD21	1.39	0.86
35:DA:1697:G:H3'	35:DA:1698:A:H5''	1.58	0.86
39:DE:181:LEU:HD21	52:DT:7:ILE:HG23	1.55	0.86
57:DY:8:LYS:H	57:DY:8:LYS:HD2	1.41	0.86
57:DY:87:LYS:HG3	57:DY:88:LYS:H	1.40	0.86
13:AM:27:LYS:HE3	13:AM:31:LYS:HE3	1.56	0.86
30:B5:3:LYS:HG3	30:B5:4:HIS:H	1.41	0.86
35:BA:330:A:H2	35:BA:1210:A:H2'	1.39	0.86
22:CW:39:U:H2'	22:CW:40:C:H5'	1.58	0.86
24:CY:113:GLU:HA	24:CY:175:ASN:H	1.39	0.86
31:D6:30:THR:HG22	31:D6:31:PRO:HD2	1.58	0.86
35:DA:1686:C:H5'	35:DA:1686:C:H6	1.40	0.86
35:DA:2283:C:H2'	35:DA:2284:C:H5'	1.57	0.86
38:DD:106:ILE:HD11	38:DD:143:HIS:NE2	1.91	0.86
58:DZ:146:ILE:HG13	58:DZ:147:GLY:H	1.39	0.86
49:BQ:134:ARG:HD3	58:BZ:122:ARG:NH1	1.91	0.86
3:CC:89:GLU:HG3	3:CC:93:LYS:NZ	1.90	0.86
58:DZ:30:ASN:ND2	58:DZ:32:HIS:H	1.72	0.86
35:BA:1779:U:H5	35:BA:1784:A:N7	1.73	0.86
35:DA:34:C:O2'	35:DA:35:G:H5'	1.76	0.86
20:AT:89:ARG:HH22	20:AT:104:LEU:HD21	1.38	0.86

Continued on next page...

Continued from previous page...

Atom-1	Atom-2	Interatomic distance (Å)	Clash overlap (Å)
35:BA:493:G:H2'	35:BA:494:G:H5''	1.54	0.86
47:BO:35:VAL:HG11	47:BO:103:ALA:HB3	1.56	0.86
48:BP:23:PRO:HB2	48:BP:33:ARG:HG3	1.56	0.86
58:BZ:101:PRO:O	58:BZ:102:LEU:HD12	1.76	0.86
27:D2:55:ARG:HH11	35:DA:75:G:H4'	1.38	0.86
35:DA:2126:A:H4'	35:DA:2127:G:O5'	1.76	0.86
48:DP:7:ARG:O	48:DP:10:PRO:HD3	1.74	0.86
48:DP:23:PRO:HB2	48:DP:33:ARG:HG3	1.57	0.86
50:DR:10:LEU:CB	50:DR:17:ARG:HD2	2.06	0.86
31:B6:28:ARG:HB3	31:B6:28:ARG:NH1	1.91	0.86
48:BP:7:ARG:O	48:BP:10:PRO:HD3	1.75	0.86
50:BR:11:ASN:OD1	50:BR:12:ARG:N	2.08	0.86
37:DC:44:HIS:HA	37:DC:175:VAL:H	1.40	0.86
2:AB:84:GLU:HB3	2:AB:219:VAL:HG21	1.58	0.86
4:AD:108:LEU:HD11	4:AD:174:LEU:HD13	1.58	0.86
1:CA:1149:C:H2'	1:CA:1150:U:H6	1.41	0.86
35:DA:1024:G:H3'	35:DA:1025:G:H5''	1.55	0.86
54:DV:19:LYS:HG3	54:DV:20:LEU:N	1.91	0.86
35:BA:784:A:H5''	38:BD:227:ASN:ND2	1.89	0.85
35:BA:1022:G:H22	35:BA:1142(A):A:H2	1.21	0.85
57:BY:87:LYS:HG3	57:BY:88:LYS:H	1.40	0.85
11:CK:29:ILE:HG22	11:CK:44:SER:HB2	1.56	0.85
22:CV:20:U:C3'	22:CV:21:A:H5'	2.05	0.85
35:DA:2630:G:H1'	35:DA:2894:G:H1'	1.58	0.85
5:AE:8:GLU:HG3	5:AE:34:VAL:HG22	1.57	0.85
56:BX:55:ASN:HD22	56:BX:80:ILE:HD11	1.41	0.85
57:BY:52:SER:O	57:BY:54:LYS:N	2.09	0.85
2:CB:187:LEU:HD22	2:CB:201:ILE:O	1.76	0.85
19:CS:6:LYS:CE	19:CS:6:LYS:H	1.88	0.85
24:CY:57:ARG:HA	24:CY:60:ASP:HB3	1.56	0.85
35:DA:2068:U:H3	35:DA:2430:A:H2	0.89	0.85
35:DA:2876:G:H1'	52:DT:3:ARG:NH2	1.90	0.85
41:DG:88:ILE:HG13	41:DG:89:GLY:H	1.41	0.85
35:BA:2753:A:O2'	35:BA:2754:U:H5'	1.76	0.85
35:BA:2348:U:H2'	35:BA:2349:G:C5'	2.05	0.85
53:BU:92:ARG:O	53:BU:94:ASN:N	2.09	0.85
1:CA:372:C:H4'	1:CA:373:A:OP1	1.74	0.85
35:DA:1187:G:H5''	54:DV:81:TYR:CE2	2.11	0.85
52:DT:28:VAL:HG13	52:DT:46:GLU:HA	1.59	0.85
57:DY:52:SER:O	57:DY:54:LYS:N	2.09	0.85
58:DZ:35:ARG:HG3	58:DZ:35:ARG:HH11	1.41	0.85

Continued on next page...

Continued from previous page...

Atom-1	Atom-2	Interatomic distance (Å)	Clash overlap (Å)
35:BA:212:G:O2'	35:BA:213:A:H5'	1.77	0.85
10:CJ:61:GLU:HG3	14:CN:58:LYS:HE2	1.59	0.85
41:DG:67:LYS:HD3	41:DG:67:LYS:H	1.41	0.85
1:AA:370:C:H42	1:AA:391:G:H1	1.20	0.85
35:BA:2126:A:H4'	35:BA:2127:G:O5'	1.76	0.85
41:BG:97:ASP:HB3	41:BG:98:ARG:HH21	1.39	0.85
52:BT:129:ARG:CZ	52:BT:131:ALA:HB3	2.07	0.85
57:BY:28:LYS:HZ2	57:BY:28:LYS:N	1.74	0.85
1:CA:1452:C:H4'	1:CA:1456:G:C4	2.11	0.85
3:CC:53:ALA:HB2	3:CC:115:LEU:HD21	1.57	0.85
5:CE:101:ILE:HD13	5:CE:101:ILE:H	1.40	0.85
24:CY:315:VAL:HG21	24:CY:320:TYR:CE2	2.11	0.85
26:D1:86:SER:HB2	26:D1:90:ILE:HG12	1.59	0.85
35:DA:2753:A:O2'	35:DA:2754:U:H5'	1.76	0.85
39:DE:93:VAL:HG21	39:DE:180:ASN:HA	1.58	0.85
24:AY:344:LEU:H	24:AY:344:LEU:CD2	1.90	0.85
35:BA:2206:G:N2	35:BA:2207:G:H5'	1.90	0.85
35:DA:620:G:H4'	35:DA:621:A:C5'	2.06	0.85
35:DA:2103:C:H3'	35:DA:2104:G:H5''	1.58	0.85
1:AA:736:C:H2'	1:AA:737:A:H8	1.42	0.85
27:B2:59:ARG:HA	27:B2:62:THR:HB	1.57	0.85
35:BA:654(L):G:H2'	35:BA:654(M):C:O4'	1.76	0.85
22:CW:16:U:C5	22:CW:18:G:H3'	2.12	0.85
35:DA:493:G:C2'	35:DA:494:G:H5''	2.07	0.85
35:DA:774:A:H2	35:DA:787:U:HO2'	0.91	0.85
51:DS:14:VAL:HG12	51:DS:15:ARG:H	1.42	0.85
38:BD:106:ILE:HD11	38:BD:143:HIS:NE2	1.90	0.85
41:BG:51:ARG:HA	41:BG:51:ARG:NE	1.92	0.85
24:CY:288:ARG:HA	24:CY:291:ARG:HB3	1.58	0.85
27:D2:7:ARG:HA	27:D2:10:LEU:HD12	1.56	0.85
33:D8:6:THR:HG22	33:D8:63:PRO:HD3	1.57	0.85
50:DR:11:ASN:OD1	50:DR:12:ARG:N	2.09	0.85
58:DZ:152:ALA:HB2	58:DZ:168:GLU:H	1.37	0.85
51:BS:74:ALA:HB1	51:BS:103:GLU:HB2	1.59	0.85
35:DA:747:U:H5'	55:DW:90:ARG:NH1	1.92	0.85
36:DB:117:G:H5'	51:DS:55:ALA:HB1	1.58	0.85
41:DG:128:ARG:C	41:DG:130:ASN:H	1.80	0.85
1:AA:975:A:H4'	1:AA:976:G:H5''	1.56	0.84
35:BA:2103:C:H3'	35:BA:2104:G:H5''	1.57	0.84
54:BV:5:VAL:HG23	54:BV:37:VAL:O	1.76	0.84
1:CA:1348:U:H4'	9:CI:120:ARG:HD2	1.58	0.84

Continued on next page...

Continued from previous page...

Atom-1	Atom-2	Interatomic distance (Å)	Clash overlap (Å)
24:CY:33:LEU:H	45:DK:29:GLN:NE2	1.75	0.84
31:D6:47:THR:HG22	31:D6:48:VAL:H	1.42	0.84
35:DA:1077:A:H4'	45:DK:92:GLY:HA3	1.58	0.84
40:DF:84:VAL:CG1	40:DF:85:GLY:N	2.40	0.84
51:DS:14:VAL:HG12	51:DS:15:ARG:N	1.92	0.84
1:AA:405:U:H3'	1:AA:406:G:H5'	1.59	0.84
2:AB:187:LEU:HD22	2:AB:201:ILE:O	1.77	0.84
33:B8:52:LYS:N	33:B8:53:PRO:HD2	1.91	0.84
38:BD:25:THR:HG22	38:BD:82:ILE:H	1.42	0.84
49:BQ:110:THR:HB	49:BQ:112:GLU:HG2	1.59	0.84
51:BS:14:VAL:HG12	51:BS:15:ARG:N	1.92	0.84
1:CA:405:U:H3'	1:CA:406:G:H5'	1.60	0.84
1:CA:736:C:H2'	1:CA:737:A:H8	1.41	0.84
8:CH:122:ARG:HB2	8:CH:122:ARG:NH1	1.90	0.84
35:DA:2126:A:N6	35:DA:2163:C:H4'	1.92	0.84
35:BA:747:U:H5'	55:BW:90:ARG:NH1	1.92	0.84
35:BA:1686:C:H5'	35:BA:1686:C:H6	1.41	0.84
41:BG:39:ILE:HG22	41:BG:157:ILE:HG22	1.59	0.84
35:DA:493:G:H2'	35:DA:494:G:H5''	1.57	0.84
41:DG:63:ILE:HA	41:DG:143:GLU:HG3	1.57	0.84
48:DP:59:LEU:HA	48:DP:61:ARG:CZ	2.08	0.84
7:AG:23:VAL:HG13	7:AG:43:PHE:HE2	1.43	0.84
27:B2:10:LEU:HB3	27:B2:14:ARG:NH1	1.91	0.84
40:BF:66:PRO:O	40:BF:67:GLN:HB3	1.78	0.84
41:BG:46:ALA:HA	41:BG:51:ARG:HB3	1.57	0.84
46:BN:42:TRP:HB3	53:BU:64:ARG:HD2	1.59	0.84
50:BR:10:LEU:HB3	50:BR:17:ARG:CD	2.07	0.84
1:CA:939:G:H5''	7:CG:102:ARG:NH2	1.91	0.84
35:DA:654(L):G:H2'	35:DA:654(M):C:O4'	1.76	0.84
52:BT:80:SER:HB3	52:BT:81:PRO:CD	2.07	0.84
35:DA:549:G:C2'	35:DA:551:G:H5''	2.05	0.84
46:DN:55:VAL:HG22	46:DN:126:PRO:HA	1.57	0.84
53:DU:92:ARG:O	53:DU:94:ASN:N	2.10	0.84
1:AA:736:C:H2'	1:AA:737:A:C8	2.12	0.84
8:AH:122:ARG:HB2	8:AH:122:ARG:NH1	1.91	0.84
33:B8:50:LEU:HD12	33:B8:51:ALA:N	1.93	0.84
35:BA:1077:A:H4'	45:BK:92:GLY:HA3	1.60	0.84
35:BA:1173:G:H3'	35:BA:1174:A:C5'	2.04	0.84
35:BA:2305:A:H5''	41:BG:134:GLY:HA3	1.59	0.84
39:BE:93:VAL:HG21	39:BE:180:ASN:HA	1.59	0.84
39:BE:181:LEU:HD21	52:BT:7:ILE:HG23	1.57	0.84

Continued on next page...

Continued from previous page...

Atom-1	Atom-2	Interatomic distance (Å)	Clash overlap (Å)
1:CA:15:G:H4'	5:CE:24:ARG:HH12	1.42	0.84
4:CD:9:CYS:HA	4:CD:12:CYS:HB2	1.59	0.84
24:CY:65:LEU:HA	24:CY:68:ASP:HB2	1.60	0.84
35:DA:17:G:H4'	53:DU:25:TRP:CH2	2.12	0.84
48:DP:30:THR:CG2	48:DP:31:ALA:H	1.90	0.84
1:AA:1250:A:H4'	9:AI:68:GLY:H	1.42	0.84
3:AC:70:VAL:HG12	3:AC:72:LYS:H	1.43	0.84
1:CA:736:C:H2'	1:CA:737:A:C8	2.12	0.84
9:CI:63:ILE:HD11	9:CI:81:ILE:HD11	1.59	0.84
20:CT:45:GLN:HB2	20:CT:91:LEU:HD13	1.60	0.84
35:DA:1722:A:O2'	35:DA:1739:U:H5''	1.78	0.84
9:AI:9:ARG:HG3	9:AI:14:VAL:HG22	1.58	0.84
12:AL:24:VAL:HG13	12:AL:98:TYR:HE2	1.40	0.84
27:B2:2:LYS:CB	35:BA:97:C:H5''	2.08	0.84
31:B6:10:LEU:HD12	33:B8:34:TRP:CD1	2.13	0.84
35:BA:549:G:C2'	35:BA:551:G:H5''	2.07	0.84
35:BA:1722:A:O2'	35:BA:1739:U:H5''	1.77	0.84
35:BA:2630:G:H1'	35:BA:2894:G:H1'	1.59	0.84
40:BF:22:ALA:HA	40:BF:26:ALA:HB2	1.57	0.84
40:BF:25:PRO:HB3	40:BF:119:ARG:HH11	1.43	0.84
35:DA:1348:G:H2'	35:DA:1349:A:H5''	1.59	0.84
4:AD:111:ALA:HB2	4:AD:120:LEU:HD12	1.59	0.84
8:AH:89:PRO:HA	8:AH:92:ARG:HH11	1.42	0.84
35:BA:1107:G:OP1	44:BJ:58:UNK:HA	1.78	0.84
58:BZ:97:GLU:HB3	58:BZ:125:LEU:HD11	1.59	0.84
4:CD:111:ALA:HB2	4:CD:120:LEU:HD12	1.59	0.84
35:DA:1173:G:H3'	35:DA:1174:A:C5'	2.05	0.84
59:DI:4:ILE:HG21	59:DI:47:LEU:HD11	1.57	0.84
35:BA:361:G:C2'	35:BA:362:U:H5''	2.07	0.84
35:BA:996:A:H4'	53:BU:92:ARG:CD	2.08	0.84
54:BV:66:ARG:HG2	54:BV:88:ARG:HB3	1.59	0.84
3:CC:131:ARG:HH12	5:CE:50:GLU:HG2	1.43	0.84
52:DT:78:LEU:O	52:DT:78:LEU:HD23	1.76	0.84
8:AH:6:ILE:H	8:AH:6:ILE:HD12	1.42	0.83
42:BH:13:LYS:CD	42:BH:14:GLY:H	1.91	0.83
19:CS:63:THR:N	19:CS:66:MET:HE3	1.91	0.83
24:CY:68:ASP:OD2	24:CY:91:LEU:HD21	1.78	0.83
54:DV:38:LEU:O	54:DV:39:LEU:HD13	1.76	0.83
36:BB:95:C:H2'	36:BB:96:U:C6	2.13	0.83
52:BT:80:SER:CB	52:BT:81:PRO:HD3	2.07	0.83
22:CV:71:G:C2'	22:CV:72:C:H5''	2.08	0.83

Continued on next page...

Continued from previous page...

Atom-1	Atom-2	Interatomic distance (Å)	Clash overlap (Å)
27:B2:57:ILE:HG22	27:B2:61:LEU:HD21	1.60	0.83
52:BT:13:ARG:HA	52:BT:13:ARG:NH1	1.91	0.83
2:CB:84:GLU:HB3	2:CB:219:VAL:HG21	1.57	0.83
22:CV:71:G:H2'	22:CV:72:C:C5'	2.07	0.83
49:DQ:141:GLN:O	58:DZ:98:MET:HB2	1.78	0.83
51:DS:92:TYR:CD1	51:DS:93:LYS:N	2.44	0.83
52:DT:28:VAL:HG12	52:DT:29:ARG:HD3	1.59	0.83
57:DY:17:SER:HA	57:DY:71:LYS:HE2	1.59	0.83
1:AA:555:C:H2'	1:AA:556:C:H6	1.42	0.83
46:BN:57:ALA:HB3	46:BN:124:ALA:HA	1.59	0.83
51:BS:74:ALA:HB1	51:BS:103:GLU:CB	2.08	0.83
57:BY:17:SER:HA	57:BY:71:LYS:HE2	1.60	0.83
7:CG:23:VAL:HG13	7:CG:43:PHE:HE2	1.43	0.83
35:DA:2206:G:N2	35:DA:2207:G:H5'	1.91	0.83
35:DA:2701:C:C3'	35:DA:2702:U:H5''	1.97	0.83
58:DZ:42:VAL:HG22	58:DZ:46:LYS:HE3	1.58	0.83
35:BA:330:A:HO2'	35:BA:331:A:H8	1.26	0.83
35:BA:1187:G:H5''	54:BV:81:TYR:CE2	2.13	0.83
35:BA:1697:G:H3'	35:BA:1698:A:H5''	1.59	0.83
41:BG:72:ARG:HH11	41:BG:72:ARG:HG2	1.43	0.83
48:BP:59:LEU:HA	48:BP:61:ARG:CZ	2.08	0.83
58:BZ:126:VAL:HG12	58:BZ:163:LEU:HA	1.60	0.83
5:CE:76:ILE:HD11	5:CE:142:LEU:HD21	1.60	0.83
24:CY:52:ALA:HA	24:CY:55:LEU:HB2	1.59	0.83
35:DA:2189:U:H2'	35:DA:2190:G:H5''	1.58	0.83
59:DI:77:LEU:HD12	59:DI:77:LEU:O	1.76	0.83
5:AE:76:ILE:HD11	5:AE:142:LEU:HD21	1.58	0.83
46:BN:62:VAL:HG22	46:BN:66:LYS:HG3	1.58	0.83
59:DI:77:LEU:HD11	59:DI:142:VAL:HA	1.61	0.83
1:AA:955:U:H1'	1:AA:1227:A:N6	1.94	0.83
35:BA:2068:U:N3	35:BA:2430:A:H2	1.75	0.83
48:BP:71:VAL:HB	48:BP:72:PRO:HD3	1.61	0.83
3:CC:70:VAL:HG12	3:CC:71:ALA:N	1.91	0.83
35:DA:1011:G:H5''	53:DU:77:SER:OG	1.78	0.83
38:DD:25:THR:HG22	38:DD:82:ILE:H	1.43	0.83
40:DF:22:ALA:HA	40:DF:26:ALA:HB2	1.57	0.83
46:DN:57:ALA:HB3	46:DN:124:ALA:HA	1.58	0.83
58:DZ:30:ASN:ND2	58:DZ:33:LEU:H	1.75	0.83
1:AA:328:C:H4'	1:AA:329:A:C5'	2.09	0.83
3:AC:53:ALA:HB2	3:AC:115:LEU:HD21	1.59	0.83
48:BP:30:THR:CG2	48:BP:31:ALA:H	1.91	0.83

Continued on next page...

Continued from previous page...

Atom-1	Atom-2	Interatomic distance (Å)	Clash overlap (Å)
52:BT:28:VAL:HG13	52:BT:46:GLU:HA	1.59	0.83
1:CA:955:U:H1'	1:CA:1227:A:N6	1.93	0.83
45:DK:93:ARG:H	58:DZ:112:ARG:NH2	1.76	0.83
22:AV:71:G:H2'	22:AV:72:C:C5'	2.07	0.83
43:BI:72:LEU:HD12	43:BI:140:LEU:HD13	1.60	0.83
55:BW:75:TYR:CE1	55:BW:104:THR:HB	2.14	0.83
8:CH:89:PRO:HA	8:CH:92:ARG:HH11	1.44	0.83
30:D5:3:LYS:HG3	30:D5:4:HIS:H	1.43	0.83
31:D6:28:ARG:O	31:D6:32:ASN:HB3	1.78	0.83
35:DA:361:G:C2'	35:DA:362:U:H5''	2.08	0.83
41:DG:114:ILE:HG12	41:DG:140:ILE:HD13	1.61	0.83
35:BA:2126:A:N6	35:BA:2163:C:H4'	1.93	0.83
43:BI:6:LEU:O	43:BI:7:GLU:HG3	1.77	0.83
46:BN:55:VAL:HG22	46:BN:126:PRO:HA	1.59	0.83
24:CY:41:ASP:N	24:CY:42:PRO:HD2	1.94	0.83
24:CY:287:GLU:O	24:CY:291:ARG:HB2	1.78	0.83
35:DA:1210:A:H5''	35:DA:1211:U:H3'	1.59	0.83
35:DA:1879:C:H2'	35:DA:1880:C:C5'	2.09	0.83
55:DW:75:TYR:CE1	55:DW:104:THR:HB	2.13	0.83
1:AA:370:C:N4	1:AA:391:G:H1	1.76	0.82
1:AA:1149:C:H2'	1:AA:1150:U:H6	1.42	0.82
4:AD:192:GLU:HB2	6:CF:16:GLN:NE2	1.94	0.82
25:B0:32:ARG:H	25:B0:35:ASN:ND2	1.77	0.82
28:B3:45:GLY:HA3	35:BA:851:U:O2'	1.78	0.82
35:BA:2310:A:O2'	35:BA:2311:A:H5'	1.79	0.82
50:BR:10:LEU:CB	50:BR:17:ARG:HD2	2.09	0.82
52:BT:28:VAL:HG12	52:BT:29:ARG:HD3	1.59	0.82
54:BV:28:GLU:HB3	54:BV:29:PRO:HD2	1.61	0.82
54:BV:38:LEU:O	54:BV:39:LEU:HD13	1.78	0.82
58:BZ:18:LEU:HD23	58:BZ:25:PRO:HG3	1.60	0.82
1:CA:370:C:H42	1:CA:391:G:H1	1.23	0.82
1:CA:370:C:N4	1:CA:391:G:H1	1.77	0.82
6:CF:67:MET:HB2	6:CF:68:PRO:HD2	1.61	0.82
20:CT:43:LEU:HB3	20:CT:48:LYS:HG3	1.59	0.82
25:D0:49:LYS:N	25:D0:80:HIS:HB3	1.93	0.82
39:DE:52:LEU:HD23	39:DE:75:VAL:HB	1.60	0.82
51:DS:74:ALA:HB1	51:DS:103:GLU:CB	2.09	0.82
1:CA:1250:A:H4'	9:CI:68:GLY:H	1.43	0.82
42:DH:13:LYS:CD	42:DH:14:GLY:H	1.92	0.82
4:AD:150:GLU:HA	4:AD:153:ARG:HG3	1.61	0.82
22:AW:63:G:H2'	22:AW:64:A:O4'	1.79	0.82

Continued on next page...

Continued from previous page...

Atom-1	Atom-2	Interatomic distance (Å)	Clash overlap (Å)
31:B6:47:THR:HG22	31:B6:48:VAL:H	1.42	0.82
33:B8:61:LEU:HD12	33:B8:62:LEU:HG	1.61	0.82
35:BA:2092:U:H4'	35:BA:2093:G:O5'	1.79	0.82
41:BG:111:LEU:HD22	41:BG:117:PHE:HE2	1.44	0.82
54:DV:62:LEU:HD21	54:DV:95:LEU:HB2	1.60	0.82
58:DZ:24:LEU:HD21	58:DZ:86:VAL:HG22	1.60	0.82
4:AD:131:ARG:HD3	4:AD:131:ARG:H	1.44	0.82
11:AK:111:ASP:HA	18:AR:84:LYS:HD2	1.62	0.82
24:AY:15:GLY:HA3	24:AY:19:ILE:HG12	1.59	0.82
30:B5:58:LEU:HD23	30:B5:59:GLU:H	1.41	0.82
35:BA:1826:G:H4'	38:BD:242:ARG:HE	1.44	0.82
35:BA:2103:C:C3'	35:BA:2104:G:H5''	2.09	0.82
38:BD:166:GLN:HE21	38:BD:166:GLN:N	1.77	0.82
19:CS:4:SER:O	19:CS:5:LEU:HB2	1.79	0.82
54:DV:66:ARG:HG2	54:DV:88:ARG:HB3	1.59	0.82
41:BG:83:ARG:NH2	41:BG:84:LYS:HZ3	1.76	0.82
49:BQ:56:ARG:HB2	49:BQ:56:ARG:HH11	1.43	0.82
51:BS:14:VAL:HG12	51:BS:15:ARG:H	1.44	0.82
57:BY:8:LYS:HD2	57:BY:8:LYS:H	1.44	0.82
1:CA:328:C:H4'	1:CA:329:A:C5'	2.08	0.82
9:CI:9:ARG:HG3	9:CI:14:VAL:HG22	1.59	0.82
35:DA:271(M):G:C2'	35:DA:271(N):U:H5''	2.09	0.82
59:DI:94:ALA:HB1	59:DI:111:PRO:HB2	1.60	0.82
35:BA:2290:G:H8	35:BA:2290:G:H5'	1.44	0.82
53:BU:68:ALA:O	53:BU:71:GLN:HG2	1.80	0.82
19:CS:16:LEU:O	19:CS:20:LEU:HG	1.79	0.82
33:D8:23:VAL:HG12	33:D8:46:ARG:HB3	1.61	0.82
35:DA:773:U:H4'	38:DD:47:GLY:HA3	1.62	0.82
22:AW:67:C:H2'	22:AW:68:C:C6	2.15	0.82
35:BA:620:G:H4'	35:BA:621:A:C5'	2.09	0.82
35:BA:773:U:H4'	38:BD:47:GLY:HA3	1.62	0.82
35:BA:1348:G:H2'	35:BA:1349:A:H5''	1.60	0.82
35:BA:2172:U:H4'	35:BA:2173:A:OP1	1.76	0.82
1:CA:979:C:C3'	1:CA:980:C:H5''	2.08	0.82
4:CD:108:LEU:HD11	4:CD:174:LEU:HD13	1.61	0.82
33:D8:62:LEU:HD13	35:DA:242:G:C5'	2.06	0.82
35:DA:2290:G:H5'	35:DA:2290:G:H8	1.43	0.82
39:DE:47:VAL:HG12	39:DE:49:LEU:HD12	1.61	0.82
45:DK:18:THR:N	45:DK:19:PRO:HD2	1.94	0.82
45:DK:94:GLU:H	58:DZ:112:ARG:HH22	1.25	0.82
48:DP:40:SER:O	48:DP:41:ARG:HD2	1.80	0.82

Continued on next page...

Continued from previous page...

Atom-1	Atom-2	Interatomic distance (Å)	Clash overlap (Å)
20:AT:45:GLN:HB2	20:AT:91:LEU:HD13	1.62	0.82
33:B8:4:MET:HE3	33:B8:61:LEU:HD13	1.61	0.82
35:BA:143(A):C:H4'	56:BX:38:GLU:OE1	1.79	0.82
35:BA:2189:U:H2'	35:BA:2190:G:H5''	1.60	0.82
35:DA:814:C:H41	48:DP:27:HIS:CE1	1.98	0.82
57:DY:10:GLY:HA2	57:DY:27:VAL:HG13	1.61	0.82
1:AA:116:A:H61	1:AA:313:A:H1'	1.43	0.82
20:AT:43:LEU:HA	20:AT:46:GLU:HB3	1.62	0.82
26:B1:56:GLN:HA	26:B1:56:GLN:HE21	1.44	0.82
40:BF:84:VAL:CG1	40:BF:85:GLY:N	2.42	0.82
26:D1:88:LYS:HZ1	26:D1:92:LYS:HB2	1.43	0.82
31:D6:14:THR:O	31:D6:49:HIS:HA	1.79	0.82
35:DA:27:G:N2	35:DA:512:G:H2'	1.94	0.82
51:DS:74:ALA:HB1	51:DS:103:GLU:HB2	1.60	0.82
54:DV:28:GLU:HB3	54:DV:29:PRO:HD2	1.62	0.82
58:DZ:15:PRO:HB3	58:DZ:19:ARG:HH21	1.45	0.82
1:AA:15:G:H4'	5:AE:24:ARG:HH12	1.43	0.82
3:AC:157:ILE:HD13	3:AC:166:GLU:HB2	1.60	0.82
4:AD:9:CYS:HA	4:AD:12:CYS:HB2	1.61	0.82
6:AF:67:MET:HB2	6:AF:68:PRO:HD2	1.61	0.82
39:BE:60:ASN:OD1	39:BE:62:PRO:HD2	1.80	0.82
41:BG:76:SER:HA	41:BG:83:ARG:HB2	1.61	0.82
56:BX:12:VAL:HG12	56:BX:27:THR:O	1.80	0.82
2:CB:71:VAL:HG12	2:CB:93:VAL:HB	1.62	0.82
22:CV:71:G:H2'	22:CV:72:C:H5''	1.61	0.82
35:DA:773:U:C4'	38:DD:47:GLY:HA3	2.10	0.82
35:DA:1107:G:OP1	44:DJ:58:UNK:HA	1.80	0.82
35:DA:1528(A):A:C2'	35:DA:1529:G:H5''	2.10	0.82
46:DN:62:VAL:HG22	46:DN:66:LYS:HG3	1.60	0.82
50:DR:4:LEU:O	50:DR:4:LEU:HD13	1.80	0.82
10:AJ:61:GLU:HG3	14:AN:58:LYS:HE2	1.62	0.81
31:B6:30:THR:HG22	31:B6:31:PRO:HD2	1.61	0.81
1:CA:555:C:H2'	1:CA:556:C:H6	1.43	0.81
8:CH:6:ILE:H	8:CH:6:ILE:HD12	1.42	0.81
11:CK:111:ASP:HA	18:CR:84:LYS:HD2	1.59	0.81
35:DA:2172:U:H4'	35:DA:2173:A:OP1	1.77	0.81
38:DD:166:GLN:N	38:DD:166:GLN:HE21	1.77	0.81
9:AI:55:ALA:HA	9:AI:58:ARG:NH1	1.95	0.81
35:BA:650:C:H3'	35:BA:651:G:H5''	1.62	0.81
1:CA:116:A:H61	1:CA:313:A:H1'	1.44	0.81
24:CY:31:ARG:H	24:CY:31:ARG:HD2	1.43	0.81

Continued on next page...

Continued from previous page...

Atom-1	Atom-2	Interatomic distance (Å)	Clash overlap (Å)
26:D1:81:LYS:NZ	35:DA:271(H):G:H5'	1.94	0.81
35:DA:1174:A:H5''	35:DA:1175:U:H5'	1.62	0.81
48:DP:71:VAL:HB	48:DP:72:PRO:HD3	1.62	0.81
57:DY:48:ALA:O	57:DY:49:VAL:HG13	1.81	0.81
1:AA:1429:C:H2'	1:AA:1430:C:C6	2.16	0.81
2:AB:220:ASP:HA	2:AB:223:ILE:HG12	1.62	0.81
45:BK:18:THR:N	45:BK:19:PRO:HD2	1.94	0.81
49:BQ:58:PHE:HD1	49:BQ:58:PHE:O	1.63	0.81
52:BT:80:SER:HB3	52:BT:81:PRO:HD3	1.60	0.81
4:CD:131:ARG:HD3	4:CD:131:ARG:H	1.45	0.81
22:CW:30:G:H2'	22:CW:31:A:C8	2.15	0.81
33:D8:50:LEU:HD12	33:D8:51:ALA:N	1.95	0.81
35:DA:650:C:H3'	35:DA:651:G:H5''	1.62	0.81
35:DA:2348:U:H2'	35:DA:2349:G:C5'	2.07	0.81
35:DA:2485:G:H5''	49:DQ:46:GLN:HE21	1.45	0.81
53:DU:91:ASP:O	53:DU:95:LEU:HB2	1.79	0.81
56:DX:55:ASN:HD22	56:DX:80:ILE:HD11	1.44	0.81
1:AA:1228:C:OP1	13:AM:115:LYS:HE3	1.81	0.81
24:AY:113:GLU:HA	24:AY:175:ASN:H	1.46	0.81
33:B8:33:ASN:HD22	33:B8:33:ASN:C	1.81	0.81
26:D1:8:SER:HB3	26:D1:66:HIS:CE1	2.15	0.81
35:DA:143(A):C:H4'	56:DX:38:GLU:OE1	1.79	0.81
59:DI:48:GLU:HA	59:DI:51:ILE:HD12	1.62	0.81
22:AW:24:G:H2'	22:AW:25:C:O4'	1.81	0.81
29:B4:43:GLY:N	29:B4:60:GLU:HA	1.95	0.81
41:BG:96:ARG:O	41:BG:99:MET:HB3	1.81	0.81
49:DQ:56:ARG:HB2	49:DQ:56:ARG:HH11	1.43	0.81
33:B8:23:VAL:HG12	33:B8:46:ARG:HB3	1.61	0.81
35:BA:1210:A:H5''	35:BA:1211:U:H3'	1.60	0.81
8:CH:84:ARG:HH12	8:CH:86:ILE:HD13	1.46	0.81
35:DA:212:G:O2'	35:DA:213:A:H5'	1.80	0.81
38:DD:71:ASP:HB2	38:DD:103:ARG:HH22	1.45	0.81
40:DF:10:PRO:HG2	40:DF:13:SER:HB2	1.62	0.81
58:DZ:108:PRO:HA	58:DZ:142:SER:HA	1.61	0.81
35:BA:773:U:C4'	38:BD:47:GLY:HA3	2.10	0.81
40:BF:10:PRO:HG2	40:BF:13:SER:HB2	1.59	0.81
57:BY:10:GLY:HA2	57:BY:27:VAL:HG13	1.62	0.81
39:DE:60:ASN:OD1	39:DE:62:PRO:HD2	1.80	0.81
35:BA:1879:C:H2'	35:BA:1880:C:C5'	2.10	0.81
42:BH:91:GLY:HA3	42:BH:160:LYS:HB3	1.63	0.81
58:BZ:166:SER:H	58:BZ:167:PRO:HA	1.43	0.81

Continued on next page...

Continued from previous page...

Atom-1	Atom-2	Interatomic distance (Å)	Clash overlap (Å)
42:DH:17:VAL:O	42:DH:45:VAL:HG22	1.79	0.81
42:BH:17:VAL:O	42:BH:45:VAL:HG22	1.80	0.81
52:BT:89:VAL:HG11	52:BT:91:ARG:NE	1.94	0.81
1:AA:939:G:H5''	7:AG:102:ARG:HH22	1.46	0.81
22:AW:70:G:H2'	22:AW:71:G:H5''	1.61	0.81
31:B6:14:THR:O	31:B6:49:HIS:HA	1.79	0.81
33:B8:62:LEU:HD13	35:BA:242:G:C5'	2.07	0.81
35:BA:925:C:H2'	35:BA:926:A:C5'	2.09	0.81
9:CI:55:ALA:HA	9:CI:58:ARG:NH1	1.95	0.81
30:D5:58:LEU:HD23	30:D5:59:GLU:N	1.96	0.81
1:AA:979:C:C3'	1:AA:980:C:H5''	2.11	0.80
14:AN:22:THR:O	14:AN:23:ARG:HB2	1.81	0.80
20:AT:43:LEU:HB3	20:AT:48:LYS:HG3	1.61	0.80
53:BU:91:ASP:O	53:BU:95:LEU:HB2	1.80	0.80
1:CA:1071:C:H5''	5:CE:49:PRO:HG2	1.63	0.80
5:CE:8:GLU:HG3	5:CE:34:VAL:HG22	1.61	0.80
22:CV:20:U:C2'	22:CV:21:A:H5'	2.12	0.80
33:D8:61:LEU:HD12	33:D8:62:LEU:HG	1.62	0.80
35:DA:286:C:H2'	35:DA:287:C:C5'	2.11	0.80
35:DA:996:A:H4'	53:DU:92:ARG:CD	2.11	0.80
40:DF:53:THR:HG23	40:DF:55:GLY:N	1.94	0.80
48:DP:126:VAL:HA	48:DP:145:PRO:HB2	1.63	0.80
52:DT:35:LYS:HE2	52:DT:41:ARG:NE	1.96	0.80
1:AA:192:U:H4'	20:AT:103:GLY:HA2	1.62	0.80
37:BC:74:VAL:HB	37:BC:91:ALA:HB2	1.62	0.80
48:BP:126:VAL:HA	48:BP:145:PRO:HB2	1.62	0.80
51:BS:97:ARG:HH21	51:BS:98:VAL:HA	1.46	0.80
22:CV:20:U:H2'	22:CV:21:A:H5'	1.62	0.80
31:D6:15:GLU:OE1	31:D6:18:ARG:HG3	1.81	0.80
59:DI:72:LEU:HD21	59:DI:107:ILE:HG12	1.62	0.80
53:DU:68:ALA:O	53:DU:71:GLN:HG2	1.81	0.80
1:AA:1498:U:H2'	23:AX:20:U:OP1	1.81	0.80
2:AB:87:ARG:NH1	2:AB:223:ILE:HD13	1.97	0.80
35:BA:17:G:H4'	53:BU:25:TRP:CH2	2.15	0.80
56:BX:35:THR:O	56:BX:39:ILE:HG12	1.81	0.80
4:CD:150:GLU:HA	4:CD:153:ARG:HG3	1.63	0.80
14:CN:12:ARG:C	14:CN:14:PRO:HD2	2.01	0.80
14:CN:22:THR:O	14:CN:23:ARG:HB2	1.82	0.80
35:DA:2103:C:C3'	35:DA:2104:G:H5''	2.11	0.80
49:DQ:58:PHE:HD1	49:DQ:58:PHE:O	1.63	0.80
14:AN:23:ARG:HH11	14:AN:30:ALA:HB2	1.44	0.80

Continued on next page...

Continued from previous page...

Atom-1	Atom-2	Interatomic distance (Å)	Clash overlap (Å)
35:BA:271(M):G:C2'	35:BA:271(N):U:H5''	2.10	0.80
54:BV:62:LEU:HD21	54:BV:95:LEU:HB2	1.62	0.80
57:BY:39:VAL:HG12	57:BY:40:GLU:H	1.44	0.80
52:DT:80:SER:HB3	52:DT:81:PRO:CD	2.12	0.80
58:DZ:157:LEU:H	58:DZ:157:LEU:HD12	1.43	0.80
8:AH:11:THR:HG22	8:AH:15:ASN:HD21	1.46	0.80
25:B0:49:LYS:N	25:B0:80:HIS:HB3	1.97	0.80
38:BD:71:ASP:HB2	38:BD:103:ARG:HH22	1.46	0.80
51:BS:17:ARG:C	51:BS:19:LYS:H	1.82	0.80
1:CA:722:A:H2'	1:CA:724:G:C8	2.17	0.80
2:AB:75:LYS:O	2:AB:75:LYS:HD3	1.80	0.80
19:AS:4:SER:O	19:AS:5:LEU:HB2	1.80	0.80
48:BP:23:PRO:HD2	48:BP:33:ARG:HH21	1.45	0.80
57:BY:27:VAL:HA	57:BY:28:LYS:NZ	1.97	0.80
2:CB:87:ARG:NH1	2:CB:223:ILE:HD13	1.96	0.80
3:CC:86:VAL:O	3:CC:89:GLU:HB3	1.80	0.80
27:D2:3:LEU:HD23	27:D2:7:ARG:HE	1.46	0.80
33:D8:33:ASN:HD22	33:D8:33:ASN:C	1.82	0.80
40:DF:46:ARG:HH11	40:DF:46:ARG:HG2	1.45	0.80
41:DG:46:ALA:CA	41:DG:51:ARG:HD3	2.12	0.80
42:DH:122:THR:HB	42:DH:134:SER:HB2	1.63	0.80
59:DI:69:LYS:HE2	59:DI:136:VAL:HB	1.61	0.80
4:AD:8:VAL:C	4:AD:10:ARG:H	1.83	0.80
40:BF:53:THR:HG23	40:BF:55:GLY:N	1.96	0.80
1:CA:192:U:H4'	20:CT:103:GLY:HA2	1.61	0.80
58:DZ:40:ASP:HB3	58:DZ:43:GLU:HB3	1.64	0.80
16:AP:50:LYS:HD3	16:AP:51:VAL:N	1.96	0.80
24:AY:72:LEU:HA	24:AY:75:LEU:HD23	1.64	0.80
25:B0:23:VAL:HA	25:B0:38:VAL:HG22	1.64	0.80
35:BA:27:G:H22	35:BA:512:G:H2'	1.45	0.80
35:BA:184:C:H2'	35:BA:185:U:C6	2.17	0.80
35:BA:2533:A:C2'	35:BA:2534:A:H5''	2.12	0.80
2:CB:75:LYS:HD3	2:CB:75:LYS:O	1.80	0.80
4:CD:8:VAL:C	4:CD:10:ARG:H	1.82	0.80
20:CT:43:LEU:HA	20:CT:46:GLU:HB3	1.63	0.80
35:DA:896:A:O4'	58:DZ:146:ILE:HD12	1.81	0.80
35:DA:2118:U:H5	35:DA:2148:G:HO2'	1.30	0.80
40:DF:66:PRO:O	40:DF:67:GLN:HB3	1.81	0.80
59:DI:133:HIS:ND1	59:DI:134:PRO:HD2	1.96	0.80
49:DQ:63:LYS:NZ	58:DZ:175:VAL:HG21	1.97	0.80
1:AA:434:U:H2'	1:AA:435:C:C6	2.17	0.80

Continued on next page...

Continued from previous page...

Atom-1	Atom-2	Interatomic distance (Å)	Clash overlap (Å)
10:AJ:22:LYS:HE2	10:AJ:90:LEU:HD22	1.64	0.80
20:AT:89:ARG:O	20:AT:93:GLU:HB3	1.82	0.80
24:AY:31:ARG:HH12	45:BK:34:ILE:HG21	1.45	0.80
35:BA:1038:C:H3'	35:BA:1039:G:H5''	1.64	0.80
51:BS:92:TYR:CD1	51:BS:93:LYS:N	2.46	0.80
52:BT:35:LYS:HE2	52:BT:41:ARG:NE	1.96	0.80
3:CC:157:ILE:HD13	3:CC:166:GLU:HB2	1.63	0.80
16:CP:50:LYS:HD3	16:CP:51:VAL:N	1.96	0.80
20:CT:89:ARG:O	20:CT:93:GLU:HB3	1.82	0.80
35:DA:676:A:H8	35:DA:2069:G:H21	1.26	0.80
35:DA:1436:G:H2'	35:DA:1437:C:H5''	1.64	0.80
35:DA:2310:A:O2'	35:DA:2311:A:H5'	1.82	0.80
19:AS:6:LYS:H	19:AS:6:LYS:HE3	1.46	0.80
19:AS:11:VAL:HG23	19:AS:38:SER:HB2	1.64	0.80
20:AT:26:ASN:HD22	20:AT:27:LYS:N	1.80	0.80
27:B2:48:HIS:O	27:B2:52:ASP:HB2	1.81	0.80
58:BZ:102:LEU:HD13	58:BZ:123:ASP:HA	1.64	0.80
28:D3:1:MET:HB3	28:D3:39:ASP:CB	2.12	0.80
51:DS:17:ARG:C	51:DS:19:LYS:H	1.82	0.80
3:AC:86:VAL:O	3:AC:89:GLU:HB3	1.81	0.79
35:BA:1174:A:H5''	35:BA:1175:U:H5'	1.63	0.79
42:BH:126:PRO:HG2	42:BH:130:ARG:HD2	1.64	0.79
1:CA:370:C:O2	1:CA:370:C:H2'	1.82	0.79
2:CB:220:ASP:HA	2:CB:223:ILE:HG12	1.63	0.79
19:CS:6:LYS:H	19:CS:6:LYS:HE3	1.45	0.79
25:D0:32:ARG:H	25:D0:35:ASN:ND2	1.79	0.79
26:D1:71:TYR:HB3	59:DI:38:LEU:HD21	1.64	0.79
1:AA:423:G:H5''	35:DA:2139:C:OP1	1.82	0.79
8:AH:84:ARG:HH12	8:AH:86:ILE:HD13	1.46	0.79
24:AY:179:LEU:O	24:AY:182:PRO:HD2	1.81	0.79
37:BC:77:ILE:HG13	37:BC:123:VAL:H	1.47	0.79
39:BE:52:LEU:HD23	39:BE:75:VAL:HB	1.61	0.79
41:BG:115:ARG:HD3	41:BG:115:ARG:H	1.47	0.79
55:BW:29:LEU:HD21	55:BW:33:ARG:HH21	1.45	0.79
14:CN:23:ARG:HD2	14:CN:28:GLY:O	1.82	0.79
14:CN:26:ARG:HD3	14:CN:43:CYS:HB3	1.64	0.79
35:DA:92:A:H2'	35:DA:93:G:H8	1.48	0.79
36:DB:95:C:H2'	36:DB:96:U:C6	2.15	0.79
37:DC:77:ILE:HG13	37:DC:123:VAL:H	1.48	0.79
41:DG:51:ARG:HE	41:DG:51:ARG:CA	1.91	0.79
59:DI:122:GLU:HG2	59:DI:123:LEU:H	1.47	0.79

Continued on next page...

Continued from previous page...

Atom-1	Atom-2	Interatomic distance (Å)	Clash overlap (Å)
56:DX:35:THR:O	56:DX:39:ILE:HG12	1.81	0.79
1:AA:722:A:H2'	1:AA:724:G:C8	2.17	0.79
40:BF:46:ARG:HH11	40:BF:46:ARG:HG2	1.47	0.79
1:CA:1211:U:H5'	1:CA:1212:U:OP1	1.82	0.79
4:CD:117:ALA:O	4:CD:121:VAL:HG23	1.82	0.79
36:DB:56:G:H5'	41:DG:27:ASN:ND2	1.97	0.79
2:AB:71:VAL:HG12	2:AB:93:VAL:HB	1.62	0.79
14:AN:12:ARG:C	14:AN:14:PRO:HD2	2.03	0.79
14:AN:23:ARG:HD2	14:AN:28:GLY:O	1.81	0.79
35:BA:875:G:C4'	58:BZ:170:THR:HG21	2.11	0.79
35:BA:2758:A:H2'	35:BA:2759:G:C5'	2.10	0.79
48:BP:40:SER:O	48:BP:41:ARG:HD2	1.81	0.79
1:CA:1319:A:OP1	19:CS:5:LEU:HG	1.82	0.79
19:CS:11:VAL:HG23	19:CS:38:SER:HB2	1.64	0.79
31:D6:10:LEU:HD12	33:D8:34:TRP:CD1	2.17	0.79
39:DE:57:LYS:HB3	39:DE:57:LYS:NZ	1.97	0.79
52:DT:28:VAL:O	52:DT:29:ARG:HB2	1.81	0.79
58:DZ:117:LEU:H	58:DZ:117:LEU:HD23	1.47	0.79
1:AA:424:G:H2'	1:AA:425:G:H8	1.47	0.79
5:AE:53:LEU:H	5:AE:53:LEU:HD12	1.46	0.79
35:BA:2302:G:H1'	41:BG:128:ARG:NE	1.98	0.79
38:BD:64:ILE:H	38:BD:64:ILE:HD12	1.47	0.79
54:BV:47:VAL:HG12	54:BV:49:THR:O	1.82	0.79
57:BY:42:VAL:HG12	57:BY:65:ALA:HB3	1.65	0.79
58:BZ:117:LEU:HD23	58:BZ:117:LEU:H	1.48	0.79
1:CA:59:A:H5'	1:CA:60:A:H5''	1.63	0.79
3:CC:129:ALA:HB3	3:CC:132:ARG:HG2	1.64	0.79
4:CD:119:GLN:HG3	4:CD:123:HIS:CD2	2.17	0.79
8:CH:11:THR:HG22	8:CH:15:ASN:HD21	1.48	0.79
12:CL:47:LYS:CB	12:CL:48:PRO:HD3	2.13	0.79
16:CP:53:VAL:HG12	16:CP:79:VAL:HG22	1.65	0.79
40:DF:25:PRO:HB3	40:DF:119:ARG:HH11	1.47	0.79
41:DG:125:PHE:HB3	41:DG:166:ASP:OD2	1.83	0.79
50:DR:73:VAL:O	50:DR:76:VAL:HG12	1.82	0.79
35:BA:811:U:H3'	48:BP:25:SER:O	1.83	0.79
35:BA:2855:C:H2'	35:BA:2856:C:H6	1.48	0.79
38:BD:242:ARG:HD3	38:BD:242:ARG:N	1.97	0.79
40:BF:25:PRO:HB3	40:BF:119:ARG:NH1	1.97	0.79
41:BG:15:VAL:O	41:BG:18:GLU:HB3	1.82	0.79
56:BX:30:VAL:HG11	56:BX:39:ILE:HD12	1.63	0.79
22:CW:39:U:OP1	22:CW:39:U:H4'	1.81	0.79

Continued on next page...

Continued from previous page...

Atom-1	Atom-2	Interatomic distance (Å)	Clash overlap (Å)
14:AN:26:ARG:HD3	14:AN:43:CYS:HB3	1.65	0.79
42:BH:122:THR:HB	42:BH:134:SER:HB2	1.63	0.79
46:BN:48:MET:H	46:BN:48:MET:HE3	1.47	0.79
6:CF:68:PRO:HG3	6:CF:71:ARG:HH21	1.48	0.79
12:CL:59:ARG:HH11	12:CL:65:GLU:HG2	1.45	0.79
35:DA:143:G:H1'	56:DX:37:THR:HG21	1.64	0.79
58:DZ:102:LEU:HD13	58:DZ:123:ASP:HA	1.64	0.79
10:AJ:80:LYS:HD2	9:CI:95:LYS:HG2	1.64	0.79
51:BS:57:LYS:HG2	51:BS:58:LEU:H	1.47	0.79
8:CH:10:LEU:HD23	8:CH:10:LEU:H	1.48	0.79
8:CH:87:SER:HB2	8:CH:93:VAL:HB	1.65	0.79
38:DD:242:ARG:N	38:DD:242:ARG:HD3	1.98	0.79
41:DG:76:SER:HB2	41:DG:83:ARG:HB2	1.63	0.79
8:AH:10:LEU:HD23	8:AH:10:LEU:H	1.48	0.79
35:BA:1528(A):A:C2'	35:BA:1529:G:H5''	2.13	0.79
1:CA:424:G:H2'	1:CA:425:G:H8	1.46	0.79
5:CE:90:VAL:CG2	5:CE:121:LYS:HB3	2.12	0.79
24:CY:109:PHE:HB2	24:CY:110:PRO:HD2	1.65	0.79
30:D5:4:HIS:HB3	30:D5:5:PRO:CD	2.13	0.79
35:DA:2438:U:O3'	35:DA:2439:A:H3'	1.83	0.79
41:DG:67:LYS:HD3	41:DG:67:LYS:N	1.98	0.79
41:DG:134:GLY:C	41:DG:135:LEU:HD12	2.03	0.79
46:DN:48:MET:HE3	46:DN:48:MET:H	1.48	0.79
57:DY:42:VAL:CG1	57:DY:65:ALA:HB3	2.13	0.79
8:AH:42:GLU:HG3	8:AH:109:ILE:HD12	1.64	0.79
35:BA:2150:U:H2'	35:BA:2151:G:H8	1.47	0.79
47:BO:53:LYS:HE2	47:BO:53:LYS:N	1.98	0.79
57:BY:42:VAL:CG1	57:BY:65:ALA:HB3	2.13	0.79
1:CA:1417:G:N2	1:CA:1482:G:H2'	1.98	0.79
24:CY:96:LYS:O	24:CY:99:ASP:HB3	1.83	0.79
27:D2:31:GLU:O	27:D2:35:LEU:HB2	1.82	0.79
33:D8:61:LEU:HD23	33:D8:61:LEU:H	1.46	0.79
34:D9:25:VAL:HB	34:D9:34:GLN:HB2	1.63	0.79
35:DA:2302:G:H21	41:DG:128:ARG:HD2	1.48	0.79
56:DX:12:VAL:HG12	56:DX:27:THR:O	1.82	0.79
3:AC:129:ALA:HB3	3:AC:132:ARG:HG2	1.65	0.78
22:AV:61:C:H2'	22:AV:62:C:H6	1.46	0.78
28:B3:1:MET:HB3	28:B3:39:ASP:CB	2.13	0.78
35:BA:286:C:H2'	35:BA:287:C:C5'	2.12	0.78
35:BA:1054:A:H2'	35:BA:1055:G:C8	2.18	0.78
35:BA:2150:U:H2'	35:BA:2151:G:C8	2.18	0.78

Continued on next page...

Continued from previous page...

Atom-1	Atom-2	Interatomic distance (Å)	Clash overlap (Å)
51:BS:89:ARG:O	51:BS:92:TYR:HB3	1.83	0.78
10:CJ:22:LYS:HE2	10:CJ:90:LEU:HD22	1.65	0.78
41:DG:107:LEU:H	41:DG:107:LEU:HD23	1.47	0.78
46:DN:23:LEU:O	46:DN:23:LEU:HD23	1.84	0.78
57:DY:27:VAL:HA	57:DY:28:LYS:NZ	1.97	0.78
1:AA:59:A:H5'	1:AA:60:A:H5''	1.63	0.78
12:AL:47:LYS:CB	12:AL:48:PRO:HD3	2.13	0.78
35:BA:1547:C:O2'	35:BA:1548:C:H5'	1.84	0.78
40:BF:65:TRP:CZ3	40:BF:72:ARG:HB3	2.18	0.78
50:BR:2:ARG:N	50:BR:2:ARG:NE	2.31	0.78
1:CA:558:G:H3'	1:CA:559:A:C5'	2.13	0.78
1:CA:1228:C:OP1	13:CM:115:LYS:HE3	1.83	0.78
25:D0:27:GLU:HB3	35:DA:856:C:H1'	1.64	0.78
26:D1:80:LEU:HD22	26:D1:81:LYS:N	1.98	0.78
35:DA:2134:A:N6	35:DA:2157:G:H1'	1.98	0.78
1:AA:558:G:H3'	1:AA:559:A:C5'	2.14	0.78
48:BP:23:PRO:HD2	48:BP:33:ARG:NH2	1.98	0.78
2:CB:153:ARG:HG3	2:CB:154:LEU:H	1.49	0.78
24:CY:33:LEU:N	45:DK:29:GLN:HE22	1.80	0.78
24:CY:138:ARG:HG3	24:CY:139:MET:N	1.98	0.78
26:D1:5:CYS:HB3	26:D1:10:LYS:H	1.49	0.78
35:DA:1270:C:H5''	35:DA:1271:G:O5'	1.83	0.78
37:DC:74:VAL:HB	37:DC:91:ALA:HB2	1.63	0.78
45:DK:29:GLN:HE21	45:DK:29:GLN:HA	1.49	0.78
51:DS:97:ARG:HH21	51:DS:98:VAL:HA	1.48	0.78
1:AA:1391:U:H2'	1:AA:1392:G:C8	2.18	0.78
5:AE:90:VAL:CG2	5:AE:121:LYS:HB3	2.14	0.78
19:AS:16:LEU:O	19:AS:20:LEU:HG	1.82	0.78
41:BG:18:GLU:HG2	41:BG:175:LEU:HD13	1.62	0.78
1:CA:722:A:H2'	1:CA:724:G:H8	1.48	0.78
1:CA:1054:C:O2'	1:CA:1055:A:H5''	1.83	0.78
10:CJ:48:THR:HA	10:CJ:62:HIS:HB3	1.66	0.78
27:D2:47:ASN:O	27:D2:49:LYS:N	2.16	0.78
35:DA:197:A:C8	35:DA:197:A:H5'	2.18	0.78
7:AG:138:LYS:HE2	7:AG:142:GLU:OE2	1.84	0.78
11:AK:27:ASN:HB2	11:AK:55:LYS:HD2	1.66	0.78
22:AW:39:U:H2'	22:AW:40:C:H5''	1.64	0.78
24:AY:65:LEU:HD13	24:AY:98:LEU:HD22	1.64	0.78
31:B6:9:LEU:HD23	31:B6:10:LEU:N	1.98	0.78
31:B6:19:ARG:CG	31:B6:20:ASN:H	1.95	0.78
35:BA:92:A:H2'	35:BA:93:G:H8	1.48	0.78

Continued on next page...

Continued from previous page...

Atom-1	Atom-2	Interatomic distance (Å)	Clash overlap (Å)
35:BA:143:G:H1'	56:BX:37:THR:HG21	1.64	0.78
35:BA:197:A:H5'	35:BA:197:A:C8	2.18	0.78
55:BW:27:LYS:HE3	55:BW:31:GLU:HG2	1.66	0.78
35:DA:1709:U:H2'	35:DA:1710:C:H6	1.47	0.78
40:DF:8:GLN:CB	40:DF:126:VAL:HA	2.13	0.78
35:BA:1011:G:H5''	53:BU:77:SER:OG	1.83	0.78
35:BA:2415:G:H4'	48:BP:66:GLY:HA3	1.65	0.78
35:BA:2438:U:O3'	35:BA:2439:A:H3'	1.84	0.78
35:BA:2485:G:H5''	49:BQ:46:GLN:HE21	1.47	0.78
1:CA:979:C:H3'	1:CA:980:C:C5'	2.14	0.78
11:CK:27:ASN:HB2	11:CK:55:LYS:HD2	1.66	0.78
14:CN:23:ARG:HH11	14:CN:30:ALA:HB2	1.46	0.78
26:D1:87:PRO:HG2	26:D1:88:LYS:H	1.48	0.78
35:DA:8:A:H2'	35:DA:9:U:C5	2.17	0.78
59:DI:11:ASN:O	59:DI:12:LEU:HB3	1.83	0.78
52:DT:80:SER:CB	52:DT:81:PRO:HD3	2.12	0.78
58:DZ:151:HIS:HA	58:DZ:171:ILE:HG12	1.64	0.78
12:AL:59:ARG:HH11	12:AL:65:GLU:HG2	1.47	0.78
16:AP:53:VAL:HG12	16:AP:79:VAL:HG22	1.66	0.78
35:BA:8:A:H2'	35:BA:9:U:C5	2.18	0.78
35:BA:1876:A:H2'	35:BA:1877:A:C8	2.18	0.78
35:BA:2315:G:H21	41:BG:128:ARG:NH1	1.82	0.78
35:BA:2701:C:C3'	35:BA:2702:U:H5''	2.00	0.78
39:BE:49:LEU:H	39:BE:49:LEU:HD12	1.47	0.78
41:BG:97:ASP:CB	41:BG:98:ARG:HH21	1.95	0.78
1:CA:1391:U:H2'	1:CA:1392:G:C8	2.18	0.78
24:CY:31:ARG:HH21	45:DK:20:ALA:HB2	1.48	0.78
35:DA:1747(A):G:H2'	35:DA:1748:G:C5'	2.14	0.78
59:DI:83:ALA:HB2	59:DI:88:ILE:CD1	2.14	0.78
50:DR:10:LEU:HD13	50:DR:17:ARG:NH1	1.99	0.78
52:DT:89:VAL:HG11	52:DT:91:ARG:NE	1.97	0.78
1:AA:1472:U:H2'	1:AA:1473:A:H8	1.49	0.78
4:AD:119:GLN:HG3	4:AD:123:HIS:CD2	2.18	0.78
24:AY:88:LYS:HD2	24:AY:91:LEU:HD23	1.66	0.78
30:B5:58:LEU:HD23	30:B5:59:GLU:N	1.98	0.78
35:BA:2287:A:H2	35:BA:2346:A:N1	1.82	0.78
35:BA:2307:G:H21	35:BA:2308:G:H5''	1.46	0.78
1:CA:1499:A:H8	1:CA:1499:A:H5'	1.47	0.78
35:DA:811:U:H3'	48:DP:25:SER:O	1.84	0.78
39:DE:111:ARG:HA	50:DR:2:ARG:NE	1.99	0.78
42:DH:126:PRO:HG2	42:DH:130:ARG:HD2	1.64	0.78

Continued on next page...

Continued from previous page...

Atom-1	Atom-2	Interatomic distance (Å)	Clash overlap (Å)
50:DR:2:ARG:N	50:DR:2:ARG:NE	2.30	0.78
57:DY:42:VAL:HG12	57:DY:65:ALA:HB3	1.66	0.78
35:BA:2245:U:H5'	35:BA:2246:G:H5'	1.63	0.78
41:BG:37:VAL:HG22	41:BG:159:VAL:HA	1.64	0.78
50:BR:73:VAL:O	50:BR:76:VAL:HG12	1.84	0.78
31:D6:19:ARG:CG	31:D6:20:ASN:H	1.96	0.78
42:DH:98:LEU:HB2	42:DH:125:VAL:HB	1.64	0.78
11:AK:87:THR:HG22	11:AK:88:GLY:H	1.48	0.78
24:AY:79:LEU:HB3	24:AY:80:PRO:HD3	1.66	0.78
24:AY:153:VAL:HA	24:AY:169:ILE:HG22	1.66	0.78
30:B5:4:HIS:HB3	30:B5:5:PRO:CD	2.13	0.78
35:BA:1436:G:H2'	35:BA:1437:C:H5''	1.66	0.78
50:BR:24:GLN:HB3	50:BR:44:LEU:HD21	1.66	0.78
1:CA:434:U:H2'	1:CA:435:C:C6	2.19	0.78
27:D2:15:LYS:O	27:D2:16:LEU:HD23	1.84	0.78
31:D6:37:ARG:CZ	31:D6:37:ARG:HB3	2.11	0.78
35:DA:2758:A:H2'	35:DA:2759:G:C5'	2.11	0.78
38:DD:64:ILE:HD12	38:DD:64:ILE:H	1.48	0.78
1:AA:1121:U:H2'	1:AA:1122:U:H6	1.49	0.77
1:AA:1319:A:OP1	19:AS:5:LEU:HG	1.83	0.77
10:AJ:48:THR:HA	10:AJ:62:HIS:HB3	1.65	0.77
35:BA:1747(A):G:H2'	35:BA:1748:G:C5'	2.14	0.77
35:BA:2189:U:C2'	35:BA:2190:G:H5''	2.14	0.77
42:BH:20:ALA:HB1	42:BH:21:PRO:CD	2.15	0.77
42:BH:111:HIS:HD2	42:BH:112:PRO:HD2	1.47	0.77
57:BY:26:LYS:HG2	57:BY:27:VAL:H	1.47	0.77
58:BZ:108:PRO:CA	58:BZ:142:SER:HA	2.14	0.77
35:DA:2836:U:H2'	35:DA:2837:G:C8	2.19	0.77
35:DA:2855:C:H2'	35:DA:2856:C:H6	1.48	0.77
35:DA:2873:A:C2	50:DR:6:SER:HB3	2.18	0.77
40:DF:25:PRO:HB3	40:DF:119:ARG:NH1	1.99	0.77
41:DG:45:GLU:OE1	41:DG:53:LEU:HD11	1.84	0.77
59:DI:123:LEU:HD23	59:DI:124:GLY:N	2.00	0.77
1:AA:1211:U:H5'	1:AA:1212:U:OP1	1.83	0.77
4:AD:30:LYS:C	4:AD:32:ALA:H	1.84	0.77
24:AY:38:LEU:H	24:AY:38:LEU:HD22	1.49	0.77
24:AY:54:ARG:HA	24:AY:57:ARG:HD2	1.66	0.77
34:B9:25:VAL:HB	34:B9:34:GLN:HB2	1.64	0.77
35:BA:2094:G:OP1	43:BI:22:LYS:HG3	1.85	0.77
45:BK:9:LYS:HA	45:BK:56:GLU:HA	1.66	0.77
52:BT:28:VAL:O	52:BT:29:ARG:HB2	1.82	0.77

Continued on next page...

Continued from previous page...

Atom-1	Atom-2	Interatomic distance (Å)	Clash overlap (Å)
57:BY:89:PHE:O	57:BY:90:LEU:HB3	1.84	0.77
4:CD:12:CYS:SG	4:CD:19:LEU:O	2.42	0.77
8:CH:42:GLU:HG3	8:CH:109:ILE:HD12	1.65	0.77
26:D1:3:LYS:HG3	26:D1:4:VAL:N	1.99	0.77
35:DA:184:C:H2'	35:DA:185:U:C6	2.18	0.77
39:DE:3:GLY:HA3	39:DE:81:ILE:HG21	1.65	0.77
40:DF:65:TRP:CZ3	40:DF:72:ARG:HB3	2.20	0.77
46:DN:42:TRP:HB3	53:DU:64:ARG:HD2	1.65	0.77
51:DS:57:LYS:HG2	51:DS:58:LEU:H	1.49	0.77
3:AC:70:VAL:HG12	3:AC:71:ALA:N	1.99	0.77
3:AC:150:LYS:HB3	3:AC:201:TYR:HB2	1.66	0.77
5:AE:147:ASP:HB3	5:AE:150:ARG:HH21	1.48	0.77
24:AY:33:LEU:HG	45:BK:29:GLN:CD	2.05	0.77
27:B2:69:ARG:NH2	35:BA:111:A:H5''	1.97	0.77
58:BZ:93:ASP:HA	58:BZ:130:PRO:HD2	1.64	0.77
35:DA:1899:G:H22	35:DA:1902:C:N4	1.81	0.77
35:DA:2150:U:H2'	35:DA:2151:G:C8	2.20	0.77
42:DH:44:VAL:HG12	42:DH:45:VAL:N	1.99	0.77
45:DK:94:GLU:N	58:DZ:112:ARG:NH2	2.29	0.77
33:B8:33:ASN:CA	33:B8:36:LYS:HD2	2.15	0.77
35:BA:1598:C:H5'	56:BX:36:LYS:HG3	1.67	0.77
35:BA:2134:A:N6	35:BA:2157:G:H1'	1.98	0.77
1:CA:579:G:H5'	1:CA:728:A:H1'	1.65	0.77
10:CJ:50:ILE:HD13	10:CJ:50:ILE:N	1.99	0.77
35:DA:993:G:OP1	53:DU:50:ARG:NH2	2.17	0.77
35:DA:1639:U:O2'	35:DA:1640:C:H5''	1.84	0.77
35:DA:2245:U:H5'	35:DA:2246:G:H5'	1.64	0.77
55:DW:27:LYS:HE3	55:DW:31:GLU:HG2	1.66	0.77
57:DY:39:VAL:HG12	57:DY:40:GLU:N	1.98	0.77
1:AA:416:G:P	35:DA:2153:G:H4'	2.24	0.77
1:AA:1054:C:O2'	1:AA:1055:A:H5''	1.85	0.77
6:AF:68:PRO:HG3	6:AF:71:ARG:HH21	1.49	0.77
33:B8:61:LEU:C	33:B8:63:PRO:HD2	2.05	0.77
42:BH:98:LEU:HB2	42:BH:125:VAL:HB	1.65	0.77
45:BK:20:ALA:HA	45:BK:24:GLY:HA3	1.65	0.77
48:BP:84:ASN:OD1	48:BP:116:GLY:HA3	1.85	0.77
5:CE:53:LEU:H	5:CE:53:LEU:HD12	1.49	0.77
24:CY:75:LEU:HD21	24:CY:84:ARG:HB3	1.66	0.77
1:AA:1145:C:H5'	1:AA:1146:A:OP1	1.83	0.77
4:AD:117:ALA:O	4:AD:121:VAL:HG23	1.84	0.77
20:AT:89:ARG:HH21	20:AT:104:LEU:HD11	1.50	0.77

Continued on next page...

Continued from previous page...

Atom-1	Atom-2	Interatomic distance (Å)	Clash overlap (Å)
35:BA:197:A:H5'	35:BA:197:A:H8	1.47	0.77
4:CD:30:LYS:C	4:CD:32:ALA:H	1.85	0.77
25:D0:53:MET:HB3	25:D0:59:LEU:HD23	1.63	0.77
27:D2:39:ALA:HA	27:D2:45:SER:HB3	1.65	0.77
28:D3:2:PRO:C	28:D3:4:LEU:H	1.88	0.77
35:DA:330:A:C2	35:DA:1210:A:H2'	2.20	0.77
35:DA:1038:C:H3'	35:DA:1039:G:H5''	1.67	0.77
35:DA:2534:A:H8	35:DA:2534:A:H5'	1.48	0.77
52:DT:80:SER:HB3	52:DT:81:PRO:HD3	1.64	0.77
52:DT:115:ARG:HA	52:DT:115:ARG:HE	1.48	0.77
26:B1:18:ILE:HD13	35:BA:380:U:H5'	1.65	0.77
35:BA:871:U:H4'	49:BQ:69:PHE:CE2	2.20	0.77
35:BA:2262:U:C2'	35:BA:2263:C:H5''	2.15	0.77
39:BE:111:ARG:HA	50:BR:2:ARG:NE	1.99	0.77
51:BS:106:ARG:HH11	51:BS:108:GLY:N	1.83	0.77
52:BT:35:LYS:CE	52:BT:41:ARG:HE	1.98	0.77
58:BZ:14:LYS:HD2	58:BZ:16:SER:HB3	1.67	0.77
1:CA:939:G:H5''	7:CG:102:ARG:HH22	1.50	0.77
5:CE:136:MET:HB3	5:CE:140:ARG:HH12	1.50	0.77
24:CY:225:GLU:CD	24:CY:225:GLU:H	1.83	0.77
28:D3:11:SER:OG	28:D3:13:ILE:HD13	1.83	0.77
29:D4:43:GLY:N	29:D4:60:GLU:HA	1.95	0.77
35:DA:285:C:H2'	35:DA:286:C:H5''	1.66	0.77
35:DA:871:U:H4'	49:DQ:69:PHE:CE2	2.20	0.77
35:DA:1876:A:H2'	35:DA:1877:A:C8	2.20	0.77
53:DU:88:ILE:HB	53:DU:90:VAL:HG23	1.67	0.77
57:DY:49:VAL:HG12	57:DY:53:PRO:HG3	1.65	0.77
58:DZ:131:ARG:HG3	58:DZ:132:ASN:N	2.00	0.77
2:AB:153:ARG:HG3	2:AB:154:LEU:H	1.48	0.77
16:AP:51:VAL:HG12	16:AP:52:ASP:H	1.50	0.77
22:AW:38:A:H3'	22:AW:39:U:H5''	1.65	0.77
24:AY:287:GLU:O	24:AY:291:ARG:HB2	1.85	0.77
27:B2:4:SER:O	27:B2:8:LYS:HG2	1.85	0.77
35:BA:2415:G:H4'	48:BP:66:GLY:CA	2.14	0.77
46:BN:23:LEU:HD23	46:BN:23:LEU:O	1.84	0.77
52:BT:23:ARG:O	52:BT:25:GLY:N	2.18	0.77
1:CA:413:G:H1'	1:CA:428:G:H21	1.50	0.77
7:CG:115:ARG:HB2	7:CG:118:VAL:HG22	1.67	0.77
7:CG:138:LYS:HE2	7:CG:142:GLU:OE2	1.83	0.77
22:CW:27:G:H1	22:CW:43:C:N4	1.81	0.77
22:CW:49:C:N4	22:CW:65:G:H1	1.83	0.77

Continued on next page...

Continued from previous page...

Atom-1	Atom-2	Interatomic distance (Å)	Clash overlap (Å)
35:DA:27:G:H22	35:DA:512:G:H2'	1.48	0.77
35:DA:2287:A:H2	35:DA:2346:A:N1	1.82	0.77
39:DE:78:LEU:CD2	39:DE:78:LEU:H	1.98	0.77
48:DP:62:LEU:N	48:DP:62:LEU:HD13	1.99	0.77
56:DX:30:VAL:HG12	56:DX:31:HIS:N	1.98	0.77
57:DY:7:VAL:HG21	57:DY:8:LYS:HZ3	1.50	0.77
57:DY:26:LYS:HG2	57:DY:27:VAL:H	1.48	0.77
32:B7:11:LYS:HE2	35:BA:686:G:H5''	1.65	0.77
41:BG:82:LEU:HD23	41:BG:83:ARG:H	1.50	0.77
43:BI:92:VAL:CG1	43:BI:120:ILE:HB	2.15	0.77
51:BS:106:ARG:NH1	51:BS:108:GLY:H	1.81	0.77
57:BY:8:LYS:CE	57:BY:72:VAL:HG23	2.13	0.77
58:BZ:109:ALA:HB3	58:BZ:145:GLU:HA	1.66	0.77
1:CA:192:U:C4'	20:CT:103:GLY:HA2	2.14	0.77
2:CB:178:ARG:NH2	2:CB:196:LEU:HA	1.99	0.77
35:DA:2167:U:H2'	35:DA:2168:G:C8	2.20	0.77
42:DH:91:GLY:HA3	42:DH:160:LYS:HB3	1.66	0.77
53:DU:92:ARG:HD3	54:DV:11:GLN:HG2	1.65	0.77
22:AV:40:C:H2'	22:AV:41:C:H6	1.48	0.77
26:B1:81:LYS:HE3	35:BA:271(G):C:O2'	1.84	0.77
28:B3:2:PRO:C	28:B3:4:LEU:H	1.86	0.77
31:B6:28:ARG:O	31:B6:32:ASN:HB3	1.84	0.77
35:BA:118:A:H5'	35:BA:119:A:H8	1.48	0.77
50:BR:10:LEU:HD13	50:BR:17:ARG:NH1	2.00	0.77
35:DA:2189:U:C2'	35:DA:2190:G:H5''	2.13	0.77
45:DK:9:LYS:HA	45:DK:56:GLU:HA	1.66	0.77
1:AA:825:G:H1'	8:AH:2:LEU:HD21	1.67	0.76
24:AY:20:PRO:HA	24:AY:23:GLU:CD	2.06	0.76
33:B8:61:LEU:HD23	33:B8:61:LEU:H	1.50	0.76
35:BA:814:C:H41	48:BP:27:HIS:CE1	2.03	0.76
35:BA:2307:G:N2	35:BA:2308:G:H5''	2.00	0.76
8:CH:86:ILE:HG22	8:CH:87:SER:N	2.00	0.76
35:DA:2099:U:O2	35:DA:2099:U:H2'	1.85	0.76
42:DH:111:HIS:HD2	42:DH:112:PRO:HD2	1.48	0.76
9:AI:28:VAL:HA	9:AI:63:ILE:O	1.85	0.76
13:AM:108:ARG:HA	13:AM:108:ARG:HH11	1.50	0.76
35:BA:271(T):C:H5'	35:BA:271(T):C:H6	1.50	0.76
35:BA:1827:C:C2'	35:BA:1828:G:H5'	2.16	0.76
35:BA:2167:U:H2'	35:BA:2168:G:C8	2.20	0.76
40:BF:26:ALA:O	40:BF:27:GLU:HG3	1.85	0.76
45:BK:119:ASP:HB3	45:BK:121:GLU:OE2	1.85	0.76

Continued on next page...

Continued from previous page...

Atom-1	Atom-2	Interatomic distance (Å)	Clash overlap (Å)
1:CA:1118:C:H5'	1:CA:1118:C:H6	1.49	0.76
1:CA:1145:C:H5'	1:CA:1146:A:OP1	1.83	0.76
5:CE:70:PRO:HB3	5:CE:144:THR:HG22	1.67	0.76
24:CY:120:ILE:HG12	24:CY:208:VAL:HG13	1.66	0.76
33:D8:33:ASN:CA	33:D8:36:LYS:HD2	2.14	0.76
41:DG:39:ILE:HD11	41:DG:60:LEU:HD11	1.67	0.76
59:DI:86:THR:HG22	59:DI:122:GLU:HG3	1.66	0.76
41:BG:41:GLN:HG2	41:BG:155:MET:CB	2.15	0.76
53:BU:92:ARG:HD3	54:BV:11:GLN:HG2	1.67	0.76
57:BY:31:LEU:HB2	57:BY:32:PRO:HA	1.67	0.76
1:CA:525:C:H2'	1:CA:526:C:H6	1.51	0.76
26:D1:53:VAL:HG23	26:D1:74:VAL:HG13	1.66	0.76
35:DA:197:A:H5'	35:DA:197:A:H8	1.47	0.76
35:DA:1468:C:H2'	35:DA:1469:A:H8	1.50	0.76
48:DP:23:PRO:HD2	48:DP:33:ARG:HH21	1.49	0.76
50:DR:24:GLN:HB3	50:DR:44:LEU:HD21	1.67	0.76
52:DT:35:LYS:CE	52:DT:41:ARG:HE	1.97	0.76
1:AA:10:A:OP2	5:AE:126:ARG:HD3	1.85	0.76
1:AA:299:G:H2'	1:AA:300:A:C8	2.20	0.76
2:AB:69:LEU:HB3	2:AB:162:ILE:HG22	1.67	0.76
3:AC:9:GLY:HA2	3:AC:12:LEU:HD23	1.66	0.76
35:BA:1709:U:H2'	35:BA:1710:C:H6	1.48	0.76
41:BG:47:LYS:HA	41:BG:82:LEU:HD12	1.65	0.76
42:BH:20:ALA:HB3	42:BH:23:ARG:HB2	1.68	0.76
43:BI:14:ASP:CG	43:BI:15:VAL:H	1.88	0.76
49:BQ:132:VAL:HG11	58:BZ:81:ARG:HD2	1.66	0.76
57:BY:28:LYS:HB2	57:BY:38:ILE:H	1.48	0.76
1:CA:825:G:H1'	8:CH:2:LEU:HD21	1.65	0.76
40:DF:181:LEU:HD11	40:DF:186:ILE:HD11	1.66	0.76
47:DO:53:LYS:HE3	47:DO:56:ASP:OD1	1.85	0.76
57:DY:28:LYS:HB2	57:DY:38:ILE:H	1.49	0.76
1:AA:192:U:C4'	20:AT:103:GLY:HA2	2.15	0.76
1:AA:413:G:H1'	1:AA:428:G:H21	1.51	0.76
1:AA:1145:C:H4'	1:AA:1146:A:C5'	2.16	0.76
5:AE:70:PRO:HB3	5:AE:144:THR:HG22	1.66	0.76
35:BA:184:C:H2'	35:BA:185:U:H6	1.48	0.76
35:BA:796:C:H2'	35:BA:797:C:C6	2.21	0.76
35:BA:1270:C:H5''	35:BA:1271:G:O5'	1.85	0.76
38:BD:106:ILE:O	38:BD:106:ILE:HD12	1.84	0.76
1:CA:1121:U:H2'	1:CA:1122:U:H6	1.48	0.76
3:CC:150:LYS:HB3	3:CC:201:TYR:HB2	1.66	0.76

Continued on next page...

Continued from previous page...

Atom-1	Atom-2	Interatomic distance (Å)	Clash overlap (Å)
7:CG:108:ALA:O	7:CG:119:ARG:HD2	1.86	0.76
12:CL:24:VAL:HG13	12:CL:98:TYR:CE2	2.20	0.76
16:CP:51:VAL:HG12	16:CP:52:ASP:H	1.49	0.76
24:CY:288:ARG:HA	24:CY:291:ARG:CB	2.16	0.76
25:D0:82:ARG:HG3	25:D0:82:ARG:O	1.84	0.76
30:D5:2:ALA:CA	35:DA:2015:A:H1'	2.15	0.76
35:DA:141:A:C8	35:DA:1408:C:O2'	2.38	0.76
35:DA:271(M):G:H5''	59:DI:57:ARG:HH22	1.49	0.76
39:DE:48:GLN:HE21	39:DE:78:LEU:CD1	1.98	0.76
45:DK:20:ALA:HA	45:DK:24:GLY:HA3	1.66	0.76
28:B3:44:ARG:O	28:B3:48:GLU:HG3	1.85	0.76
31:B6:37:ARG:CZ	31:B6:37:ARG:HB3	2.14	0.76
39:BE:57:LYS:NZ	39:BE:57:LYS:HB3	2.01	0.76
40:BF:127:GLU:OE1	40:BF:127:GLU:HA	1.84	0.76
43:BI:77:LEU:HD22	43:BI:101:LEU:HD13	1.68	0.76
1:CA:1321:C:H3'	1:CA:1322:C:H5''	1.68	0.76
28:D3:2:PRO:HD2	28:D3:39:ASP:HB2	1.66	0.76
51:DS:106:ARG:NH1	51:DS:108:GLY:H	1.84	0.76
5:AE:126:ARG:HG3	5:AE:126:ARG:HH11	1.50	0.76
24:AY:142:ARG:O	24:AY:146:ARG:HG3	1.86	0.76
42:BH:44:VAL:HG12	42:BH:45:VAL:N	2.00	0.76
46:BN:25:ARG:HG3	46:BN:25:ARG:HH11	1.51	0.76
47:BO:98:VAL:HG12	47:BO:117:LEU:HB3	1.66	0.76
52:BT:29:ARG:HB3	52:BT:85:LYS:HA	1.66	0.76
24:CY:61:THR:HA	24:CY:64:SER:HB3	1.68	0.76
35:DA:1126:A:H4'	35:DA:1127:A:O5'	1.86	0.76
35:DA:1525:G:H2'	35:DA:1526:G:C8	2.20	0.76
53:DU:66:ASN:HD21	53:DU:70:ARG:HE	1.33	0.76
54:DV:47:VAL:HG12	54:DV:49:THR:O	1.86	0.76
8:AH:86:ILE:HG22	8:AH:87:SER:N	2.01	0.76
29:B4:50:THR:HG22	29:B4:51:TYR:H	1.51	0.76
35:BA:2099:U:H2'	35:BA:2099:U:O2	1.85	0.76
48:BP:62:LEU:HD13	48:BP:62:LEU:N	2.01	0.76
5:CE:51:VAL:O	5:CE:55:VAL:HG23	1.86	0.76
20:CT:89:ARG:HH21	20:CT:104:LEU:HD11	1.51	0.76
22:CV:68:C:O2'	22:CV:69:G:H5'	1.85	0.76
24:CY:45:ALA:O	24:CY:48:VAL:HG22	1.85	0.76
27:D2:10:LEU:HD13	27:D2:14:ARG:NH2	2.01	0.76
32:D7:11:LYS:HE2	35:DA:686:G:H5''	1.67	0.76
35:DA:1403:C:H5''	35:DA:1471:A:H1'	1.68	0.76
41:DG:107:LEU:HD13	41:DG:178:PHE:CE1	2.21	0.76

Continued on next page...

Continued from previous page...

Atom-1	Atom-2	Interatomic distance (Å)	Clash overlap (Å)
57:DY:46:LYS:HD3	57:DY:47:LYS:NZ	2.00	0.76
1:AA:1118:C:H5'	1:AA:1118:C:H6	1.50	0.76
9:AI:26:VAL:HG22	9:AI:61:ALA:HB3	1.67	0.76
24:AY:249:VAL:HG22	24:AY:250:ARG:H	1.51	0.76
35:BA:1709:U:H2'	35:BA:1710:C:C6	2.21	0.76
46:BN:38:HIS:O	53:BU:67:ALA:HB1	1.85	0.76
1:CA:532:A:C2	1:CA:1207:G:H1'	2.20	0.76
34:D9:7:VAL:HG13	34:D9:34:GLN:HB3	1.68	0.76
35:DA:1077:A:OP1	58:DZ:112:ARG:HA	1.85	0.76
35:DA:1827:C:C2'	35:DA:1828:G:H5'	2.16	0.76
45:DK:58:THR:HB	45:DK:66:THR:HG22	1.68	0.76
47:DO:53:LYS:HE2	47:DO:53:LYS:N	2.00	0.76
57:DY:8:LYS:CE	57:DY:72:VAL:HG23	2.16	0.76
12:AL:55:VAL:HG12	12:AL:56:ALA:N	1.99	0.76
35:BA:1639:U:O2'	35:BA:1640:C:H5''	1.85	0.76
39:BE:78:LEU:CD2	39:BE:78:LEU:H	1.99	0.76
46:BN:67:LEU:O	46:BN:88:GLU:HG3	1.85	0.76
53:BU:24:TYR:HB2	53:BU:29:SER:HB3	1.66	0.76
5:CE:147:ASP:HB3	5:CE:150:ARG:HH21	1.49	0.76
22:CW:63:G:H2'	22:CW:64:A:O4'	1.86	0.76
35:DA:184:C:H2'	35:DA:185:U:H6	1.49	0.76
35:DA:1257:C:H4'	40:DF:83:PHE:CE2	2.21	0.76
42:DH:25:LYS:HB3	42:DH:34:GLU:HG2	1.68	0.76
52:DT:35:LYS:NZ	52:DT:41:ARG:HH21	1.84	0.76
53:DU:24:TYR:HB2	53:DU:29:SER:HB3	1.68	0.76
5:AE:152:ARG:HB3	8:AH:43:GLY:HA3	1.68	0.75
10:AJ:37:PRO:HA	10:AJ:72:VAL:HG22	1.68	0.75
19:AS:36:ARG:HA	19:AS:71:LEU:HB2	1.68	0.75
35:BA:1899:G:H22	35:BA:1902:C:N4	1.82	0.75
35:BA:2138:C:H1'	35:BA:2154:G:N2	2.01	0.75
49:BQ:141:GLN:HA	58:BZ:53:ILE:HB	1.67	0.75
56:BX:30:VAL:HG11	56:BX:39:ILE:CD1	2.16	0.75
30:D5:40:LYS:NZ	30:D5:49:CYS:SG	2.59	0.75
35:DA:271(T):C:H6	35:DA:271(T):C:H5'	1.51	0.75
52:DT:23:ARG:O	52:DT:25:GLY:N	2.18	0.75
57:DY:76:CYS:HB3	57:DY:96:ILE:CD1	2.17	0.75
1:AA:370:C:H2'	1:AA:370:C:O2	1.85	0.75
4:AD:119:GLN:HG3	4:AD:123:HIS:HD2	1.48	0.75
10:AJ:80:LYS:HZ2	9:CI:95:LYS:HB3	1.50	0.75
22:AW:5:G:H22	22:AW:68:C:N4	1.83	0.75
35:BA:285:C:H2'	35:BA:286:C:H5''	1.68	0.75

Continued on next page...

Continued from previous page...

Atom-1	Atom-2	Interatomic distance (Å)	Clash overlap (Å)
35:BA:896:A:O4'	58:BZ:146:ILE:HD12	1.86	0.75
35:BA:2199:A:H5'	35:BA:2200:C:OP2	1.86	0.75
39:BE:117:MET:O	39:BE:118:LYS:HB2	1.84	0.75
51:BS:74:ALA:HB1	51:BS:103:GLU:HG3	1.68	0.75
1:CA:17:U:H2'	1:CA:18:C:C6	2.21	0.75
1:CA:976:G:H5'	1:CA:1358:U:O2'	1.86	0.75
39:DE:181:LEU:HD21	52:DT:7:ILE:CG2	2.16	0.75
46:DN:128:HIS:O	46:DN:130:HIS:N	2.19	0.75
57:DY:89:PHE:O	57:DY:90:LEU:HB3	1.86	0.75
1:AA:918:A:H2'	1:AA:919:A:C8	2.21	0.75
1:AA:1105:A:H2'	1:AA:1106:G:H8	1.50	0.75
27:B2:43:GLN:O	27:B2:44:LEU:HG	1.86	0.75
31:B6:11:LEU:HD21	31:B6:26:ASN:N	2.01	0.75
33:B8:48:PHE:HE2	35:BA:650:C:OP1	1.70	0.75
35:BA:1126:A:H4'	35:BA:1127:A:O5'	1.85	0.75
35:BA:2791:C:N4	35:BA:2803:C:H42	1.83	0.75
38:BD:92:ILE:HG21	38:BD:104:TYR:CD2	2.21	0.75
2:CB:54:THR:O	2:CB:58:ILE:HG12	1.86	0.75
33:D8:33:ASN:ND2	33:D8:34:TRP:N	2.32	0.75
35:DA:2702:U:H5	35:DA:2705:A:H61	1.34	0.75
45:DK:121:GLU:O	45:DK:125:ARG:HG3	1.87	0.75
47:DO:87:ILE:HG22	47:DO:88:ASN:O	1.84	0.75
55:DW:29:LEU:HD21	55:DW:33:ARG:HH21	1.52	0.75
1:AA:722:A:H2'	1:AA:724:G:H8	1.47	0.75
2:AB:178:ARG:NH2	2:AB:196:LEU:HA	1.99	0.75
8:AH:16:ALA:O	8:AH:19:VAL:HG22	1.86	0.75
23:AX:23:G:N1	24:AY:128:GLU:HG3	1.99	0.75
39:BE:69:LYS:NZ	39:BE:89:ASP:HA	2.01	0.75
57:BY:49:VAL:HG12	57:BY:53:PRO:HG3	1.67	0.75
1:CA:1432:G:OP1	52:DT:107:ASP:HB2	1.86	0.75
28:D3:45:GLY:HA3	35:DA:851:U:O2'	1.86	0.75
33:D8:48:PHE:HE2	35:DA:650:C:OP1	1.69	0.75
35:DA:494:G:H5'	35:DA:494:G:H8	1.50	0.75
35:DA:847:U:H2'	35:DA:848:G:H5''	1.68	0.75
35:DA:1054:A:H2'	35:DA:1055:G:C8	2.22	0.75
35:DA:1709:U:H2'	35:DA:1710:C:C6	2.20	0.75
35:DA:2150:U:H2'	35:DA:2151:G:H8	1.49	0.75
35:DA:2533:A:C2'	35:DA:2534:A:H5''	2.16	0.75
38:DD:106:ILE:HD12	38:DD:106:ILE:O	1.86	0.75
48:DP:84:ASN:OD1	48:DP:116:GLY:HA3	1.86	0.75
58:DZ:166:SER:HB2	58:DZ:167:PRO:C	2.06	0.75

Continued on next page...

Continued from previous page...

Atom-1	Atom-2	Interatomic distance (Å)	Clash overlap (Å)
20:AT:50:GLU:HG3	20:AT:51:GLU:N	2.02	0.75
36:BB:117:G:H5'	51:BS:55:ALA:HB1	1.69	0.75
39:BE:3:GLY:HA3	39:BE:81:ILE:HG21	1.68	0.75
41:BG:114:ILE:HG12	41:BG:140:ILE:HD13	1.69	0.75
46:BN:46:VAL:HG13	46:BN:48:MET:HG3	1.68	0.75
50:BR:4:LEU:HD13	50:BR:4:LEU:O	1.85	0.75
1:CA:918:A:H2'	1:CA:919:A:C8	2.21	0.75
13:CM:90:LEU:C	13:CM:92:HIS:H	1.90	0.75
35:DA:1022:G:N2	35:DA:1142(A):A:H2	1.83	0.75
41:DG:41:GLN:HG2	41:DG:155:MET:HB3	1.66	0.75
45:DK:119:ASP:HB3	45:DK:121:GLU:OE2	1.85	0.75
50:DR:104:ARG:HH11	50:DR:104:ARG:CB	1.99	0.75
53:DU:27:LEU:N	53:DU:27:LEU:HD23	2.02	0.75
1:AA:1291:G:H4'	9:AI:39:GLY:HA3	1.68	0.75
19:AS:63:THR:N	19:AS:66:MET:HE3	1.99	0.75
19:AS:78:ARG:HB2	19:AS:81:ARG:NH1	2.01	0.75
34:B9:7:VAL:HG13	34:B9:34:GLN:HB3	1.69	0.75
35:BA:1403:C:H5''	35:BA:1471:A:H1'	1.68	0.75
35:BA:1711:C:H2'	35:BA:1712:C:H6	1.51	0.75
50:BR:104:ARG:HH11	50:BR:104:ARG:CB	1.99	0.75
1:CA:299:G:H2'	1:CA:300:A:C8	2.22	0.75
1:CA:1117:G:H5'	1:CA:1117:G:H8	1.52	0.75
9:CI:26:VAL:HG22	9:CI:61:ALA:HB3	1.66	0.75
19:CS:78:ARG:HB2	19:CS:81:ARG:NH1	2.01	0.75
24:CY:33:LEU:H	45:DK:29:GLN:HE22	1.31	0.75
35:DA:2327:A:H2'	35:DA:2328:A:C8	2.21	0.75
51:DS:89:ARG:HD2	51:DS:92:TYR:H	1.51	0.75
58:DZ:109:ALA:O	58:DZ:110:GLY:C	2.24	0.75
1:AA:673:G:H2'	1:AA:674:G:C8	2.21	0.75
5:AE:51:VAL:O	5:AE:55:VAL:HG23	1.85	0.75
16:AP:20:VAL:HG21	16:AP:32:TYR:CG	2.21	0.75
20:AT:26:ASN:HD22	20:AT:27:LYS:H	1.35	0.75
22:AW:40:C:H2'	22:AW:41:C:C6	2.22	0.75
25:B0:53:MET:HB3	25:B0:59:LEU:HD23	1.67	0.75
1:CA:630:G:H2'	1:CA:631:G:H5''	1.69	0.75
8:CH:16:ALA:O	8:CH:19:VAL:HG22	1.87	0.75
24:CY:31:ARG:NH2	45:DK:20:ALA:HB2	2.02	0.75
29:D4:50:THR:HG22	29:D4:51:TYR:H	1.52	0.75
35:DA:2415:G:H4'	48:DP:66:GLY:HA3	1.67	0.75
38:DD:235:GLY:O	38:DD:237:GLU:N	2.18	0.75
47:DO:4:PRO:O	47:DO:5:GLN:HB2	1.85	0.75

Continued on next page...

Continued from previous page...

Atom-1	Atom-2	Interatomic distance (Å)	Clash overlap (Å)
52:DT:51:ARG:O	52:DT:61:PHE:HA	1.87	0.75
56:DX:30:VAL:HG11	56:DX:39:ILE:HD12	1.69	0.75
1:AA:17:U:H2'	1:AA:18:C:C6	2.22	0.75
2:AB:97:TRP:CH2	2:AB:173:ALA:HA	2.22	0.75
7:AG:84:ASN:ND2	22:AW:33:U:H4'	2.02	0.75
13:AM:49:THR:HG22	13:AM:51:ALA:H	1.50	0.75
35:BA:1525:G:H2'	35:BA:1526:G:C8	2.21	0.75
35:BA:2534:A:H5'	35:BA:2534:A:H8	1.51	0.75
40:BF:89:VAL:HG12	40:BF:90:PHE:N	2.01	0.75
47:BO:10:VAL:HG21	47:BO:16:ALA:O	1.86	0.75
1:CA:503:C:H2'	1:CA:504:C:H6	1.51	0.75
1:CA:1057:G:H5''	3:CC:154:SER:HB2	1.68	0.75
35:DA:2138:C:H1'	35:DA:2154:G:N2	2.00	0.75
35:DA:2307:G:H21	35:DA:2308:G:H5''	1.50	0.75
42:DH:54:ARG:HH11	42:DH:54:ARG:HG2	1.51	0.75
48:DP:64:LYS:O	48:DP:66:GLY:N	2.20	0.75
48:DP:147:LEU:CD1	48:DP:148:LEU:H	1.99	0.75
57:DY:96:ILE:HG22	57:DY:97:ARG:H	1.51	0.75
1:AA:1218:C:H2'	1:AA:1219:U:C6	2.22	0.75
14:AN:26:ARG:HD2	14:AN:47:LEU:HD11	1.69	0.75
35:BA:141:A:C8	35:BA:1408:C:O2'	2.39	0.75
35:BA:1785:A:OP1	35:BA:1982:C:H5'	1.85	0.75
35:BA:2702:U:H5	35:BA:2705:A:H61	1.33	0.75
39:BE:47:VAL:HG12	39:BE:49:LEU:HD12	1.68	0.75
45:BK:12:LEU:HD21	45:BK:23:VAL:HG13	1.69	0.75
1:CA:10:A:OP2	5:CE:126:ARG:HD3	1.87	0.75
1:CA:1145:C:H4'	1:CA:1146:A:C5'	2.16	0.75
35:DA:1064:C:H4'	45:DK:89:HIS:CD2	2.22	0.75
35:DA:1779:U:C5	35:DA:1784:A:N7	2.55	0.75
35:DA:2262:U:C2'	35:DA:2263:C:H5''	2.16	0.75
35:DA:2415:G:H4'	48:DP:66:GLY:CA	2.17	0.75
39:DE:73:GLU:HG3	39:DE:74:PRO:HD2	1.68	0.75
48:DP:23:PRO:HD2	48:DP:33:ARG:NH2	2.02	0.75
48:DP:65:ARG:HD2	48:DP:65:ARG:H	1.52	0.75
58:DZ:144:LEU:HD11	58:DZ:150:LEU:HD12	1.66	0.75
10:AJ:50:ILE:HD13	10:AJ:50:ILE:N	2.01	0.74
31:B6:15:GLU:OE1	31:B6:18:ARG:HG3	1.87	0.74
35:BA:2023:G:H5'	35:BA:2617:C:H4'	1.69	0.74
35:BA:2693:A:H2'	35:BA:2694:G:H8	1.52	0.74
39:BE:134:ILE:HG12	39:BE:134:ILE:O	1.87	0.74
53:BU:90:VAL:HG12	53:BU:91:ASP:N	2.01	0.74

Continued on next page...

Continued from previous page...

Atom-1	Atom-2	Interatomic distance (Å)	Clash overlap (Å)
57:BY:87:LYS:O	57:BY:88:LYS:HB2	1.87	0.74
1:CA:617:G:H1	1:CA:623:C:H42	1.35	0.74
12:CL:83:VAL:HG21	12:CL:100:ILE:CG2	2.16	0.74
22:CW:66:U:H2'	22:CW:67:C:C6	2.22	0.74
26:D1:67:ILE:N	26:D1:68:PRO:HD2	2.02	0.74
45:DK:60:TYR:HD2	45:DK:64:SER:HB3	1.52	0.74
4:AD:12:CYS:SG	4:AD:19:LEU:O	2.45	0.74
19:AS:63:THR:HG22	19:AS:66:MET:HE2	1.69	0.74
24:AY:31:ARG:HG2	45:BK:25:PRO:HG3	1.67	0.74
26:B1:29:GLY:HA3	35:BA:2396:G:O2'	1.87	0.74
45:BK:25:PRO:O	45:BK:29:GLN:HG2	1.87	0.74
47:BO:105:GLU:HA	47:BO:108:GLU:HG3	1.68	0.74
24:CY:190:VAL:HB	24:CY:315:VAL:HG12	1.67	0.74
38:DD:92:ILE:HG21	38:DD:104:TYR:CD2	2.21	0.74
39:DE:32:PRO:O	39:DE:34:VAL:HG13	1.86	0.74
39:DE:48:GLN:HG2	39:DE:78:LEU:HD12	1.70	0.74
39:DE:49:LEU:HD12	39:DE:49:LEU:H	1.51	0.74
11:AK:84:VAL:HG23	11:AK:110:ASP:HA	1.69	0.74
39:BE:48:GLN:HE21	39:BE:78:LEU:CD1	2.00	0.74
41:BG:76:SER:HB2	41:BG:83:ARG:CG	2.17	0.74
42:BH:115:VAL:HG13	42:BH:148:ILE:HD11	1.69	0.74
45:BK:60:TYR:HD2	45:BK:64:SER:HB3	1.51	0.74
47:BO:63:VAL:HG23	47:BO:64:ARG:HG3	1.69	0.74
48:BP:88:LEU:HD11	48:BP:95:VAL:HG21	1.69	0.74
57:BY:76:CYS:HB3	57:BY:96:ILE:CD1	2.16	0.74
24:CY:231:VAL:CG1	24:CY:246:ASP:HB3	2.16	0.74
25:D0:41:ARG:H	25:D0:41:ARG:CD	1.98	0.74
25:D0:43:THR:HG22	35:DA:2331:G:O2'	1.87	0.74
35:DA:1711:C:H2'	35:DA:1712:C:H6	1.52	0.74
40:DF:22:ALA:CA	40:DF:26:ALA:HB2	2.17	0.74
57:DY:47:LYS:HD2	57:DY:47:LYS:N	2.02	0.74
7:AG:115:ARG:HB2	7:AG:118:VAL:HG22	1.69	0.74
12:AL:83:VAL:HG21	12:AL:100:ILE:CG2	2.16	0.74
35:BA:1257:C:H4'	40:BF:83:PHE:CE2	2.21	0.74
35:BA:2836:U:H2'	35:BA:2837:G:C8	2.21	0.74
42:BH:54:ARG:HH11	42:BH:54:ARG:HG2	1.51	0.74
56:BX:30:VAL:HG12	56:BX:31:HIS:N	2.01	0.74
1:CA:411:A:H62	1:CA:413:G:H21	1.36	0.74
1:CA:1471:G:O2'	1:CA:1472:U:H5'	1.86	0.74
3:CC:70:VAL:HG12	3:CC:71:ALA:H	1.48	0.74
13:CM:108:ARG:HH11	13:CM:108:ARG:HA	1.50	0.74

Continued on next page...

Continued from previous page...

Atom-1	Atom-2	Interatomic distance (Å)	Clash overlap (Å)
59:DI:54:GLN:HA	59:DI:57:ARG:HD2	1.69	0.74
47:DO:63:VAL:HG23	47:DO:64:ARG:HG3	1.69	0.74
1:AA:630:G:H2'	1:AA:631:G:H5''	1.69	0.74
1:AA:1057:G:H5''	3:AC:154:SER:HB2	1.68	0.74
41:BG:133:LEU:HD11	41:BG:157:ILE:HD11	1.69	0.74
45:BK:29:GLN:HA	45:BK:29:GLN:HE21	1.50	0.74
47:BO:87:ILE:HG22	47:BO:88:ASN:O	1.86	0.74
52:BT:115:ARG:HA	52:BT:115:ARG:HE	1.51	0.74
1:CA:1218:C:H2'	1:CA:1219:U:C6	2.22	0.74
2:CB:172:ILE:H	2:CB:172:ILE:CD1	1.98	0.74
8:CH:109:ILE:HG12	8:CH:110:ALA:H	1.53	0.74
11:CK:84:VAL:HG23	11:CK:110:ASP:HA	1.69	0.74
19:CS:79:THR:O	19:CS:80:TYR:HB2	1.85	0.74
20:CT:50:GLU:HG3	20:CT:51:GLU:N	2.02	0.74
24:CY:269:ILE:HD13	49:DQ:79:LEU:HD13	1.68	0.74
27:D2:69:ARG:HH12	35:DA:111:A:C5'	2.00	0.74
30:D5:16:ARG:HD2	30:D5:20:ARG:HH21	1.50	0.74
1:AA:579:G:H5'	1:AA:728:A:H1'	1.68	0.74
24:AY:10:LEU:HD12	24:AY:11:GLU:N	2.03	0.74
24:AY:188:ARG:HB2	24:AY:310:GLN:HG2	1.70	0.74
35:BA:330:A:C2	35:BA:1210:A:H2'	2.20	0.74
38:BD:235:GLY:O	38:BD:237:GLU:N	2.21	0.74
2:CB:71:VAL:HG23	2:CB:164:VAL:HG13	1.70	0.74
2:CB:102:LEU:HB3	2:CB:180:LEU:HD12	1.69	0.74
24:CY:306:GLU:HG3	24:CY:307:TRP:H	1.51	0.74
54:DV:46:VAL:HG22	54:DV:47:VAL:N	2.01	0.74
1:AA:979:C:H3'	1:AA:980:C:C5'	2.17	0.74
22:AV:21:A:H2'	22:AV:22:G:H5''	1.68	0.74
24:AY:251:VAL:HG11	24:AY:279:LEU:HD12	1.68	0.74
39:BE:23:VAL:HG12	39:BE:173:VAL:HG21	1.69	0.74
40:BF:38:ARG:O	40:BF:42:ALA:HB2	1.87	0.74
42:BH:13:LYS:HD3	42:BH:14:GLY:N	1.95	0.74
48:BP:65:ARG:HD2	48:BP:65:ARG:H	1.51	0.74
1:CA:673:G:H2'	1:CA:674:G:C8	2.21	0.74
8:CH:51:VAL:HG11	8:CH:60:ARG:HH11	1.53	0.74
17:CQ:59:ILE:HG23	17:CQ:71:PHE:HB3	1.69	0.74
22:CW:48:C:H4'	22:CW:49:C:H5''	1.69	0.74
31:D6:15:GLU:CG	31:D6:18:ARG:HE	2.00	0.74
35:DA:2248:C:H2'	35:DA:2249:U:H5'	1.70	0.74
59:DI:92:VAL:O	59:DI:120:ILE:HG22	1.87	0.74
1:AA:638:G:O2'	1:AA:639:G:H5'	1.88	0.74

Continued on next page...

Continued from previous page...

Atom-1	Atom-2	Interatomic distance (Å)	Clash overlap (Å)
24:AY:74:GLU:O	24:AY:78:GLU:HG3	1.86	0.74
40:BF:8:GLN:CB	40:BF:126:VAL:HA	2.17	0.74
57:BY:16:ALA:HA	57:BY:21:LYS:HD2	1.70	0.74
57:BY:46:LYS:HD3	57:BY:47:LYS:NZ	2.03	0.74
1:CA:491:G:H2'	1:CA:492:G:H8	1.51	0.74
1:CA:1510:U:H2'	1:CA:1511:G:C8	2.22	0.74
22:CW:8:U:H2'	22:CW:8:U:O2	1.84	0.74
24:CY:113:GLU:HA	24:CY:175:ASN:N	2.02	0.74
35:DA:405:U:H3'	35:DA:406:G:H5'	1.69	0.74
35:DA:953:A:O2'	35:DA:954:G:H5'	1.86	0.74
35:DA:1785:A:OP1	35:DA:1982:C:H5'	1.87	0.74
39:DE:131:ALA:HB1	39:DE:133:LYS:HG3	1.70	0.74
39:DE:134:ILE:HG12	39:DE:134:ILE:O	1.86	0.74
42:DH:159:GLU:HG3	42:DH:160:LYS:H	1.53	0.74
59:DI:10:GLU:O	59:DI:12:LEU:HD23	1.88	0.74
47:DO:10:VAL:HG21	47:DO:16:ALA:O	1.87	0.74
48:DP:115:LEU:HA	48:DP:134:ALA:HB2	1.69	0.74
52:DT:29:ARG:HB3	52:DT:85:LYS:HA	1.68	0.74
54:DV:19:LYS:HG2	54:DV:94:LEU:HB2	1.67	0.74
57:DY:49:VAL:HA	57:DY:53:PRO:HG3	1.69	0.74
4:AD:59:ARG:HA	4:AD:59:ARG:NE	2.02	0.74
8:AH:109:ILE:HG12	8:AH:110:ALA:H	1.52	0.74
30:B5:20:ARG:HH12	55:BW:15:ARG:NH2	1.86	0.74
35:BA:150:C:H2'	35:BA:151:C:C6	2.23	0.74
35:BA:272:G:H4'	35:BA:272(B):G:OP1	1.87	0.74
48:BP:64:LYS:O	48:BP:66:GLY:N	2.20	0.74
53:BU:27:LEU:HD23	53:BU:27:LEU:N	2.02	0.74
1:CA:826:C:H2'	1:CA:827:U:H6	1.53	0.74
3:CC:9:GLY:HA2	3:CC:12:LEU:HD23	1.70	0.74
5:CE:126:ARG:HH11	5:CE:126:ARG:HG3	1.51	0.74
9:CI:28:VAL:HA	9:CI:63:ILE:O	1.87	0.74
13:CM:35:GLU:HG3	13:CM:36:LYS:N	2.03	0.74
13:CM:49:THR:HG22	13:CM:51:ALA:H	1.52	0.74
35:DA:494:G:H21	55:DW:57:ASN:HD21	1.33	0.74
35:DA:614(A):U:H5''	35:DA:614(B):G:OP1	1.88	0.74
41:DG:76:SER:CB	41:DG:84:LYS:H	2.01	0.74
42:DH:115:VAL:HG13	42:DH:148:ILE:HD11	1.69	0.74
30:B5:2:ALA:CA	35:BA:2015:A:H1'	2.16	0.74
33:B8:33:ASN:ND2	33:B8:34:TRP:N	2.33	0.74
39:BE:47:VAL:O	39:BE:80:GLU:HA	1.88	0.74
39:BE:154:LYS:HA	39:BE:154:LYS:HE3	1.70	0.74

Continued on next page...

Continued from previous page...

Atom-1	Atom-2	Interatomic distance (Å)	Clash overlap (Å)
40:BF:7:TYR:HD2	40:BF:16:GLY:H	1.32	0.74
40:BF:132:VAL:HG13	40:BF:133:ASN:H	1.53	0.74
1:CA:1291:G:H4'	9:CI:39:GLY:HA3	1.70	0.74
11:CK:87:THR:HG22	11:CK:88:GLY:H	1.51	0.74
35:DA:769:G:O2'	35:DA:770:G:H5'	1.88	0.74
35:DA:1358:G:O2'	35:DA:1359:A:H5''	1.88	0.74
35:DA:2023:G:H5'	35:DA:2617:C:H4'	1.70	0.74
35:DA:2307:G:N2	35:DA:2308:G:H5''	2.03	0.74
35:DA:2693:A:H2'	35:DA:2694:G:H8	1.53	0.74
40:DF:102:PRO:HB2	40:DF:105:VAL:HG23	1.70	0.74
59:DI:75:LEU:CB	59:DI:141:LYS:HB2	2.17	0.74
47:DO:98:VAL:HG12	47:DO:117:LEU:HB3	1.70	0.74
52:DT:88:ILE:CG2	52:DT:89:VAL:HG23	2.18	0.74
1:AA:976:G:H5'	1:AA:1358:U:O2'	1.88	0.73
2:AB:92:TYR:CE2	2:AB:151:GLY:HA3	2.23	0.73
22:AW:5:G:H1'	22:AW:69:G:N2	2.03	0.73
22:AW:17:C:H5	35:BA:2181:G:H5'	1.52	0.73
22:AW:23:A:H2'	22:AW:24:G:H8	1.52	0.73
33:B8:32:LEU:HD11	35:BA:2392:A:P	2.28	0.73
35:BA:1037:G:H1	35:BA:1118:C:H42	1.36	0.73
35:BA:1468:C:H2'	35:BA:1469:A:H8	1.52	0.73
42:BH:125:VAL:HG12	42:BH:125:VAL:O	1.88	0.73
45:BK:58:THR:HB	45:BK:66:THR:HG22	1.67	0.73
58:BZ:111:VAL:HG13	58:BZ:112:ARG:N	2.03	0.73
1:CA:625:G:H2'	1:CA:626:U:C6	2.23	0.73
4:CD:173:TRP:O	4:CD:186:LEU:HB2	1.87	0.73
11:CK:29:ILE:HG22	11:CK:44:SER:CB	2.18	0.73
35:DA:272:G:H4'	35:DA:272(B):G:OP1	1.87	0.73
35:DA:601:C:H5''	40:DF:108:LYS:HZ1	1.53	0.73
59:DI:38:LEU:H	59:DI:38:LEU:CD1	1.98	0.73
57:DY:87:LYS:O	57:DY:88:LYS:HB2	1.86	0.73
5:AE:136:MET:HB3	5:AE:140:ARG:HH12	1.51	0.73
24:AY:33:LEU:O	24:AY:36:PRO:HD3	1.88	0.73
26:B1:87:PRO:HG2	26:B1:88:LYS:H	1.52	0.73
35:BA:2127:G:HO2'	35:BA:2173:A:H2	1.35	0.73
35:BA:2206:G:H21	35:BA:2207:G:C5'	2.00	0.73
38:BD:25:THR:HG21	38:BD:81:ALA:HB1	1.70	0.73
2:CB:84:GLU:HG3	2:CB:215:LEU:HB3	1.68	0.73
15:CO:23:GLY:O	15:CO:24:SER:HB3	1.88	0.73
24:CY:65:LEU:HA	24:CY:68:ASP:CB	2.17	0.73
25:D0:23:VAL:HA	25:D0:38:VAL:HG22	1.70	0.73

Continued on next page...

Continued from previous page...

Atom-1	Atom-2	Interatomic distance (Å)	Clash overlap (Å)
28:D3:44:ARG:O	28:D3:48:GLU:HG3	1.89	0.73
39:DE:69:LYS:NZ	39:DE:89:ASP:HA	2.03	0.73
55:DW:82:LEU:HB2	55:DW:98:LYS:HB2	1.67	0.73
58:DZ:10:ARG:H	58:DZ:37:VAL:HA	1.53	0.73
8:AH:30:ARG:HB3	8:AH:30:ARG:NH1	2.04	0.73
35:BA:847:U:H2'	35:BA:848:G:H5''	1.70	0.73
35:BA:2117:A:H61	35:BA:2172:U:H3	1.36	0.73
54:BV:24:LYS:HA	54:BV:92:THR:HG23	1.70	0.73
54:BV:49:THR:HB	54:BV:50:PRO:CD	2.18	0.73
1:CA:1504:G:OP1	1:CA:1507:A:H4'	1.88	0.73
5:CE:144:THR:O	5:CE:148:VAL:HG23	1.89	0.73
8:CH:30:ARG:HB3	8:CH:30:ARG:NH1	2.03	0.73
11:CK:33:THR:HG22	11:CK:39:PRO:HA	1.69	0.73
31:D6:15:GLU:OE1	31:D6:18:ARG:CD	2.36	0.73
35:DA:1547:C:O2'	35:DA:1548:C:H5'	1.87	0.73
35:DA:2123:G:H2'	35:DA:2124:G:C8	2.22	0.73
39:DE:81:ILE:O	39:DE:82:ARG:HB2	1.86	0.73
39:DE:117:MET:O	39:DE:118:LYS:HB2	1.86	0.73
41:DG:129:GLY:CA	41:DG:163:ALA:HB3	2.18	0.73
42:DH:20:ALA:HB1	42:DH:21:PRO:CD	2.17	0.73
54:DV:19:LYS:HZ2	54:DV:20:LEU:H	1.35	0.73
58:DZ:163:LEU:HD23	58:DZ:164:ALA:N	2.03	0.73
2:AB:54:THR:O	2:AB:58:ILE:HG12	1.87	0.73
22:AW:23:A:H2'	22:AW:24:G:C8	2.23	0.73
25:B0:27:GLU:HB3	35:BA:856:C:H1'	1.69	0.73
35:BA:2123:G:H2'	35:BA:2124:G:C8	2.23	0.73
38:BD:155:LEU:HD23	38:BD:177:LEU:HD22	1.69	0.73
42:BH:25:LYS:HB3	42:BH:34:GLU:HG2	1.70	0.73
11:CK:85:ARG:HG2	11:CK:111:ASP:O	1.88	0.73
35:DA:882:G:H2'	35:DA:883:G:H8	1.53	0.73
39:DE:116:VAL:O	39:DE:117:MET:HB3	1.87	0.73
42:DH:20:ALA:HB3	42:DH:23:ARG:HB2	1.70	0.73
59:DI:109:ILE:HB	59:DI:130:TYR:OH	1.89	0.73
48:DP:23:PRO:HB2	48:DP:33:ARG:CD	2.18	0.73
58:DZ:165:VAL:HG12	58:DZ:166:SER:N	2.02	0.73
1:AA:826:C:H2'	1:AA:827:U:H6	1.52	0.73
2:AB:84:GLU:HG3	2:AB:215:LEU:HB3	1.68	0.73
24:AY:249:VAL:HG22	24:AY:250:ARG:N	2.03	0.73
40:BF:181:LEU:HD11	40:BF:186:ILE:HD11	1.69	0.73
34:D9:11:CYS:HB3	34:D9:13:LYS:H	1.53	0.73
35:DA:796:C:H2'	35:DA:797:C:C6	2.24	0.73

Continued on next page...

Continued from previous page...

Atom-1	Atom-2	Interatomic distance (Å)	Clash overlap (Å)
35:DA:991:C:H5'	35:DA:991:C:H6	1.53	0.73
35:DA:1019:U:O2'	35:DA:1021:A:H2	1.72	0.73
35:DA:1115:G:H2'	35:DA:1116:C:C6	2.22	0.73
40:DF:26:ALA:O	40:DF:27:GLU:HG3	1.88	0.73
45:DK:25:PRO:O	45:DK:29:GLN:HG2	1.89	0.73
45:DK:93:ARG:NH2	58:DZ:112:ARG:HH11	1.86	0.73
46:DN:13:TRP:O	46:DN:135:PRO:HD2	1.89	0.73
46:DN:46:VAL:HG13	46:DN:48:MET:HG3	1.69	0.73
53:DU:90:VAL:HG12	53:DU:91:ASP:N	2.02	0.73
1:AA:16:A:O2'	1:AA:17:U:H5'	1.88	0.73
1:AA:1411:C:O2'	1:AA:1412:C:H5'	1.88	0.73
8:AH:109:ILE:HD11	8:AH:120:THR:HG21	1.71	0.73
13:AM:90:LEU:C	13:AM:92:HIS:H	1.90	0.73
35:BA:882:G:H2'	35:BA:883:G:H8	1.54	0.73
35:BA:1358:G:O2'	35:BA:1359:A:H5''	1.89	0.73
47:BO:15:GLY:O	47:BO:46:ALA:HB1	1.87	0.73
53:BU:88:ILE:HB	53:BU:90:VAL:HG23	1.71	0.73
54:BV:19:LYS:HG2	54:BV:94:LEU:HB2	1.70	0.73
55:BW:82:LEU:HB2	55:BW:98:LYS:HB2	1.70	0.73
1:CA:404:U:H2'	1:CA:405:U:C6	2.23	0.73
1:CA:1468:A:H2'	1:CA:1469:G:O4'	1.87	0.73
16:CP:20:VAL:HG21	16:CP:32:TYR:CG	2.23	0.73
30:D5:29:THR:HG21	35:DA:2814:C:O2'	1.89	0.73
35:DA:2313:C:H5'	35:DA:2313:C:H6	1.54	0.73
39:DE:23:VAL:HG12	39:DE:173:VAL:HG21	1.70	0.73
42:DH:88:LEU:O	42:DH:89:ILE:HG23	1.89	0.73
59:DI:75:LEU:HD13	59:DI:141:LYS:HD2	1.71	0.73
50:DR:24:GLN:HE22	50:DR:36:THR:HG21	1.53	0.73
57:DY:31:LEU:HB2	57:DY:32:PRO:HA	1.70	0.73
1:AA:1117:G:H8	1:AA:1117:G:H5'	1.52	0.73
4:AD:173:TRP:O	4:AD:186:LEU:HB2	1.87	0.73
22:AV:68:C:H2'	22:AV:69:G:H5''	1.71	0.73
28:B3:11:SER:OG	28:B3:13:ILE:HD13	1.88	0.73
36:BB:8:U:H5'	36:BB:8:U:H6	1.53	0.73
47:BO:53:LYS:HE3	47:BO:56:ASP:OD1	1.88	0.73
48:BP:23:PRO:HB2	48:BP:33:ARG:CG	2.18	0.73
22:CW:30:G:H2'	22:CW:31:A:H8	1.52	0.73
24:CY:251:VAL:HG21	24:CY:276:LEU:HD23	1.68	0.73
26:D1:11:ARG:NH2	35:DA:1365:A:O2'	2.20	0.73
35:DA:598:G:H5'	48:DP:15:ARG:HB3	1.71	0.73
38:DD:244:ARG:HD2	38:DD:245:PRO:HB3	1.71	0.73

Continued on next page...

Continued from previous page...

Atom-1	Atom-2	Interatomic distance (Å)	Clash overlap (Å)
45:DK:98:ARG:HD2	45:DK:139:VAL:HG22	1.71	0.73
47:DO:105:GLU:HA	47:DO:108:GLU:HG3	1.69	0.73
48:DP:147:LEU:HD12	48:DP:148:LEU:HD22	1.71	0.73
51:DS:89:ARG:O	51:DS:92:TYR:HB3	1.88	0.73
58:DZ:8:TYR:N	58:DZ:8:TYR:CD1	2.57	0.73
2:AB:167:PRO:HG2	2:AB:192:SER:OG	1.89	0.73
9:AI:99:LEU:HB3	9:AI:101:PHE:CE1	2.24	0.73
11:AK:29:ILE:HG22	11:AK:44:SER:CB	2.18	0.73
22:AW:38:A:C3'	22:AW:39:U:H5''	2.18	0.73
25:B0:51:VAL:N	25:B0:62:LEU:HD12	2.04	0.73
35:BA:662:G:OP1	48:BP:18:ARG:HD2	1.88	0.73
35:BA:2327:A:H2'	35:BA:2328:A:C8	2.24	0.73
35:BA:2468:G:H2'	35:BA:2476:A:N7	2.04	0.73
41:BG:124:SER:HB2	41:BG:131:TYR:CD1	2.24	0.73
47:BO:4:PRO:O	47:BO:5:GLN:HB2	1.87	0.73
4:CD:119:GLN:HG3	4:CD:123:HIS:HD2	1.49	0.73
7:CG:80:VAL:HB	7:CG:83:ALA:HB3	1.70	0.73
33:D8:31:HIS:O	33:D8:33:ASN:N	2.22	0.73
35:DA:1494:A:O2'	35:DA:1495:A:H5''	1.88	0.73
48:DP:88:LEU:HD11	48:DP:95:VAL:HG21	1.69	0.73
51:DS:58:LEU:HD12	51:DS:59:LYS:HG3	1.71	0.73
57:DY:8:LYS:HD2	57:DY:8:LYS:N	2.03	0.73
1:AA:491:G:H2'	1:AA:492:G:H8	1.52	0.73
4:AD:135:LEU:H	4:AD:135:LEU:HD22	1.53	0.73
24:AY:33:LEU:H	45:BK:29:GLN:HE22	1.34	0.73
37:BC:168:THR:CA	37:BC:173:ALA:HB2	2.16	0.73
38:BD:244:ARG:HD2	38:BD:245:PRO:HB3	1.70	0.73
41:BG:111:LEU:HD11	41:BG:120:LEU:HD11	1.71	0.73
48:BP:58:THR:O	48:BP:61:ARG:NE	2.17	0.73
48:BP:112:LEU:HD23	48:BP:113:LYS:N	2.03	0.73
1:CA:1008:C:H2'	1:CA:1009:G:O4'	1.89	0.73
1:CA:1329:A:H5'	13:CM:29:ARG:HD2	1.71	0.73
4:CD:15:GLU:HG3	4:CD:63:LYS:HE2	1.71	0.73
10:CJ:81:THR:C	10:CJ:83:GLU:H	1.92	0.73
22:CV:1:G:H2'	22:CV:2:C:H6	1.53	0.73
27:D2:69:ARG:HH12	35:DA:111:A:H5''	1.53	0.73
35:DA:150:C:H2'	35:DA:151:C:C6	2.23	0.73
35:DA:662:G:OP1	48:DP:18:ARG:HD2	1.88	0.73
46:DN:38:HIS:O	53:DU:67:ALA:HB1	1.88	0.73
46:DN:67:LEU:O	46:DN:88:GLU:HG3	1.89	0.73
57:DY:16:ALA:HA	57:DY:21:LYS:HD2	1.71	0.73

Continued on next page...

Continued from previous page...

Atom-1	Atom-2	Interatomic distance (Å)	Clash overlap (Å)
1:AA:503:C:H2'	1:AA:504:C:H6	1.53	0.73
4:AD:15:GLU:HG3	4:AD:63:LYS:HE2	1.70	0.73
7:AG:108:ALA:O	7:AG:119:ARG:HD2	1.88	0.73
24:AY:102:TYR:O	24:AY:105:THR:HG22	1.89	0.73
42:BH:88:LEU:O	42:BH:89:ILE:HG23	1.88	0.73
52:BT:88:ILE:HG22	52:BT:89:VAL:N	2.03	0.73
52:BT:88:ILE:CG2	52:BT:89:VAL:HG23	2.18	0.73
57:BY:47:LYS:N	57:BY:47:LYS:HD2	2.04	0.73
58:BZ:79:ARG:O	58:BZ:80:ARG:HB2	1.87	0.73
13:CM:15:VAL:HG12	13:CM:45:VAL:HG22	1.71	0.73
25:D0:41:ARG:HD2	25:D0:41:ARG:N	2.02	0.73
25:D0:51:VAL:N	25:D0:62:LEU:HD12	2.04	0.73
33:D8:61:LEU:C	33:D8:63:PRO:HD2	2.08	0.73
35:DA:2468:G:H2'	35:DA:2476:A:N7	2.04	0.73
40:DF:18:ARG:HG2	40:DF:19:GLU:H	1.54	0.73
41:DG:67:LYS:H	41:DG:67:LYS:CD	2.01	0.73
42:DH:89:ILE:HD12	42:DH:90:LYS:H	1.53	0.73
52:DT:88:ILE:HG22	52:DT:89:VAL:N	2.03	0.73
1:AA:404:U:H2'	1:AA:405:U:C6	2.24	0.72
1:AA:1504:G:OP1	1:AA:1507:A:H4'	1.89	0.72
2:AB:71:VAL:HG23	2:AB:164:VAL:HG13	1.71	0.72
3:AC:134:ILE:HG21	3:AC:168:ALA:HB3	1.68	0.72
24:AY:87:LEU:O	24:AY:87:LEU:HD23	1.89	0.72
28:B3:31:LEU:HD12	35:BA:1157:G:O2'	1.89	0.72
35:BA:1711:C:H2'	35:BA:1712:C:C6	2.24	0.72
41:BG:7:LEU:HA	41:BG:10:LYS:HB3	1.71	0.72
48:BP:115:LEU:HA	48:BP:134:ALA:HB2	1.69	0.72
51:BS:58:LEU:HD12	51:BS:59:LYS:HG3	1.69	0.72
54:BV:21:ARG:HB3	54:BV:91:TYR:HB2	1.71	0.72
20:CT:26:ASN:HD22	20:CT:27:LYS:N	1.87	0.72
26:D1:86:SER:O	26:D1:90:ILE:HG12	1.88	0.72
41:DG:58:GLN:O	41:DG:61:ALA:HB3	1.89	0.72
7:AG:23:VAL:HG13	7:AG:43:PHE:CE2	2.24	0.72
17:AQ:59:ILE:HG23	17:AQ:71:PHE:HB3	1.71	0.72
30:B5:2:ALA:HA	35:BA:2015:A:C1'	2.16	0.72
35:BA:405:U:H3'	35:BA:406:G:H5'	1.71	0.72
35:BA:2313:C:H5'	35:BA:2313:C:H6	1.52	0.72
42:BH:159:GLU:HG3	42:BH:160:LYS:H	1.54	0.72
1:CA:32:A:H2'	1:CA:33:A:C8	2.25	0.72
4:CD:135:LEU:HD22	4:CD:135:LEU:H	1.54	0.72
30:D5:2:ALA:HA	35:DA:2015:A:C1'	2.15	0.72

Continued on next page...

Continued from previous page...

Atom-1	Atom-2	Interatomic distance (Å)	Clash overlap (Å)
36:DB:8:U:H5'	36:DB:8:U:H6	1.54	0.72
26:B1:92:LYS:HZ1	35:BA:153:C:H5'	1.54	0.72
33:B8:4:MET:CE	33:B8:61:LEU:HD13	2.18	0.72
35:BA:2873:A:C2	50:BR:6:SER:HB3	2.23	0.72
39:BE:101:ARG:HH21	39:BE:171:GLU:N	1.88	0.72
10:CJ:38:ILE:HG13	10:CJ:71:LEU:HB3	1.70	0.72
15:CO:87:ILE:HG22	15:CO:88:ARG:N	2.03	0.72
22:CV:41:C:H2'	22:CV:42:C:H5'	1.71	0.72
24:CY:16:TYR:CA	24:CY:55:LEU:HD11	2.17	0.72
27:D2:7:ARG:HD2	27:D2:7:ARG:H	1.54	0.72
35:DA:2036:C:H5'	35:DA:2036:C:C6	2.20	0.72
35:DA:2791:C:N4	35:DA:2803:C:H42	1.86	0.72
36:DB:48:A:H4'	51:DS:95:HIS:HD2	1.54	0.72
38:DD:155:LEU:HD23	38:DD:177:LEU:HD22	1.72	0.72
48:DP:23:PRO:HB2	48:DP:33:ARG:CG	2.18	0.72
1:AA:617:G:H1	1:AA:623:C:H42	1.34	0.72
1:AA:1342:C:H1'	9:AI:124:GLN:HE22	1.55	0.72
2:AB:48:MET:HA	2:AB:51:LEU:HD12	1.70	0.72
13:AM:15:VAL:HG12	13:AM:45:VAL:HG22	1.71	0.72
15:AO:87:ILE:HG22	15:AO:88:ARG:N	2.04	0.72
24:AY:33:LEU:HD22	24:AY:36:PRO:HG2	1.71	0.72
35:BA:1779:U:C5	35:BA:1784:A:N7	2.56	0.72
39:BE:1:MET:HG2	39:BE:83:ASP:O	1.88	0.72
40:BF:23:ASP:O	40:BF:115:ALA:HA	1.89	0.72
42:BH:41:MET:HG3	42:BH:55:PRO:HD3	1.71	0.72
48:BP:147:LEU:CD1	48:BP:148:LEU:H	2.01	0.72
1:CA:1053:G:C3'	1:CA:1054:C:H5'	2.19	0.72
8:CH:109:ILE:HD11	8:CH:120:THR:HG21	1.71	0.72
12:CL:47:LYS:HB3	12:CL:48:PRO:CD	2.19	0.72
30:D5:40:LYS:CE	30:D5:46:CYS:H	2.02	0.72
31:D6:15:GLU:OE2	31:D6:43:CYS:SG	2.47	0.72
36:DB:12:C:H4'	36:DB:13:A:OP1	1.89	0.72
36:DB:65:C:O2'	36:DB:66:A:H5'	1.89	0.72
40:DF:132:VAL:HG13	40:DF:133:ASN:H	1.55	0.72
48:DP:58:THR:O	48:DP:61:ARG:NE	2.17	0.72
58:DZ:111:VAL:HG22	58:DZ:112:ARG:H	1.54	0.72
1:AA:625:G:H2'	1:AA:626:U:C6	2.24	0.72
3:AC:70:VAL:HG12	3:AC:71:ALA:H	1.52	0.72
30:B5:29:THR:HG21	35:BA:2814:C:O2'	1.89	0.72
35:BA:654(M):C:H2'	35:BA:654(N):G:H8	1.54	0.72
35:BA:833:U:H2'	35:BA:834:C:C6	2.25	0.72

Continued on next page...

Continued from previous page...

Atom-1	Atom-2	Interatomic distance (Å)	Clash overlap (Å)
43:BI:81:VAL:HG21	43:BI:144:VAL:HG13	1.71	0.72
51:BS:85:VAL:HG23	51:BS:106:ARG:HB2	1.69	0.72
53:BU:66:ASN:HD21	53:BU:70:ARG:HE	1.35	0.72
2:CB:48:MET:HA	2:CB:51:LEU:HD12	1.71	0.72
2:CB:69:LEU:HB3	2:CB:162:ILE:HG22	1.69	0.72
9:CI:99:LEU:HB3	9:CI:101:PHE:CE1	2.24	0.72
35:DA:494:G:H5'	35:DA:494:G:C8	2.24	0.72
39:DE:131:ALA:C	39:DE:133:LYS:H	1.93	0.72
40:DF:2:LYS:HE3	40:DF:25:PRO:HB2	1.70	0.72
4:AD:13:ARG:O	4:AD:15:GLU:N	2.23	0.72
15:AO:50:HIS:O	15:AO:53:HIS:HB3	1.90	0.72
22:AV:72:C:H5'	22:AV:72:C:C6	2.23	0.72
35:BA:1693:U:H1'	38:BD:14:ARG:HH12	1.55	0.72
40:BF:22:ALA:CA	40:BF:26:ALA:HB2	2.19	0.72
48:BP:147:LEU:HD12	48:BP:148:LEU:HD22	1.72	0.72
51:BS:89:ARG:HB3	51:BS:92:TYR:HB3	1.72	0.72
58:BZ:10:ARG:HB3	58:BZ:36:LYS:HB3	1.71	0.72
1:CA:1323:G:H2'	1:CA:1324:A:C8	2.25	0.72
1:CA:1329:A:C5'	13:CM:29:ARG:HD2	2.19	0.72
10:CJ:37:PRO:HA	10:CJ:72:VAL:HG22	1.69	0.72
27:D2:2:LYS:HE2	27:D2:52:ASP:OD1	1.89	0.72
33:D8:4:MET:CE	33:D8:61:LEU:HD13	2.20	0.72
35:DA:493:G:C3'	35:DA:494:G:H5''	2.19	0.72
35:DA:1022:G:N2	35:DA:1142(A):A:C2	2.56	0.72
35:DA:1717:G:H3'	35:DA:1718:G:H5''	1.71	0.72
38:DD:102:LYS:C	38:DD:103:ARG:HG2	2.10	0.72
39:DE:47:VAL:O	39:DE:80:GLU:HA	1.89	0.72
59:DI:92:VAL:HB	59:DI:120:ILE:CG2	2.18	0.72
50:DR:24:GLN:NE2	50:DR:36:THR:HG21	2.04	0.72
51:DS:74:ALA:HB1	51:DS:103:GLU:HG3	1.71	0.72
54:DV:49:THR:HB	54:DV:50:PRO:CD	2.17	0.72
1:AA:1149:C:H2'	1:AA:1150:U:C6	2.24	0.72
6:AF:61:LEU:O	6:AF:62:TRP:HB2	1.88	0.72
29:B4:42:CYS:SG	29:B4:46:ASN:HB3	2.29	0.72
35:BA:1022:G:N2	35:BA:1142(A):A:H2	1.86	0.72
37:BC:82:LYS:O	37:BC:86:ALA:HB3	1.89	0.72
45:BK:121:GLU:O	45:BK:125:ARG:HG3	1.88	0.72
46:BN:13:TRP:O	46:BN:135:PRO:HD2	1.89	0.72
2:CB:97:TRP:CH2	2:CB:173:ALA:HA	2.24	0.72
11:CK:124:LYS:HD2	11:CK:125:PHE:CE1	2.24	0.72
24:CY:40:ASN:C	24:CY:42:PRO:HD2	2.10	0.72

Continued on next page...

Continued from previous page...

Atom-1	Atom-2	Interatomic distance (Å)	Clash overlap (Å)
35:DA:2473:U:H2'	35:DA:2473:U:O2	1.90	0.72
42:DH:41:MET:HG3	42:DH:55:PRO:HD3	1.70	0.72
51:DS:106:ARG:HH11	51:DS:108:GLY:N	1.87	0.72
26:B1:81:LYS:HG2	35:BA:271(H):G:H4'	1.71	0.72
28:B3:2:PRO:HD2	28:B3:39:ASP:CB	2.20	0.72
35:BA:1396:U:H2'	35:BA:1396:U:O2	1.90	0.72
35:BA:2148:G:O2'	35:BA:2149:G:H5'	1.89	0.72
39:BE:48:GLN:HG2	39:BE:78:LEU:HD12	1.71	0.72
41:BG:156:ASP:O	41:BG:157:ILE:HG23	1.90	0.72
50:BR:81:ASP:O	50:BR:82:GLU:HB2	1.88	0.72
55:BW:4:LYS:HG2	55:BW:106:ILE:HG22	1.71	0.72
3:CC:88:ARG:NH1	3:CC:101:LEU:HB3	2.03	0.72
4:CD:128:VAL:HG12	4:CD:129:ASN:N	2.04	0.72
35:DA:1116:C:C2'	35:DA:1117:G:H5'	2.20	0.72
35:DA:1981:A:H5''	35:DA:1982:C:OP2	1.90	0.72
39:DE:2:LYS:HE2	39:DE:95:ILE:HG22	1.71	0.72
40:DF:3:GLU:HA	40:DF:24:LEU:CG	2.19	0.72
54:DV:21:ARG:HB3	54:DV:91:TYR:HB2	1.72	0.72
1:AA:411:A:H62	1:AA:413:G:H21	1.35	0.72
1:AA:1008:C:H2'	1:AA:1009:G:O4'	1.90	0.72
7:AG:80:VAL:HB	7:AG:83:ALA:HB3	1.70	0.72
10:AJ:22:LYS:NZ	10:AJ:90:LEU:HD13	2.05	0.72
13:AM:35:GLU:HG3	13:AM:36:LYS:N	2.04	0.72
41:BG:131:TYR:O	41:BG:159:VAL:HG12	1.88	0.72
2:CB:178:ARG:HH21	8:CH:74:PRO:HG3	1.54	0.72
28:D3:31:LEU:HD12	35:DA:1157:G:O2'	1.89	0.72
31:D6:26:ASN:HD22	31:D6:32:ASN:HD21	1.36	0.72
35:DA:118:A:H5'	35:DA:119:A:H8	1.54	0.72
35:DA:877:U:O2'	35:DA:878:A:H5''	1.90	0.72
35:DA:1711:C:H2'	35:DA:1712:C:C6	2.24	0.72
45:DK:12:LEU:HD21	45:DK:23:VAL:HG13	1.69	0.72
8:AH:87:SER:HB2	8:AH:93:VAL:HB	1.70	0.72
35:BA:57:C:O2'	35:BA:58:G:H5'	1.90	0.72
35:BA:620:G:H4'	35:BA:621:A:H5''	1.72	0.72
35:BA:769:G:O2'	35:BA:770:G:H5'	1.89	0.72
35:BA:1064:C:H4'	45:BK:89:HIS:CD2	2.21	0.72
35:BA:1223:G:H5'	35:BA:1224:C:OP2	1.90	0.72
35:BA:1494:A:O2'	35:BA:1495:A:H5''	1.90	0.72
35:BA:2118:U:H5	35:BA:2148:G:O2'	1.73	0.72
38:BD:102:LYS:C	38:BD:103:ARG:HG2	2.10	0.72
43:BI:71:ILE:HG23	43:BI:72:LEU:HD22	1.72	0.72

Continued on next page...

Continued from previous page...

Atom-1	Atom-2	Interatomic distance (Å)	Clash overlap (Å)
50:BR:24:GLN:HE22	50:BR:36:THR:HG21	1.55	0.72
51:BS:89:ARG:HD2	51:BS:92:TYR:H	1.55	0.72
1:CA:638:G:O2'	1:CA:639:G:H5'	1.90	0.72
2:CB:80:ILE:O	2:CB:80:ILE:HG13	1.90	0.72
2:CB:167:PRO:HG2	2:CB:192:SER:OG	1.90	0.72
4:CD:31:CYS:O	4:CD:31:CYS:SG	2.47	0.72
29:D4:42:CYS:SG	29:D4:46:ASN:HB3	2.29	0.72
35:DA:1037:G:H1	35:DA:1118:C:H42	1.35	0.72
40:DF:7:TYR:HD2	40:DF:16:GLY:H	1.35	0.72
50:DR:12:ARG:HE	50:DR:16:HIS:CE1	2.07	0.72
1:AA:1130:A:H1'	1:AA:1146:A:C2	2.25	0.71
1:AA:1145:C:H4'	1:AA:1146:A:H5''	1.71	0.71
12:AL:24:VAL:HG13	12:AL:98:TYR:CE2	2.24	0.71
35:BA:877:U:O2'	35:BA:878:A:H5''	1.88	0.71
35:BA:953:A:O2'	35:BA:954:G:H5'	1.89	0.71
35:BA:1022:G:N2	35:BA:1142(A):A:C2	2.57	0.71
35:BA:2571:C:H5'	35:BA:2572:A:C5'	2.18	0.71
48:BP:23:PRO:HB2	48:BP:33:ARG:CD	2.19	0.71
52:BT:35:LYS:NZ	52:BT:41:ARG:HH21	1.86	0.71
52:BT:40:THR:O	52:BT:41:ARG:HB2	1.90	0.71
52:BT:50:ILE:H	52:BT:50:ILE:HD12	1.55	0.71
53:BU:34:LYS:HE2	53:BU:34:LYS:HA	1.71	0.71
1:CA:22:G:H2'	1:CA:23:C:C6	2.24	0.71
1:CA:1145:C:H4'	1:CA:1146:A:H5''	1.70	0.71
26:D1:29:GLY:HA3	35:DA:2396:G:O2'	1.89	0.71
35:DA:2117:A:H61	35:DA:2172:U:H3	1.38	0.71
58:DZ:95:PRO:HA	58:DZ:128:VAL:O	1.89	0.71
2:AB:163:PHE:HA	2:AB:185:ILE:O	1.90	0.71
8:AH:35:ILE:HG23	8:AH:111:ILE:HD13	1.69	0.71
10:AJ:38:ILE:HG13	10:AJ:71:LEU:HB3	1.70	0.71
32:B7:8:ASN:C	32:B7:8:ASN:ND2	2.41	0.71
35:BA:614(A):U:H5''	35:BA:614(B):G:OP1	1.89	0.71
35:BA:779:U:OP1	38:BD:49:ILE:HG23	1.90	0.71
39:BE:46:ALA:HA	39:BE:82:ARG:O	1.89	0.71
39:BE:120:TRP:CD2	39:BE:155:LYS:HD3	2.25	0.71
47:BO:93:PRO:HD3	47:BO:114:ILE:HD11	1.70	0.71
49:BQ:58:PHE:O	49:BQ:58:PHE:CD1	2.44	0.71
4:CD:59:ARG:HA	4:CD:59:ARG:NE	2.00	0.71
26:D1:45:ASN:HD21	35:DA:2090:G:H21	1.38	0.71
39:DE:154:LYS:HE3	39:DE:154:LYS:HA	1.70	0.71
40:DF:24:LEU:HB3	40:DF:25:PRO:CD	2.20	0.71

Continued on next page...

Continued from previous page...

Atom-1	Atom-2	Interatomic distance (Å)	Clash overlap (Å)
42:DH:125:VAL:O	42:DH:125:VAL:HG12	1.89	0.71
45:DK:38:VAL:HG13	45:DK:39:LYS:HG3	1.72	0.71
49:DQ:109:VAL:CG1	49:DQ:113:GLN:HB2	2.19	0.71
1:AA:32:A:H2'	1:AA:33:A:C8	2.24	0.71
12:AL:47:LYS:HB3	12:AL:48:PRO:CD	2.20	0.71
15:AO:23:GLY:O	15:AO:24:SER:HB3	1.90	0.71
24:AY:332:ASP:HB2	24:AY:334:GLU:OE2	1.90	0.71
39:BE:73:GLU:HG3	39:BE:74:PRO:HD2	1.73	0.71
40:BF:102:PRO:HB2	40:BF:105:VAL:HG23	1.70	0.71
49:BQ:55:VAL:CG2	49:BQ:56:ARG:N	2.53	0.71
57:BY:39:VAL:HG12	57:BY:40:GLU:N	2.05	0.71
1:CA:1149:C:H2'	1:CA:1150:U:C6	2.24	0.71
1:CA:1342:C:H1'	9:CI:124:GLN:HE22	1.54	0.71
9:CI:20:ARG:HG3	9:CI:20:ARG:HH11	1.55	0.71
18:CR:59:SER:HB3	18:CR:62:GLU:HG3	1.73	0.71
39:DE:1:MET:HG2	39:DE:83:ASP:O	1.89	0.71
42:DH:157:TYR:CE1	42:DH:171:LEU:N	2.58	0.71
50:DR:81:ASP:O	50:DR:82:GLU:HB2	1.88	0.71
1:AA:1053:G:C3'	1:AA:1054:C:H5'	2.19	0.71
3:AC:88:ARG:NH1	3:AC:101:LEU:HB3	2.05	0.71
10:AJ:81:THR:C	10:AJ:83:GLU:H	1.93	0.71
35:BA:1116:C:C2'	35:BA:1117:G:H5'	2.21	0.71
35:BA:1317:A:H2'	35:BA:1318:C:H6	1.54	0.71
36:BB:12:C:H4'	36:BB:13:A:OP1	1.90	0.71
38:BD:125:ILE:H	38:BD:125:ILE:HD12	1.55	0.71
41:BG:2:PRO:HD2	41:BG:5:VAL:HG13	1.72	0.71
41:BG:39:ILE:CD1	41:BG:92:VAL:HG12	2.20	0.71
51:BS:27:SER:HA	51:BS:88:ASP:HB3	1.72	0.71
19:CS:36:ARG:HA	19:CS:71:LEU:HB2	1.70	0.71
35:DA:1176:G:N2	35:DA:1178:C:H1'	2.04	0.71
35:DA:1598:C:H5'	56:DX:36:LYS:HG3	1.71	0.71
1:AA:77:G:H2'	1:AA:78:G:H5'	1.73	0.71
1:AA:1060:C:H5'	14:AN:45:ARG:NH2	2.06	0.71
11:AK:124:LYS:HD2	11:AK:125:PHE:CE1	2.25	0.71
24:AY:189:LEU:HD11	24:AY:191:ARG:HD3	1.72	0.71
35:BA:1717:G:H3'	35:BA:1718:G:H5''	1.71	0.71
39:BE:131:ALA:C	39:BE:133:LYS:H	1.93	0.71
40:BF:25:PRO:HG3	40:BF:119:ARG:CG	2.20	0.71
41:BG:117:PHE:O	41:BG:118:ARG:HG2	1.90	0.71
42:BH:116:GLU:O	42:BH:118:PRO:HD3	1.90	0.71
57:BY:96:ILE:HG22	57:BY:97:ARG:H	1.54	0.71

Continued on next page...

Continued from previous page...

Atom-1	Atom-2	Interatomic distance (Å)	Clash overlap (Å)
1:CA:591:U:H2'	1:CA:592:G:H8	1.54	0.71
2:CB:163:PHE:HA	2:CB:185:ILE:O	1.91	0.71
3:CC:134:ILE:HG21	3:CC:168:ALA:HB3	1.70	0.71
40:DF:89:VAL:HG12	40:DF:90:PHE:N	2.05	0.71
53:DU:91:ASP:OD2	53:DU:96:ALA:HB2	1.90	0.71
6:AF:43:LEU:H	6:AF:43:LEU:CD1	2.04	0.71
13:AM:50:GLU:O	13:AM:54:VAL:HG23	1.90	0.71
35:BA:1019:U:O2'	35:BA:1021:A:H2	1.73	0.71
35:BA:2645:G:H3'	35:BA:2646:C:C5'	2.21	0.71
57:BY:2:ARG:C	57:BY:4:LYS:H	1.94	0.71
1:CA:1513:A:H2'	1:CA:1514:C:C6	2.25	0.71
4:CD:59:ARG:HE	4:CD:59:ARG:CA	2.00	0.71
12:CL:59:ARG:NH1	12:CL:65:GLU:HG2	2.05	0.71
29:D4:52:SER:HB3	41:DG:143:GLU:OE2	1.91	0.71
39:DE:51:PHE:O	39:DE:74:PRO:HB2	1.89	0.71
46:DN:25:ARG:HH11	46:DN:25:ARG:HG3	1.55	0.71
52:DT:40:THR:O	52:DT:41:ARG:HB2	1.89	0.71
1:AA:1376:U:H2'	1:AA:1377:A:H8	1.55	0.71
3:AC:141:VAL:HG11	3:AC:202:ILE:HD12	1.73	0.71
5:AE:144:THR:O	5:AE:148:VAL:HG23	1.91	0.71
35:BA:493:G:C3'	35:BA:494:G:H5''	2.19	0.71
35:BA:2101:G:H2'	35:BA:2102:U:O4'	1.90	0.71
54:BV:6:LYS:HG2	54:BV:37:VAL:HB	1.71	0.71
56:BX:10:ALA:O	56:BX:28:PHE:HB2	1.90	0.71
57:BY:87:LYS:HG3	57:BY:88:LYS:N	2.06	0.71
1:CA:250:A:H4'	1:CA:251:G:O5'	1.91	0.71
1:CA:1376:U:H2'	1:CA:1377:A:H8	1.55	0.71
4:CD:85:LYS:HD3	4:CD:86:LYS:H	1.55	0.71
35:DA:598:G:C5'	48:DP:15:ARG:HB3	2.20	0.71
37:DC:168:THR:CA	37:DC:173:ALA:HB2	2.18	0.71
42:DH:35:VAL:O	42:DH:37:VAL:HG23	1.90	0.71
59:DI:111:PRO:HG2	59:DI:112:LYS:H	1.55	0.71
47:DO:93:PRO:HD3	47:DO:114:ILE:HD11	1.72	0.71
47:DO:107:ARG:NH1	52:DT:35:LYS:HD2	2.05	0.71
48:DP:57:THR:HG23	48:DP:59:LEU:HB3	1.71	0.71
58:DZ:4:ARG:HH11	58:DZ:4:ARG:HB3	1.54	0.71
1:AA:1323:G:H2'	1:AA:1324:A:C8	2.25	0.71
1:AA:1452:C:H4'	1:AA:1456:G:C4	2.26	0.71
19:AS:29:ARG:HD2	19:AS:29:ARG:C	2.11	0.71
41:BG:161:THR:HG22	41:BG:162:THR:N	2.05	0.71
43:BI:85:GLU:O	43:BI:86:THR:HG23	1.91	0.71

Continued on next page...

Continued from previous page...

Atom-1	Atom-2	Interatomic distance (Å)	Clash overlap (Å)
48:BP:18:ARG:HB3	48:BP:18:ARG:HH11	1.53	0.71
3:CC:15:THR:CG2	3:CC:181:ASN:H	2.04	0.71
6:CF:61:LEU:O	6:CF:62:TRP:HB2	1.90	0.71
8:CH:35:ILE:HG23	8:CH:111:ILE:HD13	1.73	0.71
35:DA:1614:A:H62	55:DW:93:ALA:HB2	1.56	0.71
35:DA:2101:G:H2'	35:DA:2102:U:O4'	1.89	0.71
35:DA:2161:C:H2'	35:DA:2162:G:C8	2.26	0.71
35:DA:2287:A:N6	35:DA:2344:U:N3	2.37	0.71
49:DQ:1:MET:SD	49:DQ:2:LEU:N	2.63	0.71
55:DW:4:LYS:HG2	55:DW:106:ILE:HG22	1.71	0.71
57:DY:87:LYS:HG3	57:DY:88:LYS:N	2.05	0.71
1:AA:79:G:H1'	1:AA:80:G:H8	1.56	0.71
1:AA:1321:C:H3'	1:AA:1322:C:H5''	1.73	0.71
24:AY:118:LEU:HG	24:AY:210:VAL:HG22	1.73	0.71
30:B5:16:ARG:HD2	30:B5:20:ARG:HH21	1.56	0.71
33:B8:4:MET:HB2	33:B8:61:LEU:CD1	2.19	0.71
38:BD:32:SER:HA	38:BD:36:PRO:HG2	1.72	0.71
40:BF:3:GLU:HA	40:BF:24:LEU:CG	2.20	0.71
42:BH:89:ILE:HD12	42:BH:90:LYS:H	1.54	0.71
49:BQ:109:VAL:CG1	49:BQ:113:GLN:HB2	2.21	0.71
49:BQ:137:TYR:HD2	58:BZ:76:LEU:HD21	1.55	0.71
57:BY:46:LYS:HB3	57:BY:47:LYS:HD2	1.73	0.71
58:BZ:141:VAL:HG23	58:BZ:144:LEU:HB2	1.71	0.71
3:CC:67:THR:HA	3:CC:102:ASN:HB2	1.73	0.71
20:CT:26:ASN:HD22	20:CT:27:LYS:H	1.39	0.71
31:D6:11:LEU:HD21	31:D6:26:ASN:N	2.06	0.71
31:D6:23:THR:HG21	35:DA:2419:U:C5'	2.21	0.71
38:DD:25:THR:HG21	38:DD:81:ALA:HB1	1.71	0.71
53:DU:52:ARG:O	53:DU:55:ARG:HG2	1.91	0.71
53:DU:70:ARG:HA	53:DU:74:LEU:O	1.91	0.71
53:DU:79:PHE:CE2	53:DU:83:LEU:HD22	2.26	0.71
10:AJ:32:ALA:CB	10:AJ:76:ASN:HB3	2.20	0.71
15:AO:74:ASP:OD2	15:AO:77:ARG:HG2	1.90	0.71
19:AS:79:THR:O	19:AS:80:TYR:HB2	1.88	0.71
22:AV:68:C:H2'	22:AV:69:G:C5'	2.21	0.71
24:AY:26:LEU:HD13	24:AY:48:VAL:HG23	1.72	0.71
36:BB:45:A:H1'	41:BG:95:ARG:CZ	2.21	0.71
39:BE:116:VAL:O	39:BE:117:MET:HB3	1.89	0.71
40:BF:2:LYS:HE3	40:BF:25:PRO:HB2	1.71	0.71
40:BF:184:TYR:O	40:BF:188:ARG:HB2	1.90	0.71
43:BI:79:ILE:O	43:BI:81:VAL:HG23	1.91	0.71

Continued on next page...

Continued from previous page...

Atom-1	Atom-2	Interatomic distance (Å)	Clash overlap (Å)
49:BQ:141:GLN:H	58:BZ:99:TYR:CB	1.92	0.71
52:BT:51:ARG:O	52:BT:61:PHE:HA	1.90	0.71
1:CA:1130:A:H1'	1:CA:1146:A:C2	2.26	0.71
22:CV:16:U:H3	22:CV:59:U:H3	1.37	0.71
24:CY:54:ARG:CZ	24:CY:54:ARG:HB3	2.20	0.71
24:CY:59:VAL:HA	24:CY:62:PHE:HB3	1.73	0.71
58:DZ:152:ALA:HB1	58:DZ:167:PRO:HB3	1.73	0.71
1:AA:486:U:H2'	1:AA:487:A:C8	2.26	0.70
1:AA:525:C:H2'	1:AA:526:C:H6	1.54	0.70
1:AA:591:U:H2'	1:AA:592:G:H8	1.56	0.70
22:AW:67:C:H2'	22:AW:68:C:C5	2.26	0.70
33:B8:31:HIS:O	33:B8:33:ASN:N	2.23	0.70
35:BA:999:U:H2'	35:BA:1000:A:H5''	1.74	0.70
39:BE:55:ASN:C	39:BE:57:LYS:H	1.94	0.70
43:BI:133:HIS:NE2	43:BI:135:GLU:HG2	2.05	0.70
45:BK:98:ARG:HD2	45:BK:139:VAL:HG22	1.72	0.70
57:BY:28:LYS:HA	57:BY:39:VAL:H	1.56	0.70
1:CA:1105:A:H2'	1:CA:1106:G:H8	1.54	0.70
4:CD:13:ARG:O	4:CD:15:GLU:N	2.24	0.70
12:CL:55:VAL:HG12	12:CL:56:ALA:N	2.06	0.70
35:DA:1049:C:H2'	35:DA:1050:A:H8	1.56	0.70
35:DA:1573:G:H2'	35:DA:1574:C:H5'	1.72	0.70
35:DA:2121:G:H2'	35:DA:2122:U:H5'	1.73	0.70
35:DA:2811:G:OP1	39:DE:60:ASN:HB2	1.91	0.70
39:DE:69:LYS:CE	39:DE:90:THR:H	2.03	0.70
59:DI:38:LEU:HD12	59:DI:38:LEU:N	2.04	0.70
48:DP:18:ARG:HB3	48:DP:18:ARG:HH11	1.55	0.70
56:DX:15:GLU:CD	56:DX:15:GLU:H	1.95	0.70
57:DY:28:LYS:HA	57:DY:39:VAL:H	1.54	0.70
57:DY:46:LYS:HB3	57:DY:47:LYS:HD2	1.71	0.70
7:AG:80:VAL:HG21	7:AG:85:TYR:CD1	2.25	0.70
35:BA:598:G:C5'	48:BP:15:ARG:HB3	2.21	0.70
35:BA:1981:A:H5''	35:BA:1982:C:OP2	1.91	0.70
39:BE:69:LYS:CE	39:BE:90:THR:H	2.02	0.70
41:BG:16:ARG:HH11	41:BG:31:VAL:HG11	1.55	0.70
48:BP:7:ARG:HH11	48:BP:7:ARG:HG2	1.56	0.70
53:BU:91:ASP:OD2	53:BU:96:ALA:HB2	1.90	0.70
54:BV:19:LYS:HZ3	54:BV:19:LYS:HA	1.56	0.70
1:CA:265:G:H5'	17:CQ:64:PRO:O	1.90	0.70
1:CA:1060:C:H5'	14:CN:45:ARG:NH2	2.06	0.70
1:CA:1376:U:H2'	1:CA:1377:A:C8	2.26	0.70

Continued on next page...

Continued from previous page...

Atom-1	Atom-2	Interatomic distance (Å)	Clash overlap (Å)
10:CJ:32:ALA:CB	10:CJ:76:ASN:HB3	2.21	0.70
10:CJ:70:ARG:HA	10:CJ:70:ARG:HE	1.56	0.70
22:CV:72:C:H5'	22:CV:72:C:H6	1.54	0.70
30:D5:20:ARG:HH12	55:DW:15:ARG:NH2	1.90	0.70
33:D8:25:MET:HB2	48:DP:62:LEU:HD21	1.72	0.70
35:DA:286:C:H2'	35:DA:287:C:H5''	1.71	0.70
35:DA:1317:A:H2'	35:DA:1318:C:H6	1.55	0.70
35:DA:1396:U:O2	35:DA:1396:U:H2'	1.90	0.70
46:DN:133:GLN:HG2	46:DN:134:ARG:H	1.55	0.70
47:DO:15:GLY:O	47:DO:46:ALA:HB1	1.90	0.70
49:DQ:34:LEU:HD11	49:DQ:129:THR:HB	1.73	0.70
51:DS:85:VAL:HG23	51:DS:106:ARG:HB2	1.71	0.70
9:AI:20:ARG:HH11	9:AI:20:ARG:HG3	1.55	0.70
25:B0:82:ARG:O	25:B0:82:ARG:HG3	1.90	0.70
35:BA:566:U:O4	54:BV:78:LYS:HE3	1.91	0.70
35:BA:1176:G:N2	35:BA:1178:C:H1'	2.05	0.70
35:BA:1685:C:O2'	35:BA:1686:C:H5''	1.90	0.70
35:BA:1946:U:H2'	35:BA:1947:C:H6	1.56	0.70
48:BP:75:ILE:HD13	48:BP:77:ARG:HD2	1.73	0.70
53:BU:95:LEU:CD1	54:BV:11:GLN:HG3	2.22	0.70
1:CA:1237:C:H4'	1:CA:1334:G:N2	2.06	0.70
16:CP:51:VAL:HG12	16:CP:52:ASP:N	2.06	0.70
22:CV:30:G:H2'	22:CV:31:A:H5'	1.72	0.70
35:DA:560:C:H4'	53:DU:52:ARG:CZ	2.22	0.70
35:DA:2302:G:H1'	41:DG:128:ARG:HH22	1.56	0.70
37:DC:82:LYS:O	37:DC:86:ALA:HB3	1.90	0.70
54:DV:19:LYS:HB3	54:DV:94:LEU:O	1.91	0.70
54:DV:24:LYS:HA	54:DV:92:THR:HG23	1.71	0.70
1:AA:833:U:H2'	1:AA:834:C:C6	2.27	0.70
1:AA:1118:C:OP1	9:AI:9:ARG:HD2	1.91	0.70
1:AA:1376:U:H2'	1:AA:1377:A:C8	2.26	0.70
11:AK:85:ARG:HG2	11:AK:111:ASP:O	1.90	0.70
16:AP:6:LEU:HB3	16:AP:17:TYR:HD2	1.57	0.70
22:AV:20:U:C3'	22:AV:21:A:H5'	2.21	0.70
24:AY:252:VAL:HG22	24:AY:259:THR:HB	1.71	0.70
35:BA:661:C:H4'	48:BP:16:ARG:HD3	1.72	0.70
43:BI:9:LEU:CD1	43:BI:12:LEU:HD12	2.21	0.70
1:CA:222:U:H2'	1:CA:223:U:H6	1.56	0.70
1:CA:865:A:H5'	1:CA:1078:U:O4	1.91	0.70
2:CB:92:TYR:CE2	2:CB:151:GLY:HA3	2.26	0.70
14:CN:26:ARG:HD2	14:CN:47:LEU:HD11	1.73	0.70

Continued on next page...

Continued from previous page...

Atom-1	Atom-2	Interatomic distance (Å)	Clash overlap (Å)
24:CY:26:LEU:HD13	24:CY:48:VAL:HG23	1.74	0.70
35:DA:286:C:H2'	35:DA:287:C:H5'	1.73	0.70
35:DA:1070:A:H5'	35:DA:1072:C:OP2	1.92	0.70
35:DA:1907:G:O2'	35:DA:1908:C:H5'	1.92	0.70
48:DP:6:LEU:HD23	48:DP:6:LEU:H	1.56	0.70
48:DP:100:LEU:HD22	48:DP:100:LEU:H	1.57	0.70
1:AA:356:A:C2	1:AA:357:G:H1'	2.27	0.70
12:AL:38:THR:HB	12:AL:57:LYS:HB2	1.73	0.70
35:BA:27:G:HO2'	35:BA:28:A:H8	1.38	0.70
35:BA:1515:G:H2'	35:BA:1516:C:C6	2.26	0.70
35:BA:1573:G:H2'	35:BA:1574:C:H5'	1.73	0.70
39:BE:181:LEU:HD21	52:BT:7:ILE:CG2	2.21	0.70
48:BP:57:THR:HG23	48:BP:59:LEU:HB3	1.73	0.70
6:CF:43:LEU:H	6:CF:43:LEU:CD1	2.04	0.70
9:CI:17:VAL:HG11	9:CI:81:ILE:HD13	1.73	0.70
17:CQ:45:HIS:CD2	17:CQ:47:PRO:HD3	2.27	0.70
20:CT:13:LEU:C	20:CT:13:LEU:HD12	2.12	0.70
22:CW:5:G:O2'	22:CW:6:G:H5'	1.92	0.70
22:CW:28:G:H2'	22:CW:29:G:C8	2.26	0.70
26:D1:82:LEU:HB3	26:D1:90:ILE:HD12	1.72	0.70
35:DA:925:C:H2'	35:DA:926:A:C5'	2.12	0.70
56:DX:88:LYS:HE3	56:DX:93:GLU:HG3	1.72	0.70
58:DZ:8:TYR:N	58:DZ:8:TYR:HD1	1.90	0.70
1:AA:560:U:H4'	1:AA:561:U:H5''	1.73	0.70
2:AB:80:ILE:O	2:AB:80:ILE:HG13	1.91	0.70
46:BN:133:GLN:HG2	46:BN:134:ARG:H	1.55	0.70
1:CA:1006:C:H2'	1:CA:1007:C:C6	2.27	0.70
33:D8:25:MET:HB2	48:DP:62:LEU:CD2	2.21	0.70
34:D9:35:ARG:HG2	34:D9:36:GLN:H	1.57	0.70
35:DA:1685:C:O2'	35:DA:1686:C:H5''	1.91	0.70
39:DE:101:ARG:HH21	39:DE:171:GLU:N	1.90	0.70
40:DF:25:PRO:HG3	40:DF:119:ARG:CG	2.22	0.70
40:DF:132:VAL:HG22	40:DF:133:ASN:N	2.07	0.70
45:DK:90:LYS:O	58:DZ:112:ARG:CZ	2.39	0.70
6:AF:19:LEU:O	6:AF:23:LYS:HG3	1.91	0.70
24:AY:22:LYS:HA	24:AY:25:ARG:CD	2.20	0.70
24:AY:254:LEU:HB2	24:AY:255:PRO:HD3	1.73	0.70
27:B2:41:ILE:HD11	27:B2:44:LEU:HD12	1.73	0.70
33:B8:25:MET:HB2	48:BP:62:LEU:HD21	1.72	0.70
35:BA:70:G:H21	35:BA:71:A:N6	1.90	0.70
39:BE:51:PHE:O	39:BE:74:PRO:HB2	1.91	0.70

Continued on next page...

Continued from previous page...

Atom-1	Atom-2	Interatomic distance (Å)	Clash overlap (Å)
40:BF:116:ASP:OD2	48:BP:5:ASP:HB2	1.92	0.70
48:BP:17:LYS:O	48:BP:19:VAL:HG22	1.91	0.70
48:BP:100:LEU:H	48:BP:100:LEU:HD22	1.55	0.70
52:BT:8:LYS:HA	52:BT:11:GLU:OE1	1.92	0.70
1:CA:963:G:H2'	1:CA:964:A:H8	1.56	0.70
1:CA:1248:A:H2'	1:CA:1249:C:H5'	1.73	0.70
2:CB:21:ARG:HB3	2:CB:39:ILE:HA	1.72	0.70
3:CC:92:ALA:HB2	3:CC:99:VAL:CG2	2.22	0.70
13:CM:50:GLU:O	13:CM:54:VAL:HG23	1.91	0.70
19:CS:29:ARG:HD2	19:CS:30:LEU:N	2.07	0.70
24:CY:55:LEU:O	24:CY:58:THR:HB	1.92	0.70
35:DA:650:C:C3'	35:DA:651:G:H5''	2.22	0.70
35:DA:676:A:H2	35:DA:802:A:H61	1.40	0.70
35:DA:1071:G:H1'	35:DA:1089:G:C8	2.26	0.70
35:DA:1963:U:O2	35:DA:1963:U:H2'	1.90	0.70
40:DF:182:ASN:O	40:DF:186:ILE:HG12	1.91	0.70
48:DP:7:ARG:HH11	48:DP:7:ARG:HG2	1.56	0.70
1:AA:1123:A:H4'	10:AJ:36:GLY:HA3	1.74	0.70
24:AY:344:LEU:HD23	24:AY:344:LEU:N	1.97	0.70
33:B8:25:MET:HB2	48:BP:62:LEU:CD2	2.22	0.70
35:BA:286:C:H42	35:BA:355:G:H1	1.39	0.70
35:BA:645:C:O2	35:BA:645:C:H2'	1.90	0.70
35:BA:2161:C:H2'	35:BA:2162:G:C8	2.27	0.70
39:BE:97:LYS:O	39:BE:100:GLU:HG3	1.92	0.70
39:BE:131:ALA:HB1	39:BE:133:LYS:HG3	1.72	0.70
45:BK:25:PRO:HB3	45:BK:29:GLN:OE1	1.92	0.70
2:CB:197:VAL:HB	2:CB:200:ILE:HG12	1.74	0.70
19:CS:29:ARG:HD2	19:CS:29:ARG:C	2.11	0.70
22:CV:45:U:C2'	22:CV:46:G:H5'	2.21	0.70
35:DA:1515:G:H2'	35:DA:1516:C:C6	2.26	0.70
42:DH:125:VAL:HG22	42:DH:131:VAL:HG22	1.72	0.70
2:AB:42:ILE:HD11	2:AB:202:PRO:HB2	1.73	0.70
2:AB:87:ARG:O	2:AB:87:ARG:HD2	1.92	0.70
8:AH:51:VAL:HG11	8:AH:60:ARG:HH11	1.55	0.70
18:AR:59:SER:HB3	18:AR:62:GLU:HG3	1.74	0.70
24:AY:65:LEU:HD11	24:AY:95:ALA:HA	1.74	0.70
24:AY:302:VAL:O	24:AY:303:GLU:HG2	1.92	0.70
35:BA:991:C:H5'	35:BA:991:C:H6	1.56	0.70
35:BA:1693:U:H1'	38:BD:14:ARG:NH1	2.06	0.70
35:BA:2287:A:N6	35:BA:2344:U:N3	2.38	0.70
58:BZ:146:ILE:HG13	58:BZ:147:GLY:H	1.55	0.70

Continued on next page...

Continued from previous page...

Atom-1	Atom-2	Interatomic distance (Å)	Clash overlap (Å)
1:CA:1446:U:H4'	1:CA:1447:A:C8	2.26	0.70
1:CA:1530:G:H2'	1:CA:1531:A:O4'	1.91	0.70
8:CH:109:ILE:HG13	8:CH:122:ARG:NH2	2.07	0.70
11:CK:19:ALA:HB2	11:CK:32:ILE:HG23	1.73	0.70
24:CY:113:GLU:CD	24:CY:113:GLU:H	1.94	0.70
31:D6:9:LEU:HD23	31:D6:10:LEU:N	2.05	0.70
44:DJ:105:UNK:C	44:DJ:107:UNK:H	2.03	0.70
56:DX:10:ALA:O	56:DX:28:PHE:HB2	1.91	0.70
4:AD:128:VAL:HG12	4:AD:129:ASN:N	2.07	0.70
8:AH:29:SER:HB3	8:AH:32:LYS:HG3	1.74	0.70
8:AH:109:ILE:HG13	8:AH:122:ARG:NH2	2.07	0.70
25:B0:43:THR:HG22	35:BA:2331:G:O2'	1.91	0.70
35:BA:598:G:H5'	48:BP:15:ARG:HB3	1.72	0.70
35:BA:821:A:H2'	35:BA:946:G:H5''	1.74	0.70
35:BA:1071:G:H1'	35:BA:1089:G:C8	2.27	0.70
35:BA:1169:G:H2'	35:BA:1170:G:O4'	1.91	0.70
35:BA:1697:G:H3'	35:BA:1698:A:C5'	2.22	0.70
35:BA:1827:C:O2'	35:BA:1828:G:H5'	1.91	0.70
35:BA:1963:U:H2'	35:BA:1963:U:O2	1.90	0.70
41:BG:22:ARG:HB3	41:BG:22:ARG:NH1	2.02	0.70
45:BK:11:GLN:HB2	45:BK:52:ILE:HD11	1.74	0.70
45:BK:72:PRO:CG	45:BK:77:LEU:HD21	2.22	0.70
51:BS:74:ALA:HB1	51:BS:103:GLU:CG	2.22	0.70
57:BY:47:LYS:HD2	57:BY:47:LYS:H	1.57	0.70
1:CA:486:U:H2'	1:CA:487:A:C8	2.27	0.70
1:CA:1123:A:H4'	10:CJ:36:GLY:HA3	1.74	0.70
2:CB:42:ILE:HD11	2:CB:202:PRO:HB2	1.72	0.70
5:CE:36:ASP:O	5:CE:37:ARG:HB2	1.91	0.70
7:CG:78:ARG:O	7:CG:84:ASN:HA	1.92	0.70
22:CW:28:G:H2'	22:CW:29:G:H8	1.55	0.70
27:D2:59:ARG:HA	27:D2:62:THR:HB	1.73	0.70
35:DA:620:G:H4'	35:DA:621:A:H5'	1.73	0.70
59:DI:98:ALA:HA	59:DI:109:ILE:HD11	1.73	0.70
57:DY:46:LYS:HD3	57:DY:47:LYS:HZ2	1.55	0.70
1:AA:826:C:H2'	1:AA:827:U:C6	2.26	0.69
1:AA:1472:U:H2'	1:AA:1473:A:C8	2.27	0.69
11:AK:33:THR:HG22	11:AK:39:PRO:HA	1.72	0.69
26:B1:3:LYS:CG	26:B1:4:VAL:H	2.04	0.69
35:BA:993:G:OP1	53:BU:50:ARG:NH2	2.25	0.69
35:BA:2121:G:H2'	35:BA:2122:U:H5'	1.74	0.69
35:BA:2267:A:H5''	35:BA:2268:A:H5'	1.72	0.69

Continued on next page...

Continued from previous page...

Atom-1	Atom-2	Interatomic distance (Å)	Clash overlap (Å)
38:BD:35:LYS:NZ	38:BD:103:ARG:HA	2.07	0.69
46:BN:7:LYS:O	46:BN:9:VAL:HG23	1.91	0.69
56:BX:15:GLU:CD	56:BX:15:GLU:H	1.95	0.69
1:CA:16:A:O2'	1:CA:17:U:H5'	1.91	0.69
1:CA:79:G:H1'	1:CA:80:G:H8	1.55	0.69
1:CA:966:G:O2'	1:CA:967:C:C6	2.43	0.69
9:CI:97:LYS:HB3	9:CI:98:PRO:HD3	1.74	0.69
15:CO:74:ASP:OD2	15:CO:77:ARG:HG2	1.92	0.69
31:D6:16:CYS:O	31:D6:17:LYS:HB2	1.92	0.69
33:D8:32:LEU:HD11	35:DA:2392:A:P	2.31	0.69
35:DA:286:C:H42	35:DA:355:G:H1	1.39	0.69
39:DE:46:ALA:HA	39:DE:82:ARG:O	1.91	0.69
39:DE:59:VAL:CG2	39:DE:63:LEU:HA	2.22	0.69
58:DZ:30:ASN:ND2	58:DZ:33:LEU:N	2.39	0.69
1:AA:1006:C:H2'	1:AA:1007:C:C6	2.26	0.69
2:AB:102:LEU:HB3	2:AB:180:LEU:HD12	1.72	0.69
6:AF:77:ARG:HB3	6:AF:77:ARG:NH1	2.07	0.69
24:AY:291:ARG:NH1	24:AY:295:LEU:HD11	2.07	0.69
35:BA:1348:G:C2'	35:BA:1349:A:H5''	2.23	0.69
39:BE:55:ASN:HD21	39:BE:75:VAL:HG22	1.57	0.69
42:BH:157:TYR:CE1	42:BH:171:LEU:N	2.60	0.69
43:BI:142:VAL:HG12	43:BI:143:SER:H	1.54	0.69
51:BS:30:ARG:HH21	51:BS:97:ARG:HG2	1.57	0.69
58:BZ:28:MET:HA	58:BZ:88:PHE:O	1.92	0.69
1:CA:833:U:H2'	1:CA:834:C:C6	2.27	0.69
2:CB:11:LEU:HD12	2:CB:217:ARG:NH2	2.07	0.69
15:CO:50:HIS:O	15:CO:53:HIS:HB3	1.91	0.69
16:CP:6:LEU:HB3	16:CP:17:TYR:HD2	1.57	0.69
35:DA:1525:G:H2'	35:DA:1526:G:H8	1.57	0.69
40:DF:23:ASP:O	40:DF:115:ALA:HA	1.91	0.69
41:DG:115:ARG:HH12	41:DG:136:ARG:HG3	1.55	0.69
44:DJ:23:UNK:HA	44:DJ:117:UNK:O	1.91	0.69
45:DK:11:GLN:HB2	45:DK:52:ILE:HD11	1.74	0.69
57:DY:81:LYS:CD	57:DY:97:ARG:HB3	2.16	0.69
2:AB:197:VAL:HB	2:AB:200:ILE:HG12	1.74	0.69
8:AH:109:ILE:HG12	8:AH:110:ALA:N	2.07	0.69
35:BA:1070:A:H5'	35:BA:1072:C:OP2	1.92	0.69
35:BA:1562:A:H2'	35:BA:1563:G:C8	2.28	0.69
35:BA:2473:U:O2	35:BA:2473:U:H2'	1.90	0.69
36:BB:65:C:O2'	36:BB:66:A:H5'	1.92	0.69
42:BH:85:LYS:HE2	42:BH:145:ALA:N	2.07	0.69

Continued on next page...

Continued from previous page...

Atom-1	Atom-2	Interatomic distance (Å)	Clash overlap (Å)
49:BQ:1:MET:SD	49:BQ:2:LEU:N	2.64	0.69
58:BZ:99:TYR:CE2	58:BZ:125:LEU:HB2	2.28	0.69
1:CA:59:A:H5''	1:CA:60:A:H5''	1.73	0.69
1:CA:826:C:H2'	1:CA:827:U:C6	2.27	0.69
1:CA:1435:G:H2'	1:CA:1436:U:H6	1.54	0.69
4:CD:14:ARG:HA	4:CD:39:PRO:HG3	1.75	0.69
8:CH:63:LEU:HB2	8:CH:65:TYR:CE1	2.27	0.69
33:D8:4:MET:HB2	33:D8:61:LEU:CD1	2.23	0.69
35:DA:620:G:H4'	35:DA:621:A:H5''	1.73	0.69
35:DA:645:C:H2'	35:DA:645:C:O2	1.92	0.69
35:DA:661:C:H4'	48:DP:16:ARG:HD3	1.74	0.69
35:DA:882:G:H2'	35:DA:883:G:C8	2.27	0.69
35:DA:2137:C:H2'	35:DA:2138:C:H6	1.57	0.69
52:DT:50:ILE:H	52:DT:50:ILE:HD12	1.57	0.69
57:DY:47:LYS:HD2	57:DY:47:LYS:H	1.55	0.69
58:DZ:8:TYR:HD1	58:DZ:8:TYR:H	1.36	0.69
58:DZ:152:ALA:HB2	58:DZ:168:GLU:CA	2.21	0.69
1:AA:265:G:H5'	17:AQ:64:PRO:O	1.92	0.69
1:AA:1329:A:C5'	13:AM:29:ARG:HD2	2.21	0.69
3:AC:15:THR:CG2	3:AC:181:ASN:H	2.04	0.69
4:AD:28:SER:O	4:AD:30:LYS:N	2.26	0.69
13:AM:3:ARG:NH2	13:AM:7:VAL:HG13	2.07	0.69
26:B1:81:LYS:CE	35:BA:271(H):G:C4'	2.66	0.69
35:BA:143:G:C1'	56:BX:37:THR:HG21	2.22	0.69
35:BA:271(A):A:H5'	35:BA:271(B):C:OP2	1.92	0.69
35:BA:601:C:H5''	40:BF:108:LYS:HZ1	1.57	0.69
35:BA:879:G:H2'	35:BA:880:G:H8	1.56	0.69
36:BB:84:C:C2'	36:BB:85:G:H5''	2.22	0.69
41:BG:62:LEU:O	41:BG:62:LEU:HD23	1.92	0.69
44:BJ:23:UNK:HA	44:BJ:117:UNK:O	1.92	0.69
46:BN:67:LEU:H	46:BN:67:LEU:HD12	1.55	0.69
49:BQ:55:VAL:HG23	49:BQ:56:ARG:N	2.07	0.69
53:BU:92:ARG:NH2	53:BU:94:ASN:ND2	2.41	0.69
57:BY:49:VAL:HA	57:BY:53:PRO:HG3	1.74	0.69
57:BY:81:LYS:CD	57:BY:97:ARG:HB3	2.16	0.69
57:BY:96:ILE:HB	57:BY:99:CYS:HB2	1.75	0.69
4:CD:133:VAL:HG11	4:CD:138:TYR:CD1	2.23	0.69
7:CG:80:VAL:HG21	7:CG:85:TYR:CD1	2.27	0.69
8:CH:109:ILE:HG12	8:CH:110:ALA:N	2.07	0.69
24:CY:68:ASP:CG	24:CY:91:LEU:HD11	2.13	0.69
35:DA:92:A:H2'	35:DA:93:G:C8	2.27	0.69

Continued on next page...

Continued from previous page...

Atom-1	Atom-2	Interatomic distance (Å)	Clash overlap (Å)
35:DA:718:A:H2'	35:DA:719:C:H5'	1.74	0.69
35:DA:1697:G:H3'	35:DA:1698:A:C5'	2.21	0.69
39:DE:55:ASN:C	39:DE:57:LYS:H	1.95	0.69
42:DH:41:MET:CG	42:DH:54:ARG:HA	2.22	0.69
51:DS:89:ARG:HB3	51:DS:92:TYR:HB3	1.73	0.69
53:DU:92:ARG:NH1	54:DV:11:GLN:H	1.90	0.69
3:AC:112:SER:HB3	3:AC:115:LEU:HD12	1.74	0.69
6:AF:14:LEU:HD22	6:AF:18:GLN:HE21	1.58	0.69
9:AI:17:VAL:HG11	9:AI:81:ILE:HD13	1.75	0.69
16:AP:51:VAL:HG12	16:AP:52:ASP:N	2.07	0.69
24:AY:115:ASN:ND2	24:AY:173:GLY:H	1.90	0.69
31:B6:15:GLU:OE2	31:B6:43:CYS:SG	2.51	0.69
48:BP:41:ARG:HD2	48:BP:41:ARG:N	2.04	0.69
54:BV:19:LYS:HB3	54:BV:94:LEU:O	1.92	0.69
11:CK:124:LYS:HD2	11:CK:125:PHE:HE1	1.56	0.69
35:DA:848:G:H2'	35:DA:849:A:C8	2.27	0.69
35:DA:1505:C:H3'	35:DA:1506:C:H6	1.57	0.69
35:DA:1693:U:H1'	38:DD:14:ARG:HH12	1.58	0.69
36:DB:117:G:C5'	51:DS:55:ALA:HB1	2.23	0.69
40:DF:38:ARG:O	40:DF:42:ALA:HB2	1.92	0.69
41:DG:104:GLU:O	41:DG:108:ASN:HB2	1.91	0.69
48:DP:112:LEU:HD23	48:DP:113:LYS:N	2.06	0.69
50:DR:2:ARG:NH1	50:DR:5:LYS:NZ	2.41	0.69
52:DT:62:THR:HG22	52:DT:75:ILE:HG12	1.73	0.69
53:DU:95:LEU:CD1	54:DV:11:GLN:HG3	2.21	0.69
1:AA:22:G:H2'	1:AA:23:C:C6	2.27	0.69
1:AA:191:G:H1'	20:AT:105:SER:HA	1.75	0.69
1:AA:250:A:H4'	1:AA:251:G:O5'	1.91	0.69
1:AA:963:G:H2'	1:AA:964:A:H8	1.56	0.69
3:AC:16:ARG:HB2	3:AC:16:ARG:HH11	1.58	0.69
9:AI:86:VAL:HG23	9:AI:92:TYR:O	1.93	0.69
11:AK:48:ILE:HG21	11:AK:63:LEU:HD22	1.75	0.69
22:AW:9:A:H4'	22:AW:46:G:H5'	1.73	0.69
24:AY:25:ARG:HA	24:AY:28:GLU:HB2	1.73	0.69
24:AY:154:VAL:HG12	24:AY:155:ASP:OD1	1.92	0.69
26:B1:86:SER:HB2	26:B1:90:ILE:CG1	2.18	0.69
33:B8:53:PRO:HA	33:B8:56:GLU:HB2	1.75	0.69
35:BA:286:C:H2'	35:BA:287:C:H5'	1.72	0.69
35:BA:718:A:H2'	35:BA:719:C:H5'	1.75	0.69
42:BH:97:ARG:HG2	42:BH:98:LEU:N	2.08	0.69
53:BU:79:PHE:CE2	53:BU:83:LEU:HD22	2.28	0.69

Continued on next page...

Continued from previous page...

Atom-1	Atom-2	Interatomic distance (Å)	Clash overlap (Å)
57:BY:7:VAL:HG21	57:BY:8:LYS:HZ3	1.57	0.69
7:CG:23:VAL:HG13	7:CG:43:PHE:CE2	2.25	0.69
8:CH:29:SER:HB3	8:CH:32:LYS:HG3	1.74	0.69
24:CY:10:LEU:HB2	24:CY:14:ARG:NH1	2.08	0.69
24:CY:52:ALA:HA	24:CY:55:LEU:CB	2.22	0.69
35:DA:566:U:O4	54:DV:78:LYS:HE3	1.92	0.69
35:DA:1169:G:H2'	35:DA:1170:G:O4'	1.92	0.69
35:DA:1827:C:O2'	35:DA:1828:G:H5'	1.93	0.69
35:DA:2148:G:O2'	35:DA:2149:G:H5'	1.92	0.69
42:DH:12:PRO:HD3	42:DH:49:VAL:HA	1.74	0.69
46:DN:7:LYS:O	46:DN:9:VAL:HG23	1.93	0.69
49:DQ:55:VAL:CG2	49:DQ:56:ARG:N	2.55	0.69
52:DT:80:SER:CB	52:DT:81:PRO:CD	2.70	0.69
4:AD:85:LYS:HD3	4:AD:86:LYS:H	1.56	0.69
5:AE:6:PHE:HB2	5:AE:34:VAL:HG12	1.73	0.69
8:AH:58:TYR:O	8:AH:59:LEU:HD23	1.93	0.69
35:BA:494:G:H8	35:BA:494:G:H5'	1.57	0.69
35:BA:848:G:H2'	35:BA:849:A:C8	2.27	0.69
35:BA:2759:G:O2'	35:BA:2760:C:H5'	1.92	0.69
41:BG:174:GLU:HA	41:BG:178:PHE:HB2	1.73	0.69
50:BR:4:LEU:C	50:BR:6:SER:H	1.96	0.69
1:CA:1194:U:H4'	5:CE:22:GLY:O	1.93	0.69
2:CB:7:VAL:O	2:CB:11:LEU:HG	1.92	0.69
2:CB:87:ARG:O	2:CB:87:ARG:HD2	1.93	0.69
10:CJ:22:LYS:HZ3	10:CJ:90:LEU:HD13	1.57	0.69
25:D0:84:LEU:HD12	25:D0:84:LEU:N	2.07	0.69
26:D1:86:SER:HA	26:D1:89:GLU:OE1	1.93	0.69
39:DE:78:LEU:HD23	39:DE:78:LEU:N	2.07	0.69
1:AA:333:G:H4'	20:AT:16:HIS:CE1	2.28	0.69
1:AA:411:A:H62	1:AA:413:G:N2	1.91	0.69
3:AC:92:ALA:CA	3:AC:99:VAL:HG11	2.22	0.69
7:AG:78:ARG:O	7:AG:84:ASN:HA	1.92	0.69
8:AH:63:LEU:HB2	8:AH:65:TYR:CE1	2.27	0.69
11:AK:19:ALA:HB2	11:AK:32:ILE:HG23	1.75	0.69
11:AK:124:LYS:HD2	11:AK:125:PHE:HE1	1.56	0.69
14:AN:3:ARG:HB3	14:AN:3:ARG:NH1	2.07	0.69
14:AN:24:CYS:HB2	14:AN:40:CYS:HB3	1.74	0.69
35:BA:92:A:H2'	35:BA:93:G:C8	2.27	0.69
35:BA:494:G:H5'	35:BA:494:G:C8	2.28	0.69
35:BA:2137:C:H2'	35:BA:2138:C:H6	1.56	0.69
35:BA:2315:G:H2'	35:BA:2316:C:C6	2.28	0.69

Continued on next page...

Continued from previous page...

Atom-1	Atom-2	Interatomic distance (Å)	Clash overlap (Å)
40:BF:18:ARG:HG2	40:BF:19:GLU:H	1.56	0.69
42:BH:12:PRO:HD3	42:BH:49:VAL:HA	1.75	0.69
42:BH:35:VAL:O	42:BH:37:VAL:HG23	1.91	0.69
43:BI:29:TYR:C	43:BI:32:PRO:HD2	2.13	0.69
46:BN:15:LEU:HG	46:BN:134:ARG:HD2	1.75	0.69
48:BP:17:LYS:C	48:BP:19:VAL:H	1.96	0.69
48:BP:135:LEU:O	48:BP:139:LYS:HB2	1.93	0.69
1:CA:77:G:H2'	1:CA:78:G:H5'	1.73	0.69
1:CA:356:A:C2	1:CA:357:G:H1'	2.27	0.69
3:CC:15:THR:HG21	3:CC:181:ASN:H	1.58	0.69
4:CD:9:CYS:SG	4:CD:22:LYS:HD2	2.33	0.69
10:CJ:8:LEU:CD2	10:CJ:96:ILE:HG22	2.23	0.69
10:CJ:22:LYS:NZ	10:CJ:90:LEU:HD13	2.07	0.69
13:CM:3:ARG:NH2	13:CM:7:VAL:HG13	2.08	0.69
35:DA:1223:G:H5'	35:DA:1224:C:OP2	1.93	0.69
35:DA:1348:G:C2'	35:DA:1349:A:H5''	2.22	0.69
35:DA:2292:C:O2'	35:DA:2293:C:H5'	1.93	0.69
35:DA:2654:A:H1'	35:DA:2656:U:C6	2.28	0.69
40:DF:9:ILE:HG12	40:DF:14:PRO:HA	1.75	0.69
42:DH:13:LYS:HD3	42:DH:14:GLY:N	1.95	0.69
42:DH:85:LYS:HE2	42:DH:145:ALA:N	2.08	0.69
57:DY:96:ILE:HB	57:DY:99:CYS:HB2	1.73	0.69
58:DZ:151:HIS:CB	58:DZ:170:THR:HA	2.21	0.69
1:AA:357:G:C2'	1:AA:358:U:H5''	2.23	0.69
1:AA:792:A:H4'	1:AA:793:U:O5'	1.92	0.69
1:AA:1237:C:H4'	1:AA:1334:G:N2	2.08	0.69
22:AW:8:U:H1'	22:AW:48:C:H1'	1.75	0.69
31:B6:19:ARG:HG2	31:B6:20:ASN:N	2.06	0.69
35:BA:494:G:H21	55:BW:57:ASN:HD21	1.37	0.69
35:BA:676:A:H2	35:BA:802:A:H61	1.40	0.69
35:BA:1614:A:H62	55:BW:93:ALA:HB2	1.57	0.69
35:BA:2036:C:H5'	35:BA:2036:C:C6	2.21	0.69
35:BA:2315:G:H2'	35:BA:2316:C:H6	1.57	0.69
39:BE:59:VAL:CG2	39:BE:63:LEU:HA	2.22	0.69
40:BF:160:ASN:ND2	40:BF:162:LEU:H	1.91	0.69
57:BY:8:LYS:HD2	57:BY:8:LYS:N	2.08	0.69
58:BZ:8:TYR:O	58:BZ:37:VAL:HG12	1.92	0.69
3:CC:92:ALA:CA	3:CC:99:VAL:HG11	2.22	0.69
6:CF:68:PRO:HG3	6:CF:71:ARG:NH2	2.07	0.69
6:CF:98:LEU:HB3	18:CR:30:ASP:HA	1.74	0.69
35:DA:143:G:C1'	56:DX:37:THR:HG21	2.22	0.69

Continued on next page...

Continued from previous page...

Atom-1	Atom-2	Interatomic distance (Å)	Clash overlap (Å)
35:DA:2096:U:H2'	35:DA:2097:C:H6	1.57	0.69
35:DA:2315:G:H2'	35:DA:2316:C:H6	1.55	0.69
41:DG:82:LEU:CD2	41:DG:87:PRO:HG3	2.18	0.69
59:DI:68:LEU:HD22	59:DI:107:ILE:HD13	1.75	0.69
1:AA:59:A:H5''	1:AA:60:A:H5''	1.73	0.69
1:AA:1033:G:H2'	1:AA:1034:G:O4'	1.92	0.69
1:AA:1248:A:H2'	1:AA:1249:C:H5'	1.75	0.69
3:AC:60:ALA:HB1	10:AJ:91:PRO:HB2	1.75	0.69
8:AH:29:SER:HB3	8:AH:32:LYS:CG	2.23	0.69
35:BA:1049:C:H2'	35:BA:1050:A:H8	1.57	0.69
35:BA:2585:U:O2'	35:BA:2586:C:H5'	1.93	0.69
35:BA:2599:G:C8	38:BD:237:GLU:HG3	2.28	0.69
35:BA:2790:A:C2'	35:BA:2791:C:H5'	2.23	0.69
49:BQ:140:ALA:HB1	58:BZ:99:TYR:CB	2.23	0.69
50:BR:24:GLN:NE2	50:BR:36:THR:HG21	2.07	0.69
1:CA:1305:G:H5'	21:CU:4:GLY:HA3	1.74	0.69
8:CH:29:SER:HB3	8:CH:32:LYS:CG	2.23	0.69
16:CP:49:LEU:HD12	16:CP:50:LYS:H	1.57	0.69
35:DA:2875:C:O2'	52:DT:5:ALA:HB3	1.92	0.69
38:DD:32:SER:HA	38:DD:36:PRO:HG2	1.73	0.69
40:DF:125:LEU:HD11	40:DF:199:TRP:CD1	2.29	0.69
40:DF:160:ASN:ND2	40:DF:162:LEU:H	1.91	0.69
59:DI:101:LEU:HD12	59:DI:102:SER:N	2.07	0.69
51:DS:30:ARG:HH21	51:DS:97:ARG:HG2	1.58	0.69
54:DV:6:LYS:HG2	54:DV:37:VAL:HB	1.74	0.69
2:AB:11:LEU:HD12	2:AB:217:ARG:NH2	2.09	0.68
2:AB:21:ARG:HB3	2:AB:39:ILE:HA	1.74	0.68
3:AC:67:THR:HA	3:AC:102:ASN:HB2	1.72	0.68
9:AI:97:LYS:HB3	9:AI:98:PRO:HD3	1.73	0.68
10:AJ:70:ARG:HA	10:AJ:70:ARG:HE	1.56	0.68
20:AT:13:LEU:C	20:AT:13:LEU:HD12	2.14	0.68
29:B4:46:ASN:ND2	29:B4:47:VAL:H	1.91	0.68
35:BA:882:G:H2'	35:BA:883:G:C8	2.28	0.68
35:BA:2811:G:OP1	39:BE:60:ASN:HB2	1.92	0.68
1:CA:1321:C:C3'	1:CA:1322:C:H5''	2.23	0.68
1:CA:1442(A):G:H3'	1:CA:1442(B):A:H5'	1.75	0.68
22:CV:56:C:O2	41:DG:78:SER:HB2	1.92	0.68
40:DF:136:THR:HG23	40:DF:137:LYS:H	1.59	0.68
45:DK:72:PRO:CG	45:DK:77:LEU:HD21	2.23	0.68
46:DN:15:LEU:HG	46:DN:134:ARG:HD2	1.75	0.68
53:DU:34:LYS:HA	53:DU:34:LYS:HE2	1.73	0.68

Continued on next page...

Continued from previous page...

Atom-1	Atom-2	Interatomic distance (Å)	Clash overlap (Å)
58:DZ:152:ALA:CB	58:DZ:168:GLU:H	2.04	0.68
1:AA:222:U:H2'	1:AA:223:U:H6	1.57	0.68
1:AA:423:G:H2'	1:AA:424:G:H5'	1.75	0.68
1:AA:425:G:O2'	1:AA:426:G:H5'	1.94	0.68
1:AA:1040:U:H2'	1:AA:1041:A:C8	2.27	0.68
1:AA:1126:U:H2'	1:AA:1127:G:O4'	1.94	0.68
1:AA:1238:A:C8	1:AA:1303:C:H1'	2.27	0.68
4:AD:187:ARG:NH2	6:CF:17:SER:OG	2.25	0.68
9:AI:48:GLU:H	9:AI:49:PRO:HD2	1.58	0.68
10:AJ:22:LYS:HZ3	10:AJ:90:LEU:HD13	1.57	0.68
19:AS:29:ARG:HD2	19:AS:30:LEU:N	2.07	0.68
22:AV:53:G:H2'	22:AV:54:U:H6	1.58	0.68
35:BA:2199:A:H3'	35:BA:2200:C:H6	1.57	0.68
38:BD:142:VAL:HG23	38:BD:192:THR:C	2.14	0.68
40:BF:132:VAL:HG22	40:BF:133:ASN:N	2.07	0.68
41:BG:130:ASN:OD1	41:BG:161:THR:N	2.24	0.68
42:BH:125:VAL:HG22	42:BH:131:VAL:HG22	1.75	0.68
49:BQ:141:GLN:O	58:BZ:98:MET:HB2	1.93	0.68
50:BR:12:ARG:HE	50:BR:16:HIS:CE1	2.10	0.68
53:BU:92:ARG:NH2	53:BU:94:ASN:HD22	1.91	0.68
54:BV:19:LYS:HZ2	54:BV:20:LEU:H	1.41	0.68
1:CA:757:U:H2'	1:CA:758:G:O4'	1.94	0.68
1:CA:932:C:H5''	7:CG:3:ARG:HD2	1.74	0.68
1:CA:1125:U:O4	10:CJ:5:ARG:HD3	1.94	0.68
3:CC:112:SER:HB3	3:CC:115:LEU:HD12	1.76	0.68
6:CF:77:ARG:HB3	6:CF:77:ARG:NH1	2.08	0.68
12:CL:87:GLY:HA2	12:CL:98:TYR:HA	1.74	0.68
19:CS:63:THR:HG22	19:CS:66:MET:HE2	1.75	0.68
22:CV:3:C:H5'	22:CV:3:C:C6	2.24	0.68
35:DA:879:G:H2'	35:DA:880:G:H8	1.57	0.68
35:DA:2118:U:H5	35:DA:2148:G:O2'	1.75	0.68
35:DA:2199:A:H5'	35:DA:2200:C:OP2	1.93	0.68
35:DA:2585:U:O2'	35:DA:2586:C:H5'	1.93	0.68
41:DG:125:PHE:O	41:DG:128:ARG:HG2	1.93	0.68
42:DH:116:GLU:O	42:DH:118:PRO:HD3	1.93	0.68
51:DS:106:ARG:NH1	51:DS:109:GLY:N	2.41	0.68
1:AA:966:G:O2'	1:AA:967:C:C6	2.43	0.68
2:AB:204:ASN:ND2	2:AB:207:ALA:HB3	2.09	0.68
22:AW:12:U:H2'	22:AW:13:C:O4'	1.92	0.68
31:B6:15:GLU:CG	31:B6:18:ARG:HE	2.06	0.68
33:B8:33:ASN:C	33:B8:33:ASN:ND2	2.47	0.68

Continued on next page...

Continued from previous page...

Atom-1	Atom-2	Interatomic distance (Å)	Clash overlap (Å)
35:BA:286:C:H2'	35:BA:287:C:H5''	1.75	0.68
35:BA:560:C:H4'	53:BU:52:ARG:HH22	1.56	0.68
35:BA:2131:G:OP1	35:BA:2132:U:H3'	1.93	0.68
40:BF:20:LEU:HB3	40:BF:23:ASP:OD2	1.93	0.68
52:BT:80:SER:CB	52:BT:81:PRO:CD	2.66	0.68
53:BU:58:ARG:O	53:BU:62:ILE:HG12	1.93	0.68
1:CA:1033:G:H2'	1:CA:1034:G:O4'	1.94	0.68
2:CB:79:ASP:O	2:CB:82:ARG:HG2	1.93	0.68
3:CC:53:ALA:HB2	3:CC:115:LEU:CD2	2.22	0.68
5:CE:96:PRO:HA	5:CE:117:ASP:OD2	1.94	0.68
9:CI:86:VAL:HG23	9:CI:92:TYR:O	1.93	0.68
12:CL:38:THR:HB	12:CL:57:LYS:HB2	1.72	0.68
14:CN:24:CYS:HB2	14:CN:40:CYS:HB3	1.73	0.68
24:CY:118:LEU:O	24:CY:168:GLN:HA	1.93	0.68
35:DA:2189:U:H2'	35:DA:2190:G:C5'	2.23	0.68
35:DA:2312:U:H2'	35:DA:2313:C:C5'	2.20	0.68
35:DA:2571:C:H5'	35:DA:2572:A:C5'	2.18	0.68
1:AA:423:G:C2'	1:AA:424:G:H5'	2.23	0.68
1:AA:1073:U:H2'	1:AA:1074:G:H8	1.57	0.68
1:AA:1412:C:H2'	1:AA:1413:A:C8	2.27	0.68
12:AL:59:ARG:NH1	12:AL:65:GLU:HG2	2.07	0.68
24:AY:27:LYS:HG2	45:BK:20:ALA:HB3	1.74	0.68
35:BA:1484:G:H2'	35:BA:1485:G:H5''	1.75	0.68
35:BA:2467:C:H4'	49:BQ:123:HIS:CD2	2.29	0.68
39:BE:78:LEU:N	39:BE:78:LEU:HD23	2.09	0.68
39:BE:81:ILE:O	39:BE:82:ARG:HB2	1.92	0.68
41:BG:47:LYS:H	41:BG:51:ARG:HG3	1.58	0.68
42:BH:19:VAL:HG21	42:BH:44:VAL:HG13	1.74	0.68
47:BO:24:VAL:CG2	47:BO:33:ALA:HB2	2.23	0.68
1:CA:556:C:O2'	1:CA:557:G:H5'	1.94	0.68
16:CP:82:GLN:H	16:CP:82:GLN:NE2	1.91	0.68
24:CY:258:ILE:C	24:CY:258:ILE:HD12	2.14	0.68
33:D8:53:PRO:HA	33:D8:56:GLU:HB2	1.76	0.68
39:DE:68:ALA:O	39:DE:70:ALA:N	2.24	0.68
51:DS:27:SER:HA	51:DS:88:ASP:HB3	1.75	0.68
1:AA:473:G:H5''	16:AP:81:ARG:NE	2.08	0.68
2:AB:187:LEU:HD12	2:AB:205:ASP:HB3	1.75	0.68
7:AG:32:ARG:HH11	7:AG:32:ARG:HG2	1.58	0.68
35:BA:560:C:H4'	53:BU:52:ARG:CZ	2.23	0.68
35:BA:650:C:C3'	35:BA:651:G:H5''	2.24	0.68
35:BA:1685:C:H2'	35:BA:1686:C:H5'	1.75	0.68

Continued on next page...

Continued from previous page...

Atom-1	Atom-2	Interatomic distance (Å)	Clash overlap (Å)
35:BA:2302:G:H1'	41:BG:128:ARG:CZ	2.24	0.68
38:BD:125:ILE:HD12	38:BD:125:ILE:N	2.09	0.68
39:BE:2:LYS:HE2	39:BE:95:ILE:HG22	1.74	0.68
1:CA:560:U:H4'	1:CA:561:U:H5''	1.75	0.68
3:CC:141:VAL:HG11	3:CC:202:ILE:HD12	1.73	0.68
35:DA:271(U):G:O2'	35:DA:271(V):G:H5'	1.93	0.68
35:DA:779:U:OP1	38:DD:49:ILE:HG23	1.93	0.68
38:DD:125:ILE:H	38:DD:125:ILE:HD12	1.59	0.68
39:DE:78:LEU:H	39:DE:78:LEU:HD23	1.58	0.68
41:DG:2:PRO:HD2	41:DG:5:VAL:HG12	1.75	0.68
48:DP:48:PRO:HD2	48:DP:49:ARG:H	1.58	0.68
48:DP:61:ARG:C	48:DP:62:LEU:HD13	2.12	0.68
52:DT:100:TYR:HD2	52:DT:103:ARG:NH2	1.88	0.68
1:AA:1244:C:H2'	1:AA:1245:A:C8	2.29	0.68
2:AB:79:ASP:O	2:AB:82:ARG:HG2	1.94	0.68
6:AF:68:PRO:HG3	6:AF:71:ARG:NH2	2.08	0.68
6:AF:98:LEU:HB3	18:AR:30:ASP:HA	1.75	0.68
16:AP:82:GLN:NE2	16:AP:82:GLN:H	1.91	0.68
24:AY:267:SER:OG	24:AY:270:LYS:HB2	1.93	0.68
31:B6:15:GLU:OE1	31:B6:18:ARG:CD	2.41	0.68
33:B8:4:MET:HB2	33:B8:61:LEU:HD13	1.73	0.68
35:BA:2248:C:H2'	35:BA:2249:U:H5'	1.74	0.68
35:BA:2394:C:OP1	48:BP:63:PRO:HD2	1.93	0.68
36:BB:60:C:H2'	36:BB:61:G:H8	1.57	0.68
44:BJ:105:UNK:C	44:BJ:107:UNK:H	2.04	0.68
45:BK:38:VAL:HG13	45:BK:39:LYS:HG3	1.74	0.68
58:BZ:61:LEU:H	58:BZ:61:LEU:HD22	1.58	0.68
58:BZ:165:VAL:CG1	58:BZ:167:PRO:HA	2.23	0.68
1:CA:1126:U:H2'	1:CA:1127:G:O4'	1.94	0.68
31:D6:23:THR:HG21	35:DA:2419:U:H4'	1.76	0.68
33:D8:33:ASN:C	33:D8:33:ASN:ND2	2.47	0.68
35:DA:1067:A:H8	35:DA:1067:A:H5'	1.58	0.68
35:DA:2199:A:H3'	35:DA:2200:C:H6	1.57	0.68
35:DA:2653:U:O2'	42:DH:110:SER:HB2	1.94	0.68
35:DA:2834:G:H5'	35:DA:2835:A:OP2	1.94	0.68
2:AB:7:VAL:O	2:AB:11:LEU:HG	1.92	0.68
16:AP:49:LEU:HD12	16:AP:50:LYS:H	1.59	0.68
24:AY:70:GLN:C	24:AY:72:LEU:H	1.97	0.68
35:BA:27:G:O2'	35:BA:28:A:H8	1.76	0.68
35:BA:2096:U:H2'	35:BA:2097:C:H6	1.57	0.68
35:BA:2807:G:H3'	35:BA:2808:U:H5''	1.75	0.68

Continued on next page...

Continued from previous page...

Atom-1	Atom-2	Interatomic distance (Å)	Clash overlap (Å)
48:BP:48:PRO:HD2	48:BP:49:ARG:H	1.57	0.68
56:BX:24:GLY:O	56:BX:82:GLN:HA	1.92	0.68
58:BZ:128:VAL:HG22	58:BZ:129:SER:H	1.58	0.68
1:CA:423:G:C2'	1:CA:424:G:H5'	2.24	0.68
1:CA:1499:A:H5'	1:CA:1499:A:C8	2.28	0.68
8:CH:6:ILE:H	8:CH:6:ILE:CD1	2.06	0.68
20:CT:74:LYS:C	20:CT:76:ALA:H	1.96	0.68
30:D5:48:GLU:C	30:D5:50:GLY:H	1.97	0.68
35:DA:70:G:H21	35:DA:71:A:N6	1.91	0.68
35:DA:1518:U:H2'	35:DA:1519:G:O4'	1.94	0.68
36:DB:60:C:H2'	36:DB:61:G:H8	1.57	0.68
39:DE:36:ARG:HH12	39:DE:86:PRO:HD2	1.58	0.68
59:DI:7:GLU:HB3	59:DI:8:PRO:CD	2.23	0.68
51:DS:74:ALA:HB1	51:DS:103:GLU:CG	2.24	0.68
52:DT:118:ARG:O	52:DT:121:ILE:N	2.27	0.68
1:AA:605:U:H2'	1:AA:606:G:H8	1.59	0.68
1:AA:954:G:H2'	1:AA:955:U:C6	2.28	0.68
4:AD:31:CYS:C	4:AD:33:MET:H	1.98	0.68
20:AT:58:LYS:HE3	20:AT:62:LEU:HD11	1.76	0.68
20:AT:90:GLN:O	20:AT:94:ALA:HB2	1.92	0.68
30:B5:40:LYS:CE	30:B5:46:CYS:H	2.07	0.68
35:BA:285:C:C2'	35:BA:286:C:H5''	2.24	0.68
35:BA:2312:U:H2'	35:BA:2313:C:C5'	2.19	0.68
41:BG:16:ARG:O	41:BG:20:ILE:HG13	1.93	0.68
47:BO:3:GLN:HG3	47:BO:4:PRO:HD2	1.76	0.68
1:CA:512:U:H2'	1:CA:513:C:C6	2.28	0.68
2:CB:187:LEU:HD12	2:CB:205:ASP:HB3	1.76	0.68
20:CT:48:LYS:HB2	20:CT:52:ALA:HB2	1.74	0.68
24:CY:117:ILE:HD11	24:CY:213:GLU:HB3	1.76	0.68
35:DA:285:C:C2'	35:DA:286:C:H5''	2.22	0.68
35:DA:2629:A:H2'	35:DA:2629:A:N3	2.07	0.68
38:DD:142:VAL:HG23	38:DD:192:THR:C	2.14	0.68
40:DF:116:ASP:OD2	48:DP:5:ASP:HB2	1.93	0.68
58:DZ:128:VAL:HG22	58:DZ:129:SER:N	2.08	0.68
1:AA:1057:G:H5''	3:AC:154:SER:CB	2.23	0.68
1:AA:1329:A:H5'	13:AM:29:ARG:HD2	1.73	0.68
2:AB:219:VAL:O	2:AB:223:ILE:HG23	1.93	0.68
5:AE:12:LEU:HD13	5:AE:13:ILE:N	2.08	0.68
18:AR:56:THR:CB	18:AR:58:LEU:HD13	2.20	0.68
29:B4:48:ILE:H	29:B4:48:ILE:HD12	1.59	0.68
33:B8:59:LYS:HD3	48:BP:50:ARG:CG	2.23	0.68

Continued on next page...

Continued from previous page...

Atom-1	Atom-2	Interatomic distance (Å)	Clash overlap (Å)
42:BH:153:LYS:HD3	42:BH:153:LYS:H	1.59	0.68
53:BU:70:ARG:HA	53:BU:74:LEU:O	1.93	0.68
1:CA:411:A:H62	1:CA:413:G:N2	1.91	0.68
2:CB:91:PRO:HG2	2:CB:155:LEU:HB2	1.75	0.68
3:CC:131:ARG:NH1	5:CE:50:GLU:HG2	2.08	0.68
35:DA:654(G):C:H2'	35:DA:654(H):G:C8	2.29	0.68
35:DA:1021:A:H3'	35:DA:1021:A:H8	1.59	0.68
35:DA:2315:G:H21	41:DG:128:ARG:HH12	1.41	0.68
45:DK:25:PRO:HB3	45:DK:29:GLN:OE1	1.93	0.68
48:DP:17:LYS:C	48:DP:19:VAL:H	1.97	0.68
49:DQ:58:PHE:O	49:DQ:58:PHE:CD1	2.44	0.68
1:AA:1203:C:OP1	14:AN:3:ARG:HD3	1.94	0.68
1:AA:1502:A:H2	1:AA:1505:G:H22	1.42	0.68
30:B5:48:GLU:C	30:B5:50:GLY:H	1.98	0.68
30:B5:48:GLU:O	30:B5:50:GLY:N	2.25	0.68
35:BA:1809:A:H2'	35:BA:1810:A:C8	2.29	0.68
35:BA:2118:U:H5	35:BA:2148:G:HO2'	1.39	0.68
35:BA:2892:A:C5	35:BA:2893:G:H1'	2.29	0.68
39:BE:32:PRO:O	39:BE:34:VAL:HG13	1.94	0.68
41:BG:2:PRO:HD2	41:BG:5:VAL:CG1	2.24	0.68
41:BG:173:LEU:HA	41:BG:176:LEU:HD12	1.75	0.68
48:BP:61:ARG:C	48:BP:62:LEU:HD13	2.14	0.68
57:BY:46:LYS:HD3	57:BY:47:LYS:HZ2	1.59	0.68
58:BZ:53:ILE:HG22	58:BZ:71:VAL:O	1.94	0.68
1:CA:291:C:O2'	1:CA:292:G:H5'	1.93	0.68
1:CA:605:U:H2'	1:CA:606:G:H8	1.59	0.68
1:CA:1073:U:H2'	1:CA:1074:G:H8	1.59	0.68
16:CP:6:LEU:N	16:CP:6:LEU:HD12	2.09	0.68
25:D0:49:LYS:H	25:D0:80:HIS:HB3	1.56	0.68
35:DA:27:G:O2'	35:DA:28:A:H8	1.77	0.68
35:DA:863:A:O2'	35:DA:864:G:H5'	1.94	0.68
35:DA:1021:A:H3'	35:DA:1021:A:C8	2.28	0.68
35:DA:1693:U:H1'	38:DD:14:ARG:NH1	2.09	0.68
35:DA:2892:A:C5	35:DA:2893:G:H1'	2.29	0.68
41:DG:173:LEU:HB3	41:DG:178:PHE:CD2	2.26	0.68
42:DH:85:LYS:CD	42:DH:141:VAL:HG22	2.24	0.68
50:DR:4:LEU:C	50:DR:6:SER:H	1.97	0.68
52:DT:62:THR:CG2	52:DT:75:ILE:HG12	2.24	0.68
1:AA:103:C:OP2	20:AT:14:LYS:HE3	1.93	0.67
1:AA:291:C:O2'	1:AA:292:G:H5'	1.94	0.67
1:AA:512:U:H2'	1:AA:513:C:C6	2.29	0.67

Continued on next page...

Continued from previous page...

Atom-1	Atom-2	Interatomic distance (Å)	Clash overlap (Å)
1:AA:818:G:O2'	1:AA:819:A:H5'	1.94	0.67
1:AA:1032:G:H2'	1:AA:1033:G:C8	2.29	0.67
2:AB:121:LEU:O	2:AB:121:LEU:HD23	1.95	0.67
8:AH:11:THR:HG22	8:AH:15:ASN:ND2	2.09	0.67
20:AT:48:LYS:HB2	20:AT:52:ALA:HB2	1.75	0.67
35:BA:176:G:O2'	35:BA:177:G:H5'	1.95	0.67
35:BA:271(T):C:H2'	35:BA:271(U):G:H8	1.59	0.67
35:BA:1097:U:C2'	35:BA:1098:A:H5'	2.25	0.67
35:BA:1518:U:H2'	35:BA:1519:G:O4'	1.94	0.67
39:BE:48:GLN:HE21	39:BE:78:LEU:HD11	1.58	0.67
39:BE:68:ALA:O	39:BE:70:ALA:N	2.25	0.67
41:BG:111:LEU:HD22	41:BG:117:PHE:CE2	2.29	0.67
51:BS:89:ARG:HB3	51:BS:92:TYR:CB	2.24	0.67
1:CA:954:G:H2'	1:CA:955:U:C6	2.29	0.67
4:CD:76:ARG:HH11	4:CD:76:ARG:HG2	1.60	0.67
19:CS:42:PRO:O	19:CS:43:GLU:HB3	1.94	0.67
30:D5:48:GLU:O	30:D5:50:GLY:N	2.26	0.67
31:D6:15:GLU:OE1	31:D6:18:ARG:CG	2.42	0.67
35:DA:821:A:H2'	35:DA:946:G:H5''	1.76	0.67
35:DA:1494:A:C2'	35:DA:1495:A:H5''	2.25	0.67
35:DA:2315:G:H2'	35:DA:2316:C:C6	2.29	0.67
39:DE:101:ARG:NH2	39:DE:171:GLU:HB2	2.09	0.67
51:DS:28:VAL:HB	51:DS:89:ARG:CB	2.24	0.67
51:DS:65:VAL:HA	51:DS:68:GLN:OE1	1.94	0.67
1:AA:757:U:H2'	1:AA:758:G:O4'	1.94	0.67
1:AA:1326:C:H2'	1:AA:1327:C:C6	2.29	0.67
24:AY:51:GLU:HA	24:AY:54:ARG:HH21	1.60	0.67
27:B2:9:GLN:HG2	27:B2:56:GLN:NE2	2.09	0.67
31:B6:26:ASN:HD22	31:B6:32:ASN:HD21	1.38	0.67
35:BA:1090:U:H2'	35:BA:1091:G:C8	2.29	0.67
35:BA:1301:A:O2'	35:BA:1302:A:H3'	1.94	0.67
36:BB:91:C:H5''	49:BQ:17:LEU:O	1.94	0.67
39:BE:31:CYS:HB3	39:BE:49:LEU:HB3	1.76	0.67
43:BI:53:ALA:O	43:BI:57:ARG:HB2	1.94	0.67
45:BK:33:ASN:ND2	45:BK:63:ARG:HD3	2.10	0.67
49:BQ:141:GLN:HE22	58:BZ:72:ARG:HA	1.60	0.67
1:CA:425:G:O2'	1:CA:426:G:H5'	1.93	0.67
4:CD:4:TYR:O	4:CD:5:ILE:HB	1.95	0.67
8:CH:10:LEU:HD23	8:CH:10:LEU:N	2.10	0.67
14:CN:13:THR:N	14:CN:14:PRO:CD	2.58	0.67
24:CY:182:PRO:HD3	24:CY:349:LEU:HD21	1.76	0.67

Continued on next page...

Continued from previous page...

Atom-1	Atom-2	Interatomic distance (Å)	Clash overlap (Å)
35:DA:654(M):C:H2'	35:DA:654(N):G:H8	1.56	0.67
38:DD:91:ARG:HH11	38:DD:91:ARG:HG2	1.59	0.67
39:DE:48:GLN:HE21	39:DE:78:LEU:HD11	1.58	0.67
42:DH:97:ARG:HG2	42:DH:98:LEU:N	2.08	0.67
46:DN:58:ASP:O	46:DN:60:ILE:N	2.27	0.67
48:DP:17:LYS:O	48:DP:19:VAL:HG22	1.93	0.67
48:DP:75:ILE:HD13	48:DP:77:ARG:HD2	1.75	0.67
48:DP:135:LEU:O	48:DP:139:LYS:HB2	1.93	0.67
58:DZ:35:ARG:HG3	58:DZ:35:ARG:NH1	2.09	0.67
1:AA:1125:U:O4	10:AJ:5:ARG:HD3	1.95	0.67
10:AJ:56:HIS:O	10:AJ:58:ASP:N	2.27	0.67
20:AT:23:ARG:O	20:AT:27:LYS:HB2	1.93	0.67
35:BA:1021:A:H3'	35:BA:1021:A:C8	2.30	0.67
35:BA:1505:C:H3'	35:BA:1506:C:H6	1.58	0.67
35:BA:1525:G:H2'	35:BA:1526:G:H8	1.58	0.67
35:BA:2834:G:H5'	35:BA:2835:A:OP2	1.94	0.67
36:BB:7:G:C3'	36:BB:8:U:H5''	2.24	0.67
39:BE:92:THR:O	39:BE:95:ILE:HD13	1.93	0.67
42:BH:85:LYS:CD	42:BH:141:VAL:HG22	2.24	0.67
46:BN:58:ASP:C	46:BN:60:ILE:H	1.96	0.67
1:CA:357:G:C2'	1:CA:358:U:H5''	2.24	0.67
1:CA:423:G:H2'	1:CA:424:G:H5'	1.76	0.67
4:CD:9:CYS:SG	4:CD:31:CYS:O	2.52	0.67
34:D9:30:PRO:HB2	35:DA:2527:C:H5'	1.77	0.67
35:DA:1899:G:N2	35:DA:1902:C:N4	2.39	0.67
35:DA:2184:G:H2'	35:DA:2185:C:C6	2.29	0.67
35:DA:2645:G:H3'	35:DA:2646:C:C5'	2.22	0.67
41:DG:107:LEU:H	41:DG:107:LEU:CD2	2.08	0.67
41:DG:130:ASN:OD1	41:DG:160:VAL:HG13	1.93	0.67
50:DR:24:GLN:CB	50:DR:44:LEU:HD21	2.23	0.67
1:AA:1128:C:H5'	9:AI:16:ARG:HH22	1.58	0.67
5:AE:82:VAL:HG21	5:AE:138:ALA:CA	2.25	0.67
10:AJ:48:THR:CA	10:AJ:62:HIS:HB3	2.24	0.67
22:AW:29:G:H2'	22:AW:30:G:C8	2.30	0.67
24:AY:184:ALA:HA	24:AY:208:VAL:O	1.94	0.67
35:BA:492:A:H2'	35:BA:493:G:O4'	1.95	0.67
35:BA:2667:C:H1'	42:BH:109:PHE:CD2	2.30	0.67
35:BA:2681:C:H5	35:BA:2725:A:N6	1.92	0.67
35:BA:2790:A:H2'	35:BA:2791:C:H5'	1.76	0.67
40:BF:160:ASN:OD1	40:BF:163:VAL:HG23	1.95	0.67
47:BO:24:VAL:HG23	47:BO:33:ALA:HB2	1.76	0.67

Continued on next page...

Continued from previous page...

Atom-1	Atom-2	Interatomic distance (Å)	Clash overlap (Å)
51:BS:65:VAL:HA	51:BS:68:GLN:OE1	1.94	0.67
53:BU:52:ARG:O	53:BU:55:ARG:HG2	1.94	0.67
55:BW:5:ALA:CB	55:BW:50:VAL:HG23	2.20	0.67
58:BZ:151:HIS:HB2	58:BZ:169:GLU:O	1.95	0.67
1:CA:108:G:H5'	1:CA:109:A:H5''	1.76	0.67
1:CA:357:G:H2'	1:CA:358:U:H5''	1.75	0.67
3:CC:60:ALA:HB1	10:CJ:91:PRO:HB2	1.77	0.67
20:CT:90:GLN:O	20:CT:94:ALA:HB2	1.94	0.67
24:CY:242:VAL:HG13	24:CY:243:ASN:HD22	1.58	0.67
37:DC:43:VAL:HG23	37:DC:178:ALA:HB2	1.75	0.67
40:DF:132:VAL:HG22	40:DF:133:ASN:H	1.58	0.67
57:DY:2:ARG:C	57:DY:4:LYS:H	1.97	0.67
58:DZ:158:PRO:HG2	58:DZ:161:VAL:HG21	1.77	0.67
1:AA:189(K):U:H2'	1:AA:189(L):G:H8	1.57	0.67
1:AA:1305:G:H5'	21:AU:4:GLY:HA3	1.76	0.67
2:AB:91:PRO:HG2	2:AB:155:LEU:HB2	1.76	0.67
6:AF:82:ARG:HH11	6:AF:82:ARG:HB3	1.59	0.67
10:AJ:23:ILE:HG23	10:AJ:85:LEU:HD22	1.75	0.67
10:AJ:78:ASN:HB2	10:AJ:81:THR:HG23	1.75	0.67
19:AS:40:ILE:CG2	19:AS:62:ILE:HD11	2.23	0.67
22:AV:21:A:C2'	22:AV:22:G:H5''	2.25	0.67
24:AY:215:ASP:HB2	24:AY:291:ARG:HH22	1.58	0.67
35:BA:2223:G:H2'	35:BA:2224:G:H5'	1.77	0.67
35:BA:2654:A:H1'	35:BA:2656:U:C6	2.30	0.67
40:BF:132:VAL:HG22	40:BF:133:ASN:H	1.58	0.67
52:BT:13:ARG:HA	52:BT:13:ARG:NE	2.06	0.67
54:BV:99:ILE:HD13	54:BV:99:ILE:N	2.08	0.67
1:CA:473:G:H5''	16:CP:81:ARG:NE	2.08	0.67
1:CA:489:C:H2'	1:CA:490:G:H8	1.60	0.67
1:CA:1032:G:H2'	1:CA:1033:G:C8	2.29	0.67
1:CA:1238:A:C8	1:CA:1303:C:H1'	2.29	0.67
2:CB:207:ALA:O	2:CB:211:ILE:HG13	1.95	0.67
9:CI:48:GLU:H	9:CI:49:PRO:HD2	1.58	0.67
10:CJ:78:ASN:HB2	10:CJ:81:THR:HG23	1.76	0.67
20:CT:26:ASN:O	20:CT:30:LYS:HB2	1.95	0.67
22:CV:71:G:H2'	22:CV:72:C:H5'	1.77	0.67
27:D2:2:LYS:HB2	27:D2:2:LYS:NZ	2.09	0.67
27:D2:47:ASN:HD22	35:DA:95:G:H1'	1.58	0.67
31:D6:16:CYS:SG	31:D6:48:VAL:HG22	2.34	0.67
35:DA:271(T):C:H2'	35:DA:271(U):G:H8	1.59	0.67
35:DA:518:G:H4'	55:DW:18:ARG:NH1	2.10	0.67

Continued on next page...

Continued from previous page...

Atom-1	Atom-2	Interatomic distance (Å)	Clash overlap (Å)
35:DA:1301:A:O2'	35:DA:1302:A:H3'	1.93	0.67
35:DA:2131:G:OP1	35:DA:2132:U:H3'	1.94	0.67
38:DD:35:LYS:NZ	38:DD:103:ARG:HA	2.08	0.67
39:DE:31:CYS:HB3	39:DE:49:LEU:HB3	1.76	0.67
42:DH:19:VAL:HG21	42:DH:44:VAL:HG13	1.76	0.67
45:DK:93:ARG:N	58:DZ:112:ARG:HH21	1.89	0.67
51:DS:34:HIS:CE1	51:DS:54:LEU:HB2	2.29	0.67
52:DT:7:ILE:O	52:DT:10:VAL:HB	1.95	0.67
52:DT:8:LYS:HA	52:DT:11:GLU:OE1	1.93	0.67
52:DT:30:VAL:HG23	52:DT:31:SER:N	2.09	0.67
54:DV:62:LEU:CD2	54:DV:95:LEU:HB2	2.24	0.67
57:DY:27:VAL:HA	57:DY:28:LYS:HZ1	1.57	0.67
58:DZ:9:TYR:HE1	58:DZ:61:LEU:HB3	1.59	0.67
11:AK:108:ILE:HB	18:AR:87:ARG:HA	1.76	0.67
20:AT:26:ASN:O	20:AT:30:LYS:HB2	1.95	0.67
21:AU:6:ARG:HE	21:AU:15:ARG:HH21	1.42	0.67
22:AW:63:G:H5''	37:BC:52:ARG:HA	1.76	0.67
24:AY:251:VAL:CG1	24:AY:279:LEU:HD12	2.24	0.67
35:BA:27:G:N2	35:BA:512:G:C2'	2.58	0.67
35:BA:2283:C:C2'	35:BA:2284:C:H5'	2.25	0.67
37:BC:42:GLU:HB2	37:BC:44:HIS:NE2	2.09	0.67
41:BG:72:ARG:HG2	41:BG:72:ARG:NH1	2.07	0.67
41:BG:124:SER:HB2	41:BG:131:TYR:HD1	1.58	0.67
42:BH:19:VAL:HG11	42:BH:44:VAL:HG22	1.77	0.67
43:BI:5:LEU:HA	43:BI:36:ALA:CB	2.24	0.67
53:BU:88:ILE:O	53:BU:88:ILE:HG13	1.94	0.67
57:BY:95:LYS:HE2	57:BY:100:ALA:HB2	1.77	0.67
5:CE:6:PHE:HB2	5:CE:34:VAL:HG12	1.75	0.67
16:CP:68:ASP:O	16:CP:71:ARG:HG2	1.95	0.67
25:D0:53:MET:CB	25:D0:59:LEU:HD23	2.25	0.67
29:D4:46:ASN:ND2	29:D4:47:VAL:H	1.92	0.67
35:DA:83:G:N2	35:DA:102:G:H2'	2.09	0.67
35:DA:999:U:H2'	35:DA:1000:A:H5''	1.75	0.67
35:DA:1861:G:OP1	37:DC:205:LYS:HA	1.94	0.67
46:DN:67:LEU:HD12	46:DN:67:LEU:H	1.59	0.67
52:DT:83:ILE:HG13	52:DT:84:GLN:HG2	1.76	0.67
1:AA:1296:C:H5'	1:AA:1297:C:OP2	1.94	0.67
2:AB:72:GLY:HA2	2:AB:165:VAL:HG22	1.75	0.67
5:AE:36:ASP:O	5:AE:37:ARG:HB2	1.94	0.67
10:AJ:48:THR:CB	10:AJ:62:HIS:HB3	2.24	0.67
22:AV:63:G:H5'	22:AV:63:G:H8	1.60	0.67

Continued on next page...

Continued from previous page...

Atom-1	Atom-2	Interatomic distance (Å)	Clash overlap (Å)
34:B9:15:LYS:NZ	35:BA:2753:A:H1'	2.09	0.67
34:B9:35:ARG:HG2	34:B9:36:GLN:H	1.59	0.67
35:BA:999:U:C2'	35:BA:1000:A:H5''	2.25	0.67
35:BA:2184:G:H2'	35:BA:2185:C:C6	2.30	0.67
35:BA:2875:C:O2'	52:BT:5:ALA:HB3	1.95	0.67
39:BE:61:ARG:HD2	39:BE:62:PRO:HD3	1.75	0.67
40:BF:132:VAL:HG13	40:BF:133:ASN:N	2.08	0.67
48:BP:6:LEU:HD23	48:BP:6:LEU:H	1.60	0.67
1:CA:190:U:H2'	1:CA:191:G:H8	1.58	0.67
1:CA:792:A:H4'	1:CA:793:U:O5'	1.94	0.67
2:CB:82:ARG:HA	2:CB:92:TYR:CE1	2.30	0.67
4:CD:28:SER:O	4:CD:30:LYS:N	2.28	0.67
8:CH:5:PRO:O	8:CH:8:ASP:HB3	1.95	0.67
11:CK:57:THR:HG23	11:CK:58:PRO:HD2	1.77	0.67
15:CO:3:ILE:N	15:CO:3:ILE:HD13	2.10	0.67
35:DA:390:A:C6	48:DP:71:VAL:HG21	2.30	0.67
35:DA:1046:A:H2	44:DJ:8:UNK:HA	1.60	0.67
40:DF:21:ALA:C	40:DF:23:ASP:H	1.98	0.67
40:DF:127:GLU:HA	40:DF:127:GLU:OE1	1.94	0.67
41:DG:52:ILE:HG22	41:DG:53:LEU:N	2.10	0.67
59:DI:69:LYS:O	59:DI:73:GLU:HG2	1.94	0.67
45:DK:75:SER:O	45:DK:79:ARG:HG3	1.95	0.67
56:DX:30:VAL:HG11	56:DX:39:ILE:CD1	2.24	0.67
1:AA:1442:G:H1	1:AA:1461:G:H21	1.41	0.67
8:AH:6:ILE:H	8:AH:6:ILE:CD1	2.07	0.67
22:AV:68:C:C2'	22:AV:69:G:H5''	2.25	0.67
26:B1:92:LYS:HZ1	35:BA:153:C:C5'	2.07	0.67
35:BA:999:U:H2'	35:BA:1000:A:C5'	2.24	0.67
35:BA:2629:A:H2'	35:BA:2629:A:N3	2.07	0.67
36:BB:31:C:H4'	41:BG:29:TRP:CH2	2.30	0.67
37:BC:36:LYS:CG	37:BC:37:PHE:H	2.07	0.67
41:BG:122:PRO:HG2	41:BG:123:ASN:OD1	1.95	0.67
43:BI:9:LEU:HB2	43:BI:12:LEU:HB2	1.76	0.67
53:BU:69:CYS:HB3	53:BU:106:PHE:CZ	2.30	0.67
57:BY:76:CYS:HG	57:BY:77:PRO:HD2	1.59	0.67
1:CA:1057:G:H5''	3:CC:154:SER:CB	2.24	0.67
21:CU:6:ARG:HE	21:CU:15:ARG:NH2	1.93	0.67
24:CY:54:ARG:HG2	24:CY:54:ARG:O	1.94	0.67
28:D3:3:ARG:HB3	28:D3:36:VAL:CB	2.19	0.67
35:DA:2790:A:C2'	35:DA:2791:C:H5'	2.25	0.67
42:DH:19:VAL:HG21	42:DH:44:VAL:HA	1.76	0.67

Continued on next page...

Continued from previous page...

Atom-1	Atom-2	Interatomic distance (Å)	Clash overlap (Å)
59:DI:79:ILE:O	59:DI:144:VAL:HG13	1.94	0.67
45:DK:29:GLN:NE2	45:DK:29:GLN:HA	2.09	0.67
46:DN:58:ASP:C	46:DN:60:ILE:H	1.97	0.67
47:DO:4:PRO:O	47:DO:5:GLN:CB	2.43	0.67
47:DO:87:ILE:CG2	47:DO:91:LEU:HA	2.25	0.67
48:DP:41:ARG:HD2	48:DP:41:ARG:N	2.05	0.67
57:DY:95:LYS:HE2	57:DY:100:ALA:HB2	1.77	0.67
1:AA:181:G:N2	1:AA:183:G:H22	1.93	0.67
2:AB:96:ARG:HD3	2:AB:148:TYR:HE1	1.60	0.67
4:AD:57:ARG:HG3	4:AD:57:ARG:HH11	1.60	0.67
12:AL:89:ARG:HA	12:AL:97:ARG:HA	1.77	0.67
18:AR:51:LEU:HD22	18:AR:55:ARG:HG3	1.76	0.67
24:AY:312:ARG:HH21	24:AY:325:ARG:NH2	1.92	0.67
26:B1:53:VAL:HG22	26:B1:74:VAL:HG13	1.77	0.67
29:B4:59:VAL:HG12	29:B4:60:GLU:N	2.07	0.67
31:B6:33:LYS:HA	31:B6:33:LYS:CE	2.25	0.67
39:BE:101:ARG:NH2	39:BE:171:GLU:HB2	2.09	0.67
43:BI:78:THR:HA	43:BI:143:SER:HB3	1.76	0.67
52:BT:118:ARG:O	52:BT:121:ILE:N	2.27	0.67
1:CA:1251:A:H1'	1:CA:1369:C:O2'	1.95	0.67
1:CA:1296:C:H5'	1:CA:1297:C:OP2	1.95	0.67
3:CC:16:ARG:HB2	3:CC:16:ARG:HH11	1.59	0.67
3:CC:180:ALA:HB1	3:CC:203:PHE:HE1	1.59	0.67
5:CE:59:GLY:O	5:CE:62:ALA:HB3	1.95	0.67
10:CJ:23:ILE:HG23	10:CJ:85:LEU:HD22	1.75	0.67
35:DA:271(G):C:H2'	35:DA:271(H):G:C8	2.29	0.67
46:DN:46:VAL:O	46:DN:47:ALA:HB3	1.94	0.67
51:DS:83:LYS:O	51:DS:105:ALA:HB3	1.94	0.67
53:DU:58:ARG:O	53:DU:62:ILE:HG12	1.94	0.67
3:AC:180:ALA:HB1	3:AC:203:PHE:HE1	1.60	0.67
4:AD:108:LEU:CD1	4:AD:174:LEU:HD13	2.25	0.67
8:AH:54:ASP:O	8:AH:56:LYS:HG3	1.95	0.67
11:AK:24:SER:HB3	11:AK:27:ASN:O	1.95	0.67
15:AO:3:ILE:N	15:AO:3:ILE:HD13	2.10	0.67
25:B0:53:MET:HA	25:B0:58:THR:O	1.95	0.67
35:BA:271(U):G:O2'	35:BA:271(V):G:H5'	1.94	0.67
35:BA:390:A:C6	48:BP:71:VAL:HG21	2.30	0.67
35:BA:601:C:H5''	40:BF:108:LYS:NZ	2.10	0.67
35:BA:654(G):C:H2'	35:BA:654(H):G:C8	2.29	0.67
42:BH:41:MET:CG	42:BH:54:ARG:HA	2.25	0.67
56:BX:88:LYS:HE3	56:BX:93:GLU:HG3	1.74	0.67

Continued on next page...

Continued from previous page...

Atom-1	Atom-2	Interatomic distance (Å)	Clash overlap (Å)
1:CA:386:C:O2'	1:CA:387:U:H5'	1.94	0.67
1:CA:972:C:H4'	10:CJ:57:LYS:HB2	1.76	0.67
1:CA:1442:G:H2'	1:CA:1442(A):G:H5''	1.77	0.67
7:CG:32:ARG:HH11	7:CG:32:ARG:HG2	1.59	0.67
23:CX:24:A:H3'	24:CY:200:ARG:NH1	2.09	0.67
29:D4:59:VAL:HG12	29:D4:60:GLU:N	2.06	0.67
31:D6:33:LYS:HA	31:D6:33:LYS:CE	2.24	0.67
35:DA:271(A):A:H5'	35:DA:271(B):C:OP2	1.95	0.67
38:DD:10:THR:O	38:DD:13:ARG:HB3	1.95	0.67
47:DO:24:VAL:CG2	47:DO:33:ALA:HB2	2.25	0.67
53:DU:92:ARG:HB2	54:DV:11:GLN:NE2	2.09	0.67
58:DZ:53:ILE:HG23	58:DZ:71:VAL:HB	1.74	0.67
1:AA:1128:C:C5'	9:AI:16:ARG:HH22	2.08	0.66
2:AB:32:ILE:HD11	2:AB:40:HIS:HB3	1.76	0.66
6:AF:43:LEU:HD12	6:AF:43:LEU:N	2.10	0.66
8:AH:13:ILE:O	8:AH:17:THR:HG23	1.95	0.66
9:AI:70:LYS:O	9:AI:74:ILE:HG13	1.95	0.66
9:AI:78:LYS:HZ3	9:AI:78:LYS:HB2	1.60	0.66
14:AN:13:THR:N	14:AN:14:PRO:CD	2.58	0.66
19:AS:18:LYS:O	19:AS:22:LEU:HD23	1.94	0.66
21:AU:6:ARG:HE	21:AU:15:ARG:NH2	1.93	0.66
31:B6:23:THR:HG21	35:BA:2419:U:H4'	1.76	0.66
35:BA:34:C:HO2'	35:BA:35:G:H5'	1.60	0.66
35:BA:863:A:O2'	35:BA:864:G:H5'	1.95	0.66
35:BA:2223:G:C2'	35:BA:2224:G:H5'	2.25	0.66
35:BA:2653:U:O2'	42:BH:110:SER:HB2	1.94	0.66
40:BF:182:ASN:O	40:BF:186:ILE:HG12	1.96	0.66
46:BN:46:VAL:O	46:BN:47:ALA:HB3	1.96	0.66
50:BR:45:ARG:HG3	50:BR:46:GLY:H	1.59	0.66
1:CA:277:C:H5''	17:CQ:68:ARG:NH2	2.10	0.66
1:CA:525:C:H2'	1:CA:526:C:C6	2.30	0.66
1:CA:1040:U:H2'	1:CA:1041:A:C8	2.29	0.66
8:CH:54:ASP:O	8:CH:56:LYS:HG3	1.93	0.66
11:CK:48:ILE:HG21	11:CK:63:LEU:HD22	1.77	0.66
24:CY:65:LEU:HD21	24:CY:94:ALA:HB3	1.75	0.66
24:CY:73:LEU:O	24:CY:73:LEU:HD13	1.94	0.66
27:D2:24:LEU:HD21	27:D2:28:LYS:HE2	1.75	0.66
35:DA:2134:A:C2	35:DA:2159:G:H1'	2.31	0.66
35:DA:2162:G:H2'	35:DA:2163:C:H6	1.60	0.66
36:DB:7:G:C3'	36:DB:8:U:H5''	2.25	0.66
39:DE:120:TRP:CD2	39:DE:155:LYS:HD3	2.30	0.66

Continued on next page...

Continued from previous page...

Atom-1	Atom-2	Interatomic distance (Å)	Clash overlap (Å)
41:DG:128:ARG:C	41:DG:130:ASN:N	2.48	0.66
58:DZ:30:ASN:HD22	58:DZ:32:HIS:N	1.87	0.66
58:DZ:111:VAL:O	58:DZ:113:ALA:N	2.28	0.66
5:AE:102:ALA:HA	5:AE:120:THR:OG1	1.96	0.66
6:AF:24:GLU:HB2	6:AF:28:ARG:NH1	2.09	0.66
6:AF:78:GLU:O	6:AF:81:ILE:HD11	1.95	0.66
13:AM:54:VAL:O	13:AM:58:GLU:HG2	1.94	0.66
14:AN:23:ARG:NH1	14:AN:30:ALA:HB2	2.09	0.66
22:AW:5:G:H1'	22:AW:69:G:H22	1.58	0.66
24:AY:118:LEU:HD12	24:AY:210:VAL:HG13	1.78	0.66
24:AY:253:HIS:CD2	24:AY:283:LEU:HD11	2.31	0.66
31:B6:16:CYS:O	31:B6:17:LYS:HB2	1.95	0.66
35:BA:271(G):C:H2'	35:BA:271(H):G:C8	2.30	0.66
36:BB:7:G:H2'	36:BB:8:U:H5''	1.75	0.66
40:BF:24:LEU:HB3	40:BF:25:PRO:CD	2.23	0.66
41:BG:83:ARG:HE	41:BG:84:LYS:HZ2	1.41	0.66
42:BH:138:LYS:O	42:BH:141:VAL:HG12	1.96	0.66
45:BK:131:ALA:HB1	45:BK:136:VAL:O	1.95	0.66
46:BN:58:ASP:O	46:BN:60:ILE:N	2.27	0.66
52:BT:83:ILE:HG13	52:BT:84:GLN:HG2	1.75	0.66
1:CA:103:C:OP2	20:CT:14:LYS:HE3	1.94	0.66
2:CB:124:SER:OG	2:CB:125:PRO:HD2	1.95	0.66
4:CD:128:VAL:HG12	4:CD:129:ASN:H	1.60	0.66
12:CL:32:PHE:HB3	12:CL:84:LEU:HD21	1.77	0.66
22:CW:39:U:C2'	22:CW:40:C:H5'	2.24	0.66
30:D5:33:CYS:SG	30:D5:49:CYS:CB	2.83	0.66
33:D8:7:HIS:CB	33:D8:59:LYS:HD2	2.26	0.66
35:DA:2137:C:H2'	35:DA:2138:C:C6	2.31	0.66
37:DC:42:GLU:HB2	37:DC:44:HIS:NE2	2.11	0.66
38:DD:70:TRP:CH2	38:DD:150:LYS:HA	2.30	0.66
40:DF:160:ASN:OD1	40:DF:163:VAL:HG23	1.96	0.66
41:DG:128:ARG:HB3	41:DG:130:ASN:HD22	1.59	0.66
47:DO:3:GLN:HG3	47:DO:4:PRO:HD2	1.76	0.66
58:DZ:152:ALA:CB	58:DZ:168:GLU:N	2.57	0.66
1:AA:376:G:OP2	16:AP:67:THR:HG21	1.95	0.66
2:AB:19:HIS:O	2:AB:39:ILE:HG22	1.95	0.66
5:AE:15:ARG:HG2	5:AE:15:ARG:O	1.96	0.66
25:B0:41:ARG:HD2	25:B0:41:ARG:N	2.02	0.66
35:BA:1067:A:H8	35:BA:1067:A:H5'	1.59	0.66
35:BA:1106:G:H2'	35:BA:1107:G:O4'	1.95	0.66
39:BE:16:ARG:O	39:BE:17:ASP:HB3	1.94	0.66

Continued on next page...

Continued from previous page...

Atom-1	Atom-2	Interatomic distance (Å)	Clash overlap (Å)
41:BG:128:ARG:C	41:BG:130:ASN:H	1.97	0.66
44:BJ:65:UNK:C	44:BJ:67:UNK:H	2.08	0.66
48:BP:115:LEU:HD12	48:BP:115:LEU:C	2.16	0.66
53:BU:76:TYR:CZ	53:BU:80:ILE:HG13	2.30	0.66
1:CA:67:C:H2'	1:CA:68:G:C8	2.29	0.66
1:CA:181:G:N2	1:CA:183:G:H22	1.93	0.66
1:CA:1244:C:H2'	1:CA:1245:A:C8	2.29	0.66
2:CB:121:LEU:O	2:CB:121:LEU:HD23	1.95	0.66
35:DA:1106:G:H2'	35:DA:1107:G:O4'	1.94	0.66
35:DA:1847:A:H2'	35:DA:1847:A:OP1	1.95	0.66
35:DA:1946:U:H2'	35:DA:1947:C:H6	1.59	0.66
39:DE:57:LYS:HB3	39:DE:57:LYS:HZ3	1.61	0.66
41:DG:88:ILE:HG13	41:DG:89:GLY:N	2.10	0.66
42:DH:153:LYS:HD3	42:DH:153:LYS:H	1.59	0.66
59:DI:72:LEU:HD21	59:DI:107:ILE:HG21	1.77	0.66
59:DI:111:PRO:HG2	59:DI:112:LYS:HG3	1.77	0.66
55:DW:5:ALA:CB	55:DW:50:VAL:HG23	2.21	0.66
1:AA:190:U:H2'	1:AA:191:G:H8	1.59	0.66
1:AA:357:G:H2'	1:AA:358:U:H5''	1.75	0.66
1:AA:972:C:H4'	10:AJ:57:LYS:HB2	1.75	0.66
3:AC:53:ALA:HB2	3:AC:115:LEU:CD2	2.24	0.66
6:AF:37:VAL:HA	6:AF:65:VAL:HG12	1.76	0.66
8:AH:5:PRO:O	8:AH:8:ASP:HB3	1.95	0.66
8:AH:10:LEU:HD23	8:AH:10:LEU:N	2.08	0.66
12:AL:81:SER:O	12:AL:82:VAL:HB	1.96	0.66
16:AP:68:ASP:O	16:AP:71:ARG:HG2	1.95	0.66
30:B5:3:LYS:HA	30:B5:3:LYS:CE	2.20	0.66
34:B9:11:CYS:HB3	34:B9:13:LYS:H	1.60	0.66
35:BA:589:C:H2'	35:BA:590:A:C8	2.30	0.66
35:BA:1021:A:H3'	35:BA:1021:A:H8	1.60	0.66
35:BA:1812:A:H1'	38:BD:45:ASN:OD1	1.95	0.66
35:BA:2137:C:H2'	35:BA:2138:C:C6	2.30	0.66
1:CA:625:G:H2'	1:CA:626:U:H6	1.60	0.66
1:CA:1216:G:H2'	1:CA:1217:C:H6	1.60	0.66
19:CS:18:LYS:O	19:CS:22:LEU:HD23	1.94	0.66
24:CY:213:GLU:O	24:CY:213:GLU:HG3	1.94	0.66
34:D9:15:LYS:NZ	35:DA:2753:A:H1'	2.10	0.66
35:DA:404:C:H4'	35:DA:405:U:H5'	1.77	0.66
35:DA:2267:A:H5''	35:DA:2268:A:H5'	1.76	0.66
39:DE:55:ASN:O	39:DE:57:LYS:N	2.25	0.66
39:DE:61:ARG:HD2	39:DE:62:PRO:HD3	1.75	0.66

Continued on next page...

Continued from previous page...

Atom-1	Atom-2	Interatomic distance (Å)	Clash overlap (Å)
44:DJ:25:UNK:HA	44:DJ:116:UNK:CB	2.24	0.66
48:DP:7:ARG:HB2	48:DP:8:PRO:HD3	1.77	0.66
58:DZ:91:LEU:HD12	58:DZ:91:LEU:N	2.07	0.66
20:AT:74:LYS:C	20:AT:76:ALA:H	1.97	0.66
24:AY:35:ASP:O	24:AY:37:SER:N	2.28	0.66
28:B3:2:PRO:HA	28:B3:59:VAL:O	1.95	0.66
35:BA:2189:U:H2'	35:BA:2190:G:C5'	2.25	0.66
38:BD:106:ILE:HD12	38:BD:106:ILE:C	2.16	0.66
47:BO:4:PRO:O	47:BO:5:GLN:CB	2.44	0.66
49:BQ:55:VAL:CG2	49:BQ:56:ARG:H	2.09	0.66
52:BT:30:VAL:HG23	52:BT:31:SER:N	2.08	0.66
54:BV:19:LYS:HG3	54:BV:20:LEU:O	1.96	0.66
58:BZ:18:LEU:CD2	58:BZ:25:PRO:HG3	2.25	0.66
1:CA:189(K):U:H2'	1:CA:189(L):G:C8	2.31	0.66
1:CA:376:G:OP2	16:CP:67:THR:HG21	1.96	0.66
10:CJ:56:HIS:O	10:CJ:58:ASP:N	2.29	0.66
14:CN:3:ARG:NH1	14:CN:3:ARG:HB3	2.09	0.66
18:CR:51:LEU:HD22	18:CR:55:ARG:HG3	1.75	0.66
24:CY:10:LEU:HD12	24:CY:11:GLU:H	1.60	0.66
29:D4:43:GLY:H	29:D4:60:GLU:CA	2.02	0.66
29:D4:46:ASN:HD22	29:D4:47:VAL:H	1.44	0.66
33:D8:43:GLN:C	33:D8:44:LYS:HD2	2.15	0.66
35:DA:1430:C:H2'	35:DA:1431:U:C6	2.31	0.66
35:DA:1484:G:H2'	35:DA:1485:G:H5''	1.76	0.66
35:DA:1685:C:H2'	35:DA:1686:C:H5'	1.78	0.66
35:DA:2206:G:H21	35:DA:2207:G:C5'	2.01	0.66
41:DG:34:LEU:HD12	41:DG:172:LEU:HD21	1.76	0.66
42:DH:19:VAL:HG11	42:DH:44:VAL:HG22	1.76	0.66
45:DK:105:LEU:HG	45:DK:120:LEU:HD22	1.77	0.66
48:DP:115:LEU:C	48:DP:115:LEU:HD12	2.16	0.66
52:DT:50:ILE:HD11	52:DT:64:ARG:N	2.10	0.66
1:AA:192:U:H2'	1:AA:193:C:H6	1.61	0.66
1:AA:857:C:H2'	1:AA:858:G:O4'	1.95	0.66
9:AI:97:LYS:C	9:AI:99:LEU:H	1.98	0.66
11:AK:84:VAL:CG2	11:AK:110:ASP:HA	2.26	0.66
15:AO:87:ILE:HG22	15:AO:88:ARG:H	1.61	0.66
25:B0:53:MET:CB	25:B0:59:LEU:HD23	2.26	0.66
30:B5:3:LYS:HB2	35:BA:747:U:C5	2.31	0.66
31:B6:23:THR:HG21	35:BA:2419:U:C5'	2.25	0.66
35:BA:910:A:C5	49:BQ:13:GLN:HG3	2.31	0.66
35:BA:1494:A:C2'	35:BA:1495:A:H5''	2.26	0.66

Continued on next page...

Continued from previous page...

Atom-1	Atom-2	Interatomic distance (Å)	Clash overlap (Å)
35:BA:1880:C:H5'	35:BA:1880:C:H6	1.61	0.66
35:BA:1899:G:N2	35:BA:1902:C:N4	2.39	0.66
35:BA:2134:A:C2	35:BA:2159:G:H1'	2.30	0.66
39:BE:79:ARG:HH12	39:BE:195:LEU:HD21	1.61	0.66
51:BS:17:ARG:C	51:BS:19:LYS:N	2.49	0.66
54:BV:46:VAL:HG22	54:BV:47:VAL:N	2.07	0.66
58:BZ:105:VAL:O	58:BZ:140:ASP:HA	1.96	0.66
2:CB:96:ARG:HD3	2:CB:148:TYR:HE1	1.59	0.66
9:CI:70:LYS:O	9:CI:74:ILE:HG13	1.96	0.66
35:DA:755:C:H2'	35:DA:756:C:C6	2.30	0.66
35:DA:2617:C:O2'	35:DA:2618:G:H5'	1.96	0.66
35:DA:2759:G:O2'	35:DA:2760:C:H5'	1.96	0.66
35:DA:2790:A:H2'	35:DA:2791:C:H5'	1.77	0.66
38:DD:243:GLY:O	38:DD:244:ARG:CB	2.42	0.66
40:DF:184:TYR:O	40:DF:188:ARG:HB2	1.96	0.66
59:DI:81:VAL:HG13	59:DI:82:ARG:N	2.08	0.66
45:DK:93:ARG:HB3	58:DZ:112:ARG:CZ	2.26	0.66
46:DN:76:SER:OG	46:DN:77:GLY:N	2.24	0.66
54:DV:99:ILE:HD13	54:DV:99:ILE:N	2.10	0.66
1:AA:1321:C:C3'	1:AA:1322:C:H5''	2.25	0.66
10:AJ:25:GLU:HA	10:AJ:28:ARG:HB2	1.77	0.66
41:BG:83:ARG:HE	41:BG:84:LYS:NZ	1.94	0.66
46:BN:126:PRO:O	46:BN:127:ASP:HB2	1.95	0.66
58:BZ:86:VAL:O	58:BZ:86:VAL:HG23	1.96	0.66
1:CA:189(K):U:H2'	1:CA:189(L):G:H8	1.58	0.66
1:CA:542:G:H2'	1:CA:543:C:H6	1.61	0.66
1:CA:575:G:H4'	1:CA:576:G:H5''	1.78	0.66
1:CA:1417:G:H22	1:CA:1482:G:H2'	1.58	0.66
4:CD:57:ARG:HH11	4:CD:57:ARG:HG3	1.61	0.66
6:CF:19:LEU:O	6:CF:23:LYS:HG3	1.96	0.66
6:CF:37:VAL:HA	6:CF:65:VAL:HG12	1.77	0.66
28:D3:1:MET:HB3	28:D3:39:ASP:HB2	1.77	0.66
35:DA:1497:U:O2	35:DA:1497:U:H2'	1.95	0.66
35:DA:2168:G:N2	35:DA:2170:A:H3'	2.11	0.66
35:DA:2394:C:OP1	48:DP:63:PRO:HD2	1.96	0.66
35:DA:2807:G:H3'	35:DA:2808:U:H5''	1.76	0.66
41:DG:129:GLY:HA2	41:DG:163:ALA:HB3	1.76	0.66
59:DI:81:VAL:HA	59:DI:145:VAL:O	1.95	0.66
59:DI:123:LEU:HD11	59:DI:146:ALA:N	2.11	0.66
56:DX:24:GLY:O	56:DX:82:GLN:HA	1.95	0.66
1:AA:556:C:O2'	1:AA:557:G:H5'	1.95	0.66

Continued on next page...

Continued from previous page...

Atom-1	Atom-2	Interatomic distance (Å)	Clash overlap (Å)
15:AO:61:GLY:O	15:AO:64:ARG:HB3	1.96	0.66
20:AT:45:GLN:HA	20:AT:91:LEU:HB3	1.78	0.66
22:AV:45:U:H2'	22:AV:46:G:H5'	1.77	0.66
30:B5:40:LYS:NZ	30:B5:49:CYS:SG	2.68	0.66
35:BA:1046:A:H2	44:BJ:8:UNK:HA	1.61	0.66
39:BE:203:LYS:HE2	39:BE:204:ALA:HB2	1.75	0.66
45:BK:29:GLN:HA	45:BK:29:GLN:NE2	2.10	0.66
52:BT:99:LEU:HD13	52:BT:102:ILE:HD11	1.77	0.66
1:CA:191:G:H1'	20:CT:105:SER:HA	1.75	0.66
1:CA:192:U:H2'	1:CA:193:C:H6	1.61	0.66
2:CB:32:ILE:HD11	2:CB:40:HIS:HB3	1.77	0.66
2:CB:219:VAL:O	2:CB:223:ILE:HG23	1.96	0.66
6:CF:43:LEU:HD12	6:CF:43:LEU:N	2.10	0.66
9:CI:78:LYS:HB2	9:CI:78:LYS:NZ	2.11	0.66
9:CI:97:LYS:C	9:CI:99:LEU:H	1.99	0.66
11:CK:108:ILE:HB	18:CR:87:ARG:HA	1.76	0.66
15:CO:43:LEU:HD11	15:CO:53:HIS:HA	1.77	0.66
35:DA:57:C:O2'	35:DA:58:G:H5'	1.96	0.66
35:DA:1090:U:H2'	35:DA:1091:G:C8	2.31	0.66
35:DA:2127:G:HO2'	35:DA:2173:A:H2	1.40	0.66
40:DF:132:VAL:HG13	40:DF:133:ASN:N	2.10	0.66
42:DH:67:LEU:O	42:DH:71:LEU:HB2	1.96	0.66
44:DJ:65:UNK:C	44:DJ:67:UNK:H	2.07	0.66
58:DZ:108:PRO:HB3	58:DZ:141:VAL:O	1.94	0.66
1:AA:67:C:H2'	1:AA:68:G:C8	2.30	0.66
1:AA:1237:C:OP1	1:AA:1238:A:H1'	1.96	0.66
4:AD:128:VAL:HG12	4:AD:129:ASN:H	1.60	0.66
16:AP:6:LEU:HD12	16:AP:6:LEU:N	2.10	0.66
24:AY:337:LEU:O	24:AY:338:ASP:HB2	1.95	0.66
29:B4:46:ASN:HD22	29:B4:47:VAL:H	1.44	0.66
35:BA:996:A:C4'	53:BU:92:ARG:HD2	2.25	0.66
35:BA:1907:G:O2'	35:BA:1908:C:H5'	1.96	0.66
36:BB:56:G:H4'	36:BB:57:A:O5'	1.95	0.66
38:BD:243:GLY:O	38:BD:244:ARG:CB	2.42	0.66
54:BV:18:LEU:HD22	54:BV:19:LYS:H	1.61	0.66
54:BV:22:VAL:O	54:BV:23:GLU:HB2	1.95	0.66
56:BX:14:SER:H	56:BX:17:ALA:HB3	1.59	0.66
1:CA:1128:C:C5'	9:CI:16:ARG:HH22	2.08	0.66
1:CA:1346:A:C5'	9:CI:120:ARG:HH12	2.07	0.66
2:CB:181:PHE:HE1	8:CH:71:GLY:H	1.44	0.66
11:CK:24:SER:HB3	11:CK:27:ASN:O	1.96	0.66

Continued on next page...

Continued from previous page...

Atom-1	Atom-2	Interatomic distance (Å)	Clash overlap (Å)
24:CY:286:LEU:O	24:CY:286:LEU:HD23	1.96	0.66
35:DA:8:A:H2'	35:DA:9:U:C6	2.29	0.66
35:DA:1598:C:O3'	56:DX:35:THR:HG23	1.96	0.66
35:DA:2543:G:H2'	35:DA:2544:G:C8	2.31	0.66
38:DD:270:ILE:O	38:DD:271:ILE:HG13	1.95	0.66
42:DH:98:LEU:HB2	42:DH:125:VAL:CB	2.26	0.66
42:DH:98:LEU:HB2	42:DH:125:VAL:CG2	2.26	0.66
48:DP:140:ALA:O	48:DP:141:ALA:HB2	1.96	0.66
52:DT:28:VAL:CG1	52:DT:46:GLU:HG3	2.26	0.66
53:DU:88:ILE:O	53:DU:88:ILE:HG13	1.96	0.66
1:AA:542:G:H2'	1:AA:543:C:H6	1.60	0.66
1:AA:1254:C:OP1	10:AJ:45:ARG:HD3	1.96	0.66
2:AB:164:VAL:O	2:AB:186:ALA:HB1	1.96	0.66
3:AC:92:ALA:HA	3:AC:99:VAL:HG11	1.77	0.66
4:AD:4:TYR:O	4:AD:5:ILE:HB	1.96	0.66
10:AJ:8:LEU:CD2	10:AJ:96:ILE:HG22	2.26	0.66
12:AL:87:GLY:HA2	12:AL:98:TYR:HA	1.78	0.66
18:AR:52:PRO:O	18:AR:56:THR:HG23	1.96	0.66
26:B1:45:ASN:ND2	35:BA:2090:G:H21	1.94	0.66
27:B2:17:SER:HB2	27:B2:18:PRO:HD2	1.77	0.66
35:BA:8:A:H2'	35:BA:9:U:C6	2.29	0.66
35:BA:271(E):U:H2'	35:BA:271(F):C:C6	2.31	0.66
35:BA:321:G:C2	40:BF:165:ARG:NH1	2.64	0.66
35:BA:2828:C:O2'	35:BA:2829:C:H5'	1.97	0.66
41:BG:130:ASN:OD1	41:BG:160:VAL:HA	1.96	0.66
48:BP:84:ASN:HA	48:BP:115:LEU:O	1.95	0.66
49:BQ:109:VAL:HG12	49:BQ:113:GLN:HB2	1.78	0.66
52:BT:107:ASP:H	52:BT:110:ILE:HG13	1.61	0.66
3:CC:175:LEU:HD21	3:CC:201:TYR:CE2	2.31	0.66
4:CD:134:ASP:O	4:CD:136:PRO:HD3	1.96	0.66
20:CT:23:ARG:O	20:CT:27:LYS:HB2	1.95	0.66
39:DE:9:VAL:HG22	39:DE:25:VAL:HB	1.78	0.66
52:DT:104:ASN:O	52:DT:106:SER:N	2.28	0.66
1:AA:294:U:H2'	1:AA:295:C:H6	1.62	0.65
1:AA:390:C:H2'	1:AA:391:G:C8	2.31	0.65
1:AA:963:G:H21	10:AJ:55:LYS:HZ2	1.43	0.65
1:AA:1251:A:H1'	1:AA:1369:C:O2'	1.96	0.65
22:AW:5:G:N2	22:AW:68:C:H42	1.89	0.65
29:B4:52:SER:HB3	41:BG:143:GLU:OE1	1.96	0.65
35:BA:518:G:H4'	55:BW:18:ARG:NH1	2.10	0.65
42:BH:100:GLY:C	42:BH:102:ALA:H	1.98	0.65

Continued on next page...

Continued from previous page...

Atom-1	Atom-2	Interatomic distance (Å)	Clash overlap (Å)
46:BN:76:SER:OG	46:BN:77:GLY:N	2.28	0.65
49:BQ:43:THR:OG1	49:BQ:46:GLN:HG3	1.96	0.65
50:BR:24:GLN:CB	50:BR:44:LEU:HD21	2.25	0.65
51:BS:106:ARG:NH1	51:BS:109:GLY:N	2.44	0.65
57:BY:28:LYS:CB	57:BY:37:VAL:HB	2.21	0.65
1:CA:532:A:H2	1:CA:1207:G:H1'	1.58	0.65
1:CA:818:G:O2'	1:CA:819:A:H5'	1.95	0.65
2:CB:164:VAL:O	2:CB:186:ALA:HB1	1.95	0.65
2:CB:166:ASP:HB3	2:CB:169:LYS:HB2	1.77	0.65
2:CB:211:ILE:O	2:CB:215:LEU:HD23	1.97	0.65
4:CD:30:LYS:CB	4:CD:35:ARG:HD2	2.26	0.65
5:CE:42:GLY:O	5:CE:62:ALA:HB1	1.96	0.65
6:CF:82:ARG:HH11	6:CF:82:ARG:HB3	1.59	0.65
7:CG:87:VAL:HG13	7:CG:151:TYR:O	1.94	0.65
9:CI:46:ALA:HA	9:CI:78:LYS:HZ2	1.61	0.65
11:CK:84:VAL:CG2	11:CK:110:ASP:HA	2.26	0.65
12:CL:81:SER:O	12:CL:82:VAL:HB	1.96	0.65
20:CT:45:GLN:HA	20:CT:91:LEU:HB3	1.78	0.65
26:D1:86:SER:CB	26:D1:90:ILE:HG12	2.26	0.65
28:D3:7:LYS:O	28:D3:9:VAL:HG13	1.95	0.65
31:D6:43:CYS:O	31:D6:44:ARG:HB2	1.95	0.65
33:D8:4:MET:HB2	33:D8:61:LEU:HD13	1.76	0.65
35:DA:2024:G:H2'	35:DA:2025:C:C6	2.31	0.65
35:DA:2599:G:C8	38:DD:237:GLU:HG3	2.30	0.65
36:DB:56:G:H4'	36:DB:57:A:O5'	1.95	0.65
37:DC:68:LEU:HD11	37:DC:180:PHE:N	2.11	0.65
41:DG:2:PRO:HD2	41:DG:5:VAL:CG1	2.26	0.65
41:DG:82:LEU:HD13	41:DG:87:PRO:HB3	1.78	0.65
59:DI:117:GLU:O	59:DI:119:PRO:HD3	1.95	0.65
57:DY:96:ILE:HG22	57:DY:97:ARG:N	2.11	0.65
58:DZ:128:VAL:CG2	58:DZ:132:ASN:HB2	2.26	0.65
1:AA:723:U:H2'	1:AA:723:U:O2	1.96	0.65
26:B1:8:SER:HB3	26:B1:66:HIS:ND1	2.10	0.65
26:B1:94:LEU:O	26:B1:96:LYS:N	2.28	0.65
35:BA:755:C:H2'	35:BA:756:C:C6	2.30	0.65
35:BA:911:A:H2'	49:BQ:9:TYR:OH	1.96	0.65
35:BA:2162:G:H2'	35:BA:2163:C:H6	1.61	0.65
37:BC:43:VAL:HG23	37:BC:178:ALA:HB2	1.77	0.65
38:BD:10:THR:O	38:BD:13:ARG:HB3	1.97	0.65
41:BG:17:PRO:HA	41:BG:20:ILE:HB	1.76	0.65
43:BI:109:ILE:N	43:BI:109:ILE:HD13	2.11	0.65

Continued on next page...

Continued from previous page...

Atom-1	Atom-2	Interatomic distance (Å)	Clash overlap (Å)
44:BJ:25:UNK:HA	44:BJ:116:UNK:CB	2.26	0.65
45:BK:7:VAL:HG12	45:BK:58:THR:HG23	1.78	0.65
1:CA:192:U:H2'	1:CA:193:C:C6	2.31	0.65
1:CA:857:C:H2'	1:CA:858:G:O4'	1.95	0.65
1:CA:1128:C:H5'	9:CI:16:ARG:HH22	1.59	0.65
13:CM:54:VAL:O	13:CM:58:GLU:HG2	1.95	0.65
18:CR:73:ALA:HB3	18:CR:79:LEU:HD12	1.78	0.65
21:CU:6:ARG:HE	21:CU:15:ARG:HH21	1.43	0.65
22:CW:49:C:H42	22:CW:65:G:H1	1.43	0.65
24:CY:72:LEU:O	24:CY:76:MET:HB2	1.96	0.65
26:D1:26:ARG:HG3	26:D1:27:GLU:N	2.11	0.65
28:D3:2:PRO:HA	28:D3:59:VAL:O	1.95	0.65
35:DA:330:A:HO2'	35:DA:331:A:H8	1.43	0.65
35:DA:999:U:C2'	35:DA:1000:A:H5''	2.27	0.65
35:DA:1381:G:H1'	35:DA:1571:A:N1	2.12	0.65
38:DD:106:ILE:HD12	38:DD:106:ILE:C	2.17	0.65
39:DE:92:THR:O	39:DE:95:ILE:HD13	1.96	0.65
40:DF:20:LEU:HB3	40:DF:23:ASP:OD2	1.95	0.65
59:DI:130:TYR:O	59:DI:132:PRO:HD3	1.96	0.65
45:DK:131:ALA:HB1	45:DK:136:VAL:O	1.96	0.65
48:DP:147:LEU:CG	48:DP:148:LEU:H	2.08	0.65
49:DQ:55:VAL:HG23	49:DQ:56:ARG:N	2.11	0.65
50:DR:10:LEU:HD22	50:DR:17:ARG:HD2	1.78	0.65
51:DS:89:ARG:HB3	51:DS:92:TYR:CB	2.24	0.65
58:DZ:39:VAL:HG21	58:DZ:44:PHE:HD2	1.61	0.65
1:AA:1478:C:O2'	1:AA:1479:C:H5'	1.97	0.65
2:AB:82:ARG:HA	2:AB:92:TYR:CE1	2.30	0.65
4:AD:134:ASP:O	4:AD:136:PRO:HD3	1.96	0.65
5:AE:96:PRO:HA	5:AE:117:ASP:OD2	1.95	0.65
22:AW:38:A:H2'	22:AW:39:U:H5''	1.77	0.65
35:BA:247:G:H4'	35:BA:386:G:C5	2.32	0.65
35:BA:1038:C:C3'	35:BA:1039:G:H5''	2.26	0.65
35:BA:2842:G:O2'	35:BA:2843:G:H5'	1.97	0.65
39:BE:59:VAL:HG22	39:BE:63:LEU:HA	1.78	0.65
39:BE:137:HIS:HB3	39:BE:138:PRO:HD2	1.79	0.65
41:BG:21:ARG:HH11	41:BG:21:ARG:CB	2.04	0.65
41:BG:39:ILE:HD11	41:BG:60:LEU:HD11	1.78	0.65
51:BS:17:ARG:HA	51:BS:20:ARG:HG2	1.78	0.65
51:BS:34:HIS:CE1	51:BS:54:LEU:HB2	2.32	0.65
52:BT:7:ILE:O	52:BT:10:VAL:HB	1.96	0.65
55:BW:34:ASN:O	55:BW:37:ARG:HB3	1.95	0.65

Continued on next page...

Continued from previous page...

Atom-1	Atom-2	Interatomic distance (Å)	Clash overlap (Å)
58:BZ:102:LEU:HD11	58:BZ:124:ILE:HG22	1.79	0.65
1:CA:1109:C:O2'	1:CA:1110:A:H5'	1.97	0.65
6:CF:24:GLU:HB2	6:CF:28:ARG:NH1	2.11	0.65
20:CT:58:LYS:HE3	20:CT:62:LEU:HD11	1.77	0.65
26:D1:64:ALA:O	26:D1:67:ILE:HG13	1.96	0.65
27:D2:55:ARG:NH1	35:DA:75:G:H4'	2.11	0.65
31:D6:19:ARG:HG2	31:D6:20:ASN:N	2.08	0.65
35:DA:560:C:H4'	53:DU:52:ARG:HH22	1.55	0.65
35:DA:999:U:H2'	35:DA:1000:A:C5'	2.27	0.65
35:DA:1562:A:H2'	35:DA:1563:G:C8	2.32	0.65
41:DG:170:ARG:O	41:DG:174:GLU:HB2	1.96	0.65
49:DQ:109:VAL:HG12	49:DQ:113:GLN:HB2	1.76	0.65
57:DY:7:VAL:HB	57:DY:8:LYS:HD2	1.77	0.65
1:AA:191:G:C4	20:AT:105:SER:HB3	2.32	0.65
1:AA:192:U:H2'	1:AA:193:C:C6	2.31	0.65
1:AA:932:C:H5''	7:AG:3:ARG:HD2	1.79	0.65
1:AA:1073:U:H2'	1:AA:1074:G:C8	2.31	0.65
1:AA:1095:U:H5'	1:AA:1109:C:O2	1.95	0.65
2:AB:166:ASP:HB3	2:AB:169:LYS:HB2	1.78	0.65
5:AE:42:GLY:O	5:AE:62:ALA:HB1	1.97	0.65
26:B1:3:LYS:HB3	26:B1:61:ARG:NH1	2.12	0.65
28:B3:1:MET:HB3	28:B3:39:ASP:HB2	1.78	0.65
28:B3:2:PRO:HG3	28:B3:58:VAL:HG12	1.79	0.65
28:B3:3:ARG:O	28:B3:37:LEU:N	2.29	0.65
31:B6:13:CYS:O	31:B6:21:TYR:HA	1.96	0.65
33:B8:30:ARG:CZ	35:BA:2419:U:O4	2.45	0.65
35:BA:2537:U:H2'	35:BA:2538:C:C6	2.31	0.65
39:BE:49:LEU:H	39:BE:49:LEU:CD1	2.09	0.65
42:BH:98:LEU:HB2	42:BH:125:VAL:CG2	2.26	0.65
48:BP:102:ARG:O	48:BP:102:ARG:HD2	1.95	0.65
49:BQ:34:LEU:HD11	49:BQ:129:THR:HB	1.77	0.65
50:BR:33:ARG:N	50:BR:33:ARG:HD2	2.11	0.65
51:BS:20:ARG:HA	51:BS:20:ARG:NE	2.12	0.65
52:BT:80:SER:OG	52:BT:81:PRO:HD3	1.96	0.65
1:CA:1053:G:N7	1:CA:1200:C:H5''	2.10	0.65
1:CA:1347:G:N2	1:CA:1373:G:H2'	2.12	0.65
7:CG:84:ASN:ND2	22:CW:33:U:H4'	2.12	0.65
8:CH:13:ILE:O	8:CH:17:THR:HG23	1.96	0.65
8:CH:97:VAL:HG13	8:CH:98:LYS:N	2.10	0.65
19:CS:40:ILE:CG2	19:CS:62:ILE:HD11	2.25	0.65
28:D3:2:PRO:HD2	28:D3:39:ASP:CB	2.26	0.65

Continued on next page...

Continued from previous page...

Atom-1	Atom-2	Interatomic distance (Å)	Clash overlap (Å)
33:D8:59:LYS:HD3	48:DP:50:ARG:CG	2.25	0.65
35:DA:271(E):U:H2'	35:DA:271(F):C:C6	2.31	0.65
35:DA:1405:U:H2'	35:DA:1406:U:C6	2.31	0.65
35:DA:1436:G:C2'	35:DA:1437:C:H5''	2.26	0.65
35:DA:2681:C:H5	35:DA:2725:A:N6	1.93	0.65
36:DB:7:G:H2'	36:DB:8:U:H5''	1.77	0.65
38:DD:182:LEU:O	38:DD:271:ILE:HD12	1.97	0.65
39:DE:97:LYS:O	39:DE:100:GLU:HG3	1.96	0.65
55:DW:4:LYS:HD2	55:DW:6:ILE:HD11	1.78	0.65
1:AA:224:C:H2'	1:AA:225:C:C6	2.32	0.65
1:AA:674:G:H2'	1:AA:675:A:H8	1.61	0.65
1:AA:1347:G:N2	1:AA:1373:G:H2'	2.11	0.65
3:AC:82:GLU:O	3:AC:86:VAL:HG13	1.97	0.65
3:AC:175:LEU:HD21	3:AC:201:TYR:CE2	2.30	0.65
4:AD:14:ARG:HA	4:AD:39:PRO:HG3	1.78	0.65
4:AD:76:ARG:HH11	4:AD:76:ARG:HG2	1.62	0.65
24:AY:192:PRO:HA	24:AY:201:ARG:HA	1.79	0.65
35:BA:83:G:N2	35:BA:102:G:H2'	2.12	0.65
35:BA:606:U:H4'	35:BA:658:C:H4'	1.79	0.65
35:BA:2334:G:N2	51:BS:18:ILE:HD11	2.10	0.65
38:BD:70:TRP:CH2	38:BD:150:LYS:HA	2.31	0.65
38:BD:91:ARG:HH11	38:BD:91:ARG:HG2	1.62	0.65
41:BG:52:ILE:HG22	41:BG:54:GLU:HG2	1.79	0.65
41:BG:66:GLN:O	41:BG:92:VAL:HG21	1.97	0.65
42:BH:67:LEU:O	42:BH:71:LEU:HB2	1.96	0.65
42:BH:83:TYR:H	42:BH:83:TYR:HD1	1.45	0.65
46:BN:78:TYR:N	46:BN:78:TYR:CD1	2.65	0.65
46:BN:128:HIS:O	46:BN:130:HIS:N	2.26	0.65
47:BO:107:ARG:NH1	52:BT:35:LYS:HD2	2.11	0.65
50:BR:61:HIS:O	50:BR:65:LEU:HD13	1.97	0.65
52:BT:28:VAL:CG1	52:BT:46:GLU:HG3	2.26	0.65
54:BV:18:LEU:HD13	54:BV:19:LYS:N	2.10	0.65
57:BY:29:GLU:N	57:BY:29:GLU:OE1	2.29	0.65
1:CA:1118:C:OP1	9:CI:9:ARG:HD2	1.94	0.65
2:CB:19:HIS:O	2:CB:39:ILE:HG22	1.96	0.65
2:CB:204:ASN:ND2	2:CB:207:ALA:HB3	2.12	0.65
16:CP:28:ARG:HH11	16:CP:28:ARG:HG2	1.61	0.65
25:D0:53:MET:HA	25:D0:58:THR:O	1.96	0.65
31:D6:11:LEU:HD22	31:D6:11:LEU:N	2.12	0.65
42:DH:148:ILE:O	42:DH:151:ILE:HG12	1.97	0.65
45:DK:33:ASN:ND2	45:DK:63:ARG:HD3	2.11	0.65

Continued on next page...

Continued from previous page...

Atom-1	Atom-2	Interatomic distance (Å)	Clash overlap (Å)
46:DN:97:ARG:HA	46:DN:100:GLU:HB2	1.78	0.65
48:DP:138:LEU:C	48:DP:140:ALA:H	2.00	0.65
50:DR:33:ARG:HD2	50:DR:33:ARG:N	2.11	0.65
50:DR:45:ARG:HG3	50:DR:46:GLY:H	1.62	0.65
53:DU:76:TYR:CZ	53:DU:80:ILE:HG13	2.32	0.65
58:DZ:59:LEU:N	58:DZ:67:LEU:O	2.23	0.65
58:DZ:128:VAL:HG22	58:DZ:129:SER:H	1.60	0.65
1:AA:1216:G:H2'	1:AA:1217:C:H6	1.60	0.65
1:AA:1281:U:H5'	1:AA:1282:C:H5	1.61	0.65
1:AA:1429:C:H2'	1:AA:1430:C:H6	1.60	0.65
2:AB:18:GLY:N	2:AB:42:ILE:HG22	2.11	0.65
3:AC:92:ALA:HB2	3:AC:99:VAL:CG2	2.25	0.65
9:AI:45:ALA:O	9:AI:48:GLU:HB2	1.96	0.65
10:AJ:34:VAL:HG13	10:AJ:74:ILE:HA	1.79	0.65
10:AJ:96:ILE:N	10:AJ:96:ILE:HD13	2.12	0.65
11:AK:17:GLY:HA3	11:AK:77:MET:SD	2.37	0.65
22:AV:53:G:H2'	22:AV:54:U:C6	2.30	0.65
31:B6:43:CYS:O	31:B6:44:ARG:HB2	1.95	0.65
35:BA:1080:C:H2'	35:BA:1081:U:H6	1.60	0.65
35:BA:1175:U:H4'	35:BA:1176:G:H5'	1.79	0.65
35:BA:1405:U:H2'	35:BA:1406:U:C6	2.32	0.65
35:BA:2314:C:C5'	41:BG:38:VAL:HG21	2.26	0.65
35:BA:2876:G:H1'	52:BT:3:ARG:HH21	1.61	0.65
39:BE:116:VAL:HG21	39:BE:122:PHE:CD2	2.31	0.65
41:BG:39:ILE:HD13	41:BG:60:LEU:HD21	1.78	0.65
42:BH:115:VAL:HG12	42:BH:116:GLU:H	1.62	0.65
43:BI:4:ILE:CG2	43:BI:5:LEU:N	2.60	0.65
43:BI:62:LYS:HE2	43:BI:133:HIS:NE2	2.10	0.65
51:BS:17:ARG:HA	51:BS:20:ARG:HH11	1.61	0.65
1:CA:963:G:H21	10:CJ:55:LYS:HZ2	1.44	0.65
1:CA:1409:C:O2'	1:CA:1410:G:H5'	1.97	0.65
1:CA:1502:A:H2	1:CA:1505:G:H22	1.44	0.65
22:CW:72:C:H2'	22:CW:73:A:O4'	1.97	0.65
35:DA:1097:U:C2'	35:DA:1098:A:H5'	2.27	0.65
35:DA:2334:G:H21	51:DS:18:ILE:CG1	2.09	0.65
38:DD:68:LYS:O	38:DD:68:LYS:HG3	1.97	0.65
46:DN:78:TYR:N	46:DN:78:TYR:CD1	2.64	0.65
48:DP:84:ASN:HA	48:DP:115:LEU:O	1.97	0.65
51:DS:36:TYR:N	51:DS:36:TYR:CD1	2.65	0.65
57:DY:101:LYS:HG2	57:DY:102:CYS:N	2.11	0.65
1:AA:473:G:H2'	1:AA:474:G:H8	1.62	0.65

Continued on next page...

Continued from previous page...

Atom-1	Atom-2	Interatomic distance (Å)	Clash overlap (Å)
1:AA:492:G:H5''	59:DI:8:PRO:HD3	1.76	0.65
1:AA:1391:U:H2'	1:AA:1392:G:H8	1.60	0.65
2:AB:96:ARG:N	2:AB:96:ARG:HD2	2.12	0.65
6:AF:82:ARG:HB3	6:AF:82:ARG:NH1	2.12	0.65
19:AS:42:PRO:O	19:AS:43:GLU:HB3	1.95	0.65
23:AX:19:U:H2'	23:AX:20:U:O4'	1.97	0.65
24:AY:106:LEU:C	24:AY:108:ASN:H	2.00	0.65
25:B0:41:ARG:H	25:B0:41:ARG:CD	1.97	0.65
35:BA:1497:U:H2'	35:BA:1497:U:O2	1.95	0.65
38:BD:68:LYS:O	38:BD:68:LYS:HG3	1.96	0.65
39:BE:110:GLY:O	50:BR:2:ARG:HD3	1.97	0.65
40:BF:24:LEU:HD12	40:BF:25:PRO:CD	2.21	0.65
41:BG:22:ARG:HH11	41:BG:22:ARG:CB	2.02	0.65
42:BH:85:LYS:HE2	42:BH:145:ALA:CA	2.27	0.65
45:BK:75:SER:O	45:BK:79:ARG:HG3	1.97	0.65
46:BN:133:GLN:HG2	46:BN:134:ARG:N	2.12	0.65
53:BU:92:ARG:HB2	54:BV:11:GLN:NE2	2.12	0.65
58:BZ:38:TYR:CD1	58:BZ:38:TYR:O	2.50	0.65
1:CA:473:G:H2'	1:CA:474:G:H8	1.61	0.65
1:CA:1026:G:H2'	1:CA:1026:G:N3	2.12	0.65
3:CC:58:GLU:H	3:CC:65:ALA:HB3	1.61	0.65
4:CD:31:CYS:C	4:CD:33:MET:H	1.99	0.65
8:CH:11:THR:HG22	8:CH:15:ASN:ND2	2.11	0.65
20:CT:8:ARG:HH11	20:CT:8:ARG:HG3	1.62	0.65
22:CW:7:A:H61	22:CW:66:U:H3	1.43	0.65
30:D5:46:CYS:SG	30:D5:47:PRO:HD2	2.36	0.65
35:DA:601:C:H5''	40:DF:108:LYS:NZ	2.10	0.65
35:DA:1686:C:O2'	35:DA:1687:G:H5'	1.97	0.65
35:DA:2689:U:H5''	35:DA:2690:C:H5'	1.79	0.65
39:DE:116:VAL:HG21	39:DE:122:PHE:CD2	2.30	0.65
42:DH:100:GLY:C	42:DH:102:ALA:H	1.99	0.65
59:DI:47:LEU:C	59:DI:49:ALA:H	2.00	0.65
47:DO:24:VAL:HG23	47:DO:33:ALA:HB2	1.79	0.65
51:DS:69:VAL:HG13	51:DS:99:LYS:HE3	1.77	0.65
53:DU:69:CYS:HB3	53:DU:106:PHE:CZ	2.31	0.65
58:DZ:30:ASN:HD22	58:DZ:30:ASN:C	1.99	0.65
1:AA:189(K):U:H2'	1:AA:189(L):G:C8	2.30	0.65
1:AA:386:C:O2'	1:AA:387:U:H5'	1.95	0.65
1:AA:1053:G:N7	1:AA:1200:C:H5''	2.12	0.65
2:AB:211:ILE:O	2:AB:215:LEU:HD23	1.97	0.65
4:AD:73:ARG:HD2	4:AD:77:ASN:HD21	1.62	0.65

Continued on next page...

Continued from previous page...

Atom-1	Atom-2	Interatomic distance (Å)	Clash overlap (Å)
24:AY:188:ARG:HD2	24:AY:203:THR:HG21	1.77	0.65
26:B1:35:THR:HG21	35:BA:2080:G:OP1	1.97	0.65
35:BA:275:G:C5	35:BA:362:U:H5	2.14	0.65
35:BA:1105:U:H2'	35:BA:1106:G:H8	1.61	0.65
35:BA:1131:G:OP2	35:BA:2515:C:H4'	1.97	0.65
35:BA:2533:A:C3'	35:BA:2534:A:H5''	2.27	0.65
35:BA:2543:G:H2'	35:BA:2544:G:C8	2.32	0.65
38:BD:25:THR:HG21	38:BD:82:ILE:H	1.60	0.65
40:BF:21:ALA:C	40:BF:23:ASP:H	2.00	0.65
47:BO:87:ILE:CG2	47:BO:91:LEU:HA	2.27	0.65
58:BZ:14:LYS:CD	58:BZ:16:SER:HB3	2.27	0.65
1:CA:191:G:C4	20:CT:105:SER:HB3	2.31	0.65
1:CA:520:A:OP1	12:CL:52:LEU:HB2	1.97	0.65
3:CC:92:ALA:HA	3:CC:99:VAL:HG11	1.78	0.65
10:CJ:48:THR:CA	10:CJ:62:HIS:HB3	2.26	0.65
22:CV:41:C:C2'	22:CV:42:C:H5'	2.27	0.65
22:CV:50:U:O2'	22:CV:51:U:H5'	1.97	0.65
35:DA:271(G):C:H2'	35:DA:271(H):G:H8	1.62	0.65
35:DA:492:A:H2'	35:DA:493:G:O4'	1.97	0.65
35:DA:2248:C:C2'	35:DA:2249:U:H5'	2.27	0.65
39:DE:16:ARG:O	39:DE:17:ASP:HB3	1.94	0.65
50:DR:2:ARG:NH1	50:DR:5:LYS:HZ1	1.94	0.65
56:DX:14:SER:H	56:DX:17:ALA:HB3	1.61	0.65
3:AC:15:THR:HG21	3:AC:181:ASN:H	1.59	0.65
25:B0:84:LEU:HD12	25:B0:84:LEU:N	2.11	0.65
33:B8:43:GLN:C	33:B8:44:LYS:HD2	2.17	0.65
35:BA:1097:U:H2'	35:BA:1098:A:H5'	1.78	0.65
35:BA:1686:C:O2'	35:BA:1687:G:H5'	1.97	0.65
40:BF:9:ILE:HG12	40:BF:14:PRO:HA	1.77	0.65
41:BG:63:ILE:HD12	41:BG:63:ILE:O	1.96	0.65
43:BI:142:VAL:HG12	43:BI:143:SER:N	2.10	0.65
49:BQ:63:LYS:HD2	58:BZ:175:VAL:HG21	1.79	0.65
54:BV:62:LEU:CD2	54:BV:95:LEU:HB2	2.25	0.65
1:CA:838:G:H2'	1:CA:839:U:H5''	1.78	0.65
5:CE:105:VAL:H	5:CE:106:PRO:HD2	1.62	0.65
13:CM:34:LEU:HD13	13:CM:41:PRO:HG3	1.78	0.65
18:CR:72:ARG:O	18:CR:76:LEU:HD23	1.96	0.65
19:CS:6:LYS:H	19:CS:6:LYS:CD	2.10	0.65
28:D3:1:MET:HB3	28:D3:39:ASP:HB3	1.77	0.65
33:D8:34:TRP:CG	33:D8:35:GLN:N	2.65	0.65
35:DA:80:G:O2'	35:DA:81:G:H5'	1.97	0.65

Continued on next page...

Continued from previous page...

Atom-1	Atom-2	Interatomic distance (Å)	Clash overlap (Å)
35:DA:1050:A:N1	35:DA:2751:G:N7	2.45	0.65
35:DA:1080:C:H2'	35:DA:1081:U:H6	1.61	0.65
35:DA:2808:U:O2'	35:DA:2809:A:H5'	1.97	0.65
40:DF:24:LEU:O	40:DF:115:ALA:HB1	1.96	0.65
41:DG:161:THR:C	41:DG:163:ALA:H	2.00	0.65
48:DP:23:PRO:HB2	48:DP:33:ARG:NE	2.10	0.65
52:DT:48:ILE:H	52:DT:48:ILE:HD12	1.62	0.65
1:AA:1065:U:H5''	1:AA:1190:G:N2	2.11	0.65
1:AA:1494:G:H8	1:AA:1494:G:H5'	1.61	0.65
11:AK:43:SER:HA	11:AK:47:VAL:HG21	1.77	0.65
12:AL:32:PHE:HB3	12:AL:84:LEU:HD21	1.78	0.65
17:AQ:68:ARG:H	17:AQ:70:ARG:NH1	1.94	0.65
27:B2:69:ARG:HH22	35:BA:111:A:C5'	2.04	0.65
28:B3:2:PRO:C	28:B3:4:LEU:N	2.50	0.65
28:B3:3:ARG:HB3	28:B3:36:VAL:CB	2.20	0.65
33:B8:62:LEU:N	33:B8:63:PRO:HD2	2.12	0.65
35:BA:1598:C:O3'	56:BX:35:THR:HG23	1.96	0.65
40:BF:24:LEU:O	40:BF:115:ALA:HB1	1.97	0.65
46:BN:97:ARG:HA	46:BN:100:GLU:HB2	1.78	0.65
52:BT:108:ARG:HA	52:BT:111:ARG:NH1	2.12	0.65
58:BZ:115:GLY:H	58:BZ:177:PRO:HD3	1.62	0.65
1:CA:1326:C:H2'	1:CA:1327:C:C6	2.32	0.65
2:CB:96:ARG:HD2	2:CB:96:ARG:N	2.11	0.65
32:D7:8:ASN:C	32:D7:8:ASN:ND2	2.41	0.65
35:DA:27:G:HO2'	35:DA:28:A:H8	1.45	0.65
35:DA:176:G:O2'	35:DA:177:G:H5'	1.97	0.65
35:DA:784:A:C5	38:DD:229:VAL:HG21	2.32	0.65
35:DA:1812:A:H1'	38:DD:45:ASN:OD1	1.97	0.65
35:DA:2223:G:C2'	35:DA:2224:G:H5'	2.26	0.65
35:DA:2467:C:H4'	49:DQ:123:HIS:CD2	2.31	0.65
39:DE:55:ASN:HD21	39:DE:75:VAL:HG22	1.61	0.65
42:DH:85:LYS:HE2	42:DH:145:ALA:CA	2.27	0.65
42:DH:158:HIS:O	42:DH:159:GLU:HB2	1.97	0.65
59:DI:58:LEU:HD23	59:DI:61:ARG:HD2	1.79	0.65
50:DR:47:PHE:O	50:DR:51:LEU:HD12	1.96	0.65
53:DU:92:ARG:NH2	53:DU:94:ASN:ND2	2.45	0.65
58:DZ:149:SER:HB2	58:DZ:173:ALA:HA	1.78	0.65
58:DZ:150:LEU:CD2	58:DZ:171:ILE:HD11	2.27	0.65
1:AA:1169:A:H2'	1:AA:1170:A:C8	2.32	0.64
9:AI:121:ARG:HH11	9:AI:121:ARG:HG2	1.62	0.64
10:AJ:32:ALA:HB2	10:AJ:76:ASN:HB3	1.77	0.64

Continued on next page...

Continued from previous page...

Atom-1	Atom-2	Interatomic distance (Å)	Clash overlap (Å)
31:B6:15:GLU:OE1	31:B6:18:ARG:NE	2.30	0.64
35:BA:780:G:N2	35:BA:783:A:H62	1.93	0.64
35:BA:910:A:N7	49:BQ:13:GLN:HG3	2.12	0.64
35:BA:1717:G:C3'	35:BA:1718:G:H5''	2.28	0.64
35:BA:2693:A:H2'	35:BA:2694:G:C8	2.31	0.64
36:BB:48:A:H4'	51:BS:95:HIS:HD2	1.60	0.64
39:BE:78:LEU:H	39:BE:78:LEU:HD23	1.62	0.64
41:BG:121:ASN:HB3	41:BG:124:SER:OG	1.97	0.64
52:BT:50:ILE:HD11	52:BT:64:ARG:N	2.11	0.64
2:CB:178:ARG:HH22	2:CB:196:LEU:CA	2.03	0.64
7:CG:13:GLN:O	7:CG:24:THR:HG21	1.97	0.64
8:CH:29:SER:HB3	8:CH:32:LYS:HB2	1.77	0.64
8:CH:58:TYR:O	8:CH:59:LEU:HD23	1.97	0.64
10:CJ:67:THR:HG22	10:CJ:67:THR:O	1.96	0.64
18:CR:56:THR:CB	18:CR:58:LEU:HD13	2.22	0.64
35:DA:1722:A:C2	35:DA:1740:G:H2'	2.32	0.64
35:DA:1880:C:H5'	35:DA:1880:C:H6	1.61	0.64
35:DA:2334:G:N2	51:DS:18:ILE:HD11	2.13	0.64
39:DE:131:ALA:O	39:DE:133:LYS:N	2.27	0.64
42:DH:138:LYS:O	42:DH:141:VAL:HG12	1.96	0.64
46:DN:133:GLN:HG2	46:DN:134:ARG:N	2.11	0.64
51:DS:17:ARG:HA	51:DS:20:ARG:HH11	1.63	0.64
1:AA:1190:G:OP1	3:AC:4:LYS:HA	1.97	0.64
2:AB:124:SER:OG	2:AB:125:PRO:HD2	1.97	0.64
3:AC:84:ILE:O	3:AC:88:ARG:HG3	1.97	0.64
28:B3:19:GLN:HE22	28:B3:52:HIS:HE1	1.44	0.64
35:BA:1523:U:H2'	35:BA:1524:G:H8	1.62	0.64
35:BA:1930:G:N2	35:BA:1968:G:H2'	2.11	0.64
35:BA:2292:C:O2'	35:BA:2293:C:H5'	1.96	0.64
35:BA:2749:A:H4'	42:BH:62:LYS:HB3	1.79	0.64
43:BI:92:VAL:HG11	43:BI:120:ILE:HB	1.80	0.64
51:BS:83:LYS:O	51:BS:105:ALA:HB3	1.97	0.64
51:BS:101:LEU:HD13	51:BS:101:LEU:H	1.62	0.64
52:BT:128:GLU:OE1	52:BT:129:ARG:N	2.30	0.64
58:BZ:151:HIS:HB2	58:BZ:170:THR:HA	1.76	0.64
1:CA:865:A:H5'	1:CA:1078:U:C4	2.32	0.64
1:CA:1065:U:H5''	1:CA:1190:G:N2	2.12	0.64
1:CA:1169:A:H2'	1:CA:1170:A:C8	2.32	0.64
2:CB:183:PRO:HA	2:CB:198:ASP:OD1	1.96	0.64
15:CO:87:ILE:HG22	15:CO:88:ARG:H	1.60	0.64
22:CV:61:C:H2'	22:CV:62:C:H6	1.62	0.64

Continued on next page...

Continued from previous page...

Atom-1	Atom-2	Interatomic distance (Å)	Clash overlap (Å)
40:DF:10:PRO:O	40:DF:128:ALA:HB2	1.97	0.64
59:DI:53:ALA:HB1	59:DI:57:ARG:HH21	1.63	0.64
46:DN:126:PRO:O	46:DN:127:ASP:HB2	1.96	0.64
48:DP:23:PRO:O	48:DP:33:ARG:HD2	1.97	0.64
48:DP:69:GLY:O	48:DP:70:GLN:HB2	1.97	0.64
48:DP:102:ARG:O	48:DP:102:ARG:HD2	1.97	0.64
50:DR:118:GLU:HA	50:DR:118:GLU:OE1	1.97	0.64
51:DS:17:ARG:HA	51:DS:20:ARG:HG2	1.78	0.64
52:DT:57:PHE:O	52:DT:59:THR:N	2.30	0.64
54:DV:19:LYS:HG3	54:DV:20:LEU:O	1.97	0.64
55:DW:34:ASN:O	55:DW:37:ARG:HB3	1.96	0.64
1:AA:1026:G:N3	1:AA:1026:G:H2'	2.11	0.64
1:AA:1150:U:H1'	1:AA:1280:A:N6	2.12	0.64
10:AJ:32:ALA:N	10:AJ:78:ASN:HD21	1.95	0.64
11:AK:87:THR:HG22	11:AK:88:GLY:N	2.12	0.64
17:AQ:45:HIS:CD2	17:AQ:47:PRO:HD3	2.32	0.64
18:AR:73:ALA:HB3	18:AR:79:LEU:HD12	1.79	0.64
35:BA:185:U:H4'	35:BA:218:A:H4'	1.80	0.64
35:BA:404:C:H4'	35:BA:405:U:H5'	1.79	0.64
35:BA:654(F):C:H2'	35:BA:654(G):C:C6	2.31	0.64
35:BA:1436:G:C2'	35:BA:1437:C:H5''	2.27	0.64
35:BA:1722:A:C2	35:BA:1740:G:H2'	2.32	0.64
35:BA:2483:C:H3'	35:BA:2484:G:H5''	1.78	0.64
42:BH:96:ALA:CB	42:BH:105:LEU:HD13	2.23	0.64
42:BH:98:LEU:HB2	42:BH:125:VAL:CB	2.27	0.64
51:BS:28:VAL:HB	51:BS:89:ARG:CB	2.27	0.64
1:CA:333:G:H4'	20:CT:16:HIS:CE1	2.32	0.64
1:CA:552:U:O2'	1:CA:553:A:H5'	1.97	0.64
3:CC:82:GLU:O	3:CC:86:VAL:HG13	1.97	0.64
4:CD:8:VAL:C	4:CD:10:ARG:N	2.51	0.64
22:CW:16:U:H3'	22:CW:17:C:C5'	2.26	0.64
29:D4:48:ILE:HD12	29:D4:48:ILE:H	1.60	0.64
30:D5:3:LYS:HB2	35:DA:747:U:C5	2.32	0.64
33:D8:6:THR:HG21	33:D8:63:PRO:HD3	1.77	0.64
35:DA:275:G:C5	35:DA:362:U:H5	2.15	0.64
35:DA:2283:C:C2'	35:DA:2284:C:H5'	2.25	0.64
35:DA:2791:C:H41	35:DA:2801(A):A:N6	1.94	0.64
37:DC:49:ILE:HG13	37:DC:50:ASP:N	2.10	0.64
38:DD:33:LEU:HD23	38:DD:33:LEU:H	1.62	0.64
38:DD:125:ILE:HD12	38:DD:125:ILE:N	2.11	0.64
38:DD:142:VAL:HG21	38:DD:191:ALA:HB1	1.78	0.64

Continued on next page...

Continued from previous page...

Atom-1	Atom-2	Interatomic distance (Å)	Clash overlap (Å)
42:DH:44:VAL:CG1	42:DH:45:VAL:H	2.09	0.64
42:DH:126:PRO:O	42:DH:127:GLU:HB2	1.96	0.64
45:DK:7:VAL:HG12	45:DK:58:THR:HG23	1.80	0.64
57:DY:10:GLY:CA	57:DY:27:VAL:HG13	2.27	0.64
57:DY:28:LYS:C	57:DY:38:ILE:HB	2.18	0.64
1:AA:376:G:P	16:AP:67:THR:HG21	2.36	0.64
5:AE:7:GLU:HB3	5:AE:112:LEU:HD13	1.79	0.64
10:AJ:67:THR:HG22	10:AJ:67:THR:O	1.97	0.64
28:B3:1:MET:HB3	28:B3:39:ASP:HB3	1.79	0.64
28:B3:45:GLY:O	28:B3:48:GLU:HB2	1.98	0.64
30:B5:36:CYS:SG	30:B5:49:CYS:HB3	2.37	0.64
33:B8:34:TRP:CB	35:BA:2420:C:OP1	2.45	0.64
35:BA:886:C:O2'	35:BA:887:A:H4'	1.97	0.64
35:BA:2633:G:H1'	39:BE:62:PRO:HG3	1.80	0.64
37:BC:87:GLU:HG2	37:BC:94:VAL:HG22	1.80	0.64
41:BG:134:GLY:C	41:BG:135:LEU:HD12	2.17	0.64
56:BX:49:VAL:HG21	56:BX:89:ILE:HD11	1.78	0.64
58:BZ:72:ARG:HG2	58:BZ:89:PHE:HB2	1.79	0.64
1:CA:1352:C:H2'	1:CA:1353:G:C8	2.33	0.64
4:CD:108:LEU:CD1	4:CD:174:LEU:HD13	2.28	0.64
8:CH:10:LEU:HD13	8:CH:83:ILE:HD11	1.79	0.64
10:CJ:25:GLU:HA	10:CJ:28:ARG:HB2	1.78	0.64
11:CK:43:SER:HA	11:CK:47:VAL:HG21	1.78	0.64
18:CR:31:LEU:HD23	18:CR:31:LEU:H	1.63	0.64
25:D0:14:ARG:HB2	25:D0:14:ARG:NH1	2.12	0.64
35:DA:247:G:H4'	35:DA:386:G:C5	2.32	0.64
40:DF:134:GLY:HA2	40:DF:166:ALA:HB2	1.79	0.64
48:DP:105:LEU:H	48:DP:105:LEU:HD12	1.62	0.64
50:DR:18:LEU:HD11	50:DR:22:ARG:NE	2.12	0.64
51:DS:52:SER:OG	51:DS:55:ALA:HB3	1.97	0.64
1:AA:415:A:O3'	35:DA:2153:G:H4'	1.98	0.64
1:AA:525:C:H2'	1:AA:526:C:C6	2.33	0.64
1:AA:1346:A:C5'	9:AI:120:ARG:HH12	2.06	0.64
5:AE:106:PRO:O	5:AE:110:LEU:HG	1.98	0.64
22:AV:69:G:H8	22:AV:69:G:H5'	1.62	0.64
35:BA:2024:G:H2'	35:BA:2025:C:C6	2.32	0.64
35:BA:2392:A:H2	35:BA:2424:C:H42	1.46	0.64
39:BE:55:ASN:ND2	39:BE:75:VAL:HG22	2.11	0.64
39:BE:79:ARG:HH12	39:BE:195:LEU:CD2	2.10	0.64
41:BG:111:LEU:CD1	41:BG:120:LEU:HD11	2.27	0.64
45:BK:103:GLN:HA	45:BK:106:GLU:CD	2.18	0.64

Continued on next page...

Continued from previous page...

Atom-1	Atom-2	Interatomic distance (Å)	Clash overlap (Å)
50:BR:18:LEU:HD11	50:BR:22:ARG:NE	2.12	0.64
1:CA:413:G:H1'	1:CA:428:G:N2	2.12	0.64
1:CA:1379:G:O2'	1:CA:1380:U:H5'	1.97	0.64
6:CF:49:ALA:HB1	18:CR:80:PRO:HG3	1.79	0.64
11:CK:51:LYS:HD3	11:CK:51:LYS:H	1.63	0.64
12:CL:89:ARG:HA	12:CL:97:ARG:HA	1.78	0.64
24:CY:33:LEU:HD22	24:CY:36:PRO:HG2	1.79	0.64
24:CY:113:GLU:HA	24:CY:175:ASN:HA	1.80	0.64
26:D1:88:LYS:O	26:D1:88:LYS:HE2	1.98	0.64
35:DA:287:C:H5'	35:DA:287:C:H6	1.62	0.64
35:DA:2667:C:H1'	42:DH:109:PHE:CD2	2.32	0.64
35:DA:2722:G:H2'	35:DA:2723:C:C6	2.32	0.64
57:DY:17:SER:CA	57:DY:71:LYS:HE2	2.26	0.64
1:AA:1277:C:HO2'	1:AA:1279:A:H8	1.44	0.64
1:AA:1329:A:P	13:AM:28:ALA:HB3	2.37	0.64
1:AA:1412:C:H42	1:AA:1488:G:H1	1.46	0.64
1:AA:1471:G:O2'	1:AA:1472:U:H5'	1.97	0.64
4:AD:31:CYS:O	4:AD:31:CYS:SG	2.55	0.64
5:AE:139:LEU:HA	5:AE:142:LEU:HD12	1.78	0.64
8:AH:97:VAL:HG13	8:AH:98:LYS:N	2.12	0.64
13:AM:90:LEU:HA	13:AM:93:ARG:HD2	1.79	0.64
16:AP:28:ARG:HH11	16:AP:28:ARG:HG2	1.62	0.64
27:B2:38:GLN:HG3	27:B2:44:LEU:O	1.97	0.64
28:B3:7:LYS:O	28:B3:9:VAL:HG13	1.98	0.64
34:B9:11:CYS:SG	34:B9:32:HIS:CE1	2.90	0.64
35:BA:1434:A:H61	35:BA:1558:A:H62	1.46	0.64
38:BD:270:ILE:O	38:BD:271:ILE:HG13	1.96	0.64
42:BH:158:HIS:O	42:BH:159:GLU:HB2	1.98	0.64
50:BR:55:ALA:HA	50:BR:80:PHE:CE1	2.32	0.64
58:BZ:27:VAL:HG12	58:BZ:87:ASP:HB2	1.79	0.64
58:BZ:91:LEU:HD22	58:BZ:130:PRO:HG3	1.80	0.64
1:CA:605:U:H2'	1:CA:606:G:C8	2.33	0.64
1:CA:836:G:C6	1:CA:851:G:C6	2.86	0.64
3:CC:70:VAL:CG1	3:CC:71:ALA:H	2.10	0.64
6:CF:14:LEU:HD22	6:CF:18:GLN:HE21	1.62	0.64
13:CM:90:LEU:HA	13:CM:93:ARG:HD2	1.79	0.64
17:CQ:68:ARG:H	17:CQ:70:ARG:NH1	1.95	0.64
24:CY:233:ARG:HD2	24:CY:243:ASN:O	1.98	0.64
35:DA:1103:A:H5'	35:DA:1104:C:OP2	1.97	0.64
35:DA:1434:A:H61	35:DA:1558:A:H62	1.45	0.64
35:DA:2223:G:H2'	35:DA:2224:G:H5'	1.78	0.64

Continued on next page...

Continued from previous page...

Atom-1	Atom-2	Interatomic distance (Å)	Clash overlap (Å)
35:DA:2310:A:C2	41:DG:77:ILE:HD11	2.33	0.64
59:DI:4:ILE:HG12	59:DI:18:VAL:HG23	1.79	0.64
47:DO:77:ILE:HD11	52:DT:72:VAL:CG1	2.28	0.64
48:DP:57:THR:C	48:DP:59:LEU:H	2.01	0.64
53:DU:90:VAL:O	53:DU:92:ARG:N	2.28	0.64
1:AA:413:G:H1'	1:AA:428:G:N2	2.12	0.64
25:B0:49:LYS:H	25:B0:80:HIS:HB3	1.60	0.64
39:BE:34:VAL:O	39:BE:35:GLN:HB2	1.96	0.64
45:BK:17:ALA:O	45:BK:18:THR:HB	1.98	0.64
1:CA:346:G:OP1	52:DT:41:ARG:NH2	2.31	0.64
1:CA:390:C:H2'	1:CA:391:G:C8	2.32	0.64
1:CA:723:U:O2	1:CA:723:U:H2'	1.97	0.64
1:CA:797:C:OP1	11:CK:124:LYS:HE2	1.97	0.64
1:CA:1128:C:H4'	9:CI:16:ARG:HH12	1.63	0.64
1:CA:1150:U:H1'	1:CA:1280:A:N6	2.12	0.64
2:CB:220:ASP:C	2:CB:222:ILE:H	2.01	0.64
4:CD:173:TRP:C	4:CD:186:LEU:HB2	2.18	0.64
6:CF:98:LEU:HD13	6:CF:101:ALA:HB2	1.79	0.64
8:CH:103:VAL:HG21	8:CH:109:ILE:O	1.98	0.64
9:CI:48:GLU:C	9:CI:50:LEU:H	2.01	0.64
9:CI:121:ARG:HH11	9:CI:121:ARG:HG2	1.63	0.64
22:CW:57:G:H2'	22:CW:58:A:H5'	1.79	0.64
35:DA:654(F):C:H2'	35:DA:654(G):C:C6	2.32	0.64
35:DA:2152:G:H2'	35:DA:2153:G:H8	1.63	0.64
35:DA:2537:U:H2'	35:DA:2538:C:C6	2.33	0.64
37:DC:64:LEU:HD12	37:DC:66:HIS:O	1.98	0.64
39:DE:36:ARG:NH2	39:DE:88:GLY:HA2	2.12	0.64
59:DI:145:VAL:HG12	59:DI:146:ALA:N	2.12	0.64
46:DN:46:VAL:CG1	46:DN:48:MET:HG3	2.28	0.64
52:DT:28:VAL:O	52:DT:29:ARG:CB	2.46	0.64
1:AA:551:U:H2'	1:AA:552:U:C6	2.33	0.64
1:AA:735:C:O2'	1:AA:736:C:H5'	1.98	0.64
2:AB:87:ARG:HH11	2:AB:223:ILE:HD13	1.63	0.64
5:AE:59:GLY:O	5:AE:62:ALA:HB3	1.96	0.64
18:AR:72:ARG:O	18:AR:76:LEU:HD23	1.97	0.64
24:AY:341:LEU:O	24:AY:345:ILE:HG13	1.97	0.64
25:B0:36:ILE:C	25:B0:36:ILE:HD12	2.18	0.64
28:B3:6:VAL:CG1	28:B3:54:VAL:HG21	2.28	0.64
35:BA:1513:C:H2'	35:BA:1514:U:H6	1.63	0.64
35:BA:1885:A:H2'	35:BA:1886:C:O4'	1.98	0.64
35:BA:2262:U:H2'	35:BA:2263:C:C5'	2.28	0.64

Continued on next page...

Continued from previous page...

Atom-1	Atom-2	Interatomic distance (Å)	Clash overlap (Å)
46:BN:46:VAL:CG1	46:BN:48:MET:HG3	2.27	0.64
50:BR:47:PHE:O	50:BR:51:LEU:HD12	1.97	0.64
1:CA:908:A:H2'	1:CA:909:A:C8	2.33	0.64
1:CA:1060:C:C5	3:CC:2:GLY:HA2	2.33	0.64
4:CD:73:ARG:HD2	4:CD:77:ASN:HD21	1.62	0.64
24:CY:190:VAL:O	24:CY:191:ARG:HB3	1.98	0.64
26:D1:35:THR:HG21	35:DA:2080:G:OP1	1.97	0.64
30:D5:40:LYS:NZ	30:D5:46:CYS:HB3	2.13	0.64
35:DA:1721:G:C6	35:DA:1739:U:H5'	2.33	0.64
40:DF:160:ASN:HD21	40:DF:162:LEU:HB2	1.61	0.64
42:DH:90:LYS:O	42:DH:94:TYR:HB2	1.98	0.64
51:DS:20:ARG:HA	51:DS:20:ARG:NE	2.12	0.64
56:DX:49:VAL:HG21	56:DX:89:ILE:HD11	1.79	0.64
1:AA:475:G:H2'	1:AA:476:G:H8	1.62	0.64
1:AA:838:G:H2'	1:AA:839:U:H5''	1.79	0.64
4:AD:173:TRP:C	4:AD:186:LEU:HB2	2.18	0.64
15:AO:39:LEU:O	15:AO:42:HIS:HB3	1.98	0.64
24:AY:258:ILE:HD11	24:AY:279:LEU:CD2	2.28	0.64
24:AY:269:ILE:HD13	49:BQ:79:LEU:HD13	1.79	0.64
24:AY:341:LEU:HA	24:AY:344:LEU:HD21	1.79	0.64
25:B0:32:ARG:H	25:B0:35:ASN:HD22	1.46	0.64
35:BA:1651:G:OP1	50:BR:40:LYS:HE3	1.98	0.64
35:BA:1847:A:H2'	35:BA:1847:A:OP1	1.97	0.64
35:BA:2444:G:OP2	40:BF:68:LYS:HE2	1.97	0.64
41:BG:85:GLY:C	41:BG:87:PRO:HD2	2.19	0.64
42:BH:148:ILE:O	42:BH:151:ILE:HG12	1.96	0.64
51:BS:56:LEU:O	51:BS:56:LEU:HD23	1.98	0.64
57:BY:17:SER:CA	57:BY:71:LYS:HE2	2.27	0.64
57:BY:27:VAL:HA	57:BY:28:LYS:HZ1	1.63	0.64
2:CB:72:GLY:HA2	2:CB:165:VAL:HG22	1.79	0.64
9:CI:126:SER:O	9:CI:127:LYS:HB3	1.98	0.64
11:CK:87:THR:HG22	11:CK:88:GLY:N	2.13	0.64
19:CS:31:ILE:O	19:CS:31:ILE:HG23	1.98	0.64
19:CS:63:THR:HG22	19:CS:66:MET:CE	2.26	0.64
24:CY:27:LYS:O	24:CY:30:GLU:HB2	1.98	0.64
24:CY:272:LYS:O	24:CY:275:ALA:HB3	1.98	0.64
24:CY:344:LEU:H	24:CY:344:LEU:CD2	2.09	0.64
28:D3:3:ARG:O	28:D3:37:LEU:N	2.31	0.64
30:D5:36:CYS:SG	30:D5:49:CYS:HB3	2.38	0.64
35:DA:589:C:H2'	35:DA:590:A:C8	2.33	0.64
35:DA:642:G:H21	35:DA:646:A:H2	1.45	0.64

Continued on next page...

Continued from previous page...

Atom-1	Atom-2	Interatomic distance (Å)	Clash overlap (Å)
35:DA:1105:U:H2'	35:DA:1106:G:H8	1.62	0.64
35:DA:2263:C:H5'	35:DA:2263:C:H6	1.62	0.64
35:DA:2392:A:H2	35:DA:2424:C:H42	1.45	0.64
35:DA:2439:A:H5'	35:DA:2439:A:C8	2.33	0.64
38:DD:25:THR:HG21	38:DD:82:ILE:H	1.61	0.64
39:DE:203:LYS:HE2	39:DE:204:ALA:HB2	1.78	0.64
41:DG:18:GLU:O	41:DG:21:ARG:HB3	1.97	0.64
45:DK:93:ARG:CZ	58:DZ:112:ARG:NH1	2.61	0.64
45:DK:103:GLN:HA	45:DK:106:GLU:CD	2.18	0.64
49:DQ:141:GLN:HB2	58:DZ:99:TYR:HD2	1.62	0.64
52:DT:55:ASN:HD22	52:DT:58:ASN:HD21	1.44	0.64
1:AA:1128:C:H4'	9:AI:16:ARG:HH12	1.62	0.64
1:AA:1352:C:H2'	1:AA:1353:G:C8	2.33	0.64
3:AC:83:ARG:O	3:AC:86:VAL:HG22	1.98	0.64
4:AD:162:LEU:HD12	4:AD:181:MET:CE	2.28	0.64
9:AI:48:GLU:C	9:AI:50:LEU:H	2.01	0.64
9:AI:66:ARG:HB2	9:AI:66:ARG:NH1	2.13	0.64
19:AS:6:LYS:H	19:AS:6:LYS:CD	2.10	0.64
24:AY:40:ASN:O	24:AY:43:GLU:HG2	1.98	0.64
35:BA:2310:A:C5	41:BG:75:LYS:HE2	2.32	0.64
35:BA:2334:G:H21	51:BS:18:ILE:CG1	2.10	0.64
35:BA:2334:G:H21	51:BS:18:ILE:HD11	1.62	0.64
42:BH:44:VAL:CG1	42:BH:45:VAL:H	2.09	0.64
49:BQ:51:ARG:HH11	49:BQ:51:ARG:HG2	1.63	0.64
50:BR:9:LYS:O	50:BR:10:LEU:HG	1.98	0.64
52:BT:27:THR:O	52:BT:28:VAL:HB	1.98	0.64
52:BT:34:VAL:O	52:BT:35:LYS:HB3	1.97	0.64
53:BU:92:ARG:NH1	54:BV:11:GLN:H	1.96	0.64
1:CA:359:U:H2'	1:CA:360:A:H8	1.63	0.64
3:CC:22:TRP:HZ3	3:CC:24:ALA:HB2	1.63	0.64
5:CE:12:LEU:HD13	5:CE:13:ILE:N	2.12	0.64
5:CE:15:ARG:HG2	5:CE:15:ARG:O	1.98	0.64
5:CE:139:LEU:HA	5:CE:142:LEU:HD12	1.79	0.64
9:CI:65:VAL:O	9:CI:66:ARG:HG3	1.98	0.64
13:CM:9:ILE:CG2	13:CM:11:ARG:HE	2.10	0.64
15:CO:61:GLY:O	15:CO:64:ARG:HB3	1.97	0.64
24:CY:143:PHE:O	24:CY:147:GLN:HB2	1.97	0.64
35:DA:320:A:H3'	40:DF:136:THR:HG21	1.80	0.64
35:DA:910:A:C5	49:DQ:13:GLN:HG3	2.33	0.64
35:DA:911:A:H2'	49:DQ:9:TYR:OH	1.98	0.64
35:DA:1100:C:C2'	35:DA:1101:U:H5'	2.28	0.64

Continued on next page...

Continued from previous page...

Atom-1	Atom-2	Interatomic distance (Å)	Clash overlap (Å)
35:DA:2633:G:H1'	39:DE:62:PRO:HG3	1.80	0.64
35:DA:2693:A:H2'	35:DA:2694:G:C8	2.32	0.64
52:DT:115:ARG:HA	52:DT:115:ARG:NE	2.13	0.64
53:DU:79:PHE:HE2	53:DU:83:LEU:HD13	1.62	0.64
55:DW:51:LEU:HD22	55:DW:51:LEU:O	1.98	0.64
1:AA:862:C:C2'	1:AA:863:U:H5'	2.28	0.63
3:AC:22:TRP:HZ3	3:AC:24:ALA:HB2	1.63	0.63
4:AD:31:CYS:O	4:AD:33:MET:N	2.26	0.63
7:AG:135:VAL:O	7:AG:138:LYS:HB3	1.98	0.63
9:AI:46:ALA:HA	9:AI:78:LYS:HZ2	1.62	0.63
9:AI:78:LYS:HB2	9:AI:78:LYS:NZ	2.12	0.63
22:AW:68:C:H2'	22:AW:69:G:H5'	1.80	0.63
29:B4:43:GLY:H	29:B4:60:GLU:CA	2.02	0.63
33:B8:6:THR:HG21	33:B8:63:PRO:HD3	1.79	0.63
35:BA:1171:G:H3'	35:BA:1173:G:H4'	1.79	0.63
35:BA:2126:A:H61	35:BA:2163:C:H4'	1.62	0.63
40:BF:3:GLU:HB2	40:BF:24:LEU:HD23	1.80	0.63
41:BG:11:TYR:OH	41:BG:33:ARG:HG3	1.97	0.63
43:BI:8:PRO:O	43:BI:9:LEU:HD23	1.98	0.63
1:CA:33:A:H2'	1:CA:34:C:C6	2.33	0.63
1:CA:1237:C:OP1	1:CA:1238:A:H1'	1.97	0.63
1:CA:1277:C:HO2'	1:CA:1279:A:H8	1.46	0.63
3:CC:84:ILE:O	3:CC:88:ARG:HG3	1.98	0.63
5:CE:106:PRO:O	5:CE:110:LEU:HG	1.99	0.63
6:CF:78:GLU:O	6:CF:81:ILE:HD11	1.99	0.63
6:CF:82:ARG:HB3	6:CF:82:ARG:NH1	2.12	0.63
9:CI:45:ALA:O	9:CI:48:GLU:HB2	1.98	0.63
10:CJ:32:ALA:N	10:CJ:78:ASN:HD21	1.96	0.63
35:DA:1175:U:H4'	35:DA:1176:G:H5'	1.79	0.63
35:DA:1495:A:N3	35:DA:1496:A:C2	2.65	0.63
35:DA:1885:A:H2'	35:DA:1886:C:O4'	1.97	0.63
35:DA:2074:U:H2'	35:DA:2075:U:C6	2.33	0.63
35:DA:2485:G:H5''	49:DQ:46:GLN:NE2	2.11	0.63
36:DB:91:C:H5''	49:DQ:17:LEU:O	1.96	0.63
38:DD:25:THR:O	38:DD:27:THR:HG22	1.98	0.63
42:DH:41:MET:HG3	42:DH:54:ARG:HA	1.80	0.63
50:DR:9:LYS:O	50:DR:10:LEU:HG	1.97	0.63
1:AA:1015:A:H2'	1:AA:1016:A:C8	2.33	0.63
4:AD:9:CYS:SG	4:AD:22:LYS:HD2	2.38	0.63
4:AD:18:LYS:HE3	4:AD:31:CYS:HB3	1.78	0.63
7:AG:23:VAL:CG1	7:AG:43:PHE:HE2	2.11	0.63

Continued on next page...

Continued from previous page...

Atom-1	Atom-2	Interatomic distance (Å)	Clash overlap (Å)
7:AG:100:ALA:O	7:AG:104:LEU:HD23	1.98	0.63
28:B3:7:LYS:C	28:B3:54:VAL:HG23	2.19	0.63
35:BA:1747:G:H2'	35:BA:1747(A):G:H8	1.63	0.63
35:BA:2024:G:H2'	35:BA:2025:C:H6	1.62	0.63
35:BA:2134:A:H62	35:BA:2157:G:H1'	1.61	0.63
35:BA:2302:G:H1'	41:BG:128:ARG:HE	1.64	0.63
36:BB:7:G:C2'	36:BB:8:U:H5''	2.27	0.63
39:BE:131:ALA:O	39:BE:133:LYS:N	2.29	0.63
41:BG:82:LEU:HD21	41:BG:87:PRO:HD3	1.79	0.63
48:BP:23:PRO:HB2	48:BP:33:ARG:NE	2.12	0.63
50:BR:10:LEU:HD22	50:BR:17:ARG:HD2	1.81	0.63
52:BT:28:VAL:O	52:BT:29:ARG:CB	2.45	0.63
53:BU:8:VAL:HG11	53:BU:12:ARG:CZ	2.29	0.63
1:CA:47:C:H5''	1:CA:365:U:C6	2.33	0.63
3:CC:58:GLU:H	3:CC:65:ALA:CB	2.11	0.63
4:CD:57:ARG:HG3	4:CD:57:ARG:NH1	2.14	0.63
14:CN:23:ARG:NH1	14:CN:30:ALA:HB2	2.13	0.63
21:CU:12:LYS:HB3	21:CU:17:THR:O	1.98	0.63
24:CY:144:ALA:O	24:CY:147:GLN:HB3	1.97	0.63
25:D0:36:ILE:C	25:D0:36:ILE:HD12	2.19	0.63
25:D0:51:VAL:CG2	25:D0:80:HIS:HA	2.21	0.63
26:D1:86:SER:HB3	26:D1:89:GLU:HB2	1.80	0.63
27:D2:63:VAL:O	27:D2:66:GLU:HG2	1.97	0.63
30:D5:4:HIS:O	35:DA:2056:G:N2	2.31	0.63
35:DA:1689:A:H62	35:DA:1698:A:H2	1.47	0.63
35:DA:2024:G:H2'	35:DA:2025:C:H6	1.62	0.63
35:DA:2842:G:O2'	35:DA:2843:G:H5'	1.97	0.63
39:DE:59:VAL:HG22	39:DE:63:LEU:HA	1.80	0.63
52:DT:108:ARG:HA	52:DT:111:ARG:NH1	2.13	0.63
1:AA:489:C:H2'	1:AA:490:G:H8	1.62	0.63
4:AD:57:ARG:HG3	4:AD:57:ARG:NH1	2.13	0.63
6:AF:49:ALA:HB1	18:AR:80:PRO:HG3	1.79	0.63
6:AF:98:LEU:HD13	6:AF:101:ALA:HB2	1.80	0.63
11:AK:51:LYS:HD3	11:AK:51:LYS:H	1.63	0.63
12:AL:119:LYS:O	12:AL:120:TYR:HB2	1.99	0.63
16:AP:14:ASN:N	16:AP:15:PRO:HD3	2.13	0.63
26:B1:80:LEU:HD22	26:B1:82:LEU:HG	1.80	0.63
35:BA:2808:U:O2'	35:BA:2809:A:H5'	1.97	0.63
40:BF:136:THR:HG23	40:BF:137:LYS:H	1.63	0.63
43:BI:71:ILE:HG23	43:BI:72:LEU:H	1.63	0.63
48:BP:57:THR:C	48:BP:59:LEU:H	2.01	0.63

Continued on next page...

Continued from previous page...

Atom-1	Atom-2	Interatomic distance (Å)	Clash overlap (Å)
48:BP:105:LEU:H	48:BP:105:LEU:HD12	1.62	0.63
51:BS:69:VAL:HG13	51:BS:99:LYS:HE3	1.78	0.63
53:BU:46:ALA:O	53:BU:50:ARG:HB2	1.98	0.63
1:CA:40:C:H2'	1:CA:41:G:H8	1.63	0.63
1:CA:475:G:H2'	1:CA:476:G:H8	1.64	0.63
1:CA:963:G:N2	10:CJ:55:LYS:HZ2	1.96	0.63
24:CY:54:ARG:HG3	24:CY:57:ARG:HD2	1.80	0.63
35:DA:1097:U:H2'	35:DA:1098:A:H5'	1.79	0.63
35:DA:1717:G:C3'	35:DA:1718:G:H5''	2.28	0.63
35:DA:2876:G:H1'	52:DT:3:ARG:HH21	1.62	0.63
36:DB:7:G:C2'	36:DB:8:U:H5''	2.29	0.63
37:DC:49:ILE:HG23	37:DC:51:PRO:HD3	1.79	0.63
38:DD:102:LYS:O	38:DD:103:ARG:HG2	1.98	0.63
39:DE:117:MET:HE1	39:DE:124:GLY:HA3	1.80	0.63
45:DK:93:ARG:CZ	58:DZ:112:ARG:HH11	2.11	0.63
45:DK:94:GLU:H	58:DZ:112:ARG:CZ	2.08	0.63
52:DT:17:THR:O	52:DT:18:ASP:HB3	1.98	0.63
58:DZ:119:GLU:O	58:DZ:120:ILE:C	2.37	0.63
1:AA:605:U:H2'	1:AA:606:G:C8	2.34	0.63
1:AA:836:G:C6	1:AA:851:G:C6	2.87	0.63
13:AM:34:LEU:HD13	13:AM:41:PRO:HG3	1.80	0.63
13:AM:86:CYS:HA	19:AS:73:GLU:O	1.99	0.63
18:AR:31:LEU:HD23	18:AR:31:LEU:H	1.63	0.63
24:AY:170:LEU:HD23	24:AY:172:LYS:HE3	1.81	0.63
24:AY:320:TYR:HA	24:AY:331:HIS:HA	1.79	0.63
35:BA:1292:U:O2'	35:BA:1293:C:H5'	1.98	0.63
35:BA:1381:G:H1'	35:BA:1571:A:N1	2.13	0.63
35:BA:2349:G:H5'	35:BA:2349:G:H8	1.61	0.63
38:BD:25:THR:O	38:BD:27:THR:HG22	1.98	0.63
38:BD:102:LYS:O	38:BD:103:ARG:HG2	1.99	0.63
39:BE:9:VAL:HG22	39:BE:25:VAL:HB	1.80	0.63
42:BH:19:VAL:HG21	42:BH:44:VAL:HA	1.79	0.63
42:BH:91:GLY:CA	42:BH:160:LYS:HB3	2.27	0.63
43:BI:72:LEU:CD1	43:BI:140:LEU:HD13	2.28	0.63
57:BY:10:GLY:CA	57:BY:27:VAL:HG13	2.28	0.63
57:BY:101:LYS:HG2	57:BY:102:CYS:N	2.14	0.63
1:CA:224:C:H2'	1:CA:225:C:C6	2.32	0.63
2:CB:101:MET:C	2:CB:102:LEU:HD12	2.18	0.63
3:CC:7:PRO:O	3:CC:11:ARG:HG2	1.98	0.63
8:CH:6:ILE:HD12	8:CH:6:ILE:N	2.12	0.63
28:D3:3:ARG:O	28:D3:36:VAL:HA	1.99	0.63

Continued on next page...

Continued from previous page...

Atom-1	Atom-2	Interatomic distance (Å)	Clash overlap (Å)
35:DA:2828:C:O2'	35:DA:2829:C:H5'	1.98	0.63
38:DD:21:PHE:O	38:DD:24:ILE:HG22	1.98	0.63
39:DE:110:GLY:O	50:DR:2:ARG:NH1	2.31	0.63
42:DH:115:VAL:HG12	42:DH:116:GLU:H	1.62	0.63
46:DN:40:PRO:O	53:DU:64:ARG:HG3	1.98	0.63
52:DT:27:THR:O	52:DT:28:VAL:HB	1.98	0.63
53:DU:91:ASP:O	53:DU:92:ARG:C	2.36	0.63
53:DU:92:ARG:NH2	53:DU:94:ASN:HD22	1.96	0.63
54:DV:22:VAL:O	54:DV:23:GLU:HB2	1.98	0.63
1:AA:47:C:H5''	1:AA:365:U:C6	2.34	0.63
1:AA:382:A:H2'	1:AA:383:A:H8	1.63	0.63
1:AA:963:G:N2	10:AJ:55:LYS:HZ2	1.95	0.63
1:AA:1109:C:O2'	1:AA:1110:A:H5'	1.99	0.63
4:AD:199:ASN:OD1	4:AD:201:GLN:HB2	1.97	0.63
8:AH:120:THR:HG23	8:AH:123:GLU:OE1	1.98	0.63
11:AK:15:ALA:HA	11:AK:76:GLY:O	1.98	0.63
18:AR:88:LYS:HE2	18:AR:88:LYS:C	2.18	0.63
24:AY:51:GLU:HA	24:AY:54:ARG:NH2	2.13	0.63
24:AY:55:LEU:O	24:AY:59:VAL:HG23	1.97	0.63
26:B1:87:PRO:HD2	26:B1:89:GLU:OE2	1.98	0.63
35:BA:613:G:C5'	35:BA:613:G:H8	2.12	0.63
35:BA:620:G:H4'	35:BA:621:A:H5'	1.79	0.63
35:BA:784:A:C5	38:BD:229:VAL:HG21	2.34	0.63
35:BA:1100:C:C2'	35:BA:1101:U:H5'	2.29	0.63
35:BA:1799:G:H5'	35:BA:1819:A:N6	2.13	0.63
35:BA:2074:U:H2'	35:BA:2075:U:C6	2.33	0.63
37:BC:68:LEU:HD11	37:BC:180:PHE:N	2.12	0.63
43:BI:29:TYR:CE1	43:BI:33:ARG:HD2	2.33	0.63
51:BS:82:ILE:O	51:BS:83:LYS:HG2	1.99	0.63
52:BT:17:THR:O	52:BT:18:ASP:HB3	1.98	0.63
53:BU:79:PHE:HE2	53:BU:83:LEU:HD13	1.63	0.63
1:CA:831:U:H2'	1:CA:832:C:H6	1.63	0.63
1:CA:1391:U:H2'	1:CA:1392:G:H8	1.61	0.63
7:CG:16:LEU:CD1	9:CI:42:ARG:HA	2.29	0.63
7:CG:100:ALA:O	7:CG:104:LEU:HD23	1.97	0.63
10:CJ:34:VAL:HG13	10:CJ:74:ILE:HA	1.79	0.63
22:CV:3:C:H2'	22:CV:4:C:H6	1.64	0.63
34:D9:29:ASN:O	34:D9:29:ASN:ND2	2.32	0.63
35:DA:675:A:OP1	40:DF:63:LYS:HE2	1.99	0.63
35:DA:1639:U:C2'	35:DA:1640:C:H5''	2.28	0.63
35:DA:1686:C:H5'	35:DA:1686:C:C6	2.30	0.63

Continued on next page...

Continued from previous page...

Atom-1	Atom-2	Interatomic distance (Å)	Clash overlap (Å)
39:DE:26:ILE:HG22	39:DE:27:LEU:H	1.64	0.63
41:DG:81:LYS:O	41:DG:82:LEU:HB2	1.98	0.63
1:AA:1510:U:H2'	1:AA:1511:G:C8	2.34	0.63
3:AC:7:PRO:O	3:AC:11:ARG:HG2	1.98	0.63
9:AI:90:PRO:HG2	9:AI:91:ASP:H	1.64	0.63
15:AO:36:ILE:HG22	15:AO:37:ASN:HD22	1.62	0.63
20:AT:8:ARG:HH11	20:AT:8:ARG:HG3	1.63	0.63
28:B3:4:LEU:HD11	28:B3:39:ASP:OD1	1.99	0.63
35:BA:518:G:H4'	55:BW:18:ARG:HH12	1.63	0.63
35:BA:774:A:H2	35:BA:787:U:O2'	1.73	0.63
35:BA:2168:G:N2	35:BA:2170:A:H3'	2.13	0.63
42:BH:111:HIS:CD2	42:BH:112:PRO:HD2	2.31	0.63
45:BK:32:ALA:HA	45:BK:63:ARG:HB2	1.80	0.63
47:BO:105:GLU:HA	47:BO:108:GLU:CG	2.28	0.63
51:BS:24:LEU:HB3	51:BS:85:VAL:HG12	1.81	0.63
1:CA:737:A:H2'	1:CA:738:C:C6	2.34	0.63
1:CA:1429:C:H2'	1:CA:1430:C:C6	2.32	0.63
1:CA:1473:A:H2'	1:CA:1474:G:C8	2.34	0.63
5:CE:102:ALA:HA	5:CE:120:THR:OG1	1.98	0.63
10:CJ:32:ALA:HB2	10:CJ:76:ASN:HB3	1.78	0.63
22:CV:62:C:H2'	22:CV:63:G:H5'	1.81	0.63
22:CW:6:G:O2'	22:CW:7:A:H5'	1.98	0.63
24:CY:54:ARG:HG2	24:CY:54:ARG:HH11	1.61	0.63
35:DA:1038:C:C3'	35:DA:1039:G:H5''	2.29	0.63
35:DA:1171:G:H3'	35:DA:1173:G:H4'	1.79	0.63
41:DG:70:VAL:HA	41:DG:90:LEU:HD23	1.79	0.63
42:DH:111:HIS:CD2	42:DH:112:PRO:HD2	2.32	0.63
52:DT:108:ARG:HB2	52:DT:108:ARG:HH11	1.64	0.63
52:DT:128:GLU:OE1	52:DT:129:ARG:N	2.32	0.63
1:AA:491:G:H2'	1:AA:492:G:C8	2.33	0.63
2:AB:207:ALA:O	2:AB:211:ILE:HG13	1.97	0.63
2:AB:220:ASP:C	2:AB:222:ILE:H	2.02	0.63
12:AL:83:VAL:HG22	12:AL:84:LEU:N	2.14	0.63
35:BA:1076:C:H4'	58:BZ:112:ARG:HD3	1.81	0.63
35:BA:2728:U:O2'	35:BA:2729:G:H5'	1.98	0.63
35:BA:2791:C:H41	35:BA:2801(A):A:N6	1.96	0.63
39:BE:55:ASN:O	39:BE:57:LYS:N	2.25	0.63
41:BG:12:TYR:HA	41:BG:16:ARG:HG2	1.80	0.63
42:BH:126:PRO:O	42:BH:127:GLU:HB2	1.96	0.63
43:BI:69:LYS:O	43:BI:73:GLU:HG2	1.98	0.63
48:BP:7:ARG:HB2	48:BP:8:PRO:HD3	1.79	0.63

Continued on next page...

Continued from previous page...

Atom-1	Atom-2	Interatomic distance (Å)	Clash overlap (Å)
48:BP:23:PRO:O	48:BP:33:ARG:HD2	1.99	0.63
51:BS:36:TYR:CD1	51:BS:36:TYR:N	2.65	0.63
1:CA:973:G:C1'	10:CJ:55:LYS:HE2	2.28	0.63
1:CA:1029:C:H1'	1:CA:1032:G:H22	1.62	0.63
3:CC:83:ARG:O	3:CC:86:VAL:HG22	1.98	0.63
22:CW:11:C:H42	22:CW:24:G:H1	1.46	0.63
28:D3:2:PRO:HG3	28:D3:58:VAL:HG12	1.80	0.63
28:D3:6:VAL:CG1	28:D3:54:VAL:HG21	2.29	0.63
30:D5:3:LYS:HA	30:D5:3:LYS:CE	2.22	0.63
35:DA:634:C:H2'	35:DA:635:C:C6	2.34	0.63
35:DA:1278:A:OP1	50:DR:36:THR:HG22	1.98	0.63
39:DE:137:HIS:HB3	39:DE:138:PRO:HD2	1.81	0.63
41:DG:16:ARG:HH11	41:DG:16:ARG:HB3	1.63	0.63
45:DK:93:ARG:NE	58:DZ:112:ARG:HD2	2.05	0.63
52:DT:13:ARG:HA	52:DT:13:ARG:NE	2.06	0.63
52:DT:34:VAL:O	52:DT:35:LYS:HB3	1.98	0.63
52:DT:99:LEU:HD13	52:DT:102:ILE:HD11	1.79	0.63
58:DZ:91:LEU:HB3	58:DZ:96:VAL:HG21	1.80	0.63
1:AA:33:A:H2'	1:AA:34:C:C6	2.34	0.63
1:AA:552:U:O2'	1:AA:553:A:H5'	1.99	0.63
1:AA:1250:A:H4'	9:AI:68:GLY:N	2.14	0.63
8:AH:11:THR:HA	8:AH:14:ARG:HH12	1.64	0.63
10:AJ:44:VAL:HG12	10:AJ:45:ARG:N	2.14	0.63
15:AO:43:LEU:HD11	15:AO:53:HIS:HA	1.79	0.63
20:AT:100:ILE:H	20:AT:100:ILE:HD12	1.64	0.63
24:AY:232:MET:HE2	35:BA:2556:C:H1'	1.79	0.63
26:B1:88:LYS:NZ	26:B1:92:LYS:HB2	2.13	0.63
30:B5:33:CYS:SG	30:B5:49:CYS:CB	2.87	0.63
35:BA:324:A:H2'	35:BA:325:G:O4'	1.99	0.63
35:BA:642:G:H21	35:BA:646:A:H2	1.47	0.63
35:BA:1317:A:H2'	35:BA:1318:C:C6	2.34	0.63
41:BG:60:LEU:HD12	41:BG:68:PRO:HG3	1.81	0.63
47:BO:47:ILE:HG23	47:BO:48:PRO:HD2	1.81	0.63
52:BT:14:TYR:N	52:BT:14:TYR:CD1	2.66	0.63
52:BT:23:ARG:HB2	52:BT:24:PRO:HD2	1.81	0.63
57:BY:96:ILE:HG22	57:BY:97:ARG:N	2.13	0.63
58:BZ:140:ASP:OD2	58:BZ:141:VAL:N	2.32	0.63
1:CA:938:A:H5'	7:CG:76:ARG:HH22	1.64	0.63
1:CA:1121:U:H2'	1:CA:1122:U:C6	2.31	0.63
1:CA:1329:A:P	13:CM:28:ALA:HB3	2.39	0.63
9:CI:66:ARG:NH1	9:CI:66:ARG:HB2	2.13	0.63

Continued on next page...

Continued from previous page...

Atom-1	Atom-2	Interatomic distance (Å)	Clash overlap (Å)
35:DA:518:G:H4'	55:DW:18:ARG:HH12	1.62	0.63
35:DA:2533:A:C3'	35:DA:2534:A:H5''	2.29	0.63
35:DA:2836:U:H2'	35:DA:2837:G:H8	1.60	0.63
51:DS:97:ARG:NH2	51:DS:98:VAL:CA	2.50	0.63
55:DW:15:ARG:HA	55:DW:18:ARG:HD2	1.79	0.63
55:DW:79:GLY:C	55:DW:100:THR:HG23	2.19	0.63
56:DX:63:LYS:HA	56:DX:72:LYS:HA	1.81	0.63
58:DZ:53:ILE:HG22	58:DZ:71:VAL:HB	1.79	0.63
1:AA:460:G:O6	1:AA:470:C:H5''	1.99	0.63
1:AA:520:A:OP1	12:AL:52:LEU:HB2	1.98	0.63
1:AA:1029:C:H1'	1:AA:1032:G:H22	1.62	0.63
1:AA:1379:G:O2'	1:AA:1380:U:H5'	1.98	0.63
4:AD:8:VAL:C	4:AD:10:ARG:N	2.52	0.63
10:AJ:80:LYS:HZ3	9:CI:95:LYS:HB3	1.61	0.63
11:AK:22:HIS:HB3	11:AK:29:ILE:HG13	1.79	0.63
20:AT:38:LYS:HA	20:AT:41:ILE:HD11	1.81	0.63
22:AW:16:U:C3'	22:AW:17:C:H5'	2.13	0.63
25:B0:10:THR:HG22	25:B0:11:ARG:N	2.06	0.63
25:B0:14:ARG:NH1	25:B0:14:ARG:HB2	2.14	0.63
35:BA:1434:A:H61	35:BA:1558:A:N6	1.97	0.63
35:BA:1639:U:C2'	35:BA:1640:C:H5''	2.29	0.63
35:BA:2124:G:H2'	35:BA:2125:G:O4'	1.99	0.63
37:BC:36:LYS:HG3	37:BC:37:PHE:N	2.10	0.63
40:BF:10:PRO:O	40:BF:128:ALA:HB2	1.98	0.63
41:BG:114:ILE:HD12	41:BG:117:PHE:HD2	1.64	0.63
45:BK:105:LEU:HG	45:BK:120:LEU:HD22	1.79	0.63
48:BP:140:ALA:O	48:BP:141:ALA:HB2	1.97	0.63
55:BW:51:LEU:HD22	55:BW:51:LEU:O	1.99	0.63
57:BY:7:VAL:HB	57:BY:8:LYS:HD2	1.80	0.63
57:BY:28:LYS:C	57:BY:38:ILE:HB	2.19	0.63
58:BZ:125:LEU:O	58:BZ:126:VAL:HG13	1.99	0.63
1:CA:275:G:H2'	1:CA:276:G:H8	1.64	0.63
1:CA:491:G:H2'	1:CA:492:G:C8	2.33	0.63
1:CA:551:U:H2'	1:CA:552:U:C6	2.33	0.63
1:CA:1203:C:OP1	14:CN:3:ARG:HD3	1.98	0.63
6:CF:97:PHE:HB2	18:CR:32:ARG:NH2	2.14	0.63
13:CM:9:ILE:HG21	13:CM:11:ARG:HE	1.64	0.63
22:CW:15:G:H4'	22:CW:16:U:OP1	1.98	0.63
31:D6:44:ARG:C	31:D6:45:LYS:HG2	2.19	0.63
33:D8:62:LEU:N	33:D8:63:PRO:HD2	2.13	0.63
35:DA:855:G:H2'	35:DA:856:C:C6	2.33	0.63

Continued on next page...

Continued from previous page...

Atom-1	Atom-2	Interatomic distance (Å)	Clash overlap (Å)
35:DA:1240:U:O2'	35:DA:1241:A:H5'	1.99	0.63
35:DA:1930:G:N2	35:DA:1968:G:H2'	2.13	0.63
35:DA:2022:U:O2'	35:DA:2617:C:H5'	1.98	0.63
35:DA:2290:G:H5'	35:DA:2290:G:C8	2.32	0.63
35:DA:2749:A:H4'	42:DH:62:LYS:HB3	1.79	0.63
37:DC:87:GLU:HG2	37:DC:94:VAL:HG22	1.81	0.63
45:DK:95:LYS:HG2	45:DK:137:GLU:CB	2.24	0.63
51:DS:101:LEU:H	51:DS:101:LEU:HD13	1.64	0.63
57:DY:28:LYS:CB	57:DY:37:VAL:HB	2.26	0.63
1:AA:328:C:O2	1:AA:328:C:H2'	1.98	0.62
1:AA:359:U:H2'	1:AA:360:A:H8	1.63	0.62
1:AA:366:C:O2'	1:AA:367:U:H5''	1.98	0.62
2:AB:101:MET:C	2:AB:102:LEU:HD12	2.19	0.62
2:AB:183:PRO:HA	2:AB:198:ASP:OD1	1.99	0.62
7:AG:16:LEU:CD1	9:AI:42:ARG:HA	2.29	0.62
8:AH:29:SER:HB3	8:AH:32:LYS:HB2	1.80	0.62
30:B5:40:LYS:NZ	30:B5:46:CYS:HB3	2.14	0.62
35:BA:754:C:H2'	35:BA:755:C:C6	2.34	0.62
35:BA:1686:C:H5'	35:BA:1686:C:C6	2.30	0.62
38:BD:206:LEU:HA	38:BD:211:ARG:HE	1.63	0.62
39:BE:84:PHE:O	39:BE:86:PRO:HD3	1.99	0.62
40:BF:134:GLY:HA2	40:BF:166:ALA:HB2	1.81	0.62
46:BN:47:ALA:HB2	46:BN:112:LEU:HD11	1.81	0.62
48:BP:14:LYS:O	48:BP:15:ARG:HG3	1.99	0.62
52:BT:48:ILE:H	52:BT:48:ILE:HD12	1.63	0.62
52:BT:55:ASN:HD22	52:BT:58:ASN:HD21	1.47	0.62
54:BV:5:VAL:HG23	54:BV:37:VAL:HG23	1.81	0.62
58:BZ:151:HIS:CD2	58:BZ:170:THR:HG22	2.34	0.62
2:CB:187:LEU:HA	2:CB:201:ILE:HB	1.81	0.62
16:CP:75:ARG:C	16:CP:78:GLY:H	2.02	0.62
24:CY:128:GLU:HA	24:CY:195:PHE:CE2	2.33	0.62
28:D3:7:LYS:C	28:D3:54:VAL:HG23	2.19	0.62
39:DE:36:ARG:HH21	39:DE:88:GLY:HA2	1.64	0.62
40:DF:24:LEU:C	40:DF:26:ALA:H	2.03	0.62
41:DG:13:GLU:O	41:DG:14:GLU:HB2	1.99	0.62
59:DI:75:LEU:HD22	59:DI:141:LYS:HD2	1.80	0.62
57:DY:28:LYS:N	57:DY:28:LYS:CE	2.62	0.62
58:DZ:98:MET:C	58:DZ:125:LEU:HD12	2.19	0.62
1:AA:1428:A:H2'	1:AA:1429:C:C6	2.34	0.62
3:AC:58:GLU:H	3:AC:65:ALA:HB3	1.63	0.62
4:AD:9:CYS:SG	4:AD:31:CYS:O	2.57	0.62

Continued on next page...

Continued from previous page...

Atom-1	Atom-2	Interatomic distance (Å)	Clash overlap (Å)
6:AF:97:PHE:O	18:AR:31:LEU:HD23	1.98	0.62
11:AK:46:GLY:HA2	11:AK:50:TYR:O	1.99	0.62
22:AV:62:C:O2	22:AV:62:C:H2'	1.99	0.62
28:B3:6:VAL:HG13	28:B3:54:VAL:HG21	1.80	0.62
35:BA:1103:A:H5'	35:BA:1104:C:OP2	1.98	0.62
35:BA:1278:A:OP1	50:BR:36:THR:HG22	1.99	0.62
35:BA:2022:U:O2'	35:BA:2617:C:H5'	1.99	0.62
43:BI:26:ALA:O	43:BI:32:PRO:HD3	1.99	0.62
45:BK:18:THR:N	45:BK:19:PRO:CD	2.62	0.62
50:BR:118:GLU:HA	50:BR:118:GLU:OE1	1.98	0.62
1:CA:624:C:H4'	16:CP:10:GLY:C	2.20	0.62
2:CB:178:ARG:NH2	8:CH:74:PRO:HG3	2.14	0.62
3:CC:155:GLY:HA3	3:CC:163:ALA:HB1	1.82	0.62
4:CD:73:ARG:HB2	4:CD:73:ARG:HH11	1.64	0.62
7:CG:148:ASN:N	7:CG:148:ASN:HD22	1.96	0.62
16:CP:14:ASN:N	16:CP:15:PRO:HD3	2.14	0.62
24:CY:153:VAL:HA	24:CY:169:ILE:HG22	1.80	0.62
28:D3:19:GLN:HE22	28:D3:52:HIS:HE1	1.47	0.62
31:D6:15:GLU:OE1	31:D6:18:ARG:NE	2.31	0.62
33:D8:30:ARG:CZ	35:DA:2419:U:O4	2.47	0.62
35:DA:833:U:H2'	35:DA:834:C:C6	2.33	0.62
35:DA:1187:G:H5''	54:DV:81:TYR:HE2	1.63	0.62
35:DA:1434:A:H61	35:DA:1558:A:N6	1.97	0.62
35:DA:1747:G:H2'	35:DA:1747(A):G:H8	1.64	0.62
35:DA:2444:G:OP2	40:DF:68:LYS:HE2	1.99	0.62
46:DN:78:TYR:H	46:DN:78:TYR:HD1	1.46	0.62
48:DP:102:ARG:O	48:DP:103:ALA:HB2	1.99	0.62
49:DQ:38:GLU:HG3	49:DQ:127:ILE:HB	1.81	0.62
56:DX:89:ILE:O	56:DX:93:GLU:HG2	1.99	0.62
1:AA:416:G:H8	1:AA:416:G:O5'	1.81	0.62
1:AA:625:G:H2'	1:AA:626:U:H6	1.62	0.62
1:AA:1072:G:H2'	1:AA:1073:U:C6	2.34	0.62
2:AB:184:VAL:HG12	2:AB:197:VAL:HG13	1.80	0.62
5:AE:105:VAL:H	5:AE:106:PRO:HD2	1.63	0.62
9:AI:43:ALA:HA	9:AI:74:ILE:HD13	1.81	0.62
10:AJ:75:ILE:HG13	10:AJ:76:ASN:H	1.64	0.62
11:AK:27:ASN:HA	11:AK:56:GLY:HA2	1.79	0.62
29:B4:48:ILE:HD12	29:B4:48:ILE:N	2.15	0.62
32:B7:8:ASN:ND2	32:B7:11:LYS:H	1.97	0.62
33:B8:33:ASN:HA	33:B8:36:LYS:CD	2.23	0.62
35:BA:469:G:C2'	35:BA:470:A:H5''	2.29	0.62

Continued on next page...

Continued from previous page...

Atom-1	Atom-2	Interatomic distance (Å)	Clash overlap (Å)
35:BA:1430:C:H2'	35:BA:1431:U:C6	2.34	0.62
35:BA:2377:A:H4'	51:BS:107:GLU:O	1.99	0.62
35:BA:2722:G:H2'	35:BA:2723:C:C6	2.34	0.62
37:BC:49:ILE:HG23	37:BC:51:PRO:HD3	1.81	0.62
40:BF:3:GLU:CG	40:BF:19:GLU:HB2	2.22	0.62
49:BQ:141:GLN:NE2	58:BZ:72:ARG:HA	2.14	0.62
53:BU:91:ASP:O	53:BU:92:ARG:C	2.37	0.62
56:BX:89:ILE:O	56:BX:93:GLU:HG2	1.98	0.62
58:BZ:7:ALA:HB3	58:BZ:61:LEU:HD13	1.80	0.62
1:CA:382:A:H2'	1:CA:383:A:H8	1.64	0.62
1:CA:1073:U:H2'	1:CA:1074:G:C8	2.33	0.62
3:CC:70:VAL:CG1	3:CC:71:ALA:N	2.59	0.62
10:CJ:96:ILE:N	10:CJ:96:ILE:HD13	2.13	0.62
12:CL:83:VAL:HG22	12:CL:84:LEU:N	2.14	0.62
30:D5:7:PRO:HA	35:DA:2615:U:C2	2.34	0.62
39:DE:34:VAL:O	39:DE:35:GLN:HB2	1.99	0.62
39:DE:49:LEU:H	39:DE:49:LEU:CD1	2.11	0.62
40:DF:46:ARG:HG2	40:DF:46:ARG:NH1	2.11	0.62
50:DR:97:VAL:HG22	50:DR:114:VAL:HG22	1.81	0.62
51:DS:101:LEU:O	51:DS:106:ARG:NH2	2.33	0.62
52:DT:23:ARG:HB2	52:DT:24:PRO:HD2	1.80	0.62
53:DU:50:ARG:NH2	54:DV:72:VAL:HG12	2.13	0.62
1:AA:1423:G:H2'	1:AA:1424:C:H6	1.64	0.62
4:AD:30:LYS:CB	4:AD:35:ARG:HD2	2.29	0.62
6:AF:33:TYR:HD1	6:AF:75:LEU:HB2	1.64	0.62
10:AJ:4:ILE:HG12	10:AJ:100:THR:HG22	1.80	0.62
18:AR:21:LYS:HZ3	18:AR:55:ARG:N	1.96	0.62
20:AT:44:ALA:HB1	20:AT:88:VAL:HA	1.80	0.62
24:AY:25:ARG:CA	24:AY:28:GLU:HB2	2.28	0.62
24:AY:328:LEU:HD23	24:AY:329:MET:N	2.13	0.62
35:BA:2147:G:H2'	35:BA:2148:G:O4'	1.99	0.62
35:BA:2263:C:H5'	35:BA:2263:C:H6	1.65	0.62
35:BA:2367:G:H2'	35:BA:2368:C:H6	1.65	0.62
35:BA:2702:U:H5	35:BA:2705:A:N6	1.97	0.62
37:BC:64:LEU:HD12	37:BC:66:HIS:O	1.98	0.62
48:BP:102:ARG:O	48:BP:103:ALA:HB2	2.00	0.62
50:BR:2:ARG:NH1	50:BR:5:LYS:NZ	2.46	0.62
57:BY:28:LYS:N	57:BY:28:LYS:CE	2.63	0.62
58:BZ:128:VAL:HG22	58:BZ:129:SER:N	2.15	0.62
1:CA:973:G:O4'	10:CJ:55:LYS:HB3	1.99	0.62
1:CA:1072:G:H2'	1:CA:1073:U:C6	2.33	0.62

Continued on next page...

Continued from previous page...

Atom-1	Atom-2	Interatomic distance (Å)	Clash overlap (Å)
4:CD:61:LYS:HA	4:CD:203:VAL:HG22	1.81	0.62
11:CK:22:HIS:HB3	11:CK:29:ILE:HG13	1.80	0.62
18:CR:52:PRO:O	18:CR:56:THR:HG23	1.99	0.62
24:CY:312:ARG:CZ	24:CY:344:LEU:HD12	2.28	0.62
25:D0:49:LYS:H	25:D0:80:HIS:CB	2.11	0.62
35:DA:613:G:H8	35:DA:613:G:C5'	2.12	0.62
35:DA:1094:U:H2'	35:DA:1096:A:OP2	1.98	0.62
35:DA:1171:G:H3'	35:DA:1173:G:C5'	2.29	0.62
35:DA:1257:C:H4'	40:DF:83:PHE:CD2	2.34	0.62
35:DA:1809:A:H2'	35:DA:1810:A:C8	2.34	0.62
35:DA:2124:G:H2'	35:DA:2125:G:O4'	2.00	0.62
58:DZ:4:ARG:HB3	58:DZ:4:ARG:NH1	2.13	0.62
1:AA:359:U:OP1	59:DI:87:LYS:HD3	2.00	0.62
1:AA:575:G:H4'	1:AA:576:G:H5''	1.80	0.62
1:AA:938:A:H5'	7:AG:76:ARG:HH22	1.64	0.62
1:AA:973:G:C1'	10:AJ:55:LYS:HE2	2.30	0.62
1:AA:1188:A:C2'	1:AA:1189:C:H5'	2.30	0.62
4:AD:64:LEU:HB2	4:AD:198:VAL:HG21	1.80	0.62
4:AD:96:LEU:HD12	4:AD:96:LEU:N	2.15	0.62
7:AG:87:VAL:HG13	7:AG:151:TYR:O	1.99	0.62
24:AY:15:GLY:O	24:AY:20:PRO:HD2	1.99	0.62
25:B0:18:ALA:HB1	35:BA:2271:G:OP1	1.98	0.62
35:BA:2123:G:O2'	37:BC:176:GLY:HA2	1.99	0.62
38:BD:271:ILE:O	38:BD:272:ALA:HB3	2.00	0.62
39:BE:108:SER:HB3	39:BE:165:VAL:HG21	1.79	0.62
41:BG:39:ILE:C	41:BG:39:ILE:HD12	2.19	0.62
46:BN:35:ARG:HD3	46:BN:37:LYS:HD2	1.82	0.62
49:BQ:38:GLU:HG3	49:BQ:127:ILE:HB	1.81	0.62
50:BR:8:ARG:NE	50:BR:8:ARG:HA	2.14	0.62
58:BZ:150:LEU:CD2	58:BZ:171:ILE:HD11	2.30	0.62
1:CA:272:C:H2'	1:CA:273:A:H8	1.64	0.62
1:CA:460:G:O6	1:CA:470:C:H5''	2.00	0.62
1:CA:1190:G:OP1	3:CC:4:LYS:HA	1.99	0.62
1:CA:1405:G:O2'	1:CA:1406:U:H5'	2.00	0.62
4:CD:64:LEU:HB2	4:CD:198:VAL:HG21	1.80	0.62
6:CF:97:PHE:O	18:CR:31:LEU:HD23	1.99	0.62
22:CV:20:U:H3'	22:CV:21:A:H5'	1.80	0.62
24:CY:159:GLY:H	24:CY:164:ILE:HA	1.64	0.62
24:CY:274:LEU:O	24:CY:278:ILE:HD13	1.99	0.62
25:D0:12:ASN:O	25:D0:14:ARG:N	2.31	0.62
28:D3:6:VAL:HG13	28:D3:54:VAL:HG21	1.81	0.62

Continued on next page...

Continued from previous page...

Atom-1	Atom-2	Interatomic distance (Å)	Clash overlap (Å)
32:D7:24:THR:HG23	32:D7:27:GLY:H	1.65	0.62
33:D8:4:MET:HE3	33:D8:61:LEU:HD13	1.80	0.62
39:DE:106:GLY:HA3	39:DE:189:PRO:HB2	1.81	0.62
40:DF:25:PRO:O	40:DF:26:ALA:C	2.38	0.62
40:DF:32:LEU:O	40:DF:36:VAL:HG23	1.99	0.62
49:DQ:55:VAL:CG2	49:DQ:56:ARG:H	2.13	0.62
52:DT:107:ASP:H	52:DT:110:ILE:HG13	1.64	0.62
58:DZ:72:ARG:HG2	58:DZ:89:PHE:HB2	1.82	0.62
1:AA:272:C:H2'	1:AA:273:A:H8	1.64	0.62
1:AA:308:C:H2'	1:AA:309:G:H8	1.63	0.62
2:AB:185:ILE:HD11	2:AB:199:TYR:HD1	1.64	0.62
6:AF:97:PHE:HB2	18:AR:32:ARG:NH2	2.14	0.62
8:AH:6:ILE:HD12	8:AH:6:ILE:N	2.13	0.62
9:AI:51:ARG:HG2	9:AI:56:LEU:HD12	1.81	0.62
15:AO:56:LEU:HD21	35:BA:715:G:C2	2.33	0.62
15:AO:82:ILE:HG23	15:AO:83:GLU:N	2.15	0.62
20:AT:89:ARG:NH2	20:AT:104:LEU:HD21	2.11	0.62
22:AV:40:C:H2'	22:AV:41:C:C6	2.34	0.62
24:AY:304:PRO:O	24:AY:305:ILE:HG22	2.00	0.62
35:BA:80:G:O2'	35:BA:81:G:H5'	1.99	0.62
35:BA:634:C:H2'	35:BA:635:C:C6	2.34	0.62
35:BA:1094:U:H2'	35:BA:1096:A:OP2	1.99	0.62
35:BA:1925:C:O2'	35:BA:1926:U:H5'	1.98	0.62
37:BC:77:ILE:HB	37:BC:121:GLY:O	2.00	0.62
38:BD:182:LEU:O	38:BD:271:ILE:HD12	1.97	0.62
39:BE:36:ARG:NH2	39:BE:88:GLY:HA2	2.13	0.62
47:BO:98:VAL:CG1	47:BO:117:LEU:HB3	2.29	0.62
49:BQ:5:ARG:O	49:BQ:6:ARG:HG2	2.00	0.62
52:BT:57:PHE:O	52:BT:59:THR:N	2.33	0.62
1:CA:637:G:H2'	1:CA:638:G:H8	1.64	0.62
1:CA:838:G:C2'	1:CA:839:U:H5''	2.30	0.62
1:CA:1053:G:H3'	1:CA:1054:C:H5'	1.80	0.62
2:CB:87:ARG:HH11	2:CB:223:ILE:HD13	1.64	0.62
4:CD:96:LEU:HD12	4:CD:96:LEU:N	2.14	0.62
7:CG:135:VAL:O	7:CG:138:LYS:HB3	1.98	0.62
20:CT:89:ARG:NH2	20:CT:104:LEU:HD21	2.12	0.62
24:CY:51:GLU:HG3	24:CY:54:ARG:HH22	1.64	0.62
34:D9:11:CYS:SG	34:D9:32:HIS:CE1	2.93	0.62
35:DA:958:U:H5''	49:DQ:14:ARG:HD3	1.80	0.62
35:DA:1925:C:O2'	35:DA:1926:U:H5'	1.99	0.62
35:DA:2830:G:H5'	39:DE:58:ARG:HH22	1.64	0.62

Continued on next page...

Continued from previous page...

Atom-1	Atom-2	Interatomic distance (Å)	Clash overlap (Å)
41:DG:138:GLN:OE1	41:DG:153:ARG:HB2	1.99	0.62
59:DI:8:PRO:O	59:DI:9:LEU:HB2	2.00	0.62
45:DK:82:ALA:HB2	45:DK:99:ILE:HD11	1.80	0.62
50:DR:97:VAL:HA	50:DR:113:LEU:O	1.98	0.62
53:DU:90:VAL:CG1	53:DU:91:ASP:H	2.12	0.62
1:AA:108:G:H5'	1:AA:109:A:H5''	1.79	0.62
1:AA:973:G:O4'	10:AJ:55:LYS:HB3	2.00	0.62
1:AA:1346:A:N1	1:AA:1374:A:H5''	2.15	0.62
2:AB:71:VAL:CG2	2:AB:164:VAL:HG22	2.30	0.62
3:AC:106:VAL:HG12	3:AC:108:ASN:H	1.65	0.62
3:AC:155:GLY:HA3	3:AC:163:ALA:HB1	1.82	0.62
13:AM:23:TYR:CE1	13:AM:71:ARG:HB2	2.35	0.62
24:AY:33:LEU:H	45:BK:29:GLN:NE2	1.96	0.62
24:AY:113:GLU:HA	24:AY:175:ASN:N	2.14	0.62
26:B1:11:ARG:HB2	26:B1:12:PRO:HD2	1.82	0.62
35:BA:674:G:H1'	40:BF:74:ARG:CD	2.28	0.62
35:BA:2439:A:C8	35:BA:2439:A:H5'	2.34	0.62
38:BD:33:LEU:HD23	38:BD:33:LEU:H	1.64	0.62
38:BD:142:VAL:HG21	38:BD:191:ALA:HB1	1.80	0.62
39:BE:69:LYS:HZ1	39:BE:89:ASP:HA	1.61	0.62
40:BF:18:ARG:HG2	40:BF:19:GLU:N	2.15	0.62
40:BF:46:ARG:HG2	40:BF:46:ARG:NH1	2.12	0.62
43:BI:15:VAL:HG12	43:BI:16:GLY:N	2.14	0.62
51:BS:26:LEU:HA	51:BS:39:ILE:HD13	1.81	0.62
52:BT:104:ASN:O	52:BT:106:SER:N	2.31	0.62
54:BV:19:LYS:NZ	54:BV:20:LEU:H	1.98	0.62
1:CA:355:C:N4	1:CA:356:A:H62	1.98	0.62
1:CA:1137:C:H4'	1:CA:1138:G:N2	2.14	0.62
1:CA:1254:C:OP1	10:CJ:45:ARG:HD3	1.99	0.62
3:CC:42:LEU:O	3:CC:45:LYS:HB2	1.99	0.62
18:CR:21:LYS:HZ3	18:CR:54:ARG:C	2.03	0.62
25:D0:10:THR:HG22	25:D0:11:ARG:N	2.05	0.62
33:D8:33:ASN:HA	33:D8:36:LYS:CD	2.22	0.62
35:DA:320:A:H3'	40:DF:136:THR:CG2	2.29	0.62
35:DA:886:C:O2'	35:DA:887:A:H4'	1.99	0.62
36:DB:7:G:H4'	51:DS:29:PHE:CD1	2.35	0.62
41:DG:78:SER:O	41:DG:80:PHE:N	2.33	0.62
41:DG:129:GLY:O	41:DG:161:THR:HB	2.00	0.62
49:DQ:110:THR:CB	49:DQ:112:GLU:HG2	2.27	0.62
50:DR:55:ALA:HA	50:DR:80:PHE:CE1	2.35	0.62
52:DT:14:TYR:N	52:DT:14:TYR:CD1	2.67	0.62

Continued on next page...

Continued from previous page...

Atom-1	Atom-2	Interatomic distance (Å)	Clash overlap (Å)
54:DV:39:LEU:HB3	54:DV:47:VAL:HG21	1.81	0.62
57:DY:84:ARG:HH12	57:DY:97:ARG:HE	1.48	0.62
58:DZ:166:SER:HB3	58:DZ:169:GLU:HB2	1.82	0.62
1:AA:189(A):C:H2'	1:AA:189(B):C:C6	2.35	0.62
1:AA:908:A:H2'	1:AA:909:A:C8	2.34	0.62
1:AA:908:A:H2'	1:AA:909:A:H8	1.65	0.62
1:AA:1053:G:H3'	1:AA:1054:C:H5'	1.81	0.62
3:AC:58:GLU:H	3:AC:65:ALA:CB	2.12	0.62
9:AI:65:VAL:O	9:AI:66:ARG:HG3	1.99	0.62
19:AS:6:LYS:HG2	19:AS:7:LYS:HE3	1.81	0.62
22:AW:38:A:C2'	22:AW:39:U:H5''	2.29	0.62
24:AY:59:VAL:HG13	24:AY:62:PHE:CD2	2.35	0.62
24:AY:205:PHE:CE2	24:AY:307:TRP:HA	2.34	0.62
30:B5:7:PRO:HA	35:BA:2615:U:C2	2.34	0.62
35:BA:686:G:N2	35:BA:788:A:H61	1.98	0.62
40:BF:24:LEU:C	40:BF:26:ALA:H	2.02	0.62
45:BK:51:ALA:HB1	45:BK:76:TYR:CE2	2.35	0.62
45:BK:82:ALA:HB2	45:BK:99:ILE:HD11	1.81	0.62
48:BP:135:LEU:HD13	48:BP:144:GLU:OE2	2.00	0.62
52:BT:82:LEU:O	52:BT:84:GLN:N	2.32	0.62
58:BZ:126:VAL:HG12	58:BZ:162:GLU:O	2.00	0.62
3:CC:105:GLU:HG2	3:CC:106:VAL:N	2.11	0.62
10:CJ:6:ILE:O	10:CJ:71:LEU:HD12	1.99	0.62
10:CJ:48:THR:CB	10:CJ:62:HIS:HB3	2.28	0.62
19:CS:32:LYS:HD2	19:CS:57:HIS:CD2	2.35	0.62
24:CY:113:GLU:HA	24:CY:175:ASN:CA	2.30	0.62
24:CY:113:GLU:CD	24:CY:113:GLU:N	2.53	0.62
24:CY:302:VAL:C	24:CY:304:PRO:HD3	2.20	0.62
35:DA:27:G:N2	35:DA:512:G:C2'	2.62	0.62
35:DA:481:G:H1'	35:DA:506:G:N2	2.15	0.62
35:DA:1799:G:H5'	35:DA:1819:A:N6	2.14	0.62
35:DA:2127:G:H5'	37:DC:36:LYS:HG2	1.82	0.62
38:DD:271:ILE:O	38:DD:272:ALA:HB3	1.98	0.62
39:DE:55:ASN:ND2	39:DE:75:VAL:HG22	2.15	0.62
39:DE:69:LYS:HE3	39:DE:90:THR:OG1	1.99	0.62
39:DE:103:ASP:OD2	39:DE:201:THR:HA	1.99	0.62
41:DG:70:VAL:HG12	41:DG:71:THR:N	2.15	0.62
42:DH:85:LYS:HD2	42:DH:141:VAL:HG22	1.82	0.62
42:DH:96:ALA:CB	42:DH:105:LEU:HD13	2.26	0.62
45:DK:17:ALA:O	45:DK:18:THR:HB	1.99	0.62
45:DK:67:PHE:HD1	45:DK:67:PHE:H	1.48	0.62

Continued on next page...

Continued from previous page...

Atom-1	Atom-2	Interatomic distance (Å)	Clash overlap (Å)
48:DP:16:ARG:O	48:DP:16:ARG:HD2	2.00	0.62
51:DS:106:ARG:HD2	51:DS:108:GLY:N	2.15	0.62
22:AW:59:U:O2'	22:AW:60:U:H5'	2.00	0.62
28:B3:3:ARG:O	28:B3:36:VAL:HA	2.00	0.62
33:B8:31:HIS:C	33:B8:33:ASN:H	2.03	0.62
35:BA:481:G:H1'	35:BA:506:G:N2	2.14	0.62
35:BA:870:A:OP1	49:BQ:6:ARG:HG3	2.00	0.62
35:BA:1747(A):G:O2'	35:BA:1748:G:H5''	2.00	0.62
35:BA:2830:G:H5'	39:BE:58:ARG:HH22	1.64	0.62
38:BD:48:ARG:HG3	38:BD:48:ARG:HH11	1.65	0.62
39:BE:36:ARG:HH12	39:BE:86:PRO:HD2	1.64	0.62
40:BF:10:PRO:HA	40:BF:128:ALA:HB2	1.81	0.62
43:BI:4:ILE:HG22	43:BI:5:LEU:H	1.65	0.62
43:BI:113:ARG:HB2	43:BI:130:TYR:CE1	2.34	0.62
49:BQ:110:THR:CB	49:BQ:112:GLU:HG2	2.28	0.62
54:BV:39:LEU:HB3	54:BV:47:VAL:HG21	1.81	0.62
1:CA:880:C:O2'	1:CA:881:G:H5'	1.99	0.62
1:CA:1015:A:H2'	1:CA:1016:A:C8	2.34	0.62
1:CA:1281:U:H5'	1:CA:1282:C:H5	1.63	0.62
12:CL:47:LYS:CG	12:CL:48:PRO:HD3	2.30	0.62
22:CW:16:U:N3	22:CW:19:G:H5''	2.15	0.62
24:CY:279:LEU:HD23	24:CY:279:LEU:C	2.20	0.62
25:D0:43:THR:H	35:DA:2331:G:H4'	1.65	0.62
26:D1:3:LYS:HG3	26:D1:4:VAL:HG12	1.81	0.62
35:DA:754:C:H2'	35:DA:755:C:C6	2.35	0.62
35:DA:943:U:OP2	48:DP:38:GLN:CD	2.38	0.62
38:DD:48:ARG:HH11	38:DD:48:ARG:HG3	1.65	0.62
45:DK:18:THR:N	45:DK:19:PRO:CD	2.62	0.62
45:DK:57:ILE:HD12	45:DK:57:ILE:N	2.14	0.62
48:DP:52:GLU:HA	48:DP:52:GLU:OE1	1.99	0.62
49:DQ:51:ARG:HH11	49:DQ:51:ARG:HG2	1.65	0.62
53:DU:46:ALA:O	53:DU:50:ARG:HB2	2.00	0.62
58:DZ:111:VAL:HG22	58:DZ:112:ARG:N	2.15	0.62
1:AA:797:C:OP1	11:AK:124:LYS:HE2	1.99	0.62
1:AA:1115:C:H2'	1:AA:1116:C:H6	1.64	0.62
1:AA:1137:C:H4'	1:AA:1138:G:N2	2.14	0.62
1:AA:1281:U:H4'	1:AA:1282:C:OP2	2.00	0.62
3:AC:63:ASN:HA	3:AC:98:ASN:HB3	1.82	0.62
8:AH:12:ARG:HH12	8:AH:27:PRO:HD3	1.64	0.62
13:AM:9:ILE:CG2	13:AM:11:ARG:HE	2.11	0.62
18:AR:21:LYS:HZ3	18:AR:54:ARG:C	2.03	0.62

Continued on next page...

Continued from previous page...

Atom-1	Atom-2	Interatomic distance (Å)	Clash overlap (Å)
35:BA:271(M):G:O2'	35:BA:271(O):C:H5'	1.99	0.62
35:BA:330:A:O2'	35:BA:331:A:H8	1.83	0.62
35:BA:1090:U:H2'	35:BA:1091:G:H8	1.65	0.62
35:BA:1171:G:H3'	35:BA:1173:G:C5'	2.30	0.62
35:BA:2485:G:H5''	49:BQ:46:GLN:NE2	2.14	0.62
35:BA:2836:U:H2'	35:BA:2837:G:H8	1.63	0.62
38:BD:147:LEU:HD11	38:BD:183:ARG:NH1	2.15	0.62
41:BG:59:GLU:O	41:BG:63:ILE:HG23	2.00	0.62
45:BK:57:ILE:HD12	45:BK:57:ILE:N	2.15	0.62
52:BT:33:LYS:NZ	52:BT:74:ARG:HH21	1.98	0.62
54:BV:72:VAL:O	54:BV:72:VAL:HG23	1.99	0.62
1:CA:189(A):C:H2'	1:CA:189(B):C:C6	2.35	0.62
8:CH:73:ASP:OD2	8:CH:75:ARG:HD3	2.00	0.62
9:CI:43:ALA:O	9:CI:45:ALA:N	2.33	0.62
9:CI:89:ASN:HB3	9:CI:92:TYR:CD1	2.34	0.62
11:CK:15:ALA:HA	11:CK:76:GLY:O	1.99	0.62
12:CL:70:ILE:HG12	12:CL:100:ILE:HD12	1.81	0.62
17:CQ:48:GLU:HB2	17:CQ:50:LYS:HG2	1.82	0.62
22:CV:71:G:C2'	22:CV:72:C:C5'	2.74	0.62
24:CY:315:VAL:HG21	24:CY:320:TYR:CZ	2.34	0.62
27:D2:59:ARG:O	27:D2:63:VAL:HG23	2.00	0.62
34:D9:10:ILE:HG23	35:DA:2477:C:H41	1.65	0.62
35:DA:324:A:H2'	35:DA:325:G:O4'	1.99	0.62
35:DA:1314:C:H5'	35:DA:1314:C:H6	1.64	0.62
35:DA:1407:C:H42	35:DA:1595:G:H1	1.48	0.62
35:DA:2653:U:C2'	42:DH:110:SER:HB2	2.30	0.62
37:DC:36:LYS:CG	37:DC:37:PHE:H	2.08	0.62
42:DH:83:TYR:HD1	42:DH:83:TYR:H	1.47	0.62
59:DI:1:MET:HB2	59:DI:23:PRO:HG3	1.80	0.62
59:DI:4:ILE:CG1	59:DI:18:VAL:HG23	2.29	0.62
45:DK:91:PRO:C	58:DZ:112:ARG:HH21	2.02	0.62
48:DP:14:LYS:O	48:DP:15:ARG:HG3	1.99	0.62
49:DQ:43:THR:OG1	49:DQ:46:GLN:HG3	1.99	0.62
54:DV:18:LEU:HD13	54:DV:19:LYS:N	2.14	0.62
58:DZ:117:LEU:H	58:DZ:117:LEU:CD2	2.11	0.62
1:AA:163:C:H2'	1:AA:164:U:C6	2.35	0.61
4:AD:73:ARG:HB2	4:AD:73:ARG:HH11	1.64	0.61
7:AG:13:GLN:O	7:AG:24:THR:HG21	1.99	0.61
11:AK:79:SER:HB2	11:AK:106:LYS:HD3	1.82	0.61
13:AM:90:LEU:O	13:AM:92:HIS:N	2.33	0.61
22:AW:15:G:N3	22:AW:15:G:H2'	2.15	0.61

Continued on next page...

Continued from previous page...

Atom-1	Atom-2	Interatomic distance (Å)	Clash overlap (Å)
27:B2:3:LEU:HD13	27:B2:4:SER:N	2.15	0.61
33:B8:7:HIS:CB	33:B8:59:LYS:HD2	2.29	0.61
35:BA:2262:U:O2'	35:BA:2263:C:H5''	1.99	0.61
39:BE:69:LYS:HE3	39:BE:90:THR:OG1	2.00	0.61
39:BE:110:GLY:O	50:BR:2:ARG:NH1	2.33	0.61
41:BG:114:ILE:HA	41:BG:140:ILE:HD11	1.81	0.61
48:BP:147:LEU:CG	48:BP:148:LEU:H	2.09	0.61
52:BT:120:ARG:O	52:BT:123:GLN:HG2	2.00	0.61
1:CA:353:A:H8	1:CA:353:A:H5'	1.65	0.61
1:CA:862:C:C2'	1:CA:863:U:H5'	2.30	0.61
1:CA:1493:A:H4'	23:CX:22:U:O2	2.00	0.61
11:CK:27:ASN:HA	11:CK:56:GLY:HA2	1.81	0.61
18:CR:88:LYS:HE2	18:CR:88:LYS:C	2.20	0.61
33:D8:33:ASN:HD22	33:D8:34:TRP:H	1.46	0.61
35:DA:271(M):G:O2'	35:DA:271(O):C:H5'	2.00	0.61
35:DA:606:U:H4'	35:DA:658:C:H4'	1.82	0.61
35:DA:671:C:O2'	35:DA:672:C:H5'	2.00	0.61
35:DA:889:C:H1'	35:DA:890:A:O4'	2.00	0.61
35:DA:1292:U:O2'	35:DA:1293:C:H5'	2.00	0.61
35:DA:1431:U:O2'	35:DA:1432:C:H5'	1.99	0.61
35:DA:2262:U:H2'	35:DA:2263:C:C5'	2.29	0.61
35:DA:2349:G:H8	35:DA:2349:G:H5'	1.63	0.61
35:DA:2401:U:C3'	35:DA:2402:C:H5''	2.29	0.61
38:DD:24:ILE:HG13	38:DD:83:GLU:HA	1.81	0.61
39:DE:179:GLU:O	39:DE:180:ASN:HB2	1.99	0.61
40:DF:130:ALA:HB3	40:DF:142:TRP:HD1	1.63	0.61
42:DH:13:LYS:HE2	42:DH:13:LYS:CA	2.25	0.61
47:DO:105:GLU:HA	47:DO:108:GLU:CG	2.30	0.61
49:DQ:55:VAL:HG12	49:DQ:64:ILE:HD12	1.82	0.61
54:DV:18:LEU:HD22	54:DV:19:LYS:H	1.64	0.61
58:DZ:35:ARG:O	58:DZ:37:VAL:HG13	2.00	0.61
58:DZ:53:ILE:H	58:DZ:53:ILE:HD12	1.64	0.61
1:AA:831:U:H2'	1:AA:832:C:H6	1.64	0.61
1:AA:1347:G:C8	9:AI:107:ARG:HB3	2.35	0.61
8:AH:12:ARG:NH1	8:AH:27:PRO:HD3	2.14	0.61
30:B5:45:VAL:HG22	30:B5:51:TYR:CE2	2.34	0.61
31:B6:22:ALA:HB2	31:B6:39:TYR:CE2	2.35	0.61
33:B8:34:TRP:CG	33:B8:35:GLN:N	2.66	0.61
35:BA:1689:A:H62	35:BA:1698:A:H2	1.49	0.61
35:BA:1865:G:H5'	35:BA:1866:C:OP2	2.01	0.61
38:BD:31:LYS:HG3	38:BD:33:LEU:HG	1.82	0.61

Continued on next page...

Continued from previous page...

Atom-1	Atom-2	Interatomic distance (Å)	Clash overlap (Å)
40:BF:32:LEU:O	40:BF:36:VAL:HG23	1.99	0.61
40:BF:125:LEU:HD11	40:BF:199:TRP:CD1	2.35	0.61
41:BG:42:GLY:O	41:BG:43:LEU:HB2	1.99	0.61
42:BH:97:ARG:HA	42:BH:125:VAL:HG11	1.80	0.61
47:BO:77:ILE:HD11	52:BT:72:VAL:CG1	2.30	0.61
48:BP:16:ARG:O	48:BP:16:ARG:HD2	2.00	0.61
48:BP:81:GLN:HG2	48:BP:106:LEU:HD22	1.80	0.61
1:CA:71:C:H42	1:CA:98:G:H1	1.48	0.61
1:CA:416:G:H8	1:CA:416:G:O5'	1.83	0.61
4:CD:162:LEU:HD12	4:CD:181:MET:CE	2.29	0.61
8:CH:11:THR:HA	8:CH:14:ARG:HH12	1.65	0.61
10:CJ:4:ILE:HG12	10:CJ:100:THR:HG22	1.83	0.61
10:CJ:44:VAL:HG12	10:CJ:45:ARG:N	2.15	0.61
22:CW:54:U:O2	22:CW:54:U:H2'	2.00	0.61
35:DA:185:U:H4'	35:DA:218:A:H4'	1.82	0.61
35:DA:545:C:H2'	35:DA:547:A:O4'	2.00	0.61
35:DA:1523:U:H2'	35:DA:1524:G:H8	1.65	0.61
35:DA:1805:U:O2	38:DD:50:THR:HB	1.99	0.61
35:DA:2702:U:H5	35:DA:2705:A:N6	1.98	0.61
38:DD:31:LYS:HG3	38:DD:33:LEU:HG	1.82	0.61
41:DG:80:PHE:O	41:DG:81:LYS:O	2.19	0.61
51:DS:58:LEU:O	51:DS:59:LYS:O	2.17	0.61
52:DT:12:SER:O	52:DT:15:VAL:HG13	1.99	0.61
1:AA:1037:C:H2'	1:AA:1038:C:C2	2.36	0.61
1:AA:1121:U:H2'	1:AA:1122:U:C6	2.32	0.61
1:AA:1323:G:H2'	1:AA:1324:A:H8	1.65	0.61
3:AC:42:LEU:O	3:AC:45:LYS:HB2	2.00	0.61
3:AC:70:VAL:O	3:AC:106:VAL:HG23	2.01	0.61
5:AE:136:MET:O	5:AE:138:ALA:N	2.33	0.61
8:AH:103:VAL:HG21	8:AH:109:ILE:O	1.99	0.61
9:AI:126:SER:O	9:AI:127:LYS:HB3	2.00	0.61
13:AM:9:ILE:HG21	13:AM:11:ARG:HE	1.65	0.61
19:AS:32:LYS:HD2	19:AS:57:HIS:CD2	2.34	0.61
22:AV:50:U:H2'	22:AV:51:U:C6	2.35	0.61
26:B1:20:ARG:HH11	26:B1:20:ARG:HG2	1.66	0.61
26:B1:51:VAL:CG1	26:B1:58:ILE:HG22	2.31	0.61
35:BA:1100:C:O2'	35:BA:1101:U:H5'	2.00	0.61
35:BA:1473:G:O2'	35:BA:1474:C:H5'	2.00	0.61
35:BA:2289:G:H1'	35:BA:2346:A:H2	1.65	0.61
39:BE:176:ILE:HG22	39:BE:176:ILE:O	2.00	0.61
41:BG:116:ASP:O	41:BG:117:PHE:CB	2.48	0.61

Continued on next page...

Continued from previous page...

Atom-1	Atom-2	Interatomic distance (Å)	Clash overlap (Å)
45:BK:121:GLU:CD	45:BK:121:GLU:H	2.03	0.61
52:BT:115:ARG:HA	52:BT:115:ARG:NE	2.15	0.61
58:BZ:115:GLY:HA2	58:BZ:175:VAL:O	2.01	0.61
1:CA:1065:U:H1'	1:CA:1066:C:OP2	2.00	0.61
3:CC:34:LEU:O	3:CC:37:GLN:HB2	2.00	0.61
7:CG:23:VAL:CG1	7:CG:43:PHE:HE2	2.12	0.61
12:CL:110:VAL:O	12:CL:122:THR:HG21	2.00	0.61
13:CM:90:LEU:O	13:CM:92:HIS:N	2.33	0.61
19:CS:45:VAL:HA	19:CS:62:ILE:HG23	1.82	0.61
19:CS:51:VAL:HG12	19:CS:52:TYR:O	2.01	0.61
19:CS:79:THR:O	19:CS:80:TYR:CB	2.48	0.61
24:CY:332:ASP:O	24:CY:335:ASN:N	2.33	0.61
27:D2:2:LYS:HG2	27:D2:3:LEU:N	2.14	0.61
33:D8:31:HIS:C	33:D8:33:ASN:N	2.54	0.61
34:D9:29:ASN:HD21	34:D9:32:HIS:CG	2.18	0.61
35:DA:1100:C:O2'	35:DA:1101:U:H5'	2.01	0.61
35:DA:1747(A):G:O2'	35:DA:1748:G:H5''	2.00	0.61
35:DA:2134:A:H62	35:DA:2157:G:H1'	1.62	0.61
35:DA:2147:G:H2'	35:DA:2148:G:O4'	1.99	0.61
35:DA:2661:G:H2'	35:DA:2662:A:C8	2.36	0.61
59:DI:115:ALA:HB3	59:DI:129:THR:O	1.99	0.61
52:DT:35:LYS:HZ1	52:DT:41:ARG:HH21	1.47	0.61
57:DY:49:VAL:HG12	57:DY:53:PRO:CG	2.29	0.61
1:AA:80:G:H5''	1:AA:83:U:OP1	2.01	0.61
1:AA:424:G:C8	35:DA:2139:C:H5''	2.34	0.61
1:AA:620:C:C2	4:AD:135:LEU:HG	2.35	0.61
1:AA:1493:A:H1'	24:AY:124:ALA:HA	1.83	0.61
2:AB:223:ILE:HG22	2:AB:226:ARG:CZ	2.30	0.61
9:AI:53:VAL:HG23	9:AI:55:ALA:H	1.64	0.61
12:AL:70:ILE:HG12	12:AL:100:ILE:HD12	1.82	0.61
22:AW:76:A:O2'	35:BA:2394:C:N3	2.33	0.61
24:AY:192:PRO:HA	24:AY:200:ARG:O	2.00	0.61
35:BA:1407:C:H42	35:BA:1595:G:H1	1.46	0.61
35:BA:1431:U:O2'	35:BA:1432:C:H5'	2.01	0.61
35:BA:2152:G:H2'	35:BA:2153:G:H8	1.63	0.61
35:BA:2401:U:C3'	35:BA:2402:C:H5''	2.29	0.61
37:BC:64:LEU:HG	37:BC:163:PHE:CB	2.30	0.61
37:BC:103:ILE:C	37:BC:105:ASP:H	2.03	0.61
39:BE:36:ARG:HH21	39:BE:88:GLY:HA2	1.65	0.61
39:BE:179:GLU:O	39:BE:180:ASN:HB2	1.99	0.61
40:BF:25:PRO:O	40:BF:26:ALA:C	2.39	0.61

Continued on next page...

Continued from previous page...

Atom-1	Atom-2	Interatomic distance (Å)	Clash overlap (Å)
42:BH:85:LYS:HD2	42:BH:141:VAL:HG22	1.83	0.61
43:BI:14:ASP:CG	43:BI:15:VAL:N	2.52	0.61
45:BK:67:PHE:H	45:BK:67:PHE:HD1	1.48	0.61
46:BN:78:TYR:HD1	46:BN:78:TYR:H	1.49	0.61
52:BT:54:ARG:HG2	52:BT:54:ARG:HH11	1.65	0.61
54:BV:18:LEU:HD12	54:BV:18:LEU:N	2.15	0.61
55:BW:15:ARG:HA	55:BW:18:ARG:HD2	1.82	0.61
58:BZ:7:ALA:CB	58:BZ:59:LEU:HD22	2.27	0.61
1:CA:366:C:O2'	1:CA:367:U:H5''	2.00	0.61
1:CA:674:G:H2'	1:CA:675:A:H8	1.65	0.61
2:CB:223:ILE:HG22	2:CB:226:ARG:CZ	2.31	0.61
13:CM:84:ILE:HG13	19:CS:66:MET:HE2	1.82	0.61
26:D1:13:ILE:HD11	26:D1:42:GLN:OE1	1.99	0.61
33:D8:15:LYS:HG3	48:DP:65:ARG:HH21	1.66	0.61
35:DA:674:G:H1'	40:DF:74:ARG:CD	2.29	0.61
35:DA:1459:G:H2'	35:DA:1459:G:N3	2.15	0.61
35:DA:2298:A:H2'	35:DA:2299:G:O4'	2.01	0.61
39:DE:79:ARG:HH12	39:DE:195:LEU:CD2	2.13	0.61
41:DG:37:VAL:HG23	41:DG:99:MET:HG3	1.83	0.61
41:DG:51:ARG:HA	41:DG:51:ARG:NE	2.01	0.61
46:DN:47:ALA:HB2	46:DN:112:LEU:HD11	1.82	0.61
51:DS:96:GLY:O	51:DS:98:VAL:N	2.29	0.61
1:AA:972:C:O3'	10:AJ:57:LYS:HG3	2.00	0.61
1:AA:1321:C:C5'	1:AA:1322:C:H5''	2.30	0.61
2:AB:72:GLY:HA2	2:AB:165:VAL:CG2	2.30	0.61
9:AI:66:ARG:HB2	9:AI:66:ARG:HH11	1.66	0.61
10:AJ:4:ILE:HG12	10:AJ:100:THR:CG2	2.30	0.61
25:B0:32:ARG:N	25:B0:35:ASN:HD22	1.99	0.61
31:B6:27:LYS:HE3	35:BA:2285:C:C5	2.35	0.61
35:BA:1721:G:C6	35:BA:1739:U:H5'	2.35	0.61
35:BA:2248:C:C2'	35:BA:2249:U:H5'	2.30	0.61
41:BG:31:VAL:HG22	41:BG:32:PRO:HD2	1.83	0.61
52:BT:62:THR:HG22	52:BT:75:ILE:HG12	1.81	0.61
52:BT:108:ARG:HB2	52:BT:108:ARG:HH11	1.64	0.61
1:CA:601:C:H2'	1:CA:602:A:C8	2.36	0.61
2:CB:185:ILE:HD11	2:CB:199:TYR:HD1	1.65	0.61
9:CI:49:PRO:HB3	9:CI:101:PHE:CD2	2.35	0.61
10:CJ:75:ILE:HG13	10:CJ:76:ASN:H	1.64	0.61
11:CK:57:THR:HG22	11:CK:59:TYR:H	1.64	0.61
24:CY:31:ARG:H	24:CY:31:ARG:CD	2.13	0.61
35:DA:321:G:C2	40:DF:165:ARG:NH1	2.68	0.61

Continued on next page...

Continued from previous page...

Atom-1	Atom-2	Interatomic distance (Å)	Clash overlap (Å)
35:DA:654(L):G:H2'	35:DA:654(M):C:C1'	2.31	0.61
40:DF:178:PRO:HB2	40:DF:201:VAL:HG11	1.83	0.61
48:DP:135:LEU:HD13	48:DP:144:GLU:OE2	2.01	0.61
49:DQ:5:ARG:O	49:DQ:6:ARG:HG2	2.00	0.61
58:DZ:10:ARG:HH11	58:DZ:36:LYS:HB3	1.64	0.61
9:AI:49:PRO:HB3	9:AI:101:PHE:CD2	2.36	0.61
11:AK:57:THR:HG22	11:AK:59:TYR:H	1.64	0.61
17:AQ:76:LEU:HG	17:AQ:77:VAL:H	1.65	0.61
31:B6:20:ASN:O	31:B6:21:TYR:CG	2.53	0.61
31:B6:36:LEU:HD13	31:B6:50:ARG:NH1	2.14	0.61
34:B9:30:PRO:HB2	35:BA:2527:C:H5'	1.81	0.61
35:BA:61:G:H1	35:BA:94:C:H42	1.48	0.61
35:BA:889:C:H1'	35:BA:890:A:O4'	2.00	0.61
35:BA:1576:U:H2'	35:BA:1577:C:C6	2.36	0.61
41:BG:68:PRO:HA	41:BG:92:VAL:HB	1.83	0.61
2:CB:82:ARG:CB	2:CB:92:TYR:HE1	2.13	0.61
5:CE:82:VAL:HG21	5:CE:138:ALA:CA	2.27	0.61
8:CH:20:TYR:HA	8:CH:65:TYR:CE2	2.34	0.61
9:CI:48:GLU:HB3	9:CI:101:PHE:HE2	1.65	0.61
10:CJ:84:GLN:O	10:CJ:88:LEU:HB3	2.01	0.61
13:CM:23:TYR:CE1	13:CM:71:ARG:HB2	2.36	0.61
24:CY:150:GLN:HB2	24:CY:172:LYS:HB2	1.81	0.61
28:D3:2:PRO:O	28:D3:4:LEU:N	2.33	0.61
35:DA:686:G:N2	35:DA:788:A:H61	1.99	0.61
35:DA:2196:C:O2'	35:DA:2197:U:H5'	2.00	0.61
36:DB:17:C:O2'	36:DB:18:G:H5'	2.01	0.61
39:DE:176:ILE:HG22	39:DE:176:ILE:O	2.01	0.61
47:DO:47:ILE:HG23	47:DO:48:PRO:HD2	1.81	0.61
50:DR:8:ARG:HA	50:DR:8:ARG:NE	2.15	0.61
51:DS:36:TYR:N	51:DS:36:TYR:HD1	1.99	0.61
58:DZ:10:ARG:NH1	58:DZ:36:LYS:HB3	2.15	0.61
1:AA:71:C:H42	1:AA:98:G:H1	1.47	0.61
1:AA:1499:A:H5'	1:AA:1499:A:H8	1.65	0.61
2:AB:82:ARG:CB	2:AB:92:TYR:HE1	2.13	0.61
10:AJ:49:VAL:O	10:AJ:60:ARG:HB3	2.00	0.61
27:B2:61:LEU:H	27:B2:61:LEU:CD2	2.11	0.61
31:B6:15:GLU:OE1	31:B6:18:ARG:CG	2.48	0.61
31:B6:38:LYS:HD2	35:BA:2344:U:OP1	2.01	0.61
35:BA:1562:A:H2'	35:BA:1563:G:H8	1.63	0.61
36:BB:117:G:C5'	51:BS:55:ALA:HB1	2.31	0.61
45:BK:111:LYS:C	45:BK:113:PRO:HD2	2.21	0.61

Continued on next page...

Continued from previous page...

Atom-1	Atom-2	Interatomic distance (Å)	Clash overlap (Å)
48:BP:114:ILE:HD13	48:BP:127:ALA:HB2	1.82	0.61
51:BS:58:LEU:O	51:BS:59:LYS:O	2.19	0.61
52:BT:27:THR:O	52:BT:28:VAL:CB	2.49	0.61
53:BU:50:ARG:NH2	54:BV:72:VAL:HG12	2.15	0.61
58:BZ:98:MET:O	58:BZ:125:LEU:HA	2.00	0.61
11:CK:17:GLY:HA3	11:CK:77:MET:SD	2.40	0.61
18:CR:21:LYS:HZ3	18:CR:55:ARG:N	1.99	0.61
20:CT:29:LYS:O	20:CT:33:ILE:HG12	2.00	0.61
25:D0:18:ALA:HB1	35:DA:2271:G:OP1	1.99	0.61
26:D1:26:ARG:HG3	26:D1:27:GLU:H	1.65	0.61
31:D6:9:LEU:O	31:D6:25:LYS:HA	2.00	0.61
31:D6:34:LEU:O	31:D6:35:GLU:HB2	2.00	0.61
35:DA:996:A:C4'	53:DU:92:ARG:HD2	2.27	0.61
35:DA:1528(A):A:C3'	35:DA:1529:G:H5''	2.31	0.61
35:DA:2123:G:O2'	37:DC:176:GLY:HA2	1.99	0.61
40:DF:24:LEU:HD12	40:DF:25:PRO:CD	2.20	0.61
42:DH:170:ARG:H	42:DH:170:ARG:HD2	1.64	0.61
59:DI:47:LEU:O	59:DI:51:ILE:HG13	2.01	0.61
59:DI:109:ILE:HD13	59:DI:109:ILE:H	1.65	0.61
49:DQ:33:GLY:HA2	49:DQ:105:GLU:HA	1.83	0.61
49:DQ:140:ALA:HA	58:DZ:99:TYR:CD1	2.35	0.61
52:DT:54:ARG:HH11	52:DT:54:ARG:HG2	1.65	0.61
56:DX:35:THR:HG22	56:DX:37:THR:H	1.64	0.61
1:AA:358:U:OP1	59:DI:121:LYS:HE3	1.99	0.61
2:AB:116:GLU:HA	2:AB:119:GLU:HB2	1.82	0.61
7:AG:148:ASN:HD22	7:AG:148:ASN:N	1.97	0.61
9:AI:48:GLU:HB3	9:AI:101:PHE:HE2	1.66	0.61
13:AM:116:THR:O	13:AM:117:VAL:HB	2.01	0.61
19:AS:31:ILE:HG23	19:AS:31:ILE:O	2.01	0.61
20:AT:29:LYS:O	20:AT:33:ILE:HG12	2.01	0.61
25:B0:43:THR:H	35:BA:2331:G:H4'	1.65	0.61
26:B1:19:GLN:CB	26:B1:35:THR:HG22	2.31	0.61
27:B2:38:GLN:HB2	27:B2:44:LEU:CB	2.31	0.61
31:B6:44:ARG:C	31:B6:45:LYS:HG2	2.19	0.61
42:BH:38:SER:O	42:BH:40:GLU:N	2.34	0.61
58:BZ:141:VAL:O	58:BZ:141:VAL:HG13	2.00	0.61
1:CA:336:C:O2'	1:CA:337:C:H5'	2.00	0.61
1:CA:1095:U:H5'	1:CA:1109:C:O2	2.00	0.61
1:CA:1285:A:H1'	1:CA:1286:A:OP2	2.00	0.61
1:CA:1323:G:H2'	1:CA:1324:A:H8	1.64	0.61
2:CB:18:GLY:N	2:CB:42:ILE:HG22	2.12	0.61

Continued on next page...

Continued from previous page...

Atom-1	Atom-2	Interatomic distance (Å)	Clash overlap (Å)
4:CD:18:LYS:HE3	4:CD:31:CYS:HB3	1.81	0.61
8:CH:120:THR:HG23	8:CH:123:GLU:OE1	2.01	0.61
9:CI:51:ARG:HG2	9:CI:56:LEU:HD12	1.82	0.61
12:CL:119:LYS:O	12:CL:120:TYR:HB2	2.01	0.61
16:CP:39:TYR:CG	16:CP:40:ASP:N	2.69	0.61
19:CS:9:VAL:O	19:CS:11:VAL:N	2.34	0.61
27:D2:69:ARG:NH1	35:DA:111:A:H5''	2.15	0.61
28:D3:3:ARG:CB	28:D3:36:VAL:HB	2.22	0.61
35:DA:1771:C:HO2'	35:DA:1786:A:H8	1.47	0.61
35:DA:1812:A:H2'	35:DA:1813:G:H8	1.66	0.61
35:DA:1827:C:H2'	35:DA:1828:G:H5'	1.82	0.61
38:DD:31:LYS:HE3	38:DD:33:LEU:HD21	1.82	0.61
41:DG:21:ARG:HD2	41:DG:22:ARG:N	2.16	0.61
45:DK:121:GLU:CD	45:DK:121:GLU:H	2.04	0.61
50:DR:72:ASP:HB3	50:DR:75:LEU:HB2	1.83	0.61
1:AA:161:A:H2'	1:AA:162:A:C8	2.36	0.61
1:AA:1320:C:C2	19:AS:72:GLY:HA3	2.36	0.61
17:AQ:52:LYS:H	17:AQ:52:LYS:CD	2.12	0.61
24:AY:62:PHE:O	24:AY:66:GLU:N	2.34	0.61
33:B8:33:ASN:O	35:BA:2420:C:OP2	2.19	0.61
35:BA:287:C:H5'	35:BA:287:C:H6	1.65	0.61
50:BR:97:VAL:HA	50:BR:113:LEU:O	2.00	0.61
58:BZ:93:ASP:HA	58:BZ:130:PRO:CD	2.31	0.61
1:CA:1015:A:H1'	1:CA:1218:C:O2'	2.00	0.61
1:CA:1258:G:O2'	1:CA:1259:C:H5'	2.01	0.61
2:CB:71:VAL:CG2	2:CB:164:VAL:HG22	2.30	0.61
2:CB:223:ILE:HG22	2:CB:226:ARG:NH1	2.15	0.61
3:CC:109:PRO:HB3	3:CC:115:LEU:HD13	1.82	0.61
4:CD:108:LEU:O	4:CD:110:PHE:HD1	1.82	0.61
12:CL:53:ARG:HB3	12:CL:93:LEU:HD11	1.81	0.61
13:CM:4:ILE:HD13	13:CM:56:LEU:HD12	1.83	0.61
13:CM:116:THR:O	13:CM:117:VAL:HB	2.01	0.61
15:CO:39:LEU:O	15:CO:42:HIS:HB3	2.01	0.61
15:CO:62:GLN:O	15:CO:66:LEU:HD13	2.01	0.61
22:CV:30:G:C2'	22:CV:31:A:H5'	2.31	0.61
24:CY:142:ARG:O	24:CY:146:ARG:HG3	2.00	0.61
33:D8:10:ALA:HB2	33:D8:59:LYS:NZ	2.14	0.61
35:DA:999:U:H5''	35:DA:1154:G:O6	2.01	0.61
35:DA:1513:C:H2'	35:DA:1514:U:H6	1.65	0.61
35:DA:2126:A:H61	35:DA:2163:C:H4'	1.61	0.61
35:DA:2691:C:H5'	35:DA:2691:C:H6	1.64	0.61

Continued on next page...

Continued from previous page...

Atom-1	Atom-2	Interatomic distance (Å)	Clash overlap (Å)
47:DO:101:PRO:O	47:DO:102:VAL:HG13	2.00	0.61
48:DP:81:GLN:HG2	48:DP:106:LEU:HD22	1.83	0.61
50:DR:59:ASP:N	50:DR:59:ASP:OD2	2.34	0.61
54:DV:47:VAL:HG11	54:DV:50:PRO:O	2.01	0.61
1:AA:277:C:H5''	17:AQ:68:ARG:NH2	2.15	0.61
1:AA:558:G:C3'	1:AA:559:A:H5''	2.24	0.61
1:AA:1148:U:H2'	1:AA:1149:C:O4'	2.01	0.61
10:AJ:84:GLN:O	10:AJ:88:LEU:HB3	2.00	0.61
26:B1:50:ARG:O	26:B1:51:VAL:HB	2.01	0.61
31:B6:11:LEU:HD21	31:B6:26:ASN:H	1.64	0.61
32:B7:24:THR:HG23	32:B7:27:GLY:H	1.64	0.61
35:BA:271(G):C:H2'	35:BA:271(H):G:H8	1.65	0.61
35:BA:405:U:H3'	35:BA:406:G:C5'	2.29	0.61
35:BA:2290:G:H5'	35:BA:2290:G:C8	2.33	0.61
35:BA:2653:U:C2'	42:BH:110:SER:HB2	2.30	0.61
44:BJ:26:UNK:HA	44:BJ:84:UNK:HA	1.83	0.61
46:BN:15:LEU:HB2	46:BN:134:ARG:HB2	1.83	0.61
48:BP:112:LEU:CD2	48:BP:114:ILE:HD12	2.31	0.61
51:BS:79:ALA:C	51:BS:80:LEU:HD12	2.22	0.61
1:CA:308:C:H2'	1:CA:309:G:H8	1.66	0.61
1:CA:973:G:H3'	1:CA:974:A:H5''	1.82	0.61
1:CA:1115:C:H2'	1:CA:1116:C:H6	1.66	0.61
1:CA:1250:A:H4'	9:CI:68:GLY:N	2.14	0.61
1:CA:1346:A:N1	1:CA:1374:A:H5''	2.16	0.61
4:CD:17:VAL:HG12	4:CD:18:LYS:N	2.15	0.61
6:CF:61:LEU:HD23	6:CF:63:TYR:OH	2.01	0.61
9:CI:90:PRO:HG2	9:CI:91:ASP:H	1.65	0.61
10:CJ:75:ILE:HG13	10:CJ:76:ASN:N	2.15	0.61
12:CL:34:ARG:O	12:CL:61:THR:HG23	2.00	0.61
13:CM:3:ARG:HD2	29:D4:60:GLU:OE1	2.01	0.61
15:CO:53:HIS:O	15:CO:56:LEU:HB3	2.01	0.61
31:D6:20:ASN:O	31:D6:21:TYR:CG	2.53	0.61
35:DA:1405:U:H2'	35:DA:1406:U:H6	1.66	0.61
35:DA:2376:A:H2'	35:DA:2377:A:O4'	2.01	0.61
42:DH:38:SER:O	42:DH:40:GLU:N	2.34	0.61
52:DT:27:THR:HG22	52:DT:49:VAL:HB	1.82	0.61
1:AA:275:G:H2'	1:AA:276:G:H8	1.65	0.60
1:AA:838:G:C2'	1:AA:839:U:H5''	2.31	0.60
5:AE:41:VAL:O	5:AE:66:MET:HA	2.01	0.60
6:AF:62:TRP:CH2	6:AF:64:GLN:HB2	2.36	0.60
8:AH:63:LEU:HB2	8:AH:65:TYR:HE1	1.66	0.60

Continued on next page...

Continued from previous page...

Atom-1	Atom-2	Interatomic distance (Å)	Clash overlap (Å)
13:AM:68:GLY:HA2	13:AM:71:ARG:HB3	1.83	0.60
22:AW:30:G:H2'	22:AW:31:A:H8	1.64	0.60
24:AY:31:ARG:HH11	45:BK:34:ILE:HG13	1.66	0.60
27:B2:2:LYS:HA	27:B2:5:GLU:OE1	2.01	0.60
35:BA:1036:G:H2'	35:BA:1037:G:C8	2.36	0.60
35:BA:1082:U:C5'	45:BK:117:THR:HG22	2.31	0.60
35:BA:1286:A:O2'	35:BA:1288:U:OP2	2.18	0.60
37:BC:49:ILE:HG13	37:BC:50:ASP:N	2.10	0.60
38:BD:31:LYS:HE3	38:BD:33:LEU:HD21	1.82	0.60
39:BE:49:LEU:HD12	39:BE:49:LEU:N	2.14	0.60
41:BG:107:LEU:CD1	41:BG:177:GLY:HA3	2.28	0.60
51:BS:52:SER:OG	51:BS:55:ALA:HB3	2.01	0.60
51:BS:106:ARG:HD2	51:BS:108:GLY:N	2.16	0.60
1:CA:294:U:H2'	1:CA:295:C:H6	1.65	0.60
1:CA:820:U:H4'	1:CA:821:G:OP2	2.00	0.60
1:CA:1000:U:H2'	1:CA:1001:A:H8	1.66	0.60
2:CB:116:GLU:HA	2:CB:119:GLU:HB2	1.83	0.60
2:CB:184:VAL:HG12	2:CB:197:VAL:HG13	1.82	0.60
6:CF:62:TRP:CH2	6:CF:64:GLN:HB2	2.36	0.60
12:CL:60:LEU:H	12:CL:60:LEU:HD22	1.66	0.60
22:CW:56:C:O4'	35:DA:2169:A:H1'	2.00	0.60
24:CY:19:ILE:H	24:CY:20:PRO:HD2	1.66	0.60
24:CY:30:GLU:HB3	45:DK:25:PRO:CG	2.31	0.60
31:D6:41:PRO:HG2	31:D6:43:CYS:H	1.66	0.60
39:DE:110:GLY:O	50:DR:2:ARG:HD3	2.00	0.60
40:DF:20:LEU:HD22	40:DF:203:GLN:OE1	2.01	0.60
42:DH:159:GLU:HG3	42:DH:160:LYS:N	2.17	0.60
48:DP:114:ILE:HD13	48:DP:127:ALA:HB2	1.83	0.60
51:DS:89:ARG:HD2	51:DS:92:TYR:N	2.14	0.60
52:DT:33:LYS:NZ	52:DT:74:ARG:HH21	1.99	0.60
2:AB:44:LEU:HA	2:AB:47:THR:OG1	2.01	0.60
2:AB:187:LEU:HA	2:AB:201:ILE:HB	1.82	0.60
10:AJ:6:ILE:O	10:AJ:71:LEU:HD12	2.01	0.60
12:AL:27:LEU:HG	12:AL:28:LYS:HG3	1.83	0.60
17:AQ:45:HIS:O	17:AQ:73:VAL:HG23	2.01	0.60
35:BA:481:G:OP2	57:BY:47:LYS:HG3	2.01	0.60
35:BA:1173:G:C3'	35:BA:1174:A:H5'	2.26	0.60
35:BA:1495:A:N3	35:BA:1496:A:C2	2.69	0.60
42:BH:55:PRO:HG2	42:BH:61:HIS:ND1	2.16	0.60
51:BS:96:GLY:O	51:BS:98:VAL:N	2.30	0.60
55:BW:4:LYS:HD2	55:BW:6:ILE:HD11	1.83	0.60

Continued on next page...

Continued from previous page...

Atom-1	Atom-2	Interatomic distance (Å)	Clash overlap (Å)
56:BX:35:THR:HG22	56:BX:37:THR:H	1.67	0.60
58:BZ:68:PRO:HB2	58:BZ:91:LEU:HB2	1.83	0.60
1:CA:80:G:H5''	1:CA:83:U:OP1	2.01	0.60
1:CA:328:C:H2'	1:CA:328:C:O2	2.00	0.60
1:CA:376:G:P	16:CP:67:THR:HG21	2.40	0.60
1:CA:444:C:H2'	1:CA:445:G:H8	1.65	0.60
1:CA:664:G:H22	1:CA:741:G:H1	1.48	0.60
1:CA:908:A:H2'	1:CA:909:A:H8	1.65	0.60
1:CA:913:A:H4'	1:CA:914:A:O5'	2.01	0.60
1:CA:1281:U:H4'	1:CA:1282:C:OP2	2.00	0.60
2:CB:158:LEU:H	2:CB:158:LEU:HD12	1.66	0.60
9:CI:122:ALA:HB1	9:CI:123:PRO:HD2	1.83	0.60
24:CY:177:TYR:CE1	24:CY:212:PRO:HD3	2.36	0.60
24:CY:188:ARG:HD3	24:CY:310:GLN:HG2	1.83	0.60
33:D8:31:HIS:C	33:D8:33:ASN:H	2.04	0.60
35:DA:61:G:H1	35:DA:94:C:H42	1.48	0.60
35:DA:1790:C:H5''	35:DA:1791:A:OP1	2.02	0.60
35:DA:2784:C:H1'	39:DE:37:ARG:HH12	1.66	0.60
38:DD:131:LEU:HD12	38:DD:131:LEU:O	2.01	0.60
59:DI:2:LYS:HD2	59:DI:20:ASP:HB3	1.83	0.60
45:DK:51:ALA:HB1	45:DK:76:TYR:CE2	2.36	0.60
51:DS:82:ILE:O	51:DS:83:LYS:HG2	2.01	0.60
52:DT:16:ARG:HH11	52:DT:16:ARG:HG3	1.65	0.60
1:AA:930:C:O2'	1:AA:931:C:H5'	2.01	0.60
1:AA:1000:U:H2'	1:AA:1001:A:H8	1.66	0.60
1:AA:1172:C:H2'	1:AA:1173:G:H8	1.65	0.60
1:AA:1385:G:O2'	1:AA:1386:G:H5'	2.01	0.60
2:AB:101:MET:HA	2:AB:108:ILE:HG13	1.84	0.60
4:AD:61:LYS:HA	4:AD:203:VAL:HG22	1.83	0.60
10:AJ:9:ARG:CZ	10:AJ:95:GLU:HG2	2.31	0.60
10:AJ:97:GLU:C	10:AJ:98:ILE:HD12	2.20	0.60
13:AM:112:GLY:O	13:AM:113:PRO:C	2.40	0.60
16:AP:43:LYS:HG3	16:AP:48:TRP:CE3	2.35	0.60
24:AY:189:LEU:HD13	24:AY:189:LEU:C	2.22	0.60
27:B2:39:ALA:HA	27:B2:45:SER:CB	2.25	0.60
35:BA:284:U:H2'	35:BA:285:C:H6	1.67	0.60
35:BA:832:G:H4'	48:BP:45:LEU:HD21	1.83	0.60
35:BA:1314:C:H5'	35:BA:1314:C:H6	1.66	0.60
35:BA:1507:A:H2'	35:BA:1508:A:O4'	2.01	0.60
40:BF:160:ASN:HD21	40:BF:162:LEU:HB2	1.65	0.60
41:BG:91:ARG:HD2	41:BG:92:VAL:N	2.16	0.60

Continued on next page...

Continued from previous page...

Atom-1	Atom-2	Interatomic distance (Å)	Clash overlap (Å)
42:BH:89:ILE:HD12	42:BH:90:LYS:N	2.16	0.60
43:BI:66:GLU:OE1	43:BI:69:LYS:HD2	2.00	0.60
43:BI:92:VAL:HG13	43:BI:120:ILE:HB	1.83	0.60
1:CA:66:G:H4'	1:CA:173:U:C5	2.36	0.60
1:CA:522:C:H41	12:CL:53:ARG:NH2	1.99	0.60
1:CA:1037:C:H2'	1:CA:1038:C:C2	2.35	0.60
1:CA:1188:A:C2'	1:CA:1189:C:H5'	2.30	0.60
4:CD:121:VAL:O	4:CD:134:ASP:HA	2.00	0.60
5:CE:8:GLU:HA	5:CE:33:VAL:O	2.02	0.60
5:CE:72:GLN:O	5:CE:73:ASN:CB	2.48	0.60
9:CI:53:VAL:HG23	9:CI:55:ALA:H	1.65	0.60
10:CJ:97:GLU:C	10:CJ:98:ILE:HD12	2.21	0.60
11:CK:46:GLY:HA2	11:CK:50:TYR:O	2.00	0.60
20:CT:100:ILE:H	20:CT:100:ILE:HD12	1.65	0.60
33:D8:12:LYS:HE2	35:DA:249:C:O2	2.00	0.60
35:DA:151:C:O2'	35:DA:152:G:H5'	2.01	0.60
35:DA:405:U:H3'	35:DA:406:G:C5'	2.30	0.60
35:DA:1507:A:H2'	35:DA:1508:A:O4'	2.00	0.60
41:DG:15:VAL:O	41:DG:19:LEU:HG	2.01	0.60
48:DP:24:GLY:HA3	48:DP:33:ARG:NH1	2.16	0.60
51:DS:17:ARG:C	51:DS:19:LYS:N	2.49	0.60
51:DS:24:LEU:HB3	51:DS:85:VAL:HG12	1.83	0.60
52:DT:117:ASP:OD2	52:DT:120:ARG:HG3	2.01	0.60
58:DZ:61:LEU:HD22	58:DZ:61:LEU:H	1.66	0.60
1:AA:355:C:N4	1:AA:356:A:H62	1.99	0.60
1:AA:973:G:H3'	1:AA:974:A:H5''	1.82	0.60
2:AB:158:LEU:H	2:AB:158:LEU:HD12	1.66	0.60
2:AB:223:ILE:HG22	2:AB:226:ARG:NH1	2.16	0.60
3:AC:113:ALA:HB3	3:AC:114:PRO:HD3	1.82	0.60
8:AH:63:LEU:H	8:AH:63:LEU:HD22	1.66	0.60
10:AJ:75:ILE:HG13	10:AJ:76:ASN:N	2.16	0.60
10:AJ:79:ARG:HB3	9:CI:54:ASP:OD2	2.00	0.60
15:AO:61:GLY:O	15:AO:65:ARG:HD3	2.01	0.60
16:AP:20:VAL:HG21	16:AP:32:TYR:HB2	1.84	0.60
16:AP:39:TYR:CG	16:AP:40:ASP:N	2.69	0.60
24:AY:251:VAL:HG11	24:AY:276:LEU:HD23	1.82	0.60
26:B1:19:GLN:HB3	26:B1:35:THR:HG22	1.83	0.60
35:BA:896:A:H5''	58:BZ:146:ILE:HG13	1.84	0.60
35:BA:2298:A:H2'	35:BA:2299:G:O4'	2.01	0.60
35:BA:2691:C:H5'	35:BA:2691:C:H6	1.66	0.60
48:BP:147:LEU:HB2	48:BP:148:LEU:HD13	1.84	0.60

Continued on next page...

Continued from previous page...

Atom-1	Atom-2	Interatomic distance (Å)	Clash overlap (Å)
56:BX:30:VAL:HG21	56:BX:79:ALA:HB3	1.83	0.60
1:CA:161:A:H2'	1:CA:162:A:C8	2.36	0.60
1:CA:356:A:H2	1:CA:357:G:H1'	1.67	0.60
1:CA:918:A:H2'	1:CA:919:A:H8	1.66	0.60
8:CH:29:SER:HB3	8:CH:32:LYS:CB	2.32	0.60
9:CI:118:LYS:O	9:CI:119:ALA:HB3	2.00	0.60
19:CS:29:ARG:O	19:CS:31:ILE:HG22	2.01	0.60
22:CV:50:U:C2'	22:CV:51:U:H5'	2.31	0.60
31:D6:17:LYS:HD3	31:D6:17:LYS:C	2.22	0.60
35:DA:832:G:H4'	48:DP:45:LEU:HD21	1.83	0.60
35:DA:910:A:N7	49:DQ:13:GLN:HG3	2.16	0.60
35:DA:1005:C:H2'	35:DA:1006:C:C6	2.36	0.60
35:DA:1093:G:O2'	35:DA:1094:U:H5'	2.00	0.60
38:DD:92:ILE:HD13	38:DD:104:TYR:HD2	1.66	0.60
39:DE:23:VAL:HA	39:DE:184:VAL:O	2.01	0.60
59:DI:122:GLU:CG	59:DI:123:LEU:H	2.15	0.60
55:DW:64:MET:O	55:DW:65:LEU:HB3	2.01	0.60
58:DZ:166:SER:OG	58:DZ:167:PRO:HA	2.01	0.60
8:AH:30:ARG:HB3	8:AH:30:ARG:CZ	2.32	0.60
13:AM:3:ARG:HA	13:AM:9:ILE:HG13	1.82	0.60
24:AY:16:TYR:O	24:AY:20:PRO:HG3	2.02	0.60
24:AY:214:VAL:HG13	24:AY:215:ASP:N	2.09	0.60
26:B1:29:GLY:O	26:B1:30:VAL:HG22	2.00	0.60
35:BA:1093:G:O2'	35:BA:1094:U:H5'	2.00	0.60
35:BA:1257:C:H4'	40:BF:83:PHE:CD2	2.37	0.60
35:BA:1448:G:H2'	35:BA:1449:A:C8	2.37	0.60
35:BA:1493:C:O2	35:BA:1493:C:H2'	2.02	0.60
35:BA:1827:C:H2'	35:BA:1828:G:H5'	1.84	0.60
35:BA:1973:G:H2'	35:BA:1974:C:C6	2.37	0.60
35:BA:2376:A:H2'	35:BA:2377:A:O4'	2.01	0.60
35:BA:2593:U:H2'	35:BA:2594:C:H6	1.67	0.60
41:BG:97:ASP:HA	41:BG:100:TRP:CD1	2.36	0.60
52:BT:16:ARG:HG3	52:BT:16:ARG:HH11	1.67	0.60
55:BW:75:TYR:HE1	55:BW:104:THR:HB	1.65	0.60
56:BX:63:LYS:HA	56:BX:72:LYS:HA	1.84	0.60
1:CA:1172:C:H2'	1:CA:1173:G:H8	1.67	0.60
1:CA:1456:G:H2'	1:CA:1457:G:O4'	2.02	0.60
3:CC:106:VAL:HG12	3:CC:108:ASN:H	1.66	0.60
12:CL:71:PRO:O	12:CL:102:ARG:HD2	2.01	0.60
13:CM:86:CYS:HA	19:CS:73:GLU:O	2.01	0.60
20:CT:13:LEU:HD12	20:CT:14:LYS:N	2.16	0.60

Continued on next page...

Continued from previous page...

Atom-1	Atom-2	Interatomic distance (Å)	Clash overlap (Å)
22:CW:16:U:H3	22:CW:19:G:H5''	1.66	0.60
24:CY:12:GLY:O	24:CY:14:ARG:N	2.35	0.60
35:DA:1644:C:H2'	35:DA:1644:C:O2	2.01	0.60
35:DA:1865:G:H5'	35:DA:1866:C:OP2	2.02	0.60
35:DA:2295:C:O2'	35:DA:2296:U:H5'	2.00	0.60
35:DA:2377:A:H4'	51:DS:107:GLU:O	2.01	0.60
41:DG:54:GLU:O	41:DG:57:ALA:HB3	2.01	0.60
49:DQ:63:LYS:HZ3	58:DZ:175:VAL:HG21	1.65	0.60
57:DY:95:LYS:HG2	57:DY:100:ALA:HA	1.82	0.60
1:AA:1041:A:H2'	1:AA:1042:G:H8	1.67	0.60
3:AC:109:PRO:HB3	3:AC:115:LEU:HD13	1.83	0.60
4:AD:138:TYR:HD2	4:AD:139:ARG:N	2.00	0.60
7:AG:18:TYR:HD2	7:AG:59:LEU:HD22	1.65	0.60
7:AG:148:ASN:C	7:AG:150:ALA:H	2.04	0.60
8:AH:20:TYR:HA	8:AH:65:TYR:CE2	2.36	0.60
15:AO:3:ILE:HD13	15:AO:3:ILE:H	1.66	0.60
15:AO:53:HIS:O	15:AO:56:LEU:HB3	2.02	0.60
24:AY:34:GLU:O	24:AY:34:GLU:HG3	2.02	0.60
24:AY:41:ASP:N	24:AY:42:PRO:CD	2.64	0.60
24:AY:175:ASN:O	24:AY:179:LEU:HG	2.02	0.60
26:B1:62:VAL:HG13	26:B1:63:ALA:O	2.02	0.60
26:B1:86:SER:O	26:B1:90:ILE:HG12	2.00	0.60
35:BA:1529:G:H21	35:BA:1530:C:H3'	1.65	0.60
35:BA:1794:U:H2'	35:BA:1795:C:C6	2.37	0.60
35:BA:2617:C:O2'	35:BA:2618:G:H5'	2.01	0.60
35:BA:2864:G:OP1	52:BT:119:LYS:HE2	2.01	0.60
38:BD:27:THR:O	38:BD:27:THR:HG23	1.99	0.60
39:BE:120:TRP:CE2	39:BE:155:LYS:HD3	2.37	0.60
43:BI:28:ASN:C	43:BI:32:PRO:HG2	2.21	0.60
48:BP:69:GLY:O	48:BP:70:GLN:HB2	1.99	0.60
48:BP:138:LEU:C	48:BP:140:ALA:H	2.03	0.60
49:BQ:60:ARG:HB3	49:BQ:60:ARG:NH1	2.16	0.60
52:BT:106:SER:HB2	52:BT:110:ILE:CD1	2.28	0.60
54:BV:79:VAL:HG12	54:BV:79:VAL:O	2.02	0.60
55:BW:12:ILE:HB	55:BW:42:ARG:HH12	1.67	0.60
57:BY:30:VAL:HG12	57:BY:31:LEU:N	2.16	0.60
58:BZ:39:VAL:HG11	58:BZ:88:PHE:HZ	1.67	0.60
5:CE:136:MET:O	5:CE:138:ALA:N	2.35	0.60
9:CI:43:ALA:HA	9:CI:74:ILE:HD13	1.83	0.60
13:CM:112:GLY:O	13:CM:113:PRO:C	2.39	0.60
25:D0:12:ASN:C	25:D0:14:ARG:H	2.04	0.60

Continued on next page...

Continued from previous page...

Atom-1	Atom-2	Interatomic distance (Å)	Clash overlap (Å)
31:D6:28:ARG:CA	31:D6:32:ASN:HD22	2.08	0.60
35:DA:1468:C:H2'	35:DA:1469:A:C8	2.36	0.60
42:DH:55:PRO:HG2	42:DH:61:HIS:ND1	2.16	0.60
42:DH:89:ILE:HD12	42:DH:90:LYS:N	2.16	0.60
42:DH:91:GLY:CA	42:DH:160:LYS:HB3	2.31	0.60
8:AH:77:GLU:HG2	8:AH:78:GLN:N	2.16	0.60
8:AH:104:ARG:O	8:AH:105:ARG:HB2	2.02	0.60
16:AP:36:ILE:HG13	16:AP:37:GLY:H	1.66	0.60
19:AS:63:THR:HG22	19:AS:66:MET:CE	2.31	0.60
20:AT:59:ALA:O	20:AT:63:ILE:HG13	2.02	0.60
26:B1:45:ASN:HD21	35:BA:2090:G:H21	1.47	0.60
33:B8:15:LYS:HG3	48:BP:65:ARG:HH21	1.67	0.60
35:BA:589:C:H2'	35:BA:590:A:H8	1.67	0.60
35:BA:1047:G:O2'	35:BA:1110:G:C2	2.54	0.60
35:BA:1049:C:H2'	35:BA:1050:A:C8	2.37	0.60
35:BA:1459:G:H2'	35:BA:1459:G:N3	2.17	0.60
35:BA:2729:G:H1'	39:BE:187:ALA:HB3	1.83	0.60
36:BB:17:C:O2'	36:BB:18:G:H5'	2.01	0.60
41:BG:86:MET:N	41:BG:87:PRO:HD2	2.17	0.60
42:BH:115:VAL:CG1	42:BH:148:ILE:HD11	2.32	0.60
43:BI:9:LEU:HD12	43:BI:12:LEU:CD1	2.30	0.60
44:BJ:130:UNK:C	44:BJ:132:UNK:N	2.64	0.60
52:BT:12:SER:O	52:BT:15:VAL:HG13	2.02	0.60
57:BY:28:LYS:N	57:BY:28:LYS:HE3	2.17	0.60
1:CA:359:U:H2'	1:CA:360:A:C8	2.37	0.60
1:CA:1347:G:C8	9:CI:107:ARG:HB3	2.37	0.60
2:CB:101:MET:HA	2:CB:108:ILE:HG13	1.83	0.60
7:CG:136:LYS:C	7:CG:138:LYS:H	2.03	0.60
7:CG:154:TYR:O	7:CG:156:TRP:N	2.31	0.60
24:CY:306:GLU:HG3	24:CY:307:TRP:N	2.17	0.60
35:DA:1448:G:H2'	35:DA:1449:A:C8	2.36	0.60
35:DA:1511:C:H2'	35:DA:1512:U:O4'	2.02	0.60
35:DA:2734:A:H5'	35:DA:2735:G:OP2	2.01	0.60
38:DD:206:LEU:HA	38:DD:211:ARG:HE	1.65	0.60
45:DK:32:ALA:HA	45:DK:63:ARG:HB2	1.82	0.60
49:DQ:141:GLN:OXT	58:DZ:53:ILE:O	2.19	0.60
53:DU:8:VAL:HG11	53:DU:12:ARG:CZ	2.31	0.60
53:DU:102:GLU:HG3	54:DV:2:PHE:CE1	2.37	0.60
57:DY:29:GLU:N	57:DY:29:GLU:OE1	2.32	0.60
1:AA:1004:A:O2'	1:AA:1038:C:H1'	2.01	0.60
2:AB:100:GLY:H	2:AB:176:GLU:CD	2.04	0.60

Continued on next page...

Continued from previous page...

Atom-1	Atom-2	Interatomic distance (Å)	Clash overlap (Å)
4:AD:17:VAL:HG12	4:AD:18:LYS:N	2.17	0.60
4:AD:131:ARG:H	4:AD:131:ARG:CD	2.15	0.60
11:AK:57:THR:HG23	11:AK:58:PRO:HD2	1.83	0.60
13:AM:4:ILE:HD13	13:AM:56:LEU:HD12	1.83	0.60
13:AM:24:GLY:C	13:AM:25:ILE:HD12	2.21	0.60
19:AS:45:VAL:HA	19:AS:62:ILE:HG23	1.82	0.60
29:B4:50:THR:HG22	29:B4:51:TYR:N	2.17	0.60
33:B8:31:HIS:C	33:B8:33:ASN:N	2.54	0.60
34:B9:29:ASN:ND2	34:B9:29:ASN:O	2.34	0.60
35:BA:470:A:H8	35:BA:470:A:H5'	1.67	0.60
35:BA:2679:A:H4'	39:BE:165:VAL:HG11	1.84	0.60
35:BA:2756:U:H4'	35:BA:2757:A:OP1	2.01	0.60
35:BA:2795:G:N3	35:BA:2795:G:H2'	2.16	0.60
38:BD:24:ILE:HG13	38:BD:83:GLU:HA	1.82	0.60
45:BK:125:ARG:C	45:BK:127:ILE:H	2.05	0.60
52:BT:100:TYR:HD2	52:BT:103:ARG:NH2	1.92	0.60
53:BU:91:ASP:CG	53:BU:96:ALA:HB2	2.21	0.60
54:BV:47:VAL:HG11	54:BV:50:PRO:O	2.02	0.60
1:CA:879:C:O2'	1:CA:880:C:H5'	2.02	0.60
1:CA:965:A:C2	1:CA:969:A:C2	2.90	0.60
1:CA:1371:G:O3'	9:CI:69:GLY:HA3	2.01	0.60
17:CQ:45:HIS:O	17:CQ:73:VAL:HG23	2.00	0.60
24:CY:30:GLU:HB3	45:DK:25:PRO:HG2	1.84	0.60
24:CY:138:ARG:HG3	24:CY:139:MET:H	1.65	0.60
24:CY:189:LEU:HD12	24:CY:204:SER:HB2	1.83	0.60
26:D1:29:GLY:O	26:D1:30:VAL:HG22	2.02	0.60
35:DA:93:G:H2'	35:DA:94:C:C6	2.36	0.60
35:DA:662:G:P	48:DP:18:ARG:HD2	2.42	0.60
35:DA:780:G:N2	35:DA:783:A:H62	1.96	0.60
35:DA:1317:A:H2'	35:DA:1318:C:C6	2.36	0.60
35:DA:2729:G:H1'	39:DE:187:ALA:HB3	1.84	0.60
37:DC:64:LEU:HG	37:DC:163:PHE:CB	2.32	0.60
38:DD:27:THR:O	38:DD:27:THR:HG23	2.00	0.60
39:DE:69:LYS:HZ1	39:DE:89:ASP:HA	1.65	0.60
41:DG:6:ALA:O	41:DG:9:ARG:N	2.34	0.60
41:DG:47:LYS:HG2	41:DG:82:LEU:CD1	2.31	0.60
45:DK:18:THR:H	45:DK:19:PRO:HD2	1.66	0.60
52:DT:106:SER:HB2	52:DT:110:ILE:CD1	2.28	0.60
54:DV:15:GLU:HB3	54:DV:16:PRO:CD	2.27	0.60
58:DZ:80:ARG:HH11	58:DZ:80:ARG:HG3	1.66	0.60
1:AA:472:A:H4'	16:AP:82:GLN:HE22	1.67	0.60

Continued on next page...

Continued from previous page...

Atom-1	Atom-2	Interatomic distance (Å)	Clash overlap (Å)
2:AB:52:GLU:O	2:AB:56:ARG:HG3	2.02	0.60
9:AI:118:LYS:NZ	9:AI:118:LYS:HB3	2.17	0.60
10:AJ:96:ILE:HD13	10:AJ:96:ILE:H	1.66	0.60
12:AL:115:LYS:O	12:AL:117:ARG:HG3	2.01	0.60
13:AM:91:ARG:CB	13:AM:98:VAL:HG22	2.32	0.60
13:AM:117:VAL:HG12	13:AM:118:ALA:N	2.17	0.60
20:AT:13:LEU:HD12	20:AT:14:LYS:N	2.17	0.60
21:AU:12:LYS:HB3	21:AU:17:THR:O	2.02	0.60
22:AV:20:U:H3'	22:AV:21:A:H5'	1.84	0.60
22:AV:42:C:H5'	22:AV:42:C:H6	1.67	0.60
22:AW:39:U:H2'	22:AW:40:C:C5'	2.30	0.60
35:BA:1077:A:OP1	58:BZ:112:ARG:HA	2.02	0.60
37:BC:77:ILE:O	37:BC:77:ILE:HG23	2.01	0.60
38:BD:25:THR:HG21	38:BD:81:ALA:CB	2.32	0.60
45:BK:36:GLU:HG2	45:BK:65:PHE:HZ	1.67	0.60
53:BU:49:HIS:HA	53:BU:52:ARG:HB2	1.83	0.60
1:CA:9:G:H2'	1:CA:10:A:H8	1.66	0.60
7:CG:148:ASN:C	7:CG:150:ALA:H	2.04	0.60
9:CI:66:ARG:HB2	9:CI:66:ARG:HH11	1.66	0.60
9:CI:79:LEU:HD11	9:CI:83:ARG:CZ	2.32	0.60
17:CQ:76:LEU:HG	17:CQ:77:VAL:H	1.67	0.60
24:CY:145:GLU:C	24:CY:147:GLN:H	2.04	0.60
26:D1:46:LEU:CD1	26:D1:61:ARG:HD3	2.31	0.60
34:D9:35:ARG:HG2	34:D9:36:GLN:N	2.17	0.60
35:DA:481:G:OP2	57:DY:47:LYS:HG3	2.02	0.60
41:DG:51:ARG:HH21	41:DG:52:ILE:H	1.50	0.60
42:DH:157:TYR:HE1	42:DH:171:LEU:N	1.98	0.60
59:DI:77:LEU:CD1	59:DI:142:VAL:HA	2.31	0.60
1:AA:40:C:H2'	1:AA:41:G:H8	1.66	0.60
1:AA:390:C:H2'	1:AA:391:G:H8	1.66	0.60
1:AA:674:G:H2'	1:AA:675:A:C8	2.37	0.60
1:AA:826:C:H4'	8:AH:12:ARG:HG3	1.82	0.60
1:AA:1258:G:O2'	1:AA:1259:C:H5'	2.01	0.60
2:AB:135:GLN:O	2:AB:139:LYS:HB2	2.02	0.60
7:AG:113:GLU:HG2	7:AG:119:ARG:HG2	1.84	0.60
7:AG:136:LYS:C	7:AG:138:LYS:H	2.05	0.60
9:AI:99:LEU:HB3	9:AI:101:PHE:CD1	2.37	0.60
12:AL:38:THR:HG22	12:AL:39:VAL:HG23	1.84	0.60
17:AQ:57:VAL:HG21	17:AQ:73:VAL:HG13	1.84	0.60
22:AV:66:U:H2'	22:AV:67:C:C6	2.37	0.60
24:AY:171:VAL:CG1	24:AY:176:ALA:HB1	2.31	0.60

Continued on next page...

Continued from previous page...

Atom-1	Atom-2	Interatomic distance (Å)	Clash overlap (Å)
31:B6:16:CYS:SG	31:B6:48:VAL:HG22	2.42	0.60
35:BA:1464:C:H2'	35:BA:1465:G:H8	1.67	0.60
35:BA:2182:G:H2'	35:BA:2183:C:C6	2.37	0.60
35:BA:2481:G:HO2'	35:BA:2482:G:P	2.24	0.60
35:BA:2888:C:H2'	35:BA:2889:C:H6	1.66	0.60
42:BH:99:VAL:O	42:BH:99:VAL:HG13	2.02	0.60
45:BK:112:MET:N	45:BK:113:PRO:HD2	2.17	0.60
52:BT:27:THR:HG22	52:BT:49:VAL:HB	1.83	0.60
52:BT:117:ASP:OD2	52:BT:120:ARG:HG3	2.02	0.60
1:CA:163:C:H2'	1:CA:164:U:C6	2.36	0.60
13:CM:3:ARG:HA	13:CM:9:ILE:HG13	1.82	0.60
13:CM:68:GLY:HA2	13:CM:71:ARG:HB3	1.83	0.60
28:D3:4:LEU:HD11	28:D3:39:ASP:OD1	2.02	0.60
35:DA:469:G:C2'	35:DA:470:A:H5''	2.31	0.60
35:DA:626:U:H3	48:DP:105:LEU:CB	2.15	0.60
35:DA:1562:A:H2'	35:DA:1563:G:H8	1.67	0.60
35:DA:2801:A:H2'	35:DA:2801:A:N3	2.17	0.60
39:DE:77:ILE:HG22	39:DE:78:LEU:HD23	1.84	0.60
39:DE:79:ARG:HH12	39:DE:195:LEU:HD21	1.67	0.60
41:DG:134:GLY:O	41:DG:135:LEU:HD12	2.02	0.60
42:DH:66:GLY:HA2	42:DH:69:ARG:HB3	1.83	0.60
45:DK:112:MET:N	45:DK:113:PRO:HD2	2.17	0.60
54:DV:5:VAL:HG23	54:DV:37:VAL:HG23	1.83	0.60
1:AA:218:C:H5'	1:AA:470:C:N4	2.17	0.59
1:AA:522:C:H41	12:AL:53:ARG:NH2	2.00	0.59
1:AA:637:G:H2'	1:AA:638:G:H8	1.66	0.59
1:AA:1285:A:H1'	1:AA:1286:A:OP2	2.02	0.59
5:AE:80:ILE:HG22	8:AH:104:ARG:HH21	1.67	0.59
10:AJ:3:LYS:HD3	10:AJ:77:PRO:HG3	1.84	0.59
17:AQ:91:ARG:HG2	17:AQ:91:ARG:NH1	2.17	0.59
19:AS:51:VAL:HG12	19:AS:52:TYR:O	2.01	0.59
22:AW:32:U:O2'	22:AW:33:U:H5'	2.02	0.59
24:AY:205:PHE:CZ	24:AY:307:TRP:HA	2.37	0.59
28:B3:2:PRO:O	28:B3:4:LEU:N	2.34	0.59
31:B6:11:LEU:N	31:B6:11:LEU:HD22	2.17	0.59
35:BA:144:C:O2'	35:BA:145:G:H5'	2.00	0.59
35:BA:315:G:H2'	35:BA:316:C:C6	2.36	0.59
35:BA:545:C:H2'	35:BA:547:A:O4'	2.01	0.59
35:BA:1513:C:H2'	35:BA:1514:U:C6	2.36	0.59
35:BA:2672:G:C3'	35:BA:2673:G:H5''	2.32	0.59
35:BA:2734:A:H5'	35:BA:2735:G:OP2	2.02	0.59

Continued on next page...

Continued from previous page...

Atom-1	Atom-2	Interatomic distance (Å)	Clash overlap (Å)
42:BH:170:ARG:HD2	42:BH:170:ARG:H	1.66	0.59
46:BN:120:LEU:HD13	46:BN:120:LEU:O	2.02	0.59
52:BT:40:THR:O	52:BT:41:ARG:CB	2.50	0.59
54:BV:2:PHE:O	54:BV:3:ALA:HB3	2.01	0.59
56:BX:66:LEU:HD23	56:BX:67:GLY:N	2.17	0.59
58:BZ:68:PRO:O	58:BZ:69:THR:HG23	2.01	0.59
58:BZ:82:ARG:HG3	58:BZ:83:PRO:HD2	1.83	0.59
1:CA:558:G:C3'	1:CA:559:A:H5''	2.26	0.59
1:CA:826:C:H4'	8:CH:12:ARG:HG3	1.82	0.59
1:CA:1321:C:C5'	1:CA:1322:C:H5''	2.31	0.59
8:CH:63:LEU:HB2	8:CH:65:TYR:HE1	1.66	0.59
8:CH:63:LEU:HD22	8:CH:63:LEU:H	1.65	0.59
9:CI:43:ALA:C	9:CI:45:ALA:H	2.04	0.59
24:CY:226:GLU:O	24:CY:254:LEU:N	2.35	0.59
25:D0:32:ARG:H	25:D0:35:ASN:HD22	1.46	0.59
35:DA:535:C:O2'	35:DA:536:A:H5'	2.02	0.59
35:DA:870:A:OP1	49:DQ:6:ARG:HG3	2.02	0.59
35:DA:1145:C:H2'	35:DA:1146:C:H6	1.67	0.59
35:DA:1490:A:H5'	35:DA:1491:G:OP2	2.02	0.59
35:DA:1493:C:H2'	35:DA:1493:C:O2	2.01	0.59
35:DA:2334:G:H21	51:DS:18:ILE:HD11	1.66	0.59
46:DN:96:GLU:OE2	46:DN:96:GLU:N	2.27	0.59
48:DP:148:LEU:HD13	48:DP:148:LEU:N	2.17	0.59
51:DS:79:ALA:C	51:DS:80:LEU:HD12	2.22	0.59
52:DT:27:THR:O	52:DT:28:VAL:CB	2.50	0.59
1:AA:9:G:H2'	1:AA:10:A:H8	1.66	0.59
1:AA:341:C:H2'	1:AA:342:C:H6	1.68	0.59
1:AA:664:G:H22	1:AA:741:G:H1	1.49	0.59
1:AA:718:G:H21	18:AR:49:LYS:NZ	2.00	0.59
1:AA:820:U:H4'	1:AA:821:G:OP2	2.02	0.59
1:AA:1331:G:OP2	13:AM:23:TYR:HD2	1.85	0.59
2:AB:19:HIS:ND1	2:AB:189:ASP:OD2	2.35	0.59
3:AC:105:GLU:HG2	3:AC:106:VAL:N	2.13	0.59
5:AE:8:GLU:HA	5:AE:33:VAL:O	2.02	0.59
10:AJ:62:HIS:H	10:AJ:62:HIS:CD2	2.20	0.59
24:AY:250:ARG:HD3	24:AY:261:THR:HG22	1.83	0.59
26:B1:29:GLY:O	26:B1:31:GLY:N	2.25	0.59
31:B6:17:LYS:HD3	31:B6:17:LYS:C	2.23	0.59
33:B8:23:VAL:CG1	33:B8:46:ARG:HB3	2.32	0.59
35:BA:1079:C:O2	45:BK:129:GLY:HA3	2.02	0.59
35:BA:1796:U:H2'	35:BA:1797:C:C6	2.37	0.59

Continued on next page...

Continued from previous page...

Atom-1	Atom-2	Interatomic distance (Å)	Clash overlap (Å)
45:BK:18:THR:H	45:BK:19:PRO:HD2	1.67	0.59
48:BP:148:LEU:HD13	48:BP:148:LEU:N	2.17	0.59
50:BR:72:ASP:HB3	50:BR:75:LEU:HB2	1.84	0.59
3:CC:63:ASN:HA	3:CC:98:ASN:HB3	1.83	0.59
10:CJ:62:HIS:CD2	10:CJ:62:HIS:H	2.18	0.59
13:CM:3:ARG:HD2	29:D4:60:GLU:CD	2.21	0.59
17:CQ:52:LYS:H	17:CQ:52:LYS:CD	2.13	0.59
34:D9:17:ILE:HD11	35:DA:2754:U:H1'	1.84	0.59
44:DJ:26:UNK:HA	44:DJ:84:UNK:HA	1.83	0.59
57:DY:81:LYS:NZ	57:DY:97:ARG:HG3	2.17	0.59
1:AA:828:A:H2'	1:AA:829:G:O4'	2.02	0.59
1:AA:1133:G:H2'	1:AA:1134:G:C8	2.37	0.59
1:AA:1527:C:O2'	1:AA:1528:U:H5'	2.01	0.59
3:AC:64:VAL:O	3:AC:100:ALA:HB3	2.02	0.59
5:AE:50:GLU:HG3	5:AE:52:PRO:HD2	1.84	0.59
8:AH:11:THR:HA	8:AH:14:ARG:NH1	2.17	0.59
9:AI:14:VAL:O	9:AI:65:VAL:HG23	2.03	0.59
13:AM:15:VAL:O	13:AM:19:LEU:HD23	2.01	0.59
31:B6:37:ARG:O	31:B6:48:VAL:O	2.21	0.59
35:BA:322:A:OP2	40:BF:169:ASN:HB2	2.03	0.59
35:BA:1169:G:H1	35:BA:1180:C:N4	1.97	0.59
35:BA:1625:C:H2'	35:BA:1626:G:O4'	2.01	0.59
35:BA:2334:G:H21	51:BS:18:ILE:CD1	2.16	0.59
36:BB:45:A:H1'	41:BG:95:ARG:NH2	2.17	0.59
38:BD:21:PHE:O	38:BD:24:ILE:HG22	2.02	0.59
40:BF:113:ALA:HB1	40:BF:186:ILE:HG21	1.84	0.59
46:BN:35:ARG:O	46:BN:42:TRP:CZ3	2.55	0.59
51:BS:36:TYR:N	51:BS:36:TYR:HD1	1.98	0.59
54:BV:6:LYS:HA	54:BV:11:GLN:HA	1.84	0.59
54:BV:38:LEU:HD23	54:BV:39:LEU:N	2.18	0.59
54:BV:46:VAL:HG13	54:BV:47:VAL:N	2.18	0.59
1:CA:688:G:H2'	1:CA:689:C:H6	1.66	0.59
1:CA:848:C:H2'	1:CA:849:C:C6	2.38	0.59
1:CA:1126:U:O2'	1:CA:1127:G:H5'	2.02	0.59
4:CD:199:ASN:OD1	4:CD:201:GLN:HB2	2.01	0.59
10:CJ:50:ILE:H	10:CJ:50:ILE:CD1	1.96	0.59
12:CL:83:VAL:HG21	12:CL:100:ILE:HG23	1.84	0.59
22:CW:53:G:N3	22:CW:54:U:H5	2.00	0.59
25:D0:43:THR:O	25:D0:43:THR:HG23	2.02	0.59
27:D2:10:LEU:HD21	27:D2:59:ARG:HD2	1.83	0.59
34:D9:15:LYS:HZ3	35:DA:2753:A:H1'	1.68	0.59

Continued on next page...

Continued from previous page...

Atom-1	Atom-2	Interatomic distance (Å)	Clash overlap (Å)
35:DA:1131:G:OP2	35:DA:2515:C:H4'	2.01	0.59
35:DA:1169:G:H1	35:DA:1180:C:N4	1.94	0.59
36:DB:65:C:H2'	36:DB:109:C:N4	2.16	0.59
37:DC:77:ILE:HB	37:DC:121:GLY:O	2.01	0.59
38:DD:147:LEU:HD11	38:DD:183:ARG:NH1	2.18	0.59
41:DG:139:LEU:HD23	41:DG:139:LEU:H	1.67	0.59
42:DH:97:ARG:HA	42:DH:125:VAL:HG11	1.84	0.59
46:DN:133:GLN:O	46:DN:134:ARG:HB3	2.02	0.59
50:DR:10:LEU:HB3	50:DR:17:ARG:NE	2.18	0.59
52:DT:40:THR:O	52:DT:41:ARG:CB	2.50	0.59
54:DV:38:LEU:HD23	54:DV:39:LEU:N	2.17	0.59
55:DW:1:MET:C	55:DW:64:MET:HE3	2.22	0.59
55:DW:92:ARG:HH11	55:DW:92:ARG:HG2	1.66	0.59
1:AA:737:A:H2'	1:AA:738:C:C6	2.37	0.59
1:AA:1116:C:H2'	1:AA:1117:G:C5'	2.28	0.59
1:AA:1150:U:H4'	10:AJ:41:PRO:HG3	1.85	0.59
1:AA:1396:A:C4'	1:AA:1398:A:H1'	2.31	0.59
7:AG:154:TYR:O	7:AG:156:TRP:N	2.32	0.59
19:AS:9:VAL:O	19:AS:11:VAL:N	2.35	0.59
26:B1:86:SER:CB	26:B1:90:ILE:HG12	2.18	0.59
27:B2:57:ILE:HG22	27:B2:61:LEU:CD2	2.31	0.59
35:BA:324:A:O2'	35:BA:325:G:H5'	2.02	0.59
35:BA:2689:U:H5''	35:BA:2690:C:H5'	1.83	0.59
41:BG:109:VAL:HG21	41:BG:142:PRO:HG3	1.85	0.59
41:BG:174:GLU:OE2	41:BG:180:PHE:HB2	2.02	0.59
46:BN:89:LYS:O	46:BN:93:THR:HG22	2.01	0.59
46:BN:133:GLN:O	46:BN:134:ARG:HB3	2.02	0.59
48:BP:125:VAL:HG11	48:BP:138:LEU:HD21	1.85	0.59
50:BR:2:ARG:NH1	50:BR:5:LYS:HZ1	2.00	0.59
50:BR:11:ASN:CG	50:BR:12:ARG:H	2.03	0.59
52:BT:62:THR:CG2	52:BT:75:ILE:HG12	2.31	0.59
55:BW:64:MET:O	55:BW:65:LEU:HB3	2.02	0.59
1:CA:572:A:H5''	1:CA:917:G:H4'	1.85	0.59
1:CA:735:C:O2'	1:CA:736:C:H5'	2.01	0.59
1:CA:1096:C:O2'	1:CA:1097:C:H5'	2.02	0.59
8:CH:1:MET:HE1	8:CH:3:THR:HG23	1.84	0.59
8:CH:12:ARG:NH1	8:CH:27:PRO:HD3	2.17	0.59
9:CI:128:ARG:OXT	9:CI:128:ARG:HG2	2.02	0.59
11:CK:115:PRO:C	11:CK:117:ASN:H	2.05	0.59
24:CY:16:TYR:HA	24:CY:55:LEU:CD1	2.23	0.59
29:D4:50:THR:HG22	29:D4:51:TYR:N	2.18	0.59

Continued on next page...

Continued from previous page...

Atom-1	Atom-2	Interatomic distance (Å)	Clash overlap (Å)
31:D6:22:ALA:HB2	31:D6:39:TYR:CE2	2.37	0.59
35:DA:1504:C:C3'	35:DA:1505:C:H5''	2.32	0.59
45:DK:125:ARG:C	45:DK:127:ILE:H	2.05	0.59
52:DT:28:VAL:HG22	52:DT:47:GLY:H	1.66	0.59
1:AA:356:A:H2	1:AA:357:G:H1'	1.67	0.59
1:AA:499:A:H4'	1:AA:500:G:OP1	2.02	0.59
1:AA:918:A:H2'	1:AA:919:A:H8	1.66	0.59
2:AB:18:GLY:H	2:AB:42:ILE:CG2	2.11	0.59
4:AD:108:LEU:O	4:AD:110:PHE:HD1	1.84	0.59
8:AH:10:LEU:HD13	8:AH:83:ILE:HD11	1.85	0.59
8:AH:11:THR:CG2	8:AH:15:ASN:HD21	2.13	0.59
9:AI:128:ARG:HG2	9:AI:128:ARG:OXT	2.02	0.59
24:AY:177:TYR:CZ	24:AY:212:PRO:HD3	2.38	0.59
27:B2:4:SER:HA	27:B2:7:ARG:HD3	1.85	0.59
35:BA:1001:A:H2'	35:BA:1002:G:O4'	2.02	0.59
35:BA:1531:C:H3'	35:BA:1532:C:H5'	1.84	0.59
35:BA:2039:C:O2'	35:BA:2040:C:H5'	2.03	0.59
40:BF:65:TRP:HB3	40:BF:66:PRO:CD	2.32	0.59
40:BF:167:ALA:O	40:BF:170:LEU:HB2	2.01	0.59
42:BH:13:LYS:HE2	42:BH:13:LYS:CA	2.26	0.59
46:BN:40:PRO:O	53:BU:64:ARG:HG3	2.03	0.59
48:BP:52:GLU:HA	48:BP:52:GLU:OE1	2.01	0.59
58:BZ:61:LEU:HD22	58:BZ:61:LEU:N	2.17	0.59
58:BZ:61:LEU:HD23	58:BZ:65:GLN:O	2.03	0.59
1:CA:105:G:H2'	1:CA:106:C:C6	2.38	0.59
1:CA:337:C:H2'	1:CA:338:A:H8	1.68	0.59
1:CA:360:A:H2'	1:CA:361:G:C8	2.38	0.59
1:CA:875:C:H1'	8:CH:15:ASN:OD1	2.02	0.59
1:CA:1148:U:H2'	1:CA:1149:C:O4'	2.02	0.59
1:CA:1428:A:H2'	1:CA:1429:C:C6	2.38	0.59
7:CG:12:LEU:HD11	7:CG:25:ALA:HB2	1.85	0.59
9:CI:17:VAL:CG1	9:CI:81:ILE:HD13	2.32	0.59
9:CI:99:LEU:HB3	9:CI:101:PHE:CD1	2.37	0.59
12:CL:27:LEU:HG	12:CL:28:LYS:HG3	1.83	0.59
13:CM:15:VAL:O	13:CM:19:LEU:HD23	2.01	0.59
20:CT:38:LYS:HA	20:CT:41:ILE:HD11	1.83	0.59
25:D0:14:ARG:HB2	25:D0:14:ARG:CZ	2.33	0.59
29:D4:48:ILE:HD12	29:D4:48:ILE:N	2.16	0.59
31:D6:13:CYS:O	31:D6:21:TYR:HA	2.01	0.59
32:D7:45:ALA:O	32:D7:46:VAL:HG23	2.02	0.59
33:D8:2:PRO:HA	35:DA:591:C:O2	2.03	0.59

Continued on next page...

Continued from previous page...

Atom-1	Atom-2	Interatomic distance (Å)	Clash overlap (Å)
34:D9:27:CYS:SG	34:D9:29:ASN:ND2	2.76	0.59
35:DA:1349:A:N6	35:DA:1598:C:H42	2.01	0.59
35:DA:2340:G:O2'	35:DA:2341:G:H5'	2.03	0.59
38:DD:235:GLY:C	38:DD:237:GLU:H	2.06	0.59
39:DE:132:HIS:CB	39:DE:135:HIS:NE2	2.61	0.59
40:DF:2:LYS:O	40:DF:24:LEU:HG	2.03	0.59
40:DF:10:PRO:HA	40:DF:128:ALA:HB2	1.83	0.59
40:DF:136:THR:HG23	40:DF:137:LYS:N	2.17	0.59
41:DG:137:GLU:HG2	41:DG:152:LEU:HD21	1.84	0.59
45:DK:99:ILE:O	45:DK:139:VAL:HG23	2.02	0.59
48:DP:50:ARG:HD3	48:DP:51:PHE:HB2	1.84	0.59
53:DU:91:ASP:CG	53:DU:96:ALA:HB2	2.23	0.59
57:DY:28:LYS:NZ	57:DY:28:LYS:N	2.42	0.59
57:DY:74:PRO:O	57:DY:75:ILE:HB	2.03	0.59
1:AA:66:G:H4'	1:AA:173:U:C5	2.38	0.59
1:AA:501:C:H2'	1:AA:502:G:H8	1.67	0.59
1:AA:965:A:C2	1:AA:969:A:C2	2.90	0.59
1:AA:1017:G:H2'	1:AA:1018:C:C6	2.37	0.59
1:AA:1065:U:H1'	1:AA:1066:C:OP2	2.00	0.59
1:AA:1112:C:O2	3:AC:179:ARG:HG2	2.03	0.59
1:AA:1313:U:OP1	19:AS:6:LYS:HG3	2.01	0.59
1:AA:1493:A:C2'	1:AA:1494:G:H5''	2.33	0.59
4:AD:30:LYS:C	4:AD:32:ALA:N	2.55	0.59
5:AE:72:GLN:O	5:AE:73:ASN:CB	2.50	0.59
14:AN:25:VAL:HG23	14:AN:38:GLY:O	2.03	0.59
19:AS:29:ARG:O	19:AS:31:ILE:HG22	2.01	0.59
19:AS:41:VAL:O	19:AS:44:MET:SD	2.61	0.59
25:B0:51:VAL:CG2	25:B0:80:HIS:HA	2.28	0.59
26:B1:30:VAL:HA	35:BA:2395:C:O2'	2.02	0.59
28:B3:3:ARG:CB	28:B3:36:VAL:HB	2.23	0.59
33:B8:10:ALA:HB2	33:B8:59:LYS:NZ	2.17	0.59
33:B8:30:ARG:NE	35:BA:2419:U:O4	2.34	0.59
35:BA:1145:C:H2'	35:BA:1146:C:H6	1.68	0.59
35:BA:1528(A):A:C3'	35:BA:1529:G:H5''	2.32	0.59
35:BA:1577:C:H2'	35:BA:1578:U:C6	2.38	0.59
35:BA:1805:U:O2	38:BD:50:THR:HB	2.01	0.59
35:BA:2193:G:H2'	35:BA:2194:G:H8	1.66	0.59
35:BA:2758:A:C3'	35:BA:2759:G:H5''	2.33	0.59
35:BA:2801:A:H2'	35:BA:2801:A:N3	2.17	0.59
35:BA:2844:G:H3'	35:BA:2845:G:H8	1.68	0.59
40:BF:3:GLU:HA	40:BF:24:LEU:CD2	2.33	0.59

Continued on next page...

Continued from previous page...

Atom-1	Atom-2	Interatomic distance (Å)	Clash overlap (Å)
40:BF:136:THR:HG23	40:BF:137:LYS:N	2.18	0.59
41:BG:39:ILE:CD1	41:BG:60:LEU:HD11	2.33	0.59
43:BI:38:LEU:HD13	43:BI:39:ALA:H	1.67	0.59
52:BT:107:ASP:CG	52:BT:108:ARG:H	2.04	0.59
56:BX:12:VAL:H	56:BX:28:PHE:HA	1.68	0.59
58:BZ:117:LEU:H	58:BZ:117:LEU:CD2	2.14	0.59
1:CA:375:U:OP1	16:CP:69:THR:HG21	2.02	0.59
1:CA:499:A:H4'	1:CA:500:G:OP1	2.02	0.59
25:D0:32:ARG:N	25:D0:35:ASN:HD22	2.00	0.59
31:D6:27:LYS:HE3	35:DA:2285:C:C5	2.36	0.59
35:DA:590:A:H2'	35:DA:591:C:C6	2.37	0.59
35:DA:654(K):C:H4'	35:DA:654(L):G:O5'	2.02	0.59
35:DA:2716:U:O2'	35:DA:2717:G:H5'	2.02	0.59
35:DA:2864:G:OP1	52:DT:119:LYS:HE2	2.02	0.59
38:DD:25:THR:HG21	38:DD:81:ALA:CB	2.33	0.59
39:DE:132:HIS:ND1	39:DE:135:HIS:NE2	2.46	0.59
41:DG:85:GLY:C	41:DG:87:PRO:HD2	2.23	0.59
41:DG:159:VAL:HG23	41:DG:159:VAL:O	2.02	0.59
48:DP:91:PHE:CE2	48:DP:95:VAL:HG12	2.37	0.59
52:DT:80:SER:OG	52:DT:81:PRO:HD3	2.02	0.59
1:AA:27:G:H2'	1:AA:28:G:H8	1.68	0.59
1:AA:939:G:H5''	7:AG:102:ARG:CZ	2.32	0.59
3:AC:157:ILE:CD1	3:AC:166:GLU:HB2	2.32	0.59
5:AE:132:ALA:O	5:AE:135:THR:HB	2.03	0.59
7:AG:12:LEU:CD1	7:AG:25:ALA:HB2	2.33	0.59
10:AJ:16:LEU:C	10:AJ:18:ALA:H	2.06	0.59
19:AS:79:THR:O	19:AS:80:TYR:CB	2.50	0.59
22:AW:1:G:H2'	22:AW:1:G:N3	2.18	0.59
25:B0:12:ASN:O	25:B0:14:ARG:N	2.36	0.59
26:B1:71:TYR:OH	43:BI:27:ARG:HG2	2.03	0.59
35:BA:590:A:H2'	35:BA:591:C:C6	2.37	0.59
35:BA:1174:A:H5''	35:BA:1175:U:C5'	2.33	0.59
36:BB:65:C:H2'	36:BB:109:C:N4	2.18	0.59
38:BD:238:GLY:O	38:BD:239:ARG:O	2.21	0.59
38:BD:244:ARG:HD2	38:BD:245:PRO:CB	2.33	0.59
38:BD:261:LYS:HB2	38:BD:261:LYS:NZ	2.18	0.59
41:BG:111:LEU:HB3	41:BG:117:PHE:CE2	2.37	0.59
42:BH:90:LYS:O	42:BH:94:TYR:HB2	2.01	0.59
50:BR:59:ASP:N	50:BR:59:ASP:OD2	2.36	0.59
54:BV:64:HIS:ND1	54:BV:92:THR:CG2	2.62	0.59
1:CA:59:A:H2'	1:CA:59:A:N3	2.16	0.59

Continued on next page...

Continued from previous page...

Atom-1	Atom-2	Interatomic distance (Å)	Clash overlap (Å)
1:CA:370:C:O2	1:CA:370:C:C2'	2.50	0.59
1:CA:473:G:H2'	1:CA:474:G:C8	2.38	0.59
1:CA:825:G:C1'	8:CH:2:LEU:HD21	2.33	0.59
1:CA:1319:A:OP2	19:CS:5:LEU:HD21	2.02	0.59
3:CC:70:VAL:O	3:CC:106:VAL:HG23	2.03	0.59
8:CH:12:ARG:HH12	8:CH:27:PRO:HD3	1.67	0.59
15:CO:61:GLY:O	15:CO:65:ARG:HD3	2.02	0.59
15:CO:82:ILE:HG23	15:CO:83:GLU:N	2.18	0.59
22:CW:24:G:O2'	22:CW:25:C:H5'	2.02	0.59
35:DA:1001:A:H2'	35:DA:1002:G:O4'	2.03	0.59
35:DA:1090:U:H2'	35:DA:1091:G:H8	1.67	0.59
35:DA:1651:G:OP1	50:DR:40:LYS:HE3	2.01	0.59
35:DA:2262:U:H2'	35:DA:2263:C:H5''	1.84	0.59
35:DA:2617:C:C2'	35:DA:2618:G:H5'	2.33	0.59
35:DA:2672:G:C3'	35:DA:2673:G:H5''	2.33	0.59
40:DF:53:THR:HG22	40:DF:56:GLU:OE2	2.02	0.59
40:DF:167:ALA:O	40:DF:170:LEU:HB2	2.01	0.59
51:DS:26:LEU:HA	51:DS:39:ILE:HD13	1.84	0.59
1:AA:27:G:H2'	1:AA:28:G:C8	2.38	0.59
1:AA:79:G:N2	1:AA:91:C:H41	2.01	0.59
1:AA:875:C:H1'	8:AH:15:ASN:OD1	2.02	0.59
1:AA:1126:U:O2'	1:AA:1127:G:H5'	2.03	0.59
3:AC:90:GLU:O	3:AC:93:LYS:HB2	2.03	0.59
9:AI:118:LYS:O	9:AI:119:ALA:HB3	2.01	0.59
22:AV:20:U:H2'	22:AV:21:A:H5'	1.84	0.59
27:B2:24:LEU:O	27:B2:28:LYS:HG2	2.03	0.59
35:BA:654(L):G:H2'	35:BA:654(M):C:C1'	2.32	0.59
35:BA:855:G:H2'	35:BA:856:C:C6	2.37	0.59
35:BA:1240:U:O2'	35:BA:1241:A:H5'	2.02	0.59
35:BA:1511:C:H2'	35:BA:1512:U:O4'	2.03	0.59
35:BA:1528(A):A:H2'	35:BA:1529:G:C5'	2.29	0.59
35:BA:2165:G:H2'	35:BA:2166:G:C8	2.38	0.59
42:BH:35:VAL:O	42:BH:37:VAL:N	2.36	0.59
48:BP:132:LYS:O	48:BP:136:GLU:HG2	2.03	0.59
50:BR:97:VAL:HG22	50:BR:114:VAL:HG22	1.83	0.59
51:BS:88:ASP:OD2	51:BS:89:ARG:N	2.35	0.59
53:BU:102:GLU:HG3	54:BV:2:PHE:CE1	2.38	0.59
54:BV:24:LYS:HA	54:BV:92:THR:CG2	2.33	0.59
57:BY:81:LYS:NZ	57:BY:97:ARG:HG3	2.17	0.59
58:BZ:117:LEU:O	58:BZ:117:LEU:HG	2.03	0.59
58:BZ:150:LEU:H	58:BZ:150:LEU:HD13	1.67	0.59

Continued on next page...

Continued from previous page...

Atom-1	Atom-2	Interatomic distance (Å)	Clash overlap (Å)
1:CA:840:C:H5''	1:CA:841:U:OP1	2.03	0.59
1:CA:1017:G:H2'	1:CA:1018:C:C6	2.37	0.59
1:CA:1124:G:O2'	10:CJ:38:ILE:HG21	2.02	0.59
2:CB:153:ARG:HG3	2:CB:154:LEU:N	2.17	0.59
4:CD:119:GLN:HE21	4:CD:123:HIS:CD2	2.21	0.59
6:CF:10:LEU:HD12	6:CF:10:LEU:N	2.18	0.59
6:CF:50:TYR:CE1	18:CR:77:GLY:HA2	2.38	0.59
16:CP:82:GLN:NE2	16:CP:82:GLN:N	2.50	0.59
33:D8:23:VAL:CG1	33:D8:46:ARG:HB3	2.30	0.59
35:DA:284:U:H2'	35:DA:285:C:C6	2.38	0.59
35:DA:1286:A:O2'	35:DA:1288:U:OP2	2.16	0.59
35:DA:1437:C:H2'	35:DA:1438:U:C6	2.37	0.59
35:DA:1513:C:H2'	35:DA:1514:U:C6	2.37	0.59
35:DA:2178:C:H5''	37:DC:46:LYS:HG2	1.85	0.59
38:DD:243:GLY:O	38:DD:244:ARG:HB3	2.02	0.59
40:DF:3:GLU:CG	40:DF:19:GLU:HB2	2.21	0.59
40:DF:18:ARG:HG2	40:DF:19:GLU:N	2.17	0.59
42:DH:28:GLY:HA3	42:DH:79:VAL:CG2	2.28	0.59
48:DP:147:LEU:HB2	48:DP:148:LEU:HD13	1.83	0.59
52:DT:28:VAL:HG22	52:DT:46:GLU:C	2.22	0.59
52:DT:107:ASP:CG	52:DT:108:ARG:H	2.06	0.59
53:DU:8:VAL:HG12	53:DU:9:VAL:N	2.15	0.59
53:DU:57:PHE:O	53:DU:58:ARG:C	2.41	0.59
58:DZ:146:ILE:HG13	58:DZ:147:GLY:N	2.16	0.59
58:DZ:165:VAL:CG1	58:DZ:166:SER:H	2.11	0.59
1:AA:1105:A:H2'	1:AA:1106:G:C8	2.36	0.59
1:AA:1154:G:H2'	1:AA:1155:G:H8	1.67	0.59
22:AW:36:A:H2'	22:AW:37:A:O4'	2.03	0.59
24:AY:192:PRO:HB3	24:AY:199:GLY:O	2.02	0.59
35:BA:528:A:H2	35:BA:2043:C:C5'	2.16	0.59
35:BA:574:C:N3	39:BE:145:LYS:HE2	2.17	0.59
35:BA:1020:A:N1	35:BA:1141:U:H2'	2.18	0.59
35:BA:2196:C:O2'	35:BA:2197:U:H5'	2.01	0.59
35:BA:2577:A:H5''	35:BA:2578:G:H5'	1.85	0.59
35:BA:2584:U:C2	35:BA:2585:U:H5	2.20	0.59
38:BD:33:LEU:O	38:BD:36:PRO:HD3	2.03	0.59
38:BD:182:LEU:HB2	38:BD:271:ILE:O	2.02	0.59
1:CA:1004:A:O2'	1:CA:1038:C:H1'	2.03	0.59
1:CA:1041:A:H2'	1:CA:1042:G:H8	1.67	0.59
1:CA:1154:G:H2'	1:CA:1155:G:H8	1.68	0.59
2:CB:172:ILE:HD12	2:CB:172:ILE:N	2.07	0.59

Continued on next page...

Continued from previous page...

Atom-1	Atom-2	Interatomic distance (Å)	Clash overlap (Å)
4:CD:138:TYR:HD2	4:CD:139:ARG:N	2.00	0.59
10:CJ:4:ILE:HG12	10:CJ:100:THR:CG2	2.33	0.59
13:CM:117:VAL:HG12	13:CM:118:ALA:N	2.18	0.59
24:CY:227:LEU:HA	24:CY:252:VAL:O	2.03	0.59
35:DA:1177:A:H4'	35:DA:1178:C:C6	2.38	0.59
35:DA:1436:G:C3'	35:DA:1437:C:H5''	2.33	0.59
35:DA:2308:G:H21	41:DG:79:ASN:ND2	2.00	0.59
35:DA:2483:C:H3'	35:DA:2484:G:H5''	1.85	0.59
35:DA:2795:G:H2'	35:DA:2795:G:N3	2.16	0.59
41:DG:93:THR:O	41:DG:94:LEU:HD23	2.03	0.59
46:DN:120:LEU:HD13	46:DN:120:LEU:O	2.03	0.59
48:DP:107:LYS:O	48:DP:109:GLY:N	2.36	0.59
52:DT:82:LEU:O	52:DT:84:GLN:N	2.35	0.59
54:DV:61:VAL:HG22	54:DV:61:VAL:O	2.03	0.59
58:DZ:109:ALA:HB3	58:DZ:144:LEU:O	2.03	0.59
1:AA:359:U:H2'	1:AA:360:A:C8	2.38	0.59
1:AA:1060:C:C5	3:AC:2:GLY:HA2	2.38	0.59
2:AB:153:ARG:HG3	2:AB:154:LEU:N	2.16	0.59
3:AC:70:VAL:CG1	3:AC:71:ALA:H	2.15	0.59
6:AF:100:ASN:HD21	18:AR:23:LYS:HE3	1.68	0.59
11:AK:12:ARG:HG2	11:AK:13:GLN:N	2.18	0.59
16:AP:75:ARG:C	16:AP:78:GLY:H	2.06	0.59
20:AT:94:ALA:O	20:AT:95:ALA:HB3	2.02	0.59
24:AY:25:ARG:C	24:AY:28:GLU:HB2	2.23	0.59
25:B0:49:LYS:H	25:B0:80:HIS:CB	2.16	0.59
33:B8:59:LYS:CD	48:BP:50:ARG:HG3	2.31	0.59
35:BA:654(K):C:H4'	35:BA:654(L):G:O5'	2.03	0.59
35:BA:754:C:H2'	35:BA:755:C:H6	1.67	0.59
35:BA:1437:C:H2'	35:BA:1438:U:C6	2.38	0.59
35:BA:2134:A:H2	35:BA:2159:G:H1'	1.68	0.59
38:BD:25:THR:HG22	38:BD:82:ILE:O	2.03	0.59
39:BE:103:ASP:OD2	39:BE:201:THR:HA	2.03	0.59
40:BF:9:ILE:HG23	40:BF:13:SER:O	2.03	0.59
40:BF:134:GLY:HA3	40:BF:165:ARG:HD2	1.83	0.59
43:BI:75:LEU:HD23	43:BI:76:THR:N	2.18	0.59
48:BP:50:ARG:HD3	48:BP:51:PHE:HB2	1.85	0.59
52:BT:118:ARG:CD	52:BT:118:ARG:H	2.15	0.59
54:BV:39:LEU:HD12	54:BV:47:VAL:HG11	1.84	0.59
58:BZ:171:ILE:O	58:BZ:172:ALA:HB2	2.01	0.59
1:CA:627:G:H2'	1:CA:628:G:H8	1.68	0.59
2:CB:19:HIS:ND1	2:CB:189:ASP:OD2	2.34	0.59

Continued on next page...

Continued from previous page...

Atom-1	Atom-2	Interatomic distance (Å)	Clash overlap (Å)
3:CC:113:ALA:HB3	3:CC:114:PRO:HD3	1.85	0.59
6:CF:100:ASN:HD21	18:CR:23:LYS:HE3	1.68	0.59
12:CL:90:VAL:O	12:CL:91:LYS:HB3	2.02	0.59
19:CS:6:LYS:HG2	19:CS:7:LYS:HE3	1.84	0.59
22:CW:46:G:O2'	22:CW:47:U:H5''	2.03	0.59
26:D1:44:PRO:HA	35:DA:396:G:O3'	2.03	0.59
33:D8:32:LEU:HD11	35:DA:2392:A:OP1	2.02	0.59
35:DA:330:A:O2'	35:DA:331:A:H8	1.86	0.59
35:DA:1464:C:HO2'	35:DA:1528:A:H8	1.50	0.59
37:DC:103:ILE:C	37:DC:105:ASP:H	2.04	0.59
38:DD:64:ILE:HD12	38:DD:64:ILE:N	2.17	0.59
39:DE:49:LEU:HD12	39:DE:49:LEU:N	2.17	0.59
48:DP:132:LYS:O	48:DP:136:GLU:HG2	2.03	0.59
57:DY:30:VAL:HG12	57:DY:31:LEU:N	2.18	0.59
57:DY:44:ILE:O	57:DY:62:GLU:HB3	2.02	0.59
58:DZ:104:PHE:HB3	58:DZ:141:VAL:HG11	1.85	0.59
1:AA:56:U:O2'	59:DI:82:ARG:NH2	2.36	0.58
1:AA:106:C:H2'	1:AA:107:G:H8	1.68	0.58
1:AA:353:A:H5'	1:AA:353:A:H8	1.68	0.58
1:AA:977:A:O2'	1:AA:978:A:H5'	2.03	0.58
2:AB:178:ARG:HH22	2:AB:196:LEU:CA	2.03	0.58
3:AC:175:LEU:HD12	3:AC:175:LEU:H	1.68	0.58
4:AD:119:GLN:HE21	4:AD:123:HIS:CD2	2.21	0.58
12:AL:37:CYS:SG	12:AL:81:SER:HB2	2.43	0.58
12:AL:90:VAL:HG12	12:AL:90:VAL:O	2.02	0.58
26:B1:62:VAL:HG22	26:B1:63:ALA:H	1.67	0.58
30:B5:46:CYS:SG	30:B5:47:PRO:HD2	2.43	0.58
35:BA:1504:C:C3'	35:BA:1505:C:H5''	2.32	0.58
35:BA:2892:A:H3'	35:BA:2893:G:C5'	2.33	0.58
48:BP:13:ASN:N	48:BP:13:ASN:HD22	2.00	0.58
58:BZ:128:VAL:HG23	58:BZ:160:GLY:O	2.03	0.58
1:CA:218:C:H5'	1:CA:470:C:N4	2.18	0.58
1:CA:355:C:C2	1:CA:356:A:N7	2.71	0.58
1:CA:1320:C:C2	19:CS:72:GLY:HA3	2.38	0.58
1:CA:1330:U:H3'	1:CA:1331:G:O4'	2.02	0.58
10:CJ:9:ARG:CZ	10:CJ:95:GLU:HG2	2.33	0.58
10:CJ:58:ASP:O	10:CJ:59:SER:C	2.41	0.58
24:CY:205:PHE:CE2	24:CY:307:TRP:HA	2.38	0.58
24:CY:223:LYS:HB2	24:CY:226:GLU:CG	2.33	0.58
24:CY:332:ASP:HB2	24:CY:335:ASN:CB	2.32	0.58
28:D3:46:ASN:O	28:D3:50:VAL:HG22	2.03	0.58

Continued on next page...

Continued from previous page...

Atom-1	Atom-2	Interatomic distance (Å)	Clash overlap (Å)
31:D6:36:LEU:HD13	31:D6:50:ARG:NH1	2.17	0.58
31:D6:38:LYS:HD2	35:DA:2344:U:OP1	2.03	0.58
35:DA:141:A:N3	35:DA:141:A:H2'	2.18	0.58
49:DQ:109:VAL:HG13	49:DQ:113:GLN:OE1	2.03	0.58
50:DR:10:LEU:CD2	50:DR:17:ARG:HD2	2.32	0.58
56:DX:27:THR:HB	56:DX:80:ILE:HG22	1.84	0.58
57:DY:7:VAL:HB	57:DY:8:LYS:HZ2	1.68	0.58
57:DY:28:LYS:N	57:DY:28:LYS:HE3	2.17	0.58
1:AA:416:G:OP1	35:DA:2153:G:O3'	2.20	0.58
2:AB:92:TYR:HE2	2:AB:151:GLY:HA3	1.68	0.58
3:AC:167:TRP:O	3:AC:168:ALA:CB	2.51	0.58
6:AF:14:LEU:HD22	6:AF:18:GLN:NE2	2.17	0.58
15:AO:62:GLN:O	15:AO:66:LEU:HD13	2.04	0.58
16:AP:71:ARG:HH11	16:AP:71:ARG:HB3	1.68	0.58
24:AY:253:HIS:HE1	24:AY:255:PRO:HB2	1.68	0.58
35:BA:150:C:H2'	35:BA:151:C:H6	1.67	0.58
35:BA:943:U:OP2	48:BP:38:GLN:CD	2.41	0.58
35:BA:1082:U:H5'	45:BK:117:THR:CG2	2.32	0.58
35:BA:1678:G:N2	35:BA:1989:G:H22	2.01	0.58
35:BA:2121:G:H2'	35:BA:2122:U:C5'	2.34	0.58
35:BA:2174:C:H2'	35:BA:2175:C:O4'	2.03	0.58
35:BA:2661:G:H2'	35:BA:2662:A:C8	2.37	0.58
36:BB:97:G:C2'	36:BB:98:G:H5'	2.33	0.58
38:BD:158:ALA:HB3	38:BD:161:THR:HG21	1.84	0.58
39:BE:77:ILE:HG22	39:BE:78:LEU:HD23	1.85	0.58
40:BF:8:GLN:HB2	40:BF:125:LEU:O	2.03	0.58
42:BH:47:GLU:HB2	42:BH:51:ARG:HH21	1.68	0.58
42:BH:54:ARG:HG2	42:BH:54:ARG:NH1	2.19	0.58
43:BI:29:TYR:CD1	43:BI:33:ARG:HD2	2.38	0.58
48:BP:105:LEU:HD12	48:BP:105:LEU:N	2.18	0.58
48:BP:107:LYS:O	48:BP:109:GLY:N	2.36	0.58
49:BQ:33:GLY:HA2	49:BQ:105:GLU:HA	1.85	0.58
54:BV:34:GLU:O	54:BV:36:PRO:HD3	2.03	0.58
54:BV:61:VAL:HG22	54:BV:61:VAL:O	2.03	0.58
58:BZ:45:ASP:O	58:BZ:49:ARG:HB2	2.02	0.58
1:CA:1010:G:N2	1:CA:1020:U:H1'	2.19	0.58
1:CA:1133:G:H2'	1:CA:1134:G:C8	2.38	0.58
3:CC:178:LEU:O	3:CC:180:ALA:N	2.36	0.58
8:CH:89:PRO:HA	8:CH:92:ARG:NH1	2.17	0.58
16:CP:43:LYS:HG3	16:CP:48:TRP:CE3	2.37	0.58
24:CY:319:ASN:O	24:CY:320:TYR:HB3	2.03	0.58

Continued on next page...

Continued from previous page...

Atom-1	Atom-2	Interatomic distance (Å)	Clash overlap (Å)
25:D0:53:MET:HB3	25:D0:59:LEU:CD2	2.30	0.58
28:D3:1:MET:SD	28:D3:38:GLU:HG3	2.43	0.58
35:DA:285:C:C3'	35:DA:286:C:H5''	2.33	0.58
35:DA:613:G:C8	35:DA:613:G:H5'	2.37	0.58
35:DA:2679:A:H4'	39:DE:165:VAL:HG11	1.85	0.58
39:DE:66:HIS:C	39:DE:66:HIS:CD2	2.76	0.58
40:DF:88:VAL:HG11	40:DF:91:GLY:HA3	1.84	0.58
40:DF:116:ASP:O	40:DF:120:GLU:HG3	2.02	0.58
40:DF:134:GLY:HA3	40:DF:165:ARG:HD2	1.83	0.58
47:DO:64:ARG:O	47:DO:82:ASN:HA	2.03	0.58
48:DP:112:LEU:CD2	48:DP:114:ILE:HD12	2.33	0.58
55:DW:12:ILE:HB	55:DW:42:ARG:HH12	1.68	0.58
1:AA:59:A:H2'	1:AA:59:A:N3	2.17	0.58
1:AA:254:G:O2'	1:AA:255:G:H5'	2.03	0.58
1:AA:272:C:H2'	1:AA:273:A:C8	2.38	0.58
1:AA:1124:G:O2'	10:AJ:38:ILE:HG21	2.04	0.58
3:AC:157:ILE:HD11	3:AC:166:GLU:N	2.18	0.58
8:AH:1:MET:HE1	8:AH:3:THR:HG23	1.84	0.58
8:AH:39:LEU:O	8:AH:44:PHE:HB2	2.04	0.58
9:AI:17:VAL:CG1	9:AI:81:ILE:HD13	2.32	0.58
9:AI:43:ALA:C	9:AI:45:ALA:H	2.06	0.58
10:AJ:20:ALA:O	10:AJ:24:VAL:HG23	2.03	0.58
10:AJ:48:THR:HG23	10:AJ:62:HIS:HB3	1.83	0.58
22:AW:16:U:OP1	22:AW:17:C:H4'	2.02	0.58
35:BA:1436:G:C3'	35:BA:1437:C:H5''	2.33	0.58
41:BG:103:LEU:O	41:BG:106:LEU:HB3	2.04	0.58
50:BR:10:LEU:HB3	50:BR:17:ARG:NE	2.18	0.58
51:BS:89:ARG:HD2	51:BS:92:TYR:N	2.17	0.58
1:CA:27:G:H2'	1:CA:28:G:H8	1.69	0.58
1:CA:106:C:H2'	1:CA:107:G:H8	1.66	0.58
1:CA:939:G:H5''	7:CG:102:ARG:CZ	2.33	0.58
1:CA:1112:C:O2	3:CC:179:ARG:HG2	2.03	0.58
1:CA:1150:U:H4'	10:CJ:41:PRO:HG3	1.84	0.58
1:CA:1313:U:OP1	19:CS:6:LYS:HG3	2.03	0.58
7:CG:6:ARG:HH21	7:CG:94:ARG:HH22	1.51	0.58
22:CV:62:C:O2'	22:CV:63:G:H5''	2.03	0.58
24:CY:332:ASP:HB2	24:CY:335:ASN:HB2	1.86	0.58
26:D1:82:LEU:HD22	26:D1:90:ILE:HD12	1.84	0.58
35:DA:626:U:O2	48:DP:105:LEU:HB3	2.03	0.58
35:DA:1036:G:H2'	35:DA:1037:G:C8	2.37	0.58
35:DA:1528(A):A:H2'	35:DA:1529:G:C5'	2.26	0.58

Continued on next page...

Continued from previous page...

Atom-1	Atom-2	Interatomic distance (Å)	Clash overlap (Å)
35:DA:1607:C:H4'	35:DA:1608:A:O5'	2.03	0.58
35:DA:1722:A:H2	35:DA:1740:G:H2'	1.68	0.58
35:DA:2039:C:O2'	35:DA:2040:C:H5'	2.03	0.58
35:DA:2182:G:H2'	35:DA:2183:C:C6	2.38	0.58
35:DA:2289:G:H1'	35:DA:2346:A:H2	1.67	0.58
35:DA:2728:U:O2'	35:DA:2729:G:H5'	2.02	0.58
42:DH:103:LEU:HG	42:DH:104:GLU:H	1.68	0.58
59:DI:75:LEU:HD22	59:DI:141:LYS:CD	2.32	0.58
1:AA:337:C:H2'	1:AA:338:A:H8	1.69	0.58
1:AA:444:C:H2'	1:AA:445:G:H8	1.68	0.58
1:AA:922:G:N3	1:AA:1398:A:H2	2.01	0.58
16:AP:20:VAL:HG22	16:AP:21:VAL:N	2.18	0.58
16:AP:82:GLN:NE2	16:AP:82:GLN:N	2.51	0.58
19:AS:10:PHE:HZ	19:AS:70:LYS:HE2	1.69	0.58
30:B5:6:VAL:HG13	30:B5:7:PRO:HD2	1.85	0.58
30:B5:55:ARG:O	30:B5:56:LYS:HB3	2.02	0.58
31:B6:25:LYS:HD2	33:B8:34:TRP:CZ2	2.39	0.58
35:BA:743:G:O2'	35:BA:744:G:H5'	2.03	0.58
35:BA:1747:G:H2'	35:BA:1747(A):G:C8	2.38	0.58
35:BA:1889:A:O2'	35:BA:2087:G:H5'	2.02	0.58
35:BA:2295:C:O2'	35:BA:2296:U:H5'	2.03	0.58
46:BN:56:ASN:CG	46:BN:126:PRO:HD3	2.24	0.58
53:BU:69:CYS:HB3	53:BU:106:PHE:HZ	1.68	0.58
56:BX:55:ASN:HB2	56:BX:80:ILE:HG12	1.85	0.58
1:CA:977:A:O2'	1:CA:978:A:H5'	2.03	0.58
1:CA:1237:C:C4'	1:CA:1334:G:H21	2.15	0.58
4:CD:174:LEU:N	4:CD:186:LEU:HD12	2.19	0.58
6:CF:33:TYR:HD1	6:CF:75:LEU:HB2	1.68	0.58
10:CJ:3:LYS:HD3	10:CJ:77:PRO:HG3	1.84	0.58
15:CO:3:ILE:HD13	15:CO:3:ILE:H	1.68	0.58
16:CP:74:LEU:O	16:CP:79:VAL:HG23	2.02	0.58
24:CY:253:HIS:CD2	24:CY:283:LEU:HD11	2.39	0.58
31:D6:37:ARG:HH11	31:D6:37:ARG:HG2	1.69	0.58
35:DA:17:G:H4'	53:DU:25:TRP:CZ3	2.38	0.58
35:DA:795:C:H2'	35:DA:796:C:H6	1.68	0.58
35:DA:1577:C:H2'	35:DA:1578:U:C6	2.38	0.58
35:DA:2694:G:O2'	35:DA:2695:C:H5'	2.03	0.58
35:DA:2850:A:OP2	35:DA:2866:U:H5	1.86	0.58
35:DA:2892:A:H3'	35:DA:2893:G:C5'	2.33	0.58
38:DD:238:GLY:O	38:DD:239:ARG:O	2.22	0.58
39:DE:84:PHE:O	39:DE:86:PRO:HD3	2.03	0.58

Continued on next page...

Continued from previous page...

Atom-1	Atom-2	Interatomic distance (Å)	Clash overlap (Å)
40:DF:9:ILE:HG23	40:DF:13:SER:O	2.02	0.58
41:DG:41:GLN:OE1	41:DG:60:LEU:HD23	2.04	0.58
49:DQ:60:ARG:HB3	49:DQ:60:ARG:NH1	2.18	0.58
52:DT:102:ILE:O	52:DT:106:SER:HB3	2.04	0.58
54:DV:38:LEU:HD13	54:DV:55:ALA:HB1	1.85	0.58
58:DZ:15:PRO:CB	58:DZ:19:ARG:HH21	2.13	0.58
58:DZ:167:PRO:O	58:DZ:168:GLU:HB2	2.03	0.58
4:AD:13:ARG:HD2	4:AD:38:TYR:O	2.02	0.58
4:AD:31:CYS:C	4:AD:33:MET:N	2.56	0.58
8:AH:21:LYS:O	8:AH:63:LEU:HD23	2.04	0.58
9:AI:89:ASN:HB3	9:AI:92:TYR:CD1	2.37	0.58
9:AI:99:LEU:HB3	9:AI:101:PHE:HE1	1.67	0.58
22:AV:28:G:O2'	22:AV:29:G:H5'	2.03	0.58
22:AW:7:A:OP1	22:AW:8:U:H5	1.87	0.58
22:AW:57:G:C2'	22:AW:58:A:H5'	2.34	0.58
24:AY:31:ARG:HE	45:BK:20:ALA:HB2	1.68	0.58
24:AY:42:PRO:O	24:AY:45:ALA:HB3	2.03	0.58
35:BA:1187:G:H5''	54:BV:81:TYR:HE2	1.67	0.58
35:BA:1790:C:H5''	35:BA:1791:A:OP1	2.02	0.58
36:BB:7:G:H4'	51:BS:29:PHE:CD1	2.38	0.58
41:BG:116:ASP:O	41:BG:117:PHE:HB2	2.04	0.58
41:BG:133:LEU:HG	41:BG:157:ILE:HG13	1.85	0.58
43:BI:98:ALA:HA	43:BI:109:ILE:HD11	1.86	0.58
45:BK:14:ALA:O	45:BK:45:THR:HG21	2.03	0.58
47:BO:49:ARG:O	47:BO:50:GLY:O	2.22	0.58
47:BO:101:PRO:O	47:BO:102:VAL:HG13	2.03	0.58
48:BP:24:GLY:HA3	48:BP:33:ARG:NH1	2.18	0.58
49:BQ:109:VAL:HG13	49:BQ:113:GLN:OE1	2.04	0.58
52:BT:108:ARG:HG3	52:BT:109:GLU:N	2.17	0.58
57:BY:2:ARG:O	57:BY:4:LYS:N	2.36	0.58
57:BY:44:ILE:O	57:BY:62:GLU:HB3	2.03	0.58
58:BZ:80:ARG:O	58:BZ:82:ARG:N	2.37	0.58
1:CA:494:U:H2'	1:CA:495:A:H5'	1.84	0.58
2:CB:52:GLU:O	2:CB:56:ARG:HG3	2.02	0.58
2:CB:100:GLY:H	2:CB:176:GLU:CD	2.04	0.58
9:CI:48:GLU:N	9:CI:49:PRO:HD2	2.18	0.58
10:CJ:6:ILE:HG12	10:CJ:72:VAL:O	2.03	0.58
11:CK:79:SER:HB2	11:CK:106:LYS:HD3	1.84	0.58
20:CT:44:ALA:HB1	20:CT:88:VAL:HA	1.85	0.58
24:CY:159:GLY:N	24:CY:164:ILE:HA	2.19	0.58
24:CY:269:ILE:CD1	49:DQ:79:LEU:HD22	2.33	0.58

Continued on next page...

Continued from previous page...

Atom-1	Atom-2	Interatomic distance (Å)	Clash overlap (Å)
25:D0:77:ARG:NH2	35:DA:857:C:H5'	2.19	0.58
35:DA:141:A:H8	35:DA:1408:C:O2'	1.86	0.58
35:DA:676:A:H8	35:DA:2069:G:N2	1.99	0.58
35:DA:755:C:H2'	35:DA:756:C:H6	1.69	0.58
35:DA:1049:C:H2'	35:DA:1050:A:C8	2.36	0.58
35:DA:1079:C:O2	45:DK:129:GLY:HA3	2.03	0.58
35:DA:1529:G:H21	35:DA:1530:C:H3'	1.67	0.58
35:DA:1952:A:C5	47:DO:22:ILE:HD12	2.38	0.58
35:DA:2367:G:H2'	35:DA:2368:C:H6	1.67	0.58
35:DA:2523:G:H5'	35:DA:2523:G:H8	1.69	0.58
35:DA:2756:U:H4'	35:DA:2757:A:OP1	2.03	0.58
38:DD:25:THR:CG2	38:DD:81:ALA:HB1	2.33	0.58
40:DF:65:TRP:HB3	40:DF:66:PRO:CD	2.34	0.58
45:DK:14:ALA:O	45:DK:45:THR:HG21	2.03	0.58
46:DN:35:ARG:O	46:DN:42:TRP:CZ3	2.57	0.58
52:DT:113:LYS:O	52:DT:114:LEU:HD23	2.02	0.58
52:DT:118:ARG:CD	52:DT:118:ARG:H	2.16	0.58
56:DX:12:VAL:H	56:DX:28:PHE:HA	1.67	0.58
1:AA:501:C:O2'	1:AA:502:G:H5'	2.04	0.58
4:AD:9:CYS:HA	4:AD:12:CYS:CB	2.33	0.58
4:AD:174:LEU:N	4:AD:186:LEU:HD12	2.19	0.58
5:AE:28:PHE:N	5:AE:28:PHE:CD1	2.72	0.58
10:AJ:78:ASN:HD22	10:AJ:81:THR:HG21	1.69	0.58
24:AY:54:ARG:HH11	24:AY:54:ARG:HG2	1.69	0.58
24:AY:274:LEU:O	24:AY:278:ILE:HD13	2.03	0.58
27:B2:48:HIS:CD2	35:BA:96:G:H4'	2.39	0.58
35:BA:284:U:H2'	35:BA:285:C:C6	2.38	0.58
35:BA:626:U:H3	48:BP:105:LEU:CB	2.16	0.58
35:BA:852:G:O2'	35:BA:853:G:H5'	2.04	0.58
35:BA:1771:C:HO2'	35:BA:1786:A:H8	1.52	0.58
35:BA:2051:A:H8	35:BA:2051:A:OP2	1.87	0.58
39:BE:23:VAL:HA	39:BE:184:VAL:O	2.03	0.58
41:BG:114:ILE:HG22	41:BG:116:ASP:N	2.07	0.58
42:BH:159:GLU:HG3	42:BH:160:LYS:N	2.18	0.58
45:BK:21:PRO:HB2	45:BK:22:PRO:CD	2.28	0.58
56:BX:27:THR:HB	56:BX:80:ILE:HG22	1.84	0.58
57:BY:84:ARG:HH12	57:BY:97:ARG:HE	1.51	0.58
1:CA:197:A:N6	1:CA:221:C:H5'	2.18	0.58
4:CD:30:LYS:C	4:CD:32:ALA:N	2.56	0.58
6:CF:100:ASN:N	6:CF:100:ASN:HD22	2.01	0.58
10:CJ:16:LEU:C	10:CJ:18:ALA:H	2.06	0.58

Continued on next page...

Continued from previous page...

Atom-1	Atom-2	Interatomic distance (Å)	Clash overlap (Å)
10:CJ:96:ILE:HD13	10:CJ:96:ILE:H	1.68	0.58
16:CP:20:VAL:HG22	16:CP:21:VAL:N	2.18	0.58
24:CY:35:ASP:O	24:CY:37:SER:N	2.36	0.58
24:CY:100:GLU:O	24:CY:104:GLN:HG2	2.04	0.58
24:CY:100:GLU:C	24:CY:104:GLN:HG2	2.24	0.58
26:D1:8:SER:CB	26:D1:66:HIS:CE1	2.85	0.58
27:D2:69:ARG:HH22	35:DA:111:A:H5''	1.68	0.58
35:DA:754:C:H2'	35:DA:755:C:H6	1.68	0.58
35:DA:2855:C:H2'	35:DA:2856:C:C6	2.36	0.58
38:DD:227:ASN:HB3	38:DD:228:PRO:HD2	1.86	0.58
42:DH:54:ARG:HG2	42:DH:54:ARG:NH1	2.18	0.58
45:DK:102:GLU:O	45:DK:106:GLU:HG3	2.03	0.58
50:DR:2:ARG:CZ	50:DR:5:LYS:HZ2	2.16	0.58
54:DV:6:LYS:HA	54:DV:11:GLN:HA	1.86	0.58
56:DX:57:LEU:HD13	56:DX:78:LYS:O	2.03	0.58
1:AA:503:C:H2'	1:AA:504:C:C6	2.38	0.58
1:AA:972:C:O3'	10:AJ:57:LYS:CG	2.52	0.58
1:AA:1223:C:OP1	1:AA:1224:G:H3'	2.04	0.58
3:AC:6:HIS:ND1	14:AN:49:HIS:HB3	2.19	0.58
3:AC:73:PRO:O	3:AC:76:VAL:HG22	2.04	0.58
5:AE:41:VAL:HG13	5:AE:113:ALA:HA	1.86	0.58
9:AI:32:ASP:HB3	9:AI:35:GLU:HB2	1.84	0.58
10:AJ:58:ASP:O	10:AJ:59:SER:C	2.42	0.58
11:AK:115:PRO:C	11:AK:117:ASN:H	2.07	0.58
16:AP:20:VAL:CG2	16:AP:32:TYR:HB2	2.33	0.58
26:B1:58:ILE:HD11	26:B1:91:LYS:HB2	1.84	0.58
35:BA:74:A:H4'	35:BA:75:G:O5'	2.04	0.58
35:BA:93:G:H2'	35:BA:94:C:C6	2.38	0.58
35:BA:320:A:H3'	40:BF:136:THR:HG21	1.85	0.58
35:BA:662:G:P	48:BP:18:ARG:HD2	2.43	0.58
35:BA:1024:G:C3'	35:BA:1025:G:H5''	2.30	0.58
35:BA:1405:U:H2'	35:BA:1406:U:H6	1.67	0.58
35:BA:2263:C:H5'	35:BA:2263:C:C6	2.38	0.58
39:BE:69:LYS:HE3	39:BE:90:THR:N	2.14	0.58
42:BH:41:MET:HG3	42:BH:54:ARG:HA	1.83	0.58
42:BH:103:LEU:CG	42:BH:104:GLU:H	2.16	0.58
43:BI:78:THR:HG22	43:BI:143:SER:CB	2.33	0.58
1:CA:160:A:H1'	1:CA:344:A:N7	2.18	0.58
2:CB:18:GLY:H	2:CB:42:ILE:CG2	2.13	0.58
2:CB:19:HIS:CD2	2:CB:20:GLU:H	2.21	0.58
8:CH:21:LYS:O	8:CH:63:LEU:HD23	2.04	0.58

Continued on next page...

Continued from previous page...

Atom-1	Atom-2	Interatomic distance (Å)	Clash overlap (Å)
10:CJ:48:THR:HG23	10:CJ:62:HIS:HB3	1.86	0.58
14:CN:22:THR:O	14:CN:23:ARG:CB	2.51	0.58
22:CW:71:G:H4'	35:DA:1851:U:H4'	1.86	0.58
24:CY:139:MET:HE3	24:CY:341:LEU:HD21	1.84	0.58
24:CY:354:GLY:O	24:CY:355:ARG:HG2	2.04	0.58
26:D1:90:ILE:O	26:D1:94:LEU:HB2	2.02	0.58
28:D3:2:PRO:C	28:D3:4:LEU:N	2.51	0.58
28:D3:38:GLU:HG3	28:D3:39:ASP:H	1.69	0.58
35:DA:1024:G:C3'	35:DA:1025:G:H5''	2.31	0.58
35:DA:1174:A:H5''	35:DA:1175:U:C5'	2.33	0.58
35:DA:1473:G:O2'	35:DA:1474:C:H5'	2.04	0.58
35:DA:2263:C:H5'	35:DA:2263:C:C6	2.38	0.58
38:DD:150:LYS:HA	38:DD:150:LYS:HE3	1.85	0.58
40:DF:8:GLN:HB2	40:DF:125:LEU:O	2.02	0.58
41:DG:109:VAL:O	41:DG:113:ARG:HG3	2.03	0.58
41:DG:161:THR:HG22	41:DG:163:ALA:N	2.18	0.58
42:DH:43:VAL:HG21	42:DH:52:VAL:HG22	1.85	0.58
42:DH:158:HIS:O	42:DH:159:GLU:CB	2.52	0.58
52:DT:57:PHE:O	52:DT:59:THR:HG22	2.03	0.58
54:DV:24:LYS:HA	54:DV:92:THR:CG2	2.33	0.58
1:AA:149:A:H2'	1:AA:150:C:C6	2.39	0.58
1:AA:436:C:H2'	1:AA:437:U:C6	2.38	0.58
1:AA:556:C:C2'	1:AA:557:G:H5'	2.34	0.58
1:AA:688:G:H2'	1:AA:689:C:H6	1.67	0.58
1:AA:1319:A:OP2	19:AS:5:LEU:HD21	2.03	0.58
3:AC:70:VAL:CG1	3:AC:71:ALA:N	2.67	0.58
9:AI:43:ALA:O	9:AI:45:ALA:N	2.37	0.58
9:AI:122:ALA:HB1	9:AI:123:PRO:HD2	1.85	0.58
16:AP:71:ARG:HB3	16:AP:71:ARG:NH1	2.19	0.58
22:AV:72:C:C3'	22:AV:73:A:H5''	2.34	0.58
24:AY:140:TYR:HE1	24:AY:183:GLU:HG3	1.69	0.58
27:B2:16:LEU:O	27:B2:20:GLU:HB3	2.04	0.58
31:B6:20:ASN:ND2	31:B6:21:TYR:N	2.46	0.58
35:BA:141:A:H2'	35:BA:141:A:N3	2.17	0.58
35:BA:958:U:H5''	49:BQ:14:ARG:HD3	1.84	0.58
35:BA:1722:A:H2	35:BA:1740:G:H2'	1.67	0.58
35:BA:2645:G:C3'	35:BA:2646:C:H5'	2.29	0.58
38:BD:25:THR:CG2	38:BD:81:ALA:HB1	2.32	0.58
39:BE:26:ILE:HG22	39:BE:27:LEU:H	1.68	0.58
45:BK:102:GLU:O	45:BK:106:GLU:HG3	2.04	0.58
53:BU:65:ILE:HG12	53:BU:96:ALA:HB3	1.85	0.58

Continued on next page...

Continued from previous page...

Atom-1	Atom-2	Interatomic distance (Å)	Clash overlap (Å)
53:BU:91:ASP:OD1	53:BU:96:ALA:HB2	2.03	0.58
57:BY:74:PRO:O	57:BY:75:ILE:HB	2.04	0.58
1:CA:341:C:H2'	1:CA:342:C:H6	1.68	0.58
1:CA:472:A:H4'	16:CP:82:GLN:HE22	1.68	0.58
1:CA:619:U:C2	4:CD:135:LEU:HD21	2.39	0.58
4:CD:76:ARG:HG2	4:CD:76:ARG:NH1	2.17	0.58
5:CE:50:GLU:HG3	5:CE:52:PRO:HD2	1.86	0.58
8:CH:30:ARG:HB3	8:CH:30:ARG:CZ	2.31	0.58
9:CI:99:LEU:HB3	9:CI:101:PHE:HE1	1.67	0.58
10:CJ:3:LYS:HB3	10:CJ:77:PRO:HD3	1.86	0.58
10:CJ:49:VAL:O	10:CJ:60:ARG:HB3	2.04	0.58
20:CT:59:ALA:O	20:CT:63:ILE:HG13	2.04	0.58
22:CV:74:C:O2'	22:CV:75:C:H5''	2.03	0.58
24:CY:128:GLU:HA	24:CY:195:PHE:HE2	1.69	0.58
26:D1:12:PRO:HB3	26:D1:43:TYR:HD2	1.69	0.58
33:D8:30:ARG:NE	35:DA:2419:U:O4	2.36	0.58
33:D8:59:LYS:CD	48:DP:50:ARG:HG3	2.31	0.58
35:DA:1020:A:N1	35:DA:1141:U:H2'	2.19	0.58
35:DA:1796:U:H2'	35:DA:1797:C:C6	2.39	0.58
35:DA:2193:G:H2'	35:DA:2194:G:H8	1.69	0.58
38:DD:231:HIS:ND1	38:DD:232:PRO:HD2	2.19	0.58
40:DF:3:GLU:HA	40:DF:24:LEU:CD2	2.34	0.58
41:DG:128:ARG:HB3	41:DG:130:ASN:ND2	2.18	0.58
42:DH:94:TYR:CZ	42:DH:160:LYS:HD2	2.38	0.58
59:DI:75:LEU:HD22	59:DI:141:LYS:CG	2.34	0.58
59:DI:122:GLU:HG2	59:DI:123:LEU:N	2.18	0.58
47:DO:98:VAL:CG1	47:DO:117:LEU:HB3	2.33	0.58
51:DS:13:ARG:O	51:DS:14:VAL:HB	2.02	0.58
53:DU:49:HIS:HA	53:DU:52:ARG:HB2	1.84	0.58
53:DU:65:ILE:HG12	53:DU:96:ALA:HB3	1.86	0.58
1:AA:601:C:H2'	1:AA:602:A:C8	2.38	0.58
4:AD:121:VAL:O	4:AD:134:ASP:HA	2.02	0.58
6:AF:50:TYR:CE1	18:AR:77:GLY:HA2	2.39	0.58
6:AF:74:ASP:HA	6:AF:77:ARG:HH12	1.69	0.58
7:AG:12:LEU:HD11	7:AG:25:ALA:HB2	1.84	0.58
9:AI:32:ASP:HB3	9:AI:35:GLU:CB	2.33	0.58
20:AT:46:GLU:HG2	20:AT:46:GLU:O	2.04	0.58
22:AV:41:C:H2'	22:AV:41:C:O2	2.02	0.58
24:AY:144:ALA:O	24:AY:149:PHE:HB2	2.04	0.58
24:AY:152:GLU:HB3	24:AY:170:LEU:HB3	1.85	0.58
24:AY:291:ARG:HH11	24:AY:295:LEU:HD11	1.67	0.58

Continued on next page...

Continued from previous page...

Atom-1	Atom-2	Interatomic distance (Å)	Clash overlap (Å)
26:B1:56:GLN:HA	26:B1:56:GLN:NE2	2.18	0.58
31:B6:34:LEU:O	31:B6:35:GLU:HB2	2.04	0.58
35:BA:412:A:H2'	35:BA:413:C:H5'	1.86	0.58
35:BA:671:C:O2'	35:BA:672:C:H5'	2.03	0.58
35:BA:1438:U:O2'	35:BA:1439:A:H5'	2.03	0.58
35:BA:1467:C:O2'	35:BA:1468:C:H5'	2.03	0.58
41:BG:39:ILE:HG22	41:BG:157:ILE:CG2	2.34	0.58
41:BG:82:LEU:O	41:BG:83:ARG:HB3	2.03	0.58
42:BH:28:GLY:HA3	42:BH:79:VAL:CG2	2.29	0.58
52:BT:28:VAL:HG22	52:BT:46:GLU:C	2.24	0.58
52:BT:113:LYS:O	52:BT:114:LEU:HD23	2.03	0.58
54:BV:38:LEU:HD13	54:BV:55:ALA:HB1	1.86	0.58
54:BV:47:VAL:HG13	54:BV:52:VAL:N	2.19	0.58
55:BW:1:MET:C	55:BW:64:MET:HE3	2.23	0.58
55:BW:92:ARG:HH11	55:BW:92:ARG:HG2	1.67	0.58
1:CA:321:A:H61	1:CA:332:G:H1	1.51	0.58
1:CA:828:A:H2'	1:CA:829:G:O4'	2.04	0.58
1:CA:939:G:H1	1:CA:1344:C:H42	1.52	0.58
1:CA:1385:G:O2'	1:CA:1386:G:H5'	2.02	0.58
3:CC:90:GLU:O	3:CC:93:LYS:HB2	2.03	0.58
24:CY:267:SER:O	24:CY:271:ASN:HB2	2.04	0.58
24:CY:346:TRP:HA	24:CY:346:TRP:CE3	2.39	0.58
31:D6:18:ARG:CZ	31:D6:43:CYS:SG	2.91	0.58
33:D8:4:MET:HE1	35:DA:593:G:O4'	2.03	0.58
33:D8:32:LEU:HD11	35:DA:2391:G:H3'	1.86	0.58
35:DA:1292:U:H2'	35:DA:1293:C:C6	2.39	0.58
35:DA:1531:C:H3'	35:DA:1532:C:H5'	1.85	0.58
35:DA:2121:G:H2'	35:DA:2122:U:C5'	2.33	0.58
35:DA:2134:A:H2	35:DA:2159:G:H1'	1.68	0.58
39:DE:134:ILE:H	39:DE:134:ILE:HD13	1.67	0.58
40:DF:133:ASN:O	40:DF:135:LYS:N	2.37	0.58
45:DK:36:GLU:HG2	45:DK:65:PHE:HZ	1.69	0.58
45:DK:57:ILE:HG13	45:DK:67:PHE:HB3	1.86	0.58
45:DK:111:LYS:C	45:DK:113:PRO:HD2	2.23	0.58
53:DU:102:GLU:HG3	54:DV:2:PHE:HE1	1.69	0.58
54:DV:2:PHE:O	54:DV:3:ALA:HB3	2.03	0.58
1:AA:1313:U:OP2	19:AS:6:LYS:HB3	2.02	0.58
8:AH:107:LEU:HD23	8:AH:107:LEU:N	2.19	0.58
10:AJ:6:ILE:HG12	10:AJ:72:VAL:O	2.03	0.58
12:AL:105:TYR:O	12:AL:107:ALA:N	2.37	0.58
17:AQ:81:ARG:C	17:AQ:83:ASP:H	2.06	0.58

Continued on next page...

Continued from previous page...

Atom-1	Atom-2	Interatomic distance (Å)	Clash overlap (Å)
20:AT:64:ASP:O	20:AT:67:ALA:HB3	2.03	0.58
24:AY:83:GLU:O	24:AY:84:ARG:HD3	2.03	0.58
24:AY:221:VAL:O	24:AY:222:LEU:HD22	2.04	0.58
27:B2:67:LYS:C	27:B2:69:ARG:H	2.08	0.58
33:B8:33:ASN:CB	33:B8:36:LYS:HD2	2.33	0.58
35:BA:661:C:C4'	48:BP:16:ARG:HD3	2.33	0.58
35:BA:1553:A:HO2'	35:BA:1554:A:H8	1.51	0.58
35:BA:1657:C:H2'	35:BA:1658:C:C6	2.39	0.58
35:BA:2340:G:O2'	35:BA:2341:G:H5'	2.04	0.58
35:BA:2667:C:H1'	42:BH:109:PHE:HD2	1.66	0.58
35:BA:2809:A:O2'	35:BA:2810:A:H5'	2.04	0.58
38:BD:235:GLY:C	38:BD:237:GLU:H	2.07	0.58
40:BF:63:LYS:NZ	40:BF:67:GLN:HB2	2.19	0.58
41:BG:12:TYR:HA	41:BG:16:ARG:CG	2.34	0.58
45:BK:33:ASN:HD21	45:BK:63:ARG:HD3	1.69	0.58
45:BK:102:GLU:HG2	45:BK:103:GLN:H	1.69	0.58
47:BO:64:ARG:O	47:BO:82:ASN:HA	2.04	0.58
52:BT:28:VAL:HG22	52:BT:47:GLY:H	1.65	0.58
55:BW:22:ASP:HA	55:BW:25:ARG:HH12	1.69	0.58
55:BW:60:ASN:C	55:BW:61:ASN:HD22	2.08	0.58
57:BY:95:LYS:HG2	57:BY:100:ALA:HA	1.85	0.58
1:CA:503:C:H2'	1:CA:504:C:C6	2.35	0.58
1:CA:555:C:H2'	1:CA:556:C:C6	2.32	0.58
1:CA:1142:G:C2'	1:CA:1143:G:H5'	2.34	0.58
1:CA:1461:G:H2'	1:CA:1462:G:H8	1.69	0.58
2:CB:44:LEU:HA	2:CB:47:THR:OG1	2.04	0.58
3:CC:172:ARG:HH11	3:CC:172:ARG:HB3	1.69	0.58
3:CC:175:LEU:H	3:CC:175:LEU:HD12	1.69	0.58
8:CH:107:LEU:N	8:CH:107:LEU:HD23	2.17	0.58
10:CJ:89:ASP:C	10:CJ:90:LEU:HD12	2.24	0.58
13:CM:24:GLY:C	13:CM:25:ILE:HD12	2.24	0.58
13:CM:27:LYS:CE	13:CM:31:LYS:HE3	2.31	0.58
13:CM:91:ARG:CB	13:CM:98:VAL:HG22	2.34	0.58
16:CP:20:VAL:HG23	16:CP:34:GLU:O	2.04	0.58
33:D8:33:ASN:O	35:DA:2420:C:P	2.62	0.58
35:DA:74:A:H4'	35:DA:75:G:O5'	2.03	0.58
35:DA:150:C:H2'	35:DA:151:C:H6	1.67	0.58
35:DA:286:C:C2'	35:DA:287:C:C5'	2.82	0.58
35:DA:1345:C:H2'	35:DA:1346:G:H8	1.69	0.58
35:DA:1794:U:H2'	35:DA:1795:C:C6	2.38	0.58
35:DA:2888:C:H2'	35:DA:2889:C:H6	1.69	0.58

Continued on next page...

Continued from previous page...

Atom-1	Atom-2	Interatomic distance (Å)	Clash overlap (Å)
37:DC:36:LYS:HG3	37:DC:37:PHE:N	2.11	0.58
38:DD:244:ARG:HD2	38:DD:245:PRO:CB	2.33	0.58
41:DG:61:ALA:HA	41:DG:64:THR:CG2	2.34	0.58
41:DG:139:LEU:H	41:DG:139:LEU:CD2	2.16	0.58
59:DI:10:GLU:HG2	59:DI:11:ASN:N	2.19	0.58
49:DQ:32:TYR:OH	49:DQ:111:GLU:HB3	2.04	0.58
54:DV:39:LEU:HD12	54:DV:47:VAL:HG11	1.85	0.58
57:DY:7:VAL:HB	57:DY:8:LYS:NZ	2.19	0.58
1:AA:6:G:H4'	1:AA:298:A:H4'	1.85	0.57
1:AA:105:G:H2'	1:AA:106:C:C6	2.38	0.57
1:AA:160:A:H1'	1:AA:344:A:N7	2.19	0.57
1:AA:409:G:C5'	4:AD:25:ARG:HB2	2.34	0.57
1:AA:423:G:OP2	35:DA:2138:C:H5''	2.04	0.57
1:AA:678:U:H2'	1:AA:679:C:C6	2.39	0.57
1:AA:1010:G:N2	1:AA:1020:U:H1'	2.18	0.57
1:AA:1096:C:O2'	1:AA:1097:C:H5'	2.03	0.57
24:AY:33:LEU:C	24:AY:36:PRO:HD3	2.24	0.57
35:BA:908:C:O2'	35:BA:909:A:H5'	2.04	0.57
35:BA:1946:U:H2'	35:BA:1947:C:C6	2.38	0.57
35:BA:2307:G:H3'	35:BA:2307:G:N3	2.19	0.57
35:BA:2694:G:O2'	35:BA:2695:C:H5'	2.03	0.57
38:BD:64:ILE:HD12	38:BD:64:ILE:N	2.17	0.57
38:BD:92:ILE:HD13	38:BD:104:TYR:HD2	1.68	0.57
38:BD:243:GLY:O	38:BD:244:ARG:HB3	2.03	0.57
52:BT:112:ARG:HB3	52:BT:112:ARG:CZ	2.33	0.57
55:BW:79:GLY:C	55:BW:100:THR:HG23	2.24	0.57
56:BX:11:PRO:HB3	56:BX:92:LEU:HD21	1.86	0.57
56:BX:48:LYS:HD2	56:BX:48:LYS:N	2.19	0.57
1:CA:243:A:H4'	1:CA:244:U:O5'	2.03	0.57
1:CA:274:A:O2'	1:CA:275:G:O4'	2.22	0.57
1:CA:1070:U:O2'	1:CA:1071:C:H5'	2.04	0.57
1:CA:1223:C:OP1	1:CA:1224:G:H3'	2.04	0.57
1:CA:1275:A:H2'	1:CA:1276:G:C8	2.39	0.57
1:CA:1404:C:H2'	1:CA:1405:G:C8	2.39	0.57
8:CH:104:ARG:O	8:CH:105:ARG:HB2	2.03	0.57
9:CI:78:LYS:HB2	9:CI:78:LYS:HZ3	1.66	0.57
11:CK:21:ILE:HD12	11:CK:21:ILE:N	2.19	0.57
17:CQ:59:ILE:CG2	17:CQ:71:PHE:HB3	2.35	0.57
17:CQ:81:ARG:C	17:CQ:83:ASP:H	2.07	0.57
24:CY:35:ASP:C	24:CY:37:SER:H	2.07	0.57
24:CY:141:THR:HG23	24:CY:151:VAL:HG11	1.86	0.57

Continued on next page...

Continued from previous page...

Atom-1	Atom-2	Interatomic distance (Å)	Clash overlap (Å)
32:D7:8:ASN:ND2	32:D7:11:LYS:H	2.01	0.57
33:D8:33:ASN:O	35:DA:2420:C:OP2	2.21	0.57
35:DA:1050:A:C2	35:DA:1051:G:H1'	2.38	0.57
35:DA:2844:G:H3'	35:DA:2845:G:H8	1.69	0.57
38:DD:71:ASP:HB2	38:DD:103:ARG:NH2	2.18	0.57
38:DD:245:PRO:O	38:DD:246:PRO:C	2.42	0.57
46:DN:56:ASN:CG	46:DN:126:PRO:HD3	2.24	0.57
50:DR:61:HIS:O	50:DR:65:LEU:HD13	2.04	0.57
54:DV:72:VAL:O	54:DV:72:VAL:HG23	2.03	0.57
56:DX:11:PRO:HB3	56:DX:92:LEU:HD21	1.86	0.57
1:AA:627:G:H2'	1:AA:628:G:H8	1.67	0.57
1:AA:921:U:O2	5:AE:19:MET:HB2	2.04	0.57
1:AA:1042:G:O2'	1:AA:1043:C:H5'	2.05	0.57
4:AD:76:ARG:HG2	4:AD:76:ARG:NH1	2.19	0.57
4:AD:145:GLU:C	4:AD:146:ILE:HD12	2.24	0.57
9:AI:48:GLU:N	9:AI:49:PRO:HD2	2.18	0.57
16:AP:74:LEU:O	16:AP:79:VAL:HG23	2.03	0.57
17:AQ:91:ARG:HG2	17:AQ:91:ARG:HH11	1.70	0.57
24:AY:177:TYR:CE1	24:AY:212:PRO:HD3	2.39	0.57
26:B1:23:LYS:HD3	26:B1:28:GLY:HA3	1.86	0.57
31:B6:33:LYS:O	31:B6:34:LEU:HB2	2.04	0.57
35:BA:877:U:C2'	35:BA:878:A:H5''	2.34	0.57
35:BA:1188:U:H4'	54:BV:79:VAL:HG13	1.86	0.57
35:BA:1812:A:H2'	35:BA:1813:G:H8	1.69	0.57
35:BA:2334:G:C4	51:BS:15:ARG:NH1	2.72	0.57
40:BF:20:LEU:HD22	40:BF:203:GLN:OE1	2.04	0.57
43:BI:133:HIS:ND1	43:BI:134:PRO:HD2	2.19	0.57
55:BW:86:LEU:C	55:BW:86:LEU:HD12	2.25	0.57
1:CA:1313:U:OP2	19:CS:6:LYS:HB3	2.04	0.57
2:CB:135:GLN:O	2:CB:139:LYS:HB2	2.03	0.57
4:CD:13:ARG:HD2	4:CD:38:TYR:O	2.03	0.57
5:CE:75:THR:HG23	5:CE:76:ILE:N	2.19	0.57
7:CG:18:TYR:HD2	7:CG:59:LEU:HD22	1.68	0.57
8:CH:77:GLU:HG2	8:CH:78:GLN:N	2.18	0.57
11:CK:12:ARG:HG2	11:CK:13:GLN:N	2.19	0.57
16:CP:20:VAL:HG21	16:CP:32:TYR:HB2	1.86	0.57
16:CP:82:GLN:N	16:CP:82:GLN:HE21	2.02	0.57
20:CT:64:ASP:O	20:CT:67:ALA:HB3	2.03	0.57
24:CY:55:LEU:HD23	24:CY:58:THR:HB	1.85	0.57
34:D9:27:CYS:HB3	34:D9:32:HIS:HB2	1.86	0.57
35:DA:528:A:H2	35:DA:2043:C:C5'	2.17	0.57

Continued on next page...

Continued from previous page...

Atom-1	Atom-2	Interatomic distance (Å)	Clash overlap (Å)
35:DA:1508:A:H2'	35:DA:1508:A:N3	2.19	0.57
35:DA:2127:G:O2'	35:DA:2173:A:H2	1.87	0.57
35:DA:2512:C:H4'	39:DE:122:PHE:CE2	2.39	0.57
35:DA:2653:U:H2'	42:DH:110:SER:HB2	1.86	0.57
35:DA:2667:C:H1'	42:DH:109:PHE:HD2	1.68	0.57
37:DC:77:ILE:O	37:DC:77:ILE:HG23	2.02	0.57
38:DD:95:LEU:HD13	38:DD:97:TYR:HE1	1.68	0.57
39:DE:108:SER:HB3	39:DE:165:VAL:HG21	1.84	0.57
48:DP:105:LEU:HD12	48:DP:105:LEU:N	2.19	0.57
52:DT:112:ARG:CZ	52:DT:112:ARG:HB3	2.33	0.57
54:DV:34:GLU:O	54:DV:36:PRO:HD3	2.04	0.57
57:DY:10:GLY:HA2	57:DY:27:VAL:CG1	2.34	0.57
1:AA:473:G:H2'	1:AA:474:G:C8	2.39	0.57
1:AA:1275:A:H2'	1:AA:1276:G:C8	2.39	0.57
6:AF:10:LEU:HD12	6:AF:10:LEU:N	2.18	0.57
6:AF:100:ASN:O	18:AR:28:GLU:HG2	2.04	0.57
7:AG:145:ALA:C	7:AG:147:ALA:H	2.07	0.57
12:AL:110:VAL:O	12:AL:122:THR:HG21	2.04	0.57
22:AW:9:A:C5'	22:AW:46:G:H5'	2.34	0.57
22:AW:57:G:H2'	22:AW:58:A:H5'	1.86	0.57
33:B8:2:PRO:HA	35:BA:591:C:O2	2.04	0.57
33:B8:33:ASN:O	35:BA:2420:C:P	2.62	0.57
35:BA:171:G:H2'	35:BA:172:C:C6	2.39	0.57
35:BA:1713:U:O2'	35:BA:1714:G:H5'	2.04	0.57
39:BE:137:HIS:CB	39:BE:138:PRO:HD2	2.35	0.57
51:BS:13:ARG:O	51:BS:14:VAL:HB	2.04	0.57
53:BU:90:VAL:CG1	53:BU:91:ASP:H	2.12	0.57
54:BV:38:LEU:O	54:BV:51:VAL:HG13	2.04	0.57
1:CA:678:U:H2'	1:CA:679:C:C6	2.39	0.57
1:CA:1477:C:O2'	1:CA:1478:C:H5'	2.04	0.57
4:CD:201:GLN:O	4:CD:204:ILE:HB	2.04	0.57
5:CE:7:GLU:HB3	5:CE:112:LEU:HD13	1.87	0.57
10:CJ:8:LEU:HD22	10:CJ:96:ILE:HG22	1.86	0.57
10:CJ:20:ALA:O	10:CJ:24:VAL:HG23	2.05	0.57
26:D1:81:LYS:HE3	35:DA:271(G):C:O2'	2.03	0.57
30:D5:45:VAL:HG22	30:D5:51:TYR:CE2	2.39	0.57
35:DA:271(A):A:H2	35:DA:272(D):G:N3	2.02	0.57
35:DA:1464:C:H2'	35:DA:1465:G:H8	1.69	0.57
35:DA:1688:U:H1'	35:DA:1701:A:C6	2.39	0.57
35:DA:2051:A:H8	35:DA:2051:A:OP2	1.88	0.57
35:DA:2593:U:H2'	35:DA:2594:C:H6	1.68	0.57

Continued on next page...

Continued from previous page...

Atom-1	Atom-2	Interatomic distance (Å)	Clash overlap (Å)
35:DA:2692:C:H2'	35:DA:2693:A:H8	1.68	0.57
39:DE:48:GLN:NE2	39:DE:78:LEU:CD1	2.68	0.57
42:DH:25:LYS:HD2	42:DH:32:GLU:OE2	2.04	0.57
42:DH:35:VAL:O	42:DH:37:VAL:N	2.36	0.57
59:DI:130:TYR:CD2	59:DI:132:PRO:HG3	2.39	0.57
44:DJ:52:UNK:HA	44:DJ:86:UNK:O	2.05	0.57
47:DO:69:ILE:HD12	47:DO:69:ILE:N	2.19	0.57
48:DP:18:ARG:HB3	48:DP:18:ARG:CZ	2.34	0.57
51:DS:89:ARG:HD2	51:DS:92:TYR:CA	2.35	0.57
58:DZ:9:TYR:HE2	58:DZ:35:ARG:NH1	2.02	0.57
1:AA:56:U:H4'	59:DI:82:ARG:NH2	2.19	0.57
1:AA:194:C:H2'	1:AA:195:A:H5''	1.85	0.57
1:AA:619:U:C2	4:AD:135:LEU:HD21	2.39	0.57
1:AA:1237:C:C4'	1:AA:1334:G:H21	2.17	0.57
1:AA:1330:U:H3'	1:AA:1331:G:O4'	2.04	0.57
2:AB:132:LYS:O	2:AB:136:VAL:HG23	2.04	0.57
5:AE:33:VAL:HG11	5:AE:109:ILE:HA	1.86	0.57
9:AI:85:LEU:O	9:AI:89:ASN:HB2	2.05	0.57
9:AI:105:ASP:OD2	9:AI:107:ARG:HD3	2.05	0.57
13:AM:79:LYS:O	13:AM:82:MET:HB3	2.05	0.57
24:AY:59:VAL:HA	24:AY:62:PHE:HB3	1.84	0.57
35:BA:828:U:H3'	35:BA:828:U:O2	2.04	0.57
35:BA:925:C:C3'	35:BA:926:A:H5''	2.33	0.57
35:BA:2350:C:H2'	35:BA:2351:G:O4'	2.04	0.57
39:BE:66:HIS:CD2	39:BE:66:HIS:C	2.76	0.57
41:BG:51:ARG:HE	41:BG:51:ARG:CA	2.03	0.57
42:BH:17:VAL:HB	42:BH:45:VAL:HG13	1.86	0.57
47:BO:69:ILE:HD12	47:BO:69:ILE:N	2.19	0.57
48:BP:108:LYS:O	48:BP:109:GLY:O	2.22	0.57
53:BU:91:ASP:OD2	53:BU:96:ALA:N	2.38	0.57
1:CA:194:C:H2'	1:CA:195:A:H5''	1.85	0.57
1:CA:272:C:H2'	1:CA:273:A:C8	2.38	0.57
1:CA:972:C:O3'	10:CJ:57:LYS:HG3	2.03	0.57
1:CA:1070:U:H2'	1:CA:1071:C:H6	1.70	0.57
1:CA:1399:C:C2	1:CA:1502:A:N6	2.73	0.57
2:CB:44:LEU:H	2:CB:44:LEU:HD12	1.70	0.57
3:CC:157:ILE:CD1	3:CC:166:GLU:HB2	2.33	0.57
7:CG:12:LEU:CD1	7:CG:25:ALA:HB2	2.33	0.57
9:CI:7:THR:O	9:CI:79:LEU:HD12	2.05	0.57
27:D2:3:LEU:CD2	27:D2:7:ARG:HH21	2.17	0.57
35:DA:448:U:O4	35:DA:583:G:H1'	2.05	0.57

Continued on next page...

Continued from previous page...

Atom-1	Atom-2	Interatomic distance (Å)	Clash overlap (Å)
35:DA:534:U:O2'	53:DU:49:HIS:HD2	1.88	0.57
35:DA:828:U:H3'	35:DA:828:U:O2	2.04	0.57
35:DA:1061:U:O4	45:DK:10:LEU:HA	2.03	0.57
35:DA:1467:C:O2'	35:DA:1468:C:H5'	2.04	0.57
35:DA:2165:G:H2'	35:DA:2166:G:C8	2.39	0.57
35:DA:2720:U:H2'	35:DA:2720:U:O2	2.03	0.57
38:DD:261:LYS:HB2	38:DD:261:LYS:NZ	2.20	0.57
59:DI:92:VAL:HB	59:DI:120:ILE:HG23	1.86	0.57
44:DJ:130:UNK:C	44:DJ:132:UNK:N	2.67	0.57
46:DN:15:LEU:HB2	46:DN:134:ARG:HB2	1.86	0.57
48:DP:13:ASN:N	48:DP:13:ASN:HD22	2.01	0.57
53:DU:27:LEU:HD23	53:DU:27:LEU:H	1.70	0.57
54:DV:53:GLU:O	54:DV:54:GLY:C	2.42	0.57
57:DY:28:LYS:H	57:DY:28:LYS:CE	2.18	0.57
1:AA:865:A:H5'	1:AA:1078:U:O4	2.05	0.57
2:AB:19:HIS:CD2	2:AB:20:GLU:H	2.22	0.57
2:AB:172:ILE:HD12	2:AB:172:ILE:N	2.08	0.57
4:AD:108:LEU:O	4:AD:110:PHE:N	2.37	0.57
6:AF:61:LEU:HD23	6:AF:63:TYR:OH	2.04	0.57
26:B1:21:ARG:NH2	35:BA:2079:U:H5''	2.19	0.57
27:B2:64:LEU:HD21	27:B2:68:ARG:HD2	1.86	0.57
35:BA:285:C:C3'	35:BA:286:C:H5''	2.35	0.57
35:BA:483:A:N7	35:BA:497:A:H2	2.02	0.57
35:BA:755:C:H2'	35:BA:756:C:H6	1.69	0.57
35:BA:1288:U:C2	35:BA:1327:C:O2	2.57	0.57
35:BA:1762:A:H8	35:BA:1762:A:O5'	1.88	0.57
35:BA:2810:A:H2'	39:BE:61:ARG:NH2	2.19	0.57
38:BD:131:LEU:O	38:BD:131:LEU:HD12	2.04	0.57
39:BE:117:MET:CE	39:BE:124:GLY:HA3	2.35	0.57
39:BE:132:HIS:CB	39:BE:135:HIS:NE2	2.62	0.57
40:BF:116:ASP:O	40:BF:120:GLU:HG3	2.03	0.57
41:BG:70:VAL:HG12	41:BG:71:THR:N	2.18	0.57
44:BJ:52:UNK:HA	44:BJ:86:UNK:O	2.04	0.57
53:BU:57:PHE:O	53:BU:58:ARG:C	2.42	0.57
53:BU:88:ILE:C	53:BU:90:VAL:H	2.08	0.57
57:BY:28:LYS:HB2	57:BY:38:ILE:N	2.19	0.57
58:BZ:75:ASN:HD22	58:BZ:85:HIS:HB3	1.69	0.57
1:CA:27:G:H2'	1:CA:28:G:C8	2.40	0.57
1:CA:501:C:O2'	1:CA:502:G:H5'	2.03	0.57
1:CA:1515:C:O2'	1:CA:1516:G:H5'	2.05	0.57
11:CK:57:THR:HG22	11:CK:59:TYR:N	2.19	0.57

Continued on next page...

Continued from previous page...

Atom-1	Atom-2	Interatomic distance (Å)	Clash overlap (Å)
24:CY:258:ILE:HD12	24:CY:258:ILE:O	2.03	0.57
35:DA:289:A:H3'	35:DA:290:G:H8	1.70	0.57
35:DA:1082:U:C5'	45:DK:117:THR:HG22	2.31	0.57
35:DA:1173:G:C3'	35:DA:1174:A:H5'	2.26	0.57
35:DA:1862:G:O2'	35:DA:1863:G:H5'	2.04	0.57
35:DA:2809:A:O2'	35:DA:2810:A:H5'	2.04	0.57
41:DG:139:LEU:HD23	41:DG:139:LEU:N	2.19	0.57
41:DG:174:GLU:O	41:DG:176:LEU:N	2.37	0.57
42:DH:103:LEU:CG	42:DH:104:GLU:H	2.16	0.57
42:DH:159:GLU:CG	42:DH:160:LYS:H	2.13	0.57
47:DO:23:ARG:HH11	47:DO:23:ARG:HG2	1.69	0.57
49:DQ:12:GLN:HG2	49:DQ:73:PRO:HD2	1.86	0.57
50:DR:72:ASP:HB3	50:DR:75:LEU:CB	2.35	0.57
51:DS:59:LYS:HB2	51:DS:65:VAL:HG22	1.86	0.57
1:AA:235:C:H2'	1:AA:236:G:H8	1.70	0.57
1:AA:360:A:H2'	1:AA:361:G:C8	2.40	0.57
1:AA:775:G:O2'	1:AA:776:G:H5'	2.03	0.57
1:AA:778:G:O2'	1:AA:779:C:H5'	2.04	0.57
1:AA:862:C:H2'	1:AA:863:U:H5'	1.86	0.57
5:AE:107:ARG:O	5:AE:109:ILE:N	2.38	0.57
20:AT:45:GLN:CA	20:AT:91:LEU:HB3	2.34	0.57
22:AV:65:G:H2'	22:AV:66:U:H6	1.69	0.57
22:AW:64:A:HO2'	22:AW:65:G:H8	1.53	0.57
24:AY:68:ASP:OD1	24:AY:91:LEU:HD11	2.04	0.57
24:AY:149:PHE:CD1	24:AY:173:GLY:HA3	2.40	0.57
24:AY:171:VAL:HG12	24:AY:176:ALA:HB1	1.85	0.57
24:AY:182:PRO:HB2	24:AY:325:ARG:HH12	1.69	0.57
35:BA:2127:G:H5'	37:BC:36:LYS:HG2	1.86	0.57
35:BA:2850:A:OP2	35:BA:2866:U:H5	1.87	0.57
39:BE:23:VAL:HG11	39:BE:173:VAL:HG11	1.87	0.57
41:BG:97:ASP:HA	41:BG:100:TRP:HD1	1.68	0.57
48:BP:112:LEU:HD22	48:BP:114:ILE:HD12	1.87	0.57
50:BR:72:ASP:HB3	50:BR:75:LEU:CB	2.35	0.57
53:BU:26:GLY:C	53:BU:28:ARG:H	2.06	0.57
56:BX:30:VAL:CG1	56:BX:31:HIS:H	2.14	0.57
56:BX:57:LEU:HD13	56:BX:78:LYS:O	2.05	0.57
57:BY:4:LYS:C	57:BY:4:LYS:HD2	2.25	0.57
58:BZ:51:ALA:O	58:BZ:52:SER:HB3	2.04	0.57
1:CA:458:C:H2'	1:CA:460:G:C8	2.39	0.57
6:CF:94:GLN:OE1	18:CR:32:ARG:HD2	2.05	0.57
7:CG:113:GLU:HG2	7:CG:119:ARG:HG2	1.85	0.57

Continued on next page...

Continued from previous page...

Atom-1	Atom-2	Interatomic distance (Å)	Clash overlap (Å)
9:CI:118:LYS:NZ	9:CI:118:LYS:HB3	2.19	0.57
12:CL:90:VAL:O	12:CL:90:VAL:HG12	2.03	0.57
24:CY:22:LYS:HA	24:CY:25:ARG:HG3	1.87	0.57
24:CY:150:GLN:HB3	24:CY:172:LYS:HD2	1.87	0.57
31:D6:19:ARG:CG	31:D6:20:ASN:N	2.66	0.57
31:D6:47:THR:HG22	31:D6:48:VAL:N	2.18	0.57
35:DA:271(P):C:H5'	59:DI:46:ALA:HB2	1.85	0.57
35:DA:473:G:P	35:DA:508:G:H22	2.28	0.57
35:DA:1496:A:C8	35:DA:1577:C:O2'	2.58	0.57
35:DA:1553:A:HO2'	35:DA:1554:A:H8	1.52	0.57
35:DA:1747:G:H2'	35:DA:1747(A):G:C8	2.39	0.57
35:DA:1783:A:C2	35:DA:2587:A:C5	2.93	0.57
35:DA:2759:G:C8	35:DA:2759:G:H5'	2.39	0.57
40:DF:65:TRP:HZ3	40:DF:73:ALA:O	1.88	0.57
41:DG:17:PRO:HG2	41:DG:18:GLU:H	1.69	0.57
41:DG:83:ARG:HD3	41:DG:84:LYS:HG3	1.86	0.57
59:DI:68:LEU:HD22	59:DI:107:ILE:CD1	2.35	0.57
46:DN:57:ALA:O	46:DN:58:ASP:C	2.43	0.57
51:DS:101:LEU:O	51:DS:101:LEU:HD22	2.05	0.57
52:DT:23:ARG:HA	52:DT:52:ILE:HD11	1.86	0.57
54:DV:64:HIS:ND1	54:DV:92:THR:CG2	2.61	0.57
57:DY:46:LYS:H	57:DY:62:GLU:CG	1.85	0.57
1:AA:7:G:H5'	1:AA:298:A:H5'	1.86	0.57
1:AA:375:U:OP1	16:AP:69:THR:HG21	2.03	0.57
1:AA:834:C:H2'	1:AA:835:U:H6	1.69	0.57
1:AA:848:C:H2'	1:AA:849:C:C6	2.39	0.57
1:AA:1048:G:H5''	14:AN:2:ALA:N	2.19	0.57
8:AH:73:ASP:OD2	8:AH:75:ARG:HD3	2.05	0.57
16:AP:82:GLN:N	16:AP:82:GLN:HE21	2.02	0.57
24:AY:288:ARG:HA	24:AY:291:ARG:HB2	1.86	0.57
26:B1:46:LEU:HD21	26:B1:61:ARG:NH1	2.18	0.57
35:BA:708:C:H5'	35:BA:709:U:OP2	2.04	0.57
35:BA:1161:C:H1'	54:BV:8:GLY:O	2.05	0.57
35:BA:1688:U:H1'	35:BA:1701:A:C6	2.40	0.57
36:BB:4:C:H2'	36:BB:5:C:H6	1.70	0.57
36:BB:56:G:O2'	36:BB:57:A:OP2	2.23	0.57
40:BF:102:PRO:HB2	40:BF:105:VAL:CG2	2.35	0.57
46:BN:23:LEU:CD1	46:BN:98:VAL:HG12	2.35	0.57
54:BV:53:GLU:O	54:BV:54:GLY:C	2.43	0.57
55:BW:29:LEU:HD21	55:BW:33:ARG:NH2	2.17	0.57
57:BY:26:LYS:HG2	57:BY:27:VAL:HG23	1.86	0.57

Continued on next page...

Continued from previous page...

Atom-1	Atom-2	Interatomic distance (Å)	Clash overlap (Å)
1:CA:79:G:C1'	1:CA:80:G:H8	2.17	0.57
1:CA:895:G:H2'	1:CA:896:C:C6	2.40	0.57
1:CA:1134:G:H2'	1:CA:1135:U:H5'	1.87	0.57
4:CD:108:LEU:O	4:CD:110:PHE:N	2.37	0.57
5:CE:41:VAL:O	5:CE:66:MET:HA	2.05	0.57
8:CH:4:ASP:OD1	8:CH:7:ALA:N	2.36	0.57
20:CT:94:ALA:O	20:CT:95:ALA:HB3	2.03	0.57
27:D2:2:LYS:HB2	27:D2:2:LYS:HZ2	1.70	0.57
30:D5:55:ARG:O	30:D5:56:LYS:HB3	2.02	0.57
34:D9:22:ARG:HH12	35:DA:2741:A:H5''	1.69	0.57
35:DA:589:C:H2'	35:DA:590:A:H8	1.69	0.57
35:DA:807:U:O2'	35:DA:808:G:H5'	2.04	0.57
35:DA:1576:U:H2'	35:DA:1577:C:C6	2.39	0.57
35:DA:2029:G:H2'	35:DA:2031:A:OP1	2.03	0.57
42:DH:33:LEU:HD12	42:DH:78:GLY:HA3	1.85	0.57
59:DI:101:LEU:C	59:DI:103:ARG:H	2.08	0.57
47:DO:49:ARG:O	47:DO:50:GLY:O	2.22	0.57
54:DV:38:LEU:O	54:DV:51:VAL:HG13	2.04	0.57
2:AB:35:GLU:HG3	2:AB:39:ILE:O	2.04	0.57
3:AC:178:LEU:O	3:AC:180:ALA:N	2.38	0.57
12:AL:34:ARG:O	12:AL:61:THR:HG23	2.05	0.57
13:AM:90:LEU:C	13:AM:92:HIS:N	2.58	0.57
22:AV:65:G:H2'	22:AV:66:U:C6	2.40	0.57
24:AY:188:ARG:HD3	24:AY:310:GLN:HG2	1.86	0.57
32:B7:45:ALA:O	32:B7:46:VAL:HG23	2.05	0.57
35:BA:118:A:H5'	35:BA:119:A:C8	2.36	0.57
35:BA:135:G:O2'	35:BA:136:G:H5'	2.05	0.57
35:BA:143:G:H4'	56:BX:35:THR:HG21	1.86	0.57
35:BA:191:A:O2'	35:BA:192:C:H5'	2.05	0.57
35:BA:320:A:H3'	40:BF:136:THR:CG2	2.34	0.57
35:BA:528:A:C2	35:BA:2042:A:H2'	2.39	0.57
35:BA:626:U:O2	48:BP:105:LEU:HB3	2.05	0.57
35:BA:654(U):A:O2'	35:BA:654(V):A:H5'	2.04	0.57
35:BA:1061:U:O4	45:BK:10:LEU:HA	2.04	0.57
35:BA:1192:G:O2'	35:BA:1193:G:H5'	2.05	0.57
35:BA:1270:C:H5''	35:BA:1271:G:C5'	2.35	0.57
35:BA:2123:G:H2'	35:BA:2124:G:H8	1.68	0.57
35:BA:2262:U:H2'	35:BA:2263:C:H5''	1.84	0.57
35:BA:2523:G:H8	35:BA:2523:G:H5'	1.68	0.57
35:BA:2555:U:H2'	35:BA:2556:C:H5'	1.84	0.57
35:BA:2653:U:H2'	42:BH:110:SER:HB2	1.86	0.57

Continued on next page...

Continued from previous page...

Atom-1	Atom-2	Interatomic distance (Å)	Clash overlap (Å)
38:BD:121:PRO:HB3	38:BD:135:PHE:CE2	2.40	0.57
42:BH:25:LYS:HD2	42:BH:32:GLU:OE2	2.05	0.57
42:BH:158:HIS:O	42:BH:159:GLU:CB	2.52	0.57
52:BT:23:ARG:HA	52:BT:52:ILE:HD11	1.87	0.57
57:BY:28:LYS:NZ	57:BY:28:LYS:N	2.45	0.57
1:CA:577:G:H2'	1:CA:578:C:H6	1.70	0.57
1:CA:674:G:H2'	1:CA:675:A:C8	2.40	0.57
1:CA:718:G:H21	18:CR:49:LYS:NZ	2.03	0.57
2:CB:72:GLY:HA2	2:CB:165:VAL:CG2	2.33	0.57
3:CC:62:ASP:HA	3:CC:97:LYS:NZ	2.20	0.57
8:CH:77:GLU:HG2	8:CH:78:GLN:H	1.70	0.57
8:CH:101:PRO:HG2	8:CH:133:LEU:HD11	1.87	0.57
10:CJ:78:ASN:HD22	10:CJ:81:THR:HG21	1.70	0.57
20:CT:46:GLU:HG2	20:CT:46:GLU:O	2.04	0.57
24:CY:26:LEU:HD22	24:CY:48:VAL:HG21	1.86	0.57
35:DA:171:G:H2'	35:DA:172:C:C6	2.39	0.57
35:DA:1678:G:N2	35:DA:1989:G:H22	2.03	0.57
35:DA:2334:G:C4	51:DS:15:ARG:NH1	2.72	0.57
35:DA:2403:C:H42	35:DA:2414:G:H1	1.51	0.57
35:DA:2758:A:C3'	35:DA:2759:G:H5''	2.34	0.57
38:DD:158:ALA:HB3	38:DD:161:THR:HG21	1.86	0.57
38:DD:271:ILE:O	38:DD:272:ALA:CB	2.53	0.57
39:DE:69:LYS:HE3	39:DE:90:THR:N	2.15	0.57
39:DE:117:MET:CE	39:DE:124:GLY:HA3	2.35	0.57
41:DG:76:SER:HB2	41:DG:84:LYS:H	1.68	0.57
42:DH:35:VAL:CG1	42:DH:71:LEU:HD22	2.35	0.57
48:DP:95:VAL:HB	48:DP:100:LEU:HD21	1.86	0.57
56:DX:48:LYS:N	56:DX:48:LYS:HD2	2.19	0.57
57:DY:97:ARG:CZ	57:DY:98:VAL:HG23	2.33	0.57
1:AA:370:C:O2	1:AA:370:C:C2'	2.52	0.57
1:AA:543:C:O2'	1:AA:544:G:H5'	2.04	0.57
1:AA:862:C:O2'	1:AA:863:U:H5'	2.05	0.57
1:AA:1060:C:O4'	10:AJ:52:GLY:HA2	2.05	0.57
1:AA:1349:A:H2'	1:AA:1350:A:H8	1.70	0.57
4:AD:133:VAL:HG11	4:AD:138:TYR:CD1	2.25	0.57
5:AE:101:ILE:H	5:AE:101:ILE:CD1	2.16	0.57
12:AL:47:LYS:CG	12:AL:48:PRO:HD3	2.33	0.57
12:AL:53:ARG:HB3	12:AL:93:LEU:HD11	1.86	0.57
19:AS:41:VAL:HB	19:AS:44:MET:SD	2.44	0.57
20:AT:14:LYS:O	20:AT:18:GLN:HG3	2.05	0.57
22:AW:19:G:H4'	22:AW:20:U:OP2	2.04	0.57

Continued on next page...

Continued from previous page...

Atom-1	Atom-2	Interatomic distance (Å)	Clash overlap (Å)
25:B0:53:MET:HB3	25:B0:59:LEU:CD2	2.32	0.57
31:B6:18:ARG:CZ	31:B6:43:CYS:SG	2.93	0.57
35:BA:70:G:H21	35:BA:71:A:H62	1.50	0.57
35:BA:1523:U:H2'	35:BA:1524:G:C8	2.39	0.57
35:BA:1644:C:O2	35:BA:1644:C:H2'	2.03	0.57
35:BA:1754:C:OP1	52:BT:96:ARG:NH1	2.38	0.57
38:BD:245:PRO:O	38:BD:246:PRO:C	2.43	0.57
41:BG:82:LEU:HD23	41:BG:83:ARG:N	2.19	0.57
42:BH:35:VAL:CG1	42:BH:71:LEU:HD22	2.35	0.57
42:BH:40:GLU:O	42:BH:41:MET:HB2	2.04	0.57
48:BP:91:PHE:CE2	48:BP:95:VAL:HG12	2.39	0.57
50:BR:24:GLN:HB3	50:BR:44:LEU:CD2	2.34	0.57
53:BU:57:PHE:C	53:BU:59:ARG:N	2.57	0.57
57:BY:2:ARG:CD	57:BY:3:VAL:HG23	2.27	0.57
1:CA:555:C:OP1	12:CL:20:LYS:HD2	2.04	0.57
1:CA:636:U:C5'	17:CQ:2:PRO:HG3	2.35	0.57
1:CA:952:U:H2'	1:CA:953:G:H8	1.70	0.57
1:CA:1478:C:H2'	1:CA:1479:C:C6	2.40	0.57
17:CQ:91:ARG:HG2	17:CQ:91:ARG:NH1	2.20	0.57
20:CT:45:GLN:CA	20:CT:91:LEU:HB3	2.34	0.57
22:CW:68:C:H2'	22:CW:69:G:H8	1.70	0.57
24:CY:87:LEU:O	24:CY:87:LEU:HD23	2.05	0.57
35:DA:708:C:H5'	35:DA:709:U:OP2	2.05	0.57
35:DA:1056:G:H5''	35:DA:1057:A:H5'	1.85	0.57
35:DA:1188:U:H4'	54:DV:79:VAL:HG13	1.87	0.57
35:DA:1227:G:P	53:DU:13:LYS:HZ3	2.27	0.57
35:DA:1469:A:O2'	35:DA:1470:G:H5'	2.04	0.57
35:DA:2787:C:H2'	35:DA:2787:C:O2	2.03	0.57
38:DD:35:LYS:HZ3	38:DD:103:ARG:HA	1.68	0.57
40:DF:3:GLU:HB2	40:DF:24:LEU:HD23	1.85	0.57
40:DF:102:PRO:HB2	40:DF:105:VAL:CG2	2.34	0.57
58:DZ:152:ALA:HB2	58:DZ:168:GLU:HA	1.85	0.57
1:AA:423:G:H2'	1:AA:424:G:C5'	2.35	0.57
1:AA:880:C:O2'	1:AA:881:G:H5'	2.04	0.57
2:AB:80:ILE:HD11	2:AB:211:ILE:HB	1.87	0.57
10:AJ:27:ALA:CB	10:AJ:85:LEU:HD11	2.30	0.57
10:AJ:48:THR:HG23	10:AJ:62:HIS:CB	2.34	0.57
24:AY:65:LEU:CD1	24:AY:98:LEU:HD22	2.35	0.57
28:B3:2:PRO:HG2	28:B3:4:LEU:HG	1.86	0.57
30:B5:35:GLU:HB2	30:B5:49:CYS:HB2	1.85	0.57
31:B6:28:ARG:CA	31:B6:32:ASN:HD22	2.08	0.57

Continued on next page...

Continued from previous page...

Atom-1	Atom-2	Interatomic distance (Å)	Clash overlap (Å)
35:BA:1056:G:H5''	35:BA:1057:A:H5'	1.86	0.57
35:BA:1087:G:H1	35:BA:1102:C:H42	1.52	0.57
35:BA:1345:C:H2'	35:BA:1346:G:H8	1.69	0.57
35:BA:2144:U:HO2'	35:BA:2147:G:H1	1.53	0.57
38:BD:95:LEU:HD13	38:BD:97:TYR:HE1	1.70	0.57
39:BE:24:THR:HB	39:BE:186:GLY:HA2	1.87	0.57
40:BF:25:PRO:HG3	40:BF:119:ARG:CB	2.35	0.57
45:BK:99:ILE:O	45:BK:139:VAL:HG23	2.03	0.57
52:BT:31:SER:OG	52:BT:43:GLN:N	2.38	0.57
57:BY:60:PHE:HA	57:BY:62:GLU:CD	2.24	0.57
58:BZ:104:PHE:O	58:BZ:105:VAL:HG12	2.04	0.57
1:CA:1203:C:O2'	1:CA:1204:A:H5'	2.05	0.57
1:CA:1349:A:H2'	1:CA:1350:A:H8	1.69	0.57
2:CB:67:THR:HG21	2:CB:155:LEU:HG	1.87	0.57
2:CB:181:PHE:CE1	8:CH:70:GLN:HB3	2.39	0.57
3:CC:157:ILE:HD11	3:CC:166:GLU:N	2.20	0.57
5:CE:33:VAL:HG11	5:CE:109:ILE:HA	1.86	0.57
8:CH:20:TYR:CE2	8:CH:75:ARG:HB3	2.40	0.57
8:CH:39:LEU:O	8:CH:44:PHE:HB2	2.04	0.57
16:CP:20:VAL:CG2	16:CP:32:TYR:HB2	2.35	0.57
16:CP:71:ARG:HB3	16:CP:71:ARG:NH1	2.20	0.57
16:CP:71:ARG:HB3	16:CP:71:ARG:HH11	1.70	0.57
20:CT:57:ARG:NH1	20:CT:102:GLY:HA2	2.20	0.57
22:CV:71:G:O2'	22:CV:72:C:H5''	2.04	0.57
35:DA:34:C:HO2'	35:DA:35:G:H5'	1.70	0.57
35:DA:1946:U:H2'	35:DA:1947:C:C6	2.40	0.57
38:DD:40:THR:HG22	38:DD:41:GLY:N	2.20	0.57
59:DI:125:GLU:HA	59:DI:143:SER:HA	1.87	0.57
44:DJ:102:UNK:HA	44:DJ:106:UNK:CB	2.35	0.57
46:DN:89:LYS:O	46:DN:93:THR:HG22	2.04	0.57
48:DP:62:LEU:H	48:DP:62:LEU:HD22	1.70	0.57
53:DU:26:GLY:C	53:DU:28:ARG:H	2.08	0.57
1:AA:243:A:H4'	1:AA:244:U:O5'	2.05	0.56
1:AA:596:C:H2'	1:AA:597:G:H8	1.70	0.56
1:AA:840:C:H5''	1:AA:841:U:OP1	2.05	0.56
1:AA:1142:G:C2'	1:AA:1143:G:H5'	2.35	0.56
5:AE:42:GLY:HA2	5:AE:65:ASN:O	2.05	0.56
8:AH:77:GLU:HG2	8:AH:78:GLN:H	1.70	0.56
11:AK:57:THR:HG22	11:AK:59:TYR:N	2.20	0.56
13:AM:65:LYS:C	13:AM:66:LEU:HD12	2.26	0.56
25:B0:12:ASN:C	25:B0:14:ARG:H	2.08	0.56

Continued on next page...

Continued from previous page...

Atom-1	Atom-2	Interatomic distance (Å)	Clash overlap (Å)
35:BA:558:G:P	46:BN:111:PRO:HD2	2.45	0.56
35:BA:821:A:C2'	35:BA:946:G:H5''	2.35	0.56
35:BA:1782:C:H5'	35:BA:2609:U:N3	2.19	0.56
35:BA:1952:A:C5	47:BO:22:ILE:HD12	2.40	0.56
38:BD:35:LYS:HZ3	38:BD:103:ARG:HA	1.69	0.56
38:BD:71:ASP:HB2	38:BD:103:ARG:NH2	2.19	0.56
40:BF:133:ASN:O	40:BF:135:LYS:N	2.38	0.56
42:BH:126:PRO:O	42:BH:127:GLU:CB	2.53	0.56
42:BH:153:LYS:H	42:BH:153:LYS:CD	2.18	0.56
43:BI:5:LEU:HD13	43:BI:36:ALA:HB2	1.86	0.56
46:BN:58:ASP:OD2	46:BN:59:LYS:HG2	2.05	0.56
50:BR:10:LEU:CD2	50:BR:17:ARG:HD2	2.35	0.56
54:BV:15:GLU:HB3	54:BV:16:PRO:CD	2.27	0.56
55:BW:9:TYR:H	55:BW:102:HIS:CD2	2.23	0.56
1:CA:68:G:C2	1:CA:69:G:H1'	2.40	0.56
16:CP:75:ARG:C	16:CP:77:ALA:H	2.08	0.56
19:CS:58:VAL:O	19:CS:58:VAL:HG23	2.04	0.56
20:CT:10:LEU:HG	20:CT:12:ALA:H	1.70	0.56
22:CV:74:C:H2'	22:CV:75:C:H5'	1.86	0.56
24:CY:32:ARG:HH11	24:CY:32:ARG:HG3	1.69	0.56
35:DA:144:C:O2'	35:DA:145:G:H5'	2.05	0.56
35:DA:221:A:H4'	35:DA:222:A:O5'	2.05	0.56
35:DA:997:G:OP1	53:DU:93:LYS:HD3	2.05	0.56
35:DA:1578:U:H2'	35:DA:1579:A:H5'	1.87	0.56
35:DA:1713:U:O2'	35:DA:1714:G:H5'	2.05	0.56
35:DA:2810:A:H2'	39:DE:61:ARG:NH2	2.20	0.56
41:DG:11:TYR:HA	41:DG:15:VAL:HB	1.87	0.56
41:DG:111:LEU:HA	41:DG:114:ILE:CD1	2.35	0.56
42:DH:153:LYS:H	42:DH:153:LYS:CD	2.18	0.56
45:DK:93:ARG:N	58:DZ:112:ARG:NH2	2.48	0.56
51:DS:88:ASP:OD2	51:DS:89:ARG:N	2.38	0.56
53:DU:92:ARG:CD	54:DV:11:GLN:HG2	2.34	0.56
58:DZ:27:VAL:CG1	58:DZ:87:ASP:HB3	2.35	0.56
1:AA:197:A:N6	1:AA:221:C:H5'	2.19	0.56
1:AA:508:C:H4'	1:AA:509:A:O5'	2.05	0.56
1:AA:939:G:H1	1:AA:1344:C:H42	1.52	0.56
1:AA:1427:U:H2'	1:AA:1428:A:C8	2.40	0.56
2:AB:82:ARG:HA	2:AB:92:TYR:CD1	2.40	0.56
6:AF:24:GLU:HG3	6:AF:25:ILE:N	2.21	0.56
9:AI:103:THR:HG22	9:AI:104:ARG:N	2.20	0.56
10:AJ:3:LYS:HB3	10:AJ:77:PRO:HD3	1.87	0.56

Continued on next page...

Continued from previous page...

Atom-1	Atom-2	Interatomic distance (Å)	Clash overlap (Å)
12:AL:60:LEU:HD22	12:AL:60:LEU:H	1.69	0.56
17:AQ:48:GLU:HB2	17:AQ:50:LYS:HG2	1.87	0.56
17:AQ:59:ILE:CG2	17:AQ:71:PHE:HB3	2.35	0.56
34:B9:29:ASN:HD21	34:B9:32:HIS:CG	2.23	0.56
35:BA:676:A:H8	35:BA:2069:G:N2	1.99	0.56
35:BA:1468:C:H2'	35:BA:1469:A:C8	2.37	0.56
35:BA:2683:C:OP1	52:BT:53:ARG:NH2	2.35	0.56
35:BA:2720:U:O2	35:BA:2720:U:H2'	2.05	0.56
37:BC:96:GLY:C	37:BC:98:GLU:H	2.08	0.56
40:BF:192:LEU:HD23	40:BF:193:VAL:N	2.21	0.56
43:BI:145:VAL:HG12	43:BI:146:ALA:N	2.19	0.56
49:BQ:21:THR:HG21	49:BQ:101:ARG:HD2	1.87	0.56
49:BQ:32:TYR:OH	49:BQ:111:GLU:HB3	2.05	0.56
51:BS:49:VAL:HG12	51:BS:50:SER:N	2.20	0.56
53:BU:54:LYS:O	53:BU:58:ARG:HG3	2.05	0.56
1:CA:254:G:O2'	1:CA:255:G:H5'	2.05	0.56
1:CA:862:C:O2'	1:CA:863:U:H5'	2.05	0.56
1:CA:1004:A:HO2'	1:CA:1038:C:H1'	1.70	0.56
1:CA:1048:G:H5''	14:CN:2:ALA:N	2.20	0.56
5:CE:107:ARG:O	5:CE:109:ILE:N	2.38	0.56
7:CG:145:ALA:O	7:CG:146:GLU:HB3	2.04	0.56
8:CH:11:THR:HA	8:CH:14:ARG:NH1	2.19	0.56
8:CH:11:THR:CG2	8:CH:15:ASN:HD21	2.16	0.56
9:CI:85:LEU:O	9:CI:89:ASN:HB2	2.05	0.56
20:CT:24:LEU:C	20:CT:24:LEU:HD13	2.25	0.56
24:CY:23:GLU:HG3	24:CY:24:THR:N	2.20	0.56
24:CY:109:PHE:O	24:CY:110:PRO:O	2.22	0.56
24:CY:141:THR:HG22	24:CY:145:GLU:OE1	2.05	0.56
26:D1:81:LYS:CE	35:DA:271(H):G:C4'	2.76	0.56
27:D2:15:LYS:O	27:D2:15:LYS:HG3	2.05	0.56
35:DA:877:U:C2'	35:DA:878:A:H5''	2.35	0.56
35:DA:908:C:O2'	35:DA:909:A:H5'	2.05	0.56
35:DA:2773:C:H2'	35:DA:2774:C:H6	1.70	0.56
35:DA:2819:G:H1	35:DA:2827:C:H42	1.52	0.56
36:DB:40:U:H1'	36:DB:45:A:N6	2.20	0.56
39:DE:82:ARG:O	39:DE:84:PHE:N	2.36	0.56
40:DF:179:GLU:CD	40:DF:179:GLU:H	2.09	0.56
41:DG:34:LEU:CD1	41:DG:172:LEU:HD21	2.35	0.56
59:DI:29:TYR:O	59:DI:32:PRO:HD2	2.05	0.56
50:DR:11:ASN:CG	50:DR:12:ARG:H	2.07	0.56
1:AA:17:U:H2'	1:AA:18:C:H6	1.67	0.56

Continued on next page...

Continued from previous page...

Atom-1	Atom-2	Interatomic distance (Å)	Clash overlap (Å)
1:AA:82:U:O2'	1:AA:83:U:H5'	2.05	0.56
1:AA:219:C:H2'	1:AA:220:G:O4'	2.06	0.56
1:AA:428:G:H4'	1:AA:429:U:O5'	2.05	0.56
1:AA:532:A:H2	1:AA:1207:G:H1'	1.70	0.56
1:AA:900:A:H2'	1:AA:901:A:C8	2.39	0.56
1:AA:1423:G:H2'	1:AA:1424:C:C6	2.39	0.56
1:AA:1498:U:C2'	23:AX:20:U:OP1	2.53	0.56
2:AB:67:THR:HG21	2:AB:155:LEU:HG	1.87	0.56
3:AC:34:LEU:O	3:AC:37:GLN:HB2	2.05	0.56
3:AC:172:ARG:HH11	3:AC:172:ARG:HB3	1.70	0.56
8:AH:4:ASP:OD1	8:AH:7:ALA:N	2.36	0.56
10:AJ:31:GLY:HA3	10:AJ:78:ASN:ND2	2.20	0.56
11:AK:21:ILE:HD12	11:AK:21:ILE:N	2.20	0.56
13:AM:44:ARG:HB3	13:AM:46:LYS:HG2	1.88	0.56
17:AQ:76:LEU:HG	17:AQ:77:VAL:N	2.20	0.56
19:AS:6:LYS:HE3	19:AS:6:LYS:N	2.19	0.56
20:AT:10:LEU:HG	20:AT:12:ALA:H	1.70	0.56
20:AT:26:ASN:ND2	20:AT:27:LYS:N	2.52	0.56
22:AV:71:G:C3'	22:AV:72:C:H5''	2.35	0.56
24:AY:33:LEU:HB3	24:AY:36:PRO:HG2	1.87	0.56
24:AY:214:VAL:CG1	24:AY:215:ASP:H	2.12	0.56
24:AY:272:LYS:O	24:AY:275:ALA:HB3	2.05	0.56
27:B2:22:GLU:O	27:B2:26:ARG:HG3	2.05	0.56
28:B3:1:MET:SD	28:B3:38:GLU:HG3	2.45	0.56
31:B6:47:THR:HG22	31:B6:48:VAL:N	2.19	0.56
33:B8:32:LEU:HD11	35:BA:2391:G:H3'	1.88	0.56
34:B9:22:ARG:HH12	35:BA:2741:A:H5''	1.69	0.56
35:BA:8:A:H2'	35:BA:9:U:H5	1.68	0.56
35:BA:17:G:H4'	53:BU:25:TRP:CZ3	2.41	0.56
35:BA:613:G:C5'	35:BA:613:G:C8	2.88	0.56
35:BA:613:G:C8	35:BA:613:G:H5'	2.40	0.56
35:BA:654(Q):C:H2'	35:BA:654(R):C:C6	2.41	0.56
35:BA:962:G:O2'	35:BA:963:U:H5'	2.05	0.56
35:BA:1177:A:H4'	35:BA:1178:C:C6	2.39	0.56
35:BA:1600:C:O2'	35:BA:1601:G:H5'	2.05	0.56
35:BA:2195:C:O2'	35:BA:2196:C:H5'	2.05	0.56
35:BA:2303:G:H1'	41:BG:132:ASN:ND2	2.20	0.56
35:BA:2593:U:H2'	35:BA:2594:C:C6	2.40	0.56
35:BA:2617:C:C2'	35:BA:2618:G:H5'	2.35	0.56
35:BA:2747:G:O6	35:BA:2755:C:H5''	2.05	0.56
35:BA:2759:G:H5'	35:BA:2759:G:C8	2.39	0.56

Continued on next page...

Continued from previous page...

Atom-1	Atom-2	Interatomic distance (Å)	Clash overlap (Å)
36:BB:38:C:O2	36:BB:48:A:H1'	2.06	0.56
39:BE:39:PRO:HA	39:BE:43:GLY:HA2	1.88	0.56
40:BF:88:VAL:HG11	40:BF:91:GLY:HA3	1.87	0.56
43:BI:68:LEU:O	43:BI:72:LEU:HD23	2.06	0.56
45:BK:57:ILE:HG13	45:BK:67:PHE:HB3	1.86	0.56
48:BP:10:PRO:CD	48:BP:11:GLY:H	2.19	0.56
48:BP:28:GLY:C	48:BP:29:LYS:HD2	2.25	0.56
49:BQ:12:GLN:HG2	49:BQ:73:PRO:HD2	1.86	0.56
50:BR:2:ARG:CZ	50:BR:5:LYS:HZ2	2.18	0.56
53:BU:108:GLU:O	53:BU:112:ARG:HG2	2.04	0.56
54:BV:28:GLU:HB2	54:BV:31:ALA:HB2	1.88	0.56
55:BW:29:LEU:HD11	55:BW:33:ARG:HE	1.70	0.56
58:BZ:61:LEU:H	58:BZ:61:LEU:CD2	2.19	0.56
1:CA:133:U:OP1	20:CT:74:LYS:HE2	2.05	0.56
1:CA:341:C:O2'	1:CA:342:C:H5'	2.05	0.56
1:CA:390:C:H2'	1:CA:391:G:H8	1.68	0.56
1:CA:444:C:H2'	1:CA:445:G:C8	2.39	0.56
1:CA:596:C:H2'	1:CA:597:G:H8	1.70	0.56
1:CA:923:A:OP1	5:CE:21:ALA:HB2	2.05	0.56
1:CA:940:C:H2'	1:CA:941:G:H8	1.70	0.56
1:CA:1097:C:H2'	1:CA:1098:C:H6	1.69	0.56
1:CA:1105:A:H2'	1:CA:1106:G:C8	2.39	0.56
1:CA:1109:C:H2'	1:CA:1110:A:O4'	2.05	0.56
1:CA:1255:G:H3'	1:CA:1279:A:H62	1.70	0.56
1:CA:1331:G:OP2	13:CM:23:TYR:HD2	1.87	0.56
2:CB:33:TYR:HB2	2:CB:43:ASP:HB2	1.87	0.56
2:CB:132:LYS:O	2:CB:136:VAL:HG23	2.06	0.56
3:CC:167:TRP:O	3:CC:168:ALA:CB	2.52	0.56
6:CF:3:ARG:HH11	6:CF:3:ARG:HG3	1.70	0.56
6:CF:100:ASN:O	18:CR:28:GLU:HG2	2.06	0.56
11:CK:19:ALA:CB	11:CK:32:ILE:HG23	2.35	0.56
12:CL:38:THR:HG22	12:CL:39:VAL:HG23	1.87	0.56
13:CM:90:LEU:C	13:CM:92:HIS:N	2.58	0.56
17:CQ:57:VAL:HG21	17:CQ:73:VAL:HG13	1.86	0.56
18:CR:37:VAL:HG23	18:CR:38:GLU:H	1.70	0.56
18:CR:67:ALA:HA	18:CR:70:ILE:HG12	1.87	0.56
19:CS:9:VAL:O	19:CS:9:VAL:HG12	2.04	0.56
22:CV:2:C:H2'	22:CV:3:C:C5'	2.35	0.56
22:CV:45:U:H2'	22:CV:46:G:H5'	1.86	0.56
24:CY:301:GLU:O	24:CY:302:VAL:HG13	2.05	0.56
28:D3:45:GLY:O	28:D3:48:GLU:HB2	2.06	0.56

Continued on next page...

Continued from previous page...

Atom-1	Atom-2	Interatomic distance (Å)	Clash overlap (Å)
31:D6:40:CYS:HA	31:D6:46:HIS:H	1.71	0.56
32:D7:36:GLN:HG2	32:D7:36:GLN:O	2.04	0.56
35:DA:157:U:H5'	35:DA:171:G:N2	2.19	0.56
35:DA:321:G:OP2	40:DF:136:THR:HG22	2.05	0.56
35:DA:324:A:O2'	35:DA:325:G:H5'	2.05	0.56
35:DA:464:U:H2'	35:DA:465:G:O4'	2.05	0.56
35:DA:470:A:H8	35:DA:470:A:H5'	1.70	0.56
35:DA:483:A:O3'	57:DY:49:VAL:HG11	2.06	0.56
35:DA:564:C:O2'	35:DA:565:C:H5'	2.06	0.56
35:DA:661:C:C4'	48:DP:16:ARG:HD3	2.35	0.56
35:DA:1047:G:N2	35:DA:1110:G:C8	2.73	0.56
35:DA:1625:C:H2'	35:DA:1626:G:O4'	2.06	0.56
35:DA:2082:A:H2'	35:DA:2083:G:O4'	2.05	0.56
35:DA:2107:C:H2'	35:DA:2108:C:O4'	2.05	0.56
35:DA:2174:C:H2'	35:DA:2175:C:O4'	2.04	0.56
35:DA:2334:G:H21	51:DS:18:ILE:CD1	2.18	0.56
35:DA:2848:G:H3'	52:DT:95:ARG:O	2.06	0.56
38:DD:25:THR:HG22	38:DD:82:ILE:O	2.05	0.56
38:DD:34:VAL:O	38:DD:34:VAL:HG13	2.05	0.56
38:DD:92:ILE:HG22	38:DD:93:ALA:N	2.20	0.56
39:DE:4:ILE:HD11	39:DE:28:ALA:HB1	1.87	0.56
41:DG:39:ILE:C	41:DG:39:ILE:HD12	2.26	0.56
42:DH:17:VAL:HB	42:DH:45:VAL:HG13	1.87	0.56
42:DH:103:LEU:HG	42:DH:104:GLU:N	2.20	0.56
59:DI:75:LEU:HD22	59:DI:141:LYS:HG3	1.86	0.56
59:DI:111:PRO:O	59:DI:113:ARG:N	2.38	0.56
47:DO:104:ARG:HH21	52:DT:33:LYS:HE2	1.70	0.56
48:DP:140:ALA:O	48:DP:141:ALA:CB	2.53	0.56
51:DS:89:ARG:HH11	51:DS:92:TYR:CA	2.12	0.56
53:DU:88:ILE:C	53:DU:90:VAL:H	2.08	0.56
55:DW:9:TYR:H	55:DW:102:HIS:CD2	2.23	0.56
56:DX:30:VAL:HG21	56:DX:79:ALA:HB3	1.86	0.56
58:DZ:135:GLU:O	58:DZ:136:PHE:HB3	2.04	0.56
58:DZ:171:ILE:O	58:DZ:172:ALA:HB2	2.05	0.56
1:AA:68:G:C2	1:AA:69:G:H1'	2.40	0.56
1:AA:1236:A:H2'	1:AA:1237:C:C6	2.39	0.56
4:AD:131:ARG:HD3	4:AD:131:ARG:N	2.16	0.56
8:AH:84:ARG:NH1	8:AH:86:ILE:HD13	2.19	0.56
9:AI:79:LEU:HD11	9:AI:83:ARG:CZ	2.35	0.56
9:AI:97:LYS:CB	9:AI:98:PRO:HD3	2.36	0.56
12:AL:59:ARG:HH11	12:AL:65:GLU:CG	2.18	0.56

Continued on next page...

Continued from previous page...

Atom-1	Atom-2	Interatomic distance (Å)	Clash overlap (Å)
14:AN:13:THR:HG22	14:AN:13:THR:O	2.05	0.56
22:AV:20:U:C2'	22:AV:21:A:H5'	2.36	0.56
30:B5:47:PRO:O	30:B5:48:GLU:HG3	2.05	0.56
34:B9:10:ILE:HG23	35:BA:2477:C:H41	1.69	0.56
35:BA:157:U:H5'	35:BA:171:G:N2	2.19	0.56
35:BA:289:A:H3'	35:BA:290:G:H8	1.69	0.56
35:BA:1278:A:O3'	50:BR:34:ILE:HG23	2.04	0.56
35:BA:1292:U:H2'	35:BA:1293:C:C6	2.40	0.56
35:BA:1496:A:C8	35:BA:1577:C:O2'	2.59	0.56
35:BA:2473:U:H2'	35:BA:2474:C:H5'	1.88	0.56
36:BB:30:C:H4'	36:BB:58:A:H2	1.70	0.56
38:BD:244:ARG:CD	38:BD:245:PRO:HB3	2.35	0.56
40:BF:65:TRP:HZ3	40:BF:73:ALA:O	1.89	0.56
41:BG:109:VAL:O	41:BG:113:ARG:HG3	2.06	0.56
41:BG:173:LEU:C	41:BG:178:PHE:HD2	2.08	0.56
42:BH:94:TYR:CZ	42:BH:160:LYS:HD2	2.40	0.56
56:BX:57:LEU:HD21	56:BX:78:LYS:HD2	1.87	0.56
1:CA:1349:A:H2'	1:CA:1350:A:C8	2.40	0.56
2:CB:194:PRO:O	2:CB:196:LEU:N	2.38	0.56
4:CD:26:CYS:HA	4:CD:31:CYS:HB2	1.86	0.56
4:CD:31:CYS:C	4:CD:33:MET:N	2.58	0.56
4:CD:131:ARG:H	4:CD:131:ARG:CD	2.16	0.56
4:CD:145:GLU:HG2	4:CD:184:LYS:NZ	2.20	0.56
5:CE:41:VAL:HG13	5:CE:113:ALA:HA	1.86	0.56
6:CF:14:LEU:HD22	6:CF:18:GLN:NE2	2.20	0.56
7:CG:115:ARG:HB2	7:CG:118:VAL:CG2	2.34	0.56
19:CS:6:LYS:HE3	19:CS:6:LYS:N	2.18	0.56
22:CV:1:G:H2'	22:CV:2:C:C6	2.38	0.56
24:CY:15:GLY:O	24:CY:19:ILE:HG12	2.05	0.56
25:D0:65:GLY:HA2	25:D0:84:LEU:HD11	1.88	0.56
26:D1:5:CYS:HG	26:D1:8:SER:HG	1.50	0.56
27:D2:3:LEU:O	27:D2:7:ARG:HD2	2.05	0.56
35:DA:284:U:H2'	35:DA:285:C:H6	1.69	0.56
35:DA:390:A:N6	48:DP:71:VAL:HG21	2.20	0.56
35:DA:654(U):A:O2'	35:DA:654(V):A:H5'	2.05	0.56
35:DA:1210:A:H5'	35:DA:1212:G:O4'	2.06	0.56
35:DA:1270:C:H5''	35:DA:1271:G:C5'	2.36	0.56
35:DA:1782:C:H5'	35:DA:2609:U:N3	2.20	0.56
35:DA:2123:G:H2'	35:DA:2124:G:H8	1.67	0.56
35:DA:2577:A:H5''	35:DA:2578:G:H5'	1.87	0.56
38:DD:106:ILE:HD11	38:DD:143:HIS:CD2	2.40	0.56

Continued on next page...

Continued from previous page...

Atom-1	Atom-2	Interatomic distance (Å)	Clash overlap (Å)
42:DH:85:LYS:HZ2	42:DH:133:VAL:HB	1.70	0.56
42:DH:159:GLU:CG	42:DH:160:LYS:N	2.69	0.56
45:DK:102:GLU:HG2	45:DK:103:GLN:H	1.69	0.56
50:DR:24:GLN:HB3	50:DR:44:LEU:CD2	2.34	0.56
1:AA:494:U:H2'	1:AA:495:A:H5'	1.86	0.56
1:AA:1255:G:H3'	1:AA:1279:A:H62	1.71	0.56
4:AD:68:TYR:CE2	4:AD:97:LEU:HD22	2.39	0.56
4:AD:201:GLN:O	4:AD:204:ILE:HB	2.06	0.56
5:AE:80:ILE:HA	8:AH:104:ARG:NH2	2.20	0.56
15:AO:82:ILE:HD13	15:AO:82:ILE:C	2.25	0.56
24:AY:191:ARG:HE	24:AY:194:PRO:HD3	1.71	0.56
27:B2:38:GLN:NE2	27:B2:44:LEU:HD13	2.20	0.56
34:B9:35:ARG:HG2	34:B9:36:GLN:N	2.20	0.56
35:BA:1047:G:N2	35:BA:1110:G:C8	2.73	0.56
35:BA:1490:A:H5'	35:BA:1491:G:OP2	2.05	0.56
35:BA:2107:C:H2'	35:BA:2108:C:O4'	2.06	0.56
35:BA:2692:C:H2'	35:BA:2693:A:H8	1.70	0.56
41:BG:7:LEU:HD23	41:BG:10:LYS:HD3	1.86	0.56
42:BH:40:GLU:HB3	42:BH:41:MET:SD	2.46	0.56
42:BH:60:ARG:NH1	42:BH:64:LEU:HD21	2.16	0.56
42:BH:157:TYR:HE1	42:BH:171:LEU:N	2.01	0.56
43:BI:92:VAL:HG22	43:BI:92:VAL:O	2.05	0.56
46:BN:24:GLY:O	46:BN:28:THR:HG22	2.06	0.56
51:BS:101:LEU:O	51:BS:106:ARG:NH2	2.38	0.56
52:BT:29:ARG:HG2	52:BT:86:ILE:O	2.06	0.56
55:BW:25:ARG:HB2	55:BW:25:ARG:NH1	2.20	0.56
1:CA:501:C:H1'	1:CA:549:C:H1'	1.88	0.56
1:CA:1514:C:O2'	1:CA:1515:C:H5'	2.05	0.56
3:CC:6:HIS:ND1	14:CN:49:HIS:HB3	2.19	0.56
3:CC:73:PRO:O	3:CC:76:VAL:HG22	2.05	0.56
9:CI:32:ASP:HB3	9:CI:35:GLU:CB	2.35	0.56
9:CI:93:ARG:C	9:CI:95:LYS:H	2.09	0.56
20:CT:25:ARG:O	20:CT:29:LYS:HE3	2.04	0.56
22:CW:20:U:H2'	22:CW:21:A:H4'	1.88	0.56
35:DA:70:G:H21	35:DA:71:A:H62	1.52	0.56
35:DA:558:G:P	46:DN:111:PRO:HD2	2.44	0.56
35:DA:613:G:C5'	35:DA:613:G:C8	2.89	0.56
35:DA:2392:A:H2	35:DA:2424:C:N4	2.04	0.56
35:DA:2830:G:H5'	39:DE:58:ARG:NH2	2.19	0.56
38:DD:33:LEU:O	38:DD:36:PRO:HD3	2.06	0.56
39:DE:24:THR:HB	39:DE:186:GLY:HA2	1.86	0.56

Continued on next page...

Continued from previous page...

Atom-1	Atom-2	Interatomic distance (Å)	Clash overlap (Å)
42:DH:170:ARG:H	42:DH:170:ARG:CD	2.17	0.56
55:DW:84:ARG:HB2	55:DW:96:ILE:HG22	1.87	0.56
57:DY:26:LYS:HG2	57:DY:27:VAL:HG23	1.87	0.56
58:DZ:23:LYS:N	58:DZ:23:LYS:HD2	2.20	0.56
1:AA:79:G:C1'	1:AA:80:G:H8	2.17	0.56
1:AA:355:C:C2	1:AA:356:A:N7	2.73	0.56
1:AA:926:G:C6	1:AA:1505:G:C6	2.94	0.56
1:AA:1097:C:H2'	1:AA:1098:C:H6	1.70	0.56
1:AA:1405:G:O2'	1:AA:1406:U:H5'	2.06	0.56
2:AB:42:ILE:HD13	2:AB:203:GLY:HA2	1.88	0.56
30:B5:16:ARG:NH2	35:BA:517:C:OP1	2.38	0.56
35:BA:564:C:O2'	35:BA:565:C:H5'	2.06	0.56
35:BA:997:G:OP1	53:BU:93:LYS:HD3	2.04	0.56
35:BA:1374:G:H2'	35:BA:1375:C:C6	2.40	0.56
35:BA:1508:A:N3	35:BA:1508:A:H2'	2.19	0.56
35:BA:1607:C:H4'	35:BA:1608:A:O5'	2.06	0.56
35:BA:1652:A:C2'	35:BA:1653:G:H5'	2.36	0.56
35:BA:2127:G:O2'	35:BA:2173:A:H2	1.88	0.56
35:BA:2188:C:H2'	35:BA:2189:U:O4'	2.04	0.56
35:BA:2746:U:H5''	42:BH:138:LYS:HE2	1.88	0.56
35:BA:2819:G:H1	35:BA:2827:C:H42	1.52	0.56
37:BC:50:ASP:O	37:BC:50:ASP:CG	2.44	0.56
43:BI:2:LYS:O	43:BI:39:ALA:HB3	2.06	0.56
43:BI:29:TYR:CD2	43:BI:30:LEU:HD23	2.41	0.56
48:BP:148:LEU:H	48:BP:148:LEU:HD13	1.71	0.56
52:BT:28:VAL:HG22	52:BT:46:GLU:HA	1.88	0.56
57:BY:27:VAL:HG12	57:BY:29:GLU:OE1	2.05	0.56
1:CA:6:G:H4'	1:CA:298:A:H4'	1.88	0.56
1:CA:148:G:H2'	1:CA:149:A:H8	1.70	0.56
1:CA:607:A:C2	16:CP:31:LYS:HG3	2.41	0.56
1:CA:636:U:H5'	17:CQ:2:PRO:HG3	1.86	0.56
4:CD:128:VAL:O	4:CD:130:GLY:N	2.39	0.56
4:CD:131:ARG:HD3	4:CD:131:ARG:N	2.18	0.56
5:CE:139:LEU:HA	5:CE:142:LEU:CD1	2.35	0.56
9:CI:32:ASP:HB3	9:CI:35:GLU:HB2	1.87	0.56
11:CK:34:ASP:OD2	11:CK:36:ASP:HB2	2.06	0.56
12:CL:59:ARG:HH11	12:CL:65:GLU:CG	2.16	0.56
20:CT:14:LYS:O	20:CT:18:GLN:HG3	2.05	0.56
33:D8:34:TRP:CB	35:DA:2420:C:OP1	2.48	0.56
35:DA:573:G:O2'	35:DA:574:C:H3'	2.06	0.56
35:DA:1058:G:H5''	45:DK:1:MET:SD	2.45	0.56

Continued on next page...

Continued from previous page...

Atom-1	Atom-2	Interatomic distance (Å)	Clash overlap (Å)
35:DA:1374:G:H2'	35:DA:1375:C:C6	2.41	0.56
35:DA:2098:U:H2'	35:DA:2099:U:H6	1.71	0.56
35:DA:2473:U:H2'	35:DA:2474:C:H5'	1.88	0.56
39:DE:23:VAL:HG11	39:DE:173:VAL:HG11	1.88	0.56
39:DE:77:ILE:CG2	39:DE:78:LEU:HD23	2.35	0.56
42:DH:72:ILE:O	42:DH:75:ALA:HB3	2.05	0.56
46:DN:6:PRO:HG2	46:DN:41:ASP:O	2.05	0.56
46:DN:119:ARG:CG	46:DN:119:ARG:HH11	2.18	0.56
48:DP:147:LEU:CG	48:DP:148:LEU:N	2.69	0.56
54:DV:28:GLU:HB2	54:DV:31:ALA:HB2	1.88	0.56
54:DV:47:VAL:HG13	54:DV:52:VAL:N	2.20	0.56
55:DW:22:ASP:HA	55:DW:25:ARG:HH12	1.70	0.56
1:AA:555:C:H2'	1:AA:556:C:C6	2.32	0.56
2:AB:33:TYR:HB2	2:AB:43:ASP:HB2	1.88	0.56
3:AC:5:ILE:HD12	3:AC:5:ILE:O	2.06	0.56
3:AC:22:TRP:CZ3	3:AC:24:ALA:HB2	2.40	0.56
5:AE:139:LEU:HA	5:AE:142:LEU:CD1	2.36	0.56
11:AK:99:GLN:OE1	11:AK:105:VAL:HG21	2.06	0.56
12:AL:71:PRO:O	12:AL:102:ARG:HD2	2.05	0.56
12:AL:83:VAL:HG21	12:AL:100:ILE:HG23	1.88	0.56
22:AV:63:G:H2'	22:AV:64:A:O4'	2.06	0.56
26:B1:86:SER:CB	26:B1:89:GLU:HB2	2.27	0.56
33:B8:52:LYS:N	33:B8:53:PRO:CD	2.54	0.56
34:B9:17:ILE:HD11	35:BA:2754:U:H1'	1.86	0.56
35:BA:464:U:H2'	35:BA:465:G:O4'	2.04	0.56
35:BA:740:U:H5'	35:BA:740:U:H6	1.71	0.56
35:BA:1111:A:N3	35:BA:1112:G:H1'	2.21	0.56
35:BA:1882:C:H5'	35:BA:1883:G:OP2	2.05	0.56
35:BA:2098:U:H2'	35:BA:2099:U:H6	1.70	0.56
35:BA:2131:G:H5''	35:BA:2132:U:H5''	1.88	0.56
36:BB:40:U:H1'	36:BB:45:A:N6	2.19	0.56
38:BD:244:ARG:HD2	38:BD:245:PRO:CA	2.36	0.56
38:BD:271:ILE:O	38:BD:272:ALA:CB	2.54	0.56
39:BE:52:LEU:HD12	39:BE:53:PRO:HD2	1.87	0.56
41:BG:161:THR:CG2	41:BG:162:THR:N	2.69	0.56
43:BI:71:ILE:HG23	43:BI:72:LEU:CD2	2.34	0.56
44:BJ:102:UNK:HA	44:BJ:106:UNK:CB	2.36	0.56
46:BN:6:PRO:O	46:BN:7:LYS:HG3	2.06	0.56
47:BO:13:ASN:HD22	47:BO:97:ARG:HB2	1.70	0.56
50:BR:38:VAL:HB	50:BR:39:PRO:HD3	1.86	0.56
52:BT:102:ILE:O	52:BT:106:SER:HB3	2.05	0.56

Continued on next page...

Continued from previous page...

Atom-1	Atom-2	Interatomic distance (Å)	Clash overlap (Å)
1:CA:556:C:C2'	1:CA:557:G:H5'	2.35	0.56
4:CD:194:LEU:HD22	4:CD:194:LEU:N	2.20	0.56
8:CH:84:ARG:NH1	8:CH:86:ILE:HD13	2.19	0.56
10:CJ:27:ALA:CB	10:CJ:85:LEU:HD11	2.30	0.56
11:CK:21:ILE:HD13	11:CK:84:VAL:CG1	2.36	0.56
13:CM:86:CYS:O	13:CM:89:GLY:N	2.38	0.56
24:CY:79:LEU:HB2	24:CY:80:PRO:HD3	1.86	0.56
24:CY:81:ALA:HB1	24:CY:84:ARG:HG2	1.87	0.56
24:CY:253:HIS:HB2	24:CY:279:LEU:HD11	1.86	0.56
26:D1:56:GLN:HE21	26:D1:56:GLN:HA	1.71	0.56
31:D6:33:LYS:O	31:D6:34:LEU:HB2	2.06	0.56
34:D9:20:HIS:C	34:D9:22:ARG:H	2.09	0.56
35:DA:1021:A:C8	35:DA:1021:A:C3'	2.88	0.56
35:DA:1409:C:H2'	35:DA:1410:G:C8	2.41	0.56
35:DA:1652:A:C2'	35:DA:1653:G:H5'	2.36	0.56
35:DA:1657:C:H2'	35:DA:1658:C:C6	2.39	0.56
35:DA:1666:G:O3'	47:DO:6:THR:HG23	2.06	0.56
35:DA:1762:A:H8	35:DA:1762:A:O5'	1.87	0.56
35:DA:2635:C:OP1	39:DE:77:ILE:HG21	2.06	0.56
38:DD:242:ARG:O	38:DD:243:GLY:C	2.44	0.56
41:DG:177:GLY:O	41:DG:179:PRO:HD3	2.06	0.56
42:DH:40:GLU:O	42:DH:41:MET:HB2	2.05	0.56
42:DH:47:GLU:HB2	42:DH:51:ARG:HH21	1.69	0.56
52:DT:3:ARG:HG2	52:DT:6:LEU:N	2.15	0.56
55:DW:25:ARG:NH1	55:DW:25:ARG:HB2	2.21	0.56
55:DW:86:LEU:C	55:DW:86:LEU:HD12	2.26	0.56
57:DY:60:PHE:HA	57:DY:62:GLU:CD	2.26	0.56
58:DZ:30:ASN:ND2	58:DZ:32:HIS:N	2.51	0.56
1:AA:314:C:O2'	1:AA:315:A:H5'	2.04	0.56
1:AA:382:A:H2'	1:AA:383:A:C8	2.40	0.56
1:AA:555:C:OP1	12:AL:20:LYS:HD2	2.05	0.56
1:AA:627:G:H2'	1:AA:628:G:C8	2.41	0.56
1:AA:913:A:H4'	1:AA:914:A:O5'	2.05	0.56
1:AA:1109:C:H2'	1:AA:1110:A:O4'	2.05	0.56
1:AA:1278:U:H3'	1:AA:1279:A:H5'	1.88	0.56
1:AA:1413:A:C2	1:AA:1414:U:C2	2.93	0.56
6:AF:91:VAL:CG1	6:AF:92:LYS:N	2.68	0.56
8:AH:29:SER:HB3	8:AH:32:LYS:CB	2.34	0.56
9:AI:114:TYR:HE1	10:AJ:60:ARG:H	1.48	0.56
10:AJ:6:ILE:HG22	10:AJ:98:ILE:HG13	1.88	0.56
13:AM:27:LYS:CE	13:AM:31:LYS:HE3	2.34	0.56

Continued on next page...

Continued from previous page...

Atom-1	Atom-2	Interatomic distance (Å)	Clash overlap (Å)
18:AR:37:VAL:HG23	18:AR:38:GLU:N	2.21	0.56
18:AR:37:VAL:HG23	18:AR:38:GLU:H	1.71	0.56
20:AT:57:ARG:HH12	20:AT:102:GLY:HA2	1.71	0.56
22:AV:73:A:N3	22:AV:73:A:H5'	2.20	0.56
24:AY:31:ARG:NH1	45:BK:34:ILE:HG13	2.21	0.56
24:AY:33:LEU:HD22	35:BA:1095:A:H61	1.70	0.56
30:B5:4:HIS:O	35:BA:2056:G:N2	2.38	0.56
31:B6:41:PRO:HG2	31:B6:43:CYS:H	1.71	0.56
35:BA:1531:C:H3'	35:BA:1532:C:C5'	2.35	0.56
35:BA:1598:C:H5'	56:BX:36:LYS:CG	2.36	0.56
35:BA:1826:G:H4'	38:BD:242:ARG:NE	2.18	0.56
35:BA:2830:G:H5'	39:BE:58:ARG:NH2	2.20	0.56
37:BC:79:LYS:HE2	37:BC:97:GLU:OE2	2.05	0.56
39:BE:132:HIS:ND1	39:BE:135:HIS:NE2	2.48	0.56
40:BF:178:PRO:HB2	40:BF:201:VAL:HG11	1.87	0.56
42:BH:33:LEU:HD12	42:BH:78:GLY:HA3	1.87	0.56
42:BH:43:VAL:HG21	42:BH:52:VAL:HG22	1.87	0.56
50:BR:53:HIS:HA	50:BR:56:LYS:HB2	1.88	0.56
51:BS:59:LYS:HB2	51:BS:65:VAL:HG22	1.87	0.56
57:BY:7:VAL:HB	57:BY:8:LYS:NZ	2.21	0.56
58:BZ:108:PRO:HA	58:BZ:142:SER:CA	2.25	0.56
1:CA:149:A:H2'	1:CA:150:C:C6	2.41	0.56
1:CA:409:G:C5'	4:CD:25:ARG:HB2	2.35	0.56
1:CA:501:C:H2'	1:CA:502:G:H8	1.70	0.56
1:CA:1116:C:H2'	1:CA:1117:G:C5'	2.27	0.56
1:CA:1305:G:OP1	21:CU:2:GLY:HA3	2.06	0.56
2:CB:35:GLU:HG3	2:CB:39:ILE:O	2.05	0.56
2:CB:144:ARG:O	2:CB:147:LYS:HB3	2.06	0.56
3:CC:127:ARG:HD2	3:CC:127:ARG:N	2.20	0.56
7:CG:6:ARG:HG2	7:CG:6:ARG:O	2.06	0.56
13:CM:65:LYS:C	13:CM:66:LEU:HD12	2.26	0.56
15:CO:82:ILE:C	15:CO:82:ILE:HD13	2.26	0.56
22:CW:45:U:H2'	22:CW:46:G:H5'	1.88	0.56
24:CY:283:LEU:O	24:CY:287:GLU:HB2	2.06	0.56
35:DA:315:G:H2'	35:DA:316:C:C6	2.40	0.56
35:DA:574:C:N3	39:DE:145:LYS:HE2	2.21	0.56
35:DA:654(Q):C:H2'	35:DA:654(R):C:C6	2.41	0.56
35:DA:958:U:H5''	49:DQ:14:ARG:CD	2.35	0.56
35:DA:1047:G:O2'	35:DA:1110:G:C2	2.57	0.56
35:DA:1523:U:H2'	35:DA:1524:G:C8	2.41	0.56
39:DE:4:ILE:CG1	39:DE:28:ALA:HB1	2.36	0.56

Continued on next page...

Continued from previous page...

Atom-1	Atom-2	Interatomic distance (Å)	Clash overlap (Å)
40:DF:63:LYS:NZ	40:DF:67:GLN:HB2	2.21	0.56
42:DH:103:LEU:HB2	42:DH:123:PHE:CD2	2.41	0.56
42:DH:115:VAL:CG1	42:DH:148:ILE:HD11	2.34	0.56
42:DH:126:PRO:O	42:DH:127:GLU:CB	2.53	0.56
48:DP:148:LEU:H	48:DP:148:LEU:HD13	1.71	0.56
52:DT:29:ARG:HG2	52:DT:86:ILE:O	2.06	0.56
52:DT:120:ARG:O	52:DT:123:GLN:HG2	2.05	0.56
56:DX:66:LEU:HD23	56:DX:67:GLY:N	2.20	0.56
1:AA:15:G:H4'	5:AE:24:ARG:NH1	2.17	0.56
1:AA:274:A:O2'	1:AA:275:G:O4'	2.24	0.56
1:AA:341:C:H2'	1:AA:342:C:C6	2.40	0.56
1:AA:501:C:H2'	1:AA:502:G:C8	2.41	0.56
1:AA:624:C:H4'	16:AP:10:GLY:C	2.26	0.56
1:AA:706:A:C5	1:AA:707:C:C5	2.93	0.56
1:AA:858:G:O6	1:AA:869:G:H3'	2.06	0.56
1:AA:940:C:H2'	1:AA:941:G:H8	1.70	0.56
1:AA:1104:G:O2'	1:AA:1105:A:H5'	2.06	0.56
1:AA:1499:A:H5'	1:AA:1499:A:C8	2.41	0.56
6:AF:94:GLN:OE1	18:AR:32:ARG:HD2	2.06	0.56
11:AK:59:TYR:CZ	11:AK:63:LEU:HD12	2.41	0.56
24:AY:75:LEU:HA	24:AY:78:GLU:O	2.05	0.56
24:AY:88:LYS:O	24:AY:92:GLU:HG2	2.06	0.56
24:AY:191:ARG:HH21	24:AY:194:PRO:HD2	1.70	0.56
26:B1:51:VAL:HG22	26:B1:52:ARG:N	2.21	0.56
27:B2:67:LYS:O	27:B2:69:ARG:N	2.39	0.56
35:BA:141:A:H8	35:BA:1408:C:O2'	1.85	0.56
35:BA:483:A:O3'	57:BY:49:VAL:HG11	2.05	0.56
35:BA:1203:G:H4'	48:BP:7:ARG:HD3	1.88	0.56
35:BA:1469:A:O2'	35:BA:1470:G:H5'	2.05	0.56
35:BA:1560:G:O2'	35:BA:1561:G:H5'	2.06	0.56
35:BA:2178:C:H5''	37:BC:46:LYS:HG2	1.88	0.56
35:BA:2308:G:O6	35:BA:2310:A:N3	2.38	0.56
35:BA:2443:C:O2'	35:BA:2444:G:H5'	2.05	0.56
36:BB:4:C:H2'	36:BB:5:C:C6	2.41	0.56
38:BD:244:ARG:HH11	38:BD:244:ARG:HG2	1.71	0.56
39:BE:78:LEU:CD2	39:BE:78:LEU:N	2.64	0.56
40:BF:80:ALA:O	40:BF:83:PHE:HB2	2.05	0.56
42:BH:18:GLU:HG3	42:BH:25:LYS:HG3	1.87	0.56
42:BH:141:VAL:CG1	42:BH:142:GLY:N	2.68	0.56
50:BR:48:VAL:HA	50:BR:51:LEU:HD13	1.88	0.56
53:BU:27:LEU:HD23	53:BU:27:LEU:H	1.71	0.56

Continued on next page...

Continued from previous page...

Atom-1	Atom-2	Interatomic distance (Å)	Clash overlap (Å)
54:BV:5:VAL:CG2	54:BV:37:VAL:HG23	2.36	0.56
57:BY:77:PRO:O	57:BY:78:ALA:HB2	2.05	0.56
57:BY:96:ILE:HD12	57:BY:99:CYS:CB	2.36	0.56
1:CA:382:A:H2'	1:CA:383:A:C8	2.41	0.56
2:CB:82:ARG:HA	2:CB:92:TYR:CD1	2.40	0.56
4:CD:68:TYR:CE2	4:CD:97:LEU:HD22	2.41	0.56
10:CJ:4:ILE:HA	10:CJ:100:THR:HG22	1.87	0.56
27:D2:24:LEU:CD2	27:D2:28:LYS:HE2	2.36	0.56
35:DA:301:G:H1'	35:DA:302:C:C6	2.41	0.56
35:DA:2476:A:C2	35:DA:2477:C:C4	2.94	0.56
38:DD:25:THR:O	38:DD:25:THR:HG23	2.06	0.56
38:DD:79:VAL:HG11	38:DD:111:LEU:HD12	1.87	0.56
38:DD:121:PRO:HB3	38:DD:135:PHE:CE2	2.41	0.56
38:DD:132:PRO:HD3	38:DD:190:TYR:CZ	2.41	0.56
41:DG:64:THR:HG23	41:DG:66:GLN:H	1.71	0.56
1:AA:375:U:H4'	16:AP:17:TYR:CE2	2.41	0.56
1:AA:501:C:H1'	1:AA:549:C:H1'	1.88	0.56
1:AA:882:C:O2'	1:AA:883:C:H5'	2.06	0.56
1:AA:1000:U:H2'	1:AA:1001:A:C8	2.40	0.56
1:AA:1241:G:H2'	1:AA:1242:C:C6	2.40	0.56
2:AB:144:ARG:O	2:AB:147:LYS:HB3	2.06	0.56
5:AE:93:PRO:CG	8:AH:105:ARG:HE	2.19	0.56
6:AF:82:ARG:HH11	6:AF:82:ARG:CB	2.19	0.56
13:AM:86:CYS:O	13:AM:89:GLY:N	2.39	0.56
16:AP:5:ARG:O	16:AP:19:ILE:HA	2.06	0.56
27:B2:54:LYS:O	27:B2:57:ILE:HB	2.05	0.56
35:BA:247:G:N7	35:BA:249:C:C2	2.74	0.56
35:BA:1484:G:C2'	35:BA:1485:G:H5''	2.36	0.56
35:BA:2013:A:H4'	55:BW:96:ILE:HD12	1.87	0.56
35:BA:2082:A:H2'	35:BA:2083:G:O4'	2.05	0.56
35:BA:2880:C:O2'	50:BR:90:ARG:NH1	2.38	0.56
40:BF:130:ALA:HB3	40:BF:142:TRP:HD1	1.68	0.56
42:BH:88:LEU:N	42:BH:88:LEU:HD22	2.21	0.56
47:BO:104:ARG:HH21	52:BT:33:LYS:HE2	1.70	0.56
1:CA:295:C:H2'	1:CA:296:U:C6	2.41	0.56
1:CA:930:C:O2'	1:CA:931:C:H5'	2.05	0.56
1:CA:1223:C:P	19:CS:78:ARG:HH21	2.29	0.56
1:CA:1248:A:C2'	1:CA:1249:C:H5'	2.36	0.56
4:CD:108:LEU:O	4:CD:110:PHE:CD1	2.59	0.56
9:CI:105:ASP:OD2	9:CI:107:ARG:HD3	2.05	0.56
12:CL:25:PRO:C	12:CL:27:LEU:H	2.09	0.56

Continued on next page...

Continued from previous page...

Atom-1	Atom-2	Interatomic distance (Å)	Clash overlap (Å)
14:CN:13:THR:HG22	14:CN:13:THR:O	2.05	0.56
26:D1:80:LEU:HD22	26:D1:81:LYS:H	1.67	0.56
27:D2:7:ARG:O	27:D2:11:GLU:HG3	2.06	0.56
35:DA:483:A:N7	35:DA:497:A:H2	2.04	0.56
35:DA:1087:G:H1	35:DA:1102:C:H42	1.53	0.56
35:DA:1388:G:O2'	35:DA:1389:G:H5'	2.06	0.56
35:DA:1655:A:C8	35:DA:1656:C:C5	2.94	0.56
35:DA:1827:C:H2'	35:DA:1828:G:C5'	2.36	0.56
35:DA:2483:C:N3	49:DQ:124:LYS:NZ	2.54	0.56
35:DA:2645:G:C3'	35:DA:2646:C:H5'	2.32	0.56
35:DA:2650:U:O2'	35:DA:2651:C:H5'	2.06	0.56
36:DB:65:C:H2'	36:DB:109:C:H41	1.72	0.56
38:DD:95:LEU:HD13	38:DD:97:TYR:CE1	2.41	0.56
39:DE:48:GLN:NE2	39:DE:78:LEU:HD11	2.20	0.56
41:DG:33:ARG:O	41:DG:161:THR:HG23	2.06	0.56
48:DP:108:LYS:O	48:DP:109:GLY:O	2.24	0.56
54:DV:79:VAL:HG12	54:DV:79:VAL:O	2.06	0.56
1:AA:174:C:H2'	1:AA:175:C:H6	1.71	0.55
1:AA:1014:A:H5'	19:AS:14:HIS:CD2	2.41	0.55
1:AA:1062:U:H2'	1:AA:1063:C:C6	2.41	0.55
1:AA:1305:G:OP1	21:AU:2:GLY:HA3	2.06	0.55
1:AA:1347:G:C6	9:AI:107:ARG:NH2	2.72	0.55
1:AA:1493:A:H2'	1:AA:1494:G:H5''	1.87	0.55
1:AA:1508:G:H2'	1:AA:1509:C:O4'	2.07	0.55
3:AC:62:ASP:HA	3:AC:97:LYS:NZ	2.21	0.55
4:AD:194:LEU:N	4:AD:194:LEU:HD22	2.21	0.55
5:AE:93:PRO:HG2	8:AH:105:ARG:HE	1.72	0.55
7:AG:145:ALA:O	7:AG:146:GLU:HB3	2.04	0.55
14:AN:9:LYS:HA	14:AN:12:ARG:HD3	1.88	0.55
15:AO:82:ILE:HG23	15:AO:83:GLU:H	1.71	0.55
24:AY:88:LYS:HE2	24:AY:92:GLU:OE1	2.06	0.55
26:B1:89:GLU:O	26:B1:93:GLU:HG2	2.06	0.55
35:BA:666:G:H5''	48:BP:47:ASP:O	2.05	0.55
35:BA:2635:C:OP1	39:BE:77:ILE:HG21	2.05	0.55
35:BA:2784:C:H1'	39:BE:37:ARG:HH12	1.70	0.55
37:BC:78:ALA:HA	37:BC:82:LYS:HD2	1.89	0.55
38:BD:227:ASN:HB3	38:BD:228:PRO:HD2	1.88	0.55
40:BF:11:VAL:HG12	40:BF:12:LEU:H	1.71	0.55
46:BN:65:LYS:HB2	46:BN:69:GLN:CG	2.36	0.55
49:BQ:55:VAL:HG12	49:BQ:64:ILE:HD12	1.87	0.55
49:BQ:79:LEU:HD23	49:BQ:80:GLU:H	1.70	0.55

Continued on next page...

Continued from previous page...

Atom-1	Atom-2	Interatomic distance (Å)	Clash overlap (Å)
52:BT:32:TYR:CD2	52:BT:81:PRO:O	2.59	0.55
1:CA:921:U:O2	5:CE:19:MET:HB2	2.06	0.55
1:CA:1260:C:OP1	1:CA:1284:C:H4'	2.06	0.55
4:CD:70:ILE:HG12	4:CD:71:SER:N	2.21	0.55
6:CF:97:PHE:HB2	18:CR:32:ARG:HH21	1.70	0.55
10:CJ:48:THR:HG22	10:CJ:49:VAL:N	2.21	0.55
24:CY:35:ASP:N	24:CY:36:PRO:HD3	2.21	0.55
24:CY:62:PHE:O	24:CY:66:GLU:CB	2.54	0.55
24:CY:182:PRO:HA	24:CY:352:LYS:NZ	2.20	0.55
24:CY:327:GLY:O	24:CY:328:LEU:C	2.43	0.55
31:D6:30:THR:O	31:D6:31:PRO:C	2.44	0.55
31:D6:37:ARG:O	31:D6:48:VAL:O	2.24	0.55
35:DA:271(J):C:H2'	35:DA:271(K):U:H5''	1.86	0.55
35:DA:557:U:O2'	35:DA:558:G:H5'	2.05	0.55
35:DA:1082:U:H5'	45:DK:117:THR:CG2	2.33	0.55
35:DA:2485:G:C5'	49:DQ:46:GLN:HE21	2.18	0.55
37:DC:50:ASP:O	37:DC:50:ASP:CG	2.44	0.55
39:DE:47:VAL:HG21	39:DE:86:PRO:HD3	1.88	0.55
41:DG:83:ARG:O	41:DG:85:GLY:N	2.38	0.55
42:DH:146:ALA:HA	42:DH:149:ARG:HB3	1.88	0.55
49:DQ:21:THR:HG21	49:DQ:101:ARG:HD2	1.87	0.55
51:DS:92:TYR:CG	51:DS:93:LYS:N	2.74	0.55
53:DU:57:PHE:C	53:DU:59:ARG:N	2.55	0.55
57:DY:2:ARG:CD	57:DY:3:VAL:HG23	2.29	0.55
1:AA:133:U:OP1	20:AT:74:LYS:HE2	2.05	0.55
1:AA:1134:G:H2'	1:AA:1135:U:H5'	1.88	0.55
4:AD:96:LEU:HD23	4:AD:139:ARG:NH1	2.21	0.55
4:AD:128:VAL:O	4:AD:130:GLY:N	2.39	0.55
5:AE:101:ILE:HG12	5:AE:101:ILE:O	2.07	0.55
9:AI:7:THR:O	9:AI:79:LEU:HD12	2.05	0.55
9:AI:106:ALA:O	9:AI:108:VAL:HG22	2.06	0.55
13:AM:8:GLU:C	13:AM:9:ILE:HD12	2.26	0.55
22:AV:24:G:O2'	35:BA:1923:U:OP1	2.24	0.55
22:AW:1:G:N1	22:AW:73:A:C2	2.74	0.55
26:B1:8:SER:HB3	26:B1:66:HIS:CE1	2.41	0.55
28:B3:38:GLU:HG3	28:B3:39:ASP:H	1.70	0.55
30:B5:55:ARG:C	30:B5:56:LYS:HD2	2.26	0.55
31:B6:15:GLU:OE2	31:B6:41:PRO:HG3	2.07	0.55
33:B8:32:LEU:HD11	35:BA:2392:A:OP1	2.04	0.55
35:BA:107:C:H2'	35:BA:108:U:H6	1.71	0.55
35:BA:1210:A:H5'	35:BA:1212:G:O4'	2.06	0.55

Continued on next page...

Continued from previous page...

Atom-1	Atom-2	Interatomic distance (Å)	Clash overlap (Å)
35:BA:2010:G:H5'	55:BW:42:ARG:HB2	1.87	0.55
35:BA:2115:G:H3'	35:BA:2116:G:H5'	1.88	0.55
35:BA:2286:A:H4'	35:BA:2287:A:O4'	2.06	0.55
39:BE:134:ILE:HD13	39:BE:134:ILE:H	1.71	0.55
40:BF:28:ILE:O	40:BF:30:PRO:HD3	2.06	0.55
41:BG:110:ALA:HA	41:BG:140:ILE:HG23	1.87	0.55
41:BG:117:PHE:CD1	41:BG:118:ARG:N	2.74	0.55
43:BI:61:ARG:HA	43:BI:64:GLU:OE2	2.06	0.55
46:BN:22:THR:HB	46:BN:25:ARG:HB2	1.88	0.55
48:BP:18:ARG:HB3	48:BP:18:ARG:CZ	2.35	0.55
53:BU:8:VAL:HG12	53:BU:9:VAL:N	2.20	0.55
54:BV:5:VAL:HG21	54:BV:35:LEU:CB	2.36	0.55
1:CA:1236:A:H2'	1:CA:1237:C:C6	2.41	0.55
1:CA:1278:U:H3'	1:CA:1279:A:H5'	1.87	0.55
3:CC:20:SER:HB2	3:CC:40:ARG:HH22	1.71	0.55
3:CC:155:GLY:HA2	3:CC:164:ARG:O	2.06	0.55
4:CD:145:GLU:C	4:CD:146:ILE:HD12	2.26	0.55
9:CI:14:VAL:O	9:CI:65:VAL:HG23	2.05	0.55
18:CR:37:VAL:HG23	18:CR:38:GLU:N	2.20	0.55
29:D4:50:THR:CG2	29:D4:51:TYR:H	2.16	0.55
33:D8:43:GLN:O	33:D8:44:LYS:HD2	2.06	0.55
35:DA:1300:U:H4'	35:DA:1301:A:O5'	2.05	0.55
35:DA:1479:G:H5'	35:DA:1558:A:C2	2.42	0.55
35:DA:2555:U:H2'	35:DA:2556:C:H5'	1.87	0.55
35:DA:2683:C:OP1	52:DT:53:ARG:NH2	2.36	0.55
39:DE:39:PRO:HA	39:DE:43:GLY:HA2	1.87	0.55
41:DG:107:LEU:HD23	41:DG:107:LEU:N	2.18	0.55
51:DS:106:ARG:HH11	51:DS:109:GLY:N	2.02	0.55
52:DT:108:ARG:HG3	52:DT:109:GLU:N	2.19	0.55
53:DU:50:ARG:HH22	54:DV:72:VAL:HG12	1.71	0.55
54:DV:5:VAL:HG21	54:DV:35:LEU:CB	2.37	0.55
57:DY:4:LYS:HD2	57:DY:4:LYS:C	2.27	0.55
58:DZ:56:VAL:HG22	58:DZ:70:LEU:HD21	1.87	0.55
1:AA:169:C:C2'	1:AA:170:U:H5'	2.36	0.55
1:AA:295:C:H2'	1:AA:296:U:C6	2.41	0.55
1:AA:434:U:H2'	1:AA:435:C:H6	1.70	0.55
1:AA:879:C:O2'	1:AA:880:C:H5'	2.05	0.55
1:AA:1437:C:O2'	1:AA:1438:G:H5'	2.05	0.55
4:AD:59:ARG:HE	4:AD:59:ARG:CA	2.02	0.55
14:AN:22:THR:O	14:AN:23:ARG:CB	2.51	0.55
14:AN:31:ARG:HG3	14:AN:31:ARG:HH11	1.70	0.55

Continued on next page...

Continued from previous page...

Atom-1	Atom-2	Interatomic distance (Å)	Clash overlap (Å)
20:AT:24:LEU:HD13	20:AT:24:LEU:C	2.26	0.55
22:AV:39:U:H2'	22:AV:40:C:C6	2.41	0.55
35:BA:999:U:H5''	35:BA:1154:G:O6	2.06	0.55
35:BA:1385:G:C4	35:BA:1386:C:C5	2.94	0.55
35:BA:1464:C:HO2'	35:BA:1528:A:H8	1.51	0.55
35:BA:1481:U:H5'	35:BA:1482:G:OP2	2.07	0.55
35:BA:1783:A:C2	35:BA:2587:A:C5	2.95	0.55
35:BA:2199:A:H3'	35:BA:2200:C:C6	2.41	0.55
35:BA:2403:C:H42	35:BA:2414:G:H1	1.53	0.55
57:BY:2:ARG:N	57:BY:5:MET:HG2	2.22	0.55
58:BZ:151:HIS:CG	58:BZ:170:THR:HA	2.40	0.55
1:CA:274:A:O2'	1:CA:275:G:C8	2.58	0.55
1:CA:436:C:H2'	1:CA:437:U:C6	2.39	0.55
1:CA:519:C:O2'	1:CA:520:A:H5'	2.06	0.55
1:CA:972:C:O3'	10:CJ:57:LYS:CG	2.55	0.55
2:CB:137:ARG:HD3	2:CB:137:ARG:C	2.26	0.55
4:CD:9:CYS:HA	4:CD:12:CYS:CB	2.36	0.55
4:CD:138:TYR:CD2	4:CD:138:TYR:C	2.80	0.55
5:CE:76:ILE:CG2	5:CE:93:PRO:HB3	2.36	0.55
5:CE:132:ALA:O	5:CE:135:THR:HB	2.06	0.55
6:CF:50:TYR:HB2	6:CF:51:PRO:HD2	1.88	0.55
7:CG:84:ASN:HD22	22:CW:33:U:H4'	1.71	0.55
7:CG:145:ALA:C	7:CG:147:ALA:H	2.09	0.55
9:CI:103:THR:HG22	9:CI:104:ARG:N	2.21	0.55
16:CP:19:ILE:HG22	16:CP:36:ILE:HD11	1.87	0.55
16:CP:36:ILE:HG13	16:CP:37:GLY:H	1.70	0.55
16:CP:58:TYR:HD1	16:CP:59:TRP:N	2.04	0.55
19:CS:41:VAL:HB	19:CS:44:MET:SD	2.46	0.55
22:CV:16:U:O3'	22:CV:17:C:H6	1.89	0.55
24:CY:251:VAL:HG21	24:CY:276:LEU:CD2	2.35	0.55
27:D2:42:GLY:O	27:D2:43:GLN:C	2.44	0.55
35:DA:743:G:O2'	35:DA:744:G:H5'	2.07	0.55
35:DA:1826:G:H4'	38:DD:242:ARG:NE	2.14	0.55
35:DA:2389:G:H5''	35:DA:2390:U:O4'	2.06	0.55
35:DA:2534:A:H8	35:DA:2534:A:C5'	2.19	0.55
38:DD:24:ILE:HG23	38:DD:24:ILE:O	2.07	0.55
38:DD:244:ARG:HD2	38:DD:245:PRO:CA	2.36	0.55
38:DD:244:ARG:CD	38:DD:245:PRO:HB3	2.36	0.55
45:DK:89:HIS:O	45:DK:91:PRO:HD3	2.06	0.55
46:DN:35:ARG:HD3	46:DN:37:LYS:HD2	1.88	0.55
48:DP:125:VAL:HG11	48:DP:138:LEU:HD21	1.86	0.55

Continued on next page...

Continued from previous page...

Atom-1	Atom-2	Interatomic distance (Å)	Clash overlap (Å)
51:DS:25:ARG:O	51:DS:39:ILE:HA	2.06	0.55
51:DS:54:LEU:C	51:DS:56:LEU:H	2.10	0.55
1:AA:444:C:H2'	1:AA:445:G:C8	2.41	0.55
1:AA:1406:U:O2'	1:AA:1407:C:H5'	2.06	0.55
1:AA:1456:G:H2'	1:AA:1457:G:O4'	2.07	0.55
2:AB:16:HIS:CD2	2:AB:210:SER:HA	2.41	0.55
2:AB:16:HIS:HA	2:AB:210:SER:HB2	1.87	0.55
2:AB:54:THR:CG2	2:AB:201:ILE:HD11	2.33	0.55
8:AH:89:PRO:HA	8:AH:92:ARG:NH1	2.16	0.55
9:AI:53:VAL:HG11	9:AI:92:TYR:CE2	2.42	0.55
10:AJ:40:LEU:HD23	10:AJ:40:LEU:N	2.12	0.55
10:AJ:89:ASP:C	10:AJ:90:LEU:HD12	2.25	0.55
24:AY:109:PHE:HB2	24:AY:110:PRO:HD2	1.88	0.55
24:AY:310:GLN:N	24:AY:310:GLN:OE1	2.39	0.55
26:B1:58:ILE:HD11	26:B1:91:LYS:CB	2.37	0.55
29:B4:46:ASN:ND2	29:B4:47:VAL:N	2.55	0.55
35:BA:221:A:H4'	35:BA:222:A:O5'	2.07	0.55
35:BA:1349:A:N6	35:BA:1598:C:H42	2.04	0.55
35:BA:2207:G:H2'	35:BA:2207:G:N3	2.20	0.55
42:BH:85:LYS:HZ2	42:BH:133:VAL:HB	1.71	0.55
42:BH:103:LEU:HG	42:BH:104:GLU:H	1.72	0.55
42:BH:146:ALA:HA	42:BH:149:ARG:HB3	1.87	0.55
42:BH:170:ARG:H	42:BH:170:ARG:CD	2.19	0.55
52:BT:28:VAL:CG1	52:BT:46:GLU:HA	2.34	0.55
52:BT:84:GLN:O	52:BT:85:LYS:HB2	2.07	0.55
57:BY:28:LYS:H	57:BY:28:LYS:CE	2.19	0.55
1:CA:15:G:H4'	5:CE:24:ARG:NH1	2.17	0.55
1:CA:862:C:H2'	1:CA:863:U:H5'	1.88	0.55
1:CA:1062:U:H2'	1:CA:1063:C:C6	2.41	0.55
3:CC:64:VAL:HG12	3:CC:66:VAL:CG2	2.37	0.55
17:CQ:91:ARG:HG2	17:CQ:91:ARG:HH11	1.72	0.55
19:CS:19:VAL:O	19:CS:20:LEU:HD23	2.07	0.55
24:CY:242:VAL:HG13	24:CY:243:ASN:ND2	2.21	0.55
24:CY:254:LEU:HB2	24:CY:255:PRO:HD3	1.89	0.55
35:DA:1973:G:H2'	35:DA:1974:C:C6	2.41	0.55
35:DA:2481:G:O2'	35:DA:2482:G:P	2.65	0.55
35:DA:2759:G:H5'	35:DA:2759:G:H8	1.72	0.55
38:DD:142:VAL:HG22	38:DD:143:HIS:N	2.22	0.55
39:DE:137:HIS:CB	39:DE:138:PRO:HD2	2.37	0.55
40:DF:3:GLU:HG2	40:DF:19:GLU:CB	2.23	0.55
42:DH:137:ASP:OD1	42:DH:138:LYS:N	2.38	0.55

Continued on next page...

Continued from previous page...

Atom-1	Atom-2	Interatomic distance (Å)	Clash overlap (Å)
46:DN:6:PRO:O	46:DN:7:LYS:HG3	2.05	0.55
58:DZ:15:PRO:HB3	58:DZ:19:ARG:NH2	2.20	0.55
1:AA:403:C:O2'	1:AA:404:U:H5'	2.07	0.55
2:AB:8:LYS:N	2:AB:217:ARG:HH22	2.05	0.55
4:AD:155:LEU:HB2	4:AD:158:ILE:HG12	1.87	0.55
7:AG:73:MET:HA	7:AG:91:VAL:HG23	1.88	0.55
12:AL:90:VAL:O	12:AL:91:LYS:HB3	2.05	0.55
24:AY:92:GLU:O	24:AY:96:LYS:HE3	2.07	0.55
35:BA:176:G:C2'	35:BA:177:G:H5'	2.37	0.55
35:BA:301:G:H1'	35:BA:302:C:C6	2.41	0.55
35:BA:2485:G:C5'	49:BQ:46:GLN:HE21	2.19	0.55
35:BA:2787:C:O2	35:BA:2787:C:H2'	2.06	0.55
38:BD:25:THR:O	38:BD:25:THR:HG23	2.07	0.55
38:BD:142:VAL:HG22	38:BD:143:HIS:N	2.22	0.55
40:BF:4:VAL:HA	40:BF:19:GLU:HB3	1.86	0.55
41:BG:107:LEU:HD13	41:BG:177:GLY:CA	2.31	0.55
42:BH:20:ALA:CB	42:BH:21:PRO:CD	2.85	0.55
42:BH:103:LEU:HD12	42:BH:104:GLU:H	1.70	0.55
43:BI:4:ILE:O	43:BI:5:LEU:HB3	2.07	0.55
45:BK:57:ILE:HG23	45:BK:65:PHE:HB2	1.89	0.55
45:BK:89:HIS:O	45:BK:91:PRO:HD3	2.07	0.55
48:BP:71:VAL:HB	48:BP:72:PRO:CD	2.36	0.55
48:BP:127:ALA:HB3	48:BP:130:PHE:CE2	2.41	0.55
49:BQ:141:GLN:C	58:BZ:99:TYR:H	2.10	0.55
51:BS:54:LEU:C	51:BS:56:LEU:H	2.08	0.55
51:BS:101:LEU:O	51:BS:101:LEU:HD22	2.06	0.55
52:BT:57:PHE:O	52:BT:59:THR:HG22	2.07	0.55
57:BY:68:HIS:ND1	57:BY:70:SER:HB3	2.22	0.55
1:CA:79:G:N2	1:CA:91:C:H41	2.03	0.55
1:CA:508:C:H4'	1:CA:509:A:O5'	2.07	0.55
1:CA:627:G:H2'	1:CA:628:G:C8	2.41	0.55
1:CA:1054:C:O2	1:CA:1054:C:H3'	2.06	0.55
1:CA:1457:G:H2'	1:CA:1458:G:H8	1.72	0.55
2:CB:19:HIS:HD1	2:CB:189:ASP:CG	2.10	0.55
2:CB:92:TYR:HE2	2:CB:151:GLY:HA3	1.70	0.55
5:CE:42:GLY:HA3	5:CE:66:MET:HG2	1.88	0.55
5:CE:76:ILE:HD11	5:CE:142:LEU:CD2	2.35	0.55
6:CF:21:LEU:HA	6:CF:24:GLU:OE1	2.05	0.55
15:CO:87:ILE:CG2	15:CO:88:ARG:H	2.18	0.55
16:CP:28:ARG:NH1	16:CP:29:ASP:OD2	2.40	0.55
19:CS:10:PHE:HZ	19:CS:70:LYS:HE2	1.70	0.55

Continued on next page...

Continued from previous page...

Atom-1	Atom-2	Interatomic distance (Å)	Clash overlap (Å)
20:CT:57:ARG:HH12	20:CT:102:GLY:HA2	1.70	0.55
22:CW:64:A:H2'	22:CW:65:G:H8	1.71	0.55
31:D6:10:LEU:N	31:D6:10:LEU:HD22	2.22	0.55
35:DA:666:G:H5''	48:DP:47:ASP:O	2.07	0.55
35:DA:2013:A:H4'	55:DW:96:ILE:HD12	1.89	0.55
35:DA:2308:G:O6	35:DA:2310:A:N3	2.40	0.55
38:DD:182:LEU:HB2	38:DD:271:ILE:O	2.04	0.55
39:DE:61:ARG:HB3	39:DE:62:PRO:CD	2.37	0.55
40:DF:9:ILE:HG22	40:DF:9:ILE:O	2.07	0.55
42:DH:41:MET:HE2	42:DH:55:PRO:HD3	1.89	0.55
42:DH:96:ALA:CB	42:DH:105:LEU:HA	2.36	0.55
42:DH:141:VAL:CG1	42:DH:142:GLY:N	2.70	0.55
59:DI:52:ARG:O	59:DI:56:LYS:HG3	2.06	0.55
53:DU:69:CYS:HB3	53:DU:106:PHE:HZ	1.72	0.55
58:DZ:11:GLU:N	58:DZ:11:GLU:OE2	2.40	0.55
1:AA:336:C:O2'	1:AA:337:C:H5'	2.06	0.55
1:AA:416:G:P	35:DA:2153:G:O3'	2.65	0.55
1:AA:782:A:H4'	1:AA:1514:C:O2'	2.07	0.55
1:AA:1070:U:O2'	1:AA:1071:C:H5'	2.07	0.55
1:AA:1349:A:H2'	1:AA:1350:A:C8	2.41	0.55
2:AB:194:PRO:O	2:AB:196:LEU:N	2.39	0.55
3:AC:70:VAL:O	3:AC:105:GLU:HA	2.06	0.55
5:AE:75:THR:HG23	5:AE:76:ILE:N	2.21	0.55
6:AF:3:ARG:HH11	6:AF:3:ARG:HG3	1.72	0.55
6:AF:21:LEU:HA	6:AF:24:GLU:OE1	2.07	0.55
6:AF:100:ASN:HD22	6:AF:100:ASN:N	2.03	0.55
7:AG:6:ARG:HH21	7:AG:94:ARG:HH22	1.53	0.55
16:AP:39:TYR:O	16:AP:40:ASP:HB2	2.07	0.55
19:AS:9:VAL:O	19:AS:9:VAL:HG12	2.07	0.55
20:AT:96:GLY:O	20:AT:99:LEU:HG	2.06	0.55
24:AY:180:LEU:O	24:AY:210:VAL:HG11	2.06	0.55
25:B0:77:ARG:NH2	35:BA:857:C:H5'	2.22	0.55
26:B1:86:SER:HA	26:B1:89:GLU:CD	2.27	0.55
31:B6:19:ARG:CD	31:B6:19:ARG:H	2.20	0.55
31:B6:40:CYS:HA	31:B6:46:HIS:H	1.72	0.55
33:B8:48:PHE:HZ	35:BA:650:C:H5'	1.72	0.55
35:BA:2302:G:C2'	35:BA:2303:G:H5'	2.37	0.55
35:BA:2389:G:H5''	35:BA:2390:U:O4'	2.06	0.55
35:BA:2512:C:H4'	39:BE:122:PHE:CE2	2.42	0.55
36:BB:114:C:O2'	51:BS:46:VAL:HG13	2.07	0.55
38:BD:71:ASP:CB	38:BD:103:ARG:HH22	2.18	0.55

Continued on next page...

Continued from previous page...

Atom-1	Atom-2	Interatomic distance (Å)	Clash overlap (Å)
39:BE:11:MET:CB	39:BE:24:THR:HA	2.37	0.55
39:BE:200:GLU:OE2	39:BE:200:GLU:N	2.35	0.55
40:BF:179:GLU:CD	40:BF:179:GLU:H	2.10	0.55
41:BG:54:GLU:O	41:BG:57:ALA:HB3	2.07	0.55
42:BH:159:GLU:CG	42:BH:160:LYS:N	2.70	0.55
43:BI:25:TYR:HE2	43:BI:29:TYR:CD2	2.24	0.55
45:BK:57:ILE:CG2	45:BK:65:PHE:HB2	2.37	0.55
58:BZ:43:GLU:O	58:BZ:47:VAL:HG23	2.06	0.55
1:CA:219:C:H2'	1:CA:220:G:O4'	2.06	0.55
1:CA:423:G:H2'	1:CA:424:G:C5'	2.37	0.55
1:CA:1000:U:H2'	1:CA:1001:A:C8	2.41	0.55
2:CB:80:ILE:HD11	2:CB:211:ILE:HB	1.89	0.55
10:CJ:18:ALA:O	10:CJ:22:LYS:HB2	2.06	0.55
11:CK:99:GLN:OE1	11:CK:105:VAL:HG21	2.06	0.55
12:CL:24:VAL:O	12:CL:24:VAL:HG12	2.07	0.55
13:CM:8:GLU:OE2	13:CM:67:GLU:HB2	2.06	0.55
13:CM:8:GLU:C	13:CM:9:ILE:HD12	2.27	0.55
25:D0:77:ARG:HH22	35:DA:857:C:H5'	1.71	0.55
27:D2:13:ALA:HA	27:D2:16:LEU:HG	1.88	0.55
35:DA:142:A:H8	35:DA:1595:G:H21	1.53	0.55
35:DA:1050:A:C2	35:DA:2751:G:N7	2.75	0.55
35:DA:2025:C:O2'	35:DA:2026:C:H5'	2.05	0.55
35:DA:2207:G:N3	35:DA:2207:G:H2'	2.21	0.55
35:DA:2362:G:O2'	35:DA:2363:C:H5'	2.06	0.55
35:DA:2747:G:O6	35:DA:2755:C:H5''	2.07	0.55
41:DG:39:ILE:HA	41:DG:157:ILE:HA	1.89	0.55
41:DG:107:LEU:HD12	41:DG:177:GLY:O	2.05	0.55
41:DG:154:GLY:O	41:DG:155:MET:HB3	2.06	0.55
45:DK:62:ASP:O	45:DK:63:ARG:HD2	2.06	0.55
48:DP:147:LEU:HD12	48:DP:148:LEU:HD13	1.89	0.55
50:DR:38:VAL:HB	50:DR:39:PRO:HD3	1.87	0.55
50:DR:41:ALA:C	50:DR:43:GLU:H	2.10	0.55
54:DV:1:MET:HE2	54:DV:1:MET:HA	1.88	0.55
57:DY:77:PRO:O	57:DY:78:ALA:HB2	2.07	0.55
57:DY:96:ILE:CG2	57:DY:97:ARG:H	2.13	0.55
58:DZ:69:THR:O	58:DZ:70:LEU:HD23	2.05	0.55
1:AA:409:G:H5'	4:AD:25:ARG:HB2	1.88	0.55
1:AA:825:G:C1'	8:AH:2:LEU:HD21	2.35	0.55
1:AA:878:G:H1'	8:AH:3:THR:HG21	1.88	0.55
1:AA:1203:C:O2'	1:AA:1204:A:H5'	2.07	0.55
1:AA:1425:U:H2'	1:AA:1426:C:H6	1.72	0.55

Continued on next page...

Continued from previous page...

Atom-1	Atom-2	Interatomic distance (Å)	Clash overlap (Å)
1:AA:1489:G:H2'	1:AA:1490:C:O4'	2.06	0.55
2:AB:168:THR:HG23	2:AB:192:SER:OG	2.07	0.55
3:AC:127:ARG:N	3:AC:127:ARG:HD2	2.22	0.55
3:AC:155:GLY:HA2	3:AC:164:ARG:O	2.07	0.55
3:AC:180:ALA:HB1	3:AC:203:PHE:CE1	2.41	0.55
5:AE:11:ILE:HG22	5:AE:12:LEU:N	2.22	0.55
5:AE:13:ILE:HA	5:AE:29:GLY:O	2.07	0.55
9:AI:93:ARG:C	9:AI:95:LYS:H	2.10	0.55
10:AJ:4:ILE:HA	10:AJ:100:THR:HG22	1.87	0.55
12:AL:32:PHE:CD1	12:AL:84:LEU:HD21	2.41	0.55
16:AP:20:VAL:HG23	16:AP:34:GLU:O	2.06	0.55
22:AV:50:U:H2'	22:AV:51:U:H6	1.70	0.55
22:AW:4:C:H2'	22:AW:5:G:O4'	2.07	0.55
23:AX:17:A:H2'	23:AX:17:A:N3	2.21	0.55
24:AY:93:GLU:HA	24:AY:96:LYS:CD	2.24	0.55
24:AY:115:ASN:CG	24:AY:172:LYS:HA	2.26	0.55
26:B1:29:GLY:O	26:B1:30:VAL:CG2	2.55	0.55
35:BA:519:U:H2'	35:BA:520:G:H8	1.72	0.55
35:BA:674:G:O2'	40:BF:74:ARG:HD3	2.06	0.55
35:BA:1576:U:H2'	35:BA:1577:C:H6	1.72	0.55
35:BA:1578:U:H2'	35:BA:1579:A:H5'	1.89	0.55
35:BA:2679:A:O2'	35:BA:2680:C:H5'	2.06	0.55
35:BA:2742:C:O2'	35:BA:2743:C:H5'	2.06	0.55
36:BB:97:G:H2'	36:BB:98:G:H5'	1.89	0.55
36:BB:107:G:O2'	36:BB:108:U:H5'	2.07	0.55
39:BE:4:ILE:HD11	39:BE:28:ALA:HB1	1.88	0.55
39:BE:77:ILE:CG2	39:BE:78:LEU:HD23	2.37	0.55
40:BF:53:THR:HG22	40:BF:56:GLU:OE2	2.06	0.55
40:BF:198:ALA:C	40:BF:200:GLU:H	2.10	0.55
41:BG:46:ALA:HA	41:BG:51:ARG:CB	2.35	0.55
48:BP:147:LEU:HD12	48:BP:148:LEU:HD13	1.88	0.55
50:BR:41:ALA:C	50:BR:43:GLU:H	2.09	0.55
58:BZ:38:TYR:O	58:BZ:38:TYR:HD1	1.89	0.55
1:CA:337:C:H2'	1:CA:338:A:C8	2.42	0.55
1:CA:341:C:H2'	1:CA:342:C:C6	2.41	0.55
1:CA:853:G:O2'	1:CA:854:G:H5'	2.07	0.55
1:CA:1497:G:H2'	1:CA:1498:U:H5'	1.89	0.55
4:CD:31:CYS:O	4:CD:33:MET:N	2.30	0.55
5:CE:6:PHE:HD2	5:CE:36:ASP:N	2.04	0.55
5:CE:11:ILE:HG22	5:CE:12:LEU:N	2.22	0.55
9:CI:70:LYS:C	9:CI:72:GLY:H	2.09	0.55

Continued on next page...

Continued from previous page...

Atom-1	Atom-2	Interatomic distance (Å)	Clash overlap (Å)
12:CL:83:VAL:HG22	12:CL:84:LEU:H	1.72	0.55
13:CM:44:ARG:HB3	13:CM:46:LYS:HG2	1.88	0.55
15:CO:39:LEU:CD1	15:CO:56:LEU:HB2	2.37	0.55
15:CO:87:ILE:CG2	15:CO:88:ARG:N	2.69	0.55
17:CQ:76:LEU:HG	17:CQ:77:VAL:N	2.20	0.55
24:CY:26:LEU:HD13	24:CY:48:VAL:CG2	2.37	0.55
35:DA:613:G:H8	35:DA:613:G:H5'	1.71	0.55
35:DA:1375:C:H2'	35:DA:1376:C:H6	1.71	0.55
35:DA:1438:U:O2'	35:DA:1439:A:H5'	2.06	0.55
35:DA:1560:G:O2'	35:DA:1561:G:H5'	2.06	0.55
38:DD:166:GLN:HE21	38:DD:166:GLN:CA	2.19	0.55
40:DF:22:ALA:C	40:DF:26:ALA:HB2	2.26	0.55
45:DK:21:PRO:HB2	45:DK:22:PRO:CD	2.27	0.55
46:DN:46:VAL:O	46:DN:47:ALA:CB	2.53	0.55
48:DP:32:THR:O	48:DP:33:ARG:HB3	2.06	0.55
53:DU:91:ASP:OD1	53:DU:96:ALA:HB2	2.07	0.55
55:DW:75:TYR:HE1	55:DW:104:THR:HB	1.67	0.55
1:AA:321:A:H61	1:AA:332:G:H1	1.54	0.55
1:AA:411:A:N6	1:AA:413:G:H21	2.04	0.55
1:AA:458:C:H2'	1:AA:460:G:C8	2.41	0.55
1:AA:834:C:H2'	1:AA:835:U:C6	2.41	0.55
1:AA:1201:A:H1'	1:AA:1202:G:OP2	2.07	0.55
2:AB:137:ARG:C	2:AB:137:ARG:HD3	2.26	0.55
3:AC:20:SER:HB2	3:AC:40:ARG:HH22	1.72	0.55
11:AK:21:ILE:HD13	11:AK:84:VAL:CG1	2.37	0.55
12:AL:55:VAL:CG1	12:AL:56:ALA:H	2.11	0.55
24:AY:92:GLU:O	24:AY:96:LYS:HG3	2.07	0.55
24:AY:215:ASP:HB2	24:AY:291:ARG:NH2	2.22	0.55
27:B2:58:ALA:O	27:B2:61:LEU:HD23	2.07	0.55
33:B8:48:PHE:HZ	35:BA:650:C:C5'	2.20	0.55
34:B9:20:HIS:C	34:B9:22:ARG:H	2.10	0.55
35:BA:151:C:O2'	35:BA:152:G:H5'	2.06	0.55
35:BA:535:C:O2'	35:BA:536:A:H5'	2.06	0.55
35:BA:833:U:H2'	35:BA:834:C:H6	1.72	0.55
35:BA:875:G:H4'	58:BZ:170:THR:CG2	2.28	0.55
35:BA:963:U:H2'	35:BA:964:C:H6	1.72	0.55
35:BA:2514:U:H2'	35:BA:2515:C:C6	2.42	0.55
38:BD:33:LEU:O	38:BD:34:VAL:C	2.43	0.55
41:BG:82:LEU:CD2	41:BG:83:ARG:N	2.70	0.55
41:BG:107:LEU:H	41:BG:107:LEU:CD2	2.08	0.55
41:BG:159:VAL:O	41:BG:159:VAL:HG13	2.07	0.55

Continued on next page...

Continued from previous page...

Atom-1	Atom-2	Interatomic distance (Å)	Clash overlap (Å)
45:BK:62:ASP:O	45:BK:63:ARG:HD2	2.06	0.55
46:BN:6:PRO:HG2	46:BN:41:ASP:O	2.07	0.55
46:BN:57:ALA:O	46:BN:58:ASP:C	2.44	0.55
48:BP:147:LEU:CG	48:BP:148:LEU:N	2.70	0.55
49:BQ:55:VAL:HG22	49:BQ:56:ARG:H	1.71	0.55
51:BS:89:ARG:HD2	51:BS:92:TYR:CA	2.37	0.55
51:BS:97:ARG:NH2	51:BS:98:VAL:CA	2.51	0.55
53:BU:34:LYS:HA	53:BU:34:LYS:CE	2.37	0.55
57:BY:97:ARG:CZ	57:BY:98:VAL:HG23	2.36	0.55
1:CA:376:G:O2'	1:CA:377:G:H5'	2.07	0.55
1:CA:1401:G:C2	1:CA:1402:C:H1'	2.41	0.55
2:CB:42:ILE:HD13	2:CB:203:GLY:HA2	1.88	0.55
3:CC:20:SER:HB2	3:CC:40:ARG:NH2	2.22	0.55
3:CC:70:VAL:O	3:CC:105:GLU:HA	2.07	0.55
6:CF:82:ARG:HH11	6:CF:82:ARG:CB	2.20	0.55
9:CI:97:LYS:CB	9:CI:98:PRO:HD3	2.36	0.55
9:CI:104:ARG:O	9:CI:105:ASP:CB	2.54	0.55
11:CK:32:ILE:HD12	11:CK:72:ALA:HB2	1.88	0.55
22:CV:3:C:H2'	22:CV:4:C:C6	2.40	0.55
26:D1:29:GLY:O	26:D1:31:GLY:N	2.35	0.55
28:D3:59:VAL:HG12	28:D3:60:GLU:N	2.22	0.55
30:D5:4:HIS:HB3	30:D5:5:PRO:HD3	1.86	0.55
31:D6:40:CYS:SG	31:D6:45:LYS:HD2	2.46	0.55
35:DA:143:G:H4'	56:DX:35:THR:HG21	1.88	0.55
35:DA:2635:C:P	39:DE:77:ILE:HG21	2.47	0.55
39:DE:4:ILE:HG21	39:DE:96:PHE:CE2	2.42	0.55
40:DF:40:GLN:NE2	40:DF:182:ASN:HB2	2.17	0.55
42:DH:85:LYS:HD3	42:DH:141:VAL:HG22	1.89	0.55
45:DK:93:ARG:HD2	45:DK:93:ARG:C	2.28	0.55
45:DK:136:VAL:O	45:DK:136:VAL:HG13	2.07	0.55
46:DN:9:VAL:HG12	46:DN:10:GLU:N	2.22	0.55
49:DQ:140:ALA:HA	58:DZ:99:TYR:CE1	2.42	0.55
53:DU:54:LYS:O	53:DU:58:ARG:HG3	2.07	0.55
1:AA:389:A:H2'	1:AA:390:C:C5'	2.37	0.55
4:AD:9:CYS:O	4:AD:13:ARG:HG3	2.07	0.55
6:AF:48:LEU:HG	6:AF:57:GLN:HA	1.89	0.55
10:AJ:3:LYS:N	10:AJ:74:ILE:O	2.40	0.55
13:AM:8:GLU:OE2	13:AM:67:GLU:HB2	2.06	0.55
14:AN:48:ALA:HB2	14:AN:53:LEU:HD12	1.88	0.55
16:AP:6:LEU:HB3	16:AP:17:TYR:CD2	2.41	0.55
24:AY:97:LYS:HB3	24:AY:101:LEU:HD13	1.89	0.55

Continued on next page...

Continued from previous page...

Atom-1	Atom-2	Interatomic distance (Å)	Clash overlap (Å)
24:AY:258:ILE:HD11	24:AY:279:LEU:HD23	1.89	0.55
31:B6:9:LEU:HD23	31:B6:9:LEU:C	2.27	0.55
33:B8:4:MET:HE1	35:BA:593:G:O4'	2.06	0.55
35:BA:760:G:H2'	35:BA:761:A:O4'	2.07	0.55
35:BA:1005:C:H2'	35:BA:1006:C:C6	2.41	0.55
35:BA:1842:G:H2'	35:BA:1843:C:C6	2.42	0.55
37:BC:66:HIS:HB2	37:BC:189:ILE:CB	2.37	0.55
39:BE:106:GLY:HA3	39:BE:189:PRO:HB2	1.88	0.55
40:BF:2:LYS:O	40:BF:24:LEU:HG	2.05	0.55
40:BF:9:ILE:HG22	40:BF:9:ILE:O	2.06	0.55
41:BG:32:PRO:HA	41:BG:162:THR:OG1	2.07	0.55
41:BG:114:ILE:C	41:BG:116:ASP:N	2.57	0.55
47:BO:69:ILE:HD12	47:BO:69:ILE:H	1.72	0.55
51:BS:92:TYR:CG	51:BS:93:LYS:N	2.75	0.55
57:BY:2:ARG:C	57:BY:4:LYS:N	2.61	0.55
1:CA:235:C:H2'	1:CA:236:G:H8	1.72	0.55
1:CA:245:C:O2'	1:CA:246:A:H5'	2.06	0.55
1:CA:718:G:H21	18:CR:49:LYS:HZ1	1.53	0.55
1:CA:738:C:H2'	1:CA:739:C:C6	2.41	0.55
1:CA:778:G:O2'	1:CA:779:C:H5'	2.07	0.55
2:CB:16:HIS:HA	2:CB:210:SER:HB2	1.88	0.55
4:CD:9:CYS:O	4:CD:13:ARG:HG3	2.07	0.55
5:CE:42:GLY:HA2	5:CE:65:ASN:O	2.07	0.55
35:DA:322:A:OP2	40:DF:169:ASN:HB2	2.07	0.55
35:DA:654(L):G:H2'	35:DA:654(M):C:C4'	2.37	0.55
35:DA:654(L):G:N3	35:DA:654(L):G:H3'	2.22	0.55
35:DA:740:U:H2'	35:DA:741:G:C8	2.42	0.55
35:DA:1568:G:C5'	38:DD:61:LEU:HD13	2.34	0.55
35:DA:1754:C:OP1	52:DT:96:ARG:NH1	2.40	0.55
35:DA:2732:G:H3'	35:DA:2733:A:C5'	2.37	0.55
35:DA:2746:U:H5''	42:DH:138:LYS:HE2	1.89	0.55
35:DA:2827:C:H2'	35:DA:2827:C:O2	2.06	0.55
35:DA:2880:C:O2'	50:DR:90:ARG:NH1	2.40	0.55
36:DB:56:G:O2'	36:DB:57:A:OP2	2.25	0.55
39:DE:2:LYS:HE2	39:DE:95:ILE:CG2	2.37	0.55
39:DE:69:LYS:HZ2	39:DE:89:ASP:HA	1.71	0.55
40:DF:80:ALA:O	40:DF:83:PHE:HB2	2.07	0.55
59:DI:53:ALA:HB1	59:DI:57:ARG:NH2	2.21	0.55
45:DK:33:ASN:HD21	45:DK:63:ARG:HD3	1.71	0.55
50:DR:87:TYR:HD1	50:DR:90:ARG:HD2	1.72	0.55
51:DS:97:ARG:HH21	51:DS:98:VAL:CG2	2.20	0.55

Continued on next page...

Continued from previous page...

Atom-1	Atom-2	Interatomic distance (Å)	Clash overlap (Å)
54:DV:52:VAL:O	54:DV:52:VAL:HG13	2.07	0.55
55:DW:60:ASN:C	55:DW:61:ASN:HD22	2.10	0.55
57:DY:7:VAL:CB	57:DY:8:LYS:NZ	2.69	0.55
1:AA:376:G:O2'	1:AA:377:G:H5'	2.07	0.55
1:AA:1070:U:H2'	1:AA:1071:C:H6	1.72	0.55
11:AK:30:VAL:HG21	11:AK:65:ALA:HA	1.89	0.55
16:AP:15:PRO:HB3	16:AP:17:TYR:HE1	1.72	0.55
16:AP:19:ILE:HG22	16:AP:36:ILE:HD11	1.88	0.55
18:AR:66:LEU:HD11	18:AR:70:ILE:HD11	1.89	0.55
20:AT:57:ARG:NH1	20:AT:102:GLY:HA2	2.21	0.55
35:BA:271(A):A:H2	35:BA:272(D):G:N3	2.04	0.55
35:BA:286:C:C2'	35:BA:287:C:C5'	2.84	0.55
35:BA:654(L):G:H2'	35:BA:654(M):C:C4'	2.36	0.55
35:BA:812:C:O5'	48:BP:25:SER:O	2.25	0.55
35:BA:1862:G:O2'	35:BA:1863:G:H5'	2.06	0.55
38:BD:24:ILE:O	38:BD:24:ILE:HG23	2.07	0.55
39:BE:69:LYS:HZ2	39:BE:89:ASP:HA	1.72	0.55
43:BI:82:ARG:HH11	43:BI:82:ARG:HG3	1.72	0.55
50:BR:104:ARG:HH11	50:BR:104:ARG:HB3	1.72	0.55
51:BS:33:LYS:HB3	51:BS:34:HIS:CD2	2.42	0.55
1:CA:160:A:H2'	1:CA:161:A:O4'	2.07	0.55
1:CA:403:C:O2'	1:CA:404:U:H5'	2.05	0.55
1:CA:601:C:H2'	1:CA:602:A:H8	1.70	0.55
1:CA:878:G:H1'	8:CH:3:THR:HG21	1.89	0.55
2:CB:8:LYS:N	2:CB:217:ARG:HH22	2.05	0.55
5:CE:28:PHE:CD1	5:CE:28:PHE:N	2.74	0.55
6:CF:17:SER:C	6:CF:21:LEU:HD13	2.28	0.55
10:CJ:4:ILE:HB	10:CJ:74:ILE:CG1	2.37	0.55
10:CJ:34:VAL:HG12	10:CJ:35:SER:N	2.21	0.55
18:CR:66:LEU:CD1	18:CR:70:ILE:HD11	2.37	0.55
21:CU:6:ARG:NE	21:CU:15:ARG:HH21	2.04	0.55
22:CV:2:C:H2'	22:CV:3:C:H5'	1.89	0.55
23:CX:24:A:C3'	24:CY:200:ARG:NH1	2.69	0.55
27:D2:43:GLN:O	27:D2:44:LEU:CB	2.55	0.55
30:D5:33:CYS:SG	30:D5:49:CYS:HB2	2.45	0.55
35:DA:143:G:H1'	56:DX:37:THR:CG2	2.36	0.55
35:DA:1568:G:H5''	38:DD:61:LEU:CD1	2.34	0.55
35:DA:2682:U:O4	35:DA:2728:U:H1'	2.07	0.55
38:DD:64:ILE:H	38:DD:64:ILE:CD1	2.18	0.55
39:DE:55:ASN:C	39:DE:57:LYS:N	2.61	0.55
42:DH:143:GLN:HE21	42:DH:147:ASN:HD21	1.53	0.55

Continued on next page...

Continued from previous page...

Atom-1	Atom-2	Interatomic distance (Å)	Clash overlap (Å)
45:DK:57:ILE:CG2	45:DK:65:PHE:HB2	2.37	0.55
46:DN:96:GLU:H	46:DN:96:GLU:CD	2.10	0.55
50:DR:78:LYS:O	50:DR:83:ILE:HG12	2.07	0.55
53:DU:88:ILE:O	53:DU:88:ILE:CG1	2.55	0.55
56:DX:11:PRO:O	56:DX:13:LEU:HG	2.07	0.55
58:DZ:102:LEU:HD23	58:DZ:104:PHE:CZ	2.42	0.55
1:AA:57:G:O6	1:AA:356:A:N1	2.41	0.54
1:AA:88:A:H2'	1:AA:88:A:N3	2.21	0.54
1:AA:164:U:H2'	1:AA:165:C:H6	1.72	0.54
1:AA:718:G:H21	18:AR:49:LYS:HZ1	1.52	0.54
1:AA:1423:G:O2'	1:AA:1424:C:H5'	2.07	0.54
2:AB:139:LYS:O	2:AB:143:GLU:HG2	2.07	0.54
3:AC:89:GLU:HG3	3:AC:93:LYS:HZ1	1.66	0.54
4:AD:70:ILE:HG12	4:AD:71:SER:N	2.23	0.54
4:AD:83:SER:HA	4:AD:89:THR:CG2	2.37	0.54
8:AH:84:ARG:HH11	8:AH:84:ARG:HG2	1.71	0.54
9:AI:18:PHE:HD1	9:AI:62:TYR:HD2	1.54	0.54
16:AP:67:THR:OG1	16:AP:70:ALA:HB2	2.07	0.54
19:AS:20:LEU:CA	19:AS:23:ASN:HD22	2.14	0.54
19:AS:62:ILE:HG23	19:AS:62:ILE:O	2.07	0.54
24:AY:73:LEU:HD22	24:AY:73:LEU:O	2.07	0.54
26:B1:30:VAL:H	35:BA:2396:G:H4'	1.71	0.54
33:B8:53:PRO:C	33:B8:55:ALA:N	2.58	0.54
34:B9:27:CYS:HB3	34:B9:32:HIS:HB2	1.89	0.54
35:BA:271(J):C:H2'	35:BA:271(K):U:H5''	1.89	0.54
35:BA:675:A:OP1	40:BF:63:LYS:HE2	2.06	0.54
35:BA:752:A:O2'	35:BA:753:C:OP2	2.20	0.54
35:BA:1075:C:H2'	35:BA:1076:C:H6	1.71	0.54
35:BA:1503:U:H2'	35:BA:1504:C:C6	2.42	0.54
35:BA:1655:A:C8	35:BA:1656:C:C5	2.95	0.54
36:BB:40:U:O2'	36:BB:45:A:N6	2.40	0.54
38:BD:106:ILE:HD11	38:BD:143:HIS:CD2	2.41	0.54
40:BF:3:GLU:CA	40:BF:24:LEU:HG	2.33	0.54
47:BO:23:ARG:HH11	47:BO:23:ARG:HG2	1.72	0.54
48:BP:95:VAL:HB	48:BP:100:LEU:HD21	1.87	0.54
50:BR:4:LEU:C	50:BR:6:SER:N	2.59	0.54
50:BR:80:PHE:O	50:BR:85:PRO:HD3	2.07	0.54
51:BS:25:ARG:O	51:BS:39:ILE:HA	2.06	0.54
51:BS:97:ARG:HH21	51:BS:98:VAL:HG22	1.72	0.54
53:BU:79:PHE:CE2	53:BU:83:LEU:HD13	2.42	0.54
54:BV:1:MET:HE2	54:BV:1:MET:HA	1.89	0.54

Continued on next page...

Continued from previous page...

Atom-1	Atom-2	Interatomic distance (Å)	Clash overlap (Å)
1:CA:88:A:N3	1:CA:88:A:H2'	2.22	0.54
1:CA:314:C:O2'	1:CA:315:A:H5'	2.07	0.54
1:CA:562:C:H1'	12:CL:15:ARG:HB3	1.88	0.54
1:CA:1444:C:H2'	1:CA:1445:C:C6	2.42	0.54
5:CE:80:ILE:HD11	5:CE:138:ALA:HB1	1.89	0.54
7:CG:57:GLU:OE2	7:CG:57:GLU:N	2.40	0.54
7:CG:73:MET:HA	7:CG:91:VAL:HG23	1.87	0.54
12:CL:115:LYS:O	12:CL:117:ARG:HG3	2.07	0.54
20:CT:93:GLU:HG2	20:CT:93:GLU:O	2.07	0.54
24:CY:88:LYS:HE2	24:CY:91:LEU:HD23	1.88	0.54
24:CY:249:VAL:HG22	24:CY:250:ARG:N	2.22	0.54
24:CY:284:TYR:HA	24:CY:287:GLU:HB2	1.90	0.54
24:CY:304:PRO:O	24:CY:305:ILE:HG22	2.07	0.54
35:DA:412:A:H2'	35:DA:413:C:H5'	1.89	0.54
35:DA:517:C:O2'	55:DW:18:ARG:NH2	2.40	0.54
35:DA:773:U:C5'	38:DD:47:GLY:HA3	2.36	0.54
35:DA:1722:A:C2	35:DA:1740:G:H8	2.25	0.54
35:DA:1853:A:N1	35:DA:2087:G:H1'	2.22	0.54
37:DC:79:LYS:HE2	37:DC:97:GLU:OE2	2.06	0.54
41:DG:51:ARG:CA	41:DG:51:ARG:NE	2.64	0.54
42:DH:99:VAL:O	42:DH:99:VAL:HG13	2.06	0.54
46:DN:7:LYS:O	46:DN:9:VAL:N	2.40	0.54
46:DN:65:LYS:HB2	46:DN:69:GLN:CG	2.37	0.54
48:DP:28:GLY:C	48:DP:29:LYS:HD2	2.27	0.54
49:DQ:114:ALA:C	49:DQ:116:GLU:H	2.11	0.54
54:DV:21:ARG:HH11	54:DV:21:ARG:HG2	1.72	0.54
57:DY:27:VAL:HG12	57:DY:29:GLU:OE1	2.06	0.54
57:DY:31:LEU:N	57:DY:31:LEU:HD22	2.21	0.54
1:AA:341:C:O2'	1:AA:342:C:H5'	2.07	0.54
1:AA:559:A:OP2	5:AE:126:ARG:NH2	2.40	0.54
1:AA:612:C:O2'	1:AA:613:C:H5'	2.07	0.54
1:AA:853:G:O2'	1:AA:854:G:H5'	2.07	0.54
1:AA:1262:C:H42	1:AA:1273:G:H1	1.55	0.54
1:AA:1330:U:H4'	13:AM:23:TYR:CE2	2.42	0.54
4:AD:26:CYS:HA	4:AD:31:CYS:HB2	1.87	0.54
5:AE:6:PHE:HD2	5:AE:36:ASP:N	2.05	0.54
5:AE:80:ILE:HD11	5:AE:138:ALA:HB1	1.89	0.54
10:AJ:34:VAL:HG12	10:AJ:35:SER:N	2.22	0.54
11:AK:27:ASN:HB2	11:AK:55:LYS:CD	2.36	0.54
12:AL:47:LYS:HA	12:AL:47:LYS:HE3	1.89	0.54
15:AO:87:ILE:CG2	15:AO:88:ARG:H	2.20	0.54

Continued on next page...

Continued from previous page...

Atom-1	Atom-2	Interatomic distance (Å)	Clash overlap (Å)
18:AR:66:LEU:CD1	18:AR:70:ILE:HD11	2.37	0.54
19:AS:20:LEU:HA	19:AS:23:ASN:HB3	1.89	0.54
19:AS:66:MET:HA	19:AS:69:HIS:HD2	1.72	0.54
24:AY:135:MET:HE2	24:AY:191:ARG:HH12	1.71	0.54
24:AY:154:VAL:HB	24:AY:168:GLN:O	2.07	0.54
31:B6:28:ARG:HH11	31:B6:28:ARG:CB	2.04	0.54
31:B6:52:VAL:HG12	31:B6:53:LYS:N	2.22	0.54
32:B7:12:ARG:HD3	32:B7:46:VAL:HG21	1.88	0.54
34:B9:11:CYS:SG	34:B9:32:HIS:ND1	2.81	0.54
35:BA:1827:C:H2'	35:BA:1828:G:C5'	2.38	0.54
35:BA:2199:A:H2'	35:BA:2199:A:N3	2.22	0.54
35:BA:2635:C:P	39:BE:77:ILE:HG21	2.47	0.54
35:BA:2808:U:C2'	35:BA:2809:A:H5'	2.37	0.54
35:BA:2855:C:H2'	35:BA:2856:C:C6	2.36	0.54
37:BC:78:ALA:CB	37:BC:82:LYS:HD2	2.37	0.54
40:BF:39:TRP:CH2	40:BF:106:ARG:HD3	2.42	0.54
42:BH:72:ILE:O	42:BH:75:ALA:HB3	2.07	0.54
42:BH:103:LEU:HB2	42:BH:123:PHE:CD2	2.42	0.54
42:BH:154:PRO:O	42:BH:155:SER:CB	2.55	0.54
48:BP:62:LEU:HD22	48:BP:62:LEU:H	1.72	0.54
52:BT:27:THR:O	52:BT:28:VAL:HG23	2.06	0.54
54:BV:25:LEU:H	54:BV:92:THR:HG21	1.72	0.54
54:BV:99:ILE:O	54:BV:99:ILE:HG12	2.08	0.54
55:BW:84:ARG:HB2	55:BW:96:ILE:HG22	1.89	0.54
2:CB:82:ARG:HB2	2:CB:92:TYR:HE1	1.72	0.54
3:CC:67:THR:HG23	3:CC:102:ASN:HB2	1.89	0.54
6:CF:74:ASP:HA	6:CF:77:ARG:HH12	1.72	0.54
8:CH:85:ARG:HG3	8:CH:85:ARG:HH11	1.73	0.54
10:CJ:40:LEU:HD23	10:CJ:40:LEU:N	2.12	0.54
10:CJ:61:GLU:HG3	14:CN:58:LYS:CE	2.36	0.54
10:CJ:61:GLU:CG	14:CN:58:LYS:HE2	2.34	0.54
12:CL:37:CYS:SG	12:CL:81:SER:HB2	2.47	0.54
24:CY:32:ARG:CA	45:DK:29:GLN:HE22	2.20	0.54
26:D1:3:LYS:CG	26:D1:4:VAL:N	2.68	0.54
35:DA:135:G:O2'	35:DA:136:G:H5'	2.07	0.54
35:DA:1111:A:N3	35:DA:1112:G:H1'	2.22	0.54
35:DA:1484:G:C2'	35:DA:1485:G:H5''	2.36	0.54
35:DA:1515:G:H2'	35:DA:1516:C:H6	1.71	0.54
35:DA:2742:C:O2'	35:DA:2743:C:H5'	2.06	0.54
37:DC:96:GLY:C	37:DC:98:GLU:H	2.10	0.54
38:DD:28:GLU:HB3	38:DD:29:PRO:CD	2.26	0.54

Continued on next page...

Continued from previous page...

Atom-1	Atom-2	Interatomic distance (Å)	Clash overlap (Å)
41:DG:55:LYS:C	41:DG:57:ALA:H	2.09	0.54
45:DK:88:ALA:O	45:DK:89:HIS:HB2	2.06	0.54
50:DR:53:HIS:HA	50:DR:56:LYS:HB2	1.89	0.54
51:DS:97:ARG:HH21	51:DS:98:VAL:HG22	1.71	0.54
55:DW:24:ILE:HG21	55:DW:36:LEU:HD21	1.89	0.54
57:DY:68:HIS:ND1	57:DY:70:SER:HB3	2.22	0.54
1:AA:254:G:OP1	17:AQ:67:LYS:O	2.25	0.54
4:AD:18:LYS:HA	4:AD:33:MET:HG2	1.89	0.54
4:AD:138:TYR:CD2	4:AD:138:TYR:C	2.81	0.54
5:AE:48:ALA:O	5:AE:50:GLU:N	2.41	0.54
8:AH:1:MET:CE	8:AH:3:THR:HG23	2.38	0.54
11:AK:19:ALA:CB	11:AK:32:ILE:HG23	2.37	0.54
12:AL:92:ASP:O	12:AL:94:PRO:HD3	2.08	0.54
15:AO:87:ILE:CG2	15:AO:88:ARG:N	2.70	0.54
25:B0:14:ARG:HB2	25:B0:14:ARG:CZ	2.38	0.54
31:B6:26:ASN:ND2	31:B6:32:ASN:HD21	2.05	0.54
32:B7:38:GLY:O	35:BA:458:G:H5''	2.08	0.54
35:BA:225:A:H2'	35:BA:226:G:H5'	1.90	0.54
35:BA:654(N):G:H2'	35:BA:654(O):G:O4'	2.08	0.54
35:BA:958:U:H5''	49:BQ:14:ARG:CD	2.37	0.54
35:BA:1329:U:H5''	35:BA:1330:C:H5	1.72	0.54
35:BA:1924:C:O2'	35:BA:1925:C:H5'	2.07	0.54
35:BA:2682:U:O4	35:BA:2728:U:H1'	2.07	0.54
35:BA:2837:G:H2'	35:BA:2838:G:H8	1.72	0.54
35:BA:2848:G:H3'	52:BT:95:ARG:O	2.07	0.54
35:BA:2888:C:H2'	35:BA:2889:C:C6	2.42	0.54
38:BD:79:VAL:HG11	38:BD:111:LEU:HD12	1.88	0.54
39:BE:47:VAL:HG21	39:BE:86:PRO:HD3	1.89	0.54
39:BE:55:ASN:C	39:BE:57:LYS:N	2.60	0.54
39:BE:61:ARG:HB3	39:BE:62:PRO:CD	2.37	0.54
42:BH:85:LYS:HD3	42:BH:141:VAL:HG22	1.88	0.54
42:BH:103:LEU:HG	42:BH:104:GLU:N	2.22	0.54
42:BH:103:LEU:CD1	42:BH:104:GLU:H	2.19	0.54
47:BO:64:ARG:CZ	52:BT:70:VAL:HG21	2.37	0.54
48:BP:135:LEU:O	48:BP:135:LEU:HD13	2.07	0.54
49:BQ:140:ALA:HB1	58:BZ:99:TYR:HB3	1.90	0.54
50:BR:78:LYS:O	50:BR:83:ILE:HG12	2.08	0.54
53:BU:80:ILE:O	53:BU:84:LYS:HB2	2.08	0.54
1:CA:711:G:O2'	1:CA:712:A:H5'	2.07	0.54
1:CA:1042:G:O2'	1:CA:1043:C:H5'	2.06	0.54
2:CB:73:THR:HA	2:CB:94:ASN:O	2.07	0.54

Continued on next page...

Continued from previous page...

Atom-1	Atom-2	Interatomic distance (Å)	Clash overlap (Å)
14:CN:48:ALA:HB2	14:CN:53:LEU:HD12	1.88	0.54
19:CS:24:ALA:O	19:CS:25:LYS:HB2	2.07	0.54
22:CV:31:A:H2'	22:CV:32:U:H6	1.73	0.54
22:CW:53:G:H22	22:CW:61:C:H42	1.54	0.54
24:CY:88:LYS:N	24:CY:89:PRO:CD	2.71	0.54
35:DA:588:U:H1'	40:DF:90:PHE:CD1	2.42	0.54
35:DA:1027:A:C2	35:DA:2488:A:H5'	2.42	0.54
35:DA:1192:G:O2'	35:DA:1193:G:H5'	2.06	0.54
35:DA:1437:C:H5'	35:DA:1437:C:H6	1.73	0.54
35:DA:1501:C:H1'	38:DD:100:GLY:HA2	1.88	0.54
35:DA:1882:C:H5'	35:DA:1883:G:OP2	2.08	0.54
35:DA:2286:A:H4'	35:DA:2287:A:O4'	2.07	0.54
35:DA:2837:G:H2'	35:DA:2838:G:H8	1.72	0.54
36:DB:12:C:C4'	36:DB:13:A:OP1	2.56	0.54
39:DE:52:LEU:HD12	39:DE:53:PRO:HD2	1.88	0.54
50:DR:4:LEU:C	50:DR:6:SER:N	2.61	0.54
50:DR:80:PHE:O	50:DR:85:PRO:HD3	2.07	0.54
51:DS:56:LEU:O	51:DS:56:LEU:HD23	2.08	0.54
51:DS:85:VAL:CG2	51:DS:106:ARG:HB2	2.38	0.54
52:DT:84:GLN:O	52:DT:85:LYS:HB2	2.07	0.54
58:DZ:4:ARG:HH11	58:DZ:4:ARG:CB	2.19	0.54
58:DZ:94:GLU:HA	58:DZ:94:GLU:OE1	2.07	0.54
1:AA:952:U:H2'	1:AA:953:G:H8	1.72	0.54
1:AA:1288:A:N1	1:AA:1371:G:H1'	2.22	0.54
1:AA:1371:G:O3'	9:AI:69:GLY:HA3	2.07	0.54
2:AB:142:LEU:HD11	2:AB:146:GLN:HE21	1.72	0.54
5:AE:50:GLU:HB3	5:AE:53:LEU:HD13	1.89	0.54
6:AF:17:SER:C	6:AF:21:LEU:HD13	2.28	0.54
16:AP:58:TYR:HD1	16:AP:59:TRP:N	2.06	0.54
16:AP:75:ARG:C	16:AP:77:ALA:H	2.10	0.54
19:AS:24:ALA:O	19:AS:25:LYS:HB2	2.06	0.54
22:AW:68:C:C2'	22:AW:69:G:H5'	2.37	0.54
24:AY:253:HIS:CE1	24:AY:255:PRO:HB2	2.42	0.54
26:B1:49:VAL:O	26:B1:59:THR:HA	2.06	0.54
26:B1:67:ILE:N	26:B1:68:PRO:HD2	2.23	0.54
26:B1:69:LYS:HE3	35:BA:372:G:OP2	2.07	0.54
35:BA:478:A:C6	35:BA:480:A:C6	2.96	0.54
35:BA:1322:A:OP1	55:BW:11:ARG:HG3	2.08	0.54
35:BA:2807:G:C3'	35:BA:2808:U:H5''	2.38	0.54
39:BE:4:ILE:CG1	39:BE:28:ALA:HB1	2.38	0.54
39:BE:4:ILE:HG21	39:BE:96:PHE:CE2	2.41	0.54

Continued on next page...

Continued from previous page...

Atom-1	Atom-2	Interatomic distance (Å)	Clash overlap (Å)
41:BG:16:ARG:HB2	41:BG:17:PRO:CD	2.37	0.54
45:BK:93:ARG:HD2	45:BK:93:ARG:C	2.28	0.54
46:BN:96:GLU:H	46:BN:96:GLU:CD	2.09	0.54
46:BN:132:ALA:O	46:BN:133:GLN:HB3	2.07	0.54
1:CA:254:G:HO2'	1:CA:255:G:H5'	1.72	0.54
1:CA:389:A:H2'	1:CA:390:C:C5'	2.37	0.54
1:CA:428:G:H4'	1:CA:429:U:O5'	2.07	0.54
1:CA:559:A:OP2	5:CE:126:ARG:NH2	2.40	0.54
4:CD:83:SER:HA	4:CD:89:THR:CG2	2.38	0.54
10:CJ:62:HIS:CD2	10:CJ:62:HIS:N	2.75	0.54
14:CN:31:ARG:HH11	14:CN:31:ARG:HG3	1.71	0.54
18:CR:22:VAL:HG12	18:CR:22:VAL:O	2.08	0.54
18:CR:66:LEU:HD11	18:CR:70:ILE:HD11	1.89	0.54
22:CV:31:A:H2'	22:CV:32:U:C6	2.43	0.54
35:DA:478:A:C6	35:DA:480:A:C6	2.95	0.54
35:DA:1048:A:H2'	35:DA:1048:A:N3	2.22	0.54
35:DA:1100:C:H2'	35:DA:1101:U:H5'	1.90	0.54
35:DA:2350:C:H2'	35:DA:2351:G:O4'	2.07	0.54
35:DA:2849:U:OP2	52:DT:95:ARG:NH1	2.40	0.54
35:DA:2887:U:O2'	35:DA:2888:C:H5'	2.07	0.54
38:DD:75:ILE:O	38:DD:118:VAL:HG23	2.08	0.54
45:DK:109:LYS:HA	45:DK:112:MET:HE2	1.89	0.54
50:DR:104:ARG:HH11	50:DR:104:ARG:HB3	1.73	0.54
53:DU:91:ASP:OD2	53:DU:96:ALA:N	2.40	0.54
55:DW:29:LEU:HD21	55:DW:33:ARG:NH2	2.22	0.54
1:AA:164:U:H2'	1:AA:165:C:C6	2.42	0.54
1:AA:337:C:H2'	1:AA:338:A:C8	2.42	0.54
1:AA:895:G:H2'	1:AA:896:C:C6	2.41	0.54
1:AA:1001:A:OP2	35:DA:2116:G:O6	2.24	0.54
1:AA:1260:C:OP1	1:AA:1284:C:H4'	2.08	0.54
2:AB:113:HIS:O	2:AB:117:GLU:HG3	2.06	0.54
3:AC:20:SER:HB2	3:AC:40:ARG:NH2	2.23	0.54
5:AE:147:ASP:HB3	5:AE:150:ARG:NH2	2.20	0.54
8:AH:101:PRO:HG2	8:AH:133:LEU:HD11	1.89	0.54
10:AJ:24:VAL:HG12	10:AJ:28:ARG:HD2	1.89	0.54
10:AJ:34:VAL:CG2	10:AJ:74:ILE:HG22	2.38	0.54
22:AW:5:G:N2	22:AW:68:C:N4	2.54	0.54
24:AY:232:MET:O	24:AY:248:ALA:HB3	2.07	0.54
31:B6:30:THR:O	31:B6:31:PRO:C	2.46	0.54
35:BA:20:C:O2'	35:BA:21:A:H5'	2.08	0.54
35:BA:773:U:C5'	38:BD:47:GLY:HA3	2.37	0.54

Continued on next page...

Continued from previous page...

Atom-1	Atom-2	Interatomic distance (Å)	Clash overlap (Å)
35:BA:1048:A:N3	35:BA:1048:A:H2'	2.22	0.54
35:BA:1050:A:C2	35:BA:1051:G:H1'	2.43	0.54
35:BA:1654:A:P	50:BR:3:HIS:HB2	2.47	0.54
35:BA:2250:G:OP1	49:BQ:85:LYS:HE3	2.08	0.54
35:BA:2362:G:O2'	35:BA:2363:C:H5'	2.08	0.54
35:BA:2392:A:H2	35:BA:2424:C:N4	2.04	0.54
35:BA:2759:G:H5'	35:BA:2759:G:H8	1.71	0.54
37:BC:37:PHE:O	37:BC:39:GLU:N	2.40	0.54
38:BD:231:HIS:ND1	38:BD:232:PRO:HD2	2.20	0.54
41:BG:88:ILE:HG13	41:BG:89:GLY:N	2.22	0.54
41:BG:101:ILE:HD13	41:BG:102:PHE:N	2.22	0.54
42:BH:66:GLY:HA2	42:BH:69:ARG:HB3	1.88	0.54
42:BH:68:THR:O	42:BH:72:ILE:HG12	2.07	0.54
45:BK:95:LYS:HG2	45:BK:137:GLU:CB	2.25	0.54
53:BU:104:GLN:H	53:BU:104:GLN:CD	2.10	0.54
54:BV:4:ILE:HB	54:BV:39:LEU:O	2.08	0.54
55:BW:24:ILE:HG21	55:BW:36:LEU:HD21	1.89	0.54
57:BY:26:LYS:CG	57:BY:27:VAL:H	2.15	0.54
57:BY:31:LEU:N	57:BY:31:LEU:HD22	2.22	0.54
1:CA:164:U:H2'	1:CA:165:C:C6	2.43	0.54
1:CA:275:G:O2'	1:CA:276:G:H5'	2.08	0.54
1:CA:409:G:H5'	4:CD:25:ARG:HB2	1.89	0.54
1:CA:533:A:O2'	1:CA:534:U:H5''	2.08	0.54
3:CC:5:ILE:O	3:CC:5:ILE:HD12	2.07	0.54
6:CF:24:GLU:HG3	6:CF:25:ILE:N	2.21	0.54
7:CG:102:ARG:O	7:CG:106:GLN:HG3	2.07	0.54
9:CI:18:PHE:HD1	9:CI:62:TYR:HD2	1.54	0.54
13:CM:79:LYS:O	13:CM:82:MET:HB3	2.07	0.54
16:CP:6:LEU:HB3	16:CP:17:TYR:CD2	2.40	0.54
20:CT:91:LEU:O	20:CT:94:ALA:HB3	2.08	0.54
22:CV:59:U:C2'	22:CV:60:U:H5'	2.37	0.54
24:CY:33:LEU:CD2	35:DA:1095:A:H61	2.21	0.54
24:CY:344:LEU:HD23	24:CY:344:LEU:N	2.16	0.54
35:DA:8:A:H2'	35:DA:9:U:H5	1.66	0.54
35:DA:37:C:H2'	35:DA:38:A:C8	2.43	0.54
35:DA:590:A:OP1	40:DF:95:ARG:NH1	2.41	0.54
35:DA:1081:U:O2'	45:DK:117:THR:HG21	2.07	0.54
35:DA:1336:A:H2'	35:DA:1337:G:C8	2.43	0.54
35:DA:1531:C:H3'	35:DA:1532:C:C5'	2.36	0.54
35:DA:2036:C:H6	35:DA:2036:C:C5'	2.13	0.54
35:DA:2260:C:H2'	35:DA:2261:C:H6	1.72	0.54

Continued on next page...

Continued from previous page...

Atom-1	Atom-2	Interatomic distance (Å)	Clash overlap (Å)
35:DA:2358:G:H1	48:DP:55:ARG:HH22	1.56	0.54
36:DB:28:C:O2'	36:DB:29:A:H5'	2.08	0.54
37:DC:65:PRO:HG2	37:DC:189:ILE:HA	1.89	0.54
40:DF:11:VAL:HG12	40:DF:12:LEU:H	1.73	0.54
40:DF:164:ARG:HH11	40:DF:164:ARG:HG2	1.72	0.54
41:DG:126:ASP:O	41:DG:128:ARG:NE	2.41	0.54
42:DH:60:ARG:NH1	42:DH:64:LEU:HD21	2.16	0.54
54:DV:5:VAL:CG2	54:DV:37:VAL:HG23	2.37	0.54
54:DV:19:LYS:NZ	54:DV:20:LEU:H	2.03	0.54
1:AA:966:G:O2'	1:AA:967:C:O5'	2.25	0.54
1:AA:977:A:HO2'	1:AA:978:A:H5'	1.72	0.54
1:AA:1054:C:H3'	1:AA:1054:C:O2	2.07	0.54
1:AA:1223:C:P	19:AS:78:ARG:HH21	2.30	0.54
1:AA:1248:A:C2'	1:AA:1249:C:H5'	2.38	0.54
1:AA:1458:G:O2'	1:AA:1459:C:H5'	2.07	0.54
2:AB:82:ARG:HB2	2:AB:92:TYR:HE1	1.73	0.54
3:AC:155:GLY:O	3:AC:196:LEU:HD13	2.08	0.54
8:AH:20:TYR:CE2	8:AH:75:ARG:HB3	2.42	0.54
9:AI:70:LYS:C	9:AI:72:GLY:H	2.10	0.54
16:AP:47:ASP:O	16:AP:49:LEU:N	2.41	0.54
24:AY:27:LYS:HA	24:AY:30:GLU:HB3	1.89	0.54
27:B2:16:LEU:HB3	27:B2:20:GLU:HG2	1.88	0.54
28:B3:40:THR:OG1	28:B3:43:ILE:HG12	2.07	0.54
28:B3:44:ARG:C	28:B3:48:GLU:HG3	2.28	0.54
30:B5:3:LYS:HG3	30:B5:4:HIS:N	2.18	0.54
31:B6:9:LEU:O	31:B6:25:LYS:HA	2.07	0.54
35:BA:1056:G:H4'	35:BA:1086:A:H8	1.73	0.54
35:BA:1065:U:O2'	35:BA:1066:U:H5'	2.08	0.54
35:BA:1375:C:H2'	35:BA:1376:C:H6	1.71	0.54
35:BA:1853:A:N1	35:BA:2087:G:H1'	2.22	0.54
35:BA:2302:G:H1'	41:BG:128:ARG:NH2	2.22	0.54
36:BB:50:G:OP2	51:BS:62:LYS:HB3	2.08	0.54
39:BE:184:VAL:HG12	39:BE:185:LYS:H	1.72	0.54
41:BG:36:LYS:HE3	41:BG:160:VAL:HG21	1.90	0.54
46:BN:7:LYS:O	46:BN:9:VAL:N	2.40	0.54
57:BY:7:VAL:HB	57:BY:8:LYS:HZ2	1.73	0.54
58:BZ:5:LEU:HD11	58:BZ:43:GLU:HB3	1.89	0.54
1:CA:7:G:H5'	1:CA:298:A:H5'	1.88	0.54
1:CA:775:G:O2'	1:CA:776:G:H5'	2.07	0.54
2:CB:71:VAL:HG23	2:CB:164:VAL:HG22	1.89	0.54
22:CW:68:C:H2'	22:CW:69:G:C8	2.42	0.54

Continued on next page...

Continued from previous page...

Atom-1	Atom-2	Interatomic distance (Å)	Clash overlap (Å)
31:D6:11:LEU:O	31:D6:23:THR:HA	2.07	0.54
35:DA:1109:C:N3	35:DA:1110:G:N2	2.55	0.54
35:DA:1810:A:H2'	35:DA:1811:G:O4'	2.07	0.54
35:DA:2240:C:O2'	35:DA:2241:A:H5'	2.07	0.54
36:DB:30:C:H4'	36:DB:58:A:H2	1.72	0.54
36:DB:38:C:O2	36:DB:48:A:H1'	2.08	0.54
38:DD:71:ASP:CB	38:DD:103:ARG:HH22	2.17	0.54
40:DF:113:ALA:HB1	40:DF:186:ILE:HG21	1.89	0.54
40:DF:192:LEU:HD23	40:DF:193:VAL:N	2.22	0.54
41:DG:124:SER:HB2	41:DG:131:TYR:HE1	1.66	0.54
42:DH:41:MET:HG2	42:DH:54:ARG:HA	1.88	0.54
46:DN:55:VAL:HG21	46:DN:127:ASP:H	1.73	0.54
56:DX:55:ASN:HB2	56:DX:80:ILE:HG12	1.90	0.54
57:DY:2:ARG:O	57:DY:4:LYS:N	2.40	0.54
57:DY:28:LYS:HB2	57:DY:38:ILE:N	2.19	0.54
58:DZ:40:ASP:HB3	58:DZ:43:GLU:CB	2.36	0.54
1:AA:1188:A:H2'	1:AA:1189:C:O4'	2.08	0.54
1:AA:1468:A:H2'	1:AA:1469:G:O4'	2.07	0.54
1:AA:1479:C:O2'	1:AA:1480:G:H5'	2.08	0.54
2:AB:14:GLY:O	2:AB:15:VAL:HG13	2.08	0.54
2:AB:224:GLN:C	2:AB:226:ARG:H	2.11	0.54
4:AD:11:LEU:HD23	4:AD:11:LEU:H	1.73	0.54
4:AD:162:LEU:HD12	4:AD:181:MET:HE3	1.89	0.54
5:AE:67:VAL:HG21	5:AE:140:ARG:HA	1.89	0.54
12:AL:48:PRO:C	12:AL:49:ASN:HD22	2.11	0.54
12:AL:111:LYS:O	12:AL:112:ASP:HB2	2.08	0.54
16:AP:72:ARG:NH2	16:AP:73:LEU:HD21	2.23	0.54
24:AY:88:LYS:C	24:AY:90:GLU:H	2.10	0.54
25:B0:65:GLY:HA2	25:B0:84:LEU:CD1	2.37	0.54
28:B3:46:ASN:O	28:B3:50:VAL:HG22	2.07	0.54
33:B8:21:LYS:HD3	33:B8:48:PHE:CZ	2.43	0.54
34:B9:15:LYS:HZ1	35:BA:2753:A:H1'	1.71	0.54
35:BA:271(D):G:O2'	35:BA:271(E):U:H5'	2.07	0.54
35:BA:271(T):C:H6	35:BA:271(T):C:C5'	2.18	0.54
35:BA:373:U:H2'	35:BA:374:A:H8	1.72	0.54
35:BA:942:G:H5'	48:BP:35:HIS:HB2	1.90	0.54
35:BA:1021:A:C8	35:BA:1021:A:C3'	2.89	0.54
35:BA:1479:G:H5'	35:BA:1558:A:C2	2.42	0.54
35:BA:1614:A:N1	55:BW:91:GLY:HA2	2.23	0.54
38:BD:64:ILE:H	38:BD:64:ILE:CD1	2.18	0.54
39:BE:21:VAL:O	39:BE:21:VAL:HG23	2.08	0.54

Continued on next page...

Continued from previous page...

Atom-1	Atom-2	Interatomic distance (Å)	Clash overlap (Å)
39:BE:48:GLN:NE2	39:BE:78:LEU:HD11	2.22	0.54
43:BI:14:ASP:H	43:BI:17:GLN:NE2	2.05	0.54
45:BK:103:GLN:HA	45:BK:106:GLU:OE1	2.08	0.54
45:BK:136:VAL:O	45:BK:136:VAL:HG13	2.07	0.54
52:BT:11:GLU:CD	52:BT:11:GLU:H	2.11	0.54
52:BT:106:SER:C	52:BT:107:ASP:OD1	2.46	0.54
58:BZ:108:PRO:HB3	58:BZ:141:VAL:O	2.07	0.54
58:BZ:150:LEU:HD22	58:BZ:150:LEU:C	2.28	0.54
1:CA:82:U:O2'	1:CA:83:U:H5'	2.07	0.54
1:CA:164:U:H2'	1:CA:165:C:H6	1.73	0.54
1:CA:1241:G:H2'	1:CA:1242:C:C6	2.42	0.54
2:CB:36:ARG:H	2:CB:41:ILE:CD1	2.16	0.54
2:CB:142:LEU:HD11	2:CB:146:GLN:HE21	1.71	0.54
3:CC:11:ARG:HG2	3:CC:11:ARG:HH11	1.72	0.54
4:CD:4:TYR:O	4:CD:5:ILE:CB	2.55	0.54
5:CE:13:ILE:HA	5:CE:29:GLY:O	2.08	0.54
12:CL:48:PRO:C	12:CL:49:ASN:HD22	2.11	0.54
13:CM:27:LYS:O	13:CM:30:ALA:HB3	2.08	0.54
14:CN:25:VAL:HG23	14:CN:38:GLY:O	2.08	0.54
15:CO:25:THR:HG21	15:CO:70:LEU:HB2	1.89	0.54
19:CS:66:MET:HA	19:CS:69:HIS:HD2	1.73	0.54
28:D3:56:VAL:HG12	28:D3:57:GLU:N	2.23	0.54
35:DA:1171:G:H5''	35:DA:1173:G:H5''	1.90	0.54
35:DA:1654:A:P	50:DR:3:HIS:HB2	2.47	0.54
35:DA:1906:G:O2'	35:DA:1907:G:H5'	2.07	0.54
35:DA:1924:C:O2'	35:DA:1925:C:H5'	2.07	0.54
35:DA:2010:G:H5''	55:DW:42:ARG:HB2	1.88	0.54
35:DA:2262:U:O2'	35:DA:2263:C:H5''	2.07	0.54
35:DA:2283:C:H2'	35:DA:2284:C:C5'	2.35	0.54
35:DA:2302:G:C2'	35:DA:2303:G:H5'	2.37	0.54
35:DA:2672:G:H3'	35:DA:2673:G:H5''	1.88	0.54
35:DA:2732:G:C3'	35:DA:2733:A:H5'	2.38	0.54
37:DC:75:LEU:HB3	37:DC:120:MET:HA	1.89	0.54
42:DH:154:PRO:O	42:DH:155:SER:CB	2.56	0.54
47:DO:64:ARG:CZ	52:DT:70:VAL:HG21	2.38	0.54
47:DO:87:ILE:HG21	47:DO:91:LEU:HA	1.90	0.54
49:DQ:29:PHE:HB2	49:DQ:105:GLU:OE2	2.07	0.54
52:DT:32:TYR:CD2	52:DT:81:PRO:O	2.61	0.54
5:AE:76:ILE:HD11	5:AE:142:LEU:CD2	2.35	0.54
6:AF:40:VAL:HG23	6:AF:63:TYR:HD1	1.72	0.54
14:AN:3:ARG:HB3	14:AN:3:ARG:HH11	1.71	0.54

Continued on next page...

Continued from previous page...

Atom-1	Atom-2	Interatomic distance (Å)	Clash overlap (Å)
15:AO:43:LEU:C	15:AO:45:VAL:H	2.11	0.54
20:AT:91:LEU:O	20:AT:94:ALA:HB3	2.07	0.54
22:AW:6:G:O2'	22:AW:7:A:H5'	2.07	0.54
25:B0:65:GLY:HA2	25:B0:84:LEU:HD11	1.89	0.54
35:BA:1501:C:H1'	38:BD:100:GLY:HA2	1.88	0.54
35:BA:1841:U:O2'	38:BD:244:ARG:NH2	2.41	0.54
37:BC:86:ALA:HB1	37:BC:94:VAL:HG11	1.90	0.54
38:BD:132:PRO:HD3	38:BD:190:TYR:CZ	2.42	0.54
41:BG:21:ARG:HD2	41:BG:21:ARG:C	2.27	0.54
43:BI:122:GLU:HB3	43:BI:126:TYR:OH	2.08	0.54
49:BQ:134:ARG:HH12	58:BZ:119:GLU:CD	2.10	0.54
53:BU:55:ARG:HA	53:BU:58:ARG:HG3	1.90	0.54
57:BY:40:GLU:HA	57:BY:40:GLU:OE2	2.07	0.54
1:CA:17:U:H2'	1:CA:18:C:H6	1.67	0.54
1:CA:599:C:O2'	1:CA:600:C:H5'	2.07	0.54
1:CA:620:C:C2	4:CD:135:LEU:HG	2.42	0.54
1:CA:1001(A):G:H2'	1:CA:1002:G:C8	2.42	0.54
1:CA:1060:C:O4'	10:CJ:52:GLY:HA2	2.08	0.54
1:CA:1502:A:H2	1:CA:1505:G:H1	1.54	0.54
3:CC:67:THR:HG23	3:CC:102:ASN:CB	2.38	0.54
4:CD:18:LYS:HA	4:CD:33:MET:HG2	1.88	0.54
9:CI:106:ALA:O	9:CI:108:VAL:HG22	2.08	0.54
10:CJ:34:VAL:CG2	10:CJ:74:ILE:HG22	2.38	0.54
12:CL:32:PHE:CD1	12:CL:84:LEU:HD21	2.42	0.54
24:CY:121:GLN:HE21	24:CY:166:TYR:HD2	1.55	0.54
27:D2:68:ARG:O	27:D2:69:ARG:HG3	2.08	0.54
30:D5:35:GLU:HB2	30:D5:49:CYS:HB2	1.89	0.54
31:D6:23:THR:HG21	35:DA:2419:U:H5'	1.90	0.54
35:DA:18:C:H4'	53:DU:23:GLY:O	2.08	0.54
35:DA:1005:C:H2'	35:DA:1006:C:H6	1.73	0.54
35:DA:1081:U:H2'	35:DA:1082:U:C6	2.42	0.54
35:DA:1107:G:H2'	35:DA:1108:U:C6	2.43	0.54
35:DA:1885:A:H5'	35:DA:1885:A:H8	1.73	0.54
35:DA:1980:G:O2'	35:DA:1982:C:OP2	2.26	0.54
37:DC:66:HIS:HB2	37:DC:189:ILE:CB	2.38	0.54
40:DF:25:PRO:HG3	40:DF:119:ARG:CB	2.38	0.54
40:DF:165:ARG:HH11	40:DF:165:ARG:HG3	1.73	0.54
42:DH:68:THR:O	42:DH:72:ILE:HG12	2.08	0.54
42:DH:85:LYS:HD3	42:DH:133:VAL:HB	1.88	0.54
48:DP:112:LEU:HD22	48:DP:114:ILE:HD12	1.88	0.54
49:DQ:141:GLN:H	58:DZ:99:TYR:CB	2.13	0.54

Continued on next page...

Continued from previous page...

Atom-1	Atom-2	Interatomic distance (Å)	Clash overlap (Å)
49:DQ:141:GLN:C	58:DZ:99:TYR:H	2.11	0.54
57:DY:96:ILE:HD12	57:DY:99:CYS:CB	2.37	0.54
58:DZ:119:GLU:OE1	58:DZ:122:ARG:HB2	2.08	0.54
1:AA:542:G:H2'	1:AA:543:C:C6	2.43	0.54
1:AA:674:G:N2	11:AK:116:HIS:HB2	2.23	0.54
1:AA:1001(A):G:H2'	1:AA:1002:G:C8	2.42	0.54
1:AA:1015:A:H2'	1:AA:1016:A:H8	1.71	0.54
2:AB:178:ARG:HH21	8:AH:74:PRO:HG3	1.73	0.54
8:AH:82:HIS:CE1	8:AH:84:ARG:HB2	2.43	0.54
9:AI:48:GLU:O	9:AI:50:LEU:N	2.40	0.54
12:AL:6:THR:OG1	12:AL:9:GLN:HG3	2.08	0.54
13:AM:9:ILE:HD13	41:BG:146:TYR:CZ	2.43	0.54
13:AM:48:LEU:HD23	13:AM:48:LEU:N	2.23	0.54
14:AN:27:CYS:SG	14:AN:29:ARG:HB2	2.48	0.54
18:AR:88:LYS:HE2	18:AR:88:LYS:O	2.07	0.54
24:AY:88:LYS:N	24:AY:89:PRO:HD2	2.23	0.54
33:B8:59:LYS:HG3	48:BP:50:ARG:HB2	1.89	0.54
35:BA:271(M):G:C3'	35:BA:271(N):U:H5''	2.38	0.54
35:BA:1345:C:H2'	35:BA:1346:G:C8	2.43	0.54
35:BA:2262:U:C2'	35:BA:2263:C:C5'	2.84	0.54
35:BA:2639:A:H2'	35:BA:2640:G:H5'	1.90	0.54
36:BB:28:C:O2'	36:BB:29:A:H5'	2.08	0.54
38:BD:92:ILE:HG22	38:BD:93:ALA:N	2.21	0.54
39:BE:48:GLN:NE2	39:BE:78:LEU:CD1	2.70	0.54
45:BK:119:ASP:HB3	45:BK:121:GLU:CD	2.27	0.54
47:BO:13:ASN:ND2	47:BO:97:ARG:HB2	2.23	0.54
51:BS:106:ARG:HD2	51:BS:106:ARG:C	2.28	0.54
54:BV:39:LEU:HA	54:BV:47:VAL:HG22	1.90	0.54
1:CA:411:A:N6	1:CA:413:G:H21	2.05	0.54
1:CA:521:G:O2'	1:CA:522:C:H5'	2.08	0.54
1:CA:1277:C:O2'	1:CA:1279:A:H8	1.91	0.54
1:CA:1446:U:H1'	1:CA:1456:G:O6	2.08	0.54
1:CA:1487:G:O2'	1:CA:1488:G:H5'	2.08	0.54
2:CB:16:HIS:CD2	2:CB:210:SER:HA	2.42	0.54
2:CB:113:HIS:O	2:CB:117:GLU:HG3	2.07	0.54
4:CD:49:ARG:HD3	4:CD:50:ARG:H	1.73	0.54
10:CJ:81:THR:C	10:CJ:83:GLU:N	2.61	0.54
12:CL:47:LYS:CB	12:CL:48:PRO:CD	2.79	0.54
12:CL:47:LYS:HA	12:CL:47:LYS:HE3	1.89	0.54
16:CP:39:TYR:O	16:CP:40:ASP:HB2	2.07	0.54
24:CY:125:GLY:O	24:CY:126:GLY:C	2.46	0.54

Continued on next page...

Continued from previous page...

Atom-1	Atom-2	Interatomic distance (Å)	Clash overlap (Å)
30:D5:2:ALA:N	35:DA:2015:A:N3	2.56	0.54
35:DA:271(C):C:H2'	35:DA:271(D):G:H8	1.73	0.54
35:DA:691:C:O2'	35:DA:692:C:H5'	2.07	0.54
35:DA:729:G:C5	38:DD:208:LYS:HB2	2.42	0.54
35:DA:855:G:H1	35:DA:922:U:H3	1.56	0.54
35:DA:1336:A:H2'	35:DA:1337:G:H8	1.73	0.54
35:DA:1899:G:H21	35:DA:1902:C:H5	1.55	0.54
35:DA:2201:C:O2'	35:DA:2202:C:H5'	2.08	0.54
35:DA:2639:A:H2'	35:DA:2640:G:H5'	1.89	0.54
37:DC:86:ALA:HB1	37:DC:94:VAL:HG11	1.90	0.54
40:DF:199:TRP:O	40:DF:203:GLN:HG2	2.08	0.54
42:DH:41:MET:CG	42:DH:55:PRO:HD3	2.36	0.54
42:DH:88:LEU:HD22	42:DH:88:LEU:N	2.22	0.54
45:DK:102:GLU:HG2	45:DK:103:GLN:N	2.23	0.54
46:DN:58:ASP:OD2	46:DN:59:LYS:HG2	2.07	0.54
46:DN:132:ALA:O	46:DN:133:GLN:HB3	2.08	0.54
46:DN:133:GLN:CG	46:DN:135:PRO:HD3	2.31	0.54
48:DP:98:GLU:O	48:DP:101:VAL:HG12	2.07	0.54
48:DP:138:LEU:O	48:DP:140:ALA:N	2.40	0.54
51:DS:20:ARG:HG3	51:DS:25:ARG:HD2	1.90	0.54
51:DS:33:LYS:HB3	51:DS:34:HIS:CD2	2.43	0.54
52:DT:106:SER:C	52:DT:107:ASP:OD1	2.46	0.54
54:DV:25:LEU:H	54:DV:92:THR:HG21	1.72	0.54
1:AA:110:C:O2'	1:AA:111:G:O5'	2.25	0.54
1:AA:711:G:O2'	1:AA:712:A:H5'	2.08	0.54
1:AA:716:A:N3	11:AK:117:ASN:O	2.41	0.54
1:AA:980:C:H2'	1:AA:981:U:H5'	1.90	0.54
5:AE:42:GLY:HA3	5:AE:66:MET:HG2	1.88	0.54
8:AH:87:SER:HA	8:AH:93:VAL:HG23	1.89	0.54
10:AJ:48:THR:HG22	10:AJ:49:VAL:N	2.22	0.54
10:AJ:56:HIS:C	10:AJ:58:ASP:H	2.10	0.54
11:AK:127:LYS:HE2	11:AK:127:LYS:HA	1.90	0.54
18:AR:22:VAL:O	18:AR:22:VAL:HG12	2.08	0.54
24:AY:57:ARG:O	24:AY:61:THR:HG22	2.08	0.54
24:AY:223:LYS:O	24:AY:226:GLU:HB2	2.07	0.54
24:AY:315:VAL:HG21	24:AY:320:TYR:CD2	2.43	0.54
26:B1:3:LYS:HG3	26:B1:4:VAL:N	2.16	0.54
28:B3:11:SER:HB3	35:BA:988:A:P	2.47	0.54
35:BA:773:U:H4'	38:BD:47:GLY:CA	2.36	0.54
35:BA:1722:A:C2	35:BA:1740:G:H8	2.26	0.54
35:BA:1756:G:H4'	35:BA:1758:G:O4'	2.08	0.54

Continued on next page...

Continued from previous page...

Atom-1	Atom-2	Interatomic distance (Å)	Clash overlap (Å)
35:BA:2646:C:OP2	35:BA:2732:G:O2'	2.21	0.54
35:BA:2827:C:O2	35:BA:2827:C:H2'	2.08	0.54
38:BD:166:GLN:HE21	38:BD:166:GLN:CA	2.19	0.54
39:BE:82:ARG:O	39:BE:84:PHE:N	2.38	0.54
41:BG:114:ILE:HA	41:BG:140:ILE:CD1	2.37	0.54
42:BH:96:ALA:CB	42:BH:105:LEU:HA	2.38	0.54
42:BH:138:LYS:O	42:BH:141:VAL:N	2.38	0.54
45:BK:131:ALA:C	45:BK:133:SER:H	2.11	0.54
46:BN:55:VAL:HG21	46:BN:127:ASP:H	1.73	0.54
51:BS:85:VAL:O	51:BS:106:ARG:HA	2.08	0.54
51:BS:93:LYS:O	51:BS:93:LYS:HG3	2.07	0.54
53:BU:50:ARG:HH22	54:BV:72:VAL:HG12	1.73	0.54
53:BU:76:TYR:CE2	53:BU:80:ILE:HG13	2.42	0.54
57:BY:2:ARG:N	57:BY:5:MET:HE3	2.23	0.54
1:CA:375:U:H4'	16:CP:17:TYR:CE2	2.43	0.54
1:CA:858:G:O6	1:CA:869:G:H3'	2.08	0.54
3:CC:22:TRP:CZ3	3:CC:24:ALA:HB2	2.41	0.54
4:CD:96:LEU:HD23	4:CD:139:ARG:NH1	2.23	0.54
10:CJ:31:GLY:HA3	10:CJ:78:ASN:ND2	2.23	0.54
11:CK:88:GLY:O	11:CK:91:ARG:HB2	2.08	0.54
17:CQ:56:VAL:O	17:CQ:77:VAL:HB	2.07	0.54
19:CS:20:LEU:HA	19:CS:23:ASN:ND2	2.15	0.54
22:CV:20:U:H3'	22:CV:21:A:C5'	2.38	0.54
24:CY:41:ASP:N	24:CY:42:PRO:CD	2.68	0.54
26:D1:19:GLN:HB2	26:D1:35:THR:HG22	1.88	0.54
27:D2:10:LEU:O	27:D2:14:ARG:HG3	2.08	0.54
28:D3:40:THR:OG1	28:D3:43:ILE:HG12	2.08	0.54
28:D3:45:GLY:HA2	28:D3:48:GLU:OE2	2.08	0.54
29:D4:46:ASN:ND2	29:D4:47:VAL:N	2.55	0.54
35:DA:271(T):C:H6	35:DA:271(T):C:C5'	2.20	0.54
35:DA:826:U:H2'	35:DA:828:U:O4'	2.08	0.54
35:DA:1056:G:H4'	35:DA:1086:A:H8	1.73	0.54
35:DA:1503:U:H2'	35:DA:1504:C:C6	2.43	0.54
35:DA:2094:G:OP1	59:DI:22:LYS:HD2	2.08	0.54
35:DA:2846:G:P	52:DT:54:ARG:HB2	2.47	0.54
37:DC:47:LEU:H	37:DC:47:LEU:HD23	1.73	0.54
41:DG:107:LEU:HD12	41:DG:177:GLY:C	2.29	0.54
42:DH:20:ALA:HB1	42:DH:21:PRO:HD3	1.90	0.54
45:DK:27:LEU:N	45:DK:27:LEU:HD23	2.23	0.54
45:DK:82:ALA:HB2	45:DK:99:ILE:CD1	2.37	0.54
46:DN:10:GLU:OE2	46:DN:11:PRO:HD2	2.07	0.54

Continued on next page...

Continued from previous page...

Atom-1	Atom-2	Interatomic distance (Å)	Clash overlap (Å)
46:DN:26:LEU:HD11	46:DN:30:ILE:HD11	1.90	0.54
48:DP:46:LYS:HG2	48:DP:52:GLU:OE2	2.08	0.54
58:DZ:126:VAL:HG12	58:DZ:163:LEU:HA	1.89	0.54
1:AA:148:G:H2'	1:AA:149:A:H8	1.71	0.53
1:AA:443:C:H2'	1:AA:444:C:H6	1.73	0.53
1:AA:577:G:H2'	1:AA:578:C:H6	1.71	0.53
1:AA:956:U:O2'	1:AA:957:U:H5'	2.08	0.53
2:AB:166:ASP:HB3	2:AB:169:LYS:CB	2.38	0.53
10:AJ:62:HIS:CD2	10:AJ:62:HIS:N	2.76	0.53
11:AK:58:PRO:HD3	11:AK:89:ALA:HB1	1.91	0.53
12:AL:105:TYR:C	12:AL:107:ALA:H	2.11	0.53
21:AU:6:ARG:NE	21:AU:15:ARG:HH21	2.05	0.53
25:B0:77:ARG:HH22	35:BA:857:C:H5'	1.73	0.53
30:B5:4:HIS:HB3	30:B5:5:PRO:HD3	1.88	0.53
31:B6:11:LEU:O	31:B6:23:THR:HA	2.08	0.53
35:BA:359:A:H2'	35:BA:360:G:O4'	2.08	0.53
35:BA:724:U:O2'	35:BA:725:G:H5'	2.08	0.53
35:BA:1081:U:H2'	35:BA:1082:U:C6	2.43	0.53
35:BA:1388:G:O2'	35:BA:1389:G:H5'	2.09	0.53
35:BA:1748:G:H8	35:BA:1748:G:H5'	1.73	0.53
35:BA:2476:A:C2	35:BA:2477:C:C4	2.96	0.53
35:BA:2846:G:P	52:BT:54:ARG:HB2	2.47	0.53
35:BA:2849:U:OP2	52:BT:95:ARG:NH1	2.42	0.53
41:BG:139:LEU:HD23	41:BG:139:LEU:N	2.23	0.53
42:BH:77:LYS:HA	42:BH:80:SER:HB2	1.89	0.53
42:BH:85:LYS:HD3	42:BH:133:VAL:HB	1.89	0.53
43:BI:109:ILE:HD13	43:BI:109:ILE:H	1.71	0.53
45:BK:82:ALA:HB2	45:BK:99:ILE:CD1	2.37	0.53
48:BP:32:THR:O	48:BP:33:ARG:HB3	2.08	0.53
48:BP:125:VAL:O	48:BP:145:PRO:HD2	2.08	0.53
48:BP:140:ALA:O	48:BP:141:ALA:CB	2.55	0.53
1:CA:118:U:O4	1:CA:288:A:H2'	2.07	0.53
1:CA:443:C:H2'	1:CA:444:C:H6	1.74	0.53
1:CA:1430:C:H2'	1:CA:1431:C:C6	2.43	0.53
2:CB:111:ARG:HH11	2:CB:111:ARG:HG2	1.72	0.53
3:CC:180:ALA:HB1	3:CC:203:PHE:CE1	2.42	0.53
19:CS:41:VAL:O	19:CS:44:MET:SD	2.66	0.53
26:D1:81:LYS:HG2	35:DA:271(H):G:H4'	1.89	0.53
27:D2:33:MET:O	27:D2:34:GLU:C	2.45	0.53
35:DA:858:U:O2	35:DA:2268:A:H2'	2.08	0.53
35:DA:1842:G:H2'	35:DA:1843:C:C6	2.43	0.53

Continued on next page...

Continued from previous page...

Atom-1	Atom-2	Interatomic distance (Å)	Clash overlap (Å)
35:DA:2201:C:H2'	35:DA:2202:C:C6	2.43	0.53
35:DA:2593:U:H2'	35:DA:2594:C:C6	2.41	0.53
35:DA:2807:G:C3'	35:DA:2808:U:H5''	2.39	0.53
35:DA:2850:A:H2'	35:DA:2851:A:C8	2.43	0.53
38:DD:34:VAL:O	38:DD:35:LYS:HD3	2.08	0.53
41:DG:130:ASN:HB3	41:DG:160:VAL:HA	1.90	0.53
45:DK:119:ASP:HB3	45:DK:121:GLU:CD	2.28	0.53
51:DS:17:ARG:O	51:DS:19:LYS:N	2.41	0.53
51:DS:74:ALA:O	51:DS:77:ALA:HB3	2.08	0.53
53:DU:79:PHE:CE2	53:DU:83:LEU:HD13	2.42	0.53
54:DV:19:LYS:HZ3	54:DV:19:LYS:HA	1.73	0.53
57:DY:8:LYS:HG2	57:DY:13:VAL:HG11	1.90	0.53
1:AA:36:C:O3'	12:AL:123:LYS:HA	2.08	0.53
1:AA:1396:A:O4'	1:AA:1398:A:H1'	2.08	0.53
4:AD:57:ARG:HB3	4:AD:206:PHE:HB2	1.90	0.53
4:AD:108:LEU:O	4:AD:110:PHE:CD1	2.61	0.53
11:AK:120:ARG:HG3	11:AK:120:ARG:HH11	1.73	0.53
12:AL:55:VAL:HG13	12:AL:68:ALA:O	2.08	0.53
33:B8:43:GLN:O	33:B8:44:LYS:HD2	2.08	0.53
35:BA:519:U:H2'	35:BA:520:G:C8	2.42	0.53
35:BA:2061:G:H5''	35:BA:2503:A:C2	2.43	0.53
35:BA:2188:C:H2'	35:BA:2189:U:C1'	2.38	0.53
35:BA:2201:C:H2'	35:BA:2202:C:C6	2.44	0.53
38:BD:12:SER:HB2	38:BD:208:LYS:HB3	1.90	0.53
40:BF:29:ASN:H	40:BF:112:MET:HE3	1.74	0.53
40:BF:32:LEU:HD11	40:BF:105:VAL:HG13	1.90	0.53
43:BI:65:ALA:HB1	43:BI:132:PRO:HB2	1.91	0.53
45:BK:88:ALA:O	45:BK:89:HIS:HB2	2.07	0.53
49:BQ:29:PHE:HB2	49:BQ:105:GLU:OE2	2.08	0.53
58:BZ:41:LEU:HD13	58:BZ:41:LEU:C	2.28	0.53
1:CA:1375:A:H2'	1:CA:1376:U:C6	2.43	0.53
2:CB:14:GLY:O	2:CB:15:VAL:HG13	2.08	0.53
3:CC:100:ALA:O	3:CC:101:LEU:HB2	2.09	0.53
6:CF:6:VAL:C	6:CF:7:ASN:HD22	2.11	0.53
7:CG:70:LYS:HB3	7:CG:96:GLN:HG2	1.90	0.53
8:CH:123:GLU:O	8:CH:126:LYS:HB3	2.08	0.53
9:CI:48:GLU:O	9:CI:50:LEU:N	2.40	0.53
13:CM:48:LEU:N	13:CM:48:LEU:HD23	2.23	0.53
19:CS:62:ILE:HG23	19:CS:62:ILE:O	2.08	0.53
24:CY:54:ARG:HH11	24:CY:54:ARG:CG	2.19	0.53
33:D8:33:ASN:CB	33:D8:36:LYS:HD2	2.37	0.53

Continued on next page...

Continued from previous page...

Atom-1	Atom-2	Interatomic distance (Å)	Clash overlap (Å)
35:DA:256:A:H2'	35:DA:257:A:C8	2.43	0.53
35:DA:271(P):C:C5'	59:DI:46:ALA:HB2	2.39	0.53
35:DA:347:A:H2'	35:DA:348:G:H8	1.74	0.53
35:DA:1209:G:H21	35:DA:1210:A:H62	1.54	0.53
35:DA:1991:U:H2'	35:DA:1992:G:H5''	1.89	0.53
35:DA:2015:A:H5'	55:DW:92:ARG:NH2	2.23	0.53
35:DA:2514:U:H2'	35:DA:2515:C:C6	2.44	0.53
35:DA:2543:G:H2'	35:DA:2544:G:H8	1.72	0.53
38:DD:91:ARG:HG2	38:DD:91:ARG:NH1	2.23	0.53
39:DE:120:TRP:CE2	39:DE:155:LYS:HD3	2.42	0.53
40:DF:28:ILE:O	40:DF:30:PRO:HD3	2.08	0.53
41:DG:64:THR:HG23	41:DG:65:GLY:N	2.23	0.53
41:DG:131:TYR:HB3	41:DG:159:VAL:CG2	2.38	0.53
59:DI:10:GLU:O	59:DI:12:LEU:CD2	2.55	0.53
59:DI:90:GLY:O	59:DI:121:LYS:NZ	2.38	0.53
46:DN:17:ASP:OD2	46:DN:56:ASN:HB3	2.08	0.53
48:DP:10:PRO:CD	48:DP:11:GLY:H	2.20	0.53
48:DP:135:LEU:O	48:DP:135:LEU:HD13	2.09	0.53
51:DS:93:LYS:HG3	51:DS:93:LYS:O	2.08	0.53
52:DT:1:MET:HG3	52:DT:2:ASN:H	1.72	0.53
54:DV:39:LEU:O	54:DV:40:LEU:HG	2.08	0.53
58:DZ:150:LEU:HD22	58:DZ:171:ILE:HD11	1.91	0.53
1:AA:777:A:H2'	1:AA:778:G:H8	1.73	0.53
1:AA:925:G:H4'	1:AA:1502:A:N1	2.23	0.53
1:AA:959:A:H2'	1:AA:960:U:C4'	2.39	0.53
1:AA:1169:A:H2'	1:AA:1170:A:H8	1.73	0.53
2:AB:17:PHE:CD1	2:AB:44:LEU:HD11	2.43	0.53
2:AB:172:ILE:H	2:AB:172:ILE:CD1	2.00	0.53
7:AG:6:ARG:HG2	7:AG:6:ARG:O	2.08	0.53
10:AJ:18:ALA:O	10:AJ:22:LYS:HB2	2.08	0.53
24:AY:115:ASN:OD1	24:AY:172:LYS:HA	2.09	0.53
27:B2:35:LEU:O	27:B2:39:ALA:HB2	2.09	0.53
35:BA:469:G:O2'	35:BA:470:A:H5''	2.09	0.53
35:BA:557:U:O2'	35:BA:558:G:H5'	2.08	0.53
35:BA:1844:C:O2'	35:BA:1845:G:H5'	2.09	0.53
35:BA:2146:C:H4'	35:BA:2147:G:C8	2.43	0.53
38:BD:75:ILE:O	38:BD:118:VAL:HG23	2.09	0.53
40:BF:40:GLN:OE1	40:BF:184:TYR:HB2	2.08	0.53
43:BI:126:TYR:O	43:BI:141:LYS:HA	2.08	0.53
46:BN:46:VAL:O	46:BN:47:ALA:CB	2.57	0.53
52:BT:6:LEU:O	52:BT:6:LEU:HD23	2.09	0.53

Continued on next page...

Continued from previous page...

Atom-1	Atom-2	Interatomic distance (Å)	Clash overlap (Å)
58:BZ:124:ILE:HG12	58:BZ:125:LEU:N	2.23	0.53
1:CA:1356:G:H2'	1:CA:1357:A:C8	2.43	0.53
2:CB:17:PHE:CD1	2:CB:44:LEU:HD11	2.42	0.53
8:CH:97:VAL:CG1	8:CH:98:LYS:N	2.72	0.53
11:CK:59:TYR:CZ	11:CK:63:LEU:HD12	2.43	0.53
17:CQ:80:GLY:C	17:CQ:82:MET:H	2.12	0.53
20:CT:57:ARG:HH12	20:CT:102:GLY:CA	2.20	0.53
22:CW:71:G:H8	22:CW:71:G:H5'	1.72	0.53
24:CY:10:LEU:HB2	24:CY:14:ARG:HH11	1.74	0.53
35:DA:271(D):G:O2'	35:DA:271(E):U:H5'	2.07	0.53
35:DA:576:U:H2'	35:DA:577:G:C8	2.42	0.53
35:DA:626:U:H3	48:DP:105:LEU:HB3	1.73	0.53
35:DA:1427:A:H4'	35:DA:1428:C:O5'	2.07	0.53
35:DA:1481:U:H5'	35:DA:1482:G:OP2	2.08	0.53
35:DA:2115:G:H3'	35:DA:2116:G:H5'	1.89	0.53
35:DA:2131:G:H5''	35:DA:2132:U:H5''	1.89	0.53
37:DC:37:PHE:O	37:DC:39:GLU:HG3	2.09	0.53
39:DE:59:VAL:HG21	39:DE:63:LEU:HA	1.89	0.53
40:DF:187:VAL:HG13	48:DP:5:ASP:O	2.09	0.53
46:DN:22:THR:HB	46:DN:25:ARG:HB2	1.89	0.53
46:DN:25:ARG:HH11	46:DN:25:ARG:CG	2.21	0.53
48:DP:24:GLY:CA	48:DP:33:ARG:NH1	2.71	0.53
48:DP:127:ALA:HB3	48:DP:130:PHE:CE2	2.43	0.53
52:DT:66:VAL:HG12	52:DT:66:VAL:O	2.07	0.53
53:DU:89:GLU:N	53:DU:89:GLU:OE1	2.42	0.53
53:DU:104:GLN:CD	53:DU:104:GLN:H	2.11	0.53
57:DY:7:VAL:HB	57:DY:8:LYS:CD	2.38	0.53
1:AA:9:G:H2'	1:AA:10:A:C8	2.44	0.53
1:AA:614:A:C2	1:AA:627:G:C2	2.97	0.53
1:AA:892:A:H2'	1:AA:893:C:C6	2.43	0.53
1:AA:1244:C:H2'	1:AA:1245:A:H8	1.74	0.53
3:AC:52:LEU:H	3:AC:52:LEU:CD2	2.17	0.53
7:AG:70:LYS:HB3	7:AG:96:GLN:HG2	1.90	0.53
10:AJ:4:ILE:HB	10:AJ:74:ILE:CG1	2.38	0.53
10:AJ:40:LEU:H	10:AJ:40:LEU:CD2	2.15	0.53
10:AJ:75:ILE:CG1	10:AJ:76:ASN:H	2.21	0.53
12:AL:83:VAL:HG22	12:AL:84:LEU:H	1.72	0.53
19:AS:58:VAL:O	19:AS:58:VAL:HG23	2.09	0.53
25:B0:28:GLY:O	25:B0:66:VAL:HG13	2.08	0.53
33:B8:12:LYS:HE2	35:BA:249:C:O2	2.09	0.53
35:BA:2201:C:O2'	35:BA:2202:C:H5'	2.08	0.53

Continued on next page...

Continued from previous page...

Atom-1	Atom-2	Interatomic distance (Å)	Clash overlap (Å)
35:BA:2481:G:O2'	35:BA:2482:G:P	2.67	0.53
36:BB:65:C:H2'	36:BB:109:C:H41	1.74	0.53
38:BD:95:LEU:HD13	38:BD:97:TYR:CE1	2.43	0.53
39:BE:34:VAL:O	39:BE:35:GLN:CB	2.56	0.53
42:BH:41:MET:CG	42:BH:55:PRO:HD3	2.38	0.53
42:BH:158:HIS:CE1	42:BH:169:VAL:O	2.62	0.53
45:BK:102:GLU:HG2	45:BK:103:GLN:N	2.24	0.53
52:BT:33:LYS:HZ2	52:BT:74:ARG:HH21	1.54	0.53
53:BU:90:VAL:O	53:BU:92:ARG:N	2.32	0.53
58:BZ:111:VAL:HG22	58:BZ:112:ARG:N	2.24	0.53
1:CA:169:C:C2'	1:CA:170:U:H5'	2.38	0.53
1:CA:424:G:H2'	1:CA:425:G:C8	2.36	0.53
1:CA:1262:C:H42	1:CA:1273:G:H1	1.57	0.53
1:CA:1321:C:H5''	1:CA:1322:C:H5''	1.91	0.53
1:CA:1472:U:O2'	1:CA:1473:A:H5'	2.08	0.53
4:CD:203:VAL:HG12	4:CD:203:VAL:O	2.08	0.53
7:CG:155:ARG:O	7:CG:156:TRP:HD1	1.92	0.53
10:CJ:3:LYS:N	10:CJ:74:ILE:O	2.41	0.53
13:CM:108:ARG:HH12	13:CM:111:LYS:HB2	1.73	0.53
24:CY:54:ARG:CD	24:CY:101:LEU:HD21	2.31	0.53
25:D0:84:LEU:HD12	25:D0:84:LEU:H	1.73	0.53
30:D5:6:VAL:HG13	30:D5:7:PRO:HD2	1.91	0.53
31:D6:25:LYS:HD2	33:D8:34:TRP:CZ2	2.43	0.53
33:D8:53:PRO:C	33:D8:55:ALA:N	2.59	0.53
35:DA:225:A:H2'	35:DA:226:G:H5'	1.91	0.53
35:DA:909:A:H2'	35:DA:912:C:H5	1.73	0.53
35:DA:2511:U:H2'	35:DA:2512:C:C6	2.43	0.53
39:DE:48:GLN:HE21	39:DE:78:LEU:HD12	1.69	0.53
41:DG:109:VAL:HG11	41:DG:142:PRO:HG3	1.91	0.53
42:DH:25:LYS:HA	42:DH:33:LEU:O	2.08	0.53
45:DK:103:GLN:HA	45:DK:106:GLU:OE1	2.08	0.53
51:DS:101:LEU:HD13	51:DS:101:LEU:N	2.22	0.53
52:DT:28:VAL:HG22	52:DT:46:GLU:HA	1.91	0.53
55:DW:29:LEU:HD11	55:DW:33:ARG:HE	1.73	0.53
57:DY:2:ARG:O	57:DY:4:LYS:HG3	2.07	0.53
57:DY:2:ARG:N	57:DY:5:MET:HG2	2.23	0.53
57:DY:8:LYS:H	57:DY:8:LYS:CD	2.18	0.53
57:DY:97:ARG:HG3	57:DY:97:ARG:HH11	1.74	0.53
58:DZ:74:VAL:HG13	58:DZ:86:VAL:HG12	1.90	0.53
1:AA:1502:A:H2	1:AA:1505:G:N2	2.05	0.53
4:AD:99:SER:O	4:AD:140:VAL:HG23	2.09	0.53

Continued on next page...

Continued from previous page...

Atom-1	Atom-2	Interatomic distance (Å)	Clash overlap (Å)
4:AD:145:GLU:HG2	4:AD:184:LYS:NZ	2.23	0.53
7:AG:148:ASN:O	7:AG:150:ALA:N	2.41	0.53
9:AI:10:ARG:HD3	9:AI:75:ASP:HB3	1.91	0.53
12:AL:81:SER:O	12:AL:82:VAL:CB	2.56	0.53
29:B4:64:LYS:HA	29:B4:64:LYS:HE3	1.91	0.53
35:BA:494:G:O2'	35:BA:495:G:H5'	2.08	0.53
35:BA:715:G:H2'	35:BA:716:A:O4'	2.09	0.53
35:BA:1058:G:H5''	45:BK:1:MET:SD	2.49	0.53
35:BA:1268:A:H2'	35:BA:1269:A:O4'	2.08	0.53
35:BA:1336:A:H2'	35:BA:1337:G:C8	2.43	0.53
35:BA:1336:A:H2'	35:BA:1337:G:H8	1.73	0.53
35:BA:2598:A:OP1	38:BD:235:GLY:HA3	2.09	0.53
35:BA:2732:G:H3'	35:BA:2733:A:C5'	2.38	0.53
37:BC:44:HIS:HA	37:BC:175:VAL:N	2.17	0.53
38:BD:40:THR:HG22	38:BD:41:GLY:N	2.22	0.53
38:BD:242:ARG:O	38:BD:243:GLY:C	2.45	0.53
39:BE:59:VAL:HG21	39:BE:63:LEU:HA	1.90	0.53
40:BF:125:LEU:N	40:BF:125:LEU:HD22	2.24	0.53
40:BF:198:ALA:C	40:BF:200:GLU:N	2.62	0.53
45:BK:112:MET:N	45:BK:113:PRO:CD	2.72	0.53
52:BT:35:LYS:HZ3	52:BT:41:ARG:HH21	1.54	0.53
57:BY:10:GLY:HA2	57:BY:27:VAL:CG1	2.35	0.53
1:CA:254:G:OP1	17:CQ:67:LYS:O	2.26	0.53
1:CA:274:A:H4'	1:CA:275:G:OP1	2.08	0.53
1:CA:959:A:H2'	1:CA:960:U:C4'	2.39	0.53
1:CA:1188:A:H2'	1:CA:1189:C:O4'	2.08	0.53
1:CA:1288:A:N1	1:CA:1371:G:H1'	2.24	0.53
1:CA:1288:A:O2'	1:CA:1289:A:H5'	2.08	0.53
1:CA:1330:U:H4'	13:CM:23:TYR:CE2	2.44	0.53
5:CE:57:LYS:HG2	5:CE:61:TYR:HE2	1.73	0.53
11:CK:127:LYS:HE2	11:CK:127:LYS:HA	1.90	0.53
12:CL:105:TYR:O	12:CL:107:ALA:N	2.41	0.53
19:CS:14:HIS:O	19:CS:18:LYS:HE2	2.09	0.53
22:CV:63:G:H5'	22:CV:63:G:H8	1.74	0.53
24:CY:353:ALA:HA	24:CY:356:ARG:NE	2.23	0.53
26:D1:86:SER:HB2	26:D1:90:ILE:CG1	2.34	0.53
30:D5:3:LYS:HG3	30:D5:4:HIS:N	2.19	0.53
35:DA:203:C:H3'	35:DA:204:A:H5''	1.90	0.53
35:DA:773:U:H4'	38:DD:47:GLY:CA	2.36	0.53
35:DA:2584:U:C2	35:DA:2585:U:H5	2.26	0.53
35:DA:2598:A:OP1	38:DD:235:GLY:HA3	2.08	0.53

Continued on next page...

Continued from previous page...

Atom-1	Atom-2	Interatomic distance (Å)	Clash overlap (Å)
36:DB:107:G:O2'	36:DB:108:U:H5'	2.08	0.53
39:DE:7:VAL:HG22	39:DE:27:LEU:HB3	1.91	0.53
39:DE:94:GLU:HG2	39:DE:177:PRO:HB3	1.91	0.53
47:DO:13:ASN:ND2	47:DO:97:ARG:HB2	2.24	0.53
53:DU:106:PHE:O	53:DU:110:VAL:HG23	2.09	0.53
1:AA:562:C:H1'	12:AL:15:ARG:HB3	1.90	0.53
1:AA:1277:C:O2'	1:AA:1279:A:H8	1.91	0.53
3:AC:67:THR:HG23	3:AC:102:ASN:CB	2.38	0.53
6:AF:97:PHE:HB2	18:AR:32:ARG:HH21	1.71	0.53
10:AJ:8:LEU:HD22	10:AJ:96:ILE:HG22	1.89	0.53
10:AJ:61:GLU:CG	14:AN:58:LYS:HE2	2.36	0.53
25:B0:54:GLY:O	25:B0:56:ASP:N	2.42	0.53
26:B1:88:LYS:CE	26:B1:92:LYS:HB2	2.39	0.53
28:B3:2:PRO:HB2	28:B3:59:VAL:H	1.73	0.53
28:B3:2:PRO:CG	28:B3:58:VAL:HG12	2.39	0.53
28:B3:4:LEU:HA	28:B3:57:GLU:O	2.09	0.53
30:B5:33:CYS:SG	30:B5:49:CYS:HB2	2.48	0.53
35:BA:390:A:N6	48:BP:71:VAL:HG21	2.22	0.53
35:BA:1063:G:O2'	45:BK:87:GLY:HA3	2.08	0.53
35:BA:1107:G:H2'	35:BA:1108:U:C6	2.44	0.53
35:BA:1209:G:H21	35:BA:1210:A:H62	1.57	0.53
38:BD:159:ALA:HB1	38:BD:198:ASN:O	2.09	0.53
41:BG:33:ARG:O	41:BG:162:THR:HG23	2.08	0.53
42:BH:20:ALA:HB1	42:BH:21:PRO:HD2	1.89	0.53
43:BI:105:HIS:C	43:BI:107:VAL:H	2.12	0.53
46:BN:17:ASP:OD2	46:BN:56:ASN:HB3	2.08	0.53
48:BP:111:ARG:HA	48:BP:128:HIS:ND1	2.24	0.53
54:BV:21:ARG:HH11	54:BV:21:ARG:HG2	1.73	0.53
1:CA:834:C:H2'	1:CA:835:U:H6	1.73	0.53
1:CA:877:C:OP1	8:CH:88:LYS:HD3	2.08	0.53
1:CA:1104:G:O2'	1:CA:1105:A:H5'	2.09	0.53
2:CB:224:GLN:C	2:CB:226:ARG:H	2.11	0.53
2:CB:231:GLU:HB2	2:CB:232:PRO:CD	2.39	0.53
4:CD:155:LEU:HB2	4:CD:158:ILE:HG12	1.89	0.53
7:CG:77:SER:O	7:CG:78:ARG:HB2	2.09	0.53
7:CG:148:ASN:O	7:CG:150:ALA:N	2.42	0.53
8:CH:1:MET:CE	8:CH:3:THR:HG23	2.39	0.53
8:CH:82:HIS:CE1	8:CH:84:ARG:HB2	2.44	0.53
12:CL:126:LYS:C	12:CL:128:ALA:H	2.12	0.53
16:CP:15:PRO:HB3	16:CP:17:TYR:HE1	1.74	0.53
18:CR:88:LYS:HE2	18:CR:88:LYS:O	2.08	0.53

Continued on next page...

Continued from previous page...

Atom-1	Atom-2	Interatomic distance (Å)	Clash overlap (Å)
23:CX:23:G:N1	24:CY:128:GLU:OE2	2.42	0.53
25:D0:28:GLY:O	25:D0:66:VAL:HG13	2.09	0.53
30:D5:40:LYS:HZ2	30:D5:46:CYS:HB3	1.73	0.53
35:DA:118:A:H5'	35:DA:119:A:C8	2.41	0.53
35:DA:612:C:C3'	35:DA:613:G:H5''	2.37	0.53
35:DA:2199:A:H2'	35:DA:2199:A:N3	2.23	0.53
35:DA:2315:G:N2	41:DG:128:ARG:HH12	2.04	0.53
39:DE:40:GLU:N	39:DE:40:GLU:OE1	2.41	0.53
42:DH:18:GLU:HG3	42:DH:25:LYS:HG3	1.90	0.53
45:DK:19:PRO:O	45:DK:22:PRO:HD2	2.09	0.53
47:DO:69:ILE:HD12	47:DO:69:ILE:H	1.73	0.53
48:DP:7:ARG:HG2	48:DP:7:ARG:NH1	2.23	0.53
48:DP:100:LEU:H	48:DP:100:LEU:CD2	2.22	0.53
52:DT:31:SER:OG	52:DT:43:GLN:N	2.42	0.53
52:DT:128:GLU:O	52:DT:129:ARG:C	2.47	0.53
58:DZ:45:ASP:OD2	58:DZ:49:ARG:HG2	2.09	0.53
1:AA:60:A:H2	1:AA:107:G:N3	2.06	0.53
1:AA:160:A:H2'	1:AA:161:A:O4'	2.08	0.53
1:AA:475:G:H2'	1:AA:476:G:C8	2.44	0.53
1:AA:777:A:H2'	1:AA:778:G:C8	2.44	0.53
1:AA:1178:G:P	9:AI:93:ARG:HH21	2.31	0.53
2:AB:71:VAL:HG23	2:AB:164:VAL:HG22	1.89	0.53
3:AC:67:THR:HG23	3:AC:102:ASN:HB2	1.89	0.53
5:AE:76:ILE:CG2	5:AE:93:PRO:HB3	2.39	0.53
6:AF:62:TRP:CZ3	6:AF:64:GLN:HB2	2.44	0.53
11:AK:120:ARG:NH2	11:AK:126:ARG:HH21	2.06	0.53
16:AP:20:VAL:HG21	16:AP:32:TYR:CB	2.37	0.53
18:AR:60:ALA:O	18:AR:64:ARG:HG3	2.09	0.53
20:AT:49:ALA:HB1	20:AT:100:ILE:HD13	1.90	0.53
24:AY:116:ALA:HB2	24:AY:177:TYR:HA	1.90	0.53
32:B7:36:GLN:HG2	32:B7:36:GLN:O	2.08	0.53
35:BA:443:A:H1'	35:BA:1201:C:O4'	2.09	0.53
35:BA:481:G:HO2'	35:BA:482:A:P	2.32	0.53
35:BA:963:U:H2'	35:BA:964:C:C6	2.44	0.53
35:BA:1181:C:O2'	35:BA:1182:A:H5'	2.09	0.53
35:BA:1484:G:C3'	35:BA:1485:G:H5''	2.38	0.53
35:BA:2305:A:H2'	35:BA:2306:C:O4'	2.09	0.53
35:BA:2630:G:H1'	35:BA:2894:G:C1'	2.37	0.53
36:BB:20:C:O2'	36:BB:21:G:H5'	2.08	0.53
38:BD:34:VAL:O	38:BD:34:VAL:HG13	2.08	0.53
38:BD:34:VAL:O	38:BD:35:LYS:HD3	2.08	0.53

Continued on next page...

Continued from previous page...

Atom-1	Atom-2	Interatomic distance (Å)	Clash overlap (Å)
40:BF:3:GLU:CB	40:BF:24:LEU:HD23	2.39	0.53
57:BY:28:LYS:O	57:BY:29:GLU:C	2.46	0.53
1:CA:243:A:O2'	1:CA:244:U:OP2	2.25	0.53
1:CA:542:G:H5'	4:CD:41:GLY:HA3	1.91	0.53
1:CA:1278:U:H5''	1:CA:1279:A:O4'	2.08	0.53
5:CE:76:ILE:HG23	5:CE:93:PRO:HB3	1.89	0.53
10:CJ:38:ILE:CD1	10:CJ:71:LEU:HD23	2.39	0.53
22:CV:61:C:H2'	22:CV:62:C:C6	2.44	0.53
24:CY:156:LEU:O	24:CY:156:LEU:HG	2.07	0.53
24:CY:206:ALA:HA	24:CY:305:ILE:HD11	1.90	0.53
24:CY:212:PRO:HD2	24:CY:298:LEU:HD13	1.89	0.53
24:CY:223:LYS:HB2	24:CY:226:GLU:HG2	1.91	0.53
31:D6:11:LEU:HD21	31:D6:26:ASN:H	1.71	0.53
35:DA:549:G:H2'	35:DA:551:G:C5'	2.21	0.53
35:DA:706:A:C2	35:DA:707:G:H1'	2.44	0.53
35:DA:1385:G:C4	35:DA:1386:C:C5	2.96	0.53
35:DA:1884:A:H2'	35:DA:1885:A:C5'	2.17	0.53
35:DA:2625:G:H2'	35:DA:2626:C:O4'	2.09	0.53
38:DD:159:ALA:HB1	38:DD:198:ASN:O	2.09	0.53
39:DE:13:ARG:HA	39:DE:22:PRO:HA	1.91	0.53
40:DF:40:GLN:OE1	40:DF:184:TYR:HB2	2.09	0.53
40:DF:107:LYS:HE3	40:DF:205:ARG:O	2.09	0.53
40:DF:125:LEU:HD22	40:DF:125:LEU:N	2.24	0.53
59:DI:77:LEU:CD1	59:DI:142:VAL:HG13	2.39	0.53
59:DI:90:GLY:O	59:DI:121:LYS:HG3	2.08	0.53
49:DQ:141:GLN:HB2	58:DZ:99:TYR:CD2	2.42	0.53
58:DZ:101:PRO:HA	58:DZ:123:ASP:HB3	1.89	0.53
1:AA:521:G:O2'	1:AA:522:C:H5'	2.09	0.53
1:AA:963:G:H21	10:AJ:55:LYS:CD	2.22	0.53
1:AA:1027:C:H2'	1:AA:1028:C:C5	2.44	0.53
1:AA:1326:C:H2'	1:AA:1327:C:H6	1.74	0.53
3:AC:100:ALA:O	3:AC:101:LEU:HB2	2.08	0.53
12:AL:25:PRO:C	12:AL:27:LEU:H	2.10	0.53
24:AY:352:LYS:O	24:AY:354:GLY:N	2.41	0.53
31:B6:28:ARG:NH1	31:B6:28:ARG:CB	2.69	0.53
35:BA:37:C:H2'	35:BA:38:A:C8	2.43	0.53
35:BA:706:A:C2	35:BA:707:G:H1'	2.44	0.53
35:BA:1300:U:O2'	35:BA:1301:A:OP2	2.27	0.53
35:BA:1331:A:O2'	35:BA:1332:G:H5''	2.07	0.53
35:BA:1332:G:H5''	35:BA:1332:G:C8	2.44	0.53
35:BA:1516:C:H2'	35:BA:1517:G:H8	1.74	0.53

Continued on next page...

Continued from previous page...

Atom-1	Atom-2	Interatomic distance (Å)	Clash overlap (Å)
35:BA:1666:G:O3'	47:BO:6:THR:HG23	2.09	0.53
36:BB:12:C:C4'	36:BB:13:A:OP1	2.57	0.53
38:BD:43:ARG:HD3	38:BD:49:ILE:HG22	1.90	0.53
39:BE:2:LYS:HE2	39:BE:95:ILE:CG2	2.39	0.53
40:BF:164:ARG:HH11	40:BF:164:ARG:HG2	1.74	0.53
52:BT:121:ILE:HG22	52:BT:122:ASP:N	2.23	0.53
57:BY:26:LYS:HG2	57:BY:27:VAL:N	2.22	0.53
57:BY:88:LYS:HD3	57:BY:93:GLY:H	1.74	0.53
58:BZ:151:HIS:HB3	58:BZ:170:THR:CA	2.31	0.53
1:CA:57:G:O6	1:CA:356:A:N1	2.42	0.53
1:CA:174:C:H2'	1:CA:175:C:H6	1.72	0.53
1:CA:411:A:H2'	1:CA:412:A:H4'	1.91	0.53
1:CA:512:U:H2'	1:CA:513:C:H6	1.74	0.53
1:CA:626:U:H4'	16:CP:38:TYR:CE2	2.44	0.53
1:CA:663:A:H5''	18:CR:61:LYS:HZ2	1.74	0.53
5:CE:50:GLU:HB3	5:CE:53:LEU:HD13	1.90	0.53
10:CJ:40:LEU:H	10:CJ:40:LEU:CD2	2.15	0.53
12:CL:119:LYS:C	12:CL:120:TYR:HD1	2.12	0.53
16:CP:75:ARG:O	16:CP:78:GLY:N	2.37	0.53
22:CW:10:G:N2	22:CW:26:A:H1'	2.24	0.53
24:CY:42:PRO:HA	24:CY:45:ALA:HB2	1.91	0.53
27:D2:53:LEU:O	27:D2:56:GLN:HB2	2.08	0.53
35:DA:78:A:H2'	35:DA:79:G:H8	1.74	0.53
35:DA:654:A:N3	35:DA:654(A):G:H1'	2.24	0.53
35:DA:821:A:C2'	35:DA:946:G:H5''	2.38	0.53
35:DA:1278:A:O3'	50:DR:34:ILE:HG23	2.08	0.53
35:DA:1576:U:H2'	35:DA:1577:C:H6	1.73	0.53
35:DA:1668:A:N6	35:DA:1676:A:H61	2.07	0.53
35:DA:2679:A:O2'	35:DA:2680:C:H5'	2.08	0.53
39:DE:11:MET:CB	39:DE:24:THR:HA	2.38	0.53
59:DI:133:HIS:CD2	59:DI:135:GLU:HG2	2.44	0.53
54:DV:89:GLN:OE1	54:DV:89:GLN:HA	2.09	0.53
55:DW:95:ILE:O	55:DW:95:ILE:HG13	2.08	0.53
56:DX:71:GLY:C	56:DX:72:LYS:HG3	2.29	0.53
57:DY:27:VAL:C	57:DY:29:GLU:OE1	2.47	0.53
1:AA:486:U:H2'	1:AA:487:A:H8	1.70	0.53
1:AA:599:C:O2'	1:AA:600:C:H5'	2.08	0.53
1:AA:1288:A:O2'	1:AA:1289:A:H5'	2.08	0.53
2:AB:144:ARG:HA	2:AB:147:LYS:HB3	1.91	0.53
5:AE:115:VAL:HG12	5:AE:116:THR:N	2.24	0.53
11:AK:34:ASP:OD2	11:AK:36:ASP:HB2	2.08	0.53

Continued on next page...

Continued from previous page...

Atom-1	Atom-2	Interatomic distance (Å)	Clash overlap (Å)
17:AQ:80:GLY:C	17:AQ:82:MET:H	2.12	0.53
20:AT:45:GLN:HB2	20:AT:91:LEU:HD22	1.90	0.53
20:AT:57:ARG:HH12	20:AT:102:GLY:CA	2.22	0.53
20:AT:100:ILE:H	20:AT:100:ILE:CD1	2.22	0.53
21:AU:25:LYS:HG2	21:AU:26:LYS:N	2.24	0.53
24:AY:68:ASP:CG	24:AY:91:LEU:HD21	2.28	0.53
24:AY:118:LEU:CD1	24:AY:210:VAL:HG22	2.38	0.53
24:AY:312:ARG:HH21	24:AY:325:ARG:HH22	1.56	0.53
25:B0:14:ARG:O	25:B0:15:ASP:HB2	2.09	0.53
35:BA:203:C:H3'	35:BA:204:A:H5''	1.90	0.53
35:BA:473:G:P	35:BA:508:G:H22	2.32	0.53
35:BA:1515:G:H2'	35:BA:1516:C:H6	1.68	0.53
35:BA:1952:A:C2	47:BO:22:ILE:HG23	2.44	0.53
35:BA:1998:G:O2'	35:BA:1999:C:H5'	2.09	0.53
48:BP:100:LEU:H	48:BP:100:LEU:CD2	2.20	0.53
49:BQ:140:ALA:HB1	58:BZ:99:TYR:HB2	1.88	0.53
53:BU:92:ARG:CD	54:BV:11:GLN:HG2	2.38	0.53
54:BV:18:LEU:CD2	54:BV:19:LYS:H	2.22	0.53
54:BV:89:GLN:HA	54:BV:89:GLN:OE1	2.09	0.53
56:BX:80:ILE:O	56:BX:80:ILE:HG13	2.09	0.53
58:BZ:141:VAL:CG2	58:BZ:144:LEU:HB2	2.39	0.53
1:CA:637:G:H2'	1:CA:638:G:C8	2.43	0.53
1:CA:966:G:O2'	1:CA:967:C:O5'	2.26	0.53
2:CB:8:LYS:HA	2:CB:217:ARG:HH22	1.74	0.53
3:CC:64:VAL:O	3:CC:100:ALA:HB3	2.09	0.53
8:CH:95:VAL:HB	8:CH:99:GLU:O	2.08	0.53
9:CI:53:VAL:HG13	9:CI:95:LYS:HZ1	1.74	0.53
10:CJ:48:THR:HG23	10:CJ:62:HIS:CB	2.39	0.53
10:CJ:56:HIS:C	10:CJ:58:ASP:H	2.11	0.53
12:CL:92:ASP:O	12:CL:94:PRO:HD3	2.09	0.53
16:CP:5:ARG:O	16:CP:19:ILE:HA	2.09	0.53
24:CY:137:LEU:HD22	24:CY:137:LEU:O	2.09	0.53
24:CY:256:THR:HB	24:CY:258:ILE:HG23	1.90	0.53
25:D0:65:GLY:HA2	25:D0:84:LEU:CD1	2.39	0.53
27:D2:42:GLY:O	27:D2:44:LEU:N	2.42	0.53
32:D7:8:ASN:HD22	32:D7:9:ARG:N	2.07	0.53
35:DA:919:G:H4'	36:DB:81:G:H4'	1.91	0.53
35:DA:1037:G:H1	35:DA:1118:C:N4	2.06	0.53
35:DA:1076:C:H2'	35:DA:1077:A:C8	2.44	0.53
38:DD:244:ARG:HH11	38:DD:244:ARG:HG2	1.73	0.53
39:DE:101:ARG:HA	39:DE:170:LEU:O	2.09	0.53

Continued on next page...

Continued from previous page...

Atom-1	Atom-2	Interatomic distance (Å)	Clash overlap (Å)
40:DF:181:LEU:CD1	40:DF:186:ILE:HD11	2.38	0.53
41:DG:41:GLN:O	41:DG:43:LEU:HD23	2.08	0.53
48:DP:114:ILE:O	48:DP:115:LEU:HB3	2.09	0.53
49:DQ:134:ARG:NH1	58:DZ:119:GLU:OE2	2.42	0.53
51:DS:101:LEU:O	51:DS:102:ALA:O	2.27	0.53
58:DZ:141:VAL:O	58:DZ:141:VAL:HG22	2.09	0.53
1:AA:637:G:H2'	1:AA:638:G:C8	2.44	0.53
1:AA:738:C:H2'	1:AA:739:C:C6	2.44	0.53
1:AA:797:C:O2'	1:AA:798:G:H5'	2.09	0.53
1:AA:1004:A:HO2'	1:AA:1038:C:H1'	1.73	0.53
1:AA:1431:C:C2'	1:AA:1432:G:H5'	2.39	0.53
3:AC:172:ARG:HB3	3:AC:172:ARG:NH1	2.24	0.53
7:AG:32:ARG:HG2	7:AG:32:ARG:NH1	2.24	0.53
11:AK:120:ARG:NH2	11:AK:126:ARG:HE	2.07	0.53
19:AS:14:HIS:O	19:AS:18:LYS:HE2	2.09	0.53
24:AY:33:LEU:HB3	24:AY:36:PRO:CG	2.39	0.53
24:AY:220:VAL:O	24:AY:220:VAL:HG12	2.08	0.53
30:B5:43:HIS:CD2	35:BA:2815:C:O2'	2.62	0.53
34:B9:19:ARG:NH1	35:BA:2755:C:C4	2.77	0.53
35:BA:795:C:H2'	35:BA:796:C:H6	1.74	0.53
35:BA:997:G:OP1	53:BU:93:LYS:HB2	2.08	0.53
35:BA:1528(A):A:N7	35:BA:1529:G:H8	2.07	0.53
35:BA:1685:C:C2'	35:BA:1686:C:C5'	2.87	0.53
35:BA:1782:C:O2'	35:BA:1783:A:H5'	2.08	0.53
35:BA:2850:A:H2'	35:BA:2851:A:C8	2.43	0.53
41:BG:109:VAL:O	41:BG:113:ARG:CG	2.56	0.53
42:BH:137:ASP:OD1	42:BH:138:LYS:N	2.42	0.53
44:BJ:30:UNK:O	44:BJ:32:UNK:N	2.42	0.53
45:BK:9:LYS:O	45:BK:10:LEU:HB3	2.09	0.53
51:BS:14:VAL:CG1	51:BS:15:ARG:H	2.11	0.53
57:BY:27:VAL:C	57:BY:29:GLU:OE1	2.47	0.53
57:BY:49:VAL:HG12	57:BY:53:PRO:CG	2.36	0.53
1:CA:110:C:O2'	1:CA:111:G:O5'	2.26	0.53
1:CA:777:A:H2'	1:CA:778:G:H8	1.74	0.53
3:CC:32:LEU:HD22	3:CC:59:ARG:NH1	2.24	0.53
4:CD:55:ALA:O	4:CD:59:ARG:HG2	2.09	0.53
5:CE:48:ALA:O	5:CE:50:GLU:N	2.42	0.53
6:CF:48:LEU:HG	6:CF:57:GLN:HA	1.91	0.53
8:CH:84:ARG:HH11	8:CH:84:ARG:HG2	1.73	0.53
11:CK:27:ASN:HB2	11:CK:55:LYS:CD	2.36	0.53
13:CM:84:ILE:HG13	19:CS:66:MET:CE	2.39	0.53

Continued on next page...

Continued from previous page...

Atom-1	Atom-2	Interatomic distance (Å)	Clash overlap (Å)
18:CR:74:ARG:HB3	18:CR:81:PHE:CE1	2.44	0.53
29:D4:59:VAL:CG1	29:D4:60:GLU:H	2.13	0.53
30:D5:43:HIS:CD2	35:DA:2815:C:O2'	2.62	0.53
31:D6:19:ARG:CD	31:D6:19:ARG:H	2.22	0.53
33:D8:31:HIS:CG	33:D8:32:LEU:N	2.77	0.53
34:D9:19:ARG:NH1	35:DA:2755:C:C4	2.77	0.53
35:DA:287:C:H2'	35:DA:288:C:O4'	2.09	0.53
35:DA:494:G:N2	55:DW:57:ASN:HD21	2.05	0.53
35:DA:1464:C:H2'	35:DA:1465:G:C8	2.44	0.53
35:DA:2287:A:H2	35:DA:2346:A:C2	2.27	0.53
35:DA:2511:U:H2'	35:DA:2512:C:H6	1.73	0.53
37:DC:82:LYS:CE	37:DC:151:GLU:HA	2.32	0.53
40:DF:50:SER:HB2	40:DF:94:PRO:HD3	1.90	0.53
40:DF:53:THR:C	40:DF:55:GLY:H	2.11	0.53
41:DG:107:LEU:HD13	41:DG:178:PHE:CD1	2.44	0.53
59:DI:77:LEU:HD11	59:DI:142:VAL:CA	2.37	0.53
59:DI:120:ILE:HD11	59:DI:126:TYR:CE1	2.44	0.53
48:DP:128:HIS:O	48:DP:129:ALA:HB2	2.09	0.53
51:DS:49:VAL:HG12	51:DS:50:SER:N	2.23	0.53
51:DS:76:LYS:O	51:DS:80:LEU:HD13	2.09	0.53
53:DU:34:LYS:HA	53:DU:34:LYS:CE	2.39	0.53
54:DV:19:LYS:HD3	54:DV:22:VAL:HG23	1.90	0.53
58:DZ:81:ARG:O	58:DZ:82:ARG:HB2	2.09	0.53
1:AA:533:A:O2'	1:AA:534:U:H5''	2.09	0.52
1:AA:624:C:H2'	1:AA:625:G:H8	1.75	0.52
1:AA:741:G:H5'	15:AO:39:LEU:HD23	1.91	0.52
1:AA:1260:C:H4'	1:AA:1284:C:H5'	1.91	0.52
1:AA:1300:G:O2'	1:AA:1301:U:P	2.67	0.52
2:AB:44:LEU:H	2:AB:44:LEU:HD12	1.73	0.52
2:AB:73:THR:HA	2:AB:94:ASN:O	2.08	0.52
3:AC:32:LEU:HD22	3:AC:59:ARG:NH1	2.24	0.52
3:AC:33:LEU:O	3:AC:37:GLN:HG2	2.09	0.52
3:AC:179:ARG:O	3:AC:179:ARG:HG3	2.07	0.52
7:AG:115:ARG:HB2	7:AG:118:VAL:CG2	2.38	0.52
7:AG:155:ARG:O	7:AG:156:TRP:HD1	1.92	0.52
8:AH:102:ARG:HE	8:AH:102:ARG:N	2.07	0.52
9:AI:23:ASN:N	9:AI:23:ASN:HD22	2.07	0.52
13:AM:7:VAL:O	13:AM:9:ILE:HD12	2.10	0.52
18:AR:67:ALA:HA	18:AR:70:ILE:HG12	1.89	0.52
18:AR:69:THR:O	18:AR:72:ARG:HB2	2.09	0.52
18:AR:86:VAL:HG12	18:AR:87:ARG:HD2	1.91	0.52

Continued on next page...

Continued from previous page...

Atom-1	Atom-2	Interatomic distance (Å)	Clash overlap (Å)
19:AS:46:GLY:N	19:AS:62:ILE:HG23	2.23	0.52
26:B1:50:ARG:HA	26:B1:58:ILE:O	2.09	0.52
27:B2:18:PRO:HG2	27:B2:19:VAL:H	1.74	0.52
35:BA:644:A:H4'	35:BA:645:C:C5	2.45	0.52
35:BA:729:G:C5	38:BD:208:LYS:HB2	2.43	0.52
35:BA:1510:G:H2'	35:BA:1511:C:C6	2.43	0.52
35:BA:1678:G:H22	35:BA:1989:G:H22	1.54	0.52
35:BA:1980:G:O2'	35:BA:1982:C:OP2	2.27	0.52
35:BA:2439:A:H3'	35:BA:2439:A:P	2.49	0.52
37:BC:65:PRO:HG2	37:BC:189:ILE:HA	1.91	0.52
38:BD:73:VAL:HG13	38:BD:120:GLY:HA2	1.91	0.52
41:BG:83:ARG:HG2	41:BG:84:LYS:HG3	1.89	0.52
41:BG:83:ARG:N	41:BG:83:ARG:HD3	2.24	0.52
46:BN:9:VAL:HG12	46:BN:10:GLU:N	2.23	0.52
46:BN:119:ARG:HH11	46:BN:119:ARG:CG	2.21	0.52
48:BP:98:GLU:O	48:BP:101:VAL:HG12	2.09	0.52
49:BQ:1:MET:O	49:BQ:2:LEU:CB	2.57	0.52
50:BR:64:ARG:O	50:BR:68:ARG:HG3	2.09	0.52
52:BT:82:LEU:C	52:BT:84:GLN:N	2.62	0.52
52:BT:88:ILE:HG22	52:BT:89:VAL:CG2	2.24	0.52
53:BU:89:GLU:N	53:BU:89:GLU:OE1	2.42	0.52
54:BV:18:LEU:CG	54:BV:19:LYS:H	2.21	0.52
57:BY:50:ARG:C	57:BY:52:SER:H	2.12	0.52
58:BZ:99:TYR:HA	58:BZ:124:ILE:O	2.09	0.52
1:CA:9:G:H2'	1:CA:10:A:C8	2.44	0.52
1:CA:434:U:H2'	1:CA:435:C:H6	1.72	0.52
1:CA:882:C:O2'	1:CA:883:C:H5'	2.08	0.52
1:CA:900:A:H2'	1:CA:901:A:C8	2.43	0.52
1:CA:1329:A:H5''	13:CM:29:ARG:HD2	1.89	0.52
3:CC:34:LEU:HD23	3:CC:35:GLU:N	2.24	0.52
4:CD:2:GLY:O	4:CD:4:TYR:N	2.41	0.52
13:CM:9:ILE:HG21	13:CM:11:ARG:NE	2.24	0.52
13:CM:22:ILE:HB	13:CM:25:ILE:HB	1.92	0.52
18:CR:36:ASN:HB3	18:CR:39:VAL:CG2	2.39	0.52
19:CS:29:ARG:O	19:CS:31:ILE:N	2.42	0.52
22:CV:76:A:H2'	35:DA:2451:A:O2'	2.09	0.52
31:D6:26:ASN:ND2	31:D6:32:ASN:HD21	2.05	0.52
35:DA:142(A):C:O2'	35:DA:143:G:H5'	2.09	0.52
35:DA:247:G:N7	35:DA:249:C:C2	2.77	0.52
35:DA:1162:G:O2'	35:DA:1163:G:H5'	2.09	0.52
35:DA:1203:G:H4'	48:DP:7:ARG:HD3	1.91	0.52

Continued on next page...

Continued from previous page...

Atom-1	Atom-2	Interatomic distance (Å)	Clash overlap (Å)
35:DA:1614:A:N1	55:DW:91:GLY:HA2	2.23	0.52
36:DB:27:C:H5'	36:DB:28:C:OP2	2.10	0.52
38:DD:33:LEU:O	38:DD:34:VAL:C	2.46	0.52
45:DK:57:ILE:HG23	45:DK:65:PHE:HB2	1.89	0.52
45:DK:90:LYS:O	58:DZ:112:ARG:NH2	2.42	0.52
45:DK:112:MET:N	45:DK:113:PRO:CD	2.72	0.52
53:DU:108:GLU:O	53:DU:112:ARG:HG2	2.09	0.52
54:DV:39:LEU:O	54:DV:40:LEU:CB	2.57	0.52
57:DY:8:LYS:HE2	57:DY:69:ALA:O	2.09	0.52
1:AA:274:A:H4'	1:AA:275:G:OP1	2.09	0.52
2:AB:19:HIS:HD1	2:AB:189:ASP:CG	2.12	0.52
2:AB:134:GLU:OE1	2:AB:138:LEU:HD11	2.08	0.52
3:AC:34:LEU:HD23	3:AC:35:GLU:N	2.24	0.52
3:AC:134:ILE:CG2	3:AC:168:ALA:HB3	2.39	0.52
4:AD:91:SER:HA	4:AD:94:LEU:HD12	1.91	0.52
8:AH:84:ARG:O	8:AH:135:CYS:HB2	2.09	0.52
9:AI:5:TYR:HE2	9:AI:16:ARG:HG2	1.73	0.52
16:AP:72:ARG:HH21	16:AP:73:LEU:HD21	1.73	0.52
19:AS:19:VAL:O	19:AS:20:LEU:HD23	2.10	0.52
24:AY:106:LEU:O	24:AY:108:ASN:N	2.43	0.52
24:AY:181:SER:N	24:AY:182:PRO:HD2	2.25	0.52
24:AY:229:ILE:HG21	24:AY:272:LYS:HE3	1.90	0.52
24:AY:290:LYS:O	24:AY:294:GLU:HG3	2.09	0.52
27:B2:11:GLU:HG3	27:B2:12:GLU:H	1.73	0.52
35:BA:64:A:O2'	35:BA:65:C:H5'	2.10	0.52
35:BA:143:G:H1'	56:BX:37:THR:CG2	2.36	0.52
35:BA:1054:A:H2'	35:BA:1055:G:H8	1.69	0.52
35:BA:1109:C:H2'	35:BA:1109:C:O2	2.08	0.52
35:BA:1166:C:H2'	35:BA:1167:U:H6	1.74	0.52
35:BA:1409:C:H2'	35:BA:1410:G:C8	2.44	0.52
35:BA:1464:C:H2'	35:BA:1465:G:C8	2.43	0.52
35:BA:1529:G:N2	35:BA:1530:C:H3'	2.23	0.52
35:BA:1906:G:O2'	35:BA:1907:G:H5'	2.08	0.52
35:BA:2605:U:H2'	35:BA:2606:C:C6	2.44	0.52
35:BA:2716:U:O2'	35:BA:2717:G:H5'	2.09	0.52
39:BE:117:MET:HE1	39:BE:124:GLY:HA3	1.91	0.52
47:BO:26:LYS:HE3	47:BO:37:ASP:OD1	2.09	0.52
48:BP:88:LEU:CD1	48:BP:95:VAL:HG11	2.39	0.52
49:BQ:140:ALA:HA	58:BZ:99:TYR:CG	2.45	0.52
56:BX:71:GLY:C	56:BX:72:LYS:HG3	2.29	0.52
1:CA:486:U:H2'	1:CA:487:A:H8	1.71	0.52

Continued on next page...

Continued from previous page...

Atom-1	Atom-2	Interatomic distance (Å)	Clash overlap (Å)
1:CA:1169:A:H2'	1:CA:1170:A:H8	1.72	0.52
2:CB:167:PRO:HG3	2:CB:188:ALA:CB	2.39	0.52
3:CC:172:ARG:HB3	3:CC:172:ARG:NH1	2.23	0.52
5:CE:101:ILE:HG12	5:CE:101:ILE:O	2.08	0.52
6:CF:62:TRP:CZ3	6:CF:64:GLN:HB2	2.44	0.52
9:CI:100:GLY:C	9:CI:102:LEU:H	2.12	0.52
12:CL:81:SER:O	12:CL:82:VAL:CB	2.57	0.52
20:CT:96:GLY:O	20:CT:99:LEU:HG	2.08	0.52
22:CW:70:G:H2'	22:CW:71:G:C5'	2.39	0.52
27:D2:44:LEU:O	27:D2:45:SER:HB3	2.09	0.52
33:D8:52:LYS:N	33:D8:53:PRO:CD	2.52	0.52
35:DA:271(M):G:C3'	35:DA:271(N):U:H5''	2.38	0.52
35:DA:1666:G:O2'	35:DA:1667:G:H5'	2.09	0.52
35:DA:1844:C:O2'	35:DA:1845:G:H5'	2.09	0.52
36:DB:4:C:H2'	36:DB:5:C:C6	2.44	0.52
38:DD:161:THR:O	38:DD:162:SER:HB3	2.09	0.52
39:DE:21:VAL:HG23	39:DE:21:VAL:O	2.09	0.52
46:DN:102:ALA:O	46:DN:106:MET:HE3	2.09	0.52
48:DP:100:LEU:HD22	48:DP:100:LEU:N	2.25	0.52
49:DQ:116:GLU:O	49:DQ:120:ILE:HG12	2.09	0.52
52:DT:16:ARG:HG3	52:DT:16:ARG:NH1	2.24	0.52
52:DT:50:ILE:HD12	52:DT:50:ILE:N	2.23	0.52
53:DU:95:LEU:HD12	54:DV:11:GLN:HG3	1.90	0.52
54:DV:48:GLY:O	54:DV:49:THR:HG23	2.09	0.52
1:AA:424:G:H2'	1:AA:425:G:C8	2.37	0.52
1:AA:424:G:N7	35:DA:2139:C:C5'	2.71	0.52
1:AA:453:A:O2'	1:AA:454:C:C6	2.60	0.52
1:AA:985:C:H2'	1:AA:986:A:C8	2.44	0.52
1:AA:1031:G:O2'	1:AA:1032:G:H5'	2.09	0.52
1:AA:1207:G:O2'	1:AA:1208:C:H5'	2.10	0.52
1:AA:1288:A:O4'	1:AA:1353:G:H4'	2.09	0.52
2:AB:92:TYR:CD2	2:AB:151:GLY:HA3	2.43	0.52
4:AD:146:ILE:HD12	4:AD:146:ILE:N	2.24	0.52
6:AF:22:GLU:HA	6:AF:22:GLU:OE2	2.09	0.52
7:AG:57:GLU:N	7:AG:57:GLU:OE2	2.42	0.52
9:AI:97:LYS:C	9:AI:99:LEU:N	2.63	0.52
9:AI:104:ARG:O	9:AI:105:ASP:CB	2.57	0.52
9:AI:118:LYS:HB3	9:AI:118:LYS:HZ2	1.73	0.52
10:AJ:48:THR:CG2	10:AJ:62:HIS:HB3	2.40	0.52
17:AQ:21:VAL:HG21	17:AQ:59:ILE:HD11	1.92	0.52
17:AQ:56:VAL:O	17:AQ:77:VAL:HB	2.09	0.52

Continued on next page...

Continued from previous page...

Atom-1	Atom-2	Interatomic distance (Å)	Clash overlap (Å)
20:AT:45:GLN:CB	20:AT:91:LEU:HD13	2.37	0.52
24:AY:6:LEU:O	24:AY:10:LEU:HB3	2.09	0.52
24:AY:74:GLU:O	24:AY:78:GLU:N	2.40	0.52
27:B2:63:VAL:O	27:B2:66:GLU:HG2	2.10	0.52
35:BA:588:U:H1'	40:BF:90:PHE:CD1	2.44	0.52
35:BA:855:G:H1	35:BA:922:U:H3	1.55	0.52
35:BA:1899:G:H21	35:BA:1902:C:H5	1.57	0.52
35:BA:2543:G:H2'	35:BA:2544:G:H8	1.72	0.52
35:BA:2672:G:H2'	35:BA:2673:G:H5''	1.91	0.52
35:BA:2672:G:H3'	35:BA:2673:G:H5''	1.90	0.52
35:BA:2846:G:OP2	52:BT:54:ARG:HB2	2.08	0.52
37:BC:94:VAL:O	37:BC:94:VAL:HG23	2.10	0.52
39:BE:13:ARG:HA	39:BE:22:PRO:HA	1.90	0.52
42:BH:159:GLU:CG	42:BH:160:LYS:H	2.14	0.52
45:BK:100:THR:HA	45:BK:139:VAL:HB	1.91	0.52
47:BO:16:ALA:HA	47:BO:46:ALA:CB	2.39	0.52
48:BP:13:ASN:HD22	48:BP:13:ASN:H	1.58	0.52
49:BQ:114:ALA:C	49:BQ:116:GLU:H	2.12	0.52
52:BT:66:VAL:HG12	52:BT:66:VAL:O	2.08	0.52
53:BU:102:GLU:HG3	54:BV:2:PHE:HE1	1.72	0.52
54:BV:69:LYS:HA	54:BV:87:HIS:O	2.10	0.52
58:BZ:59:LEU:O	58:BZ:61:LEU:HD22	2.10	0.52
1:CA:489:C:H2'	1:CA:490:G:C8	2.43	0.52
1:CA:963:G:H21	10:CJ:55:LYS:CD	2.22	0.52
1:CA:1396:A:O4'	1:CA:1398:A:H1'	2.09	0.52
4:CD:8:VAL:O	4:CD:10:ARG:N	2.42	0.52
6:CF:91:VAL:CG1	6:CF:92:LYS:N	2.71	0.52
8:CH:10:LEU:HB3	8:CH:83:ILE:CD1	2.39	0.52
10:CJ:38:ILE:HD11	10:CJ:71:LEU:HD23	1.91	0.52
19:CS:46:GLY:N	19:CS:62:ILE:HG23	2.25	0.52
25:D0:20:ARG:HH11	35:DA:2271:G:C5'	2.23	0.52
25:D0:25:ARG:HA	25:D0:29:GLN:HE22	1.75	0.52
32:D7:38:GLY:O	35:DA:458:G:H5''	2.09	0.52
33:D8:21:LYS:HD3	33:D8:48:PHE:CZ	2.44	0.52
35:DA:718:A:C2'	35:DA:719:C:H5'	2.39	0.52
35:DA:962:G:O2'	35:DA:963:U:H5'	2.09	0.52
35:DA:1448:G:H2'	35:DA:1449:A:H8	1.74	0.52
35:DA:1529:G:N2	35:DA:1530:C:H3'	2.24	0.52
35:DA:1782:C:O2'	35:DA:1783:A:H5'	2.08	0.52
35:DA:2250:G:OP1	49:DQ:85:LYS:HE3	2.09	0.52
35:DA:2591:C:H2'	35:DA:2592:G:C8	2.45	0.52

Continued on next page...

Continued from previous page...

Atom-1	Atom-2	Interatomic distance (Å)	Clash overlap (Å)
35:DA:2888:C:H2'	35:DA:2889:C:C6	2.44	0.52
37:DC:58:VAL:C	37:DC:59:ARG:HD3	2.29	0.52
56:DX:90:GLU:O	56:DX:93:GLU:HB2	2.09	0.52
58:DZ:99:TYR:CE2	58:DZ:125:LEU:HD13	2.44	0.52
1:AA:67:C:H2'	1:AA:68:G:H8	1.73	0.52
1:AA:536:C:H2'	1:AA:537:G:C8	2.45	0.52
1:AA:1151:A:H2'	1:AA:1152:A:H8	1.74	0.52
5:AE:79:GLU:O	8:AH:104:ARG:CZ	2.57	0.52
8:AH:95:VAL:HB	8:AH:99:GLU:O	2.09	0.52
13:AM:66:LEU:HD12	13:AM:66:LEU:N	2.24	0.52
13:AM:91:ARG:HB2	13:AM:98:VAL:HG22	1.91	0.52
22:AV:72:C:H6	22:AV:72:C:C5'	2.14	0.52
29:B4:59:VAL:CG1	29:B4:60:GLU:H	2.13	0.52
35:BA:1579:A:H5'	35:BA:1579:A:H8	1.73	0.52
35:BA:1902:C:C1'	38:BD:244:ARG:HD3	2.40	0.52
35:BA:2087:G:O2'	35:BA:2088:G:H5'	2.09	0.52
39:BE:134:ILE:O	39:BE:134:ILE:CG1	2.55	0.52
40:BF:53:THR:C	40:BF:55:GLY:H	2.12	0.52
40:BF:114:VAL:HG21	40:BF:202:PHE:CZ	2.44	0.52
40:BF:165:ARG:HG3	40:BF:165:ARG:HH11	1.75	0.52
41:BG:82:LEU:CD2	41:BG:83:ARG:H	2.21	0.52
42:BH:115:VAL:HG12	42:BH:116:GLU:N	2.24	0.52
43:BI:27:ARG:O	43:BI:32:PRO:HG3	2.09	0.52
46:BN:25:ARG:HH11	46:BN:25:ARG:CG	2.19	0.52
48:BP:128:HIS:O	48:BP:129:ALA:HB2	2.09	0.52
48:BP:130:PHE:CD2	48:BP:130:PHE:N	2.77	0.52
51:BS:101:LEU:HD13	51:BS:101:LEU:N	2.23	0.52
51:BS:106:ARG:HH11	51:BS:109:GLY:N	2.07	0.52
52:BT:38:ASN:HD21	52:BT:41:ARG:HG2	1.74	0.52
53:BU:95:LEU:HD12	54:BV:11:GLN:HG3	1.91	0.52
54:BV:48:GLY:O	54:BV:49:THR:HG23	2.09	0.52
58:BZ:137:ILE:HG22	58:BZ:138:GLU:N	2.24	0.52
1:CA:927:G:O2'	1:CA:928:G:H5'	2.09	0.52
3:CC:179:ARG:O	3:CC:179:ARG:HG3	2.08	0.52
5:CE:11:ILE:HD12	5:CE:31:LEU:CD1	2.39	0.52
5:CE:47:LYS:N	5:CE:47:LYS:HD2	2.24	0.52
10:CJ:6:ILE:HG22	10:CJ:98:ILE:HG13	1.91	0.52
10:CJ:32:ALA:H	10:CJ:78:ASN:ND2	2.07	0.52
13:CM:66:LEU:HD12	13:CM:66:LEU:N	2.24	0.52
21:CU:25:LYS:HG2	21:CU:26:LYS:N	2.24	0.52
24:CY:23:GLU:HG3	24:CY:24:THR:HG23	1.91	0.52

Continued on next page...

Continued from previous page...

Atom-1	Atom-2	Interatomic distance (Å)	Clash overlap (Å)
24:CY:27:LYS:HD3	45:DK:21:PRO:HD3	1.91	0.52
24:CY:256:THR:HG21	24:CY:283:LEU:HD22	1.92	0.52
30:D5:47:PRO:O	30:D5:48:GLU:HG3	2.09	0.52
34:D9:11:CYS:CB	34:D9:13:LYS:H	2.20	0.52
35:DA:296:C:O2'	35:DA:297:C:H5'	2.10	0.52
35:DA:443:A:H1'	35:DA:1201:C:O4'	2.09	0.52
35:DA:1316:U:O2'	35:DA:1317:A:H5'	2.10	0.52
35:DA:1345:C:H2'	35:DA:1346:G:C8	2.44	0.52
35:DA:1484:G:C3'	35:DA:1485:G:H5''	2.38	0.52
35:DA:1678:G:H22	35:DA:1989:G:H22	1.55	0.52
35:DA:2199:A:H3'	35:DA:2200:C:C6	2.42	0.52
37:DC:59:ARG:HD3	37:DC:59:ARG:N	2.25	0.52
38:DD:35:LYS:HG2	38:DD:104:TYR:CE1	2.45	0.52
38:DD:77:ALA:CB	38:DD:97:TYR:HA	2.40	0.52
39:DE:200:GLU:OE2	39:DE:200:GLU:N	2.35	0.52
40:DF:53:THR:HG22	40:DF:56:GLU:CD	2.30	0.52
42:DH:35:VAL:HG13	42:DH:71:LEU:HD22	1.91	0.52
45:DK:125:ARG:HH11	45:DK:125:ARG:HG2	1.73	0.52
46:DN:58:ASP:C	46:DN:60:ILE:N	2.63	0.52
48:DP:111:ARG:HA	48:DP:128:HIS:ND1	2.24	0.52
49:DQ:55:VAL:HG22	49:DQ:56:ARG:H	1.72	0.52
49:DQ:63:LYS:HZ2	58:DZ:175:VAL:HG21	1.73	0.52
53:DU:80:ILE:O	53:DU:84:LYS:HB2	2.10	0.52
53:DU:101:ARG:C	53:DU:102:GLU:HG2	2.30	0.52
54:DV:46:VAL:HG13	54:DV:47:VAL:N	2.24	0.52
57:DY:2:ARG:C	57:DY:4:LYS:N	2.63	0.52
1:AA:115:G:O2'	1:AA:116:A:OP2	2.27	0.52
1:AA:275:G:O2'	1:AA:276:G:H5'	2.08	0.52
1:AA:422:C:H4'	1:AA:423:G:C4	2.45	0.52
1:AA:728:A:H2'	1:AA:729:A:C8	2.44	0.52
1:AA:1060:C:P	14:AN:45:ARG:HH22	2.32	0.52
1:AA:1137:C:H4'	1:AA:1138:G:C2	2.45	0.52
1:AA:1191:A:OP1	3:AC:3:ASN:ND2	2.43	0.52
1:AA:1431:C:H2'	1:AA:1432:G:O4'	2.10	0.52
4:AD:55:ALA:O	4:AD:59:ARG:HG2	2.09	0.52
4:AD:172:PRO:HG2	6:CF:15:ASP:OD2	2.08	0.52
8:AH:23:SER:HA	8:AH:63:LEU:HD22	1.91	0.52
8:AH:85:ARG:HH11	8:AH:85:ARG:HG3	1.74	0.52
18:AR:36:ASN:HB3	18:AR:39:VAL:CG2	2.39	0.52
28:B3:56:VAL:HG12	28:B3:57:GLU:N	2.23	0.52
31:B6:23:THR:HG21	35:BA:2419:U:H5'	1.91	0.52

Continued on next page...

Continued from previous page...

Atom-1	Atom-2	Interatomic distance (Å)	Clash overlap (Å)
34:B9:11:CYS:CB	34:B9:13:LYS:H	2.23	0.52
35:BA:72:U:O2'	35:BA:73:A:H5'	2.09	0.52
35:BA:272(J):C:H42	35:BA:363(A):A:N6	2.06	0.52
35:BA:909:A:H2'	35:BA:912:C:H5	1.74	0.52
35:BA:1022:G:O2'	35:BA:1023:U:OP2	2.25	0.52
35:BA:1171:G:H5''	35:BA:1173:G:H5''	1.92	0.52
35:BA:1810:A:H2'	35:BA:1811:G:O4'	2.09	0.52
35:BA:1958:C:O2'	35:BA:1959:G:H5'	2.08	0.52
40:BF:160:ASN:C	40:BF:160:ASN:HD22	2.12	0.52
41:BG:29:TRP:C	41:BG:31:VAL:H	2.12	0.52
41:BG:52:ILE:HG22	41:BG:54:GLU:CG	2.40	0.52
42:BH:86:GLU:HA	42:BH:132:ARG:HA	1.92	0.52
48:BP:7:ARG:HG2	48:BP:7:ARG:NH1	2.23	0.52
49:BQ:12:GLN:HE21	49:BQ:73:PRO:CD	2.23	0.52
50:BR:87:TYR:HD1	50:BR:90:ARG:HD2	1.75	0.52
51:BS:17:ARG:O	51:BS:19:LYS:N	2.43	0.52
51:BS:20:ARG:HG3	51:BS:25:ARG:HD2	1.91	0.52
51:BS:97:ARG:HH21	51:BS:98:VAL:CA	2.20	0.52
53:BU:25:TRP:CD1	53:BU:26:GLY:N	2.78	0.52
54:BV:39:LEU:HD12	54:BV:47:VAL:HG21	1.91	0.52
55:BW:95:ILE:O	55:BW:95:ILE:HG13	2.09	0.52
56:BX:30:VAL:CG2	56:BX:79:ALA:HB3	2.40	0.52
57:BY:96:ILE:HD12	57:BY:99:CYS:HB2	1.92	0.52
1:CA:451:A:N6	1:CA:480:U:H2'	2.25	0.52
1:CA:501:C:H2'	1:CA:502:G:C8	2.43	0.52
1:CA:767:A:H2'	1:CA:768:A:O4'	2.09	0.52
1:CA:1015:A:H2'	1:CA:1016:A:H8	1.73	0.52
1:CA:1446:U:H4'	1:CA:1447:A:N7	2.24	0.52
4:CD:79:PHE:CZ	4:CD:204:ILE:HD13	2.45	0.52
6:CF:40:VAL:HG23	6:CF:63:TYR:HD1	1.73	0.52
9:CI:23:ASN:N	9:CI:23:ASN:HD22	2.06	0.52
16:CP:20:VAL:HG21	16:CP:32:TYR:CB	2.40	0.52
17:CQ:43:LEU:O	17:CQ:69:LYS:HG3	2.09	0.52
18:CR:21:LYS:NZ	18:CR:53:ARG:O	2.43	0.52
20:CT:51:GLU:HA	20:CT:54:LYS:HB3	1.92	0.52
26:D1:82:LEU:C	26:D1:83:GLU:HG3	2.29	0.52
35:DA:207:A:H2'	35:DA:208:C:O4'	2.10	0.52
35:DA:229:A:H3'	35:DA:230:U:H5'	1.92	0.52
35:DA:494:G:O2'	35:DA:495:G:H5'	2.09	0.52
35:DA:760:G:H2'	35:DA:761:A:O4'	2.10	0.52
35:DA:795:C:H2'	35:DA:796:C:C6	2.44	0.52

Continued on next page...

Continued from previous page...

Atom-1	Atom-2	Interatomic distance (Å)	Clash overlap (Å)
35:DA:879:G:H2'	35:DA:880:G:C8	2.43	0.52
35:DA:963:U:H2'	35:DA:964:C:H6	1.74	0.52
35:DA:1065:U:O2'	35:DA:1066:U:H5'	2.09	0.52
35:DA:1357:U:H2'	35:DA:1358:G:O4'	2.09	0.52
35:DA:2112:G:H2'	35:DA:2113:U:O4'	2.09	0.52
35:DA:2146:C:H4'	35:DA:2147:G:C8	2.44	0.52
35:DA:2575:C:H2'	35:DA:2578:G:O6	2.10	0.52
35:DA:2735:G:H2'	35:DA:2736:G:H8	1.75	0.52
41:DG:39:ILE:HG13	41:DG:92:VAL:CG1	2.40	0.52
59:DI:3:VAL:O	59:DI:18:VAL:HA	2.10	0.52
45:DK:91:PRO:O	58:DZ:112:ARG:NH2	2.42	0.52
47:DO:101:PRO:HD2	52:DT:70:VAL:HB	1.92	0.52
48:DP:125:VAL:O	48:DP:145:PRO:HD2	2.09	0.52
50:DR:48:VAL:HA	50:DR:51:LEU:HD13	1.89	0.52
52:DT:28:VAL:CG1	52:DT:46:GLU:HA	2.35	0.52
55:DW:1:MET:CE	55:DW:2:GLU:H	2.23	0.52
57:DY:28:LYS:O	57:DY:29:GLU:C	2.47	0.52
57:DY:76:CYS:HB3	57:DY:96:ILE:HD11	1.90	0.52
1:AA:274:A:O2'	1:AA:275:G:C8	2.60	0.52
1:AA:946:A:H2'	1:AA:947:G:C8	2.44	0.52
1:AA:1286:A:H2'	1:AA:1287:A:H4'	1.92	0.52
1:AA:1426:C:O2'	1:AA:1427:U:H5'	2.10	0.52
1:AA:1497:G:O2'	1:AA:1498:U:H5'	2.09	0.52
4:AD:4:TYR:O	4:AD:5:ILE:CB	2.56	0.52
4:AD:79:PHE:HA	4:AD:93:PHE:CD2	2.43	0.52
11:AK:111:ASP:OD2	18:AR:84:LYS:HE3	2.10	0.52
20:AT:44:ALA:HB3	20:AT:91:LEU:HD12	1.91	0.52
24:AY:326:THR:HG23	24:AY:328:LEU:H	1.74	0.52
28:B3:59:VAL:HG12	28:B3:60:GLU:N	2.25	0.52
35:BA:1100:C:H2'	35:BA:1101:U:H5'	1.91	0.52
35:BA:2192:G:H2'	35:BA:2193:G:H5''	1.91	0.52
35:BA:2262:U:H2'	35:BA:2263:C:H5'	1.90	0.52
35:BA:2287:A:H2	35:BA:2346:A:C2	2.27	0.52
38:BD:31:LYS:O	38:BD:36:PRO:HD3	2.09	0.52
40:BF:132:VAL:CG1	40:BF:133:ASN:H	2.17	0.52
40:BF:199:TRP:O	40:BF:203:GLN:HG2	2.10	0.52
41:BG:103:LEU:HD23	41:BG:106:LEU:HD22	1.91	0.52
42:BH:116:GLU:HG3	42:BH:117:PRO:HD2	1.92	0.52
47:BO:16:ALA:HA	47:BO:46:ALA:HB2	1.91	0.52
47:BO:53:LYS:H	47:BO:53:LYS:HE3	1.71	0.52
48:BP:65:ARG:HD2	48:BP:65:ARG:N	2.20	0.52

Continued on next page...

Continued from previous page...

Atom-1	Atom-2	Interatomic distance (Å)	Clash overlap (Å)
49:BQ:97:VAL:HG21	49:BQ:103:MET:HE3	1.92	0.52
52:BT:62:THR:HA	52:BT:74:ARG:O	2.09	0.52
52:BT:89:VAL:HG21	52:BT:91:ARG:HH21	1.74	0.52
54:BV:19:LYS:HG3	54:BV:20:LEU:H	1.73	0.52
57:BY:16:ALA:HA	57:BY:21:LYS:CD	2.39	0.52
58:BZ:7:ALA:C	58:BZ:8:TYR:CD1	2.83	0.52
1:CA:267:C:OP2	17:CQ:67:LYS:HD2	2.10	0.52
1:CA:381:C:H2'	1:CA:382:A:C8	2.45	0.52
1:CA:851:G:H2'	1:CA:852:G:H8	1.74	0.52
1:CA:1151:A:H2'	1:CA:1152:A:H8	1.74	0.52
1:CA:1288:A:O4'	1:CA:1353:G:H4'	2.10	0.52
1:CA:1300:G:O2'	1:CA:1301:U:P	2.67	0.52
2:CB:109:SER:O	2:CB:112:VAL:N	2.41	0.52
5:CE:115:VAL:HG12	5:CE:116:THR:N	2.24	0.52
12:CL:39:VAL:O	12:CL:56:ALA:HA	2.10	0.52
14:CN:9:LYS:HA	14:CN:12:ARG:HD3	1.91	0.52
19:CS:11:VAL:HG22	19:CS:16:LEU:HD11	1.92	0.52
20:CT:100:ILE:H	20:CT:100:ILE:CD1	2.22	0.52
22:CV:24:G:C6	22:CV:25:C:C4	2.98	0.52
29:D4:64:LYS:HE3	29:D4:64:LYS:HA	1.92	0.52
33:D8:59:LYS:HG3	48:DP:50:ARG:HB2	1.91	0.52
35:DA:69:C:H2'	35:DA:69:C:O2	2.09	0.52
35:DA:598:G:H5''	48:DP:15:ARG:CD	2.21	0.52
35:DA:654(N):G:H2'	35:DA:654(O):G:O4'	2.10	0.52
35:DA:1046:A:C2	44:DJ:8:UNK:HA	2.43	0.52
35:DA:1316:U:H2'	35:DA:1317:A:H8	1.75	0.52
35:DA:1332:G:C8	35:DA:1332:G:H5''	2.45	0.52
35:DA:1384:A:N3	35:DA:1405:U:H1'	2.25	0.52
35:DA:2784:C:H1'	39:DE:37:ARG:NH1	2.25	0.52
39:DE:184:VAL:HG12	39:DE:185:LYS:H	1.74	0.52
40:DF:21:ALA:O	40:DF:23:ASP:N	2.41	0.52
40:DF:83:PHE:O	40:DF:84:VAL:HB	2.10	0.52
41:DG:70:VAL:CG1	41:DG:71:THR:N	2.72	0.52
45:DK:95:LYS:HD2	45:DK:95:LYS:N	2.24	0.52
45:DK:98:ARG:CD	45:DK:139:VAL:HG22	2.40	0.52
45:DK:109:LYS:O	45:DK:112:MET:HG2	2.09	0.52
49:DQ:1:MET:O	49:DQ:2:LEU:CB	2.57	0.52
52:DT:11:GLU:CD	52:DT:11:GLU:H	2.13	0.52
52:DT:24:PRO:HA	52:DT:49:VAL:HG13	1.91	0.52
1:AA:509:A:H5'	4:AD:54:TYR:CD2	2.45	0.52
1:AA:663:A:H5''	18:AR:61:LYS:NZ	2.25	0.52

Continued on next page...

Continued from previous page...

Atom-1	Atom-2	Interatomic distance (Å)	Clash overlap (Å)
1:AA:922:G:H2'	1:AA:923:A:C8	2.45	0.52
1:AA:1321:C:H5''	1:AA:1322:C:H5''	1.90	0.52
1:AA:1356:G:H2'	1:AA:1357:A:C8	2.45	0.52
2:AB:167:PRO:HG3	2:AB:188:ALA:CB	2.40	0.52
4:AD:49:ARG:HD3	4:AD:50:ARG:H	1.73	0.52
6:AF:6:VAL:C	6:AF:7:ASN:HD22	2.12	0.52
13:AM:108:ARG:HH12	13:AM:111:LYS:HB2	1.75	0.52
22:AV:31:A:H2'	22:AV:32:U:C6	2.45	0.52
22:AV:68:C:H2'	22:AV:69:G:H5'	1.91	0.52
24:AY:19:ILE:N	24:AY:20:PRO:HD2	2.25	0.52
24:AY:88:LYS:CD	24:AY:91:LEU:HD23	2.37	0.52
26:B1:30:VAL:H	35:BA:2396:G:C4'	2.23	0.52
35:BA:631:A:H2'	35:BA:632:A:O4'	2.10	0.52
35:BA:654:A:N3	35:BA:654(A):G:H1'	2.25	0.52
35:BA:1109:C:N3	35:BA:1110:G:N2	2.58	0.52
35:BA:1509(A):A:O2'	35:BA:1509(B):A:H5'	2.10	0.52
35:BA:1686:C:H2'	35:BA:1687:G:O4'	2.10	0.52
35:BA:2112:G:H2'	35:BA:2113:U:O4'	2.10	0.52
35:BA:2358:G:H1	48:BP:55:ARG:HH22	1.56	0.52
35:BA:2415:G:H2'	35:BA:2416:C:C6	2.45	0.52
35:BA:2515:C:O2'	35:BA:2516:G:H5'	2.10	0.52
37:BC:75:LEU:HB3	37:BC:120:MET:HA	1.92	0.52
38:BD:8:PRO:HB3	38:BD:14:ARG:CB	2.39	0.52
38:BD:150:LYS:HA	38:BD:150:LYS:HE3	1.89	0.52
42:BH:41:MET:HG2	42:BH:54:ARG:HA	1.91	0.52
42:BH:89:ILE:HD11	42:BH:129:THR:HB	1.90	0.52
43:BI:104:GLN:C	43:BI:105:HIS:ND1	2.63	0.52
45:BK:109:LYS:O	45:BK:112:MET:HG2	2.10	0.52
46:BN:18:ALA:HB1	46:BN:21:LYS:CG	2.40	0.52
46:BN:23:LEU:HD13	46:BN:98:VAL:HG12	1.91	0.52
48:BP:122:PRO:HA	48:BP:141:ALA:O	2.10	0.52
48:BP:130:PHE:N	48:BP:130:PHE:HD2	2.08	0.52
51:BS:76:LYS:O	51:BS:80:LEU:HD13	2.09	0.52
52:BT:50:ILE:HD12	52:BT:50:ILE:N	2.23	0.52
1:CA:745:C:O2'	1:CA:746:A:H5'	2.08	0.52
1:CA:829:G:H2'	1:CA:830:G:H8	1.74	0.52
1:CA:1031:G:O2'	1:CA:1032:G:H5'	2.09	0.52
1:CA:1221:G:O2'	1:CA:1222:G:H5'	2.09	0.52
1:CA:1239:A:H62	1:CA:1299:A:N6	2.08	0.52
2:CB:82:ARG:HB3	2:CB:94:ASN:HD21	1.74	0.52
13:CM:7:VAL:O	13:CM:9:ILE:HD12	2.10	0.52

Continued on next page...

Continued from previous page...

Atom-1	Atom-2	Interatomic distance (Å)	Clash overlap (Å)
19:CS:20:LEU:CA	19:CS:23:ASN:HD22	2.13	0.52
20:CT:49:ALA:HB1	20:CT:100:ILE:HD13	1.90	0.52
21:CU:6:ARG:HH21	21:CU:15:ARG:HH21	1.56	0.52
24:CY:88:LYS:N	24:CY:89:PRO:HD2	2.25	0.52
26:D1:45:ASN:ND2	35:DA:2090:G:H21	2.05	0.52
27:D2:43:GLN:O	27:D2:44:LEU:HB2	2.09	0.52
30:D5:40:LYS:CE	30:D5:46:CYS:HB3	2.40	0.52
31:D6:9:LEU:HD23	31:D6:9:LEU:C	2.30	0.52
33:D8:50:LEU:C	33:D8:53:PRO:HD2	2.30	0.52
35:DA:1272:A:OP2	35:DA:1647:G:OP1	2.28	0.52
35:DA:1889:A:O2'	35:DA:2087:G:H5'	2.10	0.52
35:DA:2808:U:C2'	35:DA:2809:A:H5'	2.39	0.52
35:DA:2846:G:OP2	52:DT:54:ARG:HB2	2.10	0.52
36:DB:4:C:H2'	36:DB:5:C:H6	1.74	0.52
36:DB:17:C:C2'	36:DB:18:G:H5'	2.40	0.52
38:DD:12:SER:HB2	38:DD:208:LYS:HB3	1.91	0.52
39:DE:108:SER:OG	39:DE:163:GLU:HG2	2.10	0.52
40:DF:4:VAL:HA	40:DF:19:GLU:HB3	1.90	0.52
41:DG:149:VAL:O	41:DG:149:VAL:HG23	2.10	0.52
42:DH:30:LYS:HE3	42:DH:81:GLU:HG2	1.92	0.52
59:DI:69:LYS:HE2	59:DI:136:VAL:CB	2.35	0.52
59:DI:81:VAL:HA	59:DI:145:VAL:C	2.29	0.52
50:DR:107:ASP:C	50:DR:107:ASP:OD2	2.46	0.52
52:DT:74:ARG:HB3	52:DT:76:PHE:CE1	2.44	0.52
54:DV:18:LEU:HD12	54:DV:18:LEU:N	2.24	0.52
56:DX:51:VAL:HA	56:DX:82:GLN:O	2.10	0.52
57:DY:26:LYS:HG2	57:DY:27:VAL:N	2.22	0.52
57:DY:40:GLU:OE2	57:DY:40:GLU:HA	2.10	0.52
1:AA:35:G:N2	12:AL:118:SER:OG	2.33	0.52
1:AA:59:A:N6	1:AA:331:G:H1'	2.24	0.52
4:AD:68:TYR:CZ	4:AD:97:LEU:HD22	2.43	0.52
4:AD:110:PHE:CE2	4:AD:148:VAL:HG23	2.45	0.52
8:AH:1:MET:N	8:AH:1:MET:HE2	2.24	0.52
8:AH:35:ILE:O	8:AH:39:LEU:CD2	2.57	0.52
9:AI:100:GLY:C	9:AI:102:LEU:H	2.12	0.52
10:AJ:13:HIS:C	10:AJ:15:THR:H	2.13	0.52
10:AJ:32:ALA:H	10:AJ:78:ASN:ND2	2.07	0.52
10:AJ:34:VAL:HG22	10:AJ:74:ILE:HG22	1.92	0.52
10:AJ:81:THR:C	10:AJ:83:GLU:N	2.62	0.52
11:AK:18:ARG:O	11:AK:32:ILE:HG22	2.10	0.52
11:AK:114:VAL:O	11:AK:114:VAL:HG13	2.10	0.52

Continued on next page...

Continued from previous page...

Atom-1	Atom-2	Interatomic distance (Å)	Clash overlap (Å)
12:AL:59:ARG:HA	12:AL:65:GLU:HG3	1.92	0.52
15:AO:38:ARG:HH11	15:AO:38:ARG:HG2	1.75	0.52
19:AS:58:VAL:HG21	19:AS:75:ALA:CB	2.40	0.52
20:AT:25:ARG:O	20:AT:29:LYS:HE3	2.09	0.52
21:AU:6:ARG:HH21	21:AU:15:ARG:HH21	1.56	0.52
26:B1:56:GLN:HE21	26:B1:56:GLN:CA	2.10	0.52
31:B6:35:GLU:HB3	31:B6:51:GLU:HG3	1.91	0.52
35:BA:271(L):U:H4'	35:BA:271(M):G:C5	2.45	0.52
35:BA:573:G:O2'	35:BA:574:C:H3'	2.10	0.52
35:BA:845:G:H8	35:BA:845:G:O5'	1.92	0.52
35:BA:1076:C:H2'	35:BA:1077:A:C8	2.45	0.52
35:BA:1640:C:H2'	35:BA:1641:A:O4'	2.10	0.52
35:BA:2099:U:O2	35:BA:2099:U:C2'	2.57	0.52
35:BA:2136:C:H2'	35:BA:2137:C:H6	1.75	0.52
35:BA:2320:A:H2'	35:BA:2320:A:N3	2.25	0.52
35:BA:2354:G:H2'	35:BA:2355:C:H6	1.75	0.52
35:BA:2625:G:H2'	35:BA:2626:C:O4'	2.10	0.52
37:BC:58:VAL:C	37:BC:59:ARG:HD3	2.30	0.52
38:BD:125:ILE:HG22	38:BD:125:ILE:O	2.10	0.52
39:BE:131:ALA:C	39:BE:133:LYS:N	2.63	0.52
40:BF:107:LYS:HE3	40:BF:205:ARG:O	2.09	0.52
41:BG:111:LEU:CD2	41:BG:120:LEU:HD21	2.40	0.52
42:BH:30:LYS:HE3	42:BH:81:GLU:HG2	1.91	0.52
42:BH:35:VAL:HG13	42:BH:71:LEU:HD22	1.92	0.52
44:BJ:22:UNK:CB	44:BJ:119:UNK:HA	2.40	0.52
45:BK:19:PRO:O	45:BK:22:PRO:HD2	2.10	0.52
45:BK:53:VAL:HG23	45:BK:53:VAL:O	2.10	0.52
45:BK:58:THR:HG22	45:BK:59:ILE:N	2.25	0.52
48:BP:100:LEU:HD22	48:BP:100:LEU:N	2.24	0.52
48:BP:125:VAL:CG1	48:BP:138:LEU:HD21	2.40	0.52
50:BR:26:LYS:HE2	50:BR:71:GLN:H	1.74	0.52
51:BS:88:ASP:CG	51:BS:89:ARG:H	2.11	0.52
52:BT:50:ILE:HD11	52:BT:64:ARG:HB2	1.91	0.52
52:BT:50:ILE:HA	52:BT:99:LEU:HD11	1.92	0.52
55:BW:9:TYR:CD2	55:BW:9:TYR:N	2.77	0.52
56:BX:90:GLU:O	56:BX:93:GLU:HB2	2.09	0.52
57:BY:76:CYS:HB3	57:BY:96:ILE:HD11	1.90	0.52
1:CA:453:A:O2'	1:CA:454:C:C6	2.60	0.52
1:CA:639:G:H2'	1:CA:640:A:H8	1.74	0.52
1:CA:741:G:H5'	15:CO:39:LEU:HD23	1.92	0.52
1:CA:1027:C:H2'	1:CA:1028:C:C5	2.44	0.52

Continued on next page...

Continued from previous page...

Atom-1	Atom-2	Interatomic distance (Å)	Clash overlap (Å)
1:CA:1260:C:H4'	1:CA:1284:C:H5'	1.92	0.52
2:CB:220:ASP:O	2:CB:222:ILE:N	2.43	0.52
3:CC:52:LEU:H	3:CC:52:LEU:CD2	2.18	0.52
3:CC:89:GLU:HG3	3:CC:93:LYS:HZ1	1.69	0.52
4:CD:11:LEU:HD23	4:CD:11:LEU:H	1.75	0.52
5:CE:76:ILE:HG13	5:CE:77:PRO:HD2	1.92	0.52
8:CH:1:MET:HE2	8:CH:1:MET:N	2.25	0.52
9:CI:10:ARG:HD3	9:CI:75:ASP:HB3	1.91	0.52
9:CI:53:VAL:HG11	9:CI:92:TYR:CE2	2.45	0.52
10:CJ:24:VAL:HG12	10:CJ:28:ARG:HD2	1.90	0.52
11:CK:51:LYS:HD3	11:CK:51:LYS:N	2.25	0.52
17:CQ:21:VAL:HG21	17:CQ:59:ILE:HD11	1.91	0.52
18:CR:87:ARG:HG2	18:CR:87:ARG:O	2.10	0.52
19:CS:20:LEU:HA	19:CS:23:ASN:HB3	1.92	0.52
21:CU:7:ARG:O	21:CU:8:THR:HG23	2.10	0.52
22:CW:49:C:C2'	22:CW:50:U:H5'	2.39	0.52
24:CY:139:MET:HE2	24:CY:341:LEU:HD11	1.91	0.52
26:D1:88:LYS:NZ	26:D1:92:LYS:CB	2.67	0.52
27:D2:2:LYS:HA	27:D2:5:GLU:OE1	2.09	0.52
31:D6:26:ASN:ND2	31:D6:32:ASN:OD1	2.43	0.52
35:DA:20:C:O2'	35:DA:21:A:H5'	2.09	0.52
35:DA:644:A:H4'	35:DA:645:C:C5	2.45	0.52
35:DA:1429:G:H2'	35:DA:1430:C:C6	2.45	0.52
40:DF:160:ASN:CG	40:DF:163:VAL:HG23	2.31	0.52
41:DG:98:ARG:HA	41:DG:101:ILE:HD12	1.91	0.52
41:DG:111:LEU:HB2	41:DG:112:PRO:HD3	1.90	0.52
41:DG:111:LEU:HD21	41:DG:120:LEU:HD21	1.91	0.52
41:DG:181:ARG:O	41:DG:181:ARG:HD2	2.10	0.52
42:DH:20:ALA:CB	42:DH:21:PRO:CD	2.87	0.52
45:DK:27:LEU:HD23	45:DK:27:LEU:H	1.75	0.52
45:DK:41:PHE:C	45:DK:43:ALA:H	2.13	0.52
45:DK:131:ALA:C	45:DK:133:SER:H	2.12	0.52
50:DR:26:LYS:HE2	50:DR:71:GLN:H	1.73	0.52
51:DS:89:ARG:NH1	51:DS:92:TYR:HA	2.11	0.52
52:DT:41:ARG:CZ	52:DT:41:ARG:HB3	2.40	0.52
52:DT:121:ILE:HG22	52:DT:122:ASP:N	2.24	0.52
55:DW:55:ALA:O	55:DW:58:ALA:HB3	2.10	0.52
1:AA:750:G:N3	15:AO:23:GLY:HA3	2.25	0.52
1:AA:1216:G:H2'	1:AA:1217:C:C6	2.44	0.52
3:AC:87:LEU:HA	3:AC:90:GLU:HG2	1.91	0.52
4:AD:31:CYS:SG	4:AD:33:MET:HB3	2.50	0.52

Continued on next page...

Continued from previous page...

Atom-1	Atom-2	Interatomic distance (Å)	Clash overlap (Å)
6:AF:50:TYR:HB2	6:AF:51:PRO:HD2	1.91	0.52
10:AJ:32:ALA:H	10:AJ:78:ASN:HD21	1.56	0.52
12:AL:119:LYS:C	12:AL:120:TYR:HD1	2.12	0.52
19:AS:20:LEU:CA	19:AS:23:ASN:HB3	2.40	0.52
24:AY:286:LEU:HD23	24:AY:286:LEU:O	2.09	0.52
33:B8:36:LYS:HE2	33:B8:40:GLU:OE2	2.10	0.52
35:BA:30:G:H2'	35:BA:31:C:C6	2.44	0.52
35:BA:142:A:H8	35:BA:1595:G:H21	1.55	0.52
35:BA:271(C):C:H2'	35:BA:271(D):G:H8	1.74	0.52
35:BA:582:G:H2'	35:BA:583:G:C8	2.45	0.52
35:BA:740:U:H2'	35:BA:741:G:C8	2.45	0.52
35:BA:1437:C:H5'	35:BA:1437:C:H6	1.73	0.52
35:BA:1991:U:H2'	35:BA:1992:G:H5''	1.91	0.52
36:BB:95:C:C2'	36:BB:96:U:H6	2.15	0.52
38:BD:161:THR:O	38:BD:162:SER:HB3	2.10	0.52
38:BD:242:ARG:HG2	38:BD:242:ARG:NH1	2.25	0.52
39:BE:101:ARG:HA	39:BE:170:LEU:O	2.10	0.52
39:BE:132:HIS:CG	39:BE:135:HIS:HE2	2.27	0.52
41:BG:61:ALA:C	41:BG:63:ILE:H	2.13	0.52
45:BK:15:GLY:HA2	45:BK:42:ASN:OD1	2.10	0.52
47:BO:101:PRO:HD2	52:BT:70:VAL:HB	1.92	0.52
48:BP:24:GLY:CA	48:BP:33:ARG:NH1	2.73	0.52
52:BT:3:ARG:HG2	52:BT:6:LEU:N	2.16	0.52
1:CA:165:C:O2'	1:CA:166:G:H5'	2.10	0.52
1:CA:370:C:N4	1:CA:391:G:N1	2.54	0.52
1:CA:946:A:H2'	1:CA:947:G:C8	2.45	0.52
1:CA:985:C:H2'	1:CA:986:A:C8	2.45	0.52
3:CC:70:VAL:HG12	3:CC:72:LYS:N	2.15	0.52
4:CD:138:TYR:HD2	4:CD:138:TYR:C	2.12	0.52
4:CD:191:ARG:HD2	4:CD:191:ARG:C	2.29	0.52
7:CG:20:ASP:O	7:CG:24:THR:HG23	2.10	0.52
22:CW:71:G:H2'	22:CW:72:C:O4'	2.10	0.52
24:CY:166:TYR:CD1	24:CY:167:ALA:N	2.78	0.52
24:CY:297:ALA:C	24:CY:299:ARG:H	2.12	0.52
26:D1:80:LEU:CD1	26:D1:82:LEU:HD21	2.40	0.52
29:D4:60:GLU:O	29:D4:61:VAL:C	2.48	0.52
31:D6:28:ARG:NH1	31:D6:28:ARG:CB	2.67	0.52
31:D6:36:LEU:N	31:D6:36:LEU:HD23	2.25	0.52
35:DA:99:U:C6	35:DA:102:G:N2	2.78	0.52
35:DA:256:A:H2'	35:DA:257:A:H8	1.75	0.52
35:DA:715:G:H2'	35:DA:716:A:O4'	2.10	0.52

Continued on next page...

Continued from previous page...

Atom-1	Atom-2	Interatomic distance (Å)	Clash overlap (Å)
35:DA:724:U:O2'	35:DA:725:G:H5'	2.10	0.52
35:DA:1075:C:H2'	35:DA:1076:C:H6	1.74	0.52
35:DA:1166:C:H2'	35:DA:1167:U:H6	1.74	0.52
35:DA:1286:A:C2'	35:DA:1288:U:OP2	2.57	0.52
35:DA:2668:G:O2'	35:DA:2669:G:H5'	2.09	0.52
35:DA:2853:C:H2'	35:DA:2854:G:H8	1.75	0.52
37:DC:59:ARG:HG2	37:DC:62:VAL:CG2	2.40	0.52
37:DC:78:ALA:HA	37:DC:82:LYS:HD2	1.91	0.52
39:DE:104:VAL:HG11	39:DE:188:VAL:HG21	1.92	0.52
40:DF:24:LEU:CB	40:DF:25:PRO:CD	2.87	0.52
42:DH:103:LEU:CD1	42:DH:104:GLU:H	2.23	0.52
59:DI:135:GLU:HG3	59:DI:136:VAL:HG23	1.91	0.52
49:DQ:114:ALA:O	49:DQ:116:GLU:N	2.43	0.52
58:DZ:165:VAL:CG1	58:DZ:166:SER:N	2.72	0.52
1:AA:381:C:H2'	1:AA:382:A:C8	2.45	0.52
1:AA:411:A:H2'	1:AA:412:A:H4'	1.92	0.52
1:AA:1065:U:H5''	1:AA:1190:G:H21	1.75	0.52
1:AA:1363(A):A:C4'	1:AA:1364:U:H5''	2.34	0.52
3:AC:64:VAL:HG12	3:AC:66:VAL:CG2	2.40	0.52
4:AD:19:LEU:HB3	4:AD:21:LEU:HG	1.91	0.52
5:AE:6:PHE:CD1	5:AE:6:PHE:N	2.78	0.52
12:AL:126:LYS:C	12:AL:128:ALA:H	2.12	0.52
16:AP:64:ALA:O	16:AP:65:GLN:C	2.48	0.52
18:AR:58:LEU:HB3	18:AR:62:GLU:HB2	1.91	0.52
20:AT:53:LEU:O	20:AT:56:MET:N	2.43	0.52
23:AX:18:A:N3	23:AX:18:A:H2'	2.25	0.52
26:B1:45:ASN:ND2	26:B1:47:GLN:HE21	2.08	0.52
27:B2:42:GLY:O	27:B2:44:LEU:N	2.39	0.52
29:B4:60:GLU:O	29:B4:61:VAL:C	2.49	0.52
35:BA:265:A:H1'	35:BA:266:G:O4'	2.10	0.52
35:BA:613:G:H8	35:BA:613:G:H5'	1.75	0.52
35:BA:871:U:H4'	49:BQ:69:PHE:CD2	2.44	0.52
35:BA:1132:A:H2'	35:BA:1133:U:C6	2.45	0.52
35:BA:1568:G:H5''	38:BD:61:LEU:CD1	2.34	0.52
35:BA:1568:G:P	38:BD:63:ARG:HH22	2.33	0.52
35:BA:2029:G:H2'	35:BA:2031:A:OP1	2.09	0.52
35:BA:2591:C:H2'	35:BA:2592:G:C8	2.44	0.52
37:BC:59:ARG:HG2	37:BC:62:VAL:CG2	2.40	0.52
38:BD:77:ALA:CB	38:BD:97:TYR:HA	2.40	0.52
41:BG:38:VAL:HG13	41:BG:93:THR:HG23	1.91	0.52
42:BH:94:TYR:CD2	42:BH:107:VAL:HB	2.45	0.52

Continued on next page...

Continued from previous page...

Atom-1	Atom-2	Interatomic distance (Å)	Clash overlap (Å)
42:BH:137:ASP:HB3	42:BH:140:LYS:HB3	1.92	0.52
46:BN:26:LEU:HD11	46:BN:30:ILE:HD11	1.92	0.52
51:BS:12:PHE:H	51:BS:12:PHE:HD1	1.58	0.52
54:BV:19:LYS:HD3	54:BV:22:VAL:HG23	1.92	0.52
56:BX:11:PRO:O	56:BX:13:LEU:HG	2.10	0.52
57:BY:2:ARG:O	57:BY:4:LYS:HG3	2.09	0.52
57:BY:31:LEU:CB	57:BY:32:PRO:HA	2.37	0.52
58:BZ:29:TYR:O	58:BZ:30:ASN:HB3	2.09	0.52
1:CA:255:G:H1'	17:CQ:16:GLN:NE2	2.24	0.52
1:CA:407:G:H2'	1:CA:408:A:H8	1.75	0.52
1:CA:612:C:O2'	1:CA:613:C:H5'	2.10	0.52
1:CA:624:C:H2'	1:CA:625:G:H8	1.74	0.52
1:CA:834:C:H2'	1:CA:835:U:C6	2.45	0.52
1:CA:1178:G:P	9:CI:93:ARG:HH21	2.33	0.52
2:CB:134:GLU:OE1	2:CB:138:LEU:HD11	2.09	0.52
2:CB:214:ILE:O	2:CB:218:ALA:HB2	2.10	0.52
4:CD:165:MET:C	4:CD:167:GLY:H	2.13	0.52
5:CE:6:PHE:N	5:CE:6:PHE:CD1	2.78	0.52
9:CI:5:TYR:HE2	9:CI:16:ARG:HG2	1.75	0.52
18:CR:47:THR:HB	18:CR:49:LYS:HG2	1.91	0.52
20:CT:45:GLN:CB	20:CT:91:LEU:HD13	2.35	0.52
20:CT:74:LYS:C	20:CT:76:ALA:N	2.63	0.52
24:CY:150:GLN:CB	24:CY:172:LYS:HB2	2.40	0.52
28:D3:2:PRO:HG2	28:D3:4:LEU:HG	1.91	0.52
35:DA:271(A):A:H3'	35:DA:271(B):C:C6	2.45	0.52
35:DA:729:G:H5'	35:DA:730:C:H5''	1.92	0.52
35:DA:1510:G:H2'	35:DA:1511:C:C6	2.45	0.52
35:DA:1528(A):A:N7	35:DA:1529:G:H8	2.08	0.52
35:DA:2123:G:H4'	37:DC:166:ASP:CB	2.40	0.52
36:DB:45:A:H1'	41:DG:95:ARG:CZ	2.39	0.52
38:DD:242:ARG:NH1	38:DD:242:ARG:HG2	2.25	0.52
39:DE:128:SER:O	39:DE:129:HIS:HB2	2.09	0.52
41:DG:51:ARG:CZ	41:DG:53:LEU:HG	2.39	0.52
46:DN:24:GLY:O	46:DN:28:THR:HG22	2.10	0.52
48:DP:71:VAL:HB	48:DP:72:PRO:CD	2.37	0.52
48:DP:125:VAL:CG1	48:DP:138:LEU:HD21	2.40	0.52
49:DQ:12:GLN:HE21	49:DQ:73:PRO:CD	2.22	0.52
50:DR:2:ARG:HH12	50:DR:5:LYS:HZ1	1.56	0.52
50:DR:18:LEU:CD1	50:DR:22:ARG:NE	2.73	0.52
50:DR:64:ARG:O	50:DR:68:ARG:HG3	2.10	0.52
52:DT:50:ILE:HD11	52:DT:64:ARG:HB2	1.92	0.52

Continued on next page...

Continued from previous page...

Atom-1	Atom-2	Interatomic distance (Å)	Clash overlap (Å)
53:DU:88:ILE:HB	53:DU:90:VAL:CG2	2.38	0.52
54:DV:66:ARG:HG2	54:DV:88:ARG:CB	2.37	0.52
1:AA:376:G:H2'	1:AA:377:G:H8	1.75	0.51
1:AA:767:A:H2'	1:AA:768:A:O4'	2.09	0.51
1:AA:1142:G:H2'	1:AA:1143:G:H5'	1.92	0.51
1:AA:1337:G:H5''	1:AA:1338:G:OP1	2.09	0.51
1:AA:1396:A:H4'	1:AA:1398:A:C1'	2.39	0.51
2:AB:109:SER:HA	2:AB:112:VAL:HG23	1.92	0.51
2:AB:111:ARG:HH11	2:AB:111:ARG:HG2	1.76	0.51
2:AB:143:GLU:O	2:AB:147:LYS:HB2	2.10	0.51
2:AB:231:GLU:HB2	2:AB:232:PRO:CD	2.39	0.51
3:AC:101:LEU:O	3:AC:101:LEU:HD23	2.10	0.51
5:AE:76:ILE:HG13	5:AE:77:PRO:HD2	1.92	0.51
11:AK:31:THR:O	11:AK:31:THR:HG23	2.10	0.51
13:AM:27:LYS:O	13:AM:30:ALA:HB3	2.10	0.51
20:AT:89:ARG:NH2	20:AT:104:LEU:HD11	2.21	0.51
22:AW:25:C:H2'	22:AW:26:A:C8	2.45	0.51
26:B1:51:VAL:HG12	26:B1:58:ILE:HG22	1.91	0.51
31:B6:37:ARG:HH11	31:B6:37:ARG:HG2	1.75	0.51
35:BA:797:C:OP2	40:BF:62:ARG:HG3	2.11	0.51
35:BA:879:G:H2'	35:BA:880:G:C8	2.42	0.51
35:BA:1142:U:H6	35:BA:1142:U:O5'	1.93	0.51
35:BA:1286:A:C2'	35:BA:1288:U:OP2	2.58	0.51
35:BA:2432:A:H2'	35:BA:2433:A:C8	2.45	0.51
41:BG:134:GLY:O	41:BG:135:LEU:HD12	2.10	0.51
41:BG:137:GLU:HG2	41:BG:152:LEU:HD21	1.91	0.51
41:BG:173:LEU:HB3	41:BG:178:PHE:CD2	2.45	0.51
43:BI:29:TYR:HD2	43:BI:30:LEU:HD23	1.75	0.51
44:BJ:18:UNK:C	44:BJ:20:UNK:H	2.23	0.51
45:BK:125:ARG:HH11	45:BK:125:ARG:HG2	1.75	0.51
51:BS:85:VAL:CG2	51:BS:106:ARG:HB2	2.37	0.51
57:BY:87:LYS:HD3	57:BY:89:PHE:HD1	1.75	0.51
1:CA:8:A:C6	4:CD:209:ARG:HA	2.44	0.51
1:CA:925:G:H4'	1:CA:1502:A:C2	2.45	0.51
1:CA:975:A:C4'	1:CA:976:G:H5''	2.35	0.51
2:CB:54:THR:CG2	2:CB:201:ILE:HD11	2.32	0.51
4:CD:19:LEU:HB3	4:CD:21:LEU:HG	1.91	0.51
12:CL:60:LEU:HD22	12:CL:60:LEU:N	2.25	0.51
16:CP:64:ALA:O	16:CP:65:GLN:C	2.49	0.51
16:CP:67:THR:OG1	16:CP:70:ALA:HB2	2.09	0.51
24:CY:139:MET:CE	24:CY:341:LEU:HD11	2.39	0.51

Continued on next page...

Continued from previous page...

Atom-1	Atom-2	Interatomic distance (Å)	Clash overlap (Å)
28:D3:2:PRO:CG	28:D3:58:VAL:HG12	2.40	0.51
33:D8:48:PHE:HZ	35:DA:650:C:H5'	1.75	0.51
35:DA:1841:U:H1'	38:DD:244:ARG:HH22	1.75	0.51
35:DA:2057:A:H2'	35:DA:2058:A:O4'	2.11	0.51
35:DA:2776:A:OP1	35:DA:2776:A:H3'	2.10	0.51
37:DC:37:PHE:O	37:DC:39:GLU:N	2.43	0.51
37:DC:72:VAL:HG12	37:DC:74:VAL:HG23	1.92	0.51
37:DC:76:ALA:C	37:DC:78:ALA:H	2.13	0.51
38:DD:31:LYS:O	38:DD:36:PRO:HD3	2.10	0.51
39:DE:2:LYS:HA	39:DE:84:PHE:CE2	2.44	0.51
39:DE:52:LEU:O	39:DE:74:PRO:HA	2.10	0.51
41:DG:98:ARG:O	41:DG:101:ILE:HD13	2.11	0.51
45:DK:9:LYS:O	45:DK:10:LEU:HB3	2.10	0.51
48:DP:33:ARG:O	48:DP:34:GLY:O	2.27	0.51
48:DP:122:PRO:HA	48:DP:141:ALA:O	2.10	0.51
48:DP:138:LEU:C	48:DP:140:ALA:N	2.62	0.51
50:DR:41:ALA:O	50:DR:43:GLU:N	2.43	0.51
56:DX:9:LEU:HD12	56:DX:30:VAL:O	2.11	0.51
1:AA:959:A:C2'	1:AA:960:U:H4'	2.40	0.51
1:AA:1278:U:H5''	1:AA:1279:A:O4'	2.10	0.51
1:AA:1469:G:H2'	1:AA:1470:G:H8	1.75	0.51
3:AC:72:LYS:HG2	3:AC:75:VAL:HG23	1.92	0.51
4:AD:120:LEU:HD23	4:AD:125:HIS:HD2	1.75	0.51
8:AH:25:ASP:HB3	8:AH:58:TYR:HB3	1.91	0.51
13:AM:16:ASP:HB3	13:AM:41:PRO:HB3	1.91	0.51
19:AS:29:ARG:O	19:AS:31:ILE:N	2.43	0.51
20:AT:104:LEU:HD23	20:AT:105:SER:N	2.25	0.51
24:AY:25:ARG:O	24:AY:28:GLU:HB2	2.09	0.51
24:AY:249:VAL:CG2	24:AY:250:ARG:N	2.74	0.51
26:B1:53:VAL:O	26:B1:55:GLY:N	2.42	0.51
27:B2:57:ILE:O	27:B2:58:ALA:C	2.47	0.51
35:BA:645:C:O2	35:BA:645:C:C2'	2.58	0.51
35:BA:956:G:OP2	49:BQ:14:ARG:NH2	2.42	0.51
35:BA:1485:G:O2'	35:BA:1486:A:H5'	2.10	0.51
35:BA:1505:C:H3'	35:BA:1506:C:C6	2.42	0.51
35:BA:2732:G:C3'	35:BA:2733:A:H5'	2.39	0.51
37:BC:59:ARG:HD3	37:BC:59:ARG:N	2.25	0.51
38:BD:101:GLU:HG3	38:BD:102:LYS:N	2.25	0.51
38:BD:270:ILE:O	38:BD:270:ILE:HD12	2.10	0.51
41:BG:29:TRP:O	41:BG:33:ARG:NH1	2.43	0.51
41:BG:41:GLN:O	41:BG:43:LEU:HD23	2.10	0.51

Continued on next page...

Continued from previous page...

Atom-1	Atom-2	Interatomic distance (Å)	Clash overlap (Å)
45:BK:98:ARG:O	45:BK:99:ILE:HD13	2.09	0.51
46:BN:10:GLU:OE2	46:BN:11:PRO:HD2	2.11	0.51
47:BO:105:GLU:N	47:BO:105:GLU:OE1	2.44	0.51
48:BP:30:THR:CG2	48:BP:31:ALA:N	2.57	0.51
50:BR:63:ARG:HA	50:BR:80:PHE:HE2	1.75	0.51
51:BS:17:ARG:HA	51:BS:20:ARG:NH1	2.24	0.51
53:BU:101:ARG:C	53:BU:102:GLU:HG2	2.30	0.51
54:BV:6:LYS:HG2	54:BV:37:VAL:CB	2.38	0.51
58:BZ:67:LEU:HD12	58:BZ:67:LEU:N	2.25	0.51
1:CA:376:G:O3'	16:CP:5:ARG:NH1	2.43	0.51
1:CA:728:A:H2'	1:CA:729:A:C8	2.44	0.51
1:CA:995:C:O2'	1:CA:996:A:H5'	2.10	0.51
1:CA:1521:G:H2'	1:CA:1522:U:C6	2.46	0.51
2:CB:109:SER:HA	2:CB:112:VAL:HG23	1.93	0.51
4:CD:79:PHE:HA	4:CD:93:PHE:CD2	2.45	0.51
4:CD:128:VAL:CG1	4:CD:129:ASN:H	2.24	0.51
4:CD:128:VAL:CG1	4:CD:129:ASN:N	2.72	0.51
7:CG:148:ASN:C	7:CG:150:ALA:N	2.64	0.51
15:CO:36:ILE:HG22	15:CO:37:ASN:HD22	1.74	0.51
16:CP:72:ARG:NH2	16:CP:73:LEU:HD21	2.25	0.51
19:CS:4:SER:O	19:CS:5:LEU:CB	2.57	0.51
24:CY:316:LEU:CD2	24:CY:333:PRO:HB2	2.41	0.51
29:D4:57:ILE:HG22	29:D4:59:VAL:HG23	1.92	0.51
30:D5:16:ARG:NH2	35:DA:517:C:OP1	2.44	0.51
35:DA:107:C:H2'	35:DA:108:U:H6	1.75	0.51
35:DA:494:G:H21	55:DW:57:ASN:ND2	2.05	0.51
35:DA:827:U:H2'	35:DA:2068:U:C2	2.45	0.51
35:DA:1063:G:O2'	45:DK:87:GLY:HA3	2.09	0.51
35:DA:1598:C:H5'	56:DX:36:LYS:CG	2.41	0.51
35:DA:1756:G:H4'	35:DA:1758:G:O4'	2.09	0.51
35:DA:2136:C:H2'	35:DA:2137:C:H6	1.74	0.51
35:DA:2307:G:H3'	35:DA:2307:G:N3	2.24	0.51
35:DA:2534:A:H5'	35:DA:2534:A:C8	2.37	0.51
35:DA:2634:G:O3'	39:DE:77:ILE:HG21	2.10	0.51
40:DF:22:ALA:HA	40:DF:26:ALA:CB	2.34	0.51
42:DH:89:ILE:HD11	42:DH:129:THR:HB	1.92	0.51
49:DQ:2:LEU:HG	49:DQ:69:PHE:HE1	1.75	0.51
52:DT:27:THR:O	52:DT:28:VAL:HG23	2.10	0.51
57:DY:16:ALA:HA	57:DY:21:LYS:CD	2.38	0.51
1:AA:193:C:O2'	1:AA:194:C:H5'	2.10	0.51
1:AA:243:A:O2'	1:AA:244:U:OP2	2.25	0.51

Continued on next page...

Continued from previous page...

Atom-1	Atom-2	Interatomic distance (Å)	Clash overlap (Å)
1:AA:1000:U:H3'	35:DA:2116:G:O6	2.10	0.51
1:AA:1292:U:H2'	1:AA:1293:G:C8	2.45	0.51
2:AB:58:ILE:HG22	2:AB:222:ILE:HG12	1.92	0.51
3:AC:11:ARG:HG2	3:AC:11:ARG:HH11	1.76	0.51
4:AD:138:TYR:HD2	4:AD:138:TYR:C	2.13	0.51
5:AE:78:HIS:HE1	5:AE:143:ARG:H	1.59	0.51
8:AH:109:ILE:HD11	8:AH:120:THR:CG2	2.40	0.51
11:AK:51:LYS:HD3	11:AK:51:LYS:N	2.25	0.51
12:AL:104:VAL:HG12	12:AL:105:TYR:CD1	2.44	0.51
15:AO:37:ASN:ND2	15:AO:37:ASN:N	2.59	0.51
19:AS:62:ILE:HA	19:AS:66:MET:HE3	1.93	0.51
27:B2:3:LEU:HD13	27:B2:3:LEU:C	2.30	0.51
27:B2:50:ILE:C	27:B2:52:ASP:N	2.62	0.51
31:B6:25:LYS:HD2	33:B8:34:TRP:HZ2	1.75	0.51
31:B6:40:CYS:SG	31:B6:45:LYS:CE	2.98	0.51
35:BA:1081:U:O2'	45:BK:117:THR:HG21	2.10	0.51
35:BA:2131:G:H5''	35:BA:2132:U:C5'	2.41	0.51
35:BA:2206:G:N2	35:BA:2207:G:C5'	2.69	0.51
35:BA:2630:G:H21	35:BA:2892:A:H1'	1.76	0.51
35:BA:2636:U:H4'	39:BE:80:GLU:OE2	2.10	0.51
35:BA:2668:G:O2'	35:BA:2669:G:H5'	2.09	0.51
38:BD:91:ARG:HG2	38:BD:91:ARG:NH1	2.25	0.51
39:BE:57:LYS:HB3	39:BE:57:LYS:HZ3	1.73	0.51
39:BE:117:MET:O	39:BE:117:MET:HG2	2.11	0.51
40:BF:160:ASN:CG	40:BF:163:VAL:HG23	2.31	0.51
43:BI:31:LEU:HD13	43:BI:37:VAL:HA	1.92	0.51
48:BP:97:PRO:O	48:BP:101:VAL:HG12	2.10	0.51
49:BQ:2:LEU:HG	49:BQ:69:PHE:HE1	1.76	0.51
51:BS:96:GLY:C	51:BS:98:VAL:H	2.12	0.51
52:BT:128:GLU:O	52:BT:129:ARG:C	2.48	0.51
1:CA:360:A:H2'	1:CA:361:G:H8	1.76	0.51
1:CA:922:G:H2'	1:CA:923:A:C8	2.45	0.51
1:CA:1007:C:H2'	1:CA:1008:C:C6	2.45	0.51
1:CA:1286:A:H2'	1:CA:1287:A:H4'	1.92	0.51
2:CB:166:ASP:HB3	2:CB:169:LYS:CB	2.38	0.51
2:CB:168:THR:HG23	2:CB:192:SER:OG	2.10	0.51
3:CC:33:LEU:O	3:CC:37:GLN:HG2	2.10	0.51
3:CC:101:LEU:O	3:CC:101:LEU:HD23	2.10	0.51
3:CC:155:GLY:O	3:CC:196:LEU:HD13	2.10	0.51
5:CE:67:VAL:HG21	5:CE:140:ARG:HA	1.91	0.51
5:CE:76:ILE:CG1	5:CE:77:PRO:HD2	2.41	0.51

Continued on next page...

Continued from previous page...

Atom-1	Atom-2	Interatomic distance (Å)	Clash overlap (Å)
12:CL:59:ARG:HA	12:CL:65:GLU:HG3	1.92	0.51
13:CM:67:GLU:O	13:CM:69:GLU:N	2.40	0.51
18:CR:58:LEU:HB3	18:CR:62:GLU:HB2	1.92	0.51
19:CS:27:GLU:O	19:CS:28:LYS:O	2.28	0.51
22:CW:41:C:H2'	22:CW:42:C:C6	2.46	0.51
24:CY:129:ALA:O	24:CY:132:TRP:HB3	2.10	0.51
31:D6:52:VAL:HG12	31:D6:53:LYS:N	2.25	0.51
33:D8:36:LYS:HE2	33:D8:40:GLU:OE2	2.09	0.51
34:D9:11:CYS:SG	34:D9:32:HIS:ND1	2.83	0.51
35:DA:176:G:C2'	35:DA:177:G:H5'	2.40	0.51
35:DA:359:A:H2'	35:DA:360:G:O4'	2.09	0.51
35:DA:812:C:O5'	48:DP:25:SER:O	2.29	0.51
35:DA:845:G:H8	35:DA:845:G:O5'	1.94	0.51
35:DA:852:G:O2'	35:DA:853:G:H5'	2.10	0.51
35:DA:963:U:H2'	35:DA:964:C:C6	2.45	0.51
35:DA:1748:G:H5'	35:DA:1748:G:H8	1.75	0.51
35:DA:1885:A:H3'	35:DA:1886:C:H6	1.75	0.51
38:DD:73:VAL:HG13	38:DD:120:GLY:HA2	1.92	0.51
40:DF:32:LEU:HD11	40:DF:105:VAL:HG13	1.92	0.51
41:DG:173:LEU:HD22	41:DG:178:PHE:CE2	2.46	0.51
44:DJ:30:UNK:O	44:DJ:32:UNK:N	2.43	0.51
51:DS:106:ARG:HD2	51:DS:106:ARG:C	2.30	0.51
53:DU:92:ARG:HD3	54:DV:11:GLN:CG	2.39	0.51
55:DW:9:TYR:N	55:DW:9:TYR:CD2	2.79	0.51
56:DX:15:GLU:CD	56:DX:15:GLU:N	2.61	0.51
57:DY:39:VAL:CG1	57:DY:40:GLU:H	2.09	0.51
57:DY:87:LYS:HD3	57:DY:89:PHE:HD1	1.76	0.51
57:DY:97:ARG:HG3	57:DY:97:ARG:NH1	2.24	0.51
1:AA:189(A):C:H2'	1:AA:189(B):C:H6	1.74	0.51
1:AA:245:C:O2'	1:AA:246:A:H5'	2.11	0.51
1:AA:304:U:H2'	1:AA:305:G:C8	2.45	0.51
1:AA:572:A:H5''	1:AA:917:G:H4'	1.91	0.51
1:AA:829:G:H2'	1:AA:830:G:H8	1.75	0.51
1:AA:889:A:H5'	1:AA:891:U:H1'	1.93	0.51
3:AC:25:GLY:C	3:AC:27:LYS:H	2.14	0.51
4:AD:88:VAL:O	4:AD:92:VAL:HG23	2.10	0.51
7:AG:148:ASN:C	7:AG:150:ALA:N	2.63	0.51
9:AI:10:ARG:HD3	9:AI:75:ASP:CB	2.41	0.51
9:AI:53:VAL:HG13	9:AI:95:LYS:HZ1	1.75	0.51
11:AK:88:GLY:O	11:AK:91:ARG:HB2	2.09	0.51
15:AO:25:THR:HG21	15:AO:70:LEU:HB2	1.91	0.51

Continued on next page...

Continued from previous page...

Atom-1	Atom-2	Interatomic distance (Å)	Clash overlap (Å)
24:AY:341:LEU:O	24:AY:343:ASP:N	2.44	0.51
26:B1:80:LEU:HD23	26:B1:81:LYS:N	2.25	0.51
28:B3:45:GLY:HA2	28:B3:48:GLU:OE2	2.09	0.51
29:B4:57:ILE:HG22	29:B4:59:VAL:HG23	1.92	0.51
30:B5:2:ALA:N	35:BA:2015:A:N3	2.58	0.51
35:BA:1300:U:H4'	35:BA:1301:A:O5'	2.10	0.51
35:BA:2511:U:H2'	35:BA:2512:C:C6	2.45	0.51
35:BA:2886:G:H2'	35:BA:2887:U:C6	2.45	0.51
37:BC:84:LYS:N	37:BC:84:LYS:HD2	2.26	0.51
39:BE:94:GLU:HG2	39:BE:177:PRO:HB3	1.91	0.51
41:BG:133:LEU:CD1	41:BG:157:ILE:HD11	2.39	0.51
42:BH:20:ALA:HB1	42:BH:21:PRO:HD3	1.89	0.51
42:BH:103:LEU:CG	42:BH:104:GLU:N	2.73	0.51
43:BI:28:ASN:CA	43:BI:32:PRO:HG2	2.40	0.51
45:BK:12:LEU:O	45:BK:52:ILE:HD12	2.10	0.51
52:BT:91:ARG:HA	52:BT:117:ASP:HB3	1.92	0.51
52:BT:118:ARG:O	52:BT:119:LYS:C	2.48	0.51
54:BV:22:VAL:O	54:BV:23:GLU:CB	2.58	0.51
57:BY:8:LYS:H	57:BY:8:LYS:CD	2.21	0.51
1:CA:67:C:H2'	1:CA:68:G:H8	1.72	0.51
1:CA:956:U:O2'	1:CA:957:U:H5'	2.10	0.51
2:CB:30:ARG:C	2:CB:32:ILE:H	2.13	0.51
2:CB:51:LEU:HD22	2:CB:55:PHE:HE2	1.75	0.51
2:CB:142:LEU:HD11	2:CB:146:GLN:NE2	2.26	0.51
4:CD:162:LEU:HD12	4:CD:181:MET:HE3	1.91	0.51
11:CK:120:ARG:NH2	11:CK:126:ARG:HH21	2.08	0.51
12:CL:6:THR:OG1	12:CL:9:GLN:HG3	2.11	0.51
22:CW:60:U:H2'	22:CW:61:C:H5	1.75	0.51
27:D2:2:LYS:O	27:D2:5:GLU:N	2.43	0.51
27:D2:16:LEU:O	27:D2:17:SER:O	2.28	0.51
31:D6:40:CYS:SG	31:D6:45:LYS:CE	2.99	0.51
35:DA:645:C:O2	35:DA:645:C:C2'	2.59	0.51
35:DA:1046:A:H2	44:DJ:8:UNK:CA	2.23	0.51
35:DA:1827:C:OP2	38:DD:222:ARG:NH1	2.43	0.51
35:DA:2793:G:H22	35:DA:2803:C:H1'	1.74	0.51
35:DA:2886:G:H2'	35:DA:2887:U:C6	2.45	0.51
38:DD:201:HIS:O	38:DD:203:ASN:N	2.43	0.51
41:DG:51:ARG:NH1	41:DG:53:LEU:HG	2.26	0.51
42:DH:158:HIS:CE1	42:DH:169:VAL:O	2.62	0.51
59:DI:29:TYR:CE1	59:DI:33:ARG:NE	2.75	0.51
45:DK:98:ARG:O	45:DK:99:ILE:HD13	2.09	0.51

Continued on next page...

Continued from previous page...

Atom-1	Atom-2	Interatomic distance (Å)	Clash overlap (Å)
47:DO:104:ARG:CZ	47:DO:104:ARG:HB3	2.40	0.51
52:DT:28:VAL:HG13	52:DT:46:GLU:CA	2.38	0.51
53:DU:25:TRP:CD1	53:DU:26:GLY:N	2.79	0.51
54:DV:69:LYS:HA	54:DV:87:HIS:O	2.10	0.51
56:DX:30:VAL:CG1	56:DX:31:HIS:H	2.12	0.51
1:AA:706:A:C5	1:AA:707:C:H5	2.28	0.51
1:AA:851:G:H2'	1:AA:852:G:H8	1.75	0.51
1:AA:1007:C:H2'	1:AA:1008:C:C6	2.45	0.51
1:AA:1352:C:H2'	1:AA:1353:G:H8	1.75	0.51
8:AH:82:HIS:CD2	8:AH:138:TRP:NE1	2.78	0.51
10:AJ:38:ILE:CD1	10:AJ:71:LEU:HD23	2.40	0.51
12:AL:52:LEU:O	12:AL:54:LYS:HD2	2.10	0.51
13:AM:67:GLU:O	13:AM:69:GLU:N	2.39	0.51
19:AS:11:VAL:HG22	19:AS:16:LEU:CD1	2.40	0.51
25:B0:43:THR:HG23	25:B0:43:THR:O	2.09	0.51
27:B2:5:GLU:O	27:B2:9:GLN:OE1	2.28	0.51
29:B4:38:ALA:HA	29:B4:55:PRO:HA	1.93	0.51
35:BA:297:C:H2'	35:BA:298:G:O4'	2.11	0.51
35:BA:633:A:H2'	35:BA:634:C:H5'	1.93	0.51
35:BA:1021:A:H2'	35:BA:1023:U:H5'	1.93	0.51
35:BA:1708:C:H2'	35:BA:1709:U:C6	2.45	0.51
35:BA:1885:A:H8	35:BA:1885:A:H5'	1.74	0.51
35:BA:2015:A:H5'	55:BW:92:ARG:NH2	2.25	0.51
35:BA:2243:U:H2'	35:BA:2244:U:C6	2.45	0.51
35:BA:2534:A:H5'	35:BA:2534:A:C8	2.40	0.51
35:BA:2634:G:O3'	39:BE:77:ILE:HG21	2.10	0.51
37:BC:37:PHE:O	37:BC:39:GLU:HG3	2.10	0.51
38:BD:25:THR:O	38:BD:26:LYS:C	2.48	0.51
39:BE:30:PRO:O	39:BE:32:PRO:HD3	2.10	0.51
40:BF:3:GLU:HG2	40:BF:19:GLU:CB	2.25	0.51
41:BG:60:LEU:O	41:BG:64:THR:HG22	2.10	0.51
41:BG:101:ILE:HD13	41:BG:101:ILE:C	2.30	0.51
46:BN:133:GLN:CG	46:BN:135:PRO:HD3	2.31	0.51
47:BO:1:MET:HB2	47:BO:32:TYR:HB3	1.93	0.51
47:BO:104:ARG:CZ	47:BO:104:ARG:HB3	2.40	0.51
51:BS:89:ARG:O	51:BS:90:GLY:O	2.28	0.51
58:BZ:42:VAL:HG23	58:BZ:46:LYS:HE3	1.92	0.51
58:BZ:102:LEU:HD13	58:BZ:123:ASP:CA	2.38	0.51
1:CA:108:G:H5'	1:CA:109:A:C5'	2.40	0.51
1:CA:189(A):C:H2'	1:CA:189(B):C:H6	1.74	0.51
1:CA:473:G:H5''	16:CP:81:ARG:HE	1.74	0.51

Continued on next page...

Continued from previous page...

Atom-1	Atom-2	Interatomic distance (Å)	Clash overlap (Å)
1:CA:1418:A:C2	1:CA:1483:A:C2	2.98	0.51
2:CB:231:GLU:HB2	2:CB:232:PRO:HD2	1.93	0.51
3:CC:127:ARG:HH11	3:CC:127:ARG:HG2	1.75	0.51
6:CF:11:ASN:ND2	6:CF:86:ARG:NH2	2.58	0.51
7:CG:136:LYS:O	7:CG:138:LYS:N	2.44	0.51
10:CJ:34:VAL:HG22	10:CJ:74:ILE:HG22	1.93	0.51
10:CJ:42:THR:HG23	10:CJ:67:THR:O	2.11	0.51
13:CM:35:GLU:HG3	13:CM:36:LYS:H	1.75	0.51
22:CW:11:C:N4	22:CW:24:G:H1	2.07	0.51
25:D0:50:ASN:HB3	25:D0:63:VAL:HG22	1.93	0.51
35:DA:519:U:H2'	35:DA:520:G:H8	1.76	0.51
35:DA:956:G:OP2	49:DQ:14:ARG:NH2	2.43	0.51
35:DA:1268:A:H2'	35:DA:1269:A:O4'	2.11	0.51
35:DA:1300:U:HO2'	35:DA:1301:A:P	2.33	0.51
35:DA:1464:C:O2'	35:DA:1528:A:C8	2.62	0.51
35:DA:1600:C:O2'	35:DA:1601:G:H5'	2.11	0.51
35:DA:2138:C:H1'	35:DA:2154:G:H22	1.76	0.51
35:DA:2443:C:O2'	35:DA:2444:G:H5'	2.08	0.51
36:DB:45:A:H2'	36:DB:45:A:N3	2.25	0.51
38:DD:33:LEU:HD11	38:DD:102:LYS:HD2	1.93	0.51
38:DD:43:ARG:HD3	38:DD:49:ILE:HG22	1.93	0.51
38:DD:270:ILE:O	38:DD:270:ILE:HD12	2.10	0.51
40:DF:28:ILE:HD11	40:DF:115:ALA:HB3	1.93	0.51
40:DF:34:TRP:HB2	48:DP:10:PRO:O	2.11	0.51
41:DG:55:LYS:C	41:DG:57:ALA:N	2.64	0.51
41:DG:60:LEU:O	41:DG:63:ILE:HG12	2.11	0.51
42:DH:18:GLU:O	42:DH:24:VAL:HA	2.10	0.51
42:DH:40:GLU:HB3	42:DH:41:MET:SD	2.49	0.51
59:DI:5:LEU:HD23	59:DI:36:ALA:HB2	1.91	0.51
59:DI:120:ILE:HG23	59:DI:120:ILE:O	2.09	0.51
44:DJ:18:UNK:C	44:DJ:20:UNK:H	2.24	0.51
45:DK:52:ILE:HG23	45:DK:52:ILE:O	2.11	0.51
45:DK:94:GLU:CB	58:DZ:112:ARG:HH12	2.22	0.51
48:DP:48:PRO:CD	48:DP:49:ARG:H	2.24	0.51
50:DR:63:ARG:HA	50:DR:80:PHE:HE2	1.75	0.51
51:DS:54:LEU:HA	51:DS:57:LYS:O	2.11	0.51
52:DT:6:LEU:O	52:DT:6:LEU:HD23	2.10	0.51
54:DV:18:LEU:CG	54:DV:19:LYS:H	2.22	0.51
57:DY:50:ARG:C	57:DY:52:SER:H	2.12	0.51
1:AA:451:A:N6	1:AA:480:U:H2'	2.26	0.51
1:AA:473:G:H5''	16:AP:81:ARG:HE	1.74	0.51

Continued on next page...

Continued from previous page...

Atom-1	Atom-2	Interatomic distance (Å)	Clash overlap (Å)
1:AA:995:C:O2'	1:AA:996:A:H5'	2.10	0.51
1:AA:1129:C:H5''	1:AA:1139:G:O6	2.10	0.51
2:AB:109:SER:O	2:AB:112:VAL:N	2.44	0.51
2:AB:140:HIS:HA	2:AB:143:GLU:CG	2.41	0.51
2:AB:167:PRO:HG2	2:AB:192:SER:CB	2.41	0.51
3:AC:141:VAL:HG11	3:AC:202:ILE:CD1	2.39	0.51
7:AG:77:SER:O	7:AG:78:ARG:HB2	2.11	0.51
8:AH:123:GLU:O	8:AH:126:LYS:HB3	2.11	0.51
12:AL:24:VAL:HG12	12:AL:24:VAL:O	2.10	0.51
14:AN:37:PHE:N	14:AN:37:PHE:CD2	2.78	0.51
16:AP:5:ARG:HE	16:AP:22:THR:HG23	1.76	0.51
22:AV:16:U:H3	22:AV:59:U:H3	1.57	0.51
24:AY:37:SER:HB3	24:AY:38:LEU:HD22	1.93	0.51
25:B0:80:HIS:N	25:B0:80:HIS:CD2	2.79	0.51
30:B5:20:ARG:NH1	55:BW:15:ARG:NH2	2.57	0.51
31:B6:15:GLU:O	31:B6:15:GLU:HG2	2.10	0.51
35:BA:287:C:H2'	35:BA:288:C:O4'	2.11	0.51
35:BA:623:G:H2'	35:BA:624:C:C6	2.45	0.51
35:BA:914:C:H5'	35:BA:914:C:H6	1.76	0.51
35:BA:1116:C:H2'	35:BA:1117:G:C5'	2.34	0.51
35:BA:1448:G:H2'	35:BA:1449:A:H8	1.74	0.51
35:BA:2579:C:O2'	35:BA:2580:U:H5'	2.11	0.51
35:BA:2735:G:H2'	35:BA:2736:G:H8	1.75	0.51
37:BC:68:LEU:HB2	37:BC:70:LYS:HE2	1.93	0.51
38:BD:27:THR:CG2	38:BD:83:GLU:HG2	2.41	0.51
38:BD:33:LEU:HD11	38:BD:102:LYS:HD2	1.92	0.51
38:BD:34:VAL:O	38:BD:35:LYS:CD	2.59	0.51
41:BG:177:GLY:O	41:BG:179:PRO:HD3	2.10	0.51
45:BK:27:LEU:HD23	45:BK:27:LEU:N	2.25	0.51
45:BK:95:LYS:N	45:BK:95:LYS:HD2	2.26	0.51
46:BN:111:PRO:HG3	46:BN:114:ARG:HH22	1.76	0.51
48:BP:14:LYS:O	48:BP:15:ARG:CG	2.59	0.51
50:BR:77:ARG:O	50:BR:79:LEU:N	2.44	0.51
51:BS:57:LYS:O	51:BS:58:LEU:HB3	2.11	0.51
52:BT:33:LYS:HZ2	52:BT:74:ARG:NH2	2.09	0.51
57:BY:97:ARG:NE	57:BY:97:ARG:HA	2.26	0.51
58:BZ:5:LEU:HD13	58:BZ:47:VAL:HG21	1.93	0.51
58:BZ:79:ARG:HG3	58:BZ:79:ARG:HH11	1.75	0.51
1:CA:22:G:H2'	1:CA:23:C:H6	1.73	0.51
1:CA:659:U:H2'	1:CA:660:G:H8	1.75	0.51
1:CA:777:A:H2'	1:CA:778:G:C8	2.44	0.51

Continued on next page...

Continued from previous page...

Atom-1	Atom-2	Interatomic distance (Å)	Clash overlap (Å)
1:CA:909:A:H2'	1:CA:910:C:O4'	2.11	0.51
1:CA:963:G:H21	10:CJ:55:LYS:HD3	1.76	0.51
1:CA:1060:C:P	14:CN:45:ARG:HH22	2.33	0.51
1:CA:1137:C:H4'	1:CA:1138:G:C2	2.45	0.51
1:CA:1368:G:O2'	1:CA:1369:C:H5'	2.11	0.51
4:CD:88:VAL:O	4:CD:92:VAL:HG23	2.10	0.51
4:CD:146:ILE:HD12	4:CD:146:ILE:N	2.26	0.51
5:CE:26:PHE:O	5:CE:27:ARG:HB2	2.10	0.51
6:CF:22:GLU:OE2	6:CF:22:GLU:HA	2.10	0.51
8:CH:87:SER:HA	8:CH:93:VAL:HG23	1.91	0.51
8:CH:119:LEU:HD23	8:CH:119:LEU:N	2.25	0.51
9:CI:46:ALA:HB2	9:CI:74:ILE:HG23	1.90	0.51
10:CJ:4:ILE:HD12	10:CJ:74:ILE:HD11	1.93	0.51
12:CL:105:TYR:C	12:CL:107:ALA:H	2.13	0.51
15:CO:10:LYS:HE3	15:CO:14:GLU:OE2	2.10	0.51
20:CT:10:LEU:HD12	20:CT:11:SER:N	2.26	0.51
20:CT:45:GLN:HB2	20:CT:91:LEU:HD22	1.92	0.51
22:CW:16:U:C4	22:CW:18:G:H3'	2.44	0.51
26:D1:81:LYS:HE2	35:DA:271(H):G:H4'	1.92	0.51
29:D4:57:ILE:HG21	41:DG:142:PRO:HB3	1.91	0.51
31:D6:15:GLU:CG	31:D6:18:ARG:HG3	2.40	0.51
31:D6:20:ASN:ND2	31:D6:21:TYR:N	2.50	0.51
31:D6:23:THR:HG21	35:DA:2419:U:C4'	2.39	0.51
31:D6:30:THR:HG21	35:DA:2285:C:H5'	1.92	0.51
35:DA:1021:A:H2'	35:DA:1023:U:H5'	1.93	0.51
35:DA:1291:C:O2'	35:DA:1292:U:H5'	2.11	0.51
35:DA:1586:A:H3'	35:DA:1587:A:O4'	2.09	0.51
35:DA:1708:C:H2'	35:DA:1709:U:C6	2.45	0.51
35:DA:2261:C:O2'	35:DA:2262:U:H5'	2.09	0.51
35:DA:2883:A:C5'	35:DA:2884:U:H5'	2.41	0.51
37:DC:68:LEU:HB2	37:DC:70:LYS:HE2	1.92	0.51
37:DC:78:ALA:CB	37:DC:82:LYS:HD2	2.41	0.51
38:DD:77:ALA:HB2	38:DD:97:TYR:HA	1.91	0.51
41:DG:41:GLN:CD	41:DG:60:LEU:HD23	2.31	0.51
41:DG:101:ILE:HD13	41:DG:102:PHE:H	1.72	0.51
41:DG:154:GLY:O	41:DG:155:MET:CB	2.59	0.51
42:DH:103:LEU:HD12	42:DH:104:GLU:H	1.76	0.51
59:DI:79:ILE:CG2	59:DI:80:PRO:HD2	2.39	0.51
46:DN:18:ALA:HB1	46:DN:21:LYS:CG	2.40	0.51
47:DO:2:ILE:HD11	47:DO:82:ASN:HD22	1.75	0.51
50:DR:33:ARG:CG	50:DR:115:GLU:HG3	2.34	0.51

Continued on next page...

Continued from previous page...

Atom-1	Atom-2	Interatomic distance (Å)	Clash overlap (Å)
52:DT:106:SER:O	52:DT:107:ASP:CB	2.59	0.51
1:AA:745:C:O2'	1:AA:746:A:H5'	2.10	0.51
1:AA:975:A:C4'	1:AA:976:G:H5''	2.35	0.51
1:AA:1258:G:H2'	1:AA:1259:C:H6	1.75	0.51
1:AA:1329:A:H5''	13:AM:29:ARG:HD2	1.90	0.51
2:AB:28:PHE:CD1	2:AB:28:PHE:O	2.64	0.51
4:AD:79:PHE:CZ	4:AD:204:ILE:HD13	2.46	0.51
4:AD:191:ARG:C	4:AD:191:ARG:HD2	2.31	0.51
6:AF:11:ASN:ND2	6:AF:86:ARG:NH2	2.59	0.51
10:AJ:6:ILE:CB	10:AJ:98:ILE:HG13	2.40	0.51
11:AK:44:SER:O	11:AK:47:VAL:HB	2.11	0.51
13:AM:22:ILE:HB	13:AM:25:ILE:HB	1.92	0.51
24:AY:295:LEU:O	24:AY:298:LEU:HB2	2.10	0.51
32:B7:48:LYS:HZ2	35:BA:125:G:H21	1.58	0.51
33:B8:16:ILE:HD12	33:B8:57:ARG:HG2	1.93	0.51
33:B8:33:ASN:HD22	33:B8:34:TRP:H	1.48	0.51
35:BA:142(A):C:O2'	35:BA:143:G:H5'	2.11	0.51
35:BA:207:A:H2'	35:BA:208:C:O4'	2.11	0.51
35:BA:321:G:OP2	40:BF:136:THR:HG22	2.10	0.51
35:BA:448:U:O4	35:BA:583:G:H1'	2.11	0.51
35:BA:718:A:C2'	35:BA:719:C:H5'	2.40	0.51
35:BA:796:C:H2'	35:BA:797:C:H6	1.74	0.51
35:BA:991:C:H2'	35:BA:992:C:H6	1.74	0.51
35:BA:1791:A:H3'	35:BA:1792:G:H8	1.76	0.51
35:BA:1912:A:O2'	35:BA:1913:A:H5'	2.10	0.51
35:BA:2260:C:H2'	35:BA:2261:C:H6	1.75	0.51
35:BA:2444:G:OP1	40:BF:67:GLN:NE2	2.43	0.51
35:BA:2883:A:C5'	35:BA:2884:U:H5'	2.41	0.51
37:BC:47:LEU:HD23	37:BC:47:LEU:H	1.75	0.51
38:BD:35:LYS:HG2	38:BD:104:TYR:CE1	2.46	0.51
40:BF:53:THR:N	40:BF:56:GLU:OE2	2.34	0.51
41:BG:148:MET:O	41:BG:148:MET:HG3	2.10	0.51
45:BK:93:ARG:NH1	45:BK:94:GLU:HB2	2.26	0.51
48:BP:17:LYS:HB3	48:BP:19:VAL:HG22	1.91	0.51
51:BS:20:ARG:HG2	51:BS:20:ARG:HH11	1.75	0.51
53:BU:17:ILE:O	53:BU:20:LEU:N	2.40	0.51
57:BY:9:LYS:HG3	57:BY:10:GLY:H	1.74	0.51
1:CA:505:G:C6	1:CA:535:A:C2	2.98	0.51
1:CA:828:A:N3	2:CB:26:PRO:HG3	2.26	0.51
1:CA:959:A:C2'	1:CA:960:U:H4'	2.41	0.51
1:CA:1129:C:H5''	1:CA:1139:G:O6	2.10	0.51

Continued on next page...

Continued from previous page...

Atom-1	Atom-2	Interatomic distance (Å)	Clash overlap (Å)
1:CA:1408:A:H2'	1:CA:1409:C:H6	1.75	0.51
2:CB:102:LEU:HB3	2:CB:180:LEU:CD1	2.39	0.51
2:CB:140:HIS:HA	2:CB:143:GLU:CG	2.40	0.51
8:CH:25:ASP:HB3	8:CH:58:TYR:HB3	1.93	0.51
8:CH:82:HIS:CD2	8:CH:138:TRP:NE1	2.79	0.51
18:CR:53:ARG:HH21	18:CR:60:ALA:N	2.09	0.51
24:CY:75:LEU:HD11	24:CY:84:ARG:HB2	1.92	0.51
25:D0:14:ARG:O	25:D0:15:ASP:HB2	2.10	0.51
26:D1:44:PRO:O	26:D1:46:LEU:N	2.43	0.51
26:D1:87:PRO:CG	26:D1:88:LYS:H	2.21	0.51
31:D6:35:GLU:HB3	31:D6:51:GLU:HG3	1.91	0.51
35:DA:1568:G:P	38:DD:63:ARG:HH22	2.34	0.51
35:DA:1685:C:C2'	35:DA:1686:C:C5'	2.88	0.51
35:DA:2012:G:O3'	55:DW:96:ILE:HG13	2.10	0.51
35:DA:2192:G:H2'	35:DA:2193:G:H5''	1.91	0.51
35:DA:2439:A:H3'	35:DA:2439:A:P	2.50	0.51
38:DD:270:ILE:HD12	38:DD:270:ILE:C	2.31	0.51
39:DE:132:HIS:CG	39:DE:135:HIS:HE2	2.26	0.51
59:DI:7:GLU:CB	59:DI:8:PRO:HD2	2.32	0.51
45:DK:15:GLY:HA2	45:DK:42:ASN:OD1	2.11	0.51
48:DP:65:ARG:HD2	48:DP:65:ARG:N	2.20	0.51
48:DP:130:PHE:N	48:DP:130:PHE:HD2	2.09	0.51
54:DV:79:VAL:O	54:DV:80:GLN:HB2	2.11	0.51
58:DZ:10:ARG:N	58:DZ:37:VAL:HA	2.25	0.51
1:AA:140:A:H2'	1:AA:141:A:H8	1.76	0.51
1:AA:601:C:H2'	1:AA:602:A:H8	1.74	0.51
1:AA:764:C:H2'	1:AA:765:G:O4'	2.11	0.51
1:AA:1240:U:OP2	7:AG:116:ALA:HB2	2.11	0.51
1:AA:1292:U:H2'	1:AA:1293:G:H8	1.75	0.51
4:AD:2:GLY:O	4:AD:4:TYR:N	2.44	0.51
6:AF:60:PHE:C	6:AF:61:LEU:HD12	2.30	0.51
6:AF:89:MET:SD	18:AR:76:LEU:HD21	2.51	0.51
12:AL:119:LYS:O	12:AL:120:TYR:CB	2.58	0.51
17:AQ:18:THR:HG23	17:AQ:69:LYS:HE3	1.93	0.51
18:AR:47:THR:HB	18:AR:49:LYS:HG2	1.92	0.51
19:AS:11:VAL:HG22	19:AS:16:LEU:HD11	1.92	0.51
24:AY:31:ARG:O	24:AY:32:ARG:HB2	2.11	0.51
24:AY:32:ARG:N	24:AY:32:ARG:NE	2.58	0.51
24:AY:40:ASN:C	24:AY:42:PRO:HD2	2.31	0.51
24:AY:267:SER:HB2	49:BQ:80:GLU:OE2	2.11	0.51
30:B5:3:LYS:HE3	30:B5:3:LYS:CA	2.22	0.51

Continued on next page...

Continued from previous page...

Atom-1	Atom-2	Interatomic distance (Å)	Clash overlap (Å)
35:BA:1291:C:O2'	35:BA:1292:U:H5'	2.11	0.51
35:BA:1396:U:O2	35:BA:1396:U:C2'	2.58	0.51
35:BA:1437:C:H5'	35:BA:1437:C:C6	2.45	0.51
35:BA:1973:G:H2'	35:BA:1974:C:H6	1.75	0.51
35:BA:2314:C:O2'	35:BA:2315:G:H5'	2.11	0.51
35:BA:2650:U:O2'	35:BA:2651:C:H5'	2.10	0.51
35:BA:2776:A:OP1	35:BA:2776:A:H3'	2.10	0.51
35:BA:2822:G:H2'	35:BA:2823:A:H5''	1.93	0.51
38:BD:48:ARG:HG3	38:BD:48:ARG:NH1	2.26	0.51
39:BE:7:VAL:CG2	39:BE:27:LEU:HB3	2.40	0.51
41:BG:75:LYS:O	41:BG:76:SER:HB3	2.11	0.51
42:BH:89:ILE:HG12	42:BH:129:THR:HA	1.93	0.51
51:BS:90:GLY:O	51:BS:92:TYR:CD1	2.63	0.51
57:BY:17:SER:HB3	57:BY:71:LYS:HB3	1.92	0.51
57:BY:97:ARG:HG3	57:BY:97:ARG:HH11	1.76	0.51
58:BZ:72:ARG:CG	58:BZ:89:PHE:HB2	2.40	0.51
1:CA:294:U:H2'	1:CA:295:C:C6	2.46	0.51
1:CA:509:A:H5'	4:CD:54:TYR:CD2	2.46	0.51
1:CA:750:G:N3	15:CO:23:GLY:HA3	2.26	0.51
1:CA:1060:C:O2'	1:CA:1061:G:H5'	2.11	0.51
1:CA:1115:C:H2'	1:CA:1116:C:C6	2.46	0.51
1:CA:1452:C:H4'	1:CA:1456:G:C5	2.46	0.51
3:CC:123:GLN:HA	3:CC:126:ARG:HD2	1.92	0.51
6:CF:60:PHE:C	6:CF:61:LEU:HD12	2.31	0.51
8:CH:29:SER:O	8:CH:32:LYS:HB2	2.11	0.51
8:CH:102:ARG:HE	8:CH:102:ARG:N	2.08	0.51
11:CK:29:ILE:C	11:CK:29:ILE:HD12	2.31	0.51
11:CK:114:VAL:O	11:CK:114:VAL:HG13	2.11	0.51
20:CT:104:LEU:HD23	20:CT:105:SER:N	2.26	0.51
24:CY:79:LEU:CB	24:CY:80:PRO:HD3	2.40	0.51
27:D2:57:ILE:O	27:D2:61:LEU:HD23	2.11	0.51
32:D7:48:LYS:HZ2	35:DA:125:G:H21	1.59	0.51
33:D8:15:LYS:HB2	48:DP:65:ARG:NH2	2.26	0.51
35:DA:272(J):C:H42	35:DA:363(A):A:N6	2.08	0.51
35:DA:740:U:H5'	35:DA:740:U:H6	1.75	0.51
35:DA:1163:G:O2'	35:DA:1164:G:H5'	2.11	0.51
35:DA:1396:U:O2	35:DA:1396:U:C2'	2.57	0.51
35:DA:1686:C:H2'	35:DA:1687:G:O4'	2.10	0.51
35:DA:2636:U:H4'	39:DE:80:GLU:OE2	2.10	0.51
36:DB:84:C:C2'	36:DB:85:G:H5''	2.31	0.51
37:DC:169:GLY:O	37:DC:170:ALA:HB3	2.11	0.51

Continued on next page...

Continued from previous page...

Atom-1	Atom-2	Interatomic distance (Å)	Clash overlap (Å)
38:DD:165:ILE:HG22	38:DD:167:GLY:H	1.76	0.51
41:DG:98:ARG:O	41:DG:101:ILE:CD1	2.58	0.51
41:DG:103:LEU:O	41:DG:107:LEU:CD2	2.58	0.51
42:DH:85:LYS:HE2	42:DH:145:ALA:HB2	1.92	0.51
59:DI:52:ARG:HB3	59:DI:56:LYS:NZ	2.26	0.51
59:DI:57:ARG:O	59:DI:61:ARG:HG3	2.10	0.51
45:DK:100:THR:HA	45:DK:139:VAL:HB	1.92	0.51
46:DN:1:MET:HG2	54:DV:20:LEU:HD22	1.93	0.51
48:DP:13:ASN:HD22	48:DP:13:ASN:H	1.59	0.51
52:DT:62:THR:HA	52:DT:74:ARG:O	2.10	0.51
52:DT:91:ARG:HA	52:DT:117:ASP:HB3	1.93	0.51
56:DX:47:PHE:HB3	56:DX:89:ILE:HD12	1.93	0.51
57:DY:17:SER:HB3	57:DY:71:LYS:HB3	1.91	0.51
57:DY:47:LYS:N	57:DY:47:LYS:CD	2.68	0.51
58:DZ:166:SER:CB	58:DZ:169:GLU:HB2	2.40	0.51
1:AA:8:A:C6	4:AD:209:ARG:HA	2.46	0.51
1:AA:927:G:O2'	1:AA:928:G:H5'	2.11	0.51
1:AA:1221:G:O2'	1:AA:1222:G:H5'	2.10	0.51
1:AA:1239:A:H62	1:AA:1299:A:N6	2.09	0.51
3:AC:76:VAL:HG21	3:AC:103:VAL:CG1	2.41	0.51
3:AC:123:GLN:HA	3:AC:126:ARG:HD2	1.92	0.51
5:AE:26:PHE:O	5:AE:27:ARG:HB2	2.10	0.51
5:AE:150:ARG:HG3	5:AE:150:ARG:HH11	1.76	0.51
8:AH:14:ARG:O	8:AH:18:ARG:HD3	2.11	0.51
9:AI:37:PHE:CE1	9:AI:74:ILE:HG12	2.46	0.51
14:AN:12:ARG:C	14:AN:14:PRO:CD	2.78	0.51
20:AT:93:GLU:HG2	20:AT:93:GLU:O	2.10	0.51
27:B2:6:VAL:HG12	27:B2:7:ARG:N	2.26	0.51
29:B4:44:CYS:SG	29:B4:64:LYS:HB3	2.51	0.51
35:BA:18:C:H4'	53:BU:23:GLY:O	2.11	0.51
35:BA:84:A:H5''	57:BY:9:LYS:HE3	1.92	0.51
35:BA:314:A:O2'	35:BA:315:G:H5'	2.11	0.51
35:BA:347:A:H2'	35:BA:348:G:H8	1.75	0.51
35:BA:361:G:C3'	35:BA:362:U:H5''	2.40	0.51
35:BA:795:C:H2'	35:BA:796:C:C6	2.46	0.51
35:BA:1427:A:H4'	35:BA:1428:C:O5'	2.11	0.51
35:BA:1529:G:N3	35:BA:1529:G:H2'	2.26	0.51
35:BA:1824:G:OP1	38:BD:52:ARG:HD3	2.10	0.51
35:BA:1826:G:H2'	35:BA:1827:C:C6	2.46	0.51
35:BA:2870:C:O2'	35:BA:2871:C:H5'	2.11	0.51
35:BA:2887:U:O2'	35:BA:2888:C:H5'	2.11	0.51

Continued on next page...

Continued from previous page...

Atom-1	Atom-2	Interatomic distance (Å)	Clash overlap (Å)
41:BG:44:GLY:H	41:BG:88:ILE:CG2	2.23	0.51
41:BG:121:ASN:HB2	41:BG:131:TYR:HE1	1.75	0.51
42:BH:85:LYS:HE2	42:BH:145:ALA:HB2	1.93	0.51
46:BN:1:MET:HG2	54:BV:20:LEU:HD22	1.92	0.51
48:BP:13:ASN:H	48:BP:13:ASN:ND2	2.09	0.51
48:BP:23:PRO:HD2	48:BP:33:ARG:CZ	2.40	0.51
48:BP:138:LEU:O	48:BP:140:ALA:N	2.44	0.51
49:BQ:116:GLU:O	49:BQ:120:ILE:HG12	2.11	0.51
51:BS:88:ASP:CG	51:BS:89:ARG:N	2.63	0.51
57:BY:7:VAL:CB	57:BY:8:LYS:NZ	2.74	0.51
1:CA:33:A:H2'	1:CA:34:C:H6	1.76	0.51
1:CA:143:A:H2	1:CA:220:G:H1	1.59	0.51
1:CA:706:A:C5	1:CA:707:C:C5	2.98	0.51
1:CA:802:A:H2'	1:CA:803:G:O4'	2.11	0.51
1:CA:1142:G:H2'	1:CA:1143:G:H5'	1.92	0.51
1:CA:1189:C:P	10:CJ:51:ARG:HH22	2.34	0.51
1:CA:1292:U:H2'	1:CA:1293:G:H8	1.76	0.51
3:CC:83:ARG:HA	3:CC:86:VAL:HG22	1.93	0.51
4:CD:14:ARG:HG3	4:CD:15:GLU:N	2.24	0.51
9:CI:97:LYS:C	9:CI:99:LEU:N	2.64	0.51
11:CK:18:ARG:O	11:CK:32:ILE:HG22	2.11	0.51
11:CK:30:VAL:HG21	11:CK:65:ALA:HA	1.93	0.51
11:CK:58:PRO:HD3	11:CK:89:ALA:HB1	1.92	0.51
11:CK:120:ARG:NH2	11:CK:126:ARG:HE	2.09	0.51
12:CL:81:SER:O	12:CL:106:ASP:HB2	2.11	0.51
18:CR:86:VAL:HG12	18:CR:87:ARG:HD2	1.91	0.51
19:CS:33:THR:OG1	19:CS:34:TRP:N	2.44	0.51
22:CW:39:U:H2'	22:CW:40:C:C5'	2.36	0.51
22:CW:60:U:H2'	22:CW:61:C:C5	2.46	0.51
25:D0:48:GLY:HA3	25:D0:80:HIS:HB3	1.92	0.51
28:D3:4:LEU:HA	28:D3:57:GLU:O	2.10	0.51
31:D6:15:GLU:HG2	31:D6:15:GLU:O	2.10	0.51
31:D6:15:GLU:HG2	31:D6:18:ARG:HE	1.76	0.51
31:D6:51:GLU:O	31:D6:52:VAL:HB	2.11	0.51
33:D8:32:LEU:HD13	33:D8:32:LEU:N	2.18	0.51
33:D8:48:PHE:HZ	35:DA:650:C:C5'	2.23	0.51
35:DA:137:C:O2	35:DA:137:C:H2'	2.11	0.51
35:DA:528:A:C2	35:DA:2042:A:H2'	2.46	0.51
35:DA:674:G:O2'	40:DF:74:ARG:HD3	2.10	0.51
35:DA:1316:U:H2'	35:DA:1317:A:C8	2.45	0.51
35:DA:1505:C:H3'	35:DA:1506:C:C6	2.42	0.51

Continued on next page...

Continued from previous page...

Atom-1	Atom-2	Interatomic distance (Å)	Clash overlap (Å)
35:DA:1579:A:H5'	35:DA:1579:A:H8	1.75	0.51
35:DA:2092:U:O4'	35:DA:2092:U:O2	2.28	0.51
35:DA:2195:C:O2'	35:DA:2196:C:H5'	2.10	0.51
37:DC:94:VAL:HG23	37:DC:94:VAL:O	2.10	0.51
38:DD:27:THR:CG2	38:DD:83:GLU:HG2	2.40	0.51
38:DD:82:ILE:O	38:DD:82:ILE:HG23	2.11	0.51
39:DE:93:VAL:HG21	39:DE:180:ASN:CA	2.37	0.51
42:DH:60:ARG:O	42:DH:64:LEU:HG	2.11	0.51
42:DH:77:LYS:HA	42:DH:80:SER:HB2	1.92	0.51
42:DH:86:GLU:HA	42:DH:132:ARG:HA	1.93	0.51
45:DK:12:LEU:O	45:DK:52:ILE:HD12	2.10	0.51
48:DP:48:PRO:O	48:DP:49:ARG:C	2.49	0.51
51:DS:20:ARG:HH11	51:DS:20:ARG:HG2	1.76	0.51
52:DT:55:ASN:N	52:DT:59:THR:HB	2.26	0.51
53:DU:31:SER:C	53:DU:33:ARG:H	2.15	0.51
54:DV:39:LEU:HA	54:DV:47:VAL:HG22	1.93	0.51
54:DV:99:ILE:HG12	54:DV:99:ILE:O	2.10	0.51
56:DX:26:TYR:CE2	56:DX:89:ILE:HB	2.46	0.51
58:DZ:9:TYR:HE2	58:DZ:35:ARG:HH11	1.58	0.51
58:DZ:131:ARG:HH11	58:DZ:131:ARG:HG2	1.75	0.51
1:AA:358:U:H5'	1:AA:358:U:H6	1.76	0.51
1:AA:509:A:H5'	4:AD:54:TYR:HD2	1.76	0.51
1:AA:828:A:N3	2:AB:26:PRO:HG3	2.25	0.51
1:AA:909:A:H2'	1:AA:910:C:O4'	2.11	0.51
1:AA:1441:G:H4'	1:AA:1442:G:C4	2.45	0.51
4:AD:19:LEU:O	4:AD:26:CYS:SG	2.69	0.51
10:AJ:61:GLU:HG3	14:AN:58:LYS:CE	2.39	0.51
11:AK:63:LEU:O	11:AK:63:LEU:HD23	2.11	0.51
13:AM:9:ILE:HG21	13:AM:11:ARG:NE	2.26	0.51
13:AM:23:TYR:HB3	13:AM:67:GLU:HA	1.93	0.51
22:AV:1:G:H2'	22:AV:2:C:H6	1.76	0.51
27:B2:3:LEU:O	27:B2:6:VAL:HB	2.11	0.51
35:BA:13:A:H61	35:BA:525:U:H3'	1.76	0.51
35:BA:256:A:H2'	35:BA:257:A:C8	2.46	0.51
35:BA:587:C:C4	48:BP:33:ARG:HG2	2.46	0.51
35:BA:646:A:H2'	35:BA:647:G:O4'	2.11	0.51
35:BA:807:U:OP2	48:BP:39:LYS:HG2	2.11	0.51
35:BA:1097:U:H2'	35:BA:1098:A:C5'	2.39	0.51
35:BA:2853:C:H2'	35:BA:2854:G:H8	1.76	0.51
36:BB:17:C:C2'	36:BB:18:G:H5'	2.41	0.51
36:BB:91:C:O2'	36:BB:92:C:H5'	2.11	0.51

Continued on next page...

Continued from previous page...

Atom-1	Atom-2	Interatomic distance (Å)	Clash overlap (Å)
39:BE:48:GLN:HE21	39:BE:78:LEU:HD12	1.73	0.51
40:BF:64:ILE:HG12	40:BF:65:TRP:NE1	2.26	0.51
41:BG:110:ALA:HA	41:BG:140:ILE:CG2	2.41	0.51
47:BO:3:GLN:HG3	47:BO:4:PRO:CD	2.41	0.51
53:BU:26:GLY:C	53:BU:28:ARG:N	2.63	0.51
1:CA:980:C:H2'	1:CA:981:U:H5'	1.93	0.51
1:CA:1352:C:H2'	1:CA:1353:G:H8	1.75	0.51
1:CA:1353:G:H1	1:CA:1369:C:H42	1.57	0.51
3:CC:79:ARG:HG2	3:CC:82:GLU:OE1	2.11	0.51
3:CC:186:PHE:HA	3:CC:198:VAL:O	2.11	0.51
10:CJ:98:ILE:HD12	10:CJ:98:ILE:N	2.26	0.51
12:CL:111:LYS:O	12:CL:112:ASP:HB2	2.10	0.51
15:CO:38:ARG:HH11	15:CO:38:ARG:HG2	1.76	0.51
26:D1:11:ARG:HB2	26:D1:12:PRO:HD2	1.92	0.51
27:D2:48:HIS:CD2	35:DA:96:G:H4'	2.46	0.51
33:D8:4:MET:HB2	33:D8:61:LEU:HD11	1.93	0.51
33:D8:4:MET:HE2	33:D8:61:LEU:HD13	1.91	0.51
33:D8:23:VAL:HA	33:D8:47:LYS:O	2.11	0.51
33:D8:31:HIS:CG	33:D8:32:LEU:H	2.27	0.51
35:DA:229:A:H3'	35:DA:230:U:C5'	2.41	0.51
35:DA:271(J):C:C3'	35:DA:271(K):U:H5''	2.41	0.51
35:DA:361:G:C3'	35:DA:362:U:H5''	2.40	0.51
35:DA:389:G:H22	48:DP:72:PRO:CG	2.24	0.51
35:DA:942:G:H5'	48:DP:35:HIS:HB2	1.93	0.51
35:DA:1841:U:O2'	38:DD:244:ARG:NH2	2.44	0.51
35:DA:1902:C:C1'	38:DD:244:ARG:HD3	2.41	0.51
35:DA:2000:G:O2'	35:DA:2001:A:H5'	2.11	0.51
35:DA:2233:U:H2'	35:DA:2234:G:C8	2.46	0.51
35:DA:2409:G:H2'	35:DA:2410:G:O4'	2.11	0.51
37:DC:84:LYS:N	37:DC:84:LYS:HD2	2.24	0.51
38:DD:55:GLY:O	38:DD:56:GLY:C	2.50	0.51
39:DE:34:VAL:O	39:DE:35:GLN:CB	2.59	0.51
40:DF:9:ILE:HG12	40:DF:14:PRO:CA	2.41	0.51
42:DH:25:LYS:HA	42:DH:34:GLU:HA	1.93	0.51
42:DH:116:GLU:HG3	42:DH:117:PRO:HD2	1.92	0.51
59:DI:8:PRO:O	59:DI:9:LEU:CB	2.58	0.51
48:DP:14:LYS:O	48:DP:15:ARG:CG	2.59	0.51
48:DP:97:PRO:O	48:DP:101:VAL:HG12	2.11	0.51
48:DP:130:PHE:N	48:DP:130:PHE:CD2	2.78	0.51
50:DR:96:ARG:HH22	50:DR:118:GLU:H	1.59	0.51
51:DS:17:ARG:HA	51:DS:20:ARG:NH1	2.25	0.51

Continued on next page...

Continued from previous page...

Atom-1	Atom-2	Interatomic distance (Å)	Clash overlap (Å)
51:DS:85:VAL:O	51:DS:106:ARG:HA	2.11	0.51
53:DU:9:VAL:O	53:DU:12:ARG:HB2	2.11	0.51
53:DU:92:ARG:HB2	54:DV:11:GLN:CD	2.32	0.51
54:DV:39:LEU:HD12	54:DV:47:VAL:HG21	1.93	0.51
1:AA:267:C:OP2	17:AQ:67:LYS:HD2	2.11	0.50
1:AA:963:G:H21	10:AJ:55:LYS:HD3	1.76	0.50
1:AA:1288:A:H1'	1:AA:1352:C:O2'	2.11	0.50
2:AB:204:ASN:ND2	2:AB:207:ALA:H	2.09	0.50
5:AE:47:LYS:HD2	5:AE:47:LYS:N	2.26	0.50
5:AE:76:ILE:HG23	5:AE:93:PRO:HB3	1.92	0.50
7:AG:20:ASP:O	7:AG:24:THR:HG23	2.11	0.50
8:AH:29:SER:O	8:AH:32:LYS:HB2	2.11	0.50
8:AH:112:LEU:HD13	8:AH:133:LEU:HA	1.93	0.50
10:AJ:38:ILE:HD11	10:AJ:71:LEU:HD23	1.92	0.50
13:AM:5:ALA:O	13:AM:6:GLY:C	2.49	0.50
16:AP:28:ARG:HG2	16:AP:28:ARG:NH1	2.26	0.50
18:AR:21:LYS:NZ	18:AR:53:ARG:O	2.44	0.50
19:AS:58:VAL:HG21	19:AS:75:ALA:HB2	1.94	0.50
20:AT:10:LEU:HD12	20:AT:11:SER:N	2.25	0.50
24:AY:34:GLU:O	24:AY:35:ASP:C	2.48	0.50
24:AY:171:VAL:HG21	24:AY:180:LEU:HD12	1.92	0.50
33:B8:23:VAL:HA	33:B8:47:LYS:O	2.11	0.50
35:BA:324:A:C2'	35:BA:325:G:H5'	2.40	0.50
35:BA:494:G:H21	55:BW:57:ASN:ND2	2.07	0.50
35:BA:1360:A:H5'	35:BA:1361:G:OP2	2.11	0.50
35:BA:1812:A:H2'	35:BA:1813:G:C8	2.46	0.50
35:BA:2793:G:H22	35:BA:2803:C:H1'	1.75	0.50
37:BC:95:GLY:HA3	37:BC:99:ILE:HD11	1.94	0.50
38:BD:8:PRO:HB3	38:BD:14:ARG:HB2	1.92	0.50
38:BD:67:PHE:CE1	38:BD:157:ARG:NH1	2.78	0.50
38:BD:77:ALA:HB2	38:BD:97:TYR:HA	1.92	0.50
41:BG:117:PHE:CE1	41:BG:119:GLY:N	2.78	0.50
41:BG:137:GLU:HG2	41:BG:152:LEU:CD2	2.41	0.50
42:BH:31:GLY:H	42:BH:79:VAL:HG12	1.77	0.50
45:BK:12:LEU:HD12	45:BK:55:VAL:HG11	1.93	0.50
45:BK:27:LEU:HD23	45:BK:27:LEU:H	1.76	0.50
50:BR:107:ASP:C	50:BR:107:ASP:OD2	2.50	0.50
54:BV:76:LYS:HB2	54:BV:81:TYR:HB3	1.92	0.50
57:BY:8:LYS:HG2	57:BY:13:VAL:HG11	1.92	0.50
58:BZ:11:GLU:CD	58:BZ:11:GLU:H	2.14	0.50
1:CA:973:G:H1'	10:CJ:55:LYS:HE2	1.93	0.50

Continued on next page...

Continued from previous page...

Atom-1	Atom-2	Interatomic distance (Å)	Clash overlap (Å)
1:CA:1292:U:H2'	1:CA:1293:G:C8	2.46	0.50
2:CB:204:ASN:ND2	2:CB:207:ALA:H	2.09	0.50
3:CC:139:GLN:O	3:CC:143:GLU:HB2	2.10	0.50
4:CD:110:PHE:CE2	4:CD:148:VAL:HG23	2.46	0.50
6:CF:89:MET:SD	18:CR:76:LEU:HD21	2.50	0.50
8:CH:14:ARG:O	8:CH:18:ARG:HD3	2.11	0.50
12:CL:53:ARG:CB	12:CL:93:LEU:HD11	2.41	0.50
16:CP:72:ARG:HH21	16:CP:73:LEU:HD21	1.76	0.50
20:CT:53:LEU:O	20:CT:56:MET:N	2.45	0.50
24:CY:54:ARG:HA	24:CY:57:ARG:NE	2.26	0.50
24:CY:263:GLN:O	24:CY:264:THR:O	2.29	0.50
25:D0:34:GLY:O	25:D0:35:ASN:C	2.49	0.50
27:D2:69:ARG:NH2	35:DA:111:A:H5''	2.26	0.50
35:DA:55:G:H2'	35:DA:56:A:H8	1.76	0.50
35:DA:373:U:H2'	35:DA:374:A:H8	1.76	0.50
35:DA:925:C:C3'	35:DA:926:A:H5''	2.39	0.50
35:DA:941:A:O3'	48:DP:35:HIS:HB2	2.12	0.50
35:DA:1109:C:H2'	35:DA:1109:C:O2	2.08	0.50
35:DA:1132:A:H2'	35:DA:1133:U:C6	2.46	0.50
35:DA:1329:U:H5''	35:DA:1330:C:H5	1.75	0.50
35:DA:1437:C:H5'	35:DA:1437:C:C6	2.45	0.50
35:DA:1952:A:C2	47:DO:22:ILE:HG23	2.46	0.50
35:DA:2729:G:H2'	35:DA:2730:C:C6	2.46	0.50
36:DB:71:C:C2	36:DB:72:G:C8	2.98	0.50
38:DD:48:ARG:HG3	38:DD:48:ARG:NH1	2.26	0.50
39:DE:151:TYR:HD2	39:DE:154:LYS:NZ	2.09	0.50
59:DI:66:GLU:HA	59:DI:69:LYS:HG3	1.93	0.50
45:DK:53:VAL:O	45:DK:53:VAL:HG23	2.11	0.50
50:DR:78:LYS:O	50:DR:82:GLU:HB3	2.11	0.50
51:DS:97:ARG:HH21	51:DS:98:VAL:CA	2.20	0.50
52:DT:82:LEU:C	52:DT:84:GLN:N	2.64	0.50
53:DU:92:ARG:CB	54:DV:11:GLN:NE2	2.74	0.50
56:DX:88:LYS:CE	56:DX:93:GLU:HG3	2.41	0.50
58:DZ:158:PRO:HG2	58:DZ:161:VAL:CG2	2.40	0.50
1:AA:392:G:H2'	1:AA:393:A:H8	1.76	0.50
1:AA:779:C:O2'	1:AA:780:A:H5'	2.11	0.50
1:AA:1019:C:H2'	1:AA:1020:U:H6	1.76	0.50
1:AA:1115:C:H2'	1:AA:1116:C:C6	2.44	0.50
1:AA:1145:C:H4'	1:AA:1146:A:H5'	1.92	0.50
3:AC:139:GLN:O	3:AC:143:GLU:HB2	2.10	0.50
4:AD:122:ARG:HA	4:AD:134:ASP:HB2	1.94	0.50

Continued on next page...

Continued from previous page...

Atom-1	Atom-2	Interatomic distance (Å)	Clash overlap (Å)
6:AF:30:LEU:N	6:AF:30:LEU:HD23	2.26	0.50
9:AI:50:LEU:O	9:AI:53:VAL:HG22	2.12	0.50
10:AJ:33:GLN:O	10:AJ:75:ILE:HG12	2.12	0.50
12:AL:75:HIS:HA	12:AL:102:ARG:HH22	1.76	0.50
13:AM:65:LYS:HB2	13:AM:65:LYS:NZ	2.26	0.50
16:AP:51:VAL:CG1	16:AP:52:ASP:H	2.21	0.50
24:AY:46:ARG:O	24:AY:49:SER:HB3	2.10	0.50
24:AY:118:LEU:CG	24:AY:210:VAL:HG22	2.39	0.50
24:AY:186:VAL:HB	24:AY:310:GLN:HA	1.93	0.50
31:B6:10:LEU:N	31:B6:10:LEU:HD22	2.26	0.50
33:B8:61:LEU:H	33:B8:61:LEU:CD2	2.16	0.50
35:BA:2712:U:H1'	35:BA:2712(A):A:C8	2.46	0.50
36:BB:37:C:H2'	36:BB:38:C:H5'	1.93	0.50
36:BB:87:G:N2	36:BB:89:G:H3'	2.25	0.50
37:BC:51:PRO:O	37:BC:52:ARG:HB2	2.11	0.50
38:BD:183:ARG:HB3	38:BD:270:ILE:HG22	1.93	0.50
38:BD:201:HIS:O	38:BD:203:ASN:N	2.44	0.50
40:BF:132:VAL:CG2	40:BF:133:ASN:H	2.21	0.50
41:BG:127:GLY:N	41:BG:166:ASP:OD1	2.41	0.50
41:BG:139:LEU:C	41:BG:141:PHE:H	2.13	0.50
42:BH:18:GLU:O	42:BH:24:VAL:HA	2.11	0.50
42:BH:25:LYS:HA	42:BH:33:LEU:O	2.10	0.50
48:BP:62:LEU:N	48:BP:62:LEU:HD22	2.27	0.50
48:BP:89:ALA:O	48:BP:90:ARG:C	2.49	0.50
49:BQ:60:ARG:HH11	49:BQ:60:ARG:CB	2.24	0.50
50:BR:41:ALA:O	50:BR:43:GLU:N	2.44	0.50
51:BS:74:ALA:CB	51:BS:103:GLU:HG3	2.38	0.50
1:CA:543:C:O2'	1:CA:544:G:H5'	2.11	0.50
1:CA:663:A:H5''	18:CR:61:LYS:NZ	2.26	0.50
1:CA:1065:U:H5''	1:CA:1190:G:H21	1.75	0.50
5:CE:11:ILE:HD12	5:CE:31:LEU:HD12	1.93	0.50
5:CE:150:ARG:HH11	5:CE:150:ARG:HG3	1.76	0.50
9:CI:18:PHE:CD1	9:CI:62:TYR:HD2	2.29	0.50
9:CI:79:LEU:HD13	9:CI:79:LEU:C	2.31	0.50
9:CI:79:LEU:HD13	9:CI:79:LEU:O	2.11	0.50
13:CM:16:ASP:HB3	13:CM:41:PRO:HB3	1.92	0.50
16:CP:51:VAL:CG1	16:CP:52:ASP:H	2.21	0.50
22:CW:71:G:O2'	22:CW:72:C:H5'	2.11	0.50
24:CY:330:ARG:HB3	24:CY:332:ASP:OD1	2.11	0.50
34:D9:19:ARG:O	34:D9:20:HIS:HB2	2.11	0.50
35:DA:632:A:H2'	35:DA:633:A:C8	2.47	0.50

Continued on next page...

Continued from previous page...

Atom-1	Atom-2	Interatomic distance (Å)	Clash overlap (Å)
35:DA:1097:U:H2'	35:DA:1098:A:C5'	2.40	0.50
35:DA:1685:C:C2'	35:DA:1686:C:H5''	2.42	0.50
35:DA:2305:A:H2'	35:DA:2306:C:O4'	2.11	0.50
35:DA:2605:U:H2'	35:DA:2606:C:C6	2.47	0.50
38:DD:34:VAL:O	38:DD:35:LYS:CD	2.59	0.50
45:DK:132:ARG:HH11	45:DK:132:ARG:HG3	1.76	0.50
47:DO:3:GLN:HG3	47:DO:4:PRO:CD	2.41	0.50
48:DP:88:LEU:CD1	48:DP:95:VAL:HG11	2.41	0.50
50:DR:63:ARG:HA	50:DR:80:PHE:CE2	2.47	0.50
51:DS:96:GLY:C	51:DS:98:VAL:H	2.13	0.50
52:DT:89:VAL:HG21	52:DT:91:ARG:HH21	1.76	0.50
57:DY:19:LYS:HB2	57:DY:19:LYS:NZ	2.26	0.50
1:AA:118:U:O4	1:AA:288:A:H2'	2.10	0.50
1:AA:413:G:O6	4:AD:35:ARG:HD3	2.11	0.50
1:AA:439:A:H2'	1:AA:441:A:O4'	2.12	0.50
1:AA:707:C:O2'	1:AA:708:C:H5'	2.11	0.50
1:AA:1083:U:H5	1:AA:1084:G:C6	2.28	0.50
1:AA:1368:G:O2'	1:AA:1369:C:H5'	2.12	0.50
3:AC:81:GLY:O	3:AC:85:ARG:HB2	2.12	0.50
4:AD:104:VAL:C	4:AD:106:TYR:H	2.15	0.50
5:AE:11:ILE:HD12	5:AE:31:LEU:CD1	2.42	0.50
5:AE:15:ARG:HD2	5:AE:26:PHE:CD2	2.46	0.50
9:AI:16:ARG:O	9:AI:63:ILE:HG23	2.12	0.50
22:AW:63:G:C5'	37:BC:52:ARG:HA	2.39	0.50
25:B0:20:ARG:HH11	35:BA:2271:G:C5'	2.24	0.50
27:B2:46:GLN:OE1	27:B2:46:GLN:HA	2.11	0.50
31:B6:30:THR:HG21	35:BA:2285:C:H5'	1.92	0.50
33:B8:10:ALA:HB2	33:B8:59:LYS:HZ2	1.75	0.50
35:BA:66:C:O2'	35:BA:67:U:H5'	2.12	0.50
35:BA:92:A:O2'	35:BA:93:G:H5'	2.11	0.50
35:BA:389:G:H22	48:BP:72:PRO:CG	2.24	0.50
35:BA:445:C:O2'	35:BA:446:G:H5'	2.10	0.50
35:BA:902:C:O2'	35:BA:903:C:H5'	2.11	0.50
35:BA:1429:G:H2'	35:BA:1430:C:C6	2.47	0.50
35:BA:1441:G:O2'	35:BA:1442:G:H5'	2.11	0.50
37:BC:67:GLY:HA2	37:BC:162:GLU:O	2.12	0.50
38:BD:165:ILE:HG22	38:BD:167:GLY:H	1.77	0.50
38:BD:254:THR:O	38:BD:254:THR:OG1	2.29	0.50
39:BE:11:MET:HB2	39:BE:23:VAL:O	2.10	0.50
39:BE:147:PRO:HB2	39:BE:149:ARG:HG2	1.92	0.50
39:BE:174:ASP:OD2	39:BE:175:VAL:N	2.44	0.50

Continued on next page...

Continued from previous page...

Atom-1	Atom-2	Interatomic distance (Å)	Clash overlap (Å)
41:BG:82:LEU:HD22	41:BG:87:PRO:HG3	1.93	0.50
43:BI:31:LEU:HD22	43:BI:38:LEU:HD23	1.92	0.50
50:BR:4:LEU:O	50:BR:6:SER:N	2.44	0.50
52:BT:16:ARG:HG3	52:BT:16:ARG:NH1	2.26	0.50
52:BT:74:ARG:HB3	52:BT:76:PHE:CE1	2.47	0.50
54:BV:21:ARG:O	54:BV:22:VAL:HG23	2.11	0.50
1:CA:624:C:H4'	16:CP:10:GLY:HA2	1.93	0.50
1:CA:865:A:H2'	1:CA:866:C:H6	1.77	0.50
1:CA:892:A:O2'	1:CA:1415:G:H4'	2.11	0.50
1:CA:1145:C:H4'	1:CA:1146:A:H5'	1.93	0.50
1:CA:1457:G:O2'	1:CA:1458:G:H5'	2.11	0.50
2:CB:144:ARG:HA	2:CB:147:LYS:HB3	1.92	0.50
9:CI:37:PHE:CE1	9:CI:74:ILE:HG12	2.47	0.50
9:CI:43:ALA:C	9:CI:45:ALA:N	2.64	0.50
11:CK:44:SER:O	11:CK:47:VAL:HB	2.11	0.50
11:CK:120:ARG:HH11	11:CK:120:ARG:HG3	1.76	0.50
14:CN:3:ARG:HB3	14:CN:3:ARG:HH11	1.73	0.50
16:CP:47:ASP:O	16:CP:49:LEU:N	2.44	0.50
17:CQ:61:GLU:HA	17:CQ:71:PHE:CE1	2.47	0.50
19:CS:36:ARG:HH21	19:CS:72:GLY:CA	2.24	0.50
25:D0:27:GLU:HB3	35:DA:856:C:C1'	2.40	0.50
25:D0:54:GLY:O	25:D0:56:ASP:N	2.44	0.50
26:D1:19:GLN:CB	26:D1:35:THR:HG22	2.41	0.50
35:DA:78:A:H2'	35:DA:79:G:C8	2.46	0.50
35:DA:1142:U:O5'	35:DA:1142:U:H6	1.95	0.50
35:DA:1826:G:C4'	38:DD:242:ARG:HE	2.20	0.50
35:DA:2144:U:HO2'	35:DA:2147:G:H1	1.56	0.50
35:DA:2554:U:H2'	35:DA:2555:U:C6	2.47	0.50
35:DA:2630:G:H21	35:DA:2892:A:H1'	1.76	0.50
38:DD:25:THR:O	38:DD:26:LYS:C	2.49	0.50
41:DG:124:SER:O	41:DG:131:TYR:CD1	2.64	0.50
42:DH:137:ASP:HB3	42:DH:140:LYS:HB3	1.93	0.50
59:DI:94:ALA:HB1	59:DI:111:PRO:CB	2.34	0.50
54:DV:15:GLU:CB	54:DV:16:PRO:HD2	2.27	0.50
1:AA:1064:G:H21	1:AA:1190:G:H2'	1.76	0.50
1:AA:1084:G:H5'	1:AA:1102:A:OP2	2.12	0.50
1:AA:1251:A:H2'	1:AA:1252:A:C8	2.46	0.50
1:AA:1292:U:H5'	9:AI:38:GLN:HE21	1.77	0.50
1:AA:1353:G:H1	1:AA:1369:C:H42	1.59	0.50
1:AA:1452:C:H4'	1:AA:1456:G:C5	2.47	0.50
1:AA:1495:U:OP1	24:AY:160:PRO:HG2	2.12	0.50

Continued on next page...

Continued from previous page...

Atom-1	Atom-2	Interatomic distance (Å)	Clash overlap (Å)
2:AB:88:ALA:HB2	2:AB:219:VAL:HG13	1.94	0.50
10:AJ:42:THR:HG23	10:AJ:67:THR:O	2.10	0.50
10:AJ:48:THR:HG22	10:AJ:49:VAL:H	1.76	0.50
11:AK:120:ARG:CZ	11:AK:126:ARG:HE	2.24	0.50
16:AP:65:GLN:O	16:AP:65:GLN:HG2	2.12	0.50
18:AR:25:THR:O	18:AR:26:LEU:HD23	2.11	0.50
22:AW:1:G:C6	22:AW:73:A:N1	2.79	0.50
24:AY:52:ALA:C	24:AY:54:ARG:H	2.14	0.50
30:B5:48:GLU:C	30:B5:50:GLY:N	2.64	0.50
34:B9:14:CYS:HA	34:B9:26:ILE:O	2.12	0.50
35:BA:152:G:H2'	35:BA:153:C:C6	2.47	0.50
35:BA:229:A:H3'	35:BA:230:U:H5'	1.93	0.50
35:BA:1046:A:H2	44:BJ:8:UNK:CA	2.24	0.50
35:BA:1368:G:O2'	35:BA:1369:G:H5'	2.12	0.50
35:BA:1885:A:H3'	35:BA:1886:C:H6	1.77	0.50
35:BA:2848:G:C8	52:BT:97:ALA:HB2	2.46	0.50
36:BB:45:A:H2'	36:BB:45:A:N3	2.26	0.50
37:BC:76:ALA:C	37:BC:78:ALA:H	2.14	0.50
39:BE:128:SER:O	39:BE:129:HIS:HB2	2.10	0.50
41:BG:11:TYR:O	41:BG:12:TYR:O	2.29	0.50
46:BN:70:LYS:HB3	46:BN:87:LEU:HB2	1.93	0.50
48:BP:33:ARG:O	48:BP:34:GLY:O	2.29	0.50
49:BQ:51:ARG:HG2	49:BQ:51:ARG:NH1	2.25	0.50
55:BW:55:ALA:O	55:BW:58:ALA:HB3	2.11	0.50
1:CA:358:U:H5'	1:CA:358:U:H6	1.76	0.50
1:CA:422:C:H4'	1:CA:423:G:C4	2.45	0.50
1:CA:674:G:N2	11:CK:116:HIS:HB2	2.26	0.50
1:CA:889:A:H5'	1:CA:891:U:H1'	1.94	0.50
1:CA:993:G:H22	1:CA:1046:A:H1'	1.75	0.50
2:CB:139:LYS:O	2:CB:143:GLU:HG2	2.11	0.50
4:CD:4:TYR:CG	4:CD:5:ILE:N	2.78	0.50
5:CE:84:PHE:HB3	5:CE:134:ALA:HB2	1.94	0.50
8:CH:82:HIS:CD2	8:CH:138:TRP:HE1	2.29	0.50
8:CH:112:LEU:HD13	8:CH:133:LEU:HA	1.94	0.50
10:CJ:75:ILE:CG1	10:CJ:76:ASN:H	2.20	0.50
20:CT:26:ASN:ND2	20:CT:27:LYS:N	2.57	0.50
20:CT:89:ARG:NH2	20:CT:104:LEU:HD11	2.22	0.50
22:CW:24:G:H2'	22:CW:25:C:O4'	2.12	0.50
24:CY:31:ARG:HD2	24:CY:31:ARG:N	2.22	0.50
24:CY:139:MET:HG3	24:CY:337:LEU:HA	1.94	0.50
24:CY:341:LEU:HA	24:CY:344:LEU:HD21	1.93	0.50

Continued on next page...

Continued from previous page...

Atom-1	Atom-2	Interatomic distance (Å)	Clash overlap (Å)
28:D3:11:SER:HB3	35:DA:988:A:P	2.51	0.50
35:DA:752:A:O2'	35:DA:753:C:OP2	2.26	0.50
35:DA:1115:G:H2'	35:DA:1116:C:O4'	2.11	0.50
35:DA:1361:G:O2'	35:DA:1362:C:H5'	2.12	0.50
35:DA:1464:C:O2'	35:DA:1528:A:H8	1.94	0.50
35:DA:1640:C:H2'	35:DA:1641:A:O4'	2.11	0.50
35:DA:1652:A:O2'	35:DA:1653:G:H5'	2.11	0.50
35:DA:1824:G:OP1	38:DD:52:ARG:HD3	2.11	0.50
35:DA:2267:A:H5''	35:DA:2268:A:C5'	2.42	0.50
35:DA:2646:C:OP2	35:DA:2732:G:O2'	2.23	0.50
35:DA:2822:G:H2'	35:DA:2823:A:H5''	1.94	0.50
38:DD:125:ILE:HG22	38:DD:125:ILE:O	2.10	0.50
39:DE:78:LEU:CD2	39:DE:78:LEU:N	2.63	0.50
39:DE:131:ALA:C	39:DE:133:LYS:N	2.62	0.50
46:DN:47:ALA:HB2	46:DN:112:LEU:CD1	2.41	0.50
48:DP:23:PRO:C	48:DP:33:ARG:HD2	2.32	0.50
48:DP:131:SER:O	48:DP:134:ALA:N	2.45	0.50
49:DQ:97:VAL:HG21	49:DQ:103:MET:HE3	1.93	0.50
52:DT:1:MET:HG3	52:DT:2:ASN:N	2.27	0.50
54:DV:18:LEU:HD13	54:DV:19:LYS:H	1.76	0.50
57:DY:86:ARG:HG2	57:DY:87:LYS:N	2.26	0.50
1:AA:143:A:H2	1:AA:220:G:H1	1.60	0.50
1:AA:165:C:O2'	1:AA:166:G:H5'	2.12	0.50
1:AA:542:G:H5'	4:AD:41:GLY:HA3	1.94	0.50
1:AA:1030(C):G:O2'	1:AA:1030(D):A:H5'	2.11	0.50
1:AA:1510:U:H1'	1:AA:1526:G:N2	2.26	0.50
2:AB:8:LYS:HA	2:AB:217:ARG:HH22	1.76	0.50
2:AB:214:ILE:O	2:AB:218:ALA:HB2	2.12	0.50
2:AB:231:GLU:HB2	2:AB:232:PRO:HD2	1.94	0.50
4:AD:8:VAL:O	4:AD:10:ARG:N	2.44	0.50
4:AD:14:ARG:HG3	4:AD:15:GLU:N	2.26	0.50
5:AE:75:THR:HA	5:AE:115:VAL:HG13	1.94	0.50
22:AV:37:A:C2	23:AX:19:U:C4	2.99	0.50
22:AW:37:A:H2'	22:AW:38:A:C8	2.47	0.50
22:AW:52:G:H1'	22:AW:63:G:N2	2.27	0.50
31:B6:26:ASN:ND2	31:B6:32:ASN:OD1	2.45	0.50
32:B7:9:ARG:HH12	35:BA:1309:G:H3'	1.76	0.50
35:BA:1027:A:C2	35:BA:2488:A:H5'	2.46	0.50
35:BA:1329:U:H5''	35:BA:1330:C:C5	2.46	0.50
35:BA:1339:G:N2	35:BA:1603:A:H1'	2.26	0.50
35:BA:1357:U:H2'	35:BA:1358:G:O4'	2.12	0.50

Continued on next page...

Continued from previous page...

Atom-1	Atom-2	Interatomic distance (Å)	Clash overlap (Å)
37:BC:74:VAL:HG22	37:BC:119:VAL:CB	2.41	0.50
37:BC:169:GLY:O	37:BC:170:ALA:HB3	2.11	0.50
38:BD:142:VAL:HG23	38:BD:192:THR:O	2.12	0.50
38:BD:164:GLN:HG2	38:BD:165:ILE:H	1.77	0.50
39:BE:81:ILE:O	39:BE:81:ILE:HG22	2.10	0.50
40:BF:53:THR:HG22	40:BF:56:GLU:CD	2.31	0.50
41:BG:169:ALA:O	41:BG:173:LEU:HG	2.11	0.50
42:BH:19:VAL:HG21	42:BH:44:VAL:CG1	2.41	0.50
43:BI:4:ILE:O	43:BI:5:LEU:CB	2.60	0.50
43:BI:78:THR:HG22	43:BI:143:SER:HB3	1.93	0.50
48:BP:17:LYS:C	48:BP:19:VAL:N	2.65	0.50
48:BP:114:ILE:O	48:BP:115:LEU:HB3	2.10	0.50
50:BR:34:ILE:HG22	50:BR:35:THR:N	2.27	0.50
52:BT:32:TYR:HD2	52:BT:81:PRO:O	1.94	0.50
52:BT:55:ASN:N	52:BT:59:THR:HB	2.26	0.50
54:BV:23:GLU:O	54:BV:24:LYS:C	2.49	0.50
1:CA:892:A:H2'	1:CA:893:C:C6	2.46	0.50
1:CA:1003:G:C2'	1:CA:1004:A:H4'	2.42	0.50
1:CA:1030(C):G:O2'	1:CA:1030(D):A:H5'	2.11	0.50
1:CA:1258:G:H2'	1:CA:1259:C:H6	1.76	0.50
1:CA:1360:A:H2'	1:CA:1361:G:O4'	2.12	0.50
4:CD:33:MET:CE	4:CD:37:PRO:HA	2.41	0.50
4:CD:162:LEU:HD12	4:CD:181:MET:HE2	1.94	0.50
5:CE:101:ILE:HD11	5:CE:119:LEU:HD23	1.93	0.50
14:CN:37:PHE:CD2	14:CN:37:PHE:N	2.78	0.50
24:CY:61:THR:O	24:CY:65:LEU:HG	2.11	0.50
24:CY:181:SER:N	24:CY:182:PRO:HD2	2.26	0.50
25:D0:46:LYS:HD2	25:D0:78:TYR:CZ	2.46	0.50
25:D0:80:HIS:CD2	25:D0:80:HIS:N	2.78	0.50
26:D1:46:LEU:HD12	26:D1:61:ARG:HD3	1.93	0.50
29:D4:44:CYS:SG	29:D4:64:LYS:HB3	2.52	0.50
35:DA:290:G:O2'	35:DA:291:C:H5'	2.11	0.50
35:DA:1300:U:O2'	35:DA:1301:A:OP2	2.27	0.50
35:DA:2208:A:H1'	35:DA:2219:G:C5	2.47	0.50
35:DA:2444:G:OP1	40:DF:67:GLN:NE2	2.43	0.50
40:DF:3:GLU:O	40:DF:19:GLU:CB	2.59	0.50
41:DG:12:TYR:O	41:DG:16:ARG:HB2	2.12	0.50
41:DG:115:ARG:NH1	41:DG:136:ARG:HG3	2.23	0.50
59:DI:72:LEU:CD2	59:DI:107:ILE:HG21	2.41	0.50
48:DP:89:ALA:O	48:DP:90:ARG:C	2.50	0.50
49:DQ:137:TYR:HD1	49:DQ:138:ASP:N	2.09	0.50

Continued on next page...

Continued from previous page...

Atom-1	Atom-2	Interatomic distance (Å)	Clash overlap (Å)
50:DR:9:LYS:O	50:DR:10:LEU:CG	2.60	0.50
51:DS:89:ARG:O	51:DS:90:GLY:O	2.29	0.50
52:DT:38:ASN:HD21	52:DT:41:ARG:HG2	1.76	0.50
57:DY:56:PRO:O	57:DY:57:GLN:CG	2.55	0.50
58:DZ:152:ALA:HB1	58:DZ:167:PRO:CB	2.41	0.50
1:AA:477:A:H2'	1:AA:479:C:C6	2.47	0.50
1:AA:878:G:C5'	8:AH:89:PRO:HG2	2.35	0.50
1:AA:1392:G:O2'	1:AA:1393:U:H5'	2.11	0.50
1:AA:1432:G:OP1	52:BT:107:ASP:HB2	2.11	0.50
9:AI:18:PHE:CD1	9:AI:62:TYR:HD2	2.28	0.50
9:AI:114:TYR:CE1	10:AJ:60:ARG:N	2.70	0.50
15:AO:37:ASN:HD22	15:AO:37:ASN:N	2.09	0.50
19:AS:27:GLU:O	19:AS:28:LYS:O	2.29	0.50
19:AS:36:ARG:HH21	19:AS:72:GLY:CA	2.24	0.50
20:AT:51:GLU:HA	20:AT:54:LYS:HB3	1.93	0.50
22:AW:69:G:H2'	22:AW:70:G:C8	2.46	0.50
24:AY:79:LEU:CB	24:AY:80:PRO:HD3	2.39	0.50
28:B3:6:VAL:HG12	28:B3:28:LEU:HD11	1.93	0.50
30:B5:20:ARG:HA	30:B5:23:HIS:CD2	2.47	0.50
35:BA:99:U:C6	35:BA:102:G:N2	2.80	0.50
35:BA:271(J):C:C3'	35:BA:271(K):U:H5''	2.42	0.50
35:BA:601:C:C5'	40:BF:108:LYS:NZ	2.74	0.50
35:BA:686:G:H21	35:BA:788:A:H61	1.60	0.50
35:BA:926:A:H5'	35:BA:926:A:H8	1.76	0.50
35:BA:1528:A:H2'	35:BA:1528:A:N3	2.26	0.50
35:BA:2036:C:H6	35:BA:2036:C:C5'	2.13	0.50
35:BA:2123:G:H4'	37:BC:166:ASP:CB	2.42	0.50
35:BA:2827:C:H5'	35:BA:2828:C:OP2	2.12	0.50
38:BD:270:ILE:HD12	38:BD:270:ILE:C	2.32	0.50
39:BE:130:GLY:O	39:BE:131:ALA:C	2.50	0.50
40:BF:24:LEU:CB	40:BF:25:PRO:CD	2.90	0.50
41:BG:114:ILE:CG2	41:BG:116:ASP:H	2.12	0.50
41:BG:128:ARG:C	41:BG:130:ASN:N	2.64	0.50
42:BH:143:GLN:HE21	42:BH:147:ASN:HD21	1.59	0.50
43:BI:88:ILE:O	43:BI:90:GLY:N	2.45	0.50
48:BP:134:ALA:C	48:BP:136:GLU:N	2.65	0.50
49:BQ:39:PRO:O	49:BQ:40:ALA:HB2	2.11	0.50
49:BQ:77:LYS:HZ1	49:BQ:84:GLY:N	2.09	0.50
50:BR:8:ARG:NE	50:BR:8:ARG:CA	2.74	0.50
51:BS:16:ASN:C	51:BS:17:ARG:O	2.49	0.50
52:BT:24:PRO:HA	52:BT:49:VAL:HG13	1.93	0.50

Continued on next page...

Continued from previous page...

Atom-1	Atom-2	Interatomic distance (Å)	Clash overlap (Å)
53:BU:60:LEU:C	53:BU:60:LEU:HD13	2.32	0.50
56:BX:47:PHE:HB3	56:BX:89:ILE:HD12	1.94	0.50
57:BY:7:VAL:HB	57:BY:8:LYS:CD	2.41	0.50
58:BZ:155:LEU:HD12	58:BZ:155:LEU:N	2.26	0.50
1:CA:166:G:H2'	1:CA:167:G:H8	1.77	0.50
1:CA:304:U:H2'	1:CA:305:G:C8	2.47	0.50
1:CA:707:C:O2'	1:CA:708:C:H5'	2.11	0.50
1:CA:966:G:HO2'	1:CA:967:C:H6	1.41	0.50
1:CA:1237:C:H4'	1:CA:1334:G:H21	1.73	0.50
3:CC:134:ILE:CG2	3:CC:168:ALA:HB3	2.41	0.50
11:CK:21:ILE:HD13	11:CK:84:VAL:HG12	1.93	0.50
12:CL:104:VAL:HG12	12:CL:105:TYR:CD1	2.47	0.50
13:CM:91:ARG:HB2	13:CM:98:VAL:HG22	1.92	0.50
15:CO:43:LEU:C	15:CO:45:VAL:H	2.15	0.50
16:CP:28:ARG:HG2	16:CP:28:ARG:NH1	2.24	0.50
17:CQ:11:VAL:O	17:CQ:12:SER:HB2	2.11	0.50
18:CR:60:ALA:O	18:CR:64:ARG:HG3	2.12	0.50
22:CV:24:G:O2'	35:DA:1923:U:H5''	2.12	0.50
24:CY:15:GLY:O	24:CY:17:LEU:N	2.45	0.50
24:CY:33:LEU:C	24:CY:35:ASP:H	2.15	0.50
27:D2:46:GLN:O	27:D2:47:ASN:O	2.30	0.50
28:D3:6:VAL:HG12	28:D3:28:LEU:HD11	1.93	0.50
30:D5:48:GLU:C	30:D5:50:GLY:N	2.64	0.50
35:DA:72:U:O2'	35:DA:73:A:H5'	2.11	0.50
35:DA:871:U:H4'	49:DQ:69:PHE:CD2	2.46	0.50
35:DA:914:C:H5'	35:DA:914:C:H6	1.77	0.50
36:DB:40:U:O2'	36:DB:45:A:N6	2.44	0.50
38:DD:82:ILE:HD13	38:DD:82:ILE:C	2.32	0.50
42:DH:33:LEU:HD11	42:DH:136:ILE:O	2.11	0.50
42:DH:54:ARG:HD3	42:DH:65:HIS:CD2	2.47	0.50
59:DI:47:LEU:C	59:DI:49:ALA:N	2.65	0.50
46:DN:126:PRO:O	46:DN:127:ASP:CB	2.60	0.50
49:DQ:77:LYS:HZ1	49:DQ:84:GLY:N	2.10	0.50
50:DR:8:ARG:NE	50:DR:8:ARG:CA	2.75	0.50
56:DX:57:LEU:HD21	56:DX:78:LYS:HD2	1.93	0.50
57:DY:49:VAL:CG1	57:DY:53:PRO:HG3	2.39	0.50
1:AA:225:C:H2'	1:AA:226:G:H8	1.77	0.50
1:AA:516:U:O2'	1:AA:517:G:H5'	2.10	0.50
1:AA:659:U:H2'	1:AA:660:G:H8	1.75	0.50
1:AA:741:G:H5'	15:AO:39:LEU:CD2	2.41	0.50
1:AA:874:G:O2'	1:AA:875:C:H5'	2.12	0.50

Continued on next page...

Continued from previous page...

Atom-1	Atom-2	Interatomic distance (Å)	Clash overlap (Å)
1:AA:918:A:O2'	1:AA:919:A:H5'	2.12	0.50
2:AB:235:SER:O	2:AB:239:VAL:HG23	2.11	0.50
3:AC:149:ALA:O	3:AC:150:LYS:HB2	2.12	0.50
6:AF:42:GLU:O	6:AF:44:GLY:N	2.45	0.50
8:AH:82:HIS:HD2	8:AH:138:TRP:NE1	2.10	0.50
10:AJ:82:ILE:O	10:AJ:82:ILE:HG22	2.12	0.50
21:AU:22:ARG:N	21:AU:23:PRO:HD3	2.26	0.50
22:AV:20:U:H3'	22:AV:21:A:C5'	2.42	0.50
22:AW:38:A:H3'	22:AW:39:U:C5'	2.37	0.50
24:AY:140:TYR:OH	24:AY:187:HIS:CE1	2.64	0.50
24:AY:267:SER:HG	24:AY:270:LYS:HB2	1.77	0.50
27:B2:50:ILE:C	27:B2:52:ASP:H	2.15	0.50
29:B4:50:THR:CG2	29:B4:51:TYR:H	2.16	0.50
33:B8:46:ARG:HG2	33:B8:46:ARG:NH1	2.27	0.50
33:B8:62:LEU:N	33:B8:63:PRO:CD	2.75	0.50
35:BA:271(P):C:O2'	35:BA:271(Q):G:H5'	2.11	0.50
35:BA:809:G:O2'	35:BA:810:U:H5'	2.12	0.50
35:BA:1067:A:H2'	35:BA:1068:G:O4'	2.11	0.50
35:BA:1278:A:H5''	50:BR:36:THR:HG22	1.94	0.50
35:BA:2240:C:O2'	35:BA:2241:A:H5'	2.11	0.50
35:BA:2317:C:C2'	35:BA:2318:G:H5'	2.41	0.50
35:BA:2590:A:O2'	35:BA:2591:C:H5'	2.10	0.50
35:BA:2788:C:O2'	35:BA:2809:A:N3	2.44	0.50
35:BA:2870:C:H2'	35:BA:2871:C:O4'	2.12	0.50
36:BB:40:U:H1'	36:BB:45:A:H62	1.76	0.50
38:BD:155:LEU:HD12	38:BD:155:LEU:N	2.27	0.50
38:BD:218:ARG:HB3	38:BD:219:PRO:HD2	1.94	0.50
40:BF:10:PRO:CG	40:BF:13:SER:HB2	2.36	0.50
41:BG:66:GLN:HE21	41:BG:98:ARG:HB2	1.77	0.50
43:BI:82:ARG:HG3	43:BI:82:ARG:NH1	2.27	0.50
46:BN:14:VAL:HG12	46:BN:15:LEU:N	2.27	0.50
47:BO:40:VAL:HG12	47:BO:41:ALA:N	2.26	0.50
50:BR:63:ARG:HA	50:BR:80:PHE:CE2	2.46	0.50
52:BT:1:MET:HG3	52:BT:2:ASN:H	1.76	0.50
52:BT:27:THR:HG23	52:BT:28:VAL:N	2.27	0.50
52:BT:81:PRO:O	52:BT:82:LEU:HG	2.12	0.50
54:BV:28:GLU:HB3	54:BV:29:PRO:CD	2.39	0.50
55:BW:9:TYR:N	55:BW:9:TYR:HD2	2.10	0.50
55:BW:33:ARG:O	55:BW:37:ARG:HB2	2.12	0.50
58:BZ:29:TYR:HA	58:BZ:33:LEU:O	2.11	0.50
1:CA:477:A:H2'	1:CA:479:C:C6	2.46	0.50

Continued on next page...

Continued from previous page...

Atom-1	Atom-2	Interatomic distance (Å)	Clash overlap (Å)
1:CA:506:G:H2'	1:CA:507:C:C6	2.47	0.50
1:CA:1014:A:H2	1:CA:1219:U:O2	1.94	0.50
3:CC:25:GLY:C	3:CC:27:LYS:H	2.15	0.50
3:CC:141:VAL:HG11	3:CC:202:ILE:CD1	2.39	0.50
4:CD:91:SER:HA	4:CD:94:LEU:HD12	1.93	0.50
4:CD:96:LEU:N	4:CD:96:LEU:CD1	2.75	0.50
22:CV:41:C:C3'	22:CV:42:C:H5'	2.41	0.50
24:CY:22:LYS:HD2	24:CY:25:ARG:HD2	1.93	0.50
24:CY:40:ASN:O	24:CY:43:GLU:HG2	2.11	0.50
26:D1:30:VAL:HA	35:DA:2395:C:O2'	2.12	0.50
29:D4:53:THR:C	29:D4:54:LYS:HD2	2.32	0.50
35:DA:230:U:O2'	35:DA:231:C:H5'	2.12	0.50
35:DA:519:U:H2'	35:DA:520:G:C8	2.45	0.50
35:DA:719:C:O2'	35:DA:720:C:H5'	2.12	0.50
35:DA:1339:G:N2	35:DA:1603:A:H1'	2.27	0.50
35:DA:1557:C:H2'	35:DA:1558:A:C2	2.46	0.50
35:DA:2015:A:H5'	55:DW:92:ARG:HH21	1.77	0.50
35:DA:2061:G:H5''	35:DA:2503:A:C2	2.47	0.50
36:DB:85:G:O2'	36:DB:86:G:H5'	2.12	0.50
39:DE:117:MET:O	39:DE:117:MET:HG2	2.11	0.50
40:DF:157:VAL:HB	40:DF:194:MET:HB3	1.93	0.50
41:DG:16:ARG:HD2	41:DG:31:VAL:HG21	1.94	0.50
59:DI:66:GLU:HA	59:DI:69:LYS:HZ2	1.77	0.50
44:DJ:96:UNK:C	44:DJ:132:UNK:CB	2.90	0.50
46:DN:43:THR:O	46:DN:46:VAL:HG12	2.12	0.50
48:DP:85:LEU:HD23	48:DP:88:LEU:HD23	1.93	0.50
54:DV:21:ARG:O	54:DV:22:VAL:HG23	2.11	0.50
57:DY:97:ARG:HA	57:DY:97:ARG:NE	2.26	0.50
58:DZ:9:TYR:CD2	58:DZ:35:ARG:HD2	2.47	0.50
58:DZ:166:SER:CB	58:DZ:167:PRO:CA	2.89	0.50
1:AA:629:G:H2'	1:AA:630:G:C8	2.47	0.50
1:AA:741:G:H2'	1:AA:742:G:O4'	2.12	0.50
3:AC:32:LEU:HD22	3:AC:59:ARG:HH12	1.77	0.50
4:AD:28:SER:O	4:AD:30:LYS:HG2	2.12	0.50
4:AD:68:TYR:N	4:AD:68:TYR:CD1	2.79	0.50
4:AD:165:MET:C	4:AD:167:GLY:H	2.15	0.50
7:AG:44:TYR:HA	7:AG:47:CYS:SG	2.52	0.50
15:AO:39:LEU:CD1	15:AO:56:LEU:HB2	2.42	0.50
17:AQ:9:VAL:HG12	17:AQ:10:VAL:N	2.27	0.50
18:AR:53:ARG:HH21	18:AR:60:ALA:N	2.10	0.50
19:AS:19:VAL:O	19:AS:19:VAL:HG12	2.12	0.50

Continued on next page...

Continued from previous page...

Atom-1	Atom-2	Interatomic distance (Å)	Clash overlap (Å)
20:AT:48:LYS:O	20:AT:49:ALA:HB2	2.11	0.50
21:AU:7:ARG:O	21:AU:8:THR:HG23	2.11	0.50
24:AY:54:ARG:HB3	24:AY:54:ARG:CZ	2.42	0.50
26:B1:20:ARG:HG2	26:B1:20:ARG:NH1	2.26	0.50
33:B8:15:LYS:HB2	48:BP:65:ARG:NH2	2.27	0.50
35:BA:911:A:H2'	49:BQ:9:TYR:CZ	2.47	0.50
35:BA:1799:G:H5'	35:BA:1819:A:H61	1.74	0.50
37:BC:128:GLY:O	37:BC:130:ILE:N	2.44	0.50
40:BF:133:ASN:HA	40:BF:162:LEU:HD23	1.94	0.50
41:BG:86:MET:O	41:BG:87:PRO:O	2.29	0.50
46:BN:9:VAL:CG1	46:BN:10:GLU:N	2.75	0.50
47:BO:14:THR:O	47:BO:51:ALA:HB3	2.12	0.50
48:BP:46:LYS:HG2	48:BP:52:GLU:OE2	2.12	0.50
48:BP:138:LEU:C	48:BP:140:ALA:N	2.65	0.50
50:BR:33:ARG:CG	50:BR:115:GLU:HG3	2.33	0.50
55:BW:1:MET:CE	55:BW:2:GLU:H	2.24	0.50
57:BY:56:PRO:O	57:BY:57:GLN:CG	2.55	0.50
1:CA:60:A:H2	1:CA:107:G:N3	2.09	0.50
1:CA:878:G:C1'	8:CH:3:THR:HG21	2.42	0.50
1:CA:1313:U:P	19:CS:6:LYS:HG3	2.52	0.50
2:CB:167:PRO:HG2	2:CB:192:SER:CB	2.41	0.50
3:CC:6:HIS:HB2	14:CN:49:HIS:HD2	1.77	0.50
3:CC:119:ARG:HE	3:CC:140:ARG:NH2	2.10	0.50
3:CC:175:LEU:HD12	3:CC:175:LEU:N	2.26	0.50
4:CD:105:VAL:O	4:CD:105:VAL:HG12	2.11	0.50
8:CH:84:ARG:O	8:CH:135:CYS:HB2	2.11	0.50
10:CJ:48:THR:HG22	10:CJ:49:VAL:H	1.77	0.50
15:CO:82:ILE:HG23	15:CO:83:GLU:H	1.74	0.50
16:CP:29:ASP:OD2	16:CP:29:ASP:N	2.42	0.50
18:CR:25:THR:O	18:CR:26:LEU:HD23	2.11	0.50
21:CU:22:ARG:N	21:CU:23:PRO:HD3	2.26	0.50
24:CY:61:THR:CA	24:CY:64:SER:HB3	2.39	0.50
24:CY:64:SER:O	24:CY:68:ASP:HB2	2.12	0.50
24:CY:181:SER:O	24:CY:352:LYS:NZ	2.45	0.50
26:D1:4:VAL:HA	26:D1:10:LYS:O	2.11	0.50
26:D1:93:GLU:C	26:D1:95:LEU:H	2.14	0.50
27:D2:47:ASN:ND2	35:DA:94(A):G:N3	2.60	0.50
31:D6:25:LYS:HE2	31:D6:27:LYS:NZ	2.26	0.50
32:D7:8:ASN:ND2	32:D7:10:ARG:N	2.59	0.50
32:D7:9:ARG:HH12	35:DA:1309:G:H3'	1.77	0.50
35:DA:92:A:O2'	35:DA:93:G:H5'	2.12	0.50

Continued on next page...

Continued from previous page...

Atom-1	Atom-2	Interatomic distance (Å)	Clash overlap (Å)
35:DA:286:C:C2'	35:DA:287:C:H5''	2.38	0.50
35:DA:297:C:H2'	35:DA:298:G:O4'	2.12	0.50
35:DA:626:U:C2	48:DP:105:LEU:HB3	2.46	0.50
35:DA:654(R):C:H2'	35:DA:654(S):G:H8	1.76	0.50
35:DA:1067:A:H2'	35:DA:1068:G:O4'	2.11	0.50
35:DA:1485:G:O2'	35:DA:1486:A:H5'	2.11	0.50
35:DA:1509(A):A:O2'	35:DA:1509(B):A:H5'	2.12	0.50
35:DA:2121:G:C2'	35:DA:2122:U:H5'	2.41	0.50
35:DA:2540:C:H2'	35:DA:2541:A:O4'	2.11	0.50
36:DB:6:C:O2'	51:DS:29:PHE:HE1	1.95	0.50
38:DD:8:PRO:HB3	38:DD:14:ARG:CB	2.41	0.50
42:DH:103:LEU:CG	42:DH:104:GLU:N	2.74	0.50
47:DO:26:LYS:HE3	47:DO:37:ASP:OD1	2.12	0.50
47:DO:71:ARG:HH21	47:DO:77:ILE:HG21	1.76	0.50
48:DP:134:ALA:C	48:DP:136:GLU:N	2.65	0.50
48:DP:146:VAL:HG22	48:DP:147:LEU:N	2.27	0.50
52:DT:28:VAL:HG11	52:DT:46:GLU:CG	2.34	0.50
52:DT:118:ARG:O	52:DT:119:LYS:C	2.50	0.50
54:DV:22:VAL:O	54:DV:23:GLU:CB	2.60	0.50
54:DV:78:LYS:C	54:DV:79:VAL:HG23	2.32	0.50
58:DZ:125:LEU:O	58:DZ:126:VAL:HG13	2.12	0.50
1:AA:723:U:O2	1:AA:723:U:C2'	2.59	0.50
1:AA:1060:C:H4'	10:AJ:52:GLY:N	2.27	0.50
1:AA:1287:A:H2	1:AA:1353:G:N3	2.10	0.50
1:AA:1375:A:H2'	1:AA:1376:U:C6	2.47	0.50
1:AA:1388:C:H2'	1:AA:1389:C:C6	2.46	0.50
2:AB:178:ARG:HD2	8:AH:71:GLY:HA2	1.94	0.50
3:AC:84:ILE:HD11	3:AC:88:ARG:NH2	2.26	0.50
3:AC:167:TRP:O	3:AC:168:ALA:HB2	2.12	0.50
4:AD:105:VAL:HG12	4:AD:105:VAL:O	2.12	0.50
5:AE:76:ILE:CG1	5:AE:77:PRO:HD2	2.42	0.50
5:AE:101:ILE:HD13	5:AE:101:ILE:N	2.19	0.50
7:AG:113:GLU:CG	7:AG:119:ARG:HG2	2.42	0.50
9:AI:4:TYR:HB2	9:AI:19:LEU:CB	2.34	0.50
9:AI:78:LYS:HG2	9:AI:78:LYS:O	2.11	0.50
9:AI:103:THR:CG2	9:AI:104:ARG:N	2.75	0.50
10:AJ:88:LEU:HG	10:AJ:90:LEU:HD11	1.94	0.50
11:AK:29:ILE:HD12	11:AK:29:ILE:C	2.32	0.50
13:AM:91:ARG:HB3	13:AM:98:VAL:HG22	1.93	0.50
18:AR:44:LEU:HD21	18:AR:50:ILE:HD13	1.94	0.50
20:AT:50:GLU:O	20:AT:53:LEU:N	2.45	0.50

Continued on next page...

Continued from previous page...

Atom-1	Atom-2	Interatomic distance (Å)	Clash overlap (Å)
27:B2:38:GLN:HB2	27:B2:44:LEU:CD1	2.42	0.50
35:BA:225:A:C2'	35:BA:226:G:H5'	2.42	0.50
35:BA:626:U:H3	48:BP:105:LEU:HB3	1.74	0.50
35:BA:654(R):C:H2'	35:BA:654(S):G:H8	1.77	0.50
35:BA:1316:U:H2'	35:BA:1317:A:C8	2.47	0.50
35:BA:1464:C:O2'	35:BA:1528:A:C8	2.63	0.50
35:BA:1652:A:O2'	35:BA:1653:G:H5'	2.12	0.50
35:BA:2267:A:H5''	35:BA:2268:A:C5'	2.39	0.50
35:BA:2317:C:O2'	35:BA:2318:G:H5'	2.12	0.50
35:BA:2511:U:H2'	35:BA:2512:C:H6	1.77	0.50
35:BA:2533:A:H2'	35:BA:2534:A:C5'	2.32	0.50
35:BA:2773:C:H2'	35:BA:2774:C:H6	1.75	0.50
36:BB:27:C:H5'	36:BB:28:C:OP2	2.12	0.50
39:BE:2:LYS:HA	39:BE:84:PHE:CE2	2.47	0.50
39:BE:52:LEU:O	39:BE:74:PRO:HA	2.11	0.50
41:BG:45:GLU:O	41:BG:47:LYS:HG2	2.12	0.50
46:BN:26:LEU:O	46:BN:30:ILE:HG13	2.12	0.50
47:BO:43:VAL:HG23	47:BO:56:ASP:O	2.11	0.50
47:BO:87:ILE:HG21	47:BO:91:LEU:HA	1.94	0.50
47:BO:87:ILE:HG23	47:BO:91:LEU:HA	1.93	0.50
48:BP:131:SER:O	48:BP:134:ALA:N	2.45	0.50
54:BV:6:LYS:HE2	54:BV:37:VAL:CG1	2.42	0.50
54:BV:39:LEU:O	54:BV:40:LEU:HG	2.11	0.50
1:CA:36:C:O3'	12:CL:123:LYS:HA	2.12	0.50
1:CA:580:U:H2'	1:CA:581:G:C8	2.47	0.50
1:CA:716:A:N3	11:CK:117:ASN:O	2.45	0.50
1:CA:1270:C:O2'	1:CA:1271:G:H5'	2.11	0.50
2:CB:104:ASN:ND2	2:CB:107:THR:HB	2.27	0.50
2:CB:143:GLU:O	2:CB:147:LYS:HB2	2.11	0.50
3:CC:149:ALA:O	3:CC:150:LYS:HB2	2.12	0.50
4:CD:68:TYR:CD1	4:CD:68:TYR:N	2.79	0.50
4:CD:99:SER:O	4:CD:140:VAL:HG23	2.11	0.50
7:CG:76:ARG:HD3	7:CG:89:MET:CE	2.42	0.50
9:CI:10:ARG:HD3	9:CI:75:ASP:CB	2.41	0.50
9:CI:16:ARG:O	9:CI:63:ILE:HG23	2.12	0.50
9:CI:100:GLY:C	9:CI:102:LEU:N	2.66	0.50
10:CJ:33:GLN:O	10:CJ:75:ILE:HG12	2.12	0.50
13:CM:68:GLY:O	13:CM:72:ALA:N	2.45	0.50
19:CS:11:VAL:HG22	19:CS:16:LEU:CD1	2.41	0.50
20:CT:26:ASN:HA	20:CT:29:LYS:HG2	1.93	0.50
24:CY:65:LEU:HD11	24:CY:94:ALA:O	2.12	0.50

Continued on next page...

Continued from previous page...

Atom-1	Atom-2	Interatomic distance (Å)	Clash overlap (Å)
28:D3:2:PRO:HB2	28:D3:59:VAL:H	1.76	0.50
33:D8:16:ILE:HD12	33:D8:57:ARG:HG2	1.93	0.50
35:DA:548:A:H2'	35:DA:549:G:O4'	2.11	0.50
35:DA:654(C):G:H2'	35:DA:654(D):G:H8	1.76	0.50
35:DA:2131:G:H5''	35:DA:2132:U:C5'	2.42	0.50
35:DA:2222:G:H5'	38:DD:149:PRO:HG3	1.94	0.50
36:DB:20:C:O2'	36:DB:21:G:H5'	2.12	0.50
36:DB:105:A:H2'	36:DB:106:G:O4'	2.11	0.50
38:DD:24:ILE:HD12	38:DD:84:TYR:HB2	1.94	0.50
38:DD:101:GLU:HG3	38:DD:102:LYS:N	2.26	0.50
38:DD:155:LEU:HD12	38:DD:155:LEU:N	2.26	0.50
39:DE:7:VAL:CG2	39:DE:27:LEU:HB3	2.42	0.50
39:DE:172:VAL:HG13	39:DE:182:LEU:HD11	1.93	0.50
40:DF:9:ILE:HG12	40:DF:14:PRO:C	2.31	0.50
42:DH:114:VAL:HG23	42:DH:115:VAL:N	2.27	0.50
59:DI:77:LEU:HD11	59:DI:142:VAL:HG22	1.93	0.50
45:DK:12:LEU:HD12	45:DK:55:VAL:HG11	1.93	0.50
46:DN:70:LYS:HB3	46:DN:87:LEU:HB2	1.94	0.50
49:DQ:109:VAL:HG12	49:DQ:110:THR:N	2.26	0.50
1:AA:294:U:H2'	1:AA:295:C:C6	2.43	0.49
1:AA:512:U:H2'	1:AA:513:C:H6	1.75	0.49
1:AA:865:A:H2'	1:AA:866:C:H6	1.77	0.49
1:AA:1270:C:O2'	1:AA:1271:G:H5'	2.12	0.49
1:AA:1313:U:P	19:AS:6:LYS:HG3	2.51	0.49
3:AC:175:LEU:HD12	3:AC:175:LEU:N	2.26	0.49
11:AK:123:LYS:HA	11:AK:126:ARG:HD3	1.94	0.49
16:AP:29:ASP:N	16:AP:29:ASP:OD2	2.44	0.49
18:AR:86:VAL:C	18:AR:87:ARG:HD3	2.32	0.49
18:AR:87:ARG:HG2	18:AR:87:ARG:O	2.12	0.49
18:AR:87:ARG:HG2	18:AR:87:ARG:HH11	1.76	0.49
22:AW:7:A:O2'	22:AW:8:U:H5'	2.12	0.49
24:AY:33:LEU:CD2	35:BA:1095:A:H61	2.24	0.49
24:AY:106:LEU:C	24:AY:108:ASN:N	2.65	0.49
25:B0:11:ARG:O	25:B0:12:ASN:ND2	2.45	0.49
27:B2:43:GLN:O	27:B2:44:LEU:CG	2.59	0.49
30:B5:40:LYS:CE	30:B5:46:CYS:HB3	2.42	0.49
35:BA:296:C:O2'	35:BA:297:C:H5'	2.11	0.49
35:BA:1037:G:H1	35:BA:1118:C:N4	2.06	0.49
35:BA:1586:A:H3'	35:BA:1587:A:O4'	2.11	0.49
35:BA:1685:C:H2'	35:BA:1686:C:C5'	2.41	0.49
35:BA:2540:C:H2'	35:BA:2541:A:O4'	2.12	0.49

Continued on next page...

Continued from previous page...

Atom-1	Atom-2	Interatomic distance (Å)	Clash overlap (Å)
35:BA:2579:C:H4'	39:BE:134:ILE:HD12	1.94	0.49
35:BA:2846:G:H2'	35:BA:2847:U:C6	2.47	0.49
37:BC:47:LEU:HG	37:BC:48:GLY:N	2.27	0.49
39:BE:57:LYS:HB3	39:BE:57:LYS:HZ2	1.75	0.49
40:BF:40:GLN:NE2	40:BF:182:ASN:HB2	2.17	0.49
41:BG:21:ARG:HD2	41:BG:21:ARG:O	2.12	0.49
43:BI:9:LEU:HD12	43:BI:12:LEU:HB2	1.92	0.49
45:BK:109:LYS:HA	45:BK:112:MET:HE2	1.94	0.49
46:BN:18:ALA:HB1	46:BN:21:LYS:HG3	1.92	0.49
46:BN:47:ALA:HB2	46:BN:112:LEU:CD1	2.41	0.49
49:BQ:52:VAL:HG22	49:BQ:53:ALA:N	2.27	0.49
54:BV:39:LEU:CD1	54:BV:51:VAL:HA	2.42	0.49
1:CA:791:G:C6	1:CA:792:A:N7	2.80	0.49
1:CA:918:A:O2'	1:CA:919:A:H5'	2.12	0.49
1:CA:1083:U:H5	1:CA:1084:G:C6	2.29	0.49
1:CA:1219:U:H2'	1:CA:1220:G:H8	1.77	0.49
1:CA:1255:G:C5'	3:CC:26:LYS:HE3	2.42	0.49
1:CA:1317:C:OP2	14:CN:17:LYS:HE2	2.12	0.49
3:CC:113:ALA:O	3:CC:115:LEU:N	2.46	0.49
15:CO:70:LEU:O	15:CO:70:LEU:HD12	2.12	0.49
17:CQ:18:THR:HG23	17:CQ:69:LYS:HE3	1.94	0.49
22:CV:63:G:H2'	22:CV:64:A:C8	2.47	0.49
24:CY:46:ARG:O	24:CY:50:GLN:HB2	2.12	0.49
24:CY:336:VAL:C	24:CY:338:ASP:H	2.14	0.49
27:D2:64:LEU:O	27:D2:64:LEU:HD23	2.12	0.49
30:D5:20:ARG:HA	30:D5:23:HIS:CD2	2.47	0.49
31:D6:15:GLU:OE2	31:D6:41:PRO:HG3	2.11	0.49
35:DA:1412:A:O2'	35:DA:1413:G:H5'	2.11	0.49
35:DA:1424:G:H2'	35:DA:1425:G:O4'	2.11	0.49
35:DA:2183:C:H2'	35:DA:2184:G:C8	2.47	0.49
35:DA:2345:G:H5''	35:DA:2347:C:O4'	2.12	0.49
37:DC:42:GLU:HB2	37:DC:44:HIS:CE1	2.47	0.49
38:DD:164:GLN:HG2	38:DD:165:ILE:H	1.77	0.49
39:DE:9:VAL:CG2	39:DE:25:VAL:HB	2.41	0.49
40:DF:39:TRP:CH2	40:DF:106:ARG:HD3	2.47	0.49
42:DH:84:SER:O	42:DH:85:LYS:HB3	2.12	0.49
59:DI:88:ILE:HG13	59:DI:122:GLU:O	2.12	0.49
45:DK:13:PRO:HG2	45:DK:16:LYS:O	2.11	0.49
47:DO:4:PRO:HA	47:DO:21:CYS:O	2.12	0.49
47:DO:13:ASN:HD22	47:DO:97:ARG:HB2	1.75	0.49
54:DV:46:VAL:CG2	54:DV:47:VAL:H	2.04	0.49

Continued on next page...

Continued from previous page...

Atom-1	Atom-2	Interatomic distance (Å)	Clash overlap (Å)
54:DV:55:ALA:O	54:DV:56:SER:HB3	2.12	0.49
55:DW:71:VAL:HA	55:DW:107:LEU:HD12	1.94	0.49
57:DY:7:VAL:CG2	57:DY:8:LYS:HZ3	2.22	0.49
58:DZ:69:THR:HG22	58:DZ:90:VAL:HA	1.94	0.49
1:AA:1317:C:OP2	14:AN:17:LYS:HE2	2.12	0.49
1:AA:1429:C:H2'	1:AA:1430:C:C5	2.47	0.49
1:AA:1431:C:O2'	1:AA:1432:G:H5'	2.12	0.49
2:AB:9:GLU:HG3	2:AB:10:LEU:N	2.27	0.49
3:AC:186:PHE:HA	3:AC:198:VAL:O	2.12	0.49
4:AD:128:VAL:CG1	4:AD:129:ASN:N	2.75	0.49
5:AE:57:LYS:HG2	5:AE:61:TYR:HE2	1.76	0.49
6:AF:42:GLU:C	6:AF:44:GLY:H	2.16	0.49
9:AI:90:PRO:C	9:AI:92:TYR:H	2.16	0.49
11:AK:126:ARG:O	11:AK:127:LYS:C	2.50	0.49
13:AM:84:ILE:HG13	19:AS:66:MET:CE	2.42	0.49
13:AM:84:ILE:HG13	19:AS:66:MET:HE2	1.94	0.49
14:AN:12:ARG:HB3	14:AN:14:PRO:HD2	1.94	0.49
22:AV:39:U:H2'	22:AV:40:C:H6	1.77	0.49
24:AY:42:PRO:HG2	24:AY:43:GLU:OE1	2.11	0.49
24:AY:231:VAL:HG11	24:AY:268:GLN:CD	2.33	0.49
24:AY:264:THR:HG22	24:AY:265:THR:HG23	1.92	0.49
28:B3:37:LEU:O	28:B3:38:GLU:O	2.29	0.49
35:BA:598:G:C4'	48:BP:15:ARG:HB3	2.42	0.49
35:BA:1384:A:N3	35:BA:1405:U:H1'	2.27	0.49
35:BA:1658:C:H2'	35:BA:1659:U:C6	2.47	0.49
35:BA:1888:G:H3'	35:BA:1888:G:N3	2.27	0.49
35:BA:2839:G:H5'	50:BR:46:GLY:HA2	1.94	0.49
35:BA:2878:U:C2'	35:BA:2879:C:H5'	2.42	0.49
36:BB:40:U:H3'	36:BB:41:U:H5''	1.95	0.49
39:BE:7:VAL:HG22	39:BE:27:LEU:HB3	1.94	0.49
39:BE:14:ILE:O	39:BE:21:VAL:HG22	2.11	0.49
39:BE:81:ILE:O	39:BE:82:ARG:CB	2.60	0.49
39:BE:151:TYR:HD2	39:BE:154:LYS:NZ	2.09	0.49
40:BF:9:ILE:HG12	40:BF:14:PRO:C	2.32	0.49
40:BF:28:ILE:HD11	40:BF:115:ALA:HB3	1.94	0.49
42:BH:41:MET:SD	42:BH:41:MET:N	2.85	0.49
42:BH:88:LEU:C	42:BH:89:ILE:HG13	2.33	0.49
51:BS:16:ASN:ND2	51:BS:92:TYR:CE1	2.80	0.49
57:BY:19:LYS:HB2	57:BY:19:LYS:NZ	2.27	0.49
58:BZ:166:SER:H	58:BZ:167:PRO:CA	2.18	0.49
1:CA:193:C:O2'	1:CA:194:C:H5'	2.12	0.49

Continued on next page...

Continued from previous page...

Atom-1	Atom-2	Interatomic distance (Å)	Clash overlap (Å)
1:CA:197:A:N6	1:CA:221:C:C5'	2.75	0.49
1:CA:1084:G:H5'	1:CA:1102:A:OP2	2.12	0.49
1:CA:1517:G:H1'	35:DA:1919:A:O3'	2.12	0.49
3:CC:23:TYR:CD2	3:CC:24:ALA:N	2.80	0.49
3:CC:167:TRP:O	3:CC:168:ALA:HB2	2.12	0.49
8:CH:85:ARG:NE	8:CH:87:SER:O	2.45	0.49
9:CI:103:THR:CG2	9:CI:104:ARG:N	2.75	0.49
9:CI:114:TYR:HE1	10:CJ:60:ARG:H	1.50	0.49
13:CM:23:TYR:HB3	13:CM:67:GLU:HA	1.93	0.49
22:CV:62:C:H2'	22:CV:63:G:C5'	2.41	0.49
24:CY:55:LEU:O	24:CY:59:VAL:HG23	2.12	0.49
29:D4:38:ALA:HA	29:D4:55:PRO:HA	1.94	0.49
30:D5:3:LYS:HE3	30:D5:3:LYS:CA	2.23	0.49
33:D8:61:LEU:HD12	33:D8:62:LEU:CG	2.37	0.49
35:DA:324:A:C2'	35:DA:325:G:H5'	2.42	0.49
35:DA:598:G:C5'	48:DP:15:ARG:HD2	2.21	0.49
35:DA:889:C:O2'	35:DA:890:A:O5'	2.29	0.49
35:DA:1288:U:C2	35:DA:1327:C:O2	2.65	0.49
35:DA:2262:U:H2'	35:DA:2263:C:H5'	1.93	0.49
35:DA:2846:G:H2'	35:DA:2847:U:C6	2.47	0.49
35:DA:2848:G:C8	52:DT:97:ALA:HB2	2.46	0.49
36:DB:30:C:H2'	36:DB:31:C:O4'	2.12	0.49
39:DE:59:VAL:HG11	39:DE:63:LEU:HG	1.94	0.49
40:DF:53:THR:N	40:DF:56:GLU:OE2	2.33	0.49
41:DG:75:LYS:NZ	41:DG:75:LYS:HB3	2.27	0.49
42:DH:41:MET:SD	42:DH:41:MET:N	2.86	0.49
42:DH:96:ALA:HB2	42:DH:105:LEU:HA	1.93	0.49
59:DI:81:VAL:CG2	59:DI:146:ALA:N	2.57	0.49
45:DK:58:THR:HG22	45:DK:59:ILE:N	2.27	0.49
46:DN:18:ALA:HB1	46:DN:21:LYS:HG3	1.93	0.49
48:DP:56:SER:O	48:DP:57:THR:O	2.29	0.49
51:DS:26:LEU:HD13	51:DS:87:PHE:HD1	1.76	0.49
52:DT:118:ARG:H	52:DT:118:ARG:HD2	1.77	0.49
53:DU:26:GLY:C	53:DU:28:ARG:N	2.64	0.49
57:DY:55:TYR:O	57:DY:56:PRO:C	2.50	0.49
58:DZ:167:PRO:O	58:DZ:168:GLU:CB	2.60	0.49
1:AA:1288:A:H2'	1:AA:1289:A:H8	1.77	0.49
2:AB:16:HIS:HD2	2:AB:210:SER:HA	1.77	0.49
4:AD:33:MET:CE	4:AD:37:PRO:HA	2.42	0.49
17:AQ:51:TYR:CD2	17:AQ:57:VAL:HG11	2.47	0.49
22:AW:17:C:C5	35:BA:2181:G:H5'	2.41	0.49

Continued on next page...

Continued from previous page...

Atom-1	Atom-2	Interatomic distance (Å)	Clash overlap (Å)
35:BA:271(A):A:H3'	35:BA:271(B):C:C6	2.47	0.49
35:BA:1544:A:H2	35:BA:1545:A:C2	2.30	0.49
35:BA:1602:U:H3'	35:BA:1603:A:C5'	2.43	0.49
35:BA:2025:C:O2'	35:BA:2026:C:H5'	2.12	0.49
37:BC:42:GLU:HB2	37:BC:44:HIS:CE1	2.47	0.49
38:BD:31:LYS:HG3	38:BD:33:LEU:CD2	2.43	0.49
41:BG:47:LYS:HD2	41:BG:82:LEU:HD12	1.94	0.49
41:BG:114:ILE:O	41:BG:116:ASP:N	2.44	0.49
45:BK:131:ALA:HA	45:BK:136:VAL:CG1	2.43	0.49
48:BP:50:ARG:HD3	48:BP:51:PHE:N	2.26	0.49
49:BQ:137:TYR:HD1	49:BQ:138:ASP:N	2.10	0.49
52:BT:58:ASN:C	52:BT:58:ASN:HD22	2.16	0.49
53:BU:31:SER:C	53:BU:33:ARG:H	2.15	0.49
57:BY:8:LYS:HE2	57:BY:69:ALA:O	2.12	0.49
57:BY:81:LYS:HZ1	57:BY:97:ARG:HG3	1.77	0.49
1:CA:551:U:H2'	1:CA:552:U:H6	1.77	0.49
1:CA:723:U:O2	1:CA:723:U:C2'	2.59	0.49
1:CA:874:G:O2'	1:CA:875:C:H5'	2.12	0.49
1:CA:1186:G:N2	1:CA:1187:G:H1'	2.27	0.49
2:CB:92:TYR:CD2	2:CB:151:GLY:HA3	2.46	0.49
3:CC:76:VAL:HG21	3:CC:103:VAL:CG1	2.43	0.49
3:CC:87:LEU:HA	3:CC:90:GLU:HG2	1.93	0.49
3:CC:206:GLU:O	3:CC:208:ILE:N	2.45	0.49
9:CI:50:LEU:O	9:CI:53:VAL:HG22	2.12	0.49
10:CJ:5:ARG:HG3	10:CJ:71:LEU:HD11	1.94	0.49
12:CL:52:LEU:O	12:CL:54:LYS:HD2	2.12	0.49
17:CQ:51:TYR:CD2	17:CQ:57:VAL:HG11	2.47	0.49
19:CS:11:VAL:CG2	19:CS:16:LEU:HD11	2.42	0.49
24:CY:15:GLY:HA3	24:CY:19:ILE:HG12	1.95	0.49
34:D9:7:VAL:HA	34:D9:34:GLN:NE2	2.27	0.49
35:DA:314:A:O2'	35:DA:315:G:H5'	2.12	0.49
35:DA:910:A:H62	49:DQ:12:GLN:HA	1.77	0.49
35:DA:962:G:C2'	35:DA:963:U:H5'	2.42	0.49
35:DA:1278:A:H5''	50:DR:36:THR:HG22	1.94	0.49
35:DA:1791:A:H3'	35:DA:1792:G:H8	1.77	0.49
35:DA:2273:A:O2'	35:DA:2274:A:H5'	2.11	0.49
35:DA:2334:G:H21	51:DS:18:ILE:HG12	1.75	0.49
35:DA:2346:A:C2	35:DA:2383:G:C2	3.00	0.49
35:DA:2630:G:H1'	35:DA:2894:G:C1'	2.35	0.49
39:DE:14:ILE:O	39:DE:21:VAL:HG22	2.12	0.49
40:DF:24:LEU:HB3	40:DF:25:PRO:HD2	1.93	0.49

Continued on next page...

Continued from previous page...

Atom-1	Atom-2	Interatomic distance (Å)	Clash overlap (Å)
59:DI:9:LEU:O	59:DI:13:GLY:HA3	2.12	0.49
46:DN:23:LEU:CD1	46:DN:98:VAL:HG12	2.42	0.49
51:DS:74:ALA:CB	51:DS:103:GLU:HG3	2.40	0.49
54:DV:35:LEU:N	54:DV:35:LEU:HD22	2.27	0.49
57:DY:96:ILE:HD12	57:DY:99:CYS:HB2	1.94	0.49
58:DZ:120:ILE:O	58:DZ:121:HIS:CB	2.60	0.49
1:AA:108:G:H5'	1:AA:109:A:C5'	2.41	0.49
1:AA:197:A:N6	1:AA:221:C:C5'	2.76	0.49
1:AA:878:G:C1'	8:AH:3:THR:HG21	2.43	0.49
2:AB:142:LEU:HD11	2:AB:146:GLN:NE2	2.26	0.49
4:AD:107:ARG:NH2	4:AD:194:LEU:HD12	2.28	0.49
5:AE:28:PHE:H	5:AE:28:PHE:HD1	1.58	0.49
8:AH:86:ILE:O	8:AH:88:LYS:HG3	2.11	0.49
8:AH:109:ILE:CG1	8:AH:110:ALA:H	2.23	0.49
9:AI:22:GLY:HA3	9:AI:60:ASP:OD2	2.12	0.49
11:AK:54:ARG:NH1	22:AW:39:U:O2'	2.45	0.49
11:AK:125:PHE:N	11:AK:125:PHE:CD1	2.80	0.49
16:AP:28:ARG:NH1	16:AP:29:ASP:OD2	2.45	0.49
24:AY:31:ARG:HG2	45:BK:25:PRO:CG	2.41	0.49
25:B0:46:LYS:HD2	25:B0:78:TYR:CZ	2.47	0.49
27:B2:38:GLN:HE21	27:B2:44:LEU:HD13	1.76	0.49
33:B8:31:HIS:CG	33:B8:32:LEU:N	2.81	0.49
33:B8:61:LEU:HD12	33:B8:62:LEU:CG	2.38	0.49
35:BA:139:G:C6	35:BA:140:G:H2'	2.47	0.49
35:BA:154:G:C6	35:BA:154(A):C:N4	2.80	0.49
35:BA:270:A:O2'	35:BA:271:A:H5'	2.12	0.49
35:BA:534:U:O2'	53:BU:49:HIS:HD2	1.94	0.49
35:BA:827:U:H2'	35:BA:2068:U:C2	2.48	0.49
35:BA:862:G:H2'	35:BA:863:A:O4'	2.12	0.49
35:BA:1434:A:O2'	35:BA:1435:G:H5'	2.13	0.49
38:BD:55:GLY:O	38:BD:56:GLY:C	2.51	0.49
38:BD:133:LEU:HG	38:BD:189:CYS:O	2.12	0.49
41:BG:132:ASN:ND2	41:BG:132:ASN:N	2.60	0.49
43:BI:123:LEU:HD23	43:BI:123:LEU:C	2.33	0.49
45:BK:52:ILE:O	45:BK:52:ILE:HG23	2.12	0.49
49:BQ:55:VAL:O	49:BQ:56:ARG:C	2.51	0.49
54:BV:79:VAL:O	54:BV:80:GLN:HB2	2.13	0.49
56:BX:15:GLU:CD	56:BX:15:GLU:N	2.62	0.49
57:BY:39:VAL:CG1	57:BY:40:GLU:H	2.13	0.49
1:CA:536:C:H2'	1:CA:537:G:C8	2.47	0.49
1:CA:1112:C:N3	3:CC:178:LEU:HD23	2.27	0.49

Continued on next page...

Continued from previous page...

Atom-1	Atom-2	Interatomic distance (Å)	Clash overlap (Å)
1:CA:1191:A:OP1	3:CC:3:ASN:ND2	2.45	0.49
4:CD:100:ARG:CZ	4:CD:137:SER:HA	2.43	0.49
13:CM:5:ALA:O	13:CM:6:GLY:C	2.49	0.49
16:CP:6:LEU:N	16:CP:6:LEU:CD1	2.75	0.49
18:CR:69:THR:O	18:CR:72:ARG:HB2	2.12	0.49
22:CV:29:G:H1	22:CV:41:C:H42	1.60	0.49
24:CY:139:MET:O	24:CY:139:MET:HG2	2.12	0.49
30:D5:46:CYS:O	30:D5:48:GLU:N	2.46	0.49
33:D8:14:VAL:HG21	33:D8:22:VAL:CG1	2.43	0.49
35:DA:30:G:H2'	35:DA:31:C:C6	2.47	0.49
35:DA:476:G:H4'	35:DA:502:A:N1	2.27	0.49
35:DA:1516:C:H2'	35:DA:1517:G:H8	1.76	0.49
35:DA:1529:G:H2'	35:DA:1529:G:N3	2.26	0.49
35:DA:1998:G:O2'	35:DA:1999:C:H5'	2.12	0.49
35:DA:2590:A:O2'	35:DA:2591:C:H5'	2.12	0.49
35:DA:2788:C:O2'	35:DA:2809:A:N3	2.42	0.49
37:DC:170:ALA:O	37:DC:172:HIS:N	2.46	0.49
38:DD:142:VAL:HG23	38:DD:192:THR:O	2.13	0.49
41:DG:9:ARG:O	41:DG:10:LYS:C	2.50	0.49
41:DG:40:ASN:OD1	41:DG:40:ASN:C	2.51	0.49
59:DI:110:ASP:OD2	59:DI:113:ARG:HG2	2.12	0.49
50:DR:4:LEU:O	50:DR:6:SER:N	2.45	0.49
58:DZ:146:ILE:HA	58:DZ:174:VAL:HG11	1.93	0.49
1:AA:77:G:C2'	1:AA:78:G:H5'	2.42	0.49
1:AA:628:G:H2'	1:AA:629:G:C8	2.47	0.49
1:AA:632:A:H8	1:AA:633:G:C8	2.30	0.49
1:AA:1331:G:OP2	13:AM:23:TYR:CD2	2.63	0.49
2:AB:36:ARG:H	2:AB:41:ILE:CD1	2.17	0.49
2:AB:168:THR:HG23	2:AB:192:SER:CB	2.43	0.49
5:AE:11:ILE:HD12	5:AE:31:LEU:HD12	1.94	0.49
6:AF:11:ASN:HD22	6:AF:86:ARG:NH2	2.11	0.49
7:AG:50:ILE:HD11	7:AG:61:VAL:HG11	1.95	0.49
7:AG:143:ARG:O	7:AG:147:ALA:HB2	2.12	0.49
10:AJ:78:ASN:HD22	10:AJ:81:THR:CG2	2.25	0.49
11:AK:126:ARG:HB3	11:AK:126:ARG:NH1	2.27	0.49
15:AO:70:LEU:HD12	15:AO:70:LEU:O	2.13	0.49
24:AY:59:VAL:HG13	24:AY:62:PHE:HD2	1.78	0.49
24:AY:65:LEU:HD23	24:AY:91:LEU:HD11	1.94	0.49
24:AY:141:THR:O	24:AY:145:GLU:HB2	2.13	0.49
31:B6:36:LEU:HD23	31:B6:36:LEU:N	2.27	0.49
35:BA:71:A:O2'	35:BA:72:U:OP2	2.27	0.49

Continued on next page...

Continued from previous page...

Atom-1	Atom-2	Interatomic distance (Å)	Clash overlap (Å)
35:BA:1046:A:C2	44:BJ:8:UNK:HA	2.43	0.49
35:BA:1841:U:H1'	38:BD:244:ARG:HH22	1.76	0.49
35:BA:1858:G:HO2'	35:BA:1859:A:H8	1.58	0.49
38:BD:25:THR:HG21	38:BD:81:ALA:CA	2.43	0.49
39:BE:40:GLU:N	39:BE:40:GLU:OE1	2.44	0.49
42:BH:54:ARG:HD3	42:BH:65:HIS:CD2	2.47	0.49
43:BI:38:LEU:HD13	43:BI:39:ALA:N	2.28	0.49
45:BK:105:LEU:O	45:BK:109:LYS:HG3	2.12	0.49
45:BK:132:ARG:HG3	45:BK:132:ARG:HH11	1.77	0.49
46:BN:126:PRO:O	46:BN:127:ASP:CB	2.59	0.49
48:BP:14:LYS:O	48:BP:15:ARG:CB	2.61	0.49
48:BP:48:PRO:O	48:BP:49:ARG:C	2.50	0.49
51:BS:54:LEU:HA	51:BS:57:LYS:O	2.13	0.49
54:BV:18:LEU:HD13	54:BV:19:LYS:H	1.74	0.49
57:BY:17:SER:OG	57:BY:18:GLY:N	2.46	0.49
58:BZ:27:VAL:HG12	58:BZ:87:ASP:CB	2.42	0.49
58:BZ:109:ALA:CB	58:BZ:145:GLU:HG2	2.42	0.49
1:CA:349:A:O2'	1:CA:350:G:H5'	2.12	0.49
1:CA:741:G:H5'	15:CO:39:LEU:CD2	2.43	0.49
1:CA:1109:C:C2'	1:CA:1110:A:H5'	2.42	0.49
1:CA:1251:A:H2'	1:CA:1252:A:C8	2.47	0.49
1:CA:1347:G:C6	9:CI:107:ARG:NH2	2.74	0.49
4:CD:100:ARG:NH1	4:CD:137:SER:HA	2.27	0.49
5:CE:147:ASP:HB3	5:CE:150:ARG:NH2	2.22	0.49
7:CG:27:ILE:HA	7:CG:30:ILE:HG12	1.95	0.49
18:CR:87:ARG:HG2	18:CR:87:ARG:HH11	1.77	0.49
22:CV:2:C:C2'	22:CV:3:C:H5''	2.41	0.49
22:CV:3:C:H6	22:CV:3:C:C5'	2.16	0.49
24:CY:54:ARG:HB2	24:CY:57:ARG:CZ	2.42	0.49
24:CY:189:LEU:HD12	24:CY:204:SER:CB	2.42	0.49
26:D1:84:GLY:O	26:D1:85:LEU:C	2.51	0.49
28:D3:3:ARG:O	28:D3:4:LEU:C	2.51	0.49
33:D8:46:ARG:HG2	33:D8:46:ARG:NH1	2.27	0.49
33:D8:51:ALA:N	33:D8:53:PRO:HD2	2.27	0.49
35:DA:598:G:C4'	48:DP:15:ARG:HB3	2.42	0.49
35:DA:1411:C:H2'	35:DA:1412:A:H8	1.76	0.49
35:DA:1427:A:H1'	35:DA:1428:C:C5	2.47	0.49
35:DA:1675:C:C2	39:DE:129:HIS:CD2	2.99	0.49
36:DB:70:C:O2'	36:DB:71:C:H5'	2.13	0.49
39:DE:11:MET:HB2	39:DE:23:VAL:O	2.12	0.49
39:DE:30:PRO:O	39:DE:32:PRO:HD3	2.12	0.49

Continued on next page...

Continued from previous page...

Atom-1	Atom-2	Interatomic distance (Å)	Clash overlap (Å)
39:DE:134:ILE:H	39:DE:134:ILE:CD1	2.26	0.49
42:DH:115:VAL:HG12	42:DH:116:GLU:N	2.25	0.49
44:DJ:27:UNK:O	44:DJ:83:UNK:N	2.46	0.49
46:DN:9:VAL:CG1	46:DN:10:GLU:N	2.75	0.49
46:DN:120:LEU:HD13	46:DN:120:LEU:C	2.33	0.49
48:DP:62:LEU:N	48:DP:62:LEU:HD22	2.25	0.49
49:DQ:55:VAL:O	49:DQ:56:ARG:C	2.50	0.49
1:AA:414:A:H2'	1:AA:415:A:O4'	2.12	0.49
1:AA:519:C:O2'	1:AA:520:A:H5'	2.12	0.49
1:AA:537:G:OP1	12:AL:113:ARG:NH2	2.45	0.49
1:AA:541:G:O2'	1:AA:542:G:H5'	2.13	0.49
1:AA:973:G:H1'	10:AJ:55:LYS:HE2	1.94	0.49
1:AA:1067:A:H1'	1:AA:1068:G:C8	2.47	0.49
1:AA:1112:C:C4	3:AC:178:LEU:HD23	2.48	0.49
5:AE:101:ILE:HD11	5:AE:119:LEU:HD23	1.93	0.49
8:AH:10:LEU:HB3	8:AH:83:ILE:CD1	2.43	0.49
11:AK:21:ILE:HD13	11:AK:84:VAL:HG12	1.93	0.49
13:AM:68:GLY:O	13:AM:72:ALA:N	2.44	0.49
15:AO:64:ARG:NH2	35:BA:715:G:OP1	2.45	0.49
17:AQ:61:GLU:HA	17:AQ:71:PHE:CE1	2.48	0.49
18:AR:74:ARG:HB3	18:AR:81:PHE:CE1	2.47	0.49
19:AS:51:VAL:HG22	19:AS:71:LEU:HD13	1.94	0.49
33:B8:13:ARG:HA	48:BP:65:ARG:HD3	1.95	0.49
35:BA:78:A:H2'	35:BA:79:G:H8	1.77	0.49
35:BA:90:U:O2'	35:BA:92:A:H5''	2.12	0.49
35:BA:626:U:C2	48:BP:105:LEU:HB3	2.47	0.49
35:BA:654(C):G:H2'	35:BA:654(D):G:H8	1.77	0.49
35:BA:1427:A:H1'	35:BA:1428:C:C5	2.47	0.49
35:BA:1568:G:C5'	38:BD:61:LEU:HD13	2.34	0.49
35:BA:1910:G:O2'	35:BA:1911:U:H5'	2.13	0.49
35:BA:2468:G:N2	35:BA:2481:G:O2'	2.45	0.49
35:BA:2832:U:O4	35:BA:2883:A:H5''	2.12	0.49
37:BC:59:ARG:HG2	37:BC:62:VAL:HG21	1.94	0.49
38:BD:33:LEU:O	38:BD:35:LYS:N	2.46	0.49
38:BD:222:ARG:O	38:BD:226:MET:HE2	2.11	0.49
40:BF:30:PRO:HA	40:BF:33:LEU:HD23	1.95	0.49
43:BI:93:THR:N	43:BI:96:ASP:OD2	2.46	0.49
48:BP:134:ALA:O	48:BP:136:GLU:N	2.45	0.49
50:BR:18:LEU:CD1	50:BR:22:ARG:NE	2.75	0.49
51:BS:42:ASP:C	51:BS:44:LYS:H	2.16	0.49
52:BT:82:LEU:C	52:BT:84:GLN:H	2.16	0.49

Continued on next page...

Continued from previous page...

Atom-1	Atom-2	Interatomic distance (Å)	Clash overlap (Å)
53:BU:102:GLU:HA	53:BU:104:GLN:HE22	1.77	0.49
54:BV:78:LYS:C	54:BV:79:VAL:HG23	2.32	0.49
56:BX:32:PRO:HA	56:BX:77:LYS:HB2	1.94	0.49
57:BY:60:PHE:CA	57:BY:62:GLU:OE2	2.52	0.49
1:CA:79:G:H1'	1:CA:80:G:C8	2.44	0.49
1:CA:474:G:H2'	1:CA:475:G:H8	1.77	0.49
1:CA:628:G:H2'	1:CA:629:G:C8	2.46	0.49
1:CA:1411:C:H2'	1:CA:1412:C:C6	2.48	0.49
2:CB:168:THR:HG23	2:CB:192:SER:CB	2.43	0.49
4:CD:122:ARG:HA	4:CD:134:ASP:HB2	1.93	0.49
6:CF:11:ASN:HD22	6:CF:86:ARG:NH2	2.10	0.49
11:CK:125:PHE:N	11:CK:125:PHE:CD1	2.80	0.49
12:CL:119:LYS:C	12:CL:120:TYR:CD1	2.86	0.49
13:CM:96:LEU:HB3	13:CM:97:PRO:CD	2.43	0.49
15:CO:16:ALA:HB1	15:CO:21:ASP:HB3	1.95	0.49
20:CT:49:ALA:HB2	20:CT:99:LEU:HD12	1.95	0.49
22:CW:70:G:H2'	22:CW:71:G:H5'	1.94	0.49
24:CY:245:THR:HA	35:DA:2493:U:OP1	2.11	0.49
27:D2:57:ILE:HG22	27:D2:61:LEU:HD21	1.94	0.49
35:DA:110:G:O2'	35:DA:111:A:H5'	2.13	0.49
35:DA:534:U:O2'	53:DU:49:HIS:CD2	2.65	0.49
35:DA:654(R):C:H2'	35:DA:654(S):G:C8	2.47	0.49
35:DA:986:C:O2'	35:DA:987:G:H5'	2.12	0.49
35:DA:1171:G:C5'	35:DA:1173:G:H5''	2.42	0.49
35:DA:1812:A:H2'	35:DA:1813:G:C8	2.45	0.49
35:DA:2432:A:H2'	35:DA:2433:A:C8	2.48	0.49
35:DA:2533:A:H2'	35:DA:2534:A:C5'	2.35	0.49
35:DA:2878:U:C2'	35:DA:2879:C:H5'	2.43	0.49
36:DB:87:G:N2	36:DB:89:G:H3'	2.27	0.49
38:DD:260:ARG:O	38:DD:261:LYS:C	2.48	0.49
42:DH:120:GLY:HA3	42:DH:140:LYS:NZ	2.27	0.49
59:DI:101:LEU:HD13	59:DI:107:ILE:HG23	1.95	0.49
47:DO:64:ARG:NH1	47:DO:83:ALA:HB3	2.28	0.49
52:DT:55:ASN:H	52:DT:59:THR:HB	1.77	0.49
58:DZ:24:LEU:CD2	58:DZ:86:VAL:HG22	2.38	0.49
1:AA:79:G:H1'	1:AA:80:G:C8	2.44	0.49
1:AA:148:G:H2'	1:AA:149:A:C8	2.47	0.49
1:AA:169:C:H2'	1:AA:170:U:H5'	1.95	0.49
1:AA:506:G:H2'	1:AA:507:C:C6	2.48	0.49
1:AA:791:G:C6	1:AA:792:A:N7	2.79	0.49
1:AA:1003:G:C2'	1:AA:1004:A:H4'	2.42	0.49

Continued on next page...

Continued from previous page...

Atom-1	Atom-2	Interatomic distance (Å)	Clash overlap (Å)
1:AA:1530:G:OP1	1:AA:1530:G:H4'	2.12	0.49
2:AB:30:ARG:C	2:AB:32:ILE:H	2.14	0.49
2:AB:51:LEU:HD22	2:AB:55:PHE:HE2	1.78	0.49
3:AC:183:ASP:HB3	3:AC:202:ILE:HB	1.95	0.49
9:AI:46:ALA:HB2	9:AI:74:ILE:HG23	1.93	0.49
9:AI:81:ILE:O	9:AI:85:LEU:HG	2.12	0.49
10:AJ:4:ILE:HD12	10:AJ:74:ILE:HD11	1.95	0.49
16:AP:47:ASP:C	16:AP:49:LEU:H	2.16	0.49
18:AR:48:GLY:O	18:AR:74:ARG:NH2	2.46	0.49
19:AS:11:VAL:CG2	19:AS:16:LEU:HD11	2.42	0.49
22:AV:24:G:O2'	22:AV:25:C:H5'	2.13	0.49
26:B1:51:VAL:HG13	26:B1:58:ILE:HG22	1.94	0.49
30:B5:36:CYS:SG	30:B5:49:CYS:CB	3.00	0.49
32:B7:46:VAL:HG12	32:B7:48:LYS:NZ	2.28	0.49
33:B8:4:MET:HB2	33:B8:61:LEU:HD11	1.92	0.49
35:BA:27:G:O2'	35:BA:28:A:P	2.70	0.49
35:BA:290:G:O2'	35:BA:291:C:H5'	2.12	0.49
35:BA:582:G:H2'	35:BA:583:G:H8	1.76	0.49
35:BA:588:U:H2'	35:BA:589:C:C6	2.47	0.49
35:BA:1259:G:O2'	35:BA:1260:G:H5'	2.13	0.49
35:BA:1272:A:OP2	35:BA:1647:G:OP1	2.30	0.49
35:BA:1424:G:H2'	35:BA:1425:G:O4'	2.12	0.49
35:BA:2208:A:H1'	35:BA:2219:G:C5	2.47	0.49
35:BA:2777:G:H4'	35:BA:2778:A:H5'	1.94	0.49
35:BA:2810:A:H2'	39:BE:61:ARG:CZ	2.42	0.49
40:BF:7:TYR:HD2	40:BF:16:GLY:N	2.05	0.49
41:BG:4:ASP:O	41:BG:5:VAL:HG13	2.13	0.49
42:BH:60:ARG:O	42:BH:64:LEU:HG	2.12	0.49
43:BI:37:VAL:HG12	43:BI:38:LEU:N	2.27	0.49
48:BP:23:PRO:CB	48:BP:33:ARG:HG3	2.36	0.49
48:BP:95:VAL:HG23	48:BP:125:VAL:HG23	1.95	0.49
49:BQ:47:ILE:HD12	49:BQ:70:PRO:HD3	1.95	0.49
52:BT:118:ARG:H	52:BT:118:ARG:HD2	1.77	0.49
53:BU:16:LYS:O	53:BU:20:LEU:HD22	2.12	0.49
58:BZ:150:LEU:H	58:BZ:150:LEU:CD1	2.25	0.49
1:CA:355:C:H2'	1:CA:356:A:C8	2.28	0.49
1:CA:443:C:H2'	1:CA:444:C:C6	2.47	0.49
1:CA:614:A:C2	1:CA:627:G:C2	3.00	0.49
1:CA:779:C:O2'	1:CA:780:A:H5'	2.13	0.49
1:CA:1201:A:H1'	1:CA:1202:G:OP2	2.12	0.49
1:CA:1388:C:H2'	1:CA:1389:C:C6	2.48	0.49

Continued on next page...

Continued from previous page...

Atom-1	Atom-2	Interatomic distance (Å)	Clash overlap (Å)
3:CC:164:ARG:HH11	3:CC:164:ARG:HB3	1.78	0.49
4:CD:68:TYR:CZ	4:CD:97:LEU:HD22	2.47	0.49
4:CD:107:ARG:NH2	4:CD:194:LEU:HD12	2.28	0.49
6:CF:30:LEU:HD23	6:CF:30:LEU:N	2.26	0.49
8:CH:82:HIS:HD2	8:CH:138:TRP:NE1	2.11	0.49
10:CJ:13:HIS:C	10:CJ:15:THR:H	2.14	0.49
13:CM:65:LYS:HB2	13:CM:65:LYS:NZ	2.27	0.49
15:CO:23:GLY:O	15:CO:24:SER:CB	2.60	0.49
22:CV:37:A:H3'	22:CV:38:A:H8	1.77	0.49
22:CW:57:G:H2'	22:CW:57:G:N3	2.28	0.49
24:CY:33:LEU:HB3	24:CY:36:PRO:HD3	1.95	0.49
24:CY:116:ALA:HB2	24:CY:177:TYR:HA	1.94	0.49
31:D6:48:VAL:O	31:D6:49:HIS:HB2	2.11	0.49
32:D7:47:ARG:C	32:D7:48:LYS:HD3	2.32	0.49
35:DA:90:U:O2'	35:DA:92:A:H5''	2.12	0.49
35:DA:286:C:N4	35:DA:355:G:H1	2.07	0.49
35:DA:469:G:O2'	35:DA:470:A:H5''	2.12	0.49
35:DA:796:C:H2'	35:DA:797:C:H6	1.77	0.49
35:DA:1161:C:H1'	54:DV:8:GLY:O	2.13	0.49
35:DA:1665:A:O2'	35:DA:1666:G:H5'	2.12	0.49
35:DA:2009:G:H5'	55:DW:40:ASN:ND2	2.27	0.49
35:DA:2094:G:P	59:DI:22:LYS:HD2	2.53	0.49
38:DD:31:LYS:HG3	38:DD:33:LEU:CG	2.42	0.49
40:DF:117:ARG:HG2	40:DF:192:LEU:HB2	1.95	0.49
48:DP:50:ARG:HD3	48:DP:51:PHE:N	2.27	0.49
52:DT:31:SER:OG	52:DT:32:TYR:N	2.45	0.49
53:DU:16:LYS:O	53:DU:20:LEU:HD22	2.12	0.49
57:DY:10:GLY:O	57:DY:27:VAL:HG22	2.12	0.49
58:DZ:117:LEU:HD23	58:DZ:117:LEU:N	2.21	0.49
1:AA:262:A:H5''	20:AT:76:ALA:HB2	1.94	0.49
1:AA:349:A:O2'	1:AA:350:G:H5'	2.12	0.49
1:AA:410:G:OP2	4:AD:25:ARG:HG3	2.12	0.49
1:AA:443:C:H2'	1:AA:444:C:C6	2.47	0.49
1:AA:1033:G:H5''	35:DA:2116:G:OP2	2.12	0.49
1:AA:1111:A:N1	3:AC:177:THR:HG23	2.27	0.49
4:AD:4:TYR:CG	4:AD:5:ILE:N	2.78	0.49
4:AD:162:LEU:HD12	4:AD:181:MET:HE2	1.94	0.49
7:AG:102:ARG:O	7:AG:106:GLN:HG3	2.13	0.49
10:AJ:22:LYS:HD2	10:AJ:22:LYS:C	2.33	0.49
13:AM:35:GLU:HG3	13:AM:36:LYS:H	1.75	0.49
22:AW:64:A:O2'	22:AW:65:G:H8	1.96	0.49

Continued on next page...

Continued from previous page...

Atom-1	Atom-2	Interatomic distance (Å)	Clash overlap (Å)
26:B1:29:GLY:C	26:B1:31:GLY:H	2.11	0.49
27:B2:48:HIS:ND1	35:BA:95:G:O2'	2.44	0.49
33:B8:14:VAL:CG2	33:B8:22:VAL:CG1	2.91	0.49
35:BA:137:C:H2'	35:BA:137:C:O2	2.12	0.49
35:BA:476:G:H4'	35:BA:502:A:N1	2.27	0.49
35:BA:941:A:O3'	48:BP:35:HIS:HB2	2.13	0.49
35:BA:1227:G:P	53:BU:13:LYS:HZ3	2.35	0.49
35:BA:2075:U:H2'	35:BA:2238:G:N2	2.28	0.49
35:BA:2183:C:H2'	35:BA:2184:G:C8	2.48	0.49
35:BA:2575:C:H2'	35:BA:2578:G:O6	2.12	0.49
35:BA:2581:G:H2'	35:BA:2581:G:N3	2.28	0.49
38:BD:237:GLU:OE2	38:BD:237:GLU:O	2.31	0.49
40:BF:157:VAL:HB	40:BF:194:MET:HB3	1.95	0.49
42:BH:114:VAL:HG23	42:BH:115:VAL:N	2.27	0.49
48:BP:23:PRO:C	48:BP:33:ARG:HD2	2.32	0.49
57:BY:97:ARG:HG3	57:BY:97:ARG:NH1	2.26	0.49
1:CA:499:A:H4'	1:CA:500:G:H5'	1.95	0.49
1:CA:516:U:O2'	1:CA:517:G:H5'	2.12	0.49
1:CA:541:G:O2'	1:CA:542:G:H5'	2.12	0.49
1:CA:624:C:H4'	16:CP:10:GLY:O	2.13	0.49
1:CA:1306:A:N6	1:CA:1331:G:H1'	2.27	0.49
2:CB:235:SER:O	2:CB:239:VAL:HG23	2.12	0.49
4:CD:104:VAL:C	4:CD:106:TYR:H	2.16	0.49
6:CF:98:LEU:HD13	6:CF:101:ALA:CB	2.42	0.49
10:CJ:32:ALA:H	10:CJ:78:ASN:HD21	1.57	0.49
11:CK:120:ARG:CZ	11:CK:126:ARG:HE	2.26	0.49
18:CR:48:GLY:O	18:CR:74:ARG:NH2	2.45	0.49
18:CR:86:VAL:C	18:CR:87:ARG:HD3	2.33	0.49
22:CW:8:U:H1'	22:CW:48:C:O2	2.13	0.49
31:D6:32:ASN:O	31:D6:33:LYS:HG2	2.13	0.49
32:D7:35:ARG:NH1	32:D7:42:LEU:HD11	2.27	0.49
33:D8:14:VAL:CG2	33:D8:22:VAL:CG1	2.90	0.49
35:DA:498:G:O2'	35:DA:499:U:H5'	2.12	0.49
35:DA:633:A:H2'	35:DA:634:C:H5'	1.93	0.49
35:DA:646:A:H2'	35:DA:647:G:O4'	2.12	0.49
35:DA:2200:C:H5'	35:DA:2201:C:OP2	2.12	0.49
35:DA:2317:C:C2'	35:DA:2318:G:H5'	2.43	0.49
37:DC:59:ARG:HG2	37:DC:62:VAL:HG21	1.94	0.49
37:DC:74:VAL:HG22	37:DC:119:VAL:CB	2.42	0.49
38:DD:31:LYS:HG3	38:DD:33:LEU:CD2	2.42	0.49
38:DD:147:LEU:HD13	38:DD:155:LEU:HD11	1.94	0.49

Continued on next page...

Continued from previous page...

Atom-1	Atom-2	Interatomic distance (Å)	Clash overlap (Å)
38:DD:201:HIS:C	38:DD:203:ASN:H	2.16	0.49
40:DF:53:THR:C	40:DF:55:GLY:N	2.66	0.49
40:DF:65:TRP:CZ3	40:DF:73:ALA:O	2.66	0.49
40:DF:65:TRP:CH2	40:DF:75:HIS:HD2	2.30	0.49
41:DG:10:LYS:O	41:DG:14:GLU:HB3	2.12	0.49
42:DH:31:GLY:H	42:DH:79:VAL:HG12	1.77	0.49
59:DI:53:ALA:O	59:DI:57:ARG:HG3	2.12	0.49
49:DQ:60:ARG:HH11	49:DQ:60:ARG:CB	2.26	0.49
51:DS:57:LYS:O	51:DS:58:LEU:HB3	2.13	0.49
53:DU:28:ARG:NH1	53:DU:38:THR:OG1	2.44	0.49
53:DU:91:ASP:O	53:DU:92:ARG:O	2.31	0.49
54:DV:6:LYS:HG2	54:DV:37:VAL:CB	2.41	0.49
54:DV:25:LEU:C	54:DV:27:ALA:H	2.16	0.49
54:DV:39:LEU:CD1	54:DV:51:VAL:HA	2.42	0.49
55:DW:110:LYS:HG3	55:DW:111:HIS:H	1.78	0.49
1:AA:166:G:H2'	1:AA:167:G:H8	1.78	0.49
1:AA:591:U:H2'	1:AA:592:G:C8	2.44	0.49
1:AA:1306:A:N6	1:AA:1331:G:H1'	2.28	0.49
1:AA:1347:G:H22	1:AA:1373:G:H2'	1.78	0.49
2:AB:82:ARG:HB3	2:AB:94:ASN:HD21	1.77	0.49
2:AB:98:LEU:O	2:AB:101:MET:HG3	2.12	0.49
3:AC:119:ARG:HE	3:AC:140:ARG:NH2	2.11	0.49
7:AG:15:ASP:CB	7:AG:20:ASP:H	2.26	0.49
8:AH:119:LEU:N	8:AH:119:LEU:HD23	2.28	0.49
17:AQ:34:LYS:O	17:AQ:36:ILE:HG23	2.12	0.49
17:AQ:43:LEU:O	17:AQ:69:LYS:HG3	2.12	0.49
24:AY:99:ASP:OD2	24:AY:103:HIS:ND1	2.46	0.49
25:B0:50:ASN:HB3	25:B0:63:VAL:HG22	1.94	0.49
35:BA:69:C:H2'	35:BA:69:C:O2	2.12	0.49
35:BA:229:A:H3'	35:BA:230:U:C5'	2.43	0.49
35:BA:654:A:N1	35:BA:654(U):A:O2'	2.46	0.49
35:BA:995:C:C5	53:BU:57:PHE:HE1	2.31	0.49
35:BA:1208:C:O2'	35:BA:1209:G:H5'	2.12	0.49
35:BA:1797:C:O2'	38:BD:259:THR:CG2	2.61	0.49
35:BA:2313:C:H2'	35:BA:2314:C:H6	1.77	0.49
35:BA:2483:C:N3	49:BQ:124:LYS:NZ	2.59	0.49
36:BB:30:C:H2'	36:BB:31:C:O4'	2.13	0.49
37:BC:82:LYS:CE	37:BC:151:GLU:HA	2.34	0.49
38:BD:62:TYR:CD2	38:BD:63:ARG:N	2.79	0.49
39:BE:108:SER:OG	39:BE:163:GLU:HG2	2.13	0.49
40:BF:22:ALA:HA	40:BF:26:ALA:CB	2.36	0.49

Continued on next page...

Continued from previous page...

Atom-1	Atom-2	Interatomic distance (Å)	Clash overlap (Å)
40:BF:24:LEU:O	40:BF:26:ALA:N	2.46	0.49
40:BF:64:ILE:HG12	40:BF:65:TRP:CD1	2.48	0.49
40:BF:140:LEU:CD1	40:BF:170:LEU:HD21	2.42	0.49
43:BI:4:ILE:HG22	43:BI:5:LEU:N	2.26	0.49
45:BK:41:PHE:C	45:BK:43:ALA:H	2.14	0.49
46:BN:96:GLU:OE2	46:BN:96:GLU:N	2.29	0.49
48:BP:146:VAL:HG22	48:BP:147:LEU:N	2.28	0.49
1:CA:59:A:N6	1:CA:331:G:H1'	2.26	0.49
1:CA:439:A:H2'	1:CA:441:A:O4'	2.13	0.49
1:CA:696:A:O2'	1:CA:697:U:H5'	2.12	0.49
1:CA:1019:C:H2'	1:CA:1020:U:H6	1.78	0.49
1:CA:1337:G:H5''	1:CA:1338:G:OP1	2.12	0.49
1:CA:1387:G:H2'	1:CA:1387:G:N3	2.27	0.49
2:CB:97:TRP:CH2	2:CB:176:GLU:OE2	2.66	0.49
3:CC:16:ARG:HH22	3:CC:183:ASP:HA	1.78	0.49
3:CC:155:GLY:O	3:CC:156:ARG:HB2	2.12	0.49
5:CE:32:VAL:O	5:CE:43:LEU:HD12	2.13	0.49
5:CE:148:VAL:HG21	8:CH:107:LEU:HD13	1.94	0.49
7:CG:17:VAL:HG21	7:CG:44:TYR:CE1	2.47	0.49
8:CH:38:ILE:HD11	8:CH:118:VAL:O	2.13	0.49
10:CJ:90:LEU:HD12	10:CJ:90:LEU:N	2.28	0.49
14:CN:27:CYS:SG	14:CN:29:ARG:HB2	2.52	0.49
24:CY:250:ARG:HB2	24:CY:261:THR:HG22	1.95	0.49
29:D4:40:ILE:N	29:D4:40:ILE:HD12	2.28	0.49
31:D6:16:CYS:O	31:D6:17:LYS:CB	2.59	0.49
31:D6:19:ARG:HG3	35:DA:2400:G:H4'	1.94	0.49
35:DA:582:G:H2'	35:DA:583:G:C8	2.48	0.49
35:DA:588:U:H2'	35:DA:589:C:C6	2.48	0.49
35:DA:654(C):G:H2'	35:DA:654(D):G:C8	2.47	0.49
35:DA:809:G:O2'	35:DA:810:U:H5'	2.13	0.49
37:DC:67:GLY:HA2	37:DC:162:GLU:O	2.13	0.49
38:DD:25:THR:HG21	38:DD:81:ALA:CA	2.43	0.49
38:DD:183:ARG:HB3	38:DD:270:ILE:HG22	1.93	0.49
39:DE:81:ILE:O	39:DE:81:ILE:HG22	2.12	0.49
59:DI:8:PRO:O	59:DI:13:GLY:HA2	2.13	0.49
59:DI:12:LEU:HD12	59:DI:19:VAL:HG21	1.94	0.49
46:DN:31:ALA:O	46:DN:34:LEU:N	2.46	0.49
48:DP:24:GLY:N	48:DP:33:ARG:NH1	2.61	0.49
49:DQ:25:ASP:OD2	49:DQ:25:ASP:N	2.40	0.49
52:DT:88:ILE:HG22	52:DT:89:VAL:CG2	2.25	0.49
52:DT:100:TYR:O	52:DT:102:ILE:N	2.46	0.49

Continued on next page...

Continued from previous page...

Atom-1	Atom-2	Interatomic distance (Å)	Clash overlap (Å)
55:DW:68:ARG:HH11	55:DW:68:ARG:HG3	1.78	0.49
57:DY:96:ILE:CG2	57:DY:97:ARG:N	2.74	0.49
58:DZ:48:PHE:HE2	58:DZ:71:VAL:HG11	1.77	0.49
1:AA:22:G:H2'	1:AA:23:C:H6	1.77	0.49
1:AA:35:G:H2'	1:AA:36:C:C6	2.48	0.49
1:AA:59:A:H1'	1:AA:354:G:N2	2.28	0.49
1:AA:102:G:H2'	1:AA:103:C:H6	1.78	0.49
1:AA:424:G:N7	35:DA:2139:C:H5''	2.26	0.49
1:AA:474:G:H2'	1:AA:475:G:H8	1.76	0.49
1:AA:596:C:O2'	1:AA:597:G:H5'	2.13	0.49
1:AA:598:U:H4'	8:AH:94:TYR:CG	2.48	0.49
1:AA:639:G:H2'	1:AA:640:A:H8	1.76	0.49
1:AA:674:G:H21	11:AK:116:HIS:HB2	1.77	0.49
1:AA:677:U:H3	1:AA:713:G:H22	1.61	0.49
1:AA:939:G:C5'	7:AG:102:ARG:HH22	2.21	0.49
1:AA:959:A:H2'	1:AA:960:U:H4'	1.95	0.49
1:AA:1387:G:H2'	1:AA:1387:G:N3	2.27	0.49
2:AB:102:LEU:HB2	2:AB:176:GLU:HB3	1.94	0.49
2:AB:236:TYR:HA	2:AB:239:VAL:HG23	1.95	0.49
8:AH:82:HIS:CD2	8:AH:138:TRP:HE1	2.29	0.49
9:AI:85:LEU:HD12	9:AI:86:VAL:N	2.28	0.49
9:AI:97:LYS:O	9:AI:100:GLY:N	2.44	0.49
10:AJ:21:GLN:HG2	10:AJ:21:GLN:O	2.13	0.49
10:AJ:48:THR:OG1	10:AJ:62:HIS:HB3	2.13	0.49
10:AJ:98:ILE:HD12	10:AJ:98:ILE:N	2.26	0.49
15:AO:10:LYS:HE3	15:AO:14:GLU:OE2	2.13	0.49
16:AP:58:TYR:O	16:AP:61:SER:N	2.45	0.49
17:AQ:52:LYS:HD2	17:AQ:55:ASP:OD2	2.12	0.49
17:AQ:76:LEU:CG	17:AQ:77:VAL:H	2.25	0.49
35:BA:498:G:O2'	35:BA:499:U:H5'	2.11	0.49
35:BA:654(L):G:H3'	35:BA:654(L):G:N3	2.27	0.49
35:BA:807:U:O2'	35:BA:808:G:H5'	2.13	0.49
35:BA:2383:G:O2'	35:BA:2384:G:H5'	2.12	0.49
38:BD:185:VAL:HG12	38:BD:189:CYS:SG	2.53	0.49
45:BK:109:LYS:HA	45:BK:112:MET:CE	2.43	0.49
58:BZ:71:VAL:HG22	58:BZ:88:PHE:HD2	1.77	0.49
58:BZ:116:VAL:O	58:BZ:174:VAL:HA	2.13	0.49
1:CA:79:G:O2'	1:CA:80:G:O5'	2.31	0.49
1:CA:157:G:O2'	1:CA:158:G:H5'	2.13	0.49
1:CA:1288:A:H1'	1:CA:1352:C:O2'	2.13	0.49
1:CA:1307:U:O2'	1:CA:1308:U:H5'	2.13	0.49

Continued on next page...

Continued from previous page...

Atom-1	Atom-2	Interatomic distance (Å)	Clash overlap (Å)
9:CI:18:PHE:HB2	9:CI:62:TYR:O	2.13	0.49
9:CI:114:TYR:CE1	10:CJ:60:ARG:N	2.71	0.49
9:CI:121:ARG:HG2	9:CI:121:ARG:NH1	2.28	0.49
11:CK:111:ASP:OD2	18:CR:84:LYS:HE3	2.13	0.49
11:CK:123:LYS:HA	11:CK:126:ARG:HD3	1.94	0.49
28:D3:44:ARG:C	28:D3:48:GLU:HG3	2.34	0.49
33:D8:14:VAL:HG22	33:D8:22:VAL:HG13	1.95	0.49
35:DA:271(J):C:C2'	35:DA:271(K):U:H5''	2.43	0.49
35:DA:301:G:C4	35:DA:302:C:C5	3.01	0.49
35:DA:747:U:O2	35:DA:2014:A:H1'	2.12	0.49
35:DA:919:G:H5'	36:DB:81:G:C1'	2.43	0.49
35:DA:1411:C:H2'	35:DA:1412:A:C8	2.48	0.49
35:DA:1766:U:O2'	35:DA:1767:C:H5'	2.13	0.49
35:DA:1912:A:O2'	35:DA:1913:A:H5'	2.11	0.49
35:DA:2354:G:H2'	35:DA:2355:C:H6	1.77	0.49
35:DA:2379:G:H2'	35:DA:2380:C:C6	2.48	0.49
35:DA:2445:G:OP1	40:DF:74:ARG:NH2	2.45	0.49
40:DF:160:ASN:HD22	40:DF:160:ASN:C	2.15	0.49
45:DK:66:THR:HG23	45:DK:66:THR:O	2.13	0.49
45:DK:105:LEU:O	45:DK:109:LYS:HG3	2.13	0.49
45:DK:109:LYS:HA	45:DK:112:MET:CE	2.43	0.49
47:DO:43:VAL:HG23	47:DO:56:ASP:O	2.13	0.49
48:DP:17:LYS:C	48:DP:19:VAL:N	2.65	0.49
52:DT:54:ARG:HG2	52:DT:54:ARG:NH1	2.28	0.49
55:DW:79:GLY:O	55:DW:100:THR:HG23	2.13	0.49
58:DZ:52:SER:HB3	58:DZ:54:HIS:CD2	2.48	0.49
1:AA:627:G:O2'	1:AA:628:G:H5'	2.13	0.48
1:AA:1189:C:P	10:AJ:51:ARG:HH22	2.35	0.48
1:AA:1477:C:H2'	1:AA:1478:C:C6	2.47	0.48
2:AB:220:ASP:O	2:AB:222:ILE:N	2.44	0.48
3:AC:6:HIS:HB2	14:AN:49:HIS:HD2	1.78	0.48
3:AC:33:LEU:HD11	14:AN:53:LEU:HD23	1.95	0.48
3:AC:57:ILE:HA	3:AC:65:ALA:HB3	1.95	0.48
4:AD:14:ARG:O	4:AD:16:GLY:N	2.46	0.48
9:AI:4:TYR:N	9:AI:4:TYR:CD1	2.81	0.48
9:AI:100:GLY:C	9:AI:102:LEU:N	2.66	0.48
12:AL:81:SER:O	12:AL:106:ASP:HB2	2.12	0.48
14:AN:36:PHE:HD1	14:AN:37:PHE:CD2	2.31	0.48
14:AN:41:ARG:HH11	14:AN:41:ARG:HG2	1.78	0.48
16:AP:6:LEU:N	16:AP:6:LEU:CD1	2.76	0.48
17:AQ:11:VAL:O	17:AQ:12:SER:HB2	2.13	0.48

Continued on next page...

Continued from previous page...

Atom-1	Atom-2	Interatomic distance (Å)	Clash overlap (Å)
22:AW:61:C:C6	22:AW:62:C:H5	2.30	0.48
24:AY:143:PHE:HA	24:AY:146:ARG:HD2	1.95	0.48
24:AY:149:PHE:HD1	24:AY:173:GLY:HA3	1.78	0.48
24:AY:249:VAL:CG2	24:AY:250:ARG:H	2.22	0.48
31:B6:28:ARG:NH2	31:B6:33:LYS:HE3	2.28	0.48
35:BA:286:C:N4	35:BA:355:G:H1	2.07	0.48
35:BA:654(C):G:H2'	35:BA:654(D):G:C8	2.48	0.48
35:BA:654(R):C:H2'	35:BA:654(S):G:C8	2.48	0.48
35:BA:858:U:O2	35:BA:2268:A:H2'	2.12	0.48
35:BA:910:A:C6	35:BA:911:A:C6	3.00	0.48
35:BA:914:C:C2'	35:BA:915:C:H5'	2.37	0.48
35:BA:1053:C:H42	35:BA:1107:G:N2	2.11	0.48
35:BA:1171:G:H3'	35:BA:1173:G:C4'	2.42	0.48
35:BA:1316:U:H2'	35:BA:1317:A:H8	1.77	0.48
35:BA:1666:G:O2'	35:BA:1667:G:H5'	2.13	0.48
35:BA:2138:C:H1'	35:BA:2154:G:H22	1.76	0.48
35:BA:2233:U:H2'	35:BA:2234:G:C8	2.48	0.48
35:BA:2261:C:O2'	35:BA:2262:U:H5'	2.12	0.48
35:BA:2277:G:H2'	35:BA:2278:A:H5'	1.95	0.48
40:BF:65:TRP:CH2	40:BF:75:HIS:HD2	2.31	0.48
42:BH:19:VAL:CG2	42:BH:44:VAL:HG13	2.43	0.48
46:BN:43:THR:O	46:BN:46:VAL:HG12	2.13	0.48
53:BU:106:PHE:O	53:BU:110:VAL:HG23	2.12	0.48
54:BV:28:GLU:HB2	54:BV:31:ALA:CB	2.43	0.48
56:BX:9:LEU:HD12	56:BX:30:VAL:O	2.13	0.48
56:BX:26:TYR:CE2	56:BX:89:ILE:HB	2.48	0.48
58:BZ:8:TYR:O	58:BZ:37:VAL:HA	2.13	0.48
1:CA:376:G:H2'	1:CA:377:G:H8	1.77	0.48
1:CA:629:G:H2'	1:CA:630:G:C8	2.47	0.48
1:CA:1207:G:O2'	1:CA:1208:C:H5'	2.12	0.48
2:CB:9:GLU:HG3	2:CB:10:LEU:N	2.28	0.48
2:CB:16:HIS:HD2	2:CB:210:SER:HA	1.78	0.48
2:CB:41:ILE:HD12	2:CB:41:ILE:N	2.28	0.48
4:CD:120:LEU:HD23	4:CD:125:HIS:HD2	1.78	0.48
8:CH:30:ARG:NH1	8:CH:30:ARG:CB	2.76	0.48
10:CJ:3:LYS:CB	10:CJ:77:PRO:HD3	2.43	0.48
13:CM:7:VAL:O	13:CM:7:VAL:HG12	2.13	0.48
14:CN:21:TYR:OH	14:CN:23:ARG:NH2	2.46	0.48
16:CP:51:VAL:CG1	16:CP:52:ASP:N	2.75	0.48
16:CP:65:GLN:HG2	16:CP:65:GLN:O	2.13	0.48
17:CQ:29:HIS:N	17:CQ:33:GLY:O	2.42	0.48

Continued on next page...

Continued from previous page...

Atom-1	Atom-2	Interatomic distance (Å)	Clash overlap (Å)
17:CQ:34:LYS:O	17:CQ:36:ILE:HG23	2.13	0.48
22:CW:43:C:C2'	22:CW:44:G:H5'	2.43	0.48
26:D1:80:LEU:HD13	26:D1:82:LEU:HD21	1.94	0.48
28:D3:52:HIS:CD2	28:D3:52:HIS:H	2.30	0.48
28:D3:54:VAL:HG22	28:D3:55:ARG:N	2.27	0.48
35:DA:610:G:H2'	35:DA:611:C:C6	2.48	0.48
35:DA:631:A:H2'	35:DA:632:A:O4'	2.12	0.48
35:DA:977:G:O2'	35:DA:978:G:H5'	2.12	0.48
35:DA:1053:C:H42	35:DA:1107:G:N2	2.10	0.48
35:DA:1116:C:H2'	35:DA:1117:G:C5'	2.33	0.48
35:DA:1999:C:H5''	35:DA:2723:C:O2'	2.13	0.48
35:DA:2528:U:H2'	35:DA:2530:A:O5'	2.13	0.48
35:DA:2617:C:H2'	35:DA:2618:G:H5'	1.95	0.48
35:DA:2810:A:H2'	39:DE:61:ARG:CZ	2.42	0.48
38:DD:27:THR:HG21	38:DD:83:GLU:HG2	1.95	0.48
39:DE:36:ARG:NH1	39:DE:86:PRO:HD2	2.25	0.48
40:DF:30:PRO:HA	40:DF:33:LEU:HD23	1.95	0.48
41:DG:51:ARG:NH2	41:DG:52:ILE:H	2.10	0.48
47:DO:1:MET:HB2	47:DO:32:TYR:HB3	1.93	0.48
48:DP:14:LYS:O	48:DP:15:ARG:CB	2.61	0.48
49:DQ:26:TYR:HD1	49:DQ:26:TYR:O	1.96	0.48
49:DQ:79:LEU:HD23	49:DQ:80:GLU:H	1.78	0.48
52:DT:41:ARG:HB3	52:DT:41:ARG:NH1	2.28	0.48
52:DT:129:ARG:NE	52:DT:131:ALA:HB3	2.26	0.48
53:DU:55:ARG:HA	53:DU:58:ARG:HG3	1.94	0.48
56:DX:70:LEU:HD23	56:DX:71:GLY:N	2.28	0.48
1:AA:9:G:H5''	5:AE:122:GLU:OE2	2.12	0.48
1:AA:42:G:H2'	1:AA:43:C:C6	2.47	0.48
1:AA:79:G:O2'	1:AA:80:G:O5'	2.30	0.48
1:AA:271:C:O2'	1:AA:272:C:H5'	2.13	0.48
1:AA:833:U:H2'	1:AA:834:C:C5	2.48	0.48
1:AA:1060:C:O2'	1:AA:1061:G:H5'	2.12	0.48
3:AC:76:VAL:HG21	3:AC:103:VAL:HG11	1.95	0.48
3:AC:127:ARG:HH11	3:AC:127:ARG:HG2	1.77	0.48
3:AC:152:ILE:HG12	3:AC:167:TRP:HD1	1.78	0.48
8:AH:97:VAL:CG1	8:AH:98:LYS:N	2.75	0.48
9:AI:43:ALA:C	9:AI:45:ALA:N	2.66	0.48
13:AM:7:VAL:O	13:AM:7:VAL:HG12	2.13	0.48
13:AM:115:LYS:O	13:AM:117:VAL:HG23	2.13	0.48
15:AO:43:LEU:C	15:AO:45:VAL:N	2.64	0.48
24:AY:73:LEU:C	24:AY:73:LEU:HD13	2.33	0.48

Continued on next page...

Continued from previous page...

Atom-1	Atom-2	Interatomic distance (Å)	Clash overlap (Å)
26:B1:32:LYS:C	26:B1:33:LYS:HG2	2.33	0.48
28:B3:45:GLY:HA2	28:B3:48:GLU:CD	2.32	0.48
28:B3:54:VAL:HG22	28:B3:55:ARG:N	2.28	0.48
30:B5:42:PRO:HB2	30:B5:43:HIS:CD2	2.48	0.48
31:B6:51:GLU:O	31:B6:52:VAL:HB	2.13	0.48
35:BA:38:A:H2'	35:BA:39:C:C6	2.47	0.48
35:BA:481:G:H1'	35:BA:506:G:H21	1.78	0.48
35:BA:535:C:O3'	53:BU:53:ARG:NH1	2.46	0.48
35:BA:548:A:H2'	35:BA:549:G:O4'	2.12	0.48
35:BA:549:G:H2'	35:BA:551:G:C5'	2.22	0.48
35:BA:1316:U:O2'	35:BA:1317:A:H5'	2.13	0.48
35:BA:2000:G:O2'	35:BA:2001:A:H5'	2.14	0.48
35:BA:2409:G:H2'	35:BA:2410:G:O4'	2.12	0.48
37:BC:18:LYS:O	37:BC:19:VAL:HB	2.13	0.48
38:BD:111:LEU:HD13	38:BD:112:GLN:N	2.28	0.48
42:BH:25:LYS:HA	42:BH:34:GLU:HA	1.94	0.48
45:BK:23:VAL:HA	45:BK:26:ALA:CB	2.43	0.48
47:BO:2:ILE:HD11	47:BO:82:ASN:HD22	1.77	0.48
48:BP:49:ARG:HG2	48:BP:49:ARG:O	2.07	0.48
49:BQ:109:VAL:HG12	49:BQ:110:THR:N	2.28	0.48
54:BV:81:TYR:C	54:BV:82:ARG:HG3	2.33	0.48
56:BX:51:VAL:HA	56:BX:82:GLN:O	2.13	0.48
56:BX:88:LYS:CE	56:BX:93:GLU:HG3	2.43	0.48
58:BZ:24:LEU:HD11	58:BZ:86:VAL:HG22	1.94	0.48
1:CA:40:C:H2'	1:CA:41:G:C8	2.46	0.48
1:CA:148:G:H2'	1:CA:149:A:C8	2.47	0.48
1:CA:414:A:H2'	1:CA:415:A:O4'	2.13	0.48
1:CA:537:G:OP1	12:CL:113:ARG:NH2	2.46	0.48
1:CA:542:G:H2'	1:CA:543:C:C6	2.44	0.48
1:CA:630:G:C2'	1:CA:631:G:H5''	2.42	0.48
1:CA:979:C:C2'	1:CA:980:C:H5''	2.42	0.48
1:CA:1288:A:H2'	1:CA:1289:A:H8	1.78	0.48
2:CB:80:ILE:HD11	2:CB:211:ILE:CG2	2.42	0.48
3:CC:32:LEU:HD22	3:CC:59:ARG:HH12	1.77	0.48
3:CC:81:GLY:O	3:CC:85:ARG:HB2	2.13	0.48
4:CD:64:LEU:HD11	4:CD:97:LEU:CD1	2.43	0.48
8:CH:109:ILE:CG1	8:CH:110:ALA:N	2.76	0.48
11:CK:126:ARG:HB3	11:CK:126:ARG:NH1	2.27	0.48
16:CP:5:ARG:HE	16:CP:22:THR:HG23	1.78	0.48
22:CW:57:G:H2'	22:CW:58:A:C5'	2.43	0.48
24:CY:349:LEU:C	24:CY:351:TRP:H	2.17	0.48

Continued on next page...

Continued from previous page...

Atom-1	Atom-2	Interatomic distance (Å)	Clash overlap (Å)
25:D0:29:GLN:O	25:D0:67:VAL:HG23	2.13	0.48
30:D5:46:CYS:SG	30:D5:47:PRO:CD	3.01	0.48
30:D5:55:ARG:C	30:D5:56:LYS:HD2	2.32	0.48
34:D9:14:CYS:HA	34:D9:26:ILE:O	2.14	0.48
35:DA:1241:A:O2'	35:DA:1242:A:H5'	2.13	0.48
35:DA:1329:U:H5''	35:DA:1330:C:C5	2.48	0.48
35:DA:2262:U:C2'	35:DA:2263:C:C5'	2.87	0.48
37:DC:59:ARG:N	37:DC:59:ARG:CD	2.76	0.48
40:DF:121:GLY:O	40:DF:123:LEU:N	2.47	0.48
45:DK:131:ALA:C	45:DK:133:SER:N	2.66	0.48
46:DN:51:PHE:CZ	46:DN:119:ARG:HD2	2.48	0.48
50:DR:34:ILE:HG22	50:DR:35:THR:N	2.28	0.48
52:DT:129:ARG:NH1	52:DT:131:ALA:HB3	2.27	0.48
53:DU:79:PHE:CZ	53:DU:83:LEU:HD22	2.48	0.48
58:DZ:47:VAL:CG1	58:DZ:57:ILE:HD12	2.43	0.48
1:AA:16:A:C2'	1:AA:17:U:H5'	2.43	0.48
1:AA:33:A:H2'	1:AA:34:C:H6	1.78	0.48
2:AB:31:TYR:HD1	2:AB:202:PRO:HB3	1.78	0.48
3:AC:16:ARG:HH22	3:AC:183:ASP:HA	1.77	0.48
4:AD:25:ARG:C	4:AD:27:TYR:H	2.17	0.48
12:AL:39:VAL:O	12:AL:56:ALA:HA	2.12	0.48
15:AO:16:ALA:HB1	15:AO:21:ASP:HB3	1.95	0.48
16:AP:36:ILE:HG13	16:AP:37:GLY:N	2.28	0.48
17:AQ:33:GLY:O	17:AQ:34:LYS:C	2.52	0.48
24:AY:118:LEU:HA	24:AY:209:GLU:O	2.12	0.48
24:AY:306:GLU:HG3	24:AY:307:TRP:H	1.78	0.48
24:AY:346:TRP:CE3	24:AY:346:TRP:HA	2.49	0.48
35:BA:612:C:C3'	35:BA:613:G:H5''	2.43	0.48
35:BA:654(E):G:O2'	35:BA:654(F):C:H5'	2.14	0.48
35:BA:1407:C:N3	35:BA:1596:A:C2	2.81	0.48
35:BA:1826:G:H2'	35:BA:1827:C:H6	1.77	0.48
35:BA:2734:A:H3'	35:BA:2735:G:H8	1.78	0.48
36:BB:95:C:H2'	36:BB:96:U:O4'	2.12	0.48
38:BD:24:ILE:HD12	38:BD:84:TYR:HB2	1.94	0.48
41:BG:64:THR:OG1	41:BG:94:LEU:HD11	2.14	0.48
41:BG:106:LEU:HB3	41:BG:107:LEU:HD23	1.95	0.48
41:BG:138:GLN:HG2	41:BG:139:LEU:N	2.27	0.48
43:BI:5:LEU:HA	43:BI:36:ALA:HB1	1.95	0.48
47:BO:22:ILE:HG12	47:BO:41:ALA:HA	1.95	0.48
48:BP:23:PRO:O	48:BP:29:LYS:O	2.31	0.48
49:BQ:25:ASP:OD1	58:BZ:78:LYS:HD3	2.13	0.48

Continued on next page...

Continued from previous page...

Atom-1	Atom-2	Interatomic distance (Å)	Clash overlap (Å)
50:BR:42:LYS:O	50:BR:45:ARG:HD2	2.13	0.48
51:BS:57:LYS:HG2	51:BS:58:LEU:N	2.24	0.48
51:BS:101:LEU:O	51:BS:102:ALA:O	2.31	0.48
53:BU:92:ARG:HH21	53:BU:94:ASN:ND2	2.12	0.48
54:BV:39:LEU:O	54:BV:40:LEU:CB	2.61	0.48
58:BZ:57:ILE:HB	58:BZ:69:THR:OG1	2.13	0.48
58:BZ:92:SER:OG	58:BZ:94:GLU:HG2	2.13	0.48
1:CA:77:G:C2'	1:CA:78:G:H5'	2.43	0.48
1:CA:166:G:H2'	1:CA:167:G:C8	2.47	0.48
1:CA:245:C:C2'	1:CA:246:A:H5'	2.42	0.48
1:CA:401:C:H2'	1:CA:402:G:H8	1.78	0.48
1:CA:737:A:H2'	1:CA:738:C:H6	1.75	0.48
1:CA:1434:A:N7	1:CA:1435:G:C5	2.81	0.48
1:CA:1463:C:H2'	1:CA:1464:G:O4'	2.13	0.48
1:CA:1478:C:H2'	1:CA:1479:C:H6	1.78	0.48
4:CD:30:LYS:HA	4:CD:35:ARG:CG	2.43	0.48
4:CD:83:SER:HA	4:CD:89:THR:HG23	1.94	0.48
7:CG:20:ASP:HB3	7:CG:23:VAL:CG2	2.43	0.48
7:CG:113:GLU:CG	7:CG:119:ARG:HG2	2.43	0.48
8:CH:69:ARG:HD3	8:CH:75:ARG:O	2.13	0.48
9:CI:4:TYR:N	9:CI:4:TYR:CD1	2.81	0.48
9:CI:78:LYS:HG2	9:CI:78:LYS:O	2.13	0.48
10:CJ:88:LEU:HG	10:CJ:90:LEU:HD11	1.95	0.48
11:CK:34:ASP:C	11:CK:36:ASP:H	2.15	0.48
12:CL:119:LYS:O	12:CL:120:TYR:CB	2.60	0.48
17:CQ:9:VAL:HG12	17:CQ:10:VAL:N	2.28	0.48
20:CT:49:ALA:HB2	20:CT:99:LEU:CD1	2.43	0.48
24:CY:46:ARG:CD	45:DK:21:PRO:HB3	2.43	0.48
28:D3:45:GLY:HA2	28:D3:48:GLU:CD	2.34	0.48
31:D6:28:ARG:HH11	31:D6:28:ARG:CB	2.02	0.48
35:DA:154:G:C6	35:DA:154(A):C:N4	2.81	0.48
35:DA:191:A:O2'	35:DA:192:C:H5'	2.14	0.48
35:DA:535:C:O3'	53:DU:53:ARG:NH1	2.46	0.48
35:DA:623:G:H2'	35:DA:624:C:C6	2.49	0.48
35:DA:740:U:H2'	35:DA:741:G:H8	1.77	0.48
35:DA:975:C:H2'	35:DA:975:C:O2	2.13	0.48
35:DA:1351:C:H2'	35:DA:1352:U:C6	2.48	0.48
35:DA:1799:G:H5'	35:DA:1819:A:H61	1.77	0.48
35:DA:2639:A:C2'	35:DA:2640:G:H5'	2.43	0.48
37:DC:18:LYS:O	37:DC:19:VAL:HB	2.13	0.48
39:DE:4:ILE:HG12	39:DE:28:ALA:HB1	1.96	0.48

Continued on next page...

Continued from previous page...

Atom-1	Atom-2	Interatomic distance (Å)	Clash overlap (Å)
39:DE:37:ARG:HA	39:DE:42:ASP:OD2	2.13	0.48
39:DE:134:ILE:O	39:DE:134:ILE:CG1	2.55	0.48
41:DG:101:ILE:HD13	41:DG:101:ILE:C	2.34	0.48
46:DN:23:LEU:HD13	46:DN:98:VAL:HG12	1.95	0.48
48:DP:13:ASN:H	48:DP:13:ASN:ND2	2.11	0.48
52:DT:129:ARG:O	52:DT:129:ARG:HG3	2.13	0.48
55:DW:9:TYR:N	55:DW:9:TYR:HD2	2.12	0.48
58:DZ:39:VAL:HG21	58:DZ:44:PHE:CD2	2.45	0.48
58:DZ:144:LEU:HD12	58:DZ:149:SER:HA	1.93	0.48
1:AA:57:G:O6	1:AA:356:A:C2	2.67	0.48
1:AA:158:G:O2'	1:AA:159:G:H5'	2.14	0.48
1:AA:355:C:H2'	1:AA:356:A:C8	2.28	0.48
1:AA:489:C:H2'	1:AA:490:G:C8	2.45	0.48
1:AA:1097:C:H2'	1:AA:1098:C:C6	2.48	0.48
1:AA:1112:C:N3	3:AC:178:LEU:HD23	2.27	0.48
1:AA:1186:G:N2	1:AA:1187:G:H1'	2.29	0.48
1:AA:1415:G:H2'	1:AA:1416:G:H8	1.78	0.48
2:AB:41:ILE:HD12	2:AB:41:ILE:N	2.28	0.48
2:AB:112:VAL:HG11	2:AB:153:ARG:HA	1.95	0.48
2:AB:140:HIS:HA	2:AB:143:GLU:HG3	1.96	0.48
2:AB:213:LEU:HD23	2:AB:213:LEU:C	2.34	0.48
2:AB:217:ARG:O	2:AB:221:LEU:HD23	2.13	0.48
3:AC:9:GLY:HA3	14:AN:49:HIS:HA	1.94	0.48
3:AC:83:ARG:HA	3:AC:86:VAL:HG22	1.95	0.48
3:AC:87:LEU:C	3:AC:89:GLU:N	2.66	0.48
3:AC:113:ALA:O	3:AC:115:LEU:N	2.46	0.48
5:AE:102:ALA:HB1	5:AE:106:PRO:HG2	1.95	0.48
6:AF:98:LEU:HD13	6:AF:101:ALA:CB	2.44	0.48
8:AH:38:ILE:HD11	8:AH:118:VAL:O	2.13	0.48
10:AJ:5:ARG:HG3	10:AJ:71:LEU:HD11	1.94	0.48
16:AP:14:ASN:N	16:AP:15:PRO:CD	2.76	0.48
24:AY:59:VAL:HG12	24:AY:59:VAL:O	2.14	0.48
26:B1:3:LYS:HB3	26:B1:61:ARG:HH12	1.77	0.48
35:BA:30:G:O2'	35:BA:31:C:H5'	2.13	0.48
35:BA:962:G:C2'	35:BA:963:U:H5'	2.43	0.48
35:BA:1437:C:H6	35:BA:1437:C:C5'	2.27	0.48
35:BA:1658:C:H2'	35:BA:1659:U:H6	1.78	0.48
35:BA:2121:G:C2'	35:BA:2122:U:H5'	2.42	0.48
35:BA:2364:C:O2'	35:BA:2365:G:H5'	2.12	0.48
35:BA:2790:A:O2'	35:BA:2791:C:H5'	2.13	0.48
37:BC:170:ALA:O	37:BC:172:HIS:N	2.47	0.48

Continued on next page...

Continued from previous page...

Atom-1	Atom-2	Interatomic distance (Å)	Clash overlap (Å)
38:BD:28:GLU:HB3	38:BD:29:PRO:CD	2.26	0.48
39:BE:59:VAL:HG11	39:BE:63:LEU:HG	1.96	0.48
39:BE:144:ARG:HB3	39:BE:145:LYS:H	1.40	0.48
40:BF:53:THR:C	40:BF:55:GLY:N	2.66	0.48
41:BG:30:GLU:HG2	41:BG:30:GLU:O	2.13	0.48
41:BG:61:ALA:HB2	41:BG:67:LYS:HA	1.96	0.48
42:BH:47:GLU:HB2	42:BH:51:ARG:NH2	2.28	0.48
45:BK:131:ALA:C	45:BK:133:SER:N	2.66	0.48
50:BR:93:GLY:O	50:BR:117:VAL:HG21	2.14	0.48
52:BT:41:ARG:HB3	52:BT:41:ARG:CZ	2.43	0.48
52:BT:106:SER:O	52:BT:107:ASP:CB	2.60	0.48
54:BV:18:LEU:N	54:BV:18:LEU:CD1	2.76	0.48
57:BY:77:PRO:O	57:BY:78:ALA:CB	2.61	0.48
58:BZ:166:SER:N	58:BZ:167:PRO:HA	2.18	0.48
1:CA:42:G:H2'	1:CA:43:C:C6	2.48	0.48
1:CA:88:A:H2	1:CA:89:C:H5	1.62	0.48
1:CA:102:G:H2'	1:CA:103:C:H6	1.78	0.48
1:CA:392:G:H2'	1:CA:393:A:H8	1.78	0.48
1:CA:509:A:H5'	4:CD:54:TYR:HD2	1.77	0.48
1:CA:1067:A:H1'	1:CA:1068:G:C8	2.48	0.48
1:CA:1112:C:C4	3:CC:178:LEU:HD23	2.48	0.48
1:CA:1125:U:H3	10:CJ:5:ARG:NH1	2.12	0.48
2:CB:88:ALA:HB2	2:CB:219:VAL:HG13	1.96	0.48
2:CB:213:LEU:HD23	2:CB:213:LEU:C	2.33	0.48
3:CC:126:ARG:HH11	3:CC:126:ARG:HG2	1.78	0.48
5:CE:20:GLN:O	5:CE:23:GLY:O	2.31	0.48
5:CE:28:PHE:HD1	5:CE:28:PHE:H	1.61	0.48
7:CG:44:TYR:HA	7:CG:47:CYS:SG	2.53	0.48
8:CH:35:ILE:O	8:CH:39:LEU:CD2	2.61	0.48
9:CI:85:LEU:HD12	9:CI:86:VAL:N	2.29	0.48
17:CQ:19:VAL:HG23	17:CQ:44:ALA:HB3	1.96	0.48
24:CY:19:ILE:N	24:CY:20:PRO:HD2	2.28	0.48
24:CY:22:LYS:CD	24:CY:25:ARG:HD2	2.43	0.48
24:CY:109:PHE:HB2	24:CY:110:PRO:CD	2.39	0.48
24:CY:132:TRP:HA	24:CY:135:MET:HE2	1.95	0.48
27:D2:44:LEU:O	27:D2:45:SER:CB	2.62	0.48
35:DA:271(L):U:H4'	35:DA:271(M):G:C5	2.48	0.48
35:DA:494:G:O2'	55:DW:5:ALA:O	2.27	0.48
35:DA:991:C:H2'	35:DA:992:C:H6	1.77	0.48
35:DA:1528:A:N3	35:DA:1528:A:H2'	2.28	0.48
35:DA:1642:G:O2'	35:DA:1643:G:H5'	2.13	0.48

Continued on next page...

Continued from previous page...

Atom-1	Atom-2	Interatomic distance (Å)	Clash overlap (Å)
35:DA:1794:U:H2'	35:DA:1795:C:H6	1.78	0.48
35:DA:2183:C:H2'	35:DA:2184:G:H8	1.78	0.48
35:DA:2308:G:N2	41:DG:79:ASN:ND2	2.61	0.48
35:DA:2320:A:N3	35:DA:2320:A:H2'	2.28	0.48
35:DA:2672:G:H2'	35:DA:2673:G:H5''	1.95	0.48
35:DA:2734:A:H3'	35:DA:2735:G:H8	1.78	0.48
37:DC:128:GLY:O	37:DC:130:ILE:N	2.45	0.48
40:DF:29:ASN:ND2	40:DF:32:LEU:HB2	2.27	0.48
46:DN:14:VAL:HG12	46:DN:15:LEU:N	2.28	0.48
46:DN:134:ARG:O	46:DN:134:ARG:HG3	2.13	0.48
48:DP:134:ALA:O	48:DP:136:GLU:N	2.45	0.48
51:DS:22:GLY:O	51:DS:23:ARG:O	2.32	0.48
52:DT:27:THR:HG23	52:DT:28:VAL:N	2.28	0.48
52:DT:32:TYR:HD2	52:DT:81:PRO:O	1.96	0.48
56:DX:32:PRO:HA	56:DX:77:LYS:HB2	1.95	0.48
56:DX:80:ILE:O	56:DX:80:ILE:HG13	2.12	0.48
58:DZ:42:VAL:CG2	58:DZ:46:LYS:HE3	2.39	0.48
1:AA:580:U:H2'	1:AA:581:G:C8	2.49	0.48
1:AA:1172:C:H2'	1:AA:1173:G:C8	2.48	0.48
2:AB:80:ILE:HD11	2:AB:211:ILE:CG2	2.43	0.48
4:AD:100:ARG:NH1	4:AD:137:SER:HA	2.28	0.48
4:AD:170:VAL:HG22	4:AD:171:GLY:H	1.78	0.48
6:AF:19:LEU:HD23	6:AF:19:LEU:C	2.34	0.48
7:AG:50:ILE:O	7:AG:54:THR:HG22	2.13	0.48
7:AG:78:ARG:HH12	7:AG:154:TYR:HB3	1.79	0.48
8:AH:44:PHE:HA	8:AH:79:VAL:HG11	1.96	0.48
9:AI:5:TYR:O	9:AI:84:ALA:HA	2.14	0.48
9:AI:79:LEU:C	9:AI:79:LEU:HD13	2.34	0.48
11:AK:88:GLY:O	11:AK:89:ALA:C	2.52	0.48
12:AL:119:LYS:C	12:AL:120:TYR:CD1	2.86	0.48
22:AW:41:C:C4	22:AW:42:C:N4	2.81	0.48
24:AY:159:GLY:H	24:AY:164:ILE:HA	1.76	0.48
24:AY:258:ILE:C	24:AY:258:ILE:HD12	2.34	0.48
27:B2:50:ILE:O	27:B2:52:ASP:N	2.46	0.48
35:BA:154(A):C:O2	35:BA:154(A):C:O4'	2.29	0.48
35:BA:608:A:H2'	35:BA:609:A:C8	2.47	0.48
35:BA:1171:G:C5'	35:BA:1173:G:H5''	2.44	0.48
35:BA:1794:U:H2'	35:BA:1795:C:H6	1.77	0.48
35:BA:2183:C:H2'	35:BA:2184:G:H8	1.78	0.48
35:BA:2639:A:C2'	35:BA:2640:G:H5'	2.44	0.48
36:BB:40:U:H3'	36:BB:41:U:C5'	2.43	0.48

Continued on next page...

Continued from previous page...

Atom-1	Atom-2	Interatomic distance (Å)	Clash overlap (Å)
36:BB:95:C:C2	36:BB:96:U:C6	3.01	0.48
37:BC:72:VAL:HG12	37:BC:74:VAL:HG23	1.95	0.48
37:BC:75:LEU:O	37:BC:75:LEU:HD23	2.13	0.48
40:BF:3:GLU:O	40:BF:19:GLU:CB	2.61	0.48
43:BI:76:THR:HG22	43:BI:141:LYS:HB2	1.95	0.48
49:BQ:12:GLN:HE21	49:BQ:73:PRO:HD2	1.78	0.48
50:BR:9:LYS:O	50:BR:10:LEU:CG	2.60	0.48
52:BT:27:THR:O	52:BT:28:VAL:CG2	2.61	0.48
52:BT:129:ARG:HG3	52:BT:129:ARG:O	2.12	0.48
54:BV:52:VAL:O	54:BV:52:VAL:HG13	2.11	0.48
55:BW:26:GLY:HA2	55:BW:71:VAL:O	2.13	0.48
58:BZ:125:LEU:HD12	58:BZ:126:VAL:N	2.29	0.48
1:CA:115:G:O2'	1:CA:116:A:OP2	2.27	0.48
1:CA:140:A:H2'	1:CA:141:A:H8	1.78	0.48
1:CA:458:C:H2'	1:CA:460:G:H8	1.79	0.48
1:CA:811:C:H4'	1:CA:900:A:N6	2.28	0.48
1:CA:1343:G:H2'	1:CA:1344:C:C6	2.48	0.48
1:CA:1422:G:O2'	1:CA:1423:G:H5'	2.13	0.48
2:CB:58:ILE:HG22	2:CB:222:ILE:HG12	1.95	0.48
2:CB:102:LEU:HB2	2:CB:176:GLU:HB3	1.95	0.48
2:CB:140:HIS:HA	2:CB:143:GLU:HG3	1.95	0.48
5:CE:100:VAL:HG13	5:CE:118:ILE:CG2	2.44	0.48
10:CJ:29:ARG:HH11	10:CJ:29:ARG:HG2	1.78	0.48
12:CL:70:ILE:HG12	12:CL:100:ILE:CD1	2.44	0.48
17:CQ:52:LYS:HD2	17:CQ:55:ASP:OD2	2.13	0.48
18:CR:21:LYS:NZ	18:CR:55:ARG:N	2.62	0.48
22:CV:16:U:O5'	22:CV:16:U:H6	1.96	0.48
31:D6:37:ARG:HH11	31:D6:37:ARG:CG	2.26	0.48
35:DA:910:A:C6	35:DA:911:A:C6	3.00	0.48
35:DA:1885:A:H3'	35:DA:1886:C:C6	2.48	0.48
35:DA:2178:C:H5'	37:DC:46:LYS:HB2	1.96	0.48
35:DA:2223:G:O2'	35:DA:2224:G:H5'	2.13	0.48
35:DA:2329:G:H2'	35:DA:2330:G:C8	2.48	0.48
35:DA:2695:C:H2'	35:DA:2696:U:C6	2.48	0.48
40:DF:3:GLU:CB	40:DF:24:LEU:HD23	2.44	0.48
40:DF:64:ILE:HG12	40:DF:65:TRP:NE1	2.29	0.48
42:DH:19:VAL:HG21	42:DH:44:VAL:CG1	2.42	0.48
45:DK:23:VAL:HA	45:DK:26:ALA:CB	2.43	0.48
48:DP:17:LYS:O	48:DP:19:VAL:N	2.46	0.48
49:DQ:51:ARG:HG2	49:DQ:51:ARG:NH1	2.28	0.48
49:DQ:141:GLN:NE2	58:DZ:71:VAL:O	2.45	0.48

Continued on next page...

Continued from previous page...

Atom-1	Atom-2	Interatomic distance (Å)	Clash overlap (Å)
50:DR:42:LYS:O	50:DR:45:ARG:HD2	2.13	0.48
52:DT:27:THR:OG1	52:DT:28:VAL:N	2.47	0.48
53:DU:76:TYR:CE2	53:DU:80:ILE:HG13	2.48	0.48
53:DU:103:PRO:HD2	53:DU:104:GLN:NE2	2.28	0.48
57:DY:28:LYS:CA	57:DY:39:VAL:H	2.25	0.48
58:DZ:59:LEU:O	58:DZ:61:LEU:HD22	2.13	0.48
1:AA:189(B):C:H2'	1:AA:189(C):C:C6	2.49	0.48
1:AA:360:A:H2'	1:AA:361:G:H8	1.78	0.48
1:AA:505:G:C6	1:AA:535:A:C2	3.02	0.48
1:AA:708:C:H2'	1:AA:709:G:H8	1.78	0.48
2:AB:104:ASN:ND2	2:AB:107:THR:HB	2.28	0.48
3:AC:101:LEU:HD23	3:AC:101:LEU:C	2.34	0.48
7:AG:76:ARG:HD3	7:AG:89:MET:CE	2.43	0.48
7:AG:136:LYS:O	7:AG:138:LYS:N	2.45	0.48
15:AO:33:THR:HG21	15:AO:85:LEU:HD22	1.95	0.48
22:AW:66:U:H2'	22:AW:67:C:C4	2.48	0.48
24:AY:26:LEU:HD22	24:AY:48:VAL:HG21	1.94	0.48
24:AY:283:LEU:O	24:AY:287:GLU:HB2	2.13	0.48
24:AY:345:ILE:O	24:AY:349:LEU:HG	2.12	0.48
25:B0:25:ARG:HD3	25:B0:29:GLN:HE22	1.77	0.48
25:B0:84:LEU:HD12	25:B0:84:LEU:H	1.78	0.48
26:B1:45:ASN:HA	35:BA:2230:G:H1'	1.95	0.48
32:B7:47:ARG:C	32:B7:48:LYS:HD3	2.33	0.48
33:B8:16:ILE:O	33:B8:16:ILE:HG23	2.12	0.48
33:B8:53:PRO:HA	33:B8:56:GLU:CB	2.41	0.48
35:BA:309:G:N3	35:BA:329:G:O2'	2.47	0.48
35:BA:598:G:H5''	48:BP:15:ARG:CD	2.24	0.48
35:BA:691:C:O2'	35:BA:692:C:H5'	2.13	0.48
35:BA:765:G:H2'	35:BA:766:C:C6	2.49	0.48
35:BA:1106:G:H2'	35:BA:1107:G:C8	2.48	0.48
35:BA:1827:C:OP2	38:BD:222:ARG:NH1	2.47	0.48
35:BA:2313:C:H4'	41:BG:91:ARG:HG3	1.95	0.48
36:BB:89:G:H2'	36:BB:90:A:C8	2.49	0.48
37:BC:59:ARG:N	37:BC:59:ARG:CD	2.77	0.48
38:BD:31:LYS:HG3	38:BD:33:LEU:CG	2.43	0.48
38:BD:82:ILE:C	38:BD:82:ILE:HD13	2.34	0.48
39:BE:9:VAL:CG2	39:BE:25:VAL:HB	2.43	0.48
40:BF:29:ASN:ND2	40:BF:32:LEU:HB2	2.27	0.48
40:BF:177:ALA:HB1	40:BF:178:PRO:HD2	1.94	0.48
42:BH:33:LEU:HD11	42:BH:136:ILE:O	2.14	0.48
42:BH:92:ILE:C	42:BH:94:TYR:H	2.17	0.48

Continued on next page...

Continued from previous page...

Atom-1	Atom-2	Interatomic distance (Å)	Clash overlap (Å)
43:BI:29:TYR:O	43:BI:32:PRO:HD2	2.13	0.48
44:BJ:27:UNK:O	44:BJ:83:UNK:N	2.47	0.48
47:BO:104:ARG:HE	52:BT:33:LYS:HE3	1.78	0.48
49:BQ:114:ALA:O	49:BQ:116:GLU:N	2.44	0.48
50:BR:53:HIS:O	50:BR:56:LYS:HB3	2.14	0.48
52:BT:28:VAL:HG11	52:BT:46:GLU:CG	2.34	0.48
53:BU:92:ARG:CB	54:BV:11:GLN:NE2	2.77	0.48
54:BV:34:GLU:O	54:BV:36:PRO:CD	2.62	0.48
55:BW:71:VAL:HA	55:BW:107:LEU:HD12	1.95	0.48
57:BY:96:ILE:CG2	57:BY:97:ARG:N	2.76	0.48
58:BZ:26:GLY:O	58:BZ:27:VAL:HB	2.13	0.48
1:CA:148:G:O2'	1:CA:149:A:H5'	2.14	0.48
1:CA:233:C:H2'	1:CA:234:C:H6	1.78	0.48
1:CA:430:A:O2'	1:CA:431:A:H5'	2.14	0.48
1:CA:593:G:O2'	1:CA:594:G:H5'	2.14	0.48
1:CA:925:G:H4'	1:CA:1502:A:N1	2.28	0.48
1:CA:1396:A:H4'	1:CA:1398:A:O4'	2.14	0.48
1:CA:1458:G:OP1	20:CT:35:THR:OG1	2.25	0.48
2:CB:31:TYR:HD1	2:CB:202:PRO:HB3	1.78	0.48
3:CC:180:ALA:O	3:CC:181:ASN:C	2.52	0.48
4:CD:64:LEU:HD11	4:CD:97:LEU:HD13	1.96	0.48
4:CD:150:GLU:N	4:CD:150:GLU:OE1	2.46	0.48
14:CN:12:ARG:HB3	14:CN:14:PRO:HD2	1.95	0.48
22:CV:76:A:O3'	24:CY:239:GLY:HA3	2.14	0.48
23:CX:18:A:H2'	23:CX:18:A:N3	2.29	0.48
24:CY:190:VAL:CB	24:CY:315:VAL:HG12	2.41	0.48
24:CY:346:TRP:HA	24:CY:346:TRP:HE3	1.77	0.48
27:D2:35:LEU:C	27:D2:37:PHE:H	2.17	0.48
28:D3:44:ARG:O	28:D3:48:GLU:N	2.36	0.48
30:D5:30:LEU:HD23	30:D5:41:PRO:HA	1.94	0.48
33:D8:63:PRO:O	33:D8:64:TYR:O	2.31	0.48
35:DA:1022:G:O2'	35:DA:1023:U:OP2	2.26	0.48
35:DA:2537:U:H2'	35:DA:2538:C:H6	1.76	0.48
35:DA:2712:U:H1'	35:DA:2712(A):A:C8	2.49	0.48
35:DA:2894:G:H2'	35:DA:2894:G:N3	2.29	0.48
37:DC:51:PRO:O	37:DC:52:ARG:HB2	2.14	0.48
41:DG:105:LYS:HE3	41:DG:143:GLU:OE1	2.14	0.48
41:DG:155:MET:O	41:DG:155:MET:HG3	2.14	0.48
42:DH:94:TYR:CD2	42:DH:107:VAL:HB	2.49	0.48
45:DK:125:ARG:HG2	45:DK:125:ARG:NH1	2.29	0.48
46:DN:26:LEU:HG	46:DN:30:ILE:CD1	2.44	0.48

Continued on next page...

Continued from previous page...

Atom-1	Atom-2	Interatomic distance (Å)	Clash overlap (Å)
47:DO:87:ILE:HG23	47:DO:91:LEU:HA	1.93	0.48
47:DO:105:GLU:OE1	47:DO:105:GLU:N	2.46	0.48
50:DR:82:GLU:H	50:DR:85:PRO:CD	2.27	0.48
51:DS:12:PHE:HD1	51:DS:12:PHE:H	1.62	0.48
51:DS:51:ALA:O	51:DS:69:VAL:HG22	2.13	0.48
51:DS:88:ASP:CG	51:DS:89:ARG:H	2.17	0.48
55:DW:17:VAL:O	55:DW:18:ARG:C	2.52	0.48
57:DY:17:SER:OG	57:DY:18:GLY:N	2.46	0.48
58:DZ:3:TYR:N	58:DZ:3:TYR:CD1	2.80	0.48
1:AA:166:G:H2'	1:AA:167:G:C8	2.47	0.48
1:AA:360:A:O2'	1:AA:361:G:H5'	2.14	0.48
1:AA:372:C:C4'	1:AA:373:A:OP1	2.53	0.48
1:AA:696:A:O2'	1:AA:697:U:H5'	2.14	0.48
1:AA:1238:A:N7	1:AA:1303:C:H1'	2.28	0.48
2:AB:24:TRP:CZ3	2:AB:26:PRO:HA	2.49	0.48
2:AB:161:ALA:HA	2:AB:182:ILE:HG23	1.95	0.48
3:AC:206:GLU:O	3:AC:208:ILE:N	2.47	0.48
4:AD:96:LEU:N	4:AD:96:LEU:CD1	2.76	0.48
4:AD:203:VAL:HG12	4:AD:203:VAL:O	2.11	0.48
22:AV:61:C:H2'	22:AV:62:C:C6	2.38	0.48
25:B0:56:ASP:O	25:B0:57:PHE:HB2	2.14	0.48
27:B2:20:GLU:O	27:B2:23:LYS:HB2	2.14	0.48
31:B6:19:ARG:HG3	35:BA:2400:G:H4'	1.95	0.48
31:B6:23:THR:HG21	35:BA:2419:U:C4'	2.41	0.48
35:BA:271(S):G:C3'	35:BA:271(T):C:H5''	2.42	0.48
35:BA:321:G:N3	40:BF:165:ARG:NH1	2.61	0.48
35:BA:341:G:O2'	35:BA:342:G:H5'	2.13	0.48
35:BA:470:A:H2'	35:BA:471:A:O4'	2.14	0.48
35:BA:598:G:C5'	48:BP:15:ARG:HD2	2.24	0.48
35:BA:632:A:H2'	35:BA:633:A:C8	2.47	0.48
35:BA:1412:A:O2'	35:BA:1413:G:H5'	2.13	0.48
35:BA:1417:C:C2'	35:BA:1418:G:H5'	2.44	0.48
35:BA:1685:C:C2'	35:BA:1686:C:H5''	2.43	0.48
35:BA:1719:G:O2'	35:BA:1720:U:H5'	2.13	0.48
35:BA:1777:U:O2'	35:BA:1778:U:H5'	2.14	0.48
35:BA:1999:C:H5''	35:BA:2723:C:O2'	2.14	0.48
35:BA:2572:A:C8	39:BE:144:ARG:HD2	2.48	0.48
35:BA:2892:A:H2'	35:BA:2893:G:H4'	1.96	0.48
38:BD:82:ILE:O	38:BD:82:ILE:HG23	2.13	0.48
40:BF:65:TRP:CZ3	40:BF:73:ALA:O	2.67	0.48
45:BK:13:PRO:HG2	45:BK:16:LYS:O	2.13	0.48

Continued on next page...

Continued from previous page...

Atom-1	Atom-2	Interatomic distance (Å)	Clash overlap (Å)
46:BN:12:ARG:HG2	46:BN:50:ASP:OD1	2.13	0.48
46:BN:31:ALA:O	46:BN:34:LEU:N	2.47	0.48
48:BP:24:GLY:N	48:BP:33:ARG:NH1	2.61	0.48
50:BR:17:ARG:HH11	50:BR:17:ARG:HG2	1.79	0.48
50:BR:39:PRO:C	50:BR:41:ALA:N	2.65	0.48
50:BR:96:ARG:HH22	50:BR:118:GLU:H	1.61	0.48
51:BS:14:VAL:HG22	51:BS:91:PRO:HD3	1.96	0.48
52:BT:50:ILE:HA	52:BT:99:LEU:CD1	2.43	0.48
53:BU:91:ASP:OD2	53:BU:96:ALA:CB	2.61	0.48
54:BV:55:ALA:O	54:BV:56:SER:HB3	2.13	0.48
1:CA:543:C:C2	1:CA:544:G:C8	3.01	0.48
1:CA:624:C:H4'	16:CP:10:GLY:CA	2.43	0.48
1:CA:797:C:O2'	1:CA:798:G:H5'	2.14	0.48
2:CB:14:GLY:HA3	2:CB:16:HIS:CE1	2.48	0.48
3:CC:33:LEU:HD11	14:CN:53:LEU:HD23	1.96	0.48
3:CC:57:ILE:HA	3:CC:65:ALA:HB3	1.95	0.48
6:CF:34:GLY:O	6:CF:67:MET:HB2	2.14	0.48
6:CF:44:GLY:O	6:CF:46:ARG:HG3	2.14	0.48
7:CG:65:ALA:HA	7:CG:128:ALA:HA	1.95	0.48
8:CH:109:ILE:CG1	8:CH:110:ALA:H	2.23	0.48
9:CI:4:TYR:HB2	9:CI:19:LEU:CB	2.34	0.48
10:CJ:53:PRO:HG2	10:CJ:54:PHE:H	1.78	0.48
11:CK:70:LYS:HA	11:CK:73:MET:CG	2.44	0.48
12:CL:87:GLY:H	12:CL:99:HIS:H	1.62	0.48
13:CM:105:THR:O	13:CM:106:ASN:C	2.52	0.48
20:CT:44:ALA:HB3	20:CT:91:LEU:HD12	1.96	0.48
22:CV:52:G:C6	22:CV:63:G:C6	3.02	0.48
22:CV:74:C:H2'	22:CV:75:C:C5'	2.44	0.48
22:CW:51:U:H3	22:CW:64:A:H2	1.61	0.48
24:CY:24:THR:HG22	24:CY:27:LYS:HE3	1.96	0.48
30:D5:42:PRO:HB2	30:D5:43:HIS:CD2	2.49	0.48
35:DA:813:U:C5	48:DP:27:HIS:HD2	2.32	0.48
35:DA:1360:A:H5'	35:DA:1361:G:OP2	2.13	0.48
35:DA:1416:G:H1'	35:DA:1417:C:C5	2.49	0.48
35:DA:1685:C:H2'	35:DA:1686:C:C5'	2.42	0.48
35:DA:1719:G:O2'	35:DA:1720:U:H5'	2.13	0.48
35:DA:2732:G:O2'	35:DA:2733:A:H5'	2.13	0.48
35:DA:2870:C:H2'	35:DA:2871:C:O4'	2.13	0.48
37:DC:65:PRO:HG2	37:DC:189:ILE:CA	2.44	0.48
37:DC:74:VAL:HG12	37:DC:76:ALA:N	2.29	0.48
38:DD:158:ALA:HB3	38:DD:161:THR:CG2	2.44	0.48

Continued on next page...

Continued from previous page...

Atom-1	Atom-2	Interatomic distance (Å)	Clash overlap (Å)
40:DF:24:LEU:O	40:DF:26:ALA:N	2.47	0.48
42:DH:89:ILE:HG12	42:DH:129:THR:HA	1.95	0.48
42:DH:138:LYS:O	42:DH:141:VAL:N	2.38	0.48
48:DP:17:LYS:HB3	48:DP:19:VAL:HG22	1.95	0.48
50:DR:77:ARG:O	50:DR:79:LEU:N	2.47	0.48
51:DS:80:LEU:HD12	51:DS:80:LEU:N	2.28	0.48
53:DU:17:ILE:O	53:DU:20:LEU:N	2.41	0.48
54:DV:5:VAL:HG22	54:DV:6:LYS:N	2.28	0.48
55:DW:33:ARG:O	55:DW:37:ARG:HB2	2.14	0.48
58:DZ:146:ILE:HA	58:DZ:174:VAL:CG1	2.44	0.48
1:AA:407:G:H2'	1:AA:408:A:H8	1.78	0.48
1:AA:1064:G:N2	1:AA:1190:G:H2'	2.28	0.48
1:AA:1109:C:C2'	1:AA:1110:A:H5'	2.44	0.48
5:AE:36:ASP:O	5:AE:37:ARG:CB	2.61	0.48
8:AH:44:PHE:HA	8:AH:79:VAL:CG1	2.44	0.48
10:AJ:90:LEU:HD12	10:AJ:90:LEU:N	2.29	0.48
10:AJ:96:ILE:HG12	10:AJ:96:ILE:O	2.13	0.48
19:AS:4:SER:O	19:AS:5:LEU:CB	2.57	0.48
22:AV:12:U:H4'	35:BA:1908:C:O2	2.12	0.48
24:AY:150:GLN:HB2	24:AY:172:LYS:CB	2.34	0.48
25:B0:48:GLY:HA3	25:B0:80:HIS:HB3	1.95	0.48
27:B2:38:GLN:HB2	27:B2:44:LEU:HB3	1.95	0.48
35:BA:80:G:C2'	35:BA:81:G:H5'	2.44	0.48
35:BA:271(L):U:H4'	35:BA:271(M):G:C4	2.49	0.48
35:BA:494:G:N2	55:BW:57:ASN:HD21	2.08	0.48
35:BA:958:U:H6	35:BA:958:U:H3'	1.79	0.48
35:BA:1028:A:N6	35:BA:1125:G:H2'	2.28	0.48
35:BA:1560:G:N2	35:BA:1561:G:H1'	2.28	0.48
35:BA:2534:A:H8	35:BA:2534:A:C5'	2.23	0.48
38:BD:147:LEU:HD13	38:BD:155:LEU:HD11	1.94	0.48
40:BF:181:LEU:CD1	40:BF:186:ILE:HD11	2.43	0.48
41:BG:18:GLU:CG	41:BG:175:LEU:HD13	2.38	0.48
41:BG:111:LEU:HB2	41:BG:112:PRO:HD3	1.96	0.48
43:BI:93:THR:O	43:BI:96:ASP:HB2	2.13	0.48
46:BN:42:TRP:O	53:BU:64:ARG:NE	2.39	0.48
48:BP:57:THR:C	48:BP:59:LEU:N	2.67	0.48
50:BR:77:ARG:O	50:BR:78:LYS:C	2.51	0.48
51:BS:97:ARG:HH21	51:BS:98:VAL:CG2	2.25	0.48
53:BU:103:PRO:HD2	53:BU:104:GLN:NE2	2.28	0.48
54:BV:39:LEU:CB	54:BV:47:VAL:HG21	2.44	0.48
57:BY:55:TYR:O	57:BY:56:PRO:C	2.50	0.48

Continued on next page...

Continued from previous page...

Atom-1	Atom-2	Interatomic distance (Å)	Clash overlap (Å)
57:BY:86:ARG:HG2	57:BY:87:LYS:N	2.29	0.48
58:BZ:151:HIS:O	58:BZ:152:ALA:O	2.32	0.48
1:CA:475:G:H2'	1:CA:476:G:C8	2.45	0.48
1:CA:741:G:H2'	1:CA:742:G:O4'	2.14	0.48
1:CA:1057:G:H5''	3:CC:154:SER:OG	2.14	0.48
1:CA:1064:G:H21	1:CA:1190:G:H2'	1.77	0.48
1:CA:1331:G:OP2	13:CM:23:TYR:CD2	2.65	0.48
1:CA:1354:C:O2'	1:CA:1355:G:H5'	2.13	0.48
2:CB:28:PHE:O	2:CB:28:PHE:CD1	2.66	0.48
2:CB:88:ALA:HA	2:CB:226:ARG:HH12	1.79	0.48
3:CC:88:ARG:HH12	3:CC:101:LEU:HB3	1.77	0.48
8:CH:23:SER:HA	8:CH:63:LEU:HD22	1.95	0.48
9:CI:79:LEU:HD11	9:CI:83:ARG:NH2	2.28	0.48
9:CI:90:PRO:C	9:CI:92:TYR:H	2.15	0.48
11:CK:46:GLY:O	11:CK:48:ILE:O	2.32	0.48
14:CN:29:ARG:HG2	14:CN:30:ALA:H	1.79	0.48
16:CP:14:ASN:N	16:CP:15:PRO:CD	2.77	0.48
24:CY:32:ARG:HG3	24:CY:32:ARG:NH1	2.29	0.48
24:CY:54:ARG:HA	24:CY:57:ARG:CD	2.44	0.48
24:CY:182:PRO:HD3	24:CY:349:LEU:CD2	2.43	0.48
24:CY:283:LEU:O	24:CY:287:GLU:N	2.47	0.48
26:D1:86:SER:O	26:D1:90:ILE:CG1	2.60	0.48
33:D8:10:ALA:HB2	33:D8:59:LYS:HZ2	1.75	0.48
33:D8:62:LEU:N	33:D8:63:PRO:CD	2.76	0.48
35:DA:686:G:H21	35:DA:788:A:H61	1.62	0.48
35:DA:1434:A:O2'	35:DA:1435:G:H5'	2.14	0.48
35:DA:2177:C:H5''	37:DC:211:SER:CB	2.43	0.48
35:DA:2534:A:H2'	35:DA:2535:G:O5'	2.13	0.48
37:DC:178:ALA:HB1	37:DC:190:ARG:CB	2.44	0.48
51:DS:88:ASP:CG	51:DS:89:ARG:N	2.66	0.48
51:DS:95:HIS:CG	51:DS:96:GLY:N	2.82	0.48
52:DT:108:ARG:HA	52:DT:111:ARG:HH12	1.79	0.48
55:DW:1:MET:HE3	55:DW:2:GLU:H	1.79	0.48
56:DX:30:VAL:CG2	56:DX:79:ALA:HB3	2.44	0.48
1:AA:313:A:H2'	1:AA:314:C:C6	2.49	0.48
1:AA:445:G:H2'	1:AA:446:G:H8	1.79	0.48
1:AA:692:U:H5	11:AK:26:ASN:OD1	1.97	0.48
1:AA:1188:A:O2'	1:AA:1189:C:H5'	2.13	0.48
4:AD:61:LYS:NZ	4:AD:62:GLN:HE22	2.12	0.48
5:AE:84:PHE:HB3	5:AE:134:ALA:HB2	1.96	0.48
8:AH:30:ARG:NH1	8:AH:30:ARG:CB	2.76	0.48

Continued on next page...

Continued from previous page...

Atom-1	Atom-2	Interatomic distance (Å)	Clash overlap (Å)
8:AH:109:ILE:CG1	8:AH:110:ALA:N	2.76	0.48
10:AJ:3:LYS:CB	10:AJ:77:PRO:HD3	2.44	0.48
11:AK:122:LYS:O	11:AK:126:ARG:HG3	2.14	0.48
24:AY:229:ILE:HG22	24:AY:229:ILE:O	2.12	0.48
25:B0:29:GLN:O	25:B0:67:VAL:HG23	2.13	0.48
27:B2:32:LEU:HD23	27:B2:32:LEU:C	2.34	0.48
29:B4:40:ILE:HD12	29:B4:40:ILE:N	2.29	0.48
33:B8:14:VAL:HG21	33:B8:22:VAL:CG1	2.44	0.48
35:BA:271(J):C:C2'	35:BA:271(K):U:H5''	2.44	0.48
35:BA:389:G:H22	48:BP:72:PRO:CD	2.27	0.48
35:BA:409:C:O2'	35:BA:410:G:H5'	2.14	0.48
35:BA:919:G:H5'	36:BB:81:G:H1'	1.94	0.48
35:BA:2376:A:H1'	51:BS:108:GLY:O	2.14	0.48
35:BA:2445:G:OP1	40:BF:74:ARG:NH2	2.47	0.48
37:BC:87:GLU:CG	37:BC:94:VAL:HG22	2.43	0.48
39:BE:23:VAL:CG1	39:BE:173:VAL:HG21	2.43	0.48
40:BF:11:VAL:HG12	40:BF:12:LEU:N	2.28	0.48
40:BF:155:LEU:HD12	40:BF:174:VAL:O	2.14	0.48
50:BR:2:ARG:HH12	50:BR:5:LYS:HZ1	1.62	0.48
50:BR:24:GLN:OE1	50:BR:44:LEU:HD23	2.13	0.48
53:BU:61:TRP:CD2	53:BU:94:ASN:HA	2.49	0.48
53:BU:88:ILE:C	53:BU:90:VAL:N	2.67	0.48
55:BW:110:LYS:HG3	55:BW:111:HIS:H	1.79	0.48
57:BY:25:GLY:HA3	57:BY:39:VAL:HG13	1.95	0.48
58:BZ:132:ASN:OD1	58:BZ:132:ASN:N	2.46	0.48
58:BZ:165:VAL:CG1	58:BZ:166:SER:N	2.55	0.48
1:CA:271:C:O2'	1:CA:272:C:H5'	2.13	0.48
1:CA:791:G:N2	1:CA:1497:G:O3'	2.47	0.48
1:CA:895:G:H2'	1:CA:896:C:H6	1.78	0.48
1:CA:1461:G:H2'	1:CA:1462:G:C8	2.49	0.48
2:CB:98:LEU:O	2:CB:101:MET:HG3	2.13	0.48
2:CB:194:PRO:HG2	2:CB:195:ASP:H	1.79	0.48
3:CC:132:ARG:HA	3:CC:135:LYS:HB2	1.96	0.48
4:CD:17:VAL:CG1	4:CD:18:LYS:N	2.77	0.48
8:CH:51:VAL:HG11	8:CH:60:ARG:NH1	2.25	0.48
8:CH:100:ILE:HG23	8:CH:101:PRO:HD2	1.96	0.48
8:CH:109:ILE:HD11	8:CH:120:THR:CG2	2.39	0.48
16:CP:58:TYR:O	16:CP:61:SER:N	2.46	0.48
25:D0:45:PHE:HD2	25:D0:79:VAL:HG23	1.78	0.48
25:D0:56:ASP:O	25:D0:57:PHE:HB2	2.14	0.48
26:D1:87:PRO:HG2	26:D1:88:LYS:N	2.23	0.48

Continued on next page...

Continued from previous page...

Atom-1	Atom-2	Interatomic distance (Å)	Clash overlap (Å)
35:DA:470:A:H2'	35:DA:471:A:O4'	2.14	0.48
35:DA:549:G:C3'	35:DA:551:G:H5''	2.43	0.48
35:DA:1407:C:H2'	35:DA:1407:C:O2	2.12	0.48
35:DA:1712:C:O2'	35:DA:1713:U:H5'	2.14	0.48
35:DA:2133:G:H1'	35:DA:2158:A:H61	1.78	0.48
35:DA:2777:G:H4'	35:DA:2778:A:H5'	1.94	0.48
35:DA:2892:A:H3'	35:DA:2893:G:H4'	1.96	0.48
38:DD:111:LEU:HD13	38:DD:112:GLN:N	2.28	0.48
39:DE:130:GLY:O	39:DE:131:ALA:C	2.52	0.48
41:DG:166:ASP:O	41:DG:169:ALA:HB3	2.14	0.48
42:DH:88:LEU:C	42:DH:89:ILE:HG13	2.34	0.48
59:DI:101:LEU:HD12	59:DI:101:LEU:C	2.34	0.48
45:DK:58:THR:HB	45:DK:66:THR:CG2	2.41	0.48
45:DK:101:TRP:NE1	45:DK:140:GLY:HA3	2.29	0.48
45:DK:131:ALA:HA	45:DK:136:VAL:CG1	2.43	0.48
47:DO:72:PRO:C	47:DO:74:GLY:H	2.17	0.48
49:DQ:137:TYR:HD2	58:DZ:76:LEU:HD23	1.79	0.48
50:DR:24:GLN:OE1	50:DR:44:LEU:HD23	2.13	0.48
51:DS:52:SER:CB	51:DS:55:ALA:HB3	2.44	0.48
54:DV:28:GLU:HB2	54:DV:31:ALA:CB	2.43	0.48
54:DV:76:LYS:HB2	54:DV:81:TYR:HB3	1.96	0.48
57:DY:26:LYS:CG	57:DY:27:VAL:H	2.15	0.48
57:DY:27:VAL:HB	57:DY:29:GLU:OE1	2.13	0.48
58:DZ:72:ARG:NH2	58:DZ:97:GLU:O	2.47	0.48
1:AA:545:C:O2'	1:AA:546:G:H5'	2.13	0.48
1:AA:547:A:H4'	1:AA:548:G:O5'	2.14	0.48
1:AA:1041:A:H2'	1:AA:1042:G:C8	2.46	0.48
1:AA:1052:U:H2'	1:AA:1055:A:OP1	2.13	0.48
1:AA:1059:C:O3'	14:AN:45:ARG:NH2	2.47	0.48
1:AA:1255:G:C5'	3:AC:26:LYS:HE3	2.44	0.48
1:AA:1310:G:O2'	1:AA:1311:G:H5'	2.14	0.48
1:AA:1458:G:H5'	20:AT:32:ALA:HB2	1.95	0.48
1:AA:1469:G:H2'	1:AA:1470:G:C8	2.49	0.48
1:AA:1487:G:O2'	1:AA:1488:G:H5'	2.13	0.48
3:AC:126:ARG:HH11	3:AC:126:ARG:HG2	1.79	0.48
4:AD:64:LEU:HD11	4:AD:97:LEU:CD1	2.44	0.48
4:AD:150:GLU:N	4:AD:150:GLU:OE1	2.47	0.48
20:AT:54:LYS:HA	20:AT:57:ARG:NH2	2.29	0.48
20:AT:74:LYS:C	20:AT:76:ALA:N	2.64	0.48
24:AY:128:GLU:HA	24:AY:195:PHE:CE2	2.49	0.48
26:B1:7:ILE:HD12	26:B1:62:VAL:HG21	1.95	0.48

Continued on next page...

Continued from previous page...

Atom-1	Atom-2	Interatomic distance (Å)	Clash overlap (Å)
29:B4:53:THR:C	29:B4:54:LYS:HD2	2.33	0.48
31:B6:15:GLU:HG2	31:B6:18:ARG:HE	1.77	0.48
34:B9:8:LYS:O	34:B9:34:GLN:OE1	2.32	0.48
35:BA:286:C:C2'	35:BA:287:C:H5''	2.40	0.48
35:BA:729:G:H5'	35:BA:730:C:H5''	1.96	0.48
35:BA:813:U:C5	48:BP:27:HIS:HD2	2.32	0.48
35:BA:1087:G:C2	35:BA:1103:A:C2	3.02	0.48
35:BA:1416:G:H1'	35:BA:1417:C:C5	2.49	0.48
36:BB:71:C:C2	36:BB:72:G:C8	3.01	0.48
38:BD:235:GLY:C	38:BD:237:GLU:N	2.66	0.48
40:BF:18:ARG:CG	40:BF:19:GLU:H	2.26	0.48
41:BG:71:THR:OG1	41:BG:89:GLY:HA3	2.14	0.48
45:BK:66:THR:O	45:BK:66:THR:HG23	2.14	0.48
45:BK:87:GLY:O	45:BK:88:ALA:HB2	2.14	0.48
47:BO:13:ASN:HD21	47:BO:97:ARG:N	2.12	0.48
51:BS:89:ARG:CB	51:BS:92:TYR:HB3	2.43	0.48
53:BU:27:LEU:N	53:BU:27:LEU:CD2	2.73	0.48
54:BV:5:VAL:HG22	54:BV:6:LYS:N	2.29	0.48
1:CA:192:U:O4'	20:CT:103:GLY:HA2	2.13	0.48
1:CA:225:C:H2'	1:CA:226:G:H8	1.78	0.48
1:CA:269:C:H2'	1:CA:270:A:H8	1.78	0.48
1:CA:313:A:H2'	1:CA:314:C:C6	2.49	0.48
1:CA:401:C:H2'	1:CA:402:G:C8	2.49	0.48
1:CA:438:G:H4'	4:CD:123:HIS:CE1	2.49	0.48
1:CA:600:C:O2'	1:CA:601:C:H5'	2.14	0.48
1:CA:627:G:O2'	1:CA:628:G:H5'	2.14	0.48
1:CA:692:U:H5	11:CK:26:ASN:OD1	1.97	0.48
1:CA:1064:G:N2	1:CA:1190:G:H2'	2.29	0.48
2:CB:24:TRP:CZ3	2:CB:26:PRO:HA	2.49	0.48
2:CB:79:ASP:HA	2:CB:82:ARG:HG2	1.96	0.48
2:CB:217:ARG:O	2:CB:221:LEU:HD23	2.14	0.48
3:CC:76:VAL:HG21	3:CC:103:VAL:HG11	1.96	0.48
3:CC:164:ARG:CB	3:CC:164:ARG:NH1	2.77	0.48
6:CF:42:GLU:O	6:CF:44:GLY:N	2.47	0.48
8:CH:35:ILE:HG23	8:CH:111:ILE:CD1	2.43	0.48
10:CJ:22:LYS:C	10:CJ:22:LYS:HD2	2.34	0.48
10:CJ:96:ILE:HG12	10:CJ:96:ILE:O	2.14	0.48
12:CL:23:LYS:O	12:CL:24:VAL:HG23	2.13	0.48
19:CS:20:LEU:CA	19:CS:23:ASN:HB3	2.42	0.48
24:CY:56:ARG:O	24:CY:60:ASP:HB3	2.14	0.48
27:D2:18:PRO:O	27:D2:21:LEU:HB2	2.13	0.48

Continued on next page...

Continued from previous page...

Atom-1	Atom-2	Interatomic distance (Å)	Clash overlap (Å)
30:D5:42:PRO:HB2	30:D5:43:HIS:HD2	1.79	0.48
33:D8:7:HIS:HB2	33:D8:59:LYS:HD2	1.96	0.48
35:DA:271(C):C:H2'	35:DA:271(D):G:C8	2.49	0.48
35:DA:902:C:O2'	35:DA:903:C:H5'	2.13	0.48
35:DA:1171:G:H3'	35:DA:1173:G:C4'	2.42	0.48
35:DA:1602:U:H3'	35:DA:1603:A:C5'	2.44	0.48
35:DA:1777:U:O2'	35:DA:1778:U:H5'	2.13	0.48
35:DA:2075:U:H2'	35:DA:2238:G:N2	2.29	0.48
35:DA:2515:C:O2'	35:DA:2516:G:H5'	2.14	0.48
36:DB:37:C:H2'	36:DB:38:C:H5'	1.95	0.48
37:DC:86:ALA:HB3	37:DC:94:VAL:HG21	1.96	0.48
39:DE:30:PRO:HD3	39:DE:180:ASN:ND2	2.29	0.48
39:DE:69:LYS:NZ	39:DE:90:THR:H	2.11	0.48
39:DE:174:ASP:OD2	39:DE:175:VAL:N	2.45	0.48
40:DF:19:GLU:N	40:DF:19:GLU:CD	2.67	0.48
40:DF:132:VAL:CG2	40:DF:133:ASN:H	2.21	0.48
41:DG:82:LEU:HD22	41:DG:87:PRO:CG	2.24	0.48
59:DI:2:LYS:CD	59:DI:20:ASP:HB3	2.43	0.48
45:DK:91:PRO:C	58:DZ:112:ARG:NH2	2.67	0.48
48:DP:23:PRO:HD2	48:DP:33:ARG:CZ	2.44	0.48
48:DP:49:ARG:O	48:DP:49:ARG:HG2	2.09	0.48
48:DP:65:ARG:O	48:DP:68:GLN:HB3	2.14	0.48
51:DS:34:HIS:ND1	51:DS:54:LEU:HB2	2.28	0.48
52:DT:29:ARG:HG2	52:DT:86:ILE:HG23	1.96	0.48
52:DT:50:ILE:HA	52:DT:99:LEU:HD11	1.94	0.48
54:DV:18:LEU:CD2	54:DV:19:LYS:H	2.25	0.48
57:DY:45:VAL:HA	57:DY:62:GLU:HB2	1.95	0.48
58:DZ:30:ASN:HD21	58:DZ:33:LEU:N	2.12	0.48
1:AA:56:U:H4'	59:DI:82:ARG:HH22	1.79	0.47
1:AA:332:G:O2'	1:AA:333:G:H5'	2.13	0.47
1:AA:438:G:H4'	4:AD:123:HIS:CE1	2.49	0.47
1:AA:515:G:O2'	1:AA:516:U:H5'	2.14	0.47
1:AA:757:U:OP1	1:AA:822:C:O2'	2.31	0.47
1:AA:1188:A:H2'	1:AA:1189:C:H5'	1.94	0.47
1:AA:1269:A:C2	1:AA:1313:U:O4'	2.67	0.47
1:AA:1445:C:H2'	1:AA:1446:U:C5'	2.33	0.47
3:AC:6:HIS:CB	14:AN:49:HIS:HD2	2.27	0.47
5:AE:136:MET:C	5:AE:138:ALA:H	2.17	0.47
7:AG:65:ALA:HA	7:AG:128:ALA:HA	1.95	0.47
7:AG:118:VAL:O	7:AG:121:ALA:HB3	2.14	0.47
14:AN:21:TYR:OH	14:AN:23:ARG:NH2	2.47	0.47

Continued on next page...

Continued from previous page...

Atom-1	Atom-2	Interatomic distance (Å)	Clash overlap (Å)
19:AS:66:MET:HB2	19:AS:74:PHE:CZ	2.49	0.47
22:AV:37:A:H2'	22:AV:38:A:O4'	2.14	0.47
22:AW:68:C:H2'	22:AW:69:G:C5'	2.44	0.47
25:B0:25:ARG:HD3	25:B0:29:GLN:NE2	2.29	0.47
25:B0:34:GLY:O	25:B0:35:ASN:C	2.52	0.47
26:B1:47:GLN:HG3	35:BA:2091:U:O2'	2.14	0.47
30:B5:46:CYS:O	30:B5:48:GLU:N	2.46	0.47
34:B9:27:CYS:SG	34:B9:29:ASN:ND2	2.87	0.47
35:BA:549:G:C3'	35:BA:551:G:H5''	2.43	0.47
35:BA:1550:C:H2'	35:BA:1551:C:H6	1.79	0.47
35:BA:2334:G:H21	51:BS:18:ILE:HG12	1.76	0.47
35:BA:2892:A:H3'	35:BA:2893:G:H4'	1.95	0.47
37:BC:213:TYR:CB	37:BC:219:GLY:H	2.27	0.47
39:BE:37:ARG:HA	39:BE:42:ASP:OD2	2.13	0.47
39:BE:69:LYS:NZ	39:BE:90:THR:H	2.12	0.47
42:BH:100:GLY:C	42:BH:102:ALA:N	2.67	0.47
45:BK:101:TRP:NE1	45:BK:140:GLY:HA3	2.29	0.47
45:BK:123:ALA:O	45:BK:127:ILE:HG12	2.13	0.47
46:BN:56:ASN:ND2	46:BN:126:PRO:HD3	2.29	0.47
50:BR:66:VAL:HG11	50:BR:79:LEU:CD1	2.43	0.47
52:BT:3:ARG:C	52:BT:5:ALA:N	2.67	0.47
52:BT:108:ARG:HA	52:BT:111:ARG:HH12	1.78	0.47
53:BU:79:PHE:CZ	53:BU:83:LEU:HD22	2.49	0.47
58:BZ:24:LEU:HD21	58:BZ:86:VAL:CG1	2.43	0.47
1:CA:167:G:O2'	1:CA:168:G:H5'	2.15	0.47
1:CA:1006:C:H2'	1:CA:1007:C:H6	1.77	0.47
1:CA:1287:A:H2	1:CA:1353:G:N3	2.11	0.47
1:CA:1292:U:H5'	9:CI:38:GLN:HE21	1.77	0.47
2:CB:28:PHE:CZ	2:CB:31:TYR:HB2	2.48	0.47
2:CB:236:TYR:HA	2:CB:239:VAL:HG23	1.96	0.47
6:CF:96:PRO:HB3	18:CR:30:ASP:OD2	2.13	0.47
9:CI:83:ARG:HA	9:CI:86:VAL:HG12	1.96	0.47
10:CJ:48:THR:CG2	10:CJ:62:HIS:HB3	2.44	0.47
10:CJ:82:ILE:HG22	10:CJ:82:ILE:O	2.13	0.47
11:CK:63:LEU:O	11:CK:63:LEU:HD23	2.14	0.47
21:CU:6:ARG:NH2	21:CU:15:ARG:HH21	2.12	0.47
22:CW:65:G:O2'	22:CW:66:U:H5'	2.14	0.47
24:CY:324:HIS:ND1	24:CY:324:HIS:N	2.57	0.47
27:D2:14:ARG:NH2	35:DA:78:A:OP1	2.47	0.47
33:D8:13:ARG:HA	48:DP:65:ARG:HD3	1.95	0.47
35:DA:195:A:H5''	35:DA:196:A:OP2	2.13	0.47

Continued on next page...

Continued from previous page...

Atom-1	Atom-2	Interatomic distance (Å)	Clash overlap (Å)
35:DA:1054:A:H2'	35:DA:1055:G:H8	1.75	0.47
35:DA:1087:G:C2	35:DA:1103:A:C2	3.02	0.47
35:DA:1292:U:H2'	35:DA:1293:C:H6	1.79	0.47
35:DA:1888:G:H3'	35:DA:1888:G:N3	2.29	0.47
35:DA:1910:G:O2'	35:DA:1911:U:H5'	2.14	0.47
35:DA:2099:U:O2	35:DA:2099:U:C2'	2.57	0.47
35:DA:2468:G:P	49:DQ:119:ARG:HH22	2.37	0.47
35:DA:2781:A:C5'	35:DA:2782:G:H5'	2.29	0.47
35:DA:2827:C:H5'	35:DA:2828:C:OP2	2.14	0.47
35:DA:2892:A:H2'	35:DA:2893:G:H4'	1.96	0.47
36:DB:89:G:H2'	36:DB:90:A:C8	2.49	0.47
45:DK:5:VAL:O	45:DK:5:VAL:HG13	2.14	0.47
45:DK:55:VAL:HG22	45:DK:57:ILE:HD11	1.96	0.47
49:DQ:134:ARG:NH1	58:DZ:119:GLU:CD	2.67	0.47
1:AA:88:A:H2	1:AA:89:C:H5	1.62	0.47
1:AA:511:C:HO2'	1:AA:512:U:H6	1.62	0.47
1:AA:511:C:H1'	4:AD:43:HIS:HE2	1.79	0.47
1:AA:1057:G:H5''	3:AC:154:SER:OG	2.14	0.47
1:AA:1256:A:H5'	1:AA:1257:U:OP1	2.14	0.47
1:AA:1479:C:H2'	1:AA:1480:G:H8	1.78	0.47
3:AC:23:TYR:CD2	3:AC:24:ALA:N	2.82	0.47
6:AF:11:ASN:O	6:AF:14:LEU:HG	2.14	0.47
7:AG:18:TYR:CD2	7:AG:59:LEU:HB2	2.48	0.47
8:AH:86:ILE:HG22	8:AH:87:SER:H	1.74	0.47
9:AI:83:ARG:HA	9:AI:86:VAL:HG12	1.96	0.47
19:AS:33:THR:OG1	19:AS:34:TRP:N	2.47	0.47
20:AT:37:SER:O	20:AT:41:ILE:HG12	2.13	0.47
22:AV:23:A:H2'	22:AV:24:G:C8	2.49	0.47
22:AW:9:A:C4'	22:AW:46:G:H5'	2.40	0.47
22:AW:42:C:H2'	22:AW:43:C:C6	2.49	0.47
24:AY:70:GLN:C	24:AY:72:LEU:N	2.66	0.47
24:AY:296:LYS:C	24:AY:298:LEU:H	2.18	0.47
28:B3:3:ARG:O	28:B3:4:LEU:C	2.51	0.47
30:B5:45:VAL:HG22	30:B5:51:TYR:CD2	2.50	0.47
31:B6:19:ARG:CG	31:B6:20:ASN:N	2.65	0.47
35:BA:9:U:H5''	46:BN:115:ARG:NH2	2.29	0.47
35:BA:301:G:C4	35:BA:302:C:C5	3.02	0.47
35:BA:729:G:N7	38:BD:208:LYS:HB2	2.29	0.47
35:BA:907:U:OP1	49:BQ:24:GLY:N	2.46	0.47
35:BA:1077:A:H2'	35:BA:1078:U:O4'	2.14	0.47
35:BA:1411:C:H2'	35:BA:1412:A:H8	1.79	0.47

Continued on next page...

Continued from previous page...

Atom-1	Atom-2	Interatomic distance (Å)	Clash overlap (Å)
35:BA:1665:A:O2'	35:BA:1666:G:H5'	2.14	0.47
35:BA:2096:U:O2'	35:BA:2097:C:H5'	2.14	0.47
35:BA:2335:A:C8	35:BA:2337:G:C5	3.02	0.47
35:BA:2537:U:H2'	35:BA:2538:C:H6	1.75	0.47
35:BA:2672:G:C2'	35:BA:2673:G:H5''	2.44	0.47
35:BA:2777:G:C4'	35:BA:2778:A:H5'	2.44	0.47
35:BA:2784:C:H1'	39:BE:37:ARG:NH1	2.29	0.47
36:BB:66:A:O2'	36:BB:67:G:O5'	2.32	0.47
38:BD:92:ILE:CG2	38:BD:93:ALA:N	2.78	0.47
39:BE:51:PHE:CD1	39:BE:52:LEU:N	2.82	0.47
39:BE:69:LYS:HD3	39:BE:89:ASP:OD1	2.13	0.47
39:BE:101:ARG:HD3	39:BE:169:ASN:HD21	1.79	0.47
40:BF:22:ALA:C	40:BF:26:ALA:HB2	2.34	0.47
43:BI:6:LEU:HA	43:BI:15:VAL:HG13	1.96	0.47
43:BI:71:ILE:HG23	43:BI:72:LEU:N	2.29	0.47
47:BO:77:ILE:HD11	52:BT:72:VAL:HG13	1.96	0.47
48:BP:26:GLY:HA2	48:BP:30:THR:HG21	1.96	0.47
49:BQ:5:ARG:O	49:BQ:6:ARG:CG	2.62	0.47
52:BT:14:TYR:H	52:BT:14:TYR:HD1	1.61	0.47
52:BT:30:VAL:CG1	52:BT:84:GLN:HG3	2.23	0.47
53:BU:28:ARG:NH1	53:BU:38:THR:OG1	2.46	0.47
53:BU:49:HIS:O	53:BU:52:ARG:HB2	2.14	0.47
58:BZ:109:ALA:HB1	58:BZ:145:GLU:HG2	1.95	0.47
1:CA:262:A:H5''	20:CT:76:ALA:HB2	1.96	0.47
1:CA:445:G:H2'	1:CA:446:G:H8	1.79	0.47
1:CA:560:U:O2'	1:CA:561:U:OP2	2.25	0.47
1:CA:598:U:H4'	8:CH:94:TYR:CG	2.49	0.47
1:CA:688:G:H2'	1:CA:689:C:C6	2.48	0.47
1:CA:959:A:H2'	1:CA:960:U:H4'	1.96	0.47
1:CA:1432:G:O2'	1:CA:1468:A:N6	2.48	0.47
4:CD:25:ARG:C	4:CD:27:TYR:H	2.18	0.47
4:CD:125:HIS:O	4:CD:126:ILE:HD13	2.14	0.47
5:CE:15:ARG:HD2	5:CE:26:PHE:CD2	2.49	0.47
6:CF:11:ASN:O	6:CF:14:LEU:HG	2.14	0.47
7:CG:15:ASP:HB3	7:CG:19:GLY:N	2.29	0.47
12:CL:55:VAL:CG1	12:CL:56:ALA:H	2.19	0.47
13:CM:115:LYS:O	13:CM:117:VAL:HG23	2.13	0.47
13:CM:117:VAL:CG1	13:CM:118:ALA:N	2.77	0.47
19:CS:19:VAL:O	19:CS:19:VAL:HG12	2.13	0.47
20:CT:48:LYS:O	20:CT:49:ALA:HB2	2.14	0.47
22:CW:59:U:H2'	22:CW:60:U:H5'	1.96	0.47

Continued on next page...

Continued from previous page...

Atom-1	Atom-2	Interatomic distance (Å)	Clash overlap (Å)
24:CY:19:ILE:C	24:CY:21:GLN:H	2.16	0.47
26:D1:82:LEU:O	26:D1:83:GLU:CB	2.62	0.47
27:D2:50:ILE:HD12	27:D2:50:ILE:N	2.29	0.47
29:D4:53:THR:O	29:D4:54:LYS:HB2	2.14	0.47
31:D6:28:ARG:NH2	31:D6:33:LYS:HE3	2.30	0.47
31:D6:51:GLU:O	31:D6:52:VAL:CB	2.61	0.47
33:D8:39:LYS:O	33:D8:43:GLN:HB2	2.13	0.47
35:DA:154(A):C:O4'	35:DA:154(A):C:O2	2.29	0.47
35:DA:265:A:H1'	35:DA:266:G:O4'	2.14	0.47
35:DA:389:G:H22	48:DP:72:PRO:CD	2.26	0.47
35:DA:1251:C:OP1	53:DU:10:ARG:HG3	2.14	0.47
35:DA:1789:A:OP1	38:DD:222:ARG:HG3	2.15	0.47
36:DB:13:A:O2'	36:DB:14:U:H5''	2.14	0.47
36:DB:74:U:H2'	36:DB:75:G:O4'	2.14	0.47
37:DC:87:GLU:CG	37:DC:94:VAL:HG22	2.44	0.47
47:DO:53:LYS:H	47:DO:53:LYS:HE3	1.73	0.47
51:DS:14:VAL:HG22	51:DS:91:PRO:HD3	1.96	0.47
51:DS:42:ASP:C	51:DS:44:LYS:H	2.17	0.47
58:DZ:61:LEU:HD22	58:DZ:61:LEU:N	2.28	0.47
58:DZ:63:ASP:O	58:DZ:65:GLN:N	2.47	0.47
1:AA:39:G:O2'	1:AA:40:C:H5'	2.15	0.47
1:AA:148:G:O2'	1:AA:149:A:H5'	2.14	0.47
1:AA:375:U:H4'	16:AP:17:TYR:HE2	1.79	0.47
1:AA:376:G:O3'	16:AP:5:ARG:NH1	2.47	0.47
1:AA:877:C:OP1	8:AH:88:LYS:HD3	2.14	0.47
1:AA:1219:U:H2'	1:AA:1220:G:H8	1.79	0.47
1:AA:1358:U:OP1	14:AN:35:ARG:HG3	2.15	0.47
2:AB:58:ILE:O	2:AB:62:ALA:HB2	2.14	0.47
8:AH:35:ILE:HG23	8:AH:111:ILE:CD1	2.40	0.47
9:AI:48:GLU:OE2	9:AI:51:ARG:HD2	2.14	0.47
10:AJ:7:LYS:O	10:AJ:96:ILE:HA	2.15	0.47
10:AJ:29:ARG:HH11	10:AJ:29:ARG:HG2	1.79	0.47
10:AJ:37:PRO:CA	10:AJ:72:VAL:HG22	2.40	0.47
18:AR:21:LYS:NZ	18:AR:55:ARG:N	2.61	0.47
19:AS:6:LYS:HG2	19:AS:7:LYS:CE	2.45	0.47
21:AU:2:GLY:C	21:AU:4:GLY:H	2.18	0.47
22:AV:37:A:H3'	22:AV:38:A:H8	1.79	0.47
24:AY:31:ARG:NH2	45:BK:18:THR:O	2.47	0.47
24:AY:332:ASP:O	24:AY:336:VAL:HG23	2.13	0.47
27:B2:8:LYS:O	27:B2:9:GLN:C	2.52	0.47
31:B6:18:ARG:NH1	31:B6:43:CYS:HB2	2.29	0.47

Continued on next page...

Continued from previous page...

Atom-1	Atom-2	Interatomic distance (Å)	Clash overlap (Å)
31:B6:19:ARG:H	31:B6:19:ARG:HD2	1.78	0.47
35:BA:94:C:H5'	35:BA:94(A):G:OP2	2.13	0.47
35:BA:256:A:H2'	35:BA:257:A:H8	1.79	0.47
35:BA:719:C:O2'	35:BA:720:C:H5'	2.14	0.47
35:BA:1564:C:O2'	35:BA:1565:C:H5'	2.14	0.47
35:BA:2162:G:H2'	35:BA:2163:C:C6	2.44	0.47
35:BA:2712:U:OP1	35:BA:2714:G:H4'	2.14	0.47
35:BA:2785:C:H2'	35:BA:2786:U:O4'	2.15	0.47
36:BB:105:A:H2'	36:BB:106:G:O4'	2.14	0.47
37:BC:58:VAL:HG21	37:BC:166:ASP:H	1.80	0.47
38:BD:158:ALA:HB3	38:BD:161:THR:CG2	2.43	0.47
39:BE:27:LEU:HD13	39:BE:181:LEU:HD12	1.96	0.47
42:BH:96:ALA:HB2	42:BH:105:LEU:HA	1.94	0.47
45:BK:5:VAL:O	45:BK:5:VAL:HG13	2.14	0.47
45:BK:35:MET:C	45:BK:37:PHE:H	2.17	0.47
47:BO:102:VAL:HG23	47:BO:121:VAL:HA	1.96	0.47
47:BO:110:GLY:HA2	47:BO:112:MET:CE	2.44	0.47
48:BP:134:ALA:C	48:BP:136:GLU:H	2.17	0.47
51:BS:35:ILE:HG23	51:BS:69:VAL:HG11	1.96	0.47
51:BS:51:ALA:O	51:BS:69:VAL:HG22	2.14	0.47
52:BT:1:MET:HG3	52:BT:2:ASN:N	2.29	0.47
52:BT:35:LYS:HZ1	52:BT:41:ARG:HH21	1.59	0.47
52:BT:106:SER:O	52:BT:107:ASP:OD1	2.33	0.47
55:BW:61:ASN:HD22	55:BW:61:ASN:N	2.10	0.47
57:BY:28:LYS:CB	57:BY:38:ILE:H	2.24	0.47
57:BY:29:GLU:N	57:BY:29:GLU:CD	2.66	0.47
57:BY:49:VAL:CG1	57:BY:53:PRO:HG3	2.42	0.47
58:BZ:7:ALA:HB2	58:BZ:59:LEU:CD2	2.35	0.47
1:CA:179:A:H2'	1:CA:180:U:C6	2.49	0.47
1:CA:632:A:H8	1:CA:633:G:C8	2.32	0.47
1:CA:1060:C:H4'	10:CJ:52:GLY:N	2.29	0.47
1:CA:1229:A:OP2	13:CM:114:ARG:HD3	2.15	0.47
1:CA:1253:G:O2'	1:CA:1254:C:H5'	2.14	0.47
1:CA:1346:A:C4	7:CG:10:ARG:NH1	2.82	0.47
2:CB:161:ALA:HA	2:CB:182:ILE:HG23	1.95	0.47
3:CC:152:ILE:HG12	3:CC:167:TRP:HD1	1.78	0.47
4:CD:28:SER:O	4:CD:30:LYS:HG2	2.14	0.47
4:CD:57:ARG:HB3	4:CD:206:PHE:HB2	1.95	0.47
4:CD:160:GLN:O	4:CD:163:GLU:HB3	2.14	0.47
4:CD:165:MET:C	4:CD:167:GLY:N	2.68	0.47
9:CI:22:GLY:HA3	9:CI:60:ASP:OD2	2.14	0.47

Continued on next page...

Continued from previous page...

Atom-1	Atom-2	Interatomic distance (Å)	Clash overlap (Å)
10:CJ:32:ALA:HB2	10:CJ:76:ASN:HD22	1.80	0.47
15:CO:43:LEU:C	15:CO:45:VAL:N	2.67	0.47
20:CT:37:SER:HB3	20:CT:84:LEU:CD2	2.44	0.47
21:CU:12:LYS:O	21:CU:16:GLY:N	2.47	0.47
22:CV:43:C:H2'	22:CV:44:G:C8	2.49	0.47
22:CV:66:U:H2'	22:CV:67:C:C6	2.48	0.47
33:D8:3:LYS:HE2	35:DA:242:G:O5'	2.14	0.47
35:DA:66:C:O2'	35:DA:67:U:H5'	2.14	0.47
35:DA:784:A:C5'	38:DD:227:ASN:HD21	2.14	0.47
35:DA:797:C:P	40:DF:62:ARG:HG3	2.55	0.47
35:DA:919:G:H5'	36:DB:81:G:H1'	1.95	0.47
35:DA:1437:C:H6	35:DA:1437:C:C5'	2.28	0.47
35:DA:2203:U:H1'	35:DA:2221:G:H22	1.79	0.47
35:DA:2243:U:H2'	35:DA:2244:U:C6	2.49	0.47
35:DA:2277:G:H2'	35:DA:2278:A:H5'	1.97	0.47
35:DA:2359:C:H2'	35:DA:2360:A:O4'	2.14	0.47
35:DA:2572:A:C8	39:DE:144:ARG:HD2	2.49	0.47
36:DB:40:U:H3'	36:DB:41:U:C5'	2.44	0.47
37:DC:49:ILE:C	37:DC:51:PRO:HD3	2.34	0.47
38:DD:133:LEU:HG	38:DD:189:CYS:O	2.14	0.47
38:DD:218:ARG:HB3	38:DD:219:PRO:HD2	1.96	0.47
41:DG:44:GLY:C	41:DG:46:ALA:N	2.65	0.47
59:DI:8:PRO:O	59:DI:13:GLY:CA	2.62	0.47
59:DI:16:GLY:O	59:DI:17:GLN:O	2.33	0.47
59:DI:40:THR:O	59:DI:44:LEU:HB2	2.15	0.47
49:DQ:12:GLN:HE21	49:DQ:73:PRO:HD2	1.79	0.47
52:DT:1:MET:CG	52:DT:2:ASN:H	2.27	0.47
52:DT:112:ARG:CB	52:DT:112:ARG:NH1	2.77	0.47
53:DU:62:ILE:HD12	53:DU:76:TYR:CZ	2.49	0.47
57:DY:79:CYS:SG	57:DY:80:GLY:N	2.87	0.47
58:DZ:30:ASN:ND2	58:DZ:30:ASN:C	2.67	0.47
1:AA:157:G:O2'	1:AA:158:G:H5'	2.14	0.47
1:AA:543:C:C2	1:AA:544:G:C8	3.02	0.47
1:AA:625:G:H4'	16:AP:16:HIS:CD2	2.49	0.47
1:AA:889:A:N1	1:AA:907:A:H5''	2.29	0.47
1:AA:954:G:H2'	1:AA:955:U:H6	1.79	0.47
1:AA:1288:A:H2'	1:AA:1289:A:C8	2.49	0.47
1:AA:1502:A:H2	1:AA:1505:G:H1	1.60	0.47
2:AB:88:ALA:HA	2:AB:226:ARG:HH12	1.80	0.47
3:AC:164:ARG:HH11	3:AC:164:ARG:HB3	1.78	0.47
3:AC:167:TRP:CG	3:AC:168:ALA:N	2.82	0.47

Continued on next page...

Continued from previous page...

Atom-1	Atom-2	Interatomic distance (Å)	Clash overlap (Å)
7:AG:15:ASP:HB3	7:AG:20:ASP:H	1.79	0.47
7:AG:27:ILE:HA	7:AG:30:ILE:HG12	1.96	0.47
8:AH:109:ILE:HG13	8:AH:122:ARG:HH21	1.79	0.47
11:AK:34:ASP:C	11:AK:36:ASP:H	2.18	0.47
22:AW:3:C:H6	22:AW:3:C:O5'	1.97	0.47
24:AY:61:THR:O	24:AY:65:LEU:HB2	2.15	0.47
31:B6:25:LYS:HE2	31:B6:27:LYS:NZ	2.29	0.47
35:BA:271(R):G:H2'	35:BA:271(S):G:H8	1.79	0.47
35:BA:650:C:H3'	35:BA:651:G:C5'	2.41	0.47
35:BA:986:C:O2'	35:BA:987:G:H5'	2.15	0.47
35:BA:1241:A:O2'	35:BA:1242:A:H5'	2.13	0.47
35:BA:1361:G:O2'	35:BA:1362:C:H5'	2.15	0.47
35:BA:1912:A:O2'	35:BA:1913:A:C5'	2.62	0.47
35:BA:2008:C:H2'	35:BA:2009:G:H8	1.79	0.47
35:BA:2617:C:H2'	35:BA:2618:G:H5'	1.96	0.47
38:BD:211:ARG:O	38:BD:212:SER:C	2.52	0.47
38:BD:260:ARG:O	38:BD:261:LYS:C	2.52	0.47
39:BE:70:ALA:O	39:BE:71:GLY:C	2.53	0.47
39:BE:104:VAL:HG11	39:BE:188:VAL:HG21	1.95	0.47
39:BE:172:VAL:HG13	39:BE:182:LEU:HD11	1.96	0.47
40:BF:19:GLU:N	40:BF:19:GLU:CD	2.68	0.47
40:BF:24:LEU:C	40:BF:26:ALA:N	2.67	0.47
40:BF:160:ASN:ND2	40:BF:160:ASN:C	2.67	0.47
41:BG:125:PHE:HB3	41:BG:166:ASP:OD2	2.13	0.47
41:BG:167:GLU:CD	41:BG:167:GLU:H	2.18	0.47
42:BH:158:HIS:CD2	42:BH:170:ARG:HA	2.47	0.47
47:BO:64:ARG:NH1	47:BO:83:ALA:HB3	2.29	0.47
48:BP:147:LEU:HD12	48:BP:148:LEU:N	2.20	0.47
51:BS:16:ASN:O	51:BS:19:LYS:HB3	2.13	0.47
57:BY:42:VAL:HG11	57:BY:65:ALA:HB3	1.94	0.47
58:BZ:26:GLY:HA2	58:BZ:85:HIS:CD2	2.50	0.47
58:BZ:124:ILE:HD13	58:BZ:163:LEU:HD11	1.96	0.47
1:CA:61:G:O2'	1:CA:62:U:H5'	2.15	0.47
1:CA:413:G:O6	4:CD:35:ARG:HD3	2.13	0.47
1:CA:658:G:H1'	15:CO:22:THR:HB	1.97	0.47
1:CA:674:G:H21	11:CK:116:HIS:HB2	1.79	0.47
1:CA:1070:U:H2'	1:CA:1071:C:C6	2.48	0.47
1:CA:1366:C:O2'	1:CA:1367:C:H5'	2.14	0.47
2:CB:44:LEU:HD12	2:CB:44:LEU:N	2.29	0.47
2:CB:222:ILE:HG22	2:CB:226:ARG:HH21	1.78	0.47
3:CC:6:HIS:CB	14:CN:49:HIS:HD2	2.28	0.47

Continued on next page...

Continued from previous page...

Atom-1	Atom-2	Interatomic distance (Å)	Clash overlap (Å)
3:CC:87:LEU:C	3:CC:89:GLU:N	2.66	0.47
5:CE:75:THR:HA	5:CE:115:VAL:HG13	1.96	0.47
6:CF:62:TRP:HH2	6:CF:64:GLN:HE21	1.62	0.47
10:CJ:6:ILE:CB	10:CJ:98:ILE:HG13	2.43	0.47
10:CJ:37:PRO:CA	10:CJ:72:VAL:HG22	2.41	0.47
11:CK:88:GLY:O	11:CK:89:ALA:C	2.53	0.47
12:CL:75:HIS:HA	12:CL:102:ARG:HH22	1.80	0.47
22:CV:15:G:H2'	22:CV:16:U:C5	2.50	0.47
22:CW:48:C:H2'	22:CW:59:U:H4'	1.96	0.47
22:CW:70:G:C2'	22:CW:71:G:H5''	2.45	0.47
24:CY:190:VAL:O	24:CY:191:ARG:CB	2.62	0.47
24:CY:331:HIS:C	24:CY:333:PRO:HD2	2.35	0.47
31:D6:13:CYS:HB3	31:D6:49:HIS:HB3	1.95	0.47
35:DA:270:A:O2'	35:DA:271:A:H5'	2.13	0.47
35:DA:1062:G:H2'	35:DA:1063:G:H8	1.79	0.47
35:DA:2162:G:H2'	35:DA:2163:C:C6	2.44	0.47
35:DA:2847:U:OP1	52:DT:98:LYS:HD3	2.14	0.47
36:DB:114:C:O2'	36:DB:115:G:H5'	2.14	0.47
37:DC:43:VAL:CG2	37:DC:178:ALA:HB2	2.42	0.47
37:DC:65:PRO:HG2	37:DC:189:ILE:CB	2.44	0.47
40:DF:3:GLU:CA	40:DF:24:LEU:HG	2.34	0.47
40:DF:144:LYS:C	40:DF:146:ALA:H	2.17	0.47
59:DI:5:LEU:HD22	59:DI:9:LEU:HD12	1.97	0.47
59:DI:52:ARG:HB3	59:DI:56:LYS:HE2	1.95	0.47
44:DJ:22:UNK:CB	44:DJ:119:UNK:HA	2.44	0.47
45:DK:93:ARG:NH1	45:DK:94:GLU:HB2	2.29	0.47
45:DK:100:THR:HG22	45:DK:139:VAL:HB	1.96	0.47
47:DO:14:THR:O	47:DO:51:ALA:HB3	2.14	0.47
48:DP:123:LEU:HD23	48:DP:123:LEU:N	2.30	0.47
54:DV:34:GLU:O	54:DV:36:PRO:CD	2.62	0.47
55:DW:69:LEU:HA	55:DW:108:GLY:O	2.15	0.47
57:DY:2:ARG:N	57:DY:5:MET:SD	2.88	0.47
1:AA:175:C:H2'	1:AA:176:C:H6	1.80	0.47
1:AA:300:A:H2'	1:AA:301:G:O4'	2.14	0.47
1:AA:473:G:OP1	16:AP:81:ARG:HB2	2.15	0.47
1:AA:889:A:H5'	1:AA:891:U:C1'	2.44	0.47
1:AA:1017:G:H2'	1:AA:1018:C:H6	1.79	0.47
1:AA:1151:A:C4	1:AA:1152:A:N7	2.82	0.47
3:AC:153:VAL:HA	3:AC:197:GLY:O	2.14	0.47
3:AC:164:ARG:NH1	3:AC:164:ARG:CB	2.78	0.47
4:AD:91:SER:O	4:AD:94:LEU:N	2.47	0.47

Continued on next page...

Continued from previous page...

Atom-1	Atom-2	Interatomic distance (Å)	Clash overlap (Å)
4:AD:100:ARG:CZ	4:AD:137:SER:HA	2.44	0.47
7:AG:28:ASN:O	7:AG:31:MET:HB3	2.14	0.47
22:AV:39:U:O2'	22:AV:40:C:H5'	2.13	0.47
22:AW:19:G:P	22:AW:60:U:O4	2.73	0.47
27:B2:38:GLN:HB2	27:B2:44:LEU:HB2	1.97	0.47
32:B7:8:ASN:HD22	32:B7:9:ARG:N	2.09	0.47
33:B8:15:LYS:N	48:BP:65:ARG:NH2	2.63	0.47
33:B8:50:LEU:C	33:B8:53:PRO:HD2	2.34	0.47
35:BA:889:C:O2'	35:BA:890:A:O5'	2.29	0.47
35:BA:965:C:H6	35:BA:965:C:H5''	1.79	0.47
35:BA:975(A):G:H1'	35:BA:990:A:C2	2.49	0.47
35:BA:999:U:H2'	35:BA:1000:A:H5'	1.96	0.47
35:BA:1163:G:O2'	35:BA:1164:G:H5'	2.13	0.47
35:BA:1789:A:OP1	38:BD:222:ARG:HG3	2.15	0.47
35:BA:2051:A:H5'	35:BA:2578:G:O4'	2.15	0.47
35:BA:2143:C:H2'	35:BA:2144:U:O4'	2.15	0.47
35:BA:2894:G:N3	35:BA:2894:G:H2'	2.30	0.47
37:BC:178:ALA:HB1	37:BC:190:ARG:CB	2.45	0.47
40:BF:140:LEU:HD13	40:BF:170:LEU:HD21	1.96	0.47
41:BG:161:THR:HG22	41:BG:162:THR:H	1.76	0.47
46:BN:51:PHE:CZ	46:BN:119:ARG:HD2	2.49	0.47
50:BR:41:ALA:C	50:BR:43:GLU:N	2.67	0.47
52:BT:31:SER:OG	52:BT:32:TYR:N	2.48	0.47
52:BT:41:ARG:HB3	52:BT:41:ARG:NH1	2.29	0.47
52:BT:100:TYR:O	52:BT:102:ILE:N	2.48	0.47
57:BY:26:LYS:O	57:BY:28:LYS:HE3	2.15	0.47
58:BZ:117:LEU:HD23	58:BZ:117:LEU:N	2.23	0.47
1:CA:57:G:O6	1:CA:356:A:C2	2.67	0.47
1:CA:372:C:C4'	1:CA:373:A:OP1	2.54	0.47
1:CA:498:U:HO2'	1:CA:499:A:P	2.36	0.47
1:CA:677:U:H3	1:CA:713:G:H22	1.61	0.47
1:CA:1097:C:H2'	1:CA:1098:C:C6	2.48	0.47
1:CA:1111:A:N1	3:CC:177:THR:HG23	2.29	0.47
1:CA:1188:A:H2'	1:CA:1189:C:H5'	1.95	0.47
1:CA:1452:C:H4'	1:CA:1456:G:N3	2.28	0.47
5:CE:78:HIS:HE1	5:CE:143:ARG:H	1.62	0.47
5:CE:107:ARG:C	5:CE:109:ILE:N	2.68	0.47
7:CG:136:LYS:C	7:CG:138:LYS:N	2.67	0.47
12:CL:61:THR:C	12:CL:63:GLY:H	2.18	0.47
14:CN:36:PHE:HD1	14:CN:37:PHE:CD2	2.33	0.47
22:CV:64:A:O2'	22:CV:65:G:H5'	2.14	0.47

Continued on next page...

Continued from previous page...

Atom-1	Atom-2	Interatomic distance (Å)	Clash overlap (Å)
24:CY:38:LEU:O	24:CY:40:ASN:ND2	2.47	0.47
24:CY:253:HIS:H	24:CY:258:ILE:HD11	1.79	0.47
25:D0:41:ARG:CB	35:DA:2330:G:H1'	2.44	0.47
25:D0:66:VAL:HG12	25:D0:67:VAL:N	2.29	0.47
26:D1:67:ILE:H	26:D1:68:PRO:HD2	1.78	0.47
35:DA:225:A:C2'	35:DA:226:G:H5'	2.44	0.47
35:DA:320:A:C8	40:DF:136:THR:HG21	2.50	0.47
35:DA:360:G:H2'	35:DA:361:G:H8	1.79	0.47
35:DA:650:C:H3'	35:DA:651:G:C5'	2.40	0.47
35:DA:953:A:C2'	35:DA:954:G:H5'	2.44	0.47
35:DA:1181:C:O2'	35:DA:1182:A:H5'	2.14	0.47
35:DA:1309:G:O2'	35:DA:1310:G:H5'	2.15	0.47
35:DA:1658:C:OP1	39:DE:132:HIS:O	2.32	0.47
35:DA:1778:U:H2'	35:DA:1784:A:N6	2.30	0.47
35:DA:2308:G:N2	41:DG:79:ASN:CB	2.77	0.47
35:DA:2335:A:C8	35:DA:2337:G:C5	3.02	0.47
35:DA:2774:C:H2'	35:DA:2775:A:O4'	2.13	0.47
35:DA:2870:C:O2'	35:DA:2871:C:H5'	2.14	0.47
37:DC:47:LEU:HG	37:DC:48:GLY:N	2.30	0.47
38:DD:76:PRO:HB2	38:DD:116:GLN:HE21	1.79	0.47
38:DD:211:ARG:O	38:DD:212:SER:C	2.53	0.47
39:DE:26:ILE:HG22	39:DE:27:LEU:N	2.27	0.47
42:DH:20:ALA:HB1	42:DH:21:PRO:HD2	1.93	0.47
42:DH:87:LEU:C	42:DH:88:LEU:HD22	2.35	0.47
59:DI:111:PRO:C	59:DI:113:ARG:N	2.68	0.47
46:DN:57:ALA:CB	46:DN:124:ALA:HA	2.37	0.47
47:DO:77:ILE:HD11	52:DT:72:VAL:HG13	1.96	0.47
48:DP:75:ILE:HD12	48:DP:75:ILE:H	1.80	0.47
50:DR:44:LEU:CD1	50:DR:48:VAL:HG23	2.45	0.47
50:DR:81:ASP:OD2	50:DR:81:ASP:N	2.42	0.47
50:DR:93:GLY:O	50:DR:117:VAL:HG21	2.15	0.47
52:DT:16:ARG:HB2	52:DT:79:HIS:CD2	2.50	0.47
52:DT:78:LEU:HD22	52:DT:79:HIS:CE1	2.49	0.47
55:DW:62:HIS:O	55:DW:63:ASP:C	2.53	0.47
58:DZ:27:VAL:HG13	58:DZ:87:ASP:HB3	1.96	0.47
1:AA:40:C:H2'	1:AA:41:G:C8	2.48	0.47
1:AA:192:U:O4'	20:AT:103:GLY:HA2	2.14	0.47
1:AA:401:C:H2'	1:AA:402:G:H8	1.79	0.47
1:AA:482:A:H2'	1:AA:482:A:N3	2.30	0.47
1:AA:1070:U:H2'	1:AA:1071:C:C6	2.49	0.47
1:AA:1107:C:C4	1:AA:1108:G:N7	2.83	0.47

Continued on next page...

Continued from previous page...

Atom-1	Atom-2	Interatomic distance (Å)	Clash overlap (Å)
1:AA:1195:C:H2'	1:AA:1197:G:O4'	2.14	0.47
4:AD:18:LYS:C	4:AD:19:LEU:HD12	2.35	0.47
4:AD:133:VAL:HG13	4:AD:135:LEU:HD22	1.97	0.47
6:AF:55:ASP:CB	6:AF:86:ARG:HH12	2.27	0.47
6:AF:75:LEU:O	6:AF:75:LEU:HD23	2.14	0.47
7:AG:136:LYS:C	7:AG:138:LYS:N	2.68	0.47
7:AG:147:ALA:C	7:AG:148:ASN:HD22	2.18	0.47
11:AK:43:SER:HB3	11:AK:68:ALA:HB2	1.96	0.47
11:AK:116:HIS:O	11:AK:117:ASN:HB2	2.15	0.47
12:AL:60:LEU:HD22	12:AL:60:LEU:N	2.30	0.47
17:AQ:68:ARG:N	17:AQ:70:ARG:NH1	2.62	0.47
20:AT:37:SER:HB3	20:AT:84:LEU:CD2	2.45	0.47
20:AT:100:ILE:HD12	20:AT:100:ILE:N	2.29	0.47
22:AW:29:G:H2'	22:AW:30:G:H8	1.79	0.47
23:AX:19:U:H2'	23:AX:20:U:C6	2.49	0.47
27:B2:53:LEU:O	27:B2:53:LEU:HD22	2.14	0.47
31:B6:20:ASN:O	31:B6:21:TYR:CD1	2.67	0.47
33:B8:22:VAL:O	33:B8:49:VAL:HG23	2.15	0.47
33:B8:24:ALA:O	33:B8:46:ARG:HA	2.14	0.47
33:B8:31:HIS:CG	33:B8:32:LEU:H	2.33	0.47
35:BA:110:G:O2'	35:BA:111:A:H5'	2.14	0.47
35:BA:826:U:H2'	35:BA:828:U:O4'	2.14	0.47
35:BA:1464:C:O2'	35:BA:1528:A:H8	1.96	0.47
35:BA:1557:C:H2'	35:BA:1558:A:C2	2.49	0.47
35:BA:2203:U:O2	35:BA:2203:U:H2'	2.15	0.47
35:BA:2543:G:H8	35:BA:2543:G:H5'	1.79	0.47
35:BA:2757:A:N1	42:BH:67:LEU:HD13	2.29	0.47
35:BA:2774:C:H2'	35:BA:2775:A:O4'	2.13	0.47
35:BA:2878:U:H2'	35:BA:2879:C:H5'	1.96	0.47
36:BB:60:C:C2	36:BB:61:G:C8	3.02	0.47
40:BF:9:ILE:HG12	40:BF:14:PRO:CA	2.43	0.47
41:BG:83:ARG:N	41:BG:83:ARG:CD	2.78	0.47
42:BH:76:VAL:C	42:BH:78:GLY:H	2.17	0.47
42:BH:87:LEU:C	42:BH:88:LEU:HD22	2.35	0.47
42:BH:141:VAL:HG13	42:BH:142:GLY:N	2.28	0.47
44:BJ:96:UNK:C	44:BJ:132:UNK:CB	2.92	0.47
45:BK:57:ILE:HG13	45:BK:67:PHE:CB	2.45	0.47
45:BK:98:ARG:CD	45:BK:139:VAL:HG22	2.40	0.47
45:BK:100:THR:HG22	45:BK:139:VAL:HB	1.96	0.47
48:BP:135:LEU:CD1	48:BP:139:LYS:HD2	2.44	0.47
51:BS:95:HIS:CG	51:BS:96:GLY:N	2.82	0.47

Continued on next page...

Continued from previous page...

Atom-1	Atom-2	Interatomic distance (Å)	Clash overlap (Å)
53:BU:92:ARG:HD3	54:BV:11:GLN:CG	2.43	0.47
58:BZ:64:GLY:O	58:BZ:65:GLN:C	2.53	0.47
58:BZ:94:GLU:O	58:BZ:96:VAL:N	2.47	0.47
1:CA:299:G:H2'	1:CA:300:A:H8	1.75	0.47
1:CA:360:A:O2'	1:CA:361:G:H5'	2.15	0.47
1:CA:865:A:H2'	1:CA:866:C:C6	2.49	0.47
1:CA:1059:C:O3'	14:CN:45:ARG:NH2	2.48	0.47
1:CA:1107:C:C4	1:CA:1108:G:N7	2.82	0.47
2:CB:138:LEU:O	2:CB:141:GLU:HB3	2.15	0.47
6:CF:42:GLU:C	6:CF:44:GLY:H	2.18	0.47
6:CF:94:GLN:O	6:CF:96:PRO:HD3	2.14	0.47
7:CG:15:ASP:CB	7:CG:20:ASP:H	2.27	0.47
13:CM:91:ARG:HB3	13:CM:98:VAL:HG22	1.95	0.47
20:CT:49:ALA:O	20:CT:53:LEU:HD12	2.15	0.47
22:CW:76:A:O2'	35:DA:2394:C:N3	2.41	0.47
24:CY:144:ALA:O	24:CY:147:GLN:CB	2.62	0.47
27:D2:41:ILE:O	27:D2:41:ILE:HG13	2.15	0.47
28:D3:36:VAL:O	28:D3:36:VAL:HG23	2.15	0.47
33:D8:52:LYS:O	33:D8:55:ALA:HB3	2.14	0.47
33:D8:53:PRO:HA	33:D8:56:GLU:CB	2.42	0.47
35:DA:384:U:O2'	35:DA:385:C:H5'	2.14	0.47
35:DA:729:G:N7	38:DD:208:LYS:HB2	2.30	0.47
35:DA:803:U:C2'	35:DA:804:A:H5'	2.45	0.47
35:DA:1573:G:C2'	35:DA:1574:C:H5'	2.43	0.47
35:DA:1899:G:O2'	35:DA:1900:A:H5''	2.13	0.47
35:DA:1983:C:O2'	35:DA:1984:G:H5'	2.15	0.47
35:DA:2581:G:N3	35:DA:2581:G:H2'	2.30	0.47
35:DA:2751:G:O2'	35:DA:2752:C:H5'	2.14	0.47
35:DA:2839:G:H5'	50:DR:46:GLY:HA2	1.96	0.47
36:DB:40:U:H1'	36:DB:45:A:H62	1.77	0.47
37:DC:20:TYR:O	37:DC:22:ILE:HG12	2.15	0.47
40:DF:198:ALA:C	40:DF:200:GLU:H	2.17	0.47
41:DG:47:LYS:N	41:DG:51:ARG:HG3	2.29	0.47
41:DG:110:ALA:HA	41:DG:140:ILE:O	2.15	0.47
42:DH:47:GLU:HB2	42:DH:51:ARG:NH2	2.28	0.47
59:DI:14:ASP:O	59:DI:15:VAL:O	2.33	0.47
48:DP:95:VAL:HG23	48:DP:125:VAL:HG23	1.95	0.47
51:DS:16:ASN:C	51:DS:17:ARG:O	2.48	0.47
52:DT:81:PRO:O	52:DT:82:LEU:HG	2.14	0.47
1:AA:61:G:O2'	1:AA:62:U:H5'	2.15	0.47
1:AA:161:A:H2'	1:AA:162:A:H8	1.80	0.47

Continued on next page...

Continued from previous page...

Atom-1	Atom-2	Interatomic distance (Å)	Clash overlap (Å)
1:AA:194:C:C2'	1:AA:195:A:H5''	2.44	0.47
1:AA:313:A:O2'	1:AA:314:C:H5'	2.14	0.47
1:AA:392:G:H2'	1:AA:393:A:C8	2.50	0.47
1:AA:542:G:H5'	4:AD:41:GLY:CA	2.45	0.47
1:AA:865:A:H5'	1:AA:1078:U:C4	2.50	0.47
1:AA:1125:U:H3	10:AJ:5:ARG:NH1	2.13	0.47
1:AA:1294:G:O2'	1:AA:1295:G:H5'	2.14	0.47
1:AA:1441:G:H5''	1:AA:1442:G:O4'	2.15	0.47
1:AA:1457:G:H2'	1:AA:1458:G:H8	1.79	0.47
1:AA:1508:G:H2'	1:AA:1509:C:H6	1.79	0.47
2:AB:70:PHE:CD2	2:AB:163:PHE:HB3	2.50	0.47
2:AB:82:ARG:O	2:AB:86:GLU:HG3	2.15	0.47
2:AB:204:ASN:HD21	2:AB:207:ALA:CB	2.27	0.47
3:AC:28:GLN:O	3:AC:29:TYR:C	2.53	0.47
3:AC:103:VAL:HG12	3:AC:103:VAL:O	2.15	0.47
4:AD:83:SER:C	4:AD:85:LYS:H	2.18	0.47
6:AF:44:GLY:HA2	6:AF:59:TYR:CE1	2.49	0.47
6:AF:91:VAL:HG12	6:AF:92:LYS:N	2.29	0.47
7:AG:83:ALA:HB1	7:AG:85:TYR:CE2	2.50	0.47
8:AH:10:LEU:N	8:AH:10:LEU:CD2	2.77	0.47
11:AK:125:PHE:N	11:AK:125:PHE:HD1	2.13	0.47
12:AL:23:LYS:O	12:AL:24:VAL:HG23	2.15	0.47
16:AP:45:THR:HG23	16:AP:48:TRP:HA	1.96	0.47
17:AQ:22:LEU:HD11	17:AQ:39:SER:HB2	1.96	0.47
17:AQ:57:VAL:CG2	17:AQ:73:VAL:HG13	2.45	0.47
19:AS:6:LYS:CD	19:AS:6:LYS:N	2.76	0.47
20:AT:49:ALA:HB2	20:AT:99:LEU:HD12	1.95	0.47
21:AU:12:LYS:O	21:AU:16:GLY:N	2.47	0.47
22:AV:47:U:O2'	22:AV:48:C:C5'	2.63	0.47
24:AY:64:SER:O	24:AY:68:ASP:HB2	2.14	0.47
24:AY:66:GLU:C	24:AY:68:ASP:H	2.18	0.47
24:AY:177:TYR:O	24:AY:181:SER:HB3	2.15	0.47
24:AY:188:ARG:HB2	24:AY:310:GLN:CG	2.43	0.47
24:AY:191:ARG:HE	24:AY:194:PRO:CD	2.28	0.47
30:B5:3:LYS:HD3	35:BA:2611:U:O2'	2.14	0.47
30:B5:30:LEU:HD23	30:B5:41:PRO:HA	1.97	0.47
30:B5:42:PRO:HB2	30:B5:43:HIS:HD2	1.79	0.47
35:BA:230:U:O2'	35:BA:231:C:H5'	2.14	0.47
35:BA:239:U:H2'	35:BA:240:G:O4'	2.15	0.47
35:BA:389:G:O6	48:BP:71:VAL:HG23	2.14	0.47
35:BA:390:A:N6	48:BP:71:VAL:CG2	2.78	0.47

Continued on next page...

Continued from previous page...

Atom-1	Atom-2	Interatomic distance (Å)	Clash overlap (Å)
35:BA:479:A:H4'	35:BA:480:A:OP1	2.15	0.47
35:BA:494:G:O2'	55:BW:5:ALA:O	2.26	0.47
35:BA:712:G:O2'	35:BA:713:G:H5'	2.14	0.47
35:BA:1184:G:C6	35:BA:1185:C:C4	3.03	0.47
35:BA:1884:A:H2'	35:BA:1885:A:C5'	2.18	0.47
35:BA:1979:C:O2'	35:BA:1980:G:H5'	2.15	0.47
35:BA:2133:G:H1'	35:BA:2158:A:H61	1.79	0.47
35:BA:2346:A:C2	35:BA:2383:G:C2	3.02	0.47
35:BA:2503:A:H4'	35:BA:2504:U:OP1	2.15	0.47
35:BA:2620:C:OP1	39:BE:152:LYS:O	2.32	0.47
35:BA:2729:G:H2'	35:BA:2730:C:C6	2.49	0.47
37:BC:43:VAL:CG2	37:BC:178:ALA:HB2	2.44	0.47
38:BD:35:LYS:CB	38:BD:36:PRO:HD3	2.45	0.47
39:BE:4:ILE:HG12	39:BE:28:ALA:HB1	1.95	0.47
40:BF:65:TRP:HB3	40:BF:66:PRO:HD3	1.96	0.47
41:BG:98:ARG:HE	41:BG:98:ARG:N	2.12	0.47
41:BG:114:ILE:HG22	41:BG:116:ASP:C	2.35	0.47
41:BG:161:THR:CG2	41:BG:162:THR:H	2.28	0.47
44:BJ:119:UNK:O	44:BJ:120:UNK:CB	2.61	0.47
45:BK:130:SER:O	45:BK:133:SER:HB2	2.14	0.47
46:BN:34:LEU:HD21	46:BN:120:LEU:HB2	1.96	0.47
46:BN:120:LEU:HD13	46:BN:120:LEU:C	2.34	0.47
47:BO:63:VAL:HB	47:BO:102:VAL:HG12	1.96	0.47
47:BO:93:PRO:HD3	47:BO:114:ILE:CD1	2.43	0.47
47:BO:105:GLU:O	47:BO:109:LYS:HG2	2.13	0.47
50:BR:78:LYS:O	50:BR:82:GLU:HB3	2.15	0.47
52:BT:3:ARG:C	52:BT:5:ALA:H	2.16	0.47
52:BT:55:ASN:H	52:BT:59:THR:HB	1.79	0.47
57:BY:79:CYS:SG	57:BY:80:GLY:N	2.88	0.47
58:BZ:152:ALA:HB1	58:BZ:167:PRO:O	2.15	0.47
1:CA:59:A:H1'	1:CA:354:G:N2	2.30	0.47
1:CA:356:A:C2	1:CA:357:G:C1'	2.98	0.47
1:CA:591:U:H2'	1:CA:592:G:C8	2.43	0.47
1:CA:764:C:H2'	1:CA:765:G:O4'	2.15	0.47
1:CA:833:U:H2'	1:CA:834:C:C5	2.50	0.47
1:CA:960:U:O2'	1:CA:1223:C:H4'	2.14	0.47
1:CA:1049:U:H1'	1:CA:1201:A:N7	2.30	0.47
1:CA:1065:U:C5'	1:CA:1190:G:N2	2.77	0.47
1:CA:1151:A:C4	1:CA:1152:A:N7	2.82	0.47
1:CA:1188:A:O2'	1:CA:1189:C:H5'	2.15	0.47
1:CA:1216:G:H2'	1:CA:1217:C:C6	2.44	0.47

Continued on next page...

Continued from previous page...

Atom-1	Atom-2	Interatomic distance (Å)	Clash overlap (Å)
1:CA:1238:A:N7	1:CA:1303:C:H1'	2.29	0.47
1:CA:1244:C:H2'	1:CA:1245:A:H8	1.75	0.47
1:CA:1486:G:H2'	1:CA:1487:G:O4'	2.15	0.47
2:CB:70:PHE:CD2	2:CB:163:PHE:HB3	2.50	0.47
3:CC:183:ASP:HB3	3:CC:202:ILE:HB	1.97	0.47
4:CD:14:ARG:HA	4:CD:39:PRO:CG	2.43	0.47
4:CD:126:ILE:HG22	4:CD:127:THR:N	2.30	0.47
5:CE:102:ALA:HB1	5:CE:106:PRO:HG2	1.96	0.47
6:CF:53:ALA:C	6:CF:55:ASP:H	2.18	0.47
7:CG:147:ALA:C	7:CG:148:ASN:HD22	2.17	0.47
8:CH:14:ARG:NH1	8:CH:14:ARG:HB3	2.30	0.47
8:CH:86:ILE:CG2	8:CH:87:SER:N	2.69	0.47
9:CI:48:GLU:OE2	9:CI:51:ARG:HD2	2.15	0.47
9:CI:53:VAL:HG13	9:CI:95:LYS:NZ	2.29	0.47
10:CJ:6:ILE:O	10:CJ:6:ILE:HG13	2.15	0.47
10:CJ:21:GLN:HG2	10:CJ:21:GLN:O	2.15	0.47
10:CJ:78:ASN:HD22	10:CJ:81:THR:CG2	2.27	0.47
18:CR:25:THR:O	18:CR:25:THR:HG22	2.15	0.47
20:CT:37:SER:O	20:CT:41:ILE:HG12	2.15	0.47
22:CV:20:U:C3'	22:CV:21:A:C5'	2.84	0.47
22:CV:47:U:O2'	22:CV:48:C:P	2.72	0.47
22:CV:72:C:H5'	22:CV:72:C:C6	2.42	0.47
30:D5:20:ARG:HB3	30:D5:23:HIS:HD2	1.80	0.47
31:D6:18:ARG:NH1	31:D6:43:CYS:HB2	2.29	0.47
33:D8:15:LYS:N	48:DP:65:ARG:NH2	2.63	0.47
35:DA:271(M):G:H5''	59:DI:57:ARG:NH2	2.24	0.47
35:DA:341:G:O2'	35:DA:342:G:H5'	2.15	0.47
35:DA:390:A:N6	48:DP:71:VAL:CG2	2.77	0.47
35:DA:481:G:H1'	35:DA:506:G:H21	1.80	0.47
35:DA:654:A:N1	35:DA:654(U):A:O2'	2.47	0.47
35:DA:654(U):A:H2'	35:DA:654(V):A:C8	2.50	0.47
35:DA:712:G:O2'	35:DA:713:G:H5'	2.15	0.47
35:DA:911:A:H2'	49:DQ:9:TYR:CZ	2.49	0.47
35:DA:979:G:H3'	35:DA:980:A:H5''	1.96	0.47
35:DA:1077:A:H2'	35:DA:1078:U:O4'	2.15	0.47
35:DA:1441:G:O2'	35:DA:1442:G:H5'	2.15	0.47
35:DA:1493:C:H4'	35:DA:1494:A:OP1	2.15	0.47
35:DA:1495:A:H2'	35:DA:1496:A:C2	2.50	0.47
35:DA:1564:C:O2'	35:DA:1565:C:H5'	2.14	0.47
35:DA:1958:C:O2'	35:DA:1959:G:H5'	2.14	0.47
35:DA:2206:G:N2	35:DA:2207:G:C5'	2.70	0.47

Continued on next page...

Continued from previous page...

Atom-1	Atom-2	Interatomic distance (Å)	Clash overlap (Å)
35:DA:2401:U:H3'	35:DA:2402:C:C5'	2.37	0.47
35:DA:2878:U:H2'	35:DA:2879:C:H5'	1.97	0.47
41:DG:106:LEU:O	41:DG:110:ALA:HB3	2.14	0.47
44:DJ:32:UNK:O	44:DJ:33:UNK:O	2.33	0.47
45:DK:95:LYS:HD2	45:DK:95:LYS:H	1.80	0.47
48:DP:57:THR:HG23	48:DP:59:LEU:CB	2.41	0.47
50:DR:84:ALA:N	50:DR:85:PRO:CD	2.77	0.47
51:DS:16:ASN:O	51:DS:19:LYS:HB3	2.15	0.47
51:DS:16:ASN:ND2	51:DS:92:TYR:CE1	2.83	0.47
52:DT:3:ARG:C	52:DT:5:ALA:H	2.18	0.47
52:DT:12:SER:O	52:DT:13:ARG:NH1	2.48	0.47
52:DT:58:ASN:HD22	52:DT:58:ASN:C	2.16	0.47
1:AA:447:G:C6	1:AA:485:G:H1'	2.50	0.47
1:AA:544:G:C6	1:AA:545:C:C4	3.03	0.47
1:AA:593:G:O2'	1:AA:594:G:H5'	2.15	0.47
1:AA:729:A:H2'	1:AA:730:G:H8	1.79	0.47
1:AA:802:A:H2'	1:AA:803:G:O4'	2.14	0.47
1:AA:1366:C:O2'	1:AA:1367:C:H5'	2.14	0.47
4:AD:14:ARG:HD2	4:AD:59:ARG:NH1	2.30	0.47
4:AD:58:LEU:HD23	4:AD:206:PHE:CZ	2.50	0.47
4:AD:83:SER:HA	4:AD:89:THR:HG23	1.95	0.47
4:AD:160:GLN:O	4:AD:163:GLU:HB3	2.14	0.47
4:AD:162:LEU:CD1	4:AD:181:MET:HG2	2.45	0.47
6:AF:26:ILE:O	6:AF:30:LEU:HG	2.15	0.47
7:AG:15:ASP:O	7:AG:19:GLY:HA2	2.15	0.47
8:AH:98:LYS:H	8:AH:98:LYS:HG3	1.52	0.47
11:AK:70:LYS:HA	11:AK:73:MET:CG	2.45	0.47
13:AM:9:ILE:HD13	41:BG:146:TYR:CE2	2.50	0.47
17:AQ:45:HIS:O	17:AQ:46:ASP:HB2	2.14	0.47
24:AY:31:ARG:CB	24:AY:32:ARG:HE	2.28	0.47
24:AY:142:ARG:O	24:AY:145:GLU:HB3	2.14	0.47
24:AY:346:TRP:HA	24:AY:346:TRP:HE3	1.80	0.47
26:B1:52:ARG:O	26:B1:56:GLN:O	2.33	0.47
31:B6:40:CYS:SG	31:B6:45:LYS:NZ	2.87	0.47
33:B8:3:LYS:HE2	35:BA:242:G:O5'	2.15	0.47
33:B8:39:LYS:O	33:B8:43:GLN:HB2	2.14	0.47
35:BA:221:A:O2'	35:BA:222:A:OP2	2.31	0.47
35:BA:1062:G:H2'	35:BA:1063:G:H8	1.79	0.47
35:BA:1494:A:H3'	35:BA:1494:A:N3	2.30	0.47
35:BA:2012:G:O3'	55:BW:96:ILE:HG13	2.15	0.47
35:BA:2126:A:H1'	35:BA:2127:G:O4'	2.15	0.47

Continued on next page...

Continued from previous page...

Atom-1	Atom-2	Interatomic distance (Å)	Clash overlap (Å)
35:BA:2328:A:H2'	35:BA:2329:G:C8	2.50	0.47
35:BA:2401:U:H3'	35:BA:2402:C:C5'	2.37	0.47
35:BA:2847:U:OP1	52:BT:98:LYS:HD3	2.15	0.47
36:BB:7:G:C3'	36:BB:8:U:C5'	2.91	0.47
39:BE:61:ARG:HB3	39:BE:62:PRO:HD3	1.97	0.47
40:BF:110:LEU:O	40:BF:113:ALA:N	2.48	0.47
43:BI:4:ILE:HD11	43:BI:47:LEU:HD11	1.96	0.47
44:BJ:130:UNK:O	44:BJ:132:UNK:N	2.48	0.47
48:BP:85:LEU:HD23	48:BP:88:LEU:HD23	1.96	0.47
49:BQ:43:THR:OG1	49:BQ:46:GLN:CG	2.61	0.47
51:BS:34:HIS:ND1	51:BS:54:LEU:HB2	2.30	0.47
52:BT:28:VAL:HG13	52:BT:46:GLU:CA	2.38	0.47
55:BW:18:ARG:HG2	55:BW:76:VAL:HG13	1.96	0.47
1:CA:152:A:H62	1:CA:169:C:N4	2.13	0.47
1:CA:511:C:H1'	4:CD:43:HIS:HE2	1.80	0.47
1:CA:722:A:H4'	1:CA:723:U:C4	2.50	0.47
1:CA:1123:A:C4'	10:CJ:36:GLY:HA3	2.43	0.47
2:CB:214:ILE:O	2:CB:218:ALA:CB	2.63	0.47
3:CC:6:HIS:HB2	14:CN:49:HIS:CD2	2.50	0.47
3:CC:154:SER:OG	3:CC:197:GLY:N	2.48	0.47
4:CD:180:GLY:O	4:CD:181:MET:C	2.53	0.47
5:CE:146:ALA:C	5:CE:148:VAL:H	2.18	0.47
6:CF:28:ARG:HG3	6:CF:28:ARG:HH11	1.79	0.47
7:CG:83:ALA:HB1	7:CG:85:TYR:CE2	2.50	0.47
8:CH:97:VAL:O	8:CH:100:ILE:HG13	2.14	0.47
9:CI:111:ARG:HD2	14:CN:61:TRP:OXT	2.15	0.47
13:CM:10:PRO:HB2	13:CM:18:ALA:HB1	1.96	0.47
15:CO:63:ARG:NH1	15:CO:87:ILE:HD13	2.30	0.47
16:CP:58:TYR:CD1	16:CP:59:TRP:N	2.82	0.47
18:CR:36:ASN:HB3	18:CR:39:VAL:HG23	1.97	0.47
18:CR:44:LEU:HD21	18:CR:50:ILE:HD13	1.97	0.47
19:CS:51:VAL:HG22	19:CS:71:LEU:HD13	1.96	0.47
24:CY:22:LYS:HA	24:CY:25:ARG:CG	2.45	0.47
24:CY:33:LEU:HD21	35:DA:1095:A:H61	1.78	0.47
27:D2:3:LEU:HD22	27:D2:7:ARG:HH21	1.78	0.47
35:DA:80:G:C2'	35:DA:81:G:H5'	2.45	0.47
35:DA:84:A:H5''	57:DY:9:LYS:HE3	1.96	0.47
35:DA:290:G:C2'	35:DA:291:C:H5'	2.44	0.47
35:DA:556:G:H2'	35:DA:557:U:C6	2.50	0.47
35:DA:797:C:OP2	40:DF:62:ARG:HG3	2.15	0.47
35:DA:958:U:H3'	35:DA:958:U:H6	1.79	0.47

Continued on next page...

Continued from previous page...

Atom-1	Atom-2	Interatomic distance (Å)	Clash overlap (Å)
35:DA:2223:G:H2'	35:DA:2224:G:C5'	2.45	0.47
35:DA:2352:A:N6	35:DA:2365:G:O2'	2.48	0.47
37:DC:75:LEU:HD23	37:DC:75:LEU:O	2.14	0.47
38:DD:197:GLY:O	38:DD:198:ASN:C	2.53	0.47
38:DD:237:GLU:OE2	38:DD:237:GLU:O	2.32	0.47
39:DE:39:PRO:HA	39:DE:43:GLY:CA	2.45	0.47
39:DE:47:VAL:HG12	39:DE:49:LEU:CD1	2.38	0.47
39:DE:51:PHE:CD1	39:DE:52:LEU:N	2.82	0.47
39:DE:101:ARG:HD3	39:DE:169:ASN:HD21	1.79	0.47
40:DF:22:ALA:CA	40:DF:26:ALA:CB	2.91	0.47
40:DF:114:VAL:HG21	40:DF:202:PHE:CZ	2.50	0.47
41:DG:44:GLY:C	41:DG:46:ALA:H	2.18	0.47
41:DG:76:SER:O	41:DG:83:ARG:HB3	2.15	0.47
41:DG:122:PRO:HG2	41:DG:123:ASN:OD1	2.15	0.47
42:DH:92:ILE:C	42:DH:94:TYR:H	2.18	0.47
45:DK:73:PRO:C	45:DK:75:SER:H	2.18	0.47
48:DP:125:VAL:O	48:DP:125:VAL:HG22	2.15	0.47
50:DR:66:VAL:HG11	50:DR:79:LEU:CD1	2.45	0.47
52:DT:82:LEU:C	52:DT:84:GLN:H	2.18	0.47
52:DT:106:SER:O	52:DT:107:ASP:OD1	2.33	0.47
55:DW:92:ARG:HG2	55:DW:92:ARG:NH1	2.30	0.47
58:DZ:128:VAL:CG2	58:DZ:129:SER:N	2.78	0.47
1:AA:630:G:C2'	1:AA:631:G:H5''	2.41	0.47
1:AA:895:G:H2'	1:AA:896:C:H6	1.79	0.47
1:AA:1316:G:N1	1:AA:1319:A:OP2	2.45	0.47
1:AA:1412:C:N4	1:AA:1488:G:H1	2.11	0.47
4:AD:91:SER:O	4:AD:94:LEU:HB2	2.14	0.47
4:AD:150:GLU:HA	4:AD:153:ARG:CG	2.40	0.47
5:AE:139:LEU:C	5:AE:141:GLN:H	2.18	0.47
6:AF:36:ARG:HH11	6:AF:36:ARG:HB3	1.80	0.47
6:AF:44:GLY:O	6:AF:46:ARG:HG3	2.14	0.47
6:AF:62:TRP:HH2	6:AF:64:GLN:HE21	1.62	0.47
7:AG:144:MET:O	7:AG:147:ALA:HB3	2.15	0.47
8:AH:51:VAL:HG11	8:AH:60:ARG:NH1	2.28	0.47
9:AI:53:VAL:HG13	9:AI:95:LYS:NZ	2.29	0.47
13:AM:56:LEU:HD13	13:AM:56:LEU:O	2.15	0.47
13:AM:117:VAL:CG1	13:AM:118:ALA:N	2.77	0.47
15:AO:63:ARG:NH1	15:AO:87:ILE:HD13	2.29	0.47
19:AS:49:ILE:HD12	19:AS:49:ILE:N	2.30	0.47
22:AV:68:C:C2'	22:AV:69:G:C5'	2.89	0.47
22:AW:48:C:H2'	22:AW:59:U:O2'	2.15	0.47

Continued on next page...

Continued from previous page...

Atom-1	Atom-2	Interatomic distance (Å)	Clash overlap (Å)
25:B0:25:ARG:HA	25:B0:29:GLN:HE22	1.79	0.47
26:B1:18:ILE:HG22	26:B1:20:ARG:HG3	1.96	0.47
33:B8:63:PRO:O	33:B8:64:TYR:O	2.33	0.47
35:BA:244:A:C2	35:BA:255:A:C4	3.02	0.47
35:BA:747:U:O2	35:BA:2014:A:H1'	2.15	0.47
35:BA:1651:G:OP1	50:BR:37:THR:HG21	2.15	0.47
35:BA:1939:U:OP1	35:BA:2604:U:O2'	2.31	0.47
35:BA:2262:U:H2'	35:BA:2263:C:H6	1.79	0.47
35:BA:2289:G:H1'	35:BA:2346:A:C2	2.48	0.47
35:BA:2306:C:C5	35:BA:2307:G:H1'	2.49	0.47
35:BA:2553:G:H2'	35:BA:2554:U:C4'	2.45	0.47
36:BB:42:C:C6	41:BG:69:ALA:HB2	2.50	0.47
36:BB:82:G:H2'	36:BB:83:G:H8	1.79	0.47
41:BG:105:LYS:NZ	41:BG:143:GLU:HG3	2.29	0.47
41:BG:128:ARG:O	41:BG:130:ASN:N	2.46	0.47
46:BN:93:THR:HG23	46:BN:94:HIS:N	2.30	0.47
48:BP:27:HIS:ND1	48:BP:28:GLY:N	2.62	0.47
52:BT:78:LEU:HD22	52:BT:79:HIS:CE1	2.50	0.47
57:BY:39:VAL:CG1	57:BY:40:GLU:N	2.73	0.47
58:BZ:54:HIS:HE1	58:BZ:123:ASP:OD2	1.98	0.47
1:CA:269:C:H2'	1:CA:270:A:C8	2.50	0.47
1:CA:285:G:O2'	1:CA:286:G:H5'	2.15	0.47
1:CA:332:G:O2'	1:CA:333:G:H5'	2.15	0.47
1:CA:1054:C:O2'	1:CA:1055:A:C5'	2.60	0.47
1:CA:1256:A:H5'	1:CA:1257:U:OP1	2.15	0.47
1:CA:1269:A:C2	1:CA:1313:U:O4'	2.67	0.47
1:CA:1406:U:O2'	1:CA:1407:C:H5'	2.15	0.47
1:CA:1529:G:H4'	1:CA:1530:G:OP2	2.14	0.47
2:CB:193:ASP:OD2	2:CB:193:ASP:O	2.33	0.47
3:CC:156:ARG:O	3:CC:159:GLY:N	2.42	0.47
5:CE:13:ILE:N	5:CE:13:ILE:HD12	2.30	0.47
6:CF:26:ILE:O	6:CF:30:LEU:HG	2.15	0.47
7:CG:32:ARG:HG2	7:CG:32:ARG:NH1	2.25	0.47
7:CG:46:ALA:O	7:CG:49:ILE:N	2.48	0.47
7:CG:75:VAL:HG13	7:CG:145:ALA:HB2	1.97	0.47
8:CH:20:TYR:HE2	8:CH:75:ARG:HB3	1.80	0.47
8:CH:86:ILE:O	8:CH:88:LYS:HG3	2.15	0.47
14:CN:44:LEU:HD23	14:CN:44:LEU:C	2.36	0.47
20:CT:13:LEU:C	20:CT:13:LEU:CD1	2.82	0.47
27:D2:68:ARG:HA	27:D2:72:ALA:CB	2.23	0.47
35:DA:361:G:C2	35:DA:362:U:O2	2.68	0.47

Continued on next page...

Continued from previous page...

Atom-1	Atom-2	Interatomic distance (Å)	Clash overlap (Å)
35:DA:449:A:H4'	53:DU:3:ARG:NH1	2.30	0.47
35:DA:635:C:O2'	35:DA:639:U:OP1	2.33	0.47
35:DA:1106:G:H2'	35:DA:1107:G:C8	2.50	0.47
35:DA:1146:C:O2'	35:DA:1147:C:H5'	2.14	0.47
35:DA:1403:C:H5''	35:DA:1471:A:C1'	2.43	0.47
35:DA:1544:A:H2	35:DA:1545:A:C2	2.32	0.47
35:DA:2203:U:H2'	35:DA:2203:U:O2	2.14	0.47
35:DA:2777:G:C4'	35:DA:2778:A:H5'	2.45	0.47
36:DB:60:C:C2	36:DB:61:G:C8	3.02	0.47
41:DG:102:PHE:CD1	41:DG:102:PHE:C	2.89	0.47
59:DI:138:ILE:HG22	59:DI:139:GLN:N	2.29	0.47
44:DJ:119:UNK:O	44:DJ:120:UNK:CB	2.63	0.47
45:DK:123:ALA:O	45:DK:127:ILE:HG12	2.15	0.47
46:DN:57:ALA:O	46:DN:58:ASP:O	2.33	0.47
48:DP:6:LEU:H	48:DP:6:LEU:CD2	2.27	0.47
48:DP:23:PRO:O	48:DP:29:LYS:O	2.33	0.47
52:DT:36:GLU:HG2	52:DT:36:GLU:O	2.15	0.47
57:DY:48:ALA:C	57:DY:49:VAL:HG22	2.35	0.47
1:AA:135:C:H2'	1:AA:136:C:H5'	1.97	0.47
1:AA:499:A:H4'	1:AA:500:G:H5'	1.96	0.47
1:AA:650:G:O2'	1:AA:651:C:H5'	2.14	0.47
1:AA:1013:G:N2	1:AA:1016:A:OP2	2.48	0.47
1:AA:1435:G:H2'	1:AA:1436:U:C6	2.50	0.47
2:AB:67:THR:CG2	2:AB:155:LEU:HG	2.45	0.47
2:AB:178:ARG:NH2	8:AH:74:PRO:HG3	2.29	0.47
3:AC:79:ARG:HG2	3:AC:82:GLU:OE1	2.14	0.47
6:AF:34:GLY:O	6:AF:67:MET:HB2	2.13	0.47
8:AH:97:VAL:O	8:AH:100:ILE:HG13	2.14	0.47
8:AH:120:THR:O	8:AH:121:ASP:C	2.53	0.47
10:AJ:78:ASN:HB2	10:AJ:81:THR:CG2	2.44	0.47
15:AO:36:ILE:HG22	15:AO:37:ASN:ND2	2.29	0.47
24:AY:22:LYS:O	24:AY:25:ARG:HB2	2.15	0.47
24:AY:222:LEU:HD12	24:AY:226:GLU:HB3	1.97	0.47
26:B1:77:ALA:O	26:B1:80:LEU:HB3	2.15	0.47
27:B2:21:LEU:O	27:B2:22:GLU:C	2.53	0.47
27:B2:66:GLU:HG3	27:B2:67:LYS:N	2.30	0.47
31:B6:15:GLU:CG	31:B6:18:ARG:HG3	2.45	0.47
31:B6:32:ASN:O	31:B6:33:LYS:HG2	2.15	0.47
33:B8:4:MET:HE1	35:BA:593:G:C4'	2.45	0.47
35:BA:320:A:C8	40:BF:136:THR:HG21	2.50	0.47
35:BA:524:U:H4'	35:BA:555:U:H4'	1.97	0.47

Continued on next page...

Continued from previous page...

Atom-1	Atom-2	Interatomic distance (Å)	Clash overlap (Å)
35:BA:607:U:OP1	40:BF:102:PRO:HA	2.15	0.47
35:BA:990:A:N6	35:BA:1186:G:H1'	2.30	0.47
35:BA:1173:G:C3'	35:BA:1174:A:C5'	2.88	0.47
35:BA:1417:C:H2'	35:BA:1418:G:O4'	2.15	0.47
35:BA:1642:G:O2'	35:BA:1643:G:H5'	2.15	0.47
35:BA:2009:G:H5'	55:BW:40:ASN:ND2	2.30	0.47
35:BA:2020:A:OP1	53:BU:26:GLY:HA3	2.15	0.47
35:BA:2057:A:H2'	35:BA:2058:A:O4'	2.15	0.47
35:BA:2367:G:H2'	35:BA:2368:C:C6	2.48	0.47
35:BA:2839:G:C5'	50:BR:46:GLY:HA2	2.45	0.47
38:BD:76:PRO:HB2	38:BD:116:GLN:HE21	1.80	0.47
40:BF:83:PHE:O	40:BF:84:VAL:HB	2.14	0.47
40:BF:121:GLY:O	40:BF:123:LEU:N	2.48	0.47
41:BG:161:THR:HG22	41:BG:163:ALA:H	1.80	0.47
42:BH:106:THR:O	42:BH:107:VAL:HG13	2.15	0.47
46:BN:28:THR:O	46:BN:31:ALA:HB3	2.15	0.47
48:BP:13:ASN:N	48:BP:13:ASN:ND2	2.63	0.47
48:BP:32:THR:OG1	48:BP:33:ARG:N	2.48	0.47
49:BQ:60:ARG:NH1	49:BQ:60:ARG:CB	2.77	0.47
50:BR:33:ARG:HB3	50:BR:113:LEU:HD11	1.97	0.47
52:BT:27:THR:HA	52:BT:87:ASP:HB2	1.97	0.47
58:BZ:56:VAL:HG13	58:BZ:91:LEU:HD12	1.97	0.47
1:CA:321:A:N6	1:CA:332:G:H1	2.13	0.47
1:CA:482:A:H2'	1:CA:482:A:N3	2.29	0.47
1:CA:660:G:H2'	1:CA:661:G:O4'	2.15	0.47
1:CA:782:A:H4'	1:CA:1514:C:O2'	2.15	0.47
1:CA:1053:G:N7	1:CA:1199:U:H3'	2.30	0.47
1:CA:1255:G:H3'	1:CA:1279:A:N6	2.29	0.47
1:CA:1355:G:H2'	1:CA:1356:G:C8	2.49	0.47
2:CB:58:ILE:O	2:CB:62:ALA:HB2	2.14	0.47
3:CC:84:ILE:HD11	3:CC:88:ARG:NH2	2.30	0.47
4:CD:18:LYS:C	4:CD:19:LEU:HD12	2.35	0.47
7:CG:50:ILE:O	7:CG:54:THR:HG22	2.14	0.47
8:CH:86:ILE:HG22	8:CH:87:SER:H	1.74	0.47
9:CI:5:TYR:CD2	9:CI:17:VAL:O	2.68	0.47
9:CI:81:ILE:O	9:CI:85:LEU:HG	2.14	0.47
11:CK:33:THR:HG22	11:CK:39:PRO:CA	2.43	0.47
11:CK:126:ARG:O	11:CK:127:LYS:C	2.52	0.47
12:CL:55:VAL:HG13	12:CL:68:ALA:O	2.14	0.47
16:CP:47:ASP:C	16:CP:49:LEU:H	2.18	0.47
16:CP:58:TYR:CD1	16:CP:58:TYR:C	2.88	0.47

Continued on next page...

Continued from previous page...

Atom-1	Atom-2	Interatomic distance (Å)	Clash overlap (Å)
17:CQ:33:GLY:O	17:CQ:34:LYS:C	2.52	0.47
17:CQ:76:LEU:CG	17:CQ:77:VAL:H	2.26	0.47
19:CS:58:VAL:HG21	19:CS:75:ALA:CB	2.45	0.47
24:CY:38:LEU:HD12	24:CY:38:LEU:N	2.29	0.47
29:D4:51:TYR:CE2	41:DG:2:PRO:HD3	2.49	0.47
30:D5:3:LYS:HD3	35:DA:2611:U:O2'	2.14	0.47
35:DA:321:G:N3	40:DF:165:ARG:NH1	2.63	0.47
35:DA:784:A:C5'	38:DD:227:ASN:ND2	2.69	0.47
35:DA:2862:G:H2'	35:DA:2863:C:H6	1.80	0.47
38:DD:8:PRO:HB3	38:DD:14:ARG:HB2	1.95	0.47
39:DE:198:VAL:HG12	39:DE:199:ARG:N	2.30	0.47
40:DF:11:VAL:HG12	40:DF:12:LEU:N	2.29	0.47
40:DF:198:ALA:C	40:DF:200:GLU:N	2.67	0.47
46:DN:26:LEU:O	46:DN:30:ILE:HG13	2.15	0.47
47:DO:102:VAL:HG23	47:DO:121:VAL:HA	1.97	0.47
48:DP:26:GLY:HA2	48:DP:30:THR:HG21	1.97	0.47
50:DR:41:ALA:C	50:DR:43:GLU:N	2.68	0.47
51:DS:48:LEU:HD23	51:DS:82:ILE:HD11	1.96	0.47
51:DS:90:GLY:O	51:DS:92:TYR:CD1	2.68	0.47
54:DV:19:LYS:HG3	54:DV:20:LEU:H	1.75	0.47
56:DX:41:ASN:N	56:DX:41:ASN:HD22	2.12	0.47
57:DY:12:THR:O	57:DY:75:ILE:HG22	2.15	0.47
1:AA:152:A:H62	1:AA:169:C:N4	2.13	0.46
1:AA:245:C:C2'	1:AA:246:A:H5'	2.46	0.46
1:AA:255:G:H1'	17:AQ:16:GLN:NE2	2.29	0.46
1:AA:453:A:H4'	16:AP:72:ARG:HG3	1.98	0.46
1:AA:658:G:OP1	15:AO:31:LEU:HD21	2.15	0.46
1:AA:1076:C:N3	1:AA:1082:G:C2	2.83	0.46
1:AA:1194:U:H5'	5:AE:22:GLY:O	2.15	0.46
1:AA:1354:C:O2'	1:AA:1355:G:H5'	2.15	0.46
1:AA:1457:G:O2'	1:AA:1458:G:H5'	2.14	0.46
5:AE:48:ALA:C	5:AE:50:GLU:H	2.18	0.46
7:AG:7:ALA:O	7:AG:8:GLU:HG3	2.15	0.46
8:AH:100:ILE:HG23	8:AH:101:PRO:HD2	1.98	0.46
9:AI:114:TYR:N	9:AI:114:TYR:CD2	2.83	0.46
10:AJ:9:ARG:NH2	10:AJ:95:GLU:HG2	2.30	0.46
24:AY:64:SER:O	24:AY:91:LEU:HD13	2.15	0.46
24:AY:198:SER:O	24:AY:199:GLY:C	2.54	0.46
24:AY:266:ARG:HG2	35:BA:2602:A:C4	2.50	0.46
25:B0:43:THR:CG2	35:BA:2336:A:H61	2.28	0.46
28:B3:36:VAL:HG23	28:B3:36:VAL:O	2.15	0.46

Continued on next page...

Continued from previous page...

Atom-1	Atom-2	Interatomic distance (Å)	Clash overlap (Å)
28:B3:52:HIS:H	28:B3:52:HIS:CD2	2.32	0.46
30:B5:2:ALA:N	35:BA:747:U:N3	2.63	0.46
31:B6:51:GLU:O	31:B6:52:VAL:CB	2.63	0.46
34:B9:17:ILE:HG13	34:B9:26:ILE:HD11	1.97	0.46
35:BA:361:G:C2	35:BA:362:U:O2	2.68	0.46
35:BA:556:G:H2'	35:BA:557:U:C6	2.49	0.46
35:BA:590:A:OP1	40:BF:95:ARG:NH1	2.47	0.46
35:BA:648:G:O2'	35:BA:649:G:H5'	2.14	0.46
35:BA:658:C:H2'	35:BA:659:C:C6	2.49	0.46
35:BA:783:A:H2'	35:BA:784:A:O5'	2.14	0.46
35:BA:1493:C:C4	35:BA:2206:G:O2'	2.68	0.46
35:BA:1778:U:H2'	35:BA:1784:A:N6	2.30	0.46
35:BA:2063:C:O2	35:BA:2450:A:N1	2.47	0.46
35:BA:2362:G:C2'	35:BA:2363:C:H5'	2.45	0.46
35:BA:2757:A:H2'	35:BA:2758:A:H5'	1.97	0.46
41:BG:137:GLU:CA	41:BG:152:LEU:HD11	2.25	0.46
44:BJ:32:UNK:O	44:BJ:33:UNK:O	2.32	0.46
45:BK:55:VAL:HG22	45:BK:57:ILE:HD11	1.97	0.46
48:BP:65:ARG:O	48:BP:68:GLN:HB3	2.15	0.46
50:BR:32:GLY:C	50:BR:33:ARG:HD2	2.35	0.46
53:BU:9:VAL:O	53:BU:12:ARG:HB2	2.15	0.46
53:BU:62:ILE:HD12	53:BU:76:TYR:CZ	2.50	0.46
53:BU:88:ILE:O	53:BU:88:ILE:CG1	2.61	0.46
58:BZ:109:ALA:O	58:BZ:110:GLY:C	2.53	0.46
1:CA:16:A:C2'	1:CA:17:U:H5'	2.45	0.46
1:CA:93:G:O2'	1:CA:96:U:H5'	2.15	0.46
1:CA:428:G:HO2'	1:CA:429:U:P	2.38	0.46
1:CA:584:G:H2'	1:CA:585:G:C8	2.50	0.46
1:CA:794:A:H2'	1:CA:795:C:C6	2.50	0.46
1:CA:954:G:O3'	13:CM:120:LYS:HD3	2.15	0.46
1:CA:1288:A:H2'	1:CA:1289:A:C8	2.50	0.46
3:CC:72:LYS:HG2	3:CC:75:VAL:HG23	1.97	0.46
4:CD:208:SER:O	4:CD:209:ARG:C	2.52	0.46
5:CE:36:ASP:OD1	5:CE:38:GLN:HB2	2.15	0.46
5:CE:51:VAL:HB	5:CE:52:PRO:HD3	1.97	0.46
7:CG:109:ASN:C	7:CG:111:ARG:H	2.19	0.46
11:CK:108:ILE:O	18:CR:87:ARG:N	2.46	0.46
24:CY:224:PRO:O	24:CY:227:LEU:HD12	2.14	0.46
31:D6:20:ASN:O	31:D6:21:TYR:CD1	2.68	0.46
32:D7:46:VAL:HG12	32:D7:48:LYS:HZ3	1.80	0.46
35:DA:34:C:C2'	35:DA:35:G:H5'	2.46	0.46

Continued on next page...

Continued from previous page...

Atom-1	Atom-2	Interatomic distance (Å)	Clash overlap (Å)
35:DA:275:G:C6	35:DA:362:U:H5	2.33	0.46
35:DA:995:C:C5	53:DU:57:PHE:HE1	2.33	0.46
35:DA:1115:G:H2'	35:DA:1116:C:C1'	2.45	0.46
35:DA:1234:U:H2'	35:DA:1235:G:O4'	2.15	0.46
35:DA:1417:C:C2'	35:DA:1418:G:H5'	2.44	0.46
35:DA:1826:G:H2'	35:DA:1827:C:C6	2.50	0.46
35:DA:2289:G:H1'	35:DA:2346:A:C2	2.50	0.46
35:DA:2376:A:H1'	51:DS:108:GLY:O	2.16	0.46
35:DA:2415:G:H2'	35:DA:2416:C:C6	2.50	0.46
35:DA:2654:A:O2'	35:DA:2655:G:H4'	2.15	0.46
38:DD:94:LEU:HD22	38:DD:94:LEU:C	2.36	0.46
39:DE:61:ARG:CB	39:DE:62:PRO:CD	2.93	0.46
39:DE:147:PRO:HB2	39:DE:149:ARG:HG2	1.97	0.46
40:DF:24:LEU:C	40:DF:26:ALA:N	2.67	0.46
41:DG:111:LEU:HA	41:DG:114:ILE:HD11	1.96	0.46
42:DH:16:SER:O	42:DH:26:VAL:HA	2.15	0.46
59:DI:114:LEU:O	59:DI:116:LEU:N	2.48	0.46
47:DO:26:LYS:HB3	47:DO:27:GLY:H	1.51	0.46
50:DR:77:ARG:O	50:DR:78:LYS:C	2.53	0.46
50:DR:95:THR:CA	50:DR:117:VAL:HG23	2.45	0.46
51:DS:58:LEU:HD21	51:DS:68:GLN:HB2	1.97	0.46
52:DT:26:ASP:C	52:DT:26:ASP:OD2	2.54	0.46
52:DT:120:ARG:O	52:DT:124:ASP:OD1	2.33	0.46
55:DW:26:GLY:HA2	55:DW:71:VAL:O	2.14	0.46
57:DY:26:LYS:O	57:DY:28:LYS:HE3	2.15	0.46
1:AA:179:A:H2'	1:AA:180:U:C6	2.50	0.46
1:AA:542:G:P	4:AD:10:ARG:HH21	2.38	0.46
1:AA:1427:U:O2'	1:AA:1428:A:H5'	2.15	0.46
2:AB:79:ASP:HA	2:AB:82:ARG:HG2	1.97	0.46
2:AB:80:ILE:HD12	2:AB:208:ILE:HG23	1.98	0.46
3:AC:28:GLN:O	3:AC:30:ARG:N	2.48	0.46
3:AC:70:VAL:HG12	3:AC:72:LYS:N	2.22	0.46
4:AD:17:VAL:CG1	4:AD:18:LYS:N	2.78	0.46
4:AD:52:SER:O	4:AD:53:ASP:C	2.53	0.46
4:AD:64:LEU:HD11	4:AD:97:LEU:HD13	1.97	0.46
4:AD:165:MET:C	4:AD:167:GLY:N	2.69	0.46
7:AG:151:TYR:OH	11:AK:54:ARG:HD3	2.15	0.46
9:AI:18:PHE:HB2	9:AI:62:TYR:O	2.14	0.46
14:AN:48:ALA:CA	14:AN:53:LEU:HD12	2.45	0.46
18:AR:70:ILE:HG23	18:AR:79:LEU:HD13	1.98	0.46
24:AY:100:GLU:O	24:AY:104:GLN:HG2	2.14	0.46

Continued on next page...

Continued from previous page...

Atom-1	Atom-2	Interatomic distance (Å)	Clash overlap (Å)
24:AY:332:ASP:OD2	24:AY:335:ASN:HB2	2.16	0.46
25:B0:45:PHE:HD2	25:B0:79:VAL:HG23	1.80	0.46
31:B6:13:CYS:HB3	31:B6:49:HIS:HB3	1.96	0.46
33:B8:51:ALA:N	33:B8:53:PRO:HD2	2.29	0.46
35:BA:271(R):G:H2'	35:BA:271(S):G:C8	2.50	0.46
35:BA:598:G:H2'	35:BA:599:G:O4'	2.15	0.46
35:BA:1192:G:C2'	35:BA:1193:G:H5'	2.45	0.46
35:BA:1495:A:H2'	35:BA:1496:A:C2	2.50	0.46
35:BA:1571:A:H2'	35:BA:1572:A:C8	2.51	0.46
35:BA:2195:C:H2'	35:BA:2196:C:H6	1.79	0.46
35:BA:2632:A:O2'	39:BE:61:ARG:NH2	2.49	0.46
35:BA:2771:C:H2'	35:BA:2772:C:C6	2.50	0.46
35:BA:2808:U:H2'	35:BA:2809:A:H5'	1.98	0.46
39:BE:3:GLY:HA3	39:BE:81:ILE:CG2	2.41	0.46
40:BF:117:ARG:HG2	40:BF:192:LEU:HB2	1.96	0.46
41:BG:39:ILE:HD12	41:BG:39:ILE:O	2.15	0.46
41:BG:72:ARG:HB3	41:BG:85:GLY:O	2.15	0.46
41:BG:114:ILE:O	41:BG:115:ARG:C	2.54	0.46
42:BH:30:LYS:HE2	42:BH:79:VAL:HA	1.97	0.46
43:BI:19:VAL:HG22	43:BI:20:ASP:N	2.30	0.46
45:BK:17:ALA:O	45:BK:18:THR:CB	2.62	0.46
47:BO:9:GLU:O	47:BO:83:ALA:HA	2.16	0.46
48:BP:48:PRO:CD	48:BP:49:ARG:H	2.23	0.46
48:BP:89:ALA:O	48:BP:91:PHE:O	2.33	0.46
51:BS:59:LYS:NZ	51:BS:68:GLN:HE22	2.13	0.46
52:BT:29:ARG:NH1	52:BT:46:GLU:OE1	2.46	0.46
52:BT:36:GLU:HG2	52:BT:36:GLU:O	2.16	0.46
53:BU:91:ASP:O	53:BU:92:ARG:O	2.33	0.46
56:BX:70:LEU:HD23	56:BX:71:GLY:N	2.30	0.46
57:BY:10:GLY:O	57:BY:27:VAL:HG22	2.16	0.46
1:CA:39:G:O2'	1:CA:40:C:H5'	2.15	0.46
1:CA:175:C:H2'	1:CA:176:C:H6	1.79	0.46
1:CA:194:C:C2'	1:CA:195:A:H5''	2.45	0.46
1:CA:650:G:O2'	1:CA:651:C:H5'	2.15	0.46
1:CA:715:A:H2'	1:CA:716:A:C8	2.49	0.46
2:CB:194:PRO:O	2:CB:197:VAL:HG23	2.15	0.46
5:CE:139:LEU:C	5:CE:141:GLN:H	2.18	0.46
6:CF:36:ARG:HB3	6:CF:36:ARG:HH11	1.80	0.46
7:CG:7:ALA:O	7:CG:8:GLU:HG3	2.15	0.46
7:CG:28:ASN:O	7:CG:31:MET:HB3	2.16	0.46
8:CH:10:LEU:N	8:CH:10:LEU:CD2	2.77	0.46

Continued on next page...

Continued from previous page...

Atom-1	Atom-2	Interatomic distance (Å)	Clash overlap (Å)
8:CH:121:ASP:OD1	8:CH:121:ASP:N	2.48	0.46
9:CI:97:LYS:O	9:CI:100:GLY:N	2.46	0.46
10:CJ:32:ALA:N	10:CJ:78:ASN:ND2	2.63	0.46
11:CK:31:THR:O	11:CK:31:THR:HG23	2.16	0.46
11:CK:48:ILE:N	11:CK:48:ILE:HD13	2.30	0.46
14:CN:41:ARG:HG2	14:CN:41:ARG:HH11	1.80	0.46
22:CV:74:C:C2'	22:CV:75:C:C5'	2.94	0.46
24:CY:188:ARG:O	24:CY:314:TYR:HD1	1.98	0.46
25:D0:78:TYR:N	25:D0:78:TYR:CD1	2.84	0.46
27:D2:16:LEU:O	27:D2:20:GLU:HB3	2.16	0.46
30:D5:2:ALA:N	35:DA:747:U:N3	2.63	0.46
34:D9:8:LYS:O	34:D9:34:GLN:OE1	2.34	0.46
35:DA:39:C:O2'	35:DA:40:C:H5'	2.15	0.46
35:DA:64:A:O2'	35:DA:65:C:H5'	2.15	0.46
35:DA:494:G:H8	35:DA:494:G:C5'	2.25	0.46
35:DA:965:C:H6	35:DA:965:C:H5''	1.80	0.46
35:DA:1107:G:N2	35:DA:1108:U:O4	2.48	0.46
35:DA:1322:A:OP1	55:DW:11:ARG:HG3	2.14	0.46
35:DA:2008:C:H2'	35:DA:2009:G:H8	1.79	0.46
35:DA:2031:A:C6	35:DA:2498:C:H1'	2.50	0.46
35:DA:2302:G:H2'	35:DA:2303:G:H5'	1.98	0.46
35:DA:2481:G:HO2'	35:DA:2482:G:P	2.38	0.46
36:DB:95:C:H2'	36:DB:96:U:O4'	2.15	0.46
38:DD:35:LYS:HE2	38:DD:104:TYR:CD1	2.51	0.46
39:DE:27:LEU:HD13	39:DE:181:LEU:HD12	1.96	0.46
39:DE:44:TYR:O	39:DE:45:THR:HB	2.15	0.46
39:DE:69:LYS:HD3	39:DE:89:ASP:OD1	2.15	0.46
39:DE:70:ALA:O	39:DE:71:GLY:C	2.53	0.46
39:DE:116:VAL:HG22	39:DE:122:PHE:HB2	1.98	0.46
41:DG:114:ILE:O	41:DG:115:ARG:C	2.54	0.46
42:DH:76:VAL:C	42:DH:78:GLY:H	2.19	0.46
45:DK:13:PRO:HA	45:DK:51:ALA:O	2.16	0.46
45:DK:35:MET:C	45:DK:37:PHE:H	2.18	0.46
46:DN:12:ARG:HG2	46:DN:50:ASP:OD1	2.15	0.46
47:DO:9:GLU:O	47:DO:83:ALA:HA	2.15	0.46
49:DQ:52:VAL:HG22	49:DQ:53:ALA:N	2.28	0.46
50:DR:10:LEU:HD22	50:DR:17:ARG:CD	2.45	0.46
51:DS:35:ILE:HG23	51:DS:69:VAL:HG11	1.97	0.46
51:DS:91:PRO:O	51:DS:93:LYS:N	2.48	0.46
52:DT:27:THR:HA	52:DT:87:ASP:HB2	1.97	0.46
53:DU:88:ILE:C	53:DU:90:VAL:N	2.67	0.46

Continued on next page...

Continued from previous page...

Atom-1	Atom-2	Interatomic distance (Å)	Clash overlap (Å)
53:DU:92:ARG:NH1	54:DV:11:GLN:N	2.60	0.46
56:DX:27:THR:CB	56:DX:80:ILE:HG22	2.46	0.46
57:DY:77:PRO:O	57:DY:78:ALA:CB	2.63	0.46
58:DZ:35:ARG:NH1	58:DZ:35:ARG:CG	2.76	0.46
1:AA:722:A:H3'	1:AA:722:A:N3	2.30	0.46
1:AA:1065:U:C5'	1:AA:1190:G:N2	2.78	0.46
1:AA:1514:C:O2'	1:AA:1515:C:H5'	2.15	0.46
2:AB:14:GLY:HA3	2:AB:16:HIS:CE1	2.49	0.46
2:AB:204:ASN:ND2	2:AB:207:ALA:CB	2.78	0.46
5:AE:32:VAL:O	5:AE:43:LEU:HD12	2.16	0.46
5:AE:107:ARG:C	5:AE:109:ILE:N	2.68	0.46
10:AJ:25:GLU:HG2	10:AJ:28:ARG:HD2	1.97	0.46
12:AL:53:ARG:CB	12:AL:93:LEU:HD11	2.46	0.46
19:AS:20:LEU:HA	19:AS:23:ASN:ND2	2.15	0.46
20:AT:49:ALA:HB2	20:AT:99:LEU:CD1	2.45	0.46
22:AV:25:C:H2'	22:AV:26:A:C8	2.50	0.46
22:AW:12:U:H3	22:AW:23:A:H61	1.63	0.46
28:B3:44:ARG:O	28:B3:48:GLU:N	2.37	0.46
31:B6:11:LEU:CD2	31:B6:26:ASN:N	2.73	0.46
34:B9:19:ARG:O	34:B9:20:HIS:HB2	2.16	0.46
35:BA:78:A:H2'	35:BA:79:G:C8	2.50	0.46
35:BA:1005:C:H2'	35:BA:1006:C:H6	1.81	0.46
35:BA:1019:U:O2'	35:BA:1021:A:C2	2.57	0.46
35:BA:1411:C:H2'	35:BA:1412:A:C8	2.51	0.46
35:BA:1563:G:O2'	35:BA:1564:C:H5'	2.16	0.46
35:BA:1885:A:H3'	35:BA:1886:C:C6	2.50	0.46
35:BA:2199:A:C5'	35:BA:2200:C:OP2	2.62	0.46
35:BA:2222:G:H5'	38:BD:149:PRO:HG3	1.96	0.46
35:BA:2354:G:H2'	35:BA:2355:C:C6	2.49	0.46
35:BA:2751:G:O2'	35:BA:2752:C:H5'	2.16	0.46
35:BA:2753:A:O2'	35:BA:2754:U:C6	2.67	0.46
37:BC:36:LYS:CG	37:BC:37:PHE:N	2.76	0.46
39:BE:44:TYR:O	39:BE:45:THR:HB	2.16	0.46
40:BF:34:TRP:HB2	48:BP:10:PRO:O	2.15	0.46
41:BG:120:LEU:HB2	41:BG:180:PHE:CD2	2.50	0.46
41:BG:140:ILE:CG2	41:BG:140:ILE:O	2.63	0.46
47:BO:72:PRO:C	47:BO:74:GLY:H	2.18	0.46
52:BT:54:ARG:HG2	52:BT:54:ARG:NH1	2.28	0.46
52:BT:76:PHE:HA	52:BT:77:PRO:HD3	1.72	0.46
58:BZ:4:ARG:HD3	58:BZ:58:VAL:HB	1.97	0.46
58:BZ:86:VAL:O	58:BZ:86:VAL:CG2	2.64	0.46

Continued on next page...

Continued from previous page...

Atom-1	Atom-2	Interatomic distance (Å)	Clash overlap (Å)
1:CA:161:A:H2'	1:CA:162:A:H8	1.79	0.46
1:CA:596:C:O2'	1:CA:597:G:H5'	2.16	0.46
2:CB:8:LYS:CA	2:CB:217:ARG:HH22	2.28	0.46
4:CD:19:LEU:O	4:CD:26:CYS:SG	2.74	0.46
4:CD:133:VAL:HG13	4:CD:135:LEU:HD22	1.98	0.46
5:CE:36:ASP:O	5:CE:37:ARG:CB	2.60	0.46
7:CG:18:TYR:CD2	7:CG:59:LEU:HB2	2.50	0.46
13:CM:108:ARG:N	13:CM:108:ARG:HD2	2.31	0.46
17:CQ:45:HIS:O	17:CQ:46:ASP:HB2	2.15	0.46
22:CV:18:G:H4'	22:CV:60:U:C2	2.50	0.46
22:CW:49:C:O2'	22:CW:50:U:H5'	2.15	0.46
24:CY:332:ASP:OD1	24:CY:332:ASP:N	2.48	0.46
26:D1:82:LEU:HD22	26:D1:90:ILE:CD1	2.46	0.46
32:D7:34:ARG:NH1	32:D7:39:ARG:HG3	2.30	0.46
33:D8:22:VAL:HB	33:D8:53:PRO:HB3	1.97	0.46
35:DA:9:U:H5''	46:DN:115:ARG:NH2	2.30	0.46
35:DA:17:G:H2'	35:DA:18:C:C6	2.50	0.46
35:DA:205:G:O2'	35:DA:206:U:OP2	2.33	0.46
35:DA:862:G:H2'	35:DA:863:A:O4'	2.14	0.46
35:DA:1091:G:O2'	35:DA:1092:C:H5'	2.15	0.46
35:DA:1417:C:H2'	35:DA:1418:G:O4'	2.15	0.46
35:DA:1651:G:OP1	50:DR:37:THR:HG21	2.16	0.46
35:DA:2096:U:O2'	35:DA:2097:C:H5'	2.14	0.46
35:DA:2313:C:H2'	35:DA:2314:C:H6	1.79	0.46
35:DA:2317:C:O2'	35:DA:2318:G:H5'	2.16	0.46
35:DA:2362:G:C2'	35:DA:2363:C:H5'	2.46	0.46
35:DA:2572:A:OP1	39:DE:144:ARG:HB2	2.15	0.46
35:DA:2787:C:H1'	39:DE:61:ARG:HG2	1.96	0.46
35:DA:2789:C:H1'	35:DA:2892:A:H2	1.81	0.46
40:DF:10:PRO:CA	40:DF:128:ALA:HB2	2.45	0.46
41:DG:86:MET:O	41:DG:87:PRO:O	2.34	0.46
41:DG:133:LEU:CD1	41:DG:135:LEU:HD11	2.45	0.46
46:DN:40:PRO:C	46:DN:42:TRP:H	2.17	0.46
46:DN:93:THR:HG23	46:DN:94:HIS:N	2.31	0.46
48:DP:16:ARG:CD	48:DP:16:ARG:C	2.84	0.46
49:DQ:77:LYS:NZ	49:DQ:84:GLY:N	2.63	0.46
54:DV:6:LYS:HE2	54:DV:37:VAL:CG1	2.45	0.46
56:DX:44:GLU:C	56:DX:46:ALA:H	2.19	0.46
57:DY:7:VAL:CB	57:DY:8:LYS:HZ2	2.28	0.46
58:DZ:111:VAL:CG2	58:DZ:112:ARG:H	2.25	0.46
58:DZ:135:GLU:O	58:DZ:136:PHE:CB	2.63	0.46

Continued on next page...

Continued from previous page...

Atom-1	Atom-2	Interatomic distance (Å)	Clash overlap (Å)
1:AA:287:U:O2'	1:AA:288:A:H5'	2.16	0.46
1:AA:402:G:H5'	1:AA:621:A:H1'	1.97	0.46
1:AA:688:G:H2'	1:AA:689:C:C6	2.49	0.46
1:AA:811:C:H4'	1:AA:900:A:N6	2.30	0.46
1:AA:913:A:O2'	1:AA:914:A:OP2	2.32	0.46
1:AA:1319:A:N7	1:AA:1323:G:C5	2.83	0.46
2:AB:44:LEU:HA	2:AB:47:THR:HG1	1.79	0.46
3:AC:58:GLU:HB2	3:AC:65:ALA:HB2	1.98	0.46
3:AC:129:ALA:HB3	3:AC:132:ARG:CG	2.42	0.46
4:AD:30:LYS:HA	4:AD:35:ARG:CG	2.44	0.46
4:AD:128:VAL:CG1	4:AD:129:ASN:H	2.25	0.46
4:AD:150:GLU:N	4:AD:150:GLU:CD	2.69	0.46
4:AD:180:GLY:O	4:AD:181:MET:C	2.53	0.46
6:AF:77:ARG:HB3	6:AF:77:ARG:CZ	2.45	0.46
7:AG:46:ALA:O	7:AG:49:ILE:N	2.49	0.46
7:AG:75:VAL:HG13	7:AG:145:ALA:HB2	1.97	0.46
7:AG:108:ALA:O	7:AG:119:ARG:HB3	2.16	0.46
17:AQ:59:ILE:HG22	17:AQ:71:PHE:CD1	2.51	0.46
20:AT:9:ASN:OD1	20:AT:10:LEU:N	2.48	0.46
20:AT:26:ASN:HA	20:AT:29:LYS:HG2	1.97	0.46
24:AY:15:GLY:CA	24:AY:19:ILE:HG12	2.39	0.46
35:BA:218:A:C2	35:BA:235:U:H4'	2.51	0.46
35:BA:460:A:H2'	35:BA:461:C:O4'	2.16	0.46
35:BA:610:G:H2'	35:BA:611:C:C6	2.51	0.46
35:BA:680:G:H2'	35:BA:681:G:C8	2.50	0.46
35:BA:813:U:C5	48:BP:27:HIS:CD2	3.04	0.46
35:BA:960:A:C8	35:BA:962:G:C8	3.04	0.46
35:BA:999:U:C2'	35:BA:1000:A:C5'	2.89	0.46
35:BA:1039:G:O2'	35:BA:1040:C:H5'	2.15	0.46
35:BA:1327:C:H2'	35:BA:1328:G:O4'	2.15	0.46
35:BA:1344:G:H4'	35:BA:1384:A:C5	2.51	0.46
35:BA:2092:U:HO2'	35:BA:2093:G:P	2.38	0.46
35:BA:2787:C:H1'	39:BE:61:ARG:HG2	1.97	0.46
35:BA:2789:C:H1'	35:BA:2892:A:H2	1.81	0.46
36:BB:74:U:H2'	36:BB:75:G:O4'	2.14	0.46
39:BE:39:PRO:HA	39:BE:43:GLY:CA	2.46	0.46
39:BE:87:GLU:O	39:BE:87:GLU:HG3	2.15	0.46
42:BH:20:ALA:HB3	42:BH:23:ARG:CB	2.42	0.46
46:BN:62:VAL:HG22	46:BN:66:LYS:CG	2.38	0.46
49:BQ:77:LYS:NZ	49:BQ:84:GLY:N	2.63	0.46
51:BS:52:SER:CB	51:BS:55:ALA:HB3	2.45	0.46

Continued on next page...

Continued from previous page...

Atom-1	Atom-2	Interatomic distance (Å)	Clash overlap (Å)
51:BS:80:LEU:HD12	51:BS:80:LEU:N	2.30	0.46
53:BU:98:LEU:HD21	54:BV:2:PHE:CZ	2.51	0.46
58:BZ:126:VAL:CG1	58:BZ:163:LEU:HA	2.40	0.46
1:CA:625:G:OP1	16:CP:9:PHE:HB3	2.14	0.46
1:CA:939:G:C5'	7:CG:102:ARG:HH22	2.24	0.46
1:CA:959:A:H2'	1:CA:960:U:O4'	2.14	0.46
1:CA:1047:G:H5''	14:CN:4:LYS:HG2	1.98	0.46
1:CA:1128:C:O2'	1:CA:1130:A:C8	2.66	0.46
1:CA:1300:G:HO2'	1:CA:1301:U:P	2.39	0.46
1:CA:1328:C:O2'	1:CA:1329:A:H5'	2.16	0.46
1:CA:1392:G:O2'	1:CA:1393:U:H5'	2.16	0.46
1:CA:1401:G:H2'	1:CA:1402:C:O4'	2.15	0.46
1:CA:1442:G:H2'	1:CA:1442(A):G:C5'	2.42	0.46
1:CA:1442(A):G:H2'	1:CA:1442(B):A:H2	1.80	0.46
1:CA:1510:U:H2'	1:CA:1511:G:H8	1.76	0.46
3:CC:9:GLY:HA3	14:CN:49:HIS:HA	1.96	0.46
3:CC:103:VAL:O	3:CC:103:VAL:HG12	2.15	0.46
4:CD:150:GLU:N	4:CD:150:GLU:CD	2.68	0.46
6:CF:8:ILE:HG23	6:CF:85:VAL:HG13	1.98	0.46
6:CF:44:GLY:HA2	6:CF:59:TYR:CE1	2.50	0.46
8:CH:120:THR:O	8:CH:121:ASP:C	2.53	0.46
15:CO:25:THR:O	15:CO:27:VAL:N	2.48	0.46
17:CQ:22:LEU:HD11	17:CQ:39:SER:HB2	1.96	0.46
19:CS:49:ILE:HG21	19:CS:71:LEU:HD13	1.97	0.46
20:CT:100:ILE:HD12	20:CT:100:ILE:N	2.29	0.46
24:CY:22:LYS:HD2	24:CY:25:ARG:HB2	1.98	0.46
24:CY:60:ASP:O	24:CY:64:SER:N	2.48	0.46
24:CY:227:LEU:HB3	24:CY:253:HIS:HA	1.96	0.46
25:D0:11:ARG:O	25:D0:12:ASN:ND2	2.47	0.46
31:D6:18:ARG:HB2	31:D6:19:ARG:H	1.52	0.46
35:DA:52:A:O2'	35:DA:53:A:H5'	2.16	0.46
35:DA:524:U:H4'	35:DA:555:U:H4'	1.98	0.46
35:DA:1407:C:N3	35:DA:1596:A:C2	2.84	0.46
35:DA:1658:C:OP1	39:DE:132:HIS:CE1	2.68	0.46
35:DA:2126:A:H1'	35:DA:2127:G:O4'	2.15	0.46
35:DA:2143:C:H2'	35:DA:2144:U:O4'	2.15	0.46
35:DA:2508:G:O2'	35:DA:2509:G:H5'	2.14	0.46
35:DA:2620:C:OP1	39:DE:152:LYS:O	2.33	0.46
35:DA:2631:G:N3	35:DA:2810:A:H2	2.13	0.46
36:DB:66:A:O2'	36:DB:67:G:O5'	2.33	0.46
36:DB:91:C:OP2	49:DQ:16:ARG:NH1	2.46	0.46

Continued on next page...

Continued from previous page...

Atom-1	Atom-2	Interatomic distance (Å)	Clash overlap (Å)
41:DG:37:VAL:CG2	41:DG:99:MET:HG3	2.46	0.46
59:DI:12:LEU:O	59:DI:12:LEU:HG	2.16	0.46
59:DI:37:VAL:CG1	59:DI:38:LEU:N	2.78	0.46
48:DP:9:ASN:N	48:DP:10:PRO:HD3	2.30	0.46
48:DP:32:THR:OG1	48:DP:33:ARG:N	2.48	0.46
53:DU:61:TRP:O	53:DU:62:ILE:C	2.53	0.46
53:DU:83:LEU:HD11	53:DU:109:LEU:HD22	1.97	0.46
57:DY:25:GLY:HA3	57:DY:39:VAL:HG13	1.97	0.46
57:DY:46:LYS:HB3	57:DY:47:LYS:CD	2.42	0.46
58:DZ:149:SER:HB2	58:DZ:173:ALA:CB	2.46	0.46
1:AA:692:U:O2'	1:AA:694:A:N7	2.40	0.46
1:AA:1328:C:O2'	1:AA:1329:A:H5'	2.16	0.46
2:AB:28:PHE:CZ	2:AB:31:TYR:HB2	2.50	0.46
4:AD:73:ARG:HD2	4:AD:77:ASN:ND2	2.30	0.46
4:AD:126:ILE:HG22	4:AD:127:THR:N	2.30	0.46
6:AF:42:GLU:C	6:AF:44:GLY:N	2.68	0.46
6:AF:53:ALA:C	6:AF:55:ASP:H	2.19	0.46
20:AT:38:LYS:HA	20:AT:41:ILE:CD1	2.46	0.46
20:AT:94:ALA:O	20:AT:95:ALA:CB	2.64	0.46
22:AV:1:G:H2'	22:AV:2:C:C6	2.49	0.46
22:AW:30:G:H2'	22:AW:31:A:C8	2.49	0.46
24:AY:13:LEU:O	24:AY:14:ARG:HG3	2.15	0.46
24:AY:17:LEU:O	24:AY:21:GLN:HG2	2.16	0.46
24:AY:22:LYS:HE3	24:AY:26:LEU:HD21	1.97	0.46
30:B5:3:LYS:HB2	35:BA:747:U:H5	1.79	0.46
31:B6:15:GLU:HG3	31:B6:47:THR:OG1	2.15	0.46
35:BA:17:G:H2'	35:BA:18:C:C6	2.50	0.46
35:BA:49:A:H5''	35:BA:51:G:O4'	2.15	0.46
35:BA:773:U:H5'	38:BD:47:GLY:HA3	1.98	0.46
35:BA:2015:A:H5'	55:BW:92:ARG:HH21	1.81	0.46
35:BA:2677:G:H2'	35:BA:2678:C:C6	2.50	0.46
39:BE:61:ARG:CB	39:BE:62:PRO:CD	2.93	0.46
41:BG:130:ASN:CG	41:BG:160:VAL:HA	2.36	0.46
42:BH:121:ILE:HD11	42:BH:140:LYS:HG2	1.97	0.46
43:BI:15:VAL:C	43:BI:17:GLN:H	2.17	0.46
43:BI:28:ASN:HA	43:BI:32:PRO:HG2	1.97	0.46
43:BI:56:LYS:O	43:BI:56:LYS:HG3	2.15	0.46
45:BK:99:ILE:CG2	45:BK:103:GLN:HB2	2.46	0.46
47:BO:71:ARG:HH21	47:BO:77:ILE:HG21	1.81	0.46
48:BP:56:SER:O	48:BP:57:THR:O	2.34	0.46
48:BP:112:LEU:HD23	48:BP:112:LEU:C	2.35	0.46

Continued on next page...

Continued from previous page...

Atom-1	Atom-2	Interatomic distance (Å)	Clash overlap (Å)
49:BQ:141:GLN:OXT	58:BZ:99:TYR:O	2.33	0.46
50:BR:82:GLU:H	50:BR:85:PRO:CD	2.29	0.46
51:BS:89:ARG:HB3	51:BS:92:TYR:HB2	1.97	0.46
54:BV:19:LYS:CG	54:BV:20:LEU:N	2.70	0.46
54:BV:91:TYR:H	54:BV:91:TYR:HD1	1.64	0.46
1:CA:407:G:H2'	1:CA:408:A:C8	2.51	0.46
1:CA:626:U:O2'	1:CA:627:G:H5'	2.15	0.46
1:CA:1029:C:O2'	1:CA:1030:C:C5	2.68	0.46
1:CA:1170:A:H2'	1:CA:1171:G:O4'	2.15	0.46
1:CA:1347:G:H22	1:CA:1373:G:H2'	1.79	0.46
2:CB:17:PHE:CD2	2:CB:17:PHE:N	2.83	0.46
3:CC:101:LEU:HD23	3:CC:101:LEU:C	2.35	0.46
4:CD:14:ARG:O	4:CD:16:GLY:N	2.49	0.46
4:CD:83:SER:C	4:CD:85:LYS:H	2.19	0.46
5:CE:31:LEU:HD23	5:CE:45:PHE:HB2	1.97	0.46
7:CG:50:ILE:HD11	7:CG:61:VAL:HG11	1.98	0.46
7:CG:118:VAL:O	7:CG:121:ALA:HB3	2.16	0.46
11:CK:43:SER:HB3	11:CK:68:ALA:HB2	1.97	0.46
18:CR:53:ARG:HH21	18:CR:59:SER:HA	1.81	0.46
20:CT:45:GLN:C	20:CT:47:GLY:H	2.19	0.46
24:CY:82:GLU:OE1	24:CY:86:ALA:HB2	2.16	0.46
24:CY:205:PHE:CD1	24:CY:205:PHE:N	2.83	0.46
24:CY:253:HIS:HB3	24:CY:258:ILE:HG13	1.96	0.46
24:CY:332:ASP:O	24:CY:333:PRO:C	2.53	0.46
33:D8:32:LEU:C	33:D8:33:ASN:O	2.53	0.46
35:DA:654(E):G:O2'	35:DA:654(F):C:H5'	2.16	0.46
35:DA:783:A:H2'	35:DA:784:A:O5'	2.16	0.46
35:DA:1000:A:H8	35:DA:1000:A:H5'	1.81	0.46
35:DA:1184:G:C6	35:DA:1185:C:C4	3.03	0.46
35:DA:1331:A:O2'	35:DA:1332:G:H5''	2.15	0.46
35:DA:1494:A:H3'	35:DA:1494:A:N3	2.30	0.46
35:DA:2174:C:O2'	35:DA:2175:C:H5'	2.15	0.46
35:DA:2300:G:O2'	35:DA:2301:C:H5'	2.15	0.46
35:DA:2553:G:H2'	35:DA:2554:U:C4'	2.46	0.46
35:DA:2619:C:H5''	39:DE:152:LYS:HA	1.98	0.46
35:DA:2712:U:OP1	35:DA:2714:G:H4'	2.15	0.46
35:DA:2839:G:C5'	50:DR:46:GLY:HA2	2.46	0.46
36:DB:40:U:H3'	36:DB:41:U:H5''	1.96	0.46
36:DB:42:C:O4'	41:DG:69:ALA:HB2	2.16	0.46
37:DC:103:ILE:C	37:DC:105:ASP:N	2.69	0.46
39:DE:61:ARG:HB3	39:DE:62:PRO:HD3	1.97	0.46

Continued on next page...

Continued from previous page...

Atom-1	Atom-2	Interatomic distance (Å)	Clash overlap (Å)
40:DF:140:LEU:CD1	40:DF:170:LEU:HD21	2.45	0.46
41:DG:41:GLN:O	41:DG:42:GLY:C	2.52	0.46
41:DG:78:SER:C	41:DG:80:PHE:N	2.69	0.46
59:DI:132:PRO:HG2	59:DI:138:ILE:HG13	1.98	0.46
47:DO:91:LEU:N	47:DO:91:LEU:HD22	2.30	0.46
48:DP:57:THR:C	48:DP:59:LEU:N	2.68	0.46
49:DQ:5:ARG:O	49:DQ:6:ARG:CG	2.62	0.46
49:DQ:5:ARG:O	49:DQ:6:ARG:HD3	2.16	0.46
49:DQ:60:ARG:NH1	49:DQ:60:ARG:CB	2.79	0.46
51:DS:59:LYS:HB2	51:DS:65:VAL:CG2	2.44	0.46
51:DS:89:ARG:C	51:DS:92:TYR:HB3	2.36	0.46
52:DT:106:SER:O	52:DT:107:ASP:HB3	2.15	0.46
54:DV:81:TYR:C	54:DV:82:ARG:HG3	2.35	0.46
58:DZ:15:PRO:O	58:DZ:19:ARG:HB2	2.15	0.46
58:DZ:76:LEU:N	58:DZ:76:LEU:HD22	2.31	0.46
58:DZ:100:VAL:HG11	58:DZ:137:ILE:HG13	1.97	0.46
1:AA:7:G:O2'	5:AE:120:THR:O	2.33	0.46
1:AA:189(B):C:H2'	1:AA:189(C):C:H6	1.80	0.46
1:AA:401:C:H2'	1:AA:402:G:C8	2.50	0.46
1:AA:424:G:P	35:DA:2140:C:OP2	2.74	0.46
1:AA:551:U:H2'	1:AA:552:U:H6	1.78	0.46
1:AA:865:A:H2'	1:AA:866:C:C6	2.50	0.46
1:AA:1160:G:H5'	2:AB:132:LYS:HE3	1.97	0.46
1:AA:1229:A:OP2	13:AM:114:ARG:HD3	2.15	0.46
1:AA:1303:C:H2'	1:AA:1304:G:H5'	1.98	0.46
1:AA:1427:U:H2'	1:AA:1428:A:H8	1.76	0.46
3:AC:6:HIS:HB2	14:AN:49:HIS:CD2	2.50	0.46
4:AD:104:VAL:HG21	4:AD:140:VAL:HG21	1.97	0.46
5:AE:93:PRO:HG2	8:AH:105:ARG:NE	2.31	0.46
6:AF:19:LEU:O	6:AF:19:LEU:HD23	2.15	0.46
8:AH:11:THR:O	8:AH:15:ASN:ND2	2.49	0.46
9:AI:4:TYR:CD2	9:AI:88:TYR:CB	2.99	0.46
10:AJ:53:PRO:HG2	10:AJ:54:PHE:H	1.80	0.46
15:AO:25:THR:O	15:AO:27:VAL:N	2.48	0.46
16:AP:8:ARG:HG2	16:AP:9:PHE:N	2.31	0.46
16:AP:80:PHE:N	16:AP:80:PHE:CD1	2.84	0.46
18:AR:25:THR:O	18:AR:25:THR:HG22	2.15	0.46
18:AR:36:ASN:HB3	18:AR:39:VAL:HG23	1.97	0.46
18:AR:47:THR:O	18:AR:82:THR:HA	2.16	0.46
19:AS:49:ILE:HG21	19:AS:71:LEU:HD13	1.98	0.46
23:AX:19:U:H4'	23:AX:20:U:OP1	2.15	0.46

Continued on next page...

Continued from previous page...

Atom-1	Atom-2	Interatomic distance (Å)	Clash overlap (Å)
25:B0:66:VAL:HG12	25:B0:67:VAL:N	2.30	0.46
26:B1:68:PRO:O	26:B1:71:TYR:HB2	2.16	0.46
35:BA:412:A:N7	35:BA:2411:A:H2	2.14	0.46
35:BA:828:U:H4'	35:BA:831:G:N1	2.31	0.46
35:BA:918:A:O3'	36:BB:97:G:N2	2.49	0.46
35:BA:1651:G:OP1	50:BR:40:LYS:CE	2.63	0.46
35:BA:2092:U:C5	35:BA:2226:C:OP2	2.69	0.46
35:BA:2273:A:O2'	35:BA:2274:A:H5'	2.15	0.46
35:BA:2468:G:H22	35:BA:2481:G:HO2'	1.64	0.46
35:BA:2673:G:O2'	35:BA:2674:G:H5'	2.16	0.46
36:BB:44:G:C2	36:BB:48:A:C2	3.04	0.46
36:BB:97:G:H2'	36:BB:98:G:C5'	2.45	0.46
38:BD:94:LEU:C	38:BD:94:LEU:HD22	2.36	0.46
38:BD:96:HIS:NE2	38:BD:102:LYS:HE2	2.30	0.46
41:BG:100:TRP:O	41:BG:103:LEU:N	2.48	0.46
41:BG:105:LYS:HZ1	41:BG:143:GLU:HG3	1.80	0.46
42:BH:43:VAL:HG23	42:BH:43:VAL:O	2.15	0.46
46:BN:18:ALA:CB	46:BN:21:LYS:HG3	2.45	0.46
47:BO:45:GLU:HG3	47:BO:45:GLU:O	2.15	0.46
50:BR:60:LEU:O	50:BR:60:LEU:HD23	2.16	0.46
50:BR:95:THR:CA	50:BR:117:VAL:HG23	2.45	0.46
51:BS:42:ASP:C	51:BS:44:LYS:N	2.69	0.46
51:BS:89:ARG:C	51:BS:92:TYR:HB3	2.36	0.46
53:BU:31:SER:HB3	53:BU:34:LYS:HB2	1.98	0.46
53:BU:61:TRP:O	53:BU:62:ILE:C	2.53	0.46
56:BX:41:ASN:HD22	56:BX:41:ASN:N	2.14	0.46
56:BX:83:VAL:HB	56:BX:87:GLN:HB2	1.97	0.46
58:BZ:45:ASP:OD1	58:BZ:49:ARG:HG2	2.16	0.46
58:BZ:63:ASP:O	58:BZ:65:GLN:N	2.48	0.46
1:CA:447:G:C6	1:CA:485:G:H1'	2.50	0.46
1:CA:453:A:H4'	16:CP:72:ARG:HG3	1.98	0.46
1:CA:515:G:O2'	1:CA:516:U:H5'	2.14	0.46
1:CA:963:G:H2'	1:CA:964:A:C8	2.45	0.46
1:CA:1041:A:H2'	1:CA:1042:G:C8	2.47	0.46
1:CA:1125:U:H2'	1:CA:1126:U:OP2	2.16	0.46
2:CB:31:TYR:O	2:CB:42:ILE:HG13	2.16	0.46
5:CE:48:ALA:C	5:CE:50:GLU:H	2.19	0.46
17:CQ:60:ILE:HG23	17:CQ:60:ILE:O	2.16	0.46
22:CW:59:U:C2'	22:CW:60:U:H5'	2.45	0.46
24:CY:16:TYR:HA	24:CY:55:LEU:HD21	1.97	0.46
24:CY:24:THR:HA	24:CY:27:LYS:HB2	1.98	0.46

Continued on next page...

Continued from previous page...

Atom-1	Atom-2	Interatomic distance (Å)	Clash overlap (Å)
26:D1:30:VAL:H	35:DA:2396:G:C4'	2.28	0.46
31:D6:19:ARG:NH2	31:D6:42:TRP:CZ2	2.83	0.46
35:DA:473:G:OP1	35:DA:508:G:N2	2.48	0.46
35:DA:601:C:C5'	40:DF:108:LYS:NZ	2.77	0.46
35:DA:607:U:OP1	40:DF:102:PRO:HA	2.16	0.46
35:DA:997:G:OP1	53:DU:93:LYS:HB2	2.15	0.46
35:DA:999:U:H2'	35:DA:1000:A:H5'	1.98	0.46
35:DA:2263:C:O2'	35:DA:2264:C:H5'	2.15	0.46
35:DA:2632:A:O2'	39:DE:61:ARG:NH2	2.48	0.46
35:DA:2757:A:N1	42:DH:67:LEU:HD13	2.30	0.46
35:DA:2790:A:O2'	35:DA:2791:C:H5'	2.15	0.46
37:DC:95:GLY:HA3	37:DC:99:ILE:HD11	1.97	0.46
38:DD:72:LYS:HD2	38:DD:97:TYR:CD2	2.51	0.46
38:DD:185:VAL:HG12	38:DD:189:CYS:SG	2.55	0.46
38:DD:254:THR:O	38:DD:254:THR:OG1	2.27	0.46
39:DE:79:ARG:HG2	39:DE:79:ARG:NH1	2.31	0.46
41:DG:72:ARG:NH1	41:DG:86:MET:CA	2.70	0.46
59:DI:75:LEU:CD1	59:DI:141:LYS:HD2	2.44	0.46
45:DK:57:ILE:HG13	45:DK:67:PHE:CB	2.44	0.46
48:DP:23:PRO:CB	48:DP:33:ARG:HG3	2.36	0.46
53:DU:66:ASN:OD1	53:DU:76:TYR:HB2	2.15	0.46
55:DW:18:ARG:HG2	55:DW:76:VAL:HG13	1.98	0.46
1:AA:167:G:O2'	1:AA:168:G:H5'	2.16	0.46
1:AA:722:A:H4'	1:AA:723:U:C4	2.51	0.46
1:AA:959:A:H2'	1:AA:960:U:O4'	2.15	0.46
1:AA:960:U:O2'	1:AA:1223:C:H4'	2.16	0.46
1:AA:1029:C:O2'	1:AA:1030:C:C5	2.68	0.46
2:AB:141:GLU:O	2:AB:145:LEU:HD23	2.16	0.46
3:AC:15:THR:HG22	3:AC:181:ASN:CA	2.46	0.46
3:AC:47:LEU:HD11	3:AC:76:VAL:HG12	1.98	0.46
3:AC:62:ASP:HA	3:AC:97:LYS:HZ2	1.81	0.46
3:AC:124:ILE:HG21	3:AC:196:LEU:HG	1.97	0.46
4:AD:85:LYS:CD	4:AD:86:LYS:H	2.28	0.46
4:AD:147:ALA:HB2	4:AD:182:LYS:CB	2.46	0.46
6:AF:28:ARG:HH11	6:AF:28:ARG:HG3	1.80	0.46
6:AF:77:ARG:HB3	6:AF:77:ARG:HH11	1.78	0.46
8:AH:14:ARG:NH1	8:AH:14:ARG:HB3	2.31	0.46
10:AJ:44:VAL:CG1	10:AJ:45:ARG:N	2.78	0.46
15:AO:23:GLY:O	15:AO:24:SER:CB	2.61	0.46
24:AY:29:LEU:HD21	24:AY:34:GLU:OE2	2.16	0.46
24:AY:83:GLU:C	24:AY:84:ARG:HD3	2.36	0.46

Continued on next page...

Continued from previous page...

Atom-1	Atom-2	Interatomic distance (Å)	Clash overlap (Å)
24:AY:352:LYS:C	24:AY:354:GLY:N	2.69	0.46
27:B2:16:LEU:O	27:B2:17:SER:O	2.34	0.46
28:B3:3:ARG:O	28:B3:4:LEU:O	2.33	0.46
33:B8:32:LEU:H	33:B8:32:LEU:CD1	2.19	0.46
35:BA:271(C):C:H2'	35:BA:271(D):G:C8	2.50	0.46
35:BA:951:C:O2'	35:BA:952:G:H5'	2.15	0.46
35:BA:1175:U:H4'	35:BA:1176:G:C5'	2.44	0.46
35:BA:1766:U:O2'	35:BA:1767:C:H5'	2.16	0.46
35:BA:2103:C:H3'	35:BA:2104:G:C5'	2.37	0.46
35:BA:2345:G:H5''	35:BA:2347:C:O4'	2.16	0.46
35:BA:2777:G:H5''	35:BA:2778:A:C5'	2.46	0.46
38:BD:125:ILE:H	38:BD:125:ILE:CD1	2.24	0.46
38:BD:142:VAL:CG2	38:BD:191:ALA:HB1	2.44	0.46
38:BD:201:HIS:C	38:BD:203:ASN:H	2.18	0.46
41:BG:8:LYS:O	41:BG:11:TYR:HB3	2.16	0.46
43:BI:27:ARG:HH11	43:BI:27:ARG:HG3	1.80	0.46
43:BI:119:PRO:O	43:BI:120:ILE:O	2.33	0.46
45:BK:73:PRO:C	45:BK:75:SER:H	2.18	0.46
46:BN:57:ALA:CB	46:BN:124:ALA:HA	2.38	0.46
48:BP:10:PRO:CD	48:BP:11:GLY:N	2.79	0.46
52:BT:112:ARG:CB	52:BT:112:ARG:NH1	2.79	0.46
57:BY:35:TYR:CE2	57:BY:69:ALA:HB3	2.51	0.46
57:BY:46:LYS:HB3	57:BY:47:LYS:CD	2.44	0.46
57:BY:81:LYS:HD3	57:BY:97:ARG:CB	2.20	0.46
57:BY:89:PHE:O	57:BY:90:LEU:CB	2.60	0.46
1:CA:643:C:H2'	1:CA:644:G:H8	1.80	0.46
1:CA:1017:G:H2'	1:CA:1018:C:H6	1.78	0.46
1:CA:1068:G:OP2	1:CA:1094:G:H5'	2.15	0.46
1:CA:1225:A:H2'	1:CA:1226:C:C5	2.50	0.46
5:CE:101:ILE:H	5:CE:101:ILE:CD1	2.17	0.46
6:CF:77:ARG:HB3	6:CF:77:ARG:HH11	1.79	0.46
7:CG:78:ARG:HH12	7:CG:154:TYR:HB3	1.80	0.46
10:CJ:7:LYS:O	10:CJ:96:ILE:HA	2.15	0.46
10:CJ:97:GLU:OE2	10:CJ:97:GLU:HA	2.16	0.46
13:CM:56:LEU:O	13:CM:56:LEU:HD13	2.15	0.46
13:CM:82:MET:SD	13:CM:83:ASP:N	2.89	0.46
19:CS:49:ILE:HD12	19:CS:49:ILE:N	2.31	0.46
24:CY:21:GLN:O	24:CY:25:ARG:HG3	2.14	0.46
24:CY:22:LYS:HA	24:CY:25:ARG:CD	2.46	0.46
24:CY:239:GLY:HA2	35:DA:2584:U:O2'	2.16	0.46
24:CY:322:LYS:HG3	24:CY:323:ASP:N	2.31	0.46

Continued on next page...

Continued from previous page...

Atom-1	Atom-2	Interatomic distance (Å)	Clash overlap (Å)
27:D2:10:LEU:CD2	27:D2:59:ARG:HD2	2.46	0.46
31:D6:25:LYS:HD2	33:D8:34:TRP:HZ2	1.78	0.46
33:D8:14:VAL:CG2	33:D8:22:VAL:HG13	2.46	0.46
35:DA:143:G:O4'	56:DX:37:THR:HG21	2.16	0.46
35:DA:412:A:N7	35:DA:2411:A:H2	2.13	0.46
35:DA:528:A:H2	35:DA:2043:C:O5'	1.99	0.46
35:DA:621:A:H2'	35:DA:622:G:H5'	1.98	0.46
35:DA:769:G:C2'	35:DA:770:G:H5'	2.45	0.46
35:DA:828:U:H4'	35:DA:831:G:N1	2.30	0.46
35:DA:990:A:OP2	35:DA:991:C:OP2	2.34	0.46
35:DA:1550:C:H2'	35:DA:1551:C:H6	1.81	0.46
35:DA:1819:A:H5''	38:DD:161:THR:HG21	1.97	0.46
35:DA:2383:G:O2'	35:DA:2384:G:H5'	2.16	0.46
35:DA:2518:A:H5'	35:DA:2518:A:C8	2.51	0.46
35:DA:2543:G:H8	35:DA:2543:G:H5'	1.81	0.46
35:DA:2684:U:H1'	47:DO:70:LYS:HD2	1.97	0.46
38:DD:222:ARG:O	38:DD:226:MET:HE2	2.16	0.46
39:DE:4:ILE:CD1	39:DE:28:ALA:HB1	2.45	0.46
39:DE:132:HIS:CG	39:DE:135:HIS:NE2	2.83	0.46
41:DG:11:TYR:OH	41:DG:33:ARG:HG3	2.15	0.46
41:DG:85:GLY:O	41:DG:87:PRO:CD	2.64	0.46
45:DK:99:ILE:CG2	45:DK:103:GLN:HB2	2.46	0.46
46:DN:26:LEU:CG	46:DN:30:ILE:HD11	2.46	0.46
46:DN:62:VAL:HG22	46:DN:66:LYS:CG	2.40	0.46
47:DO:40:VAL:HG12	47:DO:41:ALA:N	2.30	0.46
48:DP:95:VAL:CG2	48:DP:125:VAL:HG23	2.46	0.46
48:DP:147:LEU:HD12	48:DP:148:LEU:N	2.18	0.46
49:DQ:141:GLN:HA	58:DZ:53:ILE:HB	1.98	0.46
52:DT:3:ARG:C	52:DT:5:ALA:N	2.68	0.46
53:DU:57:PHE:O	53:DU:59:ARG:N	2.48	0.46
53:DU:102:GLU:HA	53:DU:104:GLN:HE22	1.80	0.46
57:DY:55:TYR:HB3	57:DY:56:PRO:HD2	1.97	0.46
58:DZ:98:MET:O	58:DZ:125:LEU:HD12	2.15	0.46
1:AA:38:G:C2	1:AA:397:A:C2	3.03	0.46
1:AA:498:U:HO2'	1:AA:499:A:P	2.38	0.46
1:AA:658:G:H1'	15:AO:22:THR:HB	1.97	0.46
1:AA:660:G:H2'	1:AA:661:G:O4'	2.15	0.46
1:AA:1307:U:O2'	1:AA:1308:U:H5'	2.16	0.46
1:AA:1360:A:H2'	1:AA:1361:G:O4'	2.16	0.46
1:AA:1522:U:H2'	1:AA:1523:G:H8	1.81	0.46
2:AB:102:LEU:HB3	2:AB:180:LEU:CD1	2.44	0.46

Continued on next page...

Continued from previous page...

Atom-1	Atom-2	Interatomic distance (Å)	Clash overlap (Å)
2:AB:193:ASP:OD2	2:AB:193:ASP:O	2.34	0.46
3:AC:5:ILE:HD12	3:AC:5:ILE:C	2.36	0.46
4:AD:205:GLU:O	4:AD:206:PHE:C	2.53	0.46
9:AI:4:TYR:CD2	9:AI:88:TYR:HB3	2.50	0.46
9:AI:99:LEU:HD12	9:AI:101:PHE:HE1	1.80	0.46
10:AJ:97:GLU:HA	10:AJ:97:GLU:OE2	2.16	0.46
17:AQ:17:LYS:HA	17:AQ:46:ASP:O	2.16	0.46
20:AT:63:ILE:HG22	20:AT:77:ALA:HB1	1.98	0.46
24:AY:146:ARG:NH1	24:AY:147:GLN:NE2	2.64	0.46
24:AY:174:GLU:CD	24:AY:174:GLU:H	2.19	0.46
24:AY:191:ARG:HH21	24:AY:194:PRO:CD	2.29	0.46
25:B0:49:LYS:H	25:B0:80:HIS:HD1	1.63	0.46
27:B2:29:LYS:O	27:B2:32:LEU:HB3	2.15	0.46
31:B6:15:GLU:O	31:B6:16:CYS:C	2.54	0.46
32:B7:8:ASN:ND2	32:B7:10:ARG:N	2.64	0.46
35:BA:1290:C:H2'	35:BA:1291:C:C6	2.51	0.46
35:BA:1506:C:H2'	35:BA:1506:C:O2	2.16	0.46
35:BA:1712:C:O2'	35:BA:1713:U:H5'	2.16	0.46
35:BA:2511:U:O4	35:BA:2575:C:N3	2.49	0.46
35:BA:2836:U:C4	35:BA:2883:A:N6	2.84	0.46
35:BA:2841:C:O2'	35:BA:2842:G:H5'	2.16	0.46
35:BA:2875:C:H4'	52:BT:5:ALA:CB	2.33	0.46
39:BE:93:VAL:HG21	39:BE:180:ASN:CA	2.38	0.46
39:BE:108:SER:HG	39:BE:163:GLU:HG2	1.81	0.46
40:BF:198:ALA:O	40:BF:200:GLU:N	2.49	0.46
45:BK:58:THR:HB	45:BK:66:THR:CG2	2.41	0.46
46:BN:18:ALA:HB2	46:BN:26:LEU:HD13	1.98	0.46
47:BO:4:PRO:HA	47:BO:21:CYS:O	2.15	0.46
47:BO:71:ARG:HG3	47:BO:71:ARG:HH11	1.81	0.46
48:BP:49:ARG:O	48:BP:50:ARG:HB3	2.14	0.46
53:BU:55:ARG:HA	53:BU:58:ARG:CG	2.45	0.46
57:BY:55:TYR:HB3	57:BY:56:PRO:HD2	1.98	0.46
58:BZ:120:ILE:O	58:BZ:171:ILE:O	2.34	0.46
1:CA:35:G:H2'	1:CA:36:C:C6	2.51	0.46
1:CA:477:A:O2'	1:CA:479:C:H5'	2.16	0.46
1:CA:544:G:C6	1:CA:545:C:C4	3.03	0.46
1:CA:558:G:C3'	1:CA:559:A:C5'	2.91	0.46
1:CA:580:U:H2'	1:CA:581:G:O4'	2.16	0.46
1:CA:1160:G:H5'	2:CB:132:LYS:HE3	1.98	0.46
1:CA:1523:G:OP1	11:CK:123:LYS:HD3	2.16	0.46
2:CB:82:ARG:O	2:CB:86:GLU:HG3	2.15	0.46

Continued on next page...

Continued from previous page...

Atom-1	Atom-2	Interatomic distance (Å)	Clash overlap (Å)
4:CD:100:ARG:NH2	4:CD:137:SER:HA	2.31	0.46
4:CD:147:ALA:HB2	4:CD:182:LYS:CB	2.46	0.46
5:CE:87:SER:OG	5:CE:130:ASN:HB3	2.15	0.46
6:CF:55:ASP:CB	6:CF:86:ARG:HH12	2.28	0.46
7:CG:105:VAL:O	7:CG:108:ALA:HB3	2.15	0.46
9:CI:5:TYR:O	9:CI:84:ALA:HA	2.15	0.46
9:CI:114:TYR:CD2	9:CI:114:TYR:N	2.82	0.46
11:CK:116:HIS:O	11:CK:117:ASN:HB2	2.15	0.46
16:CP:8:ARG:HG2	16:CP:9:PHE:N	2.30	0.46
18:CR:29:PHE:CD1	18:CR:39:VAL:HG11	2.51	0.46
24:CY:15:GLY:C	24:CY:17:LEU:N	2.69	0.46
24:CY:44:ALA:O	24:CY:48:VAL:HG22	2.15	0.46
24:CY:54:ARG:CG	24:CY:54:ARG:NH1	2.77	0.46
24:CY:78:GLU:O	24:CY:78:GLU:CD	2.54	0.46
25:D0:49:LYS:O	25:D0:51:VAL:HG23	2.15	0.46
26:D1:68:PRO:HG2	26:D1:69:LYS:H	1.81	0.46
27:D2:46:GLN:O	27:D2:47:ASN:C	2.53	0.46
35:DA:30:G:O2'	35:DA:31:C:H5'	2.15	0.46
35:DA:271(R):G:H2'	35:DA:271(S):G:H8	1.80	0.46
35:DA:608:A:H2'	35:DA:609:A:C8	2.50	0.46
35:DA:999:U:C2'	35:DA:1000:A:C5'	2.91	0.46
35:DA:2051:A:H5'	35:DA:2578:G:O4'	2.16	0.46
35:DA:2305:A:C4	41:DG:154:GLY:HA3	2.51	0.46
35:DA:2695:C:H2'	35:DA:2696:U:H6	1.80	0.46
35:DA:2753:A:O2'	35:DA:2754:U:C6	2.66	0.46
36:DB:97:G:C2'	36:DB:98:G:H5'	2.46	0.46
40:DF:133:ASN:HA	40:DF:162:LEU:HD23	1.97	0.46
41:DG:76:SER:HB3	41:DG:84:LYS:H	1.76	0.46
41:DG:133:LEU:HD12	41:DG:135:LEU:HD11	1.98	0.46
42:DH:43:VAL:O	42:DH:43:VAL:HG23	2.16	0.46
59:DI:77:LEU:HD11	59:DI:142:VAL:HG13	1.98	0.46
47:DO:16:ALA:HA	47:DO:46:ALA:HB2	1.98	0.46
48:DP:134:ALA:C	48:DP:136:GLU:H	2.18	0.46
48:DP:135:LEU:CD1	48:DP:139:LYS:HD2	2.46	0.46
48:DP:146:VAL:HG22	48:DP:147:LEU:H	1.80	0.46
50:DR:8:ARG:H	50:DR:8:ARG:HE	1.64	0.46
53:DU:61:TRP:CD2	53:DU:94:ASN:HA	2.50	0.46
57:DY:88:LYS:HD3	57:DY:93:GLY:H	1.81	0.46
58:DZ:11:GLU:OE2	58:DZ:13:GLU:HG2	2.15	0.46
58:DZ:124:ILE:HG12	58:DZ:125:LEU:N	2.31	0.46
1:AA:643:C:H2'	1:AA:644:G:H8	1.80	0.46

Continued on next page...

Continued from previous page...

Atom-1	Atom-2	Interatomic distance (Å)	Clash overlap (Å)
1:AA:963:G:H2'	1:AA:964:A:C8	2.44	0.46
1:AA:1203:C:H2'	1:AA:1204:A:H8	1.81	0.46
1:AA:1343:G:H2'	1:AA:1344:C:C6	2.50	0.46
2:AB:17:PHE:N	2:AB:17:PHE:CD2	2.84	0.46
2:AB:75:LYS:HD3	2:AB:75:LYS:C	2.36	0.46
2:AB:92:TYR:HE2	2:AB:151:GLY:CA	2.28	0.46
2:AB:116:GLU:HA	2:AB:119:GLU:CB	2.46	0.46
3:AC:155:GLY:O	3:AC:156:ARG:HB2	2.15	0.46
4:AD:18:LYS:HE3	4:AD:31:CYS:CB	2.45	0.46
5:AE:100:VAL:HG13	5:AE:118:ILE:CG2	2.46	0.46
6:AF:36:ARG:HB3	6:AF:36:ARG:NH1	2.31	0.46
9:AI:4:TYR:CE2	9:AI:88:TYR:HB3	2.51	0.46
10:AJ:6:ILE:O	10:AJ:6:ILE:HG13	2.15	0.46
10:AJ:49:VAL:HG22	14:AN:41:ARG:HB2	1.98	0.46
11:AK:41:THR:HG22	11:AK:42:TRP:N	2.31	0.46
13:AM:108:ARG:N	13:AM:108:ARG:HD2	2.31	0.46
20:AT:57:ARG:NH1	20:AT:57:ARG:HB2	2.31	0.46
25:B0:41:ARG:CB	35:BA:2330:G:H1'	2.45	0.46
32:B7:34:ARG:NH1	32:B7:39:ARG:HG3	2.31	0.46
32:B7:46:VAL:HG12	32:B7:48:LYS:HZ3	1.81	0.46
35:BA:55:G:H2'	35:BA:56:A:H8	1.80	0.46
35:BA:305:U:H2'	35:BA:306:U:C6	2.51	0.46
35:BA:1000:A:H5'	35:BA:1000:A:H8	1.80	0.46
35:BA:1407:C:C2	35:BA:1596:A:C2	3.03	0.46
35:BA:1932:A:H2'	35:BA:1933:G:O4'	2.16	0.46
35:BA:2881:C:C4	35:BA:2882:A:N7	2.84	0.46
36:BB:7:G:H3'	36:BB:8:U:C5'	2.46	0.46
38:BD:118:VAL:N	38:BD:129:ASN:OD1	2.41	0.46
39:BE:16:ARG:NH1	39:BE:171:GLU:OE2	2.48	0.46
40:BF:21:ALA:O	40:BF:23:ASP:N	2.44	0.46
40:BF:110:LEU:O	40:BF:111:ALA:C	2.54	0.46
40:BF:144:LYS:C	40:BF:146:ALA:H	2.18	0.46
46:BN:111:PRO:HG3	46:BN:114:ARG:NH2	2.31	0.46
48:BP:57:THR:O	48:BP:59:LEU:N	2.44	0.46
48:BP:125:VAL:O	48:BP:125:VAL:HG22	2.16	0.46
51:BS:59:LYS:HB2	51:BS:65:VAL:CG2	2.45	0.46
52:BT:6:LEU:HD23	52:BT:6:LEU:C	2.36	0.46
53:BU:92:ARG:HB2	54:BV:11:GLN:CD	2.35	0.46
54:BV:4:ILE:HG22	54:BV:4:ILE:O	2.15	0.46
55:BW:68:ARG:HH11	55:BW:68:ARG:HG3	1.81	0.46
55:BW:92:ARG:NH1	55:BW:94:ASP:OD2	2.49	0.46

Continued on next page...

Continued from previous page...

Atom-1	Atom-2	Interatomic distance (Å)	Clash overlap (Å)
57:BY:11:ASP:O	57:BY:28:LYS:HE2	2.16	0.46
57:BY:45:VAL:HA	57:BY:62:GLU:HB2	1.97	0.46
58:BZ:39:VAL:HG11	58:BZ:88:PHE:CZ	2.47	0.46
1:CA:788:U:H2'	1:CA:789:U:O4'	2.16	0.46
1:CA:889:A:H5'	1:CA:891:U:C1'	2.46	0.46
1:CA:1187:G:H4'	9:CI:111:ARG:NH1	2.30	0.46
1:CA:1240:U:OP2	7:CG:116:ALA:HB2	2.16	0.46
1:CA:1514:C:H2'	1:CA:1515:C:C6	2.51	0.46
3:CC:58:GLU:HB2	3:CC:65:ALA:HB2	1.98	0.46
6:CF:24:GLU:HG3	6:CF:25:ILE:H	1.80	0.46
9:CI:118:LYS:HB3	9:CI:118:LYS:HZ2	1.81	0.46
10:CJ:49:VAL:HG22	14:CN:41:ARG:HB2	1.98	0.46
10:CJ:90:LEU:N	10:CJ:91:PRO:CD	2.79	0.46
15:CO:38:ARG:HG2	15:CO:38:ARG:NH1	2.31	0.46
21:CU:2:GLY:C	21:CU:4:GLY:H	2.19	0.46
22:CV:29:G:H1	22:CV:41:C:N4	2.14	0.46
24:CY:10:LEU:O	24:CY:14:ARG:CD	2.64	0.46
25:D0:25:ARG:HD3	25:D0:29:GLN:HE22	1.81	0.46
27:D2:35:LEU:O	27:D2:37:PHE:N	2.49	0.46
31:D6:15:GLU:O	31:D6:16:CYS:C	2.55	0.46
32:D7:46:VAL:HG12	32:D7:48:LYS:NZ	2.31	0.46
35:DA:139:G:C6	35:DA:140:G:H2'	2.51	0.46
35:DA:271(R):G:H2'	35:DA:271(S):G:C8	2.51	0.46
35:DA:448:U:C4	35:DA:583:G:H1'	2.51	0.46
35:DA:813:U:C5	48:DP:27:HIS:CD2	3.04	0.46
35:DA:1111:A:C2	35:DA:1112:G:H1'	2.51	0.46
35:DA:1327:C:H2'	35:DA:1328:G:O4'	2.16	0.46
35:DA:1339:G:H21	35:DA:1603:A:H1'	1.81	0.46
35:DA:1344:G:H4'	35:DA:1384:A:C5	2.51	0.46
35:DA:1686:C:C2'	35:DA:1687:G:H5'	2.46	0.46
35:DA:2115:G:H3'	35:DA:2116:G:C5'	2.46	0.46
35:DA:2306:C:C5	35:DA:2307:G:H1'	2.51	0.46
35:DA:2778:A:H4'	35:DA:2779:U:OP2	2.15	0.46
36:DB:56:G:HO2'	36:DB:57:A:P	2.39	0.46
37:DC:58:VAL:HA	37:DC:59:ARG:CZ	2.46	0.46
38:DD:35:LYS:CB	38:DD:36:PRO:HD3	2.46	0.46
38:DD:92:ILE:CG2	38:DD:93:ALA:N	2.78	0.46
41:DG:14:GLU:O	41:DG:17:PRO:HD2	2.16	0.46
41:DG:72:ARG:HH11	41:DG:86:MET:CA	2.17	0.46
59:DI:37:VAL:HG12	59:DI:38:LEU:N	2.31	0.46
45:DK:93:ARG:HB3	58:DZ:112:ARG:CD	2.44	0.46

Continued on next page...

Continued from previous page...

Atom-1	Atom-2	Interatomic distance (Å)	Clash overlap (Å)
45:DK:130:SER:O	45:DK:133:SER:HB2	2.15	0.46
46:DN:18:ALA:HB2	46:DN:26:LEU:HD13	1.98	0.46
47:DO:110:GLY:HA2	47:DO:112:MET:CE	2.45	0.46
50:DR:81:ASP:O	50:DR:82:GLU:CB	2.62	0.46
50:DR:104:ARG:HH11	50:DR:104:ARG:HB2	1.78	0.46
51:DS:14:VAL:CG1	51:DS:15:ARG:H	2.11	0.46
53:DU:27:LEU:N	53:DU:27:LEU:CD2	2.73	0.46
53:DU:88:ILE:HG21	54:DV:47:VAL:O	2.15	0.46
57:DY:28:LYS:O	57:DY:38:ILE:HB	2.16	0.46
1:AA:26:A:O2'	4:AD:209:ARG:NH1	2.49	0.46
1:AA:181:G:H2'	1:AA:183:G:C6	2.51	0.46
1:AA:269:C:H2'	1:AA:270:A:H8	1.80	0.46
1:AA:430:A:O2'	1:AA:431:A:H5'	2.16	0.46
1:AA:524:G:H2'	1:AA:525:C:C6	2.51	0.46
1:AA:1061:G:H5''	10:AJ:59:SER:OG	2.16	0.46
2:AB:31:TYR:O	2:AB:42:ILE:HG13	2.17	0.46
2:AB:96:ARG:N	2:AB:96:ARG:CD	2.79	0.46
3:AC:132:ARG:HA	3:AC:135:LYS:HB2	1.98	0.46
5:AE:139:LEU:C	5:AE:141:GLN:N	2.69	0.46
7:AG:15:ASP:HB3	7:AG:19:GLY:N	2.31	0.46
8:AH:6:ILE:HG23	8:AH:10:LEU:HD21	1.98	0.46
9:AI:79:LEU:HD13	9:AI:79:LEU:O	2.16	0.46
17:AQ:45:HIS:CG	17:AQ:65:ILE:HD13	2.51	0.46
17:AQ:85:VAL:HG12	17:AQ:89:LEU:HG	1.97	0.46
22:AW:46:G:OP1	22:AW:46:G:H3'	2.16	0.46
24:AY:52:ALA:O	24:AY:54:ARG:N	2.49	0.46
24:AY:140:TYR:OH	24:AY:187:HIS:HE1	1.98	0.46
24:AY:254:LEU:H	24:AY:254:LEU:HG	1.42	0.46
26:B1:70:VAL:O	26:B1:73:LEU:HB2	2.15	0.46
26:B1:84:GLY:O	26:B1:85:LEU:C	2.55	0.46
31:B6:16:CYS:O	31:B6:17:LYS:CB	2.62	0.46
31:B6:19:ARG:NH2	31:B6:42:TRP:CZ2	2.84	0.46
35:BA:769:G:C2'	35:BA:770:G:H5'	2.46	0.46
35:BA:1080:C:O2'	35:BA:1081:U:H5'	2.16	0.46
35:BA:1107:G:N2	35:BA:1108:U:O4	2.49	0.46
35:BA:1111:A:C2	35:BA:1112:G:H1'	2.50	0.46
35:BA:1652:A:H2'	35:BA:1653:G:H5'	1.98	0.46
35:BA:1686:C:C2'	35:BA:1687:G:H5'	2.46	0.46
35:BA:1793:C:H2'	35:BA:1794:U:C6	2.51	0.46
35:BA:2128:C:OP1	37:BC:35:ALA:HB1	2.16	0.46
35:BA:2177:C:H5''	37:BC:211:SER:CB	2.45	0.46

Continued on next page...

Continued from previous page...

Atom-1	Atom-2	Interatomic distance (Å)	Clash overlap (Å)
37:BC:18:LYS:O	37:BC:22:ILE:HD11	2.16	0.46
37:BC:65:PRO:HG2	37:BC:189:ILE:CA	2.46	0.46
38:BD:35:LYS:HE2	38:BD:104:TYR:CD1	2.51	0.46
38:BD:109:ASP:HB2	38:BD:197:GLY:HA2	1.98	0.46
38:BD:218:ARG:HG3	38:BD:218:ARG:HH11	1.81	0.46
39:BE:36:ARG:NH1	39:BE:86:PRO:HD2	2.30	0.46
41:BG:28:VAL:O	41:BG:31:VAL:HG12	2.16	0.46
42:BH:16:SER:O	42:BH:26:VAL:HA	2.16	0.46
48:BP:102:ARG:O	48:BP:103:ALA:CB	2.64	0.46
53:BU:92:ARG:NH1	54:BV:11:GLN:N	2.64	0.46
54:BV:38:LEU:HD12	54:BV:56:SER:N	2.31	0.46
55:BW:92:ARG:HG2	55:BW:92:ARG:NH1	2.31	0.46
1:CA:181:G:H2'	1:CA:183:G:C6	2.50	0.46
1:CA:189(F):U:C4	17:CQ:72:ARG:CZ	2.99	0.46
1:CA:473:G:OP1	16:CP:81:ARG:HB2	2.16	0.46
1:CA:1030:C:C2'	1:CA:1030(A):G:H5'	2.46	0.46
1:CA:1030:C:H2'	1:CA:1030(A):G:H5'	1.98	0.46
1:CA:1060:C:H5'	14:CN:45:ARG:HH22	1.81	0.46
1:CA:1172:C:H2'	1:CA:1173:G:C8	2.49	0.46
1:CA:1195:C:H2'	1:CA:1197:G:O4'	2.15	0.46
1:CA:1310:G:O2'	1:CA:1311:G:H5'	2.16	0.46
1:CA:1505:G:H5''	1:CA:1506:U:OP1	2.16	0.46
2:CB:75:LYS:HD3	2:CB:75:LYS:C	2.36	0.46
6:CF:19:LEU:HD23	6:CF:19:LEU:C	2.35	0.46
9:CI:4:TYR:CD2	9:CI:88:TYR:CB	2.99	0.46
9:CI:4:TYR:CD2	9:CI:88:TYR:HB3	2.51	0.46
10:CJ:57:LYS:HD2	10:CJ:60:ARG:NH2	2.31	0.46
20:CT:54:LYS:HA	20:CT:57:ARG:NH2	2.31	0.46
22:CV:45:U:O2'	22:CV:46:G:H5'	2.15	0.46
24:CY:225:GLU:CD	24:CY:225:GLU:N	2.59	0.46
35:DA:38:A:H2'	35:DA:39:C:C6	2.51	0.46
35:DA:116:C:O2'	35:DA:117:G:H5'	2.16	0.46
35:DA:118:A:C8	35:DA:119:A:C8	3.04	0.46
35:DA:271(S):G:C3'	35:DA:271(T):C:H5''	2.44	0.46
35:DA:425:G:O2'	35:DA:426:C:H5'	2.15	0.46
35:DA:445:C:O2'	35:DA:446:G:H5'	2.15	0.46
35:DA:460:A:H2'	35:DA:461:C:O4'	2.16	0.46
35:DA:732:C:H2'	35:DA:733:G:O4'	2.15	0.46
35:DA:952:G:C6	35:DA:953:A:N7	2.84	0.46
35:DA:1015:G:C2'	35:DA:1016:G:H5'	2.46	0.46
35:DA:1441:G:H2'	35:DA:1442:G:H8	1.81	0.46

Continued on next page...

Continued from previous page...

Atom-1	Atom-2	Interatomic distance (Å)	Clash overlap (Å)
35:DA:1711:C:O2'	35:DA:1712:C:H5'	2.16	0.46
35:DA:2126:A:C6	35:DA:2163:C:H4'	2.49	0.46
35:DA:2370:G:H2'	35:DA:2371:G:O4'	2.16	0.46
35:DA:2579:C:H4'	39:DE:134:ILE:HD12	1.98	0.46
35:DA:2758:A:C5	42:DH:67:LEU:HD21	2.51	0.46
35:DA:2785:C:H2'	35:DA:2786:U:O4'	2.16	0.46
36:DB:91:C:O2'	36:DB:92:C:H5'	2.16	0.46
37:DC:213:TYR:CB	37:DC:219:GLY:H	2.28	0.46
38:DD:67:PHE:CE1	38:DD:157:ARG:NH1	2.83	0.46
41:DG:60:LEU:HB3	41:DG:68:PRO:HG2	1.98	0.46
42:DH:100:GLY:C	42:DH:102:ALA:N	2.68	0.46
46:DN:34:LEU:HD21	46:DN:120:LEU:HB2	1.98	0.46
46:DN:56:ASN:ND2	46:DN:126:PRO:HD3	2.31	0.46
47:DO:104:ARG:HE	52:DT:33:LYS:HE3	1.80	0.46
50:DR:10:LEU:HD22	50:DR:17:ARG:CG	2.46	0.46
50:DR:32:GLY:C	50:DR:33:ARG:HD2	2.36	0.46
52:DT:50:ILE:HA	52:DT:99:LEU:CD1	2.45	0.46
53:DU:110:VAL:HG12	53:DU:114:LYS:HD2	1.98	0.46
55:DW:99:ARG:HG2	55:DW:99:ARG:NH1	2.31	0.46
58:DZ:47:VAL:O	58:DZ:51:ALA:HB3	2.16	0.46
58:DZ:151:HIS:HB3	58:DZ:170:THR:CA	2.36	0.46
1:AA:423:G:H5'	35:DA:2139:C:OP2	2.16	0.45
1:AA:754:C:H1'	15:AO:69:TYR:CG	2.51	0.45
1:AA:1015:A:H1'	1:AA:1218:C:O2'	2.16	0.45
1:AA:1030:C:C2'	1:AA:1030(A):G:H5'	2.46	0.45
1:AA:1303:C:C2'	1:AA:1304:G:H5'	2.47	0.45
1:AA:1425:U:O2'	1:AA:1426:C:H5'	2.15	0.45
2:AB:170:GLU:O	2:AB:173:ALA:HB3	2.15	0.45
2:AB:214:ILE:O	2:AB:218:ALA:CB	2.64	0.45
3:AC:12:LEU:HD12	3:AC:18:TRP:CE2	2.51	0.45
4:AD:13:ARG:NH1	4:AD:36:ARG:HD2	2.31	0.45
10:AJ:32:ALA:HB2	10:AJ:76:ASN:HD22	1.80	0.45
16:AP:26:ARG:HH11	16:AP:26:ARG:HG2	1.80	0.45
17:AQ:60:ILE:O	17:AQ:60:ILE:HG23	2.15	0.45
19:AS:13:ASP:C	19:AS:15:LEU:H	2.19	0.45
20:AT:82:SER:O	20:AT:86:ARG:HB2	2.16	0.45
24:AY:54:ARG:HG2	24:AY:54:ARG:O	2.15	0.45
24:AY:132:TRP:HE3	24:AY:135:MET:HE3	1.81	0.45
24:AY:344:LEU:CD2	24:AY:344:LEU:N	2.66	0.45
26:B1:44:PRO:O	26:B1:46:LEU:N	2.48	0.45
27:B2:9:GLN:HG2	27:B2:56:GLN:HE21	1.78	0.45

Continued on next page...

Continued from previous page...

Atom-1	Atom-2	Interatomic distance (Å)	Clash overlap (Å)
31:B6:12:GLU:HG2	31:B6:52:VAL:O	2.15	0.45
35:BA:34:C:C2'	35:BA:35:G:H5'	2.45	0.45
35:BA:848:G:N9	35:BA:933:A:H8	2.14	0.45
35:BA:919:G:H5'	36:BB:81:G:C1'	2.46	0.45
35:BA:1036:G:H2'	35:BA:1037:G:H8	1.80	0.45
35:BA:1162:G:O2'	35:BA:1163:G:H5'	2.17	0.45
35:BA:1493:C:H4'	35:BA:1494:A:OP1	2.15	0.45
35:BA:1678:G:N2	35:BA:1989:G:N2	2.64	0.45
35:BA:1902:C:C5'	38:BD:246:PRO:HD3	2.47	0.45
35:BA:2564:A:C2	35:BA:2647:U:H4'	2.51	0.45
37:BC:49:ILE:C	37:BC:51:PRO:HD3	2.36	0.45
38:BD:85:ASP:OD1	38:BD:92:ILE:HD11	2.16	0.45
39:BE:81:ILE:O	39:BE:81:ILE:CG2	2.63	0.45
39:BE:132:HIS:CG	39:BE:135:HIS:NE2	2.84	0.45
42:BH:98:LEU:N	42:BH:125:VAL:HG21	2.31	0.45
43:BI:78:THR:HG22	43:BI:143:SER:OG	2.15	0.45
46:BN:58:ASP:HB3	46:BN:95:PRO:HB2	1.98	0.45
46:BN:62:VAL:CG2	46:BN:66:LYS:HG3	2.40	0.45
46:BN:119:ARG:HH11	46:BN:119:ARG:CB	2.29	0.45
48:BP:16:ARG:CD	48:BP:16:ARG:C	2.84	0.45
48:BP:115:LEU:C	48:BP:115:LEU:CD1	2.84	0.45
52:BT:28:VAL:O	52:BT:29:ARG:HD3	2.16	0.45
52:BT:36:GLU:HB3	52:BT:38:ASN:OD1	2.16	0.45
54:BV:35:LEU:N	54:BV:35:LEU:HD22	2.31	0.45
57:BY:68:HIS:C	57:BY:70:SER:H	2.19	0.45
1:CA:165:C:H2'	1:CA:166:G:H8	1.82	0.45
1:CA:171:A:H2'	1:CA:172:A:C8	2.51	0.45
1:CA:473:G:H5''	16:CP:81:ARG:CZ	2.46	0.45
1:CA:528:C:O2'	1:CA:529:G:H5'	2.16	0.45
1:CA:1117:G:H5'	1:CA:1117:G:C8	2.41	0.45
1:CA:1303:C:C2'	1:CA:1304:G:H5'	2.46	0.45
1:CA:1346:A:H5''	9:CI:120:ARG:NH1	2.15	0.45
2:CB:67:THR:CG2	2:CB:155:LEU:HG	2.46	0.45
3:CC:12:LEU:HD12	3:CC:18:TRP:CE2	2.51	0.45
3:CC:167:TRP:CG	3:CC:168:ALA:N	2.83	0.45
5:CE:115:VAL:HG12	5:CE:116:THR:H	1.81	0.45
10:CJ:67:THR:O	10:CJ:67:THR:CG2	2.64	0.45
16:CP:45:THR:HG23	16:CP:48:TRP:HA	1.98	0.45
18:CR:50:ILE:CD1	18:CR:70:ILE:HG21	2.46	0.45
18:CR:51:LEU:HD22	18:CR:55:ARG:CG	2.45	0.45
20:CT:50:GLU:O	20:CT:53:LEU:N	2.47	0.45

Continued on next page...

Continued from previous page...

Atom-1	Atom-2	Interatomic distance (Å)	Clash overlap (Å)
22:CV:30:G:C6	22:CV:31:A:N7	2.84	0.45
24:CY:246:ASP:OD1	35:DA:2492:U:H4'	2.16	0.45
24:CY:269:ILE:HD12	49:DQ:80:GLU:HG3	1.97	0.45
26:D1:88:LYS:HZ3	26:D1:92:LYS:HB2	1.76	0.45
30:D5:36:CYS:SG	30:D5:49:CYS:CB	3.03	0.45
35:DA:654:A:H1'	35:DA:654(A):G:H1'	1.97	0.45
35:DA:829:A:N7	35:DA:2248:C:H5'	2.32	0.45
35:DA:987:G:O2'	35:DA:1000:A:H1'	2.16	0.45
35:DA:1637:A:H4'	35:DA:2711:A:O2'	2.16	0.45
35:DA:2850:A:H2'	35:DA:2851:A:H8	1.80	0.45
38:DD:62:TYR:CD2	38:DD:63:ARG:N	2.81	0.45
38:DD:125:ILE:H	38:DD:125:ILE:CD1	2.28	0.45
39:DE:111:ARG:O	50:DR:2:ARG:HG3	2.17	0.45
41:DG:64:THR:HG23	41:DG:65:GLY:H	1.81	0.45
42:DH:141:VAL:HG13	42:DH:142:GLY:N	2.30	0.45
45:DK:73:PRO:C	45:DK:75:SER:N	2.70	0.45
46:DN:119:ARG:CG	46:DN:119:ARG:NH1	2.79	0.45
48:DP:27:HIS:ND1	48:DP:28:GLY:N	2.64	0.45
53:DU:17:ILE:HG23	53:DU:39:LEU:HD12	1.96	0.45
54:DV:51:VAL:HG12	54:DV:52:VAL:N	2.30	0.45
57:DY:31:LEU:CB	57:DY:32:PRO:HA	2.40	0.45
1:AA:174:C:H2'	1:AA:175:C:C6	2.50	0.45
1:AA:178:C:O2'	1:AA:179:A:H5'	2.16	0.45
1:AA:184:G:H5'	1:AA:224:C:H4'	1.98	0.45
1:AA:424:G:OP1	35:DA:2140:C:OP2	2.33	0.45
1:AA:477:A:O2'	1:AA:479:C:H5'	2.16	0.45
1:AA:791:G:C5	1:AA:792:A:N7	2.84	0.45
1:AA:936:C:H2'	1:AA:937:A:O4'	2.16	0.45
1:AA:1051:C:H2'	1:AA:1052:U:C6	2.51	0.45
3:AC:156:ARG:O	3:AC:159:GLY:N	2.41	0.45
4:AD:82:ALA:O	4:AD:85:LYS:HB2	2.16	0.45
5:AE:51:VAL:HB	5:AE:52:PRO:HD3	1.98	0.45
5:AE:53:LEU:H	5:AE:53:LEU:CD1	2.23	0.45
5:AE:146:ALA:C	5:AE:148:VAL:H	2.20	0.45
8:AH:103:VAL:O	8:AH:105:ARG:N	2.49	0.45
15:AO:38:ARG:HG2	15:AO:38:ARG:NH1	2.31	0.45
24:AY:61:THR:O	24:AY:65:LEU:HD12	2.16	0.45
24:AY:186:VAL:O	24:AY:187:HIS:HD2	1.99	0.45
25:B0:19:LYS:O	25:B0:20:ARG:C	2.54	0.45
29:B4:53:THR:O	29:B4:54:LYS:HB2	2.16	0.45
31:B6:36:LEU:HA	31:B6:49:HIS:O	2.16	0.45

Continued on next page...

Continued from previous page...

Atom-1	Atom-2	Interatomic distance (Å)	Clash overlap (Å)
31:B6:51:GLU:HB3	31:B6:52:VAL:H	1.52	0.45
33:B8:22:VAL:HB	33:B8:53:PRO:HB3	1.98	0.45
35:BA:290:G:C2'	35:BA:291:C:H5'	2.47	0.45
35:BA:1107:G:H2'	35:BA:1108:U:H6	1.81	0.45
35:BA:1637:A:H4'	35:BA:2711:A:O2'	2.16	0.45
35:BA:1793:C:H2'	35:BA:1794:U:H6	1.81	0.45
35:BA:2115:G:H3'	35:BA:2116:G:C5'	2.46	0.45
35:BA:2197:U:O2'	35:BA:2198:A:H5''	2.16	0.45
35:BA:2533:A:H3'	35:BA:2534:A:H5''	1.98	0.45
35:BA:2654:A:O2'	35:BA:2655:G:H4'	2.16	0.45
35:BA:2732:G:O2'	35:BA:2733:A:H5'	2.17	0.45
35:BA:2853:C:H2'	35:BA:2854:G:C8	2.51	0.45
38:BD:211:ARG:O	38:BD:213:ARG:N	2.49	0.45
40:BF:10:PRO:CA	40:BF:128:ALA:HB2	2.44	0.45
48:BP:123:LEU:N	48:BP:123:LEU:HD23	2.31	0.45
48:BP:146:VAL:HG22	48:BP:147:LEU:H	1.81	0.45
49:BQ:112:GLU:HG3	49:BQ:113:GLN:HG3	1.98	0.45
50:BR:14:SER:OG	50:BR:15:SER:N	2.48	0.45
50:BR:60:LEU:HD23	50:BR:60:LEU:C	2.37	0.45
52:BT:28:VAL:HG22	52:BT:46:GLU:CA	2.46	0.45
56:BX:27:THR:CB	56:BX:80:ILE:HG22	2.46	0.45
58:BZ:24:LEU:HD21	58:BZ:86:VAL:HG11	1.99	0.45
1:CA:524:G:H2'	1:CA:525:C:C6	2.52	0.45
1:CA:542:G:H5'	4:CD:41:GLY:CA	2.45	0.45
1:CA:547:A:H4'	1:CA:548:G:O5'	2.16	0.45
1:CA:1195:C:H5''	1:CA:1196:U:OP2	2.16	0.45
1:CA:1260:C:H5	1:CA:1274:G:H1	1.63	0.45
1:CA:1319:A:N7	1:CA:1323:G:C5	2.83	0.45
2:CB:73:THR:HG22	2:CB:95:GLN:O	2.16	0.45
2:CB:204:ASN:HD21	2:CB:207:ALA:CB	2.29	0.45
3:CC:89:GLU:HG3	3:CC:93:LYS:HZ2	1.77	0.45
3:CC:118:GLN:O	3:CC:121:ALA:HB3	2.15	0.45
4:CD:162:LEU:CD1	4:CD:181:MET:HG2	2.47	0.45
17:CQ:12:SER:N	17:CQ:53:LEU:HD13	2.31	0.45
17:CQ:48:GLU:O	17:CQ:49:GLU:C	2.54	0.45
20:CT:57:ARG:NH1	20:CT:57:ARG:HB2	2.31	0.45
20:CT:94:ALA:O	20:CT:95:ALA:CB	2.64	0.45
22:CV:1:G:C4	22:CV:2:C:C5	3.04	0.45
28:D3:11:SER:HG	28:D3:13:ILE:HD13	1.80	0.45
35:DA:205:G:O2'	35:DA:206:U:P	2.73	0.45
35:DA:456:C:C4	56:DX:69:TYR:CE2	3.04	0.45

Continued on next page...

Continued from previous page...

Atom-1	Atom-2	Interatomic distance (Å)	Clash overlap (Å)
35:DA:479:A:H4'	35:DA:480:A:OP1	2.15	0.45
35:DA:893:C:H2'	35:DA:894:C:C6	2.51	0.45
35:DA:1175:U:H4'	35:DA:1176:G:C5'	2.44	0.45
35:DA:1797:C:O2'	38:DD:259:THR:CG2	2.65	0.45
35:DA:2103:C:C2'	35:DA:2104:G:H5''	2.47	0.45
35:DA:2481:G:O2'	35:DA:2482:G:OP2	2.34	0.45
35:DA:2853:C:H2'	35:DA:2854:G:C8	2.51	0.45
36:DB:48:A:H2'	36:DB:49:C:C6	2.50	0.45
38:DD:33:LEU:O	38:DD:35:LYS:N	2.49	0.45
38:DD:261:LYS:HB2	38:DD:261:LYS:HZ2	1.82	0.45
40:DF:6:VAL:HG12	40:DF:7:TYR:O	2.16	0.45
40:DF:18:ARG:CG	40:DF:19:GLU:H	2.25	0.45
59:DI:30:LEU:HB3	59:DI:36:ALA:HB3	1.96	0.45
46:DN:26:LEU:CD1	46:DN:30:ILE:HD11	2.47	0.45
46:DN:58:ASP:HB3	46:DN:95:PRO:HB2	1.98	0.45
47:DO:23:ARG:NH1	47:DO:23:ARG:HG2	2.31	0.45
47:DO:118:ALA:C	47:DO:120:GLU:H	2.19	0.45
50:DR:14:SER:OG	50:DR:15:SER:N	2.50	0.45
50:DR:18:LEU:HD11	50:DR:22:ARG:CZ	2.46	0.45
54:DV:21:ARG:HB3	54:DV:91:TYR:HD2	1.81	0.45
57:DY:11:ASP:O	57:DY:28:LYS:HE2	2.16	0.45
58:DZ:149:SER:HB2	58:DZ:173:ALA:CA	2.44	0.45
1:AA:165:C:H2'	1:AA:166:G:H8	1.81	0.45
1:AA:473:G:H5''	16:AP:81:ARG:CZ	2.46	0.45
1:AA:564:C:C4	17:AQ:31:LEU:HD11	2.51	0.45
1:AA:709:G:H2'	1:AA:710:G:H8	1.82	0.45
1:AA:790:A:N1	1:AA:1497:G:H5''	2.31	0.45
1:AA:1123:A:C4'	10:AJ:36:GLY:HA3	2.44	0.45
1:AA:1170:A:H2'	1:AA:1171:G:O4'	2.16	0.45
1:AA:1494:G:H5'	1:AA:1494:G:C8	2.47	0.45
3:AC:180:ALA:O	3:AC:181:ASN:C	2.53	0.45
5:AE:87:SER:OG	5:AE:130:ASN:HB3	2.16	0.45
5:AE:115:VAL:HG12	5:AE:116:THR:H	1.81	0.45
5:AE:148:VAL:HG21	8:AH:107:LEU:HD13	1.99	0.45
8:AH:4:ASP:OD2	8:AH:85:ARG:NH1	2.44	0.45
12:AL:61:THR:C	12:AL:63:GLY:H	2.18	0.45
13:AM:96:LEU:HB3	13:AM:97:PRO:CD	2.47	0.45
18:AR:23:LYS:C	18:AR:25:THR:H	2.20	0.45
18:AR:35:ARG:C	18:AR:37:VAL:H	2.19	0.45
18:AR:59:SER:H	18:AR:62:GLU:HB2	1.81	0.45
20:AT:13:LEU:C	20:AT:13:LEU:CD1	2.84	0.45

Continued on next page...

Continued from previous page...

Atom-1	Atom-2	Interatomic distance (Å)	Clash overlap (Å)
23:AX:17:A:H2	23:AX:18:A:H8	1.63	0.45
24:AY:65:LEU:HD23	24:AY:91:LEU:CD1	2.45	0.45
24:AY:205:PHE:CE1	24:AY:307:TRP:CE3	3.04	0.45
24:AY:252:VAL:HG13	24:AY:259:THR:HG22	1.99	0.45
31:B6:20:ASN:CG	31:B6:21:TYR:H	2.18	0.45
33:B8:39:LYS:HE3	35:BA:2365:G:O6	2.16	0.45
35:BA:275:G:C6	35:BA:362:U:H5	2.33	0.45
35:BA:640:C:O2'	35:BA:641:C:H5'	2.16	0.45
35:BA:783:A:H4'	35:BA:1779:U:O2	2.17	0.45
35:BA:1579:A:H2'	35:BA:1580:A:O4'	2.17	0.45
35:BA:1658:C:OP1	39:BE:132:HIS:O	2.33	0.45
35:BA:1711:C:O2'	35:BA:1712:C:H5'	2.16	0.45
35:BA:1887:C:C3'	35:BA:1888:G:H5''	2.47	0.45
35:BA:2126:A:C6	35:BA:2163:C:H4'	2.50	0.45
35:BA:2192:G:H2'	35:BA:2192:G:N3	2.31	0.45
35:BA:2291:U:H5''	35:BA:2380:C:O2'	2.16	0.45
35:BA:2313:C:O4'	41:BG:40:ASN:ND2	2.49	0.45
35:BA:2329:G:H2'	35:BA:2330:G:C8	2.51	0.45
35:BA:2528:U:H2'	35:BA:2530:A:O5'	2.17	0.45
35:BA:2554:U:H2'	35:BA:2555:U:C6	2.51	0.45
35:BA:2684:U:H1'	47:BO:70:LYS:HD2	1.98	0.45
35:BA:2758:A:C5	42:BH:67:LEU:HD21	2.51	0.45
37:BC:74:VAL:HG12	37:BC:76:ALA:N	2.31	0.45
41:BG:16:ARG:NH1	41:BG:31:VAL:HG11	2.27	0.45
41:BG:55:LYS:C	41:BG:57:ALA:N	2.69	0.45
41:BG:116:ASP:HB3	41:BG:117:PHE:H	1.53	0.45
42:BH:41:MET:HE2	42:BH:55:PRO:HD3	1.98	0.45
43:BI:75:LEU:HD23	43:BI:76:THR:O	2.17	0.45
45:BK:13:PRO:HA	45:BK:51:ALA:O	2.15	0.45
48:BP:9:ASN:N	48:BP:10:PRO:HD3	2.31	0.45
48:BP:95:VAL:CG2	48:BP:125:VAL:HG23	2.46	0.45
50:BR:103:ARG:HD3	50:BR:108:GLY:C	2.36	0.45
51:BS:74:ALA:O	51:BS:77:ALA:HB3	2.17	0.45
51:BS:93:LYS:O	51:BS:93:LYS:CG	2.64	0.45
52:BT:106:SER:O	52:BT:107:ASP:HB3	2.16	0.45
55:BW:62:HIS:O	55:BW:63:ASP:C	2.55	0.45
58:BZ:30:ASN:O	58:BZ:32:HIS:N	2.50	0.45
1:CA:169:C:H2'	1:CA:170:U:H5'	1.97	0.45
1:CA:270:A:H2'	1:CA:271:C:C6	2.52	0.45
1:CA:375:U:H4'	16:CP:17:TYR:HE2	1.81	0.45
1:CA:389:A:H2'	1:CA:390:C:H5'	1.97	0.45

Continued on next page...

Continued from previous page...

Atom-1	Atom-2	Interatomic distance (Å)	Clash overlap (Å)
1:CA:708:C:H2'	1:CA:709:G:H8	1.80	0.45
1:CA:1324:A:H4'	1:CA:1362:C:O3'	2.16	0.45
2:CB:187:LEU:CD2	2:CB:201:ILE:HG22	2.46	0.45
4:CD:61:LYS:NZ	4:CD:62:GLN:HE22	2.13	0.45
4:CD:165:MET:O	4:CD:167:GLY:N	2.50	0.45
4:CD:205:GLU:O	4:CD:206:PHE:C	2.54	0.45
6:CF:77:ARG:HB3	6:CF:77:ARG:CZ	2.46	0.45
10:CJ:48:THR:OG1	10:CJ:62:HIS:HB3	2.15	0.45
11:CK:125:PHE:N	11:CK:125:PHE:HD1	2.14	0.45
11:CK:126:ARG:NH1	11:CK:126:ARG:CB	2.79	0.45
13:CM:89:GLY:C	13:CM:90:LEU:O	2.53	0.45
19:CS:58:VAL:HG21	19:CS:75:ALA:HB2	1.98	0.45
22:CV:62:C:C2'	22:CV:63:G:H5''	2.47	0.45
24:CY:37:SER:O	24:CY:39:TRP:HE3	2.00	0.45
24:CY:62:PHE:O	24:CY:66:GLU:HB2	2.16	0.45
27:D2:10:LEU:CD1	27:D2:14:ARG:HH21	2.19	0.45
27:D2:35:LEU:C	27:D2:37:PHE:N	2.69	0.45
30:D5:20:ARG:NH1	55:DW:15:ARG:NH2	2.62	0.45
35:DA:37:C:H2'	35:DA:38:A:H8	1.81	0.45
35:DA:582:G:H2'	35:DA:583:G:H8	1.81	0.45
35:DA:587:C:C4	48:DP:33:ARG:HG2	2.51	0.45
35:DA:1911:U:H2'	35:DA:1918:A:N1	2.31	0.45
35:DA:2473:U:O2	35:DA:2473:U:C2'	2.62	0.45
35:DA:2873:A:H2	50:DR:6:SER:HB3	1.76	0.45
36:DB:104:U:O4'	58:DZ:73:GLN:NE2	2.49	0.45
37:DC:44:HIS:HA	37:DC:175:VAL:N	2.20	0.45
41:DG:14:GLU:O	41:DG:17:PRO:HG2	2.17	0.45
41:DG:36:LYS:HG3	41:DG:38:VAL:HG23	1.98	0.45
41:DG:109:VAL:CG1	41:DG:142:PRO:HG3	2.46	0.45
41:DG:171:ALA:O	41:DG:174:GLU:HB3	2.16	0.45
45:DK:62:ASP:C	45:DK:64:SER:N	2.69	0.45
45:DK:87:GLY:O	45:DK:88:ALA:HB2	2.16	0.45
46:DN:128:HIS:CE1	46:DN:134:ARG:HD3	2.52	0.45
47:DO:93:PRO:HD3	47:DO:114:ILE:CD1	2.44	0.45
49:DQ:47:ILE:HD12	49:DQ:70:PRO:HD3	1.98	0.45
52:DT:27:THR:O	52:DT:28:VAL:CG2	2.64	0.45
54:DV:38:LEU:HD23	54:DV:39:LEU:H	1.79	0.45
56:DX:83:VAL:HB	56:DX:87:GLN:HB2	1.98	0.45
57:DY:2:ARG:N	57:DY:5:MET:HE3	2.31	0.45
58:DZ:27:VAL:O	58:DZ:87:ASP:HA	2.16	0.45
58:DZ:101:PRO:O	58:DZ:102:LEU:HD12	2.16	0.45

Continued on next page...

Continued from previous page...

Atom-1	Atom-2	Interatomic distance (Å)	Clash overlap (Å)
1:AA:647:C:H2'	1:AA:648:A:H8	1.81	0.45
1:AA:975:A:H4'	1:AA:976:G:C5'	2.38	0.45
1:AA:1406:U:C2'	1:AA:1407:C:H5'	2.47	0.45
2:AB:8:LYS:CA	2:AB:217:ARG:HH22	2.29	0.45
2:AB:19:HIS:CG	2:AB:20:GLU:H	2.35	0.45
2:AB:218:ALA:O	2:AB:222:ILE:HG13	2.17	0.45
3:AC:154:SER:OG	3:AC:197:GLY:N	2.49	0.45
6:AF:94:GLN:O	6:AF:96:PRO:HD3	2.16	0.45
9:AI:111:ARG:HD2	14:AN:61:TRP:OXT	2.16	0.45
9:AI:114:TYR:HE1	10:AJ:60:ARG:N	2.13	0.45
13:AM:46:LYS:HG3	13:AM:47:ASP:CG	2.37	0.45
17:AQ:81:ARG:C	17:AQ:83:ASP:N	2.70	0.45
17:AQ:81:ARG:O	17:AQ:83:ASP:N	2.49	0.45
24:AY:56:ARG:O	24:AY:60:ASP:N	2.49	0.45
35:BA:580:C:H2'	35:BA:581:C:C6	2.52	0.45
35:BA:775:G:C4	35:BA:794:G:C8	3.05	0.45
35:BA:999:U:O2'	35:BA:1000:A:H5''	2.15	0.45
35:BA:1068:G:H21	35:BA:1096:A:H5'	1.81	0.45
36:BB:112:U:H2'	36:BB:113:G:H8	1.81	0.45
38:BD:3:VAL:HG12	38:BD:4:LYS:N	2.32	0.45
38:BD:7:LYS:O	38:BD:9:TYR:CD1	2.69	0.45
38:BD:223:GLY:HA2	38:BD:226:MET:HE3	1.98	0.45
39:BE:4:ILE:CD1	39:BE:28:ALA:HB1	2.46	0.45
40:BF:9:ILE:HA	40:BF:13:SER:O	2.17	0.45
40:BF:24:LEU:HB3	40:BF:25:PRO:HD2	1.98	0.45
41:BG:128:ARG:HA	41:BG:128:ARG:HD3	1.83	0.45
43:BI:109:ILE:N	43:BI:109:ILE:CD1	2.77	0.45
48:BP:39:LYS:O	48:BP:40:SER:CB	2.64	0.45
48:BP:62:LEU:HD22	48:BP:62:LEU:O	2.16	0.45
49:BQ:140:ALA:HB3	58:BZ:53:ILE:CD1	2.47	0.45
50:BR:101:ALA:O	50:BR:102:GLU:HB2	2.16	0.45
51:BS:99:LYS:O	51:BS:101:LEU:HD13	2.16	0.45
53:BU:88:ILE:HB	53:BU:90:VAL:CG2	2.42	0.45
54:BV:25:LEU:C	54:BV:27:ALA:H	2.20	0.45
57:BY:28:LYS:CA	57:BY:39:VAL:H	2.27	0.45
58:BZ:61:LEU:HB3	58:BZ:62:PRO:CD	2.47	0.45
58:BZ:99:TYR:CZ	58:BZ:125:LEU:HB2	2.51	0.45
58:BZ:124:ILE:CG1	58:BZ:125:LEU:N	2.80	0.45
1:CA:260:G:H2'	1:CA:261:U:C6	2.52	0.45
1:CA:530:G:C5	23:CX:24:A:C2	3.04	0.45
1:CA:1105:A:O2'	1:CA:1106:G:H5'	2.16	0.45

Continued on next page...

Continued from previous page...

Atom-1	Atom-2	Interatomic distance (Å)	Clash overlap (Å)
1:CA:1363(A):A:C4'	1:CA:1364:U:H5''	2.34	0.45
2:CB:17:PHE:N	2:CB:17:PHE:HD2	2.15	0.45
3:CC:15:THR:HG22	3:CC:181:ASN:CA	2.46	0.45
5:CE:126:ARG:HG3	5:CE:126:ARG:NH1	2.25	0.45
6:CF:75:LEU:HD23	6:CF:75:LEU:O	2.16	0.45
7:CG:116:ALA:O	7:CG:117:ALA:C	2.54	0.45
10:CJ:8:LEU:HD23	10:CJ:96:ILE:HG22	1.96	0.45
10:CJ:25:GLU:HG2	10:CJ:28:ARG:HD2	1.97	0.45
10:CJ:44:VAL:CG1	10:CJ:45:ARG:N	2.78	0.45
11:CK:69:ALA:O	11:CK:73:MET:HG2	2.16	0.45
12:CL:84:LEU:HB2	12:CL:105:TYR:CE1	2.52	0.45
17:CQ:59:ILE:HG22	17:CQ:71:PHE:CD1	2.52	0.45
22:CV:62:C:C2'	22:CV:63:G:C5'	2.94	0.45
24:CY:182:PRO:HA	24:CY:352:LYS:HZ1	1.80	0.45
28:D3:37:LEU:O	28:D3:38:GLU:O	2.35	0.45
30:D5:32:PRO:HA	30:D5:38:ALA:O	2.16	0.45
33:D8:61:LEU:H	33:D8:61:LEU:CD2	2.12	0.45
35:DA:221:A:O2'	35:DA:222:A:OP2	2.31	0.45
35:DA:271(L):U:H4'	35:DA:271(M):G:C4	2.51	0.45
35:DA:306:U:O2'	35:DA:307:G:H5'	2.16	0.45
35:DA:327:G:H2'	35:DA:328:U:C6	2.52	0.45
35:DA:523:C:C2'	35:DA:524:U:H5'	2.47	0.45
35:DA:598:G:H2'	35:DA:599:G:O4'	2.16	0.45
35:DA:829:A:N7	35:DA:2247:A:O2'	2.48	0.45
35:DA:844:C:O2'	35:DA:845:G:H5'	2.16	0.45
35:DA:955:C:H5'	35:DA:956:G:OP2	2.15	0.45
35:DA:1290:C:H2'	35:DA:1291:C:C6	2.52	0.45
35:DA:1409:C:H2'	35:DA:1410:G:H8	1.79	0.45
35:DA:1658:C:H2'	35:DA:1659:U:C6	2.51	0.45
35:DA:1853:A:H2'	35:DA:1854:A:C8	2.51	0.45
35:DA:2171:A:O2'	35:DA:2172:U:OP2	2.27	0.45
39:DE:87:GLU:O	39:DE:87:GLU:HG3	2.16	0.45
39:DE:116:VAL:CG2	39:DE:122:PHE:CG	2.99	0.45
39:DE:188:VAL:O	39:DE:188:VAL:HG13	2.16	0.45
40:DF:160:ASN:ND2	40:DF:160:ASN:C	2.70	0.45
41:DG:52:ILE:HG22	41:DG:53:LEU:H	1.80	0.45
42:DH:71:LEU:O	42:DH:71:LEU:HD23	2.16	0.45
45:DK:105:LEU:O	45:DK:108:ALA:HB3	2.16	0.45
46:DN:18:ALA:CB	46:DN:21:LYS:HG3	2.46	0.45
48:DP:27:HIS:N	48:DP:30:THR:OG1	2.49	0.45
48:DP:51:PHE:O	48:DP:52:GLU:O	2.34	0.45

Continued on next page...

Continued from previous page...

Atom-1	Atom-2	Interatomic distance (Å)	Clash overlap (Å)
51:DS:20:ARG:HG2	51:DS:20:ARG:NH1	2.31	0.45
53:DU:49:HIS:O	53:DU:52:ARG:HB2	2.16	0.45
54:DV:23:GLU:O	54:DV:24:LYS:C	2.54	0.45
55:DW:68:ARG:HG3	55:DW:68:ARG:NH1	2.31	0.45
57:DY:37:VAL:O	57:DY:38:ILE:HG12	2.16	0.45
1:AA:134:A:H61	16:AP:25:ARG:NH1	2.15	0.45
1:AA:270:A:H2'	1:AA:271:C:C6	2.51	0.45
1:AA:475:G:O2'	1:AA:476:G:H5'	2.16	0.45
1:AA:1346:A:C4	7:AG:10:ARG:NH1	2.84	0.45
4:AD:100:ARG:NH2	4:AD:137:SER:HA	2.31	0.45
6:AF:8:ILE:HD12	6:AF:26:ILE:HD13	1.98	0.45
7:AG:105:VAL:O	7:AG:108:ALA:HB3	2.17	0.45
9:AI:20:ARG:HG3	9:AI:20:ARG:NH1	2.29	0.45
16:AP:75:ARG:O	16:AP:78:GLY:N	2.41	0.45
24:AY:32:ARG:O	24:AY:34:GLU:N	2.49	0.45
25:B0:69:PHE:CD2	25:B0:79:VAL:HG22	2.52	0.45
30:B5:7:PRO:HA	35:BA:2615:U:N1	2.32	0.45
30:B5:32:PRO:HA	30:B5:38:ALA:O	2.17	0.45
31:B6:24:GLU:HA	31:B6:24:GLU:OE1	2.15	0.45
35:BA:142:A:H5'	35:BA:142(A):C:OP2	2.16	0.45
35:BA:581:C:O2'	35:BA:582:G:H5'	2.16	0.45
35:BA:1146:C:O2'	35:BA:1147:C:H5'	2.16	0.45
35:BA:1441:G:H2'	35:BA:1442:G:H8	1.80	0.45
35:BA:2103:C:C2'	35:BA:2104:G:H5''	2.45	0.45
35:BA:2174:C:O2'	35:BA:2175:C:H5'	2.16	0.45
35:BA:2850:A:H2'	35:BA:2851:A:H8	1.82	0.45
36:BB:92:C:OP1	49:BQ:19:GLY:HA3	2.16	0.45
40:BF:185:ASP:OD1	40:BF:188:ARG:CZ	2.65	0.45
41:BG:107:LEU:O	41:BG:112:PRO:HG2	2.17	0.45
43:BI:116:LEU:HD12	43:BI:117:GLU:H	1.80	0.45
46:BN:48:MET:HE3	46:BN:48:MET:N	2.25	0.45
46:BN:134:ARG:O	46:BN:134:ARG:HG3	2.16	0.45
47:BO:10:VAL:CG2	47:BO:16:ALA:O	2.60	0.45
54:BV:38:LEU:HD23	54:BV:39:LEU:H	1.79	0.45
58:BZ:107:THR:O	58:BZ:108:PRO:O	2.34	0.45
1:CA:158:G:O2'	1:CA:159:G:H5'	2.15	0.45
1:CA:374:A:C6	1:CA:375:U:C4	3.05	0.45
1:CA:1203:C:H2'	1:CA:1204:A:H8	1.81	0.45
1:CA:1385:G:HO2'	1:CA:1386:G:H5'	1.81	0.45
1:CA:1416:G:H2'	1:CA:1417:G:O4'	2.16	0.45
1:CA:1507:A:C2	1:CA:1508:G:C4	3.04	0.45

Continued on next page...

Continued from previous page...

Atom-1	Atom-2	Interatomic distance (Å)	Clash overlap (Å)
2:CB:19:HIS:CG	2:CB:20:GLU:H	2.34	0.45
5:CE:72:GLN:O	5:CE:73:ASN:HB3	2.16	0.45
15:CO:32:LEU:O	15:CO:35:ARG:N	2.50	0.45
16:CP:17:TYR:CD1	16:CP:17:TYR:N	2.84	0.45
18:CR:74:ARG:HB3	18:CR:81:PHE:CZ	2.51	0.45
19:CS:12:ASP:HB3	19:CS:14:HIS:CE1	2.51	0.45
24:CY:92:GLU:O	24:CY:96:LYS:HG3	2.17	0.45
24:CY:140:TYR:OH	24:CY:183:GLU:HB3	2.16	0.45
24:CY:332:ASP:HB2	24:CY:335:ASN:HB3	1.97	0.45
29:D4:36:VAL:HB	29:D4:37:PRO:HD2	1.98	0.45
31:D6:19:ARG:O	31:D6:20:ASN:O	2.35	0.45
33:D8:25:MET:CB	48:DP:62:LEU:HD21	2.45	0.45
34:D9:11:CYS:HB3	34:D9:12:ASP:H	1.63	0.45
34:D9:19:ARG:O	34:D9:19:ARG:HG3	2.17	0.45
35:DA:389:G:O6	48:DP:71:VAL:HG23	2.16	0.45
35:DA:654:A:H1'	35:DA:654(A):G:C1'	2.46	0.45
35:DA:2875:C:H4'	52:DT:5:ALA:CB	2.37	0.45
38:DD:126:GLN:O	38:DD:193:VAL:HG11	2.17	0.45
38:DD:142:VAL:CG2	38:DD:191:ALA:HB1	2.43	0.45
39:DE:104:VAL:HG11	39:DE:188:VAL:CG2	2.47	0.45
40:DF:9:ILE:HA	40:DF:13:SER:O	2.17	0.45
41:DG:11:TYR:CZ	41:DG:16:ARG:HD3	2.51	0.45
59:DI:33:ARG:O	59:DI:35:LEU:N	2.50	0.45
46:DN:48:MET:HE3	46:DN:48:MET:N	2.25	0.45
48:DP:85:LEU:CD2	48:DP:88:LEU:HD23	2.46	0.45
49:DQ:112:GLU:HG3	49:DQ:113:GLN:HG3	1.98	0.45
1:AA:132:C:O2'	1:AA:133:U:H5'	2.16	0.45
1:AA:328:C:O2	1:AA:328:C:C2'	2.64	0.45
1:AA:737:A:H2'	1:AA:738:C:H6	1.81	0.45
1:AA:1117:G:O3'	9:AI:104:ARG:NH1	2.49	0.45
1:AA:1260:C:H5	1:AA:1274:G:H1	1.62	0.45
5:AE:36:ASP:OD1	5:AE:38:GLN:HB2	2.16	0.45
5:AE:80:ILE:HG22	8:AH:104:ARG:NH2	2.32	0.45
6:AF:24:GLU:HG3	6:AF:25:ILE:H	1.80	0.45
7:AG:16:LEU:HD13	9:AI:42:ARG:HA	1.97	0.45
8:AH:40:ALA:HB2	8:AH:45:ILE:HG13	1.98	0.45
10:AJ:90:LEU:N	10:AJ:91:PRO:CD	2.79	0.45
11:AK:48:ILE:HD13	11:AK:48:ILE:N	2.32	0.45
13:AM:44:ARG:CB	13:AM:46:LYS:HG2	2.47	0.45
22:AW:62:C:O2'	22:AW:63:G:H5'	2.16	0.45
24:AY:54:ARG:HG2	24:AY:101:LEU:CD2	2.46	0.45

Continued on next page...

Continued from previous page...

Atom-1	Atom-2	Interatomic distance (Å)	Clash overlap (Å)
24:AY:112:ALA:HA	24:AY:177:TYR:HD2	1.82	0.45
24:AY:186:VAL:C	24:AY:187:HIS:HD2	2.20	0.45
24:AY:264:THR:HG22	24:AY:265:THR:N	2.31	0.45
35:BA:247:G:H4'	35:BA:386:G:C6	2.52	0.45
35:BA:272:G:O6	35:BA:421:U:H2'	2.17	0.45
35:BA:321:G:N2	40:BF:165:ARG:HH12	2.15	0.45
35:BA:466:A:N3	35:BA:683:C:H1'	2.31	0.45
35:BA:732:C:H2'	35:BA:733:G:O4'	2.17	0.45
35:BA:784:A:C5'	38:BD:227:ASN:HD21	2.16	0.45
35:BA:956:G:N2	35:BA:959:A:H3'	2.32	0.45
35:BA:1655:A:H3'	35:BA:1656:C:C6	2.52	0.45
35:BA:1839:G:H8	35:BA:1839:G:H5'	1.82	0.45
35:BA:2087:G:C2'	35:BA:2088:G:H5'	2.47	0.45
35:BA:2171:A:O2'	35:BA:2172:U:OP2	2.25	0.45
35:BA:2223:G:O2'	35:BA:2224:G:H5'	2.15	0.45
35:BA:2283:C:H2'	35:BA:2284:C:C5'	2.36	0.45
35:BA:2300:G:O2'	35:BA:2301:C:H5'	2.17	0.45
35:BA:2695:C:H2'	35:BA:2696:U:C6	2.51	0.45
36:BB:70:C:O2'	36:BB:71:C:H5'	2.17	0.45
38:BD:197:GLY:O	38:BD:198:ASN:C	2.54	0.45
43:BI:102:SER:O	43:BI:106:GLY:HA2	2.17	0.45
44:BJ:70:UNK:O	44:BJ:72:UNK:N	2.50	0.45
48:BP:51:PHE:O	48:BP:52:GLU:O	2.35	0.45
49:BQ:43:THR:HG1	49:BQ:46:GLN:HG3	1.79	0.45
49:BQ:141:GLN:HE22	58:BZ:72:ARG:CA	2.26	0.45
50:BR:2:ARG:CZ	50:BR:5:LYS:NZ	2.78	0.45
50:BR:44:LEU:CD1	50:BR:48:VAL:HG23	2.46	0.45
50:BR:84:ALA:N	50:BR:85:PRO:CD	2.78	0.45
51:BS:48:LEU:HD23	51:BS:82:ILE:HD11	1.98	0.45
52:BT:3:ARG:O	52:BT:5:ALA:N	2.50	0.45
54:BV:21:ARG:HB3	54:BV:91:TYR:HD2	1.80	0.45
54:BV:77:ALA:O	54:BV:79:VAL:HG23	2.16	0.45
58:BZ:80:ARG:NH1	58:BZ:82:ARG:HH21	2.15	0.45
1:CA:106:C:O2'	1:CA:107:G:H5'	2.17	0.45
1:CA:584:G:H2'	1:CA:585:G:H8	1.82	0.45
1:CA:757:U:OP1	1:CA:822:C:O2'	2.34	0.45
1:CA:913:A:O2'	1:CA:914:A:OP2	2.34	0.45
1:CA:1013:G:N2	1:CA:1016:A:OP2	2.50	0.45
1:CA:1162:C:O2'	1:CA:1163:C:H5'	2.17	0.45
1:CA:1404:C:O4'	1:CA:1499:A:C2	2.69	0.45
2:CB:114:ARG:CZ	2:CB:118:LEU:HD21	2.47	0.45

Continued on next page...

Continued from previous page...

Atom-1	Atom-2	Interatomic distance (Å)	Clash overlap (Å)
5:CE:71:LEU:HD21	5:CE:115:VAL:HG22	1.99	0.45
5:CE:136:MET:C	5:CE:138:ALA:H	2.19	0.45
8:CH:44:PHE:HA	8:CH:79:VAL:CG1	2.46	0.45
8:CH:109:ILE:HG13	8:CH:122:ARG:HH21	1.78	0.45
9:CI:2:GLU:N	9:CI:88:TYR:HH	2.13	0.45
11:CK:86:GLY:O	11:CK:91:ARG:NH1	2.49	0.45
13:CM:96:LEU:O	13:CM:110:ARG:NE	2.45	0.45
20:CT:9:ASN:OD1	20:CT:10:LEU:N	2.49	0.45
20:CT:25:ARG:HH11	20:CT:25:ARG:HG3	1.82	0.45
20:CT:57:ARG:NH1	20:CT:102:GLY:CA	2.80	0.45
24:CY:346:TRP:O	24:CY:347:ALA:C	2.54	0.45
25:D0:25:ARG:HD3	25:D0:29:GLN:NE2	2.32	0.45
26:D1:68:PRO:O	26:D1:70:VAL:N	2.50	0.45
32:D7:8:ASN:HD21	32:D7:10:ARG:HB3	1.81	0.45
33:D8:34:TRP:CD2	33:D8:35:GLN:N	2.85	0.45
35:DA:13:A:H61	35:DA:525:U:H3'	1.81	0.45
35:DA:196:A:OP2	48:DP:51:PHE:HE2	2.00	0.45
35:DA:1068:G:H21	35:DA:1096:A:H5'	1.81	0.45
35:DA:1281:G:H5'	35:DA:1282:U:OP2	2.16	0.45
35:DA:1624:G:O2'	35:DA:1625:C:H5'	2.15	0.45
35:DA:2234:G:O2'	35:DA:2235:G:H5'	2.17	0.45
35:DA:2533:A:H3'	35:DA:2534:A:H5''	1.98	0.45
36:DB:44:G:C2	36:DB:48:A:C2	3.05	0.45
36:DB:82:G:H2'	36:DB:83:G:H8	1.81	0.45
38:DD:7:LYS:O	38:DD:9:TYR:CD1	2.69	0.45
39:DE:76:ARG:O	39:DE:77:ILE:C	2.54	0.45
39:DE:89:ASP:O	39:DE:90:THR:O	2.35	0.45
40:DF:104:LYS:O	40:DF:108:LYS:HG3	2.16	0.45
45:DK:17:ALA:O	45:DK:18:THR:CB	2.63	0.45
47:DO:22:ILE:HG12	47:DO:41:ALA:HA	1.98	0.45
47:DO:107:ARG:CZ	52:DT:35:LYS:HD2	2.47	0.45
48:DP:13:ASN:N	48:DP:13:ASN:ND2	2.65	0.45
48:DP:48:PRO:O	48:DP:49:ARG:O	2.34	0.45
51:DS:42:ASP:C	51:DS:44:LYS:N	2.69	0.45
51:DS:105:ALA:HB1	51:DS:107:GLU:OE1	2.17	0.45
56:DX:43:VAL:O	56:DX:47:PHE:HD1	2.00	0.45
57:DY:98:VAL:O	57:DY:99:CYS:SG	2.71	0.45
1:AA:389:A:H2'	1:AA:390:C:H5'	1.98	0.45
1:AA:584:G:H2'	1:AA:585:G:C8	2.52	0.45
1:AA:596:C:H2'	1:AA:597:G:C8	2.52	0.45
1:AA:788:U:H2'	1:AA:789:U:O4'	2.16	0.45

Continued on next page...

Continued from previous page...

Atom-1	Atom-2	Interatomic distance (Å)	Clash overlap (Å)
1:AA:1429:C:H4'	35:BA:1703:G:O2'	2.17	0.45
2:AB:31:TYR:CD1	2:AB:202:PRO:HB3	2.52	0.45
2:AB:82:ARG:HA	2:AB:92:TYR:HE1	1.79	0.45
2:AB:91:PRO:CG	2:AB:155:LEU:HB2	2.45	0.45
3:AC:28:GLN:HA	3:AC:31:HIS:HD2	1.82	0.45
5:AE:136:MET:C	5:AE:138:ALA:N	2.70	0.45
7:AG:17:VAL:HG21	7:AG:44:TYR:CE1	2.52	0.45
8:AH:20:TYR:HE2	8:AH:75:ARG:HB3	1.81	0.45
9:AI:118:LYS:HZ2	9:AI:118:LYS:CB	2.30	0.45
11:AK:126:ARG:NH1	11:AK:126:ARG:CB	2.79	0.45
13:AM:105:THR:O	13:AM:106:ASN:C	2.55	0.45
18:AR:50:ILE:CD1	18:AR:70:ILE:HG21	2.46	0.45
18:AR:53:ARG:HH21	18:AR:59:SER:HA	1.82	0.45
19:AS:9:VAL:C	19:AS:10:PHE:CD1	2.90	0.45
20:AT:73:HIS:O	20:AT:74:LYS:CB	2.64	0.45
21:AU:6:ARG:NH2	21:AU:15:ARG:HH21	2.13	0.45
33:B8:60:LEU:O	33:B8:63:PRO:HG2	2.16	0.45
35:BA:910:A:H62	49:BQ:12:GLN:HA	1.81	0.45
35:BA:1234:U:H2'	35:BA:1235:G:O4'	2.17	0.45
35:BA:1376:C:O2'	35:BA:1377:G:H5'	2.16	0.45
35:BA:2200:C:H5'	35:BA:2201:C:OP2	2.16	0.45
35:BA:2302:G:H2'	35:BA:2303:G:H5'	1.97	0.45
35:BA:2359:C:H2'	35:BA:2360:A:O4'	2.16	0.45
35:BA:2536:G:C6	35:BA:2537:U:C4	3.04	0.45
35:BA:2552:U:C2	35:BA:2554:U:H5'	2.52	0.45
36:BB:48:A:H2'	36:BB:49:C:C6	2.52	0.45
36:BB:50:G:C2	36:BB:51:G:H1'	2.51	0.45
36:BB:114:C:O2'	36:BB:115:G:H5'	2.16	0.45
37:BC:20:TYR:O	37:BC:22:ILE:HG12	2.17	0.45
39:BE:4:ILE:HG21	39:BE:96:PHE:HE2	1.81	0.45
40:BF:129:PHE:HE1	40:BF:142:TRP:CH2	2.35	0.45
41:BG:139:LEU:C	41:BG:141:PHE:N	2.70	0.45
42:BH:148:ILE:HA	42:BH:151:ILE:HG12	1.98	0.45
43:BI:27:ARG:O	43:BI:32:PRO:CG	2.65	0.45
45:BK:73:PRO:C	45:BK:75:SER:N	2.69	0.45
46:BN:43:THR:HB	46:BN:46:VAL:CG1	2.47	0.45
48:BP:27:HIS:N	48:BP:30:THR:OG1	2.50	0.45
48:BP:58:THR:O	48:BP:58:THR:HG23	2.16	0.45
51:BS:22:GLY:O	51:BS:23:ARG:O	2.34	0.45
51:BS:58:LEU:HD21	51:BS:68:GLN:HB2	1.98	0.45
52:BT:1:MET:CG	52:BT:2:ASN:H	2.29	0.45

Continued on next page...

Continued from previous page...

Atom-1	Atom-2	Interatomic distance (Å)	Clash overlap (Å)
54:BV:47:VAL:CG1	54:BV:49:THR:O	2.60	0.45
54:BV:99:ILE:N	54:BV:99:ILE:CD1	2.78	0.45
56:BX:11:PRO:HA	56:BX:28:PHE:CB	2.31	0.45
57:BY:81:LYS:O	57:BY:82:PRO:O	2.34	0.45
1:CA:26:A:O2'	4:CD:209:ARG:NH1	2.47	0.45
1:CA:495:A:H4'	1:CA:496:A:O5'	2.17	0.45
1:CA:1219:U:H2'	1:CA:1220:G:C8	2.52	0.45
1:CA:1303:C:H2'	1:CA:1304:G:H5'	1.99	0.45
2:CB:91:PRO:CG	2:CB:155:LEU:HB2	2.44	0.45
2:CB:96:ARG:N	2:CB:96:ARG:CD	2.79	0.45
2:CB:219:VAL:O	2:CB:222:ILE:HB	2.16	0.45
3:CC:126:ARG:O	3:CC:127:ARG:HB2	2.17	0.45
4:CD:91:SER:O	4:CD:94:LEU:N	2.50	0.45
6:CF:2:ARG:HB2	6:CF:4:TYR:CZ	2.52	0.45
7:CG:15:ASP:O	7:CG:19:GLY:HA2	2.17	0.45
8:CH:6:ILE:HG23	8:CH:10:LEU:HD21	1.99	0.45
9:CI:20:ARG:O	9:CI:60:ASP:N	2.50	0.45
9:CI:48:GLU:C	9:CI:50:LEU:N	2.67	0.45
9:CI:99:LEU:HD12	9:CI:101:PHE:HE1	1.82	0.45
13:CM:46:LYS:HG3	13:CM:47:ASP:CG	2.36	0.45
17:CQ:17:LYS:HA	17:CQ:46:ASP:O	2.17	0.45
24:CY:287:GLU:C	24:CY:289:LYS:H	2.20	0.45
24:CY:307:TRP:C	24:CY:309:SER:H	2.19	0.45
25:D0:71:ASP:C	25:D0:73:GLY:H	2.20	0.45
27:D2:55:ARG:O	27:D2:56:GLN:C	2.54	0.45
31:D6:40:CYS:SG	31:D6:45:LYS:NZ	2.87	0.45
35:DA:15:G:O2'	35:DA:16:G:H5'	2.16	0.45
35:DA:330:A:O2'	35:DA:331:A:C8	2.67	0.45
35:DA:703:U:C2'	35:DA:704:G:H5'	2.47	0.45
35:DA:784:A:N7	38:DD:229:VAL:HG21	2.31	0.45
35:DA:1639:U:HO2'	35:DA:1640:C:H5''	1.80	0.45
35:DA:1884:A:C3'	35:DA:1885:A:H5''	2.47	0.45
35:DA:2092:U:C5	35:DA:2226:C:OP2	2.70	0.45
35:DA:2704:C:H2'	35:DA:2705:A:O4'	2.16	0.45
35:DA:2840:C:H2'	35:DA:2841:C:C6	2.52	0.45
36:DB:50:G:C2	36:DB:51:G:H1'	2.51	0.45
39:DE:98:PRO:HD3	39:DE:175:VAL:HG12	1.98	0.45
42:DH:66:GLY:HA2	42:DH:69:ARG:CB	2.47	0.45
42:DH:121:ILE:HD11	42:DH:140:LYS:HG2	1.99	0.45
59:DI:79:ILE:HG22	59:DI:80:PRO:HD2	1.98	0.45
45:DK:20:ALA:N	45:DK:21:PRO:CD	2.80	0.45

Continued on next page...

Continued from previous page...

Atom-1	Atom-2	Interatomic distance (Å)	Clash overlap (Å)
46:DN:28:THR:O	46:DN:31:ALA:HB3	2.17	0.45
46:DN:43:THR:HB	46:DN:46:VAL:CG1	2.47	0.45
46:DN:119:ARG:HH11	46:DN:119:ARG:CB	2.30	0.45
47:DO:104:ARG:HH21	52:DT:33:LYS:CE	2.30	0.45
50:DR:17:ARG:HH11	50:DR:17:ARG:HG2	1.82	0.45
50:DR:37:THR:OG1	50:DR:39:PRO:HD2	2.16	0.45
50:DR:53:HIS:O	50:DR:56:LYS:HB3	2.16	0.45
51:DS:59:LYS:NZ	51:DS:68:GLN:HE22	2.15	0.45
51:DS:89:ARG:HB3	51:DS:92:TYR:HB2	1.96	0.45
53:DU:60:LEU:HD13	53:DU:60:LEU:C	2.36	0.45
1:AA:724:G:C2	1:AA:725:G:C8	3.04	0.45
1:AA:913:A:H1'	1:AA:914:A:O4'	2.17	0.45
1:AA:939:G:H2'	1:AA:940:C:C6	2.52	0.45
1:AA:954:G:O3'	13:AM:120:LYS:HD3	2.17	0.45
1:AA:1181:G:C6	1:AA:1182:G:C2	3.05	0.45
1:AA:1290:G:H2'	1:AA:1290:G:N3	2.32	0.45
1:AA:1328:C:H5''	13:AM:28:ALA:HB1	1.98	0.45
2:AB:181:PHE:HE1	8:AH:71:GLY:H	1.65	0.45
3:AC:89:GLU:HG3	3:AC:93:LYS:HZ2	1.78	0.45
4:AD:120:LEU:O	4:AD:125:HIS:HB2	2.17	0.45
4:AD:208:SER:O	4:AD:209:ARG:C	2.54	0.45
5:AE:31:LEU:HD23	5:AE:45:PHE:HB2	1.97	0.45
7:AG:116:ALA:O	7:AG:117:ALA:C	2.55	0.45
10:AJ:64:GLU:HG2	14:AN:59:ALA:HB2	1.99	0.45
11:AK:32:ILE:HD12	11:AK:72:ALA:HB2	1.98	0.45
11:AK:46:GLY:O	11:AK:48:ILE:O	2.34	0.45
15:AO:64:ARG:HD3	15:AO:68:ARG:NH2	2.31	0.45
22:AV:59:U:H2'	22:AV:60:U:O4'	2.16	0.45
24:AY:38:LEU:N	24:AY:38:LEU:HD13	2.32	0.45
24:AY:140:TYR:CE1	24:AY:183:GLU:HG3	2.50	0.45
24:AY:256:THR:HB	24:AY:258:ILE:HG23	1.99	0.45
34:B9:7:VAL:HA	34:B9:34:GLN:NE2	2.32	0.45
35:BA:1297:C:H2'	35:BA:1298:C:H6	1.81	0.45
35:BA:1335:U:O2'	35:BA:1336:A:H5'	2.17	0.45
35:BA:1403:C:H5''	35:BA:1471:A:C1'	2.43	0.45
35:BA:1477:A:H5'	35:BA:1478:G:OP2	2.17	0.45
35:BA:1681:G:H8	35:BA:1681:G:OP2	1.99	0.45
35:BA:1853:A:H2'	35:BA:1854:A:C8	2.52	0.45
35:BA:2287:A:O2'	35:BA:2288:A:H3'	2.17	0.45
35:BA:2379:G:H2'	35:BA:2380:C:C6	2.52	0.45
35:BA:2518:A:C8	35:BA:2518:A:H5'	2.51	0.45

Continued on next page...

Continued from previous page...

Atom-1	Atom-2	Interatomic distance (Å)	Clash overlap (Å)
35:BA:2534:A:H2'	35:BA:2535:G:O5'	2.17	0.45
35:BA:2758:A:C3'	35:BA:2759:G:C5'	2.95	0.45
35:BA:2862:G:O2'	35:BA:2863:C:H5'	2.16	0.45
37:BC:103:ILE:C	37:BC:105:ASP:N	2.68	0.45
40:BF:26:ALA:O	40:BF:27:GLU:CG	2.61	0.45
40:BF:148:LEU:HD21	40:BF:191:ARG:NH1	2.32	0.45
40:BF:187:VAL:HG13	48:BP:5:ASP:O	2.16	0.45
42:BH:79:VAL:C	42:BH:81:GLU:H	2.21	0.45
46:BN:56:ASN:HA	46:BN:124:ALA:O	2.17	0.45
46:BN:65:LYS:HB2	46:BN:69:GLN:HG3	1.98	0.45
48:BP:57:THR:HG23	48:BP:59:LEU:CB	2.42	0.45
57:BY:30:VAL:CG1	57:BY:31:LEU:N	2.80	0.45
58:BZ:128:VAL:HG23	58:BZ:132:ASN:HD22	1.81	0.45
1:CA:50:A:N6	1:CA:361:G:H4'	2.32	0.45
1:CA:262:A:H2'	1:CA:263:A:C8	2.52	0.45
1:CA:386:C:C2'	1:CA:387:U:H5'	2.47	0.45
1:CA:477:A:H2'	1:CA:479:C:H6	1.82	0.45
1:CA:656:C:O2'	1:CA:657:G:H5'	2.16	0.45
1:CA:735:C:HO2'	1:CA:736:C:H5'	1.80	0.45
1:CA:1052:U:H2'	1:CA:1055:A:OP1	2.16	0.45
1:CA:1061:G:H5''	10:CJ:59:SER:OG	2.16	0.45
1:CA:1264:C:O2	1:CA:1272:G:C2	2.70	0.45
3:CC:5:ILE:HD12	3:CC:5:ILE:C	2.37	0.45
3:CC:64:VAL:HG12	3:CC:66:VAL:HG22	1.98	0.45
4:CD:36:ARG:HB3	4:CD:38:TYR:CZ	2.52	0.45
4:CD:85:LYS:CD	4:CD:86:LYS:H	2.25	0.45
13:CM:84:ILE:CG1	19:CS:66:MET:HE2	2.46	0.45
19:CS:6:LYS:CD	19:CS:7:LYS:HE3	2.47	0.45
19:CS:66:MET:HB2	19:CS:74:PHE:CZ	2.51	0.45
24:CY:40:ASN:C	24:CY:42:PRO:CD	2.83	0.45
24:CY:54:ARG:HA	24:CY:57:ARG:HG3	1.98	0.45
24:CY:65:LEU:HA	24:CY:68:ASP:HB3	1.96	0.45
24:CY:97:LYS:C	24:CY:99:ASP:N	2.68	0.45
24:CY:270:LYS:O	24:CY:274:LEU:HD13	2.16	0.45
24:CY:315:VAL:O	24:CY:315:VAL:HG23	2.17	0.45
25:D0:12:ASN:C	25:D0:14:ARG:N	2.70	0.45
25:D0:43:THR:CG2	35:DA:2336:A:H61	2.29	0.45
30:D5:42:PRO:O	30:D5:43:HIS:HB2	2.17	0.45
35:DA:142:A:H5'	35:DA:142(A):C:OP2	2.17	0.45
35:DA:244:A:C2	35:DA:255:A:C4	3.05	0.45
35:DA:309:G:N3	35:DA:329:G:O2'	2.50	0.45

Continued on next page...

Continued from previous page...

Atom-1	Atom-2	Interatomic distance (Å)	Clash overlap (Å)
35:DA:480:A:H2	35:DA:499:U:O2	2.00	0.45
35:DA:803:U:O2'	35:DA:804:A:H5'	2.17	0.45
35:DA:819:A:OP2	35:DA:1187:G:N2	2.40	0.45
35:DA:959:A:O2'	35:DA:960:A:H5'	2.16	0.45
35:DA:1100:C:H2'	35:DA:1101:U:C5'	2.47	0.45
35:DA:1652:A:H2'	35:DA:1653:G:H5'	1.99	0.45
35:DA:1681:G:H8	35:DA:1681:G:OP2	2.00	0.45
35:DA:1858:G:HO2'	35:DA:1859:A:H8	1.62	0.45
35:DA:1979:C:O2'	35:DA:1980:G:H5'	2.17	0.45
35:DA:2115:G:C3'	35:DA:2116:G:H5'	2.47	0.45
35:DA:2128:C:OP1	37:DC:35:ALA:HB1	2.16	0.45
35:DA:2476:A:C2	35:DA:2477:C:C5	3.05	0.45
35:DA:2623:G:H4'	35:DA:2825:C:O2	2.16	0.45
35:DA:2748:A:O2'	42:DH:63:SER:HA	2.16	0.45
36:DB:7:G:C3'	36:DB:8:U:C5'	2.92	0.45
36:DB:50:G:OP2	51:DS:62:LYS:HB3	2.17	0.45
39:DE:51:PHE:H	39:DE:74:PRO:HB2	1.82	0.45
39:DE:131:ALA:HB1	39:DE:133:LYS:CG	2.44	0.45
40:DF:83:PHE:O	40:DF:84:VAL:CB	2.63	0.45
42:DH:20:ALA:HB3	42:DH:23:ARG:CB	2.45	0.45
42:DH:125:VAL:O	42:DH:125:VAL:CG1	2.61	0.45
42:DH:158:HIS:CD2	42:DH:170:ARG:HA	2.50	0.45
45:DK:55:VAL:CG2	45:DK:67:PHE:HB2	2.47	0.45
47:DO:71:ARG:HH11	47:DO:71:ARG:HG3	1.82	0.45
48:DP:75:ILE:HD12	48:DP:75:ILE:N	2.32	0.45
52:DT:6:LEU:HD23	52:DT:6:LEU:C	2.37	0.45
52:DT:23:ARG:HA	52:DT:52:ILE:CD1	2.46	0.45
55:DW:92:ARG:NH1	55:DW:94:ASP:OD2	2.50	0.45
58:DZ:166:SER:HB2	58:DZ:167:PRO:O	2.17	0.45
1:AA:181:G:N2	1:AA:183:G:N2	2.62	0.45
1:AA:262:A:H2'	1:AA:263:A:C8	2.52	0.45
1:AA:269:C:H2'	1:AA:270:A:C8	2.52	0.45
1:AA:374:A:C6	1:AA:375:U:C4	3.04	0.45
1:AA:1030:C:H2'	1:AA:1030(A):G:H5'	1.97	0.45
7:AG:20:ASP:HB3	7:AG:23:VAL:CG2	2.47	0.45
9:AI:43:ALA:CA	9:AI:74:ILE:HD13	2.47	0.45
10:AJ:8:LEU:HD23	10:AJ:96:ILE:HG22	1.97	0.45
10:AJ:29:ARG:HG2	10:AJ:29:ARG:O	2.16	0.45
12:AL:70:ILE:HG12	12:AL:100:ILE:CD1	2.46	0.45
14:AN:37:PHE:H	14:AN:37:PHE:HD2	1.63	0.45
14:AN:44:LEU:C	14:AN:44:LEU:HD23	2.37	0.45

Continued on next page...

Continued from previous page...

Atom-1	Atom-2	Interatomic distance (Å)	Clash overlap (Å)
16:AP:21:VAL:O	16:AP:33:ILE:HB	2.17	0.45
17:AQ:48:GLU:O	17:AQ:49:GLU:C	2.55	0.45
17:AQ:59:ILE:HG22	17:AQ:60:ILE:N	2.32	0.45
19:AS:5:LEU:H	19:AS:6:LYS:HZ1	1.63	0.45
24:AY:42:PRO:O	24:AY:45:ALA:CB	2.65	0.45
24:AY:127:THR:CG2	24:AY:162:ALA:HB3	2.47	0.45
25:B0:72:ARG:O	25:B0:75:LEU:HB2	2.16	0.45
26:B1:52:ARG:O	26:B1:53:VAL:HB	2.17	0.45
29:B4:57:ILE:HG22	29:B4:59:VAL:CG2	2.47	0.45
31:B6:19:ARG:O	31:B6:20:ASN:O	2.34	0.45
31:B6:52:VAL:CG1	31:B6:53:LYS:N	2.79	0.45
33:B8:34:TRP:CD2	33:B8:35:GLN:N	2.85	0.45
35:BA:360:G:H2'	35:BA:361:G:H8	1.82	0.45
35:BA:652:C:HO2'	35:BA:653:A:P	2.39	0.45
35:BA:952:G:C6	35:BA:953:A:N7	2.85	0.45
35:BA:975:C:O2	35:BA:975:C:H2'	2.16	0.45
35:BA:1056:G:H4'	35:BA:1086:A:C8	2.52	0.45
35:BA:1149:G:H2'	35:BA:1150:C:C6	2.52	0.45
35:BA:1203:G:C5'	48:BP:7:ARG:HD3	2.47	0.45
35:BA:1281:G:H5'	35:BA:1282:U:OP2	2.17	0.45
35:BA:1911:U:H2'	35:BA:1918:A:N1	2.32	0.45
35:BA:2115:G:C3'	35:BA:2116:G:H5'	2.47	0.45
35:BA:2403:C:O2	35:BA:2403:C:H2'	2.17	0.45
36:BB:64:C:H2'	36:BB:65:C:C6	2.52	0.45
37:BC:83:ILE:HG23	37:BC:87:GLU:OE2	2.17	0.45
38:BD:186:HIS:HB3	38:BD:189:CYS:SG	2.57	0.45
38:BD:242:ARG:HG2	38:BD:242:ARG:HH11	1.81	0.45
41:BG:70:VAL:HG12	41:BG:71:THR:H	1.82	0.45
45:BK:14:ALA:C	45:BK:45:THR:HG21	2.38	0.45
47:BO:53:LYS:HG2	47:BO:56:ASP:OD1	2.17	0.45
49:BQ:5:ARG:O	49:BQ:6:ARG:HD3	2.17	0.45
50:BR:54:LEU:HD23	50:BR:66:VAL:HG23	1.98	0.45
51:BS:20:ARG:HG2	51:BS:20:ARG:NH1	2.31	0.45
52:BT:48:ILE:HD12	52:BT:48:ILE:N	2.31	0.45
58:BZ:27:VAL:O	58:BZ:27:VAL:HG13	2.16	0.45
58:BZ:72:ARG:O	58:BZ:73:GLN:HB3	2.17	0.45
58:BZ:102:LEU:CD1	58:BZ:124:ILE:HG22	2.47	0.45
58:BZ:140:ASP:O	58:BZ:141:VAL:O	2.35	0.45
1:CA:46:G:O2'	1:CA:365:U:H1'	2.17	0.45
1:CA:174:C:H2'	1:CA:175:C:C6	2.51	0.45
1:CA:184:G:H5'	1:CA:224:C:H4'	1.98	0.45

Continued on next page...

Continued from previous page...

Atom-1	Atom-2	Interatomic distance (Å)	Clash overlap (Å)
1:CA:626:U:H5''	16:CP:38:TYR:CD2	2.52	0.45
1:CA:922:G:C2	1:CA:1396:A:C2	3.05	0.45
1:CA:936:C:H2'	1:CA:937:A:H8	1.81	0.45
1:CA:936:C:H2'	1:CA:937:A:O4'	2.16	0.45
1:CA:1073:U:O2'	1:CA:1074:G:H5'	2.17	0.45
1:CA:1181:G:C6	1:CA:1182:G:C2	3.05	0.45
1:CA:1478:C:O2'	1:CA:1479:C:H5'	2.17	0.45
1:CA:1498:U:H4'	1:CA:1519:A:C2	2.52	0.45
2:CB:36:ARG:HB2	2:CB:41:ILE:HD11	1.99	0.45
3:CC:105:GLU:CG	3:CC:106:VAL:H	2.20	0.45
4:CD:102:ASP:HB3	4:CD:136:PRO:HB3	1.99	0.45
4:CD:194:LEU:N	4:CD:194:LEU:CD2	2.79	0.45
9:CI:5:TYR:CG	9:CI:6:GLY:N	2.85	0.45
9:CI:46:ALA:HB2	9:CI:74:ILE:CG2	2.47	0.45
16:CP:80:PHE:N	16:CP:80:PHE:CD1	2.84	0.45
17:CQ:68:ARG:O	17:CQ:69:LYS:HB2	2.16	0.45
19:CS:6:LYS:HG2	19:CS:7:LYS:CE	2.47	0.45
22:CW:26:A:H2'	22:CW:27:G:O4'	2.17	0.45
24:CY:286:LEU:O	24:CY:286:LEU:CD2	2.65	0.45
28:D3:13:ILE:N	28:D3:13:ILE:CD1	2.79	0.45
30:D5:3:LYS:HD2	35:DA:747:U:OP1	2.16	0.45
33:D8:32:LEU:H	33:D8:32:LEU:CD1	2.20	0.45
35:DA:218:A:C2	35:DA:235:U:H4'	2.52	0.45
35:DA:304:G:H2'	35:DA:305:U:C6	2.52	0.45
35:DA:773:U:H5'	38:DD:47:GLY:HA3	1.97	0.45
35:DA:848:G:N9	35:DA:933:A:H8	2.14	0.45
35:DA:918:A:O3'	36:DB:97:G:N2	2.50	0.45
35:DA:1211:U:H4'	35:DA:1212:G:OP2	2.17	0.45
35:DA:1588:C:H2'	35:DA:1589:C:H6	1.82	0.45
35:DA:1668:A:H61	35:DA:1676:A:H61	1.64	0.45
35:DA:1902:C:O2'	38:DD:244:ARG:HD3	2.16	0.45
35:DA:2103:C:H3'	35:DA:2104:G:C5'	2.38	0.45
35:DA:2552:U:C2	35:DA:2554:U:H5'	2.52	0.45
36:DB:60:C:H2'	36:DB:61:G:C8	2.44	0.45
37:DC:154:ARG:C	37:DC:156:ILE:H	2.19	0.45
37:DC:170:ALA:O	37:DC:171:ILE:C	2.55	0.45
38:DD:187:GLY:C	38:DD:189:CYS:H	2.20	0.45
39:DE:16:ARG:NH1	39:DE:171:GLU:OE2	2.48	0.45
39:DE:38:THR:HG23	39:DE:41:LYS:HD2	1.99	0.45
40:DF:132:VAL:O	40:DF:133:ASN:C	2.55	0.45
41:DG:139:LEU:CD2	41:DG:139:LEU:N	2.78	0.45

Continued on next page...

Continued from previous page...

Atom-1	Atom-2	Interatomic distance (Å)	Clash overlap (Å)
48:DP:112:LEU:HD23	48:DP:112:LEU:C	2.37	0.45
50:DR:33:ARG:HB3	50:DR:113:LEU:HD11	1.98	0.45
51:DS:97:ARG:CZ	51:DS:98:VAL:HA	2.38	0.45
52:DT:64:ARG:HD2	52:DT:73:GLU:OE2	2.16	0.45
54:DV:38:LEU:HD12	54:DV:56:SER:N	2.31	0.45
57:DY:29:GLU:N	57:DY:29:GLU:CD	2.70	0.45
58:DZ:14:LYS:O	58:DZ:17:ALA:N	2.50	0.45
1:AA:356:A:C2	1:AA:357:G:C1'	2.97	0.45
1:AA:1504:G:P	1:AA:1504:G:H3'	2.57	0.45
4:AD:125:HIS:O	4:AD:126:ILE:HD13	2.17	0.45
4:AD:133:VAL:HG13	4:AD:135:LEU:CD2	2.47	0.45
7:AG:50:ILE:HG22	7:AG:51:GLN:N	2.31	0.45
7:AG:109:ASN:C	7:AG:111:ARG:H	2.19	0.45
9:AI:9:ARG:HA	9:AI:13:ALA:O	2.17	0.45
9:AI:43:ALA:HA	9:AI:74:ILE:HG21	1.99	0.45
9:AI:47:LEU:N	9:AI:47:LEU:CD1	2.80	0.45
9:AI:48:GLU:C	9:AI:50:LEU:N	2.67	0.45
11:AK:96:ARG:HA	11:AK:99:GLN:CG	2.47	0.45
13:AM:10:PRO:HB2	13:AM:18:ALA:HB1	1.99	0.45
20:AT:82:SER:O	20:AT:86:ARG:HD2	2.16	0.45
20:AT:104:LEU:HD23	20:AT:104:LEU:C	2.38	0.45
24:AY:33:LEU:HD13	35:BA:1095:A:H61	1.82	0.45
24:AY:189:LEU:HB3	24:AY:204:SER:HB2	1.99	0.45
29:B4:36:VAL:HG22	29:B4:52:SER:O	2.17	0.45
30:B5:3:LYS:HD2	35:BA:747:U:OP1	2.17	0.45
30:B5:49:CYS:O	30:B5:50:GLY:C	2.54	0.45
31:B6:37:ARG:HH11	31:B6:37:ARG:CG	2.30	0.45
35:BA:263:C:H2'	35:BA:264:C:O4'	2.17	0.45
35:BA:517:C:O2'	55:BW:18:ARG:NH2	2.50	0.45
35:BA:547:A:H2'	35:BA:548:A:C8	2.52	0.45
35:BA:844:C:O2'	35:BA:845:G:H5'	2.17	0.45
35:BA:990:A:OP2	35:BA:991:C:OP2	2.34	0.45
35:BA:995:C:C6	53:BU:57:PHE:HE1	2.35	0.45
35:BA:1080:C:H2'	35:BA:1081:U:C6	2.46	0.45
35:BA:1983:C:O2'	35:BA:1984:G:H5'	2.17	0.45
37:BC:65:PRO:HG2	37:BC:189:ILE:CB	2.46	0.45
37:BC:154:ARG:C	37:BC:156:ILE:H	2.20	0.45
38:BD:187:GLY:C	38:BD:189:CYS:H	2.21	0.45
39:BE:98:PRO:HD3	39:BE:175:VAL:CG1	2.47	0.45
41:BG:135:LEU:HD11	41:BG:157:ILE:HD11	1.99	0.45
42:BH:84:SER:O	42:BH:85:LYS:HB3	2.16	0.45

Continued on next page...

Continued from previous page...

Atom-1	Atom-2	Interatomic distance (Å)	Clash overlap (Å)
44:BJ:72:UNK:O	44:BJ:73:UNK:CB	2.66	0.45
51:BS:91:PRO:O	51:BS:93:LYS:N	2.50	0.45
56:BX:73:ARG:HB3	56:BX:74:PRO:HD2	1.99	0.45
58:BZ:131:ARG:HH11	58:BZ:131:ARG:HG2	1.82	0.45
58:BZ:146:ILE:HG13	58:BZ:147:GLY:N	2.26	0.45
1:CA:189(B):C:H2'	1:CA:189(C):C:C6	2.52	0.45
1:CA:647:C:H2'	1:CA:648:A:H8	1.81	0.45
1:CA:1255:G:H5'	3:CC:26:LYS:HE3	1.99	0.45
2:CB:92:TYR:HE2	2:CB:151:GLY:CA	2.29	0.45
2:CB:95:GLN:HA	2:CB:95:GLN:OE1	2.17	0.45
2:CB:100:GLY:O	2:CB:105:PHE:N	2.49	0.45
2:CB:170:GLU:O	2:CB:173:ALA:HB3	2.17	0.45
4:CD:133:VAL:HG13	4:CD:135:LEU:CD2	2.47	0.45
5:CE:70:PRO:HG2	5:CE:142:LEU:O	2.16	0.45
6:CF:42:GLU:C	6:CF:44:GLY:N	2.69	0.45
7:CG:15:ASP:HB3	7:CG:20:ASP:H	1.82	0.45
7:CG:16:LEU:HD13	9:CI:42:ARG:HA	1.97	0.45
11:CK:70:LYS:HA	11:CK:73:MET:HG2	1.99	0.45
15:CO:37:ASN:N	15:CO:37:ASN:ND2	2.65	0.45
17:CQ:64:PRO:HA	17:CQ:70:ARG:HG3	1.97	0.45
18:CR:23:LYS:C	18:CR:25:THR:H	2.20	0.45
19:CS:9:VAL:C	19:CS:10:PHE:CD1	2.91	0.45
22:CW:53:G:N2	22:CW:62:C:H42	2.15	0.45
35:DA:436:C:H2'	35:DA:437:G:H8	1.82	0.45
35:DA:626:U:N3	48:DP:105:LEU:HB3	2.32	0.45
35:DA:836:G:C5	35:DA:837:C:C4	3.05	0.45
35:DA:1107:G:H2'	35:DA:1108:U:H6	1.81	0.45
35:DA:1278:A:O2'	35:DA:1279:G:H5'	2.17	0.45
35:DA:2023:G:H4'	35:DA:2617:C:O3'	2.16	0.45
35:DA:2063:C:O2	35:DA:2450:A:N1	2.50	0.45
35:DA:2206:G:H3'	35:DA:2207:G:C5'	2.47	0.45
35:DA:2328:A:H2'	35:DA:2329:G:C8	2.52	0.45
35:DA:2403:C:H2'	35:DA:2403:C:O2	2.16	0.45
35:DA:2468:G:N2	35:DA:2481:G:O2'	2.49	0.45
35:DA:2741:A:H2'	35:DA:2742:C:O4'	2.17	0.45
35:DA:2771:C:H2'	35:DA:2772:C:C6	2.52	0.45
35:DA:2777:G:H5''	35:DA:2778:A:C5'	2.47	0.45
35:DA:2832:U:O4	35:DA:2883:A:H5''	2.17	0.45
35:DA:2836:U:C4	35:DA:2883:A:N6	2.85	0.45
35:DA:2840:C:O2'	35:DA:2841:C:H5'	2.17	0.45
36:DB:64:C:H2'	36:DB:65:C:C6	2.51	0.45

Continued on next page...

Continued from previous page...

Atom-1	Atom-2	Interatomic distance (Å)	Clash overlap (Å)
40:DF:64:ILE:HG12	40:DF:65:TRP:CD1	2.52	0.45
41:DG:14:GLU:C	41:DG:17:PRO:HD2	2.38	0.45
44:DJ:65:UNK:C	44:DJ:67:UNK:N	2.73	0.45
47:DO:53:LYS:HG2	47:DO:56:ASP:OD1	2.17	0.45
47:DO:63:VAL:HB	47:DO:102:VAL:HG12	1.98	0.45
49:DQ:52:VAL:O	49:DQ:53:ALA:C	2.54	0.45
52:DT:80:SER:O	52:DT:82:LEU:HD12	2.17	0.45
56:DX:54:VAL:HG22	56:DX:81:VAL:HG12	1.99	0.45
57:DY:27:VAL:CB	57:DY:29:GLU:OE1	2.65	0.45
57:DY:68:HIS:C	57:DY:70:SER:H	2.20	0.45
1:AA:380:G:N2	1:AA:383:A:OP2	2.49	0.44
1:AA:407:G:H2'	1:AA:408:A:C8	2.53	0.44
1:AA:502:G:C6	1:AA:503:C:C4	3.05	0.44
1:AA:558:G:C3'	1:AA:559:A:C5'	2.90	0.44
1:AA:829:G:O2'	1:AA:830:G:H5'	2.17	0.44
1:AA:979:C:C2'	1:AA:980:C:H5''	2.47	0.44
1:AA:1047:G:H5''	14:AN:4:LYS:HG2	1.98	0.44
1:AA:1128:C:O2'	1:AA:1130:A:C8	2.64	0.44
2:AB:100:GLY:O	2:AB:105:PHE:N	2.50	0.44
3:AC:24:ALA:HB1	3:AC:29:TYR:HA	1.99	0.44
4:AD:194:LEU:N	4:AD:194:LEU:CD2	2.80	0.44
6:AF:33:TYR:HD1	6:AF:75:LEU:CB	2.27	0.44
8:AH:39:LEU:O	8:AH:44:PHE:N	2.50	0.44
9:AI:5:TYR:CD2	9:AI:17:VAL:O	2.70	0.44
10:AJ:50:ILE:H	10:AJ:50:ILE:CD1	1.98	0.44
10:AJ:96:ILE:N	10:AJ:96:ILE:CD1	2.80	0.44
12:AL:87:GLY:H	12:AL:99:HIS:H	1.65	0.44
14:AN:29:ARG:HG2	14:AN:30:ALA:H	1.82	0.44
17:AQ:2:PRO:O	17:AQ:3:LYS:C	2.55	0.44
17:AQ:64:PRO:HA	17:AQ:70:ARG:HG3	1.99	0.44
19:AS:6:LYS:CD	19:AS:7:LYS:HE3	2.47	0.44
19:AS:13:ASP:C	19:AS:15:LEU:N	2.70	0.44
24:AY:182:PRO:HA	24:AY:352:LYS:NZ	2.32	0.44
26:B1:19:GLN:HB3	26:B1:35:THR:CG2	2.44	0.44
26:B1:71:TYR:N	26:B1:71:TYR:CD1	2.85	0.44
28:B3:31:LEU:C	28:B3:32:GLN:HG2	2.37	0.44
30:B5:20:ARG:HB3	30:B5:23:HIS:HD2	1.82	0.44
31:B6:40:CYS:SG	31:B6:45:LYS:HD2	2.57	0.44
31:B6:48:VAL:O	31:B6:49:HIS:HB2	2.17	0.44
33:B8:14:VAL:HG22	33:B8:22:VAL:HG13	1.98	0.44
35:BA:116:C:O2'	35:BA:117:G:H5'	2.17	0.44

Continued on next page...

Continued from previous page...

Atom-1	Atom-2	Interatomic distance (Å)	Clash overlap (Å)
35:BA:373:U:H2'	35:BA:374:A:C8	2.51	0.44
35:BA:436:C:H2'	35:BA:437:G:H8	1.83	0.44
35:BA:919:G:H4'	36:BB:81:G:H4'	1.98	0.44
35:BA:1020:A:N6	35:BA:1141:U:O2'	2.50	0.44
35:BA:1088:A:N6	45:BK:133:SER:OG	2.50	0.44
35:BA:1091:G:O2'	35:BA:1092:C:H5'	2.17	0.44
35:BA:1291:C:H2'	35:BA:1292:U:C6	2.52	0.44
35:BA:1439:A:H2'	35:BA:1440:G:O4'	2.17	0.44
35:BA:1941:C:H5'	35:BA:1941:C:H6	1.81	0.44
35:BA:2113:U:H2'	35:BA:2114:A:C8	2.52	0.44
35:BA:2203:U:H1'	35:BA:2221:G:H22	1.82	0.44
35:BA:2455:G:H2'	35:BA:2456:C:C6	2.53	0.44
35:BA:2692:C:O2'	35:BA:2693:A:H5'	2.16	0.44
37:BC:170:ALA:O	37:BC:171:ILE:C	2.55	0.44
40:BF:50:SER:HB2	40:BF:94:PRO:HD3	1.98	0.44
42:BH:44:VAL:CG1	42:BH:45:VAL:N	2.71	0.44
46:BN:57:ALA:O	46:BN:58:ASP:O	2.35	0.44
48:BP:23:PRO:HD2	48:BP:33:ARG:NE	2.31	0.44
56:BX:29:TRP:CZ2	56:BX:76:ARG:NH2	2.85	0.44
57:BY:4:LYS:C	57:BY:4:LYS:CD	2.86	0.44
58:BZ:101:PRO:HA	58:BZ:123:ASP:HB3	1.98	0.44
1:CA:392:G:H2'	1:CA:393:A:C8	2.51	0.44
1:CA:815:A:O2'	1:CA:1527:C:H1'	2.17	0.44
1:CA:1142:G:H2'	1:CA:1143:G:O4'	2.16	0.44
1:CA:1157:A:C2	1:CA:1181:G:N3	2.84	0.44
1:CA:1328:C:H5''	13:CM:28:ALA:HB1	1.99	0.44
2:CB:31:TYR:CD1	2:CB:202:PRO:HB3	2.52	0.44
14:CN:37:PHE:HD2	14:CN:37:PHE:H	1.64	0.44
16:CP:26:ARG:HH11	16:CP:26:ARG:HG2	1.82	0.44
24:CY:177:TYR:HE1	24:CY:211:ILE:HA	1.82	0.44
25:D0:51:VAL:CA	25:D0:62:LEU:HD12	2.48	0.44
25:D0:72:ARG:O	25:D0:75:LEU:HB2	2.17	0.44
26:D1:33:LYS:HD3	35:DA:2432:A:N9	2.32	0.44
26:D1:67:ILE:N	26:D1:68:PRO:CD	2.77	0.44
26:D1:80:LEU:HD13	26:D1:82:LEU:CD2	2.47	0.44
26:D1:80:LEU:HD13	26:D1:82:LEU:CG	2.47	0.44
29:D4:51:TYR:CZ	41:DG:2:PRO:HB3	2.52	0.44
30:D5:45:VAL:HG13	30:D5:50:GLY:O	2.17	0.44
33:D8:46:ARG:HG2	33:D8:46:ARG:HH11	1.82	0.44
35:DA:239:U:H2'	35:DA:240:G:O4'	2.16	0.44
35:DA:370:G:H8	35:DA:370:G:O5'	2.00	0.44

Continued on next page...

Continued from previous page...

Atom-1	Atom-2	Interatomic distance (Å)	Clash overlap (Å)
35:DA:648:G:O2'	35:DA:649:G:H5'	2.17	0.44
35:DA:907:U:OP1	49:DQ:24:GLY:N	2.50	0.44
35:DA:1493:C:C4	35:DA:2206:G:O2'	2.70	0.44
35:DA:1506:C:O2	35:DA:1506:C:H2'	2.16	0.44
35:DA:2206:G:C2	35:DA:2207:G:H5'	2.52	0.44
35:DA:2354:G:H2'	35:DA:2355:C:C6	2.51	0.44
35:DA:2636:U:H4'	39:DE:80:GLU:CD	2.38	0.44
35:DA:2841:C:O2'	35:DA:2842:G:H5'	2.17	0.44
36:DB:42:C:H4'	41:DG:67:LYS:O	2.17	0.44
36:DB:43:C:H5'	36:DB:44:G:OP2	2.17	0.44
38:DD:105:ILE:O	38:DD:106:ILE:C	2.56	0.44
39:DE:81:ILE:O	39:DE:81:ILE:CG2	2.65	0.44
40:DF:160:ASN:ND2	40:DF:162:LEU:HB2	2.30	0.44
41:DG:26:GLN:N	41:DG:26:GLN:OE1	2.51	0.44
41:DG:137:GLU:HG2	41:DG:152:LEU:CD2	2.47	0.44
59:DI:86:THR:CG2	59:DI:122:GLU:HG3	2.41	0.44
59:DI:96:ASP:O	59:DI:97:ILE:C	2.54	0.44
46:DN:73:THR:HG22	46:DN:74:ARG:N	2.32	0.44
46:DN:111:PRO:HG3	46:DN:114:ARG:HH22	1.81	0.44
47:DO:105:GLU:O	47:DO:109:LYS:HG2	2.17	0.44
48:DP:62:LEU:N	48:DP:62:LEU:CD1	2.69	0.44
48:DP:89:ALA:O	48:DP:91:PHE:O	2.35	0.44
48:DP:115:LEU:C	48:DP:115:LEU:CD1	2.85	0.44
51:DS:57:LYS:HG2	51:DS:58:LEU:N	2.26	0.44
52:DT:12:SER:O	52:DT:13:ARG:CZ	2.65	0.44
52:DT:29:ARG:NH1	52:DT:46:GLU:OE1	2.46	0.44
58:DZ:109:ALA:O	58:DZ:111:VAL:N	2.49	0.44
1:AA:93:G:O2'	1:AA:96:U:H5'	2.16	0.44
1:AA:299:G:H2'	1:AA:300:A:H8	1.74	0.44
1:AA:556:C:H2'	1:AA:557:G:H5'	1.99	0.44
1:AA:557:G:H2'	1:AA:558:G:C8	2.52	0.44
1:AA:656:C:O2'	1:AA:657:G:H5'	2.17	0.44
1:AA:715:A:H2'	1:AA:716:A:C8	2.53	0.44
1:AA:936:C:H2'	1:AA:937:A:H8	1.82	0.44
1:AA:1157:A:C2	1:AA:1181:G:N3	2.85	0.44
2:AB:17:PHE:N	2:AB:17:PHE:HD2	2.15	0.44
2:AB:138:LEU:O	2:AB:141:GLU:HB3	2.17	0.44
5:AE:70:PRO:HG2	5:AE:142:LEU:O	2.17	0.44
8:AH:84:ARG:NH1	8:AH:84:ARG:HG2	2.31	0.44
8:AH:120:THR:HG23	8:AH:123:GLU:CD	2.37	0.44
12:AL:90:VAL:O	12:AL:90:VAL:CG1	2.65	0.44

Continued on next page...

Continued from previous page...

Atom-1	Atom-2	Interatomic distance (Å)	Clash overlap (Å)
15:AO:82:ILE:HD11	15:AO:87:ILE:O	2.17	0.44
16:AP:53:VAL:CG1	16:AP:79:VAL:HG22	2.44	0.44
16:AP:58:TYR:CD1	16:AP:59:TRP:N	2.84	0.44
20:AT:36:LEU:CD1	20:AT:55:ILE:HG23	2.48	0.44
20:AT:73:HIS:O	20:AT:74:LYS:HB2	2.17	0.44
22:AW:41:C:N4	22:AW:42:C:N4	2.66	0.44
24:AY:47:LYS:HD2	35:BA:1067:A:OP1	2.17	0.44
27:B2:40:SER:C	27:B2:42:GLY:H	2.19	0.44
27:B2:45:SER:O	27:B2:46:GLN:NE2	2.50	0.44
31:B6:11:LEU:HD23	31:B6:25:LYS:N	2.32	0.44
35:BA:272(J):C:N4	35:BA:363(A):A:N6	2.65	0.44
35:BA:534:U:H2'	35:BA:535:C:C6	2.53	0.44
35:BA:576:U:H2'	35:BA:577:G:C8	2.52	0.44
35:BA:654(U):A:H2'	35:BA:654(V):A:C8	2.52	0.44
35:BA:839:U:H1'	35:BA:1191:G:H1'	1.99	0.44
35:BA:926:A:H5'	35:BA:926:A:C8	2.52	0.44
35:BA:1024:G:H21	35:BA:1144:G:C4'	2.30	0.44
35:BA:1210:A:H5''	35:BA:1211:U:C3'	2.40	0.44
35:BA:1386:C:H2'	35:BA:1387:C:C6	2.53	0.44
35:BA:1675:C:C2	39:BE:129:HIS:CD2	3.04	0.44
35:BA:1799:G:H2'	38:BD:181:GLU:OE1	2.18	0.44
35:BA:1884:A:C3'	35:BA:1885:A:H5''	2.47	0.44
35:BA:2555:U:C2'	35:BA:2556:C:H5'	2.46	0.44
35:BA:2572:A:OP1	39:BE:144:ARG:HB2	2.18	0.44
35:BA:2631:G:N3	35:BA:2810:A:H2	2.15	0.44
35:BA:2778:A:H4'	35:BA:2779:U:OP2	2.17	0.44
35:BA:2862:G:H2'	35:BA:2863:C:H6	1.81	0.44
36:BB:85:G:O2'	36:BB:86:G:H5'	2.17	0.44
39:BE:87:GLU:O	39:BE:88:GLY:C	2.56	0.44
45:BK:95:LYS:HD2	45:BK:95:LYS:H	1.82	0.44
48:BP:17:LYS:O	48:BP:19:VAL:N	2.46	0.44
50:BR:8:ARG:HE	50:BR:8:ARG:H	1.64	0.44
50:BR:18:LEU:HD11	50:BR:22:ARG:CZ	2.47	0.44
51:BS:66:ALA:HA	51:BS:69:VAL:HG12	1.98	0.44
52:BT:29:ARG:HG2	52:BT:86:ILE:HG23	1.98	0.44
52:BT:81:PRO:C	52:BT:82:LEU:HD12	2.38	0.44
52:BT:132:LYS:C	52:BT:134:GLU:H	2.20	0.44
57:BY:25:GLY:HA3	57:BY:39:VAL:CG1	2.47	0.44
57:BY:27:VAL:CG1	57:BY:29:GLU:OE1	2.64	0.44
57:BY:27:VAL:HB	57:BY:29:GLU:OE1	2.16	0.44
1:CA:135:C:H2'	1:CA:136:C:H5'	1.99	0.44

Continued on next page...

Continued from previous page...

Atom-1	Atom-2	Interatomic distance (Å)	Clash overlap (Å)
1:CA:300:A:H2'	1:CA:301:G:O4'	2.17	0.44
1:CA:313:A:O2'	1:CA:314:C:H5'	2.17	0.44
1:CA:762:C:O2'	1:CA:763:G:H5'	2.17	0.44
1:CA:1014:A:H2'	1:CA:1015:A:C8	2.52	0.44
1:CA:1133:G:H22	1:CA:1143:G:H1'	1.82	0.44
1:CA:1298:C:H2'	7:CG:114:ARG:HH12	1.83	0.44
1:CA:1326:C:H2'	1:CA:1327:C:H6	1.78	0.44
1:CA:1358:U:OP1	14:CN:35:ARG:HG3	2.18	0.44
5:CE:8:GLU:HA	5:CE:34:VAL:HA	2.00	0.44
5:CE:18:ARG:NE	5:CE:27:ARG:HH21	2.15	0.44
9:CI:2:GLU:HG2	9:CI:2:GLU:O	2.17	0.44
10:CJ:29:ARG:HG2	10:CJ:29:ARG:O	2.17	0.44
11:CK:122:LYS:O	11:CK:126:ARG:HG3	2.17	0.44
16:CP:20:VAL:HG22	16:CP:21:VAL:H	1.82	0.44
19:CS:13:ASP:C	19:CS:15:LEU:H	2.20	0.44
20:CT:63:ILE:HG22	20:CT:77:ALA:HB1	1.99	0.44
20:CT:81:LYS:C	20:CT:83:ARG:H	2.21	0.44
20:CT:104:LEU:HD23	20:CT:105:SER:C	2.37	0.44
22:CW:18:G:H4'	22:CW:60:U:H3	1.81	0.44
24:CY:16:TYR:HD1	24:CY:55:LEU:CD2	2.30	0.44
24:CY:59:VAL:CA	24:CY:62:PHE:HB3	2.44	0.44
24:CY:307:TRP:O	24:CY:309:SER:N	2.50	0.44
27:D2:4:SER:O	27:D2:8:LYS:HG3	2.18	0.44
28:D3:13:ILE:N	28:D3:13:ILE:HD12	2.31	0.44
31:D6:30:THR:O	31:D6:32:ASN:N	2.50	0.44
35:DA:347:A:H2'	35:DA:348:G:C8	2.51	0.44
35:DA:638:G:C5	35:DA:651:G:C2	3.05	0.44
35:DA:709:U:O2'	35:DA:710:G:H5'	2.17	0.44
35:DA:786:C:O2'	35:DA:787:U:H5'	2.16	0.44
35:DA:828:U:O2	35:DA:828:U:C3'	2.66	0.44
35:DA:914:C:C2'	35:DA:915:C:H5'	2.33	0.44
35:DA:1902:C:C5'	38:DD:246:PRO:HD3	2.47	0.44
35:DA:2369:A:O2'	35:DA:2370:G:H5'	2.17	0.44
35:DA:2677:G:H2'	35:DA:2678:C:C6	2.53	0.44
38:DD:242:ARG:HG2	38:DD:242:ARG:HH11	1.82	0.44
40:DF:8:GLN:O	40:DF:9:ILE:C	2.55	0.44
41:DG:85:GLY:O	41:DG:87:PRO:HD2	2.17	0.44
41:DG:132:ASN:OD1	41:DG:158:ALA:HB2	2.17	0.44
42:DH:30:LYS:HE2	42:DH:79:VAL:HA	1.97	0.44
42:DH:83:TYR:HA	42:DH:135:GLY:N	2.15	0.44
42:DH:85:LYS:HG2	42:DH:85:LYS:O	2.16	0.44

Continued on next page...

Continued from previous page...

Atom-1	Atom-2	Interatomic distance (Å)	Clash overlap (Å)
59:DI:26:ALA:HA	59:DI:30:LEU:HB2	1.99	0.44
44:DJ:110:UNK:O	44:DJ:111:UNK:CB	2.65	0.44
48:DP:58:THR:O	48:DP:58:THR:HG23	2.16	0.44
48:DP:102:ARG:O	48:DP:103:ALA:CB	2.64	0.44
52:DT:36:GLU:HB3	52:DT:38:ASN:OD1	2.17	0.44
53:DU:25:TRP:CG	53:DU:26:GLY:N	2.85	0.44
54:DV:17:GLY:HA2	54:DV:96:ILE:O	2.18	0.44
54:DV:28:GLU:HB3	54:DV:29:PRO:CD	2.40	0.44
57:DY:27:VAL:CG1	57:DY:29:GLU:OE1	2.64	0.44
57:DY:51:VAL:O	57:DY:51:VAL:HG12	2.17	0.44
58:DZ:108:PRO:O	58:DZ:109:ALA:O	2.34	0.44
1:AA:25:C:C5	1:AA:558:G:N2	2.85	0.44
1:AA:264:U:O2'	17:AQ:64:PRO:HB2	2.18	0.44
1:AA:710:G:O2'	1:AA:711:G:H5'	2.16	0.44
1:AA:925:G:H4'	1:AA:1502:A:C2	2.53	0.44
1:AA:1195:C:H5''	1:AA:1196:U:OP2	2.17	0.44
1:AA:1508:G:H2'	1:AA:1509:C:C6	2.52	0.44
1:AA:1523:G:OP1	11:AK:123:LYS:HD3	2.17	0.44
2:AB:75:LYS:CA	2:AB:78:GLN:HG3	2.36	0.44
8:AH:69:ARG:HD3	8:AH:75:ARG:O	2.15	0.44
9:AI:79:LEU:HD11	9:AI:83:ARG:NH2	2.32	0.44
10:AJ:38:ILE:N	10:AJ:71:LEU:O	2.50	0.44
11:AK:120:ARG:HH22	11:AK:126:ARG:NH2	2.15	0.44
12:AL:69:TYR:HB2	12:AL:96:VAL:HG11	1.98	0.44
15:AO:36:ILE:HG22	15:AO:37:ASN:N	2.31	0.44
24:AY:88:LYS:C	24:AY:90:GLU:N	2.71	0.44
24:AY:196:ASP:OD1	24:AY:197:ALA:N	2.50	0.44
24:AY:231:VAL:HG11	24:AY:268:GLN:CG	2.46	0.44
24:AY:269:ILE:HD12	49:BQ:80:GLU:HG3	1.99	0.44
28:B3:37:LEU:C	28:B3:38:GLU:O	2.53	0.44
32:B7:8:ASN:HD21	32:B7:10:ARG:HB3	1.83	0.44
35:BA:95:G:N2	35:BA:96:G:H1'	2.32	0.44
35:BA:107:C:C2	35:BA:108:U:C5	3.06	0.44
35:BA:654(S):G:H2'	35:BA:654(T):C:C6	2.52	0.44
35:BA:783:A:H8	35:BA:784:A:H4'	1.81	0.44
35:BA:1018:C:O2'	35:BA:1019:U:H5'	2.17	0.44
35:BA:1210:A:C5'	35:BA:1211:U:H3'	2.40	0.44
35:BA:1669:A:H5''	35:BA:2550:G:OP1	2.18	0.44
35:BA:2092:U:O2	35:BA:2092:U:O4'	2.33	0.44
35:BA:2235:G:H2'	35:BA:2236:C:C6	2.52	0.44
35:BA:2289:G:C1'	35:BA:2346:A:H2	2.30	0.44

Continued on next page...

Continued from previous page...

Atom-1	Atom-2	Interatomic distance (Å)	Clash overlap (Å)
35:BA:2508:G:O2'	35:BA:2509:G:H5'	2.17	0.44
39:BE:47:VAL:HG12	39:BE:49:LEU:CD1	2.44	0.44
39:BE:76:ARG:O	39:BE:77:ILE:C	2.55	0.44
40:BF:7:TYR:CB	40:BF:16:GLY:C	2.86	0.44
40:BF:117:ARG:HA	40:BF:117:ARG:HD3	1.58	0.44
41:BG:29:TRP:C	41:BG:31:VAL:N	2.71	0.44
41:BG:39:ILE:CG1	41:BG:92:VAL:HG12	2.46	0.44
41:BG:55:LYS:C	41:BG:57:ALA:H	2.20	0.44
42:BH:106:THR:C	42:BH:107:VAL:HG13	2.38	0.44
45:BK:62:ASP:O	45:BK:64:SER:N	2.51	0.44
45:BK:77:LEU:CD1	45:BK:107:ILE:HG23	2.47	0.44
45:BK:125:ARG:HG2	45:BK:125:ARG:NH1	2.31	0.44
47:BO:88:ASN:HD21	47:BO:90:GLN:HB2	1.81	0.44
51:BS:26:LEU:HD13	51:BS:87:PHE:HD1	1.82	0.44
51:BS:90:GLY:O	51:BS:92:TYR:N	2.51	0.44
52:BT:108:ARG:HH11	52:BT:108:ARG:CB	2.29	0.44
53:BU:31:SER:O	53:BU:33:ARG:N	2.50	0.44
54:BV:62:LEU:HD21	54:BV:95:LEU:CB	2.40	0.44
57:BY:31:LEU:CB	57:BY:32:PRO:CA	2.95	0.44
1:CA:453:A:O2'	1:CA:454:C:H6	2.01	0.44
1:CA:475:G:O2'	1:CA:476:G:H5'	2.18	0.44
1:CA:589:C:O2'	1:CA:590:C:H5'	2.17	0.44
1:CA:723:U:H5''	1:CA:724:G:OP2	2.17	0.44
1:CA:791:G:C5	1:CA:792:A:N7	2.86	0.44
1:CA:925:G:C6	1:CA:927:G:N7	2.86	0.44
1:CA:1248:A:C6	1:CA:1249:C:C4	3.05	0.44
1:CA:1294:G:O2'	1:CA:1295:G:H5'	2.17	0.44
3:CC:28:GLN:O	3:CC:29:TYR:C	2.53	0.44
3:CC:134:ILE:HG23	3:CC:151:VAL:HB	1.99	0.44
9:CI:118:LYS:O	9:CI:119:ALA:CB	2.65	0.44
10:CJ:55:LYS:O	10:CJ:56:HIS:CG	2.70	0.44
10:CJ:62:HIS:H	10:CJ:62:HIS:HD2	1.63	0.44
10:CJ:70:ARG:HE	10:CJ:70:ARG:CA	2.28	0.44
13:CM:73:GLU:O	13:CM:76:ALA:HB3	2.17	0.44
16:CP:5:ARG:HE	16:CP:22:THR:CG2	2.30	0.44
19:CS:6:LYS:CD	19:CS:6:LYS:N	2.76	0.44
19:CS:43:GLU:C	19:CS:43:GLU:OE1	2.56	0.44
22:CV:11:C:O5'	22:CV:11:C:H6	2.00	0.44
24:CY:190:VAL:CG1	24:CY:201:ARG:HE	2.31	0.44
27:D2:46:GLN:HA	27:D2:46:GLN:OE1	2.17	0.44
28:D3:57:GLU:HG2	28:D3:58:VAL:N	2.33	0.44

Continued on next page...

Continued from previous page...

Atom-1	Atom-2	Interatomic distance (Å)	Clash overlap (Å)
31:D6:12:GLU:HG2	31:D6:52:VAL:O	2.17	0.44
31:D6:29:ASN:O	31:D6:30:THR:C	2.55	0.44
35:DA:211:A:O2'	35:DA:212:G:H5'	2.17	0.44
35:DA:271(P):C:O2'	35:DA:271(Q):G:H5'	2.16	0.44
35:DA:547:A:H2'	35:DA:548:A:C8	2.52	0.44
35:DA:658:C:H2'	35:DA:659:C:C6	2.52	0.44
35:DA:840:C:H2'	35:DA:841:A:C8	2.53	0.44
35:DA:888:C:O2'	35:DA:889:C:H5'	2.18	0.44
35:DA:1567:A:C8	38:DD:84:TYR:CE2	3.06	0.44
37:DC:83:ILE:HG23	37:DC:87:GLU:OE2	2.17	0.44
37:DC:192:PHE:HA	37:DC:196:LEU:CB	2.47	0.44
38:DD:95:LEU:HD12	38:DD:103:ARG:O	2.17	0.44
38:DD:96:HIS:NE2	38:DD:102:LYS:HE2	2.33	0.44
38:DD:211:ARG:O	38:DD:213:ARG:N	2.50	0.44
39:DE:87:GLU:O	39:DE:88:GLY:C	2.56	0.44
42:DH:19:VAL:CG2	42:DH:44:VAL:HG13	2.44	0.44
42:DH:85:LYS:HE2	42:DH:145:ALA:CB	2.47	0.44
59:DI:66:GLU:HA	59:DI:69:LYS:NZ	2.32	0.44
59:DI:125:GLU:HB3	59:DI:143:SER:OG	2.18	0.44
48:DP:7:ARG:NH1	48:DP:7:ARG:CG	2.80	0.44
48:DP:10:PRO:CD	48:DP:11:GLY:N	2.79	0.44
48:DP:62:LEU:HD22	48:DP:62:LEU:O	2.17	0.44
49:DQ:141:GLN:N	58:DZ:99:TYR:CD2	2.86	0.44
52:DT:108:ARG:HH11	52:DT:108:ARG:CB	2.30	0.44
53:DU:64:ARG:HG2	53:DU:64:ARG:HH21	1.82	0.44
57:DY:42:VAL:CG2	57:DY:67:LEU:HD13	2.46	0.44
58:DZ:10:ARG:HG3	58:DZ:18:LEU:HD21	1.99	0.44
1:AA:69:G:H2'	1:AA:70:G:C8	2.52	0.44
1:AA:311:C:O2'	1:AA:312:C:H5'	2.17	0.44
1:AA:677:U:H2'	1:AA:678:U:C6	2.53	0.44
1:AA:1049:U:H1'	1:AA:1201:A:N7	2.32	0.44
1:AA:1125:U:H2'	1:AA:1126:U:OP2	2.18	0.44
2:AB:219:VAL:O	2:AB:222:ILE:HB	2.17	0.44
2:AB:222:ILE:HG22	2:AB:226:ARG:HH21	1.81	0.44
5:AE:18:ARG:NE	5:AE:27:ARG:HH21	2.16	0.44
6:AF:46:ARG:HH22	18:AR:37:VAL:HG21	1.83	0.44
10:AJ:48:THR:HG23	10:AJ:62:HIS:CG	2.51	0.44
10:AJ:51:ARG:HG3	10:AJ:60:ARG:HA	1.99	0.44
18:AR:29:PHE:CD1	18:AR:39:VAL:HG11	2.52	0.44
20:AT:92:LEU:C	20:AT:94:ALA:H	2.21	0.44
22:AW:70:G:H2'	22:AW:70:G:N3	2.33	0.44

Continued on next page...

Continued from previous page...

Atom-1	Atom-2	Interatomic distance (Å)	Clash overlap (Å)
24:AY:64:SER:OG	24:AY:87:LEU:HD21	2.17	0.44
26:B1:74:VAL:O	26:B1:77:ALA:HB3	2.17	0.44
27:B2:57:ILE:O	27:B2:60:LEU:HB2	2.16	0.44
28:B3:57:GLU:HG2	28:B3:58:VAL:N	2.33	0.44
35:BA:196:A:OP2	48:BP:51:PHE:HE2	1.99	0.44
35:BA:523:C:C2'	35:BA:524:U:H5'	2.46	0.44
35:BA:1184:G:C5	35:BA:1185:C:C5	3.06	0.44
35:BA:1401:G:H2'	35:BA:1402:C:C6	2.53	0.44
35:BA:1567:A:C8	38:BD:84:TYR:CE2	3.05	0.44
35:BA:1636:C:H2'	35:BA:1637:A:C8	2.53	0.44
35:BA:1657:C:H2'	35:BA:1658:C:H6	1.81	0.44
35:BA:2599:G:N7	38:BD:237:GLU:HG3	2.32	0.44
35:BA:2745:C:H4'	42:BH:142:GLY:O	2.17	0.44
38:BD:27:THR:HG21	38:BD:83:GLU:HG2	1.97	0.44
38:BD:43:ARG:HB2	38:BD:49:ILE:HA	1.98	0.44
38:BD:72:LYS:HD2	38:BD:97:TYR:CD2	2.52	0.44
38:BD:126:GLN:O	38:BD:193:VAL:HG11	2.17	0.44
39:BE:45:THR:O	39:BE:46:ALA:HB2	2.17	0.44
40:BF:20:LEU:O	40:BF:21:ALA:HB2	2.17	0.44
40:BF:160:ASN:HD22	40:BF:161:GLU:N	2.15	0.44
41:BG:145:THR:OG1	41:BG:148:MET:HB3	2.16	0.44
42:BH:97:ARG:C	42:BH:125:VAL:HG21	2.38	0.44
43:BI:65:ALA:CB	43:BI:132:PRO:HB2	2.47	0.44
45:BK:67:PHE:CD1	45:BK:67:PHE:N	2.85	0.44
46:BN:40:PRO:C	46:BN:42:TRP:H	2.19	0.44
48:BP:83:VAL:O	48:BP:83:VAL:HG13	2.17	0.44
50:BR:103:ARG:HB2	50:BR:109:ALA:C	2.38	0.44
52:BT:16:ARG:HB2	52:BT:79:HIS:CD2	2.52	0.44
54:BV:15:GLU:O	54:BV:16:PRO:C	2.56	0.44
54:BV:28:GLU:CB	54:BV:29:PRO:HD2	2.40	0.44
57:BY:2:ARG:N	57:BY:5:MET:SD	2.90	0.44
57:BY:81:LYS:HA	57:BY:82:PRO:HD3	1.85	0.44
57:BY:88:LYS:HZ3	57:BY:93:GLY:C	2.21	0.44
1:CA:255:G:O3'	17:CQ:17:LYS:HD2	2.17	0.44
1:CA:511:C:HO2'	1:CA:512:U:H6	1.61	0.44
1:CA:709:G:H2'	1:CA:710:G:H8	1.83	0.44
1:CA:1514:C:H2'	1:CA:1515:C:H6	1.82	0.44
2:CB:82:ARG:HH11	2:CB:83:MET:CE	2.30	0.44
2:CB:91:PRO:HG3	2:CB:155:LEU:HD23	1.99	0.44
4:CD:205:GLU:O	4:CD:207:TYR:N	2.51	0.44
6:CF:2:ARG:HD2	6:CF:4:TYR:OH	2.18	0.44

Continued on next page...

Continued from previous page...

Atom-1	Atom-2	Interatomic distance (Å)	Clash overlap (Å)
7:CG:43:PHE:O	7:CG:46:ALA:HB3	2.18	0.44
9:CI:9:ARG:HA	9:CI:13:ALA:O	2.18	0.44
12:CL:125:PRO:HB2	12:CL:127:GLU:CD	2.38	0.44
13:CM:81:LEU:HB3	13:CM:89:GLY:HA2	1.99	0.44
15:CO:33:THR:HG21	15:CO:85:LEU:HD22	1.97	0.44
20:CT:32:ALA:O	20:CT:36:LEU:HB2	2.17	0.44
22:CV:53:G:H2'	22:CV:54:U:H6	1.83	0.44
22:CV:59:U:H2'	22:CV:60:U:H5'	2.00	0.44
22:CW:70:G:C2'	22:CW:71:G:C5'	2.96	0.44
24:CY:65:LEU:HD21	24:CY:94:ALA:CB	2.45	0.44
26:D1:86:SER:HA	26:D1:89:GLU:CD	2.37	0.44
31:D6:15:GLU:CD	31:D6:18:ARG:HG3	2.36	0.44
31:D6:27:LYS:HD2	35:DA:2285:C:OP2	2.17	0.44
35:DA:271(A):A:H3'	35:DA:271(B):C:H6	1.83	0.44
35:DA:534:U:H2'	35:DA:535:C:C6	2.53	0.44
35:DA:674:G:C1'	40:DF:74:ARG:HD2	2.38	0.44
35:DA:783:A:H8	35:DA:784:A:H4'	1.83	0.44
35:DA:1020:A:N6	35:DA:1141:U:O2'	2.51	0.44
35:DA:1071:G:C1'	35:DA:1089:G:C8	3.00	0.44
35:DA:1088:A:N6	45:DK:133:SER:OG	2.51	0.44
35:DA:1407:C:C2	35:DA:1596:A:C2	3.05	0.44
35:DA:1793:C:H2'	35:DA:1794:U:C6	2.52	0.44
35:DA:1841:U:C2'	38:DD:244:ARG:HH22	2.31	0.44
35:DA:2367:G:H2'	35:DA:2368:C:C6	2.50	0.44
35:DA:2704:C:H2'	35:DA:2705:A:C8	2.52	0.44
35:DA:2862:G:O2'	35:DA:2863:C:H5'	2.18	0.44
37:DC:74:VAL:HA	37:DC:119:VAL:O	2.18	0.44
38:DD:133:LEU:HD23	38:DD:136:ILE:HD12	1.99	0.44
39:DE:63:LEU:O	39:DE:64:LYS:C	2.56	0.44
39:DE:182:LEU:C	39:DE:182:LEU:HD12	2.37	0.44
40:DF:125:LEU:HD11	40:DF:199:TRP:CG	2.53	0.44
41:DG:82:LEU:HD13	41:DG:87:PRO:CB	2.46	0.44
41:DG:82:LEU:HD23	41:DG:82:LEU:HA	1.81	0.44
41:DG:144:ILE:HD12	41:DG:145:THR:H	1.83	0.44
45:DK:55:VAL:HG22	45:DK:57:ILE:CD1	2.48	0.44
46:DN:56:ASN:HA	46:DN:124:ALA:O	2.17	0.44
47:DO:16:ALA:HA	47:DO:46:ALA:CB	2.46	0.44
57:DY:9:LYS:HG3	57:DY:10:GLY:H	1.81	0.44
1:AA:625:G:C4	1:AA:626:U:C5	3.06	0.44
1:AA:745:C:H1'	1:AA:836:G:O2'	2.17	0.44
1:AA:859:A:H2'	1:AA:860:A:O4'	2.17	0.44

Continued on next page...

Continued from previous page...

Atom-1	Atom-2	Interatomic distance (Å)	Clash overlap (Å)
1:AA:890:G:N2	1:AA:906:G:H2'	2.33	0.44
1:AA:986:A:H2'	1:AA:987:G:C8	2.51	0.44
1:AA:1071:C:H2'	1:AA:1072:G:H8	1.83	0.44
1:AA:1162:C:O2'	1:AA:1163:C:H5'	2.16	0.44
1:AA:1231:G:H5''	9:AI:128:ARG:HD3	1.99	0.44
1:AA:1248:A:C6	1:AA:1249:C:C4	3.05	0.44
1:AA:1440:C:C2	1:AA:1462:G:N2	2.85	0.44
2:AB:194:PRO:HG2	2:AB:195:ASP:H	1.81	0.44
3:AC:138:VAL:HG13	3:AC:149:ALA:HB3	2.00	0.44
3:AC:150:LYS:HA	3:AC:169:ALA:HB2	1.98	0.44
5:AE:13:ILE:N	5:AE:13:ILE:HD12	2.33	0.44
5:AE:42:GLY:CA	5:AE:66:MET:HG2	2.47	0.44
9:AI:2:GLU:N	9:AI:88:TYR:HH	2.15	0.44
9:AI:104:ARG:HA	9:AI:104:ARG:HD2	1.83	0.44
10:AJ:6:ILE:CG2	10:AJ:98:ILE:HG13	2.48	0.44
10:AJ:48:THR:HA	10:AJ:62:HIS:CB	2.43	0.44
12:AL:84:LEU:HB2	12:AL:105:TYR:CE1	2.53	0.44
17:AQ:29:HIS:N	17:AQ:33:GLY:O	2.42	0.44
17:AQ:76:LEU:CG	17:AQ:77:VAL:N	2.81	0.44
19:AS:6:LYS:CG	19:AS:7:LYS:HE3	2.48	0.44
20:AT:32:ALA:O	20:AT:36:LEU:HB2	2.17	0.44
22:AW:39:U:C2'	22:AW:40:C:H5''	2.42	0.44
24:AY:100:GLU:C	24:AY:102:TYR:H	2.21	0.44
24:AY:123:GLY:H	24:AY:206:ALA:HA	1.82	0.44
24:AY:312:ARG:NH2	24:AY:325:ARG:NH2	2.64	0.44
27:B2:6:VAL:O	27:B2:7:ARG:C	2.56	0.44
28:B3:19:GLN:HE22	28:B3:52:HIS:CE1	2.29	0.44
31:B6:19:ARG:HD2	31:B6:19:ARG:N	2.33	0.44
33:B8:7:HIS:HB2	33:B8:59:LYS:HD2	2.00	0.44
35:BA:59:U:O2'	35:BA:73:A:H2'	2.17	0.44
35:BA:598:G:H4'	48:BP:15:ARG:HB3	2.00	0.44
35:BA:709:U:O2'	35:BA:710:G:H5'	2.16	0.44
35:BA:1100:C:H2'	35:BA:1101:U:C5'	2.47	0.44
35:BA:1251:C:OP1	53:BU:10:ARG:HG3	2.17	0.44
35:BA:1407:C:O2	35:BA:1407:C:H2'	2.18	0.44
35:BA:1573:G:C2'	35:BA:1574:C:H5'	2.46	0.44
35:BA:1888:G:N3	35:BA:1888:G:H5'	2.32	0.44
35:BA:1948:G:O2'	35:BA:1949:G:H5'	2.17	0.44
35:BA:2516:G:C5	35:BA:2517:C:C4	3.06	0.44
37:BC:58:VAL:HA	37:BC:59:ARG:CZ	2.48	0.44
38:BD:61:LEU:O	38:BD:63:ARG:NH1	2.51	0.44

Continued on next page...

Continued from previous page...

Atom-1	Atom-2	Interatomic distance (Å)	Clash overlap (Å)
38:BD:95:LEU:HD12	38:BD:103:ARG:O	2.17	0.44
39:BE:79:ARG:HG2	39:BE:79:ARG:NH1	2.32	0.44
39:BE:98:PRO:HD3	39:BE:175:VAL:HG12	1.99	0.44
40:BF:104:LYS:O	40:BF:108:LYS:HG3	2.18	0.44
41:BG:13:GLU:HG3	41:BG:14:GLU:H	1.82	0.44
50:BR:54:LEU:HG	50:BR:62:ALA:HB1	1.99	0.44
51:BS:97:ARG:CZ	51:BS:98:VAL:HA	2.39	0.44
53:BU:57:PHE:O	53:BU:59:ARG:N	2.51	0.44
58:BZ:80:ARG:O	58:BZ:81:ARG:C	2.56	0.44
1:CA:25:C:C5	1:CA:558:G:N2	2.86	0.44
1:CA:410:G:OP2	4:CD:25:ARG:HG3	2.17	0.44
1:CA:457:C:H2'	1:CA:458:C:C6	2.53	0.44
1:CA:1051:C:H2'	1:CA:1052:U:C6	2.53	0.44
1:CA:1239:A:H62	1:CA:1299:A:H62	1.66	0.44
1:CA:1330:U:H5'	1:CA:1331:G:OP2	2.17	0.44
3:CC:23:TYR:CG	3:CC:24:ALA:N	2.86	0.44
3:CC:124:ILE:HG21	3:CC:196:LEU:HG	1.99	0.44
5:CE:139:LEU:C	5:CE:141:GLN:N	2.70	0.44
6:CF:36:ARG:HB3	6:CF:36:ARG:NH1	2.32	0.44
8:CH:120:THR:H	8:CH:123:GLU:HB2	1.82	0.44
10:CJ:99:LYS:O	10:CJ:100:THR:HG23	2.16	0.44
15:CO:39:LEU:HD12	15:CO:56:LEU:HB2	1.99	0.44
19:CS:6:LYS:HD2	19:CS:7:LYS:N	2.31	0.44
26:D1:82:LEU:O	26:D1:83:GLU:HG3	2.17	0.44
28:D3:19:GLN:HE22	28:D3:52:HIS:CE1	2.32	0.44
31:D6:19:ARG:H	31:D6:19:ARG:HD2	1.82	0.44
35:DA:558:G:OP2	46:DN:111:PRO:HD2	2.18	0.44
35:DA:639:U:H2'	35:DA:640:C:C6	2.52	0.44
35:DA:970:C:H2'	35:DA:971:C:C6	2.52	0.44
35:DA:1061:U:P	45:DK:9:LYS:NZ	2.91	0.44
35:DA:1080:C:O2'	35:DA:1081:U:H5'	2.17	0.44
35:DA:1386:C:H2'	35:DA:1387:C:C6	2.52	0.44
35:DA:2173:A:H3'	35:DA:2174:C:C6	2.53	0.44
35:DA:2682:U:C5	39:DE:11:MET:HE1	2.52	0.44
35:DA:2692:C:O2'	35:DA:2693:A:H5'	2.17	0.44
37:DC:72:VAL:HG21	37:DC:161:ILE:HA	1.99	0.44
38:DD:7:LYS:O	38:DD:9:TYR:HD1	2.01	0.44
40:DF:65:TRP:HB3	40:DF:66:PRO:HD3	2.00	0.44
40:DF:88:VAL:CG1	40:DF:91:GLY:HA3	2.46	0.44
44:DJ:70:UNK:O	44:DJ:72:UNK:N	2.51	0.44
45:DK:14:ALA:C	45:DK:45:THR:HG21	2.37	0.44

Continued on next page...

Continued from previous page...

Atom-1	Atom-2	Interatomic distance (Å)	Clash overlap (Å)
45:DK:62:ASP:O	45:DK:64:SER:N	2.50	0.44
46:DN:65:LYS:HB2	46:DN:69:GLN:HG3	1.98	0.44
46:DN:119:ARG:NH1	46:DN:119:ARG:HG3	2.30	0.44
52:DT:32:TYR:CB	52:DT:81:PRO:HB3	2.48	0.44
52:DT:132:LYS:C	52:DT:134:GLU:H	2.21	0.44
58:DZ:151:HIS:HA	58:DZ:171:ILE:CG1	2.43	0.44
1:AA:119:A:H4'	1:AA:120:A:O5'	2.18	0.44
1:AA:983:A:HO2'	1:AA:1049:U:HO2'	1.62	0.44
1:AA:1500:A:O2'	1:AA:1501:C:H5'	2.17	0.44
2:AB:30:ARG:HH21	2:AB:194:PRO:CB	2.30	0.44
2:AB:97:TRP:CH2	2:AB:176:GLU:OE2	2.71	0.44
2:AB:194:PRO:O	2:AB:197:VAL:HG23	2.17	0.44
4:AD:25:ARG:HH12	4:AD:30:LYS:HB2	1.83	0.44
4:AD:79:PHE:C	4:AD:79:PHE:CD2	2.91	0.44
5:AE:71:LEU:HD21	5:AE:115:VAL:HG22	2.00	0.44
12:AL:83:VAL:CG2	12:AL:84:LEU:N	2.81	0.44
23:AX:24:A:C8	24:AY:202:HIS:HA	2.53	0.44
25:B0:36:ILE:HD12	25:B0:36:ILE:O	2.18	0.44
35:BA:601:C:O2	35:BA:605:C:H4'	2.17	0.44
35:BA:614:U:O2	35:BA:614:U:O4'	2.34	0.44
35:BA:797:C:P	40:BF:62:ARG:HG3	2.58	0.44
35:BA:893:C:H2'	35:BA:894:C:C6	2.52	0.44
35:BA:981:A:H2	35:BA:2027:G:N3	2.15	0.44
35:BA:1339:G:H21	35:BA:1603:A:H1'	1.83	0.44
35:BA:2206:G:H3'	35:BA:2207:G:C5'	2.48	0.44
35:BA:2296:U:O2	35:BA:2333:A:N3	2.51	0.44
35:BA:2344:U:H4'	35:BA:2345:G:OP1	2.18	0.44
35:BA:2408:U:H2'	35:BA:2409:G:C8	2.53	0.44
35:BA:2704:C:H2'	35:BA:2705:A:O4'	2.18	0.44
35:BA:2791:C:H4'	35:BA:2792:G:O5'	2.17	0.44
39:BE:26:ILE:HG22	39:BE:27:LEU:N	2.31	0.44
41:BG:7:LEU:O	41:BG:8:LYS:C	2.56	0.44
41:BG:73:ALA:H	41:BG:87:PRO:HB2	1.83	0.44
41:BG:111:LEU:HD21	41:BG:120:LEU:HD21	2.00	0.44
43:BI:142:VAL:CG1	43:BI:143:SER:H	2.27	0.44
52:BT:12:SER:O	52:BT:13:ARG:NH1	2.51	0.44
53:BU:66:ASN:OD1	53:BU:76:TYR:HB2	2.18	0.44
54:BV:2:PHE:O	54:BV:3:ALA:CB	2.66	0.44
1:CA:119:A:H4'	1:CA:120:A:O5'	2.18	0.44
1:CA:154:C:H42	1:CA:167:G:H1	1.66	0.44
1:CA:372:C:N4	1:CA:387:U:H2'	2.33	0.44

Continued on next page...

Continued from previous page...

Atom-1	Atom-2	Interatomic distance (Å)	Clash overlap (Å)
1:CA:430:A:C2'	1:CA:431:A:H5'	2.47	0.44
1:CA:706:A:C5	1:CA:707:C:H5	2.36	0.44
1:CA:829:G:O2'	1:CA:830:G:H5'	2.18	0.44
1:CA:986:A:H2'	1:CA:987:G:C8	2.53	0.44
1:CA:1287:A:H2'	1:CA:1288:A:C8	2.53	0.44
1:CA:1501:C:OP1	1:CA:1508:G:H4'	2.18	0.44
2:CB:141:GLU:O	2:CB:145:LEU:HD23	2.18	0.44
3:CC:28:GLN:O	3:CC:30:ARG:N	2.50	0.44
3:CC:47:LEU:HD11	3:CC:76:VAL:HG12	1.99	0.44
3:CC:153:VAL:HA	3:CC:197:GLY:O	2.17	0.44
4:CD:104:VAL:HG21	4:CD:140:VAL:HG21	1.99	0.44
9:CI:112:LYS:HA	9:CI:119:ALA:HA	2.00	0.44
10:CJ:32:ALA:H	10:CJ:78:ASN:CG	2.21	0.44
12:CL:90:VAL:O	12:CL:90:VAL:CG1	2.65	0.44
16:CP:36:ILE:HG13	16:CP:37:GLY:N	2.32	0.44
17:CQ:59:ILE:HG22	17:CQ:60:ILE:N	2.32	0.44
17:CQ:68:ARG:N	17:CQ:70:ARG:NH1	2.64	0.44
20:CT:104:LEU:HD23	20:CT:104:LEU:C	2.38	0.44
25:D0:84:LEU:N	25:D0:84:LEU:CD1	2.78	0.44
28:D3:50:VAL:O	28:D3:52:HIS:N	2.51	0.44
30:D5:40:LYS:HE3	30:D5:46:CYS:CB	2.47	0.44
33:D8:24:ALA:O	33:D8:46:ARG:HA	2.17	0.44
35:DA:271(P):C:H5'	59:DI:46:ALA:CB	2.48	0.44
35:DA:1142(A):A:O2'	35:DA:1143:A:H3'	2.17	0.44
35:DA:1638:C:H4'	35:DA:2710:C:O2	2.18	0.44
35:DA:1826:G:H2'	35:DA:1827:C:H6	1.83	0.44
35:DA:1932:A:H2'	35:DA:1933:G:O4'	2.18	0.44
35:DA:2564:A:C2	35:DA:2647:U:H4'	2.53	0.44
35:DA:2655:G:HO2'	35:DA:2656:U:P	2.41	0.44
35:DA:2861:G:O2'	35:DA:2862:G:H5'	2.17	0.44
36:DB:1:U:O2	36:DB:1:U:H2'	2.17	0.44
36:DB:104:U:O2'	58:DZ:72:ARG:HG3	2.18	0.44
37:DC:18:LYS:O	37:DC:22:ILE:HD11	2.18	0.44
37:DC:72:VAL:CG1	37:DC:74:VAL:HG23	2.46	0.44
38:DD:43:ARG:HB2	38:DD:49:ILE:HA	1.99	0.44
38:DD:94:LEU:HD13	38:DD:94:LEU:O	2.17	0.44
39:DE:66:HIS:O	39:DE:66:HIS:HD2	2.01	0.44
40:DF:21:ALA:C	40:DF:23:ASP:N	2.69	0.44
40:DF:29:ASN:H	40:DF:112:MET:HE3	1.82	0.44
40:DF:129:PHE:HE1	40:DF:142:TRP:CH2	2.36	0.44
59:DI:52:ARG:O	59:DI:53:ALA:C	2.56	0.44

Continued on next page...

Continued from previous page...

Atom-1	Atom-2	Interatomic distance (Å)	Clash overlap (Å)
59:DI:60:GLU:O	59:DI:63:ALA:HB3	2.17	0.44
59:DI:109:ILE:HD13	59:DI:109:ILE:N	2.30	0.44
44:DJ:73:UNK:C	44:DJ:75:UNK:N	2.79	0.44
47:DO:104:ARG:CZ	52:DT:33:LYS:HD2	2.48	0.44
50:DR:2:ARG:CZ	50:DR:5:LYS:NZ	2.76	0.44
51:DS:87:PHE:CG	51:DS:88:ASP:N	2.86	0.44
54:DV:91:TYR:H	54:DV:91:TYR:HD1	1.65	0.44
55:DW:47:VAL:O	55:DW:50:VAL:HG13	2.17	0.44
58:DZ:47:VAL:O	58:DZ:51:ALA:CB	2.65	0.44
1:AA:59:A:H61	1:AA:331:G:H1'	1.82	0.44
1:AA:985:C:H2'	1:AA:986:A:H8	1.82	0.44
1:AA:1105:A:O2'	1:AA:1106:G:H5'	2.18	0.44
1:AA:1142:G:H2'	1:AA:1143:G:O4'	2.17	0.44
1:AA:1226:C:N4	13:AM:104:ARG:HD2	2.33	0.44
1:AA:1324:A:H4'	1:AA:1362:C:O3'	2.18	0.44
2:AB:77:ALA:HB2	2:AB:211:ILE:CD1	2.34	0.44
2:AB:103:THR:CG2	2:AB:179:LYS:HD3	2.48	0.44
2:AB:220:ASP:C	2:AB:222:ILE:N	2.71	0.44
4:AD:54:TYR:O	4:AD:55:ALA:C	2.56	0.44
4:AD:73:ARG:HB2	4:AD:73:ARG:NH1	2.30	0.44
5:AE:20:GLN:O	5:AE:23:GLY:O	2.35	0.44
5:AE:47:LYS:HD2	5:AE:47:LYS:H	1.83	0.44
7:AG:75:VAL:HG13	7:AG:145:ALA:CA	2.48	0.44
8:AH:97:VAL:HG13	8:AH:98:LYS:HG3	2.00	0.44
10:AJ:55:LYS:O	10:AJ:56:HIS:CG	2.71	0.44
12:AL:25:PRO:HD2	12:AL:98:TYR:OH	2.17	0.44
13:AM:25:ILE:HD12	13:AM:25:ILE:N	2.33	0.44
13:AM:82:MET:O	13:AM:83:ASP:C	2.56	0.44
17:AQ:5:VAL:HG13	17:AQ:59:ILE:O	2.17	0.44
17:AQ:19:VAL:HG23	17:AQ:44:ALA:HB3	2.00	0.44
20:AT:104:LEU:HD23	20:AT:105:SER:C	2.38	0.44
22:AV:72:C:C6	22:AV:72:C:C3'	3.00	0.44
22:AW:71:G:H2'	22:AW:72:C:O4'	2.17	0.44
23:AX:18:A:H5'	23:AX:19:U:OP1	2.17	0.44
29:B4:36:VAL:HB	29:B4:37:PRO:HD2	1.99	0.44
29:B4:63:SER:HB3	41:BG:107:LEU:O	2.18	0.44
30:B5:3:LYS:CG	30:B5:4:HIS:H	2.13	0.44
30:B5:46:CYS:SG	30:B5:47:PRO:CD	3.06	0.44
35:BA:327:G:H2'	35:BA:328:U:C6	2.53	0.44
35:BA:674:G:C1'	40:BF:74:ARG:HD2	2.35	0.44
35:BA:691:C:O4'	38:BD:43:ARG:NH2	2.50	0.44

Continued on next page...

Continued from previous page...

Atom-1	Atom-2	Interatomic distance (Å)	Clash overlap (Å)
35:BA:740:U:H2'	35:BA:741:G:H8	1.81	0.44
35:BA:1006:C:O2	46:BN:106:MET:HG2	2.17	0.44
35:BA:2178:C:H5'	37:BC:46:LYS:HB2	1.99	0.44
35:BA:2759:G:C2'	35:BA:2760:C:H5'	2.48	0.44
38:BD:43:ARG:O	38:BD:44:ASN:O	2.36	0.44
38:BD:244:ARG:HG2	38:BD:244:ARG:NH1	2.32	0.44
39:BE:66:HIS:C	39:BE:66:HIS:HD2	2.21	0.44
39:BE:82:ARG:HB3	39:BE:83:ASP:H	1.42	0.44
39:BE:182:LEU:HD12	39:BE:182:LEU:C	2.38	0.44
41:BG:41:GLN:CD	41:BG:60:LEU:HD23	2.38	0.44
43:BI:12:LEU:HD22	43:BI:19:VAL:HG21	2.00	0.44
44:BJ:74:UNK:O	44:BJ:76:UNK:N	2.51	0.44
50:BR:10:LEU:HD22	50:BR:17:ARG:CG	2.47	0.44
50:BR:34:ILE:CG2	50:BR:35:THR:N	2.81	0.44
51:BS:57:LYS:CG	51:BS:58:LEU:H	2.19	0.44
54:BV:40:LEU:HD22	54:BV:46:VAL:HA	2.00	0.44
56:BX:44:GLU:C	56:BX:46:ALA:H	2.20	0.44
57:BY:48:ALA:C	57:BY:49:VAL:HG22	2.37	0.44
57:BY:51:VAL:HG12	57:BY:51:VAL:O	2.18	0.44
1:CA:319:G:O2'	1:CA:320:C:H5'	2.17	0.44
1:CA:860:A:H2'	1:CA:861:G:O4'	2.18	0.44
1:CA:957:U:H4'	19:CS:79:THR:HB	1.99	0.44
1:CA:1117:G:O3'	9:CI:104:ARG:NH1	2.51	0.44
1:CA:1466:C:H2'	1:CA:1467:G:O4'	2.17	0.44
2:CB:116:GLU:HA	2:CB:119:GLU:CB	2.47	0.44
4:CD:52:SER:C	4:CD:54:TYR:N	2.69	0.44
4:CD:73:ARG:HD2	4:CD:77:ASN:ND2	2.29	0.44
4:CD:92:VAL:O	4:CD:96:LEU:HD13	2.17	0.44
7:CG:50:ILE:HG22	7:CG:51:GLN:N	2.32	0.44
7:CG:101:LEU:O	7:CG:104:LEU:HB2	2.17	0.44
8:CH:112:LEU:HD11	8:CH:131:GLY:C	2.38	0.44
12:CL:86:ARG:HB3	12:CL:101:VAL:CG2	2.48	0.44
17:CQ:57:VAL:CG2	17:CQ:73:VAL:HG13	2.47	0.44
17:CQ:85:VAL:HG12	17:CQ:89:LEU:HG	1.99	0.44
18:CR:79:LEU:HA	18:CR:80:PRO:HD3	1.77	0.44
19:CS:39:THR:HG22	19:CS:40:ILE:N	2.33	0.44
24:CY:316:LEU:HD21	24:CY:333:PRO:HB2	1.98	0.44
26:D1:30:VAL:HG12	35:DA:2396:G:H1'	1.98	0.44
26:D1:88:LYS:HE2	26:D1:88:LYS:C	2.38	0.44
30:D5:49:CYS:O	30:D5:50:GLY:C	2.56	0.44
31:D6:11:LEU:HD21	31:D6:26:ASN:HB2	2.00	0.44

Continued on next page...

Continued from previous page...

Atom-1	Atom-2	Interatomic distance (Å)	Clash overlap (Å)
31:D6:36:LEU:HA	31:D6:49:HIS:O	2.18	0.44
32:D7:12:ARG:HD3	32:D7:46:VAL:HG21	1.99	0.44
32:D7:45:ALA:O	32:D7:46:VAL:CG2	2.66	0.44
35:DA:152:G:H2'	35:DA:153:C:C6	2.53	0.44
35:DA:305:U:H2'	35:DA:306:U:C6	2.52	0.44
35:DA:579:G:H2'	35:DA:580:C:C6	2.53	0.44
35:DA:844:C:C2'	35:DA:845:G:H5'	2.48	0.44
35:DA:999:U:O2'	35:DA:1000:A:H5''	2.18	0.44
35:DA:1665:A:C2'	35:DA:1666:G:H5'	2.48	0.44
35:DA:1799:G:H2'	38:DD:181:GLU:OE1	2.17	0.44
35:DA:1912:A:O2'	35:DA:1913:A:C5'	2.65	0.44
35:DA:2259:G:O2'	35:DA:2260:C:H5'	2.18	0.44
35:DA:2277:G:C2'	35:DA:2278:A:H5'	2.48	0.44
37:DC:40:THR:O	37:DC:42:GLU:HG3	2.17	0.44
40:DF:140:LEU:HD13	40:DF:170:LEU:HD21	1.99	0.44
40:DF:177:ALA:HB1	40:DF:178:PRO:HD2	1.99	0.44
40:DF:184:TYR:CE1	48:DP:7:ARG:NH2	2.86	0.44
45:DK:100:THR:OG1	45:DK:102:GLU:HG2	2.17	0.44
48:DP:49:ARG:O	48:DP:50:ARG:HB3	2.18	0.44
49:DQ:1:MET:O	49:DQ:2:LEU:HB3	2.17	0.44
49:DQ:14:ARG:HG2	49:DQ:41:TRP:HH2	1.83	0.44
49:DQ:39:PRO:O	49:DQ:40:ALA:HB2	2.18	0.44
49:DQ:42:ILE:CG2	49:DQ:47:ILE:HG13	2.48	0.44
50:DR:12:ARG:NE	50:DR:16:HIS:CE1	2.82	0.44
54:DV:39:LEU:CB	54:DV:47:VAL:HG21	2.45	0.44
58:DZ:40:ASP:OD1	58:DZ:41:LEU:N	2.51	0.44
1:AA:16:A:N1	1:AA:919:A:H2	2.16	0.44
1:AA:154:C:H42	1:AA:167:G:H1	1.64	0.44
1:AA:402:G:O2'	1:AA:403:C:H5'	2.18	0.44
1:AA:426:G:H2'	1:AA:427:U:C6	2.52	0.44
1:AA:457:C:H2'	1:AA:458:C:C6	2.53	0.44
1:AA:784:C:H4'	35:BA:1837:C:OP1	2.18	0.44
1:AA:1006:C:H2'	1:AA:1007:C:H6	1.76	0.44
1:AA:1228:C:P	13:AM:115:LYS:HE3	2.58	0.44
1:AA:1367:C:OP1	9:AI:115:GLY:N	2.44	0.44
1:AA:1476:G:H2'	1:AA:1477:C:H6	1.82	0.44
2:AB:44:LEU:HD12	2:AB:44:LEU:N	2.32	0.44
2:AB:220:ASP:CA	2:AB:223:ILE:HG12	2.42	0.44
7:AG:145:ALA:C	7:AG:147:ALA:N	2.71	0.44
11:AK:108:ILE:O	18:AR:87:ARG:N	2.48	0.44
13:AM:82:MET:SD	13:AM:83:ASP:N	2.91	0.44

Continued on next page...

Continued from previous page...

Atom-1	Atom-2	Interatomic distance (Å)	Clash overlap (Å)
24:AY:10:LEU:HB2	24:AY:102:TYR:CD1	2.52	0.44
24:AY:19:ILE:C	24:AY:21:GLN:H	2.21	0.44
24:AY:82:GLU:C	24:AY:84:ARG:H	2.20	0.44
24:AY:127:THR:HG22	24:AY:162:ALA:HB3	2.00	0.44
25:B0:27:GLU:HB3	35:BA:856:C:C1'	2.44	0.44
26:B1:49:VAL:HB	26:B1:60:PHE:HB2	1.99	0.44
32:B7:9:ARG:HH11	32:B7:9:ARG:HG3	1.82	0.44
33:B8:2:PRO:O	33:B8:3:LYS:HB3	2.17	0.44
33:B8:25:MET:O	33:B8:26:LYS:C	2.56	0.44
35:BA:6:A:O2'	35:BA:7:G:H5'	2.18	0.44
35:BA:15:G:O2'	35:BA:16:G:H5'	2.17	0.44
35:BA:27:G:H22	35:BA:512:G:C2'	2.22	0.44
35:BA:27:G:C2'	35:BA:28:A:OP2	2.66	0.44
35:BA:39:C:O2'	35:BA:40:C:H5'	2.17	0.44
35:BA:979:G:H3'	35:BA:980:A:H5''	1.99	0.44
35:BA:2206:G:C2	35:BA:2207:G:H5'	2.53	0.44
35:BA:2422:A:H4'	35:BA:2423:U:OP1	2.18	0.44
35:BA:2443:C:H2'	35:BA:2444:G:H8	1.83	0.44
35:BA:2777:G:H5''	35:BA:2778:A:H5'	1.99	0.44
38:BD:133:LEU:HD21	38:BD:191:ALA:HB2	2.00	0.44
39:BE:30:PRO:HD3	39:BE:180:ASN:ND2	2.33	0.44
39:BE:89:ASP:O	39:BE:90:THR:O	2.36	0.44
40:BF:29:ASN:H	40:BF:112:MET:CE	2.31	0.44
41:BG:29:TRP:O	41:BG:31:VAL:N	2.51	0.44
41:BG:167:GLU:O	41:BG:171:ALA:N	2.41	0.44
42:BH:146:ALA:CA	42:BH:149:ARG:HB3	2.48	0.44
42:BH:160:LYS:HB2	42:BH:161:GLY:H	1.54	0.44
43:BI:15:VAL:CG1	43:BI:16:GLY:N	2.81	0.44
46:BN:35:ARG:O	46:BN:42:TRP:HZ3	1.98	0.44
46:BN:69:GLN:O	46:BN:71:ILE:HG13	2.17	0.44
47:BO:118:ALA:C	47:BO:120:GLU:H	2.20	0.44
48:BP:75:ILE:H	48:BP:75:ILE:HD12	1.82	0.44
49:BQ:27:VAL:HG12	58:BZ:81:ARG:NH2	2.33	0.44
49:BQ:47:ILE:CD1	49:BQ:70:PRO:HD3	2.47	0.44
49:BQ:141:GLN:NE2	58:BZ:53:ILE:HG21	2.33	0.44
52:BT:11:GLU:CD	52:BT:11:GLU:N	2.71	0.44
52:BT:26:ASP:C	52:BT:26:ASP:OD2	2.55	0.44
58:BZ:27:VAL:HG13	58:BZ:29:TYR:CD2	2.53	0.44
58:BZ:137:ILE:CG2	58:BZ:138:GLU:N	2.81	0.44
1:CA:152:A:H62	1:CA:169:C:H42	1.66	0.44
1:CA:181:G:H21	1:CA:183:G:N2	2.16	0.44

Continued on next page...

Continued from previous page...

Atom-1	Atom-2	Interatomic distance (Å)	Clash overlap (Å)
1:CA:216:G:H2'	1:CA:217:C:O4'	2.18	0.44
1:CA:648:A:H2'	1:CA:649:G:H8	1.82	0.44
1:CA:802:A:H2'	1:CA:803:G:C5'	2.48	0.44
1:CA:1076:C:N3	1:CA:1082:G:C2	2.86	0.44
1:CA:1091:U:H2'	1:CA:1093:A:OP2	2.18	0.44
2:CB:87:ARG:HH12	2:CB:223:ILE:HD13	1.78	0.44
2:CB:111:ARG:HG2	2:CB:111:ARG:NH1	2.33	0.44
5:CE:15:ARG:HG2	5:CE:26:PHE:HD2	1.83	0.44
6:CF:60:PHE:O	6:CF:61:LEU:HD12	2.17	0.44
8:CH:11:THR:O	8:CH:15:ASN:ND2	2.51	0.44
9:CI:114:TYR:HE1	10:CJ:60:ARG:N	2.14	0.44
10:CJ:47:PHE:CD1	10:CJ:47:PHE:O	2.70	0.44
10:CJ:51:ARG:HG3	10:CJ:60:ARG:HA	1.99	0.44
19:CS:13:ASP:C	19:CS:15:LEU:N	2.71	0.44
22:CV:65:G:O2'	22:CV:66:U:H5'	2.17	0.44
22:CW:3:C:O5'	22:CW:3:C:H6	2.00	0.44
26:D1:80:LEU:HD13	26:D1:82:LEU:HG	1.98	0.44
27:D2:50:ILE:HD12	27:D2:50:ILE:H	1.83	0.44
31:D6:24:GLU:HA	31:D6:24:GLU:OE1	2.17	0.44
33:D8:60:LEU:O	33:D8:63:PRO:HG2	2.17	0.44
35:DA:94:C:H5'	35:DA:94(A):G:OP2	2.17	0.44
35:DA:598:G:H4'	48:DP:15:ARG:HB3	2.00	0.44
35:DA:630:G:N2	35:DA:633:A:OP2	2.47	0.44
35:DA:1056:G:H4'	35:DA:1086:A:C8	2.52	0.44
35:DA:1080:C:H2'	35:DA:1081:U:C6	2.47	0.44
35:DA:1297:C:H2'	35:DA:1298:C:H6	1.82	0.44
35:DA:1373:A:O2'	35:DA:1374:G:H5'	2.18	0.44
35:DA:1655:A:H3'	35:DA:1656:C:C6	2.52	0.44
35:DA:1948:G:O2'	35:DA:1949:G:H5'	2.17	0.44
35:DA:1963:U:O2	35:DA:1963:U:C2'	2.63	0.44
35:DA:2197:U:O2'	35:DA:2198:A:H5''	2.17	0.44
35:DA:2887:U:H2'	35:DA:2888:C:C6	2.52	0.44
38:DD:148:GLU:HB3	38:DD:149:PRO:HD2	1.98	0.44
40:DF:7:TYR:HD2	40:DF:16:GLY:N	2.08	0.44
40:DF:8:GLN:HB2	40:DF:126:VAL:HA	1.99	0.44
41:DG:131:TYR:HB3	41:DG:159:VAL:HG22	1.99	0.44
47:DO:45:GLU:O	47:DO:45:GLU:HG3	2.18	0.44
50:DR:49:ASP:O	50:DR:52:ILE:HB	2.17	0.44
52:DT:67:SER:O	52:DT:68:TYR:HB2	2.17	0.44
53:DU:98:LEU:HD21	54:DV:2:PHE:CZ	2.52	0.44
54:DV:4:ILE:HB	54:DV:39:LEU:O	2.17	0.44

Continued on next page...

Continued from previous page...

Atom-1	Atom-2	Interatomic distance (Å)	Clash overlap (Å)
57:DY:89:PHE:O	57:DY:90:LEU:CB	2.63	0.44
1:AA:66:G:H21	1:AA:172:A:H2	1.64	0.44
1:AA:532:A:C2	1:AA:1207:G:H1'	2.52	0.44
1:AA:539:A:H2'	1:AA:540:G:C8	2.53	0.44
1:AA:860:A:H2'	1:AA:861:G:O4'	2.18	0.44
1:AA:940:C:H2'	1:AA:941:G:C8	2.53	0.44
1:AA:977:A:C2'	1:AA:978:A:H5'	2.48	0.44
1:AA:1068:G:OP2	1:AA:1094:G:H5'	2.17	0.44
1:AA:1316:G:H2'	1:AA:1317:C:H5''	2.00	0.44
1:AA:1500:A:OP2	1:AA:1505:G:OP1	2.36	0.44
2:AB:73:THR:HG22	2:AB:95:GLN:O	2.18	0.44
2:AB:114:ARG:CZ	2:AB:118:LEU:HD21	2.48	0.44
3:AC:165:THR:HG22	3:AC:165:THR:O	2.16	0.44
8:AH:121:ASP:OD1	8:AH:121:ASP:N	2.50	0.44
10:AJ:32:ALA:H	10:AJ:78:ASN:CG	2.20	0.44
10:AJ:99:LYS:O	10:AJ:100:THR:HG23	2.18	0.44
12:AL:117:ARG:NH2	12:AL:124:LYS:HA	2.33	0.44
16:AP:58:TYR:CD1	16:AP:58:TYR:C	2.90	0.44
17:AQ:12:SER:N	17:AQ:53:LEU:HD13	2.32	0.44
17:AQ:70:ARG:O	17:AQ:71:PHE:CG	2.71	0.44
19:AS:13:ASP:O	19:AS:15:LEU:N	2.51	0.44
19:AS:52:TYR:HA	19:AS:56:GLN:O	2.18	0.44
20:AT:45:GLN:C	20:AT:47:GLY:H	2.21	0.44
22:AW:54:U:H2'	22:AW:55:U:H5'	2.00	0.44
24:AY:33:LEU:HG	45:BK:29:GLN:NE2	2.32	0.44
24:AY:33:LEU:HD13	35:BA:1095:A:N6	2.33	0.44
24:AY:355:ARG:H	24:AY:355:ARG:HD2	1.83	0.44
25:B0:78:TYR:N	25:B0:78:TYR:CD1	2.86	0.44
26:B1:73:LEU:HD22	26:B1:94:LEU:HD23	1.98	0.44
27:B2:2:LYS:HA	27:B2:2:LYS:NZ	2.33	0.44
34:B9:11:CYS:HB3	34:B9:12:ASP:H	1.62	0.44
35:BA:37:C:H2'	35:BA:38:A:H8	1.81	0.44
35:BA:1309:G:O2'	35:BA:1310:G:H5'	2.17	0.44
35:BA:1568:G:H4'	38:BD:59:LYS:HB3	1.99	0.44
35:BA:1827:C:C2'	35:BA:1828:G:C5'	2.92	0.44
35:BA:1902:C:O2'	38:BD:244:ARG:HD3	2.17	0.44
35:BA:1926:U:H2'	35:BA:1928:A:OP2	2.17	0.44
35:BA:2070:G:C2	35:BA:2442:C:C2	3.05	0.44
35:BA:2192:G:C2	35:BA:2193:G:C8	3.06	0.44
35:BA:2243:U:O2	35:BA:2434:A:C2	2.71	0.44
35:BA:2459:A:C5	35:BA:2460:U:C5	3.06	0.44

Continued on next page...

Continued from previous page...

Atom-1	Atom-2	Interatomic distance (Å)	Clash overlap (Å)
35:BA:2507:C:C2	35:BA:2508:G:C8	3.06	0.44
36:BB:29:A:H2'	36:BB:30:C:C6	2.53	0.44
36:BB:88:C:H2'	36:BB:89:G:O4'	2.18	0.44
37:BC:86:ALA:HB3	37:BC:94:VAL:HG21	1.99	0.44
37:BC:192:PHE:HA	37:BC:196:LEU:CB	2.48	0.44
38:BD:142:VAL:CG2	38:BD:143:HIS:N	2.81	0.44
40:BF:108:LYS:O	40:BF:112:MET:HB2	2.18	0.44
40:BF:129:PHE:CE1	40:BF:142:TRP:CH2	3.06	0.44
41:BG:115:ARG:H	41:BG:115:ARG:CD	2.22	0.44
41:BG:120:LEU:HB2	41:BG:180:PHE:HD2	1.82	0.44
42:BH:92:ILE:O	42:BH:94:TYR:N	2.49	0.44
44:BJ:71:UNK:O	44:BJ:72:UNK:O	2.36	0.44
44:BJ:110:UNK:O	44:BJ:111:UNK:CB	2.65	0.44
45:BK:7:VAL:O	45:BK:8:VAL:HG13	2.18	0.44
45:BK:20:ALA:N	45:BK:21:PRO:CD	2.81	0.44
45:BK:55:VAL:CG2	45:BK:67:PHE:HB2	2.48	0.44
46:BN:90:MET:HA	46:BN:93:THR:HG22	1.99	0.44
49:BQ:11:LYS:HE2	49:BQ:88:GLY:O	2.18	0.44
49:BQ:60:ARG:HA	58:BZ:178:GLU:O	2.18	0.44
52:BT:23:ARG:HA	52:BT:52:ILE:CD1	2.46	0.44
55:BW:69:LEU:HA	55:BW:108:GLY:O	2.17	0.44
55:BW:99:ARG:NH1	55:BW:99:ARG:HG2	2.32	0.44
1:CA:35:G:N2	12:CL:118:SER:OG	2.37	0.44
1:CA:185:A:N3	20:CT:81:LYS:NZ	2.63	0.44
1:CA:429:U:H1'	1:CA:430:A:H5''	1.98	0.44
1:CA:515:G:C2	1:CA:537:G:C2	3.06	0.44
1:CA:729:A:H2'	1:CA:730:G:H8	1.82	0.44
1:CA:754:C:H1'	15:CO:69:TYR:CG	2.53	0.44
1:CA:940:C:H2'	1:CA:941:G:C8	2.52	0.44
1:CA:1001:A:N3	1:CA:1001(A):G:N7	2.66	0.44
1:CA:1065:U:O2'	1:CA:1066:C:OP2	2.30	0.44
1:CA:1071:C:H2'	1:CA:1072:G:H8	1.83	0.44
1:CA:1104:G:O5'	2:CB:111:ARG:HD2	2.17	0.44
1:CA:1126:U:P	1:CA:1126:U:H6	2.41	0.44
2:CB:177:ALA:O	2:CB:180:LEU:N	2.50	0.44
2:CB:220:ASP:C	2:CB:222:ILE:N	2.71	0.44
4:CD:91:SER:O	4:CD:94:LEU:HB2	2.18	0.44
4:CD:170:VAL:HG22	4:CD:171:GLY:H	1.82	0.44
5:CE:126:ARG:NH1	5:CE:126:ARG:CG	2.80	0.44
8:CH:40:ALA:HB2	8:CH:45:ILE:HG13	2.00	0.44
10:CJ:9:ARG:NH2	10:CJ:95:GLU:HG2	2.33	0.44

Continued on next page...

Continued from previous page...

Atom-1	Atom-2	Interatomic distance (Å)	Clash overlap (Å)
10:CJ:38:ILE:N	10:CJ:71:LEU:O	2.50	0.44
11:CK:126:ARG:HB3	11:CK:126:ARG:CZ	2.48	0.44
12:CL:119:LYS:HB2	12:CL:120:TYR:HD1	1.83	0.44
13:CM:44:ARG:CB	13:CM:46:LYS:HG2	2.47	0.44
16:CP:53:VAL:CG1	16:CP:79:VAL:HG22	2.43	0.44
16:CP:75:ARG:C	16:CP:77:ALA:N	2.70	0.44
18:CR:59:SER:H	18:CR:62:GLU:HB2	1.82	0.44
20:CT:82:SER:O	20:CT:86:ARG:HB2	2.17	0.44
25:D0:19:LYS:O	25:D0:20:ARG:C	2.56	0.44
25:D0:32:ARG:N	25:D0:35:ASN:ND2	2.54	0.44
26:D1:12:PRO:HB3	26:D1:43:TYR:CD2	2.51	0.44
35:DA:422:A:C6	35:DA:423:A:C6	3.06	0.44
35:DA:557:U:O2	46:DN:45:ASN:HB2	2.17	0.44
35:DA:742:G:O2'	35:DA:743:G:H5'	2.18	0.44
35:DA:975(A):G:H1'	35:DA:990:A:C2	2.53	0.44
35:DA:1401:G:H2'	35:DA:1402:C:C6	2.53	0.44
35:DA:1560:G:N2	35:DA:1561:G:H1'	2.32	0.44
35:DA:2511:U:O4	35:DA:2575:C:N3	2.51	0.44
35:DA:2791:C:H4'	35:DA:2792:G:O5'	2.16	0.44
39:DE:34:VAL:O	39:DE:34:VAL:HG23	2.18	0.44
41:DG:138:GLN:OE1	41:DG:153:ARG:N	2.51	0.44
59:DI:14:ASP:HB2	59:DI:17:GLN:OE1	2.18	0.44
44:DJ:70:UNK:C	44:DJ:72:UNK:N	2.81	0.44
45:DK:7:VAL:O	45:DK:8:VAL:HG13	2.18	0.44
48:DP:83:VAL:O	48:DP:83:VAL:HG13	2.17	0.44
52:DT:28:VAL:CG2	52:DT:47:GLY:N	2.71	0.44
56:DX:36:LYS:HA	56:DX:39:ILE:CG1	2.48	0.44
58:DZ:52:SER:OG	58:DZ:53:ILE:N	2.51	0.44
58:DZ:87:ASP:OD2	58:DZ:87:ASP:N	2.51	0.44
1:AA:277:C:H2'	1:AA:278:G:H8	1.83	0.43
1:AA:295:C:H2'	1:AA:296:U:H6	1.82	0.43
1:AA:560:U:H4'	1:AA:561:U:C5'	2.46	0.43
1:AA:1355:G:H2'	1:AA:1356:G:C8	2.52	0.43
2:AB:91:PRO:HG3	2:AB:155:LEU:HD23	2.00	0.43
6:AF:60:PHE:O	6:AF:61:LEU:HD12	2.18	0.43
9:AI:4:TYR:N	9:AI:4:TYR:HD1	2.16	0.43
9:AI:20:ARG:O	9:AI:60:ASP:N	2.51	0.43
9:AI:59:PHE:O	9:AI:61:ALA:N	2.51	0.43
11:AK:70:LYS:HA	11:AK:73:MET:HG2	2.00	0.43
12:AL:42:THR:O	12:AL:42:THR:HG23	2.18	0.43
16:AP:17:TYR:N	16:AP:17:TYR:CD1	2.86	0.43

Continued on next page...

Continued from previous page...

Atom-1	Atom-2	Interatomic distance (Å)	Clash overlap (Å)
19:AS:16:LEU:C	19:AS:18:LYS:N	2.71	0.43
22:AW:8:U:OP2	22:AW:12:U:H5	2.01	0.43
22:AW:63:G:H5'	37:BC:52:ARG:O	2.18	0.43
24:AY:193:SER:OG	24:AY:202:HIS:HB2	2.18	0.43
25:B0:41:ARG:HD3	25:B0:44:ARG:CD	2.48	0.43
27:B2:28:LYS:HB3	27:B2:57:ILE:HD13	2.00	0.43
27:B2:35:LEU:HD11	27:B2:49:LYS:HB3	1.99	0.43
35:BA:195:A:H5''	35:BA:196:A:OP2	2.18	0.43
35:BA:528:A:H2	35:BA:2043:C:O5'	2.01	0.43
35:BA:654:A:H1'	35:BA:654(A):G:H1'	1.99	0.43
35:BA:703:U:C2'	35:BA:704:G:H5'	2.48	0.43
35:BA:1286:A:H2'	35:BA:1288:U:OP2	2.18	0.43
35:BA:1437:C:H2'	35:BA:1438:U:H6	1.82	0.43
35:BA:1658:C:OP1	39:BE:132:HIS:CE1	2.71	0.43
35:BA:2011:U:H2'	35:BA:2012:G:H5'	2.00	0.43
35:BA:2031:A:C6	35:BA:2498:C:H1'	2.53	0.43
35:BA:2617:C:H2'	35:BA:2618:G:C5'	2.48	0.43
35:BA:2695:C:H2'	35:BA:2696:U:H6	1.82	0.43
35:BA:2808:U:H2'	35:BA:2809:A:C5'	2.48	0.43
38:BD:72:LYS:HE2	38:BD:101:GLU:OE1	2.18	0.43
38:BD:226:MET:HB3	38:BD:230:ASP:HB2	2.00	0.43
39:BE:111:ARG:HA	50:BR:2:ARG:CD	2.47	0.43
40:BF:132:VAL:O	40:BF:133:ASN:C	2.57	0.43
41:BG:72:ARG:NH1	41:BG:86:MET:HA	2.32	0.43
42:BH:85:LYS:HE2	42:BH:145:ALA:CB	2.48	0.43
44:BJ:70:UNK:C	44:BJ:72:UNK:N	2.81	0.43
45:BK:62:ASP:C	45:BK:64:SER:N	2.69	0.43
50:BR:104:ARG:HH11	50:BR:104:ARG:HB2	1.77	0.43
52:BT:54:ARG:HA	52:BT:59:THR:HB	2.00	0.43
52:BT:100:TYR:CD2	52:BT:103:ARG:NH2	2.77	0.43
56:BX:54:VAL:HG22	56:BX:81:VAL:HG12	2.00	0.43
58:BZ:74:VAL:HG22	58:BZ:86:VAL:HG12	2.00	0.43
58:BZ:97:GLU:HB3	58:BZ:125:LEU:CD1	2.39	0.43
1:CA:7:G:O2'	5:CE:120:THR:O	2.36	0.43
1:CA:189(F):U:C2	17:CQ:72:ARG:NH1	2.86	0.43
1:CA:373:A:C4	1:CA:482:A:N7	2.86	0.43
1:CA:472:A:C2'	1:CA:473:G:H5'	2.47	0.43
1:CA:724:G:C2	1:CA:725:G:C8	3.06	0.43
1:CA:1076:C:O2'	1:CA:1077:G:H5'	2.17	0.43
1:CA:1223:C:H3'	1:CA:1224:G:H5''	2.00	0.43
1:CA:1291:G:OP1	7:CG:37:ASN:ND2	2.51	0.43

Continued on next page...

Continued from previous page...

Atom-1	Atom-2	Interatomic distance (Å)	Clash overlap (Å)
1:CA:1434:A:H2'	1:CA:1435:G:O4'	2.18	0.43
2:CB:30:ARG:HH21	2:CB:194:PRO:CB	2.31	0.43
2:CB:103:THR:CG2	2:CB:179:LYS:HD3	2.48	0.43
6:CF:96:PRO:HB3	18:CR:30:ASP:CG	2.38	0.43
8:CH:33:GLU:O	8:CH:35:ILE:N	2.51	0.43
8:CH:36:LEU:HA	8:CH:39:LEU:HD23	1.99	0.43
9:CI:23:ASN:N	9:CI:23:ASN:ND2	2.66	0.43
10:CJ:64:GLU:HG2	14:CN:59:ALA:HB2	1.99	0.43
17:CQ:45:HIS:CG	17:CQ:65:ILE:HD13	2.53	0.43
17:CQ:81:ARG:C	17:CQ:83:ASP:N	2.71	0.43
24:CY:174:GLU:OE2	24:CY:175:ASN:HB2	2.18	0.43
29:D4:36:VAL:HG22	29:D4:52:SER:O	2.18	0.43
30:D5:3:LYS:HB2	35:DA:747:U:H5	1.80	0.43
35:DA:27:G:O2'	35:DA:28:A:P	2.76	0.43
35:DA:312:G:H5'	35:DA:331:A:O2'	2.18	0.43
35:DA:784:A:C6	38:DD:229:VAL:HG21	2.53	0.43
35:DA:960:A:C8	35:DA:962:G:C8	3.06	0.43
35:DA:1563:G:O2'	35:DA:1564:C:H5'	2.18	0.43
35:DA:2020:A:OP1	53:DU:26:GLY:HA3	2.17	0.43
35:DA:2136:C:H2'	35:DA:2137:C:C6	2.53	0.43
38:DD:111:LEU:HA	38:DD:115:GLN:OE1	2.18	0.43
39:DE:111:ARG:HA	50:DR:2:ARG:CD	2.47	0.43
39:DE:151:TYR:HD2	39:DE:154:LYS:HZ3	1.66	0.43
44:DJ:72:UNK:O	44:DJ:73:UNK:CB	2.66	0.43
49:DQ:137:TYR:CD1	49:DQ:138:ASP:N	2.86	0.43
51:DS:34:HIS:HB3	51:DS:53:SER:HB3	2.00	0.43
52:DT:14:TYR:HD1	52:DT:14:TYR:H	1.64	0.43
53:DU:92:ARG:NH2	54:DV:11:GLN:O	2.51	0.43
54:DV:35:LEU:HB2	54:DV:57:VAL:HG13	2.00	0.43
58:DZ:98:MET:C	58:DZ:98:MET:HE3	2.39	0.43
1:AA:39:G:C5	1:AA:498:U:O4	2.72	0.43
1:AA:152:A:H62	1:AA:169:C:H42	1.66	0.43
1:AA:181:G:H21	1:AA:183:G:N2	2.16	0.43
1:AA:233:C:H2'	1:AA:234:C:H6	1.82	0.43
1:AA:648:A:H2'	1:AA:649:G:H8	1.83	0.43
1:AA:862:C:H2'	1:AA:863:U:C5'	2.47	0.43
1:AA:1007:C:H2'	1:AA:1008:C:H6	1.82	0.43
1:AA:1187:G:H4'	9:AI:111:ARG:NH1	2.33	0.43
2:AB:14:GLY:HA3	2:AB:16:HIS:HE1	1.82	0.43
2:AB:36:ARG:HB2	2:AB:41:ILE:HD11	1.99	0.43
2:AB:185:ILE:HD11	2:AB:199:TYR:CD1	2.50	0.43

Continued on next page...

Continued from previous page...

Atom-1	Atom-2	Interatomic distance (Å)	Clash overlap (Å)
2:AB:187:LEU:CD2	2:AB:201:ILE:HG22	2.48	0.43
8:AH:29:SER:O	8:AH:32:LYS:N	2.51	0.43
8:AH:56:LYS:HA	8:AH:57:PRO:HD2	1.75	0.43
8:AH:125:ARG:HG3	8:AH:125:ARG:HH11	1.82	0.43
13:AM:15:VAL:CG1	13:AM:45:VAL:HG22	2.45	0.43
13:AM:81:LEU:HB3	13:AM:89:GLY:HA2	1.99	0.43
17:AQ:68:ARG:H	17:AQ:70:ARG:HH12	1.63	0.43
20:AT:24:LEU:O	20:AT:25:ARG:C	2.55	0.43
22:AW:47:U:O2'	22:AW:48:C:H5'	2.18	0.43
24:AY:23:GLU:HG3	24:AY:24:THR:N	2.32	0.43
24:AY:68:ASP:OD2	24:AY:91:LEU:HD21	2.19	0.43
24:AY:136:LEU:HD11	24:AY:187:HIS:HB2	2.01	0.43
24:AY:284:TYR:O	24:AY:288:ARG:N	2.51	0.43
26:B1:86:SER:O	26:B1:90:ILE:CG1	2.66	0.43
35:BA:26:G:C6	35:BA:27:G:N1	2.85	0.43
35:BA:324:A:H2'	35:BA:325:G:C5'	2.49	0.43
35:BA:455:C:N3	35:BA:472:A:H2'	2.32	0.43
35:BA:829:A:N7	35:BA:2248:C:H5'	2.33	0.43
35:BA:924:C:H2'	35:BA:925:C:H6	1.83	0.43
35:BA:1351:C:H2'	35:BA:1352:U:C6	2.53	0.43
35:BA:1374:G:H2'	35:BA:1375:C:O4'	2.18	0.43
35:BA:1374:G:C2	35:BA:1375:C:C2	3.06	0.43
35:BA:1991:U:C2'	35:BA:1992:G:H5''	2.48	0.43
35:BA:2840:C:H2'	35:BA:2841:C:C6	2.53	0.43
38:BD:25:THR:HG21	38:BD:82:ILE:N	2.31	0.43
39:BE:116:VAL:HG22	39:BE:122:PHE:HB2	2.01	0.43
40:BF:1:MET:O	40:BF:2:LYS:O	2.36	0.43
40:BF:5:ALA:N	40:BF:18:ARG:O	2.51	0.43
40:BF:8:GLN:O	40:BF:9:ILE:C	2.56	0.43
40:BF:139:PHE:CG	40:BF:167:ALA:HB2	2.53	0.43
45:BK:105:LEU:HD21	45:BK:120:LEU:HD13	2.00	0.43
45:BK:125:ARG:C	45:BK:127:ILE:N	2.71	0.43
46:BN:108:PRO:O	46:BN:113:GLY:HA3	2.18	0.43
47:BO:23:ARG:NH1	47:BO:23:ARG:HG2	2.33	0.43
48:BP:59:LEU:CA	48:BP:61:ARG:NE	2.70	0.43
48:BP:129:ALA:C	48:BP:130:PHE:HD2	2.22	0.43
52:BT:112:ARG:HB3	52:BT:112:ARG:NH1	2.33	0.43
53:BU:90:VAL:C	53:BU:92:ARG:H	2.21	0.43
57:BY:7:VAL:CG2	57:BY:8:LYS:HZ3	2.26	0.43
57:BY:38:ILE:HG22	57:BY:39:VAL:N	2.32	0.43
1:CA:545:C:O2'	1:CA:546:G:H5'	2.18	0.43

Continued on next page...

Continued from previous page...

Atom-1	Atom-2	Interatomic distance (Å)	Clash overlap (Å)
1:CA:976:G:N2	1:CA:1363:C:OP2	2.46	0.43
1:CA:1476:G:H2'	1:CA:1477:C:C6	2.53	0.43
2:CB:39:ILE:HG22	2:CB:40:HIS:H	1.82	0.43
2:CB:153:ARG:O	2:CB:154:LEU:C	2.57	0.43
2:CB:165:VAL:HG23	2:CB:166:ASP:H	1.83	0.43
6:CF:46:ARG:HH22	18:CR:37:VAL:HG21	1.83	0.43
8:CH:103:VAL:O	8:CH:105:ARG:N	2.51	0.43
8:CH:125:ARG:HH11	8:CH:125:ARG:HG3	1.82	0.43
12:CL:5:PRO:HA	12:CL:9:GLN:OE1	2.18	0.43
17:CQ:2:PRO:O	17:CQ:3:LYS:C	2.56	0.43
22:CW:39:U:C2'	22:CW:40:C:C5'	2.95	0.43
22:CW:55:U:C4	22:CW:57:G:H5'	2.53	0.43
24:CY:253:HIS:HB3	24:CY:258:ILE:CG1	2.48	0.43
25:D0:69:PHE:CD2	25:D0:79:VAL:HG22	2.53	0.43
30:D5:40:LYS:HE3	30:D5:46:CYS:CA	2.45	0.43
31:D6:37:ARG:CG	31:D6:37:ARG:NH1	2.80	0.43
33:D8:30:ARG:HA	33:D8:30:ARG:HD3	1.63	0.43
34:D9:30:PRO:HB2	35:DA:2527:C:C5'	2.46	0.43
35:DA:481:G:HO2'	35:DA:507:A:H61	1.67	0.43
35:DA:654(Q):C:H2'	35:DA:654(R):C:H6	1.82	0.43
35:DA:1145:C:H2'	35:DA:1146:C:C6	2.52	0.43
35:DA:1423:G:H2'	35:DA:1424:G:H8	1.83	0.43
35:DA:1770:G:O2'	35:DA:1771:C:H5'	2.18	0.43
35:DA:2617:C:H2'	35:DA:2618:G:C5'	2.48	0.43
35:DA:2673:G:O2'	35:DA:2674:G:H5'	2.18	0.43
38:DD:142:VAL:CG2	38:DD:143:HIS:N	2.81	0.43
38:DD:223:GLY:O	38:DD:225:ALA:N	2.51	0.43
39:DE:3:GLY:HA3	39:DE:81:ILE:CG2	2.40	0.43
39:DE:3:GLY:CA	39:DE:81:ILE:HG21	2.43	0.43
39:DE:119:ARG:HD3	39:DE:120:TRP:CE2	2.54	0.43
40:DF:164:ARG:HG2	40:DF:164:ARG:NH1	2.33	0.43
41:DG:103:LEU:O	41:DG:107:LEU:HD23	2.17	0.43
41:DG:178:PHE:HA	41:DG:179:PRO:HD3	1.84	0.43
42:DH:98:LEU:N	42:DH:125:VAL:HG21	2.32	0.43
47:DO:47:ILE:HG23	47:DO:48:PRO:CD	2.48	0.43
50:DR:34:ILE:CG2	50:DR:35:THR:N	2.81	0.43
50:DR:39:PRO:C	50:DR:41:ALA:N	2.71	0.43
52:DT:28:VAL:HG22	52:DT:46:GLU:CA	2.48	0.43
54:DV:40:LEU:HD22	54:DV:46:VAL:HA	2.00	0.43
56:DX:88:LYS:HE3	56:DX:93:GLU:CG	2.45	0.43
57:DY:38:ILE:HG22	57:DY:39:VAL:N	2.33	0.43

Continued on next page...

Continued from previous page...

Atom-1	Atom-2	Interatomic distance (Å)	Clash overlap (Å)
1:AA:55:A:C2	59:DI:89:TYR:CG	3.06	0.43
1:AA:190:U:H2'	1:AA:191:G:C8	2.48	0.43
1:AA:384:G:O2'	1:AA:385:C:H5'	2.19	0.43
1:AA:437:U:O2'	1:AA:438:G:H5'	2.18	0.43
1:AA:580:U:H2'	1:AA:581:G:O4'	2.18	0.43
1:AA:924:C:O2'	1:AA:1502:A:N6	2.51	0.43
1:AA:1191:A:H5''	3:AC:4:LYS:NZ	2.32	0.43
1:AA:1350:A:OP2	9:AI:118:LYS:HD3	2.18	0.43
2:AB:153:ARG:O	2:AB:154:LEU:C	2.56	0.43
2:AB:161:ALA:HA	2:AB:182:ILE:CG2	2.48	0.43
6:AF:19:LEU:CD2	6:AF:23:LYS:HD2	2.49	0.43
8:AH:35:ILE:O	8:AH:39:LEU:HD23	2.18	0.43
8:AH:111:ILE:HG22	8:AH:112:LEU:N	2.33	0.43
9:AI:91:ASP:C	9:AI:92:TYR:CD1	2.92	0.43
10:AJ:27:ALA:HA	10:AJ:30:SER:OG	2.18	0.43
10:AJ:70:ARG:HE	10:AJ:70:ARG:CA	2.28	0.43
15:AO:32:LEU:O	15:AO:35:ARG:N	2.51	0.43
19:AS:6:LYS:HD2	19:AS:7:LYS:N	2.32	0.43
22:AV:36:A:C2	23:AX:20:U:C2	3.06	0.43
24:AY:31:ARG:HA	45:BK:25:PRO:HG3	2.00	0.43
24:AY:113:GLU:HA	24:AY:175:ASN:CA	2.48	0.43
24:AY:174:GLU:HG2	24:AY:175:ASN:HD22	1.84	0.43
25:B0:32:ARG:N	25:B0:35:ASN:ND2	2.53	0.43
25:B0:49:LYS:N	25:B0:80:HIS:CB	2.74	0.43
26:B1:56:GLN:NE2	26:B1:56:GLN:CA	2.74	0.43
30:B5:45:VAL:HG13	30:B5:50:GLY:O	2.18	0.43
35:BA:580:C:H2'	35:BA:581:C:H6	1.83	0.43
35:BA:803:U:C2'	35:BA:804:A:H5'	2.48	0.43
35:BA:888:C:O2'	35:BA:889:C:H5'	2.18	0.43
35:BA:958:U:H3'	35:BA:958:U:C6	2.53	0.43
35:BA:1665:A:C2'	35:BA:1666:G:H5'	2.48	0.43
35:BA:2863:C:H2'	35:BA:2864:G:H8	1.82	0.43
36:BB:95:C:C2	36:BB:96:U:C5	3.06	0.43
38:BD:133:LEU:HD23	38:BD:136:ILE:HD12	2.01	0.43
40:BF:83:PHE:O	40:BF:84:VAL:CB	2.67	0.43
41:BG:63:ILE:HD13	41:BG:141:PHE:CD1	2.53	0.43
44:BJ:73:UNK:C	44:BJ:75:UNK:N	2.79	0.43
46:BN:18:ALA:HB1	46:BN:21:LYS:HB2	2.01	0.43
47:BO:97:ARG:HG3	47:BO:97:ARG:HH11	1.83	0.43
48:BP:7:ARG:HH11	48:BP:7:ARG:CG	2.27	0.43
51:BS:26:LEU:HG	51:BS:39:ILE:HD11	2.00	0.43

Continued on next page...

Continued from previous page...

Atom-1	Atom-2	Interatomic distance (Å)	Clash overlap (Å)
51:BS:34:HIS:HB3	51:BS:53:SER:HB3	2.00	0.43
51:BS:87:PHE:CG	51:BS:88:ASP:N	2.86	0.43
52:BT:27:THR:OG1	52:BT:28:VAL:N	2.50	0.43
54:BV:49:THR:O	54:BV:50:PRO:C	2.53	0.43
1:CA:431:A:O2'	1:CA:432:A:H5'	2.18	0.43
1:CA:658:G:OP1	15:CO:31:LEU:HD21	2.18	0.43
1:CA:1007:C:H2'	1:CA:1008:C:H6	1.83	0.43
3:CC:22:TRP:CZ2	14:CN:54:PRO:HG2	2.53	0.43
5:CE:19:MET:SD	5:CE:24:ARG:HB3	2.59	0.43
7:CG:75:VAL:HG13	7:CG:145:ALA:CA	2.48	0.43
10:CJ:27:ALA:HA	10:CJ:30:SER:OG	2.19	0.43
10:CJ:29:ARG:CZ	10:CJ:29:ARG:HB3	2.49	0.43
12:CL:88:GLY:H	12:CL:98:TYR:HA	1.83	0.43
16:CP:12:LYS:O	16:CP:13:HIS:HB2	2.17	0.43
17:CQ:87:LYS:O	17:CQ:91:ARG:HB2	2.18	0.43
22:CW:17:C:H5	35:DA:2181:G:H5'	1.83	0.43
22:CW:19:G:N2	22:CW:56:C:N3	2.65	0.43
24:CY:31:ARG:HH11	24:CY:31:ARG:HG2	1.83	0.43
24:CY:46:ARG:HD3	45:DK:21:PRO:HB3	2.00	0.43
24:CY:148:GLY:O	24:CY:149:PHE:HD1	2.01	0.43
26:D1:3:LYS:CG	26:D1:4:VAL:H	2.10	0.43
26:D1:79:GLY:O	26:D1:80:LEU:HB2	2.19	0.43
26:D1:80:LEU:CD2	26:D1:81:LYS:N	2.78	0.43
31:D6:15:GLU:HG3	31:D6:47:THR:OG1	2.18	0.43
35:DA:271(L):U:H5''	35:DA:271(M):G:OP1	2.18	0.43
35:DA:765:G:H2'	35:DA:766:C:C6	2.53	0.43
35:DA:839:U:H1'	35:DA:1191:G:H1'	2.00	0.43
35:DA:1101:U:H2'	35:DA:1102:C:C6	2.53	0.43
35:DA:1437:C:H2'	35:DA:1438:U:H6	1.82	0.43
35:DA:1639:U:H4'	35:DA:2699:C:H4'	1.99	0.43
35:DA:1793:C:H2'	35:DA:1794:U:H6	1.82	0.43
35:DA:2243:U:O2	35:DA:2434:A:C2	2.71	0.43
35:DA:2443:C:H2'	35:DA:2444:G:H8	1.83	0.43
35:DA:2649:U:H2'	35:DA:2650:U:C6	2.53	0.43
38:DD:231:HIS:ND1	38:DD:232:PRO:CD	2.81	0.43
38:DD:244:ARG:HE	38:DD:245:PRO:HB3	1.83	0.43
39:DE:66:HIS:C	39:DE:66:HIS:HD2	2.21	0.43
40:DF:9:ILE:HG12	40:DF:15:SER:N	2.33	0.43
40:DF:155:LEU:HD12	40:DF:174:VAL:O	2.18	0.43
42:DH:96:ALA:HB1	42:DH:105:LEU:HA	2.00	0.43
42:DH:107:VAL:HG23	42:DH:107:VAL:O	2.18	0.43

Continued on next page...

Continued from previous page...

Atom-1	Atom-2	Interatomic distance (Å)	Clash overlap (Å)
44:DJ:74:UNK:O	44:DJ:76:UNK:N	2.51	0.43
44:DJ:130:UNK:O	44:DJ:132:UNK:N	2.52	0.43
47:DO:13:ASN:HD21	47:DO:97:ARG:N	2.17	0.43
50:DR:103:ARG:HD3	50:DR:108:GLY:C	2.38	0.43
52:DT:77:PRO:O	52:DT:78:LEU:HB3	2.19	0.43
53:DU:92:ARG:CZ	54:DV:11:GLN:O	2.66	0.43
55:DW:1:MET:O	55:DW:64:MET:HE3	2.18	0.43
56:DX:83:VAL:O	56:DX:84:ALA:C	2.57	0.43
57:DY:46:LYS:HD3	57:DY:47:LYS:HZ1	1.80	0.43
58:DZ:104:PHE:HB3	58:DZ:141:VAL:CG1	2.48	0.43
58:DZ:149:SER:OG	58:DZ:150:LEU:N	2.51	0.43
58:DZ:166:SER:HB2	58:DZ:167:PRO:CA	2.49	0.43
1:AA:113:G:H2'	1:AA:114:U:C6	2.54	0.43
1:AA:376:G:OP1	16:AP:6:LEU:HD13	2.18	0.43
1:AA:386:C:C2'	1:AA:387:U:H5'	2.48	0.43
1:AA:518:C:H3'	24:AY:188:ARG:HH12	1.84	0.43
1:AA:926:G:C6	1:AA:1505:G:C5	3.07	0.43
1:AA:1152:A:H3'	10:AJ:13:HIS:ND1	2.32	0.43
1:AA:1255:G:H3'	1:AA:1279:A:N6	2.31	0.43
1:AA:1264:C:O2	1:AA:1272:G:C2	2.72	0.43
1:AA:1426:C:H1'	1:AA:1475:G:N2	2.32	0.43
2:AB:15:VAL:HG23	2:AB:209:ARG:HB3	2.01	0.43
2:AB:82:ARG:HH11	2:AB:83:MET:CE	2.31	0.43
2:AB:236:TYR:HA	2:AB:239:VAL:CG2	2.48	0.43
4:AD:8:VAL:HA	4:AD:11:LEU:HD21	2.00	0.43
4:AD:60:GLU:OE1	4:AD:198:VAL:HA	2.19	0.43
8:AH:85:ARG:NE	8:AH:87:SER:O	2.51	0.43
9:AI:80:GLY:O	9:AI:84:ALA:N	2.52	0.43
11:AK:21:ILE:HG21	11:AK:94:ALA:CB	2.48	0.43
13:AM:87:TYR:HE1	19:AS:81:ARG:NH2	2.15	0.43
14:AN:13:THR:N	14:AN:14:PRO:HD2	2.27	0.43
17:AQ:68:ARG:O	17:AQ:69:LYS:HB2	2.19	0.43
17:AQ:87:LYS:O	17:AQ:91:ARG:HB2	2.18	0.43
19:AS:12:ASP:HB3	19:AS:14:HIS:CE1	2.53	0.43
20:AT:49:ALA:O	20:AT:53:LEU:HD12	2.18	0.43
23:AX:17:A:H2	23:AX:18:A:C8	2.36	0.43
24:AY:65:LEU:HD11	24:AY:95:ALA:CA	2.44	0.43
26:B1:29:GLY:C	26:B1:30:VAL:HG22	2.38	0.43
28:B3:3:ARG:HA	28:B3:37:LEU:O	2.19	0.43
28:B3:13:ILE:N	28:B3:13:ILE:CD1	2.80	0.43
35:BA:36:G:N3	35:BA:450:G:O2'	2.51	0.43

Continued on next page...

Continued from previous page...

Atom-1	Atom-2	Interatomic distance (Å)	Clash overlap (Å)
35:BA:389:G:H22	48:BP:72:PRO:HD3	1.84	0.43
35:BA:661:C:O3'	48:BP:18:ARG:HD2	2.19	0.43
35:BA:717:G:H2'	35:BA:718:A:O4'	2.18	0.43
35:BA:828:U:O2	35:BA:828:U:C3'	2.66	0.43
35:BA:839:U:O2'	35:BA:1191:G:N3	2.45	0.43
35:BA:1991:U:H2'	35:BA:1992:G:C5'	2.48	0.43
35:BA:2308:G:N2	41:BG:79:ASN:CG	2.71	0.43
35:BA:2310:A:C2	41:BG:77:ILE:HD12	2.53	0.43
35:BA:2758:A:C4	42:BH:67:LEU:HD21	2.54	0.43
36:BB:13:A:O2'	36:BB:14:U:H5''	2.19	0.43
36:BB:43:C:H5'	36:BB:44:G:OP2	2.18	0.43
38:BD:7:LYS:O	38:BD:9:TYR:HD1	2.02	0.43
38:BD:231:HIS:CD2	38:BD:249:PRO:HG3	2.53	0.43
38:BD:244:ARG:HE	38:BD:245:PRO:HB3	1.84	0.43
41:BG:61:ALA:O	41:BG:63:ILE:N	2.50	0.43
42:BH:71:LEU:O	42:BH:71:LEU:HD23	2.19	0.43
42:BH:107:VAL:O	42:BH:107:VAL:HG23	2.17	0.43
46:BN:25:ARG:CG	46:BN:25:ARG:NH1	2.82	0.43
47:BO:91:LEU:N	47:BO:91:LEU:HD22	2.33	0.43
47:BO:104:ARG:NH1	47:BO:104:ARG:CB	2.81	0.43
50:BR:54:LEU:HD23	50:BR:66:VAL:CG2	2.48	0.43
55:BW:79:GLY:O	55:BW:100:THR:HG23	2.19	0.43
58:BZ:56:VAL:HG12	58:BZ:57:ILE:N	2.33	0.43
1:CA:426:G:H2'	1:CA:427:U:C6	2.53	0.43
1:CA:889:A:N1	1:CA:907:A:H5''	2.33	0.43
1:CA:954:G:H2'	1:CA:955:U:H6	1.80	0.43
1:CA:1037:C:H2'	1:CA:1038:C:N1	2.33	0.43
1:CA:1056:U:O2'	1:CA:1057:G:H5'	2.18	0.43
1:CA:1394:A:N6	1:CA:1501:C:H5'	2.34	0.43
1:CA:1452:C:OP1	1:CA:1456:G:N7	2.51	0.43
1:CA:1515:C:H2'	1:CA:1516:G:H8	1.83	0.43
2:CB:112:VAL:HG11	2:CB:153:ARG:HA	1.99	0.43
2:CB:114:ARG:NH2	2:CB:118:LEU:HD21	2.34	0.43
5:CE:105:VAL:HG12	5:CE:106:PRO:N	2.32	0.43
5:CE:105:VAL:N	5:CE:106:PRO:HD2	2.32	0.43
6:CF:33:TYR:HD1	6:CF:75:LEU:CB	2.30	0.43
8:CH:29:SER:O	8:CH:32:LYS:N	2.52	0.43
8:CH:84:ARG:NH1	8:CH:84:ARG:HG2	2.32	0.43
8:CH:97:VAL:CG1	8:CH:98:LYS:H	2.31	0.43
9:CI:4:TYR:CE2	9:CI:88:TYR:HB3	2.52	0.43
15:CO:64:ARG:HD3	15:CO:68:ARG:NH2	2.33	0.43

Continued on next page...

Continued from previous page...

Atom-1	Atom-2	Interatomic distance (Å)	Clash overlap (Å)
17:CQ:81:ARG:O	17:CQ:83:ASP:N	2.50	0.43
24:CY:46:ARG:HG3	45:DK:21:PRO:CG	2.48	0.43
35:DA:95:G:N2	35:DA:96:G:H1'	2.34	0.43
35:DA:813:U:H2'	35:DA:814:C:C6	2.53	0.43
35:DA:825:C:C2'	35:DA:826:U:O5'	2.67	0.43
35:DA:885:C:H6	35:DA:885:C:H3'	1.83	0.43
35:DA:900:A:H3'	35:DA:901:A:H8	1.83	0.43
35:DA:919:G:H5'	36:DB:81:G:O4'	2.19	0.43
35:DA:1052:C:H2'	35:DA:1053:C:C6	2.54	0.43
35:DA:1142(A):A:C5	35:DA:1144:G:C5	3.06	0.43
35:DA:1155:A:O3'	53:DU:55:ARG:NH1	2.52	0.43
35:DA:1300:U:O2	35:DA:1300:U:O4'	2.36	0.43
35:DA:1313:U:O2	35:DA:1313:U:C2'	2.66	0.43
35:DA:1398:C:O2'	35:DA:1399:C:H5'	2.18	0.43
35:DA:1783:A:C2	35:DA:2587:A:C4	3.06	0.43
35:DA:2011:U:H2'	35:DA:2012:G:H5'	2.00	0.43
35:DA:2282:G:OP1	35:DA:2283:C:H1'	2.17	0.43
35:DA:2400:G:N2	35:DA:2417:C:C2	2.87	0.43
35:DA:2507:C:C2	35:DA:2508:G:C8	3.06	0.43
35:DA:2555:U:C2'	35:DA:2556:C:H5'	2.48	0.43
35:DA:2588:G:O2'	35:DA:2589:A:H5'	2.19	0.43
38:DD:244:ARG:NE	38:DD:245:PRO:HB3	2.33	0.43
39:DE:3:GLY:O	39:DE:4:ILE:HB	2.17	0.43
39:DE:178:GLU:HG3	39:DE:179:GLU:N	2.33	0.43
40:DF:66:PRO:O	40:DF:67:GLN:CB	2.55	0.43
40:DF:132:VAL:CG1	40:DF:133:ASN:H	2.19	0.43
40:DF:185:ASP:OD1	40:DF:188:ARG:CZ	2.66	0.43
40:DF:185:ASP:OD1	40:DF:188:ARG:NH1	2.51	0.43
42:DH:138:LYS:C	42:DH:140:LYS:N	2.72	0.43
42:DH:160:LYS:HB2	42:DH:161:GLY:H	1.53	0.43
50:DR:83:ILE:HD13	50:DR:86:ARG:HH12	1.84	0.43
51:DS:58:LEU:HG	51:DS:65:VAL:HG13	2.00	0.43
51:DS:89:ARG:CB	51:DS:92:TYR:HB3	2.43	0.43
57:DY:2:ARG:N	57:DY:5:MET:CE	2.81	0.43
57:DY:42:VAL:HG11	57:DY:65:ALA:HB3	1.95	0.43
58:DZ:144:LEU:CD1	58:DZ:149:SER:HA	2.49	0.43
1:AA:325:A:OP2	20:AT:70:SER:HB3	2.18	0.43
1:AA:980:C:H3'	1:AA:981:U:C6	2.54	0.43
1:AA:1076:C:O2'	1:AA:1077:G:H5'	2.18	0.43
1:AA:1142:G:H2'	1:AA:1143:G:C5'	2.49	0.43
1:AA:1152:A:H5'	10:AJ:70:ARG:HH12	1.82	0.43

Continued on next page...

Continued from previous page...

Atom-1	Atom-2	Interatomic distance (Å)	Clash overlap (Å)
1:AA:1253:G:O2'	1:AA:1254:C:H5'	2.17	0.43
2:AB:92:TYR:HD2	2:AB:92:TYR:H	1.67	0.43
4:AD:165:MET:O	4:AD:167:GLY:N	2.51	0.43
5:AE:105:VAL:HG12	5:AE:106:PRO:N	2.33	0.43
7:AG:18:TYR:CE2	7:AG:59:LEU:HB2	2.54	0.43
7:AG:43:PHE:O	7:AG:46:ALA:HB3	2.18	0.43
8:AH:120:THR:H	8:AH:123:GLU:HB2	1.82	0.43
17:AQ:84:LEU:O	17:AQ:87:LYS:HB2	2.18	0.43
20:AT:81:LYS:C	20:AT:83:ARG:H	2.21	0.43
26:B1:18:ILE:HG21	26:B1:20:ARG:CZ	2.49	0.43
26:B1:81:LYS:CG	35:BA:271(H):G:H4'	2.45	0.43
33:B8:63:PRO:C	33:B8:64:TYR:O	2.57	0.43
35:BA:425:G:O2'	35:BA:426:C:H5'	2.18	0.43
35:BA:449:A:H4'	53:BU:3:ARG:NH1	2.34	0.43
35:BA:480:A:H2	35:BA:499:U:O2	2.01	0.43
35:BA:784:A:C5'	38:BD:227:ASN:ND2	2.72	0.43
35:BA:947:G:N3	35:BA:984:A:H2	2.17	0.43
35:BA:1022:G:C6	35:BA:1140:C:C4	3.07	0.43
35:BA:1045:A:C2	35:BA:1047:G:N2	2.87	0.43
35:BA:1248:G:N2	40:BF:88:VAL:CG2	2.82	0.43
35:BA:1417:C:O2'	35:BA:1418:G:H5'	2.19	0.43
35:BA:2282:G:OP1	35:BA:2283:C:H1'	2.17	0.43
35:BA:2352:A:N6	35:BA:2365:G:O2'	2.51	0.43
35:BA:2660:A:H2'	35:BA:2661:G:O4'	2.18	0.43
35:BA:2822:G:H8	35:BA:2822:G:O5'	2.01	0.43
38:BD:122:ASP:O	38:BD:123:ALA:O	2.36	0.43
39:BE:111:ARG:O	50:BR:2:ARG:HG3	2.18	0.43
39:BE:134:ILE:H	39:BE:134:ILE:CD1	2.31	0.43
42:BH:85:LYS:HG2	42:BH:85:LYS:O	2.18	0.43
43:BI:1:MET:N	43:BI:21:VAL:O	2.51	0.43
46:BN:128:HIS:HA	46:BN:129:PRO:HD2	1.86	0.43
48:BP:6:LEU:H	48:BP:6:LEU:CD2	2.29	0.43
49:BQ:130:LYS:HD2	49:BQ:130:LYS:HA	1.62	0.43
52:BT:32:TYR:CB	52:BT:81:PRO:HB3	2.48	0.43
53:BU:65:ILE:HG12	53:BU:96:ALA:CB	2.48	0.43
1:CA:59:A:H61	1:CA:331:G:H1'	1.83	0.43
1:CA:141:A:H2	1:CA:222:U:H3	1.65	0.43
1:CA:181:G:N2	1:CA:183:G:N2	2.62	0.43
1:CA:287:U:O2'	1:CA:288:A:H5'	2.18	0.43
1:CA:560:U:H4'	1:CA:561:U:C5'	2.47	0.43
1:CA:722:A:H3'	1:CA:722:A:N3	2.33	0.43

Continued on next page...

Continued from previous page...

Atom-1	Atom-2	Interatomic distance (Å)	Clash overlap (Å)
1:CA:745:C:H1'	1:CA:836:G:O2'	2.19	0.43
1:CA:983:A:HO2'	1:CA:1049:U:HO2'	1.66	0.43
1:CA:1142:G:O2'	1:CA:1143:G:H5'	2.19	0.43
2:CB:14:GLY:HA3	2:CB:16:HIS:HE1	1.81	0.43
4:CD:13:ARG:NH1	4:CD:36:ARG:HD2	2.33	0.43
4:CD:30:LYS:HB2	4:CD:35:ARG:HD2	1.98	0.43
5:CE:47:LYS:HD2	5:CE:47:LYS:H	1.84	0.43
6:CF:91:VAL:HG12	6:CF:92:LYS:N	2.32	0.43
8:CH:44:PHE:HA	8:CH:79:VAL:HG11	1.99	0.43
9:CI:20:ARG:HG3	9:CI:20:ARG:NH1	2.29	0.43
9:CI:53:VAL:HG23	9:CI:55:ALA:CB	2.48	0.43
13:CM:3:ARG:CA	13:CM:9:ILE:HG13	2.47	0.43
13:CM:82:MET:O	13:CM:83:ASP:C	2.56	0.43
20:CT:104:LEU:HD23	20:CT:106:ALA:N	2.34	0.43
24:CY:258:ILE:C	24:CY:258:ILE:CD1	2.82	0.43
24:CY:284:TYR:O	24:CY:284:TYR:CG	2.71	0.43
24:CY:302:VAL:O	24:CY:303:GLU:HG2	2.18	0.43
25:D0:42:GLY:HA2	35:DA:2330:G:H21	1.84	0.43
26:D1:30:VAL:H	35:DA:2396:G:H4'	1.84	0.43
27:D2:35:LEU:HD11	27:D2:49:LYS:HB3	2.00	0.43
27:D2:35:LEU:HD12	27:D2:53:LEU:HD12	2.01	0.43
34:D9:2:LYS:HB3	34:D9:3:VAL:H	1.61	0.43
34:D9:17:ILE:HG13	34:D9:26:ILE:HD11	2.00	0.43
35:DA:69:C:C2'	35:DA:70:G:H5'	2.49	0.43
35:DA:775:G:C4	35:DA:794:G:C8	3.07	0.43
35:DA:1036:G:H2'	35:DA:1037:G:H8	1.81	0.43
35:DA:1368:G:O2'	35:DA:1369:G:H5'	2.18	0.43
35:DA:1374:G:H2'	35:DA:1375:C:O4'	2.17	0.43
35:DA:1459:G:N3	35:DA:1459:G:C2'	2.82	0.43
35:DA:1678:G:N2	35:DA:1989:G:N2	2.65	0.43
35:DA:1941:C:H5'	35:DA:1941:C:H6	1.82	0.43
35:DA:2113:U:H2'	35:DA:2114:A:C8	2.52	0.43
35:DA:2404:C:O2'	35:DA:2405:G:H5'	2.18	0.43
37:DC:68:LEU:CD1	37:DC:70:LYS:HZ1	2.32	0.43
39:DE:21:VAL:O	39:DE:23:VAL:HG13	2.19	0.43
41:DG:75:LYS:HB3	41:DG:76:SER:H	1.69	0.43
41:DG:102:PHE:CD1	41:DG:103:LEU:N	2.87	0.43
45:DK:93:ARG:HE	58:DZ:112:ARG:CD	2.10	0.43
46:DN:26:LEU:HG	46:DN:30:ILE:HD11	1.99	0.43
48:DP:96:THR:O	48:DP:97:PRO:C	2.56	0.43
49:DQ:63:LYS:HD2	58:DZ:175:VAL:HG21	2.00	0.43

Continued on next page...

Continued from previous page...

Atom-1	Atom-2	Interatomic distance (Å)	Clash overlap (Å)
50:DR:54:LEU:HD23	50:DR:66:VAL:HG23	2.00	0.43
52:DT:33:LYS:HZ2	52:DT:74:ARG:HH21	1.64	0.43
52:DT:100:TYR:CD2	52:DT:103:ARG:NH2	2.74	0.43
57:DY:28:LYS:CB	57:DY:38:ILE:H	2.24	0.43
57:DY:30:VAL:CG1	57:DY:31:LEU:N	2.82	0.43
57:DY:45:VAL:HA	57:DY:62:GLU:CB	2.48	0.43
57:DY:55:TYR:HB3	57:DY:56:PRO:CD	2.49	0.43
57:DY:97:ARG:NH1	57:DY:98:VAL:HG23	2.34	0.43
58:DZ:112:ARG:O	58:DZ:113:ALA:C	2.56	0.43
1:AA:160:A:H1'	1:AA:344:A:C5	2.54	0.43
1:AA:171:A:H2'	1:AA:172:A:C8	2.52	0.43
1:AA:416:G:OP2	35:DA:2153:G:H4'	2.18	0.43
1:AA:619:U:N3	4:AD:135:LEU:HD11	2.33	0.43
1:AA:626:U:O2'	1:AA:627:G:H5'	2.19	0.43
1:AA:770:C:O2'	1:AA:771:G:H5'	2.19	0.43
1:AA:957:U:H4'	19:AS:79:THR:HB	2.01	0.43
1:AA:1298:C:H2'	7:AG:114:ARG:HH12	1.82	0.43
1:AA:1476:G:H2'	1:AA:1477:C:C6	2.53	0.43
2:AB:165:VAL:HG23	2:AB:166:ASP:H	1.82	0.43
4:AD:205:GLU:O	4:AD:207:TYR:N	2.52	0.43
6:AF:100:ASN:N	6:AF:100:ASN:ND2	2.67	0.43
7:AG:87:VAL:HA	7:AG:88:PRO:HD3	1.88	0.43
11:AK:120:ARG:HH22	11:AK:126:ARG:HH21	1.66	0.43
13:AM:102:ARG:O	13:AM:102:ARG:HG3	2.19	0.43
16:AP:8:ARG:CG	16:AP:9:PHE:N	2.82	0.43
18:AR:51:LEU:HD22	18:AR:55:ARG:CG	2.45	0.43
20:AT:45:GLN:HB2	20:AT:91:LEU:CD1	2.42	0.43
22:AW:9:A:H5'	22:AW:46:G:O4'	2.19	0.43
22:AW:66:U:H2'	22:AW:67:C:C5	2.54	0.43
24:AY:112:ALA:HB1	24:AY:178:GLY:HA3	2.00	0.43
24:AY:192:PRO:CA	24:AY:200:ARG:O	2.67	0.43
31:B6:33:LYS:O	31:B6:34:LEU:CB	2.65	0.43
35:BA:118:A:C8	35:BA:119:A:C8	3.07	0.43
35:BA:191:A:H2'	35:BA:192:C:C6	2.54	0.43
35:BA:310:A:H1'	35:BA:311:A:H2'	2.00	0.43
35:BA:977:G:O2'	35:BA:978:G:H5'	2.19	0.43
35:BA:1061:U:P	45:BK:9:LYS:NZ	2.92	0.43
35:BA:1155:A:O3'	53:BU:55:ARG:NH1	2.52	0.43
35:BA:1288:U:N1	35:BA:1327:C:O2	2.52	0.43
35:BA:1532:C:O2	35:BA:1532:C:O4'	2.37	0.43
35:BA:1832:C:H2'	35:BA:1833:U:O5'	2.18	0.43

Continued on next page...

Continued from previous page...

Atom-1	Atom-2	Interatomic distance (Å)	Clash overlap (Å)
35:BA:2022:U:HO2'	35:BA:2617:C:H5'	1.81	0.43
35:BA:2127:G:H5'	37:BC:36:LYS:HE2	2.01	0.43
35:BA:2201:C:H2'	35:BA:2202:C:H6	1.84	0.43
35:BA:2400:G:N2	35:BA:2417:C:C2	2.86	0.43
35:BA:2468:G:H8	35:BA:2476:A:H62	1.66	0.43
35:BA:2811:G:C2'	35:BA:2812:G:H5'	2.49	0.43
37:BC:86:ALA:HB2	37:BC:152:ILE:CB	2.49	0.43
41:BG:38:VAL:HG12	41:BG:93:THR:CA	2.38	0.43
41:BG:133:LEU:HD12	41:BG:135:LEU:CD1	2.49	0.43
44:BJ:65:UNK:C	44:BJ:67:UNK:N	2.74	0.43
45:BK:100:THR:OG1	45:BK:102:GLU:HG2	2.19	0.43
46:BN:119:ARG:HH11	46:BN:119:ARG:HB3	1.84	0.43
48:BP:60:MET:O	48:BP:61:ARG:O	2.36	0.43
49:BQ:134:ARG:NH1	58:BZ:122:ARG:HD2	2.34	0.43
49:BQ:137:TYR:CD1	49:BQ:138:ASP:N	2.86	0.43
50:BR:49:ASP:O	50:BR:52:ILE:HB	2.18	0.43
52:BT:12:SER:O	52:BT:13:ARG:CZ	2.67	0.43
52:BT:129:ARG:NE	52:BT:131:ALA:HB3	2.31	0.43
53:BU:17:ILE:HG23	53:BU:39:LEU:HD12	2.00	0.43
57:BY:68:HIS:HB3	57:BY:71:LYS:HG2	2.00	0.43
58:BZ:23:LYS:HE2	58:BZ:23:LYS:HA	2.01	0.43
58:BZ:56:VAL:CG1	58:BZ:91:LEU:HD12	2.48	0.43
1:CA:564:C:C4	17:CQ:31:LEU:HD11	2.54	0.43
1:CA:659:U:H2'	1:CA:660:G:C8	2.53	0.43
1:CA:1142:G:H2'	1:CA:1143:G:C5'	2.49	0.43
1:CA:1152:A:H5'	10:CJ:70:ARG:HH12	1.82	0.43
1:CA:1290:G:N3	1:CA:1290:G:H2'	2.33	0.43
1:CA:1316:G:N1	1:CA:1319:A:OP2	2.47	0.43
1:CA:1444:C:H2'	1:CA:1445:C:H6	1.83	0.43
2:CB:165:VAL:HG23	2:CB:166:ASP:N	2.34	0.43
4:CD:3:ARG:HD3	4:CD:5:ILE:HG13	2.00	0.43
4:CD:52:SER:O	4:CD:53:ASP:C	2.55	0.43
4:CD:82:ALA:O	4:CD:85:LYS:HB2	2.19	0.43
5:CE:34:VAL:O	5:CE:41:VAL:HA	2.18	0.43
8:CH:30:ARG:CB	8:CH:30:ARG:HH11	2.32	0.43
8:CH:111:ILE:HG22	8:CH:112:LEU:N	2.33	0.43
8:CH:128:GLY:O	8:CH:129:VAL:HG13	2.19	0.43
9:CI:104:ARG:O	9:CI:105:ASP:HB2	2.18	0.43
10:CJ:78:ASN:HB2	10:CJ:81:THR:CG2	2.45	0.43
11:CK:114:VAL:O	11:CK:114:VAL:HG22	2.19	0.43
12:CL:69:TYR:HB2	12:CL:96:VAL:HG11	2.00	0.43

Continued on next page...

Continued from previous page...

Atom-1	Atom-2	Interatomic distance (Å)	Clash overlap (Å)
16:CP:21:VAL:O	16:CP:33:ILE:HB	2.18	0.43
23:CX:24:A:O3'	24:CY:200:ARG:NH1	2.51	0.43
24:CY:57:ARG:CA	24:CY:60:ASP:HB3	2.37	0.43
24:CY:269:ILE:HD12	49:DQ:80:GLU:CG	2.49	0.43
33:D8:32:LEU:O	33:D8:33:ASN:C	2.56	0.43
35:DA:142:A:N6	35:DA:1596:A:H5'	2.33	0.43
35:DA:214:G:H1'	35:DA:216:A:O2'	2.19	0.43
35:DA:310:A:H1'	35:DA:311:A:H2'	2.01	0.43
35:DA:654(S):G:H2'	35:DA:654(T):C:C6	2.53	0.43
35:DA:672:C:O2'	35:DA:673:C:H5'	2.18	0.43
35:DA:1335:U:O2'	35:DA:1336:A:H5'	2.19	0.43
35:DA:1493:C:O2	35:DA:1493:C:C2'	2.66	0.43
35:DA:2222:G:O2'	35:DA:2223:G:H5'	2.17	0.43
35:DA:2536:G:C6	35:DA:2537:U:C4	3.06	0.43
35:DA:2745:C:H4'	42:DH:142:GLY:O	2.19	0.43
36:DB:95:C:C2	36:DB:96:U:C6	3.06	0.43
36:DB:106:G:C2	36:DB:107:G:C8	3.07	0.43
36:DB:112:U:H2'	36:DB:113:G:H8	1.82	0.43
39:DE:98:PRO:HD3	39:DE:175:VAL:CG1	2.47	0.43
42:DH:19:VAL:HG21	42:DH:44:VAL:CA	2.46	0.43
45:DK:91:PRO:O	58:DZ:112:ARG:NE	2.51	0.43
45:DK:94:GLU:HB3	58:DZ:112:ARG:HH12	1.83	0.43
45:DK:132:ARG:HG3	45:DK:132:ARG:NH1	2.34	0.43
46:DN:35:ARG:O	46:DN:42:TRP:HZ3	1.99	0.43
48:DP:125:VAL:O	48:DP:125:VAL:HG13	2.19	0.43
57:DY:60:PHE:CA	57:DY:62:GLU:OE2	2.54	0.43
57:DY:81:LYS:HZ1	57:DY:97:ARG:HG3	1.82	0.43
1:AA:141:A:H2	1:AA:222:U:H3	1.65	0.43
1:AA:155:C:H2'	1:AA:156:G:H8	1.84	0.43
1:AA:189(F):U:C4	17:AQ:72:ARG:CZ	3.01	0.43
1:AA:372:C:N4	1:AA:387:U:H2'	2.33	0.43
1:AA:1104:G:O5'	2:AB:111:ARG:HD2	2.19	0.43
1:AA:1179:A:H2'	1:AA:1180:A:O4'	2.19	0.43
1:AA:1225:A:H2'	1:AA:1226:C:C5	2.53	0.43
2:AB:96:ARG:HD3	2:AB:148:TYR:CE1	2.47	0.43
2:AB:174:VAL:HG13	2:AB:184:VAL:HG21	2.00	0.43
3:AC:88:ARG:HH12	3:AC:101:LEU:HB3	1.79	0.43
3:AC:92:ALA:N	3:AC:99:VAL:HG11	2.34	0.43
3:AC:150:LYS:HA	3:AC:169:ALA:CB	2.49	0.43
4:AD:30:LYS:HB2	4:AD:35:ARG:HD2	2.01	0.43
5:AE:8:GLU:HA	5:AE:34:VAL:HA	1.99	0.43

Continued on next page...

Continued from previous page...

Atom-1	Atom-2	Interatomic distance (Å)	Clash overlap (Å)
5:AE:112:LEU:N	5:AE:112:LEU:HD23	2.33	0.43
5:AE:126:ARG:HG3	5:AE:126:ARG:NH1	2.24	0.43
6:AF:8:ILE:HD12	6:AF:26:ILE:CD1	2.49	0.43
6:AF:8:ILE:HG23	6:AF:85:VAL:HG13	2.01	0.43
7:AG:144:MET:CE	22:AW:31:A:H1'	2.49	0.43
9:AI:4:TYR:HB2	9:AI:19:LEU:HD12	2.00	0.43
9:AI:78:LYS:HZ3	9:AI:78:LYS:CB	2.30	0.43
10:AJ:47:PHE:O	10:AJ:47:PHE:CD1	2.72	0.43
11:AK:18:ARG:HB3	11:AK:33:THR:O	2.19	0.43
11:AK:114:VAL:O	11:AK:114:VAL:HG22	2.18	0.43
11:AK:126:ARG:HB3	11:AK:126:ARG:CZ	2.49	0.43
13:AM:90:LEU:O	13:AM:91:ARG:HB2	2.19	0.43
16:AP:72:ARG:HH21	16:AP:73:LEU:CD2	2.32	0.43
18:AR:74:ARG:HB3	18:AR:81:PHE:CZ	2.53	0.43
19:AS:43:GLU:OE1	19:AS:43:GLU:C	2.57	0.43
22:AV:75:C:OP1	35:BA:2602:A:OP1	2.37	0.43
24:AY:23:GLU:OE2	24:AY:52:ALA:HB1	2.19	0.43
25:B0:41:ARG:HB3	35:BA:2330:G:H1'	2.00	0.43
31:B6:19:ARG:CD	31:B6:19:ARG:N	2.81	0.43
33:B8:25:MET:CB	48:BP:62:LEU:HD21	2.46	0.43
35:BA:784:A:N7	38:BD:229:VAL:HG21	2.33	0.43
35:BA:1105:U:O2'	35:BA:1106:G:H5'	2.19	0.43
35:BA:1624:G:O2'	35:BA:1625:C:H5'	2.18	0.43
35:BA:1819:A:H5''	38:BD:161:THR:HG21	1.99	0.43
35:BA:1902:C:H1'	38:BD:244:ARG:HD3	2.01	0.43
35:BA:1935:G:H1'	35:BA:1964:G:N2	2.34	0.43
35:BA:2748:A:O2'	42:BH:63:SER:HA	2.18	0.43
35:BA:2887:U:H2'	35:BA:2888:C:C6	2.54	0.43
38:BD:148:GLU:HB3	38:BD:149:PRO:HD2	1.99	0.43
39:BE:38:THR:HG23	39:BE:41:LYS:HD2	2.01	0.43
40:BF:9:ILE:HG12	40:BF:15:SER:N	2.32	0.43
40:BF:170:LEU:HD12	40:BF:170:LEU:HA	1.81	0.43
41:BG:19:LEU:HD11	41:BG:172:LEU:HA	1.99	0.43
41:BG:82:LEU:CD2	41:BG:87:PRO:HD3	2.47	0.43
42:BH:58:GLU:O	42:BH:61:HIS:N	2.52	0.43
43:BI:4:ILE:HG23	43:BI:5:LEU:N	2.33	0.43
43:BI:125:GLU:HA	43:BI:142:VAL:O	2.18	0.43
44:BJ:26:UNK:HA	44:BJ:84:UNK:CA	2.48	0.43
45:BK:125:ARG:O	45:BK:127:ILE:N	2.52	0.43
46:BN:26:LEU:CG	46:BN:30:ILE:HD11	2.49	0.43
46:BN:58:ASP:C	46:BN:60:ILE:N	2.63	0.43

Continued on next page...

Continued from previous page...

Atom-1	Atom-2	Interatomic distance (Å)	Clash overlap (Å)
47:BO:102:VAL:HG22	47:BO:120:GLU:O	2.18	0.43
48:BP:70:GLN:O	48:BP:71:VAL:C	2.57	0.43
52:BT:16:ARG:NE	52:BT:18:ASP:OD1	2.52	0.43
52:BT:67:SER:O	52:BT:68:TYR:HB2	2.19	0.43
1:CA:66:G:H21	1:CA:172:A:H2	1.66	0.43
1:CA:69:G:H2'	1:CA:70:G:C8	2.53	0.43
1:CA:134:A:H61	16:CP:25:ARG:NH1	2.17	0.43
1:CA:437:U:O2'	1:CA:438:G:H5'	2.18	0.43
1:CA:757:U:O2'	1:CA:879:C:H1'	2.19	0.43
1:CA:1338:G:H2'	1:CA:1339:A:C8	2.54	0.43
1:CA:1358:U:H2'	1:CA:1359:C:O4'	2.19	0.43
3:CC:111:LEU:HD21	3:CC:145:GLY:O	2.18	0.43
4:CD:98:GLU:C	4:CD:100:ARG:H	2.21	0.43
6:CF:19:LEU:O	6:CF:19:LEU:HD23	2.19	0.43
7:CG:148:ASN:N	7:CG:148:ASN:ND2	2.66	0.43
8:CH:56:LYS:HA	8:CH:57:PRO:HD2	1.74	0.43
9:CI:5:TYR:CD1	9:CI:6:GLY:N	2.87	0.43
15:CO:32:LEU:O	15:CO:33:THR:C	2.57	0.43
18:CR:86:VAL:O	18:CR:87:ARG:HD3	2.19	0.43
20:CT:98:PRO:HB2	20:CT:106:ALA:HB1	2.01	0.43
25:D0:20:ARG:NH1	35:DA:2271:G:H4'	2.33	0.43
26:D1:71:TYR:CE1	59:DI:27:ARG:HD2	2.52	0.43
27:D2:59:ARG:O	27:D2:60:LEU:C	2.57	0.43
30:D5:54:GLY:O	30:D5:56:LYS:NZ	2.40	0.43
31:D6:20:ASN:HD22	31:D6:21:TYR:H	1.60	0.43
33:D8:7:HIS:CG	33:D8:59:LYS:HD2	2.53	0.43
33:D8:39:LYS:HE3	35:DA:2365:G:O6	2.19	0.43
35:DA:419:C:H2'	35:DA:420:C:O4'	2.19	0.43
35:DA:680:G:H2'	35:DA:681:G:C8	2.53	0.43
35:DA:1010:A:H1'	35:DA:1153:C:H1'	2.01	0.43
35:DA:1034:G:H2'	35:DA:1035:U:H6	1.83	0.43
35:DA:1192:G:C2'	35:DA:1193:G:H5'	2.48	0.43
35:DA:1385:G:H1'	35:DA:1386:C:C6	2.53	0.43
35:DA:1578:U:H2'	35:DA:1579:A:C5'	2.47	0.43
35:DA:1578:U:O2'	35:DA:1579:A:H5''	2.18	0.43
35:DA:1579:A:H2'	35:DA:1580:A:O4'	2.18	0.43
35:DA:2048:G:C6	35:DA:2049:G:C5	3.06	0.43
35:DA:2192:G:H2'	35:DA:2192:G:N3	2.33	0.43
35:DA:2305:A:C2	35:DA:2306:C:H1'	2.54	0.43
35:DA:2607:G:H2'	35:DA:2608:G:O4'	2.19	0.43
35:DA:2745:C:H2'	35:DA:2746:U:C6	2.54	0.43

Continued on next page...

Continued from previous page...

Atom-1	Atom-2	Interatomic distance (Å)	Clash overlap (Å)
35:DA:2820:A:O2'	35:DA:2821:A:OP1	2.33	0.43
38:DD:43:ARG:O	38:DD:44:ASN:O	2.37	0.43
39:DE:82:ARG:HB3	39:DE:83:ASP:H	1.42	0.43
39:DE:176:ILE:HG22	39:DE:179:GLU:H	1.84	0.43
40:DF:40:GLN:OE1	40:DF:184:TYR:CB	2.67	0.43
42:DH:26:VAL:O	42:DH:32:GLU:HA	2.18	0.43
44:DJ:26:UNK:HA	44:DJ:84:UNK:CA	2.48	0.43
44:DJ:71:UNK:O	44:DJ:72:UNK:O	2.37	0.43
45:DK:105:LEU:HD21	45:DK:120:LEU:HD13	2.01	0.43
46:DN:69:GLN:O	46:DN:71:ILE:HG13	2.17	0.43
47:DO:61:VAL:O	47:DO:61:VAL:HG13	2.17	0.43
48:DP:129:ALA:C	48:DP:130:PHE:HD2	2.22	0.43
52:DT:13:ARG:HH12	52:DT:15:VAL:CG1	2.31	0.43
54:DV:2:PHE:O	54:DV:3:ALA:CB	2.66	0.43
54:DV:4:ILE:O	54:DV:4:ILE:HG22	2.18	0.43
58:DZ:114:GLY:O	58:DZ:177:PRO:HB3	2.19	0.43
1:AA:123:C:H5''	1:AA:311:C:O2'	2.19	0.43
1:AA:515:G:C2	1:AA:537:G:C2	3.07	0.43
1:AA:557:G:H2'	1:AA:558:G:O4'	2.19	0.43
1:AA:1083:U:C5	1:AA:1084:G:C6	3.06	0.43
1:AA:1313:U:O2'	1:AA:1314:C:H5'	2.19	0.43
1:AA:1329:A:OP1	13:AM:29:ARG:HB2	2.18	0.43
2:AB:144:ARG:O	2:AB:147:LYS:N	2.49	0.43
3:AC:126:ARG:O	3:AC:127:ARG:HB2	2.19	0.43
4:AD:73:ARG:O	4:AD:77:ASN:ND2	2.51	0.43
4:AD:145:GLU:HG2	4:AD:184:LYS:HZ2	1.83	0.43
5:AE:51:VAL:O	5:AE:52:PRO:C	2.56	0.43
6:AF:96:PRO:HB3	18:AR:30:ASP:OD2	2.18	0.43
7:AG:101:LEU:O	7:AG:104:LEU:HB2	2.17	0.43
9:AI:5:TYR:CG	9:AI:6:GLY:N	2.86	0.43
9:AI:46:ALA:HB2	9:AI:74:ILE:CG2	2.49	0.43
11:AK:80:VAL:O	11:AK:106:LYS:HB2	2.19	0.43
12:AL:54:LYS:HB3	12:AL:70:ILE:HD12	2.01	0.43
13:AM:3:ARG:CA	13:AM:9:ILE:HG13	2.47	0.43
18:AR:51:LEU:HD23	18:AR:52:PRO:HD2	2.00	0.43
24:AY:180:LEU:O	24:AY:210:VAL:HG21	2.18	0.43
27:B2:2:LYS:O	27:B2:5:GLU:HB2	2.19	0.43
28:B3:49:LYS:NZ	35:BA:850:C:O3'	2.52	0.43
30:B5:4:HIS:CB	30:B5:5:PRO:CD	2.90	0.43
33:B8:52:LYS:O	33:B8:55:ALA:HB3	2.17	0.43
35:BA:142:A:N6	35:BA:1596:A:H5'	2.34	0.43

Continued on next page...

Continued from previous page...

Atom-1	Atom-2	Interatomic distance (Å)	Clash overlap (Å)
35:BA:301:G:C6	35:BA:317:G:C6	3.06	0.43
35:BA:383:U:H2'	35:BA:385:C:H5	1.84	0.43
35:BA:839:U:O2'	35:BA:1191:G:H1'	2.18	0.43
35:BA:885:C:H6	35:BA:885:C:H3'	1.84	0.43
35:BA:953:A:C2'	35:BA:954:G:H5'	2.48	0.43
35:BA:958:U:C6	35:BA:958:U:C3'	3.02	0.43
35:BA:987:G:O2'	35:BA:1000:A:H1'	2.18	0.43
35:BA:1022:G:HO2'	35:BA:1023:U:P	2.41	0.43
35:BA:1407:C:N4	35:BA:1595:G:H1	2.16	0.43
35:BA:1817:G:C6	35:BA:1818:U:C4	3.06	0.43
35:BA:1827:C:H2'	35:BA:1828:G:O4'	2.18	0.43
35:BA:1879:C:C3'	35:BA:1880:C:H5''	2.47	0.43
35:BA:2048:G:C6	35:BA:2049:G:C5	3.07	0.43
35:BA:2193:G:C4	35:BA:2194:G:C8	3.06	0.43
38:BD:33:LEU:O	38:BD:36:PRO:CD	2.67	0.43
38:BD:94:LEU:HD13	38:BD:94:LEU:O	2.18	0.43
38:BD:244:ARG:NE	38:BD:245:PRO:HB3	2.33	0.43
40:BF:18:ARG:CG	40:BF:19:GLU:N	2.82	0.43
40:BF:88:VAL:CG1	40:BF:91:GLY:HA3	2.49	0.43
41:BG:38:VAL:CG1	41:BG:93:THR:HA	2.36	0.43
41:BG:123:ASN:O	41:BG:126:ASP:OD2	2.36	0.43
45:BK:86:LYS:NZ	45:BK:86:LYS:HB3	2.34	0.43
46:BN:26:LEU:HG	46:BN:30:ILE:CD1	2.49	0.43
47:BO:47:ILE:HG23	47:BO:48:PRO:CD	2.48	0.43
48:BP:85:LEU:CD2	48:BP:88:LEU:HD23	2.49	0.43
50:BR:30:THR:HG22	50:BR:31:HIS:N	2.34	0.43
51:BS:20:ARG:NE	51:BS:20:ARG:CA	2.81	0.43
52:BT:29:ARG:HD2	52:BT:29:ARG:HA	1.83	0.43
52:BT:129:ARG:NH1	52:BT:131:ALA:HB3	2.32	0.43
53:BU:25:TRP:CG	53:BU:26:GLY:N	2.84	0.43
57:BY:27:VAL:HA	57:BY:28:LYS:CE	2.49	0.43
58:BZ:82:ARG:CG	58:BZ:83:PRO:HD2	2.48	0.43
58:BZ:119:GLU:H	58:BZ:119:GLU:HG3	1.41	0.43
1:CA:47:C:H4'	1:CA:48:C:O5'	2.19	0.43
1:CA:321:A:C2	1:CA:333:G:C2	3.07	0.43
1:CA:994:A:N3	1:CA:994:A:H2'	2.33	0.43
1:CA:1458:G:O2'	1:CA:1459:C:H5'	2.19	0.43
3:CC:188:LEU:HD12	3:CC:195:VAL:HG13	2.00	0.43
4:CD:177:ASP:OD1	4:CD:177:ASP:O	2.37	0.43
5:CE:136:MET:C	5:CE:138:ALA:N	2.72	0.43
6:CF:8:ILE:HD12	6:CF:26:ILE:HD13	1.99	0.43

Continued on next page...

Continued from previous page...

Atom-1	Atom-2	Interatomic distance (Å)	Clash overlap (Å)
7:CG:87:VAL:HA	7:CG:88:PRO:HD3	1.87	0.43
9:CI:20:ARG:HH11	9:CI:20:ARG:CG	2.25	0.43
9:CI:53:VAL:C	9:CI:55:ALA:H	2.22	0.43
10:CJ:96:ILE:N	10:CJ:96:ILE:CD1	2.81	0.43
12:CL:54:LYS:HB3	12:CL:70:ILE:HD12	2.01	0.43
15:CO:82:ILE:HD11	15:CO:87:ILE:O	2.19	0.43
18:CR:35:ARG:C	18:CR:37:VAL:H	2.20	0.43
19:CS:13:ASP:O	19:CS:15:LEU:N	2.52	0.43
20:CT:73:HIS:O	20:CT:74:LYS:CB	2.66	0.43
24:CY:186:VAL:HB	24:CY:309:SER:O	2.18	0.43
24:CY:249:VAL:CG2	24:CY:250:ARG:N	2.82	0.43
24:CY:315:VAL:HG21	24:CY:320:TYR:CD2	2.51	0.43
25:D0:41:ARG:HB3	35:DA:2330:G:H1'	1.99	0.43
26:D1:62:VAL:CG1	26:D1:63:ALA:N	2.80	0.43
28:D3:3:ARG:HA	28:D3:37:LEU:O	2.18	0.43
30:D5:2:ALA:HB2	35:DA:2014:A:O2'	2.17	0.43
31:D6:11:LEU:HD23	31:D6:25:LYS:N	2.34	0.43
32:D7:29:LYS:HE3	35:DA:210:C:OP2	2.19	0.43
33:D8:16:ILE:O	33:D8:16:ILE:HG23	2.19	0.43
35:DA:65:C:O2'	35:DA:66:C:H5'	2.19	0.43
35:DA:204:A:H8	35:DA:204:A:OP1	2.01	0.43
35:DA:436:C:H2'	35:DA:437:G:C8	2.53	0.43
35:DA:812:C:H5''	35:DA:1250:G:O2'	2.19	0.43
35:DA:1022:G:C6	35:DA:1140:C:C4	3.07	0.43
35:DA:1695:G:N2	35:DA:1696:G:C8	2.87	0.43
35:DA:2118:U:C5	35:DA:2148:G:O2'	2.64	0.43
35:DA:2344:U:H4'	35:DA:2345:G:OP1	2.18	0.43
35:DA:2683:C:H2'	35:DA:2684:U:C6	2.53	0.43
35:DA:2732:G:C3'	35:DA:2733:A:C5'	2.97	0.43
36:DB:29:A:H2'	36:DB:30:C:C6	2.52	0.43
38:DD:61:LEU:O	38:DD:63:ARG:NH1	2.52	0.43
38:DD:109:ASP:HB2	38:DD:197:GLY:HA2	2.00	0.43
38:DD:111:LEU:HD13	38:DD:115:GLN:OE1	2.19	0.43
38:DD:166:GLN:CA	38:DD:166:GLN:NE2	2.82	0.43
38:DD:223:GLY:C	38:DD:225:ALA:H	2.21	0.43
39:DE:24:THR:HB	39:DE:186:GLY:O	2.19	0.43
40:DF:1:MET:O	40:DF:2:LYS:O	2.36	0.43
40:DF:10:PRO:CG	40:DF:13:SER:HB2	2.39	0.43
41:DG:144:ILE:HD12	41:DG:145:THR:N	2.34	0.43
42:DH:137:ASP:O	42:DH:138:LYS:HB2	2.19	0.43
42:DH:148:ILE:HA	42:DH:151:ILE:HG12	2.01	0.43

Continued on next page...

Continued from previous page...

Atom-1	Atom-2	Interatomic distance (Å)	Clash overlap (Å)
47:DO:102:VAL:HG22	47:DO:120:GLU:O	2.19	0.43
50:DR:95:THR:C	50:DR:117:VAL:HG23	2.38	0.43
51:DS:71:ARG:O	51:DS:74:ALA:HB3	2.19	0.43
52:DT:33:LYS:O	52:DT:41:ARG:HB2	2.19	0.43
54:DV:77:ALA:O	54:DV:79:VAL:HG23	2.18	0.43
55:DW:34:ASN:HD22	55:DW:34:ASN:HA	1.65	0.43
56:DX:50:LYS:O	56:DX:83:VAL:HA	2.19	0.43
1:AA:46:G:O2'	1:AA:365:U:H1'	2.18	0.43
1:AA:302:G:N3	1:AA:556:C:H4'	2.34	0.43
1:AA:390:C:O5'	1:AA:390:C:H6	2.02	0.43
1:AA:405:U:C3'	1:AA:406:G:H5'	2.41	0.43
1:AA:460:G:C6	1:AA:470:C:H5''	2.54	0.43
1:AA:552:U:O2	12:AL:31:PRO:HB3	2.19	0.43
1:AA:644:G:H5'	8:AH:92:ARG:NH2	2.34	0.43
1:AA:690:G:H2'	1:AA:691:G:C8	2.53	0.43
1:AA:723:U:H5''	1:AA:724:G:OP2	2.19	0.43
1:AA:725:G:H2'	1:AA:726:C:H6	1.84	0.43
1:AA:963:G:H21	10:AJ:55:LYS:NZ	2.14	0.43
1:AA:1001:A:N3	1:AA:1001(A):G:N7	2.67	0.43
1:AA:1037:C:H2'	1:AA:1038:C:N1	2.34	0.43
1:AA:1054:C:H42	24:AY:201:ARG:HD2	1.84	0.43
1:AA:1095:U:C5'	1:AA:1109:C:O2	2.66	0.43
1:AA:1133:G:H22	1:AA:1143:G:H1'	1.83	0.43
1:AA:1135:U:H4'	1:AA:1136:U:H5	1.84	0.43
1:AA:1219:U:H2'	1:AA:1220:G:C8	2.53	0.43
1:AA:1316:G:C3'	1:AA:1317:C:H5''	2.49	0.43
3:AC:126:ARG:HB3	3:AC:128:PHE:CE1	2.54	0.43
4:AD:30:LYS:O	4:AD:32:ALA:N	2.52	0.43
4:AD:98:GLU:C	4:AD:100:ARG:H	2.22	0.43
4:AD:144:ASP:O	4:AD:184:LYS:HA	2.19	0.43
6:AF:4:TYR:HD1	6:AF:92:LYS:HA	1.84	0.43
8:AH:10:LEU:O	8:AH:13:ILE:HB	2.19	0.43
10:AJ:6:ILE:HG22	10:AJ:98:ILE:CG1	2.49	0.43
10:AJ:57:LYS:HD2	10:AJ:60:ARG:NH2	2.34	0.43
10:AJ:99:LYS:HD3	10:AJ:99:LYS:HA	1.87	0.43
14:AN:19:ARG:O	14:AN:21:TYR:HD1	2.02	0.43
18:AR:56:THR:O	18:AR:58:LEU:HD12	2.19	0.43
20:AT:8:ARG:HG3	20:AT:8:ARG:NH1	2.32	0.43
22:AV:31:A:H2'	22:AV:32:U:H6	1.83	0.43
24:AY:179:LEU:C	24:AY:181:SER:H	2.22	0.43
24:AY:336:VAL:O	24:AY:338:ASP:N	2.51	0.43

Continued on next page...

Continued from previous page...

Atom-1	Atom-2	Interatomic distance (Å)	Clash overlap (Å)
25:B0:51:VAL:CA	25:B0:62:LEU:HD12	2.49	0.43
26:B1:35:THR:HG21	35:BA:2080:G:P	2.59	0.43
32:B7:12:ARG:HG3	35:BA:686:G:O6	2.19	0.43
35:BA:978:G:C2'	35:BA:979:G:H5'	2.49	0.43
35:BA:1052:C:H2'	35:BA:1053:C:C6	2.54	0.43
35:BA:1578:U:H2'	35:BA:1579:A:C5'	2.48	0.43
35:BA:1638:C:H4'	35:BA:2710:C:O2	2.18	0.43
35:BA:2223:G:H2'	35:BA:2224:G:C5'	2.46	0.43
35:BA:2756:U:H1'	35:BA:2757:A:H5''	2.01	0.43
35:BA:2823:A:OP1	39:BE:113:PHE:HB2	2.19	0.43
35:BA:2861:G:O2'	35:BA:2862:G:H5'	2.19	0.43
39:BE:66:HIS:HD2	39:BE:66:HIS:O	2.02	0.43
41:BG:117:PHE:HD1	41:BG:118:ARG:N	2.15	0.43
46:BN:26:LEU:CD1	46:BN:30:ILE:HD11	2.49	0.43
46:BN:119:ARG:CG	46:BN:119:ARG:NH1	2.82	0.43
47:BO:71:ARG:HG3	47:BO:71:ARG:NH1	2.34	0.43
48:BP:75:ILE:HD12	48:BP:75:ILE:N	2.34	0.43
51:BS:105:ALA:HB1	51:BS:107:GLU:OE1	2.18	0.43
52:BT:53:ARG:HG2	52:BT:53:ARG:NH1	2.34	0.43
53:BU:83:LEU:HD11	53:BU:109:LEU:HD22	2.00	0.43
57:BY:37:VAL:O	57:BY:38:ILE:HG12	2.19	0.43
57:BY:54:LYS:O	57:BY:55:TYR:HB2	2.18	0.43
57:BY:55:TYR:HB3	57:BY:56:PRO:CD	2.49	0.43
58:BZ:24:LEU:HD11	58:BZ:86:VAL:H	1.84	0.43
1:CA:160:A:H1'	1:CA:344:A:C5	2.54	0.43
1:CA:189(B):C:H2'	1:CA:189(C):C:H6	1.84	0.43
1:CA:309:G:H1'	1:CA:608:A:C2	2.54	0.43
1:CA:376:G:OP1	16:CP:6:LEU:HD13	2.19	0.43
1:CA:380:G:N2	1:CA:383:A:OP2	2.51	0.43
1:CA:642:A:N3	8:CH:113:SER:OG	2.49	0.43
1:CA:859:A:H2'	1:CA:860:A:O4'	2.18	0.43
2:CB:15:VAL:HG23	2:CB:209:ARG:HB3	2.00	0.43
3:CC:138:VAL:HG13	3:CC:149:ALA:HB3	2.01	0.43
4:CD:144:ASP:O	4:CD:184:LYS:HA	2.19	0.43
5:CE:42:GLY:CA	5:CE:66:MET:HG2	2.48	0.43
9:CI:4:TYR:N	9:CI:4:TYR:HD1	2.16	0.43
9:CI:47:LEU:N	9:CI:47:LEU:CD1	2.81	0.43
11:CK:33:THR:OG1	11:CK:37:GLY:HA2	2.19	0.43
14:CN:48:ALA:CA	14:CN:53:LEU:HD12	2.49	0.43
19:CS:5:LEU:H	19:CS:6:LYS:HZ1	1.66	0.43
20:CT:36:LEU:CD1	20:CT:55:ILE:HG23	2.49	0.43

Continued on next page...

Continued from previous page...

Atom-1	Atom-2	Interatomic distance (Å)	Clash overlap (Å)
22:CW:58:A:O2'	22:CW:60:U:OP2	2.36	0.43
24:CY:279:LEU:C	24:CY:279:LEU:CD2	2.86	0.43
27:D2:7:ARG:HH22	35:DA:102:G:P	2.41	0.43
29:D4:57:ILE:HG22	29:D4:59:VAL:CG2	2.49	0.43
31:D6:11:LEU:N	31:D6:11:LEU:CD2	2.81	0.43
35:DA:654(I):C:C2'	35:DA:654(J):A:OP2	2.66	0.43
35:DA:709:U:H3	35:DA:722:A:H61	1.67	0.43
35:DA:919:G:H4'	36:DB:81:G:C4'	2.48	0.43
35:DA:1045:A:C2	35:DA:1047:G:N2	2.87	0.43
35:DA:1173:G:C3'	35:DA:1174:A:C5'	2.88	0.43
35:DA:1360:A:C5	35:DA:1372:U:N3	2.87	0.43
35:DA:2162:G:H2'	35:DA:2163:C:O4'	2.19	0.43
35:DA:2310:A:C4	41:DG:75:LYS:HE2	2.53	0.43
35:DA:2732:G:C2'	35:DA:2733:A:H5'	2.49	0.43
35:DA:2758:A:C3'	35:DA:2759:G:C5'	2.97	0.43
38:DD:3:VAL:HG12	38:DD:4:LYS:N	2.34	0.43
39:DE:65:GLY:HA2	39:DE:70:ALA:HB1	2.00	0.43
42:DH:41:MET:CE	42:DH:55:PRO:HD3	2.48	0.43
42:DH:92:ILE:O	42:DH:94:TYR:N	2.52	0.43
59:DI:57:ARG:C	59:DI:59:ALA:H	2.23	0.43
48:DP:122:PRO:O	48:DP:123:LEU:HB3	2.19	0.43
49:DQ:51:ARG:O	49:DQ:55:VAL:HG13	2.19	0.43
50:DR:60:LEU:O	50:DR:60:LEU:HD23	2.19	0.43
51:DS:67:ARG:O	51:DS:71:ARG:HG3	2.18	0.43
52:DT:28:VAL:O	52:DT:29:ARG:HD3	2.19	0.43
52:DT:62:THR:HG22	52:DT:75:ILE:HA	2.01	0.43
52:DT:76:PHE:HA	52:DT:77:PRO:HD3	1.72	0.43
52:DT:112:ARG:HB3	52:DT:112:ARG:NH1	2.33	0.43
57:DY:81:LYS:HA	57:DY:82:PRO:HD3	1.85	0.43
58:DZ:20:ARG:HH11	58:DZ:20:ARG:HG3	1.82	0.43
58:DZ:132:ASN:O	58:DZ:134:PRO:HD3	2.19	0.43
1:AA:145:G:H2'	1:AA:146:G:O4'	2.19	0.43
1:AA:321:A:C2	1:AA:333:G:C2	3.07	0.43
1:AA:370:C:N4	1:AA:391:G:N1	2.54	0.43
1:AA:914:A:O2'	1:AA:915:A:H5'	2.19	0.43
1:AA:1053:G:N7	1:AA:1199:U:H3'	2.33	0.43
1:AA:1091:U:H2'	1:AA:1093:A:OP2	2.19	0.43
2:AB:204:ASN:HD21	2:AB:207:ALA:N	2.17	0.43
3:AC:106:VAL:HG12	3:AC:108:ASN:C	2.39	0.43
3:AC:175:LEU:HD21	3:AC:201:TYR:HE2	1.80	0.43
3:AC:186:PHE:CZ	3:AC:188:LEU:HD22	2.54	0.43

Continued on next page...

Continued from previous page...

Atom-1	Atom-2	Interatomic distance (Å)	Clash overlap (Å)
4:AD:36:ARG:HB3	4:AD:38:TYR:CZ	2.54	0.43
7:AG:148:ASN:N	7:AG:148:ASN:ND2	2.67	0.43
7:AG:152:ALA:O	7:AG:155:ARG:NH1	2.52	0.43
9:AI:2:GLU:HG2	9:AI:2:GLU:O	2.19	0.43
9:AI:91:ASP:C	9:AI:92:TYR:HD1	2.22	0.43
9:AI:121:ARG:HG2	9:AI:121:ARG:NH1	2.28	0.43
10:AJ:35:SER:O	10:AJ:36:GLY:O	2.36	0.43
10:AJ:62:HIS:H	10:AJ:62:HIS:HD2	1.66	0.43
11:AK:44:SER:H	11:AK:47:VAL:CG2	2.32	0.43
12:AL:45:PRO:HB3	12:AL:53:ARG:NH1	2.34	0.43
13:AM:73:GLU:O	13:AM:76:ALA:HB3	2.19	0.43
15:AO:82:ILE:CG2	15:AO:83:GLU:N	2.81	0.43
24:AY:200:ARG:HH11	24:AY:202:HIS:CE1	2.36	0.43
25:B0:71:ASP:C	25:B0:73:GLY:H	2.22	0.43
26:B1:71:TYR:N	26:B1:71:TYR:HD1	2.17	0.43
26:B1:88:LYS:HE3	26:B1:92:LYS:HB2	1.99	0.43
33:B8:46:ARG:HG2	33:B8:46:ARG:HH11	1.84	0.43
33:B8:57:ARG:C	33:B8:59:LYS:N	2.71	0.43
35:BA:52:A:O2'	35:BA:53:A:H5'	2.19	0.43
35:BA:84:A:C5'	57:BY:9:LYS:HE3	2.49	0.43
35:BA:214:G:H1'	35:BA:216:A:O2'	2.19	0.43
35:BA:448:U:C4	35:BA:583:G:H1'	2.54	0.43
35:BA:1097:U:O2'	35:BA:1098:A:H5'	2.19	0.43
35:BA:1590:U:H2'	35:BA:1591:G:C5'	2.10	0.43
35:BA:1591:G:O2'	35:BA:1592:C:H5'	2.19	0.43
35:BA:1773:A:H2'	35:BA:1774:C:O4'	2.19	0.43
35:BA:1865:G:H5'	35:BA:1866:C:P	2.59	0.43
35:BA:1899:G:O2'	35:BA:1900:A:H5''	2.18	0.43
35:BA:2136:C:H41	35:BA:2156:G:H21	1.66	0.43
35:BA:2468:G:P	49:BQ:119:ARG:HH22	2.41	0.43
36:BB:95:C:C4	36:BB:96:U:C5	3.07	0.43
37:BC:72:VAL:CG1	37:BC:74:VAL:HG23	2.49	0.43
37:BC:72:VAL:HG21	37:BC:161:ILE:HA	2.00	0.43
39:BE:51:PHE:H	39:BE:74:PRO:HB2	1.84	0.43
39:BE:63:LEU:O	39:BE:64:LYS:C	2.56	0.43
41:BG:18:GLU:O	41:BG:22:ARG:HG3	2.19	0.43
41:BG:97:ASP:HB3	41:BG:98:ARG:NH2	2.20	0.43
41:BG:101:ILE:O	41:BG:101:ILE:HG12	2.19	0.43
44:BJ:21:UNK:HA	44:BJ:88:UNK:HA	2.01	0.43
45:BK:55:VAL:HG22	45:BK:57:ILE:CD1	2.49	0.43
46:BN:19:GLU:O	46:BN:59:LYS:HB3	2.19	0.43

Continued on next page...

Continued from previous page...

Atom-1	Atom-2	Interatomic distance (Å)	Clash overlap (Å)
47:BO:104:ARG:CZ	52:BT:33:LYS:HD2	2.49	0.43
47:BO:115:VAL:HG13	47:BO:121:VAL:HG21	2.01	0.43
50:BR:12:ARG:NE	50:BR:16:HIS:CE1	2.84	0.43
54:BV:35:LEU:HB2	54:BV:57:VAL:HG13	2.00	0.43
55:BW:68:ARG:HG3	55:BW:68:ARG:NH1	2.34	0.43
56:BX:39:ILE:O	56:BX:40:LYS:C	2.57	0.43
56:BX:57:LEU:N	56:BX:57:LEU:CD1	2.82	0.43
58:BZ:45:ASP:O	58:BZ:49:ARG:N	2.50	0.43
58:BZ:145:GLU:OE1	58:BZ:146:ILE:HG23	2.19	0.43
1:CA:474:G:H2'	1:CA:475:G:C8	2.54	0.43
1:CA:1179:A:H2'	1:CA:1180:A:O4'	2.19	0.43
1:CA:1494:G:H2'	1:CA:1495:U:H6	1.83	0.43
2:CB:42:ILE:O	2:CB:42:ILE:HG23	2.19	0.43
2:CB:101:MET:O	2:CB:102:LEU:HD12	2.18	0.43
2:CB:109:SER:O	2:CB:111:ARG:N	2.52	0.43
5:CE:71:LEU:CD2	5:CE:115:VAL:HG22	2.48	0.43
7:CG:81:GLY:C	7:CG:83:ALA:H	2.22	0.43
7:CG:145:ALA:C	7:CG:147:ALA:N	2.72	0.43
19:CS:16:LEU:C	19:CS:18:LYS:N	2.70	0.43
24:CY:50:GLN:OE1	24:CY:50:GLN:O	2.37	0.43
24:CY:145:GLU:HG3	24:CY:151:VAL:CG2	2.48	0.43
24:CY:180:LEU:C	24:CY:182:PRO:HD2	2.39	0.43
24:CY:294:GLU:C	24:CY:296:LYS:H	2.22	0.43
25:D0:49:LYS:H	25:D0:80:HIS:HD1	1.65	0.43
35:DA:480:A:H2'	35:DA:481:G:OP1	2.19	0.43
35:DA:1053:C:O2'	35:DA:1054:A:H5'	2.18	0.43
35:DA:1149:G:H2'	35:DA:1150:C:C6	2.53	0.43
35:DA:1156:A:OP1	53:DU:55:ARG:NH1	2.52	0.43
35:DA:1439:A:H2'	35:DA:1440:G:O4'	2.19	0.43
35:DA:1495:A:H2'	35:DA:1496:A:N3	2.34	0.43
35:DA:1832:C:H2'	35:DA:1833:U:O5'	2.19	0.43
35:DA:2821:A:OP2	50:DR:2:ARG:NH1	2.52	0.43
41:DG:161:THR:C	41:DG:163:ALA:N	2.67	0.43
44:DJ:74:UNK:C	44:DJ:76:UNK:N	2.82	0.43
45:DK:67:PHE:CD1	45:DK:67:PHE:N	2.85	0.43
48:DP:70:GLN:O	48:DP:71:VAL:C	2.57	0.43
50:DR:60:LEU:HD23	50:DR:60:LEU:C	2.38	0.43
51:DS:15:ARG:HA	51:DS:15:ARG:HD3	1.79	0.43
52:DT:30:VAL:CG1	52:DT:84:GLN:HG3	2.27	0.43
52:DT:81:PRO:C	52:DT:82:LEU:HD12	2.39	0.43
54:DV:55:ALA:HA	54:DV:101:GLY:OXT	2.19	0.43

Continued on next page...

Continued from previous page...

Atom-1	Atom-2	Interatomic distance (Å)	Clash overlap (Å)
56:DX:57:LEU:N	56:DX:57:LEU:CD1	2.81	0.43
1:AA:308:C:H2'	1:AA:309:G:C8	2.47	0.42
1:AA:484:G:O2'	1:AA:485:G:P	2.77	0.42
1:AA:624:C:H4'	16:AP:10:GLY:O	2.19	0.42
1:AA:994:A:H2'	1:AA:994:A:N3	2.34	0.42
1:AA:1382:C:H4'	7:AG:79:ARG:HH12	1.84	0.42
3:AC:35:GLU:OE2	3:AC:59:ARG:NH2	2.52	0.42
3:AC:118:GLN:O	3:AC:121:ALA:HB3	2.19	0.42
9:AI:85:LEU:HD13	9:AI:92:TYR:HD2	1.84	0.42
12:AL:86:ARG:HB3	12:AL:101:VAL:CG2	2.49	0.42
12:AL:119:LYS:HB2	12:AL:120:TYR:HD1	1.84	0.42
18:AR:79:LEU:HA	18:AR:80:PRO:HD3	1.77	0.42
20:AT:50:GLU:CB	20:AT:100:ILE:HG21	2.49	0.42
22:AV:24:G:C6	22:AV:25:C:C4	3.06	0.42
22:AW:70:G:H2'	22:AW:71:G:C5'	2.41	0.42
24:AY:13:LEU:C	24:AY:14:ARG:HG3	2.38	0.42
24:AY:112:ALA:C	24:AY:114:LYS:H	2.22	0.42
27:B2:67:LYS:C	27:B2:69:ARG:N	2.71	0.42
33:B8:53:PRO:O	33:B8:54:GLU:C	2.57	0.42
34:B9:15:LYS:HZ3	35:BA:2753:A:H1'	1.80	0.42
35:BA:16:G:H2'	35:BA:17:G:H8	1.84	0.42
35:BA:237:C:H2'	35:BA:238:C:H6	1.84	0.42
35:BA:626:U:N3	48:BP:105:LEU:HB3	2.33	0.42
35:BA:630:G:N2	35:BA:633:A:OP2	2.45	0.42
35:BA:654:A:H1'	35:BA:654(A):G:C1'	2.49	0.42
35:BA:955:C:OP1	49:BQ:87:LYS:HE2	2.19	0.42
35:BA:1999:C:O2'	35:BA:2000:G:H5'	2.19	0.42
35:BA:2419:U:H2'	35:BA:2420:C:C6	2.54	0.42
35:BA:2758:A:C2'	35:BA:2759:G:C5'	2.80	0.42
37:BC:74:VAL:HA	37:BC:119:VAL:O	2.18	0.42
37:BC:83:ILE:O	37:BC:83:ILE:HG22	2.19	0.42
38:BD:35:LYS:HZ1	38:BD:103:ARG:HA	1.83	0.42
38:BD:166:GLN:CA	38:BD:166:GLN:NE2	2.82	0.42
39:BE:55:ASN:HD22	39:BE:55:ASN:HA	1.57	0.42
39:BE:198:VAL:HG12	39:BE:199:ARG:N	2.34	0.42
40:BF:54:ARG:HB2	40:BF:79:GLY:O	2.19	0.42
41:BG:67:LYS:HA	41:BG:68:PRO:HD3	1.81	0.42
48:BP:39:LYS:O	48:BP:40:SER:HB2	2.19	0.42
49:BQ:26:TYR:O	49:BQ:26:TYR:HD1	2.01	0.42
50:BR:95:THR:C	50:BR:117:VAL:HG23	2.39	0.42
53:BU:62:ILE:HD12	53:BU:76:TYR:OH	2.19	0.42

Continued on next page...

Continued from previous page...

Atom-1	Atom-2	Interatomic distance (Å)	Clash overlap (Å)
56:BX:43:VAL:O	56:BX:47:PHE:HD1	2.02	0.42
58:BZ:42:VAL:CG2	58:BZ:46:LYS:HE3	2.48	0.42
1:CA:16:A:HO2'	1:CA:17:U:H5'	1.84	0.42
1:CA:145:G:H2'	1:CA:146:G:O4'	2.19	0.42
1:CA:155:C:H2'	1:CA:156:G:H8	1.84	0.42
1:CA:311:C:O2'	1:CA:312:C:H5'	2.19	0.42
1:CA:539:A:H2'	1:CA:540:G:C8	2.54	0.42
1:CA:738:C:OP2	6:CF:92:LYS:HE2	2.19	0.42
1:CA:1267:C:O2	1:CA:1327:C:H4'	2.19	0.42
1:CA:1457:G:H8	1:CA:1457:G:O5'	2.02	0.42
2:CB:164:VAL:O	2:CB:186:ALA:CB	2.65	0.42
2:CB:204:ASN:ND2	2:CB:207:ALA:CB	2.80	0.42
3:CC:24:ALA:HB1	3:CC:29:TYR:HA	2.00	0.42
3:CC:150:LYS:HG3	3:CC:169:ALA:HB2	2.00	0.42
4:CD:11:LEU:C	4:CD:13:ARG:N	2.72	0.42
5:CE:126:ARG:HH11	5:CE:126:ARG:CG	2.21	0.42
8:CH:97:VAL:HG13	8:CH:98:LYS:HG3	2.01	0.42
9:CI:50:LEU:C	9:CI:52:ALA:H	2.22	0.42
11:CK:112:THR:HG23	11:CK:113:PRO:HD2	2.01	0.42
11:CK:124:LYS:HB3	11:CK:125:PHE:HD1	1.84	0.42
17:CQ:70:ARG:O	17:CQ:71:PHE:CG	2.72	0.42
20:CT:50:GLU:CB	20:CT:100:ILE:HG21	2.49	0.42
20:CT:92:LEU:C	20:CT:94:ALA:H	2.21	0.42
30:D5:40:LYS:HG2	30:D5:46:CYS:HB2	2.00	0.42
31:D6:11:LEU:CD2	31:D6:26:ASN:N	2.80	0.42
31:D6:52:VAL:CG1	31:D6:53:LYS:N	2.82	0.42
35:DA:247:G:H4'	35:DA:386:G:C6	2.53	0.42
35:DA:460:A:C2	35:DA:470:A:C4	3.07	0.42
35:DA:585:G:H2'	35:DA:1251:C:H42	1.83	0.42
35:DA:717:G:H2'	35:DA:718:A:O4'	2.18	0.42
35:DA:753:C:H6	35:DA:753:C:O5'	2.01	0.42
35:DA:947:G:N3	35:DA:984:A:H2	2.17	0.42
35:DA:1024:G:H21	35:DA:1144:G:C4'	2.32	0.42
35:DA:1208:C:O2'	35:DA:1209:G:H5'	2.19	0.42
35:DA:1427:A:O2'	35:DA:1428:C:OP2	2.36	0.42
35:DA:1472:A:H61	35:DA:1519:G:C2'	2.31	0.42
35:DA:1568:G:H4'	38:DD:59:LYS:HB3	2.00	0.42
35:DA:1887:C:C3'	35:DA:1888:G:H5''	2.47	0.42
35:DA:2138:C:O2	35:DA:2138:C:H2'	2.19	0.42
35:DA:2195:C:H2'	35:DA:2196:C:H6	1.84	0.42
35:DA:2291:U:H5''	35:DA:2380:C:O2'	2.19	0.42

Continued on next page...

Continued from previous page...

Atom-1	Atom-2	Interatomic distance (Å)	Clash overlap (Å)
35:DA:2308:G:H2'	35:DA:2309:A:O5'	2.19	0.42
35:DA:2408:U:H2'	35:DA:2409:G:C8	2.54	0.42
35:DA:2603:G:O2'	35:DA:2604:U:H5'	2.19	0.42
35:DA:2745:C:H2'	35:DA:2746:U:H6	1.84	0.42
35:DA:2892:A:H3'	35:DA:2893:G:H5''	2.00	0.42
35:DA:2892:A:N6	35:DA:2893:G:N3	2.67	0.42
36:DB:7:G:H3'	36:DB:8:U:C5'	2.49	0.42
38:DD:133:LEU:HD21	38:DD:191:ALA:HB2	2.00	0.42
38:DD:244:ARG:HG2	38:DD:244:ARG:NH1	2.34	0.42
40:DF:170:LEU:HD12	40:DF:170:LEU:HA	1.86	0.42
41:DG:10:LYS:HE2	41:DG:176:LEU:O	2.19	0.42
59:DI:33:ARG:O	59:DI:35:LEU:HG	2.18	0.42
59:DI:111:PRO:C	59:DI:113:ARG:H	2.22	0.42
44:DJ:105:UNK:C	44:DJ:107:UNK:N	2.76	0.42
46:DN:19:GLU:O	46:DN:59:LYS:HB3	2.19	0.42
47:DO:25:LEU:HD11	47:DO:40:VAL:HG23	2.00	0.42
51:DS:14:VAL:CG1	51:DS:15:ARG:N	2.62	0.42
52:DT:16:ARG:HD3	52:DT:17:THR:N	2.34	0.42
1:AA:21:G:H2'	1:AA:22:G:C8	2.54	0.42
1:AA:400:C:O2'	1:AA:401:C:H5'	2.19	0.42
1:AA:431:A:O2'	1:AA:432:A:H5'	2.19	0.42
1:AA:477:A:H2'	1:AA:479:C:H6	1.82	0.42
1:AA:801:U:H2'	1:AA:802:A:C8	2.54	0.42
1:AA:1055:A:N7	1:AA:1200:C:N4	2.67	0.42
1:AA:1452:C:H4'	1:AA:1456:G:C2	2.53	0.42
1:AA:1516:G:H2'	1:AA:1518:A:OP2	2.19	0.42
2:AB:55:PHE:HA	2:AB:58:ILE:CG1	2.49	0.42
2:AB:115:LEU:HG	2:AB:153:ARG:HH21	1.83	0.42
4:AD:14:ARG:HA	4:AD:39:PRO:CG	2.46	0.42
4:AD:52:SER:C	4:AD:54:TYR:N	2.70	0.42
5:AE:126:ARG:NH1	5:AE:126:ARG:CG	2.81	0.42
11:AK:69:ALA:O	11:AK:73:MET:HG2	2.19	0.42
12:AL:74:GLY:O	12:AL:102:ARG:NH1	2.47	0.42
13:AM:14:ARG:HD2	13:AM:42:ALA:HA	2.01	0.42
15:AO:60:VAL:HG11	35:BA:715:G:O4'	2.19	0.42
20:AT:27:LYS:O	20:AT:27:LYS:HE2	2.19	0.42
22:AV:28:G:N2	22:AV:43:C:H1'	2.34	0.42
25:B0:36:ILE:HD11	35:BA:2355:C:H4'	2.01	0.42
26:B1:62:VAL:HG22	26:B1:63:ALA:N	2.32	0.42
29:B4:41:ILE:HD13	29:B4:47:VAL:HG13	2.01	0.42
33:B8:19:SER:HB2	35:BA:651:G:OP1	2.19	0.42

Continued on next page...

Continued from previous page...

Atom-1	Atom-2	Interatomic distance (Å)	Clash overlap (Å)
35:BA:27:G:N2	35:BA:512:G:O2'	2.53	0.42
35:BA:234:C:H2'	35:BA:235:U:H6	1.84	0.42
35:BA:304:G:H2'	35:BA:305:U:C6	2.54	0.42
35:BA:330:A:O2'	35:BA:331:A:C8	2.64	0.42
35:BA:350:U:H2'	35:BA:351:G:O4'	2.19	0.42
35:BA:370:G:H3'	35:BA:423:A:C6	2.54	0.42
35:BA:504:U:O2	35:BA:504:U:O4'	2.36	0.42
35:BA:609:A:H2'	35:BA:610:G:O4'	2.19	0.42
35:BA:638:G:C5	35:BA:651:G:C2	3.07	0.42
35:BA:709:U:H3	35:BA:722:A:H61	1.66	0.42
35:BA:887:A:N3	35:BA:889:C:OP2	2.52	0.42
35:BA:955:C:H5'	35:BA:956:G:OP2	2.19	0.42
35:BA:1034:G:C5	35:BA:1035:U:C5	3.07	0.42
35:BA:1300:U:O2	35:BA:1300:U:O4'	2.37	0.42
35:BA:1495:A:N3	35:BA:1495:A:H2'	2.34	0.42
35:BA:1639:U:H4'	35:BA:2699:C:H4'	2.01	0.42
35:BA:1841:U:C2'	38:BD:244:ARG:HH22	2.31	0.42
35:BA:2068:U:N3	35:BA:2430:A:C2	2.65	0.42
35:BA:2107:C:H42	35:BA:2182:G:H1	1.66	0.42
35:BA:2277:G:C2'	35:BA:2278:A:H5'	2.48	0.42
35:BA:2305:A:C2	35:BA:2306:C:H1'	2.54	0.42
35:BA:2605:U:H2'	35:BA:2606:C:H6	1.84	0.42
35:BA:2619:C:H5''	39:BE:152:LYS:HA	2.00	0.42
35:BA:2738:A:C2	35:BA:2739:U:H1'	2.54	0.42
39:BE:3:GLY:O	39:BE:4:ILE:HB	2.19	0.42
40:BF:135:LYS:HB3	40:BF:138:GLU:OE2	2.18	0.42
41:BG:56:ALA:O	41:BG:60:LEU:HB2	2.19	0.42
41:BG:130:ASN:OD1	41:BG:159:VAL:O	2.36	0.42
41:BG:133:LEU:CD1	41:BG:135:LEU:HD11	2.49	0.42
42:BH:138:LYS:C	42:BH:140:LYS:N	2.72	0.42
46:BN:128:HIS:CE1	46:BN:134:ARG:HD3	2.54	0.42
48:BP:125:VAL:O	48:BP:125:VAL:HG13	2.19	0.42
48:BP:128:HIS:O	48:BP:147:LEU:HD22	2.19	0.42
49:BQ:18:LYS:O	49:BQ:19:GLY:O	2.37	0.42
51:BS:26:LEU:HD22	51:BS:26:LEU:O	2.20	0.42
53:BU:64:ARG:HG2	53:BU:64:ARG:HH21	1.83	0.42
53:BU:113:ALA:C	53:BU:115:ALA:H	2.22	0.42
54:BV:6:LYS:HE2	54:BV:37:VAL:HG12	2.00	0.42
57:BY:2:ARG:N	57:BY:5:MET:CE	2.81	0.42
57:BY:8:LYS:N	57:BY:8:LYS:CD	2.75	0.42
58:BZ:22:GLY:C	58:BZ:23:LYS:HE2	2.40	0.42

Continued on next page...

Continued from previous page...

Atom-1	Atom-2	Interatomic distance (Å)	Clash overlap (Å)
1:CA:60:A:H8	1:CA:60:A:O5'	2.02	0.42
1:CA:552:U:O2	12:CL:31:PRO:HB3	2.18	0.42
1:CA:625:G:C4	1:CA:626:U:C5	3.07	0.42
1:CA:659:U:O2'	1:CA:660:G:H5'	2.18	0.42
1:CA:1023:G:H2'	1:CA:1023:G:N3	2.34	0.42
1:CA:1073:U:OP2	5:CE:57:LYS:HE3	2.19	0.42
1:CA:1186:G:C2	1:CA:1187:G:H1'	2.54	0.42
1:CA:1415:G:O2'	1:CA:1416:G:H5'	2.18	0.42
1:CA:1498:U:H4'	1:CA:1519:A:H2	1.85	0.42
2:CB:50:GLU:O	2:CB:54:THR:N	2.47	0.42
4:CD:60:GLU:OE1	4:CD:198:VAL:HA	2.19	0.42
8:CH:10:LEU:O	8:CH:13:ILE:HB	2.18	0.42
9:CI:4:TYR:CE2	9:CI:59:PHE:HE2	2.36	0.42
9:CI:59:PHE:O	9:CI:61:ALA:N	2.52	0.42
11:CK:41:THR:HG22	11:CK:42:TRP:N	2.34	0.42
13:CM:25:ILE:HD12	13:CM:25:ILE:N	2.35	0.42
13:CM:87:TYR:HE1	19:CS:81:ARG:NH2	2.17	0.42
13:CM:108:ARG:NH1	13:CM:111:LYS:HB2	2.33	0.42
17:CQ:5:VAL:HG13	17:CQ:59:ILE:O	2.19	0.42
17:CQ:76:LEU:CG	17:CQ:77:VAL:N	2.81	0.42
18:CR:47:THR:O	18:CR:82:THR:HA	2.19	0.42
18:CR:76:LEU:N	18:CR:76:LEU:HD22	2.35	0.42
19:CS:61:TYR:CD2	19:CS:62:ILE:N	2.87	0.42
24:CY:11:GLU:O	24:CY:12:GLY:O	2.36	0.42
28:D3:3:ARG:O	28:D3:4:LEU:O	2.37	0.42
31:D6:20:ASN:CG	31:D6:21:TYR:H	2.22	0.42
33:D8:63:PRO:C	33:D8:64:TYR:O	2.56	0.42
35:DA:26:G:C6	35:DA:27:G:N1	2.87	0.42
35:DA:36:G:N3	35:DA:450:G:O2'	2.51	0.42
35:DA:272:G:O6	35:DA:421:U:H2'	2.19	0.42
35:DA:389:G:H22	48:DP:72:PRO:HD3	1.83	0.42
35:DA:654(U):A:H2'	35:DA:654(V):A:H8	1.84	0.42
35:DA:1462:C:H4'	35:DA:2703:C:O4'	2.19	0.42
35:DA:1528(A):A:H3'	35:DA:1529:G:H5''	2.01	0.42
35:DA:1532:C:O2	35:DA:1532:C:O4'	2.36	0.42
35:DA:1839:G:H8	35:DA:1839:G:H5'	1.84	0.42
35:DA:2178:C:H2'	35:DA:2179:C:C6	2.54	0.42
35:DA:2235:G:H2'	35:DA:2236:C:C6	2.54	0.42
35:DA:2789:C:H4'	35:DA:2789:C:OP1	2.20	0.42
39:DE:116:VAL:CG2	39:DE:122:PHE:CD2	2.99	0.42
42:DH:79:VAL:C	42:DH:81:GLU:H	2.20	0.42

Continued on next page...

Continued from previous page...

Atom-1	Atom-2	Interatomic distance (Å)	Clash overlap (Å)
42:DH:97:ARG:C	42:DH:125:VAL:HG21	2.39	0.42
46:DN:65:LYS:O	46:DN:66:LYS:C	2.57	0.42
47:DO:104:ARG:CB	47:DO:104:ARG:NH1	2.82	0.42
48:DP:57:THR:O	48:DP:59:LEU:N	2.47	0.42
50:DR:101:ALA:O	50:DR:102:GLU:HB2	2.18	0.42
52:DT:3:ARG:O	52:DT:5:ALA:N	2.52	0.42
52:DT:28:VAL:HB	52:DT:88:ILE:HG13	2.01	0.42
53:DU:113:ALA:C	53:DU:115:ALA:H	2.22	0.42
55:DW:68:ARG:O	55:DW:110:LYS:N	2.53	0.42
57:DY:81:LYS:HD3	57:DY:97:ARG:CB	2.20	0.42
1:AA:60:A:H8	1:AA:60:A:O5'	2.02	0.42
1:AA:430:A:C2'	1:AA:431:A:H5'	2.49	0.42
1:AA:472:A:C2'	1:AA:473:G:H5'	2.49	0.42
1:AA:600:C:O2'	1:AA:601:C:H5'	2.18	0.42
1:AA:607:A:C2	16:AP:31:LYS:HG3	2.54	0.42
1:AA:930:C:C2'	1:AA:931:C:H5'	2.50	0.42
3:AC:54:ARG:HG2	3:AC:55:VAL:N	2.34	0.42
9:AI:23:ASN:N	9:AI:23:ASN:ND2	2.67	0.42
9:AI:53:VAL:HG23	9:AI:55:ALA:CB	2.49	0.42
14:AN:7:ILE:HA	14:AN:10:ALA:CB	2.49	0.42
16:AP:12:LYS:O	16:AP:13:HIS:HB2	2.19	0.42
24:AY:113:GLU:HA	24:AY:175:ASN:HA	2.02	0.42
24:AY:135:MET:CE	24:AY:191:ARG:HH12	2.31	0.42
24:AY:222:LEU:HD11	24:AY:253:HIS:HE2	1.84	0.42
25:B0:20:ARG:NH1	35:BA:2271:G:H4'	2.34	0.42
32:B7:10:ARG:O	32:B7:14:LYS:HB2	2.19	0.42
35:BA:320:A:H4'	35:BA:322:A:N7	2.34	0.42
35:BA:635:C:O2'	35:BA:639:U:OP1	2.37	0.42
35:BA:665:C:O2'	35:BA:666:G:H5'	2.20	0.42
35:BA:786:C:O2'	35:BA:787:U:H5'	2.19	0.42
35:BA:817:C:O2'	35:BA:839:U:H5''	2.18	0.42
35:BA:1013:C:O2'	35:BA:1014:U:H5'	2.19	0.42
35:BA:1408:C:H2'	35:BA:1409:C:C6	2.54	0.42
35:BA:1453:U:OP1	50:BR:77:ARG:NH1	2.52	0.42
35:BA:2023:G:H4'	35:BA:2617:C:O3'	2.20	0.42
35:BA:2138:C:H2'	35:BA:2138:C:O2	2.19	0.42
35:BA:2183:C:O2'	35:BA:2184:G:H5'	2.19	0.42
35:BA:2776:A:H4'	35:BA:2777:G:H5''	2.01	0.42
36:BB:91:C:OP2	49:BQ:16:ARG:NH1	2.51	0.42
37:BC:64:LEU:HA	37:BC:65:PRO:HD2	1.91	0.42
39:BE:188:VAL:O	39:BE:188:VAL:HG13	2.19	0.42

Continued on next page...

Continued from previous page...

Atom-1	Atom-2	Interatomic distance (Å)	Clash overlap (Å)
40:BF:10:PRO:C	40:BF:128:ALA:HB2	2.39	0.42
40:BF:185:ASP:OD1	40:BF:188:ARG:NH1	2.52	0.42
42:BH:89:ILE:HD11	42:BH:129:THR:CB	2.50	0.42
42:BH:120:GLY:HA3	42:BH:140:LYS:NZ	2.34	0.42
43:BI:15:VAL:HG12	43:BI:16:GLY:H	1.80	0.42
43:BI:31:LEU:CD2	43:BI:38:LEU:HD23	2.49	0.42
47:BO:40:VAL:CG1	47:BO:41:ALA:N	2.82	0.42
48:BP:23:PRO:HD2	48:BP:33:ARG:HE	1.84	0.42
48:BP:87:ASP:O	48:BP:89:ALA:N	2.51	0.42
49:BQ:1:MET:O	49:BQ:2:LEU:HB3	2.18	0.42
49:BQ:21:THR:HG21	49:BQ:101:ARG:CD	2.49	0.42
50:BR:10:LEU:HD22	50:BR:17:ARG:HG2	2.01	0.42
50:BR:44:LEU:HD12	50:BR:48:VAL:HG23	2.02	0.42
51:BS:49:VAL:HG12	51:BS:50:SER:H	1.83	0.42
53:BU:92:ARG:HH11	54:BV:11:GLN:H	1.67	0.42
54:BV:39:LEU:HA	54:BV:47:VAL:CG2	2.49	0.42
55:BW:1:MET:HE3	55:BW:2:GLU:H	1.84	0.42
55:BW:86:LEU:HD12	55:BW:87:PRO:N	2.34	0.42
56:BX:83:VAL:O	56:BX:84:ALA:C	2.57	0.42
57:BY:45:VAL:HA	57:BY:62:GLU:CB	2.49	0.42
58:BZ:125:LEU:HD12	58:BZ:126:VAL:H	1.84	0.42
1:CA:308:C:H2'	1:CA:309:G:C8	2.49	0.42
1:CA:331:G:OP1	1:CA:332:G:H8	2.03	0.42
1:CA:947:G:C6	1:CA:948:C:C4	3.07	0.42
1:CA:977:A:C2'	1:CA:978:A:H5'	2.48	0.42
1:CA:1147:C:O2	9:CI:16:ARG:CZ	2.67	0.42
1:CA:1152:A:H3'	10:CJ:13:HIS:ND1	2.34	0.42
1:CA:1313:U:O2'	1:CA:1314:C:H5'	2.18	0.42
1:CA:1316:G:C3'	1:CA:1317:C:H5''	2.49	0.42
4:CD:30:LYS:CA	4:CD:35:ARG:HD2	2.49	0.42
4:CD:177:ASP:OD1	4:CD:180:GLY:N	2.52	0.42
5:CE:146:ALA:O	5:CE:148:VAL:N	2.52	0.42
13:CM:15:VAL:CG1	13:CM:45:VAL:HG22	2.46	0.42
13:CM:45:VAL:O	13:CM:45:VAL:HG12	2.19	0.42
16:CP:20:VAL:HG23	16:CP:34:GLU:C	2.40	0.42
19:CS:15:LEU:O	19:CS:18:LYS:HB3	2.20	0.42
20:CT:98:PRO:O	20:CT:99:LEU:O	2.38	0.42
22:CV:68:C:C2'	22:CV:69:G:H5'	2.50	0.42
22:CV:75:C:OP1	35:DA:2602:A:OP1	2.36	0.42
22:CW:64:A:H2'	22:CW:65:G:C8	2.54	0.42
22:CW:70:G:H2'	22:CW:71:G:H5''	2.02	0.42

Continued on next page...

Continued from previous page...

Atom-1	Atom-2	Interatomic distance (Å)	Clash overlap (Å)
24:CY:349:LEU:C	24:CY:351:TRP:N	2.72	0.42
25:D0:48:GLY:HA3	25:D0:80:HIS:CG	2.54	0.42
33:D8:4:MET:HE1	35:DA:593:G:C1'	2.49	0.42
35:DA:272(J):C:N4	35:DA:363(A):A:N6	2.67	0.42
35:DA:306:U:C2'	35:DA:307:G:H5'	2.50	0.42
35:DA:350:U:H2'	35:DA:351:G:O4'	2.20	0.42
35:DA:814:C:O2'	35:DA:815:C:H5'	2.19	0.42
35:DA:885:C:C2	35:DA:886:C:N4	2.87	0.42
35:DA:1453:U:H5'	50:DR:63:ARG:NE	2.34	0.42
35:DA:1571:A:H2'	35:DA:1572:A:C8	2.54	0.42
35:DA:1865:G:H5'	35:DA:1866:C:P	2.59	0.42
35:DA:1902:C:H1'	38:DD:244:ARG:HD3	2.00	0.42
35:DA:1948:G:C2'	35:DA:1949:G:H5'	2.49	0.42
35:DA:1973:G:H2'	35:DA:1974:C:H6	1.85	0.42
35:DA:2125:G:N2	35:DA:2172:U:OP1	2.46	0.42
35:DA:2348:U:C3'	35:DA:2349:G:H5''	2.46	0.42
35:DA:2810:A:C2'	39:DE:61:ARG:CZ	2.97	0.42
36:DB:94:C:H2'	36:DB:95:C:H6	1.84	0.42
37:DC:58:VAL:HG21	37:DC:166:ASP:H	1.84	0.42
38:DD:138:VAL:O	38:DD:138:VAL:HG13	2.19	0.42
38:DD:235:GLY:C	38:DD:237:GLU:N	2.65	0.42
39:DE:1:MET:O	39:DE:2:LYS:C	2.58	0.42
40:DF:129:PHE:CE1	40:DF:142:TRP:CH2	3.07	0.42
41:DG:16:ARG:HH11	41:DG:16:ARG:CB	2.30	0.42
41:DG:39:ILE:HG13	41:DG:92:VAL:HG12	2.00	0.42
41:DG:133:LEU:HD21	41:DG:157:ILE:HG12	2.00	0.42
42:DH:123:PHE:O	42:DH:124:GLU:HG2	2.19	0.42
59:DI:14:ASP:O	59:DI:15:VAL:C	2.57	0.42
59:DI:114:LEU:O	59:DI:115:ALA:C	2.57	0.42
51:DS:66:ALA:HA	51:DS:69:VAL:HG12	2.00	0.42
53:DU:70:ARG:HH11	53:DU:70:ARG:HG3	1.84	0.42
53:DU:95:LEU:HD11	54:DV:11:GLN:HG3	1.98	0.42
54:DV:14:VAL:HB	54:DV:96:ILE:HG13	2.02	0.42
57:DY:35:TYR:CE2	57:DY:69:ALA:HB3	2.55	0.42
57:DY:54:LYS:O	57:DY:55:TYR:HB2	2.18	0.42
58:DZ:11:GLU:N	58:DZ:11:GLU:CD	2.72	0.42
1:AA:9:G:C5'	5:AE:122:GLU:OE2	2.67	0.42
1:AA:132:C:N3	1:AA:231:G:C2	2.87	0.42
1:AA:185:A:N3	20:AT:81:LYS:NZ	2.62	0.42
1:AA:458:C:H2'	1:AA:460:G:H8	1.81	0.42
1:AA:642:A:N3	8:AH:113:SER:OG	2.48	0.42

Continued on next page...

Continued from previous page...

Atom-1	Atom-2	Interatomic distance (Å)	Clash overlap (Å)
1:AA:1188:A:H2'	1:AA:1189:C:C5'	2.49	0.42
1:AA:1255:G:H5'	3:AC:26:LYS:HE3	2.01	0.42
1:AA:1415:G:C4	1:AA:1416:G:C8	3.07	0.42
3:AC:5:ILE:HD13	3:AC:10:PHE:HB2	2.02	0.42
4:AD:3:ARG:HD3	4:AD:5:ILE:HG13	2.00	0.42
6:AF:2:ARG:HB2	6:AF:4:TYR:CZ	2.54	0.42
8:AH:39:LEU:HD22	8:AH:39:LEU:N	2.34	0.42
11:AK:86:GLY:O	11:AK:91:ARG:NH1	2.52	0.42
12:AL:125:PRO:HB2	12:AL:127:GLU:CD	2.39	0.42
16:AP:21:VAL:O	16:AP:21:VAL:HG22	2.20	0.42
16:AP:75:ARG:C	16:AP:77:ALA:N	2.71	0.42
18:AR:86:VAL:O	18:AR:87:ARG:HD3	2.19	0.42
18:AR:86:VAL:O	18:AR:87:ARG:C	2.57	0.42
22:AW:22:G:H5''	22:AW:46:G:O6	2.20	0.42
22:AW:39:U:H3'	22:AW:40:C:H5'	2.00	0.42
24:AY:241:GLY:O	24:AY:242:VAL:C	2.57	0.42
24:AY:311:ILE:O	24:AY:312:ARG:HB2	2.18	0.42
25:B0:49:LYS:O	25:B0:50:ASN:HB2	2.20	0.42
35:BA:143:G:O4'	56:BX:37:THR:HG21	2.19	0.42
35:BA:228:A:H5'	35:BA:229:A:OP2	2.20	0.42
35:BA:621:A:H2'	35:BA:622:G:H5'	2.01	0.42
35:BA:775:G:C5	35:BA:794:G:C8	3.07	0.42
35:BA:1385:G:H1'	35:BA:1386:C:C6	2.54	0.42
35:BA:1590:U:C3'	35:BA:1591:G:H5''	2.45	0.42
35:BA:1948:G:C2'	35:BA:1949:G:H5'	2.49	0.42
35:BA:1988:C:O2'	35:BA:1989:G:H5'	2.20	0.42
35:BA:2114:A:H2	35:BA:2168:G:H1'	1.84	0.42
35:BA:2162:G:H2'	35:BA:2163:C:O4'	2.20	0.42
35:BA:2178:C:H2'	35:BA:2179:C:C6	2.53	0.42
35:BA:2370:G:H2'	35:BA:2371:G:O4'	2.19	0.42
35:BA:2862:G:C5	35:BA:2863:C:C5	3.07	0.42
39:BE:178:GLU:HG3	39:BE:179:GLU:N	2.35	0.42
41:BG:144:ILE:HD12	41:BG:145:THR:H	1.84	0.42
44:BJ:74:UNK:C	44:BJ:76:UNK:N	2.82	0.42
46:BN:133:GLN:O	46:BN:134:ARG:CB	2.67	0.42
47:BO:104:ARG:HH21	52:BT:33:LYS:CE	2.31	0.42
52:BT:31:SER:CB	52:BT:43:GLN:O	2.68	0.42
52:BT:94:ALA:HB1	52:BT:99:LEU:HD23	2.02	0.42
57:BY:27:VAL:CB	57:BY:29:GLU:OE1	2.67	0.42
1:CA:21:G:H2'	1:CA:22:G:C8	2.54	0.42
1:CA:484:G:O2'	1:CA:485:G:P	2.77	0.42

Continued on next page...

Continued from previous page...

Atom-1	Atom-2	Interatomic distance (Å)	Clash overlap (Å)
1:CA:542:G:C4	1:CA:543:C:C5	3.08	0.42
1:CA:693:G:H2'	1:CA:694:A:O4'	2.19	0.42
1:CA:939:G:H2'	1:CA:940:C:C6	2.54	0.42
1:CA:993:G:N2	1:CA:1046:A:H1'	2.35	0.42
1:CA:1323:G:H4'	1:CA:1363:C:O2	2.19	0.42
1:CA:1368:G:C2'	1:CA:1369:C:H5'	2.49	0.42
1:CA:1479:C:H2'	1:CA:1480:G:H8	1.84	0.42
3:CC:164:ARG:CZ	3:CC:164:ARG:HB2	2.49	0.42
4:CD:61:LYS:NZ	4:CD:62:GLN:NE2	2.68	0.42
4:CD:73:ARG:HB2	4:CD:73:ARG:NH1	2.29	0.42
4:CD:171:GLY:O	4:CD:174:LEU:N	2.53	0.42
6:CF:100:ASN:N	6:CF:100:ASN:ND2	2.66	0.42
7:CG:6:ARG:NH2	7:CG:94:ARG:HH22	2.15	0.42
7:CG:108:ALA:O	7:CG:119:ARG:HB3	2.19	0.42
9:CI:43:ALA:HA	9:CI:74:ILE:HG21	2.01	0.42
12:CL:83:VAL:CG2	12:CL:84:LEU:N	2.81	0.42
16:CP:39:TYR:CD1	16:CP:73:LEU:HD13	2.54	0.42
22:CV:39:U:O2'	22:CV:40:C:H5'	2.19	0.42
25:D0:41:ARG:HD3	25:D0:44:ARG:CD	2.49	0.42
25:D0:43:THR:HG21	35:DA:2336:A:H61	1.84	0.42
30:D5:4:HIS:CB	30:D5:5:PRO:CD	2.88	0.42
30:D5:16:ARG:NH1	30:D5:17:ASP:OD1	2.52	0.42
31:D6:25:LYS:HE2	31:D6:27:LYS:HZ1	1.84	0.42
32:D7:47:ARG:O	32:D7:48:LYS:HD3	2.19	0.42
35:DA:228:A:H2'	35:DA:230:U:O4'	2.20	0.42
35:DA:466:A:N3	35:DA:683:C:H1'	2.34	0.42
35:DA:958:U:H3'	35:DA:958:U:C6	2.54	0.42
35:DA:2503:A:H4'	35:DA:2504:U:OP1	2.20	0.42
36:DB:14:U:OP2	36:DB:70:C:O2'	2.37	0.42
36:DB:52:A:O2'	36:DB:53:A:C8	2.71	0.42
36:DB:85:G:C2'	36:DB:86:G:H5'	2.50	0.42
37:DC:121:GLY:HA2	37:DC:145:VAL:CB	2.49	0.42
38:DD:108:PRO:HB3	38:DD:143:HIS:CE1	2.55	0.42
38:DD:218:ARG:HH11	38:DD:218:ARG:HG3	1.83	0.42
39:DE:4:ILE:HG21	39:DE:96:PHE:HE2	1.83	0.42
40:DF:8:GLN:OE1	40:DF:8:GLN:HA	2.20	0.42
40:DF:64:ILE:O	40:DF:65:TRP:CD1	2.72	0.42
41:DG:117:PHE:HZ	41:DG:179:PRO:HB2	1.84	0.42
42:DH:125:VAL:O	42:DH:127:GLU:N	2.52	0.42
42:DH:145:ALA:O	42:DH:146:ALA:C	2.57	0.42
48:DP:121:LYS:O	48:DP:123:LEU:HD23	2.19	0.42

Continued on next page...

Continued from previous page...

Atom-1	Atom-2	Interatomic distance (Å)	Clash overlap (Å)
51:DS:80:LEU:C	51:DS:82:ILE:H	2.23	0.42
52:DT:78:LEU:C	52:DT:79:HIS:ND1	2.73	0.42
56:DX:29:TRP:CZ2	56:DX:76:ARG:NH2	2.87	0.42
58:DZ:4:ARG:HH12	58:DZ:60:GLU:CG	2.32	0.42
1:AA:79:G:C4	1:AA:80:G:C8	3.08	0.42
1:AA:80:G:H2'	1:AA:80:G:N3	2.34	0.42
1:AA:169:C:O2'	1:AA:170:U:H5'	2.20	0.42
1:AA:187:C:O2'	20:AT:89:ARG:HD2	2.18	0.42
1:AA:438:G:H4'	4:AD:123:HIS:ND1	2.35	0.42
1:AA:539:A:H2'	1:AA:540:G:H8	1.85	0.42
1:AA:754:C:H3'	1:AA:754:C:O2	2.19	0.42
1:AA:794:A:H2'	1:AA:795:C:C6	2.55	0.42
1:AA:924:C:H5'	1:AA:1399:C:OP2	2.19	0.42
1:AA:1186:G:C2	1:AA:1187:G:H1'	2.54	0.42
1:AA:1346:A:C5	7:AG:10:ARG:NH1	2.88	0.42
2:AB:105:PHE:O	2:AB:106:LYS:C	2.57	0.42
5:AE:34:VAL:O	5:AE:41:VAL:HA	2.20	0.42
6:AF:2:ARG:HD2	6:AF:4:TYR:OH	2.19	0.42
8:AH:36:LEU:HA	8:AH:39:LEU:HD23	2.00	0.42
9:AI:112:LYS:HA	9:AI:119:ALA:HA	2.01	0.42
11:AK:120:ARG:NH1	11:AK:126:ARG:HE	2.18	0.42
16:AP:82:GLN:O	16:AP:84:ALA:N	2.52	0.42
17:AQ:22:LEU:HD11	17:AQ:39:SER:CB	2.50	0.42
17:AQ:50:LYS:HE3	17:AQ:51:TYR:HE1	1.84	0.42
19:AS:6:LYS:N	19:AS:6:LYS:HD2	2.35	0.42
24:AY:115:ASN:ND2	24:AY:173:GLY:O	2.52	0.42
25:B0:43:THR:HG21	35:BA:2336:A:H61	1.84	0.42
29:B4:37:PRO:O	29:B4:55:PRO:HB3	2.19	0.42
30:B5:16:ARG:NH1	30:B5:17:ASP:OD1	2.52	0.42
31:B6:15:GLU:OE2	31:B6:41:PRO:CB	2.67	0.42
35:BA:204:A:OP1	35:BA:204:A:H8	2.02	0.42
35:BA:840:C:H2'	35:BA:841:A:C8	2.54	0.42
35:BA:1057:A:O2'	35:BA:1058:G:H5'	2.20	0.42
35:BA:1142(A):A:O2'	35:BA:1143:A:H3'	2.19	0.42
35:BA:2263:C:O2'	35:BA:2264:C:H5'	2.18	0.42
35:BA:2636:U:H4'	39:BE:80:GLU:CD	2.40	0.42
35:BA:2662:A:H2'	35:BA:2663:G:O4'	2.20	0.42
36:BB:1:U:O2	36:BB:1:U:H2'	2.20	0.42
36:BB:83:G:C6	36:BB:84:C:C5	3.08	0.42
37:BC:168:THR:HA	37:BC:173:ALA:CB	2.24	0.42
41:BG:125:PHE:O	41:BG:128:ARG:HG2	2.19	0.42

Continued on next page...

Continued from previous page...

Atom-1	Atom-2	Interatomic distance (Å)	Clash overlap (Å)
45:BK:21:PRO:CB	45:BK:22:PRO:HD3	2.32	0.42
46:BN:31:ALA:O	46:BN:32:THR:C	2.58	0.42
46:BN:63:THR:O	46:BN:66:LYS:HG2	2.20	0.42
47:BO:104:ARG:NE	52:BT:33:LYS:HD2	2.35	0.42
48:BP:26:GLY:HA2	48:BP:30:THR:CG2	2.48	0.42
48:BP:47:ASP:H	48:BP:48:PRO:HA	1.85	0.42
52:BT:77:PRO:O	52:BT:78:LEU:HB3	2.19	0.42
54:BV:17:GLY:HA2	54:BV:96:ILE:O	2.19	0.42
54:BV:18:LEU:CD1	54:BV:19:LYS:H	2.32	0.42
1:CA:658:G:O2'	1:CA:659:U:H5'	2.19	0.42
1:CA:720:C:H5''	18:CR:52:PRO:HA	2.01	0.42
1:CA:883:C:O2'	1:CA:884:U:H5'	2.19	0.42
1:CA:979:C:C3'	1:CA:980:C:C5'	2.85	0.42
1:CA:1150:U:O2'	10:CJ:41:PRO:HD3	2.19	0.42
1:CA:1382:C:H4'	7:CG:79:ARG:HH12	1.84	0.42
1:CA:1411:C:H2'	1:CA:1412:C:H6	1.82	0.42
1:CA:1497:G:C2'	1:CA:1498:U:H5'	2.48	0.42
2:CB:11:LEU:HD12	2:CB:217:ARG:CZ	2.49	0.42
2:CB:218:ALA:O	2:CB:222:ILE:HG13	2.19	0.42
2:CB:224:GLN:C	2:CB:226:ARG:N	2.73	0.42
4:CD:25:ARG:HH12	4:CD:30:LYS:HB2	1.83	0.42
4:CD:54:TYR:O	4:CD:55:ALA:C	2.57	0.42
4:CD:58:LEU:HD23	4:CD:206:PHE:CZ	2.54	0.42
4:CD:190:ASP:O	4:CD:191:ARG:C	2.57	0.42
5:CE:51:VAL:O	5:CE:52:PRO:C	2.56	0.42
6:CF:10:LEU:HA	6:CF:84:ASN:O	2.19	0.42
7:CG:15:ASP:C	7:CG:17:VAL:H	2.23	0.42
7:CG:15:ASP:OD2	7:CG:44:TYR:OH	2.38	0.42
7:CG:152:ALA:O	7:CG:155:ARG:NH1	2.51	0.42
8:CH:34:GLU:HA	8:CH:34:GLU:OE1	2.19	0.42
8:CH:119:LEU:HD12	8:CH:124:ALA:HA	2.00	0.42
9:CI:91:ASP:C	9:CI:92:TYR:CD1	2.93	0.42
9:CI:110:GLU:OE2	9:CI:113:LYS:NZ	2.53	0.42
11:CK:21:ILE:HG21	11:CK:94:ALA:CB	2.49	0.42
11:CK:115:PRO:C	11:CK:117:ASN:N	2.72	0.42
13:CM:65:LYS:HB3	13:CM:70:LEU:HD12	2.02	0.42
18:CR:70:ILE:HG23	18:CR:79:LEU:HD13	2.01	0.42
19:CS:43:GLU:O	19:CS:45:VAL:N	2.52	0.42
20:CT:8:ARG:HG3	20:CT:8:ARG:NH1	2.31	0.42
22:CW:8:U:H1'	22:CW:48:C:H1'	2.00	0.42
24:CY:68:ASP:OD1	24:CY:91:LEU:HD11	2.20	0.42

Continued on next page...

Continued from previous page...

Atom-1	Atom-2	Interatomic distance (Å)	Clash overlap (Å)
26:D1:53:VAL:CG2	26:D1:74:VAL:HG13	2.44	0.42
32:D7:10:ARG:O	32:D7:14:LYS:HB2	2.19	0.42
33:D8:22:VAL:O	33:D8:49:VAL:HG23	2.20	0.42
35:DA:49:A:H5''	35:DA:51:G:O4'	2.19	0.42
35:DA:271(S):G:C6	35:DA:271(T):C:C4	3.08	0.42
35:DA:847:U:H2'	35:DA:848:G:C5'	2.45	0.42
35:DA:909:A:H2'	35:DA:912:C:C5	2.54	0.42
35:DA:970:C:H2'	35:DA:971:C:H6	1.84	0.42
35:DA:2136:C:H41	35:DA:2156:G:H21	1.67	0.42
35:DA:2183:C:O2'	35:DA:2184:G:H5'	2.19	0.42
35:DA:2262:U:H2'	35:DA:2263:C:H6	1.83	0.42
35:DA:2290:G:H2'	35:DA:2291:U:O4'	2.18	0.42
35:DA:2305:A:H5''	41:DG:134:GLY:HA3	2.00	0.42
35:DA:2801:A:H5''	35:DA:2802:G:C8	2.54	0.42
35:DA:2881:C:C4	35:DA:2882:A:N7	2.87	0.42
36:DB:83:G:C6	36:DB:84:C:C5	3.08	0.42
41:DG:72:ARG:NH1	41:DG:86:MET:O	2.52	0.42
41:DG:133:LEU:HD23	41:DG:133:LEU:N	2.35	0.42
41:DG:152:LEU:HD12	41:DG:152:LEU:HA	1.76	0.42
42:DH:47:GLU:CG	42:DH:51:ARG:HH21	2.33	0.42
42:DH:94:TYR:N	42:DH:94:TYR:CD1	2.87	0.42
59:DI:88:ILE:O	59:DI:90:GLY:N	2.53	0.42
59:DI:126:TYR:N	59:DI:142:VAL:O	2.44	0.42
45:DK:10:LEU:C	45:DK:10:LEU:HD12	2.39	0.42
46:DN:63:THR:O	46:DN:66:LYS:HG2	2.19	0.42
47:DO:10:VAL:CG2	47:DO:16:ALA:O	2.63	0.42
49:DQ:5:ARG:C	49:DQ:6:ARG:HG2	2.40	0.42
49:DQ:27:VAL:HG23	49:DQ:105:GLU:OE2	2.18	0.42
53:DU:15:LYS:O	53:DU:19:LYS:HG3	2.19	0.42
53:DU:62:ILE:HD12	53:DU:76:TYR:OH	2.19	0.42
53:DU:91:ASP:OD2	53:DU:96:ALA:CB	2.62	0.42
54:DV:62:LEU:HD21	54:DV:95:LEU:CB	2.39	0.42
55:DW:5:ALA:O	55:DW:6:ILE:HB	2.20	0.42
1:AA:47:C:H4'	1:AA:48:C:O5'	2.20	0.42
1:AA:125:U:H2'	1:AA:126:G:C8	2.55	0.42
1:AA:881:G:P	12:AL:12:ARG:HH22	2.42	0.42
1:AA:1456:G:H2'	1:AA:1457:G:C5'	2.50	0.42
2:AB:101:MET:O	2:AB:102:LEU:HD12	2.19	0.42
4:AD:102:ASP:HB3	4:AD:136:PRO:HB3	2.00	0.42
6:AF:7:ASN:HD22	6:AF:7:ASN:N	2.16	0.42
6:AF:96:PRO:HB3	18:AR:30:ASP:CG	2.40	0.42

Continued on next page...

Continued from previous page...

Atom-1	Atom-2	Interatomic distance (Å)	Clash overlap (Å)
8:AH:30:ARG:CB	8:AH:30:ARG:HH11	2.33	0.42
9:AI:40:LEU:C	9:AI:42:ARG:H	2.23	0.42
12:AL:42:THR:OG1	12:AL:52:LEU:HB3	2.19	0.42
15:AO:32:LEU:O	15:AO:33:THR:C	2.57	0.42
19:AS:61:TYR:CD2	19:AS:62:ILE:N	2.88	0.42
21:AU:2:GLY:C	21:AU:4:GLY:N	2.73	0.42
22:AV:72:C:C2'	22:AV:73:A:C5'	2.69	0.42
24:AY:119:THR:O	24:AY:208:VAL:HA	2.20	0.42
27:B2:7:ARG:NH2	35:BA:102:G:OP2	2.53	0.42
27:B2:63:VAL:HA	27:B2:66:GLU:HG2	2.01	0.42
30:B5:2:ALA:HB2	35:BA:2014:A:O2'	2.20	0.42
31:B6:20:ASN:CG	31:B6:21:TYR:N	2.73	0.42
33:B8:27:THR:HG22	48:BP:62:LEU:CD1	2.50	0.42
34:B9:15:LYS:HZ1	35:BA:2753:A:C1'	2.31	0.42
35:BA:456:C:C4	56:BX:69:TYR:CE2	3.07	0.42
35:BA:507:A:O4'	35:BA:509:C:C2	2.73	0.42
35:BA:534:U:O2'	53:BU:49:HIS:CD2	2.72	0.42
35:BA:1937:A:N7	35:BA:1939:U:H2'	2.34	0.42
35:BA:1939:U:H3'	35:BA:1940:U:C5'	2.49	0.42
38:BD:63:ARG:NH1	38:BD:86:PRO:HD2	2.35	0.42
39:BE:181:LEU:HD11	52:BT:7:ILE:HD13	2.02	0.42
41:BG:83:ARG:NE	41:BG:84:LYS:NZ	2.65	0.42
41:BG:111:LEU:CD2	41:BG:117:PHE:HE2	2.24	0.42
41:BG:161:THR:HG22	41:BG:163:ALA:N	2.35	0.42
45:BK:104:VAL:HG13	45:BK:105:LEU:N	2.35	0.42
48:BP:16:ARG:HD2	48:BP:16:ARG:C	2.40	0.42
49:BQ:112:GLU:CG	49:BQ:113:GLN:N	2.83	0.42
52:BT:13:ARG:NH1	52:BT:15:VAL:HG22	2.35	0.42
52:BT:89:VAL:HG12	52:BT:91:ARG:CG	2.49	0.42
54:BV:46:VAL:CG2	54:BV:47:VAL:H	2.08	0.42
1:CA:110:C:O2'	1:CA:111:G:C5'	2.68	0.42
1:CA:127:G:C2	1:CA:128:G:C8	3.07	0.42
1:CA:132:C:O2'	1:CA:133:U:H5'	2.19	0.42
1:CA:364:A:H2'	1:CA:365:U:O2	2.20	0.42
1:CA:404:U:C2	1:CA:405:U:C5	3.07	0.42
1:CA:472:A:H2'	1:CA:473:G:H5'	2.01	0.42
1:CA:690:G:H2'	1:CA:691:G:C8	2.54	0.42
1:CA:939:G:C6	1:CA:940:C:N4	2.88	0.42
1:CA:1224:G:O2'	1:CA:1225:A:OP1	2.24	0.42
1:CA:1508:G:H2'	1:CA:1509:C:O4'	2.20	0.42
2:CB:80:ILE:HD12	2:CB:208:ILE:HG23	2.01	0.42

Continued on next page...

Continued from previous page...

Atom-1	Atom-2	Interatomic distance (Å)	Clash overlap (Å)
7:CG:141:VAL:O	7:CG:141:VAL:HG12	2.20	0.42
8:CH:5:PRO:HB3	8:CH:32:LYS:NZ	2.34	0.42
11:CK:41:THR:HG21	11:CK:71:LYS:HD3	2.01	0.42
15:CO:39:LEU:HD11	15:CO:56:LEU:HB2	2.01	0.42
17:CQ:74:LEU:HB3	17:CQ:75:ARG:H	1.69	0.42
19:CS:45:VAL:HG11	19:CS:64:GLU:HB3	2.01	0.42
20:CT:74:LYS:O	20:CT:76:ALA:N	2.53	0.42
21:CU:25:LYS:HB2	21:CU:25:LYS:NZ	2.35	0.42
22:CW:25:C:O2'	22:CW:26:A:H5'	2.19	0.42
24:CY:74:GLU:C	24:CY:76:MET:H	2.22	0.42
24:CY:189:LEU:C	24:CY:189:LEU:HD13	2.40	0.42
24:CY:320:TYR:CD1	24:CY:320:TYR:C	2.93	0.42
29:D4:38:ALA:HB2	29:D4:52:SER:N	2.34	0.42
31:D6:38:LYS:HB2	31:D6:38:LYS:HE2	1.83	0.42
35:DA:6:A:O2'	35:DA:7:G:H5'	2.20	0.42
35:DA:71:A:O2'	35:DA:72:U:OP2	2.27	0.42
35:DA:622:G:O2'	35:DA:623:G:H5'	2.19	0.42
35:DA:1105:U:O2'	35:DA:1106:G:H5'	2.20	0.42
35:DA:1380:G:N2	35:DA:1570:A:C2	2.87	0.42
35:DA:1991:U:C2'	35:DA:1992:G:H5''	2.49	0.42
35:DA:2162:G:O2'	35:DA:2163:C:H5'	2.20	0.42
35:DA:2808:U:H2'	35:DA:2809:A:H5'	2.01	0.42
37:DC:20:TYR:O	37:DC:22:ILE:N	2.52	0.42
38:DD:122:ASP:O	38:DD:123:ALA:O	2.38	0.42
40:DF:54:ARG:HB2	40:DF:79:GLY:O	2.19	0.42
40:DF:117:ARG:HD3	40:DF:117:ARG:HA	1.63	0.42
42:DH:106:THR:C	42:DH:107:VAL:HG13	2.40	0.42
59:DI:31:LEU:HB2	59:DI:32:PRO:HD3	2.02	0.42
45:DK:77:LEU:CD1	45:DK:107:ILE:HG23	2.49	0.42
45:DK:86:LYS:NZ	45:DK:86:LYS:HB3	2.34	0.42
46:DN:90:MET:HA	46:DN:93:THR:HG22	2.02	0.42
48:DP:23:PRO:HD2	48:DP:33:ARG:NE	2.35	0.42
48:DP:26:GLY:HA2	48:DP:30:THR:CG2	2.49	0.42
48:DP:32:THR:O	48:DP:33:ARG:CB	2.67	0.42
50:DR:30:THR:HG22	50:DR:31:HIS:N	2.33	0.42
52:DT:48:ILE:HD12	52:DT:48:ILE:N	2.31	0.42
52:DT:94:ALA:HB1	52:DT:99:LEU:HD23	2.02	0.42
1:AA:140:A:H2'	1:AA:141:A:C8	2.53	0.42
1:AA:373:A:C4	1:AA:482:A:N7	2.87	0.42
1:AA:1023:G:H2'	1:AA:1023:G:N3	2.34	0.42
1:AA:1287:A:H2'	1:AA:1288:A:C8	2.54	0.42

Continued on next page...

Continued from previous page...

Atom-1	Atom-2	Interatomic distance (Å)	Clash overlap (Å)
1:AA:1368:G:C2'	1:AA:1369:C:H5'	2.49	0.42
2:AB:13:ALA:O	2:AB:14:GLY:C	2.56	0.42
3:AC:76:VAL:HG23	3:AC:77:ILE:HG13	2.02	0.42
3:AC:164:ARG:CZ	3:AC:164:ARG:HB2	2.50	0.42
4:AD:14:ARG:H	4:AD:39:PRO:HA	1.84	0.42
4:AD:61:LYS:NZ	4:AD:62:GLN:NE2	2.67	0.42
5:AE:72:GLN:O	5:AE:73:ASN:HB3	2.19	0.42
5:AE:146:ALA:O	5:AE:148:VAL:N	2.52	0.42
7:AG:145:ALA:O	7:AG:147:ALA:N	2.49	0.42
9:AI:53:VAL:C	9:AI:55:ALA:H	2.22	0.42
20:AT:10:LEU:HG	20:AT:12:ALA:HB3	2.02	0.42
22:AV:67:C:H2'	22:AV:68:C:O4'	2.19	0.42
24:AY:352:LYS:C	24:AY:354:GLY:H	2.23	0.42
26:B1:81:LYS:HE2	35:BA:271(H):G:H4'	1.96	0.42
27:B2:63:VAL:O	27:B2:67:LYS:HG2	2.19	0.42
31:B6:11:LEU:HD21	31:B6:26:ASN:HB2	2.01	0.42
31:B6:24:GLU:HB3	31:B6:25:LYS:H	1.58	0.42
33:B8:15:LYS:CG	48:BP:65:ARG:HH21	2.32	0.42
33:B8:19:SER:CB	35:BA:651:G:OP1	2.67	0.42
35:BA:195:A:C8	35:BA:197:A:OP1	2.73	0.42
35:BA:470:A:H5'	35:BA:470:A:C8	2.50	0.42
35:BA:718:A:H2'	35:BA:719:C:C5'	2.48	0.42
35:BA:885:C:C2	35:BA:886:C:N4	2.88	0.42
35:BA:924:C:H2'	35:BA:925:C:C6	2.55	0.42
35:BA:1049:C:H2'	35:BA:1050:A:O4'	2.20	0.42
35:BA:2348:U:C3'	35:BA:2349:G:H5''	2.44	0.42
35:BA:2892:A:N6	35:BA:2893:G:N3	2.67	0.42
36:BB:8:U:H5'	36:BB:8:U:C6	2.44	0.42
36:BB:80:U:H2'	36:BB:81:G:C8	2.55	0.42
37:BC:40:THR:O	37:BC:42:GLU:HG3	2.20	0.42
37:BC:79:LYS:HG2	37:BC:97:GLU:HG3	2.02	0.42
39:BE:116:VAL:CG2	39:BE:122:PHE:CD2	3.00	0.42
40:BF:125:LEU:HD13	40:BF:125:LEU:HA	1.81	0.42
42:BH:19:VAL:HG21	42:BH:44:VAL:CA	2.48	0.42
43:BI:37:VAL:CG1	43:BI:38:LEU:N	2.83	0.42
43:BI:71:ILE:HG13	43:BI:75:LEU:HD13	2.01	0.42
45:BK:132:ARG:HG3	45:BK:132:ARG:NH1	2.34	0.42
47:BO:118:ALA:C	47:BO:120:GLU:N	2.73	0.42
56:BX:12:VAL:O	56:BX:12:VAL:HG13	2.20	0.42
57:BY:68:HIS:O	57:BY:70:SER:N	2.53	0.42
58:BZ:104:PHE:O	58:BZ:105:VAL:CG1	2.66	0.42

Continued on next page...

Continued from previous page...

Atom-1	Atom-2	Interatomic distance (Å)	Clash overlap (Å)
1:CA:38:G:C2	1:CA:397:A:C2	3.07	0.42
1:CA:40:C:O2'	1:CA:41:G:H5'	2.19	0.42
1:CA:140:A:H2'	1:CA:141:A:C8	2.55	0.42
1:CA:309:G:H2'	1:CA:310:G:H8	1.85	0.42
1:CA:639:G:H2'	1:CA:640:A:C8	2.55	0.42
1:CA:862:C:H2'	1:CA:863:U:C5'	2.48	0.42
1:CA:1083:U:C5	1:CA:1084:G:C6	3.08	0.42
1:CA:1519:A:N7	1:CA:1520:G:H1'	2.34	0.42
3:CC:5:ILE:HD13	3:CC:10:PHE:HB2	2.01	0.42
3:CC:6:HIS:HD2	3:CC:7:PRO:HD2	1.85	0.42
4:CD:14:ARG:HD2	4:CD:59:ARG:NH1	2.34	0.42
6:CF:62:TRP:HE3	6:CF:62:TRP:O	2.03	0.42
9:CI:85:LEU:HD13	9:CI:92:TYR:HD2	1.84	0.42
14:CN:19:ARG:O	14:CN:21:TYR:HD1	2.02	0.42
16:CP:20:VAL:HG23	16:CP:35:LYS:HA	2.01	0.42
22:CV:2:C:C2'	22:CV:3:C:C5'	2.98	0.42
26:D1:56:GLN:HA	26:D1:56:GLN:NE2	2.34	0.42
26:D1:56:GLN:OE1	26:D1:85:LEU:HD23	2.20	0.42
31:D6:33:LYS:O	31:D6:34:LEU:CB	2.66	0.42
33:D8:59:LYS:HG3	48:DP:50:ARG:CB	2.50	0.42
33:D8:62:LEU:HG	33:D8:62:LEU:H	1.63	0.42
35:DA:271(F):C:H2'	35:DA:271(G):C:C6	2.55	0.42
35:DA:557:U:H2'	35:DA:558:G:H8	1.84	0.42
35:DA:581:C:O2'	35:DA:582:G:H5'	2.20	0.42
35:DA:661:C:O3'	48:DP:18:ARG:HD2	2.18	0.42
35:DA:910:A:H5'	35:DA:911:A:OP2	2.19	0.42
35:DA:2022:U:HO2'	35:DA:2617:C:H5'	1.82	0.42
35:DA:2672:G:C2'	35:DA:2673:G:H5''	2.48	0.42
36:DB:114:C:O2'	51:DS:46:VAL:HG13	2.20	0.42
38:DD:69:ARG:NH2	38:DD:128:GLY:O	2.52	0.42
38:DD:72:LYS:HE2	38:DD:101:GLU:OE1	2.19	0.42
39:DE:73:GLU:CG	39:DE:74:PRO:HD2	2.45	0.42
39:DE:149:ARG:NH1	39:DE:149:ARG:HG3	2.34	0.42
40:DF:64:ILE:O	40:DF:65:TRP:HD1	2.03	0.42
42:DH:153:LYS:HA	42:DH:154:PRO:HD2	1.86	0.42
59:DI:54:GLN:O	59:DI:58:LEU:HG	2.20	0.42
46:DN:60:ILE:H	46:DN:60:ILE:HG12	1.64	0.42
46:DN:119:ARG:HH11	46:DN:119:ARG:HG3	1.85	0.42
47:DO:71:ARG:HG3	47:DO:71:ARG:NH1	2.34	0.42
48:DP:16:ARG:HD2	48:DP:16:ARG:C	2.40	0.42
48:DP:39:LYS:O	48:DP:40:SER:CB	2.67	0.42

Continued on next page...

Continued from previous page...

Atom-1	Atom-2	Interatomic distance (Å)	Clash overlap (Å)
49:DQ:54:MET:HB3	49:DQ:64:ILE:HD13	2.01	0.42
50:DR:49:ASP:OD2	50:DR:95:THR:HG22	2.19	0.42
54:DV:16:PRO:O	54:DV:96:ILE:O	2.37	0.42
54:DV:35:LEU:O	54:DV:37:VAL:N	2.52	0.42
57:DY:37:VAL:HG11	57:DY:72:VAL:HG21	2.01	0.42
57:DY:66:PRO:O	57:DY:67:LEU:HB3	2.19	0.42
58:DZ:56:VAL:HG12	58:DZ:57:ILE:N	2.34	0.42
58:DZ:141:VAL:O	58:DZ:141:VAL:HG13	2.20	0.42
1:AA:102:G:H2'	1:AA:103:C:C6	2.54	0.42
1:AA:155:C:O2'	1:AA:156:G:H5'	2.20	0.42
1:AA:216:G:H2'	1:AA:217:C:O4'	2.19	0.42
1:AA:217:C:H2'	1:AA:218:C:C6	2.54	0.42
1:AA:222:U:O2'	1:AA:223:U:H5'	2.19	0.42
1:AA:335:C:O2'	1:AA:1433:A:H1'	2.19	0.42
1:AA:369:C:N3	1:AA:393:A:C2	2.88	0.42
1:AA:538:G:OP2	12:AL:115:LYS:HG3	2.20	0.42
1:AA:659:U:H2'	1:AA:660:G:C8	2.53	0.42
1:AA:1112:C:O2	3:AC:178:LEU:HB2	2.20	0.42
1:AA:1239:A:H62	1:AA:1299:A:H62	1.67	0.42
1:AA:1300:G:HO2'	1:AA:1301:U:P	2.40	0.42
2:AB:39:ILE:HG22	2:AB:40:HIS:H	1.85	0.42
2:AB:114:ARG:NH2	2:AB:118:LEU:HD21	2.35	0.42
2:AB:224:GLN:C	2:AB:226:ARG:N	2.72	0.42
3:AC:84:ILE:CD1	3:AC:88:ARG:NH2	2.83	0.42
3:AC:111:LEU:HD21	3:AC:145:GLY:O	2.20	0.42
9:AI:32:ASP:HB3	9:AI:35:GLU:HB3	2.00	0.42
10:AJ:5:ARG:HA	10:AJ:73:ASP:OD1	2.19	0.42
13:AM:98:VAL:O	13:AM:98:VAL:HG12	2.20	0.42
20:AT:99:LEU:HB3	20:AT:100:ILE:H	1.69	0.42
24:AY:68:ASP:HA	24:AY:71:GLY:HA3	2.02	0.42
25:B0:20:ARG:HG3	35:BA:2356:C:H4'	2.02	0.42
25:B0:27:GLU:HG3	25:B0:68:GLU:HA	2.01	0.42
27:B2:17:SER:CB	27:B2:18:PRO:HD2	2.47	0.42
28:B3:50:VAL:O	28:B3:52:HIS:N	2.53	0.42
33:B8:36:LYS:O	33:B8:37:SER:O	2.37	0.42
35:BA:319:C:H2'	35:BA:320:A:O4'	2.19	0.42
35:BA:432:A:H2'	35:BA:433:C:C6	2.54	0.42
35:BA:654(Q):C:H2'	35:BA:654(R):C:H6	1.81	0.42
35:BA:697:C:H2'	35:BA:698:C:C6	2.54	0.42
35:BA:900:A:H3'	35:BA:901:A:H8	1.85	0.42
35:BA:1010:A:H1'	35:BA:1153:C:H1'	2.02	0.42

Continued on next page...

Continued from previous page...

Atom-1	Atom-2	Interatomic distance (Å)	Clash overlap (Å)
35:BA:1022:G:H4'	35:BA:1023:U:O5'	2.19	0.42
35:BA:2345:G:N3	35:BA:2381:C:H2'	2.34	0.42
35:BA:2697:G:H2'	35:BA:2698:U:O4'	2.20	0.42
35:BA:2875:C:O2'	52:BT:3:ARG:HG3	2.20	0.42
37:BC:78:ALA:CA	37:BC:82:LYS:HD2	2.49	0.42
38:BD:76:PRO:HA	38:BD:118:VAL:HB	2.02	0.42
38:BD:111:LEU:HA	38:BD:115:GLN:OE1	2.19	0.42
39:BE:73:GLU:CG	39:BE:74:PRO:HD2	2.48	0.42
40:BF:10:PRO:O	40:BF:11:VAL:O	2.38	0.42
40:BF:40:GLN:OE1	40:BF:184:TYR:CB	2.68	0.42
40:BF:184:TYR:CE1	48:BP:7:ARG:NH2	2.88	0.42
41:BG:7:LEU:O	41:BG:11:TYR:N	2.47	0.42
42:BH:106:THR:O	42:BH:107:VAL:CG1	2.67	0.42
45:BK:11:GLN:HE21	45:BK:11:GLN:HB3	1.66	0.42
45:BK:62:ASP:O	45:BK:63:ARG:C	2.58	0.42
46:BN:73:THR:HG22	46:BN:74:ARG:N	2.35	0.42
46:BN:102:ALA:O	46:BN:106:MET:HE3	2.20	0.42
48:BP:48:PRO:O	48:BP:49:ARG:O	2.37	0.42
49:BQ:5:ARG:C	49:BQ:6:ARG:HG2	2.40	0.42
49:BQ:14:ARG:HG2	49:BQ:41:TRP:HH2	1.84	0.42
54:BV:16:PRO:O	54:BV:96:ILE:O	2.37	0.42
54:BV:55:ALA:HA	54:BV:101:GLY:OXT	2.19	0.42
55:BW:4:LYS:HG2	55:BW:106:ILE:CG2	2.47	0.42
56:BX:66:LEU:HD23	56:BX:66:LEU:C	2.40	0.42
58:BZ:42:VAL:O	58:BZ:46:LYS:HG3	2.20	0.42
58:BZ:128:VAL:CG2	58:BZ:132:ASN:HD22	2.32	0.42
58:BZ:136:PHE:C	58:BZ:136:PHE:CD1	2.93	0.42
58:BZ:170:THR:O	58:BZ:172:ALA:N	2.53	0.42
1:CA:102:G:H2'	1:CA:103:C:C6	2.54	0.42
2:CB:13:ALA:O	2:CB:14:GLY:C	2.57	0.42
2:CB:115:LEU:HG	2:CB:153:ARG:HH21	1.83	0.42
2:CB:178:ARG:HD2	8:CH:71:GLY:HA2	2.01	0.42
2:CB:204:ASN:HD21	2:CB:207:ALA:N	2.18	0.42
3:CC:28:GLN:HA	3:CC:31:HIS:HD2	1.85	0.42
3:CC:54:ARG:HG2	3:CC:55:VAL:N	2.35	0.42
3:CC:165:THR:HG22	3:CC:165:THR:O	2.19	0.42
4:CD:31:CYS:O	4:CD:32:ALA:HB3	2.19	0.42
4:CD:145:GLU:HG2	4:CD:184:LYS:HZ3	1.85	0.42
6:CF:7:ASN:HD22	6:CF:7:ASN:N	2.17	0.42
6:CF:21:LEU:C	6:CF:24:GLU:HG2	2.40	0.42
9:CI:83:ARG:HA	9:CI:86:VAL:CG1	2.50	0.42

Continued on next page...

Continued from previous page...

Atom-1	Atom-2	Interatomic distance (Å)	Clash overlap (Å)
12:CL:119:LYS:HB2	12:CL:120:TYR:CD1	2.54	0.42
16:CP:72:ARG:HH21	16:CP:73:LEU:CD2	2.32	0.42
17:CQ:18:THR:HG22	17:CQ:19:VAL:N	2.34	0.42
18:CR:84:LYS:HA	18:CR:84:LYS:HD3	1.89	0.42
19:CS:40:ILE:HG22	19:CS:40:ILE:O	2.19	0.42
24:CY:40:ASN:H	24:CY:42:PRO:HD2	1.84	0.42
24:CY:214:VAL:HG13	24:CY:215:ASP:N	2.35	0.42
24:CY:243:ASN:HD22	24:CY:243:ASN:N	2.17	0.42
26:D1:30:VAL:HG23	26:D1:31:GLY:N	2.35	0.42
26:D1:68:PRO:O	26:D1:71:TYR:N	2.53	0.42
35:DA:847:U:C2'	35:DA:848:G:H5''	2.45	0.42
35:DA:912:C:O2	35:DA:912:C:H2'	2.20	0.42
35:DA:1107:G:H2'	35:DA:1108:U:C5	2.55	0.42
35:DA:1721:G:H8	35:DA:1741:A:H62	1.67	0.42
35:DA:1889:A:N1	35:DA:2234:G:H1'	2.34	0.42
35:DA:2011:U:C2'	35:DA:2012:G:H5'	2.50	0.42
35:DA:2181:G:O2'	35:DA:2182:G:H5'	2.20	0.42
35:DA:2352:A:C2'	35:DA:2353:G:H5'	2.50	0.42
35:DA:2422:A:H4'	35:DA:2423:U:OP1	2.20	0.42
35:DA:2662:A:H2'	35:DA:2663:G:O4'	2.20	0.42
35:DA:2692:C:H2'	35:DA:2693:A:C8	2.51	0.42
39:DE:11:MET:HB3	39:DE:24:THR:HA	2.01	0.42
40:DF:28:ILE:HD11	40:DF:115:ALA:CB	2.50	0.42
42:DH:152:ARG:HD3	42:DH:152:ARG:HA	1.92	0.42
59:DI:69:LYS:HE3	59:DI:136:VAL:O	2.20	0.42
48:DP:7:ARG:HB2	48:DP:8:PRO:CD	2.48	0.42
49:DQ:56:ARG:HH11	49:DQ:56:ARG:CB	2.24	0.42
49:DQ:69:PHE:HA	49:DQ:70:PRO:HD2	1.84	0.42
50:DR:54:LEU:HD23	50:DR:66:VAL:CG2	2.49	0.42
53:DU:70:ARG:HG3	53:DU:70:ARG:NH1	2.34	0.42
55:DW:61:ASN:HD22	55:DW:61:ASN:N	2.15	0.42
57:DY:27:VAL:CA	57:DY:28:LYS:NZ	2.78	0.42
57:DY:68:HIS:HB3	57:DY:71:LYS:HG2	2.01	0.42
1:AA:802:A:H2'	1:AA:803:G:H5'	2.02	0.42
1:AA:1147:C:O2	9:AI:16:ARG:CZ	2.68	0.42
1:AA:1291:G:OP1	7:AG:37:ASN:ND2	2.52	0.42
1:AA:1342:C:O2'	1:AA:1343:G:H5'	2.19	0.42
3:AC:23:TYR:CG	3:AC:24:ALA:N	2.87	0.42
4:AD:156:GLU:O	4:AD:160:GLN:HG3	2.20	0.42
6:AF:40:VAL:HG22	6:AF:41:GLU:N	2.34	0.42
8:AH:33:GLU:O	8:AH:35:ILE:N	2.52	0.42

Continued on next page...

Continued from previous page...

Atom-1	Atom-2	Interatomic distance (Å)	Clash overlap (Å)
9:AI:4:TYR:CE2	9:AI:59:PHE:HE2	2.37	0.42
10:AJ:44:VAL:HG12	10:AJ:45:ARG:H	1.82	0.42
10:AJ:55:LYS:HE2	10:AJ:55:LYS:HB3	1.91	0.42
12:AL:9:GLN:O	12:AL:12:ARG:N	2.53	0.42
12:AL:50:SER:OG	24:AY:307:TRP:HB3	2.20	0.42
15:AO:65:ARG:HG2	15:AO:65:ARG:NH1	2.35	0.42
16:AP:77:ALA:O	16:AP:78:GLY:O	2.38	0.42
17:AQ:74:LEU:HB3	17:AQ:75:ARG:H	1.69	0.42
22:AV:74:C:H2'	22:AV:75:C:H5'	2.02	0.42
24:AY:71:GLY:O	24:AY:72:LEU:HD23	2.20	0.42
27:B2:12:GLU:O	27:B2:15:LYS:CG	2.68	0.42
35:BA:205:G:O2'	35:BA:206:U:P	2.78	0.42
35:BA:271(F):C:H2'	35:BA:271(G):C:C6	2.54	0.42
35:BA:480:A:H2'	35:BA:481:G:OP1	2.19	0.42
35:BA:844:C:C2'	35:BA:845:G:H5'	2.50	0.42
35:BA:1053:C:O2'	35:BA:1054:A:H5'	2.19	0.42
35:BA:1287:A:OP1	50:BR:105:ARG:O	2.38	0.42
35:BA:1754:C:H2'	35:BA:1755:A:O4'	2.19	0.42
35:BA:2125:G:N2	35:BA:2172:U:OP1	2.48	0.42
35:BA:2308:G:H2'	35:BA:2309:A:O5'	2.20	0.42
35:BA:2821:A:OP2	50:BR:2:ARG:NH1	2.52	0.42
35:BA:2892:A:H3'	35:BA:2893:G:H5''	2.00	0.42
36:BB:31:C:H4'	41:BG:29:TRP:HH2	1.80	0.42
37:BC:121:GLY:HA2	37:BC:145:VAL:CB	2.49	0.42
39:BE:116:VAL:CG2	39:BE:122:PHE:CG	3.03	0.42
39:BE:151:TYR:HD2	39:BE:154:LYS:HZ3	1.66	0.42
40:BF:25:PRO:HG3	40:BF:119:ARG:HB2	2.00	0.42
40:BF:164:ARG:HG2	40:BF:164:ARG:NH1	2.34	0.42
41:BG:37:VAL:O	41:BG:94:LEU:HB2	2.20	0.42
41:BG:104:GLU:C	41:BG:106:LEU:H	2.22	0.42
42:BH:12:PRO:O	42:BH:13:LYS:CB	2.67	0.42
42:BH:66:GLY:HA2	42:BH:69:ARG:CB	2.50	0.42
47:BO:110:GLY:HA2	47:BO:112:MET:HE1	2.01	0.42
50:BR:63:ARG:O	50:BR:67:LEU:HB2	2.20	0.42
51:BS:58:LEU:CD1	51:BS:59:LYS:HG3	2.45	0.42
57:BY:47:LYS:N	57:BY:47:LYS:CD	2.70	0.42
1:CA:39:G:C5	1:CA:498:U:O4	2.73	0.42
1:CA:72:C:C2	1:CA:98:G:N2	2.88	0.42
1:CA:236:G:H2'	1:CA:237:C:C6	2.55	0.42
1:CA:506:G:H2'	1:CA:507:C:H6	1.85	0.42
1:CA:913:A:H1'	1:CA:914:A:O4'	2.20	0.42

Continued on next page...

Continued from previous page...

Atom-1	Atom-2	Interatomic distance (Å)	Clash overlap (Å)
1:CA:1411:C:O2'	1:CA:1412:C:H5'	2.20	0.42
2:CB:75:LYS:C	2:CB:77:ALA:N	2.73	0.42
2:CB:92:TYR:H	2:CB:92:TYR:HD2	1.66	0.42
9:CI:104:ARG:HD2	9:CI:104:ARG:HA	1.85	0.42
10:CJ:35:SER:O	10:CJ:36:GLY:O	2.37	0.42
10:CJ:74:ILE:O	10:CJ:74:ILE:HG13	2.20	0.42
12:CL:9:GLN:O	12:CL:12:ARG:N	2.53	0.42
13:CM:81:LEU:O	13:CM:89:GLY:HA3	2.19	0.42
15:CO:39:LEU:HD13	15:CO:43:LEU:HG	2.01	0.42
17:CQ:86:GLU:O	17:CQ:90:ILE:HG12	2.20	0.42
18:CR:51:LEU:HD23	18:CR:52:PRO:HD2	2.02	0.42
20:CT:22:ARG:O	20:CT:23:ARG:C	2.58	0.42
20:CT:70:SER:HA	20:CT:73:HIS:HD2	1.84	0.42
22:CV:47:U:O2'	22:CV:48:C:OP1	2.37	0.42
22:CW:8:U:O2	22:CW:8:U:C2'	2.56	0.42
32:D7:9:ARG:NH1	35:DA:1310:G:OP2	2.52	0.42
33:D8:27:THR:HG22	48:DP:62:LEU:CD1	2.49	0.42
35:DA:324:A:H2'	35:DA:325:G:C5'	2.50	0.42
35:DA:862:G:H5'	36:DB:79:C:H4'	2.02	0.42
35:DA:1175:U:O5'	35:DA:1176:G:H5'	2.20	0.42
35:DA:1286:A:H2'	35:DA:1288:U:OP2	2.19	0.42
35:DA:1558:A:H1'	35:DA:1559:G:OP2	2.19	0.42
35:DA:1751:C:O2'	35:DA:1752:C:H5'	2.19	0.42
36:DB:106:G:O2'	36:DB:107:G:H5'	2.20	0.42
38:DD:31:LYS:HG3	38:DD:33:LEU:HD21	2.01	0.42
40:DF:116:ASP:OD2	48:DP:5:ASP:N	2.52	0.42
41:DG:96:ARG:O	41:DG:99:MET:HB3	2.19	0.42
41:DG:114:ILE:O	41:DG:116:ASP:N	2.53	0.42
59:DI:1:MET:SD	59:DI:23:PRO:HA	2.60	0.42
45:DK:55:VAL:O	45:DK:55:VAL:HG13	2.19	0.42
49:DQ:43:THR:OG1	49:DQ:46:GLN:CG	2.67	0.42
53:DU:65:ILE:HG12	53:DU:96:ALA:CB	2.48	0.42
53:DU:69:CYS:HG	53:DU:79:PHE:HD1	1.66	0.42
54:DV:34:GLU:CG	54:DV:56:SER:HB2	2.50	0.42
55:DW:4:LYS:HG2	55:DW:106:ILE:CG2	2.47	0.42
58:DZ:118:GLN:C	58:DZ:120:ILE:H	2.23	0.42
1:AA:37:U:O2'	1:AA:38:G:H5'	2.20	0.42
1:AA:388:G:HO2'	1:AA:389:A:P	2.40	0.42
1:AA:473:G:OP2	16:AP:75:ARG:HD3	2.20	0.42
1:AA:509:A:HO2'	1:AA:510:A:P	2.42	0.42
1:AA:584:G:H2'	1:AA:585:G:H8	1.85	0.42

Continued on next page...

Continued from previous page...

Atom-1	Atom-2	Interatomic distance (Å)	Clash overlap (Å)
1:AA:693:G:H2'	1:AA:694:A:O4'	2.20	0.42
1:AA:831:U:H2'	1:AA:832:C:C6	2.51	0.42
1:AA:923:A:OP1	5:AE:21:ALA:HB2	2.19	0.42
1:AA:1053:G:N7	1:AA:1200:C:C5'	2.82	0.42
1:AA:1223:C:H3'	1:AA:1224:G:H5''	2.02	0.42
1:AA:1358:U:H2'	1:AA:1359:C:O4'	2.20	0.42
2:AB:8:LYS:O	2:AB:12:GLU:HG3	2.20	0.42
3:AC:150:LYS:HG3	3:AC:169:ALA:HB2	2.02	0.42
5:AE:28:PHE:O	5:AE:47:LYS:HB3	2.20	0.42
5:AE:101:ILE:CD1	5:AE:119:LEU:HD23	2.50	0.42
8:AH:97:VAL:HG13	8:AH:98:LYS:H	1.84	0.42
9:AI:5:TYR:CD1	9:AI:6:GLY:N	2.88	0.42
10:AJ:29:ARG:CZ	10:AJ:29:ARG:HB3	2.49	0.42
11:AK:115:PRO:C	11:AK:117:ASN:N	2.74	0.42
12:AL:105:TYR:C	12:AL:107:ALA:N	2.73	0.42
13:AM:8:GLU:O	13:AM:9:ILE:HG13	2.20	0.42
19:AS:15:LEU:O	19:AS:18:LYS:HB3	2.20	0.42
19:AS:60:VAL:HG22	19:AS:61:TYR:O	2.19	0.42
24:AY:339:GLY:O	24:AY:340:ASP:C	2.58	0.42
25:B0:41:ARG:HD3	25:B0:44:ARG:HD3	2.01	0.42
26:B1:37:ILE:HD12	35:BA:201:C:OP1	2.20	0.42
31:B6:29:ASN:O	31:B6:30:THR:C	2.58	0.42
33:B8:21:LYS:HD3	33:B8:48:PHE:CE1	2.55	0.42
35:BA:432:A:H2'	35:BA:433:C:H6	1.85	0.42
35:BA:661:C:H4'	48:BP:16:ARG:CD	2.45	0.42
35:BA:765:G:H2'	35:BA:766:C:H6	1.85	0.42
35:BA:1034:G:H2'	35:BA:1035:U:H6	1.85	0.42
35:BA:1071:G:C1'	35:BA:1089:G:C8	3.00	0.42
35:BA:1409:C:H2'	35:BA:1410:G:H8	1.84	0.42
35:BA:2468:G:O2'	35:BA:2469:A:P	2.78	0.42
35:BA:2655:G:O2'	35:BA:2656:U:P	2.78	0.42
35:BA:2676:C:O2'	35:BA:2677:G:H5'	2.20	0.42
35:BA:2801:A:H5''	35:BA:2802:G:C8	2.53	0.42
38:BD:131:LEU:HD11	38:BD:136:ILE:HG12	2.02	0.42
39:BE:7:VAL:O	39:BE:7:VAL:HG23	2.20	0.42
39:BE:46:ALA:HB2	39:BE:82:ARG:HA	2.02	0.42
45:BK:93:ARG:HB2	58:BZ:112:ARG:HB2	2.01	0.42
46:BN:19:GLU:OE2	46:BN:20:GLY:N	2.53	0.42
48:BP:10:PRO:HD2	48:BP:11:GLY:H	1.84	0.42
50:BR:25:ALA:O	50:BR:26:LYS:C	2.59	0.42
52:BT:107:ASP:CG	52:BT:108:ARG:N	2.72	0.42

Continued on next page...

Continued from previous page...

Atom-1	Atom-2	Interatomic distance (Å)	Clash overlap (Å)
55:BW:9:TYR:H	55:BW:102:HIS:HD2	1.66	0.42
57:BY:17:SER:CB	57:BY:71:LYS:HE2	2.49	0.42
58:BZ:151:HIS:CG	58:BZ:152:ALA:H	2.36	0.42
1:CA:295:C:H2'	1:CA:296:U:H6	1.82	0.42
1:CA:321:A:O2'	1:CA:322:C:H5'	2.20	0.42
1:CA:460:G:C6	1:CA:470:C:H5''	2.55	0.42
1:CA:626:U:H2'	1:CA:627:G:H8	1.85	0.42
1:CA:754:C:H3'	1:CA:754:C:O2	2.20	0.42
1:CA:802:A:C2'	1:CA:803:G:H5'	2.50	0.42
1:CA:980:C:H3'	1:CA:981:U:C6	2.55	0.42
1:CA:993:G:N3	1:CA:993:G:H2'	2.34	0.42
1:CA:1346:A:C5	7:CG:10:ARG:NH1	2.87	0.42
1:CA:1354:C:H2'	1:CA:1355:G:H8	1.85	0.42
2:CB:16:HIS:ND1	2:CB:16:HIS:N	2.67	0.42
4:CD:156:GLU:O	4:CD:160:GLN:HG3	2.19	0.42
4:CD:159:ARG:O	4:CD:160:GLN:C	2.58	0.42
11:CK:80:VAL:O	11:CK:106:LYS:HB2	2.20	0.42
11:CK:96:ARG:HA	11:CK:99:GLN:CG	2.49	0.42
13:CM:28:ALA:C	13:CM:30:ALA:H	2.23	0.42
13:CM:72:ALA:O	13:CM:76:ALA:HB2	2.20	0.42
24:CY:9:ARG:HH11	24:CY:9:ARG:HG2	1.84	0.42
24:CY:42:PRO:O	24:CY:45:ALA:CB	2.68	0.42
24:CY:145:GLU:C	24:CY:147:GLN:N	2.72	0.42
24:CY:158:PRO:HA	24:CY:164:ILE:HA	2.01	0.42
24:CY:291:ARG:NH2	24:CY:295:LEU:HD21	2.34	0.42
26:D1:25:LYS:HE3	26:D1:25:LYS:HB2	1.83	0.42
33:D8:30:ARG:HG3	33:D8:30:ARG:HH11	1.85	0.42
35:DA:56:A:C2	35:DA:57:C:C2	3.08	0.42
35:DA:271(O):C:O2'	35:DA:271(P):C:P	2.78	0.42
35:DA:271(T):C:H2'	35:DA:271(U):G:C8	2.48	0.42
35:DA:744:G:OP1	39:DE:132:HIS:HD2	2.03	0.42
35:DA:782:A:H5'	35:DA:783:A:C2	2.54	0.42
35:DA:1477:A:H5'	35:DA:1478:G:OP2	2.19	0.42
35:DA:1575:C:H2'	35:DA:1575:C:O2	2.19	0.42
35:DA:1782:C:O2'	35:DA:1783:A:C5'	2.68	0.42
35:DA:2087:G:C2'	35:DA:2088:G:H5'	2.50	0.42
35:DA:2192:G:C2	35:DA:2193:G:C8	3.07	0.42
35:DA:2296:U:O2	35:DA:2333:A:N3	2.53	0.42
38:DD:6:PHE:HE1	38:DD:18:VAL:HG12	1.83	0.42
38:DD:35:LYS:HD2	38:DD:35:LYS:HA	1.71	0.42
38:DD:206:LEU:O	38:DD:211:ARG:HD3	2.19	0.42

Continued on next page...

Continued from previous page...

Atom-1	Atom-2	Interatomic distance (Å)	Clash overlap (Å)
39:DE:81:ILE:O	39:DE:82:ARG:CB	2.56	0.42
40:DF:184:TYR:HE1	48:DP:7:ARG:NH2	2.17	0.42
41:DG:16:ARG:HH11	41:DG:16:ARG:CG	2.32	0.42
41:DG:126:ASP:O	41:DG:128:ARG:HG2	2.19	0.42
41:DG:161:THR:HG22	41:DG:163:ALA:H	1.82	0.42
42:DH:44:VAL:O	42:DH:46:GLU:HG2	2.20	0.42
59:DI:52:ARG:HB3	59:DI:56:LYS:CE	2.50	0.42
59:DI:145:VAL:CG1	59:DI:146:ALA:N	2.81	0.42
45:DK:71:THR:HG21	45:DK:110:GLN:O	2.20	0.42
48:DP:147:LEU:CD1	48:DP:148:LEU:HD22	2.45	0.42
50:DR:48:VAL:O	50:DR:49:ASP:C	2.57	0.42
52:DT:33:LYS:HZ2	52:DT:74:ARG:NH2	2.18	0.42
52:DT:89:VAL:HG12	52:DT:91:ARG:CG	2.50	0.42
57:DY:49:VAL:CA	57:DY:53:PRO:HG3	2.43	0.42
57:DY:51:VAL:O	57:DY:52:SER:CB	2.68	0.42
1:AA:141:A:C2	1:AA:142:G:C5	3.08	0.41
1:AA:604:G:C5	1:AA:605:U:C4	3.08	0.41
1:AA:632:A:C8	1:AA:633:G:C8	3.07	0.41
1:AA:1058:G:H2'	1:AA:1059:C:O4'	2.20	0.41
4:AD:11:LEU:C	4:AD:13:ARG:N	2.71	0.41
5:AE:71:LEU:CD2	5:AE:115:VAL:HG22	2.49	0.41
7:AG:6:ARG:NH2	7:AG:94:ARG:HH22	2.17	0.41
9:AI:41:VAL:HG12	9:AI:41:VAL:O	2.20	0.41
11:AK:112:THR:HG23	11:AK:113:PRO:HD2	2.01	0.41
13:AM:15:VAL:HG22	13:AM:41:PRO:O	2.20	0.41
13:AM:19:LEU:HB3	13:AM:25:ILE:HG21	2.02	0.41
13:AM:77:ASN:O	13:AM:80:ARG:HB3	2.20	0.41
13:AM:88:ARG:O	13:AM:98:VAL:HG11	2.19	0.41
15:AO:39:LEU:C	15:AO:39:LEU:HD13	2.39	0.41
16:AP:20:VAL:HG23	16:AP:34:GLU:C	2.41	0.41
24:AY:137:LEU:C	24:AY:137:LEU:HD13	2.39	0.41
24:AY:302:VAL:C	24:AY:303:GLU:HG2	2.40	0.41
25:B0:20:ARG:NH1	35:BA:2271:G:C5'	2.83	0.41
26:B1:3:LYS:HB2	35:BA:1364:G:OP2	2.20	0.41
27:B2:6:VAL:O	27:B2:9:GLN:HB2	2.20	0.41
33:B8:29:LYS:HD3	33:B8:44:LYS:CB	2.50	0.41
35:BA:102:G:H4'	35:BA:102:G:OP1	2.20	0.41
35:BA:237:C:O2'	35:BA:238:C:H5'	2.20	0.41
35:BA:271(A):A:H3'	35:BA:271(B):C:H6	1.84	0.41
35:BA:370:G:H8	35:BA:370:G:O5'	2.03	0.41
35:BA:661:C:H4'	48:BP:18:ARG:HG2	2.02	0.41

Continued on next page...

Continued from previous page...

Atom-1	Atom-2	Interatomic distance (Å)	Clash overlap (Å)
35:BA:709:U:H2'	35:BA:710:G:C8	2.55	0.41
35:BA:821:A:O2'	35:BA:945:A:O3'	2.37	0.41
35:BA:1097:U:H2'	35:BA:1098:A:O4'	2.20	0.41
35:BA:1142(A):A:C5	35:BA:1144:G:C5	3.08	0.41
35:BA:1495:A:H2'	35:BA:1496:A:N3	2.35	0.41
35:BA:1791:A:C8	35:BA:1792:G:C8	3.07	0.41
35:BA:2118:U:C5	35:BA:2148:G:O2'	2.62	0.41
35:BA:2259:G:O2'	35:BA:2260:C:H5'	2.20	0.41
35:BA:2698:U:H2'	35:BA:2699:C:C6	2.55	0.41
36:BB:21:G:H1	36:BB:62:C:H42	1.67	0.41
36:BB:106:G:H2'	36:BB:107:G:H8	1.85	0.41
37:BC:67:GLY:O	37:BC:68:LEU:HB2	2.20	0.41
37:BC:132:GLY:O	37:BC:133:PRO:CB	2.67	0.41
43:BI:120:ILE:HG22	43:BI:121:LYS:N	2.35	0.41
44:BJ:27:UNK:O	44:BJ:82:UNK:HA	2.20	0.41
44:BJ:102:UNK:C	44:BJ:104:UNK:N	2.83	0.41
48:BP:121:LYS:O	48:BP:123:LEU:HD23	2.20	0.41
48:BP:122:PRO:O	48:BP:123:LEU:HB3	2.19	0.41
52:BT:50:ILE:HD11	52:BT:64:ARG:CB	2.50	0.41
52:BT:80:SER:O	52:BT:82:LEU:HD12	2.20	0.41
54:BV:35:LEU:O	54:BV:37:VAL:N	2.53	0.41
58:BZ:104:PHE:O	58:BZ:105:VAL:O	2.38	0.41
1:CA:123:C:H5''	1:CA:311:C:O2'	2.19	0.41
1:CA:125:U:H2'	1:CA:126:G:C8	2.55	0.41
1:CA:282:A:H2'	1:CA:282:A:N3	2.35	0.41
1:CA:624:C:H2'	1:CA:625:G:C8	2.53	0.41
1:CA:738:C:H2'	1:CA:739:C:H6	1.83	0.41
1:CA:802:A:H2'	1:CA:803:G:H5'	2.01	0.41
1:CA:1003:G:O2'	1:CA:1004:A:H4'	2.20	0.41
1:CA:1126:U:C2'	1:CA:1127:G:H5'	2.50	0.41
1:CA:1135:U:H4'	1:CA:1136:U:H5	1.84	0.41
1:CA:1323:G:O3'	1:CA:1363:C:O2	2.38	0.41
1:CA:1353:G:O2'	1:CA:1354:C:H5'	2.20	0.41
1:CA:1403:C:O5'	1:CA:1403:C:H6	2.02	0.41
2:CB:55:PHE:HA	2:CB:58:ILE:CG1	2.49	0.41
2:CB:75:LYS:CA	2:CB:78:GLN:HG3	2.36	0.41
2:CB:181:PHE:O	2:CB:182:ILE:HG13	2.20	0.41
3:CC:16:ARG:HB2	3:CC:16:ARG:NH1	2.31	0.41
4:CD:79:PHE:CE1	4:CD:204:ILE:HD13	2.55	0.41
4:CD:126:ILE:HG22	4:CD:127:THR:H	1.84	0.41
5:CE:40:ARG:HH21	5:CE:66:MET:HE3	1.85	0.41

Continued on next page...

Continued from previous page...

Atom-1	Atom-2	Interatomic distance (Å)	Clash overlap (Å)
5:CE:80:ILE:HG22	8:CH:104:ARG:HH21	1.85	0.41
5:CE:112:LEU:HD23	5:CE:112:LEU:N	2.35	0.41
8:CH:39:LEU:O	8:CH:44:PHE:N	2.49	0.41
9:CI:90:PRO:O	9:CI:92:TYR:N	2.46	0.41
10:CJ:5:ARG:HA	10:CJ:73:ASP:OD1	2.20	0.41
11:CK:18:ARG:HB3	11:CK:33:THR:O	2.20	0.41
24:CY:351:TRP:O	24:CY:355:ARG:HG3	2.19	0.41
26:D1:13:ILE:HG12	26:D1:42:GLN:HB2	2.01	0.41
26:D1:57:GLU:HG2	26:D1:58:ILE:N	2.35	0.41
28:D3:6:VAL:HG12	28:D3:54:VAL:HG21	2.02	0.41
30:D5:2:ALA:HB3	35:DA:747:U:C2	2.55	0.41
35:DA:470:A:H8	35:DA:470:A:C5'	2.33	0.41
35:DA:535:C:C2'	35:DA:536:A:H5'	2.50	0.41
35:DA:580:C:H2'	35:DA:581:C:C6	2.55	0.41
35:DA:1453:U:OP1	50:DR:77:ARG:NH1	2.53	0.41
35:DA:1658:C:H2'	35:DA:1659:U:H6	1.85	0.41
35:DA:1939:U:OP1	35:DA:2604:U:O2'	2.36	0.41
35:DA:2574:G:O2'	35:DA:2575:C:H5'	2.19	0.41
35:DA:2758:A:C4	42:DH:67:LEU:HD21	2.55	0.41
35:DA:2863:C:H2'	35:DA:2864:G:H8	1.85	0.41
37:DC:79:LYS:HG2	37:DC:97:GLU:HG3	2.01	0.41
38:DD:63:ARG:NH1	38:DD:86:PRO:HD2	2.35	0.41
38:DD:231:HIS:CD2	38:DD:249:PRO:HG3	2.55	0.41
39:DE:116:VAL:O	39:DE:117:MET:CB	2.60	0.41
40:DF:10:PRO:C	40:DF:128:ALA:HB2	2.39	0.41
41:DG:77:ILE:HD13	41:DG:77:ILE:HA	1.88	0.41
42:DH:25:LYS:CA	42:DH:34:GLU:HA	2.50	0.41
42:DH:106:THR:O	42:DH:107:VAL:HG13	2.19	0.41
59:DI:5:LEU:CD2	59:DI:9:LEU:HD12	2.50	0.41
44:DJ:21:UNK:HA	44:DJ:88:UNK:HA	2.01	0.41
48:DP:47:ASP:OD1	48:DP:50:ARG:NH1	2.42	0.41
49:DQ:2:LEU:HG	49:DQ:69:PHE:CE1	2.55	0.41
50:DR:54:LEU:HG	50:DR:62:ALA:HB1	2.02	0.41
57:DY:7:VAL:HG11	57:DY:8:LYS:NZ	2.34	0.41
57:DY:20:TYR:O	57:DY:21:LYS:C	2.58	0.41
58:DZ:161:VAL:O	58:DZ:161:VAL:HG12	2.20	0.41
1:AA:50:A:N6	1:AA:361:G:H4'	2.35	0.41
1:AA:321:A:N6	1:AA:332:G:H1	2.16	0.41
1:AA:358:U:O2'	1:AA:359:U:H5'	2.20	0.41
1:AA:429:U:H1'	1:AA:430:A:H5''	2.01	0.41
1:AA:659:U:O2'	1:AA:660:G:H5'	2.19	0.41

Continued on next page...

Continued from previous page...

Atom-1	Atom-2	Interatomic distance (Å)	Clash overlap (Å)
1:AA:1310:G:OP2	13:AM:88:ARG:NH2	2.47	0.41
1:AA:1396:A:H4'	1:AA:1398:A:H1'	1.98	0.41
1:AA:1402:C:H2'	1:AA:1403:C:O4'	2.20	0.41
1:AA:1456:G:C2'	1:AA:1457:G:H5'	2.50	0.41
2:AB:71:VAL:CG2	2:AB:164:VAL:HG13	2.47	0.41
5:AE:145:LYS:HD3	5:AE:145:LYS:O	2.19	0.41
7:AG:155:ARG:O	7:AG:156:TRP:O	2.38	0.41
9:AI:110:GLU:OE2	9:AI:113:LYS:NZ	2.53	0.41
10:AJ:24:VAL:HG21	10:AJ:37:PRO:HG3	2.02	0.41
14:AN:42:ILE:C	14:AN:44:LEU:H	2.23	0.41
17:AQ:32:TYR:O	17:AQ:34:LYS:N	2.53	0.41
18:AR:37:VAL:O	18:AR:41:LYS:HB2	2.20	0.41
19:AS:76:PRO:HB2	19:AS:81:ARG:HD3	2.02	0.41
20:AT:92:LEU:C	20:AT:94:ALA:N	2.73	0.41
21:AU:2:GLY:O	21:AU:4:GLY:N	2.53	0.41
22:AW:8:U:O2	22:AW:8:U:H2'	2.20	0.41
24:AY:33:LEU:CD1	35:BA:1095:A:H61	2.33	0.41
24:AY:203:THR:HB	24:AY:307:TRP:CZ3	2.54	0.41
24:AY:315:VAL:HG21	24:AY:320:TYR:CE2	2.55	0.41
25:B0:20:ARG:NH1	35:BA:2271:G:H5''	2.34	0.41
26:B1:79:GLY:HA3	35:BA:271(Q):G:H1'	2.02	0.41
26:B1:82:LEU:HB3	26:B1:90:ILE:HD12	2.02	0.41
32:B7:9:ARG:NH1	35:BA:1310:G:OP2	2.53	0.41
35:BA:436:C:H2'	35:BA:437:G:C8	2.55	0.41
35:BA:1025:G:C4	35:BA:1135:C:H1'	2.55	0.41
35:BA:1657:C:O2'	35:BA:1658:C:H5'	2.20	0.41
36:BB:60:C:H2'	36:BB:61:G:C8	2.45	0.41
36:BB:94:C:O2'	36:BB:95:C:H5'	2.20	0.41
38:BD:59:LYS:O	38:BD:60:ARG:HG3	2.20	0.41
38:BD:221:VAL:O	38:BD:221:VAL:HG13	2.21	0.41
39:BE:11:MET:HB3	39:BE:24:THR:HA	2.00	0.41
39:BE:120:TRP:CE3	39:BE:155:LYS:HD3	2.54	0.41
41:BG:48:GLU:O	41:BG:49:ASP:HB3	2.19	0.41
41:BG:60:LEU:HB3	41:BG:68:PRO:HG2	2.01	0.41
41:BG:108:ASN:O	41:BG:109:VAL:CG2	2.69	0.41
45:BK:71:THR:HG21	45:BK:110:GLN:O	2.20	0.41
45:BK:105:LEU:O	45:BK:108:ALA:HB3	2.20	0.41
50:BR:83:ILE:HD13	50:BR:86:ARG:HH12	1.85	0.41
53:BU:95:LEU:HD11	54:BV:11:GLN:HG3	1.98	0.41
54:BV:21:ARG:HB3	54:BV:91:TYR:CD2	2.55	0.41
58:BZ:48:PHE:CA	58:BZ:51:ALA:HB3	2.34	0.41

Continued on next page...

Continued from previous page...

Atom-1	Atom-2	Interatomic distance (Å)	Clash overlap (Å)
58:BZ:145:GLU:CD	58:BZ:146:ILE:H	2.24	0.41
1:CA:80:G:N3	1:CA:80:G:H2'	2.35	0.41
1:CA:502:G:C6	1:CA:503:C:C4	3.08	0.41
1:CA:955:U:H2'	1:CA:956:U:H6	1.85	0.41
2:CB:161:ALA:HA	2:CB:182:ILE:CG2	2.50	0.41
3:CC:35:GLU:OE2	3:CC:59:ARG:NH2	2.53	0.41
3:CC:138:VAL:C	3:CC:140:ARG:N	2.74	0.41
4:CD:14:ARG:H	4:CD:39:PRO:HA	1.85	0.41
4:CD:103:ASN:O	4:CD:106:TYR:HB3	2.19	0.41
4:CD:150:GLU:CD	4:CD:150:GLU:H	2.24	0.41
7:CG:29:LYS:HB2	7:CG:105:VAL:HG21	2.02	0.41
7:CG:57:GLU:N	7:CG:57:GLU:CD	2.74	0.41
8:CH:47:GLY:O	8:CH:62:TYR:HD2	2.03	0.41
9:CI:32:ASP:HB3	9:CI:35:GLU:HB3	2.01	0.41
12:CL:113:ARG:HD2	12:CL:116:SER:O	2.20	0.41
13:CM:15:VAL:HG22	13:CM:41:PRO:O	2.20	0.41
13:CM:88:ARG:O	13:CM:98:VAL:HG11	2.19	0.41
17:CQ:32:TYR:O	17:CQ:34:LYS:N	2.53	0.41
20:CT:48:LYS:HD2	20:CT:51:GLU:OE2	2.20	0.41
20:CT:73:HIS:O	20:CT:74:LYS:HB2	2.19	0.41
20:CT:81:LYS:C	20:CT:83:ARG:N	2.74	0.41
22:CV:75:C:OP2	24:CY:266:ARG:NH2	2.53	0.41
24:CY:57:ARG:O	24:CY:61:THR:HG22	2.21	0.41
24:CY:343:ASP:O	24:CY:346:TRP:HB2	2.20	0.41
26:D1:7:ILE:HD11	26:D1:70:VAL:HG22	2.02	0.41
32:D7:12:ARG:HG3	35:DA:686:G:O6	2.20	0.41
35:DA:117:G:C6	35:DA:119:A:C6	3.08	0.41
35:DA:807:U:OP2	48:DP:39:LYS:HG2	2.20	0.41
35:DA:1248:G:N2	40:DF:88:VAL:CG2	2.83	0.41
35:DA:1721:G:H8	35:DA:1741:A:N6	2.18	0.41
35:DA:2086:U:H2'	35:DA:2087:G:C8	2.56	0.41
35:DA:2107:C:H42	35:DA:2182:G:H1	1.66	0.41
35:DA:2295:C:H2'	35:DA:2296:U:H6	1.85	0.41
36:DB:16:G:H2'	36:DB:17:C:C6	2.55	0.41
36:DB:92:C:OP1	49:DQ:19:GLY:HA3	2.21	0.41
37:DC:132:GLY:O	37:DC:133:PRO:CB	2.68	0.41
38:DD:242:ARG:O	38:DD:244:ARG:N	2.52	0.41
39:DE:23:VAL:CG1	39:DE:173:VAL:HG21	2.44	0.41
40:DF:25:PRO:CB	40:DF:119:ARG:HH11	2.25	0.41
40:DF:64:ILE:C	40:DF:65:TRP:CD1	2.93	0.41
42:DH:54:ARG:HB2	42:DH:55:PRO:HD2	2.02	0.41

Continued on next page...

Continued from previous page...

Atom-1	Atom-2	Interatomic distance (Å)	Clash overlap (Å)
42:DH:58:GLU:O	42:DH:61:HIS:N	2.52	0.41
42:DH:94:TYR:CA	42:DH:107:VAL:HG12	2.37	0.41
46:DN:111:PRO:HG3	46:DN:114:ARG:NH2	2.36	0.41
47:DO:79:PHE:HD2	52:DT:72:VAL:HG22	1.84	0.41
47:DO:104:ARG:NE	52:DT:33:LYS:HD2	2.35	0.41
48:DP:75:ILE:O	48:DP:77:ARG:HG3	2.20	0.41
50:DR:10:LEU:HD13	50:DR:17:ARG:HH11	1.82	0.41
50:DR:55:ALA:CB	50:DR:79:LEU:HD22	2.50	0.41
53:DU:41:ALA:O	53:DU:42:ALA:C	2.58	0.41
57:DY:4:LYS:C	57:DY:4:LYS:CD	2.88	0.41
57:DY:4:LYS:HZ1	57:DY:5:MET:HE1	1.86	0.41
57:DY:97:ARG:NH2	57:DY:98:VAL:HG23	2.35	0.41
1:AA:260:G:H2'	1:AA:261:U:C6	2.55	0.41
1:AA:624:C:H2'	1:AA:625:G:C8	2.54	0.41
1:AA:966:G:O2'	1:AA:967:C:H6	1.96	0.41
1:AA:1130:A:C2	1:AA:1146:A:C5	3.09	0.41
1:AA:1170:A:H2'	1:AA:1171:G:H5'	2.02	0.41
1:AA:1330:U:H5'	1:AA:1331:G:OP2	2.19	0.41
1:AA:1462:G:O2'	1:AA:1463:C:H5'	2.20	0.41
2:AB:51:LEU:O	2:AB:55:PHE:CD2	2.74	0.41
2:AB:87:ARG:HH12	2:AB:223:ILE:HD13	1.80	0.41
2:AB:124:SER:OG	2:AB:126:GLU:HG3	2.21	0.41
4:AD:103:ASN:O	4:AD:106:TYR:HB3	2.19	0.41
4:AD:190:ASP:O	4:AD:191:ARG:C	2.57	0.41
5:AE:40:ARG:HH21	5:AE:66:MET:HE3	1.85	0.41
6:AF:21:LEU:C	6:AF:24:GLU:HG2	2.40	0.41
7:AG:29:LYS:HB2	7:AG:105:VAL:HG21	2.03	0.41
7:AG:81:GLY:C	7:AG:83:ALA:H	2.22	0.41
8:AH:112:LEU:HD11	8:AH:131:GLY:C	2.40	0.41
10:AJ:56:HIS:C	10:AJ:58:ASP:N	2.73	0.41
11:AK:41:THR:HG21	11:AK:71:LYS:HD3	2.02	0.41
17:AQ:86:GLU:O	17:AQ:90:ILE:HG12	2.21	0.41
19:AS:39:THR:HG22	19:AS:40:ILE:N	2.35	0.41
20:AT:22:ARG:O	20:AT:23:ARG:C	2.58	0.41
20:AT:25:ARG:HH11	20:AT:25:ARG:HG3	1.85	0.41
22:AV:72:C:C3'	22:AV:73:A:C5'	2.98	0.41
24:AY:33:LEU:HB3	24:AY:36:PRO:CD	2.50	0.41
24:AY:51:GLU:CA	24:AY:54:ARG:NH2	2.80	0.41
24:AY:114:LYS:N	24:AY:114:LYS:HD2	2.35	0.41
27:B2:65:ASN:O	27:B2:69:ARG:HG3	2.20	0.41
31:B6:27:LYS:HD2	35:BA:2285:C:OP2	2.21	0.41

Continued on next page...

Continued from previous page...

Atom-1	Atom-2	Interatomic distance (Å)	Clash overlap (Å)
35:BA:205:G:O2'	35:BA:206:U:OP2	2.38	0.41
35:BA:558:G:OP1	46:BN:111:PRO:HD2	2.20	0.41
35:BA:784:A:C6	38:BD:229:VAL:HG21	2.55	0.41
35:BA:814:C:O2'	35:BA:815:C:H5'	2.21	0.41
35:BA:820:A:N3	35:BA:943:U:H4'	2.35	0.41
35:BA:928:G:H8	35:BA:928:G:O5'	2.04	0.41
35:BA:985:C:H2'	35:BA:986:C:H6	1.86	0.41
35:BA:1452:A:C5	35:BA:2702:U:O2	2.72	0.41
35:BA:1484:G:H2'	35:BA:1484:G:N3	2.36	0.41
35:BA:1826:G:C4'	38:BD:242:ARG:HE	2.24	0.41
35:BA:1902:C:H5'	38:BD:246:PRO:HD3	2.03	0.41
35:BA:2468:G:HO2'	35:BA:2469:A:P	2.44	0.41
35:BA:2732:G:C3'	35:BA:2733:A:C5'	2.98	0.41
35:BA:2789:C:OP1	35:BA:2789:C:H4'	2.20	0.41
38:BD:69:ARG:NH2	38:BD:128:GLY:O	2.53	0.41
38:BD:261:LYS:HB2	38:BD:261:LYS:HZ2	1.85	0.41
39:BE:25:VAL:HG13	39:BE:183:LEU:HD12	2.01	0.41
40:BF:184:TYR:HE1	48:BP:7:ARG:NH2	2.18	0.41
42:BH:30:LYS:CE	42:BH:81:GLU:HG2	2.49	0.41
42:BH:83:TYR:HA	42:BH:135:GLY:N	2.16	0.41
42:BH:94:TYR:N	42:BH:94:TYR:CD1	2.87	0.41
42:BH:137:ASP:O	42:BH:138:LYS:HB2	2.20	0.41
48:BP:47:ASP:OD1	48:BP:50:ARG:NH1	2.43	0.41
50:BR:39:PRO:C	50:BR:41:ALA:H	2.24	0.41
52:BT:3:ARG:CG	52:BT:6:LEU:H	2.20	0.41
53:BU:39:LEU:HD23	53:BU:39:LEU:HA	1.86	0.41
57:BY:16:ALA:O	57:BY:21:LYS:HD3	2.19	0.41
57:BY:51:VAL:O	57:BY:52:SER:CB	2.68	0.41
57:BY:88:LYS:NZ	57:BY:93:GLY:CA	2.84	0.41
58:BZ:57:ILE:HG22	58:BZ:58:VAL:N	2.35	0.41
58:BZ:61:LEU:HD21	58:BZ:67:LEU:HD13	2.02	0.41
1:CA:79:G:C4	1:CA:80:G:C8	3.09	0.41
1:CA:355:C:H4'	1:CA:388:G:HO2'	1.84	0.41
1:CA:505:G:H2'	1:CA:506:G:H8	1.85	0.41
1:CA:613:C:C2	1:CA:628:G:N2	2.89	0.41
1:CA:710:G:O2'	1:CA:711:G:H5'	2.20	0.41
1:CA:922:G:C2	1:CA:923:A:C4	3.08	0.41
1:CA:1188:A:H2'	1:CA:1189:C:C5'	2.50	0.41
1:CA:1231:G:H5''	9:CI:128:ARG:HD3	2.01	0.41
1:CA:1374:A:O2'	7:CG:28:ASN:HB3	2.19	0.41
1:CA:1432:G:P	52:DT:107:ASP:HB2	2.60	0.41

Continued on next page...

Continued from previous page...

Atom-1	Atom-2	Interatomic distance (Å)	Clash overlap (Å)
1:CA:1442(B):A:H4'	1:CA:1443:G:OP1	2.19	0.41
2:CB:174:VAL:HG13	2:CB:184:VAL:HG21	2.02	0.41
4:CD:3:ARG:HD3	4:CD:3:ARG:O	2.20	0.41
4:CD:8:VAL:HA	4:CD:11:LEU:HD21	2.02	0.41
8:CH:100:ILE:HA	8:CH:101:PRO:HD3	1.76	0.41
8:CH:120:THR:HG23	8:CH:123:GLU:CD	2.40	0.41
10:CJ:48:THR:HG23	10:CJ:62:HIS:CG	2.56	0.41
10:CJ:68:HIS:CD2	10:CJ:68:HIS:N	2.88	0.41
12:CL:70:ILE:HD13	12:CL:77:LEU:HD12	2.03	0.41
16:CP:82:GLN:O	16:CP:84:ALA:N	2.53	0.41
17:CQ:48:GLU:HB2	17:CQ:50:LYS:CG	2.49	0.41
20:CT:82:SER:O	20:CT:86:ARG:HD2	2.20	0.41
24:CY:62:PHE:O	24:CY:66:GLU:N	2.53	0.41
24:CY:75:LEU:HD11	24:CY:84:ARG:CB	2.51	0.41
26:D1:68:PRO:C	26:D1:70:VAL:N	2.73	0.41
33:D8:15:LYS:CB	48:DP:65:ARG:HH21	2.33	0.41
33:D8:15:LYS:CG	48:DP:65:ARG:HH21	2.30	0.41
33:D8:56:GLU:O	33:D8:59:LYS:HB2	2.21	0.41
35:DA:27:G:C2'	35:DA:28:A:OP2	2.68	0.41
35:DA:449:A:OP1	40:DF:84:VAL:O	2.39	0.41
35:DA:455:C:N3	35:DA:472:A:H2'	2.35	0.41
35:DA:487:C:H2'	35:DA:488:G:C8	2.56	0.41
35:DA:613:G:C6	35:DA:614:U:C4	3.08	0.41
35:DA:654(B):C:OP2	35:DA:654(B):C:C6	2.73	0.41
35:DA:665:C:O2'	35:DA:666:G:H5'	2.20	0.41
35:DA:709:U:H2'	35:DA:710:G:C8	2.56	0.41
35:DA:887:A:N3	35:DA:889:C:OP2	2.53	0.41
35:DA:981:A:H2	35:DA:2027:G:N3	2.18	0.41
35:DA:1029:A:H2'	35:DA:1030:G:O4'	2.21	0.41
35:DA:1093:G:C2'	35:DA:1094:U:H5'	2.50	0.41
35:DA:1184:G:C5	35:DA:1185:C:C5	3.08	0.41
35:DA:1827:C:C2'	35:DA:1828:G:C5'	2.91	0.41
35:DA:1992:G:O2'	35:DA:1993:U:OP2	2.33	0.41
35:DA:2579:C:O2'	35:DA:2580:U:H5'	2.20	0.41
36:DB:106:G:H2'	36:DB:107:G:H8	1.85	0.41
37:DC:77:ILE:HG21	37:DC:123:VAL:CB	2.51	0.41
38:DD:118:VAL:N	38:DD:129:ASN:OD1	2.39	0.41
38:DD:226:MET:HB3	38:DD:230:ASP:HB2	2.00	0.41
39:DE:23:VAL:CA	39:DE:184:VAL:O	2.68	0.41
40:DF:139:PHE:CG	40:DF:167:ALA:HB2	2.55	0.41
40:DF:155:LEU:HB2	40:DF:189:THR:OG1	2.19	0.41

Continued on next page...

Continued from previous page...

Atom-1	Atom-2	Interatomic distance (Å)	Clash overlap (Å)
41:DG:117:PHE:CZ	41:DG:179:PRO:HB2	2.55	0.41
44:DJ:102:UNK:C	44:DJ:104:UNK:N	2.83	0.41
46:DN:128:HIS:HA	46:DN:129:PRO:HD2	1.86	0.41
47:DO:118:ALA:C	47:DO:120:GLU:N	2.73	0.41
49:DQ:6:ARG:O	49:DQ:7:MET:HB3	2.20	0.41
50:DR:10:LEU:HD22	50:DR:17:ARG:HG2	2.02	0.41
50:DR:13:HIS:O	50:DR:14:SER:C	2.57	0.41
52:DT:57:PHE:O	52:DT:58:ASN:C	2.59	0.41
52:DT:107:ASP:CG	52:DT:108:ARG:N	2.74	0.41
52:DT:125:ARG:O	52:DT:128:GLU:HG3	2.20	0.41
54:DV:6:LYS:HE2	54:DV:37:VAL:HG12	2.02	0.41
55:DW:9:TYR:H	55:DW:102:HIS:HD2	1.66	0.41
1:AA:55:A:N1	59:DI:89:TYR:CG	2.88	0.41
1:AA:72:C:C2	1:AA:98:G:N2	2.88	0.41
1:AA:235:C:H2'	1:AA:236:G:C8	2.53	0.41
1:AA:309:G:H2'	1:AA:310:G:H8	1.85	0.41
1:AA:396:G:O2'	1:AA:398:C:OP1	2.35	0.41
1:AA:1048:G:H4'	14:AN:2:ALA:N	2.36	0.41
1:AA:1191:A:P	3:AC:3:ASN:ND2	2.94	0.41
1:AA:1194:U:H4'	5:AE:22:GLY:O	2.20	0.41
1:AA:1224:G:O2'	1:AA:1225:A:OP1	2.24	0.41
1:AA:1251:A:H5''	9:AI:12:GLU:OE1	2.20	0.41
2:AB:69:LEU:HD22	2:AB:159:PRO:HG2	2.01	0.41
2:AB:118:LEU:O	2:AB:122:PHE:HB2	2.20	0.41
3:AC:175:LEU:H	3:AC:175:LEU:CD1	2.32	0.41
3:AC:188:LEU:HD12	3:AC:195:VAL:HG13	2.01	0.41
4:AD:153:ARG:HH12	4:AD:181:MET:HB2	1.86	0.41
7:AG:75:VAL:HG13	7:AG:145:ALA:HA	2.03	0.41
7:AG:77:SER:HB2	22:AW:32:U:H4'	2.02	0.41
12:AL:6:THR:HG23	12:AL:9:GLN:CD	2.40	0.41
20:AT:60:GLU:HA	20:AT:63:ILE:HD12	2.01	0.41
24:AY:68:ASP:C	24:AY:71:GLY:H	2.23	0.41
26:B1:92:LYS:HZ3	35:BA:153:C:P	2.42	0.41
32:B7:35:ARG:NH1	32:B7:42:LEU:HD11	2.36	0.41
35:BA:271(F):C:O2'	35:BA:271(G):C:H5'	2.21	0.41
35:BA:742:G:O2'	35:BA:743:G:H5'	2.20	0.41
35:BA:910:A:H5'	35:BA:911:A:OP2	2.21	0.41
35:BA:1639:U:HO2'	35:BA:1640:C:H5''	1.84	0.41
35:BA:1747(A):G:C2'	35:BA:1748:G:C5'	2.78	0.41
35:BA:1751:C:O2'	35:BA:1752:C:H5'	2.20	0.41
35:BA:2181:G:O2'	35:BA:2182:G:H5'	2.21	0.41

Continued on next page...

Continued from previous page...

Atom-1	Atom-2	Interatomic distance (Å)	Clash overlap (Å)
35:BA:2574:G:O2'	35:BA:2575:C:H5'	2.20	0.41
35:BA:2588:G:O2'	35:BA:2589:A:H5'	2.20	0.41
35:BA:2623:G:H4'	35:BA:2825:C:O2	2.19	0.41
35:BA:2683:C:H2'	35:BA:2684:U:C6	2.56	0.41
35:BA:2704:C:H2'	35:BA:2705:A:C8	2.55	0.41
35:BA:2745:C:H2'	35:BA:2746:U:C6	2.55	0.41
35:BA:2870:C:C2'	35:BA:2871:C:H5'	2.51	0.41
36:BB:37:C:C2'	36:BB:38:C:H5'	2.50	0.41
36:BB:79:C:H2'	36:BB:80:U:O4'	2.20	0.41
36:BB:106:G:C2	36:BB:107:G:C8	3.08	0.41
37:BC:20:TYR:O	37:BC:22:ILE:N	2.53	0.41
38:BD:25:THR:HG22	38:BD:82:ILE:N	2.23	0.41
38:BD:31:LYS:HG3	38:BD:33:LEU:HD21	2.02	0.41
39:BE:88:GLY:O	39:BE:89:ASP:CB	2.68	0.41
39:BE:105:THR:OG1	39:BE:199:ARG:NH2	2.40	0.41
39:BE:176:ILE:HG22	39:BE:179:GLU:H	1.85	0.41
40:BF:84:VAL:C	40:BF:86:GLY:N	2.74	0.41
41:BG:9:ARG:O	41:BG:11:TYR:N	2.53	0.41
42:BH:153:LYS:HA	42:BH:154:PRO:HD2	1.86	0.41
42:BH:159:GLU:CG	42:BH:160:LYS:HG2	2.28	0.41
44:BJ:39:UNK:C	44:BJ:41:UNK:N	2.82	0.41
47:BO:26:LYS:HB3	47:BO:27:GLY:H	1.53	0.41
50:BR:13:HIS:O	50:BR:14:SER:C	2.59	0.41
52:BT:64:ARG:HD2	52:BT:73:GLU:OE2	2.21	0.41
52:BT:89:VAL:HG12	52:BT:91:ARG:HG3	2.02	0.41
54:BV:5:VAL:HG21	54:BV:35:LEU:HB3	2.02	0.41
57:BY:48:ALA:O	57:BY:49:VAL:CG1	2.59	0.41
57:BY:84:ARG:NH1	57:BY:84:ARG:HG3	2.36	0.41
58:BZ:71:VAL:HG22	58:BZ:88:PHE:CD2	2.55	0.41
1:CA:96:U:H2'	1:CA:97:G:H8	1.85	0.41
1:CA:263:A:OP1	20:CT:79:ARG:HD3	2.21	0.41
1:CA:438:G:H4'	4:CD:123:HIS:ND1	2.35	0.41
1:CA:509:A:C2	1:CA:510:A:C2	3.09	0.41
1:CA:542:G:P	4:CD:10:ARG:HH21	2.43	0.41
1:CA:651:C:H2'	1:CA:652:U:C6	2.54	0.41
1:CA:706:A:O2'	11:CK:31:THR:CG2	2.68	0.41
1:CA:1112:C:O2	3:CC:178:LEU:HB2	2.20	0.41
1:CA:1170:A:H2'	1:CA:1171:G:C5'	2.51	0.41
1:CA:1228:C:P	13:CM:115:LYS:HE3	2.60	0.41
1:CA:1316:G:H2'	1:CA:1317:C:H5''	2.02	0.41
2:CB:51:LEU:O	2:CB:55:PHE:HD2	2.03	0.41

Continued on next page...

Continued from previous page...

Atom-1	Atom-2	Interatomic distance (Å)	Clash overlap (Å)
2:CB:82:ARG:HA	2:CB:92:TYR:HE1	1.78	0.41
2:CB:91:PRO:CG	2:CB:155:LEU:HD23	2.50	0.41
2:CB:100:GLY:O	2:CB:104:ASN:C	2.59	0.41
2:CB:236:TYR:HA	2:CB:239:VAL:CG2	2.49	0.41
3:CC:11:ARG:HH11	3:CC:11:ARG:CG	2.34	0.41
3:CC:76:VAL:HG23	3:CC:77:ILE:HG13	2.02	0.41
4:CD:57:ARG:HH11	4:CD:57:ARG:CG	2.31	0.41
5:CE:6:PHE:N	5:CE:6:PHE:HD1	2.18	0.41
9:CI:4:TYR:HB2	9:CI:19:LEU:HD12	2.02	0.41
10:CJ:22:LYS:HZ2	10:CJ:23:ILE:HG12	1.85	0.41
11:CK:27:ASN:HA	11:CK:56:GLY:CA	2.50	0.41
14:CN:42:ILE:C	14:CN:44:LEU:H	2.24	0.41
16:CP:8:ARG:CG	16:CP:9:PHE:N	2.83	0.41
18:CR:37:VAL:O	18:CR:41:LYS:HB2	2.20	0.41
20:CT:27:LYS:O	20:CT:27:LYS:HE2	2.20	0.41
21:CU:2:GLY:C	21:CU:4:GLY:N	2.73	0.41
24:CY:55:LEU:HA	24:CY:58:THR:OG1	2.20	0.41
24:CY:109:PHE:HZ	24:CY:178:GLY:HA2	1.85	0.41
25:D0:49:LYS:N	25:D0:80:HIS:CB	2.70	0.41
26:D1:87:PRO:CG	26:D1:88:LYS:N	2.82	0.41
30:D5:7:PRO:HA	35:DA:2615:U:N1	2.34	0.41
33:D8:5:LYS:HG2	35:DA:242:G:C8	2.56	0.41
33:D8:33:ASN:O	35:DA:2420:C:OP1	2.38	0.41
35:DA:183:C:H1'	35:DA:433:C:H1'	2.01	0.41
35:DA:491:G:O2'	35:DA:492:A:H5'	2.21	0.41
35:DA:926:A:H8	35:DA:926:A:H5'	1.85	0.41
35:DA:956:G:N2	35:DA:959:A:H3'	2.36	0.41
35:DA:958:U:C6	35:DA:958:U:C3'	3.03	0.41
35:DA:1028:A:N6	35:DA:1125:G:H2'	2.35	0.41
35:DA:1097:U:H2'	35:DA:1098:A:O4'	2.20	0.41
35:DA:1472:A:H2'	35:DA:1473:G:O4'	2.21	0.41
35:DA:1999:C:O2'	35:DA:2000:G:H5'	2.21	0.41
35:DA:2087:G:O2'	35:DA:2088:G:H5'	2.19	0.41
35:DA:2364:C:O2'	35:DA:2365:G:H5'	2.20	0.41
35:DA:2462:U:H2'	35:DA:2463:C:C6	2.55	0.41
35:DA:2745:C:C4	35:DA:2746:U:C4	3.08	0.41
35:DA:2757:A:H2'	35:DA:2758:A:H5'	2.02	0.41
59:DI:10:GLU:HG2	59:DI:11:ASN:OD1	2.20	0.41
59:DI:33:ARG:C	59:DI:35:LEU:H	2.22	0.41
59:DI:97:ILE:O	59:DI:98:ALA:C	2.59	0.41
59:DI:109:ILE:HG13	59:DI:130:TYR:HE1	1.85	0.41

Continued on next page...

Continued from previous page...

Atom-1	Atom-2	Interatomic distance (Å)	Clash overlap (Å)
48:DP:47:ASP:H	48:DP:48:PRO:HA	1.85	0.41
48:DP:87:ASP:O	48:DP:89:ALA:N	2.53	0.41
50:DR:52:ILE:HD13	50:DR:79:LEU:HD21	2.02	0.41
51:DS:88:ASP:O	51:DS:89:ARG:O	2.38	0.41
52:DT:53:ARG:NH1	52:DT:53:ARG:HG2	2.35	0.41
53:DU:8:VAL:CG1	53:DU:12:ARG:HD2	2.50	0.41
53:DU:88:ILE:CG2	54:DV:47:VAL:O	2.68	0.41
55:DW:99:ARG:HG2	55:DW:99:ARG:HH11	1.84	0.41
58:DZ:29:TYR:CE2	58:DZ:87:ASP:HB2	2.55	0.41
58:DZ:39:VAL:HG23	58:DZ:40:ASP:O	2.21	0.41
1:AA:106:C:O2'	1:AA:107:G:H5'	2.20	0.41
1:AA:263:A:OP1	20:AT:79:ARG:HD3	2.20	0.41
1:AA:266:G:O2'	1:AA:267:C:P	2.77	0.41
1:AA:472:A:H2'	1:AA:473:G:H5'	2.03	0.41
1:AA:528:C:O2'	1:AA:529:G:H5'	2.19	0.41
1:AA:624:C:O3'	16:AP:10:GLY:HA2	2.20	0.41
1:AA:993:G:H2'	1:AA:993:G:N3	2.34	0.41
1:AA:1061:G:O4'	10:AJ:56:HIS:CE1	2.74	0.41
1:AA:1109:C:P	3:AC:176:HIS:HD1	2.43	0.41
1:AA:1150:U:O2'	10:AJ:41:PRO:HD3	2.20	0.41
2:AB:95:GLN:OE1	2:AB:95:GLN:HA	2.20	0.41
3:AC:95:THR:C	3:AC:97:LYS:H	2.24	0.41
3:AC:121:ALA:O	3:AC:125:GLU:HG3	2.20	0.41
7:AG:75:VAL:CG1	7:AG:145:ALA:HA	2.50	0.41
13:AM:89:GLY:C	13:AM:90:LEU:O	2.54	0.41
16:AP:5:ARG:HE	16:AP:22:THR:CG2	2.32	0.41
16:AP:49:LEU:HD12	16:AP:50:LYS:N	2.33	0.41
22:AW:8:U:H3'	22:AW:13:C:N4	2.35	0.41
24:AY:54:ARG:HH11	24:AY:101:LEU:HD23	1.86	0.41
25:B0:41:ARG:HB2	25:B0:42:GLY:H	1.75	0.41
29:B4:38:ALA:HB2	29:B4:52:SER:N	2.36	0.41
33:B8:62:LEU:HG	33:B8:62:LEU:H	1.62	0.41
35:BA:335:C:H2'	35:BA:336:C:H6	1.86	0.41
35:BA:574:C:H1'	35:BA:2055:C:C6	2.55	0.41
35:BA:1278:A:O2'	35:BA:1279:G:H5'	2.19	0.41
35:BA:1446:C:H2'	35:BA:1447:G:H8	1.85	0.41
35:BA:1519:G:H5'	35:BA:1520:G:P	2.60	0.41
35:BA:1783:A:C2	35:BA:2587:A:C4	3.08	0.41
35:BA:1841:U:O2	38:BD:244:ARG:NH2	2.53	0.41
35:BA:2189:U:C2'	35:BA:2190:G:C5'	2.90	0.41
36:BB:61:G:C6	36:BB:62:C:C4	3.09	0.41

Continued on next page...

Continued from previous page...

Atom-1	Atom-2	Interatomic distance (Å)	Clash overlap (Å)
36:BB:106:G:O2'	36:BB:107:G:H5'	2.21	0.41
39:BE:201:THR:OG1	39:BE:202:LYS:N	2.53	0.41
41:BG:133:LEU:HD11	41:BG:135:LEU:HD11	2.02	0.41
41:BG:161:THR:HG21	41:BG:172:LEU:HD23	2.01	0.41
42:BH:41:MET:CE	42:BH:55:PRO:HD3	2.50	0.41
42:BH:145:ALA:O	42:BH:146:ALA:C	2.56	0.41
43:BI:123:LEU:HD23	43:BI:124:GLY:N	2.36	0.41
46:BN:26:LEU:HG	46:BN:30:ILE:HD11	2.02	0.41
46:BN:55:VAL:CG2	46:BN:127:ASP:H	2.33	0.41
50:BR:94:TYR:C	50:BR:117:VAL:HB	2.40	0.41
52:BT:13:ARG:HH12	52:BT:15:VAL:CG1	2.33	0.41
54:BV:79:VAL:O	54:BV:79:VAL:CG1	2.67	0.41
57:BY:46:LYS:HD3	57:BY:47:LYS:HZ1	1.81	0.41
58:BZ:59:LEU:CD1	58:BZ:69:THR:HG21	2.51	0.41
58:BZ:59:LEU:HD11	58:BZ:69:THR:HG21	2.03	0.41
58:BZ:116:VAL:HG12	58:BZ:117:LEU:N	2.35	0.41
1:CA:37:U:O2'	1:CA:38:G:H5'	2.21	0.41
1:CA:44:G:H2'	1:CA:45:U:O4'	2.21	0.41
1:CA:217:C:H2'	1:CA:218:C:C6	2.55	0.41
1:CA:781:A:H2'	1:CA:782:A:H5'	2.02	0.41
1:CA:851:G:H2'	1:CA:852:G:C8	2.53	0.41
1:CA:1048:G:H4'	14:CN:2:ALA:N	2.36	0.41
1:CA:1054:C:O2	1:CA:1054:C:C3'	2.69	0.41
1:CA:1191:A:H5''	3:CC:4:LYS:NZ	2.35	0.41
1:CA:1329:A:OP1	13:CM:29:ARG:HB2	2.21	0.41
2:CB:71:VAL:HG23	2:CB:164:VAL:CG1	2.46	0.41
2:CB:187:LEU:HD11	2:CB:203:GLY:O	2.19	0.41
2:CB:239:VAL:O	2:CB:240:GLN:HB2	2.21	0.41
3:CC:102:ASN:O	3:CC:103:VAL:CG2	2.68	0.41
3:CC:106:VAL:HG12	3:CC:108:ASN:C	2.41	0.41
6:CF:4:TYR:HD1	6:CF:92:LYS:HA	1.85	0.41
6:CF:19:LEU:CD2	6:CF:23:LYS:HD2	2.51	0.41
10:CJ:54:PHE:CD2	10:CJ:55:LYS:HG2	2.55	0.41
11:CK:120:ARG:HH22	11:CK:126:ARG:NH2	2.18	0.41
11:CK:120:ARG:HH22	11:CK:126:ARG:HH21	1.68	0.41
13:CM:9:ILE:CG2	13:CM:11:ARG:NE	2.82	0.41
13:CM:90:LEU:O	13:CM:91:ARG:HB2	2.20	0.41
13:CM:98:VAL:HG12	13:CM:98:VAL:O	2.21	0.41
16:CP:6:LEU:HG	16:CP:19:ILE:CD1	2.51	0.41
20:CT:10:LEU:HG	20:CT:12:ALA:HB3	2.02	0.41
24:CY:46:ARG:HH12	24:CY:50:GLN:HG3	1.85	0.41

Continued on next page...

Continued from previous page...

Atom-1	Atom-2	Interatomic distance (Å)	Clash overlap (Å)
24:CY:54:ARG:HA	24:CY:57:ARG:CG	2.51	0.41
24:CY:228:ARG:HH11	24:CY:228:ARG:HG2	1.85	0.41
24:CY:288:ARG:HA	24:CY:291:ARG:HB2	1.97	0.41
25:D0:36:ILE:HD11	35:DA:2355:C:H4'	2.02	0.41
26:D1:88:LYS:HZ3	26:D1:92:LYS:CB	2.30	0.41
27:D2:3:LEU:HD23	27:D2:7:ARG:NE	2.23	0.41
34:D9:8:LYS:H	34:D9:34:GLN:HE22	1.68	0.41
35:DA:59:U:O2'	35:DA:73:A:H2'	2.20	0.41
35:DA:304:G:H2'	35:DA:305:U:H6	1.85	0.41
35:DA:666:G:H4'	48:DP:49:ARG:NH1	2.36	0.41
35:DA:928:G:H8	35:DA:928:G:O5'	2.02	0.41
35:DA:1049:C:H2'	35:DA:1050:A:O4'	2.20	0.41
35:DA:1376:C:O2'	35:DA:1377:G:H5'	2.21	0.41
35:DA:1417:C:O2'	35:DA:1418:G:H5'	2.21	0.41
35:DA:1590:U:C3'	35:DA:1591:G:H5''	2.47	0.41
35:DA:2096:U:H2'	35:DA:2097:C:C6	2.46	0.41
35:DA:2260:C:H2'	35:DA:2261:C:C6	2.53	0.41
35:DA:2419:U:H2'	35:DA:2420:C:H6	1.85	0.41
35:DA:2468:G:H8	35:DA:2476:A:H62	1.68	0.41
35:DA:2789:C:N3	35:DA:2894:G:O6	2.54	0.41
35:DA:2801(A):A:H4'	35:DA:2802:G:C5'	2.38	0.41
41:DG:110:ALA:O	41:DG:111:LEU:C	2.58	0.41
42:DH:30:LYS:CE	42:DH:81:GLU:HG2	2.50	0.41
59:DI:47:LEU:O	59:DI:49:ALA:N	2.54	0.41
44:DJ:39:UNK:C	44:DJ:41:UNK:N	2.80	0.41
46:DN:42:TRP:O	53:DU:64:ARG:NE	2.42	0.41
48:DP:9:ASN:N	48:DP:10:PRO:CD	2.83	0.41
48:DP:99:LEU:HD23	48:DP:102:ARG:NH1	2.35	0.41
49:DQ:137:TYR:HD2	58:DZ:76:LEU:CD2	2.34	0.41
54:DV:38:LEU:O	54:DV:52:VAL:HG12	2.20	0.41
58:DZ:125:LEU:HB3	58:DZ:165:VAL:HG23	2.02	0.41
1:AA:40:C:O2'	1:AA:41:G:H5'	2.21	0.41
1:AA:189(F):U:C2	17:AQ:72:ARG:NH1	2.88	0.41
1:AA:639:G:H2'	1:AA:640:A:C8	2.56	0.41
1:AA:851:G:H2'	1:AA:852:G:C8	2.54	0.41
1:AA:1071:C:H5''	5:AE:49:PRO:HG2	2.01	0.41
2:AB:16:HIS:HB3	2:AB:210:SER:OG	2.20	0.41
2:AB:42:ILE:O	2:AB:42:ILE:HG23	2.20	0.41
2:AB:75:LYS:CA	2:AB:78:GLN:HE21	2.33	0.41
2:AB:165:VAL:HG23	2:AB:166:ASP:N	2.35	0.41
3:AC:54:ARG:HD3	3:AC:69:HIS:CD2	2.56	0.41

Continued on next page...

Continued from previous page...

Atom-1	Atom-2	Interatomic distance (Å)	Clash overlap (Å)
4:AD:126:ILE:HG22	4:AD:127:THR:H	1.85	0.41
7:AG:118:VAL:HG23	7:AG:119:ARG:H	1.86	0.41
8:AH:128:GLY:O	8:AH:129:VAL:HG13	2.21	0.41
10:AJ:37:PRO:O	10:AJ:39:PRO:HD3	2.20	0.41
12:AL:39:VAL:HG12	12:AL:40:VAL:N	2.35	0.41
20:AT:98:PRO:HB2	20:AT:106:ALA:HB1	2.01	0.41
22:AW:18:G:C2	22:AW:56:C:N4	2.89	0.41
24:AY:49:SER:O	24:AY:52:ALA:N	2.54	0.41
26:B1:51:VAL:CG2	26:B1:52:ARG:N	2.84	0.41
30:B5:52:TYR:CD1	30:B5:52:TYR:O	2.73	0.41
35:BA:56:A:C2	35:BA:57:C:C2	3.08	0.41
35:BA:1398:C:O2'	35:BA:1399:C:H5'	2.21	0.41
35:BA:1795:C:H2'	35:BA:1796:U:O4'	2.20	0.41
35:BA:2040:C:H2'	35:BA:2041:U:C6	2.56	0.41
35:BA:2419:U:H2'	35:BA:2420:C:H6	1.85	0.41
35:BA:2563:U:O2'	47:BO:28:SER:HB3	2.20	0.41
36:BB:6:C:O2'	51:BS:29:PHE:HE1	2.04	0.41
39:BE:120:TRP:CD1	39:BE:155:LYS:HB3	2.56	0.41
40:BF:6:VAL:HG12	40:BF:7:TYR:O	2.21	0.41
40:BF:9:ILE:O	40:BF:10:PRO:O	2.39	0.41
41:BG:109:VAL:O	41:BG:110:ALA:O	2.38	0.41
41:BG:120:LEU:O	41:BG:121:ASN:C	2.58	0.41
42:BH:125:VAL:O	42:BH:127:GLU:N	2.52	0.41
46:BN:35:ARG:O	46:BN:36:GLY:C	2.59	0.41
49:BQ:56:ARG:HH11	49:BQ:56:ARG:CB	2.24	0.41
50:BR:39:PRO:O	50:BR:41:ALA:N	2.53	0.41
50:BR:72:ASP:CB	50:BR:75:LEU:HB2	2.50	0.41
52:BT:31:SER:HG	52:BT:43:GLN:N	2.19	0.41
52:BT:78:LEU:C	52:BT:79:HIS:ND1	2.74	0.41
53:BU:110:VAL:HG12	53:BU:114:LYS:HD2	2.03	0.41
55:BW:61:ASN:N	55:BW:61:ASN:ND2	2.68	0.41
55:BW:75:TYR:C	55:BW:75:TYR:CD1	2.94	0.41
55:BW:99:ARG:HG2	55:BW:99:ARG:HH11	1.86	0.41
58:BZ:57:ILE:O	58:BZ:69:THR:OG1	2.38	0.41
1:CA:187:C:O2'	20:CT:89:ARG:HD2	2.20	0.41
1:CA:229:U:O2'	16:CP:23:ASP:OD2	2.38	0.41
1:CA:328:C:O2'	1:CA:329:A:P	2.79	0.41
1:CA:358:U:O2'	1:CA:359:U:H5'	2.20	0.41
1:CA:1072:G:C5	1:CA:1073:U:C4	3.09	0.41
1:CA:1203:C:H2'	1:CA:1204:A:O4'	2.20	0.41
1:CA:1353:G:H1	1:CA:1369:C:N4	2.18	0.41

Continued on next page...

Continued from previous page...

Atom-1	Atom-2	Interatomic distance (Å)	Clash overlap (Å)
2:CB:8:LYS:O	2:CB:12:GLU:HG3	2.20	0.41
2:CB:102:LEU:C	2:CB:180:LEU:HD11	2.41	0.41
3:CC:38:ARG:HE	3:CC:38:ARG:HB3	1.55	0.41
5:CE:32:VAL:HG12	5:CE:33:VAL:N	2.36	0.41
5:CE:139:LEU:O	5:CE:141:GLN:N	2.54	0.41
6:CF:8:ILE:HD12	6:CF:26:ILE:CD1	2.51	0.41
6:CF:39:LYS:O	6:CF:40:VAL:HB	2.20	0.41
6:CF:61:LEU:HD23	6:CF:63:TYR:CZ	2.55	0.41
7:CG:75:VAL:HG13	7:CG:145:ALA:HA	2.03	0.41
8:CH:39:LEU:N	8:CH:39:LEU:HD22	2.36	0.41
10:CJ:12:ASP:OD2	10:CJ:13:HIS:N	2.54	0.41
16:CP:21:VAL:O	16:CP:21:VAL:HG22	2.20	0.41
18:CR:33:ASP:HB3	18:CR:36:ASN:ND2	2.35	0.41
22:CW:19:G:O2'	35:DA:2112:G:H1'	2.21	0.41
22:CW:49:C:H2'	22:CW:50:U:H5'	2.02	0.41
24:CY:188:ARG:HG2	24:CY:189:LEU:N	2.36	0.41
24:CY:332:ASP:N	24:CY:333:PRO:CD	2.84	0.41
30:D5:45:VAL:HG22	30:D5:51:TYR:CD2	2.56	0.41
30:D5:58:LEU:C	30:D5:59:GLU:HG3	2.41	0.41
31:D6:51:GLU:O	31:D6:52:VAL:HG23	2.20	0.41
32:D7:9:ARG:HG3	32:D7:9:ARG:HH11	1.85	0.41
32:D7:29:LYS:HE3	35:DA:210:C:P	2.60	0.41
35:DA:109:G:O2'	35:DA:110:G:H5'	2.21	0.41
35:DA:296:C:H2'	35:DA:297:C:C6	2.56	0.41
35:DA:604:G:H2'	35:DA:605:C:C6	2.55	0.41
35:DA:652:C:O2'	35:DA:653:A:O5'	2.38	0.41
35:DA:661:C:H4'	48:DP:16:ARG:CD	2.46	0.41
35:DA:951:C:O2'	35:DA:952:G:H5'	2.21	0.41
35:DA:995:C:C6	53:DU:57:PHE:HE1	2.39	0.41
35:DA:1018:C:O2'	35:DA:1019:U:H5'	2.20	0.41
35:DA:1452:A:C5	35:DA:2702:U:O2	2.73	0.41
35:DA:1608:A:H1'	35:DA:1610:A:OP2	2.20	0.41
35:DA:1644:C:O2	35:DA:1644:C:C2'	2.68	0.41
35:DA:1817:G:C5	35:DA:1818:U:C5	3.08	0.41
35:DA:2114:A:H2	35:DA:2168:G:H1'	1.84	0.41
35:DA:2787:C:O2	35:DA:2787:C:C2'	2.68	0.41
35:DA:2810:A:O2'	39:DE:61:ARG:HB2	2.20	0.41
35:DA:2883:A:H5'	35:DA:2884:U:H5'	2.02	0.41
36:DB:97:G:H2'	36:DB:98:G:H5'	2.02	0.41
38:DD:223:GLY:HA2	38:DD:226:MET:HE3	2.02	0.41
39:DE:7:VAL:O	39:DE:7:VAL:HG23	2.20	0.41

Continued on next page...

Continued from previous page...

Atom-1	Atom-2	Interatomic distance (Å)	Clash overlap (Å)
40:DF:7:TYR:CB	40:DF:16:GLY:C	2.88	0.41
41:DG:16:ARG:N	41:DG:17:PRO:HD2	2.36	0.41
41:DG:141:PHE:HB2	41:DG:144:ILE:HG22	2.01	0.41
42:DH:152:ARG:NH1	42:DH:153:LYS:HE3	2.36	0.41
45:DK:3:LYS:HG2	45:DK:4:VAL:N	2.36	0.41
45:DK:62:ASP:O	45:DK:63:ARG:C	2.57	0.41
45:DK:125:ARG:O	45:DK:127:ILE:N	2.53	0.41
52:DT:50:ILE:HD11	52:DT:64:ARG:CB	2.50	0.41
53:DU:90:VAL:C	53:DU:92:ARG:N	2.74	0.41
54:DV:99:ILE:N	54:DV:99:ILE:CD1	2.79	0.41
57:DY:31:LEU:CB	57:DY:32:PRO:CA	2.98	0.41
57:DY:51:VAL:O	57:DY:52:SER:HB3	2.20	0.41
58:DZ:80:ARG:O	58:DZ:81:ARG:C	2.59	0.41
58:DZ:98:MET:HE1	58:DZ:99:TYR:O	2.20	0.41
58:DZ:108:PRO:CA	58:DZ:142:SER:HA	2.43	0.41
1:AA:236:G:H2'	1:AA:237:C:C6	2.55	0.41
1:AA:354:G:H2'	1:AA:354:G:N3	2.36	0.41
1:AA:423:G:H5''	35:DA:2139:C:P	2.59	0.41
1:AA:452:A:O2'	1:AA:453:A:P	2.78	0.41
1:AA:519:C:OP1	24:AY:188:ARG:NH1	2.53	0.41
1:AA:720:C:H5''	18:AR:52:PRO:HA	2.02	0.41
1:AA:731:G:OP1	1:AA:766:A:H1'	2.19	0.41
1:AA:1056:U:O2'	1:AA:1057:G:H5'	2.20	0.41
1:AA:1126:U:P	1:AA:1126:U:H6	2.44	0.41
1:AA:1134:G:N2	1:AA:1141:C:C2	2.88	0.41
1:AA:1298:C:H4'	1:AA:1299:A:C4	2.56	0.41
1:AA:1338:G:H2'	1:AA:1339:A:C8	2.56	0.41
2:AB:75:LYS:C	2:AB:77:ALA:N	2.74	0.41
2:AB:235:SER:C	2:AB:237:ALA:H	2.24	0.41
3:AC:22:TRP:CZ2	14:AN:54:PRO:HG2	2.56	0.41
6:AF:69:GLU:O	6:AF:72:VAL:HG12	2.21	0.41
8:AH:65:TYR:CD1	8:AH:65:TYR:N	2.88	0.41
9:AI:50:LEU:HD21	9:AI:81:ILE:CG2	2.50	0.41
13:AM:3:ARG:HD2	29:B4:60:GLU:CD	2.40	0.41
16:AP:20:VAL:HG22	16:AP:21:VAL:H	1.83	0.41
22:AV:24:G:H1'	35:BA:1923:U:H5''	2.03	0.41
22:AW:63:G:O2'	37:BC:53:ARG:HG2	2.21	0.41
24:AY:113:GLU:CD	24:AY:113:GLU:H	2.23	0.41
26:B1:7:ILE:CD1	26:B1:70:VAL:HG22	2.51	0.41
26:B1:45:ASN:C	26:B1:45:ASN:HD22	2.24	0.41
28:B3:6:VAL:HG12	28:B3:54:VAL:HG21	2.02	0.41

Continued on next page...

Continued from previous page...

Atom-1	Atom-2	Interatomic distance (Å)	Clash overlap (Å)
33:B8:32:LEU:C	33:B8:33:ASN:O	2.56	0.41
33:B8:48:PHE:CE2	35:BA:650:C:OP1	2.61	0.41
34:B9:7:VAL:HG12	34:B9:25:VAL:HG21	2.02	0.41
34:B9:13:LYS:O	34:B9:27:CYS:SG	2.79	0.41
34:B9:30:PRO:HB2	35:BA:2527:C:C5'	2.49	0.41
35:BA:228:A:H2'	35:BA:230:U:O4'	2.20	0.41
35:BA:258:G:O2'	35:BA:259:G:H5'	2.20	0.41
35:BA:372:G:N2	35:BA:400:G:H2'	2.35	0.41
35:BA:744:G:OP1	39:BE:132:HIS:HD2	2.03	0.41
35:BA:894:C:O2'	35:BA:895:U:H5'	2.21	0.41
35:BA:1423:G:H2'	35:BA:1424:G:H8	1.86	0.41
35:BA:2078:C:N3	35:BA:2079:U:C4	2.89	0.41
35:BA:2295:C:H2'	35:BA:2296:U:H6	1.85	0.41
35:BA:2314:C:H4'	41:BG:38:VAL:HG21	2.01	0.41
35:BA:2682:U:C5	39:BE:11:MET:HE1	2.55	0.41
36:BB:94:C:H2'	36:BB:95:C:H6	1.86	0.41
37:BC:77:ILE:HG21	37:BC:123:VAL:CB	2.50	0.41
38:BD:78:LYS:O	38:BD:80:ALA:N	2.54	0.41
38:BD:82:ILE:HG12	38:BD:92:ILE:O	2.20	0.41
38:BD:106:ILE:C	38:BD:106:ILE:CD1	2.87	0.41
38:BD:138:VAL:O	38:BD:138:VAL:HG13	2.19	0.41
38:BD:206:LEU:O	38:BD:211:ARG:HD3	2.21	0.41
38:BD:242:ARG:O	38:BD:244:ARG:N	2.53	0.41
41:BG:31:VAL:HG22	41:BG:32:PRO:CD	2.48	0.41
42:BH:44:VAL:O	42:BH:46:GLU:HG2	2.21	0.41
42:BH:45:VAL:O	42:BH:46:GLU:C	2.59	0.41
42:BH:88:LEU:N	42:BH:88:LEU:CD2	2.83	0.41
42:BH:155:SER:OG	42:BH:156:ALA:N	2.52	0.41
43:BI:6:LEU:H	43:BI:36:ALA:HA	1.85	0.41
43:BI:72:LEU:H	43:BI:72:LEU:CD2	2.33	0.41
48:BP:88:LEU:HD12	48:BP:95:VAL:HG11	2.01	0.41
48:BP:95:VAL:HG23	48:BP:125:VAL:HA	2.02	0.41
48:BP:96:THR:O	48:BP:97:PRO:C	2.58	0.41
49:BQ:112:GLU:HG3	49:BQ:113:GLN:N	2.35	0.41
51:BS:41:ASP:C	51:BS:42:ASP:O	2.56	0.41
51:BS:89:ARG:NH1	51:BS:92:TYR:HA	2.11	0.41
52:BT:31:SER:HB3	52:BT:43:GLN:O	2.21	0.41
52:BT:120:ARG:O	52:BT:124:ASP:OD1	2.38	0.41
53:BU:92:ARG:CZ	54:BV:11:GLN:O	2.69	0.41
54:BV:69:LYS:HB2	54:BV:88:ARG:HD3	2.03	0.41
58:BZ:79:ARG:HG3	58:BZ:79:ARG:NH1	2.36	0.41

Continued on next page...

Continued from previous page...

Atom-1	Atom-2	Interatomic distance (Å)	Clash overlap (Å)
58:BZ:92:SER:OG	58:BZ:93:ASP:N	2.53	0.41
58:BZ:116:VAL:N	58:BZ:175:VAL:O	2.53	0.41
58:BZ:128:VAL:CG2	58:BZ:129:SER:H	2.31	0.41
58:BZ:166:SER:N	58:BZ:167:PRO:CA	2.82	0.41
1:CA:19:C:H2'	1:CA:20:U:H6	1.86	0.41
1:CA:42:G:H2'	1:CA:43:C:H6	1.86	0.41
1:CA:178:C:O2'	1:CA:179:A:H5'	2.20	0.41
1:CA:357:G:C3'	1:CA:358:U:H5''	2.50	0.41
1:CA:1298:C:H4'	1:CA:1299:A:C4	2.56	0.41
2:CB:92:TYR:HE2	2:CB:151:GLY:N	2.19	0.41
2:CB:97:TRP:CZ3	2:CB:173:ALA:HA	2.56	0.41
2:CB:144:ARG:O	2:CB:147:LYS:N	2.51	0.41
3:CC:102:ASN:C	3:CC:103:VAL:HG23	2.41	0.41
4:CD:32:ALA:C	4:CD:34:GLU:N	2.74	0.41
5:CE:13:ILE:HG23	5:CE:30:ALA:HB2	2.02	0.41
5:CE:53:LEU:H	5:CE:53:LEU:CD1	2.26	0.41
7:CG:76:ARG:HB2	7:CG:89:MET:SD	2.60	0.41
8:CH:100:ILE:HG23	8:CH:101:PRO:CD	2.51	0.41
9:CI:53:VAL:C	9:CI:55:ALA:N	2.74	0.41
16:CP:20:VAL:CG2	16:CP:21:VAL:N	2.84	0.41
22:CV:2:C:H2'	22:CV:3:C:H5''	1.98	0.41
24:CY:30:GLU:HB3	45:DK:25:PRO:HG3	2.01	0.41
24:CY:268:GLN:O	24:CY:272:LYS:HB2	2.20	0.41
26:D1:51:VAL:HG21	26:D1:74:VAL:HG21	2.03	0.41
29:D4:37:PRO:O	29:D4:55:PRO:HB3	2.20	0.41
31:D6:18:ARG:NH2	31:D6:43:CYS:O	2.51	0.41
32:D7:8:ASN:ND2	32:D7:10:ARG:H	2.18	0.41
35:DA:228:A:H5'	35:DA:229:A:OP2	2.20	0.41
35:DA:373:U:H2'	35:DA:374:A:C8	2.56	0.41
35:DA:590:A:H2'	35:DA:591:C:H6	1.85	0.41
35:DA:614:U:O2	35:DA:614:U:O4'	2.37	0.41
35:DA:661:C:H4'	48:DP:18:ARG:HG2	2.03	0.41
35:DA:665:C:H2'	35:DA:666:G:H8	1.85	0.41
35:DA:833:U:H2'	35:DA:834:C:H6	1.83	0.41
35:DA:1120:G:H2'	35:DA:1121:C:C6	2.56	0.41
35:DA:1227:G:OP1	53:DU:13:LYS:CD	2.68	0.41
35:DA:1827:C:H2'	35:DA:1828:G:O4'	2.21	0.41
35:DA:1841:U:O2	38:DD:244:ARG:NH2	2.54	0.41
35:DA:2403:C:N4	35:DA:2414:G:H1	2.17	0.41
35:DA:2785:C:O2'	39:DE:64:LYS:HG3	2.21	0.41
35:DA:2827:C:O2	35:DA:2827:C:C2'	2.69	0.41

Continued on next page...

Continued from previous page...

Atom-1	Atom-2	Interatomic distance (Å)	Clash overlap (Å)
36:DB:88:C:H2'	36:DB:89:G:O4'	2.20	0.41
38:DD:227:ASN:OD1	38:DD:227:ASN:N	2.54	0.41
39:DE:144:ARG:HB3	39:DE:145:LYS:H	1.45	0.41
41:DG:55:LYS:O	41:DG:57:ALA:N	2.54	0.41
41:DG:83:ARG:HB2	41:DG:84:LYS:H	1.56	0.41
41:DG:111:LEU:HD23	41:DG:114:ILE:CD1	2.51	0.41
41:DG:153:ARG:HG3	41:DG:153:ARG:HH11	1.84	0.41
41:DG:173:LEU:HD22	41:DG:178:PHE:HE2	1.85	0.41
59:DI:34:GLY:C	59:DI:36:ALA:H	2.24	0.41
59:DI:138:ILE:CG2	59:DI:139:GLN:N	2.84	0.41
47:DO:88:ASN:HD21	47:DO:90:GLN:HB2	1.85	0.41
48:DP:128:HIS:O	48:DP:147:LEU:HD22	2.20	0.41
49:DQ:26:TYR:C	49:DQ:26:TYR:CD1	2.94	0.41
49:DQ:40:ALA:HB3	49:DQ:127:ILE:HG21	2.03	0.41
50:DR:40:LYS:HE3	50:DR:40:LYS:HB2	1.93	0.41
52:DT:31:SER:CB	52:DT:43:GLN:O	2.69	0.41
52:DT:35:LYS:HZ3	52:DT:41:ARG:HH21	1.64	0.41
54:DV:22:VAL:O	54:DV:22:VAL:CG1	2.68	0.41
54:DV:49:THR:O	54:DV:50:PRO:C	2.57	0.41
56:DX:63:LYS:HG3	56:DX:63:LYS:O	2.20	0.41
57:DY:27:VAL:HA	57:DY:28:LYS:CE	2.49	0.41
1:AA:474:G:H2'	1:AA:475:G:C8	2.54	0.41
1:AA:495:A:H4'	1:AA:496:A:O5'	2.19	0.41
1:AA:957:U:O2	1:AA:959:A:H8	2.03	0.41
1:AA:1065:U:C2'	1:AA:1066:C:OP2	2.69	0.41
1:AA:1422:G:O2'	1:AA:1423:G:H5'	2.19	0.41
1:AA:1460:A:H2'	1:AA:1461:G:O4'	2.21	0.41
2:AB:177:ALA:O	2:AB:180:LEU:N	2.54	0.41
2:AB:223:ILE:HG22	2:AB:226:ARG:NH2	2.36	0.41
4:AD:92:VAL:O	4:AD:96:LEU:HD13	2.21	0.41
5:AE:11:ILE:HG21	5:AE:105:VAL:HG22	2.03	0.41
9:AI:50:LEU:C	9:AI:52:ALA:H	2.24	0.41
10:AJ:54:PHE:CD2	10:AJ:55:LYS:HG2	2.56	0.41
11:AK:13:GLN:HB3	11:AK:75:TYR:O	2.20	0.41
16:AP:6:LEU:HG	16:AP:19:ILE:CD1	2.50	0.41
16:AP:55:ARG:O	16:AP:58:TYR:HB3	2.20	0.41
16:AP:66:PRO:HB2	16:AP:70:ALA:CB	2.51	0.41
19:AS:43:GLU:O	19:AS:45:VAL:N	2.53	0.41
20:AT:57:ARG:NH1	20:AT:102:GLY:CA	2.82	0.41
23:AX:18:A:N3	23:AX:18:A:C2'	2.84	0.41
24:AY:15:GLY:O	24:AY:19:ILE:N	2.51	0.41

Continued on next page...

Continued from previous page...

Atom-1	Atom-2	Interatomic distance (Å)	Clash overlap (Å)
24:AY:37:SER:OG	24:AY:38:LEU:HD13	2.20	0.41
24:AY:46:ARG:NE	35:BA:1067:A:O3'	2.48	0.41
24:AY:160:PRO:HD3	24:AY:165:ASP:OD2	2.20	0.41
26:B1:61:ARG:HH11	26:B1:61:ARG:HG2	1.84	0.41
27:B2:5:GLU:O	27:B2:8:LYS:HB2	2.20	0.41
35:BA:271(L):U:H5''	35:BA:271(M):G:OP1	2.21	0.41
35:BA:347:A:H2'	35:BA:348:G:C8	2.54	0.41
35:BA:419:C:H2'	35:BA:420:C:O4'	2.21	0.41
35:BA:699:A:C2'	35:BA:700:G:H5'	2.51	0.41
35:BA:836:G:C5	35:BA:837:C:C4	3.09	0.41
35:BA:1204:A:N1	35:BA:1241:A:H2	2.19	0.41
35:BA:1695:G:N2	35:BA:1696:G:C8	2.89	0.41
35:BA:2136:C:H2'	35:BA:2137:C:C6	2.53	0.41
35:BA:2810:A:C2'	39:BE:61:ARG:CZ	2.98	0.41
37:BC:56:GLN:O	37:BC:57:ASN:HB2	2.20	0.41
37:BC:154:ARG:C	37:BC:156:ILE:N	2.74	0.41
39:BE:18:ASP:OD1	52:BT:81:PRO:HG3	2.21	0.41
40:BF:135:LYS:O	40:BF:136:THR:C	2.57	0.41
42:BH:35:VAL:O	42:BH:36:PRO:C	2.59	0.41
42:BH:96:ALA:HB1	42:BH:105:LEU:HA	2.03	0.41
43:BI:58:LEU:O	43:BI:61:ARG:N	2.53	0.41
45:BK:10:LEU:HD12	45:BK:10:LEU:C	2.41	0.41
46:BN:43:THR:HB	46:BN:46:VAL:HG12	2.02	0.41
48:BP:99:LEU:HD23	48:BP:102:ARG:NH1	2.36	0.41
50:BR:10:LEU:HD22	50:BR:17:ARG:CD	2.47	0.41
50:BR:37:THR:OG1	50:BR:39:PRO:HD2	2.21	0.41
57:BY:12:THR:O	57:BY:75:ILE:HG22	2.20	0.41
58:BZ:10:ARG:HD2	58:BZ:36:LYS:HD3	2.03	0.41
58:BZ:56:VAL:HG13	58:BZ:69:THR:O	2.21	0.41
1:CA:96:U:H2'	1:CA:97:G:C8	2.56	0.41
1:CA:193:C:H2'	1:CA:194:C:C6	2.55	0.41
1:CA:355:C:H4'	1:CA:388:G:O2'	2.21	0.41
1:CA:392:G:H5'	16:CP:12:LYS:HG3	2.01	0.41
1:CA:861:G:O2'	1:CA:862:C:H5'	2.21	0.41
1:CA:952:U:O2'	1:CA:953:G:H5'	2.21	0.41
1:CA:1134:G:N2	1:CA:1141:C:C2	2.89	0.41
1:CA:1140:C:HO2'	1:CA:1141:C:P	2.44	0.41
1:CA:1152:A:HO2'	1:CA:1153:C:H6	1.63	0.41
1:CA:1324:A:O4'	1:CA:1362:C:H4'	2.21	0.41
1:CA:1494:G:O2'	1:CA:1495:U:H5'	2.20	0.41
2:CB:105:PHE:O	2:CB:106:LYS:C	2.59	0.41

Continued on next page...

Continued from previous page...

Atom-1	Atom-2	Interatomic distance (Å)	Clash overlap (Å)
4:CD:23:GLY:HA3	4:CD:113:SER:OG	2.20	0.41
4:CD:73:ARG:O	4:CD:77:ASN:ND2	2.54	0.41
5:CE:6:PHE:CD2	5:CE:36:ASP:HB3	2.55	0.41
5:CE:101:ILE:CD1	5:CE:119:LEU:HD23	2.50	0.41
7:CG:15:ASP:O	7:CG:19:GLY:N	2.54	0.41
7:CG:27:ILE:HA	7:CG:30:ILE:CG1	2.51	0.41
7:CG:151:TYR:OH	11:CK:54:ARG:HD3	2.19	0.41
8:CH:4:ASP:OD2	8:CH:85:ARG:NH1	2.47	0.41
8:CH:41:ARG:O	8:CH:41:ARG:HG2	2.20	0.41
9:CI:5:TYR:HD2	9:CI:18:PHE:HD2	1.69	0.41
10:CJ:24:VAL:HG21	10:CJ:37:PRO:HG3	2.02	0.41
11:CK:26:ASN:O	11:CK:27:ASN:HB2	2.20	0.41
12:CL:25:PRO:HD2	12:CL:98:TYR:OH	2.21	0.41
12:CL:30:ALA:HA	12:CL:31:PRO:HD3	1.86	0.41
14:CN:6:LEU:O	14:CN:10:ALA:N	2.54	0.41
19:CS:37:ARG:H	19:CS:37:ARG:HG3	1.31	0.41
19:CS:52:TYR:HA	19:CS:56:GLN:O	2.20	0.41
20:CT:92:LEU:C	20:CT:94:ALA:N	2.74	0.41
21:CU:13:ILE:HA	21:CU:22:ARG:NH1	2.36	0.41
22:CW:11:C:O2'	22:CW:12:U:H5'	2.21	0.41
24:CY:45:ALA:O	24:CY:47:LYS:N	2.54	0.41
24:CY:92:GLU:O	24:CY:96:LYS:HE3	2.21	0.41
33:D8:48:PHE:CE2	35:DA:650:C:OP1	2.60	0.41
35:DA:252:G:O2'	35:DA:253:C:H5'	2.20	0.41
35:DA:263:C:H2'	35:DA:264:C:O4'	2.21	0.41
35:DA:581:C:H2'	35:DA:582:G:C8	2.56	0.41
35:DA:699:A:C2'	35:DA:700:G:H5'	2.50	0.41
35:DA:783:A:H4'	35:DA:1779:U:O2	2.20	0.41
35:DA:1177:A:H4'	35:DA:1178:C:H6	1.83	0.41
35:DA:1210:A:C5'	35:DA:1211:U:H3'	2.41	0.41
35:DA:2308:G:HO2'	35:DA:2309:A:P	2.44	0.41
35:DA:2419:U:H2'	35:DA:2420:C:C6	2.55	0.41
35:DA:2507:C:H2'	35:DA:2508:G:C8	2.55	0.41
35:DA:2516:G:C5	35:DA:2517:C:C4	3.09	0.41
35:DA:2698:U:H2'	35:DA:2699:C:C6	2.55	0.41
35:DA:2777:G:H5''	35:DA:2778:A:H5'	2.01	0.41
36:DB:79:C:H2'	36:DB:80:U:O4'	2.21	0.41
38:DD:82:ILE:HG12	38:DD:92:ILE:O	2.21	0.41
38:DD:155:LEU:N	38:DD:155:LEU:CD1	2.84	0.41
39:DE:25:VAL:HG13	39:DE:183:LEU:HD12	2.01	0.41
39:DE:39:PRO:O	39:DE:43:GLY:HA2	2.21	0.41

Continued on next page...

Continued from previous page...

Atom-1	Atom-2	Interatomic distance (Å)	Clash overlap (Å)
40:DF:18:ARG:HD3	40:DF:199:TRP:CZ3	2.54	0.41
41:DG:2:PRO:HG2	41:DG:3:LEU:H	1.86	0.41
47:DO:44:LYS:O	47:DO:45:GLU:HB3	2.21	0.41
47:DO:115:VAL:HG13	47:DO:121:VAL:HG21	2.03	0.41
49:DQ:48:GLU:O	49:DQ:50:ALA:N	2.54	0.41
50:DR:116:LEU:HA	50:DR:116:LEU:HD23	1.83	0.41
51:DS:26:LEU:HD22	51:DS:26:LEU:O	2.20	0.41
52:DT:78:LEU:O	52:DT:79:HIS:ND1	2.54	0.41
54:DV:39:LEU:O	54:DV:40:LEU:HB2	2.20	0.41
58:DZ:111:VAL:CG2	58:DZ:112:ARG:N	2.82	0.41
58:DZ:165:VAL:O	58:DZ:166:SER:C	2.59	0.41
1:AA:66:G:N3	1:AA:66:G:H2'	2.36	0.41
1:AA:96:U:H2'	1:AA:97:G:H8	1.84	0.41
1:AA:188:C:O2'	1:AA:189:G:H5'	2.20	0.41
1:AA:402:G:C6	1:AA:403:C:C4	3.08	0.41
1:AA:488:C:O2'	1:AA:489:C:H5'	2.21	0.41
1:AA:505:G:H2'	1:AA:506:G:H8	1.84	0.41
1:AA:598:U:H4'	8:AH:94:TYR:CD2	2.56	0.41
1:AA:639:G:O2'	1:AA:640:A:H5'	2.21	0.41
1:AA:1003:G:H2'	1:AA:1004:A:C4'	2.51	0.41
1:AA:1065:U:O2'	1:AA:1066:C:OP2	2.28	0.41
1:AA:1126:U:C2'	1:AA:1127:G:H5'	2.50	0.41
1:AA:1267:C:O2	1:AA:1327:C:H4'	2.20	0.41
1:AA:1354:C:H2'	1:AA:1355:G:H8	1.85	0.41
1:AA:1505:G:H4'	1:AA:1506:U:H5'	2.03	0.41
2:AB:11:LEU:HD12	2:AB:217:ARG:CZ	2.50	0.41
2:AB:16:HIS:ND1	2:AB:16:HIS:N	2.68	0.41
2:AB:51:LEU:O	2:AB:55:PHE:HD2	2.04	0.41
2:AB:204:ASN:HD22	2:AB:207:ALA:HB3	1.86	0.41
3:AC:6:HIS:CB	14:AN:49:HIS:HB3	2.51	0.41
3:AC:64:VAL:HG12	3:AC:66:VAL:HG23	2.02	0.41
3:AC:91:LEU:HD11	3:AC:101:LEU:HD12	2.03	0.41
3:AC:95:THR:HG21	3:AC:97:LYS:HD2	2.03	0.41
3:AC:138:VAL:C	3:AC:140:ARG:N	2.73	0.41
5:AE:15:ARG:HG2	5:AE:26:PHE:HD2	1.86	0.41
5:AE:15:ARG:CZ	5:AE:26:PHE:HE2	2.33	0.41
5:AE:70:PRO:O	5:AE:77:PRO:HD3	2.21	0.41
6:AF:19:LEU:HD23	6:AF:23:LYS:HG3	2.02	0.41
6:AF:50:TYR:CE2	6:AF:52:ILE:HD11	2.56	0.41
7:AG:27:ILE:HA	7:AG:30:ILE:CG1	2.51	0.41
7:AG:76:ARG:HB2	7:AG:89:MET:SD	2.61	0.41

Continued on next page...

Continued from previous page...

Atom-1	Atom-2	Interatomic distance (Å)	Clash overlap (Å)
7:AG:78:ARG:HG3	7:AG:79:ARG:N	2.36	0.41
8:AH:4:ASP:HA	8:AH:5:PRO:HD3	1.92	0.41
9:AI:53:VAL:C	9:AI:55:ALA:N	2.74	0.41
10:AJ:31:GLY:HA3	10:AJ:78:ASN:CG	2.41	0.41
10:AJ:74:ILE:O	10:AJ:74:ILE:HG13	2.21	0.41
12:AL:30:ALA:HA	12:AL:31:PRO:HD3	1.86	0.41
13:AM:28:ALA:C	13:AM:30:ALA:H	2.24	0.41
13:AM:40:ASN:HA	13:AM:41:PRO:HD3	1.86	0.41
13:AM:45:VAL:O	13:AM:45:VAL:HG12	2.20	0.41
13:AM:72:ALA:O	13:AM:76:ALA:HB2	2.21	0.41
16:AP:20:VAL:HG23	16:AP:35:LYS:HA	2.03	0.41
16:AP:39:TYR:CD1	16:AP:73:LEU:HD13	2.56	0.41
16:AP:60:LEU:HD23	16:AP:60:LEU:HA	1.90	0.41
18:AR:21:LYS:HZ2	18:AR:57:GLY:N	2.18	0.41
18:AR:86:VAL:HG12	18:AR:87:ARG:N	2.35	0.41
20:AT:38:LYS:HA	20:AT:41:ILE:CG1	2.51	0.41
21:AU:25:LYS:HB2	21:AU:25:LYS:NZ	2.36	0.41
22:AV:72:C:C6	22:AV:72:C:H3'	2.55	0.41
22:AW:8:U:H1'	22:AW:48:C:O2	2.21	0.41
24:AY:38:LEU:HB2	24:AY:40:ASN:HD21	1.86	0.41
24:AY:227:LEU:O	24:AY:254:LEU:HD11	2.21	0.41
24:AY:341:LEU:C	24:AY:343:ASP:N	2.74	0.41
24:AY:341:LEU:HB3	24:AY:345:ILE:HD11	2.02	0.41
26:B1:67:ILE:O	26:B1:68:PRO:C	2.59	0.41
27:B2:11:GLU:HG3	27:B2:12:GLU:N	2.35	0.41
27:B2:12:GLU:O	27:B2:16:LEU:HG	2.21	0.41
31:B6:18:ARG:NH2	31:B6:43:CYS:O	2.51	0.41
32:B7:12:ARG:HD3	32:B7:46:VAL:CG2	2.50	0.41
32:B7:47:ARG:O	32:B7:48:LYS:HD3	2.21	0.41
34:B9:4:ARG:HB2	35:BA:2466:C:OP1	2.21	0.41
35:BA:306:U:O2'	35:BA:307:G:H5'	2.20	0.41
35:BA:412:A:C2'	35:BA:413:C:H5'	2.50	0.41
35:BA:431:U:O2'	35:BA:432:A:H5'	2.20	0.41
35:BA:557:U:O2	46:BN:45:ASN:HB2	2.21	0.41
35:BA:639:U:H2'	35:BA:640:C:C6	2.56	0.41
35:BA:644:A:C2	35:BA:646:A:C4	3.09	0.41
35:BA:783:A:C8	35:BA:784:A:H4'	2.55	0.41
35:BA:970:C:H2'	35:BA:971:C:C6	2.55	0.41
35:BA:984:A:H5''	35:BA:985:C:H5	1.85	0.41
35:BA:1018:C:H2'	35:BA:1019:U:H6	1.86	0.41
35:BA:1093:G:C2'	35:BA:1094:U:H5'	2.51	0.41

Continued on next page...

Continued from previous page...

Atom-1	Atom-2	Interatomic distance (Å)	Clash overlap (Å)
35:BA:1175:U:O5'	35:BA:1176:G:H5'	2.21	0.41
35:BA:1426:G:C6	35:BA:1427:A:C6	3.09	0.41
35:BA:1472:A:H61	35:BA:1519:G:C2'	2.33	0.41
35:BA:1493:C:O2	35:BA:1493:C:C2'	2.67	0.41
35:BA:1497:U:O2	35:BA:1497:U:C2'	2.62	0.41
35:BA:1684:C:H2'	35:BA:1685:C:C6	2.56	0.41
35:BA:1782:C:O2'	35:BA:1783:A:C5'	2.68	0.41
35:BA:1899:G:O2'	35:BA:1900:A:OP2	2.35	0.41
35:BA:2086:U:H2'	35:BA:2087:G:C8	2.56	0.41
35:BA:2321:G:N3	35:BA:2321:G:H2'	2.35	0.41
35:BA:2340:G:H2'	35:BA:2341:G:H8	1.86	0.41
35:BA:2450:A:O2'	35:BA:2451:A:H5'	2.20	0.41
35:BA:2820:A:O2'	35:BA:2821:A:OP1	2.32	0.41
35:BA:2883:A:H5'	35:BA:2884:U:H5'	2.02	0.41
35:BA:2892:A:H3'	35:BA:2893:G:C4'	2.51	0.41
35:BA:2892:A:N7	35:BA:2893:G:H1'	2.36	0.41
38:BD:6:PHE:HE1	38:BD:18:VAL:HG12	1.85	0.41
38:BD:70:TRP:CD1	38:BD:70:TRP:C	2.95	0.41
38:BD:231:HIS:ND1	38:BD:232:PRO:CD	2.83	0.41
39:BE:1:MET:O	39:BE:2:LYS:C	2.59	0.41
39:BE:63:LEU:O	39:BE:63:LEU:HD23	2.21	0.41
39:BE:65:GLY:HA2	39:BE:70:ALA:HB1	2.01	0.41
40:BF:107:LYS:C	40:BF:109:GLY:N	2.71	0.41
41:BG:5:VAL:O	41:BG:6:ALA:O	2.39	0.41
41:BG:76:SER:CA	41:BG:83:ARG:HB2	2.42	0.41
41:BG:139:LEU:O	41:BG:141:PHE:N	2.53	0.41
42:BH:54:ARG:HB2	42:BH:55:PRO:HD2	2.03	0.41
42:BH:94:TYR:CA	42:BH:107:VAL:HG12	2.36	0.41
43:BI:29:TYR:O	43:BI:30:LEU:O	2.38	0.41
45:BK:38:VAL:O	45:BK:42:ASN:ND2	2.54	0.41
48:BP:41:ARG:HH22	48:BP:45:LEU:HG	1.85	0.41
48:BP:149:GLU:OE1	48:BP:149:GLU:HA	2.21	0.41
51:BS:17:ARG:O	51:BS:18:ILE:HB	2.20	0.41
52:BT:16:ARG:HD3	52:BT:17:THR:N	2.35	0.41
53:BU:111:GLU:OE2	53:BU:111:GLU:HA	2.21	0.41
55:BW:29:LEU:O	55:BW:33:ARG:HG3	2.21	0.41
57:BY:98:VAL:O	57:BY:99:CYS:SG	2.74	0.41
58:BZ:80:ARG:NH1	58:BZ:80:ARG:HG3	2.35	0.41
58:BZ:108:PRO:O	58:BZ:109:ALA:O	2.38	0.41
1:CA:101:A:C5	1:CA:102:G:N7	2.89	0.41
1:CA:102:G:O2'	1:CA:151:A:N3	2.41	0.41

Continued on next page...

Continued from previous page...

Atom-1	Atom-2	Interatomic distance (Å)	Clash overlap (Å)
1:CA:243:A:C2	1:CA:246:A:C8	3.09	0.41
1:CA:402:G:C6	1:CA:403:C:C4	3.08	0.41
1:CA:402:G:O2'	1:CA:403:C:H5'	2.20	0.41
1:CA:452:A:O2'	1:CA:453:A:P	2.79	0.41
1:CA:519:C:C2'	1:CA:520:A:H5'	2.50	0.41
1:CA:539:A:H2'	1:CA:540:G:H8	1.86	0.41
1:CA:636:U:H2'	1:CA:637:G:H8	1.85	0.41
1:CA:677:U:H2'	1:CA:678:U:C6	2.56	0.41
1:CA:692:U:H2'	1:CA:694:A:OP2	2.21	0.41
1:CA:829:G:H2'	1:CA:830:G:C8	2.54	0.41
1:CA:888:G:H4'	1:CA:1488:G:O2'	2.21	0.41
1:CA:1375:A:H2'	1:CA:1376:U:H6	1.86	0.41
2:CB:16:HIS:HB3	2:CB:210:SER:OG	2.20	0.41
2:CB:69:LEU:HD22	2:CB:159:PRO:HG2	2.02	0.41
2:CB:187:LEU:HD23	2:CB:201:ILE:HG22	2.03	0.41
2:CB:220:ASP:O	2:CB:223:ILE:HG12	2.21	0.41
3:CC:15:THR:CG2	3:CC:181:ASN:N	2.78	0.41
3:CC:64:VAL:HG12	3:CC:66:VAL:HG23	2.01	0.41
3:CC:95:THR:HG21	3:CC:97:LYS:HD2	2.03	0.41
4:CD:79:PHE:CD2	4:CD:79:PHE:C	2.94	0.41
7:CG:20:ASP:HB3	7:CG:23:VAL:HG23	2.02	0.41
7:CG:60:LYS:HD2	7:CG:60:LYS:HA	1.90	0.41
7:CG:155:ARG:O	7:CG:156:TRP:O	2.39	0.41
8:CH:85:ARG:HG3	8:CH:85:ARG:NH1	2.35	0.41
9:CI:55:ALA:O	9:CI:57:GLY:N	2.54	0.41
9:CI:78:LYS:NZ	9:CI:78:LYS:CB	2.84	0.41
9:CI:91:ASP:C	9:CI:92:TYR:HD1	2.24	0.41
10:CJ:16:LEU:C	10:CJ:18:ALA:N	2.73	0.41
10:CJ:48:THR:HA	10:CJ:62:HIS:CB	2.44	0.41
12:CL:117:ARG:NH2	12:CL:124:LYS:HA	2.35	0.41
13:CM:40:ASN:OD1	13:CM:41:PRO:HD2	2.21	0.41
13:CM:77:ASN:O	13:CM:80:ARG:HB3	2.21	0.41
16:CP:9:PHE:HB3	16:CP:10:GLY:H	1.70	0.41
17:CQ:22:LEU:HD11	17:CQ:39:SER:CB	2.51	0.41
18:CR:86:VAL:O	18:CR:87:ARG:C	2.58	0.41
20:CT:24:LEU:O	20:CT:25:ARG:C	2.59	0.41
20:CT:72:LEU:O	20:CT:76:ALA:HB3	2.21	0.41
22:CW:7:A:H2'	22:CW:49:C:OP2	2.20	0.41
24:CY:51:GLU:CA	24:CY:54:ARG:NH2	2.70	0.41
24:CY:103:HIS:O	24:CY:104:GLN:NE2	2.54	0.41
25:D0:41:ARG:HD3	25:D0:44:ARG:HD3	2.02	0.41

Continued on next page...

Continued from previous page...

Atom-1	Atom-2	Interatomic distance (Å)	Clash overlap (Å)
25:D0:73:GLY:O	25:D0:75:LEU:N	2.47	0.41
26:D1:52:ARG:O	26:D1:53:VAL:O	2.39	0.41
26:D1:75:GLU:OE2	59:DI:43:ASN:ND2	2.50	0.41
27:D2:59:ARG:O	27:D2:62:THR:N	2.54	0.41
28:D3:15:TYR:HD2	28:D3:19:GLN:HE22	1.69	0.41
30:D5:51:TYR:HB3	30:D5:54:GLY:HA3	2.03	0.41
33:D8:29:LYS:HD3	33:D8:44:LYS:CB	2.51	0.41
35:DA:45:C:O2'	35:DA:47:C:H5'	2.21	0.41
35:DA:94:C:H2'	35:DA:94:C:O2	2.20	0.41
35:DA:317:G:C6	35:DA:318:C:C4	3.09	0.41
35:DA:360:G:O2'	35:DA:361:G:H5'	2.21	0.41
35:DA:372:G:N2	35:DA:400:G:H2'	2.36	0.41
35:DA:611:C:O5'	35:DA:611:C:H6	2.03	0.41
35:DA:649:G:H2'	35:DA:650:C:C6	2.56	0.41
35:DA:691:C:O4'	38:DD:43:ARG:NH2	2.54	0.41
35:DA:792:G:H5''	35:DA:793:A:H5'	2.03	0.41
35:DA:819:A:C4	35:DA:1189:A:C2	3.08	0.41
35:DA:820:A:N3	35:DA:943:U:H4'	2.36	0.41
35:DA:1034:G:C5	35:DA:1035:U:C5	3.09	0.41
35:DA:1042:G:H2'	35:DA:1043:C:O4'	2.21	0.41
35:DA:1446:C:H2'	35:DA:1447:G:H8	1.86	0.41
35:DA:1484:G:H2'	35:DA:1484:G:N3	2.36	0.41
35:DA:1495:A:N3	35:DA:1495:A:H2'	2.35	0.41
35:DA:1764:G:O2'	35:DA:1765:C:H5'	2.20	0.41
35:DA:1899:G:N2	35:DA:1902:C:C5	2.89	0.41
35:DA:2025:C:H2'	35:DA:2026:C:C6	2.56	0.41
35:DA:2287:A:O2'	35:DA:2288:A:H3'	2.20	0.41
37:DC:64:LEU:HA	37:DC:65:PRO:HD2	1.91	0.41
37:DC:72:VAL:HG21	37:DC:160:ARG:O	2.21	0.41
37:DC:83:ILE:O	37:DC:83:ILE:HG22	2.20	0.41
37:DC:154:ARG:C	37:DC:156:ILE:N	2.73	0.41
39:DE:79:ARG:HG2	39:DE:79:ARG:HH11	1.86	0.41
39:DE:88:GLY:O	39:DE:89:ASP:CB	2.69	0.41
39:DE:110:GLY:O	50:DR:2:ARG:CZ	2.69	0.41
39:DE:181:LEU:HD23	52:DT:11:GLU:OE2	2.21	0.41
40:DF:9:ILE:O	40:DF:10:PRO:O	2.39	0.41
40:DF:18:ARG:C	40:DF:19:GLU:CD	2.80	0.41
40:DF:165:ARG:NH1	40:DF:165:ARG:HG3	2.36	0.41
41:DG:39:ILE:HG22	41:DG:157:ILE:HB	2.02	0.41
41:DG:90:LEU:HD23	41:DG:90:LEU:HA	1.89	0.41
41:DG:147:ASP:OD1	41:DG:148:MET:N	2.54	0.41

Continued on next page...

Continued from previous page...

Atom-1	Atom-2	Interatomic distance (Å)	Clash overlap (Å)
41:DG:173:LEU:CD2	41:DG:178:PHE:HE2	2.34	0.41
41:DG:174:GLU:C	41:DG:176:LEU:N	2.74	0.41
42:DH:30:LYS:NZ	42:DH:81:GLU:HG2	2.36	0.41
42:DH:45:VAL:O	42:DH:46:GLU:C	2.59	0.41
59:DI:32:PRO:C	59:DI:34:GLY:H	2.23	0.41
44:DJ:8:UNK:C	44:DJ:10:UNK:N	2.81	0.41
45:DK:100:THR:O	45:DK:104:VAL:HG12	2.20	0.41
45:DK:104:VAL:HG13	45:DK:105:LEU:N	2.36	0.41
48:DP:33:ARG:C	48:DP:34:GLY:O	2.57	0.41
49:DQ:19:GLY:O	49:DQ:20:ALA:HB3	2.21	0.41
49:DQ:26:TYR:O	49:DQ:26:TYR:CD1	2.73	0.41
49:DQ:32:TYR:CZ	49:DQ:133:ARG:HD3	2.55	0.41
49:DQ:112:GLU:CG	49:DQ:113:GLN:N	2.84	0.41
51:DS:26:LEU:HG	51:DS:39:ILE:HD11	2.03	0.41
51:DS:35:ILE:C	51:DS:36:TYR:CD1	2.94	0.41
51:DS:93:LYS:O	51:DS:93:LYS:CG	2.68	0.41
52:DT:13:ARG:NH1	52:DT:15:VAL:HG22	2.36	0.41
52:DT:35:LYS:O	52:DT:37:GLY:N	2.54	0.41
58:DZ:5:LEU:HG	58:DZ:6:LYS:N	2.36	0.41
1:AA:560:U:O2'	1:AA:561:U:OP2	2.27	0.41
1:AA:801:U:H2'	1:AA:802:A:H8	1.86	0.41
1:AA:1456:G:H2'	1:AA:1457:G:H5'	2.02	0.41
2:AB:100:GLY:O	2:AB:104:ASN:C	2.59	0.41
3:AC:21:ARG:H	3:AC:21:ARG:HG2	1.77	0.41
4:AD:179:GLU:C	4:AD:181:MET:H	2.24	0.41
11:AK:61:ALA:CB	11:AK:90:GLY:HA3	2.51	0.41
13:AM:81:LEU:O	13:AM:89:GLY:HA3	2.20	0.41
22:AV:36:A:C2	23:AX:20:U:O2	2.74	0.41
22:AV:62:C:O2	22:AV:62:C:C2'	2.68	0.41
24:AY:88:LYS:N	24:AY:89:PRO:CD	2.84	0.41
27:B2:2:LYS:HA	27:B2:2:LYS:HZ3	1.85	0.41
35:BA:234:C:H2'	35:BA:235:U:C6	2.56	0.41
35:BA:301:G:C6	35:BA:317:G:C5	3.08	0.41
35:BA:585:G:H2'	35:BA:1251:C:H42	1.85	0.41
35:BA:601:C:C5'	40:BF:108:LYS:HZ2	2.34	0.41
35:BA:1544:A:C2	35:BA:1545:A:C2	3.08	0.41
35:BA:1570:A:C6	35:BA:1571:A:C6	3.09	0.41
35:BA:2173:A:H3'	35:BA:2174:C:C6	2.56	0.41
35:BA:2741:A:H2'	35:BA:2742:C:O4'	2.21	0.41
36:BB:111:G:O2'	36:BB:112:U:H5'	2.21	0.41
39:BE:3:GLY:C	39:BE:4:ILE:HG22	2.41	0.41

Continued on next page...

Continued from previous page...

Atom-1	Atom-2	Interatomic distance (Å)	Clash overlap (Å)
39:BE:116:VAL:HG22	39:BE:117:MET:N	2.34	0.41
42:BH:154:PRO:O	42:BH:155:SER:HB3	2.20	0.41
47:BO:75:SER:HB2	52:BT:75:ILE:O	2.21	0.41
48:BP:32:THR:O	48:BP:33:ARG:CB	2.69	0.41
48:BP:75:ILE:O	48:BP:77:ARG:HG3	2.20	0.41
50:BR:103:ARG:HB3	50:BR:110:PRO:HA	2.03	0.41
52:BT:85:LYS:HE3	52:BT:85:LYS:HB3	1.91	0.41
57:BY:9:LYS:CG	57:BY:10:GLY:N	2.85	0.41
57:BY:28:LYS:O	57:BY:38:ILE:HB	2.20	0.41
58:BZ:8:TYR:HB3	58:BZ:38:TYR:CE2	2.56	0.41
58:BZ:134:PRO:O	58:BZ:136:PHE:N	2.53	0.41
58:BZ:152:ALA:CB	58:BZ:167:PRO:HG2	2.39	0.41
1:CA:274:A:C4'	1:CA:275:G:OP1	2.69	0.41
1:CA:624:C:O2'	16:CP:10:GLY:HA2	2.21	0.41
1:CA:691:G:O2'	1:CA:797:C:H4'	2.21	0.41
1:CA:848:C:H2'	1:CA:849:C:H6	1.85	0.41
1:CA:878:G:C5'	8:CH:89:PRO:HG2	2.36	0.41
1:CA:1130:A:C2	1:CA:1146:A:C5	3.09	0.41
1:CA:1170:A:H2'	1:CA:1171:G:H5'	2.03	0.41
1:CA:1187:G:O5'	9:CI:113:LYS:HE2	2.21	0.41
1:CA:1342:C:O2'	1:CA:1343:G:H5'	2.21	0.41
1:CA:1425:U:H2'	1:CA:1426:C:H6	1.85	0.41
1:CA:1496:C:H2'	1:CA:1497:G:O4'	2.21	0.41
2:CB:31:TYR:N	2:CB:31:TYR:CD2	2.88	0.41
2:CB:235:SER:C	2:CB:237:ALA:H	2.24	0.41
3:CC:126:ARG:HB3	3:CC:128:PHE:CE1	2.56	0.41
4:CD:112:VAL:HG12	4:CD:116:GLN:OE1	2.21	0.41
5:CE:105:VAL:C	5:CE:107:ARG:N	2.73	0.41
7:CG:118:VAL:HG23	7:CG:119:ARG:H	1.86	0.41
9:CI:50:LEU:HD21	9:CI:81:ILE:CG2	2.51	0.41
9:CI:80:GLY:O	9:CI:84:ALA:N	2.54	0.41
10:CJ:6:ILE:CG2	10:CJ:98:ILE:HG13	2.52	0.41
10:CJ:59:SER:OG	10:CJ:59:SER:O	2.38	0.41
11:CK:21:ILE:HD13	11:CK:84:VAL:HG13	2.03	0.41
11:CK:24:SER:OG	11:CK:25:TYR:N	2.53	0.41
11:CK:44:SER:H	11:CK:47:VAL:CG2	2.34	0.41
11:CK:84:VAL:CG1	11:CK:95:ILE:HD11	2.51	0.41
12:CL:42:THR:OG1	12:CL:52:LEU:HB3	2.21	0.41
13:CM:40:ASN:HA	13:CM:41:PRO:HD3	1.86	0.41
15:CO:36:ILE:HG22	15:CO:37:ASN:N	2.36	0.41
15:CO:37:ASN:HD22	15:CO:37:ASN:N	2.17	0.41

Continued on next page...

Continued from previous page...

Atom-1	Atom-2	Interatomic distance (Å)	Clash overlap (Å)
16:CP:66:PRO:HG2	16:CP:71:ARG:HB3	2.03	0.41
16:CP:71:ARG:NH1	16:CP:71:ARG:CB	2.84	0.41
18:CR:86:VAL:HG12	18:CR:87:ARG:N	2.36	0.41
19:CS:6:LYS:CG	19:CS:7:LYS:HE3	2.50	0.41
22:CW:55:U:C5	22:CW:57:G:H5''	2.56	0.41
24:CY:340:ASP:O	24:CY:342:MET:N	2.54	0.41
25:D0:20:ARG:NH1	35:DA:2271:G:H5''	2.36	0.41
25:D0:71:ASP:O	25:D0:73:GLY:N	2.49	0.41
26:D1:52:ARG:NH1	35:DA:2218:U:O2'	2.53	0.41
27:D2:2:LYS:CG	27:D2:3:LEU:N	2.80	0.41
28:D3:4:LEU:O	28:D3:6:VAL:N	2.54	0.41
29:D4:52:SER:HB3	41:DG:143:GLU:CD	2.42	0.41
31:D6:19:ARG:CD	31:D6:19:ARG:N	2.84	0.41
31:D6:19:ARG:HD2	31:D6:19:ARG:N	2.36	0.41
31:D6:24:GLU:HB3	31:D6:25:LYS:H	1.60	0.41
33:D8:2:PRO:HA	35:DA:591:C:H1'	2.03	0.41
33:D8:2:PRO:O	33:D8:3:LYS:HB3	2.20	0.41
34:D9:15:LYS:HZ1	35:DA:2753:A:H1'	1.85	0.41
35:DA:39:C:O2	40:DF:46:ARG:NH2	2.54	0.41
35:DA:470:A:H5'	35:DA:470:A:C8	2.53	0.41
35:DA:601:C:O2	35:DA:605:C:H4'	2.20	0.41
35:DA:769:G:H5'	35:DA:1379:A:N6	2.36	0.41
35:DA:1241:A:H2'	35:DA:1242:A:O5'	2.21	0.41
35:DA:1362:C:O2'	35:DA:1363:C:H5'	2.20	0.41
35:DA:1586:A:C8	35:DA:1587:A:H1'	2.56	0.41
35:DA:2070:G:C2	35:DA:2442:C:C2	3.09	0.41
35:DA:2127:G:H5'	37:DC:36:LYS:HE2	2.03	0.41
35:DA:2808:U:H2'	35:DA:2809:A:C5'	2.50	0.41
35:DA:2811:G:C2'	35:DA:2812:G:H5'	2.51	0.41
36:DB:94:C:H2'	36:DB:95:C:C6	2.56	0.41
36:DB:95:C:C2	36:DB:96:U:C5	3.09	0.41
38:DD:122:ASP:O	38:DD:123:ALA:C	2.59	0.41
38:DD:131:LEU:HD11	38:DD:136:ILE:HG12	2.02	0.41
39:DE:97:LYS:O	39:DE:98:PRO:C	2.60	0.41
59:DI:111:PRO:CG	59:DI:112:LYS:H	2.26	0.41
59:DI:133:HIS:NE2	59:DI:135:GLU:HG2	2.36	0.41
44:DJ:125:UNK:C	44:DJ:127:UNK:N	2.84	0.41
45:DK:10:LEU:HD22	45:DK:26:ALA:HB1	2.02	0.41
46:DN:15:LEU:HD13	46:DN:16:ILE:N	2.36	0.41
46:DN:43:THR:HB	46:DN:46:VAL:HG12	2.03	0.41
49:DQ:69:PHE:CD1	49:DQ:70:PRO:HD2	2.57	0.41

Continued on next page...

Continued from previous page...

Atom-1	Atom-2	Interatomic distance (Å)	Clash overlap (Å)
52:DT:31:SER:HB3	52:DT:43:GLN:O	2.21	0.41
54:DV:5:VAL:HG21	54:DV:35:LEU:HB3	2.03	0.41
54:DV:18:LEU:CD1	54:DV:19:LYS:H	2.34	0.41
55:DW:68:ARG:O	55:DW:109:GLU:HA	2.21	0.41
56:DX:11:PRO:HA	56:DX:28:PHE:CB	2.30	0.41
56:DX:73:ARG:HB3	56:DX:74:PRO:HD2	2.03	0.41
57:DY:25:GLY:HA3	57:DY:39:VAL:CG1	2.51	0.41
57:DY:56:PRO:C	57:DY:57:GLN:HG3	2.41	0.41
57:DY:84:ARG:HH22	57:DY:97:ARG:NE	2.18	0.41
58:DZ:53:ILE:HD12	58:DZ:53:ILE:N	2.31	0.41
1:AA:373:A:C2	1:AA:482:A:N6	2.89	0.40
1:AA:453:A:O2'	1:AA:454:C:H6	2.00	0.40
1:AA:577:G:C4	1:AA:816:A:C2	3.09	0.40
1:AA:802:A:C2'	1:AA:803:G:H5'	2.51	0.40
1:AA:1060:C:H5'	14:AN:45:ARG:HH22	1.80	0.40
1:AA:1396:A:H4'	1:AA:1398:A:O4'	2.21	0.40
2:AB:111:ARG:HG2	2:AB:111:ARG:NH1	2.37	0.40
2:AB:166:ASP:HA	2:AB:167:PRO:HD2	1.79	0.40
3:AC:3:ASN:OD1	3:AC:3:ASN:N	2.54	0.40
4:AD:79:PHE:CE1	4:AD:204:ILE:HD13	2.56	0.40
4:AD:150:GLU:CD	4:AD:150:GLU:H	2.24	0.40
5:AE:107:ARG:C	5:AE:109:ILE:H	2.24	0.40
8:AH:1:MET:HE2	8:AH:1:MET:H2	1.86	0.40
8:AH:88:LYS:HB2	8:AH:88:LYS:NZ	2.37	0.40
11:AK:33:THR:HG22	11:AK:39:PRO:CA	2.46	0.40
11:AK:114:VAL:HG21	18:AR:49:LYS:HZ1	1.86	0.40
12:AL:7:ILE:O	12:AL:11:VAL:HG23	2.20	0.40
14:AN:22:THR:HG22	14:AN:33:VAL:CG1	2.51	0.40
17:AQ:46:ASP:OD2	17:AQ:50:LYS:HG2	2.21	0.40
17:AQ:80:GLY:O	17:AQ:82:MET:N	2.51	0.40
18:AR:33:ASP:HB3	18:AR:36:ASN:ND2	2.36	0.40
20:AT:104:LEU:HD23	20:AT:106:ALA:N	2.35	0.40
24:AY:241:GLY:O	24:AY:243:ASN:N	2.54	0.40
24:AY:302:VAL:HB	24:AY:303:GLU:H	1.66	0.40
25:B0:46:LYS:O	25:B0:78:TYR:HA	2.21	0.40
25:B0:63:VAL:O	25:B0:63:VAL:HG23	2.21	0.40
26:B1:29:GLY:C	26:B1:31:GLY:N	2.71	0.40
29:B4:51:TYR:CE2	41:BG:2:PRO:HD3	2.55	0.40
33:B8:32:LEU:O	33:B8:33:ASN:C	2.59	0.40
34:B9:19:ARG:O	34:B9:19:ARG:HG3	2.21	0.40
35:BA:558:G:OP2	46:BN:111:PRO:HD2	2.21	0.40

Continued on next page...

Continued from previous page...

Atom-1	Atom-2	Interatomic distance (Å)	Clash overlap (Å)
35:BA:1085:A:O2'	35:BA:1086:A:H5'	2.21	0.40
35:BA:1270:C:H5''	35:BA:1271:G:H5'	2.03	0.40
35:BA:1804:C:O2'	35:BA:1805:U:H5'	2.21	0.40
35:BA:2162:G:H1'	35:BA:2173:A:H1'	2.03	0.40
35:BA:2308:G:C2	35:BA:2309:A:C6	3.09	0.40
35:BA:2494:G:O2'	49:BQ:80:GLU:HA	2.21	0.40
35:BA:2658:C:N4	35:BA:2664:G:N2	2.69	0.40
36:BB:111:G:C2'	36:BB:112:U:H5'	2.51	0.40
38:BD:111:LEU:HD13	38:BD:115:GLN:OE1	2.21	0.40
40:BF:66:PRO:O	40:BF:67:GLN:CB	2.53	0.40
40:BF:114:VAL:HG21	40:BF:202:PHE:CE1	2.57	0.40
41:BG:6:ALA:O	41:BG:8:LYS:N	2.54	0.40
41:BG:12:TYR:O	41:BG:13:GLU:C	2.59	0.40
41:BG:141:PHE:HA	41:BG:142:PRO:HD3	1.98	0.40
41:BG:170:ARG:O	41:BG:171:ALA:C	2.60	0.40
43:BI:105:HIS:C	43:BI:107:VAL:N	2.74	0.40
45:BK:3:LYS:HG2	45:BK:4:VAL:N	2.35	0.40
46:BN:51:PHE:HA	46:BN:119:ARG:O	2.21	0.40
48:BP:62:LEU:N	48:BP:62:LEU:CD1	2.71	0.40
49:BQ:79:LEU:HD23	49:BQ:80:GLU:N	2.33	0.40
50:BR:81:ASP:O	50:BR:82:GLU:CB	2.62	0.40
51:BS:89:ARG:HH11	51:BS:92:TYR:CA	2.14	0.40
54:BV:62:LEU:HD22	54:BV:62:LEU:N	2.36	0.40
55:BW:107:LEU:HD12	55:BW:107:LEU:HA	1.87	0.40
56:BX:12:VAL:HG13	56:BX:17:ALA:HB1	2.03	0.40
56:BX:30:VAL:CG1	56:BX:31:HIS:N	2.72	0.40
58:BZ:166:SER:OG	58:BZ:167:PRO:HA	2.21	0.40
1:CA:1084:G:C5	1:CA:1085:U:C4	3.10	0.40
1:CA:1456:G:O2'	1:CA:1457:G:H5'	2.21	0.40
2:CB:12:GLU:HB3	2:CB:44:LEU:HD23	2.03	0.40
2:CB:75:LYS:HA	2:CB:78:GLN:HE21	1.86	0.40
3:CC:95:THR:C	3:CC:97:LYS:H	2.24	0.40
3:CC:121:ALA:O	3:CC:125:GLU:HG3	2.21	0.40
4:CD:123:HIS:C	4:CD:125:HIS:H	2.25	0.40
4:CD:179:GLU:C	4:CD:181:MET:H	2.25	0.40
5:CE:90:VAL:HG23	5:CE:121:LYS:HB3	1.98	0.40
7:CG:75:VAL:CG1	7:CG:145:ALA:HA	2.51	0.40
10:CJ:37:PRO:O	10:CJ:39:PRO:HD3	2.21	0.40
12:CL:61:THR:C	12:CL:63:GLY:N	2.74	0.40
16:CP:77:ALA:O	16:CP:78:GLY:O	2.39	0.40
24:CY:15:GLY:O	24:CY:16:TYR:C	2.60	0.40

Continued on next page...

Continued from previous page...

Atom-1	Atom-2	Interatomic distance (Å)	Clash overlap (Å)
24:CY:37:SER:O	24:CY:39:TRP:CE3	2.74	0.40
25:D0:20:ARG:NH1	35:DA:2271:G:C5'	2.83	0.40
25:D0:20:ARG:HG3	35:DA:2356:C:H4'	2.02	0.40
33:D8:21:LYS:HD3	33:D8:48:PHE:CE1	2.56	0.40
33:D8:36:LYS:O	33:D8:37:SER:O	2.39	0.40
35:DA:118:A:OP2	35:DA:119:A:H2'	2.21	0.40
35:DA:465:G:C6	35:DA:466:A:N6	2.89	0.40
35:DA:504:U:O2	35:DA:504:U:O4'	2.35	0.40
35:DA:1109:C:O2	35:DA:1109:C:C2'	2.69	0.40
35:DA:1855:G:O2'	35:DA:1856:G:H5'	2.22	0.40
35:DA:2206:G:H3'	35:DA:2206:G:N3	2.37	0.40
35:DA:2308:G:N2	41:DG:79:ASN:CG	2.74	0.40
35:DA:2862:G:C5	35:DA:2863:C:C5	3.09	0.40
36:DB:8:U:H5'	36:DB:8:U:C6	2.44	0.40
37:DC:18:LYS:O	37:DC:19:VAL:CB	2.69	0.40
39:DE:115:GLY:HA2	39:DE:157:ALA:HB1	2.03	0.40
40:DF:132:VAL:O	40:DF:133:ASN:O	2.39	0.40
59:DI:69:LYS:HE2	59:DI:136:VAL:CG1	2.51	0.40
59:DI:72:LEU:HD21	59:DI:107:ILE:CG1	2.43	0.40
46:DN:31:ALA:O	46:DN:32:THR:C	2.60	0.40
49:DQ:47:ILE:CD1	49:DQ:70:PRO:HD3	2.50	0.40
54:DV:37:VAL:O	54:DV:37:VAL:HG23	2.21	0.40
55:DW:86:LEU:HD12	55:DW:87:PRO:N	2.36	0.40
58:DZ:11:GLU:HB2	58:DZ:12:GLY:H	1.64	0.40
58:DZ:48:PHE:CE2	58:DZ:71:VAL:HG21	2.56	0.40
58:DZ:64:GLY:O	58:DZ:65:GLN:C	2.60	0.40
58:DZ:140:ASP:OD2	58:DZ:140:ASP:O	2.39	0.40
58:DZ:146:ILE:CG1	58:DZ:147:GLY:H	2.20	0.40
1:AA:226:G:O2'	1:AA:227:G:H5'	2.21	0.40
1:AA:328:C:O2'	1:AA:329:A:OP2	2.37	0.40
1:AA:952:U:O2'	1:AA:953:G:H5'	2.21	0.40
1:AA:1074:G:C2	1:AA:1075:C:C2	3.10	0.40
1:AA:1084:G:C5	1:AA:1085:U:C4	3.09	0.40
1:AA:1170:A:H2'	1:AA:1171:G:C5'	2.51	0.40
2:AB:127:ILE:O	2:AB:127:ILE:HG22	2.22	0.40
3:AC:6:HIS:HE2	3:AC:184:TYR:HD2	1.66	0.40
3:AC:151:VAL:HA	3:AC:199:LYS:O	2.21	0.40
4:AD:109:GLY:O	4:AD:110:PHE:C	2.59	0.40
4:AD:135:LEU:N	4:AD:135:LEU:HD13	2.37	0.40
4:AD:146:ILE:N	4:AD:146:ILE:CD1	2.84	0.40
5:AE:135:THR:O	5:AE:138:ALA:HB3	2.22	0.40

Continued on next page...

Continued from previous page...

Atom-1	Atom-2	Interatomic distance (Å)	Clash overlap (Å)
5:AE:139:LEU:O	5:AE:141:GLN:N	2.54	0.40
5:AE:141:GLN:HA	5:AE:143:ARG:HH21	1.87	0.40
7:AG:15:ASP:OD2	7:AG:44:TYR:OH	2.39	0.40
8:AH:134:ILE:HD13	8:AH:134:ILE:HA	1.88	0.40
9:AI:83:ARG:HA	9:AI:86:VAL:CG1	2.51	0.40
11:AK:24:SER:OG	11:AK:25:TYR:N	2.54	0.40
11:AK:33:THR:OG1	11:AK:37:GLY:HA2	2.21	0.40
11:AK:81:ASP:O	11:AK:82:VAL:HG23	2.21	0.40
14:AN:37:PHE:N	14:AN:37:PHE:HD2	2.20	0.40
20:AT:70:SER:HA	20:AT:73:HIS:HD2	1.84	0.40
24:AY:41:ASP:O	24:AY:42:PRO:C	2.60	0.40
24:AY:45:ALA:O	24:AY:48:VAL:HG22	2.21	0.40
24:AY:49:SER:O	24:AY:52:ALA:HB3	2.21	0.40
24:AY:135:MET:CE	24:AY:191:ARG:NH1	2.85	0.40
24:AY:267:SER:O	24:AY:268:GLN:C	2.58	0.40
25:B0:40:GLN:NE2	25:B0:59:LEU:HG	2.36	0.40
26:B1:3:LYS:HB2	35:BA:1364:G:P	2.62	0.40
27:B2:3:LEU:HD11	27:B2:7:ARG:NH2	2.35	0.40
35:BA:271(A):A:N1	35:BA:272(D):G:O2'	2.41	0.40
35:BA:666:G:H4'	48:BP:49:ARG:NH1	2.35	0.40
35:BA:919:G:H4'	36:BB:81:G:C4'	2.51	0.40
35:BA:1099:G:O2'	35:BA:1100:C:H5'	2.22	0.40
35:BA:1462:C:H4'	35:BA:2703:C:O4'	2.20	0.40
35:BA:2147:G:O2'	35:BA:2148:G:H5'	2.22	0.40
35:BA:2425:A:H5''	35:BA:2427:C:O4'	2.21	0.40
35:BA:2769:C:H2'	35:BA:2770:G:C8	2.57	0.40
38:BD:108:PRO:HB3	38:BD:143:HIS:CE1	2.55	0.40
38:BD:122:ASP:O	38:BD:123:ALA:C	2.59	0.40
38:BD:223:GLY:O	38:BD:225:ALA:N	2.54	0.40
39:BE:110:GLY:O	50:BR:2:ARG:CZ	2.69	0.40
40:BF:161:GLU:O	40:BF:165:ARG:HB2	2.22	0.40
41:BG:6:ALA:HB3	41:BG:104:GLU:OE1	2.21	0.40
41:BG:67:LYS:HD3	41:BG:67:LYS:H	1.85	0.40
42:BH:26:VAL:O	42:BH:32:GLU:HA	2.20	0.40
42:BH:30:LYS:NZ	42:BH:81:GLU:HG2	2.36	0.40
42:BH:123:PHE:O	42:BH:124:GLU:HG2	2.21	0.40
43:BI:1:MET:CE	43:BI:23:PRO:HA	2.51	0.40
43:BI:72:LEU:HD22	43:BI:72:LEU:H	1.86	0.40
43:BI:130:TYR:CD2	43:BI:132:PRO:HG3	2.56	0.40
46:BN:18:ALA:HB3	46:BN:26:LEU:HD22	2.03	0.40
46:BN:119:ARG:NH1	46:BN:119:ARG:HG3	2.36	0.40

Continued on next page...

Continued from previous page...

Atom-1	Atom-2	Interatomic distance (Å)	Clash overlap (Å)
48:BP:112:LEU:CD2	48:BP:112:LEU:C	2.89	0.40
49:BQ:134:ARG:CD	58:BZ:122:ARG:HH11	2.18	0.40
51:BS:89:ARG:O	51:BS:92:TYR:CG	2.74	0.40
52:BT:27:THR:HG23	52:BT:28:VAL:H	1.86	0.40
55:BW:5:ALA:O	55:BW:6:ILE:HB	2.21	0.40
57:BY:32:PRO:C	57:BY:35:TYR:H	2.24	0.40
57:BY:35:TYR:CD2	57:BY:35:TYR:O	2.74	0.40
57:BY:97:ARG:NH1	57:BY:98:VAL:HG23	2.36	0.40
1:CA:222:U:O2'	1:CA:223:U:H5'	2.20	0.40
1:CA:224:C:H2'	1:CA:225:C:H6	1.85	0.40
1:CA:301:G:O2'	1:CA:302:G:H5'	2.21	0.40
1:CA:423:G:O2'	1:CA:424:G:H5'	2.21	0.40
1:CA:647:C:O2'	1:CA:648:A:H5'	2.22	0.40
1:CA:865:A:H5'	1:CA:1078:U:C5	2.56	0.40
1:CA:890:G:N2	1:CA:906:G:H2'	2.35	0.40
2:CB:79:ASP:C	2:CB:81:VAL:H	2.24	0.40
2:CB:140:HIS:HA	2:CB:143:GLU:HG2	2.02	0.40
2:CB:220:ASP:CA	2:CB:223:ILE:HG12	2.43	0.40
4:CD:145:GLU:HG2	4:CD:184:LYS:HZ2	1.83	0.40
4:CD:159:ARG:O	4:CD:161:ASN:N	2.54	0.40
4:CD:199:ASN:O	4:CD:201:GLN:N	2.54	0.40
7:CG:107:ALA:O	7:CG:110:GLN:N	2.52	0.40
7:CG:143:ARG:O	7:CG:147:ALA:HB2	2.21	0.40
7:CG:150:ALA:C	7:CG:152:ALA:H	2.24	0.40
9:CI:27:THR:HG22	9:CI:28:VAL:N	2.36	0.40
9:CI:126:SER:O	9:CI:128:ARG:HD2	2.21	0.40
12:CL:45:PRO:HB3	12:CL:53:ARG:NH1	2.36	0.40
13:CM:102:ARG:O	13:CM:102:ARG:HG3	2.21	0.40
14:CN:22:THR:HG22	14:CN:33:VAL:CG1	2.51	0.40
16:CP:5:ARG:HB3	16:CP:67:THR:OG1	2.21	0.40
16:CP:32:TYR:O	16:CP:32:TYR:HD2	2.03	0.40
17:CQ:60:ILE:HG21	17:CQ:74:LEU:HD23	2.03	0.40
22:CW:52:G:N2	22:CW:53:G:H1'	2.36	0.40
22:CW:71:G:O2'	35:DA:1851:U:O3'	2.39	0.40
24:CY:111:HIS:O	24:CY:177:TYR:HD2	2.04	0.40
24:CY:152:GLU:HB3	24:CY:170:LEU:HB3	2.02	0.40
24:CY:223:LYS:HB2	24:CY:226:GLU:HG3	2.02	0.40
25:D0:55:ARG:CZ	25:D0:55:ARG:HB3	2.51	0.40
28:D3:6:VAL:CG1	28:D3:28:LEU:HD11	2.50	0.40
30:D5:25:LEU:HD23	30:D5:26:THR:H	1.85	0.40
30:D5:46:CYS:HA	30:D5:47:PRO:HD2	1.77	0.40

Continued on next page...

Continued from previous page...

Atom-1	Atom-2	Interatomic distance (Å)	Clash overlap (Å)
31:D6:18:ARG:CZ	31:D6:43:CYS:HG	2.34	0.40
35:DA:432:A:H2'	35:DA:433:C:C6	2.56	0.40
35:DA:654:A:C5	35:DA:654(V):A:H4'	2.57	0.40
35:DA:857:C:H42	35:DA:920:G:H1	1.69	0.40
35:DA:910:A:N1	35:DA:2277:G:H1'	2.36	0.40
35:DA:1291:C:H2'	35:DA:1292:U:C6	2.56	0.40
35:DA:1465:G:N3	35:DA:1545:A:H2	2.18	0.40
35:DA:1570:A:C6	35:DA:1571:A:C6	3.09	0.40
35:DA:1686:C:HO2'	35:DA:1687:G:H5'	1.86	0.40
35:DA:1817:G:C6	35:DA:1818:U:C4	3.09	0.40
35:DA:2563:U:O2	35:DA:2565:A:C8	2.75	0.40
35:DA:2729:G:H2'	35:DA:2730:C:H6	1.86	0.40
35:DA:2826:A:H3'	35:DA:2827:C:H6	1.86	0.40
39:DE:60:ASN:O	39:DE:61:ARG:C	2.59	0.40
39:DE:149:ARG:HG3	39:DE:149:ARG:HH11	1.86	0.40
40:DF:13:SER:HA	40:DF:14:PRO:HD3	1.95	0.40
41:DG:19:LEU:C	41:DG:21:ARG:N	2.70	0.40
42:DH:88:LEU:N	42:DH:88:LEU:CD2	2.84	0.40
42:DH:115:VAL:CG1	42:DH:116:GLU:H	2.27	0.40
59:DI:144:VAL:HG12	59:DI:145:VAL:O	2.20	0.40
45:DK:16:LYS:O	45:DK:17:ALA:HB2	2.21	0.40
46:DN:55:VAL:CG2	46:DN:127:ASP:H	2.32	0.40
48:DP:108:LYS:C	48:DP:109:GLY:O	2.59	0.40
48:DP:136:GLU:O	48:DP:137:LYS:C	2.59	0.40
49:DQ:21:THR:HG21	49:DQ:101:ARG:CD	2.50	0.40
52:DT:54:ARG:HA	52:DT:59:THR:HB	2.02	0.40
52:DT:128:GLU:HG3	52:DT:128:GLU:H	1.68	0.40
53:DU:62:ILE:CD1	53:DU:93:LYS:HG2	2.51	0.40
53:DU:92:ARG:HH11	54:DV:11:GLN:H	1.64	0.40
54:DV:39:LEU:HA	54:DV:47:VAL:CG2	2.51	0.40
58:DZ:22:GLY:C	58:DZ:23:LYS:HD2	2.42	0.40
58:DZ:44:PHE:O	58:DZ:45:ASP:C	2.59	0.40
1:AA:370:C:C5	1:AA:392:G:N1	2.89	0.40
1:AA:861:G:O2'	1:AA:862:C:H5'	2.21	0.40
1:AA:896:C:O2'	1:AA:897:C:H5'	2.22	0.40
1:AA:1019:C:H2'	1:AA:1020:U:C6	2.57	0.40
1:AA:1142:G:O2'	1:AA:1143:G:H5'	2.20	0.40
1:AA:1286:A:H2	21:AU:22:ARG:HH22	1.69	0.40
1:AA:1327:C:H5''	21:AU:20:LYS:HB3	2.04	0.40
1:AA:1353:G:O2'	1:AA:1354:C:H5'	2.21	0.40
4:AD:30:LYS:HA	4:AD:35:ARG:HG2	2.04	0.40

Continued on next page...

Continued from previous page...

Atom-1	Atom-2	Interatomic distance (Å)	Clash overlap (Å)
4:AD:32:ALA:C	4:AD:34:GLU:N	2.75	0.40
7:AG:111:ARG:HB3	7:AG:113:GLU:HG2	2.02	0.40
8:AH:114:THR:C	8:AH:116:LYS:H	2.25	0.40
12:AL:61:THR:C	12:AL:63:GLY:N	2.75	0.40
12:AL:119:LYS:HB2	12:AL:120:TYR:CD1	2.56	0.40
13:AM:39:ILE:HD12	13:AM:56:LEU:HD23	2.04	0.40
13:AM:67:GLU:OE2	13:AM:71:ARG:NH2	2.53	0.40
24:AY:51:GLU:CA	24:AY:54:ARG:HH21	2.29	0.40
24:AY:52:ALA:C	24:AY:54:ARG:N	2.75	0.40
24:AY:205:PHE:CZ	24:AY:307:TRP:CE3	3.10	0.40
31:B6:11:LEU:HD23	31:B6:25:LYS:CA	2.52	0.40
31:B6:15:GLU:OE1	31:B6:43:CYS:SG	2.79	0.40
31:B6:25:LYS:O	35:BA:2286:A:C2	2.74	0.40
31:B6:30:THR:O	31:B6:32:ASN:N	2.55	0.40
35:BA:613:G:N2	35:BA:614(C):A:O2'	2.55	0.40
35:BA:626:U:O2	48:BP:105:LEU:HD23	2.22	0.40
35:BA:1029:A:H2'	35:BA:1030:G:O4'	2.22	0.40
35:BA:1166:C:H2'	35:BA:1167:U:C6	2.54	0.40
35:BA:1188:U:H5'	54:BV:79:VAL:CG1	2.51	0.40
35:BA:1380:G:N2	35:BA:1570:A:C2	2.88	0.40
35:BA:1961:C:O2'	35:BA:1962:C:H5'	2.22	0.40
35:BA:2040:C:H2'	35:BA:2041:U:H6	1.86	0.40
35:BA:2352:A:C2'	35:BA:2353:G:H5'	2.52	0.40
35:BA:2732:G:C2'	35:BA:2733:A:H5'	2.51	0.40
36:BB:13:A:O2'	36:BB:14:U:H3'	2.22	0.40
37:BC:18:LYS:O	37:BC:19:VAL:CB	2.69	0.40
40:BF:25:PRO:CG	40:BF:119:ARG:HG3	2.39	0.40
42:BH:43:VAL:HB	42:BH:46:GLU:OE2	2.21	0.40
42:BH:86:GLU:HA	42:BH:132:ARG:HB2	2.03	0.40
46:BN:89:LYS:O	46:BN:93:THR:CG2	2.68	0.40
48:BP:92:GLU:OE1	48:BP:92:GLU:C	2.60	0.40
50:BR:37:THR:OG1	50:BR:40:LYS:HB2	2.21	0.40
51:BS:97:ARG:C	51:BS:97:ARG:NE	2.75	0.40
52:BT:56:GLY:O	52:BT:59:THR:CG2	2.70	0.40
53:BU:70:ARG:NH1	53:BU:70:ARG:HG3	2.37	0.40
53:BU:111:GLU:HA	53:BU:114:LYS:HG2	2.04	0.40
56:BX:36:LYS:HA	56:BX:39:ILE:CG1	2.51	0.40
1:CA:155:C:O2'	1:CA:156:G:H5'	2.21	0.40
1:CA:277:C:H2'	1:CA:278:G:H8	1.86	0.40
1:CA:354:G:H2'	1:CA:354:G:N3	2.36	0.40
1:CA:421:U:O2'	1:CA:422:C:H5'	2.21	0.40

Continued on next page...

Continued from previous page...

Atom-1	Atom-2	Interatomic distance (Å)	Clash overlap (Å)
1:CA:552:U:C2'	1:CA:553:A:H5'	2.51	0.40
1:CA:725:G:H2'	1:CA:726:C:H6	1.86	0.40
1:CA:992:U:O2'	1:CA:993:G:P	2.79	0.40
1:CA:1003:G:H2'	1:CA:1004:A:C4'	2.51	0.40
1:CA:1263:C:H3'	1:CA:1264:C:C6	2.57	0.40
1:CA:1310:G:OP2	13:CM:88:ARG:NH2	2.48	0.40
1:CA:1476:G:H2'	1:CA:1477:C:H6	1.87	0.40
1:CA:1516:G:H2'	1:CA:1518:A:OP2	2.21	0.40
3:CC:73:PRO:HA	3:CC:76:VAL:HG22	2.03	0.40
3:CC:151:VAL:HA	3:CC:199:LYS:O	2.21	0.40
5:CE:87:SER:HB3	5:CE:131:ILE:HD13	2.03	0.40
8:CH:10:LEU:HB3	8:CH:83:ILE:HD11	2.03	0.40
9:CI:93:ARG:C	9:CI:95:LYS:N	2.75	0.40
12:CL:7:ILE:HD13	12:CL:7:ILE:HA	1.92	0.40
14:CN:29:ARG:HG2	14:CN:30:ALA:N	2.36	0.40
19:CS:76:PRO:CB	19:CS:81:ARG:HG3	2.52	0.40
22:CV:53:G:H2'	22:CV:54:U:C6	2.57	0.40
22:CW:16:U:OP1	22:CW:16:U:H4'	2.21	0.40
24:CY:52:ALA:C	24:CY:55:LEU:H	2.24	0.40
24:CY:132:TRP:CE2	24:CY:189:LEU:HB2	2.56	0.40
24:CY:145:GLU:HG3	24:CY:151:VAL:HG23	2.04	0.40
31:D6:26:ASN:ND2	31:D6:32:ASN:ND2	2.69	0.40
35:DA:296:C:H2'	35:DA:297:C:H6	1.87	0.40
35:DA:335:C:H2'	35:DA:336:C:H6	1.86	0.40
35:DA:697:C:H2'	35:DA:698:C:C6	2.56	0.40
35:DA:833:U:OP1	48:DP:45:LEU:HD13	2.21	0.40
35:DA:924:C:H2'	35:DA:925:C:H6	1.87	0.40
35:DA:1019:U:O2'	35:DA:1021:A:C2	2.56	0.40
35:DA:1286:A:C6	35:DA:1289:C:C2	3.10	0.40
35:DA:1426:G:C6	35:DA:1427:A:C6	3.09	0.40
35:DA:1614:A:H2'	35:DA:1615:C:H5'	2.04	0.40
35:DA:2134:A:H61	35:DA:2157:G:H1'	1.83	0.40
35:DA:2631:G:N2	39:DE:61:ARG:NH1	2.70	0.40
35:DA:2668:G:H2'	35:DA:2669:G:H8	1.86	0.40
36:DB:111:G:C2'	36:DB:112:U:H5'	2.51	0.40
37:DC:67:GLY:O	37:DC:68:LEU:HB2	2.21	0.40
39:DE:16:ARG:O	39:DE:18:ASP:N	2.55	0.40
39:DE:45:THR:O	39:DE:46:ALA:HB2	2.22	0.40
39:DE:150:VAL:O	39:DE:151:TYR:C	2.60	0.40
39:DE:182:LEU:HD12	39:DE:183:LEU:N	2.36	0.40
41:DG:108:ASN:C	41:DG:109:VAL:HG23	2.42	0.40

Continued on next page...

Continued from previous page...

Atom-1	Atom-2	Interatomic distance (Å)	Clash overlap (Å)
42:DH:13:LYS:CD	42:DH:14:GLY:N	2.70	0.40
45:DK:5:VAL:O	45:DK:5:VAL:HG22	2.21	0.40
45:DK:54:PRO:HD3	45:DK:72:PRO:HA	2.02	0.40
48:DP:88:LEU:HD12	48:DP:95:VAL:HG11	2.03	0.40
49:DQ:48:GLU:C	49:DQ:50:ALA:H	2.24	0.40
51:DS:33:LYS:C	51:DS:34:HIS:CD2	2.95	0.40
51:DS:49:VAL:HG12	51:DS:50:SER:H	1.85	0.40
52:DT:13:ARG:HH12	52:DT:15:VAL:HG13	1.86	0.40
53:DU:98:LEU:HA	53:DU:101:ARG:O	2.21	0.40
54:DV:15:GLU:O	54:DV:16:PRO:C	2.59	0.40
54:DV:39:LEU:O	54:DV:40:LEU:CG	2.69	0.40
57:DY:10:GLY:C	57:DY:27:VAL:HG13	2.42	0.40
58:DZ:41:LEU:O	58:DZ:44:PHE:N	2.54	0.40
1:AA:110:C:O2'	1:AA:111:G:C5'	2.70	0.40
1:AA:122:G:H8	1:AA:122:G:O5'	2.03	0.40
1:AA:357:G:C3'	1:AA:358:U:H5''	2.50	0.40
1:AA:403:C:H2'	1:AA:404:U:C6	2.57	0.40
1:AA:421:U:O2'	1:AA:422:C:H5'	2.21	0.40
1:AA:589:C:O2'	1:AA:590:C:H5'	2.21	0.40
1:AA:643:C:OP1	8:AH:30:ARG:NH2	2.55	0.40
1:AA:658:G:O2'	1:AA:659:U:H5'	2.21	0.40
1:AA:877:C:H2'	1:AA:878:G:C8	2.57	0.40
1:AA:1054:C:O2'	1:AA:1055:A:C5'	2.62	0.40
1:AA:1072:G:C5	1:AA:1073:U:C4	3.09	0.40
1:AA:1263:C:H3'	1:AA:1264:C:C6	2.56	0.40
1:AA:1284:C:H3'	1:AA:1285:A:H8	1.87	0.40
1:AA:1410:G:O2'	1:AA:1411:C:H5'	2.22	0.40
1:AA:1502:A:H2	1:AA:1505:G:N1	2.20	0.40
2:AB:29:ALA:O	2:AB:32:ILE:HG22	2.22	0.40
2:AB:75:LYS:C	2:AB:77:ALA:H	2.25	0.40
2:AB:92:TYR:HE2	2:AB:151:GLY:N	2.19	0.40
2:AB:109:SER:O	2:AB:111:ARG:N	2.55	0.40
3:AC:6:HIS:CB	14:AN:49:HIS:CD2	3.05	0.40
3:AC:6:HIS:HD2	3:AC:7:PRO:HD2	1.86	0.40
4:AD:23:GLY:HA3	4:AD:113:SER:OG	2.21	0.40
5:AE:6:PHE:HB2	5:AE:34:VAL:CG1	2.48	0.40
5:AE:6:PHE:N	5:AE:6:PHE:HD1	2.19	0.40
5:AE:13:ILE:HG23	5:AE:30:ALA:HB2	2.03	0.40
6:AF:52:ILE:HG22	6:AF:86:ARG:HD3	2.03	0.40
7:AG:15:ASP:H	7:AG:20:ASP:N	2.19	0.40
7:AG:122:HIS:CD2	7:AG:122:HIS:H	2.38	0.40

Continued on next page...

Continued from previous page...

Atom-1	Atom-2	Interatomic distance (Å)	Clash overlap (Å)
8:AH:104:ARG:O	8:AH:105:ARG:CB	2.70	0.40
12:AL:70:ILE:HD13	12:AL:77:LEU:HD12	2.02	0.40
16:AP:6:LEU:HG	16:AP:19:ILE:HD13	2.03	0.40
16:AP:9:PHE:HB3	16:AP:10:GLY:H	1.71	0.40
16:AP:71:ARG:NH1	16:AP:71:ARG:CB	2.84	0.40
24:AY:245:THR:HA	35:BA:2493:U:OP1	2.21	0.40
25:B0:40:GLN:OE1	25:B0:44:ARG:N	2.55	0.40
28:B3:48:GLU:O	28:B3:50:VAL:N	2.54	0.40
30:B5:54:GLY:O	30:B5:56:LYS:NZ	2.39	0.40
33:B8:4:MET:HE1	35:BA:593:G:C1'	2.51	0.40
33:B8:32:LEU:HD13	33:B8:32:LEU:N	2.18	0.40
35:BA:117:G:C6	35:BA:119:A:C6	3.10	0.40
35:BA:306:U:C2'	35:BA:307:G:H5'	2.52	0.40
35:BA:480:A:H1'	57:BY:44:ILE:HG21	2.03	0.40
35:BA:654(U):A:H2'	35:BA:654(V):A:H8	1.86	0.40
35:BA:825:C:C2'	35:BA:826:U:O5'	2.70	0.40
35:BA:868:U:C4	35:BA:869:G:N7	2.89	0.40
35:BA:1211:U:H4'	35:BA:1212:G:OP2	2.22	0.40
35:BA:1528(A):A:H3'	35:BA:1529:G:H5''	2.02	0.40
35:BA:1786:A:C2	35:BA:2606:C:H1'	2.57	0.40
35:BA:1889:A:N1	35:BA:2234:G:H1'	2.36	0.40
35:BA:2114:A:N1	35:BA:2170:A:N6	2.69	0.40
35:BA:2338:G:N1	35:BA:2339:G:C5	2.90	0.40
35:BA:2584:U:H5'	35:BA:2585:U:OP2	2.20	0.40
35:BA:2631:G:N2	39:BE:61:ARG:NH1	2.69	0.40
35:BA:2752:C:H2'	35:BA:2753:A:H8	1.87	0.40
36:BB:16:G:H2'	36:BB:17:C:C6	2.57	0.40
39:BE:119:ARG:HD3	39:BE:120:TRP:CE2	2.55	0.40
39:BE:182:LEU:HD12	39:BE:183:LEU:N	2.36	0.40
40:BF:28:ILE:HD11	40:BF:115:ALA:CB	2.51	0.40
41:BG:9:ARG:C	41:BG:11:TYR:N	2.74	0.40
41:BG:78:SER:O	41:BG:79:ASN:C	2.60	0.40
48:BP:88:LEU:HD11	48:BP:95:VAL:HG11	2.03	0.40
51:BS:14:VAL:CG1	51:BS:15:ARG:N	2.62	0.40
51:BS:29:PHE:CD2	51:BS:30:ARG:N	2.90	0.40
52:BT:82:LEU:O	52:BT:83:ILE:C	2.60	0.40
54:BV:34:GLU:CG	54:BV:56:SER:HB2	2.52	0.40
55:BW:47:VAL:O	55:BW:50:VAL:HG13	2.22	0.40
1:CA:384:G:O2'	1:CA:385:C:H5'	2.21	0.40
1:CA:473:G:OP2	16:CP:75:ARG:HD3	2.21	0.40
1:CA:647:C:H2'	1:CA:648:A:C8	2.57	0.40

Continued on next page...

Continued from previous page...

Atom-1	Atom-2	Interatomic distance (Å)	Clash overlap (Å)
1:CA:932:C:O2	1:CA:932:C:H2'	2.21	0.40
1:CA:1058:G:H2'	1:CA:1059:C:O4'	2.20	0.40
1:CA:1164:G:C6	1:CA:1173:G:C6	3.09	0.40
1:CA:1255:G:H5''	3:CC:26:LYS:HE3	2.03	0.40
1:CA:1286:A:H2	21:CU:22:ARG:HH22	1.70	0.40
1:CA:1291:G:H2'	1:CA:1292:U:C6	2.57	0.40
1:CA:1473:A:H2'	1:CA:1474:G:H8	1.83	0.40
2:CB:51:LEU:O	2:CB:55:PHE:CD2	2.74	0.40
3:CC:88:ARG:HH11	3:CC:88:ARG:HG2	1.87	0.40
3:CC:92:ALA:N	3:CC:99:VAL:HG11	2.37	0.40
5:CE:80:ILE:HA	8:CH:104:ARG:NH2	2.37	0.40
5:CE:146:ALA:C	5:CE:148:VAL:N	2.74	0.40
6:CF:52:ILE:O	6:CF:53:ALA:HB3	2.21	0.40
13:CM:30:ALA:C	13:CM:32:GLU:H	2.24	0.40
13:CM:67:GLU:OE2	13:CM:71:ARG:NH2	2.53	0.40
14:CN:7:ILE:HA	14:CN:10:ALA:CB	2.51	0.40
17:CQ:68:ARG:H	17:CQ:70:ARG:HH12	1.66	0.40
19:CS:76:PRO:HB2	19:CS:81:ARG:HD3	2.04	0.40
20:CT:40:ALA:C	20:CT:42:GLN:N	2.75	0.40
24:CY:337:LEU:O	24:CY:338:ASP:OD1	2.39	0.40
27:D2:69:ARG:CZ	35:DA:111:A:H5''	2.51	0.40
31:D6:15:GLU:OE2	31:D6:18:ARG:NE	2.53	0.40
33:D8:53:PRO:C	33:D8:55:ALA:H	2.24	0.40
35:DA:191:A:H2'	35:DA:192:C:C6	2.57	0.40
35:DA:197:A:C8	35:DA:197:A:C5'	2.99	0.40
35:DA:271(B):C:O2'	35:DA:271(C):C:H5'	2.21	0.40
35:DA:1708:C:H6	35:DA:1708:C:O5'	2.05	0.40
35:DA:2289:G:C1'	35:DA:2346:A:H2	2.32	0.40
35:DA:2534:A:C2'	35:DA:2535:G:O5'	2.69	0.40
35:DA:2599:G:N7	38:DD:237:GLU:HG3	2.35	0.40
35:DA:2759:G:C2'	35:DA:2760:C:H5'	2.51	0.40
35:DA:2870:C:C2'	35:DA:2871:C:H5'	2.51	0.40
36:DB:111:G:O2'	36:DB:112:U:H5'	2.21	0.40
37:DC:58:VAL:HB	37:DC:59:ARG:H	1.71	0.40
40:DF:10:PRO:O	40:DF:11:VAL:O	2.39	0.40
40:DF:11:VAL:CG1	40:DF:12:LEU:H	2.33	0.40
40:DF:160:ASN:HD22	40:DF:161:GLU:N	2.19	0.40
42:DH:146:ALA:CA	42:DH:149:ARG:HB3	2.50	0.40
59:DI:96:ASP:O	59:DI:100:ALA:N	2.33	0.40
45:DK:58:THR:O	45:DK:65:PHE:HA	2.22	0.40
46:DN:18:ALA:HB1	46:DN:21:LYS:HB2	2.02	0.40

Continued on next page...

Continued from previous page...

Atom-1	Atom-2	Interatomic distance (Å)	Clash overlap (Å)
47:DO:107:ARG:NH1	52:DT:35:LYS:CD	2.82	0.40
48:DP:39:LYS:O	48:DP:40:SER:HB2	2.21	0.40
49:DQ:112:GLU:HG3	49:DQ:113:GLN:N	2.37	0.40
50:DR:44:LEU:HD12	50:DR:48:VAL:HG23	2.04	0.40
50:DR:48:VAL:HG12	50:DR:49:ASP:N	2.37	0.40
51:DS:28:VAL:HB	51:DS:89:ARG:CG	2.52	0.40
51:DS:90:GLY:O	51:DS:92:TYR:N	2.54	0.40
58:DZ:30:ASN:HB3	58:DZ:90:VAL:O	2.21	0.40
58:DZ:121:HIS:C	58:DZ:123:ASP:H	2.23	0.40
1:AA:96:U:H2'	1:AA:97:G:C8	2.56	0.40
1:AA:450:G:C8	1:AA:481:G:O6	2.74	0.40
1:AA:493:G:P	59:DI:8:PRO:HB3	2.62	0.40
1:AA:1054:C:O2	1:AA:1054:C:C3'	2.70	0.40
1:AA:1306:A:H61	1:AA:1331:G:H1'	1.86	0.40
1:AA:1374:A:O2'	7:AG:28:ASN:HB3	2.21	0.40
1:AA:1401:G:C2	1:AA:1402:C:H1'	2.57	0.40
2:AB:91:PRO:CG	2:AB:155:LEU:HD23	2.51	0.40
2:AB:97:TRP:CZ3	2:AB:173:ALA:HA	2.54	0.40
3:AC:64:VAL:HG12	3:AC:66:VAL:HG22	2.03	0.40
4:AD:159:ARG:O	4:AD:160:GLN:C	2.60	0.40
7:AG:76:ARG:O	7:AG:77:SER:O	2.39	0.40
8:AH:41:ARG:O	8:AH:41:ARG:HG2	2.21	0.40
8:AH:100:ILE:HA	8:AH:101:PRO:HD3	1.77	0.40
9:AI:71:SER:HA	9:AI:74:ILE:HD12	2.04	0.40
9:AI:90:PRO:O	9:AI:92:TYR:N	2.48	0.40
9:AI:92:TYR:CD1	9:AI:92:TYR:N	2.90	0.40
12:AL:5:PRO:HA	12:AL:9:GLN:OE1	2.22	0.40
12:AL:27:LEU:O	12:AL:29:GLY:N	2.54	0.40
12:AL:90:VAL:HG11	12:AL:93:LEU:HD12	2.03	0.40
18:AR:76:LEU:N	18:AR:76:LEU:HD22	2.36	0.40
19:AS:11:VAL:CG1	19:AS:16:LEU:HD11	2.51	0.40
20:AT:44:ALA:HB2	20:AT:88:VAL:HG22	2.02	0.40
20:AT:47:GLY:O	20:AT:48:LYS:HD3	2.21	0.40
22:AV:56:C:O2	41:BG:78:SER:HB2	2.21	0.40
22:AV:65:G:C4	22:AV:66:U:C5	3.10	0.40
22:AW:41:C:C2	22:AW:42:C:C5	3.10	0.40
24:AY:32:ARG:HG3	24:AY:32:ARG:HH11	1.85	0.40
24:AY:116:ALA:C	24:AY:117:ILE:HG13	2.42	0.40
24:AY:249:VAL:HG11	24:AY:271:ASN:O	2.22	0.40
24:AY:251:VAL:HG23	24:AY:275:ALA:HB1	2.02	0.40
24:AY:341:LEU:C	24:AY:343:ASP:H	2.24	0.40

Continued on next page...

Continued from previous page...

Atom-1	Atom-2	Interatomic distance (Å)	Clash overlap (Å)
24:AY:349:LEU:O	24:AY:350:GLU:C	2.60	0.40
35:BA:460:A:C2	35:BA:470:A:C4	3.09	0.40
35:BA:494:G:C8	35:BA:494:G:C5'	3.03	0.40
35:BA:1062:G:O2'	45:BK:133:SER:HB3	2.22	0.40
35:BA:1067:A:H5'	35:BA:1067:A:C8	2.47	0.40
35:BA:1292:U:H2'	35:BA:1293:C:H6	1.81	0.40
35:BA:2290:G:H2'	35:BA:2291:U:O4'	2.21	0.40
35:BA:2522:U:H2'	35:BA:2523:G:C5'	2.51	0.40
35:BA:2522:U:H2'	35:BA:2523:G:H5'	2.03	0.40
35:BA:2789:C:H1'	35:BA:2892:A:C2	2.57	0.40
37:BC:47:LEU:HG	37:BC:48:GLY:H	1.86	0.40
37:BC:48:GLY:H	37:BC:207:THR:CB	2.34	0.40
38:BD:211:ARG:C	38:BD:213:ARG:N	2.74	0.40
41:BG:60:LEU:O	41:BG:60:LEU:HD13	2.22	0.40
41:BG:91:ARG:HD2	41:BG:91:ARG:C	2.42	0.40
43:BI:5:LEU:HA	43:BI:36:ALA:HB2	2.03	0.40
44:BJ:108:UNK:C	44:BJ:110:UNK:N	2.84	0.40
45:BK:10:LEU:HD22	45:BK:26:ALA:HB1	2.04	0.40
45:BK:101:TRP:CD1	45:BK:140:GLY:HA3	2.57	0.40
47:BO:79:PHE:HD2	52:BT:72:VAL:HG22	1.86	0.40
49:BQ:2:LEU:HG	49:BQ:69:PHE:CE1	2.55	0.40
49:BQ:42:ILE:HG22	49:BQ:47:ILE:HG13	2.03	0.40
52:BT:125:ARG:O	52:BT:128:GLU:HG3	2.21	0.40
58:BZ:133:ILE:O	58:BZ:135:GLU:N	2.53	0.40
1:CA:369:C:N3	1:CA:393:A:C2	2.89	0.40
1:CA:373:A:C2	1:CA:482:A:N6	2.90	0.40
1:CA:390:C:H6	1:CA:390:C:O5'	2.03	0.40
1:CA:515:G:C2'	1:CA:516:U:H5'	2.51	0.40
1:CA:604:G:C5	1:CA:605:U:C4	3.09	0.40
1:CA:938:A:C6	1:CA:939:G:C5	3.10	0.40
1:CA:1047:G:O2'	1:CA:1048:G:H5'	2.21	0.40
1:CA:1071:C:O2'	1:CA:1072:G:H5'	2.21	0.40
1:CA:1300:G:O2'	1:CA:1301:U:OP2	2.35	0.40
1:CA:1350:A:OP2	9:CI:118:LYS:HD3	2.21	0.40
2:CB:118:LEU:O	2:CB:122:PHE:HB2	2.21	0.40
2:CB:185:ILE:HD11	2:CB:199:TYR:CD1	2.52	0.40
3:CC:6:HIS:CB	14:CN:49:HIS:HB3	2.52	0.40
4:CD:109:GLY:O	4:CD:110:PHE:C	2.59	0.40
5:CE:145:LYS:O	5:CE:145:LYS:HD3	2.22	0.40
7:CG:103:TRP:HD1	7:CG:106:GLN:HE21	1.70	0.40
8:CH:35:ILE:O	8:CH:39:LEU:HD23	2.21	0.40

Continued on next page...

Continued from previous page...

Atom-1	Atom-2	Interatomic distance (Å)	Clash overlap (Å)
9:CI:43:ALA:CA	9:CI:74:ILE:HD13	2.50	0.40
10:CJ:99:LYS:HD3	10:CJ:99:LYS:HA	1.87	0.40
11:CK:29:ILE:HG22	11:CK:44:SER:HB3	2.02	0.40
11:CK:31:THR:HA	11:CK:42:TRP:HA	2.03	0.40
11:CK:61:ALA:CB	11:CK:90:GLY:HA3	2.52	0.40
12:CL:7:ILE:O	12:CL:11:VAL:HG23	2.22	0.40
13:CM:14:ARG:HD2	13:CM:42:ALA:HA	2.03	0.40
18:CR:59:SER:O	18:CR:60:ALA:C	2.58	0.40
21:CU:2:GLY:O	21:CU:4:GLY:N	2.55	0.40
24:CY:10:LEU:O	24:CY:14:ARG:HD3	2.21	0.40
24:CY:303:GLU:N	24:CY:304:PRO:HD3	2.36	0.40
31:D6:18:ARG:H	31:D6:18:ARG:HG2	1.50	0.40
32:D7:3:ARG:HA	32:D7:3:ARG:HD3	1.78	0.40
33:D8:19:SER:CB	35:DA:651:G:OP1	2.70	0.40
33:D8:37:SER:O	33:D8:40:GLU:HB2	2.21	0.40
35:DA:320:A:H4'	35:DA:322:A:N7	2.36	0.40
35:DA:432:A:H2'	35:DA:433:C:H6	1.87	0.40
35:DA:473:G:P	35:DA:508:G:N2	2.93	0.40
35:DA:570:G:H2'	35:DA:2030:A:C5	2.57	0.40
35:DA:1067:A:H5'	35:DA:1067:A:C8	2.47	0.40
35:DA:1754:C:H2'	35:DA:1755:A:O4'	2.22	0.40
35:DA:1888:G:N3	35:DA:1888:G:H5'	2.36	0.40
35:DA:1926:U:H2'	35:DA:1928:A:OP2	2.22	0.40
35:DA:1991:U:H2'	35:DA:1992:G:C5'	2.50	0.40
35:DA:2121:G:C2'	35:DA:2122:U:C5'	2.99	0.40
35:DA:2201:C:H2'	35:DA:2202:C:H6	1.83	0.40
35:DA:2345:G:N3	35:DA:2381:C:H2'	2.36	0.40
35:DA:2621:A:C2'	35:DA:2622:C:H5'	2.52	0.40
39:DE:57:LYS:HB3	39:DE:57:LYS:HZ2	1.81	0.40
42:DH:94:TYR:N	42:DH:94:TYR:HD1	2.20	0.40
59:DI:66:GLU:O	59:DI:66:GLU:HG2	2.21	0.40
59:DI:123:LEU:HD21	59:DI:145:VAL:HA	2.03	0.40
45:DK:38:VAL:O	45:DK:42:ASN:ND2	2.54	0.40
45:DK:94:GLU:HB2	58:DZ:112:ARG:HH12	1.86	0.40
45:DK:97:GLY:O	45:DK:136:VAL:HG23	2.22	0.40
46:DN:62:VAL:O	46:DN:62:VAL:HG13	2.22	0.40
47:DO:11:ALA:O	47:DO:98:VAL:HA	2.22	0.40
47:DO:102:VAL:HG23	47:DO:121:VAL:HG22	2.04	0.40
48:DP:52:GLU:HG3	48:DP:53:GLY:H	1.86	0.40
51:DS:28:VAL:HG12	51:DS:89:ARG:HG2	2.04	0.40
51:DS:98:VAL:CG1	51:DS:99:LYS:N	2.85	0.40

Continued on next page...

Continued from previous page...

Atom-1	Atom-2	Interatomic distance (Å)	Clash overlap (Å)
54:DV:18:LEU:CD1	54:DV:96:ILE:CG1	2.99	0.40
54:DV:21:ARG:HB3	54:DV:91:TYR:CD2	2.56	0.40
57:DY:68:HIS:O	57:DY:70:SER:N	2.54	0.40

All (9) symmetry-related close contacts are listed below. The label for Atom-2 includes the symmetry operator and encoded unit-cell translations to be applied.

Atom-1	Atom-2	Interatomic distance (Å)	Clash overlap (Å)
28:B3:48:GLU:O	35:DA:654(L):G:OP2[3_455]	1.99	0.21
36:BB:97:G:N7	35:DA:654(J):A:OP1[3_455]	2.05	0.15
36:BB:97:G:OP2	35:DA:654(I):C:O2'[3_455]	2.06	0.14
36:BB:96:U:C3'	35:DA:654(I):C:O2'[3_455]	2.09	0.11
36:BB:96:U:O2	35:DA:654(K):C:OP1[3_455]	2.10	0.10
28:B3:51:ALA:N	35:DA:654(L):G:OP2[3_455]	2.15	0.05
36:BB:96:U:O2	35:DA:654(J):A:C4'[3_455]	2.16	0.04
36:BB:82:G:N2	35:DA:654(K):C:OP2[3_455]	2.17	0.03
28:B3:2:PRO:CD	35:DA:654(B):C:OP1[3_455]	2.19	0.01

5.3 Torsion angles

5.3.1 Protein backbone

In the following table, the Percentiles column shows the percent Ramachandran outliers of the chain as a percentile score with respect to all X-ray entries followed by that with respect to entries of similar resolution.

The Analysed column shows the number of residues for which the backbone conformation was analysed, and the total number of residues.

Mol	Chain	Analysed	Favoured	Allowed	Outliers	Percentiles	
2	AB	233/256 (91%)	155 (66%)	58 (25%)	20 (9%)	1	8
2	CB	233/256 (91%)	156 (67%)	56 (24%)	21 (9%)	1	7
3	AC	205/239 (86%)	125 (61%)	57 (28%)	23 (11%)	0	5
3	CC	205/239 (86%)	128 (62%)	55 (27%)	22 (11%)	0	5
4	AD	206/209 (99%)	134 (65%)	49 (24%)	23 (11%)	0	5
4	CD	206/209 (99%)	135 (66%)	49 (24%)	22 (11%)	0	5
5	AE	149/162 (92%)	98 (66%)	36 (24%)	15 (10%)	0	6

Continued on next page...

Continued from previous page...

Mol	Chain	Analysed	Favoured	Allowed	Outliers	Percentiles	
5	CE	149/162 (92%)	100 (67%)	34 (23%)	15 (10%)	0	6
6	AF	99/101 (98%)	75 (76%)	17 (17%)	7 (7%)	1	11
6	CF	99/101 (98%)	75 (76%)	17 (17%)	7 (7%)	1	11
7	AG	153/156 (98%)	108 (71%)	34 (22%)	11 (7%)	1	10
7	CG	153/156 (98%)	108 (71%)	34 (22%)	11 (7%)	1	10
8	AH	136/138 (99%)	92 (68%)	32 (24%)	12 (9%)	1	7
8	CH	136/138 (99%)	92 (68%)	32 (24%)	12 (9%)	1	7
9	AI	125/128 (98%)	83 (66%)	30 (24%)	12 (10%)	0	7
9	CI	125/128 (98%)	82 (66%)	31 (25%)	12 (10%)	0	7
10	AJ	97/105 (92%)	64 (66%)	21 (22%)	12 (12%)	0	4
10	CJ	97/105 (92%)	64 (66%)	21 (22%)	12 (12%)	0	4
11	AK	117/129 (91%)	89 (76%)	24 (20%)	4 (3%)	3	27
11	CK	117/129 (91%)	89 (76%)	24 (20%)	4 (3%)	3	27
12	AL	124/132 (94%)	89 (72%)	26 (21%)	9 (7%)	1	10
12	CL	124/132 (94%)	90 (73%)	25 (20%)	9 (7%)	1	10
13	AM	119/126 (94%)	82 (69%)	23 (19%)	14 (12%)	0	4
13	CM	119/126 (94%)	84 (71%)	21 (18%)	14 (12%)	0	4
14	AN	58/61 (95%)	39 (67%)	12 (21%)	7 (12%)	0	4
14	CN	58/61 (95%)	38 (66%)	12 (21%)	8 (14%)	0	3
15	AO	86/89 (97%)	59 (69%)	23 (27%)	4 (5%)	2	19
15	CO	86/89 (97%)	57 (66%)	25 (29%)	4 (5%)	2	19
16	AP	82/88 (93%)	51 (62%)	22 (27%)	9 (11%)	0	5
16	CP	82/88 (93%)	53 (65%)	20 (24%)	9 (11%)	0	5
17	AQ	98/105 (93%)	68 (69%)	17 (17%)	13 (13%)	0	3
17	CQ	98/105 (93%)	69 (70%)	17 (17%)	12 (12%)	0	4
18	AR	68/88 (77%)	45 (66%)	16 (24%)	7 (10%)	0	6
18	CR	68/88 (77%)	45 (66%)	16 (24%)	7 (10%)	0	6
19	AS	77/93 (83%)	36 (47%)	30 (39%)	11 (14%)	0	3
19	CS	77/93 (83%)	36 (47%)	30 (39%)	11 (14%)	0	3
20	AT	97/106 (92%)	68 (70%)	18 (19%)	11 (11%)	0	5
20	CT	97/106 (92%)	68 (70%)	18 (19%)	11 (11%)	0	5

Continued on next page...

Continued from previous page...

Mol	Chain	Analysed	Favoured	Allowed	Outliers	Percentiles	
21	AU	23/27 (85%)	18 (78%)	3 (13%)	2 (9%)	1	8
21	CU	23/27 (85%)	18 (78%)	3 (13%)	2 (9%)	1	8
24	AY	349/351 (99%)	246 (70%)	70 (20%)	33 (10%)	0	7
24	CY	349/351 (99%)	256 (73%)	61 (18%)	32 (9%)	1	7
25	B0	74/85 (87%)	58 (78%)	10 (14%)	6 (8%)	1	9
25	D0	74/85 (87%)	58 (78%)	10 (14%)	6 (8%)	1	9
26	B1	92/98 (94%)	65 (71%)	15 (16%)	12 (13%)	0	3
26	D1	92/98 (94%)	72 (78%)	12 (13%)	8 (9%)	1	8
27	B2	69/72 (96%)	40 (58%)	17 (25%)	12 (17%)	0	2
27	D2	69/72 (96%)	39 (56%)	20 (29%)	10 (14%)	0	2
28	B3	58/60 (97%)	43 (74%)	9 (16%)	6 (10%)	0	6
28	D3	58/60 (97%)	43 (74%)	9 (16%)	6 (10%)	0	6
29	B4	29/71 (41%)	14 (48%)	11 (38%)	4 (14%)	0	3
29	D4	29/71 (41%)	14 (48%)	11 (38%)	4 (14%)	0	3
30	B5	57/60 (95%)	40 (70%)	7 (12%)	10 (18%)	0	1
30	D5	57/60 (95%)	40 (70%)	7 (12%)	10 (18%)	0	1
31	B6	43/54 (80%)	17 (40%)	12 (28%)	14 (33%)	0	0
31	D6	43/54 (80%)	17 (40%)	13 (30%)	13 (30%)	0	0
32	B7	47/49 (96%)	44 (94%)	3 (6%)	0	100	100
32	D7	47/49 (96%)	44 (94%)	3 (6%)	0	100	100
33	B8	62/65 (95%)	38 (61%)	15 (24%)	9 (14%)	0	2
33	D8	62/65 (95%)	38 (61%)	15 (24%)	9 (14%)	0	2
34	B9	34/37 (92%)	23 (68%)	11 (32%)	0	100	100
34	D9	34/37 (92%)	24 (71%)	10 (29%)	0	100	100
37	BC	183/229 (80%)	64 (35%)	71 (39%)	48 (26%)	0	0
37	DC	183/229 (80%)	65 (36%)	72 (39%)	46 (25%)	0	0
38	BD	270/276 (98%)	199 (74%)	39 (14%)	32 (12%)	0	4
38	DD	270/276 (98%)	198 (73%)	40 (15%)	32 (12%)	0	4
39	BE	203/206 (98%)	124 (61%)	45 (22%)	34 (17%)	0	2
39	DE	203/206 (98%)	123 (61%)	44 (22%)	36 (18%)	0	1
40	BF	206/210 (98%)	149 (72%)	33 (16%)	24 (12%)	0	4

Continued on next page...

Continued from previous page...

Mol	Chain	Analysed	Favoured	Allowed	Outliers	Percentiles	
40	DF	206/210 (98%)	149 (72%)	33 (16%)	24 (12%)	0	4
41	BG	179/182 (98%)	92 (51%)	54 (30%)	33 (18%)	0	1
41	DG	179/182 (98%)	107 (60%)	46 (26%)	26 (14%)	0	2
42	BH	158/180 (88%)	90 (57%)	38 (24%)	30 (19%)	0	1
42	DH	158/180 (88%)	91 (58%)	36 (23%)	31 (20%)	0	1
43	BI	144/148 (97%)	100 (69%)	28 (19%)	16 (11%)	0	5
45	BK	139/147 (95%)	88 (63%)	33 (24%)	18 (13%)	0	3
45	DK	139/147 (95%)	87 (63%)	34 (24%)	18 (13%)	0	3
46	BN	137/140 (98%)	97 (71%)	20 (15%)	20 (15%)	0	2
46	DN	137/140 (98%)	99 (72%)	18 (13%)	20 (15%)	0	2
47	BO	120/122 (98%)	97 (81%)	17 (14%)	6 (5%)	2	18
47	DO	120/122 (98%)	98 (82%)	14 (12%)	8 (7%)	1	12
48	BP	144/150 (96%)	68 (47%)	36 (25%)	40 (28%)	0	0
48	DP	144/150 (96%)	68 (47%)	36 (25%)	40 (28%)	0	0
49	BQ	139/141 (99%)	111 (80%)	19 (14%)	9 (6%)	1	12
49	DQ	139/141 (99%)	114 (82%)	16 (12%)	9 (6%)	1	12
50	BR	115/118 (98%)	72 (63%)	29 (25%)	14 (12%)	0	4
50	DR	115/118 (98%)	70 (61%)	31 (27%)	14 (12%)	0	4
51	BS	97/112 (87%)	55 (57%)	22 (23%)	20 (21%)	0	1
51	DS	97/112 (87%)	54 (56%)	22 (23%)	21 (22%)	0	1
52	BT	136/146 (93%)	84 (62%)	23 (17%)	29 (21%)	0	1
52	DT	136/146 (93%)	85 (62%)	22 (16%)	29 (21%)	0	1
53	BU	115/118 (98%)	78 (68%)	27 (24%)	10 (9%)	1	8
53	DU	115/118 (98%)	77 (67%)	28 (24%)	10 (9%)	1	8
54	BV	99/101 (98%)	72 (73%)	13 (13%)	14 (14%)	0	3
54	DV	99/101 (98%)	72 (73%)	14 (14%)	13 (13%)	0	3
55	BW	111/113 (98%)	83 (75%)	22 (20%)	6 (5%)	2	16
55	DW	111/113 (98%)	83 (75%)	22 (20%)	6 (5%)	2	16
56	BX	91/96 (95%)	75 (82%)	14 (15%)	2 (2%)	6	35
56	DX	91/96 (95%)	74 (81%)	16 (18%)	1 (1%)	14	50
57	BY	99/110 (90%)	46 (46%)	20 (20%)	33 (33%)	0	0

Continued on next page...

Continued from previous page...

Mol	Chain	Analysed	Favoured	Allowed	Outliers	Percentiles	
57	DY	99/110 (90%)	47 (48%)	20 (20%)	32 (32%)	0	0
58	BZ	175/206 (85%)	102 (58%)	41 (23%)	32 (18%)	0	1
58	DZ	175/206 (85%)	110 (63%)	36 (21%)	29 (17%)	0	2
59	DI	144/148 (97%)	81 (56%)	42 (29%)	21 (15%)	0	2
All	All	12652/13582 (93%)	8336 (66%)	2725 (22%)	1591 (13%)	0	4

All (1591) Ramachandran outliers are listed below:

Mol	Chain	Res	Type
2	AB	15	VAL
2	AB	20	GLU
2	AB	88	ALA
2	AB	95	GLN
2	AB	195	ASP
2	AB	238	LEU
3	AC	157	ILE
3	AC	168	ALA
3	AC	179	ARG
3	AC	207	VAL
4	AD	3	ARG
4	AD	14	ARG
4	AD	29	PRO
4	AD	30	LYS
4	AD	109	GLY
5	AE	73	ASN
5	AE	153	LYS
6	AF	39	LYS
6	AF	62	TRP
7	AG	77	SER
7	AG	155	ARG
8	AH	70	GLN
8	AH	71	GLY
9	AI	105	ASP
10	AJ	56	HIS
10	AJ	57	LYS
10	AJ	75	ILE
11	AK	89	ALA
12	AL	47	LYS
12	AL	106	ASP
13	AM	83	ASP
13	AM	113	PRO

Continued on next page...

Continued from previous page...

Mol	Chain	Res	Type
13	AM	117	VAL
14	AN	22	THR
14	AN	23	ARG
16	AP	24	ALA
16	AP	78	GLY
17	AQ	69	LYS
17	AQ	74	LEU
18	AR	45	SER
18	AR	87	ARG
19	AS	5	LEU
19	AS	10	PHE
19	AS	28	LYS
19	AS	80	TYR
20	AT	49	ALA
20	AT	99	LEU
24	AY	33	LEU
24	AY	52	ALA
24	AY	110	PRO
24	AY	160	PRO
24	AY	312	ARG
24	AY	338	ASP
25	B0	55	ARG
26	B1	45	ASN
26	B1	52	ARG
26	B1	83	GLU
26	B1	95	LEU
27	B2	43	GLN
27	B2	44	LEU
27	B2	47	ASN
27	B2	58	ALA
27	B2	68	ARG
28	B3	38	GLU
28	B3	49	LYS
29	B4	61	VAL
30	B5	4	HIS
30	B5	47	PRO
30	B5	49	CYS
30	B5	50	GLY
31	B6	17	LYS
31	B6	20	ASN
31	B6	28	ARG
31	B6	31	PRO

Continued on next page...

Continued from previous page...

Mol	Chain	Res	Type
31	B6	33	LYS
31	B6	52	VAL
33	B8	61	LEU
37	BC	38	ASP
37	BC	48	GLY
37	BC	123	VAL
37	BC	133	PRO
37	BC	140	PRO
37	BC	145	VAL
37	BC	151	GLU
37	BC	161	ILE
37	BC	172	HIS
37	BC	173	ALA
37	BC	174	PRO
37	BC	182	PRO
37	BC	195	ALA
37	BC	200	LYS
37	BC	214	VAL
37	BC	220	PRO
38	BD	26	LYS
38	BD	34	VAL
38	BD	35	LYS
38	BD	44	ASN
38	BD	236	GLY
38	BD	239	ARG
38	BD	244	ARG
38	BD	272	ALA
39	BE	4	ILE
39	BE	35	GLN
39	BE	54	GLN
39	BE	66	HIS
39	BE	68	ALA
39	BE	69	LYS
39	BE	83	ASP
39	BE	90	THR
39	BE	131	ALA
39	BE	132	HIS
39	BE	189	PRO
40	BF	2	LYS
40	BF	10	PRO
40	BF	11	VAL
40	BF	132	VAL

Continued on next page...

Continued from previous page...

Mol	Chain	Res	Type
40	BF	133	ASN
41	BG	6	ALA
41	BG	12	TYR
41	BG	75	LYS
41	BG	87	PRO
41	BG	109	VAL
41	BG	110	ALA
41	BG	117	PHE
41	BG	142	PRO
41	BG	145	THR
42	BH	20	ALA
42	BH	42	ARG
42	BH	83	TYR
42	BH	89	ILE
42	BH	90	LYS
42	BH	92	ILE
42	BH	127	GLU
42	BH	138	LYS
42	BH	155	SER
42	BH	156	ALA
42	BH	159	GLU
43	BI	14	ASP
43	BI	30	LEU
43	BI	33	ARG
43	BI	35	LEU
43	BI	86	THR
43	BI	89	TYR
43	BI	120	ILE
45	BK	5	VAL
45	BK	14	ALA
45	BK	18	THR
45	BK	88	ALA
45	BK	115	LEU
45	BK	116	ASN
46	BN	8	GLN
46	BN	63	THR
46	BN	83	LYS
46	BN	134	ARG
47	BO	50	GLY
48	BP	15	ARG
48	BP	31	ALA
48	BP	40	SER

Continued on next page...

Continued from previous page...

Mol	Chain	Res	Type
48	BP	52	GLU
48	BP	57	THR
48	BP	61	ARG
48	BP	65	ARG
48	BP	70	GLN
48	BP	71	VAL
48	BP	103	ALA
48	BP	108	LYS
48	BP	125	VAL
48	BP	141	ALA
48	BP	147	LEU
49	BQ	2	LEU
49	BQ	19	GLY
49	BQ	62	GLY
50	BR	8	ARG
50	BR	59	ASP
50	BR	82	GLU
50	BR	107	ASP
51	BS	18	ILE
51	BS	23	ARG
51	BS	53	SER
51	BS	59	LYS
51	BS	63	THR
51	BS	92	TYR
51	BS	97	ARG
51	BS	102	ALA
52	BT	18	ASP
52	BT	24	PRO
52	BT	27	THR
52	BT	28	VAL
52	BT	29	ARG
52	BT	30	VAL
52	BT	32	TYR
52	BT	40	THR
52	BT	58	ASN
52	BT	80	SER
52	BT	85	LYS
52	BT	105	LEU
52	BT	107	ASP
52	BT	136	GLN
53	BU	9	VAL
53	BU	25	TRP

Continued on next page...

Continued from previous page...

Mol	Chain	Res	Type
53	BU	32	PHE
53	BU	93	LYS
54	BV	16	PRO
54	BV	18	LEU
54	BV	46	VAL
57	BY	3	VAL
57	BY	7	VAL
57	BY	17	SER
57	BY	42	VAL
57	BY	49	VAL
57	BY	50	ARG
57	BY	52	SER
57	BY	63	LYS
57	BY	66	PRO
57	BY	77	PRO
57	BY	78	ALA
57	BY	81	LYS
57	BY	82	PRO
57	BY	96	ILE
58	BZ	64	GLY
58	BZ	81	ARG
58	BZ	105	VAL
58	BZ	108	PRO
58	BZ	109	ALA
58	BZ	135	GLU
58	BZ	141	VAL
58	BZ	152	ALA
58	BZ	171	ILE
2	CB	15	VAL
2	CB	20	GLU
2	CB	88	ALA
2	CB	95	GLN
2	CB	195	ASP
2	CB	238	LEU
3	CC	157	ILE
3	CC	168	ALA
3	CC	179	ARG
3	CC	207	VAL
4	CD	3	ARG
4	CD	14	ARG
4	CD	29	PRO
4	CD	30	LYS

Continued on next page...

Continued from previous page...

Mol	Chain	Res	Type
4	CD	109	GLY
5	CE	73	ASN
5	CE	153	LYS
6	CF	39	LYS
6	CF	62	TRP
7	CG	77	SER
7	CG	155	ARG
8	CH	70	GLN
8	CH	71	GLY
9	CI	105	ASP
10	CJ	57	LYS
10	CJ	75	ILE
11	CK	89	ALA
12	CL	47	LYS
12	CL	106	ASP
13	CM	49	THR
13	CM	83	ASP
13	CM	113	PRO
13	CM	117	VAL
14	CN	22	THR
14	CN	23	ARG
16	CP	24	ALA
16	CP	78	GLY
17	CQ	69	LYS
17	CQ	74	LEU
18	CR	45	SER
18	CR	87	ARG
19	CS	5	LEU
19	CS	10	PHE
19	CS	28	LYS
19	CS	80	TYR
20	CT	49	ALA
20	CT	99	LEU
24	CY	13	LEU
24	CY	45	ALA
24	CY	110	PRO
24	CY	264	THR
24	CY	302	VAL
24	CY	319	ASN
25	D0	55	ARG
26	D1	83	GLU
27	D2	44	LEU

Continued on next page...

Continued from previous page...

Mol	Chain	Res	Type
27	D2	45	SER
27	D2	47	ASN
27	D2	48	HIS
28	D3	38	GLU
28	D3	49	LYS
29	D4	61	VAL
30	D5	4	HIS
30	D5	38	ALA
30	D5	47	PRO
30	D5	49	CYS
30	D5	50	GLY
31	D6	17	LYS
31	D6	20	ASN
31	D6	28	ARG
31	D6	31	PRO
31	D6	33	LYS
31	D6	52	VAL
33	D8	61	LEU
37	DC	38	ASP
37	DC	48	GLY
37	DC	58	VAL
37	DC	123	VAL
37	DC	133	PRO
37	DC	140	PRO
37	DC	145	VAL
37	DC	151	GLU
37	DC	161	ILE
37	DC	172	HIS
37	DC	173	ALA
37	DC	174	PRO
37	DC	182	PRO
37	DC	195	ALA
37	DC	200	LYS
37	DC	214	VAL
37	DC	220	PRO
38	DD	26	LYS
38	DD	34	VAL
38	DD	35	LYS
38	DD	44	ASN
38	DD	236	GLY
38	DD	239	ARG
38	DD	244	ARG

Continued on next page...

Continued from previous page...

Mol	Chain	Res	Type
38	DD	272	ALA
39	DE	4	ILE
39	DE	35	GLN
39	DE	54	GLN
39	DE	66	HIS
39	DE	68	ALA
39	DE	69	LYS
39	DE	83	ASP
39	DE	90	THR
39	DE	131	ALA
39	DE	132	HIS
39	DE	189	PRO
40	DF	2	LYS
40	DF	10	PRO
40	DF	11	VAL
40	DF	132	VAL
40	DF	133	ASN
41	DG	6	ALA
41	DG	14	GLU
41	DG	43	LEU
41	DG	81	LYS
41	DG	84	LYS
41	DG	86	MET
41	DG	87	PRO
41	DG	115	ARG
41	DG	155	MET
41	DG	175	LEU
42	DH	20	ALA
42	DH	42	ARG
42	DH	83	TYR
42	DH	89	ILE
42	DH	90	LYS
42	DH	92	ILE
42	DH	127	GLU
42	DH	138	LYS
42	DH	155	SER
42	DH	156	ALA
42	DH	159	GLU
59	DI	8	PRO
59	DI	11	ASN
59	DI	12	LEU
59	DI	15	VAL

Continued on next page...

Continued from previous page...

Mol	Chain	Res	Type
59	DI	17	GLN
59	DI	75	LEU
59	DI	81	VAL
59	DI	97	ILE
59	DI	115	ALA
45	DK	5	VAL
45	DK	14	ALA
45	DK	18	THR
45	DK	88	ALA
45	DK	115	LEU
45	DK	116	ASN
46	DN	8	GLN
46	DN	47	ALA
46	DN	63	THR
46	DN	83	LYS
46	DN	125	GLY
46	DN	134	ARG
47	DO	50	GLY
48	DP	15	ARG
48	DP	31	ALA
48	DP	40	SER
48	DP	52	GLU
48	DP	57	THR
48	DP	61	ARG
48	DP	65	ARG
48	DP	70	GLN
48	DP	71	VAL
48	DP	103	ALA
48	DP	108	LYS
48	DP	125	VAL
48	DP	141	ALA
48	DP	147	LEU
49	DQ	2	LEU
49	DQ	19	GLY
50	DR	8	ARG
50	DR	59	ASP
50	DR	82	GLU
50	DR	107	ASP
51	DS	18	ILE
51	DS	23	ARG
51	DS	53	SER
51	DS	59	LYS

Continued on next page...

Continued from previous page...

Mol	Chain	Res	Type
51	DS	63	THR
51	DS	92	TYR
51	DS	97	ARG
51	DS	102	ALA
52	DT	18	ASP
52	DT	24	PRO
52	DT	27	THR
52	DT	28	VAL
52	DT	29	ARG
52	DT	30	VAL
52	DT	32	TYR
52	DT	40	THR
52	DT	58	ASN
52	DT	80	SER
52	DT	85	LYS
52	DT	105	LEU
52	DT	107	ASP
52	DT	136	GLN
53	DU	9	VAL
53	DU	25	TRP
53	DU	90	VAL
53	DU	93	LYS
54	DV	16	PRO
54	DV	18	LEU
54	DV	46	VAL
54	DV	53	GLU
57	DY	3	VAL
57	DY	7	VAL
57	DY	17	SER
57	DY	42	VAL
57	DY	49	VAL
57	DY	50	ARG
57	DY	52	SER
57	DY	63	LYS
57	DY	66	PRO
57	DY	77	PRO
57	DY	78	ALA
57	DY	81	LYS
57	DY	82	PRO
58	DZ	64	GLY
58	DZ	65	GLN
58	DZ	93	ASP

Continued on next page...

Continued from previous page...

Mol	Chain	Res	Type
58	DZ	108	PRO
58	DZ	109	ALA
58	DZ	112	ARG
58	DZ	120	ILE
58	DZ	136	PHE
58	DZ	152	ALA
58	DZ	166	SER
2	AB	9	GLU
2	AB	18	GLY
2	AB	24	TRP
2	AB	154	LEU
2	AB	194	PRO
3	AC	12	LEU
3	AC	16	ARG
3	AC	47	LEU
3	AC	51	GLY
3	AC	60	ALA
3	AC	61	ALA
3	AC	103	VAL
3	AC	104	GLN
3	AC	145	GLY
3	AC	181	ASN
4	AD	5	ILE
4	AD	15	GLU
4	AD	84	LYS
4	AD	129	ASN
4	AD	154	ASN
5	AE	11	ILE
5	AE	27	ARG
5	AE	49	PRO
5	AE	108	ALA
5	AE	137	GLU
6	AF	13	ASN
6	AF	34	GLY
7	AG	137	LYS
7	AG	149	ARG
8	AH	6	ILE
8	AH	86	ILE
8	AH	104	ARG
8	AH	111	ILE
9	AI	44	VAL
9	AI	56	LEU

Continued on next page...

Continued from previous page...

Mol	Chain	Res	Type
10	AJ	24	VAL
10	AJ	36	GLY
10	AJ	51	ARG
10	AJ	59	SER
12	AL	28	LYS
12	AL	82	VAL
12	AL	89	ARG
12	AL	115	LYS
13	AM	4	ILE
13	AM	6	GLY
13	AM	49	THR
13	AM	100	GLY
13	AM	116	THR
13	AM	120	LYS
14	AN	15	LYS
14	AN	16	PHE
14	AN	29	ARG
14	AN	52	GLN
15	AO	16	ALA
15	AO	26	GLU
16	AP	48	TRP
16	AP	63	GLY
16	AP	65	GLN
17	AQ	33	GLY
17	AQ	34	LYS
17	AQ	82	MET
18	AR	37	VAL
19	AS	26	GLY
19	AS	30	LEU
19	AS	44	MET
20	AT	47	GLY
20	AT	95	ALA
20	AT	100	ILE
24	AY	11	GLU
24	AY	36	PRO
24	AY	53	ALA
24	AY	107	LEU
24	AY	113	GLU
24	AY	159	GLY
24	AY	319	ASN
24	AY	342	MET
24	AY	353	ALA

Continued on next page...

Continued from previous page...

Mol	Chain	Res	Type
25	B0	11	ARG
25	B0	13	GLY
25	B0	15	ASP
26	B1	30	VAL
26	B1	84	GLY
26	B1	85	LEU
27	B2	57	ILE
28	B3	3	ARG
28	B3	4	LEU
28	B3	51	ALA
29	B4	50	THR
29	B4	65	CYS
30	B5	38	ALA
30	B5	48	GLU
30	B5	56	LYS
30	B5	57	VAL
31	B6	15	GLU
31	B6	16	CYS
31	B6	23	THR
31	B6	34	LEU
31	B6	35	GLU
31	B6	41	PRO
33	B8	32	LEU
33	B8	34	TRP
33	B8	37	SER
33	B8	40	GLU
33	B8	64	TYR
37	BC	58	VAL
37	BC	77	ILE
37	BC	121	GLY
37	BC	129	ARG
37	BC	131	LEU
37	BC	156	ILE
37	BC	171	ILE
37	BC	175	VAL
37	BC	193	ILE
37	BC	215	THR
38	BD	156	ALA
38	BD	198	ASN
38	BD	202	LYS
38	BD	246	PRO
38	BD	267	SER

Continued on next page...

Continued from previous page...

Mol	Chain	Res	Type
39	BE	2	LYS
39	BE	53	PRO
39	BE	57	LYS
39	BE	71	GLY
39	BE	76	ARG
39	BE	77	ILE
39	BE	88	GLY
39	BE	118	LYS
39	BE	186	GLY
39	BE	187	ALA
39	BE	190	GLY
40	BF	3	GLU
40	BF	21	ALA
40	BF	22	ALA
40	BF	24	LEU
40	BF	122	LYS
40	BF	130	ALA
40	BF	131	GLY
40	BF	134	GLY
41	BG	7	LEU
41	BG	13	GLU
41	BG	76	SER
41	BG	83	ARG
41	BG	116	ASP
42	BH	13	LYS
42	BH	36	PRO
42	BH	46	GLU
42	BH	95	ARG
42	BH	114	VAL
42	BH	157	TYR
45	BK	31	GLY
45	BK	50	ASP
46	BN	36	GLY
46	BN	47	ALA
46	BN	57	ALA
46	BN	58	ASP
46	BN	59	LYS
46	BN	64	GLY
46	BN	125	GLY
46	BN	129	PRO
47	BO	26	LYS
47	BO	29	ASN

Continued on next page...

Continued from previous page...

Mol	Chain	Res	Type
48	BP	11	GLY
48	BP	17	LYS
48	BP	19	VAL
48	BP	34	GLY
48	BP	46	LYS
48	BP	49	ARG
48	BP	109	GLY
48	BP	139	LYS
49	BQ	115	MET
50	BR	31	HIS
50	BR	42	LYS
51	BS	14	VAL
51	BS	90	GLY
51	BS	96	GLY
51	BS	104	GLY
52	BT	2	ASN
52	BT	35	LYS
52	BT	41	ARG
52	BT	83	ILE
52	BT	101	PHE
52	BT	119	LYS
52	BT	129	ARG
53	BU	90	VAL
54	BV	19	LYS
54	BV	22	VAL
54	BV	40	LEU
54	BV	53	GLU
54	BV	54	GLY
55	BW	11	ARG
55	BW	67	ASP
56	BX	22	ALA
57	BY	29	GLU
57	BY	48	ALA
57	BY	53	PRO
57	BY	69	ALA
57	BY	75	ILE
57	BY	90	LEU
57	BY	92	ASN
58	BZ	12	GLY
58	BZ	31	ARG
58	BZ	122	ARG
58	BZ	139	VAL

Continued on next page...

Continued from previous page...

Mol	Chain	Res	Type
58	BZ	151	HIS
58	BZ	165	VAL
2	CB	9	GLU
2	CB	18	GLY
2	CB	24	TRP
2	CB	154	LEU
2	CB	194	PRO
2	CB	221	LEU
3	CC	12	LEU
3	CC	16	ARG
3	CC	47	LEU
3	CC	51	GLY
3	CC	60	ALA
3	CC	61	ALA
3	CC	103	VAL
3	CC	104	GLN
3	CC	145	GLY
3	CC	181	ASN
4	CD	5	ILE
4	CD	15	GLU
4	CD	129	ASN
4	CD	154	ASN
5	CE	11	ILE
5	CE	27	ARG
5	CE	49	PRO
5	CE	108	ALA
5	CE	137	GLU
6	CF	13	ASN
6	CF	34	GLY
7	CG	16	LEU
7	CG	137	LYS
7	CG	149	ARG
8	CH	86	ILE
8	CH	104	ARG
8	CH	111	ILE
9	CI	44	VAL
9	CI	56	LEU
10	CJ	24	VAL
10	CJ	36	GLY
10	CJ	51	ARG
10	CJ	56	HIS
10	CJ	59	SER

Continued on next page...

Continued from previous page...

Mol	Chain	Res	Type
12	CL	82	VAL
12	CL	89	ARG
12	CL	115	LYS
13	CM	4	ILE
13	CM	6	GLY
13	CM	100	GLY
13	CM	116	THR
13	CM	120	LYS
14	CN	15	LYS
14	CN	16	PHE
14	CN	29	ARG
14	CN	52	GLN
15	CO	16	ALA
15	CO	26	GLU
16	CP	40	ASP
16	CP	48	TRP
16	CP	63	GLY
16	CP	65	GLN
17	CQ	33	GLY
17	CQ	34	LYS
17	CQ	82	MET
18	CR	37	VAL
19	CS	26	GLY
19	CS	30	LEU
19	CS	44	MET
20	CT	47	GLY
20	CT	95	ALA
20	CT	100	ILE
24	CY	12	GLY
24	CY	126	GLY
24	CY	324	HIS
24	CY	341	LEU
25	D0	11	ARG
25	D0	13	GLY
26	D1	45	ASN
26	D1	53	VAL
26	D1	85	LEU
27	D2	17	SER
27	D2	43	GLN
28	D3	3	ARG
28	D3	4	LEU
28	D3	51	ALA

Continued on next page...

Continued from previous page...

Mol	Chain	Res	Type
29	D4	50	THR
29	D4	65	CYS
30	D5	48	GLU
30	D5	56	LYS
30	D5	57	VAL
31	D6	15	GLU
31	D6	16	CYS
31	D6	23	THR
31	D6	34	LEU
31	D6	35	GLU
31	D6	41	PRO
33	D8	32	LEU
33	D8	34	TRP
33	D8	37	SER
33	D8	40	GLU
33	D8	64	TYR
37	DC	77	ILE
37	DC	121	GLY
37	DC	129	ARG
37	DC	131	LEU
37	DC	156	ILE
37	DC	170	ALA
37	DC	171	ILE
37	DC	175	VAL
37	DC	193	ILE
37	DC	215	THR
38	DD	156	ALA
38	DD	198	ASN
38	DD	202	LYS
38	DD	246	PRO
38	DD	267	SER
39	DE	2	LYS
39	DE	53	PRO
39	DE	57	LYS
39	DE	71	GLY
39	DE	76	ARG
39	DE	77	ILE
39	DE	88	GLY
39	DE	118	LYS
39	DE	186	GLY
39	DE	187	ALA
39	DE	190	GLY

Continued on next page...

Continued from previous page...

Mol	Chain	Res	Type
40	DF	3	GLU
40	DF	21	ALA
40	DF	22	ALA
40	DF	24	LEU
40	DF	122	LYS
40	DF	130	ALA
40	DF	131	GLY
40	DF	134	GLY
41	DG	21	ARG
41	DG	42	GLY
41	DG	79	ASN
41	DG	126	ASP
42	DH	13	LYS
42	DH	36	PRO
42	DH	46	GLU
42	DH	95	ARG
42	DH	114	VAL
42	DH	157	TYR
59	DI	34	GLY
59	DI	112	LYS
45	DK	31	GLY
45	DK	50	ASP
46	DN	57	ALA
46	DN	58	ASP
46	DN	59	LYS
46	DN	64	GLY
46	DN	129	PRO
47	DO	26	LYS
47	DO	29	ASN
48	DP	11	GLY
48	DP	17	LYS
48	DP	19	VAL
48	DP	34	GLY
48	DP	46	LYS
48	DP	49	ARG
48	DP	109	GLY
48	DP	139	LYS
49	DQ	62	GLY
49	DQ	115	MET
50	DR	42	LYS
51	DS	14	VAL
51	DS	90	GLY

Continued on next page...

Continued from previous page...

Mol	Chain	Res	Type
51	DS	96	GLY
52	DT	2	ASN
52	DT	35	LYS
52	DT	41	ARG
52	DT	83	ILE
52	DT	101	PHE
52	DT	119	LYS
52	DT	129	ARG
53	DU	32	PHE
54	DV	19	LYS
54	DV	22	VAL
54	DV	35	LEU
54	DV	40	LEU
54	DV	54	GLY
55	DW	11	ARG
55	DW	67	ASP
56	DX	22	ALA
57	DY	29	GLU
57	DY	48	ALA
57	DY	53	PRO
57	DY	69	ALA
57	DY	75	ILE
57	DY	90	LEU
57	DY	92	ASN
57	DY	96	ILE
58	DZ	56	VAL
58	DZ	62	PRO
58	DZ	63	ASP
58	DZ	110	GLY
58	DZ	168	GLU
58	DZ	177	PRO
2	AB	78	GLN
2	AB	98	LEU
2	AB	110	GLN
2	AB	221	LEU
3	AC	20	SER
3	AC	101	LEU
3	AC	150	LYS
4	AD	40	PRO
4	AD	160	GLN
4	AD	168	ARG
5	AE	136	MET

Continued on next page...

Continued from previous page...

Mol	Chain	Res	Type
5	AE	147	ASP
6	AF	43	LEU
7	AG	7	ALA
7	AG	16	LEU
7	AG	58	PRO
7	AG	121	ALA
8	AH	22	GLU
8	AH	34	GLU
8	AH	105	ARG
8	AH	121	ASP
8	AH	133	LEU
9	AI	11	LYS
9	AI	60	ASP
9	AI	90	PRO
9	AI	91	ASP
9	AI	94	ALA
10	AJ	54	PHE
10	AJ	93	GLY
12	AL	27	LEU
13	AM	68	GLY
13	AM	90	LEU
15	AO	86	GLY
16	AP	40	ASP
17	AQ	3	LYS
17	AQ	25	ARG
17	AQ	31	LEU
19	AS	81	ARG
20	AT	74	LYS
20	AT	75	ASN
24	AY	12	GLY
24	AY	28	GLU
24	AY	34	GLU
24	AY	101	LEU
24	AY	139	MET
24	AY	143	PHE
25	B0	41	ARG
25	B0	72	ARG
26	B1	55	GLY
27	B2	10	LEU
27	B2	48	HIS
28	B3	48	GLU
30	B5	36	CYS

Continued on next page...

Continued from previous page...

Mol	Chain	Res	Type
33	B8	31	HIS
33	B8	46	ARG
37	BC	57	ASN
37	BC	70	LYS
37	BC	80	GLY
37	BC	153	ILE
37	BC	170	ALA
37	BC	199	HIS
37	BC	203	GLY
37	BC	205	LYS
37	BC	209	LEU
37	BC	213	TYR
38	BD	52	ARG
38	BD	162	SER
38	BD	169	GLU
38	BD	208	LYS
38	BD	224	ALA
38	BD	263	ARG
39	BE	18	ASP
39	BE	29	GLY
39	BE	52	LEU
39	BE	82	ARG
40	BF	26	ALA
40	BF	84	VAL
40	BF	89	VAL
40	BF	145	GLU
41	BG	30	GLU
41	BG	62	LEU
41	BG	106	LEU
41	BG	112	PRO
41	BG	151	ALA
41	BG	179	PRO
42	BH	84	SER
42	BH	115	VAL
43	BI	5	LEU
43	BI	34	GLY
43	BI	114	LEU
45	BK	126	MET
46	BN	88	GLU
46	BN	89	LYS
47	BO	5	GLN
47	BO	48	PRO

Continued on next page...

Continued from previous page...

Mol	Chain	Res	Type
48	BP	18	ARG
48	BP	88	LEU
48	BP	90	ARG
48	BP	107	LYS
48	BP	135	LEU
49	BQ	6	ARG
49	BQ	49	ALA
50	BR	14	SER
50	BR	32	GLY
50	BR	78	LYS
50	BR	102	GLU
51	BS	42	ASP
51	BS	88	ASP
51	BS	89	ARG
51	BS	107	GLU
52	BT	33	LYS
52	BT	81	PRO
52	BT	103	ARG
53	BU	87	GLY
54	BV	24	LYS
54	BV	35	LEU
55	BW	111	HIS
57	BY	38	ILE
58	BZ	65	GLN
58	BZ	93	ASP
58	BZ	101	PRO
58	BZ	119	GLU
58	BZ	172	ALA
58	BZ	177	PRO
2	CB	78	GLN
2	CB	98	LEU
2	CB	110	GLN
3	CC	20	SER
3	CC	101	LEU
3	CC	150	LYS
4	CD	40	PRO
4	CD	84	LYS
4	CD	168	ARG
4	CD	200	GLU
5	CE	147	ASP
6	CF	43	LEU
7	CG	7	ALA

Continued on next page...

Continued from previous page...

Mol	Chain	Res	Type
7	CG	58	PRO
7	CG	121	ALA
8	CH	6	ILE
8	CH	22	GLU
8	CH	34	GLU
8	CH	105	ARG
8	CH	121	ASP
8	CH	133	LEU
9	CI	11	LYS
9	CI	90	PRO
9	CI	91	ASP
9	CI	94	ALA
10	CJ	46	ARG
10	CJ	54	PHE
12	CL	27	LEU
12	CL	28	LYS
13	CM	90	LEU
15	CO	86	GLY
17	CQ	3	LYS
17	CQ	25	ARG
17	CQ	31	LEU
17	CQ	81	ARG
20	CT	74	LYS
20	CT	75	ASN
24	CY	16	TYR
24	CY	32	ARG
24	CY	69	LEU
24	CY	144	ALA
24	CY	160	PRO
24	CY	199	GLY
24	CY	308	GLY
25	D0	15	ASP
25	D0	41	ARG
25	D0	72	ARG
27	D2	3	LEU
30	D5	36	CYS
37	DC	57	ASN
37	DC	70	LYS
37	DC	80	GLY
37	DC	153	ILE
37	DC	199	HIS
37	DC	203	GLY

Continued on next page...

Continued from previous page...

Mol	Chain	Res	Type
37	DC	205	LYS
37	DC	209	LEU
37	DC	213	TYR
38	DD	56	GLY
38	DD	162	SER
38	DD	169	GLU
38	DD	208	LYS
38	DD	224	ALA
38	DD	263	ARG
39	DE	18	ASP
39	DE	29	GLY
39	DE	52	LEU
39	DE	82	ARG
40	DF	26	ALA
40	DF	84	VAL
40	DF	145	GLU
41	DG	117	PHE
41	DG	171	ALA
41	DG	174	GLU
42	DH	84	SER
59	DI	9	LEU
59	DI	14	ASP
59	DI	63	ALA
59	DI	72	LEU
59	DI	116	LEU
59	DI	134	PRO
45	DK	126	MET
46	DN	36	GLY
46	DN	76	SER
46	DN	88	GLU
46	DN	89	LYS
47	DO	5	GLN
48	DP	18	ARG
48	DP	88	LEU
48	DP	90	ARG
48	DP	107	LYS
48	DP	135	LEU
49	DQ	6	ARG
49	DQ	49	ALA
50	DR	14	SER
50	DR	31	HIS
50	DR	32	GLY

Continued on next page...

Continued from previous page...

Mol	Chain	Res	Type
50	DR	78	LYS
50	DR	102	GLU
51	DS	88	ASP
51	DS	89	ARG
51	DS	104	GLY
51	DS	107	GLU
52	DT	33	LYS
52	DT	81	PRO
52	DT	103	ARG
52	DT	132	LYS
54	DV	24	LYS
55	DW	111	HIS
57	DY	38	ILE
58	DZ	34	ASN
58	DZ	146	ILE
2	AB	130	ARG
2	AB	189	ASP
3	AC	81	GLY
3	AC	146	ALA
4	AD	9	CYS
4	AD	166	LYS
4	AD	191	ARG
6	AF	14	LEU
10	AJ	46	ARG
12	AL	48	PRO
12	AL	121	GLY
16	AP	26	ARG
16	AP	58	TYR
17	AQ	81	ARG
18	AR	47	THR
20	AT	25	ARG
20	AT	46	GLU
20	AT	96	GLY
21	AU	3	LYS
21	AU	9	ARG
24	AY	43	GLU
24	AY	180	LEU
24	AY	337	LEU
24	AY	340	ASP
26	B1	51	VAL
26	B1	53	VAL
26	B1	54	ALA

Continued on next page...

Continued from previous page...

Mol	Chain	Res	Type
37	BC	52	ARG
37	BC	64	LEU
37	BC	208	PHE
38	BD	56	GLY
38	BD	123	ALA
38	BD	132	PRO
38	BD	206	LEU
39	BE	17	ASP
39	BE	61	ARG
41	BG	3	LEU
41	BG	10	LYS
41	BG	16	ARG
41	BG	63	ILE
41	BG	81	LYS
41	BG	86	MET
42	BH	29	PRO
42	BH	119	GLU
42	BH	145	ALA
42	BH	160	LYS
42	BH	166	GLY
43	BI	13	GLY
45	BK	42	ASN
45	BK	63	ARG
45	BK	89	HIS
46	BN	6	PRO
46	BN	66	LYS
46	BN	76	SER
46	BN	127	ASP
48	BP	10	PRO
48	BP	14	LYS
48	BP	42	SER
48	BP	84	ASN
48	BP	99	LEU
49	BQ	20	ALA
50	BR	5	LYS
50	BR	106	GLY
51	BS	17	ARG
51	BS	78	LEU
52	BT	68	TYR
52	BT	82	LEU
52	BT	88	ILE
52	BT	132	LYS

Continued on next page...

Continued from previous page...

Mol	Chain	Res	Type
53	BU	86	ALA
54	BV	26	ASP
57	BY	31	LEU
57	BY	39	VAL
57	BY	62	GLU
57	BY	74	PRO
58	BZ	30	ASN
58	BZ	134	PRO
2	CB	130	ARG
2	CB	189	ASP
3	CC	146	ALA
4	CD	9	CYS
4	CD	160	GLN
4	CD	166	LYS
4	CD	191	ARG
5	CE	128	PRO
5	CE	136	MET
6	CF	14	LEU
9	CI	60	ASP
10	CJ	93	GLY
11	CK	48	ILE
12	CL	48	PRO
13	CM	68	GLY
16	CP	58	TYR
18	CR	47	THR
18	CR	66	LEU
19	CS	81	ARG
20	CT	25	ARG
20	CT	46	GLU
20	CT	96	GLY
21	CU	9	ARG
24	CY	11	GLU
24	CY	31	ARG
24	CY	36	PRO
24	CY	46	ARG
24	CY	100	GLU
24	CY	146	ARG
24	CY	191	ARG
24	CY	298	LEU
24	CY	320	TYR
24	CY	328	LEU
26	D1	30	VAL

Continued on next page...

Continued from previous page...

Mol	Chain	Res	Type
26	D1	64	ALA
26	D1	69	LYS
27	D2	35	LEU
30	D5	51	TYR
31	D6	22	ALA
33	D8	31	HIS
37	DC	64	LEU
37	DC	208	PHE
38	DD	52	ARG
38	DD	123	ALA
38	DD	132	PRO
38	DD	188	GLU
38	DD	206	LEU
39	DE	17	ASP
39	DE	61	ARG
40	DF	16	GLY
40	DF	89	VAL
41	DG	82	LEU
41	DG	104	GLU
42	DH	29	PRO
42	DH	115	VAL
42	DH	119	GLU
42	DH	145	ALA
42	DH	160	LYS
59	DI	35	LEU
59	DI	48	GLU
59	DI	89	TYR
45	DK	42	ASN
45	DK	63	ARG
45	DK	89	HIS
46	DN	6	PRO
46	DN	62	VAL
46	DN	127	ASP
47	DO	48	PRO
47	DO	101	PRO
48	DP	10	PRO
48	DP	14	LYS
48	DP	42	SER
48	DP	84	ASN
48	DP	99	LEU
48	DP	129	ALA
50	DR	5	LYS

Continued on next page...

Continued from previous page...

Mol	Chain	Res	Type
50	DR	106	GLY
51	DS	17	ARG
51	DS	42	ASP
52	DT	68	TYR
52	DT	82	LEU
52	DT	88	ILE
53	DU	86	ALA
53	DU	87	GLY
54	DV	26	ASP
57	DY	26	LYS
57	DY	31	LEU
57	DY	39	VAL
57	DY	62	GLU
57	DY	74	PRO
58	DZ	45	ASP
58	DZ	78	LYS
58	DZ	101	PRO
58	DZ	113	ALA
58	DZ	119	GLU
58	DZ	172	ALA
2	AB	181	PHE
2	AB	236	TYR
3	AC	29	TYR
4	AD	31	CYS
4	AD	99	SER
4	AD	105	VAL
4	AD	172	PRO
4	AD	181	MET
4	AD	200	GLU
5	AE	52	PRO
5	AE	105	VAL
5	AE	128	PRO
5	AE	140	ARG
7	AG	115	ARG
9	AI	38	GLN
9	AI	49	PRO
9	AI	71	SER
10	AJ	33	GLN
10	AJ	82	ILE
11	AK	48	ILE
13	AM	21	TYR
13	AM	60	VAL

Continued on next page...

Continued from previous page...

Mol	Chain	Res	Type
13	AM	106	ASN
14	AN	13	THR
15	AO	24	SER
17	AQ	46	ASP
17	AQ	56	VAL
18	AR	36	ASN
18	AR	63	GLN
18	AR	66	LEU
24	AY	14	ARG
27	B2	17	SER
30	B5	51	TYR
31	B6	22	ALA
37	BC	21	THR
37	BC	78	ALA
37	BC	95	GLY
38	BD	64	ILE
38	BD	79	VAL
38	BD	188	GLU
38	BD	222	ARG
39	BE	45	THR
40	BF	9	ILE
40	BF	136	THR
40	BF	165	ARG
41	BG	43	LEU
41	BG	74	LYS
41	BG	140	ILE
42	BH	39	PRO
42	BH	93	GLY
45	BK	8	VAL
45	BK	13	PRO
45	BK	22	PRO
45	BK	36	GLU
45	BK	91	PRO
47	BO	101	PRO
48	BP	9	ASN
48	BP	33	ARG
48	BP	115	LEU
48	BP	129	ALA
49	BQ	136	ALA
50	BR	45	ARG
50	BR	117	VAL
51	BS	83	LYS

Continued on next page...

Continued from previous page...

Mol	Chain	Res	Type
53	BU	79	PHE
54	BV	3	ALA
54	BV	23	GLU
54	BV	31	ALA
55	BW	6	ILE
57	BY	9	LYS
57	BY	26	LYS
57	BY	55	TYR
57	BY	67	LEU
58	BZ	27	VAL
58	BZ	166	SER
2	CB	181	PHE
2	CB	236	TYR
3	CC	81	GLY
4	CD	99	SER
4	CD	172	PRO
4	CD	181	MET
5	CE	52	PRO
5	CE	105	VAL
7	CG	115	ARG
9	CI	38	GLN
9	CI	49	PRO
9	CI	71	SER
9	CI	107	ARG
10	CJ	33	GLN
10	CJ	82	ILE
11	CK	121	PRO
12	CL	121	GLY
13	CM	21	TYR
13	CM	60	VAL
13	CM	106	ASN
14	CN	13	THR
15	CO	24	SER
16	CP	26	ARG
17	CQ	46	ASP
17	CQ	56	VAL
18	CR	36	ASN
24	CY	40	ASN
24	CY	255	PRO
24	CY	337	LEU
27	D2	36	ARG
28	D3	48	GLU

Continued on next page...

Continued from previous page...

Mol	Chain	Res	Type
33	D8	46	ARG
37	DC	21	THR
37	DC	52	ARG
37	DC	78	ALA
37	DC	95	GLY
38	DD	64	ILE
38	DD	79	VAL
39	DE	45	THR
39	DE	98	PRO
39	DE	185	LYS
40	DF	9	ILE
40	DF	136	THR
40	DF	165	ARG
40	DF	172	TRP
41	DG	30	GLU
41	DG	52	ILE
41	DG	110	ALA
41	DG	127	GLY
42	DH	25	LYS
42	DH	39	PRO
42	DH	93	GLY
42	DH	166	GLY
59	DI	96	ASP
45	DK	13	PRO
45	DK	22	PRO
45	DK	23	VAL
45	DK	36	GLU
46	DN	66	LYS
48	DP	9	ASN
48	DP	35	HIS
48	DP	115	LEU
48	DP	137	LYS
49	DQ	20	ALA
49	DQ	78	PRO
49	DQ	136	ALA
50	DR	45	ARG
51	DS	83	LYS
51	DS	94	TYR
52	DT	36	GLU
53	DU	79	PHE
54	DV	3	ALA
54	DV	23	GLU

Continued on next page...

Continued from previous page...

Mol	Chain	Res	Type
55	DW	6	ILE
55	DW	93	ALA
57	DY	55	TYR
57	DY	67	LEU
58	DZ	151	HIS
9	AI	107	ARG
11	AK	121	PRO
17	AQ	30	PRO
19	AS	19	VAL
19	AS	59	PRO
24	AY	81	ALA
24	AY	305	ILE
26	B1	87	PRO
27	B2	71	ASN
31	B6	46	HIS
33	B8	52	LYS
37	BC	19	VAL
37	BC	61	THR
37	BC	89	ALA
37	BC	212	VAL
39	BE	98	PRO
40	BF	172	TRP
41	BG	46	ALA
41	BG	84	LYS
42	BH	25	LYS
42	BH	56	SER
42	BH	101	ARG
43	BI	115	ALA
43	BI	119	PRO
45	BK	23	VAL
46	BN	62	VAL
48	BP	35	HIS
48	BP	68	GLN
48	BP	137	LYS
51	BS	58	LEU
52	BT	36	GLU
53	BU	62	ILE
55	BW	93	ALA
56	BX	40	LYS
58	BZ	14	LYS
58	BZ	80	ARG
58	BZ	115	GLY

Continued on next page...

Continued from previous page...

Mol	Chain	Res	Type
4	CD	7	PRO
4	CD	105	VAL
5	CE	140	ARG
14	CN	17	LYS
17	CQ	30	PRO
18	CR	63	GLN
19	CS	19	VAL
19	CS	59	PRO
21	CU	3	LYS
33	D8	52	LYS
37	DC	19	VAL
37	DC	212	VAL
41	DG	12	TYR
41	DG	50	ALA
41	DG	109	VAL
42	DH	56	SER
42	DH	101	ARG
45	DK	8	VAL
45	DK	91	PRO
48	DP	33	ARG
48	DP	68	GLN
50	DR	117	VAL
51	DS	58	LEU
53	DU	62	ILE
57	DY	9	LYS
58	DZ	82	ARG
58	DZ	114	GLY
3	AC	114	PRO
4	AD	7	PRO
8	AH	57	PRO
16	AP	30	GLY
24	AY	214	VAL
24	AY	241	GLY
27	B2	18	PRO
37	BC	103	ILE
38	BD	125	ILE
39	BE	43	GLY
40	BF	16	GLY
41	BG	122	PRO
42	BH	19	VAL
53	BU	65	ILE
58	BZ	61	LEU

Continued on next page...

Continued from previous page...

Mol	Chain	Res	Type
58	BZ	110	GLY
3	CC	114	PRO
8	CH	57	PRO
19	CS	45	VAL
37	DC	103	ILE
42	DH	19	VAL
53	DU	65	ILE
55	DW	12	ILE
11	AK	35	PRO
19	AS	45	VAL
20	AT	97	ALA
24	AY	20	PRO
39	BE	56	PRO
39	BE	75	VAL
40	BF	65	TRP
41	BG	101	ILE
43	BI	134	PRO
46	BN	40	PRO
49	BQ	78	PRO
55	BW	12	ILE
57	BY	37	VAL
58	BZ	71	VAL
11	CK	35	PRO
20	CT	97	ALA
24	CY	333	PRO
38	DD	125	ILE
38	DD	271	ILE
39	DE	33	VAL
39	DE	43	GLY
39	DE	56	PRO
39	DE	75	VAL
24	AY	220	VAL
27	B2	6	VAL
37	BC	169	GLY
38	BD	243	GLY
38	BD	271	ILE
58	BZ	111	VAL
7	CG	9	VAL
27	D2	42	GLY
37	DC	169	GLY
38	DD	11	PRO
38	DD	243	GLY

Continued on next page...

Continued from previous page...

Mol	Chain	Res	Type
40	DF	65	TRP
46	DN	40	PRO
47	DO	35	VAL
47	DO	98	VAL
57	DY	37	VAL
58	DZ	95	PRO
3	AC	55	VAL
3	AC	174	PRO
5	AE	70	PRO
5	AE	154	GLY
6	AF	96	PRO
7	AG	9	VAL
7	AG	17	VAL
24	AY	199	GLY
38	BD	249	PRO
40	BF	25	PRO
43	BI	16	GLY
57	BY	80	GLY
57	BY	98	VAL
2	CB	159	PRO
2	CB	239	VAL
5	CE	154	GLY
6	CF	96	PRO
24	CY	214	VAL
26	D1	84	GLY
38	DD	249	PRO
39	DE	73	GLU
40	DF	25	PRO
51	DS	108	GLY
57	DY	98	VAL
2	AB	239	VAL
17	AQ	77	VAL
29	B4	37	PRO
39	BE	33	VAL
43	BI	80	PRO
3	CC	55	VAL
3	CC	174	PRO
5	CE	70	PRO
7	CG	17	VAL
16	CP	30	GLY
29	D4	37	PRO
42	DH	52	VAL

Continued on next page...

Continued from previous page...

Mol	Chain	Res	Type
58	DZ	130	PRO
48	BP	48	PRO
48	DP	48	PRO
38	BD	245	PRO
38	DD	245	PRO

5.3.2 Protein sidechains [i](#)

In the following table, the Percentiles column shows the percent sidechain outliers of the chain as a percentile score with respect to all X-ray entries followed by that with respect to entries of similar resolution.

The Analysed column shows the number of residues for which the sidechain conformation was analysed, and the total number of residues.

Mol	Chain	Analysed	Rotameric	Outliers	Percentiles	
2	AB	202/220 (92%)	184 (91%)	18 (9%)	9	36
2	CB	202/220 (92%)	184 (91%)	18 (9%)	9	36
3	AC	160/188 (85%)	149 (93%)	11 (7%)	15	47
3	CC	160/188 (85%)	150 (94%)	10 (6%)	18	50
4	AD	180/181 (99%)	159 (88%)	21 (12%)	5	24
4	CD	180/181 (99%)	159 (88%)	21 (12%)	5	24
5	AE	115/123 (94%)	103 (90%)	12 (10%)	7	29
5	CE	115/123 (94%)	101 (88%)	14 (12%)	5	22
6	AF	90/90 (100%)	86 (96%)	4 (4%)	28	61
6	CF	90/90 (100%)	86 (96%)	4 (4%)	28	61
7	AG	126/127 (99%)	117 (93%)	9 (7%)	14	46
7	CG	126/127 (99%)	118 (94%)	8 (6%)	18	50
8	AH	119/119 (100%)	105 (88%)	14 (12%)	5	23
8	CH	119/119 (100%)	105 (88%)	14 (12%)	5	23
9	AI	98/99 (99%)	88 (90%)	10 (10%)	7	30
9	CI	98/99 (99%)	88 (90%)	10 (10%)	7	30
10	AJ	88/92 (96%)	78 (89%)	10 (11%)	5	24
10	CJ	88/92 (96%)	78 (89%)	10 (11%)	5	24
11	AK	90/99 (91%)	84 (93%)	6 (7%)	16	48
11	CK	90/99 (91%)	84 (93%)	6 (7%)	16	48

Continued on next page...

Continued from previous page...

Mol	Chain	Analysed	Rotameric	Outliers	Percentiles	
12	AL	104/109 (95%)	98 (94%)	6 (6%)	20	52
12	CL	104/109 (95%)	96 (92%)	8 (8%)	13	42
13	AM	96/101 (95%)	83 (86%)	13 (14%)	4	19
13	CM	96/101 (95%)	83 (86%)	13 (14%)	4	19
14	AN	49/50 (98%)	46 (94%)	3 (6%)	18	51
14	CN	49/50 (98%)	46 (94%)	3 (6%)	18	51
15	AO	79/80 (99%)	76 (96%)	3 (4%)	33	64
15	CO	79/80 (99%)	76 (96%)	3 (4%)	33	64
16	AP	72/74 (97%)	64 (89%)	8 (11%)	6	26
16	CP	72/74 (97%)	64 (89%)	8 (11%)	6	26
17	AQ	94/97 (97%)	92 (98%)	2 (2%)	53	78
17	CQ	94/97 (97%)	92 (98%)	2 (2%)	53	78
18	AR	61/77 (79%)	57 (93%)	4 (7%)	16	48
18	CR	61/77 (79%)	57 (93%)	4 (7%)	16	48
19	AS	69/80 (86%)	61 (88%)	8 (12%)	5	24
19	CS	69/80 (86%)	61 (88%)	8 (12%)	5	24
20	AT	76/82 (93%)	70 (92%)	6 (8%)	12	41
20	CT	76/82 (93%)	70 (92%)	6 (8%)	12	41
21	AU	19/22 (86%)	18 (95%)	1 (5%)	22	54
21	CU	19/22 (86%)	19 (100%)	0	100	100
24	AY	298/298 (100%)	264 (89%)	34 (11%)	5	24
24	CY	298/298 (100%)	264 (89%)	34 (11%)	5	24
25	B0	61/67 (91%)	58 (95%)	3 (5%)	25	57
25	D0	61/67 (91%)	58 (95%)	3 (5%)	25	57
26	B1	78/83 (94%)	70 (90%)	8 (10%)	7	30
26	D1	78/83 (94%)	66 (85%)	12 (15%)	2	14
27	B2	66/67 (98%)	55 (83%)	11 (17%)	2	11
27	D2	66/67 (98%)	59 (89%)	7 (11%)	6	28
28	B3	51/52 (98%)	47 (92%)	4 (8%)	12	41
28	D3	51/52 (98%)	48 (94%)	3 (6%)	19	52
29	B4	27/63 (43%)	25 (93%)	2 (7%)	13	43

Continued on next page...

Continued from previous page...

Mol	Chain	Analysed	Rotameric	Outliers	Percentiles	
29	D4	27/63 (43%)	24 (89%)	3 (11%)	6	26
30	B5	51/52 (98%)	45 (88%)	6 (12%)	5	23
30	D5	51/52 (98%)	44 (86%)	7 (14%)	3	18
31	B6	43/52 (83%)	32 (74%)	11 (26%)	0	2
31	D6	43/52 (83%)	32 (74%)	11 (26%)	0	2
32	B7	41/42 (98%)	39 (95%)	2 (5%)	25	57
32	D7	41/42 (98%)	39 (95%)	2 (5%)	25	57
33	B8	53/55 (96%)	41 (77%)	12 (23%)	1	3
33	D8	53/55 (96%)	41 (77%)	12 (23%)	1	3
34	B9	33/34 (97%)	28 (85%)	5 (15%)	3	15
34	D9	33/34 (97%)	28 (85%)	5 (15%)	3	15
37	BC	61/181 (34%)	55 (90%)	6 (10%)	8	31
37	DC	61/181 (34%)	55 (90%)	6 (10%)	8	31
38	BD	213/218 (98%)	192 (90%)	21 (10%)	8	31
38	DD	213/218 (98%)	191 (90%)	22 (10%)	7	30
39	BE	165/166 (99%)	137 (83%)	28 (17%)	2	10
39	DE	165/166 (99%)	136 (82%)	29 (18%)	2	9
40	BF	165/166 (99%)	144 (87%)	21 (13%)	4	20
40	DF	165/166 (99%)	146 (88%)	19 (12%)	5	24
41	BG	155/156 (99%)	131 (84%)	24 (16%)	2	14
41	DG	155/156 (99%)	129 (83%)	26 (17%)	2	11
42	BH	132/148 (89%)	122 (92%)	10 (8%)	13	42
42	DH	132/148 (89%)	122 (92%)	10 (8%)	13	42
43	BI	122/124 (98%)	116 (95%)	6 (5%)	25	57
45	BK	106/111 (96%)	97 (92%)	9 (8%)	10	38
45	DK	106/111 (96%)	97 (92%)	9 (8%)	10	38
46	BN	117/119 (98%)	101 (86%)	16 (14%)	3	18
46	DN	117/119 (98%)	101 (86%)	16 (14%)	3	18
47	BO	100/100 (100%)	94 (94%)	6 (6%)	19	51
47	DO	100/100 (100%)	95 (95%)	5 (5%)	24	56
48	BP	112/116 (97%)	84 (75%)	28 (25%)	0	3

Continued on next page...

Continued from previous page...

Mol	Chain	Analysed	Rotameric	Outliers	Percentiles	
48	DP	112/116 (97%)	84 (75%)	28 (25%)	0	3
49	BQ	111/111 (100%)	97 (87%)	14 (13%)	4	21
49	DQ	111/111 (100%)	96 (86%)	15 (14%)	4	19
50	BR	100/101 (99%)	88 (88%)	12 (12%)	5	23
50	DR	100/101 (99%)	88 (88%)	12 (12%)	5	23
51	BS	77/88 (88%)	61 (79%)	16 (21%)	1	5
51	DS	77/88 (88%)	61 (79%)	16 (21%)	1	5
52	BT	120/127 (94%)	102 (85%)	18 (15%)	3	15
52	DT	120/127 (94%)	102 (85%)	18 (15%)	3	15
53	BU	92/94 (98%)	85 (92%)	7 (8%)	13	42
53	DU	92/94 (98%)	85 (92%)	7 (8%)	13	42
54	BV	82/82 (100%)	73 (89%)	9 (11%)	6	27
54	DV	82/82 (100%)	72 (88%)	10 (12%)	5	22
55	BW	91/92 (99%)	79 (87%)	12 (13%)	4	19
55	DW	91/92 (99%)	80 (88%)	11 (12%)	5	22
56	BX	74/78 (95%)	65 (88%)	9 (12%)	5	22
56	DX	74/78 (95%)	65 (88%)	9 (12%)	5	22
57	BY	84/91 (92%)	67 (80%)	17 (20%)	1	5
57	DY	84/91 (92%)	67 (80%)	17 (20%)	1	5
58	BZ	155/179 (87%)	128 (83%)	27 (17%)	2	9
58	DZ	155/179 (87%)	129 (83%)	26 (17%)	2	11
59	DI	122/124 (98%)	118 (97%)	4 (3%)	38	68
All	All	10446/11246 (93%)	9279 (89%)	1167 (11%)	6	25

All (1167) residues with a non-rotameric sidechain are listed below:

Mol	Chain	Res	Type
2	AB	16	HIS
2	AB	17	PHE
2	AB	24	TRP
2	AB	36	ARG
2	AB	71	VAL
2	AB	80	ILE
2	AB	92	TYR

Continued on next page...

Continued from previous page...

Mol	Chain	Res	Type
2	AB	103	THR
2	AB	130	ARG
2	AB	137	ARG
2	AB	140	HIS
2	AB	145	LEU
2	AB	170	GLU
2	AB	172	ILE
2	AB	178	ARG
2	AB	195	ASP
2	AB	196	LEU
2	AB	206	ASP
3	AC	12	LEU
3	AC	16	ARG
3	AC	34	LEU
3	AC	38	ARG
3	AC	52	LEU
3	AC	90	GLU
3	AC	94	LEU
3	AC	127	ARG
3	AC	131	ARG
3	AC	156	ARG
3	AC	165	THR
4	AD	3	ARG
4	AD	9	CYS
4	AD	11	LEU
4	AD	26	CYS
4	AD	29	PRO
4	AD	31	CYS
4	AD	49	ARG
4	AD	53	ASP
4	AD	59	ARG
4	AD	68	TYR
4	AD	73	ARG
4	AD	97	LEU
4	AD	122	ARG
4	AD	129	ASN
4	AD	131	ARG
4	AD	132	ARG
4	AD	135	LEU
4	AD	138	TYR
4	AD	150	GLU
4	AD	188	LEU

Continued on next page...

Continued from previous page...

Mol	Chain	Res	Type
4	AD	200	GLU
5	AE	6	PHE
5	AE	13	ILE
5	AE	16	THR
5	AE	20	GLN
5	AE	28	PHE
5	AE	47	LYS
5	AE	51	VAL
5	AE	64	ARG
5	AE	68	GLU
5	AE	79	GLU
5	AE	91	LEU
5	AE	101	ILE
6	AF	69	GLU
6	AF	81	ILE
6	AF	82	ARG
6	AF	98	LEU
7	AG	30	ILE
7	AG	50	ILE
7	AG	58	PRO
7	AG	113	GLU
7	AG	114	ARG
7	AG	118	VAL
7	AG	146	GLU
7	AG	148	ASN
7	AG	156	TRP
8	AH	1	MET
8	AH	3	THR
8	AH	4	ASP
8	AH	10	LEU
8	AH	25	ASP
8	AH	26	VAL
8	AH	63	LEU
8	AH	85	ARG
8	AH	91	ARG
8	AH	102	ARG
8	AH	104	ARG
8	AH	107	LEU
8	AH	119	LEU
8	AH	122	ARG
9	AI	4	TYR
9	AI	10	ARG

Continued on next page...

Continued from previous page...

Mol	Chain	Res	Type
9	AI	47	LEU
9	AI	85	LEU
9	AI	95	LYS
9	AI	102	LEU
9	AI	104	ARG
9	AI	108	VAL
9	AI	114	TYR
9	AI	128	ARG
10	AJ	13	HIS
10	AJ	17	ASP
10	AJ	22	LYS
10	AJ	40	LEU
10	AJ	50	ILE
10	AJ	57	LYS
10	AJ	62	HIS
10	AJ	67	THR
10	AJ	70	ARG
10	AJ	96	ILE
11	AK	21	ILE
11	AK	32	ILE
11	AK	48	ILE
11	AK	51	LYS
11	AK	91	ARG
11	AK	125	PHE
12	AL	34	ARG
12	AL	37	CYS
12	AL	48	PRO
12	AL	52	LEU
12	AL	113	ARG
12	AL	127	GLU
13	AM	47	ASP
13	AM	48	LEU
13	AM	56	LEU
13	AM	58	GLU
13	AM	64	TRP
13	AM	65	LYS
13	AM	66	LEU
13	AM	69	GLU
13	AM	82	MET
13	AM	93	ARG
13	AM	108	ARG
13	AM	113	PRO

Continued on next page...

Continued from previous page...

Mol	Chain	Res	Type
13	AM	115	LYS
14	AN	22	THR
14	AN	37	PHE
14	AN	41	ARG
15	AO	3	ILE
15	AO	65	ARG
15	AO	82	ILE
16	AP	1	MET
16	AP	6	LEU
16	AP	27	LYS
16	AP	29	ASP
16	AP	32	TYR
16	AP	62	VAL
16	AP	67	THR
16	AP	82	GLN
17	AQ	52	LYS
17	AQ	74	LEU
18	AR	29	PHE
18	AR	31	LEU
18	AR	87	ARG
18	AR	88	LYS
19	AS	6	LYS
19	AS	7	LYS
19	AS	15	LEU
19	AS	23	ASN
19	AS	37	ARG
19	AS	43	GLU
19	AS	44	MET
19	AS	79	THR
20	AT	13	LEU
20	AT	26	ASN
20	AT	27	LYS
20	AT	36	LEU
20	AT	64	ASP
20	AT	93	GLU
21	AU	15	ARG
24	AY	6	LEU
24	AY	28	GLU
24	AY	29	LEU
24	AY	32	ARG
24	AY	38	LEU
24	AY	41	ASP

Continued on next page...

Continued from previous page...

Mol	Chain	Res	Type
24	AY	43	GLU
24	AY	62	PHE
24	AY	73	LEU
24	AY	78	GLU
24	AY	82	GLU
24	AY	83	GLU
24	AY	92	GLU
24	AY	109	PHE
24	AY	110	PRO
24	AY	113	GLU
24	AY	128	GLU
24	AY	146	ARG
24	AY	155	ASP
24	AY	165	ASP
24	AY	174	GLU
24	AY	231	VAL
24	AY	232	MET
24	AY	254	LEU
24	AY	259	THR
24	AY	279	LEU
24	AY	283	LEU
24	AY	291	ARG
24	AY	310	GLN
24	AY	314	TYR
24	AY	334	GLU
24	AY	340	ASP
24	AY	344	LEU
24	AY	355	ARG
25	B0	20	ARG
25	B0	75	LEU
25	B0	80	HIS
26	B1	5	CYS
26	B1	41	ARG
26	B1	45	ASN
26	B1	46	LEU
26	B1	56	GLN
26	B1	59	THR
26	B1	89	GLU
26	B1	94	LEU
27	B2	2	LYS
27	B2	7	ARG
27	B2	24	LEU

Continued on next page...

Continued from previous page...

Mol	Chain	Res	Type
27	B2	35	LEU
27	B2	37	PHE
27	B2	47	ASN
27	B2	52	ASP
27	B2	53	LEU
27	B2	56	GLN
27	B2	61	LEU
27	B2	62	THR
28	B3	8	LEU
28	B3	13	ILE
28	B3	50	VAL
28	B3	58	VAL
29	B4	51	TYR
29	B4	60	GLU
30	B5	3	LYS
30	B5	4	HIS
30	B5	25	LEU
30	B5	49	CYS
30	B5	51	TYR
30	B5	56	LYS
31	B6	10	LEU
31	B6	12	GLU
31	B6	18	ARG
31	B6	19	ARG
31	B6	28	ARG
31	B6	30	THR
31	B6	31	PRO
31	B6	33	LYS
31	B6	36	LEU
31	B6	37	ARG
31	B6	41	PRO
32	B7	4	THR
32	B7	8	ASN
33	B8	23	VAL
33	B8	30	ARG
33	B8	32	LEU
33	B8	33	ASN
33	B8	34	TRP
33	B8	40	GLU
33	B8	43	GLN
33	B8	44	LYS
33	B8	47	LYS

Continued on next page...

Continued from previous page...

Mol	Chain	Res	Type
33	B8	49	VAL
33	B8	61	LEU
33	B8	64	TYR
34	B9	2	LYS
34	B9	17	ILE
34	B9	26	ILE
34	B9	28	GLU
34	B9	29	ASN
37	BC	36	LYS
37	BC	44	HIS
37	BC	56	GLN
37	BC	59	ARG
37	BC	64	LEU
37	BC	77	ILE
38	BD	10	THR
38	BD	28	GLU
38	BD	33	LEU
38	BD	44	ASN
38	BD	69	ARG
38	BD	82	ILE
38	BD	89	SER
38	BD	94	LEU
38	BD	95	LEU
38	BD	103	ARG
38	BD	111	LEU
38	BD	150	LYS
38	BD	166	GLN
38	BD	171	ASP
38	BD	176	ARG
38	BD	237	GLU
38	BD	242	ARG
38	BD	246	PRO
38	BD	257	LEU
38	BD	259	THR
38	BD	261	LYS
39	BE	12	THR
39	BE	19	ARG
39	BE	33	VAL
39	BE	40	GLU
39	BE	49	LEU
39	BE	55	ASN
39	BE	66	HIS

Continued on next page...

Continued from previous page...

Mol	Chain	Res	Type
39	BE	67	PHE
39	BE	78	LEU
39	BE	79	ARG
39	BE	83	ASP
39	BE	86	PRO
39	BE	93	VAL
39	BE	101	ARG
39	BE	113	PHE
39	BE	119	ARG
39	BE	129	HIS
39	BE	132	HIS
39	BE	134	ILE
39	BE	144	ARG
39	BE	147	PRO
39	BE	154	LYS
39	BE	182	LEU
39	BE	184	VAL
39	BE	197	ILE
39	BE	199	ARG
39	BE	202	LYS
39	BE	203	LYS
40	BF	4	VAL
40	BF	19	GLU
40	BF	23	ASP
40	BF	24	LEU
40	BF	32	LEU
40	BF	57	VAL
40	BF	74	ARG
40	BF	83	PHE
40	BF	88	VAL
40	BF	110	LEU
40	BF	112	MET
40	BF	117	ARG
40	BF	127	GLU
40	BF	160	ASN
40	BF	170	LEU
40	BF	175	THR
40	BF	179	GLU
40	BF	192	LEU
40	BF	197	ASP
40	BF	201	VAL
40	BF	205	ARG

Continued on next page...

Continued from previous page...

Mol	Chain	Res	Type
41	BG	5	VAL
41	BG	21	ARG
41	BG	22	ARG
41	BG	33	ARG
41	BG	38	VAL
41	BG	51	ARG
41	BG	63	ILE
41	BG	82	LEU
41	BG	83	ARG
41	BG	87	PRO
41	BG	98	ARG
41	BG	101	ILE
41	BG	107	LEU
41	BG	113	ARG
41	BG	114	ILE
41	BG	115	ARG
41	BG	116	ASP
41	BG	132	ASN
41	BG	133	LEU
41	BG	136	ARG
41	BG	138	GLN
41	BG	147	ASP
41	BG	155	MET
41	BG	166	ASP
42	BH	13	LYS
42	BH	41	MET
42	BH	72	ILE
42	BH	83	TYR
42	BH	86	GLU
42	BH	89	ILE
42	BH	104	GLU
42	BH	153	LYS
42	BH	164	TYR
42	BH	170	ARG
43	BI	38	LEU
43	BI	86	THR
43	BI	109	ILE
43	BI	110	ASP
43	BI	125	GLU
43	BI	134	PRO
45	BK	23	VAL
45	BK	62	ASP

Continued on next page...

Continued from previous page...

Mol	Chain	Res	Type
45	BK	67	PHE
45	BK	86	LYS
45	BK	90	LYS
45	BK	95	LYS
45	BK	102	GLU
45	BK	120	LEU
45	BK	121	GLU
46	BN	1	MET
46	BN	19	GLU
46	BN	23	LEU
46	BN	25	ARG
46	BN	28	THR
46	BN	32	THR
46	BN	34	LEU
46	BN	35	ARG
46	BN	41	ASP
46	BN	48	MET
46	BN	56	ASN
46	BN	60	ILE
46	BN	78	TYR
46	BN	87	LEU
46	BN	119	ARG
46	BN	120	LEU
47	BO	53	LYS
47	BO	80	ASP
47	BO	88	ASN
47	BO	98	VAL
47	BO	102	VAL
47	BO	105	GLU
48	BP	13	ASN
48	BP	18	ARG
48	BP	27	HIS
48	BP	32	THR
48	BP	39	LYS
48	BP	42	SER
48	BP	45	LEU
48	BP	49	ARG
48	BP	50	ARG
48	BP	51	PHE
48	BP	52	GLU
48	BP	57	THR
48	BP	61	ARG

Continued on next page...

Continued from previous page...

Mol	Chain	Res	Type
48	BP	62	LEU
48	BP	67	MET
48	BP	70	GLN
48	BP	75	ILE
48	BP	81	GLN
48	BP	85	LEU
48	BP	92	GLU
48	BP	105	LEU
48	BP	106	LEU
48	BP	111	ARG
48	BP	130	PHE
48	BP	135	LEU
48	BP	147	LEU
48	BP	148	LEU
48	BP	149	GLU
49	BQ	21	THR
49	BQ	26	TYR
49	BQ	27	VAL
49	BQ	45	GLN
49	BQ	56	ARG
49	BQ	58	PHE
49	BQ	59	ARG
49	BQ	75	THR
49	BQ	79	LEU
49	BQ	81	VAL
49	BQ	89	ASN
49	BQ	110	THR
49	BQ	132	VAL
49	BQ	137	TYR
50	BR	2	ARG
50	BR	5	LYS
50	BR	12	ARG
50	BR	17	ARG
50	BR	33	ARG
50	BR	44	LEU
50	BR	59	ASP
50	BR	71	GLN
50	BR	79	LEU
50	BR	90	ARG
50	BR	104	ARG
50	BR	118	GLU
51	BS	11	LYS

Continued on next page...

Continued from previous page...

Mol	Chain	Res	Type
51	BS	12	PHE
51	BS	18	ILE
51	BS	26	LEU
51	BS	36	TYR
51	BS	41	ASP
51	BS	43	GLU
51	BS	48	LEU
51	BS	56	LEU
51	BS	73	LEU
51	BS	83	LYS
51	BS	89	ARG
51	BS	92	TYR
51	BS	97	ARG
51	BS	101	LEU
51	BS	106	ARG
52	BT	13	ARG
52	BT	14	TYR
52	BT	16	ARG
52	BT	24	PRO
52	BT	44	ASP
52	BT	58	ASN
52	BT	59	THR
52	BT	63	VAL
52	BT	73	GLU
52	BT	87	ASP
52	BT	96	ARG
52	BT	99	LEU
52	BT	108	ARG
52	BT	113	LYS
52	BT	115	ARG
52	BT	118	ARG
52	BT	121	ILE
52	BT	128	GLU
53	BU	20	LEU
53	BU	27	LEU
53	BU	64	ARG
53	BU	74	LEU
53	BU	89	GLU
53	BU	102	GLU
53	BU	108	GLU
54	BV	18	LEU
54	BV	19	LYS

Continued on next page...

Continued from previous page...

Mol	Chain	Res	Type
54	BV	21	ARG
54	BV	23	GLU
54	BV	61	VAL
54	BV	89	GLN
54	BV	91	TYR
54	BV	95	LEU
54	BV	99	ILE
55	BW	11	ARG
55	BW	19	LEU
55	BW	50	VAL
55	BW	51	LEU
55	BW	59	VAL
55	BW	65	LEU
55	BW	70	TYR
55	BW	75	TYR
55	BW	76	VAL
55	BW	86	LEU
55	BW	100	THR
55	BW	107	LEU
56	BX	27	THR
56	BX	28	PHE
56	BX	36	LYS
56	BX	48	LYS
56	BX	57	LEU
56	BX	60	ARG
56	BX	68	ARG
56	BX	76	ARG
56	BX	83	VAL
57	BY	2	ARG
57	BY	4	LYS
57	BY	7	VAL
57	BY	8	LYS
57	BY	15	VAL
57	BY	28	LYS
57	BY	29	GLU
57	BY	38	ILE
57	BY	47	LYS
57	BY	49	VAL
57	BY	60	PHE
57	BY	62	GLU
57	BY	66	PRO
57	BY	77	PRO

Continued on next page...

Continued from previous page...

Mol	Chain	Res	Type
57	BY	83	THR
57	BY	89	PHE
57	BY	97	ARG
58	BZ	13	GLU
58	BZ	18	LEU
58	BZ	23	LYS
58	BZ	24	LEU
58	BZ	28	MET
58	BZ	37	VAL
58	BZ	40	ASP
58	BZ	49	ARG
58	BZ	53	ILE
58	BZ	55	HIS
58	BZ	70	LEU
58	BZ	72	ARG
58	BZ	76	LEU
58	BZ	79	ARG
58	BZ	80	ARG
58	BZ	81	ARG
58	BZ	88	PHE
58	BZ	89	PHE
58	BZ	97	GLU
58	BZ	112	ARG
58	BZ	119	GLU
58	BZ	126	VAL
58	BZ	132	ASN
58	BZ	145	GLU
58	BZ	150	LEU
58	BZ	154	ASP
58	BZ	168	GLU
2	CB	16	HIS
2	CB	17	PHE
2	CB	24	TRP
2	CB	36	ARG
2	CB	71	VAL
2	CB	80	ILE
2	CB	92	TYR
2	CB	103	THR
2	CB	130	ARG
2	CB	137	ARG
2	CB	140	HIS
2	CB	145	LEU

Continued on next page...

Continued from previous page...

Mol	Chain	Res	Type
2	CB	170	GLU
2	CB	172	ILE
2	CB	178	ARG
2	CB	195	ASP
2	CB	196	LEU
2	CB	206	ASP
3	CC	12	LEU
3	CC	16	ARG
3	CC	34	LEU
3	CC	38	ARG
3	CC	90	GLU
3	CC	94	LEU
3	CC	127	ARG
3	CC	131	ARG
3	CC	156	ARG
3	CC	165	THR
4	CD	3	ARG
4	CD	9	CYS
4	CD	11	LEU
4	CD	12	CYS
4	CD	26	CYS
4	CD	29	PRO
4	CD	31	CYS
4	CD	49	ARG
4	CD	53	ASP
4	CD	59	ARG
4	CD	68	TYR
4	CD	73	ARG
4	CD	97	LEU
4	CD	122	ARG
4	CD	131	ARG
4	CD	132	ARG
4	CD	135	LEU
4	CD	138	TYR
4	CD	150	GLU
4	CD	188	LEU
4	CD	200	GLU
5	CE	6	PHE
5	CE	13	ILE
5	CE	16	THR
5	CE	20	GLN
5	CE	28	PHE

Continued on next page...

Continued from previous page...

Mol	Chain	Res	Type
5	CE	41	VAL
5	CE	47	LYS
5	CE	51	VAL
5	CE	64	ARG
5	CE	68	GLU
5	CE	73	ASN
5	CE	79	GLU
5	CE	91	LEU
5	CE	101	ILE
6	CF	69	GLU
6	CF	81	ILE
6	CF	82	ARG
6	CF	98	LEU
7	CG	30	ILE
7	CG	50	ILE
7	CG	113	GLU
7	CG	114	ARG
7	CG	118	VAL
7	CG	146	GLU
7	CG	148	ASN
7	CG	156	TRP
8	CH	1	MET
8	CH	3	THR
8	CH	4	ASP
8	CH	10	LEU
8	CH	25	ASP
8	CH	26	VAL
8	CH	63	LEU
8	CH	85	ARG
8	CH	91	ARG
8	CH	102	ARG
8	CH	104	ARG
8	CH	107	LEU
8	CH	119	LEU
8	CH	122	ARG
9	CI	4	TYR
9	CI	10	ARG
9	CI	47	LEU
9	CI	85	LEU
9	CI	95	LYS
9	CI	102	LEU
9	CI	104	ARG

Continued on next page...

Continued from previous page...

Mol	Chain	Res	Type
9	CI	108	VAL
9	CI	114	TYR
9	CI	128	ARG
10	CJ	13	HIS
10	CJ	17	ASP
10	CJ	22	LYS
10	CJ	40	LEU
10	CJ	50	ILE
10	CJ	57	LYS
10	CJ	62	HIS
10	CJ	67	THR
10	CJ	70	ARG
10	CJ	96	ILE
11	CK	21	ILE
11	CK	32	ILE
11	CK	48	ILE
11	CK	51	LYS
11	CK	91	ARG
11	CK	125	PHE
12	CL	7	ILE
12	CL	34	ARG
12	CL	37	CYS
12	CL	48	PRO
12	CL	52	LEU
12	CL	53	ARG
12	CL	113	ARG
12	CL	127	GLU
13	CM	47	ASP
13	CM	48	LEU
13	CM	56	LEU
13	CM	58	GLU
13	CM	64	TRP
13	CM	65	LYS
13	CM	66	LEU
13	CM	69	GLU
13	CM	82	MET
13	CM	93	ARG
13	CM	108	ARG
13	CM	113	PRO
13	CM	115	LYS
14	CN	22	THR
14	CN	37	PHE

Continued on next page...

Continued from previous page...

Mol	Chain	Res	Type
14	CN	41	ARG
15	CO	3	ILE
15	CO	65	ARG
15	CO	82	ILE
16	CP	1	MET
16	CP	6	LEU
16	CP	27	LYS
16	CP	29	ASP
16	CP	32	TYR
16	CP	62	VAL
16	CP	67	THR
16	CP	82	GLN
17	CQ	52	LYS
17	CQ	74	LEU
18	CR	29	PHE
18	CR	31	LEU
18	CR	87	ARG
18	CR	88	LYS
19	CS	6	LYS
19	CS	7	LYS
19	CS	15	LEU
19	CS	23	ASN
19	CS	37	ARG
19	CS	43	GLU
19	CS	44	MET
19	CS	79	THR
20	CT	13	LEU
20	CT	26	ASN
20	CT	27	LYS
20	CT	36	LEU
20	CT	64	ASP
20	CT	93	GLU
24	CY	10	LEU
24	CY	18	ASP
24	CY	28	GLU
24	CY	31	ARG
24	CY	35	ASP
24	CY	55	LEU
24	CY	60	ASP
24	CY	82	GLU
24	CY	110	PRO
24	CY	113	GLU

Continued on next page...

Continued from previous page...

Mol	Chain	Res	Type
24	CY	130	CYS
24	CY	132	TRP
24	CY	138	ARG
24	CY	146	ARG
24	CY	155	ASP
24	CY	165	ASP
24	CY	174	GLU
24	CY	189	LEU
24	CY	208	VAL
24	CY	222	LEU
24	CY	225	GLU
24	CY	227	LEU
24	CY	232	MET
24	CY	274	LEU
24	CY	291	ARG
24	CY	304	PRO
24	CY	310	GLN
24	CY	319	ASN
24	CY	324	HIS
24	CY	326	THR
24	CY	334	GLU
24	CY	338	ASP
24	CY	340	ASP
24	CY	344	LEU
25	D0	20	ARG
25	D0	75	LEU
25	D0	80	HIS
26	D1	3	LYS
26	D1	21	ARG
26	D1	39	LYS
26	D1	45	ASN
26	D1	46	LEU
26	D1	53	VAL
26	D1	58	ILE
26	D1	59	THR
26	D1	80	LEU
26	D1	83	GLU
26	D1	88	LYS
26	D1	94	LEU
27	D2	3	LEU
27	D2	36	ARG
27	D2	53	LEU

Continued on next page...

Continued from previous page...

Mol	Chain	Res	Type
27	D2	60	LEU
27	D2	61	LEU
27	D2	62	THR
27	D2	64	LEU
28	D3	8	LEU
28	D3	50	VAL
28	D3	58	VAL
29	D4	46	ASN
29	D4	51	TYR
29	D4	60	GLU
30	D5	3	LYS
30	D5	4	HIS
30	D5	25	LEU
30	D5	49	CYS
30	D5	51	TYR
30	D5	56	LYS
30	D5	60	VAL
31	D6	10	LEU
31	D6	12	GLU
31	D6	18	ARG
31	D6	19	ARG
31	D6	28	ARG
31	D6	30	THR
31	D6	31	PRO
31	D6	33	LYS
31	D6	36	LEU
31	D6	37	ARG
31	D6	41	PRO
32	D7	4	THR
32	D7	8	ASN
33	D8	23	VAL
33	D8	30	ARG
33	D8	32	LEU
33	D8	33	ASN
33	D8	34	TRP
33	D8	40	GLU
33	D8	43	GLN
33	D8	44	LYS
33	D8	47	LYS
33	D8	49	VAL
33	D8	61	LEU
33	D8	64	TYR

Continued on next page...

Continued from previous page...

Mol	Chain	Res	Type
34	D9	2	LYS
34	D9	17	ILE
34	D9	26	ILE
34	D9	28	GLU
34	D9	29	ASN
37	DC	36	LYS
37	DC	44	HIS
37	DC	56	GLN
37	DC	59	ARG
37	DC	64	LEU
37	DC	77	ILE
38	DD	10	THR
38	DD	28	GLU
38	DD	33	LEU
38	DD	44	ASN
38	DD	69	ARG
38	DD	82	ILE
38	DD	89	SER
38	DD	94	LEU
38	DD	95	LEU
38	DD	103	ARG
38	DD	111	LEU
38	DD	150	LYS
38	DD	166	GLN
38	DD	171	ASP
38	DD	176	ARG
38	DD	237	GLU
38	DD	242	ARG
38	DD	245	PRO
38	DD	246	PRO
38	DD	257	LEU
38	DD	259	THR
38	DD	261	LYS
39	DE	12	THR
39	DE	19	ARG
39	DE	33	VAL
39	DE	40	GLU
39	DE	49	LEU
39	DE	55	ASN
39	DE	66	HIS
39	DE	67	PHE
39	DE	78	LEU

Continued on next page...

Continued from previous page...

Mol	Chain	Res	Type
39	DE	79	ARG
39	DE	83	ASP
39	DE	86	PRO
39	DE	93	VAL
39	DE	101	ARG
39	DE	113	PHE
39	DE	119	ARG
39	DE	129	HIS
39	DE	132	HIS
39	DE	134	ILE
39	DE	144	ARG
39	DE	147	PRO
39	DE	154	LYS
39	DE	182	LEU
39	DE	184	VAL
39	DE	189	PRO
39	DE	197	ILE
39	DE	199	ARG
39	DE	202	LYS
39	DE	203	LYS
40	DF	4	VAL
40	DF	19	GLU
40	DF	23	ASP
40	DF	24	LEU
40	DF	32	LEU
40	DF	57	VAL
40	DF	74	ARG
40	DF	83	PHE
40	DF	88	VAL
40	DF	110	LEU
40	DF	112	MET
40	DF	160	ASN
40	DF	170	LEU
40	DF	175	THR
40	DF	179	GLU
40	DF	192	LEU
40	DF	197	ASP
40	DF	201	VAL
40	DF	205	ARG
41	DG	16	ARG
41	DG	21	ARG
41	DG	22	ARG

Continued on next page...

Continued from previous page...

Mol	Chain	Res	Type
41	DG	26	GLN
41	DG	31	VAL
41	DG	32	PRO
41	DG	33	ARG
41	DG	39	ILE
41	DG	40	ASN
41	DG	45	GLU
41	DG	51	ARG
41	DG	60	LEU
41	DG	67	LYS
41	DG	79	ASN
41	DG	80	PHE
41	DG	87	PRO
41	DG	101	ILE
41	DG	108	ASN
41	DG	115	ARG
41	DG	126	ASP
41	DG	128	ARG
41	DG	130	ASN
41	DG	133	LEU
41	DG	156	ASP
41	DG	157	ILE
41	DG	166	ASP
42	DH	13	LYS
42	DH	41	MET
42	DH	72	ILE
42	DH	83	TYR
42	DH	86	GLU
42	DH	89	ILE
42	DH	104	GLU
42	DH	153	LYS
42	DH	164	TYR
42	DH	170	ARG
59	DI	38	LEU
59	DI	47	LEU
59	DI	75	LEU
59	DI	109	ILE
45	DK	23	VAL
45	DK	62	ASP
45	DK	67	PHE
45	DK	86	LYS
45	DK	90	LYS

Continued on next page...

Continued from previous page...

Mol	Chain	Res	Type
45	DK	95	LYS
45	DK	102	GLU
45	DK	120	LEU
45	DK	121	GLU
46	DN	1	MET
46	DN	19	GLU
46	DN	23	LEU
46	DN	25	ARG
46	DN	28	THR
46	DN	32	THR
46	DN	34	LEU
46	DN	35	ARG
46	DN	37	LYS
46	DN	41	ASP
46	DN	48	MET
46	DN	56	ASN
46	DN	60	ILE
46	DN	87	LEU
46	DN	119	ARG
46	DN	120	LEU
47	DO	53	LYS
47	DO	80	ASP
47	DO	88	ASN
47	DO	98	VAL
47	DO	105	GLU
48	DP	13	ASN
48	DP	18	ARG
48	DP	27	HIS
48	DP	32	THR
48	DP	39	LYS
48	DP	42	SER
48	DP	45	LEU
48	DP	49	ARG
48	DP	50	ARG
48	DP	51	PHE
48	DP	52	GLU
48	DP	57	THR
48	DP	61	ARG
48	DP	62	LEU
48	DP	67	MET
48	DP	70	GLN
48	DP	75	ILE

Continued on next page...

Continued from previous page...

Mol	Chain	Res	Type
48	DP	81	GLN
48	DP	85	LEU
48	DP	92	GLU
48	DP	105	LEU
48	DP	106	LEU
48	DP	111	ARG
48	DP	130	PHE
48	DP	135	LEU
48	DP	147	LEU
48	DP	148	LEU
48	DP	149	GLU
49	DQ	21	THR
49	DQ	26	TYR
49	DQ	27	VAL
49	DQ	45	GLN
49	DQ	52	VAL
49	DQ	56	ARG
49	DQ	58	PHE
49	DQ	59	ARG
49	DQ	75	THR
49	DQ	79	LEU
49	DQ	81	VAL
49	DQ	89	ASN
49	DQ	110	THR
49	DQ	132	VAL
49	DQ	137	TYR
50	DR	2	ARG
50	DR	5	LYS
50	DR	12	ARG
50	DR	17	ARG
50	DR	33	ARG
50	DR	44	LEU
50	DR	59	ASP
50	DR	71	GLN
50	DR	79	LEU
50	DR	90	ARG
50	DR	104	ARG
50	DR	118	GLU
51	DS	11	LYS
51	DS	12	PHE
51	DS	18	ILE
51	DS	26	LEU

Continued on next page...

Continued from previous page...

Mol	Chain	Res	Type
51	DS	36	TYR
51	DS	41	ASP
51	DS	43	GLU
51	DS	48	LEU
51	DS	56	LEU
51	DS	73	LEU
51	DS	83	LYS
51	DS	89	ARG
51	DS	92	TYR
51	DS	97	ARG
51	DS	101	LEU
51	DS	106	ARG
52	DT	13	ARG
52	DT	14	TYR
52	DT	16	ARG
52	DT	24	PRO
52	DT	44	ASP
52	DT	58	ASN
52	DT	59	THR
52	DT	63	VAL
52	DT	73	GLU
52	DT	87	ASP
52	DT	96	ARG
52	DT	99	LEU
52	DT	108	ARG
52	DT	113	LYS
52	DT	115	ARG
52	DT	118	ARG
52	DT	121	ILE
52	DT	128	GLU
53	DU	20	LEU
53	DU	27	LEU
53	DU	64	ARG
53	DU	74	LEU
53	DU	89	GLU
53	DU	102	GLU
53	DU	108	GLU
54	DV	12	TYR
54	DV	18	LEU
54	DV	19	LYS
54	DV	21	ARG
54	DV	23	GLU

Continued on next page...

Continued from previous page...

Mol	Chain	Res	Type
54	DV	61	VAL
54	DV	89	GLN
54	DV	91	TYR
54	DV	95	LEU
54	DV	99	ILE
55	DW	11	ARG
55	DW	19	LEU
55	DW	50	VAL
55	DW	51	LEU
55	DW	59	VAL
55	DW	65	LEU
55	DW	70	TYR
55	DW	75	TYR
55	DW	76	VAL
55	DW	86	LEU
55	DW	100	THR
56	DX	27	THR
56	DX	28	PHE
56	DX	36	LYS
56	DX	48	LYS
56	DX	57	LEU
56	DX	60	ARG
56	DX	68	ARG
56	DX	76	ARG
56	DX	83	VAL
57	DY	2	ARG
57	DY	4	LYS
57	DY	7	VAL
57	DY	8	LYS
57	DY	15	VAL
57	DY	28	LYS
57	DY	29	GLU
57	DY	38	ILE
57	DY	47	LYS
57	DY	49	VAL
57	DY	60	PHE
57	DY	62	GLU
57	DY	66	PRO
57	DY	77	PRO
57	DY	83	THR
57	DY	89	PHE
57	DY	97	ARG

Continued on next page...

Continued from previous page...

Mol	Chain	Res	Type
58	DZ	3	TYR
58	DZ	4	ARG
58	DZ	5	LEU
58	DZ	8	TYR
58	DZ	13	GLU
58	DZ	19	ARG
58	DZ	23	LYS
58	DZ	30	ASN
58	DZ	35	ARG
58	DZ	41	LEU
58	DZ	53	ILE
58	DZ	61	LEU
58	DZ	72	ARG
58	DZ	79	ARG
58	DZ	80	ARG
58	DZ	91	LEU
58	DZ	98	MET
58	DZ	99	TYR
58	DZ	117	LEU
58	DZ	118	GLN
58	DZ	119	GLU
58	DZ	121	HIS
58	DZ	148	ASP
58	DZ	149	SER
58	DZ	150	LEU
58	DZ	157	LEU

Sometimes sidechains can be flipped to improve hydrogen bonding and reduce clashes. All (327) such sidechains are listed below:

Mol	Chain	Res	Type
2	AB	37	ASN
2	AB	78	GLN
2	AB	94	ASN
2	AB	110	GLN
2	AB	146	GLN
2	AB	204	ASN
3	AC	28	GLN
3	AC	31	HIS
3	AC	37	GLN
3	AC	104	GLN
3	AC	136	GLN
3	AC	162	GLN

Continued on next page...

Continued from previous page...

Mol	Chain	Res	Type
3	AC	170	GLN
3	AC	181	ASN
4	AD	62	GLN
4	AD	74	GLN
4	AD	77	ASN
4	AD	125	HIS
5	AE	20	GLN
5	AE	73	ASN
5	AE	78	HIS
6	AF	7	ASN
6	AF	18	GLN
6	AF	32	ASN
6	AF	73	ASN
6	AF	100	ASN
7	AG	84	ASN
7	AG	96	GLN
7	AG	106	GLN
7	AG	109	ASN
7	AG	110	GLN
7	AG	148	ASN
8	AH	15	ASN
8	AH	82	HIS
9	AI	23	ASN
9	AI	38	GLN
9	AI	124	GLN
10	AJ	56	HIS
10	AJ	76	ASN
10	AJ	78	ASN
11	AK	13	GLN
11	AK	62	GLN
11	AK	117	ASN
12	AL	49	ASN
12	AL	75	HIS
13	AM	62	ASN
13	AM	77	ASN
13	AM	92	HIS
13	AM	101	GLN
14	AN	49	HIS
15	AO	37	ASN
15	AO	46	HIS
15	AO	71	GLN
16	AP	14	ASN

Continued on next page...

Continued from previous page...

Mol	Chain	Res	Type
16	AP	82	GLN
17	AQ	16	GLN
17	AQ	93	GLN
17	AQ	94	ASN
18	AR	36	ASN
18	AR	63	GLN
19	AS	14	HIS
19	AS	23	ASN
19	AS	57	HIS
19	AS	69	HIS
20	AT	16	HIS
20	AT	26	ASN
20	AT	73	HIS
24	AY	40	ASN
24	AY	115	ASN
24	AY	147	GLN
24	AY	175	ASN
24	AY	187	HIS
24	AY	243	ASN
24	AY	263	GLN
24	AY	319	ASN
25	B0	12	ASN
25	B0	29	GLN
25	B0	35	ASN
25	B0	70	GLN
26	B1	45	ASN
26	B1	56	GLN
27	B2	38	GLN
27	B2	65	ASN
28	B3	19	GLN
28	B3	46	ASN
28	B3	52	HIS
29	B4	46	ASN
30	B5	4	HIS
30	B5	23	HIS
30	B5	43	HIS
31	B6	20	ASN
31	B6	26	ASN
31	B6	32	ASN
32	B7	8	ASN
33	B8	33	ASN
34	B9	29	ASN

Continued on next page...

Continued from previous page...

Mol	Chain	Res	Type
34	B9	34	GLN
38	BD	58	HIS
38	BD	116	GLN
38	BD	126	GLN
38	BD	166	GLN
38	BD	186	HIS
38	BD	227	ASN
38	BD	253	GLN
39	BE	48	GLN
39	BE	54	GLN
39	BE	55	ASN
39	BE	66	HIS
39	BE	129	HIS
39	BE	143	ASN
39	BE	169	ASN
39	BE	192	ASN
40	BF	69	HIS
40	BF	75	HIS
40	BF	160	ASN
40	BF	169	ASN
40	BF	204	ASN
41	BG	40	ASN
41	BG	41	GLN
41	BG	66	GLN
41	BG	132	ASN
42	BH	111	HIS
42	BH	147	ASN
43	BI	17	GLN
45	BK	11	GLN
45	BK	29	GLN
45	BK	33	ASN
45	BK	89	HIS
45	BK	116	ASN
46	BN	56	ASN
47	BO	5	GLN
47	BO	13	ASN
47	BO	82	ASN
48	BP	13	ASN
48	BP	38	GLN
48	BP	81	GLN
49	BQ	12	GLN
49	BQ	45	GLN

Continued on next page...

Continued from previous page...

Mol	Chain	Res	Type
49	BQ	123	HIS
49	BQ	141	GLN
50	BR	3	HIS
50	BR	13	HIS
50	BR	16	HIS
50	BR	23	ASN
50	BR	71	GLN
51	BS	16	ASN
51	BS	34	HIS
51	BS	68	GLN
52	BT	58	ASN
52	BT	90	GLN
52	BT	123	GLN
53	BU	49	HIS
53	BU	71	GLN
53	BU	94	ASN
53	BU	104	GLN
54	BV	11	GLN
54	BV	80	GLN
55	BW	34	ASN
55	BW	40	ASN
55	BW	57	ASN
55	BW	61	ASN
55	BW	102	HIS
56	BX	41	ASN
56	BX	55	ASN
56	BX	82	GLN
58	BZ	54	HIS
58	BZ	75	ASN
58	BZ	118	GLN
58	BZ	132	ASN
2	CB	37	ASN
2	CB	78	GLN
2	CB	94	ASN
2	CB	110	GLN
2	CB	146	GLN
2	CB	204	ASN
3	CC	28	GLN
3	CC	31	HIS
3	CC	37	GLN
3	CC	104	GLN
3	CC	162	GLN

Continued on next page...

Continued from previous page...

Mol	Chain	Res	Type
3	CC	170	GLN
3	CC	181	ASN
4	CD	62	GLN
4	CD	74	GLN
4	CD	77	ASN
5	CE	20	GLN
5	CE	73	ASN
6	CF	7	ASN
6	CF	18	GLN
6	CF	32	ASN
6	CF	73	ASN
6	CF	100	ASN
7	CG	84	ASN
7	CG	96	GLN
7	CG	97	GLN
7	CG	106	GLN
7	CG	109	ASN
7	CG	110	GLN
7	CG	148	ASN
8	CH	15	ASN
8	CH	82	HIS
9	CI	23	ASN
9	CI	38	GLN
9	CI	124	GLN
10	CJ	56	HIS
10	CJ	76	ASN
10	CJ	78	ASN
11	CK	13	GLN
11	CK	62	GLN
11	CK	117	ASN
12	CL	49	ASN
12	CL	75	HIS
13	CM	62	ASN
13	CM	77	ASN
13	CM	92	HIS
13	CM	101	GLN
14	CN	49	HIS
15	CO	37	ASN
15	CO	46	HIS
15	CO	71	GLN
16	CP	14	ASN
16	CP	82	GLN

Continued on next page...

Continued from previous page...

Mol	Chain	Res	Type
17	CQ	16	GLN
17	CQ	93	GLN
18	CR	36	ASN
18	CR	63	GLN
19	CS	23	ASN
19	CS	57	HIS
19	CS	69	HIS
20	CT	16	HIS
20	CT	26	ASN
20	CT	73	HIS
24	CY	40	ASN
24	CY	50	GLN
24	CY	104	GLN
24	CY	115	ASN
24	CY	147	GLN
24	CY	187	HIS
24	CY	243	ASN
24	CY	319	ASN
24	CY	331	HIS
25	D0	12	ASN
25	D0	29	GLN
25	D0	35	ASN
25	D0	70	GLN
26	D1	45	ASN
27	D2	38	GLN
27	D2	47	ASN
28	D3	19	GLN
28	D3	46	ASN
28	D3	52	HIS
29	D4	46	ASN
30	D5	4	HIS
30	D5	23	HIS
30	D5	43	HIS
31	D6	20	ASN
31	D6	26	ASN
31	D6	32	ASN
32	D7	8	ASN
32	D7	36	GLN
33	D8	33	ASN
34	D9	29	ASN
34	D9	34	GLN
38	DD	58	HIS

Continued on next page...

Continued from previous page...

Mol	Chain	Res	Type
38	DD	116	GLN
38	DD	126	GLN
38	DD	166	GLN
38	DD	186	HIS
38	DD	227	ASN
38	DD	253	GLN
39	DE	48	GLN
39	DE	54	GLN
39	DE	55	ASN
39	DE	66	HIS
39	DE	129	HIS
39	DE	143	ASN
39	DE	169	ASN
39	DE	192	ASN
40	DF	69	HIS
40	DF	75	HIS
40	DF	160	ASN
40	DF	169	ASN
40	DF	204	ASN
41	DG	40	ASN
41	DG	79	ASN
42	DH	111	HIS
42	DH	147	ASN
45	DK	11	GLN
45	DK	29	GLN
45	DK	33	ASN
45	DK	89	HIS
45	DK	116	ASN
46	DN	56	ASN
46	DN	128	HIS
47	DO	5	GLN
47	DO	13	ASN
47	DO	82	ASN
48	DP	13	ASN
48	DP	38	GLN
48	DP	81	GLN
49	DQ	12	GLN
49	DQ	45	GLN
49	DQ	123	HIS
50	DR	3	HIS
50	DR	16	HIS
50	DR	23	ASN

Continued on next page...

Continued from previous page...

Mol	Chain	Res	Type
50	DR	71	GLN
51	DS	16	ASN
51	DS	34	HIS
51	DS	68	GLN
52	DT	58	ASN
52	DT	90	GLN
52	DT	123	GLN
53	DU	49	HIS
53	DU	71	GLN
53	DU	94	ASN
53	DU	104	GLN
54	DV	11	GLN
55	DW	34	ASN
55	DW	40	ASN
55	DW	57	ASN
56	DX	41	ASN
56	DX	55	ASN
56	DX	82	GLN
58	DZ	30	ASN
58	DZ	73	GLN
58	DZ	118	GLN

5.3.3 RNA [i](#)

Mol	Chain	Analysed	Backbone Outliers	Pucker Outliers
1	AA	1503/1522 (98%)	222 (14%)	34 (2%)
1	CA	1503/1522 (98%)	217 (14%)	34 (2%)
22	AV	75/76 (98%)	17 (22%)	1 (1%)
22	AW	75/76 (98%)	15 (20%)	3 (4%)
22	CV	75/76 (98%)	18 (24%)	0
22	CW	75/76 (98%)	16 (21%)	4 (5%)
23	AX	7/8 (87%)	1 (14%)	1 (14%)
23	CX	7/8 (87%)	1 (14%)	0
35	BA	2885/2901 (99%)	515 (17%)	58 (2%)
35	DA	2885/2901 (99%)	516 (17%)	57 (1%)
36	BB	118/122 (96%)	15 (12%)	3 (2%)
36	DB	118/122 (96%)	14 (11%)	3 (2%)
All	All	9326/9410 (99%)	1567 (16%)	198 (2%)

All (1567) RNA backbone outliers are listed below:

Mol	Chain	Res	Type
1	AA	9	G
1	AA	31	G
1	AA	32	A
1	AA	39	G
1	AA	47	C
1	AA	48	C
1	AA	51	A
1	AA	59	A
1	AA	61	G
1	AA	79	G
1	AA	80	G
1	AA	81	U
1	AA	84	U
1	AA	88	A
1	AA	89	C
1	AA	92	C
1	AA	111	G
1	AA	116	A
1	AA	120	A
1	AA	121	C
1	AA	122	G
1	AA	129(A)	G
1	AA	131	C
1	AA	142	G
1	AA	144	G
1	AA	172	A
1	AA	182	U
1	AA	195	A
1	AA	197	A
1	AA	203	U
1	AA	204	U
1	AA	216	G
1	AA	220	G
1	AA	244	U
1	AA	247	G
1	AA	251	G
1	AA	266	G
1	AA	267	C
1	AA	275	G
1	AA	289	G
1	AA	306	G
1	AA	321	A
1	AA	329	A

Continued on next page...

Continued from previous page...

Mol	Chain	Res	Type
1	AA	332	G
1	AA	352	C
1	AA	353	A
1	AA	354	G
1	AA	358	U
1	AA	367	U
1	AA	368	U
1	AA	370	C
1	AA	373	A
1	AA	389	A
1	AA	390	C
1	AA	392	G
1	AA	397	A
1	AA	398	C
1	AA	412	A
1	AA	414	A
1	AA	421	U
1	AA	423	G
1	AA	428	G
1	AA	429	U
1	AA	430	A
1	AA	435	C
1	AA	439	A
1	AA	452	A
1	AA	453	A
1	AA	482	A
1	AA	484	G
1	AA	485	G
1	AA	496	A
1	AA	498	U
1	AA	499	A
1	AA	500	G
1	AA	508	C
1	AA	509	A
1	AA	510	A
1	AA	511	C
1	AA	518	C
1	AA	527	G
1	AA	532	A
1	AA	533	A
1	AA	534	U
1	AA	547	A

Continued on next page...

Continued from previous page...

Mol	Chain	Res	Type
1	AA	559	A
1	AA	561	U
1	AA	562	C
1	AA	572	A
1	AA	573	A
1	AA	576	G
1	AA	577	G
1	AA	596	C
1	AA	630	G
1	AA	631	G
1	AA	632	A
1	AA	653	A
1	AA	665	A
1	AA	687	A
1	AA	688	G
1	AA	723	U
1	AA	749	C
1	AA	755	G
1	AA	793	U
1	AA	817	C
1	AA	818	G
1	AA	828	A
1	AA	839	U
1	AA	840	C
1	AA	841	U
1	AA	859	A
1	AA	885	G
1	AA	902	G
1	AA	914	A
1	AA	926	G
1	AA	927	G
1	AA	934	C
1	AA	935	A
1	AA	960	U
1	AA	966	G
1	AA	967	C
1	AA	968	A
1	AA	969	A
1	AA	971	G
1	AA	974	A
1	AA	975	A
1	AA	976	G

Continued on next page...

Continued from previous page...

Mol	Chain	Res	Type
1	AA	977	A
1	AA	978	A
1	AA	980	C
1	AA	991	U
1	AA	992	U
1	AA	993	G
1	AA	1001	A
1	AA	1004	A
1	AA	1026	G
1	AA	1030(B)	C
1	AA	1050	G
1	AA	1054	C
1	AA	1055	A
1	AA	1066	C
1	AA	1067	A
1	AA	1068	G
1	AA	1094	G
1	AA	1095	U
1	AA	1101	A
1	AA	1117	G
1	AA	1118	C
1	AA	1124	G
1	AA	1125	U
1	AA	1126	U
1	AA	1129	C
1	AA	1130	A
1	AA	1131	G
1	AA	1136	U
1	AA	1137	C
1	AA	1138	G
1	AA	1139	G
1	AA	1140	C
1	AA	1141	C
1	AA	1146	A
1	AA	1153	C
1	AA	1159	U
1	AA	1182	G
1	AA	1183	A
1	AA	1184	G
1	AA	1187	G
1	AA	1196	U
1	AA	1197	G

Continued on next page...

Continued from previous page...

Mol	Chain	Res	Type
1	AA	1200	C
1	AA	1201	A
1	AA	1202	G
1	AA	1212	U
1	AA	1213	A
1	AA	1224	G
1	AA	1225	A
1	AA	1227	A
1	AA	1238	A
1	AA	1249	C
1	AA	1256	A
1	AA	1257	U
1	AA	1280	A
1	AA	1281	U
1	AA	1286	A
1	AA	1287	A
1	AA	1299	A
1	AA	1301	U
1	AA	1302	U
1	AA	1305	G
1	AA	1317	C
1	AA	1319	A
1	AA	1320	C
1	AA	1322	C
1	AA	1323	G
1	AA	1331	G
1	AA	1335	C
1	AA	1338	G
1	AA	1347	G
1	AA	1364	U
1	AA	1370	G
1	AA	1398	A
1	AA	1419	G
1	AA	1442(A)	G
1	AA	1442(B)	A
1	AA	1443	G
1	AA	1447	A
1	AA	1452	C
1	AA	1456	G
1	AA	1492	A
1	AA	1493	A
1	AA	1494	G

Continued on next page...

Continued from previous page...

Mol	Chain	Res	Type
1	AA	1499	A
1	AA	1503	A
1	AA	1504	G
1	AA	1505	G
1	AA	1506	U
1	AA	1507	A
1	AA	1517	G
1	AA	1519	A
1	AA	1520	G
1	AA	1529	G
1	AA	1530	G
22	AV	7	A
22	AV	17	C
22	AV	18	G
22	AV	19	G
22	AV	20	U
22	AV	22	G
22	AV	41	C
22	AV	42	C
22	AV	47	U
22	AV	48	C
22	AV	56	C
22	AV	63	G
22	AV	69	G
22	AV	72	C
22	AV	73	A
22	AV	75	C
22	AV	76	A
22	AW	9	A
22	AW	10	G
22	AW	16	U
22	AW	17	C
22	AW	18	G
22	AW	19	G
22	AW	21	A
22	AW	39	U
22	AW	40	C
22	AW	41	C
22	AW	42	C
22	AW	43	C
22	AW	52	G
22	AW	70	G

Continued on next page...

Continued from previous page...

Mol	Chain	Res	Type
22	AW	71	G
23	AX	20	U
35	BA	10	G
35	BA	28	A
35	BA	34	C
35	BA	45	C
35	BA	51	G
35	BA	55	G
35	BA	59	U
35	BA	61	G
35	BA	69	C
35	BA	71	A
35	BA	72	U
35	BA	75	G
35	BA	84	A
35	BA	85	G
35	BA	88	G
35	BA	90	U
35	BA	94	C
35	BA	99	U
35	BA	100	G
35	BA	102	G
35	BA	118	A
35	BA	119	A
35	BA	120	U
35	BA	139(A)	G
35	BA	140	G
35	BA	141	A
35	BA	142	A
35	BA	154	G
35	BA	154(A)	C
35	BA	157	U
35	BA	158	U
35	BA	175	G
35	BA	182	A
35	BA	196	A
35	BA	197	A
35	BA	199	A
35	BA	204	A
35	BA	205	G
35	BA	215	G
35	BA	216	A

Continued on next page...

Continued from previous page...

Mol	Chain	Res	Type
35	BA	221	A
35	BA	222	A
35	BA	228	A
35	BA	229	A
35	BA	230	U
35	BA	248	G
35	BA	252	G
35	BA	261	G
35	BA	266	G
35	BA	271(J)	C
35	BA	271(K)	U
35	BA	271(L)	U
35	BA	271(M)	G
35	BA	271(N)	U
35	BA	271(O)	C
35	BA	271(P)	C
35	BA	271(T)	C
35	BA	271(Y)	U
35	BA	272(B)	G
35	BA	272(H)	C
35	BA	275	G
35	BA	279	C
35	BA	284	U
35	BA	286	C
35	BA	287	C
35	BA	311	A
35	BA	316	C
35	BA	329	G
35	BA	330	A
35	BA	352	G
35	BA	353	G
35	BA	356	G
35	BA	362	U
35	BA	363	G
35	BA	363(B)	G
35	BA	363(E)	U
35	BA	371	A
35	BA	372	G
35	BA	386	G
35	BA	396	G
35	BA	405	U
35	BA	411	G

Continued on next page...

Continued from previous page...

Mol	Chain	Res	Type
35	BA	412	A
35	BA	428	A
35	BA	444	C
35	BA	448	U
35	BA	454	A
35	BA	456	C
35	BA	457	A
35	BA	470	A
35	BA	475	U
35	BA	481	G
35	BA	494	G
35	BA	495	G
35	BA	505	A
35	BA	508	G
35	BA	509	C
35	BA	528	A
35	BA	529	A
35	BA	531	C
35	BA	532	A
35	BA	533	G
35	BA	545	C
35	BA	548	A
35	BA	551	G
35	BA	563	G
35	BA	573	G
35	BA	575	A
35	BA	586	A
35	BA	588	U
35	BA	604	G
35	BA	607	U
35	BA	613	G
35	BA	614(B)	G
35	BA	615	G
35	BA	627	A
35	BA	637	A
35	BA	645	C
35	BA	646	A
35	BA	651	G
35	BA	653	A
35	BA	654	A
35	BA	654(B)	C
35	BA	654(I)	C

Continued on next page...

Continued from previous page...

Mol	Chain	Res	Type
35	BA	654(J)	A
35	BA	654(K)	C
35	BA	654(M)	C
35	BA	656	G
35	BA	686	G
35	BA	708	C
35	BA	722	A
35	BA	730	C
35	BA	740	U
35	BA	753	C
35	BA	764	A
35	BA	765	G
35	BA	776	G
35	BA	782	A
35	BA	784	A
35	BA	785	G
35	BA	790	C
35	BA	792	G
35	BA	805	G
35	BA	812	C
35	BA	819	A
35	BA	827	U
35	BA	828	U
35	BA	830	G
35	BA	848	G
35	BA	856	C
35	BA	857	C
35	BA	859	G
35	BA	866	A
35	BA	878	A
35	BA	879	G
35	BA	886	C
35	BA	890	A
35	BA	896	A
35	BA	897	C
35	BA	910	A
35	BA	914	C
35	BA	915	C
35	BA	917	A
35	BA	926	A
35	BA	932	G
35	BA	941	A

Continued on next page...

Continued from previous page...

Mol	Chain	Res	Type
35	BA	945	A
35	BA	946	G
35	BA	958	U
35	BA	959	A
35	BA	961	C
35	BA	965	C
35	BA	974	G
35	BA	975	C
35	BA	975(A)	G
35	BA	983	A
35	BA	991	C
35	BA	996	A
35	BA	999	U
35	BA	1000	A
35	BA	1012	U
35	BA	1013	C
35	BA	1022	G
35	BA	1023	U
35	BA	1025	G
35	BA	1026	U
35	BA	1039	G
35	BA	1043	C
35	BA	1046	A
35	BA	1047	G
35	BA	1048	A
35	BA	1067	A
35	BA	1070	A
35	BA	1088	A
35	BA	1108	U
35	BA	1111	A
35	BA	1112	G
35	BA	1116	C
35	BA	1126	A
35	BA	1127	A
35	BA	1129	A
35	BA	1130	U
35	BA	1135	C
35	BA	1136	G
35	BA	1155	A
35	BA	1170	G
35	BA	1173	G
35	BA	1174	A

Continued on next page...

Continued from previous page...

Mol	Chain	Res	Type
35	BA	1175	U
35	BA	1176	G
35	BA	1177	A
35	BA	1195	G
35	BA	1204	A
35	BA	1205	U
35	BA	1211	U
35	BA	1220	A
35	BA	1221	C
35	BA	1241	A
35	BA	1250	G
35	BA	1253	A
35	BA	1256	G
35	BA	1271	G
35	BA	1272	A
35	BA	1281	G
35	BA	1286	A
35	BA	1300	U
35	BA	1301	A
35	BA	1314	C
35	BA	1319	G
35	BA	1321	A
35	BA	1329	U
35	BA	1332	G
35	BA	1345	C
35	BA	1349	A
35	BA	1352	U
35	BA	1359	A
35	BA	1368	G
35	BA	1379	A
35	BA	1384	A
35	BA	1385	G
35	BA	1407	C
35	BA	1416	G
35	BA	1417	C
35	BA	1420	U
35	BA	1427	A
35	BA	1428	C
35	BA	1437	C
35	BA	1445	A
35	BA	1449	A
35	BA	1450	G

Continued on next page...

Continued from previous page...

Mol	Chain	Res	Type
35	BA	1452	A
35	BA	1459	G
35	BA	1461	G
35	BA	1467	C
35	BA	1471	A
35	BA	1478	G
35	BA	1481	U
35	BA	1482	G
35	BA	1484	G
35	BA	1485	G
35	BA	1488	G
35	BA	1490	A
35	BA	1493	C
35	BA	1494	A
35	BA	1495	A
35	BA	1496	A
35	BA	1497	U
35	BA	1498	C
35	BA	1502	C
35	BA	1505	C
35	BA	1509	C
35	BA	1509(A)	A
35	BA	1512	U
35	BA	1520	G
35	BA	1528(A)	A
35	BA	1529	G
35	BA	1532	C
35	BA	1533	G
35	BA	1543	C
35	BA	1547	C
35	BA	1554	A
35	BA	1558	A
35	BA	1559	G
35	BA	1566	A
35	BA	1569	A
35	BA	1578	U
35	BA	1579	A
35	BA	1584	C
35	BA	1586	A
35	BA	1587	A
35	BA	1588	C
35	BA	1591	G

Continued on next page...

Continued from previous page...

Mol	Chain	Res	Type
35	BA	1603	A
35	BA	1608	A
35	BA	1609	A
35	BA	1610	A
35	BA	1616	A
35	BA	1617	C
35	BA	1618	A
35	BA	1640	C
35	BA	1648	C
35	BA	1653	G
35	BA	1654	A
35	BA	1674	G
35	BA	1686	C
35	BA	1700	A
35	BA	1701	A
35	BA	1718	G
35	BA	1722	A
35	BA	1739	U
35	BA	1740	G
35	BA	1744	C
35	BA	1746	G
35	BA	1748	G
35	BA	1763	G
35	BA	1764	G
35	BA	1773	A
35	BA	1780	A
35	BA	1782	C
35	BA	1785	A
35	BA	1791	A
35	BA	1799	G
35	BA	1800	C
35	BA	1816	G
35	BA	1820	U
35	BA	1829	A
35	BA	1835	G
35	BA	1838	C
35	BA	1839	G
35	BA	1847	A
35	BA	1858	G
35	BA	1865	G
35	BA	1866	C
35	BA	1877	A

Continued on next page...

Continued from previous page...

Mol	Chain	Res	Type
35	BA	1878	G
35	BA	1880	C
35	BA	1882	C
35	BA	1885	A
35	BA	1888	G
35	BA	1900	A
35	BA	1906	G
35	BA	1912	A
35	BA	1913	A
35	BA	1914	C
35	BA	1929	G
35	BA	1930	G
35	BA	1936	A
35	BA	1938	A
35	BA	1939	U
35	BA	1940	U
35	BA	1941	C
35	BA	1955	U
35	BA	1963	U
35	BA	1967	C
35	BA	1969	A
35	BA	1970	A
35	BA	1971	A
35	BA	1972	A
35	BA	1982	C
35	BA	1993	U
35	BA	2020	A
35	BA	2023	G
35	BA	2031	A
35	BA	2032	G
35	BA	2033	A
35	BA	2036	C
35	BA	2037	G
35	BA	2043	C
35	BA	2055	C
35	BA	2056	G
35	BA	2059	A
35	BA	2060	A
35	BA	2061	G
35	BA	2062	A
35	BA	2069	G
35	BA	2092	U

Continued on next page...

Continued from previous page...

Mol	Chain	Res	Type
35	BA	2093	G
35	BA	2103	C
35	BA	2104	G
35	BA	2116	G
35	BA	2117	A
35	BA	2120	G
35	BA	2122	U
35	BA	2127	G
35	BA	2131	G
35	BA	2133	G
35	BA	2147	G
35	BA	2172	U
35	BA	2173	A
35	BA	2175	C
35	BA	2176	A
35	BA	2179	C
35	BA	2185	C
35	BA	2187	G
35	BA	2189	U
35	BA	2190	G
35	BA	2192	G
35	BA	2193	G
35	BA	2198	A
35	BA	2199	A
35	BA	2200	C
35	BA	2207	G
35	BA	2208	A
35	BA	2219	G
35	BA	2225	A
35	BA	2226	C
35	BA	2238	G
35	BA	2239	G
35	BA	2243	U
35	BA	2263	C
35	BA	2275	C
35	BA	2283	C
35	BA	2287	A
35	BA	2289	G
35	BA	2290	G
35	BA	2305	A
35	BA	2307	G
35	BA	2308	G

Continued on next page...

Continued from previous page...

Mol	Chain	Res	Type
35	BA	2309	A
35	BA	2313	C
35	BA	2319	G
35	BA	2320	A
35	BA	2325	G
35	BA	2336	A
35	BA	2345	G
35	BA	2347	C
35	BA	2349	G
35	BA	2350	C
35	BA	2383	G
35	BA	2385	C
35	BA	2402	C
35	BA	2403	C
35	BA	2406	U
35	BA	2423	U
35	BA	2425	A
35	BA	2429	G
35	BA	2430	A
35	BA	2439	A
35	BA	2440	C
35	BA	2441	C
35	BA	2448	A
35	BA	2468	G
35	BA	2469	A
35	BA	2470	G
35	BA	2475	C
35	BA	2476	A
35	BA	2482	G
35	BA	2484	G
35	BA	2491	U
35	BA	2502	G
35	BA	2505	G
35	BA	2506	U
35	BA	2518	A
35	BA	2520	C
35	BA	2523	G
35	BA	2529	G
35	BA	2534	A
35	BA	2542	A
35	BA	2543	G
35	BA	2554	U

Continued on next page...

Continued from previous page...

Mol	Chain	Res	Type
35	BA	2566	A
35	BA	2567	G
35	BA	2569	G
35	BA	2573	C
35	BA	2574	G
35	BA	2585	U
35	BA	2586	C
35	BA	2602	A
35	BA	2612	C
35	BA	2614	A
35	BA	2615	U
35	BA	2630	G
35	BA	2654	A
35	BA	2655	G
35	BA	2673	G
35	BA	2682	U
35	BA	2690	C
35	BA	2691	C
35	BA	2702	U
35	BA	2703	C
35	BA	2712(A)	A
35	BA	2713	A
35	BA	2714	G
35	BA	2720	U
35	BA	2726	U
35	BA	2733	A
35	BA	2748	A
35	BA	2754	U
35	BA	2755	C
35	BA	2757	A
35	BA	2759	G
35	BA	2765	A
35	BA	2778	A
35	BA	2781	A
35	BA	2787	C
35	BA	2789	C
35	BA	2790	A
35	BA	2802	G
35	BA	2803	C
35	BA	2804	C
35	BA	2808	U
35	BA	2820	A

Continued on next page...

Continued from previous page...

Mol	Chain	Res	Type
35	BA	2821	A
35	BA	2823	A
35	BA	2827	C
35	BA	2833	G
35	BA	2834	G
35	BA	2835	A
35	BA	2849	U
35	BA	2872	G
35	BA	2873	A
35	BA	2874	C
35	BA	2879	C
35	BA	2892	A
35	BA	2893	G
36	BB	8	U
36	BB	12	C
36	BB	13	A
36	BB	27	C
36	BB	33	G
36	BB	42	C
36	BB	45	A
36	BB	52	A
36	BB	53	A
36	BB	57	A
36	BB	67	G
36	BB	73	A
36	BB	85	G
36	BB	86	G
36	BB	110	G
1	CA	9	G
1	CA	31	G
1	CA	32	A
1	CA	39	G
1	CA	47	C
1	CA	48	C
1	CA	51	A
1	CA	59	A
1	CA	61	G
1	CA	79	G
1	CA	80	G
1	CA	81	U
1	CA	84	U
1	CA	88	A

Continued on next page...

Continued from previous page...

Mol	Chain	Res	Type
1	CA	89	C
1	CA	92	C
1	CA	111	G
1	CA	116	A
1	CA	120	A
1	CA	121	C
1	CA	122	G
1	CA	129(A)	G
1	CA	131	C
1	CA	142	G
1	CA	144	G
1	CA	172	A
1	CA	182	U
1	CA	195	A
1	CA	197	A
1	CA	203	U
1	CA	204	U
1	CA	216	G
1	CA	220	G
1	CA	244	U
1	CA	247	G
1	CA	251	G
1	CA	266	G
1	CA	267	C
1	CA	275	G
1	CA	289	G
1	CA	306	G
1	CA	321	A
1	CA	329	A
1	CA	332	G
1	CA	352	C
1	CA	353	A
1	CA	354	G
1	CA	358	U
1	CA	367	U
1	CA	368	U
1	CA	370	C
1	CA	373	A
1	CA	389	A
1	CA	390	C
1	CA	392	G
1	CA	397	A

Continued on next page...

Continued from previous page...

Mol	Chain	Res	Type
1	CA	398	C
1	CA	412	A
1	CA	414	A
1	CA	421	U
1	CA	423	G
1	CA	428	G
1	CA	429	U
1	CA	430	A
1	CA	435	C
1	CA	439	A
1	CA	452	A
1	CA	453	A
1	CA	482	A
1	CA	484	G
1	CA	485	G
1	CA	496	A
1	CA	498	U
1	CA	499	A
1	CA	500	G
1	CA	508	C
1	CA	509	A
1	CA	510	A
1	CA	511	C
1	CA	518	C
1	CA	527	G
1	CA	532	A
1	CA	533	A
1	CA	534	U
1	CA	547	A
1	CA	561	U
1	CA	562	C
1	CA	572	A
1	CA	573	A
1	CA	576	G
1	CA	577	G
1	CA	596	C
1	CA	630	G
1	CA	631	G
1	CA	632	A
1	CA	653	A
1	CA	665	A
1	CA	687	A

Continued on next page...

Continued from previous page...

Mol	Chain	Res	Type
1	CA	688	G
1	CA	723	U
1	CA	749	C
1	CA	755	G
1	CA	793	U
1	CA	817	C
1	CA	819	A
1	CA	828	A
1	CA	839	U
1	CA	840	C
1	CA	841	U
1	CA	859	A
1	CA	885	G
1	CA	902	G
1	CA	914	A
1	CA	926	G
1	CA	927	G
1	CA	934	C
1	CA	935	A
1	CA	960	U
1	CA	966	G
1	CA	967	C
1	CA	968	A
1	CA	969	A
1	CA	971	G
1	CA	974	A
1	CA	975	A
1	CA	976	G
1	CA	977	A
1	CA	978	A
1	CA	980	C
1	CA	991	U
1	CA	992	U
1	CA	993	G
1	CA	1001	A
1	CA	1004	A
1	CA	1026	G
1	CA	1030(B)	C
1	CA	1050	G
1	CA	1054	C
1	CA	1055	A
1	CA	1066	C

Continued on next page...

Continued from previous page...

Mol	Chain	Res	Type
1	CA	1067	A
1	CA	1068	G
1	CA	1094	G
1	CA	1095	U
1	CA	1101	A
1	CA	1117	G
1	CA	1118	C
1	CA	1124	G
1	CA	1125	U
1	CA	1126	U
1	CA	1129	C
1	CA	1130	A
1	CA	1131	G
1	CA	1136	U
1	CA	1137	C
1	CA	1138	G
1	CA	1139	G
1	CA	1140	C
1	CA	1141	C
1	CA	1146	A
1	CA	1153	C
1	CA	1159	U
1	CA	1182	G
1	CA	1183	A
1	CA	1184	G
1	CA	1187	G
1	CA	1196	U
1	CA	1197	G
1	CA	1200	C
1	CA	1201	A
1	CA	1202	G
1	CA	1212	U
1	CA	1213	A
1	CA	1224	G
1	CA	1225	A
1	CA	1227	A
1	CA	1238	A
1	CA	1249	C
1	CA	1256	A
1	CA	1257	U
1	CA	1280	A
1	CA	1281	U

Continued on next page...

Continued from previous page...

Mol	Chain	Res	Type
1	CA	1286	A
1	CA	1287	A
1	CA	1299	A
1	CA	1301	U
1	CA	1302	U
1	CA	1305	G
1	CA	1317	C
1	CA	1319	A
1	CA	1320	C
1	CA	1322	C
1	CA	1323	G
1	CA	1331	G
1	CA	1335	C
1	CA	1338	G
1	CA	1347	G
1	CA	1364	U
1	CA	1370	G
1	CA	1398	A
1	CA	1419	G
1	CA	1436	U
1	CA	1442	G
1	CA	1442(A)	G
1	CA	1442(B)	A
1	CA	1447	A
1	CA	1456	G
1	CA	1492	A
1	CA	1497	G
1	CA	1499	A
1	CA	1504	G
1	CA	1505	G
1	CA	1506	U
1	CA	1517	G
1	CA	1520	G
1	CA	1529	G
1	CA	1530	G
22	CV	3	C
22	CV	4	C
22	CV	17	C
22	CV	18	G
22	CV	19	G
22	CV	20	U
22	CV	21	A

Continued on next page...

Continued from previous page...

Mol	Chain	Res	Type
22	CV	22	G
22	CV	37	A
22	CV	42	C
22	CV	45	U
22	CV	46	G
22	CV	47	U
22	CV	48	C
22	CV	63	G
22	CV	72	C
22	CV	75	C
22	CV	76	A
22	CW	9	A
22	CW	16	U
22	CW	17	C
22	CW	18	G
22	CW	19	G
22	CW	21	A
22	CW	22	G
22	CW	39	U
22	CW	40	C
22	CW	43	C
22	CW	48	C
22	CW	52	G
22	CW	58	A
22	CW	61	C
22	CW	70	G
22	CW	71	G
23	CX	24	A
35	DA	10	G
35	DA	28	A
35	DA	34	C
35	DA	45	C
35	DA	51	G
35	DA	55	G
35	DA	59	U
35	DA	61	G
35	DA	69	C
35	DA	71	A
35	DA	72	U
35	DA	75	G
35	DA	84	A
35	DA	85	G

Continued on next page...

Continued from previous page...

Mol	Chain	Res	Type
35	DA	88	G
35	DA	90	U
35	DA	94	C
35	DA	99	U
35	DA	100	G
35	DA	102	G
35	DA	118	A
35	DA	119	A
35	DA	120	U
35	DA	139(A)	G
35	DA	140	G
35	DA	141	A
35	DA	142	A
35	DA	154	G
35	DA	154(A)	C
35	DA	157	U
35	DA	158	U
35	DA	175	G
35	DA	181	A
35	DA	182	A
35	DA	196	A
35	DA	197	A
35	DA	199	A
35	DA	204	A
35	DA	205	G
35	DA	215	G
35	DA	216	A
35	DA	221	A
35	DA	222	A
35	DA	228	A
35	DA	229	A
35	DA	230	U
35	DA	248	G
35	DA	252	G
35	DA	261	G
35	DA	266	G
35	DA	271(J)	C
35	DA	271(K)	U
35	DA	271(L)	U
35	DA	271(M)	G
35	DA	271(N)	U
35	DA	271(O)	C

Continued on next page...

Continued from previous page...

Mol	Chain	Res	Type
35	DA	271(P)	C
35	DA	271(T)	C
35	DA	271(Y)	U
35	DA	272(B)	G
35	DA	272(H)	C
35	DA	275	G
35	DA	279	C
35	DA	284	U
35	DA	286	C
35	DA	287	C
35	DA	311	A
35	DA	316	C
35	DA	329	G
35	DA	330	A
35	DA	352	G
35	DA	353	G
35	DA	356	G
35	DA	362	U
35	DA	363	G
35	DA	363(B)	G
35	DA	363(E)	U
35	DA	371	A
35	DA	372	G
35	DA	386	G
35	DA	396	G
35	DA	405	U
35	DA	411	G
35	DA	412	A
35	DA	428	A
35	DA	444	C
35	DA	448	U
35	DA	454	A
35	DA	456	C
35	DA	457	A
35	DA	470	A
35	DA	475	U
35	DA	481	G
35	DA	494	G
35	DA	495	G
35	DA	505	A
35	DA	508	G
35	DA	509	C

Continued on next page...

Continued from previous page...

Mol	Chain	Res	Type
35	DA	528	A
35	DA	529	A
35	DA	531	C
35	DA	532	A
35	DA	533	G
35	DA	545	C
35	DA	548	A
35	DA	551	G
35	DA	563	G
35	DA	573	G
35	DA	575	A
35	DA	586	A
35	DA	588	U
35	DA	604	G
35	DA	607	U
35	DA	613	G
35	DA	614(B)	G
35	DA	615	G
35	DA	627	A
35	DA	637	A
35	DA	645	C
35	DA	646	A
35	DA	651	G
35	DA	653	A
35	DA	654	A
35	DA	654(B)	C
35	DA	654(I)	C
35	DA	654(J)	A
35	DA	654(K)	C
35	DA	654(M)	C
35	DA	656	G
35	DA	686	G
35	DA	708	C
35	DA	722	A
35	DA	730	C
35	DA	740	U
35	DA	753	C
35	DA	764	A
35	DA	765	G
35	DA	776	G
35	DA	782	A
35	DA	784	A

Continued on next page...

Continued from previous page...

Mol	Chain	Res	Type
35	DA	785	G
35	DA	790	C
35	DA	792	G
35	DA	805	G
35	DA	812	C
35	DA	819	A
35	DA	827	U
35	DA	828	U
35	DA	830	G
35	DA	848	G
35	DA	856	C
35	DA	857	C
35	DA	859	G
35	DA	866	A
35	DA	878	A
35	DA	879	G
35	DA	886	C
35	DA	890	A
35	DA	896	A
35	DA	897	C
35	DA	910	A
35	DA	914	C
35	DA	915	C
35	DA	917	A
35	DA	926	A
35	DA	932	G
35	DA	941	A
35	DA	945	A
35	DA	946	G
35	DA	958	U
35	DA	959	A
35	DA	961	C
35	DA	965	C
35	DA	974	G
35	DA	975	C
35	DA	975(A)	G
35	DA	983	A
35	DA	991	C
35	DA	996	A
35	DA	999	U
35	DA	1000	A
35	DA	1012	U

Continued on next page...

Continued from previous page...

Mol	Chain	Res	Type
35	DA	1013	C
35	DA	1022	G
35	DA	1023	U
35	DA	1025	G
35	DA	1026	U
35	DA	1039	G
35	DA	1043	C
35	DA	1046	A
35	DA	1047	G
35	DA	1048	A
35	DA	1067	A
35	DA	1070	A
35	DA	1088	A
35	DA	1108	U
35	DA	1111	A
35	DA	1112	G
35	DA	1116	C
35	DA	1126	A
35	DA	1127	A
35	DA	1129	A
35	DA	1130	U
35	DA	1135	C
35	DA	1136	G
35	DA	1155	A
35	DA	1170	G
35	DA	1173	G
35	DA	1174	A
35	DA	1175	U
35	DA	1176	G
35	DA	1177	A
35	DA	1195	G
35	DA	1204	A
35	DA	1205	U
35	DA	1211	U
35	DA	1220	A
35	DA	1221	C
35	DA	1241	A
35	DA	1250	G
35	DA	1253	A
35	DA	1256	G
35	DA	1271	G
35	DA	1272	A

Continued on next page...

Continued from previous page...

Mol	Chain	Res	Type
35	DA	1281	G
35	DA	1286	A
35	DA	1300	U
35	DA	1301	A
35	DA	1314	C
35	DA	1319	G
35	DA	1321	A
35	DA	1329	U
35	DA	1332	G
35	DA	1345	C
35	DA	1349	A
35	DA	1352	U
35	DA	1359	A
35	DA	1368	G
35	DA	1379	A
35	DA	1384	A
35	DA	1385	G
35	DA	1407	C
35	DA	1416	G
35	DA	1417	C
35	DA	1420	U
35	DA	1427	A
35	DA	1428	C
35	DA	1437	C
35	DA	1445	A
35	DA	1449	A
35	DA	1450	G
35	DA	1452	A
35	DA	1459	G
35	DA	1461	G
35	DA	1467	C
35	DA	1471	A
35	DA	1478	G
35	DA	1481	U
35	DA	1482	G
35	DA	1484	G
35	DA	1485	G
35	DA	1488	G
35	DA	1490	A
35	DA	1493	C
35	DA	1494	A
35	DA	1495	A

Continued on next page...

Continued from previous page...

Mol	Chain	Res	Type
35	DA	1496	A
35	DA	1497	U
35	DA	1498	C
35	DA	1502	C
35	DA	1505	C
35	DA	1509	C
35	DA	1509(A)	A
35	DA	1512	U
35	DA	1520	G
35	DA	1528(A)	A
35	DA	1529	G
35	DA	1532	C
35	DA	1533	G
35	DA	1543	C
35	DA	1547	C
35	DA	1554	A
35	DA	1558	A
35	DA	1559	G
35	DA	1566	A
35	DA	1569	A
35	DA	1578	U
35	DA	1579	A
35	DA	1584	C
35	DA	1586	A
35	DA	1587	A
35	DA	1588	C
35	DA	1591	G
35	DA	1603	A
35	DA	1608	A
35	DA	1609	A
35	DA	1610	A
35	DA	1616	A
35	DA	1617	C
35	DA	1618	A
35	DA	1640	C
35	DA	1648	C
35	DA	1653	G
35	DA	1654	A
35	DA	1674	G
35	DA	1686	C
35	DA	1700	A
35	DA	1701	A

Continued on next page...

Continued from previous page...

Mol	Chain	Res	Type
35	DA	1718	G
35	DA	1722	A
35	DA	1739	U
35	DA	1740	G
35	DA	1744	C
35	DA	1746	G
35	DA	1748	G
35	DA	1763	G
35	DA	1764	G
35	DA	1773	A
35	DA	1780	A
35	DA	1782	C
35	DA	1785	A
35	DA	1791	A
35	DA	1799	G
35	DA	1800	C
35	DA	1816	G
35	DA	1820	U
35	DA	1829	A
35	DA	1835	G
35	DA	1838	C
35	DA	1839	G
35	DA	1847	A
35	DA	1858	G
35	DA	1865	G
35	DA	1866	C
35	DA	1877	A
35	DA	1878	G
35	DA	1880	C
35	DA	1882	C
35	DA	1885	A
35	DA	1888	G
35	DA	1900	A
35	DA	1906	G
35	DA	1912	A
35	DA	1913	A
35	DA	1914	C
35	DA	1929	G
35	DA	1930	G
35	DA	1936	A
35	DA	1938	A
35	DA	1939	U

Continued on next page...

Continued from previous page...

Mol	Chain	Res	Type
35	DA	1940	U
35	DA	1941	C
35	DA	1955	U
35	DA	1963	U
35	DA	1967	C
35	DA	1969	A
35	DA	1970	A
35	DA	1971	A
35	DA	1972	A
35	DA	1982	C
35	DA	1993	U
35	DA	2020	A
35	DA	2023	G
35	DA	2031	A
35	DA	2032	G
35	DA	2033	A
35	DA	2036	C
35	DA	2043	C
35	DA	2055	C
35	DA	2056	G
35	DA	2059	A
35	DA	2060	A
35	DA	2061	G
35	DA	2062	A
35	DA	2069	G
35	DA	2092	U
35	DA	2093	G
35	DA	2103	C
35	DA	2104	G
35	DA	2116	G
35	DA	2117	A
35	DA	2120	G
35	DA	2122	U
35	DA	2127	G
35	DA	2131	G
35	DA	2133	G
35	DA	2147	G
35	DA	2172	U
35	DA	2173	A
35	DA	2175	C
35	DA	2176	A
35	DA	2179	C

Continued on next page...

Continued from previous page...

Mol	Chain	Res	Type
35	DA	2185	C
35	DA	2187	G
35	DA	2189	U
35	DA	2190	G
35	DA	2192	G
35	DA	2193	G
35	DA	2198	A
35	DA	2199	A
35	DA	2200	C
35	DA	2207	G
35	DA	2208	A
35	DA	2219	G
35	DA	2225	A
35	DA	2226	C
35	DA	2238	G
35	DA	2239	G
35	DA	2243	U
35	DA	2263	C
35	DA	2275	C
35	DA	2283	C
35	DA	2287	A
35	DA	2289	G
35	DA	2290	G
35	DA	2305	A
35	DA	2307	G
35	DA	2308	G
35	DA	2309	A
35	DA	2313	C
35	DA	2319	G
35	DA	2320	A
35	DA	2325	G
35	DA	2336	A
35	DA	2345	G
35	DA	2347	C
35	DA	2349	G
35	DA	2350	C
35	DA	2383	G
35	DA	2385	C
35	DA	2402	C
35	DA	2403	C
35	DA	2406	U
35	DA	2423	U

Continued on next page...

Continued from previous page...

Mol	Chain	Res	Type
35	DA	2425	A
35	DA	2429	G
35	DA	2430	A
35	DA	2439	A
35	DA	2440	C
35	DA	2441	C
35	DA	2448	A
35	DA	2468	G
35	DA	2469	A
35	DA	2470	G
35	DA	2475	C
35	DA	2476	A
35	DA	2482	G
35	DA	2484	G
35	DA	2491	U
35	DA	2502	G
35	DA	2505	G
35	DA	2506	U
35	DA	2518	A
35	DA	2520	C
35	DA	2523	G
35	DA	2529	G
35	DA	2534	A
35	DA	2542	A
35	DA	2543	G
35	DA	2554	U
35	DA	2566	A
35	DA	2567	G
35	DA	2569	G
35	DA	2573	C
35	DA	2574	G
35	DA	2585	U
35	DA	2586	C
35	DA	2602	A
35	DA	2612	C
35	DA	2614	A
35	DA	2615	U
35	DA	2630	G
35	DA	2636	U
35	DA	2654	A
35	DA	2655	G
35	DA	2673	G

Continued on next page...

Continued from previous page...

Mol	Chain	Res	Type
35	DA	2682	U
35	DA	2690	C
35	DA	2691	C
35	DA	2702	U
35	DA	2703	C
35	DA	2712(A)	A
35	DA	2713	A
35	DA	2714	G
35	DA	2720	U
35	DA	2726	U
35	DA	2733	A
35	DA	2748	A
35	DA	2754	U
35	DA	2755	C
35	DA	2757	A
35	DA	2759	G
35	DA	2765	A
35	DA	2778	A
35	DA	2781	A
35	DA	2787	C
35	DA	2789	C
35	DA	2790	A
35	DA	2802	G
35	DA	2803	C
35	DA	2804	C
35	DA	2808	U
35	DA	2820	A
35	DA	2821	A
35	DA	2823	A
35	DA	2827	C
35	DA	2833	G
35	DA	2834	G
35	DA	2835	A
35	DA	2849	U
35	DA	2872	G
35	DA	2873	A
35	DA	2874	C
35	DA	2879	C
35	DA	2892	A
35	DA	2893	G
36	DB	8	U
36	DB	12	C

Continued on next page...

Continued from previous page...

Mol	Chain	Res	Type
36	DB	13	A
36	DB	27	C
36	DB	33	G
36	DB	42	C
36	DB	45	A
36	DB	52	A
36	DB	53	A
36	DB	57	A
36	DB	67	G
36	DB	73	A
36	DB	85	G
36	DB	110	G

All (198) RNA pucker outliers are listed below:

Mol	Chain	Res	Type
1	AA	30	U
1	AA	60	A
1	AA	79	G
1	AA	115	G
1	AA	119	A
1	AA	243	A
1	AA	250	A
1	AA	266	G
1	AA	274	A
1	AA	328	C
1	AA	372	C
1	AA	428	G
1	AA	429	U
1	AA	484	G
1	AA	495	A
1	AA	508	C
1	AA	509	A
1	AA	533	A
1	AA	560	U
1	AA	687	A
1	AA	748	C
1	AA	913	A
1	AA	992	U
1	AA	1049	U
1	AA	1065	U
1	AA	1067	A

Continued on next page...

Continued from previous page...

Mol	Chain	Res	Type
1	AA	1145	C
1	AA	1182	G
1	AA	1200	C
1	AA	1201	A
1	AA	1224	G
1	AA	1285	A
1	AA	1300	G
1	AA	1504	G
22	AV	75	C
22	AW	17	C
22	AW	47	U
22	AW	70	G
23	AX	19	U
35	BA	27	G
35	BA	71	A
35	BA	74	A
35	BA	199	A
35	BA	221	A
35	BA	272	G
35	BA	283	A
35	BA	370	G
35	BA	474	G
35	BA	494	G
35	BA	507	A
35	BA	587	C
35	BA	603	A
35	BA	613	G
35	BA	614(A)	U
35	BA	614(B)	G
35	BA	654(J)	A
35	BA	740	U
35	BA	752	A
35	BA	764	A
35	BA	856	C
35	BA	945	A
35	BA	1022	G
35	BA	1126	A
35	BA	1210	A
35	BA	1286	A
35	BA	1300	U
35	BA	1332	G
35	BA	1427	A

Continued on next page...

Continued from previous page...

Mol	Chain	Res	Type
35	BA	1558	A
35	BA	1608	A
35	BA	1653	G
35	BA	1686	C
35	BA	1782	C
35	BA	1784	A
35	BA	1799	G
35	BA	1819	A
35	BA	1899	G
35	BA	1912	A
35	BA	1992	G
35	BA	2036	C
35	BA	2092	U
35	BA	2126	A
35	BA	2172	U
35	BA	2225	A
35	BA	2263	C
35	BA	2282	G
35	BA	2290	G
35	BA	2308	G
35	BA	2422	A
35	BA	2439	A
35	BA	2468	G
35	BA	2481	G
35	BA	2542	A
35	BA	2613	U
35	BA	2689	U
35	BA	2756	U
35	BA	2873	A
36	BB	12	C
36	BB	56	G
36	BB	66	A
1	CA	30	U
1	CA	60	A
1	CA	79	G
1	CA	115	G
1	CA	119	A
1	CA	243	A
1	CA	250	A
1	CA	266	G
1	CA	274	A
1	CA	328	C

Continued on next page...

Continued from previous page...

Mol	Chain	Res	Type
1	CA	372	C
1	CA	428	G
1	CA	429	U
1	CA	484	G
1	CA	495	A
1	CA	508	C
1	CA	509	A
1	CA	533	A
1	CA	560	U
1	CA	687	A
1	CA	748	C
1	CA	913	A
1	CA	992	U
1	CA	1049	U
1	CA	1065	U
1	CA	1067	A
1	CA	1145	C
1	CA	1182	G
1	CA	1200	C
1	CA	1201	A
1	CA	1224	G
1	CA	1285	A
1	CA	1300	G
1	CA	1504	G
22	CW	15	G
22	CW	17	C
22	CW	47	U
22	CW	70	G
35	DA	27	G
35	DA	71	A
35	DA	74	A
35	DA	197	A
35	DA	199	A
35	DA	221	A
35	DA	272	G
35	DA	283	A
35	DA	370	G
35	DA	474	G
35	DA	494	G
35	DA	507	A
35	DA	587	C
35	DA	603	A

Continued on next page...

Continued from previous page...

Mol	Chain	Res	Type
35	DA	613	G
35	DA	614(A)	U
35	DA	614(B)	G
35	DA	654(J)	A
35	DA	740	U
35	DA	752	A
35	DA	764	A
35	DA	827	U
35	DA	856	C
35	DA	945	A
35	DA	1022	G
35	DA	1126	A
35	DA	1210	A
35	DA	1286	A
35	DA	1300	U
35	DA	1332	G
35	DA	1427	A
35	DA	1558	A
35	DA	1608	A
35	DA	1653	G
35	DA	1782	C
35	DA	1784	A
35	DA	1799	G
35	DA	1819	A
35	DA	1912	A
35	DA	1992	G
35	DA	2036	C
35	DA	2092	U
35	DA	2126	A
35	DA	2172	U
35	DA	2225	A
35	DA	2263	C
35	DA	2282	G
35	DA	2308	G
35	DA	2422	A
35	DA	2439	A
35	DA	2468	G
35	DA	2481	G
35	DA	2542	A
35	DA	2613	U
35	DA	2689	U
35	DA	2756	U

Continued on next page...

Continued from previous page...

Mol	Chain	Res	Type
35	DA	2873	A
36	DB	12	C
36	DB	56	G
36	DB	66	A

5.4 Non-standard residues in protein, DNA, RNA chains [i](#)

There are no non-standard protein/DNA/RNA residues in this entry.

5.5 Carbohydrates [i](#)

There are no monosaccharides in this entry.

5.6 Ligand geometry [i](#)

Of 1098 ligands modelled in this entry, 1098 are monoatomic - leaving 0 for Mogul analysis.

There are no bond length outliers.

There are no bond angle outliers.

There are no chirality outliers.

There are no torsion outliers.

There are no ring outliers.

No monomer is involved in short contacts.

5.7 Other polymers [i](#)

There are no such residues in this entry.

5.8 Polymer linkage issues [i](#)

There are no chain breaks in this entry.

6 Fit of model and data i

6.1 Protein, DNA and RNA chains i

In the following table, the column labelled ‘#RSRZ > 2’ contains the number (and percentage) of RSRZ outliers, followed by percent RSRZ outliers for the chain as percentile scores relative to all X-ray entries and entries of similar resolution. The OWAB column contains the minimum, median, 95th percentile and maximum values of the occupancy-weighted average B-factor per residue. The column labelled ‘Q < 0.9’ lists the number of (and percentage) of residues with an average occupancy less than 0.9.

Mol	Chain	Analysed	<RSRZ>	#RSRZ>2	OWAB(Å ²)	Q<0.9
1	AA	1504/1522 (98%)	0.12	38 (2%) 57 54	43, 106, 183, 201	0
1	CA	1504/1522 (98%)	0.03	46 (3%) 49 47	35, 87, 183, 201	0
2	AB	235/256 (91%)	0.77	43 (18%) 1 2	76, 137, 191, 201	0
2	CB	235/256 (91%)	0.32	16 (6%) 17 19	51, 117, 180, 201	0
3	AC	207/239 (86%)	0.84	28 (13%) 3 4	71, 130, 177, 201	0
3	CC	207/239 (86%)	0.07	2 (0%) 82 79	48, 96, 159, 200	0
4	AD	208/209 (99%)	0.55	21 (10%) 7 9	53, 116, 168, 199	0
4	CD	208/209 (99%)	0.15	5 (2%) 59 56	41, 95, 158, 183	0
5	AE	151/162 (93%)	0.41	14 (9%) 8 11	48, 102, 156, 179	0
5	CE	151/162 (93%)	-0.05	4 (2%) 56 53	29, 86, 145, 193	0
6	AF	101/101 (100%)	0.87	15 (14%) 2 3	75, 120, 170, 189	0
6	CF	101/101 (100%)	0.35	7 (6%) 16 19	60, 116, 162, 184	0
7	AG	155/156 (99%)	0.82	25 (16%) 1 2	64, 137, 182, 201	0
7	CG	155/156 (99%)	0.22	11 (7%) 16 18	42, 89, 143, 193	0
8	AH	138/138 (100%)	0.38	5 (3%) 42 41	50, 101, 152, 201	0
8	CH	138/138 (100%)	0.11	2 (1%) 75 72	50, 97, 148, 188	0
9	AI	127/128 (99%)	1.41	37 (29%) 0 0	66, 148, 192, 201	0
9	CI	127/128 (99%)	0.61	14 (11%) 5 7	43, 97, 148, 183	0
10	AJ	99/105 (94%)	1.83	32 (32%) 0 0	64, 154, 198, 201	0
10	CJ	99/105 (94%)	0.98	20 (20%) 1 1	44, 122, 197, 201	0
11	AK	119/129 (92%)	0.87	18 (15%) 2 3	52, 100, 155, 172	0
11	CK	119/129 (92%)	0.32	10 (8%) 11 13	49, 89, 165, 183	0
12	AL	126/132 (95%)	0.46	7 (5%) 24 24	42, 81, 146, 193	0
12	CL	126/132 (95%)	0.41	7 (5%) 24 24	37, 75, 148, 201	0

Continued on next page...

Continued from previous page...

Mol	Chain	Analysed	<RSRZ>	#RSRZ>2	OWAB(Å ²)	Q<0.9
13	AM	121/126 (96%)	0.83	11 (9%) 9 11	69, 133, 191, 201	0
13	CM	121/126 (96%)	0.27	5 (4%) 37 36	26, 96, 156, 189	0
14	AN	60/61 (98%)	0.79	6 (10%) 7 9	76, 124, 173, 187	0
14	CN	60/61 (98%)	-0.03	0 100 100	40, 82, 118, 155	0
15	AO	88/89 (98%)	0.54	4 (4%) 33 32	43, 100, 153, 177	0
15	CO	88/89 (98%)	0.43	3 (3%) 45 43	55, 92, 138, 155	0
16	AP	84/88 (95%)	0.71	9 (10%) 6 8	59, 104, 142, 201	0
16	CP	84/88 (95%)	1.16	15 (17%) 1 2	56, 106, 157, 201	0
17	AQ	100/105 (95%)	0.50	10 (10%) 7 9	54, 96, 137, 165	0
17	CQ	100/105 (95%)	0.43	6 (6%) 21 22	53, 99, 152, 162	0
18	AR	70/88 (79%)	0.47	3 (4%) 35 34	62, 116, 160, 183	0
18	CR	70/88 (79%)	0.67	7 (10%) 7 9	51, 101, 157, 183	0
19	AS	79/93 (84%)	0.95	8 (10%) 7 9	91, 140, 191, 201	0
19	CS	79/93 (84%)	0.84	10 (12%) 3 5	51, 103, 193, 201	0
20	AT	99/106 (93%)	0.83	12 (12%) 4 6	55, 112, 165, 201	0
20	CT	99/106 (93%)	1.04	21 (21%) 0 1	68, 115, 177, 201	0
21	AU	25/27 (92%)	1.79	12 (48%) 0 0	78, 131, 167, 178	0
21	CU	25/27 (92%)	0.45	0 100 100	58, 85, 117, 123	0
22	AV	76/76 (100%)	-0.09	0 100 100	42, 85, 152, 176	0
22	AW	76/76 (100%)	1.60	28 (36%) 0 0	48, 184, 201, 201	0
22	CV	76/76 (100%)	-0.27	1 (1%) 77 73	35, 65, 135, 185	0
22	CW	76/76 (100%)	1.15	14 (18%) 1 2	30, 166, 198, 201	0
23	AX	8/8 (100%)	0.43	1 (12%) 3 6	67, 76, 160, 166	0
23	CX	8/8 (100%)	0.17	1 (12%) 3 6	46, 62, 153, 170	0
24	AY	351/351 (100%)	0.79	48 (13%) 3 4	31, 109, 190, 201	0
24	CY	351/351 (100%)	0.66	43 (12%) 4 6	25, 95, 188, 201	0
25	B0	76/85 (89%)	0.09	2 (2%) 56 53	25, 64, 105, 177	0
25	D0	76/85 (89%)	0.20	2 (2%) 56 53	10, 43, 103, 179	0
26	B1	94/98 (95%)	0.09	2 (2%) 63 61	23, 61, 123, 173	0
26	D1	94/98 (95%)	-0.08	1 (1%) 80 77	18, 52, 109, 155	0
27	B2	71/72 (98%)	0.35	5 (7%) 16 18	36, 85, 156, 201	0

Continued on next page...

Continued from previous page...

Mol	Chain	Analysed	<RSRZ>	#RSRZ>2	OWAB(Å ²)	Q<0.9
27	D2	71/72 (98%)	0.03	3 (4%) 36 35	27, 76, 144, 186	0
28	B3	60/60 (100%)	0.33	3 (5%) 28 28	19, 56, 131, 197	0
28	D3	60/60 (100%)	0.31	3 (5%) 28 28	20, 51, 112, 201	0
29	B4	31/71 (43%)	1.24	8 (25%) 0 0	99, 184, 201, 201	0
29	D4	31/71 (43%)	0.38	2 (6%) 18 19	51, 140, 184, 200	0
30	B5	59/60 (98%)	0.01	3 (5%) 28 27	22, 74, 170, 190	0
30	D5	59/60 (98%)	0.26	5 (8%) 10 13	7, 55, 183, 201	0
31	B6	45/54 (83%)	1.00	7 (15%) 2 3	39, 85, 140, 198	0
31	D6	45/54 (83%)	0.45	2 (4%) 34 33	24, 65, 117, 183	0
32	B7	49/49 (100%)	0.13	3 (6%) 21 22	7, 48, 129, 165	0
32	D7	49/49 (100%)	-0.01	1 (2%) 65 63	7, 37, 113, 189	0
33	B8	64/65 (98%)	-0.05	1 (1%) 72 69	17, 51, 125, 160	0
33	D8	64/65 (98%)	-0.20	0 100 100	8, 40, 120, 162	0
34	B9	36/37 (97%)	0.50	2 (5%) 24 24	45, 69, 127, 147	0
34	D9	36/37 (97%)	0.76	5 (13%) 2 4	40, 74, 133, 162	0
35	BA	2886/2901 (99%)	-0.06	91 (3%) 47 46	16, 58, 179, 201	0
35	DA	2886/2901 (99%)	-0.02	102 (3%) 44 42	14, 51, 181, 201	0
36	BB	119/122 (97%)	-0.07	0 100 100	46, 105, 160, 186	0
36	DB	119/122 (97%)	-0.21	0 100 100	34, 65, 99, 129	0
37	BC	191/229 (83%)	4.65	136 (71%) 0 0	91, 174, 201, 201	0
37	DC	191/229 (83%)	4.56	156 (81%) 0 0	104, 177, 201, 201	0
38	BD	272/276 (98%)	0.12	6 (2%) 62 59	27, 71, 122, 165	0
38	DD	272/276 (98%)	0.00	4 (1%) 73 71	25, 66, 108, 168	0
39	BE	205/206 (99%)	0.13	7 (3%) 45 43	22, 69, 152, 201	0
39	DE	205/206 (99%)	0.25	6 (2%) 51 49	16, 67, 144, 197	0
40	BF	208/210 (99%)	-0.19	5 (2%) 59 56	9, 52, 134, 194	0
40	DF	208/210 (99%)	-0.12	7 (3%) 45 43	9, 48, 140, 179	0
41	BG	181/182 (99%)	0.66	20 (11%) 5 7	64, 118, 173, 200	0
41	DG	181/182 (99%)	0.05	7 (3%) 39 38	30, 76, 137, 201	0
42	BH	160/180 (88%)	1.00	35 (21%) 0 1	50, 123, 181, 201	0
42	DH	160/180 (88%)	1.21	42 (26%) 0 0	63, 137, 186, 201	0

Continued on next page...

Continued from previous page...

Mol	Chain	Analysed	<RSRZ>	#RSRZ>2	OWAB(Å ²)	Q<0.9
43	BI	146/148 (98%)	0.69	12 (8%) 11 14	41, 138, 187, 200	0
44	BJ	0/130	-	-	-	-
44	DJ	0/130	-	-	-	-
45	BK	141/147 (95%)	1.97	56 (39%) 0 0	85, 158, 195, 201	0
45	DK	141/147 (95%)	1.98	58 (41%) 0 0	99, 158, 197, 201	0
46	BN	139/140 (99%)	-0.01	2 (1%) 75 72	30, 70, 129, 164	0
46	DN	139/140 (99%)	-0.06	0 100 100	24, 62, 122, 186	0
47	BO	122/122 (100%)	-0.23	0 100 100	28, 64, 101, 158	0
47	DO	122/122 (100%)	-0.12	0 100 100	25, 68, 101, 120	0
48	BP	146/150 (97%)	0.76	11 (7%) 14 16	27, 89, 163, 200	0
48	DP	146/150 (97%)	0.27	4 (2%) 54 52	25, 72, 147, 201	0
49	BQ	141/141 (100%)	0.01	4 (2%) 53 51	23, 65, 127, 198	0
49	DQ	141/141 (100%)	-0.18	3 (2%) 63 61	14, 53, 105, 196	0
50	BR	117/118 (99%)	-0.08	0 100 100	33, 72, 126, 156	0
50	DR	117/118 (99%)	0.05	1 (0%) 84 81	26, 68, 122, 150	0
51	BS	99/112 (88%)	0.88	17 (17%) 1 2	60, 104, 165, 188	0
51	DS	99/112 (88%)	-0.14	0 100 100	25, 61, 120, 171	0
52	BT	138/146 (94%)	0.27	11 (7%) 12 14	44, 87, 164, 201	0
52	DT	138/146 (94%)	0.26	8 (5%) 23 23	39, 87, 172, 199	0
53	BU	117/118 (99%)	-0.22	1 (0%) 84 81	18, 55, 112, 140	0
53	DU	117/118 (99%)	-0.32	1 (0%) 84 81	12, 45, 111, 190	0
54	BV	101/101 (100%)	0.28	7 (6%) 16 19	34, 79, 137, 185	0
54	DV	101/101 (100%)	0.07	2 (1%) 65 63	25, 66, 141, 201	0
55	BW	113/113 (100%)	-0.03	2 (1%) 68 65	25, 57, 114, 201	0
55	DW	113/113 (100%)	-0.17	1 (0%) 84 81	16, 47, 115, 170	0
56	BX	93/96 (96%)	0.16	1 (1%) 80 77	31, 74, 129, 155	0
56	DX	93/96 (96%)	-0.10	0 100 100	33, 67, 114, 160	0
57	BY	101/110 (91%)	0.89	17 (16%) 1 2	27, 84, 157, 201	0
57	DY	101/110 (91%)	0.61	10 (9%) 7 9	25, 81, 162, 201	0
58	BZ	177/206 (85%)	0.38	11 (6%) 20 21	36, 98, 156, 201	0
58	DZ	177/206 (85%)	-0.02	3 (1%) 70 67	30, 83, 130, 192	0
59	DI	146/148 (98%)	0.56	12 (8%) 11 14	28, 109, 155, 183	0

Continued on next page...

Continued from previous page...

Mol	Chain	Analysed	<RSRZ>	#RSRZ>2	OWAB(Å ²)	Q<0.9
All	All	22210/23252 (95%)	0.32	1644 (7%) 14 17	7, 84, 181, 201	0

All (1644) RSRZ outliers are listed below:

Mol	Chain	Res	Type	RSRZ
37	BC	215	THR	21.9
37	BC	214	VAL	21.7
37	BC	165	ASN	20.9
37	BC	108	MET	15.9
48	BP	150	ALA	15.8
37	BC	90	GLY	15.2
37	BC	166	ASP	15.1
19	AS	82	GLY	14.3
35	DA	654(A)	G	13.9
45	DK	2	LYS	13.5
37	BC	109	ASP	13.3
37	DC	157	LYS	13.3
37	BC	27	ARG	12.9
37	BC	140	PRO	12.6
35	DA	2144	U	12.6
37	BC	210	ARG	12.5
24	AY	69	LEU	12.5
37	BC	133	PRO	12.4
37	BC	143	GLY	12.3
10	AJ	34	VAL	12.3
19	CS	82	GLY	12.2
35	DA	654(O)	G	12.1
37	DC	132	GLY	12.0
37	DC	152	ILE	12.0
35	BA	2128	C	11.9
37	DC	144	THR	11.8
35	DA	2143	C	11.7
37	BC	43	VAL	11.7
35	DA	2142	C	11.6
37	DC	217	THR	11.6
37	DC	190	ARG	11.6
37	BC	155	GLU	11.5
30	B5	60	VAL	11.5
8	AH	131	GLY	11.3
37	DC	166	ASP	11.3
37	BC	178	ALA	11.3
37	DC	156	ILE	11.1

Continued on next page...

Continued from previous page...

Mol	Chain	Res	Type	RSRZ
35	BA	2173	A	11.1
1	CA	83	U	11.0
37	BC	141	LYS	11.0
37	BC	216	THR	10.9
1	CA	82	U	10.9
45	DK	1	MET	10.9
35	BA	2156	G	10.8
37	DC	69	GLY	10.8
37	BC	71	GLN	10.6
11	CK	128	ALA	10.5
37	DC	224	ILE	10.4
35	DA	2155	G	10.3
35	DA	654(N)	G	10.3
37	BC	35	ALA	10.1
37	DC	153	ILE	10.1
45	DK	3	LYS	10.1
37	BC	89	ALA	10.0
37	BC	106	GLY	10.0
41	DG	48	GLU	10.0
35	DA	654(H)	G	9.9
35	DA	654(M)	C	9.8
37	BC	42	GLU	9.8
1	CA	89	C	9.7
24	CY	80	PRO	9.6
11	CK	129	SER	9.6
37	DC	71	GLN	9.6
1	CA	1036	G	9.5
37	BC	142	ALA	9.5
1	AA	82	U	9.4
37	DC	193	ILE	9.3
35	DA	2154	G	9.3
24	CY	81	ALA	9.3
37	DC	183	GLU	9.2
45	BK	95	LYS	9.1
37	BC	91	ALA	9.1
24	CY	89	PRO	9.0
20	AT	106	ALA	8.9
37	DC	86	ALA	8.9
37	DC	189	ILE	8.9
45	BK	4	VAL	8.8
1	CA	1030(C)	G	8.8
37	DC	191	ALA	8.8

Continued on next page...

Continued from previous page...

Mol	Chain	Res	Type	RSRZ
35	DA	654(D)	G	8.7
19	AS	81	ARG	8.7
37	DC	106	GLY	8.7
37	DC	87	GLU	8.7
35	DA	654(G)	C	8.6
37	BC	41	VAL	8.5
37	DC	64	LEU	8.5
35	BA	2119	A	8.5
37	BC	65	PRO	8.5
37	BC	177	LYS	8.5
57	DY	51	VAL	8.5
37	DC	131	LEU	8.5
57	BY	59	GLY	8.5
35	DA	2129	C	8.5
37	DC	195	ALA	8.4
35	BA	2117	A	8.4
35	DA	654(L)	G	8.4
37	BC	88	GLU	8.4
37	BC	176	GLY	8.4
37	DC	133	PRO	8.3
10	AJ	73	ASP	8.3
37	BC	120	MET	8.2
37	DC	200	LYS	8.2
37	DC	215	THR	8.2
24	AY	68	ASP	8.2
39	DE	205	ALA	8.1
10	AJ	33	GLN	8.1
24	AY	89	PRO	8.1
37	BC	110	PHE	8.1
37	BC	213	TYR	8.1
37	DC	163	PHE	8.1
48	BP	149	GLU	8.1
22	CW	44	G	8.0
37	BC	76	ALA	8.0
37	DC	61	THR	8.0
24	AY	85	GLU	8.0
37	BC	132	GLY	8.0
57	DY	52	SER	7.9
37	DC	119	VAL	7.8
27	B2	43	GLN	7.8
41	BG	48	GLU	7.8
35	DA	2801	A	7.8

Continued on next page...

Continued from previous page...

Mol	Chain	Res	Type	RSRZ
49	BQ	140	ALA	7.8
1	AA	89	C	7.8
37	BC	69	GLY	7.8
35	DA	2802	G	7.7
37	BC	179	SER	7.7
37	DC	218	MET	7.7
49	BQ	141	GLN	7.7
37	DC	94	VAL	7.7
1	CA	1030(B)	C	7.7
42	DH	50	VAL	7.6
24	AY	79	LEU	7.6
37	BC	153	ILE	7.6
35	BA	2129	C	7.5
37	DC	22	ILE	7.5
37	DC	135	GLY	7.5
52	DT	136	GLN	7.5
37	DC	85	GLU	7.5
1	CA	80	G	7.5
37	DC	72	VAL	7.3
35	DA	654(P)	C	7.3
37	BC	77	ILE	7.3
25	D0	85	ALA	7.3
35	BA	2118	U	7.3
37	DC	141	LYS	7.3
37	BC	107	TRP	7.3
24	CY	84	ARG	7.3
37	BC	139	ASN	7.3
57	DY	59	GLY	7.2
37	BC	164	ARG	7.2
24	CY	79	LEU	7.2
35	DA	654(K)	C	7.2
30	D5	58	LEU	7.2
35	BA	2131	G	7.2
37	BC	36	LYS	7.2
35	BA	2802	G	7.2
37	DC	90	GLY	7.2
7	AG	156	TRP	7.1
1	CA	88	A	7.1
24	AY	80	PRO	7.1
24	CY	87	LEU	7.1
57	BY	50	ARG	7.1
45	BK	3	LYS	7.1

Continued on next page...

Continued from previous page...

Mol	Chain	Res	Type	RSRZ
37	DC	179	SER	7.1
35	DA	654(I)	C	7.1
37	DC	103	ILE	7.1
35	DA	654(B)	C	7.1
1	CA	91	C	7.0
10	AJ	37	PRO	7.0
37	DC	102	LYS	7.0
37	BC	72	VAL	7.0
35	DA	2796	U	7.0
35	DA	654(S)	G	6.9
35	BA	2110	G	6.9
35	BA	2130	U	6.9
37	DC	160	ARG	6.9
22	AW	55	U	6.9
37	DC	24	GLU	6.9
35	BA	2157	G	6.9
35	DA	654(C)	G	6.9
3	AC	146	ALA	6.9
9	AI	15	ALA	6.9
35	BA	2155	G	6.8
1	CA	1030(A)	G	6.8
24	CY	91	LEU	6.8
37	BC	40	THR	6.8
29	B4	47	VAL	6.8
37	BC	34	THR	6.8
35	DA	654(E)	G	6.7
24	CY	75	LEU	6.7
10	AJ	6	ILE	6.7
37	BC	56	GLN	6.7
45	BK	21	PRO	6.7
35	DA	654(T)	C	6.7
20	CT	9	ASN	6.6
35	BA	2796	U	6.6
24	AY	87	LEU	6.6
37	DC	70	LYS	6.6
37	DC	162	GLU	6.6
37	DC	173	ALA	6.6
37	DC	83	ILE	6.6
3	AC	147	LYS	6.6
37	DC	140	PRO	6.6
35	DA	2146	C	6.5
37	DC	60	GLY	6.5

Continued on next page...

Continued from previous page...

Mol	Chain	Res	Type	RSRZ
37	DC	184	LYS	6.5
19	CS	81	ARG	6.5
24	CY	85	GLU	6.5
42	BH	44	VAL	6.5
35	BA	2141	G	6.5
24	CY	90	GLU	6.5
35	BA	2799	C	6.4
24	AY	81	ALA	6.4
35	DA	2141	G	6.4
37	BC	86	ALA	6.4
37	BC	186	ALA	6.4
42	DH	42	ARG	6.4
24	AY	71	GLY	6.4
1	CA	81	U	6.4
1	CA	92	C	6.4
37	DC	187	ASP	6.4
42	DH	44	VAL	6.3
1	AA	84	U	6.3
12	CL	129	ALA	6.3
37	BC	23	ASP	6.3
35	BA	2127	G	6.3
39	BE	205	ALA	6.3
40	DF	12	LEU	6.2
45	BK	27	LEU	6.2
35	BA	2795	G	6.2
35	DA	2116	G	6.2
24	CY	88	LYS	6.2
35	BA	2894	G	6.2
37	BC	103	ILE	6.1
37	BC	187	ASP	6.1
10	AJ	38	ILE	6.1
37	DC	89	ALA	6.1
35	DA	2177	C	6.1
35	DA	2157	G	6.1
12	CL	130	LYS	6.1
37	BC	26	ALA	6.1
37	DC	182	PRO	6.1
3	AC	170	GLN	6.1
37	BC	130	ILE	6.1
24	AY	91	LEU	6.1
45	DK	48	MET	6.1
35	BA	2132	U	6.1

Continued on next page...

Continued from previous page...

Mol	Chain	Res	Type	RSRZ
37	BC	188	ASN	6.0
24	AY	75	LEU	6.0
37	DC	95	GLY	6.0
11	AK	129	SER	6.0
35	DA	2799	C	6.0
37	DC	20	TYR	5.9
10	AJ	72	VAL	5.9
37	DC	136	LEU	5.9
37	BC	94	VAL	5.9
37	DC	121	GLY	5.9
37	BC	24	GLU	5.9
1	AA	83	U	5.9
37	BC	159	GLY	5.9
37	BC	194	ARG	5.8
41	DG	49	ASP	5.8
6	CF	101	ALA	5.8
35	DA	2140	C	5.8
37	DC	88	GLU	5.8
3	AC	169	ALA	5.8
35	BA	2133	G	5.8
37	BC	51	PRO	5.8
35	DA	2176	A	5.8
24	AY	88	LYS	5.8
22	AW	6	G	5.7
37	DC	188	ASN	5.7
1	CA	1035	A	5.7
35	DA	654(U)	A	5.7
24	AY	86	ALA	5.7
3	AC	208	ILE	5.7
37	DC	197	GLU	5.7
37	DC	26	ALA	5.7
35	BA	2139	C	5.6
37	DC	185	LEU	5.6
1	AA	1001(A)	G	5.6
1	CA	204	U	5.6
27	D2	70	GLN	5.6
1	CA	1030(D)	A	5.6
35	DA	2158	A	5.6
22	AW	17	C	5.6
52	DT	138	ALA	5.6
37	BC	99	ILE	5.6
37	DC	143	GLY	5.6

Continued on next page...

Continued from previous page...

Mol	Chain	Res	Type	RSRZ
45	BK	1	MET	5.5
37	DC	139	ASN	5.5
30	B5	59	GLU	5.5
35	DA	2145	C	5.5
37	DC	48	GLY	5.5
12	AL	129	ALA	5.5
35	BA	1509	C	5.5
12	AL	130	LYS	5.5
35	BA	1176	G	5.5
35	BA	2793	G	5.5
45	DK	37	PHE	5.4
37	BC	53	ARG	5.4
1	CA	1031	G	5.4
35	DA	2162	G	5.4
39	DE	204	ALA	5.4
37	BC	20	TYR	5.4
24	CY	76	MET	5.4
37	DC	145	VAL	5.4
24	AY	77	GLU	5.4
37	DC	142	ALA	5.4
35	DA	2896	C	5.4
37	BC	185	LEU	5.4
35	DA	654(F)	C	5.4
37	BC	85	GLU	5.4
35	DA	2161	C	5.3
37	DC	134	ARG	5.3
37	DC	25	ALA	5.3
45	DK	34	ILE	5.3
45	DK	8	VAL	5.3
22	AW	54	U	5.3
45	BK	29	GLN	5.3
37	BC	105	ASP	5.3
8	AH	130	GLY	5.3
7	AG	16	LEU	5.2
37	DC	76	ALA	5.2
52	DT	135	ALA	5.2
42	DH	43	VAL	5.2
37	DC	155	GLU	5.2
49	DQ	140	ALA	5.2
37	DC	129	ARG	5.2
10	AJ	64	GLU	5.2
37	BC	83	ILE	5.2

Continued on next page...

Continued from previous page...

Mol	Chain	Res	Type	RSRZ
37	DC	161	ILE	5.2
13	CM	84	ILE	5.2
51	BS	37	ALA	5.2
37	DC	165	ASN	5.2
13	AM	32	GLU	5.1
37	DC	199	HIS	5.1
12	AL	128	ALA	5.1
35	DA	2156	G	5.1
20	AT	8	ARG	5.1
24	CY	74	GLU	5.1
37	DC	23	ASP	5.1
45	BK	2	LYS	5.1
30	D5	59	GLU	5.1
22	CW	45	U	5.1
45	BK	30	HIS	5.1
45	DK	11	GLN	5.1
37	BC	21	THR	5.1
24	CY	78	GLU	5.1
35	BA	2140	C	5.1
37	DC	206	GLY	5.1
24	AY	64	SER	5.0
43	BI	123	LEU	5.0
7	CG	156	TRP	5.0
35	DA	2152	G	5.0
24	CY	34	GLU	5.0
37	BC	173	ALA	5.0
40	BF	11	VAL	5.0
37	BC	191	ALA	5.0
48	DP	150	ALA	5.0
7	AG	84	ASN	5.0
37	BC	58	VAL	5.0
45	DK	85	GLU	5.0
24	AY	70	GLN	5.0
37	DC	52	ARG	5.0
35	BA	2158	A	5.0
41	BG	2	PRO	5.0
35	BA	2174	C	4.9
45	DK	92	GLY	4.9
22	AW	18	G	4.9
16	CP	7	ALA	4.9
51	BS	51	ALA	4.9
35	DA	654(J)	A	4.9

Continued on next page...

Continued from previous page...

Mol	Chain	Res	Type	RSRZ
24	AY	78	GLU	4.9
9	CI	7	THR	4.9
37	DC	77	ILE	4.9
5	CE	154	GLY	4.9
57	BY	55	TYR	4.9
4	AD	42	GLN	4.9
37	DC	101	GLN	4.9
45	DK	4	VAL	4.9
10	CJ	85	LEU	4.9
35	DA	2160	G	4.9
37	DC	105	ASP	4.8
1	CA	93	G	4.8
37	DC	172	HIS	4.8
24	CY	82	GLU	4.8
42	DH	45	VAL	4.8
24	AY	82	GLU	4.8
37	BC	22	ILE	4.8
35	BA	2111	C	4.8
9	AI	122	ALA	4.8
37	BC	121	GLY	4.8
1	CA	1005	A	4.8
35	BA	2170	A	4.8
37	DC	127	LEU	4.8
37	BC	217	THR	4.8
37	DC	19	VAL	4.8
41	BG	25	TYR	4.8
10	AJ	74	ILE	4.8
37	DC	194	ARG	4.8
2	AB	40	HIS	4.8
35	BA	654(I)	C	4.8
24	AY	66	GLU	4.7
10	AJ	3	LYS	4.7
41	DG	2	PRO	4.7
2	AB	21	ARG	4.7
35	BA	2148	G	4.7
37	BC	154	ARG	4.7
52	BT	93	ARG	4.7
37	BC	73	ARG	4.7
16	CP	19	ILE	4.7
8	AH	128	GLY	4.7
37	DC	181	PRO	4.7
42	BH	101	ARG	4.7

Continued on next page...

Continued from previous page...

Mol	Chain	Res	Type	RSRZ
37	BC	75	LEU	4.7
35	BA	2152	G	4.7
11	AK	128	ALA	4.7
13	CM	122	LYS	4.7
45	DK	89	HIS	4.7
48	BP	110	TYR	4.7
54	DV	48	GLY	4.7
45	BK	92	GLY	4.6
3	AC	149	ALA	4.6
51	BS	52	SER	4.6
35	BA	2147	G	4.6
1	AA	81	U	4.6
28	D3	1	MET	4.6
12	CL	126	LYS	4.6
12	CL	128	ALA	4.6
35	BA	2154	G	4.6
11	AK	81	ASP	4.6
35	DA	654(R)	C	4.6
1	CA	1026	G	4.5
22	AW	62	C	4.5
37	DC	65	PRO	4.5
45	BK	78	ILE	4.5
18	CR	88	LYS	4.5
1	CA	1001(A)	G	4.5
10	AJ	100	THR	4.5
43	BI	107	VAL	4.5
45	BK	32	ALA	4.5
45	BK	136	VAL	4.5
52	DT	1	MET	4.5
42	BH	97	ARG	4.5
1	AA	1124	G	4.5
37	DC	148	ASN	4.5
58	BZ	113	ALA	4.5
16	AP	39	TYR	4.5
37	DC	159	GLY	4.5
1	CA	1029	C	4.5
19	AS	40	ILE	4.5
37	BC	151	GLU	4.5
37	BC	25	ALA	4.5
10	AJ	4	ILE	4.4
35	BA	2120	G	4.4
45	BK	93	ARG	4.4

Continued on next page...

Continued from previous page...

Mol	Chain	Res	Type	RSRZ
37	BC	150	GLY	4.4
35	DA	654	A	4.4
37	DC	109	ASP	4.4
35	DA	2139	C	4.4
24	AY	84	ARG	4.4
5	CE	155	GLU	4.4
37	BC	37	PHE	4.4
38	BD	2	ALA	4.4
45	DK	86	LYS	4.4
10	AJ	71	LEU	4.4
37	DC	205	LYS	4.4
17	CQ	44	ALA	4.4
10	CJ	4	ILE	4.4
45	DK	49	GLY	4.4
10	CJ	71	LEU	4.4
45	DK	50	ASP	4.3
35	DA	2135	A	4.3
24	CY	69	LEU	4.3
37	DC	49	ILE	4.3
37	BC	63	SER	4.3
37	BC	100	ILE	4.3
37	DC	150	GLY	4.3
35	BA	1174	A	4.2
9	AI	31	GLN	4.2
3	AC	71	ALA	4.2
7	AG	62	PHE	4.2
13	AM	7	VAL	4.2
8	AH	129	VAL	4.2
22	AW	56	C	4.2
27	D2	72	ALA	4.2
45	BK	94	GLU	4.2
42	BH	36	PRO	4.2
35	BA	2159	G	4.2
1	CA	1027	C	4.2
35	BA	2794	C	4.2
45	BK	97	GLY	4.2
37	DC	80	GLY	4.2
5	AE	11	ILE	4.2
35	BA	2125	G	4.2
35	BA	2310	A	4.2
45	BK	22	PRO	4.2
2	CB	118	LEU	4.2

Continued on next page...

Continued from previous page...

Mol	Chain	Res	Type	RSRZ
37	BC	180	PHE	4.2
37	BC	158	ALA	4.2
35	BA	2801(A)	A	4.2
35	DA	2165	G	4.2
1	AA	90	U	4.1
35	BA	2169	A	4.1
35	DA	654(V)	A	4.1
37	BC	74	VAL	4.1
42	DH	46	GLU	4.1
42	DH	47	GLU	4.1
22	AW	21	A	4.1
35	BA	2801	A	4.1
22	AW	5	G	4.1
11	CK	12	ARG	4.1
37	DC	21	THR	4.1
24	CY	86	ALA	4.1
9	AI	36	TYR	4.1
45	BK	88	ALA	4.1
37	DC	58	VAL	4.1
2	AB	68	ILE	4.1
35	BA	2116	G	4.1
37	BC	59	ARG	4.1
37	DC	158	ALA	4.1
7	CG	155	ARG	4.1
45	DK	27	LEU	4.1
42	BH	42	ARG	4.1
11	AK	127	LYS	4.1
39	DE	69	LYS	4.1
37	DC	78	ALA	4.1
57	DY	50	ARG	4.1
35	BA	2115	G	4.1
13	AM	6	GLY	4.1
42	BH	114	VAL	4.1
10	AJ	35	SER	4.1
37	BC	221	SER	4.1
37	DC	198	ALA	4.1
57	BY	52	SER	4.1
4	AD	43	HIS	4.1
42	DH	129	THR	4.0
24	CY	102	TYR	4.0
24	AY	67	SER	4.0
4	AD	203	VAL	4.0

Continued on next page...

Continued from previous page...

Mol	Chain	Res	Type	RSRZ
24	CY	83	GLU	4.0
24	AY	74	GLU	4.0
42	BH	115	VAL	4.0
37	DC	93	TYR	4.0
37	BC	87	GLU	4.0
45	DK	47	ASN	4.0
51	BS	53	SER	4.0
55	BW	1	MET	4.0
7	AG	86	GLN	4.0
55	BW	2	GLU	4.0
37	DC	43	VAL	4.0
12	CL	127	GLU	4.0
35	BA	2792	G	4.0
20	CT	85	MET	4.0
26	D1	85	LEU	4.0
9	CI	4	TYR	3.9
9	CI	8	GLY	3.9
20	CT	98	PRO	3.9
20	CT	103	GLY	3.9
35	DA	2795	G	3.9
48	BP	88	LEU	3.9
37	DC	82	LYS	3.9
42	DH	123	PHE	3.9
19	AS	4	SER	3.9
51	BS	73	LEU	3.9
1	CA	1037	C	3.9
28	B3	3	ARG	3.9
10	AJ	75	ILE	3.9
7	CG	80	VAL	3.9
17	CQ	11	VAL	3.9
24	CY	77	GLU	3.9
35	DA	2175	C	3.9
37	BC	78	ALA	3.9
42	BH	96	ALA	3.9
48	BP	94	GLU	3.9
37	BC	80	GLY	3.9
37	BC	156	ILE	3.9
22	CW	17	C	3.9
45	DK	120	LEU	3.9
37	BC	57	ASN	3.9
40	BF	1	MET	3.9
1	AA	1030(A)	G	3.9

Continued on next page...

Continued from previous page...

Mol	Chain	Res	Type	RSRZ
35	BA	2892	A	3.9
21	AU	2	GLY	3.9
19	CS	43	GLU	3.9
37	BC	181	PRO	3.9
49	DQ	141	GLN	3.9
16	AP	84	ALA	3.9
37	DC	174	PRO	3.9
39	DE	72	VAL	3.8
37	BC	135	GLY	3.8
24	CY	58	THR	3.8
35	DA	2164	C	3.8
35	DA	2178	C	3.8
4	CD	131	ARG	3.8
7	AG	85	TYR	3.8
7	CG	79	ARG	3.8
41	BG	126	ASP	3.8
16	CP	84	ALA	3.8
58	BZ	7	ALA	3.8
1	AA	80	G	3.8
35	BA	2176	A	3.8
9	AI	4	TYR	3.8
24	AY	93	GLU	3.8
35	BA	2803	C	3.8
11	AK	77	MET	3.8
24	AY	58	THR	3.8
42	BH	57	ASP	3.8
35	BA	2165	G	3.8
45	DK	7	VAL	3.8
30	D5	53	ALA	3.8
10	AJ	7	LYS	3.8
24	AY	219	GLU	3.8
37	DC	98	GLU	3.8
48	DP	149	GLU	3.8
9	CI	91	ASP	3.8
42	BH	100	GLY	3.8
35	DA	2153	G	3.8
14	AN	32	SER	3.8
52	DT	137	LYS	3.7
11	AK	12	ARG	3.7
10	AJ	5	ARG	3.7
1	AA	204	U	3.7
9	AI	62	TYR	3.7

Continued on next page...

Continued from previous page...

Mol	Chain	Res	Type	RSRZ
24	AY	65	LEU	3.7
2	AB	122	PHE	3.7
1	CA	1024	G	3.7
37	BC	93	TYR	3.7
37	DC	55	ASP	3.7
45	BK	84	LEU	3.7
37	DC	154	ARG	3.7
42	DH	100	GLY	3.7
5	AE	31	LEU	3.7
35	DA	2132	U	3.7
42	DH	97	ARG	3.7
24	AY	83	GLU	3.7
6	AF	60	PHE	3.7
20	AT	103	GLY	3.7
37	DC	84	LYS	3.7
57	DY	61	ILE	3.7
45	BK	5	VAL	3.7
21	AU	18	TYR	3.7
1	AA	88	A	3.7
37	DC	151	GLU	3.7
37	DC	75	LEU	3.7
37	DC	120	MET	3.7
55	DW	113	LYS	3.7
42	DH	111	HIS	3.7
11	AK	13	GLN	3.7
24	AY	123	GLY	3.7
31	D6	17	LYS	3.7
35	DA	2108	C	3.7
35	DA	2133	G	3.6
35	DA	2804	C	3.6
9	AI	29	ASN	3.6
59	DI	116	LEU	3.6
52	BT	1	MET	3.6
37	BC	98	GLU	3.6
45	BK	137	GLU	3.6
10	AJ	76	ASN	3.6
10	CJ	84	GLN	3.6
24	AY	90	GLU	3.6
45	DK	44	ALA	3.6
9	AI	37	PHE	3.6
35	BA	2172	U	3.6
10	CJ	77	PRO	3.6

Continued on next page...

Continued from previous page...

Mol	Chain	Res	Type	RSRZ
20	AT	9	ASN	3.6
21	AU	26	LYS	3.6
9	AI	128	ARG	3.6
35	BA	2160	G	3.6
37	BC	119	VAL	3.6
37	BC	52	ARG	3.6
42	DH	104	GLU	3.6
1	CA	1030	C	3.6
16	CP	35	LYS	3.6
35	BA	2175	C	3.6
35	DA	2159	G	3.6
37	BC	182	PRO	3.6
42	DH	95	ARG	3.6
6	AF	8	ILE	3.6
17	AQ	57	VAL	3.6
37	BC	172	HIS	3.6
41	BG	49	ASP	3.6
59	DI	107	ILE	3.5
37	DC	186	ALA	3.5
24	AY	43	GLU	3.5
24	CY	71	GLY	3.5
19	CS	31	ILE	3.5
37	BC	92	ASP	3.5
29	B4	49	GLU	3.5
58	BZ	62	PRO	3.5
43	BI	108	THR	3.5
9	CI	47	LEU	3.5
45	DK	17	ALA	3.5
16	CP	32	TYR	3.5
21	AU	24	ARG	3.5
24	AY	72	LEU	3.5
42	DH	48	GLY	3.5
45	DK	58	THR	3.5
35	DA	1509	C	3.5
34	D9	17	ILE	3.5
15	CO	20	GLY	3.5
37	BC	96	GLY	3.5
41	BG	34	LEU	3.5
45	BK	51	ALA	3.5
59	DI	96	ASP	3.5
21	AU	14	TRP	3.5
37	BC	211	SER	3.5

Continued on next page...

Continued from previous page...

Mol	Chain	Res	Type	RSRZ
42	BH	123	PHE	3.4
41	DG	182	LYS	3.4
42	DH	114	VAL	3.4
8	CH	24	THR	3.4
37	DC	96	GLY	3.4
28	B3	1	MET	3.4
40	DF	24	LEU	3.4
53	DU	118	GLY	3.4
57	BY	91	GLU	3.4
37	DC	66	HIS	3.4
35	BA	2121	G	3.4
42	BH	95	ARG	3.4
16	CP	21	VAL	3.4
45	BK	75	SER	3.4
9	AI	5	TYR	3.4
35	BA	2893	G	3.4
2	AB	227	GLY	3.4
10	CJ	78	ASN	3.4
45	DK	5	VAL	3.4
35	DA	654(Q)	C	3.4
11	AK	19	ALA	3.4
2	AB	128	GLU	3.4
45	DK	140	GLY	3.4
22	AW	20	U	3.4
22	CW	20	U	3.4
45	BK	8	VAL	3.4
48	BP	105	LEU	3.4
45	BK	34	ILE	3.4
14	AN	13	THR	3.4
19	CS	21	GLU	3.4
37	BC	144	THR	3.4
2	CB	132	LYS	3.4
1	AA	723	U	3.4
2	AB	230	VAL	3.4
9	AI	82	ALA	3.4
19	AS	75	ALA	3.4
22	CW	36	A	3.3
37	BC	190	ARG	3.3
35	DA	888	C	3.3
3	AC	198	VAL	3.3
40	DF	11	VAL	3.3
45	DK	9	LYS	3.3

Continued on next page...

Continued from previous page...

Mol	Chain	Res	Type	RSRZ
10	CJ	69	ASN	3.3
45	DK	30	HIS	3.3
9	AI	92	TYR	3.3
45	DK	78	ILE	3.3
15	AO	26	GLU	3.3
1	AA	1257	U	3.3
35	DA	2147	G	3.3
37	DC	92	ASP	3.3
37	BC	148	ASN	3.3
43	BI	100	ALA	3.3
52	BT	27	THR	3.3
20	AT	98	PRO	3.3
45	DK	12	LEU	3.3
22	AW	53	G	3.3
35	BA	2123	G	3.3
2	CB	12	GLU	3.3
42	DH	158	HIS	3.3
43	BI	138	ILE	3.3
45	BK	6	ALA	3.3
20	CT	102	GLY	3.3
35	BA	2153	G	3.3
35	BA	2790	A	3.3
37	DC	81	GLU	3.3
9	AI	126	SER	3.3
26	B1	85	LEU	3.3
34	D9	37	GLY	3.3
1	CA	1025	U	3.3
4	AD	47	ARG	3.3
24	AY	46	ARG	3.3
31	B6	13	CYS	3.3
45	DK	21	PRO	3.3
4	AD	124	GLY	3.3
37	BC	195	ALA	3.3
43	BI	127	VAL	3.3
2	AB	90	MET	3.3
9	AI	16	ARG	3.3
9	CI	81	ILE	3.3
3	AC	205	GLY	3.3
1	AA	1030(B)	C	3.3
2	CB	135	GLN	3.3
12	CL	65	GLU	3.3
37	DC	110	PHE	3.3

Continued on next page...

Continued from previous page...

Mol	Chain	Res	Type	RSRZ
22	AW	45	U	3.2
1	AA	202	U	3.2
14	AN	17	LYS	3.2
37	BC	131	LEU	3.2
45	DK	93	ARG	3.2
10	AJ	36	GLY	3.2
10	CJ	76	ASN	3.2
2	CB	7	VAL	3.2
35	DA	2109	U	3.2
6	AF	89	MET	3.2
11	CK	13	GLN	3.2
37	DC	51	PRO	3.2
35	BA	2114	A	3.2
35	DA	2136	C	3.2
37	BC	209	LEU	3.2
45	BK	91	PRO	3.2
35	BA	275	G	3.2
35	DA	1176	G	3.2
31	B6	44	ARG	3.2
28	D3	3	ARG	3.2
6	CF	1	MET	3.2
52	DT	36	GLU	3.2
2	AB	130	ARG	3.2
7	AG	101	LEU	3.2
52	BT	83	ILE	3.2
6	AF	9	VAL	3.2
37	BC	19	VAL	3.2
58	BZ	112	ARG	3.2
22	CW	35	A	3.2
35	BA	1046	A	3.2
37	DC	128	GLY	3.2
45	BK	12	LEU	3.2
45	BK	77	LEU	3.2
37	DC	146	GLY	3.2
35	BA	2126	A	3.2
37	BC	129	ARG	3.2
37	BC	134	ARG	3.2
2	AB	65	GLY	3.2
35	DA	2148	G	3.2
22	AW	61	C	3.1
1	CA	1531	A	3.1
42	BH	102	ALA	3.1

Continued on next page...

Continued from previous page...

Mol	Chain	Res	Type	RSRZ
45	BK	11	GLN	3.1
13	AM	113	PRO	3.1
41	BG	82	LEU	3.1
11	AK	31	THR	3.1
18	AR	43	PHE	3.1
37	DC	147	PHE	3.1
34	D9	22	ARG	3.1
1	CA	79	G	3.1
35	BA	2162	G	3.1
16	CP	34	GLU	3.1
27	B2	72	ALA	3.1
6	AF	10	LEU	3.1
9	AI	64	THR	3.1
42	BH	116	GLU	3.1
9	AI	125	TYR	3.1
45	BK	10	LEU	3.1
45	DK	52	ILE	3.1
24	AY	76	MET	3.1
24	AY	218	VAL	3.1
1	AA	1531	A	3.1
30	D5	2	ALA	3.1
35	BA	2107	C	3.1
22	CW	34	G	3.1
24	CY	217	GLU	3.1
37	DC	45	ALA	3.1
56	BX	92	LEU	3.1
37	BC	44	HIS	3.1
35	DA	2182	G	3.1
45	BK	33	ASN	3.1
39	BE	54	GLN	3.1
37	DC	180	PHE	3.1
58	BZ	88	PHE	3.1
1	AA	1001	A	3.1
40	BF	12	LEU	3.1
10	AJ	47	PHE	3.0
20	CT	48	LYS	3.0
2	AB	15	VAL	3.0
35	DA	2894	G	3.0
40	DF	1	MET	3.0
20	CT	59	ALA	3.0
3	AC	197	GLY	3.0
37	DC	169	GLY	3.0

Continued on next page...

Continued from previous page...

Mol	Chain	Res	Type	RSRZ
24	CY	49	SER	3.0
42	DH	18	GLU	3.0
45	BK	96	VAL	3.0
10	CJ	74	ILE	3.0
34	B9	37	GLY	3.0
37	BC	152	ILE	3.0
1	AA	1286	A	3.0
57	BY	51	VAL	3.0
9	AI	7	THR	3.0
22	CW	16	U	3.0
24	CY	53	ALA	3.0
41	BG	125	PHE	3.0
48	DP	110	TYR	3.0
7	AG	79	ARG	3.0
9	AI	102	LEU	3.0
24	AY	26	LEU	3.0
37	DC	79	LYS	3.0
22	AW	38	A	3.0
9	AI	30	GLY	3.0
37	BC	60	GLY	3.0
42	DH	20	ALA	3.0
24	AY	32	ARG	3.0
57	BY	86	ARG	3.0
9	AI	65	VAL	3.0
42	BH	21	PRO	3.0
1	CA	1034	G	3.0
2	AB	89	GLY	3.0
4	AD	38	TYR	3.0
24	AY	94	ALA	3.0
10	AJ	25	GLU	3.0
35	BA	2151	G	3.0
59	DI	92	VAL	3.0
45	BK	120	LEU	3.0
52	DT	39	ARG	3.0
7	AG	53	LYS	3.0
58	BZ	6	LYS	3.0
42	DH	49	VAL	3.0
17	CQ	43	LEU	3.0
42	DH	33	LEU	3.0
24	CY	67	SER	3.0
42	BH	18	GLU	3.0
6	AF	88	VAL	3.0

Continued on next page...

Continued from previous page...

Mol	Chain	Res	Type	RSRZ
24	CY	246	ASP	3.0
37	BC	38	ASP	3.0
37	DC	97	GLU	3.0
10	AJ	84	GLN	3.0
57	BY	56	PRO	3.0
38	BD	74	GLY	3.0
2	CB	41	ILE	3.0
45	DK	124	ALA	3.0
29	B4	55	PRO	3.0
1	CA	84	U	3.0
3	AC	201	TYR	3.0
37	DC	123	VAL	3.0
45	BK	26	ALA	3.0
11	CK	127	LYS	3.0
37	DC	59	ARG	2.9
45	DK	57	ILE	2.9
18	AR	34	TYR	2.9
45	DK	134	MET	2.9
2	AB	127	ILE	2.9
10	AJ	39	PRO	2.9
45	BK	99	ILE	2.9
10	AJ	24	VAL	2.9
42	DH	24	VAL	2.9
51	BS	54	LEU	2.9
4	AD	165	MET	2.9
7	AG	153	HIS	2.9
35	BA	1530	C	2.9
51	BS	47	THR	2.9
59	DI	138	ILE	2.9
18	CR	20	ALA	2.9
52	BT	135	ALA	2.9
10	AJ	26	ALA	2.9
40	BF	25	PRO	2.9
2	AB	70	PHE	2.9
22	AW	39	U	2.9
22	CV	20	U	2.9
45	BK	83	GLY	2.9
24	CY	94	ALA	2.9
10	AJ	63	PHE	2.9
35	BA	2166	G	2.9
10	CJ	38	ILE	2.9
37	BC	64	LEU	2.9

Continued on next page...

Continued from previous page...

Mol	Chain	Res	Type	RSRZ
14	AN	21	TYR	2.9
4	AD	204	ILE	2.9
51	BS	26	LEU	2.9
9	AI	61	ALA	2.9
24	AY	253	HIS	2.9
2	AB	67	THR	2.9
17	AQ	58	GLU	2.9
45	DK	135	GLY	2.9
18	CR	31	LEU	2.9
42	DH	103	LEU	2.9
21	AU	3	LYS	2.9
2	CB	40	HIS	2.9
35	DA	2897	U	2.9
3	AC	202	ILE	2.9
45	DK	138	VAL	2.9
6	AF	16	GLN	2.9
29	D4	51	TYR	2.9
35	BA	2108	C	2.9
12	AL	28	LYS	2.9
37	DC	68	LEU	2.9
9	AI	33	PHE	2.9
37	DC	122	ALA	2.9
10	CJ	17	ASP	2.9
57	DY	56	PRO	2.9
35	BA	2896	C	2.9
35	DA	2801(A)	A	2.9
37	BC	104	LEU	2.8
1	CA	90	U	2.8
18	CR	56	THR	2.8
37	DC	204	ALA	2.8
13	CM	7	VAL	2.8
45	DK	33	ASN	2.8
45	DK	56	GLU	2.8
35	BA	2122	U	2.8
45	DK	53	VAL	2.8
42	BH	117	PRO	2.8
24	CY	93	GLU	2.8
9	CI	85	LEU	2.8
40	DF	18	ARG	2.8
42	DH	57	ASP	2.8
7	AG	154	TYR	2.8
39	BE	204	ALA	2.8

Continued on next page...

Continued from previous page...

Mol	Chain	Res	Type	RSRZ
2	AB	22	LYS	2.8
52	DT	2	ASN	2.8
20	CT	97	ALA	2.8
4	AD	41	GLY	2.8
37	BC	18	LYS	2.8
1	CA	1002	G	2.8
37	BC	149	ILE	2.8
16	CP	18	ARG	2.8
42	BH	106	THR	2.8
4	AD	64	LEU	2.8
20	CT	28	ALA	2.8
52	BT	138	ALA	2.8
51	BS	87	PHE	2.8
13	AM	114	ARG	2.8
37	BC	70	LYS	2.8
9	AI	14	VAL	2.8
22	AW	47	U	2.8
35	BA	2109	U	2.8
51	BS	28	VAL	2.8
49	DQ	139	GLU	2.8
9	AI	105	ASP	2.8
22	AW	22	G	2.8
45	DK	87	GLY	2.8
5	AE	80	ILE	2.8
9	AI	3	GLN	2.8
42	BH	25	LYS	2.8
22	AW	7	A	2.8
41	BG	19	LEU	2.8
20	CT	106	ALA	2.8
30	D5	54	GLY	2.8
45	DK	67	PHE	2.8
1	AA	1002	G	2.7
1	CA	1023	G	2.7
20	AT	99	LEU	2.7
25	D0	84	LEU	2.7
2	AB	132	LYS	2.7
10	CJ	101	VAL	2.7
42	DH	168	PRO	2.7
24	CY	292	GLU	2.7
1	AA	1029	C	2.7
1	AA	1036	G	2.7
2	AB	192	SER	2.7

Continued on next page...

Continued from previous page...

Mol	Chain	Res	Type	RSRZ
35	BA	2124	G	2.7
10	CJ	73	ASP	2.7
37	BC	55	ASP	2.7
22	AW	48	C	2.7
5	AE	32	VAL	2.7
16	CP	80	PHE	2.7
35	BA	2180	U	2.7
42	DH	96	ALA	2.7
20	AT	100	ILE	2.7
37	DC	171	ILE	2.7
10	AJ	28	ARG	2.7
22	CW	57	G	2.7
6	AF	4	TYR	2.7
10	AJ	32	ALA	2.7
16	AP	35	LYS	2.7
37	DC	125	SER	2.7
16	CP	59	TRP	2.7
35	BA	2807	G	2.7
35	DA	92	A	2.7
42	BH	15	VAL	2.7
58	BZ	97	GLU	2.7
6	AF	14	LEU	2.7
15	AO	22	THR	2.7
37	BC	147	PHE	2.7
42	DH	52	VAL	2.7
45	BK	104	VAL	2.7
6	CF	10	LEU	2.7
2	AB	57	PHE	2.7
35	BA	2178	C	2.7
37	DC	178	ALA	2.7
4	AD	67	ILE	2.7
37	BC	184	LYS	2.7
37	DC	63	SER	2.7
58	BZ	95	PRO	2.7
7	AG	115	ARG	2.7
22	AW	15	G	2.7
18	CR	24	ALA	2.7
24	AY	30	GLU	2.7
7	AG	120	ILE	2.7
51	BS	86	ALA	2.7
38	DD	42	GLY	2.7
22	AW	49	C	2.7

Continued on next page...

Continued from previous page...

Mol	Chain	Res	Type	RSRZ
35	BA	654(H)	G	2.7
37	BC	84	LYS	2.7
41	BG	21	ARG	2.7
21	AU	25	LYS	2.6
37	BC	171	ILE	2.7
37	BC	224	ILE	2.7
7	AG	9	VAL	2.6
29	B4	45	GLY	2.6
43	BI	16	GLY	2.6
35	DA	2893	G	2.6
3	CC	207	VAL	2.6
17	AQ	75	ARG	2.6
10	CJ	8	LEU	2.6
29	B4	37	PRO	2.6
35	DA	2892	A	2.6
17	CQ	20	THR	2.6
35	DA	2122	U	2.6
13	AM	96	LEU	2.6
43	BI	128	LEU	2.6
9	CI	33	PHE	2.6
37	BC	125	SER	2.6
9	AI	9	ARG	2.6
17	AQ	73	VAL	2.6
21	AU	9	ARG	2.6
37	DC	38	ASP	2.6
57	BY	2	ARG	2.6
1	CA	485	G	2.6
2	AB	66	GLY	2.6
11	CK	126	ARG	2.6
57	BY	72	VAL	2.6
34	D9	24	TYR	2.6
41	BG	23	PHE	2.6
1	CA	1131	G	2.6
2	AB	228	GLY	2.6
9	CI	35	GLU	2.6
18	CR	28	GLU	2.6
37	BC	81	GLU	2.6
58	DZ	11	GLU	2.6
45	BK	134	MET	2.6
9	AI	63	ILE	2.6
20	CT	45	GLN	2.6
37	DC	211	SER	2.6

Continued on next page...

Continued from previous page...

Mol	Chain	Res	Type	RSRZ
45	DK	10	LEU	2.6
45	DK	84	LEU	2.6
1	CA	216	G	2.6
45	BK	47	ASN	2.6
7	CG	81	GLY	2.6
20	CT	47	GLY	2.6
38	BD	98	VAL	2.6
11	AK	21	ILE	2.6
16	CP	42	ARG	2.6
4	AD	20	TYR	2.6
45	DK	41	PHE	2.6
29	D4	61	VAL	2.6
22	AW	14	A	2.6
48	DP	121	LYS	2.6
16	AP	36	ILE	2.6
58	DZ	118	GLN	2.6
6	CF	63	TYR	2.6
24	CY	68	ASP	2.6
10	AJ	45	ARG	2.6
7	CG	120	ILE	2.6
17	AQ	16	GLN	2.6
35	DA	2185	C	2.6
57	BY	87	LYS	2.6
13	AM	102	ARG	2.6
37	DC	27	ARG	2.6
42	DH	55	PRO	2.6
10	CJ	81	THR	2.6
2	AB	188	ALA	2.5
2	AB	229	VAL	2.5
12	AL	35	GLY	2.5
15	AO	20	GLY	2.5
23	AX	17	A	2.5
39	BE	66	HIS	2.5
1	AA	1030	C	2.5
4	AD	125	HIS	2.5
13	AM	116	THR	2.5
16	CP	16	HIS	2.5
2	AB	129	GLU	2.5
7	CG	82	GLY	2.5
5	CE	43	LEU	2.5
17	AQ	76	LEU	2.5
42	BH	105	LEU	2.5

Continued on next page...

Continued from previous page...

Mol	Chain	Res	Type	RSRZ
53	BU	106	PHE	2.5
3	AC	126	ARG	2.5
1	CA	1028	C	2.5
17	CQ	57	VAL	2.5
19	AS	39	THR	2.5
24	CY	154	VAL	2.5
41	BG	32	PRO	2.5
2	AB	161	ALA	2.5
3	AC	107	GLN	2.5
45	BK	20	ALA	2.5
35	DA	2174	C	2.5
9	AI	66	ARG	2.5
4	CD	37	PRO	2.5
1	AA	1000	U	2.5
4	AD	17	VAL	2.5
11	AK	80	VAL	2.5
27	B2	67	LYS	2.5
45	DK	13	PRO	2.5
37	DC	219	GLY	2.5
42	DH	51	ARG	2.5
13	AM	16	ASP	2.5
9	AI	121	ARG	2.5
35	BA	2168	G	2.5
35	DA	275	G	2.5
42	DH	110	SER	2.5
43	BI	106	GLY	2.5
37	BC	66	HIS	2.5
45	BK	105	LEU	2.5
52	BT	2	ASN	2.5
57	BY	28	LYS	2.5
35	BA	2804	C	2.5
39	BE	72	VAL	2.5
37	DC	54	SER	2.5
51	BS	84	GLN	2.5
3	AC	203	PHE	2.5
6	CF	97	PHE	2.5
42	BH	104	GLU	2.5
20	AT	97	ALA	2.5
39	DE	68	ALA	2.5
42	DH	98	LEU	2.5
51	BS	60	GLY	2.5
24	AY	42	PRO	2.5

Continued on next page...

Continued from previous page...

Mol	Chain	Res	Type	RSRZ
37	DC	192	PHE	2.5
45	BK	16	LYS	2.5
51	BS	27	SER	2.5
37	DC	100	ILE	2.5
3	AC	68	VAL	2.5
59	DI	128	LEU	2.5
2	AB	240	GLN	2.5
4	AD	37	PRO	2.5
13	CM	83	ASP	2.5
27	D2	43	GLN	2.5
35	DA	1494	A	2.5
49	BQ	139	GLU	2.5
11	AK	82	VAL	2.5
7	AG	44	TYR	2.5
13	CM	113	PRO	2.5
1	AA	79	G	2.5
22	AW	44	G	2.5
22	CW	22	G	2.5
42	BH	124	GLU	2.5
32	B7	46	VAL	2.4
7	AG	15	ASP	2.4
10	AJ	85	LEU	2.4
35	DA	2794	C	2.4
35	DA	2803	C	2.4
11	CK	16	SER	2.4
58	BZ	160	GLY	2.4
59	DI	12	LEU	2.4
2	AB	237	ALA	2.4
4	AD	156	GLU	2.4
31	B6	24	GLU	2.4
1	CA	1001	A	2.4
20	CT	36	LEU	2.4
43	BI	145	VAL	2.4
16	AP	83	GLU	2.4
20	AT	51	GLU	2.4
16	CP	22	THR	2.4
17	AQ	59	ILE	2.4
17	AQ	43	LEU	2.4
24	CY	72	LEU	2.4
1	CA	1033	G	2.4
37	DC	176	GLY	2.4
14	AN	11	LYS	2.4

Continued on next page...

Continued from previous page...

Mol	Chain	Res	Type	RSRZ
41	BG	164	GLU	2.4
48	BP	92	GLU	2.4
5	AE	33	VAL	2.4
45	BK	23	VAL	2.4
20	CT	44	ALA	2.4
24	AY	39	TRP	2.4
45	DK	94	GLU	2.4
9	AI	53	VAL	2.4
45	BK	7	VAL	2.4
1	CA	1257	U	2.4
2	CB	29	ALA	2.4
11	AK	68	ALA	2.4
24	CY	52	ALA	2.4
1	CA	1129	C	2.4
35	BA	2177	C	2.4
37	DC	104	LEU	2.4
37	DC	222	VAL	2.4
45	DK	97	GLY	2.4
59	DI	145	VAL	2.4
2	CB	130	ARG	2.4
37	DC	210	ARG	2.4
37	DC	149	ILE	2.4
6	CF	89	MET	2.4
7	CG	86	GLN	2.4
35	BA	2161	C	2.4
35	DA	1744	C	2.4
20	AT	62	LEU	2.4
37	BC	82	LYS	2.4
2	AB	152	PHE	2.4
3	AC	148	GLY	2.4
25	B0	74	ARG	2.4
6	AF	69	GLU	2.4
38	DD	101	GLU	2.4
42	BH	34	GLU	2.4
1	AA	1005	A	2.4
19	CS	49	ILE	2.4
23	CX	17	A	2.4
54	BV	33	VAL	2.4
20	CT	8	ARG	2.4
35	DA	2115	G	2.4
19	CS	32	LYS	2.4
19	CS	47	HIS	2.4

Continued on next page...

Continued from previous page...

Mol	Chain	Res	Type	RSRZ
24	AY	61	THR	2.4
35	DA	1046	A	2.3
35	DA	2310	A	2.3
39	BE	10	GLY	2.3
41	BG	97	ASP	2.3
42	BH	41	MET	2.3
42	DH	16	SER	2.3
22	CW	5	G	2.3
41	BG	11	TYR	2.3
20	CT	104	LEU	2.3
43	BI	140	LEU	2.3
7	AG	34	GLY	2.3
7	CG	62	PHE	2.3
22	CW	61	C	2.3
24	AY	62	PHE	2.3
20	CT	56	MET	2.3
21	AU	5	ASP	2.3
54	DV	101	GLY	2.3
22	AW	16	U	2.3
5	AE	29	GLY	2.3
9	AI	26	VAL	2.3
9	CI	18	PHE	2.3
10	CJ	72	VAL	2.3
24	CY	253	HIS	2.3
57	BY	88	LYS	2.3
58	DZ	114	GLY	2.3
1	AA	1006	C	2.3
1	AA	1452	C	2.3
35	DA	2179	C	2.3
1	AA	1447	A	2.3
38	BD	103	ARG	2.3
40	BF	128	ALA	2.3
45	BK	17	ALA	2.3
57	BY	61	ILE	2.3
45	BK	86	LYS	2.3
3	AC	172	ARG	2.3
24	AY	180	LEU	2.3
35	DA	2123	G	2.3
37	DC	18	LYS	2.3
37	DC	91	ALA	2.3
42	DH	56	SER	2.3
17	AQ	8	GLY	2.3

Continued on next page...

Continued from previous page...

Mol	Chain	Res	Type	RSRZ
45	BK	135	GLY	2.3
42	BH	111	HIS	2.3
10	CJ	29	ARG	2.3
41	DG	50	ALA	2.3
46	BN	99	LEU	2.3
11	AK	17	GLY	2.3
20	AT	85	MET	2.3
1	AA	994	A	2.3
9	AI	32	ASP	2.3
9	AI	56	LEU	2.3
24	AY	197	ALA	2.3
51	BS	36	TYR	2.3
57	DY	55	TYR	2.3
2	CB	232	PRO	2.3
59	DI	85	GLU	2.3
20	CT	58	LYS	2.3
24	AY	47	LYS	2.3
42	BH	62	LYS	2.3
41	BG	138	GLN	2.3
37	DC	207	THR	2.3
15	AO	27	VAL	2.3
45	DK	128	ALA	2.3
43	BI	1	MET	2.3
9	AI	85	LEU	2.3
10	AJ	98	ILE	2.3
3	AC	207	VAL	2.3
9	AI	18	PHE	2.3
24	AY	40	ASN	2.3
1	AA	630	G	2.3
3	AC	166	GLU	2.3
22	AW	63	G	2.3
35	BA	2805	G	2.3
41	DG	82	LEU	2.3
52	BT	136	GLN	2.3
20	AT	80	ARG	2.3
41	BG	178	PHE	2.3
3	AC	108	ASN	2.3
3	AC	177	THR	2.3
42	DH	31	GLY	2.3
2	AB	115	LEU	2.3
16	AP	74	LEU	2.3
18	AR	78	LEU	2.3

Continued on next page...

Continued from previous page...

Mol	Chain	Res	Type	RSRZ
24	AY	329	MET	2.3
35	DA	2117	A	2.3
2	AB	45	GLN	2.3
29	B4	48	ILE	2.3
41	BG	170	ARG	2.3
5	AE	45	PHE	2.3
42	BH	56	SER	2.3
7	CG	154	TYR	2.3
45	DK	76	TYR	2.3
58	BZ	60	GLU	2.3
1	CA	1006	C	2.3
6	AF	7	ASN	2.3
24	CY	61	THR	2.3
58	BZ	63	ASP	2.3
40	DF	10	PRO	2.3
7	AG	66	VAL	2.3
1	AA	64	G	2.2
1	AA	1024	G	2.2
1	CA	78	G	2.2
9	AI	80	GLY	2.2
37	BC	183	GLU	2.2
45	BK	35	MET	2.2
45	BK	132	ARG	2.2
21	AU	23	PRO	2.2
2	CB	122	PHE	2.2
4	AD	45	GLN	2.2
13	AM	33	ALA	2.2
31	B6	37	ARG	2.2
35	BA	2171	A	2.2
11	CK	11	LYS	2.2
52	BT	137	LYS	2.2
2	AB	85	ALA	2.2
35	DA	2138	C	2.2
35	DA	2163	C	2.2
19	AS	15	LEU	2.2
41	DG	75	LYS	2.2
8	CH	25	ASP	2.2
16	CP	41	PRO	2.2
41	BG	165	THR	2.2
54	BV	29	PRO	2.2
2	AB	35	GLU	2.2
11	CK	17	GLY	2.2

Continued on next page...

Continued from previous page...

Mol	Chain	Res	Type	RSRZ
35	DA	2120	G	2.2
35	DA	2151	G	2.2
42	BH	60	ARG	2.2
54	BV	101	GLY	2.2
30	B5	58	LEU	2.2
18	CR	29	PHE	2.2
19	CS	44	MET	2.2
45	DK	59	ILE	2.2
2	AB	160	ASP	2.2
20	CT	64	ASP	2.2
12	CL	28	LYS	2.2
19	CS	42	PRO	2.2
28	D3	2	PRO	2.2
1	CA	163	C	2.2
2	AB	217	ARG	2.2
27	B2	63	VAL	2.2
32	B7	47	ARG	2.2
45	DK	96	VAL	2.2
45	DK	127	ILE	2.2
57	BY	39	VAL	2.2
2	AB	126	GLU	2.2
3	CC	149	ALA	2.2
45	DK	61	ALA	2.2
41	BG	16	ARG	2.2
38	BD	28	GLU	2.2
1	AA	929	G	2.2
11	AK	94	ALA	2.2
35	BA	2106	G	2.2
50	DR	89	ASP	2.2
2	AB	61	LEU	2.2
37	DC	209	LEU	2.2
37	DC	73	ARG	2.2
2	CB	129	GLU	2.2
3	AC	206	GLU	2.2
5	AE	55	VAL	2.2
14	AN	60	SER	2.2
22	CW	21	A	2.2
24	CY	294	GLU	2.2
37	DC	74	VAL	2.2
1	AA	1267	C	2.2
48	BP	100	LEU	2.2
6	AF	47	ARG	2.2

Continued on next page...

Continued from previous page...

Mol	Chain	Res	Type	RSRZ
7	AG	155	ARG	2.2
5	AE	42	GLY	2.2
45	BK	98	ARG	2.2
48	BP	84	ASN	2.2
2	CB	231	GLU	2.2
38	BD	73	VAL	2.2
42	DH	32	GLU	2.2
4	CD	182	LYS	2.2
46	BN	23	LEU	2.2
2	AB	231	GLU	2.2
15	CO	82	ILE	2.2
45	BK	117	THR	2.2
3	AC	69	HIS	2.2
7	AG	78	ARG	2.2
37	DC	107	TRP	2.2
25	B0	85	ALA	2.2
42	BH	83	TYR	2.2
35	DA	2130	U	2.2
1	CA	412	A	2.2
11	AK	11	LYS	2.2
45	BK	118	THR	2.2
1	CA	1039	C	2.1
42	DH	102	ALA	2.1
45	DK	51	ALA	2.1
12	AL	62	SER	2.1
35	DA	2186	G	2.1
35	DA	2119	A	2.1
2	CB	70	PHE	2.1
1	AA	1148	U	2.1
2	AB	232	PRO	2.1
4	AD	63	LYS	2.1
13	AM	45	VAL	2.1
48	BP	75	ILE	2.1
17	AQ	74	LEU	2.1
31	B6	26	ASN	2.1
37	DC	216	THR	2.1
22	AW	46	G	2.1
22	AW	64	A	2.1
35	BA	92	A	2.1
5	CE	118	ILE	2.1
24	CY	214	VAL	2.1
54	BV	36	PRO	2.1

Continued on next page...

Continued from previous page...

Mol	Chain	Res	Type	RSRZ
4	AD	108	LEU	2.1
35	BA	271(N)	U	2.1
42	BH	87	LEU	2.1
48	BP	91	PHE	2.1
57	DY	28	LYS	2.1
3	AC	103	VAL	2.1
10	CJ	25	GLU	2.1
24	CY	6	LEU	2.1
35	DA	2805	G	2.1
37	DC	124	GLY	2.1
54	BV	62	LEU	2.1
35	BA	2146	C	2.1
35	DA	2183	C	2.1
42	BH	59	ARG	2.1
42	DH	34	GLU	2.1
54	BV	34	GLU	2.1
37	DC	130	ILE	2.1
4	AD	44	GLY	2.1
9	CI	6	GLY	2.1
45	DK	77	LEU	2.1
1	AA	632	A	2.1
4	AD	164	ALA	2.1
21	AU	21	TYR	2.1
45	BK	82	ALA	2.1
16	AP	13	HIS	2.1
20	CT	63	ILE	2.1
35	BA	545	C	2.1
37	BC	161	ILE	2.1
57	BY	13	VAL	2.1
52	BT	84	GLN	2.1
54	BV	38	LEU	2.1
45	DK	133	SER	2.1
2	AB	50	GLU	2.1
37	DC	35	ALA	2.1
1	AA	1146	A	2.1
31	B6	49	HIS	2.1
35	DA	2790	A	2.1
10	CJ	88	LEU	2.1
12	AL	61	THR	2.1
27	B2	44	LEU	2.1
35	DA	2149	G	2.1
2	AB	62	ALA	2.1

Continued on next page...

Continued from previous page...

Mol	Chain	Res	Type	RSRZ
37	BC	212	VAL	2.1
38	DD	34	VAL	2.1
4	CD	3	ARG	2.1
5	AE	91	LEU	2.1
9	CI	16	ARG	2.1
39	BE	14	ILE	2.1
59	DI	109	ILE	2.1
28	B3	4	LEU	2.1
37	BC	136	LEU	2.1
31	D6	26	ASN	2.1
33	B8	64	TYR	2.1
35	DA	2128	C	2.1
45	BK	36	GLU	2.1
2	AB	36	ARG	2.1
17	CQ	12	SER	2.1
42	BH	24	VAL	2.1
45	BK	111	LYS	2.1
51	BS	33	LYS	2.1
7	AG	103	TRP	2.1
24	CY	16	TYR	2.1
26	B1	61	ARG	2.1
31	B6	45	LYS	2.1
35	DA	2134	A	2.1
11	AK	14	VAL	2.1
35	BA	2402	C	2.1
42	BH	131	VAL	2.1
42	DH	92	ILE	2.1
49	BQ	1	MET	2.1
9	CI	9	ARG	2.1
5	AE	70	PRO	2.1
45	DK	139	VAL	2.1
8	AH	127	LEU	2.1
10	CJ	90	LEU	2.1
11	AK	76	GLY	2.1
19	AS	5	LEU	2.1
6	AF	46	ARG	2.0
29	B4	54	LYS	2.0
20	CT	46	GLU	2.0
42	DH	116	GLU	2.0
3	AC	53	ALA	2.0
29	B4	46	ASN	2.0
42	DH	35	VAL	2.0

Continued on next page...

Continued from previous page...

Mol	Chain	Res	Type	RSRZ
59	DI	18	VAL	2.0
37	DC	196	LEU	2.0
42	BH	162	ILE	2.0
7	AG	26	PHE	2.0
7	CG	125	MET	2.0
32	B7	48	LYS	2.0
16	AP	81	ARG	2.0
34	D9	18	ARG	2.0
57	DY	2	ARG	2.0
6	AF	101	ALA	2.0
2	CB	131	PRO	2.0
11	CK	41	THR	2.0
42	DH	128	PRO	2.0
59	DI	140	LEU	2.0
22	CW	32	U	2.0
52	BT	115	ARG	2.0
22	AW	37	A	2.0
42	DH	26	VAL	2.0
2	AB	118	LEU	2.0
7	AG	104	LEU	2.0
37	BC	189	ILE	2.0
2	AB	125	PRO	2.0
32	D7	49	ARG	2.0
38	DD	41	GLY	2.0
35	BA	2895	U	2.0
3	AC	120	VAL	2.0
7	AG	69	VAL	2.0
24	CY	35	ASP	2.0
39	DE	42	ASP	2.0
57	DY	37	VAL	2.0
2	CB	213	LEU	2.0
3	AC	180	ALA	2.0
9	CI	96	LEU	2.0
16	AP	8	ARG	2.0
21	AU	22	ARG	2.0
24	CY	13	LEU	2.0
45	DK	26	ALA	2.0
40	DF	7	TYR	2.0
57	BY	49	VAL	2.0
4	CD	70	ILE	2.0
6	CF	8	ILE	2.0
9	AI	43	ALA	2.0

Continued on next page...

Continued from previous page...

Mol	Chain	Res	Type	RSRZ
10	AJ	79	ARG	2.0
15	CO	87	ILE	2.0
51	BS	48	LEU	2.0
35	BA	2789	C	2.0
5	AE	12	LEU	2.0
5	AE	110	LEU	2.0
5	AE	143	ARG	2.0
6	AF	36	ARG	2.0
7	AG	22	LEU	2.0
16	CP	17	TYR	2.0
34	B9	23	VAL	2.0

6.2 Non-standard residues in protein, DNA, RNA chains [i](#)

There are no non-standard protein/DNA/RNA residues in this entry.

6.3 Carbohydrates [i](#)

There are no monosaccharides in this entry.

6.4 Ligands [i](#)

In the following table, the Atoms column lists the number of modelled atoms in the group and the number defined in the chemical component dictionary. The B-factors column lists the minimum, median, 95th percentile and maximum values of B factors of atoms in the group. The column labelled 'Q<0.9' lists the number of atoms with occupancy less than 0.9.

Mol	Type	Chain	Res	Atoms	RSCC	RSR	B-factors(Å ²)	Q<0.9
60	MG	DA	3240	1/1	0.24	0.90	55,55,55,55	1
60	MG	DA	3134	1/1	0.36	0.65	64,64,64,64	0
60	MG	DC	301	1/1	0.45	0.64	52,52,52,52	1
60	MG	DA	3177	1/1	0.46	0.56	49,49,49,49	0
60	MG	AA	1642	1/1	0.47	0.32	55,55,55,55	0
60	MG	AV	107	1/1	0.53	0.67	54,54,54,54	1
60	MG	AA	1657	1/1	0.54	0.27	54,54,54,54	0
60	MG	CA	1670	1/1	0.54	0.72	69,69,69,69	0
60	MG	BC	301	1/1	0.56	0.53	52,52,52,52	1
60	MG	BA	3201	1/1	0.56	0.44	52,52,52,52	0
60	MG	DA	3193	1/1	0.57	0.41	65,65,65,65	0
60	MG	AA	1659	1/1	0.57	0.30	57,57,57,57	0

Continued on next page...

Continued from previous page...

Mol	Type	Chain	Res	Atoms	RSCC	RSR	B-factors(\AA^2)	Q<0.9
60	MG	AA	1716	1/1	0.57	1.12	52,52,52,52	0
60	MG	AA	1616	1/1	0.58	0.55	64,64,64,64	0
60	MG	CA	1643	1/1	0.58	0.56	49,49,49,49	0
60	MG	AA	1689	1/1	0.59	0.97	59,59,59,59	1
60	MG	BA	3212	1/1	0.59	0.49	55,55,55,55	0
60	MG	CV	103	1/1	0.60	0.30	54,54,54,54	0
60	MG	AA	1613	1/1	0.60	0.27	56,56,56,56	0
60	MG	DA	3202	1/1	0.62	0.61	52,52,52,52	1
60	MG	DA	3319	1/1	0.63	0.47	55,55,55,55	0
60	MG	AA	1694	1/1	0.64	0.21	56,56,56,56	0
60	MG	DA	3143	1/1	0.64	0.45	47,47,47,47	1
60	MG	BA	3287	1/1	0.64	0.41	51,51,51,51	0
60	MG	AA	1675	1/1	0.64	0.18	48,48,48,48	0
60	MG	AA	1732	1/1	0.65	0.52	55,55,55,55	0
60	MG	CA	1676	1/1	0.65	0.49	58,58,58,58	0
60	MG	CA	1687	1/1	0.65	0.44	58,58,58,58	0
60	MG	AA	1748	1/1	0.65	0.40	55,55,55,55	0
60	MG	BA	3135	1/1	0.66	0.71	58,58,58,58	0
60	MG	DA	3144	1/1	0.66	0.29	57,57,57,57	0
60	MG	BA	3227	1/1	0.66	0.66	55,55,55,55	0
60	MG	CA	1615	1/1	0.66	0.69	64,64,64,64	0
60	MG	CA	1677	1/1	0.67	0.20	55,55,55,55	1
60	MG	BA	3199	1/1	0.67	0.70	58,58,58,58	0
60	MG	DA	3327	1/1	0.67	0.46	55,55,55,55	0
60	MG	DA	3328	1/1	0.67	0.34	55,55,55,55	1
60	MG	CA	1651	1/1	0.67	0.42	47,47,47,47	0
60	MG	BA	3301	1/1	0.68	0.54	55,55,55,55	0
60	MG	AA	1718	1/1	0.68	0.23	55,55,55,55	0
60	MG	AA	1683	1/1	0.68	0.45	47,47,47,47	0
60	MG	AA	1747	1/1	0.69	0.36	55,55,55,55	1
60	MG	CA	1709	1/1	0.69	0.37	65,65,65,65	0
60	MG	CA	1729	1/1	0.69	0.35	55,55,55,55	1
60	MG	CA	1655	1/1	0.69	0.67	52,52,52,52	0
60	MG	DA	3294	1/1	0.69	0.51	49,49,49,49	1
60	MG	CW	101	1/1	0.69	0.58	56,56,56,56	1
60	MG	CA	1613	1/1	0.69	0.23	52,52,52,52	0
60	MG	AA	1637	1/1	0.69	0.52	53,53,53,53	0
60	MG	BA	3338	1/1	0.69	0.33	55,55,55,55	0
60	MG	AM	201	1/1	0.70	0.57	47,47,47,47	0
60	MG	DA	3183	1/1	0.70	0.23	53,53,53,53	0
60	MG	DA	3260	1/1	0.70	0.52	59,59,59,59	0

Continued on next page...

Continued from previous page...

Mol	Type	Chain	Res	Atoms	RSCC	RSR	B-factors(Å ²)	Q<0.9
60	MG	BA	3336	1/1	0.70	0.62	55,55,55,55	0
60	MG	DA	3231	1/1	0.71	0.51	54,54,54,54	1
60	MG	BA	3161	1/1	0.71	0.28	47,47,47,47	0
60	MG	BA	3237	1/1	0.71	0.27	67,67,67,67	0
60	MG	AA	1648	1/1	0.71	0.13	62,62,62,62	0
60	MG	DA	3225	1/1	0.72	0.76	51,51,51,51	0
60	MG	BA	3328	1/1	0.72	0.60	55,55,55,55	0
60	MG	DA	3142	1/1	0.72	0.54	49,49,49,49	0
60	MG	AA	1699	1/1	0.72	0.47	54,54,54,54	1
60	MG	CA	1719	1/1	0.72	0.39	55,55,55,55	1
60	MG	BA	3181	1/1	0.72	0.27	53,53,53,53	0
60	MG	CA	1730	1/1	0.72	0.40	55,55,55,55	0
60	MG	BA	3142	1/1	0.72	0.40	47,47,47,47	0
60	MG	CA	1681	1/1	0.72	0.54	66,66,66,66	0
60	MG	AA	1720	1/1	0.73	0.51	58,58,58,58	1
60	MG	AA	1692	1/1	0.73	0.70	59,59,59,59	0
60	MG	BA	3319	1/1	0.74	0.33	55,55,55,55	0
60	MG	BA	3105	1/1	0.74	0.49	47,47,47,47	0
60	MG	AA	1730	1/1	0.74	0.46	55,55,55,55	0
60	MG	DA	3083	1/1	0.74	0.29	51,51,51,51	0
60	MG	DA	3122	1/1	0.74	0.44	50,50,50,50	0
60	MG	DA	3337	1/1	0.74	0.25	55,55,55,55	0
60	MG	DA	3181	1/1	0.74	0.64	59,59,59,59	0
60	MG	CA	1722	1/1	0.75	0.40	55,55,55,55	0
60	MG	DA	3180	1/1	0.75	0.22	52,52,52,52	0
60	MG	AA	1668	1/1	0.75	0.61	58,58,58,58	0
60	MG	BS	201	1/1	0.75	0.50	55,55,55,55	0
60	MG	DA	3334	1/1	0.75	0.29	55,55,55,55	0
60	MG	CA	1733	1/1	0.75	0.53	55,55,55,55	0
60	MG	DB	201	1/1	0.75	0.89	67,67,67,67	0
60	MG	DA	3287	1/1	0.75	0.45	51,51,51,51	0
60	MG	BA	3294	1/1	0.76	0.12	52,52,52,52	0
60	MG	BA	3179	1/1	0.76	0.34	59,59,59,59	0
60	MG	DA	3003	1/1	0.76	0.43	67,67,67,67	0
60	MG	DA	3219	1/1	0.76	0.38	66,66,66,66	0
60	MG	DA	3176	1/1	0.76	0.41	58,58,58,58	0
60	MG	AA	1698	1/1	0.76	0.35	53,53,53,53	1
60	MG	DA	3239	1/1	0.76	0.24	67,67,67,67	1
60	MG	CA	1663	1/1	0.76	0.24	51,51,51,51	0
60	MG	BA	3341	1/1	0.76	0.60	55,55,55,55	0
60	MG	DA	3238	1/1	0.77	0.24	47,47,47,47	0

Continued on next page...

Continued from previous page...

Mol	Type	Chain	Res	Atoms	RSCC	RSR	B-factors(\AA^2)	Q<0.9
60	MG	DA	3162	1/1	0.77	0.35	47,47,47,47	0
60	MG	AA	1688	1/1	0.77	0.47	63,63,63,63	1
60	MG	CV	106	1/1	0.77	0.18	57,57,57,57	1
60	MG	DA	3283	1/1	0.77	0.47	65,65,65,65	0
60	MG	CA	1705	1/1	0.77	0.45	49,49,49,49	1
60	MG	BA	3320	1/1	0.77	0.45	55,55,55,55	0
60	MG	CA	1718	1/1	0.77	0.43	66,66,66,66	0
60	MG	CA	1625	1/1	0.77	0.62	53,53,53,53	0
60	MG	CA	1641	1/1	0.77	0.38	55,55,55,55	0
60	MG	DA	3333	1/1	0.77	0.38	55,55,55,55	0
60	MG	AL	201	1/1	0.77	0.25	51,51,51,51	1
60	MG	CA	1679	1/1	0.77	0.39	53,53,53,53	1
60	MG	DA	3351	1/1	0.77	0.67	55,55,55,55	0
60	MG	DA	3227	1/1	0.77	0.34	56,56,56,56	0
60	MG	AA	1653	1/1	0.77	0.87	60,60,60,60	0
60	MG	CA	1740	1/1	0.78	0.33	55,55,55,55	0
60	MG	DA	3280	1/1	0.78	0.68	57,57,57,57	0
60	MG	CA	1631	1/1	0.78	0.83	53,53,53,53	0
60	MG	DA	3190	1/1	0.78	0.26	59,59,59,59	0
60	MG	BA	3309	1/1	0.78	0.22	55,55,55,55	0
60	MG	BA	3239	1/1	0.78	0.38	55,55,55,55	0
60	MG	AA	1705	1/1	0.78	0.22	51,51,51,51	0
60	MG	BA	3222	1/1	0.79	0.29	49,49,49,49	0
60	MG	CA	1675	1/1	0.79	0.19	48,48,48,48	1
60	MG	CW	105	1/1	0.79	0.65	53,53,53,53	0
60	MG	BA	3091	1/1	0.79	0.39	51,51,51,51	0
60	MG	CA	1720	1/1	0.79	0.15	56,56,56,56	0
60	MG	DA	3167	1/1	0.79	0.23	47,47,47,47	0
60	MG	DA	3106	1/1	0.79	0.40	47,47,47,47	0
60	MG	DA	3349	1/1	0.79	0.55	55,55,55,55	0
60	MG	DA	3282	1/1	0.79	0.35	57,57,57,57	0
60	MG	DA	3352	1/1	0.79	0.55	55,55,55,55	0
60	MG	DA	3224	1/1	0.79	0.42	52,52,52,52	0
60	MG	BA	3241	1/1	0.79	0.32	61,61,61,61	1
60	MG	BA	3214	1/1	0.80	0.33	48,48,48,48	0
60	MG	AA	1696	1/1	0.80	0.31	62,62,62,62	0
60	MG	AW	101	1/1	0.80	0.70	56,56,56,56	1
60	MG	DA	3281	1/1	0.80	0.37	57,57,57,57	0
60	MG	BA	3234	1/1	0.80	0.81	52,52,52,52	0
60	MG	BA	3032	1/1	0.80	0.17	53,53,53,53	0
60	MG	CA	1647	1/1	0.80	0.24	62,62,62,62	0
60	MG	CA	1716	1/1	0.80	0.28	55,55,55,55	0

Continued on next page...

Continued from previous page...

Mol	Type	Chain	Res	Atoms	RSCC	RSR	B-factors(\AA^2)	Q<0.9
60	MG	CA	1717	1/1	0.80	0.41	52,52,52,52	0
60	MG	DA	3100	1/1	0.80	0.69	55,55,55,55	0
60	MG	DA	3105	1/1	0.80	0.83	48,48,48,48	0
60	MG	DA	3330	1/1	0.80	0.20	55,55,55,55	0
60	MG	AA	1693	1/1	0.80	0.47	61,61,61,61	0
60	MG	AA	1635	1/1	0.80	0.19	47,47,47,47	0
60	MG	DA	3127	1/1	0.80	0.32	52,52,52,52	0
60	MG	BA	3249	1/1	0.80	0.43	56,56,56,56	0
60	MG	DA	3229	1/1	0.80	0.38	52,52,52,52	0
60	MG	BA	3269	1/1	0.80	0.53	52,52,52,52	0
60	MG	BA	3133	1/1	0.80	0.40	64,64,64,64	0
60	MG	AA	1733	1/1	0.80	0.28	55,55,55,55	0
60	MG	BA	3129	1/1	0.81	0.36	56,56,56,56	0
60	MG	CA	1644	1/1	0.81	0.13	57,57,57,57	0
60	MG	AA	1697	1/1	0.81	0.35	52,52,52,52	0
60	MG	CA	1648	1/1	0.81	0.29	53,53,53,53	1
60	MG	AA	1655	1/1	0.81	0.41	52,52,52,52	0
60	MG	BA	3324	1/1	0.81	0.37	55,55,55,55	0
60	MG	BA	3139	1/1	0.81	0.47	50,50,50,50	0
60	MG	AA	1647	1/1	0.81	0.36	62,62,62,62	0
60	MG	BA	3236	1/1	0.81	0.14	47,47,47,47	0
60	MG	CA	1753	1/1	0.81	0.89	55,55,55,55	1
60	MG	AA	1686	1/1	0.81	0.47	58,58,58,58	1
60	MG	BA	3175	1/1	0.81	0.31	49,49,49,49	1
60	MG	AA	1746	1/1	0.81	0.32	55,55,55,55	1
60	MG	BA	3082	1/1	0.81	0.67	51,51,51,51	0
60	MG	BA	3183	1/1	0.81	0.63	56,56,56,56	0
60	MG	DA	3033	1/1	0.81	0.27	53,53,53,53	0
60	MG	CA	1688	1/1	0.81	0.15	48,48,48,48	0
60	MG	DA	3087	1/1	0.81	0.58	48,48,48,48	0
60	MG	BA	3189	1/1	0.81	0.37	59,59,59,59	0
60	MG	DA	3103	1/1	0.81	0.49	47,47,47,47	0
60	MG	AA	1687	1/1	0.81	0.21	48,48,48,48	0
60	MG	AA	1673	1/1	0.81	0.12	52,52,52,52	0
60	MG	DA	3205	1/1	0.82	0.55	57,57,57,57	0
60	MG	DA	3285	1/1	0.82	0.27	55,55,55,55	0
60	MG	CA	1674	1/1	0.82	0.21	50,50,50,50	0
60	MG	BA	3126	1/1	0.82	0.29	52,52,52,52	0
60	MG	DA	3302	1/1	0.82	0.53	55,55,55,55	0
60	MG	DA	3309	1/1	0.82	0.49	55,55,55,55	1
60	MG	DA	3317	1/1	0.82	0.31	55,55,55,55	0
60	MG	DA	3011	1/1	0.82	0.56	52,52,52,52	0

Continued on next page...

Continued from previous page...

Mol	Type	Chain	Res	Atoms	RSCC	RSR	B-factors(\AA^2)	Q<0.9
60	MG	BA	3253	1/1	0.82	0.54	54,54,54,54	0
60	MG	BA	3141	1/1	0.82	0.57	49,49,49,49	0
60	MG	AA	1737	1/1	0.82	0.67	55,55,55,55	0
60	MG	AA	1638	1/1	0.82	0.25	52,52,52,52	0
60	MG	CA	1621	1/1	0.82	0.21	48,48,48,48	0
60	MG	CA	1652	1/1	0.82	0.91	60,60,60,60	0
60	MG	AA	1666	1/1	0.82	0.58	57,57,57,57	0
60	MG	DA	3272	1/1	0.82	0.33	59,59,59,59	1
60	MG	CA	1660	1/1	0.82	0.20	58,58,58,58	0
60	MG	CA	1629	1/1	0.82	0.46	51,51,51,51	0
60	MG	BA	3303	1/1	0.82	0.73	55,55,55,55	0
60	MG	BA	3337	1/1	0.83	0.16	55,55,55,55	0
60	MG	AA	1679	1/1	0.83	0.19	53,53,53,53	0
60	MG	DA	3188	1/1	0.83	0.39	48,48,48,48	0
60	MG	BA	3187	1/1	0.83	0.40	48,48,48,48	0
60	MG	BA	3122	1/1	0.83	0.39	64,64,64,64	1
60	MG	CA	1731	1/1	0.83	0.37	55,55,55,55	0
60	MG	AA	1667	1/1	0.83	0.27	47,47,47,47	0
60	MG	CA	1734	1/1	0.83	0.21	55,55,55,55	1
60	MG	DA	3222	1/1	0.83	0.71	53,53,53,53	0
60	MG	BU	201	1/1	0.83	0.41	48,48,48,48	0
60	MG	DA	3318	1/1	0.83	0.21	55,55,55,55	0
60	MG	CA	1744	1/1	0.83	0.44	55,55,55,55	0
60	MG	BA	3200	1/1	0.83	0.26	60,60,60,60	0
60	MG	CA	1693	1/1	0.83	0.74	59,59,59,59	0
60	MG	AA	1735	1/1	0.83	0.54	55,55,55,55	0
60	MG	CA	1659	1/1	0.83	0.23	57,57,57,57	0
60	MG	AA	1650	1/1	0.83	0.45	47,47,47,47	0
60	MG	AA	1742	1/1	0.83	0.34	55,55,55,55	0
60	MG	DA	3247	1/1	0.83	0.32	55,55,55,55	1
60	MG	BA	3258	1/1	0.83	0.32	58,58,58,58	0
60	MG	DA	3262	1/1	0.83	0.32	52,52,52,52	0
60	MG	BA	3137	1/1	0.83	0.59	52,52,52,52	0
60	MG	DA	3274	1/1	0.83	0.51	63,63,63,63	0
60	MG	DA	3133	1/1	0.84	0.33	57,57,57,57	0
60	MG	AA	1617	1/1	0.84	0.17	54,54,54,54	0
60	MG	BA	3292	1/1	0.84	0.68	55,55,55,55	0
60	MG	DA	3263	1/1	0.84	0.44	63,63,63,63	0
60	MG	BA	3131	1/1	0.84	0.38	59,59,59,59	0
60	MG	BA	3296	1/1	0.84	0.67	55,55,55,55	0
60	MG	CA	1606	1/1	0.84	0.32	58,58,58,58	0
60	MG	CA	1612	1/1	0.84	0.29	56,56,56,56	0

Continued on next page...

Continued from previous page...

Mol	Type	Chain	Res	Atoms	RSCC	RSR	B-factors(\AA^2)	Q<0.9
60	MG	AA	1704	1/1	0.84	0.26	49,49,49,49	1
60	MG	BA	3080	1/1	0.84	0.65	52,52,52,52	0
60	MG	BA	3307	1/1	0.84	0.33	55,55,55,55	0
60	MG	AA	1677	1/1	0.84	0.35	55,55,55,55	1
60	MG	CV	107	1/1	0.84	0.28	54,54,54,54	0
60	MG	BA	3315	1/1	0.84	0.41	55,55,55,55	1
60	MG	CW	104	1/1	0.84	0.37	56,56,56,56	0
60	MG	BA	3318	1/1	0.84	0.29	55,55,55,55	0
60	MG	DA	3001	1/1	0.84	0.30	57,57,57,57	0
60	MG	CA	1632	1/1	0.84	0.12	55,55,55,55	0
60	MG	DA	3213	1/1	0.84	0.32	55,55,55,55	0
60	MG	AA	1754	1/1	0.84	0.26	55,55,55,55	0
60	MG	CA	1708	1/1	0.84	0.25	49,49,49,49	0
60	MG	AA	1729	1/1	0.84	0.22	55,55,55,55	0
60	MG	CA	1710	1/1	0.84	0.27	50,50,50,50	0
60	MG	DA	3336	1/1	0.84	0.27	55,55,55,55	1
60	MG	AA	1708	1/1	0.84	0.30	65,65,65,65	0
60	MG	DA	3343	1/1	0.84	0.53	55,55,55,55	0
60	MG	BA	3251	1/1	0.84	0.52	61,61,61,61	0
60	MG	BA	3143	1/1	0.84	0.30	57,57,57,57	0
60	MG	BA	3152	1/1	0.84	0.12	50,50,50,50	0
60	MG	AA	1743	1/1	0.84	0.61	55,55,55,55	0
60	MG	BA	3339	1/1	0.84	0.24	55,55,55,55	0
60	MG	DA	3191	1/1	0.85	0.31	54,54,54,54	0
60	MG	DA	3259	1/1	0.85	0.35	58,58,58,58	0
60	MG	BA	3030	1/1	0.85	0.61	47,47,47,47	0
60	MG	DA	3138	1/1	0.85	0.47	52,52,52,52	0
60	MG	BA	3351	1/1	0.85	0.49	55,55,55,55	0
60	MG	BA	3225	1/1	0.85	0.33	51,51,51,51	0
60	MG	BA	3259	1/1	0.85	0.28	59,59,59,59	0
60	MG	BA	3265	1/1	0.85	0.47	47,47,47,47	0
60	MG	DA	3097	1/1	0.85	0.50	56,56,56,56	0
60	MG	CV	105	1/1	0.85	0.23	50,50,50,50	0
60	MG	CA	1637	1/1	0.85	0.26	52,52,52,52	0
60	MG	AA	1712	1/1	0.85	0.41	54,54,54,54	0
60	MG	BA	3274	1/1	0.85	0.67	63,63,63,63	0
60	MG	CA	1707	1/1	0.85	0.63	51,51,51,51	0
60	MG	AA	1727	1/1	0.85	0.65	55,55,55,55	0
60	MG	BA	3153	1/1	0.85	0.45	53,53,53,53	0
60	MG	DF	301	1/1	0.85	0.27	47,47,47,47	0
60	MG	BA	3314	1/1	0.86	0.33	55,55,55,55	0
60	MG	DA	3012	1/1	0.86	0.34	47,47,47,47	0

Continued on next page...

Continued from previous page...

Mol	Type	Chain	Res	Atoms	RSCC	RSR	B-factors(\AA^2)	Q<0.9
60	MG	DA	3030	1/1	0.86	0.41	55,55,55,55	0
60	MG	BA	3151	1/1	0.86	0.31	47,47,47,47	0
60	MG	DA	3185	1/1	0.86	0.53	56,56,56,56	0
60	MG	DA	3059	1/1	0.86	0.77	55,55,55,55	0
60	MG	AA	1695	1/1	0.86	0.30	62,62,62,62	0
60	MG	AA	1755	1/1	0.86	0.62	55,55,55,55	0
60	MG	DA	3092	1/1	0.86	0.42	51,51,51,51	1
60	MG	DA	3301	1/1	0.86	0.63	55,55,55,55	0
60	MG	CA	1691	1/1	0.86	0.72	52,52,52,52	0
60	MG	AA	1622	1/1	0.86	0.20	48,48,48,48	0
60	MG	DA	3316	1/1	0.86	0.60	55,55,55,55	0
60	MG	DA	3210	1/1	0.86	0.59	66,66,66,66	0
60	MG	CA	1695	1/1	0.86	0.38	56,56,56,56	0
60	MG	CA	1700	1/1	0.86	0.26	54,54,54,54	0
60	MG	CA	1747	1/1	0.86	0.39	55,55,55,55	1
60	MG	CA	1751	1/1	0.86	0.27	55,55,55,55	0
60	MG	BA	3284	1/1	0.86	0.68	57,57,57,57	0
60	MG	BA	3173	1/1	0.86	0.33	56,56,56,56	0
60	MG	AA	1676	1/1	0.86	0.38	58,58,58,58	0
60	MG	BA	3209	1/1	0.86	0.55	66,66,66,66	0
60	MG	CA	1665	1/1	0.86	0.50	50,50,50,50	0
60	MG	AV	106	1/1	0.86	0.05	57,57,57,57	0
60	MG	BA	3180	1/1	0.86	0.42	56,56,56,56	0
60	MG	DA	3149	1/1	0.86	0.24	47,47,47,47	0
60	MG	AA	1656	1/1	0.86	0.67	47,47,47,47	0
60	MG	DA	3353	1/1	0.86	0.70	55,55,55,55	0
60	MG	DA	3166	1/1	0.86	0.65	47,47,47,47	0
60	MG	BA	3254	1/1	0.86	0.60	60,60,60,60	0
60	MG	BA	3224	1/1	0.86	0.43	51,51,51,51	0
60	MG	DF	303	1/1	0.86	0.69	59,59,59,59	0
60	MG	CA	1627	1/1	0.87	0.20	70,70,70,70	0
60	MG	DA	3269	1/1	0.87	0.60	52,52,52,52	0
60	MG	D7	101	1/1	0.87	0.38	54,54,54,54	0
60	MG	CA	1673	1/1	0.87	0.48	52,52,52,52	1
60	MG	AA	1643	1/1	0.87	0.17	56,56,56,56	0
60	MG	AA	1651	1/1	0.87	0.72	54,54,54,54	0
60	MG	BA	3123	1/1	0.87	0.62	53,53,53,53	0
60	MG	CA	1726	1/1	0.87	0.79	54,54,54,54	0
60	MG	BA	3247	1/1	0.87	0.20	59,59,59,59	0
60	MG	DA	3046	1/1	0.87	0.74	47,47,47,47	0
60	MG	AA	1670	1/1	0.87	0.29	69,69,69,69	0
60	MG	BA	3346	1/1	0.87	0.46	55,55,55,55	0

Continued on next page...

Continued from previous page...

Mol	Type	Chain	Res	Atoms	RSCC	RSR	B-factors(\AA^2)	Q<0.9
60	MG	CA	1683	1/1	0.87	0.25	47,47,47,47	0
60	MG	DA	3200	1/1	0.87	0.97	58,58,58,58	0
60	MG	AW	105	1/1	0.87	0.20	53,53,53,53	0
60	MG	CA	1736	1/1	0.87	0.61	55,55,55,55	0
60	MG	AA	1709	1/1	0.87	0.55	50,50,50,50	0
60	MG	AA	1684	1/1	0.87	0.17	49,49,49,49	0
60	MG	DA	3323	1/1	0.87	0.50	55,55,55,55	0
60	MG	BA	3178	1/1	0.87	0.29	52,52,52,52	0
60	MG	CA	1749	1/1	0.87	0.38	55,55,55,55	0
60	MG	DA	3118	1/1	0.87	0.41	52,52,52,52	0
60	MG	BA	3039	1/1	0.87	0.24	68,68,68,68	0
60	MG	BA	3072	1/1	0.87	0.72	53,53,53,53	0
60	MG	DA	3228	1/1	0.87	0.37	55,55,55,55	0
60	MG	CA	1754	1/1	0.87	0.24	55,55,55,55	0
60	MG	AA	1713	1/1	0.87	0.16	64,64,64,64	0
60	MG	AA	1744	1/1	0.87	0.27	55,55,55,55	0
60	MG	CA	1661	1/1	0.87	0.59	52,52,52,52	0
60	MG	BA	3282	1/1	0.87	0.43	57,57,57,57	0
60	MG	CA	1664	1/1	0.87	0.49	60,60,60,60	0
60	MG	DA	3249	1/1	0.87	0.20	56,56,56,56	0
60	MG	CW	103	1/1	0.87	0.49	54,54,54,54	1
60	MG	DA	3158	1/1	0.87	0.45	53,53,53,53	0
60	MG	DF	302	1/1	0.87	0.24	53,53,53,53	0
60	MG	AV	105	1/1	0.87	0.22	50,50,50,50	1
60	MG	DA	3242	1/1	0.88	0.22	58,58,58,58	1
60	MG	AA	1610	1/1	0.88	0.28	55,55,55,55	0
60	MG	CA	1685	1/1	0.88	0.35	47,47,47,47	0
60	MG	DA	3253	1/1	0.88	0.35	49,49,49,49	0
60	MG	AA	1621	1/1	0.88	0.22	56,56,56,56	0
60	MG	BA	3045	1/1	0.88	0.80	47,47,47,47	0
60	MG	BA	3248	1/1	0.88	0.26	56,56,56,56	1
60	MG	BA	3195	1/1	0.88	0.42	52,52,52,52	0
60	MG	BA	3054	1/1	0.88	0.77	47,47,47,47	0
60	MG	AA	1717	1/1	0.88	0.26	66,66,66,66	0
60	MG	AA	1736	1/1	0.88	0.25	55,55,55,55	0
60	MG	BA	3325	1/1	0.88	0.34	55,55,55,55	0
60	MG	CA	1645	1/1	0.88	0.69	50,50,50,50	0
60	MG	BA	3207	1/1	0.88	0.55	60,60,60,60	0
60	MG	DA	3002	1/1	0.88	0.95	54,54,54,54	1
60	MG	DA	3182	1/1	0.88	0.27	56,56,56,56	0
60	MG	BA	3335	1/1	0.88	0.54	55,55,55,55	0
60	MG	DA	3293	1/1	0.88	0.24	52,52,52,52	0

Continued on next page...

Continued from previous page...

Mol	Type	Chain	Res	Atoms	RSCC	RSR	B-factors(\AA^2)	Q<0.9
60	MG	AA	1649	1/1	0.88	0.14	53,53,53,53	0
60	MG	DA	3299	1/1	0.88	0.37	55,55,55,55	0
60	MG	AA	1739	1/1	0.88	0.21	55,55,55,55	1
60	MG	BA	3099	1/1	0.88	0.80	55,55,55,55	0
60	MG	BA	3273	1/1	0.88	0.46	58,58,58,58	0
60	MG	DA	3314	1/1	0.88	0.25	55,55,55,55	1
60	MG	DA	3037	1/1	0.88	0.36	53,53,53,53	0
60	MG	BA	3220	1/1	0.88	0.64	54,54,54,54	0
60	MG	BA	3344	1/1	0.88	0.89	55,55,55,55	0
60	MG	BA	3276	1/1	0.88	0.45	58,58,58,58	0
60	MG	DA	3206	1/1	0.88	0.33	50,50,50,50	0
60	MG	AA	1644	1/1	0.88	0.36	49,49,49,49	0
60	MG	BB	201	1/1	0.88	0.56	67,67,67,67	0
60	MG	DA	3215	1/1	0.88	0.50	48,48,48,48	0
60	MG	DA	3216	1/1	0.88	0.54	60,60,60,60	0
60	MG	DA	3093	1/1	0.88	0.74	50,50,50,50	0
60	MG	CA	1666	1/1	0.88	0.56	57,57,57,57	0
60	MG	DA	3223	1/1	0.88	0.35	49,49,49,49	0
60	MG	AA	1681	1/1	0.88	0.28	66,66,66,66	0
60	MG	BA	3286	1/1	0.88	0.24	60,60,60,60	0
60	MG	AA	1710	1/1	0.88	0.13	55,55,55,55	0
60	MG	AW	102	1/1	0.88	0.13	60,60,60,60	1
60	MG	BA	3230	1/1	0.88	0.78	54,54,54,54	0
60	MG	CA	1745	1/1	0.88	0.24	55,55,55,55	0
60	MG	DA	3235	1/1	0.88	0.28	49,49,49,49	0
60	MG	AA	1645	1/1	0.88	0.16	57,57,57,57	0
60	MG	BA	3002	1/1	0.88	0.30	67,67,67,67	0
60	MG	AA	1731	1/1	0.88	0.24	55,55,55,55	0
60	MG	BA	3194	1/1	0.89	0.26	53,53,53,53	0
60	MG	DA	3178	1/1	0.89	0.49	48,48,48,48	0
60	MG	DA	3008	1/1	0.89	0.35	52,52,52,52	0
60	MG	BA	3140	1/1	0.89	0.49	56,56,56,56	0
60	MG	BA	3001	1/1	0.89	0.33	54,54,54,54	0
60	MG	CA	1721	1/1	0.89	0.27	58,58,58,58	0
60	MG	CA	1667	1/1	0.89	0.41	47,47,47,47	0
60	MG	AA	1701	1/1	0.89	0.31	51,51,51,51	0
60	MG	DA	3040	1/1	0.89	0.31	68,68,68,68	0
60	MG	AA	1611	1/1	0.89	0.49	48,48,48,48	0
60	MG	DA	3047	1/1	0.89	0.35	47,47,47,47	0
60	MG	BA	3117	1/1	0.89	0.39	52,52,52,52	0
60	MG	AA	1646	1/1	0.89	0.74	50,50,50,50	0
60	MG	DA	3085	1/1	0.89	0.42	47,47,47,47	0

Continued on next page...

Continued from previous page...

Mol	Type	Chain	Res	Atoms	RSCC	RSR	B-factors(\AA^2)	Q<0.9
60	MG	AE	201	1/1	0.89	0.79	57,57,57,57	0
60	MG	DA	3209	1/1	0.89	0.49	51,51,51,51	0
60	MG	BA	3124	1/1	0.89	0.31	49,49,49,49	0
60	MG	BA	3217	1/1	0.89	0.70	51,51,51,51	0
60	MG	CA	1739	1/1	0.89	0.13	55,55,55,55	0
60	MG	BA	3266	1/1	0.89	0.55	59,59,59,59	0
60	MG	BA	3167	1/1	0.89	0.31	53,53,53,53	0
60	MG	CA	1684	1/1	0.89	0.14	49,49,49,49	0
60	MG	BA	3327	1/1	0.89	0.48	55,55,55,55	0
60	MG	BA	3272	1/1	0.89	0.26	59,59,59,59	1
60	MG	BA	3329	1/1	0.89	0.35	55,55,55,55	1
60	MG	AA	1627	1/1	0.89	0.31	53,53,53,53	0
60	MG	DA	3132	1/1	0.89	0.30	59,59,59,59	0
60	MG	AW	103	1/1	0.89	0.09	54,54,54,54	0
60	MG	CA	1694	1/1	0.89	0.62	61,61,61,61	0
60	MG	BA	3275	1/1	0.89	0.39	59,59,59,59	0
60	MG	BA	3057	1/1	0.89	0.47	47,47,47,47	0
60	MG	BA	3132	1/1	0.89	0.35	57,57,57,57	0
60	MG	BA	3067	1/1	0.89	0.32	50,50,50,50	0
60	MG	BA	3285	1/1	0.89	0.25	55,55,55,55	0
60	MG	BA	3134	1/1	0.89	0.26	54,54,54,54	0
60	MG	AA	1725	1/1	0.89	1.06	54,54,54,54	0
60	MG	CA	1715	1/1	0.89	0.65	59,59,59,59	0
60	MG	DA	3258	1/1	0.89	0.83	51,51,51,51	1
60	MG	AY	401	1/1	0.89	0.55	55,55,55,55	0
60	MG	B7	102	1/1	0.89	0.35	54,54,54,54	0
60	MG	CA	1614	1/1	0.90	0.81	53,53,53,53	0
60	MG	BA	3094	1/1	0.90	0.60	47,47,47,47	0
60	MG	DA	3140	1/1	0.90	0.38	50,50,50,50	1
60	MG	CA	1617	1/1	0.90	0.29	51,51,51,51	0
60	MG	BA	3174	1/1	0.90	0.32	58,58,58,58	0
60	MG	CA	1624	1/1	0.90	0.38	51,51,51,51	0
60	MG	BA	3095	1/1	0.90	0.61	60,60,60,60	0
60	MG	BA	3096	1/1	0.90	0.43	56,56,56,56	0
60	MG	BA	3097	1/1	0.90	0.34	47,47,47,47	0
60	MG	CA	1690	1/1	0.90	0.20	59,59,59,59	0
60	MG	AA	1634	1/1	0.90	0.68	52,52,52,52	0
60	MG	BA	3100	1/1	0.90	0.83	51,51,51,51	0
60	MG	DA	3275	1/1	0.90	0.64	59,59,59,59	0
60	MG	CA	1633	1/1	0.90	0.93	52,52,52,52	0
60	MG	CA	1635	1/1	0.90	0.42	49,49,49,49	0
60	MG	CA	1698	1/1	0.90	0.33	52,52,52,52	0

Continued on next page...

Continued from previous page...

Mol	Type	Chain	Res	Atoms	RSCC	RSR	B-factors(\AA^2)	Q<0.9
60	MG	BA	3226	1/1	0.90	0.46	56,56,56,56	0
60	MG	B7	101	1/1	0.90	0.54	49,49,49,49	0
60	MG	BA	3229	1/1	0.90	0.17	49,49,49,49	0
60	MG	DA	3288	1/1	0.90	0.20	66,66,66,66	0
60	MG	DA	3290	1/1	0.90	0.44	57,57,57,57	0
60	MG	BA	3112	1/1	0.90	0.33	48,48,48,48	0
60	MG	BA	3231	1/1	0.90	0.40	51,51,51,51	0
60	MG	CA	1646	1/1	0.90	0.45	62,62,62,62	0
60	MG	CA	1713	1/1	0.90	0.36	54,54,54,54	0
60	MG	BA	3280	1/1	0.90	0.48	57,57,57,57	0
60	MG	AA	1715	1/1	0.90	0.23	55,55,55,55	0
60	MG	BA	3283	1/1	0.90	0.30	65,65,65,65	0
60	MG	DA	3315	1/1	0.90	0.29	55,55,55,55	0
60	MG	BA	3192	1/1	0.90	0.26	65,65,65,65	0
60	MG	CA	1654	1/1	0.90	0.72	57,57,57,57	0
60	MG	DA	3055	1/1	0.90	0.58	47,47,47,47	0
60	MG	AA	1723	1/1	0.90	0.33	57,57,57,57	0
60	MG	DA	3321	1/1	0.90	0.22	55,55,55,55	0
60	MG	DA	3068	1/1	0.90	0.40	50,50,50,50	0
60	MG	DA	3325	1/1	0.90	0.91	55,55,55,55	0
60	MG	DA	3326	1/1	0.90	0.55	55,55,55,55	0
60	MG	BA	3150	1/1	0.90	0.47	51,51,51,51	0
60	MG	BA	3349	1/1	0.90	0.50	55,55,55,55	0
60	MG	BA	3350	1/1	0.90	0.32	55,55,55,55	0
60	MG	DA	3331	1/1	0.90	0.09	55,55,55,55	1
60	MG	AA	1662	1/1	0.90	0.14	52,52,52,52	0
60	MG	BA	3244	1/1	0.90	0.25	60,60,60,60	0
60	MG	DA	3335	1/1	0.90	0.50	55,55,55,55	0
60	MG	BA	3246	1/1	0.90	0.38	55,55,55,55	0
60	MG	BA	3004	1/1	0.90	0.30	53,53,53,53	0
60	MG	BA	3029	1/1	0.90	0.34	55,55,55,55	0
60	MG	DA	3344	1/1	0.90	0.54	55,55,55,55	0
60	MG	DA	3347	1/1	0.90	0.25	55,55,55,55	0
60	MG	CA	1605	1/1	0.90	0.60	59,59,59,59	0
60	MG	CA	1737	1/1	0.90	0.40	55,55,55,55	1
60	MG	DA	3230	1/1	0.90	0.12	49,49,49,49	0
60	MG	CA	1738	1/1	0.90	0.94	55,55,55,55	0
60	MG	AA	1658	1/1	0.90	0.28	49,49,49,49	0
60	MG	DB	203	1/1	0.90	0.73	55,55,55,55	0
60	MG	DA	3237	1/1	0.90	0.69	60,60,60,60	0
60	MG	CA	1610	1/1	0.90	0.50	48,48,48,48	0
60	MG	BA	3250	1/1	0.90	0.45	52,52,52,52	0

Continued on next page...

Continued from previous page...

Mol	Type	Chain	Res	Atoms	RSCC	RSR	B-factors(\AA^2)	Q<0.9
60	MG	AA	1753	1/1	0.90	0.45	55,55,55,55	1
60	MG	DX	101	1/1	0.90	0.22	55,55,55,55	0
60	MG	BA	3188	1/1	0.91	0.36	57,57,57,57	0
60	MG	DA	3170	1/1	0.91	0.48	49,49,49,49	1
60	MG	AA	1601	1/1	0.91	0.19	56,56,56,56	0
60	MG	BA	3354	1/1	0.91	0.40	55,55,55,55	0
60	MG	BA	3290	1/1	0.91	0.37	57,57,57,57	0
60	MG	DA	3276	1/1	0.91	0.78	58,58,58,58	0
60	MG	AA	1714	1/1	0.91	0.55	59,59,59,59	0
60	MG	BA	3245	1/1	0.91	0.39	53,53,53,53	0
60	MG	AA	1734	1/1	0.91	0.16	55,55,55,55	0
60	MG	BA	3010	1/1	0.91	0.60	52,52,52,52	0
60	MG	BA	3024	1/1	0.91	0.65	56,56,56,56	0
60	MG	DA	3045	1/1	0.91	0.44	56,56,56,56	0
60	MG	CA	1607	1/1	0.91	0.32	47,47,47,47	0
60	MG	CA	1727	1/1	0.91	0.21	56,56,56,56	0
60	MG	DA	3054	1/1	0.91	0.35	51,51,51,51	0
60	MG	DA	3194	1/1	0.91	0.49	53,53,53,53	0
60	MG	CA	1668	1/1	0.91	0.82	58,58,58,58	0
60	MG	BA	3148	1/1	0.91	0.17	47,47,47,47	0
60	MG	BA	3104	1/1	0.91	0.71	48,48,48,48	0
60	MG	DA	3306	1/1	0.91	0.10	55,55,55,55	0
60	MG	BA	3310	1/1	0.91	0.21	55,55,55,55	0
60	MG	BA	3311	1/1	0.91	0.38	55,55,55,55	0
60	MG	AA	1700	1/1	0.91	0.27	51,51,51,51	0
60	MG	BA	3208	1/1	0.91	0.44	51,51,51,51	0
60	MG	AA	1639	1/1	0.91	0.21	53,53,53,53	0
60	MG	AA	1682	1/1	0.91	0.14	53,53,53,53	0
60	MG	DA	3098	1/1	0.91	0.27	47,47,47,47	0
60	MG	DA	3220	1/1	0.91	0.84	49,49,49,49	0
60	MG	BA	3159	1/1	0.91	0.32	55,55,55,55	0
60	MG	AA	1641	1/1	0.91	0.43	47,47,47,47	0
60	MG	BA	3162	1/1	0.91	0.82	50,50,50,50	0
60	MG	BA	3326	1/1	0.91	0.81	55,55,55,55	0
60	MG	CA	1748	1/1	0.91	0.45	55,55,55,55	1
60	MG	DA	3329	1/1	0.91	0.29	55,55,55,55	0
60	MG	AA	1706	1/1	0.91	0.24	51,51,51,51	0
60	MG	DA	3123	1/1	0.91	0.25	64,64,64,64	1
60	MG	AA	1707	1/1	0.91	0.46	49,49,49,49	0
60	MG	AA	1652	1/1	0.91	0.39	47,47,47,47	0
60	MG	DA	3232	1/1	0.91	0.18	51,51,51,51	0
60	MG	AA	1660	1/1	0.91	0.11	58,58,58,58	0

Continued on next page...

Continued from previous page...

Mol	Type	Chain	Res	Atoms	RSCC	RSR	B-factors(Å ²)	Q<0.9
60	MG	BA	3177	1/1	0.91	0.84	47,47,47,47	0
60	MG	AA	1603	1/1	0.91	0.23	57,57,57,57	0
60	MG	BA	3277	1/1	0.91	0.74	57,57,57,57	0
60	MG	AA	1711	1/1	0.91	0.29	47,47,47,47	0
60	MG	B5	102	1/1	0.91	0.61	53,53,53,53	0
60	MG	AA	1750	1/1	0.91	0.23	55,55,55,55	0
60	MG	DA	3145	1/1	0.91	0.40	49,49,49,49	0
60	MG	DA	3250	1/1	0.91	0.44	56,56,56,56	0
60	MG	DA	3251	1/1	0.91	0.19	52,52,52,52	0
60	MG	BA	3345	1/1	0.91	0.24	55,55,55,55	0
60	MG	DA	3257	1/1	0.91	0.67	55,55,55,55	0
60	MG	BA	3092	1/1	0.91	0.61	50,50,50,50	0
60	MG	AA	1632	1/1	0.91	0.47	53,53,53,53	0
60	MG	DA	3165	1/1	0.91	0.27	47,47,47,47	0
60	MG	CA	1711	1/1	0.91	0.15	55,55,55,55	0
60	MG	BA	3215	1/1	0.92	0.71	60,60,60,60	0
60	MG	BA	3216	1/1	0.92	0.28	49,49,49,49	0
60	MG	AA	1602	1/1	0.92	0.37	52,52,52,52	0
60	MG	DA	3254	1/1	0.92	0.24	54,54,54,54	0
60	MG	BA	3219	1/1	0.92	0.86	49,49,49,49	0
60	MG	DA	3136	1/1	0.92	0.93	58,58,58,58	0
60	MG	AA	1633	1/1	0.92	0.12	55,55,55,55	0
60	MG	B1	101	1/1	0.92	0.56	55,55,55,55	0
60	MG	CA	1755	1/1	0.92	0.54	55,55,55,55	0
60	MG	CA	1756	1/1	0.92	0.35	55,55,55,55	1
60	MG	CA	1757	1/1	0.92	0.20	55,55,55,55	0
60	MG	CN	101	1/1	0.92	0.36	55,55,55,55	0
60	MG	BA	3036	1/1	0.92	0.24	53,53,53,53	0
60	MG	AA	1691	1/1	0.92	0.47	59,59,59,59	0
60	MG	DA	3160	1/1	0.92	0.32	55,55,55,55	0
60	MG	DA	3279	1/1	0.92	0.28	55,55,55,55	0
60	MG	BA	3044	1/1	0.92	0.84	56,56,56,56	0
60	MG	AV	103	1/1	0.92	0.26	54,54,54,54	1
60	MG	BA	3330	1/1	0.92	0.25	55,55,55,55	0
60	MG	BA	3332	1/1	0.92	0.11	55,55,55,55	0
60	MG	BA	3333	1/1	0.92	0.71	55,55,55,55	0
60	MG	CA	1634	1/1	0.92	0.16	47,47,47,47	0
60	MG	BA	3334	1/1	0.92	0.29	55,55,55,55	0
60	MG	CA	1702	1/1	0.92	0.38	51,51,51,51	0
60	MG	BA	3228	1/1	0.92	0.80	52,52,52,52	0
60	MG	CA	1639	1/1	0.92	0.30	48,48,48,48	0
60	MG	BA	3138	1/1	0.92	0.34	50,50,50,50	0

Continued on next page...

Continued from previous page...

Mol	Type	Chain	Res	Atoms	RSCC	RSR	B-factors(Å ²)	Q<0.9
60	MG	BA	3047	1/1	0.92	0.30	47,47,47,47	0
60	MG	BA	3185	1/1	0.92	0.61	50,50,50,50	0
60	MG	DA	3303	1/1	0.92	0.73	55,55,55,55	0
60	MG	DA	3017	1/1	0.92	0.66	47,47,47,47	0
60	MG	DA	3018	1/1	0.92	0.47	52,52,52,52	0
60	MG	DA	3025	1/1	0.92	0.76	56,56,56,56	0
60	MG	BA	3102	1/1	0.92	0.77	47,47,47,47	0
60	MG	DA	3031	1/1	0.92	0.73	47,47,47,47	0
60	MG	AA	1726	1/1	0.92	0.29	56,56,56,56	0
60	MG	BA	3343	1/1	0.92	0.53	55,55,55,55	0
60	MG	AA	1664	1/1	0.92	0.29	60,60,60,60	0
60	MG	DA	3043	1/1	0.92	1.02	47,47,47,47	0
60	MG	BA	3111	1/1	0.92	0.26	52,52,52,52	0
60	MG	AA	1618	1/1	0.92	0.22	51,51,51,51	1
60	MG	AA	1620	1/1	0.92	0.29	55,55,55,55	0
60	MG	BA	3119	1/1	0.92	0.78	49,49,49,49	0
60	MG	CA	1656	1/1	0.92	0.82	47,47,47,47	0
60	MG	DA	3217	1/1	0.92	0.16	49,49,49,49	0
60	MG	BA	3120	1/1	0.92	0.62	50,50,50,50	0
60	MG	DA	3066	1/1	0.92	0.53	52,52,52,52	0
60	MG	DA	3221	1/1	0.92	0.55	54,54,54,54	0
60	MG	BA	3077	1/1	0.92	0.54	51,51,51,51	0
60	MG	BA	3205	1/1	0.92	0.17	50,50,50,50	0
60	MG	CA	1662	1/1	0.92	0.27	52,52,52,52	0
60	MG	BB	203	1/1	0.92	0.67	55,55,55,55	0
60	MG	DA	3338	1/1	0.92	0.71	55,55,55,55	0
60	MG	DA	3090	1/1	0.92	0.66	48,48,48,48	0
60	MG	BB	204	1/1	0.92	0.23	55,55,55,55	0
60	MG	BA	3304	1/1	0.92	0.65	55,55,55,55	0
60	MG	BD	302	1/1	0.92	0.62	47,47,47,47	0
60	MG	BA	3306	1/1	0.92	0.18	55,55,55,55	0
60	MG	BA	3078	1/1	0.92	0.68	56,56,56,56	0
60	MG	CA	1602	1/1	0.92	0.26	52,52,52,52	0
60	MG	AA	1741	1/1	0.92	0.49	55,55,55,55	0
60	MG	AA	1630	1/1	0.92	0.70	51,51,51,51	0
60	MG	DB	204	1/1	0.92	0.20	55,55,55,55	0
60	MG	DA	3111	1/1	0.92	0.25	49,49,49,49	0
60	MG	DD	301	1/1	0.92	0.58	47,47,47,47	0
60	MG	DA	3112	1/1	0.92	0.31	52,52,52,52	0
60	MG	CA	1741	1/1	0.92	0.53	55,55,55,55	0
60	MG	BA	3127	1/1	0.92	0.24	56,56,56,56	0
60	MG	DQ	201	1/1	0.92	0.77	55,55,55,55	0

Continued on next page...

Continued from previous page...

Mol	Type	Chain	Res	Atoms	RSCC	RSR	B-factors(\AA^2)	Q<0.9
60	MG	BA	3168	1/1	0.92	0.39	47,47,47,47	0
60	MG	BA	3064	1/1	0.93	0.52	53,53,53,53	0
60	MG	DA	3264	1/1	0.93	0.14	56,56,56,56	0
60	MG	DA	3266	1/1	0.93	0.52	47,47,47,47	0
60	MG	DA	3267	1/1	0.93	0.32	54,54,54,54	0
60	MG	DA	3169	1/1	0.93	0.39	47,47,47,47	0
60	MG	AA	1703	1/1	0.93	0.26	62,62,62,62	0
60	MG	DA	3173	1/1	0.93	0.23	58,58,58,58	0
60	MG	BA	3204	1/1	0.93	0.40	57,57,57,57	0
60	MG	CA	1743	1/1	0.93	0.28	55,55,55,55	0
60	MG	DA	3049	1/1	0.93	0.43	47,47,47,47	0
60	MG	AA	1740	1/1	0.93	0.38	55,55,55,55	0
60	MG	CA	1697	1/1	0.93	0.15	62,62,62,62	0
60	MG	BA	3144	1/1	0.93	0.42	49,49,49,49	0
60	MG	BA	3232	1/1	0.93	0.52	53,53,53,53	0
60	MG	CA	1658	1/1	0.93	0.25	49,49,49,49	0
60	MG	DA	3073	1/1	0.93	0.61	53,53,53,53	0
60	MG	DA	3079	1/1	0.93	0.47	56,56,56,56	0
60	MG	DA	3081	1/1	0.93	0.55	52,52,52,52	0
60	MG	AA	1615	1/1	0.93	0.81	53,53,53,53	0
60	MG	CA	1706	1/1	0.93	0.19	51,51,51,51	0
60	MG	DA	3296	1/1	0.93	0.60	55,55,55,55	0
60	MG	DA	3199	1/1	0.93	0.54	53,53,53,53	0
60	MG	DA	3300	1/1	0.93	0.48	55,55,55,55	0
60	MG	BA	3340	1/1	0.93	0.59	55,55,55,55	0
60	MG	BA	3103	1/1	0.93	0.58	50,50,50,50	0
60	MG	CA	1618	1/1	0.93	0.31	49,49,49,49	0
60	MG	DA	3305	1/1	0.93	0.24	55,55,55,55	0
60	MG	BA	3211	1/1	0.93	0.26	59,59,59,59	1
60	MG	DA	3308	1/1	0.93	0.15	55,55,55,55	0
60	MG	CL	201	1/1	0.93	0.59	51,51,51,51	1
60	MG	DA	3312	1/1	0.93	0.16	55,55,55,55	0
60	MG	BA	3312	1/1	0.93	0.74	55,55,55,55	0
60	MG	CA	1712	1/1	0.93	0.50	47,47,47,47	0
60	MG	CV	104	1/1	0.93	0.08	54,54,54,54	0
60	MG	AA	1623	1/1	0.93	0.53	57,57,57,57	0
60	MG	BA	3213	1/1	0.93	0.43	58,58,58,58	0
60	MG	BA	3042	1/1	0.93	1.00	47,47,47,47	0
60	MG	BA	3281	1/1	0.93	0.39	57,57,57,57	0
60	MG	DA	3113	1/1	0.93	0.31	48,48,48,48	0
60	MG	DA	3324	1/1	0.93	0.51	55,55,55,55	0
60	MG	DA	3115	1/1	0.93	0.23	48,48,48,48	0

Continued on next page...

Continued from previous page...

Mol	Type	Chain	Res	Atoms	RSCC	RSR	B-factors(\AA^2)	Q<0.9
60	MG	AA	1752	1/1	0.93	0.20	55,55,55,55	0
60	MG	DA	3120	1/1	0.93	0.89	49,49,49,49	0
60	MG	BA	3322	1/1	0.93	0.38	55,55,55,55	0
60	MG	DA	3226	1/1	0.93	0.42	51,51,51,51	0
60	MG	AV	104	1/1	0.93	0.11	54,54,54,54	0
60	MG	DA	3125	1/1	0.93	0.22	49,49,49,49	0
60	MG	DA	3332	1/1	0.93	0.49	55,55,55,55	0
60	MG	BA	3113	1/1	0.93	0.52	47,47,47,47	0
60	MG	DA	3128	1/1	0.93	0.30	56,56,56,56	0
60	MG	BA	3016	1/1	0.93	0.89	47,47,47,47	0
60	MG	CA	1723	1/1	0.93	0.10	55,55,55,55	0
60	MG	CA	1725	1/1	0.93	0.38	59,59,59,59	0
60	MG	DA	3006	1/1	0.93	0.75	47,47,47,47	0
60	MG	CA	1638	1/1	0.93	0.59	53,53,53,53	0
60	MG	CA	1678	1/1	0.93	0.13	49,49,49,49	0
60	MG	DA	3346	1/1	0.93	0.82	55,55,55,55	0
60	MG	BA	3190	1/1	0.93	0.43	54,54,54,54	0
60	MG	AA	1612	1/1	0.93	0.13	52,52,52,52	0
60	MG	CA	1642	1/1	0.93	0.61	56,56,56,56	0
60	MG	CA	1732	1/1	0.93	0.20	55,55,55,55	0
60	MG	DA	3146	1/1	0.93	0.46	47,47,47,47	0
60	MG	DA	3027	1/1	0.93	0.45	47,47,47,47	0
60	MG	DA	3252	1/1	0.93	0.54	61,61,61,61	1
60	MG	DA	3153	1/1	0.93	0.12	50,50,50,50	0
60	MG	DA	3157	1/1	0.93	0.35	48,48,48,48	0
60	MG	DA	3256	1/1	0.93	0.61	55,55,55,55	0
60	MG	BF	301	1/1	0.93	0.29	47,47,47,47	0
60	MG	AA	1606	1/1	0.93	0.30	59,59,59,59	0
60	MG	BA	3171	1/1	0.93	0.15	58,58,58,58	0
60	MG	CA	1601	1/1	0.93	0.30	56,56,56,56	0
60	MG	BA	3058	1/1	0.93	0.69	55,55,55,55	0
60	MG	DY	201	1/1	0.93	0.28	55,55,55,55	0
60	MG	CA	1620	1/1	0.94	0.19	56,56,56,56	0
60	MG	BA	3191	1/1	0.94	0.17	61,61,61,61	0
60	MG	DA	3268	1/1	0.94	0.85	59,59,59,59	0
60	MG	CA	1622	1/1	0.94	0.84	57,57,57,57	0
60	MG	AA	1745	1/1	0.94	0.66	55,55,55,55	0
60	MG	BA	3084	1/1	0.94	0.38	47,47,47,47	0
60	MG	DA	3050	1/1	0.94	0.52	47,47,47,47	0
60	MG	DA	3174	1/1	0.94	0.37	52,52,52,52	0
60	MG	AA	1757	1/1	0.94	0.34	55,55,55,55	0
60	MG	BA	3233	1/1	0.94	0.62	47,47,47,47	0

Continued on next page...

Continued from previous page...

Mol	Type	Chain	Res	Atoms	RSCC	RSR	B-factors(\AA^2)	Q<0.9
60	MG	DA	3057	1/1	0.94	0.67	47,47,47,47	0
60	MG	DA	3179	1/1	0.94	0.90	47,47,47,47	0
60	MG	CA	1742	1/1	0.94	0.69	55,55,55,55	0
60	MG	DA	3063	1/1	0.94	0.55	47,47,47,47	0
60	MG	BA	3154	1/1	0.94	0.34	48,48,48,48	0
60	MG	CA	1686	1/1	0.94	0.33	57,57,57,57	0
60	MG	BA	3235	1/1	0.94	0.21	60,60,60,60	0
60	MG	DA	3076	1/1	0.94	0.37	47,47,47,47	0
60	MG	DA	3077	1/1	0.94	0.35	48,48,48,48	0
60	MG	AA	1721	1/1	0.94	0.41	55,55,55,55	1
60	MG	DA	3297	1/1	0.94	0.45	55,55,55,55	0
60	MG	DA	3298	1/1	0.94	0.30	55,55,55,55	0
60	MG	BA	3003	1/1	0.94	0.30	61,61,61,61	0
60	MG	BA	3289	1/1	0.94	0.42	54,54,54,54	0
60	MG	DA	3197	1/1	0.94	0.58	47,47,47,47	0
60	MG	CA	1692	1/1	0.94	0.49	59,59,59,59	0
60	MG	CA	1636	1/1	0.94	0.65	53,53,53,53	0
60	MG	BA	3238	1/1	0.94	0.09	55,55,55,55	1
60	MG	DA	3091	1/1	0.94	0.40	48,48,48,48	0
60	MG	DA	3307	1/1	0.94	0.27	55,55,55,55	0
60	MG	BA	3291	1/1	0.94	0.38	54,54,54,54	0
60	MG	BA	3128	1/1	0.94	0.21	50,50,50,50	0
60	MG	DA	3310	1/1	0.94	0.23	55,55,55,55	0
60	MG	BA	3166	1/1	0.94	0.10	47,47,47,47	0
60	MG	DA	3313	1/1	0.94	0.77	55,55,55,55	0
60	MG	BA	3243	1/1	0.94	0.57	53,53,53,53	0
60	MG	AA	1665	1/1	0.94	0.76	50,50,50,50	0
60	MG	CV	102	1/1	0.94	0.35	54,54,54,54	0
60	MG	AW	104	1/1	0.94	0.13	56,56,56,56	0
60	MG	BA	3353	1/1	0.94	0.54	55,55,55,55	0
60	MG	BA	3012	1/1	0.94	0.59	49,49,49,49	0
60	MG	BA	3172	1/1	0.94	0.34	52,52,52,52	0
60	MG	AA	1663	1/1	0.94	0.28	51,51,51,51	0
60	MG	CA	1649	1/1	0.94	0.42	47,47,47,47	0
60	MG	DA	3116	1/1	0.94	0.34	50,50,50,50	0
60	MG	DA	3117	1/1	0.94	0.28	47,47,47,47	0
60	MG	AA	1672	1/1	0.94	0.25	53,53,53,53	0
60	MG	BA	3025	1/1	0.94	0.44	55,55,55,55	0
60	MG	BD	301	1/1	0.94	0.50	47,47,47,47	0
60	MG	D3	101	1/1	0.94	0.48	58,58,58,58	0
60	MG	DA	3124	1/1	0.94	0.46	53,53,53,53	0
60	MG	BA	3065	1/1	0.94	0.24	52,52,52,52	0

Continued on next page...

Continued from previous page...

Mol	Type	Chain	Res	Atoms	RSCC	RSR	B-factors(\AA^2)	Q<0.9
60	MG	BA	3026	1/1	0.94	0.39	47,47,47,47	0
60	MG	DA	3233	1/1	0.94	0.63	53,53,53,53	0
60	MG	BA	3071	1/1	0.94	0.40	47,47,47,47	0
60	MG	DA	3129	1/1	0.94	0.21	50,50,50,50	0
60	MG	BA	3257	1/1	0.94	0.36	51,51,51,51	0
60	MG	BA	3316	1/1	0.94	0.46	55,55,55,55	0
60	MG	BA	3218	1/1	0.94	0.58	66,66,66,66	0
60	MG	AA	1640	1/1	0.94	0.41	48,48,48,48	0
60	MG	BA	3075	1/1	0.94	0.38	47,47,47,47	0
60	MG	DA	3139	1/1	0.94	0.65	50,50,50,50	0
60	MG	BA	3221	1/1	0.94	0.68	53,53,53,53	0
60	MG	DA	3350	1/1	0.94	0.43	55,55,55,55	0
60	MG	DA	3141	1/1	0.94	0.37	56,56,56,56	0
60	MG	CA	1609	1/1	0.94	0.36	55,55,55,55	0
60	MG	DA	3024	1/1	0.94	0.98	49,49,49,49	0
60	MG	BA	3268	1/1	0.94	0.72	59,59,59,59	0
60	MG	DA	3255	1/1	0.94	0.46	60,60,60,60	0
60	MG	AA	1728	1/1	0.94	0.30	55,55,55,55	0
60	MG	AA	1674	1/1	0.94	0.21	50,50,50,50	0
60	MG	BA	3118	1/1	0.94	0.51	49,49,49,49	0
60	MG	DD	302	1/1	0.94	0.46	47,47,47,47	0
60	MG	DA	3032	1/1	0.94	0.29	50,50,50,50	0
60	MG	BA	3146	1/1	0.94	0.65	47,47,47,47	0
60	MG	DA	3261	1/1	0.94	0.22	57,57,57,57	0
60	MG	DH	201	1/1	0.94	0.12	50,50,50,50	0
60	MG	DA	3035	1/1	0.94	0.41	50,50,50,50	0
60	MG	BA	3079	1/1	0.94	0.44	49,49,49,49	0
60	MG	BA	3034	1/1	0.94	0.35	50,50,50,50	0
60	MG	BA	3115	1/1	0.95	0.52	50,50,50,50	0
60	MG	DA	3245	1/1	0.95	0.58	53,53,53,53	0
60	MG	BA	3074	1/1	0.95	0.40	47,47,47,47	0
60	MG	AA	1608	1/1	0.95	0.26	47,47,47,47	0
60	MG	BA	3156	1/1	0.95	0.50	48,48,48,48	0
60	MG	BA	3206	1/1	0.95	0.30	47,47,47,47	0
60	MG	CA	1611	1/1	0.95	0.25	52,52,52,52	0
60	MG	BA	3313	1/1	0.95	0.18	55,55,55,55	0
60	MG	BA	3076	1/1	0.95	0.24	48,48,48,48	0
60	MG	AA	1628	1/1	0.95	0.37	70,70,70,70	0
60	MG	AV	102	1/1	0.95	0.28	54,54,54,54	0
60	MG	CA	1616	1/1	0.95	0.37	54,54,54,54	0
60	MG	BA	3210	1/1	0.95	0.41	57,57,57,57	0
60	MG	BA	3165	1/1	0.95	0.70	47,47,47,47	0

Continued on next page...

Continued from previous page...

Mol	Type	Chain	Res	Atoms	RSCC	RSR	B-factors(\AA^2)	Q<0.9
60	MG	BA	3033	1/1	0.95	0.56	47,47,47,47	0
60	MG	CY	401	1/1	0.95	0.56	55,55,55,55	0
60	MG	DA	3130	1/1	0.95	0.24	56,56,56,56	0
60	MG	BA	3321	1/1	0.95	0.20	55,55,55,55	0
60	MG	D5	101	1/1	0.95	0.16	49,49,49,49	0
60	MG	D5	102	1/1	0.95	0.35	53,53,53,53	0
60	MG	DA	3135	1/1	0.95	0.51	54,54,54,54	0
60	MG	AA	1629	1/1	0.95	0.27	56,56,56,56	0
60	MG	BA	3323	1/1	0.95	0.84	55,55,55,55	0
60	MG	DA	3270	1/1	0.95	0.60	67,67,67,67	0
60	MG	AA	1724	1/1	0.95	0.55	59,59,59,59	0
60	MG	DA	3273	1/1	0.95	0.29	58,58,58,58	0
60	MG	CA	1699	1/1	0.95	0.16	53,53,53,53	1
60	MG	DA	3004	1/1	0.95	0.38	61,61,61,61	0
60	MG	DA	3005	1/1	0.95	0.43	53,53,53,53	0
60	MG	CA	1626	1/1	0.95	0.17	53,53,53,53	0
60	MG	DA	3007	1/1	0.95	0.70	53,53,53,53	0
60	MG	BA	3260	1/1	0.95	0.18	57,57,57,57	0
60	MG	DA	3009	1/1	0.95	0.54	55,55,55,55	0
60	MG	DA	3010	1/1	0.95	0.64	47,47,47,47	0
60	MG	DA	3151	1/1	0.95	0.52	51,51,51,51	0
60	MG	DA	3152	1/1	0.95	0.46	47,47,47,47	0
60	MG	BA	3261	1/1	0.95	0.53	52,52,52,52	0
60	MG	CA	1630	1/1	0.95	0.27	47,47,47,47	0
60	MG	DA	3292	1/1	0.95	0.53	55,55,55,55	0
60	MG	DA	3013	1/1	0.95	0.55	49,49,49,49	0
60	MG	DA	3159	1/1	0.95	0.83	49,49,49,49	0
60	MG	DA	3295	1/1	0.95	0.75	55,55,55,55	0
60	MG	BA	3263	1/1	0.95	0.15	56,56,56,56	0
60	MG	DA	3161	1/1	0.95	0.31	47,47,47,47	0
60	MG	BA	3169	1/1	0.95	0.57	51,51,51,51	0
60	MG	DA	3164	1/1	0.95	0.68	53,53,53,53	0
60	MG	DA	3019	1/1	0.95	0.59	54,54,54,54	0
60	MG	BA	3170	1/1	0.95	0.40	50,50,50,50	0
60	MG	AA	1685	1/1	0.95	0.26	57,57,57,57	0
60	MG	DA	3026	1/1	0.95	0.44	55,55,55,55	0
60	MG	BA	3331	1/1	0.95	0.22	55,55,55,55	0
60	MG	AA	1636	1/1	0.95	0.20	49,49,49,49	0
60	MG	BA	3270	1/1	0.95	0.73	67,67,67,67	0
60	MG	BA	3271	1/1	0.95	0.61	51,51,51,51	0
60	MG	AA	1738	1/1	0.95	0.10	55,55,55,55	0
60	MG	DA	3034	1/1	0.95	0.58	47,47,47,47	0

Continued on next page...

Continued from previous page...

Mol	Type	Chain	Res	Atoms	RSCC	RSR	B-factors(\AA^2)	Q<0.9
60	MG	BA	3005	1/1	0.95	0.70	47,47,47,47	0
60	MG	BA	3007	1/1	0.95	0.49	52,52,52,52	0
60	MG	BA	3176	1/1	0.95	0.57	48,48,48,48	0
60	MG	BA	3223	1/1	0.95	0.39	52,52,52,52	0
60	MG	BA	3053	1/1	0.95	0.19	51,51,51,51	0
60	MG	AA	1624	1/1	0.95	0.34	48,48,48,48	0
60	MG	BA	3342	1/1	0.95	0.28	55,55,55,55	0
60	MG	AA	1671	1/1	0.95	0.31	47,47,47,47	0
60	MG	AA	1625	1/1	0.95	0.28	51,51,51,51	0
60	MG	DA	3322	1/1	0.95	0.74	55,55,55,55	0
60	MG	CA	1650	1/1	0.95	0.66	54,54,54,54	0
60	MG	BA	3101	1/1	0.95	0.68	47,47,47,47	0
60	MG	DA	3196	1/1	0.95	0.35	52,52,52,52	0
60	MG	BA	3062	1/1	0.95	0.51	47,47,47,47	0
60	MG	BA	3348	1/1	0.95	0.59	55,55,55,55	0
60	MG	DA	3061	1/1	0.95	0.49	47,47,47,47	0
60	MG	DA	3201	1/1	0.95	0.42	60,60,60,60	0
60	MG	BA	3019	1/1	0.95	0.54	47,47,47,47	0
60	MG	DA	3064	1/1	0.95	0.41	56,56,56,56	0
60	MG	DA	3065	1/1	0.95	0.56	53,53,53,53	0
60	MG	AA	1756	1/1	0.95	0.16	55,55,55,55	1
60	MG	DA	3067	1/1	0.95	0.61	50,50,50,50	0
60	MG	DA	3211	1/1	0.95	0.50	57,57,57,57	0
60	MG	DA	3212	1/1	0.95	0.22	59,59,59,59	0
60	MG	AA	1690	1/1	0.95	0.66	52,52,52,52	0
60	MG	BA	3352	1/1	0.95	0.34	55,55,55,55	0
60	MG	BA	3288	1/1	0.95	0.21	66,66,66,66	0
60	MG	BA	3106	1/1	0.95	0.73	51,51,51,51	0
60	MG	BA	3107	1/1	0.95	0.37	51,51,51,51	0
60	MG	BA	3109	1/1	0.95	0.30	48,48,48,48	0
60	MG	DA	3348	1/1	0.95	0.32	55,55,55,55	0
60	MG	BA	3147	1/1	0.95	0.42	51,51,51,51	0
60	MG	BA	3193	1/1	0.95	0.27	53,53,53,53	0
60	MG	DA	3086	1/1	0.95	0.14	47,47,47,47	0
60	MG	BA	3295	1/1	0.95	0.15	49,49,49,49	0
60	MG	DA	3088	1/1	0.95	0.42	49,49,49,49	0
60	MG	AA	1719	1/1	0.95	0.14	56,56,56,56	0
60	MG	BA	3298	1/1	0.95	0.44	55,55,55,55	0
60	MG	BH	201	1/1	0.95	0.13	50,50,50,50	0
60	MG	CA	1671	1/1	0.95	0.19	47,47,47,47	0
60	MG	CA	1672	1/1	0.95	0.45	53,53,53,53	0
60	MG	CA	1750	1/1	0.95	0.24	55,55,55,55	0

Continued on next page...

Continued from previous page...

Mol	Type	Chain	Res	Atoms	RSCC	RSR	B-factors(\AA^2)	Q<0.9
60	MG	BA	3027	1/1	0.95	0.31	50,50,50,50	0
60	MG	DA	3101	1/1	0.95	0.52	51,51,51,51	0
60	MG	BA	3196	1/1	0.95	0.47	47,47,47,47	0
60	MG	BA	3242	1/1	0.95	0.39	47,47,47,47	0
60	MG	BA	3073	1/1	0.95	0.44	52,52,52,52	0
60	MG	DA	3109	1/1	0.95	0.41	52,52,52,52	0
60	MG	DA	3110	1/1	0.95	0.30	48,48,48,48	0
60	MG	DA	3284	1/1	0.96	0.89	57,57,57,57	0
60	MG	DA	3204	1/1	0.96	0.33	52,52,52,52	0
60	MG	DA	3286	1/1	0.96	0.24	60,60,60,60	0
60	MG	DA	3056	1/1	0.96	0.43	47,47,47,47	0
60	MG	BA	3256	1/1	0.96	0.68	55,55,55,55	0
60	MG	DA	3208	1/1	0.96	0.25	60,60,60,60	0
60	MG	BA	3023	1/1	0.96	0.78	49,49,49,49	0
60	MG	BA	3006	1/1	0.96	0.82	53,53,53,53	0
60	MG	DA	3062	1/1	0.96	0.43	48,48,48,48	0
60	MG	BA	3317	1/1	0.96	0.75	55,55,55,55	0
60	MG	CA	1689	1/1	0.96	0.26	63,63,63,63	1
60	MG	DA	3214	1/1	0.96	0.37	58,58,58,58	0
60	MG	BA	3055	1/1	0.96	0.66	47,47,47,47	0
60	MG	AA	1604	1/1	0.96	0.39	61,61,61,61	0
60	MG	CA	1735	1/1	0.96	0.16	55,55,55,55	1
60	MG	BA	3009	1/1	0.96	0.65	47,47,47,47	0
60	MG	DA	3070	1/1	0.96	0.35	48,48,48,48	0
60	MG	CA	1619	1/1	0.96	0.25	55,55,55,55	0
60	MG	DA	3304	1/1	0.96	0.70	55,55,55,55	0
60	MG	DA	3075	1/1	0.96	0.52	47,47,47,47	0
60	MG	BA	3116	1/1	0.96	0.39	47,47,47,47	0
60	MG	CA	1657	1/1	0.96	0.28	54,54,54,54	0
60	MG	B3	101	1/1	0.96	0.56	58,58,58,58	0
60	MG	DA	3147	1/1	0.96	0.42	47,47,47,47	0
60	MG	DA	3080	1/1	0.96	0.55	49,49,49,49	0
60	MG	DA	3311	1/1	0.96	0.64	55,55,55,55	0
60	MG	BA	3240	1/1	0.96	0.60	58,58,58,58	1
60	MG	BA	3267	1/1	0.96	0.24	54,54,54,54	0
60	MG	BA	3198	1/1	0.96	0.69	53,53,53,53	0
60	MG	DA	3154	1/1	0.96	0.25	53,53,53,53	0
60	MG	CA	1701	1/1	0.96	0.45	51,51,51,51	0
60	MG	BB	202	1/1	0.96	0.44	55,55,55,55	0
60	MG	BA	3136	1/1	0.96	0.79	50,50,50,50	0
60	MG	CA	1628	1/1	0.96	0.31	56,56,56,56	0
60	MG	BA	3043	1/1	0.96	0.79	47,47,47,47	0

Continued on next page...

Continued from previous page...

Mol	Type	Chain	Res	Atoms	RSCC	RSR	B-factors(\AA^2)	Q<0.9
60	MG	BA	3297	1/1	0.96	0.49	55,55,55,55	0
60	MG	DA	3163	1/1	0.96	0.64	50,50,50,50	0
60	MG	BA	3158	1/1	0.96	0.86	49,49,49,49	0
60	MG	DA	3244	1/1	0.96	0.49	47,47,47,47	0
60	MG	DA	3094	1/1	0.96	0.45	51,51,51,51	0
60	MG	BA	3300	1/1	0.96	0.32	55,55,55,55	0
60	MG	CA	1669	1/1	0.96	0.30	47,47,47,47	0
60	MG	DA	3168	1/1	0.96	0.19	53,53,53,53	0
60	MG	DA	3099	1/1	0.96	0.36	54,54,54,54	0
60	MG	AA	1680	1/1	0.96	0.39	49,49,49,49	0
60	MG	BA	3302	1/1	0.96	0.63	55,55,55,55	0
60	MG	CA	1714	1/1	0.96	0.47	64,64,64,64	0
60	MG	DA	3175	1/1	0.96	0.46	56,56,56,56	0
60	MG	DA	3104	1/1	0.96	0.42	50,50,50,50	0
60	MG	BA	3066	1/1	0.96	0.94	50,50,50,50	0
60	MG	AA	1669	1/1	0.96	0.29	47,47,47,47	0
60	MG	BA	3305	1/1	0.96	0.71	55,55,55,55	0
60	MG	DA	3339	1/1	0.96	0.38	55,55,55,55	0
60	MG	DA	3341	1/1	0.96	0.49	55,55,55,55	0
60	MG	DA	3342	1/1	0.96	0.27	55,55,55,55	0
60	MG	DA	3036	1/1	0.96	0.40	55,55,55,55	0
60	MG	BA	3182	1/1	0.96	0.38	49,49,49,49	0
60	MG	DA	3039	1/1	0.96	0.38	51,51,51,51	0
60	MG	CA	1604	1/1	0.96	0.21	50,50,50,50	0
60	MG	DA	3114	1/1	0.96	0.38	47,47,47,47	0
60	MG	DA	3265	1/1	0.96	0.61	53,53,53,53	0
60	MG	DA	3186	1/1	0.96	0.54	50,50,50,50	0
60	MG	DA	3042	1/1	0.96	0.78	47,47,47,47	0
60	MG	DA	3189	1/1	0.96	0.17	57,57,57,57	0
60	MG	BA	3163	1/1	0.96	0.40	53,53,53,53	0
60	MG	BA	3086	1/1	0.96	0.54	48,48,48,48	0
60	MG	DB	202	1/1	0.96	0.74	55,55,55,55	0
60	MG	DA	3271	1/1	0.96	0.48	51,51,51,51	0
60	MG	DA	3192	1/1	0.96	0.20	61,61,61,61	1
60	MG	BA	3279	1/1	0.96	0.19	55,55,55,55	0
60	MG	AV	101	1/1	0.96	0.41	49,49,49,49	0
60	MG	CW	102	1/1	0.96	0.29	60,60,60,60	0
60	MG	CA	1724	1/1	0.96	0.14	57,57,57,57	1
60	MG	DA	3278	1/1	0.96	0.66	51,51,51,51	0
60	MG	DA	3052	1/1	0.96	0.56	51,51,51,51	0
60	MG	BA	3048	1/1	0.96	0.59	47,47,47,47	0
60	MG	DA	3126	1/1	0.96	0.80	47,47,47,47	0

Continued on next page...

Continued from previous page...

Mol	Type	Chain	Res	Atoms	RSCC	RSR	B-factors(\AA^2)	Q<0.9
60	MG	BA	3108	1/1	0.96	0.71	52,52,52,52	0
60	MG	DA	3203	1/1	0.96	0.46	47,47,47,47	0
60	MG	BA	3052	1/1	0.97	0.53	47,47,47,47	0
60	MG	BA	3145	1/1	0.97	0.29	47,47,47,47	0
60	MG	BA	3114	1/1	0.97	0.25	48,48,48,48	0
60	MG	DA	3038	1/1	0.97	0.58	47,47,47,47	0
60	MG	BA	3184	1/1	0.97	0.43	47,47,47,47	0
60	MG	AA	1654	1/1	0.97	0.15	53,53,53,53	0
60	MG	DA	3121	1/1	0.97	0.41	50,50,50,50	0
60	MG	DA	3041	1/1	0.97	0.34	47,47,47,47	0
60	MG	DA	3291	1/1	0.97	0.69	54,54,54,54	0
60	MG	CA	1752	1/1	0.97	0.19	55,55,55,55	1
60	MG	BA	3186	1/1	0.97	0.90	51,51,51,51	0
60	MG	BA	3008	1/1	0.97	0.41	55,55,55,55	0
60	MG	BA	3149	1/1	0.97	0.53	54,54,54,54	0
60	MG	BP	201	1/1	0.97	0.22	49,49,49,49	0
60	MG	BQ	201	1/1	0.97	0.79	55,55,55,55	0
60	MG	CA	1703	1/1	0.97	0.29	47,47,47,47	0
60	MG	DA	3051	1/1	0.97	0.19	47,47,47,47	0
60	MG	DA	3131	1/1	0.97	0.20	48,48,48,48	0
60	MG	CA	1704	1/1	0.97	0.64	62,62,62,62	0
60	MG	DA	3053	1/1	0.97	0.61	47,47,47,47	0
60	MG	CV	101	1/1	0.97	0.58	49,49,49,49	0
60	MG	DA	3218	1/1	0.97	0.53	51,51,51,51	0
60	MG	BA	3085	1/1	0.97	0.17	47,47,47,47	0
60	MG	AA	1614	1/1	0.97	0.07	52,52,52,52	0
60	MG	DA	3137	1/1	0.97	0.65	50,50,50,50	0
60	MG	BA	3087	1/1	0.97	0.32	49,49,49,49	0
60	MG	BA	3089	1/1	0.97	0.59	48,48,48,48	0
60	MG	DA	3060	1/1	0.97	0.47	48,48,48,48	0
60	MG	CA	1603	1/1	0.97	0.35	61,61,61,61	0
60	MG	BA	3121	1/1	0.97	0.27	50,50,50,50	0
60	MG	BA	3278	1/1	0.97	0.29	51,51,51,51	0
60	MG	BA	3155	1/1	0.97	0.30	51,51,51,51	0
60	MG	AA	1722	1/1	0.97	0.27	55,55,55,55	0
60	MG	BA	3031	1/1	0.97	0.26	50,50,50,50	0
60	MG	BA	3197	1/1	0.97	0.45	58,58,58,58	0
60	MG	BA	3093	1/1	0.97	0.42	51,51,51,51	0
60	MG	BA	3160	1/1	0.97	0.31	47,47,47,47	0
60	MG	DA	3320	1/1	0.97	0.20	55,55,55,55	0
60	MG	DA	3234	1/1	0.97	0.54	47,47,47,47	0
60	MG	BA	3125	1/1	0.97	0.71	47,47,47,47	0

Continued on next page...

Continued from previous page...

Mol	Type	Chain	Res	Atoms	RSCC	RSR	B-factors(\AA^2)	Q<0.9
60	MG	DA	3236	1/1	0.97	0.87	52,52,52,52	0
60	MG	DA	3074	1/1	0.97	0.42	52,52,52,52	0
60	MG	BA	3060	1/1	0.97	0.57	47,47,47,47	0
60	MG	DA	3156	1/1	0.97	0.34	51,51,51,51	0
60	MG	BA	3202	1/1	0.97	0.35	47,47,47,47	0
60	MG	DA	3241	1/1	0.97	0.10	55,55,55,55	0
60	MG	BA	3203	1/1	0.97	0.37	52,52,52,52	0
60	MG	DA	3243	1/1	0.97	0.13	61,61,61,61	1
60	MG	BA	3061	1/1	0.97	0.45	48,48,48,48	0
60	MG	BA	3011	1/1	0.97	0.30	47,47,47,47	0
60	MG	AA	1631	1/1	0.97	0.23	47,47,47,47	0
60	MG	DA	3082	1/1	0.97	0.74	47,47,47,47	0
60	MG	BA	3130	1/1	0.97	0.19	48,48,48,48	0
60	MG	BA	3014	1/1	0.97	0.58	53,53,53,53	0
60	MG	AA	1626	1/1	0.97	0.30	53,53,53,53	0
60	MG	CA	1728	1/1	0.97	0.52	55,55,55,55	0
60	MG	CA	1623	1/1	0.97	0.41	48,48,48,48	0
60	MG	DA	3089	1/1	0.97	0.64	48,48,48,48	0
60	MG	BA	3017	1/1	0.97	0.43	52,52,52,52	0
60	MG	BA	3069	1/1	0.97	0.35	48,48,48,48	0
60	MG	DA	3171	1/1	0.97	0.70	51,51,51,51	0
60	MG	DA	3345	1/1	0.97	0.37	55,55,55,55	0
60	MG	BA	3252	1/1	0.97	0.34	49,49,49,49	0
60	MG	BA	3299	1/1	0.97	0.42	55,55,55,55	0
60	MG	DA	3016	1/1	0.97	0.50	47,47,47,47	0
60	MG	DA	3096	1/1	0.97	0.44	60,60,60,60	0
60	MG	BA	3040	1/1	0.97	0.60	47,47,47,47	0
60	MG	CA	1680	1/1	0.97	0.30	49,49,49,49	0
60	MG	BA	3018	1/1	0.97	0.54	54,54,54,54	0
60	MG	DA	3021	1/1	0.97	0.53	47,47,47,47	0
60	MG	BA	3347	1/1	0.97	0.31	55,55,55,55	0
60	MG	DA	3102	1/1	0.97	0.74	47,47,47,47	0
60	MG	AA	1607	1/1	0.97	0.42	58,58,58,58	0
60	MG	DA	3184	1/1	0.97	0.50	49,49,49,49	0
60	MG	BA	3020	1/1	0.97	0.57	47,47,47,47	0
60	MG	AA	1619	1/1	0.97	0.60	49,49,49,49	0
60	MG	DA	3028	1/1	0.97	0.37	50,50,50,50	0
60	MG	DA	3107	1/1	0.97	0.60	51,51,51,51	0
60	MG	AA	1605	1/1	0.97	0.11	50,50,50,50	0
60	MG	AA	1661	1/1	0.97	0.48	52,52,52,52	0
60	MG	BA	3049	1/1	0.97	0.66	47,47,47,47	0
60	MG	BA	3051	1/1	0.97	0.35	51,51,51,51	0

Continued on next page...

Continued from previous page...

Mol	Type	Chain	Res	Atoms	RSCC	RSR	B-factors(\AA^2)	Q<0.9
60	MG	DU	201	1/1	0.97	0.51	48,48,48,48	0
60	MG	BA	3264	1/1	0.97	0.58	53,53,53,53	0
60	MG	DA	3195	1/1	0.97	0.25	53,53,53,53	0
60	MG	DA	3020	1/1	0.98	0.54	47,47,47,47	0
60	MG	BA	3022	1/1	0.98	0.99	47,47,47,47	0
60	MG	DA	3108	1/1	0.98	0.21	51,51,51,51	0
60	MG	DA	3022	1/1	0.98	0.22	47,47,47,47	0
60	MG	DA	3023	1/1	0.98	0.80	47,47,47,47	0
60	MG	CA	1640	1/1	0.98	0.73	47,47,47,47	0
60	MG	BA	3164	1/1	0.98	0.25	47,47,47,47	0
60	MG	AA	1702	1/1	0.98	0.34	47,47,47,47	0
60	MG	AA	1678	1/1	0.98	0.05	49,49,49,49	0
60	MG	BA	3255	1/1	0.98	0.30	55,55,55,55	0
60	MG	DA	3029	1/1	0.98	0.32	52,52,52,52	0
60	MG	DA	3071	1/1	0.98	0.30	50,50,50,50	0
60	MG	DA	3072	1/1	0.98	0.24	47,47,47,47	0
60	MG	DA	3119	1/1	0.98	0.50	49,49,49,49	0
60	MG	BA	3046	1/1	0.98	0.43	47,47,47,47	0
60	MG	BA	3081	1/1	0.98	0.36	47,47,47,47	0
60	MG	DA	3172	1/1	0.98	0.50	50,50,50,50	0
60	MG	DA	3277	1/1	0.98	0.78	57,57,57,57	0
60	MG	AA	1749	1/1	0.98	0.35	55,55,55,55	0
60	MG	BA	3308	1/1	0.98	0.51	55,55,55,55	0
60	MG	BA	3083	1/1	0.98	0.51	47,47,47,47	0
60	MG	DA	3078	1/1	0.98	0.86	51,51,51,51	0
60	MG	D1	101	1/1	0.98	0.41	55,55,55,55	0
60	MG	BA	3035	1/1	0.98	0.38	55,55,55,55	0
60	MG	AA	1609	1/1	0.98	0.25	52,52,52,52	0
60	MG	BA	3262	1/1	0.98	0.18	63,63,63,63	1
60	MG	CA	1682	1/1	0.98	0.11	53,53,53,53	0
60	MG	DA	3084	1/1	0.98	0.36	47,47,47,47	0
60	MG	CA	1653	1/1	0.98	0.07	53,53,53,53	0
60	MG	DA	3289	1/1	0.98	0.45	54,54,54,54	0
60	MG	CA	1746	1/1	0.98	0.23	55,55,55,55	0
60	MG	BA	3050	1/1	0.98	0.33	47,47,47,47	0
60	MG	BA	3068	1/1	0.98	0.49	47,47,47,47	0
60	MG	DA	3187	1/1	0.98	0.53	51,51,51,51	0
60	MG	DA	3044	1/1	0.98	0.54	47,47,47,47	0
60	MG	BA	3110	1/1	0.98	0.41	49,49,49,49	0
60	MG	BA	3037	1/1	0.98	0.40	47,47,47,47	0
60	MG	BA	3090	1/1	0.98	0.46	48,48,48,48	0
60	MG	DA	3048	1/1	0.98	0.25	47,47,47,47	0

Continued on next page...

Continued from previous page...

Mol	Type	Chain	Res	Atoms	RSCC	RSR	B-factors(\AA^2)	Q<0.9
60	MG	BA	3070	1/1	0.98	0.39	50,50,50,50	0
60	MG	DA	3246	1/1	0.98	0.24	60,60,60,60	0
60	MG	DA	3095	1/1	0.98	0.75	47,47,47,47	0
60	MG	DA	3248	1/1	0.98	0.15	59,59,59,59	1
60	MG	BA	3293	1/1	0.98	0.45	55,55,55,55	1
60	MG	BA	3038	1/1	0.98	0.45	51,51,51,51	0
60	MG	B5	101	1/1	0.98	0.35	49,49,49,49	0
60	MG	BA	3013	1/1	0.98	0.40	47,47,47,47	0
60	MG	CA	1608	1/1	0.98	0.38	52,52,52,52	0
60	MG	DA	3148	1/1	0.98	0.38	51,51,51,51	0
60	MG	BA	3041	1/1	0.98	0.65	47,47,47,47	0
60	MG	CA	1696	1/1	0.98	0.10	62,62,62,62	0
60	MG	BA	3056	1/1	0.98	0.61	47,47,47,47	0
60	MG	DA	3058	1/1	0.98	0.62	47,47,47,47	0
60	MG	BA	3021	1/1	0.98	0.40	47,47,47,47	0
61	ZN	AD	301	1/1	0.98	0.20	52,52,52,52	0
61	ZN	AN	101	1/1	0.98	0.10	60,60,60,60	1
60	MG	BA	3028	1/1	0.99	0.45	52,52,52,52	0
60	MG	DA	3340	1/1	0.99	0.38	55,55,55,55	0
60	MG	BA	3157	1/1	0.99	0.11	53,53,53,53	0
60	MG	DA	3014	1/1	0.99	0.31	47,47,47,47	0
60	MG	DA	3207	1/1	0.99	0.48	47,47,47,47	0
60	MG	DA	3015	1/1	0.99	0.54	53,53,53,53	0
60	MG	DA	3155	1/1	0.99	0.40	48,48,48,48	0
60	MG	BA	3088	1/1	0.99	0.57	48,48,48,48	0
60	MG	BA	3063	1/1	0.99	0.27	56,56,56,56	0
60	MG	BA	3059	1/1	0.99	0.31	48,48,48,48	0
60	MG	DA	3198	1/1	0.99	0.49	58,58,58,58	0
60	MG	DR	201	1/1	0.99	0.33	47,47,47,47	0
60	MG	DA	3069	1/1	0.99	0.33	47,47,47,47	0
60	MG	AA	1751	1/1	0.99	0.07	55,55,55,55	0
60	MG	BA	3098	1/1	0.99	0.28	54,54,54,54	0
60	MG	BA	3015	1/1	0.99	0.48	47,47,47,47	0
60	MG	DA	3150	1/1	0.99	0.60	54,54,54,54	0
61	ZN	B9	101	1/1	0.99	0.06	55,55,55,55	0
61	ZN	CD	301	1/1	0.99	0.27	52,52,52,52	0
61	ZN	CN	102	1/1	1.00	0.12	60,60,60,60	0
61	ZN	D9	101	1/1	1.00	0.11	55,55,55,55	1

6.5 Other polymers [i](#)

There are no such residues in this entry.