



Full wwPDB X-ray Structure Validation Report ⓘ

Jan 4, 2024 – 09:20 am GMT

PDB ID : 4V5R
Title : The crystal structure of EF-Tu and Trp-tRNA-Trp bound to a cognate codon on the 70S ribosome.
Authors : Schmeing, T.M.; Voorhees, R.M.; Ramakrishnan, V.
Deposited on : 2010-12-07
Resolution : 3.10 Å(reported)

This is a Full wwPDB X-ray Structure Validation Report for a publicly released PDB entry.

We welcome your comments at validation@mail.wwpdb.org

A user guide is available at

<https://www.wwpdb.org/validation/2017/XrayValidationReportHelp>

with specific help available everywhere you see the ⓘ symbol.

The types of validation reports are described at

<http://www.wwpdb.org/validation/2017/FAQs#types>.

The following versions of software and data (see [references ⓘ](#)) were used in the production of this report:

MolProbity : 4.02b-467
Mogul : 1.8.4, CSD as541be (2020)
Xtrriage (Phenix) : 1.13
EDS : 2.36
buster-report : 1.1.7 (2018)
Percentile statistics : 20191225.v01 (using entries in the PDB archive December 25th 2019)
Refmac : 5.8.0158
CCP4 : 7.0.044 (Gargrove)
Ideal geometry (proteins) : Engh & Huber (2001)
Ideal geometry (DNA, RNA) : Parkinson et al. (1996)
Validation Pipeline (wwPDB-VP) : 2.36

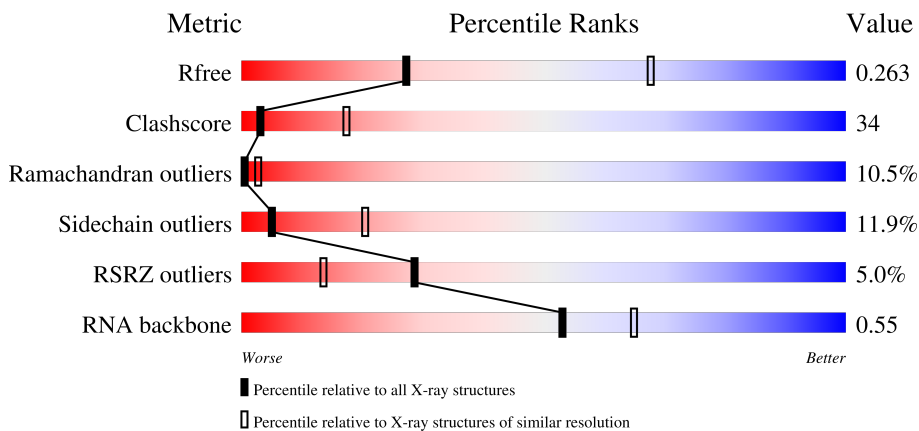
1 Overall quality at a glance

The following experimental techniques were used to determine the structure:

X-RAY DIFFRACTION

The reported resolution of this entry is 3.10 Å.

Percentile scores (ranging between 0-100) for global validation metrics of the entry are shown in the following graphic. The table shows the number of entries on which the scores are based.




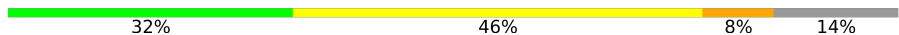

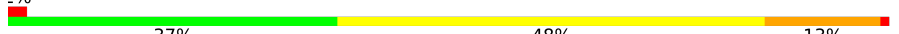











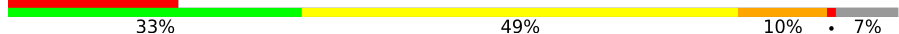









Metric	Whole archive (#Entries)	Similar resolution (#Entries, resolution range(Å))
R_{free}	130704	1094 (3.10-3.10)
Clashscore	141614	1184 (3.10-3.10)
Ramachandran outliers	138981	1141 (3.10-3.10)
Sidechain outliers	138945	1141 (3.10-3.10)
RSRZ outliers	127900	1067 (3.10-3.10)
RNA backbone	3102	1116 (3.40-2.80)

The table below summarises the geometric issues observed across the polymeric chains and their fit to the electron density. The red, orange, yellow and green segments of the lower bar indicate the fraction of residues that contain outliers for ≥ 3 , 2, 1 and 0 types of geometric quality criteria respectively. A grey segment represents the fraction of residues that are not modelled. The numeric value for each fraction is indicated below the corresponding segment, with a dot representing fractions $\leq 5\%$. The upper red bar (where present) indicates the fraction of residues that have poor fit to the electron density. The numeric value is given above the bar.

Mol	Chain	Length	Quality of chain
1	AA	1522	
1	CA	1522	
2	AB	256	
2	CB	256	





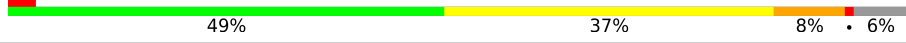


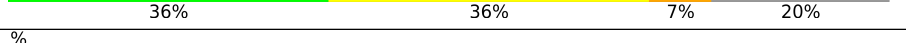
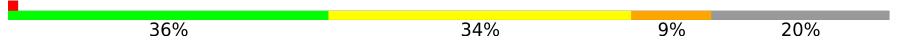










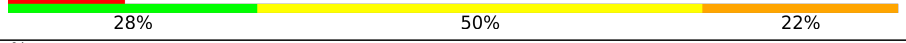
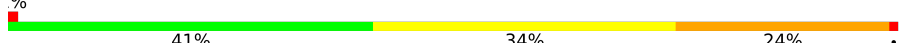


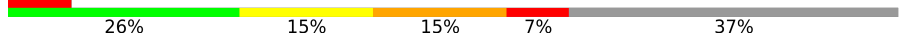

Continued on next page...

Continued from previous page...

Mol	Chain	Length	Quality of chain
3	AC	239	
3	CC	239	
4	AD	209	
4	CD	209	
5	AE	162	
5	CE	162	
6	AF	101	
6	CF	101	
7	AG	156	
7	CG	156	
8	AH	138	
8	CH	138	
9	AI	128	
9	CI	128	
10	AJ	105	
10	CJ	105	
11	AK	129	
11	CK	129	
12	AL	131	
12	CL	131	
13	AM	126	
13	CM	126	
14	AN	61	
14	CN	61	
15	AO	89	

Continued on next page...

Continued from previous page...

Mol	Chain	Length	Quality of chain
15	CO	89	
16	AP	88	
16	CP	88	
17	AQ	105	
17	CQ	105	
18	AR	88	
18	CR	88	
19	AS	93	
19	CS	93	
20	AT	106	
20	CT	106	
21	AU	27	
21	CU	27	
22	AV	76	
22	AW	76	
22	CV	76	
22	CW	76	
23	AX	27	
23	CX	27	
24	AY	77	
24	CY	77	
25	AZ	405	
25	CZ	405	
26	B0	85	
26	D0	85	


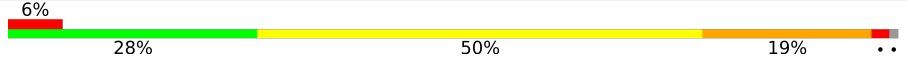
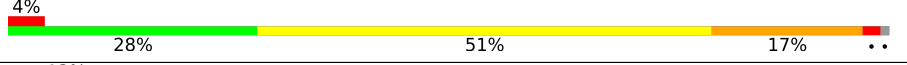
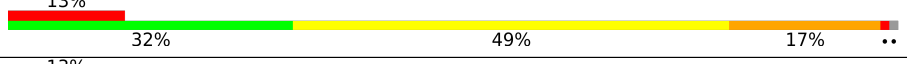
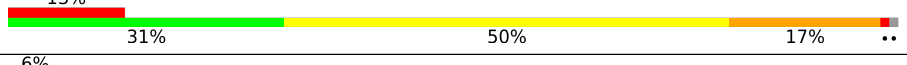
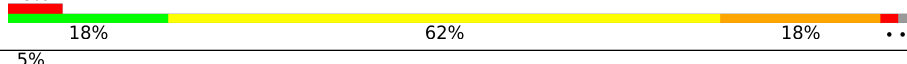
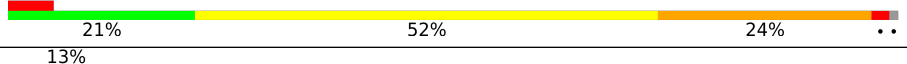
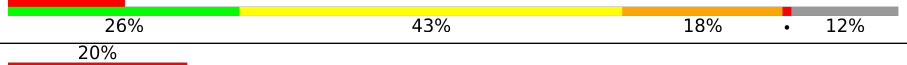
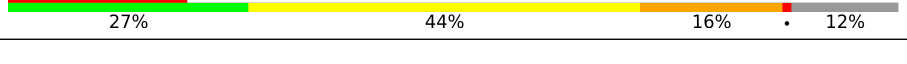



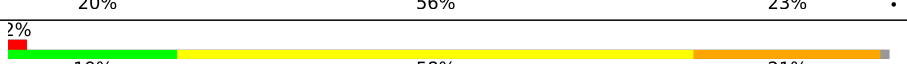
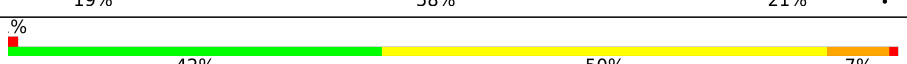




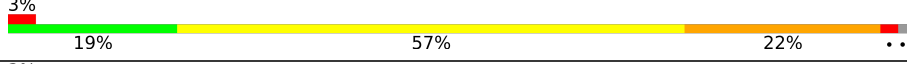
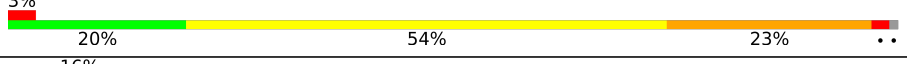



Continued on next page...

Continued from previous page...

Mol	Chain	Length	Quality of chain
27	B1	98	
27	D1	98	
28	B2	72	
28	D2	72	
29	B3	60	
29	D3	60	
30	B4	71	
30	D4	71	
31	B5	60	
31	D5	60	
32	B6	54	
32	D6	54	
33	B7	49	
33	D7	49	
34	B8	65	
34	D8	65	
35	B9	37	
35	D9	37	
36	BA	2915	
36	DA	2915	
37	BB	122	
37	DB	122	
38	BC	229	
38	DC	229	
39	BD	276	

Continued on next page...

Continued from previous page...

Mol	Chain	Length	Quality of chain
39	DD	276	
40	BE	206	
40	DE	206	
41	BF	210	
41	DF	210	
42	BG	182	
42	DG	182	
43	BH	180	
43	DH	180	
44	BJ	173	
44	DJ	173	
45	BK	147	
45	DK	147	
46	BN	140	
46	DN	140	
47	BO	122	
47	DO	122	
48	BP	150	
48	DP	150	
49	BQ	141	
49	DQ	141	
50	BR	118	
50	DR	118	
51	BS	112	
51	DS	112	

Continued on next page...

Continued from previous page...

Mol	Chain	Length	Quality of chain
52	BT	146	
52	DT	146	
53	BU	118	
53	DU	118	
54	BV	101	
54	DV	101	
55	BW	113	
55	DW	113	
56	BX	96	
56	DX	96	
57	BY	110	
57	DY	110	
58	BZ	206	
58	DZ	206	

The following table lists non-polymeric compounds, carbohydrate monomers and non-standard residues in protein, DNA, RNA chains that are outliers for geometric or electron-density-fit criteria:

Mol	Type	Chain	Res	Chirality	Geometry	Clashes	Electron density
24	H2U	AY	16	-	-	-	X
24	H2U	CY	16	-	-	-	X
24	H2U	CY	17	-	-	-	X
59	ZN	AD	301	-	-	X	-
59	ZN	AN	101	-	-	X	-
59	ZN	CD	301	-	-	X	-
59	ZN	CN	101	-	-	X	-
60	GDP	AZ	501	-	-	X	-
61	KIR	AZ	502	-	-	-	X

2 Entry composition

There are 61 unique types of molecules in this entry. The entry contains 307330 atoms, of which 0 are hydrogens and 0 are deuteriums.

In the tables below, the ZeroOcc column contains the number of atoms modelled with zero occupancy, the AltConf column contains the number of residues with at least one atom in alternate conformation and the Trace column contains the number of residues modelled with at most 2 atoms.

- Molecule 1 is a RNA chain called 16S RRNA.

Mol	Chain	Residues	Atoms					ZeroOcc	AltConf	Trace
			Total	C	N	O	P			
1	AA	1510	Total 32451	C 14445	N 6010	O 10487	P 1509	0	0	0
1	CA	1510	Total 32451	C 14445	N 6010	O 10487	P 1509	0	0	0

- Molecule 2 is a protein called 30S RIBOSOMAL PROTEIN S2.

Mol	Chain	Residues	Atoms					ZeroOcc	AltConf	Trace
			Total	C	N	O	S			
2	AB	234	Total 1900	C 1213	N 341	O 341	S 5	0	0	0
2	CB	234	Total 1900	C 1213	N 341	O 341	S 5	0	0	0

- Molecule 3 is a protein called 30S RIBOSOMAL PROTEIN S3.

Mol	Chain	Residues	Atoms					ZeroOcc	AltConf	Trace
			Total	C	N	O	S			
3	AC	206	Total 1612	C 1016	N 314	O 281	S 1	0	0	0
3	CC	206	Total 1612	C 1016	N 314	O 281	S 1	0	0	0

- Molecule 4 is a protein called 30S RIBOSOMAL PROTEIN S4.

Mol	Chain	Residues	Atoms					ZeroOcc	AltConf	Trace
			Total	C	N	O	S			
4	AD	208	Total 1703	C 1066	N 339	O 291	S 7	0	0	0
4	CD	208	Total 1703	C 1066	N 339	O 291	S 7	0	0	0

- Molecule 5 is a protein called 30S RIBOSOMAL PROTEIN S5.

Mol	Chain	Residues	Atoms					ZeroOcc	AltConf	Trace
5	AE	150	Total	C	N	O	S	0	0	0
			1146	724	217	201	4			
5	CE	150	Total	C	N	O	S	0	0	0
			1146	724	217	201	4			

- Molecule 6 is a protein called 30S RIBOSOMAL PROTEIN S6.

Mol	Chain	Residues	Atoms					ZeroOcc	AltConf	Trace
6	AF	101	Total	C	N	O	S	0	0	0
			843	531	155	154	3			
6	CF	101	Total	C	N	O	S	0	0	0
			843	531	155	154	3			

- Molecule 7 is a protein called 30S RIBOSOMAL PROTEIN S7.

Mol	Chain	Residues	Atoms					ZeroOcc	AltConf	Trace
7	AG	155	Total	C	N	O	S	0	0	0
			1257	781	252	218	6			
7	CG	155	Total	C	N	O	S	0	0	0
			1257	781	252	218	6			

- Molecule 8 is a protein called 30S RIBOSOMAL PROTEIN S8.

Mol	Chain	Residues	Atoms					ZeroOcc	AltConf	Trace
8	AH	138	Total	C	N	O	S	0	0	0
			1116	705	215	193	3			
8	CH	138	Total	C	N	O	S	0	0	0
			1116	705	215	193	3			

- Molecule 9 is a protein called 30S RIBOSOMAL PROTEIN S9.

Mol	Chain	Residues	Atoms				ZeroOcc	AltConf	Trace
9	AI	127	Total	C	N	O	0	0	0
			1010	639	197	174			
9	CI	127	Total	C	N	O	0	0	0
			1010	639	197	174			

- Molecule 10 is a protein called 30S RIBOSOMAL PROTEIN S10.

Mol	Chain	Residues	Atoms					ZeroOcc	AltConf	Trace
10	AJ	98	Total	C	N	O	S	0	0	0
			794	499	156	138	1			

Continued on next page...

Continued from previous page...

Mol	Chain	Residues	Atoms					ZeroOcc	AltConf	Trace
			Total	C	N	O	S			
10	CJ	98	794	499	156	138	1	0	0	0

- Molecule 11 is a protein called 30S RIBOSOMAL PROTEIN S11.

Mol	Chain	Residues	Atoms					ZeroOcc	AltConf	Trace
			Total	C	N	O	S			
11	AK	119	885	549	168	165	3	0	0	0
11	CK	119	885	549	168	165	3	0	0	0

- Molecule 12 is a protein called 30S RIBOSOMAL PROTEIN S12.

Mol	Chain	Residues	Atoms					ZeroOcc	AltConf	Trace
			Total	C	N	O	S			
12	AL	124	970	611	195	163	1	0	0	0
12	CL	124	970	611	195	163	1	0	0	0

- Molecule 13 is a protein called 30S RIBOSOMAL PROTEIN S13.

Mol	Chain	Residues	Atoms					ZeroOcc	AltConf	Trace
			Total	C	N	O	S			
13	AM	124	987	611	205	169	2	0	0	0
13	CM	124	987	611	205	169	2	0	0	0

- Molecule 14 is a protein called 30S RIBOSOMAL PROTEIN S14.

Mol	Chain	Residues	Atoms					ZeroOcc	AltConf	Trace
			Total	C	N	O	S			
14	AN	60	492	312	104	72	4	0	0	0
14	CN	60	492	312	104	72	4	0	0	0

- Molecule 15 is a protein called 30S RIBOSOMAL PROTEIN S15.

Mol	Chain	Residues	Atoms					ZeroOcc	AltConf	Trace
			Total	C	N	O	S			
15	AO	88	734	459	147	126	2	0	0	0
15	CO	88	734	459	147	126	2	0	0	0

- Molecule 16 is a protein called 30S RIBOSOMAL PROTEIN S16.

Mol	Chain	Residues	Atoms					ZeroOcc	AltConf	Trace
			Total	C	N	O	S			
16	AP	83	Total 700	C 443	N 139	O 117	S 1	0	0	0
16	CP	83	Total 700	C 443	N 139	O 117	S 1	0	0	0

- Molecule 17 is a protein called 30S RIBOSOMAL PROTEIN S17.

Mol	Chain	Residues	Atoms					ZeroOcc	AltConf	Trace
			Total	C	N	O	S			
17	AQ	99	Total 823	C 528	N 151	O 142	S 2	0	0	0
17	CQ	99	Total 823	C 528	N 151	O 142	S 2	0	0	0

- Molecule 18 is a protein called 30S RIBOSOMAL PROTEIN S18.

Mol	Chain	Residues	Atoms				ZeroOcc	AltConf	Trace
			Total	C	N	O			
18	AR	70	Total 574	C 367	N 112	O 95	0	0	0
18	CR	70	Total 574	C 367	N 112	O 95	0	0	0

- Molecule 19 is a protein called 30S RIBOSOMAL PROTEIN S19.

Mol	Chain	Residues	Atoms					ZeroOcc	AltConf	Trace
			Total	C	N	O	S			
19	AS	78	Total 629	C 403	N 114	O 110	S 2	0	0	0
19	CS	78	Total 629	C 403	N 114	O 110	S 2	0	0	0

- Molecule 20 is a protein called 30S RIBOSOMAL PROTEIN S20.

Mol	Chain	Residues	Atoms					ZeroOcc	AltConf	Trace
			Total	C	N	O	S			
20	AT	99	Total 763	C 470	N 162	O 129	S 2	0	0	0
20	CT	99	Total 763	C 470	N 162	O 129	S 2	0	0	0

- Molecule 21 is a protein called 30S RIBOSOMAL PROTEIN THX.

Mol	Chain	Residues	Atoms				ZeroOcc	AltConf	Trace
21	AU	24	Total	C	N	O	0	0	0
			208	128	50	30			
21	CU	24	Total	C	N	O	0	0	0
			208	128	50	30			

- Molecule 22 is a RNA chain called E-SITE TRNA PHE OR P-SITE TRNA PHE.

Mol	Chain	Residues	Atoms					ZeroOcc	AltConf	Trace
22	AV	76	Total	C	N	O	P	0	0	0
			1619	723	290	531	75			
22	AW	76	Total	C	N	O	P	0	0	0
			1619	723	290	531	75			
22	CV	76	Total	C	N	O	P	0	0	0
			1619	723	290	531	75			
22	CW	76	Total	C	N	O	P	0	0	0
			1619	723	290	531	75			

- Molecule 23 is a RNA chain called MRNA.

Mol	Chain	Residues	Atoms					ZeroOcc	AltConf	Trace
23	AX	17	Total	C	N	O	P	0	0	0
			362	164	68	114	16			
23	CX	17	Total	C	N	O	P	0	0	0
			362	164	68	114	16			

- Molecule 24 is a RNA chain called A-SITE TRNA TRP-TRNA TRP.

Mol	Chain	Residues	Atoms						ZeroOcc	AltConf	Trace
24	AY	77	Total	C	N	O	P	S	0	0	0
			1645	742	289	536	76	2			
24	CY	77	Total	C	N	O	P	S	0	0	0
			1645	742	289	536	76	2			

- Molecule 25 is a protein called ELONGATION FACTOR TU.

Mol	Chain	Residues	Atoms					ZeroOcc	AltConf	Trace
25	AZ	385	Total	C	N	O	S	0	0	0
			2984	1885	524	563	12			
25	CZ	385	Total	C	N	O	S	0	0	0
			2984	1885	524	563	12			

- Molecule 26 is a protein called 50S RIBOSOMAL PROTEIN L27.

Mol	Chain	Residues	Atoms					ZeroOcc	AltConf	Trace
26	B0	84	Total	C	N	O	S	0	0	0
			662	410	140	111	1			
26	D0	84	Total	C	N	O	S	0	0	0
			662	410	140	111	1			

- Molecule 27 is a protein called 50S RIBOSOMAL PROTEIN L28.

Mol	Chain	Residues	Atoms					ZeroOcc	AltConf	Trace
27	B1	93	Total	C	N	O	S	0	0	0
			731	460	145	125	1			
27	D1	93	Total	C	N	O	S	0	0	0
			731	460	145	125	1			

- Molecule 28 is a protein called 50S RIBOSOMAL PROTEIN L29.

Mol	Chain	Residues	Atoms					ZeroOcc	AltConf	Trace
28	B2	71	Total	C	N	O	S	0	0	0
			598	370	121	106	1			
28	D2	71	Total	C	N	O	S	0	0	0
			598	370	121	106	1			

- Molecule 29 is a protein called 50S RIBOSOMAL PROTEIN L30.

Mol	Chain	Residues	Atoms					ZeroOcc	AltConf	Trace
29	B3	59	Total	C	N	O	S	0	0	0
			467	298	90	78	1			
29	D3	59	Total	C	N	O	S	0	0	0
			467	298	90	78	1			

- Molecule 30 is a protein called 50S RIBOSOMAL PROTEIN L31.

Mol	Chain	Residues	Atoms					ZeroOcc	AltConf	Trace
30	B4	44	Total	C	N	O	S	0	0	0
			340	218	57	61	4			
30	D4	44	Total	C	N	O	S	0	0	0
			340	218	57	61	4			

- Molecule 31 is a protein called 50S RIBOSOMAL PROTEIN L32.

Mol	Chain	Residues	Atoms					ZeroOcc	AltConf	Trace
31	B5	59	Total	C	N	O	S	0	0	0
			459	288	90	76	5			

Continued on next page...

Continued from previous page...

Mol	Chain	Residues	Atoms					ZeroOcc	AltConf	Trace
31	D5	59	Total	C	N	O	S	0	0	0
			459	288	90	76	5			

- Molecule 32 is a protein called 50S RIBOSOMAL PROTEIN L33.

Mol	Chain	Residues	Atoms					ZeroOcc	AltConf	Trace
32	B6	50	Total	C	N	O	S	0	0	0
			433	270	88	71	4			
32	D6	50	Total	C	N	O	S	0	0	0
			433	270	88	71	4			

- Molecule 33 is a protein called 50S RIBOSOMAL PROTEIN L34.

Mol	Chain	Residues	Atoms					ZeroOcc	AltConf	Trace
33	B7	48	Total	C	N	O	S	0	0	0
			418	257	104	55	2			
33	D7	48	Total	C	N	O	S	0	0	0
			418	257	104	55	2			

- Molecule 34 is a protein called 50S RIBOSOMAL PROTEIN L35.

Mol	Chain	Residues	Atoms					ZeroOcc	AltConf	Trace
34	B8	63	Total	C	N	O	S	0	0	0
			507	326	101	78	2			
34	D8	63	Total	C	N	O	S	0	0	0
			507	326	101	78	2			

- Molecule 35 is a protein called 50S RIBOSOMAL PROTEIN L36.

Mol	Chain	Residues	Atoms					ZeroOcc	AltConf	Trace
35	B9	37	Total	C	N	O	S	0	0	0
			307	188	68	47	4			
35	D9	37	Total	C	N	O	S	0	0	0
			307	188	68	47	4			

- Molecule 36 is a RNA chain called 23S RIBOSOMAL RNA.

Mol	Chain	Residues	Atoms					ZeroOcc	AltConf	Trace
36	BA	2901	Total	C	N	O	P	0	0	0
			62477	27807	11683	20087	2900			
36	DA	2901	Total	C	N	O	P	0	0	0
			62477	27807	11683	20087	2900			

- Molecule 37 is a RNA chain called 5S RIBOSOMAL RNA.

Mol	Chain	Residues	Atoms					ZeroOcc	AltConf	Trace
			Total	C	N	O	P			
37	BB	119	2551	1136	471	826	118	0	0	0
37	DB	119	2551	1136	471	826	118	0	0	0

- Molecule 38 is a protein called 50S RIBOSOMAL PROTEIN L1.

Mol	Chain	Residues	Atoms					ZeroOcc	AltConf	Trace
			Total	C	N	O	S			
38	BC	228	1742	1101	319	319	3	0	0	0
38	DC	228	1742	1101	319	319	3	0	0	0

- Molecule 39 is a protein called 50S RIBOSOMAL PROTEIN L2.

Mol	Chain	Residues	Atoms					ZeroOcc	AltConf	Trace
			Total	C	N	O	S			
39	BD	275	2145	1353	428	361	3	0	0	0
39	DD	275	2145	1353	428	361	3	0	0	0

- Molecule 40 is a protein called 50S RIBOSOMAL PROTEIN L3.

Mol	Chain	Residues	Atoms					ZeroOcc	AltConf	Trace
			Total	C	N	O	S			
40	BE	204	1563	988	299	270	6	0	0	0
40	DE	204	1563	988	299	270	6	0	0	0

- Molecule 41 is a protein called 50S RIBOSOMAL PROTEIN L4.

Mol	Chain	Residues	Atoms					ZeroOcc	AltConf	Trace
			Total	C	N	O	S			
41	BF	207	1623	1035	303	282	3	0	0	0
41	DF	207	1623	1035	303	282	3	0	0	0

- Molecule 42 is a protein called 50S RIBOSOMAL PROTEIN L5.

Mol	Chain	Residues	Atoms					ZeroOcc	AltConf	Trace
42	BG	181	Total	C	N	O	S	0	0	0
			1474	942	268	260	4			
42	DG	181	Total	C	N	O	S	0	0	0
			1474	942	268	260	4			

- Molecule 43 is a protein called 50S RIBOSOMAL PROTEIN L6.

Mol	Chain	Residues	Atoms					ZeroOcc	AltConf	Trace
43	BH	159	Total	C	N	O	S	0	0	0
			1222	773	228	220	1			
43	DH	159	Total	C	N	O	S	0	0	0
			1222	773	228	220	1			

- Molecule 44 is a protein called 50S RIBOSOMAL PROTEIN L10.

Mol	Chain	Residues	Atoms				ZeroOcc	AltConf	Trace
44	BJ	130	Total	C	N	O	0	0	0
			651	391	130	130			
44	DJ	130	Total	C	N	O	0	0	0
			651	391	130	130			

- Molecule 45 is a protein called 50S RIBOSOMAL PROTEIN L11.

Mol	Chain	Residues	Atoms				ZeroOcc	AltConf	Trace
45	BK	140	Total	C	N	O	0	0	0
			700	420	140	140			
45	DK	140	Total	C	N	O	0	0	0
			700	420	140	140			

- Molecule 46 is a protein called 50S RIBOSOMAL PROTEIN L13.

Mol	Chain	Residues	Atoms					ZeroOcc	AltConf	Trace
46	BN	138	Total	C	N	O	S	0	0	0
			1104	712	206	182	4			
46	DN	138	Total	C	N	O	S	0	0	0
			1104	712	206	182	4			

- Molecule 47 is a protein called 50S RIBOSOMAL PROTEIN L14.

Mol	Chain	Residues	Atoms					ZeroOcc	AltConf	Trace
47	BO	122	Total	C	N	O	S	0	0	0
			933	588	171	170	4			

Continued on next page...

Continued from previous page...

Mol	Chain	Residues	Atoms					ZeroOcc	AltConf	Trace
47	DO	122	Total	C	N	O	S	0	0	0
			933	588	171	170	4			

- Molecule 48 is a protein called 50S RIBOSOMAL PROTEIN L15.

Mol	Chain	Residues	Atoms					ZeroOcc	AltConf	Trace
48	BP	146	Total	C	N	O	S	0	0	0
			1114	692	227	193	2			
48	DP	146	Total	C	N	O	S	0	0	0
			1114	692	227	193	2			

- Molecule 49 is a protein called 50S RIBOSOMAL PROTEIN L16.

Mol	Chain	Residues	Atoms					ZeroOcc	AltConf	Trace
49	BQ	141	Total	C	N	O	S	0	0	0
			1122	715	212	188	7			
49	DQ	141	Total	C	N	O	S	0	0	0
			1122	715	212	188	7			

- Molecule 50 is a protein called 50S RIBOSOMAL PROTEIN L17.

Mol	Chain	Residues	Atoms				ZeroOcc	AltConf	Trace
50	BR	117	Total	C	N	O	0	0	0
			960	599	202	159			
50	DR	117	Total	C	N	O	0	0	0
			960	599	202	159			

- Molecule 51 is a protein called 50S RIBOSOMAL PROTEIN L18.

Mol	Chain	Residues	Atoms				ZeroOcc	AltConf	Trace
51	BS	98	Total	C	N	O	0	0	0
			770	486	154	130			
51	DS	98	Total	C	N	O	0	0	0
			770	486	154	130			

- Molecule 52 is a protein called 50S RIBOSOMAL PROTEIN L19.

Mol	Chain	Residues	Atoms					ZeroOcc	AltConf	Trace
52	BT	137	Total	C	N	O	S	0	0	0
			1141	710	234	196	1			
52	DT	137	Total	C	N	O	S	0	0	0
			1141	710	234	196	1			

- Molecule 53 is a protein called 50S RIBOSOMAL PROTEIN L20.

Mol	Chain	Residues	Atoms					ZeroOcc	AltConf	Trace
			Total	C	N	O	S			
53	BU	117	Total 958	C 604	N 202	O 151	S 1	0	0	0
53	DU	117	Total 958	C 604	N 202	O 151	S 1	0	0	0

- Molecule 54 is a protein called 50S RIBOSOMAL PROTEIN L21.

Mol	Chain	Residues	Atoms					ZeroOcc	AltConf	Trace
			Total	C	N	O	S			
54	BV	101	Total 779	C 501	N 142	O 135	S 1	0	0	0
54	DV	101	Total 779	C 501	N 142	O 135	S 1	0	0	0

- Molecule 55 is a protein called 50S RIBOSOMAL PROTEIN L22.

Mol	Chain	Residues	Atoms					ZeroOcc	AltConf	Trace
			Total	C	N	O	S			
55	BW	113	Total 896	C 563	N 176	O 155	S 2	0	0	0
55	DW	113	Total 896	C 563	N 176	O 155	S 2	0	0	0

- Molecule 56 is a protein called 50S RIBOSOMAL PROTEIN L23.

Mol	Chain	Residues	Atoms				ZeroOcc	AltConf	Trace
			Total	C	N	O			
56	BX	92	Total 725	C 471	N 131	O 123	0	0	0
56	DX	92	Total 725	C 471	N 131	O 123	0	0	0

- Molecule 57 is a protein called 50S RIBOSOMAL PROTEIN L24.

Mol	Chain	Residues	Atoms					ZeroOcc	AltConf	Trace
			Total	C	N	O	S			
57	BY	100	Total 775	C 500	N 148	O 123	S 4	0	0	0
57	DY	100	Total 775	C 500	N 148	O 123	S 4	0	0	0

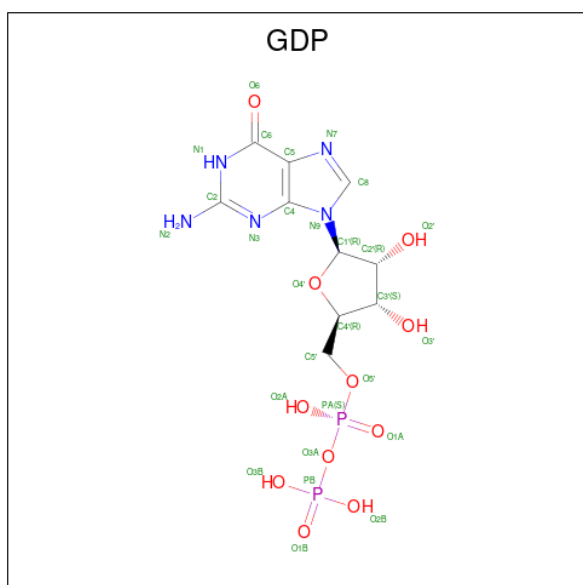
- Molecule 58 is a protein called 50S RIBOSOMAL PROTEIN L25.

Mol	Chain	Residues	Atoms					ZeroOcc	AltConf	Trace
58	BZ	176	Total	C	N	O	S	0	0	0
			1403	897	252	252	2			
58	DZ	176	Total	C	N	O	S	0	0	0
			1403	897	252	252	2			

- Molecule 59 is ZINC ION (three-letter code: ZN) (formula: Zn).

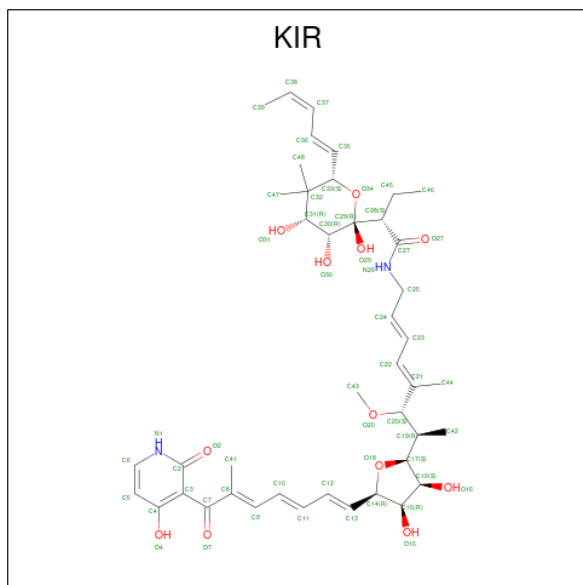
Mol	Chain	Residues	Atoms		ZeroOcc	AltConf
59	AD	1	Total	Zn	0	0
			1	1		
59	AN	1	Total	Zn	0	0
			1	1		
59	B4	1	Total	Zn	0	0
			1	1		
59	B9	1	Total	Zn	0	0
			1	1		
59	CD	1	Total	Zn	0	0
			1	1		
59	CN	1	Total	Zn	0	0
			1	1		
59	D4	1	Total	Zn	0	0
			1	1		
59	D9	1	Total	Zn	0	0
			1	1		

- Molecule 60 is GUANOSINE-5'-DIPHOSPHATE (three-letter code: GDP) (formula: C₁₀H₁₅N₅O₁₁P₂).



Mol	Chain	Residues	Atoms					ZeroOcc	AltConf
60	AZ	1	Total	C	N	O	P	0	0
			28	10	5	11	2		
60	CZ	1	Total	C	N	O	P	0	0
			28	10	5	11	2		

- Molecule 61 is KIRROMYCIN (three-letter code: KIR) (formula: $C_{43}H_{60}N_2O_{12}$).

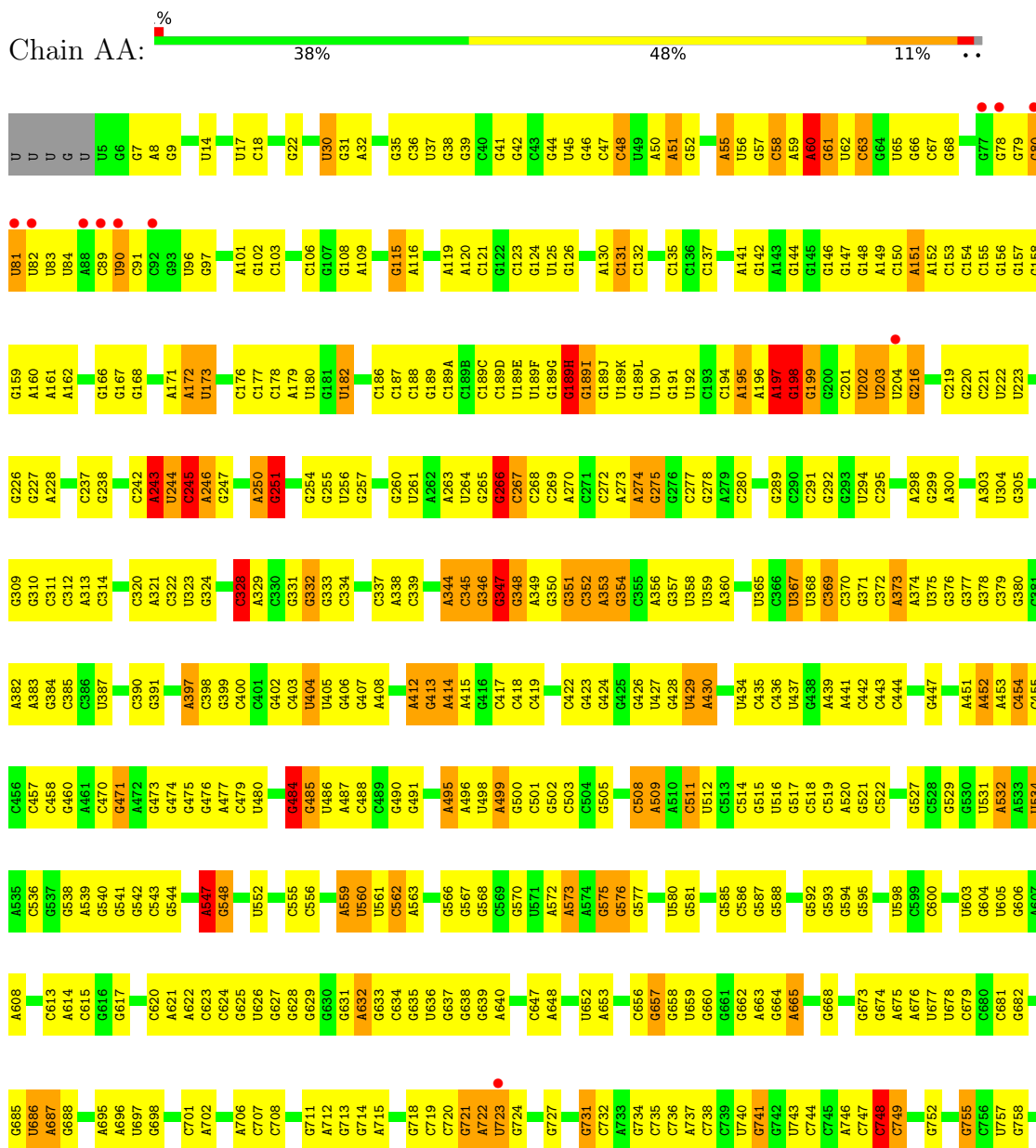


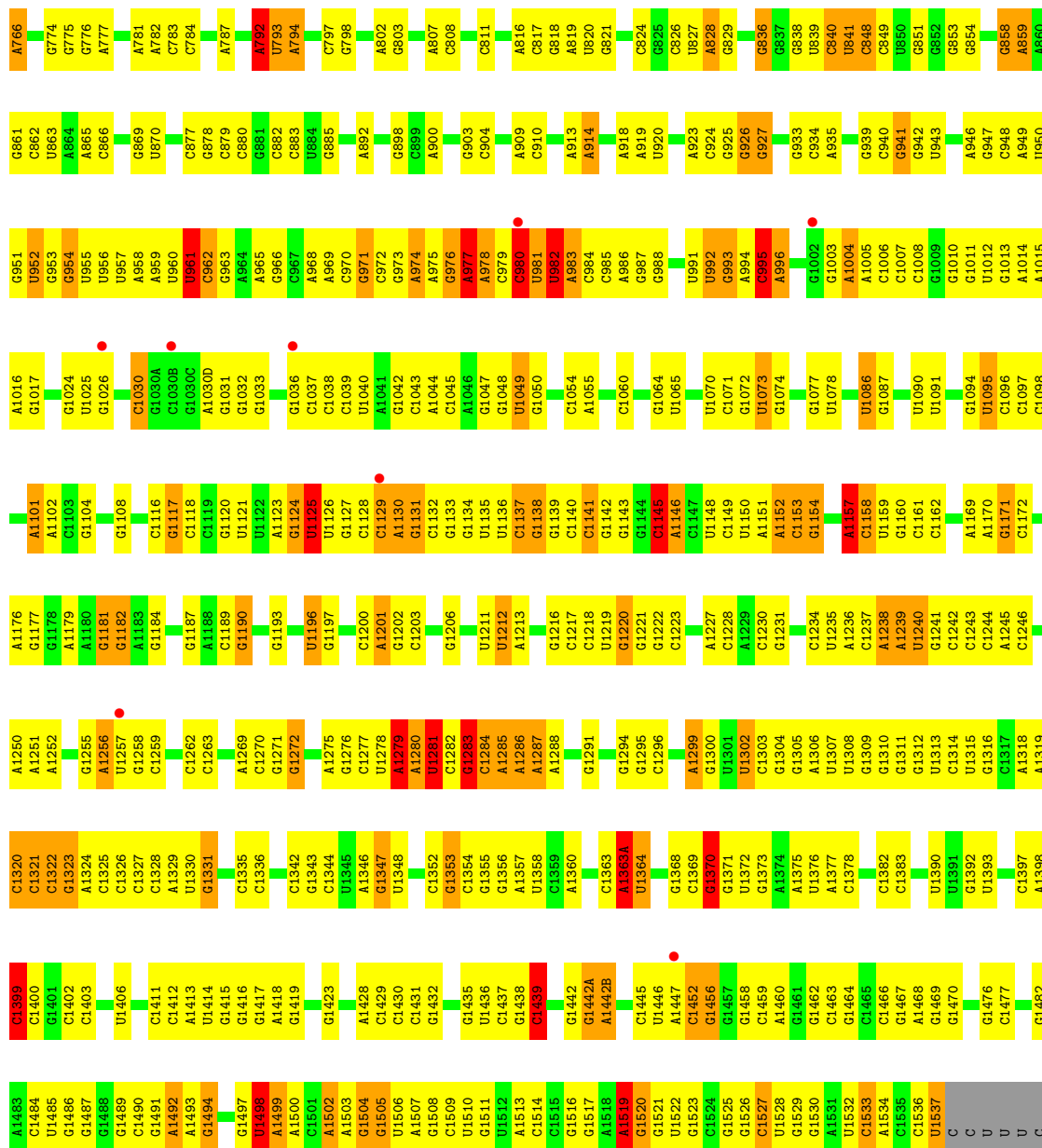
Mol	Chain	Residues	Atoms				ZeroOcc	AltConf
61	AZ	1	Total	C	N	O	0	0
			57	43	2	12		
61	CZ	1	Total	C	N	O	0	0
			57	43	2	12		

3 Residue-property plots i

These plots are drawn for all protein, RNA, DNA and oligosaccharide chains in the entry. The first graphic for a chain summarises the proportions of the various outlier classes displayed in the second graphic. The second graphic shows the sequence view annotated by issues in geometry and electron density. Residues are color-coded according to the number of geometric quality criteria for which they contain at least one outlier: green = 0, yellow = 1, orange = 2 and red = 3 or more. A red dot above a residue indicates a poor fit to the electron density ($RSRZ > 2$). Stretches of 2 or more consecutive residues without any outlier are shown as a green connector. Residues present in the sample, but not in the model, are shown in grey.

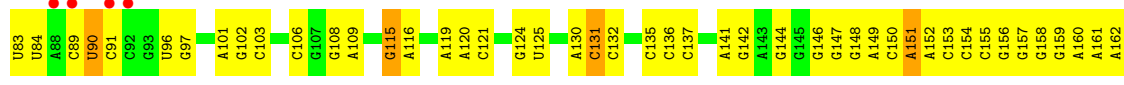
• Molecule 1: 16S RRNA

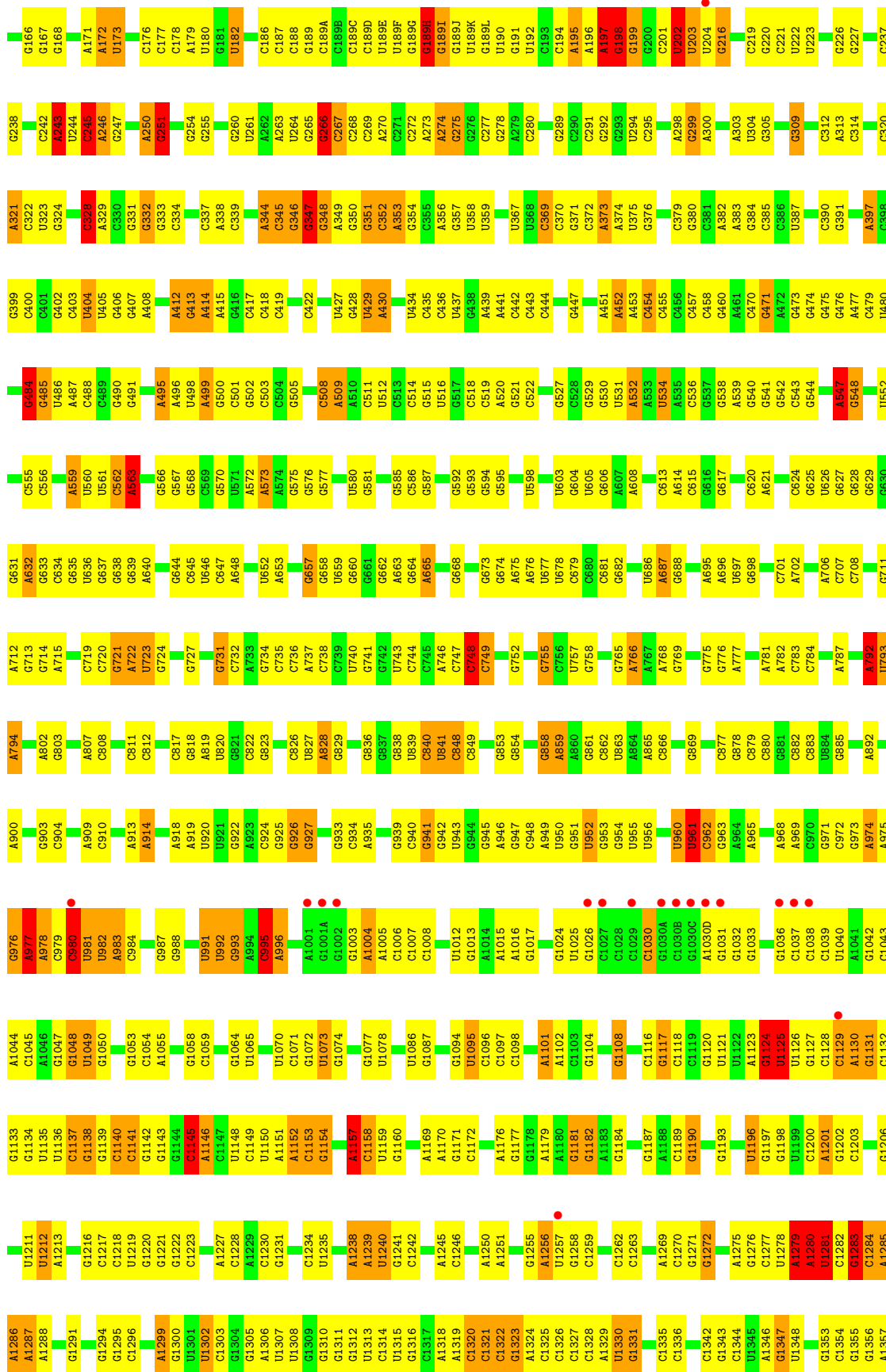


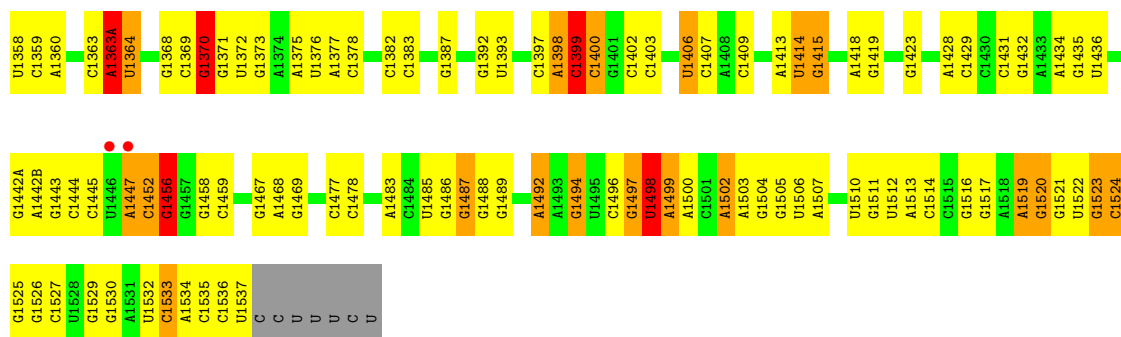


U

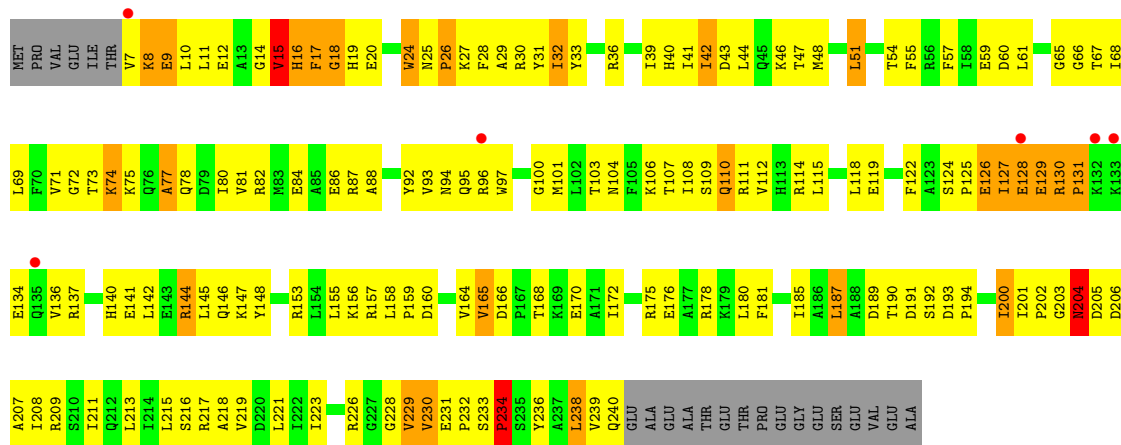
• Molecule 1: 16S RRNA



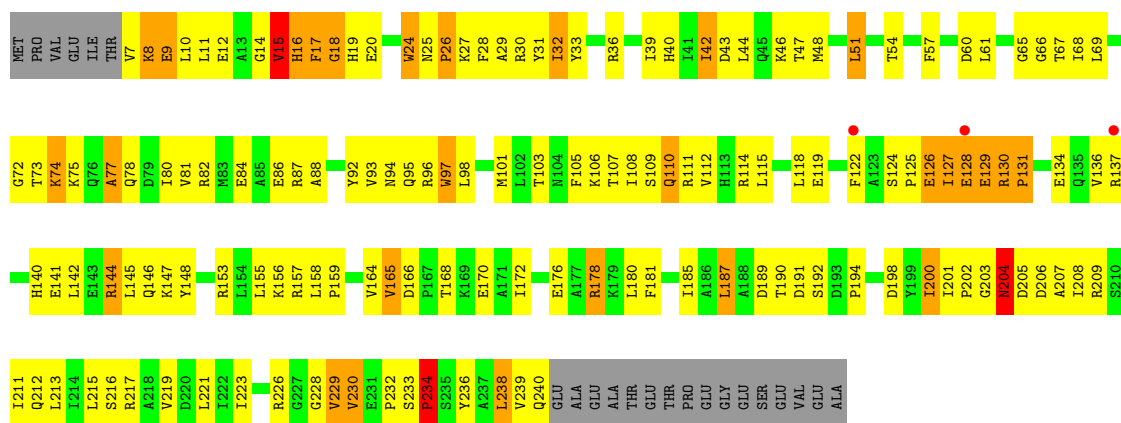




- Molecule 2: 30S RIBOSOMAL PROTEIN S2

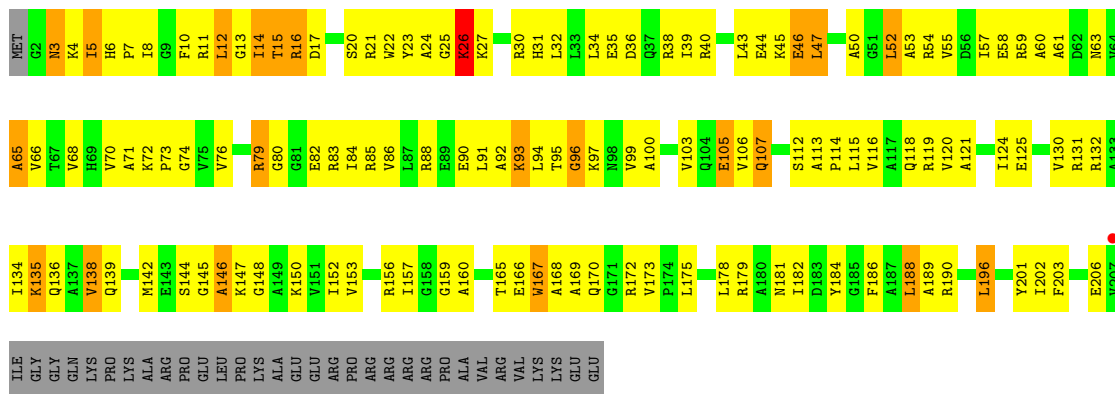


- Molecule 2: 30S RIBOSOMAL PROTEIN S2



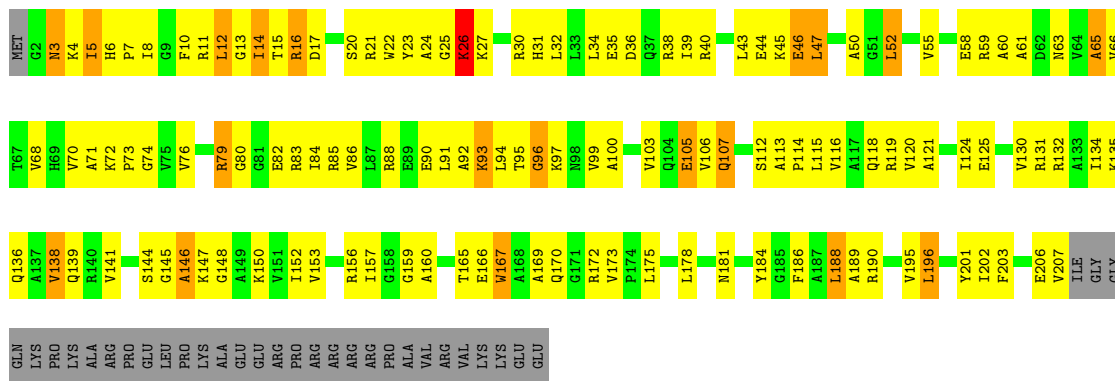
- Molecule 3: 30S RIBOSOMAL PROTEIN S3





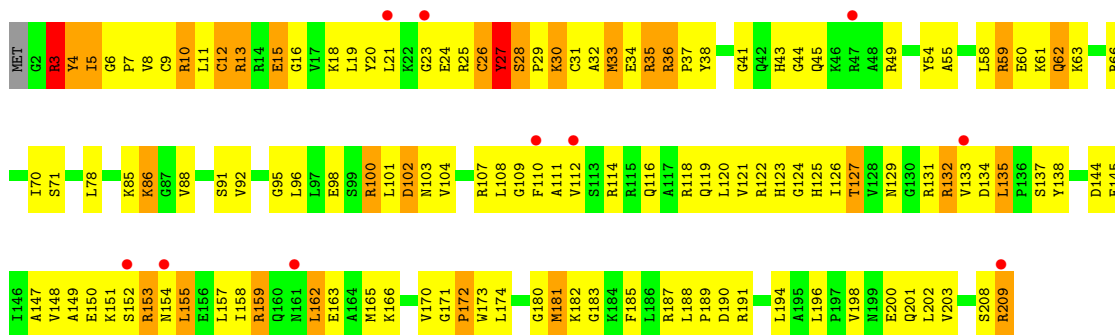
• Molecule 3: 30S RIBOSOMAL PROTEIN S3

Chain CC: 32% 46% 8% 14%



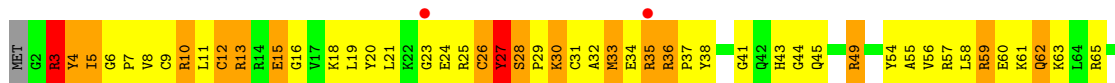
• Molecule 4: 30S RIBOSOMAL PROTEIN S4

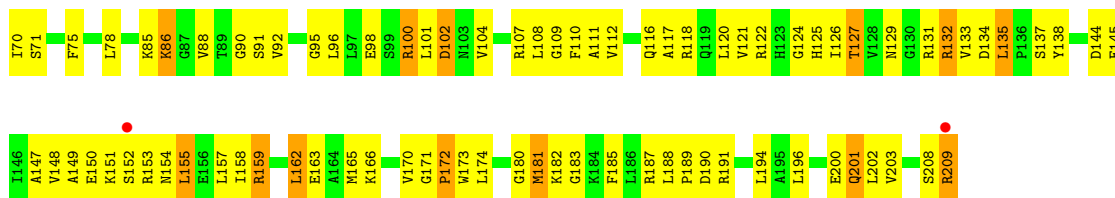
Chain AD: 5% 37% 49% 13%



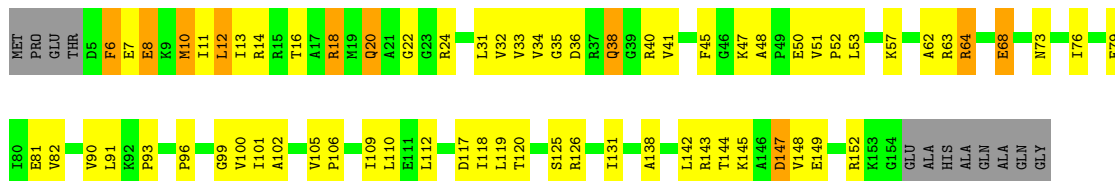
• Molecule 4: 30S RIBOSOMAL PROTEIN S4

Chain CD: 2% 37% 48% 13%

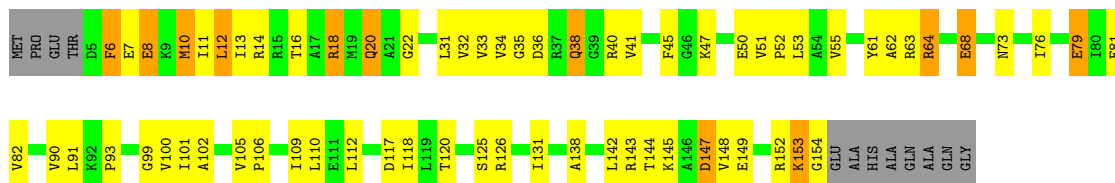




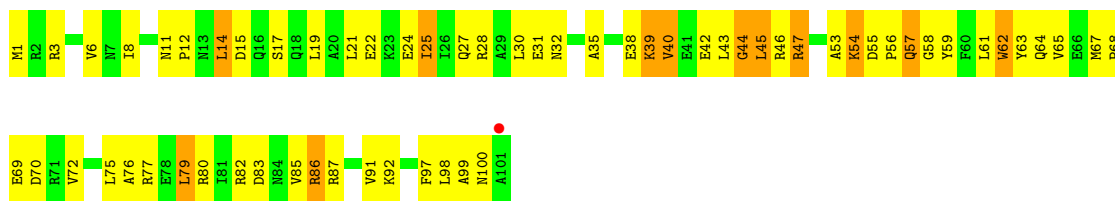
• Molecule 5: 30S RIBOSOMAL PROTEIN S5



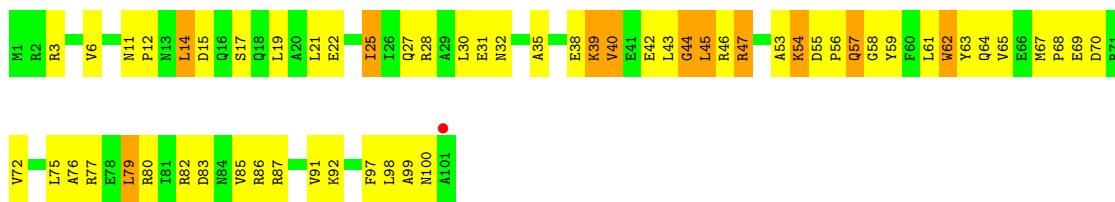
• Molecule 5: 30S RIBOSOMAL PROTEIN S5



• Molecule 6: 30S RIBOSOMAL PROTEIN S6

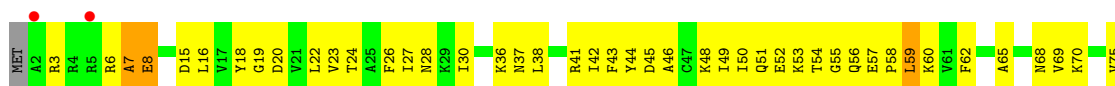


• Molecule 6: 30S RIBOSOMAL PROTEIN S6

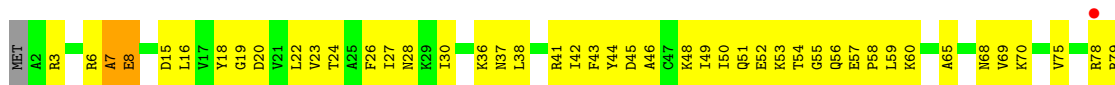


• Molecule 7: 30S RIBOSOMAL PROTEIN S7

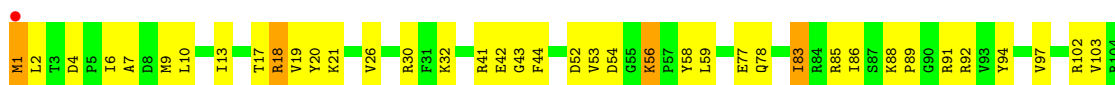




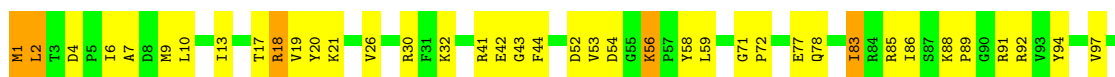
• Molecule 7: 30S RIBOSOMAL PROTEIN S7



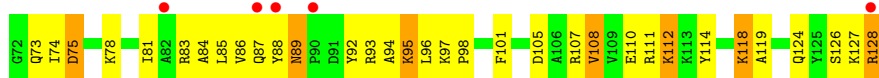
• Molecule 8: 30S RIBOSOMAL PROTEIN S8



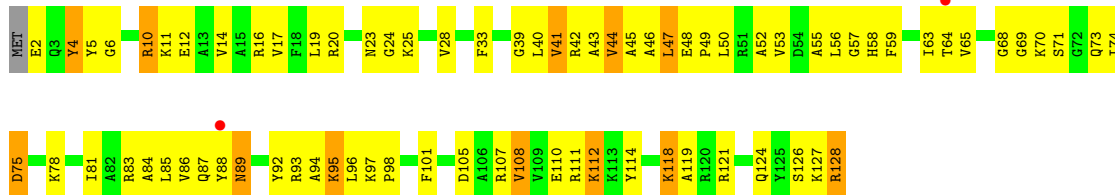
• Molecule 8: 30S RIBOSOMAL PROTEIN S8



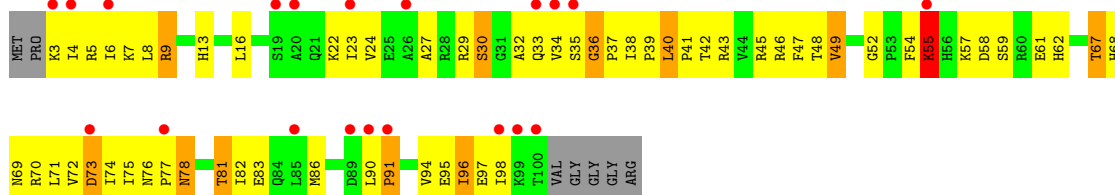
• Molecule 9: 30S RIBOSOMAL PROTEIN S9



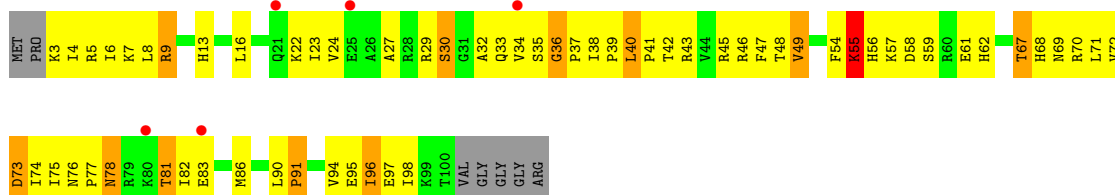
• Molecule 9: 30S RIBOSOMAL PROTEIN S9



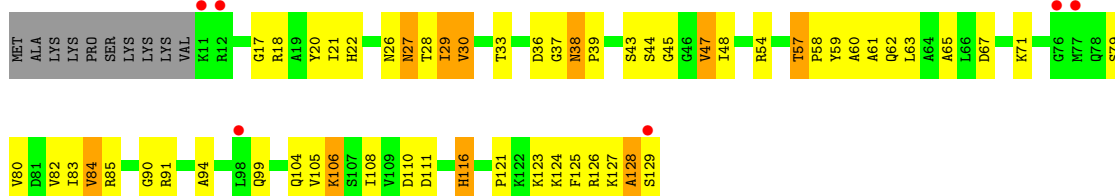
• Molecule 10: 30S RIBOSOMAL PROTEIN S10



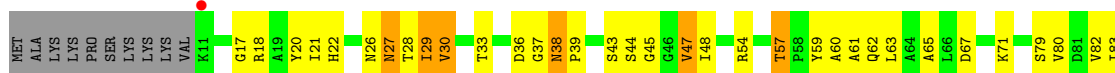
• Molecule 10: 30S RIBOSOMAL PROTEIN S10



• Molecule 11: 30S RIBOSOMAL PROTEIN S11



• Molecule 11: 30S RIBOSOMAL PROTEIN S11






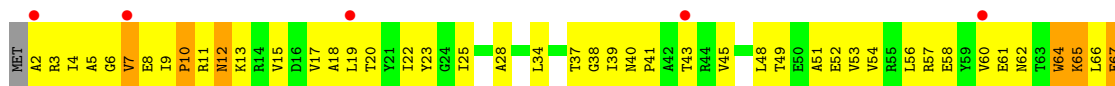
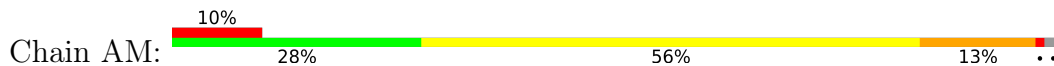
- Molecule 12: 30S RIBOSOMAL PROTEIN S12



- Molecule 12: 30S RIBOSOMAL PROTEIN S12



- Molecule 13: 30S RIBOSOMAL PROTEIN S13



- Molecule 13: 30S RIBOSOMAL PROTEIN S13



- Molecule 14: 30S RIBOSOMAL PROTEIN S14

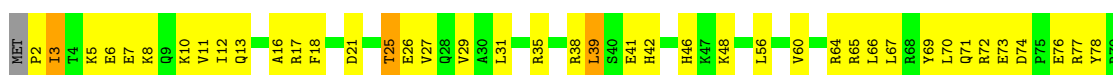




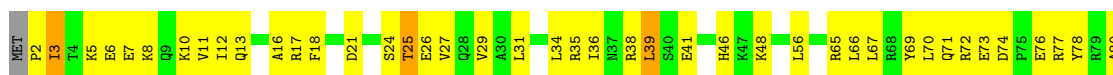
- Molecule 14: 30S RIBOSOMAL PROTEIN S14



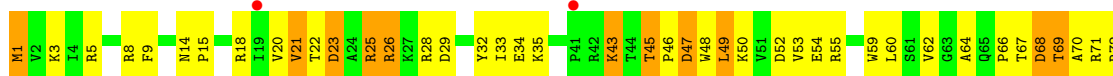
- Molecule 15: 30S RIBOSOMAL PROTEIN S15



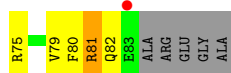
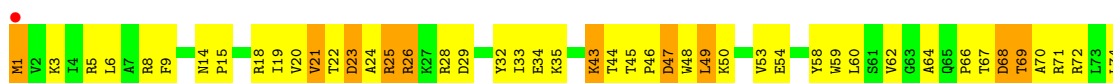
- Molecule 15: 30S RIBOSOMAL PROTEIN S15



- Molecule 16: 30S RIBOSOMAL PROTEIN S16

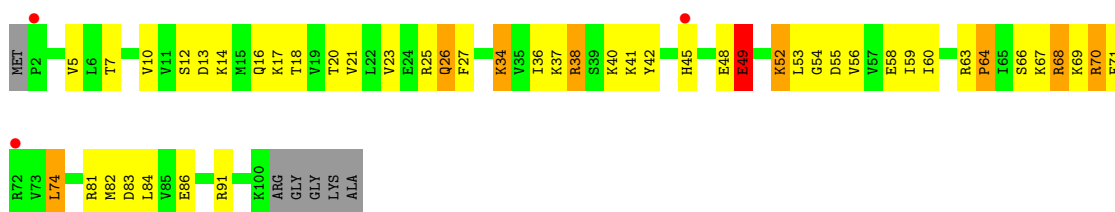


- Molecule 16: 30S RIBOSOMAL PROTEIN S16



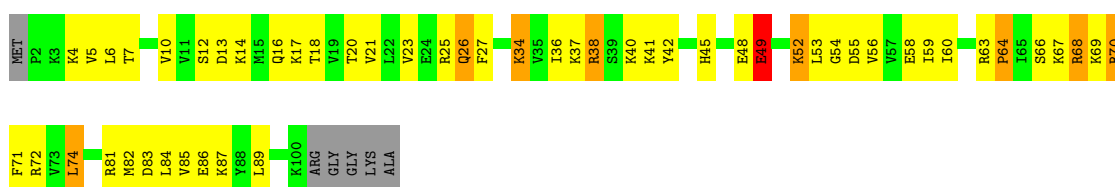
- Molecule 17: 30S RIBOSOMAL PROTEIN S17

Chain AQ: 3% 49% 37% 8% 6%



- Molecule 17: 30S RIBOSOMAL PROTEIN S17

Chain CQ: 44% 42% 8% 6%



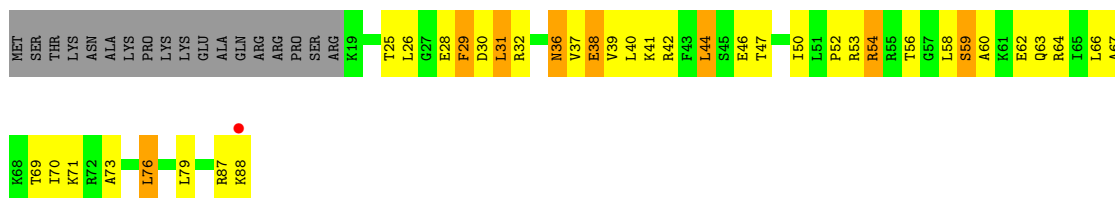
- Molecule 18: 30S RIBOSOMAL PROTEIN S18

Chain AR: 2% 36% 36% 7% 20%



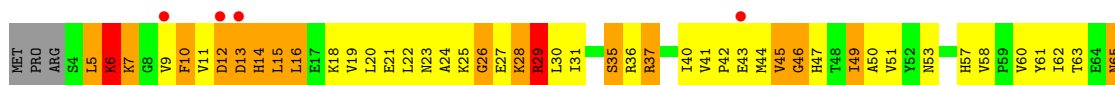
- Molecule 18: 30S RIBOSOMAL PROTEIN S18

Chain CR: 36% 34% 9% 20%



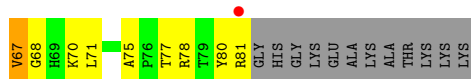
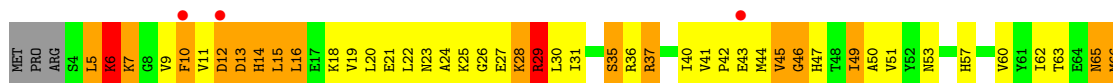
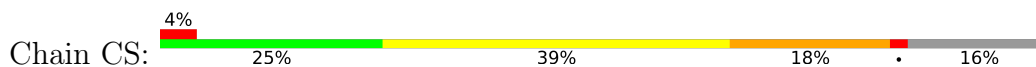
- Molecule 19: 30S RIBOSOMAL PROTEIN S19

Chain AS: 5% 23% 40% 19% 16%






- Molecule 19: 30S RIBOSOMAL PROTEIN S19



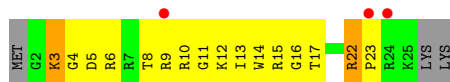
- Molecule 20: 30S RIBOSOMAL PROTEIN S20




- Molecule 20: 30S RIBOSOMAL PROTEIN S20



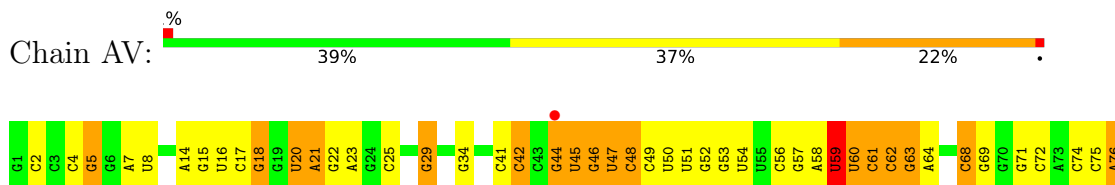
- Molecule 21: 30S RIBOSOMAL PROTEIN THX



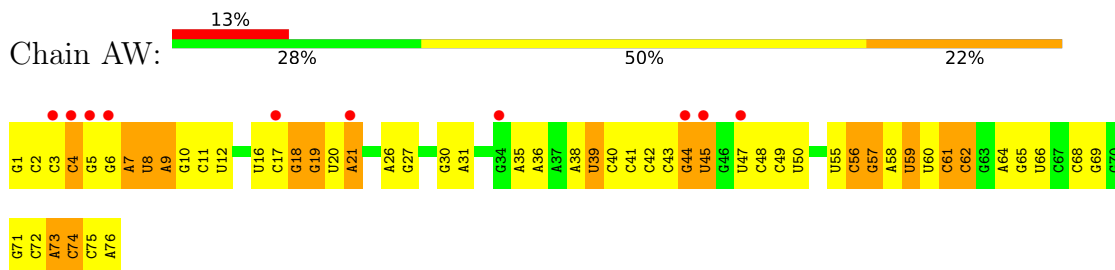
- Molecule 21: 30S RIBOSOMAL PROTEIN THX



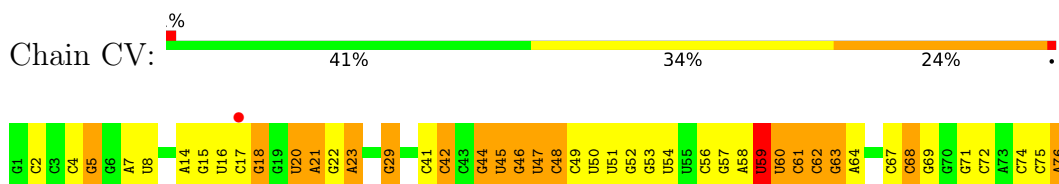
- Molecule 22: E-SITE TRNA PHE OR P-SITE TRNA PHE



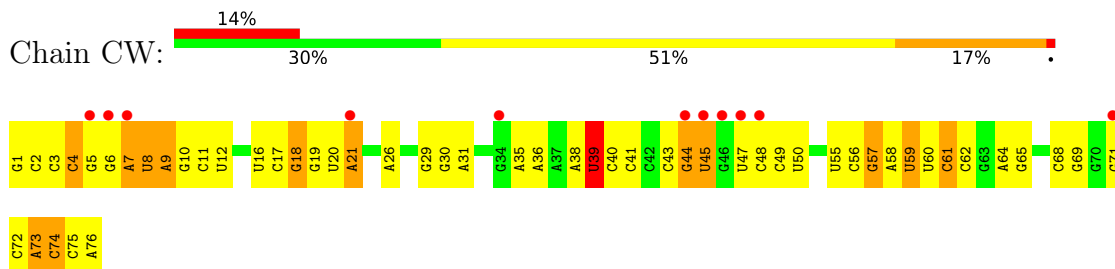
- Molecule 22: E-SITE TRNA PHE OR P-SITE TRNA PHE



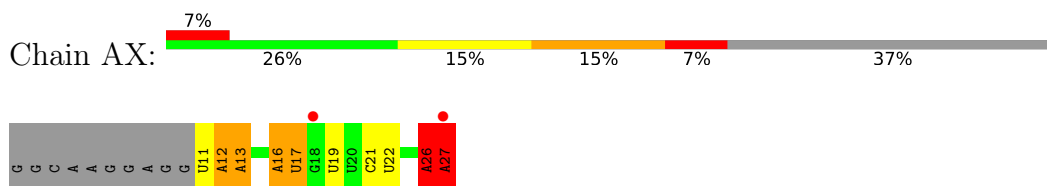
- Molecule 22: E-SITE TRNA PHE OR P-SITE TRNA PHE



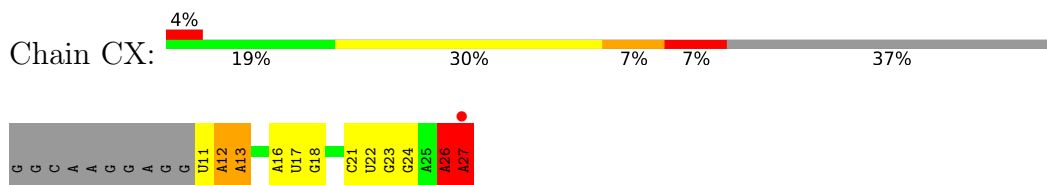
- Molecule 22: E-SITE TRNA PHE OR P-SITE TRNA PHE



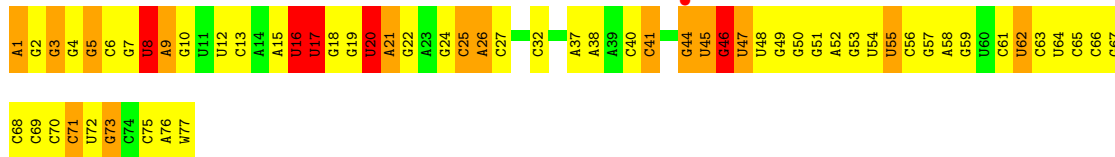
- Molecule 23: MRNA



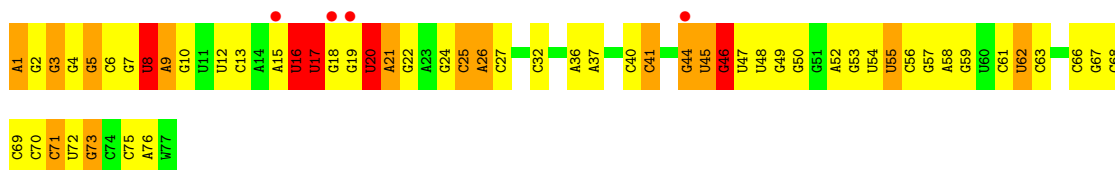
- Molecule 23: MRNA



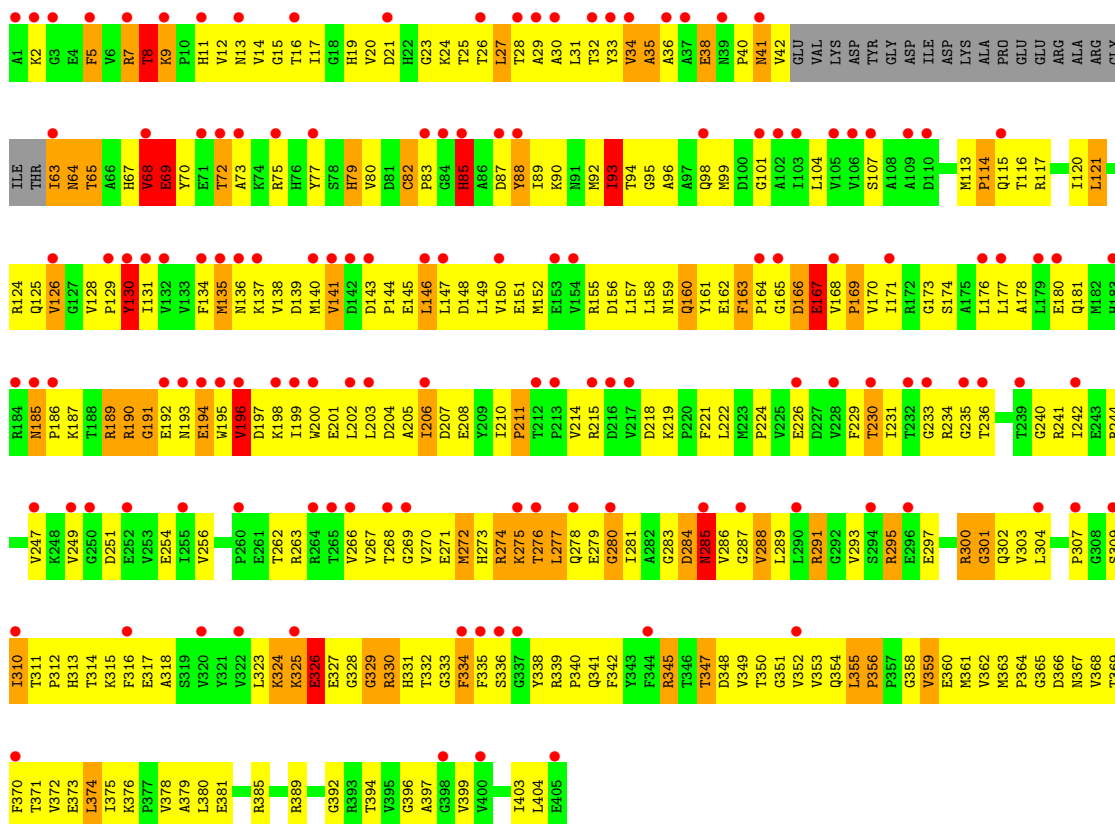
- Molecule 24: A-SITE TRNA TRP-TRNA TRP



• Molecule 24: A-SITE TRNA TRP-TRNA TRP

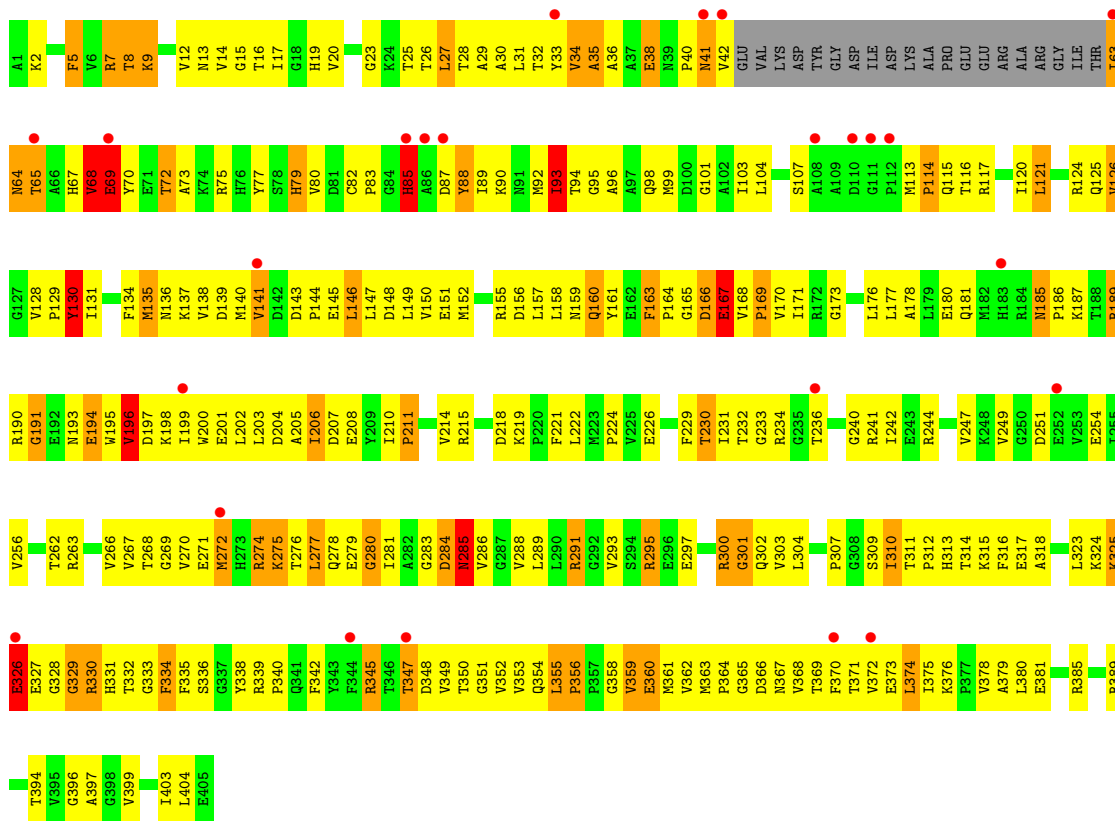


• Molecule 25: ELONGATION FACTOR TU

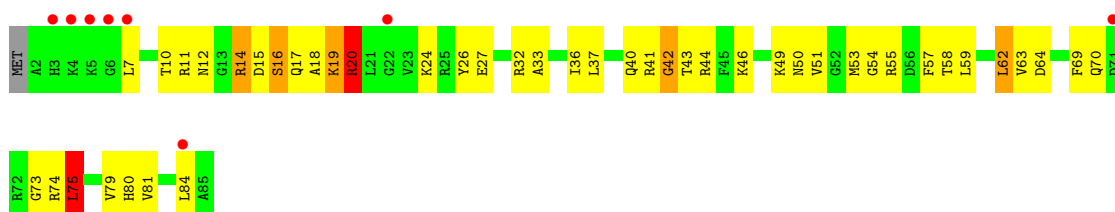


• Molecule 25: ELONGATION FACTOR TU

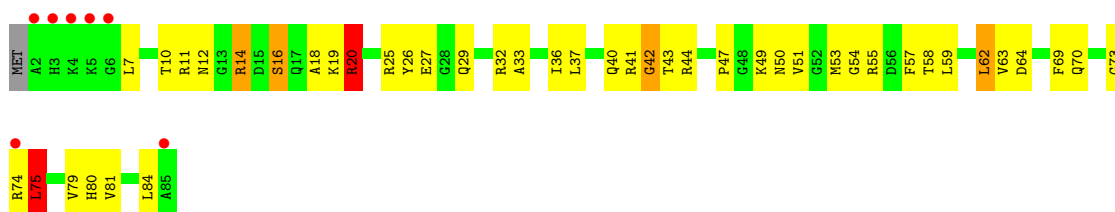




• Molecule 26: 50S RIBOSOMAL PROTEIN L27

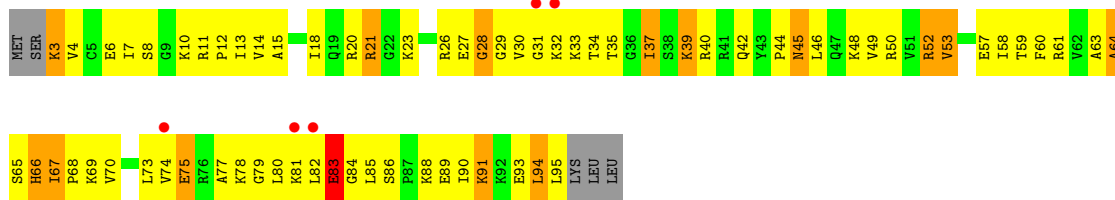


• Molecule 26: 50S RIBOSOMAL PROTEIN L27

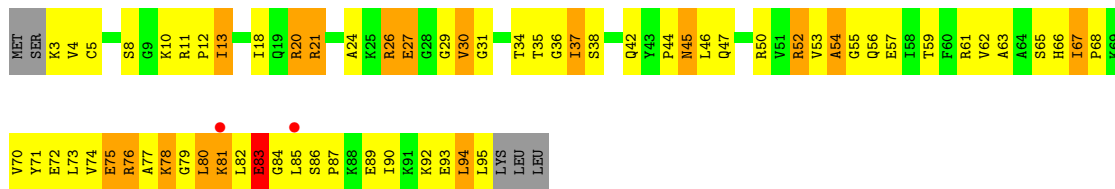


• Molecule 27: 50S RIBOSOMAL PROTEIN L28

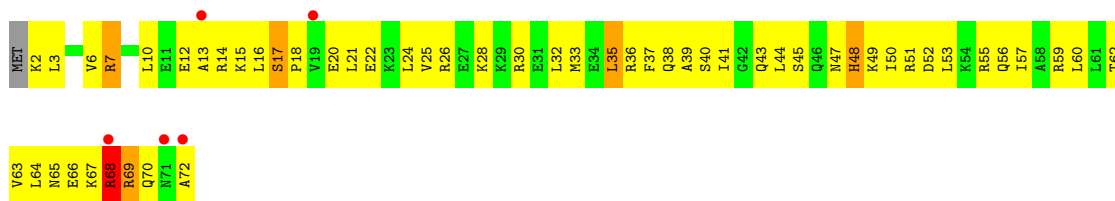





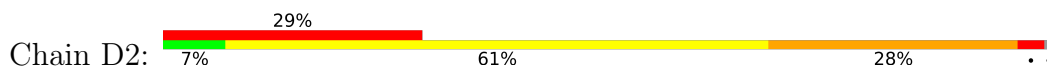
• Molecule 27: 50S RIBOSOMAL PROTEIN L28



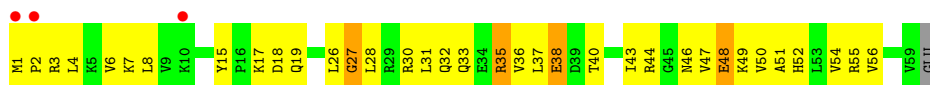
• Molecule 28: 50S RIBOSOMAL PROTEIN L29



• Molecule 28: 50S RIBOSOMAL PROTEIN L29




• Molecule 29: 50S RIBOSOMAL PROTEIN L30

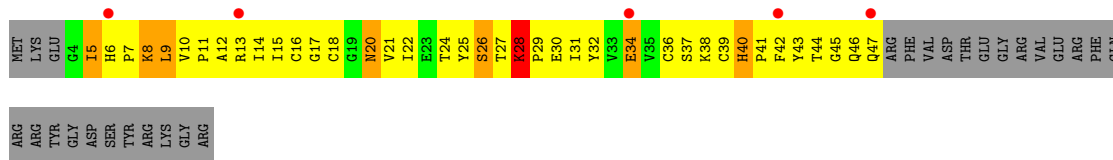


• Molecule 29: 50S RIBOSOMAL PROTEIN L30

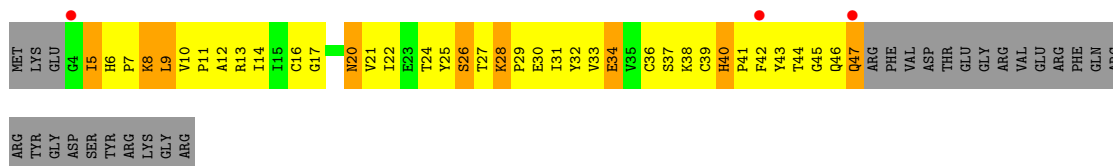




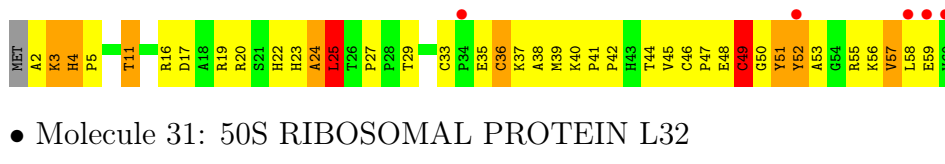
• Molecule 30: 50S RIBOSOMAL PROTEIN L31



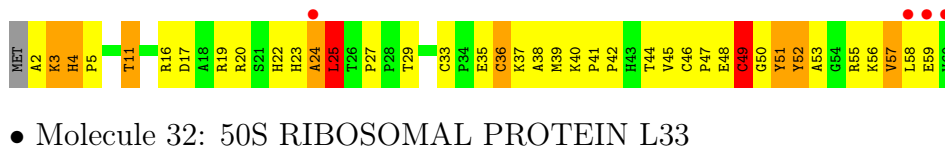
• Molecule 30: 50S RIBOSOMAL PROTEIN L31



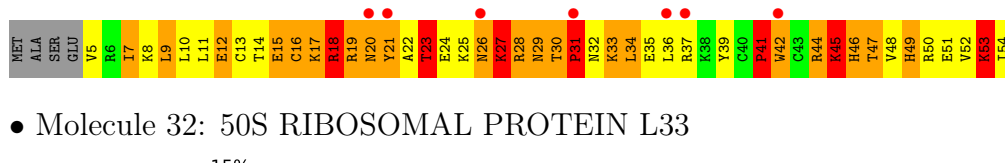
• Molecule 31: 50S RIBOSOMAL PROTEIN L32



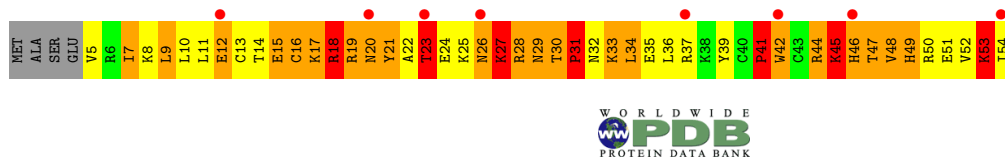
• Molecule 31: 50S RIBOSOMAL PROTEIN L32



• Molecule 32: 50S RIBOSOMAL PROTEIN L33



• Molecule 32: 50S RIBOSOMAL PROTEIN L33



- Molecule 33: 50S RIBOSOMAL PROTEIN L34

Chain B7: 

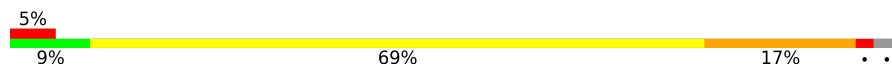


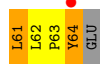
- Molecule 33: 50S RIBOSOMAL PROTEIN L34

Chain D7: 

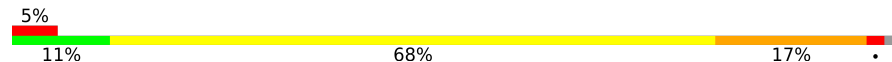


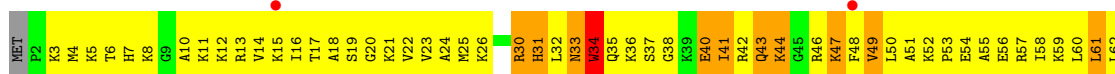
- Molecule 34: 50S RIBOSOMAL PROTEIN L35

Chain B8: 



- Molecule 34: 50S RIBOSOMAL PROTEIN L35

Chain D8: 




- Molecule 35: 50S RIBOSOMAL PROTEIN L36

Chain B9: 

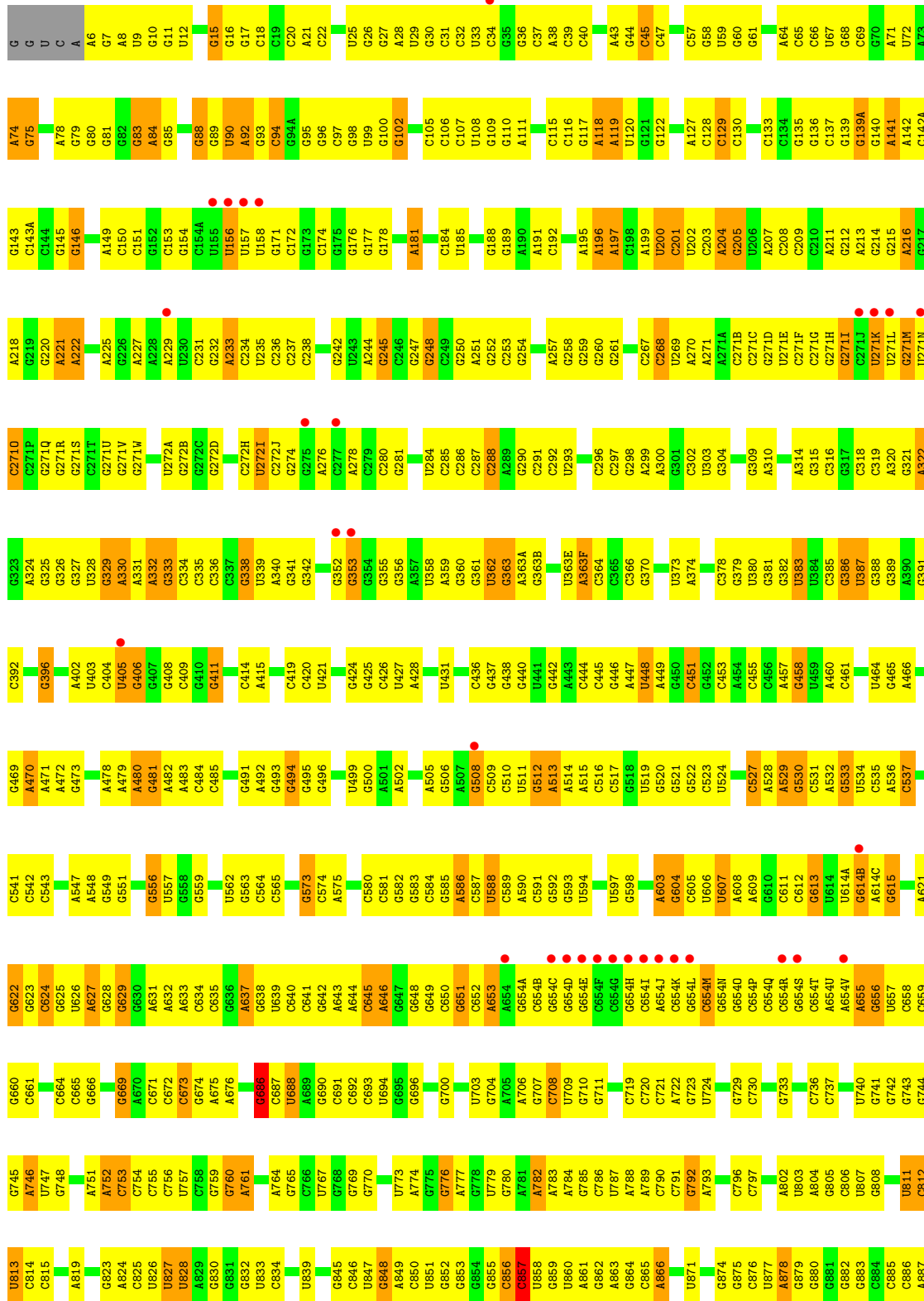



- Molecule 35: 50S RIBOSOMAL PROTEIN L36

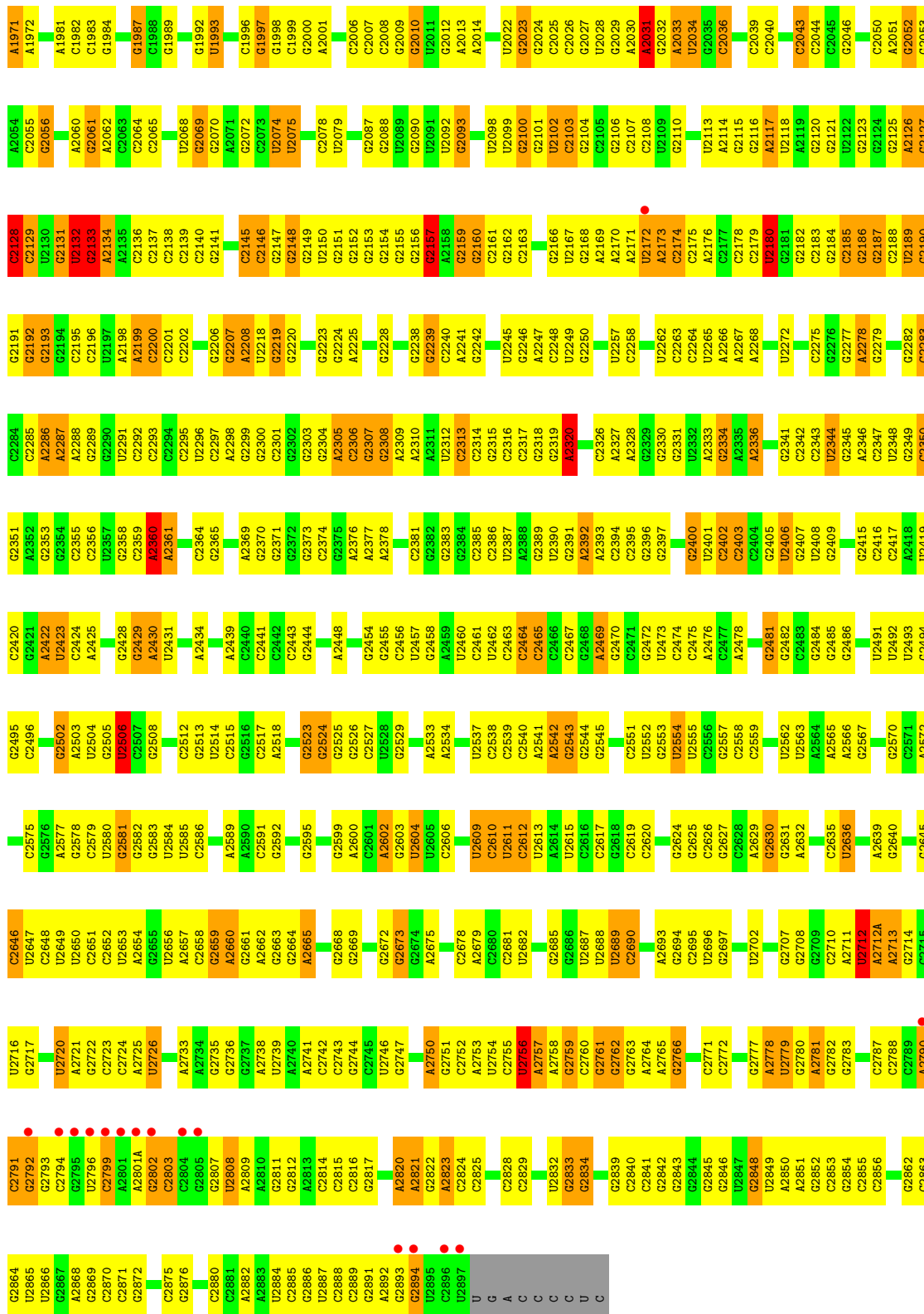
Chain D9: 

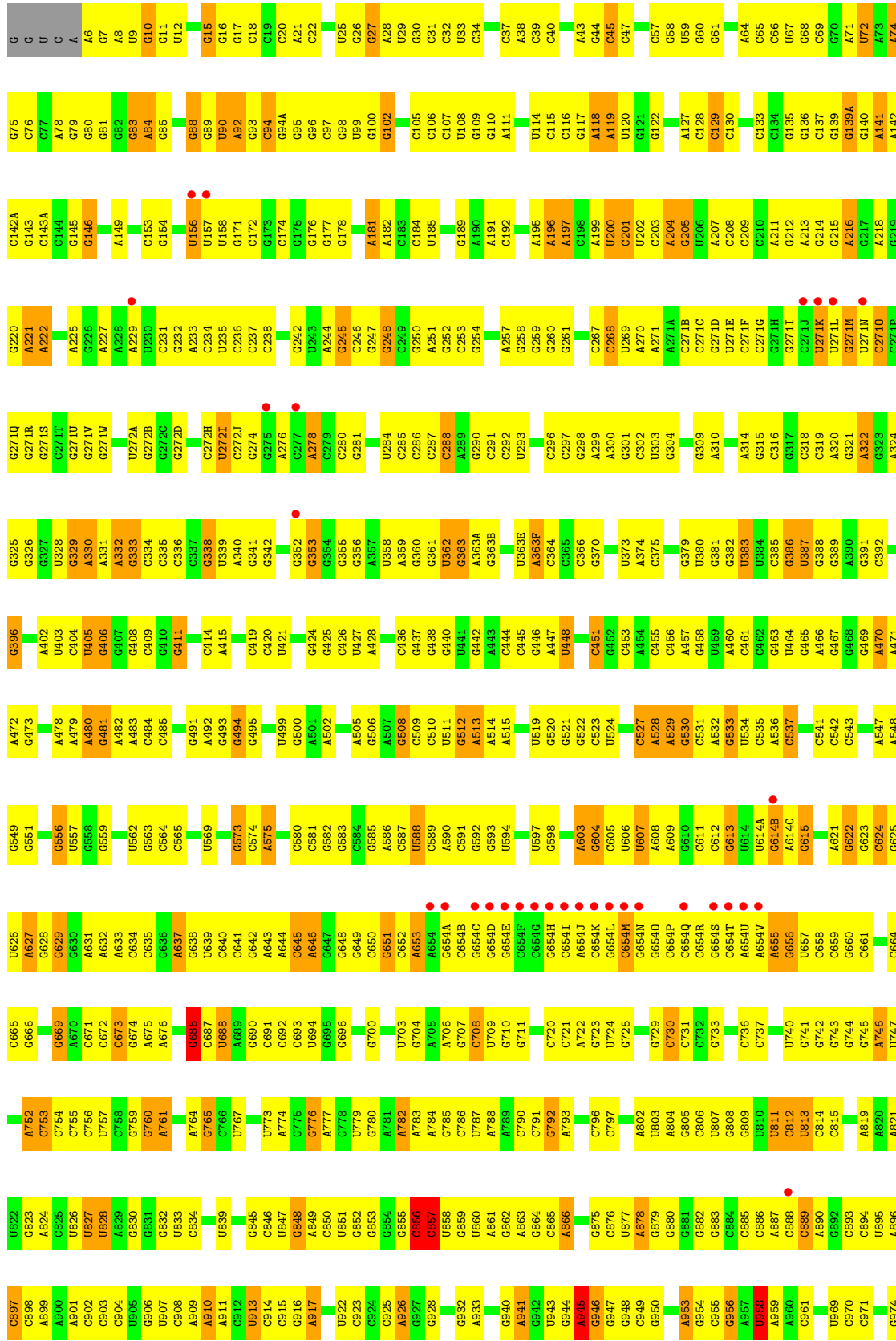


- Molecule 36: 23S RIBOSOMAL RNA

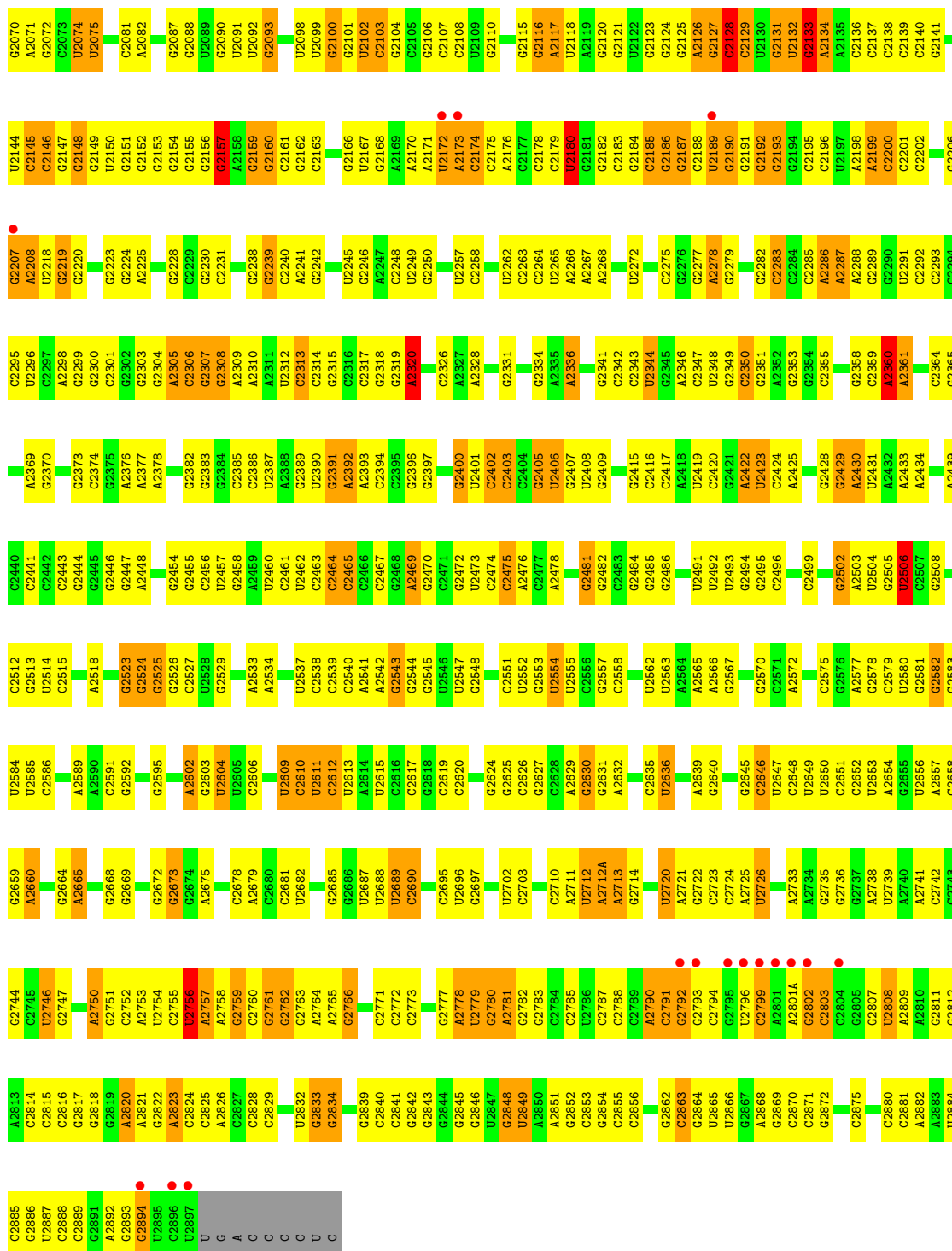


C1881	C1882	C1883	G1884	C1885	C1886	C1887	C1888	C1889	C1890	C1891	C1892	C1893	C1894	C1895	C1896	C1897	C1898	C1899	A1900	A1901	A1902	G1903	G1904	G1905	G1906	G1907	C1908	C1909	G1910	C1911	G1912	C1913	C1914	C1915	C1916	C1917	C1918	C1919	C1920	C1921	C1922	G1923	G1924	G1925	G1926	G1927	G1928	G1929	G1930	G1931	G1932	G1933	G1934	G1935	G1936	G1937	G1938	G1939	G1940	G1941	G1942	G1943	G1944	G1945	G1946	G1947	G1948	G1949	A1950	A1951	A1952	A1953	A1954	A1955	G1956	G1957	G1958	G1959	A1960	A1961	A1962	A1963	C1964	C1965	C1966	C1967	C1968	C1969	A1970
A1803	C1804	C1805	C1806	C1807	C1808	C1809	C1810	C1811	C1812	C1813	C1814	C1815	C1816	C1817	C1818	C1819	C1820	C1821	C1822	C1823	C1824	C1825	C1826	C1827	C1828	C1829	C1830	C1831	C1832	C1833	C1834	C1835	C1836	C1837	C1838	C1839	C1840	C1841	C1842	C1843	C1844	C1845	C1846	C1847	C1848	C1849	C1850	C1851	C1852	C1853	C1854	C1855	C1856	C1857	C1858	C1859	C1860	C1861	C1862	C1863	C1864	C1865	C1866	C1867	C1868	C1869	C1870	C1871	C1872	C1873	C1874	C1875	C1876	C1877	C1878	C1879	C1880	C1881	C1882	C1883	C1884	C1885	C1886	C1887	C1888	C1889	C1890	C1891	C1892
A1634	C1635	C1636	C1637	C1638	C1639	C1640	C1641	C1642	C1643	C1644	C1645	C1646	C1647	C1648	C1649	C1650	C1651	C1652	C1653	C1654	C1655	C1656	C1657	C1658	C1659	C1660	C1661	C1662	C1663	C1664	C1665	C1666	C1667	C1668	C1669	C1670	C1671	C1672	C1673	C1674	C1675	C1676	C1677	C1678	C1679	C1680	C1681	C1682	C1683	C1684	C1685	C1686	C1687	C1688	C1689	C1690	C1691	C1692	C1693	C1694	C1695	C1696	C1697	C1698	C1699	C1700	C1701	C1702	C1703	C1704	C1705	C1706	C1707	C1708	C1709	C1710	C1711	C1712	C1713	C1714	C1715	C1716	C1717	C1718					
C1543	A1544	A1545	A1546	A1547	C1548	C1549	C1550	C1551	C1552	C1553	C1554	C1555	C1556	C1557	C1558	C1559	C1560	C1561	C1562	C1563	C1564	C1565	C1566	C1567	C1568	C1569	C1570	C1571	C1572	C1573	C1574	C1575	C1576	C1577	C1578	C1579	C1580	C1581	C1582	C1583	C1584	C1585	C1586	C1587	C1588	C1589	C1590	C1591	C1592	C1593	C1594	C1595	C1596	C1597	C1598	C1599	C1600	C1601	C1602	C1603	C1604	C1605	C1606	C1607	C1608	C1609	C1610	C1611	C1612	C1613	C1614	C1615	C1616	C1617	C1618	C1619	C1620												
A1477	G1478	G1479	G1480	G1481	C1482	C1483	C1484	C1485	C1486	C1487	C1488	C1489	C1490	C1491	C1492	C1493	C1494	C1495	C1496	C1497	C1498	C1499	C1500	C1501	C1502	C1503	C1504	C1505	C1506	C1507	C1508	C1509	C1510	C1511	C1512	C1513	C1514	C1515	C1516	C1517	C1518	C1519	C1520	C1521	C1522	C1523	C1524	C1525	C1526	C1527	C1528	C1529	C1530	C1531	C1532	C1533	C1534	C1535	C1536	C1537	C1538	C1539	C1540	C1541	C1542																								
G1410	C1411	C1412	C1413	C1414	C1415	C1416	C1417	C1418	C1419	C1420	C1421	C1422	C1423	C1424	C1425	C1426	C1427	C1428	C1429	C1430	C1431	C1432	C1433	C1434	C1435	C1436	C1437	C1438	C1439	C1440	C1441	C1442	C1443	C1444	C1445	C1446	C1447	C1448	C1449	C1450	C1450A	C1451	C1452	C1453	C1454	C1455	C1456	C1457	C1458	C1459	C1460	C1461	C1462	C1463	C1464	C1465	C1466	C1467	C1468	C1469	C1470	C1471	C1472	C1473	C1474	C1475	C1476																						
A1336	G1337	G1338	C1339	C1340	C1341	C1342	C1343	C1344	C1345	C1346	C1347	C1348	C1349	C1350	C1351	C1352	C1353	C1354	C1355	C1356	C1357	C1358	C1359	C1360	C1361	C1362	C1363	C1364	C1365	C1366	C1367	C1368	C1369	C1370	C1371	C1372	C1373	C1374	C1375	C1376	C1377	C1378	C1379	C1380	C1381	C1382	C1383	C1384	C1385	C1386	C1387	C1388	C1389	C1390	C1391	C1392	C1393	C1394	C1395	C1396	C1397	C1398	C1399	C1400	C1401	C1402	C1403	C1404	C1405	C1406	C1407	C1408	C1409																
G1258	G1259	C1260	C1261	C1262	C1263	C1264	A1265	A1266	A1267	A1268	A1269	A1270	A1271	A1272	A1273	A1274	A1275	A1276	A1277	A1278	A1279	A1280	A1281	A1282	A1283	A1284	A1285	A1286	A1287	A1288	A1289	A1290	A1291	A1292	A1293	A1294	A1295	A1296	A1297	A1298	A1299	A1300	A1301	A1302	A1303	A1304	A1305	A1306	A1307	A1308	A1309	A1310	A1311	A1312	A1313	A1314	A1315	A1316	A1317	A1318	A1319	A1320	A1321	A1322	A1323	A1324	A1325	A1326	A1327	A1328	A1329	A1330	A1331	A1332	A1333	A1334	A1335												
C1179	C1180	C1181	C1182	C1183	C1184	C1185	C1186	C1187	C1188	C1189	C1190	C1191	C1192	C1193	C1194	C1195	C1196	C1197	C1198	C1199	C1200	C1201	C1202	C1203	C1204	C1205	C1206	C1207	C1208	C1209	C1210	C1211	C1212	C1213	C1214	C1215	C1216	C1217	C1218	C1219	C1220	C1221	C1222	C1223	C1224	C1225	C1226	C1227	C1228	C1229	C1230	C1231	C1232	C1233	C1234	C1235	C1236	C1237	C1238	C1239	C1240	C1241	C1242	C1243	C1244	C1245	C1246	C1247	C1248	C1249	C1250	C1251	C1252	C1253	C1254	C1255	C1256	C1257											
U1105	G1106	G1107	U1108	C1109	C1110	A1111	C1112	C1113	C1114	C1115	C1116	C1117	C1118	C1119	C1120	C1121	C1122	C1123	C1124	C1125	C1126	C1127	C1128	C1129	C1130	C1131	C1132	C1133	C1134	C1135	C1136	C1137	C1138	C1139	C1140	C1141	C1142	C1143	C1144	C1145	C1146	C1147	C1148	C1149	C1150	C1151	C1152	C1153	C1154	C1155	C1156	C1157	C1158	C1159	C1160	C1161	C1162	C1163	C1164	C1165	C1166	C1167	C1168	C1169	C1170	C1171	C1172	C1173	C1174	C1175	C1176	C1177	C1178																
G1041	G1042	C1043	C1044	A1045	C1046	C1047	C1048	C1049	A1050	C1051	C1052	C1053	C1054	C1055	C1056	C1057	C1058	C1059	C1060	C1061	C1062	C1063	C1064	C1065	C1066	C1067	C1068	C1069	C1070	C1071	C1072	C1073	C1074	C1075	C1076	C1077	C1078	C1079	C1080	C1081	C1082	C1083	C1084	C1085	C1086	C1087	C1088	C1089	C1090	C1091	C1092	C1093	C1094	C1095	C1096	C1097	C1098	C1099	C1100	C1101	C1102	C1103	C1104																										
C961	U969	C970	C971	C972	C973	C974	C975	C976	C977	C978	C979	C980	C981	C982	C983	C984	C985	C986	C987	C988	C989	C990	C991	C992	C993	C994	C995	C996	C997	C998	C999	C1000	C1001	C1002	C1003	C1004	C1005	C1006	C1007	C1008	C1009	C1010	C1011	C1012	C1013	C1014	C1015	C1016	C1017	C1018	C1019	C1020	C1021	C1022	C1023	C1024	C1025	C1026	C1027	C1028	C1029	C1030	C1031	C1032	C1033	C1034	C1035	C1036	C1037	C1038	C1039	C1040																	
C888	C889	A890	C891	C892	C893	C894	C895	C896	C897	C898	C899	A900	A901	A902	C903	C904	C905	C906	C907	C908	C909	C910	C911	C912	C913	C914	C915	C916	C917	C918	C919	C920	C921	C922	C923	C924	C925	C926	C927	C928	C929	C930	C931	C932	C933	C934	C935	C936	C937	C938	C939	C940	C941	C942	C943	C944	C945	C946	C947	C948	C949	C950	C951	C952	C953	C954	C955	C956	C957	C958	C959	C960																	

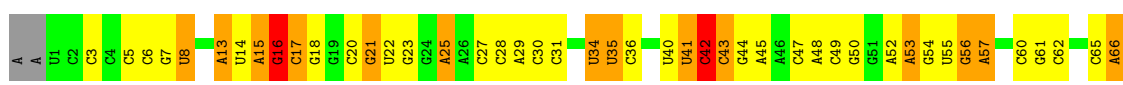




C975	C1049	G1112	U1188	A1268	G1348	A1419	G1491	A1567	C1648	G1748	U1818	C1902	U1993	
A1189	A1050	U1113	A1189	A1269	G1349	U1420	G1492	G1568	G1649	A1749	A1819	G1906	C1996	
G1051	G1052	G1114	G1190	C1270	A1349	G1425	C1493	A1569	G1650	G1750	A1820	G1907	G1997	
C1055	C1053	G1115	G1191	G1271	U1352	G1426	A1494	G1571	G1651	C1751	A1821	G1908	G1998	
A1054	A1054	C1116	G1192	A1272	A1353	A1427	A1495	G1572	G1652	G1752	G1822	C1909	G2000	
G1055	G1055	G1120	G1193	A1274	A1354	C1428	A1496	C1573	A1654	C1754	G1826	G1910	A2001	
G1056	G1056	C1121	U1199	A1278	G1355	G1429	U1497	G1574	A1654	A1754	G1827	U1911		
A1057	A1057	G1124	C1200	A1278	G1356	G1430	C1498	U1578	C1657	G1756	G1828	C1914	C2006	
G1058	G1058	C1125	U1200	G1279	U1357	G1431	C1499	A1579	G1657	G1756	G1829	C1915	C2007	
U1060	U1060	G1131	G1203	A1286	G1358	U1432	G1500	G1580	G1658	U1757	G1831	C2007	C2007	
C991	C991	A1132	A1204	A1286	A1359	U1433	U1502	A1581	G1659	G1758	G1832	A1916	C2008	
C992	C992	G1133	U1205	U1288	A1360	U1434	U1503	A1582	A1665	A1762	G1835	U1917	C2009	
C993	C993	A1132	U1205	U1288	G1361	G1435	C1504	C1584	G1666	G1763	G1836	G2010	C2010	
C994	C994	U1133	C1208	C1289	A1362	G1436	C1505	A1585	G1667	G1764	G1837	U2011	U2011	
C995	C995	U1133	G1209	C1290	G1363	G1437	C1506	A1587	A1668	U1767	C1838	G1921	C2011	
A996	A996	G1136	U1210	C1291	G1364	U1438	U1507	G1588	A1669	C1767	G1839	G1922	C2012	
G997	G997	G1137	U1211	U1292	A1365	A1439	A1508	C1589	A1670	U1768	G1840	A2014	A2014	
C998	C998	G1138	G1212	C1293	A1366	A1440	U1509	G1590	C1670	U1768	U1841	G1929	C2026	
U999	U999	G1139	A1213	U1294	G1367	A1445	A1509A	U1591	G1674	C1771	G1842	G1930	U2022	
A1000	A1000	C1140	U1214	U1294	U1368	C1445A	A1509B	C1592	A1677	G1772	C1843	U1931	G2023	
A1001	A1001	G1141	G1215	C1297	G1368	G1446	G1510	G1593	A1677	G1772	C1844	U1932	G2024	
A1002	A1002	U1142	U1142	C1298	G1374	G1447	G1511	G1594	A1678	C1774	G1845	G1933	G2025	
G1005	G1005	U1142A	C1221	U1300	C1375	A1449	U1512	G1595	U1679	U1777	G1846	U1936	G2027	
C1006	C1006	A1143	C1222	A1301	C1376	G1450	U1514	A1597	G1681	U1778	A1847	A1937	U2028	
A1010	A1010	G1146	G1223	A1302	U1377	G1450	U1515	C1599	G1682	U1779	A1848	U1938	U2029	
G1011	G1011	U1147	G1227	C1303	A1379	U1455	G1516	C1599	C1683	U1780	U1851	U1939	A2030	
U1012	U1012	U1149	G1227	C1304	A1379	G1455	A1517	G1601	C1684	C1782	A1854	U1940	A2031	
C1013	C1013	C1150	G1231	C1305	G1380	G1455	U1518	G1602	C1684	U1783	G1855	U1946	A2032	
U1014	U1014	G1151	G1232	C1306	U1385	G1458	U1523	A1603	U1688	A1784	G1856	C1947	U2034	
C1018	C1018	C1152	G1235	A1307	G1386	A1460	G1524	G1607	G1697	A1785	G1857	G1948	U2036	
U1019	U1019	C1153	G1236	C1308	C1387	U1461	G1525	C1607	G1697	A1786	G1858	C2036	C2036	
A1020	A1020	G1154	U1240	U1309	G1388	C1462	G1526	A1608	A1698	A1787	A1859	A1952	C2039	
C1021	C1021	U1155	A1241	C1315	G1389	C1463	G1527	A1609	G1699	C1788	G1860	A1953	C2039	
G1022	G1022	G1157	A1242	U1316	U1390	G1464	G1528	A1610	A1700	A1789	U1864	G1954	C2040	
U1023	U1023	U1157	A1242	A1317	U1393	G1465	A1528A	A1614	A1701	C1790	G1865	U1955	C2043	
G1024	G1024	C1162	G1243	C1318	U1396	G1466	G1529	C1615	U1709	A1791	G1866	G1959	C2044	
U1025	U1025	G1163	G1244	G1319	U1396	C1467	U1534	A1616	C1710	U1796	G1867	A1960	C2044	
G1026	G1026	G1164	G1245	G1320	C1387	A1469	A1535	C1617	C1711	C1797	A1876	G2046	C2046	
C1029	C1029	U1165	U1246	C1320	G1388	G1470	U1536	A1618	C1712	U1798	G1878	G2046	C2046	
G1030	G1030	C1166	G1248	C1327	U1401	A1471	G1537	G1619	U1713	G1798	C1879	U1963	C2050	
G1034	G1034	G1170	G1251	G1328	C1402	A1472	G1538	G1620	G1714	C1800	G1880	C1967	A2051	
U1035	U1035	G1171	C1251	U1329	C1403	A1473	G1539	G1630	G1717	A1801	G1881	G1968	G2052	
G1036	G1036	G1173	G1252	C1330	C1404	C1474	U1540	G1634	G1718	A1802	G1882	A1969	G2052	
U1037	U1037	U1174	A1253	A1331	U1405	G1475	G1541	A1634	G1719	A1803	G1883	A1970	A2054	
C1038	C1038	U1175	G1256	G1332	U1406	A1477	A1542	A1635	U1720	A1804	G1884	A1971	C2055	
G1039	G1039	U1176	G1257	C1333	C1407	G1478	C1543	C1636	G1721	U1805	A1885	A1972	G2056	
C1040	C1040	U1177	C1257	G1334	C1408	G1479	A1544	A1637	A1722	G1806	G1886	A1972	G2056	
G1041	G1041	C1178	G1258	A1335	U1409	U1479	C1547	A1637	U1729	G1807	C1887	A1981	A2060	
G1042	G1042	U1179	C1259	A1336	G1410	G1480	C1547	C1638	G1740	A1810	G1888	C1982	G2061	
C1045	C1045	C1180	G1260	G1337	C1411	G1481	A1554	C1640	A1741	A1811	G1889	A1986	G2062	
A1045	A1045	G1184	C1261	G1338	A1412	G1482	A1554	A1641	G1742	G1812	G1893	G1987	C2063	
U1046	U1046	U1108	U1261	G1339	G1413	G1484	C1557	G1642	C1744	A1813	U1899	G1988	C2064	
G1047	G1047	G1109	G1264	U1340	G1416	A1486	A1558	G1643	C1745	G1816	G1992	G1989	C2065	
U1048	U1048	C1187	A1265	U1341	C1417	A1486	A1559	G1647	G1747A	G1817	G1992	G1992	U2068	
													G2069	G2069

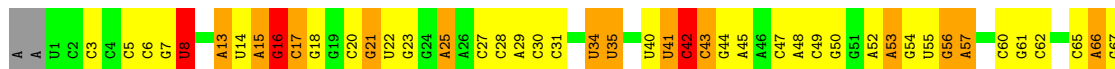


• Molecule 37: 5S RIBOSOMAL RNA

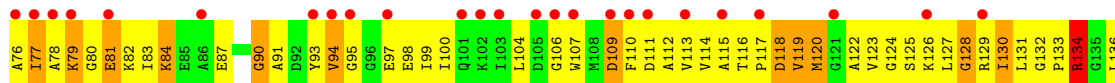
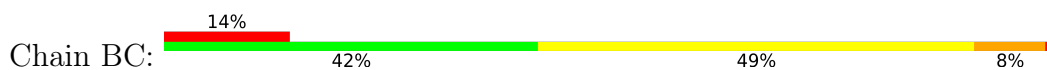




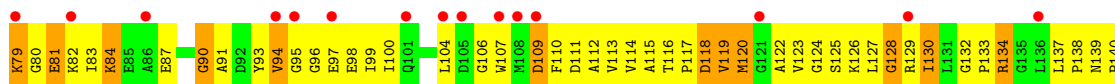
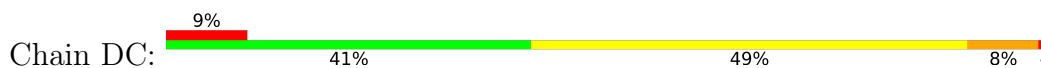
- Molecule 37: 5S RIBOSOMAL RNA



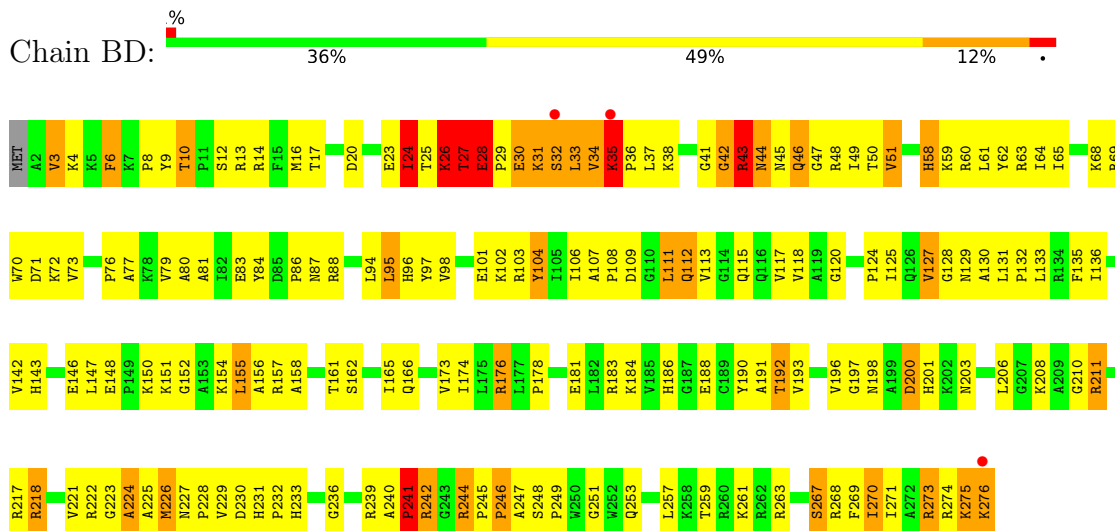
- Molecule 38: 50S RIBOSOMAL PROTEIN L1



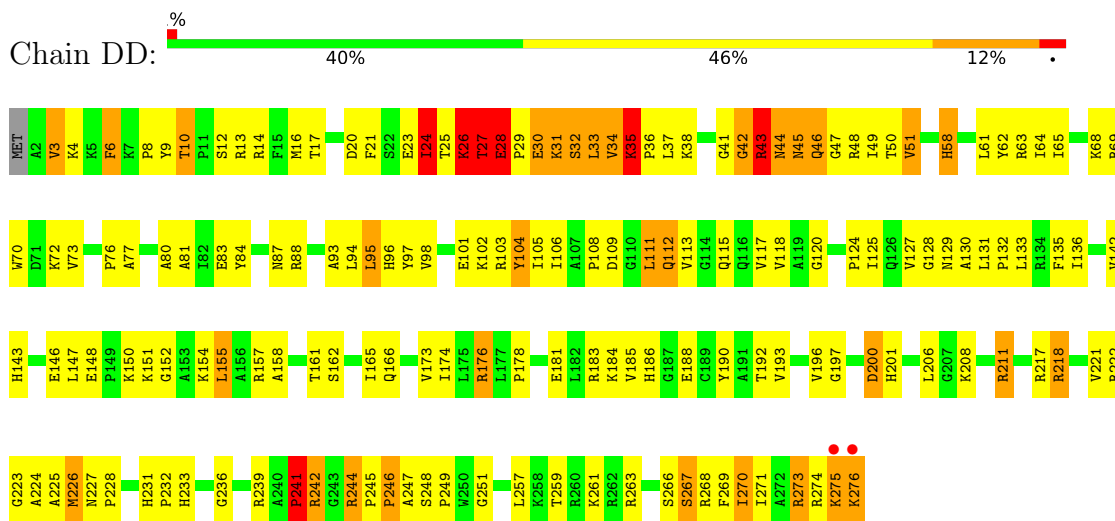
- Molecule 38: 50S RIBOSOMAL PROTEIN L1



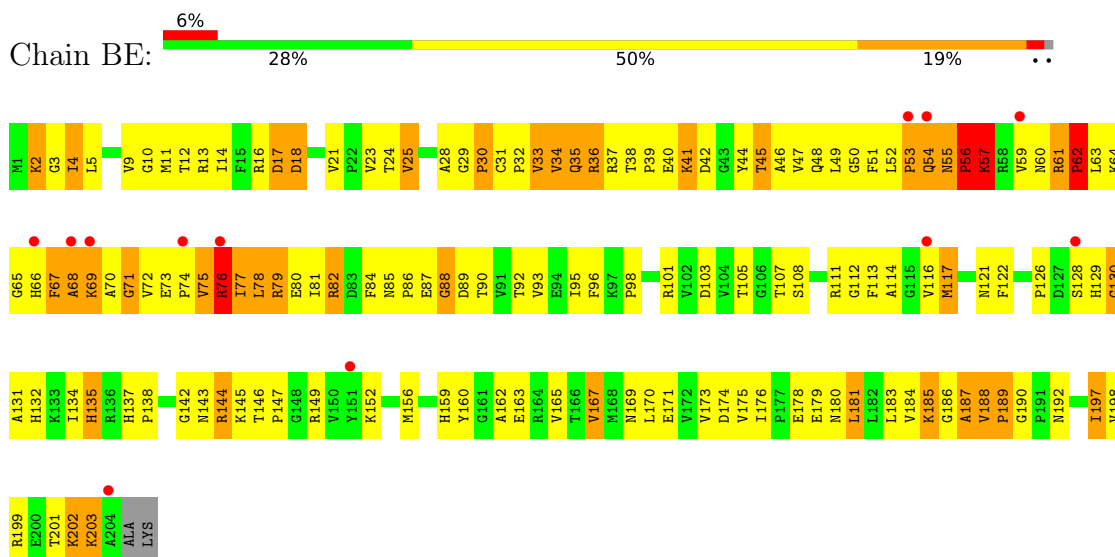
- Molecule 39: 50S RIBOSOMAL PROTEIN L2



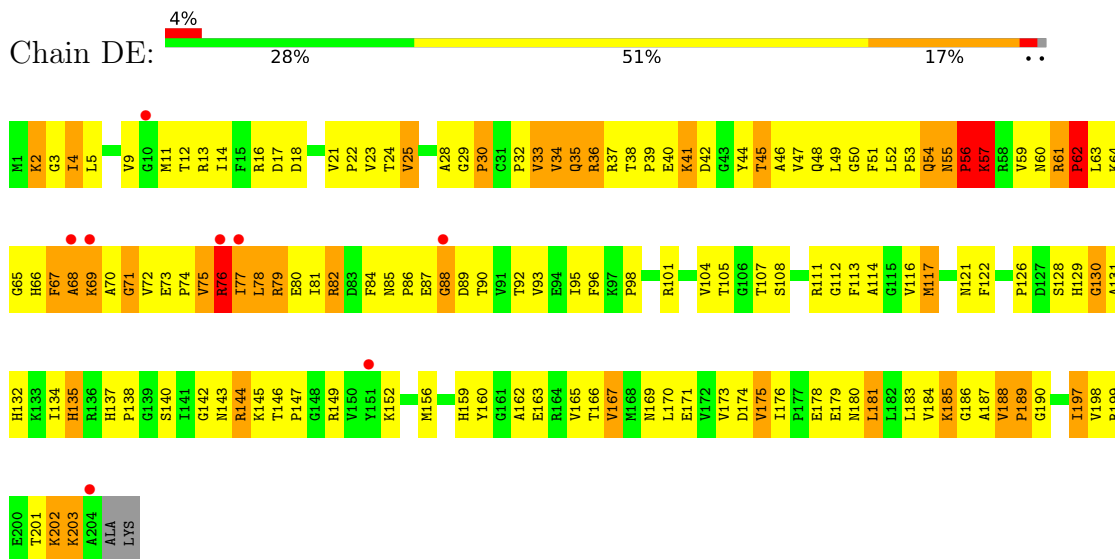
• Molecule 39: 50S RIBOSOMAL PROTEIN L2



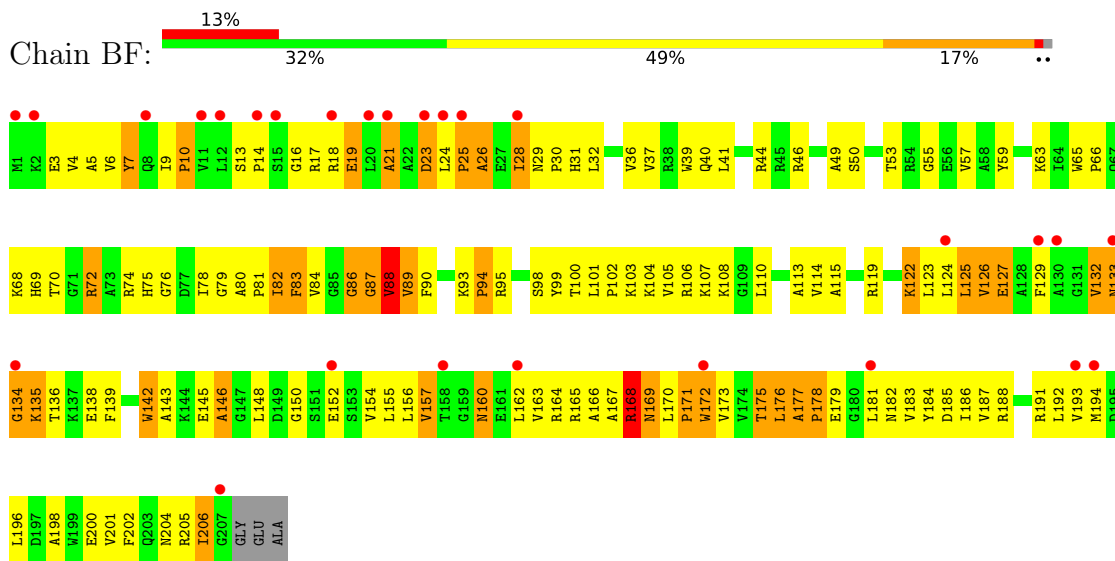
• Molecule 40: 50S RIBOSOMAL PROTEIN L3



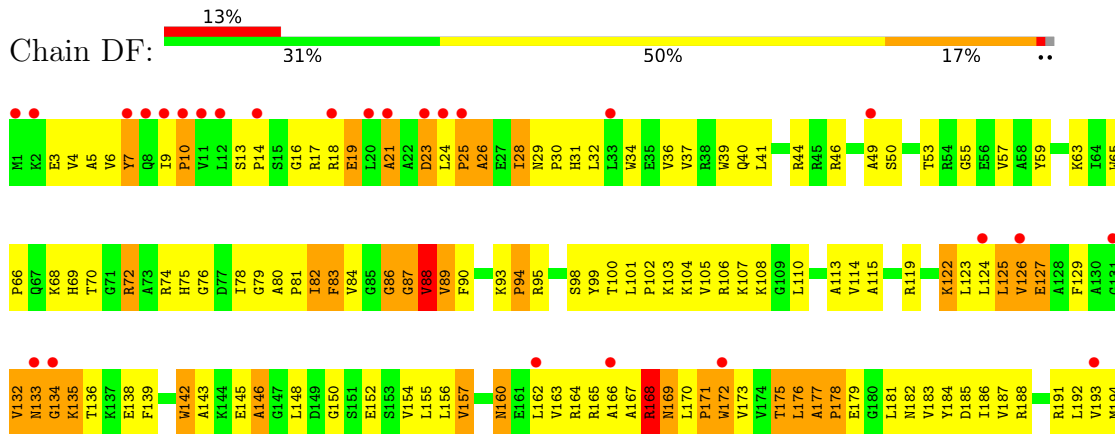
• Molecule 40: 50S RIBOSOMAL PROTEIN L3



• Molecule 41: 50S RIBOSOMAL PROTEIN L4

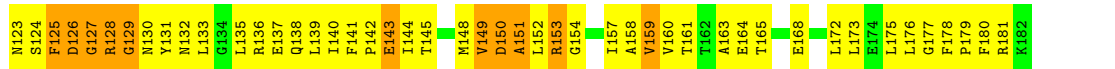



• Molecule 41: 50S RIBOSOMAL PROTEIN L4

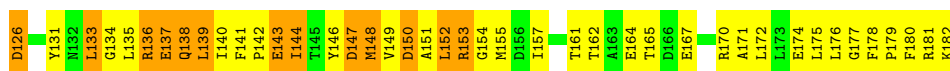





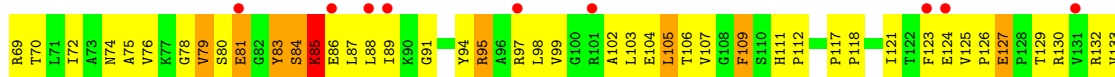
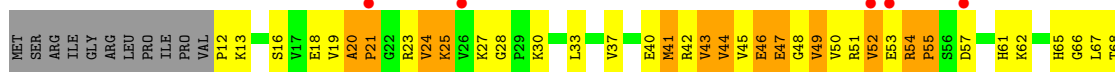
• Molecule 42: 50S RIBOSOMAL PROTEIN L5



• Molecule 42: 50S RIBOSOMAL PROTEIN L5

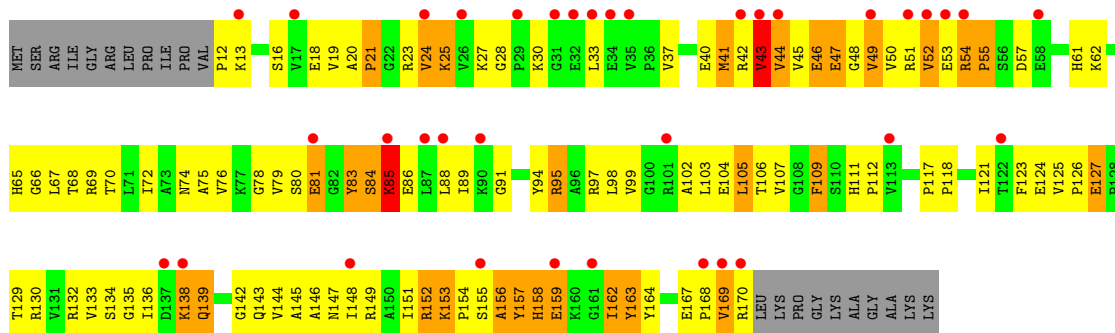


• Molecule 43: 50S RIBOSOMAL PROTEIN L6

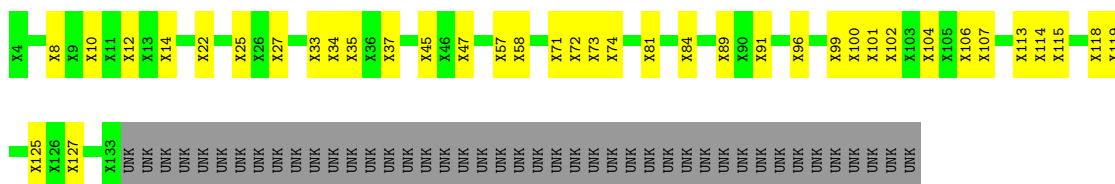


• Molecule 43: 50S RIBOSOMAL PROTEIN L6

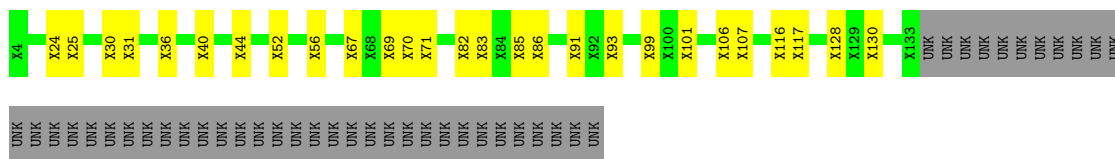




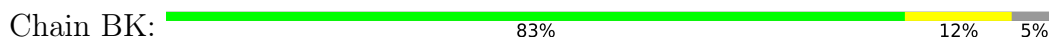
● Molecule 44: 50S RIBOSOMAL PROTEIN L10



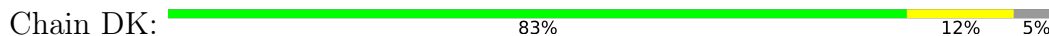
● Molecule 44: 50S RIBOSOMAL PROTEIN L10



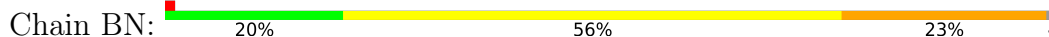
● Molecule 45: 50S RIBOSOMAL PROTEIN L11

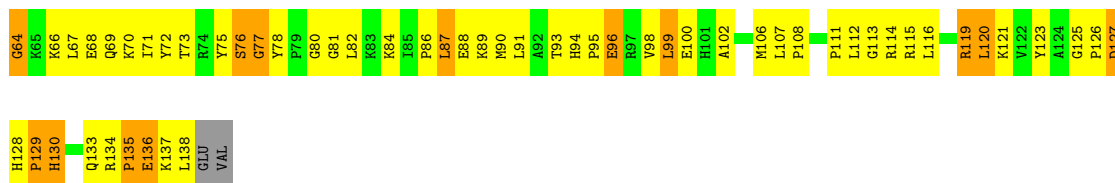


● Molecule 45: 50S RIBOSOMAL PROTEIN L11

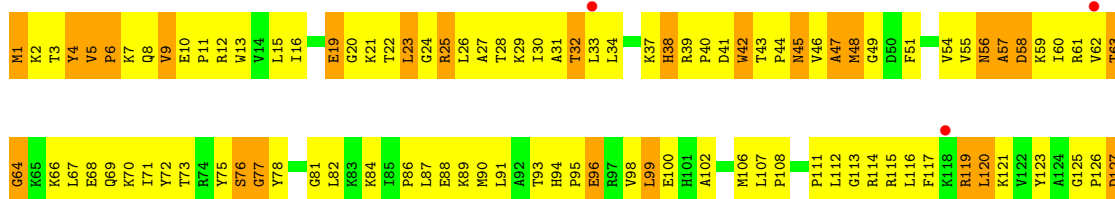


● Molecule 46: 50S RIBOSOMAL PROTEIN L13

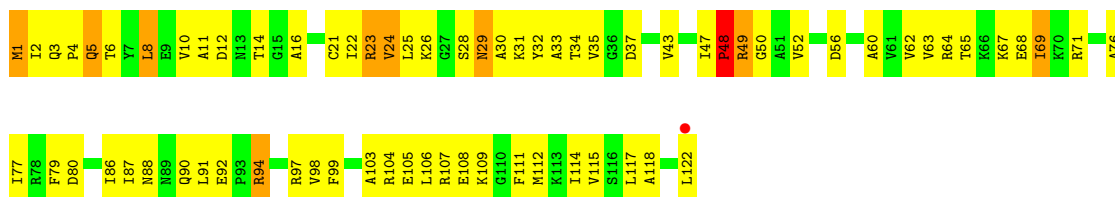
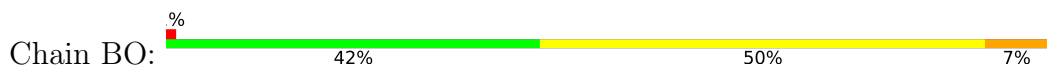




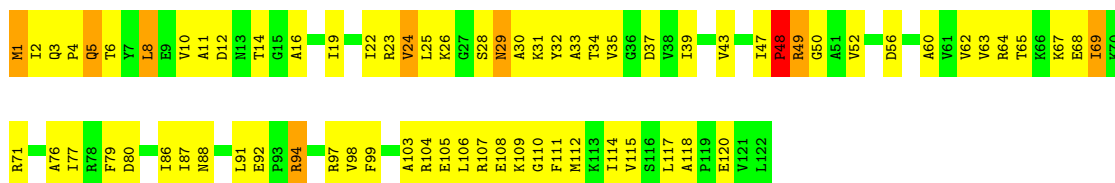
• Molecule 46: 50S RIBOSOMAL PROTEIN L13



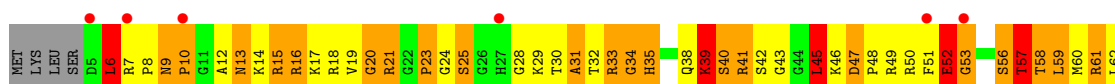
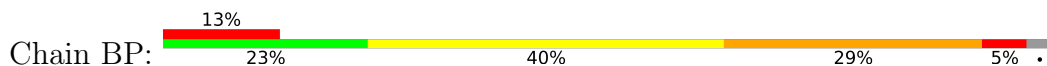
• Molecule 47: 50S RIBOSOMAL PROTEIN L14

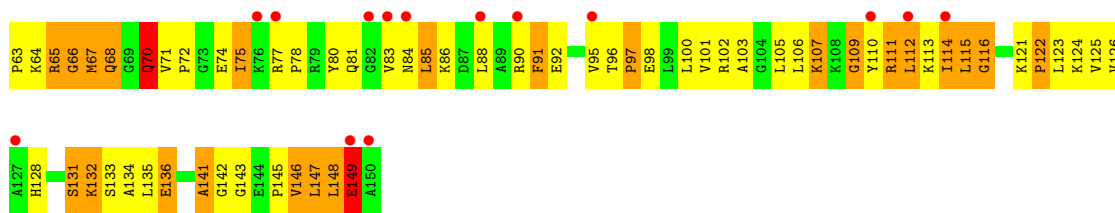


• Molecule 48: 50S RIBOSOMAL PROTEIN L15

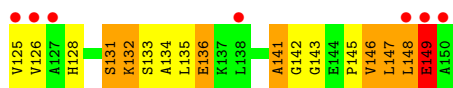
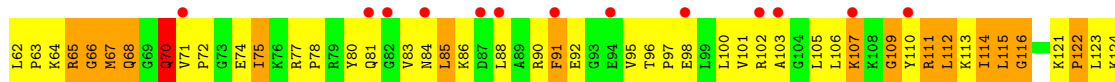

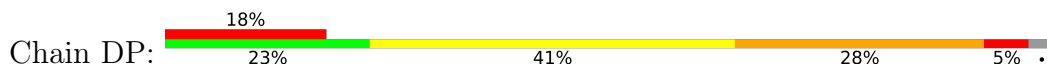


• Molecule 49: 50S RIBOSOMAL PROTEIN L16

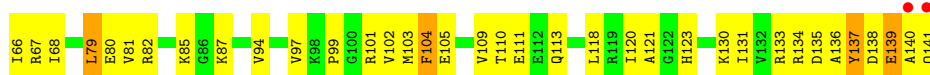
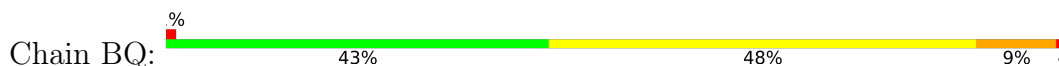




● Molecule 48: 50S RIBOSOMAL PROTEIN L15



● Molecule 49: 50S RIBOSOMAL PROTEIN L16



● Molecule 49: 50S RIBOSOMAL PROTEIN L16

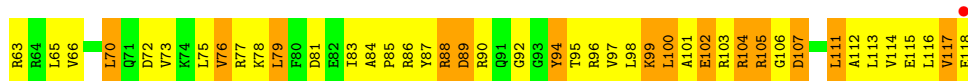
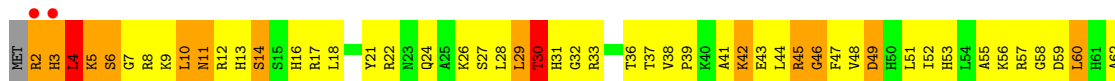


● Molecule 50: 50S RIBOSOMAL PROTEIN L17

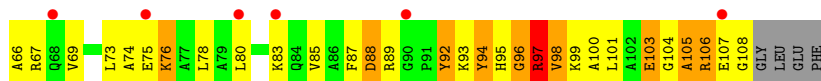
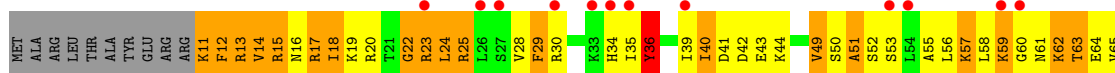
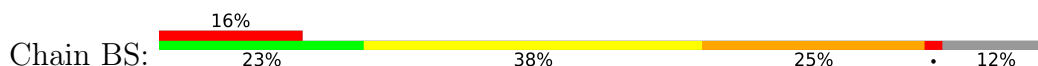




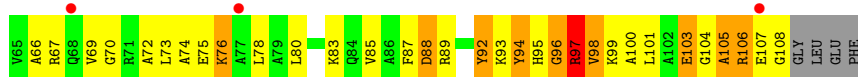
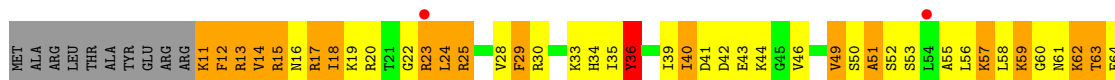
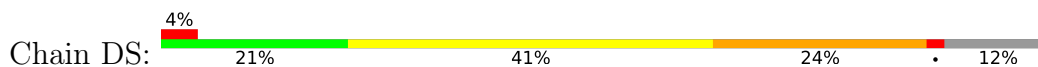
• Molecule 50: 50S RIBOSOMAL PROTEIN L17



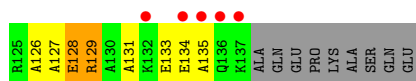
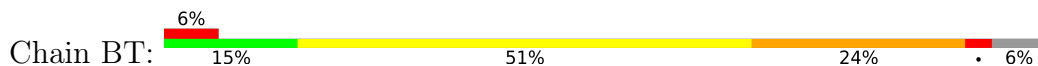
• Molecule 51: 50S RIBOSOMAL PROTEIN L18



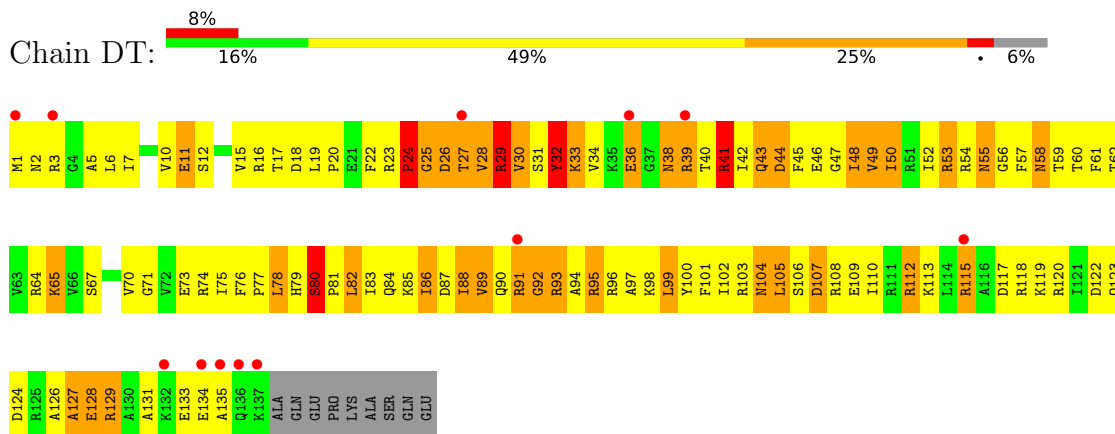
• Molecule 51: 50S RIBOSOMAL PROTEIN L18



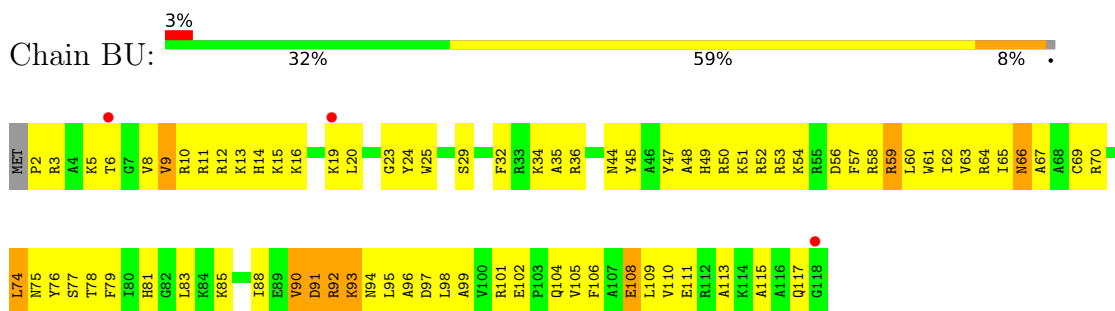
• Molecule 52: 50S RIBOSOMAL PROTEIN L19



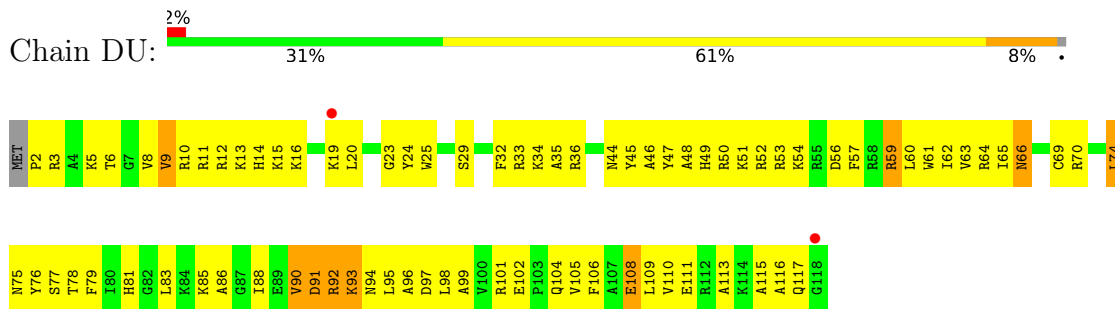
- Molecule 52: 50S RIBOSOMAL PROTEIN L19



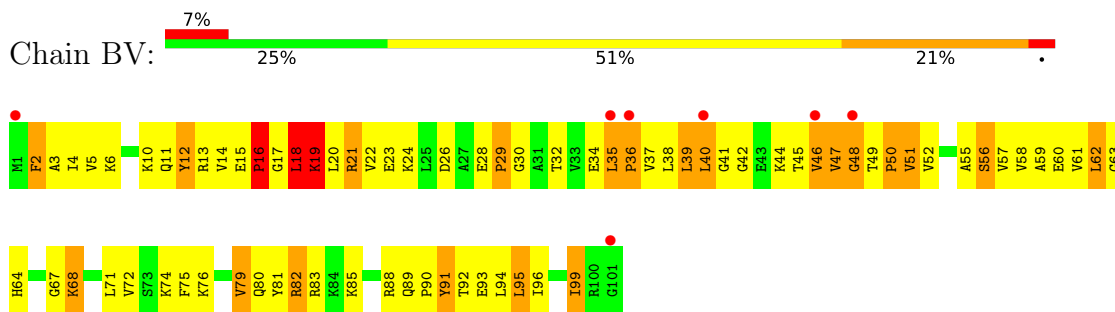
- Molecule 53: 50S RIBOSOMAL PROTEIN L20



- Molecule 53: 50S RIBOSOMAL PROTEIN L20



- Molecule 54: 50S RIBOSOMAL PROTEIN L21

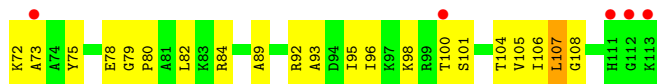

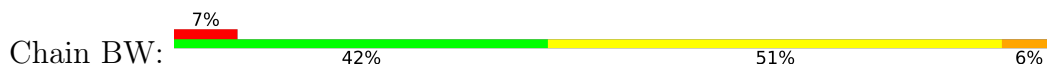


- Molecule 54: 50S RIBOSOMAL PROTEIN L21



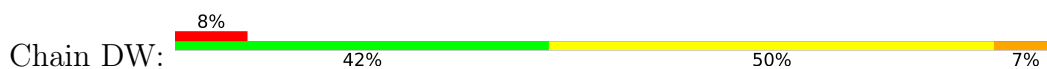




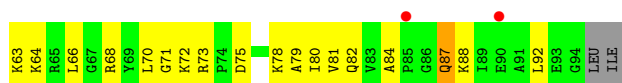

• Molecule 55: 50S RIBOSOMAL PROTEIN L22



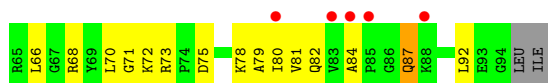
• Molecule 55: 50S RIBOSOMAL PROTEIN L22



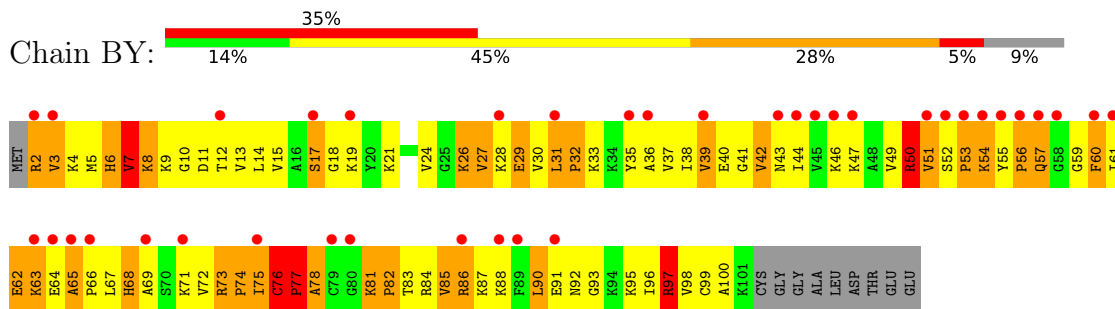
• Molecule 56: 50S RIBOSOMAL PROTEIN L23



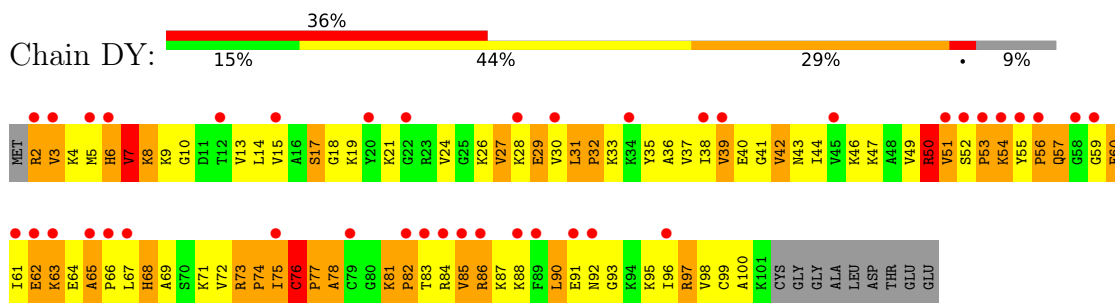
• Molecule 56: 50S RIBOSOMAL PROTEIN L23



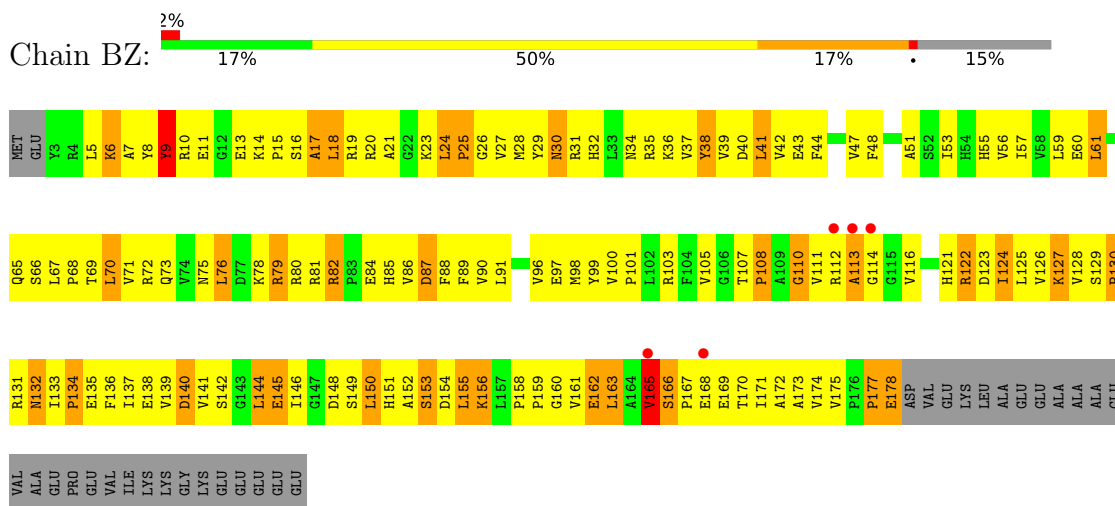
- Molecule 57: 50S RIBOSOMAL PROTEIN L24



- Molecule 57: 50S RIBOSOMAL PROTEIN L24

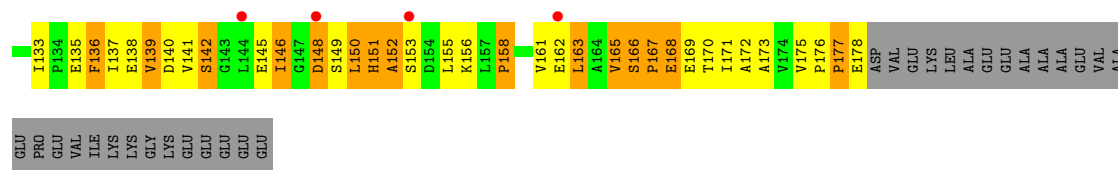


- Molecule 58: 50S RIBOSOMAL PROTEIN L25



- Molecule 58: 50S RIBOSOMAL PROTEIN L25





4 Data and refinement statistics i

Property	Value	Source
Space group	P 1 21 1	Depositor
Cell constants a, b, c, α , β , γ	290.20Å 269.20Å 404.00Å 90.00° 91.54° 90.00°	Depositor
Resolution (Å)	50.00 – 3.10 49.51 – 2.90	Depositor EDS
% Data completeness (in resolution range)	99.8 (50.00-3.10) 92.4 (49.51-2.90)	Depositor EDS
R_{merge}	0.02	Depositor
R_{sym}	(Not available)	Depositor
$\langle I/\sigma(I) \rangle$ ¹	1.36 (at 2.91Å)	Xtrriage
Refinement program	CNS 1.2	Depositor
R, R_{free}	0.237 , 0.264 0.236 , 0.263	Depositor DCC
R_{free} test set	62894 reflections (4.98%)	wwPDB-VP
Wilson B-factor (Å ²)	79.7	Xtrriage
Anisotropy	0.030	Xtrriage
Bulk solvent k_{sol} (e/Å ³), B_{sol} (Å ²)	0.27 , 67.3	EDS
L-test for twinning ²	$\langle L \rangle = 0.45$, $\langle L^2 \rangle = 0.27$	Xtrriage
Estimated twinning fraction	0.026 for h,-k,-l	Xtrriage
F_o, F_c correlation	0.93	EDS
Total number of atoms	307330	wwPDB-VP
Average B, all atoms (Å ²)	100.0	wwPDB-VP

Xtrriage's analysis on translational NCS is as follows: *The largest off-origin peak in the Patterson function is 8.44% of the height of the origin peak. No significant pseudotranslation is detected.*

¹Intensities estimated from amplitudes.

²Theoretical values of $\langle |L| \rangle$, $\langle L^2 \rangle$ for acentric reflections are 0.5, 0.333 respectively for untwinned datasets, and 0.375, 0.2 for perfectly twinned datasets.

5 Model quality i

5.1 Standard geometry i

Bond lengths and bond angles in the following residue types are not validated in this section: ZN, 5MU, 7MG, KIR, MIA, OMC, 4SU, GDP, H2U, PSU

The Z score for a bond length (or angle) is the number of standard deviations the observed value is removed from the expected value. A bond length (or angle) with $|Z| > 5$ is considered an outlier worth inspection. RMSZ is the root-mean-square of all Z scores of the bond lengths (or angles).

Mol	Chain	Bond lengths		Bond angles	
		RMSZ	# Z >5	RMSZ	# Z >5
1	AA	0.57	6/36325 (0.0%)	0.75	35/56695 (0.1%)
1	CA	0.64	11/36325 (0.0%)	0.76	45/56695 (0.1%)
2	AB	0.49	0/1935	0.69	0/2609
2	CB	0.49	0/1935	0.69	0/2609
3	AC	0.53	0/1636	0.72	1/2205 (0.0%)
3	CC	0.58	0/1636	0.73	1/2205 (0.0%)
4	AD	0.45	0/1733	0.69	1/2318 (0.0%)
4	CD	0.43	0/1733	0.68	1/2318 (0.0%)
5	AE	0.56	0/1162	0.75	0/1564
5	CE	0.59	0/1162	0.76	0/1564
6	AF	0.43	0/856	0.68	0/1154
6	CF	0.42	0/856	0.67	0/1154
7	AG	0.45	0/1276	0.64	0/1709
7	CG	0.47	0/1276	0.64	0/1709
8	AH	0.48	0/1136	0.73	0/1527
8	CH	0.49	0/1136	0.75	0/1527
9	AI	0.45	0/1029	0.68	0/1379
9	CI	0.46	0/1029	0.68	0/1379
10	AJ	0.44	0/807	0.73	0/1085
10	CJ	0.47	0/807	0.74	0/1085
11	AK	0.49	0/900	0.72	0/1213
11	CK	0.52	0/900	0.72	0/1213
12	AL	0.49	0/986	0.77	0/1320
12	CL	0.51	0/986	0.78	0/1320
13	AM	0.45	0/998	0.73	0/1336
13	CM	0.46	0/998	0.73	0/1336
14	AN	0.62	0/501	0.81	0/664
14	CN	0.56	0/501	0.80	0/664
15	AO	0.47	0/745	0.67	0/992
15	CO	0.47	0/745	0.67	0/992
16	AP	0.43	0/716	0.70	0/963
16	CP	0.43	0/716	0.70	0/963

Mol	Chain	Bond lengths		Bond angles	
		RMSZ	# Z >5	RMSZ	# Z >5
17	AQ	0.50	0/836	0.70	0/1117
17	CQ	0.50	0/836	0.70	0/1117
18	AR	0.50	0/579	0.66	0/768
18	CR	0.47	0/579	0.65	0/768
19	AS	0.47	0/642	0.71	0/865
19	CS	0.49	0/642	0.72	0/865
20	AT	0.40	0/765	0.66	0/1007
20	CT	0.42	0/765	0.67	0/1007
21	AU	0.51	0/212	0.65	0/277
21	CU	0.47	0/212	0.64	0/277
22	AV	0.66	0/1809	0.83	1/2819 (0.0%)
22	AW	0.55	0/1809	0.75	0/2819
22	CV	0.72	0/1809	0.82	1/2819 (0.0%)
22	CW	0.57	1/1809 (0.1%)	0.76	0/2819
23	AX	0.69	0/406	0.87	2/631 (0.3%)
23	CX	0.80	0/406	0.90	3/631 (0.5%)
24	AY	0.49	1/1619 (0.1%)	0.70	0/2516
24	CY	0.50	1/1619 (0.1%)	0.70	0/2516
25	AZ	0.67	3/3042 (0.1%)	0.76	7/4129 (0.2%)
25	CZ	0.65	4/3042 (0.1%)	0.76	6/4129 (0.1%)
26	B0	0.45	0/671	0.70	0/892
26	D0	0.44	0/671	0.70	0/892
27	B1	0.43	0/738	0.72	0/981
27	D1	0.51	0/738	0.83	0/981
28	B2	0.35	0/600	0.63	0/793
28	D2	0.40	0/600	0.82	0/793
29	B3	0.35	0/472	0.60	0/634
29	D3	0.36	0/472	0.61	0/634
30	B4	0.41	0/349	0.64	0/474
30	D4	0.42	0/349	0.65	0/474
31	B5	0.40	0/473	0.64	0/639
31	D5	0.39	0/473	0.63	0/639
32	B6	0.62	0/440	0.95	0/586
32	D6	0.67	0/440	0.97	0/586
33	B7	0.45	0/426	0.71	0/561
33	D7	0.43	0/426	0.72	0/561
34	B8	0.55	0/515	0.77	0/679
34	D8	0.58	0/515	0.77	0/679
35	B9	0.53	0/310	0.70	0/407
35	D9	0.50	0/310	0.69	0/407
36	BA	0.52	5/69976 (0.0%)	0.72	27/109244 (0.0%)
36	DA	0.53	5/69976 (0.0%)	0.72	35/109244 (0.0%)
37	BB	0.49	0/2853	0.74	0/4451

Mol	Chain	Bond lengths		Bond angles	
		RMSZ	# Z >5	RMSZ	# Z >5
37	DB	0.44	0/2853	0.74	1/4451 (0.0%)
38	BC	0.42	1/1774 (0.1%)	0.74	3/2391 (0.1%)
38	DC	0.43	2/1774 (0.1%)	0.75	3/2391 (0.1%)
39	BD	0.52	0/2195	0.88	4/2955 (0.1%)
39	DD	0.54	0/2195	0.90	4/2955 (0.1%)
40	BE	0.43	0/1596	0.71	0/2153
40	DE	0.44	0/1596	0.71	0/2153
41	BF	0.38	0/1658	0.74	3/2244 (0.1%)
41	DF	0.36	0/1658	0.74	3/2244 (0.1%)
42	BG	0.39	0/1499	0.70	1/2016 (0.0%)
42	DG	0.47	0/1499	0.80	0/2016
43	BH	0.35	0/1245	0.67	0/1682
43	DH	0.35	0/1245	0.67	0/1682
46	BN	0.39	0/1131	0.71	1/1525 (0.1%)
46	DN	0.39	0/1131	0.71	1/1525 (0.1%)
47	BO	0.52	1/943 (0.1%)	0.71	0/1269
47	DO	0.51	0/943	0.72	0/1269
48	BP	0.43	0/1131	0.89	3/1504 (0.2%)
48	DP	0.44	0/1131	0.90	4/1504 (0.3%)
49	BQ	0.51	0/1143	0.72	1/1527 (0.1%)
49	DQ	0.54	0/1143	0.72	1/1527 (0.1%)
50	BR	0.38	0/974	0.72	1/1302 (0.1%)
50	DR	0.39	0/974	0.72	1/1302 (0.1%)
51	BS	0.43	0/778	0.75	0/1036
51	DS	0.41	0/778	0.75	0/1036
52	BT	0.44	0/1155	0.76	2/1542 (0.1%)
52	DT	0.45	0/1155	0.77	2/1542 (0.1%)
53	BU	0.44	0/975	0.67	0/1297
53	DU	0.42	0/975	0.67	0/1297
54	BV	0.38	0/790	0.67	0/1057
54	DV	0.36	0/790	0.67	0/1057
55	BW	0.38	0/907	0.64	0/1216
55	DW	0.37	0/907	0.65	0/1216
56	BX	0.43	0/739	0.91	3/993 (0.3%)
56	DX	0.42	0/739	0.89	3/993 (0.3%)
57	BY	0.37	0/788	0.68	1/1051 (0.1%)
57	DY	0.37	0/788	0.68	1/1051 (0.1%)
58	BZ	0.46	0/1435	0.74	0/1949
58	DZ	0.49	0/1435	0.79	3/1949 (0.2%)
All	All	0.53	41/330278 (0.0%)	0.73	216/493462 (0.0%)

Chiral center outliers are detected by calculating the chiral volume of a chiral center and verifying if the center is modelled as a planar moiety or with the opposite hand. A planarity outlier is detected

by checking planarity of atoms in a peptide group, atoms in a mainchain group or atoms of a sidechain that are expected to be planar.

Mol	Chain	#Chirality outliers	#Planarity outliers
1	AA	4	59
1	CA	4	49
22	AV	0	3
22	CV	0	2
23	AX	0	2
23	CX	0	1
36	BA	2	63
36	DA	2	72
37	BB	0	2
37	DB	0	2
49	BQ	0	1
49	DQ	0	1
All	All	12	257

All (41) bond length outliers are listed below:

Mol	Chain	Res	Type	Atoms	Z	Observed(Å)	Ideal(Å)
25	CZ	68	VAL	C-O	-20.43	0.84	1.23
25	AZ	68	VAL	C-O	-19.95	0.85	1.23
36	DA	761	A	C5-C6	-10.79	1.31	1.41
36	BA	761	A	C5-C6	-10.15	1.31	1.41
1	CA	858	G	C5-C6	-10.08	1.32	1.42
25	CZ	69	GLU	CG-CD	-8.68	1.39	1.51
36	BA	2506	U	N1-C2	8.44	1.46	1.38
25	AZ	69	GLU	CG-CD	-8.39	1.39	1.51
36	DA	2506	U	N1-C2	7.62	1.45	1.38
24	CY	1	A	OP3-P	-7.14	1.52	1.61
24	AY	1	A	OP3-P	-7.07	1.52	1.61
1	AA	858	G	C5-C6	-6.99	1.35	1.42
1	CA	858	G	N1-C2	6.52	1.43	1.37
1	CA	980	C	C4-C5	6.46	1.48	1.43
25	AZ	68	VAL	CA-CB	-6.43	1.41	1.54
1	AA	858	G	N1-C2	6.33	1.42	1.37
25	CZ	68	VAL	CA-CB	-6.29	1.41	1.54
1	CA	1125	U	O3'-P	6.21	1.68	1.61
1	CA	1108	G	C6-O6	6.06	1.29	1.24
38	BC	120	MET	CG-SD	5.98	1.96	1.81
1	AA	766	A	P-OP2	5.93	1.59	1.49
1	CA	1125	U	C3'-O3'	5.88	1.50	1.42
1	CA	1125	U	O5'-C5'	5.85	1.53	1.44
36	DA	2180	U	N1-C2	5.85	1.43	1.38

Continued on next page...

Continued from previous page...

Mol	Chain	Res	Type	Atoms	Z	Observed(Å)	Ideal(Å)
36	DA	761	A	C5-C4	5.80	1.42	1.38
1	CA	766	A	P-OP2	5.79	1.58	1.49
1	AA	858	G	C5-C4	5.77	1.42	1.38
1	CA	299	G	C6-O6	5.69	1.29	1.24
1	CA	858	G	C5-C4	5.61	1.42	1.38
38	DC	120	MET	CG-SD	5.61	1.95	1.81
25	CZ	68	VAL	CB-CG1	-5.53	1.41	1.52
36	DA	1678	G	C5-C6	-5.48	1.36	1.42
1	AA	1125	U	O3'-P	5.37	1.67	1.61
36	BA	761	A	C5-C4	5.28	1.42	1.38
36	BA	2180	U	N1-C2	5.20	1.43	1.38
38	DC	218	MET	CG-SD	5.20	1.94	1.81
1	AA	1125	U	C3'-O3'	5.19	1.49	1.42
36	BA	1968	G	C5-C6	-5.12	1.37	1.42
22	CW	39	U	N1-C2	5.08	1.43	1.38
1	CA	980	C	C5-C6	5.04	1.38	1.34
47	BO	21	CYS	CB-SG	-5.00	1.73	1.81

All (216) bond angle outliers are listed below:

Mol	Chain	Res	Type	Atoms	Z	Observed(°)	Ideal(°)
38	DC	134	ARG	NE-CZ-NH2	-14.36	113.12	120.30
39	DD	43	ARG	NE-CZ-NH1	14.15	127.37	120.30
41	BF	168	ARG	NE-CZ-NH2	-13.66	113.47	120.30
38	DC	134	ARG	NE-CZ-NH1	13.54	127.07	120.30
38	BC	134	ARG	NE-CZ-NH2	-13.34	113.63	120.30
39	DD	43	ARG	NE-CZ-NH2	-13.29	113.65	120.30
56	BX	60	ARG	NE-CZ-NH1	13.14	126.87	120.30
38	BC	134	ARG	NE-CZ-NH1	13.12	126.86	120.30
41	DF	168	ARG	NE-CZ-NH2	-13.06	113.77	120.30
56	BX	60	ARG	NE-CZ-NH2	-12.98	113.81	120.30
41	BF	168	ARG	NE-CZ-NH1	12.88	126.74	120.30
41	DF	168	ARG	NE-CZ-NH1	12.52	126.56	120.30
56	DX	60	ARG	NE-CZ-NH2	-12.24	114.18	120.30
39	BD	43	ARG	NE-CZ-NH1	12.21	126.41	120.30
56	DX	60	ARG	NE-CZ-NH1	11.98	126.29	120.30
39	BD	43	ARG	NE-CZ-NH2	-11.71	114.45	120.30
1	CA	1498	U	C2'-C3'-O3'	11.22	134.18	109.50
1	AA	1498	U	C2'-C3'-O3'	10.97	133.63	109.50
25	CZ	68	VAL	O-C-N	-10.97	105.15	122.70
25	AZ	68	VAL	O-C-N	-10.79	105.43	122.70
1	CA	1363(A)	A	C2'-C3'-O3'	10.75	133.16	109.50

Continued on next page...

Continued from previous page...

Mol	Chain	Res	Type	Atoms	Z	Observed(°)	Ideal(°)
1	AA	1363(A)	A	C2'-C3'-O3'	10.24	132.02	109.50
1	CA	508	C	C2'-C3'-O3'	10.13	131.78	109.50
25	AZ	68	VAL	CA-C-N	10.07	139.35	117.20
1	AA	508	C	C2'-C3'-O3'	9.90	131.29	109.50
25	CZ	68	VAL	CA-C-N	9.76	138.68	117.20
36	DA	1820	U	C2'-C3'-O3'	9.58	130.58	109.50
36	BA	1786	A	N9-C1'-C2'	9.32	126.12	114.00
1	AA	1399	C	C2'-C3'-O3'	9.21	129.77	109.50
36	DA	1786	A	N9-C1'-C2'	9.19	125.95	114.00
36	BA	1820	U	C2'-C3'-O3'	9.11	129.54	109.50
25	AZ	69	GLU	OE1-CD-OE2	8.86	133.93	123.30
25	CZ	69	GLU	OE1-CD-OE2	8.74	133.79	123.30
1	CA	115	G	C2'-C3'-O3'	8.60	128.42	109.50
1	AA	115	G	C2'-C3'-O3'	8.47	128.14	109.50
4	AD	12	CYS	CA-CB-SG	8.40	129.12	114.00
1	CA	687	A	C2'-C3'-O3'	8.37	127.92	109.50
1	AA	243	A	C2'-C3'-O3'	8.37	127.91	109.50
1	CA	1101	A	C2'-C3'-O3'	8.27	127.69	109.50
1	AA	687	A	C2'-C3'-O3'	8.25	127.66	109.50
36	BA	1819	A	C2'-C3'-O3'	8.20	127.55	109.50
1	CA	982	U	C2'-C3'-O3'	8.13	127.40	109.50
1	CA	961	U	N1-C1'-C2'	-8.12	103.06	112.00
36	DA	1819	A	C2'-C3'-O3'	8.11	127.35	109.50
1	CA	243	A	C2'-C3'-O3'	8.10	127.33	109.50
1	AA	982	U	C2'-C3'-O3'	7.97	127.04	109.50
1	CA	547	A	C2'-C3'-O3'	7.90	126.89	109.50
36	BA	1427	A	C2'-C3'-O3'	7.84	126.74	109.50
36	DA	1948	G	C5'-C4'-O4'	-7.83	99.71	109.10
1	AA	547	A	C2'-C3'-O3'	7.81	126.68	109.50
48	DP	52	GLU	N-CA-C	7.80	132.05	111.00
48	BP	52	GLU	N-CA-C	7.77	131.97	111.00
1	CA	1399	C	C2'-C3'-O3'	7.76	126.56	109.50
39	DD	43	ARG	CD-NE-CZ	7.68	134.36	123.60
1	AA	1101	A	C2'-C3'-O3'	7.68	126.40	109.50
1	AA	961	U	N1-C1'-C2'	-7.67	103.56	112.00
36	DA	1427	A	C2'-C3'-O3'	7.67	126.36	109.50
36	DA	1799	G	C2'-C3'-O3'	7.58	126.19	109.50
1	AA	60	A	C2'-C3'-O3'	7.54	126.08	109.50
1	CA	792	A	C2'-C3'-O3'	7.47	125.94	109.50
36	DA	1970	A	C5'-C4'-O4'	7.47	118.06	109.10
1	CA	995	C	N1-C1'-C2'	-7.44	103.81	112.00
36	DA	1653	G	C2'-C3'-O3'	7.44	125.87	109.50

Continued on next page...

Continued from previous page...

Mol	Chain	Res	Type	Atoms	Z	Observed(°)	Ideal(°)
1	CA	60	A	C2'-C3'-O3'	7.38	125.75	109.50
38	BC	134	ARG	CD-NE-CZ	7.22	133.70	123.60
48	DP	53	GLY	N-CA-C	-7.20	95.11	113.10
36	BA	945	A	N9-C1'-C2'	7.20	123.35	114.00
1	CA	980	C	N1-C1'-C2'	7.19	123.34	114.00
36	BA	1653	G	C2'-C3'-O3'	7.18	125.29	109.50
48	BP	53	GLY	N-CA-C	-7.17	95.17	113.10
36	BA	2610	C	C2'-C3'-O3'	7.10	125.12	109.50
1	AA	792	A	C2'-C3'-O3'	7.09	125.10	109.50
39	BD	43	ARG	CD-NE-CZ	7.08	133.50	123.60
1	CA	1502	A	N9-C1'-C2'	7.06	123.18	114.00
36	BA	1799	G	C2'-C3'-O3'	7.02	124.95	109.50
36	BA	1698	A	O4'-C1'-N9	6.97	113.77	108.20
25	CZ	189	ARG	NE-CZ-NH2	-6.95	116.83	120.30
38	DC	134	ARG	CD-NE-CZ	6.94	133.32	123.60
36	DA	2360	A	N9-C1'-C2'	-6.89	104.42	112.00
36	BA	2360	A	N9-C1'-C2'	-6.88	104.44	112.00
36	DA	1698	A	O4'-C1'-N9	6.87	113.70	108.20
36	DA	2610	C	C2'-C3'-O3'	6.83	124.64	113.70
1	AA	495	A	C2'-C3'-O3'	6.83	124.63	113.70
1	AA	995	C	N1-C1'-C2'	-6.80	104.52	112.00
36	BA	1970	A	C5'-C4'-O4'	6.77	117.22	109.10
1	AA	980	C	N1-C1'-C2'	6.69	122.70	114.00
4	CD	12	CYS	CA-CB-SG	6.69	126.05	114.00
1	CA	495	A	C2'-C3'-O3'	6.69	124.40	113.70
25	AZ	69	GLU	CG-CD-OE1	-6.58	105.13	118.30
56	BX	60	ARG	CD-NE-CZ	6.57	132.79	123.60
36	BA	1948	G	C5'-C4'-O4'	-6.53	101.26	109.10
1	AA	1283	G	N9-C1'-C2'	-6.46	104.90	112.00
41	BF	168	ARG	CD-NE-CZ	6.39	132.55	123.60
36	DA	945	A	N9-C1'-C2'	6.39	122.31	114.00
41	DF	168	ARG	CD-NE-CZ	6.36	132.50	123.60
36	BA	1300	U	C2'-C3'-O3'	6.35	123.86	113.70
22	CV	59	U	N1-C1'-C2'	-6.35	105.02	112.00
39	BD	35	LYS	N-CA-C	6.34	128.11	111.00
1	CA	1283	G	N9-C1'-C2'	-6.32	105.05	112.00
56	DX	60	ARG	CD-NE-CZ	6.30	132.43	123.60
22	AV	59	U	N1-C1'-C2'	-6.29	105.08	112.00
39	DD	35	LYS	N-CA-C	6.22	127.78	111.00
36	DA	1300	U	C2'-C3'-O3'	6.20	123.62	113.70
58	DZ	79	ARG	N-CA-C	-6.19	94.28	111.00
25	CZ	69	GLU	CG-CD-OE1	-6.19	105.93	118.30

Continued on next page...

Continued from previous page...

Mol	Chain	Res	Type	Atoms	Z	Observed(°)	Ideal(°)
1	CA	1399	C	C4'-C3'-O3'	6.17	125.34	113.00
1	CA	977	A	C5'-C4'-C3'	-6.15	106.16	116.00
1	CA	1125	U	C4'-C3'-O3'	6.13	125.25	113.00
42	BG	34	LEU	CA-CB-CG	6.02	129.15	115.30
36	BA	1495	A	N9-C1'-C2'	5.97	121.77	114.00
58	DZ	115	GLY	N-CA-C	5.95	127.97	113.10
1	AA	686	U	N1-C1'-C2'	5.92	121.70	114.00
1	CA	1279	A	N9-C1'-C2'	5.89	121.66	114.00
36	DA	1987	G	C5'-C4'-C3'	-5.89	106.57	116.00
36	BA	1970	A	C5'-C4'-C3'	5.89	125.42	116.00
49	DQ	19	GLY	N-CA-C	5.88	127.81	113.10
1	CA	197	A	N9-C1'-C2'	5.85	121.61	114.00
36	BA	1987	G	C5'-C4'-C3'	-5.84	106.65	116.00
1	AA	197	A	N9-C1'-C2'	5.84	121.59	114.00
36	DA	1819	A	C4'-C3'-O3'	5.82	124.63	113.00
1	CA	328	C	N1-C1'-C2'	5.82	121.56	114.00
1	AA	266	G	C2'-C3'-O3'	5.81	123.00	113.70
36	DA	1495	A	N9-C1'-C2'	5.81	121.55	114.00
1	CA	686	U	N1-C1'-C2'	5.79	121.53	114.00
52	DT	29	ARG	N-CA-C	5.77	126.57	111.00
36	DA	1970	A	C5'-C4'-C3'	5.76	125.22	116.00
36	DA	857	C	C5'-C4'-C3'	-5.73	106.83	116.00
52	BT	29	ARG	N-CA-C	5.71	126.43	111.00
23	AX	27	A	C2'-C3'-O3'	5.70	122.82	113.70
49	BQ	19	GLY	N-CA-C	5.68	127.30	113.10
36	DA	2128	C	N1-C1'-C2'	-5.68	105.75	112.00
1	AA	1125	U	C4'-C3'-O3'	5.67	124.34	113.00
36	DA	2278	A	C5'-C4'-C3'	5.67	125.07	116.00
1	CA	1125	U	O4'-C1'-C2'	-5.67	100.13	105.80
1	AA	977	A	C5'-C4'-C3'	-5.66	106.94	116.00
36	BA	527	C	O4'-C1'-N1	5.65	112.72	108.20
50	DR	4	LEU	CA-CB-CG	5.62	128.24	115.30
48	DP	45	LEU	N-CA-C	-5.59	95.91	111.00
23	CX	27	A	C2'-C3'-O3'	5.58	122.64	113.70
36	DA	2405	G	N9-C1'-C2'	5.57	121.24	114.00
1	CA	189(H)	G	N9-C1'-C2'	-5.57	105.87	112.00
36	BA	857	C	C5'-C4'-C3'	-5.57	107.09	116.00
1	CA	245	C	N1-C1'-C2'	-5.57	105.88	112.00
36	BA	906	G	C5'-C4'-C3'	-5.56	107.10	116.00
1	CA	858	G	C6-C5-N7	-5.56	127.06	130.40
3	AC	196	LEU	CA-CB-CG	5.55	128.07	115.30
23	CX	26	A	C5'-C4'-C3'	5.54	124.87	116.00

Continued on next page...

Continued from previous page...

Mol	Chain	Res	Type	Atoms	Z	Observed(°)	Ideal(°)
52	BT	80	SER	N-CA-C	5.53	125.92	111.00
25	AZ	68	VAL	C-N-CA	5.52	135.50	121.70
48	BP	45	LEU	N-CA-C	-5.51	96.11	111.00
23	AX	26	A	C5'-C4'-C3'	5.51	124.82	116.00
1	AA	328	C	N1-C1'-C2'	5.50	121.14	114.00
1	AA	1502	A	N9-C1'-C2'	5.49	121.14	114.00
1	CA	1498	U	N1-C1'-C2'	5.49	121.14	114.00
3	CC	196	LEU	CA-CB-CG	5.49	127.92	115.30
36	BA	2278	A	C5'-C4'-C3'	5.49	124.78	116.00
36	BA	1819	A	C4'-C3'-O3'	5.47	123.95	113.00
1	AA	1279	A	N9-C1'-C2'	5.46	121.10	114.00
1	AA	189(H)	G	N9-C1'-C2'	-5.44	106.01	112.00
36	DA	387	U	C2'-C3'-O3'	5.44	122.41	113.70
52	DT	80	SER	N-CA-C	5.44	125.69	111.00
58	DZ	61	LEU	CA-CB-CG	5.43	127.79	115.30
50	BR	4	LEU	CA-CB-CG	5.42	127.77	115.30
1	CA	563	A	N9-C1'-C2'	5.41	121.04	114.00
36	DA	2756	U	C2'-C3'-O3'	5.41	122.36	113.70
36	DA	527	C	O4'-C1'-N1	5.41	112.53	108.20
46	DN	77	GLY	N-CA-C	-5.40	99.59	113.10
36	DA	1947	C	C5'-C4'-C3'	-5.40	107.36	116.00
23	CX	16	A	C5'-C4'-C3'	5.39	124.63	116.00
1	CA	858	G	N1-C6-O6	5.36	123.12	119.90
25	AZ	288	VAL	CG1-CB-CG2	-5.36	102.33	110.90
1	AA	245	C	N1-C1'-C2'	-5.35	106.11	112.00
57	DY	54	LYS	N-CA-C	-5.34	96.58	111.00
46	BN	77	GLY	N-CA-C	-5.31	99.83	113.10
36	BA	387	U	C2'-C3'-O3'	5.30	122.18	113.70
25	CZ	68	VAL	C-N-CA	5.29	134.92	121.70
1	AA	1125	U	O4'-C1'-C2'	-5.25	100.55	105.80
1	CA	266	G	C2'-C3'-O3'	5.25	122.10	113.70
36	BA	2405	G	N9-C1'-C2'	5.24	120.81	114.00
1	CA	1145	C	C2'-C3'-O3'	5.23	122.07	113.70
1	AA	347	G	N9-C1'-C2'	-5.23	106.25	112.00
25	AZ	68	VAL	CA-CB-CG1	-5.22	103.06	110.90
1	AA	484	G	N9-C1'-C2'	5.22	120.79	114.00
36	DA	761	A	C6-C5-N7	-5.21	128.65	132.30
1	CA	30	U	N1-C1'-C2'	5.21	120.78	114.00
57	BY	54	LYS	N-CA-C	-5.21	96.94	111.00
1	CA	960	U	N1-C1'-C2'	5.20	120.76	114.00
36	DA	1701	A	C5'-C4'-C3'	-5.20	107.68	116.00
36	DA	2286	A	N9-C1'-C2'	5.20	120.76	114.00

Continued on next page...

Continued from previous page...

Mol	Chain	Res	Type	Atoms	Z	Observed(°)	Ideal(°)
37	DB	8	U	C5'-C4'-O4'	-5.19	102.87	109.10
1	CA	1053	G	OP1-P-O3'	5.19	116.61	105.20
36	DA	958	U	N1-C1'-C2'	5.18	120.74	114.00
1	CA	1198	G	O5'-P-OP2	5.17	116.91	110.70
36	BA	2756	U	C2'-C3'-O3'	5.17	121.97	113.70
1	CA	1124	G	N9-C1'-C2'	5.16	120.71	114.00
36	BA	2559	C	C5'-C4'-C3'	-5.16	107.75	116.00
1	CA	1280	A	OP1-P-O3'	5.15	116.53	105.20
1	CA	347	G	N9-C1'-C2'	-5.14	106.34	112.00
36	DA	906	G	C5'-C4'-C3'	-5.14	107.78	116.00
1	AA	1145	C	C2'-C3'-O3'	5.14	121.92	113.70
36	DA	2031	A	N9-C1'-C2'	5.14	120.68	114.00
36	DA	2132	U	N1-C1'-C2'	5.14	120.68	114.00
36	DA	856	C	C2'-C3'-O3'	5.11	121.87	113.70
1	CA	1387	G	C5'-C4'-C3'	-5.10	107.84	116.00
36	DA	761	A	N1-C6-N6	5.08	121.65	118.60
1	AA	858	G	N1-C6-O6	5.04	122.92	119.90
1	CA	484	G	N9-C1'-C2'	5.03	120.54	114.00
1	AA	858	G	O4'-C1'-N9	-5.02	104.18	108.20
1	AA	1399	C	C4'-C3'-O3'	5.02	123.05	113.00
48	DP	59	LEU	CA-CB-CG	5.02	126.85	115.30
36	BA	2286	A	N9-C1'-C2'	5.02	120.53	114.00
36	BA	2128	C	N1-C1'-C2'	-5.02	106.48	112.00
1	CA	836	G	C5'-C4'-C3'	5.02	124.03	116.00
1	CA	1456	G	N9-C1'-C2'	5.02	120.52	114.00
1	AA	836	G	C5'-C4'-C3'	5.01	124.01	116.00
36	DA	1986	A	C5'-C4'-C3'	-5.00	107.99	116.00

All (12) chirality outliers are listed below:

Mol	Chain	Res	Type	Atom
1	AA	508	C	C3'
1	AA	1363(A)	A	C3'
1	AA	1399	C	C3'
1	AA	1498	U	C3'
36	BA	1819	A	C3'
36	BA	1820	U	C3'
1	CA	508	C	C3'
1	CA	1363(A)	A	C3'
1	CA	1399	C	C3'
1	CA	1498	U	C3'
36	DA	1819	A	C3'

Continued on next page...

Continued from previous page...

Mol	Chain	Res	Type	Atom
36	DA	1820	U	C3'

All (257) planarity outliers are listed below:

Mol	Chain	Res	Type	Group
1	AA	1073	U	Sidechain
1	AA	1077	G	Sidechain
1	AA	1086	U	Sidechain
1	AA	1125	U	Sidechain
1	AA	1153	C	Sidechain
1	AA	1157	A	Sidechain
1	AA	1181	G	Sidechain
1	AA	1190	G	Sidechain
1	AA	1196	U	Sidechain
1	AA	1220	G	Sidechain
1	AA	1279	A	Sidechain
1	AA	1281	U	Sidechain
1	AA	1283	G	Sidechain
1	AA	1370	G	Sidechain
1	AA	1390	U	Sidechain
1	AA	14	U	Sidechain
1	AA	1406	U	Sidechain
1	AA	1414	U	Sidechain
1	AA	1439	C	Sidechain
1	AA	1498	U	Sidechain
1	AA	1504	G	Sidechain
1	AA	1505	G	Sidechain
1	AA	1516	G	Sidechain
1	AA	1519	A	Sidechain
1	AA	1527	C	Sidechain
1	AA	1528	U	Sidechain
1	AA	189(G)	G	Sidechain
1	AA	189(H)	G	Sidechain
1	AA	197	A	Sidechain
1	AA	198	G	Sidechain
1	AA	244	U	Sidechain
1	AA	245	C	Sidechain
1	AA	251	G	Sidechain
1	AA	30	U	Sidechain
1	AA	347	G	Sidechain
1	AA	37	U	Sidechain
1	AA	380	G	Sidechain

Continued on next page...

Continued from previous page...

Mol	Chain	Res	Type	Group
1	AA	387	U	Sidechain
1	AA	404	U	Sidechain
1	AA	498	U	Sidechain
1	AA	529	G	Sidechain
1	AA	560	U	Sidechain
1	AA	570	G	Sidechain
1	AA	573	A	Sidechain
1	AA	60	A	Sidechain
1	AA	657	G	Sidechain
1	AA	727	G	Sidechain
1	AA	741	G	Sidechain
1	AA	748	C	Sidechain
1	AA	898	G	Sidechain
1	AA	941	G	Sidechain
1	AA	952	U	Sidechain
1	AA	954	G	Sidechain
1	AA	961	U	Sidechain
1	AA	970	C	Sidechain
1	AA	971	G	Sidechain
1	AA	980	C	Sidechain
1	AA	982	U	Sidechain
1	AA	995	C	Sidechain
22	AV	25	C	Sidechain
22	AV	29	G	Sidechain
22	AV	59	U	Sidechain
23	AX	19	U	Sidechain
23	AX	26	A	Sidechain
36	BA	1156	A	Sidechain
36	BA	1162	G	Sidechain
36	BA	1238	G	Sidechain
36	BA	1393	A	Sidechain
36	BA	1425	G	Sidechain
36	BA	15	G	Sidechain
36	BA	1647	G	Sidechain
36	BA	1649	G	Sidechain
36	BA	1673	U	Sidechain
36	BA	1772	G	Sidechain
36	BA	1773	A	Sidechain
36	BA	1798	U	Sidechain
36	BA	1801	G	Sidechain
36	BA	1807	G	Sidechain
36	BA	1822	G	Sidechain

Continued on next page...

Continued from previous page...

Mol	Chain	Res	Type	Group
36	BA	1831	G	Sidechain
36	BA	1841	U	Sidechain
36	BA	1954	G	Sidechain
36	BA	2000	G	Sidechain
36	BA	201	C	Sidechain
36	BA	2010	G	Sidechain
36	BA	2031	A	Sidechain
36	BA	2052	G	Sidechain
36	BA	2061	G	Sidechain
36	BA	2074	U	Sidechain
36	BA	2075	U	Sidechain
36	BA	2128	C	Sidechain
36	BA	2132	U	Sidechain
36	BA	2133	G	Sidechain
36	BA	2134	A	Sidechain
36	BA	2157	G	Sidechain
36	BA	2250	G	Sidechain
36	BA	2320	A	Sidechain
36	BA	2344	U	Sidechain
36	BA	2360	A	Sidechain
36	BA	2464	C	Sidechain
36	BA	2481	G	Sidechain
36	BA	2504	U	Sidechain
36	BA	2506	U	Sidechain
36	BA	2508	G	Sidechain
36	BA	2523	G	Sidechain
36	BA	2542	A	Sidechain
36	BA	2581	G	Sidechain
36	BA	2595	G	Sidechain
36	BA	2659	G	Sidechain
36	BA	2665	A	Sidechain
36	BA	2685	G	Sidechain
36	BA	2712	U	Sidechain
36	BA	2848	G	Sidechain
36	BA	383	U	Sidechain
36	BA	631	A	Sidechain
36	BA	632	A	Sidechain
36	BA	686	G	Sidechain
36	BA	688	U	Sidechain
36	BA	700	G	Sidechain
36	BA	746	A	Sidechain
36	BA	760	G	Sidechain

Continued on next page...

Continued from previous page...

Mol	Chain	Res	Type	Group
36	BA	792	G	Sidechain
36	BA	813	U	Sidechain
36	BA	913	U	Sidechain
36	BA	945	A	Sidechain
36	BA	956	G	Sidechain
36	BA	958	U	Sidechain
37	BB	16	G	Sidechain
37	BB	42	C	Sidechain
49	BQ	9	TYR	Sidechain
1	CA	1048	G	Sidechain
1	CA	1073	U	Sidechain
1	CA	1077	G	Sidechain
1	CA	1125	U	Sidechain
1	CA	1153	C	Sidechain
1	CA	1157	A	Sidechain
1	CA	1181	G	Sidechain
1	CA	1190	G	Sidechain
1	CA	1196	U	Sidechain
1	CA	1279	A	Sidechain
1	CA	1281	U	Sidechain
1	CA	1283	G	Sidechain
1	CA	1330	U	Sidechain
1	CA	1370	G	Sidechain
1	CA	1397	C	Sidechain
1	CA	14	U	Sidechain
1	CA	1406	U	Sidechain
1	CA	1414	U	Sidechain
1	CA	1415	G	Sidechain
1	CA	1467	G	Sidechain
1	CA	1494	G	Sidechain
1	CA	1498	U	Sidechain
1	CA	1516	G	Sidechain
1	CA	1523	G	Sidechain
1	CA	189(G)	G	Sidechain
1	CA	189(H)	G	Sidechain
1	CA	197	A	Sidechain
1	CA	198	G	Sidechain
1	CA	202	U	Sidechain
1	CA	245	C	Sidechain
1	CA	251	G	Sidechain
1	CA	309	G	Sidechain
1	CA	347	G	Sidechain

Continued on next page...

Continued from previous page...

Mol	Chain	Res	Type	Group
1	CA	37	U	Sidechain
1	CA	380	G	Sidechain
1	CA	387	U	Sidechain
1	CA	404	U	Sidechain
1	CA	498	U	Sidechain
1	CA	529	G	Sidechain
1	CA	570	G	Sidechain
1	CA	573	A	Sidechain
1	CA	657	G	Sidechain
1	CA	727	G	Sidechain
1	CA	748	C	Sidechain
1	CA	941	G	Sidechain
1	CA	952	U	Sidechain
1	CA	961	U	Sidechain
1	CA	980	C	Sidechain
1	CA	995	C	Sidechain
22	CV	29	G	Sidechain
22	CV	59	U	Sidechain
23	CX	26	A	Sidechain
36	DA	1060	U	Sidechain
36	DA	114	U	Sidechain
36	DA	1156	A	Sidechain
36	DA	1162	G	Sidechain
36	DA	1393	A	Sidechain
36	DA	1425	G	Sidechain
36	DA	15	G	Sidechain
36	DA	1569	A	Sidechain
36	DA	1647	G	Sidechain
36	DA	1649	G	Sidechain
36	DA	1772	G	Sidechain
36	DA	1773	A	Sidechain
36	DA	1784	A	Sidechain
36	DA	1801	G	Sidechain
36	DA	1807	G	Sidechain
36	DA	1822	G	Sidechain
36	DA	1831	G	Sidechain
36	DA	1841	U	Sidechain
36	DA	1900	A	Sidechain
36	DA	1928	A	Sidechain
36	DA	1940	U	Sidechain
36	DA	1952	A	Sidechain
36	DA	1954	G	Sidechain

Continued on next page...

Continued from previous page...

Mol	Chain	Res	Type	Group
36	DA	201	C	Sidechain
36	DA	2031	A	Sidechain
36	DA	2052	G	Sidechain
36	DA	2061	G	Sidechain
36	DA	2074	U	Sidechain
36	DA	2075	U	Sidechain
36	DA	2128	C	Sidechain
36	DA	2133	G	Sidechain
36	DA	2134	A	Sidechain
36	DA	2157	G	Sidechain
36	DA	2250	G	Sidechain
36	DA	2320	A	Sidechain
36	DA	2344	U	Sidechain
36	DA	2360	A	Sidechain
36	DA	2391	G	Sidechain
36	DA	2464	C	Sidechain
36	DA	2475	C	Sidechain
36	DA	2481	G	Sidechain
36	DA	2504	U	Sidechain
36	DA	2506	U	Sidechain
36	DA	2508	G	Sidechain
36	DA	2523	G	Sidechain
36	DA	2525	G	Sidechain
36	DA	2542	A	Sidechain
36	DA	2582	G	Sidechain
36	DA	2595	G	Sidechain
36	DA	2665	A	Sidechain
36	DA	2685	G	Sidechain
36	DA	2746	U	Sidechain
36	DA	2818	G	Sidechain
36	DA	2848	G	Sidechain
36	DA	383	U	Sidechain
36	DA	463	G	Sidechain
36	DA	467	G	Sidechain
36	DA	528	A	Sidechain
36	DA	631	A	Sidechain
36	DA	632	A	Sidechain
36	DA	686	G	Sidechain
36	DA	688	U	Sidechain
36	DA	700	G	Sidechain
36	DA	746	A	Sidechain
36	DA	760	G	Sidechain

Continued on next page...

Continued from previous page...

Mol	Chain	Res	Type	Group
36	DA	792	G	Sidechain
36	DA	813	U	Sidechain
36	DA	913	U	Sidechain
36	DA	945	A	Sidechain
36	DA	946	G	Sidechain
36	DA	956	G	Sidechain
36	DA	958	U	Sidechain
37	DB	16	G	Sidechain
37	DB	42	C	Sidechain
49	DQ	9	TYR	Sidechain

5.2 Too-close contacts [i](#)

In the following table, the Non-H and H(model) columns list the number of non-hydrogen atoms and hydrogen atoms in the chain respectively. The H(added) column lists the number of hydrogen atoms added and optimized by MolProbity. The Clashes column lists the number of clashes within the asymmetric unit, whereas Symm-Clashes lists symmetry-related clashes.

Mol	Chain	Non-H	H(model)	H(added)	Clashes	Symm-Clashes
1	AA	32451	0	16382	929	0
1	CA	32451	0	16382	850	0
2	AB	1900	0	1951	185	2
2	CB	1900	0	1951	176	2
3	AC	1612	0	1677	145	0
3	CC	1612	0	1677	141	0
4	AD	1703	0	1765	170	0
4	CD	1703	0	1765	157	0
5	AE	1146	0	1207	69	0
5	CE	1146	0	1207	69	0
6	AF	843	0	857	64	0
6	CF	843	0	857	59	0
7	AG	1257	0	1296	70	0
7	CG	1257	0	1296	63	0
8	AH	1116	0	1177	55	0
8	CH	1116	0	1177	49	0
9	AI	1010	0	1037	109	0
9	CI	1010	0	1037	109	0
10	AJ	794	0	840	116	0
10	CJ	794	0	840	116	0
11	AK	885	0	904	58	0
11	CK	885	0	904	57	0
12	AL	970	0	1057	99	0

Continued on next page...

Continued from previous page...

Mol	Chain	Non-H	H(model)	H(added)	Clashes	Symm-Clashes
12	CL	970	0	1057	97	0
13	AM	987	0	1059	116	0
13	CM	987	0	1059	116	0
14	AN	492	0	530	58	0
14	CN	492	0	530	63	0
15	AO	734	0	771	44	0
15	CO	734	0	771	43	0
16	AP	700	0	720	75	0
16	CP	700	0	720	80	0
17	AQ	823	0	891	60	0
17	CQ	823	0	891	62	0
18	AR	574	0	644	46	0
18	CR	574	0	644	50	0
19	AS	629	0	652	76	0
19	CS	629	0	652	73	0
20	AT	763	0	861	97	0
20	CT	763	0	861	99	0
21	AU	208	0	221	25	0
21	CU	208	0	221	29	0
22	AV	1619	0	822	59	0
22	AW	1619	0	822	79	0
22	CV	1619	0	822	58	0
22	CW	1619	0	822	73	0
23	AX	362	0	184	15	0
23	CX	362	0	184	14	0
24	AY	1645	0	853	132	0
24	CY	1645	0	853	89	0
25	AZ	2984	0	2997	475	0
25	CZ	2984	0	2997	384	0
26	B0	662	0	688	66	0
26	D0	662	0	688	65	0
27	B1	731	0	808	84	0
27	D1	731	0	808	80	0
28	B2	598	0	653	87	0
28	D2	598	0	653	215	0
29	B3	467	0	523	35	0
29	D3	467	0	523	35	0
30	B4	340	0	337	53	0
30	D4	340	0	336	58	0
31	B5	459	0	480	84	0
31	D5	459	0	480	76	0
32	B6	433	0	461	123	0

Continued on next page...

Continued from previous page...

Mol	Chain	Non-H	H(model)	H(added)	Clashes	Symm-Clashes
32	D6	433	0	461	121	0
33	B7	418	0	467	38	0
33	D7	418	0	467	37	0
34	B8	507	0	576	130	0
34	D8	507	0	576	128	0
35	B9	307	0	337	33	0
35	D9	307	0	335	31	0
36	BA	62477	0	31497	2071	0
36	DA	62477	0	31497	2074	0
37	BB	2551	0	1295	93	0
37	DB	2551	0	1295	101	0
38	BC	1742	0	1800	162	2
38	DC	1742	0	1800	153	2
39	BD	2145	0	2234	254	0
39	DD	2145	0	2234	240	0
40	BE	1563	0	1629	237	0
40	DE	1563	0	1629	235	0
41	BF	1623	0	1677	214	0
41	DF	1623	0	1677	216	0
42	BG	1474	0	1535	236	0
42	DG	1474	0	1535	269	0
43	BH	1222	0	1282	159	0
43	DH	1222	0	1282	155	0
44	BJ	651	0	156	23	0
44	DJ	651	0	166	16	0
45	BK	700	0	167	9	0
45	DK	700	0	167	9	0
46	BN	1104	0	1180	160	0
46	DN	1104	0	1180	157	0
47	BO	933	0	996	86	0
47	DO	933	0	996	88	0
48	BP	1114	0	1187	267	0
48	DP	1114	0	1187	264	0
49	BQ	1122	0	1179	119	0
49	DQ	1122	0	1179	128	0
50	BR	960	0	1021	151	0
50	DR	960	0	1021	150	0
51	BS	770	0	832	135	0
51	DS	770	0	832	138	0
52	BT	1141	0	1202	207	0
52	DT	1141	0	1202	207	0
53	BU	958	0	1015	129	0

Continued on next page...

Continued from previous page...

Mol	Chain	Non-H	H(model)	H(added)	Clashes	Symm-Clashes
53	DU	958	0	1015	132	0
54	BV	779	0	852	139	0
54	DV	779	0	852	141	0
55	BW	896	0	953	84	0
55	DW	896	0	953	84	0
56	BX	725	0	778	100	0
56	DX	725	0	778	92	0
57	BY	775	0	870	177	0
57	DY	775	0	870	169	0
58	BZ	1403	0	1432	211	0
58	DZ	1403	0	1432	189	0
59	AD	1	0	0	3	0
59	AN	1	0	0	2	0
59	B4	1	0	0	1	0
59	B9	1	0	0	1	0
59	CD	1	0	0	2	0
59	CN	1	0	0	2	0
59	D4	1	0	0	0	0
59	D9	1	0	0	0	0
60	AZ	28	0	12	15	0
60	CZ	28	0	12	8	0
61	AZ	57	0	58	13	0
61	CZ	57	0	58	9	0
All	All	307330	0	208699	17314	4

The all-atom clashscore is defined as the number of clashes found per 1000 atoms (including hydrogen atoms). The all-atom clashscore for this structure is 34.

All (17314) close contacts within the same asymmetric unit are listed below, sorted by their clash magnitude.

Atom-1	Atom-2	Interatomic distance (Å)	Clash overlap (Å)
25:AZ:355:LEU:CD2	25:AZ:370:PHE:HB3	1.63	1.28
25:CZ:355:LEU:CD2	25:CZ:370:PHE:HB3	1.63	1.24
39:DD:35:LYS:HG3	39:DD:104:TYR:CE2	1.73	1.23
25:AZ:2:LYS:O	25:AZ:275:LYS:HE3	1.42	1.20
25:CZ:355:LEU:HD23	25:CZ:370:PHE:CB	1.73	1.19
39:BD:35:LYS:HG3	39:BD:104:TYR:CE2	1.77	1.19
25:AZ:355:LEU:HD23	25:AZ:370:PHE:CB	1.72	1.18
36:BA:2645:G:H3'	36:BA:2646:C:H5'	1.25	1.18
36:BA:1484:G:H2'	36:BA:1485:G:H5''	1.24	1.18
25:AZ:355:LEU:HB2	25:AZ:356:PRO:CD	1.73	1.17

Continued on next page...

Continued from previous page...

Atom-1	Atom-2	Interatomic distance (Å)	Clash overlap (Å)
36:DA:1378:A:O2'	36:DA:1379:A:H5'	1.44	1.17
36:DA:2092:U:H4'	36:DA:2093:G:H5''	1.21	1.17
42:BG:139:LEU:HA	42:BG:144:ILE:HG12	1.27	1.15
25:CZ:355:LEU:HB2	25:CZ:356:PRO:CD	1.73	1.15
15:CO:87:ILE:HG22	15:CO:88:ARG:H	1.07	1.15
36:DA:2833:G:H3'	36:DA:2834:G:H5''	1.29	1.15
39:DD:43:ARG:HH11	39:DD:44:ASN:ND2	1.44	1.15
56:BX:35:THR:HG22	56:BX:37:THR:H	1.05	1.14
36:DA:2645:G:H3'	36:DA:2646:C:H5'	1.27	1.14
20:CT:57:ARG:HH11	20:CT:102:GLY:HA2	1.12	1.14
24:CY:25:C:H2'	24:CY:26:A:H5'	1.28	1.14
36:BA:2833:G:H3'	36:BA:2834:G:H5''	1.29	1.13
29:D3:35:ARG:HB2	29:D3:35:ARG:HH11	1.12	1.13
36:BA:925:C:H2'	36:BA:926:A:H5''	1.29	1.13
36:BA:2092:U:H4'	36:BA:2093:G:H5''	1.19	1.13
36:BA:1899:G:N2	36:BA:1902:C:H41	1.48	1.12
24:AY:25:C:H2'	24:AY:26:A:H5'	1.28	1.12
22:CV:46:G:H3'	22:CV:47:U:H5''	1.13	1.12
1:AA:1305:G:H22	1:AA:1331:G:H2'	1.14	1.11
15:AO:87:ILE:HG22	15:AO:88:ARG:H	1.10	1.11
58:BZ:69:THR:HG22	58:BZ:90:VAL:HA	1.22	1.11
25:CZ:2:LYS:O	25:CZ:275:LYS:HE3	1.45	1.11
36:BA:1378:A:O2'	36:BA:1379:A:H5'	1.48	1.11
48:DP:58:THR:HG22	48:DP:61:ARG:HE	1.06	1.11
1:CA:1305:G:H22	1:CA:1331:G:H2'	1.13	1.10
56:BX:12:VAL:HB	56:BX:17:ALA:HB1	1.34	1.10
56:DX:35:THR:HG22	56:DX:37:THR:H	1.05	1.10
28:D2:47:ASN:HA	28:D2:50:ILE:HB	1.32	1.10
32:D6:30:THR:HG22	32:D6:31:PRO:HD2	1.29	1.10
51:DS:30:ARG:HH22	51:DS:62:LYS:HD3	1.11	1.10
22:AV:46:G:H3'	22:AV:47:U:H5''	1.13	1.10
24:AY:4:G:H2'	24:AY:5:G:H5''	1.28	1.10
36:DA:628:G:H2'	36:DA:629:G:H5''	1.32	1.10
28:D2:39:ALA:HA	28:D2:45:SER:HB3	1.18	1.09
57:DY:8:LYS:H	57:DY:8:LYS:HD2	1.17	1.09
56:BX:12:VAL:HG23	56:BX:13:LEU:H	1.14	1.09
36:DA:1484:G:H2'	36:DA:1485:G:H5''	1.24	1.09
31:B5:4:HIS:HB2	31:B5:5:PRO:HD3	1.31	1.09
36:DA:1899:G:N2	36:DA:1902:C:H41	1.48	1.09
56:DX:12:VAL:HG23	56:DX:13:LEU:H	1.13	1.08
1:CA:1003:G:H2'	1:CA:1004:A:H4'	1.31	1.08

Continued on next page...

Continued from previous page...

Atom-1	Atom-2	Interatomic distance (Å)	Clash overlap (Å)
41:BF:24:LEU:HB3	41:BF:25:PRO:HD2	1.36	1.08
24:CY:4:G:H2'	24:CY:5:G:H5''	1.28	1.08
34:B8:62:LEU:HD13	36:BA:242:G:H5''	1.31	1.07
28:D2:34:GLU:HA	28:D2:37:PHE:HB2	1.09	1.07
54:BV:62:LEU:HD21	54:BV:95:LEU:HB2	1.33	1.07
25:CZ:29:ALA:O	25:CZ:33:TYR:HD2	1.37	1.07
24:AY:77:TRP:O	25:AZ:273:HIS:HA	1.55	1.07
48:BP:58:THR:HG22	48:BP:61:ARG:HE	1.09	1.07
32:B6:30:THR:HG22	32:B6:31:PRO:HD2	1.29	1.07
32:D6:35:GLU:HB3	32:D6:51:GLU:HB2	1.34	1.07
36:DA:2187:G:H2'	36:DA:2188:C:H5'	1.35	1.07
54:DV:62:LEU:HD21	54:DV:95:LEU:HB2	1.34	1.07
24:AY:24:G:H2'	24:AY:25:C:H5''	1.36	1.06
28:B2:35:LEU:HD11	28:B2:50:ILE:HG13	1.31	1.06
34:D8:62:LEU:HD13	36:DA:242:G:H5''	1.30	1.06
28:D2:21:LEU:HB3	28:D2:64:LEU:HG	1.34	1.06
36:DA:925:C:H2'	36:DA:926:A:H5''	1.30	1.06
24:CY:24:G:H2'	24:CY:25:C:H5''	1.38	1.06
31:D5:4:HIS:HB2	31:D5:5:PRO:HD3	1.31	1.06
20:AT:57:ARG:HH11	20:AT:102:GLY:HA2	1.11	1.06
1:AA:975:A:H4'	1:AA:976:G:H5''	1.38	1.06
1:AA:1003:G:H2'	1:AA:1004:A:H4'	1.31	1.06
28:D2:47:ASN:HD22	28:D2:51:ARG:HG3	0.97	1.06
36:DA:2761:G:H2'	36:DA:2762:G:H5''	1.37	1.06
42:DG:67:LYS:HD3	42:DG:67:LYS:H	1.18	1.06
52:BT:82:LEU:H	52:BT:82:LEU:HD12	1.19	1.05
56:BX:63:LYS:HE2	56:BX:72:LYS:HE3	1.39	1.05
25:AZ:355:LEU:HB2	25:AZ:356:PRO:HD3	1.36	1.05
32:D6:18:ARG:HH11	32:D6:18:ARG:HG2	1.18	1.05
52:DT:82:LEU:H	52:DT:82:LEU:HD12	1.19	1.05
1:AA:1532:U:H2'	1:AA:1533:C:H5''	1.34	1.05
26:B0:10:THR:HG22	26:B0:12:ASN:H	1.17	1.05
1:CA:1532:U:H2'	1:CA:1533:C:H5''	1.30	1.05
2:CB:165:VAL:HG23	2:CB:166:ASP:H	1.20	1.05
36:DA:272(H):C:H2'	36:DA:272(I):U:H5''	1.38	1.05
29:B3:35:ARG:HH11	29:B3:35:ARG:HB2	1.13	1.05
1:CA:1281:U:H5'	1:CA:1282:C:H5	1.20	1.05
7:CG:54:THR:HG22	7:CG:56:GLN:H	1.19	1.05
36:BA:2761:G:H2'	36:BA:2762:G:H5''	1.38	1.05
25:CZ:241:ARG:HH11	25:CZ:241:ARG:HB3	1.21	1.05
32:B6:18:ARG:HH11	32:B6:18:ARG:HG2	1.20	1.04

Continued on next page...

Continued from previous page...

Atom-1	Atom-2	Interatomic distance (Å)	Clash overlap (Å)
36:BA:628:G:H2'	36:BA:629:G:H5''	1.34	1.04
36:BA:2603:G:H2'	36:BA:2604:U:H5''	1.35	1.04
40:BE:57:LYS:HA	40:BE:57:LYS:HE3	1.39	1.04
28:D2:29:LYS:HA	28:D2:32:LEU:HB3	1.39	1.04
36:BA:1301:A:O2'	36:BA:1302:A:H2'	1.55	1.04
51:BS:30:ARG:HH22	51:BS:62:LYS:HD3	1.13	1.04
28:D2:35:LEU:HD21	28:D2:50:ILE:HA	1.30	1.04
42:DG:55:LYS:HA	42:DG:58:GLN:HG2	1.37	1.04
1:AA:1281:U:H5'	1:AA:1282:C:H5	1.19	1.04
38:BC:175:VAL:HG12	38:BC:188:ASN:HB3	1.40	1.04
41:BF:192:LEU:HD21	41:BF:194:MET:HG3	1.37	1.04
42:BG:72:ARG:HB2	42:BG:87:PRO:HD2	1.37	1.04
51:BS:49:VAL:HG12	51:BS:50:SER:H	1.20	1.04
57:BY:8:LYS:HD2	57:BY:8:LYS:H	1.17	1.04
1:CA:979:C:H3'	1:CA:980:C:H5''	1.35	1.04
22:CV:4:C:H2'	22:CV:5:G:H5''	1.39	1.04
41:DF:192:LEU:HD21	41:DF:194:MET:HG3	1.37	1.04
51:DS:49:VAL:HG12	51:DS:50:SER:H	1.20	1.04
36:DA:1024:G:H3'	36:DA:1025:G:H5''	1.39	1.04
56:DX:12:VAL:HB	56:DX:17:ALA:HB1	1.35	1.04
25:AZ:29:ALA:O	25:AZ:33:TYR:HD2	1.41	1.03
36:DA:2603:G:H2'	36:DA:2604:U:H5''	1.36	1.03
36:DA:1301:A:O2'	36:DA:1302:A:H2'	1.58	1.03
36:DA:2012:G:H4'	55:DW:96:ILE:HD11	1.40	1.03
41:DF:24:LEU:HB3	41:DF:25:PRO:HD2	1.37	1.03
49:DQ:141:GLN:NE2	58:DZ:72:ARG:HA	1.73	1.03
27:B1:65:SER:O	27:B1:66:HIS:HB2	1.55	1.03
32:B6:19:ARG:HG2	32:B6:20:ASN:H	1.20	1.03
36:BA:1665:A:H2'	36:BA:1666:G:H5''	1.38	1.03
36:DA:1747(A):G:H2'	36:DA:1748:G:H5''	1.40	1.03
36:DA:2312:U:O3'	42:DG:71:THR:HG21	1.58	1.03
37:DB:20:C:H2'	37:DB:21:G:H5''	1.39	1.03
40:DE:57:LYS:HA	40:DE:57:LYS:HE3	1.38	1.03
1:AA:979:C:H3'	1:AA:980:C:H5''	1.39	1.03
2:AB:200:ILE:H	2:AB:200:ILE:HD12	1.23	1.03
36:BA:272(H):C:H2'	36:BA:272(I):U:H5''	1.38	1.03
32:D6:19:ARG:HG2	32:D6:20:ASN:H	1.19	1.03
38:DC:175:VAL:HG12	38:DC:188:ASN:HB3	1.39	1.03
39:DD:30:GLU:HB3	39:DD:35:LYS:HZ3	1.19	1.03
28:B2:68:ARG:HH11	28:B2:68:ARG:HB2	1.18	1.02
32:B6:35:GLU:HB3	32:B6:51:GLU:HB2	1.34	1.02

Continued on next page...

Continued from previous page...

Atom-1	Atom-2	Interatomic distance (Å)	Clash overlap (Å)
1:CA:1271:G:H2'	1:CA:1272:G:H5''	1.37	1.02
49:DQ:60:ARG:HH11	49:DQ:60:ARG:HB3	1.22	1.02
1:AA:1271:G:H2'	1:AA:1272:G:H5''	1.37	1.02
22:AV:42:C:H5'	22:AV:42:C:H6	1.24	1.02
36:BA:1959:G:H2'	36:BA:1960:A:H5''	1.40	1.02
37:BB:20:C:H2'	37:BB:21:G:H5''	1.41	1.02
36:DA:1665:A:H2'	36:DA:1666:G:H5''	1.36	1.02
49:DQ:141:GLN:HE21	58:DZ:72:ARG:HA	0.87	1.02
43:BH:85:LYS:HZ3	43:BH:133:VAL:N	1.57	1.02
52:BT:28:VAL:O	52:BT:29:ARG:HD2	1.60	1.02
36:DA:1884:A:H2'	36:DA:1885:A:H5''	1.37	1.02
7:AG:54:THR:HG22	7:AG:56:GLN:H	1.22	1.02
36:BA:2187:G:H2'	36:BA:2188:C:H5'	1.41	1.02
25:CZ:355:LEU:HB2	25:CZ:356:PRO:HD3	1.38	1.02
36:BA:1884:A:H2'	36:BA:1885:A:H5''	1.40	1.02
1:CA:975:A:H4'	1:CA:976:G:H5''	1.38	1.02
43:DH:106:THR:HG22	43:DH:112:PRO:HB3	1.42	1.02
52:DT:80:SER:HB3	52:DT:81:PRO:HD3	1.41	1.02
22:AV:4:C:H2'	22:AV:5:G:H5''	1.38	1.01
43:BH:153:LYS:HD3	43:BH:153:LYS:H	1.25	1.01
1:AA:358:U:H4'	25:AZ:234:ARG:C	1.79	1.01
36:BA:330:A:HO2'	36:BA:331:A:H8	1.05	1.01
36:BA:1024:G:H3'	36:BA:1025:G:H5''	1.41	1.01
1:CA:1537:U:H5'	18:CR:54:ARG:HH22	1.23	1.01
1:AA:1305:G:N2	1:AA:1331:G:H2'	1.74	1.01
22:AW:18:G:H1	22:AW:55:U:H1'	1.26	1.01
49:BQ:60:ARG:HH11	49:BQ:60:ARG:HB3	1.21	1.01
28:D2:23:LYS:HA	28:D2:26:ARG:HB3	1.42	1.01
36:DA:654(H):G:H2'	36:DA:654(I):C:H5'	1.42	1.01
2:CB:200:ILE:HD12	2:CB:200:ILE:H	1.22	1.00
41:DF:155:LEU:HD11	41:DF:176:LEU:HD22	1.41	1.00
36:BA:2012:G:H4'	55:BW:96:ILE:HD11	1.40	1.00
36:DA:27:G:H22	36:DA:512:G:H2'	1.25	1.00
48:DP:62:LEU:HD23	48:DP:62:LEU:H	1.24	1.00
36:BA:1747(A):G:H2'	36:BA:1748:G:H5''	1.40	1.00
28:D2:48:HIS:HA	36:DA:95:G:O3'	1.61	1.00
48:BP:62:LEU:HD23	48:BP:62:LEU:H	1.24	1.00
43:BH:106:THR:HG22	43:BH:112:PRO:HB3	1.42	1.00
26:D0:10:THR:HG22	26:D0:12:ASN:H	1.20	1.00
41:BF:155:LEU:HD11	41:BF:176:LEU:HD22	1.41	0.99
39:BD:30:GLU:HB3	39:BD:35:LYS:HZ3	1.25	0.99

Continued on next page...

Continued from previous page...

Atom-1	Atom-2	Interatomic distance (Å)	Clash overlap (Å)
1:CA:1305:G:N2	1:CA:1331:G:H2'	1.75	0.99
22:CV:42:C:H5'	22:CV:42:C:H6	1.24	0.99
32:D6:19:ARG:CG	32:D6:20:ASN:H	1.76	0.99
36:DA:1959:G:H2'	36:DA:1960:A:H5''	1.42	0.99
57:BY:13:VAL:HG11	57:BY:28:LYS:HD3	1.44	0.99
22:CW:18:G:H1	22:CW:55:U:H1'	1.25	0.99
40:DE:38:THR:HG22	40:DE:40:GLU:H	1.25	0.99
36:BA:27:G:H22	36:BA:512:G:H2'	1.28	0.99
25:AZ:241:ARG:HH11	25:AZ:241:ARG:HB3	1.23	0.99
28:D2:47:ASN:HD22	28:D2:51:ARG:CG	1.76	0.99
36:DA:2833:G:H3'	36:DA:2834:G:C5'	1.93	0.99
2:AB:165:VAL:HG23	2:AB:166:ASP:H	1.22	0.99
52:DT:28:VAL:O	52:DT:29:ARG:HD2	1.61	0.99
39:BD:34:VAL:HG23	39:BD:35:LYS:H	1.27	0.98
52:BT:53:ARG:HH11	52:BT:53:ARG:HB3	1.28	0.98
36:BA:654(H):G:H2'	36:BA:654(I):C:H5'	1.42	0.98
43:BH:169:VAL:HG22	43:BH:170:ARG:H	1.28	0.98
32:B6:19:ARG:CG	32:B6:20:ASN:H	1.76	0.98
1:CA:858:G:C6	1:CA:869:G:N7	2.31	0.98
36:BA:271(L):U:H5''	36:BA:271(M):G:H5'	1.45	0.98
46:BN:23:LEU:HD23	46:BN:24:GLY:N	1.78	0.98
48:BP:146:VAL:HG22	48:BP:147:LEU:H	1.25	0.98
28:D2:29:LYS:HD2	28:D2:32:LEU:HD13	1.41	0.98
43:DH:85:LYS:HZ3	43:DH:133:VAL:N	1.61	0.98
41:BF:37:VAL:HG11	48:BP:7:ARG:HH22	1.27	0.98
4:CD:59:ARG:HA	4:CD:59:ARG:HE	1.28	0.98
19:CS:16:LEU:H	19:CS:16:LEU:HD12	1.27	0.98
41:DF:37:VAL:HG11	48:DP:7:ARG:HH22	1.28	0.98
28:D2:47:ASN:ND2	28:D2:51:ARG:HG3	1.76	0.98
48:DP:146:VAL:HG22	48:DP:147:LEU:H	1.24	0.98
52:DT:53:ARG:HH11	52:DT:53:ARG:HB3	1.29	0.98
36:BA:2833:G:H3'	36:BA:2834:G:C5'	1.93	0.98
1:CA:1534:A:H62	23:CX:12:A:H2	1.11	0.98
36:DA:1948:G:H5'	36:DA:1948:G:H8	1.27	0.98
19:AS:16:LEU:H	19:AS:16:LEU:HD12	1.28	0.98
24:CY:25:C:H2'	24:CY:26:A:C5'	1.93	0.98
36:DA:2307:G:H21	36:DA:2308:G:H5''	1.28	0.98
46:DN:23:LEU:HD23	46:DN:24:GLY:N	1.79	0.97
37:BB:8:U:H5'	37:BB:8:U:H6	1.29	0.97
40:BE:38:THR:HG22	40:BE:40:GLU:H	1.27	0.97
42:BG:67:LYS:HD3	42:BG:67:LYS:H	1.29	0.97

Continued on next page...

Continued from previous page...

Atom-1	Atom-2	Interatomic distance (Å)	Clash overlap (Å)
22:CV:41:C:H2'	22:CV:42:C:H5''	1.45	0.97
24:CY:24:G:H2'	24:CY:25:C:C5'	1.94	0.97
56:DX:63:LYS:HD3	56:DX:70:LEU:HD21	1.47	0.97
36:BA:1948:G:H8	36:BA:1948:G:H5'	1.27	0.97
57:DY:13:VAL:HG11	57:DY:28:LYS:HD3	1.44	0.97
36:BA:2307:G:H21	36:BA:2308:G:H5''	1.30	0.97
28:D2:51:ARG:HH11	28:D2:51:ARG:HB3	1.29	0.97
55:BW:5:ALA:HB2	55:BW:54:ALA:HB2	1.46	0.97
24:AY:25:C:H2'	24:AY:26:A:C5'	1.94	0.97
36:DA:271(L):U:H5''	36:DA:271(M):G:H5'	1.45	0.97
56:DX:63:LYS:HE2	56:DX:72:LYS:HE3	1.44	0.97
26:B0:49:LYS:N	26:B0:80:HIS:HD1	1.63	0.97
36:BA:2317:C:H2'	36:BA:2318:G:H5'	1.45	0.97
46:DN:111:PRO:HA	46:DN:114:ARG:HH12	1.26	0.97
47:DO:104:ARG:HH21	52:DT:33:LYS:HE2	1.29	0.97
57:DY:50:ARG:HD2	57:DY:53:PRO:HA	1.47	0.97
1:AA:452:A:HO2'	1:AA:453:A:H8	1.06	0.97
4:AD:59:ARG:HE	4:AD:59:ARG:HA	1.27	0.97
24:AY:24:G:C2'	24:AY:25:C:H5''	1.95	0.97
25:AZ:359:VAL:O	25:AZ:362:VAL:HG23	1.64	0.97
4:CD:28:SER:HB3	4:CD:29:PRO:HD2	1.44	0.97
42:DG:103:LEU:HD23	42:DG:107:LEU:HD21	1.44	0.96
14:AN:22:THR:HB	14:AN:33:VAL:HG21	1.45	0.96
24:AY:24:G:H2'	24:AY:25:C:C5'	1.94	0.96
57:BY:50:ARG:HD2	57:BY:53:PRO:HA	1.47	0.96
32:D6:16:CYS:SG	32:D6:48:VAL:HG22	2.05	0.96
41:BF:132:VAL:HG22	41:BF:133:ASN:H	1.27	0.96
36:BA:1887:C:H2'	36:BA:1888:G:H5''	1.47	0.96
1:AA:150:C:H2'	1:AA:151:A:H5''	1.45	0.96
25:CZ:359:VAL:O	25:CZ:362:VAL:HG23	1.64	0.96
36:BA:1069:A:H1'	36:BA:1070:A:OP2	1.66	0.96
31:B5:44:THR:HG21	50:BR:101:ALA:HB2	1.48	0.96
36:DA:2603:G:C2'	36:DA:2604:U:H5''	1.94	0.96
46:BN:111:PRO:HA	46:BN:114:ARG:HH12	1.25	0.96
52:BT:80:SER:HB3	52:BT:81:PRO:HD3	1.44	0.96
32:B6:16:CYS:SG	32:B6:48:VAL:HG22	2.04	0.96
28:D2:30:ARG:HA	28:D2:33:MET:HB2	1.46	0.96
36:DA:2317:C:H2'	36:DA:2318:G:H5'	1.48	0.95
36:BA:2603:G:C2'	36:BA:2604:U:H5''	1.95	0.95
4:AD:28:SER:HB3	4:AD:29:PRO:HD2	1.44	0.95
52:BT:28:VAL:HG22	52:BT:47:GLY:N	1.80	0.95

Continued on next page...

Continued from previous page...

Atom-1	Atom-2	Interatomic distance (Å)	Clash overlap (Å)
36:BA:259:G:H21	36:BA:621:A:H8	1.08	0.95
36:DA:1899:G:H21	36:DA:1902:C:H41	0.99	0.95
52:DT:28:VAL:HG22	52:DT:47:GLY:N	1.81	0.95
5:AE:10:MET:HG3	5:AE:13:ILE:HD11	1.48	0.95
13:AM:101:GLN:HE21	13:AM:101:GLN:H	1.15	0.95
24:CY:24:G:C2'	24:CY:25:C:H5''	1.96	0.95
39:DD:34:VAL:HG23	39:DD:35:LYS:H	1.28	0.95
36:BA:1543:C:H3'	36:BA:1544:A:H5''	1.48	0.95
26:D0:49:LYS:N	26:D0:80:HIS:HD1	1.62	0.95
47:BO:104:ARG:HH21	52:BT:33:LYS:HE2	1.28	0.95
36:DA:2248:C:H2'	36:DA:2249:U:H5'	1.49	0.95
4:AD:26:CYS:HG	4:AD:31:CYS:HG	1.07	0.95
39:BD:267:SER:O	39:BD:269:PHE:N	1.99	0.95
57:BY:10:GLY:HA2	57:BY:27:VAL:HG13	1.48	0.95
43:DH:169:VAL:HG22	43:DH:170:ARG:H	1.31	0.95
33:B7:37:LYS:HD2	33:B7:39:ARG:HD3	1.49	0.95
39:DD:267:SER:O	39:DD:269:PHE:N	1.99	0.95
1:CA:150:C:H2'	1:CA:151:A:H5''	1.45	0.95
36:DA:1887:C:H2'	36:DA:1888:G:H5''	1.48	0.95
1:AA:858:G:C6	1:AA:869:G:N7	2.34	0.94
32:B6:41:PRO:HD2	32:B6:46:HIS:H	1.29	0.94
36:DA:330:A:HO2'	36:DA:331:A:H8	1.06	0.94
36:DA:1543:C:H3'	36:DA:1544:A:H5''	1.49	0.94
57:DY:10:GLY:HA2	57:DY:27:VAL:HG13	1.48	0.94
24:AY:76:A:P	25:AZ:274:ARG:HG3	2.07	0.94
41:DF:132:VAL:HG22	41:DF:133:ASN:H	1.28	0.94
41:BF:6:VAL:HG12	41:BF:7:TYR:H	1.33	0.94
42:BG:63:ILE:HA	42:BG:143:GLU:HG3	1.48	0.94
32:D6:15:GLU:CD	32:D6:18:ARG:CZ	2.36	0.94
32:D6:41:PRO:HD2	32:D6:46:HIS:H	1.30	0.94
36:DA:1069:A:H1'	36:DA:1070:A:OP2	1.66	0.94
37:DB:8:U:H5'	37:DB:8:U:H6	1.31	0.94
31:D5:44:THR:HG21	50:DR:101:ALA:HB2	1.46	0.94
41:DF:6:VAL:HG12	41:DF:7:TYR:H	1.32	0.94
42:DG:77:ILE:HD13	42:DG:83:ARG:HB3	1.49	0.94
20:AT:57:ARG:NH1	20:AT:102:GLY:HA2	1.83	0.94
36:DA:2245:U:H5'	36:DA:2246:G:H5'	1.47	0.94
36:BA:1826:G:H4'	39:BD:242:ARG:HH21	1.29	0.94
28:D2:34:GLU:HA	28:D2:37:PHE:CB	1.96	0.94
22:AV:46:G:H3'	22:AV:47:U:C5'	1.98	0.94
24:AY:77:TRP:O	25:AZ:273:HIS:CA	2.15	0.94

Continued on next page...

Continued from previous page...

Atom-1	Atom-2	Interatomic distance (Å)	Clash overlap (Å)
34:B8:15:LYS:HD3	48:BP:65:ARG:HH22	1.32	0.94
36:BA:2101:G:H2'	36:BA:2102:U:H5''	1.49	0.94
56:BX:8:ILE:HD12	56:BX:8:ILE:H	1.28	0.94
56:BX:63:LYS:HD3	56:BX:70:LEU:HD21	1.49	0.94
2:CB:172:ILE:HD12	2:CB:172:ILE:H	1.33	0.94
14:CN:22:THR:HB	14:CN:33:VAL:HG21	1.49	0.94
55:DW:5:ALA:HB2	55:DW:54:ALA:HB2	1.49	0.94
36:BA:628:G:C2'	36:BA:629:G:H5''	1.98	0.94
51:BS:52:SER:HB3	51:BS:55:ALA:HB3	1.48	0.94
36:DA:654(E):G:N2	36:DA:654(Q):C:H1'	1.81	0.94
56:DX:8:ILE:H	56:DX:8:ILE:HD12	1.31	0.94
36:BA:1190:G:H5'	48:BP:35:HIS:H	1.31	0.94
48:DP:47:ASP:HB2	48:DP:51:PHE:HB2	1.50	0.94
24:AY:4:G:C2'	24:AY:5:G:H5''	1.97	0.93
48:BP:47:ASP:HB2	48:BP:51:PHE:HB2	1.50	0.93
1:CA:351:G:H4'	1:CA:352:C:OP1	1.69	0.93
5:CE:10:MET:HG3	5:CE:13:ILE:HD11	1.50	0.93
36:BA:654(E):G:N2	36:BA:654(Q):C:H1'	1.82	0.93
47:BO:14:THR:HG21	47:BO:86:ILE:HD13	1.48	0.93
33:D7:37:LYS:HD2	33:D7:39:ARG:HD3	1.51	0.93
58:DZ:102:LEU:HD23	58:DZ:137:ILE:HB	1.49	0.93
42:BG:32:PRO:HB2	42:BG:172:LEU:HG	1.48	0.93
1:AA:942:G:H21	9:AI:124:GLN:NE2	1.65	0.93
58:BZ:163:LEU:HD11	58:BZ:165:VAL:HG13	1.47	0.93
36:DA:2101:G:H2'	36:DA:2102:U:H5''	1.49	0.93
43:DH:153:LYS:HD3	43:DH:153:LYS:H	1.29	0.93
36:BA:1948:G:H5'	36:BA:1948:G:C8	2.04	0.93
52:BT:85:LYS:HB3	52:BT:85:LYS:NZ	1.84	0.93
22:AV:41:C:H2'	22:AV:42:C:H5''	1.47	0.93
20:CT:57:ARG:NH1	20:CT:102:GLY:HA2	1.84	0.93
36:DA:259:G:H21	36:DA:621:A:H8	1.09	0.93
40:DE:52:LEU:HD11	52:DT:1:MET:HG2	1.49	0.93
48:DP:147:LEU:HG	48:DP:148:LEU:H	1.32	0.93
57:DY:28:LYS:HB3	57:DY:39:VAL:H	1.33	0.93
36:BA:1602:U:H3'	36:BA:1603:A:H5'	1.50	0.93
36:BA:1047:G:H2'	36:BA:1110:G:H21	1.32	0.93
40:BE:52:LEU:HD11	52:BT:1:MET:HG2	1.51	0.93
41:BF:28:ILE:H	41:BF:28:ILE:HD13	1.34	0.93
42:BG:125:PHE:HD1	42:BG:126:ASP:H	1.14	0.93
1:AA:351:G:H4'	1:AA:352:C:OP1	1.67	0.93
42:BG:5:VAL:HB	42:BG:8:LYS:HB2	1.51	0.93

Continued on next page...

Continued from previous page...

Atom-1	Atom-2	Interatomic distance (Å)	Clash overlap (Å)
34:D8:6:THR:HB	34:D8:11:LYS:NZ	1.84	0.93
34:B8:62:LEU:HD13	36:BA:242:G:C5'	2.00	0.92
22:CV:46:G:H3'	22:CV:47:U:C5'	1.98	0.92
36:BA:2160:G:H8	36:BA:2160:G:H5'	1.34	0.92
48:BP:147:LEU:HG	48:BP:148:LEU:H	1.31	0.92
25:CZ:29:ALA:O	25:CZ:33:TYR:CD2	2.22	0.92
25:CZ:355:LEU:HD23	25:CZ:370:PHE:HB3	0.92	0.92
36:DA:1047:G:H2'	36:DA:1110:G:H21	1.33	0.92
36:DA:1484:G:C2'	36:DA:1485:G:H5''	1.98	0.92
1:AA:367:U:C5'	25:AZ:291:ARG:HE	1.82	0.92
36:BA:654(E):G:H22	36:BA:654(Q):C:H1'	1.34	0.92
36:BA:2245:U:H5'	36:BA:2246:G:H5'	1.47	0.92
36:DA:654(E):G:H22	36:DA:654(Q):C:H1'	1.34	0.92
10:AJ:40:LEU:HD23	10:AJ:40:LEU:H	1.33	0.92
24:AY:65:C:H4'	25:AZ:341:GLN:HG2	1.49	0.92
34:B8:6:THR:HB	34:B8:11:LYS:NZ	1.84	0.92
40:BE:16:ARG:HD3	40:BE:21:VAL:HG11	1.51	0.92
51:DS:52:SER:HB3	51:DS:55:ALA:HB3	1.49	0.92
32:B6:33:LYS:HE2	32:B6:33:LYS:HA	1.49	0.92
58:DZ:115:GLY:HA2	58:DZ:177:PRO:HD3	1.52	0.92
42:BG:73:ALA:H	42:BG:87:PRO:HG2	1.35	0.92
36:DA:761:A:H8	36:DA:761:A:O5'	1.53	0.92
36:DA:1190:G:H5'	48:DP:35:HIS:H	1.34	0.92
36:DA:1826:G:H4'	39:DD:242:ARG:HH21	1.31	0.92
42:DG:52:ILE:HG12	42:DG:53:LEU:H	1.35	0.92
48:DP:58:THR:HG22	48:DP:61:ARG:NE	1.84	0.92
1:AA:1435:G:H2'	1:AA:1436:U:C6	2.05	0.92
48:DP:132:LYS:H	48:DP:132:LYS:HD2	1.35	0.92
9:CI:4:TYR:CZ	9:CI:88:TYR:HB2	2.04	0.92
28:D2:39:ALA:CA	28:D2:45:SER:HB3	1.99	0.92
41:DF:28:ILE:HD13	41:DF:28:ILE:H	1.34	0.92
48:DP:65:ARG:HB3	48:DP:68:GLN:HE22	1.35	0.92
2:AB:172:ILE:H	2:AB:172:ILE:HD12	1.33	0.92
36:BA:654(C):G:H2'	36:BA:654(D):G:H5'	1.51	0.92
24:CY:4:G:C2'	24:CY:5:G:H5''	1.97	0.92
43:DH:85:LYS:HZ3	43:DH:133:VAL:H	1.14	0.92
51:DS:106:ARG:HB3	51:DS:106:ARG:NH1	1.84	0.92
52:DT:53:ARG:HB3	52:DT:53:ARG:NH1	1.85	0.92
36:BA:2248:C:H2'	36:BA:2249:U:H5'	1.48	0.91
57:BY:28:LYS:HB3	57:BY:39:VAL:H	1.34	0.91
36:DA:2160:G:H8	36:DA:2160:G:H5'	1.32	0.91

Continued on next page...

Continued from previous page...

Atom-1	Atom-2	Interatomic distance (Å)	Clash overlap (Å)
43:BH:85:LYS:HZ3	43:BH:133:VAL:H	1.12	0.91
36:BA:1484:G:C2'	36:BA:1485:G:H5''	1.99	0.91
6:CF:97:PHE:HD1	18:CR:31:LEU:HD21	1.36	0.91
36:BA:761:A:H8	36:BA:761:A:O5'	1.53	0.91
52:BT:53:ARG:HB3	52:BT:53:ARG:NH1	1.83	0.91
14:CN:13:THR:N	14:CN:14:PRO:HD2	1.85	0.91
34:D8:15:LYS:HD3	48:DP:65:ARG:HH22	1.32	0.91
1:AA:1281:U:H5'	1:AA:1282:C:C5	2.06	0.91
24:AY:65:C:H4'	25:AZ:341:GLN:CG	1.99	0.91
25:AZ:89:ILE:O	25:AZ:93:ILE:HG22	1.70	0.91
1:CA:1281:U:H5'	1:CA:1282:C:C5	2.06	0.91
25:CZ:113:MET:HG3	25:CZ:114:PRO:HD2	1.50	0.91
25:CZ:277:LEU:HD13	25:CZ:278:GLN:H	1.36	0.91
36:DA:628:G:C2'	36:DA:629:G:H5''	1.99	0.91
39:DD:35:LYS:HG3	39:DD:104:TYR:HE2	1.35	0.91
25:AZ:355:LEU:HD23	25:AZ:370:PHE:HB3	0.92	0.91
39:BD:35:LYS:HD3	39:BD:63:ARG:HG2	1.53	0.91
37:DB:3:C:H42	37:DB:118:G:H1	1.15	0.91
27:B1:45:ASN:HD21	36:BA:2090:G:H21	1.14	0.91
31:B5:3:LYS:HD3	36:BA:747:U:OP1	1.71	0.91
36:DA:654(C):G:H2'	36:DA:654(D):G:H5'	1.52	0.91
26:D0:50:ASN:HD22	26:D0:63:VAL:HG21	1.34	0.91
28:D2:66:GLU:OE2	28:D2:67:LYS:HB2	1.69	0.91
40:DE:16:ARG:HD3	40:DE:21:VAL:HG11	1.53	0.91
42:DG:7:LEU:HD21	42:DG:176:LEU:HD21	1.50	0.91
48:DP:9:ASN:H	48:DP:10:PRO:HD2	1.34	0.91
1:AA:1003:G:C2'	1:AA:1004:A:H4'	2.00	0.90
36:BA:925:C:C2'	36:BA:926:A:H5''	2.00	0.90
36:BA:1779:U:H5	36:BA:1784:A:N7	1.69	0.90
1:CA:1532:U:C2'	1:CA:1533:C:H5''	2.02	0.90
29:D3:35:ARG:HB2	29:D3:35:ARG:NH1	1.87	0.90
36:DA:1948:G:H5'	36:DA:1948:G:C8	2.06	0.90
25:AZ:7:ARG:NH2	25:AZ:281:ILE:HD11	1.87	0.90
34:B8:61:LEU:H	34:B8:61:LEU:HD12	1.35	0.90
48:BP:16:ARG:NH1	48:BP:16:ARG:HB2	1.86	0.90
10:CJ:40:LEU:HD23	10:CJ:40:LEU:H	1.32	0.90
36:DA:925:C:C2'	36:DA:926:A:H5''	2.01	0.90
42:DG:40:ASN:HB2	42:DG:91:ARG:HB2	1.52	0.90
42:DG:97:ASP:H	42:DG:99:MET:CE	1.84	0.90
48:DP:16:ARG:HB2	48:DP:16:ARG:NH1	1.86	0.90
52:DT:85:LYS:NZ	52:DT:85:LYS:HB3	1.84	0.90

Continued on next page...

Continued from previous page...

Atom-1	Atom-2	Interatomic distance (Å)	Clash overlap (Å)
26:B0:50:ASN:HD22	26:B0:63:VAL:HG21	1.33	0.90
1:CA:1003:G:C2'	1:CA:1004:A:H4'	2.00	0.90
24:AY:77:TRP:N	25:AZ:285:ASN:O	2.05	0.90
36:BA:1899:G:H21	36:BA:1902:C:H41	1.00	0.90
42:BG:133:LEU:HD11	42:BG:157:ILE:HD12	1.53	0.90
36:DA:1076:C:H4'	58:DZ:112:ARG:HH21	1.36	0.90
54:DV:18:LEU:HD23	54:DV:19:LYS:H	1.36	0.90
5:AE:11:ILE:HB	5:AE:31:LEU:HD12	1.52	0.90
42:BG:60:LEU:HD22	42:BG:63:ILE:HD11	1.51	0.90
32:D6:33:LYS:HE2	32:D6:33:LYS:HA	1.51	0.90
1:AA:358:U:H1'	25:AZ:233:GLY:HA2	1.54	0.90
25:AZ:277:LEU:HD13	25:AZ:278:GLN:H	1.36	0.90
13:CM:23:TYR:HB3	13:CM:67:GLU:HB3	1.54	0.90
48:BP:132:LYS:HD2	48:BP:132:LYS:H	1.35	0.90
1:CA:1537:U:H5'	18:CR:54:ARG:NH2	1.87	0.90
49:DQ:56:ARG:HH11	49:DQ:56:ARG:HG3	1.36	0.90
25:AZ:29:ALA:O	25:AZ:33:TYR:CD2	2.25	0.89
42:BG:135:LEU:HD13	42:BG:140:ILE:HD11	1.52	0.89
48:BP:58:THR:HG22	48:BP:61:ARG:NE	1.87	0.89
10:CJ:54:PHE:CZ	10:CJ:55:LYS:NZ	2.39	0.89
13:CM:10:PRO:HB2	13:CM:18:ALA:HB1	1.54	0.89
36:BA:2068:U:H3	36:BA:2430:A:H2	0.91	0.89
36:BA:2092:U:C4'	36:BA:2093:G:H5''	2.02	0.89
25:CZ:7:ARG:NH2	25:CZ:281:ILE:HD11	1.87	0.89
31:D5:3:LYS:HD3	36:DA:747:U:OP1	1.72	0.89
31:D5:40:LYS:HZ1	31:D5:46:CYS:H	1.17	0.89
34:D8:62:LEU:HD13	36:DA:242:G:C5'	2.00	0.89
36:DA:1877:A:H2'	36:DA:1878:G:H5'	1.51	0.89
6:AF:97:PHE:HD1	18:AR:31:LEU:HD21	1.37	0.89
51:BS:106:ARG:NH1	51:BS:106:ARG:HB3	1.86	0.89
9:AI:4:TYR:CZ	9:AI:88:TYR:HB2	2.07	0.89
9:AI:17:VAL:HG11	9:AI:81:ILE:HD13	1.53	0.89
13:AM:23:TYR:HB3	13:AM:67:GLU:HB3	1.51	0.89
36:BA:27:G:N2	36:BA:512:G:H2'	1.86	0.89
48:BP:9:ASN:H	48:BP:10:PRO:HD2	1.35	0.89
58:BZ:18:LEU:H	58:BZ:18:LEU:HD12	1.36	0.89
51:DS:97:ARG:NH2	51:DS:98:VAL:HA	1.87	0.89
1:AA:975:A:C4'	1:AA:976:G:H5''	2.03	0.89
24:AY:2:G:C2'	24:AY:3:G:H5''	2.03	0.89
37:BB:3:C:H42	37:BB:118:G:H1	1.15	0.89
40:BE:111:ARG:HG3	40:BE:160:TYR:CD2	2.08	0.89

Continued on next page...

Continued from previous page...

Atom-1	Atom-2	Interatomic distance (Å)	Clash overlap (Å)
51:BS:97:ARG:NH2	51:BS:98:VAL:HA	1.87	0.89
54:DV:39:LEU:HA	54:DV:47:VAL:HG11	1.55	0.89
58:DZ:151:HIS:CB	58:DZ:170:THR:HA	2.03	0.89
31:B5:40:LYS:NZ	31:B5:46:CYS:H	1.71	0.89
51:BS:59:LYS:HG2	51:BS:60:GLY:H	1.38	0.89
36:DA:2092:U:C4'	36:DA:2093:G:H5''	2.02	0.89
36:DA:2712:U:O2'	36:DA:2712(A):A:H5''	1.73	0.89
48:DP:23:PRO:HD2	48:DP:33:ARG:HE	1.38	0.89
9:AI:16:ARG:HB2	9:AI:64:THR:HB	1.55	0.89
42:BG:77:ILE:HD13	42:BG:77:ILE:H	1.36	0.89
47:DO:14:THR:HG21	47:DO:86:ILE:HD13	1.53	0.89
56:DX:35:THR:HG22	56:DX:37:THR:N	1.88	0.89
12:AL:20:LYS:HD3	12:AL:20:LYS:H	1.38	0.89
48:BP:65:ARG:HB3	48:BP:68:GLN:HE22	1.37	0.89
54:BV:18:LEU:HD23	54:BV:19:LYS:H	1.37	0.89
24:CY:2:G:H2'	24:CY:3:G:H5''	1.51	0.89
36:DA:27:G:N2	36:DA:512:G:H2'	1.86	0.89
36:DA:1602:U:H3'	36:DA:1603:A:H5'	1.52	0.89
36:DA:1902:C:O2'	39:DD:244:ARG:HB3	1.71	0.89
40:DE:4:ILE:HD11	40:DE:28:ALA:HB1	1.55	0.89
24:AY:2:G:H2'	24:AY:3:G:H5''	1.52	0.89
36:BA:2415:G:O3'	48:BP:66:GLY:HA3	1.69	0.89
4:CD:23:GLY:HA3	4:CD:112:VAL:HG22	1.55	0.89
9:CI:19:LEU:HD11	9:CI:59:PHE:HD2	1.38	0.89
25:AZ:113:MET:HG3	25:AZ:114:PRO:HD2	1.52	0.89
36:BA:1877:A:H2'	36:BA:1878:G:H5'	1.52	0.89
50:BR:99:LYS:H	50:BR:99:LYS:HD2	1.38	0.89
52:BT:28:VAL:HG13	52:BT:46:GLU:HA	1.54	0.89
58:BZ:166:SER:HB2	58:BZ:168:GLU:N	1.88	0.89
36:DA:2756:U:H1'	36:DA:2757:A:H5''	1.55	0.89
41:BF:160:ASN:HD21	41:BF:162:LEU:HB2	1.38	0.88
40:DE:77:ILE:HG22	40:DE:78:LEU:HD12	1.55	0.88
36:BA:2580:U:H5'	40:BE:131:ALA:HB2	1.54	0.88
24:CY:2:G:C2'	24:CY:3:G:H5''	2.03	0.88
34:D8:59:LYS:HE2	48:DP:50:ARG:HB3	1.54	0.88
36:BA:1293:C:H2'	36:BA:1294:U:H5''	1.54	0.88
27:D1:46:LEU:HD12	27:D1:46:LEU:O	1.73	0.88
31:D5:3:LYS:HD2	31:D5:3:LYS:H	1.38	0.88
39:DD:226:MET:HE2	39:DD:231:HIS:HB2	1.55	0.88
40:DE:111:ARG:HG3	40:DE:160:TYR:CD2	2.08	0.88
13:AM:10:PRO:CB	13:AM:18:ALA:HB1	2.03	0.88

Continued on next page...

Continued from previous page...

Atom-1	Atom-2	Interatomic distance (Å)	Clash overlap (Å)
25:AZ:7:ARG:HH11	25:AZ:7:ARG:HG2	1.36	0.88
40:BE:77:ILE:HG22	40:BE:78:LEU:HD12	1.55	0.88
12:CL:20:LYS:HD3	12:CL:20:LYS:H	1.37	0.88
1:AA:1271:G:C2'	1:AA:1272:G:H5''	2.02	0.88
13:CM:10:PRO:CB	13:CM:18:ALA:HB1	2.03	0.88
32:D6:53:LYS:HG2	32:D6:54:ILE:H	1.39	0.88
20:AT:45:GLN:HB3	20:AT:91:LEU:HD13	1.56	0.88
1:CA:1271:G:C2'	1:CA:1272:G:H5''	2.04	0.88
33:D7:10:ARG:HH12	33:D7:14:LYS:HE3	1.39	0.88
36:DA:1747(A):G:C2'	36:DA:1748:G:H5''	2.03	0.88
29:B3:35:ARG:HB2	29:B3:35:ARG:NH1	1.87	0.88
41:BF:122:LYS:HG3	41:BF:191:ARG:HG3	1.55	0.88
56:BX:35:THR:HG22	56:BX:37:THR:N	1.89	0.88
5:CE:11:ILE:HB	5:CE:31:LEU:HD12	1.56	0.88
36:DA:2068:U:H3	36:DA:2430:A:H2	0.92	0.88
57:DY:81:LYS:HD3	57:DY:97:ARG:O	1.74	0.88
32:B6:53:LYS:HG2	32:B6:54:ILE:H	1.38	0.88
20:CT:45:GLN:HB3	20:CT:91:LEU:HD13	1.55	0.88
36:DA:2762:G:H8	36:DA:2762:G:H5'	1.38	0.88
39:DD:30:GLU:CB	39:DD:35:LYS:HZ3	1.87	0.88
52:DT:85:LYS:HB3	52:DT:85:LYS:HZ3	1.38	0.88
41:BF:32:LEU:O	41:BF:36:VAL:HG23	1.74	0.88
51:BS:34:HIS:HB2	51:BS:36:TYR:HE1	1.39	0.88
55:BW:26:GLY:H	55:BW:71:VAL:HG23	1.39	0.88
36:DA:1293:C:H2'	36:DA:1294:U:H5''	1.53	0.88
36:DA:2415:G:O3'	48:DP:66:GLY:HA3	1.73	0.88
41:BF:125:LEU:H	41:BF:125:LEU:HD23	1.38	0.88
58:DZ:4:ARG:HG2	58:DZ:58:VAL:HB	1.56	0.88
36:BA:1058:G:H2'	36:BA:1059:G:H5''	1.56	0.87
27:D1:90:ILE:O	27:D1:94:LEU:HD23	1.74	0.87
34:D8:61:LEU:HD12	34:D8:61:LEU:H	1.38	0.87
36:DA:2656:U:H3	36:DA:2665:A:H2	1.21	0.87
56:DX:35:THR:HB	56:DX:38:GLU:HB2	1.53	0.87
56:BX:35:THR:HB	56:BX:38:GLU:HB2	1.55	0.87
28:D2:34:GLU:CA	28:D2:37:PHE:HB2	2.01	0.87
3:AC:8:ILE:HG23	3:AC:16:ARG:HG2	1.56	0.87
36:BA:2675:A:H5'	47:BO:31:LYS:HE3	1.56	0.87
40:BE:4:ILE:HD11	40:BE:28:ALA:HB1	1.55	0.87
16:CP:53:VAL:HG23	16:CP:54:GLU:H	1.39	0.87
32:D6:15:GLU:HB2	32:D6:20:ASN:HB3	1.56	0.87
32:B6:15:GLU:HB2	32:B6:20:ASN:HB3	1.57	0.87

Continued on next page...

Continued from previous page...

Atom-1	Atom-2	Interatomic distance (Å)	Clash overlap (Å)
36:BA:2712:U:O2'	36:BA:2712(A):A:H5''	1.73	0.87
54:BV:39:LEU:HA	54:BV:47:VAL:HG11	1.56	0.87
56:DX:11:PRO:HA	56:DX:28:PHE:HB3	1.56	0.87
16:AP:53:VAL:HG23	16:AP:54:GLU:H	1.40	0.87
36:BA:2761:G:C2'	36:BA:2762:G:H5''	2.03	0.87
40:BE:3:GLY:HA3	40:BE:81:ILE:HD12	1.56	0.87
36:DA:2126:A:H4'	36:DA:2127:G:O5'	1.75	0.87
42:DG:39:ILE:HG22	42:DG:157:ILE:HG12	1.55	0.87
25:AZ:277:LEU:HD13	25:AZ:278:GLN:N	1.89	0.87
48:BP:126:VAL:HA	48:BP:145:PRO:HG2	1.55	0.87
51:BS:106:ARG:HB3	51:BS:106:ARG:HH11	1.40	0.87
58:BZ:30:ASN:HD22	58:BZ:32:HIS:H	1.23	0.87
22:CV:41:C:C2'	22:CV:42:C:H5''	2.03	0.87
36:DA:2761:G:C2'	36:DA:2762:G:H5''	2.04	0.87
52:DT:27:THR:O	52:DT:28:VAL:HB	1.72	0.87
4:AD:194:LEU:HB3	4:AD:196:LEU:HD13	1.57	0.87
34:B8:59:LYS:HE2	48:BP:50:ARG:HB3	1.55	0.87
36:BA:2126:A:H4'	36:BA:2127:G:O5'	1.73	0.87
36:BA:2491:U:H5'	36:BA:2570:G:H5''	1.55	0.87
48:BP:23:PRO:HD2	48:BP:33:ARG:HE	1.39	0.87
31:D5:40:LYS:NZ	31:D5:46:CYS:H	1.71	0.87
31:B5:50:GLY:HA3	31:B5:56:LYS:HD3	1.57	0.87
17:CQ:10:VAL:HG22	17:CQ:55:ASP:H	1.39	0.87
36:DA:2580:U:H5'	40:DE:131:ALA:HB2	1.57	0.87
54:DV:15:GLU:HB3	54:DV:16:PRO:HD2	1.56	0.87
36:BA:1747(A):G:C2'	36:BA:1748:G:H5''	2.03	0.87
36:BA:2756:U:H1'	36:BA:2757:A:H5''	1.55	0.87
14:CN:57:ARG:HB2	14:CN:57:ARG:HH11	1.40	0.87
39:DD:63:ARG:HG3	39:DD:63:ARG:HH11	1.40	0.87
39:DD:176:ARG:HH11	39:DD:176:ARG:HG2	1.38	0.87
51:DS:59:LYS:HG2	51:DS:60:GLY:H	1.38	0.87
36:BA:1517:G:H5'	36:BA:1517:G:H8	1.40	0.86
54:BV:15:GLU:HB3	54:BV:16:PRO:HD2	1.57	0.86
58:BZ:51:ALA:HB1	58:BZ:57:ILE:HD11	1.54	0.86
36:DA:1697:G:H3'	36:DA:1698:A:H5''	1.56	0.86
4:AD:158:ILE:O	4:AD:162:LEU:HB2	1.74	0.86
13:AM:10:PRO:HB2	13:AM:18:ALA:HB1	1.54	0.86
22:AV:41:C:C2'	22:AV:42:C:H5''	2.04	0.86
58:BZ:79:ARG:HH11	58:BZ:79:ARG:HB3	1.38	0.86
4:CD:158:ILE:O	4:CD:162:LEU:HB2	1.75	0.86
41:DF:32:LEU:O	41:DF:36:VAL:HG23	1.74	0.86

Continued on next page...

Continued from previous page...

Atom-1	Atom-2	Interatomic distance (Å)	Clash overlap (Å)
41:DF:125:LEU:HD23	41:DF:125:LEU:H	1.38	0.86
55:DW:107:LEU:HD12	55:DW:107:LEU:H	1.41	0.86
36:BA:1876:A:H2'	36:BA:1877:A:H5''	1.56	0.86
12:CL:102:ARG:NH1	12:CL:110:VAL:HG22	1.89	0.86
25:CZ:89:ILE:O	25:CZ:93:ILE:HG22	1.73	0.86
34:D8:32:LEU:HD23	34:D8:36:LYS:HZ1	1.38	0.86
48:DP:126:VAL:HA	48:DP:145:PRO:HG2	1.56	0.86
1:AA:706:A:O4'	11:AK:29:ILE:HD11	1.73	0.86
49:BQ:56:ARG:HH11	49:BQ:56:ARG:HG3	1.39	0.86
53:BU:92:ARG:NH2	54:BV:10:LYS:HB3	1.89	0.86
36:DA:1012:U:O4	46:DN:28:THR:HG21	1.76	0.86
36:BA:1012:U:O4	46:BN:28:THR:HG21	1.74	0.86
28:D2:51:ARG:NE	36:DA:94(A):G:H21	1.72	0.86
58:BZ:89:PHE:HE2	58:BZ:96:VAL:HG21	1.41	0.86
13:CM:101:GLN:H	13:CM:101:GLN:HE21	1.21	0.86
25:CZ:277:LEU:HD13	25:CZ:278:GLN:N	1.89	0.86
41:DF:160:ASN:HD21	41:DF:162:LEU:HB2	1.39	0.86
54:DV:2:PHE:HB2	54:DV:42:GLY:HA2	1.56	0.86
1:AA:1439:C:H41	1:AA:1462:G:H1	1.23	0.86
17:AQ:10:VAL:HG22	17:AQ:55:ASP:H	1.39	0.86
19:AS:16:LEU:HA	19:AS:19:VAL:HB	1.58	0.86
49:BQ:141:GLN:HE21	58:BZ:72:ARG:HA	1.38	0.86
54:BV:2:PHE:HB2	54:BV:42:GLY:HA2	1.56	0.86
36:DA:1678:G:N2	36:DA:1989:G:H22	1.74	0.86
49:DQ:141:GLN:HE21	58:DZ:72:ARG:CA	1.82	0.86
57:BY:81:LYS:HD3	57:BY:97:ARG:O	1.75	0.86
9:CI:53:VAL:HG13	9:CI:95:LYS:NZ	1.91	0.86
36:DA:1665:A:C2'	36:DA:1666:G:H5''	2.06	0.86
41:DF:3:GLU:HA	41:DF:24:LEU:HG	1.58	0.86
52:DT:28:VAL:HG13	52:DT:46:GLU:HA	1.58	0.86
36:BA:2131:G:H1'	36:BA:2133:G:N2	1.90	0.86
1:CA:189(H):G:HO2'	1:CA:189(I):G:H8	1.22	0.86
3:CC:8:ILE:HG23	3:CC:16:ARG:HG2	1.58	0.86
16:CP:20:VAL:HG21	16:CP:32:TYR:HB2	1.55	0.86
36:DA:1517:G:H8	36:DA:1517:G:H5'	1.39	0.86
50:DR:73:VAL:O	50:DR:76:VAL:HG12	1.76	0.86
27:B1:21:ARG:HH11	27:B1:21:ARG:HB3	1.39	0.86
41:BF:3:GLU:HA	41:BF:24:LEU:HG	1.58	0.86
57:BY:49:VAL:O	57:BY:50:ARG:HB2	1.76	0.86
15:CO:87:ILE:HG22	15:CO:88:ARG:N	1.90	0.86
28:D2:25:VAL:HG13	28:D2:29:LYS:HG3	1.55	0.86

Continued on next page...

Continued from previous page...

Atom-1	Atom-2	Interatomic distance (Å)	Clash overlap (Å)
40:BE:111:ARG:HB3	50:BR:2:ARG:HH12	1.41	0.85
52:BT:28:VAL:HG11	52:BT:46:GLU:HG3	1.56	0.85
25:CZ:277:LEU:CD1	25:CZ:280:GLY:H	1.88	0.85
36:DA:2491:U:H5'	36:DA:2570:G:H5''	1.57	0.85
49:DQ:60:ARG:HB3	49:DQ:60:ARG:NH1	1.90	0.85
50:DR:99:LYS:HD2	50:DR:99:LYS:H	1.41	0.85
17:AQ:59:ILE:CG2	17:AQ:71:PHE:HB3	2.06	0.85
1:CA:1502:A:H2	1:CA:1505:G:H1	1.23	0.85
25:CZ:163:PHE:HD1	25:CZ:164:PRO:HD2	1.41	0.85
36:DA:330:A:H2	36:DA:1210:A:H2'	1.41	0.85
36:DA:2131:G:H1'	36:DA:2133:G:N2	1.90	0.85
36:DA:2187:G:C2'	36:DA:2188:C:H5'	2.06	0.85
36:DA:2604:U:H5'	36:DA:2604:U:H6	1.42	0.85
42:DG:77:ILE:HD13	42:DG:77:ILE:H	1.39	0.85
51:DS:106:ARG:HB3	51:DS:106:ARG:HH11	1.38	0.85
4:AD:23:GLY:HA3	4:AD:112:VAL:HG22	1.58	0.85
9:AI:19:LEU:HD11	9:AI:59:PHE:HD2	1.41	0.85
26:B0:43:THR:H	36:BA:2331:G:H4'	1.40	0.85
39:DD:35:LYS:HD3	39:DD:63:ARG:HG2	1.55	0.85
1:AA:1502:A:H2	1:AA:1505:G:H1	1.25	0.85
26:D0:43:THR:H	36:DA:2331:G:H4'	1.41	0.85
30:D4:25:TYR:HB2	42:DG:101:ILE:HD13	1.58	0.85
8:AH:7:ALA:HB2	8:AH:85:ARG:HD3	1.59	0.85
14:AN:13:THR:N	14:AN:14:PRO:HD2	1.90	0.85
49:BQ:60:ARG:HB3	49:BQ:60:ARG:NH1	1.90	0.85
58:DZ:120:ILE:HG22	58:DZ:121:HIS:H	1.42	0.85
1:AA:358:U:O3'	25:AZ:235:GLY:HA2	1.76	0.85
32:B6:15:GLU:CD	32:B6:18:ARG:CZ	2.44	0.85
36:BA:1697:G:H3'	36:BA:1698:A:H5''	1.57	0.85
42:BG:131:TYR:HB3	42:BG:159:VAL:HG13	1.57	0.85
50:BR:73:VAL:O	50:BR:76:VAL:HG12	1.75	0.85
1:CA:502:G:OP1	12:CL:118:SER:HB3	1.77	0.85
38:DC:119:VAL:HG23	38:DC:120:MET:HE2	1.59	0.85
50:DR:38:VAL:HB	50:DR:39:PRO:HD3	1.58	0.85
54:DV:99:ILE:H	54:DV:99:ILE:HD13	1.40	0.85
1:AA:358:U:H1'	25:AZ:233:GLY:CA	2.07	0.85
15:AO:82:ILE:HD13	15:AO:83:GLU:N	1.92	0.85
33:B7:10:ARG:HH12	33:B7:14:LYS:HE3	1.41	0.85
50:BR:38:VAL:HB	50:BR:39:PRO:HD3	1.58	0.85
40:DE:111:ARG:HB3	50:DR:2:ARG:NH1	1.91	0.85
2:AB:114:ARG:HH11	2:AB:118:LEU:HD21	1.41	0.85

Continued on next page...

Continued from previous page...

Atom-1	Atom-2	Interatomic distance (Å)	Clash overlap (Å)
22:AV:4:C:C2'	22:AV:5:G:H5''	2.06	0.85
36:BA:1279:G:H4'	50:BR:31:HIS:CD2	2.11	0.85
36:BA:2604:U:H5'	36:BA:2604:U:H6	1.42	0.85
7:AG:18:TYR:HB3	7:AG:59:LEU:HD22	1.57	0.85
10:AJ:32:ALA:HB2	10:AJ:76:ASN:HB2	1.57	0.85
12:AL:102:ARG:NH1	12:AL:110:VAL:HG22	1.92	0.85
34:B8:59:LYS:HB2	34:B8:59:LYS:NZ	1.92	0.85
25:CZ:7:ARG:HH11	25:CZ:7:ARG:HG2	1.42	0.85
33:D7:34:ARG:HD2	33:D7:39:ARG:HG3	1.58	0.85
36:DA:1876:A:H2'	36:DA:1877:A:H5''	1.58	0.85
1:AA:8:A:H62	4:AD:208:SER:HB2	1.42	0.85
13:AM:49:THR:HG22	13:AM:51:ALA:H	1.41	0.85
36:BA:1959:G:C2'	36:BA:1960:A:H5''	2.07	0.85
52:BT:27:THR:O	52:BT:28:VAL:HB	1.74	0.85
57:BY:28:LYS:O	57:BY:38:ILE:HG22	1.76	0.85
4:CD:12:CYS:HA	4:CD:19:LEU:HD12	1.59	0.85
36:DA:321:G:H21	41:DF:165:ARG:HH21	1.24	0.85
51:DS:34:HIS:HB2	51:DS:36:TYR:HE1	1.40	0.85
36:BA:2762:G:H5'	36:BA:2762:G:H8	1.40	0.84
39:BD:63:ARG:HH11	39:BD:63:ARG:HG3	1.42	0.84
55:BW:107:LEU:H	55:BW:107:LEU:HD12	1.42	0.84
4:CD:194:LEU:HB3	4:CD:196:LEU:HD13	1.58	0.84
19:CS:16:LEU:HA	19:CS:19:VAL:HB	1.59	0.84
20:CT:23:ARG:O	20:CT:27:LYS:HB2	1.77	0.84
31:D5:50:GLY:HA3	31:D5:56:LYS:HD3	1.58	0.84
32:D6:11:LEU:HD21	32:D6:51:GLU:CG	2.07	0.84
36:DA:2189:U:C3'	36:DA:2190:G:H4'	2.07	0.84
10:AJ:54:PHE:CZ	10:AJ:55:LYS:NZ	2.45	0.84
49:BQ:141:GLN:HG3	58:BZ:72:ARG:NH1	1.92	0.84
56:BX:11:PRO:HA	56:BX:28:PHE:HB3	1.59	0.84
1:CA:706:A:O4'	11:CK:29:ILE:HD11	1.77	0.84
12:CL:33:ARG:HH11	12:CL:62:SER:HB3	1.40	0.84
15:CO:82:ILE:HD13	15:CO:83:GLU:N	1.92	0.84
22:CV:4:C:C2'	22:CV:5:G:H5''	2.06	0.84
24:CY:25:C:C2'	24:CY:26:A:H5'	2.07	0.84
41:DF:122:LYS:HG3	41:DF:191:ARG:HG3	1.57	0.84
52:DT:28:VAL:HG22	52:DT:47:GLY:H	1.42	0.84
31:B5:3:LYS:H	31:B5:3:LYS:HD2	1.40	0.84
9:CI:17:VAL:HG11	9:CI:81:ILE:HD13	1.59	0.84
39:DD:267:SER:C	39:DD:269:PHE:H	1.81	0.84
55:DW:26:GLY:H	55:DW:71:VAL:HG23	1.42	0.84

Continued on next page...

Continued from previous page...

Atom-1	Atom-2	Interatomic distance (Å)	Clash overlap (Å)
4:AD:12:CYS:HA	4:AD:19:LEU:HD12	1.58	0.84
12:AL:102:ARG:HH11	12:AL:102:ARG:HG2	1.42	0.84
18:AR:32:ARG:HA	18:AR:69:THR:HG21	1.57	0.84
28:B2:25:VAL:HG22	28:B2:60:LEU:HD13	1.57	0.84
36:BA:1050:A:H2'	36:BA:1051:G:H5'	1.59	0.84
36:BA:1665:A:C2'	36:BA:1666:G:H5''	2.06	0.84
36:BA:2189:U:C3'	36:BA:2190:G:H4'	2.07	0.84
43:BH:103:LEU:HB2	43:BH:123:PHE:HD2	1.42	0.84
58:BZ:7:ALA:HB3	58:BZ:61:LEU:HD23	1.58	0.84
28:D2:3:LEU:HA	28:D2:7:ARG:HG3	1.57	0.84
36:DA:1378:A:H4'	36:DA:1379:A:OP1	1.76	0.84
40:DE:111:ARG:HB3	50:DR:2:ARG:HH12	1.40	0.84
40:BE:111:ARG:HB3	50:BR:2:ARG:NH1	1.93	0.84
58:BZ:163:LEU:HG	58:BZ:165:VAL:HG22	1.57	0.84
58:DZ:30:ASN:ND2	58:DZ:32:HIS:H	1.74	0.84
36:BA:321:G:H21	41:BF:165:ARG:HH21	1.25	0.84
54:BV:99:ILE:HD13	54:BV:99:ILE:H	1.43	0.84
38:DC:53:ARG:HH11	38:DC:53:ARG:HB3	1.41	0.84
33:B7:34:ARG:HD2	33:B7:39:ARG:HG3	1.57	0.84
38:BC:119:VAL:HG23	38:BC:120:MET:HE2	1.60	0.84
25:CZ:241:ARG:HB3	25:CZ:241:ARG:NH1	1.91	0.84
36:DA:1678:G:H22	36:DA:1989:G:H22	1.23	0.84
8:AH:42:GLU:HG3	8:AH:109:ILE:HD12	1.60	0.84
36:BA:2317:C:C2'	36:BA:2318:G:H5'	2.06	0.84
38:BC:53:ARG:HH11	38:BC:53:ARG:HB3	1.43	0.84
36:DA:1539:G:H2'	36:DA:1540:U:H5'	1.60	0.84
36:DA:1884:A:C2'	36:DA:1885:A:H5''	2.07	0.84
53:DU:92:ARG:NH2	54:DV:10:LYS:HB3	1.92	0.84
1:AA:353:A:H5'	1:AA:353:A:H8	1.42	0.84
1:AA:1363(A):A:H4'	1:AA:1364:U:H5''	1.59	0.84
34:B8:32:LEU:HD23	34:B8:36:LYS:HZ1	1.38	0.84
46:BN:111:PRO:HA	46:BN:114:ARG:NH1	1.92	0.84
13:CM:49:THR:HG22	13:CM:51:ALA:H	1.42	0.84
36:DA:1050:A:H2'	36:DA:1051:G:H5'	1.59	0.84
36:DA:1058:G:H2'	36:DA:1059:G:H5''	1.57	0.84
40:DE:132:HIS:HA	40:DE:135:HIS:CE1	2.13	0.84
1:AA:503:C:OP2	12:AL:116:SER:HB3	1.77	0.84
9:AI:105:ASP:OD1	9:AI:107:ARG:HD3	1.77	0.84
20:AT:23:ARG:O	20:AT:27:LYS:HB2	1.76	0.84
42:BG:79:ASN:O	42:BG:80:PHE:HB2	1.76	0.84
1:CA:975:A:C4'	1:CA:976:G:H5''	2.07	0.84

Continued on next page...

Continued from previous page...

Atom-1	Atom-2	Interatomic distance (Å)	Clash overlap (Å)
10:CJ:32:ALA:HB2	10:CJ:76:ASN:HB2	1.57	0.84
37:DB:16:G:HO2'	37:DB:17:C:H6	1.23	0.84
46:DN:111:PRO:HA	46:DN:114:ARG:NH1	1.91	0.84
22:AW:43:C:H2'	22:AW:44:G:H1'	1.60	0.83
36:BA:673:C:H5'	36:BA:673:C:H6	1.42	0.83
36:BA:2159:G:C2'	36:BA:2160:G:H5''	2.08	0.83
36:DA:272(H):C:C2'	36:DA:272(I):U:H5''	2.08	0.83
36:DA:2068:U:N3	36:DA:2430:A:H2	1.74	0.83
36:DA:2317:C:C2'	36:DA:2318:G:H5'	2.07	0.83
48:DP:40:SER:C	48:DP:41:ARG:HD2	1.98	0.83
36:BA:1539:G:H2'	36:BA:1540:U:H5'	1.60	0.83
48:BP:58:THR:C	48:BP:60:MET:H	1.79	0.83
1:CA:942:G:H21	9:CI:124:GLN:NE2	1.75	0.83
12:CL:18:VAL:HG23	12:CL:19:ARG:H	1.43	0.83
36:DA:673:C:H5'	36:DA:673:C:H6	1.43	0.83
42:DG:47:LYS:HG3	42:DG:81:LYS:HG3	1.58	0.83
52:DT:100:TYR:HD2	52:DT:103:ARG:HH21	1.27	0.83
1:AA:453:A:H4'	16:AP:72:ARG:HG3	1.59	0.83
4:AD:100:ARG:HH21	4:AD:118:ARG:HH12	1.26	0.83
15:AO:87:ILE:HG22	15:AO:88:ARG:N	1.92	0.83
16:AP:20:VAL:HG21	16:AP:32:TYR:HB2	1.61	0.83
36:BA:1602:U:H3'	36:BA:1603:A:C5'	2.08	0.83
52:BT:32:TYR:CD2	52:BT:81:PRO:HB2	2.13	0.83
1:CA:8:A:H62	4:CD:208:SER:HB2	1.43	0.83
57:DY:28:LYS:O	57:DY:38:ILE:HG22	1.76	0.83
36:BA:1378:A:H4'	36:BA:1379:A:OP1	1.76	0.83
58:BZ:162:GLU:O	58:BZ:163:LEU:HD23	1.76	0.83
25:CZ:355:LEU:HB2	25:CZ:356:PRO:HD2	1.58	0.83
52:DT:32:TYR:CD2	52:DT:81:PRO:HB2	2.13	0.83
10:AJ:4:ILE:HB	10:AJ:74:ILE:HD11	1.59	0.83
25:AZ:241:ARG:HB3	25:AZ:241:ARG:NH1	1.93	0.83
36:BA:612:C:H2'	36:BA:613:G:C5'	2.08	0.83
36:BA:1227:G:OP1	53:BU:13:LYS:HD2	1.78	0.83
42:BG:131:TYR:HB3	42:BG:159:VAL:CG1	2.08	0.83
58:BZ:6:LYS:HG3	58:BZ:60:GLU:CG	2.09	0.83
9:CI:105:ASP:OD1	9:CI:107:ARG:HD3	1.77	0.83
25:CZ:135:MET:HE3	25:CZ:150:VAL:HG11	1.60	0.83
43:DH:41:MET:HG3	43:DH:42:ARG:H	1.44	0.83
4:AD:100:ARG:NH2	4:AD:118:ARG:HH12	1.76	0.83
36:BA:272(H):C:C2'	36:BA:272(I):U:H5''	2.09	0.83
36:BA:330:A:H2	36:BA:1210:A:H2'	1.42	0.83

Continued on next page...

Continued from previous page...

Atom-1	Atom-2	Interatomic distance (Å)	Clash overlap (Å)
36:BA:860:U:H5	36:BA:917:A:N7	1.75	0.83
41:BF:101:LEU:HD12	41:BF:102:PRO:HD2	1.58	0.83
9:CI:16:ARG:HB2	9:CI:64:THR:HB	1.59	0.83
25:CZ:159:ASN:ND2	25:CZ:166:ASP:OD1	2.11	0.83
27:D1:36:GLY:O	27:D1:37:ILE:HG13	1.78	0.83
36:DA:1279:G:H4'	50:DR:31:HIS:CD2	2.13	0.83
57:DY:49:VAL:O	57:DY:50:ARG:HB2	1.76	0.83
58:DZ:151:HIS:HB3	58:DZ:170:THR:HA	1.60	0.83
25:AZ:163:PHE:HD1	25:AZ:164:PRO:HD2	1.42	0.83
25:AZ:277:LEU:CD1	25:AZ:280:GLY:H	1.91	0.83
35:B9:4:ARG:O	35:B9:36:GLN:HA	1.78	0.83
36:BA:1899:G:N2	36:BA:1902:C:N4	2.25	0.83
1:CA:353:A:H8	1:CA:353:A:H5'	1.41	0.83
8:CH:114:THR:HG22	8:CH:130:GLY:O	1.77	0.83
18:CR:32:ARG:HA	18:CR:69:THR:HG21	1.57	0.83
22:CW:38:A:H2'	22:CW:39:U:H5''	1.60	0.83
25:CZ:277:LEU:HD12	25:CZ:280:GLY:H	1.41	0.83
31:D5:4:HIS:HB2	31:D5:5:PRO:CD	2.07	0.83
34:D8:32:LEU:HD11	36:DA:2391:G:P	2.18	0.83
5:AE:148:VAL:HG21	8:AH:107:LEU:HD13	1.60	0.83
24:AY:25:C:C2'	24:AY:26:A:H5'	2.07	0.83
58:BZ:163:LEU:CD1	58:BZ:165:VAL:HG13	2.09	0.83
1:CA:1532:U:H2'	1:CA:1533:C:C5'	2.07	0.83
7:CG:18:TYR:HB3	7:CG:59:LEU:HD22	1.61	0.83
17:CQ:60:ILE:HB	17:CQ:74:LEU:HD23	1.60	0.83
43:DH:126:PRO:O	43:DH:127:GLU:HG2	1.77	0.83
25:AZ:274:ARG:HH11	25:AZ:274:ARG:HG2	1.42	0.83
36:BA:2777:G:H5''	36:BA:2778:A:H5'	1.61	0.83
48:BP:40:SER:C	48:BP:41:ARG:HD2	1.99	0.83
51:BS:24:LEU:HB3	51:BS:85:VAL:HG12	1.61	0.83
40:DE:14:ILE:HD11	40:DE:173:VAL:HG11	1.60	0.83
9:AI:53:VAL:HG13	9:AI:95:LYS:NZ	1.94	0.83
34:B8:32:LEU:HD11	36:BA:2391:G:P	2.18	0.83
39:BD:43:ARG:HH21	39:BD:44:ASN:ND2	1.77	0.83
42:BG:82:LEU:HD13	42:BG:87:PRO:HA	1.60	0.83
20:CT:26:ASN:HB2	20:CT:71:THR:HG23	1.61	0.83
36:DA:2675:A:H5'	47:DO:31:LYS:HE3	1.60	0.83
42:DG:66:GLN:HG3	42:DG:94:LEU:HD21	1.59	0.83
43:DH:70:THR:HG22	43:DH:74:ASN:HD21	1.43	0.83
43:DH:103:LEU:HB2	43:DH:123:PHE:HD2	1.44	0.83
4:AD:150:GLU:CD	4:AD:151:LYS:H	1.83	0.82

Continued on next page...

Continued from previous page...

Atom-1	Atom-2	Interatomic distance (Å)	Clash overlap (Å)
39:BD:176:ARG:HH11	39:BD:176:ARG:HG2	1.40	0.82
40:BE:132:HIS:HA	40:BE:135:HIS:CE1	2.14	0.82
54:BV:19:LYS:HG2	54:BV:94:LEU:HB2	1.61	0.82
36:DA:2110:G:H1	36:DA:2178:C:H5	1.26	0.82
57:DY:95:LYS:HE3	57:DY:99:CYS:O	1.78	0.82
3:AC:5:ILE:H	3:AC:5:ILE:CD1	1.92	0.82
21:AU:6:ARG:HD3	21:AU:15:ARG:NH1	1.95	0.82
3:CC:5:ILE:H	3:CC:5:ILE:CD1	1.92	0.82
4:CD:26:CYS:SG	59:CD:301:ZN:ZN	1.68	0.82
36:DA:1779:U:H5	36:DA:1784:A:N7	1.76	0.82
36:DA:2159:G:C2'	36:DA:2160:G:H5''	2.09	0.82
41:DF:37:VAL:CG1	48:DP:7:ARG:HH22	1.93	0.82
14:AN:57:ARG:HB2	14:AN:57:ARG:HH11	1.44	0.82
43:BH:41:MET:HG3	43:BH:42:ARG:H	1.44	0.82
36:DA:1602:U:H3'	36:DA:1603:A:C5'	2.08	0.82
36:DA:1959:G:C2'	36:DA:1960:A:H5''	2.08	0.82
52:DT:28:VAL:HG11	52:DT:46:GLU:HG3	1.58	0.82
1:AA:502:G:OP1	12:AL:118:SER:HB3	1.79	0.82
25:AZ:64:ASN:N	25:AZ:64:ASN:HD22	1.73	0.82
41:BF:37:VAL:HG11	48:BP:7:ARG:NH2	1.94	0.82
48:BP:47:ASP:HB3	48:BP:48:PRO:CA	2.10	0.82
49:DQ:51:ARG:O	49:DQ:55:VAL:HG12	1.79	0.82
11:AK:18:ARG:HH21	11:AK:37:GLY:N	1.78	0.82
19:AS:31:ILE:HG23	19:AS:49:ILE:HA	1.61	0.82
26:B0:10:THR:HG22	26:B0:12:ASN:N	1.95	0.82
31:B5:40:LYS:HZ1	31:B5:46:CYS:H	1.24	0.82
36:BA:658:C:H2'	36:BA:659:C:C6	2.14	0.82
36:BA:2656:U:H3	36:BA:2665:A:H2	1.21	0.82
46:BN:73:THR:CG2	46:BN:82:LEU:HD11	2.09	0.82
1:CA:1432:G:OP1	52:DT:107:ASP:HB2	1.78	0.82
4:CD:100:ARG:NH2	4:CD:118:ARG:HH12	1.76	0.82
36:DA:860:U:H5	36:DA:917:A:N7	1.76	0.82
39:DD:43:ARG:HH11	39:DD:44:ASN:HD21	1.21	0.82
48:DP:7:ARG:O	48:DP:10:PRO:HD2	1.79	0.82
25:AZ:355:LEU:HB2	25:AZ:356:PRO:HD2	1.61	0.82
36:BA:1434:A:H61	36:BA:1558:A:H62	1.28	0.82
36:BA:2189:U:H2'	36:BA:2190:G:H4'	1.60	0.82
1:CA:1363(A):A:H4'	1:CA:1364:U:H5''	1.61	0.82
3:CC:16:ARG:HB2	3:CC:16:ARG:HH11	1.44	0.82
24:CY:9:A:H2	24:CY:44:G:HO2'	1.25	0.82
25:CZ:64:ASN:HD22	25:CZ:64:ASN:N	1.75	0.82

Continued on next page...

Continued from previous page...

Atom-1	Atom-2	Interatomic distance (Å)	Clash overlap (Å)
36:DA:658:C:H2'	36:DA:659:C:C6	2.14	0.82
25:AZ:135:MET:HE3	25:AZ:150:VAL:HG11	1.62	0.82
25:AZ:159:ASN:ND2	25:AZ:166:ASP:OD1	2.12	0.82
26:B0:62:LEU:HD23	26:B0:62:LEU:H	1.44	0.82
36:BA:2179:C:H4'	36:BA:2180:U:C2	2.15	0.82
13:CM:119:GLY:O	13:CM:120:LYS:HB2	1.80	0.82
25:CZ:145:GLU:HG2	25:CZ:149:LEU:HB2	1.59	0.82
33:D7:10:ARG:NH1	33:D7:14:LYS:HE3	1.94	0.82
36:DA:1899:G:N2	36:DA:1902:C:N4	2.26	0.82
4:AD:108:LEU:HD11	4:AD:174:LEU:HD13	1.61	0.82
2:CB:114:ARG:HH11	2:CB:118:LEU:HD21	1.42	0.82
41:DF:29:ASN:HD22	41:DF:32:LEU:HB2	1.43	0.82
42:DG:52:ILE:HD13	42:DG:52:ILE:H	1.43	0.82
42:DG:114:ILE:CG2	42:DG:117:PHE:HB2	2.10	0.82
12:AL:18:VAL:HG23	12:AL:19:ARG:H	1.45	0.82
25:AZ:274:ARG:HG2	25:AZ:274:ARG:NH1	1.95	0.82
32:B6:11:LEU:HD21	32:B6:51:GLU:CG	2.09	0.82
36:BA:2068:U:N3	36:BA:2430:A:H2	1.74	0.82
1:CA:1096:C:H5''	2:CB:137:ARG:HH21	1.43	0.82
1:CA:1442(B):A:OP1	1:CA:1442(B):A:H3'	1.79	0.82
3:CC:26:LYS:H	3:CC:26:LYS:HE3	1.43	0.82
4:CD:150:GLU:CD	4:CD:151:LYS:H	1.83	0.82
25:CZ:274:ARG:HH11	25:CZ:274:ARG:HG2	1.41	0.82
28:D2:47:ASN:HA	28:D2:50:ILE:CB	2.09	0.82
36:DA:321:G:N2	41:DF:165:ARG:HH21	1.77	0.82
11:AK:79:SER:OG	11:AK:106:LYS:HD2	1.80	0.82
48:BP:124:LYS:HD3	48:BP:143:GLY:HA3	1.62	0.82
58:BZ:6:LYS:HG3	58:BZ:60:GLU:HG3	1.60	0.82
30:D4:9:LEU:HD13	30:D4:10:VAL:H	1.44	0.82
41:DF:178:PRO:HG2	41:DF:179:GLU:OE1	1.79	0.82
42:DG:62:LEU:H	42:DG:62:LEU:HD12	1.43	0.82
57:DY:8:LYS:HD2	57:DY:8:LYS:N	1.95	0.82
1:AA:358:U:H4'	25:AZ:235:GLY:N	1.94	0.81
25:AZ:145:GLU:HG2	25:AZ:149:LEU:HB2	1.61	0.81
33:B7:10:ARG:NH1	33:B7:14:LYS:HE3	1.94	0.81
36:BA:321:G:N2	41:BF:165:ARG:HH21	1.77	0.81
42:BG:85:GLY:C	42:BG:87:PRO:HD3	2.00	0.81
32:D6:11:LEU:HD21	32:D6:51:GLU:HG2	1.63	0.81
35:D9:4:ARG:O	35:D9:36:GLN:HA	1.80	0.81
36:DA:1899:G:O2'	36:DA:1900:A:H5''	1.80	0.81
31:B5:4:HIS:HB2	31:B5:5:PRO:CD	2.09	0.81

Continued on next page...

Continued from previous page...

Atom-1	Atom-2	Interatomic distance (Å)	Clash overlap (Å)
36:BA:1678:G:H22	36:BA:1989:G:H22	1.27	0.81
38:BC:6:ARG:O	38:BC:10:LEU:HD23	1.80	0.81
48:BP:7:ARG:O	48:BP:10:PRO:HD2	1.78	0.81
22:CW:57:G:C2'	22:CW:58:A:H5'	2.10	0.81
25:CZ:65:THR:CG2	25:CZ:80:VAL:HG13	2.10	0.81
46:DN:30:ILE:O	46:DN:34:LEU:HB2	1.80	0.81
1:AA:367:U:H4'	25:AZ:291:ARG:HE	1.45	0.81
2:AB:75:LYS:HA	2:AB:78:GLN:HE21	1.45	0.81
30:B4:9:LEU:HD13	30:B4:10:VAL:H	1.45	0.81
36:BA:1884:A:C2'	36:BA:1885:A:H5''	2.10	0.81
36:BA:2524:G:H8	36:BA:2524:G:H5'	1.44	0.81
39:BD:267:SER:C	39:BD:269:PHE:H	1.82	0.81
41:BF:37:VAL:CG1	48:BP:7:ARG:HH22	1.93	0.81
49:BQ:51:ARG:O	49:BQ:55:VAL:HG12	1.81	0.81
58:BZ:151:HIS:HB3	58:BZ:170:THR:HA	1.60	0.81
25:CZ:193:ASN:C	25:CZ:195:TRP:H	1.82	0.81
36:DA:733:G:N7	36:DA:761:A:C6	2.48	0.81
36:DA:2777:G:H5''	36:DA:2778:A:H5'	1.62	0.81
39:DD:35:LYS:HD2	39:DD:36:PRO:N	1.96	0.81
40:DE:3:GLY:HA3	40:DE:81:ILE:HD12	1.62	0.81
40:DE:105:THR:HB	40:DE:197:ILE:HG23	1.63	0.81
48:DP:124:LYS:HD3	48:DP:143:GLY:HA3	1.62	0.81
51:DS:85:VAL:HG23	51:DS:106:ARG:HG3	1.61	0.81
36:BA:910:A:H62	49:BQ:12:GLN:HA	1.45	0.81
37:BB:16:G:HO2'	37:BB:17:C:H6	1.27	0.81
39:BD:8:PRO:HB3	39:BD:14:ARG:HB3	1.61	0.81
4:CD:108:LEU:HD11	4:CD:174:LEU:HD13	1.61	0.81
13:CM:88:ARG:HG3	13:CM:98:VAL:HG13	1.63	0.81
51:DS:78:LEU:HD11	51:DS:103:GLU:HG3	1.62	0.81
25:AZ:277:LEU:HD12	25:AZ:280:GLY:H	1.44	0.81
32:B6:35:GLU:CB	32:B6:51:GLU:HB2	2.10	0.81
51:BS:89:ARG:HB3	51:BS:92:TYR:HB3	1.61	0.81
36:BA:1348:G:H2'	36:BA:1349:A:H5''	1.63	0.81
36:BA:2185:C:H2'	36:BA:2186:G:H5'	1.63	0.81
52:BT:100:TYR:HD2	52:BT:103:ARG:HH21	1.28	0.81
53:BU:65:ILE:HD11	53:BU:96:ALA:HB3	1.62	0.81
12:CL:102:ARG:HG2	12:CL:102:ARG:HH11	1.45	0.81
26:D0:10:THR:HG22	26:D0:12:ASN:N	1.95	0.81
28:D2:47:ASN:CA	28:D2:50:ILE:HB	2.10	0.81
36:DA:612:C:H2'	36:DA:613:G:C5'	2.10	0.81
42:DG:77:ILE:H	42:DG:83:ARG:HB3	1.45	0.81

Continued on next page...

Continued from previous page...

Atom-1	Atom-2	Interatomic distance (Å)	Clash overlap (Å)
1:CA:503:C:OP2	12:CL:116:SER:HB3	1.81	0.81
46:DN:73:THR:CG2	46:DN:82:LEU:HD11	2.10	0.81
50:DR:72:ASP:HB3	50:DR:75:LEU:HB3	1.61	0.81
22:AW:38:A:H2'	22:AW:39:U:H5''	1.63	0.81
36:BA:2110:G:H1	36:BA:2178:C:H5	1.25	0.81
38:BC:181:PRO:HG2	38:BC:184:LYS:HG2	1.61	0.81
39:BD:35:LYS:HD2	39:BD:36:PRO:N	1.96	0.81
43:BH:70:THR:HG22	43:BH:74:ASN:HD21	1.45	0.81
58:BZ:122:ARG:HH11	58:BZ:122:ARG:HG2	1.44	0.81
8:CH:42:GLU:HG3	8:CH:109:ILE:HD12	1.61	0.81
36:DA:2189:U:H2'	36:DA:2190:G:H4'	1.61	0.81
41:DF:37:VAL:HG11	48:DP:7:ARG:NH2	1.94	0.81
48:DP:58:THR:HB	48:DP:61:ARG:HH21	1.46	0.81
35:B9:14:CYS:SG	59:B9:101:ZN:ZN	1.69	0.81
39:BD:35:LYS:HG3	39:BD:104:TYR:HE2	1.39	0.81
50:BR:24:GLN:NE2	50:BR:36:THR:HG21	1.96	0.81
1:CA:961:U:HO2'	1:CA:962:C:H6	1.27	0.81
4:CD:187:ARG:HH11	4:CD:187:ARG:HB3	1.45	0.81
11:CK:82:VAL:HG13	11:CK:108:ILE:HA	1.63	0.81
17:CQ:59:ILE:CG2	17:CQ:71:PHE:HB3	2.11	0.81
36:DA:1227:G:OP1	53:DU:13:LYS:HD2	1.79	0.81
41:DF:29:ASN:ND2	41:DF:32:LEU:HB2	1.96	0.81
54:DV:64:HIS:ND1	54:DV:92:THR:HG22	1.96	0.81
14:AN:22:THR:CB	14:AN:33:VAL:HG21	2.10	0.81
24:AY:76:A:OP2	25:AZ:274:ARG:CG	2.28	0.81
36:BA:122:G:H1	36:BA:129:C:H42	1.29	0.81
36:BA:2131:G:N3	36:BA:2133:G:N2	2.29	0.81
51:BS:36:TYR:N	51:BS:36:TYR:HD1	1.78	0.81
27:D1:42:GLN:HE22	36:DA:379:G:H21	1.28	0.81
48:DP:58:THR:C	48:DP:60:MET:H	1.80	0.81
12:AL:33:ARG:HH11	12:AL:62:SER:HB3	1.44	0.80
34:B8:52:LYS:N	34:B8:53:PRO:HD2	1.96	0.80
43:BH:126:PRO:O	43:BH:127:GLU:HG2	1.80	0.80
36:DA:1689:A:H62	36:DA:1698:A:H2	1.27	0.80
36:DA:2179:C:H4'	36:DA:2180:U:C2	2.16	0.80
28:B2:35:LEU:HD11	28:B2:50:ILE:CG1	2.10	0.80
36:BA:1683:C:H2'	36:BA:1684:C:H6	1.46	0.80
57:BY:8:LYS:HD2	57:BY:8:LYS:N	1.95	0.80
48:DP:47:ASP:HB3	48:DP:48:PRO:CA	2.10	0.80
50:DR:24:GLN:NE2	50:DR:36:THR:HG21	1.95	0.80
58:DZ:104:PHE:HA	58:DZ:139:VAL:HG22	1.61	0.80

Continued on next page...

Continued from previous page...

Atom-1	Atom-2	Interatomic distance (Å)	Clash overlap (Å)
1:AA:1086:U:H2'	1:AA:1087:G:H5'	1.62	0.80
1:AA:1305:G:H5'	21:AU:4:GLY:HA3	1.64	0.80
32:B6:11:LEU:HD21	32:B6:51:GLU:HG2	1.63	0.80
36:BA:1689:A:H62	36:BA:1698:A:H2	1.27	0.80
36:BA:2248:C:C2'	36:BA:2249:U:H5'	2.11	0.80
40:BE:14:ILE:HD11	40:BE:173:VAL:HG11	1.62	0.80
51:BS:78:LEU:HD11	51:BS:103:GLU:HG3	1.61	0.80
53:BU:15:LYS:O	53:BU:19:LYS:HG2	1.82	0.80
1:CA:150:C:C2'	1:CA:151:A:H5''	2.11	0.80
22:CW:43:C:H2'	22:CW:44:G:H1'	1.61	0.80
36:DA:122:G:H1	36:DA:129:C:H42	1.29	0.80
36:DA:1348:G:H2'	36:DA:1349:A:H5''	1.63	0.80
36:DA:2645:G:H3'	36:DA:2646:C:C5'	2.11	0.80
37:DB:48:A:H4'	51:DS:95:HIS:HD2	1.46	0.80
58:DZ:104:PHE:HA	58:DZ:139:VAL:CG2	2.11	0.80
1:AA:1532:U:C2'	1:AA:1533:C:H5''	2.09	0.80
25:AZ:137:LYS:HG2	60:AZ:501:GDP:C2	2.16	0.80
25:AZ:219:LYS:HB3	25:AZ:244:ARG:HD2	1.64	0.80
57:BY:95:LYS:HE3	57:BY:99:CYS:O	1.80	0.80
11:CK:18:ARG:HH21	11:CK:37:GLY:N	1.78	0.80
24:CY:41:C:H5'	24:CY:41:C:H6	1.46	0.80
32:D6:12:GLU:HG3	32:D6:23:THR:CG2	2.11	0.80
36:DA:1434:A:H61	36:DA:1558:A:H62	1.27	0.80
52:DT:115:ARG:HG3	52:DT:115:ARG:HH11	1.44	0.80
1:AA:1321:C:H3'	1:AA:1322:C:H5''	1.62	0.80
1:AA:1439:C:N4	1:AA:1462:G:H1	1.80	0.80
25:AZ:164:PRO:HB2	25:AZ:167:GLU:OE2	1.82	0.80
30:B4:31:ILE:HG21	42:BG:142:PRO:HB2	1.63	0.80
46:BN:22:THR:HA	46:BN:61:ARG:HB2	1.63	0.80
8:CH:7:ALA:HB2	8:CH:85:ARG:HD3	1.63	0.80
25:CZ:274:ARG:HG2	25:CZ:274:ARG:NH1	1.93	0.80
43:DH:42:ARG:O	43:DH:43:VAL:HG13	1.81	0.80
46:DN:72:TYR:HD2	46:DN:90:MET:HG3	1.46	0.80
58:DZ:166:SER:HB2	58:DZ:168:GLU:H	1.45	0.80
1:AA:1532:U:H2'	1:AA:1533:C:C5'	2.12	0.80
8:AH:114:THR:HG22	8:AH:130:GLY:O	1.82	0.80
24:AY:41:C:H5'	24:AY:41:C:H6	1.44	0.80
32:B6:7:ILE:HB	32:B6:27:LYS:HZ2	1.47	0.80
32:B6:12:GLU:HG3	32:B6:23:THR:CG2	2.11	0.80
36:BA:1678:G:N2	36:BA:1989:G:H22	1.80	0.80
46:BN:72:TYR:HD2	46:BN:90:MET:HG3	1.46	0.80

Continued on next page...

Continued from previous page...

Atom-1	Atom-2	Interatomic distance (Å)	Clash overlap (Å)
58:BZ:30:ASN:ND2	58:BZ:32:HIS:H	1.78	0.80
2:CB:7:VAL:O	2:CB:11:LEU:HB2	1.81	0.80
50:DR:92:GLY:H	50:DR:94:TYR:HE1	1.29	0.80
51:DS:36:TYR:N	51:DS:36:TYR:HD1	1.78	0.80
1:AA:975:A:H5''	1:AA:976:G:H5''	1.64	0.80
1:AA:1378:C:H4'	7:AG:94:ARG:HH22	1.44	0.80
3:AC:26:LYS:HE3	3:AC:26:LYS:H	1.45	0.80
11:AK:121:PRO:HG2	11:AK:126:ARG:HB2	1.64	0.80
42:BG:67:LYS:HD3	42:BG:67:LYS:N	1.97	0.80
46:BN:72:TYR:CD2	46:BN:90:MET:HG3	2.16	0.80
47:BO:47:ILE:HG23	47:BO:48:PRO:HD2	1.62	0.80
11:CK:27:ASN:HD22	11:CK:28:THR:H	1.28	0.80
17:CQ:69:LYS:C	17:CQ:70:ARG:HD2	2.02	0.80
31:D5:40:LYS:HE2	31:D5:46:CYS:HB3	1.62	0.80
34:D8:59:LYS:HB2	34:D8:59:LYS:NZ	1.95	0.80
46:DN:72:TYR:CD2	46:DN:90:MET:HG3	2.16	0.80
36:BA:1876:A:C2'	36:BA:1877:A:H5''	2.12	0.80
40:BE:105:THR:HB	40:BE:197:ILE:HG23	1.64	0.80
41:BF:178:PRO:HG2	41:BF:179:GLU:OE1	1.81	0.80
50:BR:92:GLY:H	50:BR:94:TYR:HE1	1.30	0.80
36:DA:2131:G:N3	36:DA:2133:G:N2	2.29	0.80
42:DG:77:ILE:N	42:DG:83:ARG:HB3	1.96	0.80
49:DQ:134:ARG:NH1	58:DZ:122:ARG:HH21	1.79	0.80
36:BA:2189:U:C2'	36:BA:2190:G:H4'	2.10	0.80
42:BG:47:LYS:HD3	42:BG:81:LYS:HG3	1.64	0.80
36:DA:654(H):G:C2'	36:DA:654(I):C:H5''	2.12	0.80
25:AZ:2:LYS:O	25:AZ:275:LYS:CE	2.29	0.80
36:BA:654(H):G:C2'	36:BA:654(I):C:H5''	2.12	0.80
52:BT:24:PRO:HD3	52:BT:52:ILE:HD12	1.63	0.80
58:BZ:23:LYS:O	58:BZ:24:LEU:HB3	1.82	0.80
1:CA:1086:U:H2'	1:CA:1087:G:H5''	1.62	0.80
1:AA:1096:C:H5''	2:AB:137:ARG:HH21	1.46	0.79
24:AY:77:TRP:CA	25:AZ:285:ASN:O	2.31	0.79
28:B2:10:LEU:HD21	28:B2:14:ARG:CZ	2.11	0.79
31:B5:33:CYS:HG	31:B5:49:CYS:HG	1.03	0.79
32:B6:18:ARG:HG2	32:B6:18:ARG:NH1	1.90	0.79
34:B8:17:THR:CG2	34:B8:21:LYS:HB2	2.12	0.79
1:CA:1378:C:H4'	7:CG:94:ARG:HH22	1.45	0.79
2:CB:75:LYS:HA	2:CB:78:GLN:HE21	1.45	0.79
4:CD:100:ARG:HH21	4:CD:118:ARG:HH12	1.27	0.79
36:DA:2189:U:C2'	36:DA:2190:G:H4'	2.11	0.79

Continued on next page...

Continued from previous page...

Atom-1	Atom-2	Interatomic distance (Å)	Clash overlap (Å)
39:DD:44:ASN:HB3	39:DD:49:ILE:HA	1.63	0.79
52:DT:23:ARG:HG2	52:DT:120:ARG:HH12	1.47	0.79
4:AD:187:ARG:HH11	4:AD:187:ARG:HB3	1.45	0.79
11:AK:126:ARG:HH11	11:AK:126:ARG:HB3	1.47	0.79
28:B2:68:ARG:O	28:B2:69:ARG:HG3	1.83	0.79
36:BA:296:C:O2'	36:BA:297:C:H5'	1.82	0.79
36:BA:621:A:H2'	36:BA:622:G:H5'	1.65	0.79
52:BT:23:ARG:HG2	52:BT:120:ARG:HH12	1.46	0.79
52:BT:28:VAL:HG22	52:BT:47:GLY:H	1.41	0.79
3:CC:46:GLU:O	3:CC:47:LEU:HB2	1.81	0.79
22:CW:9:A:H2	22:CW:45:U:O4	1.64	0.79
32:D6:35:GLU:CB	32:D6:51:GLU:HB2	2.12	0.79
33:D7:10:ARG:HH11	33:D7:10:ARG:HG2	1.47	0.79
36:DA:2485:G:H5''	49:DQ:46:GLN:HE21	1.46	0.79
4:AD:26:CYS:SG	59:AD:301:ZN:ZN	1.71	0.79
36:BA:1865:G:H5'	36:BA:1866:C:OP2	1.82	0.79
51:BS:13:ARG:HG3	51:BS:14:VAL:H	1.47	0.79
52:BT:115:ARG:HH11	52:BT:115:ARG:HG3	1.44	0.79
28:D2:35:LEU:HD23	28:D2:53:LEU:HD12	1.64	0.79
36:DA:586:A:H5'	41:DF:89:VAL:HG21	1.64	0.79
41:DF:101:LEU:HD12	41:DF:102:PRO:HD2	1.62	0.79
57:DY:10:GLY:CA	57:DY:27:VAL:HG13	2.12	0.79
40:BE:111:ARG:HA	50:BR:2:ARG:HG3	1.64	0.79
53:BU:92:ARG:O	53:BU:94:ASN:N	2.15	0.79
16:CP:25:ARG:HH11	16:CP:25:ARG:CB	1.96	0.79
25:CZ:191:GLY:HA2	25:CZ:197:ASP:OD1	1.81	0.79
36:DA:2248:C:C2'	36:DA:2249:U:H5'	2.13	0.79
36:DA:2524:G:H8	36:DA:2524:G:H5'	1.47	0.79
38:DC:181:PRO:HG2	38:DC:184:LYS:HG2	1.63	0.79
1:AA:358:U:H2'	1:AA:359:U:C6	2.16	0.79
2:AB:7:VAL:O	2:AB:11:LEU:HB2	1.82	0.79
16:AP:25:ARG:HH11	16:AP:25:ARG:CB	1.96	0.79
38:BC:76:ALA:HB3	38:BC:94:VAL:HG13	1.65	0.79
56:BX:24:GLY:O	56:BX:82:GLN:HA	1.83	0.79
57:BY:10:GLY:CA	57:BY:27:VAL:HG13	2.13	0.79
1:CA:1015:A:H2'	1:CA:1016:A:C8	2.18	0.79
4:CD:200:GLU:HG2	4:CD:201:GLN:N	1.97	0.79
25:CZ:359:VAL:O	25:CZ:362:VAL:CG2	2.31	0.79
40:DE:111:ARG:HA	50:DR:2:ARG:HG3	1.63	0.79
3:AC:5:ILE:N	3:AC:5:ILE:HD13	1.98	0.79
17:AQ:69:LYS:C	17:AQ:70:ARG:HD2	2.03	0.79

Continued on next page...

Continued from previous page...

Atom-1	Atom-2	Interatomic distance (Å)	Clash overlap (Å)
36:BA:586:A:H5'	41:BF:89:VAL:HG21	1.64	0.79
36:BA:1279:G:H4'	50:BR:31:HIS:HD2	1.45	0.79
36:BA:2645:G:H3'	36:BA:2646:C:C5'	2.10	0.79
42:BG:51:ARG:HD3	42:BG:53:LEU:HD21	1.64	0.79
25:CZ:7:ARG:HH22	25:CZ:281:ILE:HD11	1.47	0.79
25:CZ:64:ASN:HD22	25:CZ:64:ASN:H	1.30	0.79
38:DC:6:ARG:O	38:DC:10:LEU:HD23	1.82	0.79
48:DP:41:ARG:CA	48:DP:41:ARG:HH11	1.96	0.79
53:DU:15:LYS:O	53:DU:19:LYS:HG2	1.83	0.79
54:DV:19:LYS:HG2	54:DV:94:LEU:HB2	1.63	0.79
3:AC:16:ARG:HB2	3:AC:16:ARG:HH11	1.47	0.79
13:AM:101:GLN:HE21	13:AM:101:GLN:N	1.81	0.79
20:AT:26:ASN:HB2	20:AT:71:THR:HG23	1.62	0.79
22:AW:9:A:H2	22:AW:45:U:O4	1.65	0.79
22:AW:57:G:C2'	22:AW:58:A:H5'	2.11	0.79
25:AZ:7:ARG:HG2	25:AZ:7:ARG:NH1	1.98	0.79
36:BA:1902:C:O2'	39:BD:244:ARG:HB3	1.83	0.79
36:BA:2187:G:C2'	36:BA:2188:C:H5'	2.12	0.79
41:BF:29:ASN:HD22	41:BF:32:LEU:HB2	1.45	0.79
57:BY:8:LYS:H	57:BY:8:LYS:CD	1.96	0.79
1:CA:453:A:H4'	16:CP:72:ARG:HG3	1.62	0.79
1:CA:1152:A:H5''	10:CJ:13:HIS:CD2	2.18	0.79
4:CD:108:LEU:CD1	4:CD:174:LEU:HD13	2.12	0.79
36:DA:886:C:O2'	36:DA:887:A:H4'	1.82	0.79
39:DD:186:HIS:HD2	39:DD:188:GLU:H	1.30	0.79
46:DN:22:THR:HA	46:DN:61:ARG:HB2	1.65	0.79
46:DN:47:ALA:HB2	46:DN:112:LEU:HD11	1.63	0.79
47:DO:47:ILE:HG23	47:DO:48:PRO:HD2	1.62	0.79
1:AA:150:C:C2'	1:AA:151:A:H5''	2.12	0.79
3:AC:113:ALA:HB3	3:AC:114:PRO:HD3	1.64	0.79
9:AI:40:LEU:HD11	9:AI:70:LYS:HG2	1.63	0.79
11:AK:82:VAL:HG13	11:AK:108:ILE:HA	1.64	0.79
36:BA:655:A:H4'	36:BA:656:G:H5'	1.65	0.79
36:BA:886:C:O2'	36:BA:887:A:H4'	1.83	0.79
51:BS:85:VAL:HG23	51:BS:106:ARG:HG3	1.62	0.79
52:BT:55:ASN:H	52:BT:59:THR:HG22	1.48	0.79
21:CU:6:ARG:HD3	21:CU:15:ARG:NH1	1.96	0.79
25:CZ:8:THR:OG1	25:CZ:9:LYS:HG2	1.82	0.79
36:DA:512:G:HO2'	36:DA:513:A:H8	1.27	0.79
36:DA:1887:C:C2'	36:DA:1888:G:H5''	2.12	0.79
38:DC:76:ALA:HB3	38:DC:94:VAL:HG13	1.64	0.79

Continued on next page...

Continued from previous page...

Atom-1	Atom-2	Interatomic distance (Å)	Clash overlap (Å)
36:BA:612:C:H2'	36:BA:613:G:H5'	1.63	0.79
36:BA:2159:G:H2'	36:BA:2160:G:H5''	1.65	0.79
41:BF:46:ARG:HH11	41:BF:46:ARG:HG2	1.48	0.79
50:BR:18:LEU:HD11	50:BR:22:ARG:CZ	2.13	0.79
28:D2:25:VAL:HG22	28:D2:29:LYS:HD3	1.64	0.79
36:DA:296:C:O2'	36:DA:297:C:H5'	1.82	0.79
36:DA:1681:G:O2'	36:DA:1762:A:H2'	1.82	0.79
36:DA:2185:C:H2'	36:DA:2186:G:H5'	1.64	0.79
1:AA:368:U:OP2	25:AZ:268:THR:HG21	1.82	0.79
2:AB:168:THR:OG1	2:AB:192:SER:HB2	1.82	0.79
57:BY:13:VAL:HG23	57:BY:73:ARG:O	1.82	0.79
34:D8:52:LYS:N	34:D8:53:PRO:HD2	1.97	0.79
36:DA:330:A:C2	36:DA:1210:A:H2'	2.18	0.79
36:DA:2875:C:H4'	52:DT:5:ALA:HB3	1.65	0.79
1:AA:664:G:H22	1:AA:741:G:H1	1.31	0.78
1:AA:1030:C:H41	1:AA:1032:G:H21	1.31	0.78
1:AA:1502:A:H2	1:AA:1505:G:N1	1.79	0.78
2:AB:204:ASN:ND2	2:AB:206:ASP:H	1.81	0.78
4:AD:108:LEU:CD1	4:AD:174:LEU:HD13	2.13	0.78
16:AP:25:ARG:HH11	16:AP:25:ARG:CG	1.96	0.78
22:AW:59:U:H2'	22:AW:60:U:H5'	1.65	0.78
25:AZ:359:VAL:O	25:AZ:362:VAL:CG2	2.31	0.78
36:BA:1803:A:O3'	39:BD:259:THR:HG21	1.83	0.78
42:BG:63:ILE:HG22	42:BG:143:GLU:HB2	1.63	0.78
1:CA:1321:C:H3'	1:CA:1322:C:H5''	1.65	0.78
28:D2:3:LEU:HG	28:D2:7:ARG:HD3	1.65	0.78
52:DT:24:PRO:HD3	52:DT:52:ILE:HD12	1.65	0.78
53:DU:65:ILE:HD11	53:DU:96:ALA:HB3	1.64	0.78
1:AA:722:A:H2'	1:AA:722:A:N3	1.98	0.78
1:AA:1218:C:H2'	1:AA:1219:U:C6	2.18	0.78
12:AL:6:THR:OG1	12:AL:9:GLN:HG3	1.82	0.78
12:AL:24:VAL:HG13	12:AL:98:TYR:CE2	2.18	0.78
24:AY:76:A:P	25:AZ:274:ARG:CG	2.72	0.78
25:AZ:65:THR:CG2	25:AZ:80:VAL:HG13	2.14	0.78
25:AZ:397:ALA:HB2	61:AZ:502:KIR:H252	1.64	0.78
32:B6:17:LYS:HB3	32:B6:18:ARG:HH12	1.48	0.78
36:BA:733:G:N7	36:BA:761:A:C6	2.51	0.78
41:BF:24:LEU:HB3	41:BF:25:PRO:CD	2.13	0.78
42:BG:114:ILE:O	42:BG:116:ASP:N	2.15	0.78
56:BX:12:VAL:HG23	56:BX:13:LEU:N	1.97	0.78
12:CL:24:VAL:HG13	12:CL:98:TYR:CE2	2.19	0.78

Continued on next page...

Continued from previous page...

Atom-1	Atom-2	Interatomic distance (Å)	Clash overlap (Å)
28:D2:2:LYS:HG3	28:D2:6:VAL:HG21	1.63	0.78
36:DA:1683:C:H2'	36:DA:1684:C:H6	1.47	0.78
36:DA:1865:G:H5'	36:DA:1866:C:OP2	1.81	0.78
36:DA:2760:C:H2'	36:DA:2761:G:H5''	1.64	0.78
41:DF:53:THR:HG23	41:DF:55:GLY:H	1.47	0.78
50:DR:18:LEU:HD11	50:DR:22:ARG:CZ	2.13	0.78
40:BE:167:VAL:HG12	40:BE:189:PRO:HD3	1.65	0.78
54:BV:64:HIS:ND1	54:BV:92:THR:HG22	1.98	0.78
11:CK:126:ARG:HH11	11:CK:126:ARG:HB3	1.47	0.78
12:CL:6:THR:OG1	12:CL:9:GLN:HG3	1.83	0.78
22:CV:42:C:H5'	22:CV:42:C:C6	2.15	0.78
36:DA:655:A:H4'	36:DA:656:G:H5'	1.66	0.78
36:DA:2801(A):A:H4'	36:DA:2802:G:H5'	1.65	0.78
42:DG:67:LYS:H	42:DG:67:LYS:CD	1.95	0.78
46:DN:46:VAL:CG1	46:DN:48:MET:HG3	2.14	0.78
56:DX:12:VAL:HG23	56:DX:13:LEU:N	1.97	0.78
57:DY:8:LYS:H	57:DY:8:LYS:CD	1.95	0.78
13:AM:119:GLY:O	13:AM:120:LYS:HB2	1.82	0.78
25:AZ:193:ASN:C	25:AZ:195:TRP:H	1.82	0.78
34:B8:4:MET:O	34:B8:62:LEU:HD11	1.83	0.78
10:CJ:4:ILE:HB	10:CJ:74:ILE:HD11	1.64	0.78
51:DS:30:ARG:NH2	51:DS:62:LYS:HD3	1.94	0.78
51:DS:89:ARG:HB3	51:DS:92:TYR:HB3	1.64	0.78
17:AQ:60:ILE:HB	17:AQ:74:LEU:HD23	1.63	0.78
24:AY:77:TRP:O	25:AZ:273:HIS:N	2.16	0.78
36:BA:1887:C:C2'	36:BA:1888:G:H5''	2.12	0.78
36:BA:2101:G:C2'	36:BA:2102:U:H5''	2.14	0.78
41:BF:29:ASN:ND2	41:BF:32:LEU:HB2	1.98	0.78
4:CD:62:GLN:HE21	4:CD:62:GLN:HA	1.47	0.78
36:DA:612:C:H2'	36:DA:613:G:H5'	1.64	0.78
1:AA:367:U:H4'	25:AZ:291:ARG:NE	1.98	0.78
13:AM:88:ARG:HG3	13:AM:98:VAL:HG13	1.64	0.78
22:AW:74:C:H5'	22:AW:74:C:H6	1.49	0.78
30:B4:18:CYS:SG	59:B4:101:ZN:ZN	1.70	0.78
32:B6:11:LEU:HD22	32:B6:12:GLU:H	1.48	0.78
36:BA:2572:A:C8	40:BE:144:ARG:HD2	2.19	0.78
9:CI:40:LEU:HD11	9:CI:70:LYS:HG2	1.65	0.78
39:DD:8:PRO:HB3	39:DD:14:ARG:HB3	1.66	0.78
25:AZ:8:THR:OG1	25:AZ:9:LYS:HG2	1.84	0.78
36:BA:1720:U:H3'	36:BA:1721:G:H5''	1.66	0.78
25:AZ:7:ARG:HH22	25:AZ:281:ILE:HD11	1.47	0.78

Continued on next page...

Continued from previous page...

Atom-1	Atom-2	Interatomic distance (Å)	Clash overlap (Å)
36:BA:1039:G:H1	36:BA:1116:C:H42	1.32	0.78
36:BA:2801(A):A:H4'	36:BA:2802:G:H5'	1.65	0.78
43:BH:42:ARG:O	43:BH:43:VAL:HG13	1.82	0.78
46:BN:30:ILE:O	46:BN:34:LEU:HB2	1.83	0.78
56:BX:12:VAL:CG2	56:BX:13:LEU:H	1.95	0.78
58:BZ:151:HIS:CB	58:BZ:170:THR:HA	2.14	0.78
1:CA:1030:C:H41	1:CA:1032:G:H21	1.32	0.78
34:D8:4:MET:O	34:D8:62:LEU:HD11	1.84	0.78
38:BC:123:VAL:HG23	38:BC:127:LEU:HD13	1.65	0.78
48:BP:41:ARG:CA	48:BP:41:ARG:HH11	1.97	0.78
19:CS:31:ILE:HG23	19:CS:49:ILE:HA	1.66	0.78
32:D6:17:LYS:HB3	32:D6:18:ARG:HH12	1.49	0.78
36:DA:1039:G:H1	36:DA:1116:C:H42	1.32	0.78
36:DA:1279:G:H4'	50:DR:31:HIS:HD2	1.48	0.78
46:DN:51:PHE:CZ	46:DN:119:ARG:HD2	2.19	0.78
53:DU:48:ALA:O	53:DU:52:ARG:HG3	1.84	0.78
1:AA:1277:C:HO2'	1:AA:1279:A:H8	1.32	0.78
3:AC:46:GLU:O	3:AC:47:LEU:HB2	1.82	0.78
27:B1:8:SER:HB3	27:B1:66:HIS:CE1	2.19	0.78
36:BA:225:A:O2'	36:BA:257:A:H4'	1.83	0.78
51:BS:12:PHE:C	51:BS:12:PHE:HD1	1.86	0.78
58:BZ:152:ALA:O	58:BZ:155:LEU:HD22	1.84	0.78
16:CP:25:ARG:HH11	16:CP:25:ARG:CG	1.96	0.78
31:D5:3:LYS:HD3	36:DA:747:U:P	2.23	0.78
36:DA:970:C:H2'	36:DA:971:C:H6	1.49	0.78
57:DY:2:ARG:HD3	57:DY:3:VAL:HG23	1.66	0.78
1:AA:723:U:C4	1:AA:1537:U:H2'	2.18	0.77
2:AB:114:ARG:NH1	2:AB:118:LEU:HD21	1.98	0.77
19:AS:29:ARG:HD2	19:AS:30:LEU:N	1.99	0.77
24:AY:25:C:H5'	24:AY:25:C:H6	1.49	0.77
28:B2:33:MET:O	28:B2:37:PHE:HB2	1.84	0.77
36:BA:2760:C:H2'	36:BA:2761:G:H5''	1.64	0.77
41:BF:53:THR:HG23	41:BF:55:GLY:H	1.49	0.77
53:BU:48:ALA:O	53:BU:52:ARG:HG3	1.84	0.77
1:CA:1218:C:H2'	1:CA:1219:U:C6	2.18	0.77
36:DA:621:A:H2'	36:DA:622:G:H5'	1.65	0.77
36:DA:1059:G:H5'	36:DA:1060:U:H2'	1.66	0.77
36:DA:1876:A:C2'	36:DA:1877:A:H5''	2.13	0.77
42:DG:59:GLU:HA	42:DG:62:LEU:HD13	1.66	0.77
51:DS:12:PHE:C	51:DS:12:PHE:HD1	1.88	0.77
24:AY:45:U:H3'	24:AY:46:7MG:H5''	1.65	0.77

Continued on next page...

Continued from previous page...

Atom-1	Atom-2	Interatomic distance (Å)	Clash overlap (Å)
26:B0:14:ARG:HG3	26:B0:14:ARG:HH11	1.49	0.77
31:B5:3:LYS:HD3	36:BA:747:U:P	2.24	0.77
36:BA:2173:A:N3	36:BA:2173:A:H2'	1.99	0.77
46:BN:47:ALA:HB2	46:BN:112:LEU:HD11	1.63	0.77
31:D5:24:ALA:O	31:D5:25:LEU:HB2	1.82	0.77
42:DG:97:ASP:H	42:DG:99:MET:HE1	1.46	0.77
36:BA:2131:G:H1'	36:BA:2133:G:H21	1.48	0.77
39:BD:186:HIS:HD2	39:BD:188:GLU:H	1.31	0.77
43:BH:85:LYS:NZ	43:BH:133:VAL:H	1.81	0.77
46:BN:46:VAL:CG1	46:BN:48:MET:HG3	2.12	0.77
58:BZ:9:TYR:HE1	58:BZ:35:ARG:CZ	1.98	0.77
58:BZ:24:LEU:O	58:BZ:24:LEU:HD23	1.84	0.77
13:CM:57:ARG:NH1	30:D4:34:GLU:HG3	1.98	0.77
34:D8:15:LYS:CD	48:DP:65:ARG:HH22	1.97	0.77
39:DD:69:ARG:NH2	39:DD:128:GLY:O	2.17	0.77
40:DE:167:VAL:HG12	40:DE:189:PRO:HD3	1.67	0.77
1:AA:975:A:H4'	1:AA:976:G:C5'	2.15	0.77
1:AA:1117:G:H8	1:AA:1117:G:H5'	1.47	0.77
27:B1:15:ALA:HB2	27:B1:42:GLN:HG3	1.66	0.77
36:BA:330:A:C2	36:BA:1210:A:H2'	2.18	0.77
36:BA:1264:G:H3'	36:BA:1265:A:H5''	1.65	0.77
1:CA:1435:G:H2'	1:CA:1436:U:C6	2.20	0.77
27:D1:45:ASN:ND2	36:DA:2090:G:H21	1.81	0.77
34:D8:8:LYS:HB3	34:D8:12:LYS:HE3	1.65	0.77
37:DB:20:C:C2'	37:DB:21:G:H5''	2.15	0.77
51:DS:101:LEU:HD12	51:DS:101:LEU:O	1.85	0.77
53:DU:3:ARG:HH12	53:DU:5:LYS:HB3	1.49	0.77
22:AW:35:A:H2'	22:AW:36:A:H8	1.50	0.77
28:B2:68:ARG:HA	28:B2:72:ALA:HB3	1.67	0.77
34:B8:8:LYS:HB3	34:B8:12:LYS:HE3	1.66	0.77
36:BA:512:G:HO2'	36:BA:513:A:H8	1.29	0.77
36:BA:1038:C:H2'	36:BA:1039:G:H5''	1.65	0.77
52:BT:55:ASN:N	52:BT:59:THR:HG22	2.00	0.77
57:BY:2:ARG:HD3	57:BY:3:VAL:HG23	1.66	0.77
1:CA:1534:A:N6	23:CX:12:A:H2	1.82	0.77
36:DA:141:A:H8	36:DA:1408:C:HO2'	1.30	0.77
38:DC:123:VAL:HG23	38:DC:127:LEU:HD13	1.66	0.77
51:DS:13:ARG:HG3	51:DS:14:VAL:H	1.50	0.77
52:DT:39:ARG:H	52:DT:39:ARG:HD2	1.48	0.77
5:AE:50:GLU:HG3	5:AE:52:PRO:HD2	1.66	0.77
12:AL:24:VAL:HG11	12:AL:27:LEU:HD22	1.67	0.77

Continued on next page...

Continued from previous page...

Atom-1	Atom-2	Interatomic distance (Å)	Clash overlap (Å)
48:BP:112:LEU:H	48:BP:128:HIS:HD2	1.33	0.77
57:BY:7:VAL:HG21	57:BY:8:LYS:NZ	2.00	0.77
36:DA:225:A:O2'	36:DA:257:A:H4'	1.83	0.77
36:DA:2305:A:H3'	36:DA:2306:C:H5''	1.67	0.77
36:DA:2604:U:H5'	36:DA:2604:U:C6	2.20	0.77
42:DG:99:MET:HG3	42:DG:100:TRP:CD1	2.18	0.77
43:DH:117:PRO:HB3	43:DH:123:PHE:CE1	2.20	0.77
4:AD:120:LEU:HB3	4:AD:126:ILE:HD11	1.67	0.77
39:BD:69:ARG:NH2	39:BD:128:GLY:O	2.17	0.77
57:BY:28:LYS:HD2	57:BY:39:VAL:HG22	1.66	0.77
34:D8:17:THR:CG2	34:D8:21:LYS:HB2	2.15	0.77
36:DA:2173:A:H2'	36:DA:2173:A:N3	1.99	0.77
39:DD:31:LYS:NZ	39:DD:33:LEU:HG	2.00	0.77
53:DU:92:ARG:O	53:DU:94:ASN:N	2.18	0.77
54:DV:15:GLU:HB3	54:DV:16:PRO:CD	2.15	0.77
56:DX:24:GLY:O	56:DX:82:GLN:HA	1.85	0.77
58:DZ:114:GLY:CA	58:DZ:146:ILE:HG21	2.15	0.77
19:AS:13:ASP:O	19:AS:14:HIS:HB3	1.85	0.77
22:AV:42:C:H5'	22:AV:42:C:C6	2.15	0.77
24:AY:76:A:OP2	25:AZ:274:ARG:HG3	1.83	0.77
25:AZ:191:GLY:HA2	25:AZ:197:ASP:OD1	1.84	0.77
31:B5:24:ALA:O	31:B5:25:LEU:HB2	1.82	0.77
36:BA:672:C:C2'	36:BA:673:C:H5''	2.14	0.77
36:BA:1403:C:H5''	36:BA:1471:A:H1'	1.67	0.77
36:BA:2186:G:H2'	36:BA:2187:G:C8	2.20	0.77
43:BH:16:SER:HB2	43:BH:27:LYS:HB2	1.66	0.77
56:BX:12:VAL:HB	56:BX:17:ALA:CB	2.13	0.77
2:CB:200:ILE:HD12	2:CB:200:ILE:N	1.98	0.77
3:CC:5:ILE:N	3:CC:5:ILE:HD13	2.00	0.77
36:DA:2668:G:O2'	36:DA:2669:G:H5'	1.85	0.77
51:DS:66:ALA:HA	51:DS:69:VAL:HG12	1.65	0.77
4:AD:200:GLU:HG2	4:AD:201:GLN:N	1.99	0.77
25:AZ:70:TYR:O	25:AZ:77:TYR:HB2	1.84	0.77
32:B6:19:ARG:HG2	32:B6:20:ASN:N	1.98	0.77
36:BA:2485:G:H5''	49:BQ:46:GLN:HE21	1.48	0.77
48:BP:58:THR:HB	48:BP:61:ARG:HH21	1.49	0.77
2:CB:15:VAL:H	2:CB:16:HIS:CE1	2.03	0.77
41:DF:24:LEU:HB3	41:DF:25:PRO:CD	2.15	0.77
48:DP:38:GLN:HG3	48:DP:39:LYS:H	1.48	0.77
48:DP:58:THR:O	48:DP:61:ARG:NE	2.17	0.77
51:DS:24:LEU:HB3	51:DS:85:VAL:HG12	1.65	0.77

Continued on next page...

Continued from previous page...

Atom-1	Atom-2	Interatomic distance (Å)	Clash overlap (Å)
56:DX:12:VAL:CG2	56:DX:13:LEU:H	1.95	0.77
1:AA:627:G:O2'	1:AA:628:G:H5'	1.84	0.77
1:AA:975:A:C5'	1:AA:976:G:H5''	2.15	0.77
2:AB:75:LYS:HA	2:AB:78:GLN:NE2	2.00	0.77
4:AD:62:GLN:HA	4:AD:62:GLN:HE21	1.50	0.77
29:B3:6:VAL:HG12	29:B3:56:VAL:HG22	1.67	0.77
34:B8:32:LEU:HD13	36:BA:2391:G:H3'	1.67	0.77
36:BA:28:A:N6	36:BA:512:G:H1'	2.00	0.77
22:CW:59:U:H2'	22:CW:60:U:H5'	1.64	0.77
36:DA:28:A:N6	36:DA:512:G:H1'	2.00	0.77
36:DA:2186:G:H2'	36:DA:2187:G:C8	2.20	0.77
36:BA:658:C:H2'	36:BA:659:C:H6	1.51	0.76
36:BA:1826:G:H4'	39:BD:242:ARG:NH2	2.00	0.76
46:BN:51:PHE:CZ	46:BN:119:ARG:HD2	2.20	0.76
50:BR:72:ASP:HB3	50:BR:75:LEU:HB3	1.65	0.76
54:BV:29:PRO:HA	54:BV:61:VAL:HG23	1.65	0.76
1:CA:963:G:H21	10:CJ:55:LYS:CE	1.98	0.76
1:CA:1305:G:H5'	21:CU:4:GLY:HA3	1.65	0.76
9:CI:65:VAL:HG21	9:CI:73:GLN:HB3	1.67	0.76
41:DF:132:VAL:HG13	41:DF:133:ASN:ND2	2.00	0.76
46:DN:46:VAL:HG13	46:DN:48:MET:HG3	1.67	0.76
54:DV:29:PRO:HA	54:DV:61:VAL:HG23	1.67	0.76
58:DZ:70:LEU:HD22	58:DZ:91:LEU:HD21	1.67	0.76
2:CB:114:ARG:NH1	2:CB:118:LEU:HD21	2.00	0.76
36:DA:2101:G:C2'	36:DA:2102:U:H5''	2.14	0.76
36:DA:2796:U:H3'	36:DA:2799:C:H5'	1.66	0.76
38:DC:82:LYS:HE2	38:DC:82:LYS:HA	1.67	0.76
39:DD:25:THR:HG22	39:DD:26:LYS:HE2	1.67	0.76
42:DG:51:ARG:HA	42:DG:51:ARG:HE	1.50	0.76
22:AW:57:G:H2'	22:AW:58:A:H5'	1.66	0.76
33:B7:10:ARG:HH11	33:B7:10:ARG:HG2	1.51	0.76
36:BA:1681:G:O2'	36:BA:1762:A:H2'	1.85	0.76
36:BA:2305:A:H3'	36:BA:2306:C:H5''	1.68	0.76
51:BS:66:ALA:HA	51:BS:69:VAL:HG12	1.66	0.76
3:CC:95:THR:HG22	3:CC:95:THR:O	1.85	0.76
4:CD:28:SER:HB3	4:CD:29:PRO:CD	2.15	0.76
22:CW:74:C:H5'	22:CW:74:C:H6	1.50	0.76
29:D3:35:ARG:HH11	29:D3:35:ARG:CB	1.96	0.76
32:D6:19:ARG:HG2	32:D6:20:ASN:N	1.97	0.76
36:DA:1038:C:H2'	36:DA:1039:G:H5''	1.66	0.76
36:DA:2036:C:H5'	36:DA:2036:C:H6	1.49	0.76

Continued on next page...

Continued from previous page...

Atom-1	Atom-2	Interatomic distance (Å)	Clash overlap (Å)
39:BD:30:GLU:CB	39:BD:35:LYS:HZ3	1.99	0.76
41:BF:132:VAL:HG13	41:BF:133:ASN:ND2	2.00	0.76
2:CB:168:THR:OG1	2:CB:192:SER:HB2	1.85	0.76
19:CS:29:ARG:HD2	19:CS:30:LEU:N	2.00	0.76
26:D0:62:LEU:H	26:D0:62:LEU:HD23	1.48	0.76
38:DC:77:ILE:HB	38:DC:115:ALA:HB2	1.68	0.76
43:DH:16:SER:HB2	43:DH:27:LYS:HB2	1.67	0.76
11:AK:27:ASN:HD22	11:AK:28:THR:H	1.33	0.76
36:BA:2875:C:H4'	52:BT:5:ALA:CB	2.15	0.76
51:BS:13:ARG:CG	51:BS:14:VAL:H	1.99	0.76
51:BS:30:ARG:HH22	51:BS:62:LYS:CD	1.98	0.76
27:D1:8:SER:OG	27:D1:10:LYS:HG2	1.85	0.76
36:DA:760:G:H2'	36:DA:761:A:H5'	1.67	0.76
36:DA:1803:A:O3'	39:DD:259:THR:HG21	1.85	0.76
36:DA:2131:G:H1'	36:DA:2133:G:H21	1.49	0.76
36:BA:2796:U:H3'	36:BA:2799:C:H5'	1.67	0.76
36:BA:2853:C:H2'	36:BA:2854:G:H8	1.50	0.76
37:BB:20:C:C2'	37:BB:21:G:H5''	2.16	0.76
40:BE:35:GLN:HB3	40:BE:48:GLN:HB3	1.68	0.76
47:BO:76:ALA:HB3	52:BT:75:ILE:HD13	1.67	0.76
22:CW:57:G:H2'	22:CW:58:A:H5'	1.65	0.76
36:DA:2875:C:H4'	52:DT:5:ALA:CB	2.15	0.76
57:DY:13:VAL:HG23	57:DY:73:ARG:O	1.85	0.76
1:AA:265:G:H2'	1:AA:266:G:H5''	1.67	0.76
1:AA:1036:G:H5''	1:AA:1037:C:C5	2.21	0.76
34:B8:15:LYS:CD	48:BP:65:ARG:HH22	1.97	0.76
39:BD:44:ASN:HB3	39:BD:49:ILE:HA	1.65	0.76
46:BN:46:VAL:HG13	46:BN:48:MET:HG3	1.67	0.76
58:BZ:24:LEU:HD21	58:BZ:86:VAL:HG23	1.66	0.76
1:CA:1036:G:H5''	1:CA:1037:C:C5	2.20	0.76
11:CK:79:SER:OG	11:CK:106:LYS:HD2	1.84	0.76
28:D2:40:SER:O	28:D2:41:ILE:HG23	1.85	0.76
36:DA:1434:A:H61	36:DA:1558:A:N6	1.84	0.76
43:DH:158:HIS:O	43:DH:159:GLU:HB2	1.85	0.76
51:DS:36:TYR:N	51:DS:36:TYR:CD1	2.50	0.76
1:AA:1152:A:H5''	10:AJ:13:HIS:CD2	2.21	0.76
4:AD:28:SER:HB3	4:AD:29:PRO:CD	2.15	0.76
22:AW:4:C:H2'	22:AW:5:G:C8	2.21	0.76
31:B5:29:THR:HG21	36:BA:2814:C:O2'	1.86	0.76
36:BA:650:C:H3'	36:BA:651:G:H5''	1.68	0.76
38:BC:77:ILE:HB	38:BC:115:ALA:HB2	1.68	0.76

Continued on next page...

Continued from previous page...

Atom-1	Atom-2	Interatomic distance (Å)	Clash overlap (Å)
38:BC:82:LYS:HA	38:BC:82:LYS:HE2	1.68	0.76
52:BT:65:LYS:HE3	52:BT:67:SER:HB2	1.68	0.76
2:CB:75:LYS:HA	2:CB:78:GLN:NE2	2.00	0.76
36:DA:760:G:C2'	36:DA:761:A:H5'	2.14	0.76
39:DD:34:VAL:HG23	39:DD:35:LYS:N	2.00	0.76
39:DD:43:ARG:NH1	39:DD:44:ASN:ND2	2.29	0.76
2:AB:15:VAL:H	2:AB:16:HIS:CE1	2.04	0.76
24:AY:9:A:H2	24:AY:44:G:HO2'	1.33	0.76
28:B2:40:SER:HB3	56:BX:13:LEU:HD11	1.68	0.76
30:B4:12:ALA:HB1	30:B4:29:PRO:O	1.86	0.76
36:BA:2875:C:H4'	52:BT:5:ALA:HB3	1.65	0.76
39:BD:31:LYS:NZ	39:BD:33:LEU:HG	2.00	0.76
40:BE:101:ARG:CZ	40:BE:171:GLU:HB2	2.16	0.76
43:BH:28:GLY:HA3	43:BH:79:VAL:HB	1.68	0.76
58:BZ:114:GLY:O	58:BZ:146:ILE:HB	1.85	0.76
36:DA:1720:U:H3'	36:DA:1721:G:H5''	1.68	0.76
36:DA:2160:G:H5'	36:DA:2160:G:C8	2.19	0.76
39:DD:226:MET:CE	39:DD:231:HIS:HB2	2.15	0.76
40:DE:35:GLN:HB3	40:DE:48:GLN:HB3	1.67	0.76
8:AH:86:ILE:HD11	8:AH:136:GLU:HG2	1.68	0.76
16:AP:20:VAL:HG23	16:AP:34:GLU:O	1.85	0.76
25:AZ:19:HIS:ND1	25:AZ:113:MET:HB3	1.99	0.76
25:AZ:64:ASN:HD22	25:AZ:64:ASN:H	1.30	0.76
25:AZ:137:LYS:HA	60:AZ:501:GDP:N1	2.00	0.76
29:B3:15:TYR:HD2	29:B3:19:GLN:HE22	1.34	0.76
36:BA:330:A:O2'	36:BA:331:A:H8	1.69	0.76
36:BA:1542:A:H5'	36:BA:1543:C:OP2	1.86	0.76
43:BH:158:HIS:O	43:BH:159:GLU:HB2	1.85	0.76
48:BP:47:ASP:HB3	48:BP:48:PRO:HA	1.68	0.76
50:BR:103:ARG:HG3	55:BW:40:ASN:OD1	1.85	0.76
25:CZ:164:PRO:HB2	25:CZ:167:GLU:OE2	1.85	0.76
33:D7:22:MET:HE2	33:D7:28:ARG:HG2	1.68	0.76
36:DA:1061:U:H4'	36:DA:1070:A:H1'	1.68	0.76
57:DY:7:VAL:HG21	57:DY:8:LYS:NZ	2.01	0.76
9:AI:65:VAL:HG21	9:AI:73:GLN:HB3	1.68	0.75
12:AL:6:THR:H	12:AL:9:GLN:HE21	1.33	0.75
36:BA:1059:G:H5'	36:BA:1060:U:H2'	1.67	0.75
36:BA:1434:A:H61	36:BA:1558:A:N6	1.84	0.75
52:BT:39:ARG:HD2	52:BT:39:ARG:H	1.51	0.75
53:BU:85:LYS:HD3	53:BU:117:GLN:HE22	1.51	0.75
1:CA:1321:C:H5''	1:CA:1322:C:H5''	1.66	0.75

Continued on next page...

Continued from previous page...

Atom-1	Atom-2	Interatomic distance (Å)	Clash overlap (Å)
28:D2:29:LYS:O	28:D2:33:MET:HG3	1.86	0.75
32:D6:15:GLU:OE1	32:D6:18:ARG:NE	2.19	0.75
36:DA:910:A:H62	49:DQ:12:GLN:HA	1.50	0.75
38:DC:175:VAL:CG1	38:DC:188:ASN:HB3	2.14	0.75
41:DF:46:ARG:HH11	41:DF:46:ARG:HG2	1.51	0.75
34:B8:54:GLU:O	34:B8:58:ILE:HG12	1.86	0.75
39:BD:25:THR:HG22	39:BD:26:LYS:HE2	1.68	0.75
42:BG:83:ARG:HB2	42:BG:84:LYS:HD2	1.68	0.75
46:BN:129:PRO:O	46:BN:130:HIS:HB3	1.86	0.75
36:DA:444:C:OP2	53:DU:2:PRO:HD3	1.86	0.75
36:DA:672:C:C2'	36:DA:673:C:H5''	2.15	0.75
38:DC:119:VAL:HG23	38:DC:120:MET:CE	2.16	0.75
58:DZ:96:VAL:HG22	58:DZ:97:GLU:H	1.51	0.75
58:DZ:155:LEU:H	58:DZ:155:LEU:HD23	1.51	0.75
1:AA:1504:G:OP1	1:AA:1507:A:H4'	1.85	0.75
36:BA:760:G:C2'	36:BA:761:A:H5'	2.16	0.75
36:BA:1040:C:H2'	36:BA:1041:G:C8	2.21	0.75
36:BA:2523:G:C2'	36:BA:2524:G:H5''	2.15	0.75
37:BB:40:U:H3'	37:BB:41:U:H5''	1.68	0.75
52:BT:58:ASN:HD22	52:BT:58:ASN:H	1.33	0.75
1:CA:1117:G:H5'	1:CA:1117:G:H8	1.50	0.75
4:CD:120:LEU:HB3	4:CD:126:ILE:HD11	1.67	0.75
14:CN:22:THR:CB	14:CN:33:VAL:HG21	2.15	0.75
32:D6:15:GLU:HG2	32:D6:18:ARG:NH1	2.01	0.75
32:D6:18:ARG:HG2	32:D6:18:ARG:NH1	1.88	0.75
36:DA:1542:A:H5'	36:DA:1543:C:OP2	1.85	0.75
36:DA:1599:C:H2'	36:DA:1600:C:H6	1.51	0.75
36:DA:2307:G:N2	36:DA:2308:G:H5''	2.02	0.75
36:DA:2464:C:HO2'	36:DA:2465:C:H6	1.31	0.75
1:AA:1015:A:H2'	1:AA:1016:A:C8	2.21	0.75
34:B8:33:ASN:HB3	34:B8:36:LYS:HD2	1.69	0.75
36:BA:2160:G:H5'	36:BA:2160:G:C8	2.21	0.75
39:BD:43:ARG:HE	39:BD:44:ASN:ND2	1.82	0.75
41:BF:3:GLU:CA	41:BF:24:LEU:HG	2.17	0.75
50:BR:14:SER:HA	50:BR:17:ARG:HH12	1.50	0.75
51:BS:56:LEU:O	51:BS:56:LEU:HD23	1.86	0.75
57:BY:36:ALA:HB1	57:BY:67:LEU:O	1.86	0.75
22:CW:35:A:H2'	22:CW:36:A:H8	1.49	0.75
24:CY:25:C:H5'	24:CY:25:C:H6	1.49	0.75
34:D8:32:LEU:HD13	36:DA:2391:G:H3'	1.68	0.75
55:DW:29:LEU:HG	55:DW:33:ARG:HD2	1.69	0.75

Continued on next page...

Continued from previous page...

Atom-1	Atom-2	Interatomic distance (Å)	Clash overlap (Å)
36:BA:1899:G:O2'	36:BA:1900:A:H5''	1.86	0.75
38:BC:119:VAL:HG23	38:BC:120:MET:CE	2.17	0.75
52:BT:85:LYS:HB3	52:BT:85:LYS:HZ3	1.49	0.75
1:CA:265:G:H2'	1:CA:266:G:H5''	1.68	0.75
1:CA:963:G:N3	10:CJ:55:LYS:NZ	2.33	0.75
19:CS:13:ASP:O	19:CS:14:HIS:HB3	1.85	0.75
36:DA:658:C:H2'	36:DA:659:C:H6	1.50	0.75
36:DA:1403:C:H5''	36:DA:1471:A:H1'	1.67	0.75
58:DZ:72:ARG:HG3	58:DZ:89:PHE:HB2	1.68	0.75
58:DZ:166:SER:HB2	58:DZ:168:GLU:N	2.01	0.75
1:AA:186:C:H2'	1:AA:187:C:H6	1.51	0.75
1:AA:1281:U:H4'	1:AA:1282:C:OP2	1.85	0.75
32:B6:53:LYS:HG2	32:B6:54:ILE:N	2.01	0.75
36:BA:272(D):G:H1	36:BA:364:C:H42	1.35	0.75
36:BA:1061:U:H4'	36:BA:1070:A:H1'	1.69	0.75
54:BV:15:GLU:HB3	54:BV:16:PRO:CD	2.16	0.75
1:CA:1016:A:H2'	1:CA:1017:G:O4'	1.86	0.75
1:CA:1129:C:O5'	1:CA:1130:A:H5''	1.86	0.75
17:CQ:10:VAL:HG21	17:CQ:52:LYS:O	1.87	0.75
42:DG:77:ILE:O	42:DG:83:ARG:HG2	1.87	0.75
43:DH:118:PRO:HG2	43:DH:121:ILE:HD12	1.67	0.75
6:AF:67:MET:HB2	6:AF:68:PRO:HD2	1.69	0.75
11:AK:67:ASP:OD1	11:AK:71:LYS:HE3	1.87	0.75
16:AP:25:ARG:HH11	16:AP:25:ARG:HB2	1.50	0.75
24:AY:10:G:H1	24:AY:25:C:H42	1.34	0.75
36:BA:760:G:H2'	36:BA:761:A:H5''	1.68	0.75
36:BA:2036:C:H5'	36:BA:2036:C:H6	1.51	0.75
53:BU:3:ARG:HH12	53:BU:5:LYS:HB3	1.51	0.75
1:CA:1423:G:H5''	47:DO:49:ARG:HH22	1.51	0.75
36:DA:2853:C:H2'	36:DA:2854:G:H8	1.50	0.75
52:DT:83:ILE:HG13	52:DT:84:GLN:N	2.01	0.75
56:DX:12:VAL:HB	56:DX:17:ALA:CB	2.14	0.75
58:DZ:78:LYS:O	58:DZ:79:ARG:HB3	1.86	0.75
1:AA:367:U:C4'	25:AZ:291:ARG:HE	1.99	0.75
4:AD:3:ARG:NH1	4:AD:118:ARG:HD3	2.01	0.75
22:AV:41:C:H2'	22:AV:42:C:C5'	2.15	0.75
27:B1:29:GLY:O	27:B1:30:VAL:HG22	1.87	0.75
34:B8:34:TRP:HB2	36:BA:2420:C:OP1	1.87	0.75
36:BA:1880:C:C3'	36:BA:1881:C:H5''	2.17	0.75
36:BA:2645:G:C3'	36:BA:2646:C:H5''	2.12	0.75
38:BC:10:LEU:HD12	38:BC:32:LEU:HA	1.69	0.75

Continued on next page...

Continued from previous page...

Atom-1	Atom-2	Interatomic distance (Å)	Clash overlap (Å)
39:BD:34:VAL:HG23	39:BD:35:LYS:N	2.00	0.75
39:BD:226:MET:CE	39:BD:231:HIS:HB2	2.16	0.75
43:BH:118:PRO:HG2	43:BH:121:ILE:HD12	1.68	0.75
56:BX:55:ASN:HB2	56:BX:80:ILE:HG12	1.68	0.75
36:DA:1960:A:H5'	36:DA:1960:A:H8	1.51	0.75
42:DG:60:LEU:O	42:DG:63:ILE:HG12	1.87	0.75
49:DQ:63:LYS:HD2	58:DZ:175:VAL:HG21	1.67	0.75
50:DR:92:GLY:N	50:DR:94:TYR:HE1	1.85	0.75
1:AA:1493:A:H5''	1:AA:1494:G:OP2	1.87	0.75
25:CZ:191:GLY:HA2	25:CZ:197:ASP:CG	2.07	0.75
25:CZ:271:GLU:HG2	25:CZ:276:THR:HA	1.69	0.75
36:DA:2159:G:H2'	36:DA:2160:G:H5''	1.69	0.75
38:DC:53:ARG:HB3	38:DC:53:ARG:NH1	2.01	0.75
40:DE:101:ARG:CZ	40:DE:171:GLU:HB2	2.16	0.75
57:DY:28:LYS:HD2	57:DY:39:VAL:HG22	1.67	0.75
3:AC:34:LEU:HD22	3:AC:38:ARG:HE	1.49	0.74
40:BE:128:SER:OG	40:BE:129:HIS:N	2.19	0.74
52:BT:29:ARG:HB3	52:BT:85:LYS:HA	1.69	0.74
58:BZ:37:VAL:HG23	58:BZ:38:TYR:N	2.00	0.74
1:CA:1392:G:H21	1:CA:1502:A:H8	1.34	0.74
25:CZ:7:ARG:HG2	25:CZ:7:ARG:NH1	2.02	0.74
36:DA:272(D):G:H1	36:DA:364:C:H42	1.35	0.74
43:DH:85:LYS:NZ	43:DH:133:VAL:H	1.83	0.74
4:AD:25:ARG:O	4:AD:27:TYR:N	2.20	0.74
13:AM:88:ARG:HG3	13:AM:98:VAL:CG1	2.17	0.74
25:AZ:93:ILE:HD11	61:AZ:502:KIR:H371	1.69	0.74
48:BP:38:GLN:HG3	48:BP:39:LYS:H	1.51	0.74
52:BT:27:THR:HG23	52:BT:28:VAL:H	1.52	0.74
54:BV:35:LEU:HD23	54:BV:57:VAL:HG13	1.69	0.74
16:CP:74:LEU:HB3	16:CP:79:VAL:HG21	1.69	0.74
36:DA:1040:C:H2'	36:DA:1041:G:C8	2.22	0.74
36:DA:1494:A:C2'	36:DA:1495:A:H5''	2.17	0.74
37:DB:40:U:H3'	37:DB:41:U:H5''	1.67	0.74
41:DF:3:GLU:CA	41:DF:24:LEU:HG	2.16	0.74
48:DP:64:LYS:O	48:DP:66:GLY:N	2.20	0.74
1:AA:522:C:H41	12:AL:53:ARG:HH22	1.34	0.74
1:AA:723:U:N3	1:AA:1537:U:H2'	2.02	0.74
1:AA:1129:C:O5'	1:AA:1130:A:H5'	1.87	0.74
10:AJ:33:GLN:O	10:AJ:75:ILE:HG12	1.87	0.74
36:BA:271(L):U:H4'	36:BA:271(M):G:C8	2.22	0.74
4:CD:8:VAL:HB	4:CD:21:LEU:HD12	1.70	0.74

Continued on next page...

Continued from previous page...

Atom-1	Atom-2	Interatomic distance (Å)	Clash overlap (Å)
10:CJ:33:GLN:O	10:CJ:75:ILE:HG12	1.87	0.74
31:D5:29:THR:HG21	36:DA:2814:C:O2'	1.87	0.74
36:DA:614(A):U:H4'	36:DA:614(B):G:H5''	1.68	0.74
50:DR:103:ARG:HG3	55:DW:40:ASN:OD1	1.86	0.74
56:DX:55:ASN:HB2	56:DX:80:ILE:HG12	1.69	0.74
1:AA:1152:A:O2'	1:AA:1153:C:H5'	1.86	0.74
25:AZ:121:LEU:HD13	61:AZ:502:KIR:O4	1.88	0.74
36:BA:1221(A):C:H2'	36:BA:1222:C:C6	2.22	0.74
36:BA:2523:G:H2'	36:BA:2524:G:H5''	1.68	0.74
36:BA:2668:G:O2'	36:BA:2669:G:H5'	1.87	0.74
58:BZ:126:VAL:HA	58:BZ:163:LEU:HA	1.68	0.74
17:CQ:26:GLN:HB3	17:CQ:37:LYS:HA	1.68	0.74
24:CY:72:U:H2'	24:CY:73:G:H5''	1.70	0.74
26:D0:14:ARG:HH11	26:D0:14:ARG:HG3	1.52	0.74
27:D1:81:LYS:HZ3	36:DA:156:U:H5'	1.53	0.74
36:DA:1264:G:H3'	36:DA:1265:A:H5''	1.67	0.74
48:DP:62:LEU:H	48:DP:62:LEU:CD2	1.98	0.74
57:DY:36:ALA:HB1	57:DY:67:LEU:O	1.87	0.74
1:AA:1321:C:H5''	1:AA:1322:C:H5''	1.69	0.74
10:AJ:78:ASN:HB2	10:AJ:81:THR:HG22	1.69	0.74
31:B5:40:LYS:HE2	31:B5:46:CYS:HB3	1.67	0.74
36:BA:500:G:N2	36:BA:502:A:H3'	2.01	0.74
41:BF:57:VAL:HG21	41:BF:87:GLY:HA2	1.69	0.74
48:BP:16:ARG:O	48:BP:16:ARG:HD3	1.86	0.74
52:BT:82:LEU:HD12	52:BT:82:LEU:N	2.01	0.74
53:BU:90:VAL:O	53:BU:92:ARG:N	2.20	0.74
1:CA:664:G:H22	1:CA:741:G:H1	1.34	0.74
2:CB:165:VAL:HG23	2:CB:166:ASP:N	1.98	0.74
11:CK:67:ASP:OD1	11:CK:71:LYS:HE3	1.86	0.74
25:CZ:139:ASP:O	25:CZ:140:MET:HG2	1.86	0.74
25:CZ:263:ARG:HD2	25:CZ:297:GLU:OE2	1.87	0.74
36:DA:650:C:H3'	36:DA:651:G:H5''	1.68	0.74
36:DA:1880:C:C3'	36:DA:1881:C:H5''	2.17	0.74
36:DA:1880:C:H3'	36:DA:1881:C:H5''	1.70	0.74
36:DA:2523:G:C2'	36:DA:2524:G:H5''	2.18	0.74
38:DC:132:GLY:N	38:DC:133:PRO:HD2	2.02	0.74
52:DT:65:LYS:HE3	52:DT:67:SER:HB2	1.70	0.74
58:DZ:130:PRO:HA	58:DZ:133:ILE:HD11	1.69	0.74
20:AT:82:SER:O	20:AT:86:ARG:HB2	1.88	0.74
36:BA:2179:C:H5''	36:BA:2180:U:OP1	1.87	0.74
37:BB:17:C:H2'	37:BB:18:G:O4'	1.87	0.74

Continued on next page...

Continued from previous page...

Atom-1	Atom-2	Interatomic distance (Å)	Clash overlap (Å)
40:BE:33:VAL:HG13	40:BE:69:LYS:HE3	1.69	0.74
47:BO:87:ILE:CG2	47:BO:91:LEU:HA	2.17	0.74
1:CA:1442(B):A:H5'	52:DT:122:ASP:OD1	1.86	0.74
24:CY:45:U:H3'	24:CY:46:7MG:H5''	1.68	0.74
28:D2:29:LYS:CA	28:D2:32:LEU:HB3	2.15	0.74
36:DA:271(L):U:H4'	36:DA:271(M):G:C8	2.22	0.74
36:DA:2378:A:N1	51:DS:19:LYS:HE3	2.03	0.74
36:DA:2689:U:H5''	36:DA:2690:C:H5'	1.69	0.74
37:DB:17:C:H2'	37:DB:18:G:O4'	1.87	0.74
48:DP:16:ARG:HD3	48:DP:16:ARG:O	1.87	0.74
1:AA:963:G:H21	10:AJ:55:LYS:CE	1.99	0.74
1:AA:1016:A:H2'	1:AA:1017:G:O4'	1.88	0.74
36:BA:970:C:H2'	36:BA:971:C:H6	1.50	0.74
36:BA:1683:C:H2'	36:BA:1684:C:C6	2.22	0.74
43:BH:156:ALA:C	43:BH:158:HIS:H	1.89	0.74
51:BS:101:LEU:O	51:BS:101:LEU:HD12	1.87	0.74
57:BY:90:LEU:HD23	57:BY:90:LEU:H	1.53	0.74
3:CC:16:ARG:HB2	3:CC:16:ARG:NH1	2.03	0.74
15:CO:71:GLN:HG2	15:CO:71:GLN:O	1.87	0.74
25:CZ:274:ARG:HH11	25:CZ:274:ARG:CG	2.00	0.74
32:D6:53:LYS:HG2	32:D6:54:ILE:N	2.02	0.74
36:DA:1543:C:H3'	36:DA:1544:A:C5'	2.18	0.74
40:DE:9:VAL:CG1	40:DE:25:VAL:HB	2.18	0.74
50:DR:27:SER:O	50:DR:30:THR:HG23	1.87	0.74
22:AV:61:C:H5'	22:AV:62:C:OP2	1.88	0.74
25:AZ:326:GLU:O	61:AZ:502:KIR:H101	1.87	0.74
27:B1:13:ILE:CD1	36:BA:396:G:H5'	2.18	0.74
36:BA:1494:A:C2'	36:BA:1495:A:H5''	2.17	0.74
1:CA:59:A:H3'	1:CA:331:G:H22	1.51	0.74
1:CA:722:A:H2'	1:CA:722:A:N3	2.01	0.74
22:CV:20:U:H3'	22:CV:21:A:H5'	1.68	0.74
25:CZ:16:THR:HG23	25:CZ:79:HIS:NE2	2.02	0.74
25:CZ:219:LYS:HB3	25:CZ:244:ARG:HD2	1.68	0.74
28:D2:25:VAL:C	28:D2:27:GLU:H	1.91	0.74
34:D8:54:GLU:O	34:D8:58:ILE:HG12	1.87	0.74
36:DA:1170:G:H1	36:DA:1179:C:H42	1.36	0.74
36:DA:1826:G:H4'	39:DD:242:ARG:NH2	2.03	0.74
36:DA:2188:C:H2'	36:DA:2189:U:C6	2.22	0.74
48:DP:112:LEU:H	48:DP:128:HIS:HD2	1.33	0.74
48:DP:148:LEU:O	48:DP:149:GLU:HB2	1.86	0.74
58:DZ:96:VAL:HG13	58:DZ:97:GLU:N	2.02	0.74

Continued on next page...

Continued from previous page...

Atom-1	Atom-2	Interatomic distance (Å)	Clash overlap (Å)
1:AA:192:U:H1'	20:AT:103:GLY:HA2	1.70	0.74
24:AY:76:A:C6	25:AZ:271:GLU:HG3	2.23	0.74
36:BA:1543:C:H3'	36:BA:1544:A:C5'	2.17	0.74
36:BA:1880:C:H3'	36:BA:1881:C:H5''	1.70	0.74
41:BF:177:ALA:HB1	41:BF:178:PRO:HD2	1.70	0.74
42:BG:34:LEU:HA	42:BG:161:THR:HA	1.68	0.74
48:BP:62:LEU:H	48:BP:62:LEU:CD2	1.99	0.74
52:BT:23:ARG:HG2	52:BT:120:ARG:NH1	2.02	0.74
56:BX:29:TRP:CZ3	56:BX:78:LYS:HB3	2.23	0.74
1:CA:358:U:H2'	1:CA:359:U:C6	2.23	0.74
1:CA:1003:G:N2	1:CA:1039:C:H42	1.85	0.74
1:CA:1492:A:OP1	12:CL:47:LYS:HG2	1.88	0.74
15:CO:17:ARG:HH11	15:CO:17:ARG:HG3	1.50	0.74
30:D4:12:ALA:HB1	30:D4:29:PRO:O	1.86	0.74
42:DG:61:ALA:HA	42:DG:64:THR:HG22	1.68	0.74
42:DG:67:LYS:HD3	42:DG:67:LYS:N	1.98	0.74
44:DJ:85:UNK:HG3	44:DJ:86:UNK:H	1.52	0.74
6:AF:82:ARG:HB2	6:AF:85:VAL:HG23	1.69	0.74
9:AI:4:TYR:CD2	9:AI:87:GLN:HB3	2.23	0.74
15:AO:87:ILE:CG2	15:AO:88:ARG:H	1.93	0.74
25:AZ:263:ARG:HD2	25:AZ:297:GLU:OE2	1.87	0.74
36:BA:614(A):U:H4'	36:BA:614(B):G:H5''	1.69	0.74
40:BE:116:VAL:O	40:BE:117:MET:HB2	1.88	0.74
50:BR:27:SER:O	50:BR:30:THR:HG23	1.88	0.74
51:BS:83:LYS:HG2	51:BS:105:ALA:HB3	1.69	0.74
58:BZ:69:THR:CG2	58:BZ:90:VAL:HA	2.10	0.74
1:CA:186:C:H2'	1:CA:187:C:H6	1.53	0.74
4:CD:25:ARG:O	4:CD:27:TYR:N	2.21	0.74
28:D2:6:VAL:HG11	28:D2:59:ARG:NE	2.03	0.74
31:D5:50:GLY:HA3	31:D5:56:LYS:CD	2.18	0.74
36:DA:330:A:O2'	36:DA:331:A:H8	1.70	0.74
38:DC:10:LEU:HD12	38:DC:32:LEU:HA	1.68	0.74
40:DE:128:SER:OG	40:DE:129:HIS:N	2.21	0.74
41:DF:57:VAL:HG21	41:DF:87:GLY:HA2	1.69	0.74
48:DP:47:ASP:HB3	48:DP:48:PRO:HA	1.68	0.74
53:DU:90:VAL:O	53:DU:92:ARG:N	2.21	0.74
56:DX:29:TRP:CZ3	56:DX:78:LYS:HB3	2.23	0.74
1:AA:1116:C:O2'	9:AI:108:VAL:HG21	1.88	0.73
27:B1:37:ILE:H	27:B1:37:ILE:HD13	1.52	0.73
36:BA:1899:G:H21	36:BA:1902:C:N4	1.81	0.73
41:BF:7:TYR:HB3	41:BF:16:GLY:O	1.88	0.73

Continued on next page...

Continued from previous page...

Atom-1	Atom-2	Interatomic distance (Å)	Clash overlap (Å)
43:BH:117:PRO:HB3	43:BH:123:PHE:CE1	2.22	0.73
46:BN:107:LEU:HB3	46:BN:108:PRO:HD2	1.70	0.73
1:CA:1281:U:H4'	1:CA:1282:C:OP2	1.87	0.73
4:CD:187:ARG:HB3	4:CD:187:ARG:NH1	2.03	0.73
28:D2:6:VAL:HG11	28:D2:59:ARG:HE	1.53	0.73
29:D3:6:VAL:HG12	29:D3:56:VAL:HG22	1.69	0.73
50:DR:2:ARG:HD2	50:DR:2:ARG:C	2.08	0.73
51:DS:56:LEU:O	51:DS:56:LEU:HD23	1.87	0.73
54:DV:35:LEU:HD23	54:DV:57:VAL:HG13	1.69	0.73
36:BA:1301:A:O2'	36:BA:1302:A:C2'	2.35	0.73
36:BA:1599:C:H2'	36:BA:1600:C:H6	1.54	0.73
36:BA:2604:U:H5'	36:BA:2604:U:C6	2.22	0.73
38:BC:53:ARG:HB3	38:BC:53:ARG:NH1	2.01	0.73
38:BC:175:VAL:CG1	38:BC:188:ASN:HB3	2.15	0.73
58:BZ:114:GLY:H	58:BZ:146:ILE:HG21	1.53	0.73
9:CI:4:TYR:CD2	9:CI:87:GLN:HB3	2.23	0.73
22:CW:4:C:H2'	22:CW:5:G:C8	2.23	0.73
25:CZ:121:LEU:HD13	61:CZ:502:KIR:O4	1.87	0.73
27:D1:42:GLN:NE2	36:DA:379:G:H21	1.86	0.73
36:DA:1019:U:H3	36:DA:1142(A):A:H62	1.37	0.73
41:DF:177:ALA:HB1	41:DF:178:PRO:HD2	1.71	0.73
51:DS:83:LYS:HG2	51:DS:105:ALA:HB3	1.68	0.73
53:DU:92:ARG:NH2	54:DV:11:GLN:H	1.86	0.73
54:DV:35:LEU:O	54:DV:37:VAL:N	2.19	0.73
25:AZ:191:GLY:HA2	25:AZ:197:ASP:CG	2.08	0.73
32:B6:42:TRP:HA	32:B6:42:TRP:CE3	2.22	0.73
36:BA:442:G:C4'	41:BF:46:ARG:HD3	2.18	0.73
36:BA:2100:G:H2'	36:BA:2101:G:C8	2.24	0.73
36:BA:2378:A:N1	51:BS:19:LYS:HE3	2.03	0.73
38:BC:127:LEU:O	38:BC:129:ARG:N	2.22	0.73
42:BG:46:ALA:HB2	42:BG:88:ILE:HG13	1.70	0.73
42:BG:73:ALA:H	42:BG:87:PRO:CG	2.01	0.73
2:CB:204:ASN:ND2	2:CB:206:ASP:H	1.85	0.73
10:CJ:78:ASN:HB2	10:CJ:81:THR:HG22	1.70	0.73
16:CP:20:VAL:HG21	16:CP:32:TYR:CB	2.18	0.73
25:CZ:70:TYR:O	25:CZ:77:TYR:HB2	1.87	0.73
36:DA:2572:A:C8	40:DE:144:ARG:HD2	2.23	0.73
40:DE:116:VAL:O	40:DE:117:MET:HB2	1.87	0.73
48:DP:16:ARG:HB2	48:DP:16:ARG:HH11	1.52	0.73
1:AA:585:G:H4'	12:AL:8:ASN:HD21	1.53	0.73
1:AA:1003:G:N2	1:AA:1039:C:H42	1.86	0.73

Continued on next page...

Continued from previous page...

Atom-1	Atom-2	Interatomic distance (Å)	Clash overlap (Å)
21:AU:22:ARG:HH11	21:AU:22:ARG:HG2	1.53	0.73
13:CM:65:LYS:HD3	13:CM:65:LYS:H	1.52	0.73
25:CZ:301:GLY:HA3	25:CZ:347:THR:HG23	1.70	0.73
32:D6:11:LEU:HD22	32:D6:12:GLU:H	1.53	0.73
51:DS:30:ARG:HH22	51:DS:62:LYS:CD	1.95	0.73
57:DY:90:LEU:HD23	57:DY:90:LEU:H	1.52	0.73
4:AD:187:ARG:HB3	4:AD:187:ARG:NH1	2.02	0.73
13:AM:108:ARG:HG3	13:AM:108:ARG:HH11	1.52	0.73
20:AT:16:HIS:O	20:AT:19:SER:HB3	1.89	0.73
31:B5:50:GLY:HA3	31:B5:56:LYS:CD	2.18	0.73
34:B8:49:VAL:HG12	34:B8:53:PRO:HD3	1.69	0.73
52:BT:92:GLY:O	52:BT:94:ALA:N	2.22	0.73
53:BU:24:TYR:HB2	53:BU:29:SER:HB3	1.69	0.73
54:BV:29:PRO:HB3	54:BV:63:GLY:HA2	1.70	0.73
12:CL:6:THR:H	12:CL:9:GLN:HE21	1.33	0.73
12:CL:24:VAL:HG11	12:CL:27:LEU:HD22	1.69	0.73
12:CL:110:VAL:H	12:CL:122:THR:HG22	1.52	0.73
13:CM:22:ILE:HG21	13:CM:66:LEU:HD23	1.69	0.73
40:DE:33:VAL:HG13	40:DE:69:LYS:HE3	1.71	0.73
41:DF:7:TYR:HB3	41:DF:16:GLY:O	1.88	0.73
43:DH:88:LEU:HD23	43:DH:164:TYR:O	1.88	0.73
47:DO:87:ILE:CG2	47:DO:91:LEU:HA	2.18	0.73
51:DS:12:PHE:C	51:DS:12:PHE:CD1	2.61	0.73
1:AA:677:U:H3	1:AA:713:G:H22	1.34	0.73
1:AA:1320:C:H5'	1:AA:1320:C:H6	1.53	0.73
24:AY:72:U:H2'	24:AY:73:G:H5''	1.71	0.73
25:AZ:139:ASP:O	25:AZ:140:MET:HG2	1.86	0.73
29:B3:35:ARG:HH11	29:B3:35:ARG:CB	1.96	0.73
36:BA:2591:C:H2'	36:BA:2592:G:C8	2.23	0.73
39:BD:35:LYS:HD2	39:BD:36:PRO:CD	2.18	0.73
53:BU:3:ARG:HH11	53:BU:3:ARG:HG2	1.54	0.73
10:CJ:54:PHE:CD2	10:CJ:55:LYS:HD3	2.23	0.73
25:CZ:281:ILE:HD12	25:CZ:284:ASP:OD1	1.88	0.73
52:DT:23:ARG:HG2	52:DT:120:ARG:NH1	2.04	0.73
52:DT:27:THR:HG23	52:DT:28:VAL:H	1.52	0.73
8:AH:9:MET:SD	8:AH:32:LYS:HG2	2.28	0.73
36:BA:1960:A:H8	36:BA:1960:A:H5'	1.52	0.73
36:BA:2360:A:C2	36:BA:2361:A:H1'	2.24	0.73
36:BA:2408:U:H2'	36:BA:2409:G:C8	2.23	0.73
36:BA:2853:C:H2'	36:BA:2854:G:C8	2.23	0.73
50:BR:117:VAL:HG22	50:BR:118:GLU:H	1.52	0.73

Continued on next page...

Continued from previous page...

Atom-1	Atom-2	Interatomic distance (Å)	Clash overlap (Å)
51:BS:49:VAL:HG12	51:BS:50:SER:N	2.01	0.73
52:BT:83:ILE:HG13	52:BT:84:GLN:N	2.02	0.73
1:CA:627:G:O2'	1:CA:628:G:H5'	1.88	0.73
1:CA:677:U:H3	1:CA:713:G:H22	1.34	0.73
13:CM:88:ARG:HG3	13:CM:98:VAL:CG1	2.19	0.73
27:D1:47:GLN:OE1	27:D1:47:GLN:HA	1.88	0.73
38:DC:127:LEU:O	38:DC:129:ARG:N	2.22	0.73
40:DE:57:LYS:HA	40:DE:57:LYS:CE	2.18	0.73
3:AC:5:ILE:H	3:AC:5:ILE:HD13	1.53	0.73
25:AZ:16:THR:HG23	25:AZ:79:HIS:NE2	2.03	0.73
34:B8:6:THR:HB	34:B8:11:LYS:HZ1	1.52	0.73
17:CQ:52:LYS:HD3	17:CQ:52:LYS:H	1.53	0.73
25:CZ:2:LYS:O	25:CZ:275:LYS:CE	2.32	0.73
34:D8:49:VAL:HG12	34:D8:53:PRO:HD3	1.69	0.73
42:DG:99:MET:HG3	42:DG:100:TRP:H	1.54	0.73
43:DH:28:GLY:HA3	43:DH:79:VAL:HB	1.70	0.73
50:DR:14:SER:HA	50:DR:17:ARG:HH12	1.51	0.73
51:DS:13:ARG:CG	51:DS:14:VAL:H	2.00	0.73
25:AZ:301:GLY:HA3	25:AZ:347:THR:HG23	1.71	0.73
36:BA:1190:G:H5'	48:BP:35:HIS:N	2.02	0.73
42:BG:138:GLN:OE1	42:BG:153:ARG:HG2	1.88	0.73
54:BV:13:ARG:HG3	54:BV:13:ARG:HH11	1.53	0.73
3:CC:26:LYS:H	3:CC:26:LYS:CE	2.01	0.73
16:CP:25:ARG:HH11	16:CP:25:ARG:HB2	1.52	0.73
36:DA:2298:A:H62	36:DA:2318:G:H8	1.34	0.73
40:DE:28:ALA:HB3	40:DE:93:VAL:HG22	1.71	0.73
47:DO:76:ALA:HB3	52:DT:75:ILE:HD13	1.69	0.73
7:AG:45:ASP:O	7:AG:49:ILE:HG12	1.89	0.73
48:BP:148:LEU:O	48:BP:149:GLU:HB2	1.87	0.73
56:BX:49:VAL:HG12	56:BX:87:GLN:HE21	1.54	0.73
58:BZ:72:ARG:CG	58:BZ:89:PHE:HB2	2.19	0.73
1:CA:633:G:H5'	1:CA:634:C:OP2	1.89	0.73
1:CA:1152:A:O2'	1:CA:1153:C:H5'	1.88	0.73
5:CE:50:GLU:HG3	5:CE:52:PRO:HD2	1.71	0.73
28:D2:51:ARG:HD3	36:DA:95:G:H1'	1.69	0.73
28:D2:67:LYS:O	28:D2:70:GLN:HG2	1.88	0.73
34:D8:33:ASN:HB3	34:D8:36:LYS:HD2	1.71	0.73
36:DA:991:C:H5'	36:DA:991:C:H6	1.54	0.73
36:DA:1683:C:H2'	36:DA:1684:C:C6	2.23	0.73
36:DA:2108:C:H2'	36:DA:2108:C:O2	1.88	0.73
38:DC:78:ALA:HA	38:DC:116:THR:H	1.52	0.73

Continued on next page...

Continued from previous page...

Atom-1	Atom-2	Interatomic distance (Å)	Clash overlap (Å)
57:DY:75:ILE:HG23	57:DY:76:CYS:N	2.03	0.73
1:AA:192:U:C1'	20:AT:103:GLY:HA2	2.19	0.72
4:AD:18:LYS:HE3	4:AD:31:CYS:CB	2.19	0.72
24:AY:45:U:H3'	24:AY:46:7MG:C5'	2.18	0.72
38:BC:132:GLY:N	38:BC:133:PRO:HD2	2.03	0.72
40:BE:36:ARG:NH2	40:BE:88:GLY:HA2	2.04	0.72
43:BH:83:TYR:CB	43:BH:135:GLY:H	2.02	0.72
55:BW:29:LEU:HG	55:BW:33:ARG:HD2	1.69	0.72
4:CD:18:LYS:HE3	4:CD:31:CYS:CB	2.18	0.72
20:CT:45:GLN:HE22	20:CT:46:GLU:HG3	1.54	0.72
25:CZ:64:ASN:N	25:CZ:64:ASN:ND2	2.37	0.72
25:CZ:93:ILE:HD11	61:CZ:502:KIR:H371	1.70	0.72
29:D3:43:ILE:O	29:D3:47:VAL:HG23	1.89	0.72
36:DA:676:A:H8	36:DA:2069:G:H21	1.37	0.72
36:DA:914:C:H2'	36:DA:915:C:H5'	1.71	0.72
39:DD:186:HIS:CD2	39:DD:188:GLU:H	2.07	0.72
51:DS:106:ARG:NH1	51:DS:108:GLY:H	1.86	0.72
17:AQ:26:GLN:HB3	17:AQ:37:LYS:HA	1.71	0.72
31:B5:41:PRO:HG2	31:B5:44:THR:OG1	1.89	0.72
32:B6:15:GLU:HG2	32:B6:18:ARG:NH1	2.04	0.72
36:BA:676:A:H8	36:BA:2069:G:H21	1.37	0.72
40:BE:132:HIS:HA	40:BE:135:HIS:HE1	1.54	0.72
40:BE:171:GLU:HB3	40:BE:185:LYS:HG2	1.71	0.72
48:BP:101:VAL:HA	48:BP:105:LEU:O	1.88	0.72
52:BT:58:ASN:HD22	52:BT:58:ASN:N	1.87	0.72
56:BX:40:LYS:HG2	56:BX:51:VAL:HB	1.70	0.72
57:BY:87:LYS:HG3	57:BY:88:LYS:H	1.55	0.72
7:CG:22:LEU:O	7:CG:22:LEU:HD23	1.89	0.72
19:CS:49:ILE:H	19:CS:49:ILE:HD12	1.54	0.72
20:CT:72:LEU:O	20:CT:73:HIS:O	2.07	0.72
24:CY:10:G:H1	24:CY:25:C:H42	1.35	0.72
31:D5:41:PRO:HG2	31:D5:44:THR:OG1	1.89	0.72
32:D6:42:TRP:CE3	32:D6:42:TRP:HA	2.22	0.72
36:DA:2523:G:H2'	36:DA:2524:G:H5''	1.71	0.72
39:DD:35:LYS:HD2	39:DD:36:PRO:CD	2.19	0.72
1:AA:1149:C:H2'	1:AA:1150:U:C6	2.24	0.72
2:AB:28:PHE:CD2	2:AB:190:THR:HA	2.25	0.72
2:AB:200:ILE:HD12	2:AB:200:ILE:N	2.03	0.72
5:AE:34:VAL:HG12	5:AE:62:ALA:HB1	1.71	0.72
27:B1:18:ILE:HG23	27:B1:37:ILE:HG22	1.70	0.72
36:BA:1019:U:H3	36:BA:1142(A):A:H62	1.37	0.72

Continued on next page...

Continued from previous page...

Atom-1	Atom-2	Interatomic distance (Å)	Clash overlap (Å)
36:BA:2781:A:C5'	36:BA:2782:G:H5'	2.19	0.72
47:BO:63:VAL:HG23	47:BO:64:ARG:HG3	1.70	0.72
1:CA:274:A:O2'	1:CA:275:G:H8	1.71	0.72
1:CA:858:G:C5'	1:CA:858:G:H8	2.03	0.72
11:CK:27:ASN:HD22	11:CK:28:THR:N	1.87	0.72
25:CZ:191:GLY:CA	25:CZ:197:ASP:OD1	2.37	0.72
25:CZ:349:VAL:HG23	25:CZ:374:LEU:HD22	1.70	0.72
28:D2:23:LYS:CA	28:D2:26:ARG:HB3	2.17	0.72
41:DF:25:PRO:HB3	41:DF:119:ARG:HB2	1.71	0.72
48:DP:41:ARG:HH11	48:DP:41:ARG:HA	1.55	0.72
53:DU:3:ARG:HH11	53:DU:3:ARG:HG2	1.55	0.72
12:AL:110:VAL:H	12:AL:122:THR:HG22	1.54	0.72
15:AO:17:ARG:HG3	15:AO:17:ARG:HH11	1.53	0.72
24:AY:51:G:O2'	25:AZ:338:TYR:CD1	2.41	0.72
2:CB:124:SER:OG	2:CB:125:PRO:HD2	1.89	0.72
22:CW:38:A:C2'	22:CW:39:U:H5''	2.19	0.72
36:DA:500:G:N2	36:DA:502:A:H3'	2.04	0.72
36:DA:1293:C:C2'	36:DA:1294:U:H5''	2.19	0.72
36:DA:1341:U:H4'	56:DX:57:LEU:HB3	1.71	0.72
42:DG:60:LEU:HD12	42:DG:68:PRO:HG3	1.71	0.72
46:DN:129:PRO:O	46:DN:130:HIS:HB3	1.87	0.72
52:DT:92:GLY:O	52:DT:94:ALA:N	2.22	0.72
53:DU:24:TYR:HB2	53:DU:29:SER:HB3	1.70	0.72
27:B1:45:ASN:ND2	36:BA:2090:G:H21	1.86	0.72
36:BA:2307:G:N2	36:BA:2308:G:H5''	2.02	0.72
43:BH:20:ALA:HB1	43:BH:21:PRO:CD	2.20	0.72
4:CD:3:ARG:HE	4:CD:5:ILE:HG13	1.53	0.72
16:CP:43:LYS:HA	16:CP:48:TRP:HB3	1.71	0.72
28:D2:10:LEU:HD22	28:D2:63:VAL:HG21	1.70	0.72
36:DA:2591:C:H2'	36:DA:2592:G:C8	2.24	0.72
42:DG:71:THR:HB	42:DG:89:GLY:O	1.90	0.72
1:AA:45:U:H2'	1:AA:46:G:C8	2.25	0.72
1:AA:358:U:H4'	25:AZ:234:ARG:CA	2.19	0.72
43:BH:42:ARG:HG2	43:BH:43:VAL:H	1.55	0.72
46:BN:23:LEU:HD23	46:BN:24:GLY:H	1.50	0.72
51:BS:36:TYR:N	51:BS:36:TYR:CD1	2.50	0.72
1:CA:1320:C:H5'	1:CA:1320:C:H6	1.53	0.72
4:CD:3:ARG:NH1	4:CD:118:ARG:HD3	2.03	0.72
4:CD:200:GLU:HG2	4:CD:201:GLN:H	1.55	0.72
14:CN:57:ARG:HH11	14:CN:57:ARG:CB	2.01	0.72
25:CZ:191:GLY:N	25:CZ:197:ASP:OD1	2.22	0.72

Continued on next page...

Continued from previous page...

Atom-1	Atom-2	Interatomic distance (Å)	Clash overlap (Å)
30:D4:40:HIS:HA	30:D4:42:PHE:HD1	1.54	0.72
36:DA:1053:C:H2'	36:DA:1054:A:C8	2.25	0.72
36:DA:1540:U:H3'	36:DA:1541:G:H3'	1.71	0.72
38:DC:77:ILE:HD13	38:DC:95:GLY:HA3	1.71	0.72
1:AA:59:A:H3'	1:AA:331:G:H22	1.54	0.72
17:AQ:67:LYS:O	17:AQ:68:ARG:HB2	1.89	0.72
41:BF:196:LEU:O	41:BF:200:GLU:HB2	1.89	0.72
48:BP:41:ARG:HH11	48:BP:41:ARG:HA	1.55	0.72
58:BZ:81:ARG:O	58:BZ:82:ARG:HB2	1.89	0.72
3:CC:113:ALA:HB3	3:CC:114:PRO:HD3	1.69	0.72
11:CK:121:PRO:HG2	11:CK:126:ARG:HB2	1.72	0.72
12:CL:24:VAL:O	12:CL:24:VAL:HG12	1.87	0.72
36:DA:1539:G:C2'	36:DA:1540:U:H5'	2.20	0.72
36:DA:2159:G:O2'	36:DA:2160:G:H5''	1.90	0.72
42:DG:77:ILE:H	42:DG:77:ILE:CD1	2.03	0.72
43:DH:156:ALA:C	43:DH:158:HIS:H	1.92	0.72
52:DT:82:LEU:HD12	52:DT:82:LEU:N	2.00	0.72
17:AQ:52:LYS:HD3	17:AQ:52:LYS:H	1.53	0.72
20:AT:47:GLY:O	20:AT:49:ALA:N	2.20	0.72
28:B2:38:GLN:HB3	28:B2:44:LEU:HB2	1.71	0.72
34:B8:59:LYS:HB2	34:B8:59:LYS:HZ2	1.53	0.72
36:BA:672:C:H2'	36:BA:673:C:C5'	2.20	0.72
38:BC:78:ALA:HA	38:BC:116:THR:H	1.54	0.72
53:BU:92:ARG:NH2	54:BV:11:GLN:H	1.86	0.72
22:CV:61:C:H5'	22:CV:62:C:OP2	1.89	0.72
32:D6:19:ARG:CG	32:D6:20:ASN:N	2.52	0.72
36:DA:2408:U:H2'	36:DA:2409:G:C8	2.24	0.72
40:DE:171:GLU:HB3	40:DE:185:LYS:HG2	1.72	0.72
2:AB:124:SER:OG	2:AB:125:PRO:HD2	1.90	0.72
13:AM:65:LYS:HD3	13:AM:65:LYS:H	1.52	0.72
16:AP:21:VAL:O	16:AP:33:ILE:HB	1.90	0.72
33:B7:22:MET:HE2	33:B7:28:ARG:HG2	1.70	0.72
36:BA:1053:C:H2'	36:BA:1054:A:C8	2.25	0.72
36:BA:2291:U:H2'	36:BA:2292:C:C6	2.23	0.72
54:BV:18:LEU:HD23	54:BV:19:LYS:N	2.05	0.72
21:CU:22:ARG:HH11	21:CU:22:ARG:HG2	1.55	0.72
32:D6:15:GLU:OE2	32:D6:18:ARG:NH2	2.23	0.72
50:DR:117:VAL:HG22	50:DR:118:GLU:H	1.53	0.72
56:DX:40:LYS:HG2	56:DX:51:VAL:HB	1.70	0.72
1:AA:274:A:O2'	1:AA:275:G:H8	1.73	0.72
10:AJ:61:GLU:OE1	14:AN:45:ARG:HD2	1.90	0.72

Continued on next page...

Continued from previous page...

Atom-1	Atom-2	Interatomic distance (Å)	Clash overlap (Å)
24:AY:76:A:C4	25:AZ:271:GLU:HB2	2.25	0.72
25:AZ:349:VAL:HG23	25:AZ:374:LEU:HD22	1.72	0.72
30:B4:40:HIS:HA	30:B4:42:PHE:HD1	1.55	0.72
39:BD:37:LEU:HD12	39:BD:64:ILE:HD11	1.71	0.72
41:BF:25:PRO:HB3	41:BF:119:ARG:HB2	1.72	0.72
48:BP:58:THR:O	48:BP:61:ARG:NE	2.23	0.72
51:BS:106:ARG:NH1	51:BS:108:GLY:H	1.87	0.72
1:CA:1534:A:N6	23:CX:12:A:C2	2.58	0.72
2:CB:118:LEU:HB3	2:CB:142:LEU:HD12	1.71	0.72
13:CM:101:GLN:HE21	13:CM:101:GLN:N	1.87	0.72
36:DA:1068:G:H1'	36:DA:1069:A:OP1	1.90	0.72
39:DD:124:PRO:HG2	39:DD:129:ASN:ND2	2.05	0.72
41:DF:157:VAL:HG22	41:DF:194:MET:HA	1.72	0.72
57:DY:87:LYS:HG3	57:DY:88:LYS:H	1.55	0.72
4:AD:3:ARG:HE	4:AD:5:ILE:HG13	1.55	0.71
17:AQ:10:VAL:HG21	17:AQ:52:LYS:O	1.89	0.71
38:BC:77:ILE:HD13	38:BC:95:GLY:HA3	1.71	0.71
42:BG:47:LYS:HE3	42:BG:81:LYS:HB2	1.72	0.71
50:BR:92:GLY:N	50:BR:94:TYR:HE1	1.86	0.71
56:BX:57:LEU:HD22	56:BX:57:LEU:O	1.89	0.71
58:BZ:168:GLU:O	58:BZ:168:GLU:HG3	1.88	0.71
10:CJ:32:ALA:H	10:CJ:78:ASN:HD21	1.37	0.71
43:DH:42:ARG:HG2	43:DH:43:VAL:H	1.55	0.71
48:DP:30:THR:HG22	48:DP:31:ALA:N	2.05	0.71
52:DT:55:ASN:H	52:DT:59:THR:HG22	1.53	0.71
1:AA:963:G:N3	10:AJ:55:LYS:NZ	2.33	0.71
7:AG:16:LEU:HD13	9:AI:42:ARG:HA	1.72	0.71
7:AG:113:GLU:HG3	7:AG:119:ARG:HB3	1.71	0.71
10:AJ:32:ALA:H	10:AJ:78:ASN:HD21	1.36	0.71
16:AP:74:LEU:HB3	16:AP:79:VAL:HG21	1.71	0.71
25:AZ:281:ILE:HD12	25:AZ:284:ASP:OD1	1.89	0.71
28:B2:32:LEU:O	28:B2:35:LEU:HB3	1.90	0.71
29:B3:43:ILE:O	29:B3:47:VAL:HG23	1.89	0.71
36:BA:1341:U:H4'	56:BX:57:LEU:HB3	1.71	0.71
40:BE:9:VAL:CG1	40:BE:25:VAL:HB	2.20	0.71
40:BE:57:LYS:HA	40:BE:57:LYS:CE	2.18	0.71
43:BH:12:PRO:N	43:BH:48:GLY:HA2	2.04	0.71
48:BP:64:LYS:C	48:BP:66:GLY:H	1.94	0.71
51:BS:12:PHE:HD1	51:BS:13:ARG:N	1.88	0.71
51:BS:30:ARG:NH2	51:BS:62:LYS:HD3	1.97	0.71
55:BW:6:ILE:HG12	55:BW:104:THR:CG2	2.19	0.71

Continued on next page...

Continued from previous page...

Atom-1	Atom-2	Interatomic distance (Å)	Clash overlap (Å)
1:CA:522:C:H41	12:CL:53:ARG:HH22	1.38	0.71
1:CA:1134:G:H2'	1:CA:1135:U:H5'	1.72	0.71
1:CA:1499:A:O2'	1:CA:1500:A:H5'	1.90	0.71
8:CH:86:ILE:HD11	8:CH:136:GLU:HG2	1.72	0.71
31:D5:50:GLY:HA3	31:D5:56:LYS:CE	2.20	0.71
36:DA:1409:C:H2'	36:DA:1410:G:C8	2.25	0.71
36:DA:2472:G:H5'	36:DA:2473:U:H5''	1.71	0.71
43:DH:54:ARG:HB2	43:DH:55:PRO:HD2	1.70	0.71
43:DH:83:TYR:CB	43:DH:135:GLY:H	2.02	0.71
47:DO:63:VAL:HG23	47:DO:64:ARG:HG3	1.71	0.71
58:DZ:156:LYS:O	58:DZ:158:PRO:HD3	1.89	0.71
58:DZ:165:VAL:HG12	58:DZ:166:SER:N	2.05	0.71
4:AD:8:VAL:HB	4:AD:21:LEU:HD12	1.70	0.71
4:AD:26:CYS:HG	59:AD:301:ZN:ZN	1.00	0.71
36:BA:1652:A:H2'	36:BA:1653:G:H5'	1.72	0.71
36:BA:2401:U:H2'	36:BA:2402:C:H5''	1.72	0.71
39:BD:186:HIS:CD2	39:BD:188:GLU:H	2.07	0.71
42:BG:76:SER:OG	42:BG:84:LYS:N	2.23	0.71
50:BR:55:ALA:HB2	50:BR:79:LEU:HD11	1.73	0.71
1:CA:192:U:C1'	20:CT:103:GLY:HA2	2.20	0.71
1:CA:585:G:H4'	12:CL:8:ASN:HD21	1.55	0.71
2:CB:111:ARG:HH11	2:CB:111:ARG:HG2	1.55	0.71
4:CD:43:HIS:O	4:CD:45:GLN:N	2.23	0.71
6:CF:67:MET:HB2	6:CF:68:PRO:HD2	1.73	0.71
13:CM:4:ILE:HD12	13:CM:4:ILE:N	2.04	0.71
13:CM:97:PRO:HA	13:CM:110:ARG:HD3	1.72	0.71
24:CY:45:U:H3'	24:CY:46:7MG:C5'	2.20	0.71
25:CZ:88:TYR:N	25:CZ:88:TYR:HD1	1.89	0.71
34:D8:50:LEU:HD12	34:D8:51:ALA:N	2.05	0.71
48:DP:30:THR:CG2	48:DP:31:ALA:N	2.52	0.71
58:DZ:70:LEU:CD2	58:DZ:91:LEU:HD21	2.19	0.71
2:AB:165:VAL:HG23	2:AB:166:ASP:N	2.00	0.71
4:AD:189:PRO:HB2	4:AD:194:LEU:HD21	1.70	0.71
9:AI:20:ARG:HH11	9:AI:20:ARG:HG3	1.55	0.71
36:BA:1170:G:H1	36:BA:1179:C:H42	1.36	0.71
36:BA:1409:C:H2'	36:BA:1410:G:C8	2.25	0.71
36:BA:2298:A:H62	36:BA:2318:G:H8	1.35	0.71
39:BD:43:ARG:HH21	39:BD:44:ASN:HD21	1.39	0.71
50:BR:2:ARG:HD2	50:BR:2:ARG:C	2.10	0.71
58:BZ:113:ALA:HB1	58:BZ:146:ILE:HD13	1.72	0.71
1:CA:1116:C:O2'	9:CI:108:VAL:HG21	1.88	0.71

Continued on next page...

Continued from previous page...

Atom-1	Atom-2	Interatomic distance (Å)	Clash overlap (Å)
5:CE:148:VAL:HG21	8:CH:107:LEU:HD13	1.72	0.71
6:CF:45:LEU:H	6:CF:59:TYR:HA	1.56	0.71
36:DA:481:G:OP2	57:DY:47:LYS:HD3	1.90	0.71
36:DA:1221(A):C:H2'	36:DA:1222:C:C6	2.25	0.71
36:DA:1301:A:O2'	36:DA:1302:A:C2'	2.38	0.71
39:DD:37:LEU:HD12	39:DD:64:ILE:HD11	1.72	0.71
40:DE:132:HIS:HA	40:DE:135:HIS:HE1	1.55	0.71
50:DR:29:LEU:HD11	50:DR:52:ILE:HD11	1.72	0.71
10:AJ:6:ILE:HD11	10:AJ:23:ILE:HG21	1.72	0.71
10:AJ:54:PHE:CD2	10:AJ:55:LYS:HD3	2.25	0.71
20:AT:45:GLN:HE22	20:AT:46:GLU:HG3	1.55	0.71
25:AZ:117:ARG:HD3	25:AZ:157:LEU:HD11	1.71	0.71
42:BG:34:LEU:O	42:BG:34:LEU:HD12	1.90	0.71
43:BH:51:ARG:HG3	43:BH:52:VAL:H	1.56	0.71
1:CA:192:U:H1'	20:CT:103:GLY:HA2	1.70	0.71
1:CA:265:G:H5'	17:CQ:64:PRO:O	1.90	0.71
48:DP:64:LYS:C	48:DP:66:GLY:H	1.93	0.71
4:AD:163:GLU:O	4:AD:166:LYS:HG2	1.90	0.71
22:AV:20:U:H3'	22:AV:21:A:H5'	1.73	0.71
26:B0:42:GLY:HA3	36:BA:2331:G:O4'	1.89	0.71
28:B2:25:VAL:O	28:B2:28:LYS:HB2	1.91	0.71
34:B8:50:LEU:HD12	34:B8:51:ALA:N	2.05	0.71
36:BA:984:A:H5''	36:BA:985:C:H5	1.56	0.71
36:BA:1539:G:C2'	36:BA:1540:U:H5'	2.20	0.71
40:BE:79:ARG:HH11	40:BE:79:ARG:HG2	1.55	0.71
42:BG:139:LEU:CA	42:BG:144:ILE:HG12	2.16	0.71
50:BR:117:VAL:HG22	50:BR:118:GLU:N	2.05	0.71
9:CI:20:ARG:HG3	9:CI:20:ARG:HH11	1.53	0.71
16:CP:20:VAL:HG23	16:CP:34:GLU:O	1.90	0.71
16:CP:70:ALA:O	16:CP:74:LEU:HD12	1.90	0.71
25:CZ:25:THR:HB	60:CZ:501:GDP:O2B	1.91	0.71
28:D2:3:LEU:HB3	36:DA:98:G:OP1	1.91	0.71
29:D3:15:TYR:HD2	29:D3:19:GLN:HE22	1.39	0.71
36:DA:298:G:H5'	36:DA:299:A:OP1	1.90	0.71
36:DA:2853:C:H2'	36:DA:2854:G:C8	2.23	0.71
40:DE:79:ARG:HH11	40:DE:79:ARG:HG2	1.56	0.71
43:DH:46:GLU:OE1	43:DH:50:VAL:HG13	1.90	0.71
58:DZ:94:GLU:HB3	58:DZ:95:PRO:HD2	1.73	0.71
1:AA:660:G:OP2	15:AO:5:LYS:HE2	1.91	0.71
7:AG:65:ALA:HB1	7:AG:127:ALA:HB3	1.70	0.71
12:AL:24:VAL:HG12	12:AL:24:VAL:O	1.91	0.71

Continued on next page...

Continued from previous page...

Atom-1	Atom-2	Interatomic distance (Å)	Clash overlap (Å)
13:AM:4:ILE:HD12	13:AM:4:ILE:N	2.05	0.71
25:AZ:19:HIS:HD2	25:AZ:20:VAL:O	1.73	0.71
25:AZ:272:MET:HE3	25:AZ:284:ASP:HB2	1.72	0.71
28:B2:51:ARG:HB2	28:B2:55:ARG:HH12	1.54	0.71
36:BA:661:C:O3'	48:BP:18:ARG:HD2	1.90	0.71
36:BA:991:C:H5'	36:BA:991:C:H6	1.55	0.71
36:BA:1803:A:O3'	39:BD:259:THR:CG2	2.38	0.71
39:BD:158:ALA:HB3	39:BD:161:THR:HG21	1.73	0.71
48:BP:75:ILE:HD13	48:BP:77:ARG:NH2	2.06	0.71
1:CA:45:U:H2'	1:CA:46:G:C8	2.26	0.71
1:CA:723:U:H3	1:CA:1537:U:H2'	1.55	0.71
3:CC:94:LEU:O	3:CC:95:THR:HB	1.90	0.71
7:CG:65:ALA:HB1	7:CG:127:ALA:HB3	1.73	0.71
10:CJ:54:PHE:CG	10:CJ:55:LYS:HD3	2.25	0.71
25:CZ:397:ALA:HB2	61:CZ:502:KIR:H252	1.71	0.71
36:DA:2645:G:C3'	36:DA:2646:C:H5'	2.14	0.71
39:DD:28:GLU:H	39:DD:29:PRO:CD	2.03	0.71
41:DF:196:LEU:O	41:DF:200:GLU:HB2	1.89	0.71
43:DH:12:PRO:N	43:DH:48:GLY:HA2	2.06	0.71
43:DH:20:ALA:HB1	43:DH:21:PRO:CD	2.21	0.71
43:DH:51:ARG:HG3	43:DH:52:VAL:H	1.56	0.71
43:DH:70:THR:HG22	43:DH:74:ASN:ND2	2.05	0.71
48:DP:101:VAL:HA	48:DP:105:LEU:O	1.90	0.71
54:DV:61:VAL:HG23	54:DV:61:VAL:O	1.90	0.71
57:DY:9:LYS:HG2	57:DY:10:GLY:H	1.56	0.71
1:AA:8:A:N6	4:AD:208:SER:HB2	2.05	0.71
1:AA:731:G:OP1	1:AA:766:A:HI1'	1.90	0.71
25:AZ:274:ARG:HH11	25:AZ:274:ARG:CG	2.03	0.71
36:BA:2657:A:H5''	36:BA:2658:C:H5	1.55	0.71
36:BA:2801(A):A:C4'	36:BA:2802:G:H5'	2.20	0.71
39:BD:28:GLU:H	39:BD:29:PRO:CD	2.03	0.71
42:BG:99:MET:O	42:BG:103:LEU:HB2	1.91	0.71
43:BH:46:GLU:OE1	43:BH:50:VAL:HG13	1.90	0.71
43:BH:88:LEU:HD23	43:BH:164:TYR:O	1.90	0.71
1:CA:975:A:H5''	1:CA:976:G:H5''	1.70	0.71
4:CD:78:LEU:HD22	4:CD:96:LEU:HB3	1.72	0.71
9:CI:92:TYR:O	9:CI:96:LEU:HB2	1.90	0.71
20:CT:16:HIS:O	20:CT:19:SER:HB3	1.90	0.71
22:CV:41:C:H2'	22:CV:42:C:C5'	2.18	0.71
27:D1:52:ARG:HH11	27:D1:52:ARG:HA	1.56	0.71
28:D2:25:VAL:HG21	28:D2:61:LEU:CG	2.20	0.71

Continued on next page...

Continued from previous page...

Atom-1	Atom-2	Interatomic distance (Å)	Clash overlap (Å)
32:D6:7:ILE:HB	32:D6:27:LYS:HZ2	1.53	0.71
36:DA:1301:A:H4'	36:DA:1302:A:OP1	1.91	0.71
54:DV:13:ARG:HH11	54:DV:13:ARG:HG3	1.54	0.71
58:DZ:67:LEU:H	58:DZ:67:LEU:HD12	1.55	0.71
5:AE:7:GLU:O	5:AE:8:GLU:HB3	1.90	0.71
24:AY:76:A:C5	25:AZ:271:GLU:CD	2.64	0.71
36:BA:2455:G:H2'	36:BA:2456:C:C6	2.26	0.71
36:BA:2866:U:C6	36:BA:2868:A:H1'	2.26	0.71
40:BE:28:ALA:HB3	40:BE:93:VAL:HG22	1.72	0.71
43:BH:66:GLY:HA2	43:BH:69:ARG:HB3	1.73	0.71
4:CD:189:PRO:HB2	4:CD:194:LEU:HD21	1.71	0.71
27:D1:45:ASN:HD21	36:DA:2090:G:H21	1.37	0.71
36:DA:442:G:C4'	41:DF:46:ARG:HD3	2.21	0.71
43:DH:66:GLY:HA2	43:DH:69:ARG:HB3	1.72	0.71
6:AF:62:TRP:C	6:AF:63:TYR:HD1	1.94	0.71
10:AJ:54:PHE:CG	10:AJ:55:LYS:HD3	2.26	0.71
25:AZ:355:LEU:CB	25:AZ:356:PRO:CD	2.60	0.71
32:B6:8:LYS:HE3	32:B6:25:LYS:HD3	1.73	0.71
35:B9:15:LYS:HB3	35:B9:15:LYS:NZ	2.06	0.71
36:BA:197:A:H8	36:BA:197:A:H5'	1.54	0.71
36:BA:444:C:OP2	53:BU:2:PRO:HD3	1.89	0.71
36:BA:2134:A:N6	36:BA:2157:G:H1'	2.06	0.71
53:BU:90:VAL:HG12	53:BU:91:ASP:N	2.06	0.71
20:CT:82:SER:O	20:CT:86:ARG:HB2	1.91	0.71
24:CY:8:4SU:H6	24:CY:8:4SU:H5''	1.71	0.71
25:CZ:324:LYS:HB2	25:CZ:326:GLU:HG2	1.72	0.71
36:DA:2801(A):A:C4'	36:DA:2802:G:H5'	2.21	0.71
42:DG:48:GLU:HG3	42:DG:81:LYS:HE3	1.72	0.71
46:DN:107:LEU:HB3	46:DN:108:PRO:HD2	1.72	0.71
53:DU:85:LYS:HD3	53:DU:117:GLN:HE22	1.54	0.71
1:AA:194:C:H2'	1:AA:195:A:H5''	1.73	0.70
24:AY:8:4SU:H5''	24:AY:8:4SU:H6	1.73	0.70
25:AZ:323:LEU:H	25:AZ:323:LEU:HD12	1.56	0.70
27:B1:90:ILE:O	27:B1:94:LEU:HD13	1.91	0.70
36:BA:633:A:H2'	36:BA:634:C:H5'	1.73	0.70
36:BA:1293:C:C2'	36:BA:1294:U:H5''	2.20	0.70
36:BA:2136:C:H2'	36:BA:2137:C:H6	1.54	0.70
40:BE:132:HIS:CA	40:BE:135:HIS:HE1	2.03	0.70
42:BG:5:VAL:HB	42:BG:8:LYS:CB	2.20	0.70
43:BH:70:THR:HG22	43:BH:74:ASN:ND2	2.06	0.70
46:BN:58:ASP:C	46:BN:60:ILE:H	1.93	0.70

Continued on next page...

Continued from previous page...

Atom-1	Atom-2	Interatomic distance (Å)	Clash overlap (Å)
49:BQ:43:THR:HG22	49:BQ:94:VAL:HG12	1.72	0.70
1:CA:194:C:H2'	1:CA:195:A:H5''	1.73	0.70
12:CL:24:VAL:HG13	12:CL:98:TYR:HE2	1.56	0.70
34:D8:34:TRP:HB2	36:DA:2420:C:OP1	1.90	0.70
36:DA:984:A:H5''	36:DA:985:C:H5	1.56	0.70
42:DG:96:ARG:HA	42:DG:99:MET:SD	2.31	0.70
50:DR:116:LEU:O	50:DR:117:VAL:HG12	1.91	0.70
54:DV:18:LEU:HD23	54:DV:19:LYS:N	2.04	0.70
54:DV:29:PRO:HB3	54:DV:63:GLY:HA2	1.70	0.70
9:AI:92:TYR:O	9:AI:96:LEU:HB2	1.91	0.70
15:AO:71:GLN:O	15:AO:71:GLN:HG2	1.89	0.70
36:BA:271(C):C:H2'	36:BA:271(D):G:H8	1.56	0.70
36:BA:1709:U:H2'	36:BA:1710:C:C6	2.26	0.70
36:BA:2103:C:H2'	36:BA:2186:G:N2	2.06	0.70
39:BD:30:GLU:HB3	39:BD:35:LYS:NZ	2.04	0.70
47:BO:8:LEU:HD23	47:BO:8:LEU:N	2.06	0.70
48:BP:16:ARG:HB2	48:BP:16:ARG:HH11	1.52	0.70
49:BQ:134:ARG:NE	58:BZ:122:ARG:HH21	1.89	0.70
1:CA:1392:G:N2	1:CA:1502:A:H8	1.89	0.70
32:D6:42:TRP:HA	32:D6:42:TRP:HE3	1.55	0.70
36:DA:1005:C:H2'	36:DA:1006:C:H6	1.55	0.70
36:DA:1190:G:H5'	48:DP:35:HIS:N	2.05	0.70
36:DA:1709:U:H2'	36:DA:1710:C:C6	2.25	0.70
36:DA:2134:A:N6	36:DA:2157:G:H1'	2.06	0.70
46:DN:58:ASP:C	46:DN:60:ILE:H	1.94	0.70
47:DO:104:ARG:HH21	52:DT:33:LYS:CE	2.04	0.70
48:DP:126:VAL:HA	48:DP:145:PRO:CG	2.20	0.70
51:DS:49:VAL:HG12	51:DS:50:SER:N	2.01	0.70
24:AY:76:A:N7	25:AZ:271:GLU:OE1	2.25	0.70
42:BG:101:ILE:O	42:BG:105:LYS:HG2	1.91	0.70
42:BG:145:THR:HB	42:BG:148:MET:HB3	1.72	0.70
48:BP:30:THR:CG2	48:BP:31:ALA:N	2.53	0.70
49:BQ:134:ARG:HD2	58:BZ:122:ARG:NH2	2.06	0.70
51:BS:12:PHE:C	51:BS:12:PHE:CD1	2.60	0.70
54:BV:35:LEU:O	54:BV:37:VAL:N	2.17	0.70
58:BZ:153:SER:HB2	58:BZ:167:PRO:CB	2.21	0.70
1:CA:382:A:H2'	1:CA:383:A:H8	1.57	0.70
7:CG:38:LEU:HD12	7:CG:38:LEU:O	1.91	0.70
9:CI:19:LEU:HD11	9:CI:59:PHE:CD2	2.26	0.70
13:CM:108:ARG:HH11	13:CM:108:ARG:HG3	1.55	0.70
14:CN:57:ARG:CB	14:CN:57:ARG:NH1	2.54	0.70

Continued on next page...

Continued from previous page...

Atom-1	Atom-2	Interatomic distance (Å)	Clash overlap (Å)
26:D0:42:GLY:HA3	36:DA:2331:G:O4'	1.92	0.70
39:DD:70:TRP:CH2	39:DD:150:LYS:HA	2.25	0.70
42:DG:90:LEU:HD12	42:DG:90:LEU:C	2.11	0.70
51:DS:30:ARG:NH2	51:DS:62:LYS:HB3	2.06	0.70
52:DT:55:ASN:N	52:DT:59:THR:HG22	2.06	0.70
54:DV:72:VAL:HG23	54:DV:85:LYS:HB3	1.74	0.70
58:DZ:9:TYR:OH	58:DZ:35:ARG:HG3	1.91	0.70
4:AD:78:LEU:HD22	4:AD:96:LEU:HB3	1.73	0.70
14:AN:27:CYS:SG	59:AN:101:ZN:ZN	1.80	0.70
16:AP:20:VAL:HG21	16:AP:32:TYR:CB	2.22	0.70
36:BA:1400:G:H2'	36:BA:1401:G:C8	2.26	0.70
37:BB:30:C:H1'	37:BB:57:A:H61	1.55	0.70
42:BG:177:GLY:O	42:BG:179:PRO:HD3	1.91	0.70
52:BT:30:VAL:HG12	52:BT:44:ASP:CG	2.11	0.70
54:BV:47:VAL:HG12	54:BV:52:VAL:HB	1.73	0.70
1:CA:731:G:OP1	1:CA:766:A:H1'	1.92	0.70
19:CS:42:PRO:O	19:CS:44:MET:SD	2.49	0.70
27:D1:11:ARG:HB2	27:D1:12:PRO:HD2	1.73	0.70
39:DD:33:LEU:O	39:DD:36:PRO:HD2	1.91	0.70
50:DR:51:LEU:HD23	50:DR:70:LEU:HD11	1.73	0.70
53:DU:90:VAL:HG12	53:DU:91:ASP:N	2.06	0.70
1:AA:1347:G:H2'	9:AI:108:VAL:O	1.91	0.70
3:AC:25:GLY:C	3:AC:27:LYS:H	1.94	0.70
14:AN:57:ARG:HH11	14:AN:57:ARG:CB	2.04	0.70
25:AZ:88:TYR:N	25:AZ:88:TYR:HD1	1.89	0.70
36:BA:549:G:O2'	36:BA:551:G:H5'	1.91	0.70
36:BA:747:U:O2	36:BA:2014:A:H1'	1.91	0.70
36:BA:2392:A:H2	36:BA:2424:C:H42	1.38	0.70
42:BG:42:GLY:O	42:BG:89:GLY:HA2	1.90	0.70
43:BH:54:ARG:HB2	43:BH:55:PRO:HD2	1.72	0.70
43:BH:85:LYS:NZ	43:BH:132:ARG:HA	2.07	0.70
1:CA:975:A:H4'	1:CA:976:G:C5'	2.17	0.70
9:CI:53:VAL:HG13	9:CI:95:LYS:HZ1	1.53	0.70
13:CM:3:ARG:NH2	13:CM:7:VAL:HG13	2.06	0.70
31:D5:4:HIS:C	36:DA:2056:G:H22	1.94	0.70
36:DA:2092:U:H4'	36:DA:2093:G:C5'	2.12	0.70
36:DA:2179:C:H5''	36:DA:2180:U:OP1	1.91	0.70
39:DD:28:GLU:N	39:DD:29:PRO:CD	2.54	0.70
48:DP:75:ILE:HD13	48:DP:77:ARG:NH2	2.07	0.70
51:DS:28:VAL:HG12	51:DS:29:PHE:N	2.06	0.70
4:AD:43:HIS:O	4:AD:45:GLN:N	2.24	0.70

Continued on next page...

Continued from previous page...

Atom-1	Atom-2	Interatomic distance (Å)	Clash overlap (Å)
19:AS:62:ILE:HD12	19:AS:66:MET:HG3	1.73	0.70
22:AV:20:U:H3'	22:AV:21:A:C5'	2.21	0.70
31:B5:25:LEU:HD12	55:BW:19:LEU:HG	1.73	0.70
36:BA:2796:U:H3'	36:BA:2799:C:C5'	2.22	0.70
39:BD:28:GLU:N	39:BD:29:PRO:CD	2.54	0.70
48:BP:126:VAL:HA	48:BP:145:PRO:CG	2.20	0.70
52:BT:12:SER:O	52:BT:15:VAL:HG12	1.91	0.70
53:BU:92:ARG:HH21	54:BV:10:LYS:HB3	1.54	0.70
3:CC:25:GLY:C	3:CC:27:LYS:H	1.94	0.70
25:CZ:193:ASN:C	25:CZ:195:TRP:N	2.45	0.70
31:D5:39:MET:HG3	55:DW:34:ASN:OD1	1.91	0.70
36:DA:2103:C:H2'	36:DA:2186:G:N2	2.05	0.70
36:DA:2781:A:C5'	36:DA:2782:G:H5'	2.21	0.70
39:DD:162:SER:O	39:DD:178:PRO:HG3	1.90	0.70
43:DH:158:HIS:ND1	43:DH:168:PRO:HB2	2.06	0.70
55:DW:6:ILE:HG12	55:DW:104:THR:CG2	2.22	0.70
2:AB:118:LEU:HB3	2:AB:142:LEU:HD12	1.71	0.70
7:AG:22:LEU:O	7:AG:22:LEU:HD23	1.91	0.70
28:B2:41:ILE:HD11	28:B2:44:LEU:HD12	1.72	0.70
36:BA:581:C:H2'	36:BA:582:G:H8	1.57	0.70
36:BA:1105:U:H2'	36:BA:1106:G:C8	2.26	0.70
36:BA:1348:G:C2'	36:BA:1349:A:H5''	2.22	0.70
36:BA:1540:U:H3'	36:BA:1541:G:H3'	1.71	0.70
36:BA:2472:G:H5'	36:BA:2473:U:H5''	1.72	0.70
41:BF:103:LYS:HG3	41:BF:106:ARG:NH2	2.07	0.70
46:BN:3:THR:HG22	46:BN:4:TYR:H	1.57	0.70
47:BO:104:ARG:HH21	52:BT:33:LYS:CE	2.03	0.70
50:BR:12:ARG:HD3	50:BR:16:HIS:ND1	2.06	0.70
8:CH:112:LEU:HD23	8:CH:112:LEU:N	2.06	0.70
25:CZ:117:ARG:HD3	25:CZ:157:LEU:HD11	1.72	0.70
36:DA:672:C:H2'	36:DA:673:C:C5'	2.21	0.70
36:DA:674:G:H1'	41:DF:74:ARG:HD2	1.73	0.70
36:DA:1652:A:H2'	36:DA:1653:G:H5'	1.74	0.70
36:DA:2657:A:H5''	36:DA:2658:C:H5	1.57	0.70
39:DD:158:ALA:HB3	39:DD:161:THR:HG21	1.74	0.70
46:DN:119:ARG:HH11	46:DN:119:ARG:CB	2.04	0.70
51:DS:12:PHE:HD1	51:DS:13:ARG:N	1.90	0.70
55:DW:82:LEU:HB3	55:DW:84:ARG:NH1	2.06	0.70
1:AA:176:C:H2'	1:AA:177:C:H6	1.57	0.70
1:AA:265:G:H5'	17:AQ:64:PRO:O	1.91	0.70
1:AA:382:A:H2'	1:AA:383:A:H8	1.56	0.70

Continued on next page...

Continued from previous page...

Atom-1	Atom-2	Interatomic distance (Å)	Clash overlap (Å)
24:AY:77:TRP:HB2	25:AZ:285:ASN:HB3	1.73	0.70
25:AZ:164:PRO:O	25:AZ:167:GLU:HG3	1.91	0.70
25:AZ:195:TRP:C	25:AZ:197:ASP:H	1.94	0.70
29:B3:8:LEU:HD22	29:B3:31:LEU:HD23	1.72	0.70
36:BA:674:G:H1'	41:BF:74:ARG:HD2	1.72	0.70
36:BA:2108:C:H2'	36:BA:2108:C:O2	1.90	0.70
39:BD:70:TRP:CH2	39:BD:150:LYS:HA	2.26	0.70
42:BG:83:ARG:HD2	42:BG:84:LYS:NZ	2.07	0.70
43:BH:50:VAL:HG12	43:BH:52:VAL:HG23	1.73	0.70
56:BX:8:ILE:H	56:BX:8:ILE:CD1	2.05	0.70
58:BZ:9:TYR:OH	58:BZ:35:ARG:HG3	1.91	0.70
3:CC:5:ILE:CD1	3:CC:5:ILE:N	2.54	0.70
6:CF:87:ARG:HH11	6:CF:87:ARG:HG2	1.55	0.70
11:CK:57:THR:HG23	11:CK:60:ALA:H	1.57	0.70
17:CQ:67:LYS:O	17:CQ:68:ARG:HB2	1.91	0.70
25:CZ:176:LEU:HD22	60:CZ:501:GDP:N3	2.07	0.70
41:DF:41:LEU:HD23	41:DF:44:ARG:HD3	1.74	0.70
46:DN:23:LEU:HD23	46:DN:24:GLY:H	1.52	0.70
57:DY:28:LYS:HG2	57:DY:39:VAL:HA	1.74	0.70
15:AO:27:VAL:O	15:AO:31:LEU:HD13	1.92	0.70
16:AP:43:LYS:HA	16:AP:48:TRP:HB3	1.71	0.70
19:AS:29:ARG:HD2	19:AS:30:LEU:H	1.57	0.70
19:AS:45:VAL:HA	19:AS:62:ILE:HG13	1.73	0.70
25:AZ:64:ASN:N	25:AZ:64:ASN:ND2	2.36	0.70
32:B6:25:LYS:HD2	36:BA:2285:C:H41	1.57	0.70
36:BA:1817:G:H2'	36:BA:1818:U:H5'	1.73	0.70
36:BA:2761:G:H2'	36:BA:2762:G:C5'	2.18	0.70
42:BG:39:ILE:HD12	42:BG:60:LEU:HD11	1.74	0.70
48:BP:95:VAL:HG23	48:BP:125:VAL:HA	1.72	0.70
48:BP:122:PRO:HA	48:BP:141:ALA:O	1.92	0.70
58:BZ:144:LEU:HD12	58:BZ:174:VAL:HG23	1.74	0.70
1:CA:1368:G:OP2	9:CI:112:LYS:HD3	1.91	0.70
25:CZ:195:TRP:C	25:CZ:197:ASP:H	1.94	0.70
36:DA:549:G:O2'	36:DA:551:G:H5'	1.92	0.70
36:DA:863:A:O2'	36:DA:864:G:H5'	1.92	0.70
37:DB:30:C:H1'	37:DB:57:A:H61	1.57	0.70
40:DE:116:VAL:O	40:DE:117:MET:CB	2.40	0.70
42:DG:96:ARG:CA	42:DG:99:MET:SD	2.80	0.70
52:DT:58:ASN:H	52:DT:58:ASN:HD22	1.39	0.70
53:DU:61:TRP:O	53:DU:65:ILE:HD13	1.91	0.70
3:AC:26:LYS:H	3:AC:26:LYS:CE	2.03	0.70

Continued on next page...

Continued from previous page...

Atom-1	Atom-2	Interatomic distance (Å)	Clash overlap (Å)
3:AC:150:LYS:HG3	3:AC:169:ALA:HB2	1.74	0.70
5:AE:63:ARG:O	5:AE:64:ARG:HB2	1.91	0.70
7:AG:78:ARG:HG3	7:AG:79:ARG:N	2.07	0.70
27:B1:13:ILE:HD11	36:BA:396:G:H5'	1.73	0.70
36:BA:1141:U:H2'	46:BN:63:THR:CG2	2.22	0.70
51:BS:99:LYS:HG2	51:BS:99:LYS:O	1.92	0.70
57:BY:28:LYS:HG2	57:BY:39:VAL:HA	1.74	0.70
4:CD:163:GLU:O	4:CD:166:LYS:HG2	1.92	0.70
24:CY:61:C:C2'	24:CY:62:U:H5''	2.22	0.70
25:CZ:187:LYS:N	25:CZ:187:LYS:HD2	2.07	0.70
29:D3:8:LEU:HD22	29:D3:31:LEU:HD23	1.73	0.70
36:DA:519:U:H2'	36:DA:520:G:H8	1.56	0.70
36:DA:1409:C:H2'	36:DA:1410:G:H8	1.57	0.70
36:DA:2291:U:H2'	36:DA:2292:C:C6	2.27	0.70
36:DA:2502:G:H5''	36:DA:2503:A:H5''	1.74	0.70
40:DE:63:LEU:O	40:DE:63:LEU:HD23	1.92	0.70
40:DE:132:HIS:CA	40:DE:135:HIS:HE1	2.04	0.70
42:DG:71:THR:HG22	42:DG:72:ARG:N	2.07	0.70
42:DG:85:GLY:C	42:DG:87:PRO:HD3	2.11	0.70
51:DS:49:VAL:CG1	51:DS:50:SER:H	2.03	0.70
52:DT:56:GLY:O	52:DT:59:THR:HG23	1.91	0.70
1:AA:858:G:H8	1:AA:858:G:C5'	2.05	0.69
8:AH:112:LEU:N	8:AH:112:LEU:HD23	2.06	0.69
34:B8:8:LYS:O	34:B8:12:LYS:HG3	1.91	0.69
34:B8:32:LEU:HB3	34:B8:36:LYS:NZ	2.07	0.69
36:BA:914:C:H2'	36:BA:915:C:H5'	1.72	0.69
36:BA:1107:G:H4'	44:BJ:81:UNK:CB	2.22	0.69
36:BA:1779:U:C5	36:BA:1784:A:N7	2.59	0.69
43:BH:98:LEU:HD12	43:BH:102:ALA:O	1.92	0.69
47:BO:94:ARG:HH11	47:BO:94:ARG:HG2	1.57	0.69
48:BP:85:LEU:HA	48:BP:88:LEU:CB	2.21	0.69
51:BS:30:ARG:NH2	51:BS:62:LYS:HB3	2.07	0.69
52:BT:56:GLY:O	52:BT:59:THR:HG23	1.92	0.69
22:CW:38:A:H3'	22:CW:39:U:H5''	1.74	0.69
24:CY:24:G:O2'	24:CY:25:C:H5''	1.92	0.69
25:CZ:19:HIS:ND1	25:CZ:113:MET:HB3	2.07	0.69
28:D2:2:LYS:HB2	36:DA:97:C:H5''	1.74	0.69
33:D7:34:ARG:HH11	33:D7:34:ARG:HG3	1.57	0.69
34:D8:6:THR:HB	34:D8:11:LYS:HZ1	1.57	0.69
39:DD:241:PRO:O	39:DD:242:ARG:HB2	1.92	0.69
40:DE:38:THR:HB	40:DE:41:LYS:HE2	1.72	0.69

Continued on next page...

Continued from previous page...

Atom-1	Atom-2	Interatomic distance (Å)	Clash overlap (Å)
41:DF:127:GLU:HB2	41:DF:196:LEU:HD12	1.73	0.69
49:DQ:56:ARG:HH11	49:DQ:56:ARG:CG	2.04	0.69
50:DR:117:VAL:HG22	50:DR:118:GLU:N	2.07	0.69
57:DY:2:ARG:CD	57:DY:3:VAL:HG23	2.22	0.69
3:AC:95:THR:HG22	3:AC:95:THR:O	1.90	0.69
36:BA:298:G:H5'	36:BA:299:A:OP1	1.91	0.69
40:BE:48:GLN:HB2	40:BE:80:GLU:HG2	1.74	0.69
42:BG:73:ALA:HB3	42:BG:87:PRO:HG3	1.74	0.69
42:BG:73:ALA:O	42:BG:85:GLY:HA2	1.92	0.69
43:BH:158:HIS:ND1	43:BH:168:PRO:HB2	2.06	0.69
50:BR:44:LEU:HD13	50:BR:44:LEU:O	1.92	0.69
52:BT:58:ASN:H	52:BT:58:ASN:ND2	1.89	0.69
6:CF:25:ILE:HD13	6:CF:25:ILE:O	1.91	0.69
12:CL:45:PRO:HG3	12:CL:53:ARG:HD3	1.74	0.69
19:CS:62:ILE:HD12	19:CS:66:MET:HG3	1.74	0.69
24:CY:6:C:O2'	24:CY:7:G:H5'	1.92	0.69
36:DA:106:C:H2'	36:DA:107:C:H6	1.57	0.69
36:DA:244:A:H4'	48:DP:74:GLU:CG	2.22	0.69
36:DA:852:G:O2'	36:DA:853:G:H5'	1.92	0.69
36:DA:1666:G:H2'	36:DA:1667:G:H5'	1.73	0.69
40:DE:38:THR:CB	40:DE:41:LYS:HE2	2.22	0.69
48:DP:81:GLN:NE2	48:DP:106:LEU:HA	2.08	0.69
1:AA:559:A:P	5:AE:126:ARG:HH22	2.16	0.69
9:AI:19:LEU:HD21	9:AI:59:PHE:CD2	2.28	0.69
19:AS:42:PRO:O	19:AS:44:MET:SD	2.50	0.69
22:AW:38:A:C2'	22:AW:39:U:H5''	2.22	0.69
25:AZ:193:ASN:C	25:AZ:195:TRP:N	2.45	0.69
32:B6:42:TRP:HA	32:B6:42:TRP:HE3	1.56	0.69
36:BA:1068:G:H1'	36:BA:1069:A:OP1	1.92	0.69
36:BA:1188:U:O2'	36:BA:1189:A:H5'	1.91	0.69
48:BP:81:GLN:NE2	48:BP:106:LEU:HA	2.07	0.69
48:BP:112:LEU:H	48:BP:128:HIS:CD2	2.09	0.69
57:BY:75:ILE:HG23	57:BY:76:CYS:N	2.05	0.69
10:CJ:61:GLU:OE1	14:CN:45:ARG:HD2	1.92	0.69
11:CK:126:ARG:HB3	11:CK:126:ARG:NH1	2.06	0.69
15:CO:17:ARG:NH1	15:CO:77:ARG:NH1	2.40	0.69
15:CO:87:ILE:CG2	15:CO:88:ARG:H	1.91	0.69
28:D2:51:ARG:HB3	28:D2:51:ARG:NH1	2.06	0.69
32:D6:5:VAL:HG11	36:DA:2283:C:H5'	1.74	0.69
36:DA:127:A:H5''	36:DA:128:C:O4'	1.92	0.69
36:DA:259:G:N2	36:DA:621:A:H8	1.87	0.69

Continued on next page...

Continued from previous page...

Atom-1	Atom-2	Interatomic distance (Å)	Clash overlap (Å)
40:DE:181:LEU:HD21	52:DT:7:ILE:CG2	2.22	0.69
42:DG:76:SER:HA	42:DG:84:LYS:H	1.56	0.69
43:DH:50:VAL:HG12	43:DH:52:VAL:HG23	1.75	0.69
48:DP:95:VAL:HG23	48:DP:125:VAL:HA	1.72	0.69
52:DT:96:ARG:NH1	52:DT:96:ARG:HB2	2.06	0.69
6:AF:43:LEU:HD22	6:AF:43:LEU:H	1.57	0.69
6:AF:45:LEU:H	6:AF:59:TYR:HA	1.56	0.69
6:AF:87:ARG:HH11	6:AF:87:ARG:HG2	1.56	0.69
36:BA:479:A:O2'	36:BA:481:G:H5'	1.92	0.69
42:BG:20:ILE:O	42:BG:24:GLY:HA2	1.92	0.69
54:BV:49:THR:HB	54:BV:50:PRO:HD2	1.75	0.69
1:CA:1048:G:OP1	14:CN:4:LYS:HB2	1.91	0.69
1:CA:1502:A:H2	1:CA:1505:G:N1	1.90	0.69
22:CW:38:A:H2'	22:CW:39:U:C5'	2.22	0.69
25:CZ:323:LEU:H	25:CZ:323:LEU:HD12	1.57	0.69
36:DA:633:A:H2'	36:DA:634:C:H5'	1.74	0.69
36:DA:1105:U:H2'	36:DA:1106:G:C8	2.27	0.69
36:DA:1141:U:H2'	46:DN:63:THR:CG2	2.22	0.69
36:DA:2136:C:H2'	36:DA:2137:C:H6	1.56	0.69
36:DA:2866:U:C6	36:DA:2868:A:H1'	2.27	0.69
57:DY:27:VAL:HG12	57:DY:29:GLU:H	1.56	0.69
1:AA:1134:G:H2'	1:AA:1135:U:H5'	1.73	0.69
2:AB:30:ARG:HH21	2:AB:194:PRO:HG2	1.57	0.69
3:AC:16:ARG:HB2	3:AC:16:ARG:NH1	2.05	0.69
15:AO:17:ARG:NH1	15:AO:77:ARG:NH1	2.40	0.69
19:AS:49:ILE:H	19:AS:49:ILE:HD12	1.58	0.69
21:AU:8:THR:O	21:AU:12:LYS:HB2	1.92	0.69
36:BA:1005:C:H2'	36:BA:1006:C:H6	1.56	0.69
36:BA:2050:C:H1'	40:BE:156:MET:CE	2.21	0.69
37:BB:3:C:N4	37:BB:118:G:H1	1.90	0.69
39:BD:26:LYS:O	39:BD:27:THR:HG22	1.92	0.69
41:BF:157:VAL:HG22	41:BF:194:MET:HA	1.73	0.69
48:BP:30:THR:HG22	48:BP:31:ALA:N	2.06	0.69
52:BT:96:ARG:NH1	52:BT:96:ARG:HB2	2.06	0.69
3:CC:16:ARG:HH11	3:CC:16:ARG:CB	2.05	0.69
34:D8:11:LYS:NZ	34:D8:63:PRO:HG3	2.08	0.69
36:DA:1494:A:H2'	36:DA:1495:A:H5''	1.74	0.69
40:DE:203:LYS:O	40:DE:203:LYS:HD2	1.92	0.69
50:DR:2:ARG:N	50:DR:2:ARG:HH11	1.90	0.69
25:AZ:191:GLY:N	25:AZ:197:ASP:OD1	2.26	0.69
40:BE:38:THR:HB	40:BE:41:LYS:HE2	1.74	0.69

Continued on next page...

Continued from previous page...

Atom-1	Atom-2	Interatomic distance (Å)	Clash overlap (Å)
41:BF:113:ALA:HB1	41:BF:186:ILE:HG21	1.73	0.69
52:BT:3:ARG:O	52:BT:6:LEU:HD12	1.93	0.69
54:BV:72:VAL:HG23	54:BV:85:LYS:HB3	1.72	0.69
4:CD:59:ARG:HH21	4:CD:62:GLN:HG3	1.55	0.69
5:CE:7:GLU:O	5:CE:8:GLU:HB3	1.91	0.69
34:D8:50:LEU:HD12	34:D8:51:ALA:H	1.58	0.69
42:DG:133:LEU:HD12	42:DG:157:ILE:HB	1.73	0.69
46:DN:46:VAL:O	46:DN:47:ALA:HB3	1.91	0.69
47:DO:8:LEU:N	47:DO:8:LEU:HD23	2.08	0.69
48:DP:122:PRO:HA	48:DP:141:ALA:O	1.92	0.69
1:AA:149:A:H2'	1:AA:150:C:C6	2.28	0.69
1:AA:633:G:H5'	1:AA:634:C:OP2	1.93	0.69
13:AM:22:ILE:HG21	13:AM:66:LEU:HD23	1.74	0.69
24:AY:61:C:C2'	24:AY:62:U:H5''	2.22	0.69
25:AZ:324:LYS:HB2	25:AZ:326:GLU:HG2	1.73	0.69
34:B8:50:LEU:HD12	34:B8:51:ALA:H	1.58	0.69
36:BA:127:A:H5''	36:BA:128:C:O4'	1.92	0.69
36:BA:244:A:H4'	48:BP:74:GLU:CG	2.23	0.69
36:BA:519:U:H2'	36:BA:520:G:H8	1.56	0.69
36:BA:2502:G:H5''	36:BA:2503:A:H5''	1.74	0.69
39:BD:33:LEU:O	39:BD:36:PRO:HD2	1.92	0.69
41:BF:127:GLU:HB2	41:BF:196:LEU:HD12	1.74	0.69
51:BS:89:ARG:O	51:BS:92:TYR:HB3	1.92	0.69
58:BZ:29:TYR:HB3	58:BZ:34:ASN:HB2	1.75	0.69
7:CG:78:ARG:HG3	7:CG:79:ARG:N	2.06	0.69
25:CZ:19:HIS:HD2	25:CZ:20:VAL:O	1.75	0.69
28:D2:26:ARG:O	28:D2:27:GLU:HB2	1.91	0.69
36:DA:1400:G:H2'	36:DA:1401:G:C8	2.26	0.69
36:DA:2557:G:H2'	36:DA:2558:C:C6	2.28	0.69
39:DD:25:THR:HG22	39:DD:26:LYS:CE	2.21	0.69
43:DH:98:LEU:HD12	43:DH:102:ALA:O	1.92	0.69
48:DP:101:VAL:HG12	48:DP:106:LEU:HB2	1.75	0.69
49:DQ:43:THR:HG22	49:DQ:94:VAL:HG12	1.72	0.69
51:DS:15:ARG:O	51:DS:15:ARG:HD2	1.92	0.69
52:DT:27:THR:O	52:DT:28:VAL:CB	2.40	0.69
52:DT:82:LEU:H	52:DT:82:LEU:CD1	2.01	0.69
56:DX:49:VAL:HG12	56:DX:87:GLN:HE21	1.56	0.69
1:AA:1486:G:H2'	1:AA:1487:G:O4'	1.93	0.69
3:AC:79:ARG:HH11	3:AC:79:ARG:HB2	1.58	0.69
9:AI:43:ALA:HA	9:AI:74:ILE:HD13	1.72	0.69
14:AN:6:LEU:HB3	14:AN:23:ARG:NH2	2.08	0.69

Continued on next page...

Continued from previous page...

Atom-1	Atom-2	Interatomic distance (Å)	Clash overlap (Å)
24:AY:76:A:OP2	25:AZ:274:ARG:HG2	1.92	0.69
26:B0:7:LEU:HD13	49:BQ:85:LYS:HD2	1.73	0.69
28:B2:68:ARG:HH11	28:B2:68:ARG:CB	1.98	0.69
31:B5:50:GLY:HA3	31:B5:56:LYS:CE	2.23	0.69
36:BA:581:C:H2'	36:BA:582:G:C8	2.27	0.69
36:BA:1223:G:H8	36:BA:1223:G:H5'	1.56	0.69
36:BA:2396:G:O2'	36:BA:2397:G:H5'	1.92	0.69
40:BE:30:PRO:HD3	40:BE:180:ASN:ND2	2.08	0.69
40:BE:181:LEU:HD21	52:BT:7:ILE:CG2	2.23	0.69
41:BF:41:LEU:HD23	41:BF:44:ARG:HD3	1.73	0.69
51:BS:28:VAL:HG12	51:BS:29:PHE:N	2.08	0.69
54:BV:21:ARG:HG2	54:BV:91:TYR:HD2	1.58	0.69
57:BY:27:VAL:HG12	57:BY:29:GLU:H	1.57	0.69
1:CA:559:A:P	5:CE:126:ARG:HH22	2.15	0.69
7:CG:45:ASP:O	7:CG:49:ILE:HG12	1.92	0.69
10:CJ:6:ILE:HD11	10:CJ:23:ILE:HG21	1.75	0.69
22:CW:38:A:C3'	22:CW:39:U:H5''	2.23	0.69
25:CZ:72:THR:HG22	25:CZ:203:LEU:HD21	1.74	0.69
28:D2:7:ARG:HB3	28:D2:11:GLU:OE2	1.93	0.69
31:D5:55:ARG:C	31:D5:56:LYS:HG3	2.13	0.69
35:D9:15:LYS:NZ	35:D9:15:LYS:HB3	2.08	0.69
36:DA:197:A:H8	36:DA:197:A:H5'	1.56	0.69
36:DA:322:A:H5'	36:DA:340:A:H1'	1.75	0.69
36:DA:2100:G:H2'	36:DA:2101:G:C8	2.28	0.69
38:DC:40:THR:HG22	38:DC:177:LYS:HD2	1.75	0.69
39:DD:43:ARG:NH1	39:DD:44:ASN:HD21	1.89	0.69
48:DP:41:ARG:HA	48:DP:41:ARG:NH1	2.08	0.69
48:DP:112:LEU:H	48:DP:128:HIS:CD2	2.10	0.69
52:DT:78:LEU:O	52:DT:79:HIS:HD2	1.76	0.69
54:DV:47:VAL:HG12	54:DV:52:VAL:HB	1.73	0.69
54:DV:51:VAL:HG12	54:DV:52:VAL:H	1.58	0.69
55:DW:107:LEU:HD12	55:DW:107:LEU:N	2.08	0.69
56:DX:57:LEU:HD22	56:DX:57:LEU:O	1.91	0.69
58:DZ:104:PHE:HD1	58:DZ:139:VAL:HG21	1.58	0.69
2:AB:157:ARG:HB3	2:AB:157:ARG:NH1	2.08	0.69
6:AF:25:ILE:HD13	6:AF:25:ILE:O	1.91	0.69
20:AT:72:LEU:O	20:AT:73:HIS:O	2.10	0.69
21:AU:3:LYS:HD3	21:AU:14:TRP:CD1	2.28	0.69
1:CA:176:C:H2'	1:CA:177:C:H6	1.57	0.69
3:CC:26:LYS:HE3	3:CC:26:LYS:N	2.08	0.69
14:CN:27:CYS:SG	59:CN:101:ZN:ZN	1.80	0.69

Continued on next page...

Continued from previous page...

Atom-1	Atom-2	Interatomic distance (Å)	Clash overlap (Å)
27:D1:75:GLU:C	27:D1:77:ALA:H	1.96	0.69
36:DA:2145:C:H5''	36:DA:2146:C:OP2	1.93	0.69
42:DG:83:ARG:O	42:DG:84:LYS:HB2	1.91	0.69
52:DT:29:ARG:HB3	52:DT:85:LYS:HA	1.73	0.69
3:AC:5:ILE:CD1	3:AC:5:ILE:N	2.54	0.69
3:AC:70:VAL:HG12	3:AC:72:LYS:H	1.57	0.69
13:AM:3:ARG:NH2	13:AM:7:VAL:HG13	2.06	0.69
25:AZ:326:GLU:CD	25:AZ:326:GLU:H	1.96	0.69
34:B8:11:LYS:NZ	34:B8:63:PRO:HG3	2.08	0.69
36:BA:425:G:H2'	36:BA:426:C:H6	1.57	0.69
40:BE:38:THR:CB	40:BE:41:LYS:HE2	2.23	0.69
47:BO:4:PRO:O	47:BO:5:GLN:HB2	1.93	0.69
48:BP:64:LYS:O	48:BP:66:GLY:N	2.22	0.69
51:BS:17:ARG:O	51:BS:20:ARG:HG2	1.93	0.69
58:BZ:23:LYS:HD3	58:BZ:38:TYR:CE1	2.28	0.69
4:CD:107:ARG:HH21	4:CD:194:LEU:HD12	1.58	0.69
7:CG:16:LEU:HD13	9:CI:42:ARG:HA	1.74	0.69
20:CT:47:GLY:O	20:CT:49:ALA:N	2.22	0.69
32:D6:26:ASN:ND2	32:D6:32:ASN:HD21	1.91	0.69
43:DH:41:MET:HG3	43:DH:42:ARG:N	2.08	0.69
58:DZ:119:GLU:HA	58:DZ:172:ALA:HA	1.74	0.69
1:AA:255:G:OP1	17:AQ:69:LYS:HE2	1.93	0.68
3:AC:30:ARG:HH21	3:AC:31:HIS:CE1	2.11	0.68
9:AI:53:VAL:HG13	9:AI:95:LYS:HZ1	1.57	0.68
9:AI:114:TYR:HE2	10:AJ:59:SER:HA	1.57	0.68
24:AY:6:C:O2'	24:AY:7:G:H5'	1.93	0.68
25:AZ:63:ILE:HA	25:AZ:88:TYR:HE2	1.58	0.68
25:AZ:126:VAL:HG12	25:AZ:126:VAL:O	1.93	0.68
25:AZ:176:LEU:HD13	60:AZ:501:GDP:O2'	1.93	0.68
25:AZ:191:GLY:CA	25:AZ:197:ASP:OD1	2.40	0.68
33:B7:34:ARG:HH11	33:B7:34:ARG:HG3	1.58	0.68
34:B8:16:ILE:HD12	34:B8:57:ARG:HG2	1.75	0.68
36:BA:811:U:O2'	36:BA:812:C:H5''	1.92	0.68
36:BA:1115:G:H2'	36:BA:1116:C:C6	2.28	0.68
36:BA:1409:C:H2'	36:BA:1410:G:H8	1.58	0.68
36:BA:2145:C:H5''	36:BA:2146:C:OP2	1.92	0.68
39:BD:30:GLU:CB	39:BD:35:LYS:NZ	2.56	0.68
39:BD:124:PRO:HG2	39:BD:129:ASN:ND2	2.08	0.68
1:CA:255:G:OP1	17:CQ:69:LYS:HE2	1.93	0.68
6:CF:82:ARG:HB2	6:CF:85:VAL:HG23	1.74	0.68
10:CJ:54:PHE:HZ	10:CJ:55:LYS:HZ2	1.33	0.68

Continued on next page...

Continued from previous page...

Atom-1	Atom-2	Interatomic distance (Å)	Clash overlap (Å)
34:D8:32:LEU:HB3	34:D8:36:LYS:NZ	2.08	0.68
39:DD:30:GLU:CB	39:DD:35:LYS:NZ	2.56	0.68
40:DE:117:MET:HA	40:DE:122:PHE:H	1.58	0.68
48:DP:24:GLY:CA	48:DP:33:ARG:NH1	2.55	0.68
14:AN:57:ARG:CB	14:AN:57:ARG:NH1	2.57	0.68
16:AP:53:VAL:HG23	16:AP:54:GLU:N	2.07	0.68
25:AZ:151:GLU:HG2	25:AZ:155:ARG:HE	1.58	0.68
36:BA:583:G:OP2	53:BU:10:ARG:HD2	1.93	0.68
36:BA:672:C:H2'	36:BA:673:C:H5''	1.75	0.68
36:BA:852:G:O2'	36:BA:853:G:H5'	1.92	0.68
36:BA:2125:G:OP1	38:BC:40:THR:HG21	1.93	0.68
36:BA:2557:G:H2'	36:BA:2558:C:C6	2.28	0.68
36:BA:2811:G:OP1	40:BE:60:ASN:HB2	1.94	0.68
39:BD:45:ASN:CG	39:BD:46:GLN:H	1.95	0.68
46:BN:46:VAL:O	46:BN:47:ALA:HB3	1.93	0.68
48:BP:80:TYR:HD1	48:BP:111:ARG:HB3	1.58	0.68
1:CA:382:A:H2'	1:CA:383:A:C8	2.29	0.68
1:CA:954:G:H4'	13:CM:120:LYS:HD2	1.76	0.68
5:CE:63:ARG:O	5:CE:64:ARG:HB2	1.92	0.68
16:CP:53:VAL:HG23	16:CP:54:GLU:N	2.06	0.68
19:CS:45:VAL:HA	19:CS:62:ILE:HG13	1.76	0.68
36:DA:140:G:H1'	36:DA:141:A:C2	2.27	0.68
36:DA:747:U:O2	36:DA:2014:A:H1'	1.93	0.68
36:DA:2401:U:H2'	36:DA:2402:C:H5''	1.73	0.68
36:DA:2443:C:O2'	36:DA:2444:G:H5'	1.94	0.68
38:DC:120:MET:HA	38:DC:123:VAL:HG12	1.75	0.68
43:DH:85:LYS:NZ	43:DH:132:ARG:HA	2.06	0.68
48:DP:85:LEU:HA	48:DP:88:LEU:CB	2.23	0.68
57:DY:73:ARG:HA	57:DY:73:ARG:HE	1.58	0.68
1:AA:1129:C:N4	1:AA:1135:U:H3	1.91	0.68
1:AA:1368:G:OP2	9:AI:112:LYS:HD3	1.93	0.68
1:AA:1468:A:H2'	1:AA:1469:G:O4'	1.93	0.68
11:AK:126:ARG:HB3	11:AK:126:ARG:NH1	2.08	0.68
36:BA:139:G:C6	36:BA:140:G:H2'	2.28	0.68
39:BD:226:MET:HE2	39:BD:231:HIS:HB2	1.75	0.68
51:BS:28:VAL:HG12	51:BS:29:PHE:H	1.58	0.68
1:CA:975:A:C5'	1:CA:976:G:H5''	2.22	0.68
1:CA:1524:C:H5'	1:CA:1524:C:H6	1.58	0.68
10:CJ:9:ARG:HG3	10:CJ:69:ASN:OD1	1.94	0.68
32:D6:30:THR:O	32:D6:31:PRO:C	2.32	0.68
36:DA:585:G:H2'	36:DA:1251:C:H42	1.59	0.68

Continued on next page...

Continued from previous page...

Atom-1	Atom-2	Interatomic distance (Å)	Clash overlap (Å)
36:DA:2110:G:N1	36:DA:2178:C:H5	1.91	0.68
37:DB:3:C:N4	37:DB:118:G:H1	1.89	0.68
50:DR:45:ARG:HG3	50:DR:46:GLY:H	1.58	0.68
52:DT:12:SER:O	52:DT:15:VAL:HG12	1.93	0.68
1:AA:41:G:H2'	1:AA:42:G:C8	2.28	0.68
1:AA:954:G:H4'	13:AM:120:LYS:HD2	1.76	0.68
5:AE:12:LEU:HD23	5:AE:13:ILE:N	2.09	0.68
8:AH:18:ARG:CA	8:AH:18:ARG:HH11	2.05	0.68
13:AM:83:ASP:CG	13:AM:84:ILE:H	1.97	0.68
24:AY:24:G:O2'	24:AY:25:C:H5''	1.93	0.68
31:B5:3:LYS:HA	31:B5:3:LYS:HE3	1.75	0.68
36:BA:2689:U:H5''	36:BA:2690:C:H5'	1.74	0.68
37:BB:8:U:H5'	37:BB:8:U:C6	2.21	0.68
39:BD:94:LEU:HB2	39:BD:104:TYR:HE1	1.56	0.68
46:BN:119:ARG:HH11	46:BN:119:ARG:CB	2.05	0.68
57:BY:9:LYS:HG2	57:BY:10:GLY:H	1.58	0.68
1:CA:660:G:OP2	15:CO:5:LYS:HE2	1.93	0.68
16:CP:21:VAL:O	16:CP:33:ILE:HB	1.93	0.68
25:CZ:151:GLU:HG2	25:CZ:155:ARG:HE	1.58	0.68
25:CZ:164:PRO:O	25:CZ:167:GLU:HG3	1.94	0.68
42:DG:114:ILE:HG21	42:DG:117:PHE:HB2	1.73	0.68
51:DS:89:ARG:O	51:DS:92:TYR:HB3	1.93	0.68
52:DT:48:ILE:HD12	52:DT:49:VAL:N	2.08	0.68
1:AA:17:U:H2'	1:AA:18:C:C6	2.29	0.68
1:AA:1048:G:OP1	14:AN:4:LYS:HB2	1.94	0.68
1:AA:1442(B):A:C8	52:BT:118:ARG:HD3	2.27	0.68
4:AD:129:ASN:ND2	4:AD:145:GLU:H	1.91	0.68
12:AL:24:VAL:HG13	12:AL:98:TYR:HE2	1.57	0.68
22:AW:38:A:H3'	22:AW:39:U:H5''	1.75	0.68
39:BD:25:THR:HG22	39:BD:26:LYS:CE	2.23	0.68
48:BP:101:VAL:HG12	48:BP:106:LEU:HB2	1.74	0.68
49:BQ:56:ARG:HH11	49:BQ:56:ARG:CG	2.05	0.68
58:BZ:126:VAL:HG12	58:BZ:163:LEU:HB3	1.74	0.68
1:CA:266:G:H5''	1:CA:267:C:H5	1.57	0.68
3:CC:79:ARG:HB2	3:CC:79:ARG:HH11	1.57	0.68
6:CF:62:TRP:C	6:CF:63:TYR:HD1	1.97	0.68
18:CR:58:LEU:HD22	18:CR:62:GLU:HB3	1.76	0.68
22:CV:20:U:H3'	22:CV:21:A:C5'	2.23	0.68
25:CZ:152:MET:HE2	25:CZ:156:ASP:HB2	1.75	0.68
28:D2:2:LYS:HB2	36:DA:97:C:C5'	2.24	0.68
32:D6:18:ARG:HH11	32:D6:18:ARG:CG	2.02	0.68

Continued on next page...

Continued from previous page...

Atom-1	Atom-2	Interatomic distance (Å)	Clash overlap (Å)
32:D6:25:LYS:HD2	36:DA:2285:C:H41	1.58	0.68
34:D8:16:ILE:HD12	34:D8:57:ARG:HG2	1.76	0.68
35:D9:10:ILE:O	35:D9:14:CYS:SG	2.52	0.68
36:DA:654(C):G:C2'	36:DA:654(D):G:H5'	2.24	0.68
36:DA:1348:G:C2'	36:DA:1349:A:H5''	2.22	0.68
40:DE:30:PRO:HD3	40:DE:180:ASN:ND2	2.09	0.68
43:DH:68:THR:O	43:DH:72:ILE:HG12	1.93	0.68
51:DS:28:VAL:HG12	51:DS:29:PHE:H	1.58	0.68
52:DT:3:ARG:O	52:DT:6:LEU:HD12	1.93	0.68
1:AA:382:A:H2'	1:AA:383:A:C8	2.28	0.68
1:AA:961:U:HO2'	1:AA:962:C:H6	1.40	0.68
25:AZ:187:LYS:HD2	25:AZ:187:LYS:N	2.08	0.68
36:BA:528:A:H2	36:BA:2043:C:O5'	1.76	0.68
36:BA:2110:G:N1	36:BA:2178:C:H5	1.91	0.68
42:BG:60:LEU:O	42:BG:63:ILE:HG12	1.93	0.68
47:BO:107:ARG:NH1	52:BT:36:GLU:HG2	2.09	0.68
1:CA:149:A:H2'	1:CA:150:C:C6	2.28	0.68
36:DA:140:G:H1'	36:DA:141:A:H2	1.59	0.68
37:DB:48:A:H4'	51:DS:95:HIS:CD2	2.28	0.68
50:DR:55:ALA:HB2	50:DR:79:LEU:HD11	1.74	0.68
22:AW:38:A:H2'	22:AW:39:U:C5'	2.24	0.68
26:B0:62:LEU:HD23	26:B0:62:LEU:N	2.09	0.68
30:B4:40:HIS:HA	30:B4:42:PHE:H	1.57	0.68
36:BA:143:G:H2'	36:BA:143(A):C:C6	2.29	0.68
36:BA:674:G:H1'	41:BF:74:ARG:CD	2.23	0.68
36:BA:1494:A:H2'	36:BA:1495:A:H5''	1.73	0.68
36:BA:2312:U:H2'	36:BA:2313:C:C5'	2.24	0.68
40:BE:63:LEU:O	40:BE:63:LEU:HD23	1.93	0.68
42:BG:120:LEU:HD21	42:BG:133:LEU:HD22	1.74	0.68
48:BP:66:GLY:O	48:BP:67:MET:HB2	1.92	0.68
48:BP:135:LEU:HD13	48:BP:135:LEU:O	1.94	0.68
50:BR:45:ARG:HG3	50:BR:46:GLY:H	1.57	0.68
52:BT:50:ILE:HD11	52:BT:102:ILE:HD11	1.75	0.68
1:CA:250:A:H4'	1:CA:251:G:O5'	1.94	0.68
2:CB:30:ARG:HH21	2:CB:194:PRO:HG2	1.59	0.68
3:CC:70:VAL:HG12	3:CC:72:LYS:H	1.59	0.68
27:D1:53:VAL:O	27:D1:53:VAL:HG12	1.93	0.68
31:D5:33:CYS:HB3	31:D5:36:CYS:O	1.94	0.68
33:D7:22:MET:HA	33:D7:22:MET:CE	2.24	0.68
36:DA:59:U:H3	36:DA:68:G:H1	1.41	0.68
36:DA:1223:G:H5'	36:DA:1223:G:H8	1.57	0.68

Continued on next page...

Continued from previous page...

Atom-1	Atom-2	Interatomic distance (Å)	Clash overlap (Å)
36:DA:2455:G:H2'	36:DA:2456:C:C6	2.28	0.68
49:DQ:141:GLN:CG	58:DZ:72:ARG:HD3	2.24	0.68
1:AA:1525:G:O2'	1:AA:1526:G:H5'	1.94	0.68
13:AM:97:PRO:HA	13:AM:110:ARG:HD3	1.74	0.68
20:AT:57:ARG:HH11	20:AT:102:GLY:CA	2.00	0.68
22:AW:75:C:OP1	27:B1:30:VAL:HG21	1.93	0.68
25:AZ:251:ASP:O	25:AZ:267:VAL:HG12	1.94	0.68
36:BA:863:A:O2'	36:BA:864:G:H5'	1.94	0.68
38:BC:83:ILE:HD11	38:BC:97:GLU:OE2	1.94	0.68
40:BE:101:ARG:NH1	40:BE:171:GLU:HB2	2.09	0.68
48:BP:105:LEU:HD12	48:BP:105:LEU:N	2.09	0.68
48:BP:147:LEU:HG	48:BP:148:LEU:N	2.08	0.68
51:BS:40:ILE:HG13	51:BS:41:ASP:N	2.08	0.68
52:BT:90:GLN:O	52:BT:92:GLY:N	2.26	0.68
56:BX:12:VAL:CB	56:BX:17:ALA:HB1	2.20	0.68
57:BY:2:ARG:CD	57:BY:3:VAL:HG23	2.23	0.68
25:CZ:126:VAL:HG12	25:CZ:126:VAL:O	1.92	0.68
36:DA:402:A:O2'	36:DA:403:U:H5'	1.93	0.68
36:DA:661:C:O3'	48:DP:18:ARG:HD2	1.94	0.68
36:DA:1331:A:O2'	36:DA:1332:G:H8	1.77	0.68
36:DA:1600:C:O2'	36:DA:1601:G:H5'	1.93	0.68
42:DG:87:PRO:O	42:DG:88:ILE:HG12	1.94	0.68
51:DS:99:LYS:HG2	51:DS:99:LYS:O	1.94	0.68
57:DY:7:VAL:HG21	57:DY:8:LYS:HZ2	1.58	0.68
1:AA:358:U:H2'	1:AA:359:U:H6	1.56	0.68
1:AA:1216:G:OP1	14:AN:2:ALA:HB3	1.94	0.68
1:AA:1439:C:N4	1:AA:1462:G:N1	2.38	0.68
16:AP:70:ALA:O	16:AP:74:LEU:HD12	1.94	0.68
31:B5:48:GLU:O	31:B5:49:CYS:SG	2.52	0.68
36:BA:302:C:H2'	36:BA:303:U:C6	2.28	0.68
36:BA:2472:G:C5'	36:BA:2473:U:H5''	2.24	0.68
39:BD:241:PRO:O	39:BD:242:ARG:HB2	1.93	0.68
48:BP:41:ARG:HA	48:BP:41:ARG:NH1	2.09	0.68
49:BQ:6:ARG:O	49:BQ:7:MET:HG3	1.94	0.68
54:BV:49:THR:HB	54:BV:50:PRO:CD	2.24	0.68
58:BZ:99:TYR:HD2	58:BZ:123:ASP:HB3	1.58	0.68
1:CA:1129:C:N4	1:CA:1135:U:H3	1.91	0.68
6:CF:11:ASN:HB3	6:CF:14:LEU:HD23	1.76	0.68
10:CJ:61:GLU:OE2	14:CN:58:LYS:HE2	1.93	0.68
25:CZ:326:GLU:O	61:CZ:502:KIR:H101	1.94	0.68
36:DA:2360:A:C2	36:DA:2361:A:H1'	2.29	0.68

Continued on next page...

Continued from previous page...

Atom-1	Atom-2	Interatomic distance (Å)	Clash overlap (Å)
36:DA:2811:G:OP1	40:DE:60:ASN:HB2	1.94	0.68
1:AA:250:A:H4'	1:AA:251:G:O5'	1.94	0.68
1:AA:1282:C:O2'	1:AA:1283:G:H5'	1.93	0.68
13:AM:5:ALA:HB2	13:AM:66:LEU:HD23	1.76	0.68
36:BA:1301:A:H4'	36:BA:1302:A:OP1	1.93	0.68
36:BA:1600:C:O2'	36:BA:1601:G:H5'	1.94	0.68
38:BC:94:VAL:HG12	38:BC:95:GLY:N	2.09	0.68
42:BG:91:ARG:HD2	42:BG:92:VAL:N	2.09	0.68
58:BZ:18:LEU:H	58:BZ:18:LEU:CD1	2.06	0.68
15:CO:27:VAL:O	15:CO:31:LEU:HD13	1.93	0.68
25:CZ:309:SER:O	25:CZ:310:ILE:HG22	1.94	0.68
30:D4:12:ALA:CB	30:D4:29:PRO:HA	2.24	0.68
36:DA:329:G:H22	57:DY:19:LYS:HE3	1.59	0.68
36:DA:1517:G:H5'	36:DA:1517:G:C8	2.28	0.68
36:DA:2334:G:H21	51:DS:18:ILE:HG23	1.59	0.68
36:DA:2463:C:O2'	36:DA:2464:C:H5'	1.93	0.68
40:DE:36:ARG:NH2	40:DE:88:GLY:HA2	2.08	0.68
52:DT:98:LYS:HB3	52:DT:100:TYR:CE1	2.28	0.68
12:AL:45:PRO:HG3	12:AL:53:ARG:HD3	1.75	0.67
25:AZ:7:ARG:O	25:AZ:8:THR:HG22	1.95	0.67
36:BA:657:U:H2'	36:BA:658:C:C6	2.29	0.67
36:BA:1503:U:O2'	36:BA:1504:C:H5'	1.94	0.67
40:BE:117:MET:HA	40:BE:122:PHE:H	1.58	0.67
43:BH:144:VAL:O	43:BH:148:ILE:HG12	1.94	0.67
50:BR:100:LEU:N	50:BR:100:LEU:HD13	2.09	0.67
54:BV:72:VAL:CG2	54:BV:85:LYS:HB3	2.24	0.67
55:BW:22:ASP:HA	55:BW:25:ARG:HH12	1.58	0.67
3:CC:5:ILE:HG12	3:CC:10:PHE:HB2	1.76	0.67
3:CC:34:LEU:HD22	3:CC:38:ARG:HE	1.59	0.67
9:CI:43:ALA:HA	9:CI:74:ILE:HD13	1.76	0.67
25:CZ:324:LYS:HD3	25:CZ:365:GLY:HA3	1.76	0.67
36:DA:1803:A:O3'	39:DD:259:THR:CG2	2.42	0.67
36:DA:2472:G:C5'	36:DA:2473:U:H5''	2.23	0.67
41:DF:154:VAL:HG22	41:DF:191:ARG:HB3	1.76	0.67
50:DR:44:LEU:HD13	50:DR:44:LEU:O	1.94	0.67
51:DS:36:TYR:HD1	51:DS:36:TYR:H	1.41	0.67
52:DT:129:ARG:CZ	52:DT:131:ALA:HB3	2.24	0.67
1:AA:1492:A:OP1	12:AL:47:LYS:HG2	1.95	0.67
25:AZ:72:THR:HG22	25:AZ:203:LEU:HD21	1.76	0.67
29:B3:8:LEU:HD22	29:B3:31:LEU:CD2	2.24	0.67
31:B5:46:CYS:SG	31:B5:47:PRO:HD2	2.34	0.67

Continued on next page...

Continued from previous page...

Atom-1	Atom-2	Interatomic distance (Å)	Clash overlap (Å)
36:BA:322:A:H5'	36:BA:340:A:H1'	1.74	0.67
36:BA:402:A:O2'	36:BA:403:U:H5'	1.94	0.67
36:BA:2159:G:O2'	36:BA:2160:G:H5''	1.94	0.67
37:BB:106:G:H5''	58:BZ:31:ARG:HG2	1.76	0.67
41:BF:185:ASP:HA	41:BF:188:ARG:CD	2.25	0.67
1:CA:80:G:N1	1:CA:90:U:H5'	2.10	0.67
1:CA:979:C:H3'	1:CA:980:C:C5'	2.20	0.67
1:CA:1537:U:C5'	18:CR:54:ARG:HH22	2.05	0.67
5:CE:34:VAL:HG12	5:CE:62:ALA:HB1	1.74	0.67
19:CS:29:ARG:HD2	19:CS:30:LEU:H	1.57	0.67
28:D2:18:PRO:O	28:D2:21:LEU:HB2	1.94	0.67
36:DA:581:C:H2'	36:DA:582:G:H8	1.59	0.67
36:DA:709:U:H2'	36:DA:710:G:C8	2.29	0.67
38:DC:107:TRP:CZ2	38:DC:109:ASP:HA	2.29	0.67
39:DD:43:ARG:HH11	39:DD:44:ASN:HD22	1.37	0.67
49:DQ:101:ARG:HD2	49:DQ:102:VAL:H	1.60	0.67
51:DS:42:ASP:O	51:DS:43:GLU:HB3	1.94	0.67
1:AA:176:C:H2'	1:AA:177:C:C6	2.30	0.67
1:AA:1131:G:H1	1:AA:1143:G:H21	1.42	0.67
1:AA:1250:A:H4'	9:AI:68:GLY:N	2.09	0.67
31:B5:55:ARG:C	31:B5:56:LYS:HG3	2.13	0.67
32:B6:7:ILE:HB	32:B6:27:LYS:NZ	2.09	0.67
36:BA:59:U:H3	36:BA:68:G:H1	1.42	0.67
36:BA:1208:C:H2'	36:BA:1208:C:O2	1.94	0.67
36:BA:1536:C:H2'	36:BA:1537:G:H4'	1.75	0.67
36:BA:2604:U:H6	36:BA:2604:U:C5'	2.07	0.67
40:BE:16:ARG:CD	40:BE:21:VAL:HG11	2.24	0.67
41:BF:101:LEU:HD12	41:BF:102:PRO:CD	2.24	0.67
43:BH:41:MET:HG3	43:BH:42:ARG:N	2.09	0.67
31:D5:3:LYS:HA	31:D5:3:LYS:HE3	1.76	0.67
36:DA:271(C):C:H2'	36:DA:271(D):G:H8	1.58	0.67
36:DA:2192:G:H2'	36:DA:2193:G:H5''	1.77	0.67
36:DA:2852:G:H2'	36:DA:2853:C:C6	2.29	0.67
39:DD:94:LEU:HB2	39:DD:104:TYR:HE1	1.58	0.67
43:DH:136:ILE:HD12	43:DH:136:ILE:N	2.10	0.67
48:DP:23:PRO:O	48:DP:33:ARG:HD2	1.93	0.67
50:DR:12:ARG:HD3	50:DR:16:HIS:ND1	2.08	0.67
1:AA:865:A:H2	1:AA:918:A:H4'	1.58	0.67
2:AB:42:ILE:HD12	2:AB:202:PRO:HB2	1.77	0.67
11:AK:84:VAL:HG23	11:AK:110:ASP:HA	1.76	0.67
36:BA:2334:G:H5'	51:BS:13:ARG:HD3	1.75	0.67

Continued on next page...

Continued from previous page...

Atom-1	Atom-2	Interatomic distance (Å)	Clash overlap (Å)
37:BB:82:G:O2'	37:BB:83:G:H5'	1.95	0.67
42:BG:60:LEU:O	42:BG:64:THR:HG22	1.94	0.67
43:BH:83:TYR:HB2	43:BH:134:SER:HA	1.76	0.67
49:BQ:79:LEU:HD23	49:BQ:80:GLU:H	1.58	0.67
58:BZ:141:VAL:HG13	58:BZ:144:LEU:HB2	1.76	0.67
1:CA:8:A:N6	4:CD:208:SER:HB2	2.08	0.67
1:CA:356:A:H2'	1:CA:357:G:H8	1.58	0.67
1:CA:1003:G:H2'	1:CA:1004:A:C4'	2.17	0.67
2:CB:42:ILE:HD12	2:CB:202:PRO:HB2	1.75	0.67
22:CW:1:G:N3	22:CW:1:G:H2'	2.10	0.67
25:CZ:134:PHE:CD1	25:CZ:202:LEU:HD22	2.29	0.67
36:DA:139:G:C6	36:DA:140:G:H2'	2.29	0.67
36:DA:811:U:O2'	36:DA:812:C:H5''	1.93	0.67
36:DA:1536:C:H2'	36:DA:1537:G:H4'	1.75	0.67
39:DD:267:SER:HA	39:DD:270:ILE:HG13	1.77	0.67
46:DN:10:GLU:OE2	46:DN:11:PRO:HD2	1.95	0.67
52:DT:90:GLN:O	52:DT:92:GLY:N	2.27	0.67
1:AA:80:G:N1	1:AA:90:U:H5'	2.10	0.67
4:AD:107:ARG:HH21	4:AD:194:LEU:HD12	1.58	0.67
10:AJ:61:GLU:OE2	14:AN:58:LYS:HE2	1.95	0.67
25:AZ:195:TRP:O	25:AZ:197:ASP:N	2.28	0.67
25:AZ:271:GLU:HG2	25:AZ:276:THR:HA	1.76	0.67
36:BA:2557:G:O2'	36:BA:2558:C:H5'	1.95	0.67
46:BN:47:ALA:HB2	46:BN:112:LEU:CD1	2.25	0.67
50:BR:116:LEU:O	50:BR:117:VAL:HG12	1.93	0.67
52:BT:107:ASP:H	52:BT:110:ILE:HG12	1.60	0.67
1:CA:1523:G:H2'	1:CA:1524:C:H5'	1.75	0.67
10:CJ:33:GLN:HB2	10:CJ:75:ILE:CD1	2.24	0.67
12:CL:110:VAL:H	12:CL:122:THR:CG2	2.07	0.67
13:CM:5:ALA:HB2	13:CM:66:LEU:HD23	1.75	0.67
13:CM:12:ASN:HD22	13:CM:12:ASN:H	1.42	0.67
24:CY:72:U:C3'	24:CY:73:G:H5''	2.25	0.67
27:D1:89:GLU:O	27:D1:93:GLU:HG2	1.93	0.67
36:DA:1314:C:H5'	36:DA:1314:C:H6	1.59	0.67
36:DA:2050:C:H1'	40:DE:156:MET:CE	2.25	0.67
36:DA:2312:U:H2'	36:DA:2313:C:C5'	2.25	0.67
38:DC:83:ILE:HD11	38:DC:97:GLU:OE2	1.95	0.67
38:DC:94:VAL:HG12	38:DC:95:GLY:N	2.09	0.67
39:DD:261:LYS:HZ1	39:DD:263:ARG:NH2	1.92	0.67
48:DP:33:ARG:O	48:DP:34:GLY:C	2.33	0.67
53:DU:92:ARG:HH21	54:DV:10:LYS:HB3	1.57	0.67

Continued on next page...

Continued from previous page...

Atom-1	Atom-2	Interatomic distance (Å)	Clash overlap (Å)
22:AV:52:G:H1	22:AV:62:C:H42	1.39	0.67
36:BA:106:C:H2'	36:BA:107:C:H6	1.59	0.67
36:BA:267:C:H2'	36:BA:268:C:H6	1.58	0.67
36:BA:2524:G:H5'	36:BA:2524:G:C8	2.29	0.67
40:BE:116:VAL:O	40:BE:117:MET:CB	2.42	0.67
50:BR:29:LEU:HD11	50:BR:52:ILE:HD11	1.75	0.67
58:BZ:141:VAL:HG13	58:BZ:144:LEU:CB	2.25	0.67
11:CK:84:VAL:HG23	11:CK:110:ASP:HA	1.76	0.67
13:CM:83:ASP:CG	13:CM:84:ILE:H	1.98	0.67
24:CY:66:C:H2'	24:CY:67:G:C8	2.29	0.67
27:D1:8:SER:HB3	27:D1:66:HIS:CG	2.29	0.67
36:DA:1543:C:C3'	36:DA:1544:A:H5''	2.24	0.67
36:DA:2781:A:H5'	36:DA:2782:G:H5'	1.77	0.67
36:DA:2796:U:H3'	36:DA:2799:C:C5'	2.22	0.67
47:DO:4:PRO:O	47:DO:5:GLN:HB2	1.93	0.67
51:DS:17:ARG:O	51:DS:20:ARG:HG2	1.94	0.67
1:AA:1124:G:H5'	10:AJ:35:SER:HB2	1.76	0.67
10:AJ:9:ARG:HG3	10:AJ:69:ASN:OD1	1.95	0.67
17:AQ:53:LEU:HD23	17:AQ:54:GLY:N	2.10	0.67
36:BA:6:A:O2'	46:BN:130:HIS:HB2	1.95	0.67
36:BA:34:C:H41	36:BA:447:A:H61	1.43	0.67
36:BA:130:C:O3'	36:BA:1349:A:H1'	1.94	0.67
36:BA:484:C:H2'	36:BA:485:C:C6	2.30	0.67
36:BA:860:U:C5	36:BA:917:A:N7	2.62	0.67
42:BG:67:LYS:H	42:BG:67:LYS:CD	2.01	0.67
1:CA:713:G:H2'	1:CA:714:G:C8	2.29	0.67
2:CB:131:PRO:HG2	2:CB:134:GLU:HG2	1.77	0.67
25:CZ:195:TRP:O	25:CZ:197:ASP:N	2.28	0.67
30:D4:40:HIS:HA	30:D4:42:PHE:H	1.58	0.67
34:D8:52:LYS:N	34:D8:53:PRO:CD	2.58	0.67
36:DA:1050:A:C2'	36:DA:1051:G:H5'	2.24	0.67
36:DA:1301:A:HO2'	36:DA:1302:A:H2'	1.57	0.67
36:DA:2023:G:H5'	36:DA:2617:C:H4'	1.77	0.67
38:DC:78:ALA:HA	38:DC:116:THR:N	2.09	0.67
40:DE:4:ILE:HG21	40:DE:96:PHE:HE2	1.60	0.67
54:DV:49:THR:HB	54:DV:50:PRO:CD	2.25	0.67
25:AZ:313:HIS:HB2	25:AZ:380:LEU:HD12	1.77	0.67
27:B1:67:ILE:N	27:B1:68:PRO:HD2	2.10	0.67
36:BA:1810:A:H2'	36:BA:1811:G:O4'	1.95	0.67
39:BD:34:VAL:CG2	39:BD:35:LYS:H	2.06	0.67
39:BD:261:LYS:HZ1	39:BD:263:ARG:NH2	1.92	0.67

Continued on next page...

Continued from previous page...

Atom-1	Atom-2	Interatomic distance (Å)	Clash overlap (Å)
46:BN:10:GLU:OE2	46:BN:11:PRO:HD2	1.94	0.67
48:BP:84:ASN:CG	48:BP:116:GLY:HA2	2.15	0.67
51:BS:15:ARG:O	51:BS:15:ARG:HD2	1.94	0.67
52:BT:27:THR:O	52:BT:28:VAL:CB	2.42	0.67
7:CG:113:GLU:HG3	7:CG:119:ARG:HB3	1.76	0.67
10:CJ:75:ILE:HG13	10:CJ:76:ASN:H	1.60	0.67
29:D3:8:LEU:HD22	29:D3:31:LEU:CD2	2.24	0.67
36:DA:234:C:H2'	36:DA:235:U:H6	1.60	0.67
36:DA:581:C:H2'	36:DA:582:G:C8	2.30	0.67
36:DA:1810:A:H2'	36:DA:1811:G:O4'	1.94	0.67
36:DA:2756:U:H1'	36:DA:2757:A:C5'	2.25	0.67
40:DE:101:ARG:CB	40:DE:201:THR:HG21	2.25	0.67
1:AA:266:G:H5''	1:AA:267:C:H5	1.58	0.67
1:AA:356:A:H2'	1:AA:357:G:H8	1.60	0.67
1:AA:706:A:C4'	11:AK:29:ILE:HD11	2.24	0.67
1:AA:1280:A:O2'	1:AA:1281:U:OP1	2.12	0.67
4:AD:124:GLY:O	4:AD:126:ILE:N	2.28	0.67
36:BA:1050:A:C2'	36:BA:1051:G:H5'	2.25	0.67
36:BA:1242:A:H5'	36:BA:1243:G:OP2	1.94	0.67
36:BA:1331:A:O2'	36:BA:1332:G:H8	1.78	0.67
36:BA:1465:G:H5'	36:BA:1528:A:H1'	1.76	0.67
41:BF:154:VAL:HG22	41:BF:191:ARG:HB3	1.77	0.67
43:BH:83:TYR:HB3	43:BH:135:GLY:H	1.60	0.67
48:BP:23:PRO:O	48:BP:33:ARG:HD2	1.95	0.67
57:BY:88:LYS:NZ	57:BY:93:GLY:HA3	2.10	0.67
58:BZ:10:ARG:HH21	58:BZ:26:GLY:H	1.40	0.67
1:CA:1314:C:OP2	19:CS:6:LYS:HG3	1.95	0.67
9:CI:4:TYR:CE2	9:CI:88:TYR:HB2	2.29	0.67
12:CL:39:VAL:HG12	12:CL:57:LYS:HB3	1.75	0.67
28:D2:25:VAL:HG13	28:D2:29:LYS:CG	2.25	0.67
36:DA:2185:C:H2'	36:DA:2186:G:C5'	2.24	0.67
41:DF:132:VAL:HG22	41:DF:133:ASN:N	2.07	0.67
1:AA:1534:A:H62	23:AX:12:A:H2	1.42	0.67
2:AB:131:PRO:HG2	2:AB:134:GLU:HG2	1.77	0.67
7:AG:57:GLU:O	7:AG:60:LYS:HB3	1.95	0.67
12:AL:110:VAL:H	12:AL:122:THR:CG2	2.08	0.67
36:BA:64:A:C4	56:BX:66:LEU:HD12	2.30	0.67
36:BA:325:G:H2'	36:BA:326:G:H8	1.59	0.67
36:BA:654(C):G:C2'	36:BA:654(D):G:H5'	2.24	0.67
36:BA:2185:C:H2'	36:BA:2186:G:C5'	2.24	0.67
36:BA:2756:U:H1'	36:BA:2757:A:C5'	2.24	0.67

Continued on next page...

Continued from previous page...

Atom-1	Atom-2	Interatomic distance (Å)	Clash overlap (Å)
38:BC:120:MET:HA	38:BC:123:VAL:HG12	1.75	0.67
46:BN:58:ASP:O	46:BN:60:ILE:N	2.28	0.67
46:BN:76:SER:HB3	46:BN:81:GLY:HA3	1.77	0.67
48:BP:146:VAL:HG22	48:BP:147:LEU:N	2.06	0.67
52:BT:78:LEU:O	52:BT:79:HIS:HD2	1.77	0.67
52:BT:129:ARG:CZ	52:BT:131:ALA:HB3	2.25	0.67
1:CA:1131:G:H1	1:CA:1143:G:H21	1.42	0.67
1:CA:1216:G:OP1	14:CN:2:ALA:HB3	1.94	0.67
3:CC:30:ARG:HH21	3:CC:31:HIS:CE1	2.13	0.67
6:CF:43:LEU:H	6:CF:43:LEU:HD22	1.60	0.67
25:CZ:267:VAL:HG23	25:CZ:288:VAL:HG13	1.77	0.67
28:D2:47:ASN:HB3	28:D2:51:ARG:HG3	1.77	0.67
36:DA:425:G:H2'	36:DA:426:C:H6	1.58	0.67
36:DA:1332:G:N2	36:DA:1610:A:C8	2.62	0.67
36:DA:1817:G:H2'	36:DA:1818:U:H5'	1.77	0.67
36:DA:2138:C:H2'	36:DA:2139:C:H6	1.60	0.67
36:DA:2762:G:H5'	36:DA:2762:G:C8	2.28	0.67
54:DV:99:ILE:HD13	54:DV:99:ILE:N	2.10	0.67
10:AJ:75:ILE:HG13	10:AJ:76:ASN:H	1.59	0.66
11:AK:85:ARG:HG2	11:AK:111:ASP:O	1.95	0.66
17:AQ:59:ILE:HG22	17:AQ:71:PHE:HB3	1.76	0.66
34:B8:52:LYS:N	34:B8:53:PRO:CD	2.57	0.66
36:BA:234:C:H2'	36:BA:235:U:C6	2.30	0.66
36:BA:612:C:H2'	36:BA:613:G:H5''	1.76	0.66
36:BA:1332:G:N2	36:BA:1610:A:C8	2.62	0.66
36:BA:2463:C:O2'	36:BA:2464:C:H5'	1.94	0.66
38:BC:72:VAL:HG23	38:BC:111:ASP:HB3	1.77	0.66
43:BH:41:MET:CG	43:BH:42:ARG:H	2.07	0.66
55:BW:107:LEU:HD12	55:BW:107:LEU:N	2.09	0.66
57:BY:73:ARG:HA	57:BY:73:ARG:HE	1.59	0.66
20:CT:86:ARG:O	20:CT:90:GLN:HG3	1.95	0.66
34:D8:6:THR:HB	34:D8:11:LYS:HZ3	1.58	0.66
34:D8:8:LYS:O	34:D8:12:LYS:HG3	1.95	0.66
36:DA:267:C:H2'	36:DA:268:C:H6	1.59	0.66
36:DA:944:G:H5'	36:DA:945:A:O5'	1.95	0.66
39:DD:35:LYS:CG	39:DD:104:TYR:CE2	2.67	0.66
48:DP:66:GLY:O	48:DP:67:MET:HB2	1.94	0.66
52:DT:50:ILE:HD11	52:DT:102:ILE:HD11	1.77	0.66
1:AA:1003:G:H2'	1:AA:1004:A:C4'	2.18	0.66
1:AA:1314:C:OP2	19:AS:6:LYS:HG3	1.96	0.66
5:AE:53:LEU:H	5:AE:53:LEU:HD12	1.60	0.66

Continued on next page...

Continued from previous page...

Atom-1	Atom-2	Interatomic distance (Å)	Clash overlap (Å)
6:AF:11:ASN:HB3	6:AF:14:LEU:HD23	1.77	0.66
9:AI:88:TYR:O	9:AI:89:ASN:HB2	1.96	0.66
25:AZ:149:LEU:O	25:AZ:152:MET:HB3	1.96	0.66
31:B5:3:LYS:HG3	36:BA:2611:U:O2'	1.95	0.66
31:B5:33:CYS:HB3	31:B5:36:CYS:O	1.95	0.66
36:BA:259:G:N2	36:BA:621:A:H8	1.87	0.66
38:BC:40:THR:HG22	38:BC:177:LYS:HD2	1.77	0.66
43:BH:68:THR:O	43:BH:72:ILE:HG12	1.95	0.66
48:BP:46:LYS:HB2	48:BP:52:GLU:HG2	1.78	0.66
1:CA:1149:C:H2'	1:CA:1150:U:C6	2.30	0.66
1:CA:1452:C:H4'	1:CA:1456:G:N2	2.10	0.66
25:CZ:163:PHE:CD1	25:CZ:164:PRO:HD2	2.29	0.66
35:D9:17:ILE:HG22	35:D9:18:ARG:N	2.10	0.66
36:DA:176:G:O2'	36:DA:177:G:H5'	1.95	0.66
36:DA:2138:C:H2'	36:DA:2139:C:C6	2.31	0.66
36:DA:2377:A:H4'	51:DS:107:GLU:O	1.95	0.66
39:DD:273:ARG:HH11	39:DD:273:ARG:HG2	1.60	0.66
40:DE:51:PHE:O	40:DE:74:PRO:HB2	1.96	0.66
42:DG:68:PRO:HB2	42:DG:90:LEU:HD13	1.77	0.66
43:DH:41:MET:CG	43:DH:42:ARG:H	2.07	0.66
50:DR:62:ALA:O	50:DR:66:VAL:HG23	1.95	0.66
54:DV:72:VAL:CG2	54:DV:85:LYS:HB3	2.25	0.66
1:AA:1316:G:N2	1:AA:1318:A:H3'	2.10	0.66
4:AD:200:GLU:HG2	4:AD:201:GLN:H	1.60	0.66
27:B1:65:SER:O	27:B1:66:HIS:CB	2.40	0.66
30:B4:12:ALA:CB	30:B4:29:PRO:HA	2.25	0.66
31:B5:39:MET:HG3	55:BW:34:ASN:OD1	1.93	0.66
36:BA:1353:A:H2'	36:BA:1354:A:C8	2.30	0.66
36:BA:2491:U:H4'	36:BA:2570:G:OP1	1.96	0.66
40:BE:4:ILE:HG21	40:BE:96:PHE:HE2	1.60	0.66
52:BT:60:THR:HG22	52:BT:77:PRO:HA	1.77	0.66
55:BW:82:LEU:HB3	55:BW:84:ARG:NH1	2.10	0.66
1:CA:673:G:H2'	1:CA:674:G:C8	2.31	0.66
1:CA:1124:G:H5'	10:CJ:35:SER:HB2	1.77	0.66
1:CA:1285:A:H4'	1:CA:1286:A:O5'	1.95	0.66
1:CA:1347:G:H2'	9:CI:108:VAL:O	1.95	0.66
4:CD:124:GLY:O	4:CD:126:ILE:N	2.28	0.66
11:CK:59:TYR:CZ	11:CK:63:LEU:HD11	2.31	0.66
25:CZ:326:GLU:H	25:CZ:326:GLU:CD	1.97	0.66
36:DA:6:A:O2'	46:DN:130:HIS:HB2	1.95	0.66
36:DA:244:A:H4'	48:DP:74:GLU:HG3	1.76	0.66

Continued on next page...

Continued from previous page...

Atom-1	Atom-2	Interatomic distance (Å)	Clash overlap (Å)
36:DA:2604:U:H6	36:DA:2604:U:C5'	2.08	0.66
36:DA:2852:G:H2'	36:DA:2853:C:H6	1.60	0.66
40:DE:2:LYS:HD3	40:DE:95:ILE:HG22	1.77	0.66
46:DN:3:THR:HG22	46:DN:4:TYR:H	1.59	0.66
2:AB:44:LEU:H	2:AB:44:LEU:HD12	1.61	0.66
7:AG:38:LEU:HD12	7:AG:38:LEU:O	1.95	0.66
13:AM:87:TYR:HD1	19:AS:81:ARG:HH22	1.43	0.66
24:AY:76:A:C8	25:AZ:271:GLU:OE1	2.48	0.66
31:B5:44:THR:HG23	50:BR:101:ALA:N	2.11	0.66
35:B9:17:ILE:HG22	35:B9:18:ARG:N	2.09	0.66
36:BA:585:G:H2'	36:BA:1251:C:H42	1.61	0.66
36:BA:1294:U:H5'	36:BA:1294:U:H6	1.60	0.66
39:BD:162:SER:O	39:BD:178:PRO:HG3	1.96	0.66
41:DF:160:ASN:OD1	41:DF:163:VAL:HG23	1.94	0.66
4:AD:31:CYS:SG	59:AD:301:ZN:ZN	1.85	0.66
25:AZ:163:PHE:CD1	25:AZ:164:PRO:HD2	2.29	0.66
25:AZ:309:SER:O	25:AZ:310:ILE:HG22	1.95	0.66
27:B1:50:ARG:HG2	27:B1:59:THR:HG22	1.76	0.66
36:BA:1543:C:C3'	36:BA:1544:A:H5''	2.23	0.66
36:BA:2192:G:H2'	36:BA:2193:G:H5''	1.78	0.66
36:BA:2312:U:H2'	36:BA:2313:C:H5''	1.78	0.66
36:BA:2852:G:H2'	36:BA:2853:C:C6	2.31	0.66
4:CD:129:ASN:ND2	4:CD:145:GLU:H	1.93	0.66
8:CH:9:MET:SD	8:CH:32:LYS:HG2	2.35	0.66
25:CZ:149:LEU:O	25:CZ:152:MET:HB3	1.95	0.66
25:CZ:251:ASP:O	25:CZ:267:VAL:HG12	1.95	0.66
36:DA:130:C:O3'	36:DA:1349:A:H1'	1.96	0.66
36:DA:302:C:H2'	36:DA:303:U:C6	2.29	0.66
36:DA:528:A:H2	36:DA:2043:C:O5'	1.78	0.66
36:DA:1337:G:H2'	36:DA:1338:G:H8	1.59	0.66
36:DA:2557:G:O2'	36:DA:2558:C:H5'	1.94	0.66
43:DH:18:GLU:HB2	43:DH:25:LYS:HB2	1.77	0.66
43:DH:83:TYR:HB2	43:DH:134:SER:HA	1.76	0.66
47:DO:107:ARG:NH1	52:DT:36:GLU:HG2	2.10	0.66
52:DT:106:SER:C	52:DT:107:ASP:OD1	2.34	0.66
54:DV:21:ARG:HG2	54:DV:91:TYR:HD2	1.58	0.66
54:DV:39:LEU:HA	54:DV:47:VAL:CG1	2.26	0.66
55:DW:82:LEU:HB3	55:DW:84:ARG:HH12	1.59	0.66
4:AD:129:ASN:HD21	4:AD:145:GLU:H	1.42	0.66
11:AK:59:TYR:CZ	11:AK:63:LEU:HD11	2.30	0.66
16:AP:8:ARG:HB3	16:AP:28:ARG:NH1	2.11	0.66

Continued on next page...

Continued from previous page...

Atom-1	Atom-2	Interatomic distance (Å)	Clash overlap (Å)
22:AW:38:A:C3'	22:AW:39:U:H5''	2.26	0.66
27:B1:82:LEU:HD21	27:B1:90:ILE:HG23	1.77	0.66
36:BA:582:G:H2'	36:BA:583:G:C8	2.31	0.66
38:BC:107:TRP:CZ2	38:BC:109:ASP:HA	2.31	0.66
41:BF:160:ASN:OD1	41:BF:163:VAL:HG23	1.94	0.66
42:BG:106:LEU:HD12	42:BG:110:ALA:HB3	1.78	0.66
46:BN:43:THR:O	46:BN:46:VAL:HG12	1.95	0.66
48:BP:80:TYR:CD1	48:BP:111:ARG:HB3	2.30	0.66
52:BT:82:LEU:H	52:BT:82:LEU:CD1	2.02	0.66
54:BV:61:VAL:HG23	54:BV:61:VAL:O	1.94	0.66
1:CA:176:C:H2'	1:CA:177:C:C6	2.30	0.66
1:CA:1282:C:O2'	1:CA:1283:G:H5'	1.95	0.66
36:DA:654(P):C:H2'	36:DA:654(Q):C:O4'	1.96	0.66
36:DA:1465:G:H5'	36:DA:1528:A:H1'	1.77	0.66
36:DA:1658:C:OP1	40:DE:132:HIS:O	2.13	0.66
37:DB:8:U:H5'	37:DB:8:U:C6	2.22	0.66
40:DE:101:ARG:NH1	40:DE:171:GLU:HB2	2.10	0.66
42:DG:47:LYS:HZ1	42:DG:82:LEU:HB2	1.59	0.66
42:DG:138:GLN:O	42:DG:144:ILE:HD13	1.96	0.66
47:DO:104:ARG:HE	52:DT:33:LYS:HE3	1.60	0.66
52:DT:80:SER:HB3	52:DT:81:PRO:CD	2.24	0.66
55:DW:22:ASP:HA	55:DW:25:ARG:HH12	1.61	0.66
57:DY:88:LYS:NZ	57:DY:93:GLY:HA3	2.11	0.66
58:DZ:10:ARG:HH11	58:DZ:10:ARG:HG2	1.59	0.66
1:AA:1318:A:H1'	19:AS:37:ARG:HH21	1.61	0.66
24:AY:66:C:H2'	24:AY:67:G:C8	2.30	0.66
24:AY:72:U:C3'	24:AY:73:G:H5''	2.25	0.66
25:AZ:134:PHE:CD1	25:AZ:202:LEU:HD22	2.30	0.66
27:B1:7:ILE:HD11	27:B1:70:VAL:HG22	1.78	0.66
32:B6:22:ALA:HB2	32:B6:39:TYR:CE2	2.31	0.66
32:B6:26:ASN:ND2	32:B6:32:ASN:HD21	1.94	0.66
36:BA:83:G:N2	36:BA:102:G:H2'	2.10	0.66
36:BA:234:C:H2'	36:BA:235:U:H6	1.61	0.66
36:BA:481:G:OP2	57:BY:47:LYS:HD3	1.95	0.66
36:BA:2022:U:O2'	36:BA:2617:C:H5'	1.96	0.66
36:BA:2023:G:H5'	36:BA:2617:C:H4'	1.76	0.66
50:BR:94:TYR:N	50:BR:94:TYR:CD1	2.62	0.66
52:BT:28:VAL:O	52:BT:29:ARG:HB2	1.95	0.66
52:BT:106:SER:C	52:BT:107:ASP:OD1	2.34	0.66
58:BZ:24:LEU:HD21	58:BZ:86:VAL:CG2	2.25	0.66
1:CA:961:U:O2'	1:CA:962:C:P	2.53	0.66

Continued on next page...

Continued from previous page...

Atom-1	Atom-2	Interatomic distance (Å)	Clash overlap (Å)
30:D4:31:ILE:HG21	42:DG:142:PRO:HB2	1.77	0.66
32:D6:14:THR:O	32:D6:49:HIS:HA	1.96	0.66
36:DA:143:G:H2'	36:DA:143(A):C:C6	2.31	0.66
36:DA:1813:G:H1'	39:DD:50:THR:OG1	1.95	0.66
36:DA:2334:G:H5'	51:DS:13:ARG:HD3	1.77	0.66
41:DF:103:LYS:HG3	41:DF:106:ARG:NH2	2.10	0.66
43:DH:85:LYS:HZ1	43:DH:132:ARG:HA	1.59	0.66
58:DZ:128:VAL:HG22	58:DZ:129:SER:N	2.11	0.66
1:AA:186:C:H2'	1:AA:187:C:C6	2.29	0.66
12:AL:33:ARG:HD3	12:AL:62:SER:HB3	1.78	0.66
32:B6:5:VAL:N	32:B6:9:LEU:H	1.94	0.66
38:BC:78:ALA:HA	38:BC:116:THR:N	2.10	0.66
40:BE:101:ARG:CB	40:BE:201:THR:HG21	2.26	0.66
41:BF:39:TRP:CD1	41:BF:101:LEU:HB2	2.31	0.66
48:BP:24:GLY:CA	48:BP:33:ARG:NH1	2.59	0.66
50:BR:51:LEU:HD23	50:BR:70:LEU:HD11	1.77	0.66
53:BU:3:ARG:HG2	53:BU:3:ARG:NH1	2.11	0.66
55:BW:73:ALA:HB3	55:BW:106:ILE:HD11	1.76	0.66
2:CB:18:GLY:H	2:CB:42:ILE:HG23	1.60	0.66
10:CJ:29:ARG:O	10:CJ:30:SER:HB3	1.96	0.66
32:D6:22:ALA:HB2	32:D6:39:TYR:CE2	2.31	0.66
36:DA:325:G:H2'	36:DA:326:G:H8	1.60	0.66
36:DA:657:U:H2'	36:DA:658:C:C6	2.31	0.66
36:DA:1453:U:H5'	50:DR:63:ARG:NE	2.11	0.66
36:DA:2790:A:H2'	36:DA:2791:C:H5''	1.78	0.66
37:DB:42:C:N3	42:DG:93:THR:HG23	2.11	0.66
41:DF:32:LEU:HD21	41:DF:105:VAL:HG13	1.77	0.66
55:DW:4:LYS:HG2	55:DW:5:ALA:N	2.11	0.66
1:AA:713:G:H2'	1:AA:714:G:C8	2.30	0.66
1:AA:953:G:C5'	1:AA:965:A:H61	2.09	0.66
2:AB:18:GLY:H	2:AB:42:ILE:HG23	1.60	0.66
9:AI:95:LYS:HZ2	9:AI:96:LEU:HD13	1.61	0.66
36:BA:2467:C:H4'	49:BQ:123:HIS:ND1	2.11	0.66
42:BG:87:PRO:O	42:BG:88:ILE:HG12	1.95	0.66
43:BH:136:ILE:HD12	43:BH:136:ILE:N	2.11	0.66
51:BS:42:ASP:O	51:BS:43:GLU:HB3	1.95	0.66
52:BT:23:ARG:O	52:BT:25:GLY:N	2.28	0.66
1:CA:963:G:H21	10:CJ:55:LYS:NZ	1.93	0.66
1:CA:1280:A:O2'	1:CA:1281:U:OP1	2.13	0.66
2:CB:44:LEU:HA	2:CB:47:THR:HB	1.77	0.66
5:CE:101:ILE:O	5:CE:120:THR:HB	1.95	0.66

Continued on next page...

Continued from previous page...

Atom-1	Atom-2	Interatomic distance (Å)	Clash overlap (Å)
25:CZ:68:VAL:HG22	25:CZ:69:GLU:N	2.09	0.66
36:DA:145:G:H2'	36:DA:146:G:H5''	1.76	0.66
36:DA:479:A:O2'	36:DA:481:G:H5'	1.96	0.66
36:DA:2845:G:O2'	36:DA:2846:G:H5'	1.96	0.66
41:DF:101:LEU:HD12	41:DF:102:PRO:CD	2.26	0.66
48:DP:45:LEU:HD13	48:DP:46:LYS:H	1.59	0.66
52:DT:58:ASN:H	52:DT:58:ASN:ND2	1.93	0.66
54:DV:49:THR:HB	54:DV:50:PRO:HD2	1.75	0.66
57:DY:6:HIS:HE1	57:DY:30:VAL:HG11	1.60	0.66
1:AA:1125:U:H5''	1:AA:1126:U:H5	1.61	0.66
2:AB:44:LEU:HA	2:AB:47:THR:HB	1.76	0.66
10:AJ:38:ILE:CG1	10:AJ:71:LEU:HB3	2.26	0.66
25:AZ:26:THR:HG23	60:AZ:501:GDP:O2A	1.95	0.66
31:B5:49:CYS:O	31:B5:56:LYS:HD3	1.96	0.66
32:B6:30:THR:O	32:B6:31:PRO:C	2.34	0.66
36:BA:996:A:H4'	53:BU:92:ARG:NE	2.11	0.66
36:BA:1453:U:H5'	50:BR:63:ARG:NE	2.11	0.66
40:BE:9:VAL:HG12	40:BE:25:VAL:O	1.96	0.66
42:BG:121:ASN:HB3	42:BG:124:SER:HB2	1.78	0.66
48:BP:40:SER:O	48:BP:41:ARG:NH1	2.28	0.66
52:BT:62:THR:HG22	52:BT:75:ILE:HG13	1.77	0.66
1:CA:1316:G:N2	1:CA:1318:A:H3'	2.11	0.66
1:CA:1321:C:H5''	1:CA:1322:C:C5'	2.25	0.66
2:CB:28:PHE:CD2	2:CB:190:THR:HA	2.30	0.66
6:CF:97:PHE:O	18:CR:31:LEU:HD23	1.96	0.66
11:CK:38:ASN:N	11:CK:38:ASN:HD22	1.94	0.66
12:CL:79:GLU:O	12:CL:80:HIS:HB2	1.95	0.66
13:CM:80:ARG:O	13:CM:83:ASP:HB3	1.96	0.66
27:D1:75:GLU:O	27:D1:77:ALA:N	2.26	0.66
36:DA:672:C:H2'	36:DA:673:C:H5''	1.75	0.66
36:DA:1058:G:C2'	36:DA:1059:G:H5''	2.27	0.66
40:DE:16:ARG:CD	40:DE:21:VAL:HG11	2.24	0.66
43:DH:105:LEU:HD23	43:DH:105:LEU:H	1.61	0.66
1:AA:45:U:H2'	1:AA:46:G:H8	1.62	0.65
1:AA:1285:A:H4'	1:AA:1286:A:O5'	1.96	0.65
13:AM:80:ARG:O	13:AM:83:ASP:HB3	1.96	0.65
17:AQ:5:VAL:HG22	17:AQ:60:ILE:HD12	1.77	0.65
19:AS:43:GLU:C	19:AS:45:VAL:H	2.00	0.65
24:AY:77:TRP:N	25:AZ:273:HIS:H	1.93	0.65
36:BA:145:G:H2'	36:BA:146:G:H5''	1.78	0.65
36:BA:654(P):C:H2'	36:BA:654(Q):C:O4'	1.96	0.65

Continued on next page...

Continued from previous page...

Atom-1	Atom-2	Interatomic distance (Å)	Clash overlap (Å)
36:BA:1947:C:C2'	36:BA:1948:G:H5''	2.26	0.65
36:BA:2720:U:O2	36:BA:2720:U:H2'	1.95	0.65
39:BD:183:ARG:HD2	39:BD:269:PHE:O	1.95	0.65
41:BF:32:LEU:HD21	41:BF:105:VAL:HG13	1.78	0.65
41:BF:185:ASP:HA	41:BF:188:ARG:HG2	1.78	0.65
47:BO:35:VAL:HG21	47:BO:69:ILE:HD13	1.78	0.65
50:BR:62:ALA:O	50:BR:66:VAL:HG23	1.96	0.65
58:BZ:151:HIS:HB2	58:BZ:169:GLU:O	1.96	0.65
1:CA:1277:C:HO2'	1:CA:1279:A:H8	1.44	0.65
10:CJ:46:ARG:HH11	10:CJ:46:ARG:HG2	1.61	0.65
34:D8:32:LEU:CD2	34:D8:36:LYS:HZ1	2.09	0.65
36:DA:484:C:H2'	36:DA:485:C:C6	2.30	0.65
36:DA:907:U:OP1	49:DQ:24:GLY:N	2.24	0.65
36:DA:1963:U:O2	36:DA:1963:U:H2'	1.96	0.65
38:DC:114:VAL:HG12	38:DC:144:THR:HB	1.77	0.65
39:DD:48:ARG:HH11	39:DD:48:ARG:HG3	1.60	0.65
39:DD:267:SER:HB3	39:DD:270:ILE:HD11	1.76	0.65
41:DF:113:ALA:HB1	41:DF:186:ILE:HG21	1.78	0.65
42:DG:137:GLU:O	42:DG:138:GLN:HB3	1.96	0.65
47:DO:69:ILE:HG13	47:DO:77:ILE:HG23	1.77	0.65
55:DW:73:ALA:HB3	55:DW:106:ILE:HD11	1.78	0.65
1:AA:1104:G:O5'	2:AB:111:ARG:HD2	1.97	0.65
11:AK:57:THR:HG23	11:AK:60:ALA:H	1.59	0.65
12:AL:39:VAL:HG12	12:AL:57:LYS:HB3	1.77	0.65
13:AM:12:ASN:H	13:AM:12:ASN:HD22	1.44	0.65
28:B2:2:LYS:HB2	36:BA:97:C:H5''	1.76	0.65
36:BA:140:G:H1'	36:BA:141:A:C2	2.30	0.65
36:BA:1473:G:H2'	36:BA:1474:C:O4'	1.96	0.65
36:BA:1720:U:C3'	36:BA:1721:G:H5''	2.25	0.65
36:BA:2334:G:H21	51:BS:18:ILE:HG23	1.61	0.65
36:BA:2408:U:H2'	36:BA:2409:G:H8	1.61	0.65
40:BE:203:LYS:O	40:BE:203:LYS:HD2	1.95	0.65
53:BU:85:LYS:CD	53:BU:117:GLN:HE22	2.08	0.65
54:BV:51:VAL:HG12	54:BV:52:VAL:H	1.62	0.65
5:CE:51:VAL:HB	5:CE:52:PRO:HD3	1.78	0.65
9:CI:126:SER:O	9:CI:127:LYS:HB3	1.96	0.65
14:CN:23:ARG:HD2	14:CN:28:GLY:O	1.97	0.65
24:CY:40:C:C2'	24:CY:41:C:H5''	2.26	0.65
36:DA:674:G:H1'	41:DF:74:ARG:CD	2.25	0.65
36:DA:1019:U:O2'	36:DA:1021:A:H2	1.80	0.65
36:DA:2392:A:H2	36:DA:2424:C:H42	1.41	0.65

Continued on next page...

Continued from previous page...

Atom-1	Atom-2	Interatomic distance (Å)	Clash overlap (Å)
39:DD:35:LYS:HG3	39:DD:104:TYR:CD2	2.29	0.65
40:DE:57:LYS:HE3	40:DE:57:LYS:CA	2.20	0.65
48:DP:105:LEU:HD12	48:DP:105:LEU:N	2.10	0.65
54:DV:40:LEU:H	54:DV:47:VAL:HG13	1.60	0.65
1:AA:1250:A:H4'	9:AI:68:GLY:H	1.60	0.65
9:AI:4:TYR:CE2	9:AI:88:TYR:HB2	2.31	0.65
11:AK:27:ASN:HD22	11:AK:28:THR:N	1.92	0.65
12:AL:33:ARG:HG2	12:AL:60:LEU:HD12	1.78	0.65
25:AZ:27:LEU:HD12	25:AZ:31:LEU:HG	1.76	0.65
27:B1:13:ILE:HD12	27:B1:13:ILE:N	2.11	0.65
28:B2:39:ALA:HA	28:B2:45:SER:HB3	1.77	0.65
36:BA:612:C:C2'	36:BA:613:G:H5''	2.26	0.65
36:BA:1337:G:H2'	36:BA:1338:G:H8	1.61	0.65
36:BA:2781:A:H5'	36:BA:2782:G:H5'	1.77	0.65
39:BD:267:SER:HA	39:BD:270:ILE:HG13	1.77	0.65
57:BY:6:HIS:HE1	57:BY:30:VAL:HG11	1.61	0.65
1:CA:961:U:O2'	1:CA:962:C:O5'	2.13	0.65
2:CB:17:PHE:O	2:CB:18:GLY:O	2.15	0.65
26:D0:27:GLU:OE1	26:D0:27:GLU:N	2.25	0.65
26:D0:27:GLU:OE1	36:DA:856:C:H1'	1.97	0.65
28:D2:23:LYS:HG3	28:D2:26:ARG:HD3	1.77	0.65
36:DA:833:U:H5''	48:DP:48:PRO:HB2	1.77	0.65
51:DS:11:LYS:N	51:DS:11:LYS:HD2	2.11	0.65
57:DY:46:LYS:HG2	57:DY:47:LYS:N	2.11	0.65
1:AA:1157:A:H4'	1:AA:1158:C:O5'	1.96	0.65
3:AC:5:ILE:HG12	3:AC:10:PHE:HB2	1.77	0.65
3:AC:26:LYS:HE3	3:AC:26:LYS:N	2.10	0.65
12:AL:110:VAL:CG2	12:AL:120:TYR:HB3	2.26	0.65
22:AW:30:G:H2'	22:AW:31:A:H8	1.61	0.65
24:AY:61:C:H2'	24:AY:62:U:H5''	1.79	0.65
27:B1:84:GLY:O	27:B1:90:ILE:HD11	1.97	0.65
36:BA:83:G:HO2'	36:BA:84:A:H8	1.41	0.65
36:BA:89:G:H3'	36:BA:90:U:C5'	2.27	0.65
36:BA:106:C:H1'	57:BY:2:ARG:NH2	2.11	0.65
36:BA:140:G:H1'	36:BA:141:A:H2	1.62	0.65
36:BA:813:U:H2'	36:BA:814:C:C6	2.32	0.65
36:BA:2443:C:O2'	36:BA:2444:G:H5'	1.95	0.65
41:BF:132:VAL:HG22	41:BF:133:ASN:N	2.07	0.65
43:BH:121:ILE:HD13	43:BH:144:VAL:HG21	1.79	0.65
51:BS:89:ARG:HG2	51:BS:92:TYR:HA	1.78	0.65
52:BT:98:LYS:HB3	52:BT:100:TYR:CE1	2.31	0.65

Continued on next page...

Continued from previous page...

Atom-1	Atom-2	Interatomic distance (Å)	Clash overlap (Å)
57:BY:74:PRO:O	57:BY:75:ILE:HB	1.97	0.65
58:BZ:123:ASP:O	58:BZ:124:ILE:HG23	1.95	0.65
10:CJ:38:ILE:CG1	10:CJ:71:LEU:HB3	2.26	0.65
14:CN:6:LEU:HB3	14:CN:23:ARG:NH2	2.11	0.65
20:CT:57:ARG:HH11	20:CT:102:GLY:CA	2.00	0.65
25:CZ:27:LEU:HD12	25:CZ:31:LEU:HG	1.77	0.65
25:CZ:270:VAL:HG13	25:CZ:286:VAL:HG21	1.77	0.65
28:D2:62:THR:HG21	36:DA:76:C:C4'	2.26	0.65
36:DA:108:U:H2'	36:DA:109:G:H8	1.61	0.65
36:DA:234:C:H2'	36:DA:235:U:C6	2.30	0.65
36:DA:286:C:H2'	36:DA:287:C:C6	2.30	0.65
36:DA:1503:U:O2'	36:DA:1504:C:H5'	1.97	0.65
36:DA:2635:C:OP1	40:DE:77:ILE:HG21	1.96	0.65
40:DE:9:VAL:HG12	40:DE:25:VAL:O	1.96	0.65
42:DG:152:LEU:HD23	42:DG:152:LEU:H	1.62	0.65
46:DN:43:THR:O	46:DN:46:VAL:HG12	1.97	0.65
46:DN:47:ALA:HB2	46:DN:112:LEU:CD1	2.26	0.65
52:DT:28:VAL:O	52:DT:29:ARG:HB2	1.95	0.65
58:DZ:178:GLU:N	58:DZ:178:GLU:OE1	2.29	0.65
1:AA:673:G:H2'	1:AA:674:G:C8	2.30	0.65
1:AA:1321:C:H5''	1:AA:1322:C:C5'	2.26	0.65
1:AA:1513:A:H2'	1:AA:1514:C:C6	2.32	0.65
2:AB:119:GLU:O	2:AB:122:PHE:HB3	1.96	0.65
5:AE:51:VAL:HB	5:AE:52:PRO:HD3	1.77	0.65
9:AI:28:VAL:HG22	9:AI:63:ILE:HB	1.79	0.65
12:AL:79:GLU:O	12:AL:80:HIS:HB2	1.95	0.65
13:AM:2:ALA:O	13:AM:9:ILE:HA	1.97	0.65
13:AM:10:PRO:HB3	13:AM:18:ALA:HB1	1.79	0.65
28:B2:35:LEU:CD1	28:B2:50:ILE:HG13	2.20	0.65
32:B6:5:VAL:HG11	36:BA:2283:C:H5'	1.78	0.65
32:B6:17:LYS:HB3	32:B6:18:ARG:NH1	2.11	0.65
36:BA:108:U:H2'	36:BA:109:G:H8	1.61	0.65
36:BA:744:G:OP1	40:BE:132:HIS:HB3	1.96	0.65
36:BA:2138:C:H2'	36:BA:2139:C:C6	2.31	0.65
43:BH:18:GLU:HB2	43:BH:25:LYS:HB2	1.79	0.65
2:CB:119:GLU:O	2:CB:122:PHE:HB3	1.97	0.65
9:CI:19:LEU:HD21	9:CI:59:PHE:CD2	2.31	0.65
13:CM:2:ALA:O	13:CM:9:ILE:HA	1.96	0.65
16:CP:20:VAL:CG2	16:CP:32:TYR:HB2	2.26	0.65
17:CQ:53:LEU:HD23	17:CQ:54:GLY:N	2.12	0.65
19:CS:24:ALA:O	19:CS:25:LYS:HB2	1.97	0.65

Continued on next page...

Continued from previous page...

Atom-1	Atom-2	Interatomic distance (Å)	Clash overlap (Å)
19:CS:43:GLU:C	19:CS:45:VAL:H	2.00	0.65
36:DA:64:A:C4	56:DX:66:LEU:HD12	2.30	0.65
36:DA:2467:C:H4'	49:DQ:123:HIS:ND1	2.10	0.65
36:DA:2629:A:H2'	36:DA:2629:A:N3	2.11	0.65
49:DQ:79:LEU:HD23	49:DQ:80:GLU:H	1.61	0.65
50:DR:96:ARG:NH1	50:DR:117:VAL:HG23	2.12	0.65
57:DY:74:PRO:O	57:DY:75:ILE:HB	1.94	0.65
1:AA:1432:G:OP1	52:BT:107:ASP:HB2	1.96	0.65
3:AC:16:ARG:HH11	3:AC:16:ARG:CB	2.09	0.65
3:AC:94:LEU:O	3:AC:95:THR:HB	1.96	0.65
25:AZ:88:TYR:N	25:AZ:88:TYR:CD1	2.61	0.65
25:AZ:107:SER:OG	25:AZ:137:LYS:HD2	1.97	0.65
36:BA:2712:U:H1'	36:BA:2712(A):A:C8	2.31	0.65
36:BA:2760:C:C2'	36:BA:2761:G:H5''	2.27	0.65
36:BA:2790:A:H2'	36:BA:2791:C:H5''	1.77	0.65
42:BG:173:LEU:O	42:BG:178:PHE:HB2	1.96	0.65
50:BR:2:ARG:HH11	50:BR:2:ARG:N	1.95	0.65
54:BV:40:LEU:H	54:BV:47:VAL:HG13	1.60	0.65
55:BW:59:VAL:HG21	55:BW:66:GLU:N	2.12	0.65
1:CA:1104:G:O5'	2:CB:111:ARG:HD2	1.97	0.65
16:CP:8:ARG:HB3	16:CP:28:ARG:NH1	2.12	0.65
16:CP:21:VAL:O	16:CP:21:VAL:HG22	1.96	0.65
22:CV:52:G:H1	22:CV:62:C:H42	1.44	0.65
25:CZ:88:TYR:N	25:CZ:88:TYR:CD1	2.61	0.65
32:D6:7:ILE:HB	32:D6:27:LYS:NZ	2.11	0.65
36:DA:34:C:H41	36:DA:447:A:H61	1.43	0.65
36:DA:1353:A:H2'	36:DA:1354:A:C8	2.32	0.65
36:DA:2125:G:OP1	38:DC:40:THR:HG21	1.96	0.65
47:DO:94:ARG:HG2	47:DO:94:ARG:HH11	1.61	0.65
48:DP:135:LEU:HD13	48:DP:135:LEU:O	1.96	0.65
52:DT:27:THR:H	52:DT:49:VAL:HG12	1.62	0.65
1:AA:1065:U:H6	1:AA:1190:G:H21	1.44	0.65
10:AJ:46:ARG:HH11	10:AJ:46:ARG:HG2	1.62	0.65
25:AZ:270:VAL:HG13	25:AZ:286:VAL:HG21	1.78	0.65
25:AZ:324:LYS:HD3	25:AZ:365:GLY:HA3	1.77	0.65
26:B0:27:GLU:OE1	36:BA:856:C:H1'	1.96	0.65
32:B6:14:THR:O	32:B6:49:HIS:HA	1.96	0.65
36:BA:244:A:H4'	48:BP:74:GLU:HG3	1.78	0.65
36:BA:448:U:H1'	41:BF:84:VAL:HG13	1.78	0.65
36:BA:944:G:H5'	36:BA:945:A:O5'	1.96	0.65
40:BE:11:MET:HB2	40:BE:23:VAL:O	1.97	0.65

Continued on next page...

Continued from previous page...

Atom-1	Atom-2	Interatomic distance (Å)	Clash overlap (Å)
47:BO:104:ARG:HE	52:BT:33:LYS:HE3	1.61	0.65
9:CI:88:TYR:O	9:CI:89:ASN:HB2	1.95	0.65
28:D2:2:LYS:HG3	28:D2:59:ARG:NH2	2.12	0.65
36:DA:2712:U:H1'	36:DA:2712(A):A:C8	2.31	0.65
41:DF:192:LEU:HD23	41:DF:192:LEU:C	2.16	0.65
42:DG:47:LYS:NZ	42:DG:82:LEU:HB2	2.11	0.65
46:DN:58:ASP:O	46:DN:60:ILE:N	2.30	0.65
50:DR:117:VAL:O	50:DR:118:GLU:HB2	1.97	0.65
52:DT:62:THR:HG22	52:DT:75:ILE:HG13	1.77	0.65
53:DU:85:LYS:CD	53:DU:117:GLN:HE22	2.10	0.65
1:AA:358:U:C4'	25:AZ:234:ARG:C	2.61	0.65
11:AK:38:ASN:HD22	11:AK:38:ASN:N	1.95	0.65
25:AZ:114:PRO:HB2	36:BA:2660:A:O2'	1.96	0.65
25:AZ:131:ILE:O	25:AZ:168:VAL:HG13	1.96	0.65
42:BG:139:LEU:HD11	42:BG:149:VAL:HG11	1.78	0.65
43:BH:52:VAL:HG21	43:BH:69:ARG:CG	2.27	0.65
49:BQ:141:GLN:HG2	58:BZ:72:ARG:HD3	1.78	0.65
57:BY:46:LYS:HG2	57:BY:47:LYS:N	2.12	0.65
58:BZ:30:ASN:HD22	58:BZ:30:ASN:C	2.00	0.65
58:BZ:123:ASP:O	58:BZ:124:ILE:HG12	1.97	0.65
58:BZ:133:ILE:N	58:BZ:134:PRO:HD3	2.11	0.65
11:CK:57:THR:CG2	11:CK:60:ALA:H	2.09	0.65
13:CM:11:ARG:HG2	13:CM:12:ASN:ND2	2.12	0.65
24:CY:61:C:H2'	24:CY:62:U:C5'	2.27	0.65
24:CY:62:U:H5'	24:CY:62:U:H6	1.62	0.65
24:CY:72:U:C2'	24:CY:73:G:H5''	2.27	0.65
32:D6:5:VAL:N	32:D6:9:LEU:H	1.95	0.65
36:DA:83:G:N2	36:DA:102:G:H2'	2.12	0.65
36:DA:89:G:H3'	36:DA:90:U:C5'	2.27	0.65
36:DA:1473:G:H2'	36:DA:1474:C:O4'	1.96	0.65
36:DA:1516:C:C2'	36:DA:1517:G:H5''	2.26	0.65
39:DD:26:LYS:O	39:DD:27:THR:HG22	1.96	0.65
55:DW:69:LEU:HA	55:DW:108:GLY:O	1.96	0.65
1:AA:1325:C:P	21:AU:15:ARG:NH2	2.70	0.65
2:AB:96:ARG:HD3	2:AB:148:TYR:HE1	1.62	0.65
4:AD:59:ARG:HH21	4:AD:62:GLN:HG3	1.62	0.65
16:AP:20:VAL:HG21	16:AP:32:TYR:CG	2.32	0.65
27:B1:8:SER:HB3	27:B1:66:HIS:NE2	2.12	0.65
36:BA:774:A:H2	36:BA:787:U:HO2'	1.44	0.65
36:BA:1499:C:O2'	36:BA:1500:G:H5'	1.97	0.65
36:BA:2777:G:H5''	36:BA:2778:A:C5'	2.26	0.65

Continued on next page...

Continued from previous page...

Atom-1	Atom-2	Interatomic distance (Å)	Clash overlap (Å)
37:BB:25:A:H2'	37:BB:25:A:N3	2.12	0.65
39:BD:148:GLU:HB2	39:BD:151:LYS:HD2	1.79	0.65
42:BG:2:PRO:O	42:BG:3:LEU:HB2	1.97	0.65
42:BG:12:TYR:HA	42:BG:16:ARG:HG2	1.78	0.65
48:BP:58:THR:C	48:BP:60:MET:N	2.50	0.65
52:BT:27:THR:H	52:BT:49:VAL:HG12	1.62	0.65
1:CA:108:G:H5'	1:CA:109:A:H5''	1.78	0.65
1:CA:186:C:H2'	1:CA:187:C:C6	2.31	0.65
1:CA:1065:U:H6	1:CA:1190:G:H21	1.44	0.65
6:CF:19:LEU:O	6:CF:19:LEU:HD23	1.97	0.65
10:CJ:40:LEU:HD23	10:CJ:40:LEU:N	2.09	0.65
12:CL:33:ARG:HD3	12:CL:62:SER:HB3	1.77	0.65
41:DF:185:ASP:HA	41:DF:188:ARG:CD	2.27	0.65
48:DP:146:VAL:HG22	48:DP:147:LEU:N	2.06	0.65
49:DQ:140:ALA:HB1	58:DZ:99:TYR:CZ	2.31	0.65
51:DS:40:ILE:HG13	51:DS:41:ASP:N	2.10	0.65
55:DW:14:PRO:HG2	55:DW:78:GLU:HG3	1.78	0.65
57:DY:75:ILE:HG13	57:DY:76:CYS:H	1.61	0.65
1:AA:359:U:P	25:AZ:235:GLY:HA2	2.37	0.65
1:AA:405:U:H3'	1:AA:406:G:H5'	1.79	0.65
5:AE:144:THR:O	5:AE:148:VAL:HG23	1.96	0.65
18:AR:58:LEU:HD22	18:AR:62:GLU:HB3	1.79	0.65
22:AV:42:C:H6	22:AV:42:C:C5'	2.05	0.65
25:AZ:152:MET:HE2	25:AZ:156:ASP:HB2	1.79	0.65
36:BA:191:A:H2'	36:BA:192:C:C6	2.32	0.65
36:BA:197:A:H5'	36:BA:197:A:C8	2.32	0.65
36:BA:1658:C:OP1	40:BE:132:HIS:ND1	2.30	0.65
40:BE:51:PHE:O	40:BE:74:PRO:HB2	1.96	0.65
40:BE:57:LYS:HE3	40:BE:57:LYS:CA	2.21	0.65
41:BF:201:VAL:HA	41:BF:204:ASN:HD22	1.62	0.65
43:BH:85:LYS:HE2	43:BH:85:LYS:O	1.96	0.65
48:BP:45:LEU:HD13	48:BP:46:LYS:H	1.62	0.65
48:BP:58:THR:O	48:BP:60:MET:N	2.29	0.65
55:BW:4:LYS:HG2	55:BW:5:ALA:N	2.11	0.65
1:CA:260:G:H2'	1:CA:261:U:C6	2.32	0.65
5:CE:12:LEU:HD23	5:CE:13:ILE:N	2.12	0.65
12:CL:33:ARG:HG2	12:CL:60:LEU:HD12	1.77	0.65
16:CP:25:ARG:HH11	16:CP:25:ARG:HG3	1.61	0.65
31:D5:48:GLU:O	31:D5:49:CYS:SG	2.55	0.65
36:DA:197:A:H5'	36:DA:197:A:C8	2.31	0.65
36:DA:1887:C:C3'	36:DA:1888:G:H5''	2.27	0.65

Continued on next page...

Continued from previous page...

Atom-1	Atom-2	Interatomic distance (Å)	Clash overlap (Å)
36:DA:2524:G:H5'	36:DA:2524:G:C8	2.31	0.65
48:DP:84:ASN:CG	48:DP:116:GLY:HA2	2.17	0.65
50:DR:28:LEU:O	50:DR:30:THR:N	2.29	0.65
58:DZ:151:HIS:HB2	58:DZ:169:GLU:O	1.97	0.65
1:AA:882:C:O2'	1:AA:883:C:H5'	1.97	0.64
1:AA:950:U:H2'	1:AA:951:G:C8	2.31	0.64
3:AC:23:TYR:CD1	3:AC:24:ALA:N	2.65	0.64
13:AM:9:ILE:HD12	13:AM:9:ILE:N	2.12	0.64
13:AM:54:VAL:O	13:AM:58:GLU:HG2	1.98	0.64
24:AY:10:G:H1	24:AY:25:C:N4	1.95	0.64
24:AY:61:C:H2'	24:AY:62:U:C5'	2.27	0.64
32:B6:11:LEU:HB3	32:B6:24:GLU:O	1.97	0.64
36:BA:176:G:O2'	36:BA:177:G:H5'	1.98	0.64
36:BA:1666:G:H2'	36:BA:1667:G:H5'	1.78	0.64
39:BD:186:HIS:CD2	39:BD:188:GLU:HB2	2.32	0.64
49:BQ:101:ARG:HD2	49:BQ:102:VAL:H	1.62	0.64
52:BT:32:TYR:O	52:BT:33:LYS:HB2	1.96	0.64
52:BT:48:ILE:HD12	52:BT:49:VAL:N	2.12	0.64
1:CA:41:G:H2'	1:CA:42:G:C8	2.32	0.64
1:CA:1157:A:H4'	1:CA:1158:C:O5'	1.97	0.64
1:CA:1250:A:H4'	9:CI:68:GLY:H	1.62	0.64
2:CB:157:ARG:NH1	2:CB:157:ARG:HB3	2.12	0.64
25:CZ:90:LYS:HE3	25:CZ:348:ASP:OD2	1.96	0.64
26:D0:62:LEU:HD23	26:D0:62:LEU:N	2.12	0.64
32:D6:17:LYS:HB3	32:D6:18:ARG:NH1	2.11	0.64
36:DA:958:U:H5''	49:DQ:14:ARG:CD	2.27	0.64
36:DA:970:C:H2'	36:DA:971:C:C6	2.30	0.64
40:DE:38:THR:HB	40:DE:41:LYS:HG2	1.78	0.64
43:DH:89:ILE:O	43:DH:89:ILE:HG13	1.97	0.64
1:AA:723:U:H2'	1:AA:723:U:O2	1.96	0.64
1:AA:953:G:H5'	1:AA:965:A:H61	1.61	0.64
1:AA:977:A:H2'	1:AA:977:A:N3	2.11	0.64
2:AB:200:ILE:H	2:AB:200:ILE:CD1	1.99	0.64
8:AH:19:VAL:HG23	8:AH:21:LYS:HG3	1.80	0.64
14:AN:23:ARG:HD2	14:AN:28:GLY:O	1.98	0.64
22:AW:1:G:H2'	22:AW:1:G:N3	2.11	0.64
24:AY:40:C:C2'	24:AY:41:C:H5''	2.26	0.64
36:BA:208:C:H2'	36:BA:209:C:C6	2.33	0.64
36:BA:1221(A):C:H2'	36:BA:1222:C:H6	1.60	0.64
36:BA:1516:C:C2'	36:BA:1517:G:H5''	2.27	0.64
36:BA:1813:G:H1'	39:BD:50:THR:OG1	1.97	0.64

Continued on next page...

Continued from previous page...

Atom-1	Atom-2	Interatomic distance (Å)	Clash overlap (Å)
36:BA:1858:G:H2'	36:BA:1883:G:H22	1.62	0.64
36:BA:2801(A):A:H5'	36:BA:2802:G:C8	2.32	0.64
38:BC:43:VAL:HG23	38:BC:175:VAL:HG21	1.80	0.64
38:BC:214:VAL:CG2	38:BC:224:ILE:HD13	2.26	0.64
43:BH:89:ILE:O	43:BH:89:ILE:HG13	1.97	0.64
43:BH:105:LEU:HD23	43:BH:105:LEU:H	1.62	0.64
48:BP:23:PRO:HB2	48:BP:33:ARG:CD	2.27	0.64
53:BU:61:TRP:O	53:BU:65:ILE:HD13	1.96	0.64
57:BY:75:ILE:HG13	57:BY:76:CYS:H	1.62	0.64
58:BZ:89:PHE:CE2	58:BZ:96:VAL:HG21	2.29	0.64
3:CC:16:ARG:HD3	3:CC:17:ASP:H	1.62	0.64
21:CU:8:THR:O	21:CU:12:LYS:HB2	1.97	0.64
22:CW:38:A:H2'	22:CW:39:U:C4'	2.27	0.64
25:CZ:7:ARG:O	25:CZ:8:THR:HG22	1.98	0.64
25:CZ:191:GLY:CA	25:CZ:197:ASP:CG	2.65	0.64
36:DA:448:U:H1'	41:DF:84:VAL:HG13	1.79	0.64
36:DA:2022:U:O2'	36:DA:2617:C:H5'	1.97	0.64
36:DA:2720:U:H2'	36:DA:2720:U:O2	1.97	0.64
42:DG:144:ILE:O	42:DG:144:ILE:HG23	1.98	0.64
43:DH:85:LYS:O	43:DH:85:LYS:HE2	1.97	0.64
48:DP:80:TYR:HD1	48:DP:111:ARG:HB3	1.61	0.64
51:DS:15:ARG:O	51:DS:18:ILE:HD11	1.97	0.64
56:DX:64:LYS:NZ	56:DX:73:ARG:HH21	1.94	0.64
58:DZ:151:HIS:HB2	58:DZ:170:THR:HA	1.80	0.64
1:AA:950:U:H2'	1:AA:951:G:H8	1.63	0.64
3:AC:134:ILE:O	3:AC:138:VAL:HG12	1.96	0.64
4:AD:3:ARG:HH11	4:AD:118:ARG:HD3	1.61	0.64
10:AJ:33:GLN:HB2	10:AJ:75:ILE:CD1	2.27	0.64
21:AU:6:ARG:CD	21:AU:15:ARG:NH1	2.60	0.64
32:B6:15:GLU:OE1	32:B6:18:ARG:NE	2.30	0.64
36:BA:708:C:H42	36:BA:723:G:H1	1.45	0.64
36:BA:902:C:H2'	36:BA:903:C:C6	2.32	0.64
36:BA:1278:A:H5''	50:BR:36:THR:HG22	1.80	0.64
36:BA:1290:C:H2'	36:BA:1291:C:C6	2.32	0.64
36:BA:2377:A:O2'	36:BA:2378:A:H5'	1.97	0.64
36:BA:2580:U:H4'	40:BE:130:GLY:HA3	1.80	0.64
36:BA:2635:C:OP1	40:BE:77:ILE:HG21	1.97	0.64
36:BA:2870:C:H5''	50:BR:65:LEU:HD21	1.79	0.64
38:BC:190:ARG:O	38:BC:194:ARG:HG3	1.97	0.64
40:BE:33:VAL:HG12	40:BE:90:THR:HA	1.78	0.64
42:BG:114:ILE:HG23	42:BG:116:ASP:O	1.98	0.64

Continued on next page...

Continued from previous page...

Atom-1	Atom-2	Interatomic distance (Å)	Clash overlap (Å)
48:BP:23:PRO:CD	48:BP:33:ARG:HE	2.11	0.64
50:BR:28:LEU:O	50:BR:30:THR:N	2.29	0.64
52:BT:27:THR:HG23	52:BT:28:VAL:N	2.12	0.64
56:BX:64:LYS:NZ	56:BX:73:ARG:HH21	1.95	0.64
1:CA:636:U:H2'	1:CA:637:G:C8	2.33	0.64
2:CB:172:ILE:H	2:CB:172:ILE:CD1	2.10	0.64
9:CI:28:VAL:HG22	9:CI:63:ILE:HB	1.77	0.64
12:CL:77:LEU:HD21	12:CL:107:ALA:HA	1.78	0.64
13:CM:83:ASP:OD1	13:CM:84:ILE:N	2.30	0.64
24:CY:61:C:H2'	24:CY:62:U:H5''	1.79	0.64
36:DA:1208:C:O2	36:DA:1208:C:H2'	1.97	0.64
36:DA:2760:C:C2'	36:DA:2761:G:H5''	2.27	0.64
43:DH:121:ILE:HD13	43:DH:144:VAL:HG21	1.79	0.64
48:DP:40:SER:O	48:DP:41:ARG:HD2	1.98	0.64
50:DR:96:ARG:HH12	50:DR:117:VAL:HG23	1.61	0.64
52:DT:30:VAL:HG12	52:DT:44:ASP:CG	2.17	0.64
54:DV:18:LEU:CD2	54:DV:19:LYS:H	2.10	0.64
1:AA:108:G:H5'	1:AA:109:A:H5''	1.80	0.64
5:AE:33:VAL:HG12	5:AE:112:LEU:HD12	1.78	0.64
10:AJ:40:LEU:HD23	10:AJ:40:LEU:N	2.11	0.64
17:AQ:18:THR:HG23	17:AQ:69:LYS:NZ	2.12	0.64
34:B8:6:THR:HG23	34:B8:62:LEU:HD12	1.78	0.64
36:BA:105:C:O2'	57:BY:2:ARG:HG3	1.97	0.64
36:BA:286:C:H2'	36:BA:287:C:C6	2.32	0.64
36:BA:709:U:H2'	36:BA:710:G:C8	2.32	0.64
36:BA:969:U:H2'	36:BA:970:C:C6	2.33	0.64
36:BA:970:C:H2'	36:BA:971:C:C6	2.32	0.64
36:BA:1542:A:C8	36:BA:1544:A:H5'	2.32	0.64
36:BA:1639:U:C2'	36:BA:1640:C:H5''	2.28	0.64
36:BA:2208:A:H1'	36:BA:2219:G:C5	2.33	0.64
36:BA:2308:G:N7	36:BA:2310:A:H5'	2.12	0.64
38:BC:34:THR:HG22	38:BC:34:THR:O	1.97	0.64
40:BE:61:ARG:HB3	40:BE:62:PRO:HD3	1.78	0.64
43:BH:169:VAL:HG22	43:BH:170:ARG:N	2.08	0.64
48:BP:33:ARG:O	48:BP:34:GLY:C	2.35	0.64
52:BT:78:LEU:C	52:BT:79:HIS:HD2	2.00	0.64
1:CA:299:G:H2'	1:CA:300:A:C8	2.33	0.64
1:CA:1250:A:H4'	9:CI:68:GLY:N	2.13	0.64
4:CD:98:GLU:HG2	4:CD:189:PRO:HG3	1.80	0.64
13:CM:22:ILE:HB	13:CM:25:ILE:HD12	1.80	0.64
31:D5:49:CYS:O	31:D5:56:LYS:HD3	1.97	0.64

Continued on next page...

Continued from previous page...

Atom-1	Atom-2	Interatomic distance (Å)	Clash overlap (Å)
32:D6:8:LYS:HE3	32:D6:25:LYS:HD3	1.79	0.64
36:DA:645:C:H5'	36:DA:646:A:OP1	1.98	0.64
36:DA:1188:U:O2'	36:DA:1189:A:H5'	1.97	0.64
36:DA:2472:G:H5'	36:DA:2473:U:C5'	2.27	0.64
36:DA:2688:U:H1'	36:DA:2721:A:N6	2.12	0.64
42:DG:72:ARG:HD3	42:DG:86:MET:HA	1.78	0.64
46:DN:76:SER:HB3	46:DN:81:GLY:HA3	1.78	0.64
52:DT:58:ASN:HD22	52:DT:58:ASN:N	1.92	0.64
52:DT:100:TYR:HD2	52:DT:103:ARG:NH2	1.96	0.64
1:AA:358:U:C5'	25:AZ:234:ARG:O	2.45	0.64
24:AY:72:U:C2'	24:AY:73:G:H5''	2.28	0.64
36:BA:26:G:OP1	55:BW:80:PRO:HB3	1.98	0.64
36:BA:907:U:OP1	49:BQ:24:GLY:N	2.24	0.64
36:BA:958:U:H5''	49:BQ:14:ARG:CD	2.27	0.64
36:BA:2219:G:O2'	36:BA:2220:G:H5'	1.97	0.64
46:BN:73:THR:HG22	46:BN:82:LEU:HD11	1.80	0.64
48:BP:96:THR:HG22	48:BP:126:VAL:HB	1.79	0.64
54:BV:68:LYS:HE2	54:BV:68:LYS:HA	1.78	0.64
57:BY:84:ARG:CZ	57:BY:97:ARG:HB3	2.28	0.64
58:BZ:72:ARG:HG3	58:BZ:89:PHE:HB2	1.79	0.64
1:CA:1030(D):A:H62	1:CA:1031:G:H21	1.46	0.64
1:CA:1525:G:O2'	1:CA:1526:G:H5'	1.98	0.64
16:CP:20:VAL:HG21	16:CP:32:TYR:CG	2.33	0.64
36:DA:105:C:O2'	57:DY:2:ARG:HG3	1.97	0.64
36:DA:2189:U:H2'	36:DA:2190:G:C4'	2.28	0.64
43:DH:144:VAL:O	43:DH:148:ILE:HG12	1.96	0.64
48:DP:58:THR:C	48:DP:60:MET:N	2.51	0.64
51:DS:66:ALA:HA	51:DS:69:VAL:CG1	2.27	0.64
54:DV:52:VAL:HG13	54:DV:55:ALA:HB3	1.79	0.64
1:AA:260:G:H2'	1:AA:261:U:C6	2.33	0.64
1:AA:1239:A:H4'	1:AA:1240:U:O5'	1.98	0.64
1:AA:1499:A:H1'	1:AA:1520:G:H5'	1.80	0.64
5:AE:7:GLU:HG2	5:AE:112:LEU:HD21	1.79	0.64
10:AJ:49:VAL:HG22	14:AN:41:ARG:HB2	1.79	0.64
27:B1:88:LYS:O	27:B1:91:LYS:HB3	1.97	0.64
28:B2:3:LEU:HB3	36:BA:98:G:OP1	1.98	0.64
34:B8:30:ARG:HA	34:B8:30:ARG:HE	1.62	0.64
36:BA:645:C:H5'	36:BA:646:A:OP1	1.97	0.64
36:BA:2309:A:H2'	36:BA:2310:A:H5''	1.79	0.64
36:BA:2377:A:H4'	51:BS:107:GLU:O	1.97	0.64
39:BD:26:LYS:HE2	39:BD:26:LYS:N	2.12	0.64

Continued on next page...

Continued from previous page...

Atom-1	Atom-2	Interatomic distance (Å)	Clash overlap (Å)
39:BD:30:GLU:CD	39:BD:63:ARG:HH21	2.01	0.64
55:BW:69:LEU:HA	55:BW:108:GLY:O	1.98	0.64
1:CA:353:A:H5'	1:CA:353:A:C8	2.29	0.64
1:CA:405:U:H3'	1:CA:406:G:H5'	1.78	0.64
1:CA:1537:U:C5'	18:CR:54:ARG:NH2	2.59	0.64
5:CE:33:VAL:HG12	5:CE:112:LEU:HD12	1.78	0.64
25:CZ:202:LEU:O	25:CZ:206:ILE:HB	1.98	0.64
28:D2:9:GLN:O	28:D2:10:LEU:HD23	1.96	0.64
28:D2:29:LYS:CD	28:D2:32:LEU:HD13	2.21	0.64
31:D5:3:LYS:O	31:D5:4:HIS:C	2.36	0.64
36:DA:597:U:O2'	48:DP:15:ARG:HG2	1.97	0.64
39:DD:37:LEU:HD23	39:DD:38:LYS:N	2.13	0.64
40:DE:61:ARG:HB3	40:DE:62:PRO:HD3	1.80	0.64
42:DG:96:ARG:O	42:DG:98:ARG:HG2	1.98	0.64
42:DG:114:ILE:HG22	42:DG:117:PHE:HB2	1.80	0.64
43:DH:83:TYR:HB3	43:DH:135:GLY:H	1.61	0.64
53:DU:110:VAL:O	53:DU:113:ALA:HB3	1.98	0.64
1:AA:1412:C:H2'	1:AA:1413:A:C8	2.33	0.64
4:AD:98:GLU:HG2	4:AD:189:PRO:HG3	1.80	0.64
18:AR:53:ARG:HH11	18:AR:60:ALA:HA	1.62	0.64
31:B5:3:LYS:O	31:B5:4:HIS:C	2.35	0.64
36:BA:329:G:H22	57:BY:19:LYS:HE3	1.62	0.64
36:BA:943:U:OP2	48:BP:38:GLN:CD	2.36	0.64
38:BC:78:ALA:O	38:BC:79:LYS:HB2	1.98	0.64
39:BD:31:LYS:HZ1	39:BD:33:LEU:HG	1.62	0.64
41:BF:25:PRO:HB3	41:BF:119:ARG:HD3	1.79	0.64
41:BF:125:LEU:HD23	41:BF:125:LEU:N	2.13	0.64
50:BR:12:ARG:HD3	50:BR:16:HIS:CE1	2.32	0.64
50:BR:117:VAL:O	50:BR:118:GLU:HB2	1.97	0.64
52:BT:33:LYS:NZ	52:BT:43:GLN:HE21	1.95	0.64
52:BT:84:GLN:O	52:BT:85:LYS:HG3	1.97	0.64
53:BU:3:ARG:HH12	53:BU:5:LYS:HE2	1.62	0.64
58:BZ:60:GLU:OE1	58:BZ:60:GLU:HA	1.97	0.64
1:CA:950:U:H2'	1:CA:951:G:C8	2.32	0.64
1:CA:963:G:N2	10:CJ:55:LYS:HE2	2.12	0.64
1:CA:1499:A:H1'	1:CA:1520:G:H5'	1.80	0.64
4:CD:148:VAL:HG12	4:CD:152:SER:HB2	1.79	0.64
12:CL:75:HIS:HA	12:CL:102:ARG:NH2	2.13	0.64
13:CM:9:ILE:HD12	13:CM:9:ILE:N	2.12	0.64
13:CM:17:VAL:O	13:CM:20:THR:HB	1.97	0.64
20:CT:30:LYS:HD3	20:CT:72:LEU:HD21	1.80	0.64

Continued on next page...

Continued from previous page...

Atom-1	Atom-2	Interatomic distance (Å)	Clash overlap (Å)
31:D5:25:LEU:HD12	55:DW:19:LEU:HG	1.79	0.64
36:DA:2761:G:H2'	36:DA:2762:G:C5'	2.20	0.64
36:DA:2870:C:H5''	50:DR:65:LEU:HD21	1.80	0.64
39:DD:45:ASN:CG	39:DD:46:GLN:H	1.97	0.64
40:DE:48:GLN:HB2	40:DE:80:GLU:HG2	1.80	0.64
48:DP:147:LEU:HG	48:DP:148:LEU:N	2.08	0.64
50:DR:28:LEU:HD13	50:DR:114:VAL:HG23	1.79	0.64
51:DS:89:ARG:HG2	51:DS:92:TYR:HA	1.79	0.64
53:DU:91:ASP:O	53:DU:95:LEU:HB2	1.97	0.64
55:DW:59:VAL:HG21	55:DW:66:GLU:N	2.11	0.64
1:AA:473:G:H5''	16:AP:81:ARG:NE	2.13	0.64
7:AG:6:ARG:HH21	7:AG:94:ARG:HH12	1.43	0.64
24:AY:24:G:H2'	24:AY:25:C:H5'	1.80	0.64
24:AY:64:U:H4'	25:AZ:392:GLY:H	1.61	0.64
26:B0:27:GLU:OE1	26:B0:27:GLU:N	2.25	0.64
33:B7:34:ARG:HG3	33:B7:34:ARG:NH1	2.12	0.64
36:BA:259:G:H1'	36:BA:621:A:O2'	1.98	0.64
36:BA:1019:U:O2'	36:BA:1021:A:H2	1.79	0.64
36:BA:1294:U:H6	36:BA:1294:U:C5'	2.10	0.64
36:BA:2189:U:H2'	36:BA:2190:G:C4'	2.27	0.64
36:BA:2657:A:H5''	36:BA:2658:C:C5	2.33	0.64
39:BD:63:ARG:HG3	39:BD:63:ARG:NH1	2.13	0.64
40:BE:2:LYS:HD3	40:BE:95:ILE:HG22	1.80	0.64
48:BP:121:LYS:O	48:BP:123:LEU:HD23	1.96	0.64
50:BR:96:ARG:HH12	50:BR:117:VAL:HG23	1.63	0.64
53:BU:91:ASP:OD1	53:BU:96:ALA:HB2	1.98	0.64
1:CA:636:U:H2'	1:CA:637:G:H8	1.63	0.64
1:CA:977:A:N3	1:CA:977:A:H2'	2.11	0.64
2:CB:114:ARG:O	2:CB:114:ARG:HD3	1.97	0.64
3:CC:5:ILE:H	3:CC:5:ILE:HD13	1.56	0.64
12:CL:25:PRO:C	12:CL:27:LEU:H	2.01	0.64
19:CS:45:VAL:HG23	19:CS:46:GLY:N	2.12	0.64
25:CZ:152:MET:CE	25:CZ:156:ASP:HB2	2.28	0.64
25:CZ:355:LEU:CB	25:CZ:356:PRO:HD3	2.22	0.64
36:DA:2186:G:H2'	36:DA:2187:G:N9	2.13	0.64
36:DA:2777:G:H5''	36:DA:2778:A:C5'	2.26	0.64
46:DN:19:GLU:HA	46:DN:59:LYS:HB2	1.80	0.64
51:DS:88:ASP:OD2	51:DS:89:ARG:N	2.29	0.64
2:AB:155:LEU:HD21	2:AB:159:PRO:HG3	1.80	0.64
6:AF:19:LEU:O	6:AF:19:LEU:HD23	1.98	0.64
12:AL:43:VAL:CG2	12:AL:93:LEU:HD22	2.28	0.64

Continued on next page...

Continued from previous page...

Atom-1	Atom-2	Interatomic distance (Å)	Clash overlap (Å)
26:B0:51:VAL:HG21	26:B0:79:VAL:O	1.96	0.64
28:B2:52:ASP:HA	28:B2:55:ARG:HB2	1.80	0.64
28:B2:63:VAL:HA	28:B2:66:GLU:HG2	1.80	0.64
31:B5:44:THR:CG2	50:BR:101:ALA:N	2.61	0.64
36:BA:848:G:C4	36:BA:933:A:H8	2.16	0.64
36:BA:1301:A:HO2'	36:BA:1302:A:H2'	1.58	0.64
36:BA:2101:G:C3'	36:BA:2102:U:H5''	2.28	0.64
36:BA:2629:A:H2'	36:BA:2629:A:N3	2.11	0.64
36:BA:2688:U:H1'	36:BA:2721:A:N6	2.12	0.64
38:BC:30:LYS:HE2	38:BC:180:PHE:O	1.97	0.64
39:BD:267:SER:HB3	39:BD:270:ILE:HD11	1.80	0.64
48:BP:49:ARG:HG3	48:BP:49:ARG:HH11	1.61	0.64
54:BV:99:ILE:HD13	54:BV:99:ILE:N	2.13	0.64
1:CA:979:C:C3'	1:CA:980:C:H5''	2.20	0.64
2:CB:200:ILE:H	2:CB:200:ILE:CD1	1.98	0.64
8:CH:18:ARG:HH11	8:CH:18:ARG:CA	2.10	0.64
13:CM:87:TYR:HD1	19:CS:81:ARG:HH22	1.44	0.64
22:CW:30:G:H2'	22:CW:31:A:H8	1.63	0.64
25:CZ:63:ILE:HA	25:CZ:88:TYR:HE2	1.61	0.64
31:D5:44:THR:HG23	50:DR:101:ALA:N	2.12	0.64
36:DA:2101:G:C3'	36:DA:2102:U:H5''	2.28	0.64
38:DC:119:VAL:O	38:DC:123:VAL:HG12	1.98	0.64
39:DD:176:ARG:HG2	39:DD:176:ARG:NH1	2.13	0.64
40:DE:33:VAL:HG12	40:DE:90:THR:HA	1.79	0.64
42:DG:64:THR:HG23	42:DG:66:GLN:N	2.13	0.64
48:DP:105:LEU:O	48:DP:106:LEU:HB2	1.96	0.64
58:DZ:51:ALA:HB1	58:DZ:57:ILE:HD11	1.79	0.64
1:AA:1217:C:OP1	14:AN:9:LYS:HE3	1.98	0.64
1:AA:1310:G:O2'	1:AA:1311:G:H5'	1.97	0.64
20:AT:30:LYS:HD3	20:AT:72:LEU:HD21	1.80	0.64
21:AU:6:ARG:CZ	21:AU:15:ARG:CZ	2.76	0.64
22:AW:38:A:H2'	22:AW:39:U:C4'	2.27	0.64
25:AZ:90:LYS:HE3	25:AZ:348:ASP:OD2	1.97	0.64
25:AZ:145:GLU:OE2	25:AZ:149:LEU:HD22	1.98	0.64
31:B5:4:HIS:C	36:BA:2056:G:H22	2.00	0.64
36:BA:833:U:H5''	48:BP:48:PRO:HB2	1.78	0.64
55:BW:14:PRO:HG2	55:BW:78:GLU:HG3	1.78	0.64
1:CA:189(H):G:O2'	1:CA:189(I):G:H8	1.81	0.64
1:CA:346:G:H2'	1:CA:346:G:N3	2.13	0.64
3:CC:91:LEU:HB2	3:CC:99:VAL:HG21	1.80	0.64
5:CE:7:GLU:HG2	5:CE:112:LEU:HD21	1.79	0.64

Continued on next page...

Continued from previous page...

Atom-1	Atom-2	Interatomic distance (Å)	Clash overlap (Å)
13:CM:10:PRO:HB3	13:CM:18:ALA:HB1	1.79	0.64
24:CY:16:H2U:H5'	24:CY:17:H2U:C5'	2.28	0.64
25:CZ:272:MET:HE3	25:CZ:284:ASP:HB2	1.78	0.64
36:DA:106:C:H1'	57:DY:2:ARG:NH2	2.12	0.64
36:DA:612:C:C2'	36:DA:613:G:H5''	2.28	0.64
36:DA:745:G:H2'	36:DA:746:A:H5'	1.78	0.64
36:DA:2801(A):A:H5'	36:DA:2802:G:C8	2.32	0.64
43:DH:127:GLU:HB2	43:DH:130:ARG:HB2	1.80	0.64
1:AA:189(H):G:O2'	1:AA:189(I):G:H8	1.81	0.63
1:AA:487:A:H2'	1:AA:488:C:O4'	1.97	0.63
1:AA:963:G:H21	10:AJ:55:LYS:NZ	1.95	0.63
3:AC:16:ARG:HD3	3:AC:17:ASP:H	1.63	0.63
4:AD:148:VAL:HG12	4:AD:152:SER:HB2	1.79	0.63
11:AK:121:PRO:HG2	11:AK:126:ARG:CB	2.28	0.63
36:BA:1887:C:C3'	36:BA:1888:G:H5''	2.28	0.63
36:BA:2138:C:H2'	36:BA:2139:C:H6	1.61	0.63
36:BA:2186:G:H2'	36:BA:2187:G:N9	2.13	0.63
41:BF:104:LYS:O	41:BF:108:LYS:HG2	1.98	0.63
42:BG:86:MET:N	42:BG:87:PRO:HD3	2.13	0.63
1:CA:45:U:H2'	1:CA:46:G:H8	1.63	0.63
2:CB:215:LEU:O	2:CB:219:VAL:HG23	1.98	0.63
13:CM:108:ARG:HG3	13:CM:108:ARG:NH1	2.11	0.63
24:CY:24:G:H2'	24:CY:25:C:H5'	1.80	0.63
24:CY:57:G:H2'	24:CY:58:A:H5'	1.80	0.63
35:D9:10:ILE:HD12	35:D9:10:ILE:N	2.13	0.63
36:DA:191:A:H2'	36:DA:192:C:C6	2.33	0.63
36:DA:259:G:H1'	36:DA:621:A:O2'	1.98	0.63
36:DA:612:C:H2'	36:DA:613:G:H5''	1.79	0.63
36:DA:744:G:OP1	40:DE:132:HIS:HB3	1.97	0.63
36:DA:1242:A:H5'	36:DA:1243:G:OP2	1.97	0.63
36:DA:1569:A:O2'	39:DD:38:LYS:HG3	1.97	0.63
36:DA:1599:C:H2'	36:DA:1600:C:C6	2.33	0.63
36:DA:1858:G:H2'	36:DA:1883:G:H22	1.63	0.63
36:DA:2630:G:H21	36:DA:2892:A:H1'	1.63	0.63
39:DD:26:LYS:HE2	39:DD:26:LYS:N	2.12	0.63
39:DD:109:ASP:HB2	39:DD:197:GLY:HA2	1.79	0.63
41:DF:39:TRP:CD1	41:DF:101:LEU:HB2	2.32	0.63
44:DJ:128:UNK:C	44:DJ:130:UNK:H	2.11	0.63
46:DN:6:PRO:HB2	46:DN:9:VAL:CG2	2.29	0.63
52:DT:23:ARG:O	52:DT:25:GLY:N	2.31	0.63
52:DT:80:SER:CB	52:DT:81:PRO:HD3	2.22	0.63

Continued on next page...

Continued from previous page...

Atom-1	Atom-2	Interatomic distance (Å)	Clash overlap (Å)
54:DV:34:GLU:HG3	54:DV:58:VAL:HG22	1.81	0.63
1:AA:346:G:H2'	1:AA:346:G:N3	2.13	0.63
1:AA:624:C:H2'	1:AA:625:G:H8	1.64	0.63
2:AB:114:ARG:HD3	2:AB:114:ARG:O	1.99	0.63
2:AB:115:LEU:HD13	2:AB:145:LEU:HB3	1.78	0.63
5:AE:101:ILE:O	5:AE:120:THR:HB	1.99	0.63
22:AV:47:U:H3'	22:AV:48:C:H5'	1.80	0.63
35:B9:7:VAL:HG22	35:B9:34:GLN:HG2	1.81	0.63
42:BG:8:LYS:O	42:BG:11:TYR:HB3	1.98	0.63
42:BG:64:THR:HG23	42:BG:66:GLN:H	1.62	0.63
42:BG:136:ARG:O	42:BG:154:GLY:HA2	1.99	0.63
51:BS:15:ARG:O	51:BS:18:ILE:HD11	1.99	0.63
52:BT:115:ARG:HG3	52:BT:115:ARG:NH1	2.13	0.63
54:BV:34:GLU:HG3	54:BV:58:VAL:HG22	1.80	0.63
54:BV:52:VAL:HG13	54:BV:55:ALA:HB3	1.80	0.63
57:BY:7:VAL:HG12	57:BY:83:THR:HG21	1.80	0.63
1:CA:706:A:C4'	11:CK:29:ILE:HD11	2.27	0.63
4:CD:3:ARG:HH11	4:CD:118:ARG:HD3	1.61	0.63
25:CZ:193:ASN:HB2	25:CZ:196:VAL:HB	1.80	0.63
26:D0:14:ARG:HD2	36:DA:2279:G:O6	1.98	0.63
36:DA:208:C:H2'	36:DA:209:C:C6	2.34	0.63
36:DA:860:U:C5	36:DA:917:A:N7	2.63	0.63
36:DA:1720:U:C3'	36:DA:1721:G:H5''	2.28	0.63
36:DA:2396:G:O2'	36:DA:2397:G:H5'	1.96	0.63
40:DE:11:MET:HB2	40:DE:23:VAL:O	1.97	0.63
48:DP:85:LEU:HA	48:DP:88:LEU:HB3	1.80	0.63
57:DY:27:VAL:HG12	57:DY:29:GLU:OE1	1.98	0.63
3:AC:32:LEU:HD22	3:AC:59:ARG:NH1	2.12	0.63
13:AM:87:TYR:HD1	19:AS:81:ARG:NH2	1.96	0.63
16:AP:18:ARG:HD3	16:AP:35:LYS:HD2	1.80	0.63
20:AT:50:GLU:H	20:AT:99:LEU:HD12	1.64	0.63
24:AY:57:G:H2'	24:AY:58:A:H5'	1.80	0.63
36:BA:110:G:O2'	36:BA:111:A:H5'	1.99	0.63
36:BA:2201:C:O2'	36:BA:2202:C:H5'	1.99	0.63
36:BA:2303:G:H4'	42:BG:124:SER:O	1.97	0.63
36:BA:2313:C:H5'	36:BA:2313:C:H6	1.62	0.63
36:BA:2389:G:H5''	36:BA:2390:U:O4'	1.99	0.63
42:BG:16:ARG:N	42:BG:17:PRO:HD2	2.14	0.63
48:BP:20:GLY:O	48:BP:21:ARG:HB2	1.97	0.63
49:BQ:135:ASP:H	49:BQ:137:TYR:HD2	1.44	0.63
54:BV:19:LYS:NZ	54:BV:20:LEU:H	1.96	0.63

Continued on next page...

Continued from previous page...

Atom-1	Atom-2	Interatomic distance (Å)	Clash overlap (Å)
54:BV:39:LEU:HA	54:BV:47:VAL:CG1	2.27	0.63
1:CA:487:A:H2'	1:CA:488:C:O4'	1.98	0.63
1:CA:1142:G:H2'	1:CA:1143:G:O4'	1.99	0.63
13:CM:116:THR:HG22	13:CM:116:THR:O	1.98	0.63
16:CP:64:ALA:O	16:CP:66:PRO:HD3	1.98	0.63
20:CT:84:LEU:C	20:CT:86:ARG:H	2.02	0.63
30:D4:12:ALA:HB2	30:D4:29:PRO:HA	1.81	0.63
32:D6:11:LEU:HB3	32:D6:24:GLU:O	1.98	0.63
36:DA:83:G:HO2'	36:DA:84:A:H8	1.44	0.63
36:DA:813:U:H2'	36:DA:814:C:C6	2.32	0.63
36:DA:1057:A:H2'	36:DA:1058:G:H8	1.63	0.63
36:DA:1222:C:H2'	36:DA:1223:G:H5''	1.79	0.63
36:DA:2219:G:O2'	36:DA:2220:G:H5'	1.99	0.63
36:DA:2469:A:O2'	49:DQ:56:ARG:HD2	1.97	0.63
36:DA:2744:G:N2	43:DH:143:GLN:OE1	2.31	0.63
38:DC:72:VAL:HG23	38:DC:111:ASP:HB3	1.79	0.63
39:DD:34:VAL:CG2	39:DD:35:LYS:H	2.07	0.63
42:DG:11:TYR:HA	42:DG:15:VAL:CG2	2.27	0.63
48:DP:20:GLY:O	48:DP:21:ARG:HB2	1.98	0.63
49:DQ:101:ARG:HD2	49:DQ:102:VAL:N	2.13	0.63
50:DR:103:ARG:NE	55:DW:40:ASN:HD21	1.96	0.63
58:DZ:18:LEU:HD22	58:DZ:18:LEU:H	1.62	0.63
6:AF:97:PHE:O	18:AR:31:LEU:HD23	1.98	0.63
10:AJ:29:ARG:O	10:AJ:30:SER:HB3	1.99	0.63
12:AL:110:VAL:HG23	12:AL:120:TYR:HB3	1.81	0.63
25:AZ:19:HIS:NE2	36:BA:2661:G:OP1	2.32	0.63
25:AZ:34:VAL:HG21	25:AZ:199:ILE:HG21	1.79	0.63
35:B9:14:CYS:SG	35:B9:27:CYS:HB2	2.38	0.63
40:BE:4:ILE:HD11	40:BE:28:ALA:CB	2.27	0.63
42:BG:13:GLU:HG3	42:BG:14:GLU:HG3	1.81	0.63
48:BP:97:PRO:O	48:BP:98:GLU:HB3	1.98	0.63
1:CA:532:A:N6	1:CA:1206:G:O2'	2.31	0.63
1:CA:1325:C:P	21:CU:15:ARG:NH2	2.72	0.63
2:CB:44:LEU:H	2:CB:44:LEU:HD12	1.62	0.63
4:CD:18:LYS:HE3	4:CD:31:CYS:HB2	1.78	0.63
9:CI:114:TYR:HE2	10:CJ:59:SER:HA	1.62	0.63
19:CS:5:LEU:C	19:CS:6:LYS:HD3	2.19	0.63
24:CY:75:C:C5	25:CZ:232:THR:OG1	2.52	0.63
25:CZ:187:LYS:HD2	25:CZ:187:LYS:H	1.63	0.63
27:D1:66:HIS:O	27:D1:67:ILE:HG13	1.98	0.63
28:D2:10:LEU:HD13	28:D2:63:VAL:HG21	1.79	0.63

Continued on next page...

Continued from previous page...

Atom-1	Atom-2	Interatomic distance (Å)	Clash overlap (Å)
30:D4:7:PRO:O	30:D4:8:LYS:HB3	1.99	0.63
36:DA:268:C:O2	36:DA:268:C:H2'	1.98	0.63
36:DA:666:G:H4'	48:DP:49:ARG:NH1	2.14	0.63
36:DA:1278:A:H5''	50:DR:36:THR:HG22	1.80	0.63
36:DA:1542:A:C8	36:DA:1544:A:H5'	2.34	0.63
39:DD:131:LEU:HB2	39:DD:136:ILE:HD11	1.80	0.63
39:DD:183:ARG:HD2	39:DD:269:PHE:O	1.98	0.63
48:DP:23:PRO:C	48:DP:33:ARG:CZ	2.67	0.63
48:DP:46:LYS:HB2	48:DP:52:GLU:HG2	1.80	0.63
48:DP:80:TYR:CD1	48:DP:111:ARG:HB3	2.33	0.63
50:DR:12:ARG:HD3	50:DR:16:HIS:CE1	2.33	0.63
52:DT:32:TYR:O	52:DT:33:LYS:HB2	1.97	0.63
58:DZ:122:ARG:HH11	58:DZ:122:ARG:HB3	1.63	0.63
58:DZ:128:VAL:HG22	58:DZ:129:SER:H	1.63	0.63
1:AA:1228:C:OP1	13:AM:115:LYS:HE3	1.99	0.63
9:AI:118:LYS:O	9:AI:119:ALA:HB3	1.99	0.63
20:AT:91:LEU:O	20:AT:94:ALA:HB3	1.99	0.63
24:AY:16:H2U:H5'	24:AY:17:H2U:C5'	2.28	0.63
36:BA:693:C:O2'	36:BA:694:U:H5'	1.98	0.63
36:BA:2672:G:C3'	36:BA:2673:G:H5''	2.29	0.63
38:BC:119:VAL:O	38:BC:123:VAL:HG12	1.98	0.63
39:BD:108:PRO:HD2	39:BD:111:LEU:HD12	1.81	0.63
39:BD:273:ARG:HH11	39:BD:273:ARG:HG2	1.62	0.63
41:BF:89:VAL:HG12	41:BF:90:PHE:N	2.14	0.63
41:BF:135:LYS:HB3	41:BF:138:GLU:CD	2.19	0.63
42:BG:86:MET:HG2	42:BG:86:MET:O	1.99	0.63
51:BS:89:ARG:HB3	51:BS:92:TYR:CB	2.28	0.63
54:BV:2:PHE:CB	54:BV:42:GLY:HA2	2.27	0.63
57:BY:13:VAL:O	57:BY:24:VAL:HG13	1.98	0.63
1:CA:723:U:O2	1:CA:723:U:H2'	1.98	0.63
1:CA:865:A:H2	1:CA:918:A:H4'	1.64	0.63
1:CA:950:U:H2'	1:CA:951:G:H8	1.64	0.63
2:CB:134:GLU:C	2:CB:136:VAL:H	2.02	0.63
12:CL:8:ASN:HD22	17:CQ:34:LYS:NZ	1.96	0.63
16:CP:25:ARG:HB2	16:CP:25:ARG:NH1	2.12	0.63
25:CZ:196:VAL:O	25:CZ:196:VAL:HG13	1.98	0.63
25:CZ:355:LEU:CB	25:CZ:356:PRO:CD	2.60	0.63
36:DA:611:C:H2'	36:DA:612:C:C6	2.34	0.63
36:DA:1068:G:H2'	36:DA:1068:G:N3	2.13	0.63
36:DA:1221(A):C:H2'	36:DA:1222:C:H6	1.62	0.63
36:DA:1294:U:H5'	36:DA:1294:U:H6	1.62	0.63

Continued on next page...

Continued from previous page...

Atom-1	Atom-2	Interatomic distance (Å)	Clash overlap (Å)
36:DA:2842:G:O2'	36:DA:2843:G:H5'	1.97	0.63
42:DG:91:ARG:HD3	42:DG:93:THR:HG22	1.81	0.63
42:DG:102:PHE:O	42:DG:103:LEU:HB2	1.98	0.63
48:DP:115:LEU:HA	48:DP:131:SER:OG	1.98	0.63
49:DQ:68:ILE:HG23	49:DQ:103:MET:HA	1.81	0.63
52:DT:78:LEU:C	52:DT:79:HIS:HD2	2.01	0.63
1:AA:1306:A:N6	1:AA:1331:G:H1'	2.14	0.63
12:AL:77:LEU:HD21	12:AL:107:ALA:HA	1.81	0.63
24:AY:62:U:H5'	24:AY:62:U:H6	1.62	0.63
25:AZ:187:LYS:HD2	25:AZ:187:LYS:H	1.64	0.63
25:AZ:234:ARG:O	25:AZ:289:LEU:HD11	1.98	0.63
36:BA:1058:G:C2'	36:BA:1059:G:H5''	2.27	0.63
36:BA:2199:A:H5'	36:BA:2200:C:OP2	1.98	0.63
36:BA:2314:C:O2'	36:BA:2315:G:H5'	1.98	0.63
38:BC:81:GLU:O	38:BC:84:LYS:HD3	1.98	0.63
39:BD:37:LEU:HD23	39:BD:38:LYS:N	2.14	0.63
41:BF:103:LYS:HG3	41:BF:106:ARG:HH21	1.64	0.63
50:BR:52:ILE:HB	50:BR:94:TYR:HD2	1.63	0.63
58:BZ:9:TYR:CE1	58:BZ:35:ARG:CZ	2.82	0.63
3:CC:32:LEU:HD22	3:CC:59:ARG:NH1	2.13	0.63
9:CI:95:LYS:HZ2	9:CI:96:LEU:HD13	1.62	0.63
26:D0:51:VAL:HG21	26:D0:79:VAL:O	1.99	0.63
35:D9:14:CYS:SG	35:D9:27:CYS:HB2	2.38	0.63
36:DA:708:C:H42	36:DA:723:G:H1	1.46	0.63
36:DA:1639:U:C2'	36:DA:1640:C:H5''	2.29	0.63
36:DA:1970:A:H5''	36:DA:1971:A:OP1	1.99	0.63
36:DA:2176:A:H8	36:DA:2176:A:O5'	1.82	0.63
36:DA:2309:A:H2'	36:DA:2310:A:H5''	1.80	0.63
48:DP:40:SER:O	48:DP:41:ARG:NH1	2.31	0.63
49:DQ:6:ARG:O	49:DQ:7:MET:HG3	1.98	0.63
53:DU:3:ARG:HH12	53:DU:5:LYS:HE2	1.63	0.63
53:DU:3:ARG:HG2	53:DU:3:ARG:NH1	2.12	0.63
57:DY:67:LEU:HD21	57:DY:71:LYS:HE2	1.81	0.63
1:AA:452:A:O2'	1:AA:453:A:H8	1.80	0.63
7:AG:7:ALA:O	7:AG:8:GLU:HB2	1.99	0.63
7:AG:23:VAL:HG13	7:AG:43:PHE:CE2	2.33	0.63
11:AK:33:THR:HG22	11:AK:39:PRO:HA	1.79	0.63
11:AK:57:THR:CG2	11:AK:60:ALA:H	2.11	0.63
16:AP:25:ARG:HH11	16:AP:25:ARG:HG3	1.62	0.63
24:AY:70:C:C2'	24:AY:71:C:H5'	2.29	0.63
25:AZ:9:LYS:HZ3	25:AZ:73:ALA:C	2.01	0.63

Continued on next page...

Continued from previous page...

Atom-1	Atom-2	Interatomic distance (Å)	Clash overlap (Å)
25:AZ:267:VAL:HG23	25:AZ:288:VAL:HG13	1.80	0.63
32:B6:12:GLU:HG3	32:B6:23:THR:HG22	1.80	0.63
36:BA:1314:C:H5'	36:BA:1314:C:H6	1.62	0.63
36:BA:2636:U:H4'	40:BE:80:GLU:OE1	1.98	0.63
42:BG:72:ARG:HB2	42:BG:87:PRO:CD	2.22	0.63
51:BS:52:SER:CB	51:BS:55:ALA:HB3	2.27	0.63
52:BT:90:GLN:C	52:BT:92:GLY:H	2.02	0.63
58:BZ:81:ARG:HB3	58:BZ:81:ARG:NH1	2.13	0.63
1:CA:452:A:O2'	1:CA:453:A:H8	1.82	0.63
2:CB:96:ARG:HD3	2:CB:148:TYR:HE1	1.63	0.63
7:CG:23:VAL:O	7:CG:27:ILE:HG13	1.99	0.63
21:CU:3:LYS:HD3	21:CU:14:TRP:CD1	2.34	0.63
21:CU:6:ARG:CD	21:CU:15:ARG:NH1	2.61	0.63
22:CV:44:G:C3'	22:CV:45:U:H5'	2.29	0.63
25:CZ:145:GLU:OE2	25:CZ:149:LEU:HD22	1.98	0.63
36:DA:583:G:OP2	53:DU:10:ARG:HD2	1.98	0.63
36:DA:1658:C:OP1	40:DE:132:HIS:ND1	2.31	0.63
36:DA:2636:U:H4'	40:DE:80:GLU:OE1	1.98	0.63
38:DC:40:THR:HG22	38:DC:177:LYS:CD	2.29	0.63
39:DD:108:PRO:HD2	39:DD:111:LEU:HD12	1.80	0.63
39:DD:186:HIS:CD2	39:DD:188:GLU:HB2	2.34	0.63
42:DG:86:MET:N	42:DG:87:PRO:HD3	2.14	0.63
48:DP:23:PRO:HB2	48:DP:33:ARG:CD	2.29	0.63
48:DP:58:THR:O	48:DP:60:MET:N	2.32	0.63
49:DQ:140:ALA:O	49:DQ:141:GLN:HB2	1.98	0.63
52:DT:107:ASP:H	52:DT:110:ILE:HG12	1.63	0.63
3:AC:34:LEU:O	3:AC:38:ARG:HG2	1.98	0.63
12:AL:55:VAL:HG23	12:AL:68:ALA:O	1.99	0.63
13:AM:108:ARG:HG3	13:AM:108:ARG:NH1	2.08	0.63
16:AP:67:THR:HB	16:AP:70:ALA:HB2	1.80	0.63
24:AY:3:G:H8	24:AY:3:G:H5'	1.64	0.63
25:AZ:196:VAL:O	25:AZ:196:VAL:HG13	1.99	0.63
31:B5:44:THR:HG21	50:BR:101:ALA:CB	2.28	0.63
31:B5:52:TYR:HE2	36:BA:2884:U:H1'	1.63	0.63
34:B8:32:LEU:HD22	36:BA:2392:A:OP1	1.99	0.63
36:BA:597:U:O2'	48:BP:15:ARG:HG2	1.98	0.63
36:BA:1057:A:H2'	36:BA:1058:G:H8	1.63	0.63
36:BA:2050:C:H1'	40:BE:156:MET:HE1	1.78	0.63
48:BP:105:LEU:O	48:BP:106:LEU:HB2	1.97	0.63
49:BQ:66:ILE:HA	49:BQ:104:PHE:HB3	1.81	0.63
50:BR:14:SER:HA	50:BR:17:ARG:NH1	2.14	0.63

Continued on next page...

Continued from previous page...

Atom-1	Atom-2	Interatomic distance (Å)	Clash overlap (Å)
50:BR:28:LEU:HD13	50:BR:114:VAL:HG23	1.80	0.63
51:BS:66:ALA:HA	51:BS:69:VAL:CG1	2.28	0.63
58:BZ:79:ARG:HB3	58:BZ:79:ARG:NH1	2.13	0.63
17:CQ:5:VAL:HG22	17:CQ:60:ILE:HD12	1.80	0.63
22:CW:71:G:OP1	36:DA:1893:C:H4'	1.98	0.63
24:CY:24:G:C2'	24:CY:25:C:C5'	2.66	0.63
28:D2:33:MET:O	28:D2:37:PHE:HD1	1.81	0.63
28:D2:46:GLN:HB3	28:D2:48:HIS:ND1	2.14	0.63
36:DA:902:C:H2'	36:DA:903:C:C6	2.34	0.63
36:DA:958:U:H5''	49:DQ:14:ARG:HD3	1.80	0.63
36:DA:1779:U:C5	36:DA:1784:A:N7	2.65	0.63
36:DA:2199:A:H5'	36:DA:2200:C:OP2	1.98	0.63
36:DA:2308:G:N7	36:DA:2310:A:H5'	2.14	0.63
43:DH:52:VAL:HG21	43:DH:69:ARG:CG	2.28	0.63
50:DR:94:TYR:N	50:DR:94:TYR:CD1	2.64	0.63
10:AJ:32:ALA:HB1	10:AJ:75:ILE:HG13	1.80	0.63
14:AN:23:ARG:NH1	14:AN:30:ALA:HB2	2.14	0.63
22:AW:31:A:N1	22:AW:39:U:O4	2.31	0.63
30:B4:12:ALA:HB2	30:B4:29:PRO:HA	1.81	0.63
32:B6:32:ASN:O	32:B6:33:LYS:HG2	1.99	0.63
36:BA:1068:G:H2'	36:BA:1068:G:N3	2.14	0.63
36:BA:1569:A:O2'	39:BD:38:LYS:HG3	1.98	0.63
36:BA:2512:C:H2'	36:BA:2513:G:O4'	1.98	0.63
36:BA:2852:G:H2'	36:BA:2853:C:H6	1.64	0.63
39:BD:48:ARG:HG3	39:BD:48:ARG:HH11	1.64	0.63
41:BF:5:ALA:HB3	41:BF:18:ARG:O	1.98	0.63
41:BF:185:ASP:HA	41:BF:188:ARG:HD3	1.81	0.63
42:BG:82:LEU:HD13	42:BG:87:PRO:CA	2.28	0.63
46:BN:31:ALA:O	46:BN:34:LEU:HB3	1.99	0.63
48:BP:115:LEU:HA	48:BP:131:SER:OG	1.99	0.63
49:BQ:134:ARG:CD	58:BZ:122:ARG:HH21	2.12	0.63
1:CA:1442(B):A:H2'	1:CA:1442(B):A:N3	2.14	0.63
4:CD:129:ASN:HD21	4:CD:145:GLU:H	1.45	0.63
11:CK:27:ASN:ND2	11:CK:28:THR:N	2.47	0.63
25:CZ:107:SER:OG	25:CZ:137:LYS:HD2	1.99	0.63
36:DA:110:G:O2'	36:DA:111:A:H5'	1.98	0.63
36:DA:943:U:OP2	48:DP:38:GLN:CD	2.36	0.63
37:DB:25:A:H2'	37:DB:25:A:N3	2.13	0.63
40:DE:107:THR:O	40:DE:190:GLY:HA2	1.98	0.63
41:DF:104:LYS:O	41:DF:108:LYS:HG2	1.99	0.63
46:DN:108:PRO:HG2	46:DN:113:GLY:CA	2.29	0.63

Continued on next page...

Continued from previous page...

Atom-1	Atom-2	Interatomic distance (Å)	Clash overlap (Å)
48:DP:34:GLY:O	48:DP:35:HIS:HB2	1.98	0.63
48:DP:96:THR:HG22	48:DP:126:VAL:HB	1.79	0.63
57:DY:84:ARG:CZ	57:DY:97:ARG:HB3	2.29	0.63
1:AA:1438:G:C8	1:AA:1464:G:N2	2.67	0.62
16:AP:25:ARG:HB2	16:AP:25:ARG:NH1	2.13	0.62
36:BA:310:A:OP1	57:BY:18:GLY:HA2	1.99	0.62
36:BA:613:G:H5'	36:BA:613:G:H8	1.64	0.62
36:BA:845:G:H8	36:BA:845:G:OP2	1.82	0.62
36:BA:958:U:H5''	49:BQ:14:ARG:HD3	1.79	0.62
36:BA:2206:G:H3'	36:BA:2206:G:N3	2.14	0.62
36:BA:2262:U:H2'	36:BA:2263:C:H6	1.64	0.62
39:BD:65:ILE:HG22	39:BD:104:TYR:HB3	1.81	0.62
40:BE:33:VAL:HG13	40:BE:69:LYS:CE	2.27	0.62
1:CA:369:C:H5'	1:CA:369:C:H6	1.64	0.62
3:CC:150:LYS:HG3	3:CC:169:ALA:HB2	1.79	0.62
7:CG:7:ALA:O	7:CG:8:GLU:HB2	1.99	0.62
11:CK:33:THR:HG22	11:CK:39:PRO:HA	1.81	0.62
17:CQ:48:GLU:O	17:CQ:49:GLU:C	2.37	0.62
24:CY:70:C:C2'	24:CY:71:C:H5'	2.29	0.62
28:D2:25:VAL:HG21	28:D2:61:LEU:HD11	1.81	0.62
36:DA:83:G:O2'	36:DA:84:A:H8	1.82	0.62
36:DA:1290:C:H2'	36:DA:1291:C:C6	2.34	0.62
36:DA:1294:U:H6	36:DA:1294:U:C5'	2.12	0.62
36:DA:1362:C:O2'	36:DA:1363:C:H5'	1.99	0.62
38:DC:81:GLU:O	38:DC:84:LYS:HD3	1.98	0.62
39:DD:31:LYS:O	39:DD:35:LYS:HE3	1.99	0.62
40:DE:33:VAL:HG11	40:DE:89:ASP:O	1.99	0.62
48:DP:23:PRO:HD2	48:DP:33:ARG:NE	2.11	0.62
48:DP:97:PRO:O	48:DP:98:GLU:HB3	1.99	0.62
50:DR:52:ILE:HB	50:DR:94:TYR:HD2	1.63	0.62
57:DY:7:VAL:HG12	57:DY:83:THR:HG21	1.80	0.62
7:AG:15:ASP:HB3	7:AG:20:ASP:H	1.64	0.62
7:AG:23:VAL:O	7:AG:27:ILE:HG13	1.99	0.62
12:AL:25:PRO:C	12:AL:27:LEU:H	2.02	0.62
13:AM:17:VAL:O	13:AM:20:THR:HB	1.99	0.62
16:AP:49:LEU:HD12	16:AP:50:LYS:N	2.14	0.62
20:AT:45:GLN:HE22	20:AT:46:GLU:CG	2.12	0.62
36:BA:141:A:H8	36:BA:1408:C:HO2'	1.46	0.62
36:BA:745:G:H2'	36:BA:746:A:H5'	1.81	0.62
36:BA:1131:G:H21	46:BN:73:THR:HG21	1.64	0.62
39:BD:109:ASP:HB2	39:BD:197:GLY:HA2	1.79	0.62

Continued on next page...

Continued from previous page...

Atom-1	Atom-2	Interatomic distance (Å)	Clash overlap (Å)
39:BD:130:ALA:C	39:BD:131:LEU:HD12	2.19	0.62
40:BE:3:GLY:H	40:BE:81:ILE:HG21	1.64	0.62
53:BU:56:ASP:O	53:BU:59:ARG:HB2	1.98	0.62
53:BU:85:LYS:HD3	53:BU:117:GLN:NE2	2.14	0.62
57:BY:13:VAL:HA	57:BY:74:PRO:O	1.99	0.62
57:BY:27:VAL:HG12	57:BY:29:GLU:OE1	1.99	0.62
4:CD:12:CYS:HA	4:CD:19:LEU:CD1	2.30	0.62
36:DA:848:G:C4	36:DA:933:A:H8	2.18	0.62
36:DA:1024:G:C3'	36:DA:1025:G:H5''	2.22	0.62
36:DA:1210:A:H8	36:DA:1210:A:H5'	1.64	0.62
36:DA:2101:G:H2'	36:DA:2102:U:C5'	2.28	0.62
36:DA:2408:U:H2'	36:DA:2409:G:H8	1.63	0.62
39:DD:30:GLU:CD	39:DD:63:ARG:HH21	2.01	0.62
42:DG:114:ILE:CD1	42:DG:115:ARG:H	2.12	0.62
46:DN:61:ARG:HG3	46:DN:61:ARG:HH11	1.64	0.62
49:DQ:135:ASP:H	49:DQ:137:TYR:HD2	1.47	0.62
51:DS:34:HIS:HB3	51:DS:53:SER:HB3	1.81	0.62
51:DS:59:LYS:HG2	51:DS:60:GLY:N	2.13	0.62
52:DT:33:LYS:NZ	52:DT:43:GLN:HE21	1.96	0.62
55:DW:4:LYS:HG2	55:DW:5:ALA:H	1.62	0.62
57:DY:13:VAL:HA	57:DY:74:PRO:O	1.99	0.62
1:AA:946:A:H2'	1:AA:947:G:C8	2.34	0.62
1:AA:1142:G:H2'	1:AA:1143:G:O4'	1.98	0.62
12:AL:75:HIS:HA	12:AL:102:ARG:NH2	2.13	0.62
13:AM:15:VAL:HG11	13:AM:48:LEU:HD11	1.81	0.62
16:AP:20:VAL:CG2	16:AP:32:TYR:HB2	2.29	0.62
25:AZ:193:ASN:HB2	25:AZ:196:VAL:HB	1.80	0.62
36:BA:203:C:H3'	36:BA:204:A:H5''	1.81	0.62
36:BA:598:G:H5'	48:BP:15:ARG:HB3	1.79	0.62
36:BA:2092:U:H4'	36:BA:2093:G:C5'	2.11	0.62
40:BE:33:VAL:HG11	40:BE:89:ASP:O	1.98	0.62
49:BQ:136:ALA:O	49:BQ:138:ASP:N	2.32	0.62
49:BQ:140:ALA:O	49:BQ:141:GLN:HB2	1.99	0.62
52:BT:85:LYS:NZ	52:BT:85:LYS:CB	2.60	0.62
58:BZ:122:ARG:HG2	58:BZ:122:ARG:NH1	2.14	0.62
1:CA:624:C:H2'	1:CA:625:G:H8	1.64	0.62
1:CA:657:G:O2'	1:CA:658:G:H5'	2.00	0.62
4:CD:59:ARG:HE	4:CD:59:ARG:CA	2.04	0.62
7:CG:48:LYS:O	7:CG:52:GLU:HG2	1.99	0.62
12:CL:110:VAL:CG2	12:CL:120:TYR:HB3	2.28	0.62
13:CM:87:TYR:HD1	19:CS:81:ARG:NH2	1.96	0.62

Continued on next page...

Continued from previous page...

Atom-1	Atom-2	Interatomic distance (Å)	Clash overlap (Å)
18:CR:26:LEU:CD2	18:CR:39:VAL:HG13	2.30	0.62
18:CR:53:ARG:HH11	18:CR:60:ALA:HA	1.63	0.62
29:D3:31:LEU:HD12	36:DA:1157:G:O2'	1.99	0.62
36:DA:1947:C:C2'	36:DA:1948:G:H5''	2.29	0.62
36:DA:2512:C:H2'	36:DA:2513:G:O4'	2.00	0.62
39:DD:148:GLU:HB2	39:DD:151:LYS:HD2	1.81	0.62
41:DF:5:ALA:HB3	41:DF:18:ARG:O	1.99	0.62
41:DF:89:VAL:HG12	41:DF:90:PHE:N	2.13	0.62
41:DF:135:LYS:HB3	41:DF:138:GLU:CD	2.19	0.62
47:DO:47:ILE:CG2	47:DO:48:PRO:HD2	2.28	0.62
50:DR:36:THR:O	50:DR:111:LEU:HB3	1.99	0.62
51:DS:15:ARG:O	51:DS:15:ARG:CD	2.47	0.62
52:DT:27:THR:HG23	52:DT:28:VAL:N	2.13	0.62
52:DT:34:VAL:HG22	52:DT:39:ARG:HA	1.82	0.62
53:DU:34:LYS:HA	53:DU:34:LYS:HE2	1.81	0.62
53:DU:108:GLU:OE2	54:DV:44:LYS:HB3	1.99	0.62
54:DV:19:LYS:NZ	54:DV:20:LEU:H	1.96	0.62
1:AA:977:A:N3	1:AA:977:A:C2'	2.62	0.62
1:AA:979:C:H3'	1:AA:980:C:C5'	2.23	0.62
1:AA:1319:A:H5'	1:AA:1320:C:OP1	1.99	0.62
3:AC:26:LYS:H	3:AC:26:LYS:CD	2.13	0.62
16:AP:8:ARG:O	16:AP:9:PHE:HD1	1.83	0.62
22:AW:68:C:H2'	22:AW:69:G:C8	2.34	0.62
25:AZ:191:GLY:CA	25:AZ:197:ASP:CG	2.67	0.62
36:BA:611:C:H2'	36:BA:612:C:C6	2.35	0.62
36:BA:1075:C:H2'	36:BA:1076:C:C6	2.33	0.62
36:BA:1290:C:H2'	36:BA:1291:C:H6	1.65	0.62
43:BH:127:GLU:HB2	43:BH:130:ARG:HB2	1.80	0.62
46:BN:6:PRO:HB2	46:BN:9:VAL:CG2	2.28	0.62
48:BP:6:LEU:HD23	48:BP:6:LEU:H	1.65	0.62
48:BP:34:GLY:O	48:BP:35:HIS:HB2	1.99	0.62
52:BT:38:ASN:O	52:BT:38:ASN:ND2	2.33	0.62
52:BT:80:SER:CB	52:BT:81:PRO:HD3	2.25	0.62
7:CG:102:ARG:O	7:CG:106:GLN:HG3	2.00	0.62
13:CM:54:VAL:O	13:CM:58:GLU:HG2	2.00	0.62
39:DD:125:ILE:HG22	39:DD:125:ILE:O	1.98	0.62
39:DD:224:ALA:O	39:DD:225:ALA:HB3	1.98	0.62
46:DN:23:LEU:CD1	46:DN:98:VAL:HG12	2.29	0.62
48:DP:49:ARG:HH11	48:DP:49:ARG:HG3	1.65	0.62
52:DT:60:THR:HG22	52:DT:77:PRO:HA	1.80	0.62
56:DX:35:THR:HB	56:DX:38:GLU:CB	2.29	0.62

Continued on next page...

Continued from previous page...

Atom-1	Atom-2	Interatomic distance (Å)	Clash overlap (Å)
1:AA:1456:G:O2'	20:AT:39:LYS:NZ	2.32	0.62
2:AB:14:GLY:O	2:AB:15:VAL:HG13	2.00	0.62
18:AR:25:THR:C	18:AR:26:LEU:HD12	2.20	0.62
24:AY:2:G:OP1	25:AZ:90:LYS:HB3	1.99	0.62
36:BA:2630:G:H21	36:BA:2892:A:H1'	1.64	0.62
37:BB:34:U:H5''	37:BB:35:U:OP1	1.99	0.62
38:BC:114:VAL:HG12	38:BC:144:THR:HB	1.79	0.62
39:BD:77:ALA:HB2	39:BD:97:TYR:CD2	2.35	0.62
40:BE:77:ILE:HG22	40:BE:78:LEU:H	1.64	0.62
48:BP:23:PRO:C	48:BP:33:ARG:CZ	2.67	0.62
49:BQ:68:ILE:HG23	49:BQ:103:MET:HA	1.81	0.62
51:BS:11:LYS:N	51:BS:11:LYS:HD2	2.14	0.62
53:BU:95:LEU:O	53:BU:98:LEU:HG	2.00	0.62
57:BY:33:LYS:C	57:BY:35:TYR:H	2.03	0.62
1:CA:1129:C:H41	1:CA:1135:U:H3	1.47	0.62
3:CC:50:ALA:O	3:CC:70:VAL:HG13	1.99	0.62
20:CT:91:LEU:O	20:CT:94:ALA:HB3	1.99	0.62
36:DA:1075:C:H2'	36:DA:1076:C:C6	2.34	0.62
36:DA:1131:G:H21	46:DN:73:THR:HG21	1.64	0.62
36:DA:1203:G:H3'	36:DA:1204:A:H5''	1.81	0.62
36:DA:1960:A:H8	36:DA:1960:A:C5'	2.11	0.62
36:DA:2303:G:H4'	42:DG:124:SER:O	1.98	0.62
37:DB:61:G:O2'	37:DB:62:C:H5'	1.99	0.62
40:DE:52:LEU:HB3	40:DE:75:VAL:HB	1.82	0.62
51:DS:89:ARG:HB3	51:DS:92:TYR:CB	2.30	0.62
58:DZ:114:GLY:HA3	58:DZ:146:ILE:HG21	1.82	0.62
1:AA:376:G:H5''	16:AP:5:ARG:HB2	1.81	0.62
1:AA:963:G:H21	10:AJ:55:LYS:HE2	1.64	0.62
3:AC:52:LEU:HD21	3:AC:55:VAL:HG23	1.82	0.62
13:AM:83:ASP:OD1	13:AM:84:ILE:N	2.32	0.62
27:B1:44:PRO:HG2	27:B1:46:LEU:CD1	2.29	0.62
36:BA:1592:C:H2'	36:BA:1593:G:C8	2.34	0.62
36:BA:2472:G:H5'	36:BA:2473:U:C5'	2.29	0.62
36:BA:2845:G:O2'	36:BA:2846:G:H5'	1.99	0.62
37:BB:65:C:O2'	37:BB:66:A:H5'	1.99	0.62
39:BD:181:GLU:HA	39:BD:273:ARG:O	1.99	0.62
53:BU:108:GLU:OE2	54:BV:44:LYS:HB3	1.99	0.62
57:BY:31:LEU:HB2	57:BY:32:PRO:HA	1.82	0.62
57:BY:81:LYS:HE2	57:BY:97:ARG:NH2	2.14	0.62
58:BZ:23:LYS:O	58:BZ:39:VAL:O	2.18	0.62
1:CA:1217:C:OP1	14:CN:9:LYS:HE3	1.99	0.62

Continued on next page...

Continued from previous page...

Atom-1	Atom-2	Interatomic distance (Å)	Clash overlap (Å)
31:D5:3:LYS:HD2	31:D5:3:LYS:N	2.13	0.62
31:D5:44:THR:CG2	50:DR:101:ALA:N	2.63	0.62
32:D6:12:GLU:HG3	32:D6:23:THR:HG21	1.81	0.62
36:DA:745:G:C2'	36:DA:746:A:H5'	2.28	0.62
36:DA:1678:G:N2	36:DA:1989:G:N2	2.46	0.62
50:DR:2:ARG:NH1	50:DR:2:ARG:HG3	2.14	0.62
53:DU:16:LYS:O	53:DU:20:LEU:HD23	2.00	0.62
57:DY:81:LYS:HE2	57:DY:97:ARG:NH2	2.14	0.62
1:AA:963:G:N2	10:AJ:55:LYS:HE2	2.14	0.62
1:AA:1030(D):A:H62	1:AA:1031:G:H21	1.48	0.62
1:AA:1277:C:O2'	1:AA:1279:A:H8	1.83	0.62
2:AB:97:TRP:HH2	2:AB:176:GLU:CD	2.02	0.62
3:AC:34:LEU:HD22	3:AC:38:ARG:NE	2.13	0.62
3:AC:50:ALA:HB1	3:AC:70:VAL:HG11	1.81	0.62
4:AD:109:GLY:O	4:AD:111:ALA:N	2.32	0.62
7:AG:15:ASP:O	7:AG:19:GLY:HA2	2.00	0.62
20:AT:86:ARG:O	20:AT:90:GLN:HG3	1.99	0.62
24:AY:24:G:C2'	24:AY:25:C:C5'	2.65	0.62
36:BA:1516:C:H2'	36:BA:1517:G:C5'	2.30	0.62
36:BA:1652:A:C2'	36:BA:1653:G:H5'	2.29	0.62
39:BD:70:TRP:O	39:BD:73:VAL:HG23	2.00	0.62
12:CL:110:VAL:HG23	12:CL:120:TYR:HB3	1.81	0.62
25:CZ:266:VAL:HB	25:CZ:291:ARG:NH1	2.15	0.62
25:CZ:368:VAL:HG12	25:CZ:369:THR:N	2.15	0.62
28:D2:25:VAL:HG21	28:D2:61:LEU:HG	1.82	0.62
36:DA:1718:G:H2'	36:DA:1719:G:H8	1.63	0.62
36:DA:2543:G:H2'	36:DA:2544:G:C8	2.35	0.62
38:DC:34:THR:HG22	38:DC:34:THR:O	2.00	0.62
38:DC:78:ALA:O	38:DC:79:LYS:HB2	1.98	0.62
40:DE:9:VAL:HG13	40:DE:25:VAL:HB	1.82	0.62
40:DE:105:THR:HB	40:DE:197:ILE:CG2	2.30	0.62
41:DF:25:PRO:HB3	41:DF:119:ARG:HD3	1.80	0.62
41:DF:143:ALA:HB1	41:DF:148:LEU:HB2	1.82	0.62
41:DF:185:ASP:HA	41:DF:188:ARG:HG2	1.79	0.62
42:DG:7:LEU:HD22	42:DG:100:TRP:CE3	2.35	0.62
42:DG:105:LYS:HD2	42:DG:142:PRO:HG3	1.81	0.62
43:DH:149:ARG:HG3	43:DH:162:ILE:HG12	1.82	0.62
46:DN:49:GLY:H	46:DN:119:ARG:HH22	1.48	0.62
49:DQ:1:MET:HE3	49:DQ:44:ALA:HB1	1.82	0.62
50:DR:33:ARG:HG2	50:DR:113:LEU:HD11	1.81	0.62
50:DR:100:LEU:HD13	50:DR:100:LEU:N	2.14	0.62

Continued on next page...

Continued from previous page...

Atom-1	Atom-2	Interatomic distance (Å)	Clash overlap (Å)
1:AA:755:G:OP2	15:AO:65:ARG:HD2	1.99	0.62
1:AA:865:A:C2	1:AA:918:A:H4'	2.33	0.62
1:AA:942:G:H21	9:AI:124:GLN:HE22	1.44	0.62
1:AA:1258:G:O2'	1:AA:1259:C:H5'	1.99	0.62
3:AC:91:LEU:HB2	3:AC:99:VAL:HG21	1.82	0.62
4:AD:121:VAL:O	4:AD:134:ASP:HA	1.99	0.62
21:AU:9:ARG:HH12	21:AU:23:PRO:HD2	1.65	0.62
24:AY:2:G:H2'	24:AY:3:G:C5'	2.29	0.62
29:B3:31:LEU:HD12	36:BA:1157:G:O2'	1.99	0.62
30:B4:28:LYS:HA	30:B4:28:LYS:HE3	1.82	0.62
36:BA:83:G:O2'	36:BA:84:A:H8	1.81	0.62
36:BA:1248:G:OP1	53:BU:2:PRO:HD2	2.00	0.62
36:BA:2415:G:H4'	48:BP:66:GLY:C	2.20	0.62
36:BA:2842:G:O2'	36:BA:2843:G:H5'	2.00	0.62
40:BE:38:THR:HB	40:BE:41:LYS:HG2	1.79	0.62
41:BF:6:VAL:HG12	41:BF:7:TYR:N	2.11	0.62
41:BF:192:LEU:C	41:BF:192:LEU:HD23	2.19	0.62
52:BT:64:ARG:HD2	52:BT:73:GLU:OE1	2.00	0.62
53:BU:110:VAL:O	53:BU:113:ALA:HB3	1.99	0.62
58:BZ:108:PRO:HB3	58:BZ:141:VAL:HG11	1.82	0.62
1:CA:358:U:H2'	1:CA:359:U:H6	1.65	0.62
1:CA:376:G:H5''	16:CP:5:ARG:HB2	1.80	0.62
1:CA:882:C:O2'	1:CA:883:C:H5'	2.00	0.62
2:CB:155:LEU:HD21	2:CB:159:PRO:HG3	1.82	0.62
13:CM:73:GLU:O	13:CM:76:ALA:HB3	2.00	0.62
25:CZ:131:ILE:O	25:CZ:168:VAL:HG13	1.99	0.62
30:D4:5:ILE:O	30:D4:5:ILE:HG12	1.99	0.62
34:D8:6:THR:HG23	34:D8:62:LEU:HD12	1.80	0.62
36:DA:996:A:H4'	53:DU:92:ARG:NE	2.14	0.62
36:DA:2787:C:O2'	40:DE:61:ARG:HD3	2.00	0.62
36:DA:2840:C:H5''	50:DR:53:HIS:CD2	2.35	0.62
42:DG:47:LYS:HD2	42:DG:47:LYS:N	2.14	0.62
48:DP:102:ARG:HB2	48:DP:102:ARG:HH11	1.64	0.62
53:DU:56:ASP:O	53:DU:59:ARG:HB2	2.00	0.62
53:DU:95:LEU:O	53:DU:98:LEU:HG	2.00	0.62
2:AB:87:ARG:HH11	2:AB:87:ARG:HB3	1.64	0.62
6:AF:30:LEU:HD23	6:AF:35:ALA:HB3	1.81	0.62
13:AM:116:THR:O	13:AM:118:ALA:N	2.33	0.62
14:AN:27:CYS:HG	59:AN:101:ZN:ZN	1.11	0.62
20:AT:50:GLU:OE2	20:AT:100:ILE:HD13	1.99	0.62
20:AT:70:SER:HA	20:AT:73:HIS:CD2	2.35	0.62

Continued on next page...

Continued from previous page...

Atom-1	Atom-2	Interatomic distance (Å)	Clash overlap (Å)
36:BA:2787:C:O2'	40:BE:61:ARG:HD3	2.00	0.62
36:BA:2894:G:N3	36:BA:2894:G:H2'	2.14	0.62
41:BF:164:ARG:HH11	41:BF:164:ARG:HG2	1.64	0.62
46:BN:61:ARG:HH11	46:BN:61:ARG:HG3	1.63	0.62
48:BP:85:LEU:HA	48:BP:88:LEU:HB3	1.78	0.62
55:BW:11:ARG:HH11	55:BW:11:ARG:HG2	1.65	0.62
57:BY:36:ALA:HA	57:BY:69:ALA:N	2.15	0.62
3:CC:35:GLU:HG3	3:CC:95:THR:OG1	2.00	0.62
5:CE:143:ARG:HH12	8:CH:77:GLU:CD	2.03	0.62
10:CJ:38:ILE:HG13	10:CJ:71:LEU:HB3	1.81	0.62
12:CL:102:ARG:HH11	12:CL:110:VAL:HG22	1.64	0.62
15:CO:25:THR:O	15:CO:29:VAL:HG23	1.99	0.62
17:CQ:59:ILE:HG22	17:CQ:71:PHE:HB3	1.82	0.62
20:CT:45:GLN:HE22	20:CT:46:GLU:CG	2.11	0.62
22:CW:44:G:H3'	22:CW:45:U:C5	2.35	0.62
28:D2:39:ALA:HA	28:D2:45:SER:CB	2.12	0.62
36:DA:1270:C:H5''	36:DA:1271:G:O5'	2.00	0.62
36:DA:1567:A:H5'	39:DD:58:HIS:CD2	2.34	0.62
36:DA:2389:G:H5''	36:DA:2390:U:O4'	2.00	0.62
36:DA:2894:G:H2'	36:DA:2894:G:N3	2.14	0.62
41:DF:201:VAL:HA	41:DF:204:ASN:HD22	1.62	0.62
48:DP:125:VAL:O	48:DP:145:PRO:HD2	2.00	0.62
58:DZ:145:GLU:HG3	58:DZ:146:ILE:H	1.63	0.62
1:AA:353:A:H5'	1:AA:353:A:C8	2.30	0.62
2:AB:134:GLU:C	2:AB:136:VAL:H	2.01	0.62
2:AB:204:ASN:HD22	2:AB:205:ASP:N	1.98	0.62
22:AW:44:G:H3'	22:AW:45:U:C5	2.35	0.62
25:AZ:202:LEU:O	25:AZ:206:ILE:HB	2.00	0.62
36:BA:268:C:H2'	36:BA:268:C:O2	1.99	0.62
36:BA:1517:G:H5'	36:BA:1517:G:C8	2.29	0.62
36:BA:2287:A:H2	36:BA:2346:A:N1	1.97	0.62
46:BN:55:VAL:HG22	46:BN:126:PRO:HA	1.82	0.62
48:BP:50:ARG:HH11	48:BP:50:ARG:HG2	1.65	0.62
53:BU:34:LYS:HE2	53:BU:34:LYS:HA	1.80	0.62
56:BX:28:PHE:CD1	56:BX:28:PHE:N	2.68	0.62
1:CA:1234:C:O2'	1:CA:1235:U:H5'	2.00	0.62
2:CB:87:ARG:HH11	2:CB:87:ARG:HB3	1.65	0.62
7:CG:23:VAL:HG13	7:CG:43:PHE:CE2	2.35	0.62
9:CI:118:LYS:O	9:CI:119:ALA:HB3	1.99	0.62
16:CP:71:ARG:HA	16:CP:74:LEU:HD13	1.82	0.62
19:CS:10:PHE:CE1	19:CS:70:LYS:HE2	2.35	0.62

Continued on next page...

Continued from previous page...

Atom-1	Atom-2	Interatomic distance (Å)	Clash overlap (Å)
21:CU:6:ARG:NH1	21:CU:15:ARG:NH2	2.48	0.62
28:D2:3:LEU:HD13	36:DA:98:G:C5'	2.30	0.62
28:D2:29:LYS:HA	28:D2:32:LEU:CB	2.24	0.62
34:D8:32:LEU:HD22	36:DA:2392:A:OP1	1.99	0.62
36:DA:533:G:H5'	53:DU:24:TYR:CE1	2.35	0.62
36:DA:824:A:H1'	36:DA:2358:G:N7	2.15	0.62
36:DA:1666:G:C2'	36:DA:1667:G:H5'	2.29	0.62
36:DA:2580:U:H4'	40:DE:130:GLY:HA3	1.80	0.62
37:DB:34:U:H5''	37:DB:35:U:OP1	1.99	0.62
37:DB:65:C:O2'	37:DB:66:A:H5'	2.00	0.62
41:DF:164:ARG:HH11	41:DF:164:ARG:HG2	1.64	0.62
42:DG:66:GLN:HE22	42:DG:67:LYS:HE2	1.64	0.62
46:DN:55:VAL:HG22	46:DN:126:PRO:HA	1.81	0.62
48:DP:23:PRO:CD	48:DP:33:ARG:HE	2.10	0.62
49:DQ:136:ALA:O	49:DQ:138:ASP:N	2.33	0.62
58:DZ:72:ARG:CG	58:DZ:89:PHE:HB2	2.30	0.62
1:AA:323:U:O3'	20:AT:22:ARG:HD3	1.99	0.61
1:AA:532:A:N6	1:AA:1206:G:O2'	2.32	0.61
2:AB:172:ILE:H	2:AB:172:ILE:CD1	2.11	0.61
25:AZ:313:HIS:CB	25:AZ:380:LEU:HD12	2.30	0.61
36:BA:2098:U:H3	36:BA:2191:G:H1	1.46	0.61
36:BA:2741:A:H2'	36:BA:2742:C:O4'	2.00	0.61
36:BA:2762:G:H5'	36:BA:2762:G:C8	2.29	0.61
48:BP:126:VAL:CA	48:BP:145:PRO:HG2	2.30	0.61
52:BT:28:VAL:CG1	52:BT:46:GLU:HA	2.28	0.61
53:BU:79:PHE:O	53:BU:83:LEU:HD13	2.00	0.61
55:BW:4:LYS:HG2	55:BW:5:ALA:H	1.64	0.61
57:BY:73:ARG:HH22	57:BY:82:PRO:HA	1.64	0.61
57:BY:86:ARG:HH21	57:BY:95:LYS:NZ	1.97	0.61
1:CA:1306:A:N6	1:CA:1331:G:H1'	2.14	0.61
18:CR:25:THR:C	18:CR:26:LEU:HD12	2.20	0.61
21:CU:6:ARG:CZ	21:CU:15:ARG:CZ	2.78	0.61
32:D6:32:ASN:O	32:D6:33:LYS:HG2	2.00	0.61
34:D8:14:VAL:HG21	34:D8:22:VAL:CG1	2.30	0.61
36:DA:208:C:H2'	36:DA:209:C:H6	1.65	0.61
36:DA:310:A:OP1	57:DY:17:SER:O	2.18	0.61
36:DA:1652:A:C2'	36:DA:1653:G:H5'	2.30	0.61
40:DE:77:ILE:HG22	40:DE:78:LEU:H	1.65	0.61
46:DN:73:THR:HG22	46:DN:82:LEU:HD11	1.82	0.61
49:DQ:66:ILE:HA	49:DQ:104:PHE:HB3	1.83	0.61
49:DQ:137:TYR:CE1	58:DZ:81:ARG:NH2	2.68	0.61

Continued on next page...

Continued from previous page...

Atom-1	Atom-2	Interatomic distance (Å)	Clash overlap (Å)
52:DT:39:ARG:HD2	52:DT:39:ARG:N	2.15	0.61
53:DU:90:VAL:HG12	53:DU:91:ASP:H	1.65	0.61
55:DW:4:LYS:HA	55:DW:106:ILE:HG22	1.82	0.61
57:DY:36:ALA:HA	57:DY:69:ALA:N	2.15	0.61
1:AA:1129:C:H41	1:AA:1135:U:H3	1.46	0.61
16:AP:21:VAL:O	16:AP:21:VAL:HG22	2.00	0.61
21:AU:5:ASP:O	21:AU:11:GLY:HA3	2.00	0.61
25:AZ:68:VAL:HG22	25:AZ:69:GLU:N	2.15	0.61
36:BA:122:G:H1	36:BA:129:C:N4	1.98	0.61
36:BA:848:G:H5'	36:BA:848:G:H8	1.65	0.61
36:BA:1328:G:H2'	36:BA:1330:C:C5	2.35	0.61
36:BA:2176:A:H8	36:BA:2176:A:O5'	1.83	0.61
36:BA:2523:G:H2'	36:BA:2524:G:C5'	2.30	0.61
40:BE:52:LEU:HB3	40:BE:75:VAL:HB	1.82	0.61
41:BF:160:ASN:ND2	41:BF:162:LEU:HB2	2.14	0.61
46:BN:21:LYS:HD3	46:BN:22:THR:H	1.65	0.61
46:BN:108:PRO:HG2	46:BN:113:GLY:CA	2.29	0.61
48:BP:125:VAL:O	48:BP:145:PRO:HD2	2.00	0.61
50:BR:94:TYR:N	50:BR:94:TYR:HD1	1.98	0.61
50:BR:96:ARG:NH1	50:BR:117:VAL:HG23	2.14	0.61
1:CA:260:G:H2'	1:CA:261:U:H6	1.65	0.61
1:CA:963:G:H21	10:CJ:55:LYS:HE2	1.64	0.61
5:CE:45:PHE:CE2	5:CE:47:LYS:HD2	2.35	0.61
36:DA:598:G:H5'	48:DP:15:ARG:HB3	1.81	0.61
36:DA:1105:U:H2'	36:DA:1106:G:H8	1.65	0.61
36:DA:2491:U:H4'	36:DA:2570:G:OP1	2.00	0.61
40:DE:38:THR:HG22	40:DE:40:GLU:N	2.08	0.61
58:DZ:69:THR:HB	58:DZ:89:PHE:O	2.00	0.61
1:AA:299:G:H2'	1:AA:300:A:C8	2.35	0.61
1:AA:473:G:H2'	1:AA:474:G:H8	1.65	0.61
3:AC:7:PRO:O	3:AC:11:ARG:HG2	1.99	0.61
5:AE:45:PHE:CE2	5:AE:47:LYS:HD2	2.34	0.61
7:AG:48:LYS:O	7:AG:52:GLU:HG2	1.99	0.61
13:AM:64:TRP:O	13:AM:66:LEU:HD13	2.00	0.61
24:AY:76:A:N1	25:AZ:271:GLU:HG3	2.15	0.61
26:B0:20:ARG:HH11	26:B0:20:ARG:HG2	1.64	0.61
30:B4:6:HIS:HB3	42:BG:67:LYS:NZ	2.16	0.61
32:B6:15:GLU:OE2	32:B6:18:ARG:NH2	2.33	0.61
36:BA:745:G:C2'	36:BA:746:A:H5'	2.31	0.61
36:BA:1270:C:H5''	36:BA:1271:G:O5'	2.00	0.61
36:BA:1658:C:OP1	40:BE:132:HIS:O	2.18	0.61

Continued on next page...

Continued from previous page...

Atom-1	Atom-2	Interatomic distance (Å)	Clash overlap (Å)
36:BA:1854:A:H62	36:BA:1888:G:H8	1.48	0.61
38:BC:68:LEU:HD11	38:BC:161:ILE:CG2	2.30	0.61
46:BN:23:LEU:CD1	46:BN:98:VAL:HG12	2.31	0.61
49:BQ:109:VAL:CG1	49:BQ:113:GLN:HB2	2.29	0.61
49:BQ:140:ALA:HB1	58:BZ:99:TYR:CE2	2.35	0.61
1:CA:562:C:H4'	1:CA:563:A:H5'	1.82	0.61
2:CB:9:GLU:N	2:CB:9:GLU:OE1	2.33	0.61
2:CB:115:LEU:HD13	2:CB:145:LEU:HB3	1.82	0.61
7:CG:6:ARG:HH21	7:CG:94:ARG:HH12	1.46	0.61
10:CJ:48:THR:HG23	10:CJ:62:HIS:CD2	2.35	0.61
22:CW:68:C:H2'	22:CW:69:G:H8	1.65	0.61
24:CY:16:H2U:H5'	24:CY:17:H2U:O5'	2.00	0.61
25:CZ:355:LEU:HD23	25:CZ:370:PHE:CG	2.35	0.61
36:DA:651:G:H2'	36:DA:652:C:H5'	1.82	0.61
36:DA:953:A:OP2	49:DQ:16:ARG:HD2	2.00	0.61
36:DA:1040:C:H2'	36:DA:1041:G:H8	1.65	0.61
36:DA:1899:G:H21	36:DA:1902:C:N4	1.82	0.61
36:DA:2192:G:C3'	36:DA:2193:G:H5''	2.31	0.61
36:DA:2208:A:H1'	36:DA:2219:G:C5	2.35	0.61
40:DE:4:ILE:HD11	40:DE:28:ALA:CB	2.29	0.61
43:DH:136:ILE:HD12	43:DH:136:ILE:H	1.66	0.61
49:DQ:141:GLN:HG2	58:DZ:72:ARG:HD3	1.81	0.61
51:DS:96:GLY:O	51:DS:98:VAL:N	2.33	0.61
5:AE:36:ASP:OD1	5:AE:38:GLN:N	2.33	0.61
6:AF:77:ARG:HH11	6:AF:77:ARG:HG2	1.64	0.61
10:AJ:38:ILE:HG13	10:AJ:71:LEU:HB3	1.82	0.61
13:AM:97:PRO:CA	13:AM:110:ARG:HD3	2.29	0.61
16:AP:64:ALA:O	16:AP:66:PRO:HD3	2.01	0.61
25:AZ:368:VAL:HG12	25:AZ:369:THR:N	2.15	0.61
32:B6:12:GLU:HG3	32:B6:23:THR:HG21	1.82	0.61
36:BA:1018:C:H2'	36:BA:1019:U:H6	1.65	0.61
36:BA:1053:C:H2'	36:BA:1054:A:H8	1.63	0.61
36:BA:1718:G:H2'	36:BA:1719:G:H8	1.64	0.61
36:BA:2101:G:H2'	36:BA:2102:U:C5'	2.28	0.61
36:BA:2840:C:H5''	50:BR:53:HIS:CD2	2.35	0.61
39:BD:125:ILE:HG22	39:BD:125:ILE:O	2.01	0.61
43:BH:52:VAL:HB	43:BH:69:ARG:HD3	1.82	0.61
49:BQ:79:LEU:HD22	49:BQ:80:GLU:HG3	1.82	0.61
58:BZ:105:VAL:O	58:BZ:140:ASP:HA	2.01	0.61
1:CA:344:A:H4'	1:CA:345:C:OP2	1.98	0.61
6:CF:30:LEU:HD23	6:CF:35:ALA:HB3	1.83	0.61

Continued on next page...

Continued from previous page...

Atom-1	Atom-2	Interatomic distance (Å)	Clash overlap (Å)
7:CG:57:GLU:O	7:CG:60:LYS:HB3	1.99	0.61
8:CH:56:LYS:HD2	8:CH:56:LYS:N	2.15	0.61
13:CM:39:ILE:HD12	13:CM:56:LEU:HD23	1.83	0.61
22:CW:68:C:H2'	22:CW:69:G:C8	2.34	0.61
25:CZ:34:VAL:HG21	25:CZ:199:ILE:HG21	1.80	0.61
36:DA:611:C:H2'	36:DA:612:C:H6	1.65	0.61
36:DA:882:G:H2'	36:DA:883:G:H8	1.65	0.61
36:DA:2377:A:O2'	36:DA:2378:A:H5'	2.01	0.61
42:DG:95:ARG:HH11	42:DG:95:ARG:HG2	1.64	0.61
49:DQ:109:VAL:CG1	49:DQ:113:GLN:HB2	2.29	0.61
55:DW:55:ALA:C	55:DW:57:ASN:H	2.04	0.61
1:AA:358:U:C5'	25:AZ:234:ARG:C	2.68	0.61
5:AE:18:ARG:HH11	5:AE:18:ARG:HG3	1.66	0.61
5:AE:81:GLU:HG2	5:AE:90:VAL:HG22	1.82	0.61
10:AJ:94:VAL:HG12	10:AJ:95:GLU:N	2.15	0.61
13:AM:11:ARG:HG2	13:AM:12:ASN:ND2	2.16	0.61
13:AM:58:GLU:O	13:AM:62:ASN:HB2	2.00	0.61
19:AS:10:PHE:CE1	19:AS:70:LYS:HE2	2.35	0.61
25:AZ:215:ARG:HD2	25:AZ:283:GLY:HA3	1.83	0.61
25:AZ:222:LEU:HD11	25:AZ:303:VAL:HB	1.81	0.61
28:B2:51:ARG:HB2	28:B2:55:ARG:NH1	2.16	0.61
30:B4:13:ARG:C	30:B4:14:ILE:HD12	2.20	0.61
34:B8:32:LEU:CD2	34:B8:36:LYS:HZ1	2.11	0.61
36:BA:310:A:OP1	57:BY:17:SER:O	2.18	0.61
36:BA:1105:U:H2'	36:BA:1106:G:H8	1.64	0.61
36:BA:1516:C:H2'	36:BA:1517:G:H5'	1.82	0.61
36:BA:1960:A:H8	36:BA:1960:A:C5'	2.13	0.61
36:BA:2107:C:C1'	36:BA:2182:G:H22	2.13	0.61
36:BA:2262:U:O2'	36:BA:2263:C:H5'	2.00	0.61
50:BR:3:HIS:O	50:BR:5:LYS:N	2.32	0.61
53:BU:16:LYS:O	53:BU:20:LEU:HD23	2.01	0.61
54:BV:18:LEU:CD2	54:BV:19:LYS:H	2.10	0.61
55:BW:4:LYS:HA	55:BW:106:ILE:HG22	1.83	0.61
57:BY:67:LEU:HD21	57:BY:71:LYS:HE2	1.81	0.61
58:BZ:150:LEU:CD2	58:BZ:150:LEU:H	2.14	0.61
1:CA:1228:C:OP1	13:CM:115:LYS:HE3	2.00	0.61
1:CA:1310:G:O2'	1:CA:1311:G:H5'	2.00	0.61
15:CO:3:ILE:O	15:CO:3:ILE:HG13	2.00	0.61
22:CV:42:C:H6	22:CV:42:C:C5'	2.05	0.61
22:CV:47:U:H3'	22:CV:48:C:H5'	1.81	0.61
25:CZ:8:THR:OG1	25:CZ:9:LYS:N	2.32	0.61

Continued on next page...

Continued from previous page...

Atom-1	Atom-2	Interatomic distance (Å)	Clash overlap (Å)
25:CZ:313:HIS:HB2	25:CZ:380:LEU:HD12	1.81	0.61
28:D2:43:GLN:O	28:D2:44:LEU:HB2	2.00	0.61
30:D4:28:LYS:HA	30:D4:28:LYS:HE3	1.82	0.61
31:D5:4:HIS:O	36:DA:2056:G:N2	2.32	0.61
36:DA:547:A:H2'	36:DA:548:A:C8	2.36	0.61
36:DA:582:G:H2'	36:DA:583:G:C8	2.35	0.61
36:DA:1076:C:H42	36:DA:1088:A:H61	1.48	0.61
36:DA:1248:G:OP1	53:DU:2:PRO:HD2	2.00	0.61
47:DO:24:VAL:HB	47:DO:33:ALA:HB2	1.83	0.61
1:AA:1347:G:N2	1:AA:1373:G:H2'	2.16	0.61
2:AB:215:LEU:O	2:AB:219:VAL:HG23	2.00	0.61
3:AC:35:GLU:HG3	3:AC:95:THR:OG1	1.99	0.61
20:AT:66:ALA:HB1	20:AT:71:THR:HB	1.82	0.61
22:AW:68:C:H2'	22:AW:69:G:H8	1.65	0.61
25:AZ:8:THR:OG1	25:AZ:9:LYS:N	2.33	0.61
36:BA:482:A:H4'	57:BY:47:LYS:HG2	1.82	0.61
36:BA:824:A:H1'	36:BA:2358:G:N7	2.15	0.61
36:BA:848:G:N3	36:BA:933:A:H1'	2.16	0.61
36:BA:1151:G:H5''	53:BU:81:HIS:CE1	2.35	0.61
36:BA:2025:C:H2'	36:BA:2026:C:H6	1.66	0.61
36:BA:2287:A:C2	36:BA:2346:A:N1	2.68	0.61
36:BA:2854:G:H2'	36:BA:2855:C:C6	2.36	0.61
46:BN:13:TRP:O	46:BN:135:PRO:HD2	1.99	0.61
53:BU:91:ASP:O	53:BU:95:LEU:HB2	2.00	0.61
58:BZ:23:LYS:HD3	58:BZ:38:TYR:CZ	2.36	0.61
1:CA:323:U:O3'	20:CT:22:ARG:HD3	1.99	0.61
3:CC:34:LEU:O	3:CC:38:ARG:HG2	1.99	0.61
5:CE:144:THR:O	5:CE:148:VAL:HG23	2.01	0.61
12:CL:43:VAL:CG2	12:CL:93:LEU:HD22	2.31	0.61
14:CN:13:THR:N	14:CN:14:PRO:CD	2.62	0.61
16:CP:9:PHE:HE2	16:CP:18:ARG:CZ	2.12	0.61
31:D5:3:LYS:HG3	36:DA:2611:U:O2'	1.99	0.61
36:DA:1389:G:H2'	36:DA:1390:U:C6	2.35	0.61
36:DA:1902:C:O2'	39:DD:244:ARG:HD3	2.01	0.61
36:DA:2098:U:H3	36:DA:2191:G:H1	1.47	0.61
38:DC:59:ARG:HG3	38:DC:164:ARG:HB3	1.81	0.61
1:AA:1169:A:H2'	1:AA:1170:A:C8	2.35	0.61
9:AI:126:SER:O	9:AI:128:ARG:HD2	2.01	0.61
19:AS:24:ALA:O	19:AS:25:LYS:HB2	2.00	0.61
21:AU:6:ARG:CZ	21:AU:15:ARG:NH2	2.63	0.61
24:AY:41:C:H5'	24:AY:41:C:C6	2.33	0.61

Continued on next page...

Continued from previous page...

Atom-1	Atom-2	Interatomic distance (Å)	Clash overlap (Å)
31:B5:36:CYS:C	31:B5:38:ALA:H	2.04	0.61
36:BA:2416:C:P	48:BP:66:GLY:HA3	2.41	0.61
38:BC:91:ALA:HB2	38:BC:153:ILE:HD13	1.83	0.61
40:BE:36:ARG:HH21	40:BE:88:GLY:HA2	1.64	0.61
42:BG:178:PHE:HB3	42:BG:180:PHE:HE1	1.65	0.61
47:BO:43:VAL:HG21	47:BO:52:VAL:HG11	1.82	0.61
47:BO:69:ILE:HG13	47:BO:77:ILE:HG23	1.81	0.61
50:BR:103:ARG:NE	55:BW:40:ASN:HD21	1.97	0.61
52:BT:104:ASN:O	52:BT:105:LEU:HB2	2.00	0.61
55:BW:36:LEU:HD11	55:BW:47:VAL:HG12	1.83	0.61
1:CA:542:G:OP1	4:CD:10:ARG:NH2	2.33	0.61
2:CB:14:GLY:O	2:CB:15:VAL:HG13	2.01	0.61
3:CC:23:TYR:CD1	3:CC:24:ALA:N	2.69	0.61
16:CP:18:ARG:HD3	16:CP:35:LYS:HD2	1.82	0.61
17:CQ:40:LYS:HD3	17:CQ:42:TYR:CZ	2.36	0.61
28:D2:15:LYS:HG3	28:D2:16:LEU:N	2.15	0.61
39:DD:23:GLU:O	39:DD:25:THR:N	2.34	0.61
42:DG:19:LEU:CD2	42:DG:175:LEU:HD12	2.30	0.61
42:DG:82:LEU:HD13	42:DG:87:PRO:HB3	1.83	0.61
43:DH:103:LEU:HB2	43:DH:123:PHE:CD2	2.31	0.61
47:DO:86:ILE:HD12	47:DO:86:ILE:N	2.16	0.61
53:DU:91:ASP:OD1	53:DU:96:ALA:HB2	1.99	0.61
2:AB:17:PHE:O	2:AB:18:GLY:O	2.17	0.61
15:AO:6:GLU:N	15:AO:6:GLU:OE1	2.33	0.61
22:AV:44:G:C3'	22:AV:45:U:H5'	2.30	0.61
36:BA:547:A:H2'	36:BA:548:A:C8	2.35	0.61
36:BA:612:C:C2'	36:BA:613:G:C5'	2.77	0.61
36:BA:882:G:H2'	36:BA:883:G:H8	1.65	0.61
36:BA:1827:C:C2'	36:BA:1828:G:H5'	2.30	0.61
42:BG:178:PHE:HB3	42:BG:180:PHE:CE1	2.36	0.61
46:BN:49:GLY:H	46:BN:119:ARG:HH22	1.48	0.61
47:BO:47:ILE:CG2	47:BO:48:PRO:HD2	2.30	0.61
51:BS:34:HIS:HB3	51:BS:53:SER:HB3	1.82	0.61
58:BZ:144:LEU:HD12	58:BZ:174:VAL:CG2	2.31	0.61
58:BZ:162:GLU:C	58:BZ:163:LEU:HD23	2.21	0.61
1:CA:96:U:H2'	1:CA:97:G:C8	2.35	0.61
1:CA:1532:U:C3'	1:CA:1533:C:H5''	2.30	0.61
16:CP:67:THR:HG22	16:CP:68:ASP:N	2.15	0.61
20:CT:50:GLU:H	20:CT:99:LEU:HD12	1.65	0.61
20:CT:92:LEU:C	20:CT:94:ALA:H	2.02	0.61
31:D5:52:TYR:HE2	36:DA:2884:U:H1'	1.64	0.61

Continued on next page...

Continued from previous page...

Atom-1	Atom-2	Interatomic distance (Å)	Clash overlap (Å)
36:DA:1516:C:H2'	36:DA:1517:G:C5'	2.30	0.61
36:DA:2025:C:H2'	36:DA:2026:C:H6	1.66	0.61
36:DA:2206:G:H3'	36:DA:2206:G:N3	2.16	0.61
36:DA:2262:U:H2'	36:DA:2263:C:H6	1.66	0.61
36:DA:2657:A:H5''	36:DA:2658:C:C5	2.35	0.61
38:DC:75:LEU:O	38:DC:113:VAL:HA	2.01	0.61
40:DE:33:VAL:HG13	40:DE:69:LYS:CE	2.30	0.61
42:DG:94:LEU:HD13	42:DG:98:ARG:HB2	1.83	0.61
47:DO:111:PHE:O	47:DO:115:VAL:HG23	2.01	0.61
51:DS:88:ASP:CG	51:DS:89:ARG:H	1.98	0.61
54:DV:2:PHE:CB	54:DV:42:GLY:HA2	2.28	0.61
57:DY:95:LYS:HG3	57:DY:100:ALA:HA	1.81	0.61
1:AA:96:U:H2'	1:AA:97:G:C8	2.35	0.61
1:AA:542:G:OP1	4:AD:10:ARG:NH2	2.33	0.61
1:AA:1256:A:H2	1:AA:1277:C:H2'	1.65	0.61
2:AB:77:ALA:HB2	2:AB:211:ILE:HD13	1.83	0.61
6:AF:12:PRO:HG3	6:AF:55:ASP:HB3	1.82	0.61
9:AI:48:GLU:N	9:AI:49:PRO:HD2	2.15	0.61
16:AP:9:PHE:HE2	16:AP:18:ARG:CZ	2.14	0.61
32:B6:33:LYS:HA	32:B6:33:LYS:CE	2.29	0.61
36:BA:2159:G:H2'	36:BA:2160:G:C5'	2.30	0.61
36:BA:2851:A:H2'	36:BA:2852:G:C8	2.35	0.61
39:BD:224:ALA:O	39:BD:225:ALA:HB3	2.00	0.61
46:BN:126:PRO:O	46:BN:127:ASP:HB2	2.01	0.61
56:BX:35:THR:HB	56:BX:38:GLU:CB	2.30	0.61
1:CA:255:G:H1'	17:CQ:16:GLN:NE2	2.15	0.61
1:CA:1239:A:H4'	1:CA:1240:U:O5'	2.01	0.61
12:CL:55:VAL:HG23	12:CL:68:ALA:O	2.01	0.61
13:CM:97:PRO:CA	13:CM:110:ARG:HD3	2.31	0.61
25:CZ:234:ARG:O	25:CZ:289:LEU:HD11	2.00	0.61
36:DA:203:C:H3'	36:DA:204:A:H5''	1.81	0.61
36:DA:1827:C:C2'	36:DA:1828:G:H5'	2.31	0.61
36:DA:2314:C:O2'	36:DA:2315:G:H5'	2.01	0.61
38:DC:87:GLU:HG2	38:DC:94:VAL:CG2	2.31	0.61
39:DD:48:ARG:HG3	39:DD:48:ARG:NH1	2.16	0.61
39:DD:63:ARG:HG3	39:DD:63:ARG:NH1	2.13	0.61
39:DD:65:ILE:HG22	39:DD:104:TYR:HB3	1.82	0.61
40:DE:23:VAL:HG12	40:DE:173:VAL:HG21	1.83	0.61
40:DE:108:SER:HB3	40:DE:165:VAL:HG21	1.83	0.61
43:DH:118:PRO:CG	43:DH:121:ILE:HD12	2.31	0.61
46:DN:31:ALA:O	46:DN:34:LEU:HB3	2.01	0.61

Continued on next page...

Continued from previous page...

Atom-1	Atom-2	Interatomic distance (Å)	Clash overlap (Å)
58:DZ:62:PRO:C	58:DZ:64:GLY:H	2.03	0.61
3:AC:139:GLN:NE2	3:AC:170:GLN:HE22	1.99	0.61
4:AD:12:CYS:HA	4:AD:19:LEU:CD1	2.29	0.61
10:AJ:34:VAL:HG22	10:AJ:74:ILE:HG22	1.82	0.61
21:AU:6:ARG:NH1	21:AU:15:ARG:NH2	2.48	0.61
34:B8:6:THR:HB	34:B8:11:LYS:HZ3	1.64	0.61
39:BD:35:LYS:HG3	39:BD:104:TYR:CD2	2.34	0.61
43:BH:103:LEU:HB2	43:BH:123:PHE:CD2	2.30	0.61
51:BS:15:ARG:O	51:BS:15:ARG:CD	2.49	0.61
53:BU:101:ARG:HG3	53:BU:101:ARG:HH11	1.66	0.61
1:CA:946:A:H2'	1:CA:947:G:C8	2.36	0.61
2:CB:17:PHE:HD2	2:CB:44:LEU:HD11	1.66	0.61
2:CB:44:LEU:HA	2:CB:47:THR:CB	2.31	0.61
24:CY:40:C:H2'	24:CY:41:C:H5''	1.83	0.61
36:DA:28:A:H61	36:DA:512:G:H1'	1.66	0.61
36:DA:181:A:H5'	36:DA:181:A:H8	1.65	0.61
36:DA:650:C:C3'	36:DA:651:G:H5''	2.31	0.61
36:DA:1018:C:H2'	36:DA:1019:U:H6	1.65	0.61
36:DA:1842:G:H2'	36:DA:1843:C:C6	2.36	0.61
36:DA:2287:A:C2	36:DA:2346:A:N1	2.69	0.61
36:DA:2287:A:H2	36:DA:2346:A:N1	1.97	0.61
36:DA:2400:G:C4	36:DA:2401:U:O2	2.54	0.61
36:DA:2712:U:O2'	36:DA:2713:A:H5'	2.00	0.61
36:DA:2741:A:H2'	36:DA:2742:C:O4'	2.00	0.61
38:DC:30:LYS:HE2	38:DC:180:PHE:O	2.01	0.61
39:DD:27:THR:HG23	39:DD:83:GLU:HG2	1.83	0.61
42:DG:99:MET:CG	42:DG:100:TRP:H	2.14	0.61
53:DU:85:LYS:HD3	53:DU:117:GLN:NE2	2.16	0.61
54:DV:41:GLY:HA3	54:DV:45:THR:OG1	2.01	0.61
56:DX:50:LYS:H	56:DX:87:GLN:HE22	1.49	0.61
57:DY:87:LYS:O	57:DY:88:LYS:HB2	2.01	0.61
1:AA:636:U:H2'	1:AA:637:G:H8	1.66	0.60
1:AA:657:G:O2'	1:AA:658:G:H5'	2.01	0.60
31:B5:16:ARG:HH11	31:B5:20:ARG:NH1	1.98	0.60
36:BA:201:C:O2'	36:BA:202:U:H5'	2.01	0.60
36:BA:1963:U:H2'	36:BA:1963:U:O2	1.99	0.60
36:BA:2309:A:C2'	36:BA:2310:A:H5''	2.31	0.60
36:BA:2840:C:H2'	36:BA:2841:C:C6	2.36	0.60
39:BD:28:GLU:N	39:BD:29:PRO:HD2	2.15	0.60
40:BE:152:LYS:HG2	46:BN:78:TYR:CE1	2.36	0.60
46:BN:19:GLU:HA	46:BN:59:LYS:HB2	1.81	0.60

Continued on next page...

Continued from previous page...

Atom-1	Atom-2	Interatomic distance (Å)	Clash overlap (Å)
57:BY:95:LYS:HG3	57:BY:100:ALA:HA	1.82	0.60
58:BZ:72:ARG:HG2	58:BZ:89:PHE:HB2	1.83	0.60
58:BZ:152:ALA:HB3	58:BZ:167:PRO:O	2.01	0.60
2:CB:97:TRP:HH2	2:CB:176:GLU:CD	2.03	0.60
25:CZ:170:VAL:HG12	25:CZ:170:VAL:O	2.01	0.60
28:D2:3:LEU:H	28:D2:6:VAL:H	1.48	0.60
28:D2:29:LYS:HB3	28:D2:32:LEU:HD22	1.82	0.60
28:D2:70:GLN:O	28:D2:71:ASN:HB2	1.99	0.60
33:D7:37:LYS:HD2	33:D7:39:ARG:CD	2.28	0.60
34:D8:30:ARG:HE	34:D8:30:ARG:HA	1.65	0.60
36:DA:877:U:O2'	36:DA:878:A:H5''	2.01	0.60
36:DA:2184:G:H2'	36:DA:2185:C:C1'	2.31	0.60
39:DD:28:GLU:N	39:DD:29:PRO:HD2	2.15	0.60
39:DD:77:ALA:HB2	39:DD:97:TYR:CD2	2.36	0.60
41:DF:185:ASP:HA	41:DF:188:ARG:HD3	1.83	0.60
42:DG:97:ASP:N	42:DG:99:MET:CE	2.60	0.60
43:DH:76:VAL:O	43:DH:79:VAL:HG22	2.01	0.60
48:DP:50:ARG:HH11	48:DP:50:ARG:HG2	1.65	0.60
48:DP:121:LYS:O	48:DP:123:LEU:HD23	2.01	0.60
49:DQ:79:LEU:HD22	49:DQ:80:GLU:HG3	1.83	0.60
52:DT:28:VAL:O	52:DT:28:VAL:HG12	2.00	0.60
58:DZ:96:VAL:HG22	58:DZ:97:GLU:N	2.15	0.60
1:AA:41:G:H2'	1:AA:42:G:H8	1.64	0.60
1:AA:202:U:H4'	1:AA:203:U:OP2	2.01	0.60
1:AA:738:C:H5''	6:AF:69:GLU:HB2	1.82	0.60
1:AA:1086:U:H2'	1:AA:1087:G:C5'	2.31	0.60
1:AA:1438:G:N7	1:AA:1464:G:N2	2.48	0.60
2:AB:80:ILE:HD12	2:AB:80:ILE:H	1.66	0.60
25:AZ:143:ASP:OD2	25:AZ:146:LEU:HB2	2.01	0.60
30:B4:7:PRO:O	30:B4:8:LYS:HB3	1.99	0.60
31:B5:3:LYS:HD2	31:B5:3:LYS:N	2.15	0.60
36:BA:573:G:O2'	36:BA:574:C:H3'	2.02	0.60
36:BA:654(L):G:H2'	36:BA:654(M):C:H4'	1.83	0.60
36:BA:672:C:O2'	36:BA:673:C:H5''	2.01	0.60
36:BA:1665:A:C3'	36:BA:1666:G:H5''	2.31	0.60
36:BA:2192:G:C3'	36:BA:2193:G:H5''	2.31	0.60
36:BA:2341:G:H2'	36:BA:2342:C:C6	2.37	0.60
37:BB:61:G:O2'	37:BB:62:C:H5'	2.01	0.60
38:BC:123:VAL:O	38:BC:127:LEU:HB3	2.01	0.60
41:BF:39:TRP:CH2	41:BF:106:ARG:HD3	2.37	0.60
43:BH:44:VAL:HG12	43:BH:45:VAL:N	2.16	0.60

Continued on next page...

Continued from previous page...

Atom-1	Atom-2	Interatomic distance (Å)	Clash overlap (Å)
46:BN:22:THR:CA	46:BN:61:ARG:HB2	2.30	0.60
56:BX:8:ILE:HD12	56:BX:8:ILE:N	2.08	0.60
57:BY:42:VAL:CG2	57:BY:67:LEU:HD12	2.31	0.60
57:BY:86:ARG:HH21	57:BY:95:LYS:HZ3	1.48	0.60
58:BZ:57:ILE:HD12	58:BZ:57:ILE:N	2.15	0.60
1:CA:187:C:C2	20:CT:105:SER:HB3	2.36	0.60
3:CC:26:LYS:H	3:CC:26:LYS:CD	2.12	0.60
3:CC:50:ALA:HB1	3:CC:70:VAL:HG11	1.82	0.60
10:CJ:94:VAL:HG12	10:CJ:95:GLU:N	2.17	0.60
16:CP:49:LEU:HD12	16:CP:50:LYS:N	2.16	0.60
17:CQ:18:THR:HG23	17:CQ:69:LYS:NZ	2.16	0.60
33:D7:34:ARG:HG3	33:D7:34:ARG:NH1	2.12	0.60
36:DA:2822:G:H2'	36:DA:2823:A:H5''	1.82	0.60
39:DD:44:ASN:HB2	39:DD:48:ARG:O	2.01	0.60
41:DF:123:LEU:HD12	41:DF:124:LEU:H	1.67	0.60
47:DO:80:ASP:OD2	52:DT:71:GLY:HA3	2.01	0.60
51:DS:92:TYR:CG	51:DS:93:LYS:N	2.67	0.60
57:DY:46:LYS:HG2	57:DY:47:LYS:H	1.66	0.60
1:AA:1282:C:C2'	1:AA:1283:G:H5'	2.31	0.60
2:AB:44:LEU:HA	2:AB:47:THR:CB	2.30	0.60
8:AH:44:PHE:CE2	8:AH:109:ILE:HG21	2.37	0.60
9:AI:19:LEU:HD11	9:AI:59:PHE:CD2	2.29	0.60
9:AI:40:LEU:C	9:AI:42:ARG:H	2.04	0.60
10:AJ:32:ALA:CB	10:AJ:76:ASN:HB2	2.31	0.60
17:AQ:48:GLU:O	17:AQ:49:GLU:C	2.39	0.60
20:AT:92:LEU:C	20:AT:94:ALA:H	2.03	0.60
29:B3:17:LYS:HG2	36:BA:969:U:OP1	2.02	0.60
30:B4:5:ILE:HG12	30:B4:5:ILE:O	2.01	0.60
32:B6:52:VAL:HG22	32:B6:53:LYS:HD3	1.82	0.60
33:B7:37:LYS:HD2	33:B7:39:ARG:CD	2.27	0.60
36:BA:207:A:H2'	36:BA:208:C:O4'	2.00	0.60
38:BC:40:THR:HG22	38:BC:177:LYS:CD	2.31	0.60
39:BD:131:LEU:HB2	39:BD:136:ILE:HD11	1.83	0.60
48:BP:90:ARG:O	48:BP:90:ARG:HD2	2.01	0.60
49:BQ:21:THR:HG22	49:BQ:23:GLY:O	2.01	0.60
52:BT:34:VAL:HG22	52:BT:39:ARG:HA	1.82	0.60
55:BW:82:LEU:HB3	55:BW:84:ARG:HH12	1.66	0.60
1:CA:266:G:C5'	1:CA:267:C:C5	2.84	0.60
30:D4:20:ASN:HD22	30:D4:21:VAL:N	1.99	0.60
30:D4:30:GLU:C	30:D4:31:ILE:HD12	2.22	0.60
32:D6:15:GLU:HG3	32:D6:47:THR:OG1	2.01	0.60

Continued on next page...

Continued from previous page...

Atom-1	Atom-2	Interatomic distance (Å)	Clash overlap (Å)
36:DA:207:A:H2'	36:DA:208:C:O4'	2.00	0.60
36:DA:761:A:O5'	36:DA:761:A:C8	2.44	0.60
36:DA:848:G:H8	36:DA:848:G:H5'	1.65	0.60
36:DA:2192:G:C2'	36:DA:2193:G:H5''	2.31	0.60
37:DB:29:A:H2'	37:DB:30:C:C6	2.36	0.60
39:DD:70:TRP:O	39:DD:73:VAL:HG23	2.01	0.60
40:DE:59:VAL:HG21	40:DE:63:LEU:HA	1.84	0.60
41:DF:39:TRP:CH2	41:DF:106:ARG:HD3	2.36	0.60
41:DF:157:VAL:HG23	41:DF:198:ALA:HB1	1.84	0.60
52:DT:50:ILE:O	52:DT:99:LEU:HD12	2.01	0.60
54:DV:39:LEU:N	54:DV:39:LEU:HD22	2.17	0.60
57:DY:13:VAL:O	57:DY:24:VAL:HG13	2.00	0.60
57:DY:73:ARG:HH22	57:DY:82:PRO:HA	1.65	0.60
3:AC:50:ALA:O	3:AC:70:VAL:HG13	2.01	0.60
4:AD:88:VAL:O	4:AD:92:VAL:HG23	2.01	0.60
13:AM:116:THR:O	13:AM:116:THR:HG22	2.01	0.60
17:AQ:40:LYS:HD3	17:AQ:42:TYR:CZ	2.36	0.60
19:AS:45:VAL:HG23	19:AS:46:GLY:N	2.16	0.60
25:AZ:355:LEU:HD23	25:AZ:370:PHE:CG	2.36	0.60
25:AZ:355:LEU:CB	25:AZ:356:PRO:HD3	2.20	0.60
35:B9:10:ILE:HD12	35:B9:10:ILE:N	2.16	0.60
36:BA:803:U:O2'	36:BA:804:A:H5'	2.01	0.60
36:BA:1375:C:H2'	36:BA:1376:C:H6	1.66	0.60
36:BA:1510:G:O2'	36:BA:1511:C:H5'	2.01	0.60
36:BA:2469:A:O2'	49:BQ:56:ARG:HD2	2.02	0.60
37:BB:16:G:O2'	37:BB:17:C:H6	1.84	0.60
38:BC:122:ALA:O	38:BC:126:LYS:HB2	2.01	0.60
41:BF:143:ALA:HB1	41:BF:148:LEU:HB2	1.82	0.60
41:BF:157:VAL:HG23	41:BF:198:ALA:HB1	1.83	0.60
48:BP:30:THR:CG2	48:BP:31:ALA:H	2.15	0.60
52:BT:25:GLY:O	52:BT:26:ASP:HB2	2.00	0.60
56:BX:50:LYS:H	56:BX:87:GLN:HE22	1.49	0.60
57:BY:42:VAL:HG21	57:BY:67:LEU:HD12	1.83	0.60
57:BY:87:LYS:O	57:BY:88:LYS:HB2	2.02	0.60
58:BZ:161:VAL:HG12	58:BZ:162:GLU:N	2.17	0.60
1:CA:1418:A:H2	36:DA:1948:G:N3	1.98	0.60
13:CM:116:THR:O	13:CM:118:ALA:N	2.34	0.60
24:CY:10:G:H1	24:CY:25:C:N4	1.97	0.60
27:D1:73:LEU:HB3	27:D1:94:LEU:HD12	1.83	0.60
28:D2:24:LEU:HD21	28:D2:60:LEU:HD22	1.83	0.60
32:D6:12:GLU:HG3	32:D6:23:THR:HG22	1.81	0.60

Continued on next page...

Continued from previous page...

Atom-1	Atom-2	Interatomic distance (Å)	Clash overlap (Å)
34:D8:4:MET:CE	36:DA:666:G:H1'	2.31	0.60
36:DA:139(A):G:H22	56:DX:44:GLU:CD	2.04	0.60
36:DA:361:G:H2'	36:DA:362:U:H4'	1.83	0.60
36:DA:1090:U:H3'	36:DA:1090:U:OP2	2.01	0.60
36:DA:2107:C:C1'	36:DA:2182:G:H22	2.13	0.60
36:DA:2415:G:H4'	48:DP:66:GLY:C	2.21	0.60
40:DE:75:VAL:O	40:DE:77:ILE:N	2.35	0.60
42:DG:4:ASP:CG	42:DG:9:ARG:HH21	2.05	0.60
43:DH:20:ALA:HB3	43:DH:23:ARG:HB2	1.84	0.60
46:DN:22:THR:CA	46:DN:61:ARG:HB2	2.31	0.60
51:DS:98:VAL:HG12	51:DS:100:ALA:H	1.66	0.60
54:DV:68:LYS:HE2	54:DV:68:LYS:HA	1.83	0.60
1:AA:255:G:H1'	17:AQ:16:GLN:NE2	2.16	0.60
1:AA:636:U:H2'	1:AA:637:G:C8	2.36	0.60
1:AA:955:U:O2'	1:AA:956:U:H5'	2.02	0.60
1:AA:1256:A:C2	1:AA:1277:C:H2'	2.37	0.60
4:AD:100:ARG:O	4:AD:104:VAL:HG23	2.01	0.60
18:AR:36:ASN:OD1	18:AR:38:GLU:HG2	2.01	0.60
25:AZ:139:ASP:CG	25:AZ:177:LEU:HD11	2.21	0.60
28:B2:48:HIS:CE1	28:B2:49:LYS:HG2	2.36	0.60
33:B7:22:MET:HA	33:B7:22:MET:CE	2.32	0.60
36:BA:521:G:H2'	36:BA:522:G:H8	1.66	0.60
36:BA:1222:C:H2'	36:BA:1223:G:H5''	1.82	0.60
37:BB:29:A:H2'	37:BB:30:C:C6	2.37	0.60
38:BC:59:ARG:HG3	38:BC:164:ARG:HB3	1.83	0.60
41:BF:167:ALA:O	41:BF:170:LEU:HB2	2.01	0.60
43:BH:149:ARG:HG3	43:BH:162:ILE:HG12	1.83	0.60
48:BP:85:LEU:HB3	48:BP:114:ILE:HD11	1.83	0.60
48:BP:102:ARG:HH11	48:BP:102:ARG:HB2	1.65	0.60
52:BT:88:ILE:O	52:BT:89:VAL:C	2.40	0.60
53:BU:3:ARG:NH1	53:BU:5:LYS:HB3	2.17	0.60
1:CA:1125:U:H5''	1:CA:1126:U:H5	1.64	0.60
4:CD:121:VAL:O	4:CD:134:ASP:HA	2.02	0.60
11:CK:85:ARG:HG2	11:CK:111:ASP:O	2.02	0.60
20:CT:50:GLU:OE2	20:CT:100:ILE:HD13	2.01	0.60
25:CZ:333:GLY:CA	25:CZ:363:MET:HA	2.31	0.60
32:D6:26:ASN:ND2	32:D6:32:ASN:ND2	2.50	0.60
36:DA:729:G:C5	39:DD:208:LYS:HB2	2.36	0.60
36:DA:848:G:N3	36:DA:933:A:H1'	2.17	0.60
36:DA:1665:A:C3'	36:DA:1666:G:H5''	2.29	0.60
42:DG:39:ILE:CG2	42:DG:157:ILE:HG12	2.27	0.60

Continued on next page...

Continued from previous page...

Atom-1	Atom-2	Interatomic distance (Å)	Clash overlap (Å)
42:DG:146:TYR:O	42:DG:149:VAL:HG22	2.01	0.60
43:DH:94:TYR:HB3	43:DH:107:VAL:HG12	1.84	0.60
48:DP:30:THR:CG2	48:DP:31:ALA:H	2.14	0.60
52:DT:90:GLN:C	52:DT:92:GLY:H	2.04	0.60
52:DT:106:SER:O	52:DT:107:ASP:CB	2.49	0.60
1:AA:266:G:C5'	1:AA:267:C:C5	2.84	0.60
1:AA:723:U:H3	1:AA:1537:U:C2'	2.15	0.60
1:AA:1423:G:H5'	47:BO:49:ARG:HH22	1.66	0.60
36:BA:651:G:H2'	36:BA:652:C:H5'	1.83	0.60
36:BA:1192:G:O2'	36:BA:1193:G:H5'	2.01	0.60
36:BA:1907:G:O2'	36:BA:1908:C:H5'	2.02	0.60
36:BA:2400:G:C4	36:BA:2401:U:O2	2.54	0.60
39:BD:31:LYS:O	39:BD:35:LYS:HE3	2.01	0.60
40:BE:75:VAL:O	40:BE:77:ILE:N	2.34	0.60
41:BF:160:ASN:HD21	41:BF:162:LEU:CB	2.13	0.60
42:BG:77:ILE:HD13	42:BG:77:ILE:N	2.14	0.60
46:BN:22:THR:HG22	46:BN:61:ARG:HB2	1.83	0.60
52:BT:28:VAL:CG1	52:BT:46:GLU:HG3	2.29	0.60
56:BX:49:VAL:HG12	56:BX:87:GLN:NE2	2.17	0.60
57:BY:7:VAL:HB	57:BY:8:LYS:HD2	1.84	0.60
1:CA:266:G:H5''	1:CA:267:C:C5	2.36	0.60
1:CA:473:G:H2'	1:CA:474:G:H8	1.65	0.60
1:CA:473:G:H5''	16:CP:81:ARG:NE	2.15	0.60
13:CM:82:MET:SD	13:CM:83:ASP:N	2.74	0.60
21:CU:5:ASP:O	21:CU:11:GLY:HA3	2.00	0.60
26:D0:7:LEU:HD13	49:DQ:85:LYS:HD2	1.82	0.60
27:D1:45:ASN:HB2	36:DA:2230:G:H1'	1.82	0.60
36:DA:11:G:H2'	36:DA:12:U:C6	2.36	0.60
36:DA:969:U:H2'	36:DA:970:C:C6	2.36	0.60
36:DA:1592:C:H2'	36:DA:1593:G:C8	2.35	0.60
39:DD:267:SER:C	39:DD:269:PHE:N	2.51	0.60
40:DE:3:GLY:H	40:DE:81:ILE:HG21	1.66	0.60
48:DP:6:LEU:HD23	48:DP:6:LEU:H	1.65	0.60
56:DX:12:VAL:CB	56:DX:17:ALA:HB1	2.22	0.60
58:DZ:81:ARG:CZ	58:DZ:81:ARG:HB2	2.28	0.60
1:AA:1313:U:OP2	19:AS:6:LYS:HB3	2.02	0.60
36:BA:11:G:H2'	36:BA:12:U:C6	2.37	0.60
36:BA:118:A:N3	36:BA:178:G:H1'	2.16	0.60
36:BA:1038:C:C2'	36:BA:1039:G:H5''	2.32	0.60
36:BA:2744:G:N2	43:BH:143:GLN:OE1	2.35	0.60
36:BA:2822:G:H2'	36:BA:2823:A:H5''	1.83	0.60

Continued on next page...

Continued from previous page...

Atom-1	Atom-2	Interatomic distance (Å)	Clash overlap (Å)
39:BD:226:MET:HE3	39:BD:231:HIS:HB2	1.82	0.60
42:BG:102:PHE:CZ	42:BG:106:LEU:HD22	2.37	0.60
42:BG:120:LEU:HB2	42:BG:179:PRO:O	2.01	0.60
50:BR:2:ARG:NH1	50:BR:2:ARG:HG3	2.15	0.60
50:BR:33:ARG:HG2	50:BR:113:LEU:HD11	1.83	0.60
58:BZ:9:TYR:CE1	58:BZ:35:ARG:NH1	2.69	0.60
2:CB:8:LYS:HB2	2:CB:9:GLU:OE1	2.02	0.60
2:CB:77:ALA:HB2	2:CB:211:ILE:HD13	1.82	0.60
9:CI:47:LEU:HD12	9:CI:47:LEU:H	1.66	0.60
13:CM:82:MET:HB2	13:CM:93:ARG:NH1	2.17	0.60
16:CP:67:THR:HB	16:CP:70:ALA:HB2	1.82	0.60
25:CZ:363:MET:HB3	25:CZ:364:PRO:HD2	1.83	0.60
27:D1:50:ARG:HD3	36:DA:2200:C:OP1	2.02	0.60
28:D2:19:VAL:O	28:D2:22:GLU:HG3	2.01	0.60
28:D2:29:LYS:O	28:D2:33:MET:N	2.35	0.60
28:D2:51:ARG:HH11	28:D2:51:ARG:CB	2.10	0.60
36:DA:2121:G:O4'	38:DC:167:LYS:HE2	2.02	0.60
36:DA:2159:G:H2'	36:DA:2160:G:C5'	2.31	0.60
37:DB:73:A:C2	58:DZ:34:ASN:ND2	2.70	0.60
38:DC:68:LEU:HD11	38:DC:161:ILE:CG2	2.30	0.60
39:DD:124:PRO:HG2	39:DD:129:ASN:HD21	1.67	0.60
40:DE:34:VAL:O	40:DE:35:GLN:HB2	2.01	0.60
41:DF:10:PRO:HD2	41:DF:13:SER:O	2.02	0.60
46:DN:13:TRP:O	46:DN:135:PRO:HD2	2.02	0.60
52:DT:61:PHE:CE1	52:DT:76:PHE:HB2	2.37	0.60
53:DU:101:ARG:HH11	53:DU:101:ARG:HG3	1.67	0.60
54:DV:62:LEU:HD21	54:DV:95:LEU:CB	2.22	0.60
55:DW:36:LEU:HD11	55:DW:47:VAL:HG12	1.84	0.60
58:DZ:108:PRO:HB3	58:DZ:141:VAL:CG1	2.31	0.60
1:AA:62:U:H2'	1:AA:63:C:H5'	1.83	0.60
1:AA:737:A:H2'	1:AA:738:C:C6	2.36	0.60
10:AJ:48:THR:HG23	10:AJ:62:HIS:CD2	2.36	0.60
12:AL:46:LYS:HG3	12:AL:47:LYS:H	1.67	0.60
25:AZ:117:ARG:CD	25:AZ:157:LEU:HD11	2.31	0.60
30:B4:14:ILE:HD12	30:B4:14:ILE:N	2.17	0.60
36:BA:761:A:O5'	36:BA:761:A:C8	2.45	0.60
36:BA:2303:G:O2'	42:BG:132:ASN:HB2	2.02	0.60
40:BE:107:THR:O	40:BE:190:GLY:HA2	2.00	0.60
42:BG:141:PHE:HB3	42:BG:142:PRO:HD2	1.84	0.60
43:BH:118:PRO:CG	43:BH:121:ILE:HD12	2.32	0.60
54:BV:39:LEU:N	54:BV:39:LEU:HD22	2.17	0.60

Continued on next page...

Continued from previous page...

Atom-1	Atom-2	Interatomic distance (Å)	Clash overlap (Å)
54:BV:39:LEU:CD1	54:BV:51:VAL:HA	2.32	0.60
57:BY:7:VAL:HG21	57:BY:8:LYS:HZ2	1.66	0.60
1:CA:793:U:H3'	1:CA:794:A:H5''	1.84	0.60
1:CA:977:A:N3	1:CA:977:A:C2'	2.64	0.60
9:CI:40:LEU:C	9:CI:42:ARG:H	2.04	0.60
25:CZ:139:ASP:CG	25:CZ:177:LEU:HD11	2.22	0.60
25:CZ:193:ASN:HB3	25:CZ:196:VAL:H	1.67	0.60
27:D1:80:LEU:HB3	27:D1:82:LEU:HD13	1.84	0.60
34:D8:59:LYS:HB2	34:D8:59:LYS:HZ2	1.65	0.60
36:DA:1328:G:H2'	36:DA:1330:C:C5	2.36	0.60
36:DA:2854:G:H2'	36:DA:2855:C:C6	2.37	0.60
38:DC:214:VAL:CG2	38:DC:224:ILE:HD13	2.30	0.60
40:DE:14:ILE:HD11	40:DE:173:VAL:CG1	2.31	0.60
40:DE:92:THR:O	40:DE:95:ILE:HG12	2.02	0.60
41:DF:53:THR:HG23	41:DF:55:GLY:N	2.17	0.60
41:DF:160:ASN:ND2	41:DF:162:LEU:HB2	2.14	0.60
42:DG:32:PRO:HB2	42:DG:172:LEU:HD12	1.84	0.60
42:DG:39:ILE:HD13	42:DG:39:ILE:H	1.66	0.60
47:DO:35:VAL:HG21	47:DO:69:ILE:HD13	1.84	0.60
47:DO:64:ARG:CZ	52:DT:70:VAL:HG21	2.32	0.60
50:DR:3:HIS:O	50:DR:5:LYS:N	2.33	0.60
57:DY:42:VAL:HG12	57:DY:65:ALA:HB3	1.84	0.60
58:DZ:96:VAL:HG13	58:DZ:97:GLU:H	1.65	0.60
1:AA:369:C:H5'	1:AA:369:C:H6	1.67	0.60
1:AA:1442(B):A:C5	52:BT:118:ARG:CZ	2.84	0.60
2:AB:187:LEU:HD23	2:AB:201:ILE:HG22	1.82	0.60
3:AC:7:PRO:HG2	3:AC:184:TYR:HB2	1.84	0.60
4:AD:126:ILE:HG22	4:AD:127:THR:N	2.17	0.60
9:AI:126:SER:O	9:AI:127:LYS:HB3	2.02	0.60
17:AQ:67:LYS:O	17:AQ:68:ARG:CB	2.49	0.60
20:AT:74:LYS:HG3	20:AT:75:ASN:ND2	2.17	0.60
20:AT:84:LEU:C	20:AT:86:ARG:H	2.03	0.60
24:AY:16:H2U:H5'	24:AY:17:H2U:O5'	2.01	0.60
25:AZ:152:MET:CE	25:AZ:156:ASP:HB2	2.31	0.60
25:AZ:333:GLY:CA	25:AZ:363:MET:HA	2.32	0.60
32:B6:9:LEU:HD13	32:B6:9:LEU:O	2.01	0.60
34:B8:17:THR:HG21	34:B8:21:LYS:HB2	1.82	0.60
36:BA:559:G:H22	53:BU:49:HIS:CD2	2.19	0.60
36:BA:1516:C:O2'	36:BA:1517:G:H5''	2.02	0.60
36:BA:1599:C:H2'	36:BA:1600:C:C6	2.35	0.60
36:BA:1960:A:H5'	36:BA:1960:A:C8	2.36	0.60

Continued on next page...

Continued from previous page...

Atom-1	Atom-2	Interatomic distance (Å)	Clash overlap (Å)
36:BA:2184:G:H2'	36:BA:2185:C:C1'	2.31	0.60
38:BC:118:ASP:C	38:BC:120:MET:H	2.05	0.60
39:BD:248:SER:HB2	39:BD:249:PRO:HD2	1.82	0.60
47:BO:86:ILE:HD12	47:BO:86:ILE:N	2.16	0.60
49:BQ:101:ARG:HD2	49:BQ:102:VAL:N	2.17	0.60
51:BS:88:ASP:OD2	51:BS:89:ARG:N	2.31	0.60
54:BV:38:LEU:HD23	54:BV:39:LEU:N	2.16	0.60
57:BY:7:VAL:HG21	57:BY:8:LYS:HZ3	1.66	0.60
1:CA:202:U:H4'	1:CA:203:U:OP2	2.01	0.60
1:CA:274:A:O2'	1:CA:275:G:C8	2.54	0.60
7:CG:15:ASP:HB3	7:CG:20:ASP:H	1.67	0.60
21:CU:6:ARG:CZ	21:CU:15:ARG:NH2	2.65	0.60
24:CY:45:U:C3'	24:CY:46:7MG:H5''	2.31	0.60
28:D2:46:GLN:N	28:D2:50:ILE:HD13	2.17	0.60
32:D6:52:VAL:HG22	32:D6:53:LYS:HD3	1.82	0.60
36:DA:833:U:H5''	48:DP:48:PRO:CB	2.31	0.60
36:DA:1005:C:H2'	36:DA:1006:C:C6	2.37	0.60
36:DA:1510:G:O2'	36:DA:1511:C:H5'	2.01	0.60
36:DA:1598:C:H5'	56:DX:36:LYS:CG	2.32	0.60
36:DA:2672:G:C3'	36:DA:2673:G:H5''	2.30	0.60
38:DC:87:GLU:HG2	38:DC:94:VAL:HG23	1.82	0.60
39:DD:4:LYS:NZ	39:DD:20:ASP:HA	2.17	0.60
39:DD:43:ARG:HD2	39:DD:44:ASN:ND2	2.17	0.60
43:DH:44:VAL:HG12	43:DH:45:VAL:N	2.16	0.60
46:DN:21:LYS:HD3	46:DN:22:THR:H	1.67	0.60
52:DT:64:ARG:HD2	52:DT:73:GLU:OE1	2.02	0.60
57:DY:31:LEU:HB2	57:DY:32:PRO:HA	1.83	0.60
1:AA:1325:C:OP1	21:AU:15:ARG:NH2	2.34	0.60
2:AB:82:ARG:O	2:AB:86:GLU:HG3	2.01	0.60
10:AJ:8:LEU:HD22	10:AJ:96:ILE:HG22	1.84	0.60
11:AK:59:TYR:CE1	11:AK:63:LEU:HD11	2.36	0.60
12:AL:102:ARG:NH1	12:AL:102:ARG:HG2	2.15	0.60
14:AN:23:ARG:HH11	14:AN:30:ALA:HB2	1.67	0.60
18:AR:73:ALA:HB3	18:AR:79:LEU:HD12	1.84	0.60
22:AV:62:C:O2	22:AV:62:C:H2'	2.00	0.60
24:AY:40:C:H2'	24:AY:41:C:H5''	1.82	0.60
25:AZ:241:ARG:HB2	25:AZ:285:ASN:ND2	2.17	0.60
28:B2:7:ARG:N	28:B2:7:ARG:HD3	2.17	0.60
33:B7:26:GLY:O	33:B7:30:VAL:HG23	2.02	0.60
34:B8:14:VAL:HG21	34:B8:22:VAL:CG1	2.31	0.60
36:BA:666:G:H4'	48:BP:49:ARG:NH1	2.17	0.60

Continued on next page...

Continued from previous page...

Atom-1	Atom-2	Interatomic distance (Å)	Clash overlap (Å)
36:BA:1040:C:H2'	36:BA:1041:G:H8	1.66	0.60
36:BA:1231:G:H2'	36:BA:1232:G:C8	2.37	0.60
36:BA:1362:C:O2'	36:BA:1363:C:H5'	2.01	0.60
36:BA:1842:G:H2'	36:BA:1843:C:C6	2.36	0.60
38:BC:76:ALA:HB1	38:BC:149:ILE:HD11	1.84	0.60
39:BD:35:LYS:CG	39:BD:104:TYR:CE2	2.71	0.60
39:BD:158:ALA:HB3	39:BD:161:THR:CG2	2.31	0.60
42:BG:47:LYS:CD	42:BG:81:LYS:HG3	2.32	0.60
42:BG:138:GLN:HB3	42:BG:153:ARG:O	2.02	0.60
52:BT:85:LYS:HB3	52:BT:85:LYS:HZ2	1.62	0.60
1:CA:1169:A:H2'	1:CA:1170:A:C8	2.37	0.60
13:CM:15:VAL:HG12	13:CM:45:VAL:HG22	1.83	0.60
28:D2:49:LYS:O	28:D2:53:LEU:HB2	2.02	0.60
36:DA:26:G:OP1	55:DW:80:PRO:HB3	2.02	0.60
36:DA:612:C:C2'	36:DA:613:G:C5'	2.79	0.60
36:DA:613:G:H5'	36:DA:613:G:H8	1.67	0.60
36:DA:803:U:O2'	36:DA:804:A:H5'	2.02	0.60
36:DA:1151:G:H5''	53:DU:81:HIS:CE1	2.37	0.60
36:DA:1499:C:O2'	36:DA:1500:G:H5'	2.02	0.60
36:DA:2851:A:H2'	36:DA:2852:G:C8	2.37	0.60
42:DG:88:ILE:CG2	42:DG:89:GLY:N	2.65	0.60
42:DG:124:SER:HB2	42:DG:131:TYR:CE1	2.36	0.60
48:DP:83:VAL:HG11	48:DP:112:LEU:HD21	1.83	0.60
51:DS:52:SER:CB	51:DS:55:ALA:HB3	2.29	0.60
1:AA:542:G:H2'	1:AA:543:C:H6	1.65	0.59
1:AA:793:U:H3'	1:AA:794:A:H5''	1.84	0.59
1:AA:853:G:O2'	1:AA:854:G:H5'	2.01	0.59
1:AA:865:A:H5'	1:AA:1078:U:O4	2.02	0.59
4:AD:30:LYS:C	4:AD:32:ALA:H	2.05	0.59
10:AJ:75:ILE:HG13	10:AJ:76:ASN:N	2.17	0.59
24:AY:40:C:H2'	24:AY:41:C:C5'	2.32	0.59
29:B3:44:ARG:O	29:B3:48:GLU:HG2	2.02	0.59
36:BA:93:G:H2'	36:BA:94:C:C6	2.37	0.59
36:BA:442:G:H4'	41:BF:46:ARG:HD3	1.83	0.59
36:BA:611:C:H2'	36:BA:612:C:H6	1.65	0.59
36:BA:1024:G:C3'	36:BA:1025:G:H5''	2.23	0.59
36:BA:1311:G:H21	36:BA:1603:A:H62	1.49	0.59
40:BE:9:VAL:HG13	40:BE:25:VAL:HB	1.84	0.59
42:BG:51:ARG:HD3	42:BG:53:LEU:CD2	2.32	0.59
43:BH:52:VAL:HG21	43:BH:69:ARG:HG3	1.83	0.59
46:BN:6:PRO:HB2	46:BN:9:VAL:HG21	1.84	0.59

Continued on next page...

Continued from previous page...

Atom-1	Atom-2	Interatomic distance (Å)	Clash overlap (Å)
50:BR:21:TYR:OH	50:BR:43:GLU:HG2	2.02	0.59
51:BS:92:TYR:CG	51:BS:93:LYS:N	2.69	0.59
52:BT:24:PRO:HD3	52:BT:52:ILE:CD1	2.32	0.59
54:BV:21:ARG:HG2	54:BV:91:TYR:CD2	2.37	0.59
1:CA:41:G:H2'	1:CA:42:G:H8	1.67	0.59
1:CA:838:G:C6	1:CA:840:C:H1'	2.37	0.59
7:CG:20:ASP:HB3	7:CG:23:VAL:HG23	1.84	0.59
10:CJ:32:ALA:HB1	10:CJ:75:ILE:HG13	1.83	0.59
11:CK:105:VAL:HG23	11:CK:105:VAL:O	2.01	0.59
16:CP:60:LEU:HD21	16:CP:66:PRO:CG	2.32	0.59
22:CW:59:U:C2'	22:CW:60:U:H5'	2.32	0.59
27:D1:50:ARG:HG3	27:D1:59:THR:HG22	1.83	0.59
36:DA:1784:A:H4'	36:DA:1785:A:O5'	2.02	0.59
36:DA:2206:G:N2	36:DA:2207:G:H5'	2.16	0.59
36:DA:2312:U:H2'	36:DA:2313:C:H5''	1.84	0.59
39:DD:158:ALA:HB3	39:DD:161:THR:CG2	2.31	0.59
42:DG:82:LEU:HD13	42:DG:87:PRO:CB	2.31	0.59
46:DN:48:MET:CE	46:DN:48:MET:H	2.14	0.59
52:DT:28:VAL:O	52:DT:29:ARG:CB	2.50	0.59
53:DU:3:ARG:NH1	53:DU:5:LYS:HB3	2.15	0.59
58:DZ:96:VAL:HG12	58:DZ:128:VAL:O	2.02	0.59
1:AA:961:U:O2'	1:AA:962:C:P	2.60	0.59
1:AA:1117:G:H5'	1:AA:1117:G:C8	2.34	0.59
1:AA:1296:C:H4'	1:AA:1302:U:C5	2.37	0.59
2:AB:8:LYS:HB2	2:AB:9:GLU:OE1	2.02	0.59
7:AG:115:ARG:O	7:AG:118:VAL:HG22	2.02	0.59
8:AH:56:LYS:N	8:AH:56:LYS:HD2	2.16	0.59
19:AS:5:LEU:C	19:AS:6:LYS:HD3	2.21	0.59
21:AU:13:ILE:O	21:AU:16:GLY:N	2.35	0.59
22:AW:39:U:C5'	22:AW:39:U:O2	2.50	0.59
36:BA:141:A:H1'	36:BA:1408:C:O2'	2.02	0.59
36:BA:1567:A:H5'	39:BD:58:HIS:CD2	2.37	0.59
40:BE:199:ARG:HH11	40:BE:199:ARG:HB3	1.66	0.59
42:BG:52:ILE:HB	42:BG:54:GLU:HG3	1.83	0.59
42:BG:102:PHE:CE2	42:BG:106:LEU:HD22	2.37	0.59
43:BH:50:VAL:CG1	43:BH:52:VAL:HG23	2.32	0.59
48:BP:83:VAL:HG11	48:BP:112:LEU:HD21	1.83	0.59
51:BS:36:TYR:HD1	51:BS:36:TYR:H	1.43	0.59
55:BW:55:ALA:C	55:BW:57:ASN:H	2.05	0.59
1:CA:17:U:H2'	1:CA:18:C:C6	2.37	0.59
1:CA:1277:C:O2'	1:CA:1279:A:H8	1.84	0.59

Continued on next page...

Continued from previous page...

Atom-1	Atom-2	Interatomic distance (Å)	Clash overlap (Å)
2:CB:82:ARG:O	2:CB:86:GLU:HG3	2.02	0.59
2:CB:109:SER:C	2:CB:111:ARG:H	2.05	0.59
2:CB:178:ARG:NH1	8:CH:71:GLY:O	2.35	0.59
5:CE:10:MET:HB3	5:CE:32:VAL:HG22	1.85	0.59
5:CE:143:ARG:NH1	8:CH:77:GLU:OE1	2.35	0.59
13:CM:57:ARG:HH12	30:D4:34:GLU:HG3	1.67	0.59
36:DA:898:C:H2'	36:DA:899:A:O4'	2.02	0.59
36:DA:1290:C:H2'	36:DA:1291:C:H6	1.66	0.59
36:DA:1598:C:H5'	56:DX:36:LYS:HG2	1.84	0.59
36:DA:2228:G:OP1	39:DD:261:LYS:HE3	2.02	0.59
36:DA:2777:G:C5'	36:DA:2778:A:H5'	2.32	0.59
38:DC:123:VAL:O	38:DC:127:LEU:HB3	2.01	0.59
42:DG:52:ILE:HG12	42:DG:53:LEU:N	2.12	0.59
52:DT:25:GLY:O	52:DT:26:ASP:HB2	2.02	0.59
52:DT:84:GLN:O	52:DT:85:LYS:HG3	2.02	0.59
57:DY:63:LYS:HG2	57:DY:64:GLU:H	1.66	0.59
1:AA:1039:C:C6	1:AA:1040:U:H5	2.20	0.59
13:AM:57:ARG:NH1	30:B4:34:GLU:HG3	2.17	0.59
14:AN:32:SER:O	14:AN:40:CYS:HA	2.02	0.59
21:AU:6:ARG:NH1	21:AU:15:ARG:HH22	2.00	0.59
25:AZ:85:HIS:C	25:AZ:87:ASP:H	2.04	0.59
25:AZ:137:LYS:HA	60:AZ:501:GDP:HN1	1.67	0.59
34:B8:4:MET:CE	36:BA:666:G:H1'	2.32	0.59
36:BA:214:G:H1'	36:BA:216:A:O2'	2.03	0.59
36:BA:729:G:C5	39:BD:208:LYS:HB2	2.37	0.59
36:BA:1210:A:H5''	36:BA:1212:G:O4'	2.02	0.59
36:BA:1677:A:H2'	36:BA:1678:G:C8	2.37	0.59
37:BB:30:C:H2'	37:BB:31:C:O4'	2.02	0.59
41:BF:123:LEU:HD12	41:BF:124:LEU:H	1.66	0.59
48:BP:23:PRO:HD2	48:BP:33:ARG:NE	2.14	0.59
48:BP:101:VAL:HG12	48:BP:106:LEU:CB	2.31	0.59
52:BT:28:VAL:HG12	52:BT:29:ARG:HD2	1.85	0.59
56:BX:49:VAL:HG12	56:BX:87:GLN:HB3	1.83	0.59
57:BY:46:LYS:HG2	57:BY:47:LYS:H	1.67	0.59
2:CB:47:THR:HA	2:CB:202:PRO:HG2	1.83	0.59
5:CE:100:VAL:HG12	5:CE:118:ILE:HG22	1.85	0.59
6:CF:61:LEU:O	6:CF:62:TRP:HB3	2.02	0.59
22:CW:31:A:N1	22:CW:39:U:O4	2.34	0.59
24:CY:61:C:O2'	24:CY:62:U:H5''	2.03	0.59
24:CY:75:C:H5	25:CZ:232:THR:OG1	1.85	0.59
25:CZ:9:LYS:HZ3	25:CZ:73:ALA:C	2.06	0.59

Continued on next page...

Continued from previous page...

Atom-1	Atom-2	Interatomic distance (Å)	Clash overlap (Å)
25:CZ:222:LEU:HD11	25:CZ:303:VAL:HB	1.83	0.59
29:D3:40:THR:OG1	29:D3:43:ILE:HG12	2.03	0.59
33:D7:19:ARG:HH11	33:D7:19:ARG:HG2	1.68	0.59
35:D9:22:ARG:HB2	35:D9:24:TYR:HE1	1.67	0.59
36:DA:559:G:H22	53:DU:49:HIS:CD2	2.20	0.59
36:DA:703:U:C2'	36:DA:704:G:H5'	2.32	0.59
36:DA:1053:C:H2'	36:DA:1054:A:H8	1.63	0.59
37:DB:13:A:O2'	37:DB:14:U:H3'	2.02	0.59
38:DC:116:THR:HG22	38:DC:146:GLY:O	2.01	0.59
38:DC:122:ALA:O	38:DC:126:LYS:HB2	2.02	0.59
42:DG:110:ALA:HA	42:DG:140:ILE:O	2.02	0.59
48:DP:58:THR:CB	48:DP:61:ARG:HH21	2.15	0.59
57:DY:33:LYS:C	57:DY:35:TYR:H	2.03	0.59
1:AA:585:G:H4'	12:AL:8:ASN:ND2	2.18	0.59
2:AB:172:ILE:HD12	2:AB:172:ILE:N	2.14	0.59
4:AD:18:LYS:HE3	4:AD:31:CYS:HB2	1.84	0.59
16:AP:60:LEU:HD21	16:AP:66:PRO:CG	2.31	0.59
16:AP:67:THR:HG22	16:AP:68:ASP:N	2.17	0.59
24:AY:16:H2U:H5'	24:AY:17:H2U:H5'	1.84	0.59
36:BA:208:C:H2'	36:BA:209:C:H6	1.65	0.59
36:BA:1590:U:H2'	36:BA:1591:G:C8	2.38	0.59
37:BB:13:A:O2'	37:BB:14:U:H3'	2.01	0.59
38:BC:75:LEU:O	38:BC:113:VAL:HA	2.02	0.59
40:BE:14:ILE:HD11	40:BE:173:VAL:CG1	2.33	0.59
40:BE:59:VAL:HG21	40:BE:63:LEU:HA	1.84	0.59
1:CA:953:G:C5'	1:CA:965:A:H61	2.14	0.59
9:CI:46:ALA:HB2	9:CI:74:ILE:HG23	1.85	0.59
28:D2:11:GLU:O	28:D2:14:ARG:HG3	2.02	0.59
31:D5:46:CYS:SG	31:D5:47:PRO:HD2	2.42	0.59
34:D8:14:VAL:HG23	34:D8:24:ALA:HB2	1.85	0.59
35:D9:7:VAL:HG22	35:D9:34:GLN:HG2	1.84	0.59
36:DA:141:A:H1'	36:DA:1408:C:O2'	2.01	0.59
36:DA:845:G:OP2	36:DA:845:G:H8	1.85	0.59
36:DA:1061:U:H4'	36:DA:1070:A:C1'	2.32	0.59
36:DA:2523:G:H2'	36:DA:2524:G:C5'	2.32	0.59
38:DC:118:ASP:C	38:DC:120:MET:H	2.06	0.59
39:DD:10:THR:HG23	39:DD:13:ARG:HB2	1.84	0.59
39:DD:35:LYS:CG	39:DD:104:TYR:HE2	2.11	0.59
43:DH:52:VAL:HB	43:DH:69:ARG:HD3	1.83	0.59
48:DP:16:ARG:HH11	48:DP:16:ARG:CB	2.16	0.59
52:DT:28:VAL:HG12	52:DT:29:ARG:HD2	1.84	0.59

Continued on next page...

Continued from previous page...

Atom-1	Atom-2	Interatomic distance (Å)	Clash overlap (Å)
53:DU:111:GLU:C	53:DU:113:ALA:H	2.05	0.59
58:DZ:103:ARG:HD2	58:DZ:136:PHE:CG	2.37	0.59
1:AA:260:G:H2'	1:AA:261:U:H6	1.67	0.59
1:AA:1064:G:N2	1:AA:1190:G:H2'	2.18	0.59
2:AB:111:ARG:HH11	2:AB:111:ARG:HG2	1.67	0.59
12:AL:50:SER:O	12:AL:51:ALA:HB2	2.03	0.59
20:AT:36:LEU:HD12	20:AT:59:ALA:HB2	1.84	0.59
24:AY:1:A:H5'	25:AZ:300:ARG:NH1	2.17	0.59
25:AZ:137:LYS:HE2	60:AZ:501:GDP:N3	2.17	0.59
25:AZ:266:VAL:HB	25:AZ:291:ARG:NH1	2.17	0.59
25:AZ:363:MET:HB3	25:AZ:364:PRO:HD2	1.83	0.59
30:B4:20:ASN:HD22	30:B4:21:VAL:N	2.00	0.59
31:B5:52:TYR:CE2	36:BA:2884:U:H1'	2.38	0.59
36:BA:280:C:H3'	36:BA:281:G:H8	1.67	0.59
36:BA:1203:G:H3'	36:BA:1204:A:H5''	1.83	0.59
36:BA:1278:A:O2'	36:BA:1279:G:H5'	2.01	0.59
36:BA:1582:C:H2'	36:BA:1583:A:H8	1.66	0.59
36:BA:2393:A:H5'	48:BP:62:LEU:HB3	1.84	0.59
36:BA:2406:U:N3	48:BP:72:PRO:HB2	2.17	0.59
43:BH:20:ALA:HB1	43:BH:21:PRO:HD2	1.83	0.59
43:BH:76:VAL:O	43:BH:79:VAL:HG22	2.03	0.59
46:BN:6:PRO:HB3	46:BN:41:ASP:OD2	2.03	0.59
48:BP:65:ARG:HB3	48:BP:68:GLN:NE2	2.13	0.59
49:BQ:52:VAL:O	49:BQ:56:ARG:HB2	2.02	0.59
50:BR:36:THR:O	50:BR:111:LEU:HB3	2.02	0.59
51:BS:96:GLY:O	51:BS:98:VAL:N	2.31	0.59
57:BY:42:VAL:HG12	57:BY:65:ALA:HB3	1.84	0.59
58:BZ:152:ALA:O	58:BZ:154:ASP:N	2.36	0.59
1:CA:862:C:O2'	1:CA:863:U:H5'	2.02	0.59
1:CA:865:A:C2	1:CA:918:A:H4'	2.37	0.59
1:CA:1330:U:H5'	1:CA:1331:G:OP2	2.03	0.59
5:CE:142:LEU:O	5:CE:143:ARG:HD3	2.02	0.59
6:CF:12:PRO:HG3	6:CF:55:ASP:HB3	1.83	0.59
10:CJ:49:VAL:HG22	14:CN:41:ARG:HB2	1.85	0.59
16:CP:8:ARG:O	16:CP:9:PHE:HD1	1.84	0.59
20:CT:36:LEU:HD12	20:CT:59:ALA:HB2	1.84	0.59
20:CT:74:LYS:HG3	20:CT:75:ASN:ND2	2.17	0.59
21:CU:6:ARG:NH1	21:CU:15:ARG:HH22	2.00	0.59
22:CV:62:C:H2'	22:CV:62:C:O2	2.00	0.59
25:CZ:143:ASP:OD2	25:CZ:146:LEU:HB2	2.02	0.59
28:D2:23:LYS:HE3	28:D2:26:ARG:NH1	2.17	0.59

Continued on next page...

Continued from previous page...

Atom-1	Atom-2	Interatomic distance (Å)	Clash overlap (Å)
32:D6:9:LEU:O	32:D6:9:LEU:HD13	2.02	0.59
34:D8:50:LEU:C	34:D8:53:PRO:HD2	2.23	0.59
36:DA:956:G:OP2	49:DQ:14:ARG:NH2	2.34	0.59
36:DA:1222:C:C2'	36:DA:1223:G:H5''	2.31	0.59
36:DA:1378:A:O2'	36:DA:1379:A:C5'	2.35	0.59
36:DA:2108:C:O2	36:DA:2108:C:C2'	2.51	0.59
38:DC:91:ALA:HB2	38:DC:153:ILE:HD13	1.85	0.59
38:DC:116:THR:HG22	38:DC:147:PHE:HA	1.85	0.59
50:DR:14:SER:HA	50:DR:17:ARG:NH1	2.16	0.59
1:AA:266:G:H5''	1:AA:267:C:C5	2.36	0.59
2:AB:47:THR:HA	2:AB:202:PRO:HG2	1.84	0.59
2:AB:80:ILE:HD12	2:AB:80:ILE:N	2.17	0.59
7:AG:46:ALA:O	7:AG:50:ILE:HG12	2.02	0.59
19:AS:10:PHE:HE1	19:AS:70:LYS:HE2	1.67	0.59
25:AZ:222:LEU:CD1	25:AZ:303:VAL:HB	2.33	0.59
36:BA:877:U:O2'	36:BA:878:A:H5''	2.02	0.59
36:BA:1049:C:H2'	36:BA:1050:A:H8	1.68	0.59
36:BA:1210:A:H5'	36:BA:1210:A:H8	1.65	0.59
36:BA:1784:A:H4'	36:BA:1785:A:O5'	2.02	0.59
36:BA:1817:G:C2'	36:BA:1818:U:H5'	2.32	0.59
36:BA:2712:U:O2'	36:BA:2713:A:H5'	2.01	0.59
37:BB:40:U:O2	37:BB:43:C:H5''	2.03	0.59
39:BD:233:HIS:CE1	39:BD:247:ALA:H	2.21	0.59
43:BH:94:TYR:HB3	43:BH:107:VAL:HG12	1.84	0.59
47:BO:24:VAL:HB	47:BO:33:ALA:HB2	1.85	0.59
50:BR:100:LEU:HD13	50:BR:100:LEU:H	1.67	0.59
51:BS:59:LYS:HG2	51:BS:60:GLY:N	2.13	0.59
53:BU:92:ARG:NH1	53:BU:94:ASN:HD22	1.99	0.59
58:BZ:40:ASP:OD2	58:BZ:43:GLU:HG2	2.01	0.59
4:CD:100:ARG:O	4:CD:104:VAL:HG23	2.02	0.59
10:CJ:96:ILE:HD13	10:CJ:96:ILE:H	1.68	0.59
25:CZ:333:GLY:HA3	25:CZ:363:MET:HA	1.84	0.59
36:DA:482:A:H4'	57:DY:47:LYS:HG2	1.83	0.59
38:DC:68:LEU:HD11	38:DC:161:ILE:HG23	1.84	0.59
42:DG:72:ARG:HB3	42:DG:87:PRO:HD2	1.83	0.59
42:DG:133:LEU:CD1	42:DG:157:ILE:HB	2.33	0.59
46:DN:6:PRO:HB3	46:DN:41:ASP:OD2	2.02	0.59
48:DP:16:ARG:CZ	48:DP:18:ARG:HG2	2.32	0.59
48:DP:65:ARG:HB3	48:DP:68:GLN:NE2	2.11	0.59
48:DP:101:VAL:HG12	48:DP:106:LEU:CB	2.32	0.59
1:AA:614:A:O2'	1:AA:615:C:H5'	2.03	0.59

Continued on next page...

Continued from previous page...

Atom-1	Atom-2	Interatomic distance (Å)	Clash overlap (Å)
1:AA:784:C:H4'	36:BA:1837:C:OP1	2.03	0.59
1:AA:1330:U:H5'	1:AA:1331:G:OP2	2.03	0.59
36:BA:997:G:OP1	53:BU:93:LYS:HD3	2.02	0.59
36:BA:1222:C:C2'	36:BA:1223:G:H5''	2.33	0.59
36:BA:1773:A:C2'	36:BA:1774:C:H5'	2.32	0.59
36:BA:2248:C:H2'	36:BA:2249:U:C5'	2.29	0.59
48:BP:16:ARG:NE	48:BP:18:ARG:HG2	2.18	0.59
48:BP:40:SER:O	48:BP:41:ARG:HD2	2.01	0.59
51:BS:97:ARG:NH2	51:BS:98:VAL:CA	2.64	0.59
52:BT:28:VAL:O	52:BT:29:ARG:CB	2.50	0.59
52:BT:106:SER:O	52:BT:107:ASP:CB	2.50	0.59
1:CA:187:C:O2	20:CT:105:SER:HB3	2.02	0.59
1:CA:542:G:H2'	1:CA:543:C:H6	1.65	0.59
3:CC:7:PRO:O	3:CC:11:ARG:HG2	2.02	0.59
4:CD:109:GLY:O	4:CD:111:ALA:N	2.33	0.59
6:CF:87:ARG:HH11	6:CF:87:ARG:CG	2.15	0.59
9:CI:111:ARG:HG2	9:CI:112:LYS:N	2.18	0.59
10:CJ:75:ILE:HG13	10:CJ:76:ASN:N	2.17	0.59
10:CJ:90:LEU:N	10:CJ:91:PRO:HD3	2.18	0.59
11:CK:59:TYR:CE1	11:CK:63:LEU:HD11	2.38	0.59
21:CU:22:ARG:HG2	21:CU:22:ARG:NH1	2.16	0.59
25:CZ:19:HIS:CG	25:CZ:115:GLN:HB2	2.37	0.59
28:D2:32:LEU:HA	28:D2:53:LEU:HD13	1.84	0.59
31:D5:50:GLY:CA	31:D5:56:LYS:HD3	2.32	0.59
36:DA:118:A:N3	36:DA:178:G:H1'	2.18	0.59
36:DA:236:C:H2'	36:DA:237:C:C6	2.38	0.59
36:DA:607:U:H3	36:DA:621:A:H2	1.51	0.59
36:DA:654(L):G:H2'	36:DA:654(M):C:H4'	1.83	0.59
36:DA:2201:C:O2'	36:DA:2202:C:H5'	2.03	0.59
36:DA:2287:A:H62	36:DA:2344:U:H3	1.50	0.59
42:DG:120:LEU:HD23	42:DG:131:TYR:OH	2.02	0.59
43:DH:20:ALA:HB1	43:DH:21:PRO:HD2	1.84	0.59
48:DP:23:PRO:HG2	48:DP:33:ARG:HG3	1.84	0.59
1:AA:838:G:C6	1:AA:840:C:H1'	2.38	0.59
1:AA:1497:G:H2'	1:AA:1498:U:H5'	1.84	0.59
12:AL:20:LYS:HD3	12:AL:20:LYS:N	2.14	0.59
12:AL:83:VAL:HG11	12:AL:100:ILE:HD13	1.85	0.59
13:AM:15:VAL:HG12	13:AM:45:VAL:HG22	1.84	0.59
13:AM:22:ILE:HB	13:AM:25:ILE:HD12	1.85	0.59
25:AZ:271:GLU:O	25:AZ:286:VAL:HG23	2.02	0.59
27:B1:3:LYS:HG3	36:BA:1364:G:OP2	2.02	0.59

Continued on next page...

Continued from previous page...

Atom-1	Atom-2	Interatomic distance (Å)	Clash overlap (Å)
27:B1:75:GLU:O	27:B1:78:LYS:HG2	2.02	0.59
32:B6:27:LYS:HE3	32:B6:27:LYS:C	2.23	0.59
33:B7:19:ARG:HH11	33:B7:19:ARG:HG2	1.68	0.59
36:BA:302:C:H2'	36:BA:303:U:H6	1.68	0.59
36:BA:1090:U:H3'	36:BA:1090:U:OP2	2.02	0.59
36:BA:2781:A:H5''	36:BA:2782:G:H5'	1.85	0.59
40:BE:170:LEU:HB3	40:BE:184:VAL:CG1	2.32	0.59
53:BU:90:VAL:HG12	53:BU:91:ASP:H	1.65	0.59
56:BX:29:TRP:CE3	56:BX:78:LYS:HB3	2.38	0.59
1:CA:953:G:H5'	1:CA:965:A:H61	1.68	0.59
8:CH:19:VAL:HG23	8:CH:21:LYS:HG3	1.84	0.59
12:CL:25:PRO:O	12:CL:27:LEU:N	2.36	0.59
25:CZ:215:ARG:HD2	25:CZ:283:GLY:HA3	1.84	0.59
31:D5:16:ARG:HH11	31:D5:20:ARG:NH1	2.01	0.59
36:DA:1274:A:N3	36:DA:1297:C:H1'	2.17	0.59
36:DA:1335:U:H2'	36:DA:1336:A:H8	1.67	0.59
36:DA:1582:C:H2'	36:DA:1583:A:H8	1.67	0.59
36:DA:2128:C:O2'	36:DA:2129:C:P	2.61	0.59
36:DA:2312:U:H2'	36:DA:2313:C:H5'	1.85	0.59
37:DB:16:G:O2'	37:DB:17:C:H6	1.85	0.59
38:DC:106:GLY:O	38:DC:107:TRP:HB3	2.02	0.59
39:DD:35:LYS:HD2	39:DD:36:PRO:HD3	1.85	0.59
39:DD:181:GLU:HA	39:DD:273:ARG:O	2.02	0.59
42:DG:47:LYS:CG	42:DG:81:LYS:HG3	2.31	0.59
49:DQ:66:ILE:O	49:DQ:66:ILE:HD12	2.02	0.59
50:DR:94:TYR:N	50:DR:94:TYR:HD1	1.99	0.59
51:DS:66:ALA:CA	51:DS:69:VAL:HG12	2.33	0.59
55:DW:11:ARG:HH11	55:DW:11:ARG:HG2	1.67	0.59
57:DY:7:VAL:HB	57:DY:8:LYS:HD2	1.83	0.59
1:AA:1190:G:OP1	3:AC:5:ILE:HD12	2.02	0.59
6:AF:87:ARG:HH11	6:AF:87:ARG:CG	2.15	0.59
30:B4:6:HIS:HB3	42:BG:67:LYS:HZ1	1.68	0.59
30:B4:9:LEU:HD13	30:B4:26:SER:O	2.03	0.59
36:BA:1947:C:C3'	36:BA:1948:G:H5''	2.32	0.59
38:BC:116:THR:HG22	38:BC:147:PHE:HA	1.85	0.59
38:BC:123:VAL:CG2	38:BC:127:LEU:HD13	2.32	0.59
39:BD:45:ASN:CG	39:BD:46:GLN:N	2.56	0.59
40:BE:101:ARG:HB2	40:BE:201:THR:HG21	1.84	0.59
40:BE:116:VAL:HG22	40:BE:122:PHE:CG	2.38	0.59
40:BE:188:VAL:HG23	40:BE:189:PRO:HD2	1.85	0.59
42:BG:71:THR:HG23	42:BG:71:THR:O	2.02	0.59

Continued on next page...

Continued from previous page...

Atom-1	Atom-2	Interatomic distance (Å)	Clash overlap (Å)
43:BH:85:LYS:CE	43:BH:133:VAL:H	2.15	0.59
43:BH:136:ILE:HD12	43:BH:136:ILE:H	1.67	0.59
48:BP:84:ASN:ND2	48:BP:116:GLY:HA2	2.18	0.59
49:BQ:141:GLN:HG3	58:BZ:72:ARG:CZ	2.32	0.59
52:BT:100:TYR:HD2	52:BT:103:ARG:NH2	1.97	0.59
56:BX:80:ILE:O	56:BX:80:ILE:HG13	2.02	0.59
57:BY:86:ARG:NH2	57:BY:95:LYS:NZ	2.50	0.59
58:BZ:18:LEU:HD12	58:BZ:18:LEU:N	2.14	0.59
1:CA:614:A:O2'	1:CA:615:C:H5'	2.03	0.59
1:CA:1039:C:C6	1:CA:1040:U:H5	2.20	0.59
1:CA:1510:U:H2'	1:CA:1511:G:C8	2.38	0.59
3:CC:43:LEU:HD22	3:CC:47:LEU:HD22	1.85	0.59
24:CY:3:G:H8	24:CY:3:G:H5'	1.65	0.59
36:DA:280:C:H3'	36:DA:281:G:H8	1.67	0.59
36:DA:1192:G:O2'	36:DA:1193:G:H5'	2.03	0.59
36:DA:1582:C:H2'	36:DA:1583:A:C8	2.38	0.59
36:DA:1817:G:C2'	36:DA:1818:U:H5'	2.33	0.59
36:DA:1902:C:H4'	39:DD:244:ARG:CB	2.33	0.59
36:DA:2128:C:O2'	36:DA:2129:C:O5'	2.20	0.59
39:DD:30:GLU:HG3	39:DD:63:ARG:HH21	1.67	0.59
43:DH:98:LEU:H	43:DH:125:VAL:HG21	1.67	0.59
48:DP:41:ARG:CA	48:DP:41:ARG:NH1	2.66	0.59
51:DS:35:ILE:H	51:DS:53:SER:HB2	1.68	0.59
52:DT:85:LYS:NZ	52:DT:85:LYS:CB	2.60	0.59
53:DU:79:PHE:O	53:DU:83:LEU:HD13	2.03	0.59
1:AA:56:U:H2'	1:AA:57:G:C8	2.37	0.59
7:AG:70:LYS:HB3	7:AG:96:GLN:HG2	1.85	0.59
17:AQ:18:THR:HG23	17:AQ:69:LYS:HZ3	1.67	0.59
26:B0:14:ARG:HD2	36:BA:2279:G:O6	2.03	0.59
36:BA:139(A):G:H22	56:BX:44:GLU:CD	2.05	0.59
36:BA:363(E):U:H2'	36:BA:363(F):A:C1'	2.33	0.59
36:BA:1582:C:H2'	36:BA:1583:A:C8	2.38	0.59
36:BA:1678:G:N2	36:BA:1989:G:N2	2.51	0.59
36:BA:2305:A:C4	42:BG:154:GLY:HA3	2.37	0.59
36:BA:2360:A:O2'	36:BA:2361:A:O4'	2.21	0.59
43:BH:157:TYR:O	43:BH:158:HIS:CD2	2.56	0.59
48:BP:97:PRO:HD3	48:BP:126:VAL:O	2.02	0.59
52:BT:39:ARG:HD2	52:BT:39:ARG:N	2.18	0.59
58:BZ:9:TYR:HE1	58:BZ:35:ARG:NH1	2.00	0.59
58:BZ:30:ASN:HD22	58:BZ:32:HIS:N	1.97	0.59
1:CA:1283:G:O2'	1:CA:1284:C:P	2.60	0.59

Continued on next page...

Continued from previous page...

Atom-1	Atom-2	Interatomic distance (Å)	Clash overlap (Å)
1:CA:1319:A:H5'	1:CA:1320:C:OP1	2.02	0.59
6:CF:77:ARG:HH11	6:CF:77:ARG:HG2	1.67	0.59
13:CM:49:THR:HB	13:CM:52:GLU:HG3	1.85	0.59
22:CW:39:U:C5'	22:CW:39:U:O2	2.50	0.59
24:CY:40:C:H2'	24:CY:41:C:C5'	2.32	0.59
34:D8:59:LYS:HB2	34:D8:59:LYS:HZ3	1.66	0.59
36:DA:310:A:OP1	57:DY:18:GLY:HA2	2.03	0.59
36:DA:523:C:C2'	36:DA:524:U:H5'	2.33	0.59
36:DA:556:G:H2'	36:DA:557:U:C6	2.38	0.59
36:DA:1331:A:HO2'	36:DA:1332:G:H8	1.51	0.59
36:DA:1523:U:H2'	36:DA:1524:G:H8	1.68	0.59
36:DA:2591:C:H2'	36:DA:2592:G:H8	1.66	0.59
37:DB:30:C:H2'	37:DB:31:C:O4'	2.03	0.59
38:DC:45:ALA:O	38:DC:171:ILE:HG22	2.03	0.59
40:DE:170:LEU:HB3	40:DE:184:VAL:CG1	2.32	0.59
46:DN:126:PRO:O	46:DN:127:ASP:HB2	2.03	0.59
47:DO:88:ASN:HD21	47:DO:92:GLU:HB2	1.67	0.59
51:DS:50:SER:O	51:DS:51:ALA:HB2	2.02	0.59
51:DS:85:VAL:O	51:DS:106:ARG:HG2	2.03	0.59
52:DT:38:ASN:O	52:DT:38:ASN:ND2	2.35	0.59
52:DT:104:ASN:O	52:DT:105:LEU:HB2	2.01	0.59
56:DX:29:TRP:CE3	56:DX:78:LYS:HB3	2.38	0.59
1:AA:192:U:O2'	20:AT:57:ARG:HG3	2.03	0.58
1:AA:924:C:H5'	1:AA:1399:C:OP2	2.03	0.58
1:AA:1325:C:P	21:AU:15:ARG:HH21	2.25	0.58
1:AA:1490:C:O2'	1:AA:1491:G:H5'	2.03	0.58
34:B8:14:VAL:HG23	34:B8:24:ALA:HB2	1.85	0.58
34:B8:50:LEU:C	34:B8:53:PRO:HD2	2.24	0.58
34:B8:52:LYS:O	34:B8:55:ALA:HB3	2.03	0.58
36:BA:361:G:H2'	36:BA:362:U:H4'	1.84	0.58
36:BA:512:G:O2'	36:BA:513:A:H8	1.86	0.58
36:BA:523:C:C2'	36:BA:524:U:H5'	2.33	0.58
36:BA:2121:G:O4'	38:BC:167:LYS:HE2	2.02	0.58
36:BA:2140:C:H2'	36:BA:2141:G:H8	1.68	0.58
37:BB:75:G:O2'	58:BZ:27:VAL:HG23	2.03	0.58
38:BC:87:GLU:HG2	38:BC:94:VAL:CG2	2.33	0.58
39:BD:48:ARG:HG3	39:BD:48:ARG:NH1	2.18	0.58
43:BH:74:ASN:HB3	43:BH:138:LYS:HD3	1.85	0.58
46:BN:22:THR:HG22	46:BN:61:ARG:CB	2.32	0.58
50:BR:55:ALA:CB	50:BR:79:LEU:HD11	2.33	0.58
52:BT:50:ILE:O	52:BT:99:LEU:HD12	2.03	0.58

Continued on next page...

Continued from previous page...

Atom-1	Atom-2	Interatomic distance (Å)	Clash overlap (Å)
58:BZ:18:LEU:HB3	58:BZ:23:LYS:HB2	1.85	0.58
1:CA:755:G:OP2	15:CO:65:ARG:HD2	2.03	0.58
1:CA:1258:G:O2'	1:CA:1259:C:H5'	2.03	0.58
10:CJ:81:THR:HG23	10:CJ:82:ILE:H	1.67	0.58
14:CN:23:ARG:NH1	14:CN:30:ALA:HB2	2.18	0.58
17:CQ:67:LYS:O	17:CQ:68:ARG:CB	2.50	0.58
25:CZ:126:VAL:HG13	61:CZ:502:KIR:C47	2.33	0.58
28:D2:18:PRO:HA	28:D2:21:LEU:CD1	2.33	0.58
28:D2:69:ARG:HD2	28:D2:69:ARG:H	1.68	0.58
32:D6:25:LYS:HD2	36:DA:2285:C:N4	2.18	0.58
36:DA:363(E):U:H2'	36:DA:363(F):A:C1'	2.33	0.58
36:DA:573:G:O2'	36:DA:574:C:H3'	2.02	0.58
36:DA:654(N):G:H2'	36:DA:654(O):G:O4'	2.03	0.58
36:DA:1516:C:O2'	36:DA:1517:G:H5''	2.03	0.58
38:DC:76:ALA:HB1	38:DC:149:ILE:HD11	1.84	0.58
43:DH:52:VAL:HG21	43:DH:69:ARG:HG3	1.85	0.58
48:DP:41:ARG:NH1	48:DP:41:ARG:HB3	2.18	0.58
53:DU:92:ARG:NH1	53:DU:94:ASN:HD22	2.00	0.58
54:DV:38:LEU:HD23	54:DV:39:LEU:N	2.18	0.58
54:DV:59:ALA:HB1	54:DV:95:LEU:O	2.03	0.58
56:DX:49:VAL:HG12	56:DX:87:GLN:HB3	1.85	0.58
1:AA:187:C:O2	20:AT:105:SER:HB3	2.04	0.58
1:AA:344:A:H4'	1:AA:345:C:OP2	2.03	0.58
1:AA:1278:U:H5''	1:AA:1279:A:O4'	2.02	0.58
11:AK:105:VAL:O	11:AK:105:VAL:HG23	2.02	0.58
32:B6:25:LYS:HD2	36:BA:2285:C:N4	2.17	0.58
36:BA:654(M):C:H2'	36:BA:654(N):G:N7	2.18	0.58
40:BE:34:VAL:O	40:BE:35:GLN:HB2	2.02	0.58
54:BV:91:TYR:H	54:BV:91:TYR:HD1	1.49	0.58
57:BY:28:LYS:CB	57:BY:37:VAL:HB	2.33	0.58
6:CF:97:PHE:CD1	18:CR:31:LEU:HD21	2.28	0.58
12:CL:102:ARG:NH1	12:CL:102:ARG:HG2	2.18	0.58
28:D2:27:GLU:O	28:D2:30:ARG:N	2.36	0.58
28:D2:36:ARG:HD3	56:DX:9:LEU:O	2.03	0.58
30:D4:13:ARG:C	30:D4:14:ILE:HD12	2.23	0.58
36:DA:1516:C:H2'	36:DA:1517:G:H5'	1.85	0.58
36:DA:2309:A:C2'	36:DA:2310:A:H5''	2.33	0.58
36:DA:2406:U:N3	48:DP:72:PRO:HB2	2.17	0.58
42:DG:174:GLU:C	42:DG:176:LEU:H	2.06	0.58
47:DO:86:ILE:HD12	47:DO:86:ILE:H	1.67	0.58
48:DP:9:ASN:N	48:DP:10:PRO:HD2	2.14	0.58

Continued on next page...

Continued from previous page...

Atom-1	Atom-2	Interatomic distance (Å)	Clash overlap (Å)
50:DR:21:TYR:OH	50:DR:43:GLU:HG2	2.03	0.58
52:DT:33:LYS:HE2	52:DT:43:GLN:NE2	2.19	0.58
54:DV:39:LEU:CD1	54:DV:51:VAL:HA	2.33	0.58
1:AA:80:G:C2'	1:AA:81:U:H5'	2.34	0.58
1:AA:187:C:C2	20:AT:105:SER:HB3	2.38	0.58
1:AA:1240:U:OP1	7:AG:116:ALA:HB2	2.03	0.58
4:AD:16:GLY:O	4:AD:33:MET:HE3	2.03	0.58
9:AI:46:ALA:HB2	9:AI:74:ILE:HG23	1.85	0.58
15:AO:3:ILE:O	15:AO:3:ILE:HG13	2.03	0.58
33:B7:22:MET:CE	33:B7:31:LEU:HD12	2.34	0.58
35:B9:22:ARG:HB2	35:B9:24:TYR:HE1	1.68	0.58
36:BA:236:C:H2'	36:BA:237:C:C6	2.38	0.58
36:BA:1061:U:H4'	36:BA:1070:A:C1'	2.32	0.58
36:BA:2183:C:H2'	36:BA:2184:G:H8	1.68	0.58
43:BH:156:ALA:C	43:BH:158:HIS:N	2.56	0.58
48:BP:59:LEU:HA	48:BP:61:ARG:NH1	2.18	0.58
50:BR:99:LYS:HD2	50:BR:99:LYS:N	2.15	0.58
54:BV:41:GLY:HA3	54:BV:45:THR:OG1	2.04	0.58
16:CP:28:ARG:HG2	16:CP:29:ASP:OD1	2.04	0.58
24:CY:16:H2U:H5'	24:CY:17:H2U:H5'	1.86	0.58
28:D2:26:ARG:O	28:D2:26:ARG:HG2	2.03	0.58
28:D2:29:LYS:HD2	28:D2:32:LEU:CD1	2.27	0.58
30:D4:34:GLU:HG2	42:DG:113:ARG:NH2	2.18	0.58
36:DA:1960:A:H5'	36:DA:1960:A:C8	2.36	0.58
38:DC:73:ARG:O	38:DC:111:ASP:HB2	2.03	0.58
55:DW:82:LEU:HD23	55:DW:84:ARG:NH2	2.19	0.58
56:DX:33:LYS:HE2	56:DX:33:LYS:HA	1.84	0.58
57:DY:28:LYS:CB	57:DY:37:VAL:HB	2.33	0.58
1:AA:242:C:H2'	1:AA:243:A:H5'	1.86	0.58
1:AA:961:U:O2'	1:AA:962:C:O5'	2.20	0.58
2:AB:47:THR:HG23	2:AB:202:PRO:O	2.04	0.58
7:AG:20:ASP:HB3	7:AG:23:VAL:HG23	1.86	0.58
10:AJ:38:ILE:HD11	10:AJ:71:LEU:HB3	1.85	0.58
11:AK:30:VAL:HG11	11:AK:65:ALA:HA	1.85	0.58
25:AZ:333:GLY:HA3	25:AZ:363:MET:HA	1.85	0.58
28:B2:2:LYS:O	28:B2:6:VAL:HG23	2.02	0.58
34:B8:42:ARG:O	34:B8:44:LYS:N	2.33	0.58
34:B8:62:LEU:N	34:B8:63:PRO:HD2	2.19	0.58
36:BA:218:A:C2	36:BA:235:U:H4'	2.39	0.58
36:BA:898:C:H2'	36:BA:899:A:O4'	2.03	0.58
36:BA:1446:C:H42	36:BA:1465:G:H1	1.51	0.58

Continued on next page...

Continued from previous page...

Atom-1	Atom-2	Interatomic distance (Å)	Clash overlap (Å)
36:BA:2228:G:OP1	39:BD:261:LYS:HE3	2.04	0.58
36:BA:2317:C:H2'	36:BA:2318:G:C5'	2.27	0.58
40:BE:23:VAL:HG12	40:BE:173:VAL:HG21	1.85	0.58
40:BE:92:THR:O	40:BE:95:ILE:HG12	2.03	0.58
52:BT:28:VAL:O	52:BT:28:VAL:HG12	2.03	0.58
52:BT:61:PHE:CE1	52:BT:76:PHE:HB2	2.37	0.58
1:CA:1318:A:H1'	19:CS:37:ARG:HH21	1.68	0.58
12:CL:18:VAL:HG23	12:CL:19:ARG:N	2.16	0.58
25:CZ:85:HIS:C	25:CZ:87:ASP:H	2.05	0.58
25:CZ:117:ARG:CD	25:CZ:157:LEU:HD11	2.33	0.58
25:CZ:363:MET:HB3	25:CZ:364:PRO:CD	2.33	0.58
26:D0:7:LEU:HD21	49:DQ:81:VAL:CG1	2.33	0.58
27:D1:30:VAL:H	36:DA:2396:G:H4'	1.68	0.58
27:D1:56:GLN:HB3	27:D1:87:PRO:HB3	1.84	0.58
28:D2:62:THR:HG21	36:DA:76:C:C1'	2.33	0.58
36:DA:93:G:H2'	36:DA:94:C:C6	2.38	0.58
36:DA:1049:C:H2'	36:DA:1050:A:H8	1.68	0.58
36:DA:1590:U:H2'	36:DA:1591:G:C8	2.37	0.58
36:DA:1959:G:C3'	36:DA:1960:A:H5''	2.33	0.58
36:DA:2820:A:H4'	50:DR:5:LYS:HE2	1.85	0.58
37:DB:82:G:O2'	37:DB:83:G:H5'	2.02	0.58
38:DC:114:VAL:HG12	38:DC:144:THR:CB	2.33	0.58
1:AA:358:U:H5''	25:AZ:234:ARG:O	2.04	0.58
1:AA:1275:A:O2'	1:AA:1276:G:H5'	2.04	0.58
1:AA:1321:C:C3'	1:AA:1322:C:H5''	2.33	0.58
3:AC:70:VAL:HG12	3:AC:72:LYS:N	2.19	0.58
6:AF:61:LEU:O	6:AF:62:TRP:HB3	2.03	0.58
25:AZ:19:HIS:CG	25:AZ:115:GLN:HB2	2.37	0.58
25:AZ:101:GLY:HA3	25:AZ:210:ILE:HD12	1.86	0.58
34:B8:61:LEU:HD12	34:B8:61:LEU:N	2.13	0.58
36:BA:953:A:OP2	49:BQ:16:ARG:HD2	2.03	0.58
36:BA:1001:A:H2'	36:BA:1002:G:O4'	2.03	0.58
36:BA:1146:C:O2'	36:BA:1147:C:H5'	2.04	0.58
40:BE:105:THR:HB	40:BE:197:ILE:CG2	2.32	0.58
41:BF:10:PRO:HD2	41:BF:13:SER:O	2.04	0.58
47:BO:64:ARG:CZ	52:BT:70:VAL:HG21	2.34	0.58
51:BS:98:VAL:HG12	51:BS:100:ALA:H	1.68	0.58
55:BW:1:MET:HB3	55:BW:64:MET:HE3	1.85	0.58
2:CB:144:ARG:HH11	2:CB:144:ARG:HB2	1.68	0.58
4:CD:170:VAL:HG12	4:CD:171:GLY:N	2.18	0.58
13:CM:58:GLU:O	13:CM:62:ASN:HB2	2.02	0.58

Continued on next page...

Continued from previous page...

Atom-1	Atom-2	Interatomic distance (Å)	Clash overlap (Å)
15:CO:6:GLU:N	15:CO:6:GLU:OE1	2.35	0.58
22:CW:39:U:H2'	22:CW:40:C:H5'	1.85	0.58
25:CZ:164:PRO:O	25:CZ:168:VAL:HG23	2.04	0.58
26:D0:43:THR:O	26:D0:43:THR:HG23	2.03	0.58
27:D1:53:VAL:O	27:D1:54:ALA:HB3	2.02	0.58
28:D2:15:LYS:HG3	28:D2:16:LEU:H	1.68	0.58
34:D8:17:THR:HG21	34:D8:21:LYS:HB2	1.85	0.58
36:DA:521:G:H2'	36:DA:522:G:H8	1.69	0.58
36:DA:1209:G:H21	36:DA:1210:A:H62	1.49	0.58
36:DA:1677:A:H2'	36:DA:1678:G:C8	2.38	0.58
36:DA:2313:C:H5'	36:DA:2313:C:H6	1.68	0.58
39:DD:44:ASN:OD1	39:DD:44:ASN:N	2.35	0.58
41:DF:125:LEU:HD23	41:DF:125:LEU:N	2.13	0.58
41:DF:167:ALA:O	41:DF:170:LEU:HB2	2.04	0.58
46:DN:125:GLY:HA2	46:DN:126:PRO:O	2.02	0.58
48:DP:126:VAL:CA	48:DP:145:PRO:HG2	2.30	0.58
49:DQ:45:GLN:H	49:DQ:45:GLN:NE2	2.01	0.58
51:DS:97:ARG:NH2	51:DS:98:VAL:CA	2.64	0.58
52:DT:83:ILE:HG13	52:DT:84:GLN:H	1.69	0.58
55:DW:92:ARG:O	55:DW:93:ALA:HB3	2.03	0.58
57:DY:42:VAL:HG21	57:DY:67:LEU:HD12	1.85	0.58
1:AA:1489:G:O2'	1:AA:1490:C:H5'	2.04	0.58
13:AM:82:MET:SD	13:AM:83:ASP:N	2.76	0.58
16:AP:67:THR:HB	16:AP:70:ALA:CB	2.33	0.58
18:AR:26:LEU:CD2	18:AR:39:VAL:HG13	2.34	0.58
20:AT:26:ASN:ND2	20:AT:26:ASN:H	2.00	0.58
30:B4:28:LYS:O	30:B4:31:ILE:HD11	2.03	0.58
30:B4:30:GLU:C	30:B4:31:ILE:HD12	2.24	0.58
36:BA:8:A:H2'	36:BA:9:U:C5	2.39	0.58
36:BA:1049:C:O2	36:BA:1113:U:H4'	2.04	0.58
36:BA:1076:C:H42	36:BA:1088:A:H61	1.50	0.58
36:BA:1592:C:H2'	36:BA:1593:G:H8	1.69	0.58
36:BA:1902:C:H4'	39:BD:244:ARG:CB	2.33	0.58
36:BA:2192:G:C2'	36:BA:2193:G:H5''	2.33	0.58
36:BA:2415:G:H2'	36:BA:2416:C:C6	2.38	0.58
37:BB:65:C:H41	37:BB:109:C:H2'	1.66	0.58
38:BC:73:ARG:O	38:BC:111:ASP:HB2	2.04	0.58
39:BD:44:ASN:HB2	39:BD:48:ARG:O	2.04	0.58
40:BE:181:LEU:HD21	52:BT:7:ILE:HG23	1.84	0.58
46:BN:62:VAL:HG22	46:BN:66:LYS:HB2	1.85	0.58
50:BR:7:GLY:O	50:BR:8:ARG:CZ	2.51	0.58

Continued on next page...

Continued from previous page...

Atom-1	Atom-2	Interatomic distance (Å)	Clash overlap (Å)
50:BR:59:ASP:O	50:BR:60:LEU:HB3	2.03	0.58
53:BU:111:GLU:C	53:BU:113:ALA:H	2.07	0.58
1:CA:80:G:C2'	1:CA:81:U:H5'	2.34	0.58
7:CG:46:ALA:O	7:CG:50:ILE:HG12	2.03	0.58
10:CJ:40:LEU:HB2	10:CJ:41:PRO:HD2	1.85	0.58
21:CU:17:THR:O	21:CU:22:ARG:NH1	2.37	0.58
27:D1:44:PRO:O	27:D1:46:LEU:N	2.35	0.58
31:D5:36:CYS:C	31:D5:38:ALA:H	2.06	0.58
37:DB:65:C:H41	37:DB:109:C:H2'	1.68	0.58
39:DD:30:GLU:CG	39:DD:63:ARG:HH21	2.17	0.58
40:DE:38:THR:OG1	40:DE:41:LYS:HE2	2.03	0.58
40:DE:101:ARG:HB2	40:DE:201:THR:HG21	1.85	0.58
40:DE:132:HIS:C	40:DE:135:HIS:HE1	2.06	0.58
41:DF:103:LYS:HG3	41:DF:106:ARG:HH21	1.67	0.58
41:DF:139:PHE:HB2	41:DF:166:ALA:HB1	1.85	0.58
46:DN:46:VAL:HG11	46:DN:48:MET:HG3	1.86	0.58
49:DQ:1:MET:HE2	49:DQ:44:ALA:O	2.03	0.58
52:DT:75:ILE:HD12	52:DT:75:ILE:N	2.19	0.58
58:DZ:4:ARG:HG2	58:DZ:58:VAL:CB	2.32	0.58
1:AA:434:U:H2'	1:AA:435:C:C6	2.39	0.58
9:AI:111:ARG:HG2	9:AI:112:LYS:N	2.17	0.58
13:AM:39:ILE:HD12	13:AM:56:LEU:HD23	1.85	0.58
15:AO:74:ASP:OD1	15:AO:76:GLU:HB3	2.04	0.58
21:AU:22:ARG:HG2	21:AU:22:ARG:NH1	2.14	0.58
24:AY:70:C:H2'	24:AY:71:C:H5'	1.85	0.58
25:AZ:156:ASP:O	25:AZ:160:GLN:HB3	2.04	0.58
25:AZ:193:ASN:HB3	25:AZ:196:VAL:H	1.68	0.58
32:B6:15:GLU:HG3	32:B6:47:THR:OG1	2.04	0.58
36:BA:285:C:H2'	36:BA:286:C:C6	2.39	0.58
36:BA:672:C:H2'	36:BA:673:C:H5'	1.85	0.58
36:BA:1639:U:O2'	36:BA:1640:C:H5''	2.03	0.58
36:BA:2189:U:H3'	36:BA:2190:G:H4'	1.86	0.58
36:BA:2309:A:H2'	36:BA:2310:A:C5'	2.34	0.58
39:BD:275:LYS:C	39:BD:275:LYS:HD2	2.24	0.58
42:BG:53:LEU:N	42:BG:53:LEU:HD22	2.18	0.58
53:BU:70:ARG:HA	53:BU:74:LEU:O	2.04	0.58
58:BZ:73:GLN:HE21	58:BZ:75:ASN:HD21	1.51	0.58
1:CA:711:G:O2'	1:CA:712:A:H5'	2.02	0.58
1:CA:1256:A:H2	1:CA:1277:C:H2'	1.68	0.58
3:CC:139:GLN:NE2	3:CC:170:GLN:HE22	2.01	0.58
5:CE:38:GLN:HA	5:CE:38:GLN:OE1	2.04	0.58

Continued on next page...

Continued from previous page...

Atom-1	Atom-2	Interatomic distance (Å)	Clash overlap (Å)
16:CP:67:THR:HB	16:CP:70:ALA:CB	2.34	0.58
24:CY:9:A:H2	24:CY:44:G:O2'	1.86	0.58
27:D1:46:LEU:HB3	27:D1:63:ALA:HA	1.84	0.58
27:D1:76:ARG:HH22	27:D1:95:LEU:HA	1.67	0.58
31:D5:52:TYR:CE2	36:DA:2884:U:H1'	2.39	0.58
32:D6:11:LEU:HD21	32:D6:51:GLU:HG3	1.86	0.58
33:D7:26:GLY:O	33:D7:30:VAL:HG23	2.04	0.58
36:DA:2023:G:H4'	36:DA:2617:C:O3'	2.03	0.58
39:DD:27:THR:HG23	39:DD:83:GLU:CG	2.33	0.58
41:DF:110:LEU:HD12	41:DF:206:ILE:HD11	1.86	0.58
42:DG:83:ARG:O	42:DG:84:LYS:CB	2.51	0.58
46:DN:22:THR:HG22	46:DN:61:ARG:HB2	1.85	0.58
52:DT:23:ARG:HB2	52:DT:24:PRO:HD2	1.85	0.58
52:DT:24:PRO:HD3	52:DT:52:ILE:CD1	2.33	0.58
1:AA:1006:C:H2'	1:AA:1007:C:C6	2.39	0.58
1:AA:1047:G:H5''	14:AN:4:LYS:HG2	1.86	0.58
1:AA:1356:G:H2'	1:AA:1357:A:C8	2.38	0.58
4:AD:174:LEU:HD23	4:AD:185:PHE:HA	1.86	0.58
7:AG:16:LEU:CD1	9:AI:42:ARG:HA	2.33	0.58
11:AK:27:ASN:ND2	11:AK:28:THR:N	2.51	0.58
36:BA:28:A:H61	36:BA:512:G:H1'	1.68	0.58
36:BA:363:G:H2'	36:BA:363(A):A:H8	1.69	0.58
36:BA:833:U:H5''	48:BP:48:PRO:CB	2.33	0.58
36:BA:1274:A:N3	36:BA:1297:C:H1'	2.18	0.58
36:BA:1389:G:H2'	36:BA:1390:U:C6	2.38	0.58
36:BA:1932:A:H2'	36:BA:1933:G:O4'	2.04	0.58
39:BD:4:LYS:NZ	39:BD:20:ASP:HA	2.19	0.58
41:BF:110:LEU:HD12	41:BF:206:ILE:HD11	1.86	0.58
48:BP:16:ARG:CZ	48:BP:18:ARG:HG2	2.34	0.58
50:BR:47:PHE:O	50:BR:51:LEU:HD13	2.03	0.58
54:BV:21:ARG:CG	54:BV:91:TYR:HD2	2.16	0.58
54:BV:62:LEU:HD21	54:BV:95:LEU:CB	2.21	0.58
57:BY:30:VAL:HA	57:BY:37:VAL:HG12	1.86	0.58
57:BY:63:LYS:HG2	57:BY:64:GLU:H	1.68	0.58
1:CA:768:A:H5'	1:CA:1524:C:H1'	1.86	0.58
1:CA:858:G:C5'	1:CA:858:G:C8	2.86	0.58
10:CJ:32:ALA:CB	10:CJ:76:ASN:HB2	2.30	0.58
15:CO:74:ASP:OD1	15:CO:76:GLU:HB3	2.04	0.58
32:D6:26:ASN:HD22	32:D6:32:ASN:ND2	2.01	0.58
36:DA:672:C:C2'	36:DA:673:C:C5'	2.82	0.58
36:DA:1375:C:H2'	36:DA:1376:C:H6	1.68	0.58

Continued on next page...

Continued from previous page...

Atom-1	Atom-2	Interatomic distance (Å)	Clash overlap (Å)
36:DA:1854:A:H62	36:DA:1888:G:H8	1.51	0.58
36:DA:2341:G:H2'	36:DA:2342:C:C6	2.39	0.58
37:DB:105:A:OP1	58:DZ:72:ARG:NH1	2.37	0.58
40:DE:199:ARG:HH11	40:DE:199:ARG:HB3	1.69	0.58
41:DF:157:VAL:HG23	41:DF:198:ALA:CB	2.33	0.58
46:DN:6:PRO:HB2	46:DN:9:VAL:HG21	1.84	0.58
53:DU:70:ARG:HA	53:DU:74:LEU:O	2.04	0.58
54:DV:91:TYR:H	54:DV:91:TYR:HD1	1.50	0.58
57:DY:6:HIS:CE1	57:DY:30:VAL:HG11	2.38	0.58
57:DY:86:ARG:HH21	57:DY:95:LYS:NZ	2.01	0.58
58:DZ:4:ARG:CG	58:DZ:58:VAL:HB	2.33	0.58
2:AB:17:PHE:HD2	2:AB:44:LEU:HD11	1.68	0.58
6:AF:97:PHE:CD1	18:AR:31:LEU:HD21	2.29	0.58
10:AJ:81:THR:HG23	10:AJ:82:ILE:H	1.67	0.58
13:AM:73:GLU:O	13:AM:76:ALA:HB3	2.04	0.58
16:AP:71:ARG:HA	16:AP:74:LEU:HD13	1.85	0.58
22:AW:19:G:N7	36:BA:2169:A:C2	2.72	0.58
32:B6:13:CYS:O	32:B6:21:TYR:HA	2.04	0.58
32:B6:26:ASN:ND2	32:B6:32:ASN:ND2	2.52	0.58
32:B6:30:THR:CG2	32:B6:31:PRO:HD2	2.20	0.58
32:B6:45:LYS:O	32:B6:46:HIS:HB3	2.04	0.58
36:BA:108:U:H2'	36:BA:109:G:C8	2.39	0.58
36:BA:325:G:H2'	36:BA:326:G:C8	2.38	0.58
36:BA:650:C:C3'	36:BA:651:G:H5''	2.32	0.58
36:BA:2580:U:C5'	40:BE:131:ALA:HB2	2.31	0.58
38:BC:106:GLY:O	38:BC:107:TRP:HB3	2.03	0.58
39:BD:32:SER:O	39:BD:33:LEU:O	2.21	0.58
40:BE:132:HIS:C	40:BE:135:HIS:HE1	2.07	0.58
48:BP:41:ARG:CA	48:BP:41:ARG:NH1	2.67	0.58
49:BQ:45:GLN:H	49:BQ:45:GLN:NE2	2.01	0.58
52:BT:23:ARG:HB2	52:BT:24:PRO:HD2	1.86	0.58
1:CA:1325:C:P	21:CU:15:ARG:HH21	2.26	0.58
2:CB:229:VAL:HG12	2:CB:230:VAL:N	2.18	0.58
13:CM:120:LYS:HE3	13:CM:121:LYS:H	1.69	0.58
22:CW:18:G:H22	22:CW:55:U:H6	1.52	0.58
22:CW:43:C:H2'	22:CW:44:G:C1'	2.33	0.58
24:CY:75:C:H5	25:CZ:232:THR:CB	2.16	0.58
30:D4:28:LYS:O	30:D4:31:ILE:HD11	2.04	0.58
36:DA:302:C:H2'	36:DA:303:U:H6	1.67	0.58
36:DA:833:U:H2'	36:DA:834:C:H6	1.68	0.58
38:DC:190:ARG:O	38:DC:194:ARG:HG3	2.04	0.58

Continued on next page...

Continued from previous page...

Atom-1	Atom-2	Interatomic distance (Å)	Clash overlap (Å)
42:DG:39:ILE:HD11	42:DG:92:VAL:HG13	1.85	0.58
42:DG:72:ARG:CB	42:DG:87:PRO:HD2	2.34	0.58
42:DG:142:PRO:HG2	42:DG:143:GLU:OE2	2.04	0.58
48:DP:16:ARG:NE	48:DP:18:ARG:HG2	2.18	0.58
50:DR:75:LEU:HD13	50:DR:75:LEU:O	2.04	0.58
52:DT:28:VAL:CG1	52:DT:46:GLU:HA	2.31	0.58
57:DY:98:VAL:O	57:DY:99:CYS:SG	2.62	0.58
1:AA:624:C:H2'	1:AA:625:G:C8	2.39	0.58
1:AA:961:U:O2'	1:AA:962:C:H6	1.85	0.58
1:AA:1347:G:C6	9:AI:107:ARG:NH2	2.72	0.58
2:AB:155:LEU:HD22	2:AB:157:ARG:O	2.04	0.58
3:AC:71:ALA:HA	3:AC:106:VAL:HG22	1.86	0.58
9:AI:95:LYS:NZ	9:AI:96:LEU:HD13	2.18	0.58
12:AL:25:PRO:O	12:AL:27:LEU:N	2.36	0.58
25:AZ:362:VAL:O	25:AZ:362:VAL:HG12	2.03	0.58
28:B2:47:ASN:O	28:B2:49:LYS:N	2.37	0.58
36:BA:20:C:O2'	36:BA:21:A:H5'	2.04	0.58
36:BA:862:G:H2'	36:BA:863:A:O4'	2.04	0.58
36:BA:2402:C:H2'	36:BA:2403:C:H5'	1.85	0.58
36:BA:2820:A:H4'	50:BR:5:LYS:HE2	1.86	0.58
39:BD:27:THR:O	39:BD:27:THR:HG23	2.03	0.58
43:BH:41:MET:SD	43:BH:53:GLU:O	2.62	0.58
54:BV:19:LYS:CE	54:BV:20:LEU:H	2.17	0.58
56:BX:31:HIS:ND1	56:BX:32:PRO:HD2	2.18	0.58
2:CB:109:SER:O	2:CB:111:ARG:N	2.37	0.58
12:CL:20:LYS:HD3	12:CL:20:LYS:N	2.12	0.58
12:CL:46:LYS:HG3	12:CL:47:LYS:H	1.69	0.58
18:CR:73:ALA:HB3	18:CR:79:LEU:HD12	1.86	0.58
22:CV:50:U:O2'	22:CV:51:U:H5'	2.03	0.58
25:CZ:20:VAL:HG12	25:CZ:115:GLN:HG3	1.86	0.58
25:CZ:277:LEU:HD11	25:CZ:280:GLY:H	1.68	0.58
27:D1:42:GLN:HA	36:DA:2231:C:OP1	2.03	0.58
31:D5:44:THR:HG21	50:DR:101:ALA:CB	2.27	0.58
34:D8:7:HIS:CD2	48:DP:50:ARG:HD3	2.39	0.58
36:DA:1771:C:H1'	36:DA:1786:A:C8	2.39	0.58
38:DC:33:ALA:HA	38:DC:39:GLU:OE2	2.03	0.58
39:DD:30:GLU:HG3	39:DD:63:ARG:NH2	2.18	0.58
40:DE:34:VAL:O	40:DE:34:VAL:HG22	2.02	0.58
40:DE:98:PRO:HD3	40:DE:175:VAL:HG12	1.85	0.58
40:DE:181:LEU:HD21	52:DT:7:ILE:HG23	1.85	0.58
42:DG:170:ARG:O	42:DG:174:GLU:HG2	2.04	0.58

Continued on next page...

Continued from previous page...

Atom-1	Atom-2	Interatomic distance (Å)	Clash overlap (Å)
43:DH:41:MET:SD	43:DH:53:GLU:O	2.62	0.58
43:DH:85:LYS:CE	43:DH:133:VAL:H	2.16	0.58
46:DN:1:MET:C	46:DN:2:LYS:HD2	2.25	0.58
48:DP:147:LEU:CG	48:DP:148:LEU:H	2.04	0.58
49:DQ:21:THR:HG22	49:DQ:23:GLY:O	2.02	0.58
52:DT:28:VAL:CG1	52:DT:46:GLU:HG3	2.31	0.58
53:DU:8:VAL:O	53:DU:12:ARG:HG3	2.04	0.58
1:AA:80:G:C3'	1:AA:81:U:H5'	2.34	0.57
1:AA:1123:A:O2'	10:AJ:38:ILE:HG22	2.03	0.57
2:AB:92:TYR:HE2	2:AB:94:ASN:ND2	2.02	0.57
2:AB:109:SER:C	2:AB:111:ARG:H	2.06	0.57
8:AH:86:ILE:HG21	8:AH:133:LEU:HD23	1.86	0.57
12:AL:102:ARG:HH11	12:AL:110:VAL:HG22	1.67	0.57
13:AM:49:THR:HB	13:AM:52:GLU:HG3	1.85	0.57
25:AZ:339:ARG:HE	25:AZ:352:VAL:HG22	1.67	0.57
27:B1:7:ILE:HG22	27:B1:8:SER:N	2.19	0.57
36:BA:1666:G:C2'	36:BA:1667:G:H5'	2.34	0.57
36:BA:1771:C:H1'	36:BA:1786:A:C8	2.39	0.57
36:BA:2023:G:H4'	36:BA:2617:C:O3'	2.04	0.57
38:BC:78:ALA:H	38:BC:115:ALA:HA	1.69	0.57
39:BD:30:GLU:HG3	39:BD:63:ARG:HH21	1.68	0.57
40:BE:108:SER:HB3	40:BE:165:VAL:HG21	1.86	0.57
41:BF:108:LYS:N	41:BF:108:LYS:HD3	2.18	0.57
47:BO:2:ILE:HD12	47:BO:6:THR:HG21	1.85	0.57
47:BO:94:ARG:HG2	47:BO:94:ARG:NH1	2.19	0.57
48:BP:85:LEU:HA	48:BP:88:LEU:HB2	1.84	0.57
50:BR:29:LEU:O	50:BR:75:LEU:HD21	2.04	0.57
52:BT:75:ILE:HD12	52:BT:75:ILE:N	2.19	0.57
1:CA:624:C:H2'	1:CA:625:G:C8	2.38	0.57
1:CA:737:A:H2'	1:CA:738:C:C6	2.39	0.57
5:CE:11:ILE:HD12	5:CE:31:LEU:CD1	2.34	0.57
6:CF:61:LEU:O	6:CF:62:TRP:CB	2.50	0.57
13:CM:12:ASN:HD22	13:CM:12:ASN:N	1.99	0.57
19:CS:22:LEU:HD13	19:CS:22:LEU:O	2.04	0.57
19:CS:67:VAL:HG12	19:CS:68:GLY:N	2.19	0.57
20:CT:26:ASN:O	20:CT:30:LYS:HB2	2.05	0.57
20:CT:70:SER:HA	20:CT:73:HIS:CD2	2.38	0.57
25:CZ:38:GLU:CD	25:CZ:38:GLU:H	2.07	0.57
25:CZ:324:LYS:HB2	25:CZ:326:GLU:CG	2.34	0.57
29:D3:44:ARG:O	29:D3:48:GLU:HG2	2.04	0.57
35:D9:25:VAL:HB	35:D9:34:GLN:HB2	1.86	0.57

Continued on next page...

Continued from previous page...

Atom-1	Atom-2	Interatomic distance (Å)	Clash overlap (Å)
36:DA:363:G:H2'	36:DA:363(A):A:H8	1.69	0.57
36:DA:774:A:H2	36:DA:787:U:HO2'	1.51	0.57
36:DA:1278:A:O2'	36:DA:1279:G:H5'	2.03	0.57
36:DA:1446:C:H42	36:DA:1465:G:H1	1.49	0.57
38:DC:123:VAL:CG2	38:DC:127:LEU:HD13	2.33	0.57
39:DD:275:LYS:HD2	39:DD:275:LYS:C	2.24	0.57
47:DO:87:ILE:HG22	47:DO:88:ASN:O	2.04	0.57
50:DR:55:ALA:CB	50:DR:79:LEU:HD11	2.34	0.57
52:DT:115:ARG:HG3	52:DT:115:ARG:NH1	2.14	0.57
58:DZ:19:ARG:NH1	58:DZ:84:GLU:O	2.37	0.57
1:AA:1234:C:O2'	1:AA:1235:U:H5'	2.03	0.57
1:AA:1497:G:C2'	1:AA:1498:U:H5'	2.35	0.57
3:AC:116:VAL:HG21	3:AC:202:ILE:HD11	1.86	0.57
9:AI:56:LEU:HD23	9:AI:56:LEU:H	1.69	0.57
20:AT:25:ARG:HH11	20:AT:25:ARG:HG3	1.68	0.57
22:AW:56:C:O4'	38:BC:132:GLY:HA3	2.03	0.57
25:AZ:38:GLU:CD	25:AZ:38:GLU:H	2.08	0.57
26:B0:7:LEU:HD21	49:BQ:81:VAL:CG1	2.33	0.57
36:BA:139(A):G:H3'	36:BA:140:G:H8	1.69	0.57
36:BA:143:G:H2'	36:BA:143(A):C:H6	1.69	0.57
36:BA:782:A:C2	39:BD:226:MET:SD	2.98	0.57
36:BA:2108:C:O2	36:BA:2108:C:C2'	2.52	0.57
36:BA:2469:A:H2'	36:BA:2470:G:H5'	1.86	0.57
39:BD:176:ARG:HG2	39:BD:176:ARG:NH1	2.15	0.57
40:BE:38:THR:OG1	40:BE:41:LYS:HE2	2.04	0.57
43:BH:43:VAL:HG12	43:BH:46:GLU:OE2	2.03	0.57
47:BO:98:VAL:HG12	47:BO:117:LEU:HB3	1.86	0.57
48:BP:16:ARG:HH11	48:BP:16:ARG:CB	2.15	0.57
52:BT:33:LYS:HE2	52:BT:43:GLN:NE2	2.19	0.57
57:BY:6:HIS:CE1	57:BY:30:VAL:HG11	2.38	0.57
57:BY:88:LYS:HZ2	57:BY:93:GLY:HA3	1.69	0.57
1:CA:1039:C:H2'	1:CA:1040:U:C5	2.39	0.57
1:CA:1256:A:C2	1:CA:1277:C:H2'	2.39	0.57
4:CD:32:ALA:C	4:CD:34:GLU:H	2.08	0.57
9:CI:95:LYS:NZ	9:CI:96:LEU:HD13	2.20	0.57
13:CM:15:VAL:HG11	13:CM:48:LEU:HD11	1.85	0.57
17:CQ:70:ARG:HD2	17:CQ:70:ARG:N	2.19	0.57
20:CT:66:ALA:HB1	20:CT:71:THR:HB	1.87	0.57
21:CU:13:ILE:O	21:CU:16:GLY:N	2.35	0.57
28:D2:18:PRO:HA	28:D2:21:LEU:HG	1.85	0.57
28:D2:21:LEU:HB3	28:D2:64:LEU:CG	2.23	0.57

Continued on next page...

Continued from previous page...

Atom-1	Atom-2	Interatomic distance (Å)	Clash overlap (Å)
36:DA:201:C:O2'	36:DA:202:U:H5'	2.03	0.57
36:DA:297:C:H2'	36:DA:298:G:O4'	2.04	0.57
36:DA:512:G:O2'	36:DA:513:A:H8	1.87	0.57
36:DA:1038:C:C2'	36:DA:1039:G:H5''	2.32	0.57
36:DA:1049:C:O2	36:DA:1113:U:H4'	2.04	0.57
36:DA:1788:C:O2'	36:DA:1789:A:H5'	2.04	0.57
36:DA:2402:C:H2'	36:DA:2403:C:H5'	1.85	0.57
38:DC:43:VAL:HG23	38:DC:175:VAL:HG21	1.86	0.57
42:DG:62:LEU:HD12	42:DG:62:LEU:N	2.16	0.57
42:DG:64:THR:HG23	42:DG:66:GLN:H	1.68	0.57
47:DO:28:SER:O	47:DO:29:ASN:HB3	2.04	0.57
49:DQ:52:VAL:O	49:DQ:56:ARG:HB2	2.04	0.57
53:DU:6:THR:O	53:DU:9:VAL:HG22	2.03	0.57
1:AA:55:A:N1	25:AZ:234:ARG:HD3	2.20	0.57
1:AA:226:G:O2'	1:AA:227:G:H5'	2.04	0.57
4:AD:70:ILE:HG22	4:AD:71:SER:N	2.19	0.57
10:AJ:96:ILE:H	10:AJ:96:ILE:HD13	1.68	0.57
17:AQ:70:ARG:HD2	17:AQ:70:ARG:N	2.19	0.57
24:AY:61:C:O2'	24:AY:62:U:H5''	2.04	0.57
25:AZ:301:GLY:HA2	25:AZ:347:THR:OG1	2.03	0.57
25:AZ:363:MET:HB3	25:AZ:364:PRO:CD	2.33	0.57
27:B1:45:ASN:HD21	36:BA:2090:G:N2	1.95	0.57
36:BA:527:C:H4'	36:BA:528:A:O4'	2.05	0.57
36:BA:1019:U:HO2'	36:BA:1021:A:H2	1.42	0.57
36:BA:1101:U:H2'	36:BA:1102:C:H6	1.69	0.57
36:BA:2139:C:O2'	36:BA:2140:C:H5'	2.03	0.57
36:BA:2206:G:N2	36:BA:2207:G:H5'	2.19	0.57
38:BC:87:GLU:HG2	38:BC:94:VAL:HG23	1.84	0.57
41:BF:24:LEU:O	41:BF:26:ALA:N	2.37	0.57
42:BG:63:ILE:CA	42:BG:143:GLU:HG3	2.29	0.57
43:BH:98:LEU:H	43:BH:125:VAL:HG21	1.69	0.57
46:BN:3:THR:HG22	46:BN:4:TYR:N	2.18	0.57
46:BN:125:GLY:HA2	46:BN:126:PRO:O	2.04	0.57
48:BP:41:ARG:NH1	48:BP:41:ARG:HB3	2.19	0.57
50:BR:52:ILE:HB	50:BR:94:TYR:CD2	2.40	0.57
51:BS:12:PHE:CD1	51:BS:13:ARG:N	2.70	0.57
51:BS:13:ARG:HG3	51:BS:14:VAL:N	2.18	0.57
52:BT:29:ARG:CB	52:BT:85:LYS:HA	2.33	0.57
1:CA:309:G:H1'	1:CA:608:A:C2	2.39	0.57
11:CK:18:ARG:HH21	11:CK:36:ASP:C	2.08	0.57
17:CQ:66:SER:OG	17:CQ:69:LYS:HB2	2.05	0.57

Continued on next page...

Continued from previous page...

Atom-1	Atom-2	Interatomic distance (Å)	Clash overlap (Å)
25:CZ:5:PHE:C	25:CZ:5:PHE:CD1	2.77	0.57
28:D2:18:PRO:HG3	28:D2:71:ASN:O	2.04	0.57
31:D5:57:VAL:C	31:D5:58:LEU:HD12	2.24	0.57
34:D8:6:THR:HG21	34:D8:63:PRO:HD3	1.85	0.57
36:DA:99:U:H4'	36:DA:102:G:H1'	1.86	0.57
36:DA:214:G:H1'	36:DA:216:A:O2'	2.05	0.57
36:DA:218:A:C2	36:DA:235:U:H4'	2.39	0.57
36:DA:1231:G:H2'	36:DA:1232:G:C8	2.39	0.57
38:DC:99:ILE:HG22	38:DC:99:ILE:O	2.05	0.57
39:DD:27:THR:HG23	39:DD:27:THR:O	2.03	0.57
40:DE:81:ILE:HG22	40:DE:81:ILE:O	2.03	0.57
43:DH:169:VAL:HG22	43:DH:170:ARG:N	2.10	0.57
50:DR:5:LYS:O	50:DR:6:SER:HB2	2.04	0.57
50:DR:101:ALA:O	50:DR:102:GLU:HB2	2.04	0.57
53:DU:88:ILE:C	53:DU:90:VAL:H	2.07	0.57
54:DV:21:ARG:HG2	54:DV:91:TYR:CD2	2.38	0.57
54:DV:47:VAL:HB	54:DV:51:VAL:O	2.04	0.57
56:DX:49:VAL:HG12	56:DX:87:GLN:NE2	2.19	0.57
57:DY:29:GLU:OE1	57:DY:29:GLU:N	2.37	0.57
57:DY:42:VAL:CG2	57:DY:67:LEU:HD12	2.34	0.57
1:AA:1151:A:HO2'	1:AA:1152:A:H8	1.50	0.57
2:AB:221:LEU:HD13	2:AB:221:LEU:O	2.04	0.57
12:AL:18:VAL:HG23	12:AL:19:ARG:N	2.17	0.57
22:AV:50:U:O2'	22:AV:51:U:H5'	2.04	0.57
22:AW:59:U:C2'	22:AW:60:U:H5'	2.33	0.57
25:AZ:20:VAL:HG12	25:AZ:115:GLN:HG3	1.85	0.57
25:AZ:69:GLU:HG2	25:AZ:70:TYR:N	2.18	0.57
34:B8:6:THR:HG21	34:B8:63:PRO:HD3	1.85	0.57
35:B9:25:VAL:HB	35:B9:34:GLN:HB2	1.85	0.57
36:BA:1260:G:H2'	36:BA:1261:C:C6	2.38	0.57
36:BA:1959:G:C3'	36:BA:1960:A:H5''	2.33	0.57
39:BD:27:THR:HG23	39:BD:83:GLU:HG2	1.86	0.57
41:BF:139:PHE:HB2	41:BF:166:ALA:HB1	1.86	0.57
47:BO:80:ASP:OD2	52:BT:71:GLY:HA3	2.03	0.57
53:BU:65:ILE:HD11	53:BU:96:ALA:CB	2.31	0.57
57:BY:17:SER:OG	57:BY:18:GLY:N	2.38	0.57
1:CA:1211:U:H5'	1:CA:1212:U:OP1	2.05	0.57
1:CA:1275:A:O2'	1:CA:1276:G:H5'	2.05	0.57
1:CA:1444:C:O2'	1:CA:1445:C:H5'	2.04	0.57
2:CB:204:ASN:HD22	2:CB:205:ASP:N	2.02	0.57
3:CC:134:ILE:O	3:CC:138:VAL:HG12	2.03	0.57

Continued on next page...

Continued from previous page...

Atom-1	Atom-2	Interatomic distance (Å)	Clash overlap (Å)
9:CI:56:LEU:HD23	9:CI:56:LEU:H	1.69	0.57
25:CZ:63:ILE:HA	25:CZ:88:TYR:CE2	2.39	0.57
25:CZ:143:ASP:O	25:CZ:147:LEU:HD23	2.03	0.57
25:CZ:181:GLN:NE2	25:CZ:193:ASN:ND2	2.53	0.57
25:CZ:270:VAL:CG1	25:CZ:286:VAL:HG21	2.33	0.57
26:D0:20:ARG:HH11	26:D0:20:ARG:HG2	1.70	0.57
28:D2:18:PRO:HA	28:D2:21:LEU:HD12	1.85	0.57
36:DA:363(E):U:H2'	36:DA:363(F):A:H1'	1.87	0.57
36:DA:564:C:O2'	36:DA:565:C:H5'	2.05	0.57
36:DA:1210:A:H5''	36:DA:1212:G:O4'	2.04	0.57
36:DA:1567:A:C5'	39:DD:58:HIS:CD2	2.87	0.57
36:DA:2360:A:O2'	36:DA:2361:A:O4'	2.21	0.57
39:DD:32:SER:O	39:DD:33:LEU:O	2.23	0.57
44:DJ:56:UNK:HA	44:DJ:83:UNK:HA	1.85	0.57
46:DN:32:THR:C	46:DN:34:LEU:H	2.07	0.57
48:DP:38:GLN:HG3	48:DP:39:LYS:N	2.19	0.57
48:DP:85:LEU:HB3	48:DP:114:ILE:HD11	1.84	0.57
50:DR:7:GLY:O	50:DR:8:ARG:CZ	2.53	0.57
51:DS:88:ASP:CG	51:DS:89:ARG:N	2.57	0.57
52:DT:16:ARG:HD2	52:DT:18:ASP:OD1	2.04	0.57
52:DT:88:ILE:O	52:DT:89:VAL:C	2.41	0.57
54:DV:19:LYS:CE	54:DV:20:LEU:H	2.17	0.57
56:DX:27:THR:HG22	56:DX:80:ILE:HB	1.86	0.57
57:DY:30:VAL:HA	57:DY:37:VAL:HG12	1.85	0.57
1:AA:1170:A:H2'	1:AA:1171:G:O4'	2.05	0.57
2:AB:101:MET:HA	2:AB:108:ILE:HG13	1.86	0.57
3:AC:92:ALA:O	3:AC:96:GLY:HA2	2.03	0.57
9:AI:47:LEU:H	9:AI:47:LEU:HD12	1.68	0.57
25:AZ:195:TRP:CE3	25:AZ:195:TRP:HA	2.39	0.57
28:B2:41:ILE:HD11	28:B2:44:LEU:CD1	2.34	0.57
29:B3:40:THR:OG1	29:B3:43:ILE:HG12	2.04	0.57
30:B4:18:CYS:HG	30:B4:39:CYS:HG	1.49	0.57
36:BA:99:U:H4'	36:BA:102:G:H1'	1.85	0.57
36:BA:756:C:O2'	36:BA:757:U:H5'	2.05	0.57
36:BA:1005:C:H2'	36:BA:1006:C:C6	2.38	0.57
36:BA:1311:G:N2	36:BA:1603:A:H62	2.03	0.57
36:BA:2107:C:H1'	36:BA:2182:G:N2	2.19	0.57
36:BA:2312:U:C2'	36:BA:2313:C:H5''	2.34	0.57
42:BG:30:GLU:HG2	42:BG:30:GLU:O	2.05	0.57
46:BN:32:THR:C	46:BN:34:LEU:H	2.08	0.57
49:BQ:141:GLN:CG	58:BZ:72:ARG:HD3	2.35	0.57

Continued on next page...

Continued from previous page...

Atom-1	Atom-2	Interatomic distance (Å)	Clash overlap (Å)
51:BS:49:VAL:CG1	51:BS:50:SER:H	2.03	0.57
51:BS:73:LEU:HD23	51:BS:73:LEU:C	2.25	0.57
1:CA:80:G:C3'	1:CA:81:U:H5'	2.35	0.57
1:CA:356:A:H2'	1:CA:357:G:C8	2.37	0.57
1:CA:1134:G:C2'	1:CA:1135:U:H5'	2.33	0.57
1:CA:1282:C:C2'	1:CA:1283:G:H5'	2.34	0.57
14:CN:57:ARG:NH1	14:CN:57:ARG:HB3	2.19	0.57
24:CY:41:C:H5'	24:CY:41:C:C6	2.34	0.57
25:CZ:361:MET:HG3	25:CZ:363:MET:HG3	1.86	0.57
29:D3:17:LYS:HG2	36:DA:969:U:OP1	2.04	0.57
30:D4:14:ILE:HD12	30:D4:14:ILE:N	2.19	0.57
34:D8:11:LYS:HZ2	34:D8:60:LEU:HD22	1.70	0.57
36:DA:325:G:H2'	36:DA:326:G:C8	2.38	0.57
36:DA:1773:A:C2'	36:DA:1774:C:H5'	2.34	0.57
36:DA:2139:C:O2'	36:DA:2140:C:H5'	2.03	0.57
46:DN:22:THR:HG22	46:DN:61:ARG:CB	2.35	0.57
48:DP:90:ARG:O	48:DP:90:ARG:HD2	2.03	0.57
55:DW:14:PRO:HG2	55:DW:78:GLU:CG	2.34	0.57
57:DY:2:ARG:N	57:DY:4:LYS:HG2	2.20	0.57
1:AA:1148:U:O3'	9:AI:14:VAL:HG11	2.05	0.57
6:AF:61:LEU:O	6:AF:62:TRP:CB	2.53	0.57
13:AM:83:ASP:CG	13:AM:84:ILE:N	2.57	0.57
25:AZ:63:ILE:HA	25:AZ:88:TYR:CE2	2.37	0.57
25:AZ:277:LEU:CD1	25:AZ:278:GLN:N	2.65	0.57
26:B0:36:ILE:HD11	36:BA:2355:C:H4'	1.86	0.57
31:B5:48:GLU:C	31:B5:49:CYS:SG	2.83	0.57
36:BA:141:A:H8	36:BA:1408:C:O2'	1.87	0.57
36:BA:297:C:H2'	36:BA:298:G:O4'	2.05	0.57
36:BA:1070:A:H2'	36:BA:1097:U:OP1	2.05	0.57
36:BA:1209:G:H21	36:BA:1210:A:H62	1.50	0.57
36:BA:1248:G:C2	53:BU:3:ARG:HD2	2.40	0.57
36:BA:2140:C:H2'	36:BA:2141:G:C8	2.39	0.57
36:BA:2240:C:O2'	36:BA:2241:A:H5'	2.04	0.57
49:BQ:134:ARG:HA	49:BQ:137:TYR:CD2	2.39	0.57
56:BX:27:THR:HG22	56:BX:80:ILE:HB	1.85	0.57
56:BX:33:LYS:HE2	56:BX:33:LYS:HA	1.85	0.57
58:BZ:149:SER:CB	58:BZ:173:ALA:HA	2.34	0.57
1:CA:62:U:H2'	1:CA:63:C:H5'	1.84	0.57
1:CA:1392:G:N2	1:CA:1502:A:C8	2.72	0.57
4:CD:70:ILE:HG22	4:CD:71:SER:N	2.18	0.57
4:CD:174:LEU:HD23	4:CD:185:PHE:HA	1.87	0.57

Continued on next page...

Continued from previous page...

Atom-1	Atom-2	Interatomic distance (Å)	Clash overlap (Å)
19:CS:6:LYS:O	19:CS:7:LYS:HD3	2.05	0.57
25:CZ:362:VAL:HG12	25:CZ:362:VAL:O	2.04	0.57
31:D5:40:LYS:HE2	31:D5:46:CYS:CB	2.31	0.57
32:D6:25:LYS:HE2	34:D8:34:TRP:HZ2	1.69	0.57
34:D8:42:ARG:O	34:D8:44:LYS:N	2.32	0.57
36:DA:862:G:H2'	36:DA:863:A:O4'	2.03	0.57
36:DA:1305:C:O2'	36:DA:1306:C:H5'	2.05	0.57
36:DA:1344:G:H4'	36:DA:1384:A:C5	2.39	0.57
36:DA:2538:C:H2'	36:DA:2539:C:H6	1.70	0.57
48:DP:58:THR:HB	48:DP:61:ARG:NH2	2.16	0.57
50:DR:47:PHE:O	50:DR:51:LEU:HD13	2.03	0.57
1:AA:436:C:H2'	1:AA:437:U:C6	2.39	0.57
1:AA:1064:G:H21	1:AA:1190:G:H2'	1.69	0.57
19:AS:37:ARG:O	19:AS:70:LYS:HD2	2.05	0.57
25:AZ:170:VAL:O	25:AZ:170:VAL:HG12	2.03	0.57
30:B4:28:LYS:HE2	30:B4:29:PRO:HD2	1.85	0.57
31:B5:57:VAL:C	31:B5:58:LEU:HD12	2.24	0.57
36:BA:1018:C:H2'	36:BA:1019:U:C6	2.39	0.57
36:BA:1495:A:OP1	36:BA:1495:A:H8	1.88	0.57
36:BA:1947:C:H2'	36:BA:1948:G:H5''	1.87	0.57
38:BC:42:GLU:HG3	38:BC:215:THR:HG23	1.86	0.57
38:BC:74:VAL:HG12	38:BC:75:LEU:N	2.20	0.57
39:BD:24:ILE:HD11	39:BD:28:GLU:HB3	1.87	0.57
42:BG:34:LEU:HD11	42:BG:99:MET:HE3	1.87	0.57
42:BG:107:LEU:HD22	42:BG:177:GLY:O	2.04	0.57
48:BP:81:GLN:HE22	48:BP:106:LEU:HA	1.70	0.57
49:BQ:35:VAL:HG12	49:BQ:130:LYS:O	2.04	0.57
51:BS:24:LEU:O	51:BS:85:VAL:HB	2.05	0.57
51:BS:85:VAL:O	51:BS:106:ARG:HG2	2.05	0.57
58:BZ:6:LYS:HG3	58:BZ:60:GLU:CB	2.34	0.57
1:CA:1278:U:H5''	1:CA:1279:A:O4'	2.03	0.57
4:CD:159:ARG:HG3	4:CD:159:ARG:HH11	1.70	0.57
9:CI:48:GLU:N	9:CI:49:PRO:HD2	2.19	0.57
10:CJ:34:VAL:HG22	10:CJ:74:ILE:HG22	1.85	0.57
20:CT:26:ASN:ND2	20:CT:26:ASN:H	2.00	0.57
24:CY:70:C:H2'	24:CY:71:C:H5'	1.85	0.57
25:CZ:314:THR:HG23	25:CZ:374:LEU:O	2.05	0.57
28:D2:3:LEU:HD13	36:DA:98:G:H5'	1.86	0.57
28:D2:5:GLU:HA	28:D2:8:LYS:HD2	1.86	0.57
36:DA:106:C:H2'	36:DA:107:C:C6	2.39	0.57
36:DA:693:C:O2'	36:DA:694:U:H5'	2.05	0.57

Continued on next page...

Continued from previous page...

Atom-1	Atom-2	Interatomic distance (Å)	Clash overlap (Å)
36:DA:1638:C:H5'	36:DA:2710:C:O2'	2.04	0.57
36:DA:2140:C:H2'	36:DA:2141:G:H8	1.69	0.57
40:DE:77:ILE:HG22	40:DE:78:LEU:N	2.20	0.57
40:DE:152:LYS:HG2	46:DN:78:TYR:CE1	2.39	0.57
41:DF:160:ASN:HD21	41:DF:162:LEU:CB	2.15	0.57
42:DG:39:ILE:HD13	42:DG:39:ILE:N	2.19	0.57
43:DH:50:VAL:CG1	43:DH:52:VAL:HG23	2.34	0.57
1:AA:562:C:H4'	1:AA:563:A:H5'	1.85	0.57
2:AB:72:GLY:O	2:AB:94:ASN:HA	2.05	0.57
7:AG:37:ASN:HD21	9:AI:40:LEU:HA	1.70	0.57
9:AI:2:GLU:N	9:AI:88:TYR:HH	2.01	0.57
14:AN:57:ARG:NH1	14:AN:57:ARG:HB3	2.19	0.57
22:AW:56:C:O2'	38:BC:129:ARG:HA	2.05	0.57
25:AZ:68:VAL:HG13	25:AZ:69:GLU:H	1.69	0.57
25:AZ:361:MET:HG3	25:AZ:363:MET:HG3	1.86	0.57
26:B0:43:THR:HG23	26:B0:43:THR:O	2.05	0.57
28:B2:25:VAL:HG13	28:B2:57:ILE:HG23	1.86	0.57
30:B4:11:PRO:HB3	30:B4:25:TYR:CE2	2.40	0.57
31:B5:4:HIS:O	36:BA:2056:G:N2	2.38	0.57
36:BA:614(A):U:H4'	36:BA:614(B):G:C5'	2.35	0.57
36:BA:833:U:H2'	36:BA:834:C:H6	1.69	0.57
36:BA:1607:C:H4'	36:BA:1608:A:O5'	2.05	0.57
36:BA:2027:G:H2'	36:BA:2028:U:H6	1.70	0.57
36:BA:2103:C:H2'	36:BA:2186:G:H22	1.69	0.57
36:BA:2200:C:H5'	36:BA:2201:C:OP2	2.05	0.57
37:BB:49:C:H2'	37:BB:50:G:C8	2.40	0.57
39:BD:23:GLU:O	39:BD:25:THR:N	2.37	0.57
39:BD:27:THR:HG23	39:BD:83:GLU:CG	2.35	0.57
39:BD:30:GLU:HG3	39:BD:63:ARG:NH2	2.20	0.57
40:BE:56:PRO:O	40:BE:57:LYS:HD2	2.04	0.57
46:BN:34:LEU:HD13	46:BN:34:LEU:O	2.05	0.57
46:BN:48:MET:H	46:BN:48:MET:CE	2.17	0.57
49:BQ:1:MET:HE3	49:BQ:44:ALA:HB1	1.85	0.57
50:BR:52:ILE:CG2	50:BR:94:TYR:HD2	2.17	0.57
51:BS:66:ALA:CA	51:BS:69:VAL:HG12	2.35	0.57
54:BV:2:PHE:CZ	54:BV:13:ARG:NH1	2.73	0.57
55:BW:14:PRO:HG2	55:BW:78:GLU:CG	2.35	0.57
1:CA:1004:A:H2'	1:CA:1005:A:H5'	1.86	0.57
2:CB:80:ILE:HD12	2:CB:80:ILE:N	2.20	0.57
2:CB:92:TYR:CE1	2:CB:94:ASN:ND2	2.72	0.57
3:CC:58:GLU:H	3:CC:65:ALA:HB3	1.69	0.57

Continued on next page...

Continued from previous page...

Atom-1	Atom-2	Interatomic distance (Å)	Clash overlap (Å)
18:CR:58:LEU:CD1	18:CR:66:LEU:HD22	2.34	0.57
28:D2:51:ARG:HE	36:DA:94(A):G:H21	1.52	0.57
30:D4:28:LYS:HE2	30:D4:29:PRO:HD2	1.85	0.57
36:DA:8:A:H2'	36:DA:9:U:C5	2.40	0.57
36:DA:45:C:H2'	36:DA:47:C:C6	2.40	0.57
36:DA:672:C:H2'	36:DA:673:C:H5'	1.87	0.57
36:DA:1018:C:H2'	36:DA:1019:U:C6	2.40	0.57
36:DA:1495:A:H2'	36:DA:1496:A:C2	2.40	0.57
36:DA:2580:U:C5'	40:DE:131:ALA:HB2	2.32	0.57
36:DA:2712(A):A:H5'	36:DA:2713:A:OP2	2.05	0.57
39:DD:270:ILE:H	39:DD:270:ILE:HD12	1.69	0.57
40:DE:101:ARG:HB3	40:DE:201:THR:HG21	1.86	0.57
41:DF:6:VAL:HG12	41:DF:7:TYR:N	2.10	0.57
41:DF:108:LYS:HD3	41:DF:108:LYS:N	2.18	0.57
42:DG:91:ARG:HD2	42:DG:92:VAL:N	2.20	0.57
46:DN:34:LEU:HD13	46:DN:34:LEU:O	2.05	0.57
47:DO:86:ILE:O	47:DO:87:ILE:HD13	2.05	0.57
54:DV:82:ARG:HG2	54:DV:82:ARG:HH11	1.70	0.57
56:DX:8:ILE:H	56:DX:8:ILE:CD1	2.08	0.57
58:DZ:10:ARG:HD3	58:DZ:38:TYR:HB3	1.86	0.57
58:DZ:67:LEU:HD12	58:DZ:67:LEU:N	2.20	0.57
58:DZ:98:MET:O	58:DZ:125:LEU:HD12	2.05	0.57
58:DZ:130:PRO:CA	58:DZ:133:ILE:HD11	2.34	0.57
1:AA:719:C:O2	18:AR:50:ILE:HG12	2.05	0.57
9:AI:4:TYR:HD2	9:AI:87:GLN:HB3	1.70	0.57
13:AM:82:MET:HB2	13:AM:93:ARG:NH1	2.18	0.57
16:AP:5:ARG:HB3	16:AP:67:THR:OG1	2.05	0.57
25:AZ:143:ASP:HB3	25:AZ:146:LEU:CB	2.35	0.57
27:B1:52:ARG:NH1	27:B1:57:GLU:HB2	2.19	0.57
36:BA:321:G:O4'	41:BF:165:ARG:HD3	2.05	0.57
36:BA:703:U:C2'	36:BA:704:G:H5'	2.35	0.57
36:BA:1019:U:H3	36:BA:1142(A):A:N6	2.03	0.57
36:BA:1448:G:H5'	36:BA:1449:A:OP1	2.05	0.57
36:BA:2009:G:O2'	36:BA:2010:G:H5'	2.04	0.57
36:BA:2591:C:H2'	36:BA:2592:G:H8	1.67	0.57
38:BC:114:VAL:HG12	38:BC:144:THR:CB	2.34	0.57
43:BH:20:ALA:HB3	43:BH:23:ARG:HB2	1.86	0.57
43:BH:51:ARG:HG3	43:BH:52:VAL:N	2.19	0.57
43:BH:153:LYS:HD3	43:BH:153:LYS:N	2.08	0.57
46:BN:9:VAL:HG12	46:BN:10:GLU:N	2.19	0.57
48:BP:41:ARG:HB3	48:BP:41:ARG:CZ	2.35	0.57

Continued on next page...

Continued from previous page...

Atom-1	Atom-2	Interatomic distance (Å)	Clash overlap (Å)
50:BR:30:THR:HG23	50:BR:31:HIS:H	1.69	0.57
52:BT:16:ARG:HD2	52:BT:18:ASP:OD1	2.04	0.57
57:BY:13:VAL:HG22	57:BY:14:LEU:N	2.20	0.57
57:BY:50:ARG:HB3	57:BY:53:PRO:HG3	1.86	0.57
1:CA:858:G:C6	1:CA:869:G:C8	2.93	0.57
2:CB:92:TYR:HE1	2:CB:94:ASN:ND2	2.02	0.57
2:CB:172:ILE:HD12	2:CB:172:ILE:N	2.12	0.57
4:CD:16:GLY:O	4:CD:33:MET:HE3	2.05	0.57
7:CG:15:ASP:O	7:CG:19:GLY:HA2	2.04	0.57
8:CH:97:VAL:HG21	8:CH:128:GLY:HA2	1.87	0.57
16:CP:8:ARG:HB3	16:CP:28:ARG:HH12	1.70	0.57
19:CS:45:VAL:HA	19:CS:62:ILE:CG1	2.35	0.57
33:D7:22:MET:CE	33:D7:31:LEU:HD12	2.35	0.57
34:D8:4:MET:HE1	36:DA:666:G:H1'	1.87	0.57
36:DA:438:G:O2'	36:DA:440:G:H5'	2.05	0.57
36:DA:1001:A:H2'	36:DA:1002:G:O4'	2.04	0.57
36:DA:1479:G:H5'	36:DA:1558:A:H2	1.70	0.57
36:DA:1614:A:C2	55:DW:93:ALA:HB2	2.39	0.57
37:DB:111:G:C2'	37:DB:112:U:H5'	2.34	0.57
42:DG:16:ARG:O	42:DG:20:ILE:HG13	2.05	0.57
43:DH:44:VAL:HG12	43:DH:45:VAL:HG23	1.87	0.57
46:DN:133:GLN:C	46:DN:135:PRO:HD3	2.25	0.57
53:DU:65:ILE:HD11	53:DU:96:ALA:CB	2.35	0.57
54:DV:19:LYS:HD2	54:DV:96:ILE:HD11	1.86	0.57
58:DZ:81:ARG:O	58:DZ:81:ARG:HG3	2.05	0.57
1:AA:1418:A:H2	36:BA:1948:G:N3	2.03	0.57
7:AG:113:GLU:CG	7:AG:119:ARG:HB3	2.35	0.57
10:AJ:24:VAL:HG21	10:AJ:37:PRO:HG3	1.85	0.57
10:AJ:90:LEU:N	10:AJ:91:PRO:HD3	2.19	0.57
12:AL:24:VAL:CG1	12:AL:27:LEU:HD22	2.34	0.57
18:AR:29:PHE:N	18:AR:29:PHE:CD1	2.72	0.57
19:AS:45:VAL:HA	19:AS:62:ILE:CG1	2.34	0.57
24:AY:9:A:H2	24:AY:44:G:O2'	1.87	0.57
25:AZ:166:ASP:C	25:AZ:167:GLU:HG2	2.25	0.57
30:B4:16:CYS:SG	30:B4:17:GLY:N	2.78	0.57
32:B6:25:LYS:HE2	34:B8:34:TRP:HZ2	1.69	0.57
36:BA:1567:A:C5'	39:BD:58:HIS:CD2	2.88	0.57
36:BA:1902:C:O2'	39:BD:244:ARG:HD3	2.05	0.57
43:BH:44:VAL:HG12	43:BH:45:VAL:HG23	1.86	0.57
45:BK:32:UNK:HA	45:BK:63:UNK:CB	2.35	0.57
46:BN:23:LEU:HB2	46:BN:60:ILE:HG21	1.85	0.57

Continued on next page...

Continued from previous page...

Atom-1	Atom-2	Interatomic distance (Å)	Clash overlap (Å)
54:BV:82:ARG:HH11	54:BV:82:ARG:HG2	1.68	0.57
1:CA:333:G:O2'	1:CA:334:C:H5'	2.05	0.57
1:CA:475:G:O2'	1:CA:476:G:H5'	2.05	0.57
1:CA:1006:C:H2'	1:CA:1007:C:C6	2.39	0.57
16:CP:74:LEU:O	16:CP:79:VAL:HG23	2.04	0.57
19:CS:16:LEU:O	19:CS:19:VAL:N	2.37	0.57
21:CU:9:ARG:HH12	21:CU:23:PRO:HD2	1.69	0.57
25:CZ:241:ARG:HB2	25:CZ:285:ASN:ND2	2.20	0.57
26:D0:49:LYS:H	26:D0:80:HIS:HD1	0.78	0.57
32:D6:14:THR:HG23	32:D6:16:CYS:H	1.70	0.57
32:D6:33:LYS:HA	32:D6:33:LYS:CE	2.30	0.57
34:D8:62:LEU:N	34:D8:63:PRO:HD2	2.19	0.57
36:DA:11:G:H2'	36:DA:12:U:H6	1.69	0.57
36:DA:1010:A:H1'	36:DA:1153:C:H1'	1.87	0.57
36:DA:2036:C:H5'	36:DA:2036:C:C6	2.34	0.57
36:DA:2240:C:O2'	36:DA:2241:A:H5'	2.04	0.57
36:DA:2393:A:H5'	48:DP:62:LEU:HB3	1.87	0.57
36:DA:2416:C:P	48:DP:66:GLY:HA3	2.44	0.57
38:DC:210:ARG:NH1	38:DC:210:ARG:HG2	2.19	0.57
42:DG:51:ARG:HA	42:DG:51:ARG:NE	2.20	0.57
42:DG:114:ILE:HD13	42:DG:115:ARG:H	1.70	0.57
50:DR:29:LEU:O	50:DR:75:LEU:HD21	2.03	0.57
52:DT:106:SER:O	52:DT:107:ASP:OD1	2.23	0.57
57:DY:28:LYS:HB2	57:DY:37:VAL:HB	1.87	0.57
1:AA:457:C:H2'	1:AA:458:C:C6	2.40	0.56
1:AA:1134:G:C2'	1:AA:1135:U:H5'	2.33	0.56
1:AA:1211:U:H5'	1:AA:1212:U:OP1	2.04	0.56
2:AB:9:GLU:OE1	2:AB:9:GLU:N	2.34	0.56
2:AB:92:TYR:CE2	2:AB:94:ASN:ND2	2.73	0.56
6:AF:15:ASP:OD2	6:AF:17:SER:HB2	2.05	0.56
12:AL:45:PRO:HD3	12:AL:51:ALA:O	2.05	0.56
13:AM:101:GLN:N	13:AM:101:GLN:NE2	2.53	0.56
13:AM:108:ARG:HH11	13:AM:108:ARG:CG	2.18	0.56
16:AP:28:ARG:HG2	16:AP:29:ASP:OD1	2.05	0.56
24:AY:65:C:H4'	25:AZ:341:GLN:CD	2.25	0.56
25:AZ:24:LYS:HZ3	60:AZ:501:GDP:PB	2.28	0.56
25:AZ:143:ASP:O	25:AZ:147:LEU:HD23	2.04	0.56
36:BA:438:G:O2'	36:BA:440:G:H5'	2.04	0.56
39:BD:44:ASN:OD1	39:BD:44:ASN:N	2.38	0.56
39:BD:124:PRO:HG2	39:BD:129:ASN:HD21	1.70	0.56
46:BN:58:ASP:O	46:BN:60:ILE:HG13	2.05	0.56

Continued on next page...

Continued from previous page...

Atom-1	Atom-2	Interatomic distance (Å)	Clash overlap (Å)
50:BR:52:ILE:CB	50:BR:94:TYR:HD2	2.18	0.56
1:CA:738:C:H5''	6:CF:69:GLU:HB2	1.87	0.56
1:CA:1190:G:OP1	3:CC:5:ILE:HD12	2.05	0.56
1:CA:1286:A:O2'	1:CA:1287:A:H5''	2.04	0.56
25:CZ:158:LEU:O	25:CZ:163:PHE:HB2	2.05	0.56
25:CZ:176:LEU:HD13	60:CZ:501:GDP:O2'	2.05	0.56
25:CZ:301:GLY:HA2	25:CZ:347:THR:OG1	2.04	0.56
36:DA:122:G:H1	36:DA:129:C:N4	1.99	0.56
36:DA:654(M):C:H2'	36:DA:654(N):G:N7	2.19	0.56
36:DA:1665:A:H2'	36:DA:1666:G:C5'	2.25	0.56
36:DA:2309:A:H2'	36:DA:2310:A:C5'	2.35	0.56
39:DD:30:GLU:O	39:DD:32:SER:N	2.37	0.56
42:DG:91:ARG:HD2	42:DG:91:ARG:C	2.26	0.56
42:DG:120:LEU:O	42:DG:180:PHE:HD1	1.87	0.56
56:DX:80:ILE:O	56:DX:80:ILE:HG13	2.05	0.56
1:AA:148:G:H2'	1:AA:149:A:H8	1.70	0.56
1:AA:189(J):G:O2'	1:AA:189(K):U:H5'	2.06	0.56
8:AH:18:ARG:HH11	8:AH:18:ARG:HA	1.68	0.56
22:AW:11:C:O2'	22:AW:12:U:H5'	2.05	0.56
22:AW:66:U:H5'	32:B6:28:ARG:HH22	1.71	0.56
25:AZ:231:ILE:HG22	25:AZ:231:ILE:O	2.05	0.56
26:B0:50:ASN:C	26:B0:62:LEU:HD21	2.26	0.56
30:B4:36:CYS:SG	30:B4:37:SER:O	2.63	0.56
36:BA:1010:A:H1'	36:BA:1153:C:H1'	1.86	0.56
36:BA:1405:U:H2'	36:BA:1406:U:C6	2.40	0.56
36:BA:2287:A:H62	36:BA:2344:U:H3	1.51	0.56
39:BD:70:TRP:CZ3	39:BD:150:LYS:HA	2.39	0.56
41:BF:157:VAL:HG23	41:BF:198:ALA:CB	2.34	0.56
41:BF:185:ASP:HA	41:BF:188:ARG:CG	2.34	0.56
49:BQ:17:LEU:HD13	49:BQ:39:PRO:HB2	1.87	0.56
49:BQ:141:GLN:C	58:BZ:53:ILE:HD12	2.26	0.56
51:BS:50:SER:O	51:BS:51:ALA:HB2	2.05	0.56
54:BV:19:LYS:HD2	54:BV:96:ILE:HD11	1.87	0.56
57:BY:96:ILE:HG13	57:BY:99:CYS:HB2	1.87	0.56
2:CB:47:THR:HG23	2:CB:202:PRO:O	2.05	0.56
4:CD:30:LYS:C	4:CD:32:ALA:H	2.07	0.56
4:CD:100:ARG:HH21	4:CD:118:ARG:NH1	2.00	0.56
18:CR:36:ASN:OD1	18:CR:38:GLU:HG2	2.05	0.56
28:D2:8:LYS:C	28:D2:10:LEU:H	2.08	0.56
28:D2:15:LYS:CG	28:D2:16:LEU:H	2.17	0.56
28:D2:25:VAL:HG21	28:D2:61:LEU:CD1	2.34	0.56

Continued on next page...

Continued from previous page...

Atom-1	Atom-2	Interatomic distance (Å)	Clash overlap (Å)
28:D2:25:VAL:CB	28:D2:61:LEU:HD21	2.35	0.56
28:D2:46:GLN:HB3	28:D2:48:HIS:CE1	2.40	0.56
36:DA:614(A):U:H4'	36:DA:614(B):G:C5'	2.34	0.56
39:DD:45:ASN:CG	39:DD:46:GLN:N	2.59	0.56
40:DE:56:PRO:O	40:DE:57:LYS:HD2	2.05	0.56
41:DF:107:LYS:O	41:DF:110:LEU:N	2.38	0.56
50:DR:30:THR:HG23	50:DR:31:HIS:H	1.69	0.56
1:AA:59:A:H5'	1:AA:60:A:H5''	1.87	0.56
1:AA:490:G:H2'	1:AA:491:G:H8	1.70	0.56
1:AA:933:G:OP2	7:AG:3:ARG:HB3	2.05	0.56
1:AA:1004:A:H2'	1:AA:1005:A:H5'	1.86	0.56
1:AA:1086:U:C2'	1:AA:1087:G:H5'	2.32	0.56
1:AA:1125:U:C6	1:AA:1125:U:H3'	2.41	0.56
2:AB:88:ALA:HB2	2:AB:219:VAL:HG13	1.88	0.56
3:AC:52:LEU:HD21	3:AC:55:VAL:CG2	2.35	0.56
4:AD:170:VAL:HG12	4:AD:171:GLY:N	2.19	0.56
10:AJ:40:LEU:HB2	10:AJ:41:PRO:HD2	1.87	0.56
20:AT:45:GLN:NE2	20:AT:46:GLU:HG3	2.20	0.56
22:AW:30:G:H2'	22:AW:31:A:C8	2.40	0.56
22:AW:39:U:H2'	22:AW:40:C:H5'	1.87	0.56
25:AZ:126:VAL:HG13	61:AZ:502:KIR:C47	2.35	0.56
25:AZ:270:VAL:CG1	25:AZ:286:VAL:HG21	2.34	0.56
25:AZ:311:THR:HB	25:AZ:312:PRO:HD2	1.87	0.56
32:B6:11:LEU:HD21	32:B6:51:GLU:HG3	1.87	0.56
34:B8:43:GLN:C	34:B8:44:LYS:HD2	2.26	0.56
36:BA:669:G:H2'	36:BA:669:G:N3	2.21	0.56
36:BA:848:G:N9	36:BA:933:A:H8	2.02	0.56
36:BA:893:C:H2'	36:BA:894:C:C6	2.40	0.56
36:BA:1331:A:HO2'	36:BA:1332:G:H8	1.51	0.56
36:BA:1598:C:H5'	56:BX:36:LYS:HG2	1.86	0.56
36:BA:1598:C:H5'	56:BX:36:LYS:CG	2.34	0.56
36:BA:2679:A:H4'	40:BE:165:VAL:HG11	1.87	0.56
37:BB:44:G:H1'	37:BB:47:C:N4	2.20	0.56
39:BD:35:LYS:HD2	39:BD:36:PRO:HD3	1.85	0.56
39:BD:70:TRP:HZ3	39:BD:146:GLU:OE2	1.87	0.56
39:BD:72:LYS:HE2	39:BD:101:GLU:OE1	2.05	0.56
39:BD:73:VAL:HG13	39:BD:120:GLY:CA	2.36	0.56
40:BE:38:THR:HG23	40:BE:39:PRO:HD2	1.87	0.56
40:BE:111:ARG:HG2	40:BE:160:TYR:O	2.05	0.56
42:BG:51:ARG:HH11	42:BG:53:LEU:HD13	1.71	0.56
43:BH:54:ARG:HH11	43:BH:54:ARG:HG2	1.70	0.56

Continued on next page...

Continued from previous page...

Atom-1	Atom-2	Interatomic distance (Å)	Clash overlap (Å)
46:BN:46:VAL:HG11	46:BN:48:MET:HG3	1.85	0.56
46:BN:89:LYS:O	46:BN:93:THR:HG22	2.05	0.56
47:BO:86:ILE:HD12	47:BO:86:ILE:H	1.69	0.56
47:BO:114:ILE:HD12	47:BO:114:ILE:N	2.21	0.56
48:BP:23:PRO:HG2	48:BP:33:ARG:HG3	1.87	0.56
48:BP:114:ILE:HD12	48:BP:115:LEU:N	2.20	0.56
49:BQ:134:ARG:HD2	58:BZ:122:ARG:HH21	1.67	0.56
52:BT:91:ARG:O	52:BT:92:GLY:C	2.44	0.56
54:BV:12:TYR:N	54:BV:12:TYR:CD1	2.73	0.56
54:BV:59:ALA:HB1	54:BV:95:LEU:O	2.05	0.56
1:CA:848:C:O2'	1:CA:849:C:H5'	2.05	0.56
1:CA:1127:G:O2'	1:CA:1128:C:H5'	2.05	0.56
1:CA:1128:C:O2'	1:CA:1129:C:H5''	2.05	0.56
1:CA:1296:C:H4'	1:CA:1302:U:C5	2.40	0.56
1:CA:1347:G:C6	9:CI:107:ARG:NH2	2.73	0.56
1:CA:1524:C:H5'	1:CA:1524:C:C6	2.40	0.56
3:CC:7:PRO:HG2	3:CC:184:TYR:HB2	1.86	0.56
3:CC:25:GLY:O	3:CC:27:LYS:N	2.38	0.56
3:CC:70:VAL:HG12	3:CC:72:LYS:N	2.20	0.56
3:CC:92:ALA:O	3:CC:96:GLY:HA2	2.06	0.56
4:CD:126:ILE:N	4:CD:126:ILE:HD12	2.21	0.56
4:CD:170:VAL:HG12	4:CD:171:GLY:H	1.70	0.56
11:CK:27:ASN:ND2	11:CK:28:THR:H	2.01	0.56
13:CM:83:ASP:CG	13:CM:84:ILE:N	2.57	0.56
22:CW:72:C:H2'	22:CW:73:A:O4'	2.04	0.56
27:D1:81:LYS:NZ	36:DA:156:U:H5'	2.19	0.56
30:D4:11:PRO:HB3	30:D4:25:TYR:CE2	2.41	0.56
30:D4:16:CYS:SG	30:D4:17:GLY:N	2.78	0.56
32:D6:13:CYS:O	32:D6:21:TYR:HA	2.04	0.56
36:DA:442:G:H4'	41:DF:46:ARG:HD3	1.85	0.56
36:DA:672:C:O2'	36:DA:673:C:H5''	2.05	0.56
36:DA:1268:A:H2'	36:DA:1269:A:O4'	2.05	0.56
36:DA:1335:U:H2'	36:DA:1336:A:C8	2.41	0.56
36:DA:1400:G:H2'	36:DA:1401:G:H8	1.70	0.56
36:DA:1947:C:C3'	36:DA:1948:G:H5''	2.34	0.56
36:DA:2027:G:O2'	36:DA:2028:U:H5'	2.05	0.56
36:DA:2103:C:H2'	36:DA:2186:G:H22	1.69	0.56
36:DA:2840:C:H2'	36:DA:2841:C:C6	2.40	0.56
40:DE:111:ARG:HG2	40:DE:160:TYR:O	2.06	0.56
41:DF:160:ASN:ND2	41:DF:162:LEU:H	2.03	0.56
42:DG:137:GLU:O	42:DG:138:GLN:CB	2.53	0.56

Continued on next page...

Continued from previous page...

Atom-1	Atom-2	Interatomic distance (Å)	Clash overlap (Å)
42:DG:180:PHE:O	42:DG:182:LYS:HG3	2.05	0.56
43:DH:156:ALA:C	43:DH:158:HIS:N	2.57	0.56
47:DO:43:VAL:HG21	47:DO:52:VAL:HG11	1.86	0.56
48:DP:41:ARG:HB3	48:DP:41:ARG:CZ	2.36	0.56
48:DP:50:ARG:HG2	48:DP:50:ARG:NH1	2.20	0.56
48:DP:147:LEU:O	48:DP:148:LEU:HB2	2.05	0.56
49:DQ:141:GLN:CD	58:DZ:72:ARG:NE	2.59	0.56
50:DR:51:LEU:CD2	50:DR:70:LEU:HD11	2.35	0.56
53:DU:88:ILE:HG22	53:DU:88:ILE:O	2.05	0.56
54:DV:21:ARG:CG	54:DV:91:TYR:HD2	2.17	0.56
57:DY:17:SER:OG	57:DY:18:GLY:N	2.38	0.56
1:AA:274:A:O2'	1:AA:275:G:C8	2.54	0.56
1:AA:1070:U:H2'	1:AA:1071:C:C6	2.40	0.56
3:AC:165:THR:HG23	3:AC:165:THR:O	2.05	0.56
10:AJ:4:ILE:HB	10:AJ:74:ILE:CD1	2.34	0.56
14:AN:13:THR:N	14:AN:14:PRO:CD	2.66	0.56
36:BA:181:A:H8	36:BA:181:A:H5'	1.70	0.56
36:BA:654(N):G:H2'	36:BA:654(O):G:O4'	2.05	0.56
36:BA:1268:A:H2'	36:BA:1269:A:O4'	2.05	0.56
36:BA:2543:G:H2'	36:BA:2544:G:C8	2.40	0.56
37:BB:65:C:N4	37:BB:109:C:H2'	2.21	0.56
39:BD:30:GLU:CG	39:BD:63:ARG:HH21	2.18	0.56
40:BE:101:ARG:HB3	40:BE:201:THR:HG21	1.87	0.56
55:BW:11:ARG:NH1	55:BW:98:LYS:HB3	2.20	0.56
55:BW:73:ALA:O	55:BW:106:ILE:HG12	2.05	0.56
58:BZ:60:GLU:O	58:BZ:61:LEU:HB2	2.05	0.56
1:CA:1423:G:H5'	47:DO:49:ARG:NH2	2.19	0.56
2:CB:88:ALA:HB2	2:CB:219:VAL:HG13	1.87	0.56
20:CT:12:ALA:O	20:CT:15:ARG:HB2	2.06	0.56
25:CZ:176:LEU:HB2	60:CZ:501:GDP:C5	2.40	0.56
25:CZ:313:HIS:CB	25:CZ:380:LEU:HD12	2.36	0.56
25:CZ:350:THR:HG22	25:CZ:351:GLY:H	1.71	0.56
34:D8:61:LEU:HD12	34:D8:61:LEU:N	2.15	0.56
36:DA:20:C:O2'	36:DA:21:A:H5'	2.05	0.56
36:DA:285:C:H2'	36:DA:286:C:C6	2.41	0.56
36:DA:1495:A:H8	36:DA:1495:A:OP1	1.89	0.56
36:DA:1907:G:O2'	36:DA:1908:C:H5'	2.04	0.56
36:DA:2025:C:H2'	36:DA:2026:C:C6	2.40	0.56
43:DH:74:ASN:HB3	43:DH:138:LYS:HD3	1.87	0.56
46:DN:108:PRO:HG2	46:DN:113:GLY:HA3	1.87	0.56
52:DT:50:ILE:HA	52:DT:99:LEU:CD1	2.35	0.56

Continued on next page...

Continued from previous page...

Atom-1	Atom-2	Interatomic distance (Å)	Clash overlap (Å)
1:AA:1127:G:O2'	1:AA:1128:C:H5'	2.05	0.56
1:AA:1128:C:O2'	1:AA:1129:C:H5''	2.05	0.56
3:AC:58:GLU:H	3:AC:65:ALA:HB3	1.69	0.56
3:AC:65:ALA:O	3:AC:100:ALA:O	2.24	0.56
8:AH:20:TYR:CE1	8:AH:78:GLN:NE2	2.74	0.56
16:AP:74:LEU:O	16:AP:79:VAL:HG23	2.04	0.56
19:AS:67:VAL:HG12	19:AS:68:GLY:N	2.21	0.56
22:AW:57:G:H2'	22:AW:58:A:C5'	2.35	0.56
25:AZ:279:GLU:HG2	25:AZ:279:GLU:O	2.05	0.56
27:B1:82:LEU:HD11	27:B1:90:ILE:CD1	2.35	0.56
28:B2:51:ARG:HD3	28:B2:55:ARG:NH1	2.19	0.56
30:B4:31:ILE:HD12	30:B4:31:ILE:N	2.21	0.56
35:B9:17:ILE:CG2	35:B9:18:ARG:N	2.68	0.56
36:BA:11:G:H2'	36:BA:12:U:H6	1.69	0.56
36:BA:222:A:H5''	36:BA:421:U:OP1	2.06	0.56
36:BA:1187:G:H5''	54:BV:81:TYR:CE2	2.40	0.56
38:BC:139:ASN:OD1	38:BC:140:PRO:HD2	2.04	0.56
40:BE:77:ILE:HG22	40:BE:78:LEU:N	2.19	0.56
48:BP:50:ARG:HG2	48:BP:50:ARG:NH1	2.21	0.56
1:CA:242:C:H2'	1:CA:243:A:H5'	1.86	0.56
1:CA:280:C:O2	17:CQ:38:ARG:HG3	2.06	0.56
1:CA:1086:U:C2'	1:CA:1087:G:H5'	2.34	0.56
8:CH:86:ILE:HG12	8:CH:135:CYS:HA	1.88	0.56
13:CM:4:ILE:HD12	13:CM:4:ILE:H	1.71	0.56
13:CM:64:TRP:O	13:CM:66:LEU:HD13	2.05	0.56
15:CO:26:GLU:OE2	15:CO:77:ARG:NH1	2.38	0.56
26:D0:36:ILE:HD11	36:DA:2355:C:H4'	1.87	0.56
36:DA:116:C:H2'	36:DA:117:G:O4'	2.06	0.56
36:DA:671:C:H2'	36:DA:672:C:H6	1.70	0.56
36:DA:1142(A):A:H5'	36:DA:1142(A):A:H8	1.70	0.56
36:DA:1642:G:O2'	36:DA:1643:G:H5'	2.04	0.56
36:DA:1805:U:O2	39:DD:50:THR:HB	2.06	0.56
36:DA:2140:C:H2'	36:DA:2141:G:C8	2.41	0.56
36:DA:2189:U:H3'	36:DA:2190:G:H4'	1.85	0.56
36:DA:2401:U:C2'	36:DA:2402:C:H5''	2.35	0.56
36:DA:2807:G:H2'	36:DA:2808:U:H5''	1.87	0.56
39:DD:31:LYS:HE3	39:DD:33:LEU:HD12	1.88	0.56
39:DD:257:LEU:C	39:DD:257:LEU:HD23	2.26	0.56
43:DH:54:ARG:HH11	43:DH:54:ARG:HG2	1.71	0.56
46:DN:62:VAL:HG22	46:DN:66:LYS:HB2	1.86	0.56
48:DP:97:PRO:HD3	48:DP:126:VAL:O	2.06	0.56

Continued on next page...

Continued from previous page...

Atom-1	Atom-2	Interatomic distance (Å)	Clash overlap (Å)
51:DS:74:ALA:HB2	51:DS:101:LEU:HD22	1.85	0.56
1:AA:1039:C:H2'	1:AA:1040:U:C5	2.39	0.56
2:AB:109:SER:O	2:AB:111:ARG:N	2.39	0.56
2:AB:141:GLU:O	2:AB:145:LEU:HD23	2.05	0.56
20:AT:18:GLN:HG2	20:AT:22:ARG:NH1	2.21	0.56
24:AY:76:A:C2	25:AZ:271:GLU:HG3	2.40	0.56
25:AZ:164:PRO:CB	25:AZ:167:GLU:OE2	2.53	0.56
36:BA:654(H):G:C3'	36:BA:654(I):C:H5'	2.36	0.56
36:BA:2029:G:H2'	36:BA:2031:A:OP2	2.06	0.56
36:BA:2316:C:H1'	42:BG:128:ARG:CZ	2.36	0.56
46:BN:1:MET:C	46:BN:2:LYS:HD2	2.26	0.56
47:BO:87:ILE:HG22	47:BO:88:ASN:O	2.05	0.56
48:BP:100:LEU:O	48:BP:103:ALA:HB3	2.06	0.56
48:BP:147:LEU:O	48:BP:148:LEU:HB2	2.06	0.56
52:BT:54:ARG:HA	52:BT:59:THR:HB	1.87	0.56
1:CA:59:A:H5'	1:CA:60:A:H5''	1.87	0.56
1:CA:1086:U:H2'	1:CA:1087:G:C5'	2.32	0.56
9:CI:11:LYS:O	9:CI:12:GLU:HB2	2.06	0.56
9:CI:78:LYS:HZ1	9:CI:101:PHE:HE1	1.54	0.56
11:CK:121:PRO:HG2	11:CK:126:ARG:CB	2.35	0.56
22:CW:4:C:C4	22:CW:5:G:O6	2.58	0.56
26:D0:50:ASN:C	26:D0:62:LEU:HD21	2.26	0.56
28:D2:27:GLU:O	28:D2:30:ARG:CB	2.54	0.56
30:D4:31:ILE:HD12	30:D4:31:ILE:N	2.20	0.56
32:D6:30:THR:CG2	32:D6:31:PRO:HD2	2.20	0.56
34:D8:11:LYS:CE	34:D8:63:PRO:HG3	2.35	0.56
36:DA:287:C:H2'	36:DA:288:C:C6	2.41	0.56
36:DA:309:G:N3	36:DA:329:G:O2'	2.39	0.56
36:DA:654(V):A:H8	36:DA:655:A:H2'	1.71	0.56
38:DC:132:GLY:N	38:DC:133:PRO:CD	2.68	0.56
46:DN:41:ASP:C	53:DU:64:ARG:HH12	2.09	0.56
49:DQ:141:GLN:HB3	58:DZ:99:TYR:HE2	1.70	0.56
56:DX:8:ILE:HD12	56:DX:8:ILE:N	2.11	0.56
1:AA:167:G:O2'	1:AA:168:G:H5'	2.04	0.56
1:AA:862:C:O2'	1:AA:863:U:H5'	2.06	0.56
1:AA:1116:C:C2'	1:AA:1117:G:H5''	2.36	0.56
4:AD:3:ARG:HG2	4:AD:118:ARG:NE	2.21	0.56
10:AJ:6:ILE:CD1	10:AJ:23:ILE:HG21	2.36	0.56
12:AL:75:HIS:CB	12:AL:102:ARG:HH21	2.18	0.56
25:AZ:14:VAL:O	25:AZ:79:HIS:HA	2.05	0.56
25:AZ:75:ARG:HD2	25:AZ:77:TYR:OH	2.05	0.56

Continued on next page...

Continued from previous page...

Atom-1	Atom-2	Interatomic distance (Å)	Clash overlap (Å)
25:AZ:358:GLY:C	25:AZ:360:GLU:N	2.59	0.56
26:B0:49:LYS:H	26:B0:80:HIS:HD1	0.79	0.56
31:B5:50:GLY:CA	31:B5:56:LYS:HD3	2.33	0.56
32:B6:11:LEU:HD11	32:B6:51:GLU:HG3	1.88	0.56
33:B7:10:ARG:NH1	33:B7:10:ARG:HG2	2.20	0.56
34:B8:32:LEU:HB3	34:B8:36:LYS:HZ2	1.71	0.56
36:BA:993:G:OP1	53:BU:50:ARG:NH1	2.39	0.56
36:BA:1165:U:H2'	36:BA:1166:C:C6	2.41	0.56
36:BA:2127:G:O2'	36:BA:2128:C:H5'	2.06	0.56
40:BE:4:ILE:HG21	40:BE:96:PHE:CE2	2.40	0.56
41:BF:160:ASN:ND2	41:BF:162:LEU:H	2.02	0.56
46:BN:43:THR:HB	46:BN:46:VAL:HG12	1.87	0.56
46:BN:62:VAL:CG2	46:BN:66:LYS:HB2	2.36	0.56
49:BQ:141:GLN:NE2	58:BZ:72:ARG:HA	2.16	0.56
50:BR:87:TYR:O	50:BR:89:ASP:N	2.39	0.56
51:BS:15:ARG:HH11	51:BS:15:ARG:HG2	1.69	0.56
55:BW:82:LEU:HD23	55:BW:84:ARG:NH2	2.21	0.56
57:BY:29:GLU:OE1	57:BY:29:GLU:N	2.38	0.56
57:BY:90:LEU:HG	57:BY:91:GLU:H	1.71	0.56
58:BZ:10:ARG:O	58:BZ:35:ARG:NH2	2.39	0.56
1:CA:992:U:H4'	1:CA:993:G:O5'	2.05	0.56
2:CB:187:LEU:HD23	2:CB:201:ILE:HG22	1.87	0.56
20:CT:25:ARG:HH11	20:CT:25:ARG:HG3	1.70	0.56
25:CZ:267:VAL:HG23	25:CZ:288:VAL:CG1	2.35	0.56
25:CZ:277:LEU:CD1	25:CZ:278:GLN:N	2.66	0.56
25:CZ:339:ARG:HE	25:CZ:352:VAL:HG22	1.70	0.56
36:DA:894:C:O2'	36:DA:895:U:H5'	2.06	0.56
36:DA:2183:C:H2'	36:DA:2184:G:H8	1.69	0.56
36:DA:2603:G:H2'	36:DA:2604:U:C5'	2.25	0.56
37:DB:7:G:H2'	37:DB:8:U:H5''	1.88	0.56
38:DC:74:VAL:HG12	38:DC:75:LEU:N	2.19	0.56
39:DD:23:GLU:C	39:DD:25:THR:N	2.58	0.56
42:DG:97:ASP:N	42:DG:99:MET:SD	2.79	0.56
46:DN:43:THR:HG22	46:DN:45:ASN:ND2	2.21	0.56
50:DR:12:ARG:HG3	50:DR:12:ARG:HH11	1.70	0.56
51:DS:12:PHE:CD1	51:DS:13:ARG:N	2.71	0.56
51:DS:13:ARG:HG3	51:DS:14:VAL:N	2.19	0.56
1:AA:475:G:O2'	1:AA:476:G:H5'	2.06	0.56
1:AA:1158:C:C4	1:AA:1160:G:H1'	2.40	0.56
1:AA:1320:C:H2'	1:AA:1321:C:O4'	2.06	0.56
4:AD:132:ARG:O	4:AD:132:ARG:HD2	2.06	0.56

Continued on next page...

Continued from previous page...

Atom-1	Atom-2	Interatomic distance (Å)	Clash overlap (Å)
10:AJ:40:LEU:H	10:AJ:40:LEU:CD2	2.14	0.56
28:B2:18:PRO:HD3	28:B2:67:LYS:HD3	1.87	0.56
29:B3:26:LEU:O	29:B3:27:GLY:C	2.43	0.56
36:BA:287:C:H2'	36:BA:288:C:C6	2.41	0.56
36:BA:1805:U:O2	39:BD:50:THR:HB	2.06	0.56
36:BA:2647:U:H2'	36:BA:2648:C:C6	2.40	0.56
39:BD:23:GLU:C	39:BD:25:THR:N	2.59	0.56
39:BD:30:GLU:O	39:BD:32:SER:N	2.39	0.56
43:BH:19:VAL:HG12	43:BH:20:ALA:N	2.20	0.56
43:BH:85:LYS:HZ1	43:BH:132:ARG:HA	1.70	0.56
46:BN:108:PRO:HG2	46:BN:113:GLY:HA3	1.87	0.56
54:BV:38:LEU:O	54:BV:39:LEU:HD13	2.06	0.56
58:BZ:40:ASP:OD2	58:BZ:42:VAL:HG12	2.05	0.56
58:BZ:150:LEU:H	58:BZ:150:LEU:HD23	1.70	0.56
1:CA:1442(B):A:O2'	1:CA:1443:G:C8	2.58	0.56
7:CG:16:LEU:CD1	9:CI:42:ARG:HA	2.35	0.56
15:CO:26:GLU:HB3	15:CO:81:LEU:HD23	1.87	0.56
24:CY:2:G:H2'	24:CY:3:G:C5'	2.29	0.56
28:D2:7:ARG:O	28:D2:11:GLU:HG3	2.06	0.56
29:D3:1:MET:HE1	29:D3:40:THR:HA	1.87	0.56
30:D4:39:CYS:O	30:D4:40:HIS:HB2	2.06	0.56
36:DA:1101:U:H2'	36:DA:1102:C:H6	1.70	0.56
36:DA:2107:C:H1'	36:DA:2182:G:N2	2.19	0.56
40:DE:4:ILE:HG21	40:DE:96:PHE:CE2	2.40	0.56
40:DE:38:THR:HG23	40:DE:39:PRO:HD2	1.88	0.56
41:DF:185:ASP:HA	41:DF:188:ARG:CG	2.36	0.56
42:DG:59:GLU:HG3	42:DG:60:LEU:N	2.19	0.56
42:DG:62:LEU:H	42:DG:62:LEU:CD1	2.16	0.56
43:DH:157:TYR:O	43:DH:158:HIS:CD2	2.59	0.56
46:DN:9:VAL:HG12	46:DN:10:GLU:N	2.21	0.56
48:DP:39:LYS:HD2	48:DP:40:SER:H	1.69	0.56
48:DP:115:LEU:HG	48:DP:116:GLY:H	1.71	0.56
50:DR:59:ASP:O	50:DR:60:LEU:HB3	2.06	0.56
52:DT:28:VAL:O	52:DT:29:ARG:CD	2.48	0.56
54:DV:38:LEU:O	54:DV:39:LEU:HD13	2.06	0.56
55:DW:73:ALA:O	55:DW:106:ILE:HG12	2.06	0.56
58:DZ:126:VAL:HA	58:DZ:163:LEU:HA	1.88	0.56
1:AA:323:U:H5'	20:AT:23:ARG:HB2	1.86	0.56
1:AA:735:C:H2'	1:AA:736:C:H6	1.71	0.56
1:AA:973:G:H1'	10:AJ:55:LYS:HE3	1.88	0.56
1:AA:1445:C:O2'	1:AA:1446:U:H5'	2.06	0.56

Continued on next page...

Continued from previous page...

Atom-1	Atom-2	Interatomic distance (Å)	Clash overlap (Å)
8:AH:17:THR:HB	8:AH:78:GLN:OE1	2.06	0.56
13:AM:6:GLY:HA3	13:AM:67:GLU:OE2	2.05	0.56
25:AZ:158:LEU:O	25:AZ:163:PHE:HB2	2.06	0.56
25:AZ:272:MET:CG	25:AZ:277:LEU:HD23	2.36	0.56
34:B8:11:LYS:CE	34:B8:63:PRO:HG3	2.36	0.56
36:BA:956:G:OP2	49:BQ:14:ARG:NH2	2.39	0.56
36:BA:1335:U:H2'	36:BA:1336:A:H8	1.71	0.56
36:BA:2027:G:O2'	36:BA:2028:U:H5'	2.06	0.56
37:BB:7:G:H4'	51:BS:29:PHE:CD2	2.41	0.56
38:BC:113:VAL:HG12	38:BC:138:PRO:HG3	1.87	0.56
41:BF:107:LYS:O	41:BF:110:LEU:N	2.39	0.56
42:BG:76:SER:HA	42:BG:83:ARG:HA	1.88	0.56
51:BS:15:ARG:HG2	51:BS:15:ARG:NH1	2.21	0.56
56:BX:12:VAL:HG12	56:BX:27:THR:O	2.06	0.56
56:BX:53:LYS:HB3	56:BX:82:GLN:HB3	1.88	0.56
58:BZ:128:VAL:HG23	58:BZ:160:GLY:O	2.06	0.56
1:CA:585:G:H4'	12:CL:8:ASN:ND2	2.20	0.56
1:CA:853:G:O2'	1:CA:854:G:H5'	2.06	0.56
1:CA:1125:U:H3'	1:CA:1125:U:C6	2.41	0.56
4:CD:126:ILE:HG22	4:CD:127:THR:N	2.20	0.56
4:CD:132:ARG:O	4:CD:132:ARG:HD2	2.05	0.56
6:CF:30:LEU:HD23	6:CF:30:LEU:O	2.04	0.56
20:CT:45:GLN:CB	20:CT:91:LEU:HD13	2.34	0.56
22:CV:44:G:H2'	22:CV:45:U:H5'	1.88	0.56
25:CZ:311:THR:HB	25:CZ:312:PRO:HD2	1.88	0.56
34:D8:32:LEU:HD13	36:DA:2392:A:OP1	2.06	0.56
36:DA:89:G:H3'	36:DA:90:U:H5'	1.87	0.56
36:DA:1146:C:O2'	36:DA:1147:C:H5'	2.06	0.56
36:DA:1448:G:H5'	36:DA:1449:A:OP1	2.06	0.56
36:DA:1607:C:H4'	36:DA:1608:A:O5'	2.06	0.56
36:DA:2672:G:H3'	36:DA:2673:G:H5''	1.88	0.56
38:DC:42:GLU:HG3	38:DC:215:THR:HG23	1.86	0.56
42:DG:111:LEU:N	42:DG:112:PRO:HD2	2.20	0.56
43:DH:43:VAL:HG12	43:DH:46:GLU:OE2	2.06	0.56
46:DN:46:VAL:O	46:DN:47:ALA:CB	2.54	0.56
51:DS:13:ARG:CG	51:DS:14:VAL:N	2.69	0.56
51:DS:58:LEU:HG	51:DS:59:LYS:H	1.71	0.56
56:DX:57:LEU:HD13	56:DX:78:LYS:O	2.06	0.56
57:DY:85:VAL:HG12	57:DY:86:ARG:N	2.21	0.56
22:AW:18:G:H22	22:AW:55:U:H6	1.52	0.56
31:B5:40:LYS:HE2	31:B5:46:CYS:CB	2.34	0.56

Continued on next page...

Continued from previous page...

Atom-1	Atom-2	Interatomic distance (Å)	Clash overlap (Å)
34:B8:4:MET:HE1	36:BA:666:G:H1'	1.87	0.56
36:BA:672:C:C2'	36:BA:673:C:C5'	2.81	0.56
36:BA:2777:G:C5'	36:BA:2778:A:H5'	2.32	0.56
43:BH:66:GLY:CA	43:BH:69:ARG:HB3	2.36	0.56
57:BY:43:ASN:C	57:BY:44:ILE:HD12	2.26	0.56
57:BY:75:ILE:HG23	57:BY:76:CYS:H	1.70	0.56
57:BY:85:VAL:HG12	57:BY:86:ARG:N	2.21	0.56
58:BZ:166:SER:H	58:BZ:167:PRO:HA	1.69	0.56
1:CA:337:C:H2'	1:CA:338:A:C8	2.41	0.56
1:CA:490:G:H2'	1:CA:491:G:H8	1.71	0.56
1:CA:1392:G:O2'	1:CA:1393:U:H5'	2.06	0.56
25:CZ:68:VAL:HG13	25:CZ:69:GLU:H	1.71	0.56
25:CZ:113:MET:CG	25:CZ:114:PRO:HD2	2.32	0.56
25:CZ:222:LEU:CD1	25:CZ:303:VAL:HB	2.35	0.56
32:D6:27:LYS:C	32:D6:27:LYS:HE3	2.25	0.56
35:D9:1:MET:HG3	36:DA:2478:A:OP2	2.06	0.56
36:DA:108:U:H2'	36:DA:109:G:C8	2.39	0.56
36:DA:1558:A:O2'	36:DA:1559:G:OP2	2.23	0.56
38:DC:151:GLU:HA	38:DC:154:ARG:HH11	1.69	0.56
39:DD:24:ILE:HD11	39:DD:28:GLU:HB3	1.88	0.56
41:DF:157:VAL:CG2	41:DF:194:MET:HG2	2.35	0.56
41:DF:165:ARG:HA	41:DF:168:ARG:HD3	1.89	0.56
45:DK:32:UNK:HA	45:DK:63:UNK:CB	2.36	0.56
50:DR:52:ILE:HB	50:DR:94:TYR:CD2	2.40	0.56
55:DW:11:ARG:NH1	55:DW:98:LYS:HB3	2.21	0.56
58:DZ:98:MET:O	58:DZ:125:LEU:HA	2.06	0.56
1:AA:291:C:O2'	1:AA:292:G:H5'	2.06	0.55
1:AA:1283:G:O2'	1:AA:1284:C:P	2.64	0.55
5:AE:10:MET:HB3	5:AE:32:VAL:HG22	1.87	0.55
9:AI:40:LEU:HD11	9:AI:70:LYS:CG	2.33	0.55
25:AZ:313:HIS:CD2	25:AZ:403:ILE:HD13	2.41	0.55
25:AZ:324:LYS:HB2	25:AZ:326:GLU:CG	2.36	0.55
25:AZ:356:PRO:HB2	25:AZ:359:VAL:CG2	2.36	0.55
28:B2:25:VAL:HG22	28:B2:60:LEU:CD1	2.33	0.55
36:BA:16:G:O2'	36:BA:17:G:H5'	2.05	0.55
36:BA:89:G:H3'	36:BA:90:U:H5'	1.87	0.55
36:BA:1614:A:C2	55:BW:93:ALA:HB2	2.41	0.55
36:BA:2282:G:OP1	36:BA:2283:C:H1'	2.05	0.55
47:BO:111:PHE:O	47:BO:115:VAL:HG23	2.06	0.55
50:BR:2:ARG:HG3	50:BR:2:ARG:HH11	1.71	0.55
51:BS:35:ILE:H	51:BS:53:SER:HB2	1.71	0.55

Continued on next page...

Continued from previous page...

Atom-1	Atom-2	Interatomic distance (Å)	Clash overlap (Å)
51:BS:74:ALA:HB2	51:BS:101:LEU:HD22	1.88	0.55
53:BU:88:ILE:C	53:BU:90:VAL:H	2.10	0.55
58:BZ:68:PRO:O	58:BZ:91:LEU:HB2	2.06	0.55
1:CA:148:G:H2'	1:CA:149:A:H8	1.71	0.55
1:CA:719:C:O2	18:CR:50:ILE:HG12	2.06	0.55
1:CA:1015:A:H2'	1:CA:1016:A:H8	1.71	0.55
2:CB:80:ILE:HD12	2:CB:80:ILE:H	1.70	0.55
11:CK:20:TYR:CE2	11:CK:83:ILE:HD12	2.41	0.55
32:D6:11:LEU:HD11	32:D6:51:GLU:HG3	1.88	0.55
36:DA:492:A:H2'	36:DA:493:G:O4'	2.06	0.55
36:DA:756:C:O2'	36:DA:757:U:H5'	2.05	0.55
36:DA:786:C:C2'	36:DA:787:U:H5'	2.37	0.55
36:DA:993:G:OP1	53:DU:50:ARG:NH1	2.39	0.55
36:DA:2415:G:H2'	36:DA:2416:C:C6	2.40	0.55
40:DE:116:VAL:HG22	40:DE:122:PHE:CG	2.41	0.55
40:DE:186:GLY:O	40:DE:187:ALA:HB3	2.06	0.55
42:DG:60:LEU:O	42:DG:60:LEU:HD13	2.05	0.55
46:DN:3:THR:HG22	46:DN:4:TYR:N	2.21	0.55
53:DU:95:LEU:HD12	54:DV:11:GLN:HG3	1.88	0.55
53:DU:101:ARG:HG3	53:DU:101:ARG:NH1	2.22	0.55
56:DX:28:PHE:CD1	56:DX:28:PHE:N	2.68	0.55
1:AA:429:U:H1'	1:AA:430:A:H5''	1.88	0.55
1:AA:1004:A:H5''	1:AA:1025:U:C2	2.40	0.55
1:AA:1286:A:O2'	1:AA:1287:A:H5''	2.06	0.55
7:AG:102:ARG:O	7:AG:106:GLN:HG3	2.05	0.55
13:AM:101:GLN:H	13:AM:101:GLN:NE2	1.96	0.55
13:AM:120:LYS:HE3	13:AM:121:LYS:H	1.70	0.55
17:AQ:66:SER:OG	17:AQ:69:LYS:HB2	2.07	0.55
25:AZ:181:GLN:NE2	25:AZ:193:ASN:ND2	2.54	0.55
27:B1:20:ARG:HB3	27:B1:32:LYS:HB3	1.87	0.55
27:B1:84:GLY:C	27:B1:86:SER:H	2.10	0.55
29:B3:1:MET:HE1	29:B3:40:THR:HA	1.87	0.55
36:BA:521:G:H2'	36:BA:522:G:C8	2.41	0.55
36:BA:1344:G:H4'	36:BA:1384:A:C5	2.41	0.55
36:BA:2199:A:H3'	36:BA:2200:C:H6	1.71	0.55
36:BA:2672:G:H3'	36:BA:2673:G:H5''	1.88	0.55
37:BB:40:U:C2	37:BB:43:C:H5''	2.42	0.55
38:BC:76:ALA:H	38:BC:94:VAL:HA	1.71	0.55
40:BE:34:VAL:O	40:BE:34:VAL:HG22	2.06	0.55
40:BE:202:LYS:N	40:BE:202:LYS:HD2	2.21	0.55
41:BF:28:ILE:H	41:BF:28:ILE:CD1	2.13	0.55

Continued on next page...

Continued from previous page...

Atom-1	Atom-2	Interatomic distance (Å)	Clash overlap (Å)
42:BG:31:VAL:HG23	42:BG:32:PRO:HD2	1.87	0.55
44:BJ:25:UNK:O	44:BJ:84:UNK:HA	2.05	0.55
48:BP:16:ARG:HD3	48:BP:16:ARG:C	2.26	0.55
56:BX:64:LYS:HE2	56:BX:73:ARG:HE	1.71	0.55
57:BY:2:ARG:N	57:BY:4:LYS:HG2	2.21	0.55
58:BZ:24:LEU:HD12	58:BZ:41:LEU:HD23	1.88	0.55
1:CA:192:U:O2'	20:CT:57:ARG:HG3	2.06	0.55
1:CA:434:U:H2'	1:CA:435:C:C6	2.41	0.55
1:CA:436:C:H2'	1:CA:437:U:C6	2.41	0.55
1:CA:1158:C:C4	1:CA:1160:G:H1'	2.42	0.55
28:D2:30:ARG:CA	28:D2:33:MET:HB2	2.28	0.55
28:D2:39:ALA:CB	28:D2:45:SER:HB3	2.36	0.55
28:D2:56:GLN:HG2	28:D2:59:ARG:NH2	2.21	0.55
34:D8:41:ILE:HD12	36:DA:2419:U:OP1	2.06	0.55
34:D8:59:LYS:CE	48:DP:50:ARG:HB3	2.33	0.55
35:D9:30:PRO:HB2	36:DA:2527:C:H5'	1.89	0.55
36:DA:142:A:H8	36:DA:1595:G:H21	1.55	0.55
36:DA:2839:G:H5'	50:DR:46:GLY:HA2	1.88	0.55
39:DD:130:ALA:C	39:DD:131:LEU:HD12	2.27	0.55
42:DG:167:GLU:CD	42:DG:167:GLU:H	2.10	0.55
49:DQ:27:VAL:HG12	49:DQ:28:ALA:N	2.21	0.55
50:DR:100:LEU:HD13	50:DR:100:LEU:H	1.72	0.55
52:DT:29:ARG:HG2	52:DT:86:ILE:HG22	1.88	0.55
52:DT:91:ARG:O	52:DT:92:GLY:C	2.44	0.55
57:DY:84:ARG:HG2	57:DY:85:VAL:H	1.71	0.55
1:AA:80:G:H3'	1:AA:81:U:H5'	1.88	0.55
1:AA:356:A:H2'	1:AA:357:G:C8	2.40	0.55
1:AA:399:G:H2'	1:AA:400:C:C6	2.42	0.55
1:AA:447:G:H2'	1:AA:485:G:N2	2.22	0.55
1:AA:858:G:C5'	1:AA:858:G:C8	2.88	0.55
1:AA:1392:G:O2'	1:AA:1393:U:H5'	2.06	0.55
4:AD:4:TYR:O	4:AD:5:ILE:HB	2.06	0.55
4:AD:121:VAL:HA	4:AD:126:ILE:HD13	1.89	0.55
5:AE:11:ILE:CG2	5:AE:105:VAL:HG22	2.36	0.55
13:AM:2:ALA:HB1	13:AM:4:ILE:HD11	1.89	0.55
22:AW:4:C:C4	22:AW:5:G:O6	2.59	0.55
22:AW:73:A:H2'	22:AW:74:C:H5''	1.88	0.55
29:B3:7:LYS:O	29:B3:54:VAL:HG13	2.05	0.55
30:B4:40:HIS:HD2	30:B4:42:PHE:CE1	2.25	0.55
32:B6:15:GLU:OE2	32:B6:41:PRO:HG3	2.06	0.55
34:B8:7:HIS:CD2	48:BP:50:ARG:HD3	2.41	0.55

Continued on next page...

Continued from previous page...

Atom-1	Atom-2	Interatomic distance (Å)	Clash overlap (Å)
34:B8:26:LYS:NZ	34:B8:47:LYS:HD3	2.21	0.55
36:BA:414:C:O2'	36:BA:415:A:H5'	2.07	0.55
36:BA:2584:U:H2'	36:BA:2585:U:H5'	1.88	0.55
43:BH:41:MET:SD	43:BH:54:ARG:HA	2.46	0.55
47:BO:28:SER:O	47:BO:29:ASN:HB3	2.06	0.55
47:BO:86:ILE:O	47:BO:87:ILE:HD13	2.06	0.55
52:BT:50:ILE:HA	52:BT:99:LEU:CD1	2.36	0.55
54:BV:52:VAL:HG22	54:BV:52:VAL:O	2.05	0.55
56:BX:31:HIS:HB3	56:BX:34:ALA:HB2	1.88	0.55
1:CA:56:U:H2'	1:CA:57:G:C8	2.41	0.55
1:CA:323:U:H5'	20:CT:23:ARG:HB2	1.88	0.55
1:CA:625:G:H2'	1:CA:626:U:C6	2.41	0.55
3:CC:34:LEU:HD22	3:CC:38:ARG:NE	2.20	0.55
4:CD:88:VAL:O	4:CD:92:VAL:HG23	2.06	0.55
20:CT:64:ASP:OD1	20:CT:81:LYS:HD2	2.06	0.55
27:D1:71:TYR:O	27:D1:74:VAL:HG23	2.06	0.55
30:D4:9:LEU:HD13	30:D4:26:SER:O	2.06	0.55
32:D6:8:LYS:O	32:D6:9:LEU:HB3	2.06	0.55
36:DA:139(A):G:H3'	36:DA:140:G:H8	1.70	0.55
36:DA:141:A:H8	36:DA:1408:C:O2'	1.90	0.55
42:DG:91:ARG:C	42:DG:91:ARG:CD	2.75	0.55
43:DH:124:GLU:HB3	43:DH:126:PRO:HD3	1.88	0.55
49:DQ:3:MET:HB2	49:DQ:4:PRO:HD2	1.89	0.55
57:DY:86:ARG:NH2	57:DY:95:LYS:NZ	2.53	0.55
4:AD:59:ARG:HE	4:AD:59:ARG:CA	2.06	0.55
7:AG:28:ASN:OD1	7:AG:36:LYS:HE2	2.05	0.55
9:AI:11:LYS:HG2	9:AI:11:LYS:O	2.05	0.55
11:AK:20:TYR:CE2	11:AK:83:ILE:HD12	2.42	0.55
22:AW:72:C:H2'	22:AW:73:A:O4'	2.07	0.55
36:BA:45:C:H2'	36:BA:47:C:C6	2.42	0.55
36:BA:363(E):U:H2'	36:BA:363(F):A:H1'	1.88	0.55
36:BA:533:G:H5'	53:BU:24:TYR:CE1	2.41	0.55
36:BA:1019:U:H2'	36:BA:1021:A:C2	2.42	0.55
36:BA:1722:A:O2'	36:BA:1739:U:H5'	2.07	0.55
36:BA:2823:A:OP1	40:BE:113:PHE:HB2	2.06	0.55
38:BC:33:ALA:HA	38:BC:39:GLU:OE2	2.06	0.55
38:BC:99:ILE:HG22	38:BC:99:ILE:O	2.07	0.55
40:BE:176:ILE:HG23	40:BE:178:GLU:HB3	1.88	0.55
41:BF:157:VAL:CG2	41:BF:194:MET:HG2	2.36	0.55
45:BK:3:UNK:O	45:BK:4:UNK:C	2.54	0.55
46:BN:43:THR:HB	46:BN:46:VAL:CG1	2.36	0.55

Continued on next page...

Continued from previous page...

Atom-1	Atom-2	Interatomic distance (Å)	Clash overlap (Å)
49:BQ:27:VAL:O	49:BQ:28:ALA:HB3	2.06	0.55
52:BT:55:ASN:H	52:BT:59:THR:CG2	2.18	0.55
52:BT:78:LEU:C	52:BT:79:HIS:CD2	2.79	0.55
1:CA:67:C:H2'	1:CA:68:G:C8	2.41	0.55
1:CA:457:C:H2'	1:CA:458:C:C6	2.41	0.55
8:CH:18:ARG:HH11	8:CH:18:ARG:HA	1.71	0.55
9:CI:19:LEU:C	9:CI:19:LEU:HD23	2.27	0.55
19:CS:16:LEU:C	19:CS:18:LYS:N	2.59	0.55
25:CZ:65:THR:HG23	25:CZ:80:VAL:HG13	1.88	0.55
25:CZ:143:ASP:HB3	25:CZ:146:LEU:CB	2.36	0.55
27:D1:37:ILE:O	27:D1:37:ILE:HD12	2.06	0.55
28:D2:65:ASN:O	28:D2:67:LYS:N	2.39	0.55
30:D4:34:GLU:HG2	42:DG:113:ARG:HH21	1.71	0.55
32:D6:15:GLU:OE2	32:D6:18:ARG:CZ	2.54	0.55
34:D8:11:LYS:HE3	34:D8:63:PRO:HG3	1.87	0.55
36:DA:495:G:H21	55:DW:61:ASN:HD21	1.54	0.55
36:DA:2469:A:H2'	36:DA:2470:G:H5'	1.87	0.55
36:DA:2557:G:H2'	36:DA:2558:C:H6	1.71	0.55
38:DC:76:ALA:H	38:DC:94:VAL:HA	1.72	0.55
38:DC:98:GLU:O	38:DC:98:GLU:HG3	2.06	0.55
39:DD:35:LYS:HE2	39:DD:104:TYR:OH	2.06	0.55
41:DF:152:GLU:O	41:DF:154:VAL:HG23	2.06	0.55
47:DO:98:VAL:HG12	47:DO:117:LEU:HB3	1.87	0.55
48:DP:24:GLY:HA3	48:DP:33:ARG:NH1	2.22	0.55
48:DP:84:ASN:C	48:DP:86:LYS:N	2.60	0.55
52:DT:102:ILE:O	52:DT:106:SER:HB3	2.06	0.55
54:DV:35:LEU:HD23	54:DV:57:VAL:CG1	2.37	0.55
57:DY:50:ARG:HB3	57:DY:53:PRO:HG3	1.87	0.55
1:AA:1072:G:H2'	1:AA:1073:U:C6	2.41	0.55
1:AA:1323:G:H2'	1:AA:1324:A:C8	2.42	0.55
10:AJ:4:ILE:HD12	10:AJ:4:ILE:N	2.21	0.55
13:AM:90:LEU:HD12	19:AS:81:ARG:HH21	1.71	0.55
19:AS:29:ARG:HH11	19:AS:30:LEU:HB2	1.71	0.55
25:AZ:114:PRO:O	25:AZ:117:ARG:HB2	2.07	0.55
26:B0:10:THR:HG21	36:BA:2277:G:OP2	2.06	0.55
32:B6:26:ASN:HD22	32:B6:32:ASN:ND2	2.04	0.55
35:B9:29:ASN:N	35:B9:29:ASN:HD22	2.04	0.55
36:BA:83:G:H5''	36:BA:84:A:OP1	2.05	0.55
36:BA:1257:C:H4'	41:BF:83:PHE:CD1	2.42	0.55
36:BA:1400:G:H2'	36:BA:1401:G:H8	1.71	0.55
36:BA:1523:U:H2'	36:BA:1524:G:H8	1.72	0.55

Continued on next page...

Continued from previous page...

Atom-1	Atom-2	Interatomic distance (Å)	Clash overlap (Å)
36:BA:1754:C:OP1	52:BT:96:ARG:NH1	2.33	0.55
36:BA:2811:G:H1	36:BA:2889:C:H42	1.54	0.55
38:BC:116:THR:HG22	38:BC:146:GLY:O	2.05	0.55
39:BD:77:ALA:HA	39:BD:97:TYR:HA	1.87	0.55
41:BF:123:LEU:CD1	41:BF:192:LEU:HD22	2.37	0.55
43:BH:52:VAL:CB	43:BH:69:ARG:HD3	2.37	0.55
48:BP:58:THR:CB	48:BP:61:ARG:HH21	2.17	0.55
53:BU:88:ILE:HG22	53:BU:88:ILE:O	2.06	0.55
55:BW:22:ASP:HA	55:BW:25:ARG:NH1	2.22	0.55
56:BX:35:THR:HG22	56:BX:36:LYS:N	2.22	0.55
1:CA:1431:C:C2'	1:CA:1432:G:H5'	2.37	0.55
7:CG:70:LYS:HB3	7:CG:96:GLN:HG2	1.87	0.55
18:CR:29:PHE:N	18:CR:29:PHE:CD1	2.73	0.55
22:CV:5:G:H5'	22:CV:5:G:H8	1.72	0.55
22:CW:73:A:H2'	22:CW:74:C:H5''	1.89	0.55
25:CZ:300:ARG:O	25:CZ:302:GLN:N	2.40	0.55
28:D2:47:ASN:C	36:DA:95:G:H4'	2.27	0.55
34:D8:43:GLN:C	34:D8:44:LYS:HD2	2.27	0.55
36:DA:32:C:H5'	36:DA:33:U:OP2	2.06	0.55
36:DA:143:G:H2'	36:DA:143(A):C:H6	1.71	0.55
36:DA:1165:U:H2'	36:DA:1166:C:C6	2.41	0.55
36:DA:1477:A:C2	36:DA:1515:G:C2	2.94	0.55
36:DA:1762:A:H8	36:DA:1762:A:O5'	1.90	0.55
36:DA:1782:C:H1'	36:DA:2609:U:H5''	1.89	0.55
36:DA:2295:C:O2'	36:DA:2296:U:H5'	2.07	0.55
39:DD:129:ASN:O	39:DD:193:VAL:HG12	2.07	0.55
41:DF:28:ILE:O	41:DF:30:PRO:HD3	2.05	0.55
42:DG:77:ILE:HD13	42:DG:77:ILE:N	2.14	0.55
47:DO:35:VAL:HG13	47:DO:65:THR:HG23	1.89	0.55
48:DP:85:LEU:HA	48:DP:88:LEU:HB2	1.86	0.55
48:DP:114:ILE:HD12	48:DP:115:LEU:N	2.21	0.55
49:DQ:14:ARG:HG2	49:DQ:41:TRP:HH2	1.72	0.55
50:DR:24:GLN:HE22	50:DR:36:THR:HG21	1.68	0.55
56:DX:31:HIS:ND1	56:DX:32:PRO:HD2	2.21	0.55
1:AA:367:U:H4'	25:AZ:291:ARG:CZ	2.36	0.55
1:AA:1306:A:H61	1:AA:1331:G:H1'	1.70	0.55
2:AB:30:ARG:HG3	2:AB:31:TYR:CD1	2.42	0.55
6:AF:21:LEU:C	6:AF:21:LEU:HD13	2.27	0.55
11:AK:18:ARG:HH21	11:AK:36:ASP:C	2.08	0.55
13:AM:4:ILE:HD12	13:AM:4:ILE:H	1.71	0.55
20:AT:62:LEU:O	20:AT:65:LYS:HB2	2.06	0.55

Continued on next page...

Continued from previous page...

Atom-1	Atom-2	Interatomic distance (Å)	Clash overlap (Å)
22:AV:44:G:H3'	22:AV:45:U:H5'	1.88	0.55
22:AW:7:A:H5''	22:AW:8:U:OP2	2.06	0.55
25:AZ:314:THR:HG23	25:AZ:374:LEU:O	2.07	0.55
29:B3:26:LEU:O	29:B3:28:LEU:N	2.40	0.55
36:BA:195:A:H5''	36:BA:196:A:OP2	2.06	0.55
36:BA:271(L):U:C5'	36:BA:271(M):G:H5'	2.30	0.55
36:BA:607:U:H3	36:BA:621:A:H2	1.54	0.55
36:BA:786:C:C2'	36:BA:787:U:H5'	2.36	0.55
36:BA:2603:G:C3'	36:BA:2604:U:H5''	2.35	0.55
37:BB:111:G:C2'	37:BB:112:U:H5'	2.36	0.55
38:BC:25:ALA:O	38:BC:29:VAL:HG22	2.07	0.55
38:BC:210:ARG:HG2	38:BC:210:ARG:NH1	2.22	0.55
42:BG:128:ARG:O	42:BG:130:ASN:N	2.40	0.55
51:BS:88:ASP:CG	51:BS:89:ARG:N	2.59	0.55
52:BT:102:ILE:O	52:BT:106:SER:HB3	2.07	0.55
57:BY:47:LYS:HG3	57:BY:60:PHE:CE1	2.41	0.55
58:BZ:126:VAL:HA	58:BZ:163:LEU:CA	2.37	0.55
1:CA:407:G:O2'	4:CD:116:GLN:HG3	2.07	0.55
1:CA:1007:C:O2'	1:CA:1008:C:H5'	2.07	0.55
1:CA:1356:G:H2'	1:CA:1357:A:C8	2.40	0.55
16:CP:5:ARG:HE	16:CP:22:THR:CG2	2.20	0.55
25:CZ:166:ASP:C	25:CZ:167:GLU:HG2	2.26	0.55
28:D2:18:PRO:HA	28:D2:21:LEU:CG	2.37	0.55
28:D2:21:LEU:CB	28:D2:64:LEU:HG	2.23	0.55
36:DA:17:G:H4'	53:DU:25:TRP:CH2	2.42	0.55
36:DA:481:G:H1'	36:DA:506:G:H21	1.71	0.55
36:DA:654(H):G:C3'	36:DA:654(I):C:H5'	2.36	0.55
36:DA:659:C:H4'	41:DF:100:THR:O	2.06	0.55
36:DA:893:C:H2'	36:DA:894:C:C6	2.41	0.55
36:DA:997:G:OP1	53:DU:93:LYS:HD3	2.06	0.55
36:DA:1946:U:H2'	36:DA:1947:C:C6	2.42	0.55
36:DA:2584:U:H2'	36:DA:2585:U:H5'	1.88	0.55
38:DC:53:ARG:HH11	38:DC:53:ARG:CB	2.18	0.55
39:DD:233:HIS:CE1	39:DD:247:ALA:H	2.24	0.55
43:DH:41:MET:SD	43:DH:54:ARG:HA	2.47	0.55
46:DN:23:LEU:HB2	46:DN:60:ILE:HG21	1.88	0.55
50:DR:52:ILE:CB	50:DR:94:TYR:HD2	2.19	0.55
1:AA:919:A:O2'	1:AA:920:U:H5'	2.07	0.55
1:AA:950:U:OP2	13:AM:102:ARG:HD2	2.06	0.55
1:AA:1007:C:O2'	1:AA:1008:C:H5'	2.06	0.55
1:AA:1330:U:H3'	1:AA:1331:G:O4'	2.06	0.55

Continued on next page...

Continued from previous page...

Atom-1	Atom-2	Interatomic distance (Å)	Clash overlap (Å)
1:AA:1442(B):A:H5'	52:BT:122:ASP:OD1	2.07	0.55
10:AJ:43:ARG:HB2	10:AJ:67:THR:HG23	1.89	0.55
25:AZ:5:PHE:C	25:AZ:5:PHE:CD1	2.80	0.55
25:AZ:168:VAL:O	25:AZ:169:PRO:C	2.44	0.55
25:AZ:177:LEU:O	25:AZ:181:GLN:HG3	2.06	0.55
26:B0:37:LEU:N	26:B0:59:LEU:O	2.32	0.55
36:BA:642:G:H21	36:BA:646:A:H2	1.55	0.55
36:BA:894:C:O2'	36:BA:895:U:H5'	2.06	0.55
36:BA:1141:U:H2'	46:BN:63:THR:HG21	1.89	0.55
36:BA:1638:C:H5''	36:BA:2710:C:O2'	2.06	0.55
36:BA:2401:U:C2'	36:BA:2402:C:H5''	2.35	0.55
36:BA:2584:U:C2'	36:BA:2585:U:H5'	2.37	0.55
42:BG:77:ILE:H	42:BG:77:ILE:CD1	2.16	0.55
52:BT:23:ARG:HA	52:BT:52:ILE:CD1	2.36	0.55
57:BY:8:LYS:HE2	57:BY:72:VAL:HG23	1.88	0.55
1:CA:1151:A:HO2'	1:CA:1152:A:H8	1.53	0.55
1:CA:1371:G:O3'	9:CI:69:GLY:HA3	2.07	0.55
9:CI:6:GLY:N	9:CI:84:ALA:HB2	2.22	0.55
9:CI:95:LYS:HD3	9:CI:96:LEU:N	2.22	0.55
14:CN:27:CYS:HG	59:CN:101:ZN:ZN	1.13	0.55
15:CO:17:ARG:O	15:CO:18:PHE:HB3	2.07	0.55
19:CS:10:PHE:HE1	19:CS:70:LYS:HE2	1.69	0.55
25:CZ:14:VAL:O	25:CZ:79:HIS:HA	2.06	0.55
28:D2:62:THR:HG21	36:DA:76:C:H4'	1.88	0.55
31:D5:2:ALA:N	36:DA:747:U:C4	2.75	0.55
35:D9:17:ILE:CG2	35:D9:18:ARG:N	2.69	0.55
36:DA:139(A):G:N2	56:DX:44:GLU:OE1	2.37	0.55
36:DA:885:C:H2'	36:DA:886:C:C6	2.42	0.55
36:DA:1070:A:H2'	36:DA:1097:U:OP1	2.06	0.55
36:DA:1801:G:OP2	39:DD:154:LYS:HE3	2.07	0.55
36:DA:2027:G:H2'	36:DA:2028:U:H6	1.71	0.55
37:DB:42:C:H4'	42:DG:67:LYS:HG2	1.86	0.55
37:DB:111:G:O2'	37:DB:112:U:H5'	2.07	0.55
40:DE:202:LYS:HD2	40:DE:202:LYS:N	2.22	0.55
42:DG:102:PHE:O	42:DG:102:PHE:CD1	2.60	0.55
43:DH:51:ARG:HG3	43:DH:52:VAL:N	2.20	0.55
48:DP:45:LEU:CD1	48:DP:46:LYS:H	2.19	0.55
48:DP:84:ASN:ND2	48:DP:116:GLY:HA2	2.21	0.55
50:DR:52:ILE:CG2	50:DR:94:TYR:HD2	2.20	0.55
56:DX:31:HIS:HB3	56:DX:34:ALA:HB2	1.88	0.55
57:DY:28:LYS:HB3	57:DY:39:VAL:N	2.14	0.55

Continued on next page...

Continued from previous page...

Atom-1	Atom-2	Interatomic distance (Å)	Clash overlap (Å)
57:DY:43:ASN:C	57:DY:44:ILE:HD12	2.27	0.55
58:DZ:10:ARG:HD3	58:DZ:37:VAL:O	2.06	0.55
4:AD:59:ARG:HA	4:AD:59:ARG:NE	2.11	0.55
5:AE:12:LEU:HD21	5:AE:14:ARG:HB3	1.89	0.55
25:AZ:30:ALA:O	25:AZ:34:VAL:HG23	2.06	0.55
28:B2:35:LEU:HD13	28:B2:36:ARG:N	2.22	0.55
33:B7:43:THR:HG23	33:B7:44:PRO:HD2	1.88	0.55
34:B8:32:LEU:HD13	36:BA:2392:A:OP1	2.07	0.55
36:BA:116:C:H2'	36:BA:117:G:O4'	2.06	0.55
36:BA:309:G:N3	36:BA:329:G:O2'	2.39	0.55
36:BA:481:G:H1'	36:BA:506:G:H21	1.72	0.55
36:BA:556:G:H2'	36:BA:557:U:C6	2.42	0.55
36:BA:2128:C:O2'	36:BA:2129:C:P	2.64	0.55
36:BA:2262:U:H4'	36:BA:2328:A:H2	1.72	0.55
36:BA:2657:A:H2	36:BA:2664:G:H21	1.54	0.55
38:BC:210:ARG:HH11	38:BC:210:ARG:CG	2.20	0.55
39:BD:257:LEU:HD23	39:BD:257:LEU:C	2.27	0.55
41:BF:152:GLU:O	41:BF:154:VAL:HG23	2.06	0.55
46:BN:41:ASP:C	53:BU:64:ARG:HH12	2.10	0.55
48:BP:102:ARG:HH11	48:BP:102:ARG:CB	2.19	0.55
50:BR:12:ARG:HH11	50:BR:12:ARG:HG3	1.71	0.55
56:BX:57:LEU:HD13	56:BX:78:LYS:O	2.07	0.55
1:CA:1321:C:C3'	1:CA:1322:C:H5''	2.35	0.55
1:CA:1486:G:H2'	1:CA:1487:G:O4'	2.06	0.55
5:CE:11:ILE:HD11	5:CE:33:VAL:HG21	1.89	0.55
5:CE:18:ARG:HG3	5:CE:18:ARG:HH11	1.72	0.55
6:CF:15:ASP:OD2	6:CF:17:SER:HB2	2.07	0.55
9:CI:2:GLU:N	9:CI:88:TYR:HH	2.04	0.55
10:CJ:8:LEU:HD22	10:CJ:96:ILE:HG22	1.88	0.55
13:CM:120:LYS:HA	13:CM:120:LYS:CE	2.37	0.55
25:CZ:7:ARG:NH2	25:CZ:281:ILE:CD1	2.68	0.55
25:CZ:126:VAL:HG13	61:CZ:502:KIR:H471	1.89	0.55
25:CZ:160:GLN:HG3	25:CZ:160:GLN:O	2.06	0.55
28:D2:3:LEU:CA	28:D2:7:ARG:HG3	2.34	0.55
28:D2:11:GLU:HG2	28:D2:14:ARG:HH21	1.72	0.55
30:D4:9:LEU:HD13	30:D4:10:VAL:N	2.19	0.55
34:D8:50:LEU:N	34:D8:53:PRO:HD3	2.22	0.55
36:DA:220:G:H2'	36:DA:427:U:O4	2.07	0.55
36:DA:320:A:C8	41:DF:136:THR:HG21	2.42	0.55
36:DA:494:G:O2'	55:DW:5:ALA:O	2.25	0.55
36:DA:527:C:H4'	36:DA:528:A:O4'	2.07	0.55

Continued on next page...

Continued from previous page...

Atom-1	Atom-2	Interatomic distance (Å)	Clash overlap (Å)
36:DA:669:G:N3	36:DA:669:G:H2'	2.22	0.55
36:DA:1411:C:H2'	36:DA:1412:A:C8	2.42	0.55
36:DA:1592:C:H2'	36:DA:1593:G:H8	1.70	0.55
36:DA:1639:U:O2'	36:DA:1640:C:H5''	2.07	0.55
36:DA:2348:U:O2'	36:DA:2349:G:H5'	2.07	0.55
36:DA:2681:C:H5	36:DA:2725:A:H62	1.54	0.55
37:DB:49:C:H2'	37:DB:50:G:C8	2.42	0.55
39:DD:69:ARG:HH22	39:DD:117:VAL:CG2	2.19	0.55
43:DH:158:HIS:O	43:DH:159:GLU:CB	2.53	0.55
49:DQ:141:GLN:O	58:DZ:53:ILE:HB	2.06	0.55
50:DR:76:VAL:O	50:DR:79:LEU:HB3	2.07	0.55
51:DS:16:ASN:C	51:DS:18:ILE:HD12	2.27	0.55
58:DZ:60:GLU:O	58:DZ:61:LEU:O	2.25	0.55
1:AA:1343:G:H2'	1:AA:1344:C:C6	2.42	0.55
2:AB:42:ILE:HD13	2:AB:203:GLY:HA2	1.89	0.55
2:AB:107:THR:O	2:AB:110:GLN:HG2	2.07	0.55
2:AB:229:VAL:HG12	2:AB:230:VAL:N	2.21	0.55
15:AO:31:LEU:O	15:AO:35:ARG:HG3	2.07	0.55
21:AU:17:THR:O	21:AU:22:ARG:NH1	2.39	0.55
22:AV:56:C:O4'	42:BG:76:SER:HB2	2.07	0.55
25:AZ:219:LYS:HB3	25:AZ:244:ARG:CD	2.35	0.55
26:B0:14:ARG:HG3	26:B0:14:ARG:NH1	2.20	0.55
28:B2:10:LEU:HD23	28:B2:10:LEU:C	2.26	0.55
35:B9:30:PRO:HB2	36:BA:2527:C:H5'	1.89	0.55
36:BA:200:U:H2'	36:BA:201:C:H5'	1.89	0.55
36:BA:494:G:O2'	55:BW:5:ALA:O	2.23	0.55
36:BA:1019:U:C2'	36:BA:1021:A:H2	2.20	0.55
36:BA:1209:G:N2	36:BA:1210:A:H62	2.05	0.55
36:BA:1858:G:O2'	36:BA:1884:A:N6	2.40	0.55
36:BA:2790:A:H2'	36:BA:2791:C:C5'	2.37	0.55
37:BB:96:U:H2'	37:BB:97:G:H8	1.72	0.55
38:BC:151:GLU:HA	38:BC:154:ARG:HH11	1.70	0.55
41:BF:4:VAL:HG22	41:BF:19:GLU:OE1	2.07	0.55
41:BF:28:ILE:O	41:BF:30:PRO:HD3	2.07	0.55
42:BG:25:TYR:CE2	42:BG:31:VAL:HA	2.42	0.55
43:BH:158:HIS:O	43:BH:159:GLU:CB	2.53	0.55
53:BU:6:THR:O	53:BU:9:VAL:HG22	2.06	0.55
55:BW:92:ARG:O	55:BW:93:ALA:HB3	2.05	0.55
3:CC:12:LEU:O	3:CC:13:GLY:C	2.45	0.55
9:CI:126:SER:O	9:CI:128:ARG:HD2	2.06	0.55
10:CJ:54:PHE:CD1	10:CJ:55:LYS:HD3	2.42	0.55

Continued on next page...

Continued from previous page...

Atom-1	Atom-2	Interatomic distance (Å)	Clash overlap (Å)
12:CL:75:HIS:CB	12:CL:102:ARG:HH21	2.20	0.55
13:CM:3:ARG:HB2	42:DG:113:ARG:HH22	1.72	0.55
20:CT:18:GLN:HG2	20:CT:22:ARG:NH1	2.21	0.55
22:CV:44:G:H3'	22:CV:45:U:H5'	1.89	0.55
25:CZ:19:HIS:HA	25:CZ:115:GLN:HB2	1.89	0.55
28:D2:12:GLU:O	28:D2:15:LYS:HG2	2.06	0.55
29:D3:31:LEU:C	29:D3:33:GLN:H	2.11	0.55
30:D4:40:HIS:HD2	30:D4:42:PHE:CE1	2.25	0.55
32:D6:27:LYS:HG3	32:D6:30:THR:CB	2.37	0.55
32:D6:45:LYS:O	32:D6:46:HIS:HB3	2.06	0.55
36:DA:1246:A:OP1	48:DP:16:ARG:NH2	2.40	0.55
36:DA:1337:G:H2'	36:DA:1338:G:C8	2.40	0.55
36:DA:1405:U:H2'	36:DA:1406:U:C6	2.41	0.55
36:DA:2152:G:O2'	36:DA:2153:G:H5'	2.07	0.55
36:DA:2386:C:H2'	36:DA:2387:U:C6	2.42	0.55
39:DD:72:LYS:HE2	39:DD:101:GLU:OE1	2.07	0.55
40:DE:111:ARG:HD2	50:DR:2:ARG:NH2	2.22	0.55
47:DO:114:ILE:HD12	47:DO:114:ILE:N	2.22	0.55
49:DQ:27:VAL:O	49:DQ:28:ALA:HB3	2.06	0.55
50:DR:37:THR:HA	50:DR:111:LEU:HA	1.89	0.55
55:DW:82:LEU:HD23	55:DW:84:ARG:HH22	1.72	0.55
57:DY:47:LYS:HG3	57:DY:60:PHE:CE1	2.41	0.55
57:DY:75:ILE:HG23	57:DY:76:CYS:H	1.68	0.55
58:DZ:78:LYS:O	58:DZ:79:ARG:CB	2.55	0.55
1:AA:542:G:P	4:AD:10:ARG:HH22	2.30	0.55
2:AB:144:ARG:HB2	2:AB:144:ARG:HH11	1.72	0.55
2:AB:238:LEU:HG	2:AB:239:VAL:N	2.22	0.55
3:AC:25:GLY:O	3:AC:27:LYS:N	2.40	0.55
5:AE:38:GLN:HA	5:AE:38:GLN:OE1	2.07	0.55
7:AG:58:PRO:C	7:AG:60:LYS:H	2.11	0.55
25:AZ:185:ASN:HD22	25:AZ:185:ASN:H	1.55	0.55
35:B9:31:LYS:HE2	36:BA:2478:A:H5'	1.89	0.55
36:BA:373:U:H2'	36:BA:374:A:H8	1.72	0.55
36:BA:479:A:HO2'	36:BA:481:G:H8	1.55	0.55
36:BA:500:G:H22	36:BA:502:A:H3'	1.72	0.55
36:BA:654(R):C:H2'	36:BA:654(S):G:C8	2.42	0.55
36:BA:654(V):A:H8	36:BA:655:A:H2'	1.71	0.55
36:BA:885:C:H2'	36:BA:886:C:C6	2.41	0.55
36:BA:1536:C:H2'	36:BA:1537:G:C4'	2.37	0.55
36:BA:2195:C:O2'	36:BA:2196:C:H5'	2.07	0.55
36:BA:2557:G:H2'	36:BA:2558:C:H6	1.70	0.55

Continued on next page...

Continued from previous page...

Atom-1	Atom-2	Interatomic distance (Å)	Clash overlap (Å)
39:BD:69:ARG:HH22	39:BD:117:VAL:CG2	2.20	0.55
42:BG:40:ASN:HD22	42:BG:91:ARG:HB2	1.72	0.55
42:BG:119:GLY:O	42:BG:120:LEU:O	2.25	0.55
46:BN:19:GLU:HG3	46:BN:20:GLY:N	2.22	0.55
50:BR:76:VAL:O	50:BR:79:LEU:HB3	2.07	0.55
53:BU:101:ARG:HG3	53:BU:101:ARG:NH1	2.22	0.55
54:BV:35:LEU:HD23	54:BV:57:VAL:CG1	2.36	0.55
57:BY:28:LYS:HB2	57:BY:37:VAL:HB	1.88	0.55
57:BY:85:VAL:O	57:BY:86:ARG:HB2	2.07	0.55
1:CA:80:G:C6	1:CA:90:U:H5'	2.42	0.55
1:CA:80:G:H3'	1:CA:81:U:C5'	2.37	0.55
1:CA:222:U:H2'	1:CA:223:U:C6	2.42	0.55
1:CA:961:U:O2'	1:CA:962:C:H6	1.86	0.55
1:CA:1064:G:N2	1:CA:1190:G:H2'	2.22	0.55
1:CA:1306:A:H61	1:CA:1331:G:H1'	1.71	0.55
4:CD:157:LEU:HD12	4:CD:157:LEU:N	2.21	0.55
5:CE:40:ARG:HG2	5:CE:40:ARG:HH11	1.73	0.55
7:CG:7:ALA:O	7:CG:8:GLU:CB	2.55	0.55
7:CG:59:LEU:O	7:CG:59:LEU:HG	2.07	0.55
10:CJ:38:ILE:HD11	10:CJ:71:LEU:HB3	1.88	0.55
10:CJ:40:LEU:H	10:CJ:40:LEU:CD2	2.14	0.55
10:CJ:54:PHE:CE2	10:CJ:55:LYS:HD3	2.42	0.55
20:CT:65:LYS:O	20:CT:68:LYS:HB2	2.06	0.55
22:CW:7:A:N6	22:CW:49:C:H41	2.04	0.55
22:CW:38:A:H2'	22:CW:39:U:O4'	2.07	0.55
25:CZ:69:GLU:HG2	25:CZ:70:TYR:N	2.22	0.55
36:DA:83:G:H5''	36:DA:84:A:OP1	2.06	0.55
36:DA:589:C:H2'	36:DA:590:A:C8	2.42	0.55
36:DA:910:A:H2'	36:DA:911:A:C8	2.42	0.55
36:DA:926:A:H8	36:DA:926:A:H5'	1.71	0.55
36:DA:1047:G:H2'	36:DA:1110:G:N2	2.14	0.55
36:DA:1248:G:C2	53:DU:3:ARG:HD2	2.42	0.55
36:DA:1839:G:H8	36:DA:1839:G:H5'	1.70	0.55
36:DA:1932:A:H2'	36:DA:1933:G:O4'	2.06	0.55
36:DA:2317:C:H2'	36:DA:2318:G:C5'	2.29	0.55
36:DA:2562:U:H4'	47:DO:25:LEU:HD21	1.88	0.55
40:DE:36:ARG:HH21	40:DE:88:GLY:HA2	1.70	0.55
42:DG:87:PRO:HG2	42:DG:88:ILE:N	2.22	0.55
44:DJ:67:UNK:C	44:DJ:69:UNK:H	2.19	0.55
48:DP:34:GLY:O	48:DP:35:HIS:CB	2.55	0.55
52:DT:30:VAL:HG22	52:DT:84:GLN:HG3	1.89	0.55

Continued on next page...

Continued from previous page...

Atom-1	Atom-2	Interatomic distance (Å)	Clash overlap (Å)
58:DZ:97:GLU:HA	58:DZ:127:LYS:HA	1.89	0.55
58:DZ:120:ILE:HG22	58:DZ:121:HIS:N	2.18	0.55
1:AA:80:G:H3'	1:AA:81:U:C5'	2.37	0.54
1:AA:194:C:C2'	1:AA:195:A:H5''	2.37	0.54
1:AA:625:G:H2'	1:AA:626:U:C6	2.42	0.54
1:AA:736:C:H2'	1:AA:737:A:C8	2.42	0.54
1:AA:848:C:O2'	1:AA:849:C:H5'	2.07	0.54
1:AA:992:U:H4'	1:AA:993:G:O5'	2.06	0.54
6:AF:30:LEU:HD23	6:AF:30:LEU:O	2.06	0.54
13:AM:6:GLY:O	13:AM:8:GLU:N	2.40	0.54
16:AP:8:ARG:HB3	16:AP:28:ARG:HH12	1.69	0.54
19:AS:16:LEU:O	19:AS:19:VAL:N	2.40	0.54
19:AS:31:ILE:CG2	19:AS:49:ILE:HA	2.34	0.54
20:AT:12:ALA:O	20:AT:15:ARG:HB2	2.07	0.54
22:AW:9:A:C2	22:AW:45:U:O4	2.55	0.54
25:AZ:277:LEU:HD11	25:AZ:280:GLY:H	1.72	0.54
26:B0:7:LEU:HB3	49:BQ:85:LYS:HD2	1.89	0.54
32:B6:36:LEU:HD12	32:B6:50:ARG:CZ	2.38	0.54
36:BA:564:C:O2'	36:BA:565:C:H5'	2.05	0.54
36:BA:675:A:OP1	41:BF:63:LYS:HE2	2.07	0.54
37:BB:7:G:H2'	37:BB:8:U:H5''	1.89	0.54
42:BG:51:ARG:NH1	42:BG:53:LEU:HD13	2.21	0.54
43:BH:163:TYR:N	43:BH:163:TYR:CD1	2.75	0.54
48:BP:9:ASN:H	48:BP:10:PRO:CD	2.13	0.54
48:BP:91:PHE:CE2	48:BP:95:VAL:HG12	2.42	0.54
50:BR:5:LYS:O	50:BR:6:SER:HB2	2.07	0.54
50:BR:75:LEU:HD13	50:BR:75:LEU:O	2.07	0.54
58:BZ:149:SER:OG	58:BZ:173:ALA:HA	2.07	0.54
58:BZ:172:ALA:O	58:BZ:173:ALA:HB2	2.06	0.54
1:CA:1145:C:O2'	1:CA:1146:A:O5'	2.25	0.54
1:CA:1330:U:H3'	1:CA:1331:G:O4'	2.07	0.54
2:CB:126:GLU:O	2:CB:129:GLU:HB2	2.07	0.54
2:CB:213:LEU:HD23	2:CB:213:LEU:C	2.28	0.54
3:CC:165:THR:O	3:CC:165:THR:HG23	2.05	0.54
4:CD:129:ASN:HD21	4:CD:144:ASP:HA	1.73	0.54
18:CR:67:ALA:O	18:CR:71:LYS:HG3	2.08	0.54
25:CZ:168:VAL:O	25:CZ:169:PRO:C	2.45	0.54
27:D1:21:ARG:HH11	27:D1:21:ARG:CB	2.20	0.54
29:D3:26:LEU:O	29:D3:27:GLY:C	2.45	0.54
30:D4:6:HIS:HB3	42:DG:67:LYS:HZ1	1.71	0.54
33:D7:10:ARG:NH1	33:D7:10:ARG:HG2	2.18	0.54

Continued on next page...

Continued from previous page...

Atom-1	Atom-2	Interatomic distance (Å)	Clash overlap (Å)
36:DA:201:C:C2'	36:DA:202:U:H5'	2.38	0.54
36:DA:2133:G:N1	36:DA:2157:G:O6	2.40	0.54
36:DA:2308:G:O6	36:DA:2310:A:H2'	2.07	0.54
38:DC:78:ALA:H	38:DC:115:ALA:HA	1.71	0.54
47:DO:2:ILE:HD12	47:DO:6:THR:HG21	1.88	0.54
47:DO:104:ARG:HE	52:DT:33:LYS:CE	2.21	0.54
48:DP:84:ASN:C	48:DP:86:LYS:H	2.09	0.54
50:DR:2:ARG:HG3	50:DR:2:ARG:HH11	1.71	0.54
50:DR:72:ASP:HB3	50:DR:75:LEU:CB	2.36	0.54
53:DU:105:VAL:O	53:DU:108:GLU:HB2	2.06	0.54
1:AA:792:A:H4'	1:AA:793:U:O5'	2.07	0.54
2:AB:39:ILE:HG22	2:AB:40:HIS:N	2.22	0.54
2:AB:207:ALA:O	2:AB:211:ILE:HG13	2.07	0.54
4:AD:159:ARG:HH11	4:AD:159:ARG:HG3	1.71	0.54
5:AE:100:VAL:HG12	5:AE:118:ILE:HG22	1.88	0.54
13:AM:40:ASN:HD22	13:AM:43:THR:HG23	1.72	0.54
18:AR:58:LEU:CD1	18:AR:66:LEU:HD22	2.38	0.54
26:B0:20:ARG:HH11	26:B0:20:ARG:CG	2.21	0.54
36:BA:18:C:O3'	53:BU:23:GLY:HA2	2.07	0.54
36:BA:589:C:H2'	36:BA:590:A:C8	2.42	0.54
36:BA:2001:A:H4'	36:BA:2689:U:H2'	1.90	0.54
36:BA:2485:G:H5''	49:BQ:46:GLN:NE2	2.21	0.54
36:BA:2538:C:H2'	36:BA:2539:C:H6	1.72	0.54
36:BA:2619:C:O2'	36:BA:2620:C:H5'	2.07	0.54
36:BA:2839:G:H5'	50:BR:46:GLY:HA2	1.88	0.54
39:BD:81:ALA:HA	39:BD:113:VAL:CG2	2.36	0.54
39:BD:132:PRO:HG3	39:BD:190:TYR:CE1	2.41	0.54
41:BF:53:THR:HG23	41:BF:55:GLY:N	2.18	0.54
44:BJ:45:UNK:C	44:BJ:47:UNK:H	2.20	0.54
49:BQ:64:ILE:HG22	49:BQ:65:PHE:N	2.21	0.54
52:BT:83:ILE:HG13	52:BT:84:GLN:H	1.70	0.54
54:BV:19:LYS:HE2	54:BV:19:LYS:HA	1.89	0.54
54:BV:47:VAL:HB	54:BV:51:VAL:O	2.06	0.54
58:BZ:18:LEU:HA	58:BZ:21:ALA:HB3	1.89	0.54
58:BZ:149:SER:HB3	58:BZ:173:ALA:HA	1.89	0.54
58:BZ:166:SER:HB2	58:BZ:167:PRO:C	2.28	0.54
1:CA:80:G:H3'	1:CA:81:U:H5'	1.88	0.54
1:CA:189(J):G:O2'	1:CA:189(K):U:H5'	2.07	0.54
1:CA:1004:A:H5''	1:CA:1025:U:C2	2.41	0.54
25:CZ:195:TRP:HA	25:CZ:195:TRP:CE3	2.41	0.54
27:D1:67:ILE:N	27:D1:68:PRO:CD	2.70	0.54

Continued on next page...

Continued from previous page...

Atom-1	Atom-2	Interatomic distance (Å)	Clash overlap (Å)
28:D2:25:VAL:HG22	28:D2:29:LYS:CD	2.37	0.54
32:D6:44:ARG:C	32:D6:45:LYS:HD2	2.28	0.54
32:D6:45:LYS:O	32:D6:46:HIS:ND1	2.41	0.54
36:DA:419:C:H2'	36:DA:420:C:H6	1.72	0.54
36:DA:848:G:N9	36:DA:933:A:H8	2.05	0.54
36:DA:1029:A:H2'	36:DA:1030:G:O4'	2.07	0.54
36:DA:1464:C:HO2'	36:DA:1528:A:H8	1.54	0.54
36:DA:2262:U:O2'	36:DA:2263:C:H5'	2.07	0.54
36:DA:2485:G:H5''	49:DQ:46:GLN:NE2	2.19	0.54
38:DC:53:ARG:HH12	38:DC:55:ASP:CG	2.11	0.54
39:DD:81:ALA:HA	39:DD:113:VAL:CG2	2.38	0.54
41:DF:123:LEU:CD1	41:DF:192:LEU:HD22	2.38	0.54
48:DP:59:LEU:HA	48:DP:61:ARG:NH1	2.22	0.54
51:DS:73:LEU:HD23	51:DS:73:LEU:C	2.28	0.54
1:AA:841:U:H3'	1:AA:848:C:O4'	2.07	0.54
1:AA:1116:C:H2'	1:AA:1117:G:H5''	1.88	0.54
4:AD:157:LEU:HD12	4:AD:157:LEU:N	2.22	0.54
10:AJ:38:ILE:CD1	10:AJ:71:LEU:HB3	2.37	0.54
16:AP:53:VAL:CG2	16:AP:54:GLU:H	2.17	0.54
22:AV:44:G:H2'	22:AV:45:U:H5'	1.89	0.54
25:AZ:27:LEU:HD12	25:AZ:27:LEU:O	2.07	0.54
25:AZ:215:ARG:HG3	25:AZ:215:ARG:HH11	1.73	0.54
25:AZ:310:ILE:HG13	25:AZ:381:GLU:HB2	1.90	0.54
36:BA:271(E):U:H2'	36:BA:271(F):C:C6	2.42	0.54
36:BA:1472:A:C2'	36:BA:1473:G:H5'	2.38	0.54
36:BA:2185:C:C2'	36:BA:2186:G:H5'	2.35	0.54
36:BA:2712(A):A:H5'	36:BA:2713:A:OP2	2.06	0.54
37:BB:21:G:H2'	37:BB:22:U:H5'	1.89	0.54
38:BC:53:ARG:HH12	38:BC:55:ASP:CG	2.11	0.54
38:BC:68:LEU:HD11	38:BC:161:ILE:HG23	1.87	0.54
38:BC:98:GLU:O	38:BC:98:GLU:HG3	2.07	0.54
38:BC:114:VAL:HG23	38:BC:149:ILE:HD11	1.88	0.54
39:BD:223:GLY:C	39:BD:224:ALA:O	2.39	0.54
43:BH:121:ILE:CD1	43:BH:144:VAL:HG21	2.36	0.54
48:BP:39:LYS:HD2	48:BP:40:SER:H	1.72	0.54
51:BS:73:LEU:HD23	51:BS:73:LEU:O	2.07	0.54
53:BU:90:VAL:HG21	54:BV:47:VAL:CG2	2.38	0.54
54:BV:21:ARG:HD3	54:BV:21:ARG:H	1.72	0.54
55:BW:4:LYS:HD3	55:BW:6:ILE:CD1	2.38	0.54
1:CA:167:G:O2'	1:CA:168:G:H5'	2.07	0.54
1:CA:226:G:O2'	1:CA:227:G:H5'	2.06	0.54

Continued on next page...

Continued from previous page...

Atom-1	Atom-2	Interatomic distance (Å)	Clash overlap (Å)
1:CA:858:G:N1	1:CA:869:G:C8	2.76	0.54
1:CA:1443:G:H5'	1:CA:1444:C:OP2	2.07	0.54
3:CC:83:ARG:O	3:CC:86:VAL:HG22	2.08	0.54
4:CD:108:LEU:HB3	4:CD:110:PHE:HE1	1.72	0.54
25:CZ:156:ASP:O	25:CZ:160:GLN:HB3	2.07	0.54
36:DA:1209:G:N2	36:DA:1210:A:H62	2.06	0.54
36:DA:2200:C:H5'	36:DA:2201:C:OP2	2.07	0.54
36:DA:2840:C:H5''	50:DR:53:HIS:HD2	1.72	0.54
37:DB:42:C:H1'	42:DG:66:GLN:OE1	2.08	0.54
37:DB:65:C:N4	37:DB:109:C:H2'	2.22	0.54
40:DE:198:VAL:HG12	40:DE:199:ARG:N	2.22	0.54
42:DG:15:VAL:O	42:DG:19:LEU:HG	2.08	0.54
49:DQ:134:ARG:HA	49:DQ:137:TYR:CD2	2.43	0.54
49:DQ:141:GLN:HB3	58:DZ:99:TYR:CE2	2.42	0.54
54:DV:2:PHE:CZ	54:DV:13:ARG:NH1	2.75	0.54
55:DW:40:ASN:O	55:DW:41:LYS:HG2	2.06	0.54
58:DZ:70:LEU:H	58:DZ:70:LEU:HD23	1.73	0.54
58:DZ:108:PRO:O	58:DZ:111:VAL:HG23	2.07	0.54
1:AA:337:C:H2'	1:AA:338:A:C8	2.42	0.54
1:AA:384:G:H2'	1:AA:385:C:C6	2.42	0.54
19:AS:22:LEU:HD13	19:AS:22:LEU:O	2.07	0.54
22:AW:7:A:N6	22:AW:49:C:H41	2.06	0.54
25:AZ:356:PRO:HB2	25:AZ:359:VAL:HG21	1.90	0.54
25:AZ:359:VAL:HG12	25:AZ:362:VAL:CG2	2.37	0.54
33:B7:34:ARG:HH11	33:B7:34:ARG:CG	2.19	0.54
34:B8:17:THR:HG22	34:B8:21:LYS:O	2.07	0.54
36:BA:32:C:H5'	36:BA:33:U:OP2	2.08	0.54
36:BA:910:A:H2'	36:BA:911:A:C8	2.42	0.54
36:BA:992:C:O3'	54:BV:72:VAL:HG11	2.07	0.54
36:BA:1762:A:H8	36:BA:1762:A:O5'	1.90	0.54
36:BA:1786:A:C2	36:BA:2606:C:H1'	2.43	0.54
39:BD:6:PHE:N	39:BD:6:PHE:CD1	2.75	0.54
43:BH:85:LYS:HE2	43:BH:85:LYS:C	2.28	0.54
46:BN:43:THR:HG22	46:BN:45:ASN:ND2	2.22	0.54
46:BN:133:GLN:C	46:BN:135:PRO:HD3	2.27	0.54
48:BP:112:LEU:HD22	48:BP:113:LYS:N	2.22	0.54
50:BR:103:ARG:O	50:BR:111:LEU:HD11	2.07	0.54
52:BT:28:VAL:O	52:BT:29:ARG:CD	2.46	0.54
58:BZ:24:LEU:HD23	58:BZ:24:LEU:C	2.27	0.54
1:CA:950:U:OP2	13:CM:102:ARG:HD2	2.08	0.54
4:CD:58:LEU:HD22	4:CD:58:LEU:O	2.07	0.54

Continued on next page...

Continued from previous page...

Atom-1	Atom-2	Interatomic distance (Å)	Clash overlap (Å)
11:CK:30:VAL:HG11	11:CK:65:ALA:HA	1.88	0.54
12:CL:39:VAL:CG1	12:CL:57:LYS:HB3	2.37	0.54
25:CZ:25:THR:CB	60:CZ:501:GDP:O2B	2.54	0.54
25:CZ:226:GLU:O	25:CZ:300:ARG:HG2	2.07	0.54
25:CZ:279:GLU:HG2	25:CZ:279:GLU:O	2.08	0.54
28:D2:29:LYS:O	28:D2:33:MET:CG	2.55	0.54
32:D6:15:GLU:OE1	32:D6:18:ARG:CD	2.55	0.54
34:D8:26:LYS:NZ	34:D8:47:LYS:HD3	2.22	0.54
35:D9:1:MET:HB3	35:D9:31:LYS:O	2.08	0.54
36:DA:1240:U:O2'	36:DA:1241:A:H5'	2.08	0.54
36:DA:1681:G:O2'	36:DA:1762:A:C2'	2.54	0.54
36:DA:2009:G:O2'	36:DA:2010:G:H5'	2.07	0.54
36:DA:2631:G:N2	40:DE:61:ARG:NH1	2.55	0.54
36:DA:2647:U:H2'	36:DA:2648:C:C6	2.43	0.54
36:DA:2679:A:H4'	40:DE:165:VAL:HG11	1.88	0.54
39:DD:70:TRP:CZ3	39:DD:150:LYS:HA	2.42	0.54
39:DD:131:LEU:HB2	39:DD:136:ILE:CD1	2.37	0.54
39:DD:196:VAL:O	39:DD:196:VAL:HG12	2.06	0.54
39:DD:248:SER:HB2	39:DD:249:PRO:HD2	1.88	0.54
42:DG:7:LEU:CD2	42:DG:176:LEU:HD21	2.32	0.54
43:DH:121:ILE:CD1	43:DH:144:VAL:HG21	2.37	0.54
48:DP:24:GLY:HA3	48:DP:33:ARG:HH12	1.72	0.54
52:DT:54:ARG:HA	52:DT:59:THR:HB	1.88	0.54
54:DV:35:LEU:N	54:DV:35:LEU:HD22	2.22	0.54
56:DX:64:LYS:HE2	56:DX:73:ARG:HE	1.73	0.54
1:AA:269:C:H2'	1:AA:270:A:H8	1.72	0.54
1:AA:443:C:H2'	1:AA:444:C:C6	2.43	0.54
1:AA:1402:C:O2	1:AA:1500:A:N1	2.41	0.54
3:AC:83:ARG:O	3:AC:86:VAL:HG22	2.07	0.54
4:AD:95:GLY:HA3	4:AD:188:LEU:HD21	1.90	0.54
8:AH:119:LEU:HD12	8:AH:124:ALA:CA	2.38	0.54
36:BA:621:A:H2'	36:BA:622:G:C5'	2.37	0.54
36:BA:654(E):G:H22	36:BA:654(Q):C:C1'	2.16	0.54
36:BA:752:A:O2'	36:BA:753:C:OP2	2.24	0.54
36:BA:1013:C:H2'	36:BA:1014:U:H6	1.72	0.54
36:BA:1305:C:O2'	36:BA:1306:C:H5'	2.07	0.54
36:BA:1921:G:O2'	36:BA:1922:G:H5'	2.08	0.54
36:BA:2134:A:H62	36:BA:2157:G:H1'	1.73	0.54
36:BA:2223:G:C2'	36:BA:2224:G:H5'	2.38	0.54
51:BS:53:SER:C	51:BS:55:ALA:H	2.10	0.54
57:BY:13:VAL:HG21	57:BY:72:VAL:HB	1.90	0.54

Continued on next page...

Continued from previous page...

Atom-1	Atom-2	Interatomic distance (Å)	Clash overlap (Å)
58:BZ:123:ASP:C	58:BZ:124:ILE:HG12	2.27	0.54
1:CA:443:C:H2'	1:CA:444:C:C6	2.43	0.54
1:CA:841:U:H3'	1:CA:848:C:O4'	2.07	0.54
1:CA:1123:A:O2'	10:CJ:38:ILE:HG22	2.08	0.54
2:CB:30:ARG:HG3	2:CB:31:TYR:CD1	2.43	0.54
2:CB:238:LEU:HG	2:CB:239:VAL:N	2.22	0.54
3:CC:5:ILE:H	3:CC:5:ILE:HD12	1.71	0.54
4:CD:4:TYR:O	4:CD:5:ILE:HB	2.08	0.54
9:CI:19:LEU:HD23	9:CI:20:ARG:N	2.22	0.54
13:CM:40:ASN:HD22	13:CM:43:THR:HG23	1.72	0.54
14:CN:12:ARG:NH1	14:CN:14:PRO:HG2	2.23	0.54
24:CY:72:U:H3'	24:CY:73:G:H5''	1.88	0.54
25:CZ:87:ASP:HB2	25:CZ:88:TYR:CD1	2.42	0.54
25:CZ:185:ASN:H	25:CZ:185:ASN:HD22	1.56	0.54
25:CZ:358:GLY:C	25:CZ:360:GLU:N	2.58	0.54
28:D2:47:ASN:HB3	28:D2:51:ARG:CG	2.37	0.54
34:D8:32:LEU:HD11	36:DA:2391:G:O5'	2.08	0.54
36:DA:271(E):U:H2'	36:DA:271(F):C:C6	2.42	0.54
36:DA:1722:A:O2'	36:DA:1739:U:H5'	2.07	0.54
36:DA:2312:U:C2'	36:DA:2313:C:H5''	2.37	0.54
36:DA:2603:G:C3'	36:DA:2604:U:H5''	2.37	0.54
38:DC:210:ARG:HH11	38:DC:210:ARG:CG	2.20	0.54
39:DD:96:HIS:CE1	39:DD:102:LYS:HE2	2.42	0.54
43:DH:37:VAL:HG11	43:DH:68:THR:HG21	1.89	0.54
48:DP:9:ASN:H	48:DP:10:PRO:CD	2.13	0.54
49:DQ:21:THR:O	49:DQ:22:LYS:HB3	2.08	0.54
49:DQ:109:VAL:HG13	49:DQ:113:GLN:OE1	2.07	0.54
51:DS:35:ILE:HD11	51:DS:99:LYS:NZ	2.23	0.54
58:DZ:28:MET:HG2	58:DZ:37:VAL:CG1	2.38	0.54
1:AA:80:G:C6	1:AA:90:U:H5'	2.42	0.54
1:AA:407:G:O2'	4:AD:116:GLN:HG3	2.08	0.54
1:AA:723:U:H3	1:AA:1537:U:H2'	1.70	0.54
1:AA:1158:C:H2'	1:AA:1181:G:H22	1.73	0.54
1:AA:1314:C:O2'	1:AA:1315:U:H5'	2.06	0.54
12:AL:8:ASN:HD22	17:AQ:34:LYS:NZ	2.04	0.54
22:AW:74:C:H5'	22:AW:74:C:C6	2.37	0.54
24:AY:51:G:O2'	25:AZ:338:TYR:HD1	1.89	0.54
25:AZ:7:ARG:NH1	25:AZ:7:ARG:CG	2.65	0.54
25:AZ:19:HIS:HA	25:AZ:115:GLN:HB2	1.90	0.54
25:AZ:397:ALA:HB1	61:AZ:502:KIR:O27	2.08	0.54
34:B8:11:LYS:HE3	34:B8:63:PRO:HG3	1.89	0.54

Continued on next page...

Continued from previous page...

Atom-1	Atom-2	Interatomic distance (Å)	Clash overlap (Å)
35:B9:1:MET:HG3	36:BA:2478:A:OP2	2.08	0.54
36:BA:272(J):C:H2'	36:BA:274:G:H5''	1.90	0.54
36:BA:657:U:C2	36:BA:658:C:C5	2.96	0.54
36:BA:1029:A:H2'	36:BA:1030:G:O4'	2.08	0.54
36:BA:1495:A:H2'	36:BA:1496:A:C2	2.43	0.54
36:BA:1880:C:C2'	36:BA:1881:C:H5''	2.38	0.54
36:BA:2183:C:H2'	36:BA:2184:G:C8	2.43	0.54
39:BD:270:ILE:H	39:BD:270:ILE:HD12	1.71	0.54
40:BE:33:VAL:CG1	40:BE:69:LYS:HE3	2.36	0.54
41:BF:170:LEU:CB	41:BF:173:VAL:HB	2.37	0.54
55:BW:8:ARG:HG2	55:BW:8:ARG:HH11	1.73	0.54
56:BX:53:LYS:HD2	56:BX:55:ASN:HD21	1.73	0.54
1:CA:274:A:HO2'	1:CA:275:G:H8	1.53	0.54
2:CB:107:THR:O	2:CB:110:GLN:HG2	2.08	0.54
2:CB:221:LEU:HD13	2:CB:221:LEU:O	2.08	0.54
7:CG:115:ARG:O	7:CG:118:VAL:HG22	2.07	0.54
12:CL:83:VAL:HG11	12:CL:100:ILE:HD13	1.88	0.54
18:CR:53:ARG:HG3	18:CR:63:GLN:HE21	1.73	0.54
25:CZ:176:LEU:HB2	60:CZ:501:GDP:C4	2.42	0.54
25:CZ:271:GLU:O	25:CZ:286:VAL:HG23	2.07	0.54
32:D6:15:GLU:OE2	32:D6:41:PRO:HG3	2.08	0.54
36:DA:315:G:H2'	36:DA:316:C:C6	2.43	0.54
36:DA:779:U:OP1	39:DD:49:ILE:HG13	2.07	0.54
36:DA:1019:U:H3	36:DA:1142(A):A:N6	2.02	0.54
36:DA:1141:U:H2'	46:DN:63:THR:HG21	1.87	0.54
36:DA:2174:C:H1'	38:DC:217:THR:O	2.08	0.54
36:DA:2223:G:C2'	36:DA:2224:G:H5'	2.38	0.54
36:DA:2781:A:H5''	36:DA:2782:G:H5'	1.89	0.54
39:DD:4:LYS:HZ1	39:DD:20:ASP:HA	1.73	0.54
39:DD:239:ARG:O	39:DD:239:ARG:HG3	2.08	0.54
41:DF:39:TRP:CG	41:DF:101:LEU:HB2	2.43	0.54
41:DF:133:ASN:HB2	41:DF:138:GLU:OE2	2.08	0.54
42:DG:87:PRO:HG2	42:DG:88:ILE:H	1.73	0.54
43:DH:42:ARG:HG2	43:DH:43:VAL:N	2.22	0.54
46:DN:91:LEU:HD23	46:DN:98:VAL:HG21	1.89	0.54
48:DP:91:PHE:CE2	48:DP:95:VAL:HG12	2.42	0.54
54:DV:12:TYR:N	54:DV:12:TYR:CD1	2.75	0.54
58:DZ:108:PRO:HB3	58:DZ:141:VAL:HG12	1.88	0.54
1:AA:67:C:H2'	1:AA:68:G:C8	2.42	0.54
1:AA:1116:C:H2'	1:AA:1117:G:C5'	2.37	0.54
1:AA:1382:C:H2'	1:AA:1383:C:H6	1.73	0.54

Continued on next page...

Continued from previous page...

Atom-1	Atom-2	Interatomic distance (Å)	Clash overlap (Å)
3:AC:175:LEU:HD12	3:AC:175:LEU:H	1.72	0.54
5:AE:110:LEU:HD13	5:AE:118:ILE:HD13	1.90	0.54
8:AH:89:PRO:HA	8:AH:92:ARG:NH1	2.22	0.54
9:AI:10:ARG:HG3	9:AI:75:ASP:HB3	1.90	0.54
18:AR:53:ARG:HG3	18:AR:63:GLN:HE21	1.71	0.54
19:AS:31:ILE:HG23	19:AS:49:ILE:HG23	1.90	0.54
24:AY:72:U:H3'	24:AY:73:G:H5''	1.89	0.54
26:B0:73:GLY:O	26:B0:75:LEU:N	2.40	0.54
30:B4:39:CYS:O	30:B4:40:HIS:HB2	2.08	0.54
36:BA:1335:U:H2'	36:BA:1336:A:C8	2.43	0.54
36:BA:1541:G:O3'	36:BA:1541:G:OP2	2.26	0.54
36:BA:1970:A:H5''	36:BA:1971:A:OP1	2.08	0.54
36:BA:2348:U:O2'	36:BA:2349:G:H5'	2.07	0.54
36:BA:2720:U:H5'	36:BA:2721:A:OP2	2.07	0.54
39:BD:129:ASN:O	39:BD:193:VAL:HG12	2.08	0.54
40:BE:198:VAL:HG12	40:BE:199:ARG:N	2.22	0.54
43:BH:83:TYR:HB3	43:BH:135:GLY:O	2.08	0.54
46:BN:73:THR:HG23	46:BN:82:LEU:HD11	1.88	0.54
52:BT:80:SER:HB3	52:BT:81:PRO:CD	2.27	0.54
52:BT:106:SER:O	52:BT:107:ASP:OD1	2.24	0.54
53:BU:95:LEU:HD12	54:BV:11:GLN:HG3	1.90	0.54
57:BY:84:ARG:HG2	57:BY:85:VAL:H	1.71	0.54
1:CA:384:G:H2'	1:CA:385:C:C6	2.42	0.54
2:CB:39:ILE:HG22	2:CB:40:HIS:N	2.22	0.54
3:CC:34:LEU:HG	14:CN:25:VAL:HG11	1.90	0.54
4:CD:95:GLY:HA3	4:CD:188:LEU:HD21	1.90	0.54
5:CE:11:ILE:CG2	5:CE:105:VAL:HG22	2.38	0.54
7:CG:141:VAL:O	7:CG:144:MET:HB2	2.07	0.54
25:CZ:215:ARG:HH11	25:CZ:215:ARG:HG3	1.73	0.54
25:CZ:347:THR:HG22	25:CZ:348:ASP:H	1.72	0.54
28:D2:32:LEU:HD13	28:D2:57:ILE:HG21	1.89	0.54
36:DA:272(J):C:H2'	36:DA:274:G:H5''	1.89	0.54
36:DA:673:C:O2'	36:DA:674:G:H5'	2.07	0.54
36:DA:1260:G:H2'	36:DA:1261:C:C6	2.43	0.54
36:DA:2307:G:H3'	36:DA:2307:G:N3	2.23	0.54
36:DA:2790:A:H2'	36:DA:2791:C:C5'	2.37	0.54
41:DF:183:VAL:O	41:DF:187:VAL:HG23	2.08	0.54
42:DG:47:LYS:HG3	42:DG:81:LYS:CG	2.33	0.54
43:DH:19:VAL:HG12	43:DH:20:ALA:N	2.22	0.54
43:DH:66:GLY:CA	43:DH:69:ARG:HB3	2.35	0.54
48:DP:16:ARG:HD3	48:DP:16:ARG:C	2.28	0.54

Continued on next page...

Continued from previous page...

Atom-1	Atom-2	Interatomic distance (Å)	Clash overlap (Å)
48:DP:58:THR:HG22	48:DP:58:THR:O	2.06	0.54
52:DT:53:ARG:HH11	52:DT:53:ARG:CB	2.12	0.54
52:DT:62:THR:CG2	52:DT:75:ILE:HG13	2.38	0.54
52:DT:78:LEU:C	52:DT:79:HIS:CD2	2.80	0.54
54:DV:38:LEU:HD22	54:DV:52:VAL:HG11	1.89	0.54
56:DX:12:VAL:HG12	56:DX:27:THR:O	2.07	0.54
56:DX:54:VAL:C	56:DX:55:ASN:HD22	2.11	0.54
57:DY:13:VAL:HG22	57:DY:14:LEU:N	2.22	0.54
1:AA:1221:G:O2'	1:AA:1222:G:H5'	2.08	0.54
3:AC:43:LEU:HD22	3:AC:47:LEU:HD22	1.90	0.54
7:AG:7:ALA:O	7:AG:8:GLU:CB	2.56	0.54
13:AM:3:ARG:HH21	13:AM:7:VAL:HG13	1.71	0.54
13:AM:56:LEU:C	13:AM:56:LEU:HD13	2.29	0.54
15:AO:25:THR:O	15:AO:29:VAL:HG23	2.06	0.54
19:AS:6:LYS:O	19:AS:7:LYS:HD3	2.08	0.54
22:AV:51:U:H2'	22:AV:52:G:H8	1.72	0.54
22:AW:38:A:H2'	22:AW:39:U:O4'	2.07	0.54
25:AZ:7:ARG:NH2	25:AZ:281:ILE:CD1	2.67	0.54
25:AZ:198:LYS:HA	25:AZ:201:GLU:HB2	1.88	0.54
25:AZ:226:GLU:O	25:AZ:300:ARG:HG2	2.06	0.54
26:B0:42:GLY:HA3	36:BA:2331:G:C4'	2.38	0.54
31:B5:22:HIS:CE1	36:BA:2624:G:H1'	2.43	0.54
36:BA:141:A:C8	36:BA:1408:C:O2'	2.59	0.54
36:BA:320:A:C8	41:BF:136:THR:HG21	2.42	0.54
36:BA:691:C:O2'	36:BA:692:C:H5'	2.07	0.54
36:BA:2025:C:H2'	36:BA:2026:C:C6	2.41	0.54
36:BA:2099:U:H2'	36:BA:2100:G:C8	2.43	0.54
36:BA:2631:G:N2	40:BE:61:ARG:NH1	2.55	0.54
38:BC:132:GLY:N	38:BC:133:PRO:CD	2.69	0.54
39:BD:133:LEU:HB3	39:BD:173:VAL:HG11	1.88	0.54
40:BE:61:ARG:CB	40:BE:62:PRO:HD3	2.37	0.54
41:BF:156:LEU:HD12	41:BF:193:VAL:O	2.08	0.54
41:BF:160:ASN:C	41:BF:160:ASN:HD22	2.11	0.54
42:BG:46:ALA:HB2	42:BG:88:ILE:CG1	2.37	0.54
43:BH:37:VAL:HG11	43:BH:68:THR:HG21	1.90	0.54
46:BN:71:ILE:HD12	46:BN:71:ILE:N	2.23	0.54
47:BO:88:ASN:HD21	47:BO:92:GLU:HB2	1.73	0.54
49:BQ:141:GLN:HB3	58:BZ:99:TYR:CE1	2.43	0.54
57:BY:62:GLU:N	57:BY:62:GLU:OE1	2.41	0.54
58:BZ:151:HIS:HB2	58:BZ:170:THR:HA	1.90	0.54
1:CA:1152:A:H2'	1:CA:1153:C:C6	2.43	0.54

Continued on next page...

Continued from previous page...

Atom-1	Atom-2	Interatomic distance (Å)	Clash overlap (Å)
2:CB:111:ARG:HG2	2:CB:111:ARG:NH1	2.21	0.54
2:CB:180:LEU:O	2:CB:181:PHE:HB2	2.07	0.54
4:CD:61:LYS:HB2	4:CD:203:VAL:HG13	1.90	0.54
16:CP:5:ARG:HB3	16:CP:67:THR:OG1	2.08	0.54
22:CW:74:C:H5'	22:CW:74:C:C6	2.38	0.54
25:CZ:263:ARG:HE	25:CZ:293:VAL:HG22	1.72	0.54
25:CZ:313:HIS:CD2	25:CZ:403:ILE:HD13	2.43	0.54
27:D1:47:GLN:HG2	36:DA:2091:U:O2'	2.07	0.54
36:DA:321:G:O4'	41:DF:165:ARG:HD3	2.08	0.54
36:DA:623:G:H2'	36:DA:624:C:C6	2.43	0.54
36:DA:1272:A:OP2	36:DA:1647:G:OP1	2.26	0.54
36:DA:1523:U:H2'	36:DA:1524:G:C8	2.42	0.54
36:DA:2262:U:H4'	36:DA:2328:A:H2	1.72	0.54
36:DA:2485:G:C5'	49:DQ:46:GLN:HE21	2.19	0.54
36:DA:2514:U:H2'	36:DA:2515:C:C6	2.43	0.54
39:DD:226:MET:HE2	39:DD:231:HIS:CB	2.32	0.54
41:DF:4:VAL:HG22	41:DF:19:GLU:OE1	2.07	0.54
46:DN:58:ASP:O	46:DN:60:ILE:HG13	2.06	0.54
47:DO:107:ARG:HD3	52:DT:36:GLU:H	1.73	0.54
48:DP:102:ARG:HH11	48:DP:102:ARG:CB	2.20	0.54
50:DR:87:TYR:O	50:DR:89:ASP:N	2.41	0.54
51:DS:53:SER:C	51:DS:55:ALA:H	2.11	0.54
57:DY:8:LYS:HE2	57:DY:72:VAL:HG23	1.88	0.54
57:DY:81:LYS:O	57:DY:82:PRO:O	2.26	0.54
58:DZ:122:ARG:HH11	58:DZ:122:ARG:CG	2.21	0.54
4:AD:170:VAL:HG12	4:AD:171:GLY:H	1.73	0.54
9:AI:6:GLY:N	9:AI:84:ALA:HB2	2.22	0.54
13:AM:82:MET:CB	13:AM:93:ARG:NH1	2.71	0.54
19:AS:16:LEU:C	19:AS:18:LYS:N	2.60	0.54
24:AY:25:C:C5'	24:AY:25:C:H6	2.19	0.54
25:AZ:21:ASP:N	60:AZ:501:GDP:O1B	2.40	0.54
25:AZ:347:THR:HG22	25:AZ:348:ASP:H	1.73	0.54
34:B8:11:LYS:HZ2	34:B8:60:LEU:HD22	1.72	0.54
34:B8:32:LEU:CD1	36:BA:2391:G:H3'	2.36	0.54
36:BA:1411:C:H2'	36:BA:1412:A:C8	2.42	0.54
40:BE:81:ILE:HG22	40:BE:81:ILE:O	2.07	0.54
41:BF:170:LEU:HB3	41:BF:173:VAL:HB	1.90	0.54
42:BG:33:ARG:O	42:BG:34:LEU:HG	2.07	0.54
42:BG:40:ASN:ND2	42:BG:91:ARG:HB2	2.23	0.54
43:BH:41:MET:CG	43:BH:42:ARG:N	2.70	0.54
46:BN:55:VAL:HG22	46:BN:56:ASN:N	2.23	0.54

Continued on next page...

Continued from previous page...

Atom-1	Atom-2	Interatomic distance (Å)	Clash overlap (Å)
48:BP:64:LYS:C	48:BP:66:GLY:N	2.59	0.54
52:BT:29:ARG:HG2	52:BT:86:ILE:HG22	1.88	0.54
54:BV:35:LEU:N	54:BV:35:LEU:HD22	2.22	0.54
55:BW:59:VAL:HG12	55:BW:59:VAL:O	2.08	0.54
1:CA:194:C:C2'	1:CA:195:A:H5''	2.38	0.54
4:CD:108:LEU:HB3	4:CD:110:PHE:CE1	2.43	0.54
10:CJ:4:ILE:HD12	10:CJ:4:ILE:N	2.23	0.54
14:CN:23:ARG:HH11	14:CN:30:ALA:HB2	1.73	0.54
27:D1:67:ILE:HB	27:D1:68:PRO:HD3	1.90	0.54
28:D2:23:LYS:C	28:D2:25:VAL:H	2.11	0.54
28:D2:26:ARG:HG2	56:DX:5:TYR:CE1	2.43	0.54
28:D2:32:LEU:HB2	28:D2:53:LEU:HD22	1.89	0.54
36:DA:1952:A:C6	47:DO:22:ILE:HD12	2.43	0.54
36:DA:2183:C:H2'	36:DA:2184:G:C8	2.43	0.54
38:DC:139:ASN:OD1	38:DC:140:PRO:HD2	2.08	0.54
39:DD:273:ARG:HG2	39:DD:273:ARG:NH1	2.23	0.54
40:DE:188:VAL:HG23	40:DE:189:PRO:HD2	1.89	0.54
41:DF:28:ILE:H	41:DF:28:ILE:CD1	2.13	0.54
41:DF:175:THR:OG1	41:DF:176:LEU:N	2.40	0.54
52:DT:23:ARG:HA	52:DT:52:ILE:CD1	2.37	0.54
1:AA:538:G:O2'	1:AA:539:A:H5'	2.08	0.54
1:AA:659:U:O2'	1:AA:660:G:H5'	2.08	0.54
1:AA:992:U:H1'	1:AA:993:G:C2	2.43	0.54
1:AA:1125:U:H5''	1:AA:1126:U:C5	2.41	0.54
2:AB:25:ASN:HB2	2:AB:191:ASP:O	2.07	0.54
2:AB:30:ARG:HG3	2:AB:31:TYR:CE1	2.43	0.54
4:AD:12:CYS:O	4:AD:33:MET:HE2	2.08	0.54
4:AD:61:LYS:HB2	4:AD:203:VAL:HG13	1.90	0.54
8:AH:86:ILE:HG12	8:AH:135:CYS:HA	1.89	0.54
9:AI:56:LEU:HG	9:AI:57:GLY:H	1.73	0.54
11:AK:44:SER:O	11:AK:47:VAL:HG23	2.08	0.54
28:B2:35:LEU:HD13	28:B2:35:LEU:C	2.28	0.54
32:B6:8:LYS:O	32:B6:9:LEU:HB3	2.06	0.54
36:BA:480:A:H3'	36:BA:481:G:H5''	1.90	0.54
36:BA:926:A:H5'	36:BA:926:A:H8	1.73	0.54
36:BA:1013:C:H2'	36:BA:1014:U:C6	2.43	0.54
36:BA:1103:A:H5'	36:BA:1104:C:OP2	2.08	0.54
36:BA:1790:C:H5''	36:BA:1791:A:OP1	2.08	0.54
36:BA:1839:G:H8	36:BA:1839:G:H5'	1.72	0.54
36:BA:2133:G:N1	36:BA:2157:G:O6	2.41	0.54
36:BA:2856:C:C2	36:BA:2862:G:N2	2.76	0.54

Continued on next page...

Continued from previous page...

Atom-1	Atom-2	Interatomic distance (Å)	Clash overlap (Å)
37:BB:111:G:O2'	37:BB:112:U:H5'	2.08	0.54
38:BC:166:ASP:O	38:BC:168:THR:N	2.41	0.54
39:BD:10:THR:HG23	39:BD:13:ARG:HB2	1.90	0.54
40:BE:111:ARG:HD2	50:BR:2:ARG:NH2	2.23	0.54
42:BG:139:LEU:O	42:BG:144:ILE:HG21	2.08	0.54
57:BY:43:ASN:CB	57:BY:64:GLU:HA	2.38	0.54
57:BY:51:VAL:O	57:BY:53:PRO:HD3	2.08	0.54
58:BZ:29:TYR:HB3	58:BZ:34:ASN:CB	2.38	0.54
58:BZ:113:ALA:CB	58:BZ:146:ILE:HD13	2.38	0.54
58:BZ:133:ILE:N	58:BZ:134:PRO:CD	2.70	0.54
1:CA:59:A:H3'	1:CA:331:G:N2	2.22	0.54
1:CA:1320:C:H2'	1:CA:1321:C:O4'	2.08	0.54
3:CC:25:GLY:C	3:CC:27:LYS:N	2.61	0.54
8:CH:89:PRO:HA	8:CH:92:ARG:NH1	2.23	0.54
13:CM:77:ASN:O	13:CM:81:LEU:HD23	2.08	0.54
13:CM:82:MET:CB	13:CM:93:ARG:NH1	2.71	0.54
22:CW:57:G:H2'	22:CW:58:A:C5'	2.35	0.54
26:D0:50:ASN:HD22	26:D0:63:VAL:CG2	2.14	0.54
31:D5:22:HIS:CE1	36:DA:2624:G:H1'	2.43	0.54
33:D7:43:THR:HG23	33:D7:44:PRO:HD2	1.89	0.54
36:DA:271(R):G:O2'	36:DA:271(S):G:H5'	2.08	0.54
36:DA:304:G:C2	36:DA:314:A:C2	2.96	0.54
36:DA:1019:U:C2'	36:DA:1021:A:H2	2.21	0.54
36:DA:2262:U:H4'	36:DA:2328:A:C2	2.44	0.54
36:DA:2823:A:OP1	40:DE:113:PHE:HB2	2.08	0.54
39:DD:6:PHE:N	39:DD:6:PHE:CD1	2.76	0.54
40:DE:176:ILE:HG23	40:DE:178:GLU:HB3	1.89	0.54
42:DG:7:LEU:HD23	42:DG:7:LEU:C	2.28	0.54
43:DH:155:SER:O	43:DH:157:TYR:N	2.35	0.54
52:DT:103:ARG:O	52:DT:105:LEU:N	2.41	0.54
57:DY:51:VAL:O	57:DY:53:PRO:HD3	2.08	0.54
58:DZ:37:VAL:HG23	58:DZ:38:TYR:N	2.22	0.54
58:DZ:99:TYR:CZ	58:DZ:125:LEU:HD13	2.43	0.54
2:AB:126:GLU:O	2:AB:129:GLU:HB2	2.08	0.53
3:AC:68:VAL:HG13	3:AC:70:VAL:HG23	1.90	0.53
3:AC:131:ARG:HH11	3:AC:166:GLU:HG3	1.73	0.53
3:AC:145:GLY:O	3:AC:146:ALA:O	2.25	0.53
6:AF:82:ARG:HB2	6:AF:85:VAL:CG2	2.37	0.53
22:AV:5:G:H1	22:AV:68:C:H42	1.54	0.53
22:AV:48:C:H6	22:AV:48:C:OP2	1.91	0.53
25:AZ:185:ASN:O	25:AZ:185:ASN:ND2	2.40	0.53

Continued on next page...

Continued from previous page...

Atom-1	Atom-2	Interatomic distance (Å)	Clash overlap (Å)
27:B1:12:PRO:C	27:B1:13:ILE:HD12	2.28	0.53
30:B4:9:LEU:HD13	30:B4:10:VAL:N	2.19	0.53
36:BA:142:A:H8	36:BA:1595:G:H21	1.56	0.53
36:BA:315:G:H2'	36:BA:316:C:C6	2.43	0.53
36:BA:661:C:H4'	48:BP:16:ARG:NH1	2.23	0.53
36:BA:2464:C:O2'	36:BA:2465:C:H6	1.91	0.53
36:BA:2635:C:H5''	40:BE:78:LEU:O	2.08	0.53
41:BF:175:THR:OG1	41:BF:176:LEU:N	2.41	0.53
42:BG:8:LYS:HE3	42:BG:12:TYR:OH	2.08	0.53
47:BO:43:VAL:HG23	47:BO:56:ASP:O	2.08	0.53
50:BR:24:GLN:HE22	50:BR:36:THR:HG21	1.68	0.53
51:BS:16:ASN:C	51:BS:18:ILE:HD12	2.28	0.53
52:BT:62:THR:CG2	52:BT:75:ILE:HG13	2.38	0.53
55:BW:25:ARG:NH1	55:BW:25:ARG:HB2	2.23	0.53
1:CA:321:A:O2'	1:CA:322:C:H5'	2.08	0.53
1:CA:429:U:H1'	1:CA:430:A:H5''	1.89	0.53
1:CA:977:A:O2'	1:CA:978:A:C5'	2.55	0.53
1:CA:1240:U:OP1	7:CG:116:ALA:HB2	2.07	0.53
1:CA:1378:C:H4'	7:CG:94:ARG:NH2	2.20	0.53
6:CF:43:LEU:O	6:CF:44:GLY:O	2.26	0.53
9:CI:69:GLY:O	9:CI:73:GLN:HG3	2.08	0.53
13:CM:118:ALA:HB3	22:CV:29:G:H5'	1.90	0.53
19:CS:29:ARG:HH11	19:CS:30:LEU:HB2	1.73	0.53
22:CW:30:G:H2'	22:CW:31:A:C8	2.42	0.53
27:D1:80:LEU:C	27:D1:82:LEU:H	2.11	0.53
27:D1:89:GLU:OE1	27:D1:92:LYS:HE2	2.08	0.53
28:D2:46:GLN:HA	28:D2:46:GLN:OE1	2.08	0.53
28:D2:46:GLN:O	28:D2:50:ILE:HD13	2.08	0.53
32:D6:16:CYS:SG	32:D6:49:HIS:N	2.81	0.53
36:DA:271(Q):G:H1'	36:DA:271(R):G:C8	2.43	0.53
36:DA:272(H):C:C3'	36:DA:272(I):U:H5''	2.38	0.53
36:DA:543:C:H42	36:DA:549:G:H1	1.56	0.53
36:DA:703:U:H2'	36:DA:704:G:H5'	1.89	0.53
36:DA:1257:C:H4'	41:DF:83:PHE:CD1	2.42	0.53
36:DA:2282:G:OP1	36:DA:2283:C:H1'	2.08	0.53
36:DA:2584:U:C2'	36:DA:2585:U:H5'	2.38	0.53
36:DA:2591:C:P	39:DD:239:ARG:HG2	2.48	0.53
36:DA:2619:C:O2'	36:DA:2620:C:H5'	2.08	0.53
36:DA:2808:U:O2'	36:DA:2809:A:H5'	2.08	0.53
36:DA:2811:G:H1	36:DA:2889:C:H42	1.56	0.53
37:DB:44:G:H1'	37:DB:47:C:N4	2.23	0.53

Continued on next page...

Continued from previous page...

Atom-1	Atom-2	Interatomic distance (Å)	Clash overlap (Å)
38:DC:45:ALA:HB3	38:DC:171:ILE:CG2	2.38	0.53
45:DK:3:UNK:O	45:DK:4:UNK:C	2.56	0.53
49:DQ:141:GLN:OXT	58:DZ:53:ILE:HD12	2.08	0.53
1:AA:56:U:H2'	1:AA:57:G:H8	1.73	0.53
1:AA:309:G:H1'	1:AA:608:A:C2	2.43	0.53
1:AA:613:C:H2'	1:AA:614:A:H8	1.73	0.53
1:AA:977:A:O2'	1:AA:978:A:C5'	2.57	0.53
2:AB:28:PHE:O	2:AB:32:ILE:HG22	2.09	0.53
3:AC:58:GLU:HB2	3:AC:65:ALA:HB2	1.90	0.53
4:AD:129:ASN:HD21	4:AD:144:ASP:HA	1.74	0.53
20:AT:53:LEU:O	20:AT:57:ARG:HB2	2.09	0.53
24:AY:45:U:C3'	24:AY:46:7MG:H5''	2.33	0.53
25:AZ:143:ASP:HB3	25:AZ:146:LEU:HB3	1.89	0.53
36:BA:156:U:H2'	36:BA:157:U:O4'	2.08	0.53
36:BA:880:G:H1	36:BA:897:C:H42	1.56	0.53
36:BA:1320:C:C5	36:BA:1329:U:H5''	2.43	0.53
36:BA:1331:A:O2'	36:BA:1332:G:H5''	2.08	0.53
36:BA:2128:C:HO2'	36:BA:2129:C:P	2.31	0.53
36:BA:2128:C:HO2'	36:BA:2129:C:C5'	2.20	0.53
36:BA:2136:C:H2'	36:BA:2137:C:C6	2.40	0.53
36:BA:2572:A:H62	40:BE:145:LYS:CG	2.22	0.53
36:BA:2807:G:H2'	36:BA:2808:U:H5''	1.89	0.53
36:BA:2840:C:H2'	36:BA:2841:C:H6	1.72	0.53
38:BC:40:THR:HA	38:BC:177:LYS:HA	1.89	0.53
47:BO:35:VAL:HG13	47:BO:65:THR:HG23	1.90	0.53
54:BV:38:LEU:HD22	54:BV:52:VAL:HG11	1.90	0.53
57:BY:36:ALA:HB1	57:BY:67:LEU:C	2.28	0.53
1:CA:1323:G:H2'	1:CA:1324:A:C8	2.43	0.53
5:CE:53:LEU:H	5:CE:53:LEU:HD12	1.73	0.53
19:CS:16:LEU:C	19:CS:18:LYS:H	2.11	0.53
22:CW:11:C:O2'	22:CW:12:U:H5'	2.07	0.53
25:CZ:114:PRO:O	25:CZ:117:ARG:HB2	2.09	0.53
36:DA:585:G:H2'	36:DA:1251:C:N4	2.23	0.53
36:DA:1536:C:H2'	36:DA:1537:G:C4'	2.37	0.53
36:DA:1786:A:C2	36:DA:2606:C:H1'	2.43	0.53
39:DD:23:GLU:C	39:DD:25:THR:H	2.11	0.53
39:DD:142:VAL:HG22	39:DD:143:HIS:N	2.23	0.53
41:DF:160:ASN:HD22	41:DF:160:ASN:C	2.11	0.53
46:DN:62:VAL:CG2	46:DN:66:LYS:HB2	2.37	0.53
47:DO:43:VAL:HG23	47:DO:56:ASP:O	2.08	0.53
57:DY:62:GLU:N	57:DY:62:GLU:OE1	2.41	0.53

Continued on next page...

Continued from previous page...

Atom-1	Atom-2	Interatomic distance (Å)	Clash overlap (Å)
1:AA:1039:C:H2'	1:AA:1040:U:C6	2.43	0.53
2:AB:103:THR:HG23	2:AB:176:GLU:HG2	1.90	0.53
4:AD:145:GLU:HA	4:AD:183:GLY:O	2.09	0.53
11:AK:26:ASN:O	11:AK:27:ASN:HB2	2.08	0.53
13:AM:120:LYS:CE	13:AM:120:LYS:HA	2.38	0.53
17:AQ:27:PHE:CE1	17:AQ:36:ILE:HD11	2.43	0.53
22:AV:68:C:C2'	22:AV:69:G:H5'	2.38	0.53
25:AZ:90:LYS:HB2	25:AZ:90:LYS:NZ	2.24	0.53
26:B0:43:THR:HG21	36:BA:2336:A:H61	1.73	0.53
31:B5:2:ALA:N	36:BA:747:U:C4	2.77	0.53
36:BA:543:C:H42	36:BA:549:G:H1	1.57	0.53
36:BA:659:C:H4'	41:BF:100:THR:O	2.09	0.53
36:BA:1272:A:OP2	36:BA:1647:G:OP1	2.24	0.53
36:BA:1827:C:O2'	36:BA:1828:G:H5'	2.09	0.53
36:BA:1952:A:C5	47:BO:22:ILE:HD12	2.43	0.53
36:BA:2107:C:H1'	36:BA:2182:G:H22	1.73	0.53
36:BA:2127:G:H4'	38:BC:37:PHE:CD1	2.43	0.53
36:BA:2174:C:H1'	38:BC:217:THR:O	2.07	0.53
42:BG:114:ILE:O	42:BG:114:ILE:HG23	2.08	0.53
48:BP:34:GLY:O	48:BP:35:HIS:CB	2.56	0.53
49:BQ:118:LEU:HD12	49:BQ:131:ILE:HG23	1.90	0.53
53:BU:92:ARG:HH21	54:BV:10:LYS:CB	2.21	0.53
57:BY:81:LYS:O	57:BY:82:PRO:O	2.26	0.53
1:CA:490:G:H2'	1:CA:491:G:C8	2.44	0.53
1:CA:1117:G:H5'	1:CA:1117:G:C8	2.37	0.53
1:CA:1170:A:H2'	1:CA:1171:G:O4'	2.08	0.53
22:CW:39:U:O2	22:CW:39:U:H5'	2.09	0.53
24:CY:68:C:H2'	24:CY:69:C:C6	2.43	0.53
25:CZ:198:LYS:HA	25:CZ:201:GLU:HB2	1.91	0.53
25:CZ:359:VAL:HG12	25:CZ:362:VAL:CG2	2.38	0.53
28:D2:41:ILE:HG13	28:D2:42:GLY:H	1.73	0.53
30:D4:10:VAL:HG23	30:D4:11:PRO:HD2	1.90	0.53
30:D4:45:GLY:O	30:D4:46:GLN:HB2	2.06	0.53
31:D5:48:GLU:C	31:D5:49:CYS:SG	2.86	0.53
33:D7:34:ARG:HH11	33:D7:34:ARG:CG	2.19	0.53
34:D8:52:LYS:O	34:D8:55:ALA:HB3	2.07	0.53
36:DA:480:A:H3'	36:DA:481:G:H5''	1.89	0.53
36:DA:654(R):C:H2'	36:DA:654(S):G:C8	2.43	0.53
36:DA:814:C:H2'	36:DA:815:C:C6	2.43	0.53
36:DA:1495:A:N3	36:DA:1496:A:C2	2.76	0.53
36:DA:2875:C:H4'	52:DT:5:ALA:HB2	1.91	0.53

Continued on next page...

Continued from previous page...

Atom-1	Atom-2	Interatomic distance (Å)	Clash overlap (Å)
40:DE:98:PRO:HG3	40:DE:174:ASP:HA	1.90	0.53
49:DQ:56:ARG:CG	49:DQ:56:ARG:NH1	2.65	0.53
1:AA:171:A:H2'	1:AA:172:A:C8	2.44	0.53
1:AA:1038:C:H6	1:AA:1038:C:O5'	1.92	0.53
1:AA:1256:A:H1'	1:AA:1258:G:C6	2.42	0.53
1:AA:1371:G:O3'	9:AI:69:GLY:HA3	2.08	0.53
3:AC:85:ARG:NH1	3:AC:88:ARG:HH12	2.04	0.53
5:AE:143:ARG:HH12	8:AH:77:GLU:CD	2.10	0.53
10:AJ:48:THR:OG1	10:AJ:62:HIS:HD2	1.92	0.53
15:AO:26:GLU:OE2	15:AO:77:ARG:NH1	2.41	0.53
24:AY:67:G:H2'	24:AY:68:C:C6	2.43	0.53
25:AZ:166:ASP:O	25:AZ:167:GLU:HG2	2.08	0.53
25:AZ:193:ASN:CB	25:AZ:196:VAL:H	2.22	0.53
26:B0:40:GLN:OE1	26:B0:44:ARG:N	2.42	0.53
30:B4:45:GLY:O	30:B4:46:GLN:HB2	2.08	0.53
32:B6:19:ARG:O	32:B6:20:ASN:O	2.26	0.53
36:BA:271(Q):G:H1'	36:BA:271(R):G:C8	2.43	0.53
36:BA:438:G:H2'	36:BA:440:G:H8	1.74	0.53
36:BA:608:A:H2'	36:BA:609:A:C8	2.43	0.53
36:BA:634:C:H2'	36:BA:635:C:C6	2.43	0.53
36:BA:651:G:C2'	36:BA:652:C:H5'	2.38	0.53
36:BA:940:G:H2'	36:BA:941:A:O4'	2.09	0.53
36:BA:1782:C:H1'	36:BA:2609:U:H5''	1.90	0.53
37:BB:105:A:H2'	37:BB:106:G:O4'	2.08	0.53
41:BF:39:TRP:CG	41:BF:101:LEU:HB2	2.43	0.53
48:BP:83:VAL:HG12	48:BP:113:LYS:O	2.08	0.53
51:BS:34:HIS:HB2	51:BS:36:TYR:CE1	2.31	0.53
56:BX:49:VAL:CG1	56:BX:87:GLN:HE21	2.21	0.53
57:BY:28:LYS:HE3	57:BY:37:VAL:HG11	1.88	0.53
1:CA:559:A:OP1	5:CE:126:ARG:NH2	2.39	0.53
1:CA:1127:G:H1	1:CA:1145:C:N4	2.06	0.53
1:CA:1148:U:O3'	9:CI:14:VAL:HG11	2.08	0.53
1:CA:1313:U:OP2	19:CS:6:LYS:HB3	2.07	0.53
9:CI:93:ARG:C	9:CI:95:LYS:H	2.12	0.53
18:CR:36:ASN:O	18:CR:36:ASN:CG	2.47	0.53
20:CT:29:LYS:O	20:CT:33:ILE:HG13	2.07	0.53
26:D0:7:LEU:HB3	49:DQ:85:LYS:HD2	1.89	0.53
28:D2:41:ILE:HG13	28:D2:42:GLY:N	2.23	0.53
36:DA:156:U:H2'	36:DA:157:U:O4'	2.07	0.53
36:DA:608:A:H2'	36:DA:609:A:C8	2.44	0.53
36:DA:2720:U:H5'	36:DA:2721:A:OP2	2.07	0.53

Continued on next page...

Continued from previous page...

Atom-1	Atom-2	Interatomic distance (Å)	Clash overlap (Å)
37:DB:49:C:OP1	51:DS:96:GLY:HA3	2.07	0.53
38:DC:113:VAL:HG12	38:DC:138:PRO:HG3	1.90	0.53
39:DD:43:ARG:HD2	39:DD:44:ASN:CG	2.28	0.53
42:DG:63:ILE:HG22	42:DG:143:GLU:HG3	1.90	0.53
42:DG:105:LYS:HE3	42:DG:143:GLU:OE2	2.08	0.53
43:DH:163:TYR:N	43:DH:163:TYR:CD1	2.76	0.53
46:DN:19:GLU:HG3	46:DN:20:GLY:N	2.22	0.53
48:DP:147:LEU:O	48:DP:148:LEU:CB	2.56	0.53
49:DQ:51:ARG:NH1	49:DQ:51:ARG:HG3	2.22	0.53
52:DT:29:ARG:CB	52:DT:85:LYS:HA	2.38	0.53
56:DX:53:LYS:HB3	56:DX:82:GLN:HB3	1.89	0.53
57:DY:13:VAL:HG21	57:DY:72:VAL:HB	1.90	0.53
1:AA:473:G:H5''	16:AP:81:ARG:HE	1.74	0.53
1:AA:1152:A:H2'	1:AA:1153:C:C6	2.43	0.53
1:AA:1378:C:H4'	7:AG:94:ARG:NH2	2.19	0.53
3:AC:112:SER:HB3	3:AC:115:LEU:HD12	1.90	0.53
5:AE:53:LEU:HD12	5:AE:53:LEU:N	2.23	0.53
7:AG:143:ARG:CD	22:AW:41:C:O3'	2.57	0.53
7:AG:143:ARG:HD2	22:AW:41:C:O3'	2.09	0.53
9:AI:49:PRO:O	9:AI:53:VAL:HG22	2.08	0.53
17:AQ:58:GLU:HB3	17:AQ:74:LEU:HB3	1.90	0.53
20:AT:50:GLU:N	20:AT:99:LEU:HD12	2.24	0.53
20:AT:72:LEU:O	20:AT:76:ALA:HB3	2.08	0.53
22:AW:43:C:H2'	22:AW:44:G:C1'	2.33	0.53
24:AY:76:A:C5	25:AZ:271:GLU:OE1	2.62	0.53
34:B8:62:LEU:N	34:B8:63:PRO:CD	2.71	0.53
36:BA:8:A:H2'	36:BA:9:U:C6	2.43	0.53
36:BA:184:C:H2'	36:BA:185:U:C6	2.44	0.53
36:BA:1112:G:O2'	36:BA:1113:U:H5'	2.09	0.53
36:BA:1337:G:H2'	36:BA:1338:G:C8	2.42	0.53
36:BA:1516:C:C2'	36:BA:1517:G:C5'	2.85	0.53
38:BC:72:VAL:CG1	38:BC:157:LYS:HA	2.39	0.53
39:BD:23:GLU:C	39:BD:25:THR:H	2.11	0.53
39:BD:276:LYS:HA	39:BD:276:LYS:HE2	1.91	0.53
48:BP:147:LEU:O	48:BP:148:LEU:CB	2.57	0.53
58:BZ:16:SER:O	58:BZ:17:ALA:C	2.46	0.53
1:CA:942:G:H21	9:CI:124:GLN:HE22	1.53	0.53
1:CA:1158:C:C2'	1:CA:1158:C:O2	2.56	0.53
2:CB:101:MET:HA	2:CB:108:ILE:HG13	1.89	0.53
3:CC:173:VAL:O	3:CC:175:LEU:HD12	2.08	0.53
7:CG:28:ASN:OD1	7:CG:36:LYS:HE2	2.08	0.53

Continued on next page...

Continued from previous page...

Atom-1	Atom-2	Interatomic distance (Å)	Clash overlap (Å)
9:CI:43:ALA:O	9:CI:45:ALA:N	2.42	0.53
13:CM:90:LEU:HD12	19:CS:81:ARG:HH21	1.73	0.53
25:CZ:332:THR:O	25:CZ:363:MET:HE2	2.08	0.53
25:CZ:356:PRO:HB2	25:CZ:359:VAL:CG2	2.39	0.53
25:CZ:389:ARG:HH11	25:CZ:389:ARG:HG2	1.74	0.53
29:D3:26:LEU:O	29:D3:28:LEU:N	2.41	0.53
30:D4:34:GLU:CG	42:DG:113:ARG:HH21	2.22	0.53
32:D6:20:ASN:C	32:D6:21:TYR:CG	2.81	0.53
34:D8:32:LEU:HB3	34:D8:36:LYS:HZ2	1.72	0.53
34:D8:61:LEU:N	34:D8:63:PRO:HD2	2.24	0.53
36:DA:271(C):C:H2'	36:DA:271(D):G:C8	2.42	0.53
36:DA:675:A:OP1	41:DF:63:LYS:HE2	2.08	0.53
36:DA:1999:C:H4'	36:DA:2723:C:O2	2.09	0.53
36:DA:2579:C:O2'	40:DE:131:ALA:HB3	2.09	0.53
36:DA:2856:C:C2	36:DA:2862:G:N2	2.76	0.53
38:DC:114:VAL:HG23	38:DC:149:ILE:HD11	1.89	0.53
39:DD:10:THR:HG23	39:DD:13:ARG:CB	2.38	0.53
39:DD:133:LEU:HB3	39:DD:173:VAL:HG11	1.90	0.53
42:DG:72:ARG:CA	42:DG:87:PRO:HD2	2.39	0.53
42:DG:96:ARG:N	42:DG:99:MET:SD	2.81	0.53
43:DH:85:LYS:HE2	43:DH:85:LYS:C	2.29	0.53
50:DR:99:LYS:HD2	50:DR:99:LYS:N	2.18	0.53
52:DT:78:LEU:O	52:DT:79:HIS:CD2	2.61	0.53
53:DU:90:VAL:HG21	54:DV:47:VAL:CG2	2.38	0.53
57:DY:28:LYS:HE3	57:DY:37:VAL:HG11	1.90	0.53
57:DY:96:ILE:HG13	57:DY:99:CYS:HB2	1.90	0.53
58:DZ:17:ALA:O	58:DZ:20:ARG:HG2	2.07	0.53
1:AA:542:G:H2'	1:AA:543:C:C6	2.43	0.53
1:AA:625:G:H2'	1:AA:626:U:H6	1.73	0.53
1:AA:1157:A:H1'	1:AA:1181:G:N2	2.24	0.53
2:AB:29:ALA:HA	2:AB:32:ILE:CG2	2.38	0.53
5:AE:11:ILE:HG21	5:AE:105:VAL:HG22	1.91	0.53
9:AI:69:GLY:O	9:AI:73:GLN:HG3	2.09	0.53
10:AJ:16:LEU:CD1	10:AJ:70:ARG:HG3	2.38	0.53
13:AM:66:LEU:O	13:AM:70:LEU:HB2	2.09	0.53
25:AZ:68:VAL:HG13	25:AZ:69:GLU:N	2.24	0.53
25:AZ:233:GLY:O	25:AZ:234:ARG:HD2	2.09	0.53
32:B6:45:LYS:O	32:B6:46:HIS:ND1	2.42	0.53
34:B8:50:LEU:N	34:B8:53:PRO:HD3	2.24	0.53
36:BA:271(C):C:H2'	36:BA:271(D):G:C8	2.40	0.53
36:BA:304:G:C2	36:BA:314:A:C2	2.97	0.53

Continued on next page...

Continued from previous page...

Atom-1	Atom-2	Interatomic distance (Å)	Clash overlap (Å)
36:BA:1142(A):A:H8	36:BA:1142(A):A:H5'	1.73	0.53
36:BA:1354:A:H2'	36:BA:1355:G:O4'	2.09	0.53
36:BA:1538:G:H2'	36:BA:1539:G:C8	2.44	0.53
36:BA:2178:C:O4'	36:BA:2178:C:O2	2.26	0.53
36:BA:2307:G:H3'	36:BA:2307:G:N3	2.23	0.53
38:BC:10:LEU:HA	38:BC:13:LYS:HE3	1.90	0.53
39:BD:96:HIS:CE1	39:BD:102:LYS:HE2	2.44	0.53
43:BH:44:VAL:HG12	43:BH:45:VAL:H	1.74	0.53
43:BH:91:GLY:HA3	43:BH:94:TYR:CD2	2.44	0.53
51:BS:58:LEU:HG	51:BS:59:LYS:H	1.74	0.53
53:BU:8:VAL:O	53:BU:12:ARG:HG3	2.09	0.53
56:BX:12:VAL:HG12	56:BX:27:THR:OG1	2.08	0.53
57:BY:6:HIS:CD2	57:BY:6:HIS:H	2.26	0.53
57:BY:98:VAL:O	57:BY:99:CYS:SG	2.67	0.53
58:BZ:101:PRO:HG2	58:BZ:135:GLU:O	2.09	0.53
1:CA:245:C:O2'	1:CA:246:A:P	2.67	0.53
1:CA:586:C:O2'	1:CA:587:G:H5'	2.08	0.53
1:CA:1070:U:H2'	1:CA:1071:C:C6	2.43	0.53
4:CD:3:ARG:HG2	4:CD:118:ARG:NE	2.22	0.53
4:CD:34:GLU:O	4:CD:35:ARG:HB2	2.08	0.53
10:CJ:6:ILE:CD1	10:CJ:23:ILE:HG21	2.39	0.53
19:CS:16:LEU:HD12	19:CS:16:LEU:N	2.11	0.53
20:CT:53:LEU:O	20:CT:57:ARG:HB2	2.07	0.53
24:CY:25:C:C5'	24:CY:25:C:H6	2.20	0.53
25:CZ:27:LEU:HD12	25:CZ:27:LEU:O	2.09	0.53
25:CZ:75:ARG:HD2	25:CZ:77:TYR:OH	2.08	0.53
25:CZ:143:ASP:HB3	25:CZ:146:LEU:HB3	1.91	0.53
25:CZ:164:PRO:CB	25:CZ:167:GLU:OE2	2.55	0.53
25:CZ:193:ASN:CB	25:CZ:196:VAL:H	2.21	0.53
34:D8:14:VAL:HG21	34:D8:22:VAL:HG13	1.90	0.53
34:D8:51:ALA:N	34:D8:53:PRO:HD2	2.24	0.53
36:DA:438:G:H2'	36:DA:440:G:C8	2.44	0.53
36:DA:833:U:H2'	36:DA:834:C:C6	2.43	0.53
36:DA:1109:C:C2'	36:DA:1110:G:H5'	2.38	0.53
36:DA:1311:G:H21	36:DA:1603:A:H62	1.55	0.53
36:DA:1541:G:OP2	36:DA:1541:G:O3'	2.25	0.53
36:DA:1718:G:H2'	36:DA:1719:G:C8	2.41	0.53
36:DA:1952:A:C5	47:DO:22:ILE:HD12	2.44	0.53
42:DG:53:LEU:HD12	42:DG:153:ARG:NH2	2.24	0.53
42:DG:115:ARG:HH12	42:DG:137:GLU:CD	2.12	0.53
48:DP:24:GLY:HA2	48:DP:33:ARG:NH1	2.24	0.53

Continued on next page...

Continued from previous page...

Atom-1	Atom-2	Interatomic distance (Å)	Clash overlap (Å)
48:DP:83:VAL:HG12	48:DP:113:LYS:O	2.08	0.53
49:DQ:140:ALA:HB1	58:DZ:99:TYR:CE1	2.43	0.53
51:DS:15:ARG:HH11	51:DS:15:ARG:HG2	1.74	0.53
52:DT:39:ARG:H	52:DT:39:ARG:CD	2.11	0.53
53:DU:52:ARG:HH11	53:DU:52:ARG:HB3	1.74	0.53
53:DU:52:ARG:HB3	53:DU:52:ARG:NH1	2.24	0.53
54:DV:57:VAL:HG22	54:DV:58:VAL:N	2.24	0.53
55:DW:4:LYS:HD3	55:DW:6:ILE:HD11	1.90	0.53
58:DZ:48:PHE:O	58:DZ:52:SER:N	2.37	0.53
58:DZ:75:ASN:O	58:DZ:84:GLU:HB3	2.09	0.53
1:AA:490:G:H2'	1:AA:491:G:C8	2.43	0.53
1:AA:555:C:H2'	1:AA:556:C:C6	2.44	0.53
1:AA:711:G:O2'	1:AA:712:A:H5'	2.09	0.53
1:AA:1415:G:O2'	1:AA:1416:G:H5'	2.09	0.53
1:AA:1442(B):A:H3'	1:AA:1442(B):A:OP2	2.09	0.53
3:AC:22:TRP:NE1	3:AC:36:ASP:OD2	2.40	0.53
4:AD:100:ARG:HH21	4:AD:118:ARG:NH1	2.01	0.53
7:AG:141:VAL:O	7:AG:144:MET:HB2	2.08	0.53
12:AL:75:HIS:HD2	12:AL:77:LEU:H	1.57	0.53
15:AO:2:PRO:O	15:AO:3:ILE:C	2.47	0.53
19:AS:16:LEU:O	19:AS:20:LEU:N	2.42	0.53
24:AY:77:TRP:HA	25:AZ:285:ASN:O	2.09	0.53
25:AZ:166:ASP:C	25:AZ:167:GLU:CG	2.77	0.53
32:B6:27:LYS:HG3	32:B6:30:THR:CB	2.39	0.53
35:B9:19:ARG:O	35:B9:20:HIS:HB2	2.08	0.53
36:BA:271(R):G:O2'	36:BA:271(S):G:H5'	2.08	0.53
36:BA:633:A:C2'	36:BA:634:C:H5'	2.38	0.53
36:BA:833:U:H2'	36:BA:834:C:C6	2.44	0.53
36:BA:2875:C:H4'	52:BT:5:ALA:HB2	1.90	0.53
39:BD:37:LEU:HD23	39:BD:38:LYS:H	1.74	0.53
40:BE:98:PRO:HD3	40:BE:175:VAL:HG12	1.89	0.53
48:BP:115:LEU:HG	48:BP:116:GLY:H	1.73	0.53
50:BR:51:LEU:CD2	50:BR:70:LEU:HD11	2.39	0.53
51:BS:87:PHE:CG	51:BS:88:ASP:N	2.77	0.53
54:BV:57:VAL:HG22	54:BV:58:VAL:N	2.23	0.53
1:CA:67:C:OP1	1:CA:199:G:H5''	2.08	0.53
1:CA:266:G:H5'	1:CA:268:C:H41	1.74	0.53
1:CA:538:G:O2'	1:CA:539:A:H5'	2.09	0.53
1:CA:625:G:H2'	1:CA:626:U:H6	1.72	0.53
1:CA:1064:G:H21	1:CA:1190:G:H2'	1.73	0.53
1:CA:1158:C:H2'	1:CA:1181:G:H22	1.74	0.53

Continued on next page...

Continued from previous page...

Atom-1	Atom-2	Interatomic distance (Å)	Clash overlap (Å)
1:CA:1193:G:OP1	3:CC:167:TRP:HZ3	1.91	0.53
2:CB:155:LEU:HD22	2:CB:157:ARG:O	2.08	0.53
19:CS:37:ARG:O	19:CS:70:LYS:HD2	2.08	0.53
24:CY:44:G:H4'	24:CY:45:U:OP1	2.08	0.53
24:CY:68:C:H2'	24:CY:69:C:H6	1.74	0.53
25:CZ:350:THR:HG22	25:CZ:351:GLY:N	2.24	0.53
28:D2:38:GLN:OE1	28:D2:44:LEU:HD13	2.08	0.53
28:D2:69:ARG:HD2	28:D2:69:ARG:N	2.23	0.53
34:D8:32:LEU:CD1	36:DA:2391:G:H3'	2.35	0.53
36:DA:16:G:O2'	36:DA:17:G:H5'	2.09	0.53
36:DA:782:A:H5'	36:DA:783:A:C2	2.44	0.53
36:DA:1538:G:H2'	36:DA:1539:G:C8	2.43	0.53
36:DA:2001:A:H4'	36:DA:2689:U:H2'	1.91	0.53
36:DA:2029:G:H2'	36:DA:2031:A:OP2	2.09	0.53
36:DA:2469:A:H2	36:DA:2481:G:H21	1.55	0.53
37:DB:21:G:H2'	37:DB:22:U:H5'	1.91	0.53
39:DD:16:MET:HE1	39:DD:208:LYS:HG2	1.90	0.53
41:DF:3:GLU:CB	41:DF:24:LEU:HG	2.38	0.53
43:DH:44:VAL:HG12	43:DH:45:VAL:H	1.74	0.53
43:DH:52:VAL:CB	43:DH:69:ARG:HD3	2.38	0.53
54:DV:52:VAL:HG22	54:DV:52:VAL:O	2.09	0.53
54:DV:79:VAL:O	54:DV:80:GLN:HB2	2.09	0.53
57:DY:90:LEU:HG	57:DY:91:GLU:H	1.72	0.53
58:DZ:145:GLU:HA	58:DZ:145:GLU:OE1	2.09	0.53
1:AA:266:G:H5'	1:AA:268:C:H41	1.74	0.53
2:AB:7:VAL:HG13	2:AB:11:LEU:CD1	2.39	0.53
5:AE:6:PHE:HB3	5:AE:35:GLY:O	2.09	0.53
5:AE:142:LEU:O	5:AE:143:ARG:HD3	2.08	0.53
10:AJ:54:PHE:CD1	10:AJ:55:LYS:HD3	2.44	0.53
12:AL:39:VAL:CG1	12:AL:57:LYS:HB3	2.39	0.53
18:AR:53:ARG:HG3	18:AR:63:GLN:NE2	2.24	0.53
24:AY:76:A:OP1	25:AZ:274:ARG:CD	2.57	0.53
25:AZ:101:GLY:HA3	25:AZ:210:ILE:CD1	2.39	0.53
25:AZ:300:ARG:O	25:AZ:302:GLN:N	2.41	0.53
25:AZ:317:GLU:HG3	25:AZ:404:LEU:HD21	1.91	0.53
25:AZ:340:PRO:HG2	25:AZ:342:PHE:CE1	2.43	0.53
30:B4:10:VAL:HG23	30:B4:11:PRO:HD2	1.90	0.53
32:B6:11:LEU:HD22	32:B6:12:GLU:N	2.21	0.53
36:BA:212:G:O2'	36:BA:213:A:H5'	2.09	0.53
36:BA:644:A:C2	36:BA:2369:A:H1'	2.44	0.53
36:BA:1417:C:H2'	36:BA:1418:G:O4'	2.09	0.53

Continued on next page...

Continued from previous page...

Atom-1	Atom-2	Interatomic distance (Å)	Clash overlap (Å)
36:BA:2469:A:H2	36:BA:2481:G:H21	1.55	0.53
42:BG:125:PHE:HD1	42:BG:126:ASP:N	1.94	0.53
43:BH:124:GLU:HB3	43:BH:126:PRO:HD3	1.89	0.53
46:BN:46:VAL:O	46:BN:47:ALA:CB	2.55	0.53
47:BO:104:ARG:HE	52:BT:33:LYS:CE	2.22	0.53
49:BQ:51:ARG:NH1	49:BQ:51:ARG:HG3	2.24	0.53
51:BS:39:ILE:HD11	51:BS:73:LEU:HD21	1.90	0.53
52:BT:78:LEU:O	52:BT:79:HIS:CD2	2.61	0.53
52:BT:104:ASN:O	52:BT:105:LEU:CB	2.57	0.53
57:BY:37:VAL:HG23	57:BY:39:VAL:HG23	1.91	0.53
58:BZ:103:ARG:O	58:BZ:138:GLU:HA	2.09	0.53
5:CE:6:PHE:HB3	5:CE:35:GLY:O	2.09	0.53
5:CE:36:ASP:OD1	5:CE:38:GLN:N	2.42	0.53
5:CE:99:GLY:O	5:CE:117:ASP:HA	2.09	0.53
10:CJ:33:GLN:HB2	10:CJ:75:ILE:HD13	1.90	0.53
12:CL:102:ARG:HH12	12:CL:110:VAL:HG22	1.68	0.53
12:CL:110:VAL:N	12:CL:122:THR:HG22	2.20	0.53
19:CS:10:PHE:CZ	19:CS:37:ARG:O	2.62	0.53
25:CZ:310:ILE:HG13	25:CZ:381:GLU:HB2	1.91	0.53
30:D4:37:SER:O	30:D4:38:LYS:HB3	2.09	0.53
36:DA:328:U:H4'	57:DY:68:HIS:NE2	2.23	0.53
36:DA:438:G:H2'	36:DA:440:G:H8	1.74	0.53
36:DA:651:G:C2'	36:DA:652:C:H5'	2.38	0.53
36:DA:1598:C:H5'	56:DX:36:LYS:HD3	1.90	0.53
36:DA:2572:A:H62	40:DE:145:LYS:CG	2.22	0.53
37:DB:104:U:O2'	37:DB:105:A:H5'	2.09	0.53
39:DD:77:ALA:HA	39:DD:97:TYR:HA	1.91	0.53
42:DG:94:LEU:HD13	42:DG:98:ARG:CB	2.39	0.53
46:DN:43:THR:HB	46:DN:46:VAL:HG12	1.91	0.53
51:DS:59:LYS:CG	51:DS:60:GLY:H	2.13	0.53
53:DU:88:ILE:HG23	53:DU:90:VAL:CG2	2.38	0.53
54:DV:5:VAL:HG22	54:DV:6:LYS:N	2.24	0.53
55:DW:4:LYS:HD3	55:DW:6:ILE:CD1	2.38	0.53
55:DW:8:ARG:HH11	55:DW:8:ARG:HG2	1.74	0.53
55:DW:59:VAL:O	55:DW:59:VAL:HG12	2.08	0.53
1:AA:1127:G:H1	1:AA:1145:C:N4	2.07	0.53
1:AA:1202:G:O2'	1:AA:1203:C:H5'	2.09	0.53
4:AD:126:ILE:N	4:AD:126:ILE:HD12	2.24	0.53
4:AD:150:GLU:N	4:AD:150:GLU:OE1	2.42	0.53
5:AE:11:ILE:HD12	5:AE:31:LEU:CD1	2.38	0.53
11:AK:44:SER:H	11:AK:47:VAL:HG23	1.73	0.53

Continued on next page...

Continued from previous page...

Atom-1	Atom-2	Interatomic distance (Å)	Clash overlap (Å)
12:AL:110:VAL:N	12:AL:122:THR:HG22	2.23	0.53
25:AZ:7:ARG:O	25:AZ:8:THR:CG2	2.57	0.53
25:AZ:87:ASP:HB2	25:AZ:88:TYR:CD1	2.42	0.53
26:B0:36:ILE:O	26:B0:36:ILE:HG13	2.09	0.53
26:B0:50:ASN:HD22	26:B0:63:VAL:CG2	2.14	0.53
36:BA:272(H):C:C3'	36:BA:272(I):U:H5''	2.38	0.53
36:BA:1109:C:C2'	36:BA:1110:G:H5'	2.39	0.53
36:BA:1479:G:H5'	36:BA:1558:A:H2	1.74	0.53
36:BA:1756:G:H4'	36:BA:1758:G:O4'	2.09	0.53
36:BA:1885:A:H8	36:BA:1885:A:H5'	1.72	0.53
36:BA:2312:U:H2'	36:BA:2313:C:H5'	1.89	0.53
36:BA:2808:U:O2'	36:BA:2809:A:H5'	2.08	0.53
42:BG:39:ILE:O	42:BG:39:ILE:HG13	2.09	0.53
42:BG:77:ILE:HG12	42:BG:77:ILE:O	2.09	0.53
42:BG:125:PHE:O	42:BG:126:ASP:O	2.27	0.53
50:BR:101:ALA:HB1	55:BW:38:TYR:HE1	1.73	0.53
51:BS:35:ILE:HD11	51:BS:99:LYS:NZ	2.23	0.53
54:BV:13:ARG:HG3	54:BV:13:ARG:NH1	2.24	0.53
55:BW:11:ARG:HH12	55:BW:98:LYS:HB3	1.74	0.53
57:BY:52:SER:O	57:BY:54:LYS:N	2.39	0.53
58:BZ:151:HIS:HA	58:BZ:171:ILE:HG12	1.91	0.53
1:CA:1152:A:OP1	10:CJ:68:HIS:CD2	2.62	0.53
1:CA:1512:U:H2'	1:CA:1513:A:C8	2.44	0.53
7:CG:37:ASN:HD21	9:CI:40:LEU:HA	1.72	0.53
17:CQ:7:THR:O	17:CQ:23:VAL:HG13	2.09	0.53
26:D0:73:GLY:O	26:D0:75:LEU:N	2.41	0.53
32:D6:19:ARG:O	32:D6:20:ASN:O	2.27	0.53
32:D6:19:ARG:CD	32:D6:20:ASN:H	2.22	0.53
36:DA:145:G:C2'	36:DA:146:G:H5''	2.39	0.53
36:DA:414:C:O2'	36:DA:415:A:H5'	2.08	0.53
36:DA:1516:C:C2'	36:DA:1517:G:C5'	2.86	0.53
36:DA:2360:A:O2'	36:DA:2361:A:P	2.67	0.53
39:DD:152:GLY:O	39:DD:154:LYS:HG3	2.09	0.53
40:DE:61:ARG:CB	40:DE:62:PRO:HD3	2.39	0.53
42:DG:86:MET:HG2	42:DG:86:MET:O	2.09	0.53
1:AA:332:G:O2'	1:AA:333:G:H5'	2.08	0.53
1:AA:1190:G:P	3:AC:5:ILE:HD12	2.49	0.53
4:AD:150:GLU:CG	4:AD:151:LYS:N	2.72	0.53
5:AE:11:ILE:HD11	5:AE:33:VAL:HG21	1.91	0.53
9:AI:11:LYS:O	9:AI:12:GLU:HB2	2.09	0.53
20:AT:64:ASP:OD1	20:AT:81:LYS:HD2	2.09	0.53

Continued on next page...

Continued from previous page...

Atom-1	Atom-2	Interatomic distance (Å)	Clash overlap (Å)
25:AZ:195:TRP:C	25:AZ:197:ASP:N	2.62	0.53
25:AZ:332:THR:O	25:AZ:363:MET:HE2	2.09	0.53
26:B0:36:ILE:HD11	36:BA:2355:C:C4'	2.38	0.53
26:B0:51:VAL:N	26:B0:62:LEU:HD21	2.24	0.53
28:B2:50:ILE:N	28:B2:50:ILE:HD12	2.23	0.53
36:BA:67:U:H2'	36:BA:68:G:H8	1.74	0.53
36:BA:106:C:H2'	36:BA:107:C:C6	2.42	0.53
36:BA:201:C:C2'	36:BA:202:U:H5'	2.38	0.53
36:BA:438:G:H2'	36:BA:440:G:C8	2.43	0.53
36:BA:1495:A:N3	36:BA:1496:A:C2	2.77	0.53
36:BA:2840:C:H5''	50:BR:53:HIS:HD2	1.74	0.53
38:BC:75:LEU:HG	38:BC:112:ALA:O	2.09	0.53
40:BE:186:GLY:O	40:BE:187:ALA:HB3	2.09	0.53
42:BG:52:ILE:HG12	42:BG:53:LEU:N	2.23	0.53
52:BT:30:VAL:HG22	52:BT:84:GLN:HG3	1.91	0.53
1:CA:542:G:H5'	4:CD:41:GLY:HA3	1.91	0.53
1:CA:955:U:O2'	1:CA:956:U:H5'	2.09	0.53
1:CA:1116:C:H2'	1:CA:1117:G:C5'	2.38	0.53
4:CD:150:GLU:CG	4:CD:151:LYS:N	2.72	0.53
5:CE:90:VAL:C	5:CE:91:LEU:HD12	2.29	0.53
9:CI:53:VAL:HG13	9:CI:95:LYS:HZ2	1.70	0.53
11:CK:26:ASN:O	11:CK:27:ASN:HB2	2.09	0.53
14:CN:12:ARG:HH11	14:CN:12:ARG:HB3	1.73	0.53
25:CZ:340:PRO:HG2	25:CZ:342:PHE:CE1	2.43	0.53
34:D8:62:LEU:HB3	36:DA:242:G:H5'	1.91	0.53
35:D9:29:ASN:N	35:D9:29:ASN:HD22	2.06	0.53
36:DA:671:C:H2'	36:DA:672:C:C6	2.44	0.53
36:DA:877:U:C2'	36:DA:878:A:H5''	2.39	0.53
36:DA:1417:C:H2'	36:DA:1418:G:O4'	2.09	0.53
36:DA:2175:C:H2'	36:DA:2176:A:C8	2.43	0.53
36:DA:2657:A:H2	36:DA:2664:G:H21	1.57	0.53
37:DB:42:C:C6	42:DG:69:ALA:HB2	2.44	0.53
38:DC:118:ASP:OD2	38:DC:119:VAL:HG13	2.09	0.53
40:DE:35:GLN:O	40:DE:36:ARG:O	2.28	0.53
41:DF:24:LEU:O	41:DF:26:ALA:N	2.37	0.53
41:DF:113:ALA:HB2	41:DF:183:VAL:HG12	1.90	0.53
42:DG:81:LYS:O	42:DG:83:ARG:HG3	2.09	0.53
47:DO:104:ARG:NE	52:DT:33:LYS:HD2	2.23	0.53
48:DP:100:LEU:O	48:DP:103:ALA:HB3	2.08	0.53
48:DP:112:LEU:HD22	48:DP:113:LYS:N	2.23	0.53
49:DQ:111:GLU:OE1	49:DQ:133:ARG:NH2	2.42	0.53

Continued on next page...

Continued from previous page...

Atom-1	Atom-2	Interatomic distance (Å)	Clash overlap (Å)
51:DS:104:GLY:O	51:DS:106:ARG:N	2.40	0.53
54:DV:72:VAL:HG23	54:DV:72:VAL:O	2.09	0.53
55:DW:11:ARG:HH12	55:DW:98:LYS:HB3	1.74	0.53
57:DY:36:ALA:HB1	57:DY:67:LEU:C	2.29	0.53
57:DY:43:ASN:CB	57:DY:64:GLU:HA	2.38	0.53
1:AA:737:A:H2'	1:AA:738:C:H6	1.73	0.52
3:AC:173:VAL:O	3:AC:175:LEU:HD12	2.09	0.52
5:AE:90:VAL:C	5:AE:91:LEU:HD12	2.28	0.52
6:AF:69:GLU:O	6:AF:72:VAL:HG12	2.08	0.52
8:AH:97:VAL:HG21	8:AH:128:GLY:HA2	1.91	0.52
12:AL:69:TYR:O	12:AL:71:PRO:HD3	2.10	0.52
20:AT:24:LEU:O	20:AT:24:LEU:HD12	2.09	0.52
24:AY:75:C:O2	24:AY:75:C:O4'	2.26	0.52
25:AZ:272:MET:HB2	25:AZ:277:LEU:HD23	1.91	0.52
32:B6:14:THR:HG23	32:B6:16:CYS:H	1.74	0.52
32:B6:27:LYS:O	32:B6:29:ASN:N	2.42	0.52
36:BA:877:U:C2'	36:BA:878:A:H5''	2.38	0.52
36:BA:1188:U:C2'	36:BA:1189:A:H5'	2.39	0.52
36:BA:1558:A:O2'	36:BA:1559:G:OP2	2.25	0.52
36:BA:1718:G:H2'	36:BA:1719:G:C8	2.43	0.52
36:BA:1880:C:H2'	36:BA:1881:C:H5''	1.89	0.52
38:BC:100:ILE:O	38:BC:104:LEU:HD23	2.09	0.52
39:BD:142:VAL:HG22	39:BD:143:HIS:N	2.24	0.52
40:BE:38:THR:HG22	40:BE:40:GLU:N	2.10	0.52
41:BF:39:TRP:CB	41:BF:101:LEU:HD22	2.39	0.52
52:BT:28:VAL:HG11	52:BT:46:GLU:CG	2.35	0.52
58:BZ:17:ALA:O	58:BZ:20:ARG:HG2	2.09	0.52
58:BZ:139:VAL:HG11	58:BZ:150:LEU:HD11	1.92	0.52
11:CK:57:THR:HG22	11:CK:60:ALA:CB	2.38	0.52
12:CL:45:PRO:HD3	12:CL:51:ALA:O	2.09	0.52
16:CP:9:PHE:CE2	16:CP:18:ARG:CZ	2.92	0.52
25:CZ:301:GLY:HA3	25:CZ:347:THR:CG2	2.38	0.52
33:D7:22:MET:HE2	33:D7:22:MET:HA	1.90	0.52
34:D8:11:LYS:HZ2	34:D8:63:PRO:HG3	1.74	0.52
36:DA:1019:U:H2'	36:DA:1021:A:C2	2.43	0.52
36:DA:2134:A:H62	36:DA:2157:G:H1'	1.73	0.52
37:DB:7:G:H4'	51:DS:29:PHE:CD2	2.44	0.52
38:DC:40:THR:HA	38:DC:177:LYS:HA	1.90	0.52
42:DG:136:ARG:HH11	42:DG:136:ARG:HB3	1.73	0.52
43:DH:91:GLY:HA3	43:DH:94:TYR:CD2	2.43	0.52
57:DY:6:HIS:CD2	57:DY:6:HIS:H	2.26	0.52

Continued on next page...

Continued from previous page...

Atom-1	Atom-2	Interatomic distance (Å)	Clash overlap (Å)
58:DZ:115:GLY:HA2	58:DZ:177:PRO:CD	2.34	0.52
1:AA:757:U:H2'	1:AA:758:G:O4'	2.09	0.52
3:AC:35:GLU:HG2	3:AC:59:ARG:HH22	1.75	0.52
4:AD:108:LEU:HB3	4:AD:110:PHE:HE1	1.75	0.52
7:AG:132:GLY:O	7:AG:136:LYS:HG2	2.10	0.52
20:AT:45:GLN:CB	20:AT:91:LEU:HD13	2.36	0.52
29:B3:54:VAL:HG12	29:B3:55:ARG:N	2.24	0.52
30:B4:37:SER:O	30:B4:38:LYS:HB3	2.10	0.52
31:B5:4:HIS:HB3	36:BA:2577:A:H1'	1.91	0.52
34:B8:11:LYS:HZ2	34:B8:63:PRO:HG3	1.71	0.52
36:BA:519:U:H2'	36:BA:520:G:C8	2.43	0.52
36:BA:994:C:OP2	53:BU:54:LYS:NZ	2.43	0.52
37:BB:55:U:H2'	37:BB:56:G:C8	2.44	0.52
40:BE:108:SER:O	40:BE:162:ALA:HA	2.09	0.52
46:BN:58:ASP:C	46:BN:60:ILE:N	2.61	0.52
47:BO:98:VAL:HG13	47:BO:118:ALA:HA	1.91	0.52
52:BT:53:ARG:HH11	52:BT:53:ARG:CB	2.12	0.52
54:BV:5:VAL:HG22	54:BV:6:LYS:N	2.24	0.52
55:BW:6:ILE:HG12	55:BW:104:THR:HG22	1.90	0.52
56:BX:54:VAL:C	56:BX:55:ASN:HD22	2.12	0.52
58:BZ:23:LYS:O	58:BZ:24:LEU:CB	2.53	0.52
1:CA:261:U:O2	1:CA:263:A:C8	2.62	0.52
1:CA:542:G:P	4:CD:10:ARG:HH22	2.31	0.52
1:CA:963:G:N2	10:CJ:55:LYS:NZ	2.57	0.52
4:CD:150:GLU:N	4:CD:150:GLU:OE1	2.42	0.52
6:CF:43:LEU:HD22	6:CF:43:LEU:N	2.24	0.52
9:CI:40:LEU:HD11	9:CI:70:LYS:CG	2.37	0.52
12:CL:8:ASN:HD22	17:CQ:34:LYS:HZ1	1.57	0.52
13:CM:2:ALA:HB1	13:CM:4:ILE:HD11	1.90	0.52
13:CM:6:GLY:HA3	13:CM:67:GLU:OE2	2.09	0.52
22:CV:5:G:H1	22:CV:68:C:H42	1.57	0.52
25:CZ:101:GLY:HA3	25:CZ:210:ILE:HD12	1.90	0.52
25:CZ:219:LYS:HB3	25:CZ:244:ARG:CD	2.37	0.52
26:D0:7:LEU:HD21	49:DQ:81:VAL:HG13	1.91	0.52
36:DA:521:G:H2'	36:DA:522:G:C8	2.43	0.52
36:DA:1682:G:H2'	36:DA:1683:C:C6	2.44	0.52
36:DA:1993:U:H4'	40:DE:128:SER:HB3	1.92	0.52
38:DC:166:ASP:O	38:DC:168:THR:N	2.42	0.52
42:DG:34:LEU:HA	42:DG:161:THR:HA	1.91	0.52
46:DN:55:VAL:HG22	46:DN:56:ASN:N	2.24	0.52
47:DO:94:ARG:HG2	47:DO:94:ARG:NH1	2.22	0.52

Continued on next page...

Continued from previous page...

Atom-1	Atom-2	Interatomic distance (Å)	Clash overlap (Å)
48:DP:30:THR:HG23	48:DP:31:ALA:H	1.74	0.52
48:DP:81:GLN:HE22	48:DP:106:LEU:HA	1.73	0.52
49:DQ:35:VAL:HG12	49:DQ:130:LYS:O	2.09	0.52
50:DR:103:ARG:O	50:DR:111:LEU:HD11	2.10	0.52
57:DY:85:VAL:O	57:DY:86:ARG:HB2	2.08	0.52
58:DZ:124:ILE:HD11	58:DZ:137:ILE:HG13	1.91	0.52
1:AA:333:G:O2'	1:AA:334:C:H5'	2.10	0.52
1:AA:1158:C:C2'	1:AA:1158:C:O2	2.57	0.52
17:AQ:59:ILE:HG21	17:AQ:71:PHE:HB3	1.89	0.52
25:AZ:269:GLY:O	25:AZ:288:VAL:HA	2.10	0.52
32:B6:19:ARG:CD	32:B6:20:ASN:H	2.22	0.52
32:B6:22:ALA:C	32:B6:23:THR:HG23	2.28	0.52
36:BA:267:C:H2'	36:BA:268:C:C6	2.43	0.52
36:BA:328:U:H4'	57:BY:68:HIS:NE2	2.25	0.52
36:BA:996:A:O3'	53:BU:92:ARG:HG2	2.09	0.52
36:BA:1642:G:O2'	36:BA:1643:G:H5'	2.09	0.52
36:BA:2711:A:OP1	36:BA:2712(A):A:OP1	2.26	0.52
38:BC:181:PRO:HB2	38:BC:183:GLU:OE2	2.09	0.52
41:BF:185:ASP:O	41:BF:188:ARG:HG2	2.09	0.52
43:BH:42:ARG:HG2	43:BH:43:VAL:N	2.22	0.52
48:BP:58:THR:HB	48:BP:61:ARG:NH2	2.20	0.52
51:BS:13:ARG:CG	51:BS:14:VAL:N	2.68	0.52
1:CA:1036:G:H5''	1:CA:1037:C:H5	1.71	0.52
1:CA:1047:G:H5''	14:CN:4:LYS:HG2	1.91	0.52
1:CA:1288:A:N1	1:CA:1371:G:H1'	2.24	0.52
2:CB:164:VAL:HG12	2:CB:165:VAL:N	2.25	0.52
3:CC:131:ARG:HH11	3:CC:166:GLU:HG3	1.74	0.52
9:CI:40:LEU:O	9:CI:42:ARG:N	2.39	0.52
25:CZ:185:ASN:ND2	25:CZ:185:ASN:O	2.42	0.52
25:CZ:317:GLU:HG3	25:CZ:404:LEU:HD21	1.91	0.52
27:D1:75:GLU:C	27:D1:77:ALA:N	2.62	0.52
28:D2:32:LEU:O	28:D2:35:LEU:HB3	2.09	0.52
36:DA:479:A:HO2'	36:DA:481:G:H8	1.58	0.52
36:DA:1311:G:N2	36:DA:1603:A:H62	2.08	0.52
36:DA:1651:G:C2	36:DA:2007:C:C2	2.97	0.52
36:DA:2239:G:H5'	39:DD:251:GLY:HA3	1.92	0.52
36:DA:2746:U:H2'	36:DA:2747:G:O4'	2.10	0.52
39:DD:73:VAL:HG13	39:DD:120:GLY:CA	2.38	0.52
39:DD:276:LYS:HE2	39:DD:276:LYS:HA	1.91	0.52
40:DE:24:THR:HG21	40:DE:188:VAL:HG12	1.90	0.52
40:DE:79:ARG:HH11	40:DE:79:ARG:CG	2.22	0.52

Continued on next page...

Continued from previous page...

Atom-1	Atom-2	Interatomic distance (Å)	Clash overlap (Å)
41:DF:192:LEU:HD23	41:DF:193:VAL:N	2.24	0.52
42:DG:72:ARG:HA	42:DG:87:PRO:HD2	1.90	0.52
43:DH:83:TYR:HB3	43:DH:135:GLY:O	2.10	0.52
48:DP:65:ARG:O	48:DP:67:MET:N	2.42	0.52
52:DT:106:SER:O	52:DT:107:ASP:HB3	2.09	0.52
52:DT:123:GLN:HA	52:DT:126:ALA:HB3	1.92	0.52
1:AA:858:G:C6	1:AA:869:G:C8	2.96	0.52
1:AA:1125:U:C6	1:AA:1125:U:C3'	2.91	0.52
2:AB:61:LEU:HD23	2:AB:68:ILE:HD11	1.92	0.52
3:AC:90:GLU:O	3:AC:93:LYS:HB3	2.10	0.52
10:AJ:33:GLN:HB2	10:AJ:75:ILE:HD13	1.91	0.52
10:AJ:61:GLU:OE2	14:AN:49:HIS:HE1	1.92	0.52
25:AZ:124:ARG:HG3	25:AZ:124:ARG:HH11	1.74	0.52
25:AZ:164:PRO:O	25:AZ:168:VAL:HG23	2.10	0.52
25:AZ:224:PRO:HA	25:AZ:303:VAL:HG12	1.91	0.52
27:B1:49:VAL:CG1	27:B1:60:PHE:HB2	2.40	0.52
28:B2:63:VAL:O	28:B2:66:GLU:HG2	2.08	0.52
32:B6:45:LYS:O	32:B6:46:HIS:CB	2.58	0.52
34:B8:15:LYS:CB	34:B8:46:ARG:HH22	2.23	0.52
36:BA:832:G:O2'	48:BP:52:GLU:HB3	2.09	0.52
36:BA:1246:A:OP1	48:BP:16:ARG:NH2	2.42	0.52
36:BA:1651:G:C2	36:BA:2007:C:C2	2.98	0.52
36:BA:2308:G:O6	36:BA:2310:A:H2'	2.08	0.52
36:BA:2312:U:O3'	42:BG:71:THR:OG1	2.28	0.52
36:BA:2562:U:H4'	47:BO:25:LEU:HD21	1.91	0.52
36:BA:2688:U:H3'	36:BA:2688:U:O2	2.10	0.52
36:BA:2869:G:H2'	36:BA:2870:C:C6	2.44	0.52
39:BD:27:THR:HG21	39:BD:81:ALA:CB	2.40	0.52
39:BD:111:LEU:HD23	39:BD:115:GLN:OE1	2.10	0.52
40:BE:79:ARG:HH11	40:BE:79:ARG:CG	2.22	0.52
42:BG:78:SER:C	42:BG:80:PHE:H	2.13	0.52
45:BK:55:UNK:HA	45:BK:69:UNK:HA	1.92	0.52
46:BN:21:LYS:HD3	46:BN:22:THR:N	2.24	0.52
47:BO:107:ARG:HD3	52:BT:36:GLU:H	1.75	0.52
48:BP:46:LYS:CB	48:BP:52:GLU:HG2	2.38	0.52
52:BT:106:SER:O	52:BT:107:ASP:HB3	2.10	0.52
53:BU:3:ARG:HH11	53:BU:3:ARG:CG	2.22	0.52
58:BZ:127:LYS:O	58:BZ:127:LYS:HG3	2.08	0.52
1:CA:542:G:H2'	1:CA:543:C:C6	2.43	0.52
1:CA:714:G:H2'	1:CA:715:A:C8	2.45	0.52
1:CA:933:G:OP2	7:CG:3:ARG:HB3	2.10	0.52

Continued on next page...

Continued from previous page...

Atom-1	Atom-2	Interatomic distance (Å)	Clash overlap (Å)
2:CB:28:PHE:O	2:CB:32:ILE:HG22	2.09	0.52
2:CB:114:ARG:HD2	2:CB:141:GLU:OE2	2.09	0.52
7:CG:113:GLU:CG	7:CG:119:ARG:HB3	2.38	0.52
10:CJ:4:ILE:HB	10:CJ:74:ILE:CD1	2.36	0.52
14:CN:26:ARG:HH11	14:CN:47:LEU:HD21	1.73	0.52
28:D2:25:VAL:HB	28:D2:61:LEU:HD21	1.90	0.52
28:D2:46:GLN:H	28:D2:50:ILE:HD13	1.75	0.52
28:D2:59:ARG:HG3	28:D2:60:LEU:H	1.73	0.52
29:D3:54:VAL:HG12	29:D3:55:ARG:N	2.24	0.52
32:D6:22:ALA:C	32:D6:23:THR:HG23	2.28	0.52
36:DA:1688:U:H1'	36:DA:1701:A:C6	2.45	0.52
36:DA:1773:A:H2'	36:DA:1774:C:H5'	1.91	0.52
36:DA:1885:A:H5'	36:DA:1885:A:H8	1.75	0.52
39:DD:81:ALA:HA	39:DD:113:VAL:HG22	1.92	0.52
39:DD:241:PRO:O	39:DD:242:ARG:CB	2.57	0.52
46:DN:89:LYS:O	46:DN:93:THR:HG22	2.09	0.52
54:DV:19:LYS:HZ1	54:DV:20:LEU:H	1.57	0.52
54:DV:21:ARG:HD3	54:DV:21:ARG:H	1.74	0.52
55:DW:22:ASP:HA	55:DW:25:ARG:NH1	2.24	0.52
57:DY:77:PRO:O	57:DY:78:ALA:HB2	2.09	0.52
58:DZ:10:ARG:HB3	58:DZ:36:LYS:HG3	1.91	0.52
1:AA:66:G:H4'	1:AA:173:U:C5	2.44	0.52
1:AA:261:U:O2	1:AA:263:A:C8	2.62	0.52
1:AA:946:A:H2'	1:AA:947:G:H8	1.73	0.52
1:AA:1151:A:O2'	1:AA:1152:A:H8	1.92	0.52
2:AB:80:ILE:H	2:AB:80:ILE:CD1	2.23	0.52
2:AB:87:ARG:HH12	2:AB:223:ILE:HD11	1.75	0.52
8:AH:6:ILE:HD12	8:AH:6:ILE:N	2.24	0.52
8:AH:10:LEU:HD22	8:AH:83:ILE:HD11	1.92	0.52
13:AM:12:ASN:HD22	13:AM:12:ASN:N	2.02	0.52
22:AW:5:G:C6	22:AW:6:G:C5	2.97	0.52
25:AZ:270:VAL:HG22	25:AZ:288:VAL:HG22	1.90	0.52
27:B1:70:VAL:O	27:B1:74:VAL:HG23	2.10	0.52
29:B3:7:LYS:O	29:B3:54:VAL:HA	2.10	0.52
29:B3:31:LEU:C	29:B3:33:GLN:H	2.13	0.52
34:B8:61:LEU:N	34:B8:63:PRO:HD2	2.24	0.52
35:B9:3:VAL:HG21	36:BA:2539:C:H4'	1.91	0.52
36:BA:83:G:O2'	36:BA:84:A:C8	2.58	0.52
36:BA:703:U:H2'	36:BA:704:G:H5'	1.92	0.52
36:BA:1411:C:H2'	36:BA:1412:A:H8	1.75	0.52
36:BA:2262:U:H4'	36:BA:2328:A:C2	2.44	0.52

Continued on next page...

Continued from previous page...

Atom-1	Atom-2	Interatomic distance (Å)	Clash overlap (Å)
36:BA:2358:G:H2'	36:BA:2359:C:H6	1.75	0.52
37:BB:48:A:H4'	51:BS:95:HIS:HD2	1.73	0.52
38:BC:214:VAL:HG23	38:BC:224:ILE:HD13	1.90	0.52
41:BF:50:SER:HB2	41:BF:94:PRO:HD3	1.91	0.52
46:BN:91:LEU:CD2	46:BN:98:VAL:HG21	2.39	0.52
47:BO:104:ARG:NH2	52:BT:33:LYS:HE2	2.12	0.52
49:BQ:21:THR:O	49:BQ:22:LYS:HB3	2.07	0.52
49:BQ:56:ARG:CG	49:BQ:56:ARG:NH1	2.67	0.52
52:BT:31:SER:OG	52:BT:32:TYR:CE1	2.62	0.52
52:BT:88:ILE:O	52:BT:89:VAL:O	2.28	0.52
52:BT:94:ALA:C	52:BT:96:ARG:H	2.13	0.52
54:BV:19:LYS:HZ1	54:BV:20:LEU:H	1.56	0.52
1:CA:269:C:H2'	1:CA:270:A:H8	1.74	0.52
1:CA:521:G:H4'	12:CL:73:GLU:HG3	1.91	0.52
1:CA:1141:C:O2'	1:CA:1142:G:H5'	2.10	0.52
2:CB:7:VAL:HG13	2:CB:11:LEU:CD1	2.39	0.52
2:CB:33:TYR:HB2	2:CB:43:ASP:HB2	1.92	0.52
2:CB:141:GLU:O	2:CB:145:LEU:HD23	2.09	0.52
9:CI:85:LEU:C	9:CI:87:GLN:H	2.12	0.52
12:CL:51:ALA:C	12:CL:52:LEU:HD22	2.30	0.52
12:CL:75:HIS:HD2	12:CL:77:LEU:H	1.58	0.52
14:CN:21:TYR:N	14:CN:21:TYR:CD1	2.78	0.52
15:CO:17:ARG:HG3	15:CO:17:ARG:NH1	2.23	0.52
22:CV:68:C:C2'	22:CV:69:G:H5'	2.39	0.52
25:CZ:277:LEU:CD1	25:CZ:280:GLY:N	2.68	0.52
32:D6:27:LYS:HG3	32:D6:30:THR:HB	1.92	0.52
36:DA:709:U:H2'	36:DA:710:G:H8	1.73	0.52
36:DA:940:G:H2'	36:DA:941:A:O4'	2.09	0.52
36:DA:1109:C:H2'	36:DA:1110:G:H5'	1.90	0.52
36:DA:2099:U:H2'	36:DA:2100:G:C8	2.44	0.52
36:DA:2127:G:O2'	36:DA:2128:C:H5'	2.09	0.52
36:DA:2184:G:H2'	36:DA:2185:C:O4'	2.08	0.52
36:DA:2312:U:OP1	42:DG:73:ALA:HA	2.08	0.52
37:DB:40:U:O2	37:DB:43:C:H5''	2.09	0.52
37:DB:56:G:O2'	37:DB:57:A:OP2	2.25	0.52
38:DC:10:LEU:CD1	38:DC:32:LEU:HA	2.38	0.52
41:DF:138:GLU:O	41:DF:142:TRP:HB2	2.09	0.52
42:DG:165:THR:HB	42:DG:167:GLU:OE1	2.10	0.52
48:DP:41:ARG:NH1	48:DP:41:ARG:CB	2.73	0.52
51:DS:39:ILE:HD11	51:DS:73:LEU:HD21	1.91	0.52
57:DY:37:VAL:HG23	57:DY:39:VAL:HG23	1.91	0.52

Continued on next page...

Continued from previous page...

Atom-1	Atom-2	Interatomic distance (Å)	Clash overlap (Å)
58:DZ:99:TYR:HB3	58:DZ:123:ASP:OD2	2.10	0.52
1:AA:367:U:C5'	25:AZ:291:ARG:NE	2.62	0.52
1:AA:402:G:O2'	1:AA:403:C:H5'	2.10	0.52
9:AI:43:ALA:O	9:AI:45:ALA:N	2.43	0.52
11:AK:61:ALA:HB2	11:AK:90:GLY:HA3	1.92	0.52
18:AR:29:PHE:N	18:AR:29:PHE:HD1	2.08	0.52
18:AR:31:LEU:HD23	18:AR:31:LEU:H	1.74	0.52
27:B1:30:VAL:HG23	27:B1:31:GLY:N	2.25	0.52
28:B2:24:LEU:HD23	28:B2:24:LEU:C	2.30	0.52
34:B8:51:ALA:N	34:B8:53:PRO:HD2	2.25	0.52
36:BA:779:U:OP1	39:BD:49:ILE:HG13	2.10	0.52
36:BA:2168:G:N2	36:BA:2170:A:H3'	2.25	0.52
36:BA:2386:C:H2'	36:BA:2387:U:C6	2.45	0.52
37:BB:56:G:H4'	37:BB:57:A:O5'	2.10	0.52
39:BD:24:ILE:HD13	39:BD:24:ILE:C	2.29	0.52
39:BD:132:PRO:HD2	39:BD:135:PHE:HD2	1.74	0.52
40:BE:50:GLY:HA2	40:BE:78:LEU:HB3	1.90	0.52
42:BG:133:LEU:CD1	42:BG:157:ILE:HD12	2.35	0.52
43:BH:155:SER:O	43:BH:157:TYR:N	2.35	0.52
48:BP:84:ASN:C	48:BP:86:LYS:N	2.61	0.52
49:BQ:140:ALA:HB1	58:BZ:99:TYR:CZ	2.45	0.52
57:BY:10:GLY:C	57:BY:27:VAL:HG22	2.30	0.52
57:BY:61:ILE:O	57:BY:62:GLU:HB2	2.10	0.52
1:CA:255:G:O6	1:CA:266:G:O6	2.28	0.52
1:CA:1116:C:C2'	1:CA:1117:G:H5''	2.39	0.52
1:CA:1434:A:H2'	1:CA:1435:G:O4'	2.08	0.52
4:CD:150:GLU:CD	4:CD:151:LYS:N	2.59	0.52
8:CH:17:THR:HB	8:CH:78:GLN:OE1	2.10	0.52
9:CI:4:TYR:HD2	9:CI:87:GLN:HB3	1.70	0.52
10:CJ:24:VAL:HG21	10:CJ:37:PRO:HG3	1.92	0.52
11:CK:44:SER:O	11:CK:47:VAL:HG23	2.09	0.52
14:CN:32:SER:O	14:CN:40:CYS:HA	2.09	0.52
18:CR:53:ARG:HG3	18:CR:63:GLN:NE2	2.25	0.52
20:CT:45:GLN:NE2	20:CT:46:GLU:HG3	2.21	0.52
26:D0:10:THR:HG22	26:D0:11:ARG:N	2.24	0.52
28:D2:35:LEU:HD23	28:D2:53:LEU:CD1	2.35	0.52
31:D5:4:HIS:HB3	36:DA:2577:A:H1'	1.90	0.52
32:D6:27:LYS:O	32:D6:29:ASN:N	2.42	0.52
34:D8:50:LEU:C	34:D8:52:LYS:H	2.11	0.52
36:DA:221:A:O2'	36:DA:222:A:OP2	2.27	0.52
36:DA:652:C:HO2'	36:DA:653:A:P	2.32	0.52

Continued on next page...

Continued from previous page...

Atom-1	Atom-2	Interatomic distance (Å)	Clash overlap (Å)
36:DA:832:G:O2'	48:DP:52:GLU:HB3	2.10	0.52
36:DA:992:C:O3'	54:DV:72:VAL:HG11	2.09	0.52
36:DA:1103:A:H5'	36:DA:1104:C:OP2	2.10	0.52
36:DA:1112:G:O2'	36:DA:1113:U:H5'	2.10	0.52
36:DA:1771:C:C1'	36:DA:1786:A:C8	2.93	0.52
36:DA:2153:G:H2'	36:DA:2154:G:H8	1.75	0.52
36:DA:2185:C:C2'	36:DA:2186:G:H5'	2.36	0.52
36:DA:2464:C:O2'	36:DA:2465:C:H6	1.89	0.52
38:DC:40:THR:HG22	38:DC:177:LYS:CE	2.40	0.52
41:DF:87:GLY:O	41:DF:88:VAL:HG12	2.10	0.52
46:DN:91:LEU:CD2	46:DN:98:VAL:HG21	2.39	0.52
54:DV:19:LYS:HE2	54:DV:19:LYS:HA	1.89	0.52
54:DV:62:LEU:HD22	54:DV:62:LEU:N	2.24	0.52
57:DY:86:ARG:HH21	57:DY:95:LYS:HZ3	1.56	0.52
58:DZ:27:VAL:HG22	58:DZ:28:MET:H	1.75	0.52
58:DZ:155:LEU:H	58:DZ:155:LEU:CD2	2.19	0.52
2:AB:33:TYR:HB2	2:AB:43:ASP:HB2	1.90	0.52
2:AB:164:VAL:HG12	2:AB:165:VAL:N	2.25	0.52
3:AC:157:ILE:CD1	3:AC:166:GLU:HB2	2.40	0.52
4:AD:9:CYS:SG	4:AD:26:CYS:SG	3.07	0.52
4:AD:150:GLU:CD	4:AD:151:LYS:N	2.59	0.52
5:AE:6:PHE:HD2	5:AE:36:ASP:HB3	1.74	0.52
6:AF:22:GLU:O	6:AF:25:ILE:HG22	2.10	0.52
7:AG:69:VAL:HG21	7:AG:104:LEU:CD1	2.39	0.52
9:AI:83:ARG:O	9:AI:86:VAL:HG12	2.10	0.52
10:AJ:40:LEU:HG	10:AJ:69:ASN:HB2	1.91	0.52
10:AJ:45:ARG:NE	14:AN:36:PHE:CD2	2.78	0.52
11:AK:27:ASN:HD21	11:AK:45:GLY:H	1.57	0.52
12:AL:51:ALA:C	12:AL:52:LEU:HD22	2.30	0.52
17:AQ:82:MET:O	17:AQ:86:GLU:HG2	2.10	0.52
20:AT:22:ARG:O	20:AT:26:ASN:ND2	2.42	0.52
25:AZ:324:LYS:O	25:AZ:325:LYS:C	2.48	0.52
27:B1:82:LEU:HD12	27:B1:83:GLU:H	1.74	0.52
28:B2:16:LEU:O	28:B2:20:GLU:HB3	2.10	0.52
36:BA:1131:G:H21	46:BN:73:THR:CG2	2.22	0.52
36:BA:1315:C:H2'	36:BA:1316:U:H6	1.75	0.52
36:BA:1403:C:H5''	36:BA:1471:A:C1'	2.39	0.52
36:BA:1751:C:O2'	36:BA:1752:C:H5'	2.10	0.52
36:BA:2110:G:H22	36:BA:2178:C:H5	1.55	0.52
36:BA:2315:G:N3	42:BG:128:ARG:HG3	2.25	0.52
36:BA:2392:A:H8	48:BP:60:MET:HG2	1.74	0.52

Continued on next page...

Continued from previous page...

Atom-1	Atom-2	Interatomic distance (Å)	Clash overlap (Å)
38:BC:199:HIS:O	38:BC:201:PRO:HD3	2.10	0.52
41:BF:133:ASN:HB2	41:BF:138:GLU:OE2	2.09	0.52
41:BF:139:PHE:CB	41:BF:166:ALA:HB1	2.40	0.52
48:BP:122:PRO:HB3	48:BP:141:ALA:HB3	1.91	0.52
51:BS:14:VAL:O	51:BS:15:ARG:HG3	2.10	0.52
52:BT:22:PHE:HE2	52:BT:85:LYS:HZ1	1.57	0.52
52:BT:53:ARG:O	52:BT:59:THR:HB	2.10	0.52
54:BV:72:VAL:HG23	54:BV:72:VAL:O	2.10	0.52
58:BZ:5:LEU:HD11	58:BZ:39:VAL:HB	1.91	0.52
58:BZ:124:ILE:O	58:BZ:124:ILE:HG13	2.10	0.52
58:BZ:163:LEU:CG	58:BZ:165:VAL:HG13	2.40	0.52
1:CA:369:C:H5'	1:CA:369:C:C6	2.45	0.52
1:CA:1039:C:H2'	1:CA:1040:U:C6	2.44	0.52
1:CA:1327:C:O2'	1:CA:1328:C:H5'	2.10	0.52
8:CH:44:PHE:CE2	8:CH:109:ILE:HG21	2.44	0.52
9:CI:10:ARG:HD3	9:CI:10:ARG:C	2.30	0.52
9:CI:49:PRO:O	9:CI:53:VAL:HG22	2.10	0.52
9:CI:83:ARG:O	9:CI:86:VAL:HG12	2.09	0.52
11:CK:44:SER:H	11:CK:47:VAL:HG23	1.74	0.52
13:CM:3:ARG:HH21	13:CM:7:VAL:HG13	1.71	0.52
16:CP:8:ARG:C	16:CP:9:PHE:HD1	2.13	0.52
16:CP:43:LYS:HA	16:CP:48:TRP:CB	2.40	0.52
22:CV:4:C:C3'	22:CV:5:G:H5''	2.40	0.52
25:CZ:68:VAL:O	25:CZ:69:GLU:HB3	2.09	0.52
25:CZ:317:GLU:HA	25:CZ:370:PHE:O	2.10	0.52
26:D0:36:ILE:HD11	36:DA:2355:C:C4'	2.40	0.52
28:D2:48:HIS:HA	36:DA:96:G:P	2.50	0.52
28:D2:51:ARG:CZ	36:DA:94(A):G:H21	2.23	0.52
31:D5:3:LYS:H	31:D5:3:LYS:CD	2.18	0.52
36:DA:373:U:H2'	36:DA:374:A:H8	1.74	0.52
36:DA:615:G:OP2	41:DF:40:GLN:HG2	2.10	0.52
36:DA:644:A:C2	36:DA:2369:A:H1'	2.44	0.52
36:DA:852:G:H2'	36:DA:853:G:H8	1.74	0.52
36:DA:1163:G:O2'	36:DA:1164:G:H5'	2.10	0.52
36:DA:1827:C:O2'	36:DA:1828:G:H5'	2.10	0.52
36:DA:2195:C:O2'	36:DA:2196:C:H5'	2.10	0.52
36:DA:2464:C:O2'	36:DA:2465:C:O5'	2.28	0.52
37:DB:105:A:H2'	37:DB:106:G:O4'	2.09	0.52
41:DF:185:ASP:O	41:DF:188:ARG:HG2	2.10	0.52
42:DG:97:ASP:O	42:DG:101:ILE:HG13	2.10	0.52
42:DG:171:ALA:O	42:DG:175:LEU:HG	2.10	0.52

Continued on next page...

Continued from previous page...

Atom-1	Atom-2	Interatomic distance (Å)	Clash overlap (Å)
43:DH:105:LEU:HD23	43:DH:105:LEU:N	2.24	0.52
46:DN:43:THR:HB	46:DN:46:VAL:CG1	2.40	0.52
48:DP:23:PRO:HB2	48:DP:33:ARG:HD2	1.91	0.52
1:AA:521:G:H4'	12:AL:73:GLU:HG3	1.90	0.52
1:AA:1036:G:H5''	1:AA:1037:C:H5	1.71	0.52
9:AI:10:ARG:HD3	9:AI:10:ARG:C	2.30	0.52
13:AM:92:HIS:CE1	13:AM:98:VAL:HG21	2.44	0.52
13:AM:97:PRO:N	13:AM:110:ARG:HD3	2.24	0.52
15:AO:26:GLU:HB3	15:AO:81:LEU:HD23	1.91	0.52
20:AT:29:LYS:O	20:AT:33:ILE:HG13	2.10	0.52
25:AZ:126:VAL:HG13	61:AZ:502:KIR:H471	1.91	0.52
28:B2:18:PRO:HG3	28:B2:72:ALA:HA	1.92	0.52
30:B4:7:PRO:HD2	42:BG:65:GLY:O	2.09	0.52
32:B6:20:ASN:C	32:B6:21:TYR:CG	2.83	0.52
32:B6:30:THR:HG22	32:B6:31:PRO:CD	2.21	0.52
34:B8:61:LEU:CD2	36:BA:593:G:H4'	2.40	0.52
36:BA:184:C:H2'	36:BA:185:U:H6	1.74	0.52
36:BA:469:G:C2'	36:BA:470:A:H5''	2.40	0.52
36:BA:623:G:H2'	36:BA:624:C:C6	2.45	0.52
36:BA:814:C:H2'	36:BA:815:C:C6	2.44	0.52
36:BA:1478:G:HO2'	36:BA:1558:A:H2	1.58	0.52
36:BA:1579:A:H2'	36:BA:1580:A:O4'	2.10	0.52
36:BA:2153:G:H2'	36:BA:2154:G:H8	1.74	0.52
39:BD:109:ASP:HB2	39:BD:197:GLY:CA	2.40	0.52
40:BE:3:GLY:N	40:BE:81:ILE:HG21	2.25	0.52
41:BF:192:LEU:CD2	41:BF:194:MET:HG3	2.27	0.52
42:BG:37:VAL:HA	42:BG:158:ALA:O	2.10	0.52
42:BG:93:THR:O	42:BG:94:LEU:HD23	2.09	0.52
44:BJ:12:UNK:C	44:BJ:14:UNK:N	2.72	0.52
46:BN:2:LYS:HZ3	54:BV:12:TYR:HA	1.75	0.52
46:BN:67:LEU:O	46:BN:68:GLU:HB2	2.10	0.52
46:BN:91:LEU:HD23	46:BN:98:VAL:HG21	1.91	0.52
47:BO:26:LYS:HE3	47:BO:37:ASP:OD2	2.10	0.52
48:BP:24:GLY:HA3	48:BP:33:ARG:NH1	2.24	0.52
50:BR:7:GLY:O	50:BR:8:ARG:NH2	2.43	0.52
53:BU:57:PHE:CD1	53:BU:60:LEU:HD12	2.45	0.52
1:CA:57:G:H2'	1:CA:58:C:O4'	2.10	0.52
2:CB:42:ILE:HD13	2:CB:203:GLY:HA2	1.91	0.52
12:CL:17:LYS:HD3	12:CL:18:VAL:H	1.75	0.52
13:CM:116:THR:O	13:CM:117:VAL:C	2.49	0.52
25:CZ:356:PRO:HB2	25:CZ:359:VAL:HG21	1.92	0.52

Continued on next page...

Continued from previous page...

Atom-1	Atom-2	Interatomic distance (Å)	Clash overlap (Å)
26:D0:51:VAL:N	26:D0:62:LEU:HD21	2.25	0.52
36:DA:195:A:H5''	36:DA:196:A:OP2	2.10	0.52
36:DA:363(A):A:C2	36:DA:363(B):G:C8	2.98	0.52
36:DA:1047:G:C2	36:DA:1110:G:H2'	2.45	0.52
36:DA:1320:C:C5	36:DA:1329:U:H5''	2.45	0.52
36:DA:1331:A:H2'	36:DA:1333:C:C5	2.45	0.52
38:DC:72:VAL:CG1	38:DC:157:LYS:HA	2.40	0.52
40:DE:55:ASN:O	40:DE:56:PRO:C	2.48	0.52
40:DE:179:GLU:O	40:DE:180:ASN:HB2	2.09	0.52
49:DQ:21:THR:OG1	49:DQ:99:PRO:O	2.27	0.52
51:DS:73:LEU:HD23	51:DS:73:LEU:O	2.09	0.52
53:DU:59:ARG:O	53:DU:60:LEU:C	2.48	0.52
55:DW:8:ARG:HG2	55:DW:8:ARG:NH1	2.25	0.52
58:DZ:27:VAL:HG22	58:DZ:28:MET:N	2.25	0.52
58:DZ:55:HIS:O	58:DZ:57:ILE:HD12	2.10	0.52
1:AA:188:C:O4'	20:AT:89:ARG:NH1	2.43	0.52
1:AA:434:U:H2'	1:AA:435:C:H6	1.73	0.52
5:AE:68:GLU:O	5:AE:68:GLU:HG3	2.10	0.52
5:AE:145:LYS:O	5:AE:149:GLU:HG3	2.10	0.52
7:AG:143:ARG:HD3	22:AW:42:C:OP1	2.10	0.52
8:AH:44:PHE:HE2	8:AH:109:ILE:HG21	1.75	0.52
11:AK:57:THR:OG1	11:AK:58:PRO:HD2	2.09	0.52
20:AT:26:ASN:O	20:AT:30:LYS:HB2	2.09	0.52
24:AY:2:G:O2'	24:AY:3:G:H5''	2.10	0.52
25:AZ:338:TYR:O	25:AZ:353:VAL:HG23	2.10	0.52
31:B5:45:VAL:HG22	31:B5:51:TYR:HB2	1.91	0.52
36:BA:88:G:N3	36:BA:88:G:H2'	2.24	0.52
36:BA:250:G:H2'	36:BA:251:A:C8	2.45	0.52
36:BA:1278:A:OP1	50:BR:36:THR:HA	2.09	0.52
36:BA:1788:C:O2'	36:BA:1789:A:H5'	2.09	0.52
36:BA:1801:G:OP2	39:BD:154:LYS:HE3	2.09	0.52
42:BG:86:MET:N	42:BG:87:PRO:CD	2.72	0.52
43:BH:83:TYR:HB3	43:BH:135:GLY:N	2.24	0.52
48:BP:38:GLN:HG3	48:BP:39:LYS:N	2.21	0.52
48:BP:58:THR:HG22	48:BP:58:THR:O	2.09	0.52
53:BU:105:VAL:O	53:BU:108:GLU:HB2	2.10	0.52
54:BV:38:LEU:HD23	54:BV:38:LEU:C	2.31	0.52
1:CA:858:G:C5	1:CA:869:G:N7	2.77	0.52
3:CC:35:GLU:O	3:CC:39:ILE:HG13	2.09	0.52
4:CD:62:GLN:HA	4:CD:62:GLN:NE2	2.22	0.52
6:CF:38:GLU:O	6:CF:39:LYS:O	2.28	0.52

Continued on next page...

Continued from previous page...

Atom-1	Atom-2	Interatomic distance (Å)	Clash overlap (Å)
9:CI:10:ARG:HG3	9:CI:75:ASP:HB3	1.91	0.52
9:CI:41:VAL:O	9:CI:41:VAL:HG12	2.10	0.52
10:CJ:38:ILE:CD1	10:CJ:71:LEU:HB3	2.40	0.52
12:CL:69:TYR:O	12:CL:71:PRO:HD3	2.09	0.52
22:CW:5:G:C6	22:CW:6:G:C5	2.98	0.52
25:CZ:277:LEU:CD1	25:CZ:279:GLU:H	2.22	0.52
27:D1:45:ASN:CB	36:DA:2230:G:H1'	2.40	0.52
34:D8:58:ILE:HG22	34:D8:58:ILE:O	2.10	0.52
36:DA:426:C:O2'	36:DA:427:U:H5'	2.10	0.52
36:DA:436:C:H2'	36:DA:437:G:H8	1.75	0.52
36:DA:460:A:H2'	36:DA:461:C:O4'	2.09	0.52
36:DA:661:C:H4'	48:DP:16:ARG:NH1	2.24	0.52
36:DA:740:U:H2'	36:DA:741:G:C8	2.45	0.52
36:DA:773:U:H4'	39:DD:47:GLY:HA3	1.92	0.52
36:DA:996:A:O3'	53:DU:92:ARG:HG2	2.09	0.52
36:DA:1142(A):A:H5'	36:DA:1142(A):A:C8	2.45	0.52
36:DA:1187:G:H5''	54:DV:81:TYR:CE2	2.45	0.52
36:DA:1331:A:O2'	36:DA:1332:G:H5''	2.10	0.52
36:DA:1417:C:O2'	36:DA:1418:G:H5'	2.10	0.52
36:DA:2651:C:O2'	36:DA:2652:C:H5'	2.09	0.52
37:DB:81:G:O6	37:DB:96:U:O2	2.28	0.52
38:DC:75:LEU:HG	38:DC:112:ALA:O	2.10	0.52
42:DG:6:ALA:HB3	42:DG:104:GLU:OE2	2.09	0.52
42:DG:16:ARG:N	42:DG:17:PRO:HD2	2.25	0.52
48:DP:146:VAL:CG2	48:DP:147:LEU:H	2.05	0.52
57:DY:10:GLY:C	57:DY:27:VAL:HG22	2.30	0.52
57:DY:61:ILE:O	57:DY:62:GLU:HB2	2.10	0.52
1:AA:57:G:H2'	1:AA:58:C:O4'	2.10	0.52
3:AC:34:LEU:HG	14:AN:25:VAL:HG11	1.92	0.52
4:AD:55:ALA:O	4:AD:59:ARG:HG2	2.09	0.52
8:AH:4:ASP:OD2	8:AH:85:ARG:NE	2.38	0.52
22:AV:63:G:H2'	22:AV:64:A:O4'	2.10	0.52
25:AZ:325:LYS:O	25:AZ:328:GLY:N	2.43	0.52
28:B2:7:ARG:HD3	28:B2:7:ARG:H	1.75	0.52
32:B6:44:ARG:C	32:B6:45:LYS:HD2	2.30	0.52
35:B9:10:ILE:O	35:B9:14:CYS:SG	2.49	0.52
36:BA:61:G:H1	36:BA:94:C:H42	1.58	0.52
36:BA:492:A:H2'	36:BA:493:G:O4'	2.09	0.52
36:BA:1109:C:H2'	36:BA:1110:G:H5'	1.92	0.52
36:BA:1952:A:C6	47:BO:22:ILE:HD12	2.45	0.52
36:BA:2155:G:H3'	36:BA:2156:G:H8	1.75	0.52

Continued on next page...

Continued from previous page...

Atom-1	Atom-2	Interatomic distance (Å)	Clash overlap (Å)
39:BD:131:LEU:HD12	39:BD:131:LEU:N	2.25	0.52
42:BG:130:ASN:OD1	42:BG:160:VAL:HG13	2.09	0.52
48:BP:84:ASN:C	48:BP:86:LYS:H	2.11	0.52
51:BS:16:ASN:O	51:BS:18:ILE:HD12	2.10	0.52
52:BT:103:ARG:O	52:BT:105:LEU:N	2.43	0.52
54:BV:67:GLY:O	54:BV:88:ARG:HD2	2.10	0.52
1:CA:171:A:H2'	1:CA:172:A:C8	2.45	0.52
1:CA:635:G:O2'	1:CA:636:U:H5'	2.10	0.52
2:CB:129:GLU:O	2:CB:130:ARG:O	2.28	0.52
5:CE:6:PHE:HD2	5:CE:36:ASP:HB3	1.75	0.52
9:CI:95:LYS:HD3	9:CI:95:LYS:C	2.31	0.52
9:CI:110:GLU:HG2	9:CI:119:ALA:HB1	1.92	0.52
20:CT:72:LEU:O	20:CT:73:HIS:C	2.47	0.52
32:D6:11:LEU:HD13	32:D6:12:GLU:N	2.25	0.52
36:DA:67:U:H2'	36:DA:68:G:H8	1.75	0.52
36:DA:1076:C:C4'	58:DZ:112:ARG:HH21	2.15	0.52
36:DA:1090:U:H2'	36:DA:1091:G:O4'	2.10	0.52
36:DA:1525:G:O2'	36:DA:1526:G:H5'	2.09	0.52
36:DA:1858:G:O2'	36:DA:1884:A:N6	2.43	0.52
41:DF:156:LEU:HD12	41:DF:193:VAL:O	2.10	0.52
42:DG:66:GLN:NE2	42:DG:67:LYS:CE	2.73	0.52
51:DS:24:LEU:O	51:DS:85:VAL:HB	2.10	0.52
57:DY:88:LYS:HZ2	57:DY:93:GLY:HA3	1.74	0.52
12:AL:41:ARG:CZ	12:AL:41:ARG:HB2	2.40	0.51
12:AL:43:VAL:HG21	12:AL:93:LEU:HD22	1.92	0.51
19:AS:10:PHE:CZ	19:AS:37:ARG:O	2.63	0.51
20:AT:26:ASN:HB3	20:AT:71:THR:OG1	2.10	0.51
22:AW:20:U:O2'	22:AW:21:A:H4'	2.11	0.51
24:AY:68:C:H2'	24:AY:69:C:C6	2.45	0.51
25:AZ:389:ARG:HG2	25:AZ:389:ARG:HH11	1.75	0.51
34:B8:50:LEU:C	34:B8:52:LYS:H	2.13	0.51
36:BA:1331:A:H2'	36:BA:1333:C:C5	2.44	0.51
36:BA:1598:C:H5'	56:BX:36:LYS:HD3	1.90	0.51
36:BA:2152:G:O2'	36:BA:2153:G:H5'	2.09	0.51
36:BA:2657:A:H3'	36:BA:2658:C:H6	1.75	0.51
43:BH:85:LYS:CE	43:BH:85:LYS:C	2.79	0.51
46:BN:10:GLU:CD	46:BN:11:PRO:HD2	2.30	0.51
46:BN:61:ARG:HG3	46:BN:61:ARG:NH1	2.25	0.51
50:BR:2:ARG:HG2	50:BR:5:LYS:HD3	1.91	0.51
50:BR:37:THR:HA	50:BR:111:LEU:HA	1.90	0.51
53:BU:88:ILE:HG23	53:BU:90:VAL:CG2	2.40	0.51

Continued on next page...

Continued from previous page...

Atom-1	Atom-2	Interatomic distance (Å)	Clash overlap (Å)
58:BZ:7:ALA:HB3	58:BZ:61:LEU:CD2	2.35	0.51
1:CA:1202:G:O2'	1:CA:1203:C:H5'	2.10	0.51
1:CA:1256:A:H1'	1:CA:1258:G:C6	2.44	0.51
6:CF:42:GLU:HG2	6:CF:42:GLU:O	2.10	0.51
8:CH:20:TYR:CE1	8:CH:78:GLN:NE2	2.78	0.51
20:CT:26:ASN:N	20:CT:26:ASN:HD22	2.08	0.51
25:CZ:130:TYR:CE2	25:CZ:211:PRO:HD2	2.45	0.51
25:CZ:135:MET:O	25:CZ:138:VAL:HG23	2.10	0.51
25:CZ:139:ASP:OD2	25:CZ:177:LEU:HD11	2.10	0.51
25:CZ:272:MET:CG	25:CZ:277:LEU:HD23	2.41	0.51
28:D2:47:ASN:HB2	36:DA:94(A):G:O2'	2.10	0.51
29:D3:7:LYS:O	29:D3:54:VAL:HG13	2.09	0.51
32:D6:30:THR:HG22	32:D6:31:PRO:CD	2.21	0.51
34:D8:8:LYS:HE3	36:DA:245:G:O6	2.10	0.51
34:D8:11:LYS:HZ2	34:D8:60:LEU:CD2	2.23	0.51
36:DA:1013:C:H2'	36:DA:1014:U:C6	2.45	0.51
36:DA:1354:A:H2'	36:DA:1355:G:O4'	2.09	0.51
36:DA:1502:C:H5'	36:DA:1503:U:OP2	2.10	0.51
37:DB:56:G:H4'	37:DB:57:A:O5'	2.11	0.51
43:DH:146:ALA:O	43:DH:149:ARG:N	2.43	0.51
57:DY:17:SER:HB2	57:DY:71:LYS:CE	2.40	0.51
1:AA:197:A:H4'	1:AA:198:G:O5'	2.10	0.51
1:AA:390:C:O3'	16:AP:28:ARG:NH2	2.44	0.51
1:AA:544:G:OP1	4:AD:59:ARG:NH2	2.43	0.51
1:AA:979:C:C3'	1:AA:980:C:H5''	2.26	0.51
1:AA:1241:G:H2'	1:AA:1242:C:C6	2.45	0.51
6:AF:42:GLU:HG2	6:AF:42:GLU:O	2.11	0.51
14:AN:12:ARG:HH11	14:AN:12:ARG:HB3	1.74	0.51
25:AZ:17:ILE:HG13	25:AZ:104:LEU:HA	1.92	0.51
28:B2:35:LEU:CD1	28:B2:50:ILE:HG23	2.40	0.51
34:B8:41:ILE:HD12	36:BA:2419:U:OP1	2.10	0.51
36:BA:796:C:H2'	36:BA:797:C:C6	2.45	0.51
36:BA:1773:A:H2'	36:BA:1774:C:H5'	1.92	0.51
36:BA:1827:C:H2'	36:BA:1828:G:H5'	1.91	0.51
36:BA:1889:A:O2'	36:BA:2087:G:H5'	2.11	0.51
36:BA:1948:G:C8	36:BA:1948:G:C5'	2.88	0.51
36:BA:2199:A:H2'	36:BA:2199:A:N3	2.25	0.51
36:BA:2591:C:P	39:BD:239:ARG:HG2	2.51	0.51
36:BA:2887:U:O2'	36:BA:2888:C:H5'	2.10	0.51
39:BD:4:LYS:HZ1	39:BD:20:ASP:HA	1.75	0.51
42:BG:83:ARG:HD2	42:BG:84:LYS:HZ2	1.74	0.51

Continued on next page...

Continued from previous page...

Atom-1	Atom-2	Interatomic distance (Å)	Clash overlap (Å)
47:BO:104:ARG:NE	52:BT:33:LYS:HD2	2.25	0.51
47:BO:107:ARG:HA	47:BO:112:MET:HE1	1.92	0.51
48:BP:106:LEU:HD21	48:BP:112:LEU:HB2	1.92	0.51
50:BR:41:ALA:O	50:BR:44:LEU:N	2.42	0.51
52:BT:123:GLN:HA	52:BT:126:ALA:HB3	1.92	0.51
58:BZ:51:ALA:HB1	58:BZ:57:ILE:CD1	2.33	0.51
1:CA:57:G:H2'	1:CA:58:C:C6	2.45	0.51
1:CA:66:G:H4'	1:CA:173:U:C5	2.46	0.51
1:CA:197:A:H4'	1:CA:198:G:O5'	2.10	0.51
1:CA:332:G:O2'	1:CA:333:G:H5'	2.10	0.51
1:CA:447:G:H2'	1:CA:485:G:N2	2.24	0.51
1:CA:1116:C:H2'	1:CA:1117:G:H5''	1.92	0.51
1:CA:1347:G:N2	1:CA:1373:G:H2'	2.25	0.51
17:CQ:45:HIS:HA	17:CQ:69:LYS:HZ1	1.75	0.51
20:CT:94:ALA:O	20:CT:95:ALA:HB3	2.11	0.51
25:CZ:338:TYR:O	25:CZ:353:VAL:HG23	2.10	0.51
34:D8:17:THR:HG22	34:D8:21:LYS:O	2.10	0.51
34:D8:62:LEU:N	34:D8:63:PRO:CD	2.72	0.51
36:DA:271(L):U:C5'	36:DA:271(M):G:H5'	2.31	0.51
36:DA:322:A:C5'	36:DA:340:A:H1'	2.40	0.51
36:DA:634:C:H2'	36:DA:635:C:C6	2.44	0.51
36:DA:1013:C:H2'	36:DA:1014:U:H6	1.75	0.51
36:DA:1124:C:H2'	36:DA:1125:G:O4'	2.10	0.51
36:DA:1754:C:OP1	52:DT:96:ARG:NH1	2.32	0.51
36:DA:1880:C:H2'	36:DA:1881:C:H5''	1.92	0.51
36:DA:2136:C:H2'	36:DA:2137:C:C6	2.42	0.51
36:DA:2682:U:H5'	36:DA:2682:U:H6	1.74	0.51
36:DA:2713:A:H3'	36:DA:2714:G:C5'	2.41	0.51
36:DA:2869:G:H2'	36:DA:2870:C:C6	2.45	0.51
37:DB:55:U:H2'	37:DB:56:G:C8	2.45	0.51
37:DB:96:U:H2'	37:DB:97:G:H8	1.74	0.51
40:DE:33:VAL:CG1	40:DE:69:LYS:HE3	2.39	0.51
40:DE:50:GLY:HA2	40:DE:78:LEU:HB3	1.92	0.51
46:DN:10:GLU:CD	46:DN:11:PRO:HD2	2.30	0.51
52:DT:50:ILE:HD11	52:DT:102:ILE:CD1	2.40	0.51
53:DU:57:PHE:CD1	53:DU:60:LEU:HD12	2.45	0.51
57:DY:43:ASN:HB2	57:DY:64:GLU:HA	1.91	0.51
57:DY:75:ILE:HG13	57:DY:76:CYS:N	2.25	0.51
1:AA:484:G:H4'	1:AA:485:G:O5'	2.10	0.51
1:AA:1327:C:O2'	1:AA:1328:C:H5'	2.10	0.51
1:AA:1498:U:H4'	1:AA:1519:A:C2	2.45	0.51

Continued on next page...

Continued from previous page...

Atom-1	Atom-2	Interatomic distance (Å)	Clash overlap (Å)
2:AB:200:ILE:HG22	2:AB:201:ILE:H	1.76	0.51
6:AF:43:LEU:HD22	6:AF:43:LEU:N	2.23	0.51
12:AL:102:ARG:HH12	12:AL:110:VAL:HG22	1.72	0.51
16:AP:53:VAL:HG23	16:AP:54:GLU:HG2	1.92	0.51
27:B1:4:VAL:HG23	27:B1:10:LYS:O	2.10	0.51
31:B5:24:ALA:O	31:B5:25:LEU:CB	2.57	0.51
31:B5:36:CYS:O	31:B5:38:ALA:N	2.42	0.51
34:B8:49:VAL:CG1	34:B8:52:LYS:HB3	2.40	0.51
34:B8:62:LEU:CD1	36:BA:242:G:H5''	2.21	0.51
34:B8:62:LEU:HB3	36:BA:242:G:H5'	1.92	0.51
36:BA:528:A:C2	36:BA:2043:C:O5'	2.61	0.51
36:BA:1477:A:C2	36:BA:1515:G:C2	2.98	0.51
36:BA:1514:U:H2'	36:BA:1515:G:C8	2.46	0.51
36:BA:2746:U:H2'	36:BA:2747:G:O4'	2.10	0.51
39:BD:9:TYR:CD1	39:BD:10:THR:HG22	2.45	0.51
39:BD:131:LEU:HB2	39:BD:136:ILE:CD1	2.40	0.51
39:BD:267:SER:C	39:BD:269:PHE:N	2.52	0.51
40:BE:44:TYR:O	40:BE:45:THR:CB	2.59	0.51
41:BF:3:GLU:CB	41:BF:24:LEU:HG	2.39	0.51
42:BG:5:VAL:HG11	42:BG:100:TRP:HB3	1.91	0.51
49:BQ:141:GLN:OXT	58:BZ:53:ILE:HD12	2.10	0.51
55:BW:4:LYS:HD3	55:BW:6:ILE:HD11	1.92	0.51
56:BX:35:THR:O	56:BX:39:ILE:HG13	2.10	0.51
57:BY:17:SER:HB2	57:BY:71:LYS:CE	2.40	0.51
58:BZ:141:VAL:HG13	58:BZ:144:LEU:HB3	1.92	0.51
1:CA:328:C:H4'	1:CA:329:A:H5'	1.92	0.51
1:CA:544:G:OP1	4:CD:59:ARG:NH2	2.44	0.51
1:CA:858:G:H8	1:CA:858:G:H5''	1.74	0.51
1:CA:973:G:H1'	10:CJ:55:LYS:HE3	1.92	0.51
3:CC:71:ALA:HA	3:CC:106:VAL:HG22	1.91	0.51
7:CG:41:ARG:HH11	7:CG:41:ARG:HG2	1.75	0.51
13:CM:6:GLY:O	13:CM:8:GLU:N	2.38	0.51
19:CS:31:ILE:HG23	19:CS:49:ILE:HG23	1.91	0.51
21:CU:12:LYS:HG2	21:CU:22:ARG:HB3	1.91	0.51
22:CV:59:U:O2'	22:CV:60:U:O4'	2.27	0.51
25:CZ:166:ASP:O	25:CZ:167:GLU:HG2	2.10	0.51
26:D0:43:THR:HG21	36:DA:2336:A:H61	1.74	0.51
29:D3:7:LYS:O	29:D3:54:VAL:HA	2.11	0.51
34:D8:48:PHE:O	34:D8:49:VAL:HG23	2.11	0.51
36:DA:8:A:H2'	36:DA:9:U:C6	2.45	0.51
36:DA:1278:A:OP1	50:DR:36:THR:HA	2.10	0.51

Continued on next page...

Continued from previous page...

Atom-1	Atom-2	Interatomic distance (Å)	Clash overlap (Å)
36:DA:1827:C:H2'	36:DA:1828:G:H5'	1.92	0.51
36:DA:2050:C:H2'	36:DA:2051:A:O4'	2.11	0.51
36:DA:2074:U:H2'	36:DA:2075:U:C6	2.46	0.51
36:DA:2087:G:O2'	36:DA:2088:G:H5'	2.09	0.51
36:DA:2107:C:C5	36:DA:2108:C:C5	2.98	0.51
36:DA:2127:G:H4'	38:DC:37:PHE:CD1	2.46	0.51
39:DD:109:ASP:HB2	39:DD:197:GLY:CA	2.40	0.51
41:DF:39:TRP:CB	41:DF:101:LEU:HD22	2.40	0.51
50:DR:2:ARG:HG2	50:DR:5:LYS:HD3	1.93	0.51
51:DS:15:ARG:HG2	51:DS:15:ARG:NH1	2.24	0.51
13:AM:77:ASN:O	13:AM:81:LEU:HD23	2.09	0.51
20:AT:86:ARG:HG3	20:AT:86:ARG:HH11	1.75	0.51
20:AT:94:ALA:O	20:AT:95:ALA:HB3	2.10	0.51
25:AZ:139:ASP:OD2	25:AZ:177:LEU:HD11	2.10	0.51
35:B9:1:MET:HB3	35:B9:31:LYS:O	2.10	0.51
36:BA:15:G:O2'	36:BA:16:G:H5'	2.11	0.51
36:BA:363(A):A:C2	36:BA:363(B):G:C8	2.98	0.51
36:BA:657:U:H2'	36:BA:658:C:H6	1.75	0.51
36:BA:1090:U:H2'	36:BA:1091:G:O4'	2.10	0.51
36:BA:1141:U:H6	46:BN:63:THR:CG2	2.23	0.51
36:BA:1771:C:C1'	36:BA:1786:A:C8	2.94	0.51
39:BD:16:MET:HE1	39:BD:208:LYS:HG2	1.92	0.51
42:BG:150:ASP:O	42:BG:151:ALA:HB2	2.10	0.51
47:BO:43:VAL:HG21	47:BO:52:VAL:CG1	2.39	0.51
48:BP:23:PRO:HB2	48:BP:33:ARG:HD2	1.92	0.51
48:BP:30:THR:HG23	48:BP:31:ALA:H	1.75	0.51
48:BP:45:LEU:CD1	48:BP:46:LYS:H	2.22	0.51
48:BP:65:ARG:O	48:BP:67:MET:N	2.43	0.51
48:BP:77:ARG:HD3	48:BP:78:PRO:HD2	1.92	0.51
50:BR:117:VAL:CG2	50:BR:118:GLU:N	2.74	0.51
51:BS:97:ARG:NH1	51:BS:98:VAL:O	2.44	0.51
54:BV:39:LEU:O	54:BV:40:LEU:HB2	2.10	0.51
58:BZ:53:ILE:HG22	58:BZ:71:VAL:O	2.10	0.51
1:CA:757:U:H2'	1:CA:758:G:O4'	2.10	0.51
1:CA:1221:G:O2'	1:CA:1222:G:H5'	2.09	0.51
1:CA:1314:C:O2'	1:CA:1315:U:H5'	2.11	0.51
6:CF:82:ARG:HB2	6:CF:85:VAL:CG2	2.41	0.51
7:CG:50:ILE:HD12	7:CG:125:MET:HG3	1.92	0.51
13:CM:11:ARG:H	13:CM:45:VAL:HG11	1.76	0.51
18:CR:29:PHE:N	18:CR:29:PHE:HD1	2.08	0.51
22:CW:3:C:H2'	22:CW:4:C:O4'	2.10	0.51

Continued on next page...

Continued from previous page...

Atom-1	Atom-2	Interatomic distance (Å)	Clash overlap (Å)
22:CW:26:A:H61	22:CW:44:G:H1	1.58	0.51
22:CW:39:U:OP1	22:CW:39:U:H4'	2.10	0.51
24:CY:75:C:O4'	24:CY:75:C:O2	2.26	0.51
25:CZ:254:GLU:CD	25:CZ:307:PRO:HA	2.31	0.51
26:D0:10:THR:HG21	36:DA:2277:G:OP2	2.11	0.51
30:D4:22:ILE:HD12	30:D4:22:ILE:N	2.25	0.51
36:DA:45:C:H2'	36:DA:47:C:H6	1.75	0.51
36:DA:284:U:H2'	36:DA:285:C:C6	2.46	0.51
36:DA:321:G:H5''	36:DA:322:A:OP2	2.10	0.51
36:DA:500:G:H22	36:DA:502:A:H3'	1.76	0.51
36:DA:1023:U:H2'	36:DA:1024:G:H5'	1.92	0.51
36:DA:1558:A:H4'	36:DA:1559:G:O5'	2.11	0.51
36:DA:1697:G:C3'	36:DA:1698:A:H5''	2.36	0.51
36:DA:1751:C:O2'	36:DA:1752:C:H5'	2.10	0.51
36:DA:2514:U:H2'	36:DA:2515:C:H6	1.75	0.51
39:DD:80:ALA:HB2	39:DD:96:HIS:CD2	2.46	0.51
41:DF:46:ARG:HG2	41:DF:46:ARG:NH1	2.23	0.51
46:DN:62:VAL:HG22	46:DN:66:LYS:HD2	1.92	0.51
48:DP:46:LYS:CB	48:DP:52:GLU:HG2	2.40	0.51
51:DS:85:VAL:HG23	51:DS:106:ARG:CG	2.38	0.51
51:DS:87:PHE:CG	51:DS:88:ASP:N	2.78	0.51
56:DX:10:ALA:O	56:DX:28:PHE:HB3	2.10	0.51
57:DY:13:VAL:CG2	57:DY:72:VAL:HB	2.40	0.51
1:AA:269:C:H2'	1:AA:270:A:C8	2.46	0.51
1:AA:542:G:H5'	4:AD:41:GLY:HA3	1.93	0.51
1:AA:924:C:H2'	1:AA:925:G:C8	2.46	0.51
1:AA:1402:C:H2'	1:AA:1403:C:O4'	2.11	0.51
3:AC:32:LEU:HD22	3:AC:59:ARG:HH11	1.73	0.51
7:AG:59:LEU:O	7:AG:59:LEU:HG	2.10	0.51
9:AI:95:LYS:HD3	9:AI:96:LEU:N	2.25	0.51
15:AO:17:ARG:HH11	15:AO:77:ARG:NH1	2.08	0.51
15:AO:39:LEU:HD13	15:AO:56:LEU:HB2	1.92	0.51
22:AV:5:G:H8	22:AV:5:G:H5'	1.74	0.51
25:AZ:98:GLN:HG2	25:AZ:226:GLU:OE2	2.11	0.51
25:AZ:295:ARG:HG2	25:AZ:295:ARG:NH1	2.25	0.51
32:B6:18:ARG:HG3	32:B6:19:ARG:H	1.75	0.51
32:B6:27:LYS:HG3	32:B6:30:THR:HB	1.93	0.51
36:BA:359:A:H3'	36:BA:360:G:H8	1.75	0.51
36:BA:523:C:H2'	36:BA:524:U:H5'	1.93	0.51
36:BA:580:C:H2'	36:BA:581:C:H6	1.75	0.51
36:BA:671:C:H2'	36:BA:672:C:H6	1.75	0.51

Continued on next page...

Continued from previous page...

Atom-1	Atom-2	Interatomic distance (Å)	Clash overlap (Å)
36:BA:1257:C:O2'	41:BF:83:PHE:HA	2.10	0.51
36:BA:1288:U:C2	36:BA:1327:C:O2	2.63	0.51
36:BA:1858:G:H2'	36:BA:1883:G:N2	2.25	0.51
36:BA:2295:C:O2'	36:BA:2296:U:H5'	2.10	0.51
36:BA:2726:U:H6	47:BO:67:LYS:HZ3	1.58	0.51
40:BE:47:VAL:HG21	40:BE:86:PRO:CD	2.40	0.51
40:BE:93:VAL:C	40:BE:95:ILE:H	2.14	0.51
42:BG:32:PRO:HB3	42:BG:163:ALA:HB2	1.91	0.51
42:BG:106:LEU:HA	42:BG:110:ALA:HB3	1.93	0.51
43:BH:33:LEU:HD21	43:BH:136:ILE:HG22	1.93	0.51
46:BN:23:LEU:HD21	46:BN:102:ALA:HB1	1.92	0.51
47:BO:4:PRO:O	47:BO:5:GLN:CB	2.59	0.51
48:BP:62:LEU:HD23	48:BP:62:LEU:N	2.04	0.51
49:BQ:109:VAL:HG13	49:BQ:113:GLN:OE1	2.09	0.51
50:BR:115:GLU:HG2	50:BR:117:VAL:H	1.75	0.51
52:BT:50:ILE:HD11	52:BT:102:ILE:CD1	2.40	0.51
52:BT:83:ILE:CG1	52:BT:84:GLN:N	2.73	0.51
54:BV:82:ARG:HG2	54:BV:82:ARG:NH1	2.25	0.51
56:BX:10:ALA:O	56:BX:28:PHE:HB3	2.10	0.51
57:BY:43:ASN:HB2	57:BY:64:GLU:HA	1.92	0.51
58:BZ:145:GLU:HG3	58:BZ:146:ILE:N	2.26	0.51
1:CA:1511:G:O2'	1:CA:1512:U:H5'	2.11	0.51
2:CB:30:ARG:HG3	2:CB:31:TYR:CE1	2.45	0.51
3:CC:65:ALA:O	3:CC:100:ALA:O	2.28	0.51
5:CE:11:ILE:HG21	5:CE:105:VAL:HG22	1.91	0.51
8:CH:83:ILE:HG13	8:CH:137:VAL:HG22	1.91	0.51
8:CH:119:LEU:HD12	8:CH:124:ALA:CA	2.40	0.51
12:CL:51:ALA:O	12:CL:52:LEU:HD22	2.10	0.51
12:CL:126:LYS:O	12:CL:128:ALA:N	2.43	0.51
16:CP:25:ARG:HG3	16:CP:25:ARG:NH1	2.24	0.51
20:CT:62:LEU:O	20:CT:65:LYS:HB2	2.11	0.51
24:CY:26:A:H2'	24:CY:27:C:O4'	2.10	0.51
24:CY:67:G:H2'	24:CY:68:C:C6	2.45	0.51
25:CZ:231:ILE:HG22	25:CZ:231:ILE:O	2.10	0.51
28:D2:49:LYS:NZ	28:D2:49:LYS:HB3	2.25	0.51
28:D2:53:LEU:O	28:D2:57:ILE:HB	2.11	0.51
30:D4:5:ILE:O	30:D4:5:ILE:CG1	2.58	0.51
30:D4:36:CYS:SG	30:D4:37:SER:O	2.69	0.51
32:D6:27:LYS:HE2	32:D6:30:THR:H	1.75	0.51
36:DA:580:C:H2'	36:DA:581:C:H6	1.75	0.51
36:DA:1880:C:C2'	36:DA:1881:C:H5''	2.40	0.51

Continued on next page...

Continued from previous page...

Atom-1	Atom-2	Interatomic distance (Å)	Clash overlap (Å)
36:DA:2199:A:H3'	36:DA:2200:C:H6	1.73	0.51
39:DD:111:LEU:HD23	39:DD:115:GLN:OE1	2.09	0.51
41:DF:139:PHE:CB	41:DF:166:ALA:HB1	2.40	0.51
43:DH:33:LEU:HD21	43:DH:136:ILE:HG22	1.92	0.51
43:DH:149:ARG:HA	43:DH:162:ILE:CD1	2.40	0.51
46:DN:21:LYS:HE3	46:DN:25:ARG:HB3	1.92	0.51
46:DN:42:TRP:CH2	46:DN:44:PRO:HA	2.46	0.51
46:DN:55:VAL:HG22	46:DN:56:ASN:H	1.75	0.51
46:DN:61:ARG:HG3	46:DN:61:ARG:NH1	2.25	0.51
56:DX:40:LYS:O	56:DX:44:GLU:HB2	2.10	0.51
1:AA:635:G:O2'	1:AA:636:U:H5'	2.10	0.51
1:AA:668:G:O2'	15:AO:46:HIS:HD2	1.94	0.51
1:AA:1152:A:OP1	10:AJ:68:HIS:CD2	2.64	0.51
2:AB:129:GLU:O	2:AB:130:ARG:O	2.28	0.51
3:AC:22:TRP:CE2	14:AN:54:PRO:HG2	2.45	0.51
3:AC:134:ILE:HD11	3:AC:153:VAL:HB	1.93	0.51
4:AD:36:ARG:C	4:AD:38:TYR:H	2.14	0.51
9:AI:19:LEU:HD23	9:AI:19:LEU:C	2.31	0.51
9:AI:93:ARG:C	9:AI:95:LYS:H	2.14	0.51
10:AJ:16:LEU:HD11	10:AJ:70:ARG:HG2	1.93	0.51
24:AY:1:A:H5'	25:AZ:300:ARG:CZ	2.40	0.51
25:AZ:205:ALA:HA	25:AZ:208:GLU:OE2	2.10	0.51
25:AZ:221:PHE:HE1	25:AZ:242:ILE:HD13	1.75	0.51
30:B4:27:THR:O	30:B4:28:LYS:HB3	2.10	0.51
32:B6:53:LYS:CG	32:B6:54:ILE:N	2.67	0.51
34:B8:12:LYS:O	48:BP:65:ARG:HB2	2.11	0.51
36:BA:425:G:O2'	36:BA:426:C:H5'	2.10	0.51
36:BA:1231:G:H2'	36:BA:1232:G:H8	1.75	0.51
36:BA:1523:U:H2'	36:BA:1524:G:C8	2.45	0.51
41:BF:183:VAL:O	41:BF:187:VAL:HG23	2.10	0.51
43:BH:105:LEU:HD23	43:BH:105:LEU:N	2.24	0.51
43:BH:146:ALA:O	43:BH:149:ARG:N	2.43	0.51
48:BP:24:GLY:HA3	48:BP:33:ARG:HH12	1.76	0.51
50:BR:101:ALA:O	50:BR:102:GLU:HB2	2.09	0.51
52:BT:100:TYR:O	52:BT:103:ARG:HG3	2.11	0.51
55:BW:11:ARG:HG2	55:BW:11:ARG:NH1	2.24	0.51
1:CA:186:C:C2	1:CA:187:C:C5	2.99	0.51
1:CA:792:A:H4'	1:CA:793:U:O5'	2.10	0.51
1:CA:1343:G:H2'	1:CA:1344:C:C6	2.46	0.51
2:CB:25:ASN:HB2	2:CB:191:ASP:O	2.11	0.51
3:CC:95:THR:O	3:CC:95:THR:CG2	2.56	0.51

Continued on next page...

Continued from previous page...

Atom-1	Atom-2	Interatomic distance (Å)	Clash overlap (Å)
3:CC:107:GLN:CD	3:CC:107:GLN:N	2.64	0.51
4:CD:133:VAL:HG11	4:CD:138:TYR:CD1	2.46	0.51
8:CH:9:MET:O	8:CH:13:ILE:HG12	2.10	0.51
13:CM:91:ARG:HD3	13:CM:97:PRO:O	2.11	0.51
17:CQ:52:LYS:H	17:CQ:52:LYS:CD	2.23	0.51
19:CS:16:LEU:O	19:CS:20:LEU:N	2.42	0.51
22:CW:7:A:C6	22:CW:49:C:N4	2.77	0.51
22:CW:20:U:O2'	22:CW:21:A:H4'	2.10	0.51
25:CZ:124:ARG:HH11	25:CZ:124:ARG:HG3	1.76	0.51
25:CZ:224:PRO:HA	25:CZ:303:VAL:HG12	1.93	0.51
27:D1:72:GLU:O	27:D1:73:LEU:HD23	2.11	0.51
28:D2:29:LYS:NZ	28:D2:32:LEU:HD11	2.25	0.51
30:D4:22:ILE:HG22	30:D4:24:THR:HG23	1.93	0.51
33:D7:30:VAL:HA	33:D7:33:ARG:HH21	1.75	0.51
34:D8:5:LYS:HG2	36:DA:242:G:C8	2.46	0.51
36:DA:88:G:H2'	36:DA:88:G:N3	2.24	0.51
36:DA:1288:U:C2	36:DA:1327:C:O2	2.64	0.51
36:DA:1315:C:H2'	36:DA:1316:U:H6	1.75	0.51
36:DA:1796:U:H2'	36:DA:1797:C:C6	2.46	0.51
36:DA:2199:A:H2'	36:DA:2199:A:N3	2.25	0.51
39:DD:37:LEU:HD23	39:DD:38:LYS:H	1.75	0.51
40:DE:167:VAL:HG12	40:DE:189:PRO:CD	2.38	0.51
41:DF:170:LEU:CB	41:DF:173:VAL:HB	2.41	0.51
42:DG:57:ALA:C	42:DG:59:GLU:H	2.14	0.51
43:DH:97:ARG:NH2	43:DH:99:VAL:HG21	2.26	0.51
48:DP:6:LEU:HD23	48:DP:6:LEU:N	2.26	0.51
50:DR:41:ALA:O	50:DR:44:LEU:N	2.43	0.51
54:DV:39:LEU:O	54:DV:40:LEU:HB2	2.09	0.51
54:DV:62:LEU:HD22	54:DV:62:LEU:H	1.75	0.51
57:DY:85:VAL:HG12	57:DY:86:ARG:H	1.75	0.51
1:AA:222:U:H2'	1:AA:223:U:C6	2.45	0.51
1:AA:707:C:H2'	1:AA:708:C:H6	1.76	0.51
1:AA:858:G:N1	1:AA:869:G:C8	2.78	0.51
1:AA:1193:G:OP1	3:AC:167:TRP:HZ3	1.94	0.51
1:AA:1329:A:P	13:AM:28:ALA:HB3	2.51	0.51
3:AC:35:GLU:CG	3:AC:59:ARG:HH22	2.24	0.51
3:AC:40:ARG:O	3:AC:44:GLU:HG3	2.11	0.51
10:AJ:40:LEU:HD23	10:AJ:69:ASN:O	2.11	0.51
20:AT:65:LYS:O	20:AT:68:LYS:HB2	2.11	0.51
20:AT:72:LEU:O	20:AT:73:HIS:C	2.49	0.51
22:AV:4:C:C3'	22:AV:5:G:H5''	2.40	0.51

Continued on next page...

Continued from previous page...

Atom-1	Atom-2	Interatomic distance (Å)	Clash overlap (Å)
25:AZ:69:GLU:CG	25:AZ:70:TYR:N	2.73	0.51
25:AZ:90:LYS:HB2	25:AZ:90:LYS:HZ2	1.76	0.51
25:AZ:279:GLU:O	25:AZ:280:GLY:C	2.49	0.51
25:AZ:324:LYS:HD3	25:AZ:365:GLY:CA	2.41	0.51
28:B2:35:LEU:HD11	28:B2:50:ILE:HG23	1.92	0.51
30:B4:5:ILE:H	30:B4:5:ILE:HD13	1.76	0.51
34:B8:14:VAL:HG21	34:B8:22:VAL:HG13	1.91	0.51
36:BA:773:U:H4'	39:BD:47:GLY:HA3	1.93	0.51
36:BA:863:A:H61	36:BA:913:U:H3	1.59	0.51
36:BA:1101:U:H2'	36:BA:1102:C:C6	2.46	0.51
36:BA:1162:G:H4'	54:BV:24:LYS:HB2	1.93	0.51
36:BA:1264:G:C3'	36:BA:1265:A:H5''	2.38	0.51
36:BA:1517:G:O2'	36:BA:1518:U:H5'	2.11	0.51
36:BA:1525:G:H2'	36:BA:1526:G:C8	2.46	0.51
36:BA:2074:U:H2'	36:BA:2075:U:C6	2.45	0.51
36:BA:2133:G:C6	36:BA:2157:G:O6	2.64	0.51
41:BF:138:GLU:O	41:BF:142:TRP:HB2	2.11	0.51
42:BG:149:VAL:HG23	42:BG:149:VAL:O	2.10	0.51
46:BN:21:LYS:HE3	46:BN:25:ARG:HB3	1.93	0.51
52:BT:98:LYS:HB3	52:BT:100:TYR:HE1	1.76	0.51
55:BW:95:ILE:O	55:BW:95:ILE:HG13	2.11	0.51
56:BX:45:THR:OG1	56:BX:46:ALA:N	2.44	0.51
57:BY:85:VAL:HG12	57:BY:86:ARG:H	1.74	0.51
1:CA:124:G:H2'	1:CA:125:U:O4'	2.11	0.51
1:CA:264:U:H4'	17:CQ:63:ARG:HD3	1.92	0.51
1:CA:580:U:H2'	1:CA:581:G:O4'	2.11	0.51
1:CA:828:A:H2'	1:CA:829:G:O4'	2.11	0.51
1:CA:1038:C:O5'	1:CA:1038:C:H6	1.94	0.51
1:CA:1152:A:OP1	10:CJ:68:HIS:HD2	1.94	0.51
3:CC:58:GLU:HB2	3:CC:65:ALA:HB2	1.93	0.51
9:CI:11:LYS:O	9:CI:11:LYS:HG2	2.10	0.51
9:CI:56:LEU:HG	9:CI:57:GLY:H	1.75	0.51
26:D0:20:ARG:HH11	26:D0:20:ARG:CG	2.23	0.51
28:D2:3:LEU:HD13	36:DA:98:G:H5''	1.92	0.51
32:D6:18:ARG:HG3	32:D6:19:ARG:H	1.76	0.51
34:D8:15:LYS:CB	34:D8:46:ARG:HH22	2.23	0.51
35:D9:19:ARG:O	35:D9:20:HIS:HB2	2.09	0.51
36:DA:118:A:OP2	36:DA:119:A:H5''	2.11	0.51
36:DA:642:G:H21	36:DA:646:A:H2	1.55	0.51
36:DA:657:U:C2	36:DA:658:C:C5	2.98	0.51
36:DA:686:G:N2	36:DA:788:A:H61	2.08	0.51

Continued on next page...

Continued from previous page...

Atom-1	Atom-2	Interatomic distance (Å)	Clash overlap (Å)
36:DA:733:G:C8	36:DA:761:A:N1	2.79	0.51
36:DA:880:G:H1	36:DA:897:C:H42	1.58	0.51
36:DA:1069:A:C1'	36:DA:1070:A:OP2	2.51	0.51
36:DA:2121:G:N2	36:DA:2176:A:C2	2.78	0.51
36:DA:2855:C:O2'	36:DA:2856:C:H5'	2.11	0.51
39:DD:31:LYS:HZ2	39:DD:33:LEU:HG	1.74	0.51
39:DD:206:LEU:HD22	39:DD:211:ARG:HG2	1.93	0.51
42:DG:52:ILE:HB	42:DG:54:GLU:OE1	2.11	0.51
46:DN:23:LEU:HD11	46:DN:98:VAL:HG12	1.91	0.51
56:DX:35:THR:HG22	56:DX:36:LYS:N	2.25	0.51
57:DY:46:LYS:HB3	57:DY:62:GLU:HG2	1.92	0.51
58:DZ:115:GLY:CA	58:DZ:177:PRO:HD3	2.34	0.51
1:AA:55:A:H2'	1:AA:56:U:H5'	1.93	0.51
1:AA:1288:A:N1	1:AA:1371:G:H1'	2.26	0.51
2:AB:74:LYS:NZ	2:AB:74:LYS:HB3	2.26	0.51
2:AB:114:ARG:HD2	2:AB:141:GLU:OE2	2.11	0.51
10:AJ:81:THR:C	10:AJ:83:GLU:H	2.14	0.51
12:AL:126:LYS:O	12:AL:128:ALA:N	2.42	0.51
17:AQ:45:HIS:HA	17:AQ:69:LYS:HZ1	1.76	0.51
19:AS:16:LEU:C	19:AS:18:LYS:H	2.13	0.51
22:AV:59:U:O2'	22:AV:60:U:O4'	2.26	0.51
22:AW:3:C:H2'	22:AW:4:C:O4'	2.10	0.51
22:AW:39:U:O2	22:AW:39:U:H5'	2.09	0.51
24:AY:76:A:C6	25:AZ:271:GLU:CG	2.93	0.51
25:AZ:317:GLU:HA	25:AZ:370:PHE:O	2.11	0.51
26:B0:10:THR:HG22	26:B0:11:ARG:N	2.26	0.51
34:B8:32:LEU:HB3	34:B8:36:LYS:HZ1	1.76	0.51
36:BA:465:G:H2'	36:BA:466:A:C8	2.46	0.51
36:BA:1151:G:H2'	36:BA:1152:C:C6	2.46	0.51
36:BA:1508:A:H4'	36:BA:1509(A):A:C2	2.46	0.51
36:BA:1682:G:H2'	36:BA:1683:C:C6	2.46	0.51
36:BA:1688:U:H1'	36:BA:1701:A:C6	2.46	0.51
36:BA:1999:C:H4'	36:BA:2723:C:O2	2.10	0.51
36:BA:2128:C:O2'	36:BA:2129:C:O5'	2.24	0.51
36:BA:2184:G:H2'	36:BA:2185:C:O4'	2.09	0.51
36:BA:2308:G:N2	42:BG:79:ASN:CG	2.64	0.51
49:BQ:3:MET:HB2	49:BQ:4:PRO:HD2	1.93	0.51
56:BX:57:LEU:HD13	56:BX:57:LEU:N	2.25	0.51
1:CA:631:G:H2'	1:CA:632:A:C8	2.45	0.51
2:CB:103:THR:HG23	2:CB:176:GLU:HG2	1.92	0.51
2:CB:200:ILE:HG22	2:CB:201:ILE:H	1.76	0.51

Continued on next page...

Continued from previous page...

Atom-1	Atom-2	Interatomic distance (Å)	Clash overlap (Å)
2:CB:207:ALA:O	2:CB:211:ILE:HG13	2.11	0.51
3:CC:85:ARG:NH1	3:CC:88:ARG:HH12	2.08	0.51
7:CG:58:PRO:C	7:CG:60:LYS:H	2.13	0.51
17:CQ:82:MET:O	17:CQ:86:GLU:HG2	2.10	0.51
20:CT:26:ASN:ND2	20:CT:26:ASN:N	2.57	0.51
22:CV:59:U:O2'	22:CV:60:U:O5'	2.28	0.51
25:CZ:279:GLU:O	25:CZ:280:GLY:C	2.49	0.51
30:D4:5:ILE:HD13	30:D4:5:ILE:H	1.76	0.51
31:D5:50:GLY:HA3	31:D5:56:LYS:NZ	2.26	0.51
36:DA:673:C:C2'	36:DA:674:G:H5'	2.40	0.51
36:DA:1137:G:O2'	36:DA:1138:G:H5'	2.11	0.51
36:DA:1579:A:H2'	36:DA:1580:A:O4'	2.11	0.51
36:DA:1790:C:H5''	36:DA:1791:A:OP1	2.10	0.51
36:DA:2056:G:N3	36:DA:2056:G:H2'	2.26	0.51
36:DA:2170:A:OP1	38:DC:134:ARG:NH2	2.44	0.51
37:DB:5:C:O2'	37:DB:6:C:H5'	2.10	0.51
39:DD:72:LYS:HE3	39:DD:101:GLU:HB3	1.92	0.51
40:DE:132:HIS:CD2	40:DE:135:HIS:HE2	2.29	0.51
41:DF:50:SER:HB2	41:DF:94:PRO:HD3	1.92	0.51
43:DH:85:LYS:HD3	43:DH:133:VAL:HB	1.93	0.51
52:DT:98:LYS:HB3	52:DT:100:TYR:HE1	1.73	0.51
52:DT:100:TYR:O	52:DT:103:ARG:HG3	2.10	0.51
53:DU:62:ILE:HG23	53:DU:76:TYR:CE2	2.46	0.51
58:DZ:119:GLU:HG2	58:DZ:119:GLU:O	2.11	0.51
58:DZ:122:ARG:HH11	58:DZ:122:ARG:CB	2.24	0.51
1:AA:137:C:H42	1:AA:226:G:H1	1.59	0.51
1:AA:358:U:H4'	25:AZ:234:ARG:N	2.26	0.51
1:AA:509:A:H5'	4:AD:54:TYR:HD2	1.76	0.51
1:AA:973:G:OP1	10:AJ:57:LYS:NZ	2.37	0.51
1:AA:1141:C:O2'	1:AA:1142:G:H5'	2.11	0.51
1:AA:1305:G:C5'	21:AU:4:GLY:HA3	2.40	0.51
1:AA:1307:U:H2'	1:AA:1308:U:C6	2.45	0.51
2:AB:31:TYR:CD2	2:AB:202:PRO:HG3	2.46	0.51
3:AC:35:GLU:O	3:AC:39:ILE:HG13	2.10	0.51
4:AD:7:PRO:HB2	4:AD:10:ARG:HD2	1.91	0.51
5:AE:143:ARG:NH1	8:AH:77:GLU:OE1	2.43	0.51
9:AI:19:LEU:HD23	9:AI:20:ARG:N	2.26	0.51
9:AI:43:ALA:C	9:AI:45:ALA:H	2.15	0.51
16:AP:8:ARG:C	16:AP:9:PHE:HD1	2.13	0.51
25:AZ:350:THR:HG22	25:AZ:351:GLY:H	1.75	0.51
34:B8:58:ILE:HG22	34:B8:58:ILE:O	2.11	0.51

Continued on next page...

Continued from previous page...

Atom-1	Atom-2	Interatomic distance (Å)	Clash overlap (Å)
36:BA:220:G:H2'	36:BA:427:U:O4	2.10	0.51
36:BA:469:G:H2'	36:BA:470:A:H5''	1.93	0.51
36:BA:638:G:N2	36:BA:651:G:H1'	2.26	0.51
36:BA:1041:G:H2'	36:BA:1042:G:H5'	1.93	0.51
36:BA:1190:G:C5'	48:BP:35:HIS:H	2.15	0.51
36:BA:1665:A:H2'	36:BA:1666:G:C5'	2.26	0.51
36:BA:1681:G:O2'	36:BA:1762:A:C2'	2.56	0.51
36:BA:1796:U:H2'	36:BA:1797:C:C6	2.46	0.51
37:BB:68:C:H2'	37:BB:69:G:O4'	2.10	0.51
50:BR:13:HIS:CE1	50:BR:16:HIS:HB2	2.46	0.51
55:BW:8:ARG:HG2	55:BW:8:ARG:NH1	2.25	0.51
56:BX:56:THR:HG22	56:BX:79:ALA:HB2	1.93	0.51
57:BY:76:CYS:SG	57:BY:77:PRO:HD2	2.51	0.51
57:BY:77:PRO:O	57:BY:78:ALA:HB2	2.10	0.51
3:CC:68:VAL:HG13	3:CC:70:VAL:HG23	1.93	0.51
6:CF:69:GLU:O	6:CF:72:VAL:HG12	2.10	0.51
8:CH:103:VAL:HG12	8:CH:108:GLY:HA3	1.91	0.51
24:CY:61:C:C2'	24:CY:62:U:C5'	2.88	0.51
25:CZ:30:ALA:O	25:CZ:34:VAL:HG23	2.11	0.51
31:D5:4:HIS:C	36:DA:2056:G:N2	2.64	0.51
32:D6:45:LYS:HZ2	32:D6:45:LYS:HB3	1.74	0.51
34:D8:61:LEU:CD2	36:DA:593:G:H4'	2.40	0.51
36:DA:300:A:H2'	36:DA:334:C:O2'	2.11	0.51
36:DA:519:U:H2'	36:DA:520:G:C8	2.43	0.51
36:DA:1411:C:H2'	36:DA:1412:A:H8	1.76	0.51
36:DA:1486:A:N6	36:DA:1504:C:H42	2.09	0.51
36:DA:1539:G:H2'	36:DA:1540:U:C5'	2.38	0.51
36:DA:2133:G:C6	36:DA:2157:G:O6	2.64	0.51
36:DA:2358:G:H2'	36:DA:2359:C:H6	1.76	0.51
36:DA:2653:U:H5''	36:DA:2654:A:H2'	1.92	0.51
39:DD:31:LYS:HE3	39:DD:33:LEU:CD1	2.41	0.51
39:DD:261:LYS:NZ	39:DD:263:ARG:NH2	2.59	0.51
41:DF:175:THR:O	41:DF:176:LEU:HB2	2.11	0.51
45:DK:55:UNK:HA	45:DK:69:UNK:HA	1.92	0.51
48:DP:146:VAL:O	48:DP:148:LEU:HG	2.11	0.51
51:DS:98:VAL:O	51:DS:99:LYS:C	2.48	0.51
53:DU:115:ALA:C	53:DU:117:GLN:H	2.14	0.51
56:DX:14:SER:O	56:DX:17:ALA:HB3	2.11	0.51
57:DY:6:HIS:CD2	57:DY:6:HIS:N	2.79	0.51
57:DY:8:LYS:HE2	57:DY:72:VAL:O	2.11	0.51
57:DY:31:LEU:N	57:DY:31:LEU:HD22	2.26	0.51

Continued on next page...

Continued from previous page...

Atom-1	Atom-2	Interatomic distance (Å)	Clash overlap (Å)
1:AA:723:U:O4	1:AA:1537:U:H2'	2.11	0.51
1:AA:782:A:H2'	1:AA:783:C:H5'	1.93	0.51
1:AA:1030:C:N4	1:AA:1032:G:H21	2.04	0.51
2:AB:44:LEU:HD12	2:AB:44:LEU:N	2.25	0.51
4:AD:32:ALA:C	4:AD:34:GLU:H	2.12	0.51
4:AD:187:ARG:HH11	4:AD:187:ARG:CB	2.22	0.51
14:AN:21:TYR:N	14:AN:21:TYR:CD1	2.79	0.51
18:AR:59:SER:H	18:AR:62:GLU:HB2	1.76	0.51
25:AZ:160:GLN:O	25:AZ:160:GLN:HG3	2.10	0.51
32:B6:15:GLU:OE2	32:B6:41:PRO:CG	2.58	0.51
36:BA:673:C:C2'	36:BA:674:G:H5'	2.41	0.51
36:BA:2579:C:O2'	40:BE:131:ALA:HB3	2.11	0.51
36:BA:2682:U:H5'	36:BA:2682:U:H6	1.76	0.51
36:BA:2828:C:O2'	36:BA:2829:C:H5'	2.11	0.51
36:BA:2832:U:C2	36:BA:2834:G:N2	2.79	0.51
38:BC:10:LEU:CD1	38:BC:32:LEU:HA	2.40	0.51
38:BC:76:ALA:HB2	38:BC:153:ILE:HD11	1.93	0.51
39:BD:27:THR:CG2	39:BD:81:ALA:HB1	2.41	0.51
39:BD:206:LEU:HD22	39:BD:211:ARG:HG2	1.93	0.51
39:BD:241:PRO:O	39:BD:242:ARG:CB	2.59	0.51
41:BF:88:VAL:O	41:BF:88:VAL:CG1	2.59	0.51
41:BF:113:ALA:HB2	41:BF:183:VAL:HG12	1.93	0.51
48:BP:125:VAL:O	48:BP:125:VAL:HG13	2.11	0.51
49:BQ:14:ARG:HG2	49:BQ:41:TRP:HH2	1.75	0.51
50:BR:45:ARG:CG	50:BR:46:GLY:H	2.23	0.51
50:BR:117:VAL:CG2	50:BR:118:GLU:H	2.21	0.51
55:BW:82:LEU:HD23	55:BW:84:ARG:HH22	1.76	0.51
56:BX:40:LYS:O	56:BX:44:GLU:HB2	2.11	0.51
58:BZ:166:SER:HB2	58:BZ:168:GLU:H	1.69	0.51
1:CA:201:C:H42	1:CA:216:G:H1	1.59	0.51
1:CA:637:G:O2'	1:CA:638:G:H5'	2.10	0.51
1:CA:1176:A:H2'	1:CA:1177:G:C8	2.46	0.51
2:CB:61:LEU:HD23	2:CB:68:ILE:HD11	1.92	0.51
3:CC:32:LEU:HD22	3:CC:59:ARG:HH11	1.76	0.51
4:CD:145:GLU:HA	4:CD:183:GLY:O	2.10	0.51
18:CR:26:LEU:HD12	18:CR:26:LEU:N	2.26	0.51
20:CT:22:ARG:O	20:CT:26:ASN:ND2	2.44	0.51
22:CV:44:G:C2'	22:CV:45:U:H5'	2.41	0.51
25:CZ:68:VAL:HG13	25:CZ:69:GLU:N	2.25	0.51
25:CZ:270:VAL:HG22	25:CZ:288:VAL:HG22	1.92	0.51
25:CZ:301:GLY:CA	25:CZ:347:THR:HG23	2.41	0.51

Continued on next page...

Continued from previous page...

Atom-1	Atom-2	Interatomic distance (Å)	Clash overlap (Å)
28:D2:2:LYS:O	28:D2:3:LEU:HB2	2.11	0.51
28:D2:28:LYS:HB3	28:D2:57:ILE:HD11	1.91	0.51
28:D2:35:LEU:HD11	28:D2:50:ILE:HG23	1.92	0.51
32:D6:45:LYS:HD2	32:D6:45:LYS:N	2.25	0.51
34:D8:32:LEU:HB3	34:D8:36:LYS:HZ1	1.76	0.51
35:D9:3:VAL:HG21	36:DA:2539:C:H4'	1.92	0.51
36:DA:270:A:O2'	36:DA:271:A:H5'	2.11	0.51
36:DA:405:U:H3'	36:DA:406:G:C5'	2.41	0.51
36:DA:654(E):G:H22	36:DA:654(Q):C:C1'	2.15	0.51
36:DA:1142(A):A:OP2	36:DA:1142(A):A:H3'	2.11	0.51
36:DA:1151:G:H2'	36:DA:1152:C:C6	2.45	0.51
36:DA:1525:G:H2'	36:DA:1526:G:C8	2.46	0.51
36:DA:1668:A:N3	36:DA:1670:C:C4	2.79	0.51
36:DA:1946:U:H2'	36:DA:1947:C:H6	1.75	0.51
36:DA:2110:G:H22	36:DA:2178:C:H5	1.55	0.51
36:DA:2171:A:O2'	36:DA:2172:U:C5	2.64	0.51
36:DA:2635:C:H5''	40:DE:78:LEU:O	2.10	0.51
36:DA:2688:U:H3'	36:DA:2688:U:O2	2.10	0.51
40:DE:65:GLY:HA2	40:DE:70:ALA:HB1	1.93	0.51
41:DF:84:VAL:C	41:DF:86:GLY:N	2.65	0.51
42:DG:7:LEU:HD22	42:DG:100:TRP:HE3	1.76	0.51
42:DG:88:ILE:HG23	42:DG:89:GLY:N	2.24	0.51
43:DH:83:TYR:HB3	43:DH:135:GLY:N	2.25	0.51
50:DR:101:ALA:HB1	55:DW:38:TYR:HE1	1.75	0.51
51:DS:35:ILE:HG12	51:DS:35:ILE:O	2.11	0.51
52:DT:32:TYR:CD1	52:DT:32:TYR:N	2.78	0.51
54:DV:99:ILE:H	54:DV:99:ILE:CD1	2.10	0.51
57:DY:76:CYS:SG	57:DY:77:PRO:HD2	2.50	0.51
1:AA:555:C:H2'	1:AA:556:C:H6	1.75	0.50
1:AA:723:U:O2'	1:AA:724:G:H5'	2.10	0.50
1:AA:828:A:H2'	1:AA:829:G:O4'	2.11	0.50
1:AA:963:G:N2	10:AJ:55:LYS:NZ	2.59	0.50
1:AA:1325:C:H4'	21:AU:17:THR:HG21	1.92	0.50
1:AA:1363(A):A:C4'	1:AA:1364:U:H5''	2.38	0.50
2:AB:180:LEU:O	2:AB:181:PHE:HB2	2.11	0.50
6:AF:63:TYR:N	6:AF:63:TYR:CD1	2.79	0.50
9:AI:85:LEU:C	9:AI:87:GLN:H	2.14	0.50
15:AO:17:ARG:O	15:AO:18:PHE:HB3	2.11	0.50
19:AS:11:VAL:CG1	19:AS:16:LEU:HD11	2.40	0.50
23:AX:11:U:H3'	23:AX:12:A:C8	2.47	0.50
24:AY:26:A:H2'	24:AY:27:C:O4'	2.11	0.50

Continued on next page...

Continued from previous page...

Atom-1	Atom-2	Interatomic distance (Å)	Clash overlap (Å)
25:AZ:67:HIS:H	25:AZ:67:HIS:CD2	2.29	0.50
25:AZ:368:VAL:HG12	25:AZ:369:THR:H	1.75	0.50
30:B4:22:ILE:HG22	30:B4:24:THR:HG23	1.92	0.50
36:BA:321:G:H5''	36:BA:322:A:OP2	2.11	0.50
36:BA:612:C:O2'	36:BA:613:G:H5''	2.11	0.50
36:BA:686:G:N2	36:BA:788:A:H61	2.09	0.50
36:BA:2185:C:C2'	36:BA:2186:G:C5'	2.89	0.50
37:BB:5:C:O2'	37:BB:6:C:H5'	2.10	0.50
38:BC:163:PHE:CD1	38:BC:163:PHE:O	2.64	0.50
39:BD:72:LYS:HE3	39:BD:101:GLU:HB3	1.92	0.50
39:BD:81:ALA:HA	39:BD:113:VAL:HG22	1.93	0.50
48:BP:146:VAL:O	48:BP:148:LEU:HG	2.12	0.50
52:BT:28:VAL:HG22	52:BT:46:GLU:HA	1.94	0.50
52:BT:94:ALA:O	52:BT:96:ARG:N	2.45	0.50
57:BY:46:LYS:HB3	57:BY:62:GLU:HG2	1.92	0.50
1:CA:347:G:H21	1:CA:348:G:H1'	1.76	0.50
1:CA:390:C:O3'	16:CP:28:ARG:NH2	2.44	0.50
1:CA:1319:A:OP1	19:CS:10:PHE:CE1	2.64	0.50
4:CD:55:ALA:O	4:CD:59:ARG:HG2	2.11	0.50
5:CE:33:VAL:HG21	5:CE:109:ILE:HG12	1.93	0.50
9:CI:43:ALA:C	9:CI:45:ALA:H	2.12	0.50
13:CM:56:LEU:HD13	13:CM:56:LEU:C	2.31	0.50
22:CV:53:G:H2'	22:CV:54:U:H6	1.75	0.50
22:CW:60:U:O2	22:CW:60:U:C2'	2.60	0.50
25:CZ:69:GLU:CG	25:CZ:70:TYR:N	2.74	0.50
25:CZ:324:LYS:O	25:CZ:325:LYS:C	2.49	0.50
25:CZ:368:VAL:HG12	25:CZ:369:THR:H	1.75	0.50
31:D5:3:LYS:O	31:D5:5:PRO:HD2	2.11	0.50
36:DA:153:C:H2'	36:DA:154:G:C8	2.46	0.50
36:DA:612:C:O2'	36:DA:613:G:H5''	2.11	0.50
36:DA:1131:G:H21	46:DN:73:THR:CG2	2.23	0.50
36:DA:1598:C:H5'	56:DX:36:LYS:CD	2.40	0.50
36:DA:1756:G:H4'	36:DA:1758:G:O4'	2.11	0.50
38:DC:30:LYS:NZ	38:DC:30:LYS:HB3	2.26	0.50
38:DC:147:PHE:C	38:DC:149:ILE:H	2.14	0.50
39:DD:31:LYS:C	39:DD:35:LYS:HE3	2.32	0.50
39:DD:223:GLY:C	39:DD:224:ALA:O	2.44	0.50
46:DN:21:LYS:HD3	46:DN:22:THR:N	2.26	0.50
46:DN:71:ILE:HD12	46:DN:71:ILE:N	2.25	0.50
51:DS:22:GLY:O	51:DS:23:ARG:O	2.28	0.50
52:DT:94:ALA:C	52:DT:96:ARG:H	2.14	0.50

Continued on next page...

Continued from previous page...

Atom-1	Atom-2	Interatomic distance (Å)	Clash overlap (Å)
54:DV:38:LEU:C	54:DV:39:LEU:HD13	2.32	0.50
2:AB:157:ARG:HB3	2:AB:157:ARG:HH11	1.76	0.50
4:AD:61:LYS:NZ	4:AD:62:GLN:NE2	2.59	0.50
5:AE:6:PHE:HB3	5:AE:35:GLY:C	2.32	0.50
6:AF:43:LEU:H	6:AF:43:LEU:CD2	2.21	0.50
6:AF:43:LEU:O	6:AF:44:GLY:O	2.29	0.50
6:AF:63:TYR:HD1	6:AF:63:TYR:N	2.08	0.50
24:AY:68:C:H2'	24:AY:69:C:H6	1.76	0.50
25:AZ:130:TYR:CE2	25:AZ:211:PRO:HD2	2.46	0.50
25:AZ:263:ARG:HE	25:AZ:293:VAL:HG22	1.75	0.50
25:AZ:359:VAL:HG12	25:AZ:362:VAL:HG22	1.92	0.50
34:B8:32:LEU:HD11	36:BA:2391:G:O5'	2.11	0.50
34:B8:49:VAL:O	34:B8:50:LEU:HB3	2.12	0.50
36:BA:153:C:H2'	36:BA:154:G:C8	2.46	0.50
36:BA:247:G:H4'	36:BA:386:G:C5	2.46	0.50
36:BA:419:C:H2'	36:BA:420:C:H6	1.76	0.50
36:BA:782:A:H5'	36:BA:783:A:C2	2.46	0.50
36:BA:1163:G:O2'	36:BA:1164:G:H5'	2.10	0.50
36:BA:1754:C:OP2	52:BT:113:LYS:NZ	2.42	0.50
36:BA:2651:C:O2'	36:BA:2652:C:H5'	2.11	0.50
36:BA:2653:U:H5''	36:BA:2654:A:H2'	1.92	0.50
36:BA:2853:C:O2'	36:BA:2854:G:H5'	2.11	0.50
48:BP:6:LEU:HD23	48:BP:6:LEU:N	2.25	0.50
48:BP:9:ASN:N	48:BP:10:PRO:HD2	2.15	0.50
48:BP:41:ARG:NH1	48:BP:41:ARG:CB	2.74	0.50
50:BR:9:LYS:HD2	50:BR:43:GLU:OE1	2.12	0.50
56:BX:61:GLY:HA3	56:BX:73:ARG:O	2.11	0.50
57:BY:13:VAL:CG2	57:BY:72:VAL:HB	2.41	0.50
58:BZ:16:SER:O	58:BZ:18:LEU:N	2.43	0.50
1:CA:137:C:H42	1:CA:226:G:H1	1.59	0.50
1:CA:992:U:H1'	1:CA:993:G:C2	2.45	0.50
1:CA:1442(B):A:C2	52:DT:118:ARG:NH2	2.80	0.50
2:CB:109:SER:C	2:CB:111:ARG:N	2.65	0.50
3:CC:90:GLU:O	3:CC:93:LYS:HB3	2.11	0.50
13:CM:96:LEU:HB3	13:CM:97:PRO:HD2	1.93	0.50
14:CN:15:LYS:HB3	14:CN:16:PHE:CE2	2.47	0.50
17:CQ:58:GLU:HB3	17:CQ:74:LEU:HB3	1.93	0.50
20:CT:26:ASN:HB3	20:CT:71:THR:OG1	2.11	0.50
23:CX:11:U:H3'	23:CX:12:A:C8	2.46	0.50
31:D5:36:CYS:O	31:D5:38:ALA:N	2.44	0.50
36:DA:445:C:O2'	36:DA:446:G:H5'	2.11	0.50

Continued on next page...

Continued from previous page...

Atom-1	Atom-2	Interatomic distance (Å)	Clash overlap (Å)
36:DA:1231:G:H2'	36:DA:1232:G:H8	1.77	0.50
36:DA:2304:G:H22	36:DA:2312:U:H3	1.58	0.50
38:DC:130:ILE:HG22	38:DC:130:ILE:O	2.11	0.50
39:DD:28:GLU:H	39:DD:29:PRO:HD3	1.77	0.50
40:DE:44:TYR:O	40:DE:45:THR:CB	2.60	0.50
40:DE:93:VAL:C	40:DE:95:ILE:H	2.14	0.50
42:DG:11:TYR:HA	42:DG:15:VAL:HG21	1.92	0.50
42:DG:42:GLY:O	42:DG:89:GLY:HA2	2.11	0.50
47:DO:43:VAL:HG21	47:DO:52:VAL:CG1	2.41	0.50
52:DT:128:GLU:CD	52:DT:129:ARG:N	2.64	0.50
54:DV:17:GLY:C	54:DV:18:LEU:HD13	2.31	0.50
1:AA:390:C:H4'	16:AP:28:ARG:HH21	1.76	0.50
1:AA:1328:C:O2'	1:AA:1329:A:H5'	2.11	0.50
1:AA:1392:G:N2	1:AA:1502:A:H8	2.09	0.50
1:AA:1411:C:H2'	1:AA:1412:C:C6	2.46	0.50
1:AA:1510:U:H2'	1:AA:1511:G:C8	2.47	0.50
4:AD:100:ARG:NH1	4:AD:137:SER:HA	2.26	0.50
5:AE:147:ASP:OD1	5:AE:147:ASP:N	2.45	0.50
8:AH:18:ARG:NH1	8:AH:18:ARG:HB2	2.27	0.50
13:AM:11:ARG:H	13:AM:45:VAL:HG11	1.75	0.50
20:AT:26:ASN:HD22	20:AT:26:ASN:N	2.08	0.50
28:B2:68:ARG:HB2	28:B2:68:ARG:NH1	2.03	0.50
35:B9:15:LYS:HB3	35:B9:15:LYS:HZ3	1.75	0.50
36:BA:17:G:H4'	53:BU:25:TRP:CH2	2.45	0.50
36:BA:495:G:H21	55:BW:61:ASN:HD21	1.58	0.50
36:BA:1486:A:N6	36:BA:1504:C:H42	2.09	0.50
36:BA:1722:A:O2'	36:BA:1739:U:C5'	2.59	0.50
36:BA:1993:U:H4'	40:BE:128:SER:HB3	1.92	0.50
36:BA:2326:C:N4	36:BA:2389:G:H1	2.08	0.50
38:BC:40:THR:HG22	38:BC:177:LYS:CE	2.41	0.50
38:BC:118:ASP:OD2	38:BC:119:VAL:HG13	2.11	0.50
39:BD:24:ILE:HG13	39:BD:84:TYR:HB2	1.91	0.50
39:BD:31:LYS:C	39:BD:35:LYS:HE3	2.32	0.50
39:BD:239:ARG:O	39:BD:239:ARG:HG3	2.10	0.50
41:BF:148:LEU:HD23	41:BF:191:ARG:HH11	1.76	0.50
42:BG:45:GLU:HA	42:BG:45:GLU:OE1	2.09	0.50
43:BH:85:LYS:HD3	43:BH:133:VAL:HB	1.94	0.50
43:BH:143:GLN:NE2	43:BH:143:GLN:HA	2.26	0.50
44:BJ:57:UNK:O	44:BJ:58:UNK:O	2.29	0.50
49:BQ:32:TYR:O	49:BQ:105:GLU:HB2	2.11	0.50
58:BZ:99:TYR:CE1	58:BZ:125:LEU:HD13	2.45	0.50

Continued on next page...

Continued from previous page...

Atom-1	Atom-2	Interatomic distance (Å)	Clash overlap (Å)
1:CA:613:C:H2'	1:CA:614:A:H8	1.76	0.50
2:CB:44:LEU:HD12	2:CB:44:LEU:N	2.26	0.50
2:CB:236:TYR:C	2:CB:238:LEU:N	2.64	0.50
13:CM:101:GLN:H	13:CM:101:GLN:NE2	2.00	0.50
24:CY:1:A:H2'	24:CY:2:G:H8	1.77	0.50
25:CZ:325:LYS:O	25:CZ:328:GLY:N	2.44	0.50
28:D2:31:GLU:O	28:D2:35:LEU:HB2	2.11	0.50
28:D2:62:THR:HG21	36:DA:76:C:O4'	2.11	0.50
36:DA:57:C:H2'	36:DA:58:G:O4'	2.12	0.50
36:DA:78:A:H2'	36:DA:79:G:H8	1.76	0.50
36:DA:267:C:H2'	36:DA:268:C:C6	2.44	0.50
36:DA:2864:G:O2'	36:DA:2865:U:H5'	2.12	0.50
41:DF:82:ILE:O	41:DF:83:PHE:HB2	2.11	0.50
42:DG:39:ILE:CD1	42:DG:92:VAL:HG13	2.41	0.50
42:DG:150:ASP:O	42:DG:151:ALA:HB3	2.11	0.50
48:DP:75:ILE:HD13	48:DP:77:ARG:HH22	1.74	0.50
50:DR:88:ARG:O	50:DR:88:ARG:HD2	2.11	0.50
50:DR:115:GLU:HG2	50:DR:117:VAL:H	1.75	0.50
52:DT:88:ILE:O	52:DT:89:VAL:O	2.29	0.50
57:DY:2:ARG:HH11	57:DY:2:ARG:HG2	1.76	0.50
1:AA:598:U:H4'	8:AH:94:TYR:CD2	2.47	0.50
1:AA:662:G:H2'	1:AA:663:A:C8	2.46	0.50
4:AD:202:LEU:HD13	4:AD:202:LEU:O	2.11	0.50
12:AL:53:ARG:HD2	12:AL:53:ARG:N	2.27	0.50
25:AZ:90:LYS:O	25:AZ:93:ILE:HG23	2.12	0.50
25:AZ:200:TRP:O	25:AZ:204:ASP:CB	2.60	0.50
25:AZ:267:VAL:CG2	25:AZ:288:VAL:HG13	2.42	0.50
27:B1:3:LYS:HG3	36:BA:1364:G:H5''	1.93	0.50
27:B1:13:ILE:HD13	36:BA:396:G:H5'	1.91	0.50
36:BA:322:A:C5'	36:BA:340:A:H1'	2.39	0.50
36:BA:363(F):A:O2'	36:BA:364:C:H5	1.94	0.50
36:BA:827:U:H5'	36:BA:828:U:O5'	2.12	0.50
36:BA:1131:G:C4	46:BN:75:TYR:HB2	2.46	0.50
36:BA:2036:C:H5'	36:BA:2036:C:C6	2.38	0.50
36:BA:2166:G:H2'	36:BA:2167:U:C6	2.46	0.50
38:BC:45:ALA:HB3	38:BC:171:ILE:CG2	2.41	0.50
39:BD:132:PRO:HG3	39:BD:190:TYR:CZ	2.46	0.50
40:BE:35:GLN:O	40:BE:36:ARG:O	2.30	0.50
40:BE:132:HIS:CD2	40:BE:135:HIS:HE2	2.30	0.50
40:BE:179:GLU:O	40:BE:180:ASN:HB2	2.11	0.50
41:BF:65:TRP:CZ3	41:BF:75:HIS:HD2	2.29	0.50

Continued on next page...

Continued from previous page...

Atom-1	Atom-2	Interatomic distance (Å)	Clash overlap (Å)
51:BS:15:ARG:O	51:BS:18:ILE:CD1	2.60	0.50
51:BS:85:VAL:C	51:BS:106:ARG:HG2	2.32	0.50
53:BU:11:ARG:O	53:BU:15:LYS:HG2	2.10	0.50
54:BV:79:VAL:O	54:BV:80:GLN:HB2	2.11	0.50
57:BY:14:LEU:HD12	57:BY:15:VAL:H	1.75	0.50
58:BZ:14:LYS:O	58:BZ:18:LEU:HD13	2.10	0.50
1:CA:399:G:H2'	1:CA:400:C:C6	2.47	0.50
5:CE:20:GLN:NE2	5:CE:22:GLY:H	2.09	0.50
7:CG:132:GLY:O	7:CG:136:LYS:HG2	2.11	0.50
10:CJ:54:PHE:CE1	10:CJ:55:LYS:CE	2.95	0.50
20:CT:24:LEU:HD12	20:CT:24:LEU:O	2.11	0.50
25:CZ:28:THR:O	25:CZ:32:THR:HG23	2.11	0.50
25:CZ:277:LEU:HD11	25:CZ:280:GLY:N	2.27	0.50
25:CZ:323:LEU:HD12	25:CZ:323:LEU:N	2.26	0.50
25:CZ:359:VAL:HG12	25:CZ:362:VAL:HG22	1.94	0.50
27:D1:46:LEU:HB2	27:D1:62:VAL:O	2.12	0.50
28:D2:17:SER:HB3	28:D2:19:VAL:HG23	1.93	0.50
28:D2:34:GLU:O	28:D2:38:GLN:N	2.44	0.50
30:D4:34:GLU:CB	42:DG:113:ARG:HH21	2.24	0.50
36:DA:61:G:H1	36:DA:94:C:H42	1.59	0.50
36:DA:321:G:H21	41:DF:165:ARG:NH2	2.02	0.50
36:DA:1041:G:H2'	36:DA:1042:G:H5'	1.93	0.50
36:DA:1639:U:H2'	36:DA:1640:C:H5''	1.92	0.50
36:DA:2264:C:H2'	36:DA:2265:U:C6	2.45	0.50
37:DB:73:A:N1	58:DZ:34:ASN:ND2	2.60	0.50
39:DD:26:LYS:HE2	39:DD:26:LYS:H	1.76	0.50
47:DO:98:VAL:HG13	47:DO:118:ALA:HA	1.92	0.50
48:DP:62:LEU:HD23	48:DP:62:LEU:N	2.04	0.50
50:DR:45:ARG:CG	50:DR:46:GLY:H	2.24	0.50
52:DT:94:ALA:O	52:DT:96:ARG:N	2.44	0.50
58:DZ:150:LEU:CD2	58:DZ:150:LEU:N	2.74	0.50
1:AA:57:G:H2'	1:AA:58:C:C6	2.46	0.50
1:AA:255:G:O6	1:AA:266:G:O6	2.29	0.50
1:AA:280:C:O2	17:AQ:38:ARG:HG3	2.11	0.50
1:AA:454:C:H5''	1:AA:455:C:C5	2.46	0.50
1:AA:1437:C:N3	1:AA:1438:G:N7	2.60	0.50
1:AA:1439:C:N4	1:AA:1463:C:N3	2.59	0.50
1:AA:1532:U:C3'	1:AA:1533:C:H5''	2.41	0.50
3:AC:23:TYR:CG	3:AC:24:ALA:N	2.79	0.50
3:AC:124:ILE:HG12	3:AC:130:VAL:HG22	1.93	0.50
4:AD:34:GLU:O	4:AD:35:ARG:HB2	2.10	0.50

Continued on next page...

Continued from previous page...

Atom-1	Atom-2	Interatomic distance (Å)	Clash overlap (Å)
7:AG:69:VAL:HG12	7:AG:100:ALA:HA	1.93	0.50
9:AI:24:GLY:C	9:AI:25:LYS:HD2	2.31	0.50
9:AI:41:VAL:HG12	9:AI:41:VAL:O	2.11	0.50
13:AM:96:LEU:HB3	13:AM:97:PRO:HD2	1.92	0.50
19:AS:16:LEU:HB3	19:AS:20:LEU:HG	1.94	0.50
19:AS:21:GLU:HG3	19:AS:22:LEU:N	2.25	0.50
22:AW:60:U:O2	22:AW:60:U:C2'	2.60	0.50
22:AW:73:A:C2'	22:AW:74:C:H5''	2.42	0.50
25:AZ:68:VAL:O	25:AZ:69:GLU:HB3	2.11	0.50
25:AZ:178:ALA:HB1	25:AZ:199:ILE:HD12	1.94	0.50
25:AZ:267:VAL:HG23	25:AZ:288:VAL:CG1	2.42	0.50
28:B2:7:ARG:H	28:B2:7:ARG:CD	2.25	0.50
35:B9:29:ASN:HD22	35:B9:29:ASN:H	1.60	0.50
36:BA:284:U:H2'	36:BA:285:C:C6	2.45	0.50
36:BA:1070:A:H3'	36:BA:1072:C:C5	2.46	0.50
36:BA:1721:G:C6	36:BA:1739:U:H5'	2.47	0.50
36:BA:2392:A:C8	48:BP:60:MET:HG2	2.46	0.50
36:BA:2672:G:H2'	36:BA:2673:G:H5''	1.94	0.50
36:BA:2753:A:O2'	36:BA:2754:U:H5'	2.11	0.50
39:BD:16:MET:HG3	39:BD:206:LEU:O	2.12	0.50
41:BF:84:VAL:C	41:BF:86:GLY:N	2.65	0.50
42:BG:83:ARG:HD2	42:BG:84:LYS:HZ1	1.77	0.50
46:BN:12:ARG:CZ	46:BN:135:PRO:HG2	2.41	0.50
50:BR:96:ARG:O	50:BR:114:VAL:HA	2.11	0.50
52:BT:30:VAL:HA	52:BT:43:GLN:O	2.11	0.50
52:BT:128:GLU:CD	52:BT:129:ARG:N	2.64	0.50
54:BV:62:LEU:N	54:BV:62:LEU:HD22	2.26	0.50
57:BY:64:GLU:O	57:BY:65:ALA:HB2	2.11	0.50
58:BZ:13:GLU:HG2	58:BZ:14:LYS:HD3	1.92	0.50
1:CA:434:U:H2'	1:CA:435:C:H6	1.75	0.50
1:CA:625:G:O2'	1:CA:626:U:H5'	2.11	0.50
1:CA:954:G:H21	1:CA:1227:A:H62	1.60	0.50
4:CD:59:ARG:HA	4:CD:59:ARG:NE	2.12	0.50
6:CF:43:LEU:H	6:CF:43:LEU:CD2	2.24	0.50
6:CF:53:ALA:O	6:CF:54:LYS:HB2	2.11	0.50
11:CK:61:ALA:HB2	11:CK:90:GLY:HA3	1.92	0.50
12:CL:24:VAL:CG1	12:CL:27:LEU:HD22	2.37	0.50
15:CO:31:LEU:O	15:CO:35:ARG:HG3	2.10	0.50
17:CQ:36:ILE:O	17:CQ:36:ILE:HG13	2.11	0.50
25:CZ:323:LEU:H	25:CZ:323:LEU:CD1	2.22	0.50
27:D1:26:ARG:HD3	27:D1:27:GLU:CD	2.32	0.50

Continued on next page...

Continued from previous page...

Atom-1	Atom-2	Interatomic distance (Å)	Clash overlap (Å)
28:D2:27:GLU:C	28:D2:29:LYS:N	2.63	0.50
34:D8:62:LEU:CD1	36:DA:242:G:H5''	2.21	0.50
36:DA:271(D):G:O2'	36:DA:271(E):U:H5'	2.12	0.50
36:DA:290:G:O2'	36:DA:291:C:H5'	2.11	0.50
36:DA:1022:G:H22	36:DA:1142(A):A:H2	1.59	0.50
36:DA:1072:C:H5''	36:DA:1073:A:OP1	2.11	0.50
36:DA:1314:C:H5'	36:DA:1314:C:C6	2.43	0.50
36:DA:1508:A:H4'	36:DA:1509(A):A:C2	2.47	0.50
36:DA:1525:G:H2'	36:DA:1526:G:H8	1.76	0.50
36:DA:2107:C:C5	36:DA:2108:C:H5	2.29	0.50
36:DA:2696:U:H2'	36:DA:2697:G:C8	2.46	0.50
36:DA:2840:C:H2'	36:DA:2841:C:H6	1.76	0.50
38:DC:100:ILE:O	38:DC:104:LEU:HD23	2.11	0.50
38:DC:149:ILE:HG23	38:DC:150:GLY:N	2.27	0.50
40:DE:47:VAL:HG21	40:DE:86:PRO:CD	2.42	0.50
40:DE:87:GLU:O	40:DE:89:ASP:N	2.44	0.50
40:DE:108:SER:O	40:DE:162:ALA:HA	2.11	0.50
41:DF:134:GLY:O	41:DF:135:LYS:HE3	2.11	0.50
43:DH:40:GLU:O	43:DH:41:MET:HB2	2.11	0.50
43:DH:85:LYS:CE	43:DH:85:LYS:C	2.80	0.50
54:DV:82:ARG:HG2	54:DV:82:ARG:NH1	2.27	0.50
55:DW:1:MET:HB3	55:DW:64:MET:HE3	1.94	0.50
57:DY:49:VAL:O	57:DY:50:ARG:CB	2.56	0.50
1:AA:102:G:O2'	1:AA:103:C:H5'	2.11	0.50
1:AA:520:A:N1	1:AA:536:C:H1'	2.26	0.50
1:AA:603:U:H2'	1:AA:604:G:H8	1.76	0.50
1:AA:620:C:H2'	1:AA:621:A:O4'	2.12	0.50
1:AA:637:G:O2'	1:AA:638:G:H5'	2.12	0.50
1:AA:695:A:H2'	1:AA:696:A:C8	2.47	0.50
1:AA:707:C:H2'	1:AA:708:C:C6	2.46	0.50
1:AA:748:C:H4'	1:AA:749:C:O5'	2.11	0.50
1:AA:1181:G:H2'	1:AA:1182:G:C4	2.47	0.50
2:AB:87:ARG:HB3	2:AB:87:ARG:NH1	2.26	0.50
7:AG:15:ASP:OD1	7:AG:16:LEU:N	2.45	0.50
8:AH:9:MET:O	8:AH:13:ILE:HG12	2.12	0.50
8:AH:83:ILE:HG13	8:AH:137:VAL:HG22	1.93	0.50
9:AI:58:HIS:ND1	9:AI:58:HIS:O	2.44	0.50
10:AJ:16:LEU:HD11	10:AJ:70:ARG:CG	2.41	0.50
12:AL:102:ARG:NH1	12:AL:102:ARG:CG	2.73	0.50
14:AN:15:LYS:HB3	14:AN:16:PHE:CE2	2.47	0.50
17:AQ:52:LYS:H	17:AQ:52:LYS:CD	2.22	0.50

Continued on next page...

Continued from previous page...

Atom-1	Atom-2	Interatomic distance (Å)	Clash overlap (Å)
25:AZ:301:GLY:HA3	25:AZ:347:THR:CG2	2.39	0.50
36:BA:158:U:H3'	36:BA:158:U:O2	2.12	0.50
36:BA:615:G:OP2	41:BF:40:GLN:HG2	2.12	0.50
36:BA:1214:A:H2'	36:BA:1215:G:O4'	2.12	0.50
36:BA:1240:U:O2'	36:BA:1241:A:H5'	2.11	0.50
36:BA:2107:C:C5	36:BA:2108:C:C5	2.99	0.50
36:BA:2514:U:H2'	36:BA:2515:C:C6	2.46	0.50
36:BA:2526:G:H5'	36:BA:2742:C:O2'	2.12	0.50
36:BA:2553:G:H3'	36:BA:2554:U:H5''	1.93	0.50
38:BC:45:ALA:O	38:BC:171:ILE:HG22	2.11	0.50
41:BF:24:LEU:O	41:BF:115:ALA:HB1	2.12	0.50
43:BH:13:LYS:HE2	43:BH:13:LYS:HA	1.94	0.50
46:BN:4:TYR:O	46:BN:5:VAL:HB	2.11	0.50
46:BN:23:LEU:HD11	46:BN:98:VAL:HG12	1.94	0.50
46:BN:62:VAL:HG22	46:BN:66:LYS:HD2	1.92	0.50
49:BQ:133:ARG:HH11	49:BQ:133:ARG:CB	2.25	0.50
54:BV:17:GLY:C	54:BV:18:LEU:HD13	2.31	0.50
54:BV:22:VAL:O	54:BV:23:GLU:HB2	2.11	0.50
55:BW:10:VAL:O	55:BW:10:VAL:HG12	2.11	0.50
58:BZ:30:ASN:ND2	58:BZ:32:HIS:N	2.56	0.50
3:CC:52:LEU:HD21	3:CC:55:VAL:HG23	1.94	0.50
3:CC:145:GLY:O	3:CC:146:ALA:O	2.30	0.50
9:CI:19:LEU:CD1	9:CI:59:PHE:HD2	2.17	0.50
14:CN:12:ARG:HH11	14:CN:14:PRO:HG2	1.76	0.50
17:CQ:10:VAL:HG23	17:CQ:53:LEU:HA	1.93	0.50
18:CR:31:LEU:HD23	18:CR:31:LEU:H	1.75	0.50
19:CS:21:GLU:HG3	19:CS:22:LEU:N	2.26	0.50
28:D2:63:VAL:O	28:D2:66:GLU:HG3	2.11	0.50
31:D5:23:HIS:O	31:D5:24:ALA:C	2.50	0.50
32:D6:15:GLU:CD	32:D6:18:ARG:NE	2.61	0.50
32:D6:45:LYS:O	32:D6:46:HIS:CB	2.58	0.50
36:DA:328:U:H4'	57:DY:68:HIS:CD2	2.47	0.50
36:DA:363(F):A:HO2'	36:DA:364:C:H5	1.58	0.50
36:DA:535:C:O2'	36:DA:536:A:H5'	2.11	0.50
36:DA:691:C:O2'	36:DA:692:C:H5'	2.11	0.50
36:DA:742:G:O2'	36:DA:743:G:H5'	2.12	0.50
36:DA:811:U:OP2	48:DP:30:THR:HG23	2.12	0.50
36:DA:863:A:H61	36:DA:913:U:H3	1.58	0.50
36:DA:1188:U:C2'	36:DA:1189:A:H5'	2.41	0.50
36:DA:1472:A:C2'	36:DA:1473:G:H5'	2.41	0.50
36:DA:1799:G:H5'	36:DA:1819:A:N6	2.27	0.50

Continued on next page...

Continued from previous page...

Atom-1	Atom-2	Interatomic distance (Å)	Clash overlap (Å)
36:DA:2185:C:C2'	36:DA:2186:G:C5'	2.90	0.50
37:DB:15:A:H1'	37:DB:110:G:C5	2.47	0.50
40:DE:5:LEU:HD12	40:DE:51:PHE:HB2	1.93	0.50
42:DG:135:LEU:O	42:DG:154:GLY:HA3	2.12	0.50
42:DG:138:GLN:OE1	42:DG:153:ARG:N	2.38	0.50
43:DH:153:LYS:HD3	43:DH:153:LYS:N	2.12	0.50
51:DS:14:VAL:O	51:DS:15:ARG:HG3	2.12	0.50
51:DS:96:GLY:C	51:DS:98:VAL:H	2.15	0.50
54:DV:22:VAL:O	54:DV:23:GLU:HB2	2.12	0.50
54:DV:55:ALA:O	54:DV:56:SER:HB3	2.12	0.50
1:AA:1270:C:H2'	1:AA:1271:G:H8	1.76	0.50
3:AC:107:GLN:CD	3:AC:107:GLN:N	2.64	0.50
5:AE:50:GLU:HB3	5:AE:53:LEU:HD13	1.94	0.50
8:AH:30:ARG:HB3	8:AH:30:ARG:CZ	2.42	0.50
12:AL:17:LYS:HD3	12:AL:18:VAL:H	1.77	0.50
15:AO:27:VAL:O	15:AO:31:LEU:CD1	2.59	0.50
17:AQ:36:ILE:O	17:AQ:36:ILE:HG13	2.11	0.50
18:AR:36:ASN:HD21	18:AR:39:VAL:HB	1.77	0.50
25:AZ:35:ALA:HA	25:AZ:38:GLU:OE2	2.11	0.50
31:B5:23:HIS:O	31:B5:24:ALA:C	2.50	0.50
32:B6:11:LEU:HD13	32:B6:12:GLU:N	2.27	0.50
36:BA:27:G:N2	36:BA:512:G:C2'	2.69	0.50
36:BA:253:C:H2'	36:BA:254:G:O4'	2.11	0.50
36:BA:585:G:H2'	36:BA:1251:C:N4	2.25	0.50
36:BA:709:U:H2'	36:BA:710:G:H8	1.77	0.50
36:BA:1142(A):A:H5'	36:BA:1142(A):A:C8	2.47	0.50
36:BA:1314:C:H5'	36:BA:1314:C:C6	2.47	0.50
36:BA:1378:A:O2'	36:BA:1379:A:C5'	2.39	0.50
36:BA:1525:G:O2'	36:BA:1526:G:H5'	2.11	0.50
36:BA:1558:A:H4'	36:BA:1559:G:O5'	2.12	0.50
36:BA:1799:G:H5'	36:BA:1819:A:N6	2.26	0.50
36:BA:2014:A:H4'	55:BW:92:ARG:HH22	1.76	0.50
36:BA:2050:C:H2'	36:BA:2051:A:O4'	2.12	0.50
36:BA:2304:G:H22	36:BA:2312:U:H3	1.59	0.50
36:BA:2415:G:H2'	36:BA:2416:C:H6	1.76	0.50
36:BA:2422:A:H4'	36:BA:2423:U:OP1	2.11	0.50
36:BA:2512:C:H4'	40:BE:122:PHE:CE2	2.46	0.50
36:BA:2681:C:H5	36:BA:2725:A:H62	1.57	0.50
37:BB:65:C:C2'	37:BB:66:A:H5'	2.42	0.50
42:BG:68:PRO:HB3	42:BG:91:ARG:O	2.12	0.50
43:BH:40:GLU:O	43:BH:41:MET:HB2	2.12	0.50

Continued on next page...

Continued from previous page...

Atom-1	Atom-2	Interatomic distance (Å)	Clash overlap (Å)
46:BN:121:LYS:HB3	46:BN:123:TYR:CE1	2.47	0.50
48:BP:75:ILE:HD13	48:BP:77:ARG:HH22	1.74	0.50
50:BR:32:GLY:O	50:BR:115:GLU:HA	2.11	0.50
51:BS:42:ASP:C	51:BS:44:LYS:H	2.15	0.50
53:BU:92:ARG:HB2	54:BV:11:GLN:NE2	2.27	0.50
57:BY:31:LEU:N	57:BY:31:LEU:HD22	2.26	0.50
1:CA:370:C:O2'	1:CA:371:G:H5'	2.12	0.50
1:CA:501:C:OP1	12:CL:117:ARG:NH2	2.44	0.50
4:CD:36:ARG:C	4:CD:38:TYR:H	2.14	0.50
17:CQ:25:ARG:HG3	17:CQ:25:ARG:O	2.10	0.50
22:CV:14:A:C2'	22:CV:15:G:H5'	2.42	0.50
22:CW:9:A:C2	22:CW:45:U:O4	2.55	0.50
25:CZ:17:ILE:HG13	25:CZ:104:LEU:HA	1.92	0.50
25:CZ:90:LYS:HB2	25:CZ:90:LYS:NZ	2.27	0.50
25:CZ:98:GLN:HG2	25:CZ:226:GLU:OE2	2.12	0.50
25:CZ:200:TRP:O	25:CZ:204:ASP:CB	2.60	0.50
28:D2:55:ARG:O	28:D2:59:ARG:HG2	2.12	0.50
36:DA:252:G:P	48:DP:50:ARG:HH21	2.34	0.50
36:DA:523:C:O2'	36:DA:524:U:H5'	2.10	0.50
36:DA:607:U:OP1	41:DF:102:PRO:HA	2.12	0.50
37:DB:65:C:C2'	37:DB:66:A:H5'	2.42	0.50
38:DC:46:LYS:NZ	38:DC:168:THR:O	2.45	0.50
39:DD:70:TRP:HZ3	39:DD:146:GLU:OE2	1.94	0.50
39:DD:132:PRO:HD2	39:DD:135:PHE:HD2	1.75	0.50
41:DF:170:LEU:HB3	41:DF:173:VAL:HB	1.94	0.50
47:DO:4:PRO:O	47:DO:5:GLN:CB	2.59	0.50
48:DP:125:VAL:O	48:DP:125:VAL:HG13	2.12	0.50
49:DQ:26:TYR:HB2	49:DQ:137:TYR:HD1	1.77	0.50
49:DQ:32:TYR:O	49:DQ:105:GLU:HB2	2.11	0.50
50:DR:32:GLY:O	50:DR:115:GLU:HA	2.12	0.50
50:DR:72:ASP:OD2	50:DR:75:LEU:HB2	2.11	0.50
51:DS:20:ARG:HA	51:DS:20:ARG:NE	2.26	0.50
57:DY:15:VAL:HG22	57:DY:72:VAL:HG12	1.93	0.50
1:AA:158:G:O2'	1:AA:159:G:H5'	2.12	0.50
1:AA:347:G:H21	1:AA:348:G:H1'	1.76	0.50
2:AB:112:VAL:O	2:AB:115:LEU:HB3	2.12	0.50
3:AC:25:GLY:C	3:AC:27:LYS:N	2.61	0.50
4:AD:108:LEU:HB3	4:AD:110:PHE:CE1	2.45	0.50
6:AF:38:GLU:O	6:AF:39:LYS:O	2.30	0.50
10:AJ:3:LYS:N	10:AJ:77:PRO:HD3	2.27	0.50
10:AJ:42:THR:HG22	10:AJ:43:ARG:N	2.27	0.50

Continued on next page...

Continued from previous page...

Atom-1	Atom-2	Interatomic distance (Å)	Clash overlap (Å)
11:AK:57:THR:HG22	11:AK:60:ALA:CB	2.42	0.50
16:AP:23:ASP:OD1	16:AP:25:ARG:NH1	2.44	0.50
20:AT:26:ASN:ND2	20:AT:26:ASN:N	2.57	0.50
20:AT:87:LYS:O	20:AT:91:LEU:HG	2.11	0.50
22:AW:75:C:H5''	27:B1:30:VAL:HG11	1.93	0.50
27:B1:3:LYS:HG2	36:BA:1365:A:OP2	2.12	0.50
27:B1:67:ILE:H	27:B1:68:PRO:HD2	1.74	0.50
29:B3:15:TYR:HB3	29:B3:19:GLN:NE2	2.27	0.50
30:B4:22:ILE:HD12	30:B4:22:ILE:N	2.26	0.50
32:B6:53:LYS:O	32:B6:54:ILE:OXT	2.29	0.50
36:BA:648:G:O2'	36:BA:649:G:H5'	2.12	0.50
36:BA:852:G:H2'	36:BA:853:G:H8	1.77	0.50
36:BA:1047:G:H2'	36:BA:1110:G:N2	2.13	0.50
36:BA:1047:G:C2	36:BA:1110:G:H2'	2.46	0.50
36:BA:1639:U:H2'	36:BA:1640:C:H5''	1.93	0.50
36:BA:2713:A:H3'	36:BA:2714:G:C5'	2.42	0.50
38:BC:42:GLU:HG3	38:BC:215:THR:CG2	2.42	0.50
39:BD:30:GLU:C	39:BD:35:LYS:HZ1	2.15	0.50
39:BD:35:LYS:CG	39:BD:104:TYR:HE2	2.15	0.50
39:BD:61:LEU:O	39:BD:63:ARG:NH1	2.44	0.50
39:BD:273:ARG:HG2	39:BD:273:ARG:NH1	2.25	0.50
40:BE:52:LEU:O	40:BE:75:VAL:HG23	2.12	0.50
40:BE:55:ASN:O	40:BE:56:PRO:C	2.49	0.50
41:BF:192:LEU:HD23	41:BF:193:VAL:N	2.27	0.50
42:BG:125:PHE:CB	42:BG:130:ASN:O	2.60	0.50
49:BQ:59:ARG:O	49:BQ:60:ARG:HB2	2.11	0.50
57:BY:83:THR:HA	57:BY:96:ILE:HG22	1.94	0.50
58:BZ:56:VAL:HG13	58:BZ:69:THR:O	2.11	0.50
1:CA:748:C:H4'	1:CA:749:C:O5'	2.11	0.50
1:CA:865:A:H5'	1:CA:1078:U:O4	2.11	0.50
1:CA:1271:G:C3'	1:CA:1272:G:H5''	2.42	0.50
3:CC:50:ALA:O	3:CC:70:VAL:CG1	2.60	0.50
8:CH:10:LEU:HD22	8:CH:83:ILE:HD11	1.94	0.50
13:CM:22:ILE:CB	13:CM:25:ILE:HD12	2.42	0.50
14:CN:57:ARG:HB2	14:CN:57:ARG:NH1	2.14	0.50
25:CZ:7:ARG:NH1	25:CZ:7:ARG:CG	2.68	0.50
25:CZ:166:ASP:C	25:CZ:167:GLU:CG	2.78	0.50
27:D1:4:VAL:HG23	27:D1:11:ARG:HB3	1.94	0.50
28:D2:70:GLN:O	28:D2:71:ASN:CB	2.59	0.50
36:DA:359:A:H3'	36:DA:360:G:H8	1.77	0.50
36:DA:1162:G:H4'	54:DV:24:LYS:HB2	1.93	0.50

Continued on next page...

Continued from previous page...

Atom-1	Atom-2	Interatomic distance (Å)	Clash overlap (Å)
36:DA:2206:G:C2	36:DA:2207:G:H5'	2.47	0.50
36:DA:2422:A:H4'	36:DA:2423:U:OP1	2.12	0.50
36:DA:2579:C:O2'	40:DE:131:ALA:CB	2.60	0.50
36:DA:2713:A:H3'	36:DA:2714:G:H5'	1.94	0.50
39:DD:112:GLN:O	39:DD:115:GLN:HB2	2.11	0.50
40:DE:76:ARG:O	40:DE:77:ILE:O	2.30	0.50
41:DF:148:LEU:HD23	41:DF:191:ARG:HH11	1.77	0.50
42:DG:86:MET:N	42:DG:87:PRO:CD	2.74	0.50
42:DG:146:TYR:O	42:DG:148:MET:N	2.37	0.50
43:DH:13:LYS:HE2	43:DH:13:LYS:HA	1.94	0.50
45:DK:92:UNK:C	45:DK:94:UNK:H	2.25	0.50
47:DO:2:ILE:HB	47:DO:33:ALA:HB3	1.93	0.50
48:DP:56:SER:O	48:DP:57:THR:C	2.50	0.50
49:DQ:17:LEU:HD13	49:DQ:39:PRO:HB2	1.92	0.50
50:DR:9:LYS:HD2	50:DR:43:GLU:OE1	2.12	0.50
51:DS:15:ARG:O	51:DS:18:ILE:CD1	2.59	0.50
51:DS:16:ASN:O	51:DS:18:ILE:HD12	2.12	0.50
56:DX:33:LYS:HE2	56:DX:33:LYS:CA	2.42	0.50
58:DZ:151:HIS:HA	58:DZ:171:ILE:HG12	1.94	0.50
1:AA:664:G:P	18:AR:64:ARG:HH21	2.35	0.50
1:AA:1176:A:H2'	1:AA:1177:G:C8	2.47	0.50
1:AA:1392:G:H21	1:AA:1502:A:H8	1.60	0.50
3:AC:189:ALA:HB3	3:AC:196:LEU:HB2	1.93	0.50
4:AD:58:LEU:O	4:AD:58:LEU:HD22	2.12	0.50
5:AE:102:ALA:HB1	5:AE:106:PRO:HG2	1.94	0.50
8:AH:121:ASP:OD1	8:AH:122:ARG:N	2.45	0.50
10:AJ:54:PHE:CE2	10:AJ:55:LYS:HD3	2.47	0.50
20:AT:14:LYS:O	20:AT:18:GLN:HB2	2.11	0.50
24:AY:1:A:H2'	24:AY:2:G:H8	1.76	0.50
24:AY:52:A:C2'	24:AY:53:G:H5'	2.42	0.50
25:AZ:342:PHE:N	25:AZ:342:PHE:CD1	2.79	0.50
32:B6:19:ARG:H	32:B6:19:ARG:HD2	1.77	0.50
32:B6:35:GLU:HB3	32:B6:51:GLU:CB	2.25	0.50
34:B8:23:VAL:HG13	34:B8:46:ARG:HB3	1.92	0.50
36:BA:628:G:C3'	36:BA:629:G:H5''	2.42	0.50
36:BA:1049:C:O2'	36:BA:1050:A:H5'	2.12	0.50
36:BA:1502:C:H5'	36:BA:1503:U:OP2	2.11	0.50
36:BA:2110:G:N2	36:BA:2178:C:H5	2.10	0.50
36:BA:2817:G:OP1	50:BR:42:LYS:NZ	2.45	0.50
36:BA:2839:G:C5'	50:BR:46:GLY:HA2	2.42	0.50
37:BB:56:G:O2'	37:BB:57:A:OP2	2.28	0.50

Continued on next page...

Continued from previous page...

Atom-1	Atom-2	Interatomic distance (Å)	Clash overlap (Å)
38:BC:149:ILE:HG23	38:BC:150:GLY:N	2.27	0.50
39:BD:26:LYS:HE2	39:BD:26:LYS:H	1.76	0.50
39:BD:73:VAL:HG13	39:BD:120:GLY:HA2	1.93	0.50
40:BE:5:LEU:HD12	40:BE:51:PHE:HB2	1.93	0.50
41:BF:134:GLY:O	41:BF:135:LYS:HE3	2.12	0.50
44:BJ:33:UNK:O	44:BJ:34:UNK:C	2.59	0.50
48:BP:146:VAL:CG2	48:BP:147:LEU:H	2.05	0.50
50:BR:59:ASP:O	50:BR:60:LEU:CB	2.60	0.50
51:BS:22:GLY:O	51:BS:23:ARG:O	2.30	0.50
52:BT:32:TYR:N	52:BT:32:TYR:CD1	2.77	0.50
52:BT:33:LYS:HG3	52:BT:43:GLN:HB2	1.94	0.50
55:BW:12:ILE:HB	55:BW:42:ARG:HH12	1.77	0.50
57:BY:6:HIS:CD2	57:BY:6:HIS:N	2.79	0.50
57:BY:28:LYS:CD	57:BY:39:VAL:HG22	2.39	0.50
58:BZ:128:VAL:HG22	58:BZ:129:SER:N	2.27	0.50
1:CA:44:G:C2	1:CA:45:U:H1'	2.46	0.50
1:CA:476:G:H2'	1:CA:477:A:H8	1.77	0.50
3:CC:106:VAL:HG23	3:CC:106:VAL:O	2.11	0.50
13:CM:4:ILE:N	13:CM:4:ILE:CD1	2.73	0.50
17:CQ:18:THR:HG23	17:CQ:69:LYS:HZ3	1.74	0.50
20:CT:86:ARG:HH11	20:CT:86:ARG:HG3	1.76	0.50
22:CW:73:A:C2'	22:CW:74:C:H5''	2.42	0.50
27:D1:5:CYS:CB	27:D1:8:SER:HG	2.24	0.50
34:D8:41:ILE:HD12	36:DA:2419:U:P	2.52	0.50
36:DA:158:U:H3'	36:DA:158:U:O2	2.12	0.50
36:DA:247:G:H4'	36:DA:386:G:C5	2.46	0.50
36:DA:528:A:C2	36:DA:2043:C:O5'	2.63	0.50
36:DA:2415:G:H2'	36:DA:2416:C:H6	1.77	0.50
36:DA:2653:U:H3'	36:DA:2654:A:C8	2.46	0.50
36:DA:2843:G:N2	36:DA:2875:C:C2	2.80	0.50
38:DC:42:GLU:HG3	38:DC:215:THR:CG2	2.42	0.50
40:DE:2:LYS:HD3	40:DE:95:ILE:CG2	2.41	0.50
40:DE:68:ALA:O	40:DE:70:ALA:N	2.45	0.50
42:DG:34:LEU:HB3	42:DG:161:THR:HG22	1.92	0.50
43:DH:83:TYR:O	43:DH:84:SER:O	2.30	0.50
48:DP:102:ARG:CB	48:DP:102:ARG:NH1	2.75	0.50
56:DX:53:LYS:HD2	56:DX:55:ASN:HD21	1.76	0.50
1:AA:339:C:OP2	47:BO:97:ARG:NH1	2.45	0.49
1:AA:458:C:H2'	1:AA:460:G:H8	1.77	0.49
1:AA:631:G:H2'	1:AA:632:A:C8	2.47	0.49
1:AA:1508:G:O2'	1:AA:1509:C:H5'	2.12	0.49

Continued on next page...

Continued from previous page...

Atom-1	Atom-2	Interatomic distance (Å)	Clash overlap (Å)
2:AB:213:LEU:HD23	2:AB:213:LEU:C	2.32	0.49
6:AF:45:LEU:HA	6:AF:58:GLY:O	2.12	0.49
6:AF:99:ALA:O	6:AF:100:ASN:HB2	2.12	0.49
7:AG:50:ILE:HD12	7:AG:125:MET:HG3	1.93	0.49
16:AP:43:LYS:HA	16:AP:48:TRP:CB	2.41	0.49
17:AQ:7:THR:O	17:AQ:23:VAL:HG13	2.11	0.49
24:AY:76:A:OP1	25:AZ:274:ARG:NE	2.45	0.49
27:B1:93:GLU:O	27:B1:95:LEU:N	2.40	0.49
36:BA:300:A:H2'	36:BA:334:C:O2'	2.12	0.49
36:BA:451:C:C2	36:BA:453:C:C5	2.99	0.49
36:BA:733:G:C8	36:BA:761:A:N1	2.80	0.49
36:BA:1404:C:O2'	36:BA:1405:U:H5'	2.12	0.49
36:BA:2485:G:C5'	49:BQ:46:GLN:HE21	2.21	0.49
36:BA:2659:G:H2'	36:BA:2660:A:H5''	1.94	0.49
36:BA:2855:C:O2'	36:BA:2856:C:H5'	2.11	0.49
37:BB:91:C:OP2	49:BQ:16:ARG:NH2	2.45	0.49
39:BD:10:THR:HG23	39:BD:13:ARG:CB	2.42	0.49
39:BD:43:ARG:NH2	39:BD:44:ASN:HD21	2.07	0.49
42:BG:7:LEU:O	42:BG:11:TYR:N	2.44	0.49
42:BG:61:ALA:O	42:BG:65:GLY:N	2.42	0.49
45:BK:92:UNK:C	45:BK:94:UNK:H	2.25	0.49
50:BR:72:ASP:OD2	50:BR:75:LEU:HB2	2.12	0.49
52:BT:27:THR:CG2	52:BT:28:VAL:H	2.17	0.49
52:BT:33:LYS:HZ3	52:BT:43:GLN:HG2	1.77	0.49
53:BU:59:ARG:O	53:BU:60:LEU:C	2.50	0.49
1:CA:1157:A:H1'	1:CA:1181:G:N2	2.27	0.49
2:CB:29:ALA:HA	2:CB:32:ILE:CG2	2.41	0.49
6:CF:21:LEU:C	6:CF:21:LEU:HD13	2.32	0.49
16:CP:21:VAL:HG21	16:CP:59:TRP:CD2	2.46	0.49
25:CZ:7:ARG:O	25:CZ:8:THR:CG2	2.60	0.49
25:CZ:266:VAL:HB	25:CZ:291:ARG:HH12	1.77	0.49
25:CZ:358:GLY:C	25:CZ:360:GLU:H	2.15	0.49
28:D2:25:VAL:C	28:D2:27:GLU:N	2.60	0.49
31:D5:40:LYS:HZ1	31:D5:46:CYS:N	1.98	0.49
32:D6:19:ARG:H	32:D6:19:ARG:HD2	1.77	0.49
33:D7:21:ARG:HH11	33:D7:21:ARG:HG2	1.77	0.49
36:DA:222:A:H5''	36:DA:421:U:OP1	2.12	0.49
36:DA:465:G:H2'	36:DA:466:A:C8	2.46	0.49
36:DA:827:U:H5'	36:DA:828:U:O5'	2.12	0.49
36:DA:1514:U:H2'	36:DA:1515:G:C8	2.47	0.49
36:DA:2394:C:OP1	48:DP:63:PRO:HD2	2.12	0.49

Continued on next page...

Continued from previous page...

Atom-1	Atom-2	Interatomic distance (Å)	Clash overlap (Å)
36:DA:2659:G:H2'	36:DA:2660:A:H5''	1.94	0.49
37:DB:22:U:H2'	37:DB:23:G:C8	2.47	0.49
38:DC:127:LEU:HD23	38:DC:128:GLY:N	2.27	0.49
39:DD:9:TYR:CD1	39:DD:10:THR:HG22	2.47	0.49
42:DG:125:PHE:O	42:DG:126:ASP:O	2.30	0.49
48:DP:66:GLY:O	48:DP:67:MET:CB	2.60	0.49
52:DT:104:ASN:O	52:DT:105:LEU:CB	2.60	0.49
58:DZ:15:PRO:HA	58:DZ:18:LEU:HD23	1.93	0.49
58:DZ:35:ARG:HH22	58:DZ:36:LYS:HG2	1.77	0.49
1:AA:124:G:H2'	1:AA:125:U:O4'	2.12	0.49
1:AA:807:A:H2'	1:AA:808:C:C6	2.47	0.49
1:AA:963:G:N2	10:AJ:55:LYS:HZ1	2.09	0.49
1:AA:1354:C:H2'	1:AA:1355:G:H8	1.77	0.49
2:AB:95:GLN:O	2:AB:96:ARG:HD2	2.13	0.49
3:AC:15:THR:HG21	3:AC:181:ASN:HA	1.94	0.49
3:AC:159:GLY:O	3:AC:160:ALA:C	2.51	0.49
8:AH:53:VAL:HB	8:AH:58:TYR:CD1	2.47	0.49
18:AR:26:LEU:HD12	18:AR:26:LEU:N	2.26	0.49
19:AS:27:GLU:O	19:AS:28:LYS:O	2.30	0.49
22:AV:53:G:H2'	22:AV:54:U:H6	1.77	0.49
24:AY:76:A:H2'	25:AZ:274:ARG:HA	1.94	0.49
25:AZ:113:MET:CG	25:AZ:114:PRO:HD2	2.34	0.49
25:AZ:323:LEU:H	25:AZ:323:LEU:CD1	2.22	0.49
36:BA:590:A:H2'	36:BA:591:C:C6	2.47	0.49
36:BA:839:U:O2'	36:BA:1191:G:H1'	2.11	0.49
36:BA:1464:C:HO2'	36:BA:1528:A:H8	1.56	0.49
36:BA:1697:G:C3'	36:BA:1698:A:H5''	2.36	0.49
36:BA:2175:C:H2'	36:BA:2176:A:C8	2.46	0.49
36:BA:2257:U:O2'	36:BA:2258:C:H5'	2.11	0.49
36:BA:2326:C:H41	36:BA:2389:G:H1	1.60	0.49
36:BA:2851:A:H2'	36:BA:2852:G:H8	1.76	0.49
36:BA:2893:G:H5'	36:BA:2894:G:H5'	1.94	0.49
40:BE:65:GLY:HA2	40:BE:70:ALA:HB1	1.94	0.49
40:BE:98:PRO:HG3	40:BE:174:ASP:HA	1.95	0.49
42:BG:45:GLU:OE1	42:BG:45:GLU:CA	2.60	0.49
46:BN:1:MET:C	46:BN:1:MET:SD	2.91	0.49
48:BP:122:PRO:HB3	48:BP:141:ALA:CB	2.42	0.49
50:BR:52:ILE:O	50:BR:55:ALA:N	2.45	0.49
51:BS:74:ALA:O	51:BS:76:LYS:N	2.43	0.49
51:BS:98:VAL:O	51:BS:99:LYS:C	2.49	0.49
52:BT:26:ASP:OD1	52:BT:26:ASP:C	2.48	0.49

Continued on next page...

Continued from previous page...

Atom-1	Atom-2	Interatomic distance (Å)	Clash overlap (Å)
57:BY:75:ILE:HG13	57:BY:76:CYS:N	2.26	0.49
58:BZ:177:PRO:O	58:BZ:178:GLU:HB3	2.12	0.49
1:CA:56:U:H2'	1:CA:57:G:H8	1.77	0.49
1:CA:272:C:O2'	1:CA:273:A:H5'	2.11	0.49
1:CA:486:U:O2'	1:CA:487:A:H5'	2.11	0.49
1:CA:664:G:P	18:CR:64:ARG:HH21	2.35	0.49
1:CA:919:A:O2'	1:CA:920:U:H5'	2.12	0.49
1:CA:981:U:H5'	14:CN:21:TYR:CE1	2.47	0.49
1:CA:1498:U:H4'	1:CA:1519:A:C2	2.47	0.49
2:CB:8:LYS:O	2:CB:12:GLU:HG3	2.12	0.49
3:CC:175:LEU:HD12	3:CC:175:LEU:H	1.76	0.49
4:CD:7:PRO:HB2	4:CD:10:ARG:HD2	1.93	0.49
9:CI:16:ARG:NH1	9:CI:64:THR:HG21	2.27	0.49
10:CJ:43:ARG:HB2	10:CJ:67:THR:HG23	1.94	0.49
13:CM:92:HIS:CE1	13:CM:98:VAL:HG21	2.47	0.49
17:CQ:12:SER:HB3	17:CQ:20:THR:OG1	2.12	0.49
18:CR:40:LEU:O	18:CR:42:ARG:N	2.44	0.49
22:CV:62:C:OP1	22:CV:62:C:H4'	2.11	0.49
25:CZ:35:ALA:HA	25:CZ:38:GLU:OE2	2.12	0.49
25:CZ:145:GLU:O	25:CZ:146:LEU:C	2.50	0.49
25:CZ:318:ALA:HB1	25:CZ:399:VAL:O	2.13	0.49
26:D0:42:GLY:HA3	36:DA:2331:G:C4'	2.42	0.49
36:DA:18:C:O3'	53:DU:23:GLY:HA2	2.12	0.49
36:DA:200:U:H2'	36:DA:201:C:H5'	1.93	0.49
36:DA:660:G:H5'	41:DF:99:TYR:CD2	2.47	0.49
36:DA:1189:A:H2'	36:DA:1190:G:O4'	2.12	0.49
36:DA:1479:G:H5'	36:DA:1558:A:C2	2.48	0.49
36:DA:1839:G:H5'	36:DA:1839:G:C8	2.46	0.49
36:DA:2657:A:H3'	36:DA:2658:C:H6	1.77	0.49
36:DA:2817:G:OP1	50:DR:42:LYS:NZ	2.45	0.49
36:DA:2839:G:C5'	50:DR:46:GLY:HA2	2.43	0.49
41:DF:24:LEU:O	41:DF:115:ALA:HB1	2.12	0.49
43:DH:65:HIS:O	43:DH:67:LEU:N	2.41	0.49
46:DN:12:ARG:CZ	46:DN:135:PRO:HG2	2.42	0.49
47:DO:11:ALA:HB1	47:DO:99:PHE:O	2.13	0.49
48:DP:122:PRO:HB3	48:DP:141:ALA:HB3	1.93	0.49
49:DQ:64:ILE:HG22	49:DQ:65:PHE:N	2.26	0.49
54:DV:38:LEU:HD23	54:DV:38:LEU:C	2.33	0.49
55:DW:6:ILE:CG2	55:DW:8:ARG:HD2	2.42	0.49
56:DX:10:ALA:O	56:DX:28:PHE:CB	2.60	0.49
56:DX:45:THR:OG1	56:DX:46:ALA:N	2.45	0.49

Continued on next page...

Continued from previous page...

Atom-1	Atom-2	Interatomic distance (Å)	Clash overlap (Å)
57:DY:64:GLU:O	57:DY:65:ALA:HB2	2.11	0.49
58:DZ:104:PHE:CD1	58:DZ:139:VAL:HG21	2.44	0.49
58:DZ:119:GLU:O	58:DZ:120:ILE:O	2.29	0.49
58:DZ:155:LEU:HD23	58:DZ:155:LEU:N	2.25	0.49
1:AA:198:G:O2'	1:AA:199:G:H8	1.95	0.49
1:AA:476:G:H2'	1:AA:477:A:H8	1.78	0.49
1:AA:534:U:H5'	1:AA:534:U:H6	1.77	0.49
2:AB:7:VAL:CG1	2:AB:217:ARG:HH22	2.25	0.49
2:AB:109:SER:C	2:AB:111:ARG:N	2.65	0.49
4:AD:159:ARG:HG3	4:AD:159:ARG:NH1	2.27	0.49
5:AE:53:LEU:H	5:AE:53:LEU:CD1	2.25	0.49
6:AF:11:ASN:HB3	6:AF:14:LEU:CD2	2.42	0.49
7:AG:75:VAL:HG13	7:AG:145:ALA:HB2	1.93	0.49
12:AL:102:ARG:HH11	12:AL:102:ARG:CG	2.16	0.49
22:AV:51:U:H2'	22:AV:52:G:C8	2.47	0.49
22:AW:5:G:O6	22:AW:6:G:C6	2.65	0.49
25:AZ:135:MET:O	25:AZ:138:VAL:HG23	2.12	0.49
36:BA:118:A:OP2	36:BA:119:A:H5''	2.12	0.49
36:BA:893:C:H2'	36:BA:894:C:H6	1.77	0.49
36:BA:1654:A:P	50:BR:3:HIS:HB3	2.53	0.49
36:BA:1801:G:H3'	36:BA:1802:A:H5'	1.95	0.49
36:BA:2115:G:N3	36:BA:2117:A:N7	2.61	0.49
41:BF:46:ARG:HG2	41:BF:46:ARG:NH1	2.20	0.49
41:BF:175:THR:O	41:BF:176:LEU:HB2	2.11	0.49
42:BG:88:ILE:CG2	42:BG:89:GLY:N	2.75	0.49
43:BH:37:VAL:HG11	43:BH:68:THR:CG2	2.42	0.49
46:BN:134:ARG:O	46:BN:136:GLU:N	2.45	0.49
48:BP:112:LEU:HD13	48:BP:112:LEU:O	2.13	0.49
48:BP:132:LYS:HD2	48:BP:132:LYS:N	2.15	0.49
49:BQ:39:PRO:O	49:BQ:40:ALA:HB2	2.12	0.49
50:BR:72:ASP:HB3	50:BR:75:LEU:CB	2.38	0.49
51:BS:95:HIS:CG	51:BS:96:GLY:N	2.80	0.49
52:BT:39:ARG:H	52:BT:39:ARG:CD	2.14	0.49
53:BU:62:ILE:HG23	53:BU:76:TYR:CE2	2.47	0.49
55:BW:40:ASN:O	55:BW:41:LYS:HG2	2.11	0.49
57:BY:8:LYS:HE2	57:BY:72:VAL:O	2.12	0.49
57:BY:60:PHE:O	57:BY:60:PHE:CG	2.66	0.49
1:CA:191:G:C4	20:CT:105:SER:HB2	2.47	0.49
1:CA:197:A:N6	1:CA:221:C:C5'	2.76	0.49
1:CA:269:C:H2'	1:CA:270:A:C8	2.47	0.49
1:CA:402:G:O2'	1:CA:403:C:H5'	2.12	0.49

Continued on next page...

Continued from previous page...

Atom-1	Atom-2	Interatomic distance (Å)	Clash overlap (Å)
1:CA:1202:G:C2	14:CN:42:ILE:HG21	2.46	0.49
2:CB:7:VAL:CG1	2:CB:217:ARG:HH22	2.25	0.49
2:CB:42:ILE:CD1	2:CB:202:PRO:HB2	2.42	0.49
2:CB:72:GLY:O	2:CB:94:ASN:HA	2.12	0.49
3:CC:73:PRO:HD3	3:CC:105:GLU:HG3	1.94	0.49
8:CH:86:ILE:HG21	8:CH:133:LEU:HD23	1.94	0.49
9:CI:86:VAL:HG22	9:CI:86:VAL:O	2.11	0.49
10:CJ:81:THR:C	10:CJ:83:GLU:H	2.16	0.49
13:CM:3:ARG:HB2	42:DG:113:ARG:NH2	2.26	0.49
13:CM:108:ARG:HH11	13:CM:108:ARG:CG	2.20	0.49
15:CO:2:PRO:O	15:CO:3:ILE:C	2.49	0.49
24:CY:61:C:H2'	24:CY:62:U:H5'	1.94	0.49
25:CZ:92:MET:HG3	25:CZ:93:ILE:N	2.27	0.49
26:D0:36:ILE:O	26:D0:36:ILE:HG13	2.11	0.49
32:D6:36:LEU:HD12	32:D6:50:ARG:CZ	2.42	0.49
34:D8:12:LYS:O	48:DP:65:ARG:HB2	2.12	0.49
35:D9:29:ASN:O	35:D9:29:ASN:ND2	2.45	0.49
36:DA:1101:U:H2'	36:DA:1102:C:C6	2.47	0.49
36:DA:1341:U:C4'	56:DX:57:LEU:HB3	2.42	0.49
36:DA:1404:C:O2'	36:DA:1405:U:H5'	2.13	0.49
36:DA:1754:C:OP2	52:DT:113:LYS:NZ	2.40	0.49
36:DA:2168:G:N2	36:DA:2170:A:H3'	2.27	0.49
37:DB:40:U:C2	37:DB:43:C:H5''	2.47	0.49
37:DB:68:C:H2'	37:DB:69:G:O4'	2.12	0.49
38:DC:181:PRO:HB2	38:DC:183:GLU:OE2	2.11	0.49
40:DE:9:VAL:HG11	40:DE:25:VAL:HB	1.94	0.49
41:DF:88:VAL:O	41:DF:88:VAL:HG13	2.12	0.49
43:DH:89:ILE:HD11	43:DH:129:THR:HA	1.94	0.49
50:DR:7:GLY:O	50:DR:8:ARG:NH2	2.45	0.49
51:DS:85:VAL:C	51:DS:106:ARG:HG2	2.32	0.49
51:DS:93:LYS:O	51:DS:94:TYR:C	2.51	0.49
52:DT:28:VAL:HG11	52:DT:46:GLU:CG	2.37	0.49
52:DT:83:ILE:CG1	52:DT:84:GLN:N	2.73	0.49
54:DV:13:ARG:HG3	54:DV:13:ARG:NH1	2.25	0.49
57:DY:2:ARG:N	57:DY:4:LYS:HE2	2.27	0.49
1:AA:160:A:H1'	1:AA:344:A:C5	2.48	0.49
1:AA:383:A:H2'	1:AA:384:G:H5'	1.94	0.49
1:AA:980:C:H5'	1:AA:981:U:C5	2.48	0.49
7:AG:80:VAL:O	7:AG:83:ALA:HB3	2.13	0.49
19:AS:11:VAL:HG13	19:AS:16:LEU:HD11	1.93	0.49
26:B0:7:LEU:HD13	49:BQ:85:LYS:CD	2.41	0.49

Continued on next page...

Continued from previous page...

Atom-1	Atom-2	Interatomic distance (Å)	Clash overlap (Å)
27:B1:48:LYS:CE	27:B1:61:ARG:HD3	2.43	0.49
33:B7:22:MET:HE3	33:B7:31:LEU:HD12	1.93	0.49
34:B8:8:LYS:HE3	36:BA:245:G:O6	2.12	0.49
36:BA:445:C:H2'	36:BA:446:G:C8	2.48	0.49
36:BA:473:G:H5''	36:BA:508:G:N2	2.28	0.49
36:BA:671:C:H2'	36:BA:672:C:C6	2.47	0.49
36:BA:949:C:H2'	36:BA:950:G:H8	1.78	0.49
36:BA:1142(A):A:H3'	36:BA:1142(A):A:OP2	2.12	0.49
36:BA:1598:C:H5'	56:BX:36:LYS:CD	2.43	0.49
36:BA:2107:C:C2	36:BA:2182:G:N1	2.80	0.49
39:BD:65:ILE:CD1	39:BD:88:ARG:CZ	2.90	0.49
40:BE:87:GLU:O	40:BE:89:ASP:N	2.45	0.49
41:BF:23:ASP:O	41:BF:115:ALA:HA	2.13	0.49
41:BF:181:LEU:CD2	41:BF:202:PHE:HD2	2.25	0.49
45:BK:117:UNK:O	45:BK:118:UNK:CB	2.60	0.49
48:BP:47:ASP:HB3	48:BP:48:PRO:C	2.33	0.49
51:BS:93:LYS:O	51:BS:94:TYR:C	2.50	0.49
53:BU:52:ARG:HH11	53:BU:52:ARG:HB3	1.77	0.49
53:BU:93:LYS:O	53:BU:96:ALA:HB3	2.12	0.49
54:BV:55:ALA:O	54:BV:56:SER:HB3	2.12	0.49
56:BX:14:SER:O	56:BX:17:ALA:HB3	2.13	0.49
58:BZ:85:HIS:HE1	58:BZ:87:ASP:OD1	1.95	0.49
1:CA:16:A:N1	1:CA:919:A:H2	2.09	0.49
1:CA:161:A:H2'	1:CA:162:A:C8	2.47	0.49
1:CA:383:A:H2'	1:CA:384:G:H5'	1.94	0.49
1:CA:1272:G:H8	1:CA:1272:G:H5'	1.76	0.49
1:CA:1307:U:H2'	1:CA:1308:U:C6	2.48	0.49
1:CA:1502:A:C2	1:CA:1504:G:C2	3.00	0.49
4:CD:26:CYS:HG	59:CD:301:ZN:ZN	1.00	0.49
10:CJ:48:THR:OG1	10:CJ:62:HIS:HD2	1.95	0.49
10:CJ:54:PHE:CZ	10:CJ:55:LYS:CE	2.95	0.49
19:CS:11:VAL:CG1	19:CS:16:LEU:HD11	2.42	0.49
19:CS:27:GLU:O	19:CS:28:LYS:O	2.31	0.49
20:CT:63:ILE:HG21	20:CT:81:LYS:HG3	1.95	0.49
25:CZ:195:TRP:C	25:CZ:197:ASP:N	2.62	0.49
26:D0:37:LEU:N	26:D0:59:LEU:O	2.34	0.49
33:D7:19:ARG:HG2	33:D7:19:ARG:NH1	2.28	0.49
36:DA:627:A:N6	48:DP:115:LEU:HD12	2.27	0.49
36:DA:633:A:C2'	36:DA:634:C:H5'	2.40	0.49
36:DA:1412:A:O2'	36:DA:1413:G:H5'	2.12	0.49
36:DA:1517:G:O2'	36:DA:1518:U:H5'	2.12	0.49

Continued on next page...

Continued from previous page...

Atom-1	Atom-2	Interatomic distance (Å)	Clash overlap (Å)
36:DA:1638:C:H4'	36:DA:2710:C:O2	2.13	0.49
36:DA:1777:U:O2'	36:DA:1778:U:H5'	2.12	0.49
36:DA:1910:G:O2'	36:DA:1911:U:H5'	2.13	0.49
36:DA:2178:C:O4'	36:DA:2178:C:O2	2.27	0.49
38:DC:25:ALA:O	38:DC:29:VAL:HG22	2.11	0.49
40:DE:147:PRO:HB2	40:DE:149:ARG:HG2	1.93	0.49
42:DG:137:GLU:HG3	42:DG:139:LEU:HD23	1.95	0.49
49:DQ:59:ARG:O	49:DQ:60:ARG:HB2	2.12	0.49
51:DS:42:ASP:C	51:DS:44:LYS:H	2.15	0.49
55:DW:4:LYS:CG	55:DW:5:ALA:H	2.26	0.49
56:DX:49:VAL:CG1	56:DX:87:GLN:HE21	2.23	0.49
57:DY:14:LEU:HD12	57:DY:15:VAL:H	1.76	0.49
1:AA:254:G:OP1	17:AQ:67:LYS:O	2.30	0.49
1:AA:367:U:H4'	25:AZ:291:ARG:NH2	2.26	0.49
1:AA:1073:U:O2'	1:AA:1074:G:H5'	2.13	0.49
1:AA:1189:C:O3'	3:AC:5:ILE:HD12	2.11	0.49
1:AA:1222:G:OP1	19:AS:77:THR:HG21	2.12	0.49
1:AA:1372:U:OP1	9:AI:71:SER:HB3	2.12	0.49
3:AC:91:LEU:O	3:AC:94:LEU:O	2.30	0.49
3:AC:173:VAL:HG12	3:AC:175:LEU:CD1	2.43	0.49
4:AD:62:GLN:HA	4:AD:62:GLN:NE2	2.25	0.49
9:AI:16:ARG:NH1	9:AI:64:THR:HG21	2.27	0.49
9:AI:53:VAL:HG13	9:AI:95:LYS:HZ2	1.72	0.49
13:AM:116:THR:O	13:AM:117:VAL:C	2.48	0.49
24:AY:38:A:H5'	36:BA:1913:A:C6	2.47	0.49
24:AY:61:C:H2'	24:AY:62:U:H5'	1.94	0.49
25:AZ:254:GLU:CD	25:AZ:307:PRO:HA	2.33	0.49
27:B1:13:ILE:CD1	27:B1:13:ILE:N	2.76	0.49
31:B5:33:CYS:HG	31:B5:49:CYS:CB	2.24	0.49
32:B6:16:CYS:SG	32:B6:49:HIS:N	2.85	0.49
32:B6:27:LYS:HE2	32:B6:30:THR:H	1.76	0.49
34:B8:5:LYS:HG2	36:BA:242:G:C8	2.47	0.49
36:BA:328:U:H4'	57:BY:68:HIS:CD2	2.48	0.49
36:BA:673:C:O2'	36:BA:674:G:H5'	2.12	0.49
36:BA:1349:A:N6	36:BA:1598:C:N4	2.61	0.49
36:BA:1408:C:O2'	36:BA:1409:C:H5'	2.13	0.49
36:BA:2360:A:O2'	36:BA:2361:A:P	2.70	0.49
36:BA:2801(A):A:C3'	36:BA:2802:G:H5'	2.42	0.49
37:BB:81:G:O6	37:BB:96:U:O2	2.29	0.49
38:BC:127:LEU:HD23	38:BC:128:GLY:N	2.27	0.49
39:BD:68:LYS:O	39:BD:68:LYS:HG3	2.12	0.49

Continued on next page...

Continued from previous page...

Atom-1	Atom-2	Interatomic distance (Å)	Clash overlap (Å)
41:BF:154:VAL:HG13	41:BF:191:ARG:O	2.12	0.49
41:BF:160:ASN:ND2	41:BF:162:LEU:HD13	2.27	0.49
42:BG:93:THR:HG22	42:BG:94:LEU:H	1.76	0.49
42:BG:131:TYR:CB	42:BG:159:VAL:HG13	2.37	0.49
43:BH:23:ARG:O	43:BH:24:VAL:HG23	2.13	0.49
47:BO:2:ILE:HB	47:BO:33:ALA:HB3	1.95	0.49
47:BO:105:GLU:O	47:BO:108:GLU:HG2	2.12	0.49
49:BQ:10:ARG:HH21	49:BQ:11:LYS:HE3	1.77	0.49
51:BS:85:VAL:HG23	51:BS:106:ARG:CG	2.37	0.49
53:BU:115:ALA:C	53:BU:117:GLN:H	2.16	0.49
1:CA:102:G:O2'	1:CA:103:C:H5'	2.12	0.49
1:CA:156:G:O2'	1:CA:157:G:H5'	2.13	0.49
1:CA:158:G:O2'	1:CA:159:G:H5'	2.12	0.49
1:CA:418:C:H2'	1:CA:419:C:C6	2.48	0.49
1:CA:555:C:H2'	1:CA:556:C:C6	2.48	0.49
1:CA:1382:C:H2'	1:CA:1383:C:H6	1.76	0.49
1:CA:1468:A:H2'	1:CA:1469:G:O4'	2.13	0.49
2:CB:77:ALA:CB	2:CB:211:ILE:HD13	2.42	0.49
2:CB:118:LEU:CB	2:CB:142:LEU:HD12	2.42	0.49
3:CC:189:ALA:HB3	3:CC:196:LEU:HB2	1.95	0.49
6:CF:22:GLU:O	6:CF:25:ILE:HG22	2.11	0.49
8:CH:121:ASP:OD1	8:CH:122:ARG:N	2.45	0.49
13:CM:4:ILE:HG22	13:CM:5:ALA:N	2.28	0.49
22:CV:5:G:H8	22:CV:5:G:C5'	2.26	0.49
22:CV:14:A:H2'	22:CV:15:G:H5'	1.93	0.49
22:CW:7:A:H5''	22:CW:8:U:OP2	2.11	0.49
27:D1:81:LYS:O	27:D1:81:LYS:HG3	2.12	0.49
28:D2:6:VAL:C	28:D2:8:LYS:N	2.66	0.49
28:D2:24:LEU:CD2	28:D2:60:LEU:HD22	2.42	0.49
28:D2:33:MET:O	28:D2:37:PHE:CD1	2.65	0.49
31:D5:45:VAL:HG22	31:D5:51:TYR:HB2	1.94	0.49
32:D6:53:LYS:CG	32:D6:54:ILE:N	2.67	0.49
36:DA:30:G:O2'	36:DA:31:C:H5'	2.12	0.49
36:DA:335:C:H2'	36:DA:336:C:H6	1.78	0.49
36:DA:451:C:C2	36:DA:453:C:C5	3.01	0.49
36:DA:483:A:C2	36:DA:484:C:H1'	2.48	0.49
36:DA:1070:A:H3'	36:DA:1072:C:C5	2.47	0.49
36:DA:2286:A:H4'	36:DA:2287:A:O4'	2.13	0.49
38:DC:163:PHE:CD1	38:DC:163:PHE:O	2.65	0.49
39:DD:65:ILE:CD1	39:DD:88:ARG:CZ	2.89	0.49
39:DD:95:LEU:HD12	39:DD:103:ARG:O	2.13	0.49

Continued on next page...

Continued from previous page...

Atom-1	Atom-2	Interatomic distance (Å)	Clash overlap (Å)
42:DG:80:PHE:O	42:DG:81:LYS:O	2.30	0.49
42:DG:117:PHE:HE1	42:DG:119:GLY:O	1.95	0.49
46:DN:7:LYS:O	46:DN:9:VAL:N	2.45	0.49
48:DP:24:GLY:N	48:DP:33:ARG:CZ	2.75	0.49
55:DW:6:ILE:HG12	55:DW:104:THR:HG22	1.93	0.49
57:DY:15:VAL:O	57:DY:21:LYS:HA	2.12	0.49
57:DY:33:LYS:C	57:DY:35:TYR:N	2.66	0.49
1:AA:8:A:C2	4:AD:209:ARG:HB3	2.47	0.49
1:AA:161:A:H2'	1:AA:162:A:C8	2.47	0.49
1:AA:775:G:O2'	1:AA:776:G:H5'	2.13	0.49
1:AA:1171:G:H2'	1:AA:1172:C:C6	2.48	0.49
1:AA:1272:G:H5'	1:AA:1272:G:H8	1.77	0.49
1:AA:1326:C:P	21:AU:12:LYS:HZ2	2.36	0.49
18:AR:36:ASN:O	18:AR:36:ASN:CG	2.51	0.49
20:AT:56:MET:HG3	20:AT:88:VAL:HG21	1.95	0.49
24:AY:44:G:H4'	24:AY:45:U:OP1	2.12	0.49
25:AZ:316:PHE:CE1	25:AZ:372:VAL:HB	2.48	0.49
26:B0:7:LEU:HD21	49:BQ:81:VAL:HG13	1.94	0.49
26:B0:49:LYS:O	26:B0:50:ASN:HB2	2.12	0.49
28:B2:10:LEU:HD21	28:B2:14:ARG:NE	2.27	0.49
28:B2:69:ARG:HB2	28:B2:70:GLN:HE22	1.77	0.49
32:B6:45:LYS:HD2	32:B6:45:LYS:N	2.27	0.49
34:B8:41:ILE:HD12	36:BA:2419:U:P	2.52	0.49
34:B8:48:PHE:O	34:B8:49:VAL:HG23	2.12	0.49
36:BA:139:G:H2'	36:BA:139(A):G:H5''	1.94	0.49
36:BA:382:G:C2'	36:BA:383:U:H5'	2.42	0.49
36:BA:607:U:OP1	41:BF:102:PRO:HA	2.13	0.49
36:BA:644:A:H2	36:BA:2369:A:H1'	1.77	0.49
36:BA:660:G:H5'	41:BF:99:TYR:CD2	2.47	0.49
36:BA:1022:G:N2	36:BA:1142(A):A:C2	2.81	0.49
36:BA:1124:C:H2'	36:BA:1125:G:O4'	2.12	0.49
36:BA:1137:G:O2'	36:BA:1138:G:H5'	2.12	0.49
36:BA:2160:G:H8	36:BA:2160:G:C5'	2.17	0.49
36:BA:2373:G:H2'	36:BA:2374:C:C6	2.48	0.49
37:BB:105:A:H4'	58:BZ:89:PHE:CE1	2.47	0.49
41:BF:87:GLY:O	41:BF:88:VAL:HG12	2.13	0.49
42:BG:115:ARG:HG3	42:BG:137:GLU:OE2	2.11	0.49
44:BJ:89:UNK:C	44:BJ:91:UNK:H	2.25	0.49
46:BN:6:PRO:O	46:BN:7:LYS:HB2	2.12	0.49
46:BN:42:TRP:CH2	46:BN:44:PRO:HA	2.47	0.49
47:BO:8:LEU:N	47:BO:8:LEU:CD2	2.75	0.49

Continued on next page...

Continued from previous page...

Atom-1	Atom-2	Interatomic distance (Å)	Clash overlap (Å)
49:BQ:66:ILE:HD12	49:BQ:66:ILE:O	2.12	0.49
53:BU:69:CYS:HG	53:BU:79:PHE:HD2	1.59	0.49
54:BV:39:LEU:HD12	54:BV:50:PRO:O	2.12	0.49
56:BX:12:VAL:CG1	56:BX:27:THR:H	2.25	0.49
57:BY:50:ARG:O	57:BY:51:VAL:C	2.51	0.49
58:BZ:24:LEU:HD23	58:BZ:25:PRO:O	2.11	0.49
1:CA:266:G:C5'	1:CA:267:C:H5	2.20	0.49
1:CA:858:G:C8	1:CA:858:G:H5''	2.47	0.49
1:CA:1181:G:H2'	1:CA:1182:G:C4	2.47	0.49
2:CB:17:PHE:CD2	2:CB:44:LEU:HD11	2.46	0.49
6:CF:99:ALA:O	6:CF:100:ASN:HB2	2.12	0.49
13:CM:19:LEU:HB3	13:CM:25:ILE:HG21	1.95	0.49
16:CP:53:VAL:CG2	16:CP:54:GLU:H	2.16	0.49
22:CV:63:G:H2'	22:CV:64:A:O4'	2.13	0.49
22:CW:5:G:O6	22:CW:6:G:C6	2.65	0.49
26:D0:49:LYS:O	26:D0:50:ASN:HB2	2.12	0.49
36:DA:271(E):U:H3	36:DA:271(S):G:H1	1.61	0.49
36:DA:405:U:H3'	36:DA:406:G:H5'	1.93	0.49
36:DA:523:C:H2'	36:DA:524:U:H5'	1.93	0.49
36:DA:903:C:O2'	36:DA:904:C:H5'	2.13	0.49
36:DA:1257:C:O2'	41:DF:83:PHE:HA	2.12	0.49
36:DA:1526:G:O2'	36:DA:1527:G:H5'	2.13	0.49
36:DA:1722:A:O2'	36:DA:1739:U:C5'	2.60	0.49
36:DA:2014:A:H4'	55:DW:92:ARG:HH22	1.76	0.49
36:DA:2893:G:H5'	36:DA:2894:G:H5'	1.94	0.49
40:DE:13:ARG:O	52:DT:57:PHE:HE2	1.95	0.49
41:DF:107:LYS:HE3	41:DF:205:ARG:CG	2.43	0.49
46:DN:4:TYR:O	46:DN:5:VAL:HB	2.13	0.49
48:DP:132:LYS:HD2	48:DP:132:LYS:N	2.15	0.49
51:DS:97:ARG:NH1	51:DS:98:VAL:O	2.46	0.49
52:DT:53:ARG:O	52:DT:59:THR:HB	2.13	0.49
54:DV:52:VAL:CG1	54:DV:55:ALA:HB3	2.43	0.49
55:DW:25:ARG:NH1	55:DW:25:ARG:HB2	2.28	0.49
56:DX:56:THR:HG22	56:DX:79:ALA:HB2	1.94	0.49
57:DY:60:PHE:O	57:DY:60:PHE:CG	2.66	0.49
1:AA:156:G:O2'	1:AA:157:G:H5'	2.13	0.49
1:AA:272:C:O2'	1:AA:273:A:H5'	2.13	0.49
1:AA:826:C:H2'	1:AA:827:U:H6	1.78	0.49
1:AA:1203:C:OP1	14:AN:3:ARG:HD3	2.12	0.49
1:AA:1216:G:H2'	1:AA:1217:C:H6	1.77	0.49
2:AB:8:LYS:O	2:AB:12:GLU:HG3	2.13	0.49

Continued on next page...

Continued from previous page...

Atom-1	Atom-2	Interatomic distance (Å)	Clash overlap (Å)
3:AC:121:ALA:O	3:AC:125:GLU:HG3	2.12	0.49
10:AJ:6:ILE:HG22	10:AJ:98:ILE:HD12	1.95	0.49
17:AQ:25:ARG:O	17:AQ:25:ARG:HG3	2.12	0.49
25:AZ:135:MET:HE3	25:AZ:150:VAL:CG1	2.40	0.49
25:AZ:219:LYS:CB	25:AZ:244:ARG:HD2	2.39	0.49
28:B2:32:LEU:HB2	28:B2:53:LEU:HD22	1.94	0.49
30:B4:5:ILE:O	30:B4:5:ILE:CG1	2.61	0.49
33:B7:47:ARG:O	33:B7:48:LYS:HB3	2.12	0.49
36:BA:848:G:H5'	36:BA:848:G:C8	2.46	0.49
36:BA:880:G:H22	36:BA:897:C:H42	1.59	0.49
36:BA:990:A:OP2	36:BA:991:C:OP2	2.31	0.49
36:BA:1638:C:H4'	36:BA:2710:C:O2	2.13	0.49
36:BA:1910:G:O2'	36:BA:1911:U:H5'	2.13	0.49
36:BA:2389:G:H5''	36:BA:2390:U:H5'	1.93	0.49
36:BA:2577:A:H5''	36:BA:2578:G:H5'	1.95	0.49
39:BD:35:LYS:HE2	39:BD:104:TYR:OH	2.12	0.49
40:BE:2:LYS:HD3	40:BE:95:ILE:CG2	2.43	0.49
40:BE:30:PRO:HD3	40:BE:180:ASN:CG	2.32	0.49
40:BE:69:LYS:C	40:BE:71:GLY:N	2.64	0.49
42:BG:119:GLY:O	42:BG:181:ARG:HB2	2.13	0.49
42:BG:145:THR:CB	42:BG:148:MET:HB3	2.41	0.49
46:BN:55:VAL:HG22	46:BN:56:ASN:H	1.76	0.49
54:BV:38:LEU:C	54:BV:39:LEU:HD13	2.32	0.49
57:BY:15:VAL:O	57:BY:21:LYS:HA	2.13	0.49
57:BY:60:PHE:HA	57:BY:62:GLU:OE2	2.13	0.49
1:CA:454:C:H5''	1:CA:455:C:C5	2.48	0.49
1:CA:458:C:H2'	1:CA:460:G:H8	1.76	0.49
1:CA:592:G:H2'	1:CA:593:G:H8	1.78	0.49
1:CA:662:G:H2'	1:CA:663:A:C8	2.48	0.49
1:CA:1072:G:H2'	1:CA:1073:U:C6	2.47	0.49
1:CA:1256:A:H2	1:CA:1278:U:H5'	1.78	0.49
1:CA:1485:U:O2'	1:CA:1486:G:H5'	2.13	0.49
1:CA:1504:G:OP1	1:CA:1507:A:H4'	2.13	0.49
3:CC:157:ILE:CD1	3:CC:166:GLU:HB2	2.43	0.49
7:CG:151:TYR:OH	11:CK:54:ARG:HD3	2.12	0.49
15:CO:16:ALA:C	15:CO:18:PHE:H	2.16	0.49
16:CP:53:VAL:HG23	16:CP:54:GLU:HG2	1.93	0.49
22:CV:51:U:H2'	22:CV:52:G:H8	1.77	0.49
23:CX:27:A:H8	23:CX:27:A:OP2	1.96	0.49
25:CZ:366:ASP:C	25:CZ:367:ASN:HD22	2.16	0.49
36:DA:27:G:N2	36:DA:512:G:C2'	2.68	0.49

Continued on next page...

Continued from previous page...

Atom-1	Atom-2	Interatomic distance (Å)	Clash overlap (Å)
36:DA:353:G:N3	36:DA:353:G:H2'	2.28	0.49
36:DA:893:C:H2'	36:DA:894:C:H6	1.78	0.49
36:DA:1286:A:N6	36:DA:1289:C:N3	2.61	0.49
36:DA:1337:G:C4	36:DA:1338:G:C8	3.01	0.49
36:DA:1408:C:O2'	36:DA:1409:C:H5'	2.13	0.49
36:DA:1947:C:H2'	36:DA:1948:G:H5''	1.93	0.49
36:DA:2110:G:N2	36:DA:2178:C:C5	2.79	0.49
36:DA:2128:C:HO2'	36:DA:2129:C:P	2.35	0.49
37:DB:7:G:C2'	37:DB:8:U:H5''	2.42	0.49
37:DB:90:A:O2'	49:DQ:17:LEU:HD12	2.12	0.49
39:DD:132:PRO:HG3	39:DD:190:TYR:CE1	2.47	0.49
39:DD:267:SER:HA	39:DD:270:ILE:CG1	2.41	0.49
40:DE:88:GLY:O	40:DE:89:ASP:HB2	2.11	0.49
43:DH:94:TYR:CB	43:DH:107:VAL:HG12	2.43	0.49
52:DT:134:GLU:O	52:DT:135:ALA:HB3	2.12	0.49
53:DU:90:VAL:CG1	53:DU:91:ASP:N	2.72	0.49
53:DU:92:ARG:HH22	54:DV:10:LYS:HB3	1.76	0.49
54:DV:62:LEU:H	54:DV:62:LEU:CD2	2.26	0.49
1:AA:59:A:H3'	1:AA:331:G:N2	2.25	0.49
1:AA:67:C:O2'	1:AA:171:A:H1'	2.12	0.49
1:AA:714:G:H2'	1:AA:715:A:C8	2.47	0.49
1:AA:1369:C:H2'	1:AA:1370:G:C8	2.48	0.49
2:AB:7:VAL:N	2:AB:10:LEU:HD12	2.28	0.49
3:AC:43:LEU:HD13	3:AC:68:VAL:HG23	1.95	0.49
13:AM:4:ILE:N	13:AM:4:ILE:CD1	2.74	0.49
14:AN:4:LYS:O	14:AN:7:ILE:HG12	2.13	0.49
22:AV:44:G:C2'	22:AV:45:U:H5'	2.43	0.49
25:AZ:92:MET:HG3	25:AZ:93:ILE:N	2.26	0.49
27:B1:35:THR:O	27:B1:35:THR:HG23	2.13	0.49
30:B4:28:LYS:CE	30:B4:29:PRO:HD2	2.42	0.49
34:B8:33:ASN:HA	34:B8:36:LYS:HE3	1.94	0.49
36:BA:90:U:C2'	36:BA:90:U:O2	2.61	0.49
36:BA:237:C:H2'	36:BA:238:C:H6	1.77	0.49
36:BA:252:G:P	48:BP:50:ARG:HH21	2.36	0.49
36:BA:405:U:H3'	36:BA:406:G:C5'	2.42	0.49
36:BA:1092:C:H42	36:BA:1100:C:H42	1.59	0.49
36:BA:1906:G:O2'	36:BA:1907:G:H5'	2.12	0.49
36:BA:2223:G:O2'	36:BA:2224:G:H5'	2.13	0.49
36:BA:2241:A:H2'	36:BA:2242:G:C8	2.48	0.49
36:BA:2801(A):A:C5'	36:BA:2802:G:H8	2.26	0.49
40:BE:76:ARG:O	40:BE:77:ILE:O	2.31	0.49

Continued on next page...

Continued from previous page...

Atom-1	Atom-2	Interatomic distance (Å)	Clash overlap (Å)
40:BE:88:GLY:O	40:BE:89:ASP:HB2	2.11	0.49
41:BF:40:GLN:HE22	41:BF:182:ASN:HB2	1.77	0.49
42:BG:15:VAL:O	42:BG:18:GLU:HB3	2.12	0.49
47:BO:47:ILE:O	47:BO:48:PRO:C	2.51	0.49
52:BT:54:ARG:O	52:BT:55:ASN:HB2	2.13	0.49
56:BX:33:LYS:HE2	56:BX:33:LYS:CA	2.43	0.49
57:BY:2:ARG:HH11	57:BY:2:ARG:HG2	1.78	0.49
57:BY:28:LYS:HB3	57:BY:39:VAL:N	2.14	0.49
1:CA:141:A:H1'	1:CA:182:U:O2	2.11	0.49
1:CA:313:A:H2'	1:CA:314:C:C6	2.48	0.49
1:CA:879:C:O2'	1:CA:880:C:H5'	2.13	0.49
2:CB:15:VAL:N	2:CB:16:HIS:CE1	2.79	0.49
12:CL:32:PHE:HB3	12:CL:84:LEU:HD11	1.95	0.49
15:CO:21:ASP:OD1	15:CO:21:ASP:C	2.51	0.49
24:CY:2:G:O2'	24:CY:3:G:H5''	2.12	0.49
25:CZ:178:ALA:HB1	25:CZ:199:ILE:HD12	1.94	0.49
25:CZ:221:PHE:HE1	25:CZ:242:ILE:HD13	1.77	0.49
33:D7:5:TRP:CD1	33:D7:7:PRO:HD3	2.47	0.49
36:DA:181:A:H5'	36:DA:181:A:C8	2.45	0.49
36:DA:272(J):C:C2'	36:DA:274:G:H5''	2.43	0.49
36:DA:363(F):A:O2'	36:DA:364:C:H5	1.95	0.49
36:DA:858:U:O2	36:DA:2268:A:H2'	2.12	0.49
36:DA:1782:C:H1'	36:DA:2609:U:C5'	2.43	0.49
36:DA:1960:A:C5'	36:DA:1960:A:C8	2.94	0.49
36:DA:2188:C:H2'	36:DA:2189:U:C5	2.48	0.49
36:DA:2264:C:H2'	36:DA:2265:U:H6	1.77	0.49
39:DD:27:THR:O	39:DD:27:THR:CG2	2.60	0.49
40:DE:96:PHE:O	40:DE:175:VAL:HG11	2.12	0.49
40:DE:176:ILE:HG22	40:DE:179:GLU:H	1.78	0.49
41:DF:152:GLU:OE1	41:DF:191:ARG:HD2	2.12	0.49
41:DF:181:LEU:CD2	41:DF:202:PHE:HD2	2.26	0.49
42:DG:29:TRP:HA	42:DG:29:TRP:CE3	2.47	0.49
42:DG:71:THR:HG22	42:DG:72:ARG:H	1.75	0.49
42:DG:71:THR:CG2	42:DG:72:ARG:N	2.75	0.49
43:DH:143:GLN:HA	43:DH:143:GLN:NE2	2.28	0.49
48:DP:64:LYS:C	48:DP:66:GLY:N	2.59	0.49
49:DQ:10:ARG:HH21	49:DQ:11:LYS:HE3	1.77	0.49
50:DR:96:ARG:O	50:DR:114:VAL:HA	2.13	0.49
51:DS:95:HIS:CG	51:DS:96:GLY:N	2.80	0.49
57:DY:7:VAL:HG21	57:DY:8:LYS:HZ3	1.75	0.49
58:DZ:126:VAL:HG23	58:DZ:126:VAL:O	2.11	0.49

Continued on next page...

Continued from previous page...

Atom-1	Atom-2	Interatomic distance (Å)	Clash overlap (Å)
1:AA:67:C:OP1	1:AA:199:G:H5''	2.13	0.49
1:AA:358:U:O4'	25:AZ:233:GLY:C	2.51	0.49
1:AA:603:U:H2'	1:AA:604:G:C8	2.48	0.49
1:AA:972:C:O3'	10:AJ:57:LYS:HG2	2.13	0.49
1:AA:1442(A):G:HO2'	1:AA:1442(B):A:P	2.34	0.49
2:AB:54:THR:HG21	2:AB:201:ILE:HD11	1.94	0.49
2:AB:233:SER:O	2:AB:234:PRO:C	2.51	0.49
3:AC:73:PRO:HD3	3:AC:105:GLU:HG3	1.94	0.49
6:AF:53:ALA:O	6:AF:54:LYS:HB2	2.12	0.49
7:AG:41:ARG:HG2	7:AG:41:ARG:HH11	1.78	0.49
9:AI:40:LEU:O	9:AI:42:ARG:N	2.39	0.49
10:AJ:5:ARG:HG3	10:AJ:73:ASP:OD2	2.12	0.49
10:AJ:16:LEU:CD1	10:AJ:70:ARG:CG	2.91	0.49
14:AN:19:ARG:O	14:AN:20:ALA:O	2.31	0.49
16:AP:5:ARG:HE	16:AP:22:THR:CG2	2.26	0.49
20:AT:50:GLU:HB2	20:AT:99:LEU:CD1	2.43	0.49
28:B2:38:GLN:HB3	28:B2:44:LEU:CB	2.41	0.49
36:BA:145:G:C2'	36:BA:146:G:H5''	2.41	0.49
36:BA:335:C:H2'	36:BA:336:C:H6	1.77	0.49
36:BA:523:C:O2'	36:BA:524:U:H5'	2.13	0.49
36:BA:690:G:H2'	36:BA:691:C:C6	2.48	0.49
36:BA:874:G:H5''	58:BZ:175:VAL:HG11	1.95	0.49
36:BA:1140:C:OP2	46:BN:66:LYS:HE2	2.13	0.49
36:BA:1337:G:C4	36:BA:1338:G:C8	3.01	0.49
36:BA:2428:G:H5''	36:BA:2429:G:O5'	2.13	0.49
36:BA:2632:A:O2'	40:BE:61:ARG:NH2	2.45	0.49
36:BA:2824:C:H2'	36:BA:2825:C:O4'	2.13	0.49
37:BB:22:U:H2'	37:BB:23:G:C8	2.47	0.49
39:BD:27:THR:O	39:BD:27:THR:CG2	2.61	0.49
41:BF:88:VAL:O	41:BF:88:VAL:HG13	2.12	0.49
42:BG:95:ARG:O	42:BG:96:ARG:HG2	2.12	0.49
43:BH:45:VAL:O	43:BH:47:GLU:N	2.40	0.49
48:BP:80:TYR:CD1	48:BP:111:ARG:CB	2.96	0.49
52:BT:33:LYS:CE	52:BT:43:GLN:HE21	2.26	0.49
1:CA:135:C:O2	16:CP:1:MET:HB3	2.13	0.49
1:CA:1030:C:N4	1:CA:1032:G:H21	2.06	0.49
2:CB:74:LYS:NZ	2:CB:74:LYS:HB3	2.28	0.49
3:CC:114:PRO:O	3:CC:118:GLN:HG3	2.13	0.49
6:CF:11:ASN:HB3	6:CF:14:LEU:CD2	2.41	0.49
16:CP:23:ASP:OD1	16:CP:25:ARG:NH1	2.46	0.49
20:CT:72:LEU:O	20:CT:76:ALA:HB3	2.13	0.49

Continued on next page...

Continued from previous page...

Atom-1	Atom-2	Interatomic distance (Å)	Clash overlap (Å)
25:CZ:40:PRO:O	25:CZ:41:ASN:CB	2.61	0.49
28:D2:10:LEU:HD21	28:D2:60:LEU:HG	1.95	0.49
30:D4:28:LYS:CE	30:D4:29:PRO:HD2	2.42	0.49
31:D5:33:CYS:HG	31:D5:49:CYS:CB	2.22	0.49
34:D8:23:VAL:HG13	34:D8:46:ARG:HB3	1.93	0.49
36:DA:95:G:H2'	36:DA:96:G:O4'	2.13	0.49
36:DA:139:G:H2'	36:DA:139(A):G:H5''	1.94	0.49
36:DA:272(D):G:H1	36:DA:364:C:N4	2.06	0.49
36:DA:321:G:N2	41:DF:165:ARG:NH2	2.54	0.49
47:DO:69:ILE:HG13	47:DO:77:ILE:O	2.13	0.49
47:DO:107:ARG:HA	47:DO:112:MET:HE1	1.95	0.49
49:DQ:25:ASP:OD2	58:DZ:78:LYS:HG2	2.13	0.49
51:DS:106:ARG:HH11	51:DS:108:GLY:H	1.59	0.49
52:DT:28:VAL:HG22	52:DT:46:GLU:HA	1.94	0.49
53:DU:95:LEU:CD1	54:DV:11:GLN:HG3	2.42	0.49
55:DW:6:ILE:HG22	55:DW:8:ARG:HD2	1.94	0.49
55:DW:10:VAL:HG12	55:DW:10:VAL:O	2.11	0.49
1:AA:580:U:H2'	1:AA:581:G:O4'	2.12	0.49
1:AA:858:G:H8	1:AA:858:G:H5''	1.77	0.49
1:AA:939:G:H2'	1:AA:940:C:C6	2.48	0.49
1:AA:954:G:H21	1:AA:1227:A:H62	1.59	0.49
2:AB:73:THR:HG22	2:AB:94:ASN:C	2.33	0.49
2:AB:118:LEU:CB	2:AB:142:LEU:HD12	2.41	0.49
3:AC:68:VAL:HG12	3:AC:68:VAL:O	2.13	0.49
4:AD:18:LYS:HE3	4:AD:31:CYS:HB3	1.94	0.49
4:AD:86:LYS:HA	4:AD:86:LYS:HE3	1.95	0.49
14:AN:26:ARG:HH11	14:AN:47:LEU:HD21	1.78	0.49
20:AT:45:GLN:NE2	20:AT:46:GLU:CG	2.75	0.49
36:BA:78:A:H2'	36:BA:79:G:H8	1.76	0.49
36:BA:191:A:H2'	36:BA:192:C:H6	1.75	0.49
36:BA:271(D):G:O2'	36:BA:271(E):U:H5'	2.13	0.49
36:BA:627:A:N6	48:BP:115:LEU:HD12	2.28	0.49
36:BA:2056:G:H2'	36:BA:2056:G:N3	2.27	0.49
36:BA:2696:U:H2'	36:BA:2697:G:C8	2.47	0.49
36:BA:2843:G:N2	36:BA:2875:C:C2	2.81	0.49
39:BD:17:THR:O	39:BD:211:ARG:NH2	2.46	0.49
39:BD:117:VAL:HG22	39:BD:118:VAL:N	2.28	0.49
43:BH:94:TYR:CB	43:BH:107:VAL:HG12	2.43	0.49
53:BU:52:ARG:HB3	53:BU:52:ARG:NH1	2.26	0.49
53:BU:104:GLN:HB3	54:BV:44:LYS:NZ	2.28	0.49
58:BZ:24:LEU:O	58:BZ:24:LEU:CD2	2.58	0.49

Continued on next page...

Continued from previous page...

Atom-1	Atom-2	Interatomic distance (Å)	Clash overlap (Å)
1:CA:55:A:H2'	1:CA:56:U:H5'	1.95	0.49
1:CA:106:C:O2	1:CA:379:C:H4'	2.13	0.49
1:CA:1329:A:P	13:CM:28:ALA:HB3	2.53	0.49
3:CC:23:TYR:CG	3:CC:24:ALA:N	2.81	0.49
12:CL:20:LYS:H	12:CL:20:LYS:CD	2.12	0.49
15:CO:69:TYR:CZ	15:CO:73:GLU:HG3	2.48	0.49
17:CQ:45:HIS:HA	17:CQ:69:LYS:NZ	2.27	0.49
20:CT:61:SER:O	20:CT:65:LYS:HG2	2.12	0.49
22:CW:57:G:O2'	22:CW:58:A:H5'	2.13	0.49
25:CZ:205:ALA:HA	25:CZ:208:GLU:OE2	2.13	0.49
30:D4:27:THR:O	30:D4:28:LYS:HB3	2.11	0.49
31:D5:3:LYS:N	31:D5:3:LYS:CD	2.76	0.49
34:D8:49:VAL:CG1	34:D8:52:LYS:HB3	2.42	0.49
34:D8:61:LEU:C	34:D8:63:PRO:HD2	2.34	0.49
36:DA:237:C:H2'	36:DA:238:C:H6	1.76	0.49
36:DA:742:G:H2'	36:DA:743:G:H8	1.78	0.49
36:DA:752:A:H4'	36:DA:753:C:O5'	2.13	0.49
36:DA:949:C:H2'	36:DA:950:G:H8	1.78	0.49
36:DA:1051:G:C4	36:DA:1052:C:N4	2.80	0.49
36:DA:1140:C:OP2	46:DN:66:LYS:HE2	2.13	0.49
36:DA:1614:A:N1	55:DW:93:ALA:HB2	2.28	0.49
36:DA:1747(A):G:C3'	36:DA:1748:G:H5''	2.43	0.49
36:DA:2155:G:H3'	36:DA:2156:G:H8	1.78	0.49
36:DA:2200:C:H42	36:DA:2223:G:H1	1.60	0.49
36:DA:2575:C:H2'	36:DA:2578:G:O6	2.12	0.49
38:DC:76:ALA:O	38:DC:94:VAL:O	2.30	0.49
40:DE:68:ALA:C	40:DE:70:ALA:H	2.16	0.49
40:DE:81:ILE:O	40:DE:82:ARG:O	2.31	0.49
42:DG:66:GLN:HE22	42:DG:67:LYS:CE	2.23	0.49
42:DG:76:SER:HA	42:DG:84:LYS:N	2.27	0.49
42:DG:134:GLY:O	42:DG:135:LEU:HD12	2.13	0.49
46:DN:2:LYS:HZ3	54:DV:12:TYR:HA	1.76	0.49
46:DN:67:LEU:O	46:DN:68:GLU:HB2	2.12	0.49
48:DP:96:THR:HG22	48:DP:126:VAL:CB	2.43	0.49
52:DT:26:ASP:OD1	52:DT:26:ASP:C	2.50	0.49
54:DV:19:LYS:HE2	54:DV:20:LEU:H	1.78	0.49
55:DW:11:ARG:HG2	55:DW:11:ARG:NH1	2.27	0.49
55:DW:64:MET:O	55:DW:65:LEU:HB3	2.13	0.49
57:DY:83:THR:HA	57:DY:96:ILE:HG22	1.95	0.49
58:DZ:103:ARG:HD3	58:DZ:138:GLU:CG	2.42	0.49
1:AA:417:C:O2'	1:AA:418:C:H5'	2.12	0.48

Continued on next page...

Continued from previous page...

Atom-1	Atom-2	Interatomic distance (Å)	Clash overlap (Å)
1:AA:592:G:H2'	1:AA:593:G:H8	1.77	0.48
1:AA:1523:G:OP1	11:AK:123:LYS:HD2	2.12	0.48
2:AB:189:ASP:HB2	2:AB:205:ASP:OD1	2.12	0.48
3:AC:43:LEU:HD13	3:AC:68:VAL:CG2	2.43	0.48
3:AC:103:VAL:HG12	3:AC:103:VAL:O	2.12	0.48
4:AD:28:SER:CB	4:AD:29:PRO:CD	2.88	0.48
4:AD:133:VAL:HG11	4:AD:138:TYR:CD1	2.47	0.48
7:AG:54:THR:HG22	7:AG:56:GLN:N	2.07	0.48
16:AP:14:ASN:N	16:AP:15:PRO:HD3	2.28	0.48
22:AV:62:C:H4'	22:AV:62:C:OP1	2.12	0.48
22:AW:26:A:H61	22:AW:44:G:H1	1.61	0.48
24:AY:76:A:C5	25:AZ:271:GLU:CG	2.96	0.48
25:AZ:28:THR:O	25:AZ:32:THR:HG23	2.13	0.48
25:AZ:65:THR:HG23	25:AZ:80:VAL:HG13	1.90	0.48
25:AZ:145:GLU:O	25:AZ:146:LEU:C	2.51	0.48
28:B2:49:LYS:O	28:B2:53:LEU:HB2	2.13	0.48
33:B7:21:ARG:HH11	33:B7:21:ARG:HG2	1.77	0.48
36:BA:45:C:H2'	36:BA:47:C:H6	1.77	0.48
36:BA:252:G:OP2	48:BP:50:ARG:NH2	2.42	0.48
36:BA:1051:G:C4	36:BA:1052:C:N4	2.81	0.48
36:BA:1069:A:C1'	36:BA:1070:A:OP2	2.51	0.48
36:BA:1248:G:N1	53:BU:3:ARG:HD2	2.27	0.48
36:BA:1286:A:H2'	36:BA:1288:U:OP2	2.13	0.48
39:BD:222:ARG:O	39:BD:224:ALA:O	2.30	0.48
40:BE:13:ARG:O	52:BT:57:PHE:HE2	1.96	0.48
40:BE:176:ILE:HG22	40:BE:179:GLU:H	1.77	0.48
41:BF:78:ILE:HA	41:BF:83:PHE:CE2	2.48	0.48
41:BF:152:GLU:OE1	41:BF:191:ARG:HD2	2.13	0.48
48:BP:102:ARG:CB	48:BP:102:ARG:NH1	2.75	0.48
49:BQ:21:THR:OG1	49:BQ:99:PRO:O	2.30	0.48
51:BS:20:ARG:HA	51:BS:20:ARG:NE	2.26	0.48
51:BS:93:LYS:O	51:BS:95:HIS:N	2.46	0.48
52:BT:28:VAL:HG21	52:BT:46:GLU:HG3	1.94	0.48
53:BU:95:LEU:CD1	54:BV:11:GLN:HG3	2.43	0.48
54:BV:19:LYS:HE2	54:BV:20:LEU:H	1.78	0.48
57:BY:2:ARG:N	57:BY:4:LYS:HE2	2.27	0.48
58:BZ:137:ILE:O	58:BZ:138:GLU:HB2	2.13	0.48
1:CA:946:A:H2'	1:CA:947:G:H8	1.77	0.48
1:CA:963:G:N2	10:CJ:55:LYS:CE	2.69	0.48
1:CA:1044:A:H2'	1:CA:1045:C:O5'	2.12	0.48
4:CD:59:ARG:NH2	4:CD:62:GLN:HG3	2.26	0.48

Continued on next page...

Continued from previous page...

Atom-1	Atom-2	Interatomic distance (Å)	Clash overlap (Å)
5:CE:68:GLU:O	5:CE:68:GLU:HG3	2.13	0.48
12:CL:86:ARG:HG2	12:CL:87:GLY:N	2.26	0.48
13:CM:89:GLY:O	13:CM:93:ARG:HD2	2.13	0.48
17:CQ:58:GLU:O	17:CQ:59:ILE:HD13	2.13	0.48
28:D2:2:LYS:N	28:D2:5:GLU:HG2	2.27	0.48
30:D4:6:HIS:HB3	42:DG:67:LYS:NZ	2.28	0.48
32:D6:15:GLU:OE2	32:D6:41:PRO:CG	2.61	0.48
32:D6:53:LYS:O	32:D6:54:ILE:OXT	2.31	0.48
35:D9:29:ASN:HD21	35:D9:32:HIS:CE1	2.30	0.48
36:DA:253:C:H2'	36:DA:254:G:O4'	2.13	0.48
36:DA:382:G:C2'	36:DA:383:U:H5'	2.43	0.48
36:DA:621:A:H2'	36:DA:622:G:C5'	2.37	0.48
36:DA:796:C:H2'	36:DA:797:C:C6	2.48	0.48
36:DA:2241:A:H2'	36:DA:2242:G:C8	2.47	0.48
36:DA:2472:G:H5''	36:DA:2473:U:H5''	1.95	0.48
36:DA:2711:A:OP1	36:DA:2712(A):A:OP1	2.31	0.48
36:DA:2801(A):A:C3'	36:DA:2802:G:H5'	2.43	0.48
39:DD:17:THR:O	39:DD:211:ARG:NH2	2.46	0.48
39:DD:24:ILE:C	39:DD:24:ILE:HD13	2.34	0.48
40:DE:69:LYS:C	40:DE:71:GLY:N	2.65	0.48
43:DH:23:ARG:O	43:DH:24:VAL:HG23	2.13	0.48
43:DH:45:VAL:O	43:DH:47:GLU:N	2.40	0.48
45:DK:117:UNK:O	45:DK:118:UNK:CB	2.61	0.48
48:DP:77:ARG:HD3	48:DP:78:PRO:HD2	1.94	0.48
49:DQ:133:ARG:HH11	49:DQ:133:ARG:CB	2.26	0.48
53:DU:69:CYS:O	53:DU:74:LEU:HD12	2.13	0.48
54:DV:67:GLY:O	54:DV:88:ARG:HD2	2.12	0.48
1:AA:559:A:OP1	5:AE:126:ARG:NH2	2.44	0.48
1:AA:1342:C:O2'	9:AI:124:GLN:HG3	2.13	0.48
4:AD:11:LEU:O	4:AD:12:CYS:C	2.52	0.48
4:AD:31:CYS:SG	4:AD:31:CYS:O	2.71	0.48
4:AD:126:ILE:CG2	4:AD:127:THR:N	2.76	0.48
7:AG:151:TYR:OH	11:AK:54:ARG:HD3	2.13	0.48
11:AK:127:LYS:O	11:AK:129:SER:N	2.46	0.48
16:AP:9:PHE:CE2	16:AP:18:ARG:CZ	2.94	0.48
25:AZ:301:GLY:CA	25:AZ:347:THR:HG23	2.42	0.48
28:B2:30:ARG:HH11	56:BX:5:TYR:HE2	1.57	0.48
28:B2:32:LEU:HA	28:B2:53:LEU:HD13	1.94	0.48
36:BA:270:A:O2'	36:BA:271:A:H5'	2.13	0.48
36:BA:363(F):A:HO2'	36:BA:364:C:H5	1.59	0.48
36:BA:436:C:H2'	36:BA:437:G:H8	1.77	0.48

Continued on next page...

Continued from previous page...

Atom-1	Atom-2	Interatomic distance (Å)	Clash overlap (Å)
36:BA:664:C:O2'	36:BA:665:C:H5'	2.13	0.48
36:BA:865:C:H4'	36:BA:866:A:OP1	2.13	0.48
36:BA:2121:G:N1	36:BA:2176:A:C2	2.79	0.48
36:BA:2199:A:C5'	36:BA:2200:C:OP2	2.61	0.48
37:BB:43:C:H5'	37:BB:44:G:OP2	2.14	0.48
39:BD:261:LYS:NZ	39:BD:263:ARG:NH2	2.61	0.48
42:BG:16:ARG:HH11	42:BG:16:ARG:HG3	1.78	0.48
43:BH:97:ARG:NH2	43:BH:99:VAL:HG21	2.29	0.48
44:BJ:22:UNK:C	44:BJ:118:UNK:HA	2.44	0.48
48:BP:6:LEU:H	48:BP:6:LEU:CD2	2.26	0.48
49:BQ:133:ARG:HH11	49:BQ:133:ARG:HB2	1.78	0.48
50:BR:104:ARG:O	50:BR:106:GLY:N	2.47	0.48
51:BS:18:ILE:HD12	51:BS:18:ILE:H	1.78	0.48
54:BV:35:LEU:HD22	54:BV:35:LEU:H	1.78	0.48
54:BV:80:GLN:OE1	54:BV:80:GLN:HA	2.13	0.48
55:BW:37:ARG:HG3	55:BW:37:ARG:HH11	1.78	0.48
57:BY:44:ILE:HD12	57:BY:44:ILE:N	2.28	0.48
1:CA:166:G:O2'	1:CA:167:G:H5'	2.13	0.48
1:CA:534:U:H5'	1:CA:534:U:H6	1.77	0.48
1:CA:1125:U:H5''	1:CA:1126:U:C5	2.46	0.48
1:CA:1442(B):A:N1	52:DT:118:ARG:NH2	2.60	0.48
3:CC:22:TRP:CE2	14:CN:54:PRO:HG2	2.48	0.48
3:CC:35:GLU:HG2	3:CC:59:ARG:HH22	1.77	0.48
3:CC:68:VAL:HG12	3:CC:68:VAL:O	2.12	0.48
10:CJ:90:LEU:N	10:CJ:91:PRO:CD	2.76	0.48
13:CM:101:GLN:N	13:CM:101:GLN:NE2	2.58	0.48
13:CM:118:ALA:HB3	22:CV:29:G:C5'	2.43	0.48
19:CS:11:VAL:HG13	19:CS:16:LEU:HD11	1.95	0.48
20:CT:50:GLU:N	20:CT:99:LEU:HD12	2.27	0.48
24:CY:52:A:C2'	24:CY:53:G:H5'	2.42	0.48
25:CZ:101:GLY:HA3	25:CZ:210:ILE:CD1	2.43	0.48
28:D2:24:LEU:O	28:D2:25:VAL:HG23	2.13	0.48
31:D5:42:PRO:HB2	36:DA:2815:C:O2'	2.13	0.48
36:DA:271(L):U:H5''	36:DA:271(M):G:C5'	2.32	0.48
36:DA:839:U:O2'	36:DA:1191:G:H1'	2.13	0.48
36:DA:1265:A:N1	36:DA:2013:A:H5''	2.28	0.48
36:DA:1538:G:H2'	36:DA:1539:G:H8	1.77	0.48
36:DA:1787:A:O4'	36:DA:2589:A:H4'	2.13	0.48
36:DA:2087:G:C2'	36:DA:2088:G:H5'	2.43	0.48
36:DA:2115:G:N3	36:DA:2117:A:N7	2.60	0.48
36:DA:2572:A:C4	40:DE:144:ARG:NH1	2.81	0.48

Continued on next page...

Continued from previous page...

Atom-1	Atom-2	Interatomic distance (Å)	Clash overlap (Å)
38:DC:61:THR:HG22	38:DC:162:GLU:HA	1.95	0.48
38:DC:210:ARG:HG2	38:DC:210:ARG:HH11	1.76	0.48
41:DF:160:ASN:ND2	41:DF:162:LEU:HD13	2.28	0.48
43:DH:37:VAL:HG11	43:DH:68:THR:CG2	2.42	0.48
51:DS:83:LYS:CG	51:DS:105:ALA:HB3	2.41	0.48
52:DT:33:LYS:CE	52:DT:43:GLN:HE21	2.26	0.48
52:DT:33:LYS:HG3	52:DT:43:GLN:HB2	1.95	0.48
53:DU:64:ARG:HH11	53:DU:64:ARG:HG2	1.77	0.48
53:DU:92:ARG:CZ	54:DV:11:GLN:H	2.26	0.48
55:DW:95:ILE:O	55:DW:95:ILE:HG13	2.13	0.48
56:DX:12:VAL:HA	56:DX:27:THR:O	2.13	0.48
58:DZ:62:PRO:C	58:DZ:64:GLY:N	2.66	0.48
1:AA:418:C:H2'	1:AA:419:C:C6	2.48	0.48
1:AA:505:G:H5'	1:AA:534:U:H2'	1.96	0.48
1:AA:539:A:H2'	1:AA:540:G:C8	2.49	0.48
1:AA:918:A:H2'	1:AA:919:A:C8	2.48	0.48
1:AA:1202:G:C2	14:AN:42:ILE:HG21	2.48	0.48
3:AC:12:LEU:O	3:AC:13:GLY:C	2.49	0.48
4:AD:173:TRP:CD1	4:AD:174:LEU:HG	2.48	0.48
6:AF:87:ARG:CG	6:AF:87:ARG:NH1	2.72	0.48
9:AI:95:LYS:HD3	9:AI:95:LYS:C	2.34	0.48
10:AJ:55:LYS:N	10:AJ:55:LYS:CD	2.76	0.48
13:AM:91:ARG:HD3	13:AM:97:PRO:O	2.12	0.48
13:AM:120:LYS:HE3	13:AM:120:LYS:HA	1.95	0.48
19:AS:65:ASN:C	19:AS:67:VAL:H	2.17	0.48
25:AZ:155:ARG:O	25:AZ:159:ASN:ND2	2.44	0.48
25:AZ:350:THR:HG22	25:AZ:351:GLY:N	2.28	0.48
26:B0:14:ARG:HH11	26:B0:14:ARG:CG	2.23	0.48
27:B1:44:PRO:HG2	27:B1:46:LEU:HD13	1.94	0.48
28:B2:25:VAL:CG1	28:B2:57:ILE:HG23	2.43	0.48
36:BA:321:G:H21	41:BF:165:ARG:NH2	2.02	0.48
36:BA:752:A:H4'	36:BA:753:C:O5'	2.13	0.48
36:BA:858:U:O2	36:BA:2268:A:H2'	2.13	0.48
36:BA:1332:G:H5'	36:BA:1333:C:H5	1.78	0.48
36:BA:2087:G:O2'	36:BA:2088:G:H5'	2.12	0.48
36:BA:2496:C:OP2	49:BQ:82:ARG:HG2	2.13	0.48
38:BC:125:SER:C	38:BC:127:LEU:H	2.17	0.48
39:BD:108:PRO:HB3	39:BD:143:HIS:CE1	2.48	0.48
40:BE:68:ALA:O	40:BE:70:ALA:N	2.46	0.48
41:BF:125:LEU:H	41:BF:125:LEU:CD2	2.20	0.48
46:BN:120:LEU:C	46:BN:120:LEU:HD13	2.33	0.48

Continued on next page...

Continued from previous page...

Atom-1	Atom-2	Interatomic distance (Å)	Clash overlap (Å)
48:BP:24:GLY:N	48:BP:33:ARG:CZ	2.77	0.48
48:BP:96:THR:HG22	48:BP:126:VAL:CB	2.42	0.48
48:BP:126:VAL:HG22	48:BP:145:PRO:HG2	1.94	0.48
57:BY:41:GLY:O	57:BY:42:VAL:O	2.31	0.48
58:BZ:30:ASN:ND2	58:BZ:30:ASN:C	2.66	0.48
2:CB:87:ARG:HB3	2:CB:87:ARG:NH1	2.27	0.48
3:CC:124:ILE:HG12	3:CC:130:VAL:HG22	1.95	0.48
4:CD:173:TRP:CD1	4:CD:174:LEU:HG	2.48	0.48
5:CE:81:GLU:HG2	5:CE:90:VAL:HG22	1.95	0.48
6:CF:63:TYR:HD1	6:CF:63:TYR:N	2.11	0.48
12:CL:93:LEU:HB2	12:CL:96:VAL:HB	1.94	0.48
13:CM:57:ARG:O	13:CM:61:GLU:HB2	2.13	0.48
25:CZ:295:ARG:NH1	25:CZ:295:ARG:HG2	2.26	0.48
29:D3:6:VAL:HB	29:D3:54:VAL:HG11	1.95	0.48
31:D5:24:ALA:O	31:D5:25:LEU:CB	2.58	0.48
36:DA:90:U:O2	36:DA:90:U:C2'	2.61	0.48
36:DA:192:C:O2'	36:DA:802:A:N3	2.43	0.48
36:DA:880:G:H22	36:DA:897:C:H42	1.60	0.48
36:DA:1214:A:H2'	36:DA:1215:G:O4'	2.13	0.48
36:DA:2050:C:H1'	40:DE:156:MET:HE1	1.94	0.48
36:DA:2248:C:H2'	36:DA:2249:U:C5'	2.32	0.48
36:DA:2735:G:H2'	36:DA:2736:G:H8	1.78	0.48
36:DA:2851:A:H2'	36:DA:2852:G:H8	1.79	0.48
36:DA:2887:U:O2'	36:DA:2888:C:H5'	2.13	0.48
40:DE:30:PRO:HD3	40:DE:180:ASN:CG	2.32	0.48
41:DF:31:HIS:ND1	48:DP:13:ASN:HB2	2.29	0.48
46:DN:6:PRO:O	46:DN:7:LYS:HB2	2.13	0.48
50:DR:105:ARG:CD	50:DR:105:ARG:H	2.26	0.48
53:DU:92:ARG:HH21	54:DV:10:LYS:CB	2.23	0.48
1:AA:277:C:O2'	1:AA:278:G:H5'	2.14	0.48
1:AA:323:U:H2'	1:AA:324:G:O4'	2.14	0.48
1:AA:429:U:H4'	1:AA:430:A:O5'	2.12	0.48
1:AA:451:A:N6	1:AA:480:U:H2'	2.28	0.48
2:AB:134:GLU:C	2:AB:136:VAL:N	2.67	0.48
2:AB:209:ARG:HH11	2:AB:239:VAL:HG11	1.79	0.48
16:AP:21:VAL:HG21	16:AP:59:TRP:CD2	2.49	0.48
25:AZ:31:LEU:HD23	25:AZ:199:ILE:HG23	1.95	0.48
25:AZ:249:VAL:HG13	25:AZ:268:THR:HA	1.94	0.48
26:B0:42:GLY:O	26:B0:57:PHE:CG	2.66	0.48
26:B0:43:THR:HG22	36:BA:2331:G:O2'	2.13	0.48
31:B5:27:PRO:HA	55:BW:23:LEU:HD11	1.95	0.48

Continued on next page...

Continued from previous page...

Atom-1	Atom-2	Interatomic distance (Å)	Clash overlap (Å)
34:B8:11:LYS:HZ2	34:B8:60:LEU:CD2	2.26	0.48
36:BA:95:G:H2'	36:BA:96:G:O4'	2.13	0.48
36:BA:272(D):G:H1	36:BA:364:C:N4	2.06	0.48
36:BA:402:A:C2'	36:BA:403:U:H5'	2.43	0.48
36:BA:706:A:H2'	36:BA:707:G:O4'	2.14	0.48
36:BA:953:A:O2'	36:BA:954:G:H5'	2.13	0.48
36:BA:1072:C:H5''	36:BA:1073:A:OP1	2.13	0.48
36:BA:1301:A:HO2'	36:BA:1302:A:P	2.37	0.48
36:BA:1352:U:O2'	36:BA:1353:A:H5'	2.13	0.48
36:BA:1538:G:H2'	36:BA:1539:G:H8	1.78	0.48
36:BA:2107:C:C5	36:BA:2108:C:H5	2.31	0.48
36:BA:2200:C:H42	36:BA:2223:G:H1	1.62	0.48
36:BA:2293:C:H5''	51:BS:92:TYR:OH	2.13	0.48
36:BA:2464:C:O2'	36:BA:2465:C:O5'	2.29	0.48
36:BA:2713:A:H3'	36:BA:2714:G:H5'	1.95	0.48
36:BA:2864:G:O2'	36:BA:2865:U:H5'	2.13	0.48
37:BB:8:U:H6	37:BB:8:U:C5'	2.14	0.48
40:BE:167:VAL:HG12	40:BE:189:PRO:CD	2.38	0.48
46:BN:6:PRO:HG2	46:BN:7:LYS:H	1.77	0.48
46:BN:96:GLU:HB2	46:BN:100:GLU:OE2	2.13	0.48
46:BN:112:LEU:O	46:BN:115:ARG:HB3	2.13	0.48
48:BP:23:PRO:HB2	48:BP:33:ARG:HG3	1.96	0.48
48:BP:38:GLN:CG	48:BP:39:LYS:H	2.17	0.48
48:BP:49:ARG:HG3	48:BP:49:ARG:NH1	2.27	0.48
50:BR:105:ARG:CD	50:BR:105:ARG:H	2.26	0.48
50:BR:105:ARG:H	50:BR:105:ARG:HD2	1.78	0.48
53:BU:99:ALA:HB2	53:BU:106:PHE:CE1	2.48	0.48
54:BV:19:LYS:HG2	54:BV:94:LEU:CB	2.40	0.48
55:BW:4:LYS:CG	55:BW:5:ALA:H	2.26	0.48
56:BX:28:PHE:CE2	56:BX:92:LEU:HD11	2.48	0.48
57:BY:81:LYS:NZ	57:BY:99:CYS:SG	2.85	0.48
1:CA:484:G:H4'	1:CA:485:G:O5'	2.13	0.48
1:CA:505:G:H5'	1:CA:534:U:H2'	1.95	0.48
1:CA:707:C:H2'	1:CA:708:C:C6	2.48	0.48
1:CA:736:C:H2'	1:CA:737:A:C8	2.48	0.48
1:CA:1325:C:H4'	21:CU:17:THR:HG21	1.94	0.48
2:CB:87:ARG:HH12	2:CB:223:ILE:HD11	1.78	0.48
3:CC:40:ARG:O	3:CC:44:GLU:HG3	2.13	0.48
9:CI:24:GLY:C	9:CI:25:LYS:HD2	2.32	0.48
13:CM:66:LEU:O	13:CM:70:LEU:HB2	2.13	0.48
21:CU:6:ARG:HD3	21:CU:15:ARG:HH12	1.75	0.48

Continued on next page...

Continued from previous page...

Atom-1	Atom-2	Interatomic distance (Å)	Clash overlap (Å)
25:CZ:67:HIS:CD2	25:CZ:67:HIS:H	2.31	0.48
25:CZ:316:PHE:CE1	25:CZ:372:VAL:HB	2.48	0.48
25:CZ:342:PHE:N	25:CZ:342:PHE:CD1	2.81	0.48
28:D2:32:LEU:HB2	28:D2:53:LEU:CD2	2.43	0.48
28:D2:56:GLN:HA	28:D2:59:ARG:CZ	2.43	0.48
28:D2:59:ARG:HG3	28:D2:60:LEU:N	2.28	0.48
30:D4:34:GLU:HB2	42:DG:113:ARG:HH21	1.79	0.48
36:DA:469:G:H2'	36:DA:470:A:H5''	1.95	0.48
36:DA:469:G:C2'	36:DA:470:A:H5''	2.43	0.48
36:DA:1049:C:O2'	36:DA:1050:A:H5'	2.13	0.48
36:DA:1141:U:H6	46:DN:63:THR:CG2	2.26	0.48
36:DA:1353:A:H4'	39:DD:38:LYS:HE3	1.94	0.48
36:DA:1448:G:H21	36:DA:1528(A):A:H2	1.62	0.48
36:DA:2107:C:H1'	36:DA:2182:G:H22	1.73	0.48
36:DA:2485:G:O2'	36:DA:2486:G:H5'	2.12	0.48
36:DA:2495:G:OP1	49:DQ:82:ARG:NH1	2.46	0.48
36:DA:2631:G:H21	40:DE:61:ARG:HH12	1.59	0.48
39:DD:117:VAL:HG22	39:DD:118:VAL:N	2.27	0.48
47:DO:86:ILE:C	47:DO:87:ILE:HD13	2.34	0.48
48:DP:106:LEU:HD21	48:DP:112:LEU:HB2	1.94	0.48
50:DR:52:ILE:O	50:DR:55:ALA:N	2.46	0.48
50:DR:117:VAL:CG2	50:DR:118:GLU:N	2.76	0.48
53:DU:88:ILE:HG23	53:DU:90:VAL:HG23	1.94	0.48
56:DX:36:LYS:HE2	56:DX:54:VAL:O	2.13	0.48
1:AA:186:C:C2	1:AA:187:C:C5	3.01	0.48
1:AA:201:C:H42	1:AA:216:G:H1	1.61	0.48
1:AA:370:C:O2'	1:AA:371:G:H5'	2.13	0.48
1:AA:471:G:H21	16:AP:82:GLN:NE2	2.11	0.48
1:AA:1030:C:H41	1:AA:1032:G:N2	2.06	0.48
1:AA:1484:C:O2'	1:AA:1485:U:H5'	2.14	0.48
5:AE:18:ARG:HG3	5:AE:18:ARG:NH1	2.27	0.48
5:AE:148:VAL:CG2	8:AH:107:LEU:HD13	2.36	0.48
9:AI:20:ARG:HG3	9:AI:20:ARG:NH1	2.27	0.48
13:AM:67:GLU:O	13:AM:69:GLU:N	2.45	0.48
17:AQ:10:VAL:HG23	17:AQ:53:LEU:HA	1.95	0.48
18:AR:28:GLU:O	18:AR:28:GLU:HG3	2.13	0.48
21:AU:12:LYS:HG2	21:AU:22:ARG:HB3	1.94	0.48
24:AY:76:A:H2	25:AZ:270:VAL:CA	2.25	0.48
27:B1:50:ARG:HG3	36:BA:2200:C:OP1	2.13	0.48
31:B5:50:GLY:HA3	31:B5:56:LYS:NZ	2.28	0.48
32:B6:18:ARG:HH11	32:B6:18:ARG:CG	2.04	0.48

Continued on next page...

Continued from previous page...

Atom-1	Atom-2	Interatomic distance (Å)	Clash overlap (Å)
33:B7:12:ARG:O	33:B7:15:THR:O	2.31	0.48
34:B8:30:ARG:NH2	36:BA:2419:U:O4	2.46	0.48
36:BA:290:G:O2'	36:BA:291:C:H5'	2.12	0.48
36:BA:310:A:P	57:BY:18:GLY:HA2	2.53	0.48
36:BA:405:U:H3'	36:BA:406:G:H5'	1.94	0.48
36:BA:740:U:H2'	36:BA:741:G:C8	2.48	0.48
36:BA:1341:U:C4'	56:BX:57:LEU:HB3	2.41	0.48
36:BA:1436:G:H1'	36:BA:1477:A:O2'	2.12	0.48
36:BA:1771:C:O2'	36:BA:1786:A:H8	1.96	0.48
36:BA:2312:U:OP1	42:BG:73:ALA:HA	2.13	0.48
36:BA:2320:A:H2'	36:BA:2320:A:N3	2.29	0.48
37:BB:22:U:H2'	37:BB:23:G:H8	1.79	0.48
38:BC:114:VAL:HG12	38:BC:144:THR:HA	1.96	0.48
38:BC:147:PHE:C	38:BC:149:ILE:H	2.15	0.48
42:BG:51:ARG:HH11	42:BG:53:LEU:CD1	2.25	0.48
49:BQ:26:TYR:HB2	49:BQ:137:TYR:HD1	1.77	0.48
51:BS:96:GLY:C	51:BS:98:VAL:H	2.15	0.48
55:BW:25:ARG:HH11	55:BW:25:ARG:CB	2.27	0.48
57:BY:27:VAL:HG12	57:BY:28:LYS:N	2.28	0.48
58:BZ:47:VAL:HG12	58:BZ:48:PHE:N	2.29	0.48
1:CA:160:A:H1'	1:CA:344:A:C5	2.48	0.48
1:CA:471:G:H21	16:CP:82:GLN:NE2	2.11	0.48
1:CA:1152:A:H2'	1:CA:1153:C:H6	1.78	0.48
1:CA:1286:A:O2'	1:CA:1287:A:C5'	2.61	0.48
1:CA:1513:A:H2'	1:CA:1514:C:C6	2.47	0.48
2:CB:8:LYS:O	2:CB:10:LEU:N	2.47	0.48
3:CC:35:GLU:CG	3:CC:59:ARG:HH22	2.27	0.48
4:CD:159:ARG:HG3	4:CD:159:ARG:NH1	2.27	0.48
10:CJ:42:THR:HG22	10:CJ:43:ARG:N	2.28	0.48
12:CL:41:ARG:CZ	12:CL:41:ARG:HB2	2.43	0.48
13:CM:107:ALA:O	13:CM:111:LYS:HG3	2.13	0.48
17:CQ:10:VAL:HG23	17:CQ:54:GLY:H	1.79	0.48
18:CR:30:ASP:C	18:CR:32:ARG:H	2.16	0.48
19:CS:15:LEU:O	19:CS:19:VAL:HG23	2.13	0.48
20:CT:53:LEU:H	20:CT:53:LEU:HD12	1.79	0.48
22:CV:56:C:H1'	42:DG:76:SER:O	2.14	0.48
22:CV:60:U:H5''	22:CV:61:C:H5	1.77	0.48
31:D5:36:CYS:HB3	31:D5:49:CYS:SG	2.53	0.48
36:DA:39:C:O2'	36:DA:40:C:H5'	2.12	0.48
36:DA:78:A:C2	36:DA:109:G:C6	3.02	0.48
36:DA:141:A:C8	36:DA:1408:C:O2'	2.61	0.48

Continued on next page...

Continued from previous page...

Atom-1	Atom-2	Interatomic distance (Å)	Clash overlap (Å)
36:DA:690:G:H2'	36:DA:691:C:C6	2.49	0.48
36:DA:860:U:O2	36:DA:860:U:O4'	2.31	0.48
36:DA:1131:G:C4	46:DN:75:TYR:HB2	2.49	0.48
36:DA:1248:G:N1	53:DU:3:ARG:HD2	2.29	0.48
36:DA:1721:G:C6	36:DA:1739:U:H5'	2.49	0.48
36:DA:2554:U:H2'	36:DA:2555:U:C6	2.48	0.48
36:DA:2777:G:C4'	36:DA:2778:A:H5'	2.44	0.48
36:DA:2828:C:O2'	36:DA:2829:C:H5'	2.14	0.48
41:DF:65:TRP:CZ3	41:DF:75:HIS:HD2	2.31	0.48
41:DF:78:ILE:HA	41:DF:83:PHE:CE2	2.48	0.48
41:DF:133:ASN:O	41:DF:135:LYS:N	2.47	0.48
42:DG:79:ASN:O	42:DG:80:PHE:HB2	2.12	0.48
42:DG:95:ARG:HG2	42:DG:95:ARG:NH1	2.29	0.48
42:DG:110:ALA:C	42:DG:112:PRO:HD2	2.33	0.48
42:DG:138:GLN:HB3	42:DG:153:ARG:O	2.13	0.48
46:DN:121:LYS:HB3	46:DN:123:TYR:CE1	2.49	0.48
48:DP:101:VAL:HB	48:DP:107:LYS:HA	1.95	0.48
50:DR:13:HIS:CE1	50:DR:16:HIS:HB2	2.48	0.48
54:DV:81:TYR:C	54:DV:82:ARG:HD2	2.34	0.48
57:DY:50:ARG:O	57:DY:51:VAL:C	2.52	0.48
1:AA:44:G:C2	1:AA:45:U:H1'	2.48	0.48
1:AA:1031:G:H2'	1:AA:1032:G:O4'	2.13	0.48
1:AA:1124:G:C5'	10:AJ:35:SER:HB2	2.43	0.48
2:AB:97:TRP:CH2	2:AB:176:GLU:CD	2.86	0.48
3:AC:11:ARG:NH2	3:AC:182:ILE:HD12	2.29	0.48
5:AE:20:GLN:NE2	5:AE:22:GLY:H	2.12	0.48
10:AJ:6:ILE:O	10:AJ:6:ILE:HG13	2.13	0.48
10:AJ:47:PHE:CE1	14:AN:37:PHE:HE2	2.31	0.48
27:B1:27:GLU:O	27:B1:28:GLY:C	2.52	0.48
36:BA:1472:A:O2'	36:BA:1473:G:H5'	2.13	0.48
36:BA:1750:G:H2'	36:BA:1751:C:C6	2.49	0.48
36:BA:2030:A:H4'	36:BA:2031:A:H8	1.77	0.48
37:BB:7:G:C2'	37:BB:8:U:H5''	2.44	0.48
37:BB:15:A:H3'	37:BB:16:G:C5'	2.42	0.48
41:BF:103:LYS:HA	41:BF:106:ARG:HE	1.78	0.48
41:BF:107:LYS:HE3	41:BF:205:ARG:CG	2.43	0.48
41:BF:160:ASN:ND2	41:BF:160:ASN:C	2.67	0.48
42:BG:62:LEU:HD12	42:BG:63:ILE:HG23	1.94	0.48
51:BS:28:VAL:CG1	51:BS:29:PHE:N	2.76	0.48
55:BW:6:ILE:CG2	55:BW:8:ARG:HD2	2.44	0.48
1:CA:312:C:H2'	1:CA:313:A:C8	2.48	0.48

Continued on next page...

Continued from previous page...

Atom-1	Atom-2	Interatomic distance (Å)	Clash overlap (Å)
1:CA:977:A:O2'	1:CA:978:A:H5''	2.14	0.48
3:CC:22:TRP:NE1	3:CC:36:ASP:OD2	2.45	0.48
11:CK:27:ASN:HD21	11:CK:45:GLY:H	1.62	0.48
12:CL:17:LYS:HD3	12:CL:18:VAL:HG22	1.94	0.48
15:CO:7:GLU:O	15:CO:11:VAL:HG23	2.14	0.48
15:CO:17:ARG:HH11	15:CO:77:ARG:NH1	2.10	0.48
16:CP:20:VAL:HG22	16:CP:21:VAL:N	2.28	0.48
19:CS:49:ILE:O	19:CS:60:VAL:HG12	2.14	0.48
20:CT:13:LEU:O	20:CT:16:HIS:N	2.45	0.48
20:CT:87:LYS:O	20:CT:91:LEU:HG	2.14	0.48
22:CV:68:C:O2'	22:CV:69:G:H5'	2.12	0.48
25:CZ:272:MET:HB2	25:CZ:277:LEU:HD23	1.94	0.48
26:D0:18:ALA:HB2	36:DA:2272:U:OP2	2.14	0.48
34:D8:11:LYS:HG3	34:D8:60:LEU:CD2	2.43	0.48
36:DA:425:G:O2'	36:DA:426:C:H5'	2.14	0.48
36:DA:644:A:H2	36:DA:2369:A:H1'	1.78	0.48
36:DA:865:C:H4'	36:DA:866:A:OP1	2.14	0.48
36:DA:1888:G:N3	36:DA:1888:G:H5'	2.29	0.48
36:DA:2166:G:H2'	36:DA:2167:U:C6	2.48	0.48
36:DA:2257:U:O2'	36:DA:2258:C:H5'	2.13	0.48
36:DA:2553:G:H3'	36:DA:2554:U:H5''	1.93	0.48
38:DC:10:LEU:HA	38:DC:13:LYS:HE3	1.95	0.48
39:DD:31:LYS:HZ1	39:DD:33:LEU:HG	1.74	0.48
39:DD:176:ARG:NH1	39:DD:176:ARG:CG	2.73	0.48
40:DE:46:ALA:HB1	40:DE:80:GLU:HB3	1.95	0.48
40:DE:65:GLY:O	40:DE:67:PHE:N	2.47	0.48
41:DF:63:LYS:HA	41:DF:76:GLY:O	2.14	0.48
42:DG:76:SER:HB2	42:DG:84:LYS:HA	1.95	0.48
46:DN:73:THR:HG23	46:DN:82:LEU:HD11	1.89	0.48
47:DO:8:LEU:N	47:DO:8:LEU:CD2	2.76	0.48
57:DY:2:ARG:C	57:DY:4:LYS:H	2.16	0.48
1:AA:981:U:H5'	14:AN:21:TYR:CE1	2.49	0.48
1:AA:1220:G:O2'	1:AA:1221:G:H5'	2.13	0.48
1:AA:1271:G:C3'	1:AA:1272:G:H5''	2.42	0.48
1:AA:1534:A:N6	23:AX:12:A:C2	2.77	0.48
2:AB:17:PHE:CD2	2:AB:44:LEU:HD11	2.48	0.48
3:AC:82:GLU:N	3:AC:82:GLU:OE1	2.47	0.48
3:AC:114:PRO:O	3:AC:118:GLN:HG3	2.13	0.48
9:AI:19:LEU:CD1	9:AI:59:PHE:HD2	2.19	0.48
12:AL:86:ARG:HG2	12:AL:87:GLY:N	2.27	0.48
12:AL:93:LEU:HB2	12:AL:96:VAL:HB	1.95	0.48

Continued on next page...

Continued from previous page...

Atom-1	Atom-2	Interatomic distance (Å)	Clash overlap (Å)
24:AY:6:C:H42	24:AY:67:G:H1	1.60	0.48
25:AZ:94:THR:HG22	25:AZ:95:GLY:N	2.29	0.48
36:BA:118:A:H1'	36:BA:178:G:O4'	2.14	0.48
36:BA:848:G:O6	36:BA:928:G:H2'	2.14	0.48
36:BA:875:G:H2'	36:BA:876:C:C6	2.49	0.48
36:BA:1022:G:H22	36:BA:1142(A):A:H2	1.58	0.48
36:BA:1386:C:H2'	36:BA:1387:C:C6	2.49	0.48
36:BA:1417:C:O2'	36:BA:1418:G:H5'	2.14	0.48
36:BA:1720:U:H2'	36:BA:1721:G:C4'	2.43	0.48
36:BA:2188:C:H2'	36:BA:2189:U:C6	2.49	0.48
42:BG:149:VAL:C	42:BG:151:ALA:H	2.17	0.48
46:BN:32:THR:HG22	46:BN:37:LYS:HD3	1.96	0.48
48:BP:131:SER:OG	48:BP:134:ALA:HB3	2.13	0.48
49:BQ:134:ARG:HA	49:BQ:137:TYR:CE2	2.48	0.48
54:BV:19:LYS:HB2	54:BV:96:ILE:HG12	1.96	0.48
54:BV:52:VAL:CG1	54:BV:55:ALA:HB3	2.44	0.48
1:CA:198:G:O2'	1:CA:199:G:H8	1.97	0.48
1:CA:1030(D):A:H62	1:CA:1031:G:N2	2.11	0.48
1:CA:1190:G:P	3:CC:5:ILE:HD12	2.53	0.48
1:CA:1431:C:H2'	1:CA:1432:G:H5'	1.95	0.48
1:CA:1535:C:O2'	1:CA:1536:C:H5'	2.12	0.48
3:CC:91:LEU:O	3:CC:94:LEU:O	2.31	0.48
4:CD:135:LEU:HD13	4:CD:135:LEU:N	2.29	0.48
4:CD:152:SER:O	4:CD:154:ASN:N	2.47	0.48
5:CE:102:ALA:HB1	5:CE:106:PRO:HG2	1.95	0.48
6:CF:38:GLU:O	6:CF:39:LYS:C	2.52	0.48
13:CM:83:ASP:C	13:CM:85:GLY:H	2.16	0.48
14:CN:25:VAL:HG23	14:CN:38:GLY:O	2.13	0.48
15:CO:27:VAL:O	15:CO:31:LEU:CD1	2.60	0.48
20:CT:45:GLN:NE2	20:CT:46:GLU:CG	2.76	0.48
20:CT:92:LEU:C	20:CT:94:ALA:N	2.67	0.48
22:CV:48:C:OP2	22:CV:48:C:H6	1.96	0.48
22:CW:65:G:O2'	32:D6:28:ARG:NH2	2.47	0.48
25:CZ:94:THR:HG22	25:CZ:95:GLY:N	2.28	0.48
25:CZ:267:VAL:CG2	25:CZ:288:VAL:HG13	2.43	0.48
28:D2:5:GLU:O	28:D2:8:LYS:HB2	2.13	0.48
32:D6:20:ASN:O	32:D6:21:TYR:CD2	2.67	0.48
33:D7:22:MET:HE3	33:D7:31:LEU:HD12	1.94	0.48
36:DA:628:G:C3'	36:DA:629:G:H5''	2.43	0.48
36:DA:823:G:H2'	36:DA:824:A:C8	2.48	0.48
36:DA:875:G:H2'	36:DA:876:C:C6	2.49	0.48

Continued on next page...

Continued from previous page...

Atom-1	Atom-2	Interatomic distance (Å)	Clash overlap (Å)
36:DA:2121:G:H22	36:DA:2176:A:H2	1.59	0.48
36:DA:2190:G:C2	36:DA:2191:G:H1'	2.48	0.48
36:DA:2293:C:H5''	51:DS:92:TYR:OH	2.13	0.48
36:DA:2801(A):A:H4'	36:DA:2802:G:H2'	1.96	0.48
36:DA:2882:A:H5''	50:DR:98:LEU:HD21	1.95	0.48
38:DC:199:HIS:O	38:DC:201:PRO:HD3	2.13	0.48
40:DE:40:GLU:O	40:DE:41:LYS:HB3	2.14	0.48
40:DE:52:LEU:O	40:DE:75:VAL:HG23	2.14	0.48
42:DG:82:LEU:HD23	42:DG:83:ARG:O	2.13	0.48
46:DN:70:LYS:O	46:DN:86:PRO:HA	2.14	0.48
47:DO:104:ARG:NH2	52:DT:33:LYS:HE2	2.13	0.48
49:DQ:133:ARG:HH11	49:DQ:133:ARG:HB2	1.79	0.48
50:DR:86:ARG:HB3	50:DR:118:GLU:OE2	2.13	0.48
52:DT:55:ASN:H	52:DT:59:THR:CG2	2.23	0.48
56:DX:12:VAL:CG1	56:DX:27:THR:H	2.25	0.48
58:DZ:109:ALA:C	58:DZ:111:VAL:H	2.16	0.48
1:AA:166:G:O2'	1:AA:167:G:H5'	2.13	0.48
1:AA:264:U:H4'	17:AQ:63:ARG:HD3	1.94	0.48
1:AA:722:A:HO2'	1:AA:724:G:H8	1.60	0.48
2:AB:236:TYR:C	2:AB:238:LEU:N	2.65	0.48
3:AC:16:ARG:CD	3:AC:17:ASP:H	2.26	0.48
4:AD:182:LYS:HB3	4:AD:183:GLY:H	1.55	0.48
18:AR:29:PHE:HD1	18:AR:29:PHE:H	1.62	0.48
25:AZ:266:VAL:HB	25:AZ:291:ARG:HH12	1.79	0.48
25:AZ:318:ALA:HB1	25:AZ:399:VAL:O	2.14	0.48
27:B1:80:LEU:HD23	27:B1:80:LEU:C	2.34	0.48
31:B5:40:LYS:NZ	31:B5:44:THR:O	2.45	0.48
36:BA:353:G:H2'	36:BA:353:G:N3	2.29	0.48
36:BA:910:A:N1	36:BA:2277:G:H1'	2.28	0.48
36:BA:1539:G:C6	36:BA:1540:U:H1'	2.49	0.48
36:BA:1914:C:H2'	36:BA:1915:U:O4'	2.13	0.48
36:BA:2239:G:H5'	39:BD:251:GLY:HA3	1.95	0.48
40:BE:49:LEU:O	40:BE:78:LEU:HB3	2.13	0.48
43:BH:19:VAL:CG1	43:BH:20:ALA:N	2.77	0.48
43:BH:89:ILE:HD11	43:BH:129:THR:HA	1.94	0.48
43:BH:125:VAL:HG12	43:BH:125:VAL:O	2.13	0.48
48:BP:66:GLY:O	48:BP:67:MET:CB	2.59	0.48
53:BU:92:ARG:CZ	54:BV:11:GLN:H	2.27	0.48
55:BW:64:MET:O	55:BW:65:LEU:HB3	2.13	0.48
58:BZ:69:THR:HG22	58:BZ:90:VAL:CA	2.16	0.48
1:CA:8:A:C2	4:CD:209:ARG:HB3	2.48	0.48

Continued on next page...

Continued from previous page...

Atom-1	Atom-2	Interatomic distance (Å)	Clash overlap (Å)
1:CA:782:A:H2'	1:CA:783:C:H5'	1.94	0.48
1:CA:1031:G:H2'	1:CA:1032:G:O4'	2.13	0.48
1:CA:1291:G:H4'	9:CI:39:GLY:HA3	1.95	0.48
1:CA:1325:C:OP1	21:CU:15:ARG:NH2	2.37	0.48
1:CA:1483:A:H1'	36:DA:1948:G:O4'	2.13	0.48
4:CD:121:VAL:HA	4:CD:126:ILE:HD13	1.95	0.48
10:CJ:61:GLU:OE2	14:CN:49:HIS:HE1	1.97	0.48
12:CL:42:THR:HG23	12:CL:42:THR:O	2.13	0.48
12:CL:45:PRO:HG3	12:CL:53:ARG:CD	2.44	0.48
12:CL:53:ARG:N	12:CL:53:ARG:HD2	2.29	0.48
23:CX:23:G:C5	24:CY:36:A:C2	3.02	0.48
25:CZ:226:GLU:HG3	25:CZ:240:GLY:HA2	1.95	0.48
25:CZ:230:THR:CG2	25:CZ:295:ARG:HD2	2.44	0.48
25:CZ:355:LEU:HD23	25:CZ:370:PHE:CD2	2.48	0.48
26:D0:14:ARG:HG3	26:D0:14:ARG:NH1	2.22	0.48
34:D8:11:LYS:HG3	34:D8:60:LEU:HD22	1.96	0.48
36:DA:184:C:H2'	36:DA:185:U:C6	2.48	0.48
36:DA:402:A:C2'	36:DA:403:U:H5'	2.43	0.48
36:DA:473:G:H5''	36:DA:508:G:N2	2.29	0.48
36:DA:994:C:OP2	53:DU:54:LYS:NZ	2.46	0.48
36:DA:1436:G:H1'	36:DA:1477:A:O2'	2.14	0.48
36:DA:1539:G:C6	36:DA:1540:U:H1'	2.48	0.48
36:DA:1654:A:P	50:DR:3:HIS:HB3	2.53	0.48
36:DA:2030:A:H4'	36:DA:2031:A:H8	1.78	0.48
36:DA:2496:C:OP2	49:DQ:82:ARG:HG2	2.14	0.48
38:DC:76:ALA:HB2	38:DC:153:ILE:HD11	1.94	0.48
38:DC:76:ALA:CB	38:DC:94:VAL:HG13	2.41	0.48
38:DC:214:VAL:HG23	38:DC:224:ILE:HD13	1.96	0.48
39:DD:30:GLU:HB3	39:DD:35:LYS:NZ	2.05	0.48
40:DE:49:LEU:O	40:DE:78:LEU:HB3	2.14	0.48
41:DF:88:VAL:O	41:DF:88:VAL:CG1	2.60	0.48
47:DO:47:ILE:O	47:DO:48:PRO:C	2.52	0.48
48:DP:126:VAL:HG22	48:DP:145:PRO:HG2	1.95	0.48
1:AA:167:G:H2'	1:AA:168:G:O4'	2.14	0.48
1:AA:1270:C:H2'	1:AA:1271:G:C8	2.48	0.48
1:AA:1442(B):A:C4	52:BT:118:ARG:CZ	2.97	0.48
5:AE:33:VAL:HG21	5:AE:109:ILE:HG12	1.96	0.48
5:AE:144:THR:N	5:AE:147:ASP:OD1	2.47	0.48
10:AJ:6:ILE:HG12	10:AJ:72:VAL:HB	1.95	0.48
13:AM:97:PRO:HA	13:AM:110:ARG:CD	2.44	0.48
20:AT:27:LYS:HD3	20:AT:27:LYS:O	2.13	0.48

Continued on next page...

Continued from previous page...

Atom-1	Atom-2	Interatomic distance (Å)	Clash overlap (Å)
26:B0:51:VAL:HG22	26:B0:81:VAL:HG23	1.96	0.48
29:B3:6:VAL:HB	29:B3:54:VAL:HG11	1.95	0.48
31:B5:3:LYS:H	31:B5:3:LYS:CD	2.20	0.48
34:B8:30:ARG:CZ	36:BA:2419:U:O4	2.61	0.48
35:B9:17:ILE:CG2	35:B9:18:ARG:H	2.27	0.48
36:BA:460:A:H2'	36:BA:461:C:O4'	2.14	0.48
36:BA:1286:A:N6	36:BA:1289:C:N3	2.61	0.48
36:BA:1525:G:H2'	36:BA:1526:G:H8	1.77	0.48
36:BA:2039:C:O2'	36:BA:2040:C:H5'	2.14	0.48
36:BA:2312:U:C2'	36:BA:2313:C:C5'	2.92	0.48
38:BC:76:ALA:O	38:BC:94:VAL:O	2.32	0.48
40:BE:116:VAL:HG11	40:BE:138:PRO:HB3	1.96	0.48
43:BH:147:ASN:O	43:BH:151:ILE:HG12	2.14	0.48
46:BN:56:ASN:H	46:BN:125:GLY:HA3	1.79	0.48
50:BR:88:ARG:O	50:BR:88:ARG:HD2	2.14	0.48
51:BS:89:ARG:CG	51:BS:92:TYR:HA	2.42	0.48
51:BS:104:GLY:O	51:BS:106:ARG:N	2.40	0.48
54:BV:62:LEU:HD22	54:BV:62:LEU:H	1.79	0.48
57:BY:33:LYS:C	57:BY:35:TYR:N	2.66	0.48
57:BY:87:LYS:HG3	57:BY:88:LYS:N	2.25	0.48
1:CA:237:C:O2'	1:CA:238:G:H5'	2.14	0.48
1:CA:1171:G:H2'	1:CA:1172:C:C6	2.48	0.48
2:CB:95:GLN:O	2:CB:96:ARG:HD2	2.14	0.48
5:CE:153:LYS:HB3	5:CE:154:GLY:H	1.41	0.48
9:CI:20:ARG:HG3	9:CI:20:ARG:NH1	2.26	0.48
13:CM:8:GLU:OE1	13:CM:22:ILE:HG13	2.14	0.48
15:CO:80:ALA:O	15:CO:84:LYS:HG3	2.14	0.48
17:CQ:27:PHE:CE1	17:CQ:36:ILE:HD11	2.48	0.48
17:CQ:83:ASP:CG	17:CQ:84:LEU:N	2.67	0.48
20:CT:89:ARG:NH1	20:CT:104:LEU:HD21	2.29	0.48
25:CZ:65:THR:HG22	25:CZ:80:VAL:HG13	1.92	0.48
26:D0:10:THR:CG2	26:D0:11:ARG:N	2.77	0.48
32:D6:53:LYS:HE2	32:D6:54:ILE:CG1	2.44	0.48
36:DA:729:G:OP2	39:DD:13:ARG:NH1	2.46	0.48
36:DA:759:G:O4'	36:DA:1981:A:C2	2.67	0.48
36:DA:1677:A:H2'	36:DA:1678:G:H8	1.79	0.48
36:DA:1771:C:O2'	36:DA:1786:A:H8	1.96	0.48
36:DA:1858:G:H2'	36:DA:1883:G:N2	2.26	0.48
36:DA:2006:C:O2'	36:DA:2823:A:N3	2.45	0.48
36:DA:2157:G:H3'	36:DA:2157:G:H8	1.78	0.48
36:DA:2389:G:H5''	36:DA:2390:U:H5'	1.95	0.48

Continued on next page...

Continued from previous page...

Atom-1	Atom-2	Interatomic distance (Å)	Clash overlap (Å)
39:DD:136:ILE:HB	39:DD:165:ILE:CD1	2.44	0.48
40:DE:3:GLY:N	40:DE:81:ILE:HG21	2.27	0.48
44:DJ:99:UNK:C	44:DJ:101:UNK:N	2.74	0.48
50:DR:105:ARG:H	50:DR:105:ARG:HD2	1.78	0.48
52:DT:30:VAL:CG2	52:DT:84:GLN:HG3	2.44	0.48
52:DT:54:ARG:O	52:DT:55:ASN:HB2	2.14	0.48
53:DU:61:TRP:O	53:DU:65:ILE:CD1	2.62	0.48
56:DX:61:GLY:HA3	56:DX:73:ARG:O	2.14	0.48
57:DY:44:ILE:HD12	57:DY:44:ILE:N	2.28	0.48
58:DZ:149:SER:HB2	58:DZ:172:ALA:O	2.14	0.48
1:AA:106:C:O2	1:AA:379:C:H4'	2.14	0.48
1:AA:142:G:N3	1:AA:196:A:H2	2.12	0.48
1:AA:501:C:OP1	12:AL:117:ARG:NH2	2.47	0.48
1:AA:723:U:N3	1:AA:1537:U:C2'	2.73	0.48
2:AB:18:GLY:O	2:AB:19:HIS:HB2	2.14	0.48
2:AB:95:GLN:HG3	2:AB:147:LYS:O	2.14	0.48
4:AD:61:LYS:HZ3	4:AD:62:GLN:NE2	2.12	0.48
16:AP:71:ARG:HA	16:AP:74:LEU:CD1	2.44	0.48
25:AZ:104:LEU:CD2	25:AZ:120:ILE:HD11	2.44	0.48
33:B7:5:TRP:CD1	33:B7:7:PRO:HD3	2.49	0.48
35:B9:29:ASN:ND2	35:B9:29:ASN:O	2.47	0.48
36:BA:37:C:H2'	36:BA:38:A:C8	2.48	0.48
36:BA:227:A:C2	36:BA:2407:G:H1'	2.49	0.48
36:BA:271(E):U:H3	36:BA:271(S):G:H1	1.61	0.48
36:BA:414:C:H1'	36:BA:1864:U:O2'	2.14	0.48
36:BA:1504:C:O2'	36:BA:1505:C:C5'	2.62	0.48
36:BA:1534:U:O2'	36:BA:1535:A:H5'	2.13	0.48
36:BA:1614:A:N1	55:BW:93:ALA:HB2	2.29	0.48
36:BA:2160:G:H2'	36:BA:2161:C:O4'	2.14	0.48
36:BA:2554:U:H2'	36:BA:2555:U:C6	2.49	0.48
36:BA:2631:G:H21	40:BE:61:ARG:HH12	1.59	0.48
36:BA:2779:U:H1'	36:BA:2781:A:C5	2.49	0.48
38:BC:210:ARG:HG2	38:BC:210:ARG:HH11	1.79	0.48
39:BD:31:LYS:HE3	39:BD:33:LEU:HD12	1.95	0.48
42:BG:46:ALA:O	42:BG:47:LYS:HG3	2.14	0.48
46:BN:107:LEU:HB3	46:BN:108:PRO:CD	2.43	0.48
47:BO:11:ALA:HB1	47:BO:99:PHE:O	2.14	0.48
48:BP:101:VAL:HB	48:BP:107:LYS:HA	1.96	0.48
50:BR:86:ARG:HB3	50:BR:118:GLU:OE2	2.14	0.48
51:BS:28:VAL:CG1	51:BS:29:PHE:H	2.25	0.48
51:BS:57:LYS:O	51:BS:58:LEU:HB2	2.14	0.48

Continued on next page...

Continued from previous page...

Atom-1	Atom-2	Interatomic distance (Å)	Clash overlap (Å)
58:BZ:28:MET:HA	58:BZ:88:PHE:O	2.14	0.48
1:CA:304:U:O2'	1:CA:305:G:H5'	2.14	0.48
1:CA:603:U:H2'	1:CA:604:G:H8	1.78	0.48
1:CA:735:C:H2'	1:CA:736:C:H6	1.78	0.48
1:CA:1158:C:O2	1:CA:1158:C:H2'	2.14	0.48
3:CC:116:VAL:HG21	3:CC:202:ILE:HD11	1.95	0.48
4:CD:36:ARG:HH11	4:CD:36:ARG:CG	2.27	0.48
6:CF:63:TYR:N	6:CF:63:TYR:CD1	2.81	0.48
21:CU:12:LYS:HG2	21:CU:22:ARG:CB	2.44	0.48
25:CZ:19:HIS:HA	25:CZ:115:GLN:CB	2.44	0.48
32:D6:11:LEU:HD22	32:D6:12:GLU:N	2.26	0.48
33:D7:43:THR:HG22	33:D7:44:PRO:O	2.14	0.48
36:DA:115:C:O2'	36:DA:116:C:H5'	2.14	0.48
36:DA:142:A:H5''	36:DA:142(A):C:H5	1.79	0.48
36:DA:309:G:H1'	36:DA:329:G:O2'	2.13	0.48
36:DA:389:G:C6	48:DP:70:GLN:HG3	2.49	0.48
36:DA:657:U:H2'	36:DA:658:C:H6	1.79	0.48
36:DA:955:C:OP1	49:DQ:87:LYS:HE2	2.14	0.48
36:DA:1038:C:C3'	36:DA:1039:G:H5''	2.43	0.48
36:DA:1054:A:O2'	36:DA:1055:G:H5'	2.14	0.48
36:DA:2526:G:H5'	36:DA:2742:C:O2'	2.13	0.48
36:DA:2853:C:O2'	36:DA:2854:G:H5'	2.14	0.48
37:DB:7:G:O5'	51:DS:29:PHE:CE2	2.66	0.48
38:DC:114:VAL:HG12	38:DC:144:THR:CA	2.44	0.48
39:DD:146:GLU:OE1	39:DD:190:TYR:HB2	2.14	0.48
40:DE:12:THR:O	40:DE:23:VAL:HG22	2.14	0.48
41:DF:10:PRO:HG2	41:DF:13:SER:OG	2.13	0.48
41:DF:160:ASN:ND2	41:DF:160:ASN:C	2.67	0.48
42:DG:77:ILE:N	42:DG:83:ARG:CB	2.75	0.48
51:DS:93:LYS:O	51:DS:95:HIS:N	2.47	0.48
54:DV:39:LEU:HD12	54:DV:50:PRO:O	2.14	0.48
56:DX:12:VAL:HG12	56:DX:27:THR:OG1	2.14	0.48
56:DX:35:THR:O	56:DX:39:ILE:HG13	2.13	0.48
58:DZ:29:TYR:O	58:DZ:30:ASN:HB3	2.14	0.48
1:AA:191:G:C4	20:AT:105:SER:HB2	2.48	0.47
1:AA:391:G:H5''	16:AP:8:ARG:NE	2.29	0.47
1:AA:407:G:H2'	1:AA:408:A:C8	2.48	0.47
3:AC:70:VAL:HG21	3:AC:76:VAL:HG11	1.96	0.47
3:AC:95:THR:HG23	3:AC:97:LYS:HD2	1.95	0.47
6:AF:69:GLU:HG2	6:AF:70:ASP:N	2.28	0.47
12:AL:43:VAL:HG23	12:AL:93:LEU:HD22	1.94	0.47

Continued on next page...

Continued from previous page...

Atom-1	Atom-2	Interatomic distance (Å)	Clash overlap (Å)
12:AL:75:HIS:HA	12:AL:102:ARG:HH22	1.79	0.47
20:AT:92:LEU:C	20:AT:94:ALA:N	2.67	0.47
22:AV:59:U:H2'	22:AV:60:U:C6	2.49	0.47
22:AW:43:C:C3'	22:AW:44:G:O4'	2.62	0.47
23:AX:11:U:C2'	23:AX:12:A:OP1	2.62	0.47
25:AZ:159:ASN:C	25:AZ:161:TYR:H	2.16	0.47
25:AZ:226:GLU:HG3	25:AZ:240:GLY:HA2	1.95	0.47
25:AZ:230:THR:CG2	25:AZ:295:ARG:HD2	2.44	0.47
25:AZ:355:LEU:HD13	25:AZ:356:PRO:HD2	1.96	0.47
28:B2:16:LEU:O	28:B2:17:SER:O	2.32	0.47
34:B8:25:MET:HG3	48:BP:64:LYS:HB2	1.95	0.47
34:B8:61:LEU:C	34:B8:63:PRO:HD2	2.34	0.47
36:BA:84:A:H2	36:BA:98:G:N3	2.12	0.47
36:BA:309:G:H1'	36:BA:329:G:O2'	2.14	0.47
36:BA:994:C:OP1	53:BU:53:ARG:NH2	2.47	0.47
36:BA:1038:C:C3'	36:BA:1039:G:H5''	2.43	0.47
36:BA:1099:G:O2'	36:BA:1100:C:H5'	2.14	0.47
36:BA:1353:A:H4'	39:BD:38:LYS:HE3	1.96	0.47
36:BA:1376:C:O2'	36:BA:1377:G:H5'	2.14	0.47
36:BA:1799:G:H5'	36:BA:1819:A:H61	1.78	0.47
36:BA:2064:C:H2'	36:BA:2065:C:C6	2.49	0.47
36:BA:2206:G:C2	36:BA:2207:G:H5'	2.48	0.47
36:BA:2472:G:H3'	36:BA:2475:C:N4	2.29	0.47
37:BB:104:U:O2'	37:BB:105:A:H5'	2.14	0.47
37:BB:104:U:O3'	58:BZ:72:ARG:NH1	2.47	0.47
38:BC:53:ARG:HH11	38:BC:53:ARG:CB	2.18	0.47
41:BF:37:VAL:HG11	48:BP:7:ARG:CZ	2.44	0.47
42:BG:11:TYR:O	42:BG:15:VAL:N	2.47	0.47
46:BN:7:LYS:O	46:BN:9:VAL:N	2.47	0.47
49:BQ:109:VAL:HG12	49:BQ:113:GLN:HB2	1.96	0.47
1:CA:142:G:N3	1:CA:196:A:H2	2.11	0.47
1:CA:188:C:O4'	20:CT:89:ARG:NH1	2.47	0.47
1:CA:652:U:C2	1:CA:752:G:N2	2.82	0.47
1:CA:681:C:O2'	1:CA:682:G:H5'	2.14	0.47
1:CA:972:C:O3'	10:CJ:57:LYS:HG2	2.14	0.47
1:CA:1286:A:O2'	1:CA:1287:A:P	2.71	0.47
1:CA:1533:C:H2'	1:CA:1534:A:O4'	2.14	0.47
2:CB:209:ARG:HH11	2:CB:239:VAL:HG11	1.78	0.47
3:CC:16:ARG:CD	3:CC:17:ASP:H	2.27	0.47
4:CD:180:GLY:O	4:CD:181:MET:C	2.52	0.47
5:CE:147:ASP:OD1	5:CE:147:ASP:N	2.45	0.47

Continued on next page...

Continued from previous page...

Atom-1	Atom-2	Interatomic distance (Å)	Clash overlap (Å)
20:CT:27:LYS:O	20:CT:27:LYS:HD3	2.14	0.47
25:CZ:177:LEU:O	25:CZ:181:GLN:HG3	2.14	0.47
28:D2:56:GLN:O	28:D2:57:ILE:HB	2.14	0.47
35:D9:15:LYS:HB3	35:D9:15:LYS:HZ2	1.79	0.47
36:DA:212:G:O2'	36:DA:213:A:H5'	2.13	0.47
36:DA:291:C:H2'	36:DA:292:C:C6	2.49	0.47
36:DA:753:C:O2'	36:DA:754:C:H5'	2.13	0.47
36:DA:1222:C:H2'	36:DA:1223:G:C5'	2.43	0.47
36:DA:1316:U:H2'	36:DA:1317:A:C8	2.49	0.47
36:DA:1336:A:O2'	36:DA:1337:G:H5'	2.14	0.47
36:DA:1640:C:H5'	36:DA:1640:C:H6	1.79	0.47
36:DA:1914:C:O2	36:DA:1914:C:O4'	2.31	0.47
36:DA:2506:U:H5'	36:DA:2506:U:C6	2.49	0.47
38:DC:107:TRP:NE1	38:DC:110:PHE:CE2	2.82	0.47
41:DF:125:LEU:H	41:DF:125:LEU:CD2	2.20	0.47
42:DG:95:ARG:C	42:DG:99:MET:SD	2.93	0.47
46:DN:6:PRO:HG2	46:DN:7:LYS:H	1.77	0.47
49:DQ:118:LEU:HD12	49:DQ:131:ILE:HG23	1.94	0.47
51:DS:57:LYS:O	51:DS:58:LEU:HB2	2.14	0.47
57:DY:46:LYS:CG	57:DY:47:LYS:N	2.76	0.47
58:DZ:70:LEU:HD21	58:DZ:91:LEU:HD21	1.95	0.47
58:DZ:145:GLU:HG3	58:DZ:146:ILE:N	2.29	0.47
1:AA:237:C:O2'	1:AA:238:G:H5'	2.13	0.47
1:AA:473:G:H2'	1:AA:474:G:C8	2.48	0.47
1:AA:542:G:P	4:AD:10:ARG:NH2	2.87	0.47
1:AA:1319:A:OP1	19:AS:10:PHE:CE1	2.67	0.47
1:AA:1438:G:N7	1:AA:1464:G:C2	2.82	0.47
2:AB:48:MET:HA	2:AB:51:LEU:HB2	1.97	0.47
3:AC:147:LYS:HB2	3:AC:203:PHE:CD2	2.49	0.47
4:AD:12:CYS:O	4:AD:33:MET:CE	2.62	0.47
4:AD:101:LEU:O	4:AD:104:VAL:N	2.47	0.47
7:AG:44:TYR:C	7:AG:46:ALA:N	2.67	0.47
9:AI:17:VAL:CG1	9:AI:81:ILE:HD13	2.37	0.47
10:AJ:81:THR:C	10:AJ:83:GLU:N	2.68	0.47
11:AK:124:LYS:HD2	11:AK:125:PHE:CZ	2.50	0.47
13:AM:84:ILE:O	13:AM:84:ILE:HG22	2.14	0.47
15:AO:81:LEU:CD1	15:AO:85:LEU:HD12	2.44	0.47
22:AW:18:G:N1	22:AW:55:U:H1'	2.10	0.47
22:AW:39:U:H4'	22:AW:39:U:OP1	2.13	0.47
22:AW:71:G:O2'	36:BA:1851:U:O2'	2.26	0.47
25:AZ:358:GLY:C	25:AZ:360:GLU:H	2.16	0.47

Continued on next page...

Continued from previous page...

Atom-1	Atom-2	Interatomic distance (Å)	Clash overlap (Å)
27:B1:10:LYS:HE2	36:BA:396:G:OP2	2.14	0.47
27:B1:44:PRO:HG2	27:B1:46:LEU:HD11	1.96	0.47
32:B6:22:ALA:HB2	32:B6:39:TYR:CZ	2.49	0.47
36:BA:115:C:O2'	36:BA:116:C:H5'	2.14	0.47
36:BA:272(J):C:C2'	36:BA:274:G:H5''	2.44	0.47
36:BA:2012:G:H4'	55:BW:96:ILE:CD1	2.29	0.47
36:BA:2264:C:H2'	36:BA:2265:U:C6	2.49	0.47
36:BA:2777:G:C4'	36:BA:2778:A:H5'	2.44	0.47
36:BA:2801(A):A:H4'	36:BA:2802:G:H2'	1.96	0.47
36:BA:2869:G:H2'	36:BA:2870:C:O4'	2.14	0.47
37:BB:54:G:C2	37:BB:55:U:C6	3.03	0.47
38:BC:46:LYS:NZ	38:BC:168:THR:O	2.47	0.47
39:BD:50:THR:O	39:BD:51:VAL:HG23	2.14	0.47
39:BD:196:VAL:HG12	39:BD:196:VAL:O	2.15	0.47
40:BE:46:ALA:HB1	40:BE:80:GLU:HB3	1.96	0.47
40:BE:69:LYS:NZ	40:BE:89:ASP:HA	2.29	0.47
42:BG:114:ILE:O	42:BG:116:ASP:O	2.33	0.47
50:BR:29:LEU:C	50:BR:30:THR:HG22	2.34	0.47
1:CA:1320:C:H5''	19:CS:70:LYS:HG3	1.95	0.47
2:CB:46:LYS:C	2:CB:48:MET:N	2.67	0.47
2:CB:233:SER:O	2:CB:234:PRO:C	2.51	0.47
4:CD:12:CYS:O	4:CD:33:MET:HE2	2.14	0.47
4:CD:127:THR:N	4:CD:147:ALA:O	2.47	0.47
9:CI:6:GLY:CA	9:CI:84:ALA:HB2	2.44	0.47
10:CJ:6:ILE:HG12	10:CJ:72:VAL:HB	1.96	0.47
10:CJ:16:LEU:HD11	10:CJ:70:ARG:HG2	1.96	0.47
13:CM:120:LYS:HE3	13:CM:120:LYS:HA	1.95	0.47
14:CN:13:THR:H	14:CN:14:PRO:HD2	1.76	0.47
24:CY:6:C:H42	24:CY:67:G:H1	1.61	0.47
25:CZ:233:GLY:O	25:CZ:234:ARG:HD2	2.13	0.47
31:D5:19:ARG:HG3	36:DA:2046:G:H5'	1.96	0.47
36:DA:1286:A:H2'	36:DA:1288:U:OP2	2.13	0.47
36:DA:2373:G:H2'	36:DA:2374:C:C6	2.49	0.47
36:DA:2746:U:H5'	43:DH:139:GLN:HA	1.95	0.47
40:DE:69:LYS:NZ	40:DE:89:ASP:HA	2.29	0.47
41:DF:126:VAL:HG21	41:DF:129:PHE:CZ	2.49	0.47
43:DH:125:VAL:O	43:DH:125:VAL:HG12	2.14	0.47
46:DN:1:MET:C	46:DN:1:MET:SD	2.93	0.47
47:DO:35:VAL:HA	47:DO:62:VAL:O	2.14	0.47
48:DP:62:LEU:CD2	48:DP:62:LEU:N	2.69	0.47
53:DU:115:ALA:C	53:DU:117:GLN:N	2.67	0.47

Continued on next page...

Continued from previous page...

Atom-1	Atom-2	Interatomic distance (Å)	Clash overlap (Å)
55:DW:12:ILE:HB	55:DW:42:ARG:HH12	1.79	0.47
55:DW:29:LEU:CG	55:DW:33:ARG:HD2	2.42	0.47
58:DZ:114:GLY:N	58:DZ:146:ILE:HG21	2.28	0.47
1:AA:266:G:H5'	1:AA:267:C:C5	2.50	0.47
1:AA:313:A:H2'	1:AA:314:C:C6	2.50	0.47
1:AA:346:G:O2'	1:AA:347:G:P	2.72	0.47
1:AA:1044:A:H2'	1:AA:1045:C:O5'	2.14	0.47
1:AA:1060:C:H4'	10:AJ:52:GLY:N	2.30	0.47
1:AA:1313:U:OP1	19:AS:6:LYS:HB2	2.12	0.47
1:AA:1316:G:O3'	14:AN:18:VAL:HG22	2.14	0.47
2:AB:28:PHE:CE2	2:AB:190:THR:HG22	2.49	0.47
3:AC:15:THR:CG2	3:AC:181:ASN:HA	2.44	0.47
9:AI:110:GLU:HG2	9:AI:119:ALA:HB1	1.95	0.47
10:AJ:46:ARG:HH11	10:AJ:46:ARG:CG	2.27	0.47
13:AM:2:ALA:HB1	13:AM:4:ILE:CD1	2.44	0.47
25:AZ:366:ASP:C	25:AZ:367:ASN:HD22	2.17	0.47
26:B0:32:ARG:HA	26:B0:64:ASP:OD1	2.14	0.47
27:B1:15:ALA:HB2	27:B1:42:GLN:CG	2.40	0.47
36:BA:321:G:N2	41:BF:165:ARG:NH2	2.54	0.47
36:BA:886:C:O2'	36:BA:887:A:C4'	2.60	0.47
36:BA:914:C:C2'	36:BA:915:C:H5'	2.44	0.47
36:BA:1787:A:O4'	36:BA:2589:A:H4'	2.15	0.47
36:BA:1889:A:H1'	36:BA:2087:G:O4'	2.15	0.47
36:BA:2245:U:H5'	36:BA:2246:G:C5'	2.33	0.47
36:BA:2341:G:H2'	36:BA:2342:C:H6	1.77	0.47
36:BA:2882:A:H5''	50:BR:98:LEU:HD21	1.97	0.47
37:BB:15:A:H1'	37:BB:110:G:C5	2.49	0.47
39:BD:28:GLU:H	39:BD:29:PRO:HD3	1.78	0.47
39:BD:76:PRO:HG2	39:BD:98:VAL:HG21	1.96	0.47
40:BE:24:THR:HG21	40:BE:188:VAL:HG12	1.96	0.47
41:BF:40:GLN:NE2	41:BF:182:ASN:HB2	2.29	0.47
42:BG:20:ILE:HD13	42:BG:28:VAL:HG22	1.96	0.47
42:BG:132:ASN:HA	42:BG:157:ILE:O	2.14	0.47
48:BP:7:ARG:HB3	48:BP:8:PRO:HD3	1.95	0.47
51:BS:64:GLU:HA	51:BS:67:ARG:HG3	1.96	0.47
52:BT:42:ILE:O	52:BT:42:ILE:HG13	2.14	0.47
57:BY:46:LYS:CG	57:BY:47:LYS:N	2.77	0.47
58:BZ:30:ASN:OD1	58:BZ:90:VAL:HB	2.14	0.47
58:BZ:85:HIS:CE1	58:BZ:87:ASP:OD1	2.67	0.47
1:CA:137:C:H2'	1:CA:137:C:O2	2.14	0.47
1:CA:346:G:O2'	1:CA:347:G:P	2.72	0.47

Continued on next page...

Continued from previous page...

Atom-1	Atom-2	Interatomic distance (Å)	Clash overlap (Å)
1:CA:407:G:H2'	1:CA:408:A:C8	2.49	0.47
1:CA:429:U:H4'	1:CA:430:A:O5'	2.14	0.47
1:CA:511:C:C2	1:CA:512:U:C5	3.02	0.47
1:CA:563:A:H5''	1:CA:566:G:N2	2.29	0.47
1:CA:1286:A:O2'	1:CA:1287:A:OP2	2.28	0.47
2:CB:80:ILE:H	2:CB:80:ILE:CD1	2.27	0.47
4:CD:145:GLU:HG3	4:CD:145:GLU:O	2.14	0.47
14:CN:24:CYS:N	14:CN:29:ARG:O	2.40	0.47
19:CS:6:LYS:HD3	19:CS:6:LYS:N	2.29	0.47
19:CS:31:ILE:CG2	19:CS:49:ILE:HA	2.40	0.47
20:CT:49:ALA:O	20:CT:53:LEU:HD13	2.14	0.47
25:CZ:68:VAL:O	25:CZ:69:GLU:CB	2.62	0.47
25:CZ:147:LEU:HD22	25:CZ:147:LEU:H	1.78	0.47
28:D2:3:LEU:O	28:D2:7:ARG:NE	2.38	0.47
28:D2:6:VAL:CG1	28:D2:59:ARG:HE	2.25	0.47
32:D6:22:ALA:HB2	32:D6:39:TYR:CZ	2.49	0.47
34:D8:30:ARG:NH2	36:DA:2419:U:O4	2.48	0.47
36:DA:706:A:H2'	36:DA:707:G:O4'	2.14	0.47
36:DA:848:G:C4	36:DA:933:A:C8	3.01	0.47
36:DA:910:A:N1	36:DA:2277:G:H1'	2.29	0.47
36:DA:1022:G:N2	36:DA:1142(A):A:C2	2.81	0.47
36:DA:1495:A:C4	36:DA:1496:A:H2	2.32	0.47
36:DA:1504:C:O2'	36:DA:1505:C:C5'	2.62	0.47
36:DA:2032:G:OP2	36:DA:2454:G:O2'	2.27	0.47
36:DA:2199:A:C5'	36:DA:2200:C:OP2	2.62	0.47
36:DA:2632:A:O2'	40:DE:61:ARG:NH2	2.46	0.47
39:DD:33:LEU:O	39:DD:34:VAL:C	2.53	0.47
39:DD:61:LEU:O	39:DD:63:ARG:NH1	2.47	0.47
39:DD:65:ILE:HD11	39:DD:88:ARG:CZ	2.45	0.47
39:DD:174:ILE:HG23	39:DD:271:ILE:HD12	1.96	0.47
41:DF:103:LYS:HA	41:DF:106:ARG:HE	1.79	0.47
42:DG:133:LEU:HD12	42:DG:133:LEU:O	2.14	0.47
44:DJ:25:UNK:HA	44:DJ:116:UNK:CB	2.44	0.47
47:DO:105:GLU:O	47:DO:108:GLU:HG2	2.14	0.47
48:DP:77:ARG:HH11	48:DP:77:ARG:HG2	1.79	0.47
50:DR:87:TYR:O	50:DR:90:ARG:N	2.47	0.47
53:DU:104:GLN:HB3	54:DV:44:LYS:NZ	2.30	0.47
55:DW:37:ARG:HH11	55:DW:37:ARG:HG3	1.79	0.47
58:DZ:69:THR:HG22	58:DZ:90:VAL:HA	1.96	0.47
58:DZ:166:SER:HB2	58:DZ:167:PRO:CA	2.43	0.47
1:AA:141:A:H1'	1:AA:182:U:O2	2.14	0.47

Continued on next page...

Continued from previous page...

Atom-1	Atom-2	Interatomic distance (Å)	Clash overlap (Å)
1:AA:486:U:O2'	1:AA:487:A:H5'	2.13	0.47
1:AA:927:G:H4'	1:AA:927:G:OP2	2.14	0.47
2:AB:122:PHE:HA	2:AB:127:ILE:HD11	1.97	0.47
7:AG:152:ALA:O	7:AG:155:ARG:HB2	2.15	0.47
8:AH:110:ALA:HB3	8:AH:121:ASP:HB3	1.96	0.47
10:AJ:7:LYS:HG3	10:AJ:71:LEU:HD13	1.95	0.47
13:AM:57:ARG:O	13:AM:61:GLU:HB2	2.14	0.47
25:AZ:137:LYS:HG2	60:AZ:501:GDP:N1	2.28	0.47
27:B1:52:ARG:HH11	27:B1:57:GLU:HB2	1.78	0.47
29:B3:15:TYR:CD2	29:B3:19:GLN:NE2	2.82	0.47
30:B4:8:LYS:O	30:B4:9:LEU:CB	2.62	0.47
30:B4:9:LEU:CD1	30:B4:10:VAL:H	2.23	0.47
32:B6:53:LYS:HE2	32:B6:54:ILE:CG1	2.44	0.47
36:BA:78:A:C2	36:BA:109:G:C6	3.02	0.47
36:BA:291:C:H2'	36:BA:292:C:C6	2.48	0.47
36:BA:660:G:H5'	41:BF:99:TYR:CE2	2.49	0.47
36:BA:674:G:H1'	41:BF:74:ARG:HD3	1.94	0.47
36:BA:856:C:H2'	36:BA:857:C:C6	2.49	0.47
36:BA:903:C:O2'	36:BA:904:C:H5'	2.14	0.47
36:BA:1293:C:C3'	36:BA:1294:U:H5''	2.45	0.47
36:BA:1412:A:O2'	36:BA:1413:G:H5'	2.14	0.47
36:BA:1786:A:H2	36:BA:2606:C:H1'	1.78	0.47
36:BA:1888:G:H5'	36:BA:1888:G:N3	2.29	0.47
36:BA:1914:C:O4'	36:BA:1914:C:O2	2.32	0.47
36:BA:2308:G:H21	42:BG:79:ASN:ND2	2.13	0.47
36:BA:2711:A:OP1	36:BA:2712(A):A:P	2.73	0.47
36:BA:2735:G:H2'	36:BA:2736:G:H8	1.80	0.47
36:BA:2746:U:H5'	43:BH:139:GLN:HA	1.95	0.47
39:BD:152:GLY:O	39:BD:154:LYS:HG3	2.13	0.47
40:BE:65:GLY:O	40:BE:67:PHE:N	2.47	0.47
42:BG:96:ARG:O	42:BG:99:MET:N	2.44	0.47
44:BJ:72:UNK:O	44:BJ:74:UNK:N	2.47	0.47
48:BP:96:THR:CG2	48:BP:126:VAL:HB	2.45	0.47
49:BQ:120:ILE:O	49:BQ:121:ALA:C	2.52	0.47
53:BU:88:ILE:HG23	53:BU:90:VAL:HG23	1.96	0.47
58:BZ:24:LEU:CD1	58:BZ:41:LEU:HD23	2.44	0.47
1:CA:1151:A:O2'	1:CA:1152:A:H8	1.97	0.47
1:CA:1251:A:H4'	9:CI:12:GLU:OE1	2.15	0.47
1:CA:1483:A:H2	36:DA:1959:G:N3	2.12	0.47
5:CE:6:PHE:HB3	5:CE:35:GLY:C	2.34	0.47
5:CE:11:ILE:HD12	5:CE:31:LEU:HD11	1.97	0.47

Continued on next page...

Continued from previous page...

Atom-1	Atom-2	Interatomic distance (Å)	Clash overlap (Å)
6:CF:47:ARG:O	6:CF:47:ARG:HG3	2.14	0.47
10:CJ:16:LEU:CD1	10:CJ:70:ARG:HG3	2.44	0.47
12:CL:50:SER:O	12:CL:51:ALA:HB2	2.15	0.47
16:CP:9:PHE:CE2	16:CP:18:ARG:NE	2.82	0.47
17:CQ:69:LYS:O	17:CQ:70:ARG:HD2	2.14	0.47
19:CS:10:PHE:HD2	19:CS:12:ASP:OD1	1.97	0.47
20:CT:14:LYS:O	20:CT:18:GLN:HB2	2.15	0.47
21:CU:10:ARG:O	21:CU:11:GLY:C	2.52	0.47
24:CY:49:G:O2'	24:CY:50:G:H5'	2.14	0.47
25:CZ:159:ASN:C	25:CZ:161:TYR:H	2.16	0.47
25:CZ:272:MET:CE	25:CZ:284:ASP:HB2	2.43	0.47
25:CZ:397:ALA:HB1	61:CZ:502:KIR:O27	2.14	0.47
26:D0:32:ARG:HA	26:D0:64:ASP:OD1	2.14	0.47
32:D6:30:THR:O	32:D6:32:ASN:N	2.47	0.47
33:D7:47:ARG:O	33:D7:48:LYS:HB3	2.14	0.47
36:DA:118:A:H1'	36:DA:178:G:O4'	2.15	0.47
36:DA:740:U:H2'	36:DA:741:G:H8	1.79	0.47
36:DA:814:C:H2'	36:DA:815:C:H6	1.80	0.47
36:DA:1019:U:HO2'	36:DA:1021:A:H2	1.47	0.47
36:DA:1288:U:O2'	36:DA:1647:G:N2	2.47	0.47
36:DA:1293:C:C3'	36:DA:1294:U:H5''	2.44	0.47
36:DA:1327:C:H2'	36:DA:1328:G:O4'	2.15	0.47
36:DA:1534:U:O2'	36:DA:1535:A:H5'	2.13	0.47
36:DA:1720:U:H2'	36:DA:1721:G:C4'	2.44	0.47
36:DA:2807:G:C3'	36:DA:2808:U:H5''	2.44	0.47
36:DA:2832:U:C2	36:DA:2834:G:N2	2.83	0.47
41:DF:37:VAL:HG11	48:DP:7:ARG:CZ	2.44	0.47
41:DF:154:VAL:HG13	41:DF:191:ARG:O	2.13	0.47
43:DH:126:PRO:O	43:DH:127:GLU:CG	2.56	0.47
46:DN:134:ARG:O	46:DN:136:GLU:N	2.46	0.47
50:DR:92:GLY:N	50:DR:94:TYR:CE1	2.75	0.47
51:DS:34:HIS:HB2	51:DS:36:TYR:CE1	2.32	0.47
51:DS:89:ARG:CG	51:DS:92:TYR:HA	2.42	0.47
54:DV:19:LYS:HB2	54:DV:96:ILE:HG12	1.96	0.47
58:DZ:41:LEU:HD22	58:DZ:41:LEU:O	2.14	0.47
58:DZ:120:ILE:O	58:DZ:121:HIS:C	2.51	0.47
1:AA:956:U:O2'	1:AA:957:U:H5'	2.13	0.47
11:AK:99:GLN:HG2	11:AK:105:VAL:HG21	1.95	0.47
18:AR:67:ALA:O	18:AR:71:LYS:HG3	2.14	0.47
20:AT:39:LYS:O	20:AT:43:LEU:HG	2.13	0.47
24:AY:49:G:O2'	24:AY:50:G:H5'	2.14	0.47

Continued on next page...

Continued from previous page...

Atom-1	Atom-2	Interatomic distance (Å)	Clash overlap (Å)
25:AZ:256:VAL:HG13	25:AZ:262:THR:HG21	1.95	0.47
25:AZ:277:LEU:CD1	25:AZ:279:GLU:H	2.26	0.47
31:B5:47:PRO:C	31:B5:49:CYS:H	2.17	0.47
32:B6:37:ARG:O	32:B6:48:VAL:O	2.32	0.47
36:BA:16:G:H2'	36:BA:17:G:H8	1.80	0.47
36:BA:793:A:OP2	36:BA:2072:G:H5'	2.14	0.47
36:BA:823:G:H2'	36:BA:824:A:C8	2.50	0.47
36:BA:1151:G:H4'	53:BU:81:HIS:CG	2.49	0.47
36:BA:1688:U:O2	36:BA:1700:A:H5''	2.15	0.47
36:BA:1946:U:H2'	36:BA:1947:C:C6	2.48	0.47
39:BD:33:LEU:O	39:BD:34:VAL:C	2.52	0.47
41:BF:17:ARG:HH11	41:BF:17:ARG:HG3	1.79	0.47
42:BG:51:ARG:CZ	42:BG:52:ILE:HD13	2.44	0.47
43:BH:83:TYR:O	43:BH:84:SER:O	2.31	0.47
46:BN:5:VAL:HG12	46:BN:7:LYS:HG3	1.97	0.47
46:BN:22:THR:HG1	46:BN:25:ARG:HB2	1.80	0.47
47:BO:14:THR:HG21	47:BO:86:ILE:CD1	2.34	0.47
50:BR:45:ARG:O	50:BR:46:GLY:C	2.52	0.47
53:BU:14:HIS:CD2	53:BU:36:ARG:NH2	2.83	0.47
54:BV:20:LEU:HB3	54:BV:21:ARG:HD3	1.97	0.47
56:BX:10:ALA:O	56:BX:28:PHE:CB	2.62	0.47
57:BY:85:VAL:O	57:BY:86:ARG:CB	2.62	0.47
58:BZ:153:SER:H	58:BZ:167:PRO:HB2	1.79	0.47
1:CA:473:G:H5''	16:CP:81:ARG:HE	1.77	0.47
1:CA:1124:G:C5'	10:CJ:35:SER:HB2	2.44	0.47
1:CA:1256:A:C2	1:CA:1278:U:H5'	2.49	0.47
6:CF:3:ARG:HH11	6:CF:3:ARG:HG3	1.79	0.47
10:CJ:55:LYS:CD	10:CJ:55:LYS:N	2.78	0.47
16:CP:71:ARG:HA	16:CP:74:LEU:CD1	2.43	0.47
18:CR:50:ILE:CD1	18:CR:70:ILE:HG21	2.45	0.47
19:CS:65:ASN:C	19:CS:67:VAL:H	2.17	0.47
20:CT:39:LYS:O	20:CT:43:LEU:HG	2.14	0.47
25:CZ:196:VAL:O	25:CZ:196:VAL:CG1	2.63	0.47
36:DA:15:G:O2'	36:DA:16:G:H5'	2.15	0.47
36:DA:481:G:H1'	36:DA:506:G:N2	2.29	0.47
36:DA:914:C:C2'	36:DA:915:C:H5'	2.43	0.47
36:DA:1314:C:OP1	36:DA:1332:G:OP1	2.32	0.47
36:DA:2223:G:H2'	36:DA:2224:G:H5'	1.95	0.47
36:DA:2753:A:O2'	36:DA:2754:U:H5'	2.14	0.47
36:DA:2869:G:H2'	36:DA:2870:C:O4'	2.15	0.47
39:DD:68:LYS:O	39:DD:68:LYS:HG3	2.15	0.47

Continued on next page...

Continued from previous page...

Atom-1	Atom-2	Interatomic distance (Å)	Clash overlap (Å)
41:DF:84:VAL:C	41:DF:86:GLY:H	2.16	0.47
42:DG:52:ILE:HA	42:DG:54:GLU:OE2	2.13	0.47
43:DH:109:PHE:CZ	43:DH:152:ARG:NH1	2.83	0.47
44:DJ:24:UNK:O	44:DJ:117:UNK:N	2.48	0.47
46:DN:112:LEU:O	46:DN:115:ARG:HB3	2.14	0.47
48:DP:122:PRO:HB3	48:DP:141:ALA:CB	2.45	0.47
49:DQ:1:MET:CE	49:DQ:44:ALA:HB1	2.44	0.47
49:DQ:51:ARG:HG3	49:DQ:51:ARG:HH11	1.79	0.47
50:DR:29:LEU:C	50:DR:30:THR:HG22	2.35	0.47
53:DU:92:ARG:HB2	54:DV:11:GLN:NE2	2.30	0.47
57:DY:85:VAL:O	57:DY:86:ARG:CB	2.62	0.47
58:DZ:80:ARG:O	58:DZ:81:ARG:C	2.53	0.47
1:AA:277:C:OP1	17:AQ:41:LYS:HE2	2.14	0.47
1:AA:369:C:H5'	1:AA:369:C:C6	2.47	0.47
1:AA:681:C:O2'	1:AA:682:G:H5'	2.14	0.47
1:AA:892:A:O2'	1:AA:1415:G:H4'	2.15	0.47
1:AA:1238:A:C8	1:AA:1303:C:H1'	2.49	0.47
1:AA:1251:A:H4'	9:AI:12:GLU:OE1	2.14	0.47
1:AA:1445:C:C2'	1:AA:1446:U:H5'	2.45	0.47
2:AB:15:VAL:N	2:AB:16:HIS:CE1	2.79	0.47
2:AB:46:LYS:C	2:AB:48:MET:N	2.66	0.47
2:AB:57:PHE:HE2	2:AB:185:ILE:HD11	1.78	0.47
3:AC:173:VAL:HG12	3:AC:175:LEU:HD11	1.97	0.47
4:AD:3:ARG:HH11	4:AD:3:ARG:HG2	1.79	0.47
9:AI:86:VAL:HG22	9:AI:86:VAL:O	2.14	0.47
10:AJ:54:PHE:CG	10:AJ:55:LYS:N	2.81	0.47
13:AM:19:LEU:HB3	13:AM:25:ILE:HG21	1.95	0.47
15:AO:69:TYR:CZ	15:AO:73:GLU:HG3	2.50	0.47
16:AP:3:LYS:O	16:AP:21:VAL:HA	2.15	0.47
20:AT:63:ILE:HG21	20:AT:81:LYS:HG3	1.96	0.47
22:AV:5:G:H8	22:AV:5:G:C5'	2.28	0.47
22:AW:7:A:C6	22:AW:49:C:N4	2.79	0.47
25:AZ:143:ASP:OD1	25:AZ:144:PRO:HD2	2.14	0.47
25:AZ:272:MET:CE	25:AZ:284:ASP:HB2	2.42	0.47
27:B1:23:LYS:CE	27:B1:28:GLY:HA3	2.45	0.47
30:B4:25:TYR:O	30:B4:26:SER:HB3	2.13	0.47
33:B7:5:TRP:CZ3	36:BA:464:U:H4'	2.49	0.47
36:BA:137:C:H2'	36:BA:137:C:O2	2.15	0.47
36:BA:426:C:O2'	36:BA:427:U:H5'	2.14	0.47
36:BA:814:C:H2'	36:BA:815:C:H6	1.80	0.47
36:BA:848:G:C4	36:BA:933:A:C8	2.99	0.47

Continued on next page...

Continued from previous page...

Atom-1	Atom-2	Interatomic distance (Å)	Clash overlap (Å)
36:BA:1019:U:C2'	36:BA:1021:A:C2	2.97	0.47
36:BA:1054:A:O2'	36:BA:1055:G:H5'	2.14	0.47
36:BA:1316:U:H2'	36:BA:1317:A:C8	2.49	0.47
36:BA:2069:G:O2'	36:BA:2070:G:H5'	2.14	0.47
36:BA:2506:U:H5'	36:BA:2506:U:C6	2.49	0.47
36:BA:2603:G:H2'	36:BA:2604:U:C5'	2.25	0.47
38:BC:210:ARG:NH1	38:BC:210:ARG:CG	2.78	0.47
39:BD:6:PHE:N	39:BD:6:PHE:HD1	2.12	0.47
40:BE:76:ARG:O	40:BE:77:ILE:C	2.53	0.47
42:BG:87:PRO:O	42:BG:88:ILE:CG1	2.61	0.47
46:BN:129:PRO:O	46:BN:130:HIS:CB	2.60	0.47
48:BP:91:PHE:N	48:BP:91:PHE:CD1	2.82	0.47
49:BQ:27:VAL:HG12	49:BQ:28:ALA:N	2.28	0.47
53:BU:102:GLU:HB3	53:BU:105:VAL:CG2	2.45	0.47
54:BV:60:GLU:O	54:BV:62:LEU:HD22	2.15	0.47
56:BX:72:LYS:N	56:BX:72:LYS:HD2	2.29	0.47
57:BY:96:ILE:HG13	57:BY:96:ILE:O	2.14	0.47
58:BZ:6:LYS:HG3	58:BZ:60:GLU:HB2	1.97	0.47
58:BZ:97:GLU:HA	58:BZ:126:VAL:O	2.14	0.47
1:CA:167:G:H2'	1:CA:168:G:O4'	2.14	0.47
1:CA:375:U:C2	1:CA:376:G:C8	3.03	0.47
1:CA:390:C:H2'	1:CA:391:G:C8	2.50	0.47
1:CA:390:C:H4'	16:CP:28:ARG:HH21	1.79	0.47
1:CA:697:U:H2'	1:CA:698:G:H5'	1.96	0.47
1:CA:807:A:H2'	1:CA:808:C:C6	2.50	0.47
1:CA:1372:U:OP1	9:CI:71:SER:HB3	2.14	0.47
1:CA:1431:C:O2'	1:CA:1432:G:H5'	2.15	0.47
2:CB:48:MET:HA	2:CB:51:LEU:HB2	1.96	0.47
4:CD:11:LEU:O	4:CD:12:CYS:C	2.52	0.47
8:CH:119:LEU:HD12	8:CH:124:ALA:N	2.29	0.47
12:CL:43:VAL:HG23	12:CL:93:LEU:HD22	1.95	0.47
18:CR:36:ASN:HD21	18:CR:39:VAL:HB	1.79	0.47
25:CZ:256:VAL:HG13	25:CZ:262:THR:HG21	1.96	0.47
25:CZ:300:ARG:C	25:CZ:302:GLN:H	2.18	0.47
35:D9:27:CYS:HB3	35:D9:32:HIS:HB2	1.97	0.47
36:DA:191:A:H2'	36:DA:192:C:H6	1.76	0.47
36:DA:339:U:O2'	36:DA:340:A:H5'	2.14	0.47
36:DA:1199:U:H2'	36:DA:1200:C:C6	2.49	0.47
36:DA:1374:G:H2'	36:DA:1375:C:C6	2.50	0.47
36:DA:2326:C:N4	36:DA:2389:G:H1	2.13	0.47
37:DB:15:A:H3'	37:DB:16:G:C5'	2.44	0.47

Continued on next page...

Continued from previous page...

Atom-1	Atom-2	Interatomic distance (Å)	Clash overlap (Å)
37:DB:22:U:H2'	37:DB:23:G:H8	1.78	0.47
38:DC:114:VAL:HG12	38:DC:144:THR:HA	1.96	0.47
38:DC:159:GLY:O	38:DC:160:ARG:O	2.32	0.47
39:DD:24:ILE:HG13	39:DD:84:TYR:HB2	1.96	0.47
39:DD:231:HIS:ND1	39:DD:232:PRO:HD2	2.29	0.47
41:DF:28:ILE:O	41:DF:28:ILE:HG12	2.14	0.47
42:DG:94:LEU:HD22	42:DG:98:ARG:HG3	1.97	0.47
47:DO:10:VAL:HG21	47:DO:16:ALA:O	2.14	0.47
50:DR:104:ARG:O	50:DR:106:GLY:N	2.48	0.47
51:DS:74:ALA:O	51:DS:76:LYS:N	2.43	0.47
52:DT:96:ARG:HB2	52:DT:96:ARG:CZ	2.44	0.47
53:DU:59:ARG:HH11	53:DU:59:ARG:HG2	1.80	0.47
54:DV:17:GLY:O	54:DV:18:LEU:HD13	2.15	0.47
55:DW:17:VAL:O	55:DW:19:LEU:N	2.47	0.47
57:DY:28:LYS:HB3	57:DY:37:VAL:HB	1.96	0.47
1:AA:197:A:N6	1:AA:221:C:C5'	2.77	0.47
1:AA:321:A:O2'	1:AA:322:C:H5'	2.15	0.47
1:AA:511:C:C2	1:AA:512:U:C5	3.03	0.47
1:AA:879:C:O2'	1:AA:880:C:H5'	2.14	0.47
1:AA:913:A:H4'	1:AA:914:A:H4'	1.96	0.47
1:AA:977:A:O2'	1:AA:978:A:H5''	2.15	0.47
1:AA:1282:C:H2'	1:AA:1283:G:H5'	1.97	0.47
1:AA:1294:G:O2'	1:AA:1295:G:H5'	2.15	0.47
1:AA:1466:C:H2'	1:AA:1467:G:O4'	2.14	0.47
2:AB:77:ALA:CB	2:AB:211:ILE:HD13	2.44	0.47
3:AC:186:PHE:CE2	3:AC:188:LEU:HD23	2.50	0.47
5:AE:40:ARG:HH11	5:AE:40:ARG:HG2	1.79	0.47
5:AE:99:GLY:O	5:AE:117:ASP:HA	2.13	0.47
6:AF:3:ARG:HH11	6:AF:3:ARG:HG3	1.80	0.47
6:AF:79:LEU:HD23	6:AF:79:LEU:O	2.15	0.47
12:AL:32:PHE:HB3	12:AL:84:LEU:HD11	1.95	0.47
16:AP:20:VAL:HG22	16:AP:21:VAL:N	2.28	0.47
18:AR:30:ASP:C	18:AR:32:ARG:H	2.17	0.47
19:AS:29:ARG:NH1	19:AS:30:LEU:HB2	2.30	0.47
20:AT:49:ALA:O	20:AT:53:LEU:HD13	2.15	0.47
22:AV:75:C:H2'	22:AV:76:A:O4'	2.14	0.47
24:AY:5:G:H8	24:AY:5:G:H5'	1.80	0.47
25:AZ:104:LEU:HD21	25:AZ:120:ILE:HD11	1.97	0.47
25:AZ:355:LEU:HD23	25:AZ:370:PHE:CD2	2.49	0.47
27:B1:29:GLY:O	27:B1:30:VAL:CG2	2.61	0.47
27:B1:63:ALA:O	27:B1:64:ALA:O	2.33	0.47

Continued on next page...

Continued from previous page...

Atom-1	Atom-2	Interatomic distance (Å)	Clash overlap (Å)
34:B8:11:LYS:HG3	34:B8:60:LEU:CD2	2.44	0.47
36:BA:29:U:C1'	53:BU:11:ARG:HH22	2.28	0.47
36:BA:30:G:O2'	36:BA:31:C:H5'	2.15	0.47
36:BA:31:C:H2'	36:BA:32:C:O4'	2.15	0.47
36:BA:171:G:O2'	36:BA:172:C:H5'	2.14	0.47
36:BA:411:G:OP2	36:BA:2406:U:O2'	2.32	0.47
36:BA:925:C:H2'	36:BA:926:A:C5'	2.21	0.47
36:BA:1189:A:H2'	36:BA:1190:G:O4'	2.15	0.47
36:BA:1270:C:H5''	36:BA:1271:G:C5'	2.45	0.47
36:BA:1385:G:H4'	36:BA:1386:C:OP1	2.14	0.47
36:BA:1386:C:H2'	36:BA:1387:C:H6	1.80	0.47
36:BA:1495:A:N3	36:BA:1496:A:H2	2.13	0.47
36:BA:1506:C:H2'	36:BA:1506:C:O2	2.13	0.47
36:BA:1767:C:O2'	36:BA:1768:U:H5'	2.15	0.47
36:BA:1839:G:H5'	36:BA:1839:G:C8	2.48	0.47
36:BA:2053:G:OP1	40:BE:144:ARG:HG2	2.15	0.47
36:BA:2101:G:H3'	36:BA:2102:U:H5''	1.97	0.47
36:BA:2110:G:C2	36:BA:2178:C:H5	2.33	0.47
36:BA:2190:G:C2	36:BA:2191:G:H1'	2.49	0.47
36:BA:2502:G:H5''	36:BA:2503:A:C5'	2.45	0.47
36:BA:2540:C:H2'	36:BA:2541:A:O4'	2.14	0.47
36:BA:2572:A:C4	40:BE:144:ARG:NH1	2.82	0.47
36:BA:2580:U:H4'	40:BE:130:GLY:CA	2.44	0.47
37:BB:56:G:H4'	37:BB:57:A:H8	1.80	0.47
37:BB:81:G:H2'	37:BB:82:G:H5'	1.97	0.47
39:BD:30:GLU:HA	39:BD:83:GLU:OE1	2.15	0.47
39:BD:227:ASN:HB3	39:BD:228:PRO:HD2	1.97	0.47
40:BE:48:GLN:HA	40:BE:80:GLU:HA	1.96	0.47
40:BE:68:ALA:C	40:BE:70:ALA:H	2.17	0.47
41:BF:89:VAL:HG12	41:BF:90:PHE:H	1.79	0.47
43:BH:153:LYS:H	43:BH:153:LYS:CD	2.08	0.47
47:BO:86:ILE:C	47:BO:87:ILE:HD13	2.34	0.47
47:BO:103:ALA:HB1	47:BO:105:GLU:OE1	2.15	0.47
49:BQ:67:ARG:NH1	49:BQ:102:VAL:HB	2.30	0.47
49:BQ:81:VAL:HG12	49:BQ:82:ARG:O	2.15	0.47
53:BU:64:ARG:HH11	53:BU:64:ARG:HG2	1.80	0.47
54:BV:81:TYR:C	54:BV:82:ARG:HD2	2.35	0.47
54:BV:91:TYR:N	54:BV:91:TYR:CD1	2.83	0.47
56:BX:36:LYS:HE2	56:BX:54:VAL:O	2.14	0.47
57:BY:28:LYS:HD2	57:BY:37:VAL:HG21	1.96	0.47
1:CA:509:A:H5'	4:CD:54:TYR:HD2	1.80	0.47

Continued on next page...

Continued from previous page...

Atom-1	Atom-2	Interatomic distance (Å)	Clash overlap (Å)
1:CA:520:A:N1	1:CA:536:C:H1'	2.29	0.47
1:CA:539:A:H2'	1:CA:540:G:C8	2.49	0.47
1:CA:603:U:H2'	1:CA:604:G:C8	2.49	0.47
1:CA:723:U:O2'	1:CA:724:G:H5'	2.14	0.47
1:CA:858:G:H8	1:CA:858:G:O5'	1.97	0.47
1:CA:995:C:HO2'	1:CA:996:A:P	2.38	0.47
1:CA:1286:A:H2	21:CU:18:TYR:HH	1.63	0.47
1:CA:1328:C:O2'	1:CA:1329:A:H5'	2.14	0.47
2:CB:95:GLN:HG3	2:CB:147:LYS:O	2.15	0.47
2:CB:229:VAL:CG1	2:CB:230:VAL:N	2.77	0.47
4:CD:6:GLY:O	4:CD:7:PRO:C	2.52	0.47
4:CD:32:ALA:C	4:CD:34:GLU:N	2.66	0.47
4:CD:101:LEU:O	4:CD:104:VAL:N	2.47	0.47
4:CD:202:LEU:HD13	4:CD:202:LEU:O	2.14	0.47
5:CE:145:LYS:O	5:CE:149:GLU:HG3	2.15	0.47
6:CF:46:ARG:NH2	18:CR:38:GLU:OE1	2.48	0.47
8:CH:6:ILE:HD12	8:CH:6:ILE:N	2.30	0.47
8:CH:126:LYS:O	8:CH:127:LEU:HD22	2.14	0.47
10:CJ:3:LYS:N	10:CJ:77:PRO:HD3	2.30	0.47
10:CJ:29:ARG:O	10:CJ:30:SER:CB	2.63	0.47
16:CP:14:ASN:N	16:CP:15:PRO:HD3	2.30	0.47
16:CP:20:VAL:CG2	16:CP:21:VAL:N	2.77	0.47
18:CR:59:SER:H	18:CR:62:GLU:HB2	1.79	0.47
19:CS:16:LEU:O	19:CS:18:LYS:N	2.47	0.47
20:CT:18:GLN:HG2	20:CT:22:ARG:HH12	1.80	0.47
22:CW:64:A:H2'	22:CW:65:G:H8	1.80	0.47
25:CZ:2:LYS:C	25:CZ:275:LYS:HE3	2.28	0.47
25:CZ:145:GLU:O	25:CZ:149:LEU:N	2.38	0.47
26:D0:50:ASN:ND2	26:D0:63:VAL:HG11	2.30	0.47
27:D1:20:ARG:HB3	27:D1:34:THR:HG22	1.96	0.47
27:D1:36:GLY:O	27:D1:37:ILE:CG1	2.57	0.47
27:D1:52:ARG:HA	27:D1:52:ARG:NH1	2.27	0.47
29:D3:15:TYR:HB3	29:D3:19:GLN:NE2	2.30	0.47
30:D4:8:LYS:O	30:D4:9:LEU:CB	2.62	0.47
30:D4:25:TYR:O	30:D4:26:SER:HB3	2.15	0.47
31:D5:51:TYR:N	31:D5:56:LYS:NZ	2.62	0.47
32:D6:41:PRO:HD2	32:D6:46:HIS:N	2.13	0.47
34:D8:14:VAL:CG2	34:D8:22:VAL:HG13	2.44	0.47
34:D8:50:LEU:C	34:D8:53:PRO:CD	2.83	0.47
35:D9:31:LYS:HE2	36:DA:2478:A:H5'	1.96	0.47
36:DA:31:C:H2'	36:DA:32:C:O4'	2.15	0.47

Continued on next page...

Continued from previous page...

Atom-1	Atom-2	Interatomic distance (Å)	Clash overlap (Å)
36:DA:84:A:H2	36:DA:98:G:N3	2.13	0.47
36:DA:250:G:H2'	36:DA:251:A:C8	2.50	0.47
36:DA:271(F):C:O2'	36:DA:271(G):C:H5'	2.14	0.47
36:DA:481:G:P	57:DY:47:LYS:HD3	2.54	0.47
36:DA:660:G:H5'	41:DF:99:TYR:CE2	2.49	0.47
36:DA:752:A:O2'	36:DA:753:C:OP2	2.28	0.47
36:DA:856:C:H2'	36:DA:857:C:C6	2.50	0.47
36:DA:1092:C:H42	36:DA:1100:C:H42	1.61	0.47
36:DA:1120:G:H2'	36:DA:1121:C:C6	2.50	0.47
36:DA:1332:G:H5'	36:DA:1333:C:H5	1.79	0.47
36:DA:1432:C:H2'	36:DA:1433:U:O4'	2.15	0.47
36:DA:1469:A:O2'	36:DA:1470:G:H5'	2.15	0.47
36:DA:1472:A:O2'	36:DA:1473:G:H5'	2.15	0.47
36:DA:1495:A:N3	36:DA:1496:A:H2	2.12	0.47
36:DA:2110:G:N2	36:DA:2178:C:H5	2.11	0.47
36:DA:2579:C:O2'	36:DA:2580:U:H5'	2.15	0.47
36:DA:2672:G:H2'	36:DA:2673:G:H5''	1.95	0.47
36:DA:2801(A):A:C5'	36:DA:2802:G:H8	2.26	0.47
39:DD:73:VAL:HG13	39:DD:120:GLY:HA2	1.96	0.47
40:DE:9:VAL:CG1	40:DE:25:VAL:O	2.63	0.47
41:DF:40:GLN:NE2	41:DF:182:ASN:HB2	2.30	0.47
42:DG:47:LYS:HE3	42:DG:81:LYS:CB	2.45	0.47
42:DG:99:MET:HE2	42:DG:100:TRP:HD1	1.79	0.47
42:DG:133:LEU:HD11	42:DG:157:ILE:HD12	1.95	0.47
42:DG:174:GLU:C	42:DG:176:LEU:N	2.67	0.47
42:DG:174:GLU:HG3	42:DG:175:LEU:N	2.30	0.47
43:DH:70:THR:O	43:DH:74:ASN:ND2	2.47	0.47
46:DN:96:GLU:HB2	46:DN:100:GLU:OE2	2.14	0.47
46:DN:125:GLY:CA	46:DN:126:PRO:O	2.63	0.47
48:DP:49:ARG:NH1	48:DP:49:ARG:HG3	2.30	0.47
52:DT:3:ARG:HH11	52:DT:6:LEU:HD13	1.80	0.47
53:DU:111:GLU:C	53:DU:113:ALA:N	2.67	0.47
54:DV:3:ALA:HB3	54:DV:14:VAL:HG23	1.97	0.47
54:DV:35:LEU:HD22	54:DV:35:LEU:H	1.79	0.47
57:DY:60:PHE:HA	57:DY:62:GLU:OE2	2.13	0.47
58:DZ:102:LEU:HD11	58:DZ:124:ILE:HG23	1.96	0.47
1:AA:540:G:H2'	1:AA:541:G:O4'	2.15	0.47
1:AA:1316:G:H4'	14:AN:18:VAL:HG13	1.95	0.47
1:AA:1347:G:C5	9:AI:107:ARG:NH2	2.83	0.47
6:AF:61:LEU:HB3	6:AF:63:TYR:HE1	1.80	0.47
10:AJ:35:SER:OG	10:AJ:73:ASP:HB2	2.14	0.47

Continued on next page...

Continued from previous page...

Atom-1	Atom-2	Interatomic distance (Å)	Clash overlap (Å)
13:AM:4:ILE:HG22	13:AM:5:ALA:N	2.30	0.47
25:AZ:328:GLY:O	25:AZ:329:GLY:O	2.33	0.47
27:B1:90:ILE:O	27:B1:94:LEU:CD1	2.60	0.47
36:BA:142:A:H5''	36:BA:142(A):C:H5	1.80	0.47
36:BA:453:C:H4'	36:BA:472:A:N6	2.29	0.47
36:BA:588:U:H2'	36:BA:589:C:C6	2.50	0.47
36:BA:603:A:N6	36:BA:626:U:H4'	2.29	0.47
36:BA:652:C:HO2'	36:BA:653:A:P	2.37	0.47
36:BA:753:C:O2'	36:BA:754:C:H5'	2.15	0.47
36:BA:807:U:O2'	36:BA:808:G:H5'	2.15	0.47
36:BA:955:C:OP1	49:BQ:87:LYS:HE2	2.15	0.47
36:BA:1222:C:H2'	36:BA:1223:G:C5'	2.45	0.47
36:BA:1557:C:H5''	36:BA:1558:A:OP2	2.15	0.47
36:BA:1782:C:H1'	36:BA:2609:U:C5'	2.44	0.47
36:BA:2286:A:H4'	36:BA:2287:A:O4'	2.15	0.47
36:BA:2672:G:C2'	36:BA:2673:G:H5''	2.45	0.47
36:BA:2762:G:H2'	36:BA:2763:G:O4'	2.15	0.47
36:BA:2807:G:H3'	36:BA:2808:U:H5''	1.97	0.47
39:BD:95:LEU:H	39:BD:95:LEU:HD12	1.80	0.47
39:BD:136:ILE:HB	39:BD:165:ILE:CD1	2.45	0.47
40:BE:69:LYS:C	40:BE:71:GLY:H	2.16	0.47
40:BE:147:PRO:HB2	40:BE:149:ARG:HG2	1.96	0.47
40:BE:176:ILE:CG2	40:BE:178:GLU:HB3	2.44	0.47
41:BF:126:VAL:HG21	41:BF:129:PHE:CZ	2.49	0.47
41:BF:176:LEU:O	41:BF:177:ALA:HB2	2.15	0.47
48:BP:56:SER:O	48:BP:57:THR:C	2.52	0.47
48:BP:147:LEU:CG	48:BP:148:LEU:H	2.03	0.47
50:BR:87:TYR:O	50:BR:90:ARG:N	2.48	0.47
52:BT:96:ARG:HB2	52:BT:96:ARG:CZ	2.44	0.47
52:BT:134:GLU:O	52:BT:135:ALA:HB3	2.14	0.47
55:BW:6:ILE:HG22	55:BW:8:ARG:HD2	1.95	0.47
57:BY:2:ARG:C	57:BY:4:LYS:H	2.17	0.47
58:BZ:153:SER:HB2	58:BZ:167:PRO:HB2	1.93	0.47
1:CA:254:G:OP1	17:CQ:67:LYS:O	2.33	0.47
1:CA:451:A:N6	1:CA:480:U:H2'	2.30	0.47
1:CA:737:A:H2'	1:CA:738:C:H6	1.77	0.47
1:CA:983:A:H5'	1:CA:984:C:OP2	2.14	0.47
1:CA:1203:C:OP1	14:CN:3:ARG:HD3	2.14	0.47
3:CC:15:THR:HG21	3:CC:181:ASN:HA	1.97	0.47
3:CC:103:VAL:O	3:CC:103:VAL:HG12	2.13	0.47
4:CD:28:SER:CB	4:CD:29:PRO:CD	2.88	0.47

Continued on next page...

Continued from previous page...

Atom-1	Atom-2	Interatomic distance (Å)	Clash overlap (Å)
6:CF:79:LEU:O	6:CF:79:LEU:HD23	2.14	0.47
12:CL:58:VAL:HG12	12:CL:60:LEU:HD22	1.96	0.47
14:CN:4:LYS:O	14:CN:7:ILE:HG12	2.15	0.47
18:CR:53:ARG:NH1	18:CR:60:ALA:HA	2.30	0.47
25:CZ:65:THR:CG2	25:CZ:80:VAL:CG1	2.89	0.47
28:D2:2:LYS:HA	28:D2:6:VAL:HB	1.97	0.47
30:D4:9:LEU:CD1	30:D4:10:VAL:H	2.22	0.47
31:D5:47:PRO:C	31:D5:49:CYS:H	2.18	0.47
31:D5:52:TYR:CD1	31:D5:52:TYR:O	2.68	0.47
32:D6:37:ARG:O	32:D6:48:VAL:O	2.33	0.47
34:D8:19:SER:HG	36:DA:651:G:P	2.38	0.47
36:DA:271(U):G:H2'	36:DA:271(V):G:H8	1.80	0.47
36:DA:1141:U:H6	46:DN:63:THR:HG21	1.79	0.47
36:DA:1192:G:N7	48:DP:29:LYS:NZ	2.44	0.47
36:DA:1272:A:C2	36:DA:1618:A:C2	3.03	0.47
36:DA:1349:A:N6	36:DA:1598:C:N4	2.63	0.47
36:DA:1385:G:H4'	36:DA:1386:C:OP1	2.14	0.47
36:DA:1921:G:O2'	36:DA:1922:G:H5'	2.14	0.47
36:DA:2160:G:H2'	36:DA:2161:C:O4'	2.14	0.47
36:DA:2308:G:N2	42:DG:79:ASN:CG	2.68	0.47
39:DD:95:LEU:HD12	39:DD:95:LEU:H	1.78	0.47
40:DE:55:ASN:HD22	40:DE:55:ASN:HA	1.52	0.47
41:DF:167:ALA:HB1	41:DF:173:VAL:CG1	2.44	0.47
42:DG:66:GLN:CG	42:DG:94:LEU:HD21	2.37	0.47
46:DN:120:LEU:C	46:DN:120:LEU:HD13	2.35	0.47
52:DT:28:VAL:HG21	52:DT:46:GLU:HG3	1.96	0.47
53:DU:102:GLU:HB3	53:DU:105:VAL:CG2	2.45	0.47
55:DW:20:VAL:CG2	55:DW:47:VAL:HG21	2.45	0.47
1:AA:328:C:H4'	1:AA:329:A:H5'	1.97	0.47
1:AA:858:G:C8	1:AA:858:G:H5''	2.49	0.47
1:AA:1015:A:H2'	1:AA:1016:A:H8	1.76	0.47
1:AA:1438:G:N1	1:AA:1439:C:C4	2.83	0.47
3:AC:106:VAL:O	3:AC:106:VAL:HG23	2.14	0.47
8:AH:18:ARG:HH11	8:AH:18:ARG:CB	2.28	0.47
8:AH:103:VAL:HG12	8:AH:108:GLY:HA3	1.96	0.47
9:AI:97:LYS:N	9:AI:98:PRO:CD	2.78	0.47
15:AO:31:LEU:HD12	15:AO:31:LEU:N	2.30	0.47
17:AQ:53:LEU:HD23	17:AQ:54:GLY:H	1.79	0.47
18:AR:36:ASN:ND2	18:AR:39:VAL:HB	2.29	0.47
24:AY:1:A:H2'	24:AY:2:G:C8	2.50	0.47
31:B5:3:LYS:N	31:B5:3:LYS:CD	2.78	0.47

Continued on next page...

Continued from previous page...

Atom-1	Atom-2	Interatomic distance (Å)	Clash overlap (Å)
33:B7:19:ARG:HG2	33:B7:19:ARG:NH1	2.30	0.47
36:BA:774:A:H2	36:BA:787:U:O2'	1.97	0.47
36:BA:1054:A:N3	36:BA:1054:A:H2'	2.29	0.47
36:BA:1141:U:H6	46:BN:63:THR:HG21	1.80	0.47
36:BA:1221:C:H2'	36:BA:1221(A):C:C6	2.49	0.47
36:BA:1777:U:O2'	36:BA:1778:U:H5'	2.15	0.47
41:BF:63:LYS:HA	41:BF:76:GLY:O	2.14	0.47
41:BF:200:GLU:O	41:BF:204:ASN:ND2	2.48	0.47
46:BN:96:GLU:O	46:BN:100:GLU:HG3	2.15	0.47
46:BN:119:ARG:HH11	46:BN:119:ARG:HB3	1.77	0.47
48:BP:77:ARG:HH11	48:BP:77:ARG:HG2	1.80	0.47
49:BQ:1:MET:CE	49:BQ:44:ALA:HB1	2.44	0.47
53:BU:61:TRP:CD2	53:BU:94:ASN:HA	2.50	0.47
58:BZ:67:LEU:HD12	58:BZ:67:LEU:N	2.30	0.47
58:BZ:144:LEU:HD21	58:BZ:149:SER:HA	1.96	0.47
58:BZ:166:SER:N	58:BZ:167:PRO:HA	2.29	0.47
1:CA:59:A:H2'	1:CA:59:A:N3	2.30	0.47
1:CA:594:G:C2'	1:CA:595:G:H5'	2.44	0.47
1:CA:861:G:O2'	1:CA:862:C:H5'	2.15	0.47
1:CA:1277:C:H2'	1:CA:1278:U:H5'	1.97	0.47
1:CA:1399:C:C2	1:CA:1502:A:N6	2.83	0.47
1:CA:1524:C:H6	1:CA:1524:C:C5'	2.28	0.47
4:CD:3:ARG:HE	4:CD:5:ILE:CG1	2.25	0.47
8:CH:26:VAL:HG13	8:CH:59:LEU:HB2	1.95	0.47
8:CH:112:LEU:N	8:CH:112:LEU:CD2	2.78	0.47
10:CJ:40:LEU:N	10:CJ:40:LEU:CD2	2.77	0.47
13:CM:67:GLU:O	13:CM:69:GLU:N	2.44	0.47
15:CO:29:VAL:HG11	15:CO:67:LEU:HD21	1.97	0.47
20:CT:50:GLU:HB2	20:CT:99:LEU:CD1	2.45	0.47
20:CT:53:LEU:HD12	20:CT:53:LEU:N	2.30	0.47
22:CW:39:U:C2'	22:CW:40:C:H5'	2.45	0.47
27:D1:20:ARG:HD3	27:D1:34:THR:HG22	1.95	0.47
28:D2:29:LYS:HE3	28:D2:32:LEU:HD22	1.97	0.47
36:DA:363(E):U:H2'	36:DA:363(F):A:O4'	2.15	0.47
36:DA:534:U:O2'	53:DU:49:HIS:CD2	2.68	0.47
36:DA:638:G:N2	36:DA:651:G:H1'	2.30	0.47
36:DA:855:G:H1	36:DA:922:U:H3	1.63	0.47
36:DA:887:A:H2'	36:DA:887:A:N3	2.30	0.47
36:DA:1054:A:H2'	36:DA:1054:A:N3	2.30	0.47
36:DA:1061:U:C4'	36:DA:1070:A:H1'	2.42	0.47
36:DA:1099:G:O2'	36:DA:1100:C:H5'	2.15	0.47

Continued on next page...

Continued from previous page...

Atom-1	Atom-2	Interatomic distance (Å)	Clash overlap (Å)
36:DA:1357:U:H2'	36:DA:1358:G:O4'	2.15	0.47
36:DA:2766:G:H2'	36:DA:2766:G:N3	2.30	0.47
36:DA:2886:G:H2'	36:DA:2887:U:C6	2.50	0.47
37:DB:28:C:O2'	37:DB:29:A:H5'	2.14	0.47
38:DC:125:SER:C	38:DC:127:LEU:H	2.17	0.47
39:DD:222:ARG:O	39:DD:224:ALA:O	2.33	0.47
40:DE:167:VAL:HG11	40:DE:188:VAL:HA	1.97	0.47
41:DF:21:ALA:HB3	41:DF:23:ASP:OD2	2.15	0.47
46:DN:119:ARG:HH11	46:DN:119:ARG:HB3	1.78	0.47
47:DO:26:LYS:HE3	47:DO:37:ASP:OD2	2.15	0.47
52:DT:42:ILE:O	52:DT:42:ILE:HG13	2.15	0.47
53:DU:61:TRP:C	53:DU:65:ILE:HD13	2.35	0.47
53:DU:95:LEU:C	53:DU:97:ASP:H	2.18	0.47
54:DV:35:LEU:C	54:DV:37:VAL:H	2.15	0.47
57:DY:46:LYS:CG	57:DY:47:LYS:H	2.27	0.47
57:DY:77:PRO:O	57:DY:78:ALA:CB	2.63	0.47
58:DZ:9:TYR:CE2	58:DZ:35:ARG:NE	2.71	0.47
1:AA:346:G:N3	1:AA:346:G:C2'	2.78	0.47
1:AA:359:U:OP1	25:AZ:235:GLY:HA2	2.15	0.47
1:AA:1216:G:O2'	1:AA:1217:C:H5'	2.15	0.47
1:AA:1277:C:H2'	1:AA:1278:U:H5'	1.97	0.47
1:AA:1320:C:H5''	19:AS:70:LYS:HG3	1.97	0.47
2:AB:60:ASP:O	2:AB:61:LEU:C	2.54	0.47
2:AB:69:LEU:CD1	2:AB:71:VAL:HG22	2.45	0.47
2:AB:72:GLY:HA2	2:AB:165:VAL:HG22	1.97	0.47
2:AB:97:TRP:CZ3	2:AB:176:GLU:OE2	2.68	0.47
15:AO:8:LYS:O	15:AO:12:ILE:HG13	2.15	0.47
18:AR:32:ARG:CA	18:AR:69:THR:HG21	2.39	0.47
20:AT:93:GLU:HG2	20:AT:93:GLU:O	2.15	0.47
22:AV:57:G:H2'	22:AV:58:A:H5'	1.97	0.47
22:AV:60:U:H5''	22:AV:61:C:H5	1.79	0.47
25:AZ:277:LEU:HD11	25:AZ:280:GLY:N	2.30	0.47
28:B2:69:ARG:HH22	36:BA:111:A:H4'	1.80	0.47
32:B6:41:PRO:HD2	32:B6:46:HIS:N	2.12	0.47
34:B8:59:LYS:HB2	34:B8:59:LYS:HZ3	1.72	0.47
36:BA:139(A):G:H3'	36:BA:140:G:C8	2.50	0.47
36:BA:536:A:H2'	36:BA:537:C:C6	2.50	0.47
36:BA:850:C:O2'	36:BA:851:U:H5'	2.16	0.47
36:BA:1526:G:O2'	36:BA:1527:G:H5'	2.15	0.47
36:BA:2121:G:N2	36:BA:2176:A:C2	2.79	0.47
36:BA:2464:C:O2'	36:BA:2465:C:P	2.73	0.47

Continued on next page...

Continued from previous page...

Atom-1	Atom-2	Interatomic distance (Å)	Clash overlap (Å)
36:BA:2579:C:O2'	40:BE:131:ALA:CB	2.63	0.47
36:BA:2713:A:OP1	50:BR:14:SER:HB3	2.15	0.47
38:BC:61:THR:HG22	38:BC:162:GLU:HA	1.96	0.47
38:BC:114:VAL:HG12	38:BC:144:THR:CA	2.45	0.47
41:BF:133:ASN:O	41:BF:135:LYS:N	2.48	0.47
41:BF:164:ARG:HG2	41:BF:164:ARG:NH1	2.29	0.47
42:BG:16:ARG:HG3	42:BG:16:ARG:NH1	2.30	0.47
42:BG:47:LYS:HE2	42:BG:80:PHE:HE1	1.79	0.47
48:BP:16:ARG:HB2	48:BP:16:ARG:CZ	2.45	0.47
52:BT:86:ILE:HG12	52:BT:87:ASP:N	2.30	0.47
58:BZ:8:TYR:O	58:BZ:9:TYR:C	2.52	0.47
1:CA:67:C:O2'	1:CA:171:A:H1'	2.14	0.47
1:CA:540:G:H2'	1:CA:541:G:O4'	2.15	0.47
1:CA:740:U:O2'	1:CA:741:G:H5'	2.15	0.47
1:CA:784:C:H4'	36:DA:1837:C:OP1	2.15	0.47
1:CA:987:G:O2'	1:CA:988:G:H5'	2.15	0.47
1:CA:1220:G:O2'	1:CA:1221:G:H5'	2.14	0.47
3:CC:43:LEU:HD13	3:CC:68:VAL:CG2	2.45	0.47
3:CC:121:ALA:O	3:CC:125:GLU:HG3	2.15	0.47
7:CG:80:VAL:O	7:CG:83:ALA:HB3	2.15	0.47
8:CH:110:ALA:HB3	8:CH:121:ASP:HB3	1.97	0.47
25:CZ:143:ASP:OD1	25:CZ:144:PRO:HD2	2.14	0.47
25:CZ:206:ILE:O	25:CZ:210:ILE:HG22	2.15	0.47
30:D4:7:PRO:O	30:D4:8:LYS:CB	2.63	0.47
36:DA:638:G:C6	36:DA:639:U:N3	2.83	0.47
36:DA:848:G:H5'	36:DA:848:G:C8	2.47	0.47
36:DA:1403:C:H5''	36:DA:1471:A:C1'	2.39	0.47
36:DA:1506:C:O2	36:DA:1506:C:H2'	2.14	0.47
36:DA:1877:A:C2'	36:DA:1878:G:H5'	2.36	0.47
36:DA:2107:C:C2	36:DA:2182:G:N1	2.80	0.47
36:DA:2320:A:N3	36:DA:2320:A:H2'	2.30	0.47
36:DA:2472:G:H3'	36:DA:2475:C:N4	2.30	0.47
36:DA:2492:U:O2'	36:DA:2493:U:H5'	2.15	0.47
36:DA:2604:U:C6	36:DA:2604:U:C5'	2.92	0.47
37:DB:42:C:O2'	37:DB:43:C:P	2.72	0.47
42:DG:42:GLY:CA	42:DG:89:GLY:HA2	2.44	0.47
46:DN:23:LEU:HD21	46:DN:102:ALA:HB1	1.95	0.47
47:DO:120:GLU:OE1	52:DT:67:SER:OG	2.27	0.47
51:DS:28:VAL:CG1	51:DS:29:PHE:N	2.75	0.47
52:DT:28:VAL:HG13	52:DT:46:GLU:CA	2.37	0.47
53:DU:99:ALA:HB2	53:DU:106:PHE:CE1	2.50	0.47

Continued on next page...

Continued from previous page...

Atom-1	Atom-2	Interatomic distance (Å)	Clash overlap (Å)
56:DX:57:LEU:HD13	56:DX:57:LEU:N	2.30	0.47
56:DX:72:LYS:N	56:DX:72:LYS:HD2	2.30	0.47
57:DY:27:VAL:HG12	57:DY:28:LYS:N	2.29	0.47
58:DZ:103:ARG:HD3	58:DZ:138:GLU:HG3	1.97	0.47
1:AA:1004:A:C3'	1:AA:1005:A:H5'	2.45	0.46
1:AA:1006:C:N4	1:AA:1024:G:H21	2.13	0.46
1:AA:1152:A:OP1	10:AJ:68:HIS:HD2	1.99	0.46
1:AA:1269:A:H2	1:AA:1312:G:N3	2.13	0.46
3:AC:157:ILE:HD11	3:AC:166:GLU:HB2	1.96	0.46
4:AD:3:ARG:HE	4:AD:5:ILE:CG1	2.26	0.46
6:AF:62:TRP:C	6:AF:63:TYR:CD1	2.83	0.46
8:AH:119:LEU:HD12	8:AH:124:ALA:N	2.30	0.46
10:AJ:90:LEU:N	10:AJ:91:PRO:CD	2.78	0.46
13:AM:83:ASP:C	13:AM:85:GLY:H	2.16	0.46
17:AQ:45:HIS:HA	17:AQ:69:LYS:NZ	2.30	0.46
19:AS:6:LYS:HD3	19:AS:6:LYS:N	2.30	0.46
20:AT:53:LEU:H	20:AT:53:LEU:HD12	1.80	0.46
22:AW:76:A:O2'	36:BA:2394:C:N3	2.38	0.46
23:AX:26:A:H3'	23:AX:27:A:C8	2.50	0.46
25:AZ:19:HIS:HA	25:AZ:115:GLN:CB	2.44	0.46
25:AZ:196:VAL:O	25:AZ:196:VAL:CG1	2.64	0.46
27:B1:39:LYS:O	27:B1:40:ARG:HG2	2.15	0.46
28:B2:36:ARG:HA	28:B2:39:ALA:HB3	1.96	0.46
31:B5:3:LYS:O	31:B5:5:PRO:HD2	2.13	0.46
33:B7:43:THR:HG22	33:B7:44:PRO:O	2.15	0.46
36:BA:383:U:H2'	36:BA:385:C:H5	1.80	0.46
36:BA:483:A:C2	36:BA:484:C:H1'	2.49	0.46
36:BA:1432:C:H2'	36:BA:1433:U:O4'	2.15	0.46
36:BA:1453:U:O4'	50:BR:63:ARG:HD3	2.15	0.46
36:BA:1960:A:C5'	36:BA:1960:A:C8	2.95	0.46
36:BA:2170:A:OP1	38:BC:134:ARG:NH1	2.48	0.46
36:BA:2724:C:P	50:BR:2:ARG:HH21	2.38	0.46
38:BC:76:ALA:CB	38:BC:94:VAL:HG13	2.41	0.46
39:BD:267:SER:HA	39:BD:270:ILE:CG1	2.42	0.46
40:BE:3:GLY:HA3	40:BE:81:ILE:CG2	2.45	0.46
42:BG:52:ILE:HB	42:BG:54:GLU:CG	2.44	0.46
42:BG:175:LEU:O	42:BG:176:LEU:HG	2.15	0.46
48:BP:84:ASN:HA	48:BP:116:GLY:HA3	1.96	0.46
52:BT:33:LYS:HE2	52:BT:43:GLN:HE21	1.79	0.46
53:BU:45:TYR:O	53:BU:49:HIS:CG	2.68	0.46
57:BY:3:VAL:HG12	57:BY:3:VAL:O	2.15	0.46

Continued on next page...

Continued from previous page...

Atom-1	Atom-2	Interatomic distance (Å)	Clash overlap (Å)
57:BY:15:VAL:HG22	57:BY:72:VAL:HG12	1.97	0.46
1:CA:263:A:OP2	20:CT:79:ARG:NH1	2.48	0.46
1:CA:266:G:H5'	1:CA:267:C:C5	2.49	0.46
1:CA:346:G:N3	1:CA:346:G:C2'	2.78	0.46
1:CA:347:G:N2	1:CA:348:G:H1'	2.30	0.46
1:CA:620:C:H2'	1:CA:621:A:O4'	2.14	0.46
1:CA:769:G:H4'	1:CA:1513:A:H4'	1.97	0.46
3:CC:6:HIS:CD2	3:CC:8:ILE:HB	2.50	0.46
4:CD:111:ALA:HA	4:CD:116:GLN:OE1	2.15	0.46
22:CV:5:G:H5'	22:CV:5:G:C8	2.50	0.46
22:CW:43:C:C3'	22:CW:44:G:O4'	2.63	0.46
24:CY:26:A:H2'	24:CY:27:C:H6	1.81	0.46
25:CZ:19:HIS:CD2	25:CZ:20:VAL:O	2.63	0.46
32:D6:15:GLU:OE1	32:D6:18:ARG:CG	2.63	0.46
34:D8:15:LYS:HB3	34:D8:46:ARG:HH22	1.80	0.46
34:D8:61:LEU:O	34:D8:64:TYR:N	2.47	0.46
36:DA:137:C:O2	36:DA:137:C:H2'	2.15	0.46
36:DA:184:C:H2'	36:DA:185:U:H6	1.80	0.46
36:DA:696:G:C2	36:DA:767:U:O2	2.67	0.46
36:DA:756:C:C2'	36:DA:757:U:H5'	2.45	0.46
36:DA:848:G:H2'	36:DA:849:A:C8	2.50	0.46
36:DA:1264:G:C3'	36:DA:1265:A:H5''	2.40	0.46
36:DA:2157:G:H3'	36:DA:2157:G:C8	2.50	0.46
36:DA:2726:U:H6	47:DO:67:LYS:HZ3	1.62	0.46
36:DA:2807:G:H3'	36:DA:2808:U:H5''	1.97	0.46
39:DD:12:SER:HB2	39:DD:208:LYS:HB3	1.98	0.46
40:DE:76:ARG:O	40:DE:77:ILE:C	2.53	0.46
41:DF:40:GLN:HE22	41:DF:182:ASN:HB2	1.80	0.46
42:DG:81:LYS:HB3	42:DG:82:LEU:H	1.40	0.46
42:DG:120:LEU:O	42:DG:121:ASN:C	2.53	0.46
52:DT:106:SER:O	52:DT:107:ASP:CG	2.53	0.46
57:DY:41:GLY:O	57:DY:42:VAL:O	2.33	0.46
58:DZ:40:ASP:HB3	58:DZ:43:GLU:HB2	1.97	0.46
1:AA:82:U:H6	1:AA:83:U:H5	1.63	0.46
1:AA:135:C:O2	16:AP:1:MET:HB3	2.15	0.46
1:AA:304:U:O2'	1:AA:305:G:H5'	2.16	0.46
1:AA:453:A:C4'	16:AP:72:ARG:HG3	2.38	0.46
1:AA:473:G:H5'	16:AP:81:ARG:HG3	1.95	0.46
1:AA:586:C:O2'	1:AA:587:G:H5'	2.15	0.46
1:AA:1152:A:H2'	1:AA:1153:C:H6	1.81	0.46
2:AB:44:LEU:HA	2:AB:47:THR:OG1	2.14	0.46

Continued on next page...

Continued from previous page...

Atom-1	Atom-2	Interatomic distance (Å)	Clash overlap (Å)
6:AF:47:ARG:O	6:AF:47:ARG:HG3	2.15	0.46
10:AJ:29:ARG:O	10:AJ:29:ARG:HG2	2.14	0.46
12:AL:17:LYS:HD3	12:AL:18:VAL:HG22	1.97	0.46
13:AM:107:ALA:O	13:AM:111:LYS:HG3	2.15	0.46
14:AN:12:ARG:NH1	14:AN:14:PRO:HG2	2.31	0.46
14:AN:25:VAL:HG23	14:AN:38:GLY:O	2.15	0.46
27:B1:84:GLY:O	27:B1:86:SER:N	2.47	0.46
28:B2:56:GLN:O	28:B2:60:LEU:HG	2.14	0.46
29:B3:44:ARG:O	29:B3:47:VAL:HB	2.15	0.46
34:B8:11:LYS:HG3	34:B8:60:LEU:HD22	1.96	0.46
34:B8:30:ARG:HA	34:B8:30:ARG:NE	2.27	0.46
36:BA:756:C:C2'	36:BA:757:U:H5'	2.45	0.46
36:BA:1265:A:N1	36:BA:2013:A:H5''	2.31	0.46
36:BA:1287:A:OP1	50:BR:104:ARG:HG2	2.15	0.46
36:BA:1652:A:C2	36:BA:2006:C:N3	2.83	0.46
36:BA:1827:C:OP2	39:BD:222:ARG:NH1	2.46	0.46
36:BA:2223:G:H2'	36:BA:2224:G:H5'	1.97	0.46
36:BA:2579:C:C1'	40:BE:134:ILE:HD13	2.45	0.46
36:BA:2602:A:H4'	36:BA:2603:G:C5'	2.45	0.46
36:BA:2653:U:H3'	36:BA:2654:A:C8	2.49	0.46
37:BB:76:G:OP1	58:BZ:15:PRO:HB3	2.14	0.46
43:BH:50:VAL:HG12	43:BH:51:ARG:N	2.30	0.46
46:BN:9:VAL:HG12	46:BN:10:GLU:H	1.80	0.46
46:BN:120:LEU:C	46:BN:121:LYS:HD2	2.36	0.46
48:BP:7:ARG:HB3	48:BP:8:PRO:CD	2.44	0.46
50:BR:10:LEU:O	50:BR:11:ASN:HB2	2.15	0.46
51:BS:35:ILE:O	51:BS:35:ILE:HG12	2.15	0.46
52:BT:106:SER:O	52:BT:107:ASP:CG	2.54	0.46
56:BX:35:THR:CG2	56:BX:36:LYS:N	2.78	0.46
1:CA:453:A:C4'	16:CP:72:ARG:HG3	2.41	0.46
1:CA:659:U:O2'	1:CA:660:G:H5'	2.15	0.46
1:CA:678:U:H2'	1:CA:679:C:C6	2.51	0.46
1:CA:720:C:H2'	1:CA:721:G:C8	2.50	0.46
1:CA:1305:G:C5'	21:CU:4:GLY:HA3	2.40	0.46
2:CB:54:THR:HG21	2:CB:201:ILE:HD11	1.97	0.46
4:CD:85:LYS:HG2	4:CD:86:LYS:N	2.30	0.46
22:CV:22:G:O2'	22:CV:23:A:H5'	2.15	0.46
22:CV:51:U:H2'	22:CV:52:G:C8	2.50	0.46
24:CY:20:H2U:H4'	24:CY:21:A:O5'	2.15	0.46
25:CZ:155:ARG:HG2	25:CZ:165:GLY:O	2.14	0.46
27:D1:26:ARG:HD3	27:D1:27:GLU:OE2	2.15	0.46

Continued on next page...

Continued from previous page...

Atom-1	Atom-2	Interatomic distance (Å)	Clash overlap (Å)
36:DA:64:A:H5'	56:DX:64:LYS:HE3	1.97	0.46
36:DA:1750:G:H2'	36:DA:1751:C:C6	2.49	0.46
36:DA:2050:C:H1'	40:DE:156:MET:HE2	1.95	0.46
40:DE:69:LYS:C	40:DE:71:GLY:H	2.17	0.46
40:DE:184:VAL:O	40:DE:186:GLY:N	2.49	0.46
41:DF:6:VAL:CG1	41:DF:7:TYR:H	2.15	0.46
42:DG:177:GLY:O	42:DG:179:PRO:HD3	2.15	0.46
43:DH:46:GLU:O	43:DH:47:GLU:C	2.53	0.46
46:DN:45:ASN:H	46:DN:45:ASN:HD22	1.64	0.46
1:AA:189(I):G:O2'	1:AA:189(J):G:H5'	2.15	0.46
1:AA:375:U:OP1	16:AP:69:THR:HG21	2.15	0.46
1:AA:858:G:H8	1:AA:858:G:O5'	1.97	0.46
1:AA:1145:C:O2'	1:AA:1146:A:O5'	2.28	0.46
1:AA:1256:A:C2	1:AA:1278:U:H5'	2.50	0.46
2:AB:8:LYS:O	2:AB:10:LEU:N	2.49	0.46
3:AC:5:ILE:H	3:AC:5:ILE:HD12	1.74	0.46
9:AI:6:GLY:CA	9:AI:84:ALA:HB2	2.45	0.46
16:AP:20:VAL:CG2	16:AP:21:VAL:N	2.78	0.46
16:AP:25:ARG:HG3	16:AP:25:ARG:NH1	2.24	0.46
22:AW:64:A:H2'	22:AW:65:G:H8	1.79	0.46
22:AW:65:G:O3'	32:B6:28:ARG:NH2	2.47	0.46
25:AZ:339:ARG:HE	25:AZ:352:VAL:CG2	2.28	0.46
27:B1:37:ILE:HG12	27:B1:37:ILE:O	2.16	0.46
36:BA:139(A):G:N2	56:BX:44:GLU:OE1	2.40	0.46
36:BA:363(E):U:H2'	36:BA:363(F):A:O4'	2.14	0.46
36:BA:845:G:O2'	36:BA:846:C:H5	1.97	0.46
36:BA:848:G:H2'	36:BA:849:A:C8	2.51	0.46
36:BA:990:A:N6	36:BA:1186:G:H1'	2.31	0.46
36:BA:1138:G:C4	36:BA:1139:G:H1'	2.50	0.46
36:BA:1314:C:OP1	36:BA:1332:G:OP1	2.34	0.46
36:BA:1327:C:H2'	36:BA:1328:G:O4'	2.15	0.46
36:BA:1357:U:H2'	36:BA:1358:G:O4'	2.15	0.46
36:BA:1543:C:C3'	36:BA:1544:A:C5'	2.90	0.46
36:BA:2033:A:O2'	36:BA:2034:U:P	2.74	0.46
36:BA:2157:G:H3'	36:BA:2157:G:H8	1.80	0.46
36:BA:2289:G:H1'	36:BA:2346:A:H2	1.80	0.46
38:BC:159:GLY:O	38:BC:160:ARG:O	2.32	0.46
39:BD:80:ALA:HB2	39:BD:96:HIS:CD2	2.50	0.46
39:BD:183:ARG:HD2	39:BD:184:LYS:H	1.80	0.46
41:BF:10:PRO:HG2	41:BF:13:SER:OG	2.14	0.46
41:BF:157:VAL:HG21	41:BF:194:MET:HG2	1.98	0.46

Continued on next page...

Continued from previous page...

Atom-1	Atom-2	Interatomic distance (Å)	Clash overlap (Å)
42:BG:125:PHE:CD2	42:BG:131:TYR:HD1	2.33	0.46
42:BG:152:LEU:H	42:BG:152:LEU:HD23	1.80	0.46
43:BH:46:GLU:O	43:BH:47:GLU:C	2.54	0.46
43:BH:107:VAL:O	43:BH:107:VAL:HG23	2.15	0.46
43:BH:149:ARG:HA	43:BH:162:ILE:CD1	2.44	0.46
50:BR:26:LYS:O	50:BR:30:THR:HG22	2.14	0.46
54:BV:3:ALA:HB3	54:BV:14:VAL:HG23	1.97	0.46
55:BW:70:TYR:OH	55:BW:72:LYS:HG2	2.15	0.46
57:BY:46:LYS:CG	57:BY:47:LYS:H	2.28	0.46
57:BY:73:ARG:NH2	57:BY:82:PRO:HA	2.30	0.46
1:CA:922:G:N3	1:CA:1398:A:H2	2.12	0.46
1:CA:1054:C:H4'	1:CA:1055:A:O5'	2.16	0.46
1:CA:1354:C:H2'	1:CA:1355:G:H8	1.80	0.46
2:CB:60:ASP:O	2:CB:61:LEU:C	2.53	0.46
2:CB:72:GLY:HA2	2:CB:165:VAL:HG22	1.98	0.46
2:CB:112:VAL:O	2:CB:115:LEU:HB3	2.16	0.46
6:CF:45:LEU:HA	6:CF:58:GLY:O	2.16	0.46
8:CH:18:ARG:HB2	8:CH:18:ARG:NH1	2.30	0.46
13:CM:97:PRO:N	13:CM:110:ARG:HD3	2.29	0.46
25:CZ:345:ARG:C	25:CZ:347:THR:H	2.18	0.46
26:D0:40:GLN:OE1	26:D0:44:ARG:N	2.48	0.46
28:D2:35:LEU:CD2	28:D2:50:ILE:HG13	2.45	0.46
31:D5:3:LYS:HE3	31:D5:3:LYS:CA	2.44	0.46
31:D5:27:PRO:HA	55:DW:23:LEU:HD11	1.97	0.46
34:D8:23:VAL:HA	34:D8:47:LYS:O	2.15	0.46
35:D9:15:LYS:HB3	35:D9:15:LYS:HZ3	1.79	0.46
36:DA:310:A:P	57:DY:18:GLY:HA2	2.54	0.46
36:DA:664:C:O2'	36:DA:665:C:H5'	2.16	0.46
36:DA:736:C:O2'	36:DA:737:C:H5'	2.15	0.46
36:DA:949:C:H2'	36:DA:950:G:C8	2.49	0.46
36:DA:1151:G:H4'	53:DU:81:HIS:CG	2.50	0.46
36:DA:2312:U:C2'	36:DA:2313:C:C5'	2.91	0.46
36:DA:2364:C:O2'	36:DA:2365:G:H5'	2.15	0.46
37:DB:52:A:H62	51:DS:33:LYS:HG2	1.81	0.46
37:DB:57:A:H1'	42:DG:30:GLU:HB2	1.98	0.46
38:DC:151:GLU:HA	38:DC:154:ARG:HG2	1.97	0.46
48:DP:91:PHE:N	48:DP:91:PHE:CD1	2.83	0.46
50:DR:26:LYS:O	50:DR:30:THR:HG22	2.15	0.46
50:DR:75:LEU:HD13	50:DR:75:LEU:C	2.36	0.46
52:DT:117:ASP:OD2	52:DT:120:ARG:HG3	2.16	0.46
53:DU:14:HIS:CD2	53:DU:36:ARG:NH2	2.84	0.46

Continued on next page...

Continued from previous page...

Atom-1	Atom-2	Interatomic distance (Å)	Clash overlap (Å)
53:DU:45:TYR:O	53:DU:49:HIS:CG	2.68	0.46
55:DW:29:LEU:HG	55:DW:33:ARG:CD	2.43	0.46
1:AA:148:G:H2'	1:AA:149:A:C8	2.51	0.46
1:AA:347:G:N2	1:AA:348:G:H1'	2.29	0.46
1:AA:594:G:C2'	1:AA:595:G:H5'	2.45	0.46
1:AA:952:U:O2'	1:AA:953:G:H5'	2.14	0.46
1:AA:1158:C:H2'	1:AA:1158:C:O2	2.15	0.46
2:AB:7:VAL:HG13	2:AB:11:LEU:HD12	1.97	0.46
3:AC:14:ILE:CG1	3:AC:15:THR:N	2.78	0.46
4:AD:85:LYS:HG2	4:AD:86:LYS:N	2.31	0.46
4:AD:180:GLY:O	4:AD:181:MET:C	2.54	0.46
5:AE:11:ILE:HD12	5:AE:31:LEU:HD11	1.97	0.46
6:AF:30:LEU:HD21	6:AF:65:VAL:HG11	1.96	0.46
6:AF:75:LEU:O	6:AF:79:LEU:HB2	2.15	0.46
7:AG:18:TYR:CD2	7:AG:59:LEU:HB2	2.51	0.46
9:AI:85:LEU:C	9:AI:85:LEU:HD12	2.35	0.46
13:AM:74:VAL:HA	13:AM:77:ASN:HD22	1.79	0.46
18:AR:40:LEU:O	18:AR:42:ARG:N	2.49	0.46
25:AZ:40:PRO:O	25:AZ:41:ASN:CB	2.62	0.46
27:B1:77:ALA:C	27:B1:79:GLY:H	2.19	0.46
32:B6:15:GLU:OE1	32:B6:18:ARG:CD	2.64	0.46
36:BA:336:C:H4'	57:BY:7:VAL:CG2	2.45	0.46
36:BA:370:G:C6	36:BA:424:G:N7	2.84	0.46
36:BA:720:C:H2'	36:BA:721:C:H6	1.80	0.46
36:BA:1668:A:H1'	36:BA:1670:C:C5	2.50	0.46
36:BA:1747(A):G:C3'	36:BA:1748:G:H5''	2.45	0.46
36:BA:2766:G:H2'	36:BA:2766:G:N3	2.30	0.46
37:BB:60:C:O2'	37:BB:61:G:H5'	2.15	0.46
40:BE:103:ASP:OD2	40:BE:201:THR:HA	2.16	0.46
41:BF:31:HIS:ND1	48:BP:13:ASN:HB2	2.30	0.46
42:BG:56:ALA:O	42:BG:59:GLU:HG2	2.15	0.46
42:BG:104:GLU:C	42:BG:106:LEU:H	2.18	0.46
49:BQ:64:ILE:CG2	49:BQ:65:PHE:N	2.78	0.46
52:BT:10:VAL:C	52:BT:12:SER:H	2.18	0.46
54:BV:28:GLU:O	54:BV:61:VAL:HG21	2.16	0.46
57:BY:31:LEU:HD23	57:BY:36:ALA:C	2.36	0.46
57:BY:36:ALA:HB2	57:BY:68:HIS:HA	1.96	0.46
57:BY:98:VAL:O	57:BY:98:VAL:HG12	2.14	0.46
1:CA:255:G:H1'	17:CQ:16:GLN:HE21	1.79	0.46
1:CA:458:C:H2'	1:CA:460:G:C8	2.50	0.46
1:CA:1004:A:C3'	1:CA:1005:A:H5'	2.45	0.46

Continued on next page...

Continued from previous page...

Atom-1	Atom-2	Interatomic distance (Å)	Clash overlap (Å)
1:CA:1342:C:O2'	9:CI:124:GLN:HG3	2.14	0.46
2:CB:44:LEU:HA	2:CB:47:THR:OG1	2.15	0.46
5:CE:11:ILE:HD11	5:CE:33:VAL:CG2	2.44	0.46
5:CE:76:ILE:HG13	5:CE:93:PRO:HG3	1.98	0.46
11:CK:57:THR:HG22	11:CK:60:ALA:HB2	1.98	0.46
15:CO:39:LEU:HD13	15:CO:56:LEU:HB2	1.96	0.46
25:CZ:187:LYS:H	25:CZ:187:LYS:CD	2.28	0.46
25:CZ:269:GLY:O	25:CZ:288:VAL:HA	2.16	0.46
25:CZ:355:LEU:CD2	25:CZ:370:PHE:CD2	2.98	0.46
28:D2:23:LYS:N	28:D2:26:ARG:HB3	2.29	0.46
32:D6:15:GLU:CG	32:D6:18:ARG:NH1	2.75	0.46
36:DA:990:A:OP2	36:DA:991:C:OP2	2.32	0.46
36:DA:1010:A:H1'	36:DA:1153:C:C1'	2.46	0.46
36:DA:1203:G:H3'	36:DA:1204:A:C5'	2.45	0.46
36:DA:1352:U:O2'	36:DA:1353:A:H5'	2.16	0.46
36:DA:1600:C:C2'	36:DA:1601:G:H5'	2.45	0.46
36:DA:1799:G:H5'	36:DA:1819:A:H61	1.80	0.46
36:DA:1884:A:C3'	36:DA:1885:A:H5''	2.46	0.46
36:DA:1887:C:H2'	36:DA:1888:G:C5'	2.34	0.46
36:DA:2341:G:H2'	36:DA:2342:C:H6	1.80	0.46
38:DC:175:VAL:HG12	38:DC:188:ASN:CB	2.28	0.46
39:DD:27:THR:HG21	39:DD:81:ALA:CB	2.45	0.46
40:DE:73:GLU:OE2	40:DE:74:PRO:HD2	2.15	0.46
41:DF:28:ILE:HD13	41:DF:28:ILE:N	2.17	0.46
41:DF:176:LEU:O	41:DF:177:ALA:HB2	2.14	0.46
42:DG:48:GLU:O	42:DG:49:ASP:HB3	2.15	0.46
48:DP:23:PRO:HB2	48:DP:33:ARG:HG3	1.98	0.46
50:DR:59:ASP:O	50:DR:60:LEU:CB	2.62	0.46
51:DS:64:GLU:HA	51:DS:67:ARG:HG3	1.98	0.46
53:DU:65:ILE:HD12	53:DU:65:ILE:N	2.31	0.46
1:AA:625:G:O2'	1:AA:626:U:H5'	2.15	0.46
1:AA:1048:G:P	14:AN:4:LYS:HB2	2.54	0.46
1:AA:1255:G:H3'	1:AA:1279:A:H61	1.80	0.46
4:AD:152:SER:O	4:AD:154:ASN:N	2.48	0.46
12:AL:33:ARG:O	12:AL:84:LEU:HD22	2.15	0.46
17:AQ:69:LYS:O	17:AQ:70:ARG:HD2	2.15	0.46
18:AR:53:ARG:NH1	18:AR:60:ALA:HA	2.30	0.46
20:AT:84:LEU:C	20:AT:86:ARG:N	2.68	0.46
21:AU:12:LYS:HG2	21:AU:22:ARG:CB	2.45	0.46
25:AZ:189:ARG:HB2	25:AZ:192:GLU:OE2	2.16	0.46
32:B6:5:VAL:HB	32:B6:8:LYS:CB	2.45	0.46

Continued on next page...

Continued from previous page...

Atom-1	Atom-2	Interatomic distance (Å)	Clash overlap (Å)
36:BA:57:C:H2'	36:BA:58:G:O4'	2.14	0.46
36:BA:478:A:C6	36:BA:480:A:C6	3.04	0.46
36:BA:1449:A:N3	36:BA:1529:G:H1'	2.30	0.46
36:BA:1495:A:C4	36:BA:1496:A:H2	2.33	0.46
36:BA:1528:A:N1	36:BA:1542:A:H2	2.14	0.46
36:BA:1668:A:N3	36:BA:1670:C:C4	2.84	0.46
36:BA:2533:A:H2'	36:BA:2534:A:O4'	2.15	0.46
36:BA:2544:G:H8	36:BA:2544:G:O5'	1.98	0.46
36:BA:2688:U:H1'	36:BA:2721:A:H62	1.81	0.46
36:BA:2720:U:C2	36:BA:2721:A:C8	3.04	0.46
36:BA:2807:G:C3'	36:BA:2808:U:H5''	2.45	0.46
36:BA:2886:G:H2'	36:BA:2887:U:C6	2.50	0.46
37:BB:80:U:O2'	37:BB:81:G:H5''	2.16	0.46
38:BC:84:LYS:N	38:BC:84:LYS:HD2	2.30	0.46
40:BE:9:VAL:CG1	40:BE:25:VAL:O	2.63	0.46
40:BE:144:ARG:HB3	40:BE:145:LYS:H	1.54	0.46
41:BF:167:ALA:HB1	41:BF:173:VAL:CG1	2.46	0.46
42:BG:39:ILE:CD1	42:BG:60:LEU:HD11	2.44	0.46
46:BN:15:LEU:HD13	46:BN:16:ILE:N	2.31	0.46
46:BN:23:LEU:HD21	46:BN:102:ALA:CB	2.45	0.46
46:BN:71:ILE:HG21	46:BN:84:LYS:HB3	1.98	0.46
51:BS:29:PHE:C	51:BS:29:PHE:CD1	2.88	0.46
52:BT:28:VAL:HG13	52:BT:46:GLU:CA	2.35	0.46
52:BT:107:ASP:H	52:BT:110:ILE:CG1	2.28	0.46
58:BZ:110:GLY:HA2	58:BZ:146:ILE:HG22	1.98	0.46
58:BZ:133:ILE:HG22	58:BZ:133:ILE:O	2.16	0.46
1:CA:82:U:H6	1:CA:83:U:H5	1.63	0.46
1:CA:707:C:H2'	1:CA:708:C:H6	1.81	0.46
1:CA:1499:A:C1'	1:CA:1520:G:H5'	2.45	0.46
4:CD:12:CYS:O	4:CD:33:MET:CE	2.63	0.46
6:CF:30:LEU:HD21	6:CF:65:VAL:HG11	1.97	0.46
6:CF:69:GLU:HG2	6:CF:70:ASP:N	2.30	0.46
6:CF:75:LEU:O	6:CF:79:LEU:HB2	2.15	0.46
11:CK:125:PHE:C	11:CK:127:LYS:H	2.19	0.46
19:CS:16:LEU:H	19:CS:16:LEU:CD1	2.09	0.46
22:CW:4:C:N4	22:CW:5:G:O6	2.49	0.46
31:D5:16:ARG:NH1	31:D5:17:ASP:OD1	2.49	0.46
34:D8:49:VAL:O	34:D8:50:LEU:HB3	2.14	0.46
36:DA:1750:G:O2'	36:DA:1751:C:H5'	2.15	0.46
36:DA:2147:G:H2'	36:DA:2148:G:O5'	2.15	0.46
36:DA:2406:U:C2	48:DP:72:PRO:HB2	2.51	0.46

Continued on next page...

Continued from previous page...

Atom-1	Atom-2	Interatomic distance (Å)	Clash overlap (Å)
36:DA:2502:G:H5''	36:DA:2503:A:C5'	2.42	0.46
37:DB:60:C:O2'	37:DB:61:G:H5'	2.15	0.46
38:DC:84:LYS:N	38:DC:84:LYS:HD2	2.30	0.46
41:DF:23:ASP:O	41:DF:115:ALA:HA	2.14	0.46
42:DG:143:GLU:O	42:DG:144:ILE:HG22	2.15	0.46
43:DH:157:TYR:O	43:DH:158:HIS:CG	2.69	0.46
48:DP:47:ASP:HB3	48:DP:48:PRO:C	2.35	0.46
50:DR:117:VAL:CG2	50:DR:118:GLU:H	2.22	0.46
52:DT:28:VAL:CG1	52:DT:88:ILE:HD11	2.46	0.46
57:DY:28:LYS:CD	57:DY:39:VAL:HG22	2.40	0.46
58:DZ:165:VAL:CG1	58:DZ:166:SER:N	2.74	0.46
1:AA:973:G:H3'	1:AA:974:A:H5''	1.97	0.46
1:AA:1352:C:H2'	1:AA:1353:G:C8	2.51	0.46
2:AB:114:ARG:HH11	2:AB:118:LEU:CD2	2.21	0.46
8:AH:85:ARG:HH11	8:AH:85:ARG:HG3	1.79	0.46
12:AL:25:PRO:C	12:AL:27:LEU:N	2.68	0.46
13:AM:8:GLU:OE1	13:AM:22:ILE:HG13	2.15	0.46
15:AO:7:GLU:O	15:AO:11:VAL:HG23	2.14	0.46
15:AO:16:ALA:C	15:AO:18:PHE:H	2.16	0.46
20:AT:18:GLN:HG2	20:AT:22:ARG:HH12	1.79	0.46
20:AT:61:SER:O	20:AT:65:LYS:HG2	2.15	0.46
23:AX:27:A:H8	23:AX:27:A:OP2	1.98	0.46
24:AY:64:U:C4'	25:AZ:392:GLY:H	2.27	0.46
25:AZ:187:LYS:H	25:AZ:187:LYS:CD	2.29	0.46
31:B5:52:TYR:CD1	31:B5:52:TYR:O	2.68	0.46
36:BA:1058:G:C3'	36:BA:1059:G:H5''	2.46	0.46
36:BA:1142:U:H6	36:BA:1142:U:O5'	1.99	0.46
36:BA:2406:U:C2	48:BP:72:PRO:HB2	2.51	0.46
36:BA:2750:A:OP2	43:BH:62:LYS:HE2	2.16	0.46
39:BD:112:GLN:O	39:BD:115:GLN:HB2	2.16	0.46
39:BD:142:VAL:HG21	39:BD:191:ALA:HB1	1.98	0.46
40:BE:47:VAL:HG21	40:BE:86:PRO:HD2	1.97	0.46
40:BE:199:ARG:HH11	40:BE:199:ARG:CB	2.29	0.46
41:BF:100:THR:O	41:BF:100:THR:HG22	2.16	0.46
42:BG:11:TYR:CG	42:BG:12:TYR:N	2.83	0.46
43:BH:20:ALA:CB	43:BH:21:PRO:CD	2.92	0.46
43:BH:88:LEU:HD13	43:BH:130:ARG:HG2	1.96	0.46
46:BN:27:ALA:HB3	46:BN:106:MET:HE1	1.97	0.46
48:BP:24:GLY:HA2	48:BP:33:ARG:NH1	2.28	0.46
49:BQ:141:GLN:HB3	58:BZ:99:TYR:CD1	2.50	0.46
53:BU:90:VAL:CG1	53:BU:91:ASP:H	2.23	0.46

Continued on next page...

Continued from previous page...

Atom-1	Atom-2	Interatomic distance (Å)	Clash overlap (Å)
55:BW:10:VAL:HG23	55:BW:101:SER:O	2.15	0.46
57:BY:28:LYS:HB3	57:BY:37:VAL:HB	1.96	0.46
1:CA:511:C:HO2'	1:CA:512:U:H6	1.62	0.46
1:CA:877:C:O2'	1:CA:878:G:H5'	2.16	0.46
1:CA:1127:G:H1	1:CA:1145:C:H42	1.62	0.46
2:CB:134:GLU:C	2:CB:136:VAL:N	2.67	0.46
2:CB:239:VAL:O	2:CB:240:GLN:HB3	2.16	0.46
3:CC:166:GLU:HA	3:CC:166:GLU:OE1	2.15	0.46
4:CD:86:LYS:HE3	4:CD:86:LYS:HA	1.97	0.46
5:CE:144:THR:N	5:CE:147:ASP:OD1	2.45	0.46
8:CH:85:ARG:HG3	8:CH:85:ARG:HH11	1.79	0.46
9:CI:114:TYR:CE2	10:CJ:59:SER:HA	2.48	0.46
13:CM:120:LYS:HA	13:CM:120:LYS:NZ	2.31	0.46
16:CP:22:THR:HG23	16:CP:23:ASP:N	2.31	0.46
25:CZ:375:ILE:HG13	25:CZ:376:LYS:HG3	1.97	0.46
27:D1:56:GLN:CB	27:D1:87:PRO:HB3	2.45	0.46
32:D6:52:VAL:O	32:D6:53:LYS:O	2.34	0.46
34:D8:30:ARG:CZ	36:DA:2419:U:O4	2.64	0.46
34:D8:62:LEU:H	34:D8:62:LEU:HG	1.52	0.46
35:D9:17:ILE:CG2	35:D9:18:ARG:H	2.29	0.46
36:DA:958:U:H5''	49:DQ:14:ARG:HD2	1.97	0.46
36:DA:1336:A:H2'	36:DA:1337:G:C8	2.51	0.46
36:DA:1496:A:H8	36:DA:1498:C:N3	2.14	0.46
36:DA:1668:A:H1'	36:DA:1670:C:C5	2.51	0.46
36:DA:2464:C:O2'	36:DA:2465:C:P	2.73	0.46
36:DA:2648:C:H2'	36:DA:2649:U:C6	2.50	0.46
36:DA:2688:U:H1'	36:DA:2721:A:H62	1.79	0.46
36:DA:2792:G:O2'	36:DA:2793:G:H5'	2.16	0.46
39:DD:16:MET:HG3	39:DD:206:LEU:O	2.16	0.46
40:DE:65:GLY:HA2	40:DE:70:ALA:CB	2.45	0.46
40:DE:79:ARG:CG	40:DE:79:ARG:NH1	2.78	0.46
43:DH:19:VAL:CG1	43:DH:20:ALA:N	2.78	0.46
44:DJ:91:UNK:C	44:DJ:93:UNK:N	2.78	0.46
45:DK:97:UNK:CB	45:DK:134:UNK:HA	2.46	0.46
49:DQ:141:GLN:NE2	58:DZ:72:ARG:HG2	2.30	0.46
54:DV:47:VAL:O	54:DV:49:THR:O	2.33	0.46
58:DZ:151:HIS:ND1	58:DZ:152:ALA:N	2.64	0.46
58:DZ:165:VAL:HG12	58:DZ:166:SER:H	1.78	0.46
1:AA:137:C:O2	1:AA:137:C:H2'	2.15	0.46
1:AA:263:A:OP2	20:AT:79:ARG:NH1	2.49	0.46
1:AA:375:U:C2	1:AA:376:G:C8	3.04	0.46

Continued on next page...

Continued from previous page...

Atom-1	Atom-2	Interatomic distance (Å)	Clash overlap (Å)
1:AA:499:A:H4'	1:AA:500:G:H5'	1.98	0.46
1:AA:567:G:H2'	1:AA:568:G:O4'	2.16	0.46
1:AA:1373:G:H5''	7:AG:36:LYS:HB2	1.98	0.46
2:AB:187:LEU:CD1	2:AB:205:ASP:HA	2.46	0.46
2:AB:239:VAL:O	2:AB:240:GLN:HB3	2.15	0.46
3:AC:135:LYS:O	3:AC:138:VAL:HG13	2.16	0.46
6:AF:72:VAL:O	6:AF:72:VAL:HG22	2.15	0.46
24:AY:20:H2U:H4'	24:AY:21:A:O5'	2.16	0.46
25:AZ:65:THR:HG22	25:AZ:80:VAL:HG13	1.95	0.46
26:B0:70:GLN:NE2	26:B0:80:HIS:NE2	2.64	0.46
34:B8:13:ARG:HA	48:BP:63:PRO:HA	1.98	0.46
34:B8:14:VAL:CG2	34:B8:22:VAL:HG13	2.45	0.46
34:B8:20:GLY:O	34:B8:57:ARG:HD3	2.16	0.46
35:B9:27:CYS:HB3	35:B9:32:HIS:HB2	1.97	0.46
36:BA:39:C:O2'	36:BA:40:C:H5'	2.14	0.46
36:BA:189:G:H2'	36:BA:205:G:N2	2.30	0.46
36:BA:271(L):U:H5''	36:BA:271(M):G:C5'	2.32	0.46
36:BA:535:C:O2'	36:BA:536:A:H5'	2.15	0.46
36:BA:582:G:H2'	36:BA:583:G:H8	1.81	0.46
36:BA:638:G:C6	36:BA:639:U:N3	2.84	0.46
36:BA:1064:C:C3'	36:BA:1065:U:C5'	2.94	0.46
36:BA:2392:A:N3	36:BA:2392:A:H5'	2.30	0.46
36:BA:2801(A):A:H5'	36:BA:2802:G:H8	1.78	0.46
38:BC:130:ILE:HG22	38:BC:130:ILE:O	2.14	0.46
40:BE:40:GLU:O	40:BE:41:LYS:HB3	2.16	0.46
43:BH:157:TYR:O	43:BH:158:HIS:CG	2.68	0.46
46:BN:34:LEU:HD11	46:BN:116:LEU:HB3	1.97	0.46
52:BT:3:ARG:HH11	52:BT:6:LEU:HD13	1.80	0.46
52:BT:92:GLY:O	52:BT:93:ARG:C	2.54	0.46
54:BV:47:VAL:O	54:BV:49:THR:O	2.34	0.46
57:BY:73:ARG:O	57:BY:74:PRO:O	2.33	0.46
58:BZ:28:MET:O	58:BZ:34:ASN:HA	2.15	0.46
58:BZ:150:LEU:HD21	58:BZ:172:ALA:HB3	1.97	0.46
1:CA:542:G:P	4:CD:10:ARG:NH2	2.88	0.46
1:CA:617:G:H4'	16:CP:44:THR:O	2.16	0.46
1:CA:973:G:C4	10:CJ:55:LYS:HE2	2.51	0.46
2:CB:7:VAL:O	2:CB:11:LEU:CB	2.60	0.46
2:CB:18:GLY:O	2:CB:19:HIS:HB2	2.16	0.46
4:CD:187:ARG:HG2	4:CD:188:LEU:N	2.31	0.46
10:CJ:29:ARG:O	10:CJ:29:ARG:HG2	2.16	0.46
10:CJ:33:GLN:H	10:CJ:75:ILE:HD11	1.81	0.46

Continued on next page...

Continued from previous page...

Atom-1	Atom-2	Interatomic distance (Å)	Clash overlap (Å)
11:CK:48:ILE:HD11	11:CK:67:ASP:HB2	1.96	0.46
19:CS:43:GLU:C	19:CS:45:VAL:N	2.69	0.46
22:CV:59:U:H2'	22:CV:60:U:C6	2.50	0.46
23:CX:11:U:C2'	23:CX:12:A:OP1	2.64	0.46
24:CY:5:G:H5'	24:CY:5:G:H8	1.79	0.46
25:CZ:193:ASN:O	25:CZ:195:TRP:N	2.48	0.46
28:D2:47:ASN:CB	28:D2:51:ARG:HG3	2.43	0.46
28:D2:67:LYS:HE2	28:D2:71:ASN:HD22	1.79	0.46
29:D3:47:VAL:HG11	29:D3:56:VAL:HG21	1.98	0.46
36:DA:7:G:H2'	36:DA:8:A:C8	2.51	0.46
36:DA:1598:C:O2	36:DA:1598:C:H2'	2.16	0.46
36:DA:2101:G:H3'	36:DA:2102:U:H5''	1.97	0.46
36:DA:2474:C:O2	36:DA:2474:C:H2'	2.15	0.46
36:DA:2758:A:C2	36:DA:2759:G:H1'	2.50	0.46
36:DA:2787:C:H1'	40:DE:61:ARG:CD	2.46	0.46
37:DB:8:U:H6	37:DB:8:U:C5'	2.15	0.46
38:DC:78:ALA:H	38:DC:115:ALA:CB	2.28	0.46
38:DC:189:ILE:O	38:DC:193:ILE:HG13	2.16	0.46
39:DD:30:GLU:HA	39:DD:83:GLU:OE1	2.16	0.46
41:DF:177:ALA:HB1	41:DF:178:PRO:CD	2.44	0.46
43:DH:88:LEU:HD13	43:DH:130:ARG:HG2	1.97	0.46
46:DN:96:GLU:O	46:DN:100:GLU:HG3	2.15	0.46
49:DQ:67:ARG:NH1	49:DQ:102:VAL:HB	2.30	0.46
53:DU:11:ARG:O	53:DU:15:LYS:HG2	2.15	0.46
53:DU:76:TYR:C	53:DU:76:TYR:CD1	2.89	0.46
58:DZ:103:ARG:CG	58:DZ:138:GLU:HG2	2.45	0.46
1:AA:266:G:O2'	1:AA:267:C:OP2	2.29	0.46
1:AA:312:C:H2'	1:AA:313:A:C8	2.51	0.46
1:AA:516:U:C4	1:AA:517:G:C6	3.04	0.46
3:AC:107:GLN:NE2	3:AC:107:GLN:H	2.13	0.46
4:AD:5:ILE:O	4:AD:5:ILE:HG22	2.14	0.46
4:AD:119:GLN:HG3	4:AD:123:HIS:CD2	2.50	0.46
5:AE:24:ARG:NH1	23:AX:27:A:N3	2.63	0.46
6:AF:38:GLU:O	6:AF:39:LYS:C	2.53	0.46
9:AI:114:TYR:CE2	10:AJ:59:SER:HA	2.44	0.46
11:AK:125:PHE:C	11:AK:127:LYS:H	2.18	0.46
19:AS:51:VAL:O	19:AS:57:HIS:HA	2.16	0.46
20:AT:53:LEU:HD12	20:AT:53:LEU:N	2.31	0.46
20:AT:53:LEU:HD22	20:AT:100:ILE:O	2.16	0.46
22:AW:4:C:N4	22:AW:5:G:O6	2.49	0.46
25:AZ:355:LEU:CD2	25:AZ:370:PHE:CD2	2.98	0.46

Continued on next page...

Continued from previous page...

Atom-1	Atom-2	Interatomic distance (Å)	Clash overlap (Å)
25:AZ:372:VAL:HG12	25:AZ:373:GLU:N	2.31	0.46
25:AZ:378:VAL:O	25:AZ:380:LEU:HG	2.16	0.46
31:B5:51:TYR:N	31:B5:56:LYS:NZ	2.64	0.46
32:B6:45:LYS:HB3	32:B6:45:LYS:HZ2	1.80	0.46
36:BA:192:C:O2'	36:BA:802:A:N3	2.44	0.46
36:BA:649:G:H2'	36:BA:650:C:C6	2.51	0.46
36:BA:812:C:H5'	48:BP:25:SER:HA	1.97	0.46
36:BA:1464:C:C2	36:BA:1465:G:C8	3.04	0.46
36:BA:1803:A:O3'	39:BD:259:THR:HG22	2.16	0.46
36:BA:2171:A:O2'	36:BA:2172:U:C5	2.67	0.46
36:BA:2312:U:H5'	42:BG:73:ALA:HA	1.98	0.46
39:BD:27:THR:HG21	39:BD:81:ALA:HB3	1.97	0.46
40:BE:96:PHE:O	40:BE:175:VAL:HG11	2.16	0.46
40:BE:167:VAL:HG11	40:BE:188:VAL:HA	1.98	0.46
41:BF:84:VAL:C	41:BF:86:GLY:H	2.19	0.46
41:BF:167:ALA:O	41:BF:168:ARG:C	2.54	0.46
47:BO:87:ILE:HG21	47:BO:91:LEU:HA	1.96	0.46
48:BP:84:ASN:HA	48:BP:116:GLY:CA	2.45	0.46
48:BP:95:VAL:O	48:BP:125:VAL:HA	2.16	0.46
52:BT:23:ARG:HA	52:BT:52:ILE:HD11	1.98	0.46
52:BT:28:VAL:CG1	52:BT:88:ILE:HD11	2.46	0.46
53:BU:66:ASN:ND2	53:BU:76:TYR:N	2.64	0.46
53:BU:76:TYR:CD1	53:BU:76:TYR:C	2.88	0.46
56:BX:27:THR:HG22	56:BX:80:ILE:CB	2.46	0.46
1:CA:375:U:OP1	16:CP:69:THR:HG21	2.16	0.46
1:CA:473:G:H2'	1:CA:474:G:C8	2.48	0.46
1:CA:976:G:H5'	1:CA:1358:U:O2'	2.16	0.46
1:CA:1065:U:H6	1:CA:1190:G:N2	2.13	0.46
1:CA:1216:G:H5'	14:CN:5:ALA:HB2	1.98	0.46
1:CA:1347:G:O2'	1:CA:1348:U:P	2.74	0.46
2:CB:25:ASN:O	2:CB:27:LYS:N	2.49	0.46
2:CB:127:ILE:HG22	2:CB:128:GLU:N	2.31	0.46
4:CD:171:GLY:C	4:CD:173:TRP:H	2.19	0.46
4:CD:200:GLU:C	4:CD:202:LEU:H	2.19	0.46
9:CI:118:LYS:O	9:CI:119:ALA:CB	2.64	0.46
25:CZ:28:THR:HG23	25:CZ:79:HIS:CE1	2.50	0.46
25:CZ:104:LEU:CD2	25:CZ:120:ILE:HD11	2.45	0.46
25:CZ:324:LYS:HD3	25:CZ:365:GLY:CA	2.42	0.46
26:D0:43:THR:HG22	36:DA:2331:G:O3'	2.16	0.46
27:D1:35:THR:HG22	36:DA:2433:A:C2	2.51	0.46
36:DA:83:G:O2'	36:DA:84:A:C8	2.59	0.46

Continued on next page...

Continued from previous page...

Atom-1	Atom-2	Interatomic distance (Å)	Clash overlap (Å)
36:DA:590:A:H2'	36:DA:591:C:C6	2.51	0.46
36:DA:1786:A:H2	36:DA:2606:C:H1'	1.79	0.46
36:DA:2133:G:C2	36:DA:2157:G:O6	2.69	0.46
37:DB:56:G:H4'	37:DB:57:A:H8	1.80	0.46
38:DC:74:VAL:CG1	38:DC:75:LEU:N	2.78	0.46
40:DE:48:GLN:HA	40:DE:80:GLU:HA	1.97	0.46
46:DN:58:ASP:C	46:DN:60:ILE:N	2.62	0.46
46:DN:120:LEU:C	46:DN:121:LYS:HD2	2.35	0.46
50:DR:10:LEU:O	50:DR:11:ASN:HB2	2.15	0.46
50:DR:29:LEU:HD11	50:DR:52:ILE:CD1	2.45	0.46
52:DT:23:ARG:HA	52:DT:52:ILE:HD11	1.98	0.46
53:DU:61:TRP:CD2	53:DU:94:ASN:HA	2.51	0.46
1:AA:397:A:C8	1:AA:548:G:OP2	2.69	0.46
1:AA:414:A:H2'	1:AA:415:A:O4'	2.15	0.46
1:AA:987:G:O2'	1:AA:988:G:H5'	2.15	0.46
1:AA:1442(A):G:O2'	1:AA:1442(B):A:OP1	2.31	0.46
1:AA:1499:A:O2'	1:AA:1500:A:H5'	2.16	0.46
3:AC:60:ALA:H	3:AC:63:ASN:HD21	1.64	0.46
4:AD:187:ARG:HG2	4:AD:188:LEU:N	2.30	0.46
5:AE:6:PHE:CD1	5:AE:6:PHE:N	2.83	0.46
5:AE:152:ARG:HB3	8:AH:43:GLY:HA3	1.98	0.46
20:AT:98:PRO:O	20:AT:99:LEU:O	2.33	0.46
22:AW:1:G:C2	22:AW:73:A:C2	3.04	0.46
24:AY:3:G:H5'	24:AY:3:G:C8	2.48	0.46
26:B0:10:THR:CG2	26:B0:11:ARG:N	2.79	0.46
31:B5:42:PRO:HB2	36:BA:2815:C:O2'	2.16	0.46
34:B8:50:LEU:C	34:B8:53:PRO:CD	2.84	0.46
34:B8:62:LEU:H	34:B8:62:LEU:HG	1.55	0.46
36:BA:321:G:OP2	41:BF:135:LYS:HD3	2.16	0.46
36:BA:339:U:O2'	36:BA:340:A:H5'	2.15	0.46
36:BA:442:G:O4'	41:BF:46:ARG:HD3	2.15	0.46
36:BA:1009:A:OP2	46:BN:37:LYS:NZ	2.38	0.46
36:BA:1010:A:H1'	36:BA:1153:C:C1'	2.46	0.46
36:BA:1208:C:O2	36:BA:1208:C:C2'	2.64	0.46
36:BA:1469:A:O2'	36:BA:1470:G:H5'	2.16	0.46
36:BA:1983:C:O2'	36:BA:1984:G:H5'	2.16	0.46
36:BA:2219:G:C2'	36:BA:2220:G:H5'	2.46	0.46
39:BD:98:VAL:HG12	39:BD:98:VAL:O	2.16	0.46
39:BD:276:LYS:HE2	39:BD:276:LYS:CA	2.46	0.46
40:BE:65:GLY:HA2	40:BE:70:ALA:CB	2.45	0.46
40:BE:114:ALA:HB3	40:BE:160:TYR:HB3	1.98	0.46

Continued on next page...

Continued from previous page...

Atom-1	Atom-2	Interatomic distance (Å)	Clash overlap (Å)
40:BE:117:MET:HA	40:BE:122:PHE:N	2.29	0.46
47:BO:97:ARG:HH21	47:BO:99:PHE:HE1	1.64	0.46
49:BQ:1:MET:HE2	49:BQ:44:ALA:O	2.15	0.46
55:BW:4:LYS:CG	55:BW:5:ALA:N	2.77	0.46
55:BW:75:TYR:N	55:BW:75:TYR:CD1	2.84	0.46
56:BX:14:SER:H	56:BX:17:ALA:HB3	1.80	0.46
1:CA:414:A:H2'	1:CA:415:A:O4'	2.16	0.46
1:CA:593:G:O2'	1:CA:594:G:H5'	2.16	0.46
1:CA:1281:U:C5'	1:CA:1282:C:H5	2.09	0.46
2:CB:7:VAL:HG13	2:CB:11:LEU:HD12	1.97	0.46
3:CC:30:ARG:HH21	3:CC:31:HIS:HE1	1.62	0.46
4:CD:126:ILE:CG2	4:CD:127:THR:N	2.79	0.46
5:CE:6:PHE:CD1	5:CE:6:PHE:N	2.84	0.46
5:CE:82:VAL:HG21	5:CE:138:ALA:HA	1.97	0.46
8:CH:4:ASP:OD2	8:CH:7:ALA:HB2	2.16	0.46
8:CH:30:ARG:CZ	8:CH:30:ARG:HB3	2.45	0.46
10:CJ:35:SER:O	10:CJ:36:GLY:O	2.34	0.46
11:CK:127:LYS:O	11:CK:129:SER:N	2.48	0.46
12:CL:34:ARG:HG2	12:CL:35:GLY:N	2.30	0.46
12:CL:43:VAL:HG21	12:CL:93:LEU:HD22	1.96	0.46
12:CL:57:LYS:HA	12:CL:67:THR:HA	1.97	0.46
12:CL:102:ARG:NH1	12:CL:102:ARG:CG	2.75	0.46
19:CS:16:LEU:HB3	19:CS:20:LEU:HG	1.96	0.46
19:CS:29:ARG:O	19:CS:31:ILE:HG22	2.15	0.46
22:CV:18:G:H2'	22:CV:57:G:N2	2.31	0.46
24:CY:21:A:H5'	24:CY:22:G:OP1	2.16	0.46
25:CZ:191:GLY:HA3	25:CZ:197:ASP:OD2	2.15	0.46
36:DA:648:G:O2'	36:DA:649:G:H5'	2.16	0.46
36:DA:774:A:H2	36:DA:787:U:O2'	1.99	0.46
36:DA:994:C:OP1	53:DU:53:ARG:NH2	2.49	0.46
36:DA:1064:C:C3'	36:DA:1065:U:C5'	2.94	0.46
36:DA:1064:C:H3'	36:DA:1065:U:C5'	2.46	0.46
36:DA:1453:U:O4'	50:DR:63:ARG:HD3	2.16	0.46
36:DA:2298:A:H2'	36:DA:2299:G:O4'	2.15	0.46
36:DA:2360:A:O2'	36:DA:2361:A:C5'	2.64	0.46
36:DA:2762:G:H2'	36:DA:2763:G:C5'	2.45	0.46
39:DD:186:HIS:HD2	39:DD:188:GLU:HB2	1.79	0.46
42:DG:30:GLU:O	42:DG:31:VAL:HB	2.16	0.46
43:DH:55:PRO:HG2	43:DH:61:HIS:HD2	1.81	0.46
46:DN:5:VAL:HG12	46:DN:7:LYS:HG3	1.97	0.46
48:DP:7:ARG:HB3	48:DP:8:PRO:CD	2.46	0.46

Continued on next page...

Continued from previous page...

Atom-1	Atom-2	Interatomic distance (Å)	Clash overlap (Å)
48:DP:7:ARG:HB3	48:DP:8:PRO:HD3	1.98	0.46
48:DP:57:THR:OG1	48:DP:58:THR:N	2.48	0.46
48:DP:83:VAL:HG23	48:DP:105:LEU:CD2	2.46	0.46
48:DP:84:ASN:HA	48:DP:116:GLY:CA	2.46	0.46
51:DS:28:VAL:CG1	51:DS:29:PHE:H	2.25	0.46
52:DT:101:PHE:HE2	52:DT:113:LYS:HG2	1.80	0.46
54:DV:47:VAL:O	54:DV:47:VAL:HG23	2.16	0.46
55:DW:4:LYS:CG	55:DW:5:ALA:N	2.78	0.46
57:DY:28:LYS:HD2	57:DY:37:VAL:HG21	1.97	0.46
57:DY:36:ALA:HB2	57:DY:68:HIS:HA	1.96	0.46
57:DY:81:LYS:NZ	57:DY:99:CYS:SG	2.85	0.46
58:DZ:30:ASN:HD22	58:DZ:31:ARG:N	2.13	0.46
1:AA:519:C:H2'	1:AA:520:A:O4'	2.16	0.46
1:AA:963:G:N2	10:AJ:55:LYS:CE	2.71	0.46
1:AA:1242:C:O2'	1:AA:1243:C:H5'	2.16	0.46
9:AI:56:LEU:H	9:AI:56:LEU:CD2	2.29	0.46
11:AK:48:ILE:HD11	11:AK:67:ASP:HB2	1.98	0.46
11:AK:59:TYR:O	11:AK:62:GLN:HB3	2.15	0.46
11:AK:126:ARG:C	11:AK:128:ALA:N	2.68	0.46
12:AL:51:ALA:O	12:AL:52:LEU:HD22	2.15	0.46
20:AT:50:GLU:HB2	20:AT:99:LEU:HD13	1.98	0.46
24:AY:62:U:H2'	24:AY:63:C:O4'	2.16	0.46
25:AZ:25:THR:HB	60:AZ:501:GDP:O2B	2.15	0.46
25:AZ:300:ARG:C	25:AZ:302:GLN:H	2.18	0.46
31:B5:4:HIS:C	36:BA:2056:G:N2	2.68	0.46
31:B5:22:HIS:HE1	36:BA:2624:G:H1'	1.81	0.46
32:B6:19:ARG:CG	32:B6:20:ASN:N	2.53	0.46
35:B9:17:ILE:HG22	35:B9:18:ARG:H	1.81	0.46
36:BA:64:A:H5'	56:BX:64:LYS:HE3	1.98	0.46
36:BA:135:G:O2'	36:BA:136:G:H5'	2.15	0.46
36:BA:363(F):A:O2'	36:BA:364:C:C5	2.69	0.46
36:BA:481:G:H1'	36:BA:506:G:N2	2.30	0.46
36:BA:878:A:H2'	36:BA:879:G:O4'	2.16	0.46
36:BA:1600:C:C2'	36:BA:1601:G:H5'	2.45	0.46
36:BA:2176:A:H4'	38:BC:213:TYR:CD1	2.51	0.46
36:BA:2416:C:H2'	36:BA:2417:C:C6	2.51	0.46
36:BA:2537:U:H2'	36:BA:2538:C:C6	2.50	0.46
36:BA:2886:G:H2'	36:BA:2887:U:H6	1.80	0.46
37:BB:96:U:H2'	37:BB:97:G:C8	2.50	0.46
49:BQ:60:ARG:HH11	49:BQ:60:ARG:CB	2.10	0.46
56:BX:64:LYS:HD3	56:BX:73:ARG:NH2	2.31	0.46

Continued on next page...

Continued from previous page...

Atom-1	Atom-2	Interatomic distance (Å)	Clash overlap (Å)
1:CA:376:G:P	16:CP:67:THR:HG21	2.56	0.46
1:CA:519:C:H2'	1:CA:520:A:O4'	2.15	0.46
1:CA:555:C:H2'	1:CA:556:C:H6	1.80	0.46
1:CA:826:C:H2'	1:CA:827:U:H6	1.81	0.46
1:CA:972:C:H4'	10:CJ:57:LYS:HB2	1.98	0.46
1:CA:1241:G:H2'	1:CA:1242:C:C6	2.51	0.46
1:CA:1373:G:H5''	7:CG:36:LYS:HB2	1.98	0.46
2:CB:122:PHE:HA	2:CB:127:ILE:HD11	1.98	0.46
7:CG:69:VAL:HG21	7:CG:104:LEU:CD1	2.45	0.46
8:CH:53:VAL:HB	8:CH:58:TYR:CD1	2.50	0.46
11:CK:99:GLN:HG2	11:CK:105:VAL:HG21	1.98	0.46
13:CM:84:ILE:HG22	13:CM:84:ILE:O	2.16	0.46
19:CS:29:ARG:NH1	19:CS:30:LEU:HB2	2.31	0.46
22:CW:18:G:N1	22:CW:55:U:H1'	2.10	0.46
22:CW:71:G:O2'	36:DA:1851:U:O2'	2.20	0.46
22:CW:74:C:O2'	22:CW:75:C:H5'	2.16	0.46
28:D2:25:VAL:HA	28:D2:29:LYS:HG2	1.97	0.46
31:D5:22:HIS:HE1	36:DA:2624:G:H1'	1.80	0.46
36:DA:271(K):U:H3'	36:DA:271(L):U:H5'	1.97	0.46
36:DA:370:G:C6	36:DA:424:G:N7	2.84	0.46
36:DA:380:U:H2'	36:DA:381:G:H8	1.81	0.46
36:DA:453:C:H4'	36:DA:472:A:N6	2.31	0.46
36:DA:1221:C:H2'	36:DA:1221(A):C:C6	2.51	0.46
36:DA:1297:C:O2'	36:DA:1298:C:H5'	2.16	0.46
36:DA:1449:A:N3	36:DA:1529:G:H1'	2.31	0.46
36:DA:1657:C:H2'	36:DA:1658:C:C6	2.51	0.46
36:DA:2121:G:N1	36:DA:2176:A:C2	2.77	0.46
36:DA:2580:U:H4'	40:DE:130:GLY:CA	2.45	0.46
36:DA:2602:A:H4'	36:DA:2603:G:C5'	2.45	0.46
40:DE:47:VAL:HG23	40:DE:84:PHE:O	2.16	0.46
40:DE:176:ILE:CG2	40:DE:178:GLU:HB3	2.45	0.46
41:DF:32:LEU:O	41:DF:32:LEU:HD23	2.16	0.46
42:DG:47:LYS:NZ	42:DG:81:LYS:HB3	2.31	0.46
43:DH:50:VAL:HG12	43:DH:51:ARG:N	2.30	0.46
48:DP:6:LEU:H	48:DP:6:LEU:CD2	2.26	0.46
48:DP:84:ASN:HA	48:DP:116:GLY:HA3	1.96	0.46
51:DS:89:ARG:CB	51:DS:92:TYR:HB3	2.41	0.46
52:DT:57:PHE:HE1	52:DT:79:HIS:HD1	1.64	0.46
54:DV:29:PRO:HA	54:DV:61:VAL:O	2.16	0.46
54:DV:91:TYR:N	54:DV:91:TYR:CD1	2.83	0.46
1:AA:678:U:H2'	1:AA:679:C:C6	2.49	0.45

Continued on next page...

Continued from previous page...

Atom-1	Atom-2	Interatomic distance (Å)	Clash overlap (Å)
1:AA:978:A:C5	1:AA:1319:A:C2	3.04	0.45
1:AA:1097:C:O2'	1:AA:1098:C:H5'	2.16	0.45
1:AA:1392:G:N2	1:AA:1502:A:C8	2.83	0.45
1:AA:1399:C:C2	1:AA:1502:A:N6	2.84	0.45
3:AC:50:ALA:O	3:AC:70:VAL:CG1	2.63	0.45
4:AD:135:LEU:N	4:AD:135:LEU:HD13	2.32	0.45
4:AD:149:ALA:HB3	4:AD:152:SER:OG	2.16	0.45
5:AE:6:PHE:HB2	5:AE:34:VAL:HG22	1.98	0.45
12:AL:34:ARG:HG2	12:AL:35:GLY:N	2.31	0.45
19:AS:43:GLU:C	19:AS:45:VAL:N	2.69	0.45
25:AZ:143:ASP:HB3	25:AZ:146:LEU:HB2	1.98	0.45
25:AZ:162:GLU:OE2	61:AZ:502:KIR:H151	2.15	0.45
36:BA:336:C:H4'	57:BY:7:VAL:HG21	1.96	0.45
36:BA:445:C:O2'	36:BA:446:G:H5'	2.16	0.45
36:BA:1023:U:H2'	36:BA:1024:G:H5'	1.97	0.45
36:BA:1526:G:H2'	36:BA:1527:G:O4'	2.17	0.45
36:BA:1528(A):A:N6	36:BA:1541:G:C2	2.84	0.45
36:BA:1996:C:H5	47:BO:32:TYR:OH	1.99	0.45
36:BA:2121:G:H22	36:BA:2176:A:H2	1.61	0.45
36:BA:2583:G:H2'	36:BA:2584:U:O2	2.16	0.45
36:BA:2649:U:H2'	36:BA:2650:U:C6	2.51	0.45
39:BD:95:LEU:HD12	39:BD:103:ARG:O	2.16	0.45
40:BE:16:ARG:NH1	40:BE:171:GLU:OE1	2.49	0.45
41:BF:68:LYS:HB3	41:BF:69:HIS:CD2	2.50	0.45
42:BG:10:LYS:O	42:BG:15:VAL:HG23	2.16	0.45
42:BG:28:VAL:O	42:BG:28:VAL:HG12	2.16	0.45
45:BK:97:UNK:CB	45:BK:134:UNK:HA	2.46	0.45
47:BO:69:ILE:HG13	47:BO:77:ILE:O	2.15	0.45
51:BS:83:LYS:CG	51:BS:105:ALA:HB3	2.42	0.45
51:BS:106:ARG:HH11	51:BS:108:GLY:H	1.59	0.45
52:BT:32:TYR:HD2	52:BT:81:PRO:HB2	1.78	0.45
54:BV:29:PRO:HA	54:BV:61:VAL:O	2.16	0.45
1:CA:320:C:H2'	1:CA:321:A:C8	2.51	0.45
1:CA:1030:C:H41	1:CA:1032:G:N2	2.07	0.45
3:CC:79:ARG:HB2	3:CC:79:ARG:NH1	2.29	0.45
3:CC:159:GLY:O	3:CC:160:ALA:C	2.53	0.45
4:CD:3:ARG:HH11	4:CD:3:ARG:HG2	1.81	0.45
10:CJ:81:THR:C	10:CJ:83:GLU:N	2.69	0.45
12:CL:33:ARG:HD3	12:CL:62:SER:CB	2.45	0.45
12:CL:75:HIS:HA	12:CL:102:ARG:HH22	1.79	0.45
22:CW:76:A:N6	36:DA:2422:A:O4'	2.49	0.45

Continued on next page...

Continued from previous page...

Atom-1	Atom-2	Interatomic distance (Å)	Clash overlap (Å)
24:CY:1:A:H2'	24:CY:2:G:C8	2.50	0.45
25:CZ:90:LYS:O	25:CZ:93:ILE:HG23	2.16	0.45
25:CZ:328:GLY:O	25:CZ:329:GLY:O	2.34	0.45
28:D2:33:MET:O	28:D2:36:ARG:N	2.46	0.45
34:D8:22:VAL:CG2	34:D8:53:PRO:HB2	2.47	0.45
36:DA:201:C:H2'	36:DA:202:U:H5'	1.99	0.45
36:DA:541:C:O2'	36:DA:542:C:H5'	2.16	0.45
36:DA:779:U:O2'	36:DA:780:G:H5'	2.16	0.45
36:DA:806:C:C5	48:DP:39:LYS:HE2	2.51	0.45
36:DA:1058:G:C3'	36:DA:1059:G:H5''	2.46	0.45
36:DA:1270:C:H5''	36:DA:1271:G:C5'	2.45	0.45
36:DA:1286:A:N6	36:DA:1289:C:C2	2.85	0.45
36:DA:1493:C:H2'	36:DA:1493:C:O2	2.15	0.45
36:DA:2305:A:C3'	36:DA:2306:C:H5''	2.43	0.45
36:DA:2537:U:H2'	36:DA:2538:C:C6	2.51	0.45
36:DA:2750:A:OP2	43:DH:62:LYS:HE2	2.16	0.45
37:DB:96:U:H2'	37:DB:97:G:C8	2.51	0.45
38:DC:66:HIS:CG	38:DC:184:LYS:HD2	2.51	0.45
39:DD:27:THR:CG2	39:DD:81:ALA:HB1	2.45	0.45
42:DG:71:THR:CB	42:DG:89:GLY:O	2.61	0.45
42:DG:172:LEU:O	42:DG:176:LEU:HB2	2.16	0.45
47:DO:103:ALA:HB1	47:DO:105:GLU:OE1	2.16	0.45
53:DU:47:TYR:O	53:DU:51:LYS:HG2	2.17	0.45
54:DV:60:GLU:O	54:DV:62:LEU:HD22	2.16	0.45
57:DY:31:LEU:HD23	57:DY:36:ALA:C	2.36	0.45
57:DY:87:LYS:HG3	57:DY:88:LYS:N	2.26	0.45
1:AA:59:A:H2'	1:AA:59:A:N3	2.31	0.45
1:AA:427:U:OP1	4:AD:13:ARG:NH2	2.49	0.45
1:AA:1308:U:OP2	13:AM:99:ARG:HG3	2.16	0.45
4:AD:60:GLU:HA	4:AD:60:GLU:OE1	2.17	0.45
5:AE:76:ILE:HG13	5:AE:93:PRO:HG3	1.99	0.45
9:AI:48:GLU:N	9:AI:49:PRO:CD	2.80	0.45
12:AL:110:VAL:HG21	12:AL:120:TYR:HB3	1.95	0.45
15:AO:21:ASP:OD1	15:AO:21:ASP:C	2.52	0.45
25:AZ:11:HIS:O	25:AZ:12:VAL:HG13	2.17	0.45
25:AZ:147:LEU:H	25:AZ:147:LEU:HD22	1.81	0.45
25:AZ:325:LYS:HE3	25:AZ:331:HIS:CG	2.52	0.45
25:AZ:375:ILE:HG13	25:AZ:376:LYS:HG3	1.98	0.45
30:B4:7:PRO:O	30:B4:8:LYS:CB	2.64	0.45
31:B5:48:GLU:O	31:B5:49:CYS:CB	2.64	0.45
32:B6:52:VAL:O	32:B6:53:LYS:O	2.34	0.45

Continued on next page...

Continued from previous page...

Atom-1	Atom-2	Interatomic distance (Å)	Clash overlap (Å)
36:BA:271(F):C:O2'	36:BA:271(G):C:H5'	2.16	0.45
36:BA:481:G:P	57:BY:47:LYS:HD3	2.56	0.45
36:BA:1259:G:O2'	36:BA:1260:G:H5'	2.16	0.45
36:BA:1272:A:C2	36:BA:1618:A:C2	3.05	0.45
36:BA:1493:C:O2	36:BA:1493:C:H2'	2.16	0.45
36:BA:2032:G:OP2	36:BA:2454:G:O2'	2.30	0.45
36:BA:2584:U:O2	36:BA:2584:U:O4'	2.34	0.45
40:BE:52:LEU:CD1	52:BT:1:MET:HG2	2.36	0.45
42:BG:63:ILE:HG22	42:BG:143:GLU:CB	2.40	0.45
46:BN:63:THR:O	46:BN:64:GLY:O	2.34	0.45
47:BO:105:GLU:O	47:BO:109:LYS:HG2	2.16	0.45
48:BP:83:VAL:HG23	48:BP:105:LEU:CD2	2.46	0.45
52:BT:101:PHE:HE2	52:BT:113:LYS:HG2	1.82	0.45
52:BT:126:ALA:O	52:BT:128:GLU:HG3	2.17	0.45
56:BX:12:VAL:HA	56:BX:27:THR:O	2.15	0.45
57:BY:95:LYS:HG3	57:BY:99:CYS:O	2.17	0.45
1:CA:1442(B):A:C2	52:DT:118:ARG:CZ	2.99	0.45
3:CC:82:GLU:N	3:CC:82:GLU:OE1	2.49	0.45
4:CD:122:ARG:HD2	4:CD:122:ARG:HA	1.83	0.45
5:CE:20:GLN:HE21	5:CE:20:GLN:HB3	1.53	0.45
7:CG:75:VAL:HG13	7:CG:145:ALA:HB2	1.98	0.45
10:CJ:16:LEU:HD11	10:CJ:70:ARG:CG	2.46	0.45
10:CJ:58:ASP:O	10:CJ:59:SER:HB3	2.16	0.45
13:CM:2:ALA:HB1	13:CM:4:ILE:CD1	2.46	0.45
24:CY:76:A:C8	25:CZ:231:ILE:HG12	2.50	0.45
25:CZ:64:ASN:N	25:CZ:83:PRO:HG2	2.31	0.45
25:CZ:372:VAL:HG12	25:CZ:373:GLU:N	2.30	0.45
28:D2:29:LYS:HZ2	28:D2:32:LEU:HD11	1.80	0.45
32:D6:13:CYS:HA	32:D6:50:ARG:O	2.17	0.45
34:D8:49:VAL:CG1	34:D8:53:PRO:HD3	2.44	0.45
36:DA:189:G:H2'	36:DA:205:G:N2	2.32	0.45
36:DA:478:A:C6	36:DA:480:A:C6	3.04	0.45
36:DA:652:C:O2'	36:DA:653:A:O5'	2.33	0.45
36:DA:729:G:C8	39:DD:208:LYS:HD2	2.51	0.45
36:DA:845:G:O2'	36:DA:846:C:H5	2.00	0.45
36:DA:1019:U:C2'	36:DA:1021:A:C2	2.99	0.45
36:DA:2762:G:H2'	36:DA:2763:G:O4'	2.16	0.45
39:DD:147:LEU:HD12	39:DD:147:LEU:HA	1.80	0.45
40:DE:47:VAL:HG21	40:DE:86:PRO:HD2	1.98	0.45
40:DE:111:ARG:CB	50:DR:2:ARG:NH1	2.72	0.45
41:DF:142:TRP:C	41:DF:142:TRP:CE3	2.90	0.45

Continued on next page...

Continued from previous page...

Atom-1	Atom-2	Interatomic distance (Å)	Clash overlap (Å)
41:DF:171:PRO:C	41:DF:173:VAL:H	2.20	0.45
42:DG:41:GLN:HE21	42:DG:155:MET:HB3	1.81	0.45
42:DG:96:ARG:O	42:DG:98:ARG:N	2.49	0.45
46:DN:9:VAL:HG12	46:DN:10:GLU:H	1.80	0.45
46:DN:16:ILE:HG23	46:DN:54:VAL:HG22	1.98	0.45
48:DP:80:TYR:CD1	48:DP:111:ARG:CB	2.98	0.45
49:DQ:39:PRO:O	49:DQ:40:ALA:HB2	2.16	0.45
52:DT:10:VAL:O	52:DT:12:SER:N	2.47	0.45
52:DT:30:VAL:HA	52:DT:43:GLN:O	2.16	0.45
56:DX:28:PHE:CE2	56:DX:92:LEU:HD11	2.50	0.45
4:AD:12:CYS:SG	4:AD:31:CYS:SG	3.14	0.45
4:AD:20:TYR:HD1	4:AD:26:CYS:O	1.99	0.45
5:AE:112:LEU:HA	5:AE:112:LEU:HD23	1.71	0.45
6:AF:76:ALA:O	6:AF:80:ARG:HG3	2.17	0.45
9:AI:5:TYR:CG	9:AI:6:GLY:N	2.85	0.45
10:AJ:8:LEU:CD2	10:AJ:96:ILE:HG22	2.46	0.45
17:AQ:83:ASP:CG	17:AQ:84:LEU:N	2.68	0.45
24:AY:21:A:H5'	24:AY:22:G:OP1	2.16	0.45
24:AY:25:C:C2'	24:AY:26:A:C5'	2.78	0.45
24:AY:76:A:C6	25:AZ:271:GLU:CD	2.89	0.45
25:AZ:155:ARG:HG2	25:AZ:165:GLY:O	2.16	0.45
25:AZ:191:GLY:HA3	25:AZ:197:ASP:OD2	2.16	0.45
25:AZ:251:ASP:HB2	25:AZ:267:VAL:CG1	2.47	0.45
27:B1:67:ILE:N	27:B1:68:PRO:CD	2.79	0.45
34:B8:18:ALA:HB2	36:BA:628:G:H5''	1.98	0.45
34:B8:23:VAL:HA	34:B8:47:LYS:O	2.15	0.45
36:BA:7:G:H2'	36:BA:8:A:C8	2.51	0.45
36:BA:221:A:O2'	36:BA:222:A:OP2	2.28	0.45
36:BA:603:A:H1'	36:BA:604:G:OP2	2.17	0.45
36:BA:860:U:O4'	36:BA:860:U:O2	2.31	0.45
36:BA:887:A:H2'	36:BA:887:A:N3	2.30	0.45
36:BA:958:U:H5''	49:BQ:14:ARG:HD2	1.99	0.45
36:BA:1331:A:C2'	36:BA:1332:G:H5''	2.45	0.45
36:BA:1479:G:H5'	36:BA:1558:A:C2	2.51	0.45
36:BA:1771:C:C1'	36:BA:1786:A:H8	2.30	0.45
36:BA:2298:A:H2'	36:BA:2299:G:O4'	2.17	0.45
36:BA:2657:A:H5'	36:BA:2658:C:OP2	2.16	0.45
37:BB:106:G:C5'	58:BZ:31:ARG:HG2	2.44	0.45
38:BC:118:ASP:CG	38:BC:119:VAL:H	2.20	0.45
41:BF:142:TRP:C	41:BF:142:TRP:CE3	2.89	0.45
46:BN:70:LYS:O	46:BN:86:PRO:HA	2.16	0.45

Continued on next page...

Continued from previous page...

Atom-1	Atom-2	Interatomic distance (Å)	Clash overlap (Å)
46:BN:99:LEU:O	46:BN:102:ALA:HB3	2.16	0.45
47:BO:26:LYS:HB2	47:BO:30:ALA:HB2	1.98	0.45
50:BR:21:TYR:HB3	50:BR:47:PHE:CD2	2.51	0.45
52:BT:117:ASP:OD2	52:BT:120:ARG:HG3	2.17	0.45
54:BV:17:GLY:O	54:BV:18:LEU:HD13	2.15	0.45
55:BW:17:VAL:O	55:BW:19:LEU:N	2.50	0.45
58:BZ:27:VAL:HG22	58:BZ:36:LYS:HA	1.99	0.45
58:BZ:100:VAL:O	58:BZ:124:ILE:HG12	2.16	0.45
1:CA:291:C:O2'	1:CA:292:G:H5'	2.17	0.45
1:CA:391:G:H5''	16:CP:8:ARG:NE	2.30	0.45
1:CA:775:G:O2'	1:CA:776:G:H5'	2.16	0.45
1:CA:1006:C:N4	1:CA:1024:G:H21	2.14	0.45
2:CB:39:ILE:CG2	2:CB:40:HIS:N	2.79	0.45
2:CB:97:TRP:CH2	2:CB:176:GLU:CD	2.87	0.45
5:CE:55:VAL:O	5:CE:55:VAL:HG12	2.15	0.45
6:CF:12:PRO:HG3	6:CF:55:ASP:CB	2.47	0.45
10:CJ:6:ILE:HG22	10:CJ:98:ILE:HD12	1.97	0.45
10:CJ:54:PHE:CE1	10:CJ:55:LYS:HE3	2.51	0.45
17:CQ:59:ILE:HG21	17:CQ:71:PHE:HB3	1.94	0.45
20:CT:84:LEU:C	20:CT:86:ARG:N	2.67	0.45
25:CZ:12:VAL:HG23	25:CZ:77:TYR:CD1	2.51	0.45
25:CZ:339:ARG:HE	25:CZ:352:VAL:CG2	2.29	0.45
26:D0:42:GLY:O	26:D0:57:PHE:CG	2.69	0.45
26:D0:43:THR:HG22	36:DA:2331:G:O2'	2.16	0.45
27:D1:78:LYS:HE2	27:D1:78:LYS:HB3	1.76	0.45
28:D2:21:LEU:O	28:D2:64:LEU:HD11	2.15	0.45
32:D6:53:LYS:HE2	32:D6:54:ILE:HG13	1.99	0.45
36:DA:171:G:O2'	36:DA:172:C:H5'	2.15	0.45
36:DA:227:A:C2	36:DA:2407:G:H1'	2.51	0.45
36:DA:812:C:H5'	48:DP:25:SER:HA	1.97	0.45
36:DA:848:G:O6	36:DA:928:G:H2'	2.16	0.45
36:DA:1036:G:O2'	36:DA:1037:G:H5'	2.17	0.45
36:DA:1301:A:HO2'	36:DA:1302:A:P	2.40	0.45
36:DA:2179:C:H4'	36:DA:2180:U:N3	2.30	0.45
36:DA:2289:G:H1'	36:DA:2346:A:H2	1.82	0.45
36:DA:2779:U:H1'	36:DA:2781:A:C5	2.52	0.45
36:DA:2788:C:O2'	36:DA:2809:A:N3	2.48	0.45
36:DA:2870:C:H2'	36:DA:2871:C:O4'	2.17	0.45
37:DB:29:A:H2'	37:DB:30:C:H6	1.81	0.45
37:DB:81:G:H2'	37:DB:82:G:H5'	1.98	0.45
42:DG:107:LEU:HD13	42:DG:178:PHE:CD1	2.52	0.45

Continued on next page...

Continued from previous page...

Atom-1	Atom-2	Interatomic distance (Å)	Clash overlap (Å)
46:DN:29:LYS:C	46:DN:31:ALA:N	2.69	0.45
46:DN:99:LEU:O	46:DN:102:ALA:HB3	2.16	0.45
47:DO:34:THR:OG1	47:DO:35:VAL:N	2.50	0.45
50:DR:2:ARG:HH11	50:DR:2:ARG:CG	2.29	0.45
51:DS:106:ARG:HH11	51:DS:106:ARG:CB	2.21	0.45
52:DT:33:LYS:HE2	52:DT:43:GLN:HE21	1.79	0.45
54:DV:80:GLN:HA	54:DV:80:GLN:OE1	2.15	0.45
1:AA:245:C:O2'	1:AA:246:A:P	2.75	0.45
1:AA:858:G:C5	1:AA:869:G:N7	2.82	0.45
1:AA:1004:A:C2'	1:AA:1005:A:H5'	2.47	0.45
1:AA:1309:G:O2'	1:AA:1310:G:H5'	2.17	0.45
2:AB:39:ILE:CG2	2:AB:40:HIS:N	2.79	0.45
2:AB:239:VAL:O	2:AB:240:GLN:CB	2.65	0.45
4:AD:145:GLU:O	4:AD:145:GLU:HG3	2.15	0.45
7:AG:69:VAL:HG21	7:AG:104:LEU:HD13	1.99	0.45
8:AH:126:LYS:O	8:AH:127:LEU:HD22	2.16	0.45
11:AK:17:GLY:O	11:AK:80:VAL:HA	2.17	0.45
12:AL:41:ARG:HB2	12:AL:41:ARG:NH1	2.31	0.45
12:AL:43:VAL:HG22	12:AL:55:VAL:CG1	2.47	0.45
13:AM:22:ILE:CB	13:AM:25:ILE:HD12	2.47	0.45
13:AM:89:GLY:O	13:AM:93:ARG:HD2	2.16	0.45
26:B0:41:ARG:O	26:B0:57:PHE:CD2	2.69	0.45
28:B2:52:ASP:OD1	28:B2:55:ARG:HD2	2.16	0.45
33:B7:21:ARG:HG2	33:B7:21:ARG:NH1	2.32	0.45
34:B8:6:THR:CB	34:B8:11:LYS:HZ1	2.26	0.45
35:B9:15:LYS:HB3	35:B9:15:LYS:HZ2	1.79	0.45
36:BA:257:A:H2'	36:BA:258:G:H5'	1.99	0.45
36:BA:271(U):G:H2'	36:BA:271(V):G:H8	1.81	0.45
36:BA:986:C:O2'	36:BA:987:G:H5'	2.17	0.45
36:BA:1884:A:C3'	36:BA:1885:A:H5''	2.46	0.45
36:BA:2485:G:O2'	36:BA:2486:G:H5'	2.16	0.45
36:BA:2787:C:H1'	40:BE:61:ARG:CD	2.47	0.45
36:BA:2864:G:OP1	52:BT:119:LYS:HD2	2.17	0.45
41:BF:81:PRO:C	41:BF:82:ILE:O	2.52	0.45
41:BF:171:PRO:C	41:BF:173:VAL:H	2.19	0.45
43:BH:55:PRO:HG2	43:BH:61:HIS:HD2	1.80	0.45
43:BH:84:SER:O	43:BH:85:LYS:HB3	2.16	0.45
46:BN:29:LYS:C	46:BN:31:ALA:N	2.70	0.45
48:BP:57:THR:OG1	48:BP:58:THR:N	2.49	0.45
49:BQ:43:THR:HB	49:BQ:45:GLN:HE21	1.81	0.45
52:BT:30:VAL:CG2	52:BT:84:GLN:HG3	2.47	0.45

Continued on next page...

Continued from previous page...

Atom-1	Atom-2	Interatomic distance (Å)	Clash overlap (Å)
53:BU:47:TYR:O	53:BU:51:LYS:HG2	2.16	0.45
1:CA:628:G:O2'	1:CA:629:G:H5'	2.17	0.45
1:CA:1222:G:OP1	19:CS:77:THR:HG21	2.15	0.45
2:CB:203:GLY:O	2:CB:204:ASN:C	2.55	0.45
2:CB:213:LEU:HD23	2:CB:213:LEU:O	2.17	0.45
2:CB:233:SER:HB2	2:CB:234:PRO:HD2	1.98	0.45
3:CC:165:THR:O	3:CC:165:THR:CG2	2.65	0.45
7:CG:54:THR:HG22	7:CG:56:GLN:N	2.05	0.45
22:CW:1:G:C2	22:CW:73:A:C2	3.05	0.45
24:CY:75:C:H5	25:CZ:232:THR:HB	1.78	0.45
25:CZ:31:LEU:HD23	25:CZ:199:ILE:HG23	1.98	0.45
36:DA:414:C:H1'	36:DA:1864:U:O2'	2.16	0.45
36:DA:975:C:OP2	36:DA:975:C:H4'	2.17	0.45
36:DA:1464:C:C2	36:DA:1465:G:C8	3.03	0.45
36:DA:1512:U:H2'	36:DA:1513:C:C6	2.51	0.45
36:DA:2540:C:H2'	36:DA:2541:A:O4'	2.17	0.45
36:DA:2572:A:N7	40:DE:145:LYS:HG2	2.32	0.45
36:DA:2848:G:C8	52:DT:97:ALA:HB2	2.51	0.45
38:DC:80:GLY:O	38:DC:83:ILE:HG13	2.16	0.45
39:DD:132:PRO:HG3	39:DD:190:TYR:CZ	2.51	0.45
41:DF:36:VAL:HA	41:DF:101:LEU:HD21	1.98	0.45
41:DF:37:VAL:HG11	48:DP:7:ARG:HH12	1.81	0.45
41:DF:65:TRP:CZ3	41:DF:72:ARG:HB2	2.51	0.45
41:DF:157:VAL:HG21	41:DF:194:MET:HG2	1.97	0.45
42:DG:107:LEU:O	42:DG:108:ASN:CB	2.64	0.45
49:DQ:81:VAL:HG12	49:DQ:82:ARG:O	2.17	0.45
52:DT:85:LYS:HB3	52:DT:85:LYS:HZ2	1.73	0.45
52:DT:90:GLN:C	52:DT:92:GLY:N	2.68	0.45
55:DW:50:VAL:HG22	55:DW:105:VAL:HG23	1.97	0.45
55:DW:107:LEU:N	55:DW:107:LEU:CD1	2.76	0.45
1:AA:390:C:H2'	1:AA:391:G:C8	2.52	0.45
1:AA:458:C:H2'	1:AA:460:G:C8	2.51	0.45
1:AA:818:G:O2'	1:AA:819:A:H5'	2.17	0.45
2:AB:103:THR:CG2	2:AB:176:GLU:HG2	2.46	0.45
4:AD:23:GLY:O	4:AD:27:TYR:HD2	1.99	0.45
4:AD:59:ARG:NH2	4:AD:62:GLN:HG3	2.29	0.45
7:AG:65:ALA:HB1	7:AG:127:ALA:CB	2.41	0.45
10:AJ:32:ALA:CB	10:AJ:76:ASN:H	2.29	0.45
16:AP:22:THR:HG23	16:AP:23:ASP:N	2.32	0.45
22:AV:14:A:H2'	22:AV:15:G:H5'	1.99	0.45
22:AV:57:G:C2'	22:AV:58:A:H5'	2.47	0.45

Continued on next page...

Continued from previous page...

Atom-1	Atom-2	Interatomic distance (Å)	Clash overlap (Å)
24:AY:52:A:O2'	24:AY:53:G:H5'	2.17	0.45
25:AZ:5:PHE:CD1	25:AZ:277:LEU:HD22	2.52	0.45
25:AZ:145:GLU:O	25:AZ:149:LEU:N	2.39	0.45
28:B2:7:ARG:N	28:B2:7:ARG:CD	2.80	0.45
33:B7:1:MET:HA	36:BA:1620:G:O4'	2.15	0.45
36:BA:811:U:OP2	48:BP:30:THR:HG23	2.16	0.45
36:BA:1045:A:N3	36:BA:1047:G:N2	2.65	0.45
36:BA:1199:U:H2'	36:BA:1200:C:C6	2.52	0.45
36:BA:1286:A:N6	36:BA:1289:C:C2	2.85	0.45
36:BA:2030:A:H5''	36:BA:2031:A:OP1	2.16	0.45
36:BA:2580:U:H5'	40:BE:131:ALA:CB	2.38	0.45
36:BA:2648:C:H2'	36:BA:2649:U:C6	2.51	0.45
38:BC:90:GLY:O	38:BC:157:LYS:HE3	2.17	0.45
38:BC:189:ILE:O	38:BC:193:ILE:HG13	2.16	0.45
39:BD:43:ARG:NH2	39:BD:44:ASN:ND2	2.55	0.45
40:BE:89:ASP:CG	40:BE:90:THR:H	2.19	0.45
41:BF:185:ASP:CA	41:BF:188:ARG:HG2	2.45	0.45
48:BP:92:GLU:HA	48:BP:123:LEU:HD11	1.97	0.45
54:BV:16:PRO:O	54:BV:96:ILE:HB	2.17	0.45
58:BZ:99:TYR:CD2	58:BZ:123:ASP:HB3	2.46	0.45
1:CA:627:G:HO2'	1:CA:628:G:H5'	1.81	0.45
1:CA:973:G:H3'	1:CA:974:A:H5''	1.97	0.45
1:CA:1315:U:O2	1:CA:1360:A:H2	1.99	0.45
2:CB:73:THR:HG22	2:CB:94:ASN:C	2.36	0.45
2:CB:204:ASN:HD22	2:CB:206:ASP:H	1.64	0.45
4:CD:5:ILE:O	4:CD:5:ILE:HG22	2.15	0.45
4:CD:91:SER:O	4:CD:92:VAL:C	2.53	0.45
7:CG:15:ASP:OD1	7:CG:16:LEU:N	2.48	0.45
7:CG:65:ALA:HB1	7:CG:127:ALA:CB	2.43	0.45
11:CK:126:ARG:C	11:CK:128:ALA:N	2.70	0.45
19:CS:36:ARG:NH1	19:CS:53:ASN:HA	2.31	0.45
19:CS:45:VAL:C	19:CS:47:HIS:H	2.20	0.45
25:CZ:34:VAL:C	25:CZ:36:ALA:H	2.19	0.45
25:CZ:385:ARG:HA	25:CZ:399:VAL:HA	1.98	0.45
32:D6:20:ASN:O	32:D6:21:TYR:CG	2.69	0.45
33:D7:12:ARG:O	33:D7:12:ARG:HG3	2.15	0.45
34:D8:33:ASN:HA	34:D8:36:LYS:HE3	1.97	0.45
36:DA:271(K):U:C3'	36:DA:271(L):U:H5'	2.47	0.45
36:DA:676:A:C8	36:DA:2443:C:H1'	2.51	0.45
36:DA:1103:A:H5''	36:DA:1104:C:H5	1.81	0.45
36:DA:1315:C:O2'	36:DA:1316:U:H5'	2.17	0.45

Continued on next page...

Continued from previous page...

Atom-1	Atom-2	Interatomic distance (Å)	Clash overlap (Å)
36:DA:2266:A:H4'	36:DA:2267:A:N3	2.32	0.45
36:DA:2579:C:C1'	40:DE:134:ILE:HD13	2.45	0.45
36:DA:2649:U:H2'	36:DA:2650:U:C6	2.52	0.45
36:DA:2824:C:H2'	36:DA:2825:C:O4'	2.16	0.45
38:DC:72:VAL:O	38:DC:72:VAL:HG13	2.17	0.45
38:DC:162:GLU:HG2	38:DC:163:PHE:N	2.31	0.45
39:DD:142:VAL:HG23	39:DD:193:VAL:HA	1.98	0.45
39:DD:276:LYS:HE2	39:DD:276:LYS:CA	2.46	0.45
40:DE:60:ASN:OD1	40:DE:62:PRO:HD2	2.16	0.45
41:DF:114:VAL:HG21	41:DF:202:PHE:CE2	2.51	0.45
42:DG:53:LEU:N	42:DG:53:LEU:HD22	2.32	0.45
42:DG:87:PRO:CG	42:DG:88:ILE:H	2.30	0.45
46:DN:27:ALA:HB3	46:DN:106:MET:HE1	1.98	0.45
47:DO:104:ARG:C	47:DO:106:LEU:N	2.69	0.45
48:DP:112:LEU:HD13	48:DP:112:LEU:O	2.16	0.45
50:DR:45:ARG:O	50:DR:46:GLY:C	2.53	0.45
50:DR:87:TYR:C	50:DR:89:ASP:N	2.70	0.45
51:DS:18:ILE:HD12	51:DS:18:ILE:H	1.80	0.45
58:DZ:79:ARG:HG2	58:DZ:79:ARG:O	2.17	0.45
1:AA:310:G:H2'	1:AA:311:C:H6	1.82	0.45
1:AA:1042:G:O2'	1:AA:1043:C:H5'	2.16	0.45
1:AA:1256:A:H2	1:AA:1278:U:H5'	1.80	0.45
4:AD:12:CYS:SG	4:AD:26:CYS:SG	3.15	0.45
9:AI:70:LYS:O	9:AI:73:GLN:HB2	2.17	0.45
10:AJ:94:VAL:HG12	10:AJ:95:GLU:H	1.80	0.45
13:AM:68:GLY:H	13:AM:71:ARG:CG	2.28	0.45
16:AP:22:THR:OG1	16:AP:26:ARG:HG3	2.16	0.45
17:AQ:10:VAL:HG23	17:AQ:54:GLY:H	1.80	0.45
19:AS:49:ILE:O	19:AS:60:VAL:HG12	2.16	0.45
22:AV:5:G:H5'	22:AV:5:G:C8	2.52	0.45
22:AW:57:G:O2'	22:AW:58:A:H5'	2.15	0.45
24:AY:50:G:O2'	25:AZ:339:ARG:HD2	2.16	0.45
25:AZ:129:PRO:HB2	25:AZ:130:TYR:CE2	2.52	0.45
25:AZ:345:ARG:C	25:AZ:347:THR:H	2.19	0.45
28:B2:6:VAL:HG13	28:B2:59:ARG:NH1	2.32	0.45
32:B6:15:GLU:OE2	32:B6:18:ARG:CZ	2.63	0.45
33:B7:22:MET:HE2	33:B7:22:MET:HA	1.98	0.45
34:B8:15:LYS:HB3	34:B8:46:ARG:HH22	1.81	0.45
36:BA:332:A:O2'	36:BA:333:G:O5'	2.34	0.45
36:BA:360:G:H2'	36:BA:361:G:H8	1.81	0.45
36:BA:696:G:C2	36:BA:767:U:O2	2.70	0.45

Continued on next page...

Continued from previous page...

Atom-1	Atom-2	Interatomic distance (Å)	Clash overlap (Å)
36:BA:880:G:H22	36:BA:897:C:N4	2.15	0.45
36:BA:1120:G:H2'	36:BA:1121:C:C6	2.51	0.45
36:BA:1288:U:O2'	36:BA:1647:G:N2	2.49	0.45
36:BA:2179:C:H4'	36:BA:2180:U:N3	2.30	0.45
39:BD:70:TRP:CZ3	39:BD:146:GLU:OE2	2.69	0.45
40:BE:61:ARG:HB3	40:BE:62:PRO:CD	2.46	0.45
40:BE:73:GLU:OE2	40:BE:74:PRO:HD2	2.17	0.45
40:BE:137:HIS:HB3	40:BE:138:PRO:HD2	1.97	0.45
41:BF:36:VAL:HA	41:BF:101:LEU:HD21	1.98	0.45
41:BF:185:ASP:OD1	41:BF:188:ARG:HD3	2.16	0.45
43:BH:94:TYR:O	43:BH:95:ARG:HB3	2.17	0.45
47:BO:10:VAL:HG21	47:BO:16:ALA:O	2.17	0.45
50:BR:10:LEU:HB2	50:BR:11:ASN:H	1.55	0.45
51:BS:16:ASN:O	51:BS:18:ILE:N	2.50	0.45
51:BS:25:ARG:HD3	51:BS:42:ASP:OD1	2.17	0.45
51:BS:59:LYS:CG	51:BS:60:GLY:H	2.14	0.45
54:BV:62:LEU:H	54:BV:62:LEU:CD2	2.29	0.45
56:BX:8:ILE:HD11	56:BX:43:VAL:CG2	2.47	0.45
57:BY:77:PRO:O	57:BY:78:ALA:CB	2.64	0.45
58:BZ:57:ILE:N	58:BZ:69:THR:O	2.50	0.45
1:CA:189:G:O2'	1:CA:189(A):C:H5'	2.17	0.45
1:CA:598:U:H4'	8:CH:94:TYR:CD2	2.51	0.45
1:CA:1189:C:O3'	3:CC:5:ILE:HD12	2.17	0.45
1:CA:1190:G:OP1	3:CC:4:LYS:HA	2.17	0.45
1:CA:1270:C:H2'	1:CA:1271:G:H8	1.82	0.45
2:CB:92:TYR:HE1	2:CB:94:ASN:HD21	1.64	0.45
4:CD:62:GLN:HE21	4:CD:62:GLN:CA	2.25	0.45
9:CI:53:VAL:C	9:CI:55:ALA:H	2.20	0.45
14:CN:19:ARG:O	14:CN:20:ALA:O	2.34	0.45
20:CT:15:ARG:O	20:CT:19:SER:HB2	2.17	0.45
22:CW:9:A:O2'	22:CW:10:G:N7	2.48	0.45
24:CY:52:A:H2'	24:CY:53:G:H5'	1.99	0.45
26:D0:53:MET:CG	26:D0:57:PHE:HA	2.47	0.45
27:D1:79:GLY:O	27:D1:80:LEU:CB	2.64	0.45
28:D2:25:VAL:HG21	28:D2:61:LEU:HD21	1.99	0.45
28:D2:25:VAL:O	28:D2:27:GLU:N	2.48	0.45
29:D3:17:LYS:HD3	29:D3:17:LYS:HA	1.62	0.45
30:D4:7:PRO:CG	42:DG:61:ALA:HB1	2.46	0.45
34:D8:31:HIS:HE1	36:DA:2392:A:OP2	2.00	0.45
36:DA:64:A:H5'	56:DX:64:LYS:CE	2.46	0.45
36:DA:1131:G:HO2'	36:DA:1132:A:H8	1.63	0.45

Continued on next page...

Continued from previous page...

Atom-1	Atom-2	Interatomic distance (Å)	Clash overlap (Å)
36:DA:1516:C:H2'	36:DA:1517:G:H5''	1.94	0.45
36:DA:1779:U:C2	36:DA:1783:A:N7	2.85	0.45
38:DC:118:ASP:CG	38:DC:119:VAL:H	2.19	0.45
39:DD:142:VAL:HG22	39:DD:143:HIS:H	1.80	0.45
41:DF:17:ARG:HG3	41:DF:17:ARG:HH11	1.81	0.45
41:DF:93:LYS:O	41:DF:94:PRO:C	2.55	0.45
41:DF:178:PRO:HG2	41:DF:179:GLU:H	1.82	0.45
42:DG:11:TYR:O	42:DG:15:VAL:HB	2.17	0.45
43:DH:147:ASN:O	43:DH:151:ILE:HG12	2.17	0.45
48:DP:96:THR:CG2	48:DP:126:VAL:HB	2.44	0.45
53:DU:93:LYS:O	53:DU:96:ALA:HB3	2.16	0.45
57:DY:73:ARG:O	57:DY:74:PRO:O	2.35	0.45
57:DY:96:ILE:HG13	57:DY:96:ILE:O	2.16	0.45
1:AA:61:G:H2'	1:AA:62:U:O4'	2.17	0.45
1:AA:179:A:H2'	1:AA:180:U:C6	2.52	0.45
1:AA:367:U:H5'	25:AZ:291:ARG:HE	1.77	0.45
1:AA:735:C:H2'	1:AA:736:C:C6	2.51	0.45
1:AA:972:C:H4'	10:AJ:57:LYS:HB2	1.98	0.45
1:AA:1054:C:H4'	1:AA:1055:A:O5'	2.16	0.45
2:AB:229:VAL:CG1	2:AB:230:VAL:N	2.80	0.45
3:AC:32:LEU:O	3:AC:35:GLU:HB3	2.16	0.45
4:AD:171:GLY:C	4:AD:173:TRP:H	2.19	0.45
9:AI:20:ARG:HH11	9:AI:20:ARG:CG	2.26	0.45
9:AI:53:VAL:C	9:AI:55:ALA:H	2.20	0.45
11:AK:110:ASP:HB2	18:AR:88:LYS:HG3	1.99	0.45
12:AL:42:THR:O	12:AL:42:THR:HG23	2.16	0.45
13:AM:40:ASN:ND2	13:AM:43:THR:HG23	2.31	0.45
19:AS:15:LEU:O	19:AS:19:VAL:HG23	2.16	0.45
22:AV:22:G:O2'	22:AV:23:A:H5'	2.16	0.45
25:AZ:90:LYS:HA	25:AZ:93:ILE:CG2	2.46	0.45
25:AZ:327:GLU:HA	61:AZ:502:KIR:H101	1.98	0.45
27:B1:58:ILE:HD11	27:B1:91:LYS:HB2	1.99	0.45
32:B6:44:ARG:O	32:B6:46:HIS:ND1	2.49	0.45
36:BA:185:U:C2	36:BA:212:G:N2	2.85	0.45
36:BA:271(K):U:H3'	36:BA:271(L):U:H5'	1.97	0.45
36:BA:380:U:H2'	36:BA:381:G:H8	1.81	0.45
36:BA:1131:G:OP1	46:BN:80:GLY:N	2.45	0.45
36:BA:1313:U:H3'	36:BA:1314:C:H5'	1.98	0.45
36:BA:1827:C:H2'	36:BA:1828:G:C5'	2.47	0.45
36:BA:1997:G:O2'	36:BA:1998:G:H5'	2.17	0.45
36:BA:2131:G:C1'	36:BA:2133:G:H21	2.25	0.45

Continued on next page...

Continued from previous page...

Atom-1	Atom-2	Interatomic distance (Å)	Clash overlap (Å)
36:BA:2306:C:H5	36:BA:2307:G:HO2'	1.62	0.45
36:BA:2545:G:N3	36:BA:2565:A:H2	2.14	0.45
36:BA:2792:G:O2'	36:BA:2793:G:H5'	2.16	0.45
38:BC:30:LYS:NZ	38:BC:30:LYS:HB3	2.31	0.45
38:BC:57:ASN:HD22	38:BC:57:ASN:HA	1.53	0.45
38:BC:74:VAL:CG1	38:BC:75:LEU:N	2.80	0.45
38:BC:80:GLY:O	38:BC:83:ILE:HG13	2.17	0.45
39:BD:147:LEU:HD12	39:BD:147:LEU:HA	1.79	0.45
40:BE:52:LEU:HD23	40:BE:75:VAL:HB	1.99	0.45
41:BF:37:VAL:HG11	48:BP:7:ARG:HH12	1.81	0.45
42:BG:131:TYR:HB3	42:BG:159:VAL:HG11	1.96	0.45
43:BH:65:HIS:O	43:BH:67:LEU:N	2.40	0.45
46:BN:41:ASP:O	46:BN:42:TRP:C	2.54	0.45
52:BT:57:PHE:HE1	52:BT:79:HIS:HD1	1.64	0.45
53:BU:59:ARG:HH11	53:BU:59:ARG:HG2	1.80	0.45
53:BU:61:TRP:C	53:BU:65:ILE:HD13	2.36	0.45
53:BU:92:ARG:CB	54:BV:11:GLN:NE2	2.80	0.45
54:BV:28:GLU:O	54:BV:61:VAL:CG2	2.64	0.45
55:BW:20:VAL:CG2	55:BW:47:VAL:HG21	2.47	0.45
56:BX:71:GLY:C	56:BX:72:LYS:HD2	2.37	0.45
1:CA:374:A:C4	1:CA:375:U:C5	3.05	0.45
1:CA:892:A:O2'	1:CA:1415:G:H4'	2.16	0.45
1:CA:942:G:H2'	1:CA:943:U:H6	1.82	0.45
1:CA:1116:C:HO2'	9:CI:108:VAL:HG21	1.82	0.45
1:CA:1125:U:C6	1:CA:1125:U:C3'	2.92	0.45
1:CA:1409:C:H4'	36:DA:1915:U:O4	2.17	0.45
1:CA:1413:A:C2	1:CA:1488:G:C2	3.05	0.45
3:CC:84:ILE:HG23	3:CC:85:ARG:HH11	1.82	0.45
5:CE:50:GLU:HB3	5:CE:53:LEU:HD13	1.98	0.45
9:CI:6:GLY:HA3	9:CI:84:ALA:HB2	1.98	0.45
9:CI:40:LEU:C	9:CI:42:ARG:N	2.70	0.45
9:CI:56:LEU:H	9:CI:56:LEU:CD2	2.28	0.45
9:CI:58:HIS:O	9:CI:58:HIS:CG	2.70	0.45
9:CI:93:ARG:O	9:CI:95:LYS:N	2.49	0.45
10:CJ:5:ARG:HG3	10:CJ:73:ASP:OD2	2.17	0.45
25:CZ:90:LYS:HA	25:CZ:93:ILE:CG2	2.47	0.45
25:CZ:334:PHE:N	25:CZ:334:PHE:CD1	2.85	0.45
34:D8:18:ALA:HB2	36:DA:628:G:H5''	1.99	0.45
36:DA:603:A:N6	36:DA:626:U:H4'	2.31	0.45
36:DA:1076:C:N4	36:DA:1088:A:H61	2.14	0.45
36:DA:1259:G:O2'	36:DA:1260:G:H5'	2.17	0.45

Continued on next page...

Continued from previous page...

Atom-1	Atom-2	Interatomic distance (Å)	Clash overlap (Å)
36:DA:1331:A:C2'	36:DA:1332:G:H5''	2.47	0.45
36:DA:1362:C:C2'	36:DA:1363:C:H5'	2.47	0.45
36:DA:2110:G:C2	36:DA:2178:C:H5	2.34	0.45
36:DA:2157:G:C8	36:DA:2157:G:C3'	2.99	0.45
36:DA:2219:G:C2'	36:DA:2220:G:H5'	2.47	0.45
36:DA:2326:C:H41	36:DA:2389:G:H1	1.65	0.45
38:DC:118:ASP:CG	38:DC:119:VAL:N	2.70	0.45
38:DC:192:PHE:O	38:DC:192:PHE:CG	2.69	0.45
39:DD:108:PRO:HB3	39:DD:143:HIS:CE1	2.52	0.45
40:DE:101:ARG:HD2	40:DE:169:ASN:O	2.16	0.45
41:DF:107:LYS:HE3	41:DF:205:ARG:HG2	1.98	0.45
42:DG:68:PRO:HB3	42:DG:92:VAL:HB	1.99	0.45
42:DG:87:PRO:CG	42:DG:88:ILE:N	2.77	0.45
46:DN:56:ASN:H	46:DN:125:GLY:HA3	1.81	0.45
46:DN:67:LEU:C	46:DN:69:GLN:H	2.19	0.45
48:DP:92:GLU:HA	48:DP:123:LEU:HD11	1.98	0.45
53:DU:69:CYS:HG	53:DU:79:PHE:HD2	1.65	0.45
54:DV:16:PRO:O	54:DV:96:ILE:HB	2.16	0.45
54:DV:49:THR:O	54:DV:50:PRO:C	2.55	0.45
56:DX:64:LYS:HD3	56:DX:73:ARG:NH2	2.31	0.45
57:DY:3:VAL:O	57:DY:3:VAL:HG12	2.16	0.45
58:DZ:7:ALA:O	58:DZ:61:LEU:HA	2.17	0.45
1:AA:192:U:H1'	20:AT:103:GLY:CA	2.44	0.45
1:AA:719:C:C2	18:AR:50:ILE:HG12	2.51	0.45
2:AB:165:VAL:CG2	2:AB:166:ASP:N	2.71	0.45
3:AC:35:GLU:CD	3:AC:95:THR:HG23	2.38	0.45
3:AC:152:ILE:HG12	3:AC:167:TRP:HB2	1.99	0.45
9:AI:48:GLU:HG3	9:AI:101:PHE:CZ	2.52	0.45
12:AL:57:LYS:HA	12:AL:67:THR:HA	1.97	0.45
19:AS:35:SER:C	19:AS:37:ARG:H	2.21	0.45
22:AV:61:C:O2	22:AV:61:C:H2'	2.17	0.45
31:B5:16:ARG:NH1	31:B5:17:ASP:OD1	2.50	0.45
32:B6:26:ASN:HB3	32:B6:27:LYS:H	1.46	0.45
36:BA:271(K):U:C3'	36:BA:271(L):U:H5'	2.47	0.45
36:BA:320:A:H3'	41:BF:136:THR:CG2	2.47	0.45
36:BA:391:G:O2'	36:BA:392:C:H5'	2.17	0.45
36:BA:562:U:O4	36:BA:2036:C:H1'	2.16	0.45
36:BA:742:G:H2'	36:BA:743:G:H8	1.81	0.45
36:BA:769:G:O2'	36:BA:770:G:H5'	2.17	0.45
36:BA:1131:G:O6	36:BA:2040:C:H1'	2.17	0.45
36:BA:1375:C:O2'	36:BA:1376:C:H5'	2.17	0.45

Continued on next page...

Continued from previous page...

Atom-1	Atom-2	Interatomic distance (Å)	Clash overlap (Å)
36:BA:2188:C:H2'	36:BA:2189:U:C5	2.52	0.45
36:BA:2464:C:HO2'	36:BA:2465:C:P	2.39	0.45
36:BA:2762:G:H2'	36:BA:2763:G:C5'	2.46	0.45
39:BD:142:VAL:HG22	39:BD:143:HIS:H	1.82	0.45
41:BF:110:LEU:HA	41:BF:183:VAL:CG1	2.47	0.45
42:BG:139:LEU:HA	42:BG:144:ILE:CG1	2.20	0.45
49:BQ:51:ARG:HG3	49:BQ:51:ARG:HH11	1.81	0.45
56:BX:7:VAL:HB	56:BX:8:ILE:HD12	1.99	0.45
58:BZ:10:ARG:CZ	58:BZ:36:LYS:HB2	2.46	0.45
58:BZ:122:ARG:NH1	58:BZ:122:ARG:CG	2.77	0.45
1:CA:148:G:H2'	1:CA:149:A:C8	2.52	0.45
1:CA:1006:C:H2'	1:CA:1007:C:H6	1.81	0.45
1:CA:1239:A:H62	1:CA:1299:A:N6	2.14	0.45
1:CA:1347:G:C5	9:CI:107:ARG:NH2	2.85	0.45
3:CC:186:PHE:CE2	3:CC:188:LEU:HD23	2.51	0.45
10:CJ:40:LEU:HG	10:CJ:69:ASN:HB2	1.99	0.45
15:CO:39:LEU:O	15:CO:39:LEU:HD23	2.17	0.45
17:CQ:86:GLU:O	17:CQ:87:LYS:C	2.54	0.45
18:CR:28:GLU:O	18:CR:28:GLU:HG3	2.15	0.45
18:CR:29:PHE:HD1	18:CR:29:PHE:H	1.62	0.45
18:CR:87:ARG:HH11	18:CR:87:ARG:CB	2.30	0.45
20:CT:32:ALA:O	20:CT:36:LEU:HB2	2.17	0.45
25:CZ:104:LEU:HD21	25:CZ:120:ILE:HD11	1.99	0.45
25:CZ:206:ILE:C	25:CZ:208:GLU:H	2.19	0.45
25:CZ:284:ASP:OD1	25:CZ:284:ASP:N	2.48	0.45
32:D6:15:GLU:O	32:D6:17:LYS:N	2.49	0.45
32:D6:45:LYS:O	32:D6:45:LYS:HG2	2.17	0.45
34:D8:61:LEU:HD22	36:DA:593:G:H4'	1.98	0.45
36:DA:512:G:OP1	36:DA:1235:G:H5'	2.17	0.45
36:DA:653:A:H2'	36:DA:653:A:N3	2.32	0.45
36:DA:1247:A:OP1	41:DF:95:ARG:NH2	2.50	0.45
37:DB:73:A:H2'	37:DB:74:U:H5'	1.98	0.45
41:DF:84:VAL:O	41:DF:86:GLY:N	2.50	0.45
41:DF:133:ASN:N	41:DF:133:ASN:HD22	2.14	0.45
42:DG:20:ILE:C	42:DG:22:ARG:H	2.20	0.45
42:DG:76:SER:OG	42:DG:83:ARG:HB2	2.17	0.45
43:DH:94:TYR:O	43:DH:95:ARG:HB3	2.17	0.45
43:DH:107:VAL:HG23	43:DH:107:VAL:O	2.16	0.45
47:DO:105:GLU:O	47:DO:109:LYS:HG2	2.17	0.45
50:DR:49:ASP:OD1	50:DR:95:THR:HG22	2.17	0.45
52:DT:32:TYR:HD2	52:DT:81:PRO:HB2	1.77	0.45

Continued on next page...

Continued from previous page...

Atom-1	Atom-2	Interatomic distance (Å)	Clash overlap (Å)
56:DX:30:VAL:HG21	56:DX:39:ILE:HD11	1.99	0.45
57:DY:52:SER:O	57:DY:54:LYS:N	2.40	0.45
1:AA:349:A:O2'	1:AA:350:G:H5'	2.16	0.45
1:AA:858:G:C8	1:AA:858:G:OP2	2.70	0.45
2:AB:24:TRP:CZ3	2:AB:26:PRO:HA	2.51	0.45
4:AD:36:ARG:CG	4:AD:36:ARG:HH11	2.29	0.45
9:AI:24:GLY:O	9:AI:25:LYS:HD2	2.17	0.45
10:AJ:57:LYS:C	10:AJ:58:ASP:O	2.53	0.45
14:AN:32:SER:HB3	14:AN:41:ARG:HG2	1.98	0.45
18:AR:44:LEU:CD1	18:AR:50:ILE:HD13	2.47	0.45
19:AS:66:MET:O	19:AS:67:VAL:C	2.54	0.45
21:AU:6:ARG:HD3	21:AU:15:ARG:HH12	1.74	0.45
22:AV:5:G:H1	22:AV:68:C:N4	2.14	0.45
22:AW:39:U:C2'	22:AW:40:C:H5'	2.47	0.45
22:AW:44:G:O4'	22:AW:44:G:P	2.75	0.45
26:B0:43:THR:HG22	36:BA:2331:G:O3'	2.17	0.45
28:B2:53:LEU:O	28:B2:53:LEU:HD23	2.17	0.45
36:BA:338:G:H2'	36:BA:339:U:C6	2.52	0.45
36:BA:586:A:H5'	41:BF:89:VAL:CG2	2.42	0.45
36:BA:589:C:H2'	36:BA:590:A:H8	1.81	0.45
36:BA:863:A:H2'	36:BA:864:G:C8	2.52	0.45
36:BA:2690:C:H5	50:BR:14:SER:HG	1.62	0.45
37:BB:29:A:C2	37:BB:56:G:C2	3.05	0.45
40:BE:60:ASN:OD1	40:BE:62:PRO:HD2	2.17	0.45
41:BF:28:ILE:O	41:BF:28:ILE:HG12	2.16	0.45
42:BG:51:ARG:NH1	42:BG:52:ILE:HD13	2.32	0.45
43:BH:109:PHE:CZ	43:BH:152:ARG:NH1	2.85	0.45
47:BO:12:ASP:OD1	47:BO:14:THR:HG22	2.16	0.45
48:BP:95:VAL:HG23	48:BP:125:VAL:CA	2.46	0.45
50:BR:2:ARG:HH11	50:BR:2:ARG:CG	2.30	0.45
50:BR:55:ALA:CB	50:BR:79:LEU:CD1	2.95	0.45
51:BS:61:ASN:O	51:BS:62:LYS:C	2.56	0.45
53:BU:95:LEU:HD13	54:BV:4:ILE:HG23	1.99	0.45
53:BU:111:GLU:C	53:BU:113:ALA:N	2.69	0.45
1:CA:151:A:H2'	1:CA:152:A:O4'	2.17	0.45
1:CA:722:A:HO2'	1:CA:724:G:H8	1.61	0.45
1:CA:1153:C:O2'	1:CA:1154:G:H5''	2.16	0.45
2:CB:157:ARG:HB3	2:CB:157:ARG:HH11	1.81	0.45
6:CF:87:ARG:CG	6:CF:87:ARG:NH1	2.72	0.45
11:CK:38:ASN:HA	11:CK:39:PRO:HD3	1.75	0.45
12:CL:43:VAL:HG22	12:CL:55:VAL:CG1	2.46	0.45

Continued on next page...

Continued from previous page...

Atom-1	Atom-2	Interatomic distance (Å)	Clash overlap (Å)
13:CM:12:ASN:ND2	13:CM:12:ASN:N	2.63	0.45
15:CO:8:LYS:O	15:CO:12:ILE:HG13	2.16	0.45
18:CR:44:LEU:HD21	18:CR:79:LEU:HD13	1.99	0.45
19:CS:24:ALA:O	19:CS:25:LYS:CB	2.64	0.45
22:CV:22:G:C2'	22:CV:23:A:H5'	2.47	0.45
25:CZ:143:ASP:HB3	25:CZ:146:LEU:HB2	1.98	0.45
26:D0:51:VAL:HG22	26:D0:81:VAL:HG23	1.98	0.45
28:D2:20:GLU:HG3	28:D2:23:LYS:HD2	1.99	0.45
29:D3:44:ARG:O	29:D3:47:VAL:HB	2.16	0.45
34:D8:32:LEU:CG	34:D8:36:LYS:HZ1	2.30	0.45
36:DA:588:U:H2'	36:DA:589:C:C6	2.52	0.45
36:DA:673:C:H6	36:DA:673:C:C5'	2.23	0.45
36:DA:2726:U:H6	47:DO:67:LYS:NZ	2.15	0.45
36:DA:2801(A):A:C5'	36:DA:2802:G:C8	3.00	0.45
37:DB:80:U:O2'	37:DB:81:G:H5''	2.17	0.45
39:DD:131:LEU:HD12	39:DD:131:LEU:N	2.32	0.45
40:DE:60:ASN:OD1	40:DE:61:ARG:N	2.50	0.45
40:DE:159:HIS:HE1	40:DE:162:ALA:HB3	1.81	0.45
42:DG:37:VAL:HG12	42:DG:37:VAL:O	2.17	0.45
43:DH:84:SER:O	43:DH:85:LYS:HB3	2.16	0.45
48:DP:33:ARG:O	48:DP:34:GLY:O	2.34	0.45
52:DT:10:VAL:C	52:DT:12:SER:H	2.19	0.45
52:DT:83:ILE:CG1	52:DT:84:GLN:H	2.29	0.45
53:DU:52:ARG:O	53:DU:56:ASP:OD1	2.35	0.45
53:DU:95:LEU:HD11	54:DV:11:GLN:O	2.17	0.45
54:DV:92:THR:O	54:DV:93:GLU:C	2.55	0.45
58:DZ:28:MET:CE	58:DZ:37:VAL:HG11	2.47	0.45
1:AA:376:G:H4'	16:AP:5:ARG:HH11	1.82	0.45
1:AA:647:C:O2'	1:AA:648:A:H5'	2.17	0.45
1:AA:926:G:H5''	1:AA:927:G:O5'	2.16	0.45
1:AA:1015:A:H4'	14:AN:15:LYS:NZ	2.32	0.45
4:AD:32:ALA:C	4:AD:34:GLU:N	2.70	0.45
4:AD:194:LEU:N	4:AD:194:LEU:HD22	2.32	0.45
11:AK:29:ILE:HB	11:AK:44:SER:HB3	1.99	0.45
24:AY:15:A:H8	24:AY:15:A:O5'	2.00	0.45
25:AZ:284:ASP:OD1	25:AZ:284:ASP:N	2.50	0.45
26:B0:50:ASN:ND2	26:B0:63:VAL:HG11	2.32	0.45
28:B2:48:HIS:CG	28:B2:49:LYS:N	2.85	0.45
31:B5:20:ARG:HA	31:B5:23:HIS:ND1	2.32	0.45
36:BA:269:U:O2	36:BA:269:U:H2'	2.16	0.45
36:BA:470:A:H2'	36:BA:471:A:C8	2.51	0.45

Continued on next page...

Continued from previous page...

Atom-1	Atom-2	Interatomic distance (Å)	Clash overlap (Å)
36:BA:949:C:H2'	36:BA:950:G:C8	2.50	0.45
36:BA:958:U:C5'	49:BQ:14:ARG:HD3	2.46	0.45
36:BA:1064:C:H3'	36:BA:1065:U:C5'	2.47	0.45
36:BA:1855:G:O2'	36:BA:1856:G:H5'	2.17	0.45
36:BA:2376:A:H2'	36:BA:2377:A:O4'	2.16	0.45
36:BA:2495:G:OP1	49:BQ:82:ARG:NH1	2.50	0.45
36:BA:2724:C:OP1	50:BR:2:ARG:NH2	2.50	0.45
37:BB:52:A:O2'	37:BB:53:A:C8	2.70	0.45
37:BB:69:G:N2	37:BB:70:C:H1'	2.32	0.45
38:BC:78:ALA:H	38:BC:115:ALA:CB	2.30	0.45
38:BC:151:GLU:HA	38:BC:154:ARG:HG2	1.99	0.45
39:BD:70:TRP:CD1	39:BD:70:TRP:C	2.89	0.45
39:BD:227:ASN:HB3	39:BD:228:PRO:CD	2.47	0.45
40:BE:79:ARG:CG	40:BE:79:ARG:NH1	2.78	0.45
42:BG:152:LEU:HD23	42:BG:152:LEU:N	2.32	0.45
46:BN:125:GLY:CA	46:BN:126:PRO:O	2.65	0.45
47:BO:26:LYS:HE3	47:BO:37:ASP:CG	2.38	0.45
49:BQ:133:ARG:HB2	49:BQ:133:ARG:NH1	2.32	0.45
50:BR:87:TYR:C	50:BR:89:ASP:N	2.70	0.45
52:BT:45:PHE:CE2	52:BT:74:ARG:HG3	2.52	0.45
53:BU:61:TRP:CH2	53:BU:94:ASN:HB2	2.52	0.45
1:CA:189(H):G:O2'	1:CA:189(I):G:O5'	2.35	0.45
1:CA:349:A:O2'	1:CA:350:G:H5'	2.16	0.45
1:CA:863:U:H6	1:CA:866:C:H41	1.65	0.45
1:CA:1320:C:H6	1:CA:1320:C:C5'	2.28	0.45
2:CB:7:VAL:N	2:CB:10:LEU:HD12	2.32	0.45
3:CC:95:THR:HG23	3:CC:97:LYS:HD2	1.97	0.45
4:CD:151:LYS:HG2	4:CD:151:LYS:O	2.17	0.45
6:CF:61:LEU:HB3	6:CF:63:TYR:HE1	1.81	0.45
10:CJ:29:ARG:HG2	10:CJ:29:ARG:HH11	1.82	0.45
25:CZ:65:THR:HG23	25:CZ:80:VAL:CG1	2.45	0.45
26:D0:20:ARG:CG	26:D0:20:ARG:NH1	2.80	0.45
27:D1:24:ALA:HB3	27:D1:27:GLU:HB2	1.99	0.45
27:D1:83:GLU:C	27:D1:83:GLU:OE1	2.55	0.45
28:D2:26:ARG:O	56:DX:5:TYR:CE1	2.69	0.45
28:D2:47:ASN:N	28:D2:50:ILE:HB	2.31	0.45
33:D7:1:MET:HA	36:DA:1620:G:O4'	2.17	0.45
35:D9:29:ASN:HD22	35:D9:29:ASN:H	1.64	0.45
36:DA:176:G:C2'	36:DA:177:G:H5'	2.47	0.45
36:DA:1496:A:C8	36:DA:1498:C:N3	2.85	0.45
36:DA:1526:G:H2'	36:DA:1527:G:O4'	2.16	0.45

Continued on next page...

Continued from previous page...

Atom-1	Atom-2	Interatomic distance (Å)	Clash overlap (Å)
36:DA:2305:A:O2'	42:DG:136:ARG:HG2	2.16	0.45
36:DA:2811:G:O2'	36:DA:2812:G:H5'	2.17	0.45
39:DD:218:ARG:HH11	39:DD:218:ARG:HG3	1.82	0.45
40:DE:144:ARG:HB3	40:DE:145:LYS:H	1.50	0.45
42:DG:19:LEU:HD13	42:DG:32:PRO:HG2	1.99	0.45
42:DG:77:ILE:O	42:DG:77:ILE:HG12	2.17	0.45
43:DH:121:ILE:HG23	43:DH:133:VAL:HG13	1.98	0.45
43:DH:136:ILE:HG22	43:DH:136:ILE:O	2.17	0.45
46:DN:32:THR:HG22	46:DN:37:LYS:HD3	1.98	0.45
48:DP:41:ARG:HH11	48:DP:41:ARG:CB	2.30	0.45
48:DP:131:SER:OG	48:DP:134:ALA:HB3	2.17	0.45
49:DQ:120:ILE:O	49:DQ:121:ALA:C	2.54	0.45
51:DS:89:ARG:HG2	51:DS:89:ARG:HH11	1.80	0.45
58:DZ:108:PRO:HA	58:DZ:142:SER:HA	1.99	0.45
1:AA:255:G:H1'	17:AQ:16:GLN:HE21	1.81	0.44
1:AA:358:U:H5'	25:AZ:234:ARG:O	2.16	0.44
1:AA:412:A:H4'	1:AA:413:G:H8	1.82	0.44
1:AA:659:U:H2'	1:AA:660:G:H8	1.82	0.44
1:AA:736:C:H2'	1:AA:737:A:H8	1.82	0.44
1:AA:1291:G:H4'	9:AI:39:GLY:HA3	1.99	0.44
1:AA:1432:G:P	52:BT:107:ASP:HB2	2.57	0.44
3:AC:82:GLU:N	3:AC:82:GLU:CD	2.70	0.44
4:AD:30:LYS:C	4:AD:32:ALA:N	2.71	0.44
4:AD:111:ALA:HA	4:AD:116:GLN:OE1	2.16	0.44
13:AM:57:ARG:HH12	30:B4:34:GLU:HG3	1.80	0.44
14:AN:24:CYS:N	14:AN:29:ARG:O	2.38	0.44
25:AZ:193:ASN:O	25:AZ:195:TRP:N	2.50	0.44
25:AZ:206:ILE:O	25:AZ:210:ILE:HG22	2.17	0.44
28:B2:16:LEU:HD22	28:B2:20:GLU:CG	2.46	0.44
28:B2:60:LEU:O	28:B2:63:VAL:HB	2.17	0.44
31:B5:3:LYS:HE3	31:B5:3:LYS:CA	2.43	0.44
36:BA:64:A:H5'	56:BX:64:LYS:CE	2.47	0.44
36:BA:299:A:N1	36:BA:322:A:O2'	2.43	0.44
36:BA:332:A:O2'	36:BA:333:G:P	2.75	0.44
36:BA:622:G:O2'	36:BA:623:G:H5'	2.16	0.44
36:BA:1064:C:C3'	36:BA:1065:U:H5''	2.47	0.44
36:BA:1304:C:O2'	36:BA:1305:C:H5'	2.17	0.44
36:BA:1534:U:H2'	36:BA:1535:A:O4'	2.16	0.44
36:BA:1948:G:H8	36:BA:1948:G:C5'	2.13	0.44
36:BA:2110:G:N2	36:BA:2178:C:C5	2.78	0.44
36:BA:2157:G:H3'	36:BA:2157:G:C8	2.52	0.44

Continued on next page...

Continued from previous page...

Atom-1	Atom-2	Interatomic distance (Å)	Clash overlap (Å)
36:BA:2358:G:H2'	36:BA:2359:C:C6	2.51	0.44
36:BA:2492:U:O2'	36:BA:2493:U:H5'	2.17	0.44
38:BC:77:ILE:CG2	38:BC:119:VAL:HG21	2.47	0.44
39:BD:146:GLU:OE1	39:BD:190:TYR:HB2	2.17	0.44
39:BD:273:ARG:HB3	39:BD:274:ARG:H	1.64	0.44
41:BF:32:LEU:O	41:BF:32:LEU:HD23	2.17	0.44
42:BG:9:ARG:O	42:BG:11:TYR:N	2.50	0.44
42:BG:16:ARG:C	42:BG:18:GLU:H	2.18	0.44
42:BG:127:GLY:O	42:BG:129:GLY:N	2.50	0.44
42:BG:141:PHE:O	42:BG:144:ILE:HG22	2.16	0.44
44:BJ:35:UNK:C	44:BJ:37:UNK:N	2.80	0.44
46:BN:45:ASN:HD22	46:BN:45:ASN:H	1.65	0.44
46:BN:67:LEU:C	46:BN:69:GLN:H	2.19	0.44
53:BU:66:ASN:HD21	53:BU:76:TYR:H	1.63	0.44
56:BX:12:VAL:CG1	56:BX:27:THR:O	2.65	0.44
58:BZ:60:GLU:O	58:BZ:65:GLN:O	2.35	0.44
1:CA:1153:C:O2'	1:CA:1154:G:C5'	2.66	0.44
1:CA:1230:C:O2'	1:CA:1231:G:H5'	2.17	0.44
1:CA:1316:G:O3'	14:CN:18:VAL:HG22	2.17	0.44
2:CB:142:LEU:HD21	2:CB:146:GLN:OE1	2.17	0.44
2:CB:187:LEU:CD1	2:CB:205:ASP:HA	2.46	0.44
5:CE:40:ARG:HG2	5:CE:40:ARG:NH1	2.31	0.44
7:CG:44:TYR:C	7:CG:46:ALA:N	2.68	0.44
10:CJ:47:PHE:CE2	14:CN:37:PHE:HE2	2.35	0.44
11:CK:59:TYR:O	11:CK:62:GLN:HB3	2.17	0.44
25:CZ:370:PHE:HB2	25:CZ:371:THR:H	1.63	0.44
28:D2:11:GLU:HG2	28:D2:14:ARG:NH2	2.32	0.44
28:D2:27:GLU:O	28:D2:30:ARG:HB3	2.17	0.44
29:D3:35:ARG:HD3	29:D3:37:LEU:HD11	1.98	0.44
31:D5:3:LYS:O	31:D5:5:PRO:N	2.50	0.44
33:D7:30:VAL:HG22	33:D7:33:ARG:NH2	2.32	0.44
36:DA:271(N):U:H5'	36:DA:271(O):C:C5	2.52	0.44
36:DA:363(F):A:O2'	36:DA:364:C:C5	2.70	0.44
36:DA:886:C:O2'	36:DA:887:A:C4'	2.60	0.44
36:DA:953:A:O2'	36:DA:954:G:H5'	2.17	0.44
36:DA:1314:C:C2	36:DA:1339:G:N2	2.85	0.44
36:DA:1386:C:H2'	36:DA:1387:C:C6	2.52	0.44
36:DA:1820:U:O2	39:DD:201:HIS:HB3	2.17	0.44
36:DA:2156:G:C6	36:DA:2157:G:N2	2.85	0.44
37:DB:52:A:O2'	37:DB:53:A:C8	2.70	0.44
40:DE:117:MET:HA	40:DE:122:PHE:N	2.28	0.44

Continued on next page...

Continued from previous page...

Atom-1	Atom-2	Interatomic distance (Å)	Clash overlap (Å)
42:DG:60:LEU:HD11	42:DG:92:VAL:HG11	1.98	0.44
48:DP:124:LYS:HA	48:DP:142:GLY:O	2.17	0.44
53:DU:3:ARG:HH11	53:DU:3:ARG:CG	2.23	0.44
54:DV:15:GLU:O	54:DV:96:ILE:HG21	2.17	0.44
57:DY:98:VAL:O	57:DY:98:VAL:HG12	2.17	0.44
1:AA:942:G:H2'	1:AA:943:U:H6	1.82	0.44
1:AA:1118:C:H1'	1:AA:1179:A:C4	2.52	0.44
1:AA:1285:A:OP1	1:AA:1285:A:H8	2.00	0.44
3:AC:136:GLN:O	3:AC:139:GLN:HB3	2.17	0.44
5:AE:96:PRO:HA	5:AE:117:ASP:OD2	2.17	0.44
6:AF:46:ARG:NH2	18:AR:38:GLU:OE1	2.50	0.44
10:AJ:33:GLN:H	10:AJ:75:ILE:HD11	1.81	0.44
22:AV:75:C:H2'	22:AV:76:A:C1'	2.47	0.44
22:AW:11:C:H2'	22:AW:12:U:H6	1.82	0.44
25:AZ:126:VAL:O	25:AZ:126:VAL:CG1	2.64	0.44
26:B0:41:ARG:HD3	26:B0:41:ARG:HA	1.56	0.44
26:B0:53:MET:CG	26:B0:57:PHE:HA	2.47	0.44
28:B2:3:LEU:HD23	36:BA:98:G:H5''	1.99	0.44
28:B2:66:GLU:HG3	28:B2:67:LYS:N	2.32	0.44
36:BA:764:A:H5''	39:BD:210:GLY:HA2	1.99	0.44
36:BA:1366:A:O2'	36:BA:1367:A:H5'	2.17	0.44
36:BA:1602:U:C3'	36:BA:1603:A:C5'	2.90	0.44
36:BA:1640:C:H5'	36:BA:1640:C:H6	1.81	0.44
36:BA:2326:C:O2	36:BA:2326:C:O4'	2.33	0.44
36:BA:2472:G:H5''	36:BA:2473:U:H5''	1.95	0.44
36:BA:2474:C:O2	36:BA:2474:C:H2'	2.17	0.44
37:BB:104:U:O2'	58:BZ:72:ARG:HD2	2.17	0.44
38:BC:78:ALA:CB	38:BC:116:THR:HG23	2.46	0.44
39:BD:147:LEU:HD13	39:BD:155:LEU:CD1	2.47	0.44
40:BE:79:ARG:HG2	40:BE:79:ARG:NH1	2.29	0.44
41:BF:110:LEU:HA	41:BF:183:VAL:HG12	1.99	0.44
42:BG:93:THR:HG22	42:BG:94:LEU:N	2.33	0.44
48:BP:31:ALA:C	48:BP:33:ARG:H	2.19	0.44
54:BV:74:LYS:HB2	54:BV:83:ARG:HB2	1.99	0.44
55:BW:6:ILE:HA	55:BW:104:THR:HG22	1.99	0.44
57:BY:67:LEU:C	57:BY:67:LEU:HD23	2.38	0.44
58:BZ:152:ALA:C	58:BZ:154:ASP:H	2.20	0.44
1:CA:668:G:O2'	15:CO:46:HIS:HD2	2.00	0.44
2:CB:28:PHE:CE2	2:CB:190:THR:HG22	2.52	0.44
2:CB:189:ASP:HB2	2:CB:205:ASP:OD1	2.17	0.44
4:CD:101:LEU:O	4:CD:102:ASP:C	2.55	0.44

Continued on next page...

Continued from previous page...

Atom-1	Atom-2	Interatomic distance (Å)	Clash overlap (Å)
9:CI:43:ALA:C	9:CI:45:ALA:N	2.70	0.44
13:CM:11:ARG:O	13:CM:13:LYS:N	2.50	0.44
18:CR:25:THR:HG22	18:CR:25:THR:O	2.18	0.44
20:CT:10:LEU:C	20:CT:12:ALA:H	2.20	0.44
24:CY:3:G:H5'	24:CY:3:G:C8	2.49	0.44
24:CY:15:A:H8	24:CY:15:A:O5'	2.00	0.44
25:CZ:96:ALA:O	25:CZ:99:MET:HG2	2.16	0.44
26:D0:53:MET:HA	26:D0:58:THR:O	2.17	0.44
28:D2:3:LEU:HD23	28:D2:3:LEU:C	2.38	0.44
28:D2:8:LYS:O	28:D2:10:LEU:N	2.51	0.44
28:D2:22:GLU:O	28:D2:26:ARG:N	2.45	0.44
34:D8:20:GLY:O	34:D8:57:ARG:HD3	2.17	0.44
36:DA:21:A:O2'	36:DA:22:C:H5'	2.18	0.44
36:DA:248:G:H5'	36:DA:250:G:N7	2.32	0.44
36:DA:321:G:OP2	41:DF:135:LYS:HD3	2.16	0.44
36:DA:383:U:H2'	36:DA:385:C:H5	1.83	0.44
36:DA:510:C:H2'	36:DA:511:U:O4'	2.16	0.44
36:DA:1069:A:HO2'	36:DA:1070:A:P	2.40	0.44
36:DA:1313:U:H3'	36:DA:1314:C:H5'	1.99	0.44
36:DA:1494:A:H3'	36:DA:1494:A:N3	2.32	0.44
36:DA:1801:G:H3'	36:DA:1802:A:H5'	1.98	0.44
36:DA:1916:A:H2'	36:DA:1917:U:O4'	2.17	0.44
36:DA:2263:C:O2'	36:DA:2264:C:H5'	2.17	0.44
36:DA:2392:A:H5'	36:DA:2392:A:N3	2.32	0.44
38:DC:57:ASN:HD22	38:DC:57:ASN:HA	1.53	0.44
40:DE:116:VAL:HG11	40:DE:138:PRO:HB3	2.00	0.44
42:DG:22:ARG:HH22	42:DG:175:LEU:HD21	1.83	0.44
47:DO:71:ARG:NE	47:DO:105:GLU:OE2	2.50	0.44
49:DQ:134:ARG:HA	49:DQ:137:TYR:CE2	2.52	0.44
51:DS:58:LEU:CG	51:DS:59:LYS:H	2.30	0.44
51:DS:75:GLU:O	51:DS:76:LYS:HG2	2.17	0.44
52:DT:29:ARG:HD3	52:DT:86:ILE:HG23	1.98	0.44
52:DT:48:ILE:HD12	52:DT:48:ILE:C	2.36	0.44
52:DT:92:GLY:O	52:DT:93:ARG:C	2.56	0.44
55:DW:71:VAL:HG23	55:DW:71:VAL:O	2.17	0.44
57:DY:13:VAL:CG1	57:DY:28:LYS:HD3	2.32	0.44
1:AA:38:G:C2	1:AA:397:A:C2	3.06	0.44
1:AA:322:C:O2'	20:AT:23:ARG:HB2	2.17	0.44
1:AA:358:U:O3'	25:AZ:235:GLY:CA	2.56	0.44
1:AA:1131:G:N3	1:AA:1132:C:N4	2.65	0.44
1:AA:1375:A:H2'	1:AA:1376:U:O4'	2.17	0.44

Continued on next page...

Continued from previous page...

Atom-1	Atom-2	Interatomic distance (Å)	Clash overlap (Å)
2:AB:111:ARG:HG2	2:AB:111:ARG:NH1	2.31	0.44
5:AE:119:LEU:HD23	5:AE:119:LEU:HA	1.83	0.44
10:AJ:62:HIS:HB2	14:AN:59:ALA:HB3	1.98	0.44
13:AM:12:ASN:ND2	13:AM:12:ASN:N	2.65	0.44
13:AM:120:LYS:HA	13:AM:120:LYS:NZ	2.32	0.44
15:AO:29:VAL:HG11	15:AO:67:LEU:HD21	1.99	0.44
19:AS:45:VAL:C	19:AS:47:HIS:H	2.21	0.44
19:AS:58:VAL:HG11	19:AS:75:ALA:HA	2.00	0.44
20:AT:13:LEU:C	20:AT:15:ARG:N	2.71	0.44
25:AZ:28:THR:HG23	25:AZ:79:HIS:CE1	2.51	0.44
25:AZ:34:VAL:C	25:AZ:36:ALA:H	2.21	0.44
25:AZ:87:ASP:HB2	25:AZ:88:TYR:HD1	1.82	0.44
25:AZ:334:PHE:N	25:AZ:334:PHE:CD1	2.85	0.44
26:B0:26:TYR:N	26:B0:26:TYR:CD1	2.86	0.44
28:B2:30:ARG:HG3	56:BX:5:TYR:CE2	2.53	0.44
32:B6:15:GLU:O	32:B6:17:LYS:N	2.51	0.44
35:B9:29:ASN:HD21	35:B9:32:HIS:CE1	2.33	0.44
36:BA:654(A):G:H2'	36:BA:654(B):C:H5'	2.00	0.44
36:BA:654(M):C:H2'	36:BA:654(N):G:C8	2.53	0.44
36:BA:661:C:O2'	48:BP:16:ARG:O	2.32	0.44
36:BA:748:G:C8	55:BW:89:ALA:HB1	2.52	0.44
36:BA:1069:A:HO2'	36:BA:1070:A:P	2.41	0.44
36:BA:1096:A:H2'	36:BA:1096:A:N3	2.32	0.44
36:BA:1192:G:O6	48:BP:29:LYS:NZ	2.50	0.44
36:BA:1512:U:H2'	36:BA:1513:C:C6	2.52	0.44
36:BA:1677:A:H2'	36:BA:1678:G:H8	1.78	0.44
36:BA:1877:A:C2'	36:BA:1878:G:H5'	2.37	0.44
36:BA:2147:G:H2'	36:BA:2148:G:O5'	2.17	0.44
36:BA:2364:C:O2'	36:BA:2365:G:H5'	2.17	0.44
36:BA:2869:G:H2'	36:BA:2870:C:H6	1.81	0.44
38:BC:107:TRP:NE1	38:BC:110:PHE:CE2	2.82	0.44
42:BG:106:LEU:HD13	42:BG:141:PHE:HE1	1.81	0.44
43:BH:136:ILE:HG22	43:BH:136:ILE:O	2.17	0.44
50:BR:44:LEU:HD13	50:BR:44:LEU:C	2.37	0.44
50:BR:49:ASP:OD1	50:BR:95:THR:HG22	2.17	0.44
51:BS:89:ARG:HG2	51:BS:89:ARG:HH11	1.81	0.44
53:BU:95:LEU:C	53:BU:97:ASP:H	2.19	0.44
53:BU:109:LEU:O	53:BU:113:ALA:HB2	2.17	0.44
55:BW:79:GLY:CA	55:BW:100:THR:HG23	2.47	0.44
1:CA:189(I):G:O2'	1:CA:189(J):G:H5'	2.16	0.44
1:CA:219:C:H2'	1:CA:220:G:O4'	2.18	0.44

Continued on next page...

Continued from previous page...

Atom-1	Atom-2	Interatomic distance (Å)	Clash overlap (Å)
1:CA:473:G:H5'	16:CP:81:ARG:HG3	1.99	0.44
1:CA:707:C:OP1	11:CK:85:ARG:NH1	2.49	0.44
1:CA:782:A:C2'	1:CA:783:C:H5'	2.47	0.44
3:CC:52:LEU:HD21	3:CC:55:VAL:CG2	2.47	0.44
11:CK:124:LYS:HD2	11:CK:125:PHE:CZ	2.52	0.44
13:CM:97:PRO:HA	13:CM:110:ARG:CD	2.45	0.44
14:CN:57:ARG:CG	14:CN:58:LYS:N	2.80	0.44
15:CO:69:TYR:CE1	15:CO:73:GLU:HG3	2.51	0.44
17:CQ:53:LEU:HD23	17:CQ:54:GLY:H	1.81	0.44
20:CT:98:PRO:O	20:CT:99:LEU:O	2.36	0.44
22:CV:62:C:O2	22:CV:62:C:C2'	2.66	0.44
22:CV:75:C:H2'	22:CV:76:A:O4'	2.18	0.44
22:CW:9:A:H2	22:CW:45:U:C4	2.35	0.44
27:D1:30:VAL:HG23	27:D1:30:VAL:O	2.17	0.44
28:D2:40:SER:O	28:D2:41:ILE:HG12	2.17	0.44
34:D8:7:HIS:HD2	48:DP:50:ARG:HD3	1.80	0.44
34:D8:10:ALA:O	34:D8:14:VAL:HG12	2.16	0.44
36:DA:29:U:C1'	53:DU:11:ARG:HH22	2.29	0.44
36:DA:925:C:C3'	36:DA:926:A:H5''	2.47	0.44
36:DA:954:G:H4'	49:DQ:13:GLN:NE2	2.32	0.44
36:DA:984:A:H5''	36:DA:985:C:C5	2.45	0.44
36:DA:1064:C:C3'	36:DA:1065:U:H5''	2.47	0.44
36:DA:1541:G:O2'	36:DA:1542:A:C5'	2.66	0.44
36:DA:1666:G:H5'	36:DA:1666:G:H8	1.83	0.44
36:DA:1744:C:C2'	36:DA:1745:C:H5'	2.48	0.44
36:DA:2115:G:C2	36:DA:2117:A:N7	2.86	0.44
36:DA:2392:A:C8	48:DP:60:MET:HG2	2.51	0.44
36:DA:2512:C:H4'	40:DE:122:PHE:CE2	2.52	0.44
36:DA:2762:G:C2'	36:DA:2763:G:H5'	2.47	0.44
37:DB:7:G:C3'	37:DB:8:U:C5'	2.95	0.44
37:DB:54:G:C2	37:DB:55:U:C6	3.04	0.44
38:DC:78:ALA:CB	38:DC:116:THR:HG23	2.47	0.44
40:DE:52:LEU:HD23	40:DE:75:VAL:HB	1.99	0.44
46:DN:4:TYR:N	46:DN:4:TYR:CD1	2.85	0.44
46:DN:48:MET:HE3	46:DN:48:MET:N	2.32	0.44
51:DS:58:LEU:HG	51:DS:59:LYS:N	2.32	0.44
51:DS:95:HIS:CG	51:DS:96:GLY:H	2.35	0.44
51:DS:97:ARG:NE	51:DS:97:ARG:C	2.71	0.44
52:DT:28:VAL:HG23	52:DT:47:GLY:O	2.17	0.44
1:AA:376:G:H4'	16:AP:5:ARG:NH1	2.32	0.44
1:AA:441:A:H3'	1:AA:442:C:C6	2.52	0.44

Continued on next page...

Continued from previous page...

Atom-1	Atom-2	Interatomic distance (Å)	Clash overlap (Å)
1:AA:783:C:O2'	1:AA:784:C:H5'	2.18	0.44
1:AA:824:C:H1'	8:AH:1:MET:HE2	1.99	0.44
1:AA:909:A:H2'	1:AA:910:C:O4'	2.17	0.44
1:AA:1222:G:O2'	1:AA:1223:C:H5'	2.18	0.44
2:AB:204:ASN:HD22	2:AB:206:ASP:H	1.59	0.44
4:AD:119:GLN:HG3	4:AD:123:HIS:NE2	2.33	0.44
9:AI:4:TYR:HA	9:AI:87:GLN:HG2	2.00	0.44
11:AK:63:LEU:H	11:AK:63:LEU:HD12	1.83	0.44
18:AR:87:ARG:HH11	18:AR:87:ARG:CB	2.31	0.44
19:AS:10:PHE:HD2	19:AS:12:ASP:OD1	2.00	0.44
19:AS:11:VAL:HG22	19:AS:11:VAL:O	2.17	0.44
24:AY:26:A:H2'	24:AY:27:C:H6	1.83	0.44
25:AZ:96:ALA:O	25:AZ:99:MET:HG2	2.17	0.44
32:B6:26:ASN:HD22	32:B6:32:ASN:HD21	1.63	0.44
36:BA:382:G:H2'	36:BA:383:U:H5'	1.99	0.44
36:BA:1036:G:O2'	36:BA:1037:G:H5'	2.17	0.44
36:BA:2156:G:C6	36:BA:2157:G:N2	2.85	0.44
36:BA:2712(A):A:C5'	36:BA:2713:A:OP2	2.65	0.44
37:BB:73:A:H2'	37:BB:74:U:H5'	2.00	0.44
38:BC:34:THR:O	38:BC:34:THR:CG2	2.65	0.44
40:BE:60:ASN:OD1	40:BE:61:ARG:N	2.50	0.44
40:BE:69:LYS:HD3	40:BE:90:THR:N	2.32	0.44
41:BF:107:LYS:HE3	41:BF:205:ARG:HG2	1.98	0.44
43:BH:70:THR:O	43:BH:74:ASN:ND2	2.50	0.44
43:BH:126:PRO:O	43:BH:127:GLU:CG	2.58	0.44
43:BH:142:GLY:O	43:BH:145:ALA:HB3	2.16	0.44
47:BO:34:THR:OG1	47:BO:35:VAL:N	2.51	0.44
49:BQ:111:GLU:OE1	49:BQ:133:ARG:NH2	2.49	0.44
51:BS:97:ARG:C	51:BS:97:ARG:NE	2.70	0.44
51:BS:106:ARG:HH11	51:BS:106:ARG:CB	2.22	0.44
52:BT:107:ASP:OD2	52:BT:109:GLU:HG3	2.17	0.44
55:BW:50:VAL:HG22	55:BW:105:VAL:HG23	1.99	0.44
58:BZ:100:VAL:HB	58:BZ:124:ILE:HD11	1.99	0.44
1:CA:153:C:H42	1:CA:168:G:H1	1.64	0.44
1:CA:173:U:H5''	1:CA:197:A:O4'	2.18	0.44
3:CC:70:VAL:HG21	3:CC:76:VAL:HG11	1.99	0.44
4:CD:20:TYR:HD1	4:CD:26:CYS:O	2.00	0.44
4:CD:155:LEU:O	4:CD:159:ARG:HG2	2.17	0.44
5:CE:6:PHE:HB2	5:CE:34:VAL:HG22	1.99	0.44
10:CJ:32:ALA:CB	10:CJ:76:ASN:H	2.31	0.44
13:CM:74:VAL:HA	13:CM:77:ASN:HD22	1.81	0.44

Continued on next page...

Continued from previous page...

Atom-1	Atom-2	Interatomic distance (Å)	Clash overlap (Å)
16:CP:3:LYS:O	16:CP:21:VAL:HA	2.17	0.44
18:CR:44:LEU:CD1	18:CR:50:ILE:HD13	2.48	0.44
22:CV:57:G:H2'	22:CV:58:A:H5'	2.00	0.44
23:CX:11:U:O2	23:CX:11:U:H2'	2.17	0.44
23:CX:26:A:H3'	23:CX:27:A:C8	2.52	0.44
24:CY:25:C:C2'	24:CY:26:A:C5'	2.78	0.44
25:CZ:330:ARG:HH11	25:CZ:330:ARG:HG2	1.82	0.44
34:D8:8:LYS:HG3	36:DA:246:C:N4	2.32	0.44
36:DA:9:U:HO2'	36:DA:10:G:P	2.41	0.44
36:DA:850:C:O2'	36:DA:851:U:H5'	2.17	0.44
36:DA:1709:U:H2'	36:DA:1710:C:H6	1.80	0.44
36:DA:2350:C:H2'	36:DA:2351:G:O4'	2.17	0.44
36:DA:2376:A:H2'	36:DA:2377:A:O4'	2.17	0.44
36:DA:2392:A:H8	48:DP:60:MET:HG2	1.82	0.44
36:DA:2584:U:O2	36:DA:2584:U:O4'	2.35	0.44
40:DE:48:GLN:NE2	40:DE:78:LEU:HD22	2.32	0.44
40:DE:69:LYS:HD3	40:DE:90:THR:N	2.33	0.44
41:DF:167:ALA:O	41:DF:168:ARG:C	2.55	0.44
42:DG:73:ALA:O	42:DG:85:GLY:HA2	2.17	0.44
43:DH:85:LYS:NZ	43:DH:133:VAL:N	2.45	0.44
46:DN:23:LEU:HD21	46:DN:102:ALA:CB	2.47	0.44
46:DN:29:LYS:C	46:DN:31:ALA:H	2.21	0.44
49:DQ:21:THR:CG2	49:DQ:23:GLY:O	2.66	0.44
49:DQ:109:VAL:HG12	49:DQ:113:GLN:HB2	1.98	0.44
50:DR:45:ARG:O	50:DR:48:VAL:HG12	2.17	0.44
54:DV:19:LYS:HG2	54:DV:94:LEU:CB	2.41	0.44
55:DW:75:TYR:N	55:DW:75:TYR:CD1	2.84	0.44
57:DY:13:VAL:CG2	57:DY:73:ARG:O	2.62	0.44
57:DY:95:LYS:HG3	57:DY:99:CYS:O	2.18	0.44
1:AA:197:A:C6	1:AA:221:C:H4'	2.53	0.44
1:AA:658:G:H2'	1:AA:659:U:C6	2.53	0.44
1:AA:973:G:C4	10:AJ:55:LYS:HE2	2.53	0.44
1:AA:979:C:O2	14:AN:19:ARG:HG2	2.17	0.44
1:AA:1152:A:H5'	10:AJ:70:ARG:NH2	2.31	0.44
1:AA:1230:C:O2'	1:AA:1231:G:H5'	2.17	0.44
1:AA:1411:C:H2'	1:AA:1412:C:H6	1.81	0.44
1:AA:1458:G:H2'	1:AA:1459:C:C6	2.52	0.44
3:AC:166:GLU:OE1	3:AC:166:GLU:HA	2.16	0.44
3:AC:179:ARG:HD2	3:AC:206:GLU:OE2	2.17	0.44
4:AD:30:LYS:HB3	4:AD:35:ARG:NH1	2.33	0.44
13:AM:40:ASN:HB3	13:AM:43:THR:HG23	1.99	0.44

Continued on next page...

Continued from previous page...

Atom-1	Atom-2	Interatomic distance (Å)	Clash overlap (Å)
13:AM:68:GLY:N	13:AM:71:ARG:HG3	2.33	0.44
13:AM:118:ALA:HB3	22:AV:29:G:H5'	1.99	0.44
16:AP:9:PHE:CE2	16:AP:18:ARG:NE	2.85	0.44
16:AP:60:LEU:HD21	16:AP:66:PRO:HG3	1.98	0.44
17:AQ:12:SER:HB3	17:AQ:20:THR:OG1	2.17	0.44
19:AS:16:LEU:O	19:AS:18:LYS:N	2.50	0.44
19:AS:36:ARG:NH1	19:AS:53:ASN:HA	2.32	0.44
24:AY:76:A:H2	25:AZ:270:VAL:HA	1.82	0.44
25:AZ:64:ASN:N	25:AZ:83:PRO:HG2	2.32	0.44
25:AZ:166:ASP:OD1	25:AZ:166:ASP:N	2.50	0.44
25:AZ:197:ASP:O	25:AZ:201:GLU:N	2.51	0.44
27:B1:11:ARG:HH11	27:B1:11:ARG:HG2	1.81	0.44
36:BA:271(N):U:H5'	36:BA:271(O):C:C5	2.53	0.44
36:BA:302:C:O2'	36:BA:303:U:H5'	2.17	0.44
36:BA:593:G:O2'	36:BA:594:U:H5'	2.18	0.44
36:BA:1472:A:H2'	36:BA:1473:G:H5'	1.98	0.44
36:BA:1721:G:C2	36:BA:1739:U:OP2	2.70	0.44
36:BA:2678:C:H2'	36:BA:2679:A:O4'	2.18	0.44
36:BA:2687:U:C4	36:BA:2688:U:C5	3.05	0.44
37:BB:28:C:O2'	37:BB:29:A:H5'	2.17	0.44
39:BD:31:LYS:HE3	39:BD:33:LEU:CD1	2.47	0.44
41:BF:133:ASN:N	41:BF:133:ASN:HD22	2.15	0.44
42:BG:94:LEU:HB3	42:BG:99:MET:HB2	2.00	0.44
46:BN:55:VAL:CG2	46:BN:126:PRO:HA	2.47	0.44
47:BO:122:LEU:HD13	52:BT:72:VAL:HG11	1.99	0.44
50:BR:45:ARG:O	50:BR:48:VAL:HG12	2.17	0.44
50:BR:78:LYS:O	50:BR:83:ILE:HG12	2.17	0.44
51:BS:95:HIS:CG	51:BS:96:GLY:H	2.35	0.44
54:BV:99:ILE:H	54:BV:99:ILE:CD1	2.14	0.44
1:CA:61:G:H2'	1:CA:62:U:O4'	2.17	0.44
1:CA:323:U:H2'	1:CA:324:G:O4'	2.16	0.44
1:CA:1193:G:OP1	3:CC:167:TRP:CZ3	2.70	0.44
1:CA:1216:G:H2'	1:CA:1217:C:H6	1.83	0.44
2:CB:31:TYR:CD2	2:CB:202:PRO:HG3	2.52	0.44
2:CB:77:ALA:HB2	2:CB:211:ILE:CD1	2.47	0.44
4:CD:60:GLU:HA	4:CD:60:GLU:OE1	2.16	0.44
4:CD:194:LEU:HD22	4:CD:194:LEU:N	2.33	0.44
5:CE:12:LEU:HD21	5:CE:14:ARG:HB3	1.98	0.44
9:CI:20:ARG:HH11	9:CI:20:ARG:CG	2.24	0.44
11:CK:22:HIS:HB3	11:CK:29:ILE:HG12	1.99	0.44
12:CL:41:ARG:HB2	12:CL:41:ARG:NH1	2.32	0.44

Continued on next page...

Continued from previous page...

Atom-1	Atom-2	Interatomic distance (Å)	Clash overlap (Å)
12:CL:110:VAL:HG21	12:CL:120:TYR:HB3	1.98	0.44
17:CQ:10:VAL:HG23	17:CQ:54:GLY:N	2.32	0.44
19:CS:66:MET:O	19:CS:67:VAL:C	2.55	0.44
20:CT:56:MET:HG3	20:CT:88:VAL:HG21	1.99	0.44
24:CY:26:A:C5	24:CY:27:C:C5	3.05	0.44
25:CZ:249:VAL:HG13	25:CZ:268:THR:HA	1.99	0.44
26:D0:70:GLN:NE2	26:D0:80:HIS:NE2	2.65	0.44
27:D1:75:GLU:O	27:D1:78:LYS:HG2	2.17	0.44
28:D2:27:GLU:HG3	28:D2:30:ARG:HD3	1.99	0.44
31:D5:20:ARG:HA	31:D5:23:HIS:ND1	2.32	0.44
36:DA:776:G:H4'	36:DA:777:A:O5'	2.17	0.44
36:DA:1023:U:C2'	36:DA:1024:G:H5'	2.48	0.44
36:DA:1389:G:H2'	36:DA:1390:U:O4'	2.18	0.44
36:DA:1534:U:H2'	36:DA:1535:A:O4'	2.17	0.44
36:DA:1767:C:O2'	36:DA:1768:U:H5'	2.18	0.44
36:DA:1906:G:O2'	36:DA:1907:G:H5'	2.18	0.44
36:DA:2277:G:C6	36:DA:2278:A:N7	2.85	0.44
36:DA:2369:A:O2'	36:DA:2370:G:H5'	2.18	0.44
36:DA:2657:A:H5'	36:DA:2658:C:OP2	2.17	0.44
37:DB:111:G:H2'	37:DB:112:U:H5'	2.00	0.44
40:DE:52:LEU:CD1	52:DT:1:MET:HG2	2.34	0.44
40:DE:98:PRO:HD3	40:DE:175:VAL:CG1	2.46	0.44
41:DF:37:VAL:HG11	48:DP:7:ARG:NH1	2.33	0.44
41:DF:164:ARG:HG2	41:DF:164:ARG:NH1	2.30	0.44
42:DG:61:ALA:O	42:DG:63:ILE:N	2.50	0.44
42:DG:120:LEU:O	42:DG:180:PHE:CD1	2.69	0.44
42:DG:176:LEU:O	42:DG:176:LEU:HD23	2.17	0.44
46:DN:15:LEU:HD13	46:DN:16:ILE:N	2.33	0.44
48:DP:95:VAL:O	48:DP:125:VAL:HA	2.17	0.44
49:DQ:60:ARG:HH11	49:DQ:60:ARG:CB	2.10	0.44
52:DT:11:GLU:N	52:DT:11:GLU:OE1	2.51	0.44
53:DU:92:ARG:CB	54:DV:11:GLN:NE2	2.81	0.44
54:DV:28:GLU:O	54:DV:30:GLY:N	2.51	0.44
1:AA:35:G:H2'	1:AA:36:C:C6	2.53	0.44
1:AA:59:A:H1'	1:AA:354:G:N2	2.32	0.44
1:AA:59:A:C5'	1:AA:60:A:H5''	2.47	0.44
1:AA:470:C:C2'	1:AA:471:G:OP1	2.65	0.44
1:AA:863:U:H6	1:AA:866:C:H41	1.65	0.44
1:AA:995:C:HO2'	1:AA:996:A:H8	1.66	0.44
2:AB:92:TYR:HE2	2:AB:94:ASN:HD21	1.65	0.44
3:AC:6:HIS:CD2	3:AC:8:ILE:HB	2.53	0.44

Continued on next page...

Continued from previous page...

Atom-1	Atom-2	Interatomic distance (Å)	Clash overlap (Å)
3:AC:30:ARG:HH21	3:AC:31:HIS:HE1	1.60	0.44
3:AC:84:ILE:HG23	3:AC:85:ARG:HH11	1.83	0.44
7:AG:26:PHE:O	7:AG:30:ILE:HG12	2.18	0.44
10:AJ:94:VAL:CG1	10:AJ:95:GLU:N	2.80	0.44
13:AM:34:LEU:HD13	13:AM:41:PRO:HA	2.00	0.44
13:AM:37:THR:O	13:AM:39:ILE:HG13	2.17	0.44
16:AP:53:VAL:CG2	16:AP:54:GLU:N	2.77	0.44
20:AT:89:ARG:NH1	20:AT:104:LEU:HD21	2.32	0.44
23:AX:11:U:O2	23:AX:11:U:H2'	2.17	0.44
24:AY:77:TRP:N	25:AZ:272:MET:HA	2.33	0.44
25:AZ:12:VAL:HG23	25:AZ:77:TYR:CD1	2.52	0.44
25:AZ:27:LEU:O	25:AZ:30:ALA:HB3	2.18	0.44
25:AZ:27:LEU:HD11	25:AZ:31:LEU:HD11	2.00	0.44
25:AZ:125:GLN:HE22	25:AZ:394:THR:HB	1.83	0.44
25:AZ:200:TRP:O	25:AZ:204:ASP:HB2	2.17	0.44
25:AZ:206:ILE:C	25:AZ:208:GLU:H	2.19	0.44
25:AZ:397:ALA:CB	61:AZ:502:KIR:H252	2.40	0.44
34:B8:25:MET:CG	48:BP:64:LYS:HB2	2.48	0.44
34:B8:61:LEU:HD22	36:BA:593:G:H4'	1.98	0.44
36:BA:57:C:O2'	36:BA:58:G:H5'	2.18	0.44
36:BA:99:U:C4'	36:BA:102:G:H1'	2.47	0.44
36:BA:652:C:O2'	36:BA:653:A:O5'	2.35	0.44
36:BA:1499:C:C2'	36:BA:1500:G:H5'	2.48	0.44
36:BA:1568:G:H4'	39:BD:59:LYS:HB3	1.98	0.44
36:BA:1596:A:O2'	36:BA:1597:A:H5'	2.17	0.44
36:BA:1773:A:H2'	36:BA:1774:C:O4'	2.17	0.44
36:BA:2355:C:C4	36:BA:2356:C:C4	3.06	0.44
36:BA:2481:G:HO2'	36:BA:2482:G:P	2.40	0.44
36:BA:2659:G:C2'	36:BA:2660:A:H5''	2.47	0.44
36:BA:2850:A:N3	50:BR:61:HIS:CE1	2.86	0.44
37:BB:78:A:H2'	37:BB:79:C:O4'	2.17	0.44
37:BB:94:C:O2'	37:BB:95:C:H5'	2.18	0.44
39:BD:62:TYR:HA	39:BD:87:ASN:HD21	1.83	0.44
40:BE:31:CYS:HA	40:BE:32:PRO:HD3	1.82	0.44
42:BG:43:LEU:N	42:BG:43:LEU:HD22	2.33	0.44
42:BG:47:LYS:HE2	42:BG:80:PHE:CE1	2.53	0.44
47:BO:35:VAL:HA	47:BO:62:VAL:O	2.16	0.44
48:BP:23:PRO:HB2	48:BP:33:ARG:CG	2.47	0.44
49:BQ:24:GLY:O	49:BQ:102:VAL:HG23	2.17	0.44
50:BR:26:LYS:O	50:BR:30:THR:CG2	2.66	0.44
50:BR:52:ILE:O	50:BR:55:ALA:HB3	2.18	0.44

Continued on next page...

Continued from previous page...

Atom-1	Atom-2	Interatomic distance (Å)	Clash overlap (Å)
54:BV:36:PRO:O	54:BV:37:VAL:HG13	2.17	0.44
57:BY:28:LYS:C	57:BY:38:ILE:HG22	2.38	0.44
58:BZ:19:ARG:HH11	58:BZ:19:ARG:HG2	1.83	0.44
58:BZ:98:MET:SD	58:BZ:133:ILE:HG23	2.58	0.44
1:CA:222:U:H2'	1:CA:223:U:H6	1.81	0.44
1:CA:277:C:O2'	1:CA:278:G:H5'	2.18	0.44
1:CA:1036:G:H3'	1:CA:1037:C:C6	2.53	0.44
2:CB:200:ILE:HG22	2:CB:201:ILE:N	2.33	0.44
2:CB:239:VAL:O	2:CB:240:GLN:CB	2.65	0.44
6:CF:53:ALA:O	6:CF:54:LYS:CB	2.65	0.44
6:CF:76:ALA:O	6:CF:80:ARG:HG3	2.18	0.44
7:CG:69:VAL:HG12	7:CG:100:ALA:HA	1.98	0.44
23:CX:13:A:H8	23:CX:13:A:OP2	2.00	0.44
24:CY:62:U:H2'	24:CY:63:C:O4'	2.17	0.44
34:D8:21:LYS:HD3	34:D8:48:PHE:CZ	2.52	0.44
36:DA:57:C:O2'	36:DA:58:G:H5'	2.18	0.44
36:DA:135:G:O2'	36:DA:136:G:H5'	2.17	0.44
36:DA:231:C:O2'	36:DA:232:G:H5'	2.17	0.44
36:DA:1478:G:N2	36:DA:1514:U:C2	2.86	0.44
36:DA:1484:G:C3'	36:DA:1485:G:H5''	2.46	0.44
36:DA:1889:A:O2'	36:DA:2087:G:H5'	2.16	0.44
36:DA:2326:C:O2	36:DA:2326:C:O4'	2.32	0.44
36:DA:2672:G:C2'	36:DA:2673:G:H5''	2.48	0.44
36:DA:2711:A:OP1	36:DA:2712(A):A:P	2.76	0.44
36:DA:2712(A):A:C5'	36:DA:2713:A:OP2	2.65	0.44
37:DB:77:U:P	58:DZ:19:ARG:HH21	2.41	0.44
53:DU:44:ASN:HD21	54:DV:75:PHE:HB3	1.83	0.44
58:DZ:76:LEU:HD23	58:DZ:83:PRO:HA	1.99	0.44
58:DZ:122:ARG:CG	58:DZ:122:ARG:NH1	2.81	0.44
1:AA:178:C:O2'	1:AA:179:A:H5'	2.18	0.44
1:AA:782:A:C2'	1:AA:783:C:H5'	2.47	0.44
1:AA:858:G:O2'	1:AA:859:A:H5'	2.17	0.44
1:AA:1036:G:H3'	1:AA:1037:C:C6	2.53	0.44
2:AB:28:PHE:CE2	2:AB:190:THR:HA	2.53	0.44
3:AC:70:VAL:CG1	3:AC:71:ALA:N	2.81	0.44
5:AE:82:VAL:HG21	5:AE:138:ALA:HA	1.99	0.44
6:AF:1:MET:HA	6:AF:67:MET:O	2.18	0.44
6:AF:53:ALA:O	6:AF:54:LYS:CB	2.66	0.44
8:AH:44:PHE:CE2	8:AH:109:ILE:CG2	3.00	0.44
11:AK:21:ILE:HB	11:AK:84:VAL:HG12	2.00	0.44
11:AK:33:THR:HB	11:AK:38:ASN:O	2.18	0.44

Continued on next page...

Continued from previous page...

Atom-1	Atom-2	Interatomic distance (Å)	Clash overlap (Å)
12:AL:61:THR:C	12:AL:63:GLY:H	2.21	0.44
14:AN:41:ARG:NH2	14:AN:42:ILE:HD11	2.32	0.44
15:AO:39:LEU:O	15:AO:39:LEU:HD23	2.18	0.44
15:AO:48:LYS:HD3	15:AO:48:LYS:HA	1.78	0.44
18:AR:59:SER:OG	18:AR:62:GLU:HG3	2.18	0.44
26:B0:10:THR:CG2	26:B0:12:ASN:HB2	2.48	0.44
28:B2:38:GLN:O	28:B2:41:ILE:HG12	2.18	0.44
34:B8:36:LYS:HB3	34:B8:40:GLU:HB3	1.99	0.44
36:BA:181:A:H5'	36:BA:181:A:C8	2.51	0.44
36:BA:341:G:O2'	36:BA:342:G:H5'	2.18	0.44
36:BA:1053:C:O2'	36:BA:1054:A:H5'	2.18	0.44
36:BA:1598:C:O2	36:BA:1598:C:H2'	2.17	0.44
36:BA:1635:G:H2'	36:BA:1636:C:C6	2.52	0.44
36:BA:2369:A:O2'	36:BA:2370:G:H5'	2.18	0.44
36:BA:2758:A:C2	36:BA:2759:G:H1'	2.52	0.44
36:BA:2870:C:H2'	36:BA:2871:C:O4'	2.18	0.44
41:BF:142:TRP:C	41:BF:142:TRP:HE3	2.21	0.44
42:BG:172:LEU:HD13	42:BG:172:LEU:O	2.18	0.44
43:BH:37:VAL:HG21	43:BH:68:THR:HG23	1.99	0.44
46:BN:4:TYR:O	46:BN:5:VAL:CB	2.65	0.44
48:BP:83:VAL:CG1	48:BP:112:LEU:HD21	2.46	0.44
48:BP:124:LYS:HA	48:BP:142:GLY:O	2.18	0.44
52:BT:29:ARG:HD3	52:BT:86:ILE:HG23	1.99	0.44
58:BZ:135:GLU:N	58:BZ:135:GLU:OE1	2.51	0.44
1:CA:179:A:H2'	1:CA:180:U:C6	2.52	0.44
1:CA:403:C:O2'	1:CA:404:U:H5'	2.17	0.44
1:CA:441:A:H3'	1:CA:442:C:C6	2.53	0.44
1:CA:926:G:H5''	1:CA:927:G:O5'	2.18	0.44
1:CA:1211:U:H1'	1:CA:1213:A:C2	2.53	0.44
1:CA:1432:G:P	52:DT:107:ASP:HB2	2.57	0.44
1:CA:1505:G:H2'	23:CX:18:G:OP2	2.18	0.44
3:CC:3:ASN:HB2	3:CC:4:LYS:H	1.60	0.44
3:CC:14:ILE:CG1	3:CC:15:THR:N	2.81	0.44
3:CC:107:GLN:H	3:CC:107:GLN:NE2	2.16	0.44
9:CI:85:LEU:C	9:CI:85:LEU:HD12	2.38	0.44
10:CJ:7:LYS:HG3	10:CJ:71:LEU:HD13	1.99	0.44
12:CL:92:ASP:O	12:CL:94:PRO:HD3	2.18	0.44
13:CM:25:ILE:HD11	13:CM:66:LEU:HD21	1.98	0.44
16:CP:60:LEU:HD21	16:CP:66:PRO:HG2	2.00	0.44
25:CZ:40:PRO:O	25:CZ:41:ASN:HB3	2.18	0.44
26:D0:14:ARG:NH1	26:D0:14:ARG:CG	2.81	0.44

Continued on next page...

Continued from previous page...

Atom-1	Atom-2	Interatomic distance (Å)	Clash overlap (Å)
30:D4:37:SER:O	30:D4:38:LYS:CB	2.64	0.44
33:D7:5:TRP:CZ3	36:DA:464:U:H4'	2.52	0.44
34:D8:25:MET:HG3	48:DP:64:LYS:HB2	1.98	0.44
34:D8:36:LYS:HB3	34:D8:40:GLU:HB3	1.99	0.44
36:DA:1019:U:O2'	36:DA:1021:A:C2	2.61	0.44
36:DA:1045:A:N3	36:DA:1047:G:N2	2.65	0.44
36:DA:1106:G:H2'	36:DA:1107:G:O4'	2.18	0.44
36:DA:1114:G:H2'	36:DA:1115:G:H8	1.82	0.44
36:DA:1389:G:H2'	36:DA:1390:U:H6	1.80	0.44
36:DA:1558:A:O2'	36:DA:1559:G:P	2.76	0.44
36:DA:1596:A:O2'	36:DA:1597:A:H5'	2.17	0.44
36:DA:2360:A:O2'	36:DA:2361:A:O5'	2.36	0.44
36:DA:2400:G:N2	36:DA:2417:C:C2	2.85	0.44
39:DD:98:VAL:O	39:DD:98:VAL:HG12	2.18	0.44
40:DE:132:HIS:C	40:DE:135:HIS:CE1	2.90	0.44
42:DG:34:LEU:HD12	42:DG:34:LEU:O	2.18	0.44
46:DN:41:ASP:O	46:DN:42:TRP:C	2.55	0.44
47:DO:88:ASN:ND2	47:DO:92:GLU:HB2	2.32	0.44
48:DP:31:ALA:C	48:DP:33:ARG:H	2.21	0.44
49:DQ:24:GLY:O	49:DQ:102:VAL:HG23	2.17	0.44
51:DS:20:ARG:HA	51:DS:20:ARG:HE	1.83	0.44
52:DT:126:ALA:O	52:DT:128:GLU:HG3	2.16	0.44
54:DV:19:LYS:HB3	54:DV:94:LEU:O	2.18	0.44
54:DV:20:LEU:HB3	54:DV:21:ARG:HD3	1.99	0.44
56:DX:18:TYR:O	56:DX:20:GLY:N	2.51	0.44
58:DZ:128:VAL:CG2	58:DZ:129:SER:H	2.28	0.44
1:AA:189:G:O2'	1:AA:189(A):C:H5'	2.17	0.44
1:AA:294:U:H2'	1:AA:295:C:H6	1.83	0.44
1:AA:659:U:H2'	1:AA:660:G:C8	2.52	0.44
1:AA:723:U:O2	1:AA:723:U:C2'	2.65	0.44
1:AA:836:G:C6	1:AA:851:G:C6	3.06	0.44
1:AA:861:G:O2'	1:AA:862:C:H5'	2.18	0.44
1:AA:1262:C:H2'	1:AA:1263:C:C6	2.52	0.44
2:AB:31:TYR:HD2	2:AB:202:PRO:HG3	1.83	0.44
3:AC:131:ARG:HH11	3:AC:166:GLU:CG	2.31	0.44
14:AN:60:SER:O	14:AN:61:TRP:HB3	2.18	0.44
24:AY:54:5MU:H73	24:AY:55:PSU:C2	2.52	0.44
25:AZ:117:ARG:NE	25:AZ:157:LEU:HD11	2.32	0.44
25:AZ:159:ASN:C	25:AZ:161:TYR:N	2.71	0.44
25:AZ:330:ARG:HH11	25:AZ:330:ARG:HG2	1.83	0.44
26:B0:53:MET:HA	26:B0:58:THR:O	2.18	0.44

Continued on next page...

Continued from previous page...

Atom-1	Atom-2	Interatomic distance (Å)	Clash overlap (Å)
28:B2:2:LYS:CB	36:BA:97:C:H5''	2.44	0.44
29:B3:47:VAL:HG11	29:B3:56:VAL:HG21	1.98	0.44
34:B8:10:ALA:O	34:B8:14:VAL:HG12	2.18	0.44
36:BA:67:U:H2'	36:BA:68:G:C8	2.52	0.44
36:BA:257:A:C2'	36:BA:258:G:H5'	2.47	0.44
36:BA:534:U:O2'	53:BU:49:HIS:CD2	2.71	0.44
36:BA:806:C:C5	48:BP:39:LYS:HE2	2.52	0.44
36:BA:925:C:C3'	36:BA:926:A:H5''	2.46	0.44
36:BA:1061:U:C4'	36:BA:1070:A:H1'	2.43	0.44
36:BA:1203:G:H3'	36:BA:1204:A:C5'	2.47	0.44
36:BA:1360:A:H5'	36:BA:1361:G:OP2	2.18	0.44
36:BA:1466:G:H2'	36:BA:1547:C:N4	2.33	0.44
36:BA:1479:G:O2'	36:BA:1480:G:H5'	2.18	0.44
36:BA:1916:A:H2'	36:BA:1917:U:O4'	2.18	0.44
36:BA:2491:U:C5'	36:BA:2570:G:H5''	2.36	0.44
36:BA:2852:G:O2'	36:BA:2853:C:H5'	2.17	0.44
37:BB:7:G:C3'	37:BB:8:U:C5'	2.96	0.44
37:BB:42:C:O2'	37:BB:43:C:P	2.76	0.44
38:BC:76:ALA:O	38:BC:77:ILE:HG12	2.18	0.44
38:BC:118:ASP:CG	38:BC:119:VAL:N	2.70	0.44
39:BD:240:ALA:HB1	39:BD:241:PRO:HD2	2.00	0.44
41:BF:53:THR:O	41:BF:57:VAL:HG23	2.18	0.44
41:BF:82:ILE:O	41:BF:83:PHE:HB2	2.17	0.44
42:BG:11:TYR:O	42:BG:15:VAL:HG23	2.17	0.44
46:BN:16:ILE:HG23	46:BN:54:VAL:HG22	2.00	0.44
47:BO:71:ARG:NE	47:BO:105:GLU:OE2	2.50	0.44
53:BU:92:ARG:HH22	54:BV:10:LYS:HB3	1.75	0.44
54:BV:47:VAL:O	54:BV:47:VAL:HG23	2.17	0.44
56:BX:53:LYS:HB3	56:BX:82:GLN:CB	2.48	0.44
58:BZ:100:VAL:HG23	58:BZ:126:VAL:HG22	2.00	0.44
1:CA:197:A:C6	1:CA:221:C:H4'	2.52	0.44
1:CA:665:A:H2'	1:CA:732:C:O2	2.18	0.44
1:CA:1452:C:O2'	1:CA:1456:G:N2	2.48	0.44
2:CB:114:ARG:HH11	2:CB:118:LEU:CD2	2.23	0.44
2:CB:118:LEU:HD13	2:CB:142:LEU:HB2	1.99	0.44
4:CD:182:LYS:HB3	4:CD:183:GLY:H	1.54	0.44
13:CM:111:LYS:O	13:CM:112:GLY:O	2.36	0.44
20:CT:36:LEU:O	20:CT:36:LEU:HD13	2.16	0.44
20:CT:53:LEU:HD22	20:CT:100:ILE:O	2.17	0.44
25:CZ:87:ASP:HB2	25:CZ:88:TYR:HD1	1.82	0.44
25:CZ:155:ARG:O	25:CZ:159:ASN:ND2	2.46	0.44

Continued on next page...

Continued from previous page...

Atom-1	Atom-2	Interatomic distance (Å)	Clash overlap (Å)
25:CZ:159:ASN:C	25:CZ:161:TYR:N	2.71	0.44
27:D1:3:LYS:HG3	36:DA:1365:A:OP2	2.17	0.44
27:D1:37:ILE:O	27:D1:37:ILE:CG1	2.65	0.44
28:D2:32:LEU:HD21	28:D2:36:ARG:NH2	2.33	0.44
31:D5:3:LYS:O	31:D5:5:PRO:CD	2.66	0.44
34:D8:59:LYS:NZ	34:D8:59:LYS:CB	2.71	0.44
35:D9:1:MET:CG	36:DA:2478:A:OP2	2.66	0.44
36:DA:117:G:C6	36:DA:119:A:C6	3.06	0.44
36:DA:133:C:H6	36:DA:133:C:O5'	2.01	0.44
36:DA:156:U:C2'	36:DA:157:U:H5'	2.48	0.44
36:DA:589:C:H2'	36:DA:590:A:H8	1.80	0.44
36:DA:1042:G:H1	36:DA:1112:G:H22	1.66	0.44
36:DA:1502:C:O2	36:DA:1502:C:H2'	2.18	0.44
36:DA:1568:G:P	39:DD:63:ARG:HH22	2.40	0.44
36:DA:2631:G:N2	40:DE:61:ARG:HH12	2.15	0.44
36:DA:2695:C:O2'	36:DA:2696:U:H5'	2.17	0.44
40:DE:89:ASP:CG	40:DE:90:THR:H	2.22	0.44
40:DE:107:THR:HA	40:DE:163:GLU:O	2.17	0.44
40:DE:112:GLY:O	40:DE:159:HIS:HA	2.18	0.44
41:DF:157:VAL:HG22	41:DF:194:MET:HG2	1.99	0.44
42:DG:170:ARG:HG3	42:DG:174:GLU:OE2	2.17	0.44
43:DH:49:VAL:O	43:DH:50:VAL:CG2	2.66	0.44
46:DN:34:LEU:HD11	46:DN:116:LEU:HB3	1.99	0.44
50:DR:84:ALA:HB3	50:DR:85:PRO:HD3	2.00	0.44
52:DT:45:PHE:CE2	52:DT:74:ARG:HG3	2.52	0.44
57:DY:67:LEU:C	57:DY:67:LEU:HD23	2.38	0.44
58:DZ:103:ARG:HD2	58:DZ:136:PHE:CD1	2.53	0.44
1:AA:130:A:H1'	1:AA:263:A:O2'	2.17	0.44
1:AA:153:C:H42	1:AA:168:G:H1	1.65	0.44
1:AA:628:G:O2'	1:AA:629:G:H5'	2.17	0.44
1:AA:1012:U:O2'	1:AA:1013:G:H5'	2.18	0.44
1:AA:1459:C:O2'	1:AA:1460:A:H5'	2.17	0.44
4:AD:3:ARG:HG2	4:AD:118:ARG:HE	1.83	0.44
4:AD:6:GLY:O	4:AD:7:PRO:C	2.56	0.44
4:AD:91:SER:O	4:AD:92:VAL:C	2.54	0.44
7:AG:44:TYR:O	7:AG:45:ASP:C	2.57	0.44
12:AL:7:ILE:HG21	17:AQ:34:LYS:HB2	2.00	0.44
12:AL:117:ARG:HB3	12:AL:122:THR:OG1	2.17	0.44
13:AM:4:ILE:H	13:AM:4:ILE:CD1	2.31	0.44
13:AM:125:ARG:NH1	36:BA:1913:A:N7	2.65	0.44
21:AU:10:ARG:O	21:AU:11:GLY:C	2.54	0.44

Continued on next page...

Continued from previous page...

Atom-1	Atom-2	Interatomic distance (Å)	Clash overlap (Å)
24:AY:52:A:H2'	24:AY:53:G:H5'	1.99	0.44
24:AY:64:U:O2'	25:AZ:341:GLN:NE2	2.51	0.44
25:AZ:2:LYS:C	25:AZ:275:LYS:HE3	2.29	0.44
27:B1:80:LEU:HD23	27:B1:81:LYS:O	2.18	0.44
28:B2:16:LEU:HD22	28:B2:20:GLU:HG2	1.98	0.44
30:B4:37:SER:O	30:B4:38:LYS:CB	2.65	0.44
36:BA:321:G:C1'	41:BF:165:ARG:HD3	2.48	0.44
36:BA:598:G:C5'	48:BP:15:ARG:HB3	2.47	0.44
36:BA:776:G:H4'	36:BA:777:A:O5'	2.18	0.44
36:BA:855:G:H1	36:BA:922:U:H3	1.66	0.44
36:BA:1087:G:O2'	36:BA:1089:G:H5'	2.18	0.44
36:BA:1101:U:O2'	36:BA:1102:C:H5'	2.17	0.44
36:BA:1389:G:H2'	36:BA:1390:U:O4'	2.18	0.44
36:BA:1440:G:H2'	36:BA:1441:G:H8	1.83	0.44
36:BA:1494:A:H3'	36:BA:1494:A:N3	2.32	0.44
36:BA:2457:U:C2'	36:BA:2458:G:H5'	2.48	0.44
36:BA:2461:C:H2'	36:BA:2462:U:C6	2.53	0.44
36:BA:2575:C:H2'	36:BA:2578:G:O6	2.18	0.44
39:BD:186:HIS:HD2	39:BD:188:GLU:HB2	1.78	0.44
39:BD:229:VAL:HG13	39:BD:230:ASP:N	2.32	0.44
40:BE:59:VAL:O	40:BE:60:ASN:CG	2.57	0.44
40:BE:152:LYS:HG2	46:BN:78:TYR:CZ	2.52	0.44
41:BF:93:LYS:O	41:BF:94:PRO:C	2.55	0.44
41:BF:114:VAL:HG21	41:BF:202:PHE:CE2	2.52	0.44
42:BG:54:GLU:HA	42:BG:57:ALA:CB	2.47	0.44
42:BG:135:LEU:HD22	42:BG:140:ILE:CD1	2.48	0.44
46:BN:29:LYS:C	46:BN:31:ALA:H	2.20	0.44
49:BQ:138:ASP:C	49:BQ:139:GLU:OE1	2.56	0.44
50:BR:81:ASP:O	50:BR:85:PRO:HG2	2.18	0.44
51:BS:20:ARG:HA	51:BS:20:ARG:HE	1.82	0.44
53:BU:65:ILE:HD12	53:BU:65:ILE:N	2.33	0.44
53:BU:74:LEU:HD13	53:BU:79:PHE:HB2	2.00	0.44
58:BZ:132:ASN:C	58:BZ:134:PRO:HD3	2.38	0.44
58:BZ:161:VAL:CG1	58:BZ:162:GLU:N	2.81	0.44
1:CA:376:G:H4'	16:CP:5:ARG:NH1	2.32	0.44
1:CA:605:U:O2'	1:CA:606:G:H5'	2.17	0.44
1:CA:639:G:O2'	1:CA:640:A:H5'	2.18	0.44
1:CA:675:A:H1'	11:CK:116:HIS:ND1	2.33	0.44
1:CA:976:G:OP1	14:CN:32:SER:N	2.49	0.44
1:CA:1004:A:C2'	1:CA:1005:A:H5'	2.47	0.44
1:CA:1042:G:O2'	1:CA:1043:C:H5'	2.17	0.44

Continued on next page...

Continued from previous page...

Atom-1	Atom-2	Interatomic distance (Å)	Clash overlap (Å)
1:CA:1363(A):A:C4'	1:CA:1364:U:H5''	2.41	0.44
2:CB:97:TRP:CZ3	2:CB:176:GLU:OE2	2.70	0.44
3:CC:3:ASN:O	3:CC:4:LYS:CB	2.66	0.44
4:CD:18:LYS:HE3	4:CD:31:CYS:HB3	1.99	0.44
5:CE:53:LEU:HD12	5:CE:53:LEU:N	2.32	0.44
9:CI:20:ARG:NH1	9:CI:20:ARG:CG	2.81	0.44
13:CM:4:ILE:H	13:CM:4:ILE:CD1	2.31	0.44
13:CM:40:ASN:ND2	13:CM:43:THR:HG23	2.31	0.44
14:CN:57:ARG:HG2	14:CN:58:LYS:N	2.33	0.44
16:CP:22:THR:OG1	16:CP:26:ARG:HG3	2.18	0.44
27:D1:21:ARG:HH11	27:D1:21:ARG:HB2	1.81	0.44
27:D1:70:VAL:O	27:D1:73:LEU:HB2	2.17	0.44
28:D2:11:GLU:HA	28:D2:14:ARG:HE	1.81	0.44
28:D2:63:VAL:O	28:D2:64:LEU:C	2.56	0.44
30:D4:47:GLN:HE21	30:D4:47:GLN:HB3	1.63	0.44
34:D8:30:ARG:HA	34:D8:30:ARG:NE	2.29	0.44
36:DA:139(A):G:H3'	36:DA:140:G:C8	2.51	0.44
36:DA:269:U:O2	36:DA:269:U:H2'	2.18	0.44
36:DA:271(U):G:H2'	36:DA:271(V):G:C8	2.53	0.44
36:DA:341:G:O2'	36:DA:342:G:H5'	2.18	0.44
36:DA:382:G:H2'	36:DA:383:U:H5'	2.00	0.44
36:DA:445:C:H2'	36:DA:446:G:C8	2.53	0.44
36:DA:534:U:O2'	53:DU:49:HIS:HD2	2.00	0.44
36:DA:654(A):G:H2'	36:DA:654(B):C:H5'	1.99	0.44
36:DA:703:U:O2'	36:DA:704:G:H5'	2.18	0.44
36:DA:2153:G:H2'	36:DA:2154:G:C8	2.53	0.44
36:DA:2841:C:H2'	36:DA:2842:G:C8	2.53	0.44
37:DB:17:C:O2'	37:DB:18:G:H5'	2.18	0.44
37:DB:69:G:N2	37:DB:70:C:H1'	2.33	0.44
38:DC:77:ILE:HB	38:DC:115:ALA:CB	2.43	0.44
39:DD:50:THR:O	39:DD:51:VAL:HG23	2.17	0.44
42:DG:26:GLN:HG3	42:DG:27:ASN:H	1.83	0.44
48:DP:47:ASP:OD2	48:DP:50:ARG:HG2	2.18	0.44
49:DQ:43:THR:HB	49:DQ:45:GLN:HE21	1.83	0.44
49:DQ:96:VAL:HG23	49:DQ:96:VAL:O	2.17	0.44
52:DT:31:SER:OG	52:DT:32:TYR:CE1	2.62	0.44
52:DT:56:GLY:O	52:DT:59:THR:CG2	2.64	0.44
53:DU:69:CYS:HB2	53:DU:74:LEU:HD11	1.99	0.44
54:DV:74:LYS:HB2	54:DV:83:ARG:HB2	1.99	0.44
56:DX:35:THR:CG2	56:DX:36:LYS:N	2.80	0.44
56:DX:64:LYS:HZ2	56:DX:73:ARG:HH21	1.65	0.44

Continued on next page...

Continued from previous page...

Atom-1	Atom-2	Interatomic distance (Å)	Clash overlap (Å)
57:DY:7:VAL:CB	57:DY:8:LYS:HD2	2.48	0.44
58:DZ:10:ARG:HG2	58:DZ:10:ARG:NH1	2.28	0.44
58:DZ:35:ARG:NH2	58:DZ:36:LYS:HG2	2.32	0.44
58:DZ:96:VAL:CG1	58:DZ:97:GLU:N	2.71	0.44
58:DZ:149:SER:OG	58:DZ:173:ALA:HA	2.18	0.44
1:AA:1315:U:O2	1:AA:1360:A:H2	2.01	0.43
2:AB:28:PHE:HE2	2:AB:190:THR:HG22	1.83	0.43
5:AE:48:ALA:HB2	5:AE:57:LYS:NZ	2.33	0.43
7:AG:20:ASP:HB3	7:AG:23:VAL:CG2	2.47	0.43
9:AI:50:LEU:O	9:AI:56:LEU:HB3	2.18	0.43
10:AJ:47:PHE:CE1	14:AN:37:PHE:CE2	3.06	0.43
13:AM:83:ASP:OD1	13:AM:85:GLY:N	2.51	0.43
15:AO:56:LEU:O	15:AO:60:VAL:HG23	2.17	0.43
17:AQ:5:VAL:HG22	17:AQ:60:ILE:CD1	2.45	0.43
17:AQ:10:VAL:HG23	17:AQ:54:GLY:N	2.33	0.43
17:AQ:58:GLU:O	17:AQ:59:ILE:HD13	2.18	0.43
19:AS:29:ARG:O	19:AS:31:ILE:HG22	2.17	0.43
25:AZ:65:THR:HG23	25:AZ:80:VAL:CG1	2.47	0.43
25:AZ:82:CYS:HA	25:AZ:83:PRO:HD3	1.88	0.43
25:AZ:136:ASN:HA	25:AZ:173:GLY:O	2.17	0.43
25:AZ:385:ARG:HA	25:AZ:399:VAL:HA	2.00	0.43
31:B5:36:CYS:HB3	31:B5:49:CYS:SG	2.58	0.43
36:BA:25:U:H5'	55:BW:78:GLU:O	2.18	0.43
36:BA:541:C:O2'	36:BA:542:C:H5'	2.18	0.43
36:BA:606:U:H4'	36:BA:658:C:H4'	2.00	0.43
36:BA:973:A:O4'	36:BA:1188:U:C6	2.70	0.43
36:BA:1336:A:O2'	36:BA:1337:G:H5'	2.18	0.43
36:BA:1713:U:O2'	36:BA:1714:G:H5'	2.18	0.43
36:BA:2360:A:O2'	36:BA:2361:A:C5'	2.66	0.43
36:BA:2481:G:C2'	36:BA:2482:G:OP2	2.66	0.43
36:BA:2821:A:O2'	36:BA:2822:G:H5'	2.17	0.43
36:BA:2884:U:H2'	36:BA:2885:C:H5'	2.00	0.43
41:BF:36:VAL:HA	41:BF:101:LEU:CD2	2.48	0.43
41:BF:178:PRO:HG2	41:BF:179:GLU:H	1.82	0.43
43:BH:83:TYR:HB2	43:BH:135:GLY:H	1.82	0.43
46:BN:3:THR:C	46:BN:4:TYR:CG	2.92	0.43
50:BR:75:LEU:HD13	50:BR:75:LEU:C	2.37	0.43
51:BS:61:ASN:O	51:BS:63:THR:N	2.51	0.43
53:BU:66:ASN:ND2	53:BU:76:TYR:HB2	2.33	0.43
53:BU:69:CYS:O	53:BU:74:LEU:HD12	2.18	0.43
56:BX:25:LYS:HA	56:BX:81:VAL:O	2.18	0.43

Continued on next page...

Continued from previous page...

Atom-1	Atom-2	Interatomic distance (Å)	Clash overlap (Å)
57:BY:56:PRO:O	57:BY:57:GLN:C	2.56	0.43
57:BY:57:GLN:HA	57:BY:57:GLN:OE1	2.18	0.43
1:CA:59:A:C5'	1:CA:60:A:H5''	2.48	0.43
1:CA:476:G:H2'	1:CA:477:A:C8	2.53	0.43
1:CA:547:A:H4'	1:CA:548:G:O5'	2.18	0.43
1:CA:1073:U:O2'	1:CA:1074:G:H5'	2.18	0.43
1:CA:1282:C:H2'	1:CA:1283:G:H5'	1.99	0.43
9:CI:93:ARG:C	9:CI:95:LYS:N	2.71	0.43
12:CL:53:ARG:HB2	12:CL:93:LEU:HD21	1.99	0.43
15:CO:70:LEU:C	15:CO:72:ARG:H	2.21	0.43
18:CR:36:ASN:ND2	18:CR:39:VAL:HB	2.33	0.43
22:CV:49:C:H2'	22:CV:50:U:H6	1.83	0.43
22:CW:9:A:C2	22:CW:45:U:C4	3.06	0.43
27:D1:67:ILE:O	27:D1:68:PRO:C	2.55	0.43
29:D3:48:GLU:HG2	29:D3:48:GLU:H	1.65	0.43
34:D8:36:LYS:O	34:D8:37:SER:C	2.56	0.43
36:DA:419:C:H2'	36:DA:420:C:C6	2.53	0.43
36:DA:850:C:H2'	36:DA:851:U:H6	1.82	0.43
36:DA:990:A:N6	36:DA:1186:G:H1'	2.33	0.43
36:DA:1138:G:C4	36:DA:1139:G:H1'	2.53	0.43
36:DA:1721:G:H8	36:DA:1741:A:H62	1.67	0.43
36:DA:2469:A:O2'	49:DQ:56:ARG:CD	2.65	0.43
36:DA:2562:U:C2'	36:DA:2563:U:H5'	2.47	0.43
36:DA:2650:U:O2'	36:DA:2651:C:H5'	2.19	0.43
37:DB:17:C:H2'	37:DB:18:G:C8	2.52	0.43
38:DC:78:ALA:H	38:DC:115:ALA:CA	2.30	0.43
40:DE:24:THR:HB	40:DE:186:GLY:HA2	1.99	0.43
42:DG:114:ILE:HD12	42:DG:115:ARG:H	1.83	0.43
42:DG:135:LEU:CD2	42:DG:140:ILE:HD11	2.47	0.43
43:DH:76:VAL:C	43:DH:78:GLY:H	2.21	0.43
43:DH:142:GLY:O	43:DH:145:ALA:HB3	2.18	0.43
44:DJ:56:UNK:HA	44:DJ:82:UNK:O	2.18	0.43
46:DN:3:THR:C	46:DN:4:TYR:CG	2.92	0.43
48:DP:100:LEU:HD13	48:DP:100:LEU:C	2.38	0.43
48:DP:133:SER:O	48:DP:136:GLU:HG2	2.17	0.43
52:DT:86:ILE:HG12	52:DT:87:ASP:N	2.33	0.43
55:DW:6:ILE:HA	55:DW:104:THR:HG22	2.00	0.43
56:DX:71:GLY:C	56:DX:72:LYS:HD2	2.39	0.43
58:DZ:153:SER:HB2	58:DZ:167:PRO:HG3	2.00	0.43
1:AA:332:G:H2'	1:AA:333:G:H8	1.83	0.43
1:AA:656:C:O2'	1:AA:657:G:H5'	2.18	0.43

Continued on next page...

Continued from previous page...

Atom-1	Atom-2	Interatomic distance (Å)	Clash overlap (Å)
1:AA:746:A:O2'	1:AA:747:C:H5'	2.18	0.43
1:AA:1065:U:H6	1:AA:1190:G:N2	2.12	0.43
1:AA:1065:U:C6	1:AA:1190:G:N3	2.87	0.43
1:AA:1171:G:H2'	1:AA:1172:C:H6	1.83	0.43
1:AA:1376:U:H2'	1:AA:1377:A:C8	2.53	0.43
3:AC:73:PRO:O	3:AC:76:VAL:HG22	2.18	0.43
4:AD:101:LEU:O	4:AD:102:ASP:C	2.56	0.43
5:AE:20:GLN:HE21	5:AE:20:GLN:HB3	1.52	0.43
8:AH:88:LYS:HB3	8:AH:89:PRO:HD2	2.00	0.43
13:AM:49:THR:O	13:AM:53:VAL:HG23	2.18	0.43
15:AO:80:ALA:O	15:AO:84:LYS:HG3	2.18	0.43
18:AR:25:THR:HG22	18:AR:25:THR:O	2.17	0.43
18:AR:50:ILE:CD1	18:AR:70:ILE:HG21	2.48	0.43
18:AR:53:ARG:HH11	18:AR:60:ALA:CA	2.31	0.43
22:AV:59:U:HO2'	22:AV:60:U:H6	1.65	0.43
24:AY:76:A:C2	25:AZ:270:VAL:CA	3.01	0.43
25:AZ:318:ALA:O	25:AZ:369:THR:HA	2.18	0.43
25:AZ:323:LEU:HD12	25:AZ:323:LEU:N	2.26	0.43
27:B1:53:VAL:HG22	27:B1:74:VAL:HG13	2.00	0.43
32:B6:53:LYS:HE2	32:B6:54:ILE:HG13	1.99	0.43
33:B7:14:LYS:HE2	33:B7:14:LYS:HB2	1.83	0.43
34:B8:36:LYS:O	34:B8:37:SER:C	2.56	0.43
36:BA:251:A:H5''	48:BP:51:PHE:CZ	2.53	0.43
36:BA:548:A:H2'	36:BA:549:G:H5'	1.99	0.43
36:BA:1042:G:H1	36:BA:1112:G:H22	1.66	0.43
36:BA:1114:G:H2'	36:BA:1115:G:H8	1.83	0.43
36:BA:1915:U:H3'	36:BA:1916:A:H8	1.83	0.43
36:BA:2262:U:H2'	36:BA:2263:C:C6	2.49	0.43
36:BA:2494:G:O2'	49:BQ:80:GLU:HA	2.18	0.43
36:BA:2624:G:O2'	36:BA:2625:G:H5'	2.17	0.43
37:BB:91:C:P	49:BQ:16:ARG:HH21	2.40	0.43
38:BC:72:VAL:O	38:BC:72:VAL:HG13	2.17	0.43
38:BC:118:ASP:O	38:BC:120:MET:N	2.50	0.43
41:BF:21:ALA:HB3	41:BF:23:ASP:OD2	2.18	0.43
42:BG:73:ALA:N	42:BG:87:PRO:CG	2.76	0.43
43:BH:85:LYS:HE3	43:BH:86:GLU:N	2.33	0.43
50:BR:118:GLU:HA	50:BR:118:GLU:OE1	2.18	0.43
51:BS:89:ARG:CB	51:BS:92:TYR:HB3	2.39	0.43
54:BV:15:GLU:O	54:BV:96:ILE:HG21	2.17	0.43
54:BV:28:GLU:O	54:BV:30:GLY:N	2.51	0.43
54:BV:49:THR:CB	54:BV:50:PRO:CD	2.96	0.43

Continued on next page...

Continued from previous page...

Atom-1	Atom-2	Interatomic distance (Å)	Clash overlap (Å)
56:BX:41:ASN:C	56:BX:43:VAL:H	2.21	0.43
57:BY:13:VAL:CG2	57:BY:73:ARG:O	2.58	0.43
1:CA:312:C:H2'	1:CA:313:A:H8	1.83	0.43
1:CA:475:G:H2'	1:CA:476:G:H8	1.83	0.43
1:CA:477:A:O2'	1:CA:479:C:H5'	2.18	0.43
1:CA:719:C:C2	18:CR:50:ILE:HG12	2.54	0.43
1:CA:979:C:O2	14:CN:19:ARG:HG2	2.17	0.43
1:CA:1238:A:C8	1:CA:1303:C:H1'	2.53	0.43
1:CA:1262:C:H2'	1:CA:1263:C:C6	2.53	0.43
2:CB:57:PHE:HE2	2:CB:185:ILE:HD11	1.84	0.43
3:CC:107:GLN:CD	3:CC:107:GLN:H	2.20	0.43
7:CG:89:MET:HE2	7:CG:89:MET:HB2	1.80	0.43
10:CJ:32:ALA:H	10:CJ:78:ASN:ND2	2.12	0.43
10:CJ:35:SER:OG	10:CJ:73:ASP:HB2	2.18	0.43
13:CM:97:PRO:HB2	13:CM:101:GLN:NE2	2.33	0.43
19:CS:70:LYS:O	19:CS:71:LEU:C	2.56	0.43
20:CT:13:LEU:O	20:CT:15:ARG:N	2.51	0.43
22:CW:11:C:H2'	22:CW:12:U:H6	1.82	0.43
22:CW:44:G:O4'	22:CW:44:G:P	2.76	0.43
25:CZ:27:LEU:HD11	25:CZ:31:LEU:HD11	2.00	0.43
25:CZ:195:TRP:HA	25:CZ:195:TRP:HE3	1.84	0.43
25:CZ:197:ASP:O	25:CZ:201:GLU:N	2.51	0.43
32:D6:41:PRO:HD2	32:D6:45:LYS:HA	2.00	0.43
33:D7:4:THR:HG22	36:DA:687:C:H1'	1.99	0.43
36:DA:320:A:H3'	41:DF:136:THR:CG2	2.48	0.43
36:DA:360:G:H2'	36:DA:361:G:H8	1.82	0.43
36:DA:743:G:O2'	36:DA:744:G:H5'	2.18	0.43
36:DA:916:G:C2'	36:DA:917:A:H5''	2.49	0.43
36:DA:986:C:O2'	36:DA:987:G:H5'	2.18	0.43
36:DA:1914:C:H2'	36:DA:1915:U:O4'	2.17	0.43
36:DA:2162:G:O2'	36:DA:2163:C:H5'	2.18	0.43
36:DA:2300:G:O2'	36:DA:2301:C:H5'	2.18	0.43
36:DA:2358:G:H2'	36:DA:2359:C:C6	2.52	0.43
36:DA:2724:C:P	50:DR:2:ARG:HH21	2.41	0.43
36:DA:2785:C:O2'	40:DE:64:LYS:NZ	2.49	0.43
38:DC:21:THR:OG1	38:DC:24:GLU:HG3	2.18	0.43
38:DC:118:ASP:C	38:DC:120:MET:N	2.71	0.43
38:DC:118:ASP:O	38:DC:120:MET:N	2.51	0.43
40:DE:107:THR:O	40:DE:190:GLY:CA	2.63	0.43
41:DF:142:TRP:C	41:DF:142:TRP:HE3	2.21	0.43
42:DG:42:GLY:O	42:DG:44:GLY:N	2.45	0.43

Continued on next page...

Continued from previous page...

Atom-1	Atom-2	Interatomic distance (Å)	Clash overlap (Å)
42:DG:135:LEU:HD23	42:DG:140:ILE:HD11	2.01	0.43
43:DH:37:VAL:HG21	43:DH:68:THR:HG23	2.00	0.43
48:DP:131:SER:O	48:DP:132:LYS:C	2.56	0.43
51:DS:66:ALA:C	51:DS:69:VAL:HG12	2.38	0.43
52:DT:115:ARG:NH1	52:DT:115:ARG:CG	2.80	0.43
53:DU:61:TRP:CH2	53:DU:94:ASN:HB2	2.53	0.43
53:DU:92:ARG:NE	54:DV:11:GLN:HG2	2.33	0.43
54:DV:89:GLN:OE1	54:DV:89:GLN:HA	2.18	0.43
55:DW:70:TYR:OH	55:DW:72:LYS:HG2	2.17	0.43
56:DX:35:THR:CG2	56:DX:37:THR:H	1.99	0.43
58:DZ:28:MET:HG2	58:DZ:37:VAL:HG11	2.00	0.43
1:AA:222:U:H2'	1:AA:223:U:H6	1.82	0.43
1:AA:441:A:H3'	1:AA:442:C:H6	1.83	0.43
1:AA:605:U:O2'	1:AA:606:G:H5'	2.18	0.43
1:AA:718:G:O6	18:AR:74:ARG:NH1	2.52	0.43
1:AA:774:G:O2'	1:AA:775:G:H5'	2.18	0.43
1:AA:1127:G:H1	1:AA:1145:C:H42	1.65	0.43
1:AA:1286:A:H1'	1:AA:1287:A:H4'	1.99	0.43
4:AD:155:LEU:O	4:AD:159:ARG:HG2	2.19	0.43
10:AJ:29:ARG:O	10:AJ:30:SER:CB	2.66	0.43
11:AK:43:SER:HA	11:AK:47:VAL:HG21	2.00	0.43
15:AO:71:GLN:HB2	15:AO:78:TYR:CD1	2.54	0.43
18:AR:31:LEU:H	18:AR:31:LEU:CD2	2.31	0.43
20:AT:15:ARG:O	20:AT:19:SER:HB2	2.17	0.43
25:AZ:19:HIS:CE1	25:AZ:113:MET:CG	3.02	0.43
25:AZ:145:GLU:CG	25:AZ:149:LEU:HB2	2.40	0.43
25:AZ:333:GLY:HA2	25:AZ:363:MET:HA	2.00	0.43
26:B0:55:ARG:HE	26:B0:55:ARG:HB3	1.70	0.43
27:B1:21:ARG:HH11	27:B1:21:ARG:CB	2.19	0.43
34:B8:61:LEU:O	34:B8:64:TYR:N	2.51	0.43
36:BA:106:C:H1'	57:BY:2:ARG:HH21	1.81	0.43
36:BA:133:C:O5'	36:BA:133:C:H6	2.02	0.43
36:BA:491:G:H2'	36:BA:492:A:C8	2.53	0.43
36:BA:510:C:H2'	36:BA:511:U:O4'	2.17	0.43
36:BA:512:G:OP1	36:BA:1235:G:H5'	2.18	0.43
36:BA:637:A:OP2	48:BP:115:LEU:HB2	2.17	0.43
36:BA:673:C:H6	36:BA:673:C:C5'	2.22	0.43
36:BA:1416:G:HO2'	36:BA:1417:C:H5	1.62	0.43
36:BA:1438:U:O2'	36:BA:1439:A:H5'	2.17	0.43
36:BA:1502:C:O2	36:BA:1502:C:H2'	2.16	0.43
36:BA:2087:G:C2'	36:BA:2088:G:H5'	2.47	0.43

Continued on next page...

Continued from previous page...

Atom-1	Atom-2	Interatomic distance (Å)	Clash overlap (Å)
39:BD:8:PRO:HB3	39:BD:14:ARG:CB	2.41	0.43
39:BD:12:SER:HB2	39:BD:208:LYS:HB3	1.99	0.43
40:BE:107:THR:O	40:BE:190:GLY:CA	2.66	0.43
44:BJ:125:UNK:C	44:BJ:127:UNK:N	2.81	0.43
46:BN:82:LEU:HD12	46:BN:82:LEU:HA	1.80	0.43
47:BO:60:ALA:HA	47:BO:87:ILE:HG12	2.00	0.43
47:BO:114:ILE:HD12	47:BO:114:ILE:H	1.83	0.43
49:BQ:18:LYS:O	49:BQ:19:GLY:O	2.36	0.43
49:BQ:21:THR:CG2	49:BQ:23:GLY:O	2.65	0.43
51:BS:85:VAL:CG2	51:BS:106:ARG:HG3	2.42	0.43
52:BT:35:LYS:O	52:BT:38:ASN:ND2	2.52	0.43
52:BT:83:ILE:CG1	52:BT:84:GLN:H	2.30	0.43
1:CA:178:C:O2'	1:CA:179:A:H5'	2.18	0.43
1:CA:189(D):C:O2	1:CA:189(H):G:C6	2.72	0.43
1:CA:963:G:C2	10:CJ:55:LYS:NZ	2.81	0.43
1:CA:1171:G:H2'	1:CA:1172:C:H6	1.84	0.43
2:CB:106:LYS:HB2	2:CB:106:LYS:NZ	2.33	0.43
3:CC:132:ARG:O	3:CC:136:GLN:HG3	2.18	0.43
4:CD:171:GLY:HA2	4:CD:172:PRO:HD3	1.88	0.43
9:CI:4:TYR:HA	9:CI:87:GLN:HG2	2.01	0.43
10:CJ:16:LEU:CD1	10:CJ:70:ARG:CG	2.96	0.43
11:CK:17:GLY:O	11:CK:80:VAL:HA	2.18	0.43
11:CK:44:SER:N	11:CK:47:VAL:HG23	2.33	0.43
13:CM:40:ASN:HB3	13:CM:43:THR:HG23	2.00	0.43
13:CM:57:ARG:NH1	30:D4:34:GLU:CG	2.77	0.43
16:CP:45:THR:O	16:CP:47:ASP:N	2.41	0.43
16:CP:60:LEU:HD21	16:CP:66:PRO:HG3	2.00	0.43
17:CQ:21:VAL:O	17:CQ:41:LYS:HA	2.18	0.43
20:CT:13:LEU:C	20:CT:15:ARG:N	2.70	0.43
25:CZ:129:PRO:HB2	25:CZ:130:TYR:CE2	2.53	0.43
25:CZ:135:MET:HE3	25:CZ:150:VAL:CG1	2.39	0.43
25:CZ:136:ASN:HA	25:CZ:173:GLY:O	2.18	0.43
25:CZ:200:TRP:O	25:CZ:204:ASP:HB2	2.18	0.43
25:CZ:214:VAL:O	25:CZ:214:VAL:HG13	2.18	0.43
26:D0:41:ARG:O	26:D0:57:PHE:CD2	2.71	0.43
28:D2:29:LYS:CB	28:D2:32:LEU:HD22	2.47	0.43
28:D2:32:LEU:HA	28:D2:35:LEU:HB2	2.00	0.43
28:D2:67:LYS:O	28:D2:69:ARG:N	2.51	0.43
36:DA:89:G:N2	36:DA:456:C:N4	2.67	0.43
36:DA:442:G:O4'	41:DF:46:ARG:HD3	2.18	0.43
36:DA:624:C:H5'	36:DA:625:G:OP2	2.19	0.43

Continued on next page...

Continued from previous page...

Atom-1	Atom-2	Interatomic distance (Å)	Clash overlap (Å)
36:DA:1495:A:H2'	36:DA:1496:A:N3	2.33	0.43
36:DA:1680:U:O2	36:DA:1763:G:H3'	2.18	0.43
36:DA:1773:A:H2'	36:DA:1774:C:C5'	2.48	0.43
36:DA:2171:A:HO2'	36:DA:2172:U:H5	1.54	0.43
36:DA:2807:G:C2'	36:DA:2808:U:H5''	2.48	0.43
36:DA:2841:C:H2'	36:DA:2842:G:H8	1.83	0.43
36:DA:2884:U:H2'	36:DA:2885:C:H5'	2.00	0.43
37:DB:91:C:OP2	49:DQ:16:ARG:NH2	2.50	0.43
40:DE:137:HIS:HB3	40:DE:138:PRO:HD2	1.98	0.43
40:DE:183:LEU:HD12	40:DE:183:LEU:N	2.34	0.43
41:DF:145:GLU:O	41:DF:146:ALA:HB2	2.19	0.43
41:DF:192:LEU:CD2	41:DF:194:MET:HG3	2.27	0.43
43:DH:97:ARG:HH21	43:DH:99:VAL:HG21	1.82	0.43
46:DN:55:VAL:CG2	46:DN:126:PRO:HA	2.46	0.43
46:DN:94:HIS:N	46:DN:95:PRO:CD	2.81	0.43
46:DN:137:LYS:HG2	46:DN:138:LEU:N	2.33	0.43
47:DO:28:SER:O	47:DO:29:ASN:CB	2.66	0.43
47:DO:104:ARG:CZ	52:DT:33:LYS:HD2	2.48	0.43
49:DQ:48:GLU:O	49:DQ:49:ALA:C	2.57	0.43
50:DR:21:TYR:HB3	50:DR:47:PHE:CD2	2.53	0.43
50:DR:52:ILE:O	50:DR:55:ALA:HB3	2.19	0.43
52:DT:62:THR:HA	52:DT:74:ARG:O	2.18	0.43
53:DU:32:PHE:CB	53:DU:36:ARG:HH12	2.32	0.43
1:AA:337:C:H2'	1:AA:338:A:H8	1.83	0.43
1:AA:509:A:H5'	4:AD:54:TYR:CD2	2.52	0.43
2:AB:42:ILE:CD1	2:AB:202:PRO:HB2	2.45	0.43
4:AD:15:GLU:HG2	4:AD:63:LYS:HG3	2.00	0.43
4:AD:85:LYS:HD3	4:AD:92:VAL:HG11	1.99	0.43
4:AD:127:THR:N	4:AD:147:ALA:O	2.50	0.43
6:AF:22:GLU:HA	6:AF:25:ILE:HG22	2.00	0.43
7:AG:38:LEU:O	7:AG:42:ILE:HG13	2.18	0.43
12:AL:53:ARG:HB2	12:AL:93:LEU:HD21	2.00	0.43
13:AM:118:ALA:HB3	22:AV:29:G:C5'	2.49	0.43
15:AO:69:TYR:CE1	15:AO:73:GLU:HG3	2.53	0.43
17:AQ:63:ARG:O	17:AQ:64:PRO:C	2.57	0.43
18:AR:44:LEU:HD21	18:AR:79:LEU:HD13	1.99	0.43
24:AY:76:A:C2	25:AZ:271:GLU:N	2.86	0.43
31:B5:36:CYS:CB	31:B5:49:CYS:HB3	2.49	0.43
32:B6:25:LYS:HE2	34:B8:34:TRP:CZ2	2.52	0.43
32:B6:30:THR:O	32:B6:32:ASN:N	2.50	0.43
34:B8:4:MET:HE2	36:BA:666:G:HI'	2.00	0.43

Continued on next page...

Continued from previous page...

Atom-1	Atom-2	Interatomic distance (Å)	Clash overlap (Å)
34:B8:21:LYS:HD3	34:B8:48:PHE:CZ	2.53	0.43
34:B8:22:VAL:CG2	34:B8:53:PRO:HB2	2.48	0.43
34:B8:32:LEU:HD21	36:BA:2391:G:OP1	2.19	0.43
34:B8:50:LEU:H	34:B8:53:PRO:HG3	1.83	0.43
36:BA:117:G:C6	36:BA:119:A:C6	3.07	0.43
36:BA:211:A:O2'	36:BA:212:G:H5'	2.19	0.43
36:BA:583:G:H2'	36:BA:584:C:H6	1.82	0.43
36:BA:897:C:O2	36:BA:897:C:H2'	2.18	0.43
36:BA:1539:G:H2'	36:BA:1540:U:C5'	2.38	0.43
36:BA:1844:C:O2'	36:BA:1845:G:H5'	2.19	0.43
36:BA:2428:G:H21	48:BP:60:MET:HE1	1.83	0.43
36:BA:2626:C:O2'	36:BA:2627:G:H5'	2.18	0.43
36:BA:2808:U:H5'	36:BA:2891:G:O6	2.18	0.43
37:BB:17:C:O2'	37:BB:18:G:H5'	2.19	0.43
40:BE:36:ARG:NH1	40:BE:85:ASN:OD1	2.50	0.43
42:BG:46:ALA:C	42:BG:47:LYS:HG3	2.39	0.43
43:BH:27:LYS:HE2	43:BH:27:LYS:HB3	1.88	0.43
43:BH:137:ASP:O	43:BH:138:LYS:HB2	2.19	0.43
43:BH:169:VAL:CG2	43:BH:170:ARG:H	2.11	0.43
46:BN:137:LYS:HG2	46:BN:138:LEU:N	2.33	0.43
51:BS:56:LEU:O	51:BS:57:LYS:O	2.36	0.43
53:BU:79:PHE:CE1	53:BU:83:LEU:HD11	2.54	0.43
53:BU:91:ASP:O	53:BU:92:ARG:HB3	2.18	0.43
54:BV:19:LYS:HB3	54:BV:94:LEU:O	2.17	0.43
57:BY:13:VAL:CG2	57:BY:14:LEU:N	2.82	0.43
1:CA:1269:A:H2	1:CA:1312:G:N3	2.16	0.43
1:CA:1359:C:OP2	14:CN:35:ARG:NH1	2.49	0.43
1:CA:1512:U:H2'	1:CA:1513:A:H8	1.81	0.43
3:CC:3:ASN:O	3:CC:4:LYS:HB2	2.18	0.43
3:CC:173:VAL:HG12	3:CC:175:LEU:CD1	2.48	0.43
5:CE:12:LEU:CD2	5:CE:13:ILE:N	2.81	0.43
5:CE:33:VAL:HG11	5:CE:109:ILE:HA	2.01	0.43
10:CJ:46:ARG:HH11	10:CJ:46:ARG:CG	2.27	0.43
11:CK:43:SER:HA	11:CK:47:VAL:HG21	2.01	0.43
16:CP:67:THR:CG2	16:CP:68:ASP:N	2.79	0.43
20:CT:57:ARG:HD3	20:CT:102:GLY:HA2	2.01	0.43
22:CV:71:G:C2'	22:CV:72:C:H5'	2.48	0.43
24:CY:25:C:O2'	24:CY:26:A:H5'	2.18	0.43
25:CZ:41:ASN:O	25:CZ:42:VAL:HG23	2.18	0.43
25:CZ:176:LEU:O	25:CZ:180:GLU:HG3	2.19	0.43
25:CZ:325:LYS:HE3	25:CZ:331:HIS:CG	2.53	0.43

Continued on next page...

Continued from previous page...

Atom-1	Atom-2	Interatomic distance (Å)	Clash overlap (Å)
28:D2:56:GLN:NE2	28:D2:60:LEU:HD12	2.34	0.43
29:D3:15:TYR:CD2	29:D3:19:GLN:NE2	2.84	0.43
31:D5:4:HIS:CB	36:DA:2577:A:H1'	2.48	0.43
36:DA:67:U:H2'	36:DA:68:G:C8	2.54	0.43
36:DA:888:C:H2'	36:DA:889:C:O4'	2.19	0.43
36:DA:1210:A:O2'	36:DA:1211:U:OP2	2.27	0.43
36:DA:1771:C:C1'	36:DA:1786:A:H8	2.31	0.43
36:DA:1788:C:C2'	36:DA:1789:A:H5'	2.49	0.43
36:DA:2039:C:O2'	36:DA:2040:C:H5'	2.18	0.43
36:DA:2415:G:H4'	48:DP:66:GLY:O	2.18	0.43
36:DA:2551:C:H2'	36:DA:2552:U:C6	2.54	0.43
36:DA:2659:G:C2'	36:DA:2660:A:H5''	2.48	0.43
36:DA:2678:C:H2'	36:DA:2679:A:O4'	2.19	0.43
38:DC:116:THR:CG2	38:DC:147:PHE:HA	2.48	0.43
40:DE:3:GLY:HA3	40:DE:81:ILE:CG2	2.48	0.43
40:DE:59:VAL:HG13	40:DE:60:ASN:N	2.33	0.43
42:DG:88:ILE:HG23	42:DG:89:GLY:H	1.82	0.43
42:DG:143:GLU:O	42:DG:144:ILE:CG2	2.66	0.43
43:DH:23:ARG:O	43:DH:24:VAL:CG2	2.66	0.43
47:DO:26:LYS:HB2	47:DO:30:ALA:HB2	2.00	0.43
48:DP:58:THR:O	48:DP:61:ARG:CD	2.65	0.43
50:DR:56:LYS:HA	50:DR:84:ALA:HB1	2.00	0.43
51:DS:29:PHE:C	51:DS:29:PHE:CD1	2.91	0.43
51:DS:61:ASN:O	51:DS:63:THR:N	2.52	0.43
53:DU:66:ASN:ND2	53:DU:76:TYR:HB2	2.33	0.43
56:DX:12:VAL:CG1	56:DX:27:THR:O	2.67	0.43
58:DZ:72:ARG:NH2	58:DZ:97:GLU:O	2.51	0.43
1:AA:552:U:O3'	12:AL:87:GLY:HA3	2.19	0.43
1:AA:639:G:O2'	1:AA:640:A:H5'	2.19	0.43
1:AA:1153:C:O2'	1:AA:1154:G:H5''	2.19	0.43
1:AA:1286:A:O2'	1:AA:1287:A:C5'	2.66	0.43
4:AD:200:GLU:C	4:AD:202:LEU:H	2.21	0.43
9:AI:52:ALA:HB3	9:AI:95:LYS:NZ	2.33	0.43
12:AL:24:VAL:O	12:AL:24:VAL:CG1	2.60	0.43
20:AT:10:LEU:C	20:AT:12:ALA:H	2.22	0.43
20:AT:53:LEU:HB3	20:AT:102:GLY:HA3	2.00	0.43
22:AV:18:G:H2'	22:AV:57:G:N2	2.33	0.43
23:AX:13:A:H8	23:AX:13:A:OP2	2.00	0.43
25:AZ:40:PRO:O	25:AZ:41:ASN:HB3	2.19	0.43
25:AZ:141:VAL:O	25:AZ:141:VAL:HG23	2.19	0.43
25:AZ:195:TRP:HA	25:AZ:195:TRP:HE3	1.82	0.43

Continued on next page...

Continued from previous page...

Atom-1	Atom-2	Interatomic distance (Å)	Clash overlap (Å)
27:B1:14:VAL:HG21	36:BA:188:G:H5'	2.01	0.43
31:B5:46:CYS:SG	31:B5:47:PRO:CD	3.05	0.43
32:B6:20:ASN:O	32:B6:21:TYR:CD2	2.72	0.43
33:B7:30:VAL:HA	33:B7:33:ARG:HH21	1.83	0.43
36:BA:60:G:C6	36:BA:74:A:N6	2.86	0.43
36:BA:320:A:H3'	41:BF:136:THR:HG22	2.00	0.43
36:BA:559:G:N2	53:BU:49:HIS:CD2	2.86	0.43
36:BA:1103:A:H5''	36:BA:1104:C:H5	1.83	0.43
36:BA:1190:G:H5'	48:BP:35:HIS:CA	2.48	0.43
36:BA:1541:G:O2'	36:BA:1542:A:C5'	2.67	0.43
36:BA:1649:G:C6	36:BA:2009:G:C6	3.06	0.43
36:BA:2027:G:H2'	36:BA:2028:U:C6	2.51	0.43
36:BA:2247:A:O2'	36:BA:2248:C:H5'	2.18	0.43
36:BA:2416:C:H2'	36:BA:2417:C:H6	1.84	0.43
36:BA:2788:C:O2'	36:BA:2809:A:N3	2.51	0.43
38:BC:46:LYS:O	38:BC:210:ARG:HB2	2.18	0.43
38:BC:78:ALA:H	38:BC:115:ALA:CA	2.30	0.43
38:BC:140:PRO:HA	38:BC:145:VAL:HB	2.00	0.43
39:BD:223:GLY:O	39:BD:226:MET:HG3	2.18	0.43
40:BE:30:PRO:O	40:BE:32:PRO:HD3	2.19	0.43
40:BE:77:ILE:CG2	40:BE:78:LEU:H	2.26	0.43
41:BF:66:PRO:HD2	41:BF:70:THR:HG21	2.00	0.43
41:BF:78:ILE:C	41:BF:80:ALA:H	2.21	0.43
41:BF:84:VAL:O	41:BF:86:GLY:N	2.51	0.43
42:BG:16:ARG:C	42:BG:18:GLU:N	2.71	0.43
42:BG:78:SER:O	42:BG:80:PHE:N	2.50	0.43
43:BH:147:ASN:HD22	43:BH:147:ASN:N	2.16	0.43
44:BJ:96:UNK:O	44:BJ:100:UNK:N	2.51	0.43
46:BN:34:LEU:HD13	46:BN:34:LEU:C	2.39	0.43
46:BN:126:PRO:O	46:BN:127:ASP:CB	2.65	0.43
47:BO:26:LYS:HB2	47:BO:30:ALA:CB	2.48	0.43
48:BP:41:ARG:HH11	48:BP:41:ARG:CB	2.32	0.43
50:BR:52:ILE:CG2	50:BR:94:TYR:CD2	3.00	0.43
52:BT:128:GLU:O	52:BT:129:ARG:C	2.56	0.43
56:BX:27:THR:CG2	56:BX:80:ILE:HG22	2.48	0.43
58:BZ:19:ARG:NH1	58:BZ:84:GLU:O	2.34	0.43
1:CA:470:C:C2'	1:CA:471:G:OP1	2.66	0.43
1:CA:765:G:C6	1:CA:812:C:C2	3.05	0.43
1:CA:1316:G:H4'	14:CN:18:VAL:HG13	1.99	0.43
1:CA:1414:U:H2'	1:CA:1415:G:H8	1.84	0.43
2:CB:95:GLN:C	2:CB:96:ARG:HD2	2.39	0.43

Continued on next page...

Continued from previous page...

Atom-1	Atom-2	Interatomic distance (Å)	Clash overlap (Å)
2:CB:158:LEU:HA	2:CB:159:PRO:HD3	1.85	0.43
4:CD:30:LYS:C	4:CD:32:ALA:N	2.71	0.43
6:CF:40:VAL:HG22	6:CF:40:VAL:O	2.18	0.43
9:CI:48:GLU:HG3	9:CI:101:PHE:CZ	2.54	0.43
10:CJ:33:GLN:HB2	10:CJ:75:ILE:HD11	1.99	0.43
12:CL:32:PHE:HB3	12:CL:84:LEU:CD1	2.48	0.43
12:CL:53:ARG:NH1	12:CL:92:ASP:OD2	2.45	0.43
14:CN:41:ARG:NH2	14:CN:42:ILE:HD11	2.34	0.43
25:CZ:358:GLY:O	25:CZ:360:GLU:N	2.52	0.43
26:D0:41:ARG:HD3	26:D0:41:ARG:HA	1.54	0.43
30:D4:12:ALA:HB1	30:D4:29:PRO:HA	2.00	0.43
31:D5:48:GLU:O	31:D5:49:CYS:CB	2.65	0.43
36:DA:470:A:OP1	41:DF:59:TYR:CE1	2.71	0.43
36:DA:654(M):C:H2'	36:DA:654(N):G:C8	2.53	0.43
36:DA:882:G:H2'	36:DA:883:G:C8	2.51	0.43
36:DA:897:C:O2	36:DA:897:C:H2'	2.18	0.43
36:DA:902:C:H2'	36:DA:903:C:H6	1.83	0.43
36:DA:1070:A:H3'	36:DA:1072:C:H5	1.84	0.43
36:DA:1131:G:O6	36:DA:2040:C:H1'	2.18	0.43
36:DA:1171:G:H1	36:DA:1178:C:H42	1.65	0.43
36:DA:1304:C:O2'	36:DA:1305:C:H5'	2.19	0.43
36:DA:1573:G:H2'	36:DA:1574:C:H5'	2.01	0.43
36:DA:1855:G:O2'	36:DA:1856:G:H5'	2.19	0.43
36:DA:2033:A:H4'	36:DA:2034:U:OP1	2.18	0.43
36:DA:2886:G:H2'	36:DA:2887:U:H6	1.81	0.43
37:DB:91:C:H5'	49:DQ:17:LEU:O	2.17	0.43
40:DE:29:GLY:O	40:DE:30:PRO:C	2.55	0.43
52:DT:22:PHE:HE2	52:DT:85:LYS:HZ1	1.64	0.43
54:DV:89:GLN:HA	54:DV:90:PRO:HD3	1.90	0.43
57:DY:85:VAL:CG1	57:DY:86:ARG:H	2.30	0.43
1:AA:320:C:H2'	1:AA:321:A:C8	2.54	0.43
1:AA:547:A:H4'	1:AA:548:G:O5'	2.17	0.43
1:AA:976:G:OP1	14:AN:32:SER:N	2.49	0.43
1:AA:995:C:O2'	1:AA:996:A:H8	2.02	0.43
1:AA:1508:G:H2'	1:AA:1509:C:H6	1.83	0.43
5:AE:45:PHE:CD2	5:AE:47:LYS:HD2	2.54	0.43
9:AI:93:ARG:O	9:AI:95:LYS:N	2.51	0.43
13:AM:10:PRO:HB2	13:AM:45:VAL:HG21	2.00	0.43
13:AM:15:VAL:HA	13:AM:18:ALA:HB3	2.00	0.43
13:AM:68:GLY:H	13:AM:71:ARG:HG3	1.84	0.43
25:AZ:138:VAL:HG21	25:AZ:173:GLY:N	2.33	0.43

Continued on next page...

Continued from previous page...

Atom-1	Atom-2	Interatomic distance (Å)	Clash overlap (Å)
26:B0:54:GLY:O	26:B0:55:ARG:C	2.57	0.43
27:B1:21:ARG:HB3	27:B1:21:ARG:NH1	2.19	0.43
28:B2:14:ARG:HG2	28:B2:14:ARG:O	2.19	0.43
36:BA:231:C:O2'	36:BA:232:G:H5'	2.19	0.43
36:BA:743:G:O2'	36:BA:744:G:H5'	2.19	0.43
36:BA:845:G:HO2'	36:BA:846:C:H5	1.61	0.43
36:BA:999:U:O2'	36:BA:1000:A:H5'	2.19	0.43
36:BA:2157:G:C8	36:BA:2157:G:C3'	3.01	0.43
36:BA:2848:G:C8	52:BT:97:ALA:HB2	2.54	0.43
39:BD:65:ILE:HD11	39:BD:88:ARG:CZ	2.49	0.43
40:BE:107:THR:HA	40:BE:163:GLU:O	2.17	0.43
40:BE:184:VAL:O	40:BE:186:GLY:N	2.52	0.43
41:BF:132:VAL:CG2	41:BF:133:ASN:H	2.11	0.43
41:BF:150:GLY:HA2	41:BF:172:TRP:CD2	2.54	0.43
42:BG:54:GLU:HG3	42:BG:54:GLU:H	1.61	0.43
42:BG:82:LEU:HD13	42:BG:87:PRO:CB	2.48	0.43
42:BG:111:LEU:O	42:BG:114:ILE:HG22	2.18	0.43
42:BG:143:GLU:H	42:BG:143:GLU:HG2	1.57	0.43
46:BN:38:HIS:O	53:BU:67:ALA:HB1	2.19	0.43
46:BN:94:HIS:N	46:BN:95:PRO:CD	2.81	0.43
48:BP:47:ASP:OD2	48:BP:50:ARG:HG2	2.19	0.43
48:BP:65:ARG:O	48:BP:66:GLY:C	2.57	0.43
49:BQ:137:TYR:CE1	58:BZ:81:ARG:NH2	2.86	0.43
51:BS:24:LEU:CB	51:BS:85:VAL:HG12	2.41	0.43
54:BV:92:THR:O	54:BV:93:GLU:C	2.57	0.43
57:BY:7:VAL:CG2	57:BY:8:LYS:NZ	2.78	0.43
1:CA:858:G:O2'	1:CA:859:A:H5'	2.19	0.43
1:CA:1218:C:H2'	1:CA:1219:U:C5	2.53	0.43
1:CA:1270:C:H2'	1:CA:1271:G:C8	2.53	0.43
4:CD:157:LEU:C	4:CD:159:ARG:N	2.72	0.43
7:CG:20:ASP:HB3	7:CG:23:VAL:CG2	2.47	0.43
7:CG:44:TYR:O	7:CG:45:ASP:C	2.55	0.43
7:CG:152:ALA:O	7:CG:155:ARG:HB2	2.18	0.43
9:CI:16:ARG:HH11	9:CI:16:ARG:HG3	1.83	0.43
11:CK:29:ILE:HB	11:CK:44:SER:HB3	2.00	0.43
12:CL:60:LEU:HB2	12:CL:64:TYR:O	2.18	0.43
13:CM:15:VAL:HA	13:CM:18:ALA:HB3	2.00	0.43
22:CW:7:A:C5	22:CW:49:C:H5	2.37	0.43
22:CW:71:G:HO2'	36:DA:1851:U:HO2'	1.51	0.43
25:CZ:8:THR:HG1	25:CZ:9:LYS:HG2	1.82	0.43
25:CZ:28:THR:HG23	25:CZ:79:HIS:ND1	2.34	0.43

Continued on next page...

Continued from previous page...

Atom-1	Atom-2	Interatomic distance (Å)	Clash overlap (Å)
25:CZ:166:ASP:OD1	25:CZ:166:ASP:N	2.51	0.43
28:D2:25:VAL:HG21	28:D2:61:LEU:CD2	2.47	0.43
30:D4:7:PRO:HG3	42:DG:61:ALA:HB1	2.01	0.43
36:DA:79:G:H2'	36:DA:80:G:H8	1.84	0.43
36:DA:99:U:C4'	36:DA:102:G:H1'	2.49	0.43
36:DA:257:A:H2'	36:DA:258:G:H5'	2.00	0.43
36:DA:299:A:N1	36:DA:322:A:O2'	2.42	0.43
36:DA:720:C:H2'	36:DA:721:C:H6	1.83	0.43
36:DA:1149:G:H2'	36:DA:1150:C:C6	2.54	0.43
36:DA:1472:A:H2'	36:DA:1473:G:H5'	2.01	0.43
36:DA:1528:A:N1	36:DA:1542:A:H2	2.15	0.43
36:DA:1688:U:O2	36:DA:1700:A:H5''	2.19	0.43
36:DA:1876:A:H2'	36:DA:1877:A:C5'	2.40	0.43
36:DA:2043:C:C2	36:DA:2044:C:C5	3.07	0.43
36:DA:2223:G:O2'	36:DA:2224:G:H5'	2.18	0.43
36:DA:2695:C:H2'	36:DA:2696:U:C6	2.53	0.43
36:DA:2852:G:O2'	36:DA:2853:C:H5'	2.19	0.43
40:DE:22:PRO:O	40:DE:185:LYS:O	2.36	0.43
40:DE:30:PRO:O	40:DE:32:PRO:HD3	2.17	0.43
40:DE:114:ALA:HB3	40:DE:160:TYR:HB3	2.01	0.43
41:DF:200:GLU:O	41:DF:204:ASN:ND2	2.51	0.43
43:DH:85:LYS:HE3	43:DH:86:GLU:N	2.34	0.43
48:DP:41:ARG:HD2	48:DP:41:ARG:N	2.33	0.43
49:DQ:141:GLN:CG	58:DZ:72:ARG:CD	2.93	0.43
50:DR:78:LYS:O	50:DR:83:ILE:HG12	2.19	0.43
53:DU:6:THR:O	53:DU:9:VAL:CG2	2.67	0.43
55:DW:56:ALA:C	55:DW:57:ASN:HD22	2.21	0.43
57:DY:56:PRO:O	57:DY:57:GLN:C	2.57	0.43
58:DZ:14:LYS:O	58:DZ:18:LEU:HD22	2.19	0.43
58:DZ:108:PRO:CB	58:DZ:141:VAL:HG12	2.49	0.43
1:AA:189(D):C:O2	1:AA:189(H):G:C6	2.72	0.43
1:AA:371:G:N2	1:AA:374:A:N6	2.67	0.43
1:AA:575:G:H4'	1:AA:576:G:O5'	2.19	0.43
1:AA:600:C:H4'	8:AH:128:GLY:O	2.17	0.43
1:AA:1090:U:H2'	1:AA:1091:U:C6	2.54	0.43
2:AB:25:ASN:O	2:AB:27:LYS:N	2.52	0.43
2:AB:84:GLU:OE1	2:AB:216:SER:HA	2.18	0.43
2:AB:233:SER:HB2	2:AB:234:PRO:HD2	2.00	0.43
5:AE:131:ILE:HD13	5:AE:131:ILE:HA	1.87	0.43
6:AF:56:PRO:HD2	6:AF:57:GLN:HE21	1.83	0.43
9:AI:40:LEU:C	9:AI:42:ARG:N	2.70	0.43

Continued on next page...

Continued from previous page...

Atom-1	Atom-2	Interatomic distance (Å)	Clash overlap (Å)
10:AJ:54:PHE:CE1	10:AJ:55:LYS:CE	3.01	0.43
11:AK:44:SER:N	11:AK:47:VAL:HG23	2.33	0.43
13:AM:11:ARG:O	13:AM:13:LYS:N	2.51	0.43
19:AS:6:LYS:HG2	19:AS:7:LYS:HE3	2.01	0.43
19:AS:19:VAL:O	19:AS:23:ASN:N	2.52	0.43
19:AS:29:ARG:O	19:AS:30:LEU:C	2.57	0.43
22:AW:9:A:O2'	22:AW:10:G:N7	2.50	0.43
24:AY:26:A:C5	24:AY:27:C:C5	3.06	0.43
25:AZ:368:VAL:CG1	25:AZ:369:THR:N	2.82	0.43
27:B1:6:GLU:HG3	27:B1:61:ARG:HB2	1.99	0.43
32:B6:13:CYS:HA	32:B6:50:ARG:O	2.19	0.43
36:BA:655:A:C4'	36:BA:656:G:H5'	2.41	0.43
36:BA:885:C:H2'	36:BA:886:C:H6	1.82	0.43
36:BA:1332:G:N2	36:BA:1609:A:O2'	2.52	0.43
36:BA:1570:A:H2'	36:BA:1571:A:C8	2.54	0.43
36:BA:1680:U:O2	36:BA:1763:G:H3'	2.19	0.43
36:BA:2123:G:H1	36:BA:2174:C:H42	1.67	0.43
36:BA:2264:C:H2'	36:BA:2265:U:H6	1.83	0.43
37:BB:29:A:H2'	37:BB:30:C:H6	1.83	0.43
40:BE:199:ARG:CB	40:BE:199:ARG:NH1	2.81	0.43
41:BF:28:ILE:HD13	41:BF:28:ILE:N	2.17	0.43
41:BF:37:VAL:HG11	48:BP:7:ARG:NH1	2.33	0.43
42:BG:34:LEU:CD1	42:BG:99:MET:HE3	2.47	0.43
50:BR:4:LEU:HD12	50:BR:7:GLY:H	1.83	0.43
50:BR:17:ARG:O	50:BR:20:LEU:HB3	2.19	0.43
50:BR:95:THR:OG1	50:BR:96:ARG:N	2.51	0.43
51:BS:103:GLU:HG2	51:BS:104:GLY:N	2.34	0.43
52:BT:28:VAL:HG23	52:BT:47:GLY:O	2.18	0.43
53:BU:66:ASN:ND2	53:BU:76:TYR:H	2.17	0.43
55:BW:25:ARG:NH1	55:BW:25:ARG:CB	2.81	0.43
55:BW:29:LEU:CG	55:BW:33:ARG:HD2	2.43	0.43
55:BW:56:ALA:C	55:BW:57:ASN:HD22	2.21	0.43
58:BZ:81:ARG:O	58:BZ:82:ARG:CB	2.65	0.43
58:BZ:150:LEU:HD23	58:BZ:150:LEU:N	2.32	0.43
1:CA:1133:G:C4	1:CA:1142:G:N2	2.86	0.43
1:CA:1140:C:HO2'	1:CA:1141:C:P	2.42	0.43
1:CA:1285:A:OP1	1:CA:1285:A:H8	2.01	0.43
1:CA:1477:C:H2'	1:CA:1478:C:H6	1.83	0.43
1:CA:1496:C:H2'	1:CA:1497:G:O4'	2.19	0.43
2:CB:105:PHE:O	2:CB:106:LYS:C	2.57	0.43
2:CB:226:ARG:HD2	2:CB:226:ARG:C	2.39	0.43

Continued on next page...

Continued from previous page...

Atom-1	Atom-2	Interatomic distance (Å)	Clash overlap (Å)
3:CC:82:GLU:N	3:CC:82:GLU:CD	2.72	0.43
3:CC:112:SER:HB3	3:CC:115:LEU:HD12	1.99	0.43
3:CC:136:GLN:O	3:CC:139:GLN:HB3	2.19	0.43
3:CC:152:ILE:HG12	3:CC:167:TRP:HB2	2.01	0.43
5:CE:18:ARG:HG3	5:CE:18:ARG:NH1	2.33	0.43
5:CE:143:ARG:HD3	5:CE:143:ARG:HA	1.73	0.43
6:CF:62:TRP:C	6:CF:63:TYR:CD1	2.86	0.43
12:CL:32:PHE:CB	12:CL:84:LEU:HD11	2.49	0.43
18:CR:31:LEU:H	18:CR:31:LEU:CD2	2.32	0.43
22:CV:57:G:C2'	22:CV:58:A:H5'	2.49	0.43
25:CZ:64:ASN:N	25:CZ:83:PRO:CG	2.81	0.43
25:CZ:117:ARG:NE	25:CZ:157:LEU:HD11	2.33	0.43
25:CZ:251:ASP:HB2	25:CZ:267:VAL:CG1	2.49	0.43
27:D1:13:ILE:HD12	36:DA:396:G:O4'	2.19	0.43
32:D6:8:LYS:HA	32:D6:8:LYS:HD2	1.78	0.43
33:D7:43:THR:HG23	33:D7:44:PRO:CD	2.48	0.43
36:DA:268:C:O2	36:DA:268:C:C2'	2.67	0.43
36:DA:292:C:O2'	36:DA:293:U:H5'	2.19	0.43
36:DA:336:C:H4'	57:DY:7:VAL:CG2	2.49	0.43
36:DA:436:C:H2'	36:DA:437:G:C8	2.54	0.43
36:DA:455:C:N3	36:DA:473:G:H5'	2.34	0.43
36:DA:598:G:C5'	48:DP:15:ARG:HB3	2.47	0.43
36:DA:603:A:H1'	36:DA:604:G:OP2	2.18	0.43
36:DA:878:A:H2'	36:DA:879:G:O4'	2.17	0.43
36:DA:1101:U:O2'	36:DA:1102:C:H5'	2.18	0.43
36:DA:1827:C:OP2	39:DD:222:ARG:NH1	2.50	0.43
36:DA:1887:C:H3'	36:DA:1888:G:H5''	1.99	0.43
36:DA:2053:G:OP1	40:DE:144:ARG:HG2	2.18	0.43
36:DA:2120:G:C2	36:DA:2178:C:C5	3.06	0.43
36:DA:2416:C:H2'	36:DA:2417:C:C6	2.54	0.43
37:DB:7:G:C3'	37:DB:8:U:H5''	2.48	0.43
37:DB:29:A:C2	37:DB:56:G:C2	3.07	0.43
37:DB:43:C:H5'	37:DB:44:G:OP2	2.18	0.43
38:DC:75:LEU:HD11	38:DC:113:VAL:HG13	2.01	0.43
38:DC:76:ALA:O	38:DC:77:ILE:HG12	2.17	0.43
38:DC:90:GLY:O	38:DC:157:LYS:HE3	2.19	0.43
39:DD:33:LEU:HB3	39:DD:34:VAL:H	1.59	0.43
42:DG:107:LEU:HD13	42:DG:178:PHE:HD1	1.83	0.43
43:DH:149:ARG:HA	43:DH:162:ILE:HD13	1.99	0.43
46:DN:128:HIS:O	46:DN:128:HIS:CG	2.71	0.43
48:DP:14:LYS:O	48:DP:15:ARG:HB2	2.18	0.43

Continued on next page...

Continued from previous page...

Atom-1	Atom-2	Interatomic distance (Å)	Clash overlap (Å)
49:DQ:133:ARG:HB2	49:DQ:133:ARG:NH1	2.34	0.43
50:DR:106:GLY:O	50:DR:107:ASP:HB3	2.18	0.43
51:DS:85:VAL:CG2	51:DS:106:ARG:HG3	2.41	0.43
53:DU:90:VAL:HG11	54:DV:40:LEU:HD23	2.01	0.43
53:DU:109:LEU:O	53:DU:113:ALA:HB2	2.19	0.43
55:DW:55:ALA:O	55:DW:57:ASN:N	2.51	0.43
58:DZ:28:MET:O	58:DZ:28:MET:HG3	2.18	0.43
58:DZ:104:PHE:HE2	58:DZ:119:GLU:HG3	1.83	0.43
1:AA:201:C:H2'	1:AA:202:U:H3'	2.01	0.43
1:AA:865:A:H2	1:AA:918:A:C4'	2.29	0.43
1:AA:1243:C:H2'	1:AA:1244:C:C6	2.54	0.43
1:AA:1283:G:O2'	1:AA:1284:C:C6	2.72	0.43
2:AB:97:TRP:CH2	2:AB:176:GLU:OE2	2.72	0.43
3:AC:22:TRP:CZ2	14:AN:54:PRO:HG2	2.54	0.43
3:AC:80:GLY:C	3:AC:82:GLU:OE2	2.57	0.43
9:AI:6:GLY:HA3	9:AI:84:ALA:HB2	2.00	0.43
9:AI:43:ALA:C	9:AI:45:ALA:N	2.72	0.43
12:AL:25:PRO:O	12:AL:26:ALA:HB3	2.19	0.43
25:AZ:64:ASN:N	25:AZ:83:PRO:CG	2.81	0.43
25:AZ:327:GLU:HA	61:AZ:502:KIR:C10	2.48	0.43
25:AZ:378:VAL:O	25:AZ:380:LEU:N	2.52	0.43
28:B2:47:ASN:O	28:B2:50:ILE:HD13	2.18	0.43
32:B6:42:TRP:CZ2	36:BA:643:A:N7	2.87	0.43
34:B8:19:SER:CB	36:BA:651:G:OP1	2.66	0.43
34:B8:31:HIS:HE1	36:BA:2392:A:OP2	2.02	0.43
36:BA:271(V):G:O2'	36:BA:271(W):G:H5'	2.19	0.43
36:BA:292:C:O2'	36:BA:293:U:H5'	2.19	0.43
36:BA:527:C:OP2	36:BA:2779:U:C5	2.71	0.43
36:BA:527:C:OP2	36:BA:2779:U:H5	2.01	0.43
36:BA:653:A:N3	36:BA:653:A:H2'	2.33	0.43
36:BA:676:A:C8	36:BA:2443:C:H1'	2.54	0.43
36:BA:850:C:H2'	36:BA:851:U:H6	1.82	0.43
36:BA:1558:A:O2'	36:BA:1559:G:P	2.77	0.43
36:BA:1666:G:H8	36:BA:1666:G:H5'	1.83	0.43
36:BA:1721:G:H8	36:BA:1741:A:H62	1.66	0.43
36:BA:1750:G:O2'	36:BA:1751:C:H5'	2.19	0.43
36:BA:1771:C:HO2'	36:BA:1786:A:C1'	2.32	0.43
36:BA:2131:G:H5''	36:BA:2132:U:O5'	2.18	0.43
36:BA:2292:C:O2'	36:BA:2293:C:H5'	2.19	0.43
36:BA:2760:C:C3'	36:BA:2761:G:H5''	2.49	0.43
39:BD:13:ARG:NH1	39:BD:16:MET:SD	2.92	0.43

Continued on next page...

Continued from previous page...

Atom-1	Atom-2	Interatomic distance (Å)	Clash overlap (Å)
39:BD:176:ARG:NH1	39:BD:176:ARG:CG	2.75	0.43
40:BE:61:ARG:CB	40:BE:62:PRO:CD	2.96	0.43
42:BG:97:ASP:O	42:BG:101:ILE:HG13	2.19	0.43
43:BH:30:LYS:HA	43:BH:30:LYS:HE2	2.01	0.43
47:BO:64:ARG:HD3	47:BO:79:PHE:CD2	2.53	0.43
48:BP:14:LYS:O	48:BP:15:ARG:HB2	2.17	0.43
51:BS:18:ILE:CD1	51:BS:18:ILE:H	2.32	0.43
53:BU:57:PHE:O	53:BU:58:ARG:C	2.57	0.43
53:BU:83:LEU:H	53:BU:83:LEU:CD1	2.32	0.43
54:BV:28:GLU:C	54:BV:30:GLY:H	2.22	0.43
1:CA:275:G:H5'	17:CQ:14:LYS:HD2	2.00	0.43
1:CA:909:A:H2'	1:CA:910:C:O4'	2.18	0.43
1:CA:939:G:H2'	1:CA:940:C:C6	2.54	0.43
1:CA:1048:G:P	14:CN:4:LYS:HB2	2.58	0.43
1:CA:1125:U:O2	1:CA:1125:U:O5'	2.36	0.43
1:CA:1131:G:N3	1:CA:1132:C:N4	2.67	0.43
1:CA:1242:C:H6	1:CA:1242:C:O5'	2.02	0.43
1:CA:1255:G:H3'	1:CA:1279:A:H61	1.84	0.43
1:CA:1286:A:H1'	1:CA:1287:A:H4'	2.01	0.43
2:CB:24:TRP:CZ3	2:CB:26:PRO:HA	2.54	0.43
3:CC:43:LEU:HD13	3:CC:68:VAL:HG23	1.99	0.43
3:CC:157:ILE:HD11	3:CC:166:GLU:HB2	2.00	0.43
9:CI:97:LYS:N	9:CI:98:PRO:CD	2.80	0.43
12:CL:126:LYS:HA	12:CL:126:LYS:HD2	1.84	0.43
15:CO:11:VAL:HG21	15:CO:34:LEU:HD22	2.01	0.43
17:CQ:4:LYS:HE3	17:CQ:6:LEU:CD2	2.48	0.43
20:CT:38:LYS:O	20:CT:42:GLN:HB2	2.19	0.43
20:CT:93:GLU:HG2	20:CT:93:GLU:O	2.18	0.43
22:CV:67:C:H2'	22:CV:68:C:C6	2.54	0.43
24:CY:40:C:O2'	24:CY:41:C:H5''	2.18	0.43
25:CZ:191:GLY:CA	25:CZ:197:ASP:OD2	2.67	0.43
25:CZ:352:VAL:HG12	25:CZ:353:VAL:N	2.33	0.43
31:D5:33:CYS:CB	31:D5:49:CYS:HG	2.29	0.43
31:D5:36:CYS:CB	31:D5:49:CYS:HB3	2.49	0.43
34:D8:4:MET:HE2	36:DA:666:G:H1'	1.99	0.43
36:DA:1204:A:N1	36:DA:1241:A:H2	2.17	0.43
36:DA:1996:C:H5	47:DO:32:TYR:OH	2.01	0.43
36:DA:2533:A:H2'	36:DA:2534:A:O4'	2.18	0.43
36:DA:2624:G:O2'	36:DA:2625:G:H5'	2.19	0.43
36:DA:2687:U:C4	36:DA:2688:U:C5	3.07	0.43
37:DB:49:C:O5'	37:DB:49:C:H6	2.00	0.43

Continued on next page...

Continued from previous page...

Atom-1	Atom-2	Interatomic distance (Å)	Clash overlap (Å)
38:DC:77:ILE:CG2	38:DC:119:VAL:HG21	2.48	0.43
39:DD:93:ALA:HB3	39:DD:105:ILE:HG22	1.99	0.43
39:DD:183:ARG:HD2	39:DD:184:LYS:H	1.83	0.43
40:DE:61:ARG:HB3	40:DE:62:PRO:CD	2.47	0.43
41:DF:192:LEU:C	41:DF:192:LEU:CD2	2.86	0.43
44:DJ:36:UNK:O	44:DJ:40:UNK:CB	2.67	0.43
46:DN:34:LEU:HD13	46:DN:34:LEU:C	2.39	0.43
47:DO:60:ALA:HA	47:DO:87:ILE:HG12	2.00	0.43
47:DO:97:ARG:HH21	47:DO:99:PHE:HE1	1.66	0.43
50:DR:103:ARG:O	50:DR:104:ARG:HB2	2.19	0.43
50:DR:118:GLU:HA	50:DR:118:GLU:OE1	2.19	0.43
52:DT:107:ASP:OD2	52:DT:109:GLU:HG3	2.18	0.43
52:DT:123:GLN:O	52:DT:127:ALA:HB3	2.19	0.43
53:DU:66:ASN:ND2	53:DU:76:TYR:N	2.67	0.43
57:DY:81:LYS:HZ3	57:DY:98:VAL:HB	1.84	0.43
1:AA:22:G:H4'	1:AA:885:G:C8	2.54	0.43
1:AA:189:G:C6	1:AA:189(A):C:C4	3.07	0.43
1:AA:376:G:P	16:AP:67:THR:HG21	2.59	0.43
1:AA:476:G:H2'	1:AA:477:A:C8	2.53	0.43
1:AA:676:A:H2'	1:AA:677:U:C6	2.54	0.43
1:AA:820:U:H4'	1:AA:821:G:OP2	2.18	0.43
1:AA:1137:C:H4'	1:AA:1138:G:N2	2.34	0.43
2:AB:95:GLN:C	2:AB:96:ARG:HD2	2.38	0.43
2:AB:115:LEU:HB2	2:AB:145:LEU:HD12	2.00	0.43
3:AC:70:VAL:HG12	3:AC:71:ALA:N	2.33	0.43
4:AD:148:VAL:CG1	4:AD:152:SER:HB2	2.48	0.43
6:AF:91:VAL:HG12	6:AF:92:LYS:N	2.34	0.43
8:AH:26:VAL:HG13	8:AH:59:LEU:HB2	1.99	0.43
16:AP:67:THR:CG2	16:AP:68:ASP:N	2.81	0.43
22:AV:49:C:H2'	22:AV:50:U:H6	1.84	0.43
22:AV:68:C:O2'	22:AV:69:G:H5'	2.19	0.43
25:AZ:348:ASP:O	25:AZ:348:ASP:CG	2.57	0.43
60:AZ:501:GDP:O2B	60:AZ:501:GDP:O1A	2.36	0.43
26:B0:27:GLU:OE2	26:B0:69:PHE:HB2	2.19	0.43
29:B3:3:ARG:HG2	29:B3:38:GLU:OE2	2.19	0.43
32:B6:8:LYS:HD2	32:B6:8:LYS:HA	1.82	0.43
32:B6:41:PRO:HD2	32:B6:45:LYS:HA	2.01	0.43
34:B8:52:LYS:H	34:B8:53:PRO:CD	2.32	0.43
36:BA:64:A:N9	56:BX:66:LEU:HD12	2.34	0.43
36:BA:156:U:C2'	36:BA:157:U:H5'	2.49	0.43
36:BA:271(U):G:H2'	36:BA:271(V):G:C8	2.54	0.43

Continued on next page...

Continued from previous page...

Atom-1	Atom-2	Interatomic distance (Å)	Clash overlap (Å)
36:BA:378:C:O2'	36:BA:379:G:H5'	2.19	0.43
36:BA:674:G:H2'	36:BA:804:A:H61	1.83	0.43
36:BA:1362:C:C2'	36:BA:1363:C:H5'	2.48	0.43
36:BA:1860:G:H1	36:BA:1882:C:H42	1.67	0.43
36:BA:2350:C:H2'	36:BA:2351:G:O4'	2.18	0.43
36:BA:2579:C:H1'	40:BE:134:ILE:HD13	2.01	0.43
37:BB:16:G:C6	37:BB:69:G:C2	3.07	0.43
42:BG:9:ARG:O	42:BG:13:GLU:HG2	2.19	0.43
44:BJ:35:UNK:O	44:BJ:37:UNK:N	2.52	0.43
49:BQ:45:GLN:H	49:BQ:45:GLN:HE21	1.67	0.43
50:BR:116:LEU:O	50:BR:117:VAL:CG1	2.66	0.43
51:BS:15:ARG:HH11	51:BS:15:ARG:CG	2.31	0.43
52:BT:90:GLN:C	52:BT:92:GLY:N	2.67	0.43
54:BV:91:TYR:HD1	54:BV:91:TYR:N	2.17	0.43
56:BX:57:LEU:N	56:BX:57:LEU:CD1	2.81	0.43
57:BY:7:VAL:CB	57:BY:8:LYS:HD2	2.49	0.43
57:BY:28:LYS:HB2	57:BY:28:LYS:HE3	1.88	0.43
57:BY:39:VAL:HG12	57:BY:40:GLU:N	2.34	0.43
57:BY:88:LYS:HZ1	57:BY:93:GLY:HA3	1.84	0.43
1:CA:189:G:C6	1:CA:189(A):C:C4	3.07	0.43
1:CA:376:G:H4'	16:CP:5:ARG:HH11	1.82	0.43
1:CA:500:G:H5''	12:CL:124:LYS:NZ	2.34	0.43
1:CA:924:C:H2'	1:CA:925:G:C8	2.54	0.43
3:CC:15:THR:CG2	3:CC:181:ASN:HA	2.48	0.43
3:CC:190:ARG:HG3	3:CC:190:ARG:HH11	1.82	0.43
3:CC:206:GLU:HB3	3:CC:207:VAL:H	1.45	0.43
4:CD:78:LEU:CD2	4:CD:96:LEU:HB3	2.45	0.43
4:CD:149:ALA:HB3	4:CD:152:SER:OG	2.18	0.43
5:CE:79:GLU:OE2	8:CH:104:ARG:HA	2.19	0.43
6:CF:40:VAL:O	6:CF:40:VAL:HG13	2.18	0.43
9:CI:5:TYR:CG	9:CI:6:GLY:N	2.86	0.43
10:CJ:40:LEU:HD23	10:CJ:69:ASN:O	2.18	0.43
17:CQ:10:VAL:HG23	17:CQ:10:VAL:O	2.19	0.43
20:CT:71:THR:O	20:CT:72:LEU:HD23	2.19	0.43
22:CV:61:C:H2'	22:CV:61:C:O2	2.19	0.43
22:CW:2:C:N4	22:CW:3:C:N4	2.67	0.43
24:CY:26:A:C4	24:CY:27:C:C6	3.07	0.43
25:CZ:77:TYR:OH	25:CZ:207:ASP:HB3	2.18	0.43
27:D1:30:VAL:H	36:DA:2396:G:C4'	2.29	0.43
28:D2:57:ILE:O	28:D2:61:LEU:HG	2.19	0.43
28:D2:62:THR:HG21	36:DA:76:C:O2'	2.19	0.43

Continued on next page...

Continued from previous page...

Atom-1	Atom-2	Interatomic distance (Å)	Clash overlap (Å)
32:D6:11:LEU:O	32:D6:23:THR:HB	2.19	0.43
36:DA:116:C:O2'	36:DA:117:G:H5'	2.19	0.43
36:DA:336:C:H4'	57:DY:7:VAL:HG21	2.00	0.43
36:DA:389:G:N1	48:DP:70:GLN:HB3	2.33	0.43
36:DA:470:A:H2'	36:DA:471:A:C8	2.54	0.43
36:DA:880:G:H22	36:DA:897:C:N4	2.16	0.43
36:DA:941:A:H4'	48:DP:35:HIS:CE1	2.54	0.43
36:DA:1096:A:N3	36:DA:1096:A:H2'	2.33	0.43
36:DA:1360:A:H5'	36:DA:1361:G:OP2	2.19	0.43
36:DA:2444:G:OP2	41:DF:68:LYS:NZ	2.47	0.43
36:DA:2446:G:H2'	36:DA:2447:G:H5''	2.01	0.43
36:DA:2815:C:H2'	36:DA:2816:C:O4'	2.19	0.43
37:DB:117:G:H2'	37:DB:118:G:C8	2.54	0.43
38:DC:73:ARG:HB2	38:DC:111:ASP:OD2	2.19	0.43
47:DO:12:ASP:OD1	47:DO:14:THR:HG22	2.18	0.43
48:DP:23:PRO:HB2	48:DP:33:ARG:CG	2.49	0.43
48:DP:100:LEU:O	48:DP:100:LEU:HD13	2.18	0.43
50:DR:55:ALA:CB	50:DR:79:LEU:CD1	2.96	0.43
52:DT:87:ASP:N	52:DT:87:ASP:OD1	2.49	0.43
52:DT:128:GLU:O	52:DT:129:ARG:C	2.56	0.43
1:AA:294:U:H2'	1:AA:295:C:C6	2.54	0.43
1:AA:359:U:H2'	1:AA:360:A:C8	2.54	0.43
1:AA:665:A:H2'	1:AA:732:C:O2	2.19	0.43
1:AA:878:G:C5'	8:AH:89:PRO:HG2	2.49	0.43
2:AB:69:LEU:HB2	2:AB:159:PRO:CG	2.49	0.43
3:AC:22:TRP:CH2	3:AC:32:LEU:HB2	2.54	0.43
3:AC:165:THR:O	3:AC:165:THR:CG2	2.66	0.43
3:AC:175:LEU:HD21	3:AC:201:TYR:CE2	2.54	0.43
3:AC:190:ARG:HH11	3:AC:190:ARG:HG3	1.83	0.43
4:AD:70:ILE:CG2	4:AD:71:SER:N	2.81	0.43
7:AG:22:LEU:HD22	7:AG:62:PHE:CZ	2.54	0.43
7:AG:68:ASN:O	7:AG:138:LYS:HD2	2.18	0.43
7:AG:114:ARG:H	7:AG:114:ARG:HG2	1.74	0.43
12:AL:33:ARG:HD3	12:AL:62:SER:CB	2.47	0.43
12:AL:45:PRO:HG3	12:AL:53:ARG:CD	2.47	0.43
14:AN:12:ARG:HH11	14:AN:14:PRO:HG2	1.84	0.43
14:AN:57:ARG:CG	14:AN:58:LYS:N	2.82	0.43
17:AQ:17:LYS:HA	17:AQ:49:GLU:HG2	2.01	0.43
19:AS:50:ALA:HB1	19:AS:57:HIS:HB3	2.00	0.43
24:AY:40:C:H2'	24:AY:41:C:H5'	1.99	0.43
24:AY:61:C:C2'	24:AY:62:U:C5'	2.88	0.43

Continued on next page...

Continued from previous page...

Atom-1	Atom-2	Interatomic distance (Å)	Clash overlap (Å)
25:AZ:352:VAL:HG12	25:AZ:353:VAL:N	2.34	0.43
26:B0:19:LYS:HD3	36:BA:2262:U:OP1	2.19	0.43
27:B1:39:LYS:O	27:B1:40:ARG:CG	2.66	0.43
28:B2:51:ARG:HD3	28:B2:55:ARG:HH12	1.82	0.43
32:B6:35:GLU:HB2	32:B6:51:GLU:OE1	2.18	0.43
35:B9:1:MET:CG	36:BA:2478:A:OP2	2.66	0.43
36:BA:21:A:O2'	36:BA:22:C:H5'	2.18	0.43
36:BA:640:C:N4	36:BA:641:C:N4	2.66	0.43
36:BA:1374:G:H2'	36:BA:1375:C:C6	2.54	0.43
36:BA:1496:A:H8	36:BA:1498:C:N3	2.17	0.43
36:BA:2024:G:O2'	36:BA:2025:C:H5'	2.19	0.43
36:BA:2153:G:O2'	36:BA:2154:G:H5'	2.19	0.43
36:BA:2263:C:O2'	36:BA:2264:C:H5'	2.18	0.43
36:BA:2762:G:C2'	36:BA:2763:G:H5'	2.49	0.43
38:BC:120:MET:O	38:BC:124:GLY:HA3	2.19	0.43
40:BE:63:LEU:O	40:BE:64:LYS:C	2.57	0.43
42:BG:138:GLN:HG3	42:BG:139:LEU:HD12	2.01	0.43
43:BH:54:ARG:CB	43:BH:55:PRO:HD2	2.43	0.43
43:BH:121:ILE:HG23	43:BH:133:VAL:HG13	2.00	0.43
48:BP:33:ARG:O	48:BP:34:GLY:O	2.37	0.43
52:BT:25:GLY:O	52:BT:26:ASP:CB	2.64	0.43
52:BT:78:LEU:O	52:BT:78:LEU:HD23	2.18	0.43
53:BU:115:ALA:C	53:BU:117:GLN:N	2.68	0.43
1:CA:190:U:H2'	1:CA:191:G:H8	1.84	0.43
1:CA:1120:G:H2'	1:CA:1121:U:C6	2.54	0.43
1:CA:1488:G:H2'	1:CA:1489:G:C8	2.54	0.43
2:CB:11:LEU:O	2:CB:16:HIS:CE1	2.71	0.43
3:CC:80:GLY:C	3:CC:82:GLU:OE2	2.58	0.43
4:CD:120:LEU:HB3	4:CD:126:ILE:CD1	2.45	0.43
5:CE:131:ILE:HD13	5:CE:131:ILE:HA	1.89	0.43
5:CE:152:ARG:HB3	8:CH:43:GLY:HA3	2.01	0.43
7:CG:41:ARG:HG2	7:CG:41:ARG:NH1	2.33	0.43
10:CJ:8:LEU:CD2	10:CJ:96:ILE:HG22	2.48	0.43
10:CJ:46:ARG:CG	10:CJ:46:ARG:NH1	2.82	0.43
12:CL:111:LYS:O	12:CL:112:ASP:HB2	2.19	0.43
22:CV:5:G:H1	22:CV:68:C:N4	2.16	0.43
24:CY:54:5MU:H73	24:CY:55:PSU:C2	2.54	0.43
27:D1:45:ASN:HD21	27:D1:47:GLN:NE2	2.16	0.43
33:D7:21:ARG:HG2	33:D7:21:ARG:NH1	2.34	0.43
34:D8:6:THR:CB	34:D8:11:LYS:HZ1	2.30	0.43
36:DA:37:C:H2'	36:DA:38:A:C8	2.54	0.43

Continued on next page...

Continued from previous page...

Atom-1	Atom-2	Interatomic distance (Å)	Clash overlap (Å)
36:DA:65:C:H2'	36:DA:66:C:C6	2.54	0.43
36:DA:129:C:O2	36:DA:129:C:H2'	2.19	0.43
36:DA:480:A:H2	36:DA:499:U:O2	2.02	0.43
36:DA:593:G:O2'	36:DA:594:U:H5'	2.18	0.43
36:DA:708:C:N4	36:DA:723:G:H1	2.14	0.43
36:DA:730:C:O2'	36:DA:731:C:H5'	2.19	0.43
36:DA:2027:G:H2'	36:DA:2028:U:C6	2.52	0.43
36:DA:2106:G:C5	36:DA:2107:C:N3	2.87	0.43
36:DA:2184:G:H2'	36:DA:2185:C:H1'	2.01	0.43
36:DA:2206:G:N2	36:DA:2207:G:C5'	2.81	0.43
36:DA:2461:C:H2'	36:DA:2462:U:C6	2.54	0.43
36:DA:2577:A:H5''	36:DA:2578:G:H5'	2.01	0.43
36:DA:2583:G:H2'	36:DA:2584:U:O2	2.19	0.43
37:DB:114:C:O2'	51:DS:46:VAL:HG13	2.18	0.43
40:DE:36:ARG:NH1	40:DE:85:ASN:OD1	2.52	0.43
41:DF:36:VAL:HA	41:DF:101:LEU:CD2	2.48	0.43
42:DG:22:ARG:NH2	42:DG:175:LEU:HD21	2.34	0.43
43:DH:54:ARG:HB2	43:DH:55:PRO:CD	2.44	0.43
43:DH:169:VAL:CG2	43:DH:170:ARG:H	2.13	0.43
46:DN:46:VAL:HG13	46:DN:47:ALA:N	2.34	0.43
48:DP:83:VAL:CG1	48:DP:112:LEU:HD21	2.47	0.43
48:DP:126:VAL:HA	48:DP:145:PRO:CB	2.48	0.43
49:DQ:97:VAL:O	49:DQ:97:VAL:HG23	2.19	0.43
50:DR:44:LEU:HD13	50:DR:44:LEU:C	2.38	0.43
56:DX:14:SER:H	56:DX:17:ALA:HB3	1.82	0.43
57:DY:88:LYS:O	57:DY:90:LEU:HD23	2.19	0.43
57:DY:91:GLU:CG	57:DY:92:ASN:H	2.31	0.43
1:AA:151:A:H2'	1:AA:152:A:O4'	2.19	0.42
1:AA:190:U:H2'	1:AA:191:G:H8	1.83	0.42
1:AA:475:G:H2'	1:AA:476:G:H8	1.83	0.42
1:AA:797:C:O2'	1:AA:798:G:H5'	2.19	0.42
1:AA:802:A:H2'	1:AA:803:G:O4'	2.19	0.42
1:AA:1030(D):A:H62	1:AA:1031:G:N2	2.13	0.42
1:AA:1216:G:H5''	14:AN:5:ALA:HB2	2.01	0.42
1:AA:1269:A:C2	1:AA:1313:U:O4'	2.72	0.42
1:AA:1286:A:O2'	1:AA:1287:A:P	2.77	0.42
2:AB:32:ILE:HA	2:AB:42:ILE:HA	2.01	0.42
2:AB:77:ALA:O	2:AB:81:VAL:HG23	2.19	0.42
4:AD:151:LYS:O	4:AD:151:LYS:HG2	2.19	0.42
6:AF:12:PRO:HG3	6:AF:55:ASP:CB	2.48	0.42
6:AF:86:ARG:H	6:AF:86:ARG:HG2	1.68	0.42

Continued on next page...

Continued from previous page...

Atom-1	Atom-2	Interatomic distance (Å)	Clash overlap (Å)
9:AI:40:LEU:HD12	9:AI:74:ILE:HD11	2.00	0.42
12:AL:111:LYS:O	12:AL:112:ASP:HB2	2.19	0.42
17:AQ:91:ARG:HB2	17:AQ:91:ARG:HH11	1.84	0.42
20:AT:13:LEU:O	20:AT:16:HIS:N	2.50	0.42
22:AW:18:G:O4'	22:AW:58:A:C2	2.72	0.42
24:AY:76:A:H1'	25:AZ:287:GLY:HA3	2.00	0.42
25:AZ:19:HIS:CD2	25:AZ:20:VAL:N	2.87	0.42
25:AZ:85:HIS:NE2	36:BA:2662:A:H5'	2.34	0.42
25:AZ:191:GLY:CA	25:AZ:197:ASP:OD2	2.67	0.42
26:B0:17:GLN:O	26:B0:19:LYS:HD2	2.19	0.42
31:B5:4:HIS:CB	36:BA:2577:A:H1'	2.49	0.42
35:B9:33:LYS:NZ	36:BA:2743:C:OP1	2.41	0.42
36:BA:65:C:H2'	36:BA:66:C:H6	1.84	0.42
36:BA:496:G:H1'	55:BW:61:ASN:ND2	2.34	0.42
36:BA:736:C:O2'	36:BA:737:C:H5'	2.18	0.42
36:BA:742:G:O2'	36:BA:743:G:H5'	2.18	0.42
36:BA:786:C:O2'	36:BA:787:U:H5'	2.19	0.42
36:BA:1358:G:O2'	36:BA:1359:A:H5''	2.18	0.42
36:BA:2133:G:C2	36:BA:2157:G:O6	2.72	0.42
36:BA:2330:G:H2'	36:BA:2331:G:O4'	2.18	0.42
37:BB:21:G:H2'	37:BB:22:U:C5'	2.49	0.42
38:BC:75:LEU:HD11	38:BC:113:VAL:HG13	2.01	0.42
39:BD:218:ARG:HG3	39:BD:218:ARG:HH11	1.83	0.42
40:BE:47:VAL:HG23	40:BE:84:PHE:O	2.18	0.42
41:BF:25:PRO:HB3	41:BF:119:ARG:CB	2.45	0.42
41:BF:65:TRP:CZ3	41:BF:72:ARG:HB2	2.54	0.42
41:BF:184:TYR:CE1	48:BP:7:ARG:CZ	3.03	0.42
42:BG:67:LYS:N	42:BG:67:LYS:CD	2.72	0.42
42:BG:125:PHE:CD1	42:BG:126:ASP:N	2.79	0.42
43:BH:76:VAL:C	43:BH:78:GLY:H	2.22	0.42
46:BN:34:LEU:CD1	46:BN:116:LEU:HB3	2.49	0.42
46:BN:51:PHE:CE1	46:BN:119:ARG:HD2	2.53	0.42
50:BR:63:ARG:O	50:BR:67:LEU:HD23	2.18	0.42
52:BT:28:VAL:HG22	52:BT:46:GLU:C	2.37	0.42
52:BT:87:ASP:N	52:BT:87:ASP:OD1	2.51	0.42
55:BW:29:LEU:HG	55:BW:33:ARG:CD	2.43	0.42
55:BW:55:ALA:C	55:BW:57:ASN:N	2.71	0.42
57:BY:13:VAL:HG23	57:BY:73:ARG:C	2.39	0.42
1:CA:412:A:H4'	1:CA:413:G:H8	1.84	0.42
1:CA:811:C:H4'	1:CA:900:A:N6	2.34	0.42
1:CA:1137:C:H4'	1:CA:1138:G:N2	2.34	0.42

Continued on next page...

Continued from previous page...

Atom-1	Atom-2	Interatomic distance (Å)	Clash overlap (Å)
1:CA:1369:C:H2'	1:CA:1370:G:C8	2.54	0.42
1:CA:1428:A:H2'	1:CA:1429:C:C6	2.54	0.42
3:CC:188:LEU:HD22	3:CC:188:LEU:HA	1.79	0.42
4:CD:49:ARG:H	4:CD:49:ARG:HG2	1.54	0.42
7:CG:54:THR:HG22	7:CG:55:GLY:N	2.33	0.42
8:CH:44:PHE:HE2	8:CH:109:ILE:HG21	1.84	0.42
9:CI:24:GLY:O	9:CI:25:LYS:HD2	2.19	0.42
13:CM:83:ASP:OD1	13:CM:85:GLY:N	2.52	0.42
25:CZ:27:LEU:O	25:CZ:30:ALA:HB3	2.19	0.42
25:CZ:397:ALA:CB	61:CZ:502:KIR:H252	2.46	0.42
27:D1:45:ASN:ND2	27:D1:45:ASN:C	2.70	0.42
27:D1:67:ILE:H	27:D1:68:PRO:CD	2.31	0.42
34:D8:50:LEU:O	34:D8:52:LYS:N	2.46	0.42
35:D9:29:ASN:O	35:D9:31:LYS:N	2.51	0.42
36:DA:257:A:C2'	36:DA:258:G:H5'	2.49	0.42
36:DA:1297:C:H2'	36:DA:1298:C:H6	1.84	0.42
36:DA:1332:G:N2	36:DA:1609:A:O2'	2.52	0.42
36:DA:1358:G:O2'	36:DA:1359:A:H5''	2.19	0.42
36:DA:1557:C:H5''	36:DA:1558:A:OP2	2.19	0.42
36:DA:1599:C:OP2	56:DX:36:LYS:HD2	2.19	0.42
36:DA:1721:G:C2	36:DA:1739:U:OP2	2.72	0.42
36:DA:1902:C:H4'	39:DD:244:ARG:HB2	2.01	0.42
36:DA:2070:G:H2'	36:DA:2071:A:C8	2.54	0.42
36:DA:2428:G:H5''	36:DA:2429:G:O5'	2.18	0.42
36:DA:2544:G:H8	36:DA:2544:G:O5'	2.02	0.42
39:DD:266:SER:O	39:DD:267:SER:O	2.36	0.42
40:DE:197:ILE:HG12	40:DE:197:ILE:O	2.19	0.42
41:DF:100:THR:O	41:DF:100:THR:HG22	2.19	0.42
42:DG:147:ASP:O	42:DG:148:MET:HB2	2.19	0.42
42:DG:162:THR:HG22	42:DG:162:THR:O	2.19	0.42
43:DH:80:SER:O	43:DH:81:GLU:CB	2.67	0.42
47:DO:26:LYS:HB2	47:DO:30:ALA:CB	2.49	0.42
47:DO:86:ILE:H	47:DO:86:ILE:CD1	2.31	0.42
50:DR:38:VAL:O	50:DR:42:LYS:HB2	2.19	0.42
50:DR:95:THR:OG1	50:DR:96:ARG:N	2.52	0.42
51:DS:16:ASN:O	51:DS:18:ILE:N	2.52	0.42
52:DT:109:GLU:HG2	52:DT:112:ARG:NH2	2.34	0.42
55:DW:79:GLY:CA	55:DW:100:THR:HG23	2.48	0.42
57:DY:88:LYS:HZ1	57:DY:93:GLY:HA3	1.80	0.42
1:AA:173:U:H5''	1:AA:197:A:O4'	2.18	0.42
1:AA:353:A:H2'	1:AA:354:G:OP2	2.19	0.42

Continued on next page...

Continued from previous page...

Atom-1	Atom-2	Interatomic distance (Å)	Clash overlap (Å)
1:AA:367:U:H4'	25:AZ:291:ARG:HH21	1.83	0.42
1:AA:827:U:N3	1:AA:870:U:C4	2.87	0.42
1:AA:1015:A:C6	1:AA:1016:A:C6	3.07	0.42
1:AA:1120:G:H2'	1:AA:1121:U:C6	2.55	0.42
1:AA:1190:G:OP1	3:AC:4:LYS:HA	2.18	0.42
1:AA:1476:G:H2'	1:AA:1477:C:C6	2.55	0.42
2:AB:15:VAL:C	2:AB:16:HIS:CG	2.92	0.42
2:AB:127:ILE:HG22	2:AB:128:GLU:N	2.33	0.42
3:AC:107:GLN:CD	3:AC:107:GLN:H	2.21	0.42
3:AC:139:GLN:O	3:AC:142:MET:HB2	2.19	0.42
7:AG:134:ALA:O	7:AG:135:VAL:C	2.58	0.42
7:AG:143:ARG:HD3	22:AW:41:C:O3'	2.19	0.42
10:AJ:40:LEU:N	10:AJ:40:LEU:CD2	2.78	0.42
12:AL:53:ARG:NH1	12:AL:92:ASP:OD2	2.46	0.42
22:AV:47:U:HO2'	22:AV:48:C:C5'	2.32	0.42
22:AV:71:G:C2'	22:AV:72:C:H5'	2.49	0.42
24:AY:25:C:O2'	24:AY:26:A:H5'	2.19	0.42
25:AZ:77:TYR:OH	25:AZ:207:ASP:HB3	2.19	0.42
25:AZ:131:ILE:HG12	25:AZ:163:PHE:CE1	2.53	0.42
27:B1:39:LYS:HA	27:B1:39:LYS:HD2	1.83	0.42
27:B1:49:VAL:O	27:B1:49:VAL:HG13	2.18	0.42
29:B3:47:VAL:CG1	29:B3:56:VAL:HG21	2.49	0.42
31:B5:16:ARG:HH11	31:B5:20:ARG:HH12	1.66	0.42
31:B5:56:LYS:HE2	31:B5:59:GLU:OE2	2.19	0.42
34:B8:28:GLY:O	34:B8:36:LYS:NZ	2.52	0.42
34:B8:59:LYS:CE	48:BP:50:ARG:HB3	2.36	0.42
36:BA:150:C:H2'	36:BA:151:C:C6	2.54	0.42
36:BA:271(H):G:O2'	36:BA:271(I):G:C8	2.70	0.42
36:BA:1192:G:C2'	36:BA:1193:G:H5'	2.49	0.42
36:BA:1448:G:H21	36:BA:1528(A):A:H2	1.65	0.42
36:BA:2115:G:C2	36:BA:2117:A:N7	2.87	0.42
36:BA:2604:U:C6	36:BA:2604:U:C5'	2.92	0.42
37:BB:7:G:C3'	37:BB:8:U:H5''	2.48	0.42
40:BE:29:GLY:O	40:BE:30:PRO:C	2.56	0.42
42:BG:51:ARG:NH2	42:BG:52:ILE:CD1	2.83	0.42
42:BG:87:PRO:C	42:BG:88:ILE:HG12	2.39	0.42
42:BG:107:LEU:HD21	42:BG:178:PHE:CE1	2.53	0.42
43:BH:49:VAL:O	43:BH:50:VAL:CG2	2.67	0.42
43:BH:54:ARG:HB2	43:BH:55:PRO:CD	2.45	0.42
44:BJ:118:UNK:O	44:BJ:119:UNK:C	2.67	0.42
48:BP:31:ALA:C	48:BP:33:ARG:N	2.72	0.42

Continued on next page...

Continued from previous page...

Atom-1	Atom-2	Interatomic distance (Å)	Clash overlap (Å)
49:BQ:133:ARG:O	49:BQ:134:ARG:HB2	2.19	0.42
50:BR:99:LYS:HA	50:BR:112:ALA:HA	2.01	0.42
53:BU:32:PHE:CB	53:BU:36:ARG:HH22	2.31	0.42
53:BU:91:ASP:CG	53:BU:96:ALA:HB2	2.40	0.42
54:BV:18:LEU:CD2	54:BV:19:LYS:N	2.76	0.42
54:BV:46:VAL:O	54:BV:46:VAL:HG13	2.19	0.42
57:BY:49:VAL:O	57:BY:50:ARG:CB	2.57	0.42
58:BZ:27:VAL:CG1	58:BZ:28:MET:N	2.83	0.42
58:BZ:70:LEU:H	58:BZ:70:LEU:HD12	1.84	0.42
1:CA:191:G:H1'	20:CT:105:SER:HA	2.01	0.42
1:CA:499:A:H4'	1:CA:500:G:H5'	2.00	0.42
1:CA:647:C:O2'	1:CA:648:A:H5'	2.18	0.42
1:CA:952:U:O2'	1:CA:953:G:H5'	2.19	0.42
2:CB:200:ILE:O	2:CB:201:ILE:HG13	2.19	0.42
3:CC:131:ARG:HH11	3:CC:166:GLU:CG	2.32	0.42
3:CC:135:LYS:O	3:CC:138:VAL:HG13	2.20	0.42
3:CC:147:LYS:HB2	3:CC:203:PHE:CD2	2.54	0.42
6:CF:56:PRO:HD2	6:CF:57:GLN:HE21	1.83	0.42
6:CF:72:VAL:O	6:CF:72:VAL:HG22	2.18	0.42
7:CG:38:LEU:O	7:CG:42:ILE:HG13	2.20	0.42
14:CN:15:LYS:HB3	14:CN:16:PHE:CD2	2.54	0.42
14:CN:60:SER:O	14:CN:61:TRP:HB3	2.18	0.42
15:CO:31:LEU:HD12	15:CO:31:LEU:N	2.34	0.42
19:CS:11:VAL:O	19:CS:11:VAL:HG22	2.19	0.42
20:CT:33:ILE:HG21	20:CT:63:ILE:HG12	2.01	0.42
20:CT:50:GLU:HB2	20:CT:99:LEU:HD13	2.00	0.42
25:CZ:85:HIS:C	25:CZ:87:ASP:N	2.71	0.42
25:CZ:348:ASP:O	25:CZ:348:ASP:CG	2.57	0.42
33:D7:43:THR:CG2	33:D7:44:PRO:N	2.82	0.42
35:D9:17:ILE:HG22	35:D9:18:ARG:H	1.84	0.42
36:DA:271(K):U:H3'	36:DA:271(L):U:C5'	2.49	0.42
36:DA:637:A:OP2	48:DP:115:LEU:HB2	2.20	0.42
36:DA:649:G:H2'	36:DA:650:C:C6	2.54	0.42
36:DA:904:C:H4'	58:DZ:169:GLU:OE1	2.19	0.42
36:DA:1087:G:O2'	36:DA:1089:G:H5'	2.19	0.42
36:DA:1878:G:H2'	36:DA:1879:C:C6	2.54	0.42
36:DA:1963:U:O2	36:DA:1963:U:C2'	2.67	0.42
36:DA:2081:C:H2'	36:DA:2082:A:H8	1.83	0.42
36:DA:2171:A:O2'	36:DA:2172:U:H5	1.99	0.42
36:DA:2460:U:H4'	49:DQ:79:LEU:HD11	2.01	0.42
36:DA:2579:C:H1'	40:DE:134:ILE:HD13	2.01	0.42

Continued on next page...

Continued from previous page...

Atom-1	Atom-2	Interatomic distance (Å)	Clash overlap (Å)
36:DA:2612:C:C5	36:DA:2613:U:H5	2.37	0.42
36:DA:2738:A:H2'	36:DA:2739:U:O5'	2.19	0.42
36:DA:2869:G:H2'	36:DA:2870:C:H6	1.82	0.42
37:DB:78:A:H2'	37:DB:79:C:O4'	2.19	0.42
39:DD:30:GLU:HB2	39:DD:35:LYS:NZ	2.33	0.42
41:DF:25:PRO:HB3	41:DF:119:ARG:CB	2.44	0.42
41:DF:53:THR:O	41:DF:57:VAL:HG23	2.19	0.42
42:DG:99:MET:CG	42:DG:100:TRP:N	2.81	0.42
43:DH:146:ALA:O	43:DH:147:ASN:C	2.57	0.42
46:DN:71:ILE:HG22	46:DN:72:TYR:N	2.34	0.42
48:DP:83:VAL:O	48:DP:83:VAL:HG13	2.20	0.42
49:DQ:110:THR:O	49:DQ:111:GLU:C	2.56	0.42
52:DT:19:LEU:HA	52:DT:20:PRO:HD3	1.85	0.42
52:DT:96:ARG:HB2	52:DT:96:ARG:HH11	1.82	0.42
56:DX:53:LYS:HB3	56:DX:82:GLN:CB	2.49	0.42
58:DZ:99:TYR:CE2	58:DZ:125:LEU:HD13	2.54	0.42
58:DZ:166:SER:HB2	58:DZ:167:PRO:HA	2.01	0.42
1:AA:130:A:C8	17:AQ:63:ARG:HG3	2.55	0.42
1:AA:190:U:O2'	1:AA:191:G:H5'	2.20	0.42
1:AA:202:U:O2'	1:AA:203:U:OP1	2.36	0.42
1:AA:219:C:H2'	1:AA:220:G:O4'	2.19	0.42
1:AA:275:G:H5'	17:AQ:14:LYS:HD2	2.01	0.42
1:AA:298:A:H2'	1:AA:299:G:O4'	2.19	0.42
1:AA:312:C:H2'	1:AA:313:A:H8	1.84	0.42
1:AA:403:C:O2'	1:AA:404:U:H5'	2.18	0.42
1:AA:1286:A:O2'	1:AA:1287:A:OP2	2.32	0.42
1:AA:1428:A:H2'	1:AA:1429:C:C6	2.54	0.42
2:AB:77:ALA:HB2	2:AB:211:ILE:CD1	2.49	0.42
2:AB:200:ILE:O	2:AB:201:ILE:HG13	2.19	0.42
3:AC:60:ALA:N	3:AC:63:ASN:OD1	2.52	0.42
4:AD:9:CYS:HA	4:AD:12:CYS:SG	2.59	0.42
4:AD:122:ARG:HD2	4:AD:122:ARG:HA	1.85	0.42
4:AD:163:GLU:C	4:AD:165:MET:H	2.23	0.42
5:AE:145:LYS:HA	8:AH:107:LEU:HD22	2.02	0.42
10:AJ:81:THR:HG23	10:AJ:82:ILE:N	2.34	0.42
17:AQ:56:VAL:HG23	17:AQ:81:ARG:HG3	2.01	0.42
18:AR:53:ARG:NH1	18:AR:60:ALA:CA	2.82	0.42
22:AV:62:C:O2	22:AV:62:C:C2'	2.66	0.42
23:AX:12:A:H2'	23:AX:13:A:O5'	2.19	0.42
25:AZ:85:HIS:C	25:AZ:87:ASP:N	2.71	0.42
28:B2:21:LEU:HD23	28:B2:21:LEU:HA	1.91	0.42

Continued on next page...

Continued from previous page...

Atom-1	Atom-2	Interatomic distance (Å)	Clash overlap (Å)
36:BA:18:C:O2'	53:BU:23:GLY:HA2	2.18	0.42
36:BA:271(F):C:C2'	36:BA:271(G):C:H5'	2.50	0.42
36:BA:330:A:O2'	36:BA:331:A:H2'	2.20	0.42
36:BA:635:C:O2'	36:BA:639:U:OP1	2.37	0.42
36:BA:640:C:N4	36:BA:641:C:H41	2.17	0.42
36:BA:690:G:O2'	39:BD:43:ARG:NH1	2.53	0.42
36:BA:719:C:O2'	36:BA:720:C:H5'	2.20	0.42
36:BA:1247:A:OP1	41:BF:95:ARG:NH2	2.52	0.42
36:BA:1315:C:O2'	36:BA:1316:U:H5'	2.19	0.42
36:BA:2345:G:N3	36:BA:2381:C:H2'	2.34	0.42
36:BA:2394:C:OP1	48:BP:63:PRO:HD2	2.18	0.42
36:BA:2841:C:H2'	36:BA:2842:G:C8	2.54	0.42
37:BB:17:C:H2'	37:BB:18:G:C8	2.54	0.42
37:BB:44:G:C2	37:BB:48:A:C2	3.07	0.42
38:BC:163:PHE:CE1	38:BC:196:LEU:HD23	2.53	0.42
38:BC:193:ILE:O	38:BC:194:ARG:C	2.58	0.42
39:BD:80:ALA:HB3	39:BD:94:LEU:HD13	2.02	0.42
39:BD:130:ALA:HA	39:BD:192:THR:HA	2.02	0.42
41:BF:145:GLU:O	41:BF:146:ALA:HB2	2.19	0.42
43:BH:23:ARG:O	43:BH:24:VAL:CG2	2.67	0.42
43:BH:80:SER:O	43:BH:81:GLU:CB	2.66	0.42
46:BN:4:TYR:N	46:BN:4:TYR:CD1	2.86	0.42
47:BO:49:ARG:HB2	47:BO:50:GLY:H	1.62	0.42
47:BO:104:ARG:C	47:BO:106:LEU:N	2.73	0.42
49:BQ:82:ARG:HH11	49:BQ:82:ARG:HG3	1.84	0.42
49:BQ:110:THR:OG1	49:BQ:113:GLN:HG3	2.19	0.42
50:BR:56:LYS:HA	50:BR:84:ALA:HB1	2.00	0.42
52:BT:123:GLN:O	52:BT:127:ALA:HB3	2.19	0.42
53:BU:13:LYS:N	53:BU:13:LYS:HD3	2.35	0.42
53:BU:95:LEU:HD11	54:BV:11:GLN:O	2.19	0.42
54:BV:49:THR:O	54:BV:50:PRO:C	2.57	0.42
56:BX:10:ALA:HB1	56:BX:11:PRO:CD	2.50	0.42
57:BY:75:ILE:CG2	57:BY:76:CYS:N	2.75	0.42
57:BY:91:GLU:CG	57:BY:92:ASN:H	2.31	0.42
58:BZ:39:VAL:CG2	58:BZ:44:PHE:HB2	2.49	0.42
2:CB:8:LYS:C	2:CB:10:LEU:N	2.72	0.42
10:CJ:57:LYS:C	10:CJ:58:ASP:O	2.57	0.42
13:CM:34:LEU:HD13	13:CM:41:PRO:HA	2.00	0.42
18:CR:32:ARG:CA	18:CR:69:THR:HG21	2.39	0.42
19:CS:40:ILE:HD13	19:CS:62:ILE:HD13	2.00	0.42
25:CZ:210:ILE:O	25:CZ:210:ILE:HG23	2.19	0.42

Continued on next page...

Continued from previous page...

Atom-1	Atom-2	Interatomic distance (Å)	Clash overlap (Å)
25:CZ:327:GLU:HA	61:CZ:502:KIR:H101	2.01	0.42
28:D2:47:ASN:ND2	28:D2:50:ILE:HG22	2.34	0.42
32:D6:36:LEU:C	32:D6:36:LEU:HD23	2.39	0.42
36:DA:321:G:C1'	41:DF:165:ARG:HD3	2.49	0.42
36:DA:536:A:H2'	36:DA:537:C:C6	2.54	0.42
36:DA:640:C:N4	36:DA:641:C:N4	2.68	0.42
36:DA:655:A:C4'	36:DA:656:G:H5'	2.43	0.42
36:DA:703:U:H2'	36:DA:704:G:C5'	2.49	0.42
36:DA:793:A:OP2	36:DA:2072:G:H5'	2.20	0.42
36:DA:947:G:H2'	36:DA:948:G:C8	2.55	0.42
36:DA:1479:G:O2'	36:DA:1480:G:H5'	2.19	0.42
36:DA:1649:G:C6	36:DA:2009:G:C6	3.08	0.42
36:DA:1713:U:O2'	36:DA:1714:G:H5'	2.18	0.42
36:DA:2100:G:C2	36:DA:2101:G:C6	3.08	0.42
36:DA:2125:G:H21	36:DA:2173:A:H61	1.66	0.42
36:DA:2182:G:O2'	36:DA:2183:C:H5'	2.19	0.42
36:DA:2463:C:C2'	36:DA:2464:C:H5'	2.49	0.42
38:DC:2:LYS:O	38:DC:2:LYS:HG2	2.20	0.42
38:DC:62:VAL:O	38:DC:160:ARG:HA	2.19	0.42
40:DE:69:LYS:HD3	40:DE:90:THR:H	1.85	0.42
40:DE:199:ARG:HH11	40:DE:199:ARG:CB	2.30	0.42
40:DE:199:ARG:CB	40:DE:199:ARG:NH1	2.83	0.42
41:DF:66:PRO:HD2	41:DF:70:THR:HG21	2.01	0.42
42:DG:90:LEU:C	42:DG:90:LEU:CD1	2.86	0.42
42:DG:117:PHE:CE1	42:DG:119:GLY:O	2.72	0.42
47:DO:49:ARG:HB2	47:DO:50:GLY:H	1.58	0.42
47:DO:104:ARG:NH2	52:DT:33:LYS:CE	2.79	0.42
47:DO:110:GLY:C	47:DO:112:MET:HE2	2.40	0.42
48:DP:107:LYS:C	48:DP:109:GLY:H	2.23	0.42
50:DR:81:ASP:O	50:DR:85:PRO:HG2	2.18	0.42
51:DS:61:ASN:O	51:DS:62:LYS:C	2.56	0.42
52:DT:107:ASP:N	52:DT:110:ILE:HG12	2.33	0.42
52:DT:133:GLU:O	52:DT:133:GLU:HG2	2.19	0.42
53:DU:13:LYS:HD3	53:DU:13:LYS:N	2.34	0.42
54:DV:19:LYS:HG3	54:DV:20:LEU:N	2.34	0.42
56:DX:8:ILE:HD11	56:DX:43:VAL:CG2	2.48	0.42
57:DY:73:ARG:NH2	57:DY:82:PRO:HA	2.32	0.42
1:AA:358:U:C1'	25:AZ:233:GLY:CA	2.91	0.42
1:AA:454:C:H5''	1:AA:455:C:H5	1.83	0.42
1:AA:720:C:H2'	1:AA:721:G:C8	2.54	0.42
1:AA:781:A:H2'	1:AA:782:A:H5'	2.00	0.42

Continued on next page...

Continued from previous page...

Atom-1	Atom-2	Interatomic distance (Å)	Clash overlap (Å)
1:AA:811:C:H4'	1:AA:900:A:N6	2.34	0.42
2:AB:158:LEU:HA	2:AB:159:PRO:HD3	1.82	0.42
3:AC:106:VAL:HG21	3:AC:115:LEU:HD11	2.01	0.42
20:AT:32:ALA:O	20:AT:36:LEU:HB2	2.19	0.42
20:AT:36:LEU:HD13	20:AT:36:LEU:O	2.19	0.42
22:AV:59:U:O2'	22:AV:60:U:O5'	2.37	0.42
23:AX:16:A:H5''	23:AX:17:U:OP2	2.20	0.42
25:AZ:41:ASN:O	25:AZ:42:VAL:HG23	2.19	0.42
28:B2:47:ASN:O	28:B2:50:ILE:CD1	2.67	0.42
29:B3:35:ARG:HD3	29:B3:37:LEU:HD11	2.01	0.42
31:B5:2:ALA:O	31:B5:3:LYS:C	2.57	0.42
31:B5:3:LYS:O	31:B5:5:PRO:N	2.52	0.42
31:B5:36:CYS:HB3	31:B5:49:CYS:HB3	2.00	0.42
32:B6:45:LYS:O	32:B6:45:LYS:HG2	2.19	0.42
34:B8:4:MET:HE1	36:BA:592:G:H21	1.84	0.42
36:BA:65:C:H2'	36:BA:66:C:C6	2.54	0.42
36:BA:491:G:H2'	36:BA:492:A:H8	1.83	0.42
36:BA:624:C:H5'	36:BA:625:G:OP2	2.19	0.42
36:BA:673:C:H2'	36:BA:674:G:H5'	1.99	0.42
36:BA:1363:C:H2'	36:BA:1364:G:H8	1.84	0.42
36:BA:1861:G:O2'	36:BA:1862:G:H5'	2.20	0.42
36:BA:2514:U:H2'	36:BA:2515:C:H6	1.82	0.42
36:BA:2721:A:H2'	36:BA:2722:G:O4'	2.19	0.42
37:BB:15:A:H3'	37:BB:16:G:H5'	2.00	0.42
37:BB:73:A:C2'	37:BB:74:U:H5'	2.50	0.42
38:BC:22:ILE:HB	38:BC:228:SER:OXT	2.20	0.42
38:BC:82:LYS:HB3	38:BC:149:ILE:HG21	2.02	0.42
38:BC:131:LEU:HD22	38:BC:136:LEU:HB2	2.02	0.42
39:BD:3:VAL:HG21	39:BD:203:ASN:HB2	2.02	0.42
39:BD:174:ILE:HG23	39:BD:271:ILE:HD12	2.01	0.42
40:BE:59:VAL:CG2	40:BE:63:LEU:HA	2.50	0.42
40:BE:98:PRO:HD3	40:BE:175:VAL:CG1	2.49	0.42
42:BG:63:ILE:HD12	42:BG:141:PHE:CD2	2.54	0.42
42:BG:77:ILE:N	42:BG:77:ILE:CD1	2.79	0.42
42:BG:84:LYS:O	42:BG:85:GLY:C	2.58	0.42
42:BG:139:LEU:CD1	42:BG:149:VAL:HG11	2.48	0.42
43:BH:94:TYR:CD1	43:BH:107:VAL:HA	2.55	0.42
43:BH:153:LYS:HB2	43:BH:154:PRO:HD2	2.02	0.42
48:BP:107:LYS:C	48:BP:109:GLY:H	2.23	0.42
50:BR:21:TYR:HB3	50:BR:47:PHE:CE2	2.54	0.42
50:BR:48:VAL:O	50:BR:51:LEU:HB2	2.20	0.42

Continued on next page...

Continued from previous page...

Atom-1	Atom-2	Interatomic distance (Å)	Clash overlap (Å)
52:BT:11:GLU:N	52:BT:11:GLU:OE1	2.52	0.42
53:BU:44:ASN:HD21	54:BV:75:PHE:HB3	1.83	0.42
54:BV:32:THR:CG2	54:BV:58:VAL:HG12	2.50	0.42
57:BY:42:VAL:HG23	57:BY:67:LEU:HD12	2.02	0.42
57:BY:85:VAL:CG1	57:BY:86:ARG:H	2.30	0.42
58:BZ:166:SER:H	58:BZ:167:PRO:CA	2.33	0.42
1:CA:131:C:H2'	1:CA:132:C:H6	1.83	0.42
1:CA:782:A:H4'	1:CA:1514:C:O2'	2.20	0.42
1:CA:1118:C:H1'	1:CA:1179:A:C4	2.55	0.42
1:CA:1280:A:O2'	1:CA:1281:U:P	2.78	0.42
1:CA:1294:G:O2'	1:CA:1295:G:H5'	2.19	0.42
1:CA:1375:A:H2'	1:CA:1376:U:O4'	2.19	0.42
3:CC:141:VAL:O	3:CC:141:VAL:HG12	2.20	0.42
4:CD:65:ARG:HB2	4:CD:75:PHE:CE1	2.54	0.42
9:CI:50:LEU:O	9:CI:56:LEU:HB3	2.19	0.42
9:CI:52:ALA:HB3	9:CI:95:LYS:NZ	2.35	0.42
10:CJ:38:ILE:C	10:CJ:38:ILE:HD12	2.40	0.42
11:CK:91:ARG:HD2	11:CK:91:ARG:C	2.39	0.42
12:CL:39:VAL:O	12:CL:39:VAL:HG13	2.18	0.42
15:CO:81:LEU:CD1	15:CO:85:LEU:HD12	2.49	0.42
19:CS:50:ALA:HB1	19:CS:57:HIS:HB3	2.02	0.42
25:CZ:131:ILE:HG12	25:CZ:163:PHE:CE1	2.55	0.42
25:CZ:171:ILE:HG13	25:CZ:202:LEU:HA	2.02	0.42
25:CZ:201:GLU:O	25:CZ:205:ALA:HB3	2.19	0.42
25:CZ:354:GLN:O	25:CZ:371:THR:HB	2.19	0.42
27:D1:29:GLY:O	27:D1:30:VAL:O	2.36	0.42
27:D1:76:ARG:HH12	27:D1:95:LEU:CD1	2.32	0.42
28:D2:20:GLU:O	28:D2:20:GLU:HG2	2.17	0.42
28:D2:30:ARG:O	28:D2:34:GLU:HG3	2.19	0.42
32:D6:15:GLU:CG	32:D6:15:GLU:O	2.67	0.42
36:DA:90:U:H4'	36:DA:92:A:H8	1.84	0.42
36:DA:221:A:H4'	36:DA:222:A:O5'	2.19	0.42
36:DA:848:G:C2	36:DA:933:A:H1'	2.54	0.42
36:DA:1445(A):C:O2'	36:DA:1446:C:H5'	2.19	0.42
36:DA:1540:U:C4	36:DA:1541:G:N7	2.88	0.42
36:DA:2064:C:H2'	36:DA:2065:C:C6	2.54	0.42
36:DA:2123:G:O2'	36:DA:2124:G:H5'	2.20	0.42
36:DA:2160:G:H8	36:DA:2160:G:C5'	2.16	0.42
38:DC:140:PRO:HA	38:DC:145:VAL:HB	2.00	0.42
39:DD:6:PHE:N	39:DD:6:PHE:HD1	2.15	0.42
39:DD:223:GLY:O	39:DD:226:MET:HG3	2.18	0.42

Continued on next page...

Continued from previous page...

Atom-1	Atom-2	Interatomic distance (Å)	Clash overlap (Å)
40:DE:59:VAL:O	40:DE:60:ASN:CG	2.58	0.42
40:DE:63:LEU:O	40:DE:64:LYS:C	2.57	0.42
41:DF:65:TRP:CE3	41:DF:72:ARG:HB2	2.54	0.42
41:DF:81:PRO:C	41:DF:82:ILE:O	2.54	0.42
41:DF:89:VAL:HG12	41:DF:90:PHE:H	1.80	0.42
42:DG:7:LEU:O	42:DG:8:LYS:C	2.57	0.42
42:DG:18:GLU:O	42:DG:22:ARG:HG3	2.20	0.42
42:DG:60:LEU:HD13	42:DG:60:LEU:C	2.40	0.42
42:DG:106:LEU:HD12	42:DG:141:PHE:HE1	1.85	0.42
43:DH:30:LYS:HE2	43:DH:30:LYS:HA	2.00	0.42
46:DN:137:LYS:CG	46:DN:138:LEU:N	2.83	0.42
47:DO:98:VAL:HG11	47:DO:118:ALA:N	2.35	0.42
48:DP:39:LYS:HD2	48:DP:40:SER:N	2.33	0.42
53:DU:66:ASN:HD21	53:DU:76:TYR:H	1.66	0.42
56:DX:7:VAL:HB	56:DX:8:ILE:HD12	2.02	0.42
57:DY:57:GLN:HA	57:DY:57:GLN:OE1	2.18	0.42
58:DZ:70:LEU:CD2	58:DZ:70:LEU:N	2.83	0.42
58:DZ:128:VAL:CG2	58:DZ:129:SER:N	2.79	0.42
58:DZ:162:GLU:HG3	58:DZ:162:GLU:O	2.19	0.42
1:AA:131:C:H2'	1:AA:132:C:H6	1.84	0.42
1:AA:538:G:H3'	12:AL:115:LYS:NZ	2.35	0.42
1:AA:1145:C:H1'	1:AA:1146:A:C8	2.54	0.42
1:AA:1281:U:C5'	1:AA:1282:C:H5	2.07	0.42
2:AB:80:ILE:N	2:AB:80:ILE:CD1	2.82	0.42
2:AB:226:ARG:HD2	2:AB:226:ARG:C	2.39	0.42
3:AC:134:ILE:HG22	3:AC:168:ALA:HB3	2.01	0.42
4:AD:58:LEU:O	4:AD:62:GLN:HG2	2.20	0.42
4:AD:120:LEU:HB3	4:AD:126:ILE:CD1	2.45	0.42
4:AD:121:VAL:CA	4:AD:126:ILE:HD13	2.49	0.42
10:AJ:82:ILE:O	10:AJ:82:ILE:HG22	2.20	0.42
11:AK:22:HIS:HB3	11:AK:29:ILE:HG12	2.00	0.42
12:AL:39:VAL:O	12:AL:39:VAL:HG13	2.19	0.42
12:AL:58:VAL:HG12	12:AL:60:LEU:HD22	2.01	0.42
12:AL:92:ASP:O	12:AL:94:PRO:HD3	2.20	0.42
22:AW:9:A:C2	22:AW:45:U:C4	3.06	0.42
24:AY:25:C:H2'	24:AY:26:A:O5'	2.19	0.42
25:AZ:90:LYS:HA	25:AZ:93:ILE:HG21	2.02	0.42
26:B0:16:SER:HB2	36:BA:2262:U:C5	2.55	0.42
32:B6:7:ILE:CB	32:B6:27:LYS:HZ2	2.26	0.42
33:B7:43:THR:HG23	33:B7:44:PRO:CD	2.48	0.42
36:BA:90:U:H4'	36:BA:92:A:H8	1.85	0.42

Continued on next page...

Continued from previous page...

Atom-1	Atom-2	Interatomic distance (Å)	Clash overlap (Å)
36:BA:191:A:O2'	36:BA:192:C:H5'	2.20	0.42
36:BA:260:G:H1'	36:BA:621:A:H1'	2.02	0.42
36:BA:284:U:H2'	36:BA:285:C:H6	1.84	0.42
36:BA:723:G:C6	36:BA:724:U:C4	3.07	0.42
36:BA:885:C:C2	36:BA:886:C:C5	3.08	0.42
36:BA:894:C:C2'	36:BA:895:U:H5'	2.50	0.42
36:BA:1170:G:N2	36:BA:1180:C:C2	2.88	0.42
36:BA:1204:A:N1	36:BA:1241:A:C2	2.88	0.42
36:BA:1517:G:H2'	36:BA:1518:U:O4'	2.20	0.42
36:BA:1540:U:C4	36:BA:1541:G:N7	2.88	0.42
36:BA:2162:G:O2'	36:BA:2163:C:H5'	2.18	0.42
36:BA:2400:G:C5	36:BA:2401:U:O2	2.72	0.42
36:BA:2695:C:O2'	36:BA:2696:U:H5'	2.20	0.42
39:BD:184:LYS:HG3	39:BD:271:ILE:HD11	2.02	0.42
40:BE:69:LYS:HD3	40:BE:90:THR:H	1.85	0.42
40:BE:89:ASP:CG	40:BE:90:THR:N	2.73	0.42
40:BE:101:ARG:HB2	40:BE:201:THR:CG2	2.48	0.42
41:BF:196:LEU:HD23	41:BF:196:LEU:HA	1.89	0.42
42:BG:165:THR:OG1	42:BG:168:GLU:HG3	2.18	0.42
43:BH:157:TYR:O	43:BH:157:TYR:CD1	2.72	0.42
44:BJ:114:UNK:O	44:BJ:115:UNK:CB	2.67	0.42
46:BN:30:ILE:O	46:BN:30:ILE:HG22	2.20	0.42
46:BN:42:TRP:CZ2	46:BN:44:PRO:HA	2.54	0.42
47:BO:104:ARG:CZ	52:BT:33:LYS:HD2	2.49	0.42
48:BP:12:ALA:O	48:BP:13:ASN:O	2.38	0.42
51:BS:97:ARG:O	51:BS:99:LYS:N	2.53	0.42
1:CA:474:G:O2'	1:CA:475:G:H5'	2.20	0.42
1:CA:567:G:H2'	1:CA:568:G:O4'	2.18	0.42
1:CA:594:G:H2'	1:CA:595:G:H5'	2.01	0.42
1:CA:781:A:C3'	1:CA:782:A:H5'	2.49	0.42
1:CA:818:G:O2'	1:CA:819:A:H5'	2.18	0.42
1:CA:1152:A:H5'	10:CJ:70:ARG:NH2	2.34	0.42
2:CB:84:GLU:OE1	2:CB:216:SER:HA	2.19	0.42
4:CD:36:ARG:HG2	4:CD:36:ARG:NH1	2.33	0.42
6:CF:91:VAL:CG1	6:CF:92:LYS:N	2.82	0.42
6:CF:91:VAL:HG12	6:CF:92:LYS:N	2.34	0.42
7:CG:18:TYR:CD2	7:CG:59:LEU:HB2	2.53	0.42
10:CJ:6:ILE:O	10:CJ:6:ILE:HG13	2.19	0.42
12:CL:20:LYS:N	12:CL:20:LYS:CD	2.79	0.42
15:CO:24:SER:OG	15:CO:27:VAL:HG23	2.20	0.42
25:CZ:355:LEU:HD13	25:CZ:356:PRO:HD2	2.00	0.42

Continued on next page...

Continued from previous page...

Atom-1	Atom-2	Interatomic distance (Å)	Clash overlap (Å)
27:D1:47:GLN:HG2	36:DA:2091:U:H1'	2.01	0.42
28:D2:20:GLU:CG	28:D2:23:LYS:HD2	2.49	0.42
29:D3:47:VAL:CG1	29:D3:56:VAL:HG21	2.49	0.42
32:D6:44:ARG:O	32:D6:46:HIS:ND1	2.52	0.42
36:DA:16:G:H2'	36:DA:17:G:H8	1.84	0.42
36:DA:332:A:O2'	36:DA:333:G:O5'	2.37	0.42
36:DA:575:A:OP2	36:DA:2499:C:O2'	2.37	0.42
36:DA:673:C:H2'	36:DA:674:G:H5'	2.01	0.42
36:DA:1013:C:O2'	36:DA:1014:U:H5'	2.20	0.42
36:DA:1386:C:H2'	36:DA:1387:C:H6	1.84	0.42
36:DA:1425:G:H2'	36:DA:1426:G:O4'	2.20	0.42
36:DA:1517:G:H2'	36:DA:1518:U:O4'	2.19	0.42
36:DA:1771:C:HO2'	36:DA:1786:A:C1'	2.33	0.42
36:DA:1773:A:H2'	36:DA:1774:C:O4'	2.19	0.42
36:DA:2007:C:H4'	36:DA:2824:C:H4'	2.02	0.42
36:DA:2150:U:H2'	36:DA:2151:G:C8	2.54	0.42
36:DA:2545:G:N3	36:DA:2565:A:H2	2.18	0.42
39:DD:41:GLY:O	39:DD:42:GLY:C	2.57	0.42
41:DF:110:LEU:HA	41:DF:183:VAL:CG1	2.49	0.42
41:DF:110:LEU:HD13	41:DF:110:LEU:C	2.40	0.42
42:DG:107:LEU:O	42:DG:108:ASN:ND2	2.53	0.42
42:DG:170:ARG:NE	42:DG:180:PHE:CD2	2.87	0.42
44:DJ:70:UNK:O	44:DJ:71:UNK:C	2.67	0.42
52:DT:19:LEU:HD22	52:DT:85:LYS:HD3	2.02	0.42
52:DT:65:LYS:HB2	52:DT:65:LYS:NZ	2.33	0.42
54:DV:46:VAL:O	54:DV:48:GLY:N	2.52	0.42
54:DV:93:GLU:H	54:DV:93:GLU:HG3	1.65	0.42
1:AA:189(E):U:O2'	1:AA:189(F):U:H5'	2.19	0.42
1:AA:1049:U:H1'	1:AA:1201:A:N7	2.33	0.42
1:AA:1239:A:H62	1:AA:1299:A:N6	2.17	0.42
2:AB:30:ARG:HH21	2:AB:194:PRO:CG	2.30	0.42
2:AB:106:LYS:HB2	2:AB:106:LYS:NZ	2.33	0.42
2:AB:221:LEU:HD13	2:AB:221:LEU:C	2.40	0.42
4:AD:190:ASP:CG	4:AD:191:ARG:N	2.73	0.42
8:AH:7:ALA:CB	8:AH:85:ARG:HD3	2.39	0.42
12:AL:46:LYS:HB2	12:AL:92:ASP:O	2.19	0.42
13:AM:49:THR:C	13:AM:51:ALA:N	2.72	0.42
14:AN:57:ARG:HG2	14:AN:58:LYS:N	2.35	0.42
20:AT:33:ILE:HG13	20:AT:33:ILE:H	1.64	0.42
22:AW:35:A:N1	23:AX:17:U:O4	2.51	0.42
25:AZ:124:ARG:HG3	25:AZ:124:ARG:NH1	2.34	0.42

Continued on next page...

Continued from previous page...

Atom-1	Atom-2	Interatomic distance (Å)	Clash overlap (Å)
25:AZ:295:ARG:HG2	25:AZ:295:ARG:HH11	1.84	0.42
26:B0:62:LEU:N	26:B0:62:LEU:CD2	2.80	0.42
28:B2:41:ILE:HD11	28:B2:44:LEU:CG	2.50	0.42
30:B4:15:ILE:HD13	30:B4:21:VAL:HG13	2.00	0.42
30:B4:25:TYR:CE2	42:BG:2:PRO:HA	2.55	0.42
31:B5:3:LYS:O	31:B5:5:PRO:CD	2.68	0.42
31:B5:11:THR:OG1	36:BA:1264:G:H5'	2.20	0.42
32:B6:27:LYS:HD3	36:BA:2285:C:OP2	2.20	0.42
36:BA:233:A:H2'	36:BA:234:C:O4'	2.19	0.42
36:BA:534:U:O2'	53:BU:49:HIS:HD2	2.03	0.42
36:BA:888:C:H2'	36:BA:889:C:O4'	2.20	0.42
36:BA:954:G:H4'	49:BQ:13:GLN:NE2	2.35	0.42
36:BA:1070:A:H3'	36:BA:1072:C:H5	1.83	0.42
36:BA:1106:G:H2'	36:BA:1107:G:O4'	2.19	0.42
36:BA:1108:U:H6	36:BA:1109:C:C6	2.37	0.42
36:BA:1138:G:H2'	36:BA:1139:G:O4'	2.18	0.42
36:BA:1336:A:H2'	36:BA:1337:G:C8	2.54	0.42
36:BA:1496:A:C8	36:BA:1498:C:N3	2.87	0.42
36:BA:1878:G:H2'	36:BA:1879:C:C6	2.55	0.42
36:BA:2043:C:C2	36:BA:2044:C:C5	3.07	0.42
36:BA:2184:G:H2'	36:BA:2185:C:H1'	2.02	0.42
36:BA:2313:C:O2'	36:BA:2314:C:H5'	2.20	0.42
36:BA:2695:C:H2'	36:BA:2696:U:C6	2.55	0.42
36:BA:2811:G:O2'	36:BA:2812:G:H5'	2.19	0.42
36:BA:2893:G:H5'	36:BA:2894:G:C5'	2.50	0.42
37:BB:66:A:H61	37:BB:108:U:H2'	1.84	0.42
39:BD:70:TRP:CD1	39:BD:71:ASP:N	2.88	0.42
39:BD:79:VAL:HG21	39:BD:111:LEU:HD22	2.01	0.42
41:BF:125:LEU:N	41:BF:125:LEU:CD2	2.80	0.42
44:BJ:27:UNK:HA	44:BJ:113:UNK:CB	2.49	0.42
46:BN:68:GLU:HG2	46:BN:88:GLU:OE1	2.19	0.42
47:BO:76:ALA:CB	52:BT:75:ILE:HD13	2.45	0.42
48:BP:38:GLN:O	48:BP:39:LYS:HB2	2.19	0.42
49:BQ:141:GLN:O	58:BZ:53:ILE:HB	2.20	0.42
51:BS:66:ALA:C	51:BS:69:VAL:HG12	2.40	0.42
51:BS:88:ASP:CG	51:BS:89:ARG:H	1.99	0.42
52:BT:133:GLU:HG2	52:BT:133:GLU:O	2.19	0.42
53:BU:32:PHE:CB	53:BU:36:ARG:HH12	2.32	0.42
56:BX:18:TYR:O	56:BX:20:GLY:N	2.52	0.42
57:BY:59:GLY:O	57:BY:60:PHE:HB2	2.20	0.42
58:BZ:113:ALA:HB3	58:BZ:146:ILE:HG21	2.01	0.42

Continued on next page...

Continued from previous page...

Atom-1	Atom-2	Interatomic distance (Å)	Clash overlap (Å)
58:BZ:144:LEU:CD1	58:BZ:174:VAL:HG23	2.44	0.42
1:CA:154:C:H2'	1:CA:155:C:C6	2.54	0.42
1:CA:948:C:O2'	1:CA:949:A:H5'	2.20	0.42
1:CA:995:C:O2'	1:CA:996:A:H8	2.01	0.42
1:CA:1299:A:H5''	1:CA:1299:A:N3	2.35	0.42
1:CA:1447:A:N3	1:CA:1447:A:H2'	2.34	0.42
2:CB:178:ARG:NH2	2:CB:198:ASP:OD2	2.53	0.42
3:CC:60:ALA:H	3:CC:63:ASN:HD21	1.67	0.42
3:CC:70:VAL:HG12	3:CC:71:ALA:N	2.33	0.42
4:CD:56:VAL:HG12	4:CD:57:ARG:N	2.35	0.42
4:CD:163:GLU:C	4:CD:165:MET:H	2.23	0.42
9:CI:70:LYS:O	9:CI:73:GLN:HB2	2.20	0.42
12:CL:25:PRO:C	12:CL:27:LEU:N	2.67	0.42
16:CP:71:ARG:HD3	16:CP:75:ARG:NH2	2.35	0.42
18:CR:87:ARG:HB3	18:CR:87:ARG:NH1	2.35	0.42
19:CS:35:SER:C	19:CS:37:ARG:H	2.21	0.42
25:CZ:9:LYS:NZ	25:CZ:73:ALA:C	2.73	0.42
25:CZ:145:GLU:O	25:CZ:148:ASP:N	2.53	0.42
25:CZ:355:LEU:CD2	25:CZ:370:PHE:HD2	2.33	0.42
26:D0:54:GLY:O	26:D0:55:ARG:C	2.56	0.42
28:D2:43:GLN:O	28:D2:44:LEU:CB	2.67	0.42
28:D2:62:THR:O	28:D2:63:VAL:C	2.58	0.42
32:D6:8:LYS:CE	32:D6:25:LYS:HD3	2.49	0.42
32:D6:9:LEU:HD22	32:D6:10:LEU:O	2.19	0.42
32:D6:27:LYS:HG3	32:D6:30:THR:OG1	2.20	0.42
36:DA:17:G:H2'	36:DA:18:C:C6	2.55	0.42
36:DA:156:U:H2'	36:DA:157:U:H5'	2.01	0.42
36:DA:332:A:O2'	36:DA:333:G:P	2.78	0.42
36:DA:355:G:H2'	36:DA:356:G:O4'	2.19	0.42
36:DA:470:A:OP1	41:DF:59:TYR:HE1	2.03	0.42
36:DA:733:G:C8	36:DA:761:A:C6	3.07	0.42
36:DA:807:U:O2'	36:DA:808:G:H5'	2.19	0.42
36:DA:977:G:HO2'	36:DA:1001:A:H2	1.60	0.42
36:DA:1069:A:H1'	36:DA:1070:A:P	2.59	0.42
36:DA:1837:C:H2'	36:DA:1838:C:H5''	2.01	0.42
36:DA:1889:A:H1'	36:DA:2087:G:O4'	2.18	0.42
36:DA:2129:C:OP1	38:DC:6:ARG:HB3	2.19	0.42
36:DA:2494:G:O2'	49:DQ:80:GLU:HA	2.19	0.42
36:DA:2720:U:C2	36:DA:2721:A:C8	3.08	0.42
37:DB:73:A:C4	37:DB:105:A:C2	3.07	0.42
38:DC:200:LYS:HG3	38:DC:208:PHE:CD1	2.55	0.42

Continued on next page...

Continued from previous page...

Atom-1	Atom-2	Interatomic distance (Å)	Clash overlap (Å)
39:DD:24:ILE:O	39:DD:25:THR:C	2.58	0.42
39:DD:63:ARG:O	39:DD:65:ILE:HG23	2.19	0.42
40:DE:70:ALA:O	40:DE:71:GLY:C	2.58	0.42
42:DG:92:VAL:HG13	42:DG:92:VAL:O	2.20	0.42
43:DH:83:TYR:HB2	43:DH:135:GLY:H	1.82	0.42
44:DJ:44:UNK:O	44:DJ:52:UNK:O	2.38	0.42
44:DJ:85:UNK:CG	44:DJ:86:UNK:H	2.25	0.42
46:DN:51:PHE:CE1	46:DN:119:ARG:HD2	2.55	0.42
48:DP:58:THR:O	48:DP:58:THR:CG2	2.67	0.42
49:DQ:45:GLN:H	49:DQ:45:GLN:HE21	1.65	0.42
50:DR:26:LYS:O	50:DR:30:THR:CG2	2.68	0.42
50:DR:96:ARG:CZ	50:DR:117:VAL:HG23	2.50	0.42
50:DR:99:LYS:HA	50:DR:112:ALA:HA	2.02	0.42
51:DS:56:LEU:O	51:DS:57:LYS:O	2.37	0.42
53:DU:91:ASP:CG	53:DU:96:ALA:HB2	2.39	0.42
53:DU:95:LEU:HD13	54:DV:4:ILE:HG23	2.01	0.42
57:DY:13:VAL:CG2	57:DY:14:LEU:N	2.83	0.42
57:DY:36:ALA:HA	57:DY:69:ALA:HB2	2.02	0.42
58:DZ:85:HIS:CG	58:DZ:86:VAL:N	2.88	0.42
58:DZ:96:VAL:CG2	58:DZ:97:GLU:H	2.20	0.42
1:AA:191:G:H1'	20:AT:105:SER:HA	2.01	0.42
1:AA:436:C:H2'	1:AA:437:U:H6	1.84	0.42
1:AA:958:A:C6	1:AA:959:A:N1	2.88	0.42
1:AA:974:A:H8	1:AA:974:A:OP1	2.03	0.42
1:AA:1157:A:HO2'	1:AA:1158:C:P	2.43	0.42
1:AA:1299:A:H5''	1:AA:1299:A:N3	2.35	0.42
1:AA:1452:C:H4'	1:AA:1456:G:N2	2.35	0.42
1:AA:1536:C:H6	1:AA:1536:C:O5'	2.02	0.42
2:AB:11:LEU:O	2:AB:16:HIS:CE1	2.73	0.42
2:AB:61:LEU:HD11	2:AB:160:ASP:CB	2.50	0.42
2:AB:69:LEU:HB2	2:AB:159:PRO:HG2	2.01	0.42
2:AB:203:GLY:O	2:AB:204:ASN:C	2.57	0.42
2:AB:223:ILE:H	2:AB:223:ILE:HG13	1.66	0.42
9:AI:78:LYS:HZ1	9:AI:101:PHE:HE1	1.68	0.42
16:AP:71:ARG:HD3	16:AP:75:ARG:NH2	2.34	0.42
19:AS:40:ILE:HD13	19:AS:62:ILE:HD13	2.01	0.42
20:AT:33:ILE:HG21	20:AT:63:ILE:HG12	2.01	0.42
25:AZ:190:ARG:NH1	25:AZ:200:TRP:CE3	2.86	0.42
25:AZ:389:ARG:HG2	25:AZ:394:THR:HA	2.01	0.42
26:B0:33:ALA:O	36:BA:2353:G:H1'	2.20	0.42
30:B4:9:LEU:HA	30:B4:26:SER:O	2.19	0.42

Continued on next page...

Continued from previous page...

Atom-1	Atom-2	Interatomic distance (Å)	Clash overlap (Å)
32:B6:8:LYS:CE	32:B6:25:LYS:HD3	2.46	0.42
36:BA:271(B):C:O2'	36:BA:271(C):C:H5'	2.20	0.42
36:BA:444:C:H4'	41:BF:49:ALA:HB2	2.01	0.42
36:BA:1425:G:H2'	36:BA:1426:G:O4'	2.19	0.42
36:BA:2113:U:H2'	36:BA:2114:A:H8	1.84	0.42
36:BA:2153:G:H2'	36:BA:2154:G:C8	2.53	0.42
36:BA:2277:G:C6	36:BA:2278:A:N7	2.88	0.42
36:BA:2415:G:H4'	48:BP:66:GLY:O	2.18	0.42
36:BA:2562:U:C2'	36:BA:2563:U:H5'	2.50	0.42
36:BA:2639:A:H2'	36:BA:2640:G:O4'	2.20	0.42
36:BA:2726:U:H6	47:BO:67:LYS:NZ	2.17	0.42
40:BE:21:VAL:O	40:BE:21:VAL:HG23	2.20	0.42
42:BG:16:ARG:NH1	42:BG:31:VAL:HG11	2.34	0.42
42:BG:49:ASP:O	42:BG:50:ALA:HB3	2.19	0.42
42:BG:81:LYS:O	42:BG:82:LEU:O	2.37	0.42
43:BH:167:GLU:HB3	43:BH:168:PRO:HD2	2.02	0.42
49:BQ:48:GLU:O	49:BQ:49:ALA:C	2.58	0.42
52:BT:48:ILE:HD12	52:BT:48:ILE:C	2.40	0.42
53:BU:83:LEU:HD12	53:BU:83:LEU:N	2.35	0.42
54:BV:82:ARG:HD2	54:BV:82:ARG:N	2.35	0.42
1:CA:189(H):G:O2'	1:CA:189(I):G:P	2.78	0.42
1:CA:277:C:OP1	17:CQ:41:LYS:HE2	2.20	0.42
1:CA:913:A:H4'	1:CA:914:A:H4'	2.01	0.42
1:CA:1065:U:C6	1:CA:1190:G:N3	2.87	0.42
1:CA:1376:U:H2'	1:CA:1377:A:C8	2.55	0.42
3:CC:70:VAL:CG1	3:CC:71:ALA:N	2.82	0.42
4:CD:30:LYS:HB3	4:CD:35:ARG:NH1	2.35	0.42
4:CD:78:LEU:HD23	4:CD:78:LEU:HA	1.92	0.42
5:CE:110:LEU:HD13	5:CE:118:ILE:HD13	2.02	0.42
6:CF:22:GLU:HA	6:CF:25:ILE:HG22	2.02	0.42
7:CG:26:PHE:O	7:CG:30:ILE:HG12	2.19	0.42
10:CJ:54:PHE:O	10:CJ:56:HIS:N	2.51	0.42
12:CL:117:ARG:HB3	12:CL:122:THR:OG1	2.18	0.42
13:CM:68:GLY:N	13:CM:71:ARG:HG3	2.35	0.42
14:CN:21:TYR:HE2	14:CN:23:ARG:CZ	2.33	0.42
19:CS:66:MET:H	19:CS:66:MET:HG2	1.66	0.42
20:CT:13:LEU:C	20:CT:15:ARG:H	2.23	0.42
20:CT:62:LEU:HA	20:CT:65:LYS:HG3	2.02	0.42
25:CZ:26:THR:HG23	60:CZ:501:GDP:O2A	2.20	0.42
28:D2:18:PRO:HD2	28:D2:72:ALA:O	2.19	0.42
28:D2:33:MET:C	28:D2:37:PHE:CD1	2.93	0.42

Continued on next page...

Continued from previous page...

Atom-1	Atom-2	Interatomic distance (Å)	Clash overlap (Å)
30:D4:16:CYS:HA	30:D4:33:VAL:O	2.20	0.42
33:D7:22:MET:HA	33:D7:22:MET:HE3	1.99	0.42
36:DA:318:C:H2'	36:DA:319:C:H6	1.85	0.42
36:DA:335:C:H2'	36:DA:336:C:C6	2.54	0.42
36:DA:606:U:H4'	36:DA:658:C:H4'	2.00	0.42
36:DA:908:C:O2'	36:DA:909:A:H5'	2.19	0.42
36:DA:1204:A:N1	36:DA:1241:A:C2	2.87	0.42
36:DA:1210:A:H5'	36:DA:1210:A:C8	2.50	0.42
36:DA:1287:A:OP1	50:DR:104:ARG:HG2	2.20	0.42
36:DA:1466:G:H2'	36:DA:1547:C:N4	2.35	0.42
36:DA:1827:C:H2'	36:DA:1828:G:C5'	2.49	0.42
36:DA:2176:A:H4'	38:DC:213:TYR:CD1	2.55	0.42
36:DA:2762:G:H2'	36:DA:2763:G:H5'	2.01	0.42
36:DA:2772:C:H2'	36:DA:2773:C:H6	1.85	0.42
36:DA:2852:G:H1	36:DA:2865:U:H3	1.68	0.42
37:DB:21:G:H2'	37:DB:22:U:C5'	2.49	0.42
37:DB:92:C:OP1	49:DQ:19:GLY:HA3	2.20	0.42
38:DC:96:GLY:O	38:DC:98:GLU:N	2.50	0.42
39:DD:273:ARG:HB3	39:DD:274:ARG:H	1.64	0.42
40:DE:61:ARG:CB	40:DE:62:PRO:CD	2.97	0.42
43:DH:41:MET:CG	43:DH:42:ARG:N	2.70	0.42
43:DH:72:ILE:O	43:DH:75:ALA:N	2.53	0.42
46:DN:4:TYR:O	46:DN:5:VAL:CB	2.67	0.42
46:DN:115:ARG:HH11	46:DN:115:ARG:HG3	1.84	0.42
46:DN:126:PRO:O	46:DN:127:ASP:CB	2.66	0.42
48:DP:12:ALA:CB	48:DP:16:ARG:HG2	2.50	0.42
48:DP:28:GLY:O	48:DP:29:LYS:HB2	2.19	0.42
49:DQ:141:GLN:OXT	58:DZ:99:TYR:CD2	2.72	0.42
50:DR:12:ARG:HH11	50:DR:12:ARG:CG	2.32	0.42
53:DU:9:VAL:O	53:DU:13:LYS:HE2	2.20	0.42
54:DV:18:LEU:CD2	54:DV:19:LYS:N	2.76	0.42
54:DV:34:GLU:HA	54:DV:58:VAL:HA	2.02	0.42
58:DZ:70:LEU:HD23	58:DZ:70:LEU:N	2.35	0.42
1:AA:154:C:H2'	1:AA:155:C:C6	2.54	0.42
1:AA:303:A:H2'	1:AA:304:U:O4'	2.20	0.42
1:AA:324:G:OP1	20:AT:70:SER:HB2	2.20	0.42
1:AA:1133:G:C4	1:AA:1142:G:N2	2.87	0.42
1:AA:1137:C:O2'	1:AA:1138:G:N2	2.52	0.42
3:AC:14:ILE:HG12	3:AC:15:THR:N	2.34	0.42
4:AD:34:GLU:O	4:AD:35:ARG:CB	2.68	0.42
7:AG:81:GLY:C	7:AG:83:ALA:H	2.22	0.42

Continued on next page...

Continued from previous page...

Atom-1	Atom-2	Interatomic distance (Å)	Clash overlap (Å)
9:AI:56:LEU:HG	9:AI:57:GLY:N	2.34	0.42
18:AR:87:ARG:HB3	18:AR:87:ARG:NH1	2.35	0.42
24:AY:40:C:C2'	24:AY:41:C:C5'	2.94	0.42
25:AZ:89:ILE:O	25:AZ:92:MET:HB3	2.19	0.42
25:AZ:201:GLU:O	25:AZ:205:ALA:HB3	2.19	0.42
25:AZ:355:LEU:HB3	25:AZ:370:PHE:CB	2.50	0.42
26:B0:15:ASP:OD1	26:B0:16:SER:N	2.48	0.42
27:B1:34:THR:HG21	27:B1:37:ILE:HG23	2.02	0.42
28:B2:63:VAL:C	28:B2:65:ASN:N	2.73	0.42
30:B4:25:TYR:HB2	42:BG:101:ILE:HD13	2.02	0.42
36:BA:404:C:H4'	36:BA:405:U:H5'	2.02	0.42
36:BA:408:G:C5	36:BA:409:C:C5	3.07	0.42
36:BA:419:C:H2'	36:BA:420:C:C6	2.54	0.42
36:BA:514:A:O2'	36:BA:515:A:H5'	2.17	0.42
36:BA:710:G:H2'	36:BA:711:G:C8	2.55	0.42
36:BA:941:A:H4'	48:BP:35:HIS:CE1	2.54	0.42
36:BA:1297:C:H2'	36:BA:1298:C:H6	1.85	0.42
36:BA:1779:U:C2	36:BA:1783:A:N7	2.88	0.42
36:BA:2150:U:H2'	36:BA:2151:G:C8	2.55	0.42
36:BA:2300:G:O2'	36:BA:2301:C:H5'	2.20	0.42
36:BA:2572:A:N7	40:BE:144:ARG:HD2	2.35	0.42
36:BA:2636:U:H1'	36:BA:2783:G:N2	2.35	0.42
37:BB:117:G:H2'	37:BB:118:G:C8	2.55	0.42
40:BE:9:VAL:HG11	40:BE:25:VAL:HB	1.97	0.42
40:BE:10:GLY:HA2	40:BE:192:ASN:OD1	2.19	0.42
40:BE:34:VAL:O	40:BE:34:VAL:HG13	2.19	0.42
40:BE:81:ILE:O	40:BE:82:ARG:O	2.37	0.42
41:BF:108:LYS:HD3	41:BF:108:LYS:H	1.85	0.42
43:BH:143:GLN:HA	43:BH:143:GLN:HE21	1.85	0.42
46:BN:23:LEU:CD2	46:BN:24:GLY:N	2.68	0.42
48:BP:39:LYS:HD2	48:BP:40:SER:N	2.34	0.42
51:BS:39:ILE:CD1	51:BS:73:LEU:HD21	2.50	0.42
52:BT:88:ILE:N	52:BT:88:ILE:HD13	2.35	0.42
56:BX:27:THR:HB	56:BX:80:ILE:HG22	2.02	0.42
57:BY:8:LYS:HB2	57:BY:28:LYS:HZ1	1.85	0.42
58:BZ:76:LEU:HD12	58:BZ:76:LEU:N	2.35	0.42
1:CA:197:A:C5	1:CA:221:C:H4'	2.55	0.42
1:CA:427:U:OP1	4:CD:13:ARG:NH2	2.52	0.42
1:CA:822:C:O2'	1:CA:823:G:H5'	2.20	0.42
1:CA:1202:G:H2'	1:CA:1203:C:C5'	2.50	0.42
1:CA:1399:C:H4'	1:CA:1400:C:O5'	2.20	0.42

Continued on next page...

Continued from previous page...

Atom-1	Atom-2	Interatomic distance (Å)	Clash overlap (Å)
1:CA:1499:A:C2'	1:CA:1500:A:H5'	2.50	0.42
2:CB:32:ILE:HA	2:CB:42:ILE:HA	2.02	0.42
2:CB:165:VAL:CG2	2:CB:166:ASP:N	2.70	0.42
3:CC:73:PRO:O	3:CC:74:GLY:C	2.58	0.42
4:CD:9:CYS:HA	4:CD:12:CYS:SG	2.59	0.42
7:CG:75:VAL:HG23	7:CG:75:VAL:O	2.20	0.42
8:CH:41:ARG:NH1	8:CH:123:GLU:OE2	2.53	0.42
13:CM:10:PRO:HB2	13:CM:45:VAL:HG21	2.01	0.42
15:CO:36:ILE:HG23	15:CO:56:LEU:HD11	2.01	0.42
17:CQ:81:ARG:HH21	17:CQ:84:LEU:HD11	1.84	0.42
20:CT:27:LYS:HD3	20:CT:27:LYS:C	2.40	0.42
20:CT:99:LEU:O	20:CT:100:ILE:C	2.57	0.42
24:CY:40:C:H2'	24:CY:41:C:H5'	2.00	0.42
25:CZ:34:VAL:O	25:CZ:36:ALA:N	2.49	0.42
25:CZ:138:VAL:HG21	25:CZ:173:GLY:N	2.35	0.42
25:CZ:141:VAL:O	25:CZ:141:VAL:HG23	2.19	0.42
25:CZ:300:ARG:C	25:CZ:302:GLN:N	2.73	0.42
32:D6:42:TRP:CZ2	36:DA:643:A:N7	2.88	0.42
34:D8:19:SER:CB	36:DA:651:G:OP1	2.67	0.42
36:DA:744:G:O2'	36:DA:745:G:H5'	2.20	0.42
36:DA:999:U:O2'	36:DA:1000:A:H5'	2.20	0.42
36:DA:1142:U:O5'	36:DA:1142:U:H6	2.02	0.42
36:DA:1208:C:O2	36:DA:1208:C:C2'	2.65	0.42
36:DA:2580:U:H5'	40:DE:131:ALA:CB	2.40	0.42
36:DA:2630:G:H1'	36:DA:2894:G:C8	2.55	0.42
36:DA:2713:A:OP1	50:DR:14:SER:HB3	2.19	0.42
36:DA:2801(A):A:H5'	36:DA:2802:G:H8	1.79	0.42
39:DD:227:ASN:HB3	39:DD:228:PRO:HD2	2.02	0.42
41:DF:9:ILE:HG23	41:DF:13:SER:O	2.19	0.42
41:DF:167:ALA:HB1	41:DF:173:VAL:HG11	2.02	0.42
42:DG:40:ASN:HA	42:DG:91:ARG:HA	2.02	0.42
42:DG:72:ARG:CD	42:DG:86:MET:HA	2.49	0.42
42:DG:172:LEU:CD2	42:DG:176:LEU:HD12	2.50	0.42
43:DH:20:ALA:CB	43:DH:21:PRO:CD	2.93	0.42
43:DH:94:TYR:CD1	43:DH:107:VAL:HA	2.55	0.42
45:DK:30:UNK:O	45:DK:31:UNK:O	2.38	0.42
46:DN:42:TRP:CZ2	46:DN:44:PRO:HA	2.54	0.42
47:DO:76:ALA:CB	52:DT:75:ILE:HD13	2.46	0.42
48:DP:65:ARG:O	48:DP:66:GLY:C	2.58	0.42
49:DQ:140:ALA:O	49:DQ:141:GLN:CB	2.67	0.42
56:DX:10:ALA:HB1	56:DX:11:PRO:CD	2.50	0.42

Continued on next page...

Continued from previous page...

Atom-1	Atom-2	Interatomic distance (Å)	Clash overlap (Å)
57:DY:2:ARG:HG2	57:DY:2:ARG:NH1	2.35	0.42
58:DZ:19:ARG:HA	58:DZ:23:LYS:O	2.19	0.42
1:AA:124:G:C6	1:AA:125:U:C4	3.07	0.42
1:AA:131:C:H2'	1:AA:132:C:C6	2.54	0.42
1:AA:552:U:O2	12:AL:31:PRO:HB3	2.20	0.42
1:AA:697:U:H2'	1:AA:698:G:H5'	2.02	0.42
1:AA:976:G:H5'	1:AA:1358:U:O2'	2.20	0.42
1:AA:1125:U:H1'	10:AJ:5:ARG:NH2	2.35	0.42
1:AA:1153:C:O2'	1:AA:1154:G:C5'	2.68	0.42
3:AC:132:ARG:O	3:AC:136:GLN:HG3	2.20	0.42
7:AG:75:VAL:O	7:AG:75:VAL:HG23	2.19	0.42
9:AI:95:LYS:NZ	9:AI:96:LEU:CD1	2.83	0.42
10:AJ:54:PHE:CZ	10:AJ:55:LYS:CE	3.02	0.42
15:AO:17:ARG:HG3	15:AO:17:ARG:NH1	2.26	0.42
16:AP:52:ASP:CG	16:AP:55:ARG:HB2	2.41	0.42
17:AQ:91:ARG:HB2	17:AQ:91:ARG:NH1	2.34	0.42
19:AS:6:LYS:C	19:AS:7:LYS:HE3	2.40	0.42
22:AV:14:A:C2'	22:AV:15:G:H5'	2.50	0.42
24:AY:70:C:O2'	24:AY:71:C:H5'	2.20	0.42
25:AZ:34:VAL:O	25:AZ:36:ALA:N	2.51	0.42
25:AZ:194:GLU:H	25:AZ:194:GLU:HG3	1.44	0.42
26:B0:18:ALA:HB2	36:BA:2272:U:OP2	2.19	0.42
28:B2:13:ALA:C	28:B2:15:LYS:H	2.23	0.42
35:B9:14:CYS:SG	35:B9:27:CYS:CB	3.06	0.42
36:BA:64:A:H2'	36:BA:65:C:O4'	2.19	0.42
36:BA:470:A:OP1	41:BF:59:TYR:CE1	2.73	0.42
36:BA:754:C:H2'	36:BA:755:C:C6	2.55	0.42
36:BA:1204:A:N1	36:BA:1241:A:H2	2.17	0.42
36:BA:1484:G:C3'	36:BA:1485:G:H5''	2.48	0.42
36:BA:1843:C:H5'	39:BD:253:GLN:NE2	2.34	0.42
36:BA:2121:G:C1'	38:BC:167:LYS:HE2	2.50	0.42
36:BA:2155:G:H3'	36:BA:2156:G:C8	2.53	0.42
36:BA:2174:C:O4'	38:BC:218:MET:HE2	2.20	0.42
36:BA:2802:G:C3'	36:BA:2803:C:H5''	2.49	0.42
38:BC:63:SER:HA	38:BC:160:ARG:HA	2.01	0.42
38:BC:66:HIS:CG	38:BC:184:LYS:HD2	2.54	0.42
38:BC:196:LEU:O	38:BC:199:HIS:N	2.51	0.42
39:BD:63:ARG:O	39:BD:65:ILE:HG23	2.20	0.42
39:BD:147:LEU:HD13	39:BD:155:LEU:HD11	2.01	0.42
39:BD:231:HIS:ND1	39:BD:232:PRO:HD2	2.35	0.42
40:BE:183:LEU:HD12	40:BE:183:LEU:N	2.35	0.42

Continued on next page...

Continued from previous page...

Atom-1	Atom-2	Interatomic distance (Å)	Clash overlap (Å)
41:BF:78:ILE:O	41:BF:80:ALA:N	2.52	0.42
42:BG:52:ILE:HD13	42:BG:52:ILE:N	2.34	0.42
46:BN:47:ALA:O	46:BN:119:ARG:NH2	2.52	0.42
46:BN:137:LYS:CG	46:BN:138:LEU:N	2.82	0.42
48:BP:41:ARG:HD2	48:BP:41:ARG:N	2.34	0.42
48:BP:97:PRO:O	48:BP:98:GLU:CB	2.67	0.42
49:BQ:35:VAL:HG23	49:BQ:101:ARG:O	2.19	0.42
50:BR:87:TYR:C	50:BR:89:ASP:H	2.22	0.42
51:BS:34:HIS:CB	51:BS:36:TYR:HE1	2.20	0.42
54:BV:34:GLU:O	54:BV:36:PRO:HD3	2.18	0.42
54:BV:76:LYS:HB3	54:BV:79:VAL:HG21	2.01	0.42
57:BY:13:VAL:CG1	57:BY:28:LYS:HD3	2.32	0.42
57:BY:81:LYS:HZ3	57:BY:98:VAL:HB	1.85	0.42
1:CA:375:U:P	16:CP:69:THR:HG21	2.60	0.42
1:CA:1095:U:P	1:CA:1108:G:H1	2.42	0.42
1:CA:1097:C:O2'	1:CA:1098:C:H5'	2.19	0.42
1:CA:1269:A:C2	1:CA:1313:U:O4'	2.72	0.42
1:CA:1431:C:H2'	1:CA:1432:G:C5'	2.50	0.42
1:CA:1458:G:O2'	1:CA:1459:C:H5'	2.20	0.42
2:CB:142:LEU:HD23	2:CB:142:LEU:C	2.39	0.42
3:CC:79:ARG:O	3:CC:82:GLU:OE2	2.37	0.42
4:CD:148:VAL:CG1	4:CD:152:SER:HB2	2.48	0.42
7:CG:104:LEU:HD12	7:CG:104:LEU:HA	1.86	0.42
10:CJ:94:VAL:CG1	10:CJ:95:GLU:N	2.82	0.42
20:CT:53:LEU:HB3	20:CT:102:GLY:HA3	2.00	0.42
20:CT:92:LEU:O	20:CT:94:ALA:N	2.53	0.42
25:CZ:145:GLU:CG	25:CZ:149:LEU:HB2	2.40	0.42
25:CZ:194:GLU:H	25:CZ:194:GLU:HG3	1.43	0.42
28:D2:2:LYS:HA	28:D2:6:VAL:CG2	2.50	0.42
28:D2:50:ILE:HG22	28:D2:51:ARG:N	2.33	0.42
34:D8:48:PHE:O	34:D8:49:VAL:CG2	2.67	0.42
36:DA:140:G:C1'	36:DA:141:A:H2	2.29	0.42
36:DA:271(V):G:O2'	36:DA:271(W):G:H5'	2.20	0.42
36:DA:754:C:H2'	36:DA:755:C:C6	2.55	0.42
36:DA:847:U:H2'	36:DA:848:G:H5''	2.02	0.42
36:DA:1301:A:HO2'	36:DA:1302:A:C2'	2.24	0.42
36:DA:1429:G:H2'	36:DA:1430:C:C6	2.55	0.42
36:DA:1528(A):A:N6	36:DA:1541:G:C2	2.87	0.42
37:DB:16:G:C6	37:DB:69:G:C2	3.07	0.42
40:DE:132:HIS:CA	40:DE:135:HIS:CE1	2.84	0.42
43:DH:167:GLU:HB3	43:DH:168:PRO:HD2	2.02	0.42

Continued on next page...

Continued from previous page...

Atom-1	Atom-2	Interatomic distance (Å)	Clash overlap (Å)
44:DJ:30:UNK:O	44:DJ:31:UNK:CB	2.67	0.42
45:DK:86:UNK:O	45:DK:87:UNK:CB	2.68	0.42
46:DN:34:LEU:CD1	46:DN:116:LEU:HB3	2.50	0.42
49:DQ:141:GLN:NE2	58:DZ:71:VAL:O	2.52	0.42
52:DT:40:THR:O	52:DT:41:ARG:O	2.38	0.42
53:DU:46:ALA:O	53:DU:47:TYR:C	2.57	0.42
53:DU:65:ILE:HD12	53:DU:65:ILE:H	1.84	0.42
53:DU:91:ASP:O	53:DU:92:ARG:HB3	2.19	0.42
55:DW:25:ARG:HH11	55:DW:25:ARG:CB	2.32	0.42
57:DY:13:VAL:HG23	57:DY:73:ARG:C	2.40	0.42
57:DY:59:GLY:O	57:DY:60:PHE:HB2	2.20	0.42
58:DZ:105:VAL:O	58:DZ:105:VAL:HG13	2.19	0.42
1:AA:189(K):U:H2'	1:AA:189(L):G:C8	2.54	0.42
1:AA:266:G:C5'	1:AA:267:C:H5	2.21	0.42
1:AA:367:U:C4'	25:AZ:291:ARG:NE	2.70	0.42
1:AA:367:U:H5'	25:AZ:291:ARG:HD2	2.02	0.42
1:AA:375:U:P	16:AP:69:THR:HG21	2.60	0.42
1:AA:515:G:H2'	1:AA:516:U:O4'	2.20	0.42
1:AA:538:G:H3'	12:AL:115:LYS:HZ2	1.84	0.42
1:AA:652:U:C2	1:AA:752:G:N2	2.88	0.42
1:AA:675:A:H1'	11:AK:116:HIS:ND1	2.34	0.42
1:AA:865:A:O2'	1:AA:866:C:H5'	2.20	0.42
1:AA:948:C:O2'	1:AA:949:A:H5'	2.19	0.42
1:AA:953:G:H5''	1:AA:965:A:H61	1.83	0.42
1:AA:1318:A:HO2'	19:AS:10:PHE:HE2	1.67	0.42
4:AD:6:GLY:O	4:AD:8:VAL:HG13	2.20	0.42
10:AJ:3:LYS:HG2	10:AJ:75:ILE:O	2.20	0.42
13:AM:111:LYS:O	13:AM:112:GLY:O	2.38	0.42
13:AM:120:LYS:HA	13:AM:120:LYS:HZ1	1.85	0.42
17:AQ:81:ARG:HH21	17:AQ:84:LEU:HD11	1.84	0.42
25:AZ:13:ASN:ND2	25:AZ:241:ARG:HD2	2.35	0.42
25:AZ:26:THR:N	60:AZ:501:GDP:O2A	2.53	0.42
28:B2:59:ARG:O	28:B2:62:THR:HB	2.20	0.42
31:B5:51:TYR:N	31:B5:56:LYS:HZ1	2.18	0.42
34:B8:13:ARG:HD3	48:BP:61:ARG:O	2.20	0.42
36:BA:389:G:C6	48:BP:70:GLN:HG3	2.54	0.42
36:BA:529:A:H4'	36:BA:530:G:O5'	2.20	0.42
36:BA:975:C:H4'	36:BA:975:C:OP2	2.20	0.42
36:BA:1297:C:O2'	36:BA:1298:C:H5'	2.20	0.42
36:BA:1367:A:C5	36:BA:1368:G:H1'	2.54	0.42
36:BA:1429:G:H2'	36:BA:1430:C:C6	2.54	0.42

Continued on next page...

Continued from previous page...

Atom-1	Atom-2	Interatomic distance (Å)	Clash overlap (Å)
36:BA:1657:C:H2'	36:BA:1658:C:C6	2.54	0.42
36:BA:2052:G:O4'	40:BE:142:GLY:HA3	2.19	0.42
36:BA:2171:A:O2'	36:BA:2172:U:H5	2.02	0.42
36:BA:2359:C:O2'	36:BA:2360:A:H5'	2.19	0.42
36:BA:2455:G:H2'	36:BA:2456:C:H6	1.84	0.42
36:BA:2517:C:C2	36:BA:2542:A:C6	3.08	0.42
36:BA:2524:G:H2'	36:BA:2525:G:O4'	2.20	0.42
36:BA:2572:A:N7	40:BE:145:LYS:HG2	2.35	0.42
38:BC:118:ASP:C	38:BC:120:MET:N	2.71	0.42
39:BD:65:ILE:HD11	39:BD:88:ARG:NH2	2.35	0.42
39:BD:76:PRO:HG2	39:BD:98:VAL:CG2	2.50	0.42
39:BD:223:GLY:O	39:BD:224:ALA:O	2.38	0.42
40:BE:126:PRO:C	40:BE:128:SER:N	2.73	0.42
41:BF:129:PHE:CD2	41:BF:163:VAL:HG21	2.55	0.42
41:BF:135:LYS:HB3	41:BF:138:GLU:OE1	2.19	0.42
42:BG:18:GLU:HA	42:BG:18:GLU:OE1	2.20	0.42
43:BH:80:SER:O	43:BH:81:GLU:HB2	2.20	0.42
43:BH:105:LEU:N	43:BH:105:LEU:CD2	2.83	0.42
43:BH:146:ALA:O	43:BH:147:ASN:C	2.57	0.42
44:BJ:71:UNK:O	44:BJ:72:UNK:CB	2.67	0.42
46:BN:128:HIS:O	46:BN:128:HIS:CG	2.72	0.42
47:BO:23:ARG:HG3	47:BO:24:VAL:N	2.35	0.42
48:BP:62:LEU:CD2	48:BP:62:LEU:N	2.70	0.42
50:BR:103:ARG:NH1	50:BR:110:PRO:HB3	2.35	0.42
50:BR:106:GLY:O	50:BR:107:ASP:HB3	2.20	0.42
51:BS:53:SER:C	51:BS:55:ALA:N	2.74	0.42
53:BU:35:ALA:O	53:BU:36:ARG:C	2.56	0.42
55:BW:79:GLY:HA3	55:BW:100:THR:HG23	2.01	0.42
58:BZ:81:ARG:HB3	58:BZ:81:ARG:CZ	2.50	0.42
1:CA:201:C:H2'	1:CA:202:U:H3'	2.02	0.42
1:CA:338:A:H2'	1:CA:339:C:C6	2.55	0.42
1:CA:346:G:O2'	1:CA:347:G:O5'	2.38	0.42
1:CA:376:G:O3'	16:CP:5:ARG:NH1	2.52	0.42
1:CA:802:A:H2'	1:CA:803:G:O4'	2.20	0.42
1:CA:991:U:O4	1:CA:1212:U:H1'	2.19	0.42
1:CA:1039:C:H2'	1:CA:1040:U:H5	1.84	0.42
1:CA:1153:C:O2'	1:CA:1154:G:P	2.78	0.42
1:CA:1222:G:O2'	1:CA:1223:C:H5'	2.19	0.42
1:CA:1305:G:OP1	21:CU:2:GLY:N	2.53	0.42
3:CC:12:LEU:O	3:CC:14:ILE:N	2.53	0.42
4:CD:70:ILE:CG2	4:CD:71:SER:N	2.81	0.42

Continued on next page...

Continued from previous page...

Atom-1	Atom-2	Interatomic distance (Å)	Clash overlap (Å)
4:CD:100:ARG:NH1	4:CD:137:SER:HA	2.34	0.42
9:CI:33:PHE:CE2	9:CI:47:LEU:HD21	2.55	0.42
9:CI:56:LEU:HG	9:CI:57:GLY:N	2.35	0.42
10:CJ:81:THR:HG23	10:CJ:82:ILE:N	2.34	0.42
12:CL:46:LYS:CG	12:CL:47:LYS:H	2.33	0.42
25:CZ:19:HIS:HB2	25:CZ:116:THR:OG1	2.19	0.42
27:D1:52:ARG:NH1	27:D1:57:GLU:HG2	2.35	0.42
27:D1:76:ARG:HH12	27:D1:95:LEU:HD12	1.85	0.42
28:D2:3:LEU:HD23	28:D2:7:ARG:NE	2.33	0.42
28:D2:42:GLY:O	28:D2:43:GLN:HB2	2.18	0.42
30:D4:26:SER:OG	30:D4:27:THR:N	2.51	0.42
31:D5:56:LYS:O	31:D5:57:VAL:O	2.38	0.42
32:D6:35:GLU:HB2	32:D6:51:GLU:OE1	2.19	0.42
32:D6:41:PRO:O	32:D6:41:PRO:HG2	2.20	0.42
33:D7:12:ARG:NH2	36:DA:464:U:O3'	2.52	0.42
36:DA:30:G:C5	36:DA:31:C:C4	3.08	0.42
36:DA:60:G:C6	36:DA:74:A:N6	2.87	0.42
36:DA:195:A:C8	36:DA:197:A:OP1	2.73	0.42
36:DA:320:A:H3'	41:DF:136:THR:HG22	2.01	0.42
36:DA:404:C:H4'	36:DA:405:U:H5'	2.02	0.42
36:DA:548:A:H2'	36:DA:549:G:H5'	2.01	0.42
36:DA:690:G:O2'	39:DD:43:ARG:NH2	2.51	0.42
36:DA:885:C:H2'	36:DA:886:C:H6	1.83	0.42
36:DA:894:C:C2'	36:DA:895:U:H5'	2.50	0.42
36:DA:1078:U:H4'	36:DA:1079:C:O2	2.20	0.42
36:DA:1446:C:O2'	36:DA:1447:G:H5'	2.19	0.42
36:DA:1762:A:O5'	36:DA:1762:A:C8	2.72	0.42
36:DA:2125:G:H21	36:DA:2173:A:N6	2.17	0.42
36:DA:2174:C:H1'	38:DC:218:MET:HA	2.02	0.42
36:DA:2174:C:O4'	38:DC:218:MET:HE2	2.20	0.42
36:DA:2306:C:H5	36:DA:2307:G:O2'	2.03	0.42
36:DA:2639:A:H2'	36:DA:2640:G:O4'	2.20	0.42
36:DA:2771:C:H2'	36:DA:2772:C:C6	2.55	0.42
36:DA:2864:G:OP1	52:DT:119:LYS:HD2	2.19	0.42
38:DC:73:ARG:HH11	38:DC:73:ARG:HG3	1.84	0.42
39:DD:35:LYS:CD	39:DD:36:PRO:N	2.77	0.42
40:DE:21:VAL:HG23	40:DE:21:VAL:O	2.19	0.42
40:DE:142:GLY:O	40:DE:143:ASN:ND2	2.53	0.42
41:DF:125:LEU:N	41:DF:125:LEU:CD2	2.80	0.42
42:DG:95:ARG:O	42:DG:96:ARG:C	2.57	0.42
43:DH:105:LEU:N	43:DH:105:LEU:CD2	2.82	0.42

Continued on next page...

Continued from previous page...

Atom-1	Atom-2	Interatomic distance (Å)	Clash overlap (Å)
46:DN:15:LEU:HD12	46:DN:136:GLU:HG2	2.02	0.42
46:DN:117:PHE:O	46:DN:120:LEU:HB3	2.20	0.42
52:DT:78:LEU:O	52:DT:78:LEU:HD23	2.19	0.42
53:DU:86:ALA:HB2	53:DU:116:ALA:CB	2.50	0.42
55:DW:34:ASN:HD22	55:DW:34:ASN:HA	1.54	0.42
56:DX:41:ASN:C	56:DX:43:VAL:H	2.23	0.42
58:DZ:80:ARG:O	58:DZ:82:ARG:HB2	2.20	0.42
1:AA:522:C:H41	12:AL:53:ARG:NH2	2.09	0.41
1:AA:1095:U:P	1:AA:1108:G:H1	2.43	0.41
1:AA:1322:C:OP1	1:AA:1322:C:H6	2.03	0.41
1:AA:1347:G:O2'	1:AA:1348:U:P	2.78	0.41
1:AA:1526:G:C6	1:AA:1527:C:N4	2.88	0.41
2:AB:87:ARG:HH12	2:AB:223:ILE:CD1	2.33	0.41
3:AC:3:ASN:HB2	3:AC:4:LYS:H	1.63	0.41
6:AF:35:ALA:HB1	6:AF:65:VAL:HB	2.02	0.41
13:AM:25:ILE:HD11	13:AM:66:LEU:HD21	2.02	0.41
18:AR:68:LYS:HE2	18:AR:68:LYS:HB2	1.89	0.41
19:AS:77:THR:HG23	19:AS:78:ARG:HG3	2.02	0.41
24:AY:53:G:OP1	25:AZ:332:THR:OG1	2.27	0.41
25:AZ:354:GLN:O	25:AZ:371:THR:HB	2.19	0.41
29:B3:17:LYS:HD3	29:B3:17:LYS:HA	1.61	0.41
29:B3:49:LYS:HD3	36:BA:851:U:H5'	2.01	0.41
30:B4:26:SER:OG	30:B4:27:THR:N	2.53	0.41
34:B8:7:HIS:HD2	48:BP:50:ARG:HD3	1.85	0.41
36:BA:79:G:H2'	36:BA:80:G:H8	1.85	0.41
36:BA:286:C:H2'	36:BA:287:C:H6	1.81	0.41
36:BA:296:C:C2'	36:BA:297:C:H5'	2.49	0.41
36:BA:651:G:H2'	36:BA:652:C:C5'	2.49	0.41
36:BA:902:C:H2'	36:BA:903:C:H6	1.81	0.41
36:BA:2031:A:O2'	36:BA:2455:G:H4'	2.20	0.41
36:BA:2129:C:OP1	38:BC:6:ARG:HB3	2.20	0.41
39:BD:35:LYS:CD	39:BD:36:PRO:HD3	2.49	0.41
40:BE:48:GLN:NE2	40:BE:78:LEU:HD22	2.34	0.41
40:BE:59:VAL:HG13	40:BE:60:ASN:N	2.34	0.41
40:BE:93:VAL:HG12	40:BE:93:VAL:O	2.20	0.41
42:BG:59:GLU:OE2	42:BG:138:GLN:NE2	2.53	0.41
42:BG:96:ARG:O	42:BG:97:ASP:C	2.58	0.41
46:BN:46:VAL:HG13	46:BN:47:ALA:N	2.35	0.41
46:BN:71:ILE:HG22	46:BN:72:TYR:N	2.34	0.41
48:BP:131:SER:O	48:BP:132:LYS:C	2.57	0.41
49:BQ:97:VAL:HG21	49:BQ:103:MET:CE	2.49	0.41

Continued on next page...

Continued from previous page...

Atom-1	Atom-2	Interatomic distance (Å)	Clash overlap (Å)
51:BS:58:LEU:CG	51:BS:59:LYS:H	2.31	0.41
53:BU:92:ARG:NE	54:BV:11:GLN:HG2	2.35	0.41
54:BV:5:VAL:HG23	54:BV:37:VAL:O	2.20	0.41
54:BV:61:VAL:C	54:BV:63:GLY:H	2.23	0.41
56:BX:30:VAL:HG21	56:BX:39:ILE:HD11	2.01	0.41
1:CA:189(E):U:O2'	1:CA:189(F):U:H5'	2.19	0.41
1:CA:294:U:H2'	1:CA:295:C:H6	1.85	0.41
1:CA:298:A:H2'	1:CA:299:G:O4'	2.20	0.41
1:CA:373:A:O2'	1:CA:374:A:H5'	2.20	0.41
1:CA:417:C:O2'	1:CA:418:C:H5'	2.20	0.41
1:CA:530:G:O6	23:CX:24:G:H1'	2.20	0.41
1:CA:858:G:C8	1:CA:869:G:O6	2.73	0.41
1:CA:1125:U:H1'	10:CJ:5:ARG:NH2	2.35	0.41
1:CA:1305:G:O2'	1:CA:1331:G:N2	2.53	0.41
3:CC:175:LEU:HD21	3:CC:201:TYR:CE2	2.55	0.41
4:CD:163:GLU:C	4:CD:165:MET:N	2.73	0.41
5:CE:7:GLU:HB3	5:CE:112:LEU:HD22	2.01	0.41
8:CH:18:ARG:HH11	8:CH:18:ARG:CB	2.33	0.41
9:CI:47:LEU:HD12	9:CI:47:LEU:N	2.34	0.41
27:D1:13:ILE:HD11	27:D1:42:GLN:HE21	1.85	0.41
27:D1:76:ARG:NH2	27:D1:95:LEU:H	2.18	0.41
29:D3:50:VAL:O	29:D3:52:HIS:N	2.52	0.41
33:D7:22:MET:HE1	33:D7:31:LEU:HD12	2.01	0.41
34:D8:37:SER:O	34:D8:38:GLY:C	2.58	0.41
36:DA:211:A:O2'	36:DA:212:G:H5'	2.20	0.41
36:DA:260:G:H1'	36:DA:621:A:H1'	2.02	0.41
36:DA:654(N):G:N7	36:DA:654(O):G:C4	2.88	0.41
36:DA:943:U:OP2	48:DP:38:GLN:NE2	2.53	0.41
36:DA:1190:G:H5'	48:DP:35:HIS:CA	2.50	0.41
36:DA:1902:C:H1'	39:DD:244:ARG:HD2	2.02	0.41
39:DD:80:ALA:HB3	39:DD:94:LEU:HD13	2.01	0.41
40:DE:34:VAL:O	40:DE:34:VAL:HG13	2.19	0.41
40:DE:145:LYS:HB3	40:DE:145:LYS:HZ2	1.84	0.41
46:DN:62:VAL:HG11	46:DN:67:LEU:HG	2.02	0.41
48:DP:16:ARG:HB2	48:DP:16:ARG:CZ	2.46	0.41
48:DP:39:LYS:CD	48:DP:40:SER:H	2.33	0.41
50:DR:4:LEU:HD12	50:DR:7:GLY:H	1.84	0.41
50:DR:87:TYR:C	50:DR:89:ASP:H	2.22	0.41
51:DS:11:LYS:N	51:DS:11:LYS:CD	2.82	0.41
52:DT:31:SER:HG	52:DT:32:TYR:HE1	1.53	0.41
54:DV:36:PRO:O	54:DV:37:VAL:HG13	2.19	0.41

Continued on next page...

Continued from previous page...

Atom-1	Atom-2	Interatomic distance (Å)	Clash overlap (Å)
55:DW:59:VAL:O	55:DW:60:ASN:HB2	2.20	0.41
57:DY:8:LYS:HB2	57:DY:28:LYS:HZ1	1.84	0.41
57:DY:86:ARG:NH2	57:DY:95:LYS:HZ2	2.17	0.41
1:AA:376:G:O3'	16:AP:5:ARG:NH1	2.51	0.41
1:AA:377:G:H2'	1:AA:378:G:C8	2.55	0.41
1:AA:500:G:H5''	12:AL:124:LYS:NZ	2.35	0.41
1:AA:514:C:O2'	1:AA:515:G:H5'	2.21	0.41
1:AA:740:U:O2'	1:AA:741:G:H5'	2.20	0.41
1:AA:1160:G:C6	1:AA:1181:G:O6	2.73	0.41
1:AA:1236:A:H2'	1:AA:1237:C:C6	2.55	0.41
1:AA:1442:G:H2'	1:AA:1442(A):G:H5'	2.02	0.41
2:AB:57:PHE:CE2	2:AB:185:ILE:HD11	2.55	0.41
2:AB:59:GLU:HB2	2:AB:221:LEU:HD11	2.02	0.41
9:AI:48:GLU:H	9:AI:49:PRO:HD2	1.84	0.41
12:AL:46:LYS:CG	12:AL:47:LYS:H	2.33	0.41
19:AS:70:LYS:O	19:AS:71:LEU:C	2.57	0.41
25:AZ:24:LYS:HG3	60:AZ:501:GDP:O3B	2.20	0.41
25:AZ:163:PHE:C	25:AZ:165:GLY:H	2.23	0.41
25:AZ:272:MET:CB	25:AZ:277:LEU:HD23	2.50	0.41
26:B0:14:ARG:NH1	26:B0:14:ARG:CG	2.79	0.41
31:B5:3:LYS:CD	36:BA:747:U:OP1	2.57	0.41
34:B8:49:VAL:HG11	34:B8:52:LYS:HB3	2.01	0.41
35:B9:29:ASN:O	35:B9:31:LYS:N	2.52	0.41
36:BA:36:G:H2'	36:BA:37:C:H6	1.85	0.41
36:BA:140:G:C1'	36:BA:141:A:H2	2.32	0.41
36:BA:455:C:N3	36:BA:473:G:H5'	2.35	0.41
36:BA:464:U:H2'	36:BA:465:G:O4'	2.20	0.41
36:BA:605:C:H1'	36:BA:657:U:O2'	2.19	0.41
36:BA:740:U:H2'	36:BA:741:G:H8	1.85	0.41
36:BA:993:G:C6	36:BA:1162:G:C6	3.08	0.41
36:BA:1149:G:H2'	36:BA:1150:C:C6	2.55	0.41
36:BA:1278:A:C5'	50:BR:36:THR:HG22	2.49	0.41
36:BA:1837:C:H2'	36:BA:1838:C:H5''	2.02	0.41
36:BA:1847:A:N3	36:BA:1847:A:H2'	2.35	0.41
36:BA:2599:G:O2'	36:BA:2600:A:H5'	2.20	0.41
36:BA:2612:C:C5	36:BA:2613:U:H5	2.37	0.41
36:BA:2801(A):A:C5'	36:BA:2802:G:C8	3.00	0.41
37:BB:35:U:H2'	37:BB:36:C:H6	1.86	0.41
40:BE:12:THR:O	40:BE:23:VAL:HG22	2.20	0.41
40:BE:37:ARG:HA	40:BE:42:ASP:OD2	2.20	0.41
40:BE:70:ALA:O	40:BE:71:GLY:C	2.58	0.41

Continued on next page...

Continued from previous page...

Atom-1	Atom-2	Interatomic distance (Å)	Clash overlap (Å)
46:BN:48:MET:HE3	46:BN:48:MET:N	2.35	0.41
46:BN:57:ALA:O	46:BN:58:ASP:O	2.38	0.41
47:BO:1:MET:H1	47:BO:67:LYS:HB3	1.85	0.41
47:BO:86:ILE:HG22	47:BO:94:ARG:HD3	2.03	0.41
48:BP:71:VAL:HG12	48:BP:72:PRO:HD3	2.02	0.41
48:BP:126:VAL:HA	48:BP:145:PRO:CB	2.49	0.41
52:BT:26:ASP:OD1	52:BT:26:ASP:O	2.38	0.41
53:BU:90:VAL:HG11	54:BV:40:LEU:HD23	2.01	0.41
1:CA:514:C:O2'	1:CA:515:G:H5'	2.20	0.41
2:CB:61:LEU:CD2	2:CB:68:ILE:HG13	2.50	0.41
2:CB:211:ILE:O	2:CB:212:GLN:C	2.56	0.41
10:CJ:94:VAL:HG12	10:CJ:95:GLU:H	1.84	0.41
13:CM:8:GLU:OE1	13:CM:22:ILE:HA	2.21	0.41
13:CM:120:LYS:HA	13:CM:120:LYS:HZ1	1.85	0.41
18:CR:53:ARG:NH1	18:CR:60:ALA:CA	2.83	0.41
22:CV:56:C:C1'	42:DG:76:SER:O	2.69	0.41
23:CX:26:A:H3'	23:CX:27:A:O4'	2.19	0.41
25:CZ:15:GLY:HA2	25:CZ:79:HIS:CD2	2.55	0.41
25:CZ:113:MET:HG3	25:CZ:114:PRO:CD	2.36	0.41
25:CZ:368:VAL:CG1	25:CZ:369:THR:N	2.81	0.41
27:D1:73:LEU:O	27:D1:77:ALA:HB2	2.19	0.41
28:D2:15:LYS:O	28:D2:16:LEU:O	2.38	0.41
29:D3:3:ARG:HG2	29:D3:38:GLU:OE2	2.20	0.41
30:D4:31:ILE:HG21	42:DG:142:PRO:CB	2.46	0.41
31:D5:2:ALA:O	31:D5:3:LYS:C	2.59	0.41
31:D5:44:THR:HG23	50:DR:100:LEU:C	2.40	0.41
34:D8:14:VAL:CG2	34:D8:22:VAL:CG1	2.98	0.41
35:D9:35:ARG:O	35:D9:36:GLN:O	2.39	0.41
36:DA:43:A:O2'	36:DA:44:G:H5'	2.19	0.41
36:DA:64:A:H2'	36:DA:65:C:O4'	2.20	0.41
36:DA:80:G:H2'	36:DA:81:G:H8	1.85	0.41
36:DA:338:G:H2'	36:DA:339:U:C6	2.54	0.41
36:DA:635:C:O2'	36:DA:639:U:OP1	2.38	0.41
36:DA:861:A:C2'	36:DA:862:G:H5'	2.50	0.41
36:DA:922:U:H2'	36:DA:923:C:C6	2.56	0.41
36:DA:1184:G:O2'	36:DA:1185:C:H5'	2.20	0.41
36:DA:1750:G:H2'	36:DA:1751:C:H6	1.86	0.41
36:DA:1847:A:H3'	36:DA:1848:A:C5'	2.50	0.41
36:DA:2149:G:O2'	36:DA:2150:U:H5'	2.20	0.41
36:DA:2264:C:O2'	36:DA:2265:U:H5'	2.20	0.41
36:DA:2400:G:C5	36:DA:2401:U:O2	2.73	0.41

Continued on next page...

Continued from previous page...

Atom-1	Atom-2	Interatomic distance (Å)	Clash overlap (Å)
36:DA:2721:A:H2'	36:DA:2722:G:O4'	2.20	0.41
36:DA:2802:G:C3'	36:DA:2803:C:H5''	2.50	0.41
37:DB:66:A:H61	37:DB:108:U:H2'	1.86	0.41
41:DF:184:TYR:CE1	48:DP:7:ARG:CZ	3.03	0.41
48:DP:9:ASN:N	48:DP:10:PRO:CD	2.81	0.41
51:DS:50:SER:O	51:DS:51:ALA:CB	2.67	0.41
55:DW:12:ILE:HD13	55:DW:17:VAL:HG22	2.02	0.41
58:DZ:57:ILE:O	58:DZ:69:THR:O	2.38	0.41
2:AB:142:LEU:HD21	2:AB:146:GLN:OE1	2.19	0.41
2:AB:175:ARG:HB3	2:AB:175:ARG:NH1	2.36	0.41
4:AD:171:GLY:HA2	4:AD:172:PRO:HD3	1.87	0.41
10:AJ:35:SER:OG	10:AJ:73:ASP:CB	2.68	0.41
10:AJ:61:GLU:OE2	14:AN:49:HIS:CE1	2.72	0.41
10:AJ:81:THR:O	10:AJ:83:GLU:N	2.53	0.41
10:AJ:86:MET:O	10:AJ:86:MET:HG2	2.20	0.41
14:AN:59:ALA:HB1	14:AN:61:TRP:CZ3	2.56	0.41
20:AT:62:LEU:HA	20:AT:65:LYS:HG3	2.02	0.41
22:AW:2:C:N4	22:AW:3:C:N4	2.69	0.41
24:AY:40:C:O2'	24:AY:41:C:H5''	2.19	0.41
25:AZ:174:SER:OG	60:AZ:501:GDP:O6	2.37	0.41
25:AZ:176:LEU:O	25:AZ:180:GLU:HG3	2.19	0.41
26:B0:24:LYS:HA	26:B0:24:LYS:HD3	1.81	0.41
30:B4:31:ILE:CG2	42:BG:142:PRO:HB2	2.43	0.41
33:B7:12:ARG:O	33:B7:12:ARG:HG3	2.20	0.41
36:BA:195:A:C8	36:BA:197:A:OP1	2.73	0.41
36:BA:201:C:H2'	36:BA:202:U:H5'	2.01	0.41
36:BA:431:U:O5'	36:BA:431:U:H6	2.03	0.41
36:BA:436:C:H2'	36:BA:437:G:C8	2.55	0.41
36:BA:687:C:H2'	36:BA:688:U:O4'	2.20	0.41
36:BA:729:G:OP2	39:BD:13:ARG:NH1	2.53	0.41
36:BA:908:C:O2'	36:BA:909:A:H5'	2.20	0.41
36:BA:1076:C:C2'	36:BA:1077:A:H5'	2.50	0.41
36:BA:1171:G:H1	36:BA:1178:C:H42	1.68	0.41
36:BA:1314:C:C2	36:BA:1339:G:N2	2.89	0.41
36:BA:1352:U:O2	36:BA:1570:A:H2	2.04	0.41
36:BA:1773:A:H2'	36:BA:1774:C:C5'	2.49	0.41
36:BA:2126:A:H1'	36:BA:2127:G:O4'	2.20	0.41
38:BC:73:ARG:HG3	38:BC:73:ARG:HH11	1.84	0.41
39:BD:41:GLY:O	39:BD:42:GLY:C	2.57	0.41
40:BE:24:THR:O	40:BE:24:THR:HG23	2.20	0.41
40:BE:111:ARG:CB	50:BR:2:ARG:NH1	2.73	0.41

Continued on next page...

Continued from previous page...

Atom-1	Atom-2	Interatomic distance (Å)	Clash overlap (Å)
41:BF:184:TYR:CE1	48:BP:7:ARG:NH2	2.89	0.41
42:BG:32:PRO:HB2	42:BG:172:LEU:CG	2.34	0.41
42:BG:128:ARG:HA	42:BG:128:ARG:HD3	1.74	0.41
44:BJ:72:UNK:C	44:BJ:74:UNK:N	2.82	0.41
48:BP:121:LYS:HA	48:BP:122:PRO:HD3	1.93	0.41
52:BT:10:VAL:O	52:BT:12:SER:N	2.46	0.41
54:BV:46:VAL:O	54:BV:48:GLY:N	2.53	0.41
56:BX:12:VAL:HG21	56:BX:21:PHE:HZ	1.84	0.41
56:BX:21:PHE:O	56:BX:22:ALA:C	2.58	0.41
57:BY:46:LYS:HB3	57:BY:62:GLU:CG	2.50	0.41
58:BZ:166:SER:HB2	58:BZ:167:PRO:CA	2.51	0.41
1:CA:189(C):C:C2	1:CA:189(I):G:N2	2.89	0.41
1:CA:645:C:H2'	1:CA:646:U:H6	1.85	0.41
1:CA:1116:C:H2'	1:CA:1117:G:H5'	2.02	0.41
1:CA:1314:C:H2'	1:CA:1315:U:C6	2.55	0.41
4:CD:12:CYS:SG	4:CD:19:LEU:O	2.78	0.41
4:CD:34:GLU:O	4:CD:35:ARG:CB	2.67	0.41
4:CD:190:ASP:CG	4:CD:191:ARG:N	2.73	0.41
8:CH:1:MET:HE2	8:CH:2:LEU:N	2.36	0.41
11:CK:63:LEU:N	11:CK:63:LEU:HD12	2.36	0.41
11:CK:110:ASP:HB2	18:CR:88:LYS:HG3	2.01	0.41
17:CQ:26:GLN:HB3	17:CQ:37:LYS:CA	2.46	0.41
25:CZ:222:LEU:HA	25:CZ:304:LEU:O	2.21	0.41
26:D0:26:TYR:N	26:D0:26:TYR:CD1	2.87	0.41
28:D2:25:VAL:CA	28:D2:29:LYS:HG2	2.50	0.41
28:D2:27:GLU:C	28:D2:29:LYS:H	2.24	0.41
29:D3:31:LEU:C	29:D3:33:GLN:N	2.73	0.41
29:D3:49:LYS:HD3	36:DA:851:U:H5'	2.02	0.41
36:DA:106:C:H1'	57:DY:2:ARG:HH21	1.82	0.41
36:DA:251:A:H5''	48:DP:51:PHE:CZ	2.56	0.41
36:DA:272(J):C:H2'	36:DA:274:G:C5'	2.50	0.41
36:DA:523:C:H2'	36:DA:524:U:C5'	2.50	0.41
36:DA:562:U:O4	36:DA:2036:C:H1'	2.20	0.41
36:DA:1316:U:H2'	36:DA:1317:A:H8	1.85	0.41
36:DA:2626:C:O2'	36:DA:2627:G:H5'	2.21	0.41
36:DA:2724:C:OP1	50:DR:2:ARG:NH2	2.54	0.41
37:DB:44:G:C2	37:DB:48:A:C2	3.08	0.41
38:DC:82:LYS:HB3	38:DC:149:ILE:HG21	2.02	0.41
39:DD:25:THR:HG22	39:DD:26:LYS:HE3	2.02	0.41
40:DE:116:VAL:HG21	40:DE:122:PHE:CE2	2.55	0.41
44:DJ:106:UNK:O	44:DJ:107:UNK:C	2.69	0.41

Continued on next page...

Continued from previous page...

Atom-1	Atom-2	Interatomic distance (Å)	Clash overlap (Å)
46:DN:42:TRP:CD1	53:DU:63:VAL:HG11	2.55	0.41
46:DN:71:ILE:HG21	46:DN:84:LYS:HB3	2.01	0.41
48:DP:71:VAL:N	48:DP:72:PRO:CD	2.83	0.41
49:DQ:110:THR:OG1	49:DQ:113:GLN:HG3	2.21	0.41
49:DQ:113:GLN:O	49:DQ:114:ALA:C	2.59	0.41
50:DR:21:TYR:HB3	50:DR:47:PHE:CE2	2.54	0.41
54:DV:47:VAL:O	54:DV:49:THR:N	2.53	0.41
58:DZ:177:PRO:O	58:DZ:178:GLU:HB3	2.19	0.41
1:AA:346:G:O2'	1:AA:347:G:O5'	2.39	0.41
1:AA:743:U:H2'	1:AA:744:C:C6	2.55	0.41
1:AA:877:C:O2'	1:AA:878:G:H5'	2.20	0.41
1:AA:903:G:H2'	1:AA:904:C:C6	2.55	0.41
1:AA:993:G:H4'	1:AA:994:A:OP2	2.20	0.41
1:AA:1010:G:H2'	1:AA:1011:G:H8	1.85	0.41
1:AA:1161:C:H2'	1:AA:1162:C:H6	1.86	0.41
3:AC:73:PRO:O	3:AC:74:GLY:C	2.56	0.41
5:AE:12:LEU:CD2	5:AE:13:ILE:N	2.80	0.41
5:AE:93:PRO:HD2	8:AH:105:ARG:HH21	1.85	0.41
11:AK:124:LYS:HD2	11:AK:125:PHE:CE2	2.55	0.41
13:AM:86:CYS:O	13:AM:87:TYR:C	2.59	0.41
14:AN:15:LYS:HB3	14:AN:16:PHE:CD2	2.55	0.41
19:AS:11:VAL:HG11	19:AS:16:LEU:HD21	2.03	0.41
25:AZ:185:ASN:HD22	25:AZ:185:ASN:N	2.14	0.41
25:AZ:355:LEU:CD2	25:AZ:370:PHE:HD2	2.34	0.41
25:AZ:385:ARG:HD3	61:AZ:502:KIR:H301	2.02	0.41
26:B0:7:LEU:CB	49:BQ:85:LYS:HD2	2.50	0.41
31:B5:44:THR:HG23	50:BR:100:LEU:C	2.40	0.41
31:B5:57:VAL:HG12	31:B5:58:LEU:HD12	2.03	0.41
33:B7:39:ARG:HD2	36:BA:458:G:O2'	2.20	0.41
34:B8:48:PHE:HB3	34:B8:49:VAL:H	1.63	0.41
35:B9:19:ARG:NH1	36:BA:2755:C:C2	2.89	0.41
36:BA:26:G:C6	36:BA:27:G:N1	2.88	0.41
36:BA:118:A:H5'	36:BA:119:A:H8	1.86	0.41
36:BA:271(K):U:H3'	36:BA:271(L):U:C5'	2.50	0.41
36:BA:355:G:H2'	36:BA:356:G:O4'	2.20	0.41
36:BA:691:C:O4'	39:BD:43:ARG:NH1	2.53	0.41
36:BA:806:C:OP2	48:BP:39:LYS:HD2	2.20	0.41
36:BA:997:G:O2'	36:BA:998:C:H5'	2.21	0.41
36:BA:1011:G:OP1	53:BU:75:ASN:HB2	2.20	0.41
36:BA:1528:A:O2'	36:BA:1528(A):A:H5'	2.20	0.41
36:BA:1529:G:C2	36:BA:1541:G:N2	2.89	0.41

Continued on next page...

Continued from previous page...

Atom-1	Atom-2	Interatomic distance (Å)	Clash overlap (Å)
36:BA:1847:A:H3'	36:BA:1848:A:C5'	2.49	0.41
36:BA:2186:G:H2'	36:BA:2187:G:C4	2.54	0.41
36:BA:2716:U:O2'	36:BA:2717:G:H5'	2.20	0.41
37:BB:106:G:O2'	37:BB:107:G:H5'	2.21	0.41
38:BC:128:GLY:HA2	38:BC:137:LEU:CD2	2.50	0.41
39:BD:3:VAL:HG23	39:BD:200:ASP:OD2	2.19	0.41
40:BE:53:PRO:O	40:BE:54:GLN:C	2.59	0.41
46:BN:15:LEU:HD12	46:BN:136:GLU:HG2	2.02	0.41
1:CA:131:C:H2'	1:CA:132:C:C6	2.55	0.41
1:CA:189(K):U:H2'	1:CA:189(L):G:C8	2.55	0.41
1:CA:676:A:H2'	1:CA:677:U:C6	2.56	0.41
1:CA:1239:A:O2'	1:CA:1240:U:OP2	2.33	0.41
1:CA:1435:G:H2'	1:CA:1436:U:H6	1.82	0.41
3:CC:22:TRP:CZ2	14:CN:54:PRO:HG2	2.55	0.41
4:CD:98:GLU:CG	4:CD:189:PRO:HG3	2.48	0.41
8:CH:83:ILE:HG23	8:CH:83:ILE:O	2.20	0.41
9:CI:50:LEU:HG	9:CI:81:ILE:HG21	2.02	0.41
11:CK:21:ILE:HB	11:CK:84:VAL:HG12	2.01	0.41
11:CK:33:THR:HG22	11:CK:39:PRO:CA	2.49	0.41
13:CM:89:GLY:C	13:CM:91:ARG:N	2.72	0.41
17:CQ:56:VAL:HG23	17:CQ:81:ARG:HG3	2.02	0.41
19:CS:29:ARG:O	19:CS:30:LEU:C	2.58	0.41
24:CY:25:C:H2'	24:CY:26:A:O5'	2.17	0.41
24:CY:52:A:O2'	24:CY:53:G:H5'	2.20	0.41
26:D0:55:ARG:HE	26:D0:55:ARG:HB3	1.67	0.41
28:D2:23:LYS:HE3	28:D2:26:ARG:HH11	1.84	0.41
31:D5:11:THR:OG1	36:DA:1264:G:H5'	2.21	0.41
33:D7:14:LYS:HE2	33:D7:14:LYS:HB2	1.87	0.41
34:D8:15:LYS:HD3	48:DP:65:ARG:NH2	2.15	0.41
36:DA:64:A:N9	56:DX:66:LEU:HD12	2.35	0.41
36:DA:296:C:C2'	36:DA:297:C:H5'	2.50	0.41
36:DA:514:A:O2'	36:DA:515:A:H5'	2.21	0.41
36:DA:529:A:H4'	36:DA:530:G:O5'	2.20	0.41
36:DA:729:G:C6	39:DD:208:LYS:HB2	2.54	0.41
36:DA:761:A:C8	36:DA:761:A:C3'	3.04	0.41
36:DA:948:G:O2'	36:DA:949:C:H5'	2.21	0.41
36:DA:1097:U:O2'	36:DA:1098:A:H5'	2.20	0.41
36:DA:1131:G:O2'	36:DA:1132:A:H8	2.03	0.41
36:DA:1437:C:O2	36:DA:1437:C:H2'	2.20	0.41
36:DA:1482:G:C6	36:DA:1507:A:C6	3.09	0.41
36:DA:1541:G:O2'	36:DA:1542:A:H5''	2.20	0.41

Continued on next page...

Continued from previous page...

Atom-1	Atom-2	Interatomic distance (Å)	Clash overlap (Å)
36:DA:1803:A:O3'	39:DD:259:THR:HG22	2.20	0.41
36:DA:2069:G:O2'	36:DA:2070:G:H5'	2.20	0.41
36:DA:2116:G:C5	36:DA:2117:A:C2	3.09	0.41
36:DA:2187:G:C3'	36:DA:2188:C:H5'	2.50	0.41
36:DA:2712:U:H5'	36:DA:2712:U:O2	2.21	0.41
37:DB:94:C:O2'	37:DB:95:C:H5'	2.21	0.41
38:DC:79:LYS:HD3	38:DC:119:VAL:CG1	2.51	0.41
39:DD:62:TYR:HA	39:DD:87:ASN:HD21	1.84	0.41
41:DF:185:ASP:CA	41:DF:188:ARG:HG2	2.46	0.41
42:DG:43:LEU:N	42:DG:43:LEU:HD22	2.35	0.41
42:DG:73:ALA:H	42:DG:87:PRO:CD	2.33	0.41
42:DG:172:LEU:C	42:DG:172:LEU:HD23	2.40	0.41
45:DK:99:UNK:O	45:DK:100:UNK:O	2.37	0.41
53:DU:35:ALA:O	53:DU:36:ARG:C	2.57	0.41
54:DV:28:GLU:C	54:DV:30:GLY:H	2.23	0.41
54:DV:64:HIS:CE1	54:DV:92:THR:HG22	2.54	0.41
55:DW:79:GLY:HA3	55:DW:100:THR:HG23	2.01	0.41
56:DX:63:LYS:CD	56:DX:70:LEU:HD21	2.34	0.41
58:DZ:104:PHE:CZ	58:DZ:119:GLU:HB2	2.55	0.41
1:AA:123:C:OP1	1:AA:312:C:H5'	2.21	0.41
1:AA:781:A:C3'	1:AA:782:A:H5'	2.50	0.41
1:AA:983:A:H5'	1:AA:984:C:OP2	2.20	0.41
1:AA:1014:A:H2'	1:AA:1015:A:C8	2.55	0.41
2:AB:238:LEU:CG	2:AB:239:VAL:N	2.83	0.41
3:AC:79:ARG:HG3	3:AC:79:ARG:O	2.21	0.41
4:AD:163:GLU:C	4:AD:165:MET:N	2.74	0.41
6:AF:6:VAL:O	6:AF:62:TRP:HA	2.21	0.41
6:AF:91:VAL:CG1	6:AF:92:LYS:N	2.83	0.41
7:AG:22:LEU:HD22	7:AG:62:PHE:CE2	2.56	0.41
8:AH:18:ARG:NH1	8:AH:18:ARG:CB	2.84	0.41
8:AH:137:VAL:HG12	8:AH:138:TRP:N	2.36	0.41
11:AK:27:ASN:ND2	11:AK:28:THR:H	2.04	0.41
11:AK:57:THR:HG22	11:AK:60:ALA:HB2	2.02	0.41
12:AL:20:LYS:H	12:AL:20:LYS:CD	2.14	0.41
16:AP:45:THR:O	16:AP:47:ASP:N	2.43	0.41
16:AP:60:LEU:HD21	16:AP:66:PRO:HG2	2.00	0.41
22:AV:41:C:C3'	22:AV:42:C:H5''	2.51	0.41
23:AX:26:A:H3'	23:AX:27:A:O4'	2.21	0.41
25:AZ:94:THR:O	25:AZ:98:GLN:NE2	2.54	0.41
25:AZ:221:PHE:CD1	25:AZ:247:VAL:HG13	2.56	0.41
25:AZ:315:LYS:HE2	25:AZ:315:LYS:HB3	1.83	0.41

Continued on next page...

Continued from previous page...

Atom-1	Atom-2	Interatomic distance (Å)	Clash overlap (Å)
25:AZ:315:LYS:HG2	25:AZ:372:VAL:O	2.21	0.41
29:B3:4:LEU:HD23	29:B3:4:LEU:HA	1.90	0.41
30:B4:12:ALA:HB1	30:B4:29:PRO:HA	2.00	0.41
30:B4:27:THR:HG21	42:BG:62:LEU:HB2	2.03	0.41
31:B5:19:ARG:HG3	36:BA:2046:G:H5'	2.02	0.41
31:B5:56:LYS:O	31:B5:57:VAL:O	2.38	0.41
32:B6:10:LEU:HG	34:B8:34:TRP:CD1	2.56	0.41
33:B7:43:THR:CG2	33:B7:44:PRO:N	2.83	0.41
34:B8:48:PHE:O	34:B8:49:VAL:CG2	2.68	0.41
34:B8:56:GLU:O	34:B8:57:ARG:C	2.58	0.41
36:BA:203:C:C3'	36:BA:204:A:H5''	2.49	0.41
36:BA:593:G:H2'	36:BA:594:U:C6	2.55	0.41
36:BA:759:G:O4'	36:BA:1981:A:C2	2.73	0.41
36:BA:1188:U:H2'	36:BA:1189:A:H5'	2.02	0.41
36:BA:1446:C:O2'	36:BA:1447:G:H5'	2.20	0.41
36:BA:1744:C:C2'	36:BA:1745:C:H5'	2.49	0.41
36:BA:1902:C:H1'	39:BD:244:ARG:HD2	2.03	0.41
36:BA:1948:G:O2'	36:BA:1949:G:H5'	2.21	0.41
36:BA:2815:C:H2'	36:BA:2816:C:O4'	2.20	0.41
38:BC:62:VAL:O	38:BC:160:ARG:HA	2.20	0.41
39:BD:127:VAL:HA	39:BD:193:VAL:HG13	2.03	0.41
40:BE:167:VAL:CG1	40:BE:189:PRO:HD3	2.42	0.41
41:BF:6:VAL:CG1	41:BF:7:TYR:H	2.15	0.41
48:BP:121:LYS:O	48:BP:123:LEU:N	2.52	0.41
48:BP:133:SER:O	48:BP:136:GLU:HG2	2.19	0.41
54:BV:71:LEU:HD23	54:BV:71:LEU:HA	1.89	0.41
54:BV:89:GLN:HA	54:BV:89:GLN:OE1	2.20	0.41
55:BW:5:ALA:O	55:BW:6:ILE:HB	2.21	0.41
1:CA:38:G:C2	1:CA:397:A:C2	3.08	0.41
1:CA:337:C:H2'	1:CA:338:A:H8	1.81	0.41
1:CA:371:G:N2	1:CA:374:A:N6	2.68	0.41
1:CA:454:C:H5''	1:CA:455:C:H5	1.85	0.41
1:CA:644:G:N2	1:CA:645:C:H1'	2.35	0.41
1:CA:903:G:H2'	1:CA:904:C:C6	2.56	0.41
2:CB:97:TRP:CH2	2:CB:176:GLU:OE2	2.74	0.41
14:CN:32:SER:HB3	14:CN:41:ARG:HG2	2.01	0.41
22:CV:75:C:H2'	22:CV:76:A:C1'	2.50	0.41
25:CZ:13:ASN:ND2	25:CZ:241:ARG:HD2	2.36	0.41
25:CZ:129:PRO:O	25:CZ:130:TYR:O	2.39	0.41
27:D1:81:LYS:HZ1	36:DA:156:U:C4'	2.33	0.41
29:D3:31:LEU:O	29:D3:33:GLN:N	2.54	0.41

Continued on next page...

Continued from previous page...

Atom-1	Atom-2	Interatomic distance (Å)	Clash overlap (Å)
32:D6:25:LYS:HE2	34:D8:34:TRP:CZ2	2.51	0.41
32:D6:25:LYS:CE	34:D8:34:TRP:HZ2	2.34	0.41
32:D6:33:LYS:O	32:D6:34:LEU:HB2	2.20	0.41
34:D8:42:ARG:NH2	36:DA:2382:G:H21	2.19	0.41
36:DA:21:A:H2'	36:DA:22:C:O4'	2.20	0.41
36:DA:374:A:H2'	36:DA:375:C:O4'	2.21	0.41
36:DA:885:C:C2	36:DA:886:C:C5	3.09	0.41
36:DA:1053:C:O2'	36:DA:1054:A:H5'	2.20	0.41
36:DA:1375:C:H2'	36:DA:1376:C:C6	2.52	0.41
36:DA:1528:A:O2'	36:DA:1528(A):A:H5'	2.21	0.41
36:DA:1602:U:C3'	36:DA:1603:A:C5'	2.90	0.41
36:DA:1652:A:C2	36:DA:2006:C:N3	2.89	0.41
36:DA:2121:G:N2	36:DA:2176:A:H2	2.17	0.41
36:DA:2186:G:H2'	36:DA:2187:G:C4	2.54	0.41
36:DA:2245:U:H5'	36:DA:2246:G:C5'	2.33	0.41
36:DA:2292:C:O2'	36:DA:2293:C:H5'	2.20	0.41
36:DA:2636:U:H1'	36:DA:2783:G:N2	2.34	0.41
38:DC:128:GLY:HA2	38:DC:137:LEU:CD2	2.50	0.41
39:DD:257:LEU:C	39:DD:257:LEU:CD2	2.88	0.41
40:DE:67:PHE:O	40:DE:70:ALA:HB2	2.20	0.41
40:DE:152:LYS:HG2	46:DN:78:TYR:CZ	2.55	0.41
42:DG:77:ILE:N	42:DG:77:ILE:CD1	2.73	0.41
42:DG:96:ARG:C	42:DG:99:MET:SD	2.99	0.41
43:DH:127:GLU:HG3	43:DH:130:ARG:HE	1.86	0.41
46:DN:63:THR:O	46:DN:64:GLY:O	2.38	0.41
50:DR:114:VAL:HG23	50:DR:114:VAL:O	2.21	0.41
53:DU:9:VAL:O	53:DU:13:LYS:HG2	2.20	0.41
1:AA:46:G:O2'	1:AA:365:U:H1'	2.20	0.41
1:AA:50:A:H4'	1:AA:51:A:H5'	2.03	0.41
1:AA:347:G:O2'	1:AA:348:G:C5'	2.69	0.41
1:AA:407:G:H2'	1:AA:408:A:H8	1.84	0.41
1:AA:1003:G:H21	1:AA:1039:C:H42	1.63	0.41
1:AA:1006:C:H2'	1:AA:1007:C:H6	1.81	0.41
1:AA:1157:A:H1'	1:AA:1181:G:C2	2.56	0.41
1:AA:1312:G:O2'	1:AA:1313:U:H5'	2.21	0.41
2:AB:40:HIS:C	2:AB:41:ILE:HD12	2.41	0.41
5:AE:11:ILE:HD11	5:AE:33:VAL:CG2	2.48	0.41
7:AG:119:ARG:O	7:AG:120:ILE:C	2.58	0.41
10:AJ:35:SER:O	10:AJ:36:GLY:O	2.38	0.41
15:AO:70:LEU:C	15:AO:72:ARG:H	2.22	0.41
20:AT:38:LYS:O	20:AT:42:GLN:HB2	2.21	0.41

Continued on next page...

Continued from previous page...

Atom-1	Atom-2	Interatomic distance (Å)	Clash overlap (Å)
25:AZ:28:THR:HG23	25:AZ:79:HIS:ND1	2.35	0.41
25:AZ:323:LEU:CD1	25:AZ:396:GLY:HA2	2.50	0.41
25:AZ:325:LYS:O	25:AZ:326:GLU:C	2.59	0.41
27:B1:37:ILE:H	27:B1:37:ILE:CD1	2.28	0.41
31:B5:36:CYS:C	31:B5:38:ALA:N	2.72	0.41
36:BA:43:A:O2'	36:BA:44:G:H5'	2.21	0.41
36:BA:832:G:N3	48:BP:53:GLY:HA2	2.35	0.41
36:BA:1899:G:H22	36:BA:1902:C:N4	2.15	0.41
36:BA:2852:G:H1	36:BA:2865:U:H3	1.69	0.41
37:BB:49:C:O5'	37:BB:49:C:H6	2.04	0.41
38:BC:82:LYS:HE2	38:BC:82:LYS:CA	2.45	0.41
38:BC:162:GLU:HG2	38:BC:163:PHE:N	2.33	0.41
39:BD:107:ALA:HA	39:BD:108:PRO:HD2	1.96	0.41
41:BF:7:TYR:CE1	41:BF:196:LEU:HD11	2.56	0.41
41:BF:32:LEU:CD2	41:BF:105:VAL:HG13	2.48	0.41
41:BF:126:VAL:O	41:BF:196:LEU:HG	2.21	0.41
41:BF:157:VAL:HG22	41:BF:194:MET:HG2	2.00	0.41
42:BG:54:GLU:HA	42:BG:57:ALA:HB3	2.02	0.41
43:BH:87:LEU:HD13	43:BH:162:ILE:HD11	2.02	0.41
43:BH:163:TYR:N	43:BH:163:TYR:HD1	2.18	0.41
44:BJ:72:UNK:O	44:BJ:73:UNK:C	2.69	0.41
45:BK:99:UNK:O	45:BK:100:UNK:O	2.39	0.41
46:BN:21:LYS:HD2	46:BN:26:LEU:HB2	2.03	0.41
46:BN:22:THR:CB	46:BN:61:ARG:HB2	2.51	0.41
48:BP:71:VAL:N	48:BP:72:PRO:CD	2.83	0.41
48:BP:96:THR:O	48:BP:100:LEU:HB2	2.21	0.41
48:BP:107:LYS:HG3	48:BP:107:LYS:O	2.20	0.41
51:BS:58:LEU:HG	51:BS:59:LYS:N	2.35	0.41
52:BT:7:ILE:O	52:BT:10:VAL:HB	2.21	0.41
55:BW:59:VAL:O	55:BW:60:ASN:HB2	2.21	0.41
55:BW:71:VAL:HG23	55:BW:71:VAL:O	2.20	0.41
56:BX:37:THR:C	56:BX:39:ILE:H	2.23	0.41
57:BY:86:ARG:NH2	57:BY:95:LYS:HZ3	2.13	0.41
58:BZ:24:LEU:HD22	58:BZ:39:VAL:HG22	2.03	0.41
58:BZ:127:LYS:HE2	58:BZ:162:GLU:OE2	2.20	0.41
1:CA:22:G:H4'	1:CA:885:G:C8	2.56	0.41
1:CA:78:G:N2	1:CA:91:C:N4	2.69	0.41
1:CA:303:A:H2'	1:CA:304:U:O4'	2.21	0.41
1:CA:339:C:OP2	47:DO:97:ARG:NH1	2.54	0.41
1:CA:658:G:H2'	1:CA:659:U:C6	2.55	0.41
1:CA:743:U:H2'	1:CA:744:C:C6	2.56	0.41

Continued on next page...

Continued from previous page...

Atom-1	Atom-2	Interatomic distance (Å)	Clash overlap (Å)
1:CA:1326:C:P	21:CU:12:LYS:HZ2	2.43	0.41
1:CA:1406:U:H2'	1:CA:1407:C:H5'	2.02	0.41
2:CB:189:ASP:OD1	2:CB:190:THR:N	2.43	0.41
2:CB:238:LEU:CG	2:CB:239:VAL:N	2.83	0.41
4:CD:88:VAL:HG12	4:CD:90:GLY:H	1.85	0.41
6:CF:6:VAL:O	6:CF:62:TRP:HA	2.21	0.41
10:CJ:62:HIS:HB2	14:CN:59:ALA:HB3	2.02	0.41
11:CK:38:ASN:N	11:CK:38:ASN:ND2	2.66	0.41
13:CM:68:GLY:H	13:CM:71:ARG:CG	2.32	0.41
15:CO:48:LYS:HD3	15:CO:48:LYS:HA	1.76	0.41
17:CQ:5:VAL:HG22	17:CQ:60:ILE:CD1	2.47	0.41
17:CQ:59:ILE:HG22	17:CQ:71:PHE:HD2	1.85	0.41
19:CS:11:VAL:O	19:CS:12:ASP:O	2.39	0.41
25:CZ:219:LYS:CB	25:CZ:244:ARG:HD2	2.43	0.41
25:CZ:318:ALA:O	25:CZ:369:THR:HA	2.20	0.41
26:D0:47:PRO:HG3	26:D0:59:LEU:CD2	2.51	0.41
36:DA:411:G:OP2	36:DA:2406:U:O2'	2.34	0.41
36:DA:654(U):A:O2'	36:DA:654(V):A:H5'	2.21	0.41
36:DA:1103:A:H3'	36:DA:1104:C:C6	2.56	0.41
36:DA:1363:C:H2'	36:DA:1364:G:H8	1.85	0.41
36:DA:1473:G:C2	36:DA:1474:C:H1'	2.56	0.41
36:DA:1499:C:C2'	36:DA:1500:G:H5'	2.50	0.41
36:DA:2121:G:C1'	38:DC:167:LYS:HE2	2.50	0.41
36:DA:2306:C:H5	36:DA:2307:G:HO2'	1.63	0.41
36:DA:2524:G:H2'	36:DA:2525:G:O4'	2.21	0.41
36:DA:2696:U:H2'	36:DA:2697:G:H8	1.85	0.41
37:DB:73:A:C2'	37:DB:74:U:H5'	2.49	0.41
37:DB:112:U:H2'	37:DB:113:G:H8	1.85	0.41
39:DD:35:LYS:CD	39:DD:36:PRO:HD3	2.50	0.41
40:DE:3:GLY:O	40:DE:4:ILE:HB	2.20	0.41
40:DE:101:ARG:HB2	40:DE:201:THR:CG2	2.49	0.41
41:DF:68:LYS:HB3	41:DF:69:HIS:CD2	2.56	0.41
41:DF:132:VAL:CG2	41:DF:133:ASN:H	2.11	0.41
43:DH:16:SER:HB2	43:DH:27:LYS:CB	2.46	0.41
47:DO:107:ARG:O	47:DO:112:MET:HE3	2.21	0.41
48:DP:97:PRO:O	48:DP:98:GLU:CB	2.68	0.41
48:DP:125:VAL:O	48:DP:145:PRO:CD	2.67	0.41
51:DS:12:PHE:O	51:DS:13:ARG:HG2	2.20	0.41
51:DS:39:ILE:CD1	51:DS:73:LEU:HD21	2.51	0.41
51:DS:103:GLU:HG2	51:DS:104:GLY:N	2.36	0.41
52:DT:93:ARG:HA	52:DT:93:ARG:HD2	1.80	0.41

Continued on next page...

Continued from previous page...

Atom-1	Atom-2	Interatomic distance (Å)	Clash overlap (Å)
56:DX:25:LYS:HA	56:DX:81:VAL:O	2.20	0.41
56:DX:27:THR:HB	56:DX:80:ILE:HG22	2.02	0.41
57:DY:75:ILE:CG1	57:DY:76:CYS:H	2.27	0.41
58:DZ:5:LEU:O	58:DZ:60:GLU:HG3	2.20	0.41
1:AA:477:A:O2'	1:AA:479:C:H5'	2.20	0.41
1:AA:1242:C:O5'	1:AA:1242:C:H6	2.04	0.41
1:AA:1303:C:N4	1:AA:1304:G:C6	2.89	0.41
1:AA:1442(B):A:N7	52:BT:118:ARG:NE	2.69	0.41
1:AA:1521:G:H2'	1:AA:1522:U:C6	2.56	0.41
2:AB:7:VAL:O	2:AB:11:LEU:CB	2.62	0.41
2:AB:55:PHE:N	2:AB:55:PHE:CD1	2.89	0.41
2:AB:100:GLY:O	2:AB:104:ASN:N	2.50	0.41
2:AB:106:LYS:H	2:AB:106:LYS:HG3	1.64	0.41
2:AB:215:LEU:O	2:AB:218:ALA:HB3	2.21	0.41
3:AC:148:GLY:HA3	3:AC:172:ARG:O	2.20	0.41
6:AF:11:ASN:CB	6:AF:14:LEU:HD23	2.48	0.41
10:AJ:55:LYS:HD3	10:AJ:55:LYS:H	1.86	0.41
12:AL:54:LYS:HD2	12:AL:54:LYS:N	2.35	0.41
17:AQ:59:ILE:HG22	17:AQ:71:PHE:CD2	2.56	0.41
19:AS:43:GLU:O	19:AS:45:VAL:N	2.48	0.41
20:AT:57:ARG:HD3	20:AT:102:GLY:HA2	2.02	0.41
20:AT:71:THR:O	20:AT:72:LEU:HD23	2.21	0.41
22:AW:7:A:C5	22:AW:49:C:H5	2.38	0.41
24:AY:26:A:C4	24:AY:27:C:C6	3.09	0.41
25:AZ:15:GLY:HA2	25:AZ:79:HIS:CD2	2.55	0.41
27:B1:20:ARG:HG2	27:B1:34:THR:HA	2.02	0.41
27:B1:30:VAL:HG23	27:B1:31:GLY:H	1.84	0.41
27:B1:82:LEU:HD11	27:B1:90:ILE:HD12	2.02	0.41
28:B2:47:ASN:C	28:B2:50:ILE:HD13	2.41	0.41
28:B2:67:LYS:O	28:B2:69:ARG:N	2.53	0.41
36:BA:338:G:H2'	36:BA:339:U:H6	1.85	0.41
36:BA:523:C:H2'	36:BA:524:U:C5'	2.50	0.41
36:BA:674:G:H21	41:BF:74:ARG:HH12	1.68	0.41
36:BA:751:A:C6	36:BA:789:A:C5	3.09	0.41
36:BA:848:G:C2	36:BA:933:A:H1'	2.55	0.41
36:BA:1052:C:O2'	36:BA:1053:C:P	2.79	0.41
36:BA:1541:G:O2'	36:BA:1542:A:H5''	2.21	0.41
36:BA:1599:C:OP2	56:BX:36:LYS:HD2	2.21	0.41
36:BA:1790:C:H2'	36:BA:1791:A:C4	2.55	0.41
36:BA:1820:U:O2	39:BD:201:HIS:HB3	2.20	0.41
36:BA:2199:A:C2	36:BA:2200:C:H1'	2.55	0.41

Continued on next page...

Continued from previous page...

Atom-1	Atom-2	Interatomic distance (Å)	Clash overlap (Å)
36:BA:2266:A:H4'	36:BA:2267:A:N3	2.35	0.41
36:BA:2779:U:H1'	36:BA:2781:A:C6	2.56	0.41
38:BC:29:VAL:HG11	38:BC:214:VAL:HG12	2.02	0.41
40:BE:67:PHE:O	40:BE:70:ALA:HB2	2.21	0.41
42:BG:45:GLU:O	42:BG:51:ARG:HG3	2.20	0.41
42:BG:76:SER:HB3	42:BG:83:ARG:HB3	2.03	0.41
43:BH:125:VAL:N	43:BH:126:PRO:CD	2.84	0.41
44:BJ:8:UNK:C	44:BJ:10:UNK:N	2.81	0.41
45:BK:86:UNK:O	45:BK:87:UNK:CB	2.68	0.41
46:BN:115:ARG:HG3	46:BN:115:ARG:HH11	1.84	0.41
48:BP:102:ARG:NH1	48:BP:102:ARG:HB3	2.36	0.41
52:BT:65:LYS:NZ	52:BT:65:LYS:HB2	2.36	0.41
52:BT:93:ARG:HA	52:BT:93:ARG:HD2	1.82	0.41
54:BV:19:LYS:HG3	54:BV:20:LEU:N	2.35	0.41
57:BY:43:ASN:HA	57:BY:64:GLU:C	2.41	0.41
1:CA:192:U:H1'	20:CT:103:GLY:CA	2.44	0.41
1:CA:322:C:O2'	20:CT:23:ARG:HB2	2.19	0.41
1:CA:418:C:H2'	1:CA:419:C:H6	1.86	0.41
1:CA:441:A:H3'	1:CA:442:C:H6	1.83	0.41
1:CA:746:A:O2'	1:CA:747:C:H5'	2.21	0.41
1:CA:1012:U:O2'	1:CA:1013:G:H5'	2.19	0.41
1:CA:1202:G:C2'	1:CA:1203:C:H5'	2.51	0.41
1:CA:1378:C:OP1	7:CG:7:ALA:CB	2.69	0.41
2:CB:15:VAL:C	2:CB:16:HIS:CG	2.93	0.41
2:CB:213:LEU:C	2:CB:213:LEU:CD2	2.89	0.41
3:CC:134:ILE:HD11	3:CC:153:VAL:HB	2.03	0.41
3:CC:173:VAL:HG12	3:CC:175:LEU:HD11	2.01	0.41
5:CE:61:TYR:O	5:CE:62:ALA:C	2.57	0.41
10:CJ:86:MET:O	10:CJ:86:MET:HG2	2.21	0.41
14:CN:26:ARG:NH1	14:CN:47:LEU:HD21	2.36	0.41
14:CN:33:VAL:HG23	14:CN:33:VAL:O	2.21	0.41
16:CP:6:LEU:CD1	16:CP:19:ILE:HD13	2.51	0.41
16:CP:71:ARG:HG3	16:CP:80:PHE:CZ	2.56	0.41
17:CQ:72:ARG:HE	17:CQ:72:ARG:HB2	1.65	0.41
18:CR:52:PRO:O	18:CR:56:THR:HG23	2.20	0.41
20:CT:86:ARG:HG3	20:CT:86:ARG:NH1	2.36	0.41
22:CV:44:G:H2'	22:CV:44:G:N3	2.35	0.41
25:CZ:135:MET:HG2	25:CZ:138:VAL:HG22	2.02	0.41
25:CZ:221:PHE:CD1	25:CZ:247:VAL:HG13	2.56	0.41
26:D0:16:SER:HB2	36:DA:2262:U:C5	2.55	0.41
32:D6:12:GLU:HA	32:D6:23:THR:CB	2.51	0.41

Continued on next page...

Continued from previous page...

Atom-1	Atom-2	Interatomic distance (Å)	Clash overlap (Å)
34:D8:4:MET:HE1	36:DA:592:G:H21	1.86	0.41
34:D8:25:MET:CG	48:DP:64:LYS:HB2	2.51	0.41
36:DA:25:U:H5'	55:DW:78:GLU:O	2.21	0.41
36:DA:92:A:N3	36:DA:92:A:H2'	2.36	0.41
36:DA:271(B):C:O2'	36:DA:271(C):C:H5'	2.21	0.41
36:DA:278:A:H61	36:DA:362:U:H3	1.69	0.41
36:DA:580:C:H2'	36:DA:581:C:C6	2.56	0.41
36:DA:586:A:H5'	41:DF:89:VAL:CG2	2.42	0.41
36:DA:953:A:OP2	49:DQ:16:ARG:CD	2.68	0.41
36:DA:1469:A:H2'	36:DA:1470:G:C8	2.56	0.41
36:DA:1543:C:C3'	36:DA:1544:A:C5'	2.90	0.41
36:DA:2102:U:C5	36:DA:2103:C:N3	2.89	0.41
36:DA:2131:G:C1'	36:DA:2133:G:H21	2.25	0.41
36:DA:2155:G:H3'	36:DA:2156:G:C8	2.55	0.41
36:DA:2207:G:O2'	36:DA:2208:A:H5''	2.21	0.41
36:DA:2278:A:H2'	36:DA:2279:G:O5'	2.20	0.41
36:DA:2405:G:HO2'	36:DA:2406:U:P	2.44	0.41
38:DC:100:ILE:HD13	38:DC:127:LEU:HB2	2.03	0.41
39:DD:30:GLU:C	39:DD:35:LYS:HZ1	2.24	0.41
43:DH:109:PHE:CE1	43:DH:152:ARG:NH1	2.89	0.41
43:DH:125:VAL:N	43:DH:126:PRO:CD	2.83	0.41
43:DH:147:ASN:N	43:DH:147:ASN:HD22	2.17	0.41
46:DN:3:THR:C	46:DN:4:TYR:CD1	2.94	0.41
49:DQ:135:ASP:CB	58:DZ:49:ARG:HH11	2.34	0.41
49:DQ:141:GLN:OXT	58:DZ:99:TYR:HD2	2.04	0.41
53:DU:90:VAL:O	53:DU:91:ASP:C	2.58	0.41
54:DV:28:GLU:O	54:DV:61:VAL:HG21	2.20	0.41
54:DV:32:THR:CG2	54:DV:58:VAL:HG12	2.50	0.41
55:DW:88:ARG:HB2	55:DW:92:ARG:HB2	2.02	0.41
57:DY:40:GLU:OE1	57:DY:40:GLU:HA	2.21	0.41
57:DY:76:CYS:SG	57:DY:77:PRO:CD	3.08	0.41
58:DZ:45:ASP:O	58:DZ:46:LYS:C	2.58	0.41
58:DZ:108:PRO:CA	58:DZ:141:VAL:HG12	2.51	0.41
58:DZ:130:PRO:C	58:DZ:133:ILE:HD11	2.41	0.41
1:AA:189(F):U:O2	17:AQ:63:ARG:NH2	2.54	0.41
1:AA:198:G:O2'	1:AA:199:G:P	2.78	0.41
1:AA:685:G:O2'	1:AA:686:U:H5'	2.21	0.41
1:AA:923:A:C6	1:AA:924:C:C4	3.09	0.41
1:AA:1036:G:H3'	1:AA:1037:C:H6	1.86	0.41
1:AA:1250:A:H2'	1:AA:1251:A:C8	2.56	0.41
1:AA:1354:C:O2'	1:AA:1355:G:H5'	2.20	0.41

Continued on next page...

Continued from previous page...

Atom-1	Atom-2	Interatomic distance (Å)	Clash overlap (Å)
4:AD:29:PRO:O	4:AD:30:LYS:CB	2.69	0.41
4:AD:36:ARG:NH1	4:AD:36:ARG:HG2	2.35	0.41
9:AI:93:ARG:C	9:AI:95:LYS:N	2.73	0.41
16:AP:22:THR:HA	16:AP:33:ILE:H	1.86	0.41
17:AQ:21:VAL:O	17:AQ:41:LYS:HA	2.20	0.41
19:AS:61:TYR:O	19:AS:66:MET:HE2	2.20	0.41
24:AY:4:G:C3'	24:AY:5:G:H5''	2.50	0.41
24:AY:52:A:O2'	25:AZ:330:ARG:NH1	2.27	0.41
25:AZ:19:HIS:HB2	25:AZ:116:THR:OG1	2.21	0.41
25:AZ:65:THR:CG2	25:AZ:80:VAL:CG1	2.92	0.41
25:AZ:145:GLU:O	25:AZ:148:ASP:N	2.53	0.41
25:AZ:187:LYS:N	25:AZ:187:LYS:CD	2.82	0.41
25:AZ:197:ASP:HA	25:AZ:200:TRP:HB2	2.03	0.41
25:AZ:300:ARG:C	25:AZ:302:GLN:N	2.73	0.41
27:B1:3:LYS:HB3	27:B1:4:VAL:H	1.41	0.41
27:B1:27:GLU:HB3	27:B1:28:GLY:H	1.64	0.41
27:B1:46:LEU:HD12	27:B1:46:LEU:N	2.34	0.41
28:B2:18:PRO:HA	28:B2:64:LEU:CD2	2.50	0.41
28:B2:21:LEU:HB2	28:B2:64:LEU:HD21	2.03	0.41
32:B6:15:GLU:O	32:B6:15:GLU:CG	2.68	0.41
32:B6:45:LYS:C	32:B6:46:HIS:HD1	2.24	0.41
33:B7:4:THR:HG22	36:BA:687:C:H1'	2.03	0.41
33:B7:22:MET:CE	33:B7:28:ARG:HG2	2.43	0.41
34:B8:19:SER:HB2	36:BA:651:G:OP1	2.20	0.41
36:BA:21:A:H2'	36:BA:22:C:O4'	2.20	0.41
36:BA:318:C:H2'	36:BA:319:C:H6	1.85	0.41
36:BA:366:C:H5	36:BA:403:U:HO2'	1.69	0.41
36:BA:480:A:H2	36:BA:499:U:O2	2.04	0.41
36:BA:708:C:N4	36:BA:723:G:H1	2.12	0.41
36:BA:729:G:C8	39:BD:208:LYS:HD2	2.56	0.41
36:BA:947:G:H2'	36:BA:948:G:C8	2.56	0.41
36:BA:1076:C:N4	36:BA:1088:A:H61	2.16	0.41
36:BA:1103:A:H5''	36:BA:1104:C:C5	2.56	0.41
36:BA:1450:G:O2'	36:BA:1450(A):C:H5'	2.20	0.41
36:BA:1683:C:C2	36:BA:1684:C:C5	3.09	0.41
36:BA:1887:C:H2'	36:BA:1888:G:C5'	2.33	0.41
36:BA:2395:C:C2	36:BA:2396:G:C8	3.09	0.41
38:BC:20:TYR:O	38:BC:224:ILE:HA	2.21	0.41
38:BC:45:ALA:HA	38:BC:211:SER:O	2.21	0.41
38:BC:77:ILE:HB	38:BC:115:ALA:CB	2.43	0.41
38:BC:161:ILE:O	38:BC:161:ILE:HD12	2.20	0.41

Continued on next page...

Continued from previous page...

Atom-1	Atom-2	Interatomic distance (Å)	Clash overlap (Å)
39:BD:27:THR:HG21	39:BD:81:ALA:HB1	2.03	0.41
43:BH:51:ARG:O	43:BH:52:VAL:HB	2.21	0.41
46:BN:60:ILE:CD1	46:BN:99:LEU:HD23	2.51	0.41
47:BO:98:VAL:HG11	47:BO:118:ALA:N	2.35	0.41
48:BP:47:ASP:CB	48:BP:48:PRO:HA	2.44	0.41
48:BP:88:LEU:C	48:BP:90:ARG:H	2.24	0.41
48:BP:125:VAL:O	48:BP:145:PRO:CD	2.68	0.41
49:BQ:118:LEU:HD12	49:BQ:131:ILE:CG2	2.50	0.41
52:BT:28:VAL:CG2	52:BT:47:GLY:N	2.68	0.41
52:BT:40:THR:O	52:BT:41:ARG:O	2.38	0.41
52:BT:85:LYS:CB	52:BT:85:LYS:HZ2	2.27	0.41
53:BU:65:ILE:HG13	53:BU:96:ALA:HB1	2.03	0.41
55:BW:34:ASN:HD22	55:BW:34:ASN:HA	1.54	0.41
58:BZ:152:ALA:C	58:BZ:154:ASP:N	2.74	0.41
58:BZ:156:LYS:O	58:BZ:158:PRO:HD3	2.20	0.41
1:CA:346:G:O2'	1:CA:347:G:O4'	2.38	0.41
1:CA:723:U:O2	1:CA:723:U:C2'	2.66	0.41
1:CA:1049:U:H1'	1:CA:1201:A:N7	2.35	0.41
2:CB:47:THR:HG22	2:CB:47:THR:O	2.20	0.41
2:CB:77:ALA:O	2:CB:81:VAL:HG23	2.21	0.41
2:CB:98:LEU:O	2:CB:101:MET:HG3	2.20	0.41
2:CB:115:LEU:HB2	2:CB:145:LEU:HD12	2.02	0.41
2:CB:178:ARG:HG2	8:CH:72:PRO:HA	2.03	0.41
3:CC:141:VAL:HG11	3:CC:202:ILE:HG12	2.03	0.41
7:CG:68:ASN:O	7:CG:138:LYS:HD2	2.20	0.41
8:CH:88:LYS:HB3	8:CH:89:PRO:HD2	2.03	0.41
11:CK:54:ARG:O	11:CK:57:THR:HG22	2.20	0.41
12:CL:18:VAL:O	12:CL:19:ARG:CB	2.68	0.41
13:CM:116:THR:O	13:CM:116:THR:CG2	2.67	0.41
19:CS:11:VAL:HG11	19:CS:16:LEU:HD21	2.02	0.41
24:CY:16:H2U:H4'	24:CY:17:H2U:OP2	2.21	0.41
25:CZ:125:GLN:HE22	25:CZ:394:THR:HB	1.86	0.41
25:CZ:163:PHE:C	25:CZ:165:GLY:H	2.23	0.41
25:CZ:166:ASP:O	25:CZ:167:GLU:CB	2.68	0.41
25:CZ:325:LYS:O	25:CZ:326:GLU:C	2.59	0.41
30:D4:33:VAL:CG1	30:D4:34:GLU:N	2.84	0.41
34:D8:13:ARG:HD3	48:DP:61:ARG:O	2.20	0.41
34:D8:56:GLU:O	34:D8:57:ARG:C	2.59	0.41
36:DA:301:G:H3'	36:DA:335:C:OP2	2.21	0.41
36:DA:330:A:O2'	36:DA:331:A:H2'	2.21	0.41
36:DA:333:G:H2'	36:DA:333:G:N3	2.36	0.41

Continued on next page...

Continued from previous page...

Atom-1	Atom-2	Interatomic distance (Å)	Clash overlap (Å)
36:DA:565:C:H4'	36:DA:1253:A:C6	2.55	0.41
36:DA:569:U:H5''	36:DA:821:A:C2	2.56	0.41
36:DA:605:C:C4	36:DA:606:U:C5	3.09	0.41
36:DA:1683:C:C2	36:DA:1684:C:C5	3.08	0.41
36:DA:1910:G:C2'	36:DA:1911:U:H5'	2.51	0.41
36:DA:2358:G:H22	48:DP:55:ARG:NH2	2.19	0.41
36:DA:2457:U:C2'	36:DA:2458:G:H5'	2.51	0.41
36:DA:2849:U:OP2	52:DT:95:ARG:NH1	2.54	0.41
37:DB:16:G:N2	37:DB:69:G:H1'	2.36	0.41
39:DD:70:TRP:CD1	39:DD:70:TRP:C	2.93	0.41
39:DD:173:VAL:HG12	39:DD:185:VAL:O	2.20	0.41
40:DE:93:VAL:C	40:DE:95:ILE:N	2.74	0.41
40:DE:104:VAL:HG11	40:DE:188:VAL:HG21	2.03	0.41
41:DF:78:ILE:C	41:DF:80:ALA:H	2.24	0.41
41:DF:150:GLY:HA2	41:DF:172:TRP:CD2	2.55	0.41
41:DF:185:ASP:OD1	41:DF:188:ARG:HD3	2.20	0.41
42:DG:152:LEU:H	42:DG:152:LEU:CD2	2.29	0.41
43:DH:49:VAL:C	43:DH:50:VAL:HG23	2.41	0.41
44:DJ:56:UNK:HA	44:DJ:83:UNK:CA	2.51	0.41
46:DN:22:THR:O	46:DN:23:LEU:O	2.39	0.41
47:DO:64:ARG:HD3	47:DO:79:PHE:CD2	2.56	0.41
48:DP:47:ASP:CB	48:DP:48:PRO:HA	2.44	0.41
49:DQ:18:LYS:O	49:DQ:19:GLY:O	2.39	0.41
50:DR:76:VAL:CG1	50:DR:77:ARG:N	2.84	0.41
52:DT:25:GLY:O	52:DT:26:ASP:CB	2.67	0.41
53:DU:109:LEU:HD23	53:DU:109:LEU:HA	1.92	0.41
58:DZ:103:ARG:NH1	58:DZ:136:PHE:CD2	2.89	0.41
1:AA:48:C:H5''	1:AA:365:U:O4	2.21	0.41
1:AA:78:G:N2	1:AA:91:C:N4	2.69	0.41
1:AA:423:G:H2'	1:AA:424:G:H5'	2.03	0.41
1:AA:426:G:H4'	4:AD:41:GLY:O	2.21	0.41
1:AA:563:A:H5''	1:AA:566:G:N2	2.36	0.41
1:AA:622:A:C8	1:AA:623:C:C5	3.09	0.41
1:AA:668:G:O2'	15:AO:46:HIS:CD2	2.73	0.41
1:AA:940:C:O2'	1:AA:941:G:H5'	2.21	0.41
1:AA:966:G:C4	22:AV:34:G:H4'	2.56	0.41
1:AA:985:C:O2'	1:AA:986:A:H5'	2.21	0.41
1:AA:1032:G:H2'	1:AA:1033:G:C8	2.56	0.41
1:AA:1431:C:H2'	1:AA:1432:G:H5'	2.02	0.41
4:AD:11:LEU:HD22	4:AD:66:ARG:HD3	2.02	0.41
4:AD:98:GLU:CG	4:AD:189:PRO:HG3	2.49	0.41

Continued on next page...

Continued from previous page...

Atom-1	Atom-2	Interatomic distance (Å)	Clash overlap (Å)
4:AD:103:ASN:OD1	4:AD:114:ARG:NE	2.39	0.41
4:AD:121:VAL:N	4:AD:126:ILE:HD13	2.36	0.41
7:AG:78:ARG:CG	7:AG:79:ARG:N	2.82	0.41
11:AK:63:LEU:HD12	11:AK:63:LEU:N	2.35	0.41
12:AL:18:VAL:O	12:AL:19:ARG:CB	2.69	0.41
13:AM:106:ASN:O	13:AM:107:ALA:HB3	2.20	0.41
16:AP:71:ARG:HG3	16:AP:80:PHE:CZ	2.56	0.41
19:AS:51:VAL:HB	19:AS:75:ALA:HB2	2.01	0.41
20:AT:13:LEU:O	20:AT:15:ARG:N	2.54	0.41
22:AW:26:A:O2'	22:AW:27:G:H5'	2.21	0.41
22:AW:61:C:O2'	22:AW:62:C:C6	2.73	0.41
24:AY:44:G:H1'	24:AY:45:U:C6	2.56	0.41
25:AZ:7:ARG:C	25:AZ:8:THR:CG2	2.89	0.41
25:AZ:210:ILE:O	25:AZ:210:ILE:HG23	2.21	0.41
25:AZ:222:LEU:HA	25:AZ:304:LEU:O	2.21	0.41
27:B1:89:GLU:O	27:B1:90:ILE:C	2.58	0.41
28:B2:12:GLU:HA	28:B2:15:LYS:HE2	2.03	0.41
29:B3:38:GLU:HB3	29:B3:40:THR:HG23	2.03	0.41
32:B6:11:LEU:O	32:B6:23:THR:HB	2.21	0.41
32:B6:15:GLU:OE2	32:B6:41:PRO:CB	2.69	0.41
32:B6:32:ASN:O	32:B6:33:LYS:CG	2.68	0.41
32:B6:33:LYS:O	32:B6:34:LEU:HB2	2.21	0.41
33:B7:22:MET:HE1	33:B7:31:LEU:HD12	2.02	0.41
34:B8:14:VAL:CG2	34:B8:22:VAL:CG1	2.99	0.41
34:B8:32:LEU:CG	34:B8:36:LYS:HZ1	2.33	0.41
34:B8:49:VAL:CG1	34:B8:53:PRO:HD3	2.42	0.41
35:B9:25:VAL:O	35:B9:33:LYS:HA	2.21	0.41
36:BA:74:A:H5''	36:BA:75:G:O4'	2.21	0.41
36:BA:156:U:H2'	36:BA:157:U:H5'	2.02	0.41
36:BA:195:A:H5''	48:BP:46:LYS:NZ	2.36	0.41
36:BA:221:A:H4'	36:BA:222:A:O5'	2.21	0.41
36:BA:272(J):C:H2'	36:BA:274:G:C5'	2.51	0.41
36:BA:327:G:C2	36:BA:328:U:C2	3.09	0.41
36:BA:333:G:H2'	36:BA:333:G:N3	2.36	0.41
36:BA:335:C:H2'	36:BA:336:C:C6	2.54	0.41
36:BA:444:C:C4'	41:BF:49:ALA:HB2	2.50	0.41
36:BA:516:C:O2'	36:BA:517:C:H5'	2.21	0.41
36:BA:654(U):A:O2'	36:BA:654(V):A:H5'	2.21	0.41
36:BA:861:A:C2	36:BA:917:A:C4	3.09	0.41
36:BA:1068:G:N3	36:BA:1068:G:C2'	2.83	0.41
36:BA:1210:A:H5'	36:BA:1210:A:C8	2.52	0.41

Continued on next page...

Continued from previous page...

Atom-1	Atom-2	Interatomic distance (Å)	Clash overlap (Å)
36:BA:1210:A:O2'	36:BA:1211:U:OP2	2.29	0.41
36:BA:1234:U:H2'	36:BA:1235:G:O4'	2.21	0.41
36:BA:1260:G:H2'	36:BA:1261:C:H6	1.84	0.41
36:BA:1291:C:H2'	36:BA:1292:U:C6	2.56	0.41
36:BA:1711:C:O2'	36:BA:1712:C:H5'	2.21	0.41
36:BA:1762:A:O5'	36:BA:1762:A:C8	2.73	0.41
36:BA:2120:G:C2	36:BA:2178:C:C5	3.08	0.41
36:BA:2125:G:H21	36:BA:2173:A:H61	1.68	0.41
36:BA:2125:G:H21	36:BA:2173:A:N6	2.19	0.41
36:BA:2174:C:H1'	38:BC:218:MET:HA	2.03	0.41
36:BA:2206:G:N2	36:BA:2207:G:C5'	2.84	0.41
36:BA:2297:C:O2'	36:BA:2298:A:H5'	2.21	0.41
36:BA:2370:G:H2'	36:BA:2371:G:C8	2.56	0.41
36:BA:2460:U:H4'	49:BQ:79:LEU:HD11	2.01	0.41
36:BA:2463:C:C2'	36:BA:2464:C:H5'	2.50	0.41
36:BA:2551:C:H2'	36:BA:2552:U:C6	2.55	0.41
36:BA:2579:C:O2'	36:BA:2580:U:H5'	2.21	0.41
36:BA:2631:G:N2	40:BE:61:ARG:HH12	2.15	0.41
36:BA:2645:G:H4'	36:BA:2646:C:OP2	2.21	0.41
36:BA:2707:G:H2'	36:BA:2708:G:H8	1.86	0.41
36:BA:2822:G:OP1	40:BE:112:GLY:N	2.53	0.41
37:BB:73:A:C4	37:BB:105:A:C2	3.09	0.41
38:BC:175:VAL:HG12	38:BC:188:ASN:CB	2.29	0.41
39:BD:60:ARG:HD3	39:BD:86:PRO:O	2.21	0.41
40:BE:17:ASP:HB3	40:BE:18:ASP:H	1.59	0.41
41:BF:65:TRP:CE3	41:BF:72:ARG:HB2	2.55	0.41
42:BG:83:ARG:O	42:BG:84:LYS:C	2.59	0.41
42:BG:144:ILE:O	42:BG:144:ILE:HG23	2.19	0.41
43:BH:97:ARG:HH21	43:BH:99:VAL:HG21	1.85	0.41
44:BJ:99:UNK:C	44:BJ:101:UNK:N	2.83	0.41
51:BS:75:GLU:O	51:BS:76:LYS:HG2	2.20	0.41
56:BX:10:ALA:HB1	56:BX:11:PRO:HD2	2.01	0.41
56:BX:80:ILE:O	56:BX:80:ILE:CG1	2.69	0.41
56:BX:87:GLN:O	56:BX:88:LYS:HG3	2.20	0.41
57:BY:2:ARG:HG2	57:BY:2:ARG:NH1	2.36	0.41
57:BY:47:LYS:N	57:BY:47:LYS:HD2	2.36	0.41
57:BY:88:LYS:O	57:BY:90:LEU:HD23	2.20	0.41
58:BZ:10:ARG:NH2	58:BZ:26:GLY:O	2.54	0.41
58:BZ:59:LEU:O	58:BZ:66:SER:HA	2.21	0.41
58:BZ:112:ARG:HB2	58:BZ:112:ARG:NH1	2.35	0.41
1:CA:189(C):C:C2'	1:CA:189(D):C:H5'	2.51	0.41

Continued on next page...

Continued from previous page...

Atom-1	Atom-2	Interatomic distance (Å)	Clash overlap (Å)
1:CA:189(L):G:H2'	1:CA:190:U:C6	2.55	0.41
1:CA:383:A:C2'	1:CA:384:G:H5'	2.50	0.41
1:CA:1058:G:H2'	1:CA:1059:C:C6	2.55	0.41
1:CA:1216:G:O2'	1:CA:1217:C:H5'	2.21	0.41
1:CA:1283:G:O2'	1:CA:1284:C:C6	2.72	0.41
1:CA:1524:C:C6	1:CA:1524:C:C3'	3.04	0.41
1:CA:1527:C:H6	1:CA:1527:C:O5'	2.04	0.41
2:CB:69:LEU:HB2	2:CB:159:PRO:CG	2.51	0.41
2:CB:109:SER:O	2:CB:112:VAL:N	2.54	0.41
3:CC:73:PRO:O	3:CC:76:VAL:HG22	2.21	0.41
5:CE:50:GLU:OE1	5:CE:50:GLU:HA	2.21	0.41
9:CI:52:ALA:HB3	9:CI:95:LYS:HZ3	1.86	0.41
9:CI:56:LEU:HD23	9:CI:56:LEU:N	2.36	0.41
10:CJ:45:ARG:NE	14:CN:36:PHE:CD2	2.88	0.41
10:CJ:47:PHE:CE2	14:CN:37:PHE:CE2	3.09	0.41
12:CL:44:THR:HA	12:CL:45:PRO:HD3	1.89	0.41
12:CL:54:LYS:N	12:CL:54:LYS:HD2	2.36	0.41
14:CN:27:CYS:SG	14:CN:40:CYS:SG	3.19	0.41
15:CO:71:GLN:HB2	15:CO:78:TYR:CD1	2.55	0.41
16:CP:22:THR:OG1	16:CP:23:ASP:N	2.52	0.41
16:CP:67:THR:HG22	16:CP:68:ASP:H	1.85	0.41
18:CR:73:ALA:CB	18:CR:79:LEU:HD12	2.50	0.41
19:CS:19:VAL:O	19:CS:23:ASN:N	2.54	0.41
19:CS:51:VAL:HB	19:CS:75:ALA:HB2	2.03	0.41
19:CS:78:ARG:HH11	19:CS:78:ARG:HG3	1.86	0.41
20:CT:36:LEU:HD12	20:CT:59:ALA:CB	2.51	0.41
25:CZ:7:ARG:C	25:CZ:8:THR:CG2	2.88	0.41
25:CZ:89:ILE:O	25:CZ:92:MET:HB3	2.21	0.41
25:CZ:136:ASN:OD1	60:CZ:501:GDP:O6	2.39	0.41
25:CZ:147:LEU:H	25:CZ:147:LEU:CD2	2.34	0.41
25:CZ:241:ARG:HH11	25:CZ:241:ARG:CB	2.10	0.41
25:CZ:315:LYS:HE2	25:CZ:315:LYS:HB3	1.83	0.41
25:CZ:389:ARG:HG2	25:CZ:394:THR:HA	2.02	0.41
26:D0:7:LEU:CB	49:DQ:85:LYS:HD2	2.51	0.41
26:D0:25:ARG:HD2	26:D0:29:GLN:HE21	1.86	0.41
28:D2:2:LYS:HB2	36:DA:97:C:H5'	2.00	0.41
28:D2:10:LEU:HD13	28:D2:63:VAL:CG2	2.46	0.41
28:D2:25:VAL:CG2	28:D2:61:LEU:HD21	2.51	0.41
31:D5:36:CYS:HB3	31:D5:49:CYS:HB3	2.03	0.41
33:D7:24:THR:HG23	33:D7:27:GLY:H	1.86	0.41
36:DA:65:C:H2'	36:DA:66:C:H6	1.84	0.41

Continued on next page...

Continued from previous page...

Atom-1	Atom-2	Interatomic distance (Å)	Clash overlap (Å)
36:DA:338:G:H2'	36:DA:339:U:H6	1.86	0.41
36:DA:491:G:H2'	36:DA:492:A:C8	2.55	0.41
36:DA:586:A:N1	36:DA:809:G:O2'	2.44	0.41
36:DA:773:U:O2'	39:DD:48:ARG:HD3	2.21	0.41
36:DA:1068:G:N3	36:DA:1068:G:C2'	2.82	0.41
36:DA:1076:C:C2'	36:DA:1077:A:H5'	2.51	0.41
36:DA:1103:A:H5''	36:DA:1104:C:C5	2.55	0.41
36:DA:1108:U:H6	36:DA:1109:C:C6	2.38	0.41
36:DA:1170:G:N2	36:DA:1180:C:C2	2.89	0.41
36:DA:1188:U:H2'	36:DA:1189:A:H5'	2.02	0.41
36:DA:1313:U:H4'	36:DA:1333:C:OP2	2.20	0.41
36:DA:1376:C:O2'	36:DA:1377:G:H5'	2.20	0.41
36:DA:1427:A:H4'	36:DA:1428:C:O4'	2.20	0.41
36:DA:1438:U:O2'	36:DA:1439:A:H5'	2.21	0.41
36:DA:1568:G:OP2	39:DD:63:ARG:NH2	2.53	0.41
36:DA:1630:G:C2	36:DA:1637:A:C2	3.08	0.41
36:DA:1712:C:O2'	36:DA:1713:U:H5'	2.21	0.41
36:DA:1844:C:O2'	36:DA:1845:G:H5'	2.21	0.41
36:DA:2033:A:HO2'	36:DA:2034:U:P	2.44	0.41
36:DA:2187:G:H2'	36:DA:2188:C:C5'	2.26	0.41
36:DA:2303:G:C5'	42:DG:126:ASP:HB2	2.50	0.41
36:DA:2554:U:H2'	36:DA:2555:U:H6	1.86	0.41
36:DA:2578:G:C5	40:DE:140:SER:HB2	2.56	0.41
36:DA:2760:C:C3'	36:DA:2761:G:H5''	2.50	0.41
36:DA:2815:C:C2	36:DA:2816:C:C6	3.08	0.41
36:DA:2848:G:H8	52:DT:97:ALA:HB2	1.86	0.41
37:DB:92:C:OP1	49:DQ:19:GLY:CA	2.69	0.41
37:DB:106:G:O2'	37:DB:107:G:H5'	2.20	0.41
38:DC:63:SER:HA	38:DC:160:ARG:HA	2.03	0.41
38:DC:120:MET:O	38:DC:124:GLY:HA3	2.21	0.41
38:DC:216:THR:CG2	38:DC:219:GLY:HA3	2.51	0.41
40:DE:176:ILE:HG22	40:DE:176:ILE:O	2.20	0.41
41:DF:21:ALA:HB3	41:DF:23:ASP:CG	2.41	0.41
41:DF:78:ILE:O	41:DF:80:ALA:N	2.54	0.41
41:DF:135:LYS:HB3	41:DF:138:GLU:OE1	2.20	0.41
42:DG:68:PRO:CB	42:DG:90:LEU:HD13	2.48	0.41
42:DG:111:LEU:N	42:DG:112:PRO:CD	2.83	0.41
42:DG:114:ILE:CD1	42:DG:115:ARG:N	2.83	0.41
46:DN:21:LYS:HD2	46:DN:26:LEU:HB2	2.03	0.41
46:DN:60:ILE:CD1	46:DN:99:LEU:HD23	2.51	0.41
46:DN:90:MET:O	46:DN:93:THR:O	2.39	0.41

Continued on next page...

Continued from previous page...

Atom-1	Atom-2	Interatomic distance (Å)	Clash overlap (Å)
47:DO:1:MET:H1	47:DO:67:LYS:HB3	1.86	0.41
47:DO:114:ILE:HD12	47:DO:114:ILE:H	1.86	0.41
48:DP:85:LEU:N	48:DP:85:LEU:CD2	2.84	0.41
48:DP:95:VAL:HG23	48:DP:125:VAL:CA	2.46	0.41
48:DP:110:TYR:O	48:DP:111:ARG:C	2.60	0.41
48:DP:146:VAL:HG13	48:DP:147:LEU:N	2.36	0.41
49:DQ:118:LEU:HD12	49:DQ:131:ILE:CG2	2.50	0.41
49:DQ:133:ARG:O	49:DQ:134:ARG:HB2	2.21	0.41
49:DQ:141:GLN:HG3	58:DZ:72:ARG:CZ	2.50	0.41
50:DR:38:VAL:CB	50:DR:39:PRO:HD3	2.39	0.41
50:DR:100:LEU:N	50:DR:100:LEU:CD1	2.83	0.41
51:DS:25:ARG:HD3	51:DS:42:ASP:OD1	2.21	0.41
51:DS:58:LEU:O	51:DS:59:LYS:O	2.38	0.41
54:DV:6:LYS:O	54:DV:37:VAL:HG21	2.21	0.41
54:DV:34:GLU:O	54:DV:36:PRO:HD3	2.20	0.41
55:DW:92:ARG:O	55:DW:93:ALA:CB	2.69	0.41
57:DY:47:LYS:N	57:DY:47:LYS:HD2	2.35	0.41
1:AA:408:A:H4'	4:AD:112:VAL:HG11	2.03	0.41
1:AA:418:C:H2'	1:AA:419:C:H6	1.86	0.41
1:AA:474:G:O2'	1:AA:475:G:H5'	2.20	0.41
1:AA:1211:U:O2	1:AA:1211:U:O4'	2.39	0.41
1:AA:1218:C:H2'	1:AA:1219:U:C5	2.53	0.41
2:AB:157:ARG:HH11	2:AB:157:ARG:CB	2.33	0.41
3:AC:95:THR:O	3:AC:95:THR:CG2	2.60	0.41
4:AD:78:LEU:HD23	4:AD:78:LEU:HA	1.91	0.41
5:AE:7:GLU:HB3	5:AE:112:LEU:HD22	2.02	0.41
7:AG:41:ARG:HG2	7:AG:41:ARG:NH1	2.36	0.41
8:AH:4:ASP:OD2	8:AH:7:ALA:HB2	2.21	0.41
9:AI:16:ARG:HG3	9:AI:16:ARG:HH11	1.86	0.41
9:AI:65:VAL:O	9:AI:65:VAL:HG13	2.21	0.41
13:AM:25:ILE:HD11	13:AM:60:VAL:HG11	2.03	0.41
17:AQ:59:ILE:HG22	17:AQ:71:PHE:HD2	1.86	0.41
20:AT:27:LYS:HD3	20:AT:27:LYS:C	2.42	0.41
25:AZ:358:GLY:O	25:AZ:360:GLU:N	2.53	0.41
25:AZ:385:ARG:HD3	61:AZ:502:KIR:H452	2.03	0.41
26:B0:46:LYS:HE3	26:B0:46:LYS:HB2	1.84	0.41
28:B2:26:ARG:C	28:B2:28:LYS:H	2.24	0.41
31:B5:41:PRO:HA	31:B5:42:PRO:HD3	1.97	0.41
32:B6:27:LYS:HG3	32:B6:30:THR:OG1	2.21	0.41
32:B6:41:PRO:HG2	32:B6:41:PRO:O	2.21	0.41
35:B9:1:MET:SD	35:B9:1:MET:N	2.86	0.41

Continued on next page...

Continued from previous page...

Atom-1	Atom-2	Interatomic distance (Å)	Clash overlap (Å)
36:BA:470:A:OP1	41:BF:59:TYR:HE1	2.04	0.41
36:BA:640:C:C4	36:BA:641:C:N4	2.89	0.41
36:BA:674:G:N3	41:BF:74:ARG:NH1	2.69	0.41
36:BA:1298:C:N4	36:BA:1299:G:C6	2.89	0.41
36:BA:1440:G:O6	36:BA:1552:G:C2	2.74	0.41
36:BA:1666:G:H1'	47:BO:3:GLN:NE2	2.36	0.41
36:BA:1876:A:H2'	36:BA:1877:A:C5'	2.39	0.41
36:BA:1902:C:H4'	39:BD:244:ARG:CA	2.51	0.41
36:BA:2078:C:H2'	36:BA:2079:U:C6	2.55	0.41
36:BA:2316:C:O2'	42:BG:128:ARG:NH2	2.53	0.41
36:BA:2327:A:H2'	36:BA:2328:A:C8	2.56	0.41
37:BB:111:G:H2'	37:BB:112:U:H5'	2.02	0.41
38:BC:100:ILE:HD13	38:BC:127:LEU:HB2	2.02	0.41
39:BD:27:THR:HG23	39:BD:83:GLU:HG3	2.02	0.41
41:BF:9:ILE:HG23	41:BF:13:SER:O	2.20	0.41
43:BH:85:LYS:HZ3	43:BH:132:ARG:C	2.19	0.41
44:BJ:106:UNK:O	44:BJ:107:UNK:CB	2.68	0.41
46:BN:87:LEU:O	46:BN:88:GLU:C	2.59	0.41
48:BP:58:THR:O	48:BP:58:THR:CG2	2.69	0.41
49:BQ:139:GLU:OE1	49:BQ:139:GLU:CA	2.69	0.41
51:BS:61:ASN:H	51:BS:65:VAL:CG2	2.34	0.41
52:BT:128:GLU:CD	52:BT:129:ARG:H	2.24	0.41
57:BY:11:ASP:HA	57:BY:27:VAL:HG22	2.03	0.41
57:BY:26:LYS:HB3	57:BY:27:VAL:H	1.78	0.41
57:BY:76:CYS:SG	57:BY:77:PRO:CD	3.08	0.41
58:BZ:81:ARG:HH11	58:BZ:81:ARG:CB	2.33	0.41
1:CA:66:G:H4'	1:CA:173:U:C4	2.56	0.41
1:CA:160:A:H2'	1:CA:161:A:O4'	2.21	0.41
1:CA:324:G:OP1	20:CT:70:SER:HB2	2.20	0.41
1:CA:397:A:C8	1:CA:548:G:OP2	2.74	0.41
1:CA:940:C:O2'	1:CA:941:G:H5'	2.21	0.41
1:CA:1145:C:H1'	1:CA:1146:A:C8	2.56	0.41
1:CA:1442(B):A:H3'	1:CA:1442(B):A:P	2.60	0.41
1:CA:1521:G:H2'	1:CA:1522:U:C6	2.56	0.41
4:CD:111:ALA:HB3	4:CD:117:ALA:HB2	2.03	0.41
7:CG:81:GLY:C	7:CG:83:ALA:H	2.25	0.41
7:CG:88:PRO:HB2	7:CG:145:ALA:HB1	2.02	0.41
8:CH:127:LEU:HA	8:CH:127:LEU:HD13	1.87	0.41
11:CK:63:LEU:HD12	11:CK:63:LEU:H	1.86	0.41
12:CL:61:THR:C	12:CL:63:GLY:H	2.24	0.41
13:CM:49:THR:O	13:CM:53:VAL:HG23	2.21	0.41

Continued on next page...

Continued from previous page...

Atom-1	Atom-2	Interatomic distance (Å)	Clash overlap (Å)
17:CQ:85:VAL:HG12	17:CQ:89:LEU:CD1	2.51	0.41
22:CW:29:G:H1	22:CW:41:C:H42	1.69	0.41
23:CX:12:A:H2'	23:CX:13:A:O5'	2.20	0.41
24:CY:75:C:C5	25:CZ:232:THR:CB	3.01	0.41
25:CZ:103:ILE:O	25:CZ:103:ILE:HG22	2.21	0.41
25:CZ:389:ARG:HG2	25:CZ:389:ARG:NH1	2.35	0.41
26:D0:7:LEU:HD13	49:DQ:85:LYS:CD	2.49	0.41
26:D0:33:ALA:O	36:DA:2353:G:H1'	2.21	0.41
28:D2:6:VAL:HG21	28:D2:59:ARG:HH21	1.86	0.41
31:D5:56:LYS:HE2	31:D5:59:GLU:OE2	2.20	0.41
34:D8:50:LEU:H	34:D8:53:PRO:HG3	1.85	0.41
36:DA:252:G:OP2	48:DP:50:ARG:NH2	2.45	0.41
36:DA:366:C:H5	36:DA:403:U:HO2'	1.67	0.41
36:DA:696:G:H2'	36:DA:696:G:N3	2.35	0.41
36:DA:764:A:H3'	36:DA:765:G:H5'	2.03	0.41
36:DA:1059:G:N7	36:DA:1060:U:C4	2.89	0.41
36:DA:1367:A:C5	36:DA:1368:G:H1'	2.56	0.41
36:DA:1541:G:O2'	36:DA:1542:A:P	2.79	0.41
36:DA:1658:C:C2	36:DA:1659:U:C5	3.09	0.41
36:DA:2012:G:H4'	55:DW:96:ILE:CD1	2.29	0.41
36:DA:2239:G:H5'	39:DD:251:GLY:CA	2.51	0.41
36:DA:2572:A:N7	40:DE:145:LYS:CG	2.84	0.41
36:DA:2779:U:H5'	36:DA:2780:G:O5'	2.21	0.41
37:DB:40:U:H3'	37:DB:41:U:C5'	2.45	0.41
38:DC:75:LEU:CG	38:DC:113:VAL:HG22	2.51	0.41
38:DC:163:PHE:CE1	38:DC:196:LEU:HD23	2.55	0.41
39:DD:3:VAL:HG23	39:DD:200:ASP:OD2	2.20	0.41
40:DE:37:ARG:HA	40:DE:42:ASP:OD2	2.20	0.41
40:DE:126:PRO:C	40:DE:128:SER:N	2.74	0.41
41:DF:129:PHE:CD2	41:DF:163:VAL:HG21	2.55	0.41
42:DG:14:GLU:HA	42:DG:17:PRO:CG	2.51	0.41
43:DH:76:VAL:C	43:DH:78:GLY:N	2.75	0.41
43:DH:80:SER:O	43:DH:81:GLU:HB2	2.21	0.41
43:DH:163:TYR:N	43:DH:163:TYR:HD1	2.19	0.41
46:DN:60:ILE:HG22	46:DN:61:ARG:O	2.21	0.41
46:DN:129:PRO:O	46:DN:130:HIS:CB	2.62	0.41
48:DP:12:ALA:O	48:DP:13:ASN:O	2.39	0.41
49:DQ:22:LYS:H	58:DZ:78:LYS:HZ1	1.69	0.41
54:DV:46:VAL:O	54:DV:46:VAL:HG13	2.21	0.41
56:DX:12:VAL:HG21	56:DX:21:PHE:HZ	1.86	0.41
1:AA:160:A:H2'	1:AA:161:A:O4'	2.21	0.40

Continued on next page...

Continued from previous page...

Atom-1	Atom-2	Interatomic distance (Å)	Clash overlap (Å)
1:AA:338:A:H2'	1:AA:339:C:C6	2.56	0.40
1:AA:398:C:H2'	1:AA:399:G:H8	1.87	0.40
1:AA:731:G:H5'	1:AA:766:A:H4'	2.02	0.40
1:AA:926:G:O2'	23:AX:16:A:N3	2.46	0.40
1:AA:1251:A:H2'	1:AA:1252:A:C8	2.55	0.40
1:AA:1331:G:OP2	13:AM:23:TYR:CD2	2.74	0.40
3:AC:53:ALA:O	3:AC:54:ARG:HB2	2.21	0.40
3:AC:106:VAL:O	3:AC:106:VAL:CG2	2.70	0.40
3:AC:139:GLN:HE22	3:AC:170:GLN:HE22	1.67	0.40
4:AD:174:LEU:CD2	4:AD:185:PHE:HA	2.50	0.40
8:AH:6:ILE:N	8:AH:6:ILE:CD1	2.84	0.40
8:AH:41:ARG:NH1	8:AH:123:GLU:OE2	2.53	0.40
10:AJ:48:THR:OG1	10:AJ:62:HIS:CD2	2.72	0.40
11:AK:21:ILE:HD13	11:AK:94:ALA:HB3	2.03	0.40
15:AO:39:LEU:O	15:AO:42:HIS:HB3	2.21	0.40
15:AO:64:ARG:HH11	15:AO:64:ARG:HG3	1.85	0.40
20:AT:99:LEU:O	20:AT:100:ILE:C	2.58	0.40
24:AY:47:U:O2'	24:AY:50:G:OP1	2.36	0.40
28:B2:43:GLN:HB3	28:B2:44:LEU:H	1.48	0.40
29:B3:54:VAL:CG1	29:B3:55:ARG:N	2.84	0.40
34:B8:23:VAL:CG1	34:B8:46:ARG:HB3	2.50	0.40
36:BA:637:A:C6	36:BA:652:C:H4'	2.56	0.40
36:BA:654(N):G:N7	36:BA:654(O):G:C4	2.89	0.40
36:BA:889:C:O2'	36:BA:890:A:P	2.80	0.40
36:BA:1097:U:O2'	36:BA:1098:A:H5'	2.20	0.40
36:BA:1568:G:P	39:BD:63:ARG:HH22	2.44	0.40
36:BA:1653:G:C5	50:BR:10:LEU:CD1	3.04	0.40
36:BA:2173:A:N3	36:BA:2173:A:C2'	2.79	0.40
36:BA:2428:G:H21	48:BP:60:MET:CE	2.34	0.40
36:BA:2712:U:O2	36:BA:2712:U:H5'	2.20	0.40
36:BA:2807:G:C2'	36:BA:2808:U:H5''	2.50	0.40
36:BA:2842:G:C2	36:BA:2876:G:C2	3.09	0.40
37:BB:31:C:H4'	42:BG:29:TRP:HZ2	1.86	0.40
37:BB:87:G:N2	37:BB:89:G:H3'	2.36	0.40
38:BC:192:PHE:O	38:BC:192:PHE:CG	2.73	0.40
40:BE:159:HIS:HE1	40:BE:162:ALA:HB3	1.85	0.40
40:BE:184:VAL:HG12	40:BE:185:LYS:N	2.36	0.40
41:BF:39:TRP:CZ2	41:BF:106:ARG:HD3	2.56	0.40
42:BG:52:ILE:HD13	42:BG:52:ILE:H	1.87	0.40
42:BG:125:PHE:HB3	42:BG:131:TYR:HD1	1.86	0.40
42:BG:135:LEU:HD22	42:BG:140:ILE:HD13	2.03	0.40

Continued on next page...

Continued from previous page...

Atom-1	Atom-2	Interatomic distance (Å)	Clash overlap (Å)
43:BH:167:GLU:CB	43:BH:168:PRO:HD2	2.51	0.40
45:BK:30:UNK:O	45:BK:31:UNK:O	2.38	0.40
48:BP:28:GLY:O	48:BP:29:LYS:HB2	2.21	0.40
48:BP:96:THR:HG22	48:BP:126:VAL:CG2	2.51	0.40
49:BQ:35:VAL:HA	49:BQ:101:ARG:O	2.20	0.40
49:BQ:52:VAL:HA	49:BQ:55:VAL:CG1	2.52	0.40
50:BR:29:LEU:HD11	50:BR:52:ILE:CD1	2.45	0.40
51:BS:93:LYS:O	51:BS:95:HIS:HB3	2.20	0.40
52:BT:19:LEU:HD22	52:BT:85:LYS:HD3	2.02	0.40
54:BV:21:ARG:CG	54:BV:91:TYR:CD2	3.02	0.40
56:BX:64:LYS:HE2	56:BX:73:ARG:NE	2.36	0.40
58:BZ:99:TYR:HA	58:BZ:124:ILE:O	2.22	0.40
1:CA:265:G:C2'	1:CA:266:G:H5''	2.47	0.40
1:CA:509:A:H5'	4:CD:54:TYR:CD2	2.55	0.40
1:CA:818:G:HO2'	1:CA:820:U:H6	1.68	0.40
1:CA:1283:G:O2'	1:CA:1284:C:OP2	2.40	0.40
1:CA:1313:U:OP1	19:CS:6:LYS:HB2	2.21	0.40
2:CB:61:LEU:CD2	2:CB:68:ILE:CG1	2.99	0.40
4:CD:23:GLY:O	4:CD:27:TYR:HD2	2.03	0.40
7:CG:88:PRO:CB	7:CG:145:ALA:HB1	2.51	0.40
12:CL:7:ILE:HG21	17:CQ:34:LYS:HB2	2.04	0.40
13:CM:94:ARG:HE	19:CS:81:ARG:C	2.24	0.40
16:CP:21:VAL:O	16:CP:21:VAL:CG2	2.66	0.40
16:CP:58:TYR:CD1	16:CP:58:TYR:C	2.94	0.40
21:CU:2:GLY:O	21:CU:4:GLY:N	2.53	0.40
22:CW:71:G:O2'	22:CW:72:C:H5'	2.21	0.40
25:CZ:229:PHE:O	25:CZ:236:THR:HA	2.21	0.40
28:D2:34:GLU:HA	28:D2:37:PHE:CG	2.54	0.40
30:D4:9:LEU:HA	30:D4:26:SER:O	2.22	0.40
32:D6:12:GLU:HA	32:D6:23:THR:HB	2.04	0.40
32:D6:44:ARG:HA	32:D6:44:ARG:HD2	1.87	0.40
36:DA:79:G:H2'	36:DA:80:G:C8	2.55	0.40
36:DA:271(F):C:H2'	36:DA:271(G):C:O4'	2.21	0.40
36:DA:302:C:O2'	36:DA:303:U:H5'	2.20	0.40
36:DA:494:G:H2'	36:DA:494:G:N3	2.36	0.40
36:DA:1011:G:OP1	53:DU:75:ASN:HB2	2.21	0.40
36:DA:1041:G:C2'	36:DA:1042:G:H5'	2.51	0.40
36:DA:1402:C:O2'	36:DA:1403:C:H5'	2.21	0.40
36:DA:1860:G:H1	36:DA:1882:C:H42	1.69	0.40
36:DA:2713:A:C3'	36:DA:2714:G:C5'	2.99	0.40
36:DA:2893:G:H5'	36:DA:2894:G:C5'	2.50	0.40

Continued on next page...

Continued from previous page...

Atom-1	Atom-2	Interatomic distance (Å)	Clash overlap (Å)
39:DD:21:PHE:HB3	39:DD:24:ILE:CG2	2.51	0.40
40:DE:165:VAL:HG12	40:DE:166:THR:N	2.35	0.40
40:DE:201:THR:OG1	40:DE:202:LYS:N	2.54	0.40
42:DG:43:LEU:HB3	42:DG:45:GLU:HB2	2.03	0.40
46:DN:68:GLU:HG2	46:DN:88:GLU:OE1	2.20	0.40
47:DO:87:ILE:HG21	47:DO:91:LEU:HA	1.98	0.40
48:DP:24:GLY:CA	48:DP:33:ARG:HH12	2.30	0.40
48:DP:31:ALA:C	48:DP:33:ARG:N	2.74	0.40
48:DP:58:THR:C	48:DP:61:ARG:CZ	2.90	0.40
49:DQ:22:LYS:H	58:DZ:78:LYS:NZ	2.18	0.40
50:DR:96:ARG:NH2	50:DR:117:VAL:HG23	2.37	0.40
52:DT:102:ILE:C	52:DT:102:ILE:HD12	2.42	0.40
54:DV:61:VAL:O	54:DV:63:GLY:N	2.53	0.40
56:DX:64:LYS:HE2	56:DX:73:ARG:NE	2.36	0.40
57:DY:43:ASN:HA	57:DY:64:GLU:C	2.42	0.40
1:AA:58:C:O2	1:AA:58:C:H2'	2.21	0.40
1:AA:1123:A:H4'	10:AJ:36:GLY:HA3	2.03	0.40
1:AA:1304:G:C6	1:AA:1305:G:C6	3.09	0.40
1:AA:1314:C:H2'	1:AA:1315:U:C6	2.57	0.40
1:AA:1417:G:C6	1:AA:1482:G:C6	3.10	0.40
1:AA:1435:G:H2'	1:AA:1436:U:C5	2.52	0.40
2:AB:142:LEU:HD23	2:AB:142:LEU:C	2.41	0.40
3:AC:94:LEU:HD12	3:AC:94:LEU:C	2.41	0.40
6:AF:8:ILE:HG23	6:AF:85:VAL:HG13	2.02	0.40
6:AF:11:ASN:O	6:AF:14:LEU:HD23	2.21	0.40
12:AL:8:ASN:O	12:AL:12:ARG:HG3	2.22	0.40
12:AL:32:PHE:CB	12:AL:84:LEU:HD11	2.51	0.40
15:AO:5:LYS:HA	15:AO:5:LYS:HD2	1.88	0.40
19:AS:25:LYS:O	19:AS:26:GLY:C	2.60	0.40
20:AT:36:LEU:HD12	20:AT:59:ALA:CB	2.51	0.40
22:AV:68:C:H2'	22:AV:69:G:H5'	2.03	0.40
25:AZ:14:VAL:HG23	25:AZ:79:HIS:CD2	2.56	0.40
25:AZ:166:ASP:O	25:AZ:167:GLU:CB	2.69	0.40
25:AZ:171:ILE:HG13	25:AZ:202:LEU:HA	2.02	0.40
25:AZ:229:PHE:O	25:AZ:236:THR:HA	2.21	0.40
29:B3:26:LEU:HB2	29:B3:28:LEU:HD12	2.04	0.40
34:B8:37:SER:O	34:B8:38:GLY:C	2.58	0.40
36:BA:176:G:C2'	36:BA:177:G:H5'	2.50	0.40
36:BA:271(F):C:H2'	36:BA:271(G):C:O4'	2.21	0.40
36:BA:719:C:H2'	36:BA:720:C:C6	2.57	0.40
36:BA:1023:U:C2'	36:BA:1024:G:H5'	2.51	0.40

Continued on next page...

Continued from previous page...

Atom-1	Atom-2	Interatomic distance (Å)	Clash overlap (Å)
36:BA:1341:U:O4'	56:BX:57:LEU:HG	2.21	0.40
36:BA:1751:C:H2'	36:BA:1752:C:C6	2.57	0.40
36:BA:1947:C:C3'	36:BA:1948:G:C5'	3.00	0.40
36:BA:2207:G:O2'	36:BA:2208:A:H5''	2.22	0.40
36:BA:2308:G:C2	36:BA:2309:A:N6	2.89	0.40
36:BA:2320:A:C2	36:BA:2333:A:C8	3.10	0.40
36:BA:2585:U:O2	36:BA:2585:U:O4'	2.39	0.40
37:BB:48:A:H4'	51:BS:95:HIS:CD2	2.54	0.40
38:BC:79:LYS:HB2	38:BC:118:ASP:OD2	2.21	0.40
39:BD:97:TYR:HE1	39:BD:103:ARG:HB2	1.85	0.40
39:BD:186:HIS:HD2	39:BD:188:GLU:N	2.10	0.40
39:BD:224:ALA:O	39:BD:225:ALA:CB	2.65	0.40
40:BE:93:VAL:C	40:BE:95:ILE:N	2.75	0.40
42:BG:52:ILE:CG1	42:BG:53:LEU:N	2.84	0.40
42:BG:73:ALA:N	42:BG:87:PRO:HG2	2.18	0.40
47:BO:90:GLN:O	47:BO:91:LEU:HB2	2.22	0.40
48:BP:83:VAL:HG13	48:BP:83:VAL:O	2.21	0.40
49:BQ:110:THR:O	49:BQ:111:GLU:C	2.58	0.40
50:BR:12:ARG:HH11	50:BR:12:ARG:CG	2.33	0.40
50:BR:38:VAL:O	50:BR:42:LYS:HB2	2.21	0.40
54:BV:47:VAL:O	54:BV:49:THR:N	2.54	0.40
57:BY:12:THR:CG2	57:BY:13:VAL:N	2.84	0.40
58:BZ:165:VAL:HB	58:BZ:166:SER:H	1.42	0.40
1:CA:781:A:H2'	1:CA:782:A:H5'	2.03	0.40
3:CC:106:VAL:O	3:CC:106:VAL:CG2	2.68	0.40
4:CD:157:LEU:O	4:CD:159:ARG:N	2.54	0.40
4:CD:174:LEU:CD2	4:CD:185:PHE:HA	2.51	0.40
5:CE:112:LEU:HD23	5:CE:112:LEU:HA	1.73	0.40
6:CF:11:ASN:CB	6:CF:14:LEU:HD23	2.48	0.40
17:CQ:10:VAL:CG2	17:CQ:53:LEU:HA	2.51	0.40
22:CW:18:G:O4'	22:CW:58:A:C2	2.74	0.40
22:CW:58:A:C5	22:CW:61:C:C4	3.09	0.40
22:CW:60:U:O2	22:CW:60:U:H2'	2.21	0.40
24:CY:41:C:H6	24:CY:41:C:C5'	2.25	0.40
24:CY:44:G:H1'	24:CY:45:U:C6	2.56	0.40
25:CZ:124:ARG:HG3	25:CZ:124:ARG:NH1	2.36	0.40
25:CZ:378:VAL:O	25:CZ:380:LEU:HG	2.20	0.40
26:D0:42:GLY:HA3	36:DA:2331:G:C1'	2.52	0.40
26:D0:50:ASN:C	26:D0:62:LEU:CD2	2.90	0.40
27:D1:45:ASN:HD21	27:D1:47:GLN:HE22	1.69	0.40
28:D2:62:THR:HG23	36:DA:72:U:C2	2.55	0.40

Continued on next page...

Continued from previous page...

Atom-1	Atom-2	Interatomic distance (Å)	Clash overlap (Å)
34:D8:23:VAL:CG1	34:D8:46:ARG:HB3	2.51	0.40
34:D8:49:VAL:HG11	34:D8:52:LYS:HB3	2.03	0.40
35:D9:19:ARG:NH1	36:DA:2755:C:C2	2.88	0.40
36:DA:271(F):C:C2'	36:DA:271(G):C:H5'	2.50	0.40
36:DA:271(N):U:H5'	36:DA:271(O):C:H5	1.86	0.40
36:DA:391:G:O2'	36:DA:392:C:H5'	2.21	0.40
36:DA:408:G:C5	36:DA:409:C:C5	3.10	0.40
36:DA:444:C:H4'	41:DF:49:ALA:HB2	2.03	0.40
36:DA:651:G:H2'	36:DA:652:C:C5'	2.49	0.40
36:DA:674:G:H1'	41:DF:74:ARG:HD3	1.98	0.40
36:DA:1291:C:H2'	36:DA:1292:U:C6	2.56	0.40
36:DA:1682:G:H2'	36:DA:1683:C:H6	1.85	0.40
36:DA:1710:C:H2'	36:DA:1711:C:C6	2.57	0.40
36:DA:1740:G:H4'	36:DA:1741:A:OP1	2.21	0.40
36:DA:1821:A:H2'	36:DA:1822:G:H8	1.85	0.40
36:DA:1947:C:C3'	36:DA:1948:G:C5'	2.99	0.40
36:DA:2262:U:H2'	36:DA:2263:C:C6	2.51	0.40
36:DA:2481:G:C2'	36:DA:2482:G:OP2	2.69	0.40
36:DA:2863:C:C5	36:DA:2864:G:N7	2.89	0.40
36:DA:2881:C:C2	36:DA:2882:A:C8	3.09	0.40
39:DD:147:LEU:HD13	39:DD:155:LEU:CD1	2.50	0.40
40:DE:167:VAL:CG1	40:DE:189:PRO:HD3	2.44	0.40
41:DF:132:VAL:O	41:DF:133:ASN:HB2	2.22	0.40
42:DG:107:LEU:HD23	42:DG:107:LEU:H	1.86	0.40
46:DN:38:HIS:ND1	46:DN:39:ARG:N	2.70	0.40
46:DN:107:LEU:HB3	46:DN:108:PRO:CD	2.45	0.40
48:DP:18:ARG:O	48:DP:19:VAL:C	2.60	0.40
48:DP:88:LEU:C	48:DP:90:ARG:H	2.25	0.40
49:DQ:1:MET:O	49:DQ:2:LEU:HB2	2.20	0.40
49:DQ:64:ILE:CG2	49:DQ:65:PHE:N	2.83	0.40
49:DQ:97:VAL:HG21	49:DQ:103:MET:CE	2.52	0.40
52:DT:33:LYS:HZ2	52:DT:74:ARG:HH21	1.69	0.40
52:DT:126:ALA:O	52:DT:128:GLU:N	2.49	0.40
54:DV:5:VAL:HG23	54:DV:37:VAL:O	2.21	0.40
54:DV:28:GLU:O	54:DV:61:VAL:CG2	2.70	0.40
55:DW:64:MET:HE2	55:DW:109:GLU:HG3	2.03	0.40
58:DZ:148:ASP:O	58:DZ:149:SER:OG	2.33	0.40
1:AA:51:A:H4'	1:AA:52:G:C5'	2.52	0.40
1:AA:227:G:H2'	1:AA:228:A:O4'	2.21	0.40
1:AA:267:C:P	17:AQ:67:LYS:HB2	2.61	0.40
1:AA:383:A:C2'	1:AA:384:G:H5'	2.51	0.40

Continued on next page...

Continued from previous page...

Atom-1	Atom-2	Interatomic distance (Å)	Clash overlap (Å)
1:AA:511:C:HO2'	1:AA:512:U:H6	1.65	0.40
1:AA:858:G:C8	1:AA:858:G:C4'	3.05	0.40
1:AA:1211:U:H1'	1:AA:1213:A:C2	2.55	0.40
1:AA:1316:G:N1	1:AA:1319:A:OP2	2.47	0.40
1:AA:1429:C:H2'	1:AA:1430:C:C6	2.56	0.40
2:AB:104:ASN:O	2:AB:108:ILE:HG12	2.22	0.40
2:AB:118:LEU:HD13	2:AB:142:LEU:HB2	2.02	0.40
2:AB:200:ILE:HG22	2:AB:201:ILE:N	2.35	0.40
3:AC:3:ASN:O	3:AC:4:LYS:HB2	2.21	0.40
3:AC:99:VAL:O	3:AC:99:VAL:HG23	2.21	0.40
4:AD:149:ALA:O	4:AD:153:ARG:HG3	2.22	0.40
7:AG:54:THR:HG22	7:AG:55:GLY:N	2.35	0.40
8:AH:111:ILE:C	8:AH:112:LEU:HD23	2.41	0.40
10:AJ:16:LEU:HD23	10:AJ:94:VAL:HG13	2.04	0.40
11:AK:91:ARG:HD2	11:AK:91:ARG:C	2.41	0.40
13:AM:89:GLY:C	13:AM:91:ARG:N	2.74	0.40
19:AS:42:PRO:O	19:AS:44:MET:N	2.51	0.40
22:AW:74:C:O2'	22:AW:75:C:H5'	2.21	0.40
23:AX:12:A:C2'	23:AX:13:A:O5'	2.69	0.40
25:AZ:69:GLU:OE1	25:AZ:273:HIS:CD2	2.75	0.40
27:B1:59:THR:O	27:B1:91:LYS:NZ	2.54	0.40
29:B3:31:LEU:C	29:B3:33:GLN:N	2.74	0.40
29:B3:50:VAL:O	29:B3:52:HIS:N	2.54	0.40
31:B5:44:THR:HG22	31:B5:45:VAL:N	2.35	0.40
32:B6:20:ASN:O	32:B6:21:TYR:CG	2.74	0.40
33:B7:30:VAL:HG22	33:B7:33:ARG:NH2	2.37	0.40
36:BA:17:G:H2'	36:BA:18:C:C6	2.56	0.40
36:BA:80:G:H2'	36:BA:81:G:H8	1.86	0.40
36:BA:598:G:H5'	48:BP:15:ARG:CB	2.50	0.40
36:BA:605:C:C4	36:BA:606:U:C5	3.10	0.40
36:BA:825:C:H2'	36:BA:826:U:O4'	2.21	0.40
36:BA:871:U:O2	36:BA:871:U:H2'	2.20	0.40
36:BA:916:G:C2'	36:BA:917:A:H5''	2.52	0.40
36:BA:984:A:H5''	36:BA:985:C:C5	2.45	0.40
36:BA:1131:G:O2'	36:BA:1132:A:H8	2.03	0.40
36:BA:1361:G:O2'	36:BA:1362:C:H5'	2.21	0.40
36:BA:1952:A:C2	47:BO:22:ILE:HG23	2.55	0.40
36:BA:2149:G:O2'	36:BA:2150:U:H5'	2.21	0.40
36:BA:2182:G:O2'	36:BA:2183:C:H5'	2.21	0.40
36:BA:2523:G:O2'	36:BA:2524:G:H5''	2.20	0.40
36:BA:2693:A:H2'	36:BA:2694:G:H8	1.86	0.40

Continued on next page...

Continued from previous page...

Atom-1	Atom-2	Interatomic distance (Å)	Clash overlap (Å)
37:BB:21:G:C2'	37:BB:22:U:H5'	2.51	0.40
38:BC:21:THR:OG1	38:BC:24:GLU:HG3	2.21	0.40
39:BD:158:ALA:O	39:BD:161:THR:HG23	2.21	0.40
40:BE:51:PHE:CG	40:BE:52:LEU:N	2.90	0.40
40:BE:69:LYS:CE	40:BE:89:ASP:HA	2.52	0.40
40:BE:142:GLY:O	40:BE:143:ASN:ND2	2.54	0.40
41:BF:9:ILE:H	41:BF:9:ILE:HG13	1.72	0.40
42:BG:67:LYS:HA	42:BG:68:PRO:HD3	1.79	0.40
42:BG:114:ILE:O	42:BG:114:ILE:HG12	2.20	0.40
43:BH:103:LEU:CB	43:BH:123:PHE:HD2	2.24	0.40
44:BJ:102:UNK:C	44:BJ:104:UNK:H	2.34	0.40
48:BP:100:LEU:C	48:BP:100:LEU:HD13	2.41	0.40
48:BP:110:TYR:O	48:BP:111:ARG:C	2.59	0.40
54:BV:24:LYS:HG3	54:BV:90:PRO:HB2	2.03	0.40
56:BX:45:THR:O	56:BX:47:PHE:N	2.54	0.40
57:BY:8:LYS:HG2	57:BY:72:VAL:HG23	2.04	0.40
1:CA:135:C:H2'	1:CA:136:C:H5'	2.02	0.40
1:CA:189(F):U:O2	17:CQ:63:ARG:NH2	2.54	0.40
1:CA:515:G:H2'	1:CA:516:U:O4'	2.21	0.40
1:CA:552:U:O2	12:CL:31:PRO:HB3	2.20	0.40
1:CA:1032:G:H2'	1:CA:1033:G:C8	2.56	0.40
1:CA:1402:C:H2'	1:CA:1403:C:O4'	2.22	0.40
3:CC:60:ALA:N	3:CC:63:ASN:OD1	2.54	0.40
4:CD:15:GLU:HG2	4:CD:63:LYS:HG3	2.03	0.40
10:CJ:3:LYS:HG2	10:CJ:75:ILE:O	2.21	0.40
12:CL:8:ASN:O	12:CL:12:ARG:HG3	2.21	0.40
14:CN:33:VAL:HA	14:CN:40:CYS:HA	2.03	0.40
15:CO:16:ALA:C	15:CO:18:PHE:N	2.74	0.40
19:CS:16:LEU:C	19:CS:19:VAL:H	2.24	0.40
24:CY:40:C:C2'	24:CY:41:C:C5'	2.94	0.40
28:D2:66:GLU:CD	28:D2:67:LYS:N	2.74	0.40
32:D6:5:VAL:HB	32:D6:8:LYS:CB	2.52	0.40
32:D6:32:ASN:O	32:D6:33:LYS:CG	2.69	0.40
35:D9:10:ILE:O	35:D9:11:CYS:CB	2.68	0.40
36:DA:455:C:N3	36:DA:472:A:H2'	2.36	0.40
36:DA:559:G:N2	53:DU:49:HIS:CD2	2.89	0.40
36:DA:581:C:P	53:DU:33:ARG:HG3	2.62	0.40
36:DA:724:U:O2'	36:DA:725:G:H5'	2.22	0.40
36:DA:826:U:H4'	48:DP:55:ARG:HB3	2.03	0.40
36:DA:875:G:H4'	58:DZ:170:THR:OG1	2.21	0.40
36:DA:993:G:C6	36:DA:1162:G:C6	3.10	0.40

Continued on next page...

Continued from previous page...

Atom-1	Atom-2	Interatomic distance (Å)	Clash overlap (Å)
36:DA:1081:U:H2'	36:DA:1082:U:H6	1.87	0.40
36:DA:1142(A):A:H4'	46:DN:25:ARG:HH22	1.85	0.40
36:DA:1292:U:H2'	36:DA:1293:C:C6	2.56	0.40
36:DA:1462:C:H4'	36:DA:2703:C:O4'	2.20	0.40
36:DA:1666:G:H1'	47:DO:3:GLN:NE2	2.36	0.40
36:DA:2547:U:H2'	36:DA:2548:G:C8	2.56	0.40
37:DB:87:G:N2	37:DB:89:G:H3'	2.36	0.40
38:DC:34:THR:O	38:DC:34:THR:CG2	2.68	0.40
38:DC:161:ILE:O	38:DC:161:ILE:HD12	2.21	0.40
39:DD:27:THR:HG21	39:DD:81:ALA:HB3	2.03	0.40
39:DD:76:PRO:HG2	39:DD:98:VAL:HG21	2.02	0.40
41:DF:101:LEU:CD1	41:DF:102:PRO:HD2	2.44	0.40
41:DF:107:LYS:HA	41:DF:107:LYS:HD3	1.96	0.40
43:DH:157:TYR:O	43:DH:158:HIS:CB	2.70	0.40
46:DN:57:ALA:O	46:DN:58:ASP:O	2.38	0.40
53:DU:90:VAL:CG1	53:DU:91:ASP:H	2.24	0.40
54:DV:5:VAL:HG21	54:DV:35:LEU:HG	2.02	0.40
54:DV:5:VAL:CG2	54:DV:6:LYS:N	2.84	0.40
54:DV:34:GLU:CG	54:DV:58:VAL:HG22	2.49	0.40
57:DY:39:VAL:HG12	57:DY:40:GLU:N	2.36	0.40
1:AA:125:U:H2'	1:AA:126:G:C8	2.56	0.40
1:AA:373:A:O2'	1:AA:374:A:H5'	2.21	0.40
1:AA:617:G:H1	1:AA:623:C:H42	1.69	0.40
1:AA:1431:C:C2'	1:AA:1432:G:H5'	2.52	0.40
2:AB:8:LYS:C	2:AB:10:LEU:N	2.74	0.40
2:AB:230:VAL:HG23	2:AB:231:GLU:N	2.36	0.40
3:AC:36:ASP:OD1	3:AC:57:ILE:HG21	2.21	0.40
4:AD:127:THR:HB	4:AD:147:ALA:O	2.21	0.40
4:AD:196:LEU:C	4:AD:198:VAL:H	2.25	0.40
6:AF:22:GLU:C	6:AF:24:GLU:N	2.75	0.40
9:AI:52:ALA:HB3	9:AI:95:LYS:HZ3	1.86	0.40
15:AO:16:ALA:C	15:AO:18:PHE:N	2.74	0.40
25:AZ:176:LEU:HB2	60:AZ:501:GDP:C5	2.57	0.40
28:B2:60:LEU:HD23	28:B2:60:LEU:HA	1.94	0.40
32:B6:25:LYS:CE	34:B8:34:TRP:HZ2	2.34	0.40
32:B6:48:VAL:O	32:B6:49:HIS:HB2	2.21	0.40
33:B7:48:LYS:HB3	33:B7:48:LYS:HE2	1.90	0.40
34:B8:4:MET:CE	36:BA:592:G:H21	2.34	0.40
36:BA:248:G:H5'	36:BA:250:G:N7	2.37	0.40
36:BA:780:G:H2'	36:BA:782:A:N7	2.36	0.40
36:BA:847:U:H2'	36:BA:848:G:H5''	2.04	0.40

Continued on next page...

Continued from previous page...

Atom-1	Atom-2	Interatomic distance (Å)	Clash overlap (Å)
36:BA:1424:G:H2'	36:BA:1425:G:O4'	2.21	0.40
36:BA:2106:G:C5	36:BA:2107:C:N3	2.89	0.40
36:BA:2467:C:C4'	49:BQ:123:HIS:ND1	2.84	0.40
36:BA:2735:G:H2'	36:BA:2736:G:C8	2.56	0.40
36:BA:2738:A:H2'	36:BA:2739:U:O5'	2.21	0.40
38:BC:6:ARG:HH11	38:BC:34:THR:HB	1.87	0.40
39:BD:33:LEU:HB3	39:BD:34:VAL:H	1.58	0.40
40:BE:101:ARG:HD2	40:BE:169:ASN:O	2.22	0.40
43:BH:44:VAL:CG1	43:BH:45:VAL:H	2.33	0.40
43:BH:72:ILE:O	43:BH:75:ALA:N	2.54	0.40
43:BH:154:PRO:HB2	43:BH:155:SER:H	1.58	0.40
49:BQ:1:MET:O	49:BQ:2:LEU:HB2	2.21	0.40
52:BT:62:THR:HA	52:BT:74:ARG:O	2.21	0.40
53:BU:10:ARG:O	53:BU:12:ARG:N	2.54	0.40
57:BY:91:GLU:HG2	57:BY:92:ASN:N	2.36	0.40
58:BZ:97:GLU:HA	58:BZ:127:LYS:HA	2.02	0.40
1:CA:130:A:H1'	1:CA:263:A:O2'	2.20	0.40
1:CA:190:U:O2'	1:CA:191:G:H5'	2.21	0.40
1:CA:858:G:N1	1:CA:869:G:N7	2.69	0.40
1:CA:865:A:O2'	1:CA:866:C:H5'	2.21	0.40
1:CA:1245:A:H2'	1:CA:1246:C:C6	2.56	0.40
1:CA:1312:G:O2'	1:CA:1313:U:H5'	2.21	0.40
1:CA:1331:G:OP2	13:CM:23:TYR:CD2	2.74	0.40
2:CB:69:LEU:HB2	2:CB:159:PRO:HG2	2.03	0.40
3:CC:22:TRP:CH2	3:CC:32:LEU:HB2	2.57	0.40
3:CC:195:VAL:HG12	3:CC:196:LEU:N	2.36	0.40
13:CM:3:ARG:CB	42:DG:113:ARG:HH22	2.34	0.40
16:CP:75:ARG:HG3	16:CP:75:ARG:HH11	1.85	0.40
17:CQ:17:LYS:HA	17:CQ:49:GLU:HG2	2.03	0.40
22:CW:44:G:C2'	22:CW:45:U:OP1	2.70	0.40
25:CZ:5:PHE:HD1	25:CZ:5:PHE:O	2.04	0.40
25:CZ:87:ASP:C	25:CZ:88:TYR:HD1	2.25	0.40
25:CZ:277:LEU:CD1	25:CZ:279:GLU:N	2.84	0.40
25:CZ:323:LEU:CD1	25:CZ:396:GLY:HA2	2.51	0.40
25:CZ:378:VAL:O	25:CZ:380:LEU:N	2.55	0.40
26:D0:10:THR:CG2	26:D0:12:ASN:HB2	2.51	0.40
26:D0:27:GLU:OE2	26:D0:69:PHE:HB2	2.22	0.40
26:D0:41:ARG:O	26:D0:42:GLY:O	2.40	0.40
28:D2:29:LYS:HE3	28:D2:32:LEU:CD2	2.51	0.40
29:D3:54:VAL:CG1	29:D3:55:ARG:N	2.84	0.40
32:D6:15:GLU:CG	32:D6:18:ARG:CZ	3.00	0.40

Continued on next page...

Continued from previous page...

Atom-1	Atom-2	Interatomic distance (Å)	Clash overlap (Å)
35:D9:29:ASN:C	35:D9:31:LYS:H	2.25	0.40
36:DA:406:G:H8	36:DA:406:G:O5'	2.05	0.40
36:DA:581:C:OP1	53:DU:33:ARG:HG3	2.21	0.40
36:DA:593:G:H2'	36:DA:594:U:C6	2.56	0.40
36:DA:688:U:H5'	36:DA:1780:A:C2	2.56	0.40
36:DA:710:G:H2'	36:DA:711:G:C8	2.57	0.40
36:DA:1106:G:O2'	36:DA:1107:G:H5'	2.22	0.40
36:DA:1635:G:H2'	36:DA:1636:C:C6	2.56	0.40
36:DA:2223:G:H2'	36:DA:2224:G:C5'	2.52	0.40
36:DA:2781:A:H5'	36:DA:2782:G:C5'	2.50	0.40
36:DA:2825:C:H2'	36:DA:2826:A:H5'	2.04	0.40
39:DD:97:TYR:HE1	39:DD:103:ARG:HB2	1.86	0.40
40:DE:24:THR:HG21	40:DE:188:VAL:CG1	2.51	0.40
41:DF:32:LEU:CD2	41:DF:105:VAL:HG13	2.48	0.40
41:DF:34:TRP:HB2	48:DP:10:PRO:HB2	2.04	0.40
41:DF:108:LYS:HD3	41:DF:108:LYS:H	1.85	0.40
41:DF:123:LEU:HD12	41:DF:124:LEU:N	2.35	0.40
42:DG:51:ARG:NH2	42:DG:52:ILE:HD11	2.36	0.40
47:DO:19:ILE:HG22	47:DO:43:VAL:HA	2.03	0.40
49:DQ:138:ASP:C	49:DQ:139:GLU:OE1	2.60	0.40
50:DR:41:ALA:O	50:DR:42:LYS:C	2.60	0.40
51:DS:66:ALA:O	51:DS:69:VAL:HG12	2.22	0.40
58:DZ:76:LEU:HD23	58:DZ:76:LEU:HA	1.85	0.40
58:DZ:115:GLY:HA2	58:DZ:176:PRO:HA	2.03	0.40
58:DZ:119:GLU:C	58:DZ:120:ILE:O	2.58	0.40
1:AA:189(C):C:H2'	1:AA:189(D):C:O4'	2.22	0.40
1:AA:256:U:H2'	1:AA:257:G:C8	2.57	0.40
1:AA:827:U:C2	1:AA:870:U:C4	3.10	0.40
1:AA:1148:U:O4'	9:AI:16:ARG:HD3	2.20	0.40
1:AA:1245:A:H2'	1:AA:1246:C:C6	2.56	0.40
1:AA:1442(B):A:N7	52:BT:118:ARG:CD	2.84	0.40
2:AB:193:ASP:O	2:AB:193:ASP:OD1	2.39	0.40
2:AB:204:ASN:HD22	2:AB:204:ASN:C	2.23	0.40
6:AF:40:VAL:HG13	6:AF:40:VAL:O	2.22	0.40
7:AG:88:PRO:HB2	7:AG:145:ALA:HB1	2.03	0.40
9:AI:33:PHE:CE2	9:AI:47:LEU:HD21	2.57	0.40
11:AK:38:ASN:N	11:AK:38:ASN:ND2	2.66	0.40
13:AM:94:ARG:HE	19:AS:81:ARG:C	2.25	0.40
18:AR:36:ASN:OD1	18:AR:39:VAL:HG23	2.22	0.40
22:AW:9:A:H2	22:AW:45:U:C4	2.35	0.40
24:AY:66:C:H4'	25:AZ:375:ILE:HD11	2.04	0.40

Continued on next page...

Continued from previous page...

Atom-1	Atom-2	Interatomic distance (Å)	Clash overlap (Å)
25:AZ:19:HIS:CD2	25:AZ:20:VAL:O	2.62	0.40
25:AZ:214:VAL:HG13	25:AZ:214:VAL:O	2.22	0.40
28:B2:30:ARG:NH1	56:BX:5:TYR:HE2	2.20	0.40
32:B6:36:LEU:HD23	32:B6:36:LEU:C	2.42	0.40
36:BA:271(N):U:H5'	36:BA:271(O):C:H5	1.86	0.40
36:BA:332:A:H4'	36:BA:333:G:OP1	2.21	0.40
36:BA:447:A:H4'	36:BA:449:A:N7	2.37	0.40
36:BA:583:G:C5	36:BA:584:C:C5	3.10	0.40
36:BA:729:G:C6	39:BD:208:LYS:HB2	2.57	0.40
36:BA:1053:C:N4	36:BA:1107:G:N2	2.69	0.40
36:BA:1427:A:H4'	36:BA:1428:C:O4'	2.22	0.40
36:BA:1544:A:O2'	36:BA:1545:A:H5'	2.22	0.40
36:BA:2008:C:H2'	36:BA:2009:G:H8	1.87	0.40
36:BA:2160:G:C8	36:BA:2160:G:C5'	2.99	0.40
36:BA:2464:C:HO2'	36:BA:2465:C:C5'	2.33	0.40
36:BA:2662:A:H2'	36:BA:2663:G:O4'	2.21	0.40
36:BA:2771:C:H2'	36:BA:2772:C:C6	2.57	0.40
37:BB:78:A:C2	37:BB:100:A:C4	3.10	0.40
38:BC:77:ILE:HG22	38:BC:119:VAL:HG21	2.04	0.40
38:BC:79:LYS:HD3	38:BC:119:VAL:CG1	2.51	0.40
38:BC:116:THR:CG2	38:BC:147:PHE:HA	2.49	0.40
39:BD:131:LEU:HD22	39:BD:136:ILE:HD13	2.04	0.40
40:BE:3:GLY:O	40:BE:4:ILE:HB	2.21	0.40
40:BE:24:THR:HB	40:BE:186:GLY:HA2	2.03	0.40
40:BE:176:ILE:HG22	40:BE:176:ILE:O	2.20	0.40
42:BG:16:ARG:N	42:BG:17:PRO:CD	2.83	0.40
42:BG:152:LEU:O	42:BG:152:LEU:HG	2.22	0.40
46:BN:42:TRP:CD1	53:BU:63:VAL:HG11	2.57	0.40
46:BN:62:VAL:HG11	46:BN:67:LEU:HG	2.03	0.40
47:BO:28:SER:O	47:BO:29:ASN:CB	2.67	0.40
52:BT:30:VAL:HA	52:BT:44:ASP:HA	2.03	0.40
53:BU:69:CYS:HB2	53:BU:74:LEU:HD11	2.02	0.40
54:BV:35:LEU:C	54:BV:37:VAL:N	2.73	0.40
55:BW:35:ILE:C	55:BW:37:ARG:N	2.75	0.40
55:BW:55:ALA:O	55:BW:57:ASN:N	2.55	0.40
58:BZ:107:THR:HA	58:BZ:108:PRO:HD2	1.85	0.40
58:BZ:145:GLU:CG	58:BZ:146:ILE:N	2.85	0.40
1:CA:191:G:N3	20:CT:105:SER:HB2	2.36	0.40
1:CA:374:A:H2'	1:CA:375:U:H6	1.85	0.40
1:CA:538:G:H3'	12:CL:115:LYS:NZ	2.37	0.40
1:CA:695:A:H2'	1:CA:696:A:C8	2.57	0.40

Continued on next page...

Continued from previous page...

Atom-1	Atom-2	Interatomic distance (Å)	Clash overlap (Å)
1:CA:945:G:H2'	1:CA:945:G:N3	2.37	0.40
1:CA:995:C:O2'	1:CA:996:A:P	2.80	0.40
1:CA:1125:U:C1'	10:CJ:5:ARG:NH2	2.84	0.40
1:CA:1305:G:P	21:CU:2:GLY:N	2.95	0.40
1:CA:1477:C:H2'	1:CA:1478:C:C6	2.55	0.40
2:CB:127:ILE:O	2:CB:129:GLU:N	2.54	0.40
2:CB:236:TYR:O	2:CB:238:LEU:N	2.55	0.40
3:CC:148:GLY:HA3	3:CC:172:ARG:O	2.22	0.40
4:CD:100:ARG:NH2	4:CD:118:ARG:NH1	2.56	0.40
4:CD:159:ARG:O	4:CD:163:GLU:N	2.55	0.40
5:CE:45:PHE:CD2	5:CE:47:LYS:HD2	2.56	0.40
9:CI:48:GLU:N	9:CI:49:PRO:CD	2.83	0.40
10:CJ:82:ILE:HG22	10:CJ:82:ILE:O	2.22	0.40
13:CM:16:ASP:N	13:CM:16:ASP:OD1	2.53	0.40
15:CO:85:LEU:HB2	15:CO:87:ILE:HG13	2.03	0.40
16:CP:23:ASP:OD1	16:CP:24:ALA:N	2.54	0.40
18:CR:40:LEU:C	18:CR:42:ARG:N	2.75	0.40
18:CR:59:SER:OG	18:CR:62:GLU:HG3	2.20	0.40
18:CR:76:LEU:HD12	18:CR:76:LEU:HA	1.77	0.40
28:D2:29:LYS:HD3	28:D2:57:ILE:HG21	2.03	0.40
28:D2:62:THR:CG2	36:DA:76:C:O2'	2.70	0.40
29:D3:26:LEU:HB2	29:D3:28:LEU:HD12	2.03	0.40
36:DA:18:C:O2'	53:DU:23:GLY:HA2	2.21	0.40
36:DA:185:U:C2	36:DA:212:G:N2	2.90	0.40
36:DA:547:A:H2'	36:DA:548:A:H8	1.86	0.40
36:DA:605:C:H1'	36:DA:657:U:O2'	2.22	0.40
36:DA:640:C:C4	36:DA:641:C:N4	2.90	0.40
36:DA:861:A:H2'	36:DA:862:G:H5'	2.04	0.40
36:DA:1052:C:O2'	36:DA:1053:C:P	2.79	0.40
36:DA:1374:G:H2'	36:DA:1375:C:H6	1.86	0.40
36:DA:1485:G:H2'	36:DA:1486:A:H8	1.87	0.40
36:DA:1495:A:H2'	36:DA:1496:A:H2	1.85	0.40
36:DA:2144:U:H4'	36:DA:2145:C:H5	1.87	0.40
37:DB:53:A:C5	37:DB:54:G:C8	3.10	0.40
43:DH:51:ARG:O	43:DH:52:VAL:HB	2.21	0.40
43:DH:54:ARG:CB	43:DH:55:PRO:HD2	2.42	0.40
47:DO:24:VAL:HA	47:DO:39:ILE:HG22	2.03	0.40
51:DS:70:GLY:C	51:DS:72:ALA:N	2.75	0.40
51:DS:103:GLU:OE1	51:DS:103:GLU:N	2.47	0.40
52:DT:7:ILE:O	52:DT:10:VAL:HB	2.20	0.40
54:DV:16:PRO:O	54:DV:96:ILE:O	2.40	0.40

Continued on next page...

Continued from previous page...

Atom-1	Atom-2	Interatomic distance (Å)	Clash overlap (Å)
55:DW:20:VAL:HG23	55:DW:47:VAL:HG21	2.04	0.40
55:DW:35:ILE:C	55:DW:37:ARG:N	2.75	0.40

All (4) symmetry-related close contacts are listed below. The label for Atom-2 includes the symmetry operator and encoded unit-cell translations to be applied.

Atom-1	Atom-2	Interatomic distance (Å)	Clash overlap (Å)
2:CB:65:GLY:O	38:DC:27:ARG:NH2[2_445]	1.97	0.23
2:AB:65:GLY:O	38:BC:27:ARG:NH2[2_646]	2.02	0.18
2:CB:66:GLY:CA	38:DC:27:ARG:NH2[2_445]	2.09	0.11
2:AB:66:GLY:CA	38:BC:27:ARG:NH2[2_646]	2.18	0.02

5.3 Torsion angles [i](#)

5.3.1 Protein backbone [i](#)

In the following table, the Percentiles column shows the percent Ramachandran outliers of the chain as a percentile score with respect to all X-ray entries followed by that with respect to entries of similar resolution.

The Analysed column shows the number of residues for which the backbone conformation was analysed, and the total number of residues.

Mol	Chain	Analysed	Favoured	Allowed	Outliers	Percentiles	
2	AB	232/256 (91%)	161 (69%)	48 (21%)	23 (10%)	0	3
2	CB	232/256 (91%)	164 (71%)	45 (19%)	23 (10%)	0	3
3	AC	204/239 (85%)	169 (83%)	22 (11%)	13 (6%)	1	8
3	CC	204/239 (85%)	171 (84%)	21 (10%)	12 (6%)	1	10
4	AD	206/209 (99%)	149 (72%)	39 (19%)	18 (9%)	1	4
4	CD	206/209 (99%)	149 (72%)	38 (18%)	19 (9%)	1	4
5	AE	148/162 (91%)	136 (92%)	10 (7%)	2 (1%)	11	40
5	CE	148/162 (91%)	136 (92%)	9 (6%)	3 (2%)	7	31
6	AF	99/101 (98%)	72 (73%)	18 (18%)	9 (9%)	1	4
6	CF	99/101 (98%)	73 (74%)	17 (17%)	9 (9%)	1	4
7	AG	153/156 (98%)	127 (83%)	22 (14%)	4 (3%)	5	26
7	CG	153/156 (98%)	129 (84%)	21 (14%)	3 (2%)	7	31

Continued on next page...

Continued from previous page...

Mol	Chain	Analysed	Favoured	Allowed	Outliers	Percentiles	
8	AH	136/138 (99%)	123 (90%)	11 (8%)	2 (2%)	10	39
8	CH	136/138 (99%)	123 (90%)	11 (8%)	2 (2%)	10	39
9	AI	125/128 (98%)	83 (66%)	34 (27%)	8 (6%)	1	8
9	CI	125/128 (98%)	83 (66%)	35 (28%)	7 (6%)	2	11
10	AJ	96/105 (91%)	69 (72%)	21 (22%)	6 (6%)	1	8
10	CJ	96/105 (91%)	71 (74%)	19 (20%)	6 (6%)	1	8
11	AK	117/129 (91%)	98 (84%)	18 (15%)	1 (1%)	17	52
11	CK	117/129 (91%)	99 (85%)	17 (14%)	1 (1%)	17	52
12	AL	122/131 (93%)	104 (85%)	10 (8%)	8 (7%)	1	7
12	CL	122/131 (93%)	104 (85%)	10 (8%)	8 (7%)	1	7
13	AM	122/126 (97%)	85 (70%)	27 (22%)	10 (8%)	1	5
13	CM	122/126 (97%)	85 (70%)	28 (23%)	9 (7%)	1	6
14	AN	58/61 (95%)	42 (72%)	9 (16%)	7 (12%)	0	1
14	CN	58/61 (95%)	43 (74%)	7 (12%)	8 (14%)	0	1
15	AO	86/89 (97%)	75 (87%)	9 (10%)	2 (2%)	6	28
15	CO	86/89 (97%)	75 (87%)	9 (10%)	2 (2%)	6	28
16	AP	81/88 (92%)	58 (72%)	17 (21%)	6 (7%)	1	6
16	CP	81/88 (92%)	59 (73%)	16 (20%)	6 (7%)	1	6
17	AQ	97/105 (92%)	85 (88%)	7 (7%)	5 (5%)	2	12
17	CQ	97/105 (92%)	85 (88%)	7 (7%)	5 (5%)	2	12
18	AR	68/88 (77%)	55 (81%)	11 (16%)	2 (3%)	4	24
18	CR	68/88 (77%)	56 (82%)	10 (15%)	2 (3%)	4	24
19	AS	76/93 (82%)	48 (63%)	15 (20%)	13 (17%)	0	0
19	CS	76/93 (82%)	47 (62%)	16 (21%)	13 (17%)	0	0
20	AT	97/106 (92%)	67 (69%)	22 (23%)	8 (8%)	1	5
20	CT	97/106 (92%)	67 (69%)	21 (22%)	9 (9%)	0	3
21	AU	22/27 (82%)	17 (77%)	4 (18%)	1 (4%)	2	15
21	CU	22/27 (82%)	17 (77%)	4 (18%)	1 (4%)	2	15
25	AZ	381/405 (94%)	263 (69%)	80 (21%)	38 (10%)	0	3
25	CZ	381/405 (94%)	266 (70%)	77 (20%)	38 (10%)	0	3
26	B0	82/85 (96%)	68 (83%)	10 (12%)	4 (5%)	2	14

Continued on next page...

Continued from previous page...

Mol	Chain	Analysed	Favoured	Allowed	Outliers	Percentiles	
26	D0	82/85 (96%)	68 (83%)	10 (12%)	4 (5%)	2	14
27	B1	91/98 (93%)	68 (75%)	13 (14%)	10 (11%)	0	2
27	D1	91/98 (93%)	63 (69%)	10 (11%)	18 (20%)	0	0
28	B2	69/72 (96%)	46 (67%)	17 (25%)	6 (9%)	1	4
28	D2	69/72 (96%)	37 (54%)	16 (23%)	16 (23%)	0	0
29	B3	57/60 (95%)	46 (81%)	6 (10%)	5 (9%)	1	4
29	D3	57/60 (95%)	46 (81%)	6 (10%)	5 (9%)	1	4
30	B4	42/71 (59%)	24 (57%)	11 (26%)	7 (17%)	0	0
30	D4	42/71 (59%)	24 (57%)	11 (26%)	7 (17%)	0	0
31	B5	57/60 (95%)	41 (72%)	7 (12%)	9 (16%)	0	0
31	D5	57/60 (95%)	40 (70%)	8 (14%)	9 (16%)	0	0
32	B6	48/54 (89%)	23 (48%)	8 (17%)	17 (35%)	0	0
32	D6	48/54 (89%)	23 (48%)	8 (17%)	17 (35%)	0	0
33	B7	46/49 (94%)	39 (85%)	7 (15%)	0	100	100
33	D7	46/49 (94%)	39 (85%)	7 (15%)	0	100	100
34	B8	61/65 (94%)	43 (70%)	12 (20%)	6 (10%)	0	3
34	D8	61/65 (94%)	45 (74%)	10 (16%)	6 (10%)	0	3
35	B9	35/37 (95%)	25 (71%)	7 (20%)	3 (9%)	1	4
35	D9	35/37 (95%)	25 (71%)	7 (20%)	3 (9%)	1	4
38	BC	226/229 (99%)	170 (75%)	40 (18%)	16 (7%)	1	6
38	DC	226/229 (99%)	170 (75%)	40 (18%)	16 (7%)	1	6
39	BD	273/276 (99%)	214 (78%)	33 (12%)	26 (10%)	0	3
39	DD	273/276 (99%)	214 (78%)	34 (12%)	25 (9%)	1	4
40	BE	202/206 (98%)	125 (62%)	46 (23%)	31 (15%)	0	0
40	DE	202/206 (98%)	125 (62%)	47 (23%)	30 (15%)	0	0
41	BF	205/210 (98%)	153 (75%)	23 (11%)	29 (14%)	0	1
41	DF	205/210 (98%)	153 (75%)	23 (11%)	29 (14%)	0	1
42	BG	179/182 (98%)	103 (58%)	45 (25%)	31 (17%)	0	0
42	DG	179/182 (98%)	111 (62%)	40 (22%)	28 (16%)	0	0
43	BH	157/180 (87%)	105 (67%)	28 (18%)	24 (15%)	0	0
43	DH	157/180 (87%)	105 (67%)	29 (18%)	23 (15%)	0	1

Continued on next page...

Continued from previous page...

Mol	Chain	Analysed	Favoured	Allowed	Outliers	Percentiles	
46	BN	136/140 (97%)	85 (62%)	32 (24%)	19 (14%)	0	1
46	DN	136/140 (97%)	86 (63%)	32 (24%)	18 (13%)	0	1
47	BO	120/122 (98%)	100 (83%)	15 (12%)	5 (4%)	3	16
47	DO	120/122 (98%)	100 (83%)	15 (12%)	5 (4%)	3	16
48	BP	144/150 (96%)	72 (50%)	31 (22%)	41 (28%)	0	0
48	DP	144/150 (96%)	71 (49%)	33 (23%)	40 (28%)	0	0
49	BQ	139/141 (99%)	108 (78%)	25 (18%)	6 (4%)	2	16
49	DQ	139/141 (99%)	108 (78%)	25 (18%)	6 (4%)	2	16
50	BR	115/118 (98%)	81 (70%)	15 (13%)	19 (16%)	0	0
50	DR	115/118 (98%)	82 (71%)	14 (12%)	19 (16%)	0	0
51	BS	96/112 (86%)	44 (46%)	31 (32%)	21 (22%)	0	0
51	DS	96/112 (86%)	44 (46%)	32 (33%)	20 (21%)	0	0
52	BT	135/146 (92%)	85 (63%)	24 (18%)	26 (19%)	0	0
52	DT	135/146 (92%)	85 (63%)	24 (18%)	26 (19%)	0	0
53	BU	115/118 (98%)	82 (71%)	28 (24%)	5 (4%)	2	16
53	DU	115/118 (98%)	82 (71%)	28 (24%)	5 (4%)	2	16
54	BV	99/101 (98%)	67 (68%)	19 (19%)	13 (13%)	0	1
54	DV	99/101 (98%)	67 (68%)	19 (19%)	13 (13%)	0	1
55	BW	111/113 (98%)	82 (74%)	23 (21%)	6 (5%)	2	12
55	DW	111/113 (98%)	84 (76%)	21 (19%)	6 (5%)	2	12
56	BX	90/96 (94%)	63 (70%)	16 (18%)	11 (12%)	0	1
56	DX	90/96 (94%)	64 (71%)	15 (17%)	11 (12%)	0	1
57	BY	98/110 (89%)	32 (33%)	36 (37%)	30 (31%)	0	0
57	DY	98/110 (89%)	32 (33%)	37 (38%)	29 (30%)	0	0
58	BZ	174/206 (84%)	111 (64%)	36 (21%)	27 (16%)	0	0
58	DZ	174/206 (84%)	119 (68%)	31 (18%)	24 (14%)	0	1
All	All	12256/13098 (94%)	8805 (72%)	2168 (18%)	1283 (10%)	0	3

All (1283) Ramachandran outliers are listed below:

Mol	Chain	Res	Type
2	AB	15	VAL
2	AB	18	GLY

Continued on next page...

Continued from previous page...

Mol	Chain	Res	Type
2	AB	130	ARG
2	AB	234	PRO
3	AC	12	LEU
3	AC	45	LYS
3	AC	47	LEU
3	AC	146	ALA
4	AD	26	CYS
4	AD	27	TYR
4	AD	30	LYS
4	AD	35	ARG
4	AD	44	GLY
4	AD	125	HIS
5	AE	64	ARG
6	AF	39	LYS
6	AF	44	GLY
6	AF	64	GLN
7	AG	7	ALA
7	AG	8	GLU
8	AH	2	LEU
9	AI	23	ASN
9	AI	41	VAL
9	AI	89	ASN
9	AI	108	VAL
9	AI	118	LYS
10	AJ	30	SER
10	AJ	55	LYS
12	AL	46	LYS
12	AL	127	GLU
13	AM	12	ASN
13	AM	83	ASP
13	AM	117	VAL
14	AN	14	PRO
14	AN	15	LYS
14	AN	59	ALA
15	AO	3	ILE
19	AS	5	LEU
19	AS	6	LYS
19	AS	12	ASP
19	AS	14	HIS
19	AS	26	GLY
19	AS	28	LYS
19	AS	67	VAL

Continued on next page...

Continued from previous page...

Mol	Chain	Res	Type
20	AT	48	LYS
20	AT	73	HIS
20	AT	75	ASN
20	AT	99	LEU
25	AZ	41	ASN
25	AZ	69	GLU
25	AZ	130	TYR
25	AZ	141	VAL
25	AZ	167	GLU
25	AZ	196	VAL
25	AZ	211	PRO
25	AZ	280	GLY
25	AZ	329	GLY
27	B1	39	LYS
27	B1	64	ALA
27	B1	66	HIS
27	B1	83	GLU
28	B2	48	HIS
28	B2	68	ARG
29	B3	27	GLY
30	B4	26	SER
31	B5	4	HIS
31	B5	24	ALA
31	B5	25	LEU
31	B5	49	CYS
31	B5	57	VAL
32	B6	16	CYS
32	B6	18	ARG
32	B6	20	ASN
32	B6	27	LYS
32	B6	28	ARG
32	B6	31	PRO
32	B6	33	LYS
32	B6	45	LYS
32	B6	53	LYS
34	B8	31	HIS
34	B8	34	TRP
34	B8	43	GLN
34	B8	49	VAL
38	BC	128	GLY
38	BC	160	ARG
38	BC	167	LYS

Continued on next page...

Continued from previous page...

Mol	Chain	Res	Type
39	BD	31	LYS
39	BD	33	LEU
39	BD	42	GLY
39	BD	58	HIS
39	BD	246	PRO
39	BD	267	SER
39	BD	268	ARG
39	BD	273	ARG
40	BE	2	LYS
40	BE	4	ILE
40	BE	36	ARG
40	BE	41	LYS
40	BE	45	THR
40	BE	53	PRO
40	BE	66	HIS
40	BE	69	LYS
40	BE	76	ARG
40	BE	77	ILE
40	BE	82	ARG
40	BE	88	GLY
40	BE	197	ILE
41	BF	10	PRO
41	BF	14	PRO
41	BF	21	ALA
41	BF	89	VAL
41	BF	132	VAL
41	BF	146	ALA
41	BF	168	ARG
41	BF	175	THR
41	BF	176	LEU
42	BG	3	LEU
42	BG	11	TYR
42	BG	25	TYR
42	BG	71	THR
42	BG	80	PHE
42	BG	81	LYS
42	BG	82	LEU
42	BG	87	PRO
42	BG	96	ARG
42	BG	120	LEU
42	BG	126	ASP
42	BG	129	GLY

Continued on next page...

Continued from previous page...

Mol	Chain	Res	Type
43	BH	46	GLU
43	BH	55	PRO
43	BH	84	SER
43	BH	138	LYS
43	BH	158	HIS
43	BH	159	GLU
43	BH	169	VAL
46	BN	8	GLN
46	BN	42	TRP
46	BN	58	ASP
46	BN	64	GLY
46	BN	130	HIS
47	BO	29	ASN
47	BO	48	PRO
48	BP	10	PRO
48	BP	13	ASN
48	BP	17	LYS
48	BP	19	VAL
48	BP	21	ARG
48	BP	40	SER
48	BP	47	ASP
48	BP	52	GLU
48	BP	58	THR
48	BP	65	ARG
48	BP	67	MET
48	BP	107	LYS
48	BP	111	ARG
48	BP	132	LYS
48	BP	146	VAL
48	BP	147	LEU
48	BP	149	GLU
49	BQ	2	LEU
49	BQ	19	GLY
49	BQ	27	VAL
49	BQ	137	TYR
50	BR	4	LEU
50	BR	6	SER
50	BR	11	ASN
50	BR	29	LEU
50	BR	30	THR
50	BR	117	VAL
51	BS	23	ARG

Continued on next page...

Continued from previous page...

Mol	Chain	Res	Type
51	BS	51	ALA
51	BS	57	LYS
51	BS	59	LYS
51	BS	62	LYS
51	BS	94	TYR
51	BS	97	ARG
51	BS	98	VAL
52	BT	2	ASN
52	BT	24	PRO
52	BT	26	ASP
52	BT	27	THR
52	BT	28	VAL
52	BT	32	TYR
52	BT	55	ASN
52	BT	80	SER
52	BT	89	VAL
52	BT	91	ARG
52	BT	92	GLY
52	BT	93	ARG
52	BT	95	ARG
52	BT	105	LEU
52	BT	107	ASP
52	BT	112	ARG
53	BU	90	VAL
53	BU	91	ASP
53	BU	93	LYS
54	BV	16	PRO
54	BV	18	LEU
55	BW	63	ASP
56	BX	12	VAL
57	BY	3	VAL
57	BY	50	ARG
57	BY	51	VAL
57	BY	56	PRO
57	BY	60	PHE
57	BY	74	PRO
57	BY	75	ILE
57	BY	78	ALA
57	BY	82	PRO
57	BY	86	ARG
58	BZ	17	ALA
58	BZ	82	ARG

Continued on next page...

Continued from previous page...

Mol	Chain	Res	Type
58	BZ	113	ALA
58	BZ	124	ILE
58	BZ	145	GLU
58	BZ	153	SER
58	BZ	159	PRO
58	BZ	163	LEU
58	BZ	165	VAL
2	CB	8	LYS
2	CB	15	VAL
2	CB	18	GLY
2	CB	77	ALA
2	CB	130	ARG
2	CB	234	PRO
3	CC	12	LEU
3	CC	45	LYS
3	CC	47	LEU
3	CC	146	ALA
4	CD	26	CYS
4	CD	27	TYR
4	CD	30	LYS
4	CD	35	ARG
4	CD	44	GLY
4	CD	125	HIS
5	CE	64	ARG
6	CF	39	LYS
6	CF	44	GLY
6	CF	64	GLN
7	CG	7	ALA
7	CG	8	GLU
8	CH	2	LEU
9	CI	23	ASN
9	CI	41	VAL
9	CI	89	ASN
9	CI	108	VAL
9	CI	118	LYS
10	CJ	30	SER
10	CJ	36	GLY
10	CJ	55	LYS
12	CL	46	LYS
12	CL	127	GLU
13	CM	12	ASN
13	CM	83	ASP

Continued on next page...

Continued from previous page...

Mol	Chain	Res	Type
13	CM	117	VAL
14	CN	14	PRO
14	CN	15	LYS
14	CN	59	ALA
15	CO	3	ILE
19	CS	5	LEU
19	CS	6	LYS
19	CS	12	ASP
19	CS	14	HIS
19	CS	26	GLY
19	CS	28	LYS
19	CS	67	VAL
20	CT	48	LYS
20	CT	73	HIS
20	CT	75	ASN
20	CT	99	LEU
25	CZ	41	ASN
25	CZ	69	GLU
25	CZ	130	TYR
25	CZ	141	VAL
25	CZ	167	GLU
25	CZ	196	VAL
25	CZ	211	PRO
25	CZ	280	GLY
25	CZ	300	ARG
25	CZ	329	GLY
27	D1	30	VAL
27	D1	45	ASN
27	D1	67	ILE
27	D1	76	ARG
27	D1	83	GLU
28	D2	3	LEU
28	D2	9	GLN
28	D2	16	LEU
28	D2	25	VAL
28	D2	27	GLU
28	D2	41	ILE
28	D2	57	ILE
28	D2	66	GLU
28	D2	68	ARG
28	D2	71	ASN
29	D3	27	GLY

Continued on next page...

Continued from previous page...

Mol	Chain	Res	Type
30	D4	26	SER
31	D5	4	HIS
31	D5	24	ALA
31	D5	25	LEU
31	D5	49	CYS
31	D5	57	VAL
32	D6	16	CYS
32	D6	18	ARG
32	D6	20	ASN
32	D6	27	LYS
32	D6	28	ARG
32	D6	31	PRO
32	D6	33	LYS
32	D6	45	LYS
32	D6	47	THR
32	D6	53	LYS
34	D8	31	HIS
34	D8	34	TRP
34	D8	43	GLN
34	D8	49	VAL
38	DC	128	GLY
38	DC	160	ARG
39	DD	31	LYS
39	DD	33	LEU
39	DD	42	GLY
39	DD	58	HIS
39	DD	246	PRO
39	DD	267	SER
39	DD	268	ARG
39	DD	273	ARG
40	DE	2	LYS
40	DE	4	ILE
40	DE	36	ARG
40	DE	41	LYS
40	DE	45	THR
40	DE	53	PRO
40	DE	66	HIS
40	DE	69	LYS
40	DE	76	ARG
40	DE	77	ILE
40	DE	82	ARG
40	DE	88	GLY

Continued on next page...

Continued from previous page...

Mol	Chain	Res	Type
40	DE	189	PRO
40	DE	197	ILE
41	DF	10	PRO
41	DF	14	PRO
41	DF	21	ALA
41	DF	89	VAL
41	DF	132	VAL
41	DF	146	ALA
41	DF	168	ARG
41	DF	175	THR
41	DF	176	LEU
42	DG	81	LYS
42	DG	87	PRO
42	DG	103	LEU
42	DG	108	ASN
42	DG	115	ARG
42	DG	126	ASP
42	DG	137	GLU
42	DG	138	GLN
42	DG	147	ASP
42	DG	148	MET
43	DH	46	GLU
43	DH	55	PRO
43	DH	84	SER
43	DH	138	LYS
43	DH	158	HIS
43	DH	159	GLU
43	DH	169	VAL
46	DN	8	GLN
46	DN	42	TRP
46	DN	58	ASP
46	DN	64	GLY
46	DN	130	HIS
47	DO	29	ASN
47	DO	48	PRO
48	DP	10	PRO
48	DP	13	ASN
48	DP	17	LYS
48	DP	19	VAL
48	DP	21	ARG
48	DP	40	SER
48	DP	47	ASP

Continued on next page...

Continued from previous page...

Mol	Chain	Res	Type
48	DP	52	GLU
48	DP	58	THR
48	DP	65	ARG
48	DP	67	MET
48	DP	107	LYS
48	DP	111	ARG
48	DP	132	LYS
48	DP	146	VAL
48	DP	147	LEU
48	DP	149	GLU
49	DQ	2	LEU
49	DQ	19	GLY
49	DQ	27	VAL
49	DQ	137	TYR
50	DR	4	LEU
50	DR	6	SER
50	DR	11	ASN
50	DR	29	LEU
50	DR	30	THR
50	DR	117	VAL
51	DS	23	ARG
51	DS	51	ALA
51	DS	57	LYS
51	DS	59	LYS
51	DS	62	LYS
51	DS	94	TYR
51	DS	97	ARG
51	DS	98	VAL
52	DT	2	ASN
52	DT	24	PRO
52	DT	26	ASP
52	DT	27	THR
52	DT	28	VAL
52	DT	32	TYR
52	DT	55	ASN
52	DT	80	SER
52	DT	89	VAL
52	DT	91	ARG
52	DT	92	GLY
52	DT	93	ARG
52	DT	95	ARG
52	DT	105	LEU

Continued on next page...

Continued from previous page...

Mol	Chain	Res	Type
52	DT	107	ASP
52	DT	112	ARG
53	DU	90	VAL
53	DU	91	ASP
53	DU	93	LYS
54	DV	16	PRO
54	DV	18	LEU
55	DW	63	ASP
56	DX	12	VAL
57	DY	3	VAL
57	DY	50	ARG
57	DY	51	VAL
57	DY	56	PRO
57	DY	60	PHE
57	DY	74	PRO
57	DY	75	ILE
57	DY	78	ALA
57	DY	82	PRO
57	DY	86	ARG
58	DZ	81	ARG
58	DZ	113	ALA
58	DZ	120	ILE
58	DZ	158	PRO
58	DZ	161	VAL
58	DZ	163	LEU
2	AB	8	LYS
2	AB	77	ALA
2	AB	110	GLN
2	AB	127	ILE
2	AB	129	GLU
2	AB	230	VAL
2	AB	238	LEU
3	AC	26	LYS
4	AD	3	ARG
4	AD	153	ARG
4	AD	181	MET
6	AF	45	LEU
6	AF	62	TRP
9	AI	44	VAL
9	AI	94	ALA
10	AJ	27	ALA
10	AJ	36	GLY

Continued on next page...

Continued from previous page...

Mol	Chain	Res	Type
11	AK	128	ALA
12	AL	39	VAL
13	AM	7	VAL
13	AM	67	GLU
14	AN	16	PHE
14	AN	20	ALA
14	AN	22	THR
17	AQ	13	ASP
17	AQ	68	ARG
20	AT	95	ALA
25	AZ	8	THR
25	AZ	35	ALA
25	AZ	146	LEU
25	AZ	169	PRO
25	AZ	300	ARG
25	AZ	301	GLY
25	AZ	310	ILE
25	AZ	374	LEU
25	AZ	379	ALA
26	B0	42	GLY
27	B1	28	GLY
27	B1	85	LEU
29	B3	30	ARG
29	B3	51	ALA
31	B5	37	LYS
31	B5	52	TYR
32	B6	46	HIS
32	B6	47	THR
34	B8	3	LYS
34	B8	33	ASN
38	BC	36	LYS
38	BC	37	PHE
38	BC	77	ILE
38	BC	79	LYS
38	BC	94	VAL
38	BC	117	PRO
38	BC	119	VAL
39	BD	24	ILE
39	BD	34	VAL
39	BD	127	VAL
40	BE	35	GLN
40	BE	57	LYS

Continued on next page...

Continued from previous page...

Mol	Chain	Res	Type
40	BE	71	GLY
40	BE	72	VAL
40	BE	117	MET
40	BE	130	GLY
40	BE	185	LYS
40	BE	189	PRO
41	BF	7	TYR
41	BF	26	ALA
41	BF	82	ILE
41	BF	83	PHE
41	BF	86	GLY
41	BF	88	VAL
41	BF	134	GLY
41	BF	169	ASN
42	BG	35	GLU
42	BG	75	LYS
42	BG	79	ASN
42	BG	84	LYS
42	BG	97	ASP
42	BG	115	ARG
42	BG	127	GLY
42	BG	128	ARG
42	BG	151	ALA
43	BH	24	VAL
43	BH	44	VAL
43	BH	81	GLU
43	BH	154	PRO
46	BN	23	LEU
46	BN	47	ALA
46	BN	63	THR
46	BN	76	SER
46	BN	129	PRO
47	BO	5	GLN
47	BO	49	ARG
48	BP	15	ARG
48	BP	31	ALA
48	BP	33	ARG
48	BP	34	GLY
48	BP	35	HIS
48	BP	56	SER
48	BP	59	LEU
48	BP	116	GLY

Continued on next page...

Continued from previous page...

Mol	Chain	Res	Type
48	BP	148	LEU
50	BR	3	HIS
50	BR	45	ARG
50	BR	57	ARG
50	BR	60	LEU
50	BR	88	ARG
50	BR	104	ARG
50	BR	107	ASP
51	BS	13	ARG
51	BS	17	ARG
51	BS	63	THR
51	BS	80	LEU
51	BS	96	GLY
51	BS	103	GLU
51	BS	105	ALA
52	BT	17	THR
52	BT	41	ARG
52	BT	104	ASN
52	BT	129	ARG
53	BU	77	SER
54	BV	46	VAL
54	BV	62	LEU
55	BW	18	ARG
55	BW	60	ASN
55	BW	67	ASP
56	BX	7	VAL
56	BX	62	LYS
57	BY	8	LYS
57	BY	17	SER
57	BY	26	LYS
57	BY	39	VAL
57	BY	42	VAL
57	BY	63	LYS
57	BY	65	ALA
57	BY	66	PRO
57	BY	68	HIS
57	BY	85	VAL
58	BZ	9	TYR
58	BZ	108	PRO
58	BZ	110	GLY
58	BZ	111	VAL
58	BZ	177	PRO

Continued on next page...

Continued from previous page...

Mol	Chain	Res	Type
2	CB	110	GLN
2	CB	127	ILE
2	CB	129	GLU
2	CB	230	VAL
2	CB	238	LEU
3	CC	26	LYS
4	CD	3	ARG
4	CD	153	ARG
4	CD	181	MET
6	CF	62	TRP
9	CI	44	VAL
10	CJ	27	ALA
11	CK	128	ALA
12	CL	39	VAL
13	CM	7	VAL
13	CM	67	GLU
14	CN	20	ALA
14	CN	22	THR
17	CQ	13	ASP
17	CQ	68	ARG
20	CT	95	ALA
25	CZ	35	ALA
25	CZ	146	LEU
25	CZ	169	PRO
25	CZ	301	GLY
25	CZ	310	ILE
25	CZ	326	GLU
25	CZ	374	LEU
25	CZ	379	ALA
26	D0	42	GLY
27	D1	18	ILE
27	D1	52	ARG
27	D1	55	GLY
27	D1	78	LYS
28	D2	19	VAL
28	D2	44	LEU
29	D3	30	ARG
29	D3	51	ALA
31	D5	37	LYS
31	D5	52	TYR
32	D6	46	HIS
34	D8	3	LYS

Continued on next page...

Continued from previous page...

Mol	Chain	Res	Type
38	DC	77	ILE
38	DC	79	LYS
38	DC	94	VAL
38	DC	117	PRO
38	DC	119	VAL
38	DC	167	LYS
39	DD	24	ILE
39	DD	34	VAL
39	DD	127	VAL
40	DE	35	GLN
40	DE	57	LYS
40	DE	71	GLY
40	DE	72	VAL
40	DE	117	MET
40	DE	130	GLY
40	DE	185	LYS
41	DF	7	TYR
41	DF	26	ALA
41	DF	82	ILE
41	DF	86	GLY
41	DF	134	GLY
41	DF	169	ASN
42	DG	3	LEU
42	DG	10	LYS
42	DG	14	GLU
42	DG	84	LYS
42	DG	96	ARG
43	DH	24	VAL
43	DH	44	VAL
43	DH	81	GLU
43	DH	154	PRO
46	DN	23	LEU
46	DN	47	ALA
46	DN	63	THR
46	DN	76	SER
46	DN	129	PRO
47	DO	49	ARG
48	DP	15	ARG
48	DP	20	GLY
48	DP	31	ALA
48	DP	33	ARG
48	DP	34	GLY

Continued on next page...

Continued from previous page...

Mol	Chain	Res	Type
48	DP	35	HIS
48	DP	56	SER
48	DP	59	LEU
48	DP	116	GLY
48	DP	148	LEU
50	DR	3	HIS
50	DR	42	LYS
50	DR	45	ARG
50	DR	57	ARG
50	DR	60	LEU
50	DR	88	ARG
50	DR	104	ARG
50	DR	107	ASP
51	DS	13	ARG
51	DS	17	ARG
51	DS	63	THR
51	DS	80	LEU
51	DS	96	GLY
51	DS	103	GLU
51	DS	105	ALA
52	DT	17	THR
52	DT	41	ARG
52	DT	104	ASN
52	DT	129	ARG
53	DU	77	SER
54	DV	46	VAL
54	DV	62	LEU
55	DW	18	ARG
55	DW	60	ASN
55	DW	67	ASP
56	DX	7	VAL
57	DY	8	LYS
57	DY	17	SER
57	DY	26	LYS
57	DY	39	VAL
57	DY	42	VAL
57	DY	63	LYS
57	DY	66	PRO
57	DY	68	HIS
57	DY	85	VAL
58	DZ	30	ASN
58	DZ	61	LEU

Continued on next page...

Continued from previous page...

Mol	Chain	Res	Type
58	DZ	79	ARG
58	DZ	142	SER
58	DZ	146	ILE
58	DZ	152	ALA
2	AB	9	GLU
2	AB	20	GLU
2	AB	126	GLU
2	AB	128	GLU
2	AB	153	ARG
2	AB	204	ASN
2	AB	232	PRO
3	AC	65	ALA
4	AD	4	TYR
6	AF	54	LYS
6	AF	79	LEU
7	AG	53	LYS
12	AL	62	SER
13	AM	112	GLY
13	AM	120	LYS
16	AP	26	ARG
16	AP	47	ASP
16	AP	68	ASP
16	AP	81	ARG
17	AQ	34	LYS
17	AQ	49	GLU
18	AR	41	LYS
19	AS	29	ARG
19	AS	46	GLY
21	AU	3	LYS
25	AZ	23	GLY
25	AZ	65	THR
25	AZ	85	HIS
25	AZ	191	GLY
25	AZ	285	ASN
25	AZ	326	GLU
26	B0	20	ARG
26	B0	75	LEU
27	B1	52	ARG
27	B1	53	VAL
27	B1	91	LYS
28	B2	22	GLU
28	B2	35	LEU

Continued on next page...

Continued from previous page...

Mol	Chain	Res	Type
28	B2	69	ARG
30	B4	8	LYS
30	B4	34	GLU
31	B5	53	ALA
32	B6	17	LYS
32	B6	23	THR
35	B9	30	PRO
35	B9	35	ARG
35	B9	36	GLN
38	BC	109	ASP
38	BC	118	ASP
39	BD	27	THR
39	BD	30	GLU
39	BD	35	LYS
39	BD	242	ARG
40	BE	54	GLN
40	BE	56	PRO
40	BE	61	ARG
40	BE	68	ALA
40	BE	75	VAL
41	BF	79	GLY
41	BF	127	GLU
41	BF	133	ASN
41	BF	178	PRO
41	BF	206	ILE
42	BG	150	ASP
43	BH	47	GLU
43	BH	52	VAL
46	BN	57	ALA
48	BP	9	ASN
48	BP	20	GLY
48	BP	25	SER
48	BP	39	LYS
48	BP	57	THR
48	BP	70	GLN
48	BP	122	PRO
48	BP	131	SER
49	BQ	54	MET
50	BR	14	SER
50	BR	42	LYS
50	BR	58	GLY
50	BR	105	ARG

Continued on next page...

Continued from previous page...

Mol	Chain	Res	Type
51	BS	14	VAL
51	BS	88	ASP
52	BT	36	GLU
54	BV	29	PRO
54	BV	48	GLY
54	BV	56	SER
55	BW	56	ALA
56	BX	4	ALA
56	BX	11	PRO
56	BX	19	ALA
57	BY	53	PRO
57	BY	77	PRO
57	BY	81	LYS
58	BZ	24	LEU
58	BZ	156	LYS
58	BZ	166	SER
2	CB	9	GLU
2	CB	20	GLU
2	CB	126	GLU
2	CB	128	GLU
2	CB	153	ARG
2	CB	204	ASN
2	CB	232	PRO
3	CC	65	ALA
3	CC	96	GLY
4	CD	4	TYR
4	CD	201	GLN
6	CF	45	LEU
6	CF	54	LYS
6	CF	79	LEU
8	CH	83	ILE
9	CI	94	ALA
12	CL	62	SER
13	CM	112	GLY
13	CM	120	LYS
14	CN	16	PHE
16	CP	47	ASP
16	CP	81	ARG
17	CQ	49	GLU
18	CR	41	LYS
19	CS	29	ARG
19	CS	46	GLY

Continued on next page...

Continued from previous page...

Mol	Chain	Res	Type
20	CT	14	LYS
21	CU	3	LYS
25	CZ	8	THR
25	CZ	23	GLY
25	CZ	85	HIS
25	CZ	190	ARG
25	CZ	191	GLY
25	CZ	285	ASN
26	D0	74	ARG
26	D0	75	LEU
27	D1	80	LEU
27	D1	81	LYS
28	D2	37	PHE
28	D2	70	GLN
30	D4	8	LYS
30	D4	34	GLU
31	D5	36	CYS
31	D5	53	ALA
32	D6	17	LYS
32	D6	23	THR
34	D8	33	ASN
35	D9	30	PRO
35	D9	35	ARG
35	D9	36	GLN
38	DC	36	LYS
38	DC	37	PHE
38	DC	109	ASP
38	DC	118	ASP
39	DD	27	THR
39	DD	30	GLU
39	DD	35	LYS
39	DD	242	ARG
40	DE	54	GLN
40	DE	56	PRO
40	DE	61	ARG
40	DE	68	ALA
40	DE	75	VAL
41	DF	83	PHE
41	DF	88	VAL
41	DF	127	GLU
41	DF	133	ASN
41	DF	178	PRO

Continued on next page...

Continued from previous page...

Mol	Chain	Res	Type
41	DF	206	ILE
42	DG	6	ALA
42	DG	62	LEU
42	DG	99	MET
43	DH	47	GLU
43	DH	52	VAL
46	DN	57	ALA
47	DO	5	GLN
48	DP	9	ASN
48	DP	25	SER
48	DP	66	GLY
48	DP	122	PRO
48	DP	131	SER
50	DR	14	SER
50	DR	58	GLY
50	DR	105	ARG
51	DS	14	VAL
51	DS	88	ASP
52	DT	36	GLU
54	DV	29	PRO
54	DV	48	GLY
54	DV	56	SER
55	DW	56	ALA
56	DX	4	ALA
56	DX	11	PRO
56	DX	19	ALA
56	DX	62	LYS
57	DY	53	PRO
57	DY	65	ALA
57	DY	77	PRO
57	DY	81	LYS
58	DZ	139	VAL
58	DZ	148	ASP
58	DZ	166	SER
2	AB	165	VAL
3	AC	93	LYS
3	AC	96	GLY
4	AD	102	ASP
8	AH	83	ILE
12	AL	25	PRO
16	AP	49	LEU
18	AR	31	LEU

Continued on next page...

Continued from previous page...

Mol	Chain	Res	Type
19	AS	9	VAL
19	AS	35	SER
20	AT	93	GLU
25	AZ	72	THR
25	AZ	128	VAL
25	AZ	186	PRO
25	AZ	190	ARG
25	AZ	330	ARG
26	B0	74	ARG
27	B1	94	LEU
29	B3	2	PRO
29	B3	32	GLN
30	B4	28	LYS
30	B4	41	PRO
30	B4	44	THR
31	B5	36	CYS
32	B6	15	GLU
32	B6	41	PRO
32	B6	49	HIS
38	BC	84	LYS
39	BD	32	SER
39	BD	156	ALA
39	BD	224	ALA
39	BD	245	PRO
40	BE	62	PRO
41	BF	94	PRO
41	BF	171	PRO
41	BF	177	ALA
42	BG	10	LYS
42	BG	32	PRO
43	BH	25	LYS
43	BH	41	MET
43	BH	85	LYS
43	BH	109	PHE
46	BN	5	VAL
46	BN	33	LEU
48	BP	43	GLY
48	BP	66	GLY
50	BR	102	GLU
52	BT	86	ILE
54	BV	50	PRO
56	BX	46	ALA

Continued on next page...

Continued from previous page...

Mol	Chain	Res	Type
56	BX	87	GLN
58	BZ	18	LEU
58	BZ	116	VAL
2	CB	165	VAL
3	CC	93	LYS
3	CC	156	ARG
4	CD	13	ARG
4	CD	102	ASP
7	CG	53	LYS
12	CL	25	PRO
16	CP	26	ARG
16	CP	68	ASP
17	CQ	34	LYS
17	CQ	64	PRO
18	CR	31	LEU
19	CS	9	VAL
19	CS	35	SER
19	CS	80	TYR
20	CT	93	GLU
25	CZ	65	THR
25	CZ	68	VAL
25	CZ	72	THR
25	CZ	128	VAL
25	CZ	330	ARG
26	D0	20	ARG
27	D1	31	GLY
27	D1	65	SER
27	D1	85	LEU
28	D2	23	LYS
29	D3	2	PRO
29	D3	32	GLN
30	D4	28	LYS
30	D4	41	PRO
30	D4	44	THR
32	D6	15	GLU
32	D6	41	PRO
32	D6	49	HIS
38	DC	84	LYS
39	DD	3	VAL
39	DD	32	SER
39	DD	241	PRO
39	DD	245	PRO

Continued on next page...

Continued from previous page...

Mol	Chain	Res	Type
40	DE	62	PRO
40	DE	135	HIS
41	DF	94	PRO
41	DF	171	PRO
41	DF	177	ALA
42	DG	21	ARG
42	DG	97	ASP
42	DG	117	PHE
42	DG	121	ASN
42	DG	144	ILE
43	DH	25	LYS
43	DH	85	LYS
43	DH	109	PHE
46	DN	5	VAL
46	DN	33	LEU
47	DO	68	GLU
48	DP	39	LYS
48	DP	57	THR
48	DP	70	GLN
49	DQ	54	MET
51	DS	24	LEU
54	DV	50	PRO
56	DX	46	ALA
58	DZ	97	GLU
58	DZ	151	HIS
58	DZ	177	PRO
3	AC	15	THR
3	AC	61	ALA
3	AC	144	SER
3	AC	156	ARG
4	AD	13	ARG
4	AD	28	SER
4	AD	155	LEU
4	AD	159	ARG
5	AE	8	GLU
6	AF	28	ARG
6	AF	40	VAL
13	AM	124	PRO
14	AN	60	SER
17	AQ	64	PRO
19	AS	80	TYR
20	AT	70	SER

Continued on next page...

Continued from previous page...

Mol	Chain	Res	Type
25	AZ	68	VAL
25	AZ	79	HIS
28	B2	17	SER
38	BC	55	ASP
39	BD	3	VAL
39	BD	26	LYS
39	BD	28	GLU
39	BD	241	PRO
40	BE	34	VAL
40	BE	135	HIS
41	BF	25	PRO
41	BF	172	TRP
42	BG	50	ALA
43	BH	21	PRO
43	BH	49	VAL
43	BH	95	ARG
43	BH	156	ALA
46	BN	40	PRO
47	BO	68	GLU
48	BP	6	LEU
48	BP	141	ALA
51	BS	24	LEU
51	BS	36	TYR
52	BT	30	VAL
52	BT	33	LYS
52	BT	85	LYS
54	BV	19	LYS
54	BV	36	PRO
54	BV	40	LEU
54	BV	47	VAL
55	BW	6	ILE
56	BX	42	ALA
57	BY	57	GLN
58	BZ	61	LEU
58	BZ	78	LYS
58	BZ	80	ARG
58	BZ	134	PRO
58	BZ	162	GLU
3	CC	61	ALA
3	CC	144	SER
4	CD	155	LEU
5	CE	8	GLU

Continued on next page...

Continued from previous page...

Mol	Chain	Res	Type
5	CE	153	LYS
6	CF	28	ARG
6	CF	40	VAL
12	CL	26	ALA
13	CM	124	PRO
14	CN	23	ARG
14	CN	60	SER
16	CP	49	LEU
20	CT	70	SER
20	CT	85	MET
25	CZ	79	HIS
25	CZ	186	PRO
25	CZ	360	GLU
27	D1	37	ILE
38	DC	55	ASP
39	DD	26	LYS
39	DD	28	GLU
40	DE	34	VAL
41	DF	25	PRO
41	DF	79	GLY
41	DF	172	TRP
42	DG	31	VAL
42	DG	109	VAL
42	DG	181	ARG
43	DH	21	PRO
43	DH	41	MET
43	DH	49	VAL
43	DH	95	ARG
43	DH	156	ALA
46	DN	40	PRO
48	DP	6	LEU
48	DP	43	GLY
48	DP	141	ALA
50	DR	102	GLU
52	DT	30	VAL
52	DT	33	LYS
52	DT	86	ILE
54	DV	19	LYS
54	DV	36	PRO
54	DV	40	LEU
54	DV	47	VAL
55	DW	6	ILE

Continued on next page...

Continued from previous page...

Mol	Chain	Res	Type
56	DX	42	ALA
56	DX	87	GLN
57	DY	57	GLN
58	DZ	46	LYS
58	DZ	165	VAL
2	AB	131	PRO
4	AD	5	ILE
7	AG	59	LEU
9	AI	11	LYS
10	AJ	91	PRO
12	AL	26	ALA
16	AP	46	PRO
20	AT	14	LYS
25	AZ	126	VAL
25	AZ	276	THR
32	B6	34	LEU
39	BD	236	GLY
40	BE	30	PRO
40	BE	187	ALA
42	BG	26	GLN
42	BG	34	LEU
42	BG	44	GLY
43	BH	127	GLU
46	BN	7	LYS
46	BN	135	PRO
48	BP	23	PRO
53	BU	59	ARG
54	BV	51	VAL
56	BX	84	ALA
57	BY	7	VAL
57	BY	97	ARG
58	BZ	142	SER
2	CB	131	PRO
4	CD	5	ILE
4	CD	28	SER
4	CD	159	ARG
10	CJ	91	PRO
16	CP	46	PRO
25	CZ	93	ILE
27	D1	54	ALA
32	D6	34	LEU
39	DD	45	ASN

Continued on next page...

Continued from previous page...

Mol	Chain	Res	Type
40	DE	30	PRO
42	DG	80	PHE
43	DH	127	GLU
46	DN	135	PRO
48	DP	23	PRO
48	DP	109	GLY
50	DR	46	GLY
51	DS	36	TYR
52	DT	25	GLY
52	DT	127	ALA
53	DU	59	ARG
54	DV	51	VAL
56	DX	84	ALA
57	DY	7	VAL
58	DZ	96	VAL
3	AC	66	VAL
13	AM	10	PRO
19	AS	45	VAL
25	AZ	93	ILE
25	AZ	359	VAL
41	BF	87	GLY
48	BP	109	GLY
49	BQ	62	GLY
51	BS	49	VAL
52	BT	25	GLY
57	BY	27	VAL
58	BZ	25	PRO
2	CB	26	PRO
3	CC	66	VAL
19	CS	45	VAL
25	CZ	126	VAL
25	CZ	359	VAL
27	D1	86	SER
38	DC	130	ILE
41	DF	87	GLY
51	DS	49	VAL
58	DZ	114	GLY
2	AB	26	PRO
4	AD	172	PRO
25	AZ	355	LEU
25	AZ	356	PRO
38	BC	90	GLY

Continued on next page...

Continued from previous page...

Mol	Chain	Res	Type
38	BC	130	ILE
46	BN	9	VAL
50	BR	46	GLY
57	BY	76	CYS
4	CD	172	PRO
28	D2	63	VAL
38	DC	90	GLY
39	DD	244	ARG
42	DG	52	ILE
46	DN	9	VAL
49	DQ	62	GLY
57	DY	27	VAL
57	DY	76	CYS
4	AD	37	PRO
10	AJ	39	PRO
12	AL	18	VAL
13	AM	38	GLY
39	BD	244	ARG
41	BF	126	VAL
42	BG	52	ILE
42	BG	70	VAL
51	BS	22	GLY
58	BZ	130	PRO
2	CB	229	VAL
4	CD	37	PRO
10	CJ	39	PRO
12	CL	18	VAL
13	CM	10	PRO
15	CO	87	ILE
25	CZ	34	VAL
25	CZ	355	LEU
25	CZ	356	PRO
39	DD	51	VAL
58	DZ	64	GLY
2	AB	229	VAL
12	AL	74	GLY
15	AO	87	ILE
25	AZ	34	VAL
30	B4	40	HIS
39	BD	51	VAL
43	BH	79	VAL
46	BN	6	PRO

Continued on next page...

Continued from previous page...

Mol	Chain	Res	Type
46	BN	77	GLY
56	BX	32	PRO
57	BY	31	LEU
57	BY	55	TYR
12	CL	47	LYS
30	D4	40	HIS
41	DF	126	VAL
46	DN	6	PRO
46	DN	77	GLY
56	DX	32	PRO
57	DY	55	TYR
2	AB	228	GLY
42	BG	149	VAL
43	BH	20	ALA
48	BP	97	PRO
2	CB	228	GLY
27	D1	84	GLY
39	DD	236	GLY
43	DH	43	VAL
57	DY	31	LEU
58	DZ	167	PRO

5.3.2 Protein sidechains [i](#)

In the following table, the Percentiles column shows the percent sidechain outliers of the chain as a percentile score with respect to all X-ray entries followed by that with respect to entries of similar resolution.

The Analysed column shows the number of residues for which the sidechain conformation was analysed, and the total number of residues.

Mol	Chain	Analysed	Rotameric	Outliers	Percentiles
2	AB	202/220 (92%)	181 (90%)	21 (10%)	7 27
2	CB	202/220 (92%)	180 (89%)	22 (11%)	6 25
3	AC	160/188 (85%)	141 (88%)	19 (12%)	5 20
3	CC	160/188 (85%)	142 (89%)	18 (11%)	6 23
4	AD	180/181 (99%)	162 (90%)	18 (10%)	7 28
4	CD	180/181 (99%)	162 (90%)	18 (10%)	7 28
5	AE	115/123 (94%)	102 (89%)	13 (11%)	6 23
5	CE	115/123 (94%)	102 (89%)	13 (11%)	6 23

Continued on next page...

Continued from previous page...

Mol	Chain	Analysed	Rotameric	Outliers	Percentiles	
6	AF	90/90 (100%)	80 (89%)	10 (11%)	6	24
6	CF	90/90 (100%)	80 (89%)	10 (11%)	6	24
7	AG	126/127 (99%)	118 (94%)	8 (6%)	18	48
7	CG	126/127 (99%)	118 (94%)	8 (6%)	18	48
8	AH	119/119 (100%)	107 (90%)	12 (10%)	7	28
8	CH	119/119 (100%)	107 (90%)	12 (10%)	7	28
9	AI	98/99 (99%)	90 (92%)	8 (8%)	11	38
9	CI	98/99 (99%)	89 (91%)	9 (9%)	9	33
10	AJ	88/92 (96%)	77 (88%)	11 (12%)	4	18
10	CJ	88/92 (96%)	77 (88%)	11 (12%)	4	18
11	AK	90/99 (91%)	80 (89%)	10 (11%)	6	24
11	CK	90/99 (91%)	80 (89%)	10 (11%)	6	24
12	AL	104/108 (96%)	92 (88%)	12 (12%)	5	22
12	CL	104/108 (96%)	92 (88%)	12 (12%)	5	22
13	AM	99/101 (98%)	88 (89%)	11 (11%)	6	24
13	CM	99/101 (98%)	88 (89%)	11 (11%)	6	24
14	AN	49/50 (98%)	42 (86%)	7 (14%)	3	14
14	CN	49/50 (98%)	42 (86%)	7 (14%)	3	14
15	AO	79/80 (99%)	70 (89%)	9 (11%)	5	23
15	CO	79/80 (99%)	70 (89%)	9 (11%)	5	23
16	AP	72/74 (97%)	64 (89%)	8 (11%)	6	24
16	CP	72/74 (97%)	65 (90%)	7 (10%)	8	30
17	AQ	94/97 (97%)	88 (94%)	6 (6%)	17	48
17	CQ	94/97 (97%)	88 (94%)	6 (6%)	17	48
18	AR	61/77 (79%)	51 (84%)	10 (16%)	2	10
18	CR	61/77 (79%)	51 (84%)	10 (16%)	2	10
19	AS	69/80 (86%)	56 (81%)	13 (19%)	1	6
19	CS	69/80 (86%)	56 (81%)	13 (19%)	1	6
20	AT	76/82 (93%)	68 (90%)	8 (10%)	7	26
20	CT	76/82 (93%)	68 (90%)	8 (10%)	7	26
21	AU	19/22 (86%)	18 (95%)	1 (5%)	22	54

Continued on next page...

Continued from previous page...

Mol	Chain	Analysed	Rotameric	Outliers	Percentiles	
21	CU	19/22 (86%)	18 (95%)	1 (5%)	22	54
25	AZ	322/338 (95%)	279 (87%)	43 (13%)	4	16
25	CZ	322/338 (95%)	281 (87%)	41 (13%)	4	18
26	B0	66/67 (98%)	59 (89%)	7 (11%)	6	26
26	D0	66/67 (98%)	59 (89%)	7 (11%)	6	26
27	B1	78/83 (94%)	67 (86%)	11 (14%)	3	15
27	D1	78/83 (94%)	68 (87%)	10 (13%)	4	18
28	B2	66/67 (98%)	64 (97%)	2 (3%)	41	71
28	D2	66/67 (98%)	57 (86%)	9 (14%)	3	16
29	B3	51/52 (98%)	45 (88%)	6 (12%)	5	21
29	D3	51/52 (98%)	45 (88%)	6 (12%)	5	21
30	B4	39/63 (62%)	32 (82%)	7 (18%)	2	8
30	D4	39/63 (62%)	33 (85%)	6 (15%)	2	11
31	B5	51/52 (98%)	45 (88%)	6 (12%)	5	21
31	D5	51/52 (98%)	45 (88%)	6 (12%)	5	21
32	B6	49/52 (94%)	32 (65%)	17 (35%)	0	0
32	D6	49/52 (94%)	31 (63%)	18 (37%)	0	0
33	B7	41/42 (98%)	38 (93%)	3 (7%)	14	43
33	D7	41/42 (98%)	38 (93%)	3 (7%)	14	43
34	B8	53/55 (96%)	44 (83%)	9 (17%)	2	9
34	D8	53/55 (96%)	44 (83%)	9 (17%)	2	9
35	B9	34/34 (100%)	31 (91%)	3 (9%)	10	36
35	D9	34/34 (100%)	31 (91%)	3 (9%)	10	36
38	BC	180/181 (99%)	172 (96%)	8 (4%)	28	61
38	DC	180/181 (99%)	172 (96%)	8 (4%)	28	61
39	BD	217/218 (100%)	186 (86%)	31 (14%)	3	14
39	DD	217/218 (100%)	187 (86%)	30 (14%)	3	16
40	BE	165/166 (99%)	145 (88%)	20 (12%)	5	20
40	DE	165/166 (99%)	143 (87%)	22 (13%)	4	16
41	BF	165/166 (99%)	152 (92%)	13 (8%)	12	40
41	DF	165/166 (99%)	152 (92%)	13 (8%)	12	40

Continued on next page...

Continued from previous page...

Mol	Chain	Analysed	Rotameric	Outliers	Percentiles	
42	BG	155/156 (99%)	135 (87%)	20 (13%)	4	18
42	DG	155/156 (99%)	124 (80%)	31 (20%)	1	5
43	BH	132/148 (89%)	118 (89%)	14 (11%)	6	26
43	DH	132/148 (89%)	118 (89%)	14 (11%)	6	26
46	BN	117/119 (98%)	101 (86%)	16 (14%)	3	16
46	DN	117/119 (98%)	101 (86%)	16 (14%)	3	16
47	BO	100/100 (100%)	93 (93%)	7 (7%)	15	45
47	DO	100/100 (100%)	93 (93%)	7 (7%)	15	45
48	BP	112/116 (97%)	93 (83%)	19 (17%)	2	9
48	DP	112/116 (97%)	93 (83%)	19 (17%)	2	9
49	BQ	111/111 (100%)	101 (91%)	10 (9%)	9	34
49	DQ	111/111 (100%)	101 (91%)	10 (9%)	9	34
50	BR	100/101 (99%)	87 (87%)	13 (13%)	4	18
50	DR	100/101 (99%)	85 (85%)	15 (15%)	3	12
51	BS	77/88 (88%)	65 (84%)	12 (16%)	2	11
51	DS	77/88 (88%)	65 (84%)	12 (16%)	2	11
52	BT	120/127 (94%)	97 (81%)	23 (19%)	1	6
52	DT	120/127 (94%)	97 (81%)	23 (19%)	1	6
53	BU	92/94 (98%)	86 (94%)	6 (6%)	17	47
53	DU	92/94 (98%)	86 (94%)	6 (6%)	17	47
54	BV	82/82 (100%)	67 (82%)	15 (18%)	1	7
54	DV	82/82 (100%)	67 (82%)	15 (18%)	1	7
55	BW	91/92 (99%)	87 (96%)	4 (4%)	28	61
55	DW	91/92 (99%)	86 (94%)	5 (6%)	21	53
56	BX	74/78 (95%)	67 (90%)	7 (10%)	8	31
56	DX	74/78 (95%)	68 (92%)	6 (8%)	11	39
57	BY	84/91 (92%)	71 (84%)	13 (16%)	2	11
57	DY	84/91 (92%)	72 (86%)	12 (14%)	3	14
58	BZ	155/179 (87%)	130 (84%)	25 (16%)	2	10
58	DZ	155/179 (87%)	131 (84%)	24 (16%)	2	11
All	All	10338/10854 (95%)	9112 (88%)	1226 (12%)	5	20

All (1226) residues with a non-rotameric sidechain are listed below:

Mol	Chain	Res	Type
2	AB	15	VAL
2	AB	16	HIS
2	AB	17	PHE
2	AB	24	TRP
2	AB	32	ILE
2	AB	36	ARG
2	AB	42	ILE
2	AB	51	LEU
2	AB	67	THR
2	AB	74	LYS
2	AB	93	VAL
2	AB	140	HIS
2	AB	144	ARG
2	AB	156	LYS
2	AB	170	GLU
2	AB	178	ARG
2	AB	187	LEU
2	AB	200	ILE
2	AB	204	ASN
2	AB	208	ILE
2	AB	234	PRO
3	AC	3	ASN
3	AC	5	ILE
3	AC	14	ILE
3	AC	16	ARG
3	AC	20	SER
3	AC	21	ARG
3	AC	26	LYS
3	AC	46	GLU
3	AC	52	LEU
3	AC	79	ARG
3	AC	105	GLU
3	AC	107	GLN
3	AC	119	ARG
3	AC	120	VAL
3	AC	135	LYS
3	AC	138	VAL
3	AC	167	TRP
3	AC	178	LEU
3	AC	188	LEU
4	AD	3	ARG
4	AD	10	ARG

Continued on next page...

Continued from previous page...

Mol	Chain	Res	Type
4	AD	15	GLU
4	AD	24	GLU
4	AD	27	TYR
4	AD	33	MET
4	AD	36	ARG
4	AD	49	ARG
4	AD	59	ARG
4	AD	62	GLN
4	AD	86	LYS
4	AD	100	ARG
4	AD	127	THR
4	AD	131	ARG
4	AD	132	ARG
4	AD	135	LEU
4	AD	162	LEU
4	AD	209	ARG
5	AE	6	PHE
5	AE	10	MET
5	AE	12	LEU
5	AE	16	THR
5	AE	18	ARG
5	AE	20	GLN
5	AE	38	GLN
5	AE	41	VAL
5	AE	68	GLU
5	AE	73	ASN
5	AE	79	GLU
5	AE	125	SER
5	AE	147	ASP
6	AF	14	LEU
6	AF	25	ILE
6	AF	27	GLN
6	AF	31	GLU
6	AF	32	ASN
6	AF	47	ARG
6	AF	57	GLN
6	AF	83	ASP
6	AF	86	ARG
6	AF	98	LEU
7	AG	24	THR
7	AG	51	GLN
7	AG	91	VAL

Continued on next page...

Continued from previous page...

Mol	Chain	Res	Type
7	AG	104	LEU
7	AG	113	GLU
7	AG	114	ARG
7	AG	137	LYS
7	AG	151	TYR
8	AH	1	MET
8	AH	18	ARG
8	AH	52	ASP
8	AH	54	ASP
8	AH	56	LYS
8	AH	91	ARG
8	AH	102	ARG
8	AH	109	ILE
8	AH	112	LEU
8	AH	115	SER
8	AH	119	LEU
8	AH	127	LEU
9	AI	4	TYR
9	AI	10	ARG
9	AI	44	VAL
9	AI	47	LEU
9	AI	75	ASP
9	AI	95	LYS
9	AI	112	LYS
9	AI	128	ARG
10	AJ	9	ARG
10	AJ	22	LYS
10	AJ	40	LEU
10	AJ	49	VAL
10	AJ	55	LYS
10	AJ	67	THR
10	AJ	73	ASP
10	AJ	78	ASN
10	AJ	81	THR
10	AJ	96	ILE
10	AJ	97	GLU
11	AK	27	ASN
11	AK	29	ILE
11	AK	30	VAL
11	AK	38	ASN
11	AK	47	VAL
11	AK	57	THR

Continued on next page...

Continued from previous page...

Mol	Chain	Res	Type
11	AK	84	VAL
11	AK	104	GLN
11	AK	106	LYS
11	AK	116	HIS
12	AL	20	LYS
12	AL	33	ARG
12	AL	41	ARG
12	AL	53	ARG
12	AL	55	VAL
12	AL	60	LEU
12	AL	83	VAL
12	AL	85	ILE
12	AL	89	ARG
12	AL	102	ARG
12	AL	106	ASP
12	AL	118	SER
13	AM	64	TRP
13	AM	65	LYS
13	AM	69	GLU
13	AM	70	LEU
13	AM	71	ARG
13	AM	82	MET
13	AM	93	ARG
13	AM	101	GLN
13	AM	108	ARG
13	AM	115	LYS
13	AM	120	LYS
14	AN	13	THR
14	AN	14	PRO
14	AN	18	VAL
14	AN	21	TYR
14	AN	22	THR
14	AN	29	ARG
14	AN	41	ARG
15	AO	10	LYS
15	AO	13	GLN
15	AO	25	THR
15	AO	38	ARG
15	AO	39	LEU
15	AO	41	GLU
15	AO	66	LEU
15	AO	82	ILE

Continued on next page...

Continued from previous page...

Mol	Chain	Res	Type
15	AO	88	ARG
16	AP	1	MET
16	AP	21	VAL
16	AP	23	ASP
16	AP	25	ARG
16	AP	43	LYS
16	AP	45	THR
16	AP	62	VAL
16	AP	69	THR
17	AQ	26	GLN
17	AQ	38	ARG
17	AQ	49	GLU
17	AQ	52	LYS
17	AQ	70	ARG
17	AQ	74	LEU
18	AR	29	PHE
18	AR	36	ASN
18	AR	37	VAL
18	AR	38	GLU
18	AR	44	LEU
18	AR	46	GLU
18	AR	47	THR
18	AR	54	ARG
18	AR	59	SER
18	AR	76	LEU
19	AS	6	LYS
19	AS	7	LYS
19	AS	10	PHE
19	AS	13	ASP
19	AS	15	LEU
19	AS	16	LEU
19	AS	29	ARG
19	AS	37	ARG
19	AS	41	VAL
19	AS	49	ILE
19	AS	63	THR
19	AS	65	ASN
19	AS	66	MET
20	AT	23	ARG
20	AT	26	ASN
20	AT	36	LEU
20	AT	45	GLN

Continued on next page...

Continued from previous page...

Mol	Chain	Res	Type
20	AT	64	ASP
20	AT	74	LYS
20	AT	75	ASN
20	AT	100	ILE
21	AU	22	ARG
25	AZ	5	PHE
25	AZ	7	ARG
25	AZ	8	THR
25	AZ	9	LYS
25	AZ	27	LEU
25	AZ	38	GLU
25	AZ	63	ILE
25	AZ	64	ASN
25	AZ	82	CYS
25	AZ	85	HIS
25	AZ	88	TYR
25	AZ	93	ILE
25	AZ	114	PRO
25	AZ	121	LEU
25	AZ	130	TYR
25	AZ	135	MET
25	AZ	160	GLN
25	AZ	163	PHE
25	AZ	166	ASP
25	AZ	167	GLU
25	AZ	185	ASN
25	AZ	189	ARG
25	AZ	194	GLU
25	AZ	196	VAL
25	AZ	206	ILE
25	AZ	218	ASP
25	AZ	230	THR
25	AZ	272	MET
25	AZ	274	ARG
25	AZ	275	LYS
25	AZ	277	LEU
25	AZ	284	ASP
25	AZ	285	ASN
25	AZ	291	ARG
25	AZ	295	ARG
25	AZ	324	LYS
25	AZ	325	LYS

Continued on next page...

Continued from previous page...

Mol	Chain	Res	Type
25	AZ	326	GLU
25	AZ	334	PHE
25	AZ	335	PHE
25	AZ	336	SER
25	AZ	345	ARG
25	AZ	347	THR
26	B0	14	ARG
26	B0	16	SER
26	B0	19	LYS
26	B0	20	ARG
26	B0	62	LEU
26	B0	75	LEU
26	B0	84	LEU
27	B1	3	LYS
27	B1	21	ARG
27	B1	26	ARG
27	B1	33	LYS
27	B1	37	ILE
27	B1	45	ASN
27	B1	67	ILE
27	B1	69	LYS
27	B1	73	LEU
27	B1	75	GLU
27	B1	83	GLU
28	B2	7	ARG
28	B2	68	ARG
29	B3	18	ASP
29	B3	35	ARG
29	B3	36	VAL
29	B3	38	GLU
29	B3	46	ASN
29	B3	48	GLU
30	B4	5	ILE
30	B4	9	LEU
30	B4	20	ASN
30	B4	28	LYS
30	B4	32	TYR
30	B4	43	TYR
30	B4	47	GLN
31	B5	3	LYS
31	B5	11	THR
31	B5	25	LEU

Continued on next page...

Continued from previous page...

Mol	Chain	Res	Type
31	B5	35	GLU
31	B5	49	CYS
31	B5	51	TYR
32	B6	7	ILE
32	B6	9	LEU
32	B6	12	GLU
32	B6	18	ARG
32	B6	19	ARG
32	B6	21	TYR
32	B6	23	THR
32	B6	26	ASN
32	B6	27	LYS
32	B6	29	ASN
32	B6	30	THR
32	B6	31	PRO
32	B6	41	PRO
32	B6	42	TRP
32	B6	44	ARG
32	B6	45	LYS
32	B6	53	LYS
33	B7	1	MET
33	B7	24	THR
33	B7	34	ARG
34	B8	30	ARG
34	B8	34	TRP
34	B8	35	GLN
34	B8	40	GLU
34	B8	41	ILE
34	B8	44	LYS
34	B8	47	LYS
34	B8	61	LEU
34	B8	64	TYR
35	B9	11	CYS
35	B9	29	ASN
35	B9	34	GLN
38	BC	11	LEU
38	BC	55	ASP
38	BC	57	ASN
38	BC	81	GLU
38	BC	93	TYR
38	BC	134	ARG
38	BC	210	ARG

Continued on next page...

Continued from previous page...

Mol	Chain	Res	Type
38	BC	218	MET
39	BD	6	PHE
39	BD	10	THR
39	BD	24	ILE
39	BD	26	LYS
39	BD	27	THR
39	BD	28	GLU
39	BD	43	ARG
39	BD	44	ASN
39	BD	46	GLN
39	BD	95	LEU
39	BD	104	TYR
39	BD	106	ILE
39	BD	111	LEU
39	BD	112	GLN
39	BD	155	LEU
39	BD	157	ARG
39	BD	166	GLN
39	BD	176	ARG
39	BD	192	THR
39	BD	198	ASN
39	BD	200	ASP
39	BD	211	ARG
39	BD	217	ARG
39	BD	218	ARG
39	BD	221	VAL
39	BD	226	MET
39	BD	241	PRO
39	BD	246	PRO
39	BD	270	ILE
39	BD	275	LYS
39	BD	276	LYS
40	BE	17	ASP
40	BE	18	ASP
40	BE	25	VAL
40	BE	33	VAL
40	BE	55	ASN
40	BE	56	PRO
40	BE	57	LYS
40	BE	62	PRO
40	BE	67	PHE
40	BE	76	ARG

Continued on next page...

Continued from previous page...

Mol	Chain	Res	Type
40	BE	78	LEU
40	BE	79	ARG
40	BE	121	ASN
40	BE	144	ARG
40	BE	146	THR
40	BE	167	VAL
40	BE	181	LEU
40	BE	188	VAL
40	BE	202	LYS
40	BE	203	LYS
41	BF	19	GLU
41	BF	23	ASP
41	BF	28	ILE
41	BF	72	ARG
41	BF	88	VAL
41	BF	98	SER
41	BF	122	LYS
41	BF	125	LEU
41	BF	135	LYS
41	BF	142	TRP
41	BF	157	VAL
41	BF	160	ASN
41	BF	169	ASN
42	BG	10	LYS
42	BG	12	TYR
42	BG	21	ARG
42	BG	22	ARG
42	BG	26	GLN
42	BG	34	LEU
42	BG	52	ILE
42	BG	54	GLU
42	BG	60	LEU
42	BG	67	LYS
42	BG	77	ILE
42	BG	84	LYS
42	BG	98	ARG
42	BG	113	ARG
42	BG	123	ASN
42	BG	125	PHE
42	BG	143	GLU
42	BG	153	ARG
42	BG	159	VAL

Continued on next page...

Continued from previous page...

Mol	Chain	Res	Type
42	BG	164	GLU
43	BH	43	VAL
43	BH	54	ARG
43	BH	57	ASP
43	BH	83	TYR
43	BH	85	LYS
43	BH	104	GLU
43	BH	105	LEU
43	BH	111	HIS
43	BH	139	GLN
43	BH	152	ARG
43	BH	153	LYS
43	BH	157	TYR
43	BH	162	ILE
43	BH	163	TYR
46	BN	1	MET
46	BN	4	TYR
46	BN	19	GLU
46	BN	25	ARG
46	BN	32	THR
46	BN	38	HIS
46	BN	45	ASN
46	BN	48	MET
46	BN	56	ASN
46	BN	87	LEU
46	BN	96	GLU
46	BN	99	LEU
46	BN	119	ARG
46	BN	120	LEU
46	BN	127	ASP
46	BN	136	GLU
47	BO	1	MET
47	BO	8	LEU
47	BO	23	ARG
47	BO	24	VAL
47	BO	48	PRO
47	BO	69	ILE
47	BO	94	ARG
48	BP	6	LEU
48	BP	16	ARG
48	BP	32	THR
48	BP	39	LYS

Continued on next page...

Continued from previous page...

Mol	Chain	Res	Type
48	BP	41	ARG
48	BP	42	SER
48	BP	45	LEU
48	BP	57	THR
48	BP	61	ARG
48	BP	68	GLN
48	BP	70	GLN
48	BP	75	ILE
48	BP	85	LEU
48	BP	91	PHE
48	BP	112	LEU
48	BP	114	ILE
48	BP	115	LEU
48	BP	136	GLU
48	BP	149	GLU
49	BQ	1	MET
49	BQ	45	GLN
49	BQ	54	MET
49	BQ	55	VAL
49	BQ	56	ARG
49	BQ	58	PHE
49	BQ	59	ARG
49	BQ	79	LEU
49	BQ	104	PHE
49	BQ	139	GLU
50	BR	2	ARG
50	BR	4	LEU
50	BR	5	LYS
50	BR	10	LEU
50	BR	30	THR
50	BR	49	ASP
50	BR	76	VAL
50	BR	79	LEU
50	BR	89	ASP
50	BR	94	TYR
50	BR	99	LYS
50	BR	100	LEU
50	BR	111	LEU
51	BS	11	LYS
51	BS	12	PHE
51	BS	15	ARG
51	BS	18	ILE

Continued on next page...

Continued from previous page...

Mol	Chain	Res	Type
51	BS	25	ARG
51	BS	29	PHE
51	BS	36	TYR
51	BS	40	ILE
51	BS	76	LYS
51	BS	92	TYR
51	BS	97	ARG
51	BS	106	ARG
52	BT	11	GLU
52	BT	24	PRO
52	BT	29	ARG
52	BT	32	TYR
52	BT	38	ASN
52	BT	39	ARG
52	BT	41	ARG
52	BT	43	GLN
52	BT	44	ASP
52	BT	48	ILE
52	BT	49	VAL
52	BT	50	ILE
52	BT	53	ARG
52	BT	58	ASN
52	BT	65	LYS
52	BT	78	LEU
52	BT	82	LEU
52	BT	88	ILE
52	BT	99	LEU
52	BT	108	ARG
52	BT	115	ARG
52	BT	124	ASP
52	BT	128	GLU
53	BU	9	VAL
53	BU	66	ASN
53	BU	74	LEU
53	BU	78	THR
53	BU	92	ARG
53	BU	108	GLU
54	BV	2	PHE
54	BV	12	TYR
54	BV	16	PRO
54	BV	18	LEU
54	BV	19	LYS

Continued on next page...

Continued from previous page...

Mol	Chain	Res	Type
54	BV	21	ARG
54	BV	26	ASP
54	BV	35	LEU
54	BV	39	LEU
54	BV	68	LYS
54	BV	79	VAL
54	BV	82	ARG
54	BV	91	TYR
54	BV	95	LEU
54	BV	99	ILE
55	BW	8	ARG
55	BW	11	ARG
55	BW	34	ASN
55	BW	107	LEU
56	BX	11	PRO
56	BX	28	PHE
56	BX	37	THR
56	BX	57	LEU
56	BX	60	ARG
56	BX	68	ARG
56	BX	75	ASP
57	BY	2	ARG
57	BY	5	MET
57	BY	6	HIS
57	BY	7	VAL
57	BY	29	GLU
57	BY	32	PRO
57	BY	50	ARG
57	BY	62	GLU
57	BY	73	ARG
57	BY	76	CYS
57	BY	77	PRO
57	BY	90	LEU
57	BY	97	ARG
58	BZ	6	LYS
58	BZ	9	TYR
58	BZ	11	GLU
58	BZ	30	ASN
58	BZ	38	TYR
58	BZ	41	LEU
58	BZ	55	HIS
58	BZ	70	LEU

Continued on next page...

Continued from previous page...

Mol	Chain	Res	Type
58	BZ	76	LEU
58	BZ	79	ARG
58	BZ	87	ASP
58	BZ	121	HIS
58	BZ	122	ARG
58	BZ	127	LYS
58	BZ	130	PRO
58	BZ	131	ARG
58	BZ	132	ASN
58	BZ	136	PHE
58	BZ	140	ASP
58	BZ	144	LEU
58	BZ	148	ASP
58	BZ	150	LEU
58	BZ	155	LEU
58	BZ	165	VAL
58	BZ	178	GLU
2	CB	15	VAL
2	CB	16	HIS
2	CB	17	PHE
2	CB	24	TRP
2	CB	32	ILE
2	CB	36	ARG
2	CB	42	ILE
2	CB	51	LEU
2	CB	67	THR
2	CB	74	LYS
2	CB	93	VAL
2	CB	97	TRP
2	CB	140	HIS
2	CB	144	ARG
2	CB	156	LYS
2	CB	170	GLU
2	CB	178	ARG
2	CB	187	LEU
2	CB	200	ILE
2	CB	204	ASN
2	CB	208	ILE
2	CB	234	PRO
3	CC	3	ASN
3	CC	5	ILE
3	CC	14	ILE

Continued on next page...

Continued from previous page...

Mol	Chain	Res	Type
3	CC	16	ARG
3	CC	20	SER
3	CC	21	ARG
3	CC	26	LYS
3	CC	46	GLU
3	CC	52	LEU
3	CC	79	ARG
3	CC	105	GLU
3	CC	107	GLN
3	CC	119	ARG
3	CC	120	VAL
3	CC	138	VAL
3	CC	167	TRP
3	CC	178	LEU
3	CC	188	LEU
4	CD	3	ARG
4	CD	10	ARG
4	CD	15	GLU
4	CD	24	GLU
4	CD	27	TYR
4	CD	33	MET
4	CD	36	ARG
4	CD	49	ARG
4	CD	59	ARG
4	CD	62	GLN
4	CD	86	LYS
4	CD	100	ARG
4	CD	127	THR
4	CD	131	ARG
4	CD	132	ARG
4	CD	135	LEU
4	CD	162	LEU
4	CD	209	ARG
5	CE	6	PHE
5	CE	10	MET
5	CE	12	LEU
5	CE	16	THR
5	CE	18	ARG
5	CE	20	GLN
5	CE	38	GLN
5	CE	41	VAL
5	CE	68	GLU

Continued on next page...

Continued from previous page...

Mol	Chain	Res	Type
5	CE	73	ASN
5	CE	79	GLU
5	CE	125	SER
5	CE	147	ASP
6	CF	14	LEU
6	CF	25	ILE
6	CF	27	GLN
6	CF	31	GLU
6	CF	32	ASN
6	CF	47	ARG
6	CF	57	GLN
6	CF	83	ASP
6	CF	86	ARG
6	CF	98	LEU
7	CG	24	THR
7	CG	51	GLN
7	CG	91	VAL
7	CG	104	LEU
7	CG	113	GLU
7	CG	114	ARG
7	CG	137	LYS
7	CG	151	TYR
8	CH	1	MET
8	CH	18	ARG
8	CH	52	ASP
8	CH	54	ASP
8	CH	56	LYS
8	CH	91	ARG
8	CH	102	ARG
8	CH	109	ILE
8	CH	112	LEU
8	CH	115	SER
8	CH	119	LEU
8	CH	127	LEU
9	CI	4	TYR
9	CI	10	ARG
9	CI	44	VAL
9	CI	47	LEU
9	CI	75	ASP
9	CI	95	LYS
9	CI	112	LYS
9	CI	121	ARG

Continued on next page...

Continued from previous page...

Mol	Chain	Res	Type
9	CI	128	ARG
10	CJ	9	ARG
10	CJ	22	LYS
10	CJ	40	LEU
10	CJ	49	VAL
10	CJ	55	LYS
10	CJ	67	THR
10	CJ	73	ASP
10	CJ	78	ASN
10	CJ	81	THR
10	CJ	96	ILE
10	CJ	97	GLU
11	CK	27	ASN
11	CK	29	ILE
11	CK	30	VAL
11	CK	38	ASN
11	CK	47	VAL
11	CK	57	THR
11	CK	84	VAL
11	CK	104	GLN
11	CK	106	LYS
11	CK	116	HIS
12	CL	20	LYS
12	CL	33	ARG
12	CL	41	ARG
12	CL	53	ARG
12	CL	55	VAL
12	CL	60	LEU
12	CL	83	VAL
12	CL	85	ILE
12	CL	89	ARG
12	CL	102	ARG
12	CL	106	ASP
12	CL	118	SER
13	CM	64	TRP
13	CM	65	LYS
13	CM	69	GLU
13	CM	70	LEU
13	CM	71	ARG
13	CM	82	MET
13	CM	93	ARG
13	CM	101	GLN

Continued on next page...

Continued from previous page...

Mol	Chain	Res	Type
13	CM	108	ARG
13	CM	115	LYS
13	CM	120	LYS
14	CN	13	THR
14	CN	14	PRO
14	CN	18	VAL
14	CN	21	TYR
14	CN	22	THR
14	CN	29	ARG
14	CN	41	ARG
15	CO	10	LYS
15	CO	13	GLN
15	CO	25	THR
15	CO	38	ARG
15	CO	39	LEU
15	CO	41	GLU
15	CO	66	LEU
15	CO	82	ILE
15	CO	88	ARG
16	CP	1	MET
16	CP	21	VAL
16	CP	23	ASP
16	CP	25	ARG
16	CP	43	LYS
16	CP	62	VAL
16	CP	69	THR
17	CQ	26	GLN
17	CQ	38	ARG
17	CQ	49	GLU
17	CQ	52	LYS
17	CQ	70	ARG
17	CQ	74	LEU
18	CR	29	PHE
18	CR	36	ASN
18	CR	37	VAL
18	CR	38	GLU
18	CR	44	LEU
18	CR	46	GLU
18	CR	47	THR
18	CR	54	ARG
18	CR	59	SER
18	CR	76	LEU

Continued on next page...

Continued from previous page...

Mol	Chain	Res	Type
19	CS	6	LYS
19	CS	7	LYS
19	CS	10	PHE
19	CS	13	ASP
19	CS	15	LEU
19	CS	16	LEU
19	CS	29	ARG
19	CS	37	ARG
19	CS	41	VAL
19	CS	49	ILE
19	CS	63	THR
19	CS	65	ASN
19	CS	66	MET
20	CT	23	ARG
20	CT	26	ASN
20	CT	36	LEU
20	CT	45	GLN
20	CT	64	ASP
20	CT	74	LYS
20	CT	75	ASN
20	CT	100	ILE
21	CU	22	ARG
25	CZ	5	PHE
25	CZ	7	ARG
25	CZ	9	LYS
25	CZ	27	LEU
25	CZ	38	GLU
25	CZ	63	ILE
25	CZ	64	ASN
25	CZ	82	CYS
25	CZ	85	HIS
25	CZ	88	TYR
25	CZ	93	ILE
25	CZ	114	PRO
25	CZ	121	LEU
25	CZ	130	TYR
25	CZ	135	MET
25	CZ	160	GLN
25	CZ	163	PHE
25	CZ	166	ASP
25	CZ	167	GLU
25	CZ	185	ASN

Continued on next page...

Continued from previous page...

Mol	Chain	Res	Type
25	CZ	189	ARG
25	CZ	194	GLU
25	CZ	196	VAL
25	CZ	206	ILE
25	CZ	218	ASP
25	CZ	230	THR
25	CZ	272	MET
25	CZ	274	ARG
25	CZ	275	LYS
25	CZ	277	LEU
25	CZ	284	ASP
25	CZ	285	ASN
25	CZ	291	ARG
25	CZ	295	ARG
25	CZ	325	LYS
25	CZ	326	GLU
25	CZ	334	PHE
25	CZ	335	PHE
25	CZ	336	SER
25	CZ	345	ARG
25	CZ	347	THR
26	D0	14	ARG
26	D0	16	SER
26	D0	19	LYS
26	D0	20	ARG
26	D0	62	LEU
26	D0	75	LEU
26	D0	84	LEU
27	D1	13	ILE
27	D1	20	ARG
27	D1	21	ARG
27	D1	26	ARG
27	D1	27	GLU
27	D1	38	SER
27	D1	61	ARG
27	D1	75	GLU
27	D1	83	GLU
27	D1	94	LEU
28	D2	12	GLU
28	D2	24	LEU
28	D2	25	VAL
28	D2	49	LYS

Continued on next page...

Continued from previous page...

Mol	Chain	Res	Type
28	D2	51	ARG
28	D2	53	LEU
28	D2	57	ILE
28	D2	60	LEU
28	D2	69	ARG
29	D3	18	ASP
29	D3	35	ARG
29	D3	36	VAL
29	D3	38	GLU
29	D3	46	ASN
29	D3	48	GLU
30	D4	5	ILE
30	D4	9	LEU
30	D4	20	ASN
30	D4	32	TYR
30	D4	43	TYR
30	D4	47	GLN
31	D5	3	LYS
31	D5	11	THR
31	D5	25	LEU
31	D5	35	GLU
31	D5	49	CYS
31	D5	51	TYR
32	D6	7	ILE
32	D6	9	LEU
32	D6	12	GLU
32	D6	18	ARG
32	D6	19	ARG
32	D6	21	TYR
32	D6	23	THR
32	D6	26	ASN
32	D6	27	LYS
32	D6	29	ASN
32	D6	30	THR
32	D6	31	PRO
32	D6	41	PRO
32	D6	42	TRP
32	D6	44	ARG
32	D6	45	LYS
32	D6	48	VAL
32	D6	53	LYS
33	D7	1	MET

Continued on next page...

Continued from previous page...

Mol	Chain	Res	Type
33	D7	24	THR
33	D7	34	ARG
34	D8	30	ARG
34	D8	34	TRP
34	D8	35	GLN
34	D8	40	GLU
34	D8	41	ILE
34	D8	44	LYS
34	D8	47	LYS
34	D8	61	LEU
34	D8	64	TYR
35	D9	11	CYS
35	D9	29	ASN
35	D9	34	GLN
38	DC	11	LEU
38	DC	28	LEU
38	DC	55	ASP
38	DC	57	ASN
38	DC	81	GLU
38	DC	93	TYR
38	DC	210	ARG
38	DC	218	MET
39	DD	6	PHE
39	DD	10	THR
39	DD	24	ILE
39	DD	26	LYS
39	DD	27	THR
39	DD	28	GLU
39	DD	43	ARG
39	DD	44	ASN
39	DD	46	GLN
39	DD	95	LEU
39	DD	104	TYR
39	DD	106	ILE
39	DD	111	LEU
39	DD	112	GLN
39	DD	155	LEU
39	DD	157	ARG
39	DD	166	GLN
39	DD	176	ARG
39	DD	192	THR
39	DD	200	ASP

Continued on next page...

Continued from previous page...

Mol	Chain	Res	Type
39	DD	211	ARG
39	DD	217	ARG
39	DD	218	ARG
39	DD	221	VAL
39	DD	226	MET
39	DD	241	PRO
39	DD	246	PRO
39	DD	270	ILE
39	DD	275	LYS
39	DD	276	LYS
40	DE	17	ASP
40	DE	18	ASP
40	DE	25	VAL
40	DE	33	VAL
40	DE	54	GLN
40	DE	55	ASN
40	DE	56	PRO
40	DE	57	LYS
40	DE	62	PRO
40	DE	67	PHE
40	DE	76	ARG
40	DE	78	LEU
40	DE	79	ARG
40	DE	121	ASN
40	DE	144	ARG
40	DE	146	THR
40	DE	167	VAL
40	DE	175	VAL
40	DE	181	LEU
40	DE	188	VAL
40	DE	202	LYS
40	DE	203	LYS
41	DF	19	GLU
41	DF	23	ASP
41	DF	28	ILE
41	DF	72	ARG
41	DF	88	VAL
41	DF	98	SER
41	DF	122	LYS
41	DF	125	LEU
41	DF	135	LYS
41	DF	142	TRP

Continued on next page...

Continued from previous page...

Mol	Chain	Res	Type
41	DF	157	VAL
41	DF	160	ASN
41	DF	169	ASN
42	DG	11	TYR
42	DG	14	GLU
42	DG	16	ARG
42	DG	30	GLU
42	DG	39	ILE
42	DG	40	ASN
42	DG	45	GLU
42	DG	47	LYS
42	DG	52	ILE
42	DG	66	GLN
42	DG	67	LYS
42	DG	77	ILE
42	DG	82	LEU
42	DG	83	ARG
42	DG	87	PRO
42	DG	91	ARG
42	DG	93	THR
42	DG	95	ARG
42	DG	103	LEU
42	DG	107	LEU
42	DG	113	ARG
42	DG	114	ILE
42	DG	116	ASP
42	DG	133	LEU
42	DG	136	ARG
42	DG	139	LEU
42	DG	143	GLU
42	DG	150	ASP
42	DG	152	LEU
42	DG	153	ARG
42	DG	164	GLU
43	DH	43	VAL
43	DH	54	ARG
43	DH	57	ASP
43	DH	83	TYR
43	DH	85	LYS
43	DH	104	GLU
43	DH	105	LEU
43	DH	111	HIS

Continued on next page...

Continued from previous page...

Mol	Chain	Res	Type
43	DH	139	GLN
43	DH	152	ARG
43	DH	153	LYS
43	DH	157	TYR
43	DH	162	ILE
43	DH	163	TYR
46	DN	1	MET
46	DN	4	TYR
46	DN	19	GLU
46	DN	25	ARG
46	DN	32	THR
46	DN	38	HIS
46	DN	45	ASN
46	DN	48	MET
46	DN	56	ASN
46	DN	87	LEU
46	DN	96	GLU
46	DN	99	LEU
46	DN	119	ARG
46	DN	120	LEU
46	DN	127	ASP
46	DN	136	GLU
47	DO	1	MET
47	DO	8	LEU
47	DO	23	ARG
47	DO	24	VAL
47	DO	48	PRO
47	DO	69	ILE
47	DO	94	ARG
48	DP	6	LEU
48	DP	16	ARG
48	DP	32	THR
48	DP	39	LYS
48	DP	41	ARG
48	DP	42	SER
48	DP	45	LEU
48	DP	57	THR
48	DP	61	ARG
48	DP	68	GLN
48	DP	70	GLN
48	DP	75	ILE
48	DP	85	LEU

Continued on next page...

Continued from previous page...

Mol	Chain	Res	Type
48	DP	91	PHE
48	DP	112	LEU
48	DP	114	ILE
48	DP	115	LEU
48	DP	136	GLU
48	DP	149	GLU
49	DQ	1	MET
49	DQ	45	GLN
49	DQ	54	MET
49	DQ	55	VAL
49	DQ	56	ARG
49	DQ	58	PHE
49	DQ	59	ARG
49	DQ	79	LEU
49	DQ	104	PHE
49	DQ	139	GLU
50	DR	2	ARG
50	DR	4	LEU
50	DR	5	LYS
50	DR	10	LEU
50	DR	30	THR
50	DR	49	ASP
50	DR	70	LEU
50	DR	76	VAL
50	DR	79	LEU
50	DR	89	ASP
50	DR	94	TYR
50	DR	97	VAL
50	DR	99	LYS
50	DR	100	LEU
50	DR	111	LEU
51	DS	11	LYS
51	DS	12	PHE
51	DS	15	ARG
51	DS	18	ILE
51	DS	25	ARG
51	DS	29	PHE
51	DS	36	TYR
51	DS	40	ILE
51	DS	76	LYS
51	DS	92	TYR
51	DS	97	ARG

Continued on next page...

Continued from previous page...

Mol	Chain	Res	Type
51	DS	106	ARG
52	DT	11	GLU
52	DT	24	PRO
52	DT	29	ARG
52	DT	32	TYR
52	DT	38	ASN
52	DT	39	ARG
52	DT	41	ARG
52	DT	43	GLN
52	DT	44	ASP
52	DT	48	ILE
52	DT	49	VAL
52	DT	50	ILE
52	DT	53	ARG
52	DT	58	ASN
52	DT	65	LYS
52	DT	78	LEU
52	DT	82	LEU
52	DT	88	ILE
52	DT	99	LEU
52	DT	108	ARG
52	DT	115	ARG
52	DT	124	ASP
52	DT	128	GLU
53	DU	9	VAL
53	DU	66	ASN
53	DU	74	LEU
53	DU	78	THR
53	DU	92	ARG
53	DU	108	GLU
54	DV	2	PHE
54	DV	12	TYR
54	DV	16	PRO
54	DV	18	LEU
54	DV	19	LYS
54	DV	21	ARG
54	DV	26	ASP
54	DV	35	LEU
54	DV	39	LEU
54	DV	68	LYS
54	DV	79	VAL
54	DV	82	ARG

Continued on next page...

Continued from previous page...

Mol	Chain	Res	Type
54	DV	91	TYR
54	DV	95	LEU
54	DV	99	ILE
55	DW	8	ARG
55	DW	11	ARG
55	DW	14	PRO
55	DW	34	ASN
55	DW	107	LEU
56	DX	11	PRO
56	DX	28	PHE
56	DX	37	THR
56	DX	57	LEU
56	DX	68	ARG
56	DX	75	ASP
57	DY	2	ARG
57	DY	5	MET
57	DY	6	HIS
57	DY	7	VAL
57	DY	29	GLU
57	DY	32	PRO
57	DY	50	ARG
57	DY	62	GLU
57	DY	73	ARG
57	DY	76	CYS
57	DY	90	LEU
57	DY	97	ARG
58	DZ	5	LEU
58	DZ	9	TYR
58	DZ	10	ARG
58	DZ	24	LEU
58	DZ	31	ARG
58	DZ	37	VAL
58	DZ	42	VAL
58	DZ	50	GLN
58	DZ	61	LEU
58	DZ	65	GLN
58	DZ	67	LEU
58	DZ	70	LEU
58	DZ	72	ARG
58	DZ	81	ARG
58	DZ	107	THR
58	DZ	121	HIS

Continued on next page...

Continued from previous page...

Mol	Chain	Res	Type
58	DZ	122	ARG
58	DZ	123	ASP
58	DZ	127	LYS
58	DZ	135	GLU
58	DZ	136	PHE
58	DZ	140	ASP
58	DZ	150	LEU
58	DZ	168	GLU

Sometimes sidechains can be flipped to improve hydrogen bonding and reduce clashes. All (325) such sidechains are listed below:

Mol	Chain	Res	Type
2	AB	40	HIS
2	AB	45	GLN
2	AB	76	GLN
2	AB	78	GLN
2	AB	94	ASN
2	AB	95	GLN
2	AB	204	ASN
3	AC	6	HIS
3	AC	28	GLN
3	AC	31	HIS
3	AC	118	GLN
3	AC	123	GLN
3	AC	139	GLN
4	AD	62	GLN
4	AD	74	GLN
4	AD	77	ASN
4	AD	129	ASN
4	AD	161	ASN
5	AE	20	GLN
5	AE	73	ASN
6	AF	27	GLN
6	AF	32	ASN
6	AF	64	GLN
6	AF	73	ASN
6	AF	84	ASN
6	AF	94	GLN
6	AF	100	ASN
7	AG	13	GLN
7	AG	37	ASN
7	AG	86	GLN

Continued on next page...

Continued from previous page...

Mol	Chain	Res	Type
8	AH	82	HIS
9	AI	31	GLN
9	AI	124	GLN
10	AJ	13	HIS
10	AJ	56	HIS
10	AJ	62	HIS
10	AJ	68	HIS
10	AJ	78	ASN
11	AK	27	ASN
11	AK	38	ASN
11	AK	93	GLN
11	AK	117	ASN
12	AL	8	ASN
12	AL	9	GLN
12	AL	49	ASN
12	AL	75	HIS
13	AM	12	ASN
13	AM	40	ASN
13	AM	77	ASN
13	AM	101	GLN
14	AN	49	HIS
15	AO	37	ASN
15	AO	46	HIS
15	AO	62	GLN
16	AP	76	GLN
17	AQ	16	GLN
18	AR	63	GLN
19	AS	14	HIS
19	AS	47	HIS
20	AT	9	ASN
20	AT	18	GLN
20	AT	26	ASN
20	AT	42	GLN
20	AT	45	GLN
20	AT	75	ASN
25	AZ	19	HIS
25	AZ	64	ASN
25	AZ	67	HIS
25	AZ	98	GLN
25	AZ	115	GLN
25	AZ	125	GLN
25	AZ	185	ASN

Continued on next page...

Continued from previous page...

Mol	Chain	Res	Type
25	AZ	193	ASN
25	AZ	273	HIS
25	AZ	285	ASN
25	AZ	341	GLN
25	AZ	367	ASN
26	B0	12	ASN
26	B0	29	GLN
26	B0	50	ASN
26	B0	70	GLN
27	B1	16	ASN
27	B1	45	ASN
28	B2	43	GLN
28	B2	46	GLN
28	B2	47	ASN
28	B2	56	GLN
28	B2	70	GLN
29	B3	19	GLN
29	B3	46	ASN
29	B3	52	HIS
30	B4	20	ASN
30	B4	40	HIS
30	B4	47	GLN
32	B6	26	ASN
35	B9	29	ASN
38	BC	57	ASN
39	BD	44	ASN
39	BD	58	HIS
39	BD	116	GLN
39	BD	126	GLN
39	BD	166	GLN
39	BD	186	HIS
39	BD	198	ASN
39	BD	233	HIS
39	BD	253	GLN
40	BE	48	GLN
40	BE	54	GLN
40	BE	55	ASN
40	BE	121	ASN
40	BE	129	HIS
40	BE	169	ASN
40	BE	180	ASN
41	BF	29	ASN

Continued on next page...

Continued from previous page...

Mol	Chain	Res	Type
41	BF	40	GLN
41	BF	69	HIS
41	BF	75	HIS
41	BF	133	ASN
41	BF	160	ASN
41	BF	204	ASN
42	BG	40	ASN
42	BG	79	ASN
43	BH	61	HIS
43	BH	74	ASN
43	BH	139	GLN
43	BH	147	ASN
46	BN	45	ASN
46	BN	56	ASN
46	BN	94	HIS
46	BN	131	GLN
47	BO	3	GLN
48	BP	13	ASN
48	BP	68	GLN
48	BP	81	GLN
48	BP	84	ASN
48	BP	128	HIS
49	BQ	45	GLN
49	BQ	141	GLN
50	BR	11	ASN
50	BR	23	ASN
50	BR	24	GLN
52	BT	38	ASN
52	BT	43	GLN
52	BT	58	ASN
52	BT	79	HIS
52	BT	90	GLN
52	BT	104	ASN
53	BU	49	HIS
53	BU	66	ASN
53	BU	117	GLN
54	BV	11	GLN
55	BW	57	ASN
55	BW	61	ASN
55	BW	102	HIS
56	BX	41	ASN
56	BX	55	ASN

Continued on next page...

Continued from previous page...

Mol	Chain	Res	Type
56	BX	82	GLN
56	BX	87	GLN
57	BY	6	HIS
58	BZ	30	ASN
58	BZ	75	ASN
58	BZ	118	GLN
58	BZ	132	ASN
2	CB	37	ASN
2	CB	40	HIS
2	CB	45	GLN
2	CB	76	GLN
2	CB	78	GLN
2	CB	95	GLN
2	CB	204	ASN
3	CC	6	HIS
3	CC	28	GLN
3	CC	31	HIS
3	CC	118	GLN
3	CC	123	GLN
3	CC	139	GLN
4	CD	62	GLN
4	CD	74	GLN
4	CD	77	ASN
4	CD	129	ASN
4	CD	161	ASN
5	CE	20	GLN
5	CE	73	ASN
6	CF	27	GLN
6	CF	32	ASN
6	CF	64	GLN
6	CF	73	ASN
6	CF	84	ASN
6	CF	94	GLN
6	CF	100	ASN
7	CG	13	GLN
7	CG	37	ASN
8	CH	82	HIS
9	CI	31	GLN
9	CI	124	GLN
10	CJ	13	HIS
10	CJ	56	HIS
10	CJ	62	HIS

Continued on next page...

Continued from previous page...

Mol	Chain	Res	Type
10	CJ	68	HIS
10	CJ	78	ASN
11	CK	27	ASN
11	CK	38	ASN
11	CK	93	GLN
11	CK	117	ASN
12	CL	8	ASN
12	CL	9	GLN
12	CL	49	ASN
12	CL	75	HIS
13	CM	12	ASN
13	CM	40	ASN
13	CM	77	ASN
13	CM	92	HIS
13	CM	101	GLN
14	CN	49	HIS
15	CO	37	ASN
15	CO	46	HIS
15	CO	62	GLN
16	CP	76	GLN
17	CQ	16	GLN
18	CR	63	GLN
19	CS	14	HIS
20	CT	9	ASN
20	CT	18	GLN
20	CT	26	ASN
20	CT	42	GLN
20	CT	45	GLN
20	CT	75	ASN
25	CZ	19	HIS
25	CZ	64	ASN
25	CZ	67	HIS
25	CZ	91	ASN
25	CZ	98	GLN
25	CZ	115	GLN
25	CZ	125	GLN
25	CZ	185	ASN
25	CZ	193	ASN
25	CZ	285	ASN
25	CZ	341	GLN
25	CZ	367	ASN
26	D0	12	ASN

Continued on next page...

Continued from previous page...

Mol	Chain	Res	Type
26	D0	29	GLN
26	D0	50	ASN
26	D0	70	GLN
27	D1	42	GLN
27	D1	45	ASN
28	D2	47	ASN
28	D2	56	GLN
28	D2	71	ASN
29	D3	19	GLN
29	D3	46	ASN
29	D3	52	HIS
30	D4	20	ASN
30	D4	40	HIS
30	D4	47	GLN
32	D6	26	ASN
34	D8	31	HIS
35	D9	29	ASN
38	DC	57	ASN
39	DD	44	ASN
39	DD	58	HIS
39	DD	116	GLN
39	DD	126	GLN
39	DD	166	GLN
39	DD	186	HIS
39	DD	198	ASN
39	DD	233	HIS
39	DD	253	GLN
40	DE	48	GLN
40	DE	54	GLN
40	DE	55	ASN
40	DE	121	ASN
40	DE	129	HIS
40	DE	135	HIS
40	DE	143	ASN
40	DE	169	ASN
41	DF	29	ASN
41	DF	40	GLN
41	DF	69	HIS
41	DF	75	HIS
41	DF	133	ASN
41	DF	160	ASN
41	DF	204	ASN

Continued on next page...

Continued from previous page...

Mol	Chain	Res	Type
42	DG	40	ASN
42	DG	41	GLN
42	DG	66	GLN
43	DH	61	HIS
43	DH	74	ASN
43	DH	139	GLN
43	DH	147	ASN
46	DN	45	ASN
46	DN	56	ASN
46	DN	94	HIS
46	DN	131	GLN
47	DO	3	GLN
48	DP	13	ASN
48	DP	68	GLN
48	DP	81	GLN
48	DP	84	ASN
48	DP	128	HIS
49	DQ	45	GLN
49	DQ	141	GLN
50	DR	11	ASN
50	DR	23	ASN
50	DR	24	GLN
52	DT	38	ASN
52	DT	43	GLN
52	DT	58	ASN
52	DT	79	HIS
52	DT	90	GLN
52	DT	104	ASN
53	DU	49	HIS
53	DU	66	ASN
53	DU	117	GLN
54	DV	11	GLN
55	DW	57	ASN
55	DW	61	ASN
55	DW	102	HIS
56	DX	41	ASN
56	DX	55	ASN
56	DX	82	GLN
56	DX	87	GLN
57	DY	6	HIS
58	DZ	30	ASN
58	DZ	75	ASN

Continued on next page...

Continued from previous page...

Mol	Chain	Res	Type
58	DZ	118	GLN

5.3.3 RNA [i](#)

Mol	Chain	Analysed	Backbone Outliers	Pucker Outliers
1	AA	1509/1522 (99%)	227 (15%)	43 (2%)
1	CA	1509/1522 (99%)	222 (14%)	46 (3%)
22	AV	75/76 (98%)	22 (29%)	1 (1%)
22	AW	75/76 (98%)	21 (28%)	2 (2%)
22	CV	75/76 (98%)	23 (30%)	1 (1%)
22	CW	75/76 (98%)	21 (28%)	3 (4%)
23	AX	16/27 (59%)	6 (37%)	1 (6%)
23	CX	16/27 (59%)	5 (31%)	1 (6%)
24	AY	74/77 (96%)	25 (33%)	3 (4%)
24	CY	74/77 (96%)	25 (33%)	3 (4%)
36	BA	2900/2915 (99%)	494 (17%)	45 (1%)
36	DA	2900/2915 (99%)	492 (16%)	45 (1%)
37	BB	118/122 (96%)	22 (18%)	3 (2%)
37	DB	118/122 (96%)	22 (18%)	3 (2%)
All	All	9534/9630 (99%)	1627 (17%)	200 (2%)

All (1627) RNA backbone outliers are listed below:

Mol	Chain	Res	Type
1	AA	7	G
1	AA	9	G
1	AA	31	G
1	AA	32	A
1	AA	39	G
1	AA	47	C
1	AA	48	C
1	AA	51	A
1	AA	55	A
1	AA	58	C
1	AA	60	A
1	AA	61	G
1	AA	63	C
1	AA	65	U
1	AA	79	G
1	AA	80	G
1	AA	81	U

Continued on next page...

Continued from previous page...

Mol	Chain	Res	Type
1	AA	84	U
1	AA	89	C
1	AA	90	U
1	AA	101	A
1	AA	116	A
1	AA	120	A
1	AA	121	C
1	AA	131	C
1	AA	144	G
1	AA	146	G
1	AA	147	G
1	AA	151	A
1	AA	172	A
1	AA	173	U
1	AA	182	U
1	AA	189(I)	G
1	AA	195	A
1	AA	197	A
1	AA	198	G
1	AA	199	G
1	AA	202	U
1	AA	203	U
1	AA	204	U
1	AA	216	G
1	AA	244	U
1	AA	246	A
1	AA	247	G
1	AA	251	G
1	AA	267	C
1	AA	275	G
1	AA	289	G
1	AA	328	C
1	AA	332	G
1	AA	345	C
1	AA	346	G
1	AA	347	G
1	AA	348	G
1	AA	352	C
1	AA	353	A
1	AA	354	G
1	AA	367	U
1	AA	369	C

Continued on next page...

Continued from previous page...

Mol	Chain	Res	Type
1	AA	372	C
1	AA	373	A
1	AA	397	A
1	AA	412	A
1	AA	413	G
1	AA	414	A
1	AA	422	C
1	AA	429	U
1	AA	430	A
1	AA	439	A
1	AA	452	A
1	AA	454	C
1	AA	471	G
1	AA	484	G
1	AA	485	G
1	AA	496	A
1	AA	499	A
1	AA	508	C
1	AA	509	A
1	AA	511	C
1	AA	518	C
1	AA	527	G
1	AA	531	U
1	AA	532	A
1	AA	534	U
1	AA	548	G
1	AA	559	A
1	AA	561	U
1	AA	562	C
1	AA	572	A
1	AA	573	A
1	AA	576	G
1	AA	577	G
1	AA	588	G
1	AA	632	A
1	AA	653	A
1	AA	665	A
1	AA	688	G
1	AA	701	C
1	AA	702	A
1	AA	721	G
1	AA	722	A

Continued on next page...

Continued from previous page...

Mol	Chain	Res	Type
1	AA	723	U
1	AA	731	G
1	AA	734	G
1	AA	748	C
1	AA	749	C
1	AA	755	G
1	AA	777	A
1	AA	787	A
1	AA	793	U
1	AA	794	A
1	AA	816	A
1	AA	817	C
1	AA	828	A
1	AA	839	U
1	AA	840	C
1	AA	841	U
1	AA	848	C
1	AA	859	A
1	AA	914	A
1	AA	926	G
1	AA	927	G
1	AA	934	C
1	AA	935	A
1	AA	960	U
1	AA	961	U
1	AA	962	C
1	AA	968	A
1	AA	969	A
1	AA	971	G
1	AA	974	A
1	AA	976	G
1	AA	977	A
1	AA	978	A
1	AA	980	C
1	AA	981	U
1	AA	982	U
1	AA	983	A
1	AA	991	U
1	AA	992	U
1	AA	993	G
1	AA	996	A
1	AA	1004	A

Continued on next page...

Continued from previous page...

Mol	Chain	Res	Type
1	AA	1026	G
1	AA	1030	C
1	AA	1050	G
1	AA	1094	G
1	AA	1095	U
1	AA	1101	A
1	AA	1102	A
1	AA	1117	G
1	AA	1124	G
1	AA	1125	U
1	AA	1129	C
1	AA	1130	A
1	AA	1131	G
1	AA	1136	U
1	AA	1137	C
1	AA	1138	G
1	AA	1139	G
1	AA	1140	C
1	AA	1141	C
1	AA	1146	A
1	AA	1152	A
1	AA	1154	G
1	AA	1158	C
1	AA	1159	U
1	AA	1171	G
1	AA	1182	G
1	AA	1184	G
1	AA	1187	G
1	AA	1196	U
1	AA	1197	G
1	AA	1200	C
1	AA	1201	A
1	AA	1212	U
1	AA	1238	A
1	AA	1240	U
1	AA	1256	A
1	AA	1257	U
1	AA	1272	G
1	AA	1280	A
1	AA	1281	U
1	AA	1284	C
1	AA	1285	A

Continued on next page...

Continued from previous page...

Mol	Chain	Res	Type
1	AA	1286	A
1	AA	1287	A
1	AA	1299	A
1	AA	1300	G
1	AA	1302	U
1	AA	1320	C
1	AA	1321	C
1	AA	1322	C
1	AA	1323	G
1	AA	1331	G
1	AA	1335	C
1	AA	1336	C
1	AA	1346	A
1	AA	1347	G
1	AA	1353	G
1	AA	1363	C
1	AA	1363(A)	A
1	AA	1364	U
1	AA	1370	G
1	AA	1397	C
1	AA	1398	A
1	AA	1400	C
1	AA	1419	G
1	AA	1439	C
1	AA	1442(A)	G
1	AA	1442(B)	A
1	AA	1447	A
1	AA	1452	C
1	AA	1456	G
1	AA	1470	G
1	AA	1492	A
1	AA	1494	G
1	AA	1499	A
1	AA	1503	A
1	AA	1506	U
1	AA	1517	G
1	AA	1519	A
1	AA	1520	G
1	AA	1529	G
1	AA	1530	G
1	AA	1533	C
1	AA	1537	U

Continued on next page...

Continued from previous page...

Mol	Chain	Res	Type
22	AV	2	C
22	AV	5	G
22	AV	7	A
22	AV	8	U
22	AV	16	U
22	AV	17	C
22	AV	18	G
22	AV	20	U
22	AV	21	A
22	AV	42	C
22	AV	44	G
22	AV	45	U
22	AV	46	G
22	AV	47	U
22	AV	48	C
22	AV	60	U
22	AV	61	C
22	AV	62	C
22	AV	63	G
22	AV	68	C
22	AV	74	C
22	AV	76	A
22	AW	4	C
22	AW	8	U
22	AW	9	A
22	AW	16	U
22	AW	17	C
22	AW	18	G
22	AW	19	G
22	AW	21	A
22	AW	39	U
22	AW	44	G
22	AW	45	U
22	AW	47	U
22	AW	48	C
22	AW	50	U
22	AW	56	C
22	AW	57	G
22	AW	59	U
22	AW	61	C
22	AW	62	C
22	AW	73	A

Continued on next page...

Continued from previous page...

Mol	Chain	Res	Type
22	AW	74	C
23	AX	12	A
23	AX	13	A
23	AX	16	A
23	AX	17	U
23	AX	22	U
23	AX	27	A
24	AY	3	G
24	AY	5	G
24	AY	8	4SU
24	AY	9	A
24	AY	12	U
24	AY	13	C
24	AY	16	H2U
24	AY	17	H2U
24	AY	18	G
24	AY	19	G
24	AY	20	H2U
24	AY	21	A
24	AY	25	C
24	AY	26	A
24	AY	41	C
24	AY	44	G
24	AY	45	U
24	AY	46	7MG
24	AY	47	U
24	AY	48	U
24	AY	56	C
24	AY	59	G
24	AY	62	U
24	AY	71	C
24	AY	73	G
36	BA	10	G
36	BA	45	C
36	BA	69	C
36	BA	71	A
36	BA	72	U
36	BA	74	A
36	BA	75	G
36	BA	84	A
36	BA	85	G
36	BA	88	G

Continued on next page...

Continued from previous page...

Mol	Chain	Res	Type
36	BA	90	U
36	BA	92	A
36	BA	94	C
36	BA	100	G
36	BA	102	G
36	BA	118	A
36	BA	119	A
36	BA	120	U
36	BA	129	C
36	BA	139(A)	G
36	BA	141	A
36	BA	146	G
36	BA	149	A
36	BA	156	U
36	BA	174	C
36	BA	181	A
36	BA	196	A
36	BA	197	A
36	BA	199	A
36	BA	200	U
36	BA	204	A
36	BA	205	G
36	BA	215	G
36	BA	216	A
36	BA	221	A
36	BA	222	A
36	BA	229	A
36	BA	233	A
36	BA	245	G
36	BA	248	G
36	BA	261	G
36	BA	268	C
36	BA	271(I)	G
36	BA	271(K)	U
36	BA	271(M)	G
36	BA	271(O)	C
36	BA	272(A)	U
36	BA	272(B)	G
36	BA	272(I)	U
36	BA	276	A
36	BA	278	A
36	BA	288	C

Continued on next page...

Continued from previous page...

Mol	Chain	Res	Type
36	BA	322	A
36	BA	324	A
36	BA	329	G
36	BA	330	A
36	BA	333	G
36	BA	338	G
36	BA	352	G
36	BA	353	G
36	BA	358	U
36	BA	362	U
36	BA	363	G
36	BA	363(F)	A
36	BA	386	G
36	BA	388	G
36	BA	396	G
36	BA	405	U
36	BA	406	G
36	BA	411	G
36	BA	428	A
36	BA	448	U
36	BA	451	C
36	BA	457	A
36	BA	458	G
36	BA	470	A
36	BA	480	A
36	BA	481	G
36	BA	494	G
36	BA	505	A
36	BA	508	G
36	BA	509	C
36	BA	512	G
36	BA	513	A
36	BA	529	A
36	BA	530	G
36	BA	531	C
36	BA	532	A
36	BA	533	G
36	BA	537	C
36	BA	556	G
36	BA	563	G
36	BA	573	G
36	BA	575	A

Continued on next page...

Continued from previous page...

Mol	Chain	Res	Type
36	BA	586	A
36	BA	587	C
36	BA	588	U
36	BA	603	A
36	BA	604	G
36	BA	607	U
36	BA	613	G
36	BA	614(B)	G
36	BA	615	G
36	BA	622	G
36	BA	624	C
36	BA	627	A
36	BA	629	G
36	BA	637	A
36	BA	645	C
36	BA	646	A
36	BA	651	G
36	BA	653	A
36	BA	654(J)	A
36	BA	654(K)	C
36	BA	654(M)	C
36	BA	654(T)	C
36	BA	655	A
36	BA	656	G
36	BA	669	G
36	BA	673	C
36	BA	686	G
36	BA	708	C
36	BA	722	A
36	BA	730	C
36	BA	753	C
36	BA	765	G
36	BA	776	G
36	BA	782	A
36	BA	784	A
36	BA	785	G
36	BA	790	C
36	BA	791	C
36	BA	792	G
36	BA	805	G
36	BA	812	C
36	BA	819	A

Continued on next page...

Continued from previous page...

Mol	Chain	Res	Type
36	BA	827	U
36	BA	828	U
36	BA	830	G
36	BA	848	G
36	BA	857	C
36	BA	859	G
36	BA	866	A
36	BA	878	A
36	BA	889	C
36	BA	890	A
36	BA	896	A
36	BA	897	C
36	BA	901	A
36	BA	910	A
36	BA	917	A
36	BA	926	A
36	BA	932	G
36	BA	941	A
36	BA	945	A
36	BA	946	G
36	BA	953	A
36	BA	958	U
36	BA	959	A
36	BA	961	C
36	BA	974	G
36	BA	975	C
36	BA	983	A
36	BA	991	C
36	BA	996	A
36	BA	1011	G
36	BA	1012	U
36	BA	1013	C
36	BA	1022	G
36	BA	1025	G
36	BA	1026	U
36	BA	1034	G
36	BA	1038	C
36	BA	1039	G
36	BA	1045	A
36	BA	1046	A
36	BA	1047	G
36	BA	1053	C

Continued on next page...

Continued from previous page...

Mol	Chain	Res	Type
36	BA	1059	G
36	BA	1061	U
36	BA	1062	G
36	BA	1065	U
36	BA	1067	A
36	BA	1068	G
36	BA	1069	A
36	BA	1070	A
36	BA	1071	G
36	BA	1072	C
36	BA	1073	A
36	BA	1087	G
36	BA	1088	A
36	BA	1090	U
36	BA	1094	U
36	BA	1111	A
36	BA	1112	G
36	BA	1116	C
36	BA	1135	C
36	BA	1136	G
36	BA	1143	A
36	BA	1155	A
36	BA	1174	A
36	BA	1175	U
36	BA	1176	G
36	BA	1178	C
36	BA	1205	U
36	BA	1210	A
36	BA	1211	U
36	BA	1212	G
36	BA	1223	G
36	BA	1236	G
36	BA	1244	G
36	BA	1247	A
36	BA	1248	G
36	BA	1253	A
36	BA	1256	G
36	BA	1265	A
36	BA	1271	G
36	BA	1272	A
36	BA	1273	U
36	BA	1294	U

Continued on next page...

Continued from previous page...

Mol	Chain	Res	Type
36	BA	1300	U
36	BA	1301	A
36	BA	1302	A
36	BA	1314	C
36	BA	1319	G
36	BA	1332	G
36	BA	1349	A
36	BA	1359	A
36	BA	1365	A
36	BA	1368	G
36	BA	1379	A
36	BA	1380	G
36	BA	1384	A
36	BA	1385	G
36	BA	1386	C
36	BA	1396	U
36	BA	1407	C
36	BA	1416	G
36	BA	1417	C
36	BA	1427	A
36	BA	1428	C
36	BA	1437	C
36	BA	1445	A
36	BA	1449	A
36	BA	1450	G
36	BA	1455	G
36	BA	1458	C
36	BA	1460	A
36	BA	1461	G
36	BA	1467	C
36	BA	1471	A
36	BA	1475	G
36	BA	1478	G
36	BA	1482	G
36	BA	1485	G
36	BA	1490	A
36	BA	1491	G
36	BA	1493	C
36	BA	1494	A
36	BA	1495	A
36	BA	1496	A
36	BA	1497	U

Continued on next page...

Continued from previous page...

Mol	Chain	Res	Type
36	BA	1502	C
36	BA	1505	C
36	BA	1509	C
36	BA	1509(A)	A
36	BA	1517	G
36	BA	1541	G
36	BA	1542	A
36	BA	1544	A
36	BA	1549	C
36	BA	1554	A
36	BA	1559	G
36	BA	1569	A
36	BA	1578	U
36	BA	1579	A
36	BA	1584	C
36	BA	1586	A
36	BA	1588	C
36	BA	1591	G
36	BA	1593	G
36	BA	1603	A
36	BA	1608	A
36	BA	1616	A
36	BA	1617	C
36	BA	1618	A
36	BA	1634	A
36	BA	1635	G
36	BA	1640	C
36	BA	1648	C
36	BA	1651	G
36	BA	1654	A
36	BA	1666	G
36	BA	1674	G
36	BA	1698	A
36	BA	1699	G
36	BA	1721	G
36	BA	1722	A
36	BA	1739	U
36	BA	1742	G
36	BA	1748	G
36	BA	1756	G
36	BA	1763	G
36	BA	1764	G

Continued on next page...

Continued from previous page...

Mol	Chain	Res	Type
36	BA	1773	A
36	BA	1780	A
36	BA	1791	A
36	BA	1799	G
36	BA	1800	C
36	BA	1801	G
36	BA	1816	G
36	BA	1820	U
36	BA	1821	A
36	BA	1835	G
36	BA	1847	A
36	BA	1858	G
36	BA	1865	G
36	BA	1877	A
36	BA	1878	G
36	BA	1881	C
36	BA	1885	A
36	BA	1888	G
36	BA	1889	A
36	BA	1900	A
36	BA	1906	G
36	BA	1929	G
36	BA	1930	G
36	BA	1936	A
36	BA	1938	A
36	BA	1948	G
36	BA	1955	U
36	BA	1960	A
36	BA	1963	U
36	BA	1967	C
36	BA	1969	A
36	BA	1970	A
36	BA	1971	A
36	BA	1972	A
36	BA	1982	C
36	BA	1987	G
36	BA	1992	G
36	BA	1993	U
36	BA	1997	G
36	BA	2023	G
36	BA	2031	A
36	BA	2033	A

Continued on next page...

Continued from previous page...

Mol	Chain	Res	Type
36	BA	2034	U
36	BA	2036	C
36	BA	2043	C
36	BA	2055	C
36	BA	2056	G
36	BA	2060	A
36	BA	2061	G
36	BA	2062	A
36	BA	2069	G
36	BA	2093	G
36	BA	2100	G
36	BA	2102	U
36	BA	2103	C
36	BA	2104	G
36	BA	2116	G
36	BA	2117	A
36	BA	2118	U
36	BA	2127	G
36	BA	2129	C
36	BA	2131	G
36	BA	2132	U
36	BA	2133	G
36	BA	2146	C
36	BA	2148	G
36	BA	2157	G
36	BA	2159	G
36	BA	2160	G
36	BA	2172	U
36	BA	2173	A
36	BA	2174	C
36	BA	2180	U
36	BA	2185	C
36	BA	2186	G
36	BA	2187	G
36	BA	2189	U
36	BA	2190	G
36	BA	2192	G
36	BA	2193	G
36	BA	2198	A
36	BA	2199	A
36	BA	2200	C
36	BA	2207	G

Continued on next page...

Continued from previous page...

Mol	Chain	Res	Type
36	BA	2208	A
36	BA	2218	U
36	BA	2219	G
36	BA	2225	A
36	BA	2238	G
36	BA	2239	G
36	BA	2275	C
36	BA	2283	C
36	BA	2287	A
36	BA	2288	A
36	BA	2305	A
36	BA	2306	C
36	BA	2307	G
36	BA	2308	G
36	BA	2313	C
36	BA	2319	G
36	BA	2320	A
36	BA	2334	G
36	BA	2336	A
36	BA	2343	C
36	BA	2347	C
36	BA	2350	C
36	BA	2361	A
36	BA	2383	G
36	BA	2385	C
36	BA	2392	A
36	BA	2400	G
36	BA	2402	C
36	BA	2403	C
36	BA	2406	U
36	BA	2423	U
36	BA	2425	A
36	BA	2429	G
36	BA	2430	A
36	BA	2431	U
36	BA	2434	A
36	BA	2439	A
36	BA	2441	C
36	BA	2448	A
36	BA	2465	C
36	BA	2469	A
36	BA	2476	A

Continued on next page...

Continued from previous page...

Mol	Chain	Res	Type
36	BA	2484	G
36	BA	2502	G
36	BA	2505	G
36	BA	2518	A
36	BA	2524	G
36	BA	2529	G
36	BA	2543	G
36	BA	2554	U
36	BA	2566	A
36	BA	2567	G
36	BA	2581	G
36	BA	2582	G
36	BA	2586	C
36	BA	2602	A
36	BA	2604	U
36	BA	2609	U
36	BA	2611	U
36	BA	2612	C
36	BA	2615	U
36	BA	2630	G
36	BA	2636	U
36	BA	2646	C
36	BA	2660	A
36	BA	2673	G
36	BA	2690	C
36	BA	2702	U
36	BA	2712	U
36	BA	2712(A)	A
36	BA	2713	A
36	BA	2720	U
36	BA	2726	U
36	BA	2733	A
36	BA	2750	A
36	BA	2751	G
36	BA	2752	C
36	BA	2757	A
36	BA	2759	G
36	BA	2761	G
36	BA	2762	G
36	BA	2764	A
36	BA	2765	A
36	BA	2766	G

Continued on next page...

Continued from previous page...

Mol	Chain	Res	Type
36	BA	2778	A
36	BA	2779	U
36	BA	2780	G
36	BA	2781	A
36	BA	2790	A
36	BA	2791	C
36	BA	2792	G
36	BA	2794	C
36	BA	2799	C
36	BA	2802	G
36	BA	2803	C
36	BA	2808	U
36	BA	2820	A
36	BA	2821	A
36	BA	2823	A
36	BA	2833	G
36	BA	2834	G
36	BA	2849	U
36	BA	2863	C
36	BA	2872	G
36	BA	2880	C
36	BA	2894	G
37	BB	8	U
37	BB	13	A
37	BB	15	A
37	BB	16	G
37	BB	17	C
37	BB	21	G
37	BB	25	A
37	BB	27	C
37	BB	35	U
37	BB	41	U
37	BB	42	C
37	BB	43	C
37	BB	45	A
37	BB	53	A
37	BB	57	A
37	BB	66	A
37	BB	67	G
37	BB	73	A
37	BB	81	G
37	BB	82	G

Continued on next page...

Continued from previous page...

Mol	Chain	Res	Type
37	BB	88	C
37	BB	110	G
1	CA	7	G
1	CA	9	G
1	CA	31	G
1	CA	32	A
1	CA	39	G
1	CA	47	C
1	CA	48	C
1	CA	51	A
1	CA	55	A
1	CA	58	C
1	CA	60	A
1	CA	61	G
1	CA	63	C
1	CA	65	U
1	CA	79	G
1	CA	80	G
1	CA	81	U
1	CA	84	U
1	CA	89	C
1	CA	90	U
1	CA	101	A
1	CA	116	A
1	CA	120	A
1	CA	121	C
1	CA	131	C
1	CA	144	G
1	CA	146	G
1	CA	147	G
1	CA	151	A
1	CA	172	A
1	CA	173	U
1	CA	182	U
1	CA	189(I)	G
1	CA	195	A
1	CA	197	A
1	CA	198	G
1	CA	199	G
1	CA	202	U
1	CA	203	U
1	CA	204	U

Continued on next page...

Continued from previous page...

Mol	Chain	Res	Type
1	CA	216	G
1	CA	244	U
1	CA	246	A
1	CA	247	G
1	CA	251	G
1	CA	267	C
1	CA	275	G
1	CA	289	G
1	CA	321	A
1	CA	328	C
1	CA	332	G
1	CA	345	C
1	CA	346	G
1	CA	347	G
1	CA	348	G
1	CA	352	C
1	CA	353	A
1	CA	354	G
1	CA	367	U
1	CA	369	C
1	CA	372	C
1	CA	373	A
1	CA	397	A
1	CA	412	A
1	CA	413	G
1	CA	414	A
1	CA	422	C
1	CA	429	U
1	CA	430	A
1	CA	439	A
1	CA	452	A
1	CA	454	C
1	CA	471	G
1	CA	484	G
1	CA	485	G
1	CA	496	A
1	CA	499	A
1	CA	508	C
1	CA	509	A
1	CA	518	C
1	CA	527	G
1	CA	531	U

Continued on next page...

Continued from previous page...

Mol	Chain	Res	Type
1	CA	532	A
1	CA	534	U
1	CA	548	G
1	CA	559	A
1	CA	561	U
1	CA	562	C
1	CA	572	A
1	CA	573	A
1	CA	576	G
1	CA	577	G
1	CA	632	A
1	CA	653	A
1	CA	665	A
1	CA	688	G
1	CA	701	C
1	CA	702	A
1	CA	721	G
1	CA	722	A
1	CA	723	U
1	CA	731	G
1	CA	734	G
1	CA	748	C
1	CA	749	C
1	CA	755	G
1	CA	777	A
1	CA	787	A
1	CA	793	U
1	CA	794	A
1	CA	817	C
1	CA	828	A
1	CA	839	U
1	CA	840	C
1	CA	841	U
1	CA	848	C
1	CA	859	A
1	CA	914	A
1	CA	926	G
1	CA	927	G
1	CA	934	C
1	CA	935	A
1	CA	960	U
1	CA	961	U

Continued on next page...

Continued from previous page...

Mol	Chain	Res	Type
1	CA	962	C
1	CA	968	A
1	CA	969	A
1	CA	971	G
1	CA	974	A
1	CA	976	G
1	CA	977	A
1	CA	978	A
1	CA	980	C
1	CA	981	U
1	CA	982	U
1	CA	983	A
1	CA	991	U
1	CA	992	U
1	CA	993	G
1	CA	996	A
1	CA	1004	A
1	CA	1026	G
1	CA	1030	C
1	CA	1050	G
1	CA	1094	G
1	CA	1095	U
1	CA	1101	A
1	CA	1102	A
1	CA	1117	G
1	CA	1124	G
1	CA	1125	U
1	CA	1129	C
1	CA	1130	A
1	CA	1131	G
1	CA	1136	U
1	CA	1137	C
1	CA	1138	G
1	CA	1139	G
1	CA	1140	C
1	CA	1141	C
1	CA	1146	A
1	CA	1152	A
1	CA	1154	G
1	CA	1158	C
1	CA	1159	U
1	CA	1182	G

Continued on next page...

Continued from previous page...

Mol	Chain	Res	Type
1	CA	1184	G
1	CA	1187	G
1	CA	1196	U
1	CA	1197	G
1	CA	1200	C
1	CA	1201	A
1	CA	1212	U
1	CA	1238	A
1	CA	1240	U
1	CA	1256	A
1	CA	1257	U
1	CA	1272	G
1	CA	1280	A
1	CA	1281	U
1	CA	1284	C
1	CA	1285	A
1	CA	1286	A
1	CA	1287	A
1	CA	1299	A
1	CA	1300	G
1	CA	1302	U
1	CA	1320	C
1	CA	1321	C
1	CA	1322	C
1	CA	1323	G
1	CA	1331	G
1	CA	1335	C
1	CA	1336	C
1	CA	1346	A
1	CA	1347	G
1	CA	1353	G
1	CA	1363	C
1	CA	1363(A)	A
1	CA	1364	U
1	CA	1370	G
1	CA	1398	A
1	CA	1400	C
1	CA	1419	G
1	CA	1442(A)	G
1	CA	1447	A
1	CA	1452	C
1	CA	1456	G

Continued on next page...

Continued from previous page...

Mol	Chain	Res	Type
1	CA	1487	G
1	CA	1492	A
1	CA	1494	G
1	CA	1497	G
1	CA	1499	A
1	CA	1503	A
1	CA	1506	U
1	CA	1517	G
1	CA	1519	A
1	CA	1520	G
1	CA	1524	C
1	CA	1529	G
1	CA	1530	G
1	CA	1533	C
22	CV	2	C
22	CV	5	G
22	CV	7	A
22	CV	8	U
22	CV	16	U
22	CV	17	C
22	CV	18	G
22	CV	20	U
22	CV	21	A
22	CV	23	A
22	CV	42	C
22	CV	44	G
22	CV	45	U
22	CV	46	G
22	CV	47	U
22	CV	48	C
22	CV	60	U
22	CV	61	C
22	CV	62	C
22	CV	63	G
22	CV	68	C
22	CV	74	C
22	CV	76	A
22	CW	4	C
22	CW	8	U
22	CW	9	A
22	CW	16	U
22	CW	17	C

Continued on next page...

Continued from previous page...

Mol	Chain	Res	Type
22	CW	18	G
22	CW	19	G
22	CW	21	A
22	CW	39	U
22	CW	44	G
22	CW	45	U
22	CW	47	U
22	CW	48	C
22	CW	50	U
22	CW	56	C
22	CW	57	G
22	CW	59	U
22	CW	61	C
22	CW	62	C
22	CW	73	A
22	CW	74	C
23	CX	12	A
23	CX	13	A
23	CX	17	U
23	CX	22	U
23	CX	27	A
24	CY	3	G
24	CY	5	G
24	CY	8	4SU
24	CY	9	A
24	CY	12	U
24	CY	13	C
24	CY	16	H2U
24	CY	17	H2U
24	CY	18	G
24	CY	19	G
24	CY	20	H2U
24	CY	21	A
24	CY	25	C
24	CY	26	A
24	CY	41	C
24	CY	44	G
24	CY	45	U
24	CY	46	7MG
24	CY	47	U
24	CY	48	U
24	CY	56	C

Continued on next page...

Continued from previous page...

Mol	Chain	Res	Type
24	CY	59	G
24	CY	62	U
24	CY	71	C
24	CY	73	G
36	DA	10	G
36	DA	27	G
36	DA	45	C
36	DA	69	C
36	DA	71	A
36	DA	72	U
36	DA	74	A
36	DA	75	G
36	DA	84	A
36	DA	85	G
36	DA	88	G
36	DA	90	U
36	DA	92	A
36	DA	94	C
36	DA	100	G
36	DA	102	G
36	DA	118	A
36	DA	119	A
36	DA	120	U
36	DA	129	C
36	DA	139(A)	G
36	DA	141	A
36	DA	146	G
36	DA	149	A
36	DA	156	U
36	DA	174	C
36	DA	181	A
36	DA	182	A
36	DA	196	A
36	DA	197	A
36	DA	199	A
36	DA	200	U
36	DA	204	A
36	DA	205	G
36	DA	215	G
36	DA	216	A
36	DA	221	A
36	DA	222	A

Continued on next page...

Continued from previous page...

Mol	Chain	Res	Type
36	DA	229	A
36	DA	233	A
36	DA	245	G
36	DA	248	G
36	DA	261	G
36	DA	268	C
36	DA	271(I)	G
36	DA	271(K)	U
36	DA	271(M)	G
36	DA	271(O)	C
36	DA	272(A)	U
36	DA	272(B)	G
36	DA	272(I)	U
36	DA	276	A
36	DA	278	A
36	DA	288	C
36	DA	322	A
36	DA	324	A
36	DA	329	G
36	DA	330	A
36	DA	333	G
36	DA	338	G
36	DA	352	G
36	DA	353	G
36	DA	358	U
36	DA	362	U
36	DA	363	G
36	DA	363(F)	A
36	DA	386	G
36	DA	388	G
36	DA	396	G
36	DA	405	U
36	DA	406	G
36	DA	411	G
36	DA	428	A
36	DA	448	U
36	DA	451	C
36	DA	457	A
36	DA	458	G
36	DA	470	A
36	DA	480	A
36	DA	481	G

Continued on next page...

Continued from previous page...

Mol	Chain	Res	Type
36	DA	494	G
36	DA	505	A
36	DA	508	G
36	DA	509	C
36	DA	512	G
36	DA	513	A
36	DA	529	A
36	DA	530	G
36	DA	531	C
36	DA	532	A
36	DA	533	G
36	DA	537	C
36	DA	556	G
36	DA	563	G
36	DA	573	G
36	DA	575	A
36	DA	587	C
36	DA	588	U
36	DA	603	A
36	DA	604	G
36	DA	607	U
36	DA	613	G
36	DA	614(B)	G
36	DA	615	G
36	DA	622	G
36	DA	624	C
36	DA	627	A
36	DA	629	G
36	DA	637	A
36	DA	645	C
36	DA	646	A
36	DA	651	G
36	DA	653	A
36	DA	654(J)	A
36	DA	654(K)	C
36	DA	654(M)	C
36	DA	654(T)	C
36	DA	655	A
36	DA	656	G
36	DA	669	G
36	DA	673	C
36	DA	686	G

Continued on next page...

Continued from previous page...

Mol	Chain	Res	Type
36	DA	708	C
36	DA	722	A
36	DA	730	C
36	DA	753	C
36	DA	765	G
36	DA	776	G
36	DA	782	A
36	DA	784	A
36	DA	785	G
36	DA	790	C
36	DA	791	C
36	DA	792	G
36	DA	805	G
36	DA	812	C
36	DA	819	A
36	DA	827	U
36	DA	828	U
36	DA	830	G
36	DA	848	G
36	DA	857	C
36	DA	859	G
36	DA	866	A
36	DA	878	A
36	DA	889	C
36	DA	890	A
36	DA	896	A
36	DA	897	C
36	DA	901	A
36	DA	910	A
36	DA	917	A
36	DA	926	A
36	DA	932	G
36	DA	941	A
36	DA	945	A
36	DA	946	G
36	DA	953	A
36	DA	958	U
36	DA	959	A
36	DA	961	C
36	DA	974	G
36	DA	975	C
36	DA	983	A

Continued on next page...

Continued from previous page...

Mol	Chain	Res	Type
36	DA	991	C
36	DA	996	A
36	DA	1011	G
36	DA	1012	U
36	DA	1013	C
36	DA	1022	G
36	DA	1025	G
36	DA	1026	U
36	DA	1034	G
36	DA	1038	C
36	DA	1039	G
36	DA	1045	A
36	DA	1046	A
36	DA	1047	G
36	DA	1053	C
36	DA	1059	G
36	DA	1061	U
36	DA	1062	G
36	DA	1065	U
36	DA	1067	A
36	DA	1068	G
36	DA	1069	A
36	DA	1070	A
36	DA	1071	G
36	DA	1072	C
36	DA	1073	A
36	DA	1087	G
36	DA	1088	A
36	DA	1090	U
36	DA	1094	U
36	DA	1111	A
36	DA	1112	G
36	DA	1116	C
36	DA	1135	C
36	DA	1136	G
36	DA	1143	A
36	DA	1155	A
36	DA	1174	A
36	DA	1175	U
36	DA	1176	G
36	DA	1178	C
36	DA	1205	U

Continued on next page...

Continued from previous page...

Mol	Chain	Res	Type
36	DA	1210	A
36	DA	1211	U
36	DA	1212	G
36	DA	1223	G
36	DA	1236	G
36	DA	1244	G
36	DA	1247	A
36	DA	1248	G
36	DA	1253	A
36	DA	1256	G
36	DA	1265	A
36	DA	1271	G
36	DA	1272	A
36	DA	1273	U
36	DA	1294	U
36	DA	1300	U
36	DA	1301	A
36	DA	1302	A
36	DA	1314	C
36	DA	1319	G
36	DA	1332	G
36	DA	1349	A
36	DA	1359	A
36	DA	1365	A
36	DA	1368	G
36	DA	1379	A
36	DA	1380	G
36	DA	1384	A
36	DA	1385	G
36	DA	1386	C
36	DA	1396	U
36	DA	1407	C
36	DA	1416	G
36	DA	1417	C
36	DA	1427	A
36	DA	1428	C
36	DA	1437	C
36	DA	1445	A
36	DA	1449	A
36	DA	1450	G
36	DA	1455	G
36	DA	1458	C

Continued on next page...

Continued from previous page...

Mol	Chain	Res	Type
36	DA	1460	A
36	DA	1461	G
36	DA	1467	C
36	DA	1471	A
36	DA	1475	G
36	DA	1478	G
36	DA	1482	G
36	DA	1485	G
36	DA	1490	A
36	DA	1491	G
36	DA	1493	C
36	DA	1494	A
36	DA	1495	A
36	DA	1496	A
36	DA	1497	U
36	DA	1502	C
36	DA	1505	C
36	DA	1509	C
36	DA	1509(A)	A
36	DA	1517	G
36	DA	1541	G
36	DA	1542	A
36	DA	1544	A
36	DA	1554	A
36	DA	1559	G
36	DA	1569	A
36	DA	1578	U
36	DA	1579	A
36	DA	1584	C
36	DA	1586	A
36	DA	1588	C
36	DA	1591	G
36	DA	1593	G
36	DA	1603	A
36	DA	1608	A
36	DA	1616	A
36	DA	1617	C
36	DA	1618	A
36	DA	1634	A
36	DA	1640	C
36	DA	1648	C
36	DA	1651	G

Continued on next page...

Continued from previous page...

Mol	Chain	Res	Type
36	DA	1653	G
36	DA	1654	A
36	DA	1666	G
36	DA	1674	G
36	DA	1698	A
36	DA	1699	G
36	DA	1721	G
36	DA	1722	A
36	DA	1739	U
36	DA	1742	G
36	DA	1748	G
36	DA	1756	G
36	DA	1763	G
36	DA	1764	G
36	DA	1773	A
36	DA	1780	A
36	DA	1791	A
36	DA	1799	G
36	DA	1800	C
36	DA	1801	G
36	DA	1816	G
36	DA	1820	U
36	DA	1821	A
36	DA	1835	G
36	DA	1847	A
36	DA	1858	G
36	DA	1865	G
36	DA	1877	A
36	DA	1878	G
36	DA	1881	C
36	DA	1885	A
36	DA	1888	G
36	DA	1889	A
36	DA	1900	A
36	DA	1906	G
36	DA	1929	G
36	DA	1930	G
36	DA	1936	A
36	DA	1938	A
36	DA	1948	G
36	DA	1955	U
36	DA	1960	A

Continued on next page...

Continued from previous page...

Mol	Chain	Res	Type
36	DA	1963	U
36	DA	1967	C
36	DA	1969	A
36	DA	1970	A
36	DA	1971	A
36	DA	1972	A
36	DA	1982	C
36	DA	1987	G
36	DA	1992	G
36	DA	1993	U
36	DA	1997	G
36	DA	2023	G
36	DA	2031	A
36	DA	2033	A
36	DA	2034	U
36	DA	2036	C
36	DA	2043	C
36	DA	2055	C
36	DA	2056	G
36	DA	2060	A
36	DA	2061	G
36	DA	2062	A
36	DA	2069	G
36	DA	2093	G
36	DA	2100	G
36	DA	2102	U
36	DA	2103	C
36	DA	2104	G
36	DA	2116	G
36	DA	2117	A
36	DA	2118	U
36	DA	2127	G
36	DA	2129	C
36	DA	2132	U
36	DA	2133	G
36	DA	2146	C
36	DA	2148	G
36	DA	2157	G
36	DA	2159	G
36	DA	2160	G
36	DA	2172	U
36	DA	2173	A

Continued on next page...

Continued from previous page...

Mol	Chain	Res	Type
36	DA	2174	C
36	DA	2180	U
36	DA	2185	C
36	DA	2186	G
36	DA	2187	G
36	DA	2189	U
36	DA	2190	G
36	DA	2192	G
36	DA	2193	G
36	DA	2198	A
36	DA	2199	A
36	DA	2200	C
36	DA	2207	G
36	DA	2208	A
36	DA	2218	U
36	DA	2219	G
36	DA	2225	A
36	DA	2238	G
36	DA	2239	G
36	DA	2275	C
36	DA	2283	C
36	DA	2287	A
36	DA	2288	A
36	DA	2305	A
36	DA	2306	C
36	DA	2307	G
36	DA	2308	G
36	DA	2313	C
36	DA	2319	G
36	DA	2320	A
36	DA	2336	A
36	DA	2343	C
36	DA	2347	C
36	DA	2350	C
36	DA	2361	A
36	DA	2383	G
36	DA	2385	C
36	DA	2392	A
36	DA	2400	G
36	DA	2402	C
36	DA	2403	C
36	DA	2406	U

Continued on next page...

Continued from previous page...

Mol	Chain	Res	Type
36	DA	2423	U
36	DA	2425	A
36	DA	2429	G
36	DA	2430	A
36	DA	2431	U
36	DA	2434	A
36	DA	2439	A
36	DA	2441	C
36	DA	2448	A
36	DA	2465	C
36	DA	2469	A
36	DA	2476	A
36	DA	2484	G
36	DA	2502	G
36	DA	2505	G
36	DA	2518	A
36	DA	2524	G
36	DA	2529	G
36	DA	2543	G
36	DA	2554	U
36	DA	2566	A
36	DA	2567	G
36	DA	2581	G
36	DA	2582	G
36	DA	2586	C
36	DA	2602	A
36	DA	2604	U
36	DA	2609	U
36	DA	2611	U
36	DA	2612	C
36	DA	2615	U
36	DA	2630	G
36	DA	2636	U
36	DA	2646	C
36	DA	2660	A
36	DA	2673	G
36	DA	2690	C
36	DA	2702	U
36	DA	2712	U
36	DA	2712(A)	A
36	DA	2713	A
36	DA	2720	U

Continued on next page...

Continued from previous page...

Mol	Chain	Res	Type
36	DA	2726	U
36	DA	2733	A
36	DA	2750	A
36	DA	2751	G
36	DA	2752	C
36	DA	2757	A
36	DA	2759	G
36	DA	2761	G
36	DA	2762	G
36	DA	2764	A
36	DA	2765	A
36	DA	2766	G
36	DA	2778	A
36	DA	2779	U
36	DA	2780	G
36	DA	2781	A
36	DA	2790	A
36	DA	2791	C
36	DA	2792	G
36	DA	2794	C
36	DA	2799	C
36	DA	2802	G
36	DA	2803	C
36	DA	2808	U
36	DA	2820	A
36	DA	2821	A
36	DA	2823	A
36	DA	2833	G
36	DA	2834	G
36	DA	2849	U
36	DA	2863	C
36	DA	2872	G
36	DA	2880	C
36	DA	2894	G
37	DB	8	U
37	DB	13	A
37	DB	15	A
37	DB	16	G
37	DB	17	C
37	DB	21	G
37	DB	25	A
37	DB	27	C

Continued on next page...

Continued from previous page...

Mol	Chain	Res	Type
37	DB	35	U
37	DB	41	U
37	DB	42	C
37	DB	43	C
37	DB	45	A
37	DB	53	A
37	DB	57	A
37	DB	66	A
37	DB	67	G
37	DB	73	A
37	DB	81	G
37	DB	82	G
37	DB	88	C
37	DB	110	G

All (200) RNA pucker outliers are listed below:

Mol	Chain	Res	Type
1	AA	30	U
1	AA	60	A
1	AA	79	G
1	AA	115	G
1	AA	119	A
1	AA	197	A
1	AA	202	U
1	AA	243	A
1	AA	250	A
1	AA	266	G
1	AA	274	A
1	AA	344	A
1	AA	351	G
1	AA	353	A
1	AA	428	G
1	AA	429	U
1	AA	484	G
1	AA	495	A
1	AA	508	C
1	AA	534	U
1	AA	547	A
1	AA	560	U
1	AA	575	G
1	AA	576	G

Continued on next page...

Continued from previous page...

Mol	Chain	Res	Type
1	AA	687	A
1	AA	748	C
1	AA	792	A
1	AA	982	U
1	AA	992	U
1	AA	1049	U
1	AA	1101	A
1	AA	1117	G
1	AA	1145	C
1	AA	1157	A
1	AA	1200	C
1	AA	1239	A
1	AA	1280	A
1	AA	1285	A
1	AA	1286	A
1	AA	1363(A)	A
1	AA	1399	C
1	AA	1442(A)	G
1	AA	1498	U
22	AV	59	U
22	AW	7	A
22	AW	44	G
23	AX	21	C
24	AY	16	H2U
24	AY	17	H2U
24	AY	20	H2U
36	BA	71	A
36	BA	83	G
36	BA	199	A
36	BA	221	A
36	BA	332	A
36	BA	387	U
36	BA	512	G
36	BA	587	C
36	BA	603	A
36	BA	614(C)	A
36	BA	752	A
36	BA	790	C
36	BA	811	U
36	BA	856	C
36	BA	1052	C
36	BA	1060	U

Continued on next page...

Continued from previous page...

Mol	Chain	Res	Type
36	BA	1068	G
36	BA	1069	A
36	BA	1210	A
36	BA	1300	U
36	BA	1301	A
36	BA	1378	A
36	BA	1427	A
36	BA	1541	G
36	BA	1558	A
36	BA	1653	G
36	BA	1799	G
36	BA	1819	A
36	BA	1820	U
36	BA	1948	G
36	BA	1960	A
36	BA	1970	A
36	BA	2033	A
36	BA	2126	A
36	BA	2131	G
36	BA	2145	C
36	BA	2160	G
36	BA	2422	A
36	BA	2581	G
36	BA	2610	C
36	BA	2689	U
36	BA	2750	A
36	BA	2756	U
36	BA	2762	G
36	BA	2779	U
37	BB	34	U
37	BB	56	G
37	BB	66	A
1	CA	30	U
1	CA	60	A
1	CA	79	G
1	CA	115	G
1	CA	119	A
1	CA	197	A
1	CA	202	U
1	CA	243	A
1	CA	250	A
1	CA	266	G

Continued on next page...

Continued from previous page...

Mol	Chain	Res	Type
1	CA	274	A
1	CA	344	A
1	CA	351	G
1	CA	353	A
1	CA	428	G
1	CA	429	U
1	CA	484	G
1	CA	495	A
1	CA	508	C
1	CA	534	U
1	CA	547	A
1	CA	560	U
1	CA	563	A
1	CA	575	G
1	CA	576	G
1	CA	687	A
1	CA	748	C
1	CA	792	A
1	CA	961	U
1	CA	982	U
1	CA	992	U
1	CA	995	C
1	CA	1049	U
1	CA	1101	A
1	CA	1117	G
1	CA	1145	C
1	CA	1157	A
1	CA	1200	C
1	CA	1239	A
1	CA	1280	A
1	CA	1285	A
1	CA	1286	A
1	CA	1363(A)	A
1	CA	1399	C
1	CA	1498	U
1	CA	1529	G
22	CV	59	U
22	CW	7	A
22	CW	39	U
22	CW	44	G
23	CX	21	C
24	CY	16	H2U

Continued on next page...

Continued from previous page...

Mol	Chain	Res	Type
24	CY	17	H2U
24	CY	20	H2U
36	DA	71	A
36	DA	83	G
36	DA	199	A
36	DA	221	A
36	DA	332	A
36	DA	387	U
36	DA	512	G
36	DA	587	C
36	DA	603	A
36	DA	614(C)	A
36	DA	752	A
36	DA	790	C
36	DA	811	U
36	DA	856	C
36	DA	1052	C
36	DA	1060	U
36	DA	1068	G
36	DA	1069	A
36	DA	1210	A
36	DA	1300	U
36	DA	1301	A
36	DA	1378	A
36	DA	1427	A
36	DA	1541	G
36	DA	1558	A
36	DA	1653	G
36	DA	1799	G
36	DA	1819	A
36	DA	1820	U
36	DA	1948	G
36	DA	1960	A
36	DA	1970	A
36	DA	2033	A
36	DA	2126	A
36	DA	2131	G
36	DA	2145	C
36	DA	2160	G
36	DA	2422	A
36	DA	2581	G
36	DA	2610	C

Continued on next page...

Continued from previous page...

Mol	Chain	Res	Type
36	DA	2689	U
36	DA	2750	A
36	DA	2756	U
36	DA	2762	G
36	DA	2779	U
37	DB	34	U
37	DB	56	G
37	DB	66	A

5.4 Non-standard residues in protein, DNA, RNA chains [i](#)

18 non-standard protein/DNA/RNA residues are modelled in this entry.

In the following table, the Counts columns list the number of bonds (or angles) for which Mogul statistics could be retrieved, the number of bonds (or angles) that are observed in the model and the number of bonds (or angles) that are defined in the Chemical Component Dictionary. The Link column lists molecule types, if any, to which the group is linked. The Z score for a bond length (or angle) is the number of standard deviations the observed value is removed from the expected value. A bond length (or angle) with $|Z| > 2$ is considered an outlier worth inspection. RMSZ is the root-mean-square of all Z scores of the bond lengths (or angles).

Mol	Type	Chain	Res	Link	Bond lengths			Bond angles		
					Counts	RMSZ	# Z > 2	Counts	RMSZ	# Z > 2
24	H2U	AY	20	24	18,21,22	0.73	0	21,30,33	1.91	5 (23%)
24	5MU	CY	54	24	19,22,23	0.42	0	28,32,35	0.44	0
24	MIA	AY	37	24	24,31,32	0.97	2 (8%)	26,44,47	1.69	4 (15%)
24	7MG	AY	46	24	22,26,27	3.08	2 (9%)	29,39,42	1.60	2 (6%)
24	H2U	CY	17	24	18,21,22	0.97	0	21,30,33	1.90	5 (23%)
24	7MG	CY	46	24	22,26,27	3.12	2 (9%)	29,39,42	1.59	2 (6%)
24	OMC	AY	32	24	19,22,23	0.39	0	26,31,34	0.66	1 (3%)
24	OMC	CY	32	24	19,22,23	0.32	0	26,31,34	0.66	1 (3%)
24	4SU	CY	8	24	18,21,22	0.51	0	26,30,33	0.86	2 (7%)
24	H2U	CY	16	24	18,21,22	0.98	1 (5%)	21,30,33	1.79	4 (19%)
24	4SU	AY	8	24	18,21,22	0.55	0	26,30,33	0.82	2 (7%)
24	H2U	CY	20	24	18,21,22	0.73	0	21,30,33	1.92	5 (23%)
24	5MU	AY	54	24	19,22,23	0.38	0	28,32,35	0.43	0
24	PSU	CY	55	24	18,21,22	0.86	1 (5%)	22,30,33	1.80	5 (22%)
24	H2U	AY	17	24	18,21,22	0.98	0	21,30,33	1.90	5 (23%)
24	MIA	CY	37	24	24,31,32	1.08	3 (12%)	26,44,47	1.70	4 (15%)
24	H2U	AY	16	24	18,21,22	0.99	1 (5%)	21,30,33	1.82	4 (19%)

Mol	Type	Chain	Res	Link	Bond lengths			Bond angles		
					Counts	RMSZ	# Z > 2	Counts	RMSZ	# Z > 2
24	PSU	AY	55	24	18,21,22	0.89	2 (11%)	22,30,33	1.76	5 (22%)

In the following table, the Chirals column lists the number of chiral outliers, the number of chiral centers analysed, the number of these observed in the model and the number defined in the Chemical Component Dictionary. Similar counts are reported in the Torsion and Rings columns. '-' means no outliers of that kind were identified.

Mol	Type	Chain	Res	Link	Chirals	Torsions	Rings
24	H2U	AY	20	24	-	1/7/38/39	0/2/2/2
24	5MU	CY	54	24	-	0/7/25/26	0/2/2/2
24	MIA	AY	37	24	-	2/11/33/34	0/3/3/3
24	7MG	AY	46	24	-	2/7/37/38	0/3/3/3
24	H2U	CY	17	24	-	3/7/38/39	0/2/2/2
24	7MG	CY	46	24	-	2/7/37/38	0/3/3/3
24	OMC	AY	32	24	-	0/9/27/28	0/2/2/2
24	OMC	CY	32	24	-	0/9/27/28	0/2/2/2
24	4SU	CY	8	24	-	1/7/25/26	0/2/2/2
24	H2U	CY	16	24	-	0/7/38/39	0/2/2/2
24	4SU	AY	8	24	-	1/7/25/26	0/2/2/2
24	H2U	CY	20	24	-	1/7/38/39	0/2/2/2
24	5MU	AY	54	24	-	0/7/25/26	0/2/2/2
24	PSU	CY	55	24	-	2/7/25/26	0/2/2/2
24	H2U	AY	17	24	-	3/7/38/39	0/2/2/2
24	MIA	CY	37	24	-	2/11/33/34	0/3/3/3
24	H2U	AY	16	24	-	0/7/38/39	0/2/2/2
24	PSU	AY	55	24	-	2/7/25/26	0/2/2/2

All (14) bond length outliers are listed below:

Mol	Chain	Res	Type	Atoms	Z	Observed(Å)	Ideal(Å)
24	CY	46	7MG	C8-N9	-14.07	1.38	1.46
24	AY	46	7MG	C8-N9	-13.95	1.38	1.46
24	CY	46	7MG	C5-N7	3.40	1.39	1.35
24	AY	46	7MG	C5-N7	3.37	1.39	1.35
24	CY	37	MIA	C2-S10	2.71	1.78	1.75
24	AY	55	PSU	C6-C5	2.33	1.38	1.35
24	CY	37	MIA	C8-N7	-2.28	1.30	1.34
24	CY	55	PSU	C6-C5	2.24	1.37	1.35
24	CY	37	MIA	C13-C14	2.19	1.38	1.32
24	AY	55	PSU	C6-N1	2.19	1.39	1.36

Continued on next page...

Continued from previous page...

Mol	Chain	Res	Type	Atoms	Z	Observed(Å)	Ideal(Å)
24	AY	37	MIA	C13-C14	2.15	1.38	1.32
24	CY	16	H2U	C1'-N1	2.13	1.50	1.46
24	AY	37	MIA	C8-N7	-2.05	1.31	1.34
24	AY	16	H2U	C1'-N1	2.05	1.50	1.46

All (56) bond angle outliers are listed below:

Mol	Chain	Res	Type	Atoms	Z	Observed(°)	Ideal(°)
24	AY	46	7MG	N9-C8-N7	6.83	113.14	103.38
24	CY	46	7MG	N9-C8-N7	6.79	113.09	103.38
24	CY	37	MIA	C11-S10-C2	5.43	106.32	102.27
24	AY	20	H2U	C4-N3-C2	-5.23	121.45	125.79
24	CY	20	H2U	C4-N3-C2	-5.22	121.46	125.79
24	AY	37	MIA	C11-S10-C2	5.17	106.13	102.27
24	AY	17	H2U	C4-N3-C2	-4.74	121.86	125.79
24	CY	17	H2U	C4-N3-C2	-4.72	121.88	125.79
24	CY	55	PSU	N1-C2-N3	4.59	120.33	115.13
24	AY	16	H2U	C4-N3-C2	-4.57	122.00	125.79
24	CY	16	H2U	C4-N3-C2	-4.46	122.09	125.79
24	AY	55	PSU	N1-C2-N3	4.41	120.12	115.13
24	AY	16	H2U	N3-C2-N1	4.27	121.17	116.65
24	CY	16	H2U	N3-C2-N1	4.21	121.11	116.65
24	AY	17	H2U	N3-C2-N1	4.20	121.10	116.65
24	CY	17	H2U	N3-C2-N1	4.15	121.05	116.65
24	AY	37	MIA	C5-C6-N1	-3.99	117.49	120.81
24	CY	55	PSU	C4-N3-C2	-3.81	120.84	126.34
24	CY	37	MIA	C5-C6-N1	-3.80	117.66	120.81
24	CY	20	H2U	N3-C2-N1	3.77	120.64	116.65
24	AY	16	H2U	C5-C4-N3	3.76	120.87	116.65
24	AY	46	7MG	C4-C5-N7	3.75	110.73	105.53
24	CY	16	H2U	C5-C4-N3	3.73	120.84	116.65
24	CY	46	7MG	C4-C5-N7	3.73	110.71	105.53
24	AY	55	PSU	C4-N3-C2	-3.67	121.05	126.34
24	AY	20	H2U	N3-C2-N1	3.67	120.53	116.65
24	AY	20	H2U	C5-C4-N3	3.58	120.67	116.65
24	CY	20	H2U	C5-C4-N3	3.57	120.66	116.65
24	CY	17	H2U	C5-C4-N3	3.54	120.62	116.65
24	AY	17	H2U	C5-C4-N3	3.51	120.59	116.65
24	AY	37	MIA	C2-N3-C4	-3.34	110.72	115.32
24	CY	37	MIA	C2-N3-C4	-3.24	110.86	115.32
24	AY	37	MIA	C12-N6-C6	2.94	126.90	122.55
24	CY	37	MIA	C12-N6-C6	2.88	126.81	122.55

Continued on next page...

Continued from previous page...

Mol	Chain	Res	Type	Atoms	Z	Observed(°)	Ideal(°)
24	CY	55	PSU	O3'-C3'-C2'	2.87	121.10	111.82
24	AY	55	PSU	O3'-C3'-C2'	2.81	120.91	111.82
24	AY	17	H2U	O3'-C3'-C2'	2.62	120.29	111.82
24	CY	55	PSU	O2-C2-N1	-2.62	119.91	122.79
24	AY	55	PSU	O3'-C3'-C4'	2.61	118.61	111.05
24	CY	17	H2U	O3'-C3'-C2'	2.59	120.19	111.82
24	AY	55	PSU	O2-C2-N1	-2.59	119.94	122.79
24	CY	55	PSU	O3'-C3'-C4'	2.57	118.49	111.05
24	CY	8	4SU	S4-C4-N3	2.57	122.74	120.21
24	AY	8	4SU	S4-C4-N3	2.51	122.68	120.21
24	CY	32	OMC	CM2-O2'-C2'	-2.46	108.08	114.52
24	AY	32	OMC	CM2-O2'-C2'	-2.44	108.12	114.52
24	CY	8	4SU	C5-C4-S4	-2.32	121.48	124.47
24	CY	16	H2U	O2-C2-N1	-2.29	120.24	123.11
24	CY	20	H2U	O2-C2-N1	-2.25	120.28	123.11
24	AY	17	H2U	O2-C2-N1	-2.24	120.30	123.11
24	CY	17	H2U	O2-C2-N1	-2.23	120.30	123.11
24	AY	16	H2U	O2-C2-N1	-2.18	120.36	123.11
24	AY	8	4SU	C5-C4-S4	-2.18	121.66	124.47
24	AY	20	H2U	O2-C2-N1	-2.08	120.49	123.11
24	CY	20	H2U	O3'-C3'-C2'	2.03	118.38	111.82
24	AY	20	H2U	O3'-C3'-C2'	2.01	118.31	111.82

There are no chirality outliers.

All (22) torsion outliers are listed below:

Mol	Chain	Res	Type	Atoms
24	AY	17	H2U	C4'-C5'-O5'-P
24	AY	37	MIA	C5-C6-N6-C12
24	CY	17	H2U	C4'-C5'-O5'-P
24	CY	37	MIA	C5-C6-N6-C12
24	AY	17	H2U	O4'-C4'-C5'-O5'
24	AY	17	H2U	C3'-C4'-C5'-O5'
24	CY	17	H2U	O4'-C4'-C5'-O5'
24	CY	17	H2U	C3'-C4'-C5'-O5'
24	AY	37	MIA	N1-C6-N6-C12
24	CY	37	MIA	N1-C6-N6-C12
24	AY	55	PSU	O4'-C1'-C5-C4
24	CY	55	PSU	O4'-C1'-C5-C4
24	AY	46	7MG	C2'-C1'-N9-C8
24	AY	55	PSU	O4'-C1'-C5-C6
24	CY	55	PSU	O4'-C1'-C5-C6

Continued on next page...

Continued from previous page...

Mol	Chain	Res	Type	Atoms
24	AY	20	H2U	O4'-C4'-C5'-O5'
24	AY	46	7MG	O4'-C4'-C5'-O5'
24	CY	8	4SU	O4'-C4'-C5'-O5'
24	CY	20	H2U	O4'-C4'-C5'-O5'
24	CY	46	7MG	O4'-C4'-C5'-O5'
24	CY	46	7MG	C2'-C1'-N9-C8
24	AY	8	4SU	O4'-C4'-C5'-O5'

There are no ring outliers.

14 monomers are involved in 19 short contacts:

Mol	Chain	Res	Type	Clashes	Symm-Clashes
24	AY	20	H2U	1	0
24	CY	54	5MU	1	0
24	AY	46	7MG	3	0
24	CY	17	H2U	4	0
24	CY	46	7MG	3	0
24	CY	8	4SU	1	0
24	CY	16	H2U	4	0
24	AY	8	4SU	1	0
24	CY	20	H2U	1	0
24	AY	54	5MU	1	0
24	CY	55	PSU	1	0
24	AY	17	H2U	3	0
24	AY	16	H2U	3	0
24	AY	55	PSU	1	0

5.5 Carbohydrates [i](#)

There are no monosaccharides in this entry.

5.6 Ligand geometry [i](#)

Of 12 ligands modelled in this entry, 8 are monoatomic - leaving 4 for Mogul analysis.

In the following table, the Counts columns list the number of bonds (or angles) for which Mogul statistics could be retrieved, the number of bonds (or angles) that are observed in the model and the number of bonds (or angles) that are defined in the Chemical Component Dictionary. The Link column lists molecule types, if any, to which the group is linked. The Z score for a bond length (or angle) is the number of standard deviations the observed value is removed from the

expected value. A bond length (or angle) with $|Z| > 2$ is considered an outlier worth inspection. RMSZ is the root-mean-square of all Z scores of the bond lengths (or angles).

Mol	Type	Chain	Res	Link	Bond lengths			Bond angles		
					Counts	RMSZ	# Z > 2	Counts	RMSZ	# Z > 2
60	GDP	CZ	501	-	24,30,30	1.57	3 (12%)	30,47,47	1.47	3 (10%)
61	KIR	CZ	502	-	56,59,59	3.39	22 (39%)	62,84,84	1.66	13 (20%)
61	KIR	AZ	502	-	56,59,59	3.42	22 (39%)	62,84,84	1.63	13 (20%)
60	GDP	AZ	501	-	24,30,30	1.65	5 (20%)	30,47,47	1.52	5 (16%)

In the following table, the Chirals column lists the number of chiral outliers, the number of chiral centers analysed, the number of these observed in the model and the number defined in the Chemical Component Dictionary. Similar counts are reported in the Torsion and Rings columns. '-' means no outliers of that kind were identified.

Mol	Type	Chain	Res	Link	Chirals	Torsions	Rings
60	GDP	CZ	501	-	-	0/12/32/32	0/3/3/3
61	KIR	CZ	502	-	-	8/54/98/98	0/3/3/3
61	KIR	AZ	502	-	-	8/54/98/98	0/3/3/3
60	GDP	AZ	501	-	-	2/12/32/32	0/3/3/3

All (52) bond length outliers are listed below:

Mol	Chain	Res	Type	Atoms	Z	Observed(Å)	Ideal(Å)
61	CZ	502	KIR	O18-C17	-14.49	1.22	1.44
61	AZ	502	KIR	O18-C17	-14.21	1.23	1.44
61	AZ	502	KIR	O30-C30	-12.64	1.17	1.42
61	CZ	502	KIR	O30-C30	-12.30	1.18	1.42
60	CZ	501	GDP	C5-C6	-5.70	1.35	1.47
61	AZ	502	KIR	C32-C31	5.18	1.61	1.54
61	CZ	502	KIR	C22-C21	5.01	1.38	1.33
60	AZ	501	GDP	C5-C6	-4.95	1.37	1.47
61	CZ	502	KIR	C45-C28	4.76	1.62	1.53
61	AZ	502	KIR	C22-C21	4.55	1.38	1.33
61	CZ	502	KIR	C32-C31	4.54	1.60	1.54
61	CZ	502	KIR	C27-N26	4.51	1.43	1.33
61	AZ	502	KIR	C27-N26	4.30	1.43	1.33
61	AZ	502	KIR	C19-C17	4.23	1.64	1.54
61	AZ	502	KIR	C45-C28	4.14	1.61	1.53
61	AZ	502	KIR	C2-N1	4.12	1.40	1.33
61	CZ	502	KIR	C2-N1	4.11	1.40	1.33
61	AZ	502	KIR	C29-C28	4.11	1.62	1.54
61	CZ	502	KIR	C19-C17	4.08	1.64	1.54

Continued on next page...

Continued from previous page...

Mol	Chain	Res	Type	Atoms	Z	Observed(Å)	Ideal(Å)
61	AZ	502	KIR	O29-C29	4.04	1.48	1.40
61	AZ	502	KIR	C42-C19	4.01	1.61	1.53
61	CZ	502	KIR	O29-C29	3.99	1.48	1.40
61	CZ	502	KIR	C29-C28	3.82	1.62	1.54
61	AZ	502	KIR	C5-C4	3.80	1.46	1.39
61	CZ	502	KIR	C8-C7	3.67	1.57	1.48
61	CZ	502	KIR	C5-C4	3.61	1.45	1.39
61	AZ	502	KIR	C8-C7	3.49	1.56	1.48
61	CZ	502	KIR	C42-C19	3.48	1.60	1.53
61	AZ	502	KIR	O34-C29	3.31	1.49	1.43
60	AZ	501	GDP	C6-N1	3.20	1.42	1.37
61	AZ	502	KIR	C32-C33	3.08	1.59	1.55
61	CZ	502	KIR	O34-C29	2.87	1.48	1.43
61	AZ	502	KIR	C37-C38	2.82	1.39	1.32
61	AZ	502	KIR	C29-C30	2.75	1.58	1.53
61	AZ	502	KIR	C20-C21	2.73	1.55	1.51
61	CZ	502	KIR	C32-C33	2.71	1.59	1.55
61	CZ	502	KIR	C29-C30	2.68	1.58	1.53
61	CZ	502	KIR	C20-C21	2.68	1.55	1.51
61	CZ	502	KIR	C37-C38	2.61	1.39	1.32
60	AZ	501	GDP	C8-N7	-2.58	1.30	1.35
61	AZ	502	KIR	C16-C17	2.47	1.58	1.52
60	AZ	501	GDP	C5-C4	-2.44	1.36	1.43
61	AZ	502	KIR	C44-C21	2.44	1.55	1.50
61	CZ	502	KIR	C9-C8	2.42	1.41	1.34
61	AZ	502	KIR	C6-N1	2.39	1.39	1.34
61	CZ	502	KIR	C6-N1	2.26	1.39	1.34
60	CZ	501	GDP	C6-N1	2.25	1.41	1.37
60	AZ	501	GDP	O4'-C1'	2.23	1.44	1.41
61	CZ	502	KIR	C16-C17	2.21	1.57	1.52
61	AZ	502	KIR	C9-C8	2.21	1.41	1.34
60	CZ	501	GDP	O4'-C1'	2.15	1.44	1.41
61	CZ	502	KIR	C44-C21	2.04	1.54	1.50

All (34) bond angle outliers are listed below:

Mol	Chain	Res	Type	Atoms	Z	Observed(°)	Ideal(°)
61	AZ	502	KIR	O29-C29-O34	-5.09	101.68	110.21
61	CZ	502	KIR	O29-C29-O34	-5.02	101.79	110.21
61	CZ	502	KIR	C48-C32-C47	-4.41	101.43	107.72
60	CZ	501	GDP	PA-O3A-PB	-4.30	118.08	132.83
60	AZ	501	GDP	C2-N1-C6	-4.23	117.32	125.10

Continued on next page...

Continued from previous page...

Mol	Chain	Res	Type	Atoms	Z	Observed(°)	Ideal(°)
61	AZ	502	KIR	C48-C32-C47	-4.04	101.95	107.72
60	AZ	501	GDP	PA-O3A-PB	-3.79	119.82	132.83
61	CZ	502	KIR	C11-C10-C9	-3.61	116.07	123.47
61	AZ	502	KIR	C11-C10-C9	-3.51	116.28	123.47
61	CZ	502	KIR	O34-C29-C28	3.30	113.10	104.46
61	AZ	502	KIR	O34-C29-C28	3.27	113.03	104.46
61	CZ	502	KIR	C6-N1-C2	3.08	123.79	116.43
60	CZ	501	GDP	C2-N1-C6	-3.00	119.57	125.10
61	AZ	502	KIR	C6-N1-C2	2.99	123.59	116.43
60	AZ	501	GDP	C5-C6-N1	2.93	119.12	113.95
61	CZ	502	KIR	C45-C28-C27	2.92	112.99	108.86
61	AZ	502	KIR	C45-C28-C27	2.66	112.62	108.86
61	AZ	502	KIR	O18-C17-C16	2.66	109.26	104.27
61	CZ	502	KIR	O18-C17-C16	2.65	109.24	104.27
61	AZ	502	KIR	C44-C21-C20	2.59	120.15	115.68
61	CZ	502	KIR	C44-C21-C20	2.52	120.03	115.68
60	CZ	501	GDP	C8-N7-C5	2.51	107.76	102.99
61	CZ	502	KIR	C5-C6-N1	-2.44	120.92	123.96
60	AZ	501	GDP	O4'-C1'-C2'	-2.43	103.38	106.93
61	CZ	502	KIR	C48-C32-C31	2.40	113.31	109.29
61	AZ	502	KIR	C29-C30-C31	-2.32	107.59	110.66
61	AZ	502	KIR	C5-C6-N1	-2.27	121.14	123.96
61	CZ	502	KIR	C29-C30-C31	-2.27	107.66	110.66
61	AZ	502	KIR	C48-C32-C31	2.24	113.05	109.29
60	AZ	501	GDP	C8-N7-C5	2.22	107.23	102.99
61	CZ	502	KIR	C48-C32-C33	2.17	113.75	109.48
61	CZ	502	KIR	O7-C7-C3	-2.08	115.05	119.91
61	AZ	502	KIR	C48-C32-C33	2.07	113.56	109.48
61	AZ	502	KIR	O7-C7-C3	-2.06	115.10	119.91

There are no chirality outliers.

All (18) torsion outliers are listed below:

Mol	Chain	Res	Type	Atoms
60	AZ	501	GDP	PA-O3A-PB-O2B
61	AZ	502	KIR	O18-C17-C19-C42
61	CZ	502	KIR	O18-C17-C19-C42
61	AZ	502	KIR	C11-C10-C9-C8
61	CZ	502	KIR	C11-C10-C9-C8
61	AZ	502	KIR	C36-C37-C38-C39
61	CZ	502	KIR	C36-C37-C38-C39
61	AZ	502	KIR	C19-C20-O20-C43

Continued on next page...

Continued from previous page...

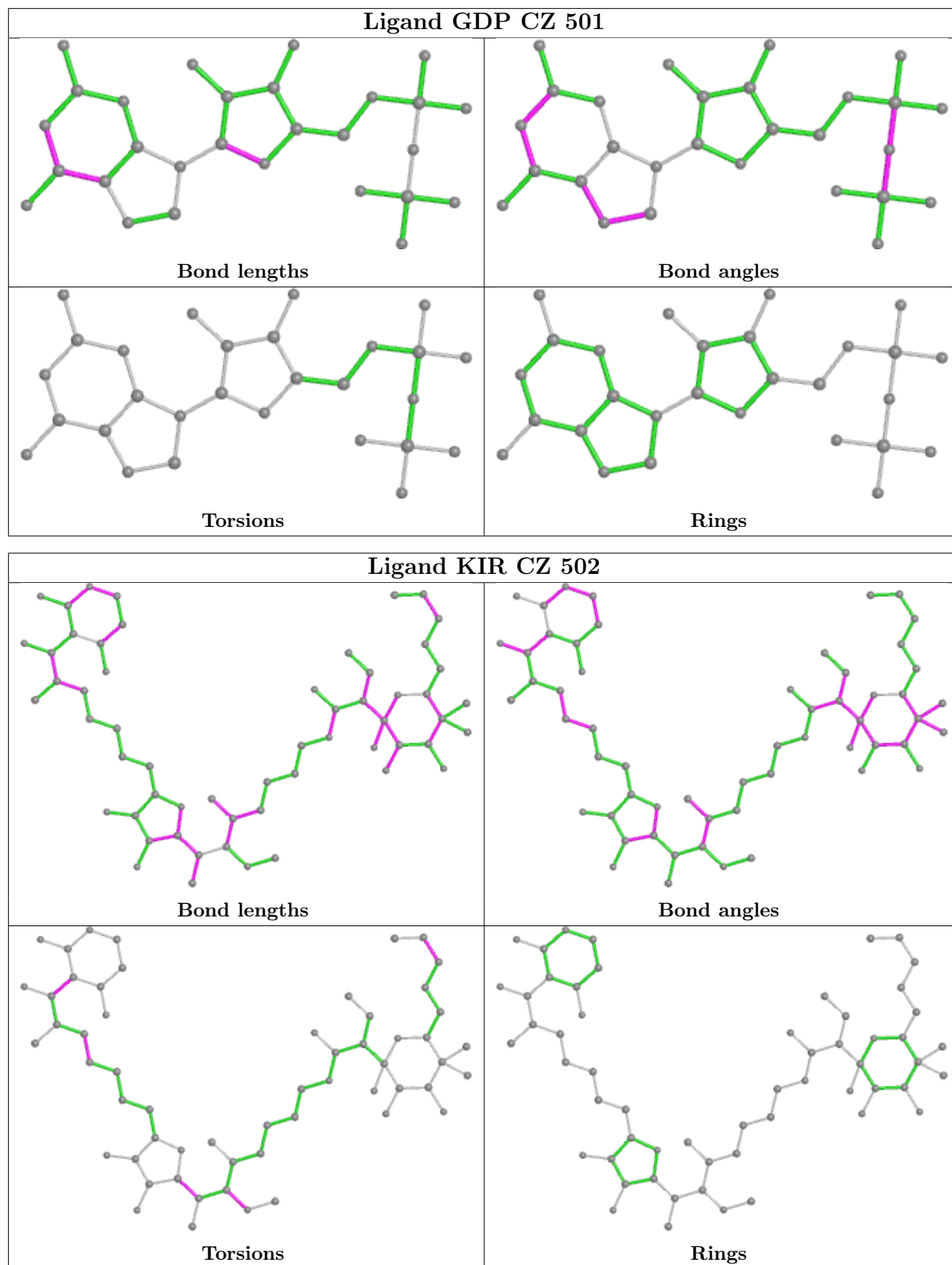
Mol	Chain	Res	Type	Atoms
61	CZ	502	KIR	C19-C20-O20-C43
61	AZ	502	KIR	C16-C17-C19-C20
61	CZ	502	KIR	C16-C17-C19-C20
61	AZ	502	KIR	C16-C17-C19-C42
61	CZ	502	KIR	C16-C17-C19-C42
61	AZ	502	KIR	C2-C3-C7-O7
61	CZ	502	KIR	C2-C3-C7-O7
60	AZ	501	GDP	PA-O3A-PB-O3B
61	AZ	502	KIR	C21-C20-O20-C43
61	CZ	502	KIR	C21-C20-O20-C43

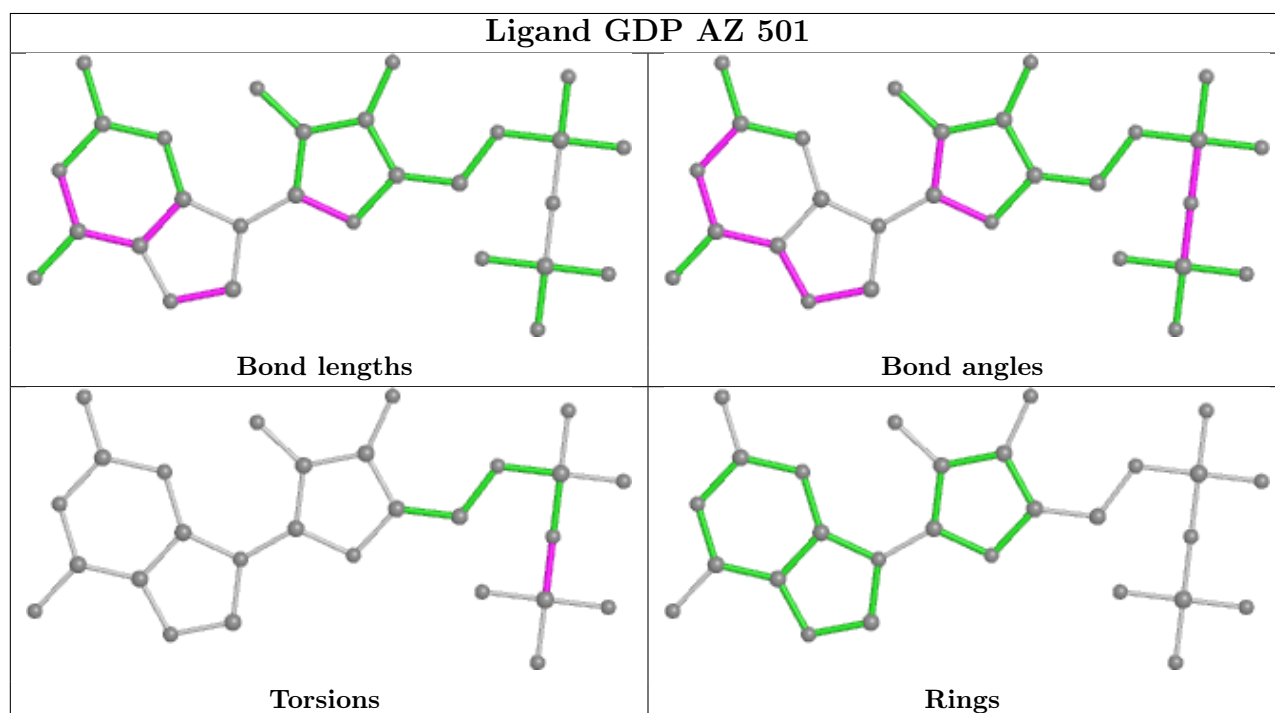
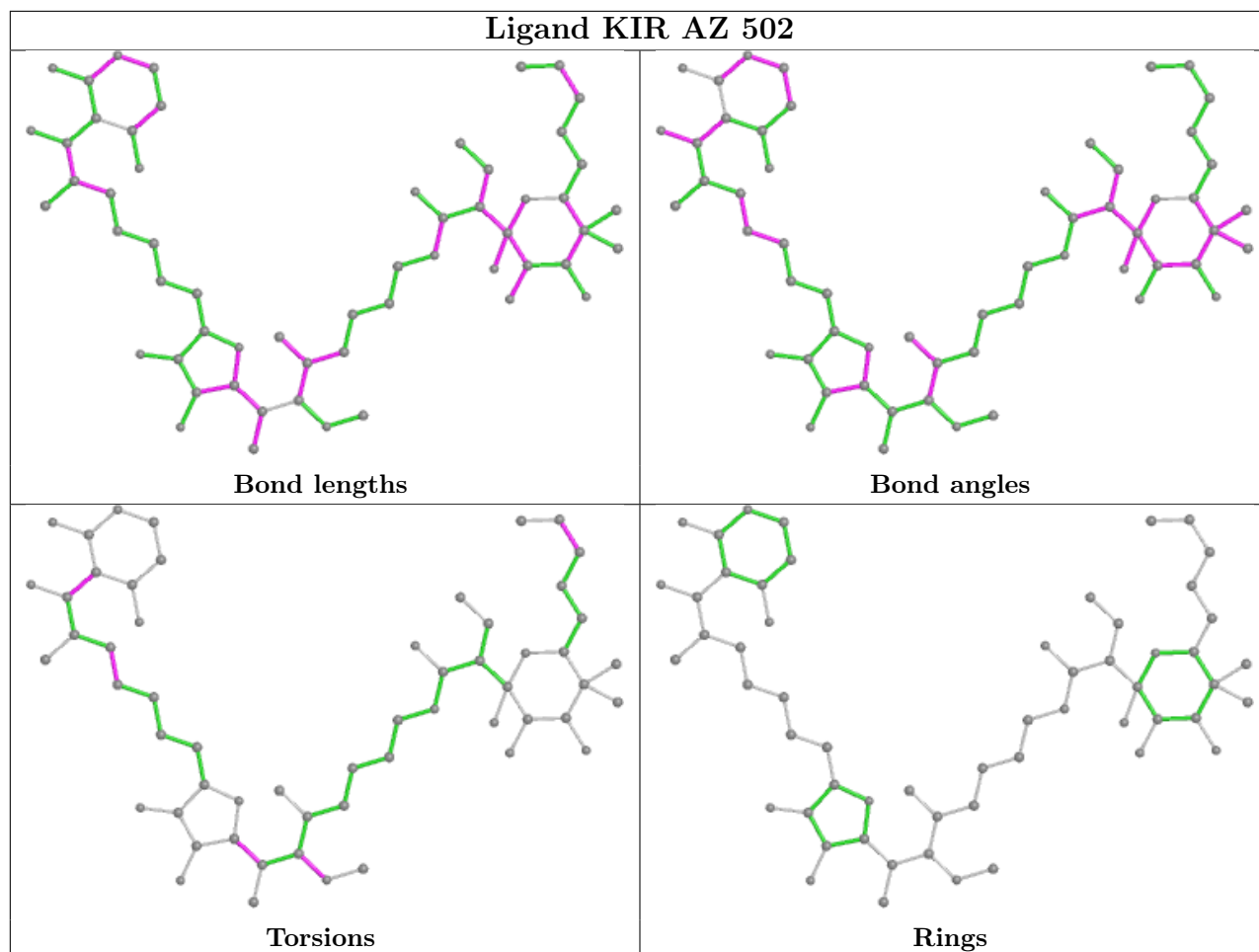
There are no ring outliers.

4 monomers are involved in 45 short contacts:

Mol	Chain	Res	Type	Clashes	Symm-Clashes
60	CZ	501	GDP	8	0
61	CZ	502	KIR	9	0
61	AZ	502	KIR	13	0
60	AZ	501	GDP	15	0

The following is a two-dimensional graphical depiction of Mogul quality analysis of bond lengths, bond angles, torsion angles, and ring geometry for all instances of the Ligand of Interest. In addition, ligands with molecular weight > 250 and outliers as shown on the validation Tables will also be included. For torsion angles, if less than 5% of the Mogul distribution of torsion angles is within 10 degrees of the torsion angle in question, then that torsion angle is considered an outlier. Any bond that is central to one or more torsion angles identified as an outlier by Mogul will be highlighted in the graph. For rings, the root-mean-square deviation (RMSD) between the ring in question and similar rings identified by Mogul is calculated over all ring torsion angles. If the average RMSD is greater than 60 degrees and the minimal RMSD between the ring in question and any Mogul-identified rings is also greater than 60 degrees, then that ring is considered an outlier. The outliers are highlighted in purple. The color gray indicates Mogul did not find sufficient equivalents in the CSD to analyse the geometry.





5.7 Other polymers [i](#)

There are no such residues in this entry.

5.8 Polymer linkage issues [i](#)

There are no chain breaks in this entry.

6 Fit of model and data i

6.1 Protein, DNA and RNA chains i

In the following table, the column labelled '#RSRZ > 2' contains the number (and percentage) of RSRZ outliers, followed by percent RSRZ outliers for the chain as percentile scores relative to all X-ray entries and entries of similar resolution. The OWAB column contains the minimum, median, 95th percentile and maximum values of the occupancy-weighted average B-factor per residue. The column labelled 'Q < 0.9' lists the number of (and percentage) of residues with an average occupancy less than 0.9.

Mol	Chain	Analysed	<RSRZ>	#RSRZ>2	OWAB(Å ²)	Q<0.9
1	AA	1510/1522 (99%)	-0.29	19 (1%) 77 59	44, 78, 160, 200	0
1	CA	1510/1522 (99%)	-0.07	31 (2%) 63 43	37, 73, 161, 200	0
2	AB	234/256 (91%)	-0.10	6 (2%) 56 33	58, 88, 152, 164	0
2	CB	234/256 (91%)	-0.19	3 (1%) 77 59	54, 86, 151, 164	0
3	AC	206/239 (86%)	-0.30	1 (0%) 91 81	52, 75, 101, 110	0
3	CC	206/239 (86%)	-0.30	0 100 100	46, 70, 100, 109	0
4	AD	208/209 (99%)	0.11	10 (4%) 30 14	71, 97, 124, 132	0
4	CD	208/209 (99%)	0.05	4 (1%) 66 46	67, 96, 123, 131	0
5	AE	150/162 (92%)	-0.35	0 100 100	53, 65, 89, 110	0
5	CE	150/162 (92%)	-0.35	0 100 100	49, 63, 88, 109	0
6	AF	101/101 (100%)	0.04	1 (0%) 82 67	71, 99, 115, 122	0
6	CF	101/101 (100%)	-0.15	1 (0%) 82 67	68, 97, 114, 121	0
7	AG	155/156 (99%)	0.18	7 (4%) 33 16	66, 89, 113, 130	0
7	CG	155/156 (99%)	-0.11	2 (1%) 77 59	59, 86, 112, 129	0
8	AH	138/138 (100%)	-0.28	1 (0%) 87 75	54, 70, 87, 95	0
8	CH	138/138 (100%)	-0.30	0 100 100	52, 67, 87, 94	0
9	AI	127/128 (99%)	0.64	15 (11%) 4 2	62, 96, 128, 139	0
9	CI	127/128 (99%)	0.23	2 (1%) 72 51	54, 93, 127, 139	0
10	AJ	98/105 (93%)	0.81	20 (20%) 1 0	59, 99, 141, 145	0
10	CJ	98/105 (93%)	0.35	5 (5%) 28 13	54, 95, 140, 144	0
11	AK	119/129 (92%)	0.04	6 (5%) 28 13	55, 73, 107, 134	0
11	CK	119/129 (92%)	-0.04	4 (3%) 45 24	51, 68, 108, 133	0
12	AL	124/131 (94%)	0.02	5 (4%) 38 19	55, 70, 94, 132	0
12	CL	124/131 (94%)	-0.12	1 (0%) 86 72	51, 68, 93, 132	0

Continued on next page...

Continued from previous page...

Mol	Chain	Analysed	<RSRZ>	#RSRZ>2	OWAB(Å ²)	Q<0.9
13	AM	124/126 (98%)	0.34	13 (10%) 6 2	71, 97, 124, 152	0
13	CM	124/126 (98%)	0.13	7 (5%) 24 11	67, 95, 123, 152	0
14	AN	60/61 (98%)	-0.17	1 (1%) 70 49	57, 72, 93, 96	0
14	CN	60/61 (98%)	-0.02	1 (1%) 70 49	49, 66, 91, 96	0
15	AO	88/89 (98%)	-0.08	0 100 100	57, 75, 99, 105	0
15	CO	88/89 (98%)	-0.05	0 100 100	56, 74, 98, 104	0
16	AP	83/88 (94%)	0.40	3 (3%) 42 22	74, 91, 109, 135	0
16	CP	83/88 (94%)	0.38	2 (2%) 59 37	72, 89, 108, 136	0
17	AQ	99/105 (94%)	-0.00	3 (3%) 50 27	60, 79, 95, 108	0
17	CQ	99/105 (94%)	-0.06	0 100 100	57, 78, 93, 107	0
18	AR	70/88 (79%)	-0.05	2 (2%) 51 28	58, 82, 106, 119	0
18	CR	70/88 (79%)	-0.30	1 (1%) 75 56	56, 79, 105, 118	0
19	AS	78/93 (83%)	0.43	5 (6%) 19 8	75, 99, 137, 139	0
19	CS	78/93 (83%)	0.45	4 (5%) 28 13	71, 99, 136, 139	0
20	AT	99/106 (93%)	0.44	6 (6%) 21 9	75, 97, 131, 135	0
20	CT	99/106 (93%)	0.43	5 (5%) 28 13	71, 96, 132, 135	0
21	AU	24/27 (88%)	0.77	3 (12%) 3 1	66, 84, 103, 114	0
21	CU	24/27 (88%)	0.37	1 (4%) 36 18	64, 78, 99, 115	0
22	AV	76/76 (100%)	-0.29	1 (1%) 77 59	56, 91, 128, 148	0
22	AW	76/76 (100%)	0.78	10 (13%) 3 1	103, 172, 200, 200	0
22	CV	76/76 (100%)	-0.22	1 (1%) 77 59	50, 89, 128, 147	0
22	CW	76/76 (100%)	0.70	11 (14%) 2 1	100, 172, 200, 200	0
23	AX	17/27 (62%)	0.58	2 (11%) 4 2	50, 97, 156, 157	0
23	CX	17/27 (62%)	0.53	1 (5%) 22 10	45, 95, 156, 157	0
24	AY	68/77 (88%)	0.04	1 (1%) 73 54	61, 140, 171, 190	0
24	CY	68/77 (88%)	-0.01	4 (5%) 22 10	57, 140, 170, 190	0
25	AZ	385/405 (95%)	1.76	136 (35%) 0 0	116, 142, 165, 183	0
25	CZ	385/405 (95%)	0.44	24 (6%) 20 9	113, 141, 165, 183	0
26	B0	84/85 (98%)	0.62	8 (9%) 8 2	77, 91, 118, 131	0
26	D0	84/85 (98%)	0.55	7 (8%) 11 4	76, 90, 119, 131	0
27	B1	93/98 (94%)	0.43	5 (5%) 25 12	74, 95, 134, 143	0

Continued on next page...

Continued from previous page...

Mol	Chain	Analysed	<RSRZ>	#RSRZ>2	OWAB(Å ²)	Q<0.9
27	D1	93/98 (94%)	0.24	2 (2%) 62 41	56, 76, 130, 142	0
28	B2	71/72 (98%)	0.45	5 (7%) 16 7	110, 133, 148, 157	0
28	D2	71/72 (98%)	1.39	21 (29%) 0 0	134, 154, 174, 175	0
29	B3	59/60 (98%)	0.66	3 (5%) 28 13	80, 99, 120, 142	0
29	D3	59/60 (98%)	0.54	3 (5%) 28 13	80, 97, 120, 142	0
30	B4	44/71 (61%)	0.21	5 (11%) 5 2	124, 149, 160, 163	0
30	D4	44/71 (61%)	0.38	3 (6%) 17 7	123, 147, 158, 163	0
31	B5	59/60 (98%)	0.31	5 (8%) 10 4	73, 105, 158, 176	0
31	D5	59/60 (98%)	0.14	4 (6%) 17 7	72, 104, 158, 176	0
32	B6	50/54 (92%)	0.81	7 (14%) 2 1	74, 106, 116, 125	0
32	D6	50/54 (92%)	0.85	8 (16%) 1 1	73, 104, 115, 123	0
33	B7	48/49 (97%)	0.43	0 100 100	70, 79, 119, 139	0
33	D7	48/49 (97%)	0.58	2 (4%) 36 18	68, 78, 119, 140	0
34	B8	63/65 (96%)	0.49	3 (4%) 30 14	80, 90, 104, 131	0
34	D8	63/65 (96%)	0.41	3 (4%) 30 14	78, 88, 104, 131	0
35	B9	37/37 (100%)	0.63	2 (5%) 25 12	76, 90, 104, 108	0
35	D9	37/37 (100%)	0.29	3 (8%) 12 5	76, 90, 104, 107	0
36	BA	2901/2915 (99%)	-0.10	73 (2%) 57 34	49, 95, 190, 200	0
36	DA	2901/2915 (99%)	-0.02	70 (2%) 59 37	46, 93, 190, 200	0
37	BB	119/122 (97%)	-0.46	0 100 100	78, 108, 134, 157	0
37	DB	119/122 (97%)	-0.37	0 100 100	75, 107, 133, 157	0
38	BC	228/229 (99%)	0.71	32 (14%) 2 1	69, 99, 177, 187	0
38	DC	228/229 (99%)	0.33	20 (8%) 10 4	67, 97, 177, 187	0
39	BD	275/276 (99%)	-0.15	3 (1%) 80 64	50, 68, 98, 123	0
39	DD	275/276 (99%)	-0.16	2 (0%) 87 75	47, 66, 97, 123	0
40	BE	204/206 (99%)	0.28	12 (5%) 22 10	64, 93, 141, 152	0
40	DE	204/206 (99%)	0.25	8 (3%) 39 20	64, 93, 141, 152	0
41	BF	207/210 (98%)	0.76	27 (13%) 3 1	73, 128, 176, 184	0
41	DF	207/210 (98%)	0.68	27 (13%) 3 1	70, 127, 176, 184	0
42	BG	181/182 (99%)	0.25	11 (6%) 21 9	97, 125, 147, 157	0
42	DG	181/182 (99%)	0.08	9 (4%) 28 13	75, 96, 125, 146	0

Continued on next page...

Continued from previous page...

Mol	Chain	Analysed	<RSRZ>	#RSRZ>2	OWAB(Å ²)	Q<0.9
43	BH	159/180 (88%)	0.79	24 (15%) 2 1	106, 142, 163, 165	0
43	DH	159/180 (88%)	1.16	36 (22%) 0 0	106, 142, 163, 165	0
44	BJ	0/173	-	-	-	-
44	DJ	0/173	-	-	-	-
45	BK	0/147	-	-	-	-
45	DK	0/147	-	-	-	-
46	BN	138/140 (98%)	0.20	2 (1%) 75 56	78, 104, 145, 148	0
46	DN	138/140 (98%)	0.17	3 (2%) 62 41	77, 104, 144, 147	0
47	BO	122/122 (100%)	-0.16	1 (0%) 86 72	58, 76, 90, 97	0
47	DO	122/122 (100%)	-0.06	0 100 100	57, 76, 89, 97	0
48	BP	146/150 (97%)	0.95	20 (13%) 3 1	73, 121, 146, 162	0
48	DP	146/150 (97%)	0.96	27 (18%) 1 0	72, 120, 145, 162	0
49	BQ	141/141 (100%)	0.02	2 (1%) 75 56	61, 78, 107, 138	0
49	DQ	141/141 (100%)	0.05	4 (2%) 53 30	60, 77, 107, 139	0
50	BR	117/118 (99%)	0.32	4 (3%) 45 24	76, 98, 114, 129	0
50	DR	117/118 (99%)	0.31	3 (2%) 56 33	75, 98, 115, 129	0
51	BS	98/112 (87%)	0.87	18 (18%) 1 0	89, 112, 137, 141	0
51	DS	98/112 (87%)	0.46	5 (5%) 28 13	88, 111, 136, 140	0
52	BT	137/146 (93%)	0.13	9 (6%) 18 7	74, 97, 155, 179	0
52	DT	137/146 (93%)	0.23	12 (8%) 10 4	73, 97, 154, 179	0
53	BU	117/118 (99%)	0.14	3 (2%) 56 33	81, 98, 125, 142	0
53	DU	117/118 (99%)	0.13	2 (1%) 70 49	78, 97, 125, 142	0
54	BV	101/101 (100%)	0.56	7 (6%) 16 7	79, 130, 146, 150	0
54	DV	101/101 (100%)	0.50	7 (6%) 16 7	79, 129, 146, 150	0
55	BW	113/113 (100%)	0.47	8 (7%) 16 6	85, 100, 133, 165	0
55	DW	113/113 (100%)	0.39	9 (7%) 12 5	82, 100, 133, 165	0
56	BX	92/96 (95%)	0.49	3 (3%) 46 24	83, 109, 125, 134	0
56	DX	92/96 (95%)	0.40	7 (7%) 13 5	83, 108, 124, 134	0
57	BY	100/110 (90%)	1.80	38 (38%) 0 0	127, 146, 179, 187	0
57	DY	100/110 (90%)	1.76	40 (40%) 0 0	126, 146, 179, 187	0
58	BZ	176/206 (85%)	0.09	5 (2%) 53 30	75, 103, 135, 144	0
58	DZ	176/206 (85%)	0.05	8 (4%) 33 16	64, 94, 140, 150	0

Continued on next page...

Continued from previous page...

Mol	Chain	Analysed	<RSRZ>	#RSRZ>2	OWAB(Å ²)	Q<0.9
All	All	21994/23368 (94%)	0.13	1092 (4%) 28 13	37, 93, 162, 200	0

All (1092) RSRZ outliers are listed below:

Mol	Chain	Res	Type	RSRZ
49	DQ	141	GLN	14.3
49	BQ	141	GLN	12.8
38	BC	1	PRO	11.6
43	DH	170	ARG	11.5
53	DU	118	GLY	11.2
42	DG	2	PRO	10.9
57	BY	2	ARG	10.6
1	AA	89	C	9.8
58	BZ	113	ALA	9.7
25	CZ	42	VAL	9.6
42	BG	2	PRO	9.5
36	DA	654(K)	C	9.3
13	AM	123	ALA	9.0
25	AZ	183	HIS	8.8
57	DY	2	ARG	8.7
41	DF	24	LEU	8.6
41	DF	20	LEU	8.5
25	AZ	203	LEU	8.5
25	AZ	213	PRO	8.1
11	CK	129	SER	8.0
42	DG	48	GLU	8.0
57	DY	52	SER	8.0
36	DA	654(C)	G	8.0
25	AZ	36	ALA	7.9
25	AZ	141	VAL	7.9
58	BZ	114	GLY	7.9
38	BC	77	ILE	7.7
38	DC	94	VAL	7.7
36	DA	654(H)	G	7.4
57	BY	51	VAL	7.4
26	D0	3	HIS	7.4
43	DH	169	VAL	7.2
36	DA	654(J)	A	7.2
36	BA	352	G	7.2
57	DY	55	TYR	7.2
36	BA	2802	G	7.2
25	AZ	212	THR	7.1

Continued on next page...

Continued from previous page...

Mol	Chain	Res	Type	RSRZ
1	CA	89	C	7.1
28	D2	9	GLN	7.1
22	AW	34	G	7.1
38	DC	1	PRO	7.0
25	AZ	250	GLY	7.0
38	DC	109	ASP	7.0
36	DA	2802	G	7.0
20	CT	106	ALA	6.9
38	BC	105	ASP	6.9
36	BA	654(K)	C	6.8
1	AA	88	A	6.7
1	CA	1026	G	6.7
58	BZ	112	ARG	6.7
36	DA	1066	U	6.7
41	DF	8	GLN	6.7
25	AZ	202	LEU	6.7
25	AZ	199	ILE	6.7
38	BC	76	ALA	6.6
32	B6	26	ASN	6.6
29	B3	1	MET	6.6
36	DA	1077	A	6.6
38	BC	106	GLY	6.6
36	DA	654(I)	C	6.6
19	CS	81	ARG	6.5
36	DA	654(G)	C	6.4
36	BA	654(E)	G	6.3
28	D2	42	GLY	6.3
36	DA	654(L)	G	6.3
36	BA	1066	U	6.2
57	BY	79	CYS	6.2
52	BT	1	MET	6.2
11	AK	129	SER	6.2
51	BS	83	LYS	6.2
32	D6	42	TRP	6.2
38	DC	105	ASP	6.2
25	AZ	1	ALA	6.2
57	BY	52	SER	6.1
25	AZ	29	ALA	6.1
31	B5	59	GLU	6.1
32	B6	42	TRP	6.1
54	BV	36	PRO	6.1
57	BY	75	ILE	6.1

Continued on next page...

Continued from previous page...

Mol	Chain	Res	Type	RSRZ
40	BE	204	ALA	6.0
19	AS	81	ARG	6.0
1	AA	82	U	6.0
25	AZ	280	GLY	6.0
36	BA	654(J)	A	6.0
2	AB	7	VAL	5.9
39	BD	276	LYS	5.9
28	D2	16	LEU	5.9
25	AZ	196	VAL	5.9
41	BF	194	MET	5.9
13	CM	124	PRO	5.8
36	DA	654(F)	C	5.8
36	DA	2799	C	5.8
1	AA	80	G	5.8
38	BC	97	GLU	5.7
28	D2	71	ASN	5.7
57	BY	55	TYR	5.7
36	DA	654(S)	G	5.7
57	DY	51	VAL	5.7
41	BF	207	GLY	5.7
25	AZ	247	VAL	5.7
39	DD	276	LYS	5.6
26	D0	4	LYS	5.6
14	AN	2	ALA	5.6
57	DY	56	PRO	5.6
25	AZ	146	LEU	5.6
48	DP	17	LYS	5.6
36	DA	2796	U	5.6
35	B9	37	GLY	5.5
1	CA	88	A	5.5
58	DZ	113	ALA	5.5
25	AZ	249	VAL	5.5
53	BU	118	GLY	5.4
38	BC	115	ALA	5.4
25	AZ	216	ASP	5.3
25	AZ	110	ASP	5.2
25	AZ	132	VAL	5.3
36	BA	1077	A	5.2
55	DW	113	LYS	5.2
40	DE	204	ALA	5.2
54	BV	101	GLY	5.2
36	BA	654(L)	G	5.2

Continued on next page...

Continued from previous page...

Mol	Chain	Res	Type	RSRZ
25	AZ	71	GLU	5.2
28	B2	72	ALA	5.1
52	DT	136	GLN	5.1
38	DC	95	GLY	5.1
28	D2	43	GLN	5.1
1	CA	1447	A	5.1
25	AZ	266	VAL	5.1
26	B0	6	GLY	5.1
1	CA	1036	G	5.1
14	CN	2	ALA	5.1
26	D0	2	ALA	5.1
25	AZ	195	TRP	5.0
29	D3	1	MET	5.0
25	AZ	126	VAL	5.0
42	BG	48	GLU	5.0
25	CZ	63	ILE	5.0
46	BN	10	GLU	5.0
38	BC	109	ASP	5.0
31	B5	60	VAL	5.0
25	AZ	186	PRO	5.0
25	AZ	147	LEU	5.0
25	CZ	41	ASN	4.9
36	BA	654(G)	C	4.9
36	BA	654(C)	G	4.9
13	AM	122	LYS	4.9
41	DF	12	LEU	4.9
25	AZ	233	GLY	4.9
25	AZ	101	GLY	4.9
33	D7	47	ARG	4.9
12	AL	128	ALA	4.9
36	BA	2804	C	4.9
10	AJ	23	ILE	4.9
41	DF	124	LEU	4.9
25	AZ	33	TYR	4.9
54	DV	101	GLY	4.9
9	AI	19	LEU	4.8
42	BG	49	ASP	4.8
48	DP	149	GLU	4.8
41	BF	11	VAL	4.8
46	BN	8	GLN	4.8
51	BS	59	LYS	4.8
25	AZ	83	PRO	4.8

Continued on next page...

Continued from previous page...

Mol	Chain	Res	Type	RSRZ
10	AJ	85	LEU	4.8
36	BA	275	G	4.8
36	DA	654(T)	C	4.7
25	AZ	217	VAL	4.7
43	DH	52	VAL	4.7
13	CM	125	ARG	4.7
25	AZ	105	VAL	4.7
43	BH	169	VAL	4.7
57	DY	61	ILE	4.6
12	CL	128	ALA	4.6
43	BH	170	ARG	4.6
7	AG	81	GLY	4.6
36	DA	277	C	4.6
57	DY	85	VAL	4.6
33	D7	48	LYS	4.5
41	BF	24	LEU	4.5
52	DT	39	ARG	4.5
51	BS	60	GLY	4.5
34	D8	64	TYR	4.5
36	DA	2207	G	4.5
10	AJ	91	PRO	4.5
38	BC	94	VAL	4.5
36	BA	2896	C	4.5
36	DA	654(E)	G	4.5
43	DH	161	GLY	4.5
57	BY	3	VAL	4.5
1	CA	81	U	4.5
57	BY	54	LYS	4.5
41	DF	1	MET	4.5
36	BA	1509	C	4.5
20	CT	9	ASN	4.4
36	BA	2796	U	4.4
36	BA	156	U	4.4
57	DY	6	HIS	4.4
25	CZ	86	ALA	4.4
1	AA	1036	G	4.4
48	BP	5	ASP	4.4
57	BY	28	LYS	4.4
57	BY	35	TYR	4.4
1	AA	81	U	4.3
13	CM	122	LYS	4.4
36	DA	2795	G	4.3

Continued on next page...

Continued from previous page...

Mol	Chain	Res	Type	RSRZ
36	DA	654(V)	A	4.3
38	DC	107	TRP	4.3
4	CD	209	ARG	4.3
25	AZ	143	ASP	4.3
25	AZ	130	TYR	4.3
13	AM	125	ARG	4.3
20	AT	104	LEU	4.3
20	CT	104	LEU	4.3
6	CF	101	ALA	4.3
25	AZ	2	LYS	4.3
36	BA	1174	A	4.2
25	AZ	335	PHE	4.2
57	DY	91	GLU	4.2
38	DC	86	ALA	4.2
25	AZ	200	TRP	4.2
27	B1	81	LYS	4.2
35	B9	1	MET	4.2
38	BC	107	TRP	4.2
36	BA	654	A	4.2
40	DE	10	GLY	4.2
43	DH	13	LYS	4.2
25	AZ	206	ILE	4.2
28	D2	41	ILE	4.2
42	DG	50	ALA	4.1
49	BQ	140	ALA	4.1
36	BA	654(S)	G	4.1
58	DZ	153	SER	4.1
25	CZ	112	PRO	4.1
36	DA	2801	A	4.1
25	AZ	290	LEU	4.1
48	DP	82	GLY	4.1
52	BT	135	ALA	4.1
1	CA	76	C	4.1
36	DA	352	G	4.1
23	CX	27	A	4.1
52	DT	132	LYS	4.1
25	AZ	72	THR	4.1
55	DW	5	ALA	4.1
36	DA	614(B)	G	4.0
57	DY	79	CYS	4.0
36	DA	2894	G	4.0
48	DP	150	ALA	4.0

Continued on next page...

Continued from previous page...

Mol	Chain	Res	Type	RSRZ
57	DY	92	ASN	4.0
57	DY	53	PRO	4.0
41	BF	124	LEU	4.0
58	DZ	144	LEU	4.0
57	DY	38	ILE	4.0
41	DF	11	VAL	4.0
25	AZ	294	SER	4.0
36	DA	275	G	4.0
4	AD	209	ARG	4.0
57	BY	86	ARG	4.0
55	DW	74	ALA	4.0
25	AZ	276	THR	3.9
40	DE	76	ARG	3.9
22	AW	44	G	3.9
41	BF	129	PHE	3.9
29	B3	2	PRO	3.9
19	CS	43	GLU	3.9
51	DS	54	LEU	3.9
22	AW	3	C	3.9
21	CU	25	LYS	3.9
25	AZ	37	ALA	3.9
36	BA	277	C	3.9
23	AX	27	A	3.9
36	DA	1087	G	3.9
38	DC	79	LYS	3.9
25	AZ	16	THR	3.9
1	CA	1030(A)	G	3.9
1	AA	1030(B)	C	3.9
36	BA	654(H)	G	3.8
25	AZ	41	ASN	3.8
32	D6	54	ILE	3.8
50	BR	105	ARG	3.8
51	BS	80	LEU	3.8
25	AZ	142	ASP	3.8
25	AZ	252	GLU	3.8
41	DF	25	PRO	3.8
28	D2	38	GLN	3.8
19	CS	12	ASP	3.8
36	BA	654(I)	C	3.8
58	DZ	148	ASP	3.8
25	AZ	140	MET	3.8
25	AZ	260	PRO	3.8

Continued on next page...

Continued from previous page...

Mol	Chain	Res	Type	RSRZ
57	BY	53	PRO	3.8
36	DA	271(K)	U	3.8
36	DA	2896	C	3.8
22	CW	34	G	3.8
36	DA	1093	G	3.8
36	BA	229	A	3.8
38	DC	108	MET	3.8
43	BH	88	LEU	3.8
25	AZ	134	PHE	3.8
36	DA	1174	A	3.8
38	BC	101	GLN	3.7
10	AJ	4	ILE	3.7
36	BA	654(V)	A	3.7
43	BH	53	GLU	3.7
25	AZ	185	ASN	3.7
25	CZ	108	ALA	3.7
51	BS	68	GLN	3.7
57	BY	91	GLU	3.7
22	AW	6	G	3.7
57	BY	36	ALA	3.7
13	AM	121	LYS	3.7
25	AZ	68	VAL	3.7
25	AZ	232	THR	3.7
57	BY	17	SER	3.7
36	DA	1509(A)	A	3.7
38	BC	70	LYS	3.7
28	D2	68	ARG	3.7
42	DG	86	MET	3.7
58	DZ	115	GLY	3.7
36	BA	2801	A	3.7
41	BF	1	MET	3.7
4	AD	112	VAL	3.7
25	AZ	32	THR	3.6
40	BE	53	PRO	3.6
42	DG	49	ASP	3.6
22	CW	21	A	3.6
48	BP	110	TYR	3.6
41	BF	134	GLY	3.6
27	B1	82	LEU	3.6
41	DF	10	PRO	3.6
42	BG	28	VAL	3.6
9	AI	4	TYR	3.6

Continued on next page...

Continued from previous page...

Mol	Chain	Res	Type	RSRZ
25	AZ	304	LEU	3.6
31	B5	58	LEU	3.6
25	AZ	75	ARG	3.6
43	DH	17	VAL	3.6
57	DY	84	ARG	3.6
36	BA	155	U	3.6
38	BC	95	GLY	3.6
51	BS	54	LEU	3.6
52	DT	135	ALA	3.6
1	AA	1447	A	3.6
38	DC	97	GLU	3.6
1	CA	1030(B)	C	3.5
43	BH	131	VAL	3.5
42	BG	82	LEU	3.5
31	B5	52	TYR	3.5
43	DH	53	GLU	3.5
48	DP	126	VAL	3.5
58	DZ	114	GLY	3.5
32	D6	26	ASN	3.5
25	AZ	268	THR	3.5
25	AZ	296	GLU	3.5
36	BA	1063	G	3.5
1	CA	1038	C	3.5
25	AZ	131	ILE	3.5
48	BP	149	GLU	3.5
22	AW	5	G	3.5
36	BA	2799	C	3.5
40	BE	54	GLN	3.5
19	AS	9	VAL	3.5
9	AI	8	GLY	3.5
25	AZ	28	THR	3.5
26	D0	6	GLY	3.5
40	BE	68	ALA	3.5
36	DA	654	A	3.5
40	BE	76	ARG	3.5
41	BF	18	ARG	3.5
54	BV	1	MET	3.5
36	BA	271(L)	U	3.5
25	AZ	171	ILE	3.5
25	CZ	141	VAL	3.4
48	BP	82	GLY	3.4
10	AJ	73	ASP	3.4

Continued on next page...

Continued from previous page...

Mol	Chain	Res	Type	RSRZ
34	B8	64	TYR	3.4
10	AJ	77	PRO	3.4
13	AM	7	VAL	3.4
1	CA	78	G	3.4
24	AY	44	G	3.4
36	BA	2805	G	3.4
43	BH	21	PRO	3.4
36	DA	654(M)	C	3.4
57	DY	54	LYS	3.4
25	AZ	179	LEU	3.4
13	AM	124	PRO	3.4
10	AJ	89	ASP	3.4
36	DA	2801(A)	A	3.4
36	BA	614(B)	G	3.4
43	BH	148	ILE	3.4
36	BA	1534	U	3.4
36	BA	888	C	3.4
25	AZ	307	PRO	3.4
57	DY	3	VAL	3.4
4	AD	23	GLY	3.4
55	BW	112	GLY	3.4
36	DA	1079	C	3.4
54	BV	46	VAL	3.4
25	AZ	336	SER	3.4
28	D2	57	ILE	3.4
52	BT	136	GLN	3.4
52	BT	132	LYS	3.4
57	BY	19	LYS	3.4
36	BA	508	G	3.4
25	AZ	103	ILE	3.4
36	BA	654(F)	C	3.4
26	B0	7	LEU	3.3
22	CW	47	U	3.3
20	CT	85	MET	3.3
25	CZ	85	HIS	3.3
1	AA	723	U	3.3
13	CM	84	ILE	3.3
25	AZ	184	ARG	3.3
43	DH	81	GLU	3.3
48	DP	127	ALA	3.3
25	AZ	215	ARG	3.3
57	DY	5	MET	3.3

Continued on next page...

Continued from previous page...

Mol	Chain	Res	Type	RSRZ
25	AZ	398	GLY	3.3
28	B2	13	ALA	3.3
52	BT	27	THR	3.3
56	DX	85	PRO	3.3
27	D1	85	LEU	3.3
36	BA	1104	C	3.3
4	AD	154	ASN	3.3
58	DZ	162	GLU	3.3
36	DA	229	A	3.3
32	D6	46	HIS	3.3
22	CW	7	A	3.3
54	DV	54	GLY	3.3
51	BS	34	HIS	3.3
52	DT	27	THR	3.3
2	AB	132	LYS	3.3
57	DY	86	ARG	3.3
43	DH	33	LEU	3.3
22	CW	5	G	3.3
25	CZ	370	PHE	3.3
42	BG	84	LYS	3.3
25	AZ	102	ALA	3.2
57	BY	65	ALA	3.2
25	CZ	110	ASP	3.2
25	AZ	194	GLU	3.2
41	DF	9	ILE	3.2
7	CG	156	TRP	3.2
13	AM	117	VAL	3.2
31	D5	59	GLU	3.2
36	DA	1080	C	3.2
20	CT	100	ILE	3.2
36	BA	157	U	3.2
32	B6	36	LEU	3.2
26	B0	5	LYS	3.2
10	AJ	34	VAL	3.2
32	D6	23	THR	3.2
36	BA	1087	G	3.2
25	AZ	320	VAL	3.2
19	AS	43	GLU	3.2
1	CA	1129	C	3.2
36	DA	1509	C	3.2
43	BH	136	ILE	3.2
10	CJ	34	VAL	3.2

Continued on next page...

Continued from previous page...

Mol	Chain	Res	Type	RSRZ
25	AZ	154	VAL	3.2
26	B0	4	LYS	3.2
51	DS	23	ARG	3.2
25	AZ	39	ASN	3.2
36	BA	271(J)	C	3.2
57	DY	83	THR	3.2
57	BY	45	VAL	3.2
1	AA	78	G	3.2
54	DV	36	PRO	3.2
55	DW	82	LEU	3.2
10	AJ	33	GLN	3.2
48	BP	88	LEU	3.1
36	DA	2897	U	3.1
26	D0	85	ALA	3.1
51	DS	68	GLN	3.1
57	BY	44	ILE	3.1
55	BW	1	MET	3.1
55	BW	113	LYS	3.1
36	BA	1740	G	3.1
25	AZ	165	GLY	3.1
28	D2	6	VAL	3.1
25	AZ	107	SER	3.1
41	BF	2	LYS	3.1
41	DF	23	ASP	3.1
54	DV	20	LEU	3.1
48	BP	112	LEU	3.1
54	BV	35	LEU	3.1
9	AI	6	GLY	3.1
22	CW	6	G	3.1
34	D8	48	PHE	3.1
54	BV	48	GLY	3.1
48	BP	27	HIS	3.1
25	CZ	326	GLU	3.1
1	CA	1001(A)	G	3.1
19	AS	12	ASP	3.1
25	AZ	87	ASP	3.1
7	AG	82	GLY	3.1
46	DN	62	VAL	3.1
51	DS	107	GLU	3.1
51	BS	90	GLY	3.1
16	CP	83	GLU	3.1
55	DW	112	GLY	3.0

Continued on next page...

Continued from previous page...

Mol	Chain	Res	Type	RSRZ
35	D9	28	GLU	3.0
48	DP	98	GLU	3.0
26	B0	3	HIS	3.0
38	DC	78	ALA	3.0
41	DF	14	PRO	3.0
41	BF	133	ASN	3.0
38	BC	86	ALA	3.0
9	AI	63	ILE	3.0
36	BA	1847	A	3.0
56	BX	5	TYR	3.0
57	DY	45	VAL	3.0
28	D2	48	HIS	3.0
32	D6	37	ARG	3.0
25	AZ	129	PRO	3.0
57	BY	89	PHE	3.0
48	BP	150	ALA	3.0
57	DY	88	LYS	3.0
38	BC	69	GLY	3.0
36	DA	2792	G	3.0
9	CI	88	TYR	3.0
41	BF	8	GLN	3.0
43	BH	168	PRO	3.0
28	D2	64	LEU	3.0
28	D2	5	GLU	3.0
36	DA	888	C	3.0
49	DQ	140	ALA	3.0
1	CA	1030(D)	A	3.0
36	BA	2792	G	2.9
31	D5	60	VAL	2.9
11	CK	127	LYS	2.9
25	AZ	7	ARG	2.9
38	DC	121	GLY	2.9
48	DP	35	HIS	2.9
36	BA	1420	U	2.9
32	B6	37	ARG	2.9
40	DE	88	GLY	2.9
28	D2	53	LEU	2.9
34	B8	2	PRO	2.9
40	BE	66	HIS	2.9
48	DP	103	ALA	2.9
26	D0	5	LYS	2.9
25	AZ	322	VAL	2.9

Continued on next page...

Continued from previous page...

Mol	Chain	Res	Type	RSRZ
58	DZ	112	ARG	2.9
36	DA	271(J)	C	2.9
25	AZ	3	GLY	2.9
1	CA	82	U	2.9
10	AJ	20	ALA	2.9
40	BE	69	LYS	2.9
7	AG	156	TRP	2.9
38	BC	81	GLU	2.9
1	CA	1031	G	2.9
41	BF	23	ASP	2.9
51	BS	23	ARG	2.9
54	DV	46	VAL	2.9
1	CA	92	C	2.9
9	AI	88	TYR	2.9
43	DH	32	GLU	2.9
38	BC	129	ARG	2.9
18	AR	23	LYS	2.9
40	BE	59	VAL	2.9
40	BE	151	TYR	2.9
57	BY	64	GLU	2.9
41	BF	12	LEU	2.9
46	DN	33	LEU	2.9
13	AM	43	THR	2.8
57	BY	46	LYS	2.8
36	DA	1091	G	2.8
52	DT	1	MET	2.8
25	AZ	73	ALA	2.8
28	D2	49	LYS	2.8
36	BA	405	U	2.8
36	DA	271(L)	U	2.8
25	AZ	63	ILE	2.8
42	BG	81	LYS	2.8
50	BR	2	ARG	2.8
10	AJ	35	SER	2.8
43	DH	155	SER	2.8
48	DP	25	SER	2.8
57	BY	58	GLY	2.8
23	AX	18	G	2.8
36	DA	1078	U	2.8
1	CA	91	C	2.8
36	DA	654(Q)	C	2.8
25	AZ	193	ASN	2.8

Continued on next page...

Continued from previous page...

Mol	Chain	Res	Type	RSRZ
24	CY	19	G	2.8
36	DA	654(D)	G	2.8
25	CZ	65	THR	2.8
53	BU	19	LYS	2.8
28	D2	60	LEU	2.8
43	BH	89	ILE	2.8
36	DA	654(A)	G	2.8
43	BH	101	ARG	2.8
52	BT	134	GLU	2.8
52	DT	115	ARG	2.8
38	BC	68	LEU	2.8
41	DF	49	ALA	2.8
57	DY	15	VAL	2.8
25	AZ	180	GLU	2.8
25	AZ	192	GLU	2.8
57	DY	34	LYS	2.8
25	AZ	264	ARG	2.8
25	CZ	372	VAL	2.8
35	D9	37	GLY	2.8
10	CJ	80	LYS	2.8
38	BC	73	ARG	2.8
38	BC	113	VAL	2.8
43	DH	113	VAL	2.8
1	CA	1030(C)	G	2.7
35	D9	1	MET	2.7
43	DH	44	VAL	2.7
48	BP	83	VAL	2.7
25	CZ	199	ILE	2.7
22	CV	17	C	2.7
21	AU	24	ARG	2.7
22	AW	47	U	2.7
36	BA	2795	G	2.7
41	BF	25	PRO	2.7
43	DH	168	PRO	2.7
43	DH	137	ASP	2.7
43	DH	35	VAL	2.7
56	DX	84	ALA	2.7
28	D2	4	SER	2.7
30	D4	42	PHE	2.7
36	BA	2897	U	2.7
43	DH	148	ILE	2.7
51	BS	35	ILE	2.7

Continued on next page...

Continued from previous page...

Mol	Chain	Res	Type	RSRZ
36	BA	1535	A	2.7
38	BC	145	VAL	2.7
7	CG	78	ARG	2.7
38	BC	79	LYS	2.7
25	CZ	111	GLY	2.7
41	DF	193	VAL	2.7
36	BA	654(D)	G	2.7
1	AA	204	U	2.7
36	BA	1076	C	2.7
40	DE	69	LYS	2.7
48	DP	91	PHE	2.7
38	BC	103	ILE	2.7
4	AD	110	PHE	2.7
25	AZ	5	PHE	2.7
43	DH	101	ARG	2.7
48	BP	77	ARG	2.7
40	BE	128	SER	2.7
57	BY	39	VAL	2.7
41	DF	21	ALA	2.7
48	BP	114	ILE	2.7
21	AU	9	ARG	2.7
25	AZ	164	PRO	2.7
25	AZ	337	GLY	2.7
43	DH	26	VAL	2.7
54	DV	37	VAL	2.7
43	BH	155	SER	2.7
18	CR	88	LYS	2.7
36	DA	1420	U	2.7
52	DT	91	ARG	2.7
53	BU	6	THR	2.7
25	AZ	400	VAL	2.7
57	DY	22	GLY	2.7
41	DF	166	ALA	2.7
48	BP	7	ARG	2.6
2	CB	128	GLU	2.6
11	AK	11	LYS	2.6
57	BY	88	LYS	2.6
24	CY	44	G	2.6
2	CB	122	PHE	2.6
1	CA	1029	C	2.6
42	BG	50	ALA	2.6
57	BY	60	PHE	2.6

Continued on next page...

Continued from previous page...

Mol	Chain	Res	Type	RSRZ
57	DY	28	LYS	2.6
22	CW	44	G	2.6
25	AZ	109	ALA	2.6
25	AZ	150	VAL	2.6
25	AZ	168	VAL	2.6
25	AZ	269	GLY	2.6
41	BF	181	LEU	2.6
36	DA	157	U	2.6
43	BH	123	PHE	2.6
43	DH	51	ARG	2.6
56	DX	60	ARG	2.6
57	DY	82	PRO	2.6
19	AS	13	ASP	2.6
48	DP	107	LYS	2.6
13	AM	19	LEU	2.6
25	AZ	255	ILE	2.6
52	BT	137	LYS	2.6
9	AI	128	ARG	2.6
38	DC	76	ALA	2.6
7	AG	80	VAL	2.6
25	AZ	153	GLU	2.6
27	B1	74	VAL	2.6
25	AZ	310	ILE	2.6
25	AZ	235	GLY	2.6
38	BC	102	LYS	2.6
38	BC	121	GLY	2.6
43	DH	43	VAL	2.6
7	AG	5	ARG	2.6
36	DA	2804	C	2.6
30	D4	4	GLY	2.6
48	DP	94	GLU	2.6
25	AZ	344	PHE	2.6
50	BR	80	PHE	2.6
57	DY	89	PHE	2.6
43	DH	159	GLU	2.6
43	BH	158	HIS	2.6
9	AI	82	ALA	2.5
11	AK	76	GLY	2.5
36	DA	1176	G	2.5
25	AZ	176	LEU	2.5
17	AQ	2	PRO	2.5
4	AD	47	ARG	2.5

Continued on next page...

Continued from previous page...

Mol	Chain	Res	Type	RSRZ
7	AG	2	ALA	2.5
52	BT	93	ARG	2.5
55	BW	73	ALA	2.5
25	AZ	287	GLY	2.5
36	BA	2790	A	2.5
36	DA	654(N)	G	2.5
36	DA	1541	G	2.5
41	DF	7	TYR	2.5
41	DF	131	GLY	2.5
41	DF	207	GLY	2.5
34	D8	15	LYS	2.5
1	CA	1037	C	2.5
36	DA	1048	A	2.5
52	DT	134	GLU	2.5
25	AZ	275	LYS	2.5
48	BP	51	PHE	2.5
4	AD	152	SER	2.5
22	AW	21	A	2.5
38	DC	149	ILE	2.5
48	BP	90	ARG	2.5
48	DP	102	ARG	2.5
57	BY	61	ILE	2.5
51	BS	53	SER	2.5
1	CA	204	U	2.5
3	AC	207	VAL	2.5
41	DF	134	GLY	2.5
51	BS	33	LYS	2.5
25	AZ	11	HIS	2.5
38	DC	104	LEU	2.5
36	BA	1073	A	2.5
51	BS	107	GLU	2.5
57	DY	39	VAL	2.5
48	DP	138	LEU	2.5
48	BP	76	LYS	2.5
49	DQ	63	LYS	2.5
20	AT	36	LEU	2.5
41	BF	20	LEU	2.5
55	BW	111	HIS	2.5
36	DA	2793	G	2.5
30	B4	34	GLU	2.5
18	AR	88	LYS	2.5
42	BG	75	LYS	2.5

Continued on next page...

Continued from previous page...

Mol	Chain	Res	Type	RSRZ
57	BY	63	LYS	2.5
9	AI	7	THR	2.5
25	AZ	136	ASN	2.5
32	B6	20	ASN	2.5
36	BA	158	U	2.5
1	CA	80	G	2.5
10	AJ	26	ALA	2.5
25	AZ	30	ALA	2.5
57	DY	67	LEU	2.5
38	BC	111	ASP	2.5
57	BY	56	PRO	2.5
48	BP	84	ASN	2.5
11	CK	128	ALA	2.5
48	DP	88	LEU	2.5
52	DT	137	LYS	2.5
36	BA	1173	G	2.5
25	AZ	26	THR	2.4
36	BA	1065	U	2.4
36	DA	271(N)	U	2.4
9	AI	16	ARG	2.4
40	DE	77	ILE	2.4
50	DR	118	GLU	2.4
43	BH	52	VAL	2.4
41	DF	172	TRP	2.4
48	DP	148	LEU	2.4
41	BF	130	ALA	2.4
57	BY	69	ALA	2.4
36	BA	1079	C	2.4
38	DC	82	LYS	2.4
31	D5	58	LEU	2.4
57	DY	58	GLY	2.4
48	DP	51	PHE	2.4
41	DF	133	ASN	2.4
51	BS	75	GLU	2.4
13	CM	117	VAL	2.4
27	D1	81	LYS	2.4
25	AZ	285	ASN	2.4
48	DP	37	GLY	2.4
28	D2	8	LYS	2.4
31	D5	24	ALA	2.4
12	AL	127	GLU	2.4
25	AZ	309	SER	2.4

Continued on next page...

Continued from previous page...

Mol	Chain	Res	Type	RSRZ
25	CZ	236	THR	2.4
28	B2	19	VAL	2.4
54	BV	40	LEU	2.4
1	AA	77	G	2.4
25	AZ	135	MET	2.4
43	DH	49	VAL	2.4
58	BZ	165	VAL	2.4
40	DE	68	ALA	2.4
52	BT	36	GLU	2.4
1	AA	1257	U	2.4
36	BA	271(K)	U	2.4
25	AZ	9	LYS	2.4
27	B1	32	LYS	2.4
25	AZ	316	PHE	2.4
36	DA	2173	A	2.4
52	DT	3	ARG	2.4
41	BF	28	ILE	2.4
39	BD	32	SER	2.4
43	DH	24	VAL	2.4
55	BW	6	ILE	2.4
4	CD	23	GLY	2.4
24	CY	18	G	2.4
28	D2	69	ARG	2.4
57	BY	57	GLN	2.4
20	AT	93	GLU	2.4
1	AA	1129	C	2.4
38	BC	78	ALA	2.4
47	BO	122	LEU	2.4
1	CA	1001	A	2.3
20	AT	88	VAL	2.3
26	B0	71	ASP	2.3
41	BF	193	VAL	2.3
43	DH	34	GLU	2.3
43	DH	29	PRO	2.3
25	AZ	34	VAL	2.3
43	DH	122	THR	2.3
10	AJ	6	ILE	2.3
22	CW	45	U	2.3
48	DP	110	TYR	2.3
43	DH	87	LEU	2.3
1	AA	1026	G	2.3
43	DH	85	LYS	2.3

Continued on next page...

Continued from previous page...

Mol	Chain	Res	Type	RSRZ
10	CJ	21	GLN	2.3
36	BA	654(R)	C	2.3
10	AJ	55	LYS	2.3
25	AZ	352	VAL	2.3
54	DV	53	GLU	2.3
42	DG	25	TYR	2.3
43	DH	88	LEU	2.3
13	CM	7	VAL	2.3
56	BX	85	PRO	2.3
8	AH	1	MET	2.3
41	BF	158	THR	2.3
11	AK	98	LEU	2.3
25	AZ	198	LYS	2.3
40	DE	151	TYR	2.3
43	DH	90	LYS	2.3
57	BY	71	LYS	2.3
1	CA	980	C	2.3
25	AZ	334	PHE	2.3
57	BY	80	GLY	2.3
57	DY	66	PRO	2.3
32	D6	12	GLU	2.3
4	AD	161	ASN	2.3
9	CI	64	THR	2.3
25	AZ	13	ASN	2.3
25	AZ	239	THR	2.3
57	BY	47	LYS	2.3
51	BS	39	ILE	2.3
9	AI	90	PRO	2.3
1	AA	980	C	2.3
16	AP	83	GLU	2.3
57	DY	62	GLU	2.3
25	CZ	183	HIS	2.3
29	B3	10	LYS	2.3
30	B4	6	HIS	2.3
36	DA	1173	G	2.3
41	BF	172	TRP	2.3
57	BY	12	THR	2.3
48	BP	53	GLY	2.3
25	AZ	278	GLN	2.3
12	AL	64	TYR	2.3
42	BG	25	TYR	2.3
57	DY	75	ILE	2.3

Continued on next page...

Continued from previous page...

Mol	Chain	Res	Type	RSRZ
24	CY	15	A	2.3
25	AZ	325	LYS	2.3
43	BH	81	GLU	2.3
43	BH	124	GLU	2.3
25	CZ	272	MET	2.3
2	CB	137	ARG	2.3
25	AZ	77	TYR	2.3
1	CA	1027	C	2.3
36	BA	34	C	2.3
42	BG	47	LYS	2.3
25	AZ	405	GLU	2.3
28	B2	68	ARG	2.3
41	DF	18	ARG	2.3
50	DR	2	ARG	2.3
9	AI	18	PHE	2.3
48	BP	95	VAL	2.3
26	B0	22	GLY	2.3
52	DT	36	GLU	2.3
26	B0	84	LEU	2.3
38	DC	77	ILE	2.3
32	B6	21	TYR	2.3
50	DR	3	HIS	2.3
10	CJ	25	GLU	2.2
16	AP	41	PRO	2.2
25	AZ	98	GLN	2.2
25	AZ	228	VAL	2.2
34	B8	48	PHE	2.2
38	BC	110	PHE	2.2
57	DY	30	VAL	2.2
1	CA	77	G	2.2
10	AJ	99	LYS	2.2
36	BA	2893	G	2.2
48	DP	84	ASN	2.2
55	DW	1	MET	2.2
41	BF	152	GLU	2.2
57	DY	20	TYR	2.2
25	AZ	230	THR	2.2
25	AZ	265	THR	2.2
41	DF	126	VAL	2.2
30	B4	42	PHE	2.2
43	DH	31	GLY	2.2
21	AU	23	PRO	2.2

Continued on next page...

Continued from previous page...

Mol	Chain	Res	Type	RSRZ
57	DY	59	GLY	2.2
36	DA	1069	A	2.2
4	CD	152	SER	2.2
55	DW	6	ILE	2.2
56	DX	80	ILE	2.2
56	BX	90	GLU	2.2
36	BA	2894	G	2.2
2	AB	135	GLN	2.2
11	AK	77	MET	2.2
25	AZ	137	LYS	2.2
36	DA	1535	A	2.2
53	DU	19	LYS	2.2
13	AM	2	ALA	2.2
25	AZ	88	TYR	2.2
4	AD	21	LEU	2.2
1	AA	1002	G	2.2
30	B4	13	ARG	2.2
43	BH	151	ILE	2.2
57	DY	65	ALA	2.2
25	AZ	21	ASP	2.2
29	D3	10	LYS	2.2
41	BF	14	PRO	2.2
36	BA	1072	C	2.2
43	BH	86	GLU	2.2
55	DW	103	ILE	2.2
17	AQ	72	ARG	2.2
38	DC	129	ARG	2.2
56	DX	88	LYS	2.2
36	DA	1177	A	2.2
38	DC	101	GLN	2.2
25	CZ	344	PHE	2.2
40	BE	74	PRO	2.2
43	DH	54	ARG	2.2
41	BF	162	LEU	2.2
41	DF	33	LEU	2.2
43	DH	138	LYS	2.2
22	AV	44	G	2.2
42	DG	26	GLN	2.2
43	DH	58	GLU	2.2
57	DY	96	ILE	2.2
11	AK	12	ARG	2.2
22	CW	48	C	2.1

Continued on next page...

Continued from previous page...

Mol	Chain	Res	Type	RSRZ
28	D2	40	SER	2.1
36	DA	156	U	2.1
13	CM	121	LYS	2.1
25	CZ	252	GLU	2.1
43	DH	42	ARG	2.1
48	DP	87	ASP	2.1
57	BY	43	ASN	2.1
25	CZ	33	TYR	2.1
51	DS	77	ALA	2.1
1	AA	92	C	2.1
2	AB	133	LYS	2.1
43	BH	26	VAL	2.1
1	AA	90	U	2.1
55	BW	64	MET	2.1
28	B2	71	ASN	2.1
38	BC	93	TYR	2.1
10	AJ	3	LYS	2.1
13	AM	60	VAL	2.1
25	AZ	115	GLN	2.1
25	CZ	69	GLU	2.1
36	DA	654(U)	A	2.1
36	DA	1847	A	2.1
46	DN	118	LYS	2.1
48	DP	7	ARG	2.1
48	DP	125	VAL	2.1
38	BC	117	PRO	2.1
48	BP	10	PRO	2.1
51	BS	27	SER	2.1
22	AW	4	C	2.1
36	BA	2172	U	2.1
10	AJ	98	ILE	2.1
16	AP	19	ILE	2.1
25	AZ	242	ILE	2.1
30	D4	47	GLN	2.1
42	DG	28	VAL	2.1
28	D2	10	LEU	2.1
4	CD	35	ARG	2.1
13	AM	102	ARG	2.1
22	AW	45	U	2.1
36	BA	1505	C	2.1
36	DA	1175	U	2.1
10	AJ	19	SER	2.1

Continued on next page...

Continued from previous page...

Mol	Chain	Res	Type	RSRZ
32	B6	31	PRO	2.1
12	AL	19	ARG	2.1
19	CS	10	PHE	2.1
48	BP	127	ALA	2.1
17	AQ	45	HIS	2.1
22	AW	17	C	2.1
16	CP	1	MET	2.1
39	DD	275	LYS	2.1
40	BE	116	VAL	2.1
36	DA	2189	U	2.1
25	CZ	347	THR	2.1
32	D6	20	ASN	2.1
38	DC	136	LEU	2.1
48	DP	81	GLN	2.1
51	BS	30	ARG	2.1
29	D3	2	PRO	2.1
31	B5	34	PRO	2.1
6	AF	101	ALA	2.1
41	BF	15	SER	2.1
58	BZ	168	GLU	2.1
43	BH	57	ASP	2.1
55	DW	22	ASP	2.1
56	DX	83	VAL	2.1
36	BA	1084	A	2.1
55	BW	100	THR	2.1
2	AB	128	GLU	2.1
36	BA	1089	G	2.1
41	BF	21	ALA	2.1
38	BC	149	ILE	2.1
27	B1	31	GLY	2.1
36	BA	271(N)	U	2.1
25	AZ	106	VAL	2.1
25	AZ	177	LEU	2.1
50	BR	3	HIS	2.1
42	DG	81	LYS	2.1
13	AM	84	ILE	2.1
36	BA	2801(A)	A	2.1
2	AB	96	ARG	2.0
12	AL	21	LYS	2.0
26	D0	74	ARG	2.0
1	CA	79	G	2.0
1	CA	1002	G	2.0

Continued on next page...

Continued from previous page...

Mol	Chain	Res	Type	RSRZ
43	BH	167	GLU	2.0
9	AI	27	THR	2.0
57	BY	66	PRO	2.0
11	CK	11	LYS	2.0
39	BD	35	LYS	2.0
9	AI	20	ARG	2.0
30	B4	47	GLN	2.0
43	BH	97	ARG	2.0
4	AD	133	VAL	2.0
25	AZ	84	GLY	2.0
36	BA	1062	G	2.0
36	DA	1740	G	2.0
25	AZ	370	PHE	2.0
48	DP	15	ARG	2.0
48	DP	71	VAL	2.0
10	AJ	90	LEU	2.0
41	DF	162	LEU	2.0
51	BS	26	LEU	2.0
57	DY	63	LYS	2.0
43	BH	149	ARG	2.0
1	CA	1446	U	2.0
22	CW	71	G	2.0
25	AZ	226	GLU	2.0
25	AZ	85	HIS	2.0
25	CZ	87	ASP	2.0
57	BY	31	LEU	2.0
36	BA	1088	A	2.0
10	AJ	100	THR	2.0
36	BA	1043	C	2.0
56	DX	3	THR	2.0
10	CJ	83	GLU	2.0
49	DQ	80	GLU	2.0
1	CA	1257	U	2.0
20	AT	87	LYS	2.0
36	DA	2172	U	2.0
38	BC	126	LYS	2.0
41	DF	2	LYS	2.0
20	AT	106	ALA	2.0
22	CW	46	G	2.0
36	BA	353	G	2.0
36	BA	1176	G	2.0
25	AZ	236	THR	2.0

Continued on next page...

Continued from previous page...

Mol	Chain	Res	Type	RSRZ
9	AI	87	GLN	2.0
36	BA	2794	C	2.0
36	DA	1075	C	2.0
57	DY	12	THR	2.0
7	AG	79	ARG	2.0

6.2 Non-standard residues in protein, DNA, RNA chains [i](#)

In the following table, the Atoms column lists the number of modelled atoms in the group and the number defined in the chemical component dictionary. The B-factors column lists the minimum, median, 95th percentile and maximum values of B factors of atoms in the group. The column labelled 'Q<0.9' lists the number of atoms with occupancy less than 0.9.

Mol	Type	Chain	Res	Atoms	RSCC	RSR	B-factors(Å ²)	Q<0.9
24	H2U	CY	16	20/21	0.56	0.69	181,191,191,193	0
24	H2U	AY	16	20/21	0.58	0.66	181,191,192,193	0
24	7MG	AY	46	24/25	0.65	0.39	166,169,171,171	0
24	H2U	AY	20	20/21	0.74	0.35	186,186,188,188	0
24	4SU	AY	8	20/21	0.76	0.30	140,143,144,144	0
24	H2U	CY	20	20/21	0.79	0.38	185,186,187,187	0
24	PSU	CY	55	20/21	0.79	0.18	158,166,168,168	0
24	H2U	CY	17	20/21	0.80	0.58	194,195,195,195	0
24	PSU	AY	55	20/21	0.80	0.19	157,166,168,168	0
24	H2U	AY	17	20/21	0.80	0.54	194,195,195,195	0
24	7MG	CY	46	24/25	0.84	0.23	166,168,170,170	0
24	4SU	CY	8	20/21	0.85	0.24	140,141,142,142	0
24	5MU	CY	54	21/22	0.89	0.15	142,153,154,156	0
24	OMC	CY	32	21/22	0.90	0.17	96,103,108,109	0
24	5MU	AY	54	21/22	0.92	0.20	143,153,153,156	0
24	OMC	AY	32	21/22	0.92	0.29	98,106,112,113	0
24	MIA	CY	37	29/30	0.93	0.28	60,80,107,108	0
24	MIA	AY	37	29/30	0.94	0.26	63,84,108,108	0

6.3 Carbohydrates [i](#)

There are no monosaccharides in this entry.

6.4 Ligands [i](#)

In the following table, the Atoms column lists the number of modelled atoms in the group and the number defined in the chemical component dictionary. The B-factors column lists the minimum,

median, 95th percentile and maximum values of B factors of atoms in the group. The column labelled 'Q< 0.9' lists the number of atoms with occupancy less than 0.9.

Mol	Type	Chain	Res	Atoms	RSCC	RSR	B-factors(Å ²)	Q<0.9
61	KIR	AZ	502	57/57	0.74	0.57	139,147,150,150	0
60	GDP	CZ	501	28/28	0.81	0.25	141,145,153,153	0
60	GDP	AZ	501	28/28	0.84	0.23	151,157,158,158	0
61	KIR	CZ	502	57/57	0.84	0.34	139,145,150,151	0
59	ZN	B4	101	1/1	0.88	0.08	200,200,200,200	0
59	ZN	B9	101	1/1	0.94	0.14	200,200,200,200	0
59	ZN	D9	101	1/1	0.97	0.11	133,133,133,133	0
59	ZN	AN	101	1/1	0.99	0.16	84,84,84,84	0
59	ZN	CD	301	1/1	0.99	0.31	85,85,85,85	0
59	ZN	D4	101	1/1	0.99	0.14	129,129,129,129	0
59	ZN	AD	301	1/1	0.99	0.29	99,99,99,99	0
59	ZN	CN	101	1/1	1.00	0.17	63,63,63,63	0

6.5 Other polymers [i](#)

There are no such residues in this entry.