



Full wwPDB X-ray Structure Validation Report ⓘ

May 21, 2020 – 03:29 am BST

PDB ID : 4V5V
Title : Structure of respiratory syncytial virus nucleocapsid protein, P1 crystal form
Authors : El Omari, K.; Dhaliwal, B.; Ren, J.; Abrescia, N.G.A.; Lockyer, M.; Powell, K.L.; Hawkins, A.R.; Stammers, D.K.
Deposited on : 2011-05-04
Resolution : 3.60 Å(reported)

This is a Full wwPDB X-ray Structure Validation Report for a publicly released PDB entry.

We welcome your comments at validation@mail.wwpdb.org

A user guide is available at

<https://www.wwpdb.org/validation/2017/XrayValidationReportHelp>

with specific help available everywhere you see the ⓘ symbol.

The following versions of software and data (see [references ⓘ](#)) were used in the production of this report:

MolProbity : 4.02b-467
Xtriage (Phenix) : 1.13
EDS : 2.11
Percentile statistics : 20191225.v01 (using entries in the PDB archive December 25th 2019)
Refmac : 5.8.0158
CCP4 : 7.0.044 (Gargrove)
Ideal geometry (proteins) : Engh & Huber (2001)
Ideal geometry (DNA, RNA) : Parkinson et al. (1996)
Validation Pipeline (wwPDB-VP) : 2.11

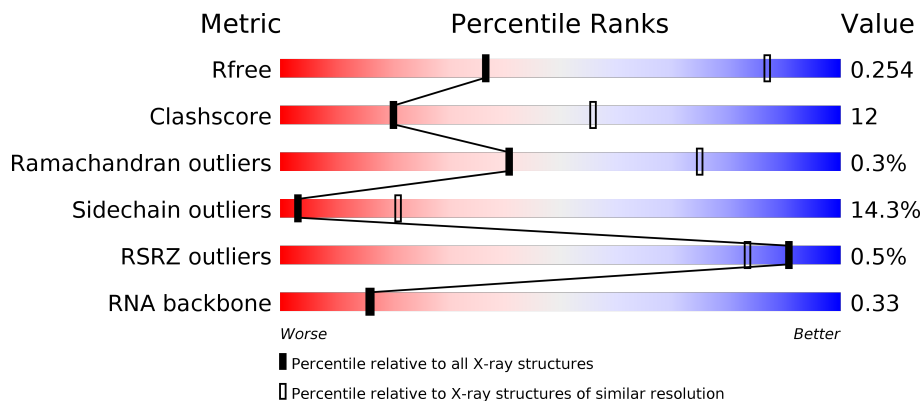
1 Overall quality at a glance

The following experimental techniques were used to determine the structure:

X-RAY DIFFRACTION

The reported resolution of this entry is 3.60 Å.

Percentile scores (ranging between 0-100) for global validation metrics of the entry are shown in the following graphic. The table shows the number of entries on which the scores are based.
















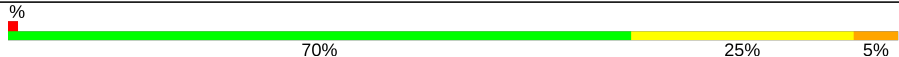

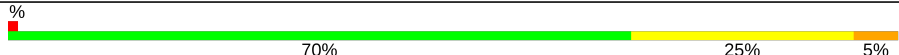


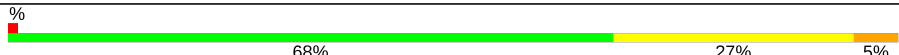
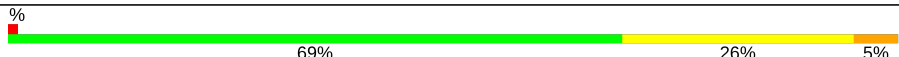




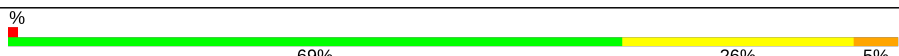
Metric	Whole archive (#Entries)	Similar resolution (#Entries, resolution range(Å))
R_{free}	130704	1257 (3.70-3.50)
Clashscore	141614	1353 (3.70-3.50)
Ramachandran outliers	138981	1307 (3.70-3.50)
Sidechain outliers	138945	1307 (3.70-3.50)
RSRZ outliers	127900	1161 (3.70-3.50)
RNA backbone	3102	1017 (4.20-3.00)

The table below summarises the geometric issues observed across the polymeric chains and their fit to the electron density. The red, orange, yellow and green segments on the lower bar indicate the fraction of residues that contain outliers for ≥ 3 , 2, 1 and 0 types of geometric quality criteria respectively. A grey segment represents the fraction of residues that are not modelled. The numeric value for each fraction is indicated below the corresponding segment, with a dot representing fractions $\leq 5\%$. The upper red bar (where present) indicates the fraction of residues that have poor fit to the electron density. The numeric value is given above the bar.

Mol	Chain	Length	Quality of chain
1	AA	375	 68% 27% 5%
1	AB	375	 68% 27% 5%
1	AC	375	 % 69% 26% 5%
1	AD	375	 71% 24% 5%

Continued on next page...

Continued from previous page...

Mol	Chain	Length	Quality of chain
1	AE	375	
1	AF	375	
1	AG	375	
1	AH	375	
1	AI	375	
1	AJ	375	
1	AL	375	
1	AN	375	
1	AO	375	
1	AP	375	
1	AQ	375	
1	AR	375	
1	AS	375	
1	AT	375	
1	AU	375	
1	AV	375	
1	BA	375	
1	BB	375	
1	BC	375	
1	BD	375	
1	BE	375	
1	BF	375	
1	BG	375	
1	BH	375	
1	BI	375	

Continued on next page...

Continued from previous page...

Mol	Chain	Length	Quality of chain
1	BJ	375	 % 70% 25% 5%
1	BK	375	 % 69% 26% 5%
1	BL	375	 % 70% 25% 5%
1	BM	375	 % 68% 27% 5%
1	BN	375	 % 69% 26% 5%
1	BO	375	 % 68% 27% 5%
1	BP	375	 % 69% 27% 5%
1	BQ	375	 % 70% 25% 5%
1	BW	375	 % 68% 27% 5%
1	BY	375	 % 68% 27% 5%
1	BZ	375	 % 68% 27% 5%
2	AK	70	 % 19% 63% 19%
2	AM	70	 % 11% 63% 24%
2	BR	70	 % 10% 66% 23%
2	BX	70	 % 11% 56% 33%

2 Entry composition [i](#)

There are 2 unique types of molecules in this entry. The entry contains 122400 atoms, of which 0 are hydrogens and 0 are deuteriums.

In the tables below, the ZeroOcc column contains the number of atoms modelled with zero occupancy, the AltConf column contains the number of residues with at least one atom in alternate conformation and the Trace column contains the number of residues modelled with at most 2 atoms.

- Molecule 1 is a protein called RESPIRATORY SYNCYTIAL VIRUS NUCLEOCAPSID PROTEIN.

Mol	Chain	Residues	Atoms					ZeroOcc	AltConf	Trace
			Total	C	N	O	S			
1	AA	375	2920	1848	506	549	17	0	0	0
1	AB	375	2920	1848	506	549	17	0	0	0
1	AC	375	2920	1848	506	549	17	0	0	0
1	AD	375	2920	1848	506	549	17	0	0	0
1	AE	375	2920	1848	506	549	17	0	0	0
1	AF	375	2920	1848	506	549	17	0	0	0
1	AG	375	2920	1848	506	549	17	0	0	0
1	AH	375	2920	1848	506	549	17	0	0	0
1	AI	375	2920	1848	506	549	17	0	0	0
1	AJ	375	2920	1848	506	549	17	0	0	0
1	AL	375	2920	1848	506	549	17	0	0	0
1	AN	375	2920	1848	506	549	17	0	0	0
1	AO	375	2920	1848	506	549	17	0	0	0
1	AP	375	2920	1848	506	549	17	0	0	0
1	AQ	375	2920	1848	506	549	17	0	0	0
1	AR	375	2920	1848	506	549	17	0	0	0

Continued on next page...

Continued from previous page...

Mol	Chain	Residues	Atoms					ZeroOcc	AltConf	Trace
1	AS	375	Total	C	N	O	S	0	0	0
			2920	1848	506	549	17			
1	AT	375	Total	C	N	O	S	0	0	0
			2920	1848	506	549	17			
1	AU	375	Total	C	N	O	S	0	0	0
			2920	1848	506	549	17			
1	AV	375	Total	C	N	O	S	0	0	0
			2920	1848	506	549	17			
1	BA	375	Total	C	N	O	S	0	0	0
			2920	1848	506	549	17			
1	BB	375	Total	C	N	O	S	0	0	0
			2920	1848	506	549	17			
1	BC	375	Total	C	N	O	S	0	0	0
			2920	1848	506	549	17			
1	BD	375	Total	C	N	O	S	0	0	0
			2920	1848	506	549	17			
1	BE	375	Total	C	N	O	S	0	0	0
			2920	1848	506	549	17			
1	BF	375	Total	C	N	O	S	0	0	0
			2920	1848	506	549	17			
1	BG	375	Total	C	N	O	S	0	0	0
			2920	1848	506	549	17			
1	BH	375	Total	C	N	O	S	0	0	0
			2920	1848	506	549	17			
1	BI	375	Total	C	N	O	S	0	0	0
			2920	1848	506	549	17			
1	BJ	375	Total	C	N	O	S	0	0	0
			2920	1848	506	549	17			
1	BK	375	Total	C	N	O	S	0	0	0
			2920	1848	506	549	17			
1	BL	375	Total	C	N	O	S	0	0	0
			2920	1848	506	549	17			
1	BM	375	Total	C	N	O	S	0	0	0
			2920	1848	506	549	17			
1	BN	375	Total	C	N	O	S	0	0	0
			2920	1848	506	549	17			
1	BO	375	Total	C	N	O	S	0	0	0
			2920	1848	506	549	17			
1	BP	375	Total	C	N	O	S	0	0	0
			2920	1848	506	549	17			
1	BQ	375	Total	C	N	O	S	0	0	0
			2920	1848	506	549	17			

Continued on next page...

Continued from previous page...

Mol	Chain	Residues	Atoms					ZeroOcc	AltConf	Trace
1	BW	375	Total	C	N	O	S	0	0	0
			2920	1848	506	549	17			
1	BY	375	Total	C	N	O	S	0	0	0
			2920	1848	506	549	17			
1	BZ	375	Total	C	N	O	S	0	0	0
			2920	1848	506	549	17			

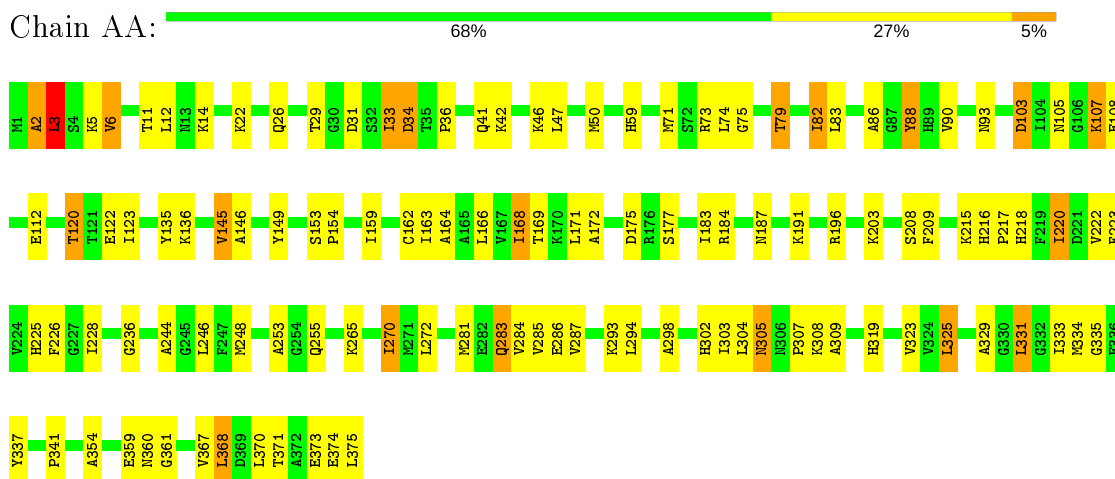
- Molecule 2 is a RNA chain called RNA.

Mol	Chain	Residues	Atoms					ZeroOcc	AltConf	Trace
2	AK	70	Total	C	N	O	P	0	0	0
			1400	630	210	490	70			
2	AM	70	Total	C	N	O	P	0	0	0
			1400	630	210	490	70			
2	BR	70	Total	C	N	O	P	0	0	0
			1400	630	210	490	70			
2	BX	70	Total	C	N	O	P	0	0	0
			1400	630	210	490	70			

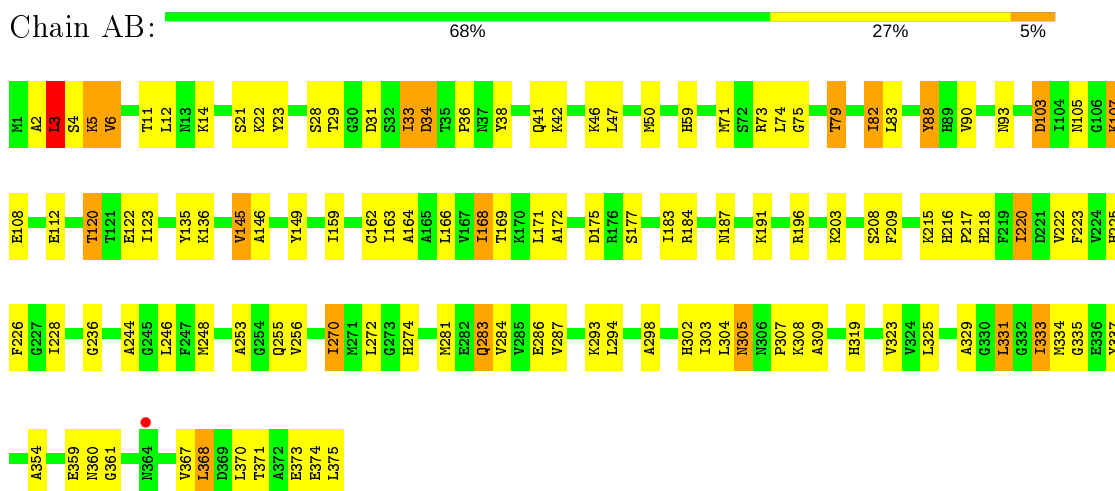
3 Residue-property plots [i](#)

These plots are drawn for all protein, RNA and DNA chains in the entry. The first graphic for a chain summarises the proportions of the various outlier classes displayed in the second graphic. The second graphic shows the sequence view annotated by issues in geometry and electron density. Residues are color-coded according to the number of geometric quality criteria for which they contain at least one outlier: green = 0, yellow = 1, orange = 2 and red = 3 or more. A red dot above a residue indicates a poor fit to the electron density ($RSRZ > 2$). Stretches of 2 or more consecutive residues without any outlier are shown as a green connector. Residues present in the sample, but not in the model, are shown in grey.

- Molecule 1: RESPIRATORY SYNCYTIAL VIRUS NUCLEOCAPSID PROTEIN




- Molecule 1: RESPIRATORY SYNCYTIAL VIRUS NUCLEOCAPSID PROTEIN

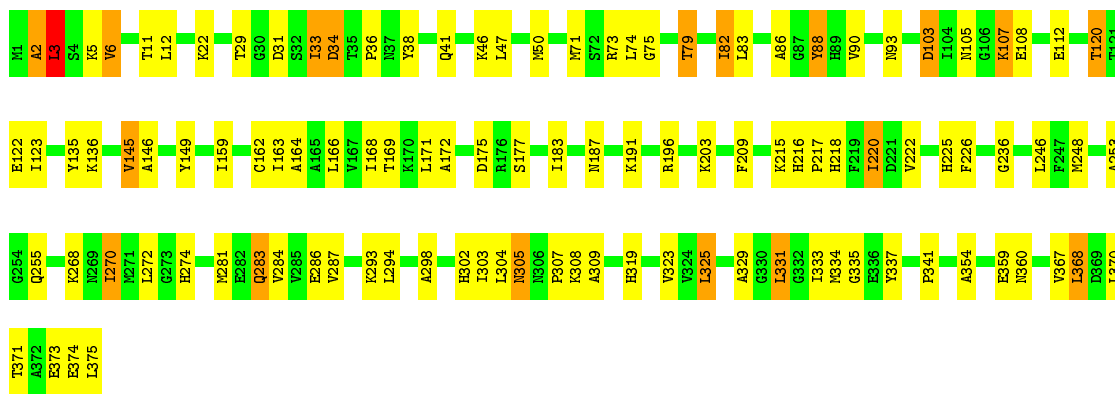


- Molecule 1: RESPIRATORY SYNCYTIAL VIRUS NUCLEOCAPSID PROTEIN

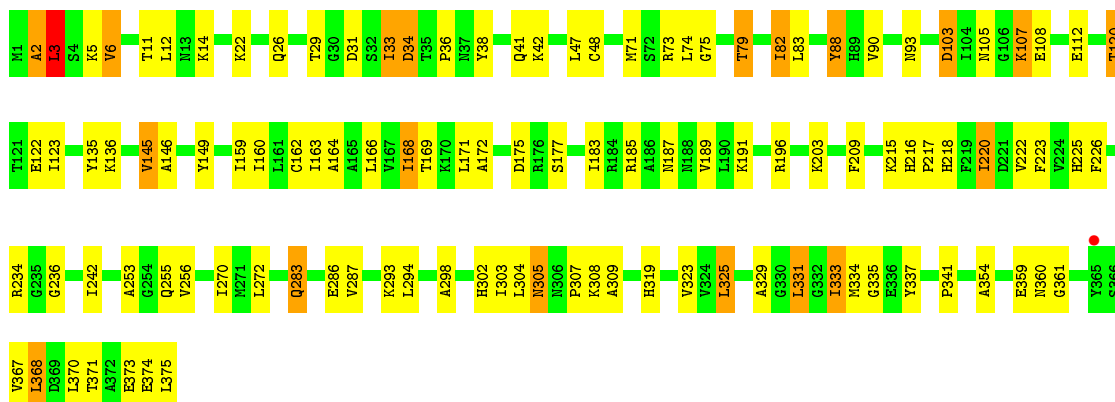




● Molecule 1: RESPIRATORY SYNCYTIAL VIRUS NUCLEOCAPSID PROTEIN

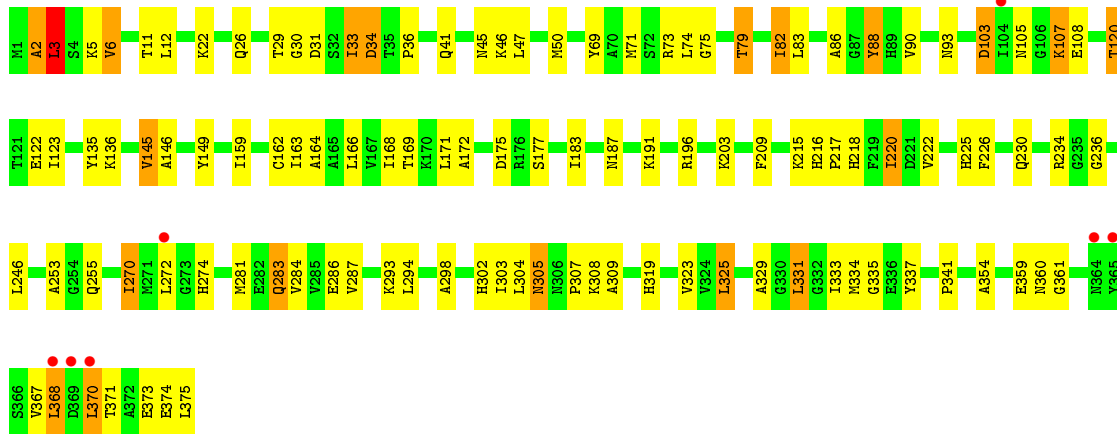


● Molecule 1: RESPIRATORY SYNCYTIAL VIRUS NUCLEOCAPSID PROTEIN

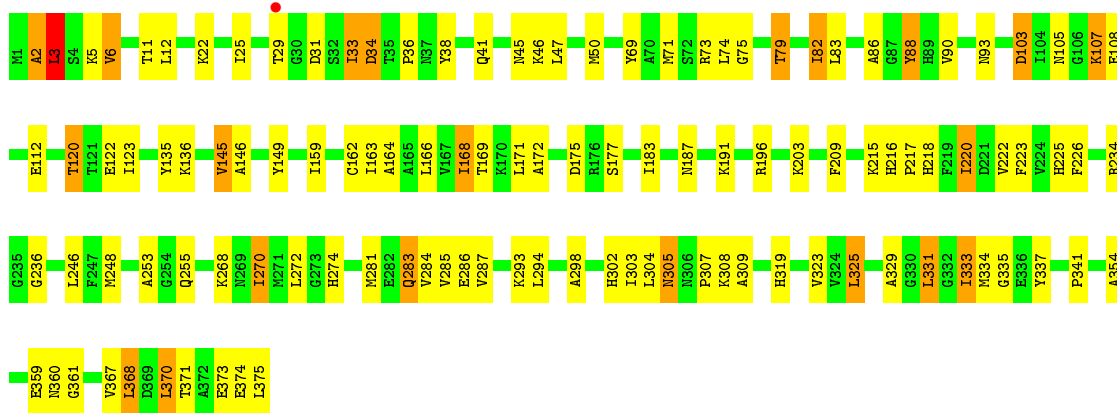
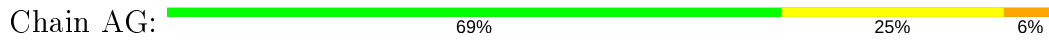


● Molecule 1: RESPIRATORY SYNCYTIAL VIRUS NUCLEOCAPSID PROTEIN

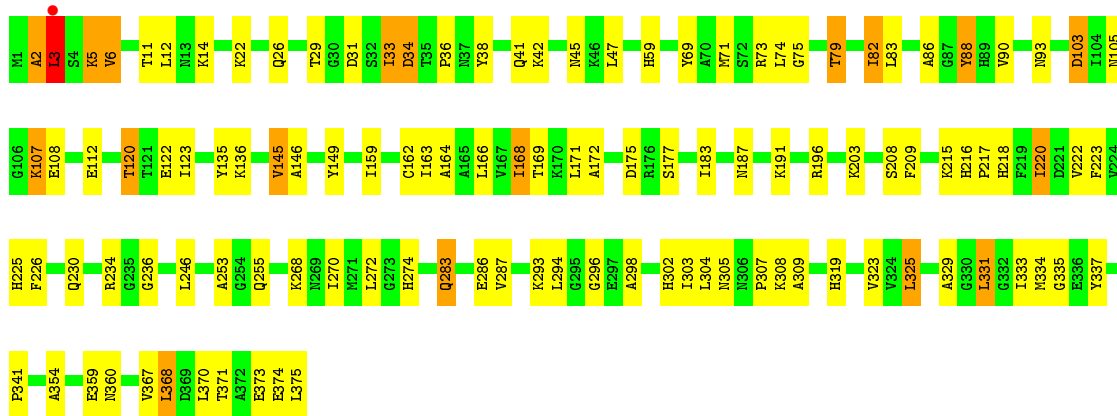




• Molecule 1: RESPIRATORY SYNCYTIAL VIRUS NUCLEOCAPSID PROTEIN

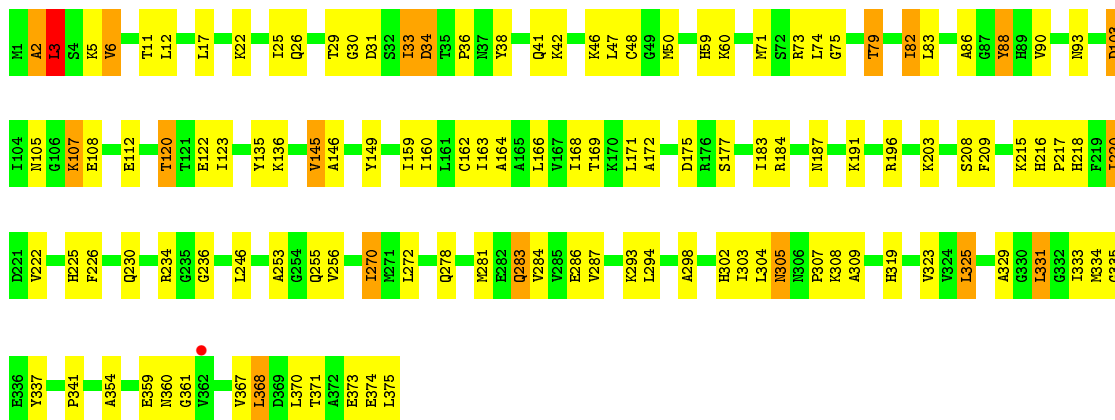


• Molecule 1: RESPIRATORY SYNCYTIAL VIRUS NUCLEOCAPSID PROTEIN

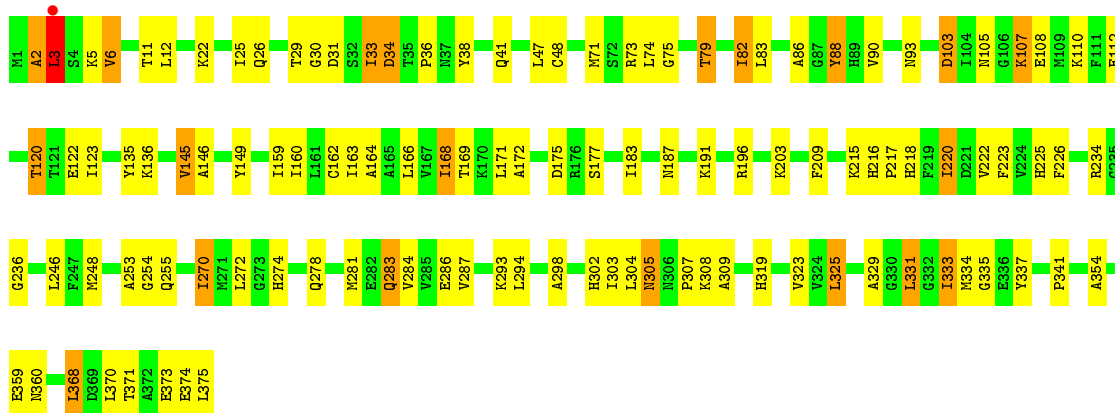


• Molecule 1: RESPIRATORY SYNCYTIAL VIRUS NUCLEOCAPSID PROTEIN

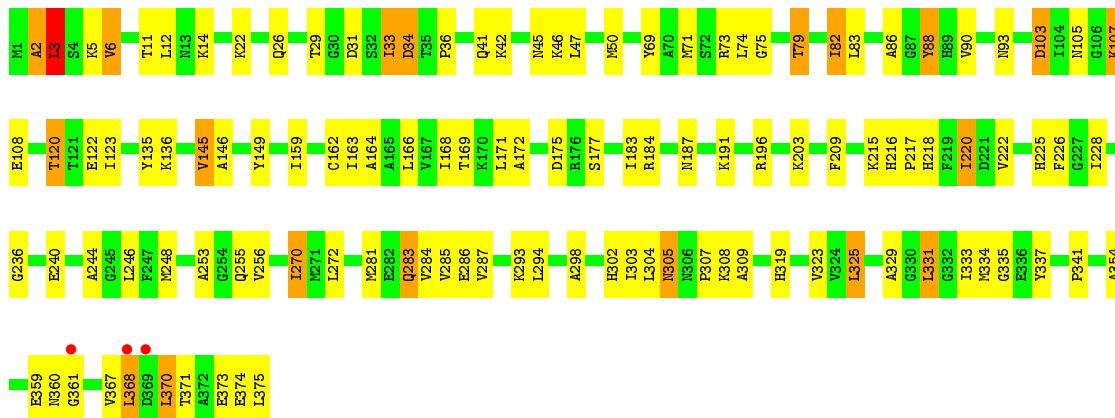




• Molecule 1: RESPIRATORY SYNCYTIAL VIRUS NUCLEOCAPSID PROTEIN




• Molecule 1: RESPIRATORY SYNCYTIAL VIRUS NUCLEOCAPSID PROTEIN

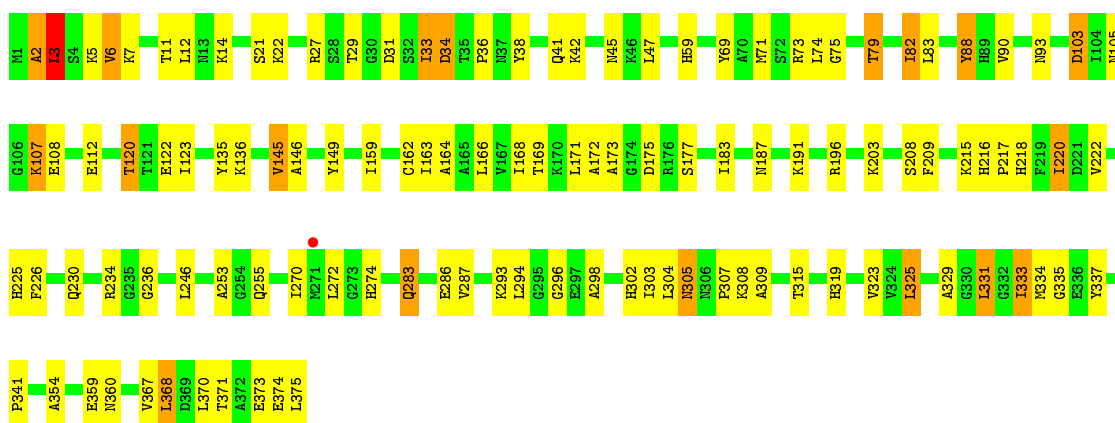


• Molecule 1: RESPIRATORY SYNCYTIAL VIRUS NUCLEOCAPSID PROTEIN





● Molecule 1: RESPIRATORY SYNCYTIAL VIRUS NUCLEOCAPSID PROTEIN

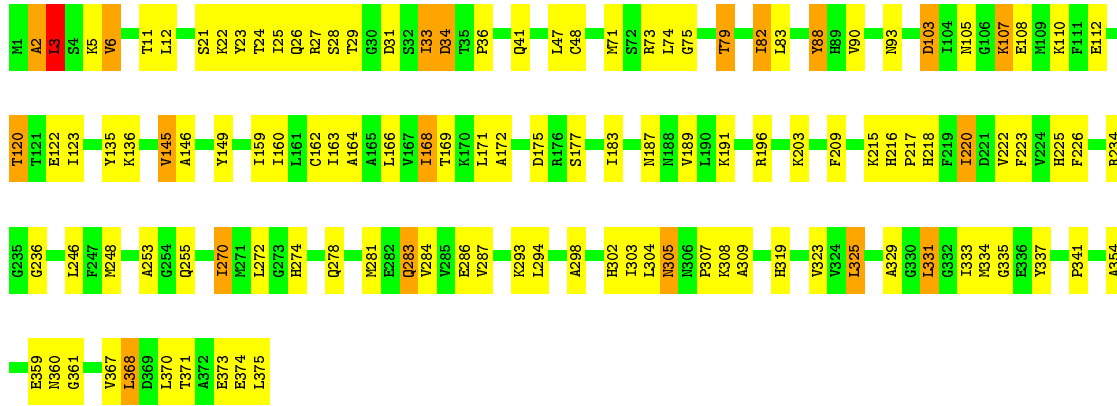


● Molecule 1: RESPIRATORY SYNCYTIAL VIRUS NUCLEOCAPSID PROTEIN




● Molecule 1: RESPIRATORY SYNCYTIAL VIRUS NUCLEOCAPSID PROTEIN






● Molecule 1: RESPIRATORY SYNCYTIAL VIRUS NUCLEOCAPSID PROTEIN

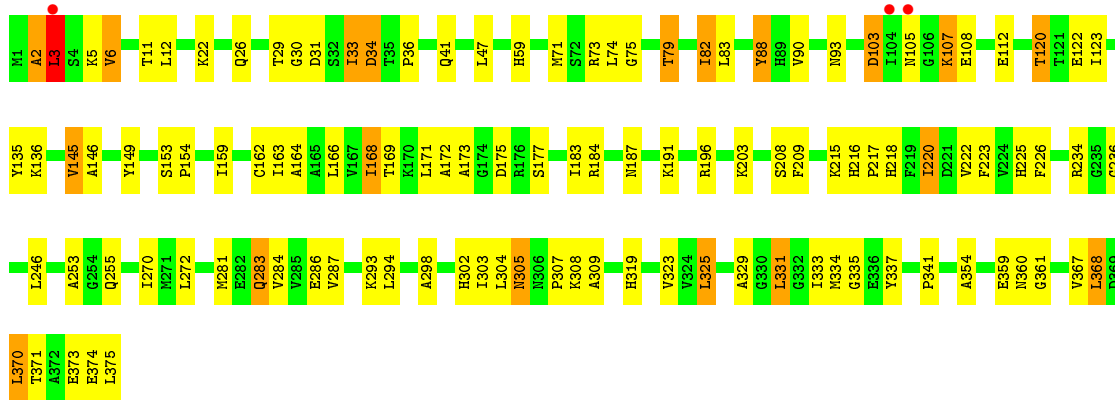


● Molecule 1: RESPIRATORY SYNCYTIAL VIRUS NUCLEOCAPSID PROTEIN




● Molecule 1: RESPIRATORY SYNCYTIAL VIRUS NUCLEOCAPSID PROTEIN

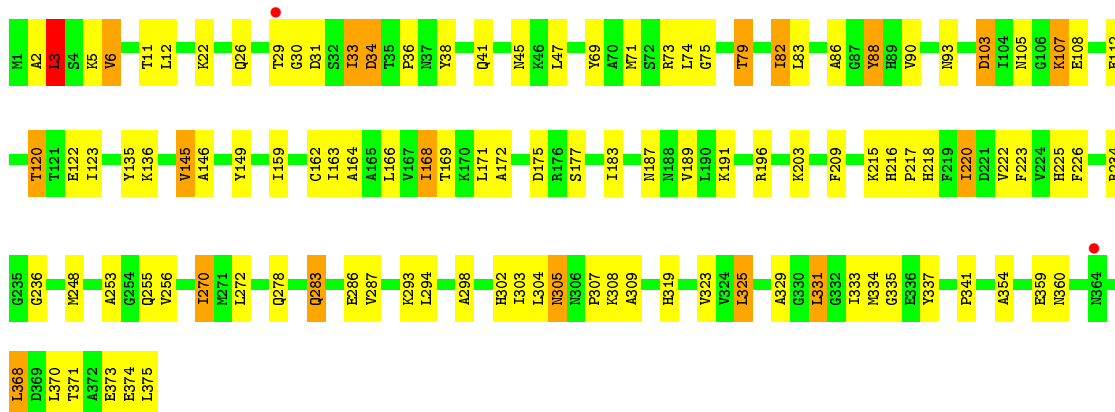




● Molecule 1: RESPIRATORY SYNCYTIAL VIRUS NUCLEOCAPSID PROTEIN

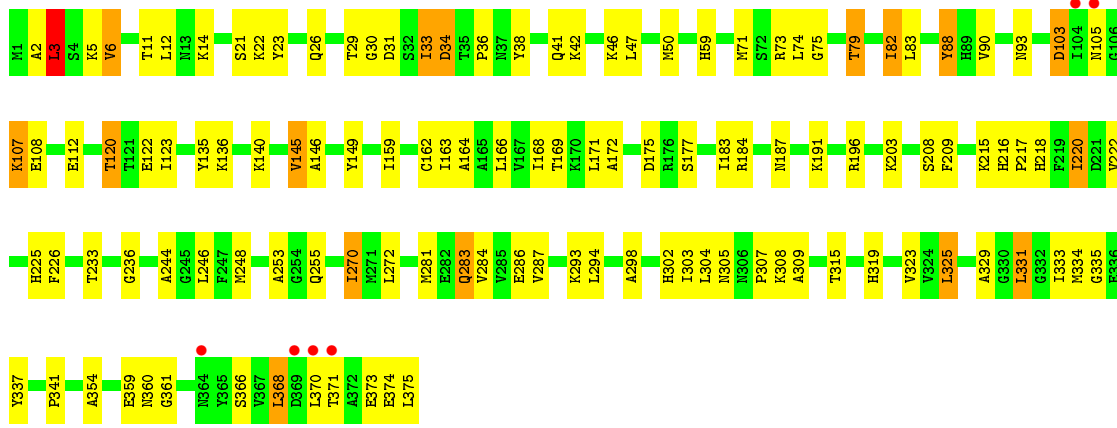


● Molecule 1: RESPIRATORY SYNCYTIAL VIRUS NUCLEOCAPSID PROTEIN


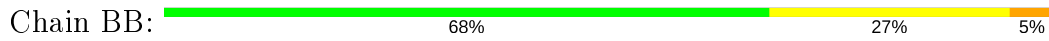


● Molecule 1: RESPIRATORY SYNCYTIAL VIRUS NUCLEOCAPSID PROTEIN

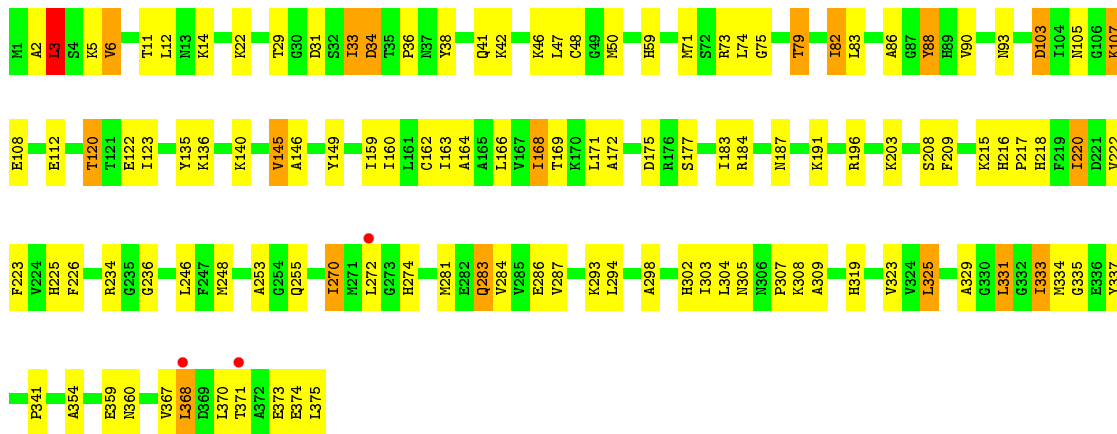




• Molecule 1: RESPIRATORY SYNCYTIAL VIRUS NUCLEOCAPSID PROTEIN

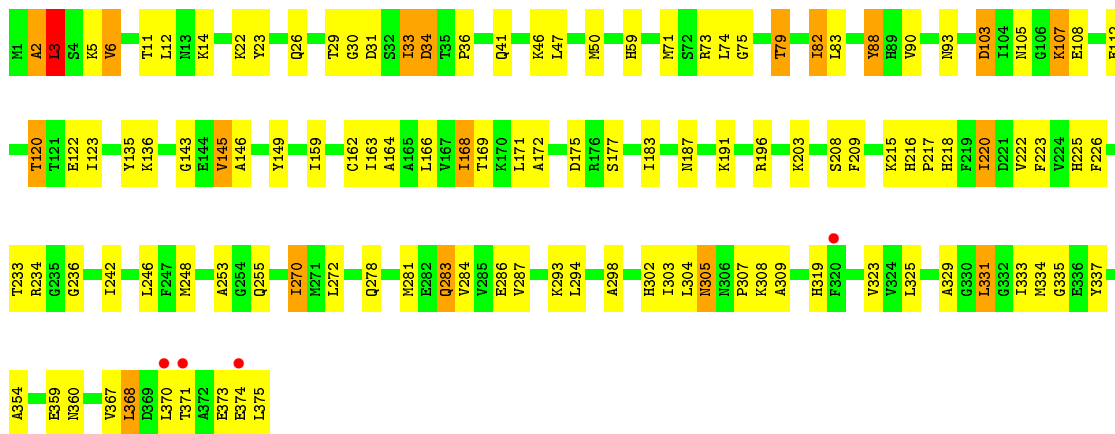


• Molecule 1: RESPIRATORY SYNCYTIAL VIRUS NUCLEOCAPSID PROTEIN

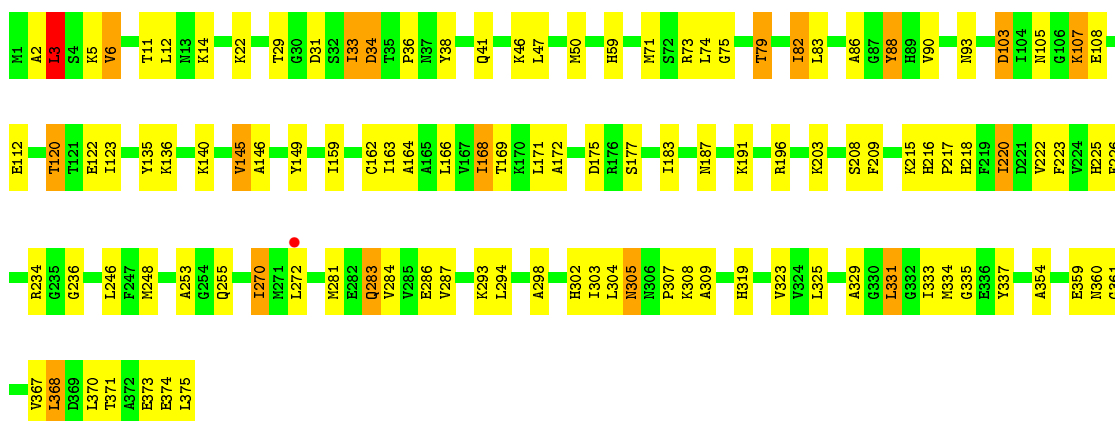


• Molecule 1: RESPIRATORY SYNCYTIAL VIRUS NUCLEOCAPSID PROTEIN

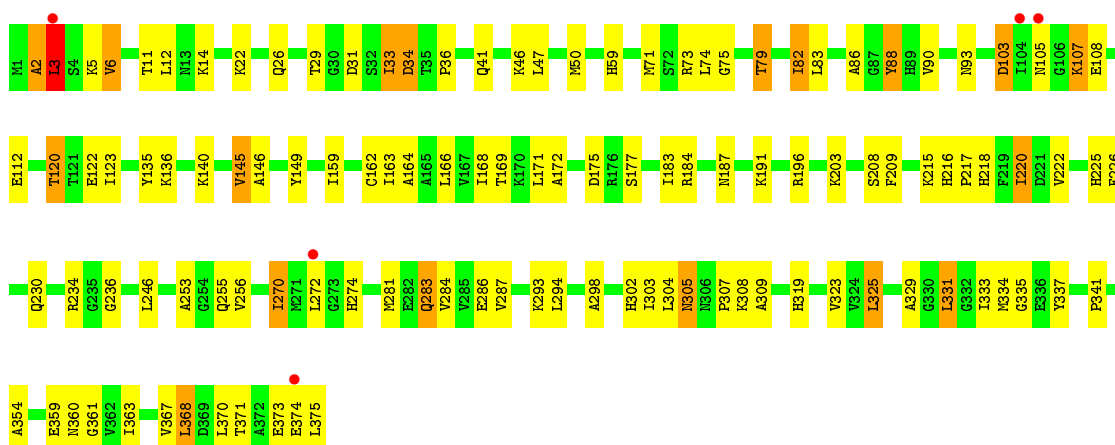




● Molecule 1: RESPIRATORY SYNCYTIAL VIRUS NUCLEOCAPSID PROTEIN




● Molecule 1: RESPIRATORY SYNCYTIAL VIRUS NUCLEOCAPSID PROTEIN




● Molecule 1: RESPIRATORY SYNCYTIAL VIRUS NUCLEOCAPSID PROTEIN

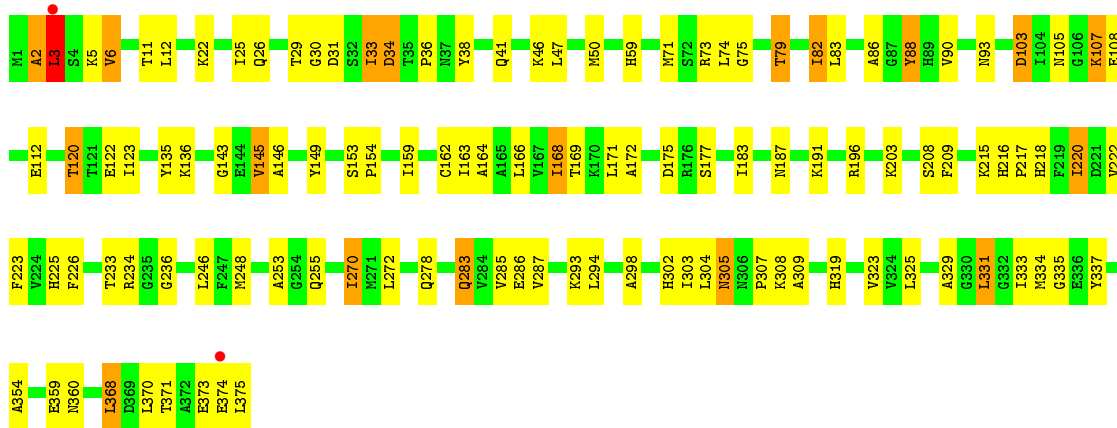




● Molecule 1: RESPIRATORY SYNCYTIAL VIRUS NUCLEOCAPSID PROTEIN

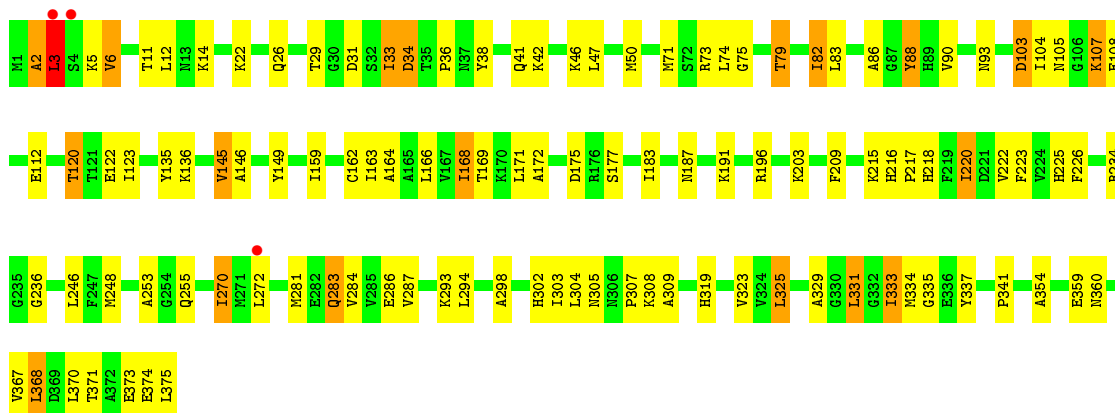


● Molecule 1: RESPIRATORY SYNCYTIAL VIRUS NUCLEOCAPSID PROTEIN

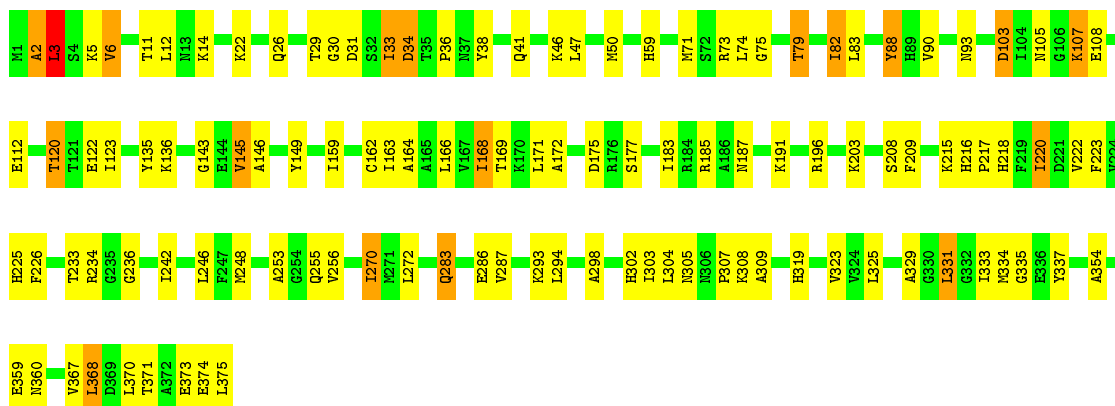


● Molecule 1: RESPIRATORY SYNCYTIAL VIRUS NUCLEOCAPSID PROTEIN

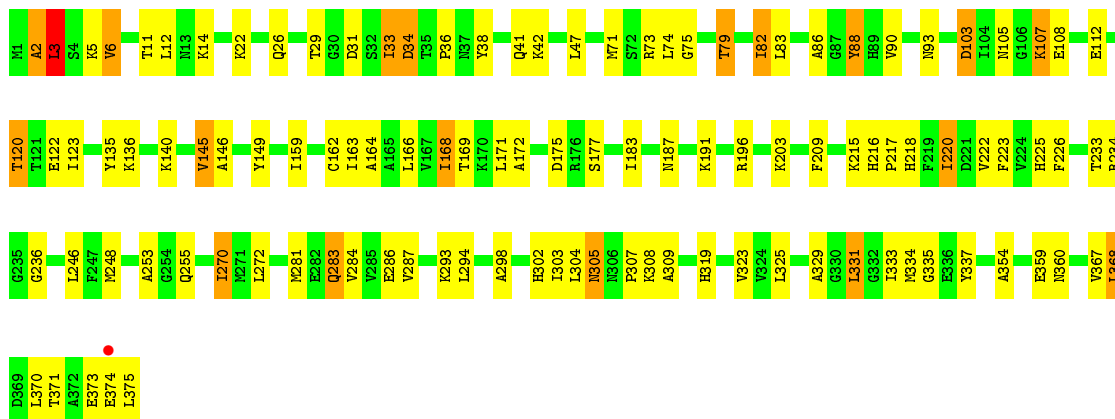




• Molecule 1: RESPIRATORY SYNCYTIAL VIRUS NUCLEOCAPSID PROTEIN

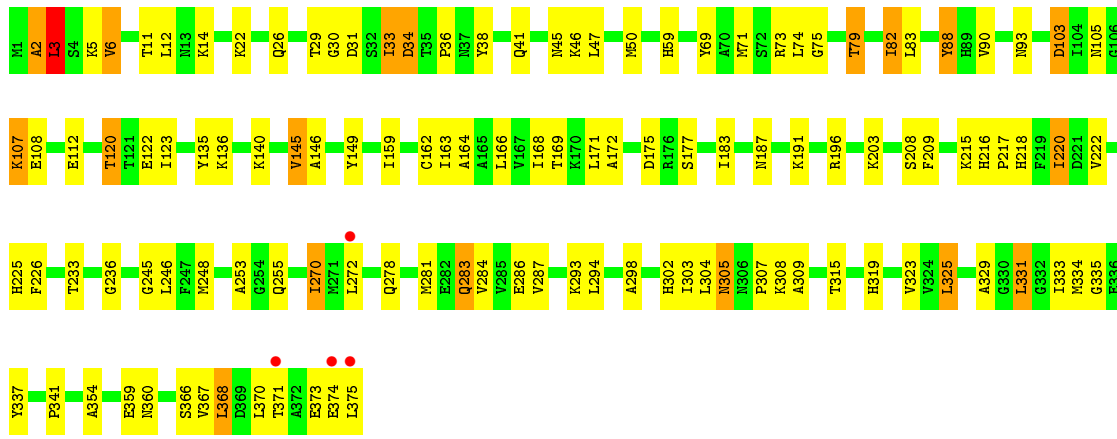


• Molecule 1: RESPIRATORY SYNCYTIAL VIRUS NUCLEOCAPSID PROTEIN


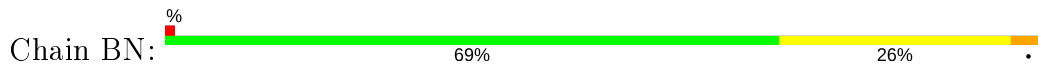


• Molecule 1: RESPIRATORY SYNCYTIAL VIRUS NUCLEOCAPSID PROTEIN

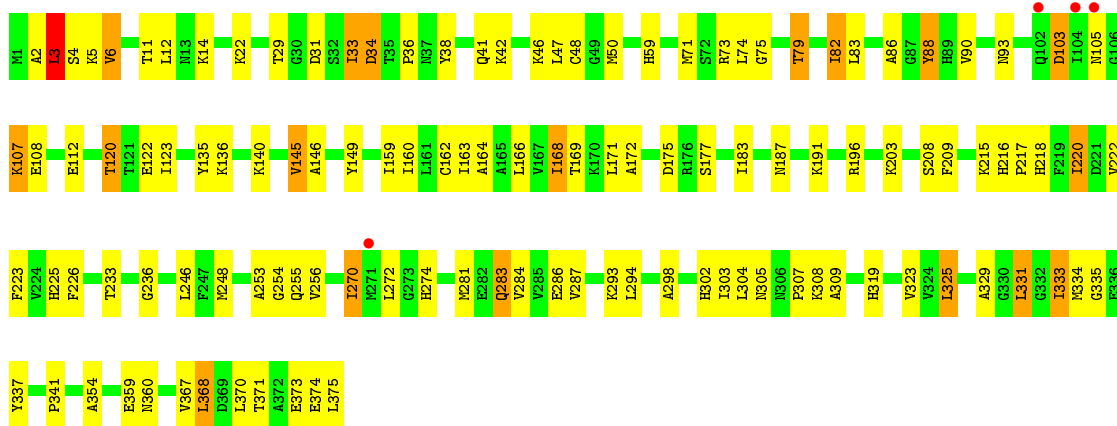




• Molecule 1: RESPIRATORY SYNCYTIAL VIRUS NUCLEOCAPSID PROTEIN

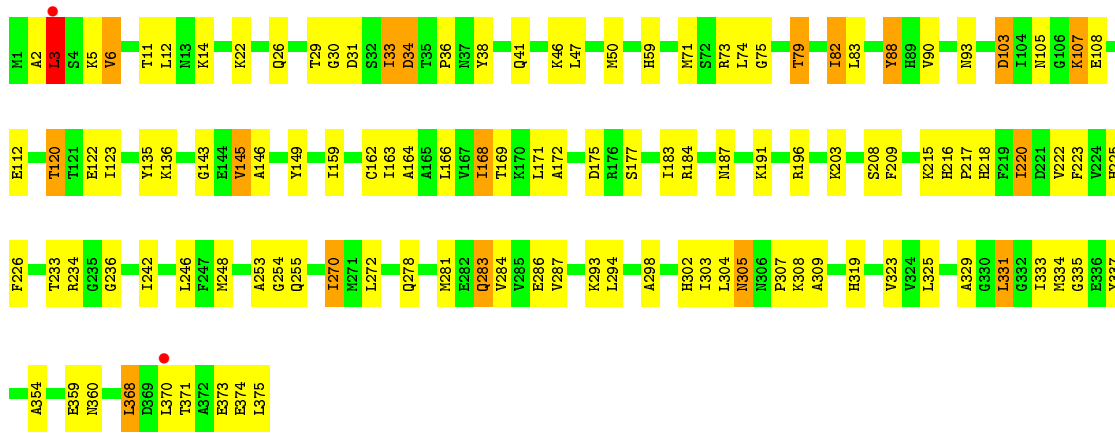


• Molecule 1: RESPIRATORY SYNCYTIAL VIRUS NUCLEOCAPSID PROTEIN

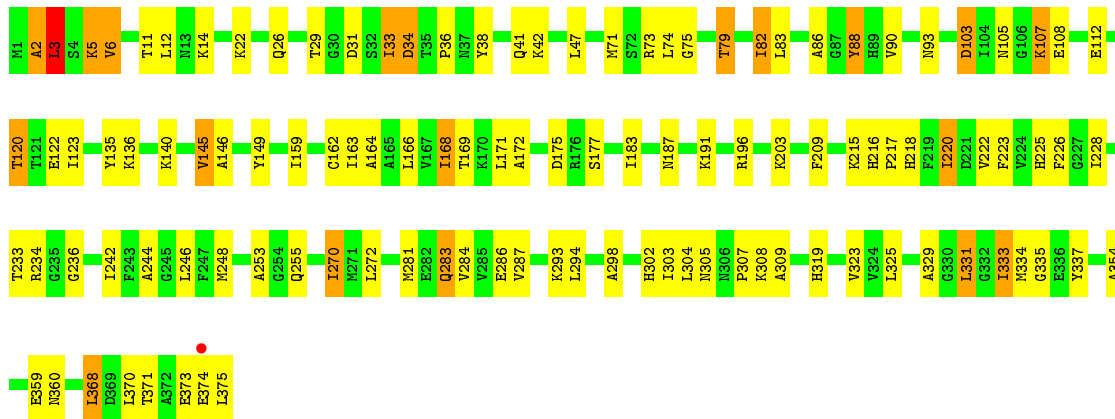


• Molecule 1: RESPIRATORY SYNCYTIAL VIRUS NUCLEOCAPSID PROTEIN

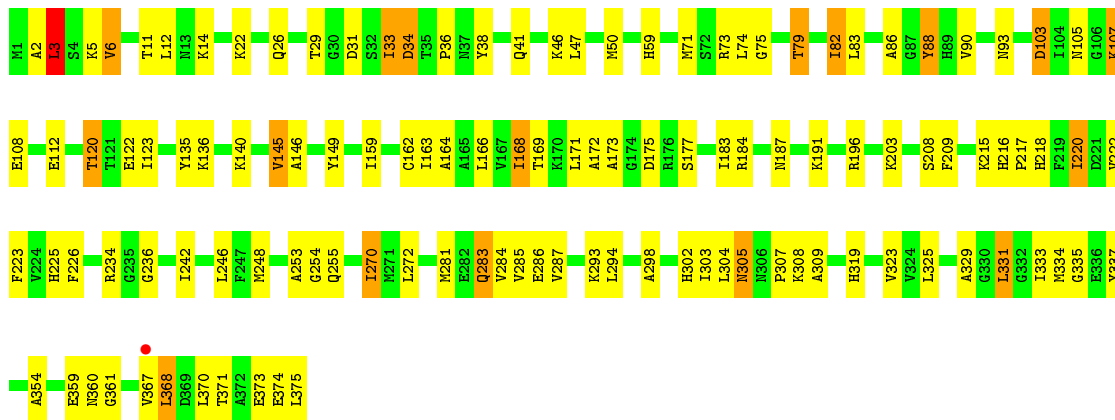




● Molecule 1: RESPIRATORY SYNCYTIAL VIRUS NUCLEOCAPSID PROTEIN

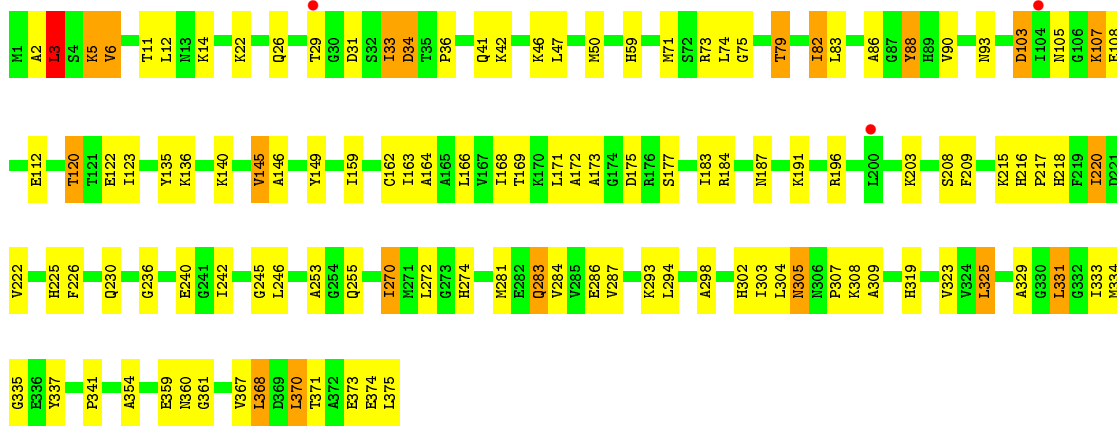


● Molecule 1: RESPIRATORY SYNCYTIAL VIRUS NUCLEOCAPSID PROTEIN

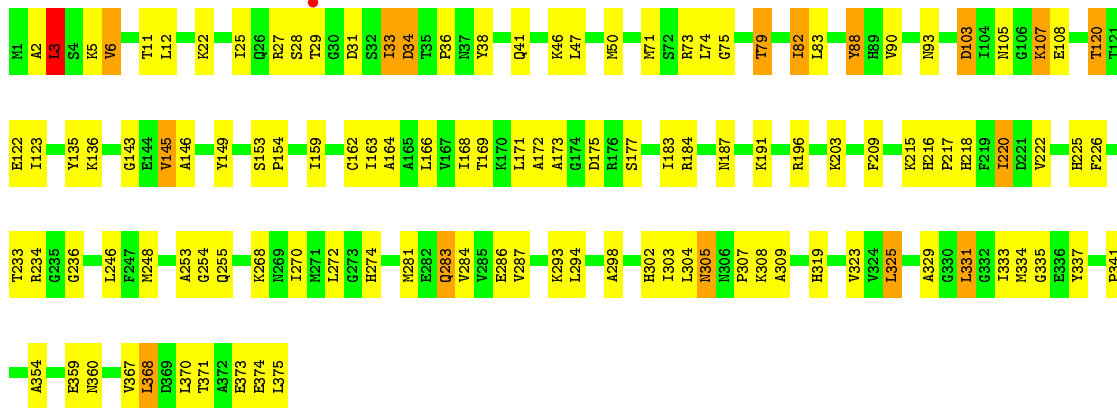


● Molecule 1: RESPIRATORY SYNCYTIAL VIRUS NUCLEOCAPSID PROTEIN

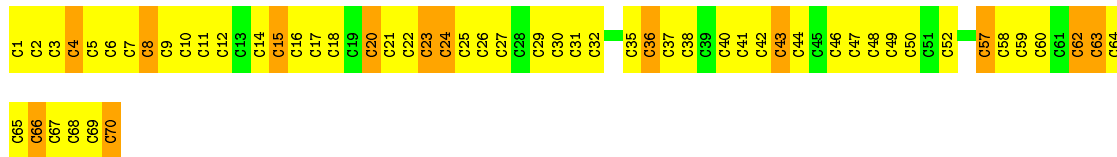
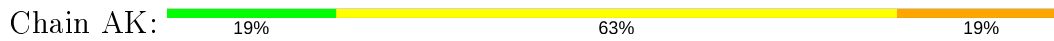




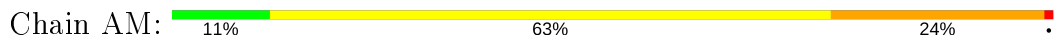
• Molecule 1: RESPIRATORY SYNCYTIAL VIRUS NUCLEOCAPSID PROTEIN



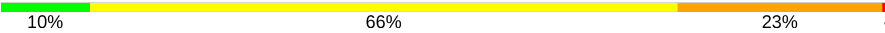
• Molecule 2: RNA

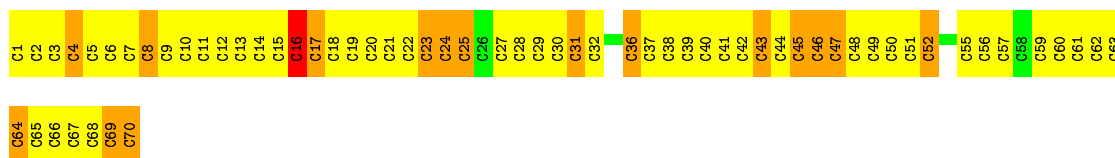


• Molecule 2: RNA





• Molecule 2: RNA

Chain BR:  10% 66% 23%



● Molecule 2: RNA

Chain BX:  11% 56% 33%



4 Data and refinement statistics i

Property	Value	Source
Space group	P 1	Depositor
Cell constants a, b, c, α , β , γ	164.35Å 175.74Å 241.98Å 90.09° 89.96° 89.92°	Depositor
Resolution (Å)	50.00 – 3.60 48.03 – 3.46	Depositor EDS
% Data completeness (in resolution range)	97.2 (50.00-3.60) 72.7 (48.03-3.46)	Depositor EDS
R_{merge}	0.12	Depositor
R_{sym}	(Not available)	Depositor
$\langle I/\sigma(I) \rangle$ ¹	1.28 (at 3.48Å)	Xtrriage
Refinement program	REFMAC 5.6.0070	Depositor
R, R_{free}	0.234 , 0.269 0.253 , 0.254	Depositor DCC
R_{free} test set	12956 reflections (5.02%)	wwPDB-VP
Wilson B-factor (Å ²)	107.7	Xtrriage
Anisotropy	0.623	Xtrriage
Bulk solvent k_{sol} (e/Å ³), B_{sol} (Å ²)	0.27 , 69.3	EDS
L-test for twinning ²	$\langle L \rangle = 0.43$, $\langle L^2 \rangle = 0.26$	Xtrriage
Estimated twinning fraction	0.297 for h,-k,-l 0.058 for -h,k,-l 0.057 for -h,-k,l	Xtrriage
F_o, F_c correlation	0.94	EDS
Total number of atoms	122400	wwPDB-VP
Average B, all atoms (Å ²)	139.0	wwPDB-VP

Xtrriage's analysis on translational NCS is as follows: *The analyses of the Patterson function reveals a significant off-origin peak that is 23.38 % of the origin peak, indicating pseudo-translational symmetry. The chance of finding a peak of this or larger height randomly in a structure without pseudo-translational symmetry is equal to 4.7195e-03. The detected translational NCS is most likely also responsible for the elevated intensity ratio.*

¹ Intensities estimated from amplitudes.

² Theoretical values of $\langle |L| \rangle$, $\langle L^2 \rangle$ for acentric reflections are 0.5, 0.333 respectively for untwinned datasets, and 0.375, 0.2 for perfectly twinned datasets.

5 Model quality [i](#)

5.1 Standard geometry [i](#)

The Z score for a bond length (or angle) is the number of standard deviations the observed value is removed from the expected value. A bond length (or angle) with $|Z| > 5$ is considered an outlier worth inspection. RMSZ is the root-mean-square of all Z scores of the bond lengths (or angles).

Mol	Chain	Bond lengths		Bond angles	
		RMSZ	# Z >5	RMSZ	# Z >5
1	AA	0.45	0/2968	0.63	2/3998 (0.1%)
1	AB	0.45	0/2968	0.63	2/3998 (0.1%)
1	AC	0.45	0/2968	0.63	2/3998 (0.1%)
1	AD	0.45	0/2968	0.63	2/3998 (0.1%)
1	AE	0.45	0/2968	0.63	2/3998 (0.1%)
1	AF	0.45	0/2968	0.63	2/3998 (0.1%)
1	AG	0.45	0/2968	0.63	2/3998 (0.1%)
1	AH	0.45	0/2968	0.63	2/3998 (0.1%)
1	AI	0.45	0/2968	0.63	2/3998 (0.1%)
1	AJ	0.45	0/2968	0.63	2/3998 (0.1%)
1	AL	0.45	0/2968	0.63	2/3998 (0.1%)
1	AN	0.45	0/2968	0.63	2/3998 (0.1%)
1	AO	0.45	0/2968	0.63	2/3998 (0.1%)
1	AP	0.45	0/2968	0.63	2/3998 (0.1%)
1	AQ	0.45	0/2968	0.63	2/3998 (0.1%)
1	AR	0.45	0/2968	0.63	2/3998 (0.1%)
1	AS	0.45	0/2968	0.63	2/3998 (0.1%)
1	AT	0.45	0/2968	0.63	2/3998 (0.1%)
1	AU	0.45	0/2968	0.63	2/3998 (0.1%)
1	AV	0.45	0/2968	0.63	2/3998 (0.1%)
1	BA	0.45	0/2968	0.63	2/3998 (0.1%)
1	BB	0.45	0/2968	0.63	2/3998 (0.1%)
1	BC	0.45	0/2968	0.63	2/3998 (0.1%)
1	BD	0.45	0/2968	0.63	2/3998 (0.1%)
1	BE	0.45	0/2968	0.63	2/3998 (0.1%)
1	BF	0.45	0/2968	0.63	2/3998 (0.1%)
1	BG	0.45	0/2968	0.63	2/3998 (0.1%)
1	BH	0.45	0/2968	0.63	2/3998 (0.1%)
1	BI	0.45	0/2968	0.63	2/3998 (0.1%)
1	BJ	0.45	0/2968	0.63	2/3998 (0.1%)
1	BK	0.45	0/2968	0.63	2/3998 (0.1%)
1	BL	0.45	0/2968	0.63	2/3998 (0.1%)
1	BM	0.45	0/2968	0.63	2/3998 (0.1%)
1	BN	0.45	0/2968	0.63	2/3998 (0.1%)

Mol	Chain	Bond lengths		Bond angles	
		RMSZ	# Z >5	RMSZ	# Z >5
1	BO	0.45	0/2968	0.63	2/3998 (0.1%)
1	BP	0.45	0/2968	0.63	2/3998 (0.1%)
1	BQ	0.45	0/2968	0.63	2/3998 (0.1%)
1	BW	0.45	0/2968	0.63	2/3998 (0.1%)
1	BY	0.45	0/2968	0.63	2/3998 (0.1%)
1	BZ	0.45	0/2968	0.63	2/3998 (0.1%)
2	AK	0.38	0/1539	0.93	8/2376 (0.3%)
2	AM	0.37	0/1539	0.91	8/2376 (0.3%)
2	BR	0.35	0/1539	0.88	2/2376 (0.1%)
2	BX	0.35	0/1539	0.91	6/2376 (0.3%)
All	All	0.45	0/124876	0.65	104/169424 (0.1%)

There are no bond length outliers.

All (104) bond angle outliers are listed below:

Mol	Chain	Res	Type	Atoms	Z	Observed(°)	Ideal(°)
2	BR	69	C	P-O3'-C3'	-7.37	110.86	119.70
2	AK	62	C	P-O3'-C3'	-7.10	111.18	119.70
2	BX	2	C	P-O3'-C3'	-7.06	111.23	119.70
2	BX	16	C	P-O3'-C3'	-6.21	112.25	119.70
2	AK	8	C	P-O3'-C3'	6.08	127.00	119.70
2	BX	40	C	P-O3'-C3'	5.93	126.81	119.70
1	AA	2	ALA	N-CA-C	5.83	126.73	111.00
1	BY	2	ALA	N-CA-C	5.83	126.73	111.00
1	AN	2	ALA	N-CA-C	5.82	126.72	111.00
1	AT	2	ALA	N-CA-C	5.82	126.72	111.00
1	BK	2	ALA	N-CA-C	5.82	126.72	111.00
1	BM	2	ALA	N-CA-C	5.82	126.71	111.00
1	BP	2	ALA	N-CA-C	5.82	126.71	111.00
1	BG	2	ALA	N-CA-C	5.82	126.71	111.00
1	BQ	2	ALA	N-CA-C	5.82	126.71	111.00
1	AG	2	ALA	N-CA-C	5.82	126.71	111.00
1	BE	2	ALA	N-CA-C	5.82	126.71	111.00
1	AU	2	ALA	N-CA-C	5.82	126.70	111.00
1	AI	2	ALA	N-CA-C	5.81	126.70	111.00
1	AL	2	ALA	N-CA-C	5.81	126.70	111.00
1	AV	2	ALA	N-CA-C	5.81	126.70	111.00
1	BC	2	ALA	N-CA-C	5.81	126.70	111.00
1	AB	2	ALA	N-CA-C	5.81	126.69	111.00
1	AP	2	ALA	N-CA-C	5.81	126.70	111.00
1	AR	2	ALA	N-CA-C	5.81	126.69	111.00
1	BW	2	ALA	N-CA-C	5.81	126.69	111.00

Continued on next page...

Continued from previous page...

Mol	Chain	Res	Type	Atoms	Z	Observed(°)	Ideal(°)
1	BN	2	ALA	N-CA-C	5.81	126.69	111.00
1	BO	2	ALA	N-CA-C	5.81	126.69	111.00
1	AC	2	ALA	N-CA-C	5.81	126.69	111.00
1	AO	2	ALA	N-CA-C	5.81	126.69	111.00
1	BZ	2	ALA	N-CA-C	5.81	126.69	111.00
1	BA	2	ALA	N-CA-C	5.81	126.68	111.00
1	AJ	2	ALA	N-CA-C	5.81	126.68	111.00
1	BB	2	ALA	N-CA-C	5.80	126.67	111.00
1	BH	2	ALA	N-CA-C	5.80	126.67	111.00
1	BL	2	ALA	N-CA-C	5.80	126.67	111.00
1	AH	2	ALA	N-CA-C	5.80	126.67	111.00
1	BD	2	ALA	N-CA-C	5.80	126.67	111.00
1	BF	2	ALA	N-CA-C	5.80	126.67	111.00
1	BI	2	ALA	N-CA-C	5.80	126.67	111.00
1	BJ	2	ALA	N-CA-C	5.80	126.66	111.00
1	AD	2	ALA	N-CA-C	5.80	126.66	111.00
1	AE	2	ALA	N-CA-C	5.80	126.66	111.00
1	AQ	2	ALA	N-CA-C	5.80	126.66	111.00
1	AS	2	ALA	N-CA-C	5.80	126.66	111.00
1	AF	2	ALA	N-CA-C	5.80	126.65	111.00
2	AM	36	C	P-O3'-C3'	5.67	126.50	119.70
2	AK	5	C	P-O3'-C3'	5.65	126.48	119.70
2	AK	24	C	P-O3'-C3'	5.59	126.41	119.70
1	BC	3	LEU	CA-CB-CG	5.58	128.12	115.30
1	BK	3	LEU	CA-CB-CG	5.57	128.11	115.30
1	BF	3	LEU	CA-CB-CG	5.57	128.10	115.30
1	BP	3	LEU	CA-CB-CG	5.57	128.10	115.30
2	AM	61	C	P-O3'-C3'	5.57	126.38	119.70
2	AK	20	C	P-O3'-C3'	-5.56	113.02	119.70
1	AG	3	LEU	CA-CB-CG	5.56	128.09	115.30
1	AO	3	LEU	CA-CB-CG	5.56	128.09	115.30
1	AR	3	LEU	CA-CB-CG	5.56	128.09	115.30
1	BO	3	LEU	CA-CB-CG	5.56	128.09	115.30
1	BZ	3	LEU	CA-CB-CG	5.56	128.09	115.30
1	AD	3	LEU	CA-CB-CG	5.56	128.08	115.30
1	AS	3	LEU	CA-CB-CG	5.56	128.08	115.30
1	BG	3	LEU	CA-CB-CG	5.56	128.08	115.30
1	BH	3	LEU	CA-CB-CG	5.56	128.08	115.30
1	BQ	3	LEU	CA-CB-CG	5.56	128.08	115.30
1	AT	3	LEU	CA-CB-CG	5.55	128.07	115.30
1	BB	3	LEU	CA-CB-CG	5.55	128.07	115.30
1	AL	3	LEU	CA-CB-CG	5.55	128.07	115.30

Continued on next page...

Continued from previous page...

Mol	Chain	Res	Type	Atoms	Z	Observed(°)	Ideal(°)
1	BY	3	LEU	CA-CB-CG	5.55	128.07	115.30
1	AA	3	LEU	CA-CB-CG	5.55	128.07	115.30
1	AF	3	LEU	CA-CB-CG	5.55	128.07	115.30
1	AH	3	LEU	CA-CB-CG	5.55	128.07	115.30
1	BN	3	LEU	CA-CB-CG	5.55	128.07	115.30
1	AB	3	LEU	CA-CB-CG	5.55	128.06	115.30
1	AC	3	LEU	CA-CB-CG	5.55	128.06	115.30
1	AJ	3	LEU	CA-CB-CG	5.55	128.06	115.30
1	AP	3	LEU	CA-CB-CG	5.55	128.06	115.30
1	AV	3	LEU	CA-CB-CG	5.55	128.06	115.30
1	BL	3	LEU	CA-CB-CG	5.55	128.07	115.30
1	BA	3	LEU	CA-CB-CG	5.55	128.06	115.30
1	BD	3	LEU	CA-CB-CG	5.55	128.06	115.30
1	BJ	3	LEU	CA-CB-CG	5.55	128.06	115.30
1	AQ	3	LEU	CA-CB-CG	5.55	128.06	115.30
1	AI	3	LEU	CA-CB-CG	5.54	128.05	115.30
1	AN	3	LEU	CA-CB-CG	5.54	128.05	115.30
1	AU	3	LEU	CA-CB-CG	5.54	128.05	115.30
1	BE	3	LEU	CA-CB-CG	5.54	128.05	115.30
1	BM	3	LEU	CA-CB-CG	5.54	128.05	115.30
1	BW	3	LEU	CA-CB-CG	5.54	128.05	115.30
1	AE	3	LEU	CA-CB-CG	5.54	128.04	115.30
1	BI	3	LEU	CA-CB-CG	5.53	128.03	115.30
2	BX	13	C	P-O3'-C3'	-5.53	113.06	119.70
2	BX	23	C	P-O3'-C3'	-5.52	113.08	119.70
2	AK	68	C	P-O3'-C3'	5.51	126.31	119.70
2	AM	55	C	P-O3'-C3'	-5.49	113.11	119.70
2	AM	2	C	P-O3'-C3'	-5.45	113.16	119.70
2	AK	66	C	P-O3'-C3'	5.38	126.15	119.70
2	BX	51	C	P-O3'-C3'	-5.28	113.36	119.70
2	AM	41	C	P-O3'-C3'	-5.28	113.36	119.70
2	AM	42	C	P-O3'-C3'	-5.18	113.48	119.70
2	AM	65	C	P-O3'-C3'	-5.11	113.57	119.70
2	AK	23	C	P-O3'-C3'	-5.10	113.58	119.70
2	BR	16	C	P-O3'-C3'	-5.03	113.67	119.70
2	AM	30	C	P-O3'-C3'	-5.00	113.70	119.70

There are no chirality outliers.

There are no planarity outliers.

5.2 Too-close contacts [i](#)

In the following table, the Non-H and H(model) columns list the number of non-hydrogen atoms and hydrogen atoms in the chain respectively. The H(added) column lists the number of hydrogen atoms added and optimized by MolProbity. The Clashes column lists the number of clashes within the asymmetric unit, whereas Symm-Clashes lists symmetry related clashes.

Mol	Chain	Non-H	H(model)	H(added)	Clashes	Symm-Clashes
1	AA	2920	0	2955	81	1
1	AB	2920	0	2955	87	0
1	AC	2920	0	2955	76	6
1	AD	2920	0	2955	66	1
1	AE	2920	0	2955	69	3
1	AF	2920	0	2955	71	2
1	AG	2920	0	2955	80	0
1	AH	2920	0	2955	74	0
1	AI	2920	0	2955	85	2
1	AJ	2920	0	2955	74	5
1	AL	2920	0	2955	85	2
1	AN	2920	0	2955	93	0
1	AO	2920	0	2955	79	0
1	AP	2920	0	2955	88	1
1	AQ	2920	0	2955	79	5
1	AR	2920	0	2955	70	1
1	AS	2920	0	2955	71	0
1	AT	2920	0	2955	71	5
1	AU	2920	0	2955	71	1
1	AV	2920	0	2955	69	4
1	BA	2920	0	2955	84	3
1	BB	2920	0	2955	76	1
1	BC	2920	0	2955	79	5
1	BD	2920	0	2955	76	2
1	BE	2920	0	2955	75	4
1	BF	2920	0	2955	76	1
1	BG	2920	0	2955	74	1
1	BH	2920	0	2955	78	0
1	BI	2920	0	2955	77	1
1	BJ	2920	0	2955	73	1
1	BK	2920	0	2955	76	1
1	BL	2920	0	2955	74	3
1	BM	2920	0	2955	78	3
1	BN	2920	0	2955	70	1
1	BO	2920	0	2955	82	6
1	BP	2920	0	2955	86	2
1	BQ	2920	0	2955	87	3

Continued on next page...

Continued from previous page...

Mol	Chain	Non-H	H(model)	H(added)	Clashes	Symm-Clashes
1	BW	2920	0	2955	85	3
1	BY	2920	0	2955	77	1
1	BZ	2920	0	2955	75	1
2	AK	1400	0	771	81	0
2	AM	1400	0	771	112	0
2	BR	1400	0	771	87	0
2	BX	1400	0	771	121	0
All	All	122400	0	121284	3044	41

The all-atom clashscore is defined as the number of clashes found per 1000 atoms (including hydrogen atoms). The all-atom clashscore for this structure is 12.

All (3044) close contacts within the same asymmetric unit are listed below, sorted by their clash magnitude.

Atom-1	Atom-2	Interatomic distance (Å)	Clash overlap (Å)
1:BK:253:ALA:HB3	1:BK:303:ILE:HD11	1.27	1.17
1:AQ:253:ALA:HB3	1:AQ:303:ILE:HD11	1.27	1.16
1:BI:253:ALA:HB3	1:BI:303:ILE:HD11	1.27	1.16
1:AJ:253:ALA:HB3	1:AJ:303:ILE:HD11	1.27	1.16
1:BF:253:ALA:HB3	1:BF:303:ILE:HD11	1.27	1.16
1:BO:253:ALA:HB3	1:BO:303:ILE:HD11	1.27	1.16
1:AB:253:ALA:HB3	1:AB:303:ILE:HD11	1.27	1.15
1:AF:253:ALA:HB3	1:AF:303:ILE:HD11	1.27	1.15
1:BY:253:ALA:HB3	1:BY:303:ILE:HD11	1.27	1.15
1:AH:253:ALA:HB3	1:AH:303:ILE:HD11	1.27	1.15
1:BC:253:ALA:HB3	1:BC:303:ILE:HD11	1.27	1.15
1:AO:253:ALA:HB3	1:AO:303:ILE:HD11	1.27	1.15
1:AS:253:ALA:HB3	1:AS:303:ILE:HD11	1.27	1.15
1:AD:253:ALA:HB3	1:AD:303:ILE:HD11	1.27	1.14
1:AL:253:ALA:HB3	1:AL:303:ILE:HD11	1.27	1.14
1:AU:253:ALA:HB3	1:AU:303:ILE:HD11	1.27	1.14
1:BH:253:ALA:HB3	1:BH:303:ILE:HD11	1.27	1.14
1:BM:253:ALA:HB3	1:BM:303:ILE:HD11	1.27	1.14
1:BD:253:ALA:HB3	1:BD:303:ILE:HD11	1.27	1.13
1:BJ:253:ALA:HB3	1:BJ:303:ILE:HD11	1.27	1.13
1:BQ:253:ALA:HB3	1:BQ:303:ILE:HD11	1.27	1.13
1:BP:253:ALA:HB3	1:BP:303:ILE:HD11	1.27	1.13
1:BA:253:ALA:HB3	1:BA:303:ILE:HD11	1.27	1.12
1:BN:253:ALA:HB3	1:BN:303:ILE:HD11	1.27	1.12
1:BL:253:ALA:HB3	1:BL:303:ILE:HD11	1.27	1.12
1:BB:253:ALA:HB3	1:BB:303:ILE:HD11	1.27	1.12

Continued on next page...

Continued from previous page...

Atom-1	Atom-2	Interatomic distance (Å)	Clash overlap (Å)
1:AE:253:ALA:HB3	1:AE:303:ILE:HD11	1.27	1.12
1:AV:253:ALA:HB3	1:AV:303:ILE:HD11	1.27	1.11
1:AN:253:ALA:HB3	1:AN:303:ILE:HD11	1.27	1.11
1:AI:253:ALA:HB3	1:AI:303:ILE:HD11	1.27	1.10
1:AP:253:ALA:HB3	1:AP:303:ILE:HD11	1.27	1.10
1:AR:253:ALA:HB3	1:AR:303:ILE:HD11	1.27	1.10
1:AG:253:ALA:HB3	1:AG:303:ILE:HD11	1.27	1.10
1:AT:253:ALA:HB3	1:AT:303:ILE:HD11	1.27	1.09
1:AA:253:ALA:HB3	1:AA:303:ILE:HD11	1.27	1.09
1:AC:253:ALA:HB3	1:AC:303:ILE:HD11	1.27	1.09
1:BW:253:ALA:HB3	1:BW:303:ILE:HD11	1.27	1.09
1:BG:253:ALA:HB3	1:BG:303:ILE:HD11	1.27	1.08
1:BZ:253:ALA:HB3	1:BZ:303:ILE:HD11	1.27	1.08
1:BE:253:ALA:HB3	1:BE:303:ILE:HD11	1.27	1.08
1:BA:305:ASN:HB2	1:BQ:236:GLY:O	1.54	1.07
1:AN:367:VAL:CG1	1:AP:2:ALA:HB3	1.86	1.06
1:BD:236:GLY:O	1:BE:305:ASN:HB2	1.55	1.04
1:BJ:305:ASN:HB2	1:BZ:236:GLY:O	1.59	1.03
1:BA:236:GLY:O	1:BB:305:ASN:HB2	1.59	1.02
1:BK:236:GLY:O	1:BL:305:ASN:HB2	1.59	1.01
1:BW:82:ILE:HD11	1:BW:222:VAL:HA	1.45	0.99
2:AM:43:C:N4	2:AM:44:C:N3	2.10	0.98
1:AN:82:ILE:HD11	1:AN:222:VAL:HA	1.45	0.98
1:AS:82:ILE:HD11	1:AS:222:VAL:HA	1.45	0.98
1:BE:82:ILE:HD11	1:BE:222:VAL:HA	1.45	0.98
1:AG:82:ILE:HD11	1:AG:222:VAL:HA	1.45	0.98
1:AB:82:ILE:HD11	1:AB:222:VAL:HA	1.45	0.98
1:BA:82:ILE:HD11	1:BA:222:VAL:HA	1.45	0.98
1:BL:82:ILE:HD11	1:BL:222:VAL:HA	1.45	0.98
1:BP:236:GLY:O	1:BW:305:ASN:HB2	1.62	0.98
1:BL:236:GLY:O	1:BM:305:ASN:HB2	1.63	0.97
1:BQ:82:ILE:HD11	1:BQ:222:VAL:HA	1.45	0.97
1:AE:82:ILE:HD11	1:AE:222:VAL:HA	1.45	0.97
1:BM:82:ILE:HD11	1:BM:222:VAL:HA	1.45	0.97
1:AC:82:ILE:HD11	1:AC:222:VAL:HA	1.45	0.97
1:AV:82:ILE:HD11	1:AV:222:VAL:HA	1.45	0.97
1:AI:82:ILE:HD11	1:AI:222:VAL:HA	1.45	0.97
1:AP:82:ILE:HD11	1:AP:222:VAL:HA	1.45	0.97
1:BH:82:ILE:HD11	1:BH:222:VAL:HA	1.45	0.97
1:AT:82:ILE:HD11	1:AT:222:VAL:HA	1.45	0.97
1:BY:82:ILE:HD11	1:BY:222:VAL:HA	1.45	0.97

Continued on next page...

Continued from previous page...

Atom-1	Atom-2	Interatomic distance (Å)	Clash overlap (Å)
1:BG:82:ILE:HD11	1:BG:222:VAL:HA	1.45	0.97
1:BC:236:GLY:O	1:BD:305:ASN:HB2	1.64	0.97
1:BG:236:GLY:O	1:BH:305:ASN:HB2	1.64	0.97
1:AA:82:ILE:HD11	1:AA:222:VAL:HA	1.45	0.96
1:AR:82:ILE:HD11	1:AR:222:VAL:HA	1.45	0.96
1:BJ:82:ILE:HD11	1:BJ:222:VAL:HA	1.45	0.96
1:BN:236:GLY:O	1:BO:305:ASN:HB2	1.65	0.96
1:BZ:82:ILE:HD11	1:BZ:222:VAL:HA	1.45	0.96
1:AO:82:ILE:HD11	1:AO:222:VAL:HA	1.45	0.96
1:BF:82:ILE:HD11	1:BF:222:VAL:HA	1.45	0.96
1:BD:82:ILE:HD11	1:BD:222:VAL:HA	1.45	0.96
1:AH:82:ILE:HD11	1:AH:222:VAL:HA	1.45	0.96
1:BB:236:GLY:O	1:BC:305:ASN:HB2	1.65	0.95
1:BC:82:ILE:HD11	1:BC:222:VAL:HA	1.45	0.95
1:BO:82:ILE:HD11	1:BO:222:VAL:HA	1.45	0.95
1:AU:82:ILE:HD11	1:AU:222:VAL:HA	1.45	0.95
1:AD:82:ILE:HD11	1:AD:222:VAL:HA	1.45	0.95
1:AJ:82:ILE:HD11	1:AJ:222:VAL:HA	1.45	0.95
1:BK:82:ILE:HD11	1:BK:222:VAL:HA	1.45	0.95
1:BP:82:ILE:HD11	1:BP:222:VAL:HA	1.45	0.95
1:AQ:82:ILE:HD11	1:AQ:222:VAL:HA	1.45	0.95
1:AL:82:ILE:HD11	1:AL:222:VAL:HA	1.45	0.95
1:BN:82:ILE:HD11	1:BN:222:VAL:HA	1.45	0.95
1:BJ:236:GLY:O	1:BK:305:ASN:HB2	1.66	0.95
1:BB:82:ILE:HD11	1:BB:222:VAL:HA	1.45	0.94
1:BI:82:ILE:HD11	1:BI:222:VAL:HA	1.45	0.94
1:AD:236:GLY:O	1:AE:305:ASN:HB2	1.68	0.94
1:AF:82:ILE:HD11	1:AF:222:VAL:HA	1.45	0.94
1:BM:236:GLY:O	1:BN:305:ASN:HB2	1.68	0.94
1:BI:236:GLY:O	1:BQ:305:ASN:HB2	1.67	0.94
2:BR:45:C:C5	2:BR:46:C:N4	2.35	0.94
1:AA:236:GLY:O	1:AB:305:ASN:HB2	1.67	0.94
2:BX:37:C:C4	2:BX:38:C:C2	2.56	0.93
1:BO:236:GLY:O	1:BP:305:ASN:HB2	1.68	0.93
2:BR:45:C:C5	2:BR:46:C:C4	2.56	0.92
1:AB:236:GLY:O	1:AC:305:ASN:HB2	1.69	0.91
2:BX:59:C:C5	2:BX:60:C:C4	2.59	0.91
1:AR:236:GLY:O	1:AS:305:ASN:HB2	1.70	0.90
2:BR:69:C:C4	2:BR:70:C:C4	2.61	0.89
1:AG:367:VAL:CG1	1:AI:2:ALA:HB3	2.03	0.89
1:AE:236:GLY:O	1:AF:305:ASN:HB2	1.73	0.88

Continued on next page...

Continued from previous page...

Atom-1	Atom-2	Interatomic distance (Å)	Clash overlap (Å)
2:AK:9:C:C4	2:AK:10:C:C2	2.62	0.88
1:AQ:236:GLY:O	1:AR:305:ASN:HB2	1.72	0.88
1:AU:236:GLY:O	1:AV:305:ASN:HB2	1.73	0.88
1:AN:75:GLY:O	1:AN:79:THR:HG22	1.74	0.88
1:AF:75:GLY:O	1:AF:79:THR:HG22	1.74	0.88
1:BN:75:GLY:O	1:BN:79:THR:HG22	1.74	0.88
1:AG:75:GLY:O	1:AG:79:THR:HG22	1.74	0.88
1:AL:75:GLY:O	1:AL:79:THR:HG22	1.74	0.88
1:AA:305:ASN:HB2	1:AJ:236:GLY:O	1.74	0.88
1:BB:75:GLY:O	1:BB:79:THR:HG22	1.74	0.88
1:AB:75:GLY:O	1:AB:79:THR:HG22	1.74	0.87
1:BG:75:GLY:O	1:BG:79:THR:HG22	1.74	0.87
1:AQ:75:GLY:O	1:AQ:79:THR:HG22	1.74	0.87
1:BZ:75:GLY:O	1:BZ:79:THR:HG22	1.74	0.87
1:AR:75:GLY:O	1:AR:79:THR:HG22	1.74	0.87
1:AE:75:GLY:O	1:AE:79:THR:HG22	1.74	0.87
1:AS:75:GLY:O	1:AS:79:THR:HG22	1.74	0.87
1:BM:75:GLY:O	1:BM:79:THR:HG22	1.74	0.87
1:BA:75:GLY:O	1:BA:79:THR:HG22	1.74	0.87
1:AA:75:GLY:O	1:AA:79:THR:HG22	1.74	0.87
1:AJ:75:GLY:O	1:AJ:79:THR:HG22	1.74	0.87
2:AM:59:C:C5	2:AM:60:C:N4	2.42	0.87
1:BE:75:GLY:O	1:BE:79:THR:HG22	1.74	0.87
1:BH:236:GLY:O	1:BI:305:ASN:HB2	1.74	0.87
1:BW:236:GLY:O	1:BY:305:ASN:HB2	1.74	0.87
1:AT:75:GLY:O	1:AT:79:THR:HG22	1.74	0.87
1:AV:75:GLY:O	1:AV:79:THR:HG22	1.74	0.87
1:AC:75:GLY:O	1:AC:79:THR:HG22	1.74	0.87
1:AH:75:GLY:O	1:AH:79:THR:HG22	1.74	0.86
1:BK:75:GLY:O	1:BK:79:THR:HG22	1.74	0.86
1:BW:75:GLY:O	1:BW:79:THR:HG22	1.74	0.86
1:BH:75:GLY:O	1:BH:79:THR:HG22	1.74	0.86
1:BD:75:GLY:O	1:BD:79:THR:HG22	1.74	0.86
1:BI:75:GLY:O	1:BI:79:THR:HG22	1.74	0.86
1:BJ:75:GLY:O	1:BJ:79:THR:HG22	1.74	0.86
1:AO:75:GLY:O	1:AO:79:THR:HG22	1.74	0.86
1:BO:75:GLY:O	1:BO:79:THR:HG22	1.74	0.86
1:BC:75:GLY:O	1:BC:79:THR:HG22	1.74	0.86
2:BX:37:C:N4	2:BX:38:C:N3	2.23	0.86
1:BL:75:GLY:O	1:BL:79:THR:HG22	1.74	0.85
1:BP:75:GLY:O	1:BP:79:THR:HG22	1.74	0.85

Continued on next page...

Continued from previous page...

Atom-1	Atom-2	Interatomic distance (Å)	Clash overlap (Å)
2:AM:59:C:C5	2:AM:60:C:C4	2.63	0.85
1:BF:75:GLY:O	1:BF:79:THR:HG22	1.74	0.85
1:AU:75:GLY:O	1:AU:79:THR:HG22	1.74	0.85
1:AD:75:GLY:O	1:AD:79:THR:HG22	1.74	0.85
1:AI:75:GLY:O	1:AI:79:THR:HG22	1.74	0.85
1:AP:75:GLY:O	1:AP:79:THR:HG22	1.74	0.85
1:BQ:75:GLY:O	1:BQ:79:THR:HG22	1.74	0.85
1:BY:75:GLY:O	1:BY:79:THR:HG22	1.74	0.85
1:AS:236:GLY:O	1:AT:305:ASN:HB2	1.77	0.84
2:BX:59:C:C4	2:BX:60:C:N3	2.45	0.84
1:AN:236:GLY:O	1:AO:305:ASN:HB2	1.75	0.84
2:BX:43:C:C4	2:BX:44:C:C2	2.66	0.84
1:AN:367:VAL:HG13	1:AP:2:ALA:HB3	1.60	0.83
2:BX:65:C:C4	2:BX:66:C:C2	2.67	0.82
1:AL:305:ASN:HB2	1:AV:236:GLY:O	1.78	0.82
2:AM:43:C:C4	2:AM:44:C:N3	2.47	0.81
2:BX:57:C:C4	2:BX:58:C:C2	2.69	0.81
2:BX:9:C:H2'	2:BX:10:C:O4'	1.80	0.80
1:AG:236:GLY:O	1:AH:305:ASN:HB2	1.81	0.80
2:AM:45:C:C5	2:AM:46:C:N4	2.50	0.80
1:BK:2:ALA:HB3	1:BZ:367:VAL:CG1	2.12	0.80
2:BX:45:C:C5	2:BX:46:C:N4	2.50	0.80
1:AD:29:THR:HG22	1:AD:88:TYR:HB3	1.65	0.79
2:AK:69:C:C4	2:AK:70:C:C4	2.70	0.79
1:AS:29:THR:HG22	1:AS:88:TYR:HB3	1.65	0.79
2:AM:43:C:C4	2:AM:44:C:C2	2.69	0.79
1:AU:29:THR:HG22	1:AU:88:TYR:HB3	1.65	0.79
1:AE:29:THR:HG22	1:AE:88:TYR:HB3	1.65	0.79
1:AO:236:GLY:O	1:AP:305:ASN:HB2	1.83	0.79
1:AT:29:THR:HG22	1:AT:88:TYR:HB3	1.65	0.79
1:AV:29:THR:HG22	1:AV:88:TYR:HB3	1.65	0.79
1:AH:29:THR:HG22	1:AH:88:TYR:HB3	1.65	0.79
1:AP:29:THR:HG22	1:AP:88:TYR:HB3	1.65	0.79
1:BL:29:THR:HG22	1:BL:88:TYR:HB3	1.65	0.79
1:BQ:29:THR:HG22	1:BQ:88:TYR:HB3	1.65	0.79
1:AB:29:THR:HG22	1:AB:88:TYR:HB3	1.65	0.79
1:AC:29:THR:HG22	1:AC:88:TYR:HB3	1.65	0.79
1:AI:29:THR:HG22	1:AI:88:TYR:HB3	1.65	0.79
1:AO:29:THR:HG22	1:AO:88:TYR:HB3	1.65	0.79
1:BH:29:THR:HG22	1:BH:88:TYR:HB3	1.65	0.79
1:BJ:29:THR:HG22	1:BJ:88:TYR:HB3	1.65	0.79

Continued on next page...

Continued from previous page...

Atom-1	Atom-2	Interatomic distance (Å)	Clash overlap (Å)
1:AG:29:THR:HG22	1:AG:88:TYR:HB3	1.65	0.79
1:AQ:29:THR:HG22	1:AQ:88:TYR:HB3	1.65	0.79
1:AJ:29:THR:HG22	1:AJ:88:TYR:HB3	1.65	0.79
1:AN:29:THR:HG22	1:AN:88:TYR:HB3	1.65	0.79
1:BO:29:THR:HG22	1:BO:88:TYR:HB3	1.65	0.79
1:BW:29:THR:HG22	1:BW:88:TYR:HB3	1.65	0.79
1:AR:29:THR:HG22	1:AR:88:TYR:HB3	1.65	0.79
1:BC:29:THR:HG22	1:BC:88:TYR:HB3	1.65	0.79
1:AA:29:THR:HG22	1:AA:88:TYR:HB3	1.65	0.78
1:BE:29:THR:HG22	1:BE:88:TYR:HB3	1.65	0.78
1:BG:29:THR:HG22	1:BG:88:TYR:HB3	1.65	0.78
1:BK:29:THR:HG22	1:BK:88:TYR:HB3	1.65	0.78
2:BX:59:C:C4	2:BX:60:C:C4	2.71	0.78
1:BI:29:THR:HG22	1:BI:88:TYR:HB3	1.65	0.78
1:BZ:29:THR:HG22	1:BZ:88:TYR:HB3	1.65	0.78
1:BA:29:THR:HG22	1:BA:88:TYR:HB3	1.65	0.78
1:BM:29:THR:HG22	1:BM:88:TYR:HB3	1.65	0.78
1:BN:29:THR:HG22	1:BN:88:TYR:HB3	1.65	0.78
2:AM:57:C:C4	2:AM:58:C:C2	2.72	0.78
2:AM:8:C:C5	2:AM:9:C:C5	2.72	0.78
1:BB:29:THR:HG22	1:BB:88:TYR:HB3	1.65	0.78
2:AK:26:C:N4	2:AK:27:C:N4	2.32	0.78
2:AM:1:C:P	2:AM:70:C:O3'	2.43	0.77
1:BE:236:GLY:O	1:BF:305:ASN:HB2	1.84	0.77
1:BY:29:THR:HG22	1:BY:88:TYR:HB3	1.65	0.77
1:BF:29:THR:HG22	1:BF:88:TYR:HB3	1.65	0.77
1:BD:29:THR:HG22	1:BD:88:TYR:HB3	1.65	0.77
1:AF:29:THR:HG22	1:AF:88:TYR:HB3	1.65	0.77
1:AP:236:GLY:O	1:AQ:305:ASN:HB2	1.85	0.77
1:AL:29:THR:HG22	1:AL:88:TYR:HB3	1.65	0.77
1:BP:29:THR:HG22	1:BP:88:TYR:HB3	1.65	0.77
2:BX:30:C:H2'	2:BX:31:C:O4'	1.85	0.76
1:AT:236:GLY:O	1:AU:305:ASN:HB2	1.86	0.76
2:BX:41:C:N4	2:BX:42:C:N4	2.35	0.75
1:BL:38:TYR:CE1	1:BM:26:GLN:HB2	2.22	0.75
2:AK:9:C:N4	2:AK:10:C:N3	2.35	0.75
1:AH:236:GLY:O	1:AI:305:ASN:HB2	1.87	0.75
2:AM:6:C:C4	2:AM:7:C:C4	2.75	0.75
2:AK:9:C:C4	2:AK:10:C:N3	2.55	0.74
1:AC:236:GLY:O	1:AD:305:ASN:HB2	1.87	0.74
2:BX:1:C:OP2	2:BX:70:C:H3'	1.87	0.74

Continued on next page...

Continued from previous page...

Atom-1	Atom-2	Interatomic distance (Å)	Clash overlap (Å)
2:BX:65:C:N3	2:BX:66:C:O2	2.20	0.74
2:BR:59:C:C5	2:BR:60:C:N4	2.56	0.73
1:AL:361:GLY:HA3	1:AN:274:HIS:NE2	2.03	0.73
2:AM:59:C:C4	2:AM:60:C:N3	2.56	0.73
1:AG:367:VAL:HG13	1:AI:2:ALA:HB3	1.70	0.73
2:BX:37:C:C5	2:BX:38:C:C4	2.76	0.73
1:AF:361:GLY:HA3	1:AG:274:HIS:NE2	2.03	0.73
2:BX:1:C:P	2:BX:70:C:O3'	2.47	0.72
1:AL:236:GLY:O	1:AN:305:ASN:HB2	1.89	0.72
2:BR:59:C:C5	2:BR:60:C:C4	2.77	0.72
2:BX:37:C:N4	2:BX:38:C:C2	2.58	0.71
2:BR:27:C:C4	2:BR:28:C:C4	2.79	0.71
2:BR:45:C:H5	2:BR:46:C:N4	1.88	0.71
1:AI:236:GLY:O	1:AJ:305:ASN:HB2	1.89	0.71
1:BY:361:GLY:HA3	1:BZ:274:HIS:NE2	2.05	0.71
2:BR:59:C:C4	2:BR:60:C:C4	2.78	0.71
2:AM:24:C:C5	2:AM:25:C:N4	2.59	0.71
2:AM:6:C:N4	2:AM:7:C:N4	2.39	0.71
1:BJ:38:TYR:CE1	1:BK:26:GLN:HB2	2.26	0.71
1:AC:361:GLY:HA3	1:AD:274:HIS:NE2	2.06	0.70
1:BY:236:GLY:O	1:BZ:305:ASN:HB2	1.89	0.70
1:AI:331:LEU:HD13	1:AI:354:ALA:HB1	1.74	0.70
1:AP:331:LEU:HD13	1:AP:354:ALA:HB1	1.74	0.70
1:AU:331:LEU:HD13	1:AU:354:ALA:HB1	1.74	0.70
1:BI:331:LEU:HD13	1:BI:354:ALA:HB1	1.74	0.70
1:AD:331:LEU:HD13	1:AD:354:ALA:HB1	1.74	0.70
1:BA:331:LEU:HD13	1:BA:354:ALA:HB1	1.74	0.70
1:BY:331:LEU:HD13	1:BY:354:ALA:HB1	1.74	0.70
1:BK:331:LEU:HD13	1:BK:354:ALA:HB1	1.74	0.70
1:BB:331:LEU:HD13	1:BB:354:ALA:HB1	1.74	0.70
1:BE:331:LEU:HD13	1:BE:354:ALA:HB1	1.74	0.70
1:BM:331:LEU:HD13	1:BM:354:ALA:HB1	1.74	0.70
1:BF:331:LEU:HD13	1:BF:354:ALA:HB1	1.74	0.70
1:BN:331:LEU:HD13	1:BN:354:ALA:HB1	1.74	0.70
1:BW:331:LEU:HD13	1:BW:354:ALA:HB1	1.74	0.70
1:BP:331:LEU:HD13	1:BP:354:ALA:HB1	1.74	0.69
2:BR:65:C:H2'	2:BR:66:C:O4'	1.92	0.69
1:BD:331:LEU:HD13	1:BD:354:ALA:HB1	1.74	0.69
1:BQ:331:LEU:HD13	1:BQ:354:ALA:HB1	1.74	0.69
2:BX:45:C:C4	2:BX:46:C:N4	2.60	0.69
1:AJ:29:THR:CG2	1:AJ:88:TYR:HB3	2.23	0.69

Continued on next page...

Continued from previous page...

Atom-1	Atom-2	Interatomic distance (Å)	Clash overlap (Å)
1:AO:29:THR:CG2	1:AO:88:TYR:HB3	2.23	0.69
1:AT:29:THR:CG2	1:AT:88:TYR:HB3	2.23	0.69
1:BC:29:THR:CG2	1:BC:88:TYR:HB3	2.23	0.69
1:BL:331:LEU:HD13	1:BL:354:ALA:HB1	1.74	0.69
2:BX:59:C:H41	2:BX:60:C:H42	1.38	0.69
1:AC:29:THR:CG2	1:AC:88:TYR:HB3	2.23	0.69
1:AH:29:THR:CG2	1:AH:88:TYR:HB3	2.23	0.69
2:AM:69:C:H2'	2:AM:70:C:O4'	1.92	0.69
1:AQ:29:THR:CG2	1:AQ:88:TYR:HB3	2.23	0.69
1:AS:29:THR:CG2	1:AS:88:TYR:HB3	2.23	0.69
1:BO:29:THR:CG2	1:BO:88:TYR:HB3	2.23	0.69
1:AV:29:THR:CG2	1:AV:88:TYR:HB3	2.23	0.69
1:AE:29:THR:CG2	1:AE:88:TYR:HB3	2.23	0.69
1:BA:29:THR:CG2	1:BA:88:TYR:HB3	2.23	0.69
1:BF:29:THR:CG2	1:BF:88:TYR:HB3	2.23	0.69
1:BJ:29:THR:CG2	1:BJ:88:TYR:HB3	2.23	0.69
1:BO:331:LEU:HD13	1:BO:354:ALA:HB1	1.74	0.69
1:BY:29:THR:CG2	1:BY:88:TYR:HB3	2.23	0.69
1:AB:29:THR:CG2	1:AB:88:TYR:HB3	2.23	0.69
1:AC:331:LEU:HD13	1:AC:354:ALA:HB1	1.74	0.69
1:BC:331:LEU:HD13	1:BC:354:ALA:HB1	1.74	0.69
1:BH:29:THR:CG2	1:BH:88:TYR:HB3	2.23	0.69
1:BK:29:THR:CG2	1:BK:88:TYR:HB3	2.23	0.69
2:BX:51:C:N4	2:BX:52:C:N3	2.41	0.69
1:AF:331:LEU:HD13	1:AF:354:ALA:HB1	1.74	0.69
1:AG:29:THR:CG2	1:AG:88:TYR:HB3	2.23	0.69
1:AL:29:THR:CG2	1:AL:88:TYR:HB3	2.23	0.69
1:BM:29:THR:CG2	1:BM:88:TYR:HB3	2.23	0.69
1:AH:331:LEU:HD13	1:AH:354:ALA:HB1	1.74	0.68
2:AM:6:C:C5	2:AM:7:C:C5	2.81	0.68
1:AT:331:LEU:HD13	1:AT:354:ALA:HB1	1.74	0.68
1:BI:29:THR:CG2	1:BI:88:TYR:HB3	2.23	0.68
1:BW:242:ILE:HG12	2:BX:8:C:C4	2.29	0.68
1:AF:29:THR:CG2	1:AF:88:TYR:HB3	2.23	0.68
1:AN:29:THR:CG2	1:AN:88:TYR:HB3	2.23	0.68
1:AN:331:LEU:HD13	1:AN:354:ALA:HB1	1.74	0.68
1:AR:331:LEU:HD13	1:AR:354:ALA:HB1	1.74	0.68
2:BX:59:C:C5	2:BX:60:C:N4	2.61	0.68
1:AO:331:LEU:HD13	1:AO:354:ALA:HB1	1.74	0.68
1:AA:331:LEU:HD13	1:AA:354:ALA:HB1	1.74	0.68
1:AL:331:LEU:HD13	1:AL:354:ALA:HB1	1.74	0.68

Continued on next page...

Continued from previous page...

Atom-1	Atom-2	Interatomic distance (Å)	Clash overlap (Å)
1:BD:29:THR:CG2	1:BD:88:TYR:HB3	2.23	0.68
1:BG:331:LEU:HD13	1:BG:354:ALA:HB1	1.74	0.68
1:BZ:331:LEU:HD13	1:BZ:354:ALA:HB1	1.74	0.68
1:AD:29:THR:CG2	1:AD:88:TYR:HB3	2.23	0.68
1:AF:236:GLY:O	1:AG:305:ASN:HB2	1.94	0.68
2:BR:37:C:C4	2:BR:38:C:N3	2.62	0.68
1:AG:331:LEU:HD13	1:AG:354:ALA:HB1	1.74	0.68
1:AJ:331:LEU:HD13	1:AJ:354:ALA:HB1	1.74	0.68
2:AM:45:C:C5	2:AM:46:C:C4	2.81	0.68
1:AO:367:VAL:CG1	1:AQ:2:ALA:HB3	2.23	0.68
1:AU:29:THR:CG2	1:AU:88:TYR:HB3	2.23	0.68
2:BX:65:C:C4	2:BX:66:C:N3	2.62	0.68
1:AE:331:LEU:HD13	1:AE:354:ALA:HB1	1.74	0.68
1:AS:331:LEU:HD13	1:AS:354:ALA:HB1	1.74	0.68
1:BB:29:THR:CG2	1:BB:88:TYR:HB3	2.23	0.68
1:BP:29:THR:CG2	1:BP:88:TYR:HB3	2.23	0.68
2:BR:30:C:H2'	2:BR:31:C:O4'	1.93	0.68
1:AA:29:THR:CG2	1:AA:88:TYR:HB3	2.23	0.68
1:AB:215:LYS:HE3	1:AB:216:HIS:HE1	1.59	0.68
1:AQ:331:LEU:HD13	1:AQ:354:ALA:HB1	1.74	0.68
1:BC:38:TYR:CE1	1:BD:26:GLN:HB2	2.29	0.68
1:BH:331:LEU:HD13	1:BH:354:ALA:HB1	1.74	0.68
1:BJ:331:LEU:HD13	1:BJ:354:ALA:HB1	1.74	0.68
1:BL:29:THR:CG2	1:BL:88:TYR:HB3	2.23	0.68
1:BY:335:GLY:HA2	1:BY:337:TYR:H	1.59	0.68
1:BZ:29:THR:CG2	1:BZ:88:TYR:HB3	2.23	0.68
1:AH:335:GLY:HA2	1:AH:337:TYR:H	1.60	0.67
2:AM:27:C:C5	2:AM:28:C:C4	2.83	0.67
1:BQ:29:THR:CG2	1:BQ:88:TYR:HB3	2.23	0.67
1:AO:335:GLY:HA2	1:AO:337:TYR:H	1.60	0.67
1:AR:335:GLY:HA2	1:AR:337:TYR:H	1.59	0.67
1:AR:29:THR:CG2	1:AR:88:TYR:HB3	2.23	0.67
1:AS:215:LYS:HE3	1:AS:216:HIS:HE1	1.59	0.67
1:BA:335:GLY:HA2	1:BA:337:TYR:H	1.59	0.67
1:BF:335:GLY:HA2	1:BF:337:TYR:H	1.60	0.67
1:BG:29:THR:CG2	1:BG:88:TYR:HB3	2.23	0.67
1:BJ:335:GLY:HA2	1:BJ:337:TYR:H	1.60	0.67
1:BN:29:THR:CG2	1:BN:88:TYR:HB3	2.23	0.67
1:BH:335:GLY:HA2	1:BH:337:TYR:H	1.60	0.67
1:BM:335:GLY:HA2	1:BM:337:TYR:H	1.60	0.67
2:BR:37:C:C4	2:BR:38:C:C2	2.82	0.67

Continued on next page...

Continued from previous page...

Atom-1	Atom-2	Interatomic distance (Å)	Clash overlap (Å)
2:BR:59:C:C4	2:BR:60:C:N4	2.63	0.67
2:BR:69:C:N4	2:BR:70:C:C4	2.63	0.67
1:AT:335:GLY:HA2	1:AT:337:TYR:H	1.59	0.67
1:BB:335:GLY:HA2	1:BB:337:TYR:H	1.60	0.67
2:BR:69:C:C4	2:BR:70:C:N3	2.63	0.67
1:AB:331:LEU:HD13	1:AB:354:ALA:HB1	1.74	0.67
1:AC:215:LYS:HE3	1:AC:216:HIS:HE1	1.59	0.67
1:AC:335:GLY:HA2	1:AC:337:TYR:H	1.60	0.67
1:AE:215:LYS:HE3	1:AE:216:HIS:HE1	1.59	0.67
1:AF:335:GLY:HA2	1:AF:337:TYR:H	1.60	0.67
1:AI:335:GLY:HA2	1:AI:337:TYR:H	1.59	0.67
1:AA:335:GLY:HA2	1:AA:337:TYR:H	1.60	0.67
1:AP:29:THR:CG2	1:AP:88:TYR:HB3	2.23	0.67
1:AV:331:LEU:HD13	1:AV:354:ALA:HB1	1.74	0.67
1:BC:215:LYS:HE3	1:BC:216:HIS:HE1	1.59	0.67
1:BE:3:LEU:O	1:BE:6:VAL:HG13	1.95	0.67
1:BE:29:THR:CG2	1:BE:88:TYR:HB3	2.23	0.67
1:BJ:215:LYS:HE3	1:BJ:216:HIS:HE1	1.59	0.67
1:BN:335:GLY:HA2	1:BN:337:TYR:H	1.60	0.67
1:BW:335:GLY:HA2	1:BW:337:TYR:H	1.60	0.67
1:AB:3:LEU:O	1:AB:6:VAL:HG13	1.95	0.67
1:AG:3:LEU:O	1:AG:6:VAL:HG13	1.95	0.67
1:AI:29:THR:CG2	1:AI:88:TYR:HB3	2.23	0.67
1:AL:335:GLY:HA2	1:AL:337:TYR:H	1.60	0.67
1:AN:3:LEU:O	1:AN:6:VAL:HG13	1.95	0.67
1:AP:335:GLY:HA2	1:AP:337:TYR:H	1.59	0.67
1:AT:215:LYS:HE3	1:AT:216:HIS:HE1	1.59	0.67
1:BH:3:LEU:O	1:BH:6:VAL:HG13	1.95	0.67
1:BJ:3:LEU:O	1:BJ:6:VAL:HG13	1.95	0.67
1:BW:29:THR:CG2	1:BW:88:TYR:HB3	2.23	0.67
1:BZ:3:LEU:O	1:BZ:6:VAL:HG13	1.95	0.67
1:AN:215:LYS:HE3	1:AN:216:HIS:HE1	1.59	0.67
1:AV:215:LYS:HE3	1:AV:216:HIS:HE1	1.59	0.67
1:BC:335:GLY:CA	1:BC:337:TYR:H	2.08	0.67
1:BE:335:GLY:HA2	1:BE:337:TYR:H	1.59	0.67
1:BF:335:GLY:CA	1:BF:337:TYR:H	2.08	0.67
1:BG:3:LEU:O	1:BG:6:VAL:HG13	1.95	0.67
1:BW:3:LEU:O	1:BW:6:VAL:HG13	1.95	0.67
1:BY:215:LYS:HE3	1:BY:216:HIS:HE1	1.59	0.67
1:AD:215:LYS:HE3	1:AD:216:HIS:HE1	1.59	0.67
1:AI:215:LYS:HE3	1:AI:216:HIS:HE1	1.59	0.67

Continued on next page...

Continued from previous page...

Atom-1	Atom-2	Interatomic distance (Å)	Clash overlap (Å)
1:AJ:335:GLY:HA2	1:AJ:337:TYR:H	1.60	0.67
1:AL:42:LYS:HD2	1:AN:28:SER:HB3	1.76	0.67
1:AO:215:LYS:HE3	1:AO:216:HIS:HE1	1.59	0.67
1:AP:215:LYS:HE3	1:AP:216:HIS:HE1	1.59	0.67
1:AR:335:GLY:CA	1:AR:337:TYR:H	2.08	0.67
1:AS:3:LEU:O	1:AS:6:VAL:HG13	1.95	0.67
1:AU:335:GLY:HA2	1:AU:337:TYR:H	1.60	0.67
1:BC:335:GLY:HA2	1:BC:337:TYR:H	1.60	0.67
1:BH:335:GLY:CA	1:BH:337:TYR:H	2.08	0.67
1:BJ:335:GLY:CA	1:BJ:337:TYR:H	2.08	0.67
1:BO:215:LYS:HE3	1:BO:216:HIS:HE1	1.59	0.67
1:BP:335:GLY:HA2	1:BP:337:TYR:H	1.59	0.67
1:AA:335:GLY:CA	1:AA:337:TYR:H	2.08	0.67
1:AG:215:LYS:HE3	1:AG:216:HIS:HE1	1.59	0.67
1:AH:3:LEU:O	1:AH:6:VAL:HG13	1.95	0.67
1:AI:335:GLY:CA	1:AI:337:TYR:H	2.08	0.67
1:AL:335:GLY:CA	1:AL:337:TYR:H	2.08	0.67
1:AO:3:LEU:O	1:AO:6:VAL:HG13	1.95	0.67
1:AQ:335:GLY:HA2	1:AQ:337:TYR:H	1.59	0.67
1:BC:3:LEU:O	1:BC:6:VAL:HG13	1.95	0.67
1:BH:215:LYS:HE3	1:BH:216:HIS:HE1	1.59	0.67
1:BL:3:LEU:O	1:BL:6:VAL:HG13	1.95	0.67
1:BO:335:GLY:HA2	1:BO:337:TYR:H	1.60	0.67
1:BO:335:GLY:CA	1:BO:337:TYR:H	2.08	0.67
1:BO:3:LEU:O	1:BO:6:VAL:HG13	1.95	0.67
1:BP:3:LEU:O	1:BP:6:VAL:HG13	1.95	0.67
1:BY:335:GLY:CA	1:BY:337:TYR:H	2.08	0.67
1:AB:335:GLY:HA2	1:AB:337:TYR:H	1.60	0.66
1:AD:335:GLY:HA2	1:AD:337:TYR:H	1.60	0.66
1:AH:215:LYS:HE3	1:AH:216:HIS:HE1	1.59	0.66
1:AU:215:LYS:HE3	1:AU:216:HIS:HE1	1.59	0.66
1:AU:335:GLY:CA	1:AU:337:TYR:H	2.08	0.66
1:BB:3:LEU:O	1:BB:6:VAL:HG13	1.95	0.66
1:BD:335:GLY:HA2	1:BD:337:TYR:H	1.60	0.66
1:BF:215:LYS:HE3	1:BF:216:HIS:HE1	1.59	0.66
1:BQ:3:LEU:O	1:BQ:6:VAL:HG13	1.95	0.66
1:BZ:335:GLY:HA2	1:BZ:337:TYR:H	1.59	0.66
1:AD:335:GLY:CA	1:AD:337:TYR:H	2.08	0.66
1:AF:335:GLY:CA	1:AF:337:TYR:H	2.08	0.66
2:AK:65:C:H2'	2:AK:66:C:O4'	1.95	0.66
1:AQ:215:LYS:HE3	1:AQ:216:HIS:HE1	1.59	0.66

Continued on next page...

Continued from previous page...

Atom-1	Atom-2	Interatomic distance (Å)	Clash overlap (Å)
1:BD:3:LEU:O	1:BD:6:VAL:HG13	1.95	0.66
1:BN:3:LEU:O	1:BN:6:VAL:HG13	1.95	0.66
1:BP:215:LYS:HE3	1:BP:216:HIS:HE1	1.59	0.66
1:BW:215:LYS:HE3	1:BW:216:HIS:HE1	1.59	0.66
1:AH:335:GLY:CA	1:AH:337:TYR:H	2.08	0.66
1:AO:335:GLY:CA	1:AO:337:TYR:H	2.08	0.66
1:BG:335:GLY:HA2	1:BG:337:TYR:H	1.60	0.66
1:BP:248:MET:CE	1:BW:14:LYS:HD3	2.26	0.66
1:AE:335:GLY:HA2	1:AE:337:TYR:H	1.60	0.66
1:AJ:215:LYS:HE3	1:AJ:216:HIS:HE1	1.59	0.66
1:AP:335:GLY:CA	1:AP:337:TYR:H	2.08	0.66
1:AV:335:GLY:HA2	1:AV:337:TYR:H	1.60	0.66
1:BA:215:LYS:HE3	1:BA:216:HIS:HE1	1.59	0.66
1:BA:335:GLY:CA	1:BA:337:TYR:H	2.08	0.66
1:AC:335:GLY:CA	1:AC:337:TYR:H	2.08	0.66
1:AC:3:LEU:O	1:AC:6:VAL:HG13	1.95	0.66
1:AQ:3:LEU:O	1:AQ:6:VAL:HG13	1.95	0.66
1:AR:3:LEU:O	1:AR:6:VAL:HG13	1.95	0.66
1:AT:335:GLY:CA	1:AT:337:TYR:H	2.08	0.66
1:BI:3:LEU:O	1:BI:6:VAL:HG13	1.95	0.66
1:BM:335:GLY:CA	1:BM:337:TYR:H	2.08	0.66
1:AA:3:LEU:O	1:AA:6:VAL:HG13	1.95	0.66
1:AE:335:GLY:CA	1:AE:337:TYR:H	2.08	0.66
2:AK:26:C:C4	2:AK:27:C:C4	2.84	0.66
2:AK:43:C:H2'	2:AK:44:C:O4'	1.95	0.66
1:AS:335:GLY:HA2	1:AS:337:TYR:H	1.60	0.66
1:AT:3:LEU:O	1:AT:6:VAL:HG13	1.95	0.66
1:BD:215:LYS:HE3	1:BD:216:HIS:HE1	1.59	0.66
1:BI:215:LYS:HE3	1:BI:216:HIS:HE1	1.59	0.66
1:BA:26:GLN:HB2	1:BQ:38:TYR:CE1	2.31	0.66
1:AG:335:GLY:HA2	1:AG:337:TYR:H	1.59	0.66
2:AK:41:C:C4	2:AK:42:C:C4	2.83	0.66
1:AL:26:GLN:HB2	1:AV:38:TYR:CE1	2.30	0.66
1:AU:3:LEU:O	1:AU:6:VAL:HG13	1.95	0.66
1:AV:335:GLY:CA	1:AV:337:TYR:H	2.08	0.66
1:BE:215:LYS:HE3	1:BE:216:HIS:HE1	1.59	0.66
1:BK:335:GLY:HA2	1:BK:337:TYR:H	1.59	0.66
1:BK:3:LEU:O	1:BK:6:VAL:HG13	1.95	0.66
1:BL:335:GLY:HA2	1:BL:337:TYR:H	1.59	0.66
1:BZ:335:GLY:CA	1:BZ:337:TYR:H	2.08	0.66
1:AH:217:PRO:O	1:AH:220:ILE:HG23	1.96	0.66

Continued on next page...

Continued from previous page...

Atom-1	Atom-2	Interatomic distance (Å)	Clash overlap (Å)
1:AJ:335:GLY:CA	1:AJ:337:TYR:H	2.08	0.66
1:BA:3:LEU:O	1:BA:6:VAL:HG13	1.95	0.66
1:BG:217:PRO:O	1:BG:220:ILE:HG23	1.96	0.66
1:BG:335:GLY:CA	1:BG:337:TYR:H	2.08	0.66
1:BI:335:GLY:HA2	1:BI:337:TYR:H	1.60	0.66
1:BZ:217:PRO:O	1:BZ:220:ILE:HG23	1.96	0.66
1:AG:217:PRO:O	1:AG:220:ILE:HG23	1.96	0.66
1:AG:335:GLY:CA	1:AG:337:TYR:H	2.08	0.66
1:AN:217:PRO:O	1:AN:220:ILE:HG23	1.96	0.66
1:AQ:335:GLY:CA	1:AQ:337:TYR:H	2.08	0.66
1:BQ:335:GLY:HA2	1:BQ:337:TYR:H	1.60	0.66
1:AA:215:LYS:HE3	1:AA:216:HIS:HE1	1.59	0.66
1:AD:3:LEU:O	1:AD:6:VAL:HG13	1.95	0.66
1:AJ:3:LEU:O	1:AJ:6:VAL:HG13	1.95	0.66
2:AM:61:C:C5	1:AU:256:VAL:HG21	2.31	0.66
1:AO:217:PRO:O	1:AO:220:ILE:HG23	1.96	0.66
1:BC:217:PRO:O	1:BC:220:ILE:HG23	1.96	0.66
1:BG:215:LYS:HE3	1:BG:216:HIS:HE1	1.59	0.66
1:BK:215:LYS:HE3	1:BK:216:HIS:HE1	1.60	0.66
1:BY:3:LEU:O	1:BY:6:VAL:HG13	1.95	0.66
1:AE:217:PRO:O	1:AE:220:ILE:HG23	1.96	0.65
1:AL:3:LEU:O	1:AL:6:VAL:HG13	1.95	0.65
1:AP:3:LEU:O	1:AP:6:VAL:HG13	1.95	0.65
1:AS:217:PRO:O	1:AS:220:ILE:HG23	1.96	0.65
1:AV:217:PRO:O	1:AV:220:ILE:HG23	1.96	0.65
1:BB:335:GLY:CA	1:BB:337:TYR:H	2.08	0.65
1:BE:335:GLY:CA	1:BE:337:TYR:H	2.08	0.65
1:BF:3:LEU:O	1:BF:6:VAL:HG13	1.95	0.65
1:BI:217:PRO:O	1:BI:220:ILE:HG23	1.96	0.65
1:BM:215:LYS:HE3	1:BM:216:HIS:HE1	1.59	0.65
1:BM:3:LEU:O	1:BM:6:VAL:HG13	1.95	0.65
1:BO:217:PRO:O	1:BO:220:ILE:HG23	1.96	0.65
1:BP:335:GLY:CA	1:BP:337:TYR:H	2.08	0.65
1:BQ:335:GLY:CA	1:BQ:337:TYR:H	2.08	0.65
1:BZ:215:LYS:HE3	1:BZ:216:HIS:HE1	1.59	0.65
1:AA:217:PRO:O	1:AA:220:ILE:HG23	1.96	0.65
1:AF:3:LEU:O	1:AF:6:VAL:HG13	1.95	0.65
1:AI:3:LEU:O	1:AI:6:VAL:HG13	1.95	0.65
1:BN:335:GLY:CA	1:BN:337:TYR:H	2.08	0.65
2:BX:43:C:H2'	2:BX:44:C:O4'	1.96	0.65
1:AE:3:LEU:O	1:AE:6:VAL:HG13	1.95	0.65

Continued on next page...

Continued from previous page...

Atom-1	Atom-2	Interatomic distance (Å)	Clash overlap (Å)
2:AM:69:C:C4	2:AM:70:C:C4	2.85	0.65
1:AN:335:GLY:HA2	1:AN:337:TYR:H	1.59	0.65
1:AN:335:GLY:CA	1:AN:337:TYR:H	2.08	0.65
1:BH:217:PRO:O	1:BH:220:ILE:HG23	1.96	0.65
1:BK:217:PRO:O	1:BK:220:ILE:HG23	1.96	0.65
1:BK:335:GLY:CA	1:BK:337:TYR:H	2.08	0.65
1:BQ:215:LYS:HE3	1:BQ:216:HIS:HE1	1.59	0.65
1:BW:335:GLY:CA	1:BW:337:TYR:H	2.08	0.65
1:AF:215:LYS:HE3	1:AF:216:HIS:HE1	1.59	0.65
1:BB:215:LYS:HE3	1:BB:216:HIS:HE1	1.59	0.65
1:BL:215:LYS:HE3	1:BL:216:HIS:HE1	1.60	0.65
1:BL:335:GLY:CA	1:BL:337:TYR:H	2.08	0.65
1:BN:217:PRO:O	1:BN:220:ILE:HG23	1.96	0.65
1:AB:217:PRO:O	1:AB:220:ILE:HG23	1.96	0.65
1:AR:215:LYS:HE3	1:AR:216:HIS:HE1	1.59	0.65
1:AR:217:PRO:O	1:AR:220:ILE:HG23	1.96	0.65
1:BB:217:PRO:O	1:BB:220:ILE:HG23	1.96	0.65
1:BD:217:PRO:O	1:BD:220:ILE:HG23	1.96	0.65
1:BD:335:GLY:CA	1:BD:337:TYR:H	2.08	0.65
1:BE:217:PRO:O	1:BE:220:ILE:HG23	1.96	0.65
1:BJ:217:PRO:O	1:BJ:220:ILE:HG23	1.96	0.65
2:BX:24:C:C4	2:BX:25:C:N3	2.64	0.65
2:BX:24:C:N4	2:BX:25:C:H42	1.95	0.65
2:BX:37:C:C4	2:BX:38:C:N3	2.62	0.65
1:AC:217:PRO:O	1:AC:220:ILE:HG23	1.96	0.65
1:AT:217:PRO:O	1:AT:220:ILE:HG23	1.96	0.65
1:BP:217:PRO:O	1:BP:220:ILE:HG23	1.96	0.65
1:AJ:217:PRO:O	1:AJ:220:ILE:HG23	1.96	0.65
1:BA:217:PRO:O	1:BA:220:ILE:HG23	1.96	0.65
1:BM:217:PRO:O	1:BM:220:ILE:HG23	1.96	0.65
1:BN:215:LYS:HE3	1:BN:216:HIS:HE1	1.59	0.65
1:BW:217:PRO:O	1:BW:220:ILE:HG23	1.96	0.65
1:AV:3:LEU:O	1:AV:6:VAL:HG13	1.95	0.65
1:BI:335:GLY:CA	1:BI:337:TYR:H	2.08	0.65
1:AL:215:LYS:HE3	1:AL:216:HIS:HE1	1.59	0.65
1:AQ:217:PRO:O	1:AQ:220:ILE:HG23	1.96	0.65
1:BO:38:TYR:CE1	1:BP:26:GLN:HB2	2.32	0.65
1:BY:217:PRO:O	1:BY:220:ILE:HG23	1.96	0.65
1:BC:74:LEU:HD21	1:BC:226:PHE:HA	1.79	0.65
1:BF:217:PRO:O	1:BF:220:ILE:HG23	1.96	0.65
1:AL:217:PRO:O	1:AL:220:ILE:HG23	1.96	0.64

Continued on next page...

Continued from previous page...

Atom-1	Atom-2	Interatomic distance (Å)	Clash overlap (Å)
1:AL:74:LEU:HD21	1:AL:226:PHE:HA	1.80	0.64
1:AP:217:PRO:O	1:AP:220:ILE:HG23	1.96	0.64
1:AS:335:GLY:CA	1:AS:337:TYR:H	2.08	0.64
1:BF:74:LEU:HD21	1:BF:226:PHE:HA	1.80	0.64
1:BY:74:LEU:HD21	1:BY:226:PHE:HA	1.80	0.64
1:AB:335:GLY:CA	1:AB:337:TYR:H	2.08	0.64
1:AD:217:PRO:O	1:AD:220:ILE:HG23	1.96	0.64
1:AF:217:PRO:O	1:AF:220:ILE:HG23	1.96	0.64
1:AF:74:LEU:HD21	1:AF:226:PHE:HA	1.80	0.64
1:BL:217:PRO:O	1:BL:220:ILE:HG23	1.96	0.64
1:AI:217:PRO:O	1:AI:220:ILE:HG23	1.96	0.64
1:BO:74:LEU:HD21	1:BO:226:PHE:HA	1.80	0.64
1:AS:38:TYR:CE1	1:AT:26:GLN:HB2	2.33	0.64
1:BA:248:MET:CE	1:BB:14:LYS:HD3	2.28	0.64
1:BD:74:LEU:HD21	1:BD:226:PHE:HA	1.80	0.64
1:BE:74:LEU:HD21	1:BE:226:PHE:HA	1.79	0.64
1:BP:74:LEU:HD21	1:BP:226:PHE:HA	1.80	0.64
1:AH:74:LEU:HD21	1:AH:226:PHE:HA	1.80	0.64
1:AO:74:LEU:HD21	1:AO:226:PHE:HA	1.80	0.64
1:AU:217:PRO:O	1:AU:220:ILE:HG23	1.96	0.64
1:BQ:217:PRO:O	1:BQ:220:ILE:HG23	1.96	0.64
1:AV:74:LEU:HD21	1:AV:226:PHE:HA	1.79	0.64
1:BH:74:LEU:HD21	1:BH:226:PHE:HA	1.79	0.64
1:BJ:74:LEU:HD21	1:BJ:226:PHE:HA	1.79	0.64
1:AA:74:LEU:HD21	1:AA:226:PHE:HA	1.80	0.64
1:AT:361:GLY:HA3	1:AU:274:HIS:NE2	2.13	0.64
2:BX:13:C:C5	2:BX:14:C:C5	2.86	0.64
2:BX:18:C:OP1	1:BZ:254:GLY:HA2	1.98	0.64
2:BX:45:C:C4	2:BX:46:C:C4	2.86	0.64
1:AE:189:VAL:HG22	2:AK:36:C:H5"	1.80	0.64
1:AE:74:LEU:HD21	1:AE:226:PHE:HA	1.80	0.64
2:AK:69:C:N4	2:AK:70:C:N4	2.46	0.64
1:AN:361:GLY:HA3	1:AO:274:HIS:NE2	2.12	0.64
1:BM:74:LEU:HD21	1:BM:226:PHE:HA	1.80	0.64
1:BW:74:LEU:HD21	1:BW:226:PHE:HA	1.80	0.64
1:AR:74:LEU:HD21	1:AR:226:PHE:HA	1.80	0.64
1:BA:74:LEU:HD21	1:BA:226:PHE:HA	1.80	0.64
1:AB:74:LEU:HD21	1:AB:226:PHE:HA	1.80	0.64
1:AL:367:VAL:CG1	1:AO:2:ALA:HB3	2.28	0.64
1:AU:74:LEU:HD21	1:AU:226:PHE:HA	1.80	0.64
1:BH:38:TYR:CE1	1:BI:26:GLN:HB2	2.33	0.64

Continued on next page...

Continued from previous page...

Atom-1	Atom-2	Interatomic distance (Å)	Clash overlap (Å)
2:BR:43:C:C4	2:BR:44:C:C2	2.86	0.64
2:BX:57:C:C4	2:BX:58:C:O2	2.51	0.64
1:AD:74:LEU:HD21	1:AD:226:PHE:HA	1.80	0.63
1:BL:74:LEU:HD21	1:BL:226:PHE:HA	1.80	0.63
1:AC:74:LEU:HD21	1:AC:226:PHE:HA	1.80	0.63
1:AN:74:LEU:HD21	1:AN:226:PHE:HA	1.80	0.63
1:AT:74:LEU:HD21	1:AT:226:PHE:HA	1.80	0.63
1:BI:74:LEU:HD21	1:BI:226:PHE:HA	1.80	0.63
1:BK:74:LEU:HD21	1:BK:226:PHE:HA	1.80	0.63
1:AS:74:LEU:HD21	1:AS:226:PHE:HA	1.80	0.63
1:BQ:74:LEU:HD21	1:BQ:226:PHE:HA	1.80	0.63
2:AK:59:C:C5	2:AK:60:C:C4	2.87	0.63
2:AM:57:C:H2'	2:AM:58:C:O4'	1.99	0.63
1:BB:74:LEU:HD21	1:BB:226:PHE:HA	1.80	0.63
1:BZ:74:LEU:HD21	1:BZ:226:PHE:HA	1.80	0.63
1:BG:74:LEU:HD21	1:BG:226:PHE:HA	1.80	0.63
1:BY:361:GLY:HA3	1:BZ:274:HIS:HE2	1.64	0.63
1:BN:74:LEU:HD21	1:BN:226:PHE:HA	1.80	0.63
2:BX:24:C:C5	2:BX:25:C:C4	2.87	0.63
1:AG:74:LEU:HD21	1:AG:226:PHE:HA	1.80	0.63
2:BR:69:C:N4	2:BR:70:C:N4	2.47	0.63
1:AB:146:ALA:HB3	1:AB:149:TYR:HD2	1.64	0.62
1:AI:74:LEU:HD21	1:AI:226:PHE:HA	1.80	0.62
2:AK:57:C:C4	2:AK:58:C:C2	2.87	0.62
2:AM:17:C:OP2	1:AO:315:THR:OG1	2.09	0.62
1:AO:146:ALA:HB3	1:AO:149:TYR:HD2	1.64	0.62
1:AP:74:LEU:HD21	1:AP:226:PHE:HA	1.80	0.62
1:AQ:74:LEU:HD21	1:AQ:226:PHE:HA	1.80	0.62
1:BI:38:TYR:CE1	1:BQ:26:GLN:HB2	2.34	0.62
1:AJ:74:LEU:HD21	1:AJ:226:PHE:HA	1.80	0.62
1:AU:146:ALA:HB3	1:AU:149:TYR:HD2	1.64	0.62
1:AD:146:ALA:HB3	1:AD:149:TYR:HD2	1.64	0.62
1:AH:146:ALA:HB3	1:AH:149:TYR:HD2	1.64	0.62
1:AI:146:ALA:HB3	1:AI:149:TYR:HD2	1.64	0.62
1:AL:2:ALA:HB3	1:AU:367:VAL:CG1	2.29	0.62
1:BI:146:ALA:HB3	1:BI:149:TYR:HD2	1.64	0.62
2:BR:43:C:N4	2:BR:44:C:N3	2.47	0.62
1:AC:146:ALA:HB3	1:AC:149:TYR:HD2	1.64	0.62
1:AU:166:LEU:O	1:AU:169:THR:HB	2.00	0.62
1:AV:166:LEU:O	1:AV:169:THR:HB	2.00	0.62
1:AB:166:LEU:O	1:AB:169:THR:HB	2.00	0.62

Continued on next page...

Continued from previous page...

Atom-1	Atom-2	Interatomic distance (Å)	Clash overlap (Å)
1:AC:166:LEU:O	1:AC:169:THR:HB	2.00	0.62
1:AD:166:LEU:O	1:AD:169:THR:HB	2.00	0.62
1:AI:166:LEU:O	1:AI:169:THR:HB	2.00	0.62
2:AM:66:C:C4	2:AM:67:C:N3	2.67	0.62
1:AP:146:ALA:HB3	1:AP:149:TYR:HD2	1.64	0.62
1:AP:166:LEU:O	1:AP:169:THR:HB	2.00	0.62
1:AT:166:LEU:O	1:AT:169:THR:HB	2.00	0.62
1:AE:166:LEU:O	1:AE:169:THR:HB	2.00	0.62
1:AH:166:LEU:O	1:AH:169:THR:HB	2.00	0.62
1:AJ:166:LEU:O	1:AJ:169:THR:HB	2.00	0.62
1:AN:146:ALA:HB3	1:AN:149:TYR:HD2	1.64	0.62
1:BG:166:LEU:O	1:BG:169:THR:HB	2.00	0.62
1:BI:166:LEU:O	1:BI:169:THR:HB	2.00	0.62
1:BI:248:MET:CE	1:BQ:14:LYS:HD3	2.30	0.62
1:BK:146:ALA:HB3	1:BK:149:TYR:HD2	1.64	0.62
2:BX:24:C:C5	2:BX:25:C:N4	2.68	0.62
1:BY:166:LEU:O	1:BY:169:THR:HB	2.00	0.62
1:AE:146:ALA:HB3	1:AE:149:TYR:HD2	1.64	0.62
1:AS:146:ALA:HB3	1:AS:149:TYR:HD2	1.64	0.62
1:AS:166:LEU:O	1:AS:169:THR:HB	2.00	0.62
1:AT:146:ALA:HB3	1:AT:149:TYR:HD2	1.64	0.62
1:BB:234:ARG:HH21	1:BC:86:ALA:HB2	1.65	0.62
1:BF:166:LEU:O	1:BF:169:THR:HB	2.00	0.62
1:BJ:368:LEU:HD12	1:BJ:368:LEU:H	1.65	0.62
1:BL:166:LEU:O	1:BL:169:THR:HB	2.00	0.62
1:BP:146:ALA:HB3	1:BP:149:TYR:HD2	1.64	0.62
1:BQ:166:LEU:O	1:BQ:169:THR:HB	2.00	0.62
2:BX:65:C:N3	2:BX:66:C:C2	2.68	0.62
1:BZ:166:LEU:O	1:BZ:169:THR:HB	2.00	0.62
1:AH:368:LEU:HD12	1:AH:368:LEU:H	1.65	0.62
2:AK:69:C:N4	2:AK:70:C:C4	2.67	0.62
1:AO:166:LEU:O	1:AO:169:THR:HB	2.00	0.62
1:AO:368:LEU:HD12	1:AO:368:LEU:H	1.65	0.62
1:BH:368:LEU:HD12	1:BH:368:LEU:H	1.65	0.62
1:BK:166:LEU:O	1:BK:169:THR:HB	2.00	0.62
2:AM:64:C:C4	2:AM:65:C:C2	2.88	0.62
1:AQ:146:ALA:HB3	1:AQ:149:TYR:HD2	1.64	0.62
1:AQ:166:LEU:O	1:AQ:169:THR:HB	2.00	0.62
1:AT:368:LEU:H	1:AT:368:LEU:HD12	1.65	0.62
1:BD:146:ALA:HB3	1:BD:149:TYR:HD2	1.64	0.62
1:BF:368:LEU:H	1:BF:368:LEU:HD12	1.65	0.62

Continued on next page...

Continued from previous page...

Atom-1	Atom-2	Interatomic distance (Å)	Clash overlap (Å)
2:BX:1:C:P	2:BX:70:C:C3'	2.88	0.62
1:AA:146:ALA:HB3	1:AA:149:TYR:HD2	1.64	0.61
1:AF:368:LEU:H	1:AF:368:LEU:HD12	1.65	0.61
1:AG:166:LEU:O	1:AG:169:THR:HB	2.00	0.61
1:AL:146:ALA:HB3	1:AL:149:TYR:HD2	1.64	0.61
1:AL:368:LEU:HD12	1:AL:368:LEU:H	1.65	0.61
2:AM:62:C:O2'	2:AM:63:C:H5'	2.00	0.61
1:BM:368:LEU:H	1:BM:368:LEU:HD12	1.65	0.61
1:BQ:146:ALA:HB3	1:BQ:149:TYR:HD2	1.64	0.61
2:BR:37:C:H2'	2:BR:38:C:O4'	2.00	0.61
1:AA:166:LEU:O	1:AA:169:THR:HB	2.00	0.61
1:AA:368:LEU:H	1:AA:368:LEU:HD12	1.65	0.61
1:AC:368:LEU:H	1:AC:368:LEU:HD12	1.65	0.61
1:AJ:368:LEU:HD12	1:AJ:368:LEU:H	1.65	0.61
1:AR:166:LEU:O	1:AR:169:THR:HB	2.00	0.61
1:AG:146:ALA:HB3	1:AG:149:TYR:HD2	1.64	0.61
1:AV:146:ALA:HB3	1:AV:149:TYR:HD2	1.64	0.61
1:BA:368:LEU:HD12	1:BA:368:LEU:H	1.65	0.61
1:BE:166:LEU:O	1:BE:169:THR:HB	2.00	0.61
1:BP:368:LEU:H	1:BP:368:LEU:HD12	1.65	0.61
1:BW:166:LEU:O	1:BW:169:THR:HB	2.00	0.61
1:BY:146:ALA:HB3	1:BY:149:TYR:HD2	1.64	0.61
1:BY:368:LEU:H	1:BY:368:LEU:HD12	1.65	0.61
1:AF:146:ALA:HB3	1:AF:149:TYR:HD2	1.64	0.61
2:AM:33:C:C4	2:AM:34:C:C5	2.88	0.61
1:AN:166:LEU:O	1:AN:169:THR:HB	2.00	0.61
1:AQ:368:LEU:H	1:AQ:368:LEU:HD12	1.65	0.61
1:AR:368:LEU:H	1:AR:368:LEU:HD12	1.65	0.61
1:BA:166:LEU:O	1:BA:169:THR:HB	2.00	0.61
1:BB:368:LEU:HD12	1:BB:368:LEU:H	1.65	0.61
1:BO:368:LEU:HD12	1:BO:368:LEU:H	1.65	0.61
1:BW:368:LEU:HD12	1:BW:368:LEU:H	1.65	0.61
1:AJ:146:ALA:HB3	1:AJ:149:TYR:HD2	1.64	0.61
1:AL:166:LEU:O	1:AL:169:THR:HB	2.00	0.61
1:AR:146:ALA:HB3	1:AR:149:TYR:HD2	1.64	0.61
1:BD:166:LEU:O	1:BD:169:THR:HB	2.00	0.61
1:BE:368:LEU:HD12	1:BE:368:LEU:H	1.65	0.61
1:BG:367:VAL:CG1	1:BI:2:ALA:HB3	2.30	0.61
1:BL:146:ALA:HB3	1:BL:149:TYR:HD2	1.64	0.61
1:BM:146:ALA:HB3	1:BM:149:TYR:HD2	1.64	0.61
1:BN:368:LEU:H	1:BN:368:LEU:HD12	1.65	0.61

Continued on next page...

Continued from previous page...

Atom-1	Atom-2	Interatomic distance (Å)	Clash overlap (Å)
1:BW:146:ALA:HB3	1:BW:149:TYR:HD2	1.64	0.61
2:BX:1:C:P	2:BX:70:C:H3'	2.40	0.61
1:AF:166:LEU:O	1:AF:169:THR:HB	2.00	0.61
1:AN:367:VAL:HG12	1:AP:2:ALA:HB3	1.77	0.61
1:AV:368:LEU:H	1:AV:368:LEU:HD12	1.65	0.61
1:BC:368:LEU:HD12	1:BC:368:LEU:H	1.65	0.61
1:BH:166:LEU:O	1:BH:169:THR:HB	2.00	0.61
1:BM:166:LEU:O	1:BM:169:THR:HB	2.00	0.61
1:BN:146:ALA:HB3	1:BN:149:TYR:HD2	1.64	0.61
1:BO:166:LEU:O	1:BO:169:THR:HB	2.00	0.61
1:BP:166:LEU:O	1:BP:169:THR:HB	2.00	0.61
1:BZ:146:ALA:HB3	1:BZ:149:TYR:HD2	1.64	0.61
1:AE:368:LEU:H	1:AE:368:LEU:HD12	1.65	0.61
1:BC:166:LEU:O	1:BC:169:THR:HB	2.00	0.61
1:BD:368:LEU:HD12	1:BD:368:LEU:H	1.65	0.61
1:BF:236:GLY:O	1:BG:305:ASN:HB2	1.99	0.61
1:BG:368:LEU:H	1:BG:368:LEU:HD12	1.65	0.61
1:BJ:166:LEU:O	1:BJ:169:THR:HB	2.00	0.61
1:AS:368:LEU:H	1:AS:368:LEU:HD12	1.65	0.61
1:BB:146:ALA:HB3	1:BB:149:TYR:HD2	1.64	0.61
1:BE:146:ALA:HB3	1:BE:149:TYR:HD2	1.64	0.61
1:BF:146:ALA:HB3	1:BF:149:TYR:HD2	1.64	0.61
1:BG:146:ALA:HB3	1:BG:149:TYR:HD2	1.64	0.61
1:BZ:368:LEU:HD12	1:BZ:368:LEU:H	1.65	0.61
1:AG:368:LEU:H	1:AG:368:LEU:HD12	1.65	0.61
1:BN:166:LEU:O	1:BN:169:THR:HB	2.00	0.61
1:BN:234:ARG:HH21	1:BO:86:ALA:HB2	1.66	0.61
1:AD:88:TYR:N	1:AD:88:TYR:CD1	2.69	0.61
1:AI:368:LEU:H	1:AI:368:LEU:HD12	1.65	0.61
1:AN:88:TYR:N	1:AN:88:TYR:CD1	2.69	0.61
1:AP:368:LEU:HD12	1:AP:368:LEU:H	1.65	0.61
1:AQ:88:TYR:CD1	1:AQ:88:TYR:N	2.69	0.61
1:BA:146:ALA:HB3	1:BA:149:TYR:HD2	1.64	0.61
1:BE:337:TYR:CE1	2:BR:39:C:H2'	2.35	0.61
1:BE:234:ARG:HH21	1:BF:86:ALA:HB2	1.66	0.61
1:BL:88:TYR:CD1	1:BL:88:TYR:N	2.69	0.61
1:AJ:88:TYR:N	1:AJ:88:TYR:CD1	2.69	0.60
1:AU:88:TYR:CD1	1:AU:88:TYR:N	2.69	0.60
1:BA:88:TYR:CD1	1:BA:88:TYR:N	2.69	0.60
1:BB:166:LEU:O	1:BB:169:THR:HB	2.00	0.60
1:BC:146:ALA:HB3	1:BC:149:TYR:HD2	1.64	0.60

Continued on next page...

Continued from previous page...

Atom-1	Atom-2	Interatomic distance (Å)	Clash overlap (Å)
1:BO:146:ALA:HB3	1:BO:149:TYR:HD2	1.64	0.60
1:BO:256:VAL:HG12	2:BX:60:C:OP1	2.01	0.60
1:BQ:88:TYR:N	1:BQ:88:TYR:CD1	2.69	0.60
1:AC:88:TYR:N	1:AC:88:TYR:CD1	2.69	0.60
1:AG:88:TYR:CD1	1:AG:88:TYR:N	2.69	0.60
1:AS:88:TYR:N	1:AS:88:TYR:CD1	2.69	0.60
1:AT:88:TYR:CD1	1:AT:88:TYR:N	2.69	0.60
1:BE:88:TYR:N	1:BE:88:TYR:CD1	2.69	0.60
1:BH:88:TYR:N	1:BH:88:TYR:CD1	2.69	0.60
1:BJ:88:TYR:N	1:BJ:88:TYR:CD1	2.69	0.60
1:BW:88:TYR:CD1	1:BW:88:TYR:N	2.69	0.60
1:AA:88:TYR:CD1	1:AA:88:TYR:N	2.69	0.60
1:AB:368:LEU:HD12	1:AB:368:LEU:H	1.65	0.60
1:AB:88:TYR:CD1	1:AB:88:TYR:N	2.69	0.60
2:AM:43:C:C5	2:AM:44:C:C4	2.89	0.60
1:AN:368:LEU:HD12	1:AN:368:LEU:H	1.65	0.60
1:AR:88:TYR:N	1:AR:88:TYR:CD1	2.69	0.60
1:AU:368:LEU:H	1:AU:368:LEU:HD12	1.65	0.60
1:BM:88:TYR:N	1:BM:88:TYR:CD1	2.69	0.60
1:BQ:368:LEU:H	1:BQ:368:LEU:HD12	1.65	0.60
1:AD:368:LEU:H	1:AD:368:LEU:HD12	1.65	0.60
2:AK:26:C:N4	2:AK:27:C:C4	2.69	0.60
1:AP:88:TYR:N	1:AP:88:TYR:CD1	2.69	0.60
1:BH:146:ALA:HB3	1:BH:149:TYR:HD2	1.64	0.60
1:BL:368:LEU:H	1:BL:368:LEU:HD12	1.65	0.60
2:BR:59:C:N4	2:BR:60:C:N4	2.49	0.60
2:AM:1:C:P	2:AM:70:C:HO3'	2.22	0.60
1:BD:88:TYR:N	1:BD:88:TYR:CD1	2.69	0.60
1:BF:367:VAL:HG11	1:BG:278:GLN:OE1	2.00	0.60
1:BI:368:LEU:H	1:BI:368:LEU:HD12	1.65	0.60
1:BN:88:TYR:CD1	1:BN:88:TYR:N	2.69	0.60
1:AI:88:TYR:N	1:AI:88:TYR:CD1	2.69	0.60
2:AM:60:C:OP1	1:AU:256:VAL:HG12	2.02	0.60
1:BB:88:TYR:CD1	1:BB:88:TYR:N	2.69	0.60
1:BF:88:TYR:CE2	1:BF:218:HIS:HB3	2.37	0.60
1:BJ:146:ALA:HB3	1:BJ:149:TYR:HD2	1.64	0.60
1:BL:88:TYR:CE2	1:BL:218:HIS:HB3	2.37	0.60
1:BP:88:TYR:CE2	1:BP:218:HIS:HB3	2.37	0.60
1:BQ:88:TYR:CE2	1:BQ:218:HIS:HB3	2.37	0.60
1:BW:88:TYR:CE2	1:BW:218:HIS:HB3	2.37	0.60
1:AA:82:ILE:HG22	1:AB:23:TYR:CE1	2.36	0.60

Continued on next page...

Continued from previous page...

Atom-1	Atom-2	Interatomic distance (Å)	Clash overlap (Å)
2:AM:59:C:C4	2:AM:60:C:C4	2.90	0.60
1:BD:88:TYR:CE2	1:BD:218:HIS:HB3	2.37	0.60
1:BE:88:TYR:CE2	1:BE:218:HIS:HB3	2.37	0.60
1:BG:88:TYR:CE2	1:BG:218:HIS:HB3	2.37	0.60
1:BG:88:TYR:N	1:BG:88:TYR:CD1	2.69	0.60
1:BK:88:TYR:N	1:BK:88:TYR:CD1	2.69	0.60
1:BM:248:MET:CE	1:BN:14:LYS:HD3	2.31	0.60
1:BP:88:TYR:CD1	1:BP:88:TYR:N	2.69	0.60
1:BY:88:TYR:N	1:BY:88:TYR:CD1	2.69	0.60
1:BZ:88:TYR:CD1	1:BZ:88:TYR:N	2.69	0.60
1:BG:234:ARG:HH21	1:BH:86:ALA:HB2	1.66	0.60
1:BK:368:LEU:H	1:BK:368:LEU:HD12	1.65	0.60
1:BZ:88:TYR:CE2	1:BZ:218:HIS:HB3	2.37	0.60
1:AA:42:LYS:HD2	1:AB:28:SER:HB3	1.84	0.60
1:AF:361:GLY:HA3	1:AG:274:HIS:HE2	1.64	0.60
2:AK:30:C:H2'	2:AK:31:C:O4'	2.02	0.60
2:AM:38:C:C4	2:AM:39:C:N3	2.70	0.60
1:AO:88:TYR:N	1:AO:88:TYR:CD1	2.69	0.60
1:BC:88:TYR:CE2	1:BC:218:HIS:HB3	2.37	0.60
1:BI:88:TYR:N	1:BI:88:TYR:CD1	2.69	0.60
1:BO:88:TYR:CE2	1:BO:218:HIS:HB3	2.37	0.60
1:BA:14:LYS:HD3	1:BQ:248:MET:CE	2.32	0.60
2:BX:65:C:H2'	2:BX:66:C:O4'	2.02	0.60
1:AH:88:TYR:N	1:AH:88:TYR:CD1	2.69	0.60
1:BI:88:TYR:CE2	1:BI:218:HIS:HB3	2.37	0.60
1:BK:88:TYR:CE2	1:BK:218:HIS:HB3	2.37	0.60
2:BX:24:C:C4	2:BX:25:C:C4	2.90	0.60
2:BX:41:C:C4	2:BX:42:C:C4	2.90	0.60
1:BY:88:TYR:CE2	1:BY:218:HIS:HB3	2.37	0.60
1:BM:88:TYR:CE2	1:BM:218:HIS:HB3	2.37	0.59
1:AA:88:TYR:CE2	1:AA:218:HIS:HB3	2.37	0.59
1:AG:88:TYR:CE2	1:AG:218:HIS:HB3	2.37	0.59
2:AK:26:C:C4	2:AK:27:C:C5	2.90	0.59
1:AN:34:ASP:HA	1:AN:93:ASN:HB3	1.85	0.59
1:AR:88:TYR:CE2	1:AR:218:HIS:HB3	2.37	0.59
1:BF:88:TYR:N	1:BF:88:TYR:CD1	2.69	0.59
1:BN:88:TYR:CE2	1:BN:218:HIS:HB3	2.37	0.59
1:AF:88:TYR:N	1:AF:88:TYR:CD1	2.69	0.59
1:AI:88:TYR:CE2	1:AI:218:HIS:HB3	2.37	0.59
1:AL:88:TYR:CD1	1:AL:88:TYR:N	2.69	0.59
1:AO:34:ASP:HA	1:AO:93:ASN:HB3	1.85	0.59

Continued on next page...

Continued from previous page...

Atom-1	Atom-2	Interatomic distance (Å)	Clash overlap (Å)
1:AP:88:TYR:CE2	1:AP:218:HIS:HB3	2.37	0.59
1:BA:88:TYR:CE2	1:BA:218:HIS:HB3	2.37	0.59
1:BB:88:TYR:CE2	1:BB:218:HIS:HB3	2.37	0.59
1:BE:34:ASP:HA	1:BE:93:ASN:HB3	1.85	0.59
1:BG:34:ASP:HA	1:BG:93:ASN:HB3	1.85	0.59
1:BH:88:TYR:CE2	1:BH:218:HIS:HB3	2.37	0.59
2:BX:59:C:N4	2:BX:60:C:N3	2.50	0.59
1:BY:34:ASP:HA	1:BY:93:ASN:HB3	1.85	0.59
1:BZ:34:ASP:HA	1:BZ:93:ASN:HB3	1.85	0.59
1:AB:34:ASP:HA	1:AB:93:ASN:HB3	1.85	0.59
1:AC:88:TYR:CE2	1:AC:218:HIS:HB3	2.37	0.59
1:AG:34:ASP:HA	1:AG:93:ASN:HB3	1.85	0.59
1:AS:34:ASP:HA	1:AS:93:ASN:HB3	1.85	0.59
1:AT:88:TYR:CE2	1:AT:218:HIS:HB3	2.37	0.59
1:BF:34:ASP:HA	1:BF:93:ASN:HB3	1.85	0.59
1:BO:88:TYR:CD1	1:BO:88:TYR:N	2.69	0.59
2:BR:20:C:C4	2:BR:21:C:C4	2.90	0.59
2:BR:23:C:N4	2:BR:24:C:N3	2.50	0.59
2:BR:55:C:C5	2:BR:56:C:C4	2.91	0.59
1:BW:34:ASP:HA	1:BW:93:ASN:HB3	1.85	0.59
1:AH:34:ASP:HA	1:AH:93:ASN:HB3	1.85	0.59
1:AI:34:ASP:HA	1:AI:93:ASN:HB3	1.85	0.59
2:AM:32:C:H2'	1:AQ:337:TYR:CE1	2.37	0.59
1:AS:88:TYR:CE2	1:AS:218:HIS:HB3	2.37	0.59
1:BB:34:ASP:HA	1:BB:93:ASN:HB3	1.85	0.59
1:BD:248:MET:CE	1:BE:14:LYS:HD3	2.33	0.59
1:BJ:88:TYR:CE2	1:BJ:218:HIS:HB3	2.37	0.59
1:BN:34:ASP:HA	1:BN:93:ASN:HB3	1.85	0.59
1:AF:88:TYR:CE2	1:AF:218:HIS:HB3	2.37	0.59
1:AH:88:TYR:CE2	1:AH:218:HIS:HB3	2.37	0.59
1:AL:88:TYR:CE2	1:AL:218:HIS:HB3	2.37	0.59
1:AP:34:ASP:HA	1:AP:93:ASN:HB3	1.85	0.59
1:AQ:88:TYR:CE2	1:AQ:218:HIS:HB3	2.37	0.59
1:BC:34:ASP:HA	1:BC:93:ASN:HB3	1.85	0.59
1:BJ:86:ALA:HB2	1:BZ:234:ARG:HH21	1.67	0.59
1:BK:34:ASP:HA	1:BK:93:ASN:HB3	1.85	0.59
1:BP:38:TYR:CE1	1:BW:26:GLN:HB2	2.38	0.59
2:AM:38:C:C4	2:AM:39:C:C4	2.90	0.59
1:AN:88:TYR:CE2	1:AN:218:HIS:HB3	2.37	0.59
1:BC:88:TYR:CD1	1:BC:88:TYR:N	2.69	0.59
2:BR:55:C:C4	2:BR:56:C:C4	2.90	0.59

Continued on next page...

Continued from previous page...

Atom-1	Atom-2	Interatomic distance (Å)	Clash overlap (Å)
1:AB:88:TYR:CE2	1:AB:218:HIS:HB3	2.37	0.59
1:BG:184:ARG:NH1	2:BR:56:C:OP2	2.36	0.59
1:AO:88:TYR:CE2	1:AO:218:HIS:HB3	2.37	0.59
1:AO:38:TYR:CE1	1:AP:26:GLN:HB2	2.38	0.59
1:AV:88:TYR:CE2	1:AV:218:HIS:HB3	2.37	0.59
1:BE:367:VAL:HG12	1:BG:3:LEU:HD12	1.85	0.59
1:BI:34:ASP:HA	1:BI:93:ASN:HB3	1.85	0.59
1:BL:34:ASP:HA	1:BL:93:ASN:HB3	1.85	0.59
1:BO:34:ASP:HA	1:BO:93:ASN:HB3	1.85	0.59
2:BR:69:C:H2'	2:BR:70:C:O4'	2.02	0.59
1:AD:88:TYR:CE2	1:AD:218:HIS:HB3	2.37	0.59
1:AH:38:TYR:CE1	1:AI:26:GLN:HB2	2.38	0.59
2:AM:6:C:C5	2:AM:7:C:C4	2.91	0.59
1:AV:34:ASP:HA	1:AV:93:ASN:HB3	1.85	0.59
1:BJ:34:ASP:HA	1:BJ:93:ASN:HB3	1.85	0.59
1:AE:34:ASP:HA	1:AE:93:ASN:HB3	1.85	0.58
1:AE:88:TYR:CE2	1:AE:218:HIS:HB3	2.37	0.58
2:AK:43:C:C5	2:AK:44:C:C5	2.90	0.58
1:AV:88:TYR:N	1:AV:88:TYR:CD1	2.69	0.58
1:BQ:34:ASP:HA	1:BQ:93:ASN:HB3	1.85	0.58
2:BR:1:C:P	2:BR:70:C:O3'	2.61	0.58
2:BR:37:C:N4	2:BR:38:C:N3	2.51	0.58
2:BX:9:C:N3	2:BX:10:C:C2	2.71	0.58
1:AA:34:ASP:HA	1:AA:93:ASN:HB3	1.85	0.58
1:AR:34:ASP:HA	1:AR:93:ASN:HB3	1.85	0.58
1:AU:88:TYR:CE2	1:AU:218:HIS:HB3	2.37	0.58
1:BH:34:ASP:HA	1:BH:93:ASN:HB3	1.85	0.58
1:BM:34:ASP:HA	1:BM:93:ASN:HB3	1.85	0.58
1:AE:88:TYR:CD1	1:AE:88:TYR:N	2.69	0.58
1:AJ:88:TYR:CE2	1:AJ:218:HIS:HB3	2.37	0.58
1:BA:34:ASP:HA	1:BA:93:ASN:HB3	1.85	0.58
1:AD:34:ASP:HA	1:AD:93:ASN:HB3	1.85	0.58
1:AC:367:VAL:CG1	1:AE:2:ALA:HB3	2.34	0.58
1:AT:34:ASP:HA	1:AT:93:ASN:HB3	1.85	0.58
1:AU:34:ASP:HA	1:AU:93:ASN:HB3	1.85	0.58
1:AC:34:ASP:HA	1:AC:93:ASN:HB3	1.85	0.58
1:AJ:34:ASP:HA	1:AJ:93:ASN:HB3	1.85	0.58
2:AM:14:C:OP2	1:AN:184:ARG:NH1	2.36	0.58
1:BD:34:ASP:HA	1:BD:93:ASN:HB3	1.85	0.58
2:BR:45:C:C4	2:BR:46:C:C4	2.91	0.58
1:AF:34:ASP:HA	1:AF:93:ASN:HB3	1.85	0.58

Continued on next page...

Continued from previous page...

Atom-1	Atom-2	Interatomic distance (Å)	Clash overlap (Å)
2:AK:9:C:C5	2:AK:10:C:C4	2.91	0.58
1:AL:34:ASP:HA	1:AL:93:ASN:HB3	1.85	0.58
1:AN:368:LEU:HB3	1:AP:3:LEU:HD21	1.86	0.58
2:AK:1:C:H2'	2:AK:2:C:O4'	2.03	0.58
1:BF:361:GLY:HA3	1:BG:274:HIS:HE2	1.69	0.58
2:AM:43:C:N4	2:AM:44:C:C4	2.71	0.58
1:AA:248:MET:CE	1:AB:14:LYS:HD3	2.34	0.58
1:AF:234:ARG:HH21	1:AG:86:ALA:HB2	1.69	0.58
1:AQ:34:ASP:HA	1:AQ:93:ASN:HB3	1.85	0.58
1:BE:234:ARG:NH2	1:BF:86:ALA:HB2	2.19	0.58
1:BP:34:ASP:HA	1:BP:93:ASN:HB3	1.85	0.58
2:AM:6:C:H2'	2:AM:7:C:O4'	2.04	0.58
2:AM:61:C:N4	1:AU:256:VAL:HG23	2.19	0.58
2:BR:59:C:N4	2:BR:60:C:H42	2.02	0.58
2:BX:51:C:C4	2:BX:52:C:C2	2.92	0.58
1:AG:368:LEU:HB3	1:AI:3:LEU:HD21	1.86	0.57
1:AI:367:VAL:HG21	1:AJ:278:GLN:CD	2.24	0.57
2:AM:66:C:C5	2:AM:67:C:C4	2.92	0.57
2:AM:48:C:C4	2:AM:49:C:C4	2.92	0.57
1:AN:368:LEU:HG	1:AP:3:LEU:HD11	1.85	0.57
1:BF:135:TYR:OH	1:BF:145:VAL:HG21	2.05	0.57
2:BX:37:C:H5	2:BX:38:C:C4	2.21	0.57
1:BY:135:TYR:OH	1:BY:145:VAL:HG21	2.05	0.57
1:BZ:135:TYR:OH	1:BZ:145:VAL:HG21	2.05	0.57
1:AO:135:TYR:OH	1:AO:145:VAL:HG21	2.05	0.57
1:BG:135:TYR:OH	1:BG:145:VAL:HG21	2.05	0.57
1:AL:82:ILE:HG22	1:AN:23:TYR:CE1	2.39	0.57
1:AV:135:TYR:OH	1:AV:145:VAL:HG21	2.05	0.57
1:AH:135:TYR:OH	1:AH:145:VAL:HG21	2.05	0.57
1:AU:135:TYR:OH	1:AU:145:VAL:HG21	2.05	0.57
1:BD:234:ARG:HH21	1:BE:86:ALA:HB2	1.69	0.57
2:BX:13:C:C4	2:BX:14:C:C4	2.93	0.57
1:AD:135:TYR:OH	1:AD:145:VAL:HG21	2.05	0.57
1:AE:135:TYR:OH	1:AE:145:VAL:HG21	2.05	0.57
1:BK:234:ARG:HH21	1:BL:86:ALA:HB2	1.70	0.57
2:BX:59:C:N4	2:BX:60:C:H42	2.01	0.57
1:AB:135:TYR:OH	1:AB:145:VAL:HG21	2.05	0.57
2:AK:31:C:C5	2:AK:32:C:N4	2.73	0.57
2:AM:43:C:C4	2:AM:44:C:C4	2.93	0.57
1:AS:135:TYR:OH	1:AS:145:VAL:HG21	2.05	0.57
1:AC:135:TYR:OH	1:AC:145:VAL:HG21	2.05	0.57

Continued on next page...

Continued from previous page...

Atom-1	Atom-2	Interatomic distance (Å)	Clash overlap (Å)
2:AK:41:C:N4	2:AK:42:C:C4	2.73	0.57
1:AL:135:TYR:OH	1:AL:145:VAL:HG21	2.05	0.57
1:AT:135:TYR:OH	1:AT:145:VAL:HG21	2.05	0.57
1:BM:135:TYR:OH	1:BM:145:VAL:HG21	2.05	0.57
1:AF:135:TYR:OH	1:AF:145:VAL:HG21	2.05	0.56
1:AJ:135:TYR:OH	1:AJ:145:VAL:HG21	2.05	0.56
1:BC:337:TYR:CE1	2:BR:25:C:H2'	2.39	0.56
1:BJ:135:TYR:OH	1:BJ:145:VAL:HG21	2.05	0.56
1:BN:135:TYR:OH	1:BN:145:VAL:HG21	2.05	0.56
1:BO:135:TYR:OH	1:BO:145:VAL:HG21	2.05	0.56
1:AG:135:TYR:OH	1:AG:145:VAL:HG21	2.05	0.56
1:AF:367:VAL:CG1	1:AH:2:ALA:HB3	2.35	0.56
1:AN:135:TYR:OH	1:AN:145:VAL:HG21	2.05	0.56
1:BB:135:TYR:OH	1:BB:145:VAL:HG21	2.05	0.56
1:BA:135:TYR:OH	1:BA:145:VAL:HG21	2.05	0.56
1:BC:135:TYR:OH	1:BC:145:VAL:HG21	2.05	0.56
1:BE:135:TYR:OH	1:BE:145:VAL:HG21	2.05	0.56
1:BH:135:TYR:OH	1:BH:145:VAL:HG21	2.05	0.56
1:BP:135:TYR:OH	1:BP:145:VAL:HG21	2.05	0.56
2:BX:45:C:N4	2:BX:46:C:H42	2.03	0.56
2:AK:20:C:C4	2:AK:21:C:C4	2.94	0.56
2:AM:51:C:H2'	2:AM:52:C:O4'	2.06	0.56
1:AN:244:ALA:HB1	1:AO:307:PRO:HB3	1.86	0.56
1:AO:42:LYS:NZ	1:AP:30:GLY:C	2.59	0.56
1:AQ:135:TYR:OH	1:AQ:145:VAL:HG21	2.05	0.56
2:BX:69:C:C4	2:BX:70:C:C4	2.93	0.56
1:AI:135:TYR:OH	1:AI:145:VAL:HG21	2.05	0.56
2:AK:23:C:C4	2:AK:24:C:N3	2.73	0.56
1:AP:135:TYR:OH	1:AP:145:VAL:HG21	2.05	0.56
1:BJ:2:ALA:HB3	1:BY:367:VAL:CG1	2.35	0.56
1:BQ:135:TYR:OH	1:BQ:145:VAL:HG21	2.05	0.56
1:BW:135:TYR:OH	1:BW:145:VAL:HG21	2.05	0.56
2:BX:33:C:H2'	2:BX:34:C:O4'	2.05	0.56
2:AM:59:C:H41	2:AM:60:C:H42	1.54	0.56
1:BD:135:TYR:OH	1:BD:145:VAL:HG21	2.05	0.56
1:BM:245:GLY:HA3	2:BX:50:C:O2	2.06	0.56
2:BR:27:C:C4	2:BR:28:C:N3	2.74	0.56
2:BR:69:C:N4	2:BR:70:C:N3	2.53	0.56
2:AK:15:C:C4	2:AK:16:C:C2	2.93	0.56
2:AK:3:C:N4	2:AK:4:C:H42	2.04	0.56
2:AM:59:C:N4	2:AM:60:C:H42	2.04	0.56

Continued on next page...

Continued from previous page...

Atom-1	Atom-2	Interatomic distance (Å)	Clash overlap (Å)
2:AM:9:C:H2'	2:AM:10:C:O4'	2.05	0.56
1:BK:135:TYR:OH	1:BK:145:VAL:HG21	2.05	0.56
1:BL:135:TYR:OH	1:BL:145:VAL:HG21	2.05	0.56
2:BR:41:C:C4	2:BR:42:C:C4	2.94	0.56
1:AA:285:VAL:CG1	1:AB:5:LYS:HD2	2.36	0.56
1:BE:367:VAL:HG12	1:BG:3:LEU:CD1	2.36	0.56
2:BR:30:C:C4	2:BR:31:C:C2	2.94	0.56
1:BP:233:THR:HG22	1:BW:307:PRO:HG2	1.86	0.56
2:BX:30:C:C4	2:BX:31:C:N3	2.74	0.56
1:AA:135:TYR:OH	1:AA:145:VAL:HG21	2.05	0.56
1:AE:367:VAL:CG1	1:AG:2:ALA:HB3	2.36	0.56
1:AR:135:TYR:OH	1:AR:145:VAL:HG21	2.05	0.56
1:BI:135:TYR:OH	1:BI:145:VAL:HG21	2.05	0.56
1:BN:248:MET:CE	1:BO:14:LYS:HD3	2.35	0.56
2:AK:69:C:H2'	2:AK:70:C:O4'	2.06	0.56
1:BD:367:VAL:CG1	1:BF:2:ALA:HB3	2.36	0.56
1:AA:82:ILE:HD12	1:AA:225:HIS:HB2	1.89	0.55
1:AI:82:ILE:HD12	1:AI:225:HIS:HB2	1.88	0.55
2:AM:41:C:N4	2:AM:42:C:N3	2.54	0.55
1:AR:82:ILE:HD12	1:AR:225:HIS:HB2	1.89	0.55
1:BF:82:ILE:HD12	1:BF:225:HIS:HB2	1.89	0.55
1:BI:82:ILE:HD12	1:BI:225:HIS:HB2	1.88	0.55
1:BY:82:ILE:HD12	1:BY:225:HIS:HB2	1.89	0.55
1:AP:82:ILE:HD12	1:AP:225:HIS:HB2	1.88	0.55
1:BD:82:ILE:HD12	1:BD:225:HIS:HB2	1.89	0.55
1:BH:82:ILE:HD12	1:BH:225:HIS:HB2	1.88	0.55
1:BJ:82:ILE:HD12	1:BJ:225:HIS:HB2	1.89	0.55
1:BP:82:ILE:HD12	1:BP:225:HIS:HB2	1.88	0.55
1:AC:234:ARG:HH21	1:AD:86:ALA:HB2	1.72	0.55
1:BC:82:ILE:HD12	1:BC:225:HIS:HB2	1.89	0.55
1:BE:82:ILE:HD12	1:BE:225:HIS:HB2	1.89	0.55
1:BK:82:ILE:HD12	1:BK:225:HIS:HB2	1.88	0.55
1:BJ:367:VAL:CG1	1:BL:2:ALA:HB3	2.37	0.55
1:BW:82:ILE:HD12	1:BW:225:HIS:HB2	1.89	0.55
2:AK:41:C:C5	2:AK:42:C:C5	2.94	0.55
2:AK:6:C:C4	2:AK:7:C:C4	2.94	0.55
2:BX:65:C:C4	2:BX:66:C:O2	2.57	0.55
1:AL:82:ILE:HD12	1:AL:225:HIS:HB2	1.89	0.55
1:BL:82:ILE:HD12	1:BL:225:HIS:HB2	1.88	0.55
1:BM:82:ILE:HD12	1:BM:225:HIS:HB2	1.88	0.55
1:BO:82:ILE:HD12	1:BO:225:HIS:HB2	1.89	0.55

Continued on next page...

Continued from previous page...

Atom-1	Atom-2	Interatomic distance (Å)	Clash overlap (Å)
1:BK:3:LEU:HD11	1:BZ:368:LEU:HG	1.89	0.55
1:AA:82:ILE:HB	1:AB:23:TYR:CZ	2.41	0.55
1:AF:82:ILE:HD12	1:AF:225:HIS:HB2	1.89	0.55
1:AG:361:GLY:HA3	1:AH:274:HIS:NE2	2.22	0.55
2:AK:65:C:C5	2:AK:66:C:C5	2.94	0.55
1:BQ:82:ILE:HD12	1:BQ:225:HIS:HB2	1.89	0.55
1:AS:82:ILE:HD12	1:AS:225:HIS:HB2	1.89	0.55
1:BA:82:ILE:HD12	1:BA:225:HIS:HB2	1.89	0.55
2:BR:30:C:C4	2:BR:31:C:N3	2.74	0.55
2:BX:59:C:N4	2:BX:60:C:N4	2.54	0.55
1:AB:82:ILE:HD12	1:AB:225:HIS:HB2	1.89	0.55
2:AM:24:C:C5	2:AM:25:C:C4	2.94	0.55
2:AM:43:C:H2'	2:AM:44:C:O4'	2.07	0.55
1:BF:234:ARG:HH21	1:BG:86:ALA:HB2	1.72	0.55
1:AG:82:ILE:HD12	1:AG:225:HIS:HB2	1.88	0.55
2:AM:59:C:H5	2:AM:60:C:N4	1.99	0.55
1:AQ:82:ILE:HD12	1:AQ:225:HIS:HB2	1.89	0.55
1:BG:82:ILE:HD12	1:BG:225:HIS:HB2	1.88	0.55
1:BF:361:GLY:HA3	1:BG:274:HIS:NE2	2.21	0.55
2:BX:6:C:C4	2:BX:7:C:C4	2.95	0.55
1:BZ:82:ILE:HD12	1:BZ:225:HIS:HB2	1.89	0.55
1:AJ:82:ILE:HD12	1:AJ:225:HIS:HB2	1.89	0.55
2:AM:25:C:OP1	1:AP:256:VAL:HG12	2.07	0.55
1:AN:164:ALA:HB2	1:AN:209:PHE:CE2	2.42	0.55
1:AN:82:ILE:HD12	1:AN:225:HIS:HB2	1.89	0.55
1:AU:82:ILE:HD12	1:AU:225:HIS:HB2	1.88	0.55
2:BX:37:C:C5	2:BX:38:C:C2	2.94	0.55
1:AD:82:ILE:HD12	1:AD:225:HIS:HB2	1.89	0.54
1:AG:164:ALA:HB2	1:AG:209:PHE:CE2	2.43	0.54
1:BF:164:ALA:HB2	1:BF:209:PHE:CE2	2.42	0.54
2:BR:9:C:C5	2:BR:10:C:C4	2.95	0.54
2:BX:45:C:C5	2:BX:46:C:C4	2.94	0.54
1:BY:164:ALA:HB2	1:BY:209:PHE:CE2	2.42	0.54
1:BA:164:ALA:HB2	1:BA:209:PHE:CE2	2.42	0.54
1:BE:164:ALA:HB2	1:BE:209:PHE:CE2	2.42	0.54
1:BI:164:ALA:HB2	1:BI:209:PHE:CE2	2.43	0.54
1:BQ:164:ALA:HB2	1:BQ:209:PHE:CE2	2.43	0.54
1:BW:164:ALA:HB2	1:BW:209:PHE:CE2	2.42	0.54
1:AB:164:ALA:HB2	1:AB:209:PHE:CE2	2.42	0.54
1:AD:164:ALA:HB2	1:AD:209:PHE:CE2	2.43	0.54
1:AH:82:ILE:HD12	1:AH:225:HIS:HB2	1.89	0.54

Continued on next page...

Continued from previous page...

Atom-1	Atom-2	Interatomic distance (Å)	Clash overlap (Å)
2:AM:45:C:O2'	2:AM:46:C:H5'	2.06	0.54
1:AU:164:ALA:HB2	1:AU:209:PHE:CE2	2.42	0.54
1:BB:82:ILE:HD12	1:BB:225:HIS:HB2	1.89	0.54
1:BL:164:ALA:HB2	1:BL:209:PHE:CE2	2.43	0.54
1:BL:42:LYS:NZ	1:BM:30:GLY:C	2.60	0.54
1:BN:82:ILE:HD12	1:BN:225:HIS:HB2	1.89	0.54
1:AD:146:ALA:HB3	1:AD:149:TYR:CD2	2.43	0.54
1:AF:370:LEU:HG	1:AG:268:LYS:HD3	1.89	0.54
1:AO:82:ILE:HD12	1:AO:225:HIS:HB2	1.89	0.54
1:AS:164:ALA:HB2	1:AS:209:PHE:CE2	2.42	0.54
1:AT:82:ILE:HD12	1:AT:225:HIS:HB2	1.88	0.54
1:AU:146:ALA:HB3	1:AU:149:TYR:CD2	2.43	0.54
1:BG:164:ALA:HB2	1:BG:209:PHE:CE2	2.42	0.54
1:BM:164:ALA:HB2	1:BM:209:PHE:CE2	2.42	0.54
1:BZ:164:ALA:HB2	1:BZ:209:PHE:CE2	2.43	0.54
1:AA:146:ALA:HB3	1:AA:149:TYR:CD2	2.43	0.54
1:AI:146:ALA:HB3	1:AI:149:TYR:CD2	2.43	0.54
1:AP:146:ALA:HB3	1:AP:149:TYR:CD2	2.43	0.54
1:AR:248:MET:CE	1:AS:14:LYS:HD3	2.37	0.54
1:BI:146:ALA:HB3	1:BI:149:TYR:CD2	2.43	0.54
1:BO:164:ALA:HB2	1:BO:209:PHE:CE2	2.42	0.54
1:BO:42:LYS:NZ	1:BP:30:GLY:C	2.61	0.54
1:BP:164:ALA:HB2	1:BP:209:PHE:CE2	2.42	0.54
2:BR:16:C:C4	2:BR:17:C:C2	2.95	0.54
1:AC:82:ILE:HD12	1:AC:225:HIS:HB2	1.89	0.54
1:AF:164:ALA:HB2	1:AF:209:PHE:CE2	2.43	0.54
1:AL:164:ALA:HB2	1:AL:209:PHE:CE2	2.42	0.54
1:AN:146:ALA:HB3	1:AN:149:TYR:CD2	2.43	0.54
1:AQ:164:ALA:HB2	1:AQ:209:PHE:CE2	2.42	0.54
1:BC:164:ALA:HB2	1:BC:209:PHE:CE2	2.42	0.54
1:BK:164:ALA:HB2	1:BK:209:PHE:CE2	2.42	0.54
1:BN:146:ALA:HB3	1:BN:149:TYR:CD2	2.43	0.54
2:BR:2:C:N4	2:BR:3:C:N3	2.55	0.54
2:BX:41:C:N4	2:BX:42:C:C4	2.75	0.54
2:BX:62:C:C4	2:BX:63:C:C4	2.96	0.54
1:AE:82:ILE:HD12	1:AE:225:HIS:HB2	1.88	0.54
1:AI:164:ALA:HB2	1:AI:209:PHE:CE2	2.42	0.54
1:AP:164:ALA:HB2	1:AP:209:PHE:CE2	2.43	0.54
1:AR:146:ALA:HB3	1:AR:149:TYR:CD2	2.43	0.54
1:BB:146:ALA:HB3	1:BB:149:TYR:CD2	2.43	0.54
1:BB:164:ALA:HB2	1:BB:209:PHE:CE2	2.42	0.54

Continued on next page...

Continued from previous page...

Atom-1	Atom-2	Interatomic distance (Å)	Clash overlap (Å)
1:BK:146:ALA:HB3	1:BK:149:TYR:CD2	2.43	0.54
1:BP:146:ALA:HB3	1:BP:149:TYR:CD2	2.43	0.54
2:BX:18:C:H4'	1:BZ:173:ALA:HB2	1.89	0.54
2:BX:43:C:N4	2:BX:44:C:C2	2.75	0.54
2:BX:57:C:N3	2:BX:58:C:O2	2.40	0.54
1:AB:146:ALA:HB3	1:AB:149:TYR:CD2	2.43	0.54
1:AA:361:GLY:HA3	1:AB:274:HIS:NE2	2.23	0.54
1:AH:146:ALA:HB3	1:AH:149:TYR:CD2	2.43	0.54
1:AG:367:VAL:HG12	1:AI:2:ALA:HB3	1.89	0.54
1:AJ:337:TYR:CE1	2:AK:67:C:H2'	2.43	0.54
2:AM:51:C:C4	2:AM:52:C:C2	2.96	0.54
2:AM:11:C:H4'	1:AN:173:ALA:HB2	1.89	0.54
1:AO:146:ALA:HB3	1:AO:149:TYR:CD2	2.43	0.54
1:AO:164:ALA:HB2	1:AO:209:PHE:CE2	2.43	0.54
1:AV:164:ALA:HB2	1:AV:209:PHE:CE2	2.42	0.54
1:BD:164:ALA:HB2	1:BD:209:PHE:CE2	2.42	0.54
1:BN:164:ALA:HB2	1:BN:209:PHE:CE2	2.42	0.54
1:BI:234:ARG:NH2	1:BQ:86:ALA:HB2	2.23	0.54
2:BR:23:C:C4	2:BR:24:C:C2	2.96	0.54
2:BX:13:C:C5	2:BX:14:C:C4	2.96	0.54
1:BD:146:ALA:HB3	1:BD:149:TYR:CD2	2.43	0.54
1:BJ:164:ALA:HB2	1:BJ:209:PHE:CE2	2.42	0.54
2:BX:11:C:H4'	1:BY:173:ALA:HB2	1.90	0.54
1:AE:146:ALA:HB3	1:AE:149:TYR:CD2	2.43	0.54
1:AG:146:ALA:HB3	1:AG:149:TYR:CD2	2.43	0.54
1:AH:164:ALA:HB2	1:AH:209:PHE:CE2	2.43	0.54
1:AJ:164:ALA:HB2	1:AJ:209:PHE:CE2	2.42	0.54
1:BG:234:ARG:NH2	1:BH:86:ALA:HB2	2.22	0.54
1:BJ:294:LEU:HB3	1:BJ:298:ALA:HB2	1.90	0.54
1:AL:146:ALA:HB3	1:AL:149:TYR:CD2	2.43	0.53
1:AL:42:LYS:HD2	1:AN:28:SER:CB	2.38	0.53
1:AV:82:ILE:HD12	1:AV:225:HIS:HB2	1.89	0.53
1:BF:146:ALA:HB3	1:BF:149:TYR:CD2	2.43	0.53
1:BG:146:ALA:HB3	1:BG:149:TYR:CD2	2.43	0.53
1:BH:294:LEU:HB3	1:BH:298:ALA:HB2	1.90	0.53
2:BR:69:C:C5	2:BR:70:C:C4	2.96	0.53
1:AA:367:VAL:CG1	1:AC:2:ALA:HB3	2.38	0.53
1:AD:367:VAL:CG1	1:AF:2:ALA:HB3	2.38	0.53
1:AS:146:ALA:HB3	1:AS:149:TYR:CD2	2.43	0.53
1:BH:164:ALA:HB2	1:BH:209:PHE:CE2	2.43	0.53
1:BM:38:TYR:CE1	1:BN:26:GLN:HB2	2.43	0.53

Continued on next page...

Continued from previous page...

Atom-1	Atom-2	Interatomic distance (Å)	Clash overlap (Å)
1:BB:173:ALA:HB2	2:BR:18:C:H4'	1.89	0.53
2:BR:27:C:N3	2:BR:28:C:C2	2.76	0.53
1:BJ:14:LYS:HD3	1:BZ:248:MET:CE	2.37	0.53
1:AB:294:LEU:HB3	1:AB:298:ALA:HB2	1.90	0.53
1:AC:164:ALA:HB2	1:AC:209:PHE:CE2	2.43	0.53
1:AE:164:ALA:HB2	1:AE:209:PHE:CE2	2.43	0.53
1:AE:242:ILE:HG12	2:AK:36:C:C4	2.42	0.53
1:AF:146:ALA:HB3	1:AF:149:TYR:CD2	2.43	0.53
2:AK:1:C:P	2:AK:70:C:H3'	2.48	0.53
1:AN:294:LEU:HB3	1:AN:298:ALA:HB2	1.90	0.53
1:AV:146:ALA:HB3	1:AV:149:TYR:CD2	2.43	0.53
1:BM:146:ALA:HB3	1:BM:149:TYR:CD2	2.43	0.53
2:BX:21:C:OP2	1:BZ:184:ARG:NH1	2.42	0.53
1:AL:294:LEU:HB3	1:AL:298:ALA:HB2	1.90	0.53
1:AQ:361:GLY:HA3	1:AR:274:HIS:NE2	2.23	0.53
1:AT:164:ALA:HB2	1:AT:209:PHE:CE2	2.42	0.53
1:BC:294:LEU:HB3	1:BC:298:ALA:HB2	1.90	0.53
1:BK:248:MET:CE	1:BL:14:LYS:HD3	2.39	0.53
2:BX:37:C:C5	2:BX:38:C:C5	2.97	0.53
1:BZ:146:ALA:HB3	1:BZ:149:TYR:CD2	2.43	0.53
1:AC:294:LEU:HB3	1:AC:298:ALA:HB2	1.90	0.53
1:AC:361:GLY:HA3	1:AD:274:HIS:HE2	1.73	0.53
1:AF:335:GLY:HA2	1:AF:337:TYR:N	2.24	0.53
1:AH:294:LEU:HB3	1:AH:298:ALA:HB2	1.90	0.53
2:AM:20:C:C4	2:AM:21:C:C4	2.96	0.53
1:AO:294:LEU:HB3	1:AO:298:ALA:HB2	1.90	0.53
1:AQ:146:ALA:HB3	1:AQ:149:TYR:CD2	2.43	0.53
1:BB:248:MET:CE	1:BC:14:LYS:HD3	2.37	0.53
1:BC:146:ALA:HB3	1:BC:149:TYR:CD2	2.43	0.53
1:BB:367:VAL:CG1	1:BD:2:ALA:HB3	2.38	0.53
1:BL:88:TYR:N	1:BL:88:TYR:HD1	2.07	0.53
1:AA:294:LEU:HB3	1:AA:298:ALA:HB2	1.90	0.53
1:AF:294:LEU:HB3	1:AF:298:ALA:HB2	1.90	0.53
1:AG:38:TYR:CE1	1:AH:26:GLN:HB2	2.44	0.53
1:AL:335:GLY:HA2	1:AL:337:TYR:N	2.24	0.53
2:AM:41:C:C4	2:AM:42:C:C4	2.96	0.53
1:AR:164:ALA:HB2	1:AR:209:PHE:CE2	2.42	0.53
1:AS:294:LEU:HB3	1:AS:298:ALA:HB2	1.90	0.53
1:BB:88:TYR:N	1:BB:88:TYR:HD1	2.07	0.53
1:BH:367:VAL:CG1	1:BQ:2:ALA:HB3	2.38	0.53
1:BJ:146:ALA:HB3	1:BJ:149:TYR:CD2	2.43	0.53

Continued on next page...

Continued from previous page...

Atom-1	Atom-2	Interatomic distance (Å)	Clash overlap (Å)
1:BJ:234:ARG:CZ	1:BK:225:HIS:CE1	2.92	0.53
1:BJ:88:TYR:N	1:BJ:88:TYR:HD1	2.07	0.53
1:BO:294:LEU:HB3	1:BO:298:ALA:HB2	1.90	0.53
1:BP:335:GLY:HA2	1:BP:337:TYR:N	2.24	0.53
1:BQ:88:TYR:N	1:BQ:88:TYR:HD1	2.07	0.53
1:BY:146:ALA:HB3	1:BY:149:TYR:CD2	2.43	0.53
1:BY:88:TYR:N	1:BY:88:TYR:HD1	2.07	0.53
1:AA:164:ALA:HB2	1:AA:209:PHE:CE2	2.42	0.53
2:AM:8:C:C5	2:AM:9:C:C6	2.96	0.53
1:AR:335:GLY:HA2	1:AR:337:TYR:N	2.24	0.53
1:AT:294:LEU:HB3	1:AT:298:ALA:HB2	1.90	0.53
1:BA:146:ALA:HB3	1:BA:149:TYR:CD2	2.43	0.53
1:BA:335:GLY:HA2	1:BA:337:TYR:N	2.24	0.53
1:BE:294:LEU:HB3	1:BE:298:ALA:HB2	1.90	0.53
1:BE:88:TYR:N	1:BE:88:TYR:HD1	2.07	0.53
1:BG:294:LEU:HB3	1:BG:298:ALA:HB2	1.90	0.53
1:BH:146:ALA:HB3	1:BH:149:TYR:CD2	2.43	0.53
1:BH:88:TYR:HD1	1:BH:88:TYR:N	2.07	0.53
1:BN:88:TYR:HD1	1:BN:88:TYR:N	2.07	0.53
1:BY:88:TYR:H	1:BY:88:TYR:HD1	1.57	0.53
1:AC:146:ALA:HB3	1:AC:149:TYR:CD2	2.43	0.53
1:AE:294:LEU:HB3	1:AE:298:ALA:HB2	1.90	0.53
1:AG:294:LEU:HB3	1:AG:298:ALA:HB2	1.90	0.53
1:AH:367:VAL:HG21	1:AI:278:GLN:CD	2.29	0.53
1:AJ:146:ALA:HB3	1:AJ:149:TYR:CD2	2.43	0.53
1:AR:294:LEU:HB3	1:AR:298:ALA:HB2	1.90	0.53
1:AT:88:TYR:H	1:AT:88:TYR:HD1	1.57	0.53
1:BF:294:LEU:HB3	1:BF:298:ALA:HB2	1.90	0.53
1:BF:88:TYR:HD1	1:BF:88:TYR:N	2.07	0.53
1:BM:294:LEU:HB3	1:BM:298:ALA:HB2	1.90	0.53
1:BW:88:TYR:HD1	1:BW:88:TYR:N	2.07	0.53
1:BZ:294:LEU:HB3	1:BZ:298:ALA:HB2	1.90	0.53
1:AC:88:TYR:H	1:AC:88:TYR:HD1	1.57	0.53
2:AK:9:C:N4	2:AK:10:C:C2	2.75	0.53
1:BC:88:TYR:N	1:BC:88:TYR:HD1	2.07	0.53
1:BD:335:GLY:HA2	1:BD:337:TYR:N	2.24	0.53
1:BL:248:MET:CE	1:BM:14:LYS:HD3	2.39	0.53
1:BN:294:LEU:HB3	1:BN:298:ALA:HB2	1.90	0.53
1:BO:88:TYR:HD1	1:BO:88:TYR:N	2.07	0.53
1:BW:294:LEU:HB3	1:BW:298:ALA:HB2	1.90	0.53
1:AA:335:GLY:HA2	1:AA:337:TYR:N	2.24	0.53

Continued on next page...

Continued from previous page...

Atom-1	Atom-2	Interatomic distance (Å)	Clash overlap (Å)
1:AC:36:PRO:HD2	1:AC:71:MET:HB3	1.91	0.53
1:AQ:88:TYR:N	1:AQ:88:TYR:HD1	2.07	0.53
1:BF:88:TYR:HD1	1:BF:88:TYR:H	1.57	0.53
1:BL:294:LEU:HB3	1:BL:298:ALA:HB2	1.90	0.53
1:BM:335:GLY:HA2	1:BM:337:TYR:N	2.24	0.53
1:BM:88:TYR:H	1:BM:88:TYR:HD1	1.57	0.53
1:BP:294:LEU:HB3	1:BP:298:ALA:HB2	1.90	0.53
1:BW:36:PRO:HD2	1:BW:71:MET:HB3	1.91	0.53
1:AC:335:GLY:HA2	1:AC:337:TYR:N	2.24	0.52
1:AH:335:GLY:HA2	1:AH:337:TYR:N	2.24	0.52
1:AH:88:TYR:HD1	1:AH:88:TYR:H	1.57	0.52
1:AH:88:TYR:HD1	1:AH:88:TYR:N	2.07	0.52
1:AI:294:LEU:HB3	1:AI:298:ALA:HB2	1.90	0.52
1:AL:361:GLY:HA3	1:AN:274:HIS:HE2	1.73	0.52
1:AO:88:TYR:H	1:AO:88:TYR:HD1	1.57	0.52
1:AO:88:TYR:N	1:AO:88:TYR:HD1	2.07	0.52
1:AQ:294:LEU:HB3	1:AQ:298:ALA:HB2	1.90	0.52
1:AT:146:ALA:HB3	1:AT:149:TYR:CD2	2.43	0.52
1:AT:335:GLY:HA2	1:AT:337:TYR:N	2.24	0.52
1:AT:36:PRO:HD2	1:AT:71:MET:HB3	1.92	0.52
1:AT:234:ARG:HH21	1:AU:86:ALA:HB2	1.74	0.52
1:BA:88:TYR:H	1:BA:88:TYR:HD1	1.57	0.52
1:BC:234:ARG:CZ	1:BD:225:HIS:CE1	2.93	0.52
1:BE:36:PRO:HD2	1:BE:71:MET:HB3	1.92	0.52
2:BX:69:C:H2'	2:BX:70:C:O4'	2.09	0.52
1:BY:294:LEU:HB3	1:BY:298:ALA:HB2	1.90	0.52
1:AA:88:TYR:HD1	1:AA:88:TYR:H	1.57	0.52
1:AB:335:GLY:HA2	1:AB:337:TYR:N	2.24	0.52
1:AB:88:TYR:HD1	1:AB:88:TYR:H	1.57	0.52
1:AF:36:PRO:HD2	1:AF:71:MET:HB3	1.91	0.52
1:AJ:88:TYR:HD1	1:AJ:88:TYR:N	2.07	0.52
1:AO:335:GLY:HA2	1:AO:337:TYR:N	2.24	0.52
1:AV:294:LEU:HB3	1:AV:298:ALA:HB2	1.90	0.52
1:BB:294:LEU:HB3	1:BB:298:ALA:HB2	1.90	0.52
1:BH:88:TYR:HD1	1:BH:88:TYR:H	1.57	0.52
1:BJ:36:PRO:HD2	1:BJ:71:MET:HB3	1.91	0.52
1:BJ:88:TYR:H	1:BJ:88:TYR:HD1	1.57	0.52
1:BQ:294:LEU:HB3	1:BQ:298:ALA:HB2	1.90	0.52
1:BQ:36:PRO:HD2	1:BQ:71:MET:HB3	1.91	0.52
1:AA:244:ALA:HB1	1:AB:307:PRO:HB3	1.91	0.52
1:AB:42:LYS:NZ	1:AC:30:GLY:C	2.63	0.52

Continued on next page...

Continued from previous page...

Atom-1	Atom-2	Interatomic distance (Å)	Clash overlap (Å)
1:AL:36:PRO:HD2	1:AL:71:MET:HB3	1.92	0.52
1:AR:88:TYR:H	1:AR:88:TYR:HD1	1.57	0.52
1:AS:88:TYR:H	1:AS:88:TYR:HD1	1.57	0.52
1:AU:294:LEU:HB3	1:AU:298:ALA:HB2	1.90	0.52
1:BH:36:PRO:HD2	1:BH:71:MET:HB3	1.92	0.52
1:BO:146:ALA:HB3	1:BO:149:TYR:CD2	2.43	0.52
1:BP:242:ILE:HG12	2:BX:1:C:C4	2.45	0.52
1:BY:335:GLY:HA2	1:BY:337:TYR:N	2.24	0.52
1:BZ:88:TYR:HD1	1:BZ:88:TYR:H	1.57	0.52
1:AP:294:LEU:HB3	1:AP:298:ALA:HB2	1.90	0.52
1:AQ:335:GLY:HA2	1:AQ:337:TYR:N	2.24	0.52
1:AS:335:GLY:HA2	1:AS:337:TYR:N	2.24	0.52
1:BA:294:LEU:HB3	1:BA:298:ALA:HB2	1.90	0.52
1:BG:88:TYR:HD1	1:BG:88:TYR:H	1.57	0.52
1:BL:36:PRO:HD2	1:BL:71:MET:HB3	1.92	0.52
1:BL:234:ARG:CZ	1:BM:225:HIS:CE1	2.92	0.52
1:BM:88:TYR:N	1:BM:88:TYR:HD1	2.07	0.52
1:BP:234:ARG:NH2	1:BW:86:ALA:HB2	2.24	0.52
1:AE:335:GLY:HA2	1:AE:337:TYR:N	2.24	0.52
1:AJ:294:LEU:HB3	1:AJ:298:ALA:HB2	1.90	0.52
1:AJ:335:GLY:HA2	1:AJ:337:TYR:N	2.24	0.52
2:AK:59:C:C5	2:AK:60:C:N4	2.78	0.52
1:BK:294:LEU:HB3	1:BK:298:ALA:HB2	1.90	0.52
1:BL:335:GLY:HA2	1:BL:337:TYR:N	2.24	0.52
1:BL:88:TYR:H	1:BL:88:TYR:HD1	1.57	0.52
2:BX:24:C:C4	2:BX:25:C:N4	2.78	0.52
1:BJ:86:ALA:HB2	1:BZ:234:ARG:NH2	2.24	0.52
1:AS:88:TYR:N	1:AS:88:TYR:HD1	2.07	0.52
1:AV:335:GLY:HA2	1:AV:337:TYR:N	2.24	0.52
1:BA:88:TYR:HD1	1:BA:88:TYR:N	2.07	0.52
1:BB:36:PRO:HD2	1:BB:71:MET:HB3	1.92	0.52
1:BD:294:LEU:HB3	1:BD:298:ALA:HB2	1.90	0.52
1:BF:335:GLY:HA2	1:BF:337:TYR:N	2.24	0.52
1:BO:367:VAL:HG11	1:BP:278:GLN:NE2	2.24	0.52
1:BA:30:GLY:C	1:BQ:42:LYS:NZ	2.63	0.52
1:BQ:88:TYR:HD1	1:BQ:88:TYR:H	1.57	0.52
1:AA:228:ILE:HG22	1:AB:21:SER:HB2	1.92	0.52
1:AB:38:TYR:CE1	1:AC:26:GLN:HB2	2.44	0.52
1:AD:294:LEU:HB3	1:AD:298:ALA:HB2	1.90	0.52
1:AE:242:ILE:HG12	2:AK:36:C:C5	2.45	0.52
1:AL:370:LEU:HG	1:AN:268:LYS:HD3	1.92	0.52

Continued on next page...

Continued from previous page...

Atom-1	Atom-2	Interatomic distance (Å)	Clash overlap (Å)
1:AR:159:ILE:O	1:AR:162:CYS:HB2	2.10	0.52
1:BF:36:PRO:HD2	1:BF:71:MET:HB3	1.91	0.52
1:BN:36:PRO:HD2	1:BN:71:MET:HB3	1.92	0.52
1:BQ:335:GLY:HA2	1:BQ:337:TYR:N	2.24	0.52
1:BY:36:PRO:HD2	1:BY:71:MET:HB3	1.92	0.52
1:AH:42:LYS:NZ	1:AI:30:GLY:C	2.63	0.52
1:AI:88:TYR:H	1:AI:88:TYR:HD1	1.57	0.52
1:AR:253:ALA:O	1:AR:302:HIS:HB2	2.10	0.52
1:AV:88:TYR:HD1	1:AV:88:TYR:H	1.57	0.52
1:BH:159:ILE:O	1:BH:162:CYS:HB2	2.10	0.52
1:BO:335:GLY:HA2	1:BO:337:TYR:N	2.24	0.52
1:BO:367:VAL:HG11	1:BP:278:GLN:OE1	2.09	0.52
1:BW:361:GLY:HA3	1:BY:274:HIS:NE2	2.24	0.52
1:AA:159:ILE:O	1:AA:162:CYS:HB2	2.10	0.52
1:AA:88:TYR:HD1	1:AA:88:TYR:N	2.07	0.52
1:AB:244:ALA:HB1	1:AC:307:PRO:HB3	1.91	0.52
1:AE:88:TYR:HD1	1:AE:88:TYR:H	1.57	0.52
1:AG:253:ALA:O	1:AG:302:HIS:HB2	2.10	0.52
1:AJ:36:PRO:HD2	1:AJ:71:MET:HB3	1.92	0.52
2:AK:62:C:C5	2:AK:63:C:C4	2.98	0.52
1:AL:253:ALA:O	1:AL:302:HIS:HB2	2.10	0.52
1:AP:88:TYR:H	1:AP:88:TYR:HD1	1.57	0.52
1:AQ:36:PRO:HD2	1:AQ:71:MET:HB3	1.92	0.52
1:BC:36:PRO:HD2	1:BC:71:MET:HB3	1.91	0.52
1:BG:253:ALA:O	1:BG:302:HIS:HB2	2.10	0.52
1:BI:159:ILE:O	1:BI:162:CYS:HB2	2.10	0.52
1:BJ:159:ILE:O	1:BJ:162:CYS:HB2	2.10	0.52
1:BO:88:TYR:HD1	1:BO:88:TYR:H	1.57	0.52
2:BX:43:C:N4	2:BX:44:C:N3	2.57	0.52
1:BZ:253:ALA:O	1:BZ:302:HIS:HB2	2.10	0.52
1:AA:253:ALA:O	1:AA:302:HIS:HB2	2.10	0.52
1:AA:248:MET:HE2	1:AB:14:LYS:HD3	1.92	0.52
1:AB:253:ALA:O	1:AB:302:HIS:HB2	2.10	0.52
1:AB:88:TYR:N	1:AB:88:TYR:HD1	2.07	0.52
1:AE:159:ILE:O	1:AE:162:CYS:HB2	2.10	0.52
1:AH:36:PRO:HD2	1:AH:71:MET:HB3	1.92	0.52
1:AN:253:ALA:O	1:AN:302:HIS:HB2	2.10	0.52
1:AO:36:PRO:HD2	1:AO:71:MET:HB3	1.92	0.52
1:AS:253:ALA:O	1:AS:302:HIS:HB2	2.10	0.52
1:AU:88:TYR:HD1	1:AU:88:TYR:H	1.57	0.52
1:BC:335:GLY:HA2	1:BC:337:TYR:N	2.24	0.52

Continued on next page...

Continued from previous page...

Atom-1	Atom-2	Interatomic distance (Å)	Clash overlap (Å)
1:AC:159:ILE:O	1:AC:162:CYS:HB2	2.10	0.51
1:AF:253:ALA:O	1:AF:302:HIS:HB2	2.10	0.51
1:AJ:253:ALA:O	1:AJ:302:HIS:HB2	2.10	0.51
2:AM:46:C:H2'	1:AS:337:TYR:CE1	2.44	0.51
1:AL:285:VAL:CG1	1:AN:5:LYS:HD2	2.40	0.51
1:AN:88:TYR:H	1:AN:88:TYR:HD1	1.57	0.51
1:AQ:159:ILE:O	1:AQ:162:CYS:HB2	2.10	0.51
1:AQ:253:ALA:O	1:AQ:302:HIS:HB2	2.10	0.51
1:AT:159:ILE:O	1:AT:162:CYS:HB2	2.10	0.51
1:BB:253:ALA:O	1:BB:302:HIS:HB2	2.10	0.51
1:BC:88:TYR:HD1	1:BC:88:TYR:H	1.57	0.51
1:BD:159:ILE:O	1:BD:162:CYS:HB2	2.10	0.51
1:BE:88:TYR:H	1:BE:88:TYR:HD1	1.57	0.51
1:BI:294:LEU:HB3	1:BI:298:ALA:HB2	1.90	0.51
1:BO:159:ILE:O	1:BO:162:CYS:HB2	2.10	0.51
1:BO:36:PRO:HD2	1:BO:71:MET:HB3	1.92	0.51
1:BP:159:ILE:O	1:BP:162:CYS:HB2	2.10	0.51
1:BP:88:TYR:HD1	1:BP:88:TYR:H	1.57	0.51
1:BA:225:HIS:CE1	1:BQ:234:ARG:CZ	2.93	0.51
2:BR:9:C:N4	2:BR:10:C:N3	2.58	0.51
1:BZ:159:ILE:O	1:BZ:162:CYS:HB2	2.10	0.51
1:AD:88:TYR:H	1:AD:88:TYR:HD1	1.57	0.51
1:AE:253:ALA:O	1:AE:302:HIS:HB2	2.10	0.51
1:AJ:159:ILE:O	1:AJ:162:CYS:HB2	2.10	0.51
1:AI:361:GLY:HA3	1:AJ:274:HIS:NE2	2.25	0.51
1:AR:36:PRO:HD2	1:AR:71:MET:HB3	1.92	0.51
1:AV:159:ILE:O	1:AV:162:CYS:HB2	2.10	0.51
1:BB:88:TYR:HD1	1:BB:88:TYR:H	1.57	0.51
1:BC:159:ILE:O	1:BC:162:CYS:HB2	2.10	0.51
1:BC:253:ALA:O	1:BC:302:HIS:HB2	2.10	0.51
1:BD:88:TYR:HD1	1:BD:88:TYR:H	1.57	0.51
1:BH:335:GLY:HA2	1:BH:337:TYR:N	2.24	0.51
1:BK:159:ILE:O	1:BK:162:CYS:HB2	2.10	0.51
1:BL:146:ALA:HB3	1:BL:149:TYR:CD2	2.43	0.51
1:BN:253:ALA:O	1:BN:302:HIS:HB2	2.10	0.51
1:BN:88:TYR:HD1	1:BN:88:TYR:H	1.57	0.51
1:BP:253:ALA:O	1:BP:302:HIS:HB2	2.10	0.51
1:BQ:146:ALA:HB3	1:BQ:149:TYR:CD2	2.43	0.51
1:AA:36:PRO:HD2	1:AA:71:MET:HB3	1.92	0.51
1:AL:88:TYR:HD1	1:AL:88:TYR:H	1.57	0.51
1:AR:88:TYR:N	1:AR:88:TYR:HD1	2.07	0.51

Continued on next page...

Continued from previous page...

Atom-1	Atom-2	Interatomic distance (Å)	Clash overlap (Å)
1:AS:36:PRO:HD2	1:AS:71:MET:HB3	1.92	0.51
1:BD:88:TYR:HD1	1:BD:88:TYR:N	2.07	0.51
1:BG:159:ILE:O	1:BG:162:CYS:HB2	2.10	0.51
1:BG:88:TYR:HD1	1:BG:88:TYR:N	2.07	0.51
1:BP:236:GLY:O	1:BW:305:ASN:CB	2.49	0.51
1:BW:88:TYR:H	1:BW:88:TYR:HD1	1.57	0.51
1:BY:159:ILE:O	1:BY:162:CYS:HB2	2.10	0.51
1:BZ:88:TYR:HD1	1:BZ:88:TYR:N	2.07	0.51
1:AB:36:PRO:HD2	1:AB:71:MET:HB3	1.92	0.51
1:AF:88:TYR:HD1	1:AF:88:TYR:H	1.57	0.51
1:AI:253:ALA:O	1:AI:302:HIS:HB2	2.10	0.51
1:AL:159:ILE:O	1:AL:162:CYS:HB2	2.10	0.51
1:AN:335:GLY:HA2	1:AN:337:TYR:N	2.24	0.51
1:AP:36:PRO:HD2	1:AP:71:MET:HB3	1.92	0.51
1:AV:253:ALA:O	1:AV:302:HIS:HB2	2.10	0.51
1:BD:253:ALA:O	1:BD:302:HIS:HB2	2.10	0.51
1:BF:159:ILE:O	1:BF:162:CYS:HB2	2.10	0.51
1:BJ:335:GLY:HA2	1:BJ:337:TYR:N	2.24	0.51
1:BQ:253:ALA:O	1:BQ:302:HIS:HB2	2.10	0.51
2:BX:37:C:C5	2:BX:38:C:N3	2.79	0.51
1:BZ:36:PRO:HD2	1:BZ:71:MET:HB3	1.91	0.51
1:AA:26:GLN:HB2	1:AJ:38:TYR:CE1	2.45	0.51
1:AF:159:ILE:O	1:AF:162:CYS:HB2	2.10	0.51
1:AF:88:TYR:HD1	1:AF:88:TYR:N	2.07	0.51
1:AI:88:TYR:N	1:AI:88:TYR:HD1	2.07	0.51
1:AV:88:TYR:N	1:AV:88:TYR:HD1	2.07	0.51
1:BA:159:ILE:O	1:BA:162:CYS:HB2	2.10	0.51
1:BA:253:ALA:O	1:BA:302:HIS:HB2	2.10	0.51
1:BG:36:PRO:HD2	1:BG:71:MET:HB3	1.92	0.51
1:BL:253:ALA:O	1:BL:302:HIS:HB2	2.10	0.51
1:BM:159:ILE:O	1:BM:162:CYS:HB2	2.10	0.51
1:BO:253:ALA:O	1:BO:302:HIS:HB2	2.10	0.51
1:AD:329:ALA:HA	1:AD:334:MET:HG2	1.93	0.51
1:AG:335:GLY:HA2	1:AG:337:TYR:N	2.24	0.51
1:AG:88:TYR:H	1:AG:88:TYR:HD1	1.57	0.51
1:AI:36:PRO:HD2	1:AI:71:MET:HB3	1.92	0.51
1:AP:253:ALA:O	1:AP:302:HIS:HB2	2.10	0.51
1:AU:253:ALA:O	1:AU:302:HIS:HB2	2.10	0.51
1:BA:23:TYR:CD1	1:BQ:82:ILE:HG22	2.46	0.51
1:BH:329:ALA:HA	1:BH:334:MET:HG2	1.93	0.51
1:BL:337:TYR:CE1	2:BX:39:C:H2'	2.45	0.51

Continued on next page...

Continued from previous page...

Atom-1	Atom-2	Interatomic distance (Å)	Clash overlap (Å)
1:BM:253:ALA:O	1:BM:302:HIS:HB2	2.10	0.51
1:BW:146:ALA:HB3	1:BW:149:TYR:CD2	2.43	0.51
1:BW:335:GLY:HA2	1:BW:337:TYR:N	2.24	0.51
1:AE:88:TYR:N	1:AE:88:TYR:HD1	2.07	0.51
1:AH:159:ILE:O	1:AH:162:CYS:HB2	2.10	0.51
1:AN:159:ILE:O	1:AN:162:CYS:HB2	2.10	0.51
1:AP:159:ILE:O	1:AP:162:CYS:HB2	2.10	0.51
1:AV:36:PRO:HD2	1:AV:71:MET:HB3	1.92	0.51
1:BH:42:LYS:NZ	1:BI:30:GLY:C	2.64	0.51
1:BI:88:TYR:HD1	1:BI:88:TYR:N	2.07	0.51
1:BJ:329:ALA:HA	1:BJ:334:MET:HG2	1.93	0.51
1:BK:36:PRO:HD2	1:BK:71:MET:HB3	1.92	0.51
1:BA:26:GLN:HB2	1:BQ:38:TYR:CD1	2.46	0.51
2:BR:12:C:C4	2:BR:13:C:C5	2.98	0.51
2:BX:20:C:C4	2:BX:21:C:C4	2.99	0.51
1:AA:14:LYS:HD3	1:AJ:248:MET:CE	2.41	0.51
1:AB:159:ILE:O	1:AB:162:CYS:HB2	2.10	0.51
1:AD:253:ALA:O	1:AD:302:HIS:HB2	2.10	0.51
1:AE:36:PRO:HD2	1:AE:71:MET:HB3	1.92	0.51
1:AG:159:ILE:O	1:AG:162:CYS:HB2	2.10	0.51
1:AG:36:PRO:HD2	1:AG:71:MET:HB3	1.92	0.51
1:AN:36:PRO:HD2	1:AN:71:MET:HB3	1.92	0.51
1:AO:159:ILE:O	1:AO:162:CYS:HB2	2.10	0.51
1:AO:367:VAL:HG21	1:AP:278:GLN:CD	2.31	0.51
1:AS:159:ILE:O	1:AS:162:CYS:HB2	2.10	0.51
1:AU:329:ALA:HA	1:AU:334:MET:HG2	1.93	0.51
1:BC:248:MET:CE	1:BD:14:LYS:HD3	2.41	0.51
1:BE:335:GLY:HA2	1:BE:337:TYR:N	2.24	0.51
1:BN:335:GLY:HA2	1:BN:337:TYR:N	2.24	0.51
1:AP:88:TYR:N	1:AP:88:TYR:HD1	2.07	0.51
1:BA:36:PRO:HD2	1:BA:71:MET:HB3	1.92	0.51
1:BB:335:GLY:HA2	1:BB:337:TYR:N	2.24	0.51
1:BI:253:ALA:O	1:BI:302:HIS:HB2	2.10	0.51
1:BI:36:PRO:HD2	1:BI:71:MET:HB3	1.92	0.51
1:BK:335:GLY:HA2	1:BK:337:TYR:N	2.24	0.51
1:AB:329:ALA:HA	1:AB:334:MET:HG2	1.93	0.51
1:AD:283:GLN:O	1:AD:286:GLU:HB2	2.11	0.51
1:AF:283:GLN:O	1:AF:286:GLU:HB2	2.11	0.51
1:AL:283:GLN:O	1:AL:286:GLU:HB2	2.11	0.51
2:AM:55:C:C4	2:AM:56:C:C4	2.99	0.51
1:AS:329:ALA:HA	1:AS:334:MET:HG2	1.93	0.51

Continued on next page...

Continued from previous page...

Atom-1	Atom-2	Interatomic distance (Å)	Clash overlap (Å)
1:AU:88:TYR:HD1	1:AU:88:TYR:N	2.07	0.51
1:BB:159:ILE:O	1:BB:162:CYS:HB2	2.10	0.51
1:BE:159:ILE:O	1:BE:162:CYS:HB2	2.10	0.51
1:BE:253:ALA:O	1:BE:302:HIS:HB2	2.10	0.51
1:BJ:253:ALA:O	1:BJ:302:HIS:HB2	2.10	0.51
1:BK:88:TYR:H	1:BK:88:TYR:HD1	1.57	0.51
1:BM:36:PRO:HD2	1:BM:71:MET:HB3	1.92	0.51
1:BP:283:GLN:O	1:BP:286:GLU:HB2	2.11	0.51
1:BQ:329:ALA:HA	1:BQ:334:MET:HG2	1.93	0.51
2:BR:43:C:N4	2:BR:44:C:C2	2.79	0.51
1:AD:36:PRO:HD2	1:AD:71:MET:HB3	1.91	0.50
1:AI:159:ILE:O	1:AI:162:CYS:HB2	2.10	0.50
1:AL:88:TYR:HD1	1:AL:88:TYR:N	2.07	0.50
2:AM:24:C:C4	2:AM:25:C:N3	2.79	0.50
1:AL:256:VAL:HG21	2:AM:5:C:C5	2.46	0.50
1:AO:253:ALA:O	1:AO:302:HIS:HB2	2.10	0.50
1:AQ:88:TYR:H	1:AQ:88:TYR:HD1	1.57	0.50
1:AU:283:GLN:O	1:AU:286:GLU:HB2	2.11	0.50
1:BD:283:GLN:O	1:BD:286:GLU:HB2	2.11	0.50
1:BH:253:ALA:O	1:BH:302:HIS:HB2	2.10	0.50
1:BI:283:GLN:O	1:BI:286:GLU:HB2	2.11	0.50
1:BK:253:ALA:O	1:BK:302:HIS:HB2	2.10	0.50
1:BN:159:ILE:O	1:BN:162:CYS:HB2	2.10	0.50
1:BP:88:TYR:HD1	1:BP:88:TYR:N	2.07	0.50
1:BW:159:ILE:O	1:BW:162:CYS:HB2	2.10	0.50
1:BP:242:ILE:HG12	2:BX:1:C:N4	2.26	0.50
1:BY:253:ALA:O	1:BY:302:HIS:HB2	2.10	0.50
1:AB:307:PRO:O	1:AB:309:ALA:N	2.45	0.50
2:AM:41:C:C4	2:AM:42:C:N3	2.80	0.50
1:AP:283:GLN:O	1:AP:286:GLU:HB2	2.11	0.50
1:AQ:329:ALA:HA	1:AQ:334:MET:HG2	1.93	0.50
1:AS:307:PRO:O	1:AS:309:ALA:N	2.45	0.50
1:AU:335:GLY:HA2	1:AU:337:TYR:N	2.24	0.50
1:BB:283:GLN:O	1:BB:286:GLU:HB2	2.11	0.50
1:BB:307:PRO:O	1:BB:309:ALA:N	2.45	0.50
1:BD:233:THR:HG22	1:BE:307:PRO:HG2	1.93	0.50
1:BD:307:PRO:O	1:BD:309:ALA:N	2.45	0.50
1:BE:146:ALA:HB3	1:BE:149:TYR:CD2	2.43	0.50
1:BE:172:ALA:HB2	1:BE:253:ALA:HB1	1.93	0.50
1:BI:307:PRO:O	1:BI:309:ALA:N	2.45	0.50
1:BI:88:TYR:HD1	1:BI:88:TYR:H	1.57	0.50

Continued on next page...

Continued from previous page...

Atom-1	Atom-2	Interatomic distance (Å)	Clash overlap (Å)
1:BN:307:PRO:O	1:BN:309:ALA:N	2.45	0.50
1:BP:307:PRO:O	1:BP:309:ALA:N	2.45	0.50
1:BQ:159:ILE:O	1:BQ:162:CYS:HB2	2.10	0.50
2:BR:16:C:N4	2:BR:17:C:C2	2.79	0.50
1:BW:253:ALA:O	1:BW:302:HIS:HB2	2.10	0.50
1:BY:307:PRO:O	1:BY:309:ALA:N	2.45	0.50
1:BY:329:ALA:HA	1:BY:334:MET:HG2	1.93	0.50
1:AA:307:PRO:O	1:AA:309:ALA:N	2.45	0.50
1:AG:307:PRO:O	1:AG:309:ALA:N	2.45	0.50
1:AI:283:GLN:O	1:AI:286:GLU:HB2	2.12	0.50
1:AL:329:ALA:HA	1:AL:334:MET:HG2	1.93	0.50
1:AN:307:PRO:O	1:AN:309:ALA:N	2.45	0.50
1:AN:88:TYR:N	1:AN:88:TYR:HD1	2.07	0.50
1:AP:335:GLY:HA2	1:AP:337:TYR:N	2.24	0.50
1:AR:307:PRO:O	1:AR:309:ALA:N	2.45	0.50
1:AR:361:GLY:HA3	1:AS:274:HIS:NE2	2.26	0.50
1:BC:172:ALA:HB2	1:BC:253:ALA:HB1	1.93	0.50
1:BC:42:LYS:NZ	1:BD:30:GLY:C	2.65	0.50
1:BF:329:ALA:HA	1:BF:334:MET:HG2	1.93	0.50
1:BH:307:PRO:O	1:BH:309:ALA:N	2.45	0.50
1:BI:233:THR:HG22	1:BQ:307:PRO:HG2	1.93	0.50
1:BK:307:PRO:O	1:BK:309:ALA:N	2.45	0.50
1:BK:88:TYR:N	1:BK:88:TYR:HD1	2.07	0.50
1:BL:159:ILE:O	1:BL:162:CYS:HB2	2.10	0.50
1:BL:329:ALA:HA	1:BL:334:MET:HG2	1.93	0.50
1:BN:283:GLN:O	1:BN:286:GLU:HB2	2.11	0.50
1:BN:329:ALA:HA	1:BN:334:MET:HG2	1.93	0.50
2:BX:41:C:C5	2:BX:42:C:C5	2.99	0.50
1:AC:253:ALA:O	1:AC:302:HIS:HB2	2.10	0.50
1:AC:329:ALA:HA	1:AC:334:MET:HG2	1.93	0.50
1:AD:88:TYR:N	1:AD:88:TYR:HD1	2.07	0.50
1:AF:187:ASN:O	1:AF:191:LYS:HB3	2.12	0.50
1:AH:253:ALA:O	1:AH:302:HIS:HB2	2.10	0.50
1:AJ:88:TYR:HD1	1:AJ:88:TYR:H	1.57	0.50
1:AL:187:ASN:O	1:AL:191:LYS:HB3	2.12	0.50
1:AS:187:ASN:O	1:AS:191:LYS:HB3	2.12	0.50
1:AT:329:ALA:HA	1:AT:334:MET:HG2	1.93	0.50
1:AU:159:ILE:O	1:AU:162:CYS:HB2	2.10	0.50
1:AV:307:PRO:O	1:AV:309:ALA:N	2.45	0.50
1:BF:253:ALA:O	1:BF:302:HIS:HB2	2.10	0.50
1:BF:307:PRO:O	1:BF:309:ALA:N	2.45	0.50

Continued on next page...

Continued from previous page...

Atom-1	Atom-2	Interatomic distance (Å)	Clash overlap (Å)
1:BI:335:GLY:HA2	1:BI:337:TYR:N	2.24	0.50
1:BJ:187:ASN:O	1:BJ:191:LYS:HB3	2.12	0.50
1:BJ:307:PRO:O	1:BJ:309:ALA:N	2.45	0.50
1:BK:283:GLN:O	1:BK:286:GLU:HB2	2.12	0.50
1:BP:36:PRO:HD2	1:BP:71:MET:HB3	1.92	0.50
1:AA:283:GLN:O	1:AA:286:GLU:HB2	2.11	0.50
1:AC:187:ASN:O	1:AC:191:LYS:HB3	2.12	0.50
1:AC:307:PRO:O	1:AC:309:ALA:N	2.45	0.50
1:AC:88:TYR:N	1:AC:88:TYR:HD1	2.07	0.50
1:AD:159:ILE:O	1:AD:162:CYS:HB2	2.10	0.50
1:AE:307:PRO:O	1:AE:309:ALA:N	2.45	0.50
1:AF:329:ALA:HA	1:AF:334:MET:HG2	1.93	0.50
1:AH:283:GLN:O	1:AH:286:GLU:HB2	2.11	0.50
1:AI:335:GLY:HA2	1:AI:337:TYR:N	2.24	0.50
1:AJ:307:PRO:O	1:AJ:309:ALA:N	2.45	0.50
1:AJ:329:ALA:HA	1:AJ:334:MET:HG2	1.93	0.50
1:AL:240:GLU:OE2	1:AN:27:ARG:HD3	2.10	0.50
2:AM:22:C:H2'	2:AM:23:C:O4'	2.11	0.50
1:AT:187:ASN:O	1:AT:191:LYS:HB3	2.12	0.50
1:AT:307:PRO:O	1:AT:309:ALA:N	2.45	0.50
1:AT:88:TYR:N	1:AT:88:TYR:HD1	2.07	0.50
1:BB:329:ALA:HA	1:BB:334:MET:HG2	1.93	0.50
1:BH:187:ASN:O	1:BH:191:LYS:HB3	2.12	0.50
1:BI:329:ALA:HA	1:BI:334:MET:HG2	1.93	0.50
1:BJ:172:ALA:HB2	1:BJ:253:ALA:HB1	1.93	0.50
1:BM:172:ALA:HB2	1:BM:253:ALA:HB1	1.93	0.50
1:BO:172:ALA:HB2	1:BO:253:ALA:HB1	1.93	0.50
1:BO:307:PRO:O	1:BO:309:ALA:N	2.45	0.50
1:BQ:307:PRO:O	1:BQ:309:ALA:N	2.45	0.50
2:BR:2:C:N4	2:BR:3:C:C4	2.80	0.50
1:AA:42:LYS:HD2	1:AB:28:SER:CB	2.42	0.50
1:AC:283:GLN:O	1:AC:286:GLU:HB2	2.11	0.50
1:AI:329:ALA:HA	1:AI:334:MET:HG2	1.93	0.50
1:AB:337:TYR:CE1	2:AK:11:C:H2'	2.47	0.50
2:AK:20:C:N4	2:AK:21:C:N4	2.60	0.50
1:AL:307:PRO:O	1:AL:309:ALA:N	2.45	0.50
1:AP:329:ALA:HA	1:AP:334:MET:HG2	1.93	0.50
1:AT:253:ALA:O	1:AT:302:HIS:HB2	2.10	0.50
1:AU:36:PRO:HD2	1:AU:71:MET:HB3	1.92	0.50
1:AV:283:GLN:O	1:AV:286:GLU:HB2	2.11	0.50
1:BA:172:ALA:HB2	1:BA:253:ALA:HB1	1.93	0.50

Continued on next page...

Continued from previous page...

Atom-1	Atom-2	Interatomic distance (Å)	Clash overlap (Å)
1:BA:307:PRO:O	1:BA:309:ALA:N	2.45	0.50
1:BC:307:PRO:O	1:BC:309:ALA:N	2.45	0.50
1:BC:329:ALA:HA	1:BC:334:MET:HG2	1.93	0.50
1:BD:36:PRO:HD2	1:BD:71:MET:HB3	1.92	0.50
1:BE:187:ASN:O	1:BE:191:LYS:HB3	2.12	0.50
1:BG:335:GLY:HA2	1:BG:337:TYR:N	2.24	0.50
1:BH:172:ALA:HB2	1:BH:253:ALA:HB1	1.93	0.50
1:BL:307:PRO:O	1:BL:309:ALA:N	2.45	0.50
1:BM:307:PRO:O	1:BM:309:ALA:N	2.45	0.50
1:BO:329:ALA:HA	1:BO:334:MET:HG2	1.93	0.50
1:BW:172:ALA:HB2	1:BW:253:ALA:HB1	1.93	0.50
1:BW:187:ASN:O	1:BW:191:LYS:HB3	2.12	0.50
1:BZ:172:ALA:HB2	1:BZ:253:ALA:HB1	1.93	0.50
1:AD:335:GLY:HA2	1:AD:337:TYR:N	2.24	0.50
1:AE:283:GLN:O	1:AE:286:GLU:HB2	2.12	0.50
1:AF:307:PRO:O	1:AF:309:ALA:N	2.45	0.50
2:AK:31:C:C4	2:AK:32:C:N3	2.80	0.50
2:AM:6:C:H41	2:AM:7:C:N4	2.07	0.50
1:AO:283:GLN:O	1:AO:286:GLU:HB2	2.11	0.50
1:AP:187:ASN:O	1:AP:191:LYS:HB3	2.12	0.50
1:AQ:307:PRO:O	1:AQ:309:ALA:N	2.45	0.50
1:AR:283:GLN:O	1:AR:286:GLU:HB2	2.11	0.50
1:AT:283:GLN:O	1:AT:286:GLU:HB2	2.11	0.50
1:BC:187:ASN:O	1:BC:191:LYS:HB3	2.12	0.50
1:BG:172:ALA:HB2	1:BG:253:ALA:HB1	1.93	0.50
1:BG:307:PRO:O	1:BG:309:ALA:N	2.45	0.50
1:BG:329:ALA:HA	1:BG:334:MET:HG2	1.93	0.50
1:BK:329:ALA:HA	1:BK:334:MET:HG2	1.93	0.50
1:BQ:283:GLN:O	1:BQ:286:GLU:HB2	2.11	0.50
2:BR:6:C:C5	2:BR:7:C:C5	3.00	0.50
1:BW:283:GLN:O	1:BW:286:GLU:HB2	2.11	0.50
1:BZ:335:GLY:HA2	1:BZ:337:TYR:N	2.24	0.50
1:AA:187:ASN:O	1:AA:191:LYS:HB3	2.12	0.50
1:AB:187:ASN:O	1:AB:191:LYS:HB3	2.12	0.50
2:AM:11:C:O2'	2:AM:12:C:H5'	2.12	0.50
1:AR:187:ASN:O	1:AR:191:LYS:HB3	2.12	0.50
1:BB:172:ALA:HB2	1:BB:253:ALA:HB1	1.93	0.50
1:BF:172:ALA:HB2	1:BF:253:ALA:HB1	1.93	0.50
1:BF:187:ASN:O	1:BF:191:LYS:HB3	2.12	0.50
1:BF:283:GLN:O	1:BF:286:GLU:HB2	2.11	0.50
1:BO:187:ASN:O	1:BO:191:LYS:HB3	2.12	0.50

Continued on next page...

Continued from previous page...

Atom-1	Atom-2	Interatomic distance (Å)	Clash overlap (Å)
1:BZ:307:PRO:O	1:BZ:309:ALA:N	2.45	0.50
1:AA:329:ALA:HA	1:AA:334:MET:HG2	1.93	0.50
1:AG:187:ASN:O	1:AG:191:LYS:HB3	2.12	0.50
1:AH:187:ASN:O	1:AH:191:LYS:HB3	2.12	0.50
1:AI:187:ASN:O	1:AI:191:LYS:HB3	2.12	0.50
2:AK:59:C:C5	2:AK:60:C:N3	2.80	0.50
1:AO:187:ASN:O	1:AO:191:LYS:HB3	2.12	0.50
1:BH:283:GLN:O	1:BH:286:GLU:HB2	2.11	0.50
1:BL:187:ASN:O	1:BL:191:LYS:HB3	2.12	0.50
1:BN:172:ALA:HB2	1:BN:253:ALA:HB1	1.93	0.50
1:BP:172:ALA:HB2	1:BP:253:ALA:HB1	1.93	0.50
1:BP:329:ALA:HA	1:BP:334:MET:HG2	1.93	0.50
2:BX:45:C:N4	2:BX:46:C:N4	2.60	0.50
1:BY:283:GLN:O	1:BY:286:GLU:HB2	2.11	0.50
1:BZ:329:ALA:HA	1:BZ:334:MET:HG2	1.93	0.50
1:AG:88:TYR:HD1	1:AG:88:TYR:N	2.07	0.49
1:AN:187:ASN:O	1:AN:191:LYS:HB3	2.12	0.49
1:AL:82:ILE:HB	1:AN:23:TYR:CZ	2.47	0.49
1:AR:329:ALA:HA	1:AR:334:MET:HG2	1.93	0.49
1:AV:329:ALA:HA	1:AV:334:MET:HG2	1.93	0.49
1:BA:329:ALA:HA	1:BA:334:MET:HG2	1.93	0.49
1:BD:329:ALA:HA	1:BD:334:MET:HG2	1.93	0.49
1:BE:307:PRO:O	1:BE:309:ALA:N	2.45	0.49
1:BI:187:ASN:O	1:BI:191:LYS:HB3	2.12	0.49
1:BL:283:GLN:O	1:BL:286:GLU:HB2	2.11	0.49
1:BQ:187:ASN:O	1:BQ:191:LYS:HB3	2.12	0.49
1:BZ:283:GLN:O	1:BZ:286:GLU:HB2	2.11	0.49
1:AH:307:PRO:O	1:AH:309:ALA:N	2.45	0.49
1:AH:329:ALA:HA	1:AH:334:MET:HG2	1.93	0.49
2:AK:43:C:C5	2:AK:44:C:C4	3.00	0.49
1:AL:228:ILE:HG22	1:AN:21:SER:HB2	1.92	0.49
1:BD:172:ALA:HB2	1:BD:253:ALA:HB1	1.93	0.49
1:BG:283:GLN:O	1:BG:286:GLU:HB2	2.11	0.49
1:BL:172:ALA:HB2	1:BL:253:ALA:HB1	1.93	0.49
1:BP:187:ASN:O	1:BP:191:LYS:HB3	2.12	0.49
1:BW:307:PRO:O	1:BW:309:ALA:N	2.45	0.49
1:AA:82:ILE:HG22	1:AB:23:TYR:CD1	2.47	0.49
1:AB:172:ALA:HB2	1:AB:253:ALA:HB1	1.93	0.49
1:AB:283:GLN:O	1:AB:286:GLU:HB2	2.11	0.49
1:AD:187:ASN:O	1:AD:191:LYS:HB3	2.12	0.49
1:AE:38:TYR:CE1	1:AF:26:GLN:HB2	2.47	0.49

Continued on next page...

Continued from previous page...

Atom-1	Atom-2	Interatomic distance (Å)	Clash overlap (Å)
1:AJ:283:GLN:O	1:AJ:286:GLU:HB2	2.11	0.49
2:AK:41:C:H2'	2:AK:42:C:O4'	2.12	0.49
1:AO:307:PRO:O	1:AO:309:ALA:N	2.45	0.49
1:AP:307:PRO:O	1:AP:309:ALA:N	2.45	0.49
1:AU:187:ASN:O	1:AU:191:LYS:HB3	2.12	0.49
1:AU:307:PRO:O	1:AU:309:ALA:N	2.45	0.49
1:AV:172:ALA:HB2	1:AV:253:ALA:HB1	1.93	0.49
1:BA:248:MET:HE2	1:BB:14:LYS:HD3	1.94	0.49
1:BE:283:GLN:O	1:BE:286:GLU:HB2	2.12	0.49
1:BJ:283:GLN:O	1:BJ:286:GLU:HB2	2.12	0.49
1:BJ:42:LYS:NZ	1:BK:30:GLY:C	2.66	0.49
1:BK:187:ASN:O	1:BK:191:LYS:HB3	2.12	0.49
1:BM:329:ALA:HA	1:BM:334:MET:HG2	1.93	0.49
2:BR:27:C:H2'	2:BR:28:C:O4'	2.11	0.49
1:BW:248:MET:CE	1:BY:14:LYS:HD3	2.41	0.49
1:BY:172:ALA:HB2	1:BY:253:ALA:HB1	1.93	0.49
1:BY:187:ASN:O	1:BY:191:LYS:HB3	2.12	0.49
1:AD:307:PRO:O	1:AD:309:ALA:N	2.45	0.49
1:AE:187:ASN:O	1:AE:191:LYS:HB3	2.12	0.49
1:AE:256:VAL:HG12	2:AK:32:C:OP1	2.12	0.49
1:AI:307:PRO:O	1:AI:309:ALA:N	2.45	0.49
2:AK:23:C:C4	2:AK:24:C:C2	3.00	0.49
1:AN:329:ALA:HA	1:AN:334:MET:HG2	1.93	0.49
1:AO:172:ALA:HB2	1:AO:253:ALA:HB1	1.93	0.49
1:AP:73:ARG:CZ	1:AQ:27:ARG:HG2	2.42	0.49
1:AS:283:GLN:O	1:AS:286:GLU:HB2	2.11	0.49
1:BK:234:ARG:NH2	1:BL:86:ALA:HB2	2.27	0.49
1:BW:329:ALA:HA	1:BW:334:MET:HG2	1.93	0.49
1:AH:172:ALA:HB2	1:AH:253:ALA:HB1	1.93	0.49
1:AO:329:ALA:HA	1:AO:334:MET:HG2	1.93	0.49
1:AO:42:LYS:HZ2	1:AP:30:GLY:C	2.14	0.49
1:AQ:187:ASN:O	1:AQ:191:LYS:HB3	2.12	0.49
1:AR:172:ALA:HB2	1:AR:253:ALA:HB1	1.93	0.49
1:BD:187:ASN:O	1:BD:191:LYS:HB3	2.12	0.49
1:BO:283:GLN:O	1:BO:286:GLU:HB2	2.11	0.49
1:BZ:187:ASN:O	1:BZ:191:LYS:HB3	2.12	0.49
1:AE:329:ALA:HA	1:AE:334:MET:HG2	1.93	0.49
1:AG:329:ALA:HA	1:AG:334:MET:HG2	1.93	0.49
1:AJ:254:GLY:HA2	2:AK:67:C:OP1	2.12	0.49
2:AM:22:C:C6	2:AM:23:C:C6	3.01	0.49
1:AQ:283:GLN:O	1:AQ:286:GLU:HB2	2.11	0.49

Continued on next page...

Continued from previous page...

Atom-1	Atom-2	Interatomic distance (Å)	Clash overlap (Å)
1:AR:367:VAL:CG1	1:AT:2:ALA:HB3	2.42	0.49
1:BE:329:ALA:HA	1:BE:334:MET:HG2	1.93	0.49
1:BG:187:ASN:O	1:BG:191:LYS:HB3	2.12	0.49
1:BG:248:MET:CE	1:BH:14:LYS:HD3	2.42	0.49
1:BK:256:VAL:HG12	2:BX:32:C:OP1	2.13	0.49
1:BN:187:ASN:O	1:BN:191:LYS:HB3	2.12	0.49
1:BP:175:ASP:OD2	1:BP:177:SER:HB3	2.13	0.49
1:BQ:172:ALA:HB2	1:BQ:253:ALA:HB1	1.93	0.49
1:BA:23:TYR:CZ	1:BQ:82:ILE:HB	2.47	0.49
1:BW:285:VAL:CG1	1:BY:5:LYS:HD2	2.43	0.49
1:AA:172:ALA:HB2	1:AA:253:ALA:HB1	1.93	0.49
1:AC:172:ALA:HB2	1:AC:253:ALA:HB1	1.93	0.49
1:AJ:172:ALA:HB2	1:AJ:253:ALA:HB1	1.93	0.49
1:AV:187:ASN:O	1:AV:191:LYS:HB3	2.12	0.49
1:BB:187:ASN:O	1:BB:191:LYS:HB3	2.12	0.49
1:BH:175:ASP:OD2	1:BH:177:SER:HB3	2.13	0.49
1:AD:172:ALA:HB2	1:AD:253:ALA:HB1	1.93	0.49
1:AB:367:VAL:CG1	1:AD:2:ALA:HB3	2.43	0.49
1:AD:248:MET:CE	1:AE:14:LYS:HD3	2.43	0.49
1:AF:172:ALA:HB2	1:AF:253:ALA:HB1	1.93	0.49
2:AM:6:C:N4	2:AM:7:C:C4	2.80	0.49
1:AN:172:ALA:HB2	1:AN:253:ALA:HB1	1.93	0.49
1:AP:172:ALA:HB2	1:AP:253:ALA:HB1	1.93	0.49
1:AU:172:ALA:HB2	1:AU:253:ALA:HB1	1.93	0.49
1:BB:361:GLY:HA3	1:BC:274:HIS:NE2	2.27	0.49
1:BD:175:ASP:OD2	1:BD:177:SER:HB3	2.13	0.49
1:BI:172:ALA:HB2	1:BI:253:ALA:HB1	1.93	0.49
1:BJ:175:ASP:OD2	1:BJ:177:SER:HB3	2.13	0.49
1:BL:367:VAL:HG11	1:BM:278:GLN:OE1	2.13	0.49
1:BM:187:ASN:O	1:BM:191:LYS:HB3	2.12	0.49
1:BM:283:GLN:O	1:BM:286:GLU:HB2	2.11	0.49
2:BR:45:C:C4	2:BR:46:C:N3	2.81	0.49
2:BX:57:C:N4	2:BX:58:C:C2	2.80	0.49
1:AE:172:ALA:HB2	1:AE:253:ALA:HB1	1.93	0.49
1:AI:172:ALA:HB2	1:AI:253:ALA:HB1	1.93	0.49
2:AM:22:C:C5	2:AM:23:C:C5	3.01	0.49
2:AM:59:C:C4	2:AM:60:C:N4	2.81	0.49
1:AN:283:GLN:O	1:AN:286:GLU:HB2	2.11	0.49
1:AT:172:ALA:HB2	1:AT:253:ALA:HB1	1.93	0.49
1:BC:283:GLN:O	1:BC:286:GLU:HB2	2.11	0.49
1:BW:184:ARG:HD2	2:BX:7:C:OP1	2.12	0.49

Continued on next page...

Continued from previous page...

Atom-1	Atom-2	Interatomic distance (Å)	Clash overlap (Å)
1:AG:175:ASP:OD2	1:AG:177:SER:HB3	2.13	0.49
1:AJ:187:ASN:O	1:AJ:191:LYS:HB3	2.12	0.49
1:AL:172:ALA:HB2	1:AL:253:ALA:HB1	1.93	0.49
1:AS:172:ALA:HB2	1:AS:253:ALA:HB1	1.93	0.49
1:BA:283:GLN:O	1:BA:286:GLU:HB2	2.11	0.49
1:BC:175:ASP:OD2	1:BC:177:SER:HB3	2.13	0.49
1:BD:234:ARG:NH2	1:BE:86:ALA:HB2	2.28	0.49
1:BI:175:ASP:OD2	1:BI:177:SER:HB3	2.13	0.49
1:BK:172:ALA:HB2	1:BK:253:ALA:HB1	1.93	0.49
1:BO:175:ASP:OD2	1:BO:177:SER:HB3	2.13	0.49
1:BP:248:MET:HE3	1:BW:14:LYS:HD3	1.95	0.49
1:BM:315:THR:OG1	2:BX:45:C:OP2	2.21	0.49
2:AK:23:C:N4	2:AK:24:C:N3	2.61	0.48
2:AM:57:C:C4	2:AM:58:C:N3	2.81	0.48
1:AL:335:GLY:O	2:AM:5:C:O2'	2.30	0.48
1:AV:175:ASP:OD2	1:AV:177:SER:HB3	2.13	0.48
1:BF:175:ASP:OD2	1:BF:177:SER:HB3	2.13	0.48
2:BR:9:C:C5	2:BR:10:C:C5	3.01	0.48
1:AG:172:ALA:HB2	1:AG:253:ALA:HB1	1.93	0.48
1:AI:367:VAL:HG11	1:AJ:278:GLN:OE1	2.13	0.48
1:AQ:172:ALA:HB2	1:AQ:253:ALA:HB1	1.93	0.48
1:AQ:175:ASP:OD2	1:AQ:177:SER:HB3	2.13	0.48
1:BA:187:ASN:O	1:BA:191:LYS:HB3	2.12	0.48
1:BK:175:ASP:OD2	1:BK:177:SER:HB3	2.13	0.48
2:BR:37:C:C5	2:BR:38:C:C4	3.01	0.48
1:AD:38:TYR:CE1	1:AE:26:GLN:HB2	2.48	0.48
1:AG:283:GLN:O	1:AG:286:GLU:HB2	2.12	0.48
2:AM:64:C:N4	2:AM:65:C:C2	2.81	0.48
1:AN:175:ASP:OD2	1:AN:177:SER:HB3	2.13	0.48
1:AO:175:ASP:OD2	1:AO:177:SER:HB3	2.13	0.48
1:AU:38:TYR:CE1	1:AV:26:GLN:HB2	2.49	0.48
1:BB:175:ASP:OD2	1:BB:177:SER:HB3	2.13	0.48
1:BE:175:ASP:OD2	1:BE:177:SER:HB3	2.13	0.48
1:AH:175:ASP:OD2	1:AH:177:SER:HB3	2.13	0.48
2:AK:69:C:C2'	2:AK:70:C:H5'	2.43	0.48
1:AS:175:ASP:OD2	1:AS:177:SER:HB3	2.13	0.48
1:AT:175:ASP:OD2	1:AT:177:SER:HB3	2.13	0.48
1:BL:175:ASP:OD2	1:BL:177:SER:HB3	2.13	0.48
1:BM:175:ASP:OD2	1:BM:177:SER:HB3	2.13	0.48
1:AC:175:ASP:OD2	1:AC:177:SER:HB3	2.13	0.48
1:AD:175:ASP:OD2	1:AD:177:SER:HB3	2.13	0.48

Continued on next page...

Continued from previous page...

Atom-1	Atom-2	Interatomic distance (Å)	Clash overlap (Å)
1:AE:175:ASP:OD2	1:AE:177:SER:HB3	2.13	0.48
2:AM:15:C:H2'	2:AM:16:C:H5'	1.95	0.48
1:AL:225:HIS:CE1	1:AV:234:ARG:CZ	2.96	0.48
1:BN:175:ASP:OD2	1:BN:177:SER:HB3	2.13	0.48
2:BR:6:C:C4	2:BR:7:C:C4	3.02	0.48
1:BW:175:ASP:OD2	1:BW:177:SER:HB3	2.13	0.48
1:BW:337:TYR:CE1	2:BX:4:C:H2'	2.49	0.48
1:BY:175:ASP:OD2	1:BY:177:SER:HB3	2.13	0.48
1:AE:368:LEU:N	1:AE:368:LEU:HD12	2.29	0.48
1:AJ:175:ASP:OD2	1:AJ:177:SER:HB3	2.13	0.48
2:AM:15:C:C4	2:AM:16:C:C2	3.01	0.48
1:AN:368:LEU:N	1:AN:368:LEU:HD12	2.29	0.48
1:AR:368:LEU:N	1:AR:368:LEU:HD12	2.29	0.48
1:AU:175:ASP:OD2	1:AU:177:SER:HB3	2.13	0.48
1:BK:367:VAL:CG1	1:BM:2:ALA:HB3	2.44	0.48
1:AA:368:LEU:N	1:AA:368:LEU:HD12	2.29	0.48
1:AF:368:LEU:N	1:AF:368:LEU:HD12	2.29	0.48
1:AI:361:GLY:HA3	1:AJ:274:HIS:HE2	1.79	0.48
2:AK:23:C:H2'	2:AK:24:C:O4'	2.13	0.48
2:AM:57:C:N4	2:AM:58:C:N3	2.61	0.48
1:AO:367:VAL:HG12	1:AQ:2:ALA:HB3	1.95	0.48
1:BA:175:ASP:OD2	1:BA:177:SER:HB3	2.13	0.48
1:BQ:175:ASP:OD2	1:BQ:177:SER:HB3	2.13	0.48
1:BM:335:GLY:O	2:BX:47:C:O2'	2.31	0.48
1:BW:254:GLY:HA2	2:BX:4:C:OP1	2.13	0.48
1:AC:370:LEU:HG	1:AD:268:LYS:HD3	1.96	0.48
1:AF:175:ASP:OD2	1:AF:177:SER:HB3	2.13	0.48
1:AI:175:ASP:OD2	1:AI:177:SER:HB3	2.13	0.48
1:AV:368:LEU:HD12	1:AV:368:LEU:N	2.29	0.48
1:BY:42:LYS:HD2	1:BZ:28:SER:HB3	1.96	0.48
1:AB:175:ASP:OD2	1:AB:177:SER:HB3	2.13	0.48
2:AK:43:C:C6	2:AK:44:C:C6	3.02	0.48
1:AL:368:LEU:HD12	1:AL:368:LEU:N	2.29	0.48
1:BA:368:LEU:HD12	1:BA:368:LEU:N	2.29	0.48
1:BG:175:ASP:OD2	1:BG:177:SER:HB3	2.13	0.48
1:BL:368:LEU:N	1:BL:368:LEU:HD12	2.29	0.48
1:BN:234:ARG:NH2	1:BO:86:ALA:HB2	2.29	0.48
1:BN:248:MET:HE3	1:BO:14:LYS:HD3	1.95	0.48
1:BW:242:ILE:HG12	2:BX:8:C:N4	2.28	0.48
1:BZ:175:ASP:OD2	1:BZ:177:SER:HB3	2.13	0.48
2:AK:57:C:N4	2:AK:58:C:C2	2.82	0.48

Continued on next page...

Continued from previous page...

Atom-1	Atom-2	Interatomic distance (Å)	Clash overlap (Å)
2:AM:16:C:H2'	2:AM:17:C:O4'	2.13	0.48
1:BB:234:ARG:NH2	1:BC:86:ALA:HB2	2.29	0.48
1:BQ:368:LEU:N	1:BQ:368:LEU:HD12	2.29	0.48
2:BR:18:C:O2'	2:BR:19:C:H5'	2.14	0.48
1:BP:234:ARG:HH21	1:BW:86:ALA:HB2	1.79	0.48
2:BX:59:C:C4	2:BX:60:C:N4	2.82	0.48
2:AM:48:C:H2'	2:AM:49:C:O4'	2.13	0.47
2:AM:66:C:C5	2:AM:67:C:N4	2.82	0.47
1:AP:175:ASP:OD2	1:AP:177:SER:HB3	2.13	0.47
1:BJ:368:LEU:HD12	1:BJ:368:LEU:N	2.29	0.47
1:BM:368:LEU:N	1:BM:368:LEU:HD12	2.29	0.47
2:BX:24:C:H41	2:BX:25:C:H42	1.62	0.47
1:AL:175:ASP:OD2	1:AL:177:SER:HB3	2.13	0.47
1:BB:315:THR:OG1	2:BR:17:C:OP2	2.24	0.47
1:BY:368:LEU:N	1:BY:368:LEU:HD12	2.29	0.47
1:AH:230:GLN:HA	1:AI:25:ILE:HG12	1.96	0.47
1:AL:244:ALA:HB1	1:AN:307:PRO:HB3	1.96	0.47
1:AR:175:ASP:OD2	1:AR:177:SER:HB3	2.13	0.47
1:AU:368:LEU:N	1:AU:368:LEU:HD12	2.29	0.47
1:BH:368:LEU:HD12	1:BH:368:LEU:N	2.29	0.47
1:BW:184:ARG:HH11	2:BX:7:C:P	2.37	0.47
1:BY:303:ILE:HD12	1:BY:303:ILE:N	2.30	0.47
1:AH:42:LYS:HZ2	1:AI:30:GLY:C	2.17	0.47
1:AI:368:LEU:N	1:AI:368:LEU:HD12	2.29	0.47
1:AN:262:VAL:HG13	1:AO:7:LYS:HA	1.96	0.47
1:AP:368:LEU:N	1:AP:368:LEU:HD12	2.29	0.47
1:AT:361:GLY:HA3	1:AU:274:HIS:HE2	1.78	0.47
1:BF:368:LEU:N	1:BF:368:LEU:HD12	2.29	0.47
1:AD:368:LEU:N	1:AD:368:LEU:HD12	2.29	0.47
2:AM:69:C:N4	2:AM:70:C:N4	2.62	0.47
1:BB:368:LEU:HD12	1:BB:368:LEU:N	2.29	0.47
1:BC:368:LEU:HD12	1:BC:368:LEU:N	2.29	0.47
1:BI:234:ARG:HH21	1:BQ:86:ALA:HB2	1.78	0.47
1:BN:368:LEU:N	1:BN:368:LEU:HD12	2.29	0.47
2:BR:23:C:C4	2:BR:24:C:N3	2.83	0.47
1:AA:175:ASP:OD2	1:AA:177:SER:HB3	2.13	0.47
1:BF:303:ILE:HD12	1:BF:303:ILE:N	2.30	0.47
1:BG:303:ILE:HD12	1:BG:303:ILE:N	2.30	0.47
1:BG:368:LEU:N	1:BG:368:LEU:HD12	2.29	0.47
1:BO:368:LEU:HD12	1:BO:368:LEU:N	2.29	0.47
2:BX:51:C:N4	2:BX:52:C:C2	2.82	0.47

Continued on next page...

Continued from previous page...

Atom-1	Atom-2	Interatomic distance (Å)	Clash overlap (Å)
1:BZ:303:ILE:HD12	1:BZ:303:ILE:N	2.30	0.47
1:BW:367:VAL:HG12	1:BZ:3:LEU:CD1	2.44	0.47
1:AI:256:VAL:HG12	2:AK:60:C:OP1	2.14	0.47
2:AM:69:C:N4	2:AM:70:C:C4	2.83	0.47
1:AO:303:ILE:N	1:AO:303:ILE:HD12	2.30	0.47
1:BE:368:LEU:HD12	1:BE:368:LEU:N	2.29	0.47
1:BN:303:ILE:HD12	1:BN:303:ILE:N	2.30	0.47
1:BW:368:LEU:N	1:BW:368:LEU:HD12	2.29	0.47
1:AB:361:GLY:HA3	1:AC:274:HIS:NE2	2.29	0.47
2:AK:9:C:C5	2:AK:10:C:N3	2.82	0.47
1:AQ:303:ILE:HD12	1:AQ:303:ILE:N	2.30	0.47
1:BA:303:ILE:HD12	1:BA:303:ILE:N	2.30	0.47
1:BB:303:ILE:N	1:BB:303:ILE:HD12	2.30	0.47
1:BM:303:ILE:N	1:BM:303:ILE:HD12	2.30	0.47
1:BW:303:ILE:HD12	1:BW:303:ILE:N	2.30	0.47
1:BZ:368:LEU:HD12	1:BZ:368:LEU:N	2.29	0.47
1:AA:244:ALA:CB	1:AB:307:PRO:HB3	2.45	0.47
1:AH:303:ILE:HD12	1:AH:303:ILE:N	2.30	0.47
1:AQ:234:ARG:HH21	1:AR:86:ALA:HB2	1.79	0.47
1:BE:303:ILE:HD12	1:BE:303:ILE:N	2.30	0.47
1:BE:38:TYR:CE1	1:BF:26:GLN:HB2	2.50	0.47
1:BF:367:VAL:HG21	1:BG:278:GLN:CD	2.34	0.47
1:BH:303:ILE:N	1:BH:303:ILE:HD12	2.30	0.47
1:BJ:248:MET:CE	1:BK:14:LYS:HD3	2.45	0.47
1:BL:303:ILE:N	1:BL:303:ILE:HD12	2.30	0.47
1:AJ:303:ILE:N	1:AJ:303:ILE:HD12	2.30	0.47
2:AM:10:C:O2	2:AM:10:C:H2'	2.13	0.47
1:AO:296:GLY:HA3	1:AP:17:LEU:HB2	1.97	0.47
1:BK:368:LEU:N	1:BK:368:LEU:HD12	2.29	0.47
1:AE:303:ILE:HD12	1:AE:303:ILE:N	2.30	0.47
1:AJ:120:THR:C	1:AJ:122:GLU:H	2.19	0.47
1:AV:303:ILE:HD12	1:AV:303:ILE:N	2.30	0.47
1:BO:303:ILE:N	1:BO:303:ILE:HD12	2.30	0.47
1:BQ:303:ILE:HD12	1:BQ:303:ILE:N	2.30	0.47
1:AC:120:THR:C	1:AC:122:GLU:H	2.19	0.46
1:AG:234:ARG:HH21	1:AH:86:ALA:HB2	1.80	0.46
2:AM:53:C:H4'	1:AT:173:ALA:HB2	1.97	0.46
1:BA:361:GLY:HA3	1:BB:274:HIS:NE2	2.30	0.46
1:BA:42:LYS:HD2	1:BB:28:SER:HB3	1.97	0.46
1:BE:361:GLY:HA3	1:BF:274:HIS:NE2	2.30	0.46
1:BJ:303:ILE:HD12	1:BJ:303:ILE:N	2.30	0.46

Continued on next page...

Continued from previous page...

Atom-1	Atom-2	Interatomic distance (Å)	Clash overlap (Å)
1:BN:105:ASN:HB3	1:BN:107:LYS:HE2	1.97	0.46
2:BR:9:C:H2'	2:BR:10:C:O4'	2.14	0.46
2:BX:15:C:C4	1:BY:242:ILE:HG12	2.50	0.46
1:AB:73:ARG:CZ	1:AC:27:ARG:HG2	2.45	0.46
1:AE:361:GLY:HA3	1:AF:274:HIS:NE2	2.30	0.46
1:AL:303:ILE:HD12	1:AL:303:ILE:N	2.30	0.46
1:AT:120:THR:C	1:AT:122:GLU:H	2.19	0.46
1:AU:303:ILE:N	1:AU:303:ILE:HD12	2.30	0.46
1:BA:14:LYS:HD3	1:BQ:248:MET:HE2	1.98	0.46
1:BB:105:ASN:HB3	1:BB:107:LYS:HE2	1.98	0.46
1:BC:303:ILE:N	1:BC:303:ILE:HD12	2.30	0.46
1:AF:303:ILE:HD12	1:AF:303:ILE:N	2.30	0.46
1:AG:337:TYR:CE1	2:AK:46:C:H2'	2.51	0.46
1:AN:228:ILE:HG22	1:AO:21:SER:HB2	1.97	0.46
1:AR:303:ILE:HD12	1:AR:303:ILE:N	2.30	0.46
1:BF:105:ASN:HB3	1:BF:107:LYS:HE2	1.98	0.46
1:BI:103:ASP:HA	1:BI:108:GLU:HA	1.98	0.46
1:BI:368:LEU:N	1:BI:368:LEU:HD12	2.29	0.46
1:BP:105:ASN:HB3	1:BP:107:LYS:HE2	1.98	0.46
1:BP:368:LEU:HD12	1:BP:368:LEU:N	2.29	0.46
1:AA:105:ASN:HB3	1:AA:107:LYS:HE2	1.98	0.46
1:AB:303:ILE:HD12	1:AB:303:ILE:N	2.30	0.46
1:AD:303:ILE:N	1:AD:303:ILE:HD12	2.30	0.46
1:AH:296:GLY:HA3	1:AI:17:LEU:HB2	1.98	0.46
1:AP:103:ASP:HA	1:AP:108:GLU:HA	1.98	0.46
1:AP:367:VAL:HG21	1:AQ:278:GLN:CD	2.35	0.46
1:BD:105:ASN:HB3	1:BD:107:LYS:HE2	1.98	0.46
1:BD:242:ILE:HG12	2:BR:36:C:C4	2.51	0.46
1:BF:103:ASP:HA	1:BF:108:GLU:HA	1.98	0.46
1:BI:105:ASN:HB3	1:BI:107:LYS:HE2	1.98	0.46
1:BK:103:ASP:HA	1:BK:108:GLU:HA	1.98	0.46
1:BP:270:ILE:HA	1:BP:270:ILE:HD13	1.83	0.46
1:BY:103:ASP:HA	1:BY:108:GLU:HA	1.98	0.46
1:AA:303:ILE:HD12	1:AA:303:ILE:N	2.30	0.46
1:AD:103:ASP:HA	1:AD:108:GLU:HA	1.98	0.46
1:AH:105:ASN:HB3	1:AH:107:LYS:HE2	1.98	0.46
1:AP:303:ILE:HD12	1:AP:303:ILE:N	2.30	0.46
1:AQ:120:THR:C	1:AQ:122:GLU:H	2.19	0.46
1:AS:303:ILE:N	1:AS:303:ILE:HD12	2.30	0.46
1:BK:105:ASN:HB3	1:BK:107:LYS:HE2	1.98	0.46
1:BM:103:ASP:HA	1:BM:108:GLU:HA	1.98	0.46

Continued on next page...

Continued from previous page...

Atom-1	Atom-2	Interatomic distance (Å)	Clash overlap (Å)
1:BO:367:VAL:HG21	1:BP:278:GLN:CD	2.36	0.46
2:BX:59:C:N4	2:BX:60:C:C4	2.83	0.46
1:AB:103:ASP:HA	1:AB:108:GLU:HA	1.98	0.46
1:AI:103:ASP:HA	1:AI:108:GLU:HA	1.98	0.46
1:AL:105:ASN:HB3	1:AL:107:LYS:HE2	1.98	0.46
1:AN:103:ASP:HA	1:AN:108:GLU:HA	1.98	0.46
1:AR:105:ASN:HB3	1:AR:107:LYS:HE2	1.98	0.46
1:AT:103:ASP:HA	1:AT:108:GLU:HA	1.98	0.46
1:AU:103:ASP:HA	1:AU:108:GLU:HA	1.98	0.46
1:BF:107:LYS:HG3	1:BF:107:LYS:H	1.58	0.46
1:BK:303:ILE:HD12	1:BK:303:ILE:N	2.30	0.46
1:BL:103:ASP:HA	1:BL:108:GLU:HA	1.98	0.46
1:BM:120:THR:C	1:BM:122:GLU:H	2.19	0.46
1:BP:303:ILE:HD12	1:BP:303:ILE:N	2.30	0.46
1:BQ:103:ASP:HA	1:BQ:108:GLU:HA	1.98	0.46
2:BR:23:C:H2'	2:BR:24:C:O4'	2.16	0.46
1:BY:105:ASN:HB3	1:BY:107:LYS:HE2	1.98	0.46
1:BZ:107:LYS:H	1:BZ:107:LYS:HG3	1.58	0.46
1:AC:103:ASP:HA	1:AC:108:GLU:HA	1.98	0.46
1:AJ:105:ASN:HB3	1:AJ:107:LYS:HE2	1.98	0.46
1:AI:42:LYS:NZ	1:AJ:30:GLY:C	2.69	0.46
2:AM:61:C:C4	1:AU:256:VAL:HG21	2.50	0.46
1:AO:105:ASN:HB3	1:AO:107:LYS:HE2	1.98	0.46
1:AO:120:THR:C	1:AO:122:GLU:H	2.19	0.46
1:AS:103:ASP:HA	1:AS:108:GLU:HA	1.98	0.46
1:AS:234:ARG:CZ	1:AT:225:HIS:CE1	2.99	0.46
1:BA:103:ASP:HA	1:BA:108:GLU:HA	1.98	0.46
1:BC:103:ASP:HA	1:BC:108:GLU:HA	1.98	0.46
1:BH:105:ASN:HB3	1:BH:107:LYS:HE2	1.98	0.46
1:BJ:105:ASN:HB3	1:BJ:107:LYS:HE2	1.98	0.46
1:BM:233:THR:HG22	1:BN:307:PRO:HG2	1.97	0.46
1:BP:103:ASP:HA	1:BP:108:GLU:HA	1.98	0.46
1:BP:233:THR:HG22	1:BW:307:PRO:CG	2.46	0.46
1:AH:120:THR:C	1:AH:122:GLU:H	2.19	0.46
1:AQ:105:ASN:HB3	1:AQ:107:LYS:HE2	1.98	0.46
1:AT:105:ASN:HB3	1:AT:107:LYS:HE2	1.97	0.46
1:AU:183:ILE:HD11	1:AU:203:LYS:HG3	1.98	0.46
1:BD:103:ASP:HA	1:BD:108:GLU:HA	1.98	0.46
1:BG:107:LYS:H	1:BG:107:LYS:HG3	1.58	0.46
1:AE:42:LYS:NZ	1:AF:30:GLY:C	2.69	0.46
1:AF:105:ASN:HB3	1:AF:107:LYS:HE2	1.98	0.46

Continued on next page...

Continued from previous page...

Atom-1	Atom-2	Interatomic distance (Å)	Clash overlap (Å)
1:AG:103:ASP:HA	1:AG:108:GLU:HA	1.98	0.46
1:AI:303:ILE:N	1:AI:303:ILE:HD12	2.30	0.46
1:AP:183:ILE:HD11	1:AP:203:LYS:HG3	1.98	0.46
1:AQ:368:LEU:HD12	1:AQ:368:LEU:N	2.29	0.46
1:BD:368:LEU:N	1:BD:368:LEU:HD12	2.29	0.46
1:BG:105:ASN:HB3	1:BG:107:LYS:HE2	1.98	0.46
1:BM:105:ASN:HB3	1:BM:107:LYS:HE2	1.98	0.46
1:BO:103:ASP:HA	1:BO:108:GLU:HA	1.98	0.46
2:BX:65:C:N4	2:BX:66:C:N3	2.64	0.46
1:AC:105:ASN:HB3	1:AC:107:LYS:HE2	1.98	0.46
1:AC:303:ILE:HD12	1:AC:303:ILE:N	2.30	0.46
1:AD:105:ASN:HB3	1:AD:107:LYS:HE2	1.98	0.46
1:AD:183:ILE:HD11	1:AD:203:LYS:HG3	1.98	0.46
1:AI:183:ILE:HD11	1:AI:203:LYS:HG3	1.98	0.46
2:AK:15:C:H2'	2:AK:16:C:O4'	2.15	0.46
1:AU:105:ASN:HB3	1:AU:107:LYS:HE2	1.98	0.46
1:AV:120:THR:C	1:AV:122:GLU:H	2.19	0.46
1:BI:303:ILE:HD12	1:BI:303:ILE:N	2.30	0.46
1:BK:120:THR:C	1:BK:122:GLU:H	2.19	0.46
1:BL:120:THR:C	1:BL:122:GLU:H	2.19	0.46
1:BL:270:ILE:HA	1:BL:270:ILE:HD13	1.83	0.46
1:BQ:120:THR:C	1:BQ:122:GLU:H	2.19	0.46
1:BQ:270:ILE:HA	1:BQ:270:ILE:HD13	1.83	0.46
1:BZ:105:ASN:HB3	1:BZ:107:LYS:HE2	1.98	0.46
1:AE:120:THR:C	1:AE:122:GLU:H	2.19	0.45
1:AI:234:ARG:HH21	1:AJ:86:ALA:HB2	1.80	0.45
1:AN:303:ILE:N	1:AN:303:ILE:HD12	2.30	0.45
1:AT:303:ILE:HD12	1:AT:303:ILE:N	2.30	0.45
1:AV:105:ASN:HB3	1:AV:107:LYS:HE2	1.98	0.45
1:AV:183:ILE:HD11	1:AV:203:LYS:HG3	1.98	0.45
1:BC:120:THR:C	1:BC:122:GLU:H	2.19	0.45
1:BD:303:ILE:N	1:BD:303:ILE:HD12	2.30	0.45
1:BE:105:ASN:HB3	1:BE:107:LYS:HE2	1.98	0.45
1:BI:120:THR:C	1:BI:122:GLU:H	2.19	0.45
1:BK:183:ILE:HD11	1:BK:203:LYS:HG3	1.98	0.45
1:BZ:120:THR:C	1:BZ:122:GLU:H	2.19	0.45
1:AH:103:ASP:HA	1:AH:108:GLU:HA	1.98	0.45
1:AI:105:ASN:HB3	1:AI:107:LYS:HE2	1.98	0.45
1:AJ:368:LEU:HD12	1:AJ:368:LEU:N	2.29	0.45
1:AP:105:ASN:HB3	1:AP:107:LYS:HE2	1.98	0.45
1:AP:228:ILE:HG22	1:AQ:21:SER:HB2	1.97	0.45

Continued on next page...

Continued from previous page...

Atom-1	Atom-2	Interatomic distance (Å)	Clash overlap (Å)
1:BG:120:THR:C	1:BG:122:GLU:H	2.19	0.45
1:BJ:103:ASP:HA	1:BJ:108:GLU:HA	1.98	0.45
1:BO:120:THR:C	1:BO:122:GLU:H	2.19	0.45
2:BX:59:C:H41	2:BX:60:C:N4	2.05	0.45
1:BY:370:LEU:HG	1:BZ:268:LYS:HD3	1.98	0.45
1:AB:183:ILE:HD11	1:AB:203:LYS:HG3	1.98	0.45
1:AG:183:ILE:HD11	1:AG:203:LYS:HG3	1.98	0.45
1:AG:303:ILE:N	1:AG:303:ILE:HD12	2.30	0.45
1:AN:105:ASN:HB3	1:AN:107:LYS:HE2	1.98	0.45
1:AO:103:ASP:HA	1:AO:108:GLU:HA	1.98	0.45
1:AP:230:GLN:HA	1:AQ:25:ILE:HG12	1.99	0.45
1:AP:42:LYS:HD2	1:AQ:28:SER:HB3	1.96	0.45
1:AS:183:ILE:HD11	1:AS:203:LYS:HG3	1.98	0.45
1:BA:105:ASN:HB3	1:BA:107:LYS:HE2	1.98	0.45
1:BC:105:ASN:HB3	1:BC:107:LYS:HE2	1.98	0.45
1:BC:270:ILE:HA	1:BC:270:ILE:HD13	1.83	0.45
1:BD:270:ILE:HA	1:BD:270:ILE:HD13	1.83	0.45
1:BE:103:ASP:HA	1:BE:108:GLU:HA	1.98	0.45
1:BI:183:ILE:HD11	1:BI:203:LYS:HG3	1.98	0.45
1:BN:361:GLY:HA3	1:BO:274:HIS:NE2	2.31	0.45
1:BP:120:THR:C	1:BP:122:GLU:H	2.19	0.45
1:BW:103:ASP:HA	1:BW:108:GLU:HA	1.98	0.45
1:BW:105:ASN:HB3	1:BW:107:LYS:HE2	1.98	0.45
1:AA:183:ILE:HD11	1:AA:203:LYS:HG3	1.98	0.45
1:AB:120:THR:C	1:AB:122:GLU:H	2.19	0.45
1:AE:105:ASN:HB3	1:AE:107:LYS:HE2	1.97	0.45
1:AG:120:THR:C	1:AG:122:GLU:H	2.19	0.45
1:AI:120:THR:C	1:AI:122:GLU:H	2.19	0.45
1:AH:234:ARG:HH21	1:AI:86:ALA:HB2	1.81	0.45
2:AM:57:C:C5	2:AM:58:C:C4	3.05	0.45
1:AN:183:ILE:HD11	1:AN:203:LYS:HG3	1.98	0.45
1:AS:120:THR:C	1:AS:122:GLU:H	2.19	0.45
1:AU:234:ARG:HH21	1:AV:86:ALA:HB2	1.81	0.45
1:BH:103:ASP:HA	1:BH:108:GLU:HA	1.98	0.45
1:BJ:107:LYS:H	1:BJ:107:LYS:HG3	1.58	0.45
1:BL:183:ILE:HD11	1:BL:203:LYS:HG3	1.98	0.45
1:BO:105:ASN:HB3	1:BO:107:LYS:HE2	1.98	0.45
1:BO:367:VAL:HG11	1:BP:278:GLN:CD	2.36	0.45
1:BQ:183:ILE:HD11	1:BQ:203:LYS:HG3	1.98	0.45
1:AE:103:ASP:HA	1:AE:108:GLU:HA	1.98	0.45
1:AE:183:ILE:HD11	1:AE:203:LYS:HG3	1.98	0.45

Continued on next page...

Continued from previous page...

Atom-1	Atom-2	Interatomic distance (Å)	Clash overlap (Å)
1:AF:120:THR:C	1:AF:122:GLU:H	2.19	0.45
1:AJ:183:ILE:HD11	1:AJ:203:LYS:HG3	1.98	0.45
1:AL:120:THR:C	1:AL:122:GLU:H	2.19	0.45
1:AR:183:ILE:HD11	1:AR:203:LYS:HG3	1.98	0.45
1:BD:183:ILE:HD11	1:BD:203:LYS:HG3	1.98	0.45
2:BR:9:C:C4	2:BR:10:C:C2	3.04	0.45
2:BR:55:C:C4	2:BR:56:C:N3	2.84	0.45
1:AH:183:ILE:HD11	1:AH:203:LYS:HG3	1.98	0.45
1:AN:120:THR:C	1:AN:122:GLU:H	2.19	0.45
1:AN:368:LEU:CB	1:AP:3:LEU:HD11	2.47	0.45
1:AP:368:LEU:CD1	1:AP:368:LEU:H	2.30	0.45
1:AR:248:MET:HE3	1:AS:14:LYS:HD3	1.97	0.45
1:BA:183:ILE:HD11	1:BA:203:LYS:HG3	1.98	0.45
1:BB:103:ASP:HA	1:BB:108:GLU:HA	1.98	0.45
1:BB:120:THR:C	1:BB:122:GLU:H	2.19	0.45
1:BD:120:THR:C	1:BD:122:GLU:H	2.19	0.45
1:BH:183:ILE:HD11	1:BH:203:LYS:HG3	1.98	0.45
1:BM:183:ILE:HD11	1:BM:203:LYS:HG3	1.98	0.45
1:AN:244:ALA:CB	1:AO:307:PRO:HB3	2.47	0.45
1:AP:120:THR:C	1:AP:122:GLU:H	2.19	0.45
1:AV:103:ASP:HA	1:AV:108:GLU:HA	1.98	0.45
1:BA:30:GLY:C	1:BQ:42:LYS:HZ1	2.20	0.45
1:BJ:183:ILE:HD11	1:BJ:203:LYS:HG3	1.98	0.45
1:AC:184:ARG:HD2	2:AK:21:C:OP1	2.16	0.45
1:AD:368:LEU:CD1	1:AD:368:LEU:H	2.30	0.45
1:AE:234:ARG:HH21	1:AF:86:ALA:HB2	1.82	0.45
1:AI:368:LEU:H	1:AI:368:LEU:CD1	2.30	0.45
1:AP:229:ALA:HB1	1:AQ:24:THR:HA	1.99	0.45
1:AO:234:ARG:HH21	1:AP:86:ALA:HB2	1.81	0.45
1:AP:240:GLU:OE2	1:AQ:27:ARG:HD3	2.17	0.45
1:AU:368:LEU:CD1	1:AU:368:LEU:H	2.30	0.45
1:BN:103:ASP:HA	1:BN:108:GLU:HA	1.98	0.45
1:BN:120:THR:C	1:BN:122:GLU:H	2.19	0.45
1:BO:270:ILE:HD13	1:BO:270:ILE:HA	1.83	0.45
2:BX:15:C:O2	1:BY:245:GLY:HA3	2.17	0.45
1:BZ:103:ASP:HA	1:BZ:108:GLU:HA	1.98	0.45
1:AA:120:THR:C	1:AA:122:GLU:H	2.19	0.45
1:AB:368:LEU:N	1:AB:368:LEU:HD12	2.29	0.45
1:AC:183:ILE:HD11	1:AC:203:LYS:HG3	1.98	0.45
1:AD:270:ILE:HA	1:AD:270:ILE:HD13	1.83	0.45
1:AF:103:ASP:HA	1:AF:108:GLU:HA	1.98	0.45

Continued on next page...

Continued from previous page...

Atom-1	Atom-2	Interatomic distance (Å)	Clash overlap (Å)
1:AG:105:ASN:HB3	1:AG:107:LYS:HE2	1.98	0.45
1:AO:183:ILE:HD11	1:AO:203:LYS:HG3	1.98	0.45
1:AS:368:LEU:N	1:AS:368:LEU:HD12	2.29	0.45
1:AT:183:ILE:HD11	1:AT:203:LYS:HG3	1.98	0.45
1:BB:183:ILE:HD11	1:BB:203:LYS:HG3	1.98	0.45
1:BN:183:ILE:HD11	1:BN:203:LYS:HG3	1.98	0.45
1:BP:183:ILE:HD11	1:BP:203:LYS:HG3	1.98	0.45
1:AB:105:ASN:HB3	1:AB:107:LYS:HE2	1.98	0.45
1:AB:228:ILE:HG22	1:AC:21:SER:HB2	1.99	0.45
1:AH:368:LEU:N	1:AH:368:LEU:HD12	2.29	0.45
1:AJ:103:ASP:HA	1:AJ:108:GLU:HA	1.98	0.45
1:AL:103:ASP:HA	1:AL:108:GLU:HA	1.98	0.45
1:AQ:183:ILE:HD11	1:AQ:203:LYS:HG3	1.98	0.45
1:AT:107:LYS:H	1:AT:107:LYS:HG3	1.58	0.45
1:BC:367:VAL:HG11	1:BD:278:GLN:OE1	2.17	0.45
1:BF:234:ARG:NH2	1:BG:86:ALA:HB2	2.31	0.45
1:BL:105:ASN:HB3	1:BL:107:LYS:HE2	1.98	0.45
1:BQ:105:ASN:HB3	1:BQ:107:LYS:HE2	1.98	0.45
1:BW:173:ALA:HB2	2:BX:4:C:H4'	1.99	0.45
1:BY:107:LYS:HG3	1:BY:107:LYS:H	1.58	0.45
1:AA:103:ASP:HA	1:AA:108:GLU:HA	1.98	0.44
1:AC:107:LYS:HG3	1:AC:107:LYS:H	1.58	0.44
1:AF:107:LYS:H	1:AF:107:LYS:HG3	1.58	0.44
1:AG:270:ILE:HA	1:AG:270:ILE:HD13	1.83	0.44
1:AL:120:THR:CG2	1:AL:122:GLU:HG2	2.48	0.44
1:AN:270:ILE:HD13	1:AN:270:ILE:HA	1.83	0.44
1:AO:368:LEU:HD12	1:AO:368:LEU:N	2.29	0.44
1:AR:120:THR:C	1:AR:122:GLU:H	2.19	0.44
1:AV:120:THR:CG2	1:AV:122:GLU:HG2	2.48	0.44
1:BB:107:LYS:H	1:BB:107:LYS:HG3	1.58	0.44
1:BB:120:THR:CG2	1:BB:122:GLU:HG2	2.47	0.44
1:BG:103:ASP:HA	1:BG:108:GLU:HA	1.98	0.44
1:BN:120:THR:CG2	1:BN:122:GLU:HG2	2.47	0.44
1:BO:183:ILE:HD11	1:BO:203:LYS:HG3	1.98	0.44
1:BW:120:THR:C	1:BW:122:GLU:H	2.19	0.44
1:AA:86:ALA:HB2	1:AJ:234:ARG:HH21	1.83	0.44
1:AB:33:ILE:HD11	1:AB:218:HIS:NE2	2.33	0.44
1:AF:120:THR:CG2	1:AF:122:GLU:HG2	2.48	0.44
1:AJ:33:ILE:HD11	1:AJ:218:HIS:NE2	2.33	0.44
1:AH:367:VAL:CG1	1:AJ:2:ALA:HB3	2.47	0.44
1:AI:337:TYR:CE1	2:AK:60:C:H2'	2.52	0.44

Continued on next page...

Continued from previous page...

Atom-1	Atom-2	Interatomic distance (Å)	Clash overlap (Å)
2:AM:41:C:C5	2:AM:42:C:C4	3.05	0.44
1:AL:184:ARG:NH1	2:AM:7:C:OP2	2.50	0.44
1:AO:107:LYS:HG3	1:AO:107:LYS:H	1.58	0.44
1:AQ:33:ILE:HD11	1:AQ:218:HIS:NE2	2.33	0.44
1:AS:33:ILE:HD11	1:AS:218:HIS:NE2	2.33	0.44
1:BI:285:VAL:CG1	1:BQ:5:LYS:HD2	2.48	0.44
2:BX:24:C:N4	2:BX:25:C:N4	2.63	0.44
2:BX:57:C:N4	2:BX:58:C:O2	2.50	0.44
1:AH:107:LYS:H	1:AH:107:LYS:HG3	1.58	0.44
2:AK:59:C:H5	2:AK:60:C:N4	2.16	0.44
2:AM:57:C:N4	2:AM:58:C:C2	2.84	0.44
1:AQ:103:ASP:HA	1:AQ:108:GLU:HA	1.98	0.44
1:AQ:367:VAL:CG1	1:AS:2:ALA:HB3	2.48	0.44
2:AM:1:C:H5"	1:AV:189:VAL:HG22	2.00	0.44
1:BA:120:THR:C	1:BA:122:GLU:H	2.19	0.44
1:BM:120:THR:CG2	1:BM:122:GLU:HG2	2.48	0.44
1:BM:248:MET:HE2	1:BN:14:LYS:HD3	1.99	0.44
1:BW:183:ILE:HD11	1:BW:203:LYS:HG3	1.98	0.44
1:AA:120:THR:CG2	1:AA:122:GLU:HG2	2.47	0.44
1:AE:120:THR:CG2	1:AE:122:GLU:HG2	2.48	0.44
1:AG:368:LEU:N	1:AG:368:LEU:HD12	2.29	0.44
1:AJ:270:ILE:HD13	1:AJ:270:ILE:HA	1.83	0.44
2:AM:11:C:OP1	1:AN:254:GLY:HA2	2.17	0.44
2:AM:43:C:N3	2:AM:44:C:C2	2.85	0.44
2:AM:51:C:N4	2:AM:52:C:N3	2.66	0.44
1:AN:120:THR:CG2	1:AN:122:GLU:HG2	2.48	0.44
1:AN:33:ILE:HD11	1:AN:218:HIS:NE2	2.33	0.44
1:AP:120:THR:CG2	1:AP:122:GLU:HG2	2.47	0.44
1:AT:368:LEU:N	1:AT:368:LEU:HD12	2.29	0.44
1:BA:120:THR:CG2	1:BA:122:GLU:HG2	2.48	0.44
1:BB:184:ARG:NH1	2:BR:21:C:OP2	2.50	0.44
1:BC:183:ILE:HD11	1:BC:203:LYS:HG3	1.98	0.44
1:BE:183:ILE:HD11	1:BE:203:LYS:HG3	1.98	0.44
1:BF:183:ILE:HD11	1:BF:203:LYS:HG3	1.98	0.44
1:BG:183:ILE:HD11	1:BG:203:LYS:HG3	1.98	0.44
1:BJ:33:ILE:HD11	1:BJ:218:HIS:NE2	2.33	0.44
1:BN:107:LYS:HG3	1:BN:107:LYS:H	1.58	0.44
1:BO:368:LEU:CD1	1:BO:368:LEU:H	2.30	0.44
1:BP:254:GLY:HA2	2:BX:67:C:OP1	2.18	0.44
1:BJ:307:PRO:HG2	1:BZ:233:THR:HG22	1.98	0.44
1:AB:120:THR:CG2	1:AB:122:GLU:HG2	2.47	0.44

Continued on next page...

Continued from previous page...

Atom-1	Atom-2	Interatomic distance (Å)	Clash overlap (Å)
1:AC:184:ARG:NH1	2:AK:21:C:OP2	2.50	0.44
1:AE:368:LEU:CD1	1:AE:368:LEU:H	2.30	0.44
1:AF:33:ILE:HD11	1:AF:218:HIS:NE2	2.33	0.44
1:AG:319:HIS:O	1:AG:323:VAL:HG12	2.18	0.44
1:AG:368:LEU:H	1:AG:368:LEU:CD1	2.30	0.44
1:AI:120:THR:CG2	1:AI:122:GLU:HG2	2.48	0.44
2:AK:15:C:C5	2:AK:16:C:C2	3.05	0.44
2:AK:3:C:C4	2:AK:4:C:N3	2.84	0.44
2:AK:43:C:C6	2:AK:44:C:C5	3.04	0.44
1:AL:33:ILE:HD11	1:AL:218:HIS:NE2	2.33	0.44
1:AN:368:LEU:CD1	1:AN:368:LEU:H	2.30	0.44
1:AQ:120:THR:CG2	1:AQ:122:GLU:HG2	2.48	0.44
1:AP:361:GLY:HA3	1:AQ:274:HIS:NE2	2.33	0.44
1:AS:105:ASN:HB3	1:AS:107:LYS:HE2	1.98	0.44
1:AT:370:LEU:HG	1:AU:268:LYS:HD3	1.98	0.44
1:BA:248:MET:HE3	1:BB:14:LYS:HD3	2.00	0.44
1:BC:368:LEU:CD1	1:BC:368:LEU:H	2.30	0.44
1:BF:120:THR:C	1:BF:122:GLU:H	2.19	0.44
1:BH:74:LEU:HD23	1:BI:25:ILE:HG22	1.99	0.44
1:BZ:183:ILE:HD11	1:BZ:203:LYS:HG3	1.99	0.44
1:AG:120:THR:CG2	1:AG:122:GLU:HG2	2.48	0.44
1:AG:33:ILE:HD11	1:AG:218:HIS:NE2	2.33	0.44
1:AI:184:ARG:NH1	2:AK:63:C:OP2	2.51	0.44
2:AM:38:C:C5	2:AM:39:C:C4	3.05	0.44
1:AN:319:HIS:O	1:AN:323:VAL:HG12	2.18	0.44
1:AO:33:ILE:HD11	1:AO:218:HIS:NE2	2.33	0.44
1:AQ:270:ILE:HA	1:AQ:270:ILE:HD13	1.83	0.44
1:AR:103:ASP:HA	1:AR:108:GLU:HA	1.98	0.44
1:AR:120:THR:CG2	1:AR:122:GLU:HG2	2.48	0.44
1:AS:319:HIS:O	1:AS:323:VAL:HG12	2.18	0.44
1:BA:33:ILE:HD11	1:BA:218:HIS:NE2	2.33	0.44
1:BC:120:THR:CG2	1:BC:122:GLU:HG2	2.47	0.44
1:BE:120:THR:C	1:BE:122:GLU:H	2.19	0.44
1:BH:107:LYS:H	1:BH:107:LYS:HG3	1.58	0.44
1:BK:319:HIS:O	1:BK:323:VAL:HG12	2.18	0.44
1:BN:368:LEU:H	1:BN:368:LEU:CD1	2.30	0.44
1:BO:120:THR:CG2	1:BO:122:GLU:HG2	2.47	0.44
2:BX:57:C:N4	2:BX:58:C:N3	2.66	0.44
1:BY:183:ILE:HD11	1:BY:203:LYS:HG3	1.98	0.44
1:AB:319:HIS:O	1:AB:323:VAL:HG12	2.18	0.44
1:AC:120:THR:CG2	1:AC:122:GLU:HG2	2.48	0.44

Continued on next page...

Continued from previous page...

Atom-1	Atom-2	Interatomic distance (Å)	Clash overlap (Å)
1:AC:368:LEU:HD12	1:AC:368:LEU:N	2.29	0.44
1:AD:120:THR:C	1:AD:122:GLU:H	2.19	0.44
1:AD:120:THR:CG2	1:AD:122:GLU:HG2	2.48	0.44
1:AF:183:ILE:HD11	1:AF:203:LYS:HG3	1.98	0.44
1:AH:33:ILE:HD11	1:AH:218:HIS:NE2	2.33	0.44
1:AL:183:ILE:HD11	1:AL:203:LYS:HG3	1.98	0.44
2:AM:14:C:P	1:AN:184:ARG:NH1	2.91	0.44
1:AR:33:ILE:HD11	1:AR:218:HIS:NE2	2.33	0.44
1:AS:120:THR:CG2	1:AS:122:GLU:HG2	2.47	0.44
1:AS:368:LEU:CD1	1:AS:368:LEU:H	2.30	0.44
1:AU:270:ILE:HD13	1:AU:270:ILE:HA	1.83	0.44
1:AU:319:HIS:O	1:AU:323:VAL:HG12	2.18	0.44
1:BA:23:TYR:CE1	1:BQ:82:ILE:HG22	2.53	0.44
1:BD:319:HIS:O	1:BD:323:VAL:HG12	2.18	0.44
1:BH:33:ILE:HD11	1:BH:218:HIS:NE2	2.33	0.44
1:BI:319:HIS:O	1:BI:323:VAL:HG12	2.18	0.44
1:BJ:120:THR:C	1:BJ:122:GLU:H	2.19	0.44
1:BM:33:ILE:HD11	1:BM:218:HIS:NE2	2.33	0.44
1:BN:319:HIS:O	1:BN:323:VAL:HG12	2.18	0.44
1:BI:248:MET:HE2	1:BQ:14:LYS:HD3	2.00	0.44
1:BQ:33:ILE:HD11	1:BQ:218:HIS:NE2	2.33	0.44
2:BX:43:C:C4	2:BX:44:C:N3	2.85	0.44
1:BY:240:GLU:OE2	1:BZ:27:ARG:HD3	2.17	0.44
1:AB:256:VAL:HG23	2:AK:12:C:N4	2.33	0.44
1:AB:368:LEU:CD1	1:AB:368:LEU:H	2.30	0.44
1:AD:319:HIS:O	1:AD:323:VAL:HG12	2.18	0.44
1:AD:33:ILE:HD11	1:AD:218:HIS:NE2	2.33	0.44
1:AE:319:HIS:O	1:AE:323:VAL:HG12	2.18	0.44
1:AJ:120:THR:CG2	1:AJ:122:GLU:HG2	2.48	0.44
1:AJ:319:HIS:O	1:AJ:323:VAL:HG12	2.18	0.44
1:AL:107:LYS:HG3	1:AL:107:LYS:H	1.58	0.44
2:AM:45:C:OP2	1:AS:315:THR:OG1	2.28	0.44
1:AQ:319:HIS:O	1:AQ:323:VAL:HG12	2.18	0.44
1:AU:120:THR:CG2	1:AU:122:GLU:HG2	2.48	0.44
1:AV:33:ILE:HD11	1:AV:218:HIS:NE2	2.33	0.44
1:AV:368:LEU:H	1:AV:368:LEU:CD1	2.30	0.44
1:BB:368:LEU:CD1	1:BB:368:LEU:H	2.30	0.44
1:BC:33:ILE:HD11	1:BC:218:HIS:NE2	2.33	0.44
1:BC:38:TYR:CD1	1:BD:26:GLN:HB2	2.52	0.44
1:BF:120:THR:CG2	1:BF:122:GLU:HG2	2.48	0.44
1:BK:120:THR:CG2	1:BK:122:GLU:HG2	2.48	0.44

Continued on next page...

Continued from previous page...

Atom-1	Atom-2	Interatomic distance (Å)	Clash overlap (Å)
1:BP:120:THR:CG2	1:BP:122:GLU:HG2	2.48	0.44
1:AA:319:HIS:O	1:AA:323:VAL:HG12	2.18	0.44
1:AE:33:ILE:HD11	1:AE:218:HIS:NE2	2.33	0.44
1:AH:120:THR:CG2	1:AH:122:GLU:HG2	2.47	0.44
1:AJ:333:ILE:HG13	1:AJ:333:ILE:H	1.70	0.44
1:AP:225:HIS:CD2	1:AQ:23:TYR:HE2	2.35	0.44
1:AT:120:THR:CG2	1:AT:122:GLU:HG2	2.48	0.44
1:AU:120:THR:C	1:AU:122:GLU:H	2.19	0.44
1:AV:319:HIS:O	1:AV:323:VAL:HG12	2.18	0.44
1:BB:319:HIS:O	1:BB:323:VAL:HG12	2.18	0.44
1:BE:33:ILE:HD11	1:BE:218:HIS:NE2	2.33	0.44
1:BF:270:ILE:HD13	1:BF:270:ILE:HA	1.83	0.44
1:BF:367:VAL:CG1	1:BH:2:ALA:HB3	2.48	0.44
1:BH:120:THR:C	1:BH:122:GLU:H	2.19	0.44
1:BH:42:LYS:HZ2	1:BI:30:GLY:C	2.21	0.44
1:BK:2:ALA:HB3	1:BZ:367:VAL:HG12	1.97	0.44
1:BO:33:ILE:HD11	1:BO:218:HIS:NE2	2.33	0.44
1:BY:270:ILE:HD13	1:BY:270:ILE:HA	1.83	0.44
1:AA:33:ILE:HD11	1:AA:218:HIS:NE2	2.33	0.43
1:AD:107:LYS:H	1:AD:107:LYS:HG3	1.58	0.43
2:AK:41:C:C2'	2:AK:42:C:H5'	2.48	0.43
1:AL:215:LYS:HE3	1:AL:216:HIS:CE1	2.48	0.43
1:AO:120:THR:CG2	1:AO:122:GLU:HG2	2.48	0.43
1:AQ:368:LEU:H	1:AQ:368:LEU:CD1	2.30	0.43
1:AR:319:HIS:O	1:AR:323:VAL:HG12	2.18	0.43
1:AT:33:ILE:HD11	1:AT:218:HIS:NE2	2.33	0.43
1:AU:33:ILE:HD11	1:AU:218:HIS:NE2	2.33	0.43
1:BD:120:THR:CG2	1:BD:122:GLU:HG2	2.48	0.43
1:BL:33:ILE:HD11	1:BL:218:HIS:NE2	2.33	0.43
1:BM:107:LYS:H	1:BM:107:LYS:HG3	1.58	0.43
2:BR:6:C:C5	2:BR:7:C:C4	3.06	0.43
1:BY:120:THR:CG2	1:BY:122:GLU:HG2	2.48	0.43
1:AC:33:ILE:HD11	1:AC:218:HIS:NE2	2.33	0.43
1:AF:215:LYS:HE3	1:AF:216:HIS:CE1	2.48	0.43
1:AI:319:HIS:O	1:AI:323:VAL:HG12	2.18	0.43
1:AG:368:LEU:CB	1:AI:3:LEU:HD11	2.48	0.43
1:AJ:368:LEU:CD1	1:AJ:368:LEU:H	2.30	0.43
1:AL:319:HIS:O	1:AL:323:VAL:HG12	2.18	0.43
1:AL:248:MET:CE	1:AN:14:LYS:HD3	2.49	0.43
1:BA:368:LEU:CD1	1:BA:368:LEU:H	2.30	0.43
1:BC:107:LYS:H	1:BC:107:LYS:HG3	1.58	0.43

Continued on next page...

Continued from previous page...

Atom-1	Atom-2	Interatomic distance (Å)	Clash overlap (Å)
1:BF:319:HIS:O	1:BF:323:VAL:HG12	2.18	0.43
1:BF:33:ILE:HD11	1:BF:218:HIS:NE2	2.33	0.43
1:BG:120:THR:CG2	1:BG:122:GLU:HG2	2.48	0.43
1:BH:120:THR:CG2	1:BH:122:GLU:HG2	2.47	0.43
1:BI:120:THR:CG2	1:BI:122:GLU:HG2	2.48	0.43
1:BL:120:THR:CG2	1:BL:122:GLU:HG2	2.47	0.43
1:BP:319:HIS:O	1:BP:323:VAL:HG12	2.18	0.43
1:BW:33:ILE:HD11	1:BW:218:HIS:NE2	2.33	0.43
2:BX:20:C:N4	2:BX:21:C:N4	2.66	0.43
2:BX:37:C:H2'	2:BX:38:C:O4'	2.17	0.43
2:BX:41:C:C4	2:BX:42:C:C5	3.06	0.43
2:BX:14:C:OP2	1:BY:184:ARG:NH1	2.51	0.43
1:BY:319:HIS:O	1:BY:323:VAL:HG12	2.18	0.43
1:BW:234:ARG:HH21	1:BY:86:ALA:HB2	1.83	0.43
1:BZ:153:SER:HA	1:BZ:154:PRO:HD2	1.86	0.43
1:AG:41:GLN:NE2	1:AG:73:ARG:HA	2.34	0.43
2:AK:20:C:C4	2:AK:21:C:N4	2.86	0.43
1:AN:41:GLN:NE2	1:AN:73:ARG:HA	2.34	0.43
1:AP:270:ILE:HD13	1:AP:270:ILE:HA	1.83	0.43
1:AP:82:ILE:HB	1:AQ:23:TYR:CZ	2.53	0.43
1:BD:41:GLN:NE2	1:BD:73:ARG:HA	2.34	0.43
1:BI:33:ILE:HD11	1:BI:218:HIS:NE2	2.33	0.43
1:BK:33:ILE:HD11	1:BK:218:HIS:NE2	2.33	0.43
1:BO:41:GLN:NE2	1:BO:73:ARG:HA	2.34	0.43
1:BY:120:THR:C	1:BY:122:GLU:H	2.19	0.43
1:BZ:120:THR:CG2	1:BZ:122:GLU:HG2	2.48	0.43
1:AF:253:ALA:HB3	1:AF:303:ILE:CD1	2.20	0.43
1:AF:319:HIS:O	1:AF:323:VAL:HG12	2.18	0.43
1:AH:41:GLN:NE2	1:AH:73:ARG:HA	2.34	0.43
1:AP:319:HIS:O	1:AP:323:VAL:HG12	2.18	0.43
1:AU:107:LYS:H	1:AU:107:LYS:HG3	1.58	0.43
1:BA:244:ALA:HB1	1:BB:307:PRO:HB3	2.00	0.43
1:BC:41:GLN:NE2	1:BC:73:ARG:HA	2.34	0.43
1:BD:33:ILE:HD11	1:BD:218:HIS:NE2	2.33	0.43
1:BF:41:GLN:NE2	1:BF:73:ARG:HA	2.34	0.43
1:BH:368:LEU:H	1:BH:368:LEU:CD1	2.30	0.43
1:BJ:120:THR:CG2	1:BJ:122:GLU:HG2	2.48	0.43
1:BJ:368:LEU:CD1	1:BJ:368:LEU:H	2.30	0.43
1:BP:33:ILE:HD11	1:BP:218:HIS:NE2	2.33	0.43
1:BA:307:PRO:HB3	1:BQ:244:ALA:HB1	1.99	0.43
1:BW:120:THR:CG2	1:BW:122:GLU:HG2	2.48	0.43

Continued on next page...

Continued from previous page...

Atom-1	Atom-2	Interatomic distance (Å)	Clash overlap (Å)
1:BP:248:MET:HE2	1:BW:14:LYS:HD3	2.00	0.43
1:BY:41:GLN:NE2	1:BY:73:ARG:HA	2.34	0.43
1:AN:215:LYS:HE3	1:AN:216:HIS:CE1	2.48	0.43
1:AO:41:GLN:NE2	1:AO:73:ARG:HA	2.34	0.43
1:AQ:41:GLN:NE2	1:AQ:73:ARG:HA	2.34	0.43
1:AU:42:LYS:NZ	1:AV:30:GLY:C	2.72	0.43
1:BE:120:THR:CG2	1:BE:122:GLU:HG2	2.48	0.43
1:BF:256:VAL:HG12	2:BR:46:C:OP1	2.18	0.43
1:BG:319:HIS:O	1:BG:323:VAL:HG12	2.18	0.43
1:BH:319:HIS:O	1:BH:323:VAL:HG12	2.18	0.43
1:BJ:319:HIS:O	1:BJ:323:VAL:HG12	2.18	0.43
1:BM:368:LEU:H	1:BM:368:LEU:CD1	2.30	0.43
1:BP:41:GLN:NE2	1:BP:73:ARG:HA	2.34	0.43
1:BQ:120:THR:CG2	1:BQ:122:GLU:HG2	2.48	0.43
1:BQ:242:ILE:HG12	2:BR:8:C:C4	2.53	0.43
2:BX:6:C:C5	2:BX:7:C:C4	3.06	0.43
1:BY:33:ILE:HD11	1:BY:218:HIS:NE2	2.33	0.43
1:BY:368:LEU:H	1:BY:368:LEU:CD1	2.30	0.43
1:BZ:319:HIS:O	1:BZ:323:VAL:HG12	2.18	0.43
1:AA:2:ALA:HB3	1:AI:367:VAL:CG1	2.49	0.43
1:AB:333:ILE:H	1:AB:333:ILE:HG13	1.70	0.43
1:AI:41:GLN:NE2	1:AI:73:ARG:HA	2.34	0.43
2:AM:14:C:P	1:AN:184:ARG:HH11	2.41	0.43
1:AP:33:ILE:HD11	1:AP:218:HIS:NE2	2.33	0.43
1:AP:367:VAL:HG11	1:AQ:278:GLN:OE1	2.18	0.43
1:AP:41:GLN:NE2	1:AP:73:ARG:HA	2.34	0.43
1:BA:270:ILE:HD13	1:BA:270:ILE:HA	1.83	0.43
1:BE:319:HIS:O	1:BE:323:VAL:HG12	2.18	0.43
1:BE:367:VAL:CG1	1:BG:3:LEU:HD12	2.47	0.43
1:BI:153:SER:HA	1:BI:154:PRO:HD2	1.85	0.43
1:BK:368:LEU:H	1:BK:368:LEU:CD1	2.30	0.43
1:AG:215:LYS:HE3	1:AG:216:HIS:CE1	2.48	0.43
1:AI:33:ILE:HD11	1:AI:218:HIS:NE2	2.33	0.43
1:AJ:41:GLN:NE2	1:AJ:73:ARG:HA	2.34	0.43
1:AL:256:VAL:HG23	2:AM:5:C:N4	2.34	0.43
1:AL:285:VAL:HG11	1:AN:5:LYS:HD2	2.00	0.43
1:AO:319:HIS:O	1:AO:323:VAL:HG12	2.18	0.43
1:AO:74:LEU:HD23	1:AP:25:ILE:HG22	1.99	0.43
1:AQ:248:MET:CE	1:AR:14:LYS:HD3	2.48	0.43
1:AR:270:ILE:HA	1:AR:270:ILE:HD13	1.83	0.43
1:AS:41:GLN:NE2	1:AS:73:ARG:HA	2.34	0.43

Continued on next page...

Continued from previous page...

Atom-1	Atom-2	Interatomic distance (Å)	Clash overlap (Å)
1:AT:367:VAL:HG12	1:AV:3:LEU:HD12	2.00	0.43
1:BB:41:GLN:NE2	1:BB:73:ARG:HA	2.34	0.43
1:BG:41:GLN:NE2	1:BG:73:ARG:HA	2.34	0.43
1:BK:38:TYR:CE1	1:BL:26:GLN:HB2	2.54	0.43
1:BN:33:ILE:HD11	1:BN:218:HIS:NE2	2.33	0.43
1:BN:41:GLN:NE2	1:BN:73:ARG:HA	2.34	0.43
2:BR:20:C:C5	2:BR:21:C:C4	3.06	0.43
2:BR:62:C:C4	2:BR:63:C:C4	3.07	0.43
1:BZ:33:ILE:HD11	1:BZ:218:HIS:NE2	2.33	0.43
1:AB:41:GLN:NE2	1:AB:73:ARG:HA	2.34	0.43
1:AE:41:GLN:NE2	1:AE:73:ARG:HA	2.34	0.43
1:AH:319:HIS:O	1:AH:323:VAL:HG12	2.18	0.43
2:AM:48:C:N4	2:AM:49:C:N4	2.66	0.43
1:AR:107:LYS:H	1:AR:107:LYS:HG3	1.58	0.43
1:AR:38:TYR:CE1	1:AS:26:GLN:HB2	2.54	0.43
1:BF:368:LEU:H	1:BF:368:LEU:CD1	2.30	0.43
1:BG:153:SER:HA	1:BG:154:PRO:HD2	1.85	0.43
1:BG:33:ILE:HD11	1:BG:218:HIS:NE2	2.33	0.43
1:BI:41:GLN:NE2	1:BI:73:ARG:HA	2.34	0.43
1:BK:41:GLN:NE2	1:BK:73:ARG:HA	2.34	0.43
1:BO:319:HIS:O	1:BO:323:VAL:HG12	2.18	0.43
1:BC:184:ARG:HD2	2:BR:28:C:OP1	2.19	0.43
2:BR:69:C:N3	2:BR:70:C:C2	2.86	0.43
1:BZ:41:GLN:NE2	1:BZ:73:ARG:HA	2.34	0.43
1:AA:270:ILE:HA	1:AA:270:ILE:HD13	1.83	0.43
1:AC:153:SER:HA	1:AC:154:PRO:HD2	1.86	0.43
1:AC:319:HIS:O	1:AC:323:VAL:HG12	2.18	0.43
1:AH:368:LEU:H	1:AH:368:LEU:CD1	2.30	0.43
2:AK:26:C:C5	2:AK:27:C:C5	3.07	0.43
2:AK:69:C:O2'	2:AK:70:C:H5'	2.18	0.43
2:AM:22:C:C5	2:AM:23:C:C6	3.07	0.43
2:AM:2:C:H2'	2:AM:3:C:O4'	2.18	0.43
1:AO:368:LEU:H	1:AO:368:LEU:CD1	2.30	0.43
1:AT:319:HIS:O	1:AT:323:VAL:HG12	2.18	0.43
1:BB:153:SER:HA	1:BB:154:PRO:HD2	1.85	0.43
1:BB:33:ILE:HD11	1:BB:218:HIS:NE2	2.33	0.43
1:BD:236:GLY:O	1:BE:305:ASN:CB	2.46	0.43
1:BL:368:LEU:H	1:BL:368:LEU:CD1	2.30	0.43
1:BL:42:LYS:HZ2	1:BM:30:GLY:C	2.21	0.43
1:BL:38:TYR:CD1	1:BM:26:GLN:HB2	2.53	0.43
1:BW:319:HIS:O	1:BW:323:VAL:HG12	2.18	0.43

Continued on next page...

Continued from previous page...

Atom-1	Atom-2	Interatomic distance (Å)	Clash overlap (Å)
1:AS:42:LYS:NZ	1:AT:30:GLY:C	2.72	0.43
1:AV:41:GLN:NE2	1:AV:73:ARG:HA	2.34	0.43
1:BA:319:HIS:O	1:BA:323:VAL:HG12	2.18	0.43
1:BC:319:HIS:O	1:BC:323:VAL:HG12	2.18	0.43
1:BH:41:GLN:NE2	1:BH:73:ARG:HA	2.34	0.43
1:BI:234:ARG:CZ	1:BQ:225:HIS:CE1	3.02	0.43
1:BL:319:HIS:O	1:BL:323:VAL:HG12	2.18	0.43
1:BM:319:HIS:O	1:BM:323:VAL:HG12	2.18	0.43
1:BQ:319:HIS:O	1:BQ:323:VAL:HG12	2.18	0.43
1:BQ:337:TYR:CE1	2:BR:4:C:H2'	2.54	0.43
1:BQ:368:LEU:H	1:BQ:368:LEU:CD1	2.30	0.43
1:BP:233:THR:O	1:BW:307:PRO:HD2	2.19	0.43
1:BW:285:VAL:HG11	1:BY:5:LYS:HD2	1.99	0.43
1:AA:265:LYS:HE3	1:AB:4:SER:HA	2.00	0.42
1:AA:285:VAL:HG11	1:AB:5:LYS:HD2	2.00	0.42
1:AD:41:GLN:NE2	1:AD:73:ARG:HA	2.34	0.42
1:AI:42:LYS:HZ2	1:AJ:30:GLY:C	2.21	0.42
1:AP:82:ILE:HG22	1:AQ:23:TYR:CD1	2.54	0.42
1:AT:41:GLN:NE2	1:AT:73:ARG:HA	2.34	0.42
1:BB:248:MET:HE3	1:BC:14:LYS:HD3	2.00	0.42
1:BI:368:LEU:CD1	1:BI:368:LEU:H	2.30	0.42
1:BJ:41:GLN:NE2	1:BJ:73:ARG:HA	2.34	0.42
1:BA:21:SER:HB2	1:BQ:228:ILE:HG22	2.00	0.42
1:AA:107:LYS:H	1:AA:107:LYS:HG3	1.58	0.42
1:AG:285:VAL:HG11	1:AH:5:LYS:HD2	2.01	0.42
1:AI:270:ILE:HA	1:AI:270:ILE:HD13	1.83	0.42
1:BA:41:GLN:NE2	1:BA:73:ARG:HA	2.34	0.42
1:BK:233:THR:HG22	1:BL:307:PRO:HG2	2.00	0.42
1:BM:270:ILE:HA	1:BM:270:ILE:HD13	1.83	0.42
1:BM:41:GLN:NE2	1:BM:73:ARG:HA	2.34	0.42
1:BQ:41:GLN:NE2	1:BQ:73:ARG:HA	2.34	0.42
1:AG:333:ILE:H	1:AG:333:ILE:HG13	1.70	0.42
1:AU:41:GLN:NE2	1:AU:73:ARG:HA	2.34	0.42
1:BD:368:LEU:H	1:BD:368:LEU:CD1	2.30	0.42
1:BL:41:GLN:NE2	1:BL:73:ARG:HA	2.34	0.42
1:BO:107:LYS:H	1:BO:107:LYS:HG3	1.58	0.42
1:BW:184:ARG:NH1	2:BX:7:C:P	2.92	0.42
1:BW:41:GLN:NE2	1:BW:73:ARG:HA	2.34	0.42
1:AA:153:SER:HA	1:AA:154:PRO:HD2	1.85	0.42
1:AC:41:GLN:NE2	1:AC:73:ARG:HA	2.34	0.42
2:AK:41:C:C5	2:AK:42:C:C4	3.07	0.42

Continued on next page...

Continued from previous page...

Atom-1	Atom-2	Interatomic distance (Å)	Clash overlap (Å)
1:AT:368:LEU:H	1:AT:368:LEU:CD1	2.30	0.42
1:BC:215:LYS:HE3	1:BC:216:HIS:CE1	2.48	0.42
1:BD:164:ALA:HB2	1:BD:209:PHE:CZ	2.55	0.42
1:BE:41:GLN:NE2	1:BE:73:ARG:HA	2.34	0.42
2:BX:33:C:C4	2:BX:34:C:C4	3.07	0.42
1:BY:230:GLN:HA	1:BZ:25:ILE:HG12	2.01	0.42
1:AC:368:LEU:H	1:AC:368:LEU:CD1	2.30	0.42
1:AA:184:ARG:HD2	2:AK:7:C:OP1	2.19	0.42
2:AM:15:C:N4	2:AM:16:C:C2	2.87	0.42
2:AM:51:C:C5	2:AM:52:C:C4	3.08	0.42
1:AR:153:SER:HA	1:AR:154:PRO:HD2	1.85	0.42
1:AT:153:SER:HA	1:AT:154:PRO:HD2	1.85	0.42
1:BA:107:LYS:HG3	1:BA:107:LYS:H	1.58	0.42
1:BA:253:ALA:HB3	1:BA:303:ILE:CD1	2.21	0.42
1:BE:368:LEU:CD1	1:BE:368:LEU:H	2.30	0.42
1:BP:164:ALA:HB2	1:BP:209:PHE:CZ	2.55	0.42
2:BX:33:C:N4	2:BX:34:C:C4	2.88	0.42
2:AK:37:C:H2'	2:AK:38:C:O4'	2.20	0.42
2:AK:37:C:N3	2:AK:38:C:C2	2.87	0.42
1:BA:184:ARG:HD2	2:BR:14:C:OP1	2.19	0.42
1:BA:164:ALA:HB2	1:BA:209:PHE:CZ	2.55	0.42
1:BD:215:LYS:HE3	1:BD:216:HIS:CE1	2.48	0.42
1:BC:42:LYS:HZ1	1:BD:30:GLY:C	2.22	0.42
1:BI:270:ILE:HA	1:BI:270:ILE:HD13	1.83	0.42
1:BL:233:THR:HG22	1:BM:307:PRO:HG2	2.00	0.42
1:BN:153:SER:HA	1:BN:154:PRO:HD2	1.85	0.42
1:BP:107:LYS:HG3	1:BP:107:LYS:H	1.58	0.42
2:BR:65:C:N3	2:BR:66:C:C2	2.88	0.42
2:BR:68:C:H2'	2:BR:69:C:O4'	2.18	0.42
1:BY:164:ALA:HB2	1:BY:209:PHE:CZ	2.55	0.42
1:AF:230:GLN:HA	1:AG:25:ILE:HG12	2.02	0.42
1:AI:164:ALA:HB2	1:AI:209:PHE:CZ	2.55	0.42
1:AI:230:GLN:HA	1:AJ:25:ILE:HG12	2.02	0.42
1:AP:164:ALA:HB2	1:AP:209:PHE:CZ	2.55	0.42
1:BF:164:ALA:HB2	1:BF:209:PHE:CZ	2.55	0.42
1:BJ:270:ILE:HA	1:BJ:270:ILE:HD13	1.83	0.42
1:BM:164:ALA:HB2	1:BM:209:PHE:CZ	2.55	0.42
1:BN:164:ALA:HB2	1:BN:209:PHE:CZ	2.55	0.42
2:BR:55:C:H2'	2:BR:56:C:O4'	2.19	0.42
1:BW:368:LEU:CD1	1:BW:368:LEU:H	2.30	0.42
2:BX:2:C:O2	2:BX:2:C:H2'	2.19	0.42

Continued on next page...

Continued from previous page...

Atom-1	Atom-2	Interatomic distance (Å)	Clash overlap (Å)
1:AA:41:GLN:NE2	1:AA:73:ARG:HA	2.34	0.42
1:AD:164:ALA:HB2	1:AD:209:PHE:CZ	2.55	0.42
1:AH:164:ALA:HB2	1:AH:209:PHE:CZ	2.55	0.42
1:AO:164:ALA:HB2	1:AO:209:PHE:CZ	2.55	0.42
1:AP:107:LYS:HG3	1:AP:107:LYS:H	1.58	0.42
1:AU:164:ALA:HB2	1:AU:209:PHE:CZ	2.55	0.42
1:AU:367:VAL:HG21	1:AV:278:GLN:CD	2.40	0.42
1:BB:164:ALA:HB2	1:BB:209:PHE:CZ	2.55	0.42
1:BI:164:ALA:HB2	1:BI:209:PHE:CZ	2.55	0.42
1:BJ:333:ILE:HG13	1:BJ:333:ILE:H	1.70	0.42
1:BO:215:LYS:HE3	1:BO:216:HIS:CE1	2.48	0.42
1:AF:164:ALA:HB2	1:AF:209:PHE:CZ	2.55	0.42
1:AI:38:TYR:CE1	1:AJ:26:GLN:HB2	2.55	0.42
2:AK:48:C:C2'	2:AK:49:C:H5'	2.49	0.42
1:AL:368:LEU:CD1	1:AL:368:LEU:H	2.30	0.42
2:AM:38:C:C5	2:AM:39:C:N4	2.88	0.42
1:AP:38:TYR:CE1	1:AQ:26:GLN:HB2	2.54	0.42
1:AR:41:GLN:NE2	1:AR:73:ARG:HA	2.34	0.42
1:BA:307:PRO:HG2	1:BQ:233:THR:HG22	2.02	0.42
1:BC:164:ALA:HB2	1:BC:209:PHE:CZ	2.55	0.42
1:BJ:164:ALA:HB2	1:BJ:209:PHE:CZ	2.55	0.42
1:BK:164:ALA:HB2	1:BK:209:PHE:CZ	2.55	0.42
1:BN:6:VAL:HG22	1:BN:6:VAL:O	2.20	0.42
1:BO:164:ALA:HB2	1:BO:209:PHE:CZ	2.55	0.42
1:BP:368:LEU:H	1:BP:368:LEU:CD1	2.30	0.42
2:BX:41:C:H41	2:BX:42:C:N4	2.16	0.42
1:BP:337:TYR:CE1	2:BX:67:C:H2'	2.55	0.42
1:AB:6:VAL:O	1:AB:6:VAL:HG22	2.20	0.42
1:AF:41:GLN:NE2	1:AF:73:ARG:HA	2.34	0.42
1:AL:164:ALA:HB2	1:AL:209:PHE:CZ	2.55	0.42
1:AO:230:GLN:HA	1:AP:25:ILE:HG12	2.02	0.42
1:AR:234:ARG:HH21	1:AS:86:ALA:HB2	1.85	0.42
1:BB:6:VAL:O	1:BB:6:VAL:HG22	2.20	0.42
1:BC:166:LEU:HD21	1:BC:246:LEU:HD22	2.02	0.42
1:BE:107:LYS:HG3	1:BE:107:LYS:H	1.58	0.42
1:BD:248:MET:HE3	1:BE:14:LYS:HD3	2.02	0.42
1:BF:184:ARG:NH1	2:BR:49:C:OP2	2.53	0.42
1:BK:6:VAL:HG22	1:BK:6:VAL:O	2.20	0.42
1:BQ:333:ILE:O	2:BR:5:C:O2	2.38	0.42
2:BX:62:C:N4	2:BX:63:C:N4	2.68	0.42
1:BY:281:MET:HA	1:BY:284:VAL:HG22	2.02	0.42

Continued on next page...

Continued from previous page...

Atom-1	Atom-2	Interatomic distance (Å)	Clash overlap (Å)
1:AE:6:VAL:HG22	1:AE:6:VAL:O	2.20	0.41
1:AG:370:LEU:HG	1:AH:268:LYS:HD3	2.02	0.41
2:AK:57:C:H2'	2:AK:58:C:O4'	2.20	0.41
2:AM:30:C:H2'	2:AM:31:C:O4'	2.19	0.41
2:AM:67:C:OP1	1:AV:256:VAL:HG12	2.19	0.41
1:AQ:6:VAL:HG22	1:AQ:6:VAL:O	2.20	0.41
1:AS:333:ILE:H	1:AS:333:ILE:HG13	1.70	0.41
1:AT:164:ALA:HB2	1:AT:209:PHE:CZ	2.55	0.41
1:AU:281:MET:HA	1:AU:284:VAL:HG22	2.02	0.41
1:BE:166:LEU:HD21	1:BE:246:LEU:HD22	2.02	0.41
1:BF:215:LYS:HE3	1:BF:216:HIS:CE1	2.48	0.41
1:BF:281:MET:HA	1:BF:284:VAL:HG22	2.02	0.41
1:BG:166:LEU:HD21	1:BG:246:LEU:HD22	2.02	0.41
1:BH:164:ALA:HB2	1:BH:209:PHE:CZ	2.55	0.41
1:BH:166:LEU:HD21	1:BH:246:LEU:HD22	2.02	0.41
1:BH:281:MET:HA	1:BH:284:VAL:HG22	2.02	0.41
1:BI:166:LEU:HD21	1:BI:246:LEU:HD22	2.02	0.41
1:BI:285:VAL:HG11	1:BQ:5:LYS:HD2	2.01	0.41
1:BI:6:VAL:O	1:BI:6:VAL:HG22	2.20	0.41
1:BJ:166:LEU:HD21	1:BJ:246:LEU:HD22	2.02	0.41
1:BJ:42:LYS:HZ1	1:BK:30:GLY:C	2.22	0.41
1:BL:234:ARG:CZ	1:BM:225:HIS:HE1	2.33	0.41
1:BL:166:LEU:HD21	1:BL:246:LEU:HD22	2.02	0.41
1:BM:166:LEU:HD21	1:BM:246:LEU:HD22	2.02	0.41
1:BM:253:ALA:HB3	1:BM:303:ILE:CD1	2.21	0.41
1:BO:166:LEU:HD21	1:BO:246:LEU:HD22	2.02	0.41
1:BP:215:LYS:HE3	1:BP:216:HIS:CE1	2.48	0.41
1:BO:42:LYS:HZ1	1:BP:30:GLY:C	2.22	0.41
2:BR:27:C:N4	2:BR:28:C:N3	2.68	0.41
1:BW:166:LEU:HD21	1:BW:246:LEU:HD22	2.02	0.41
1:BW:38:TYR:CE1	1:BY:26:GLN:HB2	2.54	0.41
2:BX:19:C:H2'	2:BX:20:C:O4'	2.20	0.41
1:BZ:166:LEU:HD21	1:BZ:246:LEU:HD22	2.02	0.41
1:AA:368:LEU:H	1:AA:368:LEU:CD1	2.30	0.41
1:AB:270:ILE:HA	1:AB:270:ILE:HD13	1.83	0.41
1:AC:164:ALA:HB2	1:AC:209:PHE:CZ	2.55	0.41
1:AF:270:ILE:HA	1:AF:270:ILE:HD13	1.83	0.41
1:AF:281:MET:HA	1:AF:284:VAL:HG22	2.02	0.41
1:AF:368:LEU:H	1:AF:368:LEU:CD1	2.30	0.41
1:AI:107:LYS:HG3	1:AI:107:LYS:H	1.58	0.41
1:AJ:6:VAL:HG22	1:AJ:6:VAL:O	2.20	0.41

Continued on next page...

Continued from previous page...

Atom-1	Atom-2	Interatomic distance (Å)	Clash overlap (Å)
1:AL:270:ILE:HA	1:AL:270:ILE:HD13	1.83	0.41
1:AL:41:GLN:NE2	1:AL:73:ARG:HA	2.34	0.41
1:AQ:164:ALA:HB2	1:AQ:209:PHE:CZ	2.55	0.41
1:AV:253:ALA:HB3	1:AV:303:ILE:CD1	2.21	0.41
1:BB:166:LEU:HD21	1:BB:246:LEU:HD22	2.02	0.41
1:BD:6:VAL:HG22	1:BD:6:VAL:O	2.20	0.41
1:BF:166:LEU:HD21	1:BF:246:LEU:HD22	2.02	0.41
1:BH:270:ILE:HD13	1:BH:270:ILE:HA	1.83	0.41
1:BH:367:VAL:HG21	1:BI:278:GLN:CD	2.40	0.41
1:BK:270:ILE:HD13	1:BK:270:ILE:HA	1.83	0.41
1:BN:166:LEU:HD21	1:BN:246:LEU:HD22	2.02	0.41
1:BN:265:LYS:HE3	1:BO:4:SER:HA	2.03	0.41
1:BQ:166:LEU:HD21	1:BQ:246:LEU:HD22	2.02	0.41
2:BX:20:C:N4	2:BX:21:C:C4	2.88	0.41
1:AD:281:MET:HA	1:AD:284:VAL:HG22	2.02	0.41
1:AH:6:VAL:O	1:AH:6:VAL:HG22	2.20	0.41
1:AL:281:MET:HA	1:AL:284:VAL:HG22	2.02	0.41
1:AN:73:ARG:CZ	1:AO:27:ARG:HG2	2.50	0.41
1:AU:112:GLU:OE1	1:AU:112:GLU:HA	2.21	0.41
1:AL:86:ALA:HB2	1:AV:234:ARG:HH21	1.85	0.41
1:AV:6:VAL:HG22	1:AV:6:VAL:O	2.20	0.41
1:BA:166:LEU:HD21	1:BA:246:LEU:HD22	2.02	0.41
1:BC:82:ILE:HG22	1:BD:23:TYR:CD1	2.55	0.41
1:BE:164:ALA:HB2	1:BE:209:PHE:CZ	2.55	0.41
1:BI:112:GLU:OE1	1:BI:112:GLU:HA	2.21	0.41
1:BJ:281:MET:HA	1:BJ:284:VAL:HG22	2.03	0.41
1:BL:112:GLU:HA	1:BL:112:GLU:OE1	2.21	0.41
1:BM:325:LEU:HD12	1:BM:341:PRO:HD3	2.03	0.41
1:BM:367:VAL:HG11	1:BN:278:GLN:OE1	2.20	0.41
1:BP:6:VAL:O	1:BP:6:VAL:HG22	2.20	0.41
1:AB:215:LYS:HE3	1:AB:216:HIS:CE1	2.48	0.41
1:AC:112:GLU:OE1	1:AC:112:GLU:HA	2.21	0.41
1:AE:164:ALA:HB2	1:AE:209:PHE:CZ	2.55	0.41
1:AG:248:MET:CE	1:AH:14:LYS:HD3	2.51	0.41
1:AJ:164:ALA:HB2	1:AJ:209:PHE:CZ	2.55	0.41
2:AM:45:C:C2'	2:AM:46:C:H5'	2.51	0.41
1:AS:164:ALA:HB2	1:AS:209:PHE:CZ	2.55	0.41
1:AS:6:VAL:HG22	1:AS:6:VAL:O	2.20	0.41
1:AT:112:GLU:HA	1:AT:112:GLU:OE1	2.21	0.41
1:BA:23:TYR:CE2	1:BQ:82:ILE:HB	2.55	0.41
1:BH:234:ARG:HH21	1:BI:86:ALA:HB2	1.84	0.41

Continued on next page...

Continued from previous page...

Atom-1	Atom-2	Interatomic distance (Å)	Clash overlap (Å)
1:BK:112:GLU:OE1	1:BK:112:GLU:HA	2.21	0.41
1:BK:185:ARG:NH1	2:BX:35:C:C5	2.88	0.41
1:BK:166:LEU:HD21	1:BK:246:LEU:HD22	2.03	0.41
1:BN:233:THR:HG22	1:BO:307:PRO:HG2	2.01	0.41
1:BP:112:GLU:OE1	1:BP:112:GLU:HA	2.21	0.41
1:BA:315:THR:OG1	2:BR:10:C:OP2	2.23	0.41
2:BR:39:C:H6	2:BR:39:C:H2'	1.73	0.41
1:BW:112:GLU:HA	1:BW:112:GLU:OE1	2.21	0.41
1:BW:164:ALA:HB2	1:BW:209:PHE:CZ	2.55	0.41
1:BY:215:LYS:HE3	1:BY:216:HIS:CE1	2.48	0.41
1:BY:166:LEU:HD21	1:BY:246:LEU:HD22	2.02	0.41
1:AA:281:MET:HA	1:AA:284:VAL:HG22	2.02	0.41
1:AB:184:ARG:HD2	2:AK:14:C:OP1	2.21	0.41
1:AB:164:ALA:HB2	1:AB:209:PHE:CZ	2.55	0.41
1:AC:281:MET:HA	1:AC:284:VAL:HG22	2.02	0.41
1:AD:112:GLU:HA	1:AD:112:GLU:OE1	2.21	0.41
1:AH:112:GLU:HA	1:AH:112:GLU:OE1	2.21	0.41
1:AH:234:ARG:NH2	1:AI:86:ALA:HB2	2.35	0.41
1:AO:6:VAL:O	1:AO:6:VAL:HG22	2.20	0.41
1:AP:112:GLU:OE1	1:AP:112:GLU:HA	2.21	0.41
1:AR:281:MET:HA	1:AR:284:VAL:HG22	2.02	0.41
1:BA:112:GLU:OE1	1:BA:112:GLU:HA	2.21	0.41
1:BA:281:MET:HA	1:BA:284:VAL:HG22	2.02	0.41
1:BC:281:MET:HA	1:BC:284:VAL:HG22	2.02	0.41
1:BC:333:ILE:H	1:BC:333:ILE:HG13	1.70	0.41
1:BE:112:GLU:HA	1:BE:112:GLU:OE1	2.21	0.41
1:BF:325:LEU:HD12	1:BF:341:PRO:HD3	2.03	0.41
1:BF:230:GLN:HA	1:BG:25:ILE:HG12	2.03	0.41
1:BH:333:ILE:H	1:BH:333:ILE:HG13	1.70	0.41
1:BQ:112:GLU:OE1	1:BQ:112:GLU:HA	2.21	0.41
1:AA:164:ALA:HB2	1:AA:209:PHE:CZ	2.55	0.41
1:AB:253:ALA:HB3	1:AB:303:ILE:CD1	2.21	0.41
1:AB:42:LYS:HZ1	1:AC:30:GLY:C	2.22	0.41
1:AB:248:MET:CE	1:AC:14:LYS:HD3	2.51	0.41
1:AE:185:ARG:NH1	2:AK:35:C:C5	2.89	0.41
1:AG:166:LEU:HD21	1:AG:246:LEU:HD22	2.02	0.41
1:AI:112:GLU:HA	1:AI:112:GLU:OE1	2.21	0.41
1:AN:164:ALA:HB2	1:AN:209:PHE:CZ	2.55	0.41
1:AO:112:GLU:OE1	1:AO:112:GLU:HA	2.21	0.41
1:AP:281:MET:HA	1:AP:284:VAL:HG22	2.02	0.41
1:AP:325:LEU:HD12	1:AP:341:PRO:HD3	2.03	0.41

Continued on next page...

Continued from previous page...

Atom-1	Atom-2	Interatomic distance (Å)	Clash overlap (Å)
2:AM:36:C:H5"	1:AQ:189:VAL:HG22	2.02	0.41
1:AR:164:ALA:HB2	1:AR:209:PHE:CZ	2.55	0.41
1:AS:270:ILE:HA	1:AS:270:ILE:HD13	1.83	0.41
1:AT:281:MET:HA	1:AT:284:VAL:HG22	2.02	0.41
1:AU:325:LEU:HD12	1:AU:341:PRO:HD3	2.03	0.41
1:AV:164:ALA:HB2	1:AV:209:PHE:CZ	2.55	0.41
1:BA:233:THR:HG22	1:BB:307:PRO:HG2	2.02	0.41
1:BA:325:LEU:HD12	1:BA:341:PRO:HD3	2.03	0.41
1:BB:325:LEU:HD12	1:BB:341:PRO:HD3	2.03	0.41
1:BD:112:GLU:OE1	1:BD:112:GLU:HA	2.21	0.41
1:BD:166:LEU:HD21	1:BD:246:LEU:HD22	2.02	0.41
1:BE:248:MET:CE	1:BF:14:LYS:HD3	2.51	0.41
1:BF:363:ILE:HA	1:BG:274:HIS:HA	2.02	0.41
1:BL:164:ALA:HB2	1:BL:209:PHE:CZ	2.55	0.41
1:BM:281:MET:HA	1:BM:284:VAL:HG22	2.02	0.41
1:BN:325:LEU:HD12	1:BN:341:PRO:HD3	2.03	0.41
1:BO:281:MET:HA	1:BO:284:VAL:HG22	2.03	0.41
1:BO:333:ILE:H	1:BO:333:ILE:HG13	1.70	0.41
1:BO:367:VAL:HG11	1:BP:278:GLN:HE22	1.84	0.41
1:BP:166:LEU:HD21	1:BP:246:LEU:HD22	2.02	0.41
1:BW:215:LYS:HE3	1:BW:216:HIS:CE1	2.48	0.41
1:BY:325:LEU:HD12	1:BY:341:PRO:HD3	2.03	0.41
1:BW:367:VAL:HG12	1:BZ:3:LEU:HD12	2.02	0.41
1:AB:112:GLU:HA	1:AB:112:GLU:OE1	2.21	0.41
1:AD:325:LEU:HD12	1:AD:341:PRO:HD3	2.03	0.41
1:AE:325:LEU:HD12	1:AE:341:PRO:HD3	2.03	0.41
1:AG:164:ALA:HB2	1:AG:209:PHE:CZ	2.55	0.41
1:AI:281:MET:HA	1:AI:284:VAL:HG22	2.03	0.41
1:AI:325:LEU:HD12	1:AI:341:PRO:HD3	2.03	0.41
1:AJ:112:GLU:OE1	1:AJ:112:GLU:HA	2.21	0.41
1:AL:361:GLY:HA3	1:AN:274:HIS:CE1	2.55	0.41
1:AQ:112:GLU:OE1	1:AQ:112:GLU:HA	2.21	0.41
1:AR:307:PRO:C	1:AR:309:ALA:H	2.24	0.41
1:AR:368:LEU:H	1:AR:368:LEU:CD1	2.30	0.41
1:AS:112:GLU:OE1	1:AS:112:GLU:HA	2.21	0.41
1:AS:215:LYS:HE3	1:AS:216:HIS:CE1	2.48	0.41
1:AV:325:LEU:HD12	1:AV:341:PRO:HD3	2.03	0.41
1:BB:281:MET:HA	1:BB:284:VAL:HG22	2.02	0.41
1:BE:215:LYS:HE3	1:BE:216:HIS:CE1	2.48	0.41
1:BF:112:GLU:HA	1:BF:112:GLU:OE1	2.21	0.41
1:BG:38:TYR:CE1	1:BH:26:GLN:HB2	2.56	0.41

Continued on next page...

Continued from previous page...

Atom-1	Atom-2	Interatomic distance (Å)	Clash overlap (Å)
1:BI:233:THR:HG22	1:BQ:307:PRO:CG	2.51	0.41
1:BI:236:GLY:O	1:BQ:305:ASN:CB	2.54	0.41
1:BK:242:ILE:HG12	2:BX:36:C:C4	2.56	0.41
1:BP:307:PRO:C	1:BP:309:ALA:H	2.24	0.41
1:BQ:164:ALA:HB2	1:BQ:209:PHE:CZ	2.55	0.41
1:BP:184:ARG:HD2	2:BX:70:C:OP1	2.20	0.41
1:BZ:325:LEU:HD12	1:BZ:341:PRO:HD3	2.03	0.41
1:AA:166:LEU:HD21	1:AA:246:LEU:HD22	2.02	0.41
1:AA:307:PRO:C	1:AA:309:ALA:H	2.24	0.41
1:AB:307:PRO:C	1:AB:309:ALA:H	2.24	0.41
1:AF:325:LEU:HD12	1:AF:341:PRO:HD3	2.03	0.41
2:AK:57:C:N4	2:AK:58:C:N3	2.68	0.41
1:AL:325:LEU:HD12	1:AL:341:PRO:HD3	2.03	0.41
2:AM:46:C:OP2	1:AS:337:TYR:OH	2.27	0.41
1:AS:166:LEU:HD21	1:AS:246:LEU:HD22	2.02	0.41
1:BA:46:LYS:O	1:BA:50:MET:HG3	2.21	0.41
1:BD:307:PRO:C	1:BD:309:ALA:H	2.24	0.41
1:BE:6:VAL:O	1:BE:6:VAL:HG22	2.20	0.41
1:BG:325:LEU:HD12	1:BG:341:PRO:HD3	2.03	0.41
1:BJ:46:LYS:O	1:BJ:50:MET:HG3	2.21	0.41
1:BO:307:PRO:C	1:BO:309:ALA:H	2.24	0.41
1:BQ:168:ILE:HG12	1:BQ:223:PHE:CE2	2.56	0.41
1:AA:215:LYS:HE3	1:AA:216:HIS:CE1	2.48	0.41
1:AA:325:LEU:HD12	1:AA:341:PRO:HD3	2.03	0.41
1:AI:166:LEU:HD21	1:AI:246:LEU:HD22	2.02	0.41
2:AM:27:C:H2'	2:AM:28:C:O4'	2.20	0.41
1:AN:248:MET:CE	1:AO:14:LYS:HD3	2.50	0.41
1:AO:333:ILE:HG13	1:AO:333:ILE:H	1.70	0.41
1:AQ:168:ILE:HG12	1:AQ:223:PHE:CE2	2.56	0.41
1:AQ:325:LEU:HD12	1:AQ:341:PRO:HD3	2.03	0.41
1:AR:166:LEU:HD21	1:AR:246:LEU:HD22	2.02	0.41
1:AS:307:PRO:C	1:AS:309:ALA:H	2.24	0.41
1:AS:46:LYS:O	1:AS:50:MET:HG3	2.21	0.41
1:AU:166:LEU:HD21	1:AU:246:LEU:HD22	2.02	0.41
1:BC:307:PRO:C	1:BC:309:ALA:H	2.25	0.41
1:BD:46:LYS:O	1:BD:50:MET:HG3	2.21	0.41
1:BE:270:ILE:HD13	1:BE:270:ILE:HA	1.83	0.41
1:BG:164:ALA:HB2	1:BG:209:PHE:CZ	2.55	0.41
1:BG:281:MET:HA	1:BG:284:VAL:HG22	2.02	0.41
1:BG:6:VAL:O	1:BG:6:VAL:HG22	2.20	0.41
1:BH:307:PRO:C	1:BH:309:ALA:H	2.24	0.41

Continued on next page...

Continued from previous page...

Atom-1	Atom-2	Interatomic distance (Å)	Clash overlap (Å)
1:BH:46:LYS:O	1:BH:50:MET:HG3	2.21	0.41
1:BI:168:ILE:HG12	1:BI:223:PHE:CE2	2.56	0.41
1:BI:307:PRO:C	1:BI:309:ALA:H	2.24	0.41
1:BI:46:LYS:O	1:BI:50:MET:HG3	2.21	0.41
1:BJ:307:PRO:C	1:BJ:309:ALA:H	2.24	0.41
1:BK:168:ILE:HG12	1:BK:223:PHE:CE2	2.56	0.41
1:BK:307:PRO:C	1:BK:309:ALA:H	2.24	0.41
1:BK:46:LYS:O	1:BK:50:MET:HG3	2.21	0.41
1:BL:168:ILE:HG12	1:BL:223:PHE:CE2	2.56	0.41
1:BL:281:MET:HA	1:BL:284:VAL:HG22	2.02	0.41
1:BM:46:LYS:O	1:BM:50:MET:HG3	2.21	0.41
1:BN:281:MET:HA	1:BN:284:VAL:HG22	2.02	0.41
1:BO:46:LYS:O	1:BO:50:MET:HG3	2.21	0.41
1:BP:46:LYS:O	1:BP:50:MET:HG3	2.21	0.41
2:BR:51:C:H2'	2:BR:52:C:O4'	2.21	0.41
2:BX:22:C:H2'	2:BX:23:C:O4'	2.21	0.41
2:BX:27:C:O2'	2:BX:28:C:H5'	2.21	0.41
1:AB:166:LEU:HD21	1:AB:246:LEU:HD22	2.02	0.41
1:AB:46:LYS:O	1:AB:50:MET:HG3	2.21	0.41
1:AC:166:LEU:HD21	1:AC:246:LEU:HD22	2.02	0.41
1:AC:307:PRO:C	1:AC:309:ALA:H	2.24	0.41
1:AC:333:ILE:HG13	1:AC:333:ILE:H	1.70	0.41
1:AD:46:LYS:O	1:AD:50:MET:HG3	2.21	0.41
1:AG:281:MET:HA	1:AG:284:VAL:HG22	2.02	0.41
1:AJ:168:ILE:HG12	1:AJ:223:PHE:CE2	2.56	0.41
1:AJ:325:LEU:HD12	1:AJ:341:PRO:HD3	2.03	0.41
2:AK:59:C:C4	2:AK:60:C:N3	2.89	0.41
1:AL:14:LYS:HD3	1:AV:248:MET:CE	2.51	0.41
1:AL:307:PRO:C	1:AL:309:ALA:H	2.24	0.41
2:AM:62:C:C2'	2:AM:63:C:H5'	2.50	0.41
1:AN:112:GLU:HA	1:AN:112:GLU:OE1	2.21	0.41
1:AN:166:LEU:HD21	1:AN:246:LEU:HD22	2.03	0.41
1:AN:307:PRO:C	1:AN:309:ALA:H	2.24	0.41
1:AN:6:VAL:HG22	1:AN:6:VAL:O	2.20	0.41
1:AP:166:LEU:HD21	1:AP:246:LEU:HD22	2.02	0.41
1:AT:166:LEU:HD21	1:AT:246:LEU:HD22	2.03	0.41
1:AU:46:LYS:O	1:AU:50:MET:HG3	2.21	0.41
1:BF:46:LYS:O	1:BF:50:MET:HG3	2.21	0.41
1:BM:112:GLU:HA	1:BM:112:GLU:OE1	2.21	0.41
1:BO:325:LEU:HD12	1:BO:341:PRO:HD3	2.03	0.41
1:BQ:281:MET:HA	1:BQ:284:VAL:HG22	2.03	0.41

Continued on next page...

Continued from previous page...

Atom-1	Atom-2	Interatomic distance (Å)	Clash overlap (Å)
1:BY:112:GLU:OE1	1:BY:112:GLU:HA	2.21	0.41
1:BY:46:LYS:O	1:BY:50:MET:HG3	2.21	0.41
1:BY:6:VAL:HG22	1:BY:6:VAL:O	2.20	0.41
1:BZ:164:ALA:HB2	1:BZ:209:PHE:CZ	2.55	0.41
1:BZ:281:MET:HA	1:BZ:284:VAL:HG22	2.02	0.41
1:AB:281:MET:HA	1:AB:284:VAL:HG22	2.02	0.41
1:AD:166:LEU:HD21	1:AD:246:LEU:HD22	2.02	0.41
1:AF:307:PRO:C	1:AF:309:ALA:H	2.24	0.41
1:AG:168:ILE:HG12	1:AG:223:PHE:CE2	2.56	0.41
1:AG:46:LYS:O	1:AG:50:MET:HG3	2.21	0.41
1:AH:166:LEU:HD21	1:AH:246:LEU:HD22	2.02	0.41
1:AL:86:ALA:HB2	1:AV:234:ARG:NH2	2.35	0.41
2:AM:1:C:P	2:AM:70:C:C3'	3.09	0.41
1:AN:168:ILE:HG12	1:AN:223:PHE:CE2	2.56	0.41
1:AO:166:LEU:HD21	1:AO:246:LEU:HD22	2.02	0.41
1:AR:215:LYS:HE3	1:AR:216:HIS:CE1	2.48	0.41
1:AR:325:LEU:HD12	1:AR:341:PRO:HD3	2.03	0.41
1:AS:281:MET:HA	1:AS:284:VAL:HG22	2.02	0.41
1:AT:307:PRO:C	1:AT:309:ALA:H	2.24	0.41
1:AV:135:TYR:CZ	1:AV:145:VAL:HG21	2.57	0.41
1:AV:270:ILE:HA	1:AV:270:ILE:HD13	1.83	0.41
1:BC:112:GLU:HA	1:BC:112:GLU:OE1	2.21	0.41
1:BC:325:LEU:HD12	1:BC:341:PRO:HD3	2.03	0.41
1:BC:46:LYS:O	1:BC:50:MET:HG3	2.21	0.41
1:BE:168:ILE:HG12	1:BE:223:PHE:CE2	2.56	0.41
1:BH:256:VAL:HG21	2:BR:61:C:C5	2.56	0.41
1:BJ:215:LYS:HE3	1:BJ:216:HIS:CE1	2.48	0.41
1:BJ:26:GLN:HB2	1:BZ:38:TYR:CE1	2.56	0.41
1:BJ:325:LEU:HD12	1:BJ:341:PRO:HD3	2.03	0.41
1:BK:253:ALA:HB3	1:BK:303:ILE:CD1	2.20	0.41
1:BN:173:ALA:HB2	2:BX:53:C:H4'	2.03	0.41
1:BO:112:GLU:OE1	1:BO:112:GLU:HA	2.21	0.41
1:BO:233:THR:HG22	1:BP:307:PRO:HG2	2.02	0.41
1:BP:168:ILE:HG12	1:BP:223:PHE:CE2	2.56	0.41
1:BE:337:TYR:CD1	2:BR:39:C:H2'	2.56	0.41
1:BW:107:LYS:HG3	1:BW:107:LYS:H	1.58	0.41
1:AC:168:ILE:HG12	1:AC:223:PHE:CE2	2.56	0.40
1:AF:46:LYS:O	1:AF:50:MET:HG3	2.21	0.40
1:AG:307:PRO:C	1:AG:309:ALA:H	2.24	0.40
1:AJ:166:LEU:HD21	1:AJ:246:LEU:HD22	2.03	0.40
2:AK:3:C:N3	2:AK:4:C:N3	2.69	0.40

Continued on next page...

Continued from previous page...

Atom-1	Atom-2	Interatomic distance (Å)	Clash overlap (Å)
1:AL:46:LYS:O	1:AL:50:MET:HG3	2.21	0.40
2:AM:56:C:OP2	1:AT:184:ARG:NH1	2.54	0.40
1:AN:135:TYR:CZ	1:AN:145:VAL:HG21	2.57	0.40
1:AN:281:MET:HA	1:AN:284:VAL:HG22	2.02	0.40
1:AN:46:LYS:O	1:AN:50:MET:HG3	2.21	0.40
1:AP:46:LYS:O	1:AP:50:MET:HG3	2.21	0.40
1:AT:135:TYR:CZ	1:AT:145:VAL:HG21	2.57	0.40
1:AV:112:GLU:OE1	1:AV:112:GLU:HA	2.21	0.40
1:BB:233:THR:HG22	1:BC:307:PRO:HG2	2.01	0.40
1:BA:38:TYR:CE1	1:BB:26:GLN:HB2	2.56	0.40
1:BB:46:LYS:O	1:BB:50:MET:HG3	2.21	0.40
1:BD:168:ILE:HG12	1:BD:223:PHE:CE2	2.56	0.40
1:BD:281:MET:HA	1:BD:284:VAL:HG22	2.02	0.40
1:BH:168:ILE:HG12	1:BH:223:PHE:CE2	2.56	0.40
1:BH:184:ARG:NH1	2:BR:63:C:OP2	2.54	0.40
1:BI:107:LYS:H	1:BI:107:LYS:HG3	1.58	0.40
1:BI:59:HIS:O	1:BI:208:SER:HB2	2.22	0.40
1:BJ:168:ILE:HG12	1:BJ:223:PHE:CE2	2.56	0.40
1:BK:59:HIS:O	1:BK:208:SER:HB2	2.22	0.40
1:BJ:38:TYR:HE1	1:BK:26:GLN:HB2	1.83	0.40
1:BL:307:PRO:C	1:BL:309:ALA:H	2.24	0.40
1:BP:281:MET:HA	1:BP:284:VAL:HG22	2.02	0.40
1:BQ:307:PRO:C	1:BQ:309:ALA:H	2.24	0.40
1:BW:59:HIS:O	1:BW:208:SER:HB2	2.22	0.40
1:BW:168:ILE:HG12	1:BW:223:PHE:CE2	2.56	0.40
1:BW:6:VAL:HG22	1:BW:6:VAL:O	2.20	0.40
1:BZ:6:VAL:O	1:BZ:6:VAL:HG22	2.20	0.40
1:AA:59:HIS:O	1:AA:208:SER:HB2	2.22	0.40
1:AC:135:TYR:CZ	1:AC:145:VAL:HG21	2.57	0.40
1:AC:6:VAL:O	1:AC:6:VAL:HG22	2.20	0.40
1:AE:112:GLU:OE1	1:AE:112:GLU:HA	2.21	0.40
1:AE:135:TYR:CZ	1:AE:145:VAL:HG21	2.57	0.40
1:AF:166:LEU:HD21	1:AF:246:LEU:HD22	2.02	0.40
1:AG:135:TYR:CZ	1:AG:145:VAL:HG21	2.57	0.40
1:AH:59:HIS:O	1:AH:208:SER:HB2	2.22	0.40
1:AJ:135:TYR:CZ	1:AJ:145:VAL:HG21	2.57	0.40
1:AO:135:TYR:CZ	1:AO:145:VAL:HG21	2.56	0.40
1:AO:59:HIS:O	1:AO:208:SER:HB2	2.22	0.40
1:AO:325:LEU:HD12	1:AO:341:PRO:HD3	2.03	0.40
1:AR:59:HIS:O	1:AR:208:SER:HB2	2.22	0.40
1:AT:59:HIS:O	1:AT:208:SER:HB2	2.22	0.40

Continued on next page...

Continued from previous page...

Atom-1	Atom-2	Interatomic distance (Å)	Clash overlap (Å)
1:AV:168:ILE:HG12	1:AV:223:PHE:CE2	2.56	0.40
1:BC:135:TYR:CZ	1:BC:145:VAL:HG21	2.57	0.40
1:BC:168:ILE:HG12	1:BC:223:PHE:CE2	2.56	0.40
1:BF:59:HIS:O	1:BF:208:SER:HB2	2.22	0.40
1:BL:135:TYR:CZ	1:BL:145:VAL:HG21	2.57	0.40
1:BN:46:LYS:O	1:BN:50:MET:HG3	2.21	0.40
1:BO:135:TYR:CZ	1:BO:145:VAL:HG21	2.57	0.40
1:BO:168:ILE:HG12	1:BO:223:PHE:CE2	2.56	0.40
1:BP:135:TYR:CZ	1:BP:145:VAL:HG21	2.57	0.40
1:BW:270:ILE:HD13	1:BW:270:ILE:HA	1.83	0.40
1:BZ:46:LYS:O	1:BZ:50:MET:HG3	2.21	0.40
1:AB:59:HIS:O	1:AB:208:SER:HB2	2.22	0.40
1:AC:59:HIS:O	1:AC:208:SER:HB2	2.22	0.40
1:AE:168:ILE:HG12	1:AE:223:PHE:CE2	2.56	0.40
1:AF:6:VAL:HG22	1:AF:6:VAL:O	2.20	0.40
1:AG:112:GLU:OE1	1:AG:112:GLU:HA	2.21	0.40
1:AH:135:TYR:CZ	1:AH:145:VAL:HG21	2.57	0.40
1:AJ:48:CYS:SG	1:AJ:160:ILE:HD12	2.62	0.40
1:AL:82:ILE:HG22	1:AN:23:TYR:CD1	2.55	0.40
1:AQ:166:LEU:HD21	1:AQ:246:LEU:HD22	2.02	0.40
1:AR:168:ILE:HG12	1:AR:223:PHE:CE2	2.56	0.40
1:AT:168:ILE:HG12	1:AT:223:PHE:CE2	2.56	0.40
1:AT:6:VAL:O	1:AT:6:VAL:HG22	2.20	0.40
1:BA:307:PRO:C	1:BA:309:ALA:H	2.24	0.40
1:BF:6:VAL:O	1:BF:6:VAL:HG22	2.20	0.40
1:BH:242:ILE:HG12	2:BR:64:C:C4	2.56	0.40
1:BH:325:LEU:HD12	1:BH:341:PRO:HD3	2.03	0.40
1:BL:42:LYS:HZ1	1:BM:30:GLY:C	2.25	0.40
1:BN:112:GLU:OE1	1:BN:112:GLU:HA	2.21	0.40
1:BO:254:GLY:HA2	2:BX:59:C:O3'	2.21	0.40
1:BO:248:MET:CE	1:BP:14:LYS:HD3	2.52	0.40
1:BP:59:HIS:O	1:BP:208:SER:HB2	2.22	0.40
1:BQ:135:TYR:CZ	1:BQ:145:VAL:HG21	2.57	0.40
2:BX:54:C:N4	2:BX:55:C:N4	2.70	0.40
1:BY:59:HIS:O	1:BY:208:SER:HB2	2.22	0.40
1:AA:46:LYS:O	1:AA:50:MET:HG3	2.21	0.40
1:AE:333:ILE:HG13	1:AE:333:ILE:H	1.70	0.40
1:AG:325:LEU:HD12	1:AG:341:PRO:HD3	2.03	0.40
1:AH:168:ILE:HG12	1:AH:223:PHE:CE2	2.56	0.40
1:AH:325:LEU:HD12	1:AH:341:PRO:HD3	2.03	0.40
1:AI:48:CYS:SG	1:AI:160:ILE:HD12	2.62	0.40

Continued on next page...

Continued from previous page...

Atom-1	Atom-2	Interatomic distance (Å)	Clash overlap (Å)
1:AI:46:LYS:O	1:AI:50:MET:HG3	2.21	0.40
2:AK:23:C:C5	2:AK:24:C:C4	3.10	0.40
2:AK:31:C:C5	2:AK:32:C:C4	3.10	0.40
1:AL:2:ALA:HB3	1:AU:367:VAL:HG12	2.00	0.40
2:AM:18:C:H4'	1:AO:173:ALA:HB2	2.03	0.40
2:AM:43:C:C5	2:AM:44:C:C5	3.09	0.40
1:AN:325:LEU:HD12	1:AN:341:PRO:HD3	2.03	0.40
1:AO:45:ASN:HB2	1:AO:69:TYR:CE1	2.57	0.40
1:AP:168:ILE:HG12	1:AP:223:PHE:CE2	2.56	0.40
1:AQ:48:CYS:SG	1:AQ:160:ILE:HD12	2.62	0.40
1:AQ:281:MET:HA	1:AQ:284:VAL:HG22	2.02	0.40
1:AR:112:GLU:OE1	1:AR:112:GLU:HA	2.21	0.40
1:AR:46:LYS:O	1:AR:50:MET:HG3	2.21	0.40
1:AS:59:HIS:O	1:AS:208:SER:HB2	2.22	0.40
1:AU:59:HIS:O	1:AU:208:SER:HB2	2.22	0.40
1:BB:112:GLU:OE1	1:BB:112:GLU:HA	2.21	0.40
1:BC:59:HIS:O	1:BC:208:SER:HB2	2.22	0.40
1:BD:59:HIS:O	1:BD:208:SER:HB2	2.22	0.40
1:BE:59:HIS:O	1:BE:208:SER:HB2	2.22	0.40
1:BG:46:LYS:O	1:BG:50:MET:HG3	2.21	0.40
1:BH:112:GLU:HA	1:BH:112:GLU:OE1	2.21	0.40
1:BJ:112:GLU:OE1	1:BJ:112:GLU:HA	2.21	0.40
1:BO:48:CYS:SG	1:BO:160:ILE:HD12	2.62	0.40
1:BO:59:HIS:O	1:BO:208:SER:HB2	2.22	0.40
1:BY:135:TYR:CZ	1:BY:145:VAL:HG21	2.57	0.40
1:AA:112:GLU:HA	1:AA:112:GLU:OE1	2.21	0.40
1:AA:168:ILE:HG12	1:AA:223:PHE:CE2	2.56	0.40
1:AB:168:ILE:HG12	1:AB:223:PHE:CE2	2.56	0.40
1:AD:135:TYR:CZ	1:AD:145:VAL:HG21	2.57	0.40
1:AD:307:PRO:C	1:AD:309:ALA:H	2.24	0.40
1:AE:48:CYS:SG	1:AE:160:ILE:HD12	2.62	0.40
1:AF:45:ASN:HB2	1:AF:69:TYR:CE1	2.57	0.40
1:AG:45:ASN:HB2	1:AG:69:TYR:CE1	2.57	0.40
1:AG:6:VAL:HG22	1:AG:6:VAL:O	2.20	0.40
1:AH:45:ASN:HB2	1:AH:69:TYR:CE1	2.57	0.40
1:AI:59:HIS:O	1:AI:208:SER:HB2	2.22	0.40
1:AI:6:VAL:HG22	1:AI:6:VAL:O	2.20	0.40
1:AJ:281:MET:HA	1:AJ:284:VAL:HG22	2.02	0.40
1:AL:166:LEU:HD21	1:AL:246:LEU:HD22	2.02	0.40
1:AL:45:ASN:HB2	1:AL:69:TYR:CE1	2.57	0.40
2:AM:28:C:OP2	1:AP:184:ARG:NH1	2.55	0.40

Continued on next page...

Continued from previous page...

Atom-1	Atom-2	Interatomic distance (Å)	Clash overlap (Å)
1:AO:234:ARG:NH2	1:AP:86:ALA:HB2	2.37	0.40
1:AP:6:VAL:O	1:AP:6:VAL:HG22	2.20	0.40
1:AQ:135:TYR:CZ	1:AQ:145:VAL:HG21	2.57	0.40
1:AT:325:LEU:HD12	1:AT:341:PRO:HD3	2.03	0.40
1:AV:45:ASN:HB2	1:AV:69:TYR:CE1	2.57	0.40
1:BA:14:LYS:HD3	1:BQ:248:MET:HE3	2.03	0.40
1:BA:59:HIS:O	1:BA:208:SER:HB2	2.22	0.40
1:BB:168:ILE:HG12	1:BB:223:PHE:CE2	2.56	0.40
1:BC:48:CYS:SG	1:BC:160:ILE:HD12	2.62	0.40
1:BE:281:MET:HA	1:BE:284:VAL:HG22	2.02	0.40
1:BE:46:LYS:O	1:BE:50:MET:HG3	2.21	0.40
1:BG:233:THR:HG22	1:BH:307:PRO:HG2	2.02	0.40
1:BG:307:PRO:C	1:BG:309:ALA:H	2.24	0.40
1:BH:135:TYR:CZ	1:BH:145:VAL:HG21	2.57	0.40
1:BH:59:HIS:O	1:BH:208:SER:HB2	2.22	0.40
1:BH:215:LYS:HE3	1:BH:216:HIS:CE1	2.48	0.40
1:BL:6:VAL:HG22	1:BL:6:VAL:O	2.20	0.40
1:BM:59:HIS:O	1:BM:208:SER:HB2	2.22	0.40
1:BM:45:ASN:HB2	1:BM:69:TYR:CE1	2.57	0.40
1:BQ:6:VAL:O	1:BQ:6:VAL:HG22	2.20	0.40
2:BR:47:C:N4	2:BR:48:C:N4	2.70	0.40
1:BW:281:MET:HA	1:BW:284:VAL:HG22	2.02	0.40
1:BW:46:LYS:O	1:BW:50:MET:HG3	2.21	0.40
2:BX:51:C:N3	2:BX:52:C:C2	2.90	0.40
1:BZ:368:LEU:CD1	1:BZ:368:LEU:H	2.30	0.40

All (41) symmetry-related close contacts are listed below. The label for Atom-2 includes the symmetry operator and encoded unit-cell translations to be applied.

Atom-1	Atom-2	Interatomic distance (Å)	Clash overlap (Å)
1:AQ:149:TYR:OH	1:BQ:140:LYS:NZ[1_445]	0.38	1.82
1:AC:149:TYR:OH	1:BO:140:LYS:NZ[1_455]	0.56	1.64
1:AT:149:TYR:OH	1:BC:140:LYS:NZ[1_444]	0.68	1.52
1:AJ:149:TYR:OH	1:BL:140:LYS:NZ[1_454]	0.77	1.43
1:AE:149:TYR:OH	1:BW:140:LYS:NZ[1_445]	0.83	1.37
1:AT:149:TYR:OH	1:BC:140:LYS:CE[1_444]	0.95	1.25
1:AJ:149:TYR:OH	1:BL:140:LYS:CE[1_454]	1.05	1.15
1:AF:149:TYR:OH	1:BP:143:GLY:O[1_445]	1.10	1.10
1:AV:149:TYR:OH	1:BE:140:LYS:NZ[1_454]	1.12	1.08
1:AL:149:TYR:OH	1:BD:143:GLY:O[1_454]	1.13	1.07

Continued on next page...

Continued from previous page...

Atom-1	Atom-2	Interatomic distance (Å)	Clash overlap (Å)
1:AC:149:TYR:CZ	1:BO:140:LYS:NZ[1_455]	1.13	1.07
1:AC:149:TYR:OH	1:BO:140:LYS:CE[1_455]	1.17	1.03
1:AV:149:TYR:OH	1:BE:140:LYS:CE[1_454]	1.17	1.03
1:AP:149:TYR:OH	1:BG:143:GLY:O[1_455]	1.23	0.97
1:AT:149:TYR:CZ	1:BC:140:LYS:NZ[1_444]	1.35	0.85
1:AD:149:TYR:OH	1:BN:143:GLY:O[1_455]	1.41	0.79
1:AI:149:TYR:OH	1:BZ:143:GLY:O[1_444]	1.45	0.75
1:AU:149:TYR:OH	1:BB:143:GLY:O[1_444]	1.58	0.62
1:AQ:149:TYR:OH	1:BQ:140:LYS:CE[1_445]	1.60	0.60
1:AE:149:TYR:OH	1:BW:140:LYS:CE[1_445]	1.68	0.52
1:AQ:149:TYR:CZ	1:BQ:140:LYS:NZ[1_445]	1.70	0.50
1:BM:140:LYS:NZ	1:BY:140:LYS:NZ[1_545]	1.76	0.44
1:AT:149:TYR:OH	1:BC:140:LYS:CD[1_444]	1.83	0.37
1:AJ:149:TYR:CZ	1:BL:140:LYS:NZ[1_454]	1.83	0.37
1:BA:140:LYS:NZ	1:BF:140:LYS:NZ[1_565]	1.84	0.36
1:AT:149:TYR:CZ	1:BC:140:LYS:CE[1_444]	1.90	0.30
1:AC:149:TYR:CZ	1:BO:140:LYS:CE[1_455]	1.91	0.29
1:AC:149:TYR:OH	1:BO:140:LYS:CD[1_455]	1.94	0.26
1:AE:149:TYR:CZ	1:BW:140:LYS:NZ[1_445]	1.95	0.25
1:AQ:110:LYS:NZ	1:BM:366:SER:OG[1_455]	2.00	0.20
1:AC:149:TYR:CE1	1:BO:140:LYS:NZ[1_455]	2.03	0.17
1:AJ:110:LYS:NZ	1:BA:366:SER:OG[1_544]	2.04	0.16
1:AQ:110:LYS:NZ	1:BM:366:SER:CB[1_455]	2.05	0.15
1:AA:149:TYR:OH	1:BK:143:GLY:O[1_454]	2.09	0.11
1:AV:149:TYR:CZ	1:BE:140:LYS:NZ[1_454]	2.11	0.09
1:AV:149:TYR:OH	1:BE:140:LYS:CD[1_454]	2.11	0.09
1:AR:149:TYR:OH	1:BI:143:GLY:O[1_445]	2.13	0.07
1:AJ:110:LYS:NZ	1:BA:366:SER:CB[1_544]	2.13	0.07
1:AF:149:TYR:OH	1:BP:143:GLY:C[1_445]	2.15	0.05
1:AI:60:LYS:NZ	1:BJ:104:ILE:CG2[1_444]	2.17	0.03
1:AL:149:TYR:OH	1:BD:143:GLY:C[1_454]	2.19	0.01

5.3 Torsion angles [\(i\)](#)

5.3.1 Protein backbone [\(i\)](#)

In the following table, the Percentiles column shows the percent Ramachandran outliers of the chain as a percentile score with respect to all X-ray entries followed by that with respect to entries of similar resolution.

The Analysed column shows the number of residues for which the backbone conformation was analysed, and the total number of residues.

Mol	Chain	Analysed	Favoured	Allowed	Outliers	Percentiles	
1	AA	373/375 (100%)	361 (97%)	11 (3%)	1 (0%)	41	75
1	AB	373/375 (100%)	361 (97%)	11 (3%)	1 (0%)	41	75
1	AC	373/375 (100%)	361 (97%)	11 (3%)	1 (0%)	41	75
1	AD	373/375 (100%)	360 (96%)	12 (3%)	1 (0%)	41	75
1	AE	373/375 (100%)	361 (97%)	11 (3%)	1 (0%)	41	75
1	AF	373/375 (100%)	360 (96%)	12 (3%)	1 (0%)	41	75
1	AG	373/375 (100%)	360 (96%)	12 (3%)	1 (0%)	41	75
1	AH	373/375 (100%)	360 (96%)	12 (3%)	1 (0%)	41	75
1	AI	373/375 (100%)	361 (97%)	11 (3%)	1 (0%)	41	75
1	AJ	373/375 (100%)	361 (97%)	11 (3%)	1 (0%)	41	75
1	AL	373/375 (100%)	361 (97%)	11 (3%)	1 (0%)	41	75
1	AN	373/375 (100%)	360 (96%)	12 (3%)	1 (0%)	41	75
1	AO	373/375 (100%)	360 (96%)	12 (3%)	1 (0%)	41	75
1	AP	373/375 (100%)	361 (97%)	11 (3%)	1 (0%)	41	75
1	AQ	373/375 (100%)	360 (96%)	12 (3%)	1 (0%)	41	75
1	AR	373/375 (100%)	360 (96%)	12 (3%)	1 (0%)	41	75
1	AS	373/375 (100%)	361 (97%)	11 (3%)	1 (0%)	41	75
1	AT	373/375 (100%)	360 (96%)	12 (3%)	1 (0%)	41	75
1	AU	373/375 (100%)	360 (96%)	12 (3%)	1 (0%)	41	75
1	AV	373/375 (100%)	361 (97%)	11 (3%)	1 (0%)	41	75
1	BA	373/375 (100%)	361 (97%)	11 (3%)	1 (0%)	41	75
1	BB	373/375 (100%)	361 (97%)	11 (3%)	1 (0%)	41	75
1	BC	373/375 (100%)	361 (97%)	11 (3%)	1 (0%)	41	75
1	BD	373/375 (100%)	361 (97%)	11 (3%)	1 (0%)	41	75
1	BE	373/375 (100%)	360 (96%)	12 (3%)	1 (0%)	41	75
1	BF	373/375 (100%)	360 (96%)	12 (3%)	1 (0%)	41	75
1	BG	373/375 (100%)	361 (97%)	11 (3%)	1 (0%)	41	75
1	BH	373/375 (100%)	361 (97%)	11 (3%)	1 (0%)	41	75
1	BI	373/375 (100%)	360 (96%)	12 (3%)	1 (0%)	41	75
1	BJ	373/375 (100%)	361 (97%)	11 (3%)	1 (0%)	41	75
1	BK	373/375 (100%)	360 (96%)	12 (3%)	1 (0%)	41	75
1	BL	373/375 (100%)	360 (96%)	12 (3%)	1 (0%)	41	75

Continued on next page...

Continued from previous page...

Mol	Chain	Analysed	Favoured	Allowed	Outliers	Percentiles	
1	BM	373/375 (100%)	360 (96%)	12 (3%)	1 (0%)	41	75
1	BN	373/375 (100%)	361 (97%)	11 (3%)	1 (0%)	41	75
1	BO	373/375 (100%)	360 (96%)	12 (3%)	1 (0%)	41	75
1	BP	373/375 (100%)	360 (96%)	12 (3%)	1 (0%)	41	75
1	BQ	373/375 (100%)	361 (97%)	11 (3%)	1 (0%)	41	75
1	BW	373/375 (100%)	361 (97%)	11 (3%)	1 (0%)	41	75
1	BY	373/375 (100%)	360 (96%)	12 (3%)	1 (0%)	41	75
1	BZ	373/375 (100%)	361 (97%)	11 (3%)	1 (0%)	41	75
All	All	14920/15000 (100%)	14421 (97%)	459 (3%)	40 (0%)	41	75

All (40) Ramachandran outliers are listed below:

Mol	Chain	Res	Type
1	AA	308	LYS
1	AB	308	LYS
1	AC	308	LYS
1	AD	308	LYS
1	AE	308	LYS
1	AF	308	LYS
1	AG	308	LYS
1	AH	308	LYS
1	AI	308	LYS
1	AJ	308	LYS
1	AL	308	LYS
1	AN	308	LYS
1	AO	308	LYS
1	AP	308	LYS
1	AQ	308	LYS
1	AR	308	LYS
1	AS	308	LYS
1	AT	308	LYS
1	AU	308	LYS
1	AV	308	LYS
1	BA	308	LYS
1	BB	308	LYS
1	BC	308	LYS
1	BD	308	LYS
1	BE	308	LYS
1	BF	308	LYS

Continued on next page...

Continued from previous page...

Mol	Chain	Res	Type
1	BG	308	LYS
1	BH	308	LYS
1	BI	308	LYS
1	BJ	308	LYS
1	BK	308	LYS
1	BL	308	LYS
1	BM	308	LYS
1	BN	308	LYS
1	BO	308	LYS
1	BP	308	LYS
1	BQ	308	LYS
1	BW	308	LYS
1	BY	308	LYS
1	BZ	308	LYS

5.3.2 Protein sidechains [i](#)

In the following table, the Percentiles column shows the percent sidechain outliers of the chain as a percentile score with respect to all X-ray entries followed by that with respect to entries of similar resolution.

The Analysed column shows the number of residues for which the sidechain conformation was analysed, and the total number of residues.

Mol	Chain	Analysed	Rotameric	Outliers	Percentiles	
1	AA	313/313 (100%)	268 (86%)	45 (14%)	3	20
1	AB	313/313 (100%)	268 (86%)	45 (14%)	3	20
1	AC	313/313 (100%)	268 (86%)	45 (14%)	3	20
1	AD	313/313 (100%)	268 (86%)	45 (14%)	3	20
1	AE	313/313 (100%)	268 (86%)	45 (14%)	3	20
1	AF	313/313 (100%)	268 (86%)	45 (14%)	3	20
1	AG	313/313 (100%)	268 (86%)	45 (14%)	3	20
1	AH	313/313 (100%)	269 (86%)	44 (14%)	3	21
1	AI	313/313 (100%)	268 (86%)	45 (14%)	3	20
1	AJ	313/313 (100%)	268 (86%)	45 (14%)	3	20
1	AL	313/313 (100%)	268 (86%)	45 (14%)	3	20
1	AN	313/313 (100%)	268 (86%)	45 (14%)	3	20
1	AO	313/313 (100%)	268 (86%)	45 (14%)	3	20

Continued on next page...

Continued from previous page...

Mol	Chain	Analysed	Rotameric	Outliers	Percentiles	
1	AP	313/313 (100%)	268 (86%)	45 (14%)	3	20
1	AQ	313/313 (100%)	268 (86%)	45 (14%)	3	20
1	AR	313/313 (100%)	269 (86%)	44 (14%)	3	21
1	AS	313/313 (100%)	268 (86%)	45 (14%)	3	20
1	AT	313/313 (100%)	268 (86%)	45 (14%)	3	20
1	AU	313/313 (100%)	268 (86%)	45 (14%)	3	20
1	AV	313/313 (100%)	268 (86%)	45 (14%)	3	20
1	BA	313/313 (100%)	269 (86%)	44 (14%)	3	21
1	BB	313/313 (100%)	268 (86%)	45 (14%)	3	20
1	BC	313/313 (100%)	269 (86%)	44 (14%)	3	21
1	BD	313/313 (100%)	268 (86%)	45 (14%)	3	20
1	BE	313/313 (100%)	268 (86%)	45 (14%)	3	20
1	BF	313/313 (100%)	268 (86%)	45 (14%)	3	20
1	BG	313/313 (100%)	269 (86%)	44 (14%)	3	21
1	BH	313/313 (100%)	268 (86%)	45 (14%)	3	20
1	BI	313/313 (100%)	268 (86%)	45 (14%)	3	20
1	BJ	313/313 (100%)	269 (86%)	44 (14%)	3	21
1	BK	313/313 (100%)	269 (86%)	44 (14%)	3	21
1	BL	313/313 (100%)	268 (86%)	45 (14%)	3	20
1	BM	313/313 (100%)	268 (86%)	45 (14%)	3	20
1	BN	313/313 (100%)	268 (86%)	45 (14%)	3	20
1	BO	313/313 (100%)	269 (86%)	44 (14%)	3	21
1	BP	313/313 (100%)	268 (86%)	45 (14%)	3	20
1	BQ	313/313 (100%)	269 (86%)	44 (14%)	3	21
1	BW	313/313 (100%)	268 (86%)	45 (14%)	3	20
1	BY	313/313 (100%)	268 (86%)	45 (14%)	3	20
1	BZ	313/313 (100%)	268 (86%)	45 (14%)	3	20
All	All	12520/12520 (100%)	10729 (86%)	1791 (14%)	3	21

All (1791) residues with a non-rotameric sidechain are listed below:

Mol	Chain	Res	Type
1	AA	3	LEU

Continued on next page...

Continued from previous page...

Mol	Chain	Res	Type
1	AA	5	LYS
1	AA	6	VAL
1	AA	11	THR
1	AA	12	LEU
1	AA	22	LYS
1	AA	31	ASP
1	AA	33	ILE
1	AA	34	ASP
1	AA	47	LEU
1	AA	79	THR
1	AA	82	ILE
1	AA	83	LEU
1	AA	88	TYR
1	AA	90	VAL
1	AA	103	ASP
1	AA	107	LYS
1	AA	120	THR
1	AA	123	ILE
1	AA	136	LYS
1	AA	145	VAL
1	AA	163	ILE
1	AA	168	ILE
1	AA	171	LEU
1	AA	196	ARG
1	AA	220	ILE
1	AA	255	GLN
1	AA	270	ILE
1	AA	272	LEU
1	AA	283	GLN
1	AA	287	VAL
1	AA	293	LYS
1	AA	304	LEU
1	AA	305	ASN
1	AA	325	LEU
1	AA	331	LEU
1	AA	333	ILE
1	AA	359	GLU
1	AA	360	ASN
1	AA	368	LEU
1	AA	370	LEU
1	AA	371	THR
1	AA	373	GLU

Continued on next page...

Continued from previous page...

Mol	Chain	Res	Type
1	AA	374	GLU
1	AA	375	LEU
1	AB	3	LEU
1	AB	5	LYS
1	AB	6	VAL
1	AB	11	THR
1	AB	12	LEU
1	AB	22	LYS
1	AB	31	ASP
1	AB	33	ILE
1	AB	34	ASP
1	AB	47	LEU
1	AB	79	THR
1	AB	82	ILE
1	AB	83	LEU
1	AB	88	TYR
1	AB	90	VAL
1	AB	103	ASP
1	AB	107	LYS
1	AB	120	THR
1	AB	123	ILE
1	AB	136	LYS
1	AB	145	VAL
1	AB	163	ILE
1	AB	168	ILE
1	AB	171	LEU
1	AB	196	ARG
1	AB	220	ILE
1	AB	255	GLN
1	AB	270	ILE
1	AB	272	LEU
1	AB	283	GLN
1	AB	287	VAL
1	AB	293	LYS
1	AB	304	LEU
1	AB	305	ASN
1	AB	325	LEU
1	AB	331	LEU
1	AB	333	ILE
1	AB	359	GLU
1	AB	360	ASN
1	AB	368	LEU

Continued on next page...

Continued from previous page...

Mol	Chain	Res	Type
1	AB	370	LEU
1	AB	371	THR
1	AB	373	GLU
1	AB	374	GLU
1	AB	375	LEU
1	AC	3	LEU
1	AC	5	LYS
1	AC	6	VAL
1	AC	11	THR
1	AC	12	LEU
1	AC	22	LYS
1	AC	31	ASP
1	AC	33	ILE
1	AC	34	ASP
1	AC	47	LEU
1	AC	79	THR
1	AC	82	ILE
1	AC	83	LEU
1	AC	88	TYR
1	AC	90	VAL
1	AC	103	ASP
1	AC	107	LYS
1	AC	120	THR
1	AC	123	ILE
1	AC	136	LYS
1	AC	145	VAL
1	AC	163	ILE
1	AC	168	ILE
1	AC	171	LEU
1	AC	196	ARG
1	AC	220	ILE
1	AC	255	GLN
1	AC	270	ILE
1	AC	272	LEU
1	AC	283	GLN
1	AC	287	VAL
1	AC	293	LYS
1	AC	304	LEU
1	AC	305	ASN
1	AC	325	LEU
1	AC	331	LEU
1	AC	333	ILE

Continued on next page...

Continued from previous page...

Mol	Chain	Res	Type
1	AC	359	GLU
1	AC	360	ASN
1	AC	368	LEU
1	AC	370	LEU
1	AC	371	THR
1	AC	373	GLU
1	AC	374	GLU
1	AC	375	LEU
1	AD	3	LEU
1	AD	5	LYS
1	AD	6	VAL
1	AD	11	THR
1	AD	12	LEU
1	AD	22	LYS
1	AD	31	ASP
1	AD	33	ILE
1	AD	34	ASP
1	AD	47	LEU
1	AD	79	THR
1	AD	82	ILE
1	AD	83	LEU
1	AD	88	TYR
1	AD	90	VAL
1	AD	103	ASP
1	AD	107	LYS
1	AD	120	THR
1	AD	123	ILE
1	AD	136	LYS
1	AD	145	VAL
1	AD	163	ILE
1	AD	168	ILE
1	AD	171	LEU
1	AD	196	ARG
1	AD	220	ILE
1	AD	255	GLN
1	AD	270	ILE
1	AD	272	LEU
1	AD	283	GLN
1	AD	287	VAL
1	AD	293	LYS
1	AD	304	LEU
1	AD	305	ASN

Continued on next page...

Continued from previous page...

Mol	Chain	Res	Type
1	AD	325	LEU
1	AD	331	LEU
1	AD	333	ILE
1	AD	359	GLU
1	AD	360	ASN
1	AD	368	LEU
1	AD	370	LEU
1	AD	371	THR
1	AD	373	GLU
1	AD	374	GLU
1	AD	375	LEU
1	AE	3	LEU
1	AE	5	LYS
1	AE	6	VAL
1	AE	11	THR
1	AE	12	LEU
1	AE	22	LYS
1	AE	31	ASP
1	AE	33	ILE
1	AE	34	ASP
1	AE	47	LEU
1	AE	79	THR
1	AE	82	ILE
1	AE	83	LEU
1	AE	88	TYR
1	AE	90	VAL
1	AE	103	ASP
1	AE	107	LYS
1	AE	120	THR
1	AE	123	ILE
1	AE	136	LYS
1	AE	145	VAL
1	AE	163	ILE
1	AE	168	ILE
1	AE	171	LEU
1	AE	196	ARG
1	AE	220	ILE
1	AE	255	GLN
1	AE	270	ILE
1	AE	272	LEU
1	AE	283	GLN
1	AE	287	VAL

Continued on next page...

Continued from previous page...

Mol	Chain	Res	Type
1	AE	293	LYS
1	AE	304	LEU
1	AE	305	ASN
1	AE	325	LEU
1	AE	331	LEU
1	AE	333	ILE
1	AE	359	GLU
1	AE	360	ASN
1	AE	368	LEU
1	AE	370	LEU
1	AE	371	THR
1	AE	373	GLU
1	AE	374	GLU
1	AE	375	LEU
1	AF	3	LEU
1	AF	5	LYS
1	AF	6	VAL
1	AF	11	THR
1	AF	12	LEU
1	AF	22	LYS
1	AF	31	ASP
1	AF	33	ILE
1	AF	34	ASP
1	AF	47	LEU
1	AF	79	THR
1	AF	82	ILE
1	AF	83	LEU
1	AF	88	TYR
1	AF	90	VAL
1	AF	103	ASP
1	AF	107	LYS
1	AF	120	THR
1	AF	123	ILE
1	AF	136	LYS
1	AF	145	VAL
1	AF	163	ILE
1	AF	168	ILE
1	AF	171	LEU
1	AF	196	ARG
1	AF	220	ILE
1	AF	255	GLN
1	AF	270	ILE

Continued on next page...

Continued from previous page...

Mol	Chain	Res	Type
1	AF	272	LEU
1	AF	283	GLN
1	AF	287	VAL
1	AF	293	LYS
1	AF	304	LEU
1	AF	305	ASN
1	AF	325	LEU
1	AF	331	LEU
1	AF	333	ILE
1	AF	359	GLU
1	AF	360	ASN
1	AF	368	LEU
1	AF	370	LEU
1	AF	371	THR
1	AF	373	GLU
1	AF	374	GLU
1	AF	375	LEU
1	AG	3	LEU
1	AG	5	LYS
1	AG	6	VAL
1	AG	11	THR
1	AG	12	LEU
1	AG	22	LYS
1	AG	31	ASP
1	AG	33	ILE
1	AG	34	ASP
1	AG	47	LEU
1	AG	79	THR
1	AG	82	ILE
1	AG	83	LEU
1	AG	88	TYR
1	AG	90	VAL
1	AG	103	ASP
1	AG	107	LYS
1	AG	120	THR
1	AG	123	ILE
1	AG	136	LYS
1	AG	145	VAL
1	AG	163	ILE
1	AG	168	ILE
1	AG	171	LEU
1	AG	196	ARG

Continued on next page...

Continued from previous page...

Mol	Chain	Res	Type
1	AG	220	ILE
1	AG	255	GLN
1	AG	270	ILE
1	AG	272	LEU
1	AG	283	GLN
1	AG	287	VAL
1	AG	293	LYS
1	AG	304	LEU
1	AG	305	ASN
1	AG	325	LEU
1	AG	331	LEU
1	AG	333	ILE
1	AG	359	GLU
1	AG	360	ASN
1	AG	368	LEU
1	AG	370	LEU
1	AG	371	THR
1	AG	373	GLU
1	AG	374	GLU
1	AG	375	LEU
1	AH	3	LEU
1	AH	5	LYS
1	AH	6	VAL
1	AH	11	THR
1	AH	12	LEU
1	AH	22	LYS
1	AH	31	ASP
1	AH	33	ILE
1	AH	34	ASP
1	AH	47	LEU
1	AH	79	THR
1	AH	82	ILE
1	AH	83	LEU
1	AH	88	TYR
1	AH	90	VAL
1	AH	103	ASP
1	AH	107	LYS
1	AH	120	THR
1	AH	123	ILE
1	AH	136	LYS
1	AH	145	VAL
1	AH	163	ILE

Continued on next page...

Continued from previous page...

Mol	Chain	Res	Type
1	AH	168	ILE
1	AH	171	LEU
1	AH	196	ARG
1	AH	220	ILE
1	AH	255	GLN
1	AH	270	ILE
1	AH	272	LEU
1	AH	283	GLN
1	AH	287	VAL
1	AH	293	LYS
1	AH	304	LEU
1	AH	325	LEU
1	AH	331	LEU
1	AH	333	ILE
1	AH	359	GLU
1	AH	360	ASN
1	AH	368	LEU
1	AH	370	LEU
1	AH	371	THR
1	AH	373	GLU
1	AH	374	GLU
1	AH	375	LEU
1	AI	3	LEU
1	AI	5	LYS
1	AI	6	VAL
1	AI	11	THR
1	AI	12	LEU
1	AI	22	LYS
1	AI	31	ASP
1	AI	33	ILE
1	AI	34	ASP
1	AI	47	LEU
1	AI	79	THR
1	AI	82	ILE
1	AI	83	LEU
1	AI	88	TYR
1	AI	90	VAL
1	AI	103	ASP
1	AI	107	LYS
1	AI	120	THR
1	AI	123	ILE
1	AI	136	LYS

Continued on next page...

Continued from previous page...

Mol	Chain	Res	Type
1	AI	145	VAL
1	AI	163	ILE
1	AI	168	ILE
1	AI	171	LEU
1	AI	196	ARG
1	AI	220	ILE
1	AI	255	GLN
1	AI	270	ILE
1	AI	272	LEU
1	AI	283	GLN
1	AI	287	VAL
1	AI	293	LYS
1	AI	304	LEU
1	AI	305	ASN
1	AI	325	LEU
1	AI	331	LEU
1	AI	333	ILE
1	AI	359	GLU
1	AI	360	ASN
1	AI	368	LEU
1	AI	370	LEU
1	AI	371	THR
1	AI	373	GLU
1	AI	374	GLU
1	AI	375	LEU
1	AJ	3	LEU
1	AJ	5	LYS
1	AJ	6	VAL
1	AJ	11	THR
1	AJ	12	LEU
1	AJ	22	LYS
1	AJ	31	ASP
1	AJ	33	ILE
1	AJ	34	ASP
1	AJ	47	LEU
1	AJ	79	THR
1	AJ	82	ILE
1	AJ	83	LEU
1	AJ	88	TYR
1	AJ	90	VAL
1	AJ	103	ASP
1	AJ	107	LYS

Continued on next page...

Continued from previous page...

Mol	Chain	Res	Type
1	AJ	120	THR
1	AJ	123	ILE
1	AJ	136	LYS
1	AJ	145	VAL
1	AJ	163	ILE
1	AJ	168	ILE
1	AJ	171	LEU
1	AJ	196	ARG
1	AJ	220	ILE
1	AJ	255	GLN
1	AJ	270	ILE
1	AJ	272	LEU
1	AJ	283	GLN
1	AJ	287	VAL
1	AJ	293	LYS
1	AJ	304	LEU
1	AJ	305	ASN
1	AJ	325	LEU
1	AJ	331	LEU
1	AJ	333	ILE
1	AJ	359	GLU
1	AJ	360	ASN
1	AJ	368	LEU
1	AJ	370	LEU
1	AJ	371	THR
1	AJ	373	GLU
1	AJ	374	GLU
1	AJ	375	LEU
1	AL	3	LEU
1	AL	5	LYS
1	AL	6	VAL
1	AL	11	THR
1	AL	12	LEU
1	AL	22	LYS
1	AL	31	ASP
1	AL	33	ILE
1	AL	34	ASP
1	AL	47	LEU
1	AL	79	THR
1	AL	82	ILE
1	AL	83	LEU
1	AL	88	TYR

Continued on next page...

Continued from previous page...

Mol	Chain	Res	Type
1	AL	90	VAL
1	AL	103	ASP
1	AL	107	LYS
1	AL	120	THR
1	AL	123	ILE
1	AL	136	LYS
1	AL	145	VAL
1	AL	163	ILE
1	AL	168	ILE
1	AL	171	LEU
1	AL	196	ARG
1	AL	220	ILE
1	AL	255	GLN
1	AL	270	ILE
1	AL	272	LEU
1	AL	283	GLN
1	AL	287	VAL
1	AL	293	LYS
1	AL	304	LEU
1	AL	305	ASN
1	AL	325	LEU
1	AL	331	LEU
1	AL	333	ILE
1	AL	359	GLU
1	AL	360	ASN
1	AL	368	LEU
1	AL	370	LEU
1	AL	371	THR
1	AL	373	GLU
1	AL	374	GLU
1	AL	375	LEU
1	AN	3	LEU
1	AN	5	LYS
1	AN	6	VAL
1	AN	11	THR
1	AN	12	LEU
1	AN	22	LYS
1	AN	31	ASP
1	AN	33	ILE
1	AN	34	ASP
1	AN	47	LEU
1	AN	79	THR

Continued on next page...

Continued from previous page...

Mol	Chain	Res	Type
1	AN	82	ILE
1	AN	83	LEU
1	AN	88	TYR
1	AN	90	VAL
1	AN	103	ASP
1	AN	107	LYS
1	AN	120	THR
1	AN	123	ILE
1	AN	136	LYS
1	AN	145	VAL
1	AN	163	ILE
1	AN	168	ILE
1	AN	171	LEU
1	AN	196	ARG
1	AN	220	ILE
1	AN	255	GLN
1	AN	270	ILE
1	AN	272	LEU
1	AN	283	GLN
1	AN	287	VAL
1	AN	293	LYS
1	AN	304	LEU
1	AN	305	ASN
1	AN	325	LEU
1	AN	331	LEU
1	AN	333	ILE
1	AN	359	GLU
1	AN	360	ASN
1	AN	368	LEU
1	AN	370	LEU
1	AN	371	THR
1	AN	373	GLU
1	AN	374	GLU
1	AN	375	LEU
1	AO	3	LEU
1	AO	5	LYS
1	AO	6	VAL
1	AO	11	THR
1	AO	12	LEU
1	AO	22	LYS
1	AO	31	ASP
1	AO	33	ILE

Continued on next page...

Continued from previous page...

Mol	Chain	Res	Type
1	AO	34	ASP
1	AO	47	LEU
1	AO	79	THR
1	AO	82	ILE
1	AO	83	LEU
1	AO	88	TYR
1	AO	90	VAL
1	AO	103	ASP
1	AO	107	LYS
1	AO	120	THR
1	AO	123	ILE
1	AO	136	LYS
1	AO	145	VAL
1	AO	163	ILE
1	AO	168	ILE
1	AO	171	LEU
1	AO	196	ARG
1	AO	220	ILE
1	AO	255	GLN
1	AO	270	ILE
1	AO	272	LEU
1	AO	283	GLN
1	AO	287	VAL
1	AO	293	LYS
1	AO	304	LEU
1	AO	305	ASN
1	AO	325	LEU
1	AO	331	LEU
1	AO	333	ILE
1	AO	359	GLU
1	AO	360	ASN
1	AO	368	LEU
1	AO	370	LEU
1	AO	371	THR
1	AO	373	GLU
1	AO	374	GLU
1	AO	375	LEU
1	AP	3	LEU
1	AP	5	LYS
1	AP	6	VAL
1	AP	11	THR
1	AP	12	LEU

Continued on next page...

Continued from previous page...

Mol	Chain	Res	Type
1	AP	22	LYS
1	AP	31	ASP
1	AP	33	ILE
1	AP	34	ASP
1	AP	47	LEU
1	AP	79	THR
1	AP	82	ILE
1	AP	83	LEU
1	AP	88	TYR
1	AP	90	VAL
1	AP	103	ASP
1	AP	107	LYS
1	AP	120	THR
1	AP	123	ILE
1	AP	136	LYS
1	AP	145	VAL
1	AP	163	ILE
1	AP	168	ILE
1	AP	171	LEU
1	AP	196	ARG
1	AP	220	ILE
1	AP	255	GLN
1	AP	270	ILE
1	AP	272	LEU
1	AP	283	GLN
1	AP	287	VAL
1	AP	293	LYS
1	AP	304	LEU
1	AP	305	ASN
1	AP	325	LEU
1	AP	331	LEU
1	AP	333	ILE
1	AP	359	GLU
1	AP	360	ASN
1	AP	368	LEU
1	AP	370	LEU
1	AP	371	THR
1	AP	373	GLU
1	AP	374	GLU
1	AP	375	LEU
1	AQ	3	LEU
1	AQ	5	LYS

Continued on next page...

Continued from previous page...

Mol	Chain	Res	Type
1	AQ	6	VAL
1	AQ	11	THR
1	AQ	12	LEU
1	AQ	22	LYS
1	AQ	31	ASP
1	AQ	33	ILE
1	AQ	34	ASP
1	AQ	47	LEU
1	AQ	79	THR
1	AQ	82	ILE
1	AQ	83	LEU
1	AQ	88	TYR
1	AQ	90	VAL
1	AQ	103	ASP
1	AQ	107	LYS
1	AQ	120	THR
1	AQ	123	ILE
1	AQ	136	LYS
1	AQ	145	VAL
1	AQ	163	ILE
1	AQ	168	ILE
1	AQ	171	LEU
1	AQ	196	ARG
1	AQ	220	ILE
1	AQ	255	GLN
1	AQ	270	ILE
1	AQ	272	LEU
1	AQ	283	GLN
1	AQ	287	VAL
1	AQ	293	LYS
1	AQ	304	LEU
1	AQ	305	ASN
1	AQ	325	LEU
1	AQ	331	LEU
1	AQ	333	ILE
1	AQ	359	GLU
1	AQ	360	ASN
1	AQ	368	LEU
1	AQ	370	LEU
1	AQ	371	THR
1	AQ	373	GLU
1	AQ	374	GLU

Continued on next page...

Continued from previous page...

Mol	Chain	Res	Type
1	AQ	375	LEU
1	AR	3	LEU
1	AR	5	LYS
1	AR	6	VAL
1	AR	11	THR
1	AR	12	LEU
1	AR	22	LYS
1	AR	31	ASP
1	AR	33	ILE
1	AR	34	ASP
1	AR	47	LEU
1	AR	79	THR
1	AR	82	ILE
1	AR	83	LEU
1	AR	88	TYR
1	AR	90	VAL
1	AR	103	ASP
1	AR	107	LYS
1	AR	120	THR
1	AR	123	ILE
1	AR	136	LYS
1	AR	145	VAL
1	AR	163	ILE
1	AR	168	ILE
1	AR	171	LEU
1	AR	196	ARG
1	AR	220	ILE
1	AR	255	GLN
1	AR	270	ILE
1	AR	272	LEU
1	AR	283	GLN
1	AR	287	VAL
1	AR	293	LYS
1	AR	304	LEU
1	AR	325	LEU
1	AR	331	LEU
1	AR	333	ILE
1	AR	359	GLU
1	AR	360	ASN
1	AR	368	LEU
1	AR	370	LEU
1	AR	371	THR

Continued on next page...

Continued from previous page...

Mol	Chain	Res	Type
1	AR	373	GLU
1	AR	374	GLU
1	AR	375	LEU
1	AS	3	LEU
1	AS	5	LYS
1	AS	6	VAL
1	AS	11	THR
1	AS	12	LEU
1	AS	22	LYS
1	AS	31	ASP
1	AS	33	ILE
1	AS	34	ASP
1	AS	47	LEU
1	AS	79	THR
1	AS	82	ILE
1	AS	83	LEU
1	AS	88	TYR
1	AS	90	VAL
1	AS	103	ASP
1	AS	107	LYS
1	AS	120	THR
1	AS	123	ILE
1	AS	136	LYS
1	AS	145	VAL
1	AS	163	ILE
1	AS	168	ILE
1	AS	171	LEU
1	AS	196	ARG
1	AS	220	ILE
1	AS	255	GLN
1	AS	270	ILE
1	AS	272	LEU
1	AS	283	GLN
1	AS	287	VAL
1	AS	293	LYS
1	AS	304	LEU
1	AS	305	ASN
1	AS	325	LEU
1	AS	331	LEU
1	AS	333	ILE
1	AS	359	GLU
1	AS	360	ASN

Continued on next page...

Continued from previous page...

Mol	Chain	Res	Type
1	AS	368	LEU
1	AS	370	LEU
1	AS	371	THR
1	AS	373	GLU
1	AS	374	GLU
1	AS	375	LEU
1	AT	3	LEU
1	AT	5	LYS
1	AT	6	VAL
1	AT	11	THR
1	AT	12	LEU
1	AT	22	LYS
1	AT	31	ASP
1	AT	33	ILE
1	AT	34	ASP
1	AT	47	LEU
1	AT	79	THR
1	AT	82	ILE
1	AT	83	LEU
1	AT	88	TYR
1	AT	90	VAL
1	AT	103	ASP
1	AT	107	LYS
1	AT	120	THR
1	AT	123	ILE
1	AT	136	LYS
1	AT	145	VAL
1	AT	163	ILE
1	AT	168	ILE
1	AT	171	LEU
1	AT	196	ARG
1	AT	220	ILE
1	AT	255	GLN
1	AT	270	ILE
1	AT	272	LEU
1	AT	283	GLN
1	AT	287	VAL
1	AT	293	LYS
1	AT	304	LEU
1	AT	305	ASN
1	AT	325	LEU
1	AT	331	LEU

Continued on next page...

Continued from previous page...

Mol	Chain	Res	Type
1	AT	333	ILE
1	AT	359	GLU
1	AT	360	ASN
1	AT	368	LEU
1	AT	370	LEU
1	AT	371	THR
1	AT	373	GLU
1	AT	374	GLU
1	AT	375	LEU
1	AU	3	LEU
1	AU	5	LYS
1	AU	6	VAL
1	AU	11	THR
1	AU	12	LEU
1	AU	22	LYS
1	AU	31	ASP
1	AU	33	ILE
1	AU	34	ASP
1	AU	47	LEU
1	AU	79	THR
1	AU	82	ILE
1	AU	83	LEU
1	AU	88	TYR
1	AU	90	VAL
1	AU	103	ASP
1	AU	107	LYS
1	AU	120	THR
1	AU	123	ILE
1	AU	136	LYS
1	AU	145	VAL
1	AU	163	ILE
1	AU	168	ILE
1	AU	171	LEU
1	AU	196	ARG
1	AU	220	ILE
1	AU	255	GLN
1	AU	270	ILE
1	AU	272	LEU
1	AU	283	GLN
1	AU	287	VAL
1	AU	293	LYS
1	AU	304	LEU

Continued on next page...

Continued from previous page...

Mol	Chain	Res	Type
1	AU	305	ASN
1	AU	325	LEU
1	AU	331	LEU
1	AU	333	ILE
1	AU	359	GLU
1	AU	360	ASN
1	AU	368	LEU
1	AU	370	LEU
1	AU	371	THR
1	AU	373	GLU
1	AU	374	GLU
1	AU	375	LEU
1	AV	3	LEU
1	AV	5	LYS
1	AV	6	VAL
1	AV	11	THR
1	AV	12	LEU
1	AV	22	LYS
1	AV	31	ASP
1	AV	33	ILE
1	AV	34	ASP
1	AV	47	LEU
1	AV	79	THR
1	AV	82	ILE
1	AV	83	LEU
1	AV	88	TYR
1	AV	90	VAL
1	AV	103	ASP
1	AV	107	LYS
1	AV	120	THR
1	AV	123	ILE
1	AV	136	LYS
1	AV	145	VAL
1	AV	163	ILE
1	AV	168	ILE
1	AV	171	LEU
1	AV	196	ARG
1	AV	220	ILE
1	AV	255	GLN
1	AV	270	ILE
1	AV	272	LEU
1	AV	283	GLN

Continued on next page...

Continued from previous page...

Mol	Chain	Res	Type
1	AV	287	VAL
1	AV	293	LYS
1	AV	304	LEU
1	AV	305	ASN
1	AV	325	LEU
1	AV	331	LEU
1	AV	333	ILE
1	AV	359	GLU
1	AV	360	ASN
1	AV	368	LEU
1	AV	370	LEU
1	AV	371	THR
1	AV	373	GLU
1	AV	374	GLU
1	AV	375	LEU
1	BA	3	LEU
1	BA	5	LYS
1	BA	6	VAL
1	BA	11	THR
1	BA	12	LEU
1	BA	22	LYS
1	BA	31	ASP
1	BA	33	ILE
1	BA	34	ASP
1	BA	47	LEU
1	BA	79	THR
1	BA	82	ILE
1	BA	83	LEU
1	BA	88	TYR
1	BA	90	VAL
1	BA	103	ASP
1	BA	107	LYS
1	BA	120	THR
1	BA	123	ILE
1	BA	136	LYS
1	BA	145	VAL
1	BA	163	ILE
1	BA	168	ILE
1	BA	171	LEU
1	BA	196	ARG
1	BA	220	ILE
1	BA	255	GLN

Continued on next page...

Continued from previous page...

Mol	Chain	Res	Type
1	BA	270	ILE
1	BA	272	LEU
1	BA	283	GLN
1	BA	287	VAL
1	BA	293	LYS
1	BA	304	LEU
1	BA	325	LEU
1	BA	331	LEU
1	BA	333	ILE
1	BA	359	GLU
1	BA	360	ASN
1	BA	368	LEU
1	BA	370	LEU
1	BA	371	THR
1	BA	373	GLU
1	BA	374	GLU
1	BA	375	LEU
1	BB	3	LEU
1	BB	5	LYS
1	BB	6	VAL
1	BB	11	THR
1	BB	12	LEU
1	BB	22	LYS
1	BB	31	ASP
1	BB	33	ILE
1	BB	34	ASP
1	BB	47	LEU
1	BB	79	THR
1	BB	82	ILE
1	BB	83	LEU
1	BB	88	TYR
1	BB	90	VAL
1	BB	103	ASP
1	BB	107	LYS
1	BB	120	THR
1	BB	123	ILE
1	BB	136	LYS
1	BB	145	VAL
1	BB	163	ILE
1	BB	168	ILE
1	BB	171	LEU
1	BB	196	ARG

Continued on next page...

Continued from previous page...

Mol	Chain	Res	Type
1	BB	220	ILE
1	BB	255	GLN
1	BB	270	ILE
1	BB	272	LEU
1	BB	283	GLN
1	BB	287	VAL
1	BB	293	LYS
1	BB	304	LEU
1	BB	305	ASN
1	BB	325	LEU
1	BB	331	LEU
1	BB	333	ILE
1	BB	359	GLU
1	BB	360	ASN
1	BB	368	LEU
1	BB	370	LEU
1	BB	371	THR
1	BB	373	GLU
1	BB	374	GLU
1	BB	375	LEU
1	BC	3	LEU
1	BC	5	LYS
1	BC	6	VAL
1	BC	11	THR
1	BC	12	LEU
1	BC	22	LYS
1	BC	31	ASP
1	BC	33	ILE
1	BC	34	ASP
1	BC	47	LEU
1	BC	79	THR
1	BC	82	ILE
1	BC	83	LEU
1	BC	88	TYR
1	BC	90	VAL
1	BC	103	ASP
1	BC	107	LYS
1	BC	120	THR
1	BC	123	ILE
1	BC	136	LYS
1	BC	145	VAL
1	BC	163	ILE

Continued on next page...

Continued from previous page...

Mol	Chain	Res	Type
1	BC	168	ILE
1	BC	171	LEU
1	BC	196	ARG
1	BC	220	ILE
1	BC	255	GLN
1	BC	270	ILE
1	BC	272	LEU
1	BC	283	GLN
1	BC	287	VAL
1	BC	293	LYS
1	BC	304	LEU
1	BC	325	LEU
1	BC	331	LEU
1	BC	333	ILE
1	BC	359	GLU
1	BC	360	ASN
1	BC	368	LEU
1	BC	370	LEU
1	BC	371	THR
1	BC	373	GLU
1	BC	374	GLU
1	BC	375	LEU
1	BD	3	LEU
1	BD	5	LYS
1	BD	6	VAL
1	BD	11	THR
1	BD	12	LEU
1	BD	22	LYS
1	BD	31	ASP
1	BD	33	ILE
1	BD	34	ASP
1	BD	47	LEU
1	BD	79	THR
1	BD	82	ILE
1	BD	83	LEU
1	BD	88	TYR
1	BD	90	VAL
1	BD	103	ASP
1	BD	107	LYS
1	BD	120	THR
1	BD	123	ILE
1	BD	136	LYS

Continued on next page...

Continued from previous page...

Mol	Chain	Res	Type
1	BD	145	VAL
1	BD	163	ILE
1	BD	168	ILE
1	BD	171	LEU
1	BD	196	ARG
1	BD	220	ILE
1	BD	255	GLN
1	BD	270	ILE
1	BD	272	LEU
1	BD	283	GLN
1	BD	287	VAL
1	BD	293	LYS
1	BD	304	LEU
1	BD	305	ASN
1	BD	325	LEU
1	BD	331	LEU
1	BD	333	ILE
1	BD	359	GLU
1	BD	360	ASN
1	BD	368	LEU
1	BD	370	LEU
1	BD	371	THR
1	BD	373	GLU
1	BD	374	GLU
1	BD	375	LEU
1	BE	3	LEU
1	BE	5	LYS
1	BE	6	VAL
1	BE	11	THR
1	BE	12	LEU
1	BE	22	LYS
1	BE	31	ASP
1	BE	33	ILE
1	BE	34	ASP
1	BE	47	LEU
1	BE	79	THR
1	BE	82	ILE
1	BE	83	LEU
1	BE	88	TYR
1	BE	90	VAL
1	BE	103	ASP
1	BE	107	LYS

Continued on next page...

Continued from previous page...

Mol	Chain	Res	Type
1	BE	120	THR
1	BE	123	ILE
1	BE	136	LYS
1	BE	145	VAL
1	BE	163	ILE
1	BE	168	ILE
1	BE	171	LEU
1	BE	196	ARG
1	BE	220	ILE
1	BE	255	GLN
1	BE	270	ILE
1	BE	272	LEU
1	BE	283	GLN
1	BE	287	VAL
1	BE	293	LYS
1	BE	304	LEU
1	BE	305	ASN
1	BE	325	LEU
1	BE	331	LEU
1	BE	333	ILE
1	BE	359	GLU
1	BE	360	ASN
1	BE	368	LEU
1	BE	370	LEU
1	BE	371	THR
1	BE	373	GLU
1	BE	374	GLU
1	BE	375	LEU
1	BF	3	LEU
1	BF	5	LYS
1	BF	6	VAL
1	BF	11	THR
1	BF	12	LEU
1	BF	22	LYS
1	BF	31	ASP
1	BF	33	ILE
1	BF	34	ASP
1	BF	47	LEU
1	BF	79	THR
1	BF	82	ILE
1	BF	83	LEU
1	BF	88	TYR

Continued on next page...

Continued from previous page...

Mol	Chain	Res	Type
1	BF	90	VAL
1	BF	103	ASP
1	BF	107	LYS
1	BF	120	THR
1	BF	123	ILE
1	BF	136	LYS
1	BF	145	VAL
1	BF	163	ILE
1	BF	168	ILE
1	BF	171	LEU
1	BF	196	ARG
1	BF	220	ILE
1	BF	255	GLN
1	BF	270	ILE
1	BF	272	LEU
1	BF	283	GLN
1	BF	287	VAL
1	BF	293	LYS
1	BF	304	LEU
1	BF	305	ASN
1	BF	325	LEU
1	BF	331	LEU
1	BF	333	ILE
1	BF	359	GLU
1	BF	360	ASN
1	BF	368	LEU
1	BF	370	LEU
1	BF	371	THR
1	BF	373	GLU
1	BF	374	GLU
1	BF	375	LEU
1	BG	3	LEU
1	BG	5	LYS
1	BG	6	VAL
1	BG	11	THR
1	BG	12	LEU
1	BG	22	LYS
1	BG	31	ASP
1	BG	33	ILE
1	BG	34	ASP
1	BG	47	LEU
1	BG	79	THR

Continued on next page...

Continued from previous page...

Mol	Chain	Res	Type
1	BG	82	ILE
1	BG	83	LEU
1	BG	88	TYR
1	BG	90	VAL
1	BG	103	ASP
1	BG	107	LYS
1	BG	120	THR
1	BG	123	ILE
1	BG	136	LYS
1	BG	145	VAL
1	BG	163	ILE
1	BG	168	ILE
1	BG	171	LEU
1	BG	196	ARG
1	BG	220	ILE
1	BG	255	GLN
1	BG	270	ILE
1	BG	272	LEU
1	BG	283	GLN
1	BG	287	VAL
1	BG	293	LYS
1	BG	304	LEU
1	BG	325	LEU
1	BG	331	LEU
1	BG	333	ILE
1	BG	359	GLU
1	BG	360	ASN
1	BG	368	LEU
1	BG	370	LEU
1	BG	371	THR
1	BG	373	GLU
1	BG	374	GLU
1	BG	375	LEU
1	BH	3	LEU
1	BH	5	LYS
1	BH	6	VAL
1	BH	11	THR
1	BH	12	LEU
1	BH	22	LYS
1	BH	31	ASP
1	BH	33	ILE
1	BH	34	ASP

Continued on next page...

Continued from previous page...

Mol	Chain	Res	Type
1	BH	47	LEU
1	BH	79	THR
1	BH	82	ILE
1	BH	83	LEU
1	BH	88	TYR
1	BH	90	VAL
1	BH	103	ASP
1	BH	107	LYS
1	BH	120	THR
1	BH	123	ILE
1	BH	136	LYS
1	BH	145	VAL
1	BH	163	ILE
1	BH	168	ILE
1	BH	171	LEU
1	BH	196	ARG
1	BH	220	ILE
1	BH	255	GLN
1	BH	270	ILE
1	BH	272	LEU
1	BH	283	GLN
1	BH	287	VAL
1	BH	293	LYS
1	BH	304	LEU
1	BH	305	ASN
1	BH	325	LEU
1	BH	331	LEU
1	BH	333	ILE
1	BH	359	GLU
1	BH	360	ASN
1	BH	368	LEU
1	BH	370	LEU
1	BH	371	THR
1	BH	373	GLU
1	BH	374	GLU
1	BH	375	LEU
1	BI	3	LEU
1	BI	5	LYS
1	BI	6	VAL
1	BI	11	THR
1	BI	12	LEU
1	BI	22	LYS

Continued on next page...

Continued from previous page...

Mol	Chain	Res	Type
1	BI	31	ASP
1	BI	33	ILE
1	BI	34	ASP
1	BI	47	LEU
1	BI	79	THR
1	BI	82	ILE
1	BI	83	LEU
1	BI	88	TYR
1	BI	90	VAL
1	BI	103	ASP
1	BI	107	LYS
1	BI	120	THR
1	BI	123	ILE
1	BI	136	LYS
1	BI	145	VAL
1	BI	163	ILE
1	BI	168	ILE
1	BI	171	LEU
1	BI	196	ARG
1	BI	220	ILE
1	BI	255	GLN
1	BI	270	ILE
1	BI	272	LEU
1	BI	283	GLN
1	BI	287	VAL
1	BI	293	LYS
1	BI	304	LEU
1	BI	305	ASN
1	BI	325	LEU
1	BI	331	LEU
1	BI	333	ILE
1	BI	359	GLU
1	BI	360	ASN
1	BI	368	LEU
1	BI	370	LEU
1	BI	371	THR
1	BI	373	GLU
1	BI	374	GLU
1	BI	375	LEU
1	BJ	3	LEU
1	BJ	5	LYS
1	BJ	6	VAL

Continued on next page...

Continued from previous page...

Mol	Chain	Res	Type
1	BJ	11	THR
1	BJ	12	LEU
1	BJ	22	LYS
1	BJ	31	ASP
1	BJ	33	ILE
1	BJ	34	ASP
1	BJ	47	LEU
1	BJ	79	THR
1	BJ	82	ILE
1	BJ	83	LEU
1	BJ	88	TYR
1	BJ	90	VAL
1	BJ	103	ASP
1	BJ	107	LYS
1	BJ	120	THR
1	BJ	123	ILE
1	BJ	136	LYS
1	BJ	145	VAL
1	BJ	163	ILE
1	BJ	168	ILE
1	BJ	171	LEU
1	BJ	196	ARG
1	BJ	220	ILE
1	BJ	255	GLN
1	BJ	270	ILE
1	BJ	272	LEU
1	BJ	283	GLN
1	BJ	287	VAL
1	BJ	293	LYS
1	BJ	304	LEU
1	BJ	325	LEU
1	BJ	331	LEU
1	BJ	333	ILE
1	BJ	359	GLU
1	BJ	360	ASN
1	BJ	368	LEU
1	BJ	370	LEU
1	BJ	371	THR
1	BJ	373	GLU
1	BJ	374	GLU
1	BJ	375	LEU
1	BK	3	LEU

Continued on next page...

Continued from previous page...

Mol	Chain	Res	Type
1	BK	5	LYS
1	BK	6	VAL
1	BK	11	THR
1	BK	12	LEU
1	BK	22	LYS
1	BK	31	ASP
1	BK	33	ILE
1	BK	34	ASP
1	BK	47	LEU
1	BK	79	THR
1	BK	82	ILE
1	BK	83	LEU
1	BK	88	TYR
1	BK	90	VAL
1	BK	103	ASP
1	BK	107	LYS
1	BK	120	THR
1	BK	123	ILE
1	BK	136	LYS
1	BK	145	VAL
1	BK	163	ILE
1	BK	168	ILE
1	BK	171	LEU
1	BK	196	ARG
1	BK	220	ILE
1	BK	255	GLN
1	BK	270	ILE
1	BK	272	LEU
1	BK	283	GLN
1	BK	287	VAL
1	BK	293	LYS
1	BK	304	LEU
1	BK	325	LEU
1	BK	331	LEU
1	BK	333	ILE
1	BK	359	GLU
1	BK	360	ASN
1	BK	368	LEU
1	BK	370	LEU
1	BK	371	THR
1	BK	373	GLU
1	BK	374	GLU

Continued on next page...

Continued from previous page...

Mol	Chain	Res	Type
1	BK	375	LEU
1	BL	3	LEU
1	BL	5	LYS
1	BL	6	VAL
1	BL	11	THR
1	BL	12	LEU
1	BL	22	LYS
1	BL	31	ASP
1	BL	33	ILE
1	BL	34	ASP
1	BL	47	LEU
1	BL	79	THR
1	BL	82	ILE
1	BL	83	LEU
1	BL	88	TYR
1	BL	90	VAL
1	BL	103	ASP
1	BL	107	LYS
1	BL	120	THR
1	BL	123	ILE
1	BL	136	LYS
1	BL	145	VAL
1	BL	163	ILE
1	BL	168	ILE
1	BL	171	LEU
1	BL	196	ARG
1	BL	220	ILE
1	BL	255	GLN
1	BL	270	ILE
1	BL	272	LEU
1	BL	283	GLN
1	BL	287	VAL
1	BL	293	LYS
1	BL	304	LEU
1	BL	305	ASN
1	BL	325	LEU
1	BL	331	LEU
1	BL	333	ILE
1	BL	359	GLU
1	BL	360	ASN
1	BL	368	LEU
1	BL	370	LEU

Continued on next page...

Continued from previous page...

Mol	Chain	Res	Type
1	BL	371	THR
1	BL	373	GLU
1	BL	374	GLU
1	BL	375	LEU
1	BM	3	LEU
1	BM	5	LYS
1	BM	6	VAL
1	BM	11	THR
1	BM	12	LEU
1	BM	22	LYS
1	BM	31	ASP
1	BM	33	ILE
1	BM	34	ASP
1	BM	47	LEU
1	BM	79	THR
1	BM	82	ILE
1	BM	83	LEU
1	BM	88	TYR
1	BM	90	VAL
1	BM	103	ASP
1	BM	107	LYS
1	BM	120	THR
1	BM	123	ILE
1	BM	136	LYS
1	BM	145	VAL
1	BM	163	ILE
1	BM	168	ILE
1	BM	171	LEU
1	BM	196	ARG
1	BM	220	ILE
1	BM	255	GLN
1	BM	270	ILE
1	BM	272	LEU
1	BM	283	GLN
1	BM	287	VAL
1	BM	293	LYS
1	BM	304	LEU
1	BM	305	ASN
1	BM	325	LEU
1	BM	331	LEU
1	BM	333	ILE
1	BM	359	GLU

Continued on next page...

Continued from previous page...

Mol	Chain	Res	Type
1	BM	360	ASN
1	BM	368	LEU
1	BM	370	LEU
1	BM	371	THR
1	BM	373	GLU
1	BM	374	GLU
1	BM	375	LEU
1	BN	3	LEU
1	BN	5	LYS
1	BN	6	VAL
1	BN	11	THR
1	BN	12	LEU
1	BN	22	LYS
1	BN	31	ASP
1	BN	33	ILE
1	BN	34	ASP
1	BN	47	LEU
1	BN	79	THR
1	BN	82	ILE
1	BN	83	LEU
1	BN	88	TYR
1	BN	90	VAL
1	BN	103	ASP
1	BN	107	LYS
1	BN	120	THR
1	BN	123	ILE
1	BN	136	LYS
1	BN	145	VAL
1	BN	163	ILE
1	BN	168	ILE
1	BN	171	LEU
1	BN	196	ARG
1	BN	220	ILE
1	BN	255	GLN
1	BN	270	ILE
1	BN	272	LEU
1	BN	283	GLN
1	BN	287	VAL
1	BN	293	LYS
1	BN	304	LEU
1	BN	305	ASN
1	BN	325	LEU

Continued on next page...

Continued from previous page...

Mol	Chain	Res	Type
1	BN	331	LEU
1	BN	333	ILE
1	BN	359	GLU
1	BN	360	ASN
1	BN	368	LEU
1	BN	370	LEU
1	BN	371	THR
1	BN	373	GLU
1	BN	374	GLU
1	BN	375	LEU
1	BO	3	LEU
1	BO	5	LYS
1	BO	6	VAL
1	BO	11	THR
1	BO	12	LEU
1	BO	22	LYS
1	BO	31	ASP
1	BO	33	ILE
1	BO	34	ASP
1	BO	47	LEU
1	BO	79	THR
1	BO	82	ILE
1	BO	83	LEU
1	BO	88	TYR
1	BO	90	VAL
1	BO	103	ASP
1	BO	107	LYS
1	BO	120	THR
1	BO	123	ILE
1	BO	136	LYS
1	BO	145	VAL
1	BO	163	ILE
1	BO	168	ILE
1	BO	171	LEU
1	BO	196	ARG
1	BO	220	ILE
1	BO	255	GLN
1	BO	270	ILE
1	BO	272	LEU
1	BO	283	GLN
1	BO	287	VAL
1	BO	293	LYS

Continued on next page...

Continued from previous page...

Mol	Chain	Res	Type
1	BO	304	LEU
1	BO	325	LEU
1	BO	331	LEU
1	BO	333	ILE
1	BO	359	GLU
1	BO	360	ASN
1	BO	368	LEU
1	BO	370	LEU
1	BO	371	THR
1	BO	373	GLU
1	BO	374	GLU
1	BO	375	LEU
1	BP	3	LEU
1	BP	5	LYS
1	BP	6	VAL
1	BP	11	THR
1	BP	12	LEU
1	BP	22	LYS
1	BP	31	ASP
1	BP	33	ILE
1	BP	34	ASP
1	BP	47	LEU
1	BP	79	THR
1	BP	82	ILE
1	BP	83	LEU
1	BP	88	TYR
1	BP	90	VAL
1	BP	103	ASP
1	BP	107	LYS
1	BP	120	THR
1	BP	123	ILE
1	BP	136	LYS
1	BP	145	VAL
1	BP	163	ILE
1	BP	168	ILE
1	BP	171	LEU
1	BP	196	ARG
1	BP	220	ILE
1	BP	255	GLN
1	BP	270	ILE
1	BP	272	LEU
1	BP	283	GLN

Continued on next page...

Continued from previous page...

Mol	Chain	Res	Type
1	BP	287	VAL
1	BP	293	LYS
1	BP	304	LEU
1	BP	305	ASN
1	BP	325	LEU
1	BP	331	LEU
1	BP	333	ILE
1	BP	359	GLU
1	BP	360	ASN
1	BP	368	LEU
1	BP	370	LEU
1	BP	371	THR
1	BP	373	GLU
1	BP	374	GLU
1	BP	375	LEU
1	BQ	3	LEU
1	BQ	5	LYS
1	BQ	6	VAL
1	BQ	11	THR
1	BQ	12	LEU
1	BQ	22	LYS
1	BQ	31	ASP
1	BQ	33	ILE
1	BQ	34	ASP
1	BQ	47	LEU
1	BQ	79	THR
1	BQ	82	ILE
1	BQ	83	LEU
1	BQ	88	TYR
1	BQ	90	VAL
1	BQ	103	ASP
1	BQ	107	LYS
1	BQ	120	THR
1	BQ	123	ILE
1	BQ	136	LYS
1	BQ	145	VAL
1	BQ	163	ILE
1	BQ	168	ILE
1	BQ	171	LEU
1	BQ	196	ARG
1	BQ	220	ILE
1	BQ	255	GLN

Continued on next page...

Continued from previous page...

Mol	Chain	Res	Type
1	BQ	270	ILE
1	BQ	272	LEU
1	BQ	283	GLN
1	BQ	287	VAL
1	BQ	293	LYS
1	BQ	304	LEU
1	BQ	325	LEU
1	BQ	331	LEU
1	BQ	333	ILE
1	BQ	359	GLU
1	BQ	360	ASN
1	BQ	368	LEU
1	BQ	370	LEU
1	BQ	371	THR
1	BQ	373	GLU
1	BQ	374	GLU
1	BQ	375	LEU
1	BW	3	LEU
1	BW	5	LYS
1	BW	6	VAL
1	BW	11	THR
1	BW	12	LEU
1	BW	22	LYS
1	BW	31	ASP
1	BW	33	ILE
1	BW	34	ASP
1	BW	47	LEU
1	BW	79	THR
1	BW	82	ILE
1	BW	83	LEU
1	BW	88	TYR
1	BW	90	VAL
1	BW	103	ASP
1	BW	107	LYS
1	BW	120	THR
1	BW	123	ILE
1	BW	136	LYS
1	BW	145	VAL
1	BW	163	ILE
1	BW	168	ILE
1	BW	171	LEU
1	BW	196	ARG

Continued on next page...

Continued from previous page...

Mol	Chain	Res	Type
1	BW	220	ILE
1	BW	255	GLN
1	BW	270	ILE
1	BW	272	LEU
1	BW	283	GLN
1	BW	287	VAL
1	BW	293	LYS
1	BW	304	LEU
1	BW	305	ASN
1	BW	325	LEU
1	BW	331	LEU
1	BW	333	ILE
1	BW	359	GLU
1	BW	360	ASN
1	BW	368	LEU
1	BW	370	LEU
1	BW	371	THR
1	BW	373	GLU
1	BW	374	GLU
1	BW	375	LEU
1	BY	3	LEU
1	BY	5	LYS
1	BY	6	VAL
1	BY	11	THR
1	BY	12	LEU
1	BY	22	LYS
1	BY	31	ASP
1	BY	33	ILE
1	BY	34	ASP
1	BY	47	LEU
1	BY	79	THR
1	BY	82	ILE
1	BY	83	LEU
1	BY	88	TYR
1	BY	90	VAL
1	BY	103	ASP
1	BY	107	LYS
1	BY	120	THR
1	BY	123	ILE
1	BY	136	LYS
1	BY	145	VAL
1	BY	163	ILE

Continued on next page...

Continued from previous page...

Mol	Chain	Res	Type
1	BY	168	ILE
1	BY	171	LEU
1	BY	196	ARG
1	BY	220	ILE
1	BY	255	GLN
1	BY	270	ILE
1	BY	272	LEU
1	BY	283	GLN
1	BY	287	VAL
1	BY	293	LYS
1	BY	304	LEU
1	BY	305	ASN
1	BY	325	LEU
1	BY	331	LEU
1	BY	333	ILE
1	BY	359	GLU
1	BY	360	ASN
1	BY	368	LEU
1	BY	370	LEU
1	BY	371	THR
1	BY	373	GLU
1	BY	374	GLU
1	BY	375	LEU
1	BZ	3	LEU
1	BZ	5	LYS
1	BZ	6	VAL
1	BZ	11	THR
1	BZ	12	LEU
1	BZ	22	LYS
1	BZ	31	ASP
1	BZ	33	ILE
1	BZ	34	ASP
1	BZ	47	LEU
1	BZ	79	THR
1	BZ	82	ILE
1	BZ	83	LEU
1	BZ	88	TYR
1	BZ	90	VAL
1	BZ	103	ASP
1	BZ	107	LYS
1	BZ	120	THR
1	BZ	123	ILE

Continued on next page...

Continued from previous page...

Mol	Chain	Res	Type
1	BZ	136	LYS
1	BZ	145	VAL
1	BZ	163	ILE
1	BZ	168	ILE
1	BZ	171	LEU
1	BZ	196	ARG
1	BZ	220	ILE
1	BZ	255	GLN
1	BZ	270	ILE
1	BZ	272	LEU
1	BZ	283	GLN
1	BZ	287	VAL
1	BZ	293	LYS
1	BZ	304	LEU
1	BZ	305	ASN
1	BZ	325	LEU
1	BZ	331	LEU
1	BZ	333	ILE
1	BZ	359	GLU
1	BZ	360	ASN
1	BZ	368	LEU
1	BZ	370	LEU
1	BZ	371	THR
1	BZ	373	GLU
1	BZ	374	GLU
1	BZ	375	LEU

Some sidechains can be flipped to improve hydrogen bonding and reduce clashes. All (133) such sidechains are listed below:

Mol	Chain	Res	Type
1	AA	151	HIS
1	AA	187	ASN
1	AA	216	HIS
1	AB	151	HIS
1	AB	187	ASN
1	AB	216	HIS
1	AC	151	HIS
1	AC	187	ASN
1	AC	216	HIS
1	AD	151	HIS
1	AD	187	ASN
1	AD	216	HIS

Continued on next page...

Continued from previous page...

Mol	Chain	Res	Type
1	AE	151	HIS
1	AE	187	ASN
1	AE	216	HIS
1	AF	151	HIS
1	AF	187	ASN
1	AF	216	HIS
1	AG	151	HIS
1	AG	187	ASN
1	AG	216	HIS
1	AH	151	HIS
1	AH	187	ASN
1	AH	216	HIS
1	AI	151	HIS
1	AI	187	ASN
1	AI	216	HIS
1	AJ	151	HIS
1	AJ	187	ASN
1	AJ	216	HIS
1	AL	151	HIS
1	AL	187	ASN
1	AL	216	HIS
1	AN	151	HIS
1	AN	187	ASN
1	AN	216	HIS
1	AO	151	HIS
1	AO	187	ASN
1	AO	216	HIS
1	AP	151	HIS
1	AP	187	ASN
1	AP	216	HIS
1	AP	278	GLN
1	AQ	151	HIS
1	AQ	187	ASN
1	AQ	216	HIS
1	AR	151	HIS
1	AR	187	ASN
1	AR	216	HIS
1	AS	151	HIS
1	AS	187	ASN
1	AS	216	HIS
1	AT	151	HIS
1	AT	187	ASN

Continued on next page...

Continued from previous page...

Mol	Chain	Res	Type
1	AT	216	HIS
1	AU	151	HIS
1	AU	187	ASN
1	AU	216	HIS
1	AV	151	HIS
1	AV	187	ASN
1	AV	216	HIS
1	BA	151	HIS
1	BA	187	ASN
1	BA	216	HIS
1	BB	41	GLN
1	BB	151	HIS
1	BB	187	ASN
1	BB	216	HIS
1	BC	151	HIS
1	BC	187	ASN
1	BC	216	HIS
1	BD	41	GLN
1	BD	151	HIS
1	BD	187	ASN
1	BD	216	HIS
1	BE	41	GLN
1	BE	151	HIS
1	BE	187	ASN
1	BE	216	HIS
1	BE	292	GLN
1	BF	151	HIS
1	BF	187	ASN
1	BF	216	HIS
1	BF	292	GLN
1	BG	41	GLN
1	BG	151	HIS
1	BG	187	ASN
1	BG	216	HIS
1	BH	151	HIS
1	BH	187	ASN
1	BH	216	HIS
1	BI	41	GLN
1	BI	151	HIS
1	BI	187	ASN
1	BI	216	HIS
1	BJ	151	HIS

Continued on next page...

Continued from previous page...

Mol	Chain	Res	Type
1	BJ	187	ASN
1	BJ	216	HIS
1	BK	41	GLN
1	BK	151	HIS
1	BK	187	ASN
1	BK	216	HIS
1	BL	151	HIS
1	BL	187	ASN
1	BL	216	HIS
1	BM	151	HIS
1	BM	187	ASN
1	BM	216	HIS
1	BM	292	GLN
1	BN	41	GLN
1	BN	151	HIS
1	BN	187	ASN
1	BN	216	HIS
1	BO	151	HIS
1	BO	187	ASN
1	BO	216	HIS
1	BP	41	GLN
1	BP	151	HIS
1	BP	187	ASN
1	BP	216	HIS
1	BQ	151	HIS
1	BQ	187	ASN
1	BQ	216	HIS
1	BW	151	HIS
1	BW	187	ASN
1	BW	216	HIS
1	BY	151	HIS
1	BY	187	ASN
1	BY	216	HIS
1	BZ	41	GLN
1	BZ	151	HIS
1	BZ	187	ASN
1	BZ	216	HIS

5.3.3 RNA [i](#)

Continued on next page...

Continued from previous page...

Mol	Chain	Analysed	Backbone Outliers	Pucker Outliers
2	AK	69/70 (98%)	16 (23%)	2 (2%)
2	AM	69/70 (98%)	14 (20%)	2 (2%)
2	BR	69/70 (98%)	19 (27%)	7 (10%)
2	BX	69/70 (98%)	19 (27%)	4 (5%)
All	All	276/280 (98%)	68 (24%)	15 (5%)

All (68) RNA backbone outliers are listed below:

Mol	Chain	Res	Type
2	AK	8	C
2	AK	15	C
2	AK	17	C
2	AK	22	C
2	AK	25	C
2	AK	29	C
2	AK	36	C
2	AK	40	C
2	AK	43	C
2	AK	47	C
2	AK	50	C
2	AK	52	C
2	AK	57	C
2	AK	63	C
2	AK	64	C
2	AK	70	C
2	AM	8	C
2	AM	15	C
2	AM	17	C
2	AM	22	C
2	AM	29	C
2	AM	36	C
2	AM	40	C
2	AM	43	C
2	AM	47	C
2	AM	50	C
2	AM	57	C
2	AM	64	C
2	AM	67	C
2	AM	70	C
2	BR	8	C
2	BR	15	C

Continued on next page...

Continued from previous page...

Mol	Chain	Res	Type
2	BR	16	C
2	BR	17	C
2	BR	22	C
2	BR	24	C
2	BR	29	C
2	BR	31	C
2	BR	36	C
2	BR	40	C
2	BR	43	C
2	BR	45	C
2	BR	47	C
2	BR	50	C
2	BR	52	C
2	BR	57	C
2	BR	64	C
2	BR	67	C
2	BR	70	C
2	BX	3	C
2	BX	8	C
2	BX	15	C
2	BX	17	C
2	BX	22	C
2	BX	24	C
2	BX	29	C
2	BX	31	C
2	BX	36	C
2	BX	40	C
2	BX	42	C
2	BX	43	C
2	BX	45	C
2	BX	47	C
2	BX	50	C
2	BX	52	C
2	BX	57	C
2	BX	58	C
2	BX	64	C

All (15) RNA pucker outliers are listed below:

Mol	Chain	Res	Type
2	AK	4	C
2	AK	18	C

Continued on next page...

Continued from previous page...

Mol	Chain	Res	Type
2	AM	39	C
2	AM	67	C
2	BR	4	C
2	BR	11	C
2	BR	23	C
2	BR	25	C
2	BR	32	C
2	BR	46	C
2	BR	67	C
2	BX	18	C
2	BX	25	C
2	BX	32	C
2	BX	39	C

5.4 Non-standard residues in protein, DNA, RNA chains [i](#)

There are no non-standard protein/DNA/RNA residues in this entry.

5.5 Carbohydrates [i](#)

There are no carbohydrates in this entry.

5.6 Ligand geometry [i](#)

There are no ligands in this entry.

5.7 Other polymers [i](#)

There are no such residues in this entry.

5.8 Polymer linkage issues [i](#)

There are no chain breaks in this entry.

6 Fit of model and data i

6.1 Protein, DNA and RNA chains i

In the following table, the column labelled ‘#RSRZ> 2’ contains the number (and percentage) of RSRZ outliers, followed by percent RSRZ outliers for the chain as percentile scores relative to all X-ray entries and entries of similar resolution. The OWAB column contains the minimum, median, 95th percentile and maximum values of the occupancy-weighted average B-factor per residue. The column labelled ‘Q< 0.9’ lists the number of (and percentage) of residues with an average occupancy less than 0.9.

Mol	Chain	Analysed	<RSRZ>	#RSRZ>2	OWAB(Å ²)	Q<0.9
1	AA	375/375 (100%)	-0.35	0 100 100	77, 135, 189, 218	0
1	AB	375/375 (100%)	-0.34	1 (0%) 94 88	77, 135, 189, 218	0
1	AC	375/375 (100%)	-0.30	2 (0%) 91 83	77, 135, 189, 218	0
1	AD	375/375 (100%)	-0.28	0 100 100	77, 135, 189, 218	0
1	AE	375/375 (100%)	-0.34	1 (0%) 94 88	77, 135, 189, 218	0
1	AF	375/375 (100%)	-0.27	7 (1%) 66 51	77, 135, 189, 218	0
1	AG	375/375 (100%)	-0.44	1 (0%) 94 88	77, 135, 189, 218	0
1	AH	375/375 (100%)	-0.42	1 (0%) 94 88	77, 135, 189, 218	0
1	AI	375/375 (100%)	-0.27	1 (0%) 94 88	77, 135, 189, 218	0
1	AJ	375/375 (100%)	-0.34	1 (0%) 94 88	77, 135, 189, 218	0
1	AL	375/375 (100%)	-0.31	3 (0%) 86 75	77, 135, 189, 218	0
1	AN	375/375 (100%)	-0.40	0 100 100	77, 135, 189, 218	0
1	AO	375/375 (100%)	-0.35	1 (0%) 94 88	77, 135, 189, 218	0
1	AP	375/375 (100%)	-0.31	1 (0%) 94 88	77, 135, 189, 218	0
1	AQ	375/375 (100%)	-0.30	0 100 100	77, 135, 189, 218	0
1	AR	375/375 (100%)	-0.32	1 (0%) 94 88	77, 135, 189, 218	0
1	AS	375/375 (100%)	-0.42	1 (0%) 94 88	77, 135, 189, 218	0
1	AT	375/375 (100%)	-0.37	3 (0%) 86 75	77, 135, 189, 218	0
1	AU	375/375 (100%)	-0.27	0 100 100	77, 135, 189, 218	0
1	AV	375/375 (100%)	-0.36	2 (0%) 91 83	77, 135, 189, 218	0
1	BA	375/375 (100%)	-0.29	6 (1%) 72 57	77, 135, 189, 218	0
1	BB	375/375 (100%)	-0.36	0 100 100	77, 135, 189, 218	0
1	BC	375/375 (100%)	-0.26	3 (0%) 86 75	77, 135, 189, 218	0
1	BD	375/375 (100%)	-0.28	4 (1%) 80 68	77, 135, 189, 218	0

Continued on next page...

Continued from previous page...

Mol	Chain	Analysed	<RSRZ>	#RSRZ>2	OWAB(Å ²)	Q<0.9
1	BE	375/375 (100%)	-0.35	1 (0%) 94 88	77, 135, 189, 218	0
1	BF	375/375 (100%)	-0.40	5 (1%) 77 63	77, 135, 189, 218	0
1	BG	375/375 (100%)	-0.37	2 (0%) 91 83	77, 135, 189, 218	0
1	BH	375/375 (100%)	-0.26	1 (0%) 94 88	77, 135, 189, 218	0
1	BI	375/375 (100%)	-0.29	2 (0%) 91 83	77, 135, 189, 218	0
1	BJ	375/375 (100%)	-0.27	3 (0%) 86 75	77, 135, 189, 218	0
1	BK	375/375 (100%)	-0.30	0 100 100	77, 135, 189, 218	0
1	BL	375/375 (100%)	-0.31	1 (0%) 94 88	77, 135, 189, 218	0
1	BM	375/375 (100%)	-0.38	4 (1%) 80 68	77, 135, 189, 218	0
1	BN	375/375 (100%)	-0.34	3 (0%) 86 75	77, 135, 189, 218	0
1	BO	375/375 (100%)	-0.23	4 (1%) 80 68	77, 135, 189, 218	0
1	BP	375/375 (100%)	-0.29	2 (0%) 91 83	77, 135, 189, 218	0
1	BQ	375/375 (100%)	-0.34	1 (0%) 94 88	77, 135, 189, 218	0
1	BW	375/375 (100%)	-0.34	1 (0%) 94 88	77, 135, 189, 218	0
1	BY	375/375 (100%)	-0.34	3 (0%) 86 75	77, 135, 189, 218	0
1	BZ	375/375 (100%)	-0.37	1 (0%) 94 88	77, 135, 189, 218	0
2	AK	70/70 (100%)	-0.36	0 100 100	120, 142, 159, 163	0
2	AM	70/70 (100%)	-0.33	0 100 100	112, 143, 161, 165	0
2	BR	70/70 (100%)	-0.31	0 100 100	129, 145, 158, 162	0
2	BX	70/70 (100%)	-0.32	0 100 100	119, 145, 156, 159	0
All	All	15280/15280 (100%)	-0.33	74 (0%) 91 83	77, 136, 189, 218	0

All (74) RSRZ outliers are listed below:

Mol	Chain	Res	Type	RSRZ
1	AF	368	LEU	6.4
1	AF	369	ASP	5.0
1	BM	374	GLU	5.0
1	AF	364	ASN	4.8
1	AC	31	ASP	4.6
1	BA	371	THR	4.5
1	BO	105	ASN	4.3
1	BM	371	THR	4.0
1	BC	272	LEU	3.9
1	AL	368	LEU	3.6

Continued on next page...

Continued from previous page...

Mol	Chain	Res	Type	RSRZ
1	AF	272	LEU	3.5
1	BA	370	LEU	3.4
1	BD	374	GLU	3.3
1	AB	364	ASN	3.2
1	AL	369	ASP	3.2
1	BJ	4	SER	3.1
1	BA	104	ILE	3.1
1	BJ	272	LEU	3.1
1	AL	361	GLY	3.0
1	AI	362	VAL	3.0
1	BC	371	THR	3.0
1	BP	370	LEU	2.9
1	BI	3	LEU	2.9
1	BY	104	ILE	2.8
1	BN	366	SER	2.8
1	AF	370	LEU	2.8
1	AT	105	ASN	2.8
1	BY	200	LEU	2.8
1	BM	375	LEU	2.8
1	BC	368	LEU	2.7
1	BA	369	ASP	2.7
1	AV	364	ASN	2.7
1	BI	374	GLU	2.6
1	BH	3	LEU	2.6
1	BD	370	LEU	2.6
1	AS	3	LEU	2.6
1	BO	104	ILE	2.6
1	BA	105	ASN	2.5
1	AC	3	LEU	2.5
1	BO	102	GLN	2.5
1	BF	374	GLU	2.4
1	AG	29	THR	2.4
1	AO	271	MET	2.4
1	BE	272	LEU	2.4
1	BM	272	LEU	2.4
1	AT	104	ILE	2.4
1	AE	365	TYR	2.3
1	BZ	29	THR	2.3
1	BW	367	VAL	2.3
1	AT	3	LEU	2.3
1	BO	271	MET	2.3
1	BA	364	ASN	2.3

Continued on next page...

Continued from previous page...

Mol	Chain	Res	Type	RSRZ
1	BF	105	ASN	2.3
1	AR	367	VAL	2.2
1	AV	29	THR	2.2
1	AF	104	ILE	2.2
1	BD	320	PHE	2.2
1	AF	365	TYR	2.2
1	BD	371	THR	2.2
1	AJ	3	LEU	2.2
1	AP	364	ASN	2.2
1	BG	366	SER	2.2
1	BL	374	GLU	2.2
1	BN	362	VAL	2.2
1	BY	29	THR	2.1
1	BQ	374	GLU	2.1
1	BN	368	LEU	2.1
1	BP	3	LEU	2.1
1	BF	104	ILE	2.1
1	BF	272	LEU	2.1
1	BG	368	LEU	2.1
1	BJ	3	LEU	2.0
1	AH	3	LEU	2.0
1	BF	3	LEU	2.0

6.2 Non-standard residues in protein, DNA, RNA chains [i](#)

There are no non-standard protein/DNA/RNA residues in this entry.

6.3 Carbohydrates [i](#)

There are no carbohydrates in this entry.

6.4 Ligands [i](#)

There are no ligands in this entry.

6.5 Other polymers [i](#)

There are no such residues in this entry.