



# Full wwPDB X-ray Structure Validation Report ⓘ

Oct 9, 2023 – 05:54 PM EDT

PDB ID : 4V6E  
Title : Crystal structure of the E. coli 70S ribosome in an intermediate state of ratcheting  
Authors : Zhang, W.; Dunkle, J.A.; Cate, J.H.D.  
Deposited on : 2009-06-28  
Resolution : 3.71 Å(reported)

This is a Full wwPDB X-ray Structure Validation Report for a publicly released PDB entry.

We welcome your comments at [validation@mail.wwpdb.org](mailto:validation@mail.wwpdb.org)

A user guide is available at

<https://www.wwpdb.org/validation/2017/XrayValidationReportHelp>

with specific help available everywhere you see the ⓘ symbol.

The types of validation reports are described at

<http://www.wwpdb.org/validation/2017/FAQs#types>.

---

The following versions of software and data (see [references ⓘ](#)) were used in the production of this report:

MolProbity : 4.02b-467  
Xtriage (Phenix) : 1.13  
EDS : 2.35.1  
Percentile statistics : 20191225.v01 (using entries in the PDB archive December 25th 2019)  
Refmac : 5.8.0158  
CCP4 : 7.0.044 (Gargrove)  
Ideal geometry (proteins) : Engh & Huber (2001)  
Ideal geometry (DNA, RNA) : Parkinson et al. (1996)  
Validation Pipeline (wwPDB-VP) : 2.35.1

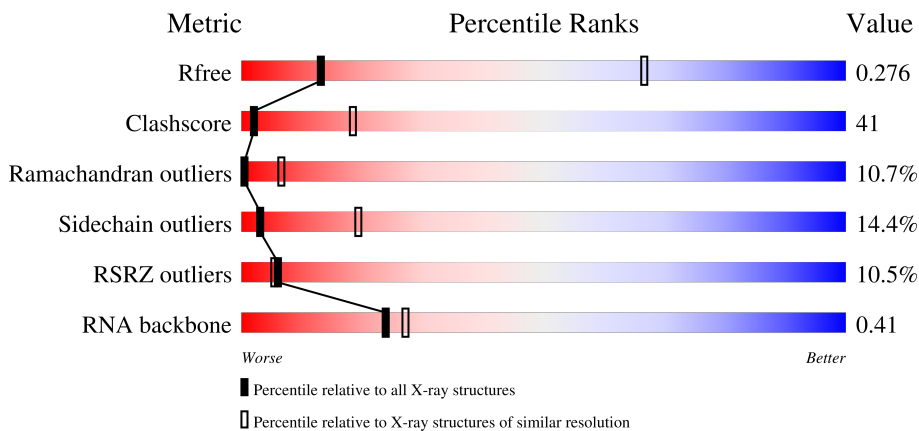
# 1 Overall quality at a glance i

The following experimental techniques were used to determine the structure:

*X-RAY DIFFRACTION*

The reported resolution of this entry is 3.71 Å.

Percentile scores (ranging between 0-100) for global validation metrics of the entry are shown in the following graphic. The table shows the number of entries on which the scores are based.



Metric	Whole archive (#Entries)	Similar resolution (#Entries, resolution range(Å))
$R_{free}$	130704	1089 (3.90-3.54)
Clashscore	141614	1012 (3.88-3.56)
Ramachandran outliers	138981	1114 (3.90-3.54)
Sidechain outliers	138945	1110 (3.90-3.54)
RSRZ outliers	127900	1020 (3.90-3.54)
RNA backbone	3102	1027 (4.40-3.00)

The table below summarises the geometric issues observed across the polymeric chains and their fit to the electron density. The red, orange, yellow and green segments of the lower bar indicate the fraction of residues that contain outliers for  $\geq 3$ , 2, 1 and 0 types of geometric quality criteria respectively. A grey segment represents the fraction of residues that are not modelled. The numeric value for each fraction is indicated below the corresponding segment, with a dot representing fractions  $\leq 5\%$ . The upper red bar (where present) indicates the fraction of residues that have poor fit to the electron density. The numeric value is given above the bar.

Mol	Chain	Length	Quality of chain
1	AB	241	<div style="display: flex; justify-content: space-between; align-items: center;"> <div style="text-align: center;"> <p>34%</p> </div> <div style="text-align: center;"> <p>19%</p> </div> <div style="text-align: center;"> <p>53%</p> </div> <div style="text-align: center;"> <p>17%</p> </div> <div style="text-align: center;"> <p>• 10%</p> </div> </div>
1	CB	241	<div style="display: flex; justify-content: space-between; align-items: center;"> <div style="text-align: center;"> <p>15%</p> </div> <div style="text-align: center;"> <p>22%</p> </div> <div style="text-align: center;"> <p>55%</p> </div> <div style="text-align: center;"> <p>12%</p> </div> <div style="text-align: center;"> <p>• 10%</p> </div> </div>
2	AC	233	<div style="display: flex; justify-content: space-between; align-items: center;"> <div style="text-align: center;"> <p>5%</p> </div> <div style="text-align: center;"> <p>33%</p> </div> <div style="text-align: center;"> <p>43%</p> </div> <div style="text-align: center;"> <p>12%</p> </div> <div style="text-align: center;"> <p>12%</p> </div> </div>
2	CC	233	<div style="display: flex; justify-content: space-between; align-items: center;"> <div style="text-align: center;"> <p>7%</p> </div> <div style="text-align: center;"> <p>30%</p> </div> <div style="text-align: center;"> <p>45%</p> </div> <div style="text-align: center;"> <p>12%</p> </div> <div style="text-align: center;"> <p>12%</p> </div> </div>

*Continued on next page...*

Continued from previous page...

Mol	Chain	Length	Quality of chain
3	AD	206	5% 37% 48% 14%
3	CD	206	36% 48% 15%
4	AE	167	50% 26% 46% 16% 10%
4	CE	167	9% 30% 47% 11% 10%
5	AF	135	5% 19% 46% 7% 26%
5	CF	135	13% 21% 43% 8% 26%
6	AG	179	9% 34% 46% 16%
6	CG	179	11% 20% 45% 18% 16%
7	AH	130	9% 32% 55% 12%
7	CH	130	18% 26% 64% 8%
8	AI	130	14% 28% 57% 11%
8	CI	130	11% 29% 59% 8%
9	AJ	103	6% 30% 50% 15% 5%
9	CJ	103	14% 16% 64% 15% 5%
10	AK	129	11% 26% 55% 9% 9%
10	CK	129	5% 38% 41% 12% 9%
11	AL	124	3% 37% 45% 14%
11	CL	124	10% 34% 50% 15%
12	AM	118	12% 50% 40% 5%
12	CM	118	13% 24% 55% 15%
13	AN	101	5% 30% 58% 6% 5%
13	CN	101	15% 27% 57% 9% 6%
14	AO	89	44% 51%
14	CO	89	% 56% 39%
15	AP	82	13% 29% 61% 9%

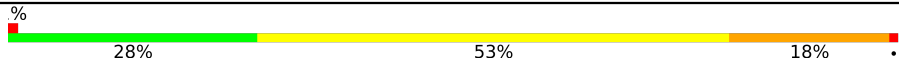


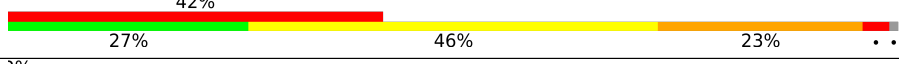
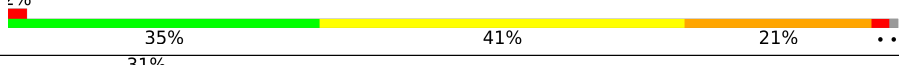
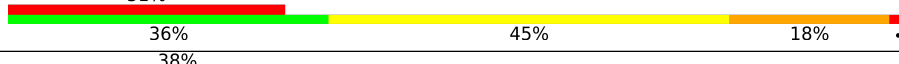
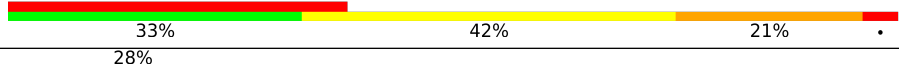
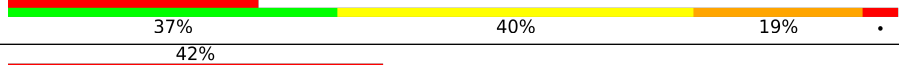

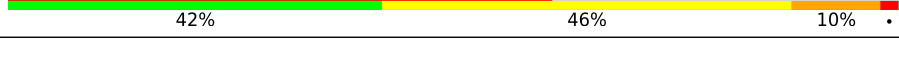



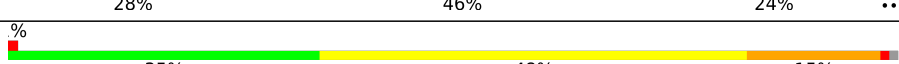

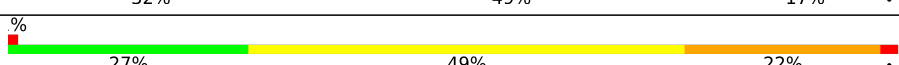

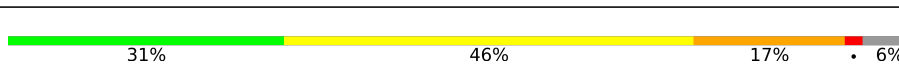
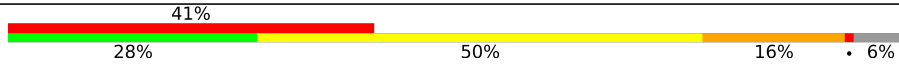


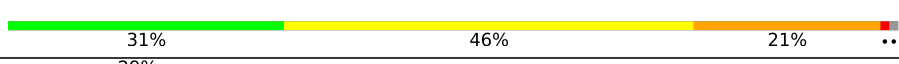



Continued on next page...

Continued from previous page...

Mol	Chain	Length	Quality of chain
15	CP	82	
16	AQ	84	
16	CQ	84	
17	AR	75	
17	CR	75	
18	AS	92	
18	CS	92	
19	AT	87	
19	CT	87	
20	AU	71	
20	CU	71	
21	AA	1533	
22	AV	17	
22	AX	17	
22	CV	17	
22	CX	17	
23	AW	6	
23	CW	6	
24	BA	2903	
24	DA	2903	
25	BB	118	
26	BC	273	
26	DC	273	
27	BD	209	
27	DD	209	

Continued on next page...

Continued from previous page...

Mol	Chain	Length	Quality of chain
28	BE	201	
28	DE	201	
29	BF	179	
29	DF	179	
30	BG	177	
30	DG	177	
31	BH	149	
31	DH	149	
32	BI	142	
32	DI	142	
33	BJ	142	
33	DJ	142	
34	BK	123	
34	DK	123	
35	BL	144	
35	DL	144	
36	BM	136	
36	DM	136	
37	BN	127	
37	DN	127	
38	BO	117	
38	DO	117	
39	BP	115	
39	DP	115	
40	BQ	118	







Continued on next page...

Continued from previous page...

Mol	Chain	Length	Quality of chain
40	DQ	118	
41	BR	103	
41	DR	103	
42	BS	110	
42	DS	110	
43	BT	100	
43	DT	100	
44	BU	104	
44	DU	104	
45	BV	94	
45	DV	94	
46	BW	85	
46	DW	85	
47	BX	78	
47	DX	78	
48	BY	63	
48	DY	63	
49	BZ	59	
49	DZ	59	
50	B0	57	
50	D0	57	
51	B1	55	
51	D1	55	
52	B2	46	
52	D2	46	

Continued on next page...

Continued from previous page...

Mol	Chain	Length	Quality of chain
53	B3	65	
53	D3	65	
54	B4	38	
54	D4	38	
55	CA	1530	
56	DB	117	

The following table lists non-polymeric compounds, carbohydrate monomers and non-standard residues in protein, DNA, RNA chains that are outliers for geometric or electron-density-fit criteria:

Mol	Type	Chain	Res	Chirality	Geometry	Clashes	Electron density
57	MG	AA	1619	-	-	-	X
57	MG	AA	1637	-	-	-	X
57	MG	BA	3115	-	-	-	X
57	MG	CA	1614	-	-	-	X
57	MG	CA	1619	-	-	-	X
57	MG	CA	1620	-	-	-	X
57	MG	D4	101	-	-	-	X
57	MG	DA	3002	-	-	-	X
57	MG	DA	3003	-	-	-	X
57	MG	DA	3005	-	-	-	X
57	MG	DA	3015	-	-	-	X
57	MG	DA	3016	-	-	-	X
57	MG	DA	3020	-	-	-	X
57	MG	DA	3022	-	-	-	X
57	MG	DA	3029	-	-	-	X
57	MG	DA	3038	-	-	-	X
57	MG	DA	3041	-	-	-	X
57	MG	DA	3058	-	-	-	X
57	MG	DA	3060	-	-	-	X
57	MG	DA	3063	-	-	-	X
57	MG	DA	3064	-	-	-	X
57	MG	DA	3069	-	-	-	X
57	MG	DA	3072	-	-	-	X
57	MG	DA	3075	-	-	-	X
57	MG	DA	3078	-	-	-	X
57	MG	DA	3082	-	-	-	X
57	MG	DA	3094	-	-	-	X

Continued on next page...

*Continued from previous page...*

<b>Mol</b>	<b>Type</b>	<b>Chain</b>	<b>Res</b>	<b>Chirality</b>	<b>Geometry</b>	<b>Clashes</b>	<b>Electron density</b>
57	MG	DA	3108	-	-	-	X
57	MG	DA	3109	-	-	-	X
57	MG	DA	3121	-	-	-	X
57	MG	DA	3128	-	-	-	X
57	MG	DA	3129	-	-	-	X
57	MG	DJ	201	-	-	-	X



## 2 Entry composition

There are 59 unique types of molecules in this entry. The entry contains 286150 atoms, of which 0 are hydrogens and 0 are deuteriums.

In the tables below, the ZeroOcc column contains the number of atoms modelled with zero occupancy, the AltConf column contains the number of residues with at least one atom in alternate conformation and the Trace column contains the number of residues modelled with at most 2 atoms.

- Molecule 1 is a protein called 30S ribosomal protein S2.

Mol	Chain	Residues	Atoms					ZeroOcc	AltConf	Trace
			Total	C	N	O	S			
1	AB	218	Total 1704	C 1081	N 305	O 311	S 7	0	0	0
1	CB	218	Total 1704	C 1081	N 305	O 311	S 7	0	0	0

- Molecule 2 is a protein called 30S ribosomal protein S3.

Mol	Chain	Residues	Atoms					ZeroOcc	AltConf	Trace
			Total	C	N	O	S			
2	AC	206	Total 1624	C 1028	N 305	O 288	S 3	0	0	0
2	CC	206	Total 1624	C 1028	N 305	O 288	S 3	0	0	0

- Molecule 3 is a protein called 30S ribosomal protein S4.

Mol	Chain	Residues	Atoms					ZeroOcc	AltConf	Trace
			Total	C	N	O	S			
3	AD	205	Total 1643	C 1026	N 315	O 298	S 4	0	0	0
3	CD	205	Total 1643	C 1026	N 315	O 298	S 4	0	0	0

- Molecule 4 is a protein called 30S ribosomal protein S5.

Mol	Chain	Residues	Atoms					ZeroOcc	AltConf	Trace
			Total	C	N	O	S			
4	AE	150	Total 1105	C 687	N 211	O 201	S 6	0	0	0
4	CE	150	Total 1105	C 687	N 211	O 201	S 6	0	0	0

- Molecule 5 is a protein called 30S ribosomal protein S6.

Mol	Chain	Residues	Atoms					ZeroOcc	AltConf	Trace
5	AF	100	Total	C	N	O	S	0	0	0
			817	515	148	148	6			
5	CF	100	Total	C	N	O	S	0	0	0
			817	515	148	148	6			

- Molecule 6 is a protein called 30S ribosomal protein S7.

Mol	Chain	Residues	Atoms					ZeroOcc	AltConf	Trace
6	AG	151	Total	C	N	O	S	0	0	0
			1181	735	227	215	4			
6	CG	150	Total	C	N	O	S	0	0	0
			1174	730	226	214	4			

- Molecule 7 is a protein called 30S ribosomal protein S8.

Mol	Chain	Residues	Atoms					ZeroOcc	AltConf	Trace
7	AH	129	Total	C	N	O	S	0	0	0
			979	616	173	184	6			
7	CH	129	Total	C	N	O	S	0	0	0
			979	616	173	184	6			

- Molecule 8 is a protein called 30S ribosomal protein S9.

Mol	Chain	Residues	Atoms					ZeroOcc	AltConf	Trace
8	AI	127	Total	C	N	O	S	0	0	0
			1022	634	206	179	3			
8	CI	127	Total	C	N	O	S	0	0	0
			1022	634	206	179	3			

- Molecule 9 is a protein called 30S ribosomal protein S10.

Mol	Chain	Residues	Atoms					ZeroOcc	AltConf	Trace
9	AJ	98	Total	C	N	O	S	0	0	0
			786	493	150	142	1			
9	CJ	98	Total	C	N	O	S	0	0	0
			786	493	150	142	1			

- Molecule 10 is a protein called 30S ribosomal protein S11.

Mol	Chain	Residues	Atoms					ZeroOcc	AltConf	Trace
10	AK	117	Total	C	N	O	S	0	0	0
			877	540	174	160	3			

*Continued on next page...*

*Continued from previous page...*

Mol	Chain	Residues	Atoms					ZeroOcc	AltConf	Trace
10	CK	117	Total	C	N	O	S	0	0	0
			877	540	174	160	3			

- Molecule 11 is a protein called 30S ribosomal protein S12.

Mol	Chain	Residues	Atoms					ZeroOcc	AltConf	Trace
11	AL	123	Total	C	N	O	S	0	0	0
			955	590	196	165	4			
11	CL	123	Total	C	N	O	S	0	0	0
			955	590	196	165	4			

- Molecule 12 is a protein called 30S ribosomal protein S13.

Mol	Chain	Residues	Atoms					ZeroOcc	AltConf	Trace
12	AM	114	Total	C	N	O	S	0	0	0
			883	546	178	156	3			
12	CM	113	Total	C	N	O	S	0	0	0
			876	541	177	155	3			

- Molecule 13 is a protein called 30S ribosomal protein S14.

Mol	Chain	Residues	Atoms					ZeroOcc	AltConf	Trace
13	AN	96	Total	C	N	O	S	0	0	0
			774	483	160	128	3			
13	CN	95	Total	C	N	O	S	0	0	0
			769	480	159	127	3			

- Molecule 14 is a protein called 30S ribosomal protein S15.

Mol	Chain	Residues	Atoms					ZeroOcc	AltConf	Trace
14	AO	88	Total	C	N	O	S	0	0	0
			714	439	144	130	1			
14	CO	88	Total	C	N	O	S	0	0	0
			714	439	144	130	1			

- Molecule 15 is a protein called 30S ribosomal protein S16.

Mol	Chain	Residues	Atoms					ZeroOcc	AltConf	Trace
15	AP	82	Total	C	N	O	S	0	0	0
			649	406	128	114	1			
15	CP	80	Total	C	N	O	S	0	0	0
			638	400	126	111	1			

- Molecule 16 is a protein called 30S ribosomal protein S17.

Mol	Chain	Residues	Atoms					ZeroOcc	AltConf	Trace
16	AQ	80	Total	C	N	O	S	0	0	0
			648	411	121	113	3			
16	CQ	80	Total	C	N	O	S	0	0	0
			648	411	121	113	3			

- Molecule 17 is a protein called 30S ribosomal protein S18.

Mol	Chain	Residues	Atoms				ZeroOcc	AltConf	Trace
17	AR	55	Total	C	N	O	0	0	0
			455	288	86	81			
17	CR	55	Total	C	N	O	0	0	0
			455	288	86	81			

- Molecule 18 is a protein called 30S ribosomal protein S19.

Mol	Chain	Residues	Atoms					ZeroOcc	AltConf	Trace
18	AS	79	Total	C	N	O	S	0	0	0
			637	408	120	107	2			
18	CS	79	Total	C	N	O	S	0	0	0
			637	408	120	107	2			

- Molecule 19 is a protein called 30S ribosomal protein S20.

Mol	Chain	Residues	Atoms					ZeroOcc	AltConf	Trace
19	AT	85	Total	C	N	O	S	0	0	0
			665	411	137	114	3			
19	CT	85	Total	C	N	O	S	0	0	0
			665	411	137	114	3			

- Molecule 20 is a protein called 30S ribosomal protein S21.

Mol	Chain	Residues	Atoms					ZeroOcc	AltConf	Trace
20	AU	51	Total	C	N	O	S	0	0	0
			425	265	86	73	1			
20	CU	51	Total	C	N	O	S	0	0	0
			425	265	86	73	1			

- Molecule 21 is a RNA chain called 16S rRNA.

Mol	Chain	Residues	Atoms					ZeroOcc	AltConf	Trace
			Total	C	N	O	P			
21	AA	1533	32895	14671	6036	10655	1533	0	0	0

- Molecule 22 is a RNA chain called P-site tRNA ASL fragment.

Mol	Chain	Residues	Atoms					ZeroOcc	AltConf	Trace
			Total	C	N	O	P			
22	AV	17	365	163	68	117	17	0	0	0
22	AX	17	365	163	68	117	17	0	0	0
22	CV	17	365	163	68	117	17	0	0	0
22	CX	17	365	163	68	117	17	0	0	0

- Molecule 23 is a RNA chain called messenger RNA.

Mol	Chain	Residues	Atoms					ZeroOcc	AltConf	Trace
			Total	C	N	O	P			
23	AW	6	120	54	12	48	6	0	0	0
23	CW	6	120	54	12	48	6	0	0	0

- Molecule 24 is a RNA chain called 23S rRNA.

Mol	Chain	Residues	Atoms					ZeroOcc	AltConf	Trace
			Total	C	N	O	P			
24	BA	2854	61274	27334	11279	19807	2854	0	0	0
24	DA	2841	60995	27210	11229	19715	2841	0	0	0

- Molecule 25 is a RNA chain called 5S rRNA.

Mol	Chain	Residues	Atoms					ZeroOcc	AltConf	Trace
			Total	C	N	O	P			
25	BB	118	2529	1126	464	821	118	0	0	0

- Molecule 26 is a protein called 50S ribosomal protein L2.

Mol	Chain	Residues	Atoms					ZeroOcc	AltConf	Trace
			Total	C	N	O	S			
26	BC	271	2082	1288	423	364	7	0	0	0

*Continued on next page...*

*Continued from previous page...*

Mol	Chain	Residues	Atoms					ZeroOcc	AltConf	Trace
			Total	C	N	O	S			
26	DC	271	2082	1288	423	364	7	0	0	0

- Molecule 27 is a protein called 50S ribosomal protein L3.

Mol	Chain	Residues	Atoms					ZeroOcc	AltConf	Trace
			Total	C	N	O	S			
27	BD	209	1565	979	288	294	4	0	0	0
27	DD	209	1565	979	288	294	4	0	0	0

- Molecule 28 is a protein called 50S ribosomal protein L4.

Mol	Chain	Residues	Atoms					ZeroOcc	AltConf	Trace
			Total	C	N	O	S			
28	BE	201	1552	974	283	290	5	0	0	0
28	DE	201	1552	974	283	290	5	0	0	0

- Molecule 29 is a protein called 50S ribosomal protein L5.

Mol	Chain	Residues	Atoms					ZeroOcc	AltConf	Trace
			Total	C	N	O	S			
29	BF	177	1410	899	249	256	6	0	0	0
29	DF	178	1420	905	251	258	6	0	0	0

- Molecule 30 is a protein called 50S ribosomal protein L6.

Mol	Chain	Residues	Atoms					ZeroOcc	AltConf	Trace
			Total	C	N	O	S			
30	BG	176	1323	832	243	246	2	0	0	0
30	DG	176	1323	832	243	246	2	0	0	0

- Molecule 31 is a protein called 50S ribosomal protein L9.

Mol	Chain	Residues	Atoms					ZeroOcc	AltConf	Trace
			Total	C	N	O	S			
31	BH	149	1111	699	197	214	1	0	0	0
31	DH	149	1111	699	197	214	1	0	0	0

- Molecule 32 is a protein called 50S ribosomal protein L11.

Mol	Chain	Residues	Atoms					ZeroOcc	AltConf	Trace
			Total	C	N	O	S			
32	BI	141	1032	651	179	196	6	0	0	0
32	DI	141	1032	651	179	196	6	0	0	0

- Molecule 33 is a protein called 50S ribosomal protein L13.

Mol	Chain	Residues	Atoms					ZeroOcc	AltConf	Trace
			Total	C	N	O	S			
33	BJ	142	1129	714	212	199	4	0	0	0
33	DJ	142	1129	714	212	199	4	0	0	0

- Molecule 34 is a protein called 50S ribosomal protein L14.

Mol	Chain	Residues	Atoms					ZeroOcc	AltConf	Trace
			Total	C	N	O	S			
34	BK	122	938	587	180	165	6	0	0	0
34	DK	122	938	587	180	165	6	0	0	0

- Molecule 35 is a protein called 50S ribosomal protein L15.

Mol	Chain	Residues	Atoms					ZeroOcc	AltConf	Trace
			Total	C	N	O	S			
35	BL	143	1045	649	206	189	1	0	0	0
35	DL	143	1045	649	206	189	1	0	0	0

- Molecule 36 is a protein called 50S ribosomal protein L16.

Mol	Chain	Residues	Atoms					ZeroOcc	AltConf	Trace
			Total	C	N	O	S			
36	BM	136	1074	686	205	177	6	0	0	0
36	DM	136	1074	686	205	177	6	0	0	0

- Molecule 37 is a protein called 50S ribosomal protein L17.

Mol	Chain	Residues	Atoms					ZeroOcc	AltConf	Trace
37	BN	120	Total	C	N	O	S	0	0	0
			960	593	196	166	5			
37	DN	120	Total	C	N	O	S	0	0	0
			960	593	196	166	5			

- Molecule 38 is a protein called 50S ribosomal protein L18.

Mol	Chain	Residues	Atoms					ZeroOcc	AltConf	Trace
38	BO	116	Total	C	N	O	S	0	0	0
			892	552	178	162				
38	DO	116	Total	C	N	O	S	0	0	0
			892	552	178	162				

- Molecule 39 is a protein called 50S ribosomal protein L19.

Mol	Chain	Residues	Atoms					ZeroOcc	AltConf	Trace
39	BP	114	Total	C	N	O	S	0	0	0
			917	574	179	163	1			
39	DP	114	Total	C	N	O	S	0	0	0
			917	574	179	163	1			

- Molecule 40 is a protein called 50S ribosomal protein L20.

Mol	Chain	Residues	Atoms					ZeroOcc	AltConf	Trace
40	BQ	117	Total	C	N	O	S	0	0	0
			947	604	192	151				
40	DQ	117	Total	C	N	O	S	0	0	0
			947	604	192	151				

- Molecule 41 is a protein called 50S ribosomal protein L21.

Mol	Chain	Residues	Atoms					ZeroOcc	AltConf	Trace
41	BR	103	Total	C	N	O	S	0	0	0
			816	516	153	145	2			
41	DR	103	Total	C	N	O	S	0	0	0
			816	516	153	145	2			

- Molecule 42 is a protein called 50S ribosomal protein L22.

Mol	Chain	Residues	Atoms					ZeroOcc	AltConf	Trace
42	BS	110	Total	C	N	O	S	0	0	0
			857	532	166	156	3			

*Continued on next page...*



*Continued from previous page...*

Mol	Chain	Residues	Atoms					ZeroOcc	AltConf	Trace
			Total	C	N	O	S			
42	DS	110	Total 857	C 532	N 166	O 156	S 3	0	0	0

- Molecule 43 is a protein called 50S ribosomal protein L23.

Mol	Chain	Residues	Atoms					ZeroOcc	AltConf	Trace
			Total	C	N	O	S			
43	BT	93	Total 738	C 466	N 139	O 131	S 2	0	0	0
43	DT	93	Total 738	C 466	N 139	O 131	S 2	0	0	0

- Molecule 44 is a protein called 50S ribosomal protein L24.

Mol	Chain	Residues	Atoms				ZeroOcc	AltConf	Trace
			Total	C	N	O			
44	BU	102	Total 779	C 492	N 146	O 141	0	0	0
44	DU	102	Total 779	C 492	N 146	O 141	0	0	0

- Molecule 45 is a protein called 50S ribosomal protein L25.

Mol	Chain	Residues	Atoms					ZeroOcc	AltConf	Trace
			Total	C	N	O	S			
45	BV	94	Total 753	C 479	N 137	O 134	S 3	0	0	0
45	DV	94	Total 753	C 479	N 137	O 134	S 3	0	0	0

- Molecule 46 is a protein called 50S ribosomal protein L27.

Mol	Chain	Residues	Atoms					ZeroOcc	AltConf	Trace
			Total	C	N	O	S			
46	BW	79	Total 596	C 367	N 120	O 108	S 1	0	0	0
46	DW	79	Total 596	C 367	N 120	O 108	S 1	0	0	0

- Molecule 47 is a protein called 50S ribosomal protein L28.

Mol	Chain	Residues	Atoms					ZeroOcc	AltConf	Trace
			Total	C	N	O	S			
47	BX	77	Total 625	C 388	N 129	O 106	S 2	0	0	0
47	DX	77	Total 625	C 388	N 129	O 106	S 2	0	0	0

- Molecule 48 is a protein called 50S ribosomal protein L29.

Mol	Chain	Residues	Atoms					ZeroOcc	AltConf	Trace
			Total	C	N	O	S			
48	BY	63	Total 509	C 313	N 99	O 95	S 2	0	0	0
48	DY	63	Total 509	C 313	N 99	O 95	S 2	0	0	0

- Molecule 49 is a protein called 50S ribosomal protein L30.

Mol	Chain	Residues	Atoms					ZeroOcc	AltConf	Trace
			Total	C	N	O	S			
49	BZ	58	Total 449	C 281	N 87	O 79	S 2	0	0	0
49	DZ	58	Total 449	C 281	N 87	O 79	S 2	0	0	0

- Molecule 50 is a protein called 50S ribosomal protein L32.

Mol	Chain	Residues	Atoms					ZeroOcc	AltConf	Trace
			Total	C	N	O	S			
50	B0	56	Total 444	C 269	N 94	O 80	S 1	0	0	0
50	D0	56	Total 444	C 269	N 94	O 80	S 1	0	0	0

- Molecule 51 is a protein called 50S ribosomal protein L33.

Mol	Chain	Residues	Atoms				ZeroOcc	AltConf	Trace
			Total	C	N	O			
51	B1	50	Total 409	C 263	N 75	O 71	0	0	0
51	D1	50	Total 409	C 263	N 75	O 71	0	0	0

- Molecule 52 is a protein called 50S ribosomal protein L34.

Mol	Chain	Residues	Atoms					ZeroOcc	AltConf	Trace
			Total	C	N	O	S			
52	B2	46	Total 377	C 228	N 90	O 57	S 2	0	0	0
52	D2	46	Total 377	C 228	N 90	O 57	S 2	0	0	0

- Molecule 53 is a protein called 50S ribosomal protein L35.

Mol	Chain	Residues	Atoms					ZeroOcc	AltConf	Trace
53	B3	64	Total	C	N	O	S	0	0	0
			504	323	105	74	2			
53	D3	64	Total	C	N	O	S	0	0	0
			504	323	105	74	2			

- Molecule 54 is a protein called 50S ribosomal protein L36.

Mol	Chain	Residues	Atoms					ZeroOcc	AltConf	Trace
54	B4	38	Total	C	N	O	S	0	0	0
			302	185	65	48	4			
54	D4	38	Total	C	N	O	S	0	0	0
			302	185	65	48	4			

- Molecule 55 is a RNA chain called 16S rRNA.

Mol	Chain	Residues	Atoms					ZeroOcc	AltConf	Trace
55	CA	1530	Total	C	N	O	P	0	0	0
			32831	14642	6024	10635	1530			

- Molecule 56 is a RNA chain called 5S rRNA.

Mol	Chain	Residues	Atoms					ZeroOcc	AltConf	Trace
56	DB	117	Total	C	N	O	P	0	0	0
			2507	1116	459	815	117			

- Molecule 57 is MAGNESIUM ION (three-letter code: MG) (formula: Mg).

Mol	Chain	Residues	Atoms		ZeroOcc	AltConf
57	AA	43	Total	Mg	0	0
			43	43		
57	BA	136	Total	Mg	0	0
			136	136		
57	BB	4	Total	Mg	0	0
			4	4		
57	BD	1	Total	Mg	0	0
			1	1		
57	CA	42	Total	Mg	0	0
			42	42		
57	DA	132	Total	Mg	0	0
			132	132		
57	DB	1	Total	Mg	0	0
			1	1		

*Continued on next page...*

*Continued from previous page...*

Mol	Chain	Residues	Atoms	ZeroOcc	AltConf
57	DC	2	Total Mg 2 2	0	0
57	DJ	1	Total Mg 1 1	0	0
57	D4	1	Total Mg 1 1	0	0

- Molecule 58 is ZINC ION (three-letter code: ZN) (formula: Zn).

Mol	Chain	Residues	Atoms	ZeroOcc	AltConf
58	B4	1	Total Zn 1 1	0	0
58	D4	1	Total Zn 1 1	0	0

- Molecule 59 is water.

Mol	Chain	Residues	Atoms	ZeroOcc	AltConf
59	AE	1	Total O 1 1	0	0
59	AL	3	Total O 3 3	0	0
59	AN	6	Total O 6 6	0	0
59	AT	1	Total O 1 1	0	0
59	AU	1	Total O 1 1	0	0
59	AA	196	Total O 196 196	0	0
59	BA	615	Total O 615 615	0	0
59	BB	20	Total O 20 20	0	0
59	BC	8	Total O 8 8	0	0
59	BD	3	Total O 3 3	0	0
59	BE	1	Total O 1 1	0	0
59	BL	3	Total O 3 3	0	0

*Continued on next page...*

*Continued from previous page...*

Mol	Chain	Residues	Atoms	ZeroOcc	AltConf
59	BN	3	Total O 3 3	0	0
59	BT	1	Total O 1 1	0	0
59	B2	1	Total O 1 1	0	0
59	B3	3	Total O 3 3	0	0
59	B4	2	Total O 2 2	0	0
59	CE	4	Total O 4 4	0	0
59	CI	1	Total O 1 1	0	0
59	CL	1	Total O 1 1	0	0
59	CN	2	Total O 2 2	0	0
59	CT	2	Total O 2 2	0	0
59	CU	2	Total O 2 2	0	0
59	CA	195	Total O 195 195	0	0
59	DA	600	Total O 600 600	0	0
59	DB	4	Total O 4 4	0	0
59	DC	12	Total O 12 12	0	0
59	DD	2	Total O 2 2	0	0
59	DE	3	Total O 3 3	0	0
59	DJ	3	Total O 3 3	0	0
59	DL	6	Total O 6 6	0	0
59	DN	2	Total O 2 2	0	0
59	DT	2	Total O 2 2	0	0

*Continued on next page...*

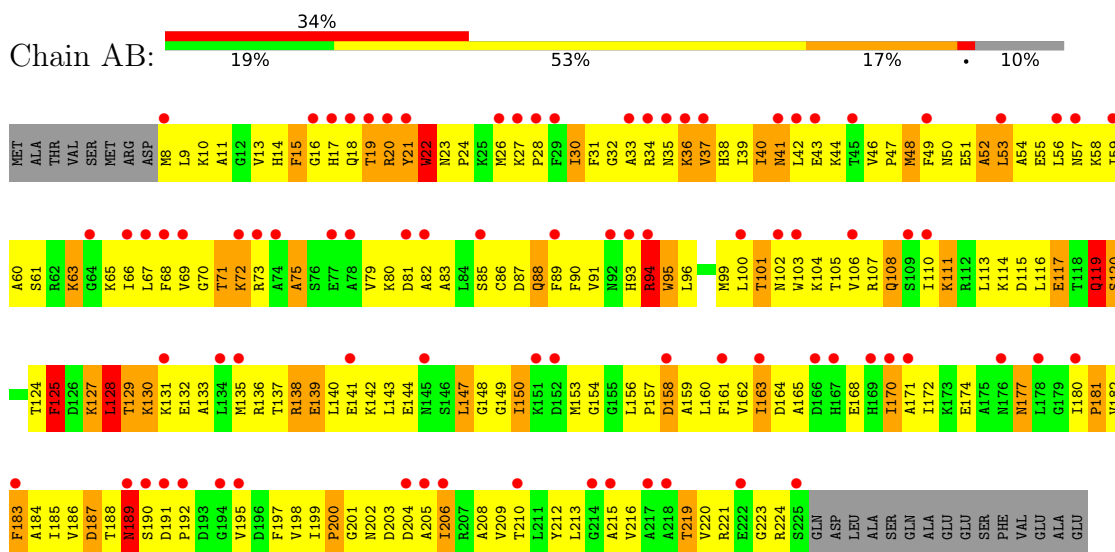
*Continued from previous page...*

<b>Mol</b>	<b>Chain</b>	<b>Residues</b>	<b>Atoms</b>	<b>ZeroOcc</b>	<b>AltConf</b>
59	DU	1	Total O 1 1	0	0
59	DV	1	Total O 1 1	0	0
59	D2	1	Total O 1 1	0	0
59	D3	1	Total O 1 1	0	0
59	D4	5	Total O 5 5	0	0

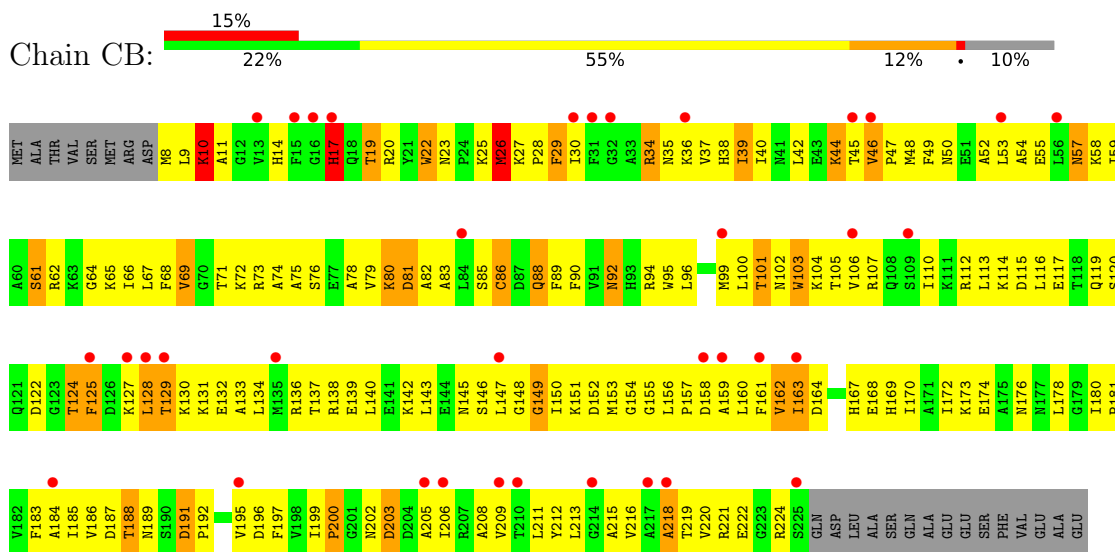
### 3 Residue-property plots

These plots are drawn for all protein, RNA, DNA and oligosaccharide chains in the entry. The first graphic for a chain summarises the proportions of the various outlier classes displayed in the second graphic. The second graphic shows the sequence view annotated by issues in geometry and electron density. Residues are color-coded according to the number of geometric quality criteria for which they contain at least one outlier: green = 0, yellow = 1, orange = 2 and red = 3 or more. A red dot above a residue indicates a poor fit to the electron density ( $RSRZ > 2$ ). Stretches of 2 or more consecutive residues without any outlier are shown as a green connector. Residues present in the sample, but not in the model, are shown in grey.

- Molecule 1: 30S ribosomal protein S2

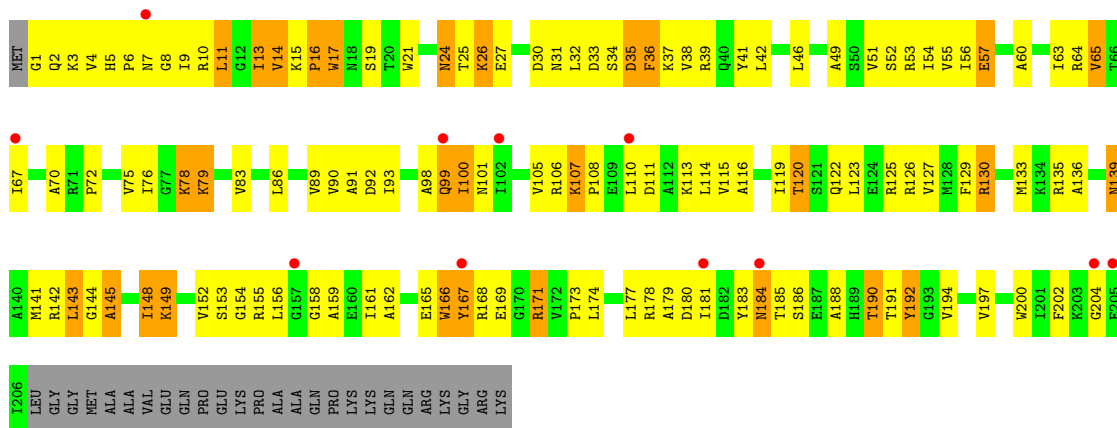


- Molecule 1: 30S ribosomal protein S2

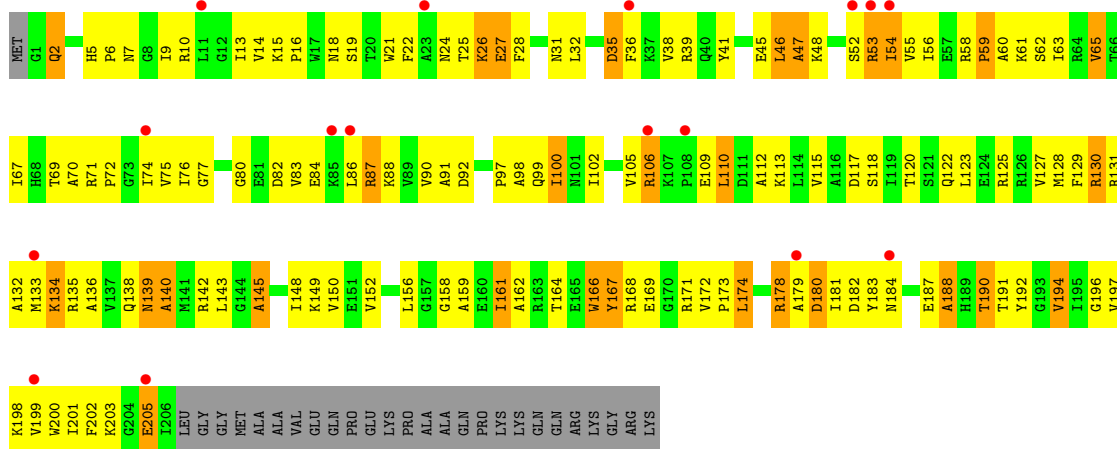


- Molecule 2: 30S ribosomal protein S3

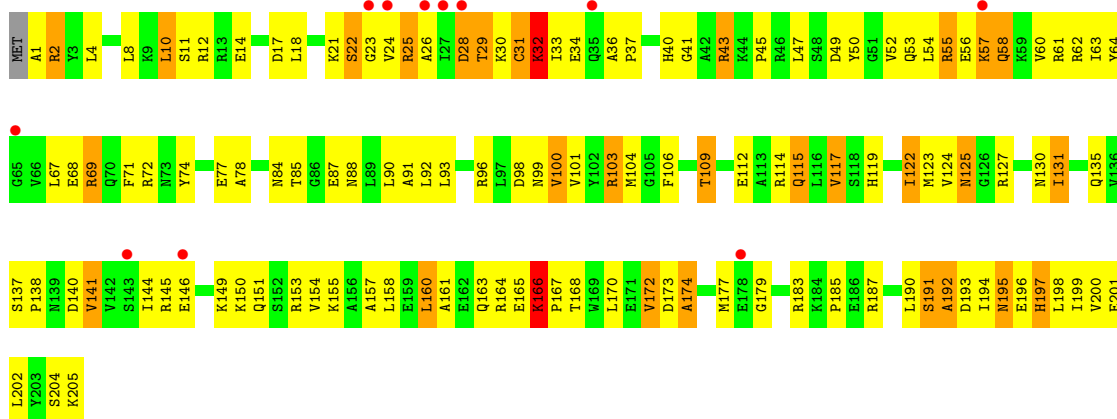




• Molecule 2: 30S ribosomal protein S3




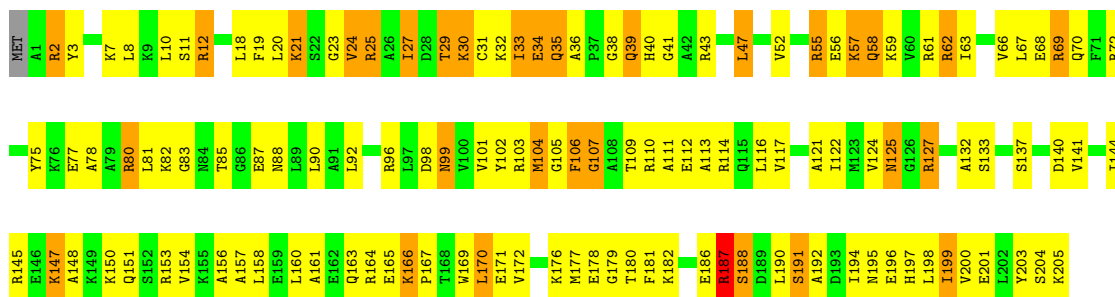
• Molecule 3: 30S ribosomal protein S4



• Molecule 3: 30S ribosomal protein S4

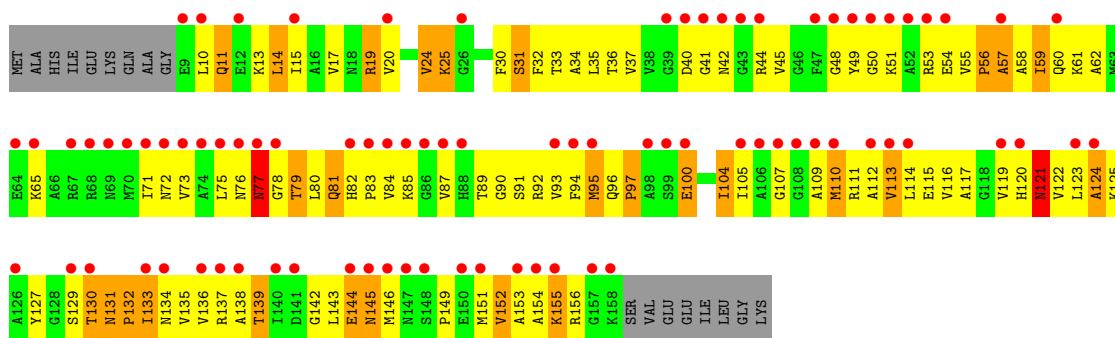


Chain CD: 



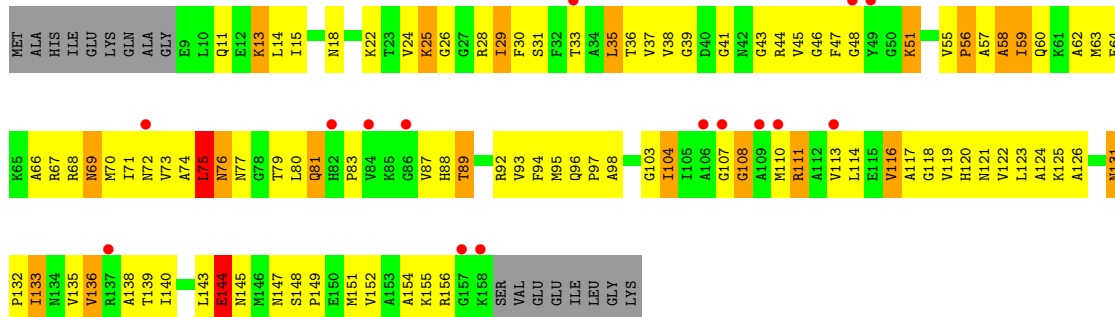
• Molecule 4: 30S ribosomal protein S5

Chain AE: 




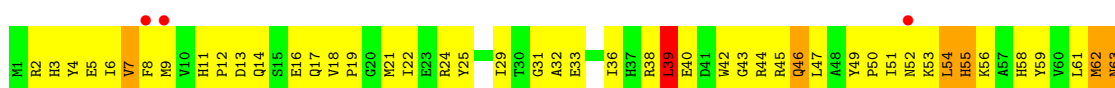
• Molecule 4: 30S ribosomal protein S5

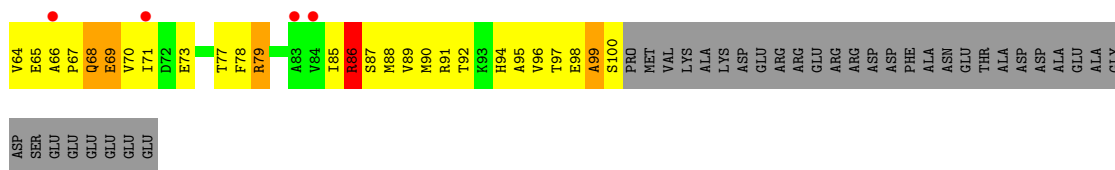
Chain CE: 



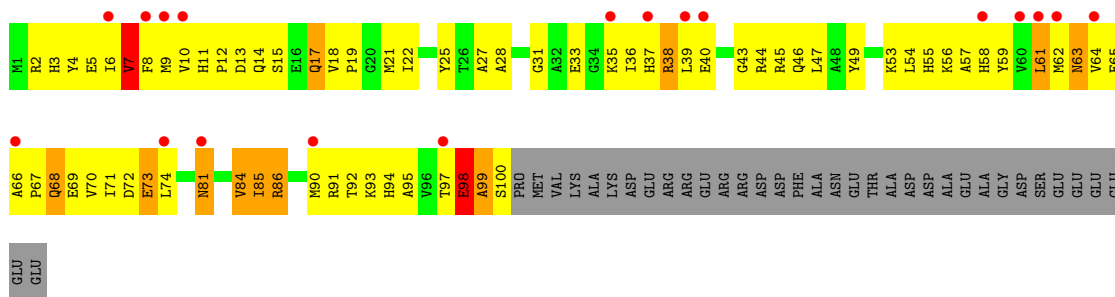
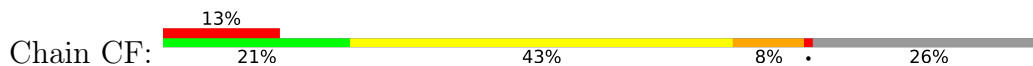
• Molecule 5: 30S ribosomal protein S6

Chain AF: 






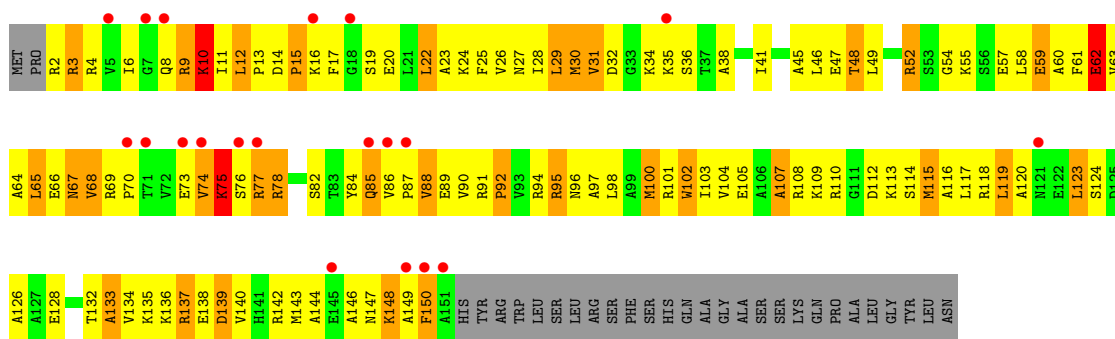
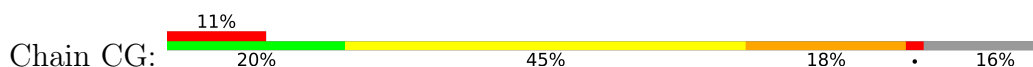
• Molecule 5: 30S ribosomal protein S6



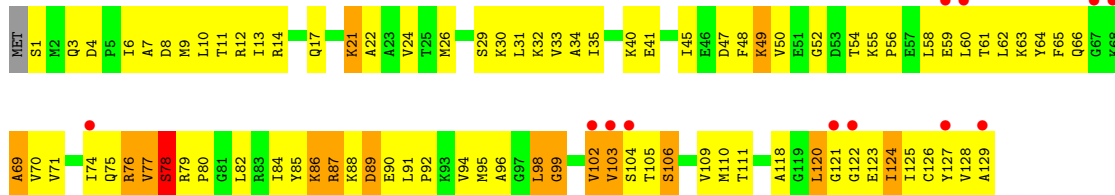
• Molecule 6: 30S ribosomal protein S7



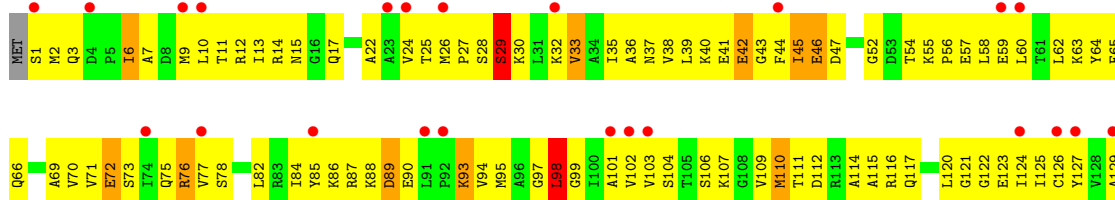
• Molecule 6: 30S ribosomal protein S7



• Molecule 7: 30S ribosomal protein S8



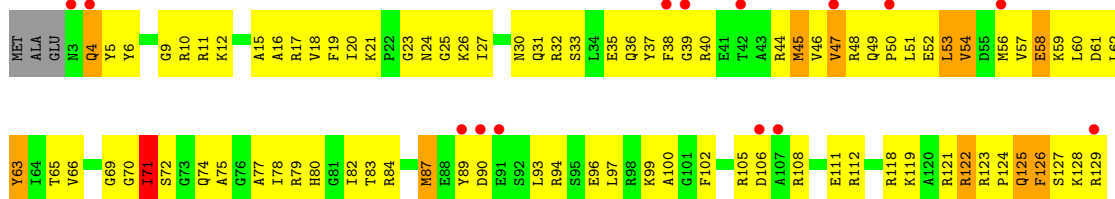
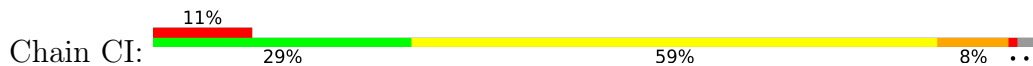
- Molecule 7: 30S ribosomal protein S8



- Molecule 8: 30S ribosomal protein S9



- Molecule 8: 30S ribosomal protein S9

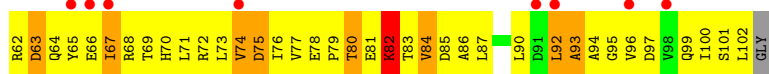
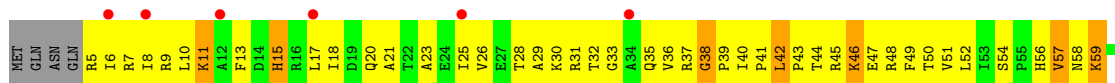


- Molecule 9: 30S ribosomal protein S10

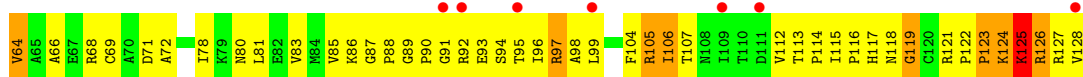




• Molecule 9: 30S ribosomal protein S10



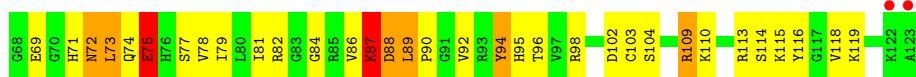
• Molecule 10: 30S ribosomal protein S11



• Molecule 10: 30S ribosomal protein S11

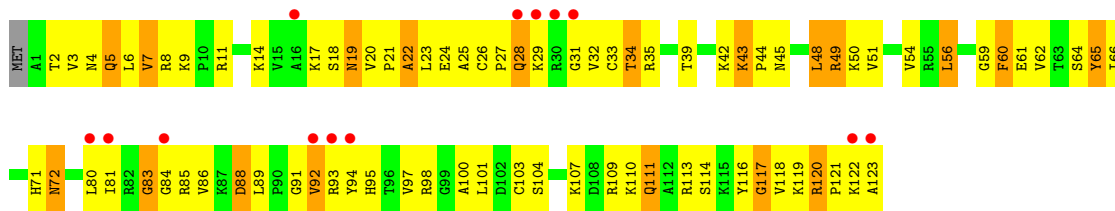


• Molecule 11: 30S ribosomal protein S12

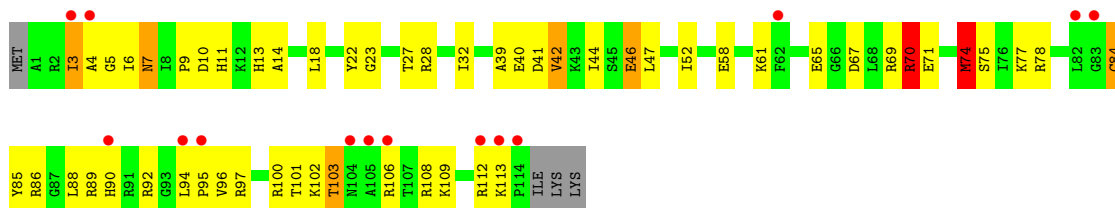


• Molecule 11: 30S ribosomal protein S12

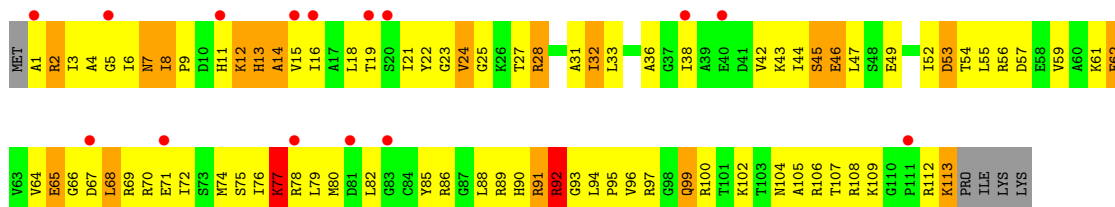




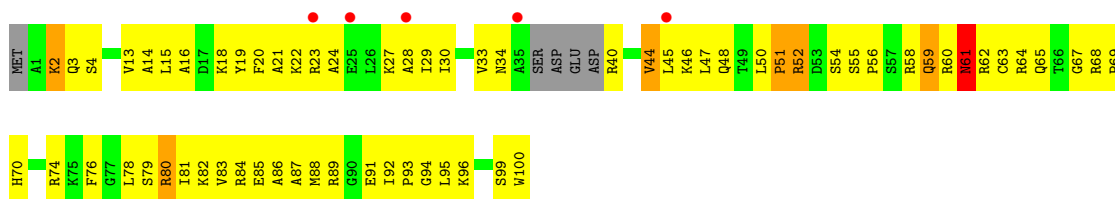
• Molecule 12: 30S ribosomal protein S13



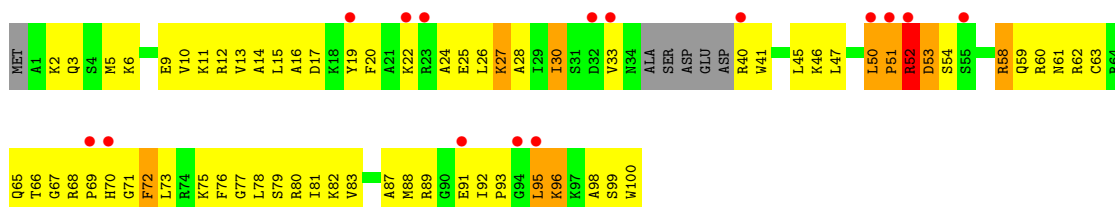
• Molecule 12: 30S ribosomal protein S13



• Molecule 13: 30S ribosomal protein S14

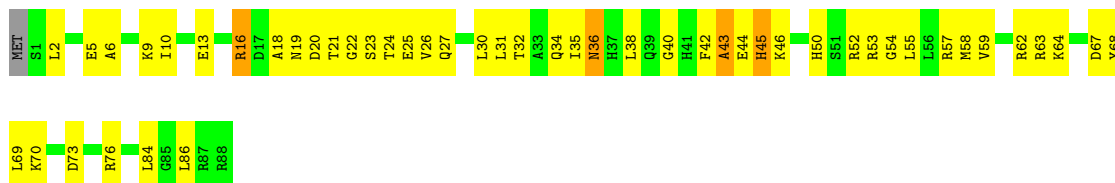


• Molecule 13: 30S ribosomal protein S14



- Molecule 14: 30S ribosomal protein S15

Chain AO:  44% 51%



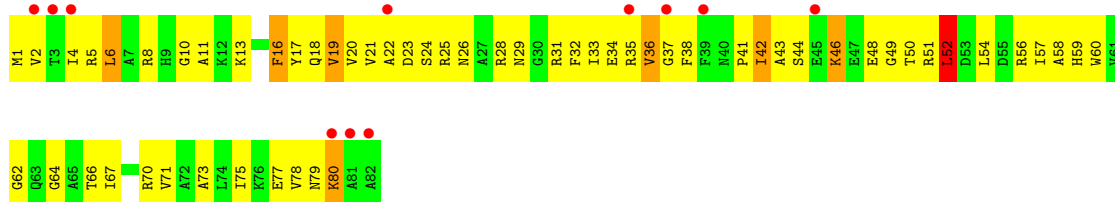
- Molecule 14: 30S ribosomal protein S15

Chain CO:  56% 39%



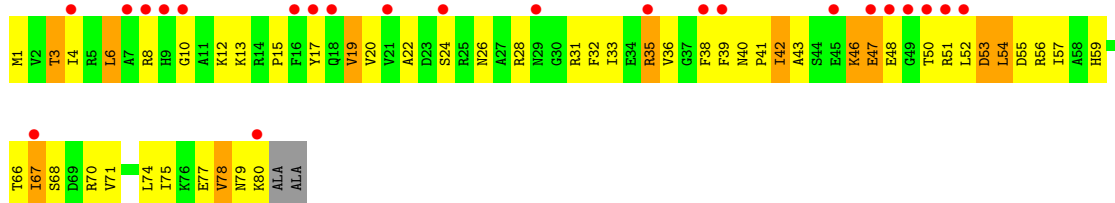
- Molecule 15: 30S ribosomal protein S16

Chain AP:  13% 29% 61% 9%



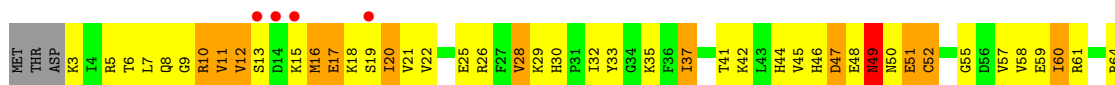
- Molecule 15: 30S ribosomal protein S16

Chain CP:  28% 37% 48% 13%



- Molecule 16: 30S ribosomal protein S17

Chain AQ:  6% 30% 46% 18% 5%

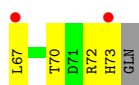
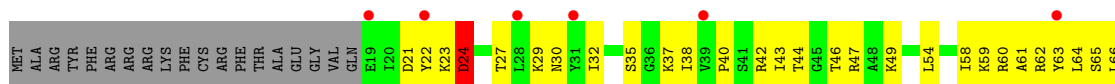




- Molecule 16: 30S ribosomal protein S17



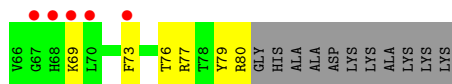
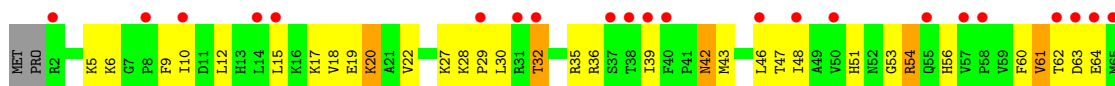
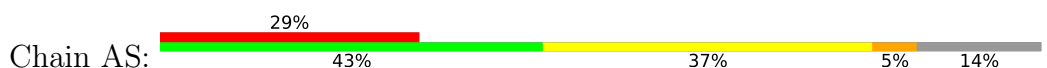
- Molecule 17: 30S ribosomal protein S18



- Molecule 17: 30S ribosomal protein S18

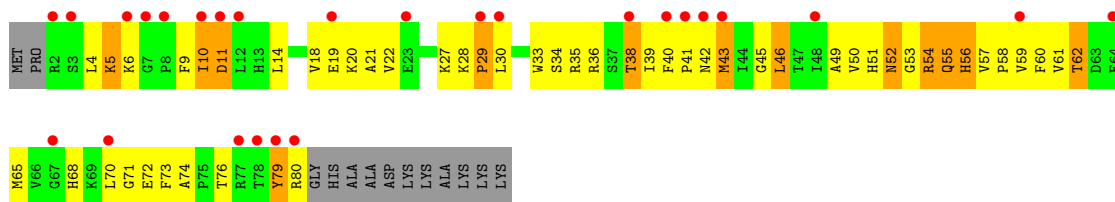


- Molecule 18: 30S ribosomal protein S19

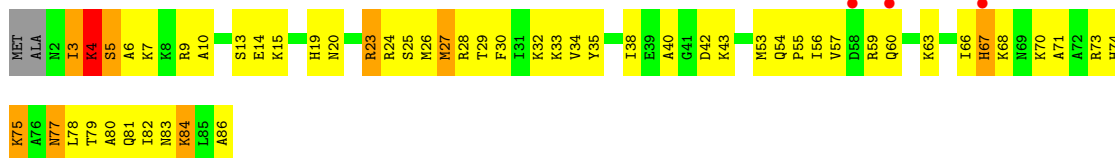


- Molecule 18: 30S ribosomal protein S19

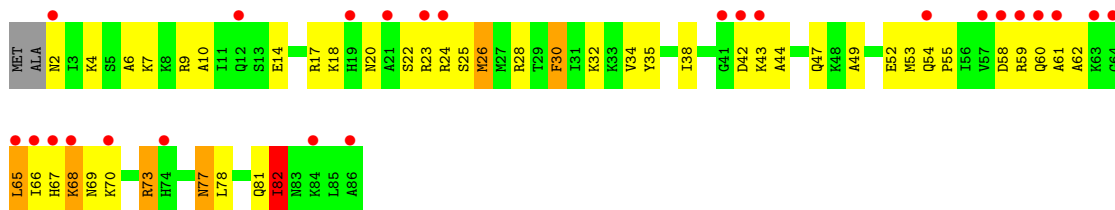




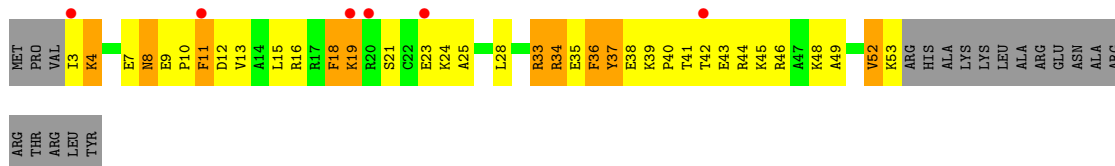
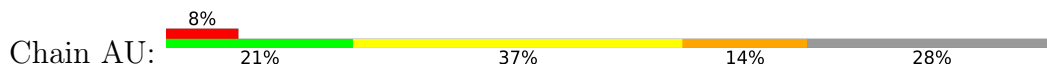
• Molecule 19: 30S ribosomal protein S20



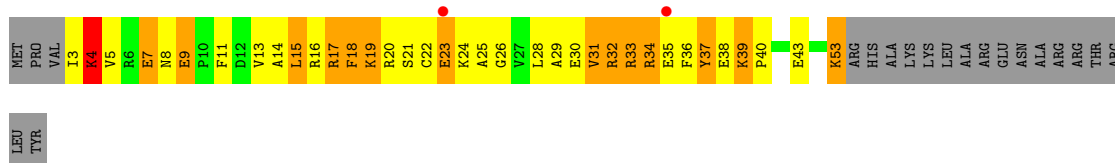
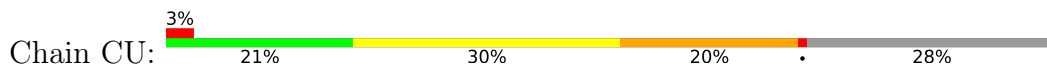
• Molecule 19: 30S ribosomal protein S20



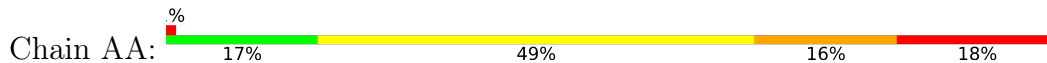
• Molecule 20: 30S ribosomal protein S21



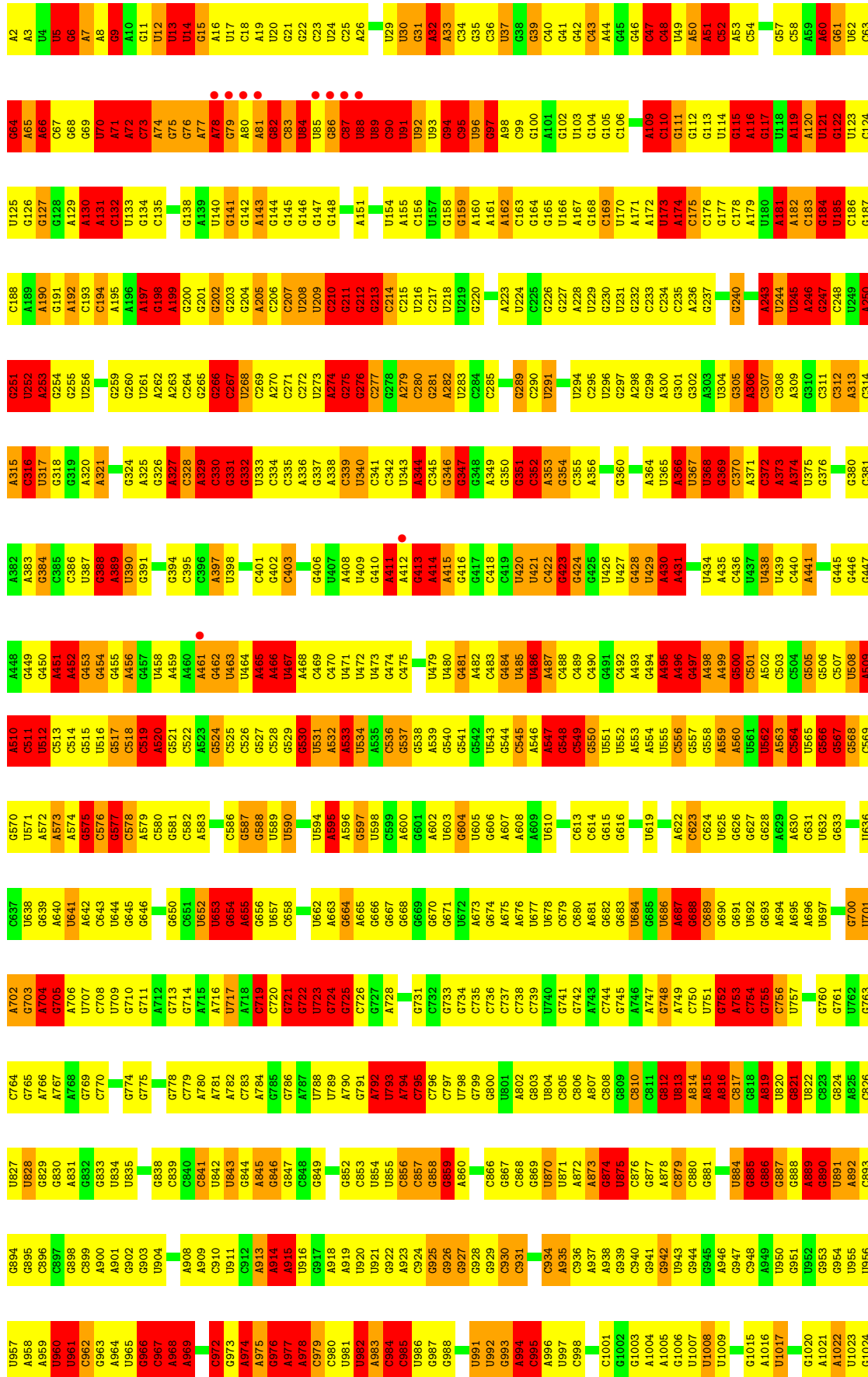
• Molecule 20: 30S ribosomal protein S21




• Molecule 21: 16S rRNA



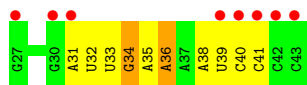
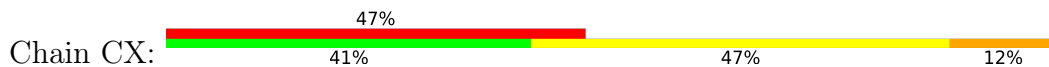




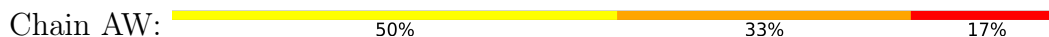





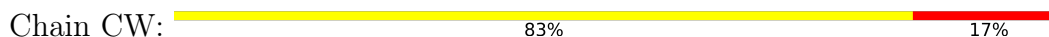
● Molecule 22: P-site tRNA ASL fragment




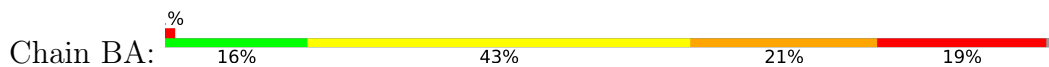
● Molecule 23: messenger RNA



● Molecule 23: messenger RNA

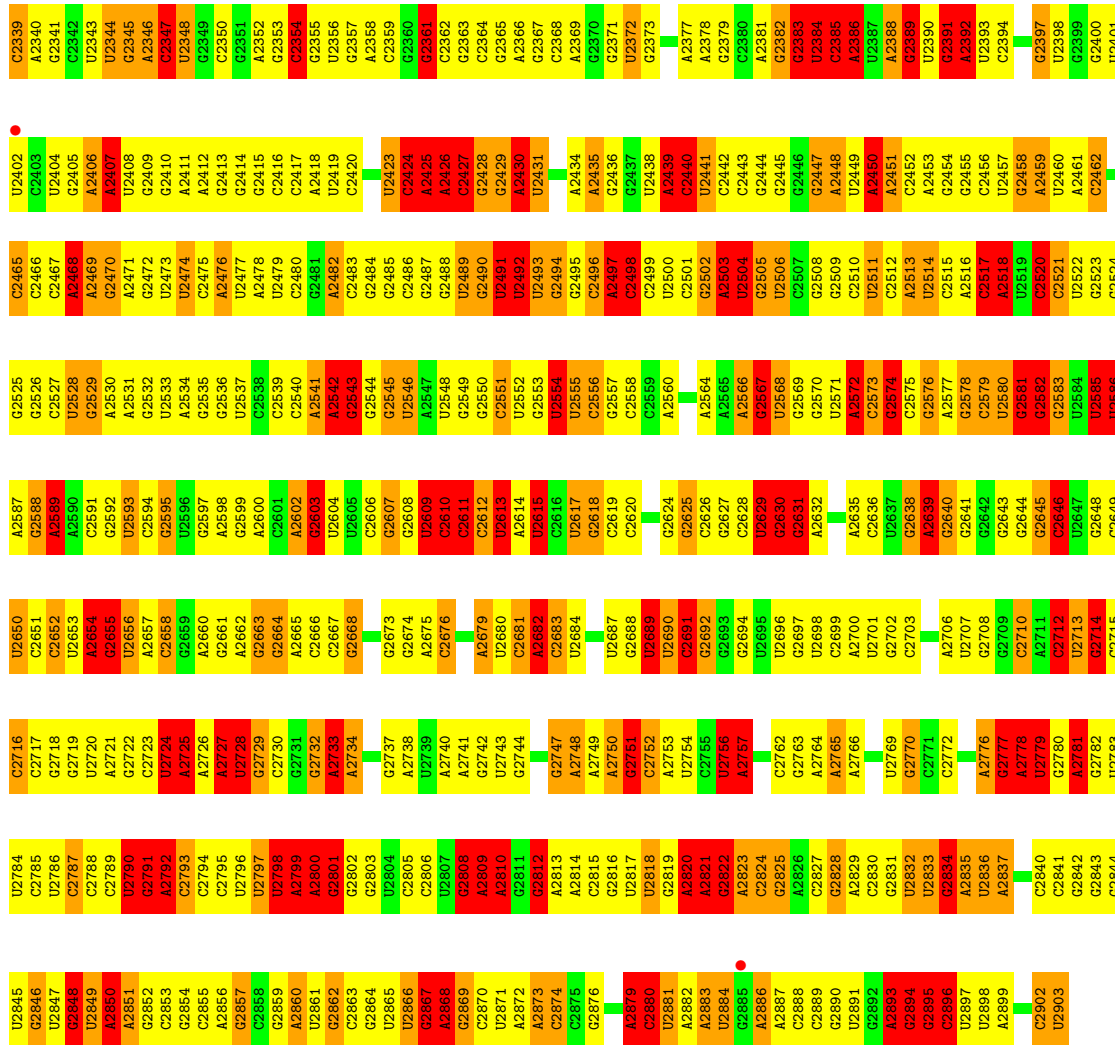


● Molecule 24: 23S rRNA

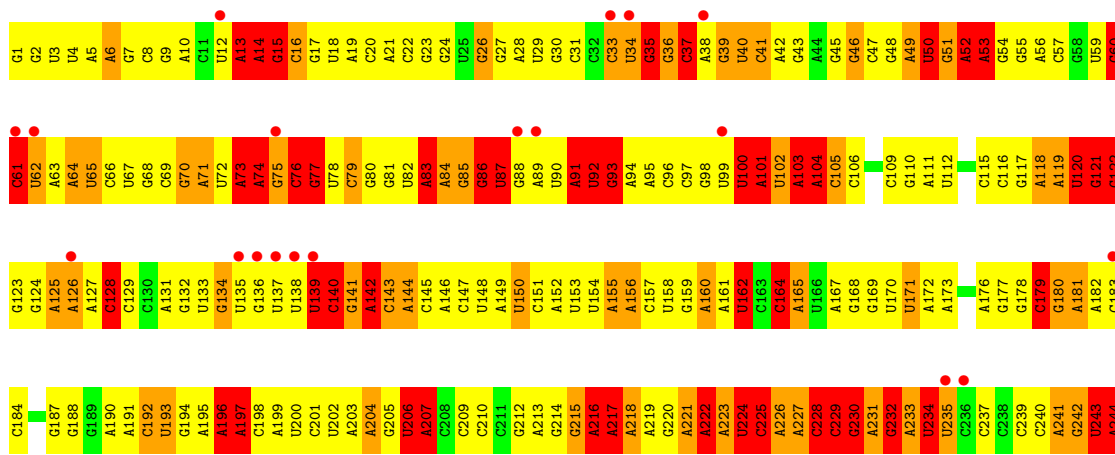
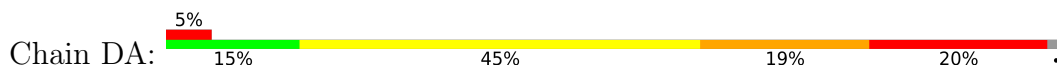








• Molecule 24: 23S rRNA

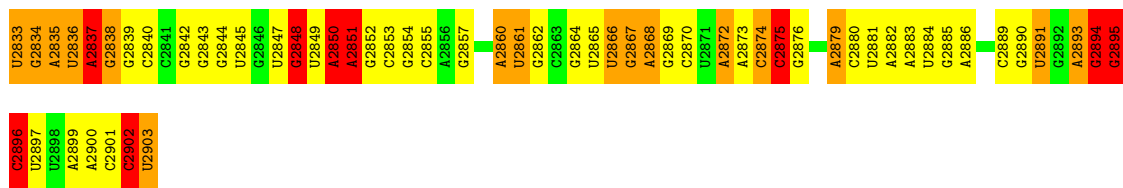




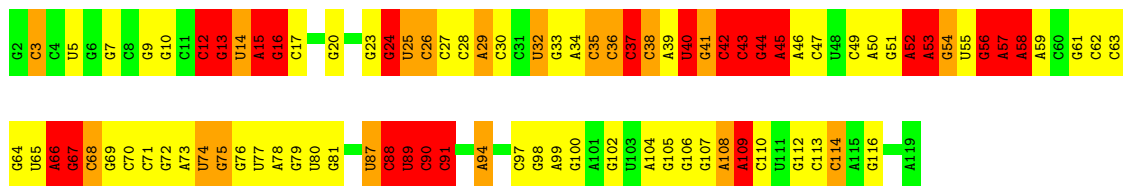
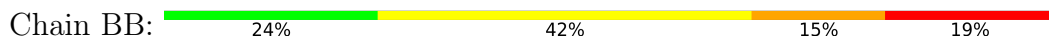
A1877	G1185	G1248	A1308	U1372	G1435	C1499	C1561	G1623	C1686	A1749	U1812	A1877
G1878	G1186	U1249	G1309	A1373	G436	G1500	U1562	U1624	G1687	G1753	G1813	G1878
G1879	G1187	G1250	G1310	G1374	G437	G1501	U1563	G1625	U1688	G1754	G1814	G1879
U1880	A1126	G1251	G1311	U1375	U1438	A1504	C1564	A1626	U1689	G1755	A1815	U1880
U1881	A1127	G1252	U1312	C1376	A1439	A1505	C1565	U1629	U1693	G1756	C1816	U1881
U1882	A1128	G1253	U1313	U1377	U1440	U1506	C1566	A1630	C1694	G1757	C1817	U1882
U1883	A1129	G1254	C1314	A1378	G1441	U1507	G1567	G1631	C1694	A1757	U1818	U1883
U1884	U1130	U1255	C1315	U1379	U1442	C1508	G1568	A1632	G1695	U1758	A1819	U1884
U1885	G1131	G1256	G1316	U1443	U1443	A1509	U1569	A1633	G1696	A1759	U1920	U1885
U1886	U1132	U1257	G1317	G1380	G1444	A1510	A1570	A1634	G1697	C1760	A1921	U1886
U1887	A1133	U1258	G1318	G1381	G1445	U1511	A1571	A1635	A1698	C1761	C1822	U1887
U1888	A1134	G1259	U1319	G1382	G1446	C1512	A1572	U1636	G1699	A1762	G1823	U1888
U1889	C1135	U1260	C1320	A1383	G1447	U1513	G1573	U1637	A1701	A1763	U1824	U1889
U1890	G1136	U1261	A1321	A1385	G1448	U1514	U1576	C1638	A1702	G1764	U1825	A1890
U1891	U1137	U1262	G1324	C1386	G1449	A1515	C1577	G1639	G1703	U1765	U1826	U1891
U1892	A1138	G1263	U1325	A1387	G1450	A1516	U1578	A1640	G1704	G1766	U1827	U1892
U1893	G1139	U1264	U1326	G1388	G1451	U1517	U1579	A1641	A1705	C1768	G1828	U1893
U1894	C1140	A1265	A1327	G1389	G1452	G1518	A1582	G1642	A1706	U1769	U1829	U1894
U1895	U1141	U1266	U1328	U1390	A1453	U1519	C1582	U1645	C1708	G1770	C1830	U1895
U1896	A1142	U1267	U1329	U1391	G1454	U1520	A1583	A1646	G1709	U1771	C1831	U1896
U1897	A1143	C1207	C1330	A1392	C1455	U1521	U1584	C1647	U1709	A1772	C1832	U1897
U1898	A1144	C1208	G1331	A1393	G1456	G1522	U1585	U1648	G1710	A1773	C1833	U1898
U1899	C1145	U1209	U1332	U1394	U1457	A1523	A1586	U1649	G1711	U1774	U1834	U1899
U1900	U1146	G1210	G1333	A1395	U1458	U1524	G1587	U1650	U1712	C1775	G1835	U1900
U1901	A1147	C1211	G1334	U1396	G1459	A1525	G1588	A1650	A1713	G1776	C1837	U1901
U1902	U1148	G1212	C1335	U1397	U1460	A1526	G1589	A1651	U1714	U1777	C1838	U1902
U1903	G1149	A1213	A1336	C1398	G1461	G1527	U1590	A1652	U1715	U1778	C1839	U1903
U1904	U1150	G1214	G1337	G1399	G1462	A1528	A1591	A1653	G1716	U1779	U1840	U1904
U1905	C1151	G1215	U1338	U1400	G1463	A1529	C1592	A1654	A1717	A1780	U1941	U1905
U1906	U1152	G1216	U1339	G1401	G1464	U1530	U1593	A1655	U1718	G1718	C1856	U1906
U1907	U1153	U1217	U1340	U1402	G1465	U1531	U1594	C1656	G1721	U1721	U1844	U1907
U1908	G1154	G1218	G1341	A1403	U1466	U1532	U1595	U1659	A1722	A1722	G1845	U1908
U1909	A1155	U1219	A1342	C1343	U1469	U1533	U1596	G1659	A1723	G1723	G1846	U1909
U1910	U1156	G1220	G1343	G1343	A1470	A1534	A1597	G1660	G1724	U1785	U1847	U1910
U1911	G1157	C1221	U1344	U1408	G1471	A1535	A1598	G1661	U1725	A1786	U1848	U1911
U1912	C1158	U1222	C1345	G1408	G1472	A1536	U1599	U1662	U1726	A1787	G1850	U1912
U1913	U1159	G1223	G1346	U1472	U1473	G1537	C1600	G1663	C1726	C1788	U1851	U1913
U1914	G1160	U1224	A1347	U1474	U1474	U1538	G1601	A1664	C1727	U1789	G1844	U1914
U1915	C1161	G1225	C1348	C1348	G1475	U1539	U1602	A1665	A1664	A1789	G1845	U1915
U1916	G1162	G1226	C1349	C1414	U1476	U1540	A1603	A1666	G1728	U1789	U1852	U1916
U1917	U1163	U1227	G1288	U1415	A1477	G1541	A1604	G1666	U1729	C1790	A1853	U1917
U1918	C1167	G1228	G1289	U1416	U1478	G1542	C1605	A1668	G1730	A1794	A1854	U1918
U1919	G1168	C1229	C1290	U1417	G1479	A1543	G1606	A1669	C1732	C1795	G1857	U1919
U1920	U1169	A1230	C1291	G1418	C1481	A1544	C1607	C1670	G1733	U1796	A1858	U1920
U1921	G1170	U1231	G1292	U1419	U1481	A1545	U1608	U1671	G1734	U1797	U1859	U1921
U1922	C1171	C1232	C1293	A1420	G1482	A1546	A1609	A1672	U1735	U1798	G1860	U1922
U1923	U1172	U1233	U1294	G1421	G1483	A1547	A1610	G1673	U1736	U1799	U1865	U1923
U1924	U1173	U1234	C1295	U1422	G1484	A1548	A1611	G1674	U1737	C1800	A1866	U1924
U1925	U1174	G1235	G1296	G1423	U1486	A1549	C1612	G1675	G1737	A1801	C1867	U1925
U1926	A1175	A1237	C1297	G1424	U1487	U1550	G1613	A1676	A1738	A1802	U1868	U1926
U1927	U1176	G1238	C1298	G1425	U1487	A1551	G1614	A1677	A1739	A1803	C1868	U1927
U1928	U1177	U1239	G1299	U1426	A1490	A1552	A1614	A1678	G1740	C1741	U1869	U1928
U1929	C1178	G1300	G1300	A1427	A1490	A1553	A1615	A1679	A1742	C1804	G1870	U1929
U1930	U1179	G1301	G1301	C1428	G1491	U1554	A1616	U1680	U1743	A1805	C1871	U1930
U1931	U1180	U1240	A1302	G1429	G1492	U1555	C1617	U1681	G1744	G1806	A1872	U1931
U1932	U1181	U1241	A1303	A1431	A1493	U1556	C1618	G1682	A1744	G1807	A1873	U1932
U1933	U1182	U1242	G1303	A1432	A1494	U1557	C1619	G1683	A1745	U1808	C1874	U1933
U1934	U1183	U1243	A1304	G1433	A1495	U1558	G1620	U1684	U1746	A1809	G1875	U1934
U1935	G1245	G1305	G1305	A1434	A1496	U1559	U1621	U1685	U1747	A1810	C1876	U1935
U1936	A1246	U1183	U1306	A1434	G1498	G1560	G1622	C1885	G1748	A1811	A1876	U1936



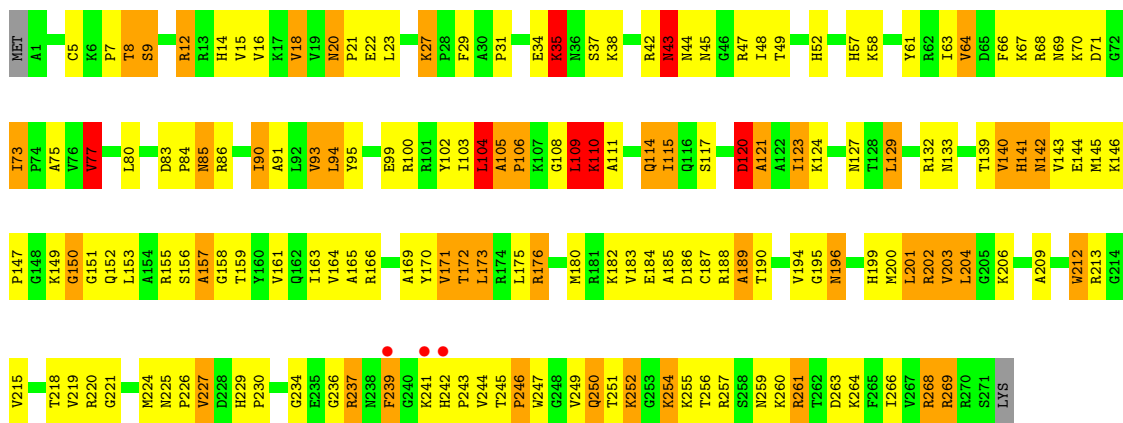
A2761	U2696	G2597	A2566	G2505	G2444	U2559	G2193	G2153	A2071	G2008	U1943
A2766	G2697	C2628	G2567	U2506	G2445	C2260	U2194	A2154	C2072	A2009	U1944
A2766	U2699	U2629	G2507	C2507	G2446	C2261	U2197	A2135	C2073	G2010	U1946
A2766	C2631	G2630	G2508	C2508	G2447	U2262	U2199	A2136	U2074	G2011	U1947
U2767	A2632	G2631	G2509	G2509	A2448	C2263	A2198	U2137	U2075	G2012	G1948
U2769	G2704	A2632	U2571	G2510	U2449	C2264	A2199	U2076	U2076	A2013	G1949
G2770	U2707	A2635	A2572	U2511	A2450	U2265	C2200	U2159	A2077	A2014	G1950
G2771	G2636	G2636	C2573	C2512	A2451	A2266	G2201	G2140	C2078	A2015	G1951
G2772	U2637	U2637	G2574	A2513	A2452	A2267	G2202	G2141	U2079	U2016	U1952
G2773	G2638	G2638	G2575	U2514	A2453	A2268	U2003	A2142	A2080	U2017	A1953
G2774	U2639	G2639	G2576	G2515	G2454	A2269	G2204	C2143	U2081	G2018	U1954
G2775	A2640	A2640	A2577	U2516	G2455	A2270	G2205	A2082	U2019	G2019	G1955
A2776	C2712	G2641	U2578	A2518	U2456	G2271	C2208	G2144	G2083	A2020	U1956
G2777	U2713	G2642	U2580	U2519	A2457	U2272	G2209	C2145	C2084	C2021	U1957
A2778	G2643	G2643	G2581	G2520	A2458	A2273	U2210	A2147	U2085	U2022	C1957
U2779	C2714	U2644	U2582	A2459	A2460	A2274	A2211	G2148	U2086	C2023	C1958
U2780	G2715	G2645	G2583	U2522	U2461	C2275	A2212	U2149	G2087	G2024	G1959
A2781	C2716	U2646	U2584	G2523	A2462	G2276	U2213	C2150	C2095	C2025	A1960
G2782	U2718	U2647	U2585	U2402	C2463	G2277	C2214	U2151	C2091	U2026	C1961
G2783	G2719	U2648	U2586	U2403	C2464	A2278	G2215	G2152	U2092	G2027	C1962
U2784	U2720	G2649	A2587	C2404	A2465	G2279	G2216	C2153	G2093	U2028	U1963
G2785	A2721	U2650	C2466	U2404	G2467	G2280	G2217	A2154	A2095	G2029	G1964
U2786	G2722	U2651	A2468	G2405	A2468	G2281	G2218	U2155	A2096	A2030	C1965
G2787	U2723	A2654	A2469	A2406	A2469	G2282	U2219	G2156	A2097	A2031	A1966
G2788	U2724	G2655	G2470	U2407	U2469	C2283	U2220	G2157	C2097	G2032	G1967
U2789	A2725	U2656	A2471	U2408	A2470	A2284	A	A	U2098	A2033	G1968
U2790	U2726	U2657	A2472	G2409	A2471	G2285	A2225	G	U2099	U2034	A1969
G2791	A2727	G2658	G2473	G2410	G2472	G2286	C2226	C	G2100	C2035	A1970
U2796	G2729	U2659	U2528	U2530	U2473	A2287	A2227	G	A2101	C2036	U1971
U2797	U2730	G2660	A2531	A2530	U2474	A2288	G2228	C	G2102	A2037	G1972
U2798	G2732	A2661	G2532	G2536	G2475	G2289	U2229	A	C2103	G2038	C1973
U2799	A2733	A2662	U2533	U2537	A2476	G2290	G2230	C	C2104	U2039	C1974
A2800	A2734	G2663	A2534	C2538	U2477	U2291	U2231	C	U2105	G2040	G1975
G2801	G2735	U2664	G2535	G2540	U2478	U2292	U2232	U	U2106	G2041	U1976
U2796	U2737	A2665	A2541	A2541	G2480	G2293	U2233	U	A2108	U2042	A1977
U2797	A2738	G2666	U2542	U2542	G2481	G2294	G2234	G	U2109	A2043	G1980
U2798	U2739	C2667	G2543	C2420	A2482	U2296	G2235	A	G2109	C2043	G1981
A2809	U2740	U2672	G2544	G2421	C2483	A2297	U2236	A	U	G2048	A1982
G2810	A2741	G2673	U2545	C2422	G2484	A2298	G2237	A	G	G2049	G1983
G2811	G2742	G2674	A2547	U2423	G2485	U2299	G2239	U	U	C2050	U1984
A2813	U2743	A2675	U2548	C2424	C2486	C2300	U2240	A	A	A2051	C1985
G2816	C2744	C2676	G2549	A2425	G2487	C2301	A2241	C	A	A2052	C1986
U2817	U2745	U2681	U2550	A2426	G2488	U2302	G2242	C	G	A2054	A1987
U2818	G2746	C2681	G2551	C2427	U2489	G2303	U2243	C	A	C2055	U1991
G2819	G2747	A2682	U2552	G2428	G2490	C2304	U2244	C	U	G2056	G1992
A2820	A2748	G2683	U2553	G2429	U2491	C2305	G2245	U	G	A2058	U1993
A2821	U2750	G2684	G2554	U2431	U2492	C2306	U2246	U	G	A2059	U1994
G2822	G2751	U2686	U2555	U2431	U2493	G2307	U2247	U	U	A2060	U1995
A2823	C2752	U2687	C2556	A2434	G2494	G2308	C2248	U	G	A2061	C1996
C2824	U2753	G2688	U2557	A2435	A2495	A2309	U2249	G	G	A2062	C1997
G2825	G2754	U2689	A2497	G2436	A2497	C2310	G2250	U	G	A2063	A1998
A2826	U2755	U2690	C2498	G2437	C2498	U2312	G2251	A	A	C2064	C1999
C2827	C2756	U2691	U2438	U2438	U2499	C2313	G2252	G	G	C2065	G2000
U2830	U2757	G2692	U2561	A2377	U2500	A2314	G2253	U	C	U2187	C2001
G2831	A2758	U2693	C2562	C2440	C2501	G2315	G2254	U	C	U2188	G2002
U2832	U2759	G2694	U2563	U2441	A2502	G2316	G2255	U	U	U2189	U2068
U2832	C2760	U2695	A2565	C2442	A2503	G2319	U2256	U	U	G2190	C2006
				C2443	U2504		C2258			A2192	U2070



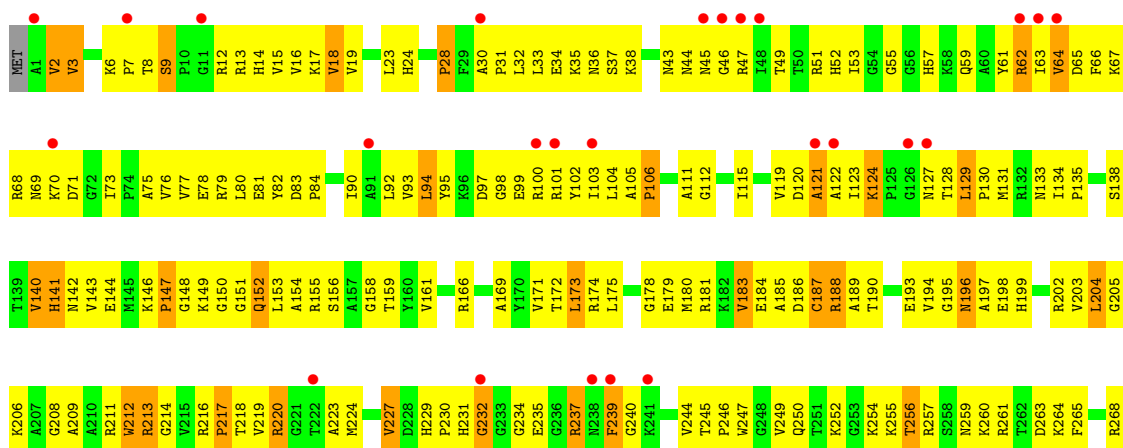
• Molecule 25: 5S rRNA



• Molecule 26: 50S ribosomal protein L2

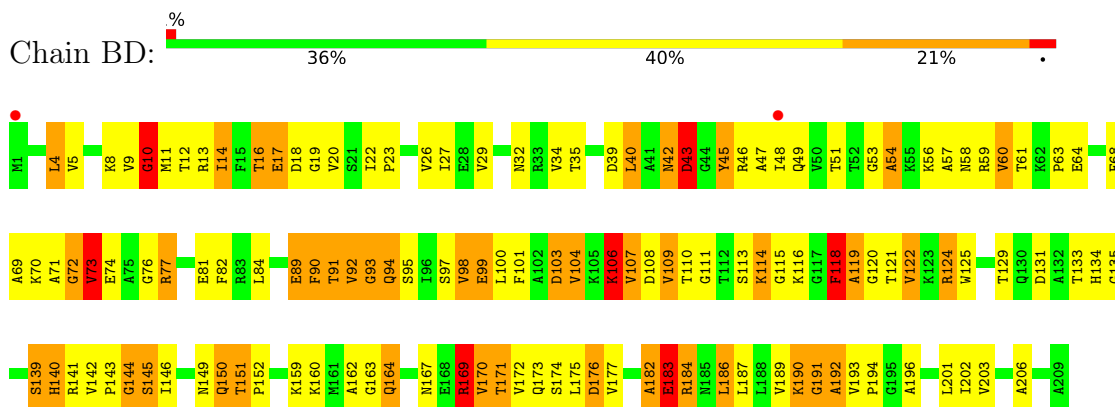


• Molecule 26: 50S ribosomal protein L2

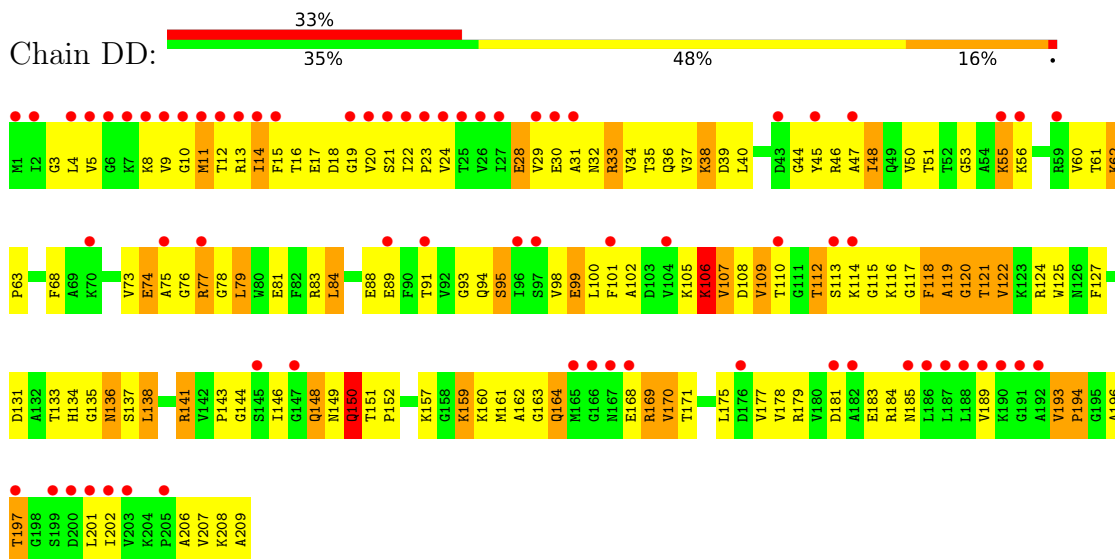




• Molecule 27: 50S ribosomal protein L3



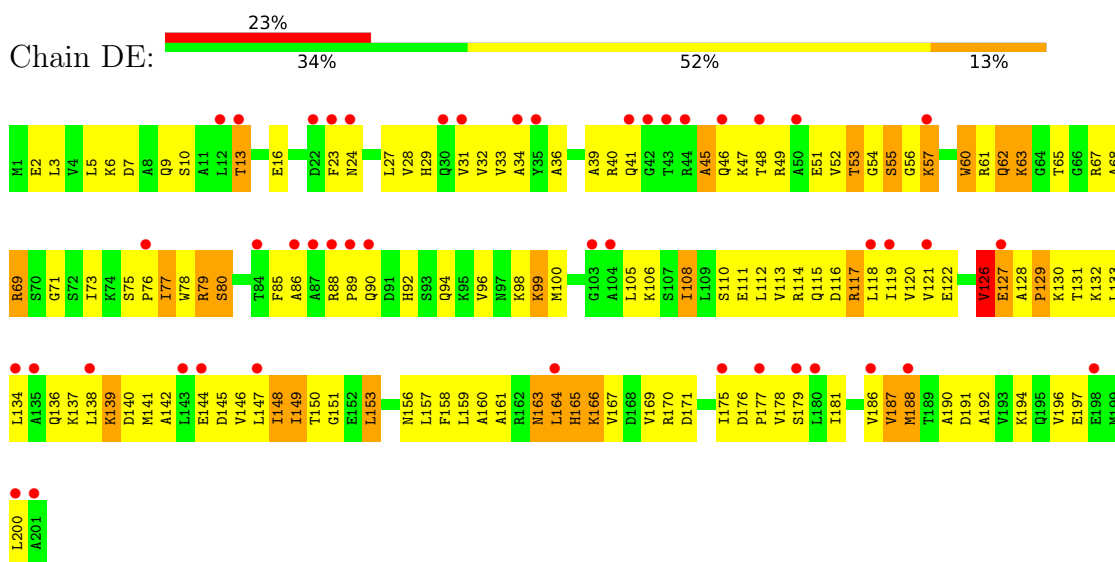
• Molecule 27: 50S ribosomal protein L3



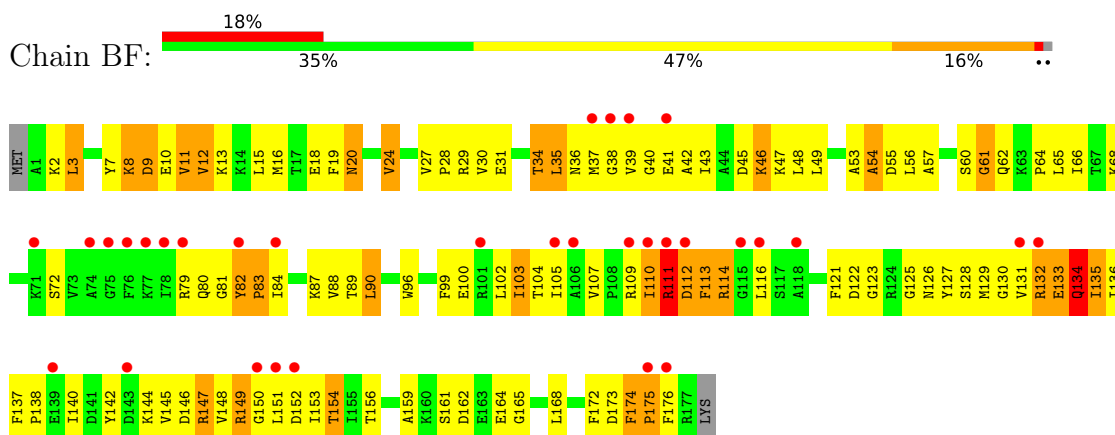
• Molecule 28: 50S ribosomal protein L4



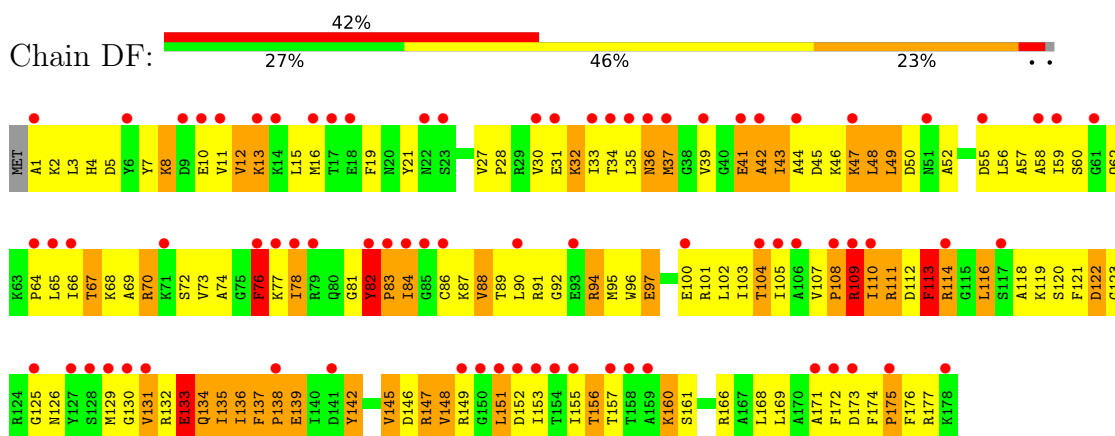
• Molecule 28: 50S ribosomal protein L4



- Molecule 29: 50S ribosomal protein L5

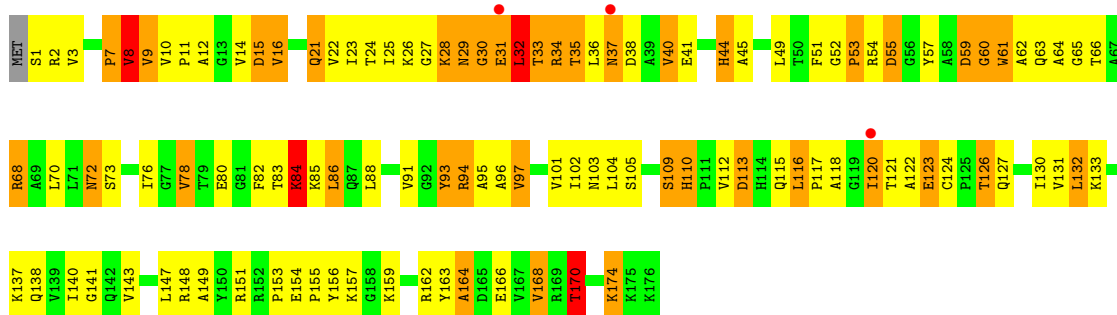


- Molecule 29: 50S ribosomal protein L5

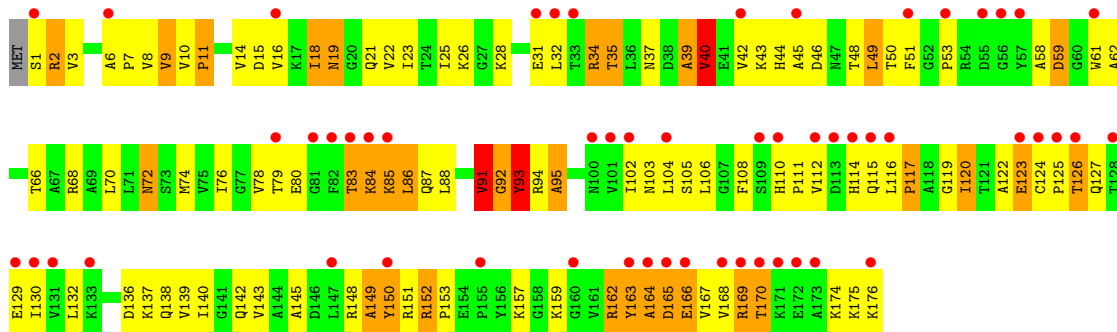


- Molecule 30: 50S ribosomal protein L6

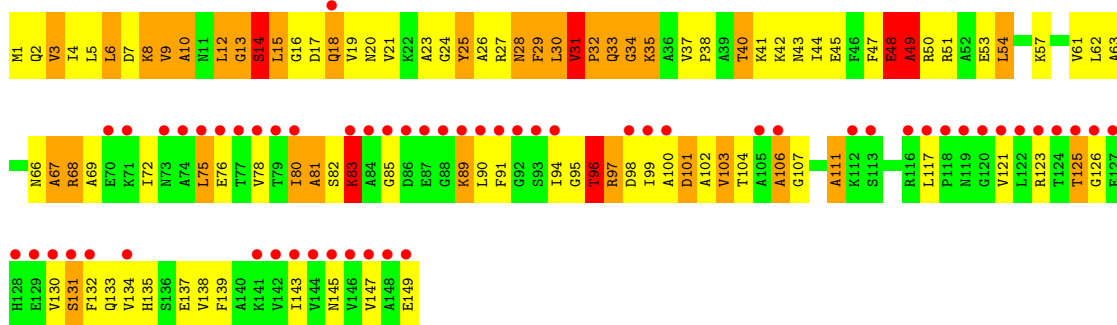




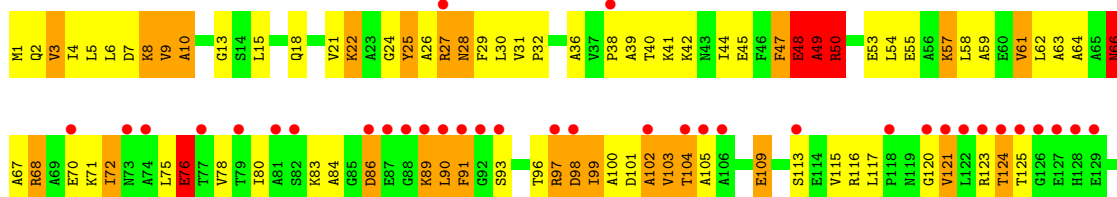
• Molecule 30: 50S ribosomal protein L6

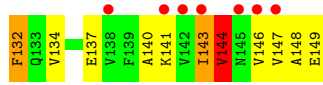


• Molecule 31: 50S ribosomal protein L9

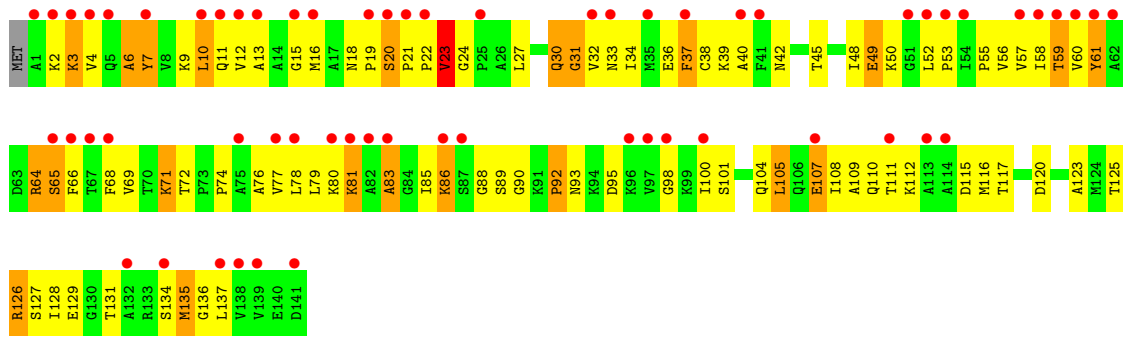


• Molecule 31: 50S ribosomal protein L9

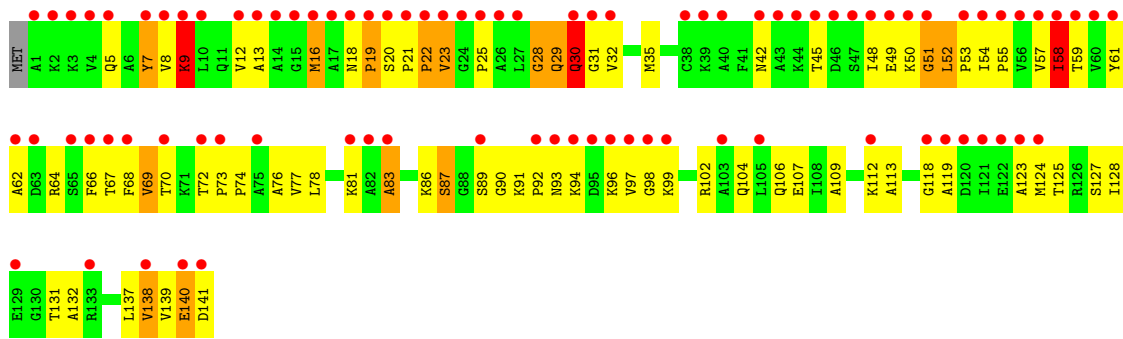




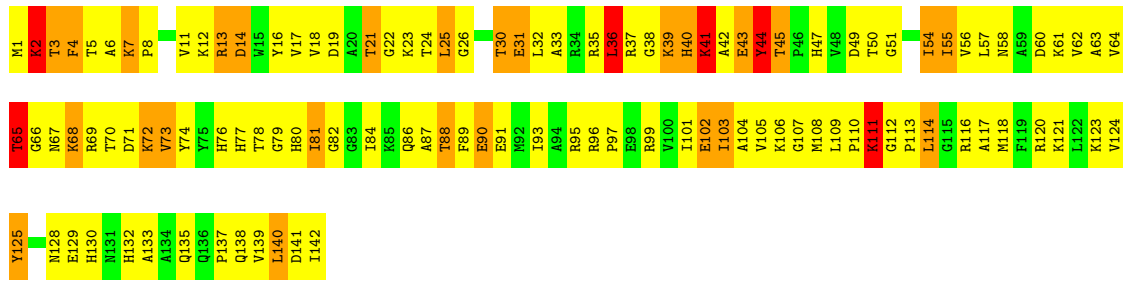
• Molecule 32: 50S ribosomal protein L11



• Molecule 32: 50S ribosomal protein L11

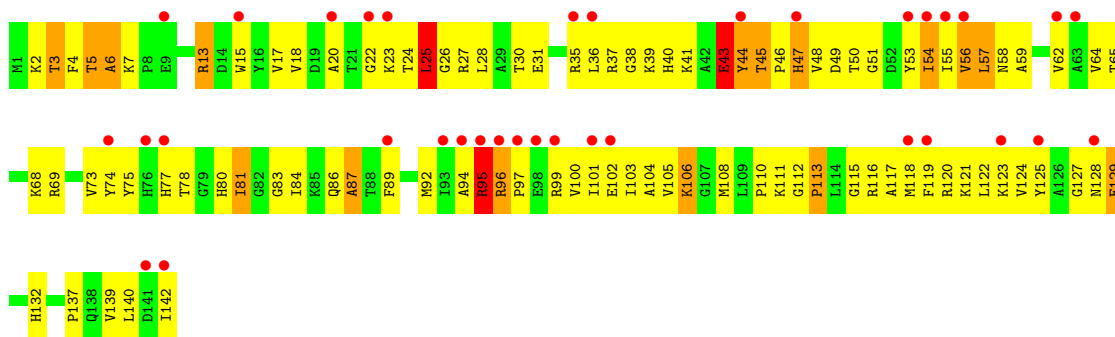


• Molecule 33: 50S ribosomal protein L13

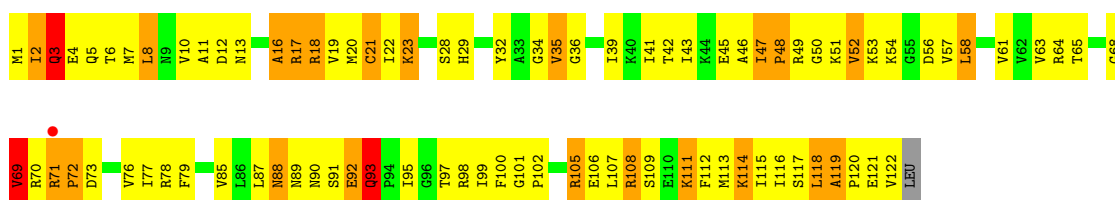


• Molecule 33: 50S ribosomal protein L13

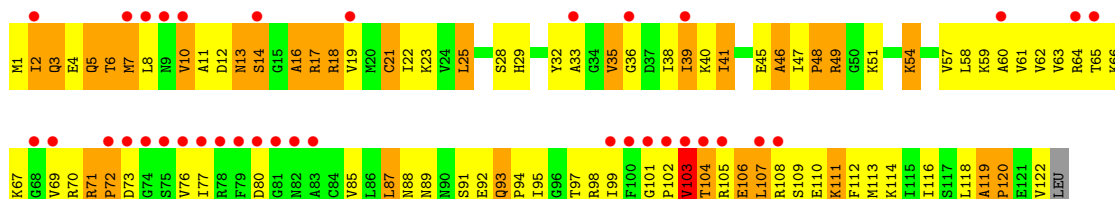




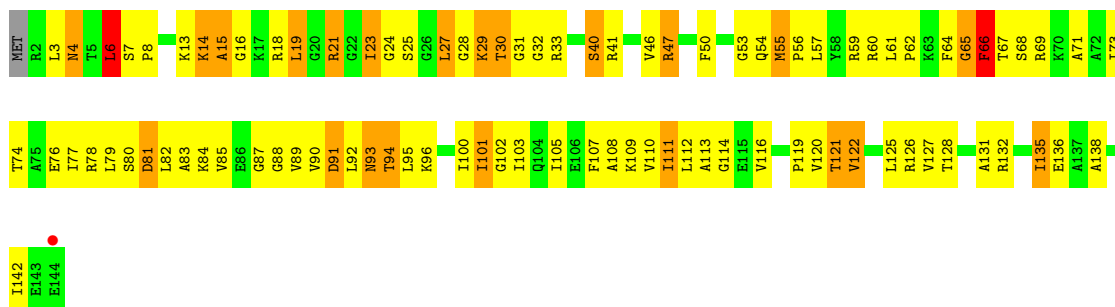
• Molecule 34: 50S ribosomal protein L14



• Molecule 34: 50S ribosomal protein L14

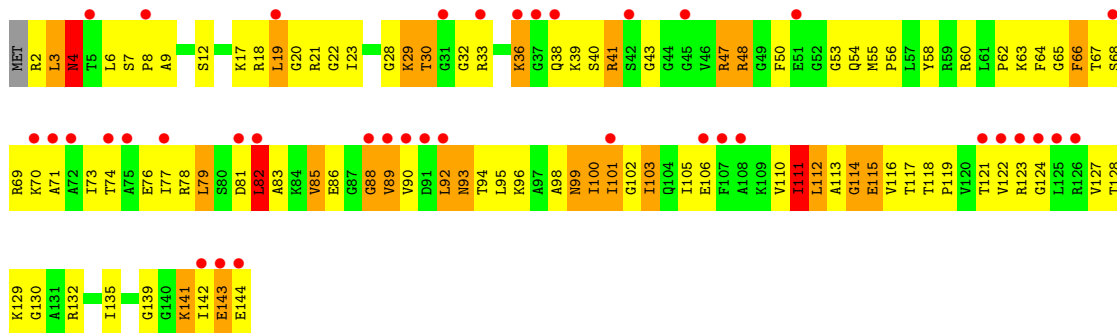


• Molecule 35: 50S ribosomal protein L15

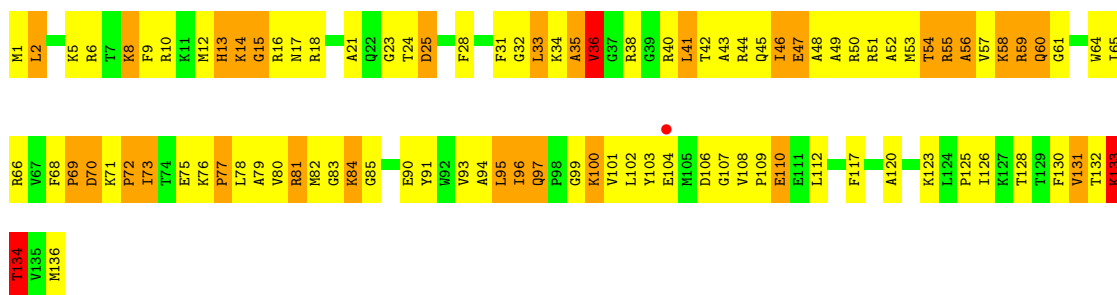


• Molecule 35: 50S ribosomal protein L15

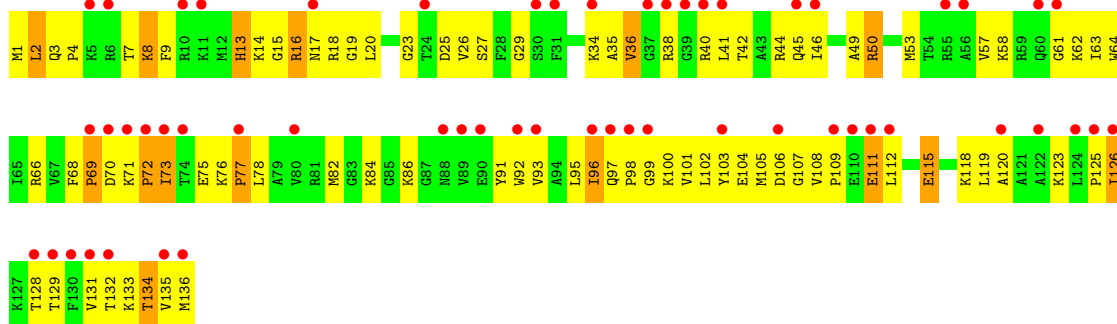




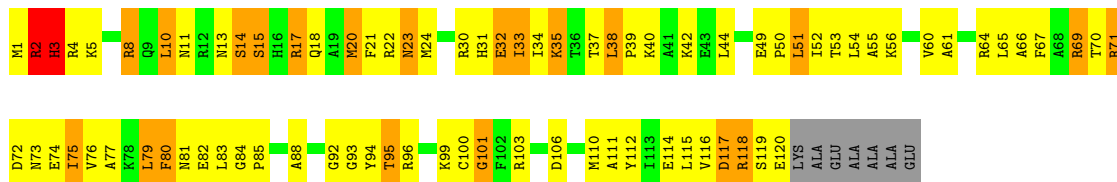
• Molecule 36: 50S ribosomal protein L16



• Molecule 36: 50S ribosomal protein L16



• Molecule 37: 50S ribosomal protein L17



• Molecule 37: 50S ribosomal protein L17

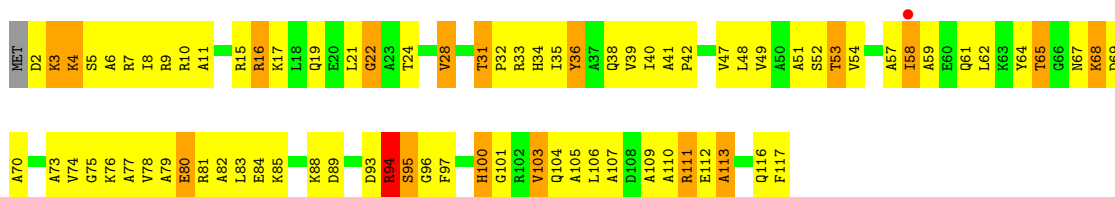


Chain DN: 28% 41% 50% 16% 6%



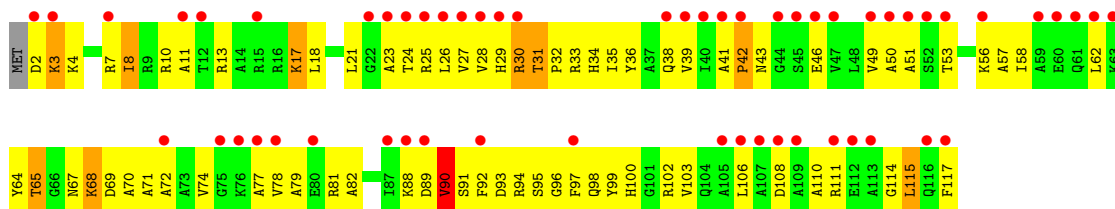
- Molecule 38: 50S ribosomal protein L18

Chain BO: 30% 54% 15%



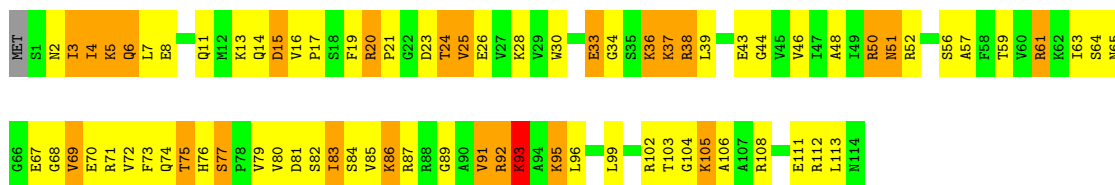
- Molecule 38: 50S ribosomal protein L18

Chain DO: 35% 48% 56% 8%



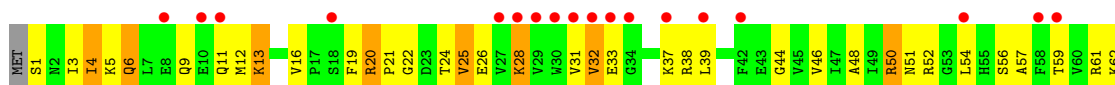
- Molecule 39: 50S ribosomal protein L19

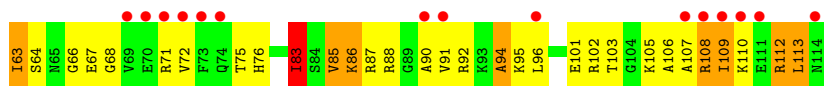
Chain BP: 31% 46% 21%



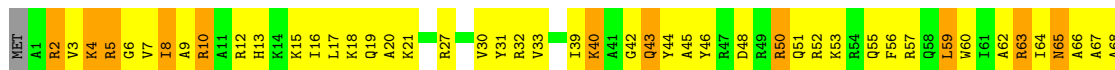
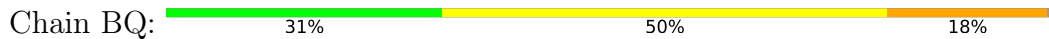
- Molecule 39: 50S ribosomal protein L19

Chain DP: 29% 41% 43% 14%

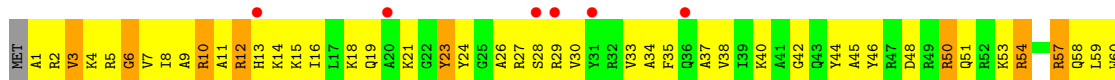




- Molecule 40: 50S ribosomal protein L20



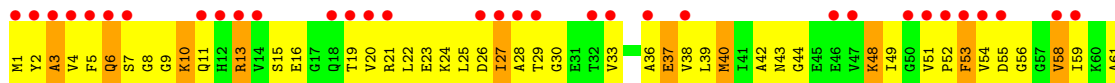
- Molecule 40: 50S ribosomal protein L20



- Molecule 41: 50S ribosomal protein L21

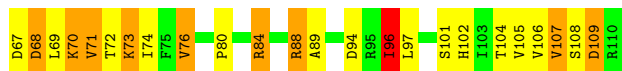
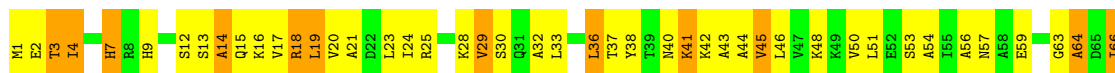


- Molecule 41: 50S ribosomal protein L21

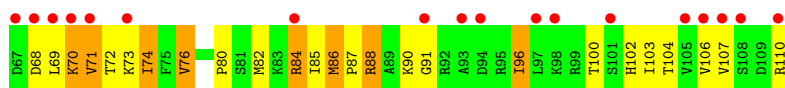
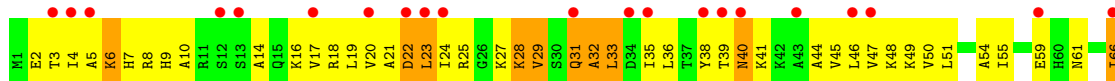


- Molecule 42: 50S ribosomal protein L22

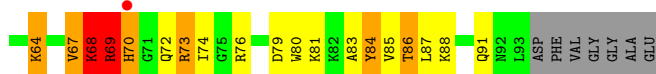
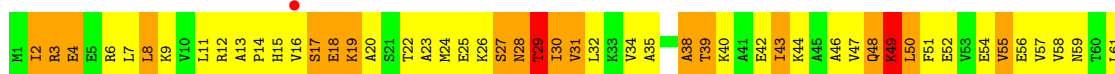
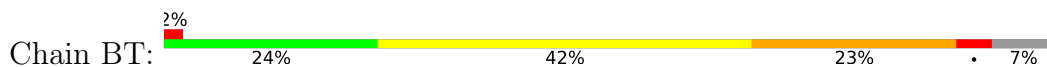




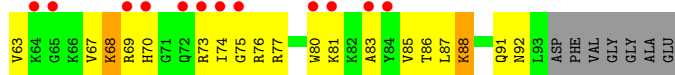
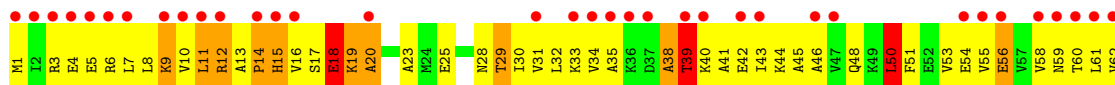
- Molecule 42: 50S ribosomal protein L22



- Molecule 43: 50S ribosomal protein L23



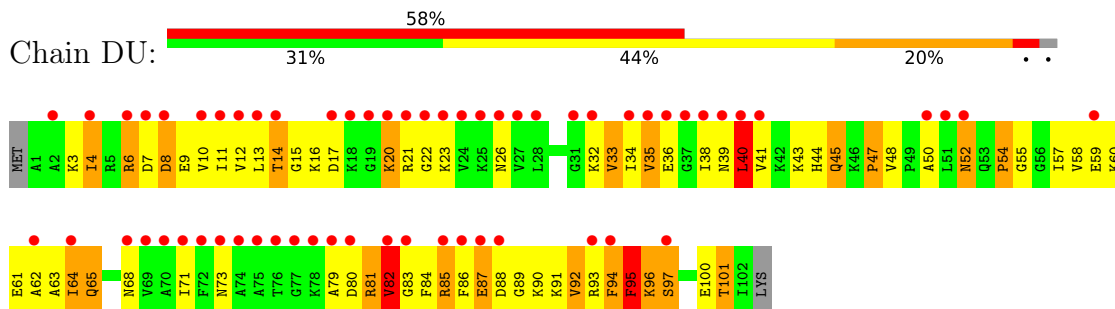
- Molecule 43: 50S ribosomal protein L23



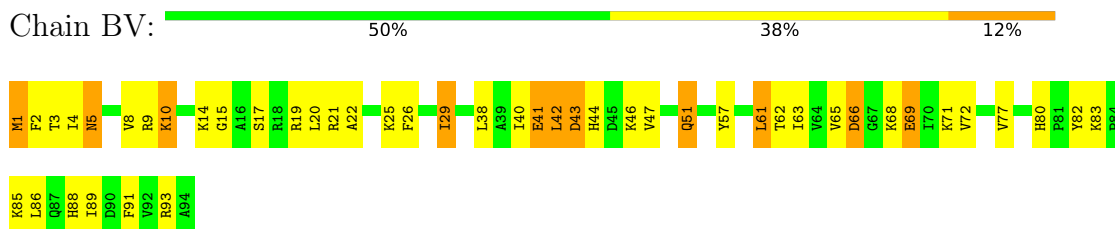
- Molecule 44: 50S ribosomal protein L24



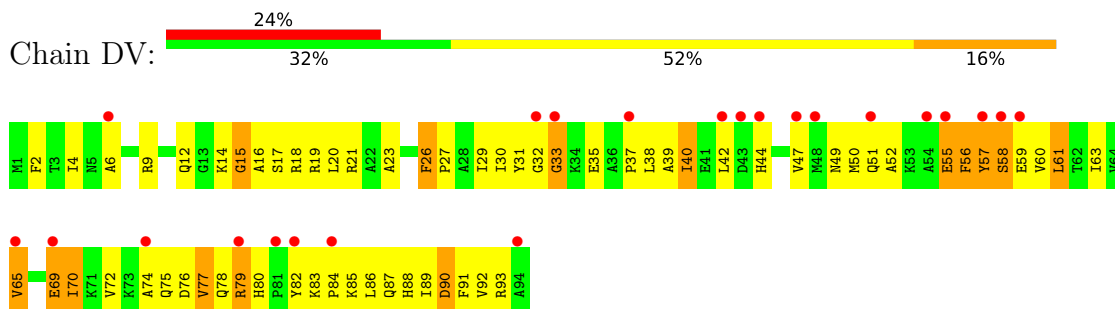
• Molecule 44: 50S ribosomal protein L24



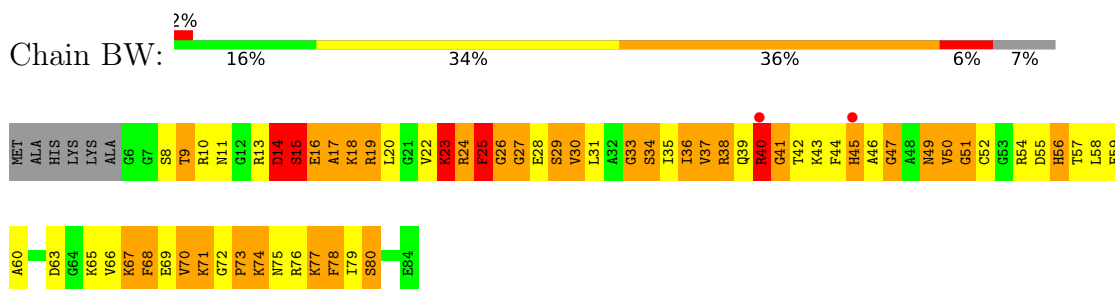
• Molecule 45: 50S ribosomal protein L25



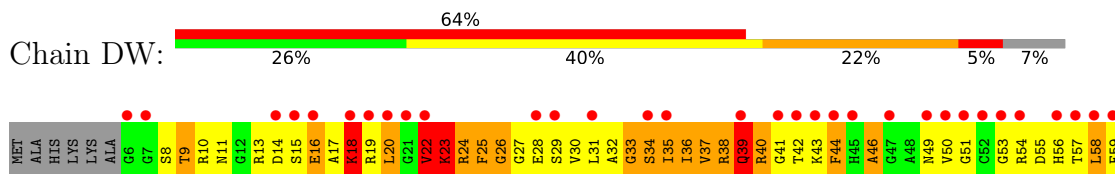
• Molecule 45: 50S ribosomal protein L25

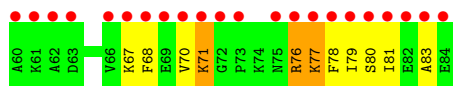


• Molecule 46: 50S ribosomal protein L27

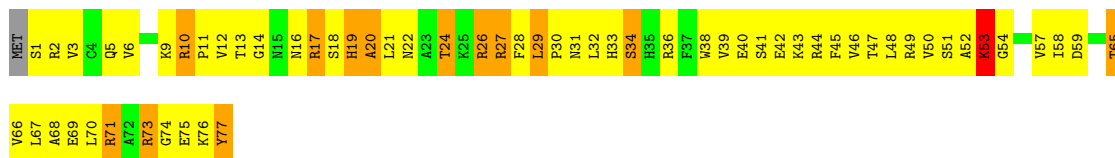
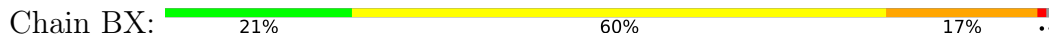


• Molecule 46: 50S ribosomal protein L27

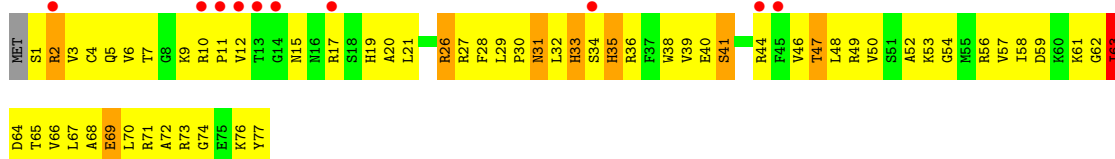




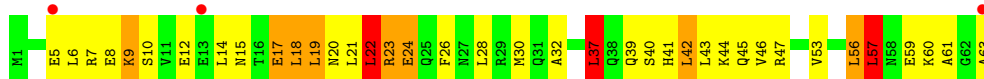
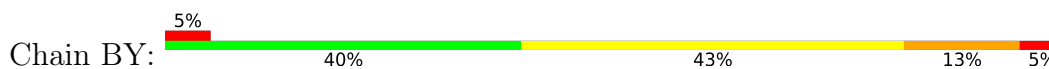
• Molecule 47: 50S ribosomal protein L28



• Molecule 47: 50S ribosomal protein L28



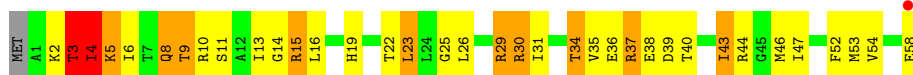
• Molecule 48: 50S ribosomal protein L29



• Molecule 48: 50S ribosomal protein L29



• Molecule 49: 50S ribosomal protein L30

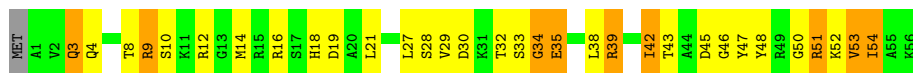


• Molecule 49: 50S ribosomal protein L30

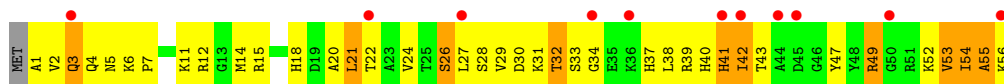




• Molecule 50: 50S ribosomal protein L32



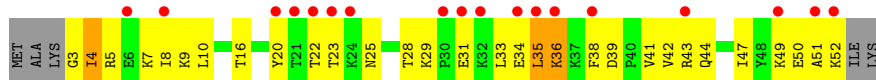
• Molecule 50: 50S ribosomal protein L32



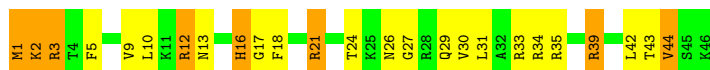
• Molecule 51: 50S ribosomal protein L33



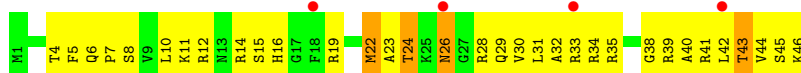
• Molecule 51: 50S ribosomal protein L33



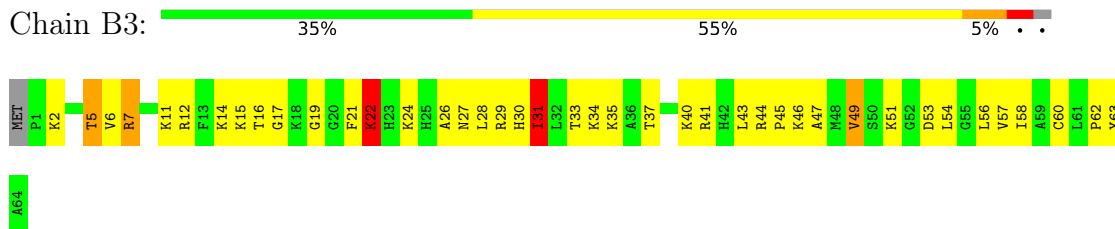
• Molecule 52: 50S ribosomal protein L34



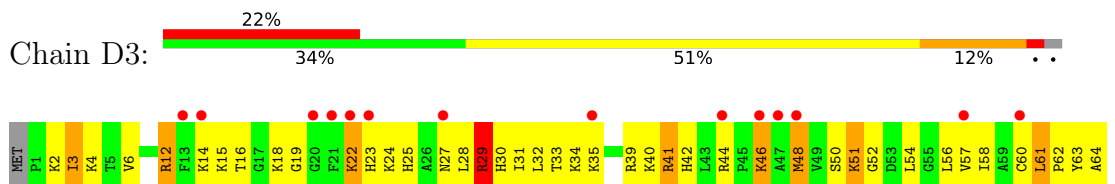
• Molecule 52: 50S ribosomal protein L34




• Molecule 53: 50S ribosomal protein L35



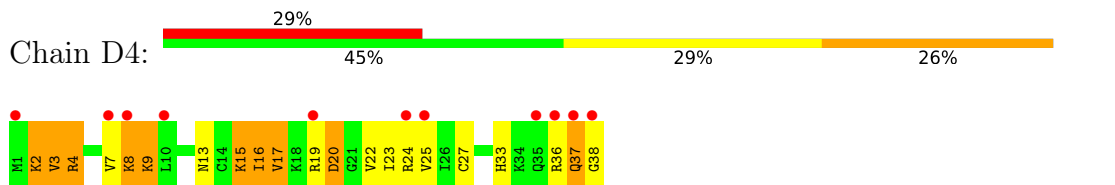
• Molecule 53: 50S ribosomal protein L35



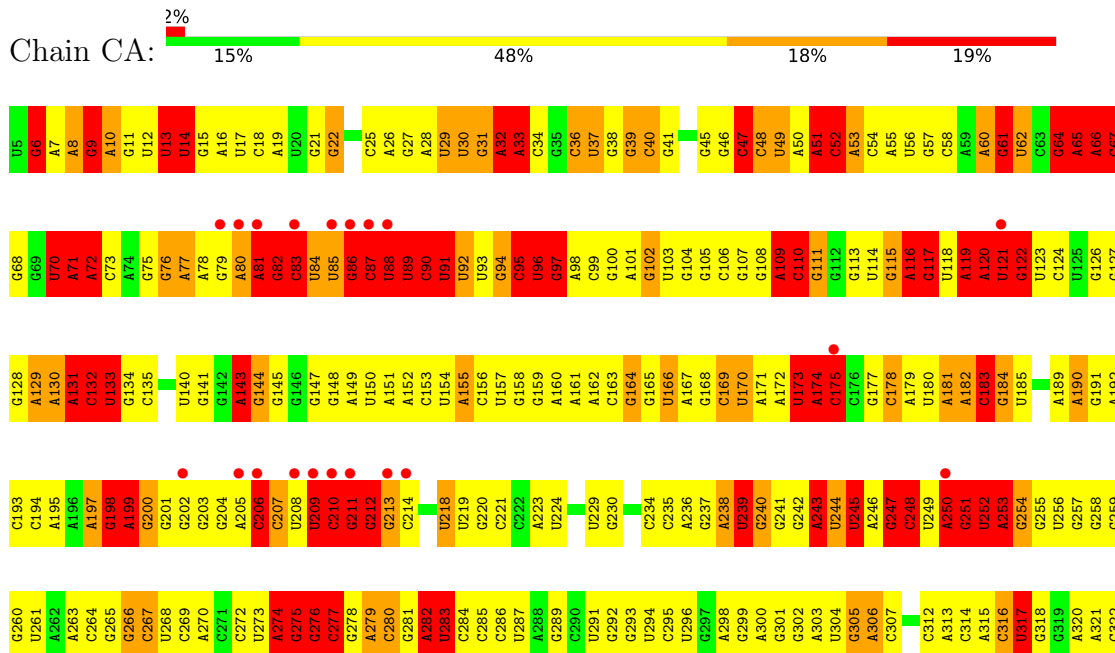
• Molecule 54: 50S ribosomal protein L36



• Molecule 54: 50S ribosomal protein L36

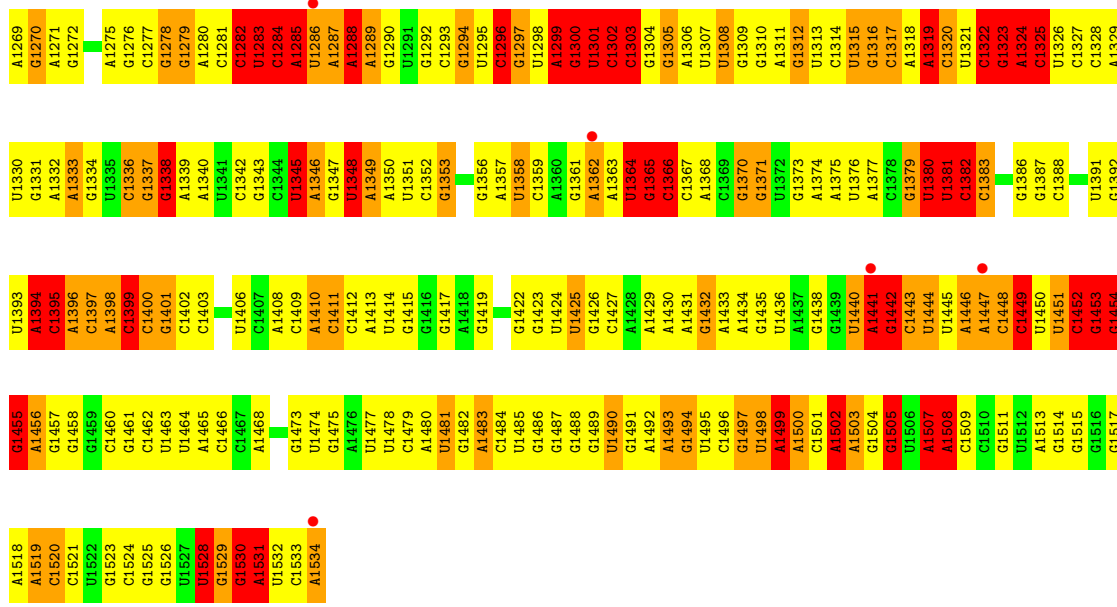


• Molecule 55: 16S rRNA

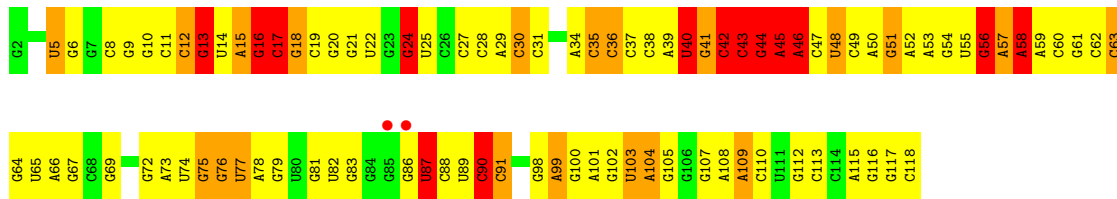
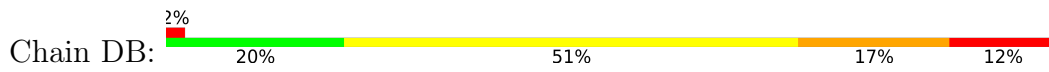








• Molecule 56: 5S rRNA



## 4 Data and refinement statistics

Property	Value	Source
Space group	P 21 21 21	Depositor
Cell constants a, b, c, $\alpha$ , $\beta$ , $\gamma$	210.95Å 433.08Å 624.50Å 90.00° 90.00° 90.00°	Depositor
Resolution (Å)	73.44 – 3.71 73.44 – 3.71	Depositor EDS
% Data completeness (in resolution range)	75.7 (73.44-3.71) 75.7 (73.44-3.71)	Depositor EDS
$R_{merge}$	0.08	Depositor
$R_{sym}$	(Not available)	Depositor
$\langle I/\sigma(I) \rangle$ <sup>1</sup>	1.39 (at 3.67Å)	Xtrriage
Refinement program	PHENIX ?	Depositor
R, $R_{free}$	0.227 , 0.268 0.235 , 0.276	Depositor DCC
$R_{free}$ test set	9161 reflections (2.02%)	wwPDB-VP
Wilson B-factor (Å <sup>2</sup> )	109.1	Xtrriage
Anisotropy	0.249	Xtrriage
Bulk solvent $k_{sol}$ (e/Å <sup>3</sup> ), $B_{sol}$ (Å <sup>2</sup> )	0.23 , 85.5	EDS
L-test for twinning <sup>2</sup>	$\langle  L  \rangle = 0.44$ , $\langle L^2 \rangle = 0.26$	Xtrriage
Estimated twinning fraction	No twinning to report.	Xtrriage
$F_o, F_c$ correlation	0.92	EDS
Total number of atoms	286150	wwPDB-VP
Average B, all atoms (Å <sup>2</sup> )	163.0	wwPDB-VP

Xtrriage's analysis on translational NCS is as follows: *The largest off-origin peak in the Patterson function is 2.08% of the height of the origin peak. No significant pseudotranslation is detected.*

<sup>1</sup>Intensities estimated from amplitudes.

<sup>2</sup>Theoretical values of  $\langle |L| \rangle$ ,  $\langle L^2 \rangle$  for acentric reflections are 0.5, 0.333 respectively for untwinned datasets, and 0.375, 0.2 for perfectly twinned datasets.

## 5 Model quality

### 5.1 Standard geometry

Bond lengths and bond angles in the following residue types are not validated in this section: MG, ZN

The Z score for a bond length (or angle) is the number of standard deviations the observed value is removed from the expected value. A bond length (or angle) with  $|Z| > 5$  is considered an outlier worth inspection. RMSZ is the root-mean-square of all Z scores of the bond lengths (or angles).

Mol	Chain	Bond lengths		Bond angles	
		RMSZ	# Z  >5	RMSZ	# Z  >5
1	AB	0.25	0/1735	0.47	0/2338
1	CB	0.25	0/1735	0.46	0/2338
2	AC	0.27	0/1651	0.48	0/2225
2	CC	0.26	0/1651	0.47	0/2225
3	AD	0.27	0/1665	0.48	0/2227
3	CD	0.30	0/1665	0.50	0/2227
4	AE	0.30	0/1118	0.54	0/1504
4	CE	0.29	0/1118	0.53	0/1504
5	AF	0.26	0/835	0.46	0/1128
5	CF	0.26	0/835	0.46	0/1128
6	AG	0.25	0/1195	0.43	0/1602
6	CG	0.27	0/1187	0.50	0/1591
7	AH	0.27	0/989	0.50	0/1326
7	CH	0.25	0/989	0.47	0/1326
8	AI	0.24	0/1034	0.45	0/1375
8	CI	0.25	0/1034	0.47	0/1375
9	AJ	0.25	0/796	0.48	0/1077
9	CJ	0.24	0/796	0.47	0/1077
10	AK	0.26	0/893	0.48	0/1205
10	CK	0.26	0/893	0.50	0/1205
11	AL	0.33	0/969	0.62	0/1300
11	CL	0.31	0/969	0.53	0/1300
12	AM	0.36	0/892	0.64	3/1193 (0.3%)
12	CM	0.38	0/884	0.53	0/1181
13	AN	0.26	0/785	0.48	0/1043
13	CN	0.25	0/780	0.43	0/1036
14	AO	0.26	0/722	0.48	0/964
14	CO	0.24	0/722	0.46	0/964
15	AP	0.27	0/659	0.46	0/884
15	CP	0.27	0/648	0.47	0/870
16	AQ	0.33	0/657	0.55	0/881
16	CQ	0.26	0/657	0.46	0/881

Mol	Chain	Bond lengths		Bond angles	
		RMSZ	# Z  >5	RMSZ	# Z  >5
17	AR	0.25	0/462	0.48	0/621
17	CR	0.27	0/462	0.49	0/621
18	AS	0.24	0/652	0.43	0/877
18	CS	0.23	0/652	0.46	0/877
19	AT	0.29	0/671	0.51	0/888
19	CT	0.24	0/671	0.44	0/888
20	AU	0.27	0/430	0.46	0/570
20	CU	0.29	0/430	0.54	0/570
21	AA	0.55	1/36834 (0.0%)	1.44	678/57462 (1.2%)
22	AV	0.59	0/408	1.14	1/634 (0.2%)
22	AX	0.52	0/408	1.04	0/634
22	CV	0.56	0/408	1.14	0/634
22	CX	0.41	0/408	0.82	0/634
23	AW	0.88	0/131	1.88	5/200 (2.5%)
23	CW	0.73	0/131	1.93	7/200 (3.5%)
24	BA	0.76	12/68626 (0.0%)	1.69	1758/107056 (1.6%)
24	DA	0.53	1/68314 (0.0%)	1.46	1365/106569 (1.3%)
25	BB	0.66	0/2828	1.67	74/4410 (1.7%)
26	BC	0.45	0/2121	0.72	1/2852 (0.0%)
26	DC	0.33	0/2121	0.54	0/2852
27	BD	0.50	0/1586	0.75	1/2134 (0.0%)
27	DD	0.31	0/1586	0.55	0/2134
28	BE	0.44	0/1571	0.67	0/2113
28	DE	0.25	0/1571	0.47	0/2113
29	BF	0.41	0/1434	0.68	3/1926 (0.2%)
29	DF	0.35	0/1444	0.73	5/1937 (0.3%)
30	BG	0.43	0/1343	0.65	0/1816
30	DG	0.23	0/1343	0.46	0/1816
31	BH	0.70	6/1122 (0.5%)	0.83	6/1515 (0.4%)
31	DH	0.53	3/1122 (0.3%)	0.67	3/1515 (0.2%)
32	BI	0.24	0/1046	0.50	0/1410
32	DI	0.23	0/1046	0.44	0/1410
33	BJ	0.55	0/1152	0.75	0/1551
33	DJ	0.28	0/1152	0.55	0/1551
34	BK	0.55	0/947	0.83	0/1268
34	DK	0.31	0/947	0.54	0/1268
35	BL	0.42	0/1054	0.77	1/1403 (0.1%)
35	DL	0.27	0/1054	0.51	0/1403
36	BM	0.51	0/1093	0.77	1/1460 (0.1%)
36	DM	0.31	0/1093	0.48	0/1460
37	BN	0.55	0/973	0.79	0/1301
37	DN	0.27	0/973	0.49	0/1301
38	BO	0.42	0/902	0.63	0/1209

Mol	Chain	Bond lengths		Bond angles	
		RMSZ	# Z  >5	RMSZ	# Z  >5
38	DO	0.24	0/902	0.44	0/1209
39	BP	0.51	0/929	0.77	0/1242
39	DP	0.28	0/929	0.49	0/1242
40	BQ	0.60	0/960	0.71	0/1278
40	DQ	0.28	0/960	0.46	0/1278
41	BR	0.56	0/829	0.85	1/1107 (0.1%)
41	DR	0.28	0/829	0.50	0/1107
42	BS	0.50	0/864	0.75	0/1156
42	DS	0.29	0/864	0.54	0/1156
43	BT	0.48	0/744	0.70	0/994
43	DT	0.25	0/744	0.49	0/994
44	BU	0.41	0/787	0.70	0/1051
44	DU	0.25	0/787	0.47	0/1051
45	BV	0.48	0/766	0.66	0/1025
45	DV	0.38	0/766	0.54	0/1025
46	BW	0.51	0/603	0.76	0/797
46	DW	0.26	0/603	0.47	0/797
47	BX	0.42	0/635	0.67	0/848
47	DX	0.30	0/635	0.55	0/848
48	BY	0.40	0/510	0.66	0/677
48	DY	0.23	0/510	0.44	0/677
49	BZ	0.52	0/453	0.77	0/605
49	DZ	0.28	0/453	0.51	0/605
50	B0	0.45	0/450	0.79	0/599
50	D0	0.28	0/450	0.51	0/599
51	B1	0.40	0/416	0.63	0/554
51	D1	0.28	0/416	0.46	0/554
52	B2	0.47	0/380	0.73	0/498
52	D2	0.28	0/380	0.55	0/498
53	B3	0.51	0/513	0.76	0/676
53	D3	0.26	0/513	0.51	0/676
54	B4	0.47	0/303	0.76	0/397
54	D4	0.30	0/303	0.49	0/397
55	CA	0.53	0/36762	1.45	712/57350 (1.2%)
56	DB	0.52	0/2803	1.35	52/4371 (1.2%)
All	All	0.55	23/308631 (0.0%)	1.35	4677/461501 (1.0%)

Chiral center outliers are detected by calculating the chiral volume of a chiral center and verifying if the center is modelled as a planar moiety or with the opposite hand. A planarity outlier is detected by checking planarity of atoms in a peptide group, atoms in a mainchain group or atoms of a sidechain that are expected to be planar.

Mol	Chain	#Chirality outliers	#Planarity outliers
12	AM	0	1
27	BD	0	1
31	BH	0	2
31	DH	0	3
37	BN	0	1
All	All	0	8

All (23) bond length outliers are listed below:

Mol	Chain	Res	Type	Atoms	Z	Observed(Å)	Ideal(Å)
24	BA	1142	A	N9-C4	-13.92	1.29	1.37
31	BH	48	GLU	C-O	9.51	1.41	1.23
24	BA	2451	A	C8-N7	9.03	1.37	1.31
31	DH	49	ALA	CA-CB	-7.88	1.35	1.52
31	BH	48	GLU	CA-CB	6.93	1.69	1.53
24	DA	1060	U	C2-N3	6.91	1.42	1.37
31	DH	48	GLU	CB-CG	6.81	1.65	1.52
31	BH	48	GLU	CA-C	-6.56	1.35	1.52
31	BH	49	ALA	N-CA	6.50	1.59	1.46
24	BA	783	A	N9-C4	-6.32	1.34	1.37
24	BA	2447	G	C6-N1	6.31	1.44	1.39
24	BA	2860	A	C6-N6	6.00	1.38	1.33
24	BA	1086	A	N7-C5	-5.74	1.35	1.39
31	BH	47	PHE	CD2-CE2	5.54	1.50	1.39
24	BA	1876	A	N7-C5	5.51	1.42	1.39
31	BH	48	GLU	CD-OE1	5.45	1.31	1.25
21	AA	1097	C	C1'-N1	5.33	1.56	1.48
24	BA	2275	C	C1'-N1	5.32	1.56	1.48
24	BA	1142	A	C8-N7	5.29	1.35	1.31
24	BA	528	A	N7-C5	-5.26	1.36	1.39
31	DH	50	ARG	CB-CG	-5.09	1.38	1.52
24	BA	2857	G	N3-C4	5.05	1.39	1.35
24	BA	2884	U	C1'-N1	5.04	1.56	1.48

All (4677) bond angle outliers are listed below:

Mol	Chain	Res	Type	Atoms	Z	Observed(°)	Ideal(°)
24	BA	2447	G	C6-N1-C2	-22.51	111.59	125.10
24	BA	2451	A	C5-N7-C8	-17.23	95.28	103.90
24	BA	2347	C	N1-C1'-C2'	-16.79	92.17	114.00
24	BA	790	U	P-O3'-C3'	-16.12	100.36	119.70
25	BB	88	C	O4'-C1'-N1	-15.24	96.01	108.20
24	BA	2447	G	C5-C6-O6	-15.23	119.46	128.60

*Continued on next page...*

*Continued from previous page...*

Mol	Chain	Res	Type	Atoms	Z	Observed(°)	Ideal(°)
24	BA	2447	G	C5-C6-N1	15.21	119.11	111.50
24	BA	1023	U	N1-C1'-C2'	-15.17	94.28	114.00
24	BA	2424	C	N1-C1'-C2'	-15.08	94.40	114.00
24	BA	812	C	N1-C1'-C2'	-14.96	94.55	114.00
24	BA	740	C	N1-C1'-C2'	-14.69	94.91	114.00
24	BA	1022	G	P-O3'-C3'	14.59	137.21	119.70
24	BA	206	U	N1-C1'-C2'	-14.54	95.09	114.00
24	BA	2752	C	N1-C1'-C2'	-14.37	95.33	114.00
24	BA	1675	C	N1-C1'-C2'	-14.18	95.56	114.00
29	DF	109	ARG	NE-CZ-NH1	-14.18	113.21	120.30
24	DA	2283	C	N1-C1'-C2'	-14.13	95.63	114.00
24	BA	373	U	N1-C1'-C2'	-14.03	95.77	114.00
24	BA	805	G	P-O3'-C3'	14.02	136.52	119.70
21	AA	1103	C	N1-C1'-C2'	-13.98	95.83	114.00
29	BF	112	ASP	CB-CG-OD2	-13.89	105.80	118.30
24	DA	861	A	P-O3'-C3'	-13.83	103.11	119.70
21	AA	117	G	P-O3'-C3'	-13.79	103.16	119.70
24	DA	2586	U	N1-C1'-C2'	-13.74	96.14	114.00
24	BA	1142	A	C5-N7-C8	-13.73	97.04	103.90
55	CA	590	U	N1-C1'-C2'	-13.65	96.26	114.00
21	AA	1259	C	P-O3'-C3'	-13.62	103.36	119.70
21	AA	687	A	P-O3'-C3'	13.62	136.04	119.70
21	AA	795	C	N1-C1'-C2'	-13.59	96.33	114.00
24	BA	1681	G	P-O3'-C3'	13.57	135.98	119.70
24	BA	1461	C	N1-C1'-C2'	-13.54	96.41	114.00
24	BA	946	C	N1-C1'-C2'	-13.52	96.42	114.00
24	BA	435	C	N1-C1'-C2'	-13.49	96.47	114.00
24	DA	1956	U	N1-C1'-C2'	-13.43	96.54	114.00
24	BA	2036	C	N1-C1'-C2'	-13.41	96.57	114.00
24	DA	1499	C	N1-C1'-C2'	-13.40	96.58	114.00
55	CA	960	U	O4'-C1'-N1	13.36	118.89	108.20
24	BA	2504	U	N1-C1'-C2'	-13.29	96.72	114.00
29	DF	109	ARG	NE-CZ-NH2	13.28	126.94	120.30
24	BA	249	C	P-O3'-C3'	13.26	135.62	119.70
24	DA	832	U	N1-C1'-C2'	-13.26	96.76	114.00
21	AA	173	U	O4'-C1'-N1	13.25	118.80	108.20
24	BA	686	U	O4'-C1'-N1	13.24	118.79	108.20
24	DA	1536	C	P-O3'-C3'	13.22	135.57	119.70
24	BA	919	U	N1-C2-O2	13.20	132.04	122.80
24	DA	2441	U	N1-C1'-C2'	-13.20	96.84	114.00
24	DA	1267	U	N1-C1'-C2'	-13.20	96.85	114.00
24	DA	741	U	N1-C1'-C2'	-13.18	96.86	114.00

*Continued on next page...*

*Continued from previous page...*

Mol	Chain	Res	Type	Atoms	Z	Observed(°)	Ideal(°)
21	AA	891	U	N1-C1'-C2'	-13.17	96.88	114.00
24	DA	2403	C	N1-C1'-C2'	-13.16	96.89	114.00
24	DA	964	C	N1-C1'-C2'	-13.16	96.89	114.00
24	BA	2629	U	P-O3'-C3'	13.16	135.49	119.70
24	DA	1060	U	C5-C4-O4	-13.15	118.01	125.90
55	CA	1302	C	N1-C1'-C2'	-13.11	96.95	114.00
24	DA	1612	C	N1-C1'-C2'	-13.10	96.97	114.00
25	BB	16	G	P-O3'-C3'	-13.09	103.99	119.70
24	BA	1142	A	N3-C4-N9	-13.07	116.95	127.40
21	AA	52	C	N1-C1'-C2'	-13.00	97.09	114.00
55	CA	512	U	N1-C1'-C2'	-13.00	97.10	114.00
21	AA	169	C	O4'-C1'-N1	12.99	118.59	108.20
24	BA	2068	U	N1-C1'-C2'	-12.98	97.12	114.00
24	BA	1815	A	P-O3'-C3'	12.96	135.25	119.70
55	CA	1345	U	O4'-C1'-N1	12.93	118.55	108.20
24	BA	1760	C	N1-C1'-C2'	-12.90	97.22	114.00
24	DA	1556	C	N1-C1'-C2'	-12.85	97.29	114.00
24	BA	1082	U	C2-N3-C4	-12.85	119.29	127.00
24	DA	1023	U	N1-C1'-C2'	-12.83	97.32	114.00
25	BB	90	C	N1-C1'-C2'	-12.82	97.33	114.00
24	BA	2575	C	C2-N3-C4	-12.82	113.49	119.90
24	DA	2061	G	P-O3'-C3'	12.80	135.06	119.70
24	BA	2238	G	P-O3'-C3'	12.76	135.01	119.70
24	DA	2504	U	N1-C1'-C2'	-12.75	97.42	114.00
24	DA	1611	C	N1-C1'-C2'	-12.74	97.43	114.00
24	BA	1019	U	C2-N3-C4	-12.72	119.37	127.00
24	BA	646	U	N1-C1'-C2'	-12.71	97.47	114.00
24	BA	919	U	C2-N1-C1'	12.71	132.95	117.70
24	DA	2063	C	N1-C1'-C2'	-12.71	97.48	114.00
24	BA	302	C	N1-C1'-C2'	-12.68	97.52	114.00
24	BA	919	U	C5-C6-N1	12.66	129.03	122.70
55	CA	936	C	P-O3'-C3'	-12.64	104.53	119.70
55	CA	891	U	N1-C1'-C2'	-12.64	97.57	114.00
24	BA	1210	G	P-O3'-C3'	12.60	134.82	119.70
21	AA	327	A	P-O3'-C3'	12.57	134.79	119.70
24	DA	1963	U	N1-C1'-C2'	-12.55	97.68	114.00
56	DB	90	C	N1-C1'-C2'	-12.52	97.72	114.00
24	BA	2451	A	N7-C8-N9	12.51	120.05	113.80
55	CA	1325	C	N1-C1'-C2'	-12.49	97.76	114.00
24	BA	1396	U	O4'-C1'-N1	12.49	118.19	108.20
24	DA	2493	U	N1-C1'-C2'	-12.48	97.78	114.00
24	BA	2833	U	P-O3'-C3'	12.47	134.66	119.70

*Continued on next page...*



*Continued from previous page...*

Mol	Chain	Res	Type	Atoms	Z	Observed(°)	Ideal(°)
24	DA	2568	U	N1-C1'-C2'	-12.46	97.80	114.00
24	DA	813	U	N1-C1'-C2'	-12.45	97.82	114.00
24	BA	2225	A	P-O3'-C3'	12.42	134.61	119.70
24	BA	1247	A	P-O3'-C3'	12.42	134.60	119.70
55	CA	1086	U	N1-C1'-C2'	-12.41	97.87	114.00
24	DA	784	G	P-O3'-C3'	12.40	134.58	119.70
24	BA	164	C	P-O3'-C3'	-12.39	104.83	119.70
24	BA	1965	C	P-O3'-C3'	-12.38	104.85	119.70
24	DA	76	C	N1-C1'-C2'	-12.37	97.92	114.00
24	DA	807	U	N1-C1'-C2'	-12.37	97.92	114.00
24	BA	1648	U	N1-C1'-C2'	-12.36	97.93	114.00
24	BA	860	U	N1-C1'-C2'	-12.36	97.94	114.00
55	CA	133	U	N1-C1'-C2'	-12.35	97.95	114.00
24	BA	1914	C	N1-C1'-C2'	-12.33	97.97	114.00
55	CA	483	C	N1-C1'-C2'	-12.32	97.98	114.00
24	BA	2630	G	P-O3'-C3'	-12.32	104.92	119.70
55	CA	1162	C	N1-C1'-C2'	-12.28	98.04	114.00
24	DA	87	U	N1-C1'-C2'	-12.27	98.05	114.00
25	BB	37	C	N1-C1'-C2'	-12.27	98.05	114.00
21	AA	1345	U	P-O3'-C3'	12.21	134.36	119.70
21	AA	915	A	P-O3'-C3'	-12.20	105.06	119.70
24	BA	688	U	N1-C1'-C2'	-12.17	98.17	114.00
24	DA	2520	C	N1-C1'-C2'	-12.17	98.17	114.00
21	AA	590	U	N1-C1'-C2'	-12.16	98.19	114.00
24	DA	658	U	N1-C1'-C2'	-12.14	98.22	114.00
24	DA	375	G	P-O3'-C3'	-12.14	105.14	119.70
55	CA	1213	A	P-O3'-C3'	12.10	134.22	119.70
55	CA	67	C	O4'-C1'-N1	12.07	117.86	108.20
21	AA	725	G	P-O3'-C3'	-12.06	105.23	119.70
24	DA	460	A	P-O3'-C3'	-12.05	105.24	119.70
55	CA	33	A	P-O3'-C3'	-12.04	105.25	119.70
55	CA	565	U	N1-C1'-C2'	-12.02	98.37	114.00
24	BA	1558	C	P-O3'-C3'	12.02	134.12	119.70
21	AA	519	C	N1-C1'-C2'	-11.99	98.41	114.00
21	AA	1203	C	P-O3'-C3'	-11.98	105.32	119.70
24	BA	685	A	P-O3'-C3'	11.98	134.08	119.70
55	CA	348	G	P-O3'-C3'	-11.98	105.32	119.70
24	BA	614	A	P-O3'-C3'	11.97	134.07	119.70
24	BA	1142	A	N3-C4-C5	11.97	135.18	126.80
24	BA	1499	C	N1-C1'-C2'	-11.97	98.44	114.00
55	CA	245	U	N1-C1'-C2'	-11.95	98.46	114.00
24	DA	534	U	N1-C1'-C2'	-11.94	98.48	114.00

*Continued on next page...*

*Continued from previous page...*

Mol	Chain	Res	Type	Atoms	Z	Observed(°)	Ideal(°)
24	DA	2261	C	N1-C1'-C2'	-11.94	98.48	114.00
24	BA	1145	C	P-O5'-C5'	-11.93	101.82	120.90
24	DA	392	U	N1-C1'-C2'	-11.91	98.51	114.00
24	DA	1539	U	N1-C1'-C2'	-11.91	98.52	114.00
24	BA	1993	U	N1-C1'-C2'	-11.91	98.52	114.00
21	AA	110	C	N1-C1'-C2'	-11.89	98.54	114.00
24	BA	2447	G	P-O3'-C3'	11.89	133.97	119.70
24	BA	2447	G	N3-C4-C5	-11.87	122.66	128.60
21	AA	597	G	P-O3'-C3'	-11.87	105.46	119.70
24	BA	2023	C	N1-C1'-C2'	-11.85	98.60	114.00
24	DA	313	G	P-O3'-C3'	-11.85	105.48	119.70
21	AA	276	G	P-O3'-C3'	-11.84	105.49	119.70
24	BA	2857	G	C2-N3-C4	-11.83	105.98	111.90
24	BA	2283	C	N1-C1'-C2'	-11.83	98.62	114.00
24	DA	1916	A	P-O3'-C3'	-11.83	105.51	119.70
21	AA	1182	G	P-O3'-C3'	11.82	133.88	119.70
55	CA	886	G	P-O3'-C3'	-11.80	105.53	119.70
24	DA	2429	G	P-O3'-C3'	-11.80	105.54	119.70
55	CA	1283	U	N1-C1'-C2'	-11.78	98.68	114.00
24	DA	576	U	N1-C1'-C2'	-11.78	98.69	114.00
24	DA	364	C	N1-C1'-C2'	-11.77	98.70	114.00
24	DA	413	C	N1-C1'-C2'	-11.77	98.71	114.00
24	DA	1655	A	P-O3'-C3'	-11.75	105.60	119.70
21	AA	1348	U	N1-C1'-C2'	-11.73	98.75	114.00
55	CA	1216	A	P-O3'-C3'	-11.73	105.63	119.70
55	CA	132	C	N1-C1'-C2'	-11.72	98.77	114.00
21	AA	1053	G	P-O3'-C3'	11.70	133.74	119.70
24	DA	1462	C	N1-C1'-C2'	-11.68	98.81	114.00
24	DA	437	U	N1-C1'-C2'	-11.67	98.83	114.00
24	BA	1802	A	P-O3'-C3'	-11.66	105.70	119.70
55	CA	876	C	N1-C1'-C2'	-11.66	98.84	114.00
24	DA	1683	U	N1-C1'-C2'	-11.65	98.85	114.00
24	BA	1965	C	N1-C1'-C2'	-11.64	98.87	114.00
21	AA	352	C	N1-C1'-C2'	-11.61	98.91	114.00
21	AA	422	C	P-O3'-C3'	11.60	133.62	119.70
24	BA	2425	A	P-O3'-C3'	11.60	133.62	119.70
24	DA	128	C	N1-C1'-C2'	-11.59	98.93	114.00
24	BA	1962	C	P-O3'-C3'	11.59	133.60	119.70
24	BA	138	U	N1-C1'-C2'	-11.57	98.96	114.00
24	BA	2848	G	P-O3'-C3'	11.54	133.55	119.70
55	CA	352	C	N1-C1'-C2'	-11.54	99.00	114.00
24	BA	2638	G	P-O3'-C3'	11.53	133.54	119.70

*Continued on next page...*

*Continued from previous page...*

Mol	Chain	Res	Type	Atoms	Z	Observed(°)	Ideal(°)
24	BA	1956	U	N1-C1'-C2'	-11.53	99.01	114.00
24	DA	2402	U	N1-C1'-C2'	-11.52	99.03	114.00
55	CA	328	C	P-O3'-C3'	11.50	133.50	119.70
24	DA	225	C	N1-C1'-C2'	-11.47	99.08	114.00
55	CA	1381	U	N1-C1'-C2'	-11.45	99.11	114.00
24	DA	2348	U	N1-C1'-C2'	-11.45	99.11	114.00
24	DA	617	G	P-O3'-C3'	-11.44	105.97	119.70
24	DA	325	G	P-O3'-C3'	-11.44	105.97	119.70
24	DA	672	C	N1-C1'-C2'	-11.44	99.13	114.00
55	CA	792	A	P-O3'-C3'	11.43	133.42	119.70
24	BA	633	A	N1-C6-N6	11.42	125.45	118.60
24	BA	442	G	P-O3'-C3'	11.40	133.38	119.70
24	BA	934	U	N1-C1'-C2'	-11.40	99.19	114.00
24	BA	1142	A	C4-C5-C6	-11.39	111.30	117.00
21	AA	1398	A	P-O3'-C3'	-11.37	106.06	119.70
55	CA	992	U	P-O3'-C3'	11.36	133.34	119.70
24	DA	1799	G	P-O3'-C3'	11.35	133.32	119.70
24	DA	2339	C	N1-C1'-C2'	-11.34	99.25	114.00
55	CA	439	U	N1-C1'-C2'	-11.34	99.26	114.00
55	CA	520	A	P-O3'-C3'	-11.34	106.10	119.70
24	BA	654	A	P-O3'-C3'	-11.33	106.11	119.70
55	CA	1366	C	P-O3'-C3'	-11.33	106.11	119.70
24	BA	200	U	N1-C1'-C2'	-11.31	99.30	114.00
24	DA	2896	C	N1-C1'-C2'	-11.31	99.30	114.00
55	CA	961	U	N1-C1'-C2'	-11.30	99.31	114.00
24	BA	2581	G	P-O3'-C3'	11.29	133.24	119.70
24	DA	1788	C	N1-C1'-C2'	-11.28	99.34	114.00
21	AA	719	C	N1-C1'-C2'	-11.26	99.36	114.00
55	CA	117	G	P-O3'-C3'	-11.25	106.20	119.70
55	CA	65	A	P-O3'-C3'	11.25	133.20	119.70
24	BA	436	C	N1-C1'-C2'	-11.24	99.39	114.00
24	BA	858	G	O4'-C1'-N9	11.24	117.19	108.20
24	BA	1380	G	P-O3'-C3'	-11.20	106.26	119.70
24	BA	1708	C	P-O3'-C3'	-11.18	106.28	119.70
21	AA	984	C	N1-C1'-C2'	-11.18	99.47	114.00
24	BA	489	G	P-O3'-C3'	11.17	133.11	119.70
21	AA	130	A	P-O3'-C3'	11.16	133.10	119.70
21	AA	374	A	P-O3'-C3'	-11.16	106.31	119.70
24	BA	303	G	P-O3'-C3'	-11.16	106.31	119.70
24	BA	957	C	P-O3'-C3'	11.15	133.09	119.70
24	BA	2440	C	N1-C1'-C2'	-11.15	99.50	114.00
24	BA	1971	U	N1-C1'-C2'	-11.15	99.51	114.00

*Continued on next page...*

*Continued from previous page...*

Mol	Chain	Res	Type	Atoms	Z	Observed(°)	Ideal(°)
24	BA	2691	C	N1-C1'-C2'	-11.13	99.54	114.00
24	DA	2616	C	N1-C1'-C2'	-11.12	99.55	114.00
24	BA	1329	U	N1-C1'-C2'	11.09	128.41	114.00
24	DA	1997	C	N1-C1'-C2'	-11.07	99.61	114.00
21	AA	1168	U	P-O3'-C3'	11.06	132.97	119.70
24	BA	2645	G	O4'-C1'-N9	11.06	117.05	108.20
21	AA	185	U	N1-C1'-C2'	-11.06	99.62	114.00
55	CA	52	C	N1-C1'-C2'	-11.06	99.63	114.00
24	DA	1556	C	P-O3'-C3'	-11.05	106.44	119.70
24	BA	2051	A	P-O3'-C3'	11.05	132.96	119.70
24	BA	783	A	P-O3'-C3'	-11.04	106.45	119.70
24	DA	1046	A	P-O3'-C3'	11.04	132.95	119.70
55	CA	962	C	P-O3'-C3'	-11.04	106.45	119.70
24	BA	2385	C	P-O3'-C3'	-11.03	106.46	119.70
21	AA	109	A	P-O3'-C3'	11.03	132.93	119.70
24	DA	946	C	N1-C1'-C2'	-11.03	99.67	114.00
55	CA	590	U	P-O3'-C3'	-11.02	106.47	119.70
31	BH	49	ALA	CB-CA-C	11.02	126.63	110.10
24	DA	234	U	N1-C1'-C2'	-11.02	99.68	114.00
55	CA	1228	C	N1-C1'-C2'	-11.01	99.69	114.00
24	DA	789	A	P-O3'-C3'	11.01	132.91	119.70
24	DA	1478	G	P-O3'-C3'	-11.01	106.49	119.70
24	BA	2458	G	P-O3'-C3'	11.00	132.90	119.70
24	BA	1344	U	N1-C1'-C2'	-11.00	99.70	114.00
24	BA	671	C	N1-C1'-C2'	-11.00	99.70	114.00
24	DA	991	C	N1-C1'-C2'	-11.00	99.70	114.00
24	BA	1816	C	N1-C1'-C2'	-10.98	99.73	114.00
24	DA	1300	G	P-O3'-C3'	10.98	132.88	119.70
24	DA	2499	C	N1-C1'-C2'	-10.96	99.75	114.00
24	BA	784	G	P-O3'-C3'	10.96	132.85	119.70
24	BA	2866	U	O4'-C1'-N1	10.96	116.96	108.20
24	BA	1250	G	P-O3'-C3'	10.95	132.84	119.70
55	CA	962	C	N1-C1'-C2'	-10.95	99.77	114.00
55	CA	1449	C	N1-C1'-C2'	-10.94	99.77	114.00
55	CA	1045	C	N1-C1'-C2'	-10.94	99.78	114.00
21	AA	967	C	N1-C1'-C2'	-10.94	99.78	114.00
24	DA	765	C	N1-C1'-C2'	-10.93	99.79	114.00
24	DA	311	A	P-O3'-C3'	10.92	132.80	119.70
21	AA	14	U	N1-C1'-C2'	-10.91	99.81	114.00
55	CA	317	U	N1-C1'-C2'	-10.91	99.82	114.00
24	BA	2498	C	P-O5'-C5'	-10.91	103.45	120.90
21	AA	246	A	P-O3'-C3'	10.90	132.78	119.70

*Continued on next page...*

*Continued from previous page...*

Mol	Chain	Res	Type	Atoms	Z	Observed(°)	Ideal(°)
24	BA	858	G	N1-C6-O6	-10.90	113.36	119.90
24	BA	1072	C	N1-C1'-C2'	-10.90	99.83	114.00
24	BA	1145	C	P-O3'-C3'	-10.90	106.62	119.70
24	BA	1539	U	N1-C1'-C2'	-10.89	99.85	114.00
25	BB	88	C	P-O3'-C3'	10.88	132.76	119.70
24	DA	444	C	N1-C1'-C2'	-10.88	99.85	114.00
24	BA	621	A	P-O3'-C3'	-10.88	106.64	119.70
24	BA	1060	U	C5-C4-O4	-10.88	119.37	125.90
24	BA	1265	A	P-O3'-C3'	10.86	132.73	119.70
56	DB	46	A	P-O3'-C3'	-10.86	106.67	119.70
31	BH	48	GLU	CB-CA-C	-10.85	88.70	110.40
24	DA	775	G	P-O3'-C3'	10.85	132.72	119.70
24	BA	1330	C	N1-C1'-C2'	-10.84	99.90	114.00
24	BA	2609	U	O4'-C1'-N1	10.84	116.87	108.20
24	DA	2612	C	N1-C1'-C2'	-10.84	99.91	114.00
21	AA	1259	C	N1-C1'-C2'	-10.83	99.92	114.00
21	AA	373	A	P-O3'-C3'	-10.81	106.73	119.70
21	AA	969	A	P-O3'-C3'	-10.81	106.73	119.70
24	BA	2451	A	C8-N9-C4	-10.81	101.48	105.80
55	CA	1141	C	N1-C1'-C2'	-10.81	99.95	114.00
24	BA	962	G	P-O3'-C3'	-10.79	106.76	119.70
24	DA	1400	U	N1-C1'-C2'	-10.79	99.98	114.00
24	DA	1552	A	O4'-C1'-N9	10.78	116.82	108.20
24	DA	1439	A	C5-C6-N1	-10.77	112.31	117.70
24	DA	1956	U	O4'-C1'-N1	10.77	116.81	108.20
24	DA	2240	U	O4'-C1'-N1	10.77	116.81	108.20
24	DA	1566	A	P-O3'-C3'	10.76	132.62	119.70
24	BA	1865	U	C2-N3-C4	-10.74	120.56	127.00
24	BA	1758	U	P-O3'-C3'	10.73	132.58	119.70
24	DA	1684	G	P-O3'-C3'	-10.73	106.83	119.70
21	AA	1161	C	O4'-C1'-N1	10.71	116.77	108.20
24	DA	2728	U	O4'-C1'-N1	10.70	116.76	108.20
24	DA	1967	C	N1-C1'-C2'	-10.69	100.10	114.00
24	DA	1013	C	N1-C1'-C2'	-10.69	100.11	114.00
55	CA	1202	U	N1-C1'-C2'	-10.68	100.11	114.00
24	DA	1304	A	P-O3'-C3'	-10.68	106.88	119.70
24	DA	2586	U	P-O3'-C3'	-10.68	106.89	119.70
24	DA	1816	C	N1-C1'-C2'	-10.67	100.13	114.00
24	DA	397	U	N1-C1'-C2'	-10.66	100.14	114.00
24	BA	2681	C	P-O3'-C3'	10.66	132.49	119.70
24	DA	1708	C	N1-C1'-C2'	-10.65	100.16	114.00
21	AA	1170	A	P-O3'-C3'	-10.65	106.92	119.70

*Continued on next page...*

*Continued from previous page...*

Mol	Chain	Res	Type	Atoms	Z	Observed(°)	Ideal(°)
24	DA	2778	A	P-O3'-C3'	10.64	132.47	119.70
24	DA	2314	A	P-O3'-C3'	-10.63	106.94	119.70
55	CA	1528	U	P-O3'-C3'	10.63	132.46	119.70
24	BA	1126	A	P-O3'-C3'	10.62	132.44	119.70
24	DA	622	G	P-O3'-C3'	-10.61	106.97	119.70
21	AA	1140	C	O4'-C1'-N1	10.60	116.68	108.20
24	BA	1286	A	P-O3'-C3'	10.60	132.41	119.70
24	BA	2428	G	P-O3'-C3'	-10.59	106.99	119.70
24	BA	491	G	P-O3'-C3'	-10.58	107.01	119.70
24	BA	1329	U	P-O3'-C3'	10.57	132.38	119.70
24	DA	1126	A	P-O3'-C3'	10.57	132.39	119.70
21	AA	1141	C	N1-C1'-C2'	-10.54	100.30	114.00
21	AA	1203	C	N1-C1'-C2'	-10.54	100.30	114.00
24	BA	2383	G	P-O3'-C3'	-10.52	107.07	119.70
24	DA	1648	U	N1-C1'-C2'	-10.52	100.33	114.00
24	BA	2573	C	N1-C1'-C2'	-10.51	100.33	114.00
24	BA	1178	C	O4'-C1'-N1	10.51	116.60	108.20
55	CA	72	A	P-O3'-C3'	-10.50	107.10	119.70
24	BA	1717	A	P-O3'-C3'	-10.50	107.10	119.70
24	DA	421	C	P-O3'-C3'	10.49	132.29	119.70
24	BA	687	C	N1-C1'-C2'	-10.48	100.38	114.00
24	BA	1957	C	P-O3'-C3'	-10.47	107.13	119.70
24	BA	2214	C	N1-C1'-C2'	-10.47	100.39	114.00
55	CA	1161	C	N1-C1'-C2'	-10.47	100.39	114.00
21	AA	1283	U	N1-C1'-C2'	-10.46	100.40	114.00
55	CA	97	G	P-O3'-C3'	-10.46	107.15	119.70
21	AA	1366	C	P-O3'-C3'	-10.46	107.15	119.70
21	AA	995	C	N1-C1'-C2'	-10.45	100.41	114.00
23	AW	5	U	N1-C1'-C2'	-10.45	100.42	114.00
24	DA	2267	A	N1-C6-N6	10.43	124.86	118.60
24	BA	2333	A	P-O3'-C3'	10.42	132.21	119.70
24	BA	2200	C	N1-C1'-C2'	-10.42	100.45	114.00
24	DA	964	C	O4'-C1'-N1	10.41	116.53	108.20
55	CA	970	C	P-O3'-C3'	-10.41	107.21	119.70
24	DA	1499	C	O4'-C1'-N1	10.41	116.53	108.20
24	BA	100	U	P-O3'-C3'	10.41	132.19	119.70
24	BA	781	A	P-O3'-C3'	10.41	132.19	119.70
24	DA	321	U	O4'-C1'-N1	10.41	116.53	108.20
24	DA	225	C	O4'-C1'-N1	10.40	116.52	108.20
24	BA	726	G	P-O3'-C3'	10.40	132.18	119.70
55	CA	501	C	O4'-C1'-N1	10.40	116.52	108.20
21	AA	590	U	P-O3'-C3'	-10.39	107.23	119.70

*Continued on next page...*

*Continued from previous page...*

Mol	Chain	Res	Type	Atoms	Z	Observed(°)	Ideal(°)
21	AA	753	A	P-O3'-C3'	10.39	132.17	119.70
21	AA	1202	U	N1-C1'-C2'	-10.39	100.49	114.00
24	BA	164	C	N1-C1'-C2'	-10.39	100.49	114.00
24	BA	730	A	P-O3'-C3'	-10.39	107.23	119.70
24	DA	2692	G	P-O3'-C3'	-10.38	107.24	119.70
21	AA	87	C	N1-C1'-C2'	-10.38	100.51	114.00
21	AA	122	G	P-O3'-C3'	-10.38	107.25	119.70
24	DA	206	U	N1-C1'-C2'	-10.38	100.51	114.00
24	BA	1490	A	P-O3'-C3'	10.36	132.14	119.70
24	BA	92	U	N1-C1'-C2'	-10.36	100.53	114.00
24	DA	2068	U	N1-C1'-C2'	-10.36	100.53	114.00
55	CA	370	C	N1-C1'-C2'	-10.36	100.53	114.00
24	BA	2326	C	P-O3'-C3'	10.36	132.13	119.70
55	CA	723	U	P-O3'-C3'	-10.36	107.27	119.70
24	DA	436	C	O4'-C1'-N1	10.36	116.48	108.20
24	DA	2261	C	P-O3'-C3'	-10.34	107.29	119.70
55	CA	643	C	N1-C1'-C2'	-10.34	100.56	114.00
24	DA	2226	C	N1-C1'-C2'	-10.33	100.57	114.00
24	DA	2611	C	N1-C1'-C2'	-10.33	100.57	114.00
24	DA	2447	G	P-O3'-C3'	10.32	132.09	119.70
55	CA	519	C	N1-C1'-C2'	-10.31	100.59	114.00
21	AA	1449	C	N1-C1'-C2'	-10.31	100.60	114.00
55	CA	283	U	N1-C1'-C2'	-10.31	100.60	114.00
21	AA	547	A	P-O3'-C3'	10.31	132.07	119.70
24	DA	1315	C	N1-C1'-C2'	-10.31	100.60	114.00
24	BA	1556	C	N1-C1'-C2'	-10.30	100.61	114.00
24	DA	1561	C	N1-C1'-C2'	-10.29	100.62	114.00
21	AA	705	G	P-O3'-C3'	-10.28	107.36	119.70
55	CA	84	U	P-O3'-C3'	10.28	132.04	119.70
24	BA	2336	A	P-O3'-C3'	10.27	132.03	119.70
24	DA	1667	G	P-O3'-C3'	10.27	132.03	119.70
55	CA	936	C	N1-C1'-C2'	-10.26	100.66	114.00
24	DA	2064	C	N1-C1'-C2'	-10.25	100.67	114.00
24	BA	2447	G	N1-C2-N3	10.25	130.05	123.90
24	BA	302	C	O4'-C1'-N1	10.24	116.40	108.20
24	BA	1810	A	P-O3'-C3'	-10.24	107.41	119.70
55	CA	501	C	N1-C1'-C2'	-10.24	100.69	114.00
21	AA	60	A	P-O3'-C3'	10.23	131.98	119.70
21	AA	995	C	P-O3'-C3'	-10.23	107.42	119.70
24	DA	2064	C	P-O3'-C3'	-10.23	107.42	119.70
24	DA	687	C	N1-C1'-C2'	-10.22	100.71	114.00
24	DA	2214	C	N1-C1'-C2'	-10.22	100.71	114.00

*Continued on next page...*

*Continued from previous page...*

Mol	Chain	Res	Type	Atoms	Z	Observed(°)	Ideal(°)
24	BA	500	G	C2-N3-C4	-10.22	106.79	111.90
21	AA	1196	A	P-O3 <sup>3</sup> -C3 <sup>7</sup>	10.22	131.96	119.70
24	DA	234	U	O4 <sup>1</sup> -C1 <sup>1</sup> -N1	10.21	116.37	108.20
55	CA	1170	A	P-O3 <sup>3</sup> -C3 <sup>7</sup>	-10.20	107.47	119.70
24	BA	1478	G	N3-C4-N9	-10.19	119.88	126.00
24	BA	630	G	C2-N3-C4	-10.18	106.81	111.90
55	CA	508	U	P-O3 <sup>3</sup> -C3 <sup>7</sup>	10.18	131.92	119.70
55	CA	1203	C	N1-C1 <sup>1</sup> -C2 <sup>7</sup>	-10.18	100.77	114.00
24	BA	2880	C	P-O3 <sup>3</sup> -C3 <sup>7</sup>	-10.18	107.49	119.70
24	DA	53	A	P-O3 <sup>3</sup> -C3 <sup>7</sup>	-10.18	107.49	119.70
24	DA	792	A	P-O3 <sup>3</sup> -C3 <sup>7</sup>	10.18	131.91	119.70
24	DA	1049	C	N1-C1 <sup>1</sup> -C2 <sup>7</sup>	-10.16	100.79	114.00
24	BA	2451	A	C5-C6-N1	10.15	122.78	117.70
55	CA	735	C	P-O3 <sup>3</sup> -C3 <sup>7</sup>	-10.15	107.52	119.70
24	BA	2210	U	P-O3 <sup>3</sup> -C3 <sup>7</sup>	10.15	131.88	119.70
24	BA	2880	C	N1-C1 <sup>1</sup> -C2 <sup>7</sup>	-10.15	100.81	114.00
55	CA	96	U	N1-C1 <sup>1</sup> -C2 <sup>7</sup>	-10.14	100.81	114.00
55	CA	248	C	N1-C1 <sup>1</sup> -C2 <sup>7</sup>	-10.14	100.82	114.00
24	BA	86	G	P-O3 <sup>3</sup> -C3 <sup>7</sup>	-10.12	107.55	119.70
24	BA	1511	G	P-O3 <sup>3</sup> -C3 <sup>7</sup>	-10.11	107.57	119.70
55	CA	347	G	P-O3 <sup>3</sup> -C3 <sup>7</sup>	-10.11	107.57	119.70
24	DA	1957	C	P-O3 <sup>3</sup> -C3 <sup>7</sup>	-10.11	107.57	119.70
24	DA	2064	C	O4 <sup>1</sup> -C1 <sup>1</sup> -N1	10.11	116.28	108.20
24	BA	1732	C	P-O3 <sup>3</sup> -C3 <sup>7</sup>	10.10	131.82	119.70
24	BA	142	A	P-O3 <sup>3</sup> -C3 <sup>7</sup>	-10.10	107.58	119.70
24	BA	548	G	P-O3 <sup>3</sup> -C3 <sup>7</sup>	-10.09	107.59	119.70
24	DA	548	G	P-O3 <sup>3</sup> -C3 <sup>7</sup>	-10.09	107.59	119.70
55	CA	1052	U	N1-C1 <sup>1</sup> -C2 <sup>7</sup>	-10.09	100.89	114.00
24	DA	1114	C	N1-C1 <sup>1</sup> -C2 <sup>7</sup>	-10.08	100.90	114.00
21	AA	1366	C	N1-C1 <sup>1</sup> -C2 <sup>7</sup>	-10.07	100.90	114.00
24	DA	2581	G	P-O3 <sup>3</sup> -C3 <sup>7</sup>	10.06	131.77	119.70
24	BA	1475	G	P-O3 <sup>3</sup> -C3 <sup>7</sup>	10.06	131.77	119.70
24	BA	2266	A	P-O3 <sup>3</sup> -C3 <sup>7</sup>	10.05	131.76	119.70
24	DA	459	U	N1-C1 <sup>1</sup> -C2 <sup>7</sup>	-10.05	100.93	114.00
24	DA	2440	C	N1-C1 <sup>1</sup> -C2 <sup>7</sup>	-10.05	100.94	114.00
55	CA	874	G	P-O3 <sup>3</sup> -C3 <sup>7</sup>	-10.03	107.67	119.70
24	DA	997	G	P-O3 <sup>3</sup> -C3 <sup>7</sup>	-10.03	107.67	119.70
24	BA	2645	G	P-O3 <sup>3</sup> -C3 <sup>7</sup>	10.02	131.72	119.70
24	DA	445	C	N1-C1 <sup>1</sup> -C2 <sup>7</sup>	-10.01	100.99	114.00
55	CA	454	G	P-O3 <sup>3</sup> -C3 <sup>7</sup>	-10.00	107.70	119.70
24	BA	279	A	P-O3 <sup>3</sup> -C3 <sup>7</sup>	-10.00	107.70	119.70
24	BA	404	A	P-O3 <sup>3</sup> -C3 <sup>7</sup>	9.99	131.69	119.70

*Continued on next page...*



*Continued from previous page...*

Mol	Chain	Res	Type	Atoms	Z	Observed(°)	Ideal(°)
24	DA	2023	C	N1-C1'-C2'	-9.99	101.01	112.00
21	AA	655	A	P-O3'-C3'	-9.98	107.73	119.70
24	BA	482	A	P-O3'-C3'	-9.96	107.74	119.70
24	BA	752	A	P-O3'-C3'	9.96	131.65	119.70
24	DA	273	G	P-O3'-C3'	-9.96	107.75	119.70
24	BA	1276	A	P-O3'-C3'	-9.95	107.76	119.70
55	CA	1508	A	P-O3'-C3'	-9.95	107.77	119.70
24	BA	369	U	P-O3'-C3'	9.94	131.63	119.70
24	BA	2732	G	P-O3'-C3'	9.94	131.63	119.70
24	BA	2712	C	N1-C1'-C2'	9.94	126.92	114.00
55	CA	132	C	O4'-C1'-N1	9.94	116.15	108.20
24	DA	179	C	N1-C1'-C2'	-9.93	101.07	112.00
55	CA	892	A	P-O3'-C3'	-9.93	107.79	119.70
24	BA	2226	C	N1-C1'-C2'	-9.92	101.08	112.00
24	BA	301	G	P-O3'-C3'	9.92	131.60	119.70
21	AA	549	C	N1-C1'-C2'	-9.92	101.09	112.00
24	DA	915	C	N1-C1'-C2'	-9.91	101.10	112.00
24	BA	479	A	P-O3'-C3'	9.91	131.59	119.70
24	DA	1265	A	P-O3'-C3'	9.90	131.58	119.70
25	BB	52	A	P-O3'-C3'	9.89	131.57	119.70
55	CA	14	U	N1-C1'-C2'	-9.89	101.12	112.00
24	DA	831	G	P-O3'-C3'	-9.89	107.83	119.70
24	BA	1865	U	O4'-C1'-N1	9.88	116.10	108.20
24	DA	229	C	N1-C1'-C2'	-9.87	101.14	112.00
24	DA	2758	A	P-O3'-C3'	-9.86	107.86	119.70
24	DA	2339	C	O4'-C1'-N1	9.86	116.09	108.20
21	AA	1192	C	N1-C1'-C2'	-9.84	101.17	112.00
55	CA	1455	G	P-O3'-C3'	-9.84	107.89	119.70
24	DA	1819	A	P-O3'-C3'	9.84	131.50	119.70
24	DA	860	U	N1-C1'-C2'	-9.82	101.20	112.00
24	BA	507	A	P-O3'-C3'	-9.82	107.92	119.70
24	DA	392	U	P-O3'-C3'	-9.81	107.92	119.70
24	DA	2215	C	P-O3'-C3'	-9.81	107.92	119.70
25	BB	87	U	P-O3'-C3'	9.81	131.47	119.70
24	DA	916	G	P-O3'-C3'	-9.81	107.93	119.70
24	DA	2347	C	N1-C1'-C2'	-9.81	101.21	112.00
55	CA	67	C	N1-C1'-C2'	-9.81	101.21	112.00
55	CA	32	A	P-O3'-C3'	-9.80	107.93	119.70
55	CA	565	U	P-O3'-C3'	-9.80	107.94	119.70
21	AA	306	A	P-O3'-C3'	-9.78	107.97	119.70
24	DA	1035	U	P-O3'-C3'	-9.78	107.97	119.70
24	DA	2615	U	N1-C1'-C2'	-9.78	101.25	112.00

*Continued on next page...*

*Continued from previous page...*

Mol	Chain	Res	Type	Atoms	Z	Observed(°)	Ideal(°)
55	CA	510	A	P-O3'-C3'	-9.77	107.97	119.70
24	DA	2568	U	P-O3'-C3'	-9.77	107.97	119.70
21	AA	577	G	P-O3'-C3'	-9.77	107.98	119.70
21	AA	1502	A	P-O3'-C3'	9.77	131.42	119.70
24	DA	1387	A	P-O3'-C3'	-9.76	107.99	119.70
24	DA	2408	U	N1-C1'-C2'	-9.75	101.27	112.00
55	CA	1325	C	P-O3'-C3'	-9.74	108.01	119.70
24	BA	2613	U	P-O3'-C3'	9.74	131.39	119.70
24	BA	2902	C	O4'-C1'-N1	9.74	115.99	108.20
24	DA	1476	U	O4'-C1'-N1	9.74	115.99	108.20
21	AA	1241	G	P-O3'-C3'	-9.74	108.02	119.70
24	DA	2798	U	P-O3'-C3'	9.73	131.38	119.70
24	BA	227	A	P-O3'-C3'	9.73	131.37	119.70
55	CA	890	G	P-O3'-C3'	9.73	131.37	119.70
24	BA	1156	A	P-O3'-C3'	9.72	131.37	119.70
24	DA	1475	G	P-O3'-C3'	9.72	131.37	119.70
21	AA	467	U	N1-C1'-C2'	-9.71	101.32	112.00
24	DA	1119	U	O4'-C1'-N1	9.70	115.96	108.20
24	BA	2835	A	P-O3'-C3'	9.70	131.34	119.70
24	DA	790	U	O4'-C1'-N1	9.69	115.95	108.20
24	DA	1137	G	P-O3'-C3'	-9.69	108.07	119.70
24	DA	1345	C	N1-C1'-C2'	-9.69	101.34	112.00
21	AA	422	C	O4'-C1'-N1	9.68	115.95	108.20
55	CA	822	U	N1-C1'-C2'	-9.68	101.35	112.00
24	BA	2893	A	P-O3'-C3'	9.68	131.31	119.70
24	BA	865	C	P-O3'-C3'	9.67	131.31	119.70
24	DA	2267	A	C5-C6-N6	-9.67	115.97	123.70
24	BA	229	C	N1-C1'-C2'	-9.66	101.37	112.00
24	DA	364	C	P-O3'-C3'	-9.66	108.10	119.70
24	DA	179	C	O4'-C1'-N1	9.66	115.92	108.20
24	DA	1399	C	N1-C1'-C2'	-9.66	101.38	112.00
24	DA	2572	A	P-O3'-C3'	9.66	131.29	119.70
21	AA	812	G	P-O3'-C3'	9.65	131.28	119.70
21	AA	967	C	P-O3'-C3'	-9.65	108.12	119.70
24	BA	1236	G	P-O3'-C3'	9.65	131.28	119.70
24	DA	1982	U	N1-C1'-C2'	-9.65	101.38	112.00
24	BA	1498	C	N1-C1'-C2'	-9.65	101.39	112.00
24	DA	2868	A	P-O3'-C3'	-9.64	108.13	119.70
55	CA	1397	C	N1-C1'-C2'	-9.64	101.39	112.00
24	DA	1020	A	P-O3'-C3'	9.64	131.27	119.70
24	BA	459	U	N1-C1'-C2'	-9.63	101.40	112.00
24	DA	2094	A	P-O3'-C3'	-9.63	108.14	119.70

*Continued on next page...*

*Continued from previous page...*

Mol	Chain	Res	Type	Atoms	Z	Observed(°)	Ideal(°)
24	DA	766	U	N1-C1'-C2'	-9.63	101.41	112.00
24	DA	217	A	P-O3'-C3'	-9.62	108.16	119.70
24	BA	2384	U	P-O3'-C3'	9.62	131.24	119.70
55	CA	876	C	P-O3'-C3'	-9.60	108.18	119.70
56	DB	104	A	P-O3'-C3'	-9.59	108.19	119.70
21	AA	875	U	O4'-C1'-N1	9.59	115.87	108.20
24	BA	1045	C	P-O3'-C3'	9.59	131.21	119.70
21	AA	316	C	N1-C1'-C2'	-9.58	101.47	112.00
24	BA	125	A	P-O3'-C3'	9.58	131.19	119.70
24	DA	688	U	N1-C1'-C2'	-9.57	101.47	112.00
24	DA	2136	G	P-O3'-C3'	-9.57	108.22	119.70
24	DA	589	U	N1-C1'-C2'	-9.57	101.47	112.00
24	DA	2348	U	O4'-C1'-N1	9.57	115.85	108.20
24	DA	1456	G	P-O3'-C3'	-9.56	108.23	119.70
24	BA	1828	G	P-O3'-C3'	9.56	131.17	119.70
24	BA	2199	A	P-O3'-C3'	-9.56	108.23	119.70
55	CA	252	U	N1-C1'-C2'	-9.56	101.49	112.00
21	AA	438	U	O4'-C1'-N1	9.55	115.84	108.20
21	AA	487	A	P-O3'-C3'	-9.55	108.23	119.70
24	DA	413	C	P-O3'-C3'	-9.55	108.24	119.70
55	CA	344	A	P-O3'-C3'	9.54	131.15	119.70
24	DA	2338	C	O4'-C1'-N1	9.54	115.83	108.20
24	DA	1214	A	P-O3'-C3'	-9.54	108.25	119.70
21	AA	132	C	N1-C1'-C2'	-9.53	101.52	112.00
24	DA	335	C	N1-C1'-C2'	-9.53	101.52	112.00
55	CA	564	C	P-O3'-C3'	-9.52	108.28	119.70
24	DA	688	U	P-O3'-C3'	-9.52	108.28	119.70
24	DA	142	A	P-O3'-C3'	-9.51	108.29	119.70
55	CA	87	C	N1-C1'-C2'	-9.50	101.55	112.00
21	AA	530	G	P-O3'-C3'	9.50	131.10	119.70
24	DA	2498	C	N1-C1'-C2'	-9.50	101.55	112.00
21	AA	961	U	N1-C1'-C2'	-9.49	101.56	112.00
24	BA	861	A	P-O3'-C3'	-9.49	108.31	119.70
24	DA	527	C	O4'-C1'-N1	9.48	115.79	108.20
24	DA	1249	U	N1-C1'-C2'	-9.48	101.57	112.00
24	DA	1708	C	P-O3'-C3'	-9.48	108.33	119.70
24	DA	2875	C	N1-C1'-C2'	-9.48	101.57	112.00
21	AA	199	A	P-O3'-C3'	-9.47	108.33	119.70
24	DA	1498	C	N1-C1'-C2'	-9.47	101.58	112.00
24	BA	1700	A	P-O3'-C3'	-9.47	108.34	119.70
55	CA	1142	G	P-O3'-C3'	-9.46	108.34	119.70
24	DA	1810	A	P-O3'-C3'	-9.47	108.34	119.70

*Continued on next page...*

*Continued from previous page...*

Mol	Chain	Res	Type	Atoms	Z	Observed(°)	Ideal(°)
55	CA	276	G	P-O3'-C3'	-9.46	108.35	119.70
55	CA	721	G	P-O3'-C3'	9.46	131.05	119.70
21	AA	1283	U	P-O3'-C3'	-9.45	108.36	119.70
24	DA	2657	A	P-O3'-C3'	-9.45	108.36	119.70
24	BA	669	G	P-O3'-C3'	9.45	131.03	119.70
24	BA	1635	A	P-O3'-C3'	-9.45	108.36	119.70
21	AA	480	U	O4'-C1'-N1	9.44	115.75	108.20
55	CA	735	C	N1-C1'-C2'	-9.44	101.62	112.00
24	BA	2860	A	N1-C6-N6	9.43	124.26	118.60
24	BA	620	G	P-O3'-C3'	9.43	131.01	119.70
24	DA	243	U	N1-C1'-C2'	-9.42	101.64	112.00
24	DA	2497	A	P-O3'-C3'	9.41	130.99	119.70
24	BA	914	G	P-O3'-C3'	-9.41	108.41	119.70
24	DA	1980	G	P-O3'-C3'	9.40	130.99	119.70
24	BA	2258	C	P-O3'-C3'	9.40	130.98	119.70
24	DA	1290	C	N1-C1'-C2'	-9.40	101.66	112.00
24	DA	2493	U	P-O3'-C3'	-9.39	108.43	119.70
24	DA	1636	U	P-O3'-C3'	-9.39	108.44	119.70
24	DA	741	U	O4'-C1'-N1	9.38	115.71	108.20
24	DA	1072	C	N1-C1'-C2'	-9.38	101.68	112.00
24	DA	1607	C	P-O3'-C3'	9.38	130.95	119.70
24	BA	2832	U	P-O3'-C3'	9.37	130.95	119.70
24	BA	1082	U	O4'-C1'-N1	9.37	115.69	108.20
24	BA	2725	A	P-O3'-C3'	9.37	130.94	119.70
24	BA	91	A	P-O3'-C3'	9.36	130.93	119.70
21	AA	243	A	P-O3'-C3'	9.36	130.93	119.70
55	CA	1508	A	P-O5'-C5'	-9.36	105.93	120.90
24	DA	1131	G	P-O3'-C3'	9.36	130.93	119.70
21	AA	792	A	P-O3'-C3'	9.36	130.93	119.70
24	DA	1400	U	P-O3'-C3'	-9.36	108.47	119.70
24	DA	104	A	P-O3'-C3'	-9.35	108.48	119.70
24	DA	1867	G	P-O3'-C3'	-9.34	108.49	119.70
24	BA	790	U	N1-C1'-C2'	-9.34	101.72	112.00
24	DA	658	U	O4'-C1'-N1	9.34	115.67	108.20
24	BA	2820	A	P-O3'-C3'	9.34	130.90	119.70
24	DA	1050	A	P-O3'-C3'	-9.33	108.50	119.70
55	CA	931	C	O4'-C1'-N1	9.32	115.66	108.20
24	BA	460	A	P-O3'-C3'	-9.32	108.51	119.70
24	BA	2682	A	P-O3'-C3'	-9.32	108.52	119.70
24	DA	164	C	N1-C1'-C2'	-9.31	101.76	112.00
21	AA	73	C	P-O3'-C3'	-9.31	108.53	119.70
24	BA	49	A	P-O3'-C3'	9.31	130.87	119.70

*Continued on next page...*

*Continued from previous page...*

Mol	Chain	Res	Type	Atoms	Z	Observed(°)	Ideal(°)
24	BA	2296	U	N1-C1'-C2'	9.31	126.10	114.00
25	BB	42	C	N1-C1'-C2'	-9.31	101.76	112.00
24	BA	788	A	P-O3'-C3'	9.30	130.86	119.70
55	CA	169	C	O4'-C1'-N1	9.30	115.64	108.20
24	BA	1378	A	P-O3'-C3'	9.30	130.86	119.70
24	BA	527	C	P-O3'-C3'	9.29	130.85	119.70
55	CA	535	A	P-O3'-C3'	-9.29	108.55	119.70
24	BA	1716	U	N1-C1'-C2'	-9.28	101.79	112.00
55	CA	95	C	N1-C1'-C2'	-9.28	101.79	112.00
24	BA	1127	A	P-O3'-C3'	-9.28	108.57	119.70
21	AA	51	A	P-O3'-C3'	9.27	130.83	119.70
24	BA	2451	A	C4-C5-N7	9.27	115.33	110.70
24	BA	2423	U	P-O3'-C3'	9.27	130.82	119.70
24	DA	730	A	P-O3'-C3'	-9.27	108.58	119.70
24	DA	2313	C	N1-C1'-C2'	-9.27	101.80	112.00
55	CA	1398	A	N9-C1'-C2'	-9.27	101.81	112.00
24	BA	1158	C	P-O3'-C3'	-9.26	108.58	119.70
55	CA	822	U	P-O3'-C3'	-9.26	108.58	119.70
24	BA	2857	G	N9-C4-C5	-9.26	101.70	105.40
24	BA	2728	U	P-O3'-C3'	-9.25	108.59	119.70
55	CA	175	C	P-O3'-C3'	-9.25	108.60	119.70
21	AA	1528	U	P-O3'-C3'	9.25	130.80	119.70
24	DA	2334	U	P-O3'-C3'	9.25	130.80	119.70
24	DA	945	A	P-O3'-C3'	9.24	130.79	119.70
24	DA	1080	A	P-O3'-C3'	-9.23	108.62	119.70
24	DA	2339	C	P-O3'-C3'	-9.23	108.62	119.70
55	CA	184	G	P-O3'-C3'	-9.23	108.63	119.70
24	BA	1345	C	N1-C1'-C2'	-9.22	101.85	112.00
55	CA	1245	C	O4'-C1'-N1	9.22	115.58	108.20
56	DB	17	C	O4'-C1'-N1	9.22	115.58	108.20
24	BA	512	G	O4'-C1'-N9	9.22	115.58	108.20
21	AA	486	U	N1-C1'-C2'	-9.21	101.87	112.00
24	BA	984	A	P-O3'-C3'	9.21	130.75	119.70
24	BA	2689	U	O4'-C1'-N1	9.20	115.56	108.20
24	BA	1345	C	P-O3'-C3'	-9.19	108.67	119.70
24	DA	1019	U	O4'-C1'-N1	9.19	115.56	108.20
24	DA	1815	A	P-O3'-C3'	9.19	130.73	119.70
24	BA	1272	A	P-O3'-C3'	9.18	130.72	119.70
21	AA	704	A	P-O3'-C3'	-9.18	108.69	119.70
55	CA	110	C	N1-C1'-C2'	-9.18	101.91	112.00
25	BB	66	A	P-O3'-C3'	9.17	130.71	119.70
24	DA	2409	G	P-O3'-C3'	-9.17	108.70	119.70

*Continued on next page...*

*Continued from previous page...*

Mol	Chain	Res	Type	Atoms	Z	Observed(°)	Ideal(°)
25	BB	91	C	P-O3'-C3'	-9.16	108.70	119.70
24	DA	1289	C	N1-C1'-C2'	-9.16	101.92	112.00
55	CA	1398	A	P-O3'-C3'	-9.16	108.70	119.70
24	DA	1971	U	N1-C1'-C2'	-9.16	101.93	112.00
24	BA	1799	G	P-O3'-C3'	9.15	130.68	119.70
55	CA	1161	C	O4'-C1'-N1	9.15	115.52	108.20
25	BB	13	G	P-O3'-C3'	-9.15	108.72	119.70
24	BA	829	A	P-O3'-C3'	9.15	130.68	119.70
24	DA	1708	C	O4'-C1'-N1	9.14	115.52	108.20
24	BA	2586	U	N1-C1'-C2'	-9.14	101.94	112.00
21	AA	73	C	N1-C1'-C2'	-9.14	101.95	112.00
24	BA	1784	A	P-O3'-C3'	9.14	130.66	119.70
24	DA	424	G	P-O3'-C3'	-9.13	108.74	119.70
21	AA	245	U	N1-C1'-C2'	-9.13	101.95	112.00
24	BA	2520	C	N1-C1'-C2'	-9.13	101.96	112.00
24	BA	2689	U	N1-C1'-C2'	9.12	125.86	114.00
24	BA	1569	A	P-O3'-C3'	-9.12	108.76	119.70
55	CA	1240	U	P-O3'-C3'	9.12	130.64	119.70
24	DA	437	U	O4'-C1'-N1	9.12	115.49	108.20
24	DA	2298	A	P-O3'-C3'	-9.11	108.76	119.70
24	DA	2198	A	P-O3'-C3'	9.11	130.63	119.70
55	CA	486	U	P-O3'-C3'	-9.10	108.78	119.70
55	CA	1380	U	P-O3'-C3'	9.10	130.62	119.70
55	CA	984	C	O4'-C1'-N1	9.10	115.48	108.20
24	DA	483	A	P-O3'-C3'	-9.10	108.78	119.70
24	BA	915	C	N1-C1'-C2'	-9.09	102.00	112.00
24	BA	1993	U	P-O5'-C5'	-9.09	106.36	120.90
24	BA	2500	U	O4'-C1'-N1	9.09	115.47	108.20
55	CA	453	G	P-O3'-C3'	-9.08	108.80	119.70
24	BA	1385	A	P-O3'-C3'	9.08	130.59	119.70
24	BA	2052	A	P-O3'-C3'	-9.07	108.81	119.70
24	DA	1822	C	N1-C1'-C2'	-9.07	102.02	112.00
24	BA	753	A	P-O3'-C3'	-9.07	108.82	119.70
24	DA	77	G	P-O3'-C3'	-9.06	108.83	119.70
24	DA	2215	C	N1-C1'-C2'	-9.06	102.03	112.00
21	AA	1066	C	P-O3'-C3'	-9.06	108.83	119.70
24	BA	1427	A	P-O3'-C3'	9.06	130.57	119.70
24	BA	2451	A	C4-C5-C6	-9.06	112.47	117.00
55	CA	173	U	O4'-C1'-N1	9.05	115.44	108.20
55	CA	1300	G	P-O3'-C3'	-9.05	108.84	119.70
24	BA	1706	C	P-O3'-C3'	9.05	130.56	119.70
21	AA	564	C	P-O3'-C3'	-9.04	108.85	119.70

*Continued on next page...*

*Continued from previous page...*

Mol	Chain	Res	Type	Atoms	Z	Observed(°)	Ideal(°)
24	BA	913	U	P-O3'-C3'	9.04	130.54	119.70
55	CA	688	G	P-O3'-C3'	-9.03	108.86	119.70
24	DA	1158	C	N1-C1'-C2'	-9.03	102.07	112.00
21	AA	331	G	P-O3'-C3'	-9.03	108.87	119.70
24	DA	73	A	P-O3'-C3'	-9.02	108.87	119.70
21	AA	719	C	P-O3'-C3'	-9.02	108.88	119.70
24	DA	739	A	P-O3'-C3'	9.02	130.53	119.70
55	CA	1031	C	P-O3'-C3'	9.02	130.52	119.70
55	CA	1395	C	N1-C1'-C2'	-9.02	102.08	112.00
24	BA	1082	U	C5-C4-O4	-9.02	120.49	125.90
24	BA	1566	A	P-O3'-C3'	9.02	130.52	119.70
55	CA	1203	C	P-O3'-C3'	-9.02	108.88	119.70
24	DA	867	C	N1-C1'-C2'	-9.02	102.08	112.00
24	DA	1957	C	N1-C1'-C2'	-9.01	102.09	112.00
24	BA	747	U	N1-C1'-C2'	-9.00	102.10	112.00
55	CA	1190	G	P-O3'-C3'	8.99	130.49	119.70
24	DA	1060	U	N3-C4-O4	8.99	125.69	119.40
24	BA	2468	A	P-O3'-C3'	8.99	130.49	119.70
24	BA	1275	A	P-O3'-C3'	8.99	130.48	119.70
24	DA	207	A	P-O3'-C3'	-8.98	108.92	119.70
55	CA	133	U	P-O3'-C3'	-8.98	108.92	119.70
24	BA	2588	G	P-O3'-C3'	8.97	130.47	119.70
24	DA	976	G	P-O3'-C3'	-8.97	108.93	119.70
24	DA	397	U	P-O3'-C3'	-8.97	108.94	119.70
24	BA	243	U	N1-C1'-C2'	-8.96	102.14	112.00
24	BA	2425	A	O4'-C1'-N9	8.96	115.37	108.20
24	BA	2503	A	P-O3'-C3'	8.96	130.45	119.70
24	BA	2609	U	P-O3'-C3'	8.95	130.44	119.70
24	DA	1023	U	P-O5'-C5'	-8.96	106.57	120.90
21	AA	190	A	N1-C6-N6	8.95	123.97	118.60
24	DA	2713	U	N1-C1'-C2'	8.95	125.64	114.00
24	DA	1079	C	N1-C1'-C2'	-8.95	102.16	112.00
21	AA	534	U	N1-C1'-C2'	-8.95	102.16	112.00
24	BA	1142	A	C8-N9-C1'	8.95	143.80	127.70
55	CA	1397	C	P-O3'-C3'	-8.95	108.97	119.70
24	DA	128	C	P-O3'-C3'	-8.94	108.97	119.70
24	BA	2136	G	P-O3'-C3'	-8.94	108.98	119.70
24	DA	2631	G	P-O3'-C3'	-8.93	108.98	119.70
24	BA	1522	A	P-O3'-C3'	8.93	130.41	119.70
24	BA	1915	U	N1-C1'-C2'	-8.93	102.18	112.00
24	DA	1314	C	N1-C1'-C2'	-8.93	102.18	112.00
24	DA	2713	U	P-O3'-C3'	8.93	130.42	119.70

*Continued on next page...*

*Continued from previous page...*

Mol	Chain	Res	Type	Atoms	Z	Observed(°)	Ideal(°)
21	AA	479	U	O4'-C1'-N1	8.92	115.34	108.20
24	BA	140	C	P-O3'-C3'	8.92	130.41	119.70
24	DA	1914	C	N1-C1'-C2'	-8.92	102.18	112.00
24	DA	1315	C	P-O3'-C3'	-8.92	108.99	119.70
24	BA	14	A	P-O3'-C3'	-8.92	109.00	119.70
55	CA	130	A	P-O3'-C3'	8.91	130.40	119.70
21	AA	169	C	C5-C4-N4	8.91	126.44	120.20
21	AA	1216	A	P-O3'-C3'	-8.91	109.01	119.70
21	AA	564	C	N1-C1'-C2'	-8.91	102.20	112.00
24	BA	958	U	N1-C1'-C2'	-8.91	102.20	112.00
24	BA	647	G	P-O3'-C3'	-8.90	109.02	119.70
24	BA	1606	C	P-O3'-C3'	8.90	130.39	119.70
25	BB	91	C	N1-C1'-C2'	-8.90	102.20	112.00
24	BA	2068	U	P-O3'-C3'	-8.90	109.02	119.70
24	DA	1013	C	P-O3'-C3'	-8.90	109.02	119.70
24	DA	754	U	N1-C1'-C2'	-8.89	102.22	112.00
24	BA	2646	C	N1-C1'-C2'	-8.88	102.23	112.00
55	CA	534	U	N1-C1'-C2'	-8.88	102.23	112.00
21	AA	279	A	P-O3'-C3'	8.88	130.35	119.70
55	CA	1528	U	O4'-C1'-N1	8.88	115.30	108.20
24	DA	2021	C	N1-C1'-C2'	8.87	125.53	114.00
24	DA	140	C	N1-C1'-C2'	8.85	125.51	114.00
55	CA	517	G	P-O3'-C3'	8.85	130.31	119.70
55	CA	590	U	O4'-C1'-N1	8.83	115.27	108.20
24	DA	1271	G	P-O3'-C3'	8.82	130.29	119.70
25	BB	88	C	N1-C1'-C2'	8.82	125.47	114.00
55	CA	513	C	N1-C1'-C2'	-8.82	102.30	112.00
24	DA	2753	A	P-O3'-C3'	-8.82	109.11	119.70
55	CA	973	G	P-O3'-C3'	-8.81	109.12	119.70
55	CA	90	C	N1-C1'-C2'	-8.81	102.31	112.00
24	BA	2517	C	P-O3'-C3'	8.81	130.27	119.70
24	BA	1816	C	O4'-C1'-N1	8.81	115.25	108.20
24	BA	324	A	P-O3'-C3'	-8.80	109.14	119.70
24	BA	919	U	C6-N1-C1'	-8.80	108.88	121.20
24	DA	1076	C	P-O3'-C3'	-8.80	109.14	119.70
55	CA	1229	A	P-O3'-C3'	-8.80	109.14	119.70
55	CA	370	C	P-O3'-C3'	-8.80	109.14	119.70
24	DA	312	G	P-O3'-C3'	-8.79	109.14	119.70
55	CA	723	U	N1-C1'-C2'	-8.79	102.33	112.00
24	DA	1943	U	P-O3'-C3'	8.78	130.24	119.70
55	CA	89	U	N1-C1'-C2'	-8.78	102.34	112.00
24	BA	1653	G	P-O3'-C3'	8.78	130.24	119.70

*Continued on next page...*



*Continued from previous page...*

Mol	Chain	Res	Type	Atoms	Z	Observed(°)	Ideal(°)
24	BA	2384	U	N1-C1'-C2'	8.77	125.41	114.00
21	AA	1483	A	N1-C6-N6	8.77	123.86	118.60
21	AA	1228	C	N1-C1'-C2'	-8.77	102.36	112.00
21	AA	1161	C	N1-C1'-C2'	-8.77	102.36	112.00
55	CA	388	G	P-O3'-C3'	8.77	130.22	119.70
24	BA	1913	A	P-O3'-C3'	8.76	130.22	119.70
24	DA	2851	A	P-O3'-C3'	-8.76	109.19	119.70
24	DA	510	C	N1-C1'-C2'	-8.76	102.36	112.00
21	AA	115	G	P-O3'-C3'	8.76	130.21	119.70
21	AA	1215	G	P-O3'-C3'	-8.76	109.19	119.70
24	BA	1333	G	P-O3'-C3'	-8.76	109.19	119.70
24	BA	1931	U	N1-C1'-C2'	-8.75	102.38	112.00
24	DA	1239	G	P-O3'-C3'	-8.75	109.20	119.70
24	DA	2387	U	P-O3'-C3'	-8.75	109.20	119.70
24	BA	120	U	O4'-C1'-N1	-8.74	101.20	108.20
21	AA	431	A	P-O3'-C3'	-8.74	109.21	119.70
24	DA	755	U	P-O3'-C3'	-8.74	109.21	119.70
24	BA	1812	U	O4'-C1'-N1	8.74	115.19	108.20
55	CA	81	A	P-O3'-C3'	8.74	130.18	119.70
24	DA	2322	A	P-O3'-C3'	-8.74	109.22	119.70
55	CA	1246	A	P-O3'-C3'	-8.73	109.22	119.70
24	BA	1022	G	N3-C4-N9	-8.73	120.76	126.00
21	AA	1332	A	P-O3'-C3'	-8.73	109.23	119.70
24	DA	2691	C	N1-C1'-C2'	-8.72	102.41	112.00
23	CW	3	U	P-O3'-C3'	8.72	130.16	119.70
24	DA	2728	U	N1-C1'-C2'	-8.71	102.42	112.00
24	BA	1303	G	P-O3'-C3'	-8.71	109.25	119.70
24	DA	1114	C	P-O3'-C3'	-8.71	109.25	119.70
24	BA	919	U	N3-C2-O2	-8.70	116.11	122.20
24	DA	2656	U	N1-C1'-C2'	-8.70	102.43	112.00
24	BA	1788	C	O4'-C1'-N1	-8.70	101.24	108.20
21	AA	1066	C	N1-C1'-C2'	-8.70	102.43	112.00
21	AA	1167	A	P-O3'-C3'	8.70	130.13	119.70
55	CA	1161	C	P-O3'-C3'	-8.70	109.27	119.70
55	CA	1499	A	P-O3'-C3'	-8.70	109.26	119.70
24	BA	2511	U	C2-N3-C4	-8.69	121.79	127.00
24	DA	2837	A	P-O3'-C3'	-8.69	109.28	119.70
24	BA	2781	A	P-O3'-C3'	-8.68	109.28	119.70
21	AA	875	U	N1-C1'-C2'	-8.68	102.45	112.00
24	BA	436	C	O4'-C1'-N1	8.68	115.14	108.20
21	AA	1161	C	P-O3'-C3'	-8.67	109.29	119.70
21	AA	1303	C	N1-C1'-C2'	-8.67	102.46	112.00

*Continued on next page...*

*Continued from previous page...*

Mol	Chain	Res	Type	Atoms	Z	Observed(°)	Ideal(°)
24	BA	588	U	N1-C1'-C2'	-8.67	102.46	112.00
24	BA	2586	U	P-O3'-C3'	-8.67	109.30	119.70
24	DA	60	G	P-O3'-C3'	8.67	130.10	119.70
24	BA	1461	C	O4'-C1'-N1	8.66	115.13	108.20
21	AA	344	A	O4'-C1'-N9	8.66	115.13	108.20
24	BA	1398	C	N1-C1'-C2'	-8.65	102.48	112.00
24	BA	1997	C	P-O3'-C3'	-8.65	109.32	119.70
24	DA	1993	U	N1-C1'-C2'	-8.64	102.49	112.00
24	DA	1606	C	O4'-C1'-N1	8.64	115.11	108.20
24	BA	2836	U	N1-C1'-C2'	-8.64	102.50	112.00
55	CA	133	U	O4'-C1'-N1	8.64	115.11	108.20
24	DA	1113	U	O4'-C1'-N1	8.64	115.11	108.20
24	BA	509	C	P-O3'-C3'	-8.62	109.36	119.70
24	DA	1274	A	P-O3'-C3'	-8.62	109.36	119.70
24	BA	1539	U	P-O3'-C3'	-8.61	109.36	119.70
24	DA	451	U	O4'-C1'-N1	8.61	115.09	108.20
24	BA	1557	C	N1-C1'-C2'	-8.61	102.53	112.00
24	BA	1013	C	N1-C1'-C2'	-8.60	102.54	112.00
24	BA	1675	C	P-O3'-C3'	-8.59	109.39	119.70
24	BA	835	C	N1-C1'-C2'	-8.59	102.55	112.00
24	DA	766	U	P-O3'-C3'	-8.59	109.40	119.70
24	BA	1478	G	C5-C6-O6	8.58	133.75	128.60
55	CA	175	C	N1-C1'-C2'	-8.58	102.57	112.00
24	BA	84	A	P-O3'-C3'	8.57	129.99	119.70
24	BA	2344	U	P-O3'-C3'	8.57	129.99	119.70
24	DA	2612	C	P-O3'-C3'	-8.57	109.41	119.70
21	AA	453	G	P-O3'-C3'	-8.57	109.42	119.70
24	BA	386	G	P-O3'-C3'	8.57	129.98	119.70
24	BA	443	A	P-O3'-C3'	-8.57	109.42	119.70
24	DA	1681	G	P-O3'-C3'	8.57	129.98	119.70
55	CA	251	G	P-O3'-C3'	8.56	129.98	119.70
21	AA	352	C	P-O3'-C3'	-8.56	109.42	119.70
24	DA	1386	C	N1-C1'-C2'	-8.56	102.58	112.00
21	AA	1242	G	N9-C1'-C2'	-8.56	102.58	112.00
21	AA	984	C	O4'-C1'-N1	8.55	115.04	108.20
24	DA	784	G	O4'-C1'-N9	8.54	115.03	108.20
55	CA	528	C	O4'-C1'-N1	8.53	115.03	108.20
24	DA	791	C	P-O3'-C3'	-8.52	109.47	119.70
24	BA	2585	U	P-O3'-C3'	8.52	129.93	119.70
24	DA	749	A	P-O3'-C3'	-8.52	109.48	119.70
21	AA	575	G	N3-C4-N9	-8.51	120.89	126.00
21	AA	467	U	P-O3'-C3'	-8.51	109.48	119.70

*Continued on next page...*

*Continued from previous page...*

Mol	Chain	Res	Type	Atoms	Z	Observed(°)	Ideal(°)
24	BA	2513	A	C5-C6-N6	8.51	130.51	123.70
56	DB	104	A	C8-N9-C4	-8.51	102.40	105.80
24	BA	2834	G	P-O5'-C5'	-8.51	107.29	120.90
24	BA	645	C	N1-C1'-C2'	8.50	125.05	114.00
24	BA	746	U	P-O3'-C3'	8.50	129.90	119.70
24	DA	865	C	P-O3'-C3'	8.50	129.90	119.70
24	DA	2348	U	P-O3'-C3'	-8.50	109.50	119.70
55	CA	248	C	O4'-C1'-N1	8.50	115.00	108.20
24	DA	1206	G	P-O3'-C3'	-8.49	109.51	119.70
24	BA	1602	U	P-O3'-C3'	8.49	129.88	119.70
24	BA	1856	U	O4'-C1'-N1	8.49	114.99	108.20
21	AA	1530	G	N9-C1'-C2'	-8.48	102.67	112.00
55	CA	884	U	O4'-C1'-N1	8.48	114.98	108.20
24	DA	100	U	P-O3'-C3'	8.48	129.88	119.70
24	BA	2319	G	P-O3'-C3'	8.47	129.87	119.70
24	DA	1636	U	O4'-C1'-N1	8.47	114.98	108.20
24	BA	531	C	N1-C1'-C2'	8.47	125.01	114.00
24	BA	1287	A	P-O3'-C3'	-8.46	109.54	119.70
56	DB	24	G	P-O3'-C3'	8.46	129.85	119.70
24	DA	774	G	P-O3'-C3'	8.46	129.85	119.70
24	BA	1635	A	N9-C1'-C2'	-8.46	102.70	112.00
24	BA	811	U	P-O3'-C3'	8.46	129.85	119.70
24	DA	1141	U	P-O3'-C3'	8.46	129.85	119.70
55	CA	1051	C	N1-C1'-C2'	-8.45	102.70	112.00
24	BA	506	G	P-O3'-C3'	8.45	129.84	119.70
21	AA	510	A	P-O3'-C3'	-8.45	109.57	119.70
24	DA	2031	A	P-O3'-C3'	8.45	129.83	119.70
21	AA	717	U	P-O3'-C3'	8.44	129.83	119.70
55	CA	995	C	P-O3'-C3'	-8.43	109.58	119.70
21	AA	1153	G	P-O3'-C3'	-8.43	109.58	119.70
24	BA	1174	U	N1-C1'-C2'	-8.43	102.73	112.00
24	BA	2866	U	P-O3'-C3'	8.42	129.81	119.70
55	CA	1502	A	P-O3'-C3'	8.42	129.80	119.70
24	BA	2520	C	O4'-C1'-N1	8.42	114.93	108.20
55	CA	1449	C	O4'-C1'-N1	8.42	114.93	108.20
24	DA	1636	U	N1-C1'-C2'	-8.42	102.74	112.00
55	CA	1087	G	P-O3'-C3'	-8.41	109.60	119.70
24	DA	778	G	P-O3'-C3'	-8.41	109.60	119.70
24	BA	2322	A	P-O3'-C3'	-8.41	109.61	119.70
55	CA	1053	G	P-O3'-C3'	8.41	129.79	119.70
21	AA	91	U	C5-C4-O4	-8.40	120.86	125.90
24	BA	2392	A	P-O3'-C3'	-8.40	109.62	119.70

*Continued on next page...*

*Continued from previous page...*

Mol	Chain	Res	Type	Atoms	Z	Observed(°)	Ideal(°)
21	AA	315	A	P-O3'-C3'	8.39	129.77	119.70
24	BA	996	A	P-O3'-C3'	-8.38	109.64	119.70
55	CA	875	U	P-O3'-C3'	-8.38	109.64	119.70
21	AA	1449	C	O4'-C1'-N1	8.38	114.91	108.20
55	CA	913	A	P-O3'-C3'	8.38	129.76	119.70
24	BA	301	G	C4-N9-C1'	-8.38	115.61	126.50
24	BA	1020	A	P-O3'-C3'	8.38	129.76	119.70
21	AA	1202	U	O4'-C1'-N1	8.38	114.90	108.20
24	DA	2226	C	O4'-C1'-N1	8.38	114.90	108.20
55	CA	1162	C	P-O3'-C3'	-8.38	109.65	119.70
55	CA	1141	C	P-O3'-C3'	-8.37	109.65	119.70
21	AA	1140	C	N1-C1'-C2'	-8.37	102.80	112.00
24	BA	1013	C	P-O3'-C3'	-8.37	109.66	119.70
24	BA	1141	U	P-O3'-C3'	8.36	129.74	119.70
24	DA	273	G	N9-C1'-C2'	-8.36	102.80	112.00
24	DA	2261	C	O4'-C1'-N1	8.36	114.89	108.20
24	BA	2267	A	P-O3'-C3'	-8.36	109.67	119.70
21	AA	590	U	O4'-C1'-N1	8.36	114.88	108.20
21	AA	721	G	P-O3'-C3'	8.35	129.72	119.70
55	CA	973	G	N9-C1'-C2'	-8.35	102.82	112.00
55	CA	459	A	P-O3'-C3'	8.34	129.71	119.70
55	CA	597	G	P-O3'-C3'	-8.34	109.69	119.70
24	DA	629	G	P-O3'-C3'	-8.34	109.70	119.70
24	DA	1946	U	N1-C1'-C2'	-8.34	102.83	112.00
24	DA	2458	G	P-O3'-C3'	8.34	129.71	119.70
24	BA	671	C	O4'-C1'-N1	8.33	114.87	108.20
24	DA	1954	G	P-O3'-C3'	8.33	129.70	119.70
24	BA	1033	U	P-O3'-C3'	8.33	129.70	119.70
24	DA	503	A	P-O3'-C3'	8.33	129.69	119.70
55	CA	1224	U	P-O3'-C3'	8.32	129.69	119.70
21	AA	985	C	P-O3'-C3'	-8.32	109.72	119.70
24	BA	2490	G	P-O3'-C3'	8.31	129.68	119.70
24	BA	2873	A	O4'-C1'-N9	8.30	114.84	108.20
24	BA	2275	C	P-O3'-C3'	8.30	129.66	119.70
24	DA	957	C	P-O3'-C3'	8.30	129.66	119.70
24	DA	2034	U	N1-C1'-C2'	-8.30	102.87	112.00
24	BA	278	A	P-O3'-C3'	8.29	129.65	119.70
24	BA	2447	G	N3-C4-N9	8.29	130.97	126.00
55	CA	884	U	P-O3'-C3'	8.29	129.64	119.70
24	DA	2612	C	O4'-C1'-N1	8.29	114.83	108.20
24	BA	613	A	P-O3'-C3'	8.28	129.64	119.70
24	BA	1721	G	P-O3'-C3'	8.28	129.64	119.70

*Continued on next page...*

*Continued from previous page...*

Mol	Chain	Res	Type	Atoms	Z	Observed(°)	Ideal(°)
24	BA	1931	U	P-O3'-C3'	-8.28	109.76	119.70
24	BA	749	A	P-O3'-C3'	-8.28	109.76	119.70
24	DA	2492	U	N1-C1'-C2'	-8.28	102.89	112.00
24	DA	445	C	O4'-C1'-N1	8.28	114.82	108.20
21	AA	1101	A	P-O3'-C3'	8.27	129.63	119.70
24	BA	1062	G	P-O3'-C3'	-8.27	109.77	119.70
24	BA	162	U	P-O3'-C3'	8.27	129.62	119.70
24	DA	766	U	O4'-C1'-N1	8.27	114.81	108.20
24	DA	2441	U	P-O3'-C3'	-8.27	109.78	119.70
55	CA	531	U	N1-C1'-C2'	8.26	124.73	114.00
24	BA	2035	G	O4'-C1'-N9	8.26	114.80	108.20
21	AA	344	A	P-O3'-C3'	8.25	129.60	119.70
24	BA	1249	U	N1-C1'-C2'	-8.25	102.93	112.00
24	BA	1019	U	N1-C2-N3	8.24	119.85	114.90
24	DA	389	G	P-O3'-C3'	-8.24	109.81	119.70
24	BA	443	A	P-O5'-C5'	-8.24	107.72	120.90
55	CA	486	U	N1-C1'-C2'	-8.24	102.94	112.00
24	DA	444	C	O4'-C1'-N1	8.24	114.79	108.20
24	BA	645	C	P-O3'-C3'	8.23	129.58	119.70
24	DA	1113	U	N1-C1'-C2'	-8.23	102.94	112.00
21	AA	116	A	N9-C1'-C2'	-8.23	102.95	112.00
24	BA	1668	A	P-O3'-C3'	8.23	129.58	119.70
24	BA	688	U	P-O3'-C3'	-8.22	109.83	119.70
21	AA	1201	A	P-O3'-C3'	8.22	129.57	119.70
24	BA	858	G	P-O3'-C3'	8.22	129.57	119.70
24	DA	1110	G	P-O3'-C3'	8.22	129.56	119.70
24	BA	2492	U	N1-C1'-C2'	-8.22	102.96	112.00
55	CA	1449	C	P-O3'-C3'	-8.22	109.84	119.70
21	AA	1507	A	P-O3'-C3'	-8.21	109.84	119.70
24	DA	2616	C	O4'-C1'-N1	8.21	114.77	108.20
21	AA	1157	A	P-O3'-C3'	8.21	129.55	119.70
24	DA	1760	C	N1-C1'-C2'	-8.21	102.97	112.00
21	AA	275	G	P-O3'-C3'	-8.21	109.85	119.70
24	BA	931	U	P-O3'-C3'	8.20	129.54	119.70
24	BA	1024	G	P-O3'-C3'	-8.20	109.86	119.70
21	AA	95	C	P-O3'-C3'	-8.20	109.86	119.70
24	DA	1334	G	P-O3'-C3'	-8.20	109.86	119.70
21	AA	511	C	O4'-C1'-N1	8.19	114.75	108.20
24	DA	588	U	N1-C1'-C2'	-8.19	102.99	112.00
24	DA	1063	G	P-O3'-C3'	-8.19	109.87	119.70
56	DB	104	A	O4'-C1'-N9	8.19	114.75	108.20
24	BA	1125	G	N9-C4-C5	-8.18	102.13	105.40

*Continued on next page...*

*Continued from previous page...*

Mol	Chain	Res	Type	Atoms	Z	Observed(°)	Ideal(°)
24	BA	2215	C	N1-C1'-C2'	-8.18	103.00	112.00
24	BA	752	A	N1-C6-N6	8.18	123.51	118.60
21	AA	653	U	P-O3'-C3'	8.18	129.51	119.70
24	BA	748	G	P-O3'-C3'	8.17	129.51	119.70
24	BA	2520	C	P-O3'-C3'	-8.17	109.89	119.70
24	DA	2387	U	N1-C1'-C2'	-8.17	103.01	112.00
24	DA	805	G	P-O3'-C3'	8.17	129.50	119.70
21	AA	974	A	P-O3'-C3'	8.17	129.50	119.70
24	BA	811	U	O4'-C1'-N1	8.17	114.73	108.20
24	BA	1647	U	P-O3'-C3'	8.16	129.50	119.70
24	BA	2895	G	P-O3'-C3'	-8.16	109.90	119.70
55	CA	70	U	P-O3'-C3'	8.16	129.50	119.70
24	BA	2566	A	P-O3'-C3'	8.16	129.49	119.70
21	AA	931	C	O4'-C1'-N1	8.16	114.73	108.20
55	CA	995	C	N1-C1'-C2'	-8.16	103.03	112.00
24	DA	1035	U	N1-C1'-C2'	-8.15	103.03	112.00
21	AA	813	U	N1-C1'-C2'	-8.15	103.03	112.00
24	BA	2497	A	P-O3'-C3'	8.15	129.48	119.70
24	DA	1616	A	P-O3'-C3'	8.15	129.48	119.70
24	BA	976	G	P-O3'-C3'	-8.14	109.93	119.70
24	BA	1996	C	O4'-C1'-N1	8.14	114.71	108.20
24	BA	119	A	P-O3'-C3'	8.14	129.47	119.70
21	AA	874	G	P-O3'-C3'	-8.14	109.93	119.70
24	BA	421	C	P-O3'-C3'	8.14	129.47	119.70
24	BA	2424	C	O4'-C1'-N1	8.14	114.71	108.20
55	CA	1284	C	P-O3'-C3'	-8.14	109.93	119.70
24	DA	492	A	P-O3'-C3'	-8.14	109.93	119.70
24	BA	1698	A	P-O3'-C3'	8.13	129.46	119.70
24	BA	2251	G	P-O3'-C3'	-8.13	109.94	119.70
24	DA	2603	G	P-O3'-C3'	-8.13	109.94	119.70
24	BA	989	G	P-O3'-C3'	8.13	129.45	119.70
55	CA	1032	G	P-O3'-C3'	8.13	129.45	119.70
24	DA	1782	U	N1-C1'-C2'	-8.12	103.06	112.00
24	BA	638	G	P-O3'-C3'	-8.12	109.95	119.70
24	DA	1073	A	P-O3'-C3'	-8.12	109.95	119.70
24	BA	2611	C	N1-C1'-C2'	-8.12	103.07	112.00
24	DA	1415	U	P-O3'-C3'	8.11	129.44	119.70
24	DA	1839	G	P-O3'-C3'	-8.12	109.96	119.70
24	BA	1008	A	P-O3'-C3'	8.11	129.44	119.70
24	BA	2303	G	P-O3'-C3'	-8.11	109.97	119.70
24	DA	2902	C	O4'-C1'-N1	8.11	114.69	108.20
24	DA	1499	C	P-O3'-C3'	-8.11	109.97	119.70

*Continued on next page...*

*Continued from previous page...*

Mol	Chain	Res	Type	Atoms	Z	Observed(°)	Ideal(°)
21	AA	1064	G	P-O3'-C3'	8.11	129.43	119.70
24	BA	2283	C	O4'-C1'-N1	8.11	114.69	108.20
24	DA	755	U	N1-C1'-C2'	-8.11	103.08	112.00
24	DA	1838	C	O4'-C1'-N1	8.10	114.68	108.20
55	CA	1052	U	P-O3'-C3'	-8.10	109.98	119.70
24	BA	1682	G	P-O3'-C3'	-8.10	109.99	119.70
24	DA	2277	G	P-O3'-C3'	-8.10	109.99	119.70
24	BA	945	A	O4'-C1'-N9	8.09	114.67	108.20
21	AA	1278	G	P-O3'-C3'	8.09	129.40	119.70
24	DA	2382	G	P-O3'-C3'	8.07	129.39	119.70
55	CA	934	C	P-O3'-C3'	8.07	129.39	119.70
24	DA	392	U	O4'-C1'-N1	8.07	114.66	108.20
24	BA	2440	C	O4'-C1'-N1	8.06	114.65	108.20
24	BA	2066	C	P-O3'-C3'	-8.06	110.03	119.70
24	BA	199	A	O4'-C1'-N9	8.06	114.65	108.20
21	AA	64	G	P-O3'-C3'	8.06	129.37	119.70
24	BA	1981	A	P-O3'-C3'	-8.06	110.03	119.70
24	BA	2447	G	N3-C2-N2	-8.06	114.26	119.90
55	CA	328	C	O4'-C1'-N1	-8.06	101.75	108.20
55	CA	389	A	P-O3'-C3'	-8.06	110.03	119.70
55	CA	1530	G	P-O3'-C3'	-8.06	110.03	119.70
24	BA	1915	U	P-O3'-C3'	-8.05	110.04	119.70
21	AA	1320	C	N1-C1'-C2'	-8.05	103.14	112.00
24	BA	1876	A	C4-C5-C6	-8.05	112.97	117.00
24	BA	2054	A	C8-N9-C4	-8.05	102.58	105.80
24	BA	241	A	P-O3'-C3'	8.05	129.36	119.70
24	DA	1076	C	O4'-C1'-N1	8.05	114.64	108.20
24	DA	2782	G	P-O3'-C3'	-8.05	110.04	119.70
24	DA	2692	G	N9-C1'-C2'	-8.04	103.15	112.00
24	BA	2834	G	P-O3'-C3'	-8.04	110.06	119.70
55	CA	501	C	P-O3'-C3'	-8.04	110.05	119.70
24	BA	959	A	P-O3'-C3'	-8.04	110.06	119.70
21	AA	267	C	N1-C1'-C2'	-8.03	103.16	112.00
21	AA	1362	A	O4'-C1'-N9	8.03	114.63	108.20
24	BA	13	A	P-O3'-C3'	8.03	129.34	119.70
55	CA	81	A	O4'-C1'-N9	8.03	114.62	108.20
55	CA	722	G	P-O3'-C3'	-8.03	110.07	119.70
55	CA	1033	G	P-O3'-C3'	-8.02	110.08	119.70
24	BA	743	A	P-O3'-C3'	8.02	129.32	119.70
24	BA	2462	C	P-O3'-C3'	-8.02	110.08	119.70
31	BH	48	GLU	CA-C-O	-8.02	103.26	120.10
55	CA	1228	C	O4'-C1'-N1	8.02	114.61	108.20

*Continued on next page...*

*Continued from previous page...*

Mol	Chain	Res	Type	Atoms	Z	Observed(°)	Ideal(°)
21	AA	184	G	P-O3'-C3'	-8.02	110.08	119.70
24	BA	571	U	P-O3'-C3'	8.01	129.31	119.70
24	BA	1942	C	N1-C1'-C2'	-8.01	103.19	112.00
24	BA	310	A	P-O3'-C3'	8.01	129.31	119.70
21	AA	1408	A	P-O3'-C3'	-8.01	110.09	119.70
21	AA	14	U	P-O3'-C3'	-8.00	110.09	119.70
24	BA	1019	U	C5-C4-O4	-8.00	121.10	125.90
24	BA	1782	U	N1-C1'-C2'	-8.00	103.20	112.00
24	DA	122	G	P-O3'-C3'	-8.00	110.10	119.70
24	DA	411	G	P-O3'-C3'	8.00	129.30	119.70
24	BA	2406	A	P-O3'-C3'	8.00	129.30	119.70
55	CA	697	U	O4'-C1'-N1	8.00	114.60	108.20
24	DA	658	U	P-O3'-C3'	-8.00	110.10	119.70
24	BA	390	U	P-O3'-C3'	7.99	129.29	119.70
56	DB	40	U	P-O3'-C3'	7.99	129.29	119.70
24	BA	2386	A	N9-C1'-C2'	-7.99	103.21	112.00
24	DA	1290	C	O4'-C1'-N1	7.99	114.59	108.20
24	DA	2499	C	P-O3'-C3'	-7.99	110.11	119.70
55	CA	248	C	P-O3'-C3'	-7.99	110.11	119.70
24	BA	1602	U	O4'-C1'-N1	7.98	114.59	108.20
24	BA	2093	G	N9-C1'-C2'	-7.98	103.22	112.00
21	AA	1395	C	N1-C1'-C2'	-7.98	103.22	112.00
24	BA	406	G	P-O3'-C3'	-7.98	110.12	119.70
21	AA	934	C	O4'-C1'-N1	7.98	114.58	108.20
23	AW	3	U	P-O3'-C3'	7.98	129.27	119.70
24	BA	1857	G	P-O3'-C3'	7.98	129.27	119.70
24	DA	50	U	P-O3'-C3'	7.97	129.27	119.70
23	CW	5	U	P-O3'-C3'	-7.97	110.13	119.70
24	DA	2712	C	P-O3'-C3'	7.97	129.27	119.70
21	AA	1451	U	P-O3'-C3'	7.97	129.26	119.70
24	BA	1048	A	P-O3'-C3'	-7.97	110.14	119.70
24	DA	335	C	P-O3'-C3'	-7.97	110.14	119.70
21	AA	451	A	P-O3'-C3'	7.97	129.26	119.70
24	DA	1325	U	P-O3'-C3'	7.97	129.26	119.70
24	BA	301	G	N3-C4-N9	-7.96	121.22	126.00
24	BA	2062	A	N1-C6-N6	7.96	123.38	118.60
24	DA	527	C	P-O3'-C3'	7.96	129.26	119.70
24	DA	2249	U	P-O3'-C3'	7.96	129.26	119.70
24	DA	2503	A	P-O3'-C3'	7.96	129.26	119.70
24	BA	1954	G	P-O3'-C3'	7.96	129.25	119.70
24	BA	1619	G	P-O3'-C3'	-7.96	110.15	119.70
24	DA	1330	C	N1-C1'-C2'	-7.96	103.24	112.00

*Continued on next page...*



*Continued from previous page...*

Mol	Chain	Res	Type	Atoms	Z	Observed(°)	Ideal(°)
24	BA	2239	G	P-O3'-C3'	-7.96	110.15	119.70
24	BA	2879	A	P-O3'-C3'	7.95	129.25	119.70
24	BA	1967	C	N1-C1'-C2'	-7.95	103.25	112.00
24	BA	2593	U	P-O3'-C3'	-7.95	110.16	119.70
24	DA	605	G	N9-C1'-C2'	-7.95	103.26	112.00
55	CA	1211	U	P-O3'-C3'	7.95	129.23	119.70
24	DA	2024	G	P-O3'-C3'	-7.94	110.18	119.70
55	CA	1365	G	P-O3'-C3'	-7.94	110.18	119.70
24	BA	2513	A	N1-C6-N6	-7.93	113.84	118.60
24	DA	633	A	N1-C6-N6	7.93	123.36	118.60
21	AA	330	C	N1-C1'-C2'	-7.93	103.28	112.00
21	AA	500	G	P-O3'-C3'	-7.93	110.18	119.70
55	CA	755	G	P-O3'-C3'	-7.93	110.18	119.70
24	DA	1440	U	O4'-C1'-N1	7.93	114.55	108.20
24	BA	2734	A	P-O3'-C3'	-7.93	110.19	119.70
24	DA	2728	U	P-O3'-C3'	-7.92	110.19	119.70
55	CA	875	U	O4'-C1'-N1	7.92	114.54	108.20
24	BA	1330	C	O4'-C1'-N1	7.92	114.53	108.20
24	BA	1647	U	O4'-C1'-N1	7.92	114.53	108.20
24	DA	1539	U	P-O3'-C3'	-7.92	110.20	119.70
23	AW	5	U	P-O3'-C3'	-7.92	110.20	119.70
55	CA	462	G	P-O3'-C3'	7.91	129.20	119.70
24	DA	534	U	P-O3'-C3'	-7.91	110.21	119.70
24	DA	2559	C	P-O3'-C3'	-7.90	110.22	119.70
24	BA	1111	A	P-O3'-C3'	7.90	129.18	119.70
24	DA	2505	G	P-O3'-C3'	-7.90	110.22	119.70
24	DA	1942	C	P-O3'-C3'	-7.89	110.23	119.70
55	CA	915	A	P-O3'-C3'	-7.89	110.23	119.70
24	BA	1965	C	P-O5'-C5'	-7.89	108.28	120.90
25	BB	26	C	O4'-C1'-N1	7.89	114.51	108.20
24	DA	2267	A	C6-C5-N7	-7.89	126.78	132.30
21	AA	252	U	N1-C1'-C2'	-7.89	103.33	112.00
21	AA	884	U	P-O3'-C3'	7.88	129.16	119.70
24	DA	2023	C	O4'-C1'-N1	7.88	114.51	108.20
24	DA	2238	G	P-O3'-C3'	7.88	129.16	119.70
24	BA	776	G	O4'-C1'-N9	-7.88	101.90	108.20
24	BA	1971	U	P-O3'-C3'	-7.88	110.25	119.70
24	DA	1430	G	P-O3'-C3'	-7.88	110.25	119.70
24	BA	1865	U	C5-C4-O4	-7.88	121.17	125.90
24	DA	2629	U	P-O3'-C3'	7.88	129.15	119.70
55	CA	822	U	O4'-C1'-N1	7.87	114.50	108.20
24	BA	866	A	N9-C1'-C2'	-7.87	103.34	112.00

*Continued on next page...*

*Continued from previous page...*

Mol	Chain	Res	Type	Atoms	Z	Observed(°)	Ideal(°)
24	BA	1012	U	O4'-C1'-N1	7.87	114.50	108.20
24	BA	656	G	P-O3'-C3'	-7.87	110.26	119.70
21	AA	369	G	P-O3'-C3'	-7.87	110.26	119.70
55	CA	724	G	P-O3'-C3'	-7.87	110.26	119.70
24	DA	61	C	N1-C1'-C2'	-7.86	103.35	112.00
24	BA	1997	C	N1-C1'-C2'	-7.86	103.35	112.00
55	CA	183	C	O4'-C1'-N1	7.86	114.49	108.20
55	CA	1364	U	P-O3'-C3'	7.86	129.13	119.70
24	BA	2518	A	P-O5'-C5'	-7.86	108.33	120.90
24	BA	1029	A	N1-C6-N6	7.85	123.31	118.60
24	DA	811	U	P-O3'-C3'	7.85	129.12	119.70
24	BA	1266	G	P-O3'-C3'	7.84	129.11	119.70
21	AA	1282	C	N1-C1'-C2'	-7.84	103.37	112.00
55	CA	1128	C	N1-C1'-C2'	-7.84	103.37	112.00
55	CA	1087	G	N9-C1'-C2'	-7.83	103.38	112.00
21	AA	194	C	C5-C4-N4	7.83	125.68	120.20
24	BA	2575	C	C5-C6-N1	-7.83	117.08	121.00
24	BA	15	G	C5-C6-O6	7.83	133.30	128.60
24	BA	1649	G	P-O3'-C3'	-7.83	110.31	119.70
24	BA	264	C	O4'-C1'-N1	7.83	114.46	108.20
24	DA	2585	U	P-O3'-C3'	7.83	129.09	119.70
21	AA	372	C	P-O3'-C3'	7.82	129.09	119.70
24	DA	224	U	N1-C1'-C2'	-7.82	103.39	112.00
24	BA	1142	A	C4-N9-C1'	-7.81	112.23	126.30
24	BA	2060	A	P-O3'-C3'	7.81	129.08	119.70
21	AA	1239	A	P-O3'-C3'	7.81	129.07	119.70
24	BA	1147	A	N1-C6-N6	-7.81	113.91	118.60
24	DA	828	U	O4'-C1'-N1	7.81	114.45	108.20
21	AA	1365	G	P-O3'-C3'	-7.80	110.33	119.70
55	CA	428	G	P-O3'-C3'	7.80	129.06	119.70
24	DA	423	A	P-O3'-C3'	-7.80	110.34	119.70
24	BA	1716	U	O4'-C1'-N1	7.80	114.44	108.20
24	DA	646	U	P-O3'-C3'	7.80	129.06	119.70
24	BA	1963	U	N1-C1'-C2'	-7.79	103.43	112.00
25	BB	25	U	P-O3'-C3'	-7.79	110.35	119.70
24	DA	2860	A	N1-C6-N6	7.79	123.28	118.60
24	BA	1112	G	P-O3'-C3'	-7.79	110.35	119.70
55	CA	1162	C	O4'-C1'-N1	7.79	114.43	108.20
24	DA	1462	C	O4'-C1'-N1	7.79	114.43	108.20
24	DA	1913	A	P-O3'-C3'	7.79	129.05	119.70
21	AA	436	C	O4'-C1'-N1	7.79	114.43	108.20
24	BA	531	C	P-O3'-C3'	7.79	129.05	119.70

*Continued on next page...*

*Continued from previous page...*

Mol	Chain	Res	Type	Atoms	Z	Observed(°)	Ideal(°)
24	BA	1810	A	N9-C1'-C2'	-7.79	103.43	112.00
55	CA	330	C	N1-C1'-C2'	-7.78	103.44	112.00
56	DB	17	C	N1-C1'-C2'	-7.78	103.44	112.00
23	CW	5	U	N1-C1'-C2'	-7.78	103.44	112.00
24	BA	1351	C	O4'-C1'-N1	7.78	114.42	108.20
24	BA	1872	A	P-O3'-C3'	-7.78	110.36	119.70
25	BB	12	C	O4'-C1'-N1	7.78	114.42	108.20
21	AA	97	G	P-O3'-C3'	-7.77	110.37	119.70
24	BA	2275	C	N1-C1'-C2'	7.77	124.10	114.00
55	CA	1138	G	P-O3'-C3'	7.77	129.02	119.70
24	BA	2836	U	P-O5'-C5'	-7.77	108.47	120.90
24	DA	2758	A	N9-C1'-C2'	-7.77	103.46	112.00
24	DA	990	A	P-O3'-C3'	-7.76	110.39	119.70
24	BA	449	A	P-O3'-C3'	-7.76	110.39	119.70
24	BA	451	U	O4'-C1'-N1	7.76	114.41	108.20
24	BA	1272	A	O4'-C1'-N9	7.76	114.41	108.20
24	BA	1714	U	N1-C1'-C2'	-7.76	103.47	112.00
24	DA	1463	C	O4'-C1'-N1	7.76	114.41	108.20
24	DA	1674	G	P-O3'-C3'	7.76	129.01	119.70
24	DA	271	G	P-O3'-C3'	7.75	129.01	119.70
21	AA	1200	C	N1-C1'-C2'	7.75	124.08	114.00
24	DA	1088	A	C5-C6-N1	-7.75	113.82	117.70
24	BA	519	U	N1-C1'-C2'	-7.75	103.47	112.00
55	CA	704	A	P-O3'-C3'	-7.75	110.40	119.70
24	DA	1816	C	P-O3'-C3'	-7.75	110.40	119.70
55	CA	481	G	P-O3'-C3'	7.75	129.00	119.70
24	DA	1946	U	P-O3'-C3'	-7.75	110.40	119.70
24	DA	1972	G	P-O3'-C3'	-7.75	110.40	119.70
24	BA	2615	U	P-O3'-C3'	-7.75	110.40	119.70
24	DA	91	A	P-O3'-C3'	7.75	129.00	119.70
55	CA	389	A	N9-C4-C5	7.75	108.90	105.80
24	BA	479	A	O4'-C1'-N9	7.74	114.39	108.20
24	BA	2259	U	N1-C1'-C2'	-7.74	103.49	112.00
55	CA	53	A	P-O3'-C3'	-7.74	110.42	119.70
24	BA	266	G	P-O3'-C3'	-7.74	110.42	119.70
24	BA	2501	C	N1-C1'-C2'	7.73	124.05	114.00
24	BA	2791	G	P-O3'-C3'	-7.73	110.42	119.70
24	DA	1075	C	N1-C1'-C2'	-7.73	103.50	112.00
55	CA	643	C	O4'-C1'-N1	7.72	114.38	108.20
24	BA	2035	G	P-O3'-C3'	7.72	128.97	119.70
24	BA	474	G	P-O3'-C3'	7.72	128.96	119.70
24	BA	1693	U	P-O3'-C3'	7.72	128.96	119.70

*Continued on next page...*

*Continued from previous page...*

Mol	Chain	Res	Type	Atoms	Z	Observed(°)	Ideal(°)
24	DA	395	U	N1-C1'-C2'	7.71	124.03	114.00
24	DA	1010	A	P-O3'-C3'	-7.71	110.44	119.70
24	BA	1458	U	P-O3'-C3'	7.71	128.95	119.70
24	BA	1957	C	N1-C1'-C2'	-7.71	103.52	112.00
24	BA	791	C	O4'-C1'-N1	7.70	114.36	108.20
24	DA	1089	A	P-O3'-C3'	7.70	128.94	119.70
24	DA	688	U	O4'-C1'-N1	7.69	114.35	108.20
24	DA	2460	U	O4'-C1'-N1	7.69	114.35	108.20
24	BA	2056	G	O4'-C1'-N9	-7.68	102.05	108.20
24	BA	2459	A	P-O3'-C3'	-7.68	110.48	119.70
55	CA	283	U	P-O3'-C3'	-7.68	110.48	119.70
21	AA	575	G	P-O3'-C3'	7.68	128.91	119.70
24	DA	1941	C	N1-C1'-C2'	-7.68	103.55	112.00
21	AA	1323	G	P-O3'-C3'	-7.68	110.49	119.70
25	BB	12	C	P-O3'-C3'	7.68	128.91	119.70
24	BA	481	G	P-O3'-C3'	7.67	128.91	119.70
24	BA	1180	U	P-O3'-C3'	7.67	128.90	119.70
24	DA	1937	A	P-O3'-C3'	7.67	128.90	119.70
24	DA	1971	U	P-O3'-C3'	-7.66	110.51	119.70
24	BA	2250	G	O4'-C1'-N9	-7.66	102.07	108.20
24	BA	2874	C	N1-C1'-C2'	-7.65	103.58	112.00
24	DA	1684	G	N9-C1'-C2'	-7.65	103.58	112.00
24	DA	2143	C	P-O3'-C3'	7.65	128.88	119.70
24	DA	2347	C	P-O3'-C3'	-7.65	110.52	119.70
55	CA	91	U	N1-C1'-C2'	-7.65	103.59	112.00
24	DA	1236	G	P-O3'-C3'	7.64	128.87	119.70
24	DA	2093	G	N9-C1'-C2'	-7.64	103.59	112.00
21	AA	266	G	P-O3'-C3'	7.64	128.87	119.70
24	BA	1021	A	P-O5'-C5'	-7.64	108.68	120.90
24	DA	1963	U	O4'-C1'-N1	7.64	114.31	108.20
24	DA	2726	A	P-O3'-C3'	7.64	128.86	119.70
24	BA	961	C	P-O3'-C3'	7.63	128.86	119.70
55	CA	936	C	O4'-C1'-N1	7.63	114.31	108.20
24	DA	813	U	P-O3'-C3'	-7.63	110.54	119.70
24	DA	2896	C	O4'-C1'-N1	7.63	114.31	108.20
55	CA	655	A	P-O3'-C3'	-7.63	110.54	119.70
21	AA	131	A	P-O3'-C3'	-7.63	110.55	119.70
24	BA	1022	G	N3-C2-N2	-7.63	114.56	119.90
24	DA	1272	A	P-O3'-C3'	7.63	128.85	119.70
24	BA	1996	C	P-O3'-C3'	7.62	128.85	119.70
24	BA	475	C	N1-C1'-C2'	-7.62	103.62	112.00
24	BA	2613	U	N1-C1'-C2'	7.62	123.91	114.00

*Continued on next page...*

*Continued from previous page...*

Mol	Chain	Res	Type	Atoms	Z	Observed(°)	Ideal(°)
55	CA	373	A	P-O3'-C3'	-7.62	110.56	119.70
55	CA	1201	A	P-O3'-C3'	7.62	128.84	119.70
24	DA	762	U	P-O3'-C3'	7.62	128.84	119.70
24	DA	777	G	N9-C1'-C2'	-7.62	103.62	112.00
24	DA	1565	C	P-O3'-C3'	7.62	128.84	119.70
24	DA	741	U	P-O3'-C3'	-7.62	110.56	119.70
24	DA	958	U	N1-C1'-C2'	-7.61	103.63	112.00
24	BA	2439	A	P-O3'-C3'	7.61	128.83	119.70
24	DA	2210	U	P-O3'-C3'	7.61	128.83	119.70
24	BA	1478	G	C8-N9-C1'	7.61	136.89	127.00
55	CA	480	U	C2-N3-C4	-7.60	122.44	127.00
24	BA	35	G	P-O3'-C3'	-7.60	110.58	119.70
24	BA	2733	A	N9-C1'-C2'	-7.60	103.64	112.00
24	BA	2259	U	P-O3'-C3'	-7.60	110.58	119.70
24	BA	1759	A	P-O3'-C3'	-7.59	110.58	119.70
55	CA	1229	A	N9-C1'-C2'	-7.59	103.65	112.00
24	BA	1006	C	P-O3'-C3'	-7.58	110.60	119.70
55	CA	83	C	O4'-C1'-N1	7.58	114.27	108.20
24	BA	2757	A	P-O3'-C3'	-7.58	110.61	119.70
24	BA	2567	G	P-O3'-C3'	-7.58	110.61	119.70
55	CA	1215	G	P-O3'-C3'	-7.58	110.61	119.70
24	BA	1654	A	P-O3'-C3'	-7.57	110.61	119.70
24	DA	1439	A	C4-C5-C6	7.57	120.79	117.00
24	DA	2035	G	P-O3'-C3'	-7.57	110.61	119.70
24	BA	199	A	P-O3'-C3'	7.57	128.79	119.70
31	BH	49	ALA	N-CA-C	-7.57	90.56	111.00
25	BB	43	C	O4'-C1'-N1	7.57	114.25	108.20
21	AA	968	A	P-O3'-C3'	7.57	128.78	119.70
24	BA	2611	C	P-O3'-C3'	-7.57	110.62	119.70
24	BA	1839	G	P-O3'-C3'	-7.56	110.62	119.70
55	CA	327	A	P-O3'-C3'	7.56	128.77	119.70
24	BA	1615	C	P-O3'-C3'	7.56	128.77	119.70
24	BA	2791	G	N9-C1'-C2'	-7.56	103.69	112.00
21	AA	1184	G	P-O3'-C3'	-7.55	110.64	119.70
24	BA	1964	G	P-O3'-C3'	7.55	128.76	119.70
21	AA	1418	A	N1-C6-N6	7.55	123.13	118.60
24	BA	2555	U	O4'-C1'-N1	7.54	114.24	108.20
24	DA	2850	A	P-O3'-C3'	-7.54	110.65	119.70
56	DB	43	C	P-O3'-C3'	-7.54	110.65	119.70
24	DA	1320	C	P-O3'-C3'	7.54	128.75	119.70
24	BA	301	G	C8-N9-C1'	7.54	136.80	127.00
24	BA	2542	A	O4'-C1'-N9	7.54	114.23	108.20

*Continued on next page...*

*Continued from previous page...*

Mol	Chain	Res	Type	Atoms	Z	Observed(°)	Ideal(°)
24	BA	739	A	P-O3'-C3'	7.53	128.74	119.70
55	CA	1345	U	P-O3'-C3'	7.53	128.74	119.70
55	CA	1358	U	O4'-C1'-N1	7.53	114.22	108.20
24	DA	2447	G	C6-N1-C2	-7.53	120.58	125.10
24	DA	2566	A	P-O3'-C3'	7.53	128.73	119.70
21	AA	1451	U	N1-C1'-C2'	7.53	123.78	114.00
24	BA	272	A	P-O3'-C3'	-7.53	110.67	119.70
24	DA	480	A	P-O3'-C3'	-7.53	110.67	119.70
24	BA	1478	G	N3-C4-C5	7.52	132.36	128.60
24	DA	1276	A	P-O3'-C3'	-7.52	110.67	119.70
24	DA	93	G	P-O3'-C3'	-7.52	110.67	119.70
25	BB	26	C	N1-C1'-C2'	-7.52	103.73	112.00
25	BB	26	C	P-O3'-C3'	-7.52	110.68	119.70
55	CA	566	G	P-O3'-C3'	7.52	128.72	119.70
55	CA	885	G	P-O3'-C3'	-7.51	110.69	119.70
55	CA	421	U	P-O3'-C3'	7.51	128.71	119.70
24	BA	2777	G	O4'-C1'-N9	-7.50	102.20	108.20
55	CA	1285	A	P-O3'-C3'	7.50	128.70	119.70
21	AA	821	G	P-O3'-C3'	-7.50	110.70	119.70
24	BA	2884	U	O4'-C1'-N1	7.50	114.20	108.20
24	DA	482	A	P-O3'-C3'	-7.50	110.70	119.70
55	CA	1055	A	P-O3'-C3'	-7.50	110.70	119.70
55	CA	977	A	P-O3'-C3'	-7.49	110.72	119.70
24	DA	1326	U	N1-C1'-C2'	-7.48	103.77	112.00
24	DA	1535	A	P-O3'-C3'	7.48	128.68	119.70
24	DA	1674	G	C4-N9-C1'	7.48	136.22	126.50
24	DA	2310	C	N1-C1'-C2'	-7.48	103.77	112.00
24	DA	1782	U	O4'-C1'-N1	7.48	114.18	108.20
24	BA	1557	C	P-O3'-C3'	-7.47	110.73	119.70
56	DB	56	G	P-O3'-C3'	7.47	128.66	119.70
55	CA	13	U	P-O3'-C3'	7.46	128.66	119.70
55	CA	426	U	P-O3'-C3'	-7.46	110.74	119.70
24	DA	1649	G	P-O3'-C3'	-7.46	110.75	119.70
55	CA	500	G	N9-C1'-C2'	-7.46	103.79	112.00
24	BA	1496	A	P-O3'-C3'	-7.46	110.75	119.70
55	CA	984	C	N1-C1'-C2'	-7.46	103.79	112.00
21	AA	1382	C	N1-C1'-C2'	-7.46	103.80	112.00
24	DA	1387	A	N9-C1'-C2'	-7.46	103.80	112.00
24	BA	919	U	C2-N3-C4	7.46	131.47	127.00
24	DA	2713	U	O4'-C1'-N1	-7.46	102.23	108.20
24	BA	1207	C	P-O3'-C3'	-7.45	110.75	119.70
55	CA	1129	C	P-O3'-C3'	7.45	128.64	119.70

*Continued on next page...*

*Continued from previous page...*

Mol	Chain	Res	Type	Atoms	Z	Observed(°)	Ideal(°)
24	DA	92	U	N1-C1'-C2'	-7.45	103.80	112.00
24	BA	1708	C	N1-C1'-C2'	-7.45	103.80	112.00
24	DA	963	U	O4'-C1'-N1	7.45	114.16	108.20
24	DA	995	C	P-O3'-C3'	7.45	128.64	119.70
24	DA	2716	C	O4'-C1'-N1	7.45	114.16	108.20
24	BA	588	U	P-O3'-C3'	-7.45	110.77	119.70
55	CA	1045	C	P-O3'-C3'	-7.45	110.76	119.70
24	DA	1696	G	P-O3'-C3'	-7.45	110.77	119.70
24	BA	633	A	O4'-C1'-N9	-7.44	102.25	108.20
24	DA	2282	G	P-O3'-C3'	7.44	128.63	119.70
21	AA	985	C	N1-C1'-C2'	-7.44	103.81	112.00
24	BA	764	A	P-O3'-C3'	7.44	128.63	119.70
24	DA	2307	G	P-O3'-C3'	7.44	128.62	119.70
24	BA	139	U	O4'-C1'-N1	7.43	114.15	108.20
21	AA	1190	G	P-O3'-C3'	7.43	128.62	119.70
24	BA	73	A	N9-C1'-C2'	-7.43	103.83	112.00
24	BA	1345	C	P-O5'-C5'	-7.43	109.02	120.90
21	AA	1476	A	P-O3'-C3'	-7.43	110.79	119.70
24	BA	1011	G	P-O3'-C3'	7.43	128.61	119.70
24	BA	2072	C	O4'-C1'-N1	-7.43	102.26	108.20
24	BA	2385	C	N1-C1'-C2'	-7.43	103.83	112.00
24	BA	2572	A	P-O3'-C3'	7.43	128.61	119.70
24	BA	2868	A	P-O3'-C3'	-7.43	110.79	119.70
55	CA	1200	C	P-O3'-C3'	7.43	128.61	119.70
25	BB	43	C	N1-C1'-C2'	-7.42	103.83	112.00
24	DA	1345	C	O4'-C1'-N1	7.42	114.14	108.20
24	BA	855	G	C8-N9-C4	-7.41	103.44	106.40
24	BA	1086	A	N1-C2-N3	7.41	133.01	129.30
24	BA	1499	C	O4'-C1'-N1	7.41	114.13	108.20
24	DA	2874	C	P-O3'-C3'	-7.41	110.81	119.70
24	DA	404	A	P-O3'-C3'	7.41	128.59	119.70
24	DA	989	G	P-O3'-C3'	7.41	128.59	119.70
24	BA	2215	C	P-O3'-C3'	-7.40	110.82	119.70
24	BA	913	U	N1-C1'-C2'	7.39	123.61	114.00
24	DA	1477	A	P-O3'-C3'	-7.39	110.83	119.70
21	AA	1097	C	O4'-C1'-N1	7.39	114.11	108.20
21	AA	913	A	P-O3'-C3'	7.39	128.57	119.70
24	DA	777	G	P-O3'-C3'	-7.39	110.84	119.70
24	BA	279	A	N9-C1'-C2'	-7.38	103.88	112.00
24	BA	1340	U	N1-C1'-C2'	7.38	123.60	114.00
24	BA	2822	G	N1-C6-O6	7.38	124.33	119.90
24	BA	2603	G	P-O3'-C3'	-7.38	110.84	119.70

*Continued on next page...*

*Continued from previous page...*

Mol	Chain	Res	Type	Atoms	Z	Observed(°)	Ideal(°)
24	DA	1312	U	P-O3'-C3'	7.38	128.56	119.70
24	DA	534	U	O4'-C1'-N1	7.38	114.10	108.20
24	DA	1076	C	N1-C1'-C2'	-7.38	103.89	112.00
55	CA	717	U	P-O3'-C3'	7.38	128.55	119.70
21	AA	1054	C	P-O3'-C3'	7.37	128.55	119.70
24	BA	206	U	P-O3'-C3'	-7.37	110.86	119.70
24	DA	830	G	P-O3'-C3'	7.37	128.54	119.70
21	AA	210	C	P-O3'-C3'	7.37	128.54	119.70
55	CA	317	U	O4'-C1'-N1	7.36	114.09	108.20
24	BA	459	U	P-O5'-C5'	-7.36	109.12	120.90
24	BA	2337	G	P-O5'-C5'	-7.36	109.12	120.90
24	BA	995	C	P-O3'-C3'	7.36	128.53	119.70
24	BA	1268	A	P-O3'-C3'	-7.36	110.87	119.70
24	BA	1086	A	C8-N9-C4	-7.35	102.86	105.80
24	BA	2903	U	O4'-C1'-N1	7.35	114.08	108.20
55	CA	1124	G	P-O3'-C3'	7.34	128.51	119.70
21	AA	934	C	P-O3'-C3'	7.34	128.51	119.70
24	DA	2428	G	P-O3'-C3'	-7.34	110.89	119.70
21	AA	1505	G	P-O3'-C3'	-7.34	110.89	119.70
24	BA	915	C	P-O3'-C3'	-7.33	110.90	119.70
55	CA	1212	U	O4'-C1'-N1	-7.33	102.33	108.20
24	DA	1286	A	P-O3'-C3'	7.33	128.50	119.70
24	BA	763	G	C6-C5-N7	-7.33	126.00	130.40
24	BA	2211	A	P-O3'-C3'	7.33	128.50	119.70
24	DA	86	G	P-O3'-C3'	-7.33	110.90	119.70
21	AA	1053	G	O3'-P-O5'	-7.33	90.08	104.00
24	DA	321	U	P-O3'-C3'	7.33	128.50	119.70
24	DA	325	G	N9-C1'-C2'	-7.32	103.94	112.00
24	BA	454	A	P-O3'-C3'	7.32	128.49	119.70
55	CA	575	G	P-O3'-C3'	7.32	128.48	119.70
21	AA	173	U	P-O3'-C3'	7.31	128.48	119.70
24	DA	958	U	P-O3'-C3'	-7.31	110.92	119.70
24	BA	391	A	P-O3'-C3'	-7.31	110.93	119.70
24	BA	1799	G	O4'-C1'-N9	7.31	114.05	108.20
24	BA	2275	C	O4'-C1'-N1	7.30	114.04	108.20
24	DA	2037	A	P-O3'-C3'	-7.30	110.93	119.70
24	BA	204	A	P-O3'-C3'	7.30	128.46	119.70
24	BA	475	C	P-O5'-C5'	-7.29	109.23	120.90
25	BB	108	A	P-O3'-C3'	7.29	128.45	119.70
24	DA	2069	G	N9-C1'-C2'	-7.29	103.98	112.00
21	AA	1531	A	P-O3'-C3'	-7.29	110.95	119.70
24	DA	2460	U	N1-C1'-C2'	-7.29	103.98	112.00

*Continued on next page...*



*Continued from previous page...*

Mol	Chain	Res	Type	Atoms	Z	Observed(°)	Ideal(°)
21	AA	465	A	P-O3'-C3'	-7.29	110.95	119.70
24	DA	2283	C	P-O3'-C3'	-7.29	110.95	119.70
24	BA	2007	U	P-O3'-C3'	-7.29	110.96	119.70
24	BA	221	A	P-O3'-C3'	7.28	128.44	119.70
24	BA	1615	C	N1-C1'-C2'	7.28	123.46	114.00
24	DA	991	C	P-O3'-C3'	-7.28	110.96	119.70
21	AA	566	G	P-O3'-C3'	7.28	128.43	119.70
21	AA	724	G	P-O3'-C3'	-7.28	110.97	119.70
55	CA	1202	U	P-O3'-C3'	-7.28	110.97	119.70
24	BA	1072	C	P-O3'-C3'	-7.27	110.97	119.70
55	CA	1337	G	P-O3'-C3'	7.27	128.43	119.70
24	DA	2521	C	N1-C1'-C2'	-7.27	104.00	112.00
55	CA	564	C	N1-C1'-C2'	-7.27	104.00	112.00
21	AA	1085	U	N1-C1'-C2'	7.27	123.45	114.00
55	CA	122	G	N9-C1'-C2'	-7.26	104.01	112.00
55	CA	984	C	P-O3'-C3'	-7.26	110.98	119.70
25	BB	109	A	P-O3'-C3'	-7.26	110.99	119.70
24	DA	2439	A	P-O3'-C3'	7.26	128.41	119.70
21	AA	1046	A	O4'-C1'-N9	7.26	114.00	108.20
24	DA	973	A	P-O3'-C3'	7.26	128.41	119.70
24	BA	1372	U	C2-N3-C4	-7.25	122.65	127.00
24	DA	1936	A	P-O3'-C3'	7.25	128.40	119.70
24	DA	589	U	O4'-C1'-N1	7.25	114.00	108.20
24	DA	603	A	P-O3'-C3'	7.25	128.40	119.70
24	BA	1706	C	N1-C1'-C2'	7.25	123.42	114.00
24	DA	2181	U	O4'-C1'-N1	7.25	114.00	108.20
21	AA	66	A	P-O3'-C3'	-7.25	111.01	119.70
24	BA	2307	G	P-O3'-C3'	7.25	128.40	119.70
24	BA	1732	C	N1-C2-O2	-7.24	114.56	118.90
24	DA	2391	G	P-O3'-C3'	7.23	128.38	119.70
21	AA	1051	C	P-O3'-C3'	-7.23	111.03	119.70
55	CA	430	A	N9-C1'-C2'	-7.23	104.05	112.00
21	AA	1382	C	O4'-C1'-N1	7.23	113.98	108.20
24	DA	445	C	P-O3'-C3'	-7.23	111.03	119.70
55	CA	122	G	P-O3'-C3'	-7.22	111.03	119.70
24	DA	945	A	O4'-C1'-N9	7.22	113.98	108.20
24	DA	1758	U	P-O3'-C3'	7.22	128.37	119.70
24	DA	1965	C	N1-C1'-C2'	-7.22	104.06	112.00
21	AA	1417	G	C5-C6-O6	-7.22	124.27	128.60
24	BA	1082	U	N1-C2-N3	7.21	119.23	114.90
24	BA	2862	G	P-O3'-C3'	-7.21	111.04	119.70
55	CA	1212	U	N1-C1'-C2'	7.21	123.38	114.00

*Continued on next page...*

*Continued from previous page...*

Mol	Chain	Res	Type	Atoms	Z	Observed(°)	Ideal(°)
24	BA	1555	G	P-O5'-C5'	-7.21	109.36	120.90
24	BA	1634	A	P-O3'-C3'	7.21	128.35	119.70
24	DA	1780	A	P-O3'-C3'	7.21	128.35	119.70
55	CA	1228	C	P-O3'-C3'	-7.21	111.05	119.70
21	AA	1336	C	P-O3'-C3'	7.21	128.35	119.70
24	BA	233	A	P-O3'-C3'	-7.20	111.06	119.70
24	DA	396	G	N9-C1'-C2'	-7.20	104.08	112.00
24	BA	125	A	O4'-C1'-N9	7.20	113.96	108.20
24	BA	528	A	P-O3'-C3'	-7.20	111.06	119.70
24	BA	1451	C	N1-C1'-C2'	7.20	123.36	114.00
24	BA	812	C	P-O3'-C3'	-7.20	111.06	119.70
55	CA	597	G	N9-C1'-C2'	-7.20	104.08	112.00
55	CA	64	G	P-O3'-C3'	7.19	128.33	119.70
21	AA	960	U	N1-C1'-C2'	7.19	123.35	114.00
24	DA	1158	C	O4'-C1'-N1	7.19	113.95	108.20
24	DA	436	C	N1-C1'-C2'	-7.19	104.09	112.00
24	BA	616	A	P-O3'-C3'	-7.19	111.07	119.70
24	BA	2053	G	P-O3'-C3'	-7.19	111.07	119.70
24	BA	1213	A	P-O3'-C3'	-7.19	111.07	119.70
24	DA	975	A	P-O3'-C3'	-7.18	111.08	119.70
24	DA	627	A	P-O3'-C3'	7.18	128.31	119.70
21	AA	199	A	N9-C1'-C2'	-7.18	104.11	112.00
24	BA	1714	U	P-O3'-C3'	-7.18	111.09	119.70
24	BA	2595	G	P-O3'-C3'	-7.18	111.09	119.70
24	DA	790	U	P-O3'-C3'	-7.18	111.09	119.70
21	AA	453	G	N9-C1'-C2'	-7.17	104.11	112.00
55	CA	1200	C	O4'-C1'-N1	-7.17	102.46	108.20
55	CA	1137	C	N1-C1'-C2'	7.17	123.33	114.00
21	AA	1531	A	N9-C1'-C2'	-7.17	104.11	112.00
24	BA	2199	A	P-O5'-C5'	-7.17	109.43	120.90
24	BA	2427	C	P-O3'-C3'	-7.17	111.10	119.70
21	AA	1170	A	N9-C1'-C2'	-7.17	104.12	112.00
24	BA	1091	G	P-O3'-C3'	-7.17	111.10	119.70
24	BA	974	G	P-O3'-C3'	7.17	128.30	119.70
24	DA	1946	U	O4'-C1'-N1	7.16	113.93	108.20
55	CA	595	A	P-O3'-C3'	7.16	128.29	119.70
24	DA	1576	U	O4'-C1'-N1	7.16	113.92	108.20
24	BA	2063	C	O4'-C1'-N1	-7.15	102.48	108.20
55	CA	1283	U	P-O3'-C3'	-7.15	111.12	119.70
55	CA	14	U	P-O3'-C3'	-7.15	111.12	119.70
24	DA	1249	U	O4'-C1'-N1	7.15	113.92	108.20
24	BA	1669	A	P-O3'-C3'	-7.14	111.13	119.70

*Continued on next page...*

*Continued from previous page...*

Mol	Chain	Res	Type	Atoms	Z	Observed(°)	Ideal(°)
24	DA	1931	U	N1-C1'-C2'	-7.14	104.14	112.00
24	BA	1060	U	N3-C4-O4	7.14	124.40	119.40
24	DA	832	U	P-O5'-C5'	-7.14	109.47	120.90
21	AA	885	G	N9-C1'-C2'	-7.14	104.15	112.00
24	BA	1238	G	N9-C1'-C2'	-7.14	104.15	112.00
24	BA	2772	C	C6-N1-C2	7.14	123.16	120.30
24	BA	163	C	P-O3'-C3'	-7.14	111.13	119.70
24	BA	1022	G	N3-C4-C5	7.14	132.17	128.60
55	CA	1336	C	P-O3'-C3'	7.14	128.27	119.70
21	AA	78	A	C6-N1-C2	-7.14	114.32	118.60
21	AA	1169	A	P-O3'-C3'	-7.13	111.14	119.70
55	CA	998	C	O4'-C1'-N1	7.13	113.91	108.20
55	CA	870	U	P-O3'-C3'	7.13	128.26	119.70
24	BA	704	G	P-O3'-C3'	7.13	128.25	119.70
24	DA	647	G	P-O3'-C3'	-7.13	111.15	119.70
24	DA	1569	A	P-O3'-C3'	-7.13	111.14	119.70
24	BA	2821	A	P-O3'-C3'	-7.13	111.15	119.70
24	DA	2350	C	O4'-C1'-N1	7.13	113.90	108.20
56	DB	58	A	P-O3'-C3'	-7.12	111.15	119.70
24	BA	1779	U	C5-C6-N1	-7.12	119.14	122.70
24	BA	301	G	C6-C5-N7	7.12	134.67	130.40
21	AA	533	A	P-O3'-C3'	7.12	128.24	119.70
24	BA	2857	G	C4-C5-N7	7.12	113.65	110.80
21	AA	253	A	N9-C1'-C2'	-7.11	104.17	112.00
55	CA	47	C	P-O3'-C3'	7.11	128.24	119.70
55	CA	212	G	P-O3'-C3'	-7.11	111.16	119.70
24	DA	1304	A	N9-C1'-C2'	-7.11	104.17	112.00
24	DA	1615	C	P-O3'-C3'	7.11	128.24	119.70
21	AA	517	G	P-O3'-C3'	7.11	128.23	119.70
24	BA	1633	G	P-O3'-C3'	7.11	128.23	119.70
24	BA	1664	A	P-O3'-C3'	7.11	128.23	119.70
24	DA	1822	C	O4'-C1'-N1	7.11	113.88	108.20
24	BA	1654	A	N9-C1'-C2'	-7.10	104.19	112.00
55	CA	1382	C	N1-C1'-C2'	-7.10	104.19	112.00
24	BA	1129	A	P-O3'-C3'	-7.10	111.18	119.70
24	BA	61	C	P-O5'-C5'	-7.10	109.54	120.90
55	CA	83	C	P-O3'-C3'	7.10	128.22	119.70
21	AA	1496	C	C6-N1-C2	7.10	123.14	120.30
24	BA	628	G	P-O3'-C3'	-7.10	111.18	119.70
55	CA	374	A	P-O3'-C3'	-7.10	111.18	119.70
24	DA	2069	G	P-O3'-C3'	-7.09	111.19	119.70
24	DA	2267	A	N9-C4-C5	-7.09	102.96	105.80

*Continued on next page...*

*Continued from previous page...*

Mol	Chain	Res	Type	Atoms	Z	Observed(°)	Ideal(°)
24	DA	2275	C	O4'-C1'-N1	7.09	113.88	108.20
24	BA	907	G	N3-C4-C5	7.09	132.15	128.60
55	CA	1169	A	P-O3'-C3'	7.09	128.21	119.70
24	DA	228	C	O4'-C1'-N1	7.09	113.87	108.20
24	BA	1311	G	P-O3'-C3'	7.09	128.20	119.70
24	DA	2408	U	O4'-C1'-N1	7.09	113.87	108.20
21	AA	81	A	O4'-C1'-N9	7.08	113.87	108.20
55	CA	549	C	N1-C1'-C2'	-7.08	104.21	112.00
55	CA	1240	U	O4'-C1'-N1	7.08	113.86	108.20
21	AA	329	A	O4'-C1'-N9	-7.07	102.54	108.20
24	BA	455	C	O4'-C1'-N1	-7.07	102.54	108.20
24	DA	1287	A	P-O3'-C3'	7.07	128.18	119.70
24	BA	685	A	O3'-P-O5'	7.07	117.43	104.00
24	BA	1805	A	N9-C4-C5	7.07	108.63	105.80
24	BA	2724	U	P-O3'-C3'	7.06	128.18	119.70
55	CA	458	U	P-O3'-C3'	7.06	128.18	119.70
24	BA	774	G	P-O3'-C3'	7.06	128.18	119.70
24	BA	2857	G	C6-C5-N7	-7.06	126.17	130.40
55	CA	1381	U	P-O3'-C3'	-7.06	111.23	119.70
24	BA	1499	C	P-O3'-C3'	-7.06	111.23	119.70
24	BA	919	U	O4'-C1'-N1	-7.05	102.56	108.20
55	CA	210	C	P-O3'-C3'	7.05	128.17	119.70
55	CA	465	A	P-O3'-C3'	-7.05	111.23	119.70
21	AA	549	C	P-O3'-C3'	-7.05	111.24	119.70
24	DA	15	G	P-O3'-C3'	-7.05	111.24	119.70
21	AA	185	U	P-O3'-C3'	-7.05	111.24	119.70
24	BA	2321	U	P-O3'-C3'	-7.05	111.24	119.70
24	DA	1674	G	C8-N9-C1'	-7.05	117.84	127.00
55	CA	1074	G	P-O3'-C3'	-7.04	111.25	119.70
24	DA	933	A	P-O3'-C3'	-7.04	111.25	119.70
21	AA	1131	G	P-O3'-C3'	-7.04	111.25	119.70
24	BA	1298	C	P-O5'-C5'	-7.04	109.63	120.90
55	CA	934	C	O4'-C1'-N1	7.04	113.83	108.20
24	BA	2808	G	P-O3'-C3'	7.04	128.15	119.70
21	AA	567	G	C3'-C2'-C1'	7.04	107.13	101.50
24	DA	2447	G	C5-C6-N1	7.03	115.02	111.50
24	DA	2542	A	P-O3'-C3'	7.03	128.14	119.70
24	BA	621	A	N9-C1'-C2'	-7.03	104.27	112.00
24	BA	2860	A	C5-C6-N1	-7.03	114.19	117.70
24	DA	984	A	P-O3'-C3'	7.03	128.13	119.70
55	CA	1296	C	O4'-C1'-N1	7.03	113.82	108.20
24	BA	1326	U	P-O3'-C3'	-7.02	111.27	119.70

*Continued on next page...*

*Continued from previous page...*

Mol	Chain	Res	Type	Atoms	Z	Observed(°)	Ideal(°)
21	AA	78	A	C5-C6-N6	-7.02	118.08	123.70
21	AA	1137	C	P-O3'-C3'	7.02	128.13	119.70
24	BA	85	G	P-O3'-C3'	-7.02	111.27	119.70
24	BA	216	A	N9-C1'-C2'	-7.02	104.28	112.00
24	DA	1758	U	N1-C1'-C2'	7.02	123.13	114.00
21	AA	81	A	P-O3'-C3'	7.02	128.12	119.70
24	BA	1936	A	P-O3'-C3'	7.02	128.12	119.70
31	BH	48	GLU	N-CA-CB	-7.02	97.97	110.60
24	DA	265	A	O4'-C1'-N9	7.02	113.81	108.20
21	AA	559	A	P-O3'-C3'	7.02	128.12	119.70
21	AA	1054	C	P-O5'-C5'	-7.01	109.68	120.90
21	AA	1031	C	P-O3'-C3'	7.01	128.11	119.70
24	DA	755	U	O4'-C1'-N1	7.01	113.81	108.20
24	DA	2611	C	P-O3'-C3'	-7.01	111.29	119.70
24	DA	437	U	P-O3'-C3'	-7.00	111.30	119.70
24	DA	1108	U	O4'-C1'-N1	7.00	113.80	108.20
55	CA	464	U	N1-C1'-C2'	-7.00	104.30	112.00
24	DA	775	G	O4'-C1'-N9	6.99	113.80	108.20
24	BA	2044	C	O4'-C1'-N1	-6.99	102.61	108.20
24	DA	1716	U	N1-C1'-C2'	-6.99	104.31	112.00
24	BA	299	A	C5-N7-C8	-6.99	100.41	103.90
24	DA	2613	U	P-O3'-C3'	6.99	128.09	119.70
24	DA	1539	U	O4'-C1'-N1	6.99	113.79	108.20
24	BA	1324	G	P-O3'-C3'	6.99	128.09	119.70
24	DA	740	C	P-O3'-C3'	6.99	128.08	119.70
24	DA	617	G	N9-C1'-C2'	-6.97	104.33	112.00
24	DA	1669	A	P-O3'-C3'	-6.97	111.33	119.70
24	DA	2616	C	P-O3'-C3'	-6.97	111.33	119.70
24	DA	335	C	O4'-C1'-N1	6.97	113.78	108.20
24	BA	752	A	O4'-C1'-N9	6.97	113.78	108.20
24	BA	945	A	P-O3'-C3'	6.97	128.06	119.70
24	BA	396	G	N9-C1'-C2'	-6.96	104.34	112.00
24	BA	868	U	P-O3'-C3'	6.96	128.06	119.70
24	BA	2610	C	P-O3'-C3'	6.96	128.06	119.70
24	DA	302	C	N1-C1'-C2'	-6.96	104.34	112.00
24	BA	530	G	C4-N9-C1'	6.96	135.54	126.50
55	CA	348	G	N9-C1'-C2'	-6.96	104.35	112.00
55	CA	1399	C	P-O3'-C3'	6.96	128.05	119.70
24	DA	2225	A	P-O3'-C3'	6.96	128.05	119.70
24	DA	1256	G	P-O3'-C3'	-6.95	111.36	119.70
24	DA	2334	U	O4'-C1'-N1	6.95	113.76	108.20
24	BA	1073	A	P-O3'-C3'	-6.95	111.36	119.70

*Continued on next page...*

*Continued from previous page...*

Mol	Chain	Res	Type	Atoms	Z	Observed(°)	Ideal(°)
24	DA	232	G	P-O3'-C3'	6.95	128.04	119.70
25	BB	3	C	P-O3'-C3'	-6.95	111.36	119.70
24	BA	61	C	N1-C1'-C2'	-6.95	104.36	112.00
24	BA	1707	G	P-O3'-C3'	-6.95	111.36	119.70
24	BA	2691	C	P-O3'-C3'	-6.94	111.37	119.70
24	BA	1523	U	O4'-C1'-N1	6.94	113.75	108.20
21	AA	213	G	N9-C1'-C2'	-6.94	104.36	112.00
24	BA	1782	U	P-O3'-C3'	-6.94	111.37	119.70
55	CA	519	C	O4'-C1'-N1	6.94	113.75	108.20
24	DA	807	U	P-O3'-C3'	-6.94	111.37	119.70
24	BA	2069	G	P-O3'-C3'	-6.94	111.38	119.70
55	CA	885	G	N9-C1'-C2'	-6.94	104.37	112.00
24	BA	2034	U	N1-C1'-C2'	-6.93	104.37	112.00
24	BA	468	G	P-O5'-C5'	-6.93	109.81	120.90
24	BA	2296	U	O4'-C1'-N1	-6.93	102.66	108.20
24	DA	2267	A	N3-C4-N9	6.93	132.94	127.40
21	AA	1051	C	N1-C1'-C2'	-6.92	104.39	112.00
24	BA	1273	U	N1-C1'-C2'	-6.92	104.39	112.00
24	BA	1455	G	P-O3'-C3'	-6.92	111.39	119.70
24	DA	1962	C	P-O3'-C3'	6.92	128.00	119.70
24	BA	2576	G	P-O3'-C3'	6.92	128.00	119.70
24	DA	1722	A	P-O3'-C3'	-6.92	111.40	119.70
24	DA	1734	G	P-O3'-C3'	-6.92	111.40	119.70
24	BA	747	U	P-O3'-C3'	-6.92	111.40	119.70
55	CA	1033	G	N9-C1'-C2'	-6.92	104.39	112.00
24	DA	2060	A	P-O3'-C3'	6.92	128.00	119.70
21	AA	1417	G	C4-C5-N7	6.91	113.56	110.80
24	BA	777	G	N9-C1'-C2'	-6.91	104.39	112.00
24	DA	605	G	P-O3'-C3'	-6.91	111.40	119.70
24	BA	1396	U	P-O3'-C3'	6.91	128.00	119.70
24	BA	1526	C	C6-N1-C2	6.91	123.06	120.30
24	BA	1654	A	C3'-C2'-C1'	6.91	107.03	101.50
24	DA	2875	C	P-O3'-C3'	-6.91	111.41	119.70
21	AA	1345	U	O4'-C1'-N1	6.91	113.73	108.20
24	BA	1073	A	N9-C1'-C2'	-6.91	104.40	112.00
55	CA	1366	C	N1-C1'-C2'	-6.91	104.40	112.00
56	DB	76	G	N3-C4-N9	-6.91	121.86	126.00
24	BA	1478	G	C4-N9-C1'	-6.91	117.52	126.50
24	BA	2063	C	P-O3'-C3'	-6.91	111.41	119.70
24	DA	2896	C	P-O3'-C3'	-6.91	111.41	119.70
24	BA	504	A	P-O5'-C5'	-6.91	109.85	120.90
24	BA	1509	A	O4'-C1'-N9	6.91	113.72	108.20

*Continued on next page...*

*Continued from previous page...*

Mol	Chain	Res	Type	Atoms	Z	Observed(°)	Ideal(°)
55	CA	1382	C	P-O3'-C3'	-6.90	111.42	119.70
21	AA	1349	A	P-O3'-C3'	-6.90	111.42	119.70
24	BA	2382	G	P-O3'-C3'	6.90	127.98	119.70
24	DA	913	U	P-O3'-C3'	6.90	127.98	119.70
24	DA	1460	U	P-O3'-C3'	6.90	127.98	119.70
24	BA	1334	G	P-O3'-C3'	-6.90	111.42	119.70
24	DA	2283	C	O4'-C1'-N1	6.90	113.72	108.20
24	BA	1556	C	O4'-C1'-N1	6.90	113.72	108.20
55	CA	131	A	P-O5'-C5'	-6.90	109.86	120.90
24	DA	1942	C	N1-C1'-C2'	-6.90	104.41	112.00
21	AA	332	G	N9-C1'-C2'	-6.90	104.42	112.00
21	AA	9	G	N9-C1'-C2'	-6.89	104.42	112.00
24	DA	424	G	N9-C1'-C2'	-6.89	104.42	112.00
21	AA	1224	U	C2-N3-C4	-6.89	122.86	127.00
24	DA	2333	A	P-O3'-C3'	6.89	127.97	119.70
24	BA	232	G	P-O3'-C3'	6.89	127.97	119.70
24	BA	2062	A	P-O3'-C3'	-6.89	111.43	119.70
24	BA	2860	A	C4-C5-C6	6.89	120.44	117.00
21	AA	388	G	P-O3'-C3'	6.89	127.97	119.70
55	CA	1288	A	P-O3'-C3'	-6.89	111.43	119.70
24	DA	1511	G	P-O3'-C3'	-6.89	111.44	119.70
24	DA	1683	U	O4'-C1'-N1	6.88	113.71	108.20
24	BA	2815	C	P-O3'-C3'	-6.88	111.44	119.70
55	CA	596	A	P-O3'-C3'	-6.88	111.44	119.70
55	CA	717	U	N1-C1'-C2'	6.88	122.94	114.00
55	CA	752	G	P-O3'-C3'	6.88	127.95	119.70
55	CA	1284	C	O4'-C1'-N1	6.88	113.70	108.20
24	DA	1839	G	N9-C1'-C2'	-6.88	104.43	112.00
24	BA	1142	A	C4-C5-N7	6.87	114.14	110.70
24	BA	1247	A	O4'-C1'-N9	6.87	113.70	108.20
24	BA	2513	A	N9-C4-C5	6.87	108.55	105.80
24	BA	974	G	N7-C8-N9	6.87	116.53	113.10
25	BB	36	C	O4'-C1'-N1	-6.87	102.71	108.20
55	CA	91	U	O4'-C1'-N1	6.87	113.69	108.20
21	AA	794	A	P-O3'-C3'	-6.87	111.46	119.70
24	BA	2822	G	P-O3'-C3'	-6.86	111.47	119.70
24	BA	2229	U	O4'-C1'-N1	6.86	113.69	108.20
55	CA	374	A	N9-C1'-C2'	-6.86	104.46	112.00
21	AA	47	C	N1-C1'-C2'	6.86	122.91	114.00
24	BA	2860	A	N9-C4-C5	-6.86	103.06	105.80
24	BA	800	A	P-O3'-C3'	6.85	127.92	119.70
24	BA	1019	U	N1-C2-O2	-6.85	118.00	122.80

*Continued on next page...*

*Continued from previous page...*

Mol	Chain	Res	Type	Atoms	Z	Observed(°)	Ideal(°)
21	AA	1381	U	N1-C1'-C2'	-6.85	104.47	112.00
24	DA	1970	A	P-O3'-C3'	6.85	127.92	119.70
24	BA	70	G	P-O3'-C3'	6.85	127.92	119.70
24	BA	137	U	O4'-C1'-N1	-6.85	102.72	108.20
24	BA	434	U	P-O3'-C3'	6.85	127.92	119.70
24	BA	1274	A	P-O3'-C3'	-6.85	111.48	119.70
24	BA	1495	A	P-O3'-C3'	-6.85	111.48	119.70
24	BA	1452	G	N3-C4-C5	6.84	132.02	128.60
24	BA	802	A	C3'-C2'-C1'	6.84	106.97	101.50
24	BA	1805	A	N1-C6-N6	-6.84	114.50	118.60
24	DA	1556	C	O4'-C1'-N1	6.84	113.67	108.20
21	AA	687	A	P-O5'-C5'	6.83	131.84	120.90
55	CA	252	U	O4'-C1'-N1	6.83	113.67	108.20
21	AA	1228	C	P-O3'-C3'	-6.83	111.50	119.70
24	DA	2280	G	P-O3'-C3'	-6.83	111.50	119.70
24	DA	2314	A	N9-C1'-C2'	-6.83	104.48	112.00
21	AA	575	G	N3-C4-C5	6.83	132.02	128.60
24	BA	2701	U	C2-N3-C4	-6.83	122.90	127.00
24	BA	2883	A	N1-C6-N6	6.83	122.70	118.60
21	AA	1432	G	P-O3'-C3'	6.83	127.89	119.70
24	DA	746	U	N1-C1'-C2'	6.83	122.88	114.00
24	BA	1868	C	O4'-C1'-N1	6.83	113.66	108.20
24	BA	2542	A	P-O3'-C3'	6.83	127.89	119.70
55	CA	373	A	N9-C1'-C2'	-6.82	104.49	112.00
24	DA	1929	G	P-O3'-C3'	6.82	127.89	119.70
21	AA	1242	G	P-O3'-C3'	-6.82	111.51	119.70
24	BA	1359	A	C5-N7-C8	-6.82	100.49	103.90
24	DA	2143	C	O4'-C1'-N1	6.82	113.65	108.20
56	DB	44	G	P-O3'-C3'	6.82	127.88	119.70
24	BA	1941	C	N1-C1'-C2'	-6.82	104.50	112.00
24	DA	1136	G	N9-C1'-C2'	-6.82	104.50	112.00
24	BA	1334	G	P-O5'-C5'	-6.81	110.00	120.90
21	AA	89	U	O4'-C1'-N1	6.81	113.65	108.20
24	BA	250	G	P-O3'-C3'	-6.81	111.53	119.70
24	BA	1158	C	P-O5'-C5'	-6.81	110.00	120.90
24	BA	1757	A	P-O3'-C3'	6.81	127.87	119.70
24	BA	972	A	P-O3'-C3'	6.80	127.86	119.70
24	DA	2753	A	N9-C1'-C2'	-6.80	104.52	112.00
24	BA	1125	G	C4-C5-N7	6.80	113.52	110.80
21	AA	32	A	P-O3'-C3'	-6.80	111.54	119.70
21	AA	276	G	N9-C1'-C2'	-6.80	104.52	112.00
21	AA	512	U	O4'-C1'-N1	6.80	113.64	108.20

*Continued on next page...*



*Continued from previous page...*

Mol	Chain	Res	Type	Atoms	Z	Observed(°)	Ideal(°)
24	BA	2496	C	O4'-C1'-N1	6.80	113.64	108.20
24	DA	460	A	N9-C1'-C2'	-6.80	104.52	112.00
55	CA	1452	C	P-O3'-C3'	6.80	127.86	119.70
24	BA	215	G	P-O3'-C3'	6.80	127.86	119.70
24	BA	2005	A	P-O3'-C3'	6.80	127.86	119.70
24	DA	2682	A	C3'-C2'-C1'	6.80	106.94	101.50
31	DH	49	ALA	CB-CA-C	-6.80	99.91	110.10
24	BA	1838	C	P-O3'-C3'	6.79	127.85	119.70
24	DA	531	C	N1-C1'-C2'	6.79	122.83	114.00
21	AA	1087	G	P-O3'-C3'	-6.79	111.55	119.70
21	AA	1183	U	N1-C1'-C2'	-6.79	104.53	112.00
24	DA	2041	U	C2-N3-C4	-6.79	122.92	127.00
35	BL	6	LEU	CA-CB-CG	6.79	130.92	115.30
21	AA	430	A	N9-C1'-C2'	-6.79	104.53	112.00
24	DA	807	U	O4'-C1'-N1	6.79	113.63	108.20
24	DA	729	G	P-O3'-C3'	-6.79	111.55	119.70
24	DA	2021	C	O4'-C1'-N1	6.79	113.63	108.20
24	BA	411	G	P-O3'-C3'	6.78	127.84	119.70
24	DA	2272	U	O4'-C1'-N1	-6.78	102.78	108.20
24	BA	459	U	P-O3'-C3'	-6.78	111.56	119.70
24	BA	2639	A	N9-C1'-C2'	-6.78	104.54	112.00
24	BA	1866	A	P-O3'-C3'	-6.78	111.57	119.70
24	BA	373	U	P-O3'-C3'	-6.77	111.57	119.70
55	CA	1200	C	N1-C1'-C2'	6.77	122.80	114.00
24	DA	1515	A	O4'-C1'-N9	6.77	113.62	108.20
24	BA	974	G	C5-N7-C8	-6.77	100.92	104.30
24	BA	2067	G	P-O3'-C3'	6.76	127.82	119.70
24	BA	2273	A	N1-C6-N6	6.76	122.66	118.60
55	CA	1366	C	O4'-C1'-N1	6.76	113.61	108.20
24	BA	1452	G	N3-C4-N9	-6.76	121.94	126.00
24	DA	2289	G	P-O3'-C3'	-6.76	111.59	119.70
24	BA	1342	A	N1-C6-N6	6.76	122.65	118.60
24	DA	531	C	C2-N1-C1'	-6.76	111.37	118.80
56	DB	16	G	P-O3'-C3'	-6.76	111.59	119.70
21	AA	282	A	P-O3'-C3'	-6.75	111.59	119.70
21	AA	966	G	N9-C1'-C2'	-6.75	104.57	112.00
24	BA	403	U	P-O3'-C3'	6.75	127.81	119.70
24	DA	1554	U	O4'-C1'-N1	6.75	113.60	108.20
24	BA	509	C	N1-C1'-C2'	-6.75	104.57	112.00
24	BA	1118	C	P-O5'-C5'	-6.75	110.09	120.90
24	BA	2772	C	P-O3'-C3'	-6.75	111.60	119.70
24	DA	832	U	O4'-C1'-N1	6.75	113.60	108.20

*Continued on next page...*

*Continued from previous page...*

Mol	Chain	Res	Type	Atoms	Z	Observed(°)	Ideal(°)
24	DA	1818	U	P-O3'-C3'	6.75	127.80	119.70
55	CA	33	A	N9-C1'-C2'	-6.75	104.58	112.00
24	DA	1451	C	P-O3'-C3'	6.75	127.80	119.70
21	AA	452	A	C5-N7-C8	-6.74	100.53	103.90
24	BA	1142	A	C2-N3-C4	-6.74	107.23	110.60
55	CA	1216	A	N9-C1'-C2'	-6.74	104.58	112.00
21	AA	1303	C	P-O3'-C3'	-6.74	111.62	119.70
55	CA	389	A	N1-C6-N6	-6.74	114.56	118.60
24	DA	1092	C	O4'-C1'-N1	6.74	113.59	108.20
24	BA	1429	G	C3'-C2'-C1'	6.73	106.89	101.50
55	CA	876	C	O4'-C1'-N1	6.73	113.59	108.20
24	DA	1456	G	N9-C1'-C2'	-6.73	104.59	112.00
21	AA	1046	A	N9-C1'-C2'	-6.73	104.60	112.00
24	DA	913	U	N1-C1'-C2'	6.73	122.75	114.00
24	BA	1497	U	N1-C1'-C2'	6.73	122.75	114.00
24	BA	27	G	P-O3'-C3'	6.73	127.77	119.70
24	DA	1738	G	P-O3'-C3'	6.73	127.77	119.70
24	DA	2403	C	P-O3'-C3'	-6.72	111.63	119.70
21	AA	960	U	O4'-C1'-N1	6.72	113.58	108.20
24	BA	2893	A	C8-N9-C4	6.72	108.49	105.80
24	DA	196	A	P-O3'-C3'	6.72	127.77	119.70
21	AA	1332	A	N9-C1'-C2'	-6.72	104.61	112.00
24	BA	2063	C	N1-C1'-C2'	-6.72	104.61	112.00
24	BA	121	G	P-O3'-C3'	-6.72	111.64	119.70
24	BA	824	U	P-O3'-C3'	-6.72	111.64	119.70
24	DA	2053	G	N3-C4-N9	-6.71	121.97	126.00
24	BA	684	G	N9-C4-C5	-6.71	102.72	105.40
21	AA	1417	G	C6-C5-N7	-6.71	126.37	130.40
21	AA	1417	G	N1-C6-O6	6.71	123.93	119.90
24	BA	1901	A	C6-N1-C2	6.71	122.63	118.60
24	DA	1778	U	P-O3'-C3'	6.71	127.75	119.70
24	DA	116	C	O4'-C1'-N1	6.71	113.57	108.20
24	DA	2021	C	P-O3'-C3'	6.71	127.75	119.70
24	BA	1325	U	O4'-C1'-N1	6.70	113.56	108.20
55	CA	247	G	P-O3'-C3'	-6.70	111.66	119.70
55	CA	1212	U	P-O3'-C3'	6.70	127.74	119.70
21	AA	1141	C	P-O3'-C3'	-6.70	111.67	119.70
24	BA	671	C	C3'-C2'-C1'	6.69	106.86	101.50
24	BA	800	A	N1-C6-N6	-6.69	114.59	118.60
21	AA	82	G	C3'-C2'-C1'	6.69	106.85	101.50
24	BA	1019	U	N3-C4-C5	6.69	118.61	114.60
24	BA	1155	A	N1-C2-N3	-6.69	125.96	129.30

*Continued on next page...*

*Continued from previous page...*

Mol	Chain	Res	Type	Atoms	Z	Observed(°)	Ideal(°)
21	AA	37	U	O4'-C1'-N1	6.68	113.55	108.20
55	CA	512	U	O4'-C1'-N1	6.68	113.55	108.20
24	DA	704	G	P-O3'-C3'	6.68	127.72	119.70
21	AA	351	G	O4'-C1'-N9	6.68	113.55	108.20
24	DA	2498	C	O4'-C1'-N1	6.68	113.55	108.20
24	DA	783	A	C3'-C2'-C1'	6.68	106.84	101.50
56	DB	91	C	O4'-C1'-N1	6.68	113.54	108.20
24	BA	2451	A	N1-C6-N6	-6.68	114.59	118.60
24	DA	2386	A	P-O3'-C3'	-6.68	111.69	119.70
24	DA	1268	A	P-O3'-C3'	-6.68	111.69	119.70
24	BA	396	G	P-O3'-C3'	-6.67	111.69	119.70
55	CA	1094	G	P-O3'-C3'	6.67	127.71	119.70
24	DA	1647	U	P-O3'-C3'	6.67	127.71	119.70
24	DA	60	G	O4'-C1'-N9	6.67	113.54	108.20
24	DA	547	A	P-O3'-C3'	6.67	127.70	119.70
24	BA	73	A	C3'-C2'-C1'	6.67	106.84	101.50
25	BB	77	U	P-O3'-C3'	-6.67	111.70	119.70
55	CA	210	C	N1-C1'-C2'	6.67	122.67	114.00
24	DA	1536	C	O4'-C1'-N1	-6.67	102.87	108.20
24	BA	2093	G	P-O3'-C3'	-6.66	111.70	119.70
24	DA	2312	U	N3-C2-O2	-6.66	117.53	122.20
24	BA	1731	G	N3-C4-N9	-6.66	122.00	126.00
24	DA	1327	A	P-O3'-C3'	-6.66	111.71	119.70
55	CA	1068	G	P-O3'-C3'	-6.66	111.71	119.70
24	DA	1957	C	O4'-C1'-N1	6.66	113.53	108.20
24	BA	634	C	O4'-C1'-N1	-6.66	102.87	108.20
55	CA	1066	C	N1-C1'-C2'	-6.66	104.68	112.00
24	BA	1255	U	O4'-C1'-N1	6.66	113.52	108.20
24	DA	509	C	C2-N1-C1'	6.66	126.12	118.80
56	DB	104	A	C4-C5-C6	6.66	120.33	117.00
55	CA	1364	U	N1-C1'-C2'	6.65	122.65	114.00
21	AA	536	C	N1-C1'-C2'	-6.65	104.68	112.00
24	BA	2200	C	P-O3'-C3'	-6.65	111.72	119.70
25	BB	89	U	C3'-C2'-C1'	6.65	106.82	101.50
21	AA	5	U	P-O3'-C3'	6.65	127.68	119.70
24	DA	931	U	O4'-C1'-N1	6.65	113.52	108.20
21	AA	48	C	O4'-C1'-N1	6.65	113.52	108.20
24	BA	989	G	O4'-C1'-N9	6.65	113.52	108.20
24	BA	142	A	N9-C1'-C2'	-6.64	104.69	112.00
24	BA	1174	U	P-O3'-C3'	-6.64	111.73	119.70
24	BA	1708	C	P-O5'-C5'	-6.64	110.27	120.90
24	BA	2293	G	P-O3'-C3'	-6.64	111.73	119.70

*Continued on next page...*

*Continued from previous page...*

Mol	Chain	Res	Type	Atoms	Z	Observed(°)	Ideal(°)
55	CA	733	G	P-O3'-C3'	6.64	127.67	119.70
21	AA	70	U	P-O3'-C3'	6.64	127.67	119.70
55	CA	1308	U	O4'-C1'-N1	6.64	113.51	108.20
24	BA	633	A	C4-C5-C6	6.64	120.32	117.00
55	CA	52	C	P-O3'-C3'	-6.64	111.74	119.70
56	DB	51	G	O4'-C1'-N9	6.64	113.51	108.20
24	DA	1653	G	P-O3'-C3'	6.63	127.66	119.70
24	BA	2639	A	N1-C6-N6	6.63	122.58	118.60
55	CA	1490	U	O4'-C1'-N1	6.63	113.51	108.20
21	AA	211	G	P-O3'-C3'	6.63	127.66	119.70
21	AA	575	G	C4-N9-C1'	-6.63	117.88	126.50
24	BA	1945	G	C3'-C2'-C1'	6.63	106.81	101.50
24	DA	301	G	N3-C4-N9	-6.63	122.02	126.00
24	BA	1438	U	C5-C4-O4	-6.63	121.92	125.90
24	DA	1619	G	N9-C1'-C2'	-6.63	104.71	112.00
21	AA	97	G	N9-C1'-C2'	-6.62	104.71	112.00
55	CA	119	A	P-O3'-C3'	6.62	127.65	119.70
24	DA	621	A	P-O3'-C3'	-6.62	111.75	119.70
55	CA	914	A	C3'-C2'-C1'	6.62	106.80	101.50
24	BA	747	U	O5'-P-OP2	-6.62	99.75	105.70
24	BA	1661	G	N3-C4-C5	6.62	131.91	128.60
55	CA	1246	A	N9-C1'-C2'	-6.62	104.72	112.00
55	CA	1441	A	P-O3'-C3'	6.62	127.64	119.70
24	DA	2857	G	C2-N3-C4	-6.62	108.59	111.90
55	CA	1052	U	P-O5'-C5'	-6.62	110.31	120.90
24	BA	567	U	P-O3'-C3'	-6.61	111.77	119.70
24	BA	2575	C	C5-C4-N4	-6.61	115.57	120.20
21	AA	374	A	N9-C1'-C2'	-6.61	104.73	112.00
24	DA	251	A	C3'-C2'-C1'	6.61	106.79	101.50
21	AA	1394	A	P-O3'-C3'	6.61	127.63	119.70
21	AA	250	A	P-O3'-C3'	6.61	127.63	119.70
21	AA	722	G	P-O3'-C3'	-6.61	111.77	119.70
55	CA	381	C	N1-C1'-C2'	6.60	122.58	114.00
24	BA	1145	C	N1-C1'-C2'	-6.60	104.74	112.00
24	DA	915	C	P-O3'-C3'	-6.60	111.78	119.70
55	CA	641	U	P-O3'-C3'	6.60	127.62	119.70
24	BA	249	C	N1-C1'-C2'	6.60	122.58	114.00
21	AA	110	C	P-O3'-C3'	-6.60	111.78	119.70
24	DA	334	C	O4'-C1'-N1	6.60	113.48	108.20
24	BA	1932	A	P-O3'-C3'	-6.59	111.79	119.70
24	DA	1561	C	P-O3'-C3'	-6.59	111.78	119.70
24	BA	2297	A	N9-C1'-C2'	-6.59	104.75	112.00

*Continued on next page...*

*Continued from previous page...*

Mol	Chain	Res	Type	Atoms	Z	Observed(°)	Ideal(°)
24	BA	74	A	P-O3'-C3'	6.59	127.61	119.70
24	DA	37	C	O4'-C1'-N1	6.59	113.47	108.20
24	BA	628	G	N9-C1'-C2'	-6.59	104.75	112.00
24	DA	427	U	O4'-C1'-N1	6.59	113.47	108.20
24	DA	575	A	P-O3'-C3'	-6.59	111.79	119.70
24	BA	1786	A	O4'-C1'-N9	6.59	113.47	108.20
21	AA	995	C	O4'-C1'-N1	6.59	113.47	108.20
24	BA	633	A	C6-C5-N7	-6.59	127.69	132.30
24	DA	1943	U	N1-C1'-C2'	-6.59	104.75	112.00
24	DA	2258	C	P-O3'-C3'	6.59	127.60	119.70
24	BA	268	C	O4'-C1'-N1	-6.58	102.94	108.20
25	BB	15	A	P-O5'-C5'	-6.58	110.38	120.90
24	BA	349	U	O4'-C1'-N1	-6.58	102.94	108.20
24	BA	1478	G	C6-C5-N7	6.58	134.34	130.40
24	DA	2423	U	N1-C1'-C2'	6.58	122.55	114.00
24	BA	1942	C	P-O3'-C3'	-6.57	111.81	119.70
24	BA	831	G	P-O3'-C3'	-6.57	111.82	119.70
56	DB	43	C	O4'-C1'-N1	6.57	113.45	108.20
24	BA	2391	G	O4'-C1'-N9	6.57	113.45	108.20
24	DA	2266	A	P-O3'-C3'	6.57	127.58	119.70
24	BA	2578	G	N1-C6-O6	-6.56	115.96	119.90
25	BB	16	G	N9-C1'-C2'	-6.56	104.78	112.00
55	CA	890	G	O4'-C1'-N9	6.56	113.45	108.20
24	DA	461	C	C2-N1-C1'	6.56	126.02	118.80
24	DA	1809	A	P-O3'-C3'	-6.56	111.82	119.70
24	BA	2511	U	C5-C4-O4	-6.56	121.97	125.90
24	DA	1214	A	N9-C1'-C2'	-6.56	104.78	112.00
24	DA	976	G	N9-C1'-C2'	-6.56	104.79	112.00
21	AA	991	U	O4'-C1'-N1	6.56	113.44	108.20
24	BA	1867	G	P-O3'-C3'	-6.56	111.83	119.70
25	BB	58	A	P-O3'-C3'	-6.56	111.83	119.70
55	CA	383	A	C3'-C2'-C1'	6.56	106.75	101.50
55	CA	537	G	C3'-C2'-C1'	6.56	106.75	101.50
24	DA	1522	A	N1-C6-N6	6.56	122.53	118.60
24	BA	2504	U	O4'-C1'-N1	6.55	113.44	108.20
24	BA	2881	U	P-O3'-C3'	-6.55	111.84	119.70
21	AA	1141	C	O4'-C1'-N1	6.55	113.44	108.20
24	BA	1554	U	P-O3'-C3'	6.55	127.56	119.70
24	BA	2556	C	O4'-C1'-N1	6.55	113.44	108.20
25	BB	90	C	P-O5'-C5'	-6.55	110.42	120.90
25	BB	57	A	P-O5'-C5'	-6.55	110.42	120.90
55	CA	430	A	P-O3'-C3'	-6.55	111.84	119.70

*Continued on next page...*

*Continued from previous page...*

Mol	Chain	Res	Type	Atoms	Z	Observed(°)	Ideal(°)
22	AV	35	A	N1-C6-N6	-6.55	114.67	118.60
24	DA	250	G	P-O3 <sup>3</sup> -C3'	-6.55	111.84	119.70
24	BA	178	G	N9-C1'-C2'	-6.54	104.80	112.00
24	DA	1865	U	C2-N3-C4	-6.54	123.07	127.00
24	DA	301	G	C8-N9-C1'	6.54	135.50	127.00
55	CA	73	C	O4'-C1'-N1	6.54	113.43	108.20
24	BA	975	A	N9-C1'-C2'	-6.54	104.81	112.00
24	DA	53	A	N9-C1'-C2'	-6.54	104.81	112.00
24	DA	370	G	N3-C4-N9	-6.54	122.08	126.00
24	DA	861	A	N9-C1'-C2'	-6.54	104.81	112.00
29	BF	110	ILE	CB-CA-C	-6.54	98.53	111.60
55	CA	13	U	N1-C1'-C2'	6.54	122.50	114.00
55	CA	81	A	N1-C6-N6	-6.54	114.68	118.60
55	CA	451	A	P-O3 <sup>3</sup> -C3'	6.54	127.54	119.70
24	DA	334	C	P-O3 <sup>3</sup> -C3'	-6.53	111.86	119.70
55	CA	109	A	P-O3 <sup>3</sup> -C3'	6.53	127.54	119.70
24	DA	1707	G	P-O3 <sup>3</sup> -C3'	6.53	127.54	119.70
24	BA	957	C	O4'-C1'-N1	6.53	113.42	108.20
21	AA	548	G	N9-C1'-C2'	-6.53	104.82	112.00
24	BA	233	A	N9-C1'-C2'	-6.53	104.82	112.00
24	BA	1240	U	N1-C1'-C2'	6.53	122.49	114.00
21	AA	1200	C	P-O3 <sup>3</sup> -C3'	6.53	127.53	119.70
24	DA	685	A	P-O3 <sup>3</sup> -C3'	6.53	127.53	119.70
56	DB	46	A	N9-C1'-C2'	-6.53	104.82	112.00
24	BA	2779	U	O4'-C1'-N1	6.52	113.42	108.20
55	CA	1230	C	O4'-C1'-N1	-6.52	102.98	108.20
24	DA	1275	A	P-O3 <sup>3</sup> -C3'	6.52	127.53	119.70
21	AA	1087	G	C3'-C2'-C1'	6.52	106.72	101.50
24	BA	507	A	P-O5 <sup>5</sup> -C5'	-6.52	110.47	120.90
24	BA	907	G	N3-C4-N9	-6.52	122.09	126.00
24	BA	1695	G	P-O3 <sup>3</sup> -C3'	-6.52	111.88	119.70
55	CA	510	A	P-O5 <sup>5</sup> -C5'	-6.52	110.47	120.90
24	DA	2092	U	P-O3 <sup>3</sup> -C3'	6.52	127.52	119.70
24	BA	62	U	P-O3 <sup>3</sup> -C3'	6.52	127.52	119.70
24	BA	1430	G	C5-C6-O6	6.52	132.51	128.60
24	DA	2493	U	O4'-C1'-N1	6.52	113.41	108.20
24	BA	2148	G	P-O3 <sup>3</sup> -C3'	-6.52	111.88	119.70
24	BA	2894	G	N9-C1'-C2'	-6.52	104.83	112.00
24	DA	2681	C	P-O3 <sup>3</sup> -C3'	6.52	127.52	119.70
24	DA	74	A	P-O3 <sup>3</sup> -C3'	6.51	127.52	119.70
24	BA	510	C	P-O3 <sup>3</sup> -C3'	-6.51	111.89	119.70
24	BA	2363	G	N9-C4-C5	6.51	108.00	105.40

*Continued on next page...*

*Continued from previous page...*

Mol	Chain	Res	Type	Atoms	Z	Observed(°)	Ideal(°)
24	DA	531	C	C6-N1-C2	6.51	122.90	120.30
24	BA	683	U	N1-C2-N3	6.50	118.80	114.90
24	BA	528	A	N9-C1'-C2'	-6.50	104.85	112.00
24	BA	800	A	C5-C6-N6	6.50	128.90	123.70
24	BA	2728	U	O4'-C1'-N1	6.50	113.40	108.20
24	BA	687	C	C3'-C2'-C1'	6.50	106.70	101.50
24	BA	1213	A	N9-C1'-C2'	-6.50	104.85	112.00
24	BA	2335	A	C3'-C2'-C1'	6.50	106.70	101.50
24	DA	1025	G	P-O3'-C3'	6.50	127.50	119.70
24	BA	1876	A	C5-N7-C8	-6.50	100.65	103.90
31	BH	47	PHE	C-N-CA	-6.50	105.46	121.70
55	CA	615	G	O4'-C1'-N9	6.50	113.40	108.20
21	AA	121	U	O4'-C1'-N1	-6.50	103.00	108.20
21	AA	413	G	P-O3'-C3'	-6.50	111.91	119.70
55	CA	131	A	P-O3'-C3'	6.50	127.49	119.70
24	DA	2581	G	O4'-C1'-N9	6.50	113.40	108.20
55	CA	1348	U	N1-C1'-C2'	-6.49	104.86	112.00
24	DA	1615	C	N1-C1'-C2'	6.49	122.44	114.00
24	BA	2398	U	P-O3'-C3'	-6.49	111.91	119.70
55	CA	283	U	O4'-C1'-N1	6.49	113.39	108.20
21	AA	304	U	O4'-C1'-N1	6.49	113.39	108.20
24	DA	13	A	P-O3'-C3'	6.49	127.49	119.70
24	DA	389	G	N9-C1'-C2'	-6.49	104.86	112.00
24	DA	2790	U	O4'-C1'-N1	6.49	113.39	108.20
24	BA	1247	A	N1-C6-N6	6.49	122.49	118.60
24	BA	23	G	N1-C6-O6	-6.49	116.01	119.90
24	BA	974	G	C8-N9-C4	-6.49	103.81	106.40
24	DA	1478	G	N9-C1'-C2'	-6.49	104.87	112.00
24	BA	1611	C	C3'-C2'-C1'	6.48	106.69	101.50
24	BA	2347	C	C3'-C2'-C1'	6.48	106.69	101.50
24	BA	299	A	N7-C8-N9	6.48	117.04	113.80
24	BA	1760	C	O4'-C1'-N1	6.48	113.39	108.20
24	DA	1674	G	C6-C5-N7	-6.48	126.51	130.40
24	BA	1551	A	P-O3'-C3'	-6.48	111.93	119.70
24	DA	225	C	P-O3'-C3'	-6.48	111.93	119.70
24	DA	931	U	P-O3'-C3'	6.48	127.47	119.70
24	BA	2030	A	P-O3'-C3'	6.48	127.47	119.70
24	BA	2052	A	N9-C1'-C2'	-6.48	104.88	112.00
55	CA	1191	A	P-O3'-C3'	6.48	127.47	119.70
24	DA	1277	G	C3'-C2'-C1'	6.47	106.68	101.50
24	BA	1435	G	P-O3'-C3'	-6.47	111.94	119.70
24	DA	1788	C	P-O3'-C3'	-6.47	111.94	119.70

*Continued on next page...*

*Continued from previous page...*

Mol	Chain	Res	Type	Atoms	Z	Observed(°)	Ideal(°)
31	DH	48	GLU	CA-C-N	-6.47	102.97	117.20
24	BA	919	U	P-O3'-C3'	-6.46	111.94	119.70
55	CA	577	G	N9-C1'-C2'	-6.46	104.89	112.00
24	DA	1717	A	P-O3'-C3'	-6.46	111.94	119.70
21	AA	1197	A	P-O3'-C3'	-6.46	111.95	119.70
24	BA	556	A	P-O3'-C3'	6.46	127.45	119.70
24	BA	1238	G	P-O3'-C3'	-6.46	111.95	119.70
24	DA	1437	C	O4'-C1'-N1	6.46	113.36	108.20
24	BA	503	A	P-O3'-C3'	6.45	127.44	119.70
24	BA	2656	U	N1-C1'-C2'	-6.45	104.90	112.00
55	CA	243	A	N1-C6-N6	-6.45	114.73	118.60
24	DA	2043	C	O4'-C1'-N1	-6.45	103.04	108.20
24	BA	1818	U	P-O3'-C3'	-6.45	111.96	119.70
21	AA	914	A	C3'-C2'-C1'	6.45	106.66	101.50
24	BA	196	A	P-O3'-C3'	6.45	127.44	119.70
24	BA	35	G	C3'-C2'-C1'	6.45	106.66	101.50
24	BA	2307	G	O4'-C1'-N9	6.45	113.36	108.20
24	DA	961	C	P-O3'-C3'	6.45	127.44	119.70
24	BA	587	C	C6-N1-C2	6.44	122.88	120.30
24	BA	2332	C	O4'-C1'-N1	6.44	113.35	108.20
24	DA	239	C	O4'-C1'-N1	6.44	113.35	108.20
24	DA	1962	C	N1-C1'-C2'	6.44	122.38	114.00
24	BA	2249	U	O4'-C1'-N1	6.44	113.35	108.20
24	BA	2447	G	C2-N3-C4	6.44	115.12	111.90
25	BB	68	C	O4'-C1'-N1	6.44	113.35	108.20
55	CA	460	A	P-O3'-C3'	-6.44	111.97	119.70
24	DA	230	G	P-O3'-C3'	-6.44	111.97	119.70
24	DA	1049	C	O4'-C1'-N1	6.44	113.35	108.20
24	BA	1688	U	O4'-C1'-N1	6.44	113.35	108.20
24	DA	1082	U	O4'-C1'-N1	6.44	113.35	108.20
24	BA	505	A	C3'-C2'-C1'	6.43	106.65	101.50
24	BA	265	A	P-O3'-C3'	6.43	127.42	119.70
55	CA	577	G	C3'-C2'-C1'	6.43	106.64	101.50
55	CA	821	G	N9-C1'-C2'	-6.43	104.93	112.00
24	BA	2385	C	O4'-C1'-N1	-6.42	103.06	108.20
24	BA	2546	U	O4'-C1'-N1	-6.42	103.06	108.20
24	DA	302	C	O4'-C1'-N1	6.42	113.34	108.20
56	DB	104	A	N1-C6-N6	6.42	122.45	118.60
24	BA	63	A	P-O3'-C3'	-6.42	112.00	119.70
24	BA	1731	G	N9-C4-C5	6.42	107.97	105.40
24	DA	2199	A	P-O3'-C3'	-6.42	112.00	119.70
24	BA	271	G	P-O3'-C3'	6.42	127.40	119.70

*Continued on next page...*



*Continued from previous page...*

Mol	Chain	Res	Type	Atoms	Z	Observed(°)	Ideal(°)
25	BB	24	G	P-O3'-C3'	6.42	127.40	119.70
55	CA	67	C	P-O3'-C3'	-6.42	112.00	119.70
24	BA	60	G	P-O3'-C3'	6.42	127.40	119.70
24	BA	633	A	C5-C6-N1	-6.42	114.49	117.70
24	DA	140	C	P-O3'-C3'	6.42	127.40	119.70
21	AA	805	C	O4'-C1'-N1	-6.41	103.07	108.20
55	CA	81	A	C5-C6-N6	6.41	128.83	123.70
21	AA	1395	C	P-O3'-C3'	-6.41	112.01	119.70
21	AA	90	C	N1-C1'-C2'	-6.41	104.95	112.00
24	DA	2573	C	C6-N1-C2	-6.41	117.73	120.30
24	BA	752	A	C4-C5-N7	6.41	113.90	110.70
24	BA	1060	U	C2-N3-C4	-6.41	123.16	127.00
24	DA	1925	C	O4'-C1'-N1	6.41	113.33	108.20
24	DA	2311	A	P-O5'-C5'	6.41	131.15	120.90
21	AA	232	G	P-O3'-C3'	-6.41	112.01	119.70
24	DA	301	G	C4-N9-C1'	-6.41	118.17	126.50
24	BA	995	C	O4'-C1'-N1	-6.40	103.08	108.20
24	BA	2239	G	P-O5'-C5'	-6.40	110.66	120.90
55	CA	452	A	C5-N7-C8	-6.40	100.70	103.90
55	CA	875	U	N1-C1'-C2'	-6.40	104.96	112.00
24	DA	2030	A	P-O3'-C3'	6.40	127.38	119.70
55	CA	1301	U	P-O3'-C3'	6.40	127.38	119.70
55	CA	14	U	O4'-C1'-N1	6.40	113.32	108.20
55	CA	52	C	O4'-C1'-N1	6.39	113.32	108.20
55	CA	1324	A	P-O5'-C5'	-6.39	110.67	120.90
55	CA	1323	G	P-O3'-C3'	6.39	127.37	119.70
24	DA	2352	A	N1-C6-N6	6.39	122.44	118.60
21	AA	808	C	N1-C2-O2	-6.39	115.07	118.90
24	BA	1551	A	C6-N1-C2	6.39	122.43	118.60
24	BA	2528	U	P-O3'-C3'	6.39	127.37	119.70
24	BA	2822	G	C5-C6-O6	-6.39	124.77	128.60
55	CA	90	C	P-O3'-C3'	-6.39	112.04	119.70
24	DA	2094	A	N9-C1'-C2'	-6.39	104.97	112.00
21	AA	132	C	P-O3'-C3'	-6.38	112.04	119.70
24	BA	2543	G	N9-C1'-C2'	-6.38	104.98	112.00
21	AA	368	U	N1-C1'-C2'	-6.38	104.98	112.00
55	CA	436	C	O4'-C1'-N1	-6.38	103.09	108.20
55	CA	1301	U	O4'-C1'-N1	6.38	113.31	108.20
24	DA	964	C	P-O3'-C3'	-6.38	112.04	119.70
24	DA	1867	G	N9-C1'-C2'	-6.38	104.98	112.00
21	AA	1449	C	P-O3'-C3'	-6.38	112.05	119.70
21	AA	1417	G	N9-C4-C5	-6.38	102.85	105.40

*Continued on next page...*

*Continued from previous page...*

Mol	Chain	Res	Type	Atoms	Z	Observed(°)	Ideal(°)
24	BA	2427	C	C3'-C2'-C1'	6.38	106.60	101.50
55	CA	1053	G	O3'-P-O5'	-6.38	91.88	104.00
55	CA	803	G	P-O3'-C3'	-6.37	112.05	119.70
24	DA	61	C	C3'-C2'-C1'	6.37	106.60	101.50
21	AA	966	G	C3'-C2'-C1'	6.37	106.60	101.50
24	BA	460	A	P-O5'-C5'	-6.37	110.71	120.90
24	BA	1142	A	N7-C8-N9	6.37	116.98	113.80
24	DA	2387	U	O4'-C1'-N1	6.37	113.30	108.20
24	BA	1324	G	O4'-C1'-N9	6.37	113.29	108.20
24	DA	2092	U	O4'-C1'-N1	6.37	113.29	108.20
24	BA	783	A	C5-N7-C8	-6.36	100.72	103.90
24	DA	396	G	C3'-C2'-C1'	6.36	106.59	101.50
24	DA	947	A	P-O3'-C3'	-6.36	112.06	119.70
24	DA	1786	A	O4'-C1'-N9	6.36	113.29	108.20
24	BA	1277	G	P-O3'-C3'	-6.36	112.07	119.70
24	BA	2790	U	N1-C1'-C2'	6.36	122.27	114.00
24	DA	1385	A	C6-N1-C2	6.36	122.42	118.60
24	BA	1491	G	C3'-C2'-C1'	6.36	106.59	101.50
21	AA	169	C	N3-C4-N4	-6.36	113.55	118.00
24	DA	2403	C	O4'-C1'-N1	6.36	113.29	108.20
21	AA	545	C	C6-N1-C2	6.36	122.84	120.30
24	DA	249	C	P-O3'-C3'	6.36	127.33	119.70
24	DA	1079	C	P-O3'-C3'	-6.36	112.07	119.70
55	CA	567	G	C3'-C2'-C1'	6.35	106.58	101.50
24	BA	2857	G	N1-C2-N2	-6.35	110.48	116.20
24	BA	1089	A	P-O3'-C3'	6.35	127.32	119.70
21	AA	688	G	N9-C1'-C2'	-6.35	105.02	112.00
24	BA	496	G	P-O3'-C3'	-6.35	112.08	119.70
21	AA	109	A	O4'-C1'-N9	6.34	113.28	108.20
21	AA	960	U	P-O3'-C3'	6.34	127.31	119.70
21	AA	1256	A	P-O3'-C3'	6.34	127.31	119.70
24	DA	2275	C	P-O3'-C3'	6.34	127.31	119.70
24	BA	958	U	P-O3'-C3'	-6.34	112.09	119.70
24	BA	968	C	N1-C2-O2	6.34	122.70	118.90
55	CA	212	G	N9-C1'-C2'	-6.34	105.02	112.00
24	DA	271	G	C4-N9-C1'	-6.34	118.26	126.50
24	BA	395	U	P-O3'-C3'	6.34	127.31	119.70
24	DA	2800	A	C3'-C2'-C1'	6.34	106.57	101.50
24	BA	2575	C	P-O3'-C3'	6.33	127.30	119.70
55	CA	424	G	P-O3'-C3'	-6.33	112.10	119.70
24	DA	531	C	P-O3'-C3'	6.33	127.30	119.70
24	BA	243	U	C3'-C2'-C1'	6.33	106.57	101.50

*Continued on next page...*

*Continued from previous page...*

Mol	Chain	Res	Type	Atoms	Z	Observed(°)	Ideal(°)
24	DA	860	U	P-O3'-C3'	-6.33	112.10	119.70
24	DA	1607	C	N1-C1'-C2'	6.33	122.23	114.00
21	AA	1129	C	P-O3'-C3'	6.33	127.30	119.70
24	BA	934	U	P-O3'-C3'	-6.33	112.10	119.70
24	BA	1496	A	N9-C1'-C2'	-6.33	105.04	112.00
24	BA	1805	A	C5-C6-N6	6.33	128.77	123.70
24	DA	1996	C	P-O3'-C3'	6.33	127.30	119.70
24	DA	2401	U	P-O3'-C3'	6.33	127.30	119.70
24	BA	1115	G	O4'-C1'-N9	6.33	113.26	108.20
24	DA	121	G	P-O3'-C3'	-6.33	112.11	119.70
24	BA	2492	U	C3'-C2'-C1'	6.33	106.56	101.50
21	AA	1130	A	P-O3'-C3'	6.33	127.29	119.70
24	BA	229	C	C3'-C2'-C1'	6.33	106.56	101.50
24	DA	216	A	P-O3'-C3'	-6.33	112.11	119.70
21	AA	70	U	N1-C1'-C2'	6.32	122.22	114.00
24	DA	1291	C	O4'-C1'-N1	6.32	113.26	108.20
24	BA	729	G	C3'-C2'-C1'	6.32	106.56	101.50
24	DA	2267	A	C6-N1-C2	-6.32	114.81	118.60
24	BA	2210	U	O4'-C1'-N1	6.32	113.26	108.20
21	AA	560	A	P-O3'-C3'	-6.32	112.12	119.70
24	BA	1619	G	N9-C1'-C2'	-6.32	105.05	112.00
21	AA	119	A	P-O3'-C3'	6.32	127.28	119.70
21	AA	1225	A	P-O3'-C3'	-6.32	112.12	119.70
24	BA	1858	A	C3'-C2'-C1'	6.31	106.55	101.50
24	BA	2272	U	P-O3'-C3'	6.31	127.27	119.70
24	BA	2520	C	C3'-C2'-C1'	6.31	106.55	101.50
24	BA	2850	A	P-O3'-C3'	-6.31	112.12	119.70
24	DA	1802	A	C3'-C2'-C1'	6.31	106.55	101.50
24	DA	1996	C	O4'-C1'-N1	6.31	113.25	108.20
21	AA	890	G	P-O3'-C3'	6.31	127.27	119.70
21	AA	1401	G	P-O3'-C3'	-6.31	112.13	119.70
24	BA	1125	G	C2-N3-C4	-6.31	108.75	111.90
24	DA	749	A	N9-C1'-C2'	-6.31	105.06	112.00
24	BA	2034	U	N3-C2-O2	-6.31	117.78	122.20
55	CA	891	U	C3'-C2'-C1'	6.31	106.55	101.50
24	DA	234	U	P-O3'-C3'	-6.31	112.13	119.70
24	DA	370	G	C4-N9-C1'	-6.31	118.30	126.50
24	BA	302	C	C3'-C2'-C1'	6.30	106.54	101.50
55	CA	512	U	C3'-C2'-C1'	6.30	106.54	101.50
24	DA	1722	A	N9-C1'-C2'	-6.30	105.06	112.00
21	AA	1125	U	P-O3'-C3'	6.30	127.26	119.70
24	BA	1009	A	C3'-C2'-C1'	6.30	106.54	101.50

*Continued on next page...*

*Continued from previous page...*

Mol	Chain	Res	Type	Atoms	Z	Observed(°)	Ideal(°)
24	DA	1246	A	C6-N1-C2	-6.30	114.82	118.60
24	BA	212	G	P-O3'-C3'	-6.30	112.14	119.70
24	BA	1552	A	P-O3'-C3'	-6.30	112.14	119.70
24	DA	2630	G	C3'-C2'-C1'	6.30	106.54	101.50
55	CA	1139	G	P-O3'-C3'	6.30	127.26	119.70
24	BA	1829	A	C3'-C2'-C1'	6.30	106.54	101.50
24	DA	222	A	P-O3'-C3'	6.30	127.26	119.70
21	AA	1337	G	P-O3'-C3'	6.29	127.25	119.70
21	AA	183	C	O4'-C1'-N1	6.29	113.23	108.20
23	CW	3	U	N1-C1'-C2'	6.29	122.18	114.00
21	AA	47	C	O4'-C1'-N1	6.29	113.23	108.20
55	CA	14	U	C3'-C2'-C1'	6.29	106.53	101.50
55	CA	82	G	C3'-C2'-C1'	6.29	106.53	101.50
24	DA	206	U	P-O3'-C3'	-6.29	112.15	119.70
24	DA	1828	G	P-O3'-C3'	6.29	127.25	119.70
24	DA	1324	G	P-O3'-C3'	6.29	127.25	119.70
24	BA	1816	C	C3'-C2'-C1'	6.29	106.53	101.50
24	DA	1993	U	C3'-C2'-C1'	6.29	106.53	101.50
24	BA	759	G	P-O5'-C5'	-6.28	110.85	120.90
21	AA	368	U	O4'-C1'-N1	6.28	113.23	108.20
21	AA	480	U	C2-N3-C4	-6.28	123.23	127.00
21	AA	116	A	C3'-C2'-C1'	6.28	106.53	101.50
21	AA	575	G	C8-N9-C1'	6.28	135.17	127.00
21	AA	1288	A	C3'-C2'-C1'	6.28	106.53	101.50
21	AA	1366	C	O4'-C1'-N1	6.28	113.22	108.20
21	AA	1399	C	N1-C1'-C2'	6.28	122.16	114.00
24	BA	2545	G	C8-N9-C4	-6.28	103.89	106.40
24	BA	858	G	C5-C6-N1	6.28	114.64	111.50
55	CA	1241	G	C3'-C2'-C1'	6.28	106.52	101.50
24	DA	1945	G	C3'-C2'-C1'	6.28	106.52	101.50
24	DA	1021	A	N9-C1'-C2'	-6.28	105.10	112.00
24	DA	1915	U	N1-C1'-C2'	-6.28	105.10	112.00
24	DA	2260	C	O4'-C1'-N1	6.28	113.22	108.20
24	DA	2457	U	O4'-C1'-N1	6.28	113.22	108.20
21	AA	559	A	O4'-C1'-N9	6.27	113.22	108.20
24	DA	1832	C	O4'-C1'-N1	6.27	113.22	108.20
24	BA	2517	C	O4'-C1'-N1	6.27	113.22	108.20
55	CA	1127	G	P-O3'-C3'	-6.27	112.17	119.70
24	DA	1461	C	P-O3'-C3'	-6.27	112.17	119.70
21	AA	253	A	P-O3'-C3'	-6.27	112.17	119.70
24	BA	740	C	O4'-C1'-N1	6.27	113.22	108.20
55	CA	1531	A	N9-C1'-C2'	-6.27	105.10	112.00

*Continued on next page...*

*Continued from previous page...*

Mol	Chain	Res	Type	Atoms	Z	Observed(°)	Ideal(°)
24	DA	959	A	P-O3'-C3'	-6.27	112.18	119.70
24	DA	1398	C	P-O3'-C3'	-6.27	112.18	119.70
24	BA	802	A	P-O3'-C3'	-6.27	112.18	119.70
24	BA	946	C	C3'-C2'-C1'	6.27	106.51	101.50
24	BA	763	G	C4-N9-C1'	6.27	134.65	126.50
56	DB	41	G	P-O3'-C3'	-6.27	112.18	119.70
24	BA	1568	G	O4'-C1'-N9	-6.26	103.19	108.20
21	AA	452	A	C3'-C2'-C1'	6.26	106.51	101.50
55	CA	86	G	P-O3'-C3'	6.26	127.22	119.70
24	BA	2036	C	C3'-C2'-C1'	6.26	106.51	101.50
24	BA	2427	C	C6-N1-C2	-6.26	117.80	120.30
24	DA	1816	C	O4'-C1'-N1	6.26	113.21	108.20
24	DA	2214	C	P-O3'-C3'	-6.26	112.19	119.70
21	AA	652	U	P-O3'-C3'	6.26	127.21	119.70
21	AA	935	A	P-O3'-C3'	-6.26	112.19	119.70
24	DA	303	G	C3'-C2'-C1'	6.26	106.50	101.50
24	DA	2277	G	N9-C1'-C2'	-6.26	105.12	112.00
24	BA	1962	C	O4'-C1'-N1	6.25	113.20	108.20
21	AA	655	A	N9-C1'-C2'	-6.25	105.12	112.00
24	DA	2144	G	P-O3'-C3'	6.25	127.20	119.70
24	DA	2460	U	C3'-C2'-C1'	6.25	106.50	101.50
21	AA	1216	A	N9-C1'-C2'	-6.25	105.12	112.00
21	AA	520	A	P-O3'-C3'	-6.25	112.20	119.70
24	BA	1568	G	P-O3'-C3'	-6.25	112.20	119.70
24	DA	1993	U	O4'-C1'-N1	6.25	113.20	108.20
24	BA	119	A	O3'-P-O5'	6.25	115.87	104.00
24	DA	2053	G	N9-C4-C5	6.25	107.90	105.40
24	BA	2511	U	C2-N1-C1'	6.25	125.19	117.70
24	DA	1090	A	C3'-C2'-C1'	6.25	106.50	101.50
21	AA	339	C	O4'-C1'-N1	6.24	113.19	108.20
24	BA	763	G	C3'-C2'-C1'	6.24	106.50	101.50
24	BA	2001	C	P-O3'-C3'	-6.24	112.21	119.70
24	DA	647	G	C3'-C2'-C1'	6.24	106.49	101.50
55	CA	282	A	P-O3'-C3'	-6.24	112.21	119.70
55	CA	209	U	P-O3'-C3'	6.24	127.19	119.70
55	CA	1124	G	O4'-C1'-N9	6.24	113.19	108.20
24	DA	1341	G	C3'-C2'-C1'	6.24	106.49	101.50
24	BA	684	G	N3-C2-N2	6.24	124.27	119.90
24	DA	1733	G	P-O3'-C3'	-6.24	112.22	119.70
55	CA	801	U	P-O3'-C3'	-6.24	112.22	119.70
24	BA	2359	C	C6-N1-C2	6.23	122.79	120.30
55	CA	1326	U	O4'-C1'-N1	6.23	113.19	108.20

*Continued on next page...*

*Continued from previous page...*

Mol	Chain	Res	Type	Atoms	Z	Observed(°)	Ideal(°)
24	BA	1733	G	P-O3'-C3'	-6.23	112.22	119.70
55	CA	1184	G	C3'-C2'-C1'	6.23	106.48	101.50
29	DF	109	ARG	CG-CD-NE	-6.23	98.72	111.80
24	BA	1137	G	P-O3'-C3'	-6.23	112.23	119.70
24	BA	389	G	P-O3'-C3'	-6.22	112.23	119.70
24	DA	2895	G	C3'-C2'-C1'	6.22	106.48	101.50
24	DA	301	G	P-O3'-C3'	6.22	127.17	119.70
21	AA	247	G	N9-C1'-C2'	-6.22	105.16	112.00
24	BA	1142	A	C6-N1-C2	6.22	122.33	118.60
24	BA	2800	A	C3'-C2'-C1'	6.22	106.48	101.50
55	CA	1181	G	P-O3'-C3'	6.22	127.16	119.70
55	CA	410	G	C5-C6-O6	-6.22	124.87	128.60
24	DA	375	G	N9-C1'-C2'	-6.22	105.16	112.00
24	DA	1839	G	C3'-C2'-C1'	6.22	106.47	101.50
24	BA	162	U	O4'-C1'-N1	6.21	113.17	108.20
24	DA	1416	G	O4'-C1'-N9	6.21	113.17	108.20
21	AA	705	G	N9-C1'-C2'	-6.21	105.17	112.00
24	BA	967	U	P-O5'-C5'	-6.21	110.96	120.90
55	CA	1481	U	O4'-C1'-N1	6.21	113.17	108.20
24	DA	1341	G	P-O3'-C3'	6.21	127.15	119.70
24	DA	2447	G	O4'-C1'-N9	6.21	113.17	108.20
24	DA	2656	U	P-O3'-C3'	-6.21	112.25	119.70
24	DA	2610	C	N1-C1'-C2'	6.21	122.07	114.00
24	BA	2780	G	P-O5'-C5'	-6.21	110.97	120.90
55	CA	754	C	N1-C1'-C2'	-6.21	105.17	112.00
21	AA	281	G	P-O3'-C3'	-6.21	112.25	119.70
24	BA	75	G	P-O3'-C3'	-6.21	112.25	119.70
24	BA	2812	G	C4-N9-C1'	6.21	134.57	126.50
24	BA	1809	A	C3'-C2'-C1'	6.20	106.46	101.50
24	BA	2801	G	N9-C1'-C2'	-6.20	105.18	112.00
24	DA	1315	C	P-O5'-C5'	-6.20	110.97	120.90
24	DA	2459	A	C3'-C2'-C1'	6.20	106.46	101.50
24	BA	2750	A	P-O3'-C3'	6.20	127.14	119.70
21	AA	267	C	C3'-C2'-C1'	6.20	106.46	101.50
24	BA	1110	G	P-O3'-C3'	6.20	127.14	119.70
21	AA	110	C	C3'-C2'-C1'	6.20	106.46	101.50
21	AA	1297	G	P-O3'-C3'	6.20	127.14	119.70
55	CA	198	G	C3'-C2'-C1'	6.20	106.46	101.50
55	CA	688	G	N9-C1'-C2'	-6.20	105.19	112.00
21	AA	1212	U	O4'-C1'-N1	-6.19	103.24	108.20
24	BA	1914	C	C3'-C2'-C1'	6.19	106.45	101.50
12	AM	70	ARG	CG-CD-NE	-6.19	98.80	111.80

*Continued on next page...*

*Continued from previous page...*

Mol	Chain	Res	Type	Atoms	Z	Observed(°)	Ideal(°)
21	AA	94	G	P-O3'-C3'	6.19	127.13	119.70
24	BA	858	G	N3-C4-C5	-6.19	125.50	128.60
24	BA	2066	C	C2-N3-C4	6.19	123.00	119.90
55	CA	97	G	N9-C1'-C2'	-6.19	105.19	112.00
24	DA	763	G	P-O3'-C3'	-6.19	112.27	119.70
24	DA	794	A	C3'-C2'-C1'	6.19	106.45	101.50
21	AA	90	C	P-O3'-C3'	-6.19	112.28	119.70
21	AA	13	U	P-O3'-C3'	6.18	127.12	119.70
24	BA	333	G	C3'-C2'-C1'	6.18	106.45	101.50
24	BA	449	A	C3'-C2'-C1'	6.18	106.45	101.50
24	BA	1915	U	O4'-C1'-N1	6.18	113.15	108.20
21	AA	13	U	O4'-C1'-N1	6.18	113.15	108.20
24	BA	530	G	C3'-C2'-C1'	6.18	106.45	101.50
55	CA	91	U	P-O3'-C3'	-6.18	112.28	119.70
21	AA	884	U	O4'-C1'-N1	6.18	113.14	108.20
24	BA	1733	G	C3'-C2'-C1'	6.18	106.44	101.50
24	BA	1812	U	C5-C4-O4	6.18	129.61	125.90
24	DA	35	G	P-O3'-C3'	-6.18	112.29	119.70
24	BA	858	G	C2-N3-C4	6.17	114.99	111.90
55	CA	275	G	P-O3'-C3'	-6.17	112.29	119.70
21	AA	351	G	C4-N9-C1'	6.17	134.52	126.50
24	BA	1644	C	O4'-C1'-N1	-6.17	103.26	108.20
24	BA	1663	G	P-O3'-C3'	6.17	127.10	119.70
24	BA	2582	G	P-O3'-C3'	-6.17	112.30	119.70
24	BA	2654	A	P-O3'-C3'	6.17	127.10	119.70
24	DA	2492	U	C3'-C2'-C1'	6.17	106.43	101.50
24	BA	2730	C	O4'-C1'-N1	6.17	113.13	108.20
24	BA	301	G	N3-C4-C5	6.16	131.68	128.60
24	BA	1318	U	O4'-C1'-N1	6.16	113.13	108.20
24	BA	1333	G	P-O5'-C5'	-6.16	111.04	120.90
24	BA	2498	C	N1-C1'-C2'	-6.16	105.22	112.00
21	AA	74	A	C6-N1-C2	6.16	122.30	118.60
55	CA	548	G	C3'-C2'-C1'	6.16	106.43	101.50
24	DA	1255	U	O4'-C1'-N1	6.16	113.13	108.20
24	DA	2544	G	C3'-C2'-C1'	6.16	106.43	101.50
24	BA	2607	G	P-O3'-C3'	-6.16	112.31	119.70
24	DA	87	U	O4'-C1'-N1	6.16	113.13	108.20
24	DA	1206	G	N9-C1'-C2'	-6.16	105.22	112.00
21	AA	1098	C	O4'-C1'-N1	6.16	113.12	108.20
24	BA	38	A	P-O3'-C3'	-6.16	112.31	119.70
24	BA	2023	C	P-O3'-C3'	-6.16	112.31	119.70
21	AA	47	C	P-O3'-C3'	6.16	127.09	119.70

*Continued on next page...*

*Continued from previous page...*

Mol	Chain	Res	Type	Atoms	Z	Observed(°)	Ideal(°)
24	BA	1144	A	C3'-C2'-C1'	6.16	106.42	101.50
24	BA	2655	G	P-O3'-C3'	6.16	127.09	119.70
31	DH	48	GLU	CB-CA-C	-6.16	98.09	110.40
24	DA	671	C	N1-C1'-C2'	-6.15	105.23	112.00
24	BA	1273	U	O4'-C1'-N1	6.15	113.12	108.20
25	BB	5	U	O4'-C1'-N1	6.15	113.12	108.20
21	AA	509	A	C3'-C2'-C1'	6.15	106.42	101.50
21	AA	1091	U	O4'-C1'-N1	6.15	113.12	108.20
21	AA	1380	U	P-O3'-C3'	6.15	127.08	119.70
24	BA	1778	U	C2-N3-C4	-6.15	123.31	127.00
55	CA	448	A	O4'-C1'-N9	6.15	113.12	108.20
21	AA	886	G	P-O3'-C3'	-6.15	112.32	119.70
24	BA	378	C	C6-N1-C2	6.15	122.76	120.30
24	BA	1498	C	C3'-C2'-C1'	6.15	106.42	101.50
24	BA	323	C	O4'-C1'-N1	6.14	113.12	108.20
24	BA	747	U	C3'-C2'-C1'	6.14	106.42	101.50
24	DA	1135	C	N1-C1'-C2'	-6.14	105.24	112.00
21	AA	1182	G	C4-N9-C1'	-6.14	118.52	126.50
24	BA	1340	U	P-O3'-C3'	6.14	127.07	119.70
55	CA	891	U	O4'-C1'-N1	6.14	113.11	108.20
55	CA	1303	C	C2-N1-C1'	6.14	125.56	118.80
24	DA	1137	G	N9-C1'-C2'	-6.14	105.24	112.00
24	DA	1739	A	P-O3'-C3'	-6.14	112.33	119.70
21	AA	985	C	O4'-C1'-N1	6.14	113.11	108.20
21	AA	1046	A	P-O5'-C5'	-6.14	111.07	120.90
24	DA	244	A	P-O3'-C3'	-6.14	112.33	119.70
24	BA	411	G	O4'-C1'-N9	6.14	113.11	108.20
24	BA	2641	G	N3-C4-N9	-6.14	122.32	126.00
24	DA	1932	A	N1-C6-N6	6.14	122.28	118.60
24	BA	1728	C	O4'-C1'-N1	6.13	113.11	108.20
24	DA	52	A	P-O3'-C3'	-6.13	112.34	119.70
24	BA	1760	C	C3'-C2'-C1'	6.13	106.41	101.50
24	BA	1885	A	C3'-C2'-C1'	6.13	106.41	101.50
24	BA	1943	U	N1-C1'-C2'	6.13	121.97	114.00
24	BA	181	A	P-O5'-C5'	-6.13	111.09	120.90
21	AA	1032	G	P-O3'-C3'	-6.13	112.35	119.70
24	BA	1305	C	P-O3'-C3'	-6.13	112.35	119.70
24	BA	2046	G	P-O3'-C3'	6.13	127.05	119.70
55	CA	1284	C	N1-C1'-C2'	-6.13	105.26	112.00
24	DA	2689	U	P-O3'-C3'	6.13	127.05	119.70
24	BA	1478	G	C6-N1-C2	6.12	128.78	125.10
24	BA	2566	A	O4'-C1'-N9	6.12	113.10	108.20

*Continued on next page...*



*Continued from previous page...*

Mol	Chain	Res	Type	Atoms	Z	Observed(°)	Ideal(°)
24	BA	126	A	P-O3'-C3'	-6.12	112.35	119.70
55	CA	1242	G	N9-C1'-C2'	-6.12	105.26	112.00
24	DA	1624	U	O4'-C1'-N1	6.12	113.10	108.20
21	AA	1182	G	O4'-C1'-N9	-6.12	103.30	108.20
24	BA	1380	G	P-O5'-C5'	-6.12	111.11	120.90
55	CA	82	G	P-O3'-C3'	-6.12	112.35	119.70
24	DA	1961	C	O4'-C1'-N1	6.12	113.10	108.20
24	DA	2691	C	C3'-C2'-C1'	6.12	106.40	101.50
56	DB	42	C	P-O3'-C3'	-6.12	112.36	119.70
21	AA	495	A	P-O3'-C3'	6.12	127.04	119.70
24	BA	1944	U	N1-C1'-C2'	6.12	121.95	114.00
24	BA	2450	A	C3'-C2'-C1'	6.12	106.39	101.50
55	CA	37	U	O4'-C1'-N1	6.12	113.09	108.20
24	BA	2514	U	C2-N3-C4	-6.12	123.33	127.00
24	BA	2812	G	N3-C4-C5	-6.12	125.54	128.60
55	CA	1380	U	O4'-C1'-N1	6.12	113.09	108.20
21	AA	885	G	P-O3'-C3'	-6.12	112.36	119.70
24	BA	812	C	C3'-C2'-C1'	6.12	106.39	101.50
55	CA	404	G	P-O3'-C3'	6.12	127.04	119.70
24	DA	1072	C	P-O3'-C3'	-6.12	112.36	119.70
24	DA	2289	G	C3'-C2'-C1'	6.12	106.39	101.50
55	CA	654	G	C3'-C2'-C1'	6.11	106.39	101.50
55	CA	67	C	C6-N1-C2	-6.11	117.86	120.30
24	BA	1643	G	P-O3'-C3'	-6.11	112.37	119.70
55	CA	317	U	P-O3'-C3'	-6.11	112.37	119.70
24	DA	1802	A	P-O3'-C3'	-6.11	112.37	119.70
24	DA	2289	G	N9-C1'-C2'	-6.11	105.28	112.00
24	BA	688	U	P-O5'-C5'	-6.11	111.13	120.90
24	BA	1060	U	N1-C2-O2	-6.11	118.53	122.80
55	CA	71	A	C3'-C2'-C1'	6.11	106.39	101.50
24	DA	1960	A	N1-C6-N6	-6.11	114.94	118.60
24	DA	1142	A	C5-N7-C8	-6.11	100.85	103.90
24	DA	1739	A	C3'-C2'-C1'	6.10	106.38	101.50
21	AA	1046	A	P-O3'-C3'	-6.10	112.38	119.70
24	BA	2504	U	C3'-C2'-C1'	6.10	106.38	101.50
24	DA	446	G	P-O3'-C3'	6.10	127.02	119.70
24	BA	1560	G	C3'-C2'-C1'	6.10	106.38	101.50
24	BA	1792	G	N9-C1'-C2'	-6.10	105.29	112.00
24	BA	2362	C	P-O3'-C3'	-6.10	112.38	119.70
24	DA	1619	G	P-O3'-C3'	-6.10	112.38	119.70
21	AA	719	C	O4'-C1'-N1	6.10	113.08	108.20
24	BA	435	C	P-O3'-C3'	-6.10	112.38	119.70

*Continued on next page...*

*Continued from previous page...*

Mol	Chain	Res	Type	Atoms	Z	Observed(°)	Ideal(°)
24	BA	2022	U	P-O5'-C5'	-6.10	111.14	120.90
24	BA	2327	A	P-O3'-C3'	-6.10	112.38	119.70
24	DA	1303	G	P-O3'-C3'	-6.10	112.38	119.70
21	AA	1481	U	N1-C2-O2	-6.10	118.53	122.80
24	BA	1015	U	P-O3'-C3'	-6.10	112.38	119.70
24	BA	1359	A	N7-C8-N9	6.10	116.85	113.80
24	BA	1956	U	C3'-C2'-C1'	6.10	106.38	101.50
24	BA	2347	C	O4'-C1'-N1	6.10	113.08	108.20
24	BA	2797	U	P-O3'-C3'	6.10	127.02	119.70
24	DA	2631	G	N9-C1'-C2'	-6.10	105.29	112.00
24	BA	587	C	O4'-C1'-N1	6.09	113.08	108.20
24	DA	2851	A	N9-C1'-C2'	-6.09	105.30	112.00
21	AA	1131	G	C3'-C2'-C1'	6.09	106.37	101.50
21	AA	1282	C	C3'-C2'-C1'	6.09	106.37	101.50
24	DA	1769	U	O4'-C1'-N1	6.09	113.08	108.20
24	BA	1082	U	N3-C4-C5	6.09	118.25	114.60
55	CA	1444	U	O4'-C1'-N1	6.09	113.07	108.20
24	BA	627	A	P-O3'-C3'	6.09	127.01	119.70
24	BA	2061	G	C6-N1-C2	-6.09	121.45	125.10
24	DA	65	U	O4'-C1'-N1	6.09	113.07	108.20
24	DA	2250	G	O4'-C1'-N9	-6.09	103.33	108.20
24	BA	118	A	P-O3'-C3'	6.09	127.00	119.70
24	BA	2297	A	P-O3'-C3'	-6.09	112.40	119.70
55	CA	549	C	O4'-C1'-N1	6.09	113.07	108.20
24	DA	687	C	C3'-C2'-C1'	6.09	106.37	101.50
24	BA	1461	C	C3'-C2'-C1'	6.08	106.37	101.50
21	AA	1320	C	P-O3'-C3'	-6.08	112.40	119.70
55	CA	536	C	N1-C1'-C2'	-6.08	105.31	112.00
24	DA	1395	A	P-O3'-C3'	6.08	127.00	119.70
24	BA	2617	U	C5-C4-O4	6.08	129.55	125.90
24	BA	2810	A	N9-C1'-C2'	-6.08	105.31	112.00
21	AA	486	U	P-O5'-C5'	-6.08	111.17	120.90
24	BA	2573	C	C3'-C2'-C1'	6.08	106.36	101.50
24	BA	2823	A	P-O3'-C3'	6.08	126.99	119.70
24	DA	1649	G	N9-C1'-C2'	-6.08	105.31	112.00
24	BA	1865	U	N1-C2-N3	6.08	118.55	114.90
24	BA	2092	U	N1-C1'-C2'	6.08	121.90	114.00
55	CA	686	U	O4'-C1'-N1	6.08	113.06	108.20
12	AM	70	ARG	NE-CZ-NH2	-6.08	117.26	120.30
21	AA	1285	A	P-O3'-C3'	6.08	126.99	119.70
24	BA	1024	G	P-O5'-C5'	-6.08	111.18	120.90
55	CA	89	U	C5-C4-O4	-6.08	122.25	125.90

*Continued on next page...*

*Continued from previous page...*

Mol	Chain	Res	Type	Atoms	Z	Observed(°)	Ideal(°)
24	DA	1060	U	C2-N3-C4	-6.08	123.35	127.00
24	DA	1683	U	P-O3'-C3'	-6.08	112.41	119.70
24	BA	1760	C	P-O3'-C3'	-6.07	112.41	119.70
24	BA	1980	G	P-O3'-C3'	6.07	126.99	119.70
24	DA	1241	A	P-O5'-C5'	-6.07	111.18	120.90
21	AA	982	U	P-O3'-C3'	6.07	126.98	119.70
21	AA	1482	G	C2-N3-C4	-6.07	108.86	111.90
24	BA	630	G	N9-C4-C5	-6.07	102.97	105.40
24	BA	1182	G	C3'-C2'-C1'	6.07	106.36	101.50
24	DA	2582	G	C3'-C2'-C1'	6.07	106.36	101.50
21	AA	366	A	P-O3'-C3'	6.07	126.98	119.70
24	BA	1259	G	N3-C4-N9	-6.07	122.36	126.00
24	DA	629	G	N9-C1'-C2'	-6.07	105.33	112.00
24	DA	1786	A	P-O3'-C3'	6.07	126.98	119.70
24	BA	962	G	N3-C4-N9	-6.06	122.36	126.00
24	BA	2578	G	N9-C4-C5	6.06	107.83	105.40
21	AA	1321	U	N1-C1'-C2'	-6.06	105.33	112.00
24	BA	1348	C	C6-N1-C2	6.06	122.72	120.30
21	AA	497	G	P-O3'-C3'	-6.06	112.43	119.70
24	BA	2514	U	N1-C2-O2	-6.06	118.56	122.80
24	BA	529	A	C4-C5-C6	-6.06	113.97	117.00
24	BA	1952	A	C8-N9-C4	-6.06	103.38	105.80
24	DA	1385	A	C5-C6-N6	6.06	128.55	123.70
24	DA	1314	C	C3'-C2'-C1'	6.06	106.34	101.50
24	BA	1611	C	N1-C1'-C2'	-6.05	105.34	112.00
24	BA	1731	G	C8-N9-C1'	6.05	134.87	127.00
55	CA	282	A	C3'-C2'-C1'	6.05	106.34	101.50
24	BA	1667	G	P-O3'-C3'	6.05	126.96	119.70
24	DA	1760	C	C3'-C2'-C1'	6.05	106.34	101.50
24	DA	2440	C	C3'-C2'-C1'	6.05	106.34	101.50
21	AA	935	A	C3'-C2'-C1'	6.05	106.34	101.50
24	BA	2407	A	P-O3'-C3'	-6.05	112.44	119.70
24	DA	1386	C	C3'-C2'-C1'	6.05	106.34	101.50
21	AA	1054	C	N1-C1'-C2'	6.05	121.86	114.00
21	AA	1363	A	P-O3'-C3'	6.05	126.96	119.70
24	BA	58	G	C8-N9-C4	-6.05	103.98	106.40
24	BA	1767	G	C8-N9-C4	-6.05	103.98	106.40
24	BA	2867	G	N3-C4-N9	-6.05	122.37	126.00
24	DA	1477	A	C3'-C2'-C1'	6.05	106.34	101.50
21	AA	654	G	C3'-C2'-C1'	6.05	106.34	101.50
24	BA	513	A	P-O3'-C3'	-6.05	112.44	119.70
24	DA	2312	U	O5'-P-OP1	-6.05	100.26	105.70

*Continued on next page...*

*Continued from previous page...*

Mol	Chain	Res	Type	Atoms	Z	Observed(°)	Ideal(°)
21	AA	423	G	C3'-C2'-C1'	6.04	106.34	101.50
24	BA	1188	U	C2-N3-C4	6.04	130.63	127.00
24	DA	197	A	C3'-C2'-C1'	6.04	106.33	101.50
24	BA	661	A	P-O3'-C3'	-6.04	112.45	119.70
55	CA	329	A	N1-C6-N6	6.04	122.22	118.60
24	DA	443	A	P-O3'-C3'	-6.04	112.45	119.70
24	DA	397	U	O4'-C1'-N1	6.04	113.03	108.20
21	AA	174	A	P-O3'-C3'	-6.03	112.46	119.70
21	AA	1202	U	P-O3'-C3'	-6.03	112.46	119.70
21	AA	131	A	C5-C6-N6	6.03	128.52	123.70
26	BC	109	LEU	CA-CB-CG	6.03	129.17	115.30
55	CA	464	U	P-O3'-C3'	-6.03	112.46	119.70
24	BA	548	G	N9-C1'-C2'	-6.03	105.37	112.00
24	BA	1770	G	C4-C5-N7	6.03	113.21	110.80
24	BA	177	G	P-O3'-C3'	6.03	126.93	119.70
24	BA	1732	C	O4'-C1'-N1	6.03	113.02	108.20
55	CA	1128	C	O4'-C1'-N1	6.02	113.02	108.20
24	BA	2828	G	P-O3'-C3'	6.02	126.93	119.70
55	CA	116	A	C3'-C2'-C1'	6.02	106.32	101.50
55	CA	547	A	P-O3'-C3'	6.02	126.93	119.70
24	DA	622	G	N9-C1'-C2'	-6.02	105.38	112.00
55	CA	915	A	N9-C1'-C2'	-6.02	105.38	112.00
24	DA	2148	G	P-O3'-C3'	-6.02	112.48	119.70
24	BA	216	A	C3'-C2'-C1'	6.02	106.31	101.50
24	BA	1716	U	C3'-C2'-C1'	6.02	106.31	101.50
24	BA	2148	G	C3'-C2'-C1'	6.02	106.31	101.50
24	BA	1	G	P-O3'-C3'	-6.02	112.48	119.70
24	BA	1787	A	C6-N1-C2	6.02	122.21	118.60
24	BA	1267	U	P-O3'-C3'	-6.01	112.48	119.70
24	BA	1387	A	P-O3'-C3'	-6.01	112.48	119.70
24	DA	482	A	N9-C1'-C2'	-6.01	105.38	112.00
24	BA	389	G	N9-C1'-C2'	-6.01	105.39	112.00
24	BA	1606	C	P-O5'-C5'	-6.01	111.28	120.90
55	CA	1324	A	P-O3'-C3'	6.01	126.92	119.70
56	DB	45	A	P-O3'-C3'	-6.01	112.48	119.70
24	BA	460	A	C3'-C2'-C1'	6.01	106.31	101.50
55	CA	483	C	O4'-C1'-N1	6.01	113.01	108.20
24	DA	2615	U	C3'-C2'-C1'	6.01	106.31	101.50
24	BA	121	G	C3'-C2'-C1'	6.01	106.31	101.50
24	BA	1040	A	O4'-C1'-N9	6.01	113.01	108.20
25	BB	58	A	N9-C1'-C2'	-6.00	105.40	112.00
24	DA	2889	C	O4'-C1'-N1	6.00	113.00	108.20

*Continued on next page...*

*Continued from previous page...*

Mol	Chain	Res	Type	Atoms	Z	Observed(°)	Ideal(°)
24	BA	934	U	C3'-C2'-C1'	6.00	106.30	101.50
24	BA	1817	G	N9-C1'-C2'	-6.00	105.40	112.00
24	DA	1158	C	C3'-C2'-C1'	6.00	106.30	101.50
55	CA	218	U	O4'-C1'-N1	6.00	113.00	108.20
24	BA	2441	U	O4'-C1'-N1	6.00	113.00	108.20
55	CA	976	G	P-O3'-C3'	-6.00	112.50	119.70
56	DB	42	C	N1-C1'-C2'	-6.00	105.40	112.00
55	CA	173	U	N1-C1'-C2'	6.00	121.80	114.00
21	AA	245	U	P-O3'-C3'	-6.00	112.51	119.70
23	AW	5	U	O4'-C1'-N1	5.99	113.00	108.20
24	BA	2426	A	P-O3'-C3'	5.99	126.89	119.70
24	DA	2251	G	C3'-C2'-C1'	5.99	106.30	101.50
24	DA	2611	C	C3'-C2'-C1'	5.99	106.29	101.50
25	BB	37	C	P-O3'-C3'	-5.99	112.51	119.70
24	DA	2226	C	C3'-C2'-C1'	5.99	106.29	101.50
24	DA	303	G	P-O3'-C3'	-5.99	112.51	119.70
24	BA	994	C	P-O3'-C3'	-5.99	112.51	119.70
24	BA	1157	G	P-O3'-C3'	-5.99	112.51	119.70
24	BA	1960	A	C6-N1-C2	5.99	122.19	118.60
24	DA	406	G	P-O3'-C3'	-5.99	112.52	119.70
24	DA	1787	A	C3'-C2'-C1'	5.99	106.29	101.50
24	BA	1828	G	P-O5'-C5'	5.98	130.47	120.90
55	CA	190	A	N1-C6-N6	5.98	122.19	118.60
55	CA	483	C	P-O3'-C3'	-5.98	112.52	119.70
21	AA	1399	C	N1-C2-O2	-5.98	115.31	118.90
24	DA	1654	A	C3'-C2'-C1'	5.98	106.28	101.50
24	DA	1992	G	P-O3'-C3'	5.98	126.88	119.70
21	AA	686	U	O4'-C1'-N1	5.98	112.98	108.20
24	BA	1135	C	C3'-C2'-C1'	5.98	106.28	101.50
24	DA	459	U	C3'-C2'-C1'	5.98	106.28	101.50
24	DA	1019	U	C2-N3-C4	-5.98	123.41	127.00
24	BA	2543	G	C3'-C2'-C1'	5.98	106.28	101.50
55	CA	803	G	N9-C1'-C2'	-5.98	105.42	112.00
24	DA	2267	A	N9-C1'-C2'	-5.98	105.42	112.00
55	CA	389	A	C6-C5-N7	5.98	136.48	132.30
24	DA	530	G	P-O3'-C3'	-5.98	112.53	119.70
24	DA	2257	U	P-O3'-C3'	5.98	126.87	119.70
21	AA	1454	G	P-O3'-C3'	-5.98	112.53	119.70
21	AA	1399	C	P-O3'-C3'	5.97	126.87	119.70
24	BA	1508	A	P-O3'-C3'	5.97	126.87	119.70
55	CA	1442	G	C3'-C2'-C1'	5.97	106.28	101.50
24	DA	461	C	O4'-C1'-N1	-5.97	103.42	108.20

*Continued on next page...*

*Continued from previous page...*

Mol	Chain	Res	Type	Atoms	Z	Observed(°)	Ideal(°)
24	DA	1788	C	O4'-C1'-N1	5.97	112.98	108.20
24	BA	1963	U	P-O3'-C3'	-5.97	112.53	119.70
25	BB	44	G	P-O3'-C3'	5.97	126.87	119.70
24	DA	962	G	P-O3'-C3'	5.97	126.87	119.70
55	CA	935	A	P-O3'-C3'	-5.97	112.53	119.70
24	DA	35	G	C3'-C2'-C1'	5.97	106.28	101.50
24	DA	449	A	P-O3'-C3'	-5.97	112.53	119.70
24	BA	61	C	P-O3'-C3'	-5.97	112.54	119.70
21	AA	1258	G	C3'-C2'-C1'	5.97	106.28	101.50
24	DA	14	A	P-O3'-C3'	-5.97	112.54	119.70
24	DA	421	C	N1-C1'-C2'	5.97	121.76	114.00
24	DA	1694	C	N1-C2-O2	5.97	122.48	118.90
21	AA	1102	A	C3'-C2'-C1'	5.97	106.27	101.50
24	BA	1241	A	P-O3'-C3'	5.97	126.86	119.70
24	BA	1399	C	P-O3'-C3'	5.97	126.86	119.70
21	AA	414	A	N9-C1'-C2'	-5.96	105.44	112.00
24	BA	2049	G	C5-C6-O6	5.96	132.18	128.60
55	CA	175	C	O4'-C1'-N1	5.96	112.97	108.20
24	BA	744	U	N1-C2-N3	5.96	118.48	114.90
24	BA	2392	A	P-O5'-C5'	-5.96	111.36	120.90
24	BA	2727	A	P-O3'-C3'	-5.96	112.55	119.70
25	BB	40	U	P-O3'-C3'	5.96	126.85	119.70
55	CA	643	C	C3'-C2'-C1'	5.96	106.27	101.50
55	CA	931	C	N1-C2-O2	-5.96	115.32	118.90
24	DA	244	A	C3'-C2'-C1'	5.96	106.27	101.50
24	DA	1997	C	C3'-C2'-C1'	5.96	106.27	101.50
21	AA	1319	A	P-O3'-C3'	5.96	126.85	119.70
24	BA	1204	A	O4'-C1'-N9	5.96	112.97	108.20
24	DA	576	U	C3'-C2'-C1'	5.96	106.26	101.50
24	DA	269	C	O4'-C1'-N1	5.96	112.96	108.20
24	BA	1386	C	N1-C1'-C2'	-5.95	105.45	112.00
24	BA	1429	G	N9-C1'-C2'	-5.95	105.45	112.00
24	BA	1386	C	C3'-C2'-C1'	5.95	106.26	101.50
24	DA	947	A	C3'-C2'-C1'	5.95	106.26	101.50
21	AA	1283	U	O4'-C1'-N1	5.95	112.96	108.20
24	BA	1585	C	O4'-C1'-N1	-5.95	103.44	108.20
55	CA	358	U	O4'-C1'-N1	5.95	112.96	108.20
55	CA	983	A	C3'-C2'-C1'	5.95	106.26	101.50
24	DA	2214	C	C3'-C2'-C1'	5.95	106.26	101.50
21	AA	1196	A	O4'-C1'-N9	5.95	112.96	108.20
24	BA	1919	A	P-O3'-C3'	-5.95	112.56	119.70
24	BA	2022	U	P-O3'-C3'	-5.95	112.56	119.70

*Continued on next page...*

*Continued from previous page...*

Mol	Chain	Res	Type	Atoms	Z	Observed(°)	Ideal(°)
24	BA	2575	C	C6-N1-C2	5.95	122.68	120.30
55	CA	66	A	P-O3'-C3'	-5.95	112.56	119.70
24	DA	390	U	P-O3'-C3'	5.95	126.84	119.70
21	AA	808	C	O4'-C1'-N1	5.95	112.96	108.20
24	BA	61	C	C3'-C2'-C1'	5.95	106.26	101.50
24	BA	2197	U	N1-C1'-C2'	5.95	121.73	114.00
24	BA	1733	G	N9-C1'-C2'	-5.95	105.46	112.00
55	CA	30	U	O4'-C1'-N1	5.95	112.96	108.20
55	CA	686	U	N1-C1'-C2'	5.95	121.73	114.00
55	CA	1160	G	N9-C1'-C2'	-5.95	105.46	112.00
55	CA	1296	C	P-O3'-C3'	5.95	126.83	119.70
24	DA	2781	A	C3'-C2'-C1'	5.95	106.26	101.50
24	BA	2752	C	C3'-C2'-C1'	5.94	106.25	101.50
55	CA	531	U	P-O3'-C3'	5.94	126.83	119.70
24	DA	1676	A	C3'-C2'-C1'	5.94	106.25	101.50
24	BA	1026	G	C3'-C2'-C1'	5.94	106.25	101.50
24	BA	1568	G	P-O5'-C5'	-5.94	111.39	120.90
24	DA	1695	G	P-O3'-C3'	-5.94	112.57	119.70
24	DA	1759	A	C3'-C2'-C1'	5.94	106.25	101.50
24	DA	2022	U	O4'-C1'-N1	-5.94	103.45	108.20
24	DA	2245	U	O4'-C1'-N1	5.94	112.95	108.20
56	DB	58	A	C3'-C2'-C1'	5.94	106.25	101.50
24	BA	1838	C	O4'-C1'-N1	5.94	112.95	108.20
24	DA	1330	C	P-O3'-C3'	-5.94	112.57	119.70
24	DA	2093	G	C3'-C2'-C1'	5.94	106.25	101.50
56	DB	87	U	O4'-C1'-N1	5.94	112.95	108.20
24	BA	365	U	C5-C4-O4	-5.93	122.34	125.90
24	BA	633	A	N9-C4-C5	-5.93	103.43	105.80
24	BA	1161	C	N1-C2-O2	-5.93	115.34	118.90
24	BA	1326	U	C3'-C2'-C1'	5.93	106.25	101.50
55	CA	968	A	O4'-C1'-N9	5.93	112.94	108.20
55	CA	1288	A	N9-C1'-C2'	-5.93	105.47	112.00
55	CA	1102	A	C3'-C2'-C1'	5.93	106.25	101.50
55	CA	1507	A	C3'-C2'-C1'	5.93	106.25	101.50
24	BA	1135	C	N1-C1'-C2'	-5.93	105.48	112.00
24	BA	1142	A	N1-C2-N3	-5.93	126.34	129.30
24	DA	1654	A	O4'-C1'-N9	5.93	112.94	108.20
21	AA	595	A	P-O3'-C3'	5.93	126.81	119.70
24	DA	310	A	P-O3'-C3'	5.93	126.81	119.70
24	BA	197	A	N9-C1'-C2'	-5.93	105.48	112.00
24	BA	2199	A	O4'-C1'-N9	-5.93	103.46	108.20
55	CA	143	A	N1-C6-N6	-5.93	115.04	118.60

*Continued on next page...*

*Continued from previous page...*

Mol	Chain	Res	Type	Atoms	Z	Observed(°)	Ideal(°)
55	CA	794	A	C3'-C2'-C1'	5.93	106.24	101.50
24	DA	1821	A	P-O3'-C3'	-5.92	112.59	119.70
21	AA	52	C	C3'-C2'-C1'	5.92	106.24	101.50
21	AA	1168	U	O3'-P-O5'	-5.92	92.75	104.00
24	DA	230	G	C3'-C2'-C1'	5.92	106.24	101.50
21	AA	1348	U	C3'-C2'-C1'	5.92	106.24	101.50
24	BA	2049	G	C5-C6-N1	-5.92	108.54	111.50
21	AA	1229	A	P-O3'-C3'	-5.92	112.60	119.70
24	BA	2055	C	O4'-C1'-N1	-5.92	103.46	108.20
24	DA	449	A	C3'-C2'-C1'	5.92	106.24	101.50
55	CA	704	A	C3'-C2'-C1'	5.92	106.23	101.50
24	DA	604	G	N9-C1'-C2'	-5.92	105.49	112.00
24	DA	1788	C	C3'-C2'-C1'	5.92	106.23	101.50
24	DA	2630	G	N9-C1'-C2'	-5.92	105.49	112.00
24	BA	265	A	O4'-C1'-N9	5.92	112.93	108.20
21	AA	194	C	O4'-C1'-N1	5.91	112.93	108.20
55	CA	370	C	O4'-C1'-N1	5.91	112.93	108.20
24	DA	60	G	C8-N9-C1'	5.91	134.69	127.00
24	BA	520	G	P-O3'-C3'	-5.91	112.61	119.70
24	DA	1010	A	C3'-C2'-C1'	5.91	106.23	101.50
55	CA	110	C	C3'-C2'-C1'	5.91	106.23	101.50
21	AA	1064	G	O4'-C1'-N9	5.91	112.93	108.20
24	BA	140	C	N1-C1'-C2'	5.91	121.68	114.00
55	CA	497	G	C3'-C2'-C1'	5.91	106.23	101.50
24	DA	1129	A	C3'-C2'-C1'	5.91	106.23	101.50
24	DA	2543	G	C3'-C2'-C1'	5.91	106.23	101.50
21	AA	430	A	P-O3'-C3'	-5.91	112.61	119.70
24	DA	1050	A	N9-C1'-C2'	-5.91	105.50	112.00
21	AA	87	C	C3'-C2'-C1'	5.91	106.22	101.50
21	AA	1160	G	C3'-C2'-C1'	5.91	106.22	101.50
21	AA	1055	A	N9-C1'-C2'	-5.90	105.51	112.00
24	BA	2075	U	C5-C4-O4	5.90	129.44	125.90
24	BA	2857	G	C8-N9-C4	5.90	108.76	106.40
24	BA	2860	A	O4'-C1'-N9	-5.90	103.48	108.20
24	DA	1706	C	O4'-C1'-N1	5.90	112.92	108.20
21	AA	1461	G	N9-C4-C5	-5.90	103.04	105.40
24	DA	2267	A	C4-C5-N7	5.90	113.65	110.70
21	AA	1382	C	C3'-C2'-C1'	5.90	106.22	101.50
24	BA	1130	U	C2-N1-C1'	5.90	124.78	117.70
24	DA	271	G	C8-N9-C1'	5.90	134.67	127.00
24	DA	1555	G	C3'-C2'-C1'	5.90	106.22	101.50
55	CA	1454	G	C3'-C2'-C1'	5.90	106.22	101.50

*Continued on next page...*



*Continued from previous page...*

Mol	Chain	Res	Type	Atoms	Z	Observed(°)	Ideal(°)
24	DA	390	U	N1-C1'-C2'	5.90	121.67	114.00
24	DA	2521	C	O4'-C1'-N1	5.90	112.92	108.20
21	AA	1323	G	C3'-C2'-C1'	5.89	106.22	101.50
24	BA	1303	G	C3'-C2'-C1'	5.89	106.22	101.50
24	BA	1800	C	O4'-C1'-N1	-5.89	103.48	108.20
24	BA	2574	G	C3'-C2'-C1'	5.89	106.22	101.50
55	CA	425	G	P-O3'-C3'	-5.89	112.63	119.70
24	DA	779	U	O4'-C1'-N1	5.89	112.92	108.20
24	DA	1290	C	C3'-C2'-C1'	5.89	106.22	101.50
24	DA	1626	A	P-O3'-C3'	5.89	126.77	119.70
24	DA	1965	C	P-O3'-C3'	-5.89	112.63	119.70
55	CA	250	A	P-O3'-C3'	5.89	126.77	119.70
24	BA	653	U	P-O3'-C3'	-5.89	112.63	119.70
24	BA	1147	A	N9-C4-C5	5.89	108.16	105.80
24	DA	1303	G	C3'-C2'-C1'	5.89	106.21	101.50
24	BA	2423	U	N1-C1'-C2'	5.89	121.66	114.00
24	BA	2440	C	C3'-C2'-C1'	5.89	106.21	101.50
24	BA	1478	G	N9-C4-C5	5.89	107.75	105.40
24	DA	1507	C	O4'-C1'-N1	-5.89	103.49	108.20
21	AA	723	U	P-O3'-C3'	-5.89	112.64	119.70
24	BA	469	G	P-O3'-C3'	-5.89	112.64	119.70
25	BB	89	U	N1-C1'-C2'	-5.88	105.53	112.00
24	DA	1670	C	P-O3'-C3'	5.88	126.76	119.70
24	DA	1206	G	C3'-C2'-C1'	5.88	106.21	101.50
24	DA	1785	A	C3'-C2'-C1'	5.88	106.21	101.50
21	AA	1530	G	C3'-C2'-C1'	5.88	106.20	101.50
24	DA	1034	G	C3'-C2'-C1'	5.88	106.21	101.50
24	BA	1956	U	O4'-C1'-N1	5.88	112.90	108.20
24	DA	2402	U	P-O3'-C3'	-5.88	112.65	119.70
24	DA	2447	G	C5-C6-O6	-5.88	125.08	128.60
24	BA	1696	G	P-O3'-C3'	-5.87	112.65	119.70
24	DA	374	A	C3'-C2'-C1'	5.87	106.20	101.50
24	DA	2312	U	P-O3'-C3'	-5.87	112.65	119.70
24	DA	2312	U	C6-N1-C2	-5.87	117.47	121.00
24	BA	572	A	C3'-C2'-C1'	5.87	106.20	101.50
24	BA	1238	G	C3'-C2'-C1'	5.87	106.20	101.50
24	BA	1666	G	O4'-C1'-N9	5.87	112.90	108.20
55	CA	982	U	P-O3'-C3'	5.87	126.75	119.70
24	DA	1114	C	O4'-C1'-N1	5.87	112.90	108.20
24	BA	1379	U	C3'-C2'-C1'	5.87	106.20	101.50
55	CA	381	C	P-O3'-C3'	5.87	126.74	119.70
24	DA	2337	G	P-O3'-C3'	-5.87	112.66	119.70

*Continued on next page...*

*Continued from previous page...*

Mol	Chain	Res	Type	Atoms	Z	Observed(°)	Ideal(°)
21	AA	885	G	C3'-C2'-C1'	5.87	106.19	101.50
24	DA	2903	U	O4'-C1'-N1	5.87	112.89	108.20
21	AA	1349	A	C3'-C2'-C1'	5.87	106.19	101.50
21	AA	1365	G	C3'-C2'-C1'	5.87	106.19	101.50
24	DA	2504	U	C3'-C2'-C1'	5.87	106.19	101.50
24	DA	2620	C	C6-N1-C2	5.87	122.65	120.30
55	CA	970	C	P-O5'-C5'	-5.86	111.52	120.90
55	CA	1242	G	C3'-C2'-C1'	5.86	106.19	101.50
24	DA	413	C	O4'-C1'-N1	5.86	112.89	108.20
24	BA	111	A	P-O3'-C3'	-5.86	112.67	119.70
21	AA	397	A	C6-N1-C2	-5.86	115.08	118.60
24	BA	639	U	O4'-C1'-N1	5.86	112.89	108.20
24	BA	919	U	C4-C5-C6	-5.86	116.18	119.70
24	DA	1363	C	O4'-C1'-N1	-5.86	103.51	108.20
24	DA	1941	C	P-O3'-C3'	-5.86	112.67	119.70
24	BA	460	A	N9-C1'-C2'	-5.86	105.56	112.00
24	BA	1707	G	C3'-C2'-C1'	5.86	106.19	101.50
24	BA	2276	G	P-O3'-C3'	-5.86	112.67	119.70
24	BA	2326	C	N1-C1'-C2'	5.86	121.62	114.00
24	BA	2792	A	P-O3'-C3'	-5.86	112.67	119.70
55	CA	565	U	O4'-C1'-N1	5.86	112.89	108.20
55	CA	1151	A	P-O3'-C3'	5.86	126.73	119.70
24	DA	802	A	C3'-C2'-C1'	5.86	106.19	101.50
24	DA	2727	A	P-O3'-C3'	-5.86	112.67	119.70
24	BA	2868	A	C3'-C2'-C1'	5.85	106.18	101.50
24	BA	645	C	C2-N1-C1'	5.85	125.24	118.80
24	DA	1612	C	O4'-C1'-N1	5.85	112.88	108.20
24	DA	370	G	C8-N9-C1'	5.85	134.61	127.00
24	DA	587	C	P-O3'-C3'	5.85	126.72	119.70
24	DA	1812	U	O4'-C1'-N1	5.85	112.88	108.20
25	BB	15	A	N1-C6-N6	5.85	122.11	118.60
24	DA	197	A	P-O3'-C3'	-5.85	112.68	119.70
21	AA	197	A	P-O3'-C3'	5.84	126.71	119.70
24	BA	1188	U	O4'-C1'-N1	-5.84	103.52	108.20
24	BA	1993	U	C3'-C2'-C1'	5.84	106.18	101.50
21	AA	89	U	N1-C1'-C2'	-5.84	105.57	112.00
24	DA	1607	C	O4'-C1'-N1	-5.84	103.53	108.20
24	BA	86	G	N9-C1'-C2'	-5.84	105.57	112.00
24	BA	2712	C	P-O3'-C3'	5.84	126.71	119.70
55	CA	143	A	C5-C6-N6	5.84	128.37	123.70
24	DA	1157	G	C3'-C2'-C1'	5.84	106.17	101.50
24	BA	860	U	P-O5'-C5'	-5.84	111.56	120.90

*Continued on next page...*

*Continued from previous page...*

Mol	Chain	Res	Type	Atoms	Z	Observed(°)	Ideal(°)
24	BA	1510	G	C3'-C2'-C1'	5.84	106.17	101.50
24	BA	1326	U	N1-C1'-C2'	-5.84	105.58	112.00
24	BA	200	U	O4'-C1'-N1	5.84	112.87	108.20
24	BA	2580	U	P-O3'-C3'	5.84	126.70	119.70
55	CA	1505	G	O4'-C1'-N9	-5.84	103.53	108.20
56	DB	17	C	P-O3'-C3'	-5.84	112.70	119.70
24	BA	1023	U	P-O3'-C3'	-5.83	112.70	119.70
24	DA	2059	A	P-O3'-C3'	5.83	126.70	119.70
24	BA	2281	A	C6-N1-C2	-5.83	115.10	118.60
25	BB	32	U	C6-N1-C2	5.83	124.50	121.00
24	DA	858	G	P-O3'-C3'	5.83	126.70	119.70
24	BA	2424	C	C3'-C2'-C1'	5.83	106.16	101.50
24	DA	990	A	C3'-C2'-C1'	5.83	106.16	101.50
24	DA	1822	C	C3'-C2'-C1'	5.83	106.16	101.50
24	DA	2037	A	C3'-C2'-C1'	5.83	106.16	101.50
24	DA	2267	A	P-O3'-C3'	-5.83	112.70	119.70
24	BA	138	U	P-O3'-C3'	-5.83	112.70	119.70
24	BA	813	U	O4'-C1'-N1	-5.83	103.54	108.20
24	BA	1942	C	C3'-C2'-C1'	5.83	106.16	101.50
24	DA	1716	U	P-O3'-C3'	-5.83	112.71	119.70
24	DA	2434	A	P-O3'-C3'	5.83	126.69	119.70
24	DA	2573	C	N1-C1'-C2'	-5.83	105.59	112.00
56	DB	45	A	C3'-C2'-C1'	5.83	106.16	101.50
21	AA	1102	A	P-O3'-C3'	-5.83	112.71	119.70
24	BA	975	A	C3'-C2'-C1'	5.83	106.16	101.50
55	CA	1183	U	N1-C1'-C2'	-5.83	105.59	112.00
24	BA	1345	C	O4'-C1'-N1	5.82	112.86	108.20
21	AA	548	G	C3'-C2'-C1'	5.82	106.16	101.50
21	AA	653	U	N1-C1'-C2'	5.82	121.57	114.00
21	AA	1087	G	N9-C1'-C2'	-5.82	105.60	112.00
23	AW	3	U	N1-C1'-C2'	5.82	121.57	114.00
24	BA	1254	A	C3'-C2'-C1'	5.82	106.16	101.50
24	BA	1437	C	O4'-C1'-N1	5.82	112.86	108.20
24	BA	2309	A	C3'-C2'-C1'	5.82	106.16	101.50
55	CA	1507	A	P-O3'-C3'	-5.82	112.72	119.70
21	AA	274	A	O4'-C1'-N9	5.82	112.86	108.20
24	DA	52	A	C3'-C2'-C1'	5.82	106.15	101.50
24	BA	395	U	N1-C1'-C2'	5.82	121.56	114.00
24	BA	1229	C	C5-C6-N1	-5.81	118.09	121.00
24	BA	589	U	P-O3'-C3'	-5.81	112.72	119.70
55	CA	816	A	N9-C1'-C2'	-5.81	105.61	112.00
24	DA	2756	U	P-O3'-C3'	5.81	126.68	119.70

*Continued on next page...*

*Continued from previous page...*

Mol	Chain	Res	Type	Atoms	Z	Observed(°)	Ideal(°)
24	BA	2282	G	N3-C4-N9	-5.81	122.51	126.00
24	BA	2860	A	C6-C5-N7	-5.81	128.23	132.30
24	DA	221	A	P-O3'-C3'	5.81	126.67	119.70
24	DA	1273	U	N1-C1'-C2'	-5.81	105.61	112.00
24	DA	1399	C	C3'-C2'-C1'	5.81	106.15	101.50
21	AA	316	C	C3'-C2'-C1'	5.81	106.14	101.50
24	BA	2639	A	C3'-C2'-C1'	5.81	106.14	101.50
24	DA	1060	U	C2-N1-C1'	5.81	124.67	117.70
24	BA	2896	C	C5-C4-N4	5.81	124.26	120.20
24	BA	1981	A	C3'-C2'-C1'	5.80	106.14	101.50
55	CA	247	G	C3'-C2'-C1'	5.80	106.14	101.50
55	CA	513	C	P-O3'-C3'	-5.80	112.74	119.70
24	BA	12	U	N3-C2-O2	-5.80	118.14	122.20
24	DA	2848	G	P-O3'-C3'	5.80	126.66	119.70
21	AA	84	U	N1-C1'-C2'	5.80	121.54	114.00
24	BA	522	A	P-O3'-C3'	-5.80	112.74	119.70
24	BA	2092	U	P-O3'-C3'	5.80	126.66	119.70
24	DA	785	G	N9-C1'-C2'	-5.80	105.62	112.00
24	DA	1333	G	C3'-C2'-C1'	5.80	106.14	101.50
24	DA	476	G	P-O3'-C3'	-5.80	112.74	119.70
24	BA	436	C	C3'-C2'-C1'	5.80	106.14	101.50
24	BA	2728	U	P-O5'-C5'	-5.80	111.63	120.90
24	DA	832	U	P-O3'-C3'	-5.80	112.74	119.70
24	DA	2136	G	N9-C1'-C2'	-5.80	105.62	112.00
24	DA	2313	C	P-O3'-C3'	-5.80	112.74	119.70
55	CA	253	A	C3'-C2'-C1'	5.79	106.14	101.50
24	BA	818	G	P-O3'-C3'	-5.79	112.75	119.70
24	BA	1060	U	N1-C1'-C2'	5.79	121.53	114.00
24	DA	479	A	O4'-C1'-N9	5.79	112.83	108.20
24	BA	482	A	C3'-C2'-C1'	5.79	106.13	101.50
24	BA	514	A	P-O3'-C3'	-5.79	112.75	119.70
24	BA	1330	C	C3'-C2'-C1'	5.79	106.13	101.50
24	BA	2052	A	C5-C6-N6	5.79	128.33	123.70
24	BA	2797	U	O4'-C1'-N1	5.79	112.83	108.20
55	CA	96	U	P-O3'-C3'	-5.79	112.75	119.70
55	CA	87	C	C3'-C2'-C1'	5.79	106.13	101.50
24	DA	2039	U	O4'-C1'-N1	5.79	112.83	108.20
24	BA	303	G	N9-C1'-C2'	-5.79	105.63	112.00
24	BA	750	A	C8-N9-C4	-5.79	103.48	105.80
24	BA	2554	U	P-O3'-C3'	5.79	126.65	119.70
55	CA	945	G	C6-N1-C2	-5.79	121.63	125.10
24	DA	1553	A	O4'-C1'-N9	5.79	112.83	108.20

*Continued on next page...*

*Continued from previous page...*

Mol	Chain	Res	Type	Atoms	Z	Observed(°)	Ideal(°)
24	DA	2638	G	P-O3'-C3'	5.79	126.64	119.70
21	AA	78	A	C5-C6-N1	5.79	120.59	117.70
24	BA	370	G	P-O3'-C3'	5.79	126.64	119.70
25	BB	36	C	C2-N1-C1'	5.79	125.17	118.80
24	BA	860	U	C3'-C2'-C1'	5.78	106.13	101.50
55	CA	331	G	C3'-C2'-C1'	5.78	106.13	101.50
55	CA	1302	C	P-O3'-C3'	-5.78	112.76	119.70
24	BA	200	U	P-O3'-C3'	-5.78	112.77	119.70
24	BA	1156	A	N1-C6-N6	5.78	122.07	118.60
24	BA	2650	U	P-O5'-C5'	-5.78	111.65	120.90
21	AA	1502	A	O4'-C1'-N9	5.78	112.82	108.20
24	BA	860	U	C5'-C4'-O4'	-5.78	102.17	109.10
24	DA	672	C	C3'-C2'-C1'	5.78	106.12	101.50
24	DA	2267	A	C8-N9-C1'	-5.78	117.30	127.70
21	AA	1046	A	C3'-C2'-C1'	5.78	106.12	101.50
24	BA	2054	A	N1-C2-N3	5.78	132.19	129.30
55	CA	6	G	C3'-C2'-C1'	5.78	106.12	101.50
24	DA	509	C	N1-C1'-C2'	-5.78	105.64	112.00
24	BA	1350	C	P-O3'-C3'	-5.78	112.77	119.70
55	CA	755	G	C3'-C2'-C1'	5.78	106.12	101.50
56	DB	5	U	O4'-C1'-N1	5.77	112.82	108.20
21	AA	185	U	P-O5'-C5'	-5.77	111.67	120.90
24	BA	1238	G	O4'-C1'-N9	5.77	112.82	108.20
24	DA	250	G	C3'-C2'-C1'	5.77	106.12	101.50
21	AA	794	A	C3'-C2'-C1'	5.77	106.12	101.50
21	AA	411	A	P-O3'-C3'	5.77	126.62	119.70
24	BA	1649	G	C3'-C2'-C1'	5.77	106.11	101.50
55	CA	1395	C	C3'-C2'-C1'	5.77	106.12	101.50
24	DA	656	G	C3'-C2'-C1'	5.77	106.12	101.50
24	DA	1021	A	C3'-C2'-C1'	5.77	106.12	101.50
21	AA	1363	A	O4'-C1'-N9	5.77	112.81	108.20
24	BA	1331	G	P-O3'-C3'	5.77	126.62	119.70
25	BB	43	C	P-O3'-C3'	-5.77	112.78	119.70
55	CA	967	C	C6-N1-C2	5.77	122.61	120.30
24	DA	1008	A	P-O3'-C3'	5.77	126.62	119.70
24	DA	1060	U	C6-N1-C1'	-5.77	113.12	121.20
21	AA	961	U	C3'-C2'-C1'	5.77	106.11	101.50
24	BA	554	U	O4'-C1'-N1	5.77	112.81	108.20
21	AA	282	A	C3'-C2'-C1'	5.76	106.11	101.50
21	AA	536	C	C3'-C2'-C1'	5.76	106.11	101.50
55	CA	870	U	N1-C1'-C2'	5.76	121.49	114.00
55	CA	1160	G	P-O3'-C3'	-5.76	112.78	119.70

*Continued on next page...*

*Continued from previous page...*

Mol	Chain	Res	Type	Atoms	Z	Observed(°)	Ideal(°)
55	CA	1299	A	P-O3'-C3'	-5.76	112.78	119.70
24	BA	2099	U	O4'-C1'-N1	5.76	112.81	108.20
24	BA	2346	A	P-O3'-C3'	5.76	126.62	119.70
24	DA	434	U	N1-C1'-C2'	5.76	121.49	114.00
24	BA	2682	A	C3'-C2'-C1'	5.76	106.11	101.50
25	BB	26	C	P-O5'-C5'	-5.76	111.68	120.90
55	CA	199	A	C3'-C2'-C1'	5.76	106.11	101.50
55	CA	549	C	C3'-C2'-C1'	5.76	106.11	101.50
24	DA	1455	G	C3'-C2'-C1'	5.76	106.11	101.50
55	CA	382	A	C3'-C2'-C1'	5.76	106.11	101.50
55	CA	499	A	P-O3'-C3'	5.76	126.61	119.70
24	DA	726	G	O4'-C1'-N9	5.76	112.81	108.20
24	DA	1717	A	C3'-C2'-C1'	5.76	106.11	101.50
24	DA	2033	A	C6-N1-C2	5.76	122.06	118.60
56	DB	45	A	N9-C1'-C2'	-5.76	105.67	112.00
24	BA	831	G	N9-C1'-C2'	-5.76	105.67	112.00
24	BA	2777	G	P-O5'-C5'	-5.76	111.69	120.90
25	BB	56	G	O3'-P-O5'	5.76	114.94	104.00
25	BB	90	C	C3'-C2'-C1'	5.76	106.11	101.50
55	CA	439	U	P-O3'-C3'	-5.76	112.79	119.70
55	CA	1239	A	P-O3'-C3'	5.76	126.61	119.70
24	DA	2777	G	C3'-C2'-C1'	5.76	106.10	101.50
56	DB	87	U	P-O3'-C3'	5.76	126.61	119.70
21	AA	1449	C	C3'-C2'-C1'	5.75	106.10	101.50
55	CA	419	C	O4'-C1'-N1	5.75	112.80	108.20
24	BA	92	U	P-O3'-C3'	-5.75	112.80	119.70
24	BA	528	A	C4-C5-C6	5.75	119.88	117.00
24	BA	585	G	O5'-P-OP2	-5.75	100.52	105.70
24	DA	142	A	N9-C1'-C2'	-5.75	105.67	112.00
24	DA	2308	G	P-O3'-C3'	5.75	126.60	119.70
24	DA	2657	A	N9-C1'-C2'	-5.75	105.67	112.00
24	BA	1885	A	N9-C4-C5	5.75	108.10	105.80
24	BA	2226	C	P-O3'-C3'	-5.75	112.80	119.70
24	DA	271	G	N3-C4-N9	-5.75	122.55	126.00
24	DA	1022	G	O4'-C1'-N9	5.75	112.80	108.20
21	AA	1450	U	O4'-C1'-N1	5.75	112.80	108.20
24	BA	369	U	N1-C1'-C2'	5.75	121.47	114.00
24	DA	1647	U	O4'-C1'-N1	5.75	112.80	108.20
24	BA	985	C	O4'-C1'-N1	-5.75	103.60	108.20
24	BA	2447	G	O4'-C1'-N9	5.75	112.80	108.20
21	AA	131	A	C3'-C2'-C1'	5.74	106.09	101.50
24	BA	1289	C	C3'-C2'-C1'	5.74	106.09	101.50

*Continued on next page...*

*Continued from previous page...*

Mol	Chain	Res	Type	Atoms	Z	Observed(°)	Ideal(°)
21	AA	277	C	O4'-C1'-N1	5.74	112.79	108.20
24	BA	1204	A	P-O3'-C3'	5.74	126.59	119.70
24	BA	2501	C	P-O3'-C3'	5.74	126.59	119.70
24	BA	455	C	P-O3'-C3'	5.74	126.59	119.70
24	BA	763	G	N3-C4-N9	5.74	129.44	126.00
24	BA	1538	G	C3'-C2'-C1'	5.74	106.09	101.50
55	CA	1530	G	C3'-C2'-C1'	5.74	106.09	101.50
24	DA	572	A	C3'-C2'-C1'	5.74	106.09	101.50
24	DA	2549	G	P-O3'-C3'	5.74	126.59	119.70
24	BA	2582	G	N9-C1'-C2'	-5.74	105.69	112.00
24	BA	1372	U	C5-C4-O4	-5.74	122.46	125.90
24	BA	2441	U	C2-N3-C4	-5.74	123.56	127.00
24	BA	2575	C	N3-C4-C5	5.74	124.19	121.90
24	DA	505	A	C3'-C2'-C1'	5.74	106.09	101.50
24	DA	1213	A	C3'-C2'-C1'	5.74	106.09	101.50
21	AA	1335	U	P-O3'-C3'	5.73	126.58	119.70
24	BA	943	A	C8-N9-C4	-5.73	103.51	105.80
24	BA	2727	A	C3'-C2'-C1'	5.73	106.09	101.50
25	BB	90	C	P-O3'-C3'	-5.73	112.82	119.70
24	DA	491	G	P-O3'-C3'	-5.73	112.82	119.70
24	DA	2499	C	C3'-C2'-C1'	5.73	106.09	101.50
21	AA	306	A	C3'-C2'-C1'	5.73	106.08	101.50
25	BB	42	C	P-O3'-C3'	-5.73	112.82	119.70
24	DA	1080	A	N9-C1'-C2'	-5.73	105.70	112.00
24	DA	1325	U	N1-C1'-C2'	5.73	121.45	114.00
21	AA	316	C	P-O3'-C3'	-5.73	112.83	119.70
24	BA	1866	A	C3'-C2'-C1'	5.73	106.08	101.50
55	CA	1348	U	C3'-C2'-C1'	5.73	106.08	101.50
24	BA	2618	G	N9-C4-C5	5.73	107.69	105.40
55	CA	559	A	P-O3'-C3'	5.73	126.57	119.70
21	AA	368	U	C2-N1-C1'	5.72	124.57	117.70
24	BA	1379	U	N1-C1'-C2'	-5.72	105.70	112.00
24	BA	2034	U	C3'-C2'-C1'	5.72	106.08	101.50
21	AA	664	G	P-O3'-C3'	-5.72	112.83	119.70
24	BA	1493	C	O4'-C1'-N1	5.72	112.78	108.20
24	BA	1556	C	P-O3'-C3'	-5.72	112.83	119.70
21	AA	347	G	P-O3'-C3'	5.72	126.57	119.70
55	CA	1127	G	C3'-C2'-C1'	5.72	106.08	101.50
24	DA	1011	G	C4-N9-C1'	-5.72	119.06	126.50
21	AA	1503	A	P-O3'-C3'	5.72	126.56	119.70
24	BA	621	A	C3'-C2'-C1'	5.72	106.08	101.50
24	BA	2511	U	N3-C4-C5	5.72	118.03	114.60

*Continued on next page...*

*Continued from previous page...*

Mol	Chain	Res	Type	Atoms	Z	Observed(°)	Ideal(°)
24	DA	1683	U	C3'-C2'-C1'	5.72	106.08	101.50
24	BA	1821	A	C5-C6-N1	-5.72	114.84	117.70
24	BA	1829	A	N9-C1'-C2'	-5.72	105.71	112.00
55	CA	480	U	C5-C4-O4	-5.72	122.47	125.90
24	BA	1287	A	C3'-C2'-C1'	5.72	106.07	101.50
24	BA	1884	G	P-O3'-C3'	5.71	126.56	119.70
55	CA	252	U	C3'-C2'-C1'	5.71	106.07	101.50
24	DA	1611	C	P-O3'-C3'	-5.71	112.84	119.70
24	BA	1770	G	C5-C6-O6	-5.71	125.17	128.60
24	DA	1455	G	P-O3'-C3'	-5.71	112.84	119.70
24	DA	2691	C	O4'-C1'-N1	5.71	112.77	108.20
21	AA	994	A	C3'-C2'-C1'	5.71	106.07	101.50
24	BA	871	U	P-O5'-C5'	-5.71	111.76	120.90
24	BA	1731	G	C6-C5-N7	5.71	133.83	130.40
21	AA	251	G	O4'-C1'-N9	-5.71	103.63	108.20
24	BA	223	A	C3'-C2'-C1'	5.71	106.07	101.50
24	DA	1537	G	C3'-C2'-C1'	5.71	106.07	101.50
21	AA	1158	C	N1-C1'-C2'	-5.71	105.72	112.00
24	BA	1821	A	N9-C1'-C2'	-5.71	105.72	112.00
55	CA	275	G	C3'-C2'-C1'	5.71	106.07	101.50
55	CA	423	G	C3'-C2'-C1'	5.71	106.07	101.50
55	CA	1127	G	N9-C1'-C2'	-5.71	105.72	112.00
24	DA	1071	G	C3'-C2'-C1'	5.71	106.07	101.50
21	AA	1192	C	C3'-C2'-C1'	5.71	106.06	101.50
24	BA	2787	C	N1-C2-O2	-5.71	115.48	118.90
24	DA	60	G	C4-N9-C1'	-5.71	119.08	126.50
24	DA	1334	G	N9-C1'-C2'	-5.71	105.72	112.00
24	DA	1635	A	C3'-C2'-C1'	5.71	106.06	101.50
24	BA	2778	A	P-O3'-C3'	5.70	126.55	119.70
24	DA	1315	C	O4'-C1'-N1	5.70	112.76	108.20
24	DA	2324	U	P-O3'-C3'	5.70	126.55	119.70
55	CA	414	A	C3'-C2'-C1'	5.70	106.06	101.50
24	DA	754	U	O4'-C1'-N1	5.70	112.76	108.20
24	DA	2752	C	O4'-C1'-N1	5.70	112.76	108.20
24	BA	866	A	C3'-C2'-C1'	5.70	106.06	101.50
24	BA	2249	U	N1-C1'-C2'	5.70	121.41	114.00
25	BB	43	C	C3'-C2'-C1'	5.70	106.06	101.50
55	CA	537	G	N9-C1'-C2'	-5.70	105.73	112.00
24	DA	529	A	C5-N7-C8	-5.70	101.05	103.90
24	DA	2757	A	C3'-C2'-C1'	5.70	106.06	101.50
21	AA	755	G	C3'-C2'-C1'	5.70	106.06	101.50
21	AA	1184	G	C3'-C2'-C1'	5.70	106.06	101.50

*Continued on next page...*



*Continued from previous page...*

Mol	Chain	Res	Type	Atoms	Z	Observed(°)	Ideal(°)
21	AA	1321	U	C3'-C2'-C1'	5.70	106.06	101.50
24	DA	122	G	C3'-C2'-C1'	5.70	106.06	101.50
24	DA	491	G	C3'-C2'-C1'	5.70	106.06	101.50
24	BA	965	C	O4'-C1'-N1	-5.70	103.64	108.20
24	BA	1385	A	O4'-C1'-N9	5.70	112.76	108.20
24	BA	1693	U	O4'-C1'-N1	5.70	112.76	108.20
24	BA	2135	A	C3'-C2'-C1'	5.69	106.06	101.50
24	DA	1276	A	C3'-C2'-C1'	5.69	106.06	101.50
55	CA	518	C	O4'-C1'-N1	5.69	112.75	108.20
55	CA	1299	A	O3'-P-O5'	5.69	114.82	104.00
24	DA	93	G	C3'-C2'-C1'	5.69	106.06	101.50
24	DA	370	G	C6-C5-N7	5.69	133.81	130.40
24	DA	1439	A	C6-N1-C2	5.69	122.02	118.60
24	BA	683	U	O4'-C1'-N1	5.69	112.75	108.20
24	BA	806	C	N1-C1'-C2'	-5.69	105.74	112.00
24	BA	2324	U	N1-C1'-C2'	5.69	121.40	114.00
55	CA	276	G	C3'-C2'-C1'	5.69	106.05	101.50
55	CA	821	G	C3'-C2'-C1'	5.69	106.05	101.50
55	CA	1215	G	C3'-C2'-C1'	5.69	106.05	101.50
24	DA	646	U	O4'-C1'-N1	-5.69	103.65	108.20
24	DA	224	U	P-O3'-C3'	-5.69	112.87	119.70
24	DA	1700	A	C3'-C2'-C1'	5.69	106.05	101.50
21	AA	985	C	C6-N1-C2	-5.69	118.03	120.30
24	BA	2226	C	C3'-C2'-C1'	5.69	106.05	101.50
24	DA	2215	C	O4'-C1'-N1	5.69	112.75	108.20
24	DA	2752	C	N1-C1'-C2'	-5.69	105.74	112.00
24	DA	1713	A	P-O3'-C3'	5.69	126.52	119.70
21	AA	684	U	O4'-C1'-N1	5.68	112.75	108.20
21	AA	1401	G	N9-C1'-C2'	-5.68	105.75	112.00
24	BA	272	A	C3'-C2'-C1'	5.68	106.05	101.50
24	BA	435	C	C3'-C2'-C1'	5.68	106.05	101.50
24	DA	656	G	P-O3'-C3'	-5.68	112.88	119.70
24	DA	2272	U	N3-C2-O2	5.68	126.18	122.20
21	AA	813	U	C3'-C2'-C1'	5.68	106.05	101.50
55	CA	87	C	O4'-C1'-N1	5.68	112.75	108.20
55	CA	317	U	C3'-C2'-C1'	5.68	106.05	101.50
55	CA	485	U	O4'-C1'-N1	-5.68	103.65	108.20
21	AA	597	G	N9-C1'-C2'	-5.68	105.75	112.00
24	BA	1798	U	C5-C4-O4	5.68	129.31	125.90
55	CA	509	A	C3'-C2'-C1'	5.68	106.05	101.50
55	CA	1336	C	N1-C1'-C2'	5.68	121.39	114.00
24	DA	777	G	C3'-C2'-C1'	5.68	106.05	101.50

*Continued on next page...*

*Continued from previous page...*

Mol	Chain	Res	Type	Atoms	Z	Observed(°)	Ideal(°)
24	DA	1778	U	C2-N3-C4	-5.68	123.59	127.00
55	CA	184	G	N9-C1'-C2'	-5.68	105.75	112.00
24	DA	1674	G	C4-C5-N7	5.68	113.07	110.80
55	CA	482	A	P-O3'-C3'	-5.68	112.89	119.70
21	AA	162	A	P-O3'-C3'	5.68	126.51	119.70
21	AA	414	A	C3'-C2'-C1'	5.68	106.04	101.50
24	BA	1254	A	P-O5'-C5'	-5.68	111.82	120.90
24	BA	2710	C	O4'-C1'-N1	5.68	112.74	108.20
21	AA	511	C	P-O3'-C3'	5.67	126.51	119.70
24	BA	1133	A	P-O5'-C5'	-5.67	111.82	120.90
24	BA	1617	C	N1-C2-O2	-5.67	115.50	118.90
24	BA	2860	A	C8-N9-C1'	-5.67	117.49	127.70
24	DA	788	A	P-O3'-C3'	5.67	126.51	119.70
24	BA	2035	G	O5'-P-OP2	-5.67	100.59	105.70
55	CA	418	C	O4'-C1'-N1	5.67	112.74	108.20
21	AA	518	C	O4'-C1'-N1	5.67	112.74	108.20
21	AA	891	U	P-O3'-C3'	-5.67	112.89	119.70
21	AA	1197	A	O5'-P-OP2	-5.67	100.60	105.70
24	BA	1009	A	P-O3'-C3'	-5.67	112.89	119.70
24	DA	1568	G	C3'-C2'-C1'	5.67	106.04	101.50
24	DA	2267	A	C4-N9-C1'	5.67	136.51	126.30
27	BD	10	GLY	N-CA-C	5.67	127.27	113.10
24	DA	1313	U	C3'-C2'-C1'	5.67	106.03	101.50
24	DA	2458	G	O4'-C1'-N9	5.67	112.73	108.20
24	DA	2875	C	O4'-C1'-N1	5.67	112.73	108.20
24	BA	1027	A	N9-C1'-C2'	-5.67	105.77	112.00
24	DA	1649	G	C3'-C2'-C1'	5.67	106.03	101.50
24	BA	2517	C	C6-N1-C2	5.67	122.57	120.30
36	BM	41	LEU	CA-CB-CG	5.67	128.33	115.30
24	DA	1027	A	C3'-C2'-C1'	5.67	106.03	101.50
24	DA	1511	G	C3'-C2'-C1'	5.67	106.03	101.50
21	AA	701	U	N1-C1'-C2'	5.66	121.36	114.00
24	BA	1119	U	N1-C1'-C2'	-5.66	105.77	112.00
24	DA	672	C	P-O3'-C3'	-5.66	112.90	119.70
55	CA	61	G	C3'-C2'-C1'	5.66	106.03	101.50
24	BA	765	C	N1-C1'-C2'	-5.66	105.77	112.00
55	CA	1300	G	P-O5'-C5'	5.66	129.96	120.90
55	CA	1452	C	O4'-C1'-N1	5.66	112.73	108.20
55	CA	174	A	C3'-C2'-C1'	5.66	106.03	101.50
55	CA	239	U	O4'-C1'-N1	-5.66	103.67	108.20
55	CA	1086	U	C3'-C2'-C1'	5.66	106.03	101.50
55	CA	1284	C	N3-C2-O2	-5.66	117.94	121.90

*Continued on next page...*

*Continued from previous page...*

Mol	Chain	Res	Type	Atoms	Z	Observed(°)	Ideal(°)
55	CA	1453	G	C3'-C2'-C1'	5.66	106.03	101.50
21	AA	252	U	P-O3'-C3'	-5.66	112.91	119.70
21	AA	414	A	P-O3'-C3'	-5.66	112.91	119.70
24	BA	19	A	P-O5'-C5'	-5.66	111.85	120.90
24	BA	858	G	C5-C6-O6	5.66	131.99	128.60
24	DA	575	A	C3'-C2'-C1'	5.66	106.03	101.50
24	DA	2714	G	P-O3'-C3'	-5.66	112.91	119.70
21	AA	587	G	P-O3'-C3'	5.66	126.49	119.70
55	CA	735	C	C3'-C2'-C1'	5.66	106.03	101.50
24	DA	225	C	C3'-C2'-C1'	5.66	106.02	101.50
24	DA	699	A	O4'-C1'-N9	-5.66	103.67	108.20
24	DA	1327	A	C3'-C2'-C1'	5.66	106.03	101.50
24	BA	2575	C	C4-C5-C6	5.65	120.23	117.40
55	CA	353	A	C3'-C2'-C1'	5.65	106.02	101.50
24	DA	1462	C	C3'-C2'-C1'	5.65	106.02	101.50
24	BA	2023	C	O4'-C1'-N1	5.65	112.72	108.20
24	DA	2603	G	C3'-C2'-C1'	5.65	106.02	101.50
24	BA	412	A	P-O3'-C3'	-5.65	112.92	119.70
55	CA	832	G	O4'-C1'-N9	5.65	112.72	108.20
24	DA	1634	A	P-O3'-C3'	5.65	126.48	119.70
24	BA	1782	U	O4'-C1'-N1	5.65	112.72	108.20
24	BA	1125	G	C6-C5-N7	-5.65	127.01	130.40
24	BA	2297	A	C3'-C2'-C1'	5.65	106.02	101.50
24	DA	628	G	P-O3'-C3'	5.65	126.48	119.70
24	DA	1512	C	O4'-C1'-N1	5.65	112.72	108.20
55	CA	1054	C	O4'-C1'-N1	5.64	112.72	108.20
24	BA	922	C	P-O3'-C3'	-5.64	112.93	119.70
24	BA	1663	G	C4-C5-N7	-5.64	108.54	110.80
24	BA	2385	C	C3'-C2'-C1'	5.64	106.01	101.50
55	CA	277	C	O4'-C1'-N1	5.64	112.71	108.20
24	DA	637	A	P-O3'-C3'	5.64	126.47	119.70
24	BA	2629	U	N1-C1'-C2'	5.64	121.33	114.00
24	DA	2251	G	P-O3'-C3'	-5.64	112.93	119.70
24	DA	2313	C	C3'-C2'-C1'	5.64	106.01	101.50
24	DA	192	C	P-O3'-C3'	5.64	126.47	119.70
24	DA	1159	U	O4'-C1'-N1	5.64	112.71	108.20
24	BA	2480	C	O4'-C1'-N1	5.64	112.71	108.20
24	DA	442	G	P-O3'-C3'	5.64	126.47	119.70
21	AA	879	C	O4'-C1'-N1	5.64	112.71	108.20
24	BA	1525	A	N1-C6-N6	-5.64	115.22	118.60
55	CA	389	A	C4-C5-N7	-5.64	107.88	110.70
55	CA	1184	G	P-O3'-C3'	-5.64	112.94	119.70

*Continued on next page...*

*Continued from previous page...*

Mol	Chain	Res	Type	Atoms	Z	Observed(°)	Ideal(°)
55	CA	1425	U	O4'-C1'-N1	5.64	112.71	108.20
24	DA	2189	U	O4'-C1'-N1	5.64	112.71	108.20
24	BA	1637	A	P-O5'-C5'	-5.63	111.88	120.90
55	CA	276	G	N9-C1'-C2'	-5.63	105.80	112.00
55	CA	452	A	C3'-C2'-C1'	5.63	106.01	101.50
24	DA	103	A	C3'-C2'-C1'	5.63	106.01	101.50
24	DA	313	G	N9-C1'-C2'	-5.63	105.80	112.00
24	DA	646	U	N1-C1'-C2'	5.63	121.33	114.00
24	BA	197	A	C3'-C2'-C1'	5.63	106.01	101.50
24	BA	1143	A	P-O3'-C3'	5.63	126.46	119.70
24	DA	461	C	C6-N1-C1'	-5.63	114.04	120.80
24	DA	546	U	P-O3'-C3'	5.63	126.46	119.70
24	DA	671	C	O5'-P-OP2	-5.63	100.63	105.70
24	BA	233	A	C3'-C2'-C1'	5.63	106.00	101.50
24	BA	2716	C	O4'-C1'-N1	5.63	112.70	108.20
55	CA	803	G	C3'-C2'-C1'	5.63	106.00	101.50
24	DA	2312	U	N3-C4-C5	-5.63	111.22	114.60
56	DB	43	C	C3'-C2'-C1'	5.63	106.00	101.50
24	BA	1184	U	N1-C1'-C2'	5.63	121.32	114.00
24	BA	2846	G	C8-N9-C4	-5.63	104.15	106.40
21	AA	91	U	C2-N3-C4	-5.62	123.62	127.00
21	AA	430	A	C3'-C2'-C1'	5.62	106.00	101.50
21	AA	497	G	C3'-C2'-C1'	5.62	106.00	101.50
24	BA	1082	U	N1-C2-O2	-5.62	118.86	122.80
24	BA	2589	A	C5-C6-N6	5.62	128.20	123.70
55	CA	510	A	N9-C1'-C2'	-5.62	105.81	112.00
24	DA	77	G	N9-C1'-C2'	-5.62	105.81	112.00
24	DA	964	C	P-O5'-C5'	-5.62	111.90	120.90
24	BA	2197	U	P-O3'-C3'	5.62	126.45	119.70
24	BA	2733	A	N1-C6-N6	5.62	121.97	118.60
55	CA	206	C	N1-C1'-C2'	-5.62	105.82	112.00
24	DA	2283	C	C3'-C2'-C1'	5.62	106.00	101.50
21	AA	29	U	O4'-C1'-N1	5.62	112.69	108.20
24	BA	1045	C	N1-C1'-C2'	5.62	121.30	114.00
24	BA	2747	G	C2-N3-C4	-5.62	109.09	111.90
24	DA	621	A	C3'-C2'-C1'	5.62	106.00	101.50
24	DA	2380	C	O4'-C1'-N1	5.62	112.69	108.20
24	DA	2409	G	N9-C1'-C2'	-5.62	105.82	112.00
21	AA	752	G	P-O3'-C3'	5.62	126.44	119.70
24	BA	676	A	N1-C6-N6	5.62	121.97	118.60
21	AA	340	U	O4'-C1'-N1	5.62	112.69	108.20
21	AA	1103	C	C3'-C2'-C1'	5.62	105.99	101.50

*Continued on next page...*

*Continued from previous page...*

Mol	Chain	Res	Type	Atoms	Z	Observed(°)	Ideal(°)
55	CA	892	A	N9-C1'-C2'	-5.62	105.82	112.00
24	DA	164	C	C3'-C2'-C1'	5.62	105.99	101.50
24	DA	763	G	C6-C5-N7	-5.62	127.03	130.40
24	DA	2638	G	N1-C2-N2	5.62	121.25	116.20
21	AA	519	C	C3'-C2'-C1'	5.61	105.99	101.50
24	BA	2200	C	C3'-C2'-C1'	5.61	105.99	101.50
24	BA	528	A	O4'-C1'-N9	-5.61	103.71	108.20
55	CA	961	U	C3'-C2'-C1'	5.61	105.99	101.50
21	AA	245	U	C3'-C2'-C1'	5.61	105.99	101.50
24	BA	2689	U	C2-N1-C1'	-5.61	110.97	117.70
55	CA	369	G	C3'-C2'-C1'	5.61	105.98	101.50
55	CA	1338	G	P-O3'-C3'	-5.61	112.97	119.70
24	DA	1277	G	P-O3'-C3'	-5.61	112.97	119.70
21	AA	1202	U	C3'-C2'-C1'	5.61	105.98	101.50
24	DA	1074	G	P-O3'-C3'	5.61	126.42	119.70
21	AA	1032	G	N9-C1'-C2'	-5.60	105.84	112.00
24	BA	1817	G	C3'-C2'-C1'	5.60	105.98	101.50
24	BA	604	G	P-O3'-C3'	-5.60	112.98	119.70
24	BA	1476	U	C2-N3-C4	-5.60	123.64	127.00
24	BA	2214	C	C3'-C2'-C1'	5.60	105.98	101.50
24	BA	2287	A	P-O3'-C3'	5.60	126.42	119.70
55	CA	915	A	C3'-C2'-C1'	5.60	105.98	101.50
24	BA	1669	A	N9-C4-C5	5.60	108.04	105.80
24	BA	468	G	C5-C6-N1	5.60	114.30	111.50
21	AA	1138	G	P-O3'-C3'	-5.60	112.98	119.70
21	AA	1242	G	P-O5'-C5'	-5.60	111.94	120.90
24	BA	1034	G	N9-C1'-C2'	-5.60	105.84	112.00
24	BA	2656	U	N3-C2-O2	-5.60	118.28	122.20
55	CA	885	G	C3'-C2'-C1'	5.60	105.98	101.50
24	DA	2063	C	C3'-C2'-C1'	5.60	105.98	101.50
24	BA	763	G	C4-C5-N7	5.59	113.04	110.80
24	BA	1131	G	O4'-C1'-N9	-5.59	103.72	108.20
24	BA	2798	U	O4'-C1'-N1	5.59	112.68	108.20
24	BA	2894	G	C4-N9-C1'	5.59	133.77	126.50
55	CA	1128	C	P-O3'-C3'	-5.59	112.99	119.70
21	AA	889	A	P-O3'-C3'	5.59	126.41	119.70
24	BA	373	U	C3'-C2'-C1'	5.59	105.97	101.50
55	CA	465	A	N9-C1'-C2'	-5.59	105.85	112.00
24	DA	1676	A	P-O3'-C3'	-5.59	112.99	119.70
21	AA	54	C	O4'-C1'-N1	5.59	112.67	108.20
24	BA	2220	U	N1-C1'-C2'	-5.59	105.85	112.00
24	BA	2397	G	P-O3'-C3'	-5.59	112.99	119.70

*Continued on next page...*

*Continued from previous page...*

Mol	Chain	Res	Type	Atoms	Z	Observed(°)	Ideal(°)
55	CA	129	A	P-O3'-C3'	5.59	126.41	119.70
24	DA	301	G	C6-C5-N7	5.59	133.75	130.40
24	DA	1136	G	C3'-C2'-C1'	5.59	105.97	101.50
21	AA	991	U	P-O3'-C3'	5.59	126.41	119.70
55	CA	1176	A	O4'-C1'-N9	5.59	112.67	108.20
24	DA	2215	C	C3'-C2'-C1'	5.59	105.97	101.50
21	AA	274	A	P-O3'-C3'	5.59	126.41	119.70
21	AA	977	A	C3'-C2'-C1'	5.59	105.97	101.50
24	BA	783	A	C4-C5-N7	5.59	113.49	110.70
24	BA	30	G	P-O5'-C5'	-5.58	111.97	120.90
55	CA	131	A	C6-N1-C2	5.58	121.95	118.60
24	DA	1027	A	P-O3'-C3'	-5.58	113.00	119.70
21	AA	935	A	P-O5'-C5'	-5.58	111.97	120.90
21	AA	976	G	C3'-C2'-C1'	5.58	105.97	101.50
24	BA	676	A	C4-C5-N7	5.58	113.49	110.70
24	BA	1820	U	O4'-C1'-N1	5.58	112.67	108.20
24	DA	1136	G	P-O3'-C3'	-5.58	113.00	119.70
55	CA	463	U	P-O3'-C3'	-5.58	113.00	119.70
55	CA	1499	A	N9-C1'-C2'	-5.58	105.86	112.00
24	DA	2520	C	C3'-C2'-C1'	5.58	105.96	101.50
55	CA	453	G	C3'-C2'-C1'	5.58	105.96	101.50
55	CA	961	U	P-O3'-C3'	-5.58	113.01	119.70
24	DA	1698	A	P-O3'-C3'	5.58	126.39	119.70
24	BA	2273	A	P-O3'-C3'	-5.58	113.01	119.70
24	DA	510	C	C3'-C2'-C1'	5.58	105.96	101.50
21	AA	95	C	N1-C1'-C2'	-5.58	105.87	112.00
21	AA	874	G	N9-C1'-C2'	-5.58	105.87	112.00
24	BA	85	G	N9-C1'-C2'	-5.58	105.87	112.00
24	BA	2136	G	N9-C1'-C2'	-5.58	105.87	112.00
24	DA	2518	A	P-O3'-C3'	5.58	126.39	119.70
24	DA	139	U	P-O3'-C3'	5.57	126.39	119.70
24	BA	2003	A	C6-N1-C2	-5.57	115.26	118.60
21	AA	169	C	C2-N1-C1'	-5.57	112.67	118.80
21	AA	856	C	P-O3'-C3'	-5.57	113.02	119.70
55	CA	935	A	C3'-C2'-C1'	5.57	105.96	101.50
21	AA	96	U	O4'-C1'-N1	5.57	112.66	108.20
21	AA	486	U	C3'-C2'-C1'	5.57	105.95	101.50
21	AA	547	A	O4'-C1'-N9	5.57	112.65	108.20
21	AA	1499	A	C3'-C2'-C1'	5.57	105.95	101.50
24	BA	1128	G	P-O3'-C3'	5.57	126.38	119.70
24	BA	1154	G	C8-N9-C4	-5.57	104.17	106.40
24	BA	2189	U	O4'-C1'-N1	5.57	112.66	108.20

*Continued on next page...*

*Continued from previous page...*

Mol	Chain	Res	Type	Atoms	Z	Observed(°)	Ideal(°)
55	CA	733	G	C4-N9-C1'	-5.57	119.26	126.50
56	DB	75	G	P-O3'-C3'	-5.57	113.02	119.70
21	AA	793	U	O4'-C1'-N1	5.57	112.65	108.20
24	BA	2894	G	C3'-C2'-C1'	5.57	105.95	101.50
55	CA	1054	C	P-O5'-C5'	-5.57	112.00	120.90
24	DA	915	C	C3'-C2'-C1'	5.57	105.95	101.50
24	BA	1524	G	P-O3'-C3'	-5.56	113.02	119.70
25	BB	13	G	C3'-C2'-C1'	5.56	105.95	101.50
25	BB	67	G	P-O5'-C5'	-5.56	112.00	120.90
24	DA	705	A	N1-C6-N6	5.56	121.94	118.60
21	AA	1046	A	N1-C6-N6	-5.56	115.26	118.60
24	BA	325	G	P-O3'-C3'	-5.56	113.03	119.70
24	BA	1495	A	C3'-C2'-C1'	5.56	105.95	101.50
24	BA	2541	A	C8-N9-C4	5.56	108.03	105.80
24	DA	548	G	N9-C1'-C2'	-5.56	105.88	112.00
24	DA	806	C	C6-N1-C2	5.56	122.53	120.30
21	AA	875	U	C3'-C2'-C1'	5.56	105.95	101.50
24	BA	2631	G	N1-C6-O6	-5.56	116.56	119.90
21	AA	859	G	P-O5'-C5'	-5.56	112.01	120.90
24	BA	1759	A	C3'-C2'-C1'	5.56	105.95	101.50
55	CA	67	C	N3-C4-C5	-5.56	119.68	121.90
55	CA	962	C	O4'-C1'-N1	5.56	112.65	108.20
24	DA	2450	A	C3'-C2'-C1'	5.56	105.95	101.50
24	DA	2891	U	O4'-C1'-N1	5.56	112.65	108.20
55	CA	519	C	P-O3'-C3'	-5.56	113.03	119.70
21	AA	1414	U	N1-C2-O2	5.55	126.69	122.80
24	BA	1206	G	C3'-C2'-C1'	5.55	105.94	101.50
24	BA	1695	G	C3'-C2'-C1'	5.55	105.94	101.50
55	CA	29	U	O4'-C1'-N1	5.55	112.64	108.20
55	CA	1303	C	C6-N1-C1'	-5.55	114.13	120.80
24	DA	1213	A	P-O3'-C3'	-5.55	113.03	119.70
24	DA	2056	G	N1-C6-O6	-5.55	116.57	119.90
24	DA	2613	U	O4'-C1'-N1	5.55	112.64	108.20
21	AA	879	C	N1-C1'-C2'	-5.55	105.89	112.00
21	AA	1168	U	N1-C1'-C2'	5.55	121.22	114.00
21	AA	982	U	N1-C1'-C2'	5.55	121.22	114.00
21	AA	1182	G	C8-N9-C1'	5.55	134.22	127.00
24	BA	1373	A	N1-C6-N6	5.55	121.93	118.60
24	BA	2273	A	P-O5'-C5'	-5.55	112.02	120.90
24	DA	1673	G	P-O3'-C3'	5.55	126.36	119.70
24	DA	2240	U	P-O3'-C3'	-5.55	113.04	119.70
12	AM	74	MET	CG-SD-CE	5.55	109.08	100.20

*Continued on next page...*

*Continued from previous page...*

Mol	Chain	Res	Type	Atoms	Z	Observed(°)	Ideal(°)
24	BA	73	A	P-O3'-C3'	-5.55	113.04	119.70
24	BA	1428	C	P-O3'-C3'	5.55	126.36	119.70
24	DA	548	G	C4-N9-C1'	5.55	133.72	126.50
24	BA	1158	C	N3-C4-C5	-5.55	119.68	121.90
24	BA	1499	C	C3'-C2'-C1'	5.55	105.94	101.50
24	DA	2302	U	O4'-C1'-N1	5.55	112.64	108.20
21	AA	465	A	N9-C1'-C2'	-5.55	105.90	112.00
24	BA	980	A	C8-N9-C4	-5.55	103.58	105.80
24	BA	1663	G	N1-C6-O6	-5.55	116.57	119.90
55	CA	1493	A	P-O3'-C3'	5.55	126.36	119.70
24	BA	1022	G	C2-N3-C4	-5.54	109.13	111.90
55	CA	657	U	O4'-C1'-N1	5.54	112.64	108.20
24	DA	92	U	O4'-C1'-N1	5.54	112.63	108.20
24	BA	2339	C	O4'-C1'-N1	5.54	112.63	108.20
55	CA	243	A	C5-C6-N6	5.54	128.13	123.70
55	CA	1128	C	C3'-C2'-C1'	5.54	105.93	101.50
24	DA	630	G	C2-N3-C4	-5.54	109.13	111.90
24	BA	544	C	P-O3'-C3'	5.54	126.35	119.70
24	BA	2224	G	C2-N3-C4	-5.54	109.13	111.90
21	AA	72	A	P-O3'-C3'	-5.54	113.05	119.70
21	AA	994	A	P-O3'-C3'	-5.54	113.05	119.70
55	CA	475	C	P-O3'-C3'	-5.54	113.05	119.70
24	BA	753	A	N1-C6-N6	-5.54	115.28	118.60
24	BA	1568	G	C3'-C2'-C1'	5.54	105.93	101.50
24	BA	2809	A	P-O3'-C3'	-5.54	113.06	119.70
24	DA	1305	C	O4'-C1'-N1	5.54	112.63	108.20
24	DA	1611	C	C3'-C2'-C1'	5.54	105.93	101.50
21	AA	1055	A	P-O3'-C3'	-5.53	113.06	119.70
24	BA	1386	C	C6-N1-C2	-5.53	118.09	120.30
24	BA	2023	C	C3'-C2'-C1'	5.53	105.93	101.50
24	DA	1916	A	N9-C1'-C2'	-5.53	105.91	112.00
21	AA	181	A	P-O3'-C3'	5.53	126.34	119.70
24	BA	831	G	P-O5'-C5'	-5.53	112.05	120.90
24	BA	1457	U	N1-C1'-C2'	5.53	121.19	114.00
24	BA	2578	G	C4-C5-N7	-5.53	108.59	110.80
24	BA	85	G	C3'-C2'-C1'	5.53	105.92	101.50
24	BA	271	G	C4-N9-C1'	-5.53	119.31	126.50
24	BA	846	U	O4'-C1'-N1	5.53	112.62	108.20
24	BA	2799	A	C3'-C2'-C1'	5.53	105.92	101.50
24	DA	1267	U	P-O3'-C3'	-5.53	113.06	119.70
24	DA	1330	C	C3'-C2'-C1'	5.53	105.92	101.50
24	DA	2874	C	C3'-C2'-C1'	5.53	105.92	101.50

*Continued on next page...*



*Continued from previous page...*

Mol	Chain	Res	Type	Atoms	Z	Observed(°)	Ideal(°)
24	BA	794	A	C3'-C2'-C1'	5.53	105.92	101.50
24	BA	1021	A	C3'-C2'-C1'	5.53	105.92	101.50
24	BA	312	G	P-O3'-C3'	-5.53	113.07	119.70
24	BA	2551	C	O4'-C1'-N1	5.53	112.62	108.20
55	CA	655	A	C3'-C2'-C1'	5.53	105.92	101.50
55	CA	1170	A	N9-C1'-C2'	-5.53	105.92	112.00
24	DA	2896	C	C3'-C2'-C1'	5.53	105.92	101.50
24	DA	2902	C	P-O3'-C3'	5.53	126.33	119.70
24	BA	2857	G	N1-C2-N3	5.52	127.21	123.90
24	DA	2568	U	O4'-C1'-N1	5.52	112.62	108.20
24	BA	1408	G	P-O3'-C3'	5.52	126.33	119.70
24	DA	445	C	C3'-C2'-C1'	5.52	105.92	101.50
24	DA	2572	A	O4'-C1'-N9	5.52	112.62	108.20
21	AA	1052	U	P-O3'-C3'	5.52	126.33	119.70
24	BA	1127	A	C3'-C2'-C1'	5.52	105.92	101.50
24	BA	1537	G	C3'-C2'-C1'	5.52	105.92	101.50
24	BA	1838	C	N1-C1'-C2'	5.52	121.18	114.00
24	BA	2361	G	P-O3'-C3'	-5.52	113.08	119.70
24	BA	2452	C	O4'-C1'-N1	-5.52	103.78	108.20
24	DA	1931	U	C3'-C2'-C1'	5.52	105.92	101.50
56	DB	43	C	N1-C1'-C2'	-5.52	105.93	112.00
24	BA	1144	A	P-O3'-C3'	-5.52	113.08	119.70
24	DA	2498	C	P-O3'-C3'	-5.52	113.08	119.70
21	AA	14	U	C3'-C2'-C1'	5.52	105.92	101.50
24	BA	762	U	P-O3'-C3'	5.52	126.32	119.70
25	BB	23	G	N3-C4-N9	5.52	129.31	126.00
24	DA	963	U	P-O3'-C3'	-5.52	113.08	119.70
24	DA	1023	U	P-O3'-C3'	-5.52	113.08	119.70
24	BA	1309	G	P-O3'-C3'	-5.52	113.08	119.70
24	BA	1865	U	N3-C4-C5	5.52	117.91	114.60
21	AA	96	U	N1-C1'-C2'	-5.51	105.93	112.00
55	CA	1333	A	O4'-C1'-N9	5.51	112.61	108.20
24	DA	460	A	P-O5'-C5'	-5.51	112.08	120.90
21	AA	169	C	C6-N1-C1'	5.51	127.42	120.80
24	DA	388	G	P-O3'-C3'	-5.51	113.08	119.70
55	CA	538	G	P-O3'-C3'	-5.51	113.09	119.70
55	CA	1064	G	P-O3'-C3'	5.51	126.31	119.70
24	DA	1510	G	C3'-C2'-C1'	5.51	105.91	101.50
21	AA	389	A	C3'-C2'-C1'	5.51	105.91	101.50
21	AA	686	U	P-O3'-C3'	5.51	126.31	119.70
24	DA	1551	A	C6-N1-C2	5.51	121.91	118.60
21	AA	373	A	C3'-C2'-C1'	5.51	105.91	101.50

*Continued on next page...*

*Continued from previous page...*

Mol	Chain	Res	Type	Atoms	Z	Observed(°)	Ideal(°)
24	BA	2255	G	P-O3'-C3'	-5.51	113.09	119.70
55	CA	934	C	C5-C4-N4	5.51	124.06	120.20
24	BA	674	G	P-O3'-C3'	-5.51	113.09	119.70
24	BA	1206	G	P-O3'-C3'	-5.51	113.09	119.70
24	BA	1478	G	N1-C6-O6	-5.51	116.60	119.90
24	BA	2337	G	P-O3'-C3'	-5.51	113.09	119.70
24	BA	2630	G	N9-C1'-C2'	-5.50	105.94	112.00
55	CA	513	C	C3'-C2'-C1'	5.50	105.90	101.50
24	BA	2283	C	C3'-C2'-C1'	5.50	105.90	101.50
55	CA	817	C	P-O3'-C3'	5.50	126.31	119.70
55	CA	1160	G	C3'-C2'-C1'	5.50	105.90	101.50
24	DA	406	G	C3'-C2'-C1'	5.50	105.90	101.50
24	DA	2338	C	N1-C1'-C2'	-5.50	105.95	112.00
21	AA	466	A	P-O3'-C3'	5.50	126.30	119.70
24	DA	1648	U	C3'-C2'-C1'	5.50	105.90	101.50
29	DF	78	ILE	CB-CA-C	-5.50	100.60	111.60
21	AA	72	A	C3'-C2'-C1'	5.50	105.90	101.50
24	BA	250	G	C3'-C2'-C1'	5.50	105.90	101.50
24	BA	1090	A	O4'-C1'-N9	5.50	112.60	108.20
24	BA	2460	U	O4'-C1'-N1	5.50	112.60	108.20
55	CA	1241	G	N9-C1'-C2'	-5.50	105.95	112.00
24	DA	1558	C	P-O3'-C3'	5.50	126.30	119.70
21	AA	403	C	O4'-C1'-N1	5.50	112.60	108.20
24	BA	2266	A	C5-N7-C8	-5.50	101.15	103.90
24	DA	1113	U	P-O3'-C3'	-5.50	113.10	119.70
21	AA	984	C	C3'-C2'-C1'	5.50	105.90	101.50
21	AA	1068	G	P-O3'-C3'	-5.50	113.11	119.70
24	BA	1022	G	C8-N9-C1'	5.50	134.14	127.00
24	DA	207	A	C3'-C2'-C1'	5.50	105.90	101.50
21	AA	610	U	N3-C2-O2	-5.49	118.36	122.20
24	BA	312	G	N9-C1'-C2'	-5.49	105.96	112.00
24	BA	1019	U	O4'-C1'-N1	5.49	112.59	108.20
24	BA	1143	A	N1-C6-N6	5.49	121.90	118.60
24	BA	1411	U	O4'-C1'-N1	5.49	112.59	108.20
24	DA	1669	A	C3'-C2'-C1'	5.49	105.89	101.50
24	DA	1733	G	C3'-C2'-C1'	5.49	105.89	101.50
24	DA	2837	A	C3'-C2'-C1'	5.49	105.89	101.50
21	AA	1103	C	P-O3'-C3'	-5.49	113.11	119.70
24	BA	861	A	C3'-C2'-C1'	5.49	105.89	101.50
55	CA	53	A	C3'-C2'-C1'	5.49	105.89	101.50
55	CA	84	U	N1-C1'-C2'	5.49	121.14	114.00
24	DA	2148	G	C3'-C2'-C1'	5.49	105.89	101.50

*Continued on next page...*

*Continued from previous page...*

Mol	Chain	Res	Type	Atoms	Z	Observed(°)	Ideal(°)
24	BA	2372	U	P-O5'-C5'	-5.49	112.12	120.90
55	CA	71	A	P-O3'-C3'	-5.49	113.11	119.70
55	CA	534	U	C3'-C2'-C1'	5.49	105.89	101.50
24	DA	373	U	N1-C1'-C2'	-5.49	105.96	112.00
24	DA	1558	C	N1-C1'-C2'	5.49	121.14	114.00
24	DA	2383	G	P-O3'-C3'	-5.49	113.11	119.70
24	BA	1129	A	C3'-C2'-C1'	5.49	105.89	101.50
24	BA	1027	A	C3'-C2'-C1'	5.49	105.89	101.50
55	CA	974	A	P-O3'-C3'	5.49	126.28	119.70
24	DA	2135	A	C3'-C2'-C1'	5.49	105.89	101.50
24	DA	2311	A	C3'-C2'-C1'	5.49	105.89	101.50
24	BA	1112	G	C3'-C2'-C1'	5.48	105.89	101.50
24	BA	2625	G	C8-N9-C4	-5.48	104.21	106.40
24	BA	2656	U	C3'-C2'-C1'	5.48	105.89	101.50
24	BA	944	C	C6-N1-C2	5.48	122.49	120.30
24	BA	2295	C	N1-C1'-C2'	5.48	121.12	114.00
24	DA	2573	C	C3'-C2'-C1'	5.48	105.88	101.50
24	BA	1091	G	C3'-C2'-C1'	5.48	105.88	101.50
24	BA	1343	G	C3'-C2'-C1'	5.48	105.88	101.50
24	BA	1876	A	O4'-C1'-N9	5.48	112.58	108.20
24	BA	1316	U	O4'-C1'-N1	-5.48	103.82	108.20
24	BA	2494	G	C4-C5-N7	-5.48	108.61	110.80
21	AA	122	G	N9-C1'-C2'	-5.47	105.98	112.00
24	BA	765	C	P-O3'-C3'	-5.47	113.13	119.70
24	BA	1491	G	N9-C1'-C2'	-5.47	105.98	112.00
24	BA	1804	C	P-O3'-C3'	-5.47	113.13	119.70
24	BA	2574	G	N1-C6-O6	-5.47	116.62	119.90
25	BB	29	A	P-O5'-C5'	-5.47	112.14	120.90
55	CA	283	U	C3'-C2'-C1'	5.47	105.88	101.50
55	CA	1168	U	P-O3'-C3'	5.47	126.27	119.70
55	CA	1284	C	C3'-C2'-C1'	5.47	105.88	101.50
23	CW	5	U	O4'-C1'-N1	5.47	112.58	108.20
21	AA	500	G	N9-C1'-C2'	-5.47	105.98	112.00
21	AA	1090	U	O4'-C1'-N1	5.47	112.58	108.20
24	BA	500	G	N3-C4-C5	5.47	131.34	128.60
24	BA	1295	C	C5-C4-N4	5.47	124.03	120.20
24	DA	510	C	P-O3'-C3'	-5.47	113.13	119.70
24	DA	2505	G	N9-C1'-C2'	-5.47	105.98	112.00
21	AA	131	A	N1-C6-N6	-5.47	115.32	118.60
55	CA	53	A	N9-C1'-C2'	-5.47	105.98	112.00
24	DA	754	U	C3'-C2'-C1'	5.47	105.88	101.50
24	DA	1695	G	C3'-C2'-C1'	5.47	105.88	101.50

*Continued on next page...*

*Continued from previous page...*

Mol	Chain	Res	Type	Atoms	Z	Observed(°)	Ideal(°)
24	DA	1838	C	P-O3'-C3'	5.47	126.27	119.70
21	AA	465	A	P-O5'-C5'	-5.47	112.15	120.90
21	AA	874	G	C3'-C2'-C1'	5.47	105.87	101.50
21	AA	1242	G	C3'-C2'-C1'	5.47	105.87	101.50
21	AA	857	C	O4'-C1'-N1	5.47	112.57	108.20
24	BA	503	A	O4'-C1'-N9	5.47	112.57	108.20
24	BA	819	A	P-O3'-C3'	-5.47	113.14	119.70
24	BA	1288	G	O5'-P-OP2	-5.47	100.78	105.70
24	BA	1430	G	C6-N1-C2	5.47	128.38	125.10
24	BA	1560	G	N9-C1'-C2'	-5.47	105.99	112.00
24	BA	1881	C	O4'-C1'-N1	5.47	112.57	108.20
24	BA	2407	A	N1-C6-N6	-5.47	115.32	118.60
25	BB	57	A	O5'-P-OP2	-5.47	100.78	105.70
25	BB	75	G	P-O3'-C3'	-5.47	113.14	119.70
55	CA	1302	C	C3'-C2'-C1'	5.47	105.87	101.50
21	AA	12	U	N1-C2-O2	5.46	126.62	122.80
21	AA	1153	G	C3'-C2'-C1'	5.46	105.87	101.50
24	BA	434	U	N1-C1'-C2'	5.46	121.10	114.00
24	BA	1682	G	C3'-C2'-C1'	5.46	105.87	101.50
24	DA	374	A	P-O3'-C3'	-5.46	113.14	119.70
24	DA	741	U	C3'-C2'-C1'	5.46	105.87	101.50
21	AA	754	C	N1-C1'-C2'	-5.46	105.99	112.00
24	BA	228	C	O4'-C1'-N1	5.46	112.57	108.20
24	BA	2482	A	N1-C6-N6	5.46	121.88	118.60
24	DA	1662	U	O4'-C1'-N1	5.46	112.57	108.20
24	DA	2875	C	C3'-C2'-C1'	5.46	105.87	101.50
55	CA	1055	A	C3'-C2'-C1'	5.46	105.87	101.50
21	AA	187	G	C2-N3-C4	-5.46	109.17	111.90
21	AA	1287	A	C3'-C2'-C1'	5.46	105.87	101.50
24	BA	533	G	C3'-C2'-C1'	5.46	105.87	101.50
24	BA	777	G	P-O3'-C3'	-5.46	113.15	119.70
24	BA	1525	A	C5-C6-N6	5.46	128.07	123.70
24	BA	2894	G	P-O3'-C3'	-5.46	113.15	119.70
24	DA	2034	U	C3'-C2'-C1'	5.46	105.87	101.50
24	BA	746	U	N1-C1'-C2'	5.46	121.09	114.00
55	CA	735	C	O4'-C1'-N1	5.46	112.56	108.20
24	BA	1805	A	C8-N9-C4	-5.45	103.62	105.80
24	BA	2061	G	N3-C4-C5	-5.45	125.87	128.60
24	BA	2386	A	P-O5'-C5'	-5.45	112.18	120.90
24	DA	1560	G	P-O3'-C3'	-5.45	113.16	119.70
56	DB	72	G	C2-N3-C4	-5.45	109.17	111.90
24	BA	114	U	O4'-C1'-N1	-5.45	103.84	108.20

*Continued on next page...*

*Continued from previous page...*

Mol	Chain	Res	Type	Atoms	Z	Observed(°)	Ideal(°)
24	BA	1661	G	P-O5'-C5'	-5.45	112.18	120.90
24	BA	2063	C	C3'-C2'-C1'	5.45	105.86	101.50
55	CA	1365	G	C3'-C2'-C1'	5.45	105.86	101.50
24	DA	2197	U	P-O3'-C3'	5.45	126.24	119.70
21	AA	815	A	P-O3'-C3'	5.45	126.24	119.70
24	BA	22	C	C2-N3-C4	-5.45	117.17	119.90
24	BA	1946	U	C5-C4-O4	5.45	129.17	125.90
24	DA	1144	A	C3'-C2'-C1'	5.45	105.86	101.50
21	AA	431	A	C3'-C2'-C1'	5.45	105.86	101.50
21	AA	1181	G	P-O3'-C3'	5.45	126.24	119.70
24	BA	2791	G	C3'-C2'-C1'	5.45	105.86	101.50
24	DA	1239	G	N9-C1'-C2'	-5.45	106.01	112.00
21	AA	467	U	O4'-C1'-N1	5.45	112.56	108.20
24	BA	1885	A	N1-C6-N6	-5.45	115.33	118.60
25	BB	74	U	P-O5'-C5'	-5.45	112.19	120.90
24	DA	791	C	P-O5'-C5'	-5.45	112.19	120.90
24	DA	1026	G	P-O3'-C3'	-5.45	113.17	119.70
24	DA	1816	C	C3'-C2'-C1'	5.45	105.86	101.50
24	BA	1427	A	O4'-C1'-N9	5.44	112.56	108.20
24	BA	2589	A	P-O5'-C5'	-5.44	112.19	120.90
56	DB	90	C	C3'-C2'-C1'	5.44	105.86	101.50
21	AA	81	A	C5-C6-N6	5.44	128.05	123.70
21	AA	935	A	N9-C1'-C2'	-5.44	106.02	112.00
24	BA	137	U	P-O3'-C3'	5.44	126.23	119.70
24	BA	907	G	C2-N3-C4	-5.44	109.18	111.90
55	CA	422	C	O4'-C1'-N1	-5.44	103.85	108.20
21	AA	1032	G	C3'-C2'-C1'	5.44	105.85	101.50
24	BA	421	C	N1-C1'-C2'	5.44	121.07	114.00
24	BA	693	A	P-O3'-C3'	-5.44	113.17	119.70
24	BA	1875	G	P-O3'-C3'	-5.44	113.18	119.70
24	DA	514	A	N1-C6-N6	5.44	121.86	118.60
24	DA	1779	U	O4'-C1'-N1	5.44	112.55	108.20
24	DA	1888	G	O4'-C1'-N9	5.44	112.55	108.20
25	BB	25	U	C3'-C2'-C1'	5.44	105.85	101.50
55	CA	1394	A	P-O3'-C3'	5.44	126.22	119.70
24	DA	1183	U	O4'-C1'-N1	5.44	112.55	108.20
21	AA	1153	G	N9-C1'-C2'	-5.43	106.02	112.00
24	BA	103	A	C3'-C2'-C1'	5.43	105.85	101.50
24	BA	670	A	C8-N9-C4	5.43	107.97	105.80
24	BA	1956	U	P-O3'-C3'	-5.43	113.18	119.70
24	BA	1965	C	C2-N1-C1'	5.43	124.78	118.80
24	DA	2385	C	P-O3'-C3'	-5.43	113.18	119.70

*Continued on next page...*

*Continued from previous page...*

Mol	Chain	Res	Type	Atoms	Z	Observed(°)	Ideal(°)
21	AA	887	G	P-O3'-C3'	-5.43	113.18	119.70
24	BA	1091	G	O4'-C1'-N9	5.43	112.55	108.20
24	DA	629	G	C3'-C2'-C1'	5.43	105.85	101.50
24	DA	1829	A	P-O3'-C3'	5.43	126.22	119.70
24	BA	765	C	C3'-C2'-C1'	5.43	105.84	101.50
24	DA	334	C	N1-C1'-C2'	-5.43	106.03	112.00
55	CA	352	C	C3'-C2'-C1'	5.43	105.84	101.50
24	DA	2798	U	O4'-C1'-N1	-5.43	103.86	108.20
24	BA	1872	A	C3'-C2'-C1'	5.43	105.84	101.50
21	AA	213	G	C3'-C2'-C1'	5.43	105.84	101.50
24	BA	302	C	P-O3'-C3'	-5.43	113.19	119.70
24	BA	1320	C	P-O3'-C3'	5.43	126.21	119.70
24	BA	2217	G	P-O3'-C3'	-5.43	113.19	119.70
24	DA	2096	C	O4'-C1'-N1	5.43	112.54	108.20
21	AA	6	G	C3'-C2'-C1'	5.42	105.84	101.50
24	BA	653	U	O4'-C1'-N1	-5.42	103.86	108.20
24	BA	1452	G	O4'-C1'-N9	-5.42	103.86	108.20
24	BA	2582	G	N1-C6-O6	-5.42	116.64	119.90
24	DA	1963	U	P-O3'-C3'	-5.42	113.19	119.70
55	CA	701	U	P-O3'-C3'	5.42	126.21	119.70
21	AA	1215	G	C3'-C2'-C1'	5.42	105.84	101.50
24	BA	2585	U	N1-C1'-C2'	5.42	121.05	114.00
24	DA	139	U	N1-C1'-C2'	5.42	121.05	114.00
24	DA	616	A	P-O3'-C3'	-5.42	113.19	119.70
56	DB	118	C	O4'-C1'-N1	5.42	112.54	108.20
21	AA	1303	C	C3'-C2'-C1'	5.42	105.84	101.50
24	BA	480	A	C2-N3-C4	5.42	113.31	110.60
55	CA	373	A	C3'-C2'-C1'	5.42	105.84	101.50
24	DA	1181	U	P-O3'-C3'	-5.42	113.20	119.70
24	DA	1063	G	N9-C1'-C2'	-5.42	106.04	112.00
24	DA	1498	C	C3'-C2'-C1'	5.42	105.83	101.50
24	DA	2067	G	P-O3'-C3'	5.42	126.20	119.70
21	AA	577	G	C3'-C2'-C1'	5.42	105.83	101.50
24	BA	1148	U	C5-C4-O4	5.42	129.15	125.90
55	CA	454	G	N9-C1'-C2'	-5.42	106.04	112.00
24	DA	967	U	O4'-C1'-N1	5.42	112.53	108.20
24	DA	2800	A	N9-C1'-C2'	-5.42	106.04	112.00
21	AA	52	C	O4'-C1'-N1	5.42	112.53	108.20
24	BA	752	A	OP2-P-O3'	5.42	117.11	105.20
24	DA	476	G	C3'-C2'-C1'	5.42	105.83	101.50
24	BA	829	A	N7-C8-N9	-5.41	111.09	113.80
55	CA	1442	G	P-O3'-C3'	-5.41	113.21	119.70

*Continued on next page...*

*Continued from previous page...*

Mol	Chain	Res	Type	Atoms	Z	Observed(°)	Ideal(°)
21	AA	487	A	N9-C1'-C2'	-5.41	106.05	112.00
21	AA	575	G	C6-C5-N7	5.41	133.65	130.40
55	CA	513	C	P-O5'-C5'	-5.41	112.24	120.90
24	DA	916	G	N9-C1'-C2'	-5.41	106.05	112.00
24	DA	991	C	O4'-C1'-N1	5.41	112.53	108.20
24	DA	1734	G	C3'-C2'-C1'	5.41	105.83	101.50
21	AA	1158	C	C3'-C2'-C1'	5.41	105.83	101.50
24	BA	677	A	C6-N1-C2	-5.41	115.36	118.60
24	BA	1359	A	C8-N9-C4	-5.41	103.64	105.80
55	CA	114	U	O4'-C1'-N1	5.41	112.53	108.20
21	AA	291	U	O4'-C1'-N1	5.41	112.53	108.20
24	BA	2210	U	N1-C1'-C2'	5.41	121.03	114.00
55	CA	1158	C	N1-C1'-C2'	-5.41	106.05	112.00
24	BA	563	A	P-O3'-C3'	-5.40	113.22	119.70
24	BA	1062	G	C3'-C2'-C1'	5.40	105.82	101.50
55	CA	733	G	N3-C4-N9	-5.40	122.76	126.00
21	AA	816	A	P-O5'-C5'	-5.40	112.26	120.90
24	DA	752	A	P-O3'-C3'	5.40	126.18	119.70
24	DA	763	G	C3'-C2'-C1'	5.40	105.82	101.50
24	DA	2521	C	C3'-C2'-C1'	5.40	105.82	101.50
25	BB	94	A	P-O5'-C5'	-5.40	112.26	120.90
24	DA	783	A	O4'-C1'-N9	5.40	112.52	108.20
21	AA	14	U	P-O5'-C5'	-5.40	112.26	120.90
55	CA	90	C	C3'-C2'-C1'	5.40	105.82	101.50
24	DA	2322	A	N9-C1'-C2'	-5.40	106.06	112.00
21	AA	1224	U	C5-C4-O4	-5.40	122.66	125.90
24	BA	144	A	C6-N1-C2	-5.40	115.36	118.60
24	BA	530	G	C8-N9-C1'	-5.40	119.98	127.00
21	AA	1050	G	P-O3'-C3'	-5.39	113.23	119.70
24	DA	475	C	P-O3'-C3'	-5.39	113.23	119.70
24	DA	2567	G	P-O3'-C3'	5.39	126.17	119.70
24	DA	2576	G	P-O3'-C3'	5.39	126.17	119.70
24	BA	1841	U	C2-N3-C4	5.39	130.23	127.00
55	CA	414	A	P-O3'-C3'	-5.39	113.23	119.70
24	DA	509	C	N1-C2-O2	5.39	122.14	118.90
24	DA	616	A	C3'-C2'-C1'	5.39	105.81	101.50
24	BA	1009	A	P-O5'-C5'	-5.39	112.28	120.90
24	BA	1455	G	N9-C1'-C2'	-5.39	106.07	112.00
24	BA	1964	G	C4-C5-N7	-5.39	108.64	110.80
55	CA	89	U	C3'-C2'-C1'	5.39	105.81	101.50
55	CA	370	C	C5-C4-N4	5.39	123.97	120.20
24	DA	800	A	P-O3'-C3'	5.39	126.17	119.70

*Continued on next page...*

*Continued from previous page...*

Mol	Chain	Res	Type	Atoms	Z	Observed(°)	Ideal(°)
56	DB	16	G	C3'-C2'-C1'	5.39	105.81	101.50
21	AA	369	G	C3'-C2'-C1'	5.39	105.81	101.50
21	AA	420	U	O4'-C1'-N1	5.39	112.51	108.20
24	BA	752	A	C5-N7-C8	-5.39	101.21	103.90
24	BA	1621	U	N1-C1'-C2'	5.39	121.00	114.00
21	AA	819	A	P-O3'-C3'	5.38	126.16	119.70
21	AA	1127	G	P-O3'-C3'	-5.38	113.24	119.70
21	AA	1469	C	O4'-C1'-N1	-5.38	103.89	108.20
24	BA	1004	U	O4'-C1'-N1	5.38	112.51	108.20
24	DA	1551	A	C5-C6-N6	5.38	128.01	123.70
24	BA	1311	G	N3-C4-C5	5.38	131.29	128.60
24	DA	1395	A	O4'-C1'-N9	5.38	112.51	108.20
24	BA	703	U	C5-C6-N1	-5.38	120.01	122.70
24	BA	1557	C	C3'-C2'-C1'	5.38	105.81	101.50
55	CA	1246	A	C3'-C2'-C1'	5.38	105.81	101.50
24	DA	1508	A	P-O3'-C3'	5.38	126.16	119.70
24	DA	1612	C	C3'-C2'-C1'	5.38	105.80	101.50
24	DA	1865	U	O4'-C1'-N1	5.38	112.50	108.20
21	AA	717	U	N1-C1'-C2'	5.38	120.99	114.00
24	BA	491	G	N9-C1'-C2'	-5.38	106.08	112.00
24	BA	1109	C	C6-N1-C2	-5.38	118.15	120.30
23	CW	4	U	O5'-P-OP2	-5.38	100.86	105.70
24	DA	217	A	N9-C1'-C2'	-5.38	106.08	112.00
21	AA	132	C	C3'-C2'-C1'	5.38	105.80	101.50
24	BA	791	C	N1-C2-O2	5.38	122.13	118.90
24	DA	272	A	P-O3'-C3'	-5.38	113.25	119.70
24	DA	1023	U	C3'-C2'-C1'	5.38	105.80	101.50
24	DA	1914	C	C3'-C2'-C1'	5.38	105.80	101.50
21	AA	351	G	C8-N9-C1'	-5.38	120.01	127.00
24	BA	2874	C	P-O3'-C3'	-5.38	113.25	119.70
55	CA	425	G	N9-C1'-C2'	-5.38	106.08	112.00
55	CA	1531	A	P-O3'-C3'	-5.38	113.25	119.70
24	DA	1029	A	N1-C6-N6	5.38	121.83	118.60
21	AA	1001	C	O4'-C1'-N1	5.38	112.50	108.20
24	BA	2679	A	C5-C6-N6	5.38	128.00	123.70
25	BB	45	A	C3'-C2'-C1'	5.38	105.80	101.50
55	CA	1338	G	N9-C1'-C2'	-5.38	106.09	112.00
21	AA	305	G	P-O3'-C3'	5.37	126.15	119.70
21	AA	1131	G	N9-C1'-C2'	-5.37	106.09	112.00
24	BA	2883	A	C5-C6-N1	-5.37	115.01	117.70
24	DA	1009	A	P-O3'-C3'	-5.37	113.25	119.70
21	AA	891	U	C3'-C2'-C1'	5.37	105.80	101.50

*Continued on next page...*



*Continued from previous page...*

Mol	Chain	Res	Type	Atoms	Z	Observed(°)	Ideal(°)
24	DA	638	G	C3'-C2'-C1'	5.37	105.80	101.50
24	DA	1345	C	C3'-C2'-C1'	5.37	105.80	101.50
55	CA	816	A	C3'-C2'-C1'	5.37	105.80	101.50
55	CA	1507	A	N9-C1'-C2'	-5.37	106.09	112.00
56	DB	76	G	N3-C4-C5	5.37	131.28	128.60
21	AA	210	C	N1-C1'-C2'	5.37	120.98	114.00
21	AA	795	C	P-O3'-C3'	-5.37	113.26	119.70
24	BA	2619	C	C5-C4-N4	5.37	123.96	120.20
55	CA	210	C	C2-N1-C1'	5.37	124.70	118.80
24	BA	676	A	C5-N7-C8	-5.37	101.22	103.90
24	BA	1635	A	C3'-C2'-C1'	5.37	105.79	101.50
24	BA	2454	G	P-O3'-C3'	-5.37	113.26	119.70
55	CA	875	U	C3'-C2'-C1'	5.37	105.79	101.50
55	CA	1101	A	P-O3'-C3'	5.37	126.14	119.70
24	DA	121	G	C3'-C2'-C1'	5.37	105.79	101.50
21	AA	1132	C	P-O5'-C5'	5.36	129.48	120.90
24	BA	2474	U	O4'-C1'-N1	5.36	112.49	108.20
55	CA	1401	G	N9-C1'-C2'	-5.36	106.10	112.00
21	AA	1296	C	O4'-C1'-N1	5.36	112.49	108.20
55	CA	724	G	C3'-C2'-C1'	5.36	105.79	101.50
24	DA	73	A	C3'-C2'-C1'	5.36	105.79	101.50
24	DA	1480	C	O4'-C1'-N1	5.36	112.49	108.20
24	DA	2699	C	O4'-C1'-N1	5.36	112.49	108.20
21	AA	97	G	C3'-C2'-C1'	5.36	105.79	101.50
21	AA	1094	G	P-O3'-C3'	5.36	126.13	119.70
24	BA	1947	C	P-O3'-C3'	-5.36	113.27	119.70
24	BA	2337	G	C3'-C2'-C1'	5.36	105.79	101.50
24	BA	2450	A	N1-C2-N3	-5.36	126.62	129.30
24	DA	140	C	O4'-C1'-N1	-5.36	103.91	108.20
24	DA	1256	G	C3'-C2'-C1'	5.36	105.79	101.50
24	DA	1561	C	C3'-C2'-C1'	5.36	105.79	101.50
24	BA	725	G	P-O3'-C3'	5.36	126.13	119.70
24	BA	962	G	N3-C4-C5	5.36	131.28	128.60
55	CA	793	U	P-O3'-C3'	-5.35	113.28	119.70
24	DA	929	U	O4'-C1'-N1	5.35	112.48	108.20
24	DA	2868	A	N9-C1'-C2'	-5.35	106.11	112.00
21	AA	1483	A	C5-C6-N6	-5.35	119.42	123.70
24	BA	277	G	P-O3'-C3'	5.35	126.12	119.70
24	BA	2260	C	P-O3'-C3'	-5.35	113.28	119.70
24	BA	2498	C	C3'-C2'-C1'	5.35	105.78	101.50
25	BB	17	C	O4'-C1'-N1	5.35	112.48	108.20
24	DA	365	U	C5-C4-O4	-5.35	122.69	125.90

*Continued on next page...*

*Continued from previous page...*

Mol	Chain	Res	Type	Atoms	Z	Observed(°)	Ideal(°)
24	DA	2147	A	P-O3'-C3'	-5.35	113.28	119.70
24	BA	2305	U	P-O3'-C3'	-5.35	113.28	119.70
55	CA	1325	C	O4'-C1'-N1	5.35	112.48	108.20
24	DA	2499	C	C2-N1-C1'	5.35	124.68	118.80
24	DA	2610	C	P-O3'-C3'	5.35	126.12	119.70
24	BA	783	A	O5'-P-OP2	-5.35	100.89	105.70
24	BA	2751	G	P-O5'-C5'	-5.35	112.34	120.90
55	CA	102	G	C5-C6-O6	5.35	131.81	128.60
24	DA	86	G	C3'-C2'-C1'	5.35	105.78	101.50
24	DA	1882	U	O4'-C1'-N1	5.35	112.48	108.20
24	BA	521	U	P-O3'-C3'	-5.35	113.28	119.70
24	BA	2650	U	C6-N1-C2	5.35	124.21	121.00
55	CA	9	G	C3'-C2'-C1'	5.35	105.78	101.50
24	BA	809	G	P-O5'-C5'	-5.34	112.35	120.90
24	BA	1871	A	C3'-C2'-C1'	5.34	105.78	101.50
24	DA	763	G	C4-C5-N7	5.34	112.94	110.80
24	BA	2489	U	C2-N3-C4	-5.34	123.79	127.00
21	AA	71	A	P-O3'-C3'	5.34	126.11	119.70
24	BA	727	A	N1-C6-N6	5.34	121.81	118.60
24	BA	1606	C	O4'-C1'-N1	-5.34	103.93	108.20
24	DA	509	C	C3'-C2'-C1'	5.34	105.77	101.50
24	DA	2507	C	O4'-C1'-N1	5.34	112.47	108.20
24	BA	979	A	P-O5'-C5'	-5.34	112.36	120.90
55	CA	81	A	N9-C4-C5	5.34	107.94	105.80
55	CA	1410	A	C5-C6-N6	5.34	127.97	123.70
24	DA	391	A	P-O3'-C3'	-5.34	113.30	119.70
24	DA	1636	U	C3'-C2'-C1'	5.34	105.77	101.50
24	BA	2639	A	C4-C5-N7	5.33	113.37	110.70
55	CA	496	A	P-O3'-C3'	-5.33	113.30	119.70
55	CA	817	C	O4'-C1'-N1	5.33	112.47	108.20
21	AA	754	C	N1-C2-O2	5.33	122.10	118.90
24	BA	505	A	P-O5'-C5'	-5.33	112.37	120.90
55	CA	533	A	P-O3'-C3'	5.33	126.10	119.70
24	DA	103	A	P-O3'-C3'	-5.33	113.30	119.70
55	CA	1137	C	P-O3'-C3'	5.33	126.10	119.70
24	DA	1135	C	P-O3'-C3'	-5.33	113.30	119.70
24	DA	1558	C	O4'-C1'-N1	5.33	112.47	108.20
24	DA	2493	U	C3'-C2'-C1'	5.33	105.77	101.50
24	BA	1970	A	P-O3'-C3'	5.33	126.10	119.70
24	DA	2850	A	C3'-C2'-C1'	5.33	105.76	101.50
24	BA	19	A	P-O3'-C3'	-5.33	113.31	119.70
24	BA	2756	U	C6-N1-C2	5.33	124.20	121.00

*Continued on next page...*

*Continued from previous page...*

Mol	Chain	Res	Type	Atoms	Z	Observed(°)	Ideal(°)
24	DA	1429	G	C3'-C2'-C1'	5.33	105.76	101.50
24	DA	1669	A	N1-C2-N3	-5.33	126.64	129.30
24	DA	2689	U	N1-C1'-C2'	5.33	120.93	114.00
21	AA	754	C	P-O3'-C3'	-5.33	113.31	119.70
24	DA	401	A	O4'-C1'-N9	5.33	112.46	108.20
24	BA	1261	C	N1-C2-O2	-5.33	115.70	118.90
24	BA	1304	A	C6-N1-C2	5.33	121.80	118.60
24	BA	2062	A	C5-C6-N6	-5.33	119.44	123.70
55	CA	724	G	N9-C1'-C2'	-5.33	106.14	112.00
55	CA	1066	C	O4'-C1'-N1	5.33	112.46	108.20
24	DA	1783	A	C3'-C2'-C1'	5.33	105.76	101.50
21	AA	704	A	C3'-C2'-C1'	5.32	105.76	101.50
21	AA	1123	U	O4'-C1'-N1	5.32	112.46	108.20
55	CA	1440	U	N1-C1'-C2'	5.32	120.92	114.00
24	BA	56	A	P-O3'-C3'	-5.32	113.31	119.70
24	BA	958	U	C3'-C2'-C1'	5.32	105.76	101.50
21	AA	654	G	P-O3'-C3'	-5.32	113.31	119.70
21	AA	884	U	N1-C1'-C2'	5.32	120.92	114.00
24	BA	558	U	P-O3'-C3'	-5.32	113.32	119.70
24	BA	984	A	N1-C6-N6	5.32	121.79	118.60
55	CA	577	G	P-O3'-C3'	-5.32	113.32	119.70
21	AA	194	C	N3-C4-C5	-5.32	119.77	121.90
24	BA	312	G	C3'-C2'-C1'	5.32	105.75	101.50
55	CA	430	A	C3'-C2'-C1'	5.32	105.75	101.50
55	CA	500	G	C3'-C2'-C1'	5.32	105.75	101.50
24	BA	178	G	P-O3'-C3'	-5.32	113.32	119.70
24	BA	1293	C	P-O5'-C5'	-5.32	112.39	120.90
55	CA	992	U	N1-C1'-C2'	5.32	120.91	114.00
55	CA	1505	G	C3'-C2'-C1'	5.32	105.75	101.50
24	DA	1167	C	O4'-C1'-N1	5.31	112.45	108.20
24	DA	1787	A	P-O3'-C3'	-5.31	113.32	119.70
24	BA	1960	A	P-O3'-C3'	-5.31	113.33	119.70
24	DA	2036	C	N1-C1'-C2'	-5.31	106.16	112.00
24	DA	26	G	C2-N3-C4	-5.31	109.24	111.90
24	DA	2830	C	O4'-C1'-N1	5.31	112.45	108.20
21	AA	1508	A	P-O5'-C5'	-5.31	112.41	120.90
24	BA	964	C	O4'-C1'-N1	-5.31	103.95	108.20
24	BA	2902	C	C6-N1-C2	5.31	122.42	120.30
55	CA	1410	A	N1-C6-N6	-5.31	115.41	118.60
55	CA	1483	A	N1-C6-N6	5.31	121.78	118.60
24	DA	586	A	P-O3'-C3'	5.31	126.07	119.70
21	AA	312	C	P-O3'-C3'	5.31	126.07	119.70

*Continued on next page...*

*Continued from previous page...*

Mol	Chain	Res	Type	Atoms	Z	Observed(°)	Ideal(°)
21	AA	1512	U	P-O3'-C3'	5.31	126.07	119.70
24	BA	459	U	C3'-C2'-C1'	5.31	105.75	101.50
24	BA	1313	U	N1-C1'-C2'	-5.31	106.16	112.00
24	BA	1416	G	P-O3'-C3'	5.31	126.07	119.70
24	BA	1521	G	C4-N9-C1'	5.31	133.40	126.50
24	BA	2068	U	C3'-C2'-C1'	5.31	105.75	101.50
55	CA	1140	C	N1-C1'-C2'	-5.31	106.16	112.00
24	DA	480	A	N9-C1'-C2'	-5.31	106.16	112.00
21	AA	97	G	P-O5'-C5'	-5.31	112.41	120.90
24	BA	2282	G	N9-C4-C5	5.31	107.52	105.40
24	BA	339	U	C2-N3-C4	-5.30	123.82	127.00
24	BA	1979	U	P-O5'-C5'	-5.30	112.41	120.90
24	BA	2574	G	P-O3'-C3'	-5.30	113.34	119.70
25	BB	17	C	P-O3'-C3'	-5.30	113.33	119.70
24	DA	1655	A	C3'-C2'-C1'	5.30	105.74	101.50
24	DA	2782	G	N9-C1'-C2'	-5.30	106.17	112.00
21	AA	185	U	O4'-C1'-N1	5.30	112.44	108.20
21	AA	998	C	O4'-C1'-N1	5.30	112.44	108.20
24	BA	1492	G	O4'-C1'-N9	5.30	112.44	108.20
55	CA	815	A	P-O3'-C3'	5.30	126.06	119.70
21	AA	353	A	C3'-C2'-C1'	5.30	105.74	101.50
24	BA	2391	G	P-O3'-C3'	5.30	126.06	119.70
55	CA	891	U	P-O3'-C3'	-5.30	113.34	119.70
24	BA	2389	G	P-O5'-C5'	-5.30	112.42	120.90
24	BA	2679	A	C6-N1-C2	5.30	121.78	118.60
24	DA	533	G	C3'-C2'-C1'	5.30	105.74	101.50
24	DA	2580	U	P-O3'-C3'	5.30	126.06	119.70
24	BA	829	A	C8-N9-C4	5.30	107.92	105.80
24	BA	1206	G	N9-C1'-C2'	-5.30	106.17	112.00
24	BA	2025	C	N1-C1'-C2'	5.30	120.89	114.00
24	BA	1659	G	P-O5'-C5'	-5.30	112.42	120.90
24	BA	2354	C	N3-C2-O2	-5.30	118.19	121.90
24	BA	2430	A	O4'-C1'-N9	5.30	112.44	108.20
21	AA	465	A	C3'-C2'-C1'	5.29	105.74	101.50
55	CA	245	U	C3'-C2'-C1'	5.29	105.74	101.50
21	AA	1197	A	C3'-C2'-C1'	5.29	105.73	101.50
24	BA	933	A	C3'-C2'-C1'	5.29	105.73	101.50
24	BA	962	G	C6-N1-C2	5.29	128.28	125.10
24	DA	530	G	C3'-C2'-C1'	5.29	105.73	101.50
24	BA	1362	C	O4'-C1'-N1	-5.29	103.97	108.20
24	BA	1978	A	C8-N9-C4	5.29	107.92	105.80
55	CA	1033	G	P-O5'-C5'	-5.29	112.43	120.90

*Continued on next page...*

*Continued from previous page...*

Mol	Chain	Res	Type	Atoms	Z	Observed(°)	Ideal(°)
29	DF	109	ARG	CB-CA-C	5.29	120.98	110.40
24	BA	1292	G	P-O3'-C3'	-5.29	113.35	119.70
24	BA	1313	U	C3'-C2'-C1'	5.29	105.73	101.50
55	CA	397	A	C6-N1-C2	-5.29	115.43	118.60
24	BA	206	U	C3'-C2'-C1'	5.29	105.73	101.50
24	DA	2631	G	C3'-C2'-C1'	5.29	105.73	101.50
24	BA	1144	A	P-O5'-C5'	-5.29	112.44	120.90
21	AA	733	G	P-O3'-C3'	5.29	126.04	119.70
24	BA	1905	C	O4'-C1'-N1	5.29	112.43	108.20
24	BA	1946	U	O4'-C1'-N1	-5.29	103.97	108.20
24	DA	437	U	C3'-C2'-C1'	5.29	105.73	101.50
24	BA	749	A	C3'-C2'-C1'	5.28	105.73	101.50
24	BA	1731	G	C4-C5-N7	-5.28	108.69	110.80
24	BA	1882	U	O4'-C1'-N1	5.28	112.42	108.20
24	BA	2823	A	P-O5'-C5'	-5.28	112.45	120.90
24	BA	919	U	P-O5'-C5'	5.28	129.35	120.90
24	BA	1769	U	O4'-C1'-N1	5.28	112.42	108.20
55	CA	97	G	C3'-C2'-C1'	5.28	105.72	101.50
55	CA	439	U	C3'-C2'-C1'	5.28	105.72	101.50
24	DA	76	C	C3'-C2'-C1'	5.28	105.72	101.50
24	DA	1062	G	P-O3'-C3'	-5.28	113.36	119.70
24	DA	1080	A	C3'-C2'-C1'	5.28	105.72	101.50
21	AA	1216	A	C3'-C2'-C1'	5.28	105.72	101.50
24	DA	1011	G	C8-N9-C1'	5.28	133.86	127.00
24	DA	2555	U	O4'-C1'-N1	5.28	112.42	108.20
21	AA	496	A	C3'-C2'-C1'	5.28	105.72	101.50
24	BA	107	G	N9-C4-C5	5.28	107.51	105.40
24	BA	945	A	N9-C1'-C2'	5.28	120.86	114.00
24	BA	1521	G	N3-C4-N9	5.28	129.17	126.00
55	CA	210	C	O4'-C1'-N1	-5.28	103.98	108.20
24	BA	25	U	P-O3'-C3'	-5.28	113.37	119.70
24	BA	481	G	O4'-C1'-N9	5.28	112.42	108.20
24	BA	388	G	P-O5'-C5'	-5.27	112.46	120.90
24	BA	2713	U	N1-C1'-C2'	5.27	120.86	114.00
24	DA	63	A	P-O3'-C3'	-5.27	113.37	119.70
24	DA	492	A	N9-C1'-C2'	-5.27	106.20	112.00
24	BA	588	U	C3'-C2'-C1'	5.27	105.72	101.50
24	BA	2511	U	C6-N1-C1'	-5.27	113.82	121.20
55	CA	909	A	P-O3'-C3'	5.27	126.03	119.70
24	DA	481	G	N3-C4-C5	-5.27	125.96	128.60
24	DA	782	A	P-O3'-C3'	5.27	126.03	119.70
55	CA	886	G	N9-C1'-C2'	-5.27	106.20	112.00

*Continued on next page...*

*Continued from previous page...*

Mol	Chain	Res	Type	Atoms	Z	Observed(°)	Ideal(°)
21	AA	247	G	C3'-C2'-C1'	5.27	105.72	101.50
24	BA	2777	G	C3'-C2'-C1'	5.27	105.72	101.50
55	CA	876	C	P-O5'-C5'	5.27	129.33	120.90
24	DA	224	U	C3'-C2'-C1'	5.27	105.72	101.50
24	DA	1049	C	P-O3'-C3'	-5.27	113.38	119.70
24	BA	396	G	P-O5'-C5'	-5.27	112.47	120.90
25	BB	114	C	C6-N1-C2	5.27	122.41	120.30
55	CA	9	G	N9-C1'-C2'	-5.27	106.21	112.00
24	DA	101	A	C3'-C2'-C1'	5.27	105.72	101.50
24	DA	243	U	C3'-C2'-C1'	5.27	105.71	101.50
24	DA	589	U	C3'-C2'-C1'	5.27	105.72	101.50
24	DA	657	U	N1-C1'-C2'	-5.27	106.21	112.00
24	DA	1430	G	C3'-C2'-C1'	5.27	105.71	101.50
24	DA	2726	A	O4'-C1'-N9	5.27	112.42	108.20
21	AA	1453	G	C3'-C2'-C1'	5.27	105.71	101.50
24	BA	806	C	N1-C2-O2	-5.27	115.74	118.90
55	CA	935	A	N9-C1'-C2'	-5.27	106.21	112.00
55	CA	1102	A	P-O3'-C3'	-5.27	113.38	119.70
24	DA	1799	G	N9-C4-C5	5.27	107.51	105.40
24	DA	2297	A	C3'-C2'-C1'	5.27	105.71	101.50
24	BA	1156	A	O3'-P-O5'	-5.26	94.00	104.00
24	BA	2812	G	N3-C4-N9	5.26	129.16	126.00
55	CA	1139	G	C3'-C2'-C1'	5.26	105.71	101.50
24	DA	2262	U	O4'-C1'-N1	5.26	112.41	108.20
21	AA	82	G	N9-C1'-C2'	-5.26	106.21	112.00
24	BA	2809	A	C3'-C2'-C1'	5.26	105.71	101.50
21	AA	1528	U	O4'-C1'-N1	5.26	112.41	108.20
24	BA	415	A	N1-C2-N3	-5.26	126.67	129.30
24	DA	2199	A	C3'-C2'-C1'	5.26	105.71	101.50
21	AA	1107	C	O4'-C1'-N1	5.26	112.41	108.20
24	BA	1700	A	C3'-C2'-C1'	5.26	105.71	101.50
24	DA	406	G	N9-C1'-C2'	-5.26	106.22	112.00
21	AA	174	A	C3'-C2'-C1'	5.26	105.70	101.50
24	BA	1941	C	C3'-C2'-C1'	5.26	105.71	101.50
24	DA	15	G	C3'-C2'-C1'	5.26	105.70	101.50
24	BA	475	C	C3'-C2'-C1'	5.25	105.70	101.50
55	CA	381	C	O4'-C1'-N1	5.25	112.40	108.20
55	CA	1319	A	P-O3'-C3'	5.25	126.01	119.70
24	BA	1051	G	C5-C6-O6	-5.25	125.45	128.60
24	BA	1112	G	N9-C1'-C2'	-5.25	106.22	112.00
24	BA	1289	C	P-O3'-C3'	-5.25	113.40	119.70
24	BA	1694	C	O4'-C1'-N1	5.25	112.40	108.20

*Continued on next page...*

*Continued from previous page...*

Mol	Chain	Res	Type	Atoms	Z	Observed(°)	Ideal(°)
24	BA	1759	A	N9-C1'-C2'	-5.25	106.22	112.00
24	BA	2382	G	N3-C4-C5	5.25	131.23	128.60
55	CA	211	G	C3'-C2'-C1'	5.25	105.70	101.50
55	CA	652	U	P-O3'-C3'	5.25	126.00	119.70
55	CA	1315	U	O4'-C1'-N1	5.25	112.40	108.20
24	DA	1267	U	C3'-C2'-C1'	5.25	105.70	101.50
24	BA	1022	G	C4-N9-C1'	-5.25	119.67	126.50
24	DA	2727	A	C3'-C2'-C1'	5.25	105.70	101.50
55	CA	1132	C	O4'-C1'-N1	5.25	112.40	108.20
24	BA	1510	G	N9-C1'-C2'	-5.25	106.23	112.00
55	CA	1051	C	P-O3'-C3'	-5.25	113.40	119.70
24	DA	324	A	C3'-C2'-C1'	5.25	105.70	101.50
24	DA	1551	A	C5-C6-N1	-5.25	115.08	117.70
55	CA	934	C	C2-N1-C1'	-5.25	113.03	118.80
55	CA	1066	C	C3'-C2'-C1'	5.25	105.70	101.50
24	DA	787	C	C5-C4-N4	5.25	123.87	120.20
24	BA	1311	G	N3-C4-N9	-5.25	122.85	126.00
24	DA	120	U	P-O5'-C5'	-5.25	112.51	120.90
55	CA	212	G	C3'-C2'-C1'	5.24	105.69	101.50
55	CA	482	A	C3'-C2'-C1'	5.24	105.70	101.50
24	DA	529	A	C4-C5-C6	-5.24	114.38	117.00
24	BA	907	G	C5-C6-O6	5.24	131.75	128.60
55	CA	1236	A	C6-N1-C2	-5.24	115.45	118.60
24	BA	918	A	N1-C6-N6	5.24	121.74	118.60
24	BA	2899	A	P-O5'-C5'	-5.24	112.52	120.90
55	CA	874	G	C3'-C2'-C1'	5.24	105.69	101.50
55	CA	960	U	C2-N1-C1'	5.24	123.99	117.70
55	CA	991	U	P-O3'-C3'	5.24	125.99	119.70
24	DA	104	A	N9-C1'-C2'	-5.24	106.23	112.00
24	BA	1276	A	C8-N9-C4	-5.24	103.70	105.80
24	BA	2241	A	P-O3'-C3'	-5.24	113.41	119.70
55	CA	95	C	C3'-C2'-C1'	5.24	105.69	101.50
55	CA	832	G	N3-C4-N9	-5.24	122.86	126.00
21	AA	1160	G	N9-C1'-C2'	-5.24	106.24	112.00
55	CA	536	C	C3'-C2'-C1'	5.24	105.69	101.50
24	BA	509	C	C6-N1-C2	-5.24	118.21	120.30
24	BA	544	C	O4'-C1'-N1	-5.24	104.01	108.20
24	DA	272	A	C3'-C2'-C1'	5.24	105.69	101.50
24	DA	503	A	N1-C6-N6	-5.24	115.46	118.60
24	DA	778	G	C3'-C2'-C1'	5.24	105.69	101.50
24	DA	2386	A	C3'-C2'-C1'	5.24	105.69	101.50
24	DA	750	A	P-O3'-C3'	-5.23	113.42	119.70

*Continued on next page...*

*Continued from previous page...*

Mol	Chain	Res	Type	Atoms	Z	Observed(°)	Ideal(°)
24	BA	1027	A	P-O3'-C3'	-5.23	113.42	119.70
55	CA	436	C	N1-C2-O2	5.23	122.04	118.90
24	DA	150	U	O4'-C1'-N1	5.23	112.39	108.20
24	DA	753	A	C3'-C2'-C1'	5.23	105.69	101.50
24	DA	1818	U	N1-C1'-C2'	5.23	120.80	114.00
21	AA	641	U	N1-C1'-C2'	5.23	120.80	114.00
24	BA	2369	A	N9-C4-C5	5.23	107.89	105.80
24	BA	2615	U	C3'-C2'-C1'	5.23	105.68	101.50
24	DA	412	A	C3'-C2'-C1'	5.23	105.68	101.50
24	DA	963	U	N1-C1'-C2'	-5.23	106.25	112.00
24	DA	2613	U	N1-C1'-C2'	5.23	120.80	114.00
24	DA	2675	A	P-O3'-C3'	-5.23	113.43	119.70
21	AA	119	A	O4'-C1'-N9	5.23	112.38	108.20
21	AA	724	G	C3'-C2'-C1'	5.23	105.68	101.50
25	BB	42	C	C3'-C2'-C1'	5.23	105.68	101.50
55	CA	305	G	P-O3'-C3'	5.23	125.97	119.70
55	CA	376	G	C5-C6-O6	5.23	131.74	128.60
21	AA	117	G	P-O5'-C5'	-5.23	112.54	120.90
24	BA	2268	A	C8-N9-C4	-5.23	103.71	105.80
24	BA	2491	U	O4'-C1'-N1	5.23	112.38	108.20
24	DA	229	C	C3'-C2'-C1'	5.23	105.68	101.50
24	DA	2024	G	C3'-C2'-C1'	5.23	105.68	101.50
21	AA	88	U	C5-C4-O4	5.22	129.03	125.90
21	AA	654	G	N9-C1'-C2'	-5.22	106.25	112.00
24	BA	142	A	C3'-C2'-C1'	5.22	105.68	101.50
24	BA	2054	A	N9-C4-C5	5.22	107.89	105.80
24	BA	682	G	O4'-C1'-N9	-5.22	104.02	108.20
24	BA	1228	G	C2-N3-C4	-5.22	109.29	111.90
24	BA	2383	G	N9-C1'-C2'	-5.22	106.26	112.00
24	DA	492	A	P-O5'-C5'	-5.22	112.55	120.90
24	DA	2611	C	O4'-C1'-N1	5.22	112.38	108.20
21	AA	915	A	O4'-C1'-N9	5.22	112.38	108.20
24	BA	529	A	C8-N9-C4	5.22	107.89	105.80
24	BA	753	A	P-O5'-C5'	-5.22	112.55	120.90
24	BA	1007	C	O4'-C1'-N1	5.22	112.38	108.20
24	BA	1971	U	C3'-C2'-C1'	5.22	105.68	101.50
25	BB	109	A	N9-C1'-C2'	-5.22	106.26	112.00
55	CA	701	U	N1-C1'-C2'	5.22	120.79	114.00
55	CA	1068	G	N9-C1'-C2'	-5.22	106.26	112.00
24	DA	77	G	C3'-C2'-C1'	5.22	105.67	101.50
24	BA	2250	G	P-O3'-C3'	5.22	125.96	119.70
24	DA	1865	U	C5-C4-O4	-5.22	122.77	125.90

*Continued on next page...*



*Continued from previous page...*

Mol	Chain	Res	Type	Atoms	Z	Observed(°)	Ideal(°)
56	DB	104	A	N3-C4-C5	-5.22	123.15	126.80
21	AA	466	A	O3'-P-O5'	-5.22	94.09	104.00
24	BA	2652	C	O4'-C1'-N1	5.22	112.37	108.20
24	BA	2757	A	N1-C6-N6	5.22	121.73	118.60
55	CA	121	U	N1-C1'-C2'	-5.22	106.26	112.00
21	AA	1051	C	C3'-C2'-C1'	5.21	105.67	101.50
24	BA	509	C	C2-N1-C1'	5.21	124.53	118.80
24	BA	651	G	P-O3'-C3'	-5.21	113.44	119.70
24	BA	1521	G	C6-C5-N7	-5.21	127.27	130.40
55	CA	248	C	C3'-C2'-C1'	5.21	105.67	101.50
24	DA	747	U	O4'-C1'-N1	-5.21	104.03	108.20
24	DA	1048	A	C3'-C2'-C1'	5.21	105.67	101.50
24	DA	2428	G	C3'-C2'-C1'	5.21	105.67	101.50
24	DA	2714	G	C3'-C2'-C1'	5.21	105.67	101.50
24	BA	806	C	C6-N1-C2	-5.21	118.22	120.30
24	BA	1967	C	C3'-C2'-C1'	5.21	105.67	101.50
24	DA	403	U	P-O3'-C3'	5.21	125.95	119.70
24	DA	959	A	C3'-C2'-C1'	5.21	105.67	101.50
24	DA	1112	G	C3'-C2'-C1'	5.21	105.67	101.50
24	DA	1239	G	C3'-C2'-C1'	5.21	105.67	101.50
24	BA	637	A	O4'-C1'-N9	5.21	112.37	108.20
24	BA	548	G	P-O5'-C5'	-5.21	112.57	120.90
24	BA	1644	C	C6-N1-C2	5.21	122.38	120.30
55	CA	460	A	C3'-C2'-C1'	5.21	105.67	101.50
55	CA	889	A	P-O3'-C3'	5.21	125.95	119.70
24	DA	216	A	C3'-C2'-C1'	5.21	105.67	101.50
24	DA	1782	U	P-O3'-C3'	-5.21	113.45	119.70
24	BA	124	G	P-O3'-C3'	5.21	125.95	119.70
24	BA	391	A	N9-C1'-C2'	-5.21	106.27	112.00
24	BA	570	G	P-O3'-C3'	5.21	125.95	119.70
56	DB	44	G	N3-C4-N9	-5.21	122.88	126.00
21	AA	1366	C	C3'-C2'-C1'	5.21	105.66	101.50
24	BA	858	G	C6-N1-C2	-5.21	121.98	125.10
24	BA	1180	U	N1-C1'-C2'	5.20	120.77	114.00
24	BA	1476	U	C5-C4-O4	-5.20	122.78	125.90
24	BA	2639	A	C5-N7-C8	-5.20	101.30	103.90
55	CA	67	C	P-O5'-C5'	-5.20	112.58	120.90
24	DA	479	A	P-O3'-C3'	5.20	125.94	119.70
56	DB	41	G	C3'-C2'-C1'	5.20	105.66	101.50
24	BA	575	A	P-O3'-C3'	-5.20	113.46	119.70
24	BA	2714	G	N9-C1'-C2'	-5.20	106.28	112.00
55	CA	110	C	P-O3'-C3'	-5.20	113.46	119.70

*Continued on next page...*

*Continued from previous page...*

Mol	Chain	Res	Type	Atoms	Z	Observed(°)	Ideal(°)
55	CA	930	C	O4'-C1'-N1	5.20	112.36	108.20
24	BA	470	A	C8-N9-C4	-5.20	103.72	105.80
24	BA	2497	A	O3'-P-O5'	5.20	113.88	104.00
55	CA	1282	C	N1-C1'-C2'	-5.20	106.28	112.00
24	DA	1144	A	N9-C1'-C2'	-5.20	106.28	112.00
24	DA	1247	A	O4'-C1'-N9	5.20	112.36	108.20
21	AA	212	G	C3'-C2'-C1'	5.20	105.66	101.50
21	AA	549	C	O4'-C1'-N1	5.20	112.36	108.20
21	AA	984	C	P-O3'-C3'	-5.20	113.46	119.70
21	AA	1296	C	P-O3'-C3'	5.20	125.94	119.70
24	BA	1147	A	C4-C5-N7	-5.20	108.10	110.70
24	BA	2890	G	O4'-C1'-N9	-5.20	104.04	108.20
24	DA	1682	G	C3'-C2'-C1'	5.20	105.66	101.50
24	DA	1722	A	C3'-C2'-C1'	5.20	105.66	101.50
24	DA	2052	A	N9-C1'-C2'	-5.20	106.28	112.00
24	DA	2776	A	P-O3'-C3'	5.20	125.94	119.70
24	DA	2781	A	N9-C1'-C2'	-5.20	106.28	112.00
56	DB	40	U	O4'-C1'-N1	5.20	112.36	108.20
21	AA	925	G	C6-N1-C2	5.20	128.22	125.10
24	BA	654	A	N9-C1'-C2'	-5.20	106.28	112.00
24	BA	2269	G	P-O5'-C5'	-5.20	112.59	120.90
21	AA	351	G	N9-C1'-C2'	5.19	120.75	114.00
24	BA	1555	G	C3'-C2'-C1'	5.19	105.66	101.50
24	BA	2570	G	C5-C6-O6	5.19	131.72	128.60
55	CA	1136	C	O4'-C1'-N1	5.19	112.36	108.20
24	DA	1476	U	P-O3'-C3'	5.19	125.93	119.70
24	BA	14	A	P-O5'-C5'	-5.19	112.59	120.90
24	BA	2543	G	C5-C6-O6	5.19	131.72	128.60
25	BB	91	C	N3-C2-O2	-5.19	118.27	121.90
55	CA	199	A	P-O3'-C3'	-5.19	113.47	119.70
24	DA	234	U	C3'-C2'-C1'	5.19	105.65	101.50
24	DA	370	G	P-O3'-C3'	5.19	125.93	119.70
24	DA	604	G	C3'-C2'-C1'	5.19	105.65	101.50
21	AA	352	C	C3'-C2'-C1'	5.19	105.65	101.50
21	AA	688	G	P-O3'-C3'	-5.19	113.47	119.70
21	AA	795	C	O4'-C1'-N1	5.19	112.35	108.20
21	AA	821	G	C3'-C2'-C1'	5.19	105.65	101.50
21	AA	978	A	N9-C1'-C2'	-5.19	106.29	112.00
24	BA	919	U	N3-C4-O4	5.19	123.03	119.40
24	BA	1663	G	C5-C6-O6	5.19	131.71	128.60
24	BA	2656	U	N1-C2-O2	5.19	126.43	122.80
55	CA	66	A	N9-C1'-C2'	-5.19	106.29	112.00

*Continued on next page...*

*Continued from previous page...*

Mol	Chain	Res	Type	Atoms	Z	Observed(°)	Ideal(°)
55	CA	596	A	C3'-C2'-C1'	5.19	105.65	101.50
24	DA	1635	A	P-O5'-C5'	-5.19	112.59	120.90
24	DA	1956	U	C3'-C2'-C1'	5.19	105.65	101.50
21	AA	339	C	N1-C2-O2	5.19	122.01	118.90
24	BA	1459	G	P-O3'-C3'	-5.19	113.47	119.70
24	BA	1821	A	C6-N1-C2	5.19	121.71	118.60
29	BF	112	ASP	OD1-CG-OD2	5.19	133.16	123.30
55	CA	1052	U	O4'-C1'-N1	5.19	112.35	108.20
24	DA	964	C	C3'-C2'-C1'	5.19	105.65	101.50
24	BA	1669	A	N1-C6-N6	-5.19	115.49	118.60
24	BA	1809	A	P-O3'-C3'	-5.19	113.47	119.70
24	BA	1944	U	O4'-C1'-N1	5.19	112.35	108.20
24	BA	1959	G	P-O5'-C5'	-5.19	112.60	120.90
24	BA	2691	C	C3'-C2'-C1'	5.19	105.65	101.50
24	DA	506	G	P-O3'-C3'	-5.19	113.47	119.70
21	AA	1461	G	C2-N3-C4	-5.19	109.31	111.90
55	CA	480	U	O4'-C1'-N1	5.19	112.35	108.20
24	BA	1955	U	O4'-C1'-N1	5.18	112.35	108.20
55	CA	175	C	C3'-C2'-C1'	5.18	105.65	101.50
55	CA	1098	C	O4'-C1'-N1	5.18	112.35	108.20
55	CA	493	A	O4'-C1'-N9	5.18	112.35	108.20
24	DA	2450	A	P-O3'-C3'	-5.18	113.48	119.70
21	AA	722	G	C3'-C2'-C1'	5.18	105.64	101.50
24	BA	1379	U	O4'-C1'-N1	-5.18	104.06	108.20
24	BA	2282	G	C8-N9-C1'	5.18	133.74	127.00
55	CA	1158	C	C3'-C2'-C1'	5.18	105.64	101.50
21	AA	173	U	N1-C1'-C2'	5.18	120.73	114.00
24	BA	333	G	P-O3'-C3'	-5.18	113.48	119.70
24	BA	484	C	O4'-C1'-N1	-5.18	104.06	108.20
24	BA	727	A	C3'-C2'-C1'	5.18	105.64	101.50
24	BA	1142	A	N9-C4-C5	5.18	107.87	105.80
24	BA	1698	A	N1-C6-N6	5.18	121.71	118.60
55	CA	1051	C	C3'-C2'-C1'	5.18	105.64	101.50
24	DA	2319	G	P-O3'-C3'	5.18	125.92	119.70
24	DA	2610	C	O4'-C1'-N1	-5.18	104.06	108.20
24	BA	1821	A	C3'-C2'-C1'	5.18	105.64	101.50
24	DA	968	C	O4'-C1'-N1	5.18	112.34	108.20
24	BA	1086	A	C6-N1-C2	-5.17	115.50	118.60
24	BA	2052	A	C6-N1-C2	5.17	121.70	118.60
55	CA	412	A	P-O3'-C3'	5.17	125.91	119.70
55	CA	1299	A	C3'-C2'-C1'	5.17	105.64	101.50
24	DA	333	G	C3'-C2'-C1'	5.17	105.64	101.50

*Continued on next page...*

*Continued from previous page...*

Mol	Chain	Res	Type	Atoms	Z	Observed(°)	Ideal(°)
24	DA	1915	U	C3'-C2'-C1'	5.17	105.64	101.50
24	BA	340	A	N1-C6-N6	5.17	121.70	118.60
24	BA	655	A	P-O3'-C3'	5.17	125.91	119.70
24	DA	2894	G	C3'-C2'-C1'	5.17	105.64	101.50
56	DB	17	C	C3'-C2'-C1'	5.17	105.64	101.50
24	BA	1957	C	N1-C2-O2	5.17	122.00	118.90
21	AA	756	C	P-O3'-C3'	-5.17	113.50	119.70
24	BA	1675	C	C3'-C2'-C1'	5.17	105.64	101.50
24	DA	577	G	N7-C8-N9	5.17	115.68	113.10
24	DA	1415	U	O4'-C1'-N1	5.17	112.33	108.20
24	BA	1731	G	C4-N9-C1'	-5.17	119.78	126.50
24	BA	2135	A	P-O3'-C3'	-5.17	113.50	119.70
24	BA	2136	G	C3'-C2'-C1'	5.17	105.63	101.50
24	BA	2451	A	C6-N1-C2	-5.17	115.50	118.60
25	BB	66	A	P-O5'-C5'	5.17	129.17	120.90
55	CA	52	C	C3'-C2'-C1'	5.17	105.63	101.50
24	BA	100	U	N1-C1'-C2'	5.17	120.71	114.00
24	DA	1554	U	P-O3'-C3'	5.17	125.90	119.70
24	DA	2402	U	C3'-C2'-C1'	5.17	105.63	101.50
21	AA	332	G	C3'-C2'-C1'	5.16	105.63	101.50
21	AA	934	C	O3'-P-O5'	5.16	113.81	104.00
21	AA	1411	C	C2-N1-C1'	5.16	124.48	118.80
24	BA	66	C	O4'-C1'-N1	5.16	112.33	108.20
55	CA	183	C	N1-C1'-C2'	-5.16	106.32	112.00
24	DA	206	U	C3'-C2'-C1'	5.16	105.63	101.50
24	DA	2286	G	P-O3'-C3'	5.16	125.90	119.70
24	BA	299	A	C8-N9-C4	-5.16	103.73	105.80
24	DA	2589	A	N1-C6-N6	-5.16	115.50	118.60
24	BA	791	C	N3-C2-O2	-5.16	118.29	121.90
24	BA	813	U	O5'-P-OP2	-5.16	101.06	105.70
55	CA	1202	U	C3'-C2'-C1'	5.16	105.63	101.50
24	DA	105	C	O4'-C1'-N1	5.16	112.33	108.20
24	DA	832	U	C3'-C2'-C1'	5.16	105.63	101.50
21	AA	1504	G	C4-C5-N7	-5.16	108.74	110.80
24	BA	752	A	N9-C4-C5	-5.16	103.74	105.80
24	DA	589	U	P-O3'-C3'	-5.16	113.51	119.70
24	DA	1386	C	P-O3'-C3'	-5.16	113.51	119.70
24	DA	1560	G	C3'-C2'-C1'	5.16	105.63	101.50
24	BA	324	A	C3'-C2'-C1'	5.16	105.63	101.50
24	BA	2071	A	P-O3'-C3'	5.16	125.89	119.70
24	BA	2322	A	C3'-C2'-C1'	5.16	105.62	101.50
24	BA	2513	A	C8-N9-C4	-5.16	103.74	105.80

*Continued on next page...*

*Continued from previous page...*

Mol	Chain	Res	Type	Atoms	Z	Observed(°)	Ideal(°)
24	BA	12	U	C2-N1-C1'	5.16	123.89	117.70
24	BA	1925	C	O4'-C1'-N1	5.16	112.32	108.20
24	DA	2427	C	C3'-C2'-C1'	5.16	105.62	101.50
21	AA	1421	G	P-O3'-C3'	-5.15	113.52	119.70
24	BA	1144	A	N9-C1'-C2'	-5.15	106.33	112.00
55	CA	977	A	C3'-C2'-C1'	5.15	105.62	101.50
24	DA	230	G	N9-C1'-C2'	-5.15	106.33	112.00
24	DA	533	G	N9-C1'-C2'	-5.15	106.33	112.00
21	AA	1322	C	P-O3'-C3'	5.15	125.88	119.70
24	BA	663	G	C5-C6-O6	5.15	131.69	128.60
24	BA	2363	G	C8-N9-C4	-5.15	104.34	106.40
55	CA	173	U	P-O3'-C3'	5.15	125.88	119.70
55	CA	425	G	C3'-C2'-C1'	5.15	105.62	101.50
24	DA	483	A	N9-C1'-C2'	-5.15	106.34	112.00
24	DA	1606	C	P-O3'-C3'	5.15	125.88	119.70
21	AA	549	C	C3'-C2'-C1'	5.15	105.62	101.50
21	AA	577	G	N9-C4-C5	5.15	107.46	105.40
21	AA	1259	C	O4'-C1'-N1	5.15	112.32	108.20
24	BA	1058	U	O4'-C1'-N1	5.15	112.32	108.20
24	BA	1370	C	N1-C2-O2	-5.15	115.81	118.90
24	BA	2822	G	C4-C5-N7	5.15	112.86	110.80
24	DA	87	U	C3'-C2'-C1'	5.15	105.62	101.50
24	DA	975	A	C3'-C2'-C1'	5.15	105.62	101.50
24	DA	997	G	N9-C1'-C2'	-5.15	106.34	112.00
24	DA	2477	U	O4'-C1'-N1	5.15	112.32	108.20
24	DA	2267	A	C4-C5-C6	5.15	119.57	117.00
21	AA	930	C	O4'-C1'-N1	5.14	112.31	108.20
21	AA	995	C	C3'-C2'-C1'	5.14	105.61	101.50
55	CA	239	U	P-O3'-C3'	5.14	125.87	119.70
55	CA	723	U	C2-N1-C1'	5.14	123.87	117.70
55	CA	1440	U	P-O3'-C3'	5.14	125.87	119.70
21	AA	819	A	O4'-C1'-N9	-5.14	104.09	108.20
24	BA	1867	G	C3'-C2'-C1'	5.14	105.61	101.50
55	CA	120	A	C3'-C2'-C1'	5.14	105.61	101.50
55	CA	567	G	N9-C1'-C2'	-5.14	106.34	112.00
24	DA	1155	A	O4'-C1'-N9	5.14	112.31	108.20
24	DA	2272	U	C5-C4-O4	-5.14	122.81	125.90
24	BA	753	A	C3'-C2'-C1'	5.14	105.61	101.50
55	CA	984	C	C3'-C2'-C1'	5.14	105.61	101.50
24	DA	92	U	C3'-C2'-C1'	5.14	105.61	101.50
21	AA	1169	A	P-O5'-C5'	-5.14	112.68	120.90
21	AA	1215	G	N9-C1'-C2'	-5.14	106.35	112.00

*Continued on next page...*

*Continued from previous page...*

Mol	Chain	Res	Type	Atoms	Z	Observed(°)	Ideal(°)
24	BA	86	G	C3'-C2'-C1'	5.14	105.61	101.50
24	BA	2676	C	N1-C2-O2	-5.14	115.82	118.90
24	BA	2894	G	C8-N9-C1'	-5.14	120.32	127.00
55	CA	1170	A	C3'-C2'-C1'	5.14	105.61	101.50
24	DA	2053	G	N1-C6-O6	-5.14	116.82	119.90
24	DA	2408	U	P-O3'-C3'	-5.14	113.53	119.70
21	AA	1203	C	P-O5'-C5'	-5.14	112.68	120.90
24	DA	1963	U	C3'-C2'-C1'	5.14	105.61	101.50
24	BA	1249	U	O4'-C1'-N1	-5.14	104.09	108.20
55	CA	88	U	O4'-C1'-N1	5.14	112.31	108.20
24	BA	645	C	C6-N1-C1'	-5.13	114.64	120.80
24	BA	1247	A	C1'-O4'-C4'	-5.13	105.79	109.90
24	BA	2273	A	C5-N7-C8	-5.13	101.33	103.90
55	CA	1051	C	O4'-C1'-N1	5.13	112.31	108.20
21	AA	1504	G	N9-C4-C5	5.13	107.45	105.40
24	BA	727	A	N9-C1'-C2'	-5.13	106.35	112.00
24	BA	752	A	C5-C6-N6	-5.13	119.59	123.70
24	BA	271	G	C8-N9-C1'	5.13	133.67	127.00
55	CA	1371	G	P-O3'-C3'	-5.13	113.54	119.70
24	DA	1334	G	C3'-C2'-C1'	5.13	105.61	101.50
24	BA	43	G	P-O5'-C5'	-5.13	112.69	120.90
24	BA	2513	A	C4-C5-N7	-5.13	108.14	110.70
55	CA	32	A	N9-C1'-C2'	-5.13	106.36	112.00
21	AA	1420	U	P-O3'-C3'	-5.13	113.55	119.70
24	DA	162	U	N1-C1'-C2'	5.13	120.67	114.00
24	BA	1952	A	N9-C4-C5	5.13	107.85	105.80
24	BA	2225	A	N1-C6-N6	5.13	121.68	118.60
24	DA	480	A	C3'-C2'-C1'	5.13	105.60	101.50
24	DA	1569	A	N9-C1'-C2'	-5.13	106.36	112.00
24	DA	1957	C	N3-C2-O2	-5.13	118.31	121.90
24	DA	2603	G	N9-C1'-C2'	-5.13	106.36	112.00
24	BA	1681	G	O4'-C1'-N9	5.12	112.30	108.20
24	BA	1183	U	N1-C2-O2	5.12	126.39	122.80
24	BA	1476	U	C3'-C2'-C1'	5.12	105.60	101.50
24	BA	1554	U	O3'-P-O5'	-5.12	94.26	104.00
24	BA	2211	A	P-O5'-C5'	5.12	129.10	120.90
24	DA	179	C	C3'-C2'-C1'	5.12	105.60	101.50
24	DA	656	G	N9-C1'-C2'	-5.12	106.36	112.00
24	DA	391	A	C3'-C2'-C1'	5.12	105.60	101.50
24	DA	831	G	C3'-C2'-C1'	5.12	105.60	101.50
24	DA	1696	G	C3'-C2'-C1'	5.12	105.60	101.50
24	DA	2459	A	N9-C1'-C2'	-5.12	106.37	112.00

*Continued on next page...*

*Continued from previous page...*

Mol	Chain	Res	Type	Atoms	Z	Observed(°)	Ideal(°)
24	BA	1033	U	N1-C1'-C2'	5.12	120.66	114.00
24	BA	2250	G	N7-C8-N9	5.12	115.66	113.10
24	DA	444	C	C3'-C2'-C1'	5.12	105.60	101.50
24	BA	1294	U	O4'-C1'-N1	-5.12	104.11	108.20
24	BA	1693	U	O3'-P-O5'	-5.12	94.28	104.00
24	BA	2371	G	N3-C2-N2	-5.12	116.32	119.90
24	BA	2631	G	C5-C6-O6	5.12	131.67	128.60
55	CA	170	U	O4'-C1'-N1	5.12	112.30	108.20
55	CA	529	G	P-O3'-C3'	-5.12	113.56	119.70
24	DA	577	G	N3-C4-N9	5.12	129.07	126.00
21	AA	66	A	C3'-C2'-C1'	5.12	105.59	101.50
24	DA	867	C	C3'-C2'-C1'	5.12	105.59	101.50
24	BA	800	A	N9-C4-C5	5.12	107.85	105.80
24	BA	1313	U	P-O3'-C3'	-5.12	113.56	119.70
24	BA	1657	U	P-O3'-C3'	-5.12	113.56	119.70
55	CA	989	U	O4'-C1'-N1	5.12	112.29	108.20
55	CA	1322	C	P-O3'-C3'	5.12	125.84	119.70
21	AA	978	A	C3'-C2'-C1'	5.11	105.59	101.50
24	BA	688	U	C3'-C2'-C1'	5.11	105.59	101.50
24	BA	1566	A	O4'-C1'-N9	-5.11	104.11	108.20
24	BA	1865	U	C5-C6-N1	-5.11	120.14	122.70
24	BA	2812	G	C8-N9-C1'	-5.11	120.35	127.00
24	DA	1111	A	P-O3'-C3'	-5.11	113.56	119.70
24	BA	1521	G	C8-N9-C1'	-5.11	120.35	127.00
55	CA	1158	C	P-O3'-C3'	-5.11	113.57	119.70
24	DA	64	A	N1-C6-N6	-5.11	115.53	118.60
24	BA	763	G	C8-N9-C1'	-5.11	120.36	127.00
24	BA	2451	A	N9-C4-C5	5.11	107.84	105.80
24	DA	1390	U	O4'-C1'-N1	5.11	112.29	108.20
24	BA	1681	G	O3'-P-O5'	-5.11	94.29	104.00
21	AA	1224	U	P-O3'-C3'	5.11	125.83	119.70
24	BA	2262	U	O4'-C1'-N1	5.11	112.29	108.20
24	BA	2752	C	O4'-C1'-N1	5.11	112.28	108.20
24	BA	2893	A	N7-C8-N9	-5.11	111.25	113.80
24	DA	60	G	N9-C4-C5	5.11	107.44	105.40
24	DA	503	A	O4'-C1'-N9	5.11	112.29	108.20
56	DB	42	C	C3'-C2'-C1'	5.11	105.59	101.50
21	AA	519	C	P-O3'-C3'	-5.11	113.57	119.70
21	AA	562	U	P-O3'-C3'	5.11	125.83	119.70
21	AA	858	G	P-O3'-C3'	5.11	125.83	119.70
24	BA	763	G	N7-C8-N9	5.11	115.65	113.10
24	BA	962	G	C3'-C2'-C1'	5.11	105.58	101.50

*Continued on next page...*

*Continued from previous page...*

Mol	Chain	Res	Type	Atoms	Z	Observed(°)	Ideal(°)
24	BA	1649	G	N9-C1'-C2'	-5.11	106.39	112.00
21	AA	198	G	P-O3'-C3'	-5.10	113.58	119.70
21	AA	1063	C	C6-N1-C2	5.10	122.34	120.30
24	BA	1915	U	C3'-C2'-C1'	5.10	105.58	101.50
24	DA	1634	A	O3'-P-O5'	-5.10	94.30	104.00
24	BA	241	A	O4'-C1'-N9	5.10	112.28	108.20
24	BA	1375	U	C5-C4-O4	5.10	128.96	125.90
24	BA	1915	U	C2-N1-C1'	5.10	123.82	117.70
24	BA	2294	G	C4-C5-N7	5.10	112.84	110.80
25	BB	87	U	N1-C1'-C2'	5.10	120.63	114.00
24	DA	1075	C	P-O3'-C3'	-5.10	113.58	119.70
24	DA	1677	A	P-O3'-C3'	-5.10	113.58	119.70
24	BA	1682	G	N9-C1'-C2'	-5.10	106.39	112.00
55	CA	51	A	P-O3'-C3'	5.10	125.82	119.70
24	DA	783	A	P-O3'-C3'	-5.10	113.58	119.70
21	AA	190	A	C5-C6-N6	-5.10	119.62	123.70
24	BA	1019	U	P-O3'-C3'	5.10	125.82	119.70
24	BA	1332	G	C4-N9-C1'	5.10	133.13	126.50
24	BA	2603	G	N9-C1'-C2'	-5.10	106.39	112.00
41	BR	9	GLY	N-CA-C	-5.10	100.35	113.10
24	DA	318	C	O4'-C1'-N1	5.10	112.28	108.20
21	AA	253	A	P-O5'-C5'	-5.10	112.74	120.90
24	BA	444	C	P-O3'-C3'	-5.10	113.58	119.70
24	BA	446	G	P-O3'-C3'	5.10	125.82	119.70
24	DA	482	A	C3'-C2'-C1'	5.10	105.58	101.50
24	BA	984	A	O4'-C1'-N9	-5.10	104.12	108.20
56	DB	77	U	O4'-C1'-N1	5.10	112.28	108.20
24	BA	985	C	C2-N1-C1'	5.09	124.40	118.80
24	BA	1245	G	N9-C4-C5	5.09	107.44	105.40
24	BA	2650	U	C5-C6-N1	-5.09	120.15	122.70
55	CA	424	G	C3'-C2'-C1'	5.09	105.58	101.50
24	BA	1787	A	N9-C1'-C2'	-5.09	106.40	112.00
24	BA	919	U	N1-C2-N3	-5.09	111.84	114.90
24	BA	2075	U	C2-N3-C4	5.09	130.06	127.00
24	DA	2440	C	O4'-C1'-N1	5.09	112.27	108.20
24	BA	548	G	C4-N9-C1'	5.09	133.12	126.50
24	BA	1442	U	P-O3'-C3'	-5.09	113.59	119.70
55	CA	347	G	C3'-C2'-C1'	5.09	105.57	101.50
55	CA	965	U	N1-C1'-C2'	5.09	120.62	114.00
24	BA	222	A	N1-C6-N6	5.09	121.65	118.60
24	BA	1003	G	C8-N9-C4	-5.09	104.36	106.40
24	BA	1957	C	N3-C2-O2	-5.09	118.34	121.90

*Continued on next page...*



*Continued from previous page...*

Mol	Chain	Res	Type	Atoms	Z	Observed(°)	Ideal(°)
24	BA	1208	C	C5-C6-N1	-5.09	118.46	121.00
24	BA	1344	U	O4'-C1'-N1	5.09	112.27	108.20
24	DA	142	A	C3'-C2'-C1'	5.09	105.57	101.50
24	DA	1063	G	C3'-C2'-C1'	5.08	105.57	101.50
24	DA	1268	A	N9-C1'-C2'	-5.08	106.41	112.00
24	DA	2492	U	O4'-C1'-N1	5.08	112.27	108.20
24	BA	988	A	P-O3'-C3'	5.08	125.80	119.70
24	BA	2312	U	P-O3'-C3'	-5.08	113.60	119.70
21	AA	90	C	C3'-C2'-C1'	5.08	105.56	101.50
21	AA	131	A	N9-C4-C5	5.08	107.83	105.80
24	BA	604	G	C3'-C2'-C1'	5.08	105.57	101.50
24	BA	2066	C	N1-C2-N3	-5.08	115.64	119.20
24	BA	122	G	C3'-C2'-C1'	5.08	105.56	101.50
24	BA	1171	G	N9-C4-C5	5.08	107.43	105.40
24	DA	1942	C	C3'-C2'-C1'	5.08	105.56	101.50
24	BA	1029	A	N9-C4-C5	-5.08	103.77	105.80
24	BA	2259	U	C2-N3-C4	-5.08	123.95	127.00
55	CA	1162	C	C3'-C2'-C1'	5.08	105.56	101.50
24	DA	164	C	P-O3'-C3'	-5.08	113.61	119.70
24	BA	1380	G	N1-C6-O6	-5.08	116.85	119.90
24	BA	2224	G	N9-C4-C5	-5.08	103.37	105.40
24	BA	2792	A	C3'-C2'-C1'	5.08	105.56	101.50
24	BA	434	U	C5-C6-N1	-5.08	120.16	122.70
24	BA	1669	A	C3'-C2'-C1'	5.08	105.56	101.50
24	BA	1865	U	N1-C1'-C2'	5.08	120.60	114.00
24	BA	2359	C	C5-C6-N1	-5.08	118.46	121.00
24	DA	74	A	C3'-C2'-C1'	5.08	105.56	101.50
24	DA	1941	C	C3'-C2'-C1'	5.08	105.56	101.50
24	DA	1965	C	C3'-C2'-C1'	5.08	105.56	101.50
56	DB	103	U	N1-C1'-C2'	5.08	120.60	114.00
24	BA	1286	A	C5-N7-C8	5.07	106.44	103.90
24	DA	312	G	C3'-C2'-C1'	5.07	105.56	101.50
24	DA	1019	U	N1-C2-N3	5.07	117.94	114.90
24	BA	1648	U	C3'-C2'-C1'	5.07	105.56	101.50
24	DA	388	G	C3'-C2'-C1'	5.07	105.56	101.50
24	DA	687	C	P-O3'-C3'	-5.07	113.61	119.70
24	DA	1048	A	P-O3'-C3'	-5.07	113.61	119.70
24	DA	1957	C	C3'-C2'-C1'	5.07	105.56	101.50
24	DA	2337	G	C3'-C2'-C1'	5.07	105.56	101.50
24	BA	2311	A	P-O3'-C3'	5.07	125.78	119.70
24	BA	2326	C	C6-N1-C2	5.07	122.33	120.30
24	DA	1767	G	N1-C6-O6	-5.07	116.86	119.90

*Continued on next page...*

*Continued from previous page...*

Mol	Chain	Res	Type	Atoms	Z	Observed(°)	Ideal(°)
24	DA	2778	A	C3'-C2'-C1'	5.07	105.55	101.50
21	AA	43	C	C6-N1-C2	5.07	122.33	120.30
21	AA	1382	C	P-O3'-C3'	-5.07	113.62	119.70
24	DA	2425	A	O4'-C1'-N9	5.07	112.25	108.20
24	DA	2832	U	O4'-C1'-N1	5.07	112.25	108.20
24	DA	323	C	O4'-C1'-N1	5.06	112.25	108.20
21	AA	1055	A	N1-C6-N6	5.06	121.64	118.60
21	AA	1486	G	C6-N1-C2	-5.06	122.06	125.10
24	BA	1809	A	N9-C1'-C2'	-5.06	106.43	112.00
25	BB	88	C	C6-N1-C2	5.06	122.33	120.30
24	DA	1972	G	C3'-C2'-C1'	5.06	105.55	101.50
21	AA	1144	G	P-O3'-C3'	5.06	125.77	119.70
24	BA	2093	G	C3'-C2'-C1'	5.06	105.55	101.50
55	CA	1033	G	C3'-C2'-C1'	5.06	105.55	101.50
24	DA	2616	C	C3'-C2'-C1'	5.06	105.55	101.50
24	DA	1082	U	C2-N3-C4	-5.06	123.96	127.00
24	DA	2770	G	C6-C5-N7	-5.06	127.36	130.40
56	DB	13	G	C3'-C2'-C1'	5.06	105.55	101.50
21	AA	1304	G	C8-N9-C4	-5.06	104.38	106.40
24	BA	1782	U	C3'-C2'-C1'	5.06	105.55	101.50
55	CA	96	U	C3'-C2'-C1'	5.06	105.55	101.50
24	BA	58	G	N9-C4-C5	5.05	107.42	105.40
24	BA	463	G	O4'-C1'-N9	5.05	112.24	108.20
24	BA	807	U	P-O5'-C5'	-5.05	112.81	120.90
24	BA	1406	U	N1-C1'-C2'	5.05	120.57	114.00
24	BA	1796	U	O4'-C1'-N1	5.05	112.24	108.20
24	BA	2520	C	N3-C4-C5	-5.05	119.88	121.90
24	DA	1378	A	P-O3'-C3'	5.05	125.77	119.70
24	BA	1029	A	O4'-C1'-N9	-5.05	104.16	108.20
25	BB	53	A	N9-C1'-C2'	-5.05	106.44	112.00
24	DA	1439	A	C6-C5-N7	-5.05	128.76	132.30
56	DB	44	G	C6-C5-N7	5.05	133.43	130.40
21	AA	331	G	C3'-C2'-C1'	5.05	105.54	101.50
24	BA	729	G	P-O3'-C3'	-5.05	113.64	119.70
55	CA	30	U	P-O3'-C3'	5.05	125.76	119.70
24	DA	26	G	P-O3'-C3'	5.05	125.76	119.70
24	DA	1865	U	N1-C1'-C2'	5.05	120.57	114.00
24	DA	2210	U	O3'-P-O5'	5.05	113.60	104.00
21	AA	960	U	C2-N1-C1'	5.05	123.76	117.70
24	BA	1070	A	P-O3'-C3'	5.05	125.76	119.70
24	BA	1777	U	C2-N3-C4	5.05	130.03	127.00
24	BA	2849	U	C5'-C4'-O4'	-5.05	103.04	109.10

*Continued on next page...*

*Continued from previous page...*

Mol	Chain	Res	Type	Atoms	Z	Observed(°)	Ideal(°)
55	CA	169	C	C5-C4-N4	5.05	123.73	120.20
56	DB	43	C	C6-N1-C2	-5.05	118.28	120.30
21	AA	253	A	C3'-C2'-C1'	5.05	105.54	101.50
24	BA	1958	C	C6-N1-C2	5.05	122.32	120.30
24	BA	2818	U	P-O3'-C3'	-5.05	113.64	119.70
24	DA	1507	C	C2-N3-C4	5.05	122.42	119.90
24	DA	2036	C	P-O3'-C3'	-5.05	113.64	119.70
21	AA	1210	C	P-O3'-C3'	-5.04	113.65	119.70
24	BA	2213	U	P-O3'-C3'	-5.04	113.65	119.70
24	BA	2822	G	C6-C5-N7	-5.04	127.37	130.40
24	BA	105	C	N1-C2-O2	5.04	121.93	118.90
24	BA	1947	C	N1-C2-O2	-5.04	115.87	118.90
24	BA	2491	U	O5'-P-OP2	-5.04	101.16	105.70
24	DA	2260	C	C6-N1-C2	-5.04	118.28	120.30
21	AA	9	G	C3'-C2'-C1'	5.04	105.53	101.50
24	BA	1497	U	P-O3'-C3'	5.04	125.75	119.70
24	BA	2494	G	P-O3'-C3'	-5.04	113.65	119.70
24	DA	657	U	C3'-C2'-C1'	5.04	105.53	101.50
24	DA	783	A	N9-C1'-C2'	-5.04	106.45	112.00
55	CA	1508	A	N9-C1'-C2'	-5.04	106.46	112.00
24	DA	2239	G	C3'-C2'-C1'	5.04	105.53	101.50
24	BA	2219	U	O4'-C1'-N1	5.04	112.23	108.20
25	BB	25	U	N1-C1'-C2'	-5.04	106.46	112.00
24	DA	1900	A	P-O3'-C3'	5.04	125.75	119.70
21	AA	279	A	O4'-C1'-N9	-5.04	104.17	108.20
21	AA	520	A	C3'-C2'-C1'	5.04	105.53	101.50
24	DA	1439	A	N1-C6-N6	5.04	121.62	118.60
21	AA	30	U	N1-C1'-C2'	5.04	120.55	114.00
24	BA	12	U	N1-C2-O2	5.04	126.33	122.80
24	BA	1511	G	C3'-C2'-C1'	5.04	105.53	101.50
24	BA	1844	C	O4'-C1'-N1	-5.04	104.17	108.20
24	DA	813	U	O4'-C1'-N1	5.04	112.23	108.20
24	DA	1062	G	C8-N9-C4	-5.04	104.39	106.40
24	DA	2586	U	C3'-C2'-C1'	5.04	105.53	101.50
24	BA	8	C	P-O5'-C5'	-5.03	112.85	120.90
24	BA	1695	G	C8-N9-C4	-5.03	104.39	106.40
25	BB	26	C	C3'-C2'-C1'	5.03	105.53	101.50
25	BB	53	A	C3'-C2'-C1'	5.03	105.53	101.50
55	CA	1454	G	P-O3'-C3'	-5.03	113.66	119.70
24	DA	2616	C	C6-N1-C2	-5.03	118.29	120.30
24	BA	461	C	C2-N3-C4	-5.03	117.38	119.90
24	BA	2246	G	C6-C5-N7	-5.03	127.38	130.40

*Continued on next page...*

*Continued from previous page...*

Mol	Chain	Res	Type	Atoms	Z	Observed(°)	Ideal(°)
24	DA	1204	A	P-O3'-C3'	5.03	125.74	119.70
21	AA	509	A	P-O3'-C3'	-5.03	113.66	119.70
24	BA	628	G	C3'-C2'-C1'	5.03	105.52	101.50
21	AA	754	C	O4'-C1'-N1	5.03	112.22	108.20
24	BA	1781	U	P-O5'-C5'	-5.03	112.85	120.90
21	AA	116	A	P-O3'-C3'	-5.03	113.67	119.70
24	BA	2268	A	P-O3'-C3'	-5.03	113.67	119.70
55	CA	83	C	N1-C1'-C2'	5.03	120.54	114.00
55	CA	794	A	N9-C1'-C2'	-5.03	106.47	112.00
55	CA	1139	G	N9-C1'-C2'	-5.03	106.47	112.00
24	DA	6	A	C6-N1-C2	5.03	121.62	118.60
24	DA	373	U	O4'-C1'-N1	5.03	112.22	108.20
24	DA	2312	U	N1-C2-O2	5.03	126.32	122.80
24	BA	754	U	P-O3'-C3'	-5.03	113.67	119.70
25	BB	53	A	P-O3'-C3'	-5.03	113.67	119.70
55	CA	36	C	P-O3'-C3'	-5.03	113.67	119.70
55	CA	91	U	C3'-C2'-C1'	5.03	105.52	101.50
24	DA	2241	A	O4'-C1'-N9	5.03	112.22	108.20
56	DB	104	A	C2-N3-C4	5.03	113.11	110.60
21	AA	1483	A	N9-C4-C5	-5.02	103.79	105.80
24	BA	2451	A	C8-N9-C1'	5.02	136.74	127.70
24	BA	2801	G	P-O3'-C3'	-5.02	113.67	119.70
55	CA	1216	A	C3'-C2'-C1'	5.02	105.52	101.50
24	DA	2496	C	O4'-C1'-N1	5.02	112.22	108.20
24	BA	60	G	OP1-P-O3'	5.02	116.25	105.20
24	BA	1782	U	P-O5'-C5'	-5.02	112.86	120.90
24	BA	1872	A	N9-C1'-C2'	-5.02	106.47	112.00
24	BA	2867	G	C8-N9-C1'	5.02	133.53	127.00
55	CA	971	G	P-O3'-C3'	5.02	125.73	119.70
24	DA	41	C	O4'-C1'-N1	5.02	112.22	108.20
24	BA	1779	U	O4'-C1'-N1	5.02	112.22	108.20
55	CA	962	C	C3'-C2'-C1'	5.02	105.52	101.50
24	DA	1838	C	N1-C1'-C2'	5.02	120.53	114.00
21	AA	500	G	C3'-C2'-C1'	5.02	105.52	101.50
24	BA	69	C	C2-N3-C4	5.02	122.41	119.90
24	BA	71	A	O5'-P-OP2	-5.02	101.18	105.70
55	CA	1055	A	N9-C1'-C2'	-5.02	106.48	112.00
24	BA	468	G	C6-N1-C2	-5.02	122.09	125.10
24	BA	682	G	C4-N9-C1'	5.02	133.02	126.50
24	BA	1667	G	O4'-C1'-N9	5.02	112.21	108.20
24	DA	353	C	N1-C1'-C2'	5.02	120.52	114.00
24	DA	1799	G	C4-C5-N7	-5.02	108.79	110.80

*Continued on next page...*

*Continued from previous page...*

Mol	Chain	Res	Type	Atoms	Z	Observed(°)	Ideal(°)
24	DA	2322	A	C3'-C2'-C1'	5.02	105.51	101.50
55	CA	274	A	O4'-C1'-N9	5.02	112.21	108.20
24	DA	1507	C	N1-C2-O2	5.02	121.91	118.90
24	BA	514	A	P-O5'-C5'	-5.01	112.88	120.90
24	BA	1539	U	O4'-C1'-N1	5.01	112.21	108.20
55	CA	238	A	P-O3'-C3'	5.01	125.72	119.70
55	CA	520	A	C3'-C2'-C1'	5.01	105.51	101.50
23	CW	5	U	C3'-C2'-C1'	5.01	105.51	101.50
24	DA	1738	G	O4'-C1'-N9	5.01	112.21	108.20
55	CA	688	G	C3'-C2'-C1'	5.01	105.51	101.50
21	AA	972	C	O4'-C1'-N1	5.01	112.21	108.20
24	BA	141	G	C3'-C2'-C1'	5.01	105.51	101.50
24	BA	334	C	O4'-C1'-N1	5.01	112.21	108.20
24	BA	415	A	C6-N1-C2	5.01	121.61	118.60
24	BA	2589	A	N1-C6-N6	-5.01	115.59	118.60
55	CA	1044	A	P-O3'-C3'	5.01	125.71	119.70
55	CA	1338	G	C3'-C2'-C1'	5.01	105.51	101.50
24	DA	1061	U	P-O3'-C3'	-5.01	113.69	119.70
24	BA	200	U	C3'-C2'-C1'	5.01	105.51	101.50
24	BA	623	C	C6-N1-C2	5.01	122.30	120.30
24	BA	783	A	N9-C1'-C2'	-5.01	106.49	112.00
24	BA	1496	A	P-O5'-C5'	-5.01	112.89	120.90
55	CA	719	C	O4'-C1'-N1	5.01	112.21	108.20
55	CA	1168	U	C2-N1-C1'	5.01	123.71	117.70
24	DA	83	A	P-O3'-C3'	5.01	125.71	119.70
24	DA	2277	G	C3'-C2'-C1'	5.01	105.51	101.50
24	DA	335	C	C3'-C2'-C1'	5.01	105.51	101.50
21	AA	723	U	O4'-C1'-N1	-5.01	104.19	108.20
21	AA	1138	G	C3'-C2'-C1'	5.01	105.50	101.50
24	BA	2076	U	P-O3'-C3'	-5.01	113.69	119.70
24	DA	483	A	C3'-C2'-C1'	5.01	105.51	101.50
24	DA	812	C	C6-N1-C2	5.01	122.30	120.30
24	DA	1061	U	C5-C6-N1	5.01	125.20	122.70
24	DA	2033	A	P-O3'-C3'	5.01	125.71	119.70
24	DA	2064	C	C3'-C2'-C1'	5.01	105.51	101.50
24	DA	2312	U	C3'-C2'-C1'	5.01	105.50	101.50
24	BA	1908	C	O4'-C1'-N1	5.00	112.20	108.20
24	BA	2249	U	C4'-C3'-C2'	5.00	107.61	102.60
24	DA	1238	G	P-O3'-C3'	5.00	125.71	119.70
24	DA	2339	C	P-O5'-C5'	-5.00	112.89	120.90
24	BA	684	G	C4-C5-N7	5.00	112.80	110.80
24	BA	1082	U	P-O3'-C3'	5.00	125.70	119.70

*Continued on next page...*

Continued from previous page...

Mol	Chain	Res	Type	Atoms	Z	Observed(°)	Ideal(°)
24	BA	1565	C	O4'-C1'-N1	5.00	112.20	108.20
24	BA	2770	G	C2-N3-C4	-5.00	109.40	111.90
24	DA	1311	G	P-O3'-C3'	5.00	125.70	119.70
24	DA	1400	U	C3'-C2'-C1'	5.00	105.50	101.50
24	DA	2441	U	C3'-C2'-C1'	5.00	105.50	101.50
24	DA	2645	G	N3-C4-C5	5.00	131.10	128.60
24	BA	686	U	O5'-P-OP2	-5.00	101.20	105.70
24	BA	1985	C	P-O5'-C5'	-5.00	112.90	120.90
24	DA	1078	U	P-O3'-C3'	5.00	125.70	119.70

There are no chirality outliers.

All (8) planarity outliers are listed below:

Mol	Chain	Res	Type	Group
12	AM	70	ARG	Peptide
27	BD	10	GLY	Peptide
31	BH	48	GLU	Mainchain
31	BH	49	ALA	Mainchain
37	BN	101	GLY	Peptide
31	DH	47	PHE	Peptide
31	DH	48	GLU	Peptide
31	DH	49	ALA	Mainchain

## 5.2 Too-close contacts [\(i\)](#)

In the following table, the Non-H and H(model) columns list the number of non-hydrogen atoms and hydrogen atoms in the chain respectively. The H(added) column lists the number of hydrogen atoms added and optimized by MolProbity. The Clashes column lists the number of clashes within the asymmetric unit, whereas Symm-Clashes lists symmetry-related clashes.

Mol	Chain	Non-H	H(model)	H(added)	Clashes	Symm-Clashes
1	AB	1704	0	1732	253	0
1	CB	1704	0	1732	203	0
2	AC	1624	0	1699	133	0
2	CC	1624	0	1699	149	0
3	AD	1643	0	1710	139	0
3	CD	1643	0	1710	139	0
4	AE	1105	0	1148	196	0
4	CE	1105	0	1148	127	0
5	AF	817	0	808	91	0
5	CF	817	0	808	76	0

Continued on next page...

*Continued from previous page...*

Mol	Chain	Non-H	H(model)	H(added)	Clashes	Symm-Clashes
6	AG	1181	0	1240	100	0
6	CG	1174	0	1230	154	0
7	AH	979	0	1034	107	0
7	CH	979	0	1034	95	0
8	AI	1022	0	1070	122	0
8	CI	1022	0	1070	108	0
9	AJ	786	0	828	69	0
9	CJ	786	0	828	114	0
10	AK	877	0	887	103	0
10	CK	877	0	887	82	0
11	AL	955	0	1019	97	0
11	CL	955	0	1019	101	0
12	AM	883	0	944	69	0
12	CM	876	0	937	123	0
13	AN	774	0	827	72	0
13	CN	769	0	822	83	0
14	AO	714	0	737	50	0
14	CO	714	0	737	40	0
15	AP	649	0	666	63	0
15	CP	638	0	656	56	0
16	AQ	648	0	691	70	0
16	CQ	648	0	691	59	0
17	AR	455	0	478	36	0
17	CR	455	0	478	41	0
18	AS	637	0	665	42	0
18	CS	637	0	665	79	0
19	AT	665	0	714	56	0
19	CT	665	0	714	58	0
20	AU	425	0	449	65	0
20	CU	425	0	449	70	0
21	AA	32895	0	16553	1800	0
22	AV	365	0	185	24	0
22	AX	365	0	185	20	0
22	CV	365	0	185	26	0
22	CX	365	0	185	11	0
23	AW	120	0	61	8	0
23	CW	120	0	61	4	0
24	BA	61274	0	30819	3133	0
24	DA	60995	0	30679	3843	0
25	BB	2529	0	1281	109	0
26	BC	2082	0	2157	226	0
26	DC	2082	0	2157	230	0

*Continued on next page...*

*Continued from previous page...*

Mol	Chain	Non-H	H(model)	H(added)	Clashes	Symm-Clashes
27	BD	1565	0	1616	200	0
27	DD	1565	0	1616	162	0
28	BE	1552	0	1619	158	0
28	DE	1552	0	1619	170	0
29	BF	1410	0	1447	144	0
29	DF	1420	0	1460	183	0
30	BG	1323	0	1374	149	0
30	DG	1323	0	1374	116	0
31	BH	1111	0	1148	108	0
31	DH	1111	0	1148	100	0
32	BI	1032	0	1088	116	0
32	DI	1032	0	1088	69	0
33	BJ	1129	0	1162	160	0
33	DJ	1129	0	1162	122	0
34	BK	938	0	1012	102	0
34	DK	938	0	1012	114	0
35	BL	1045	0	1117	133	0
35	DL	1045	0	1117	130	0
36	BM	1074	0	1157	129	0
36	DM	1074	0	1157	96	0
37	BN	960	0	1000	102	0
37	DN	960	0	1000	107	0
38	BO	892	0	923	82	0
38	DO	892	0	923	90	0
39	BP	917	0	965	120	0
39	DP	917	0	965	87	0
40	BQ	947	0	1022	147	0
40	DQ	947	0	1022	120	0
41	BR	816	0	839	102	0
41	DR	816	0	839	90	0
42	BS	857	0	922	89	0
42	DS	857	0	922	83	0
43	BT	738	0	807	103	0
43	DT	738	0	807	96	0
44	BU	779	0	834	65	0
44	DU	779	0	834	93	0
45	BV	753	0	780	54	0
45	DV	753	0	780	98	0
46	BW	596	0	610	179	0
46	DW	596	0	610	105	0
47	BX	625	0	655	68	0
47	DX	625	0	655	76	0

*Continued on next page...*



*Continued from previous page...*

Mol	Chain	Non-H	H(model)	H(added)	Clashes	Symm-Clashes
48	BY	509	0	543	45	0
48	DY	509	0	543	55	0
49	BZ	449	0	491	41	0
49	DZ	449	0	491	40	0
50	B0	444	0	461	36	0
50	D0	444	0	461	63	0
51	B1	409	0	440	43	0
51	D1	409	0	440	33	0
52	B2	377	0	418	28	0
52	D2	377	0	418	42	0
53	B3	504	0	574	41	0
53	D3	504	0	574	54	0
54	B4	302	0	340	40	0
54	D4	302	0	340	27	0
55	CA	32831	0	16521	2003	0
56	DB	2507	0	1270	160	0
57	AA	43	0	0	0	0
57	BA	136	0	0	0	0
57	BB	4	0	0	0	0
57	BD	1	0	0	0	0
57	CA	42	0	0	0	0
57	D4	1	0	0	0	0
57	DA	132	0	0	0	0
57	DB	1	0	0	0	0
57	DC	2	0	0	0	0
57	DJ	1	0	0	0	0
58	B4	1	0	0	0	0
58	D4	1	0	0	0	0
59	AA	196	0	0	7	0
59	AE	1	0	0	0	0
59	AL	3	0	0	0	0
59	AN	6	0	0	1	0
59	AT	1	0	0	0	0
59	AU	1	0	0	0	0
59	B2	1	0	0	0	0
59	B3	3	0	0	0	0
59	B4	2	0	0	0	0
59	BA	615	0	0	21	0
59	BB	20	0	0	1	0
59	BC	8	0	0	1	0
59	BD	3	0	0	4	0
59	BE	1	0	0	0	0

*Continued on next page...*

Continued from previous page...

Mol	Chain	Non-H	H(model)	H(added)	Clashes	Symm-Clashes
59	BL	3	0	0	0	0
59	BN	3	0	0	0	0
59	BT	1	0	0	1	0
59	CA	195	0	0	6	0
59	CE	4	0	0	0	0
59	CI	1	0	0	0	0
59	CL	1	0	0	0	0
59	CN	2	0	0	0	0
59	CT	2	0	0	0	0
59	CU	2	0	0	0	0
59	D2	1	0	0	0	0
59	D3	1	0	0	0	0
59	D4	5	0	0	0	0
59	DA	600	0	0	17	0
59	DB	4	0	0	0	0
59	DC	12	0	0	0	0
59	DD	2	0	0	0	0
59	DE	3	0	0	0	0
59	DJ	3	0	0	0	0
59	DL	6	0	0	0	0
59	DN	2	0	0	1	0
59	DT	2	0	0	0	0
59	DU	1	0	0	0	0
59	DV	1	0	0	0	0
All	All	286150	0	191700	19249	0

The all-atom clashscore is defined as the number of clashes found per 1000 atoms (including hydrogen atoms). The all-atom clashscore for this structure is 41.

All (19249) close contacts within the same asymmetric unit are listed below, sorted by their clash magnitude.

Atom-1	Atom-2	Interatomic distance (Å)	Clash overlap (Å)
12:AM:67:ASP:O	12:AM:70:ARG:HD2	1.23	1.31
55:CA:1213:A:O2'	55:CA:1214:C:H5'	1.29	1.25
24:DA:604:G:O2'	24:DA:605:G:H5'	1.40	1.19
40:BQ:63:ARG:NH1	40:BQ:96:ASP:HA	1.56	1.18
24:DA:297:G:H5''	44:DU:84:PHE:HB2	1.26	1.18
24:BA:2197:U:O2'	24:BA:2198:A:H2'	1.44	1.17
26:BC:68:ARG:HD3	26:BC:103:ILE:HD11	1.22	1.15
24:DA:1439:A:N1	24:DA:1552:A:C5	2.13	1.15
29:BF:35:LEU:HB3	29:BF:153:ILE:HG22	1.24	1.14

Continued on next page...

*Continued from previous page...*

Atom-1	Atom-2	Interatomic distance (Å)	Clash overlap (Å)
12:AM:74:MET:HA	12:AM:74:MET:CE	1.76	1.13
52:B2:3:ARG:HH21	52:B2:3:ARG:HG2	1.14	1.12
33:BJ:44:TYR:HB2	40:BQ:63:ARG:HB3	1.31	1.11
11:CL:43:LYS:HB3	11:CL:44:PRO:HD2	1.11	1.11
55:CA:453:G:H2'	55:CA:454:G:H8	1.11	1.11
24:DA:1537:G:H2'	24:DA:1538:G:H4'	1.29	1.11
4:AE:81:GLN:HG2	4:AE:149:PRO:HG3	1.28	1.11
24:DA:197:A:H62	24:DA:2430:A:H2'	1.01	1.11
24:DA:1669:A:H2'	24:DA:1669:A:N3	1.59	1.11
55:CA:1031:C:H5'	55:CA:1032:G:H5''	1.31	1.11
29:DF:109:ARG:CZ	29:DF:109:ARG:HB2	1.50	1.11
35:BL:74:THR:HG22	35:BL:107:PHE:HB2	1.28	1.10
40:DQ:61:ILE:HD11	40:DQ:92:LYS:HD3	1.31	1.10
12:CM:2:ARG:CG	12:CM:8:ILE:HG12	1.81	1.10
40:BQ:43:GLN:NE2	41:BR:77:PHE:HB3	1.67	1.10
55:CA:974:A:H5''	55:CA:975:A:H5'	1.24	1.09
24:DA:2313:C:O2'	24:DA:2314:A:H5'	1.52	1.09
6:CG:45:ALA:HB1	6:CG:120:ALA:HB2	1.33	1.09
24:DA:216:A:O2'	24:DA:217:A:H8	1.34	1.09
24:DA:391:A:O2'	24:DA:392:U:H5'	1.52	1.08
46:DW:40:ARG:HH11	46:DW:40:ARG:HG2	0.99	1.08
33:BJ:73:VAL:HG23	33:BJ:74:TYR:H	1.16	1.08
38:BO:31:THR:HG22	38:BO:34:HIS:H	1.13	1.08
12:AM:74:MET:HA	12:AM:74:MET:HE2	1.13	1.07
24:DA:1062:G:O2'	24:DA:1063:G:H8	1.37	1.07
24:DA:2092:U:H4'	24:DA:2093:G:H5''	1.28	1.07
4:AE:96:GLN:O	4:AE:122:VAL:HB	1.55	1.07
6:CG:118:ARG:HH22	55:CA:1239:A:H3'	1.13	1.07
12:CM:2:ARG:HG3	12:CM:8:ILE:CG1	1.85	1.06
18:CS:40:PHE:HB3	18:CS:41:PRO:HD2	1.37	1.06
55:CA:82:G:H2'	55:CA:83:C:H4'	1.35	1.06
19:AT:43:LYS:HB3	19:AT:86:ALA:HB1	1.38	1.06
34:DK:71:ARG:HB3	34:DK:72:PRO:HD3	1.33	1.06
24:BA:1179:G:H3'	24:BA:1180:U:H4'	1.36	1.05
55:CA:1054:C:O2'	55:CA:1055:A:H5''	1.56	1.05
24:DA:2287:A:O2'	24:DA:2288:A:H3'	1.55	1.05
5:AF:16:GLU:HG2	3:CD:191:SER:HB2	1.37	1.05
24:BA:459:U:O2'	24:BA:460:A:H5'	1.56	1.05
27:DD:124:ARG:HD3	27:DD:125:TRP:CD1	1.91	1.05
55:CA:453:G:H2'	55:CA:454:G:C8	1.92	1.05
24:DA:740:C:H5'	24:DA:1784:A:H3'	1.34	1.05

*Continued on next page...*

*Continued from previous page...*

Atom-1	Atom-2	Interatomic distance (Å)	Clash overlap (Å)
10:AK:87:GLY:H	10:AK:113:THR:HG22	1.20	1.04
5:AF:3:HIS:H	5:AF:92:THR:HG23	1.21	1.04
29:DF:109:ARG:CZ	29:DF:109:ARG:CB	2.34	1.04
12:CM:2:ARG:HG3	12:CM:8:ILE:HG12	1.05	1.03
12:AM:67:ASP:O	12:AM:70:ARG:CD	2.05	1.03
47:DX:53:LYS:HA	47:DX:56:ARG:HB3	1.37	1.03
21:AA:414:A:O2'	21:AA:415:A:H5'	1.56	1.03
35:BL:27:LEU:H	35:BL:27:LEU:HD12	1.20	1.03
40:BQ:63:ARG:HH12	40:BQ:96:ASP:HA	1.10	1.03
11:AL:33:CYS:HA	11:AL:54:VAL:HA	1.35	1.03
39:BP:4:ILE:HG22	39:BP:5:LYS:H	1.20	1.03
24:DA:740:C:O2'	24:DA:741:U:H5'	1.57	1.03
24:DA:2517:C:O2'	24:DA:2518:A:H3'	1.58	1.03
56:DB:58:A:H2'	56:DB:59:A:C8	1.93	1.03
46:BW:17:ALA:HA	46:BW:35:ILE:HG23	1.40	1.03
21:AA:1238:A:H5'	21:AA:1336:C:H41	1.24	1.02
1:AB:137:THR:HA	1:AB:140:LEU:HD13	1.41	1.02
40:DQ:87:VAL:HG21	41:DR:52:PRO:HD3	1.38	1.02
24:DA:996:A:H4'	40:DQ:91:ARG:HD2	1.40	1.02
39:BP:50:ARG:HB3	39:BP:57:ALA:H	1.24	1.02
30:BG:84:LYS:HG3	30:BG:132:LEU:H	1.25	1.01
6:CG:101:ARG:HH21	55:CA:940:C:H5'	1.20	1.01
12:CM:2:ARG:HD3	12:CM:2:ARG:N	1.75	1.01
24:BA:825:A:H1'	35:BL:54:GLN:NE2	1.76	1.01
24:DA:302:C:O2'	24:DA:303:G:H8	1.42	1.01
39:BP:50:ARG:CB	39:BP:57:ALA:H	1.73	1.01
43:BT:50:LEU:H	43:BT:50:LEU:HD12	1.22	1.01
14:CO:63:ARG:HH22	24:DA:715:A:H5'	1.21	1.01
55:CA:1450:U:H4'	55:CA:1451:U:H5	1.25	1.01
32:BI:79:LEU:HA	32:BI:83:ALA:HB3	1.36	1.01
24:DA:271:G:O2'	24:DA:272:A:H5''	1.59	1.01
24:DA:1439:A:C2	24:DA:1552:A:C6	2.48	1.01
24:DA:2746:U:H1'	30:DG:138:GLN:HE21	1.25	1.01
36:DM:27:SER:H	36:DM:66:ARG:NH2	1.59	1.01
46:BW:37:VAL:HG12	46:BW:38:ARG:H	1.19	1.00
9:CJ:79:PRO:HA	9:CJ:84:VAL:HG11	1.39	1.00
24:BA:2725:A:O2'	24:BA:2726:A:H2'	1.58	1.00
54:B4:36:ARG:HG2	54:B4:37:GLN:H	1.22	1.00
36:DM:136:MET:OXT	36:DM:136:MET:HG2	1.59	1.00
33:BJ:6:ALA:HB3	33:BJ:45:THR:HG21	1.41	1.00
33:BJ:21:THR:HG22	33:BJ:22:GLY:N	1.76	0.99

*Continued on next page...*

*Continued from previous page...*

Atom-1	Atom-2	Interatomic distance (Å)	Clash overlap (Å)
26:DC:15:VAL:HG22	26:DC:205:GLY:HA3	1.43	0.99
55:CA:211:G:H2'	55:CA:211:G:N3	1.74	0.99
27:BD:106:LYS:HB3	27:BD:206:ALA:HB3	1.41	0.99
26:DC:144:GLU:HA	26:DC:151:GLY:HA2	1.42	0.99
27:DD:124:ARG:HD3	27:DD:125:TRP:NE1	1.77	0.99
2:AC:76:ILE:HA	2:AC:83:VAL:HG23	1.43	0.99
24:DA:2886:A:H62	50:D0:39:ARG:HD3	1.25	0.99
12:CM:102:LYS:HA	55:CA:1226:C:H5	1.24	0.99
24:DA:197:A:N6	24:DA:2430:A:H2'	1.77	0.99
24:DA:1439:A:C2	24:DA:1552:A:C5	2.50	0.99
8:AI:129:ARG:NH2	21:AA:966:G:H21	1.59	0.99
46:DW:13:ARG:HG3	46:DW:14:ASP:H	1.28	0.99
11:CL:43:LYS:HB3	11:CL:44:PRO:CD	1.91	0.99
21:AA:982:U:H4'	21:AA:983:A:O5'	1.61	0.99
18:CS:38:THR:HG1	18:CS:40:PHE:HD1	1.04	0.99
55:CA:1278:G:H4'	55:CA:1279:G:O5'	1.60	0.99
24:BA:855:G:H21	46:BW:23:LYS:HG2	1.26	0.98
28:DE:170:ARG:HH22	28:DE:176:ASP:HB2	1.25	0.98
13:AN:20:PHE:HA	13:AN:24:ALA:HB3	1.45	0.98
21:AA:1349:A:H2'	21:AA:1350:A:H8	1.25	0.98
4:AE:156:ARG:HG2	7:AH:63:LYS:HZ1	1.24	0.98
21:AA:1050:G:HO2'	21:AA:1051:C:H6	1.01	0.98
42:BS:96:ILE:O	42:BS:96:ILE:HG13	1.62	0.98
24:DA:1311:G:H21	24:DA:1603:A:H62	1.04	0.98
37:DN:37:THR:HG22	37:DN:39:PRO:HD2	1.44	0.98
55:CA:183:C:O2'	55:CA:184:G:H5'	1.63	0.98
36:BM:35:ALA:O	36:BM:36:VAL:HB	1.64	0.98
24:DA:2748:A:H1'	30:DG:66:THR:HG22	1.45	0.98
21:AA:6:G:N3	21:AA:6:G:H2'	1.79	0.98
55:CA:282:A:H2'	55:CA:283:U:C6	1.97	0.98
24:BA:1079:C:N4	24:BA:1088:A:H2	1.62	0.98
45:BV:80:HIS:HD2	45:BV:83:LYS:H	1.11	0.98
24:DA:2023:C:HO2'	24:DA:2024:G:H8	1.01	0.98
6:AG:14:ASP:HB3	6:AG:18:GLY:H	1.29	0.98
46:BW:9:THR:HG23	46:BW:10:ARG:HD3	1.45	0.98
7:CH:52:GLY:HA3	7:CH:56:PRO:HA	1.43	0.98
24:DA:2324:U:H5'	24:DA:2325:G:H5''	1.45	0.98
24:BA:637:A:H4'	24:BA:638:G:O5'	1.62	0.97
31:BH:31:VAL:HB	31:BH:32:PRO:HD2	1.45	0.97
40:BQ:69:ARG:HH21	40:BQ:69:ARG:HB2	1.23	0.97
1:AB:40:ILE:HD13	1:AB:201:GLY:HA2	1.46	0.97

*Continued on next page...*

*Continued from previous page...*

Atom-1	Atom-2	Interatomic distance (Å)	Clash overlap (Å)
41:BR:49:ILE:CD1	41:BR:52:PRO:HA	1.93	0.97
41:BR:49:ILE:HD12	41:BR:52:PRO:HA	0.97	0.97
1:CB:19:THR:HB	1:CB:37:VAL:HA	1.46	0.97
24:DA:616:A:H2'	24:DA:617:G:C8	1.99	0.97
8:AI:129:ARG:HH21	21:AA:966:G:H21	1.12	0.97
24:BA:826:U:O2'	35:BL:53:GLY:HA3	1.64	0.97
55:CA:372:C:H4'	55:CA:373:A:H5'	1.46	0.97
24:DA:475:C:H2'	24:DA:476:G:C8	1.99	0.97
24:DA:491:G:H2'	24:DA:492:A:C8	2.00	0.97
27:BD:5:VAL:H	27:BD:32:ASN:HD21	1.08	0.97
2:CC:2:GLN:HB3	55:CA:1191:A:OP1	1.65	0.97
55:CA:282:A:H2'	55:CA:283:U:H6	1.26	0.97
24:DA:2836:U:HO2'	24:DA:2837:A:H8	0.99	0.97
4:AE:19:ARG:HA	4:AE:31:SER:O	1.64	0.97
8:AI:6:TYR:HE2	8:AI:17:ARG:HB2	1.29	0.97
29:BF:104:THR:HG22	29:BF:105:ILE:HG23	1.47	0.97
24:DA:1552:A:H2'	24:DA:1552:A:N3	1.79	0.97
41:BR:49:ILE:HD12	41:BR:52:PRO:CA	1.94	0.97
55:CA:6:G:H2'	55:CA:6:G:N3	1.80	0.97
24:DA:1429:G:O2'	24:DA:1430:G:H8	1.46	0.97
21:AA:430:A:O2'	21:AA:431:A:H5'	1.63	0.96
24:BA:1179:G:C5	24:BA:1180:U:H1'	2.00	0.96
24:DA:1716:U:O2'	24:DA:1717:A:H8	1.46	0.96
11:AL:23:LEU:HG	11:AL:24:GLU:H	1.28	0.96
24:BA:990:A:H8	24:BA:990:A:H5'	1.30	0.96
24:BA:2136:G:H2'	24:BA:2137:U:C5	1.99	0.96
24:DA:1731:G:O2'	24:DA:1732:C:H5''	1.64	0.96
40:DQ:4:LYS:NZ	40:DQ:6:GLY:HA3	1.79	0.96
43:DT:39:THR:HG21	43:DT:42:GLU:HB2	1.42	0.96
31:DH:97:ARG:O	31:DH:98:ASP:HB2	1.64	0.96
21:AA:1258:G:O2'	21:AA:1259:C:H5'	1.64	0.96
17:CR:72:ARG:HE	17:CR:72:ARG:H	1.01	0.96
21:AA:1046:A:O2'	21:AA:1047:G:H5'	1.65	0.96
11:AL:33:CYS:HB3	11:AL:54:VAL:HG22	1.46	0.96
27:BD:13:ARG:HH12	39:BP:74:GLN:HE21	1.04	0.96
8:CI:125:GLN:H	8:CI:125:GLN:HE21	1.04	0.96
9:CJ:52:LEU:HB2	13:CN:80:ARG:HE	1.30	0.96
24:DA:1283:G:H22	24:DA:1286:A:H5'	1.26	0.96
24:DA:2631:G:H2'	24:DA:2632:A:H5''	1.48	0.96
45:DV:29:ILE:HD13	45:DV:31:TYR:CE2	1.99	0.96
26:BC:251:THR:HG22	26:BC:252:LYS:H	1.26	0.96

*Continued on next page...*

*Continued from previous page...*

Atom-1	Atom-2	Interatomic distance (Å)	Clash overlap (Å)
37:BN:33:ILE:HG23	37:BN:114:GLU:HB3	1.47	0.96
6:CG:91:ARG:HG2	6:CG:92:PRO:HD2	1.47	0.96
2:AC:154:GLY:HA2	2:AC:162:ALA:HB1	1.48	0.95
1:CB:104:LYS:HD2	1:CB:104:LYS:H	1.31	0.95
31:BH:31:VAL:HB	31:BH:32:PRO:CD	1.95	0.95
1:AB:22:TRP:HA	1:AB:189:ASN:HA	1.46	0.95
24:DA:1537:G:C2'	24:DA:1538:G:H4'	1.95	0.95
21:AA:1054:C:C5	22:AX:34:G:H1'	2.02	0.95
24:BA:2136:G:H2'	24:BA:2137:U:H5	1.28	0.95
37:BN:38:LEU:O	37:BN:38:LEU:HD12	1.65	0.95
10:CK:115:ILE:HD12	20:CU:23:GLU:HG2	1.47	0.95
24:BA:1073:A:H2'	24:BA:1074:G:H5''	1.46	0.95
8:CI:125:GLN:H	8:CI:125:GLN:NE2	1.63	0.95
24:DA:1476:U:O2'	24:DA:1477:A:O5'	1.84	0.95
24:DA:1931:U:H2'	24:DA:1932:A:H8	1.29	0.95
34:DK:111:LYS:H	34:DK:111:LYS:HE3	1.32	0.95
36:DM:19:GLY:H	36:DM:38:ARG:HH21	1.10	0.95
39:DP:91:VAL:HG22	39:DP:109:ILE:HG21	1.48	0.95
24:BA:2355:G:H4'	46:BW:20:LEU:HD13	1.48	0.95
36:BM:40:ARG:HB2	36:BM:93:VAL:HG21	1.49	0.95
24:DA:1439:A:C6	24:DA:1552:A:N7	2.35	0.95
21:AA:183:C:O2'	21:AA:184:G:H5'	1.67	0.95
30:BG:84:LYS:HG3	30:BG:132:LEU:N	1.80	0.95
20:CU:24:LYS:HG3	20:CU:25:ALA:H	1.31	0.94
55:CA:1213:A:O2'	55:CA:1214:C:C5'	2.14	0.94
24:DA:1784:A:H4'	24:DA:1785:A:O5'	1.66	0.94
6:AG:87:PRO:HG3	6:AG:148:LYS:HA	1.44	0.94
21:AA:204:G:H3'	21:AA:205:A:H5''	1.45	0.94
24:BA:639:U:H2'	24:BA:640:C:C6	2.01	0.94
20:CU:36:PHE:HB3	20:CU:40:PRO:HD3	1.46	0.94
46:DW:27:GLY:HA2	46:DW:31:LEU:HD11	1.47	0.94
7:CH:11:THR:HG22	7:CH:14:ARG:HH12	1.28	0.94
24:DA:491:G:H2'	24:DA:492:A:H8	1.31	0.94
8:AI:50:PRO:HD3	8:AI:79:ARG:HG2	1.48	0.94
28:BE:169:VAL:O	28:BE:170:ARG:HD2	1.67	0.94
12:CM:102:LYS:HA	55:CA:1226:C:C5	2.03	0.94
56:DB:42:C:H2'	56:DB:43:C:C6	2.03	0.94
55:CA:1218:C:H2'	55:CA:1219:A:C8	2.03	0.94
24:DA:96:C:H4'	48:DY:41:HIS:CD2	2.03	0.94
24:DA:1935:G:H1'	24:DA:1964:G:N2	1.83	0.94
31:DH:3:VAL:HG12	31:DH:38:PRO:HA	1.50	0.94

*Continued on next page...*

*Continued from previous page...*

Atom-1	Atom-2	Interatomic distance (Å)	Clash overlap (Å)
10:AK:28:ASN:HD21	10:AK:47:GLY:H	1.11	0.94
33:BJ:81:ILE:HG23	33:BJ:82:GLY:H	1.30	0.94
46:BW:24:ARG:HD2	46:BW:25:PHE:N	1.81	0.94
24:DA:142:A:H2'	24:DA:143:C:C6	2.03	0.94
1:AB:24:PRO:HG3	21:AA:830:G:H5'	1.50	0.93
24:BA:1287:A:O2'	24:BA:1288:G:H5'	1.68	0.93
40:BQ:10:ARG:HB2	40:BQ:10:ARG:NH1	1.83	0.93
36:BM:108:VAL:HG13	36:BM:109:PRO:HD2	1.50	0.93
24:DA:1326:U:HO2'	24:DA:1327:A:H8	0.96	0.93
24:DA:1915:U:H2'	24:DA:1916:A:C8	2.04	0.93
29:DF:137:PHE:HB2	29:DF:138:PRO:HD2	1.49	0.93
24:BA:1056:G:H5''	24:BA:1057:A:H5'	1.47	0.93
9:CJ:84:VAL:HG23	9:CJ:85:ASP:H	1.34	0.93
55:CA:1088:G:H21	55:CA:1167:A:H61	1.14	0.93
1:AB:113:LEU:HD22	1:AB:143:LEU:HG	1.48	0.93
24:DA:364:C:H2'	24:DA:365:U:C6	2.04	0.93
24:DA:589:U:O2'	24:DA:590:A:H8	1.50	0.93
11:AL:43:LYS:HD3	11:AL:43:LYS:H	1.32	0.93
43:BT:30:ILE:HG23	43:BT:85:VAL:HB	1.51	0.93
20:CU:39:LYS:H	20:CU:40:PRO:HD2	1.32	0.93
46:DW:39:GLN:HE22	46:DW:58:LEU:HD23	1.34	0.93
49:BZ:29:ARG:HH21	49:BZ:29:ARG:HG3	1.34	0.93
21:AA:109:A:H2'	21:AA:326:G:H21	1.34	0.92
35:BL:93:ASN:HD22	35:BL:94:THR:N	1.67	0.92
24:DA:1469:A:H2'	24:DA:1470:A:C8	2.03	0.92
55:CA:977:A:H2'	55:CA:1224:U:O4	1.69	0.92
24:DA:15:G:OP1	50:D0:20:ALA:HB2	1.70	0.92
24:DA:33:C:O2'	24:DA:34:U:H5'	1.68	0.92
35:DL:23:ILE:HG13	41:DR:82:HIS:CE1	2.04	0.92
42:BS:73:LYS:HE3	42:BS:74:ILE:H	1.34	0.92
24:DA:802:A:H2'	24:DA:803:U:C6	2.03	0.92
24:BA:802:A:H2'	24:BA:803:U:C6	2.04	0.92
24:BA:1784:A:H4'	24:BA:1785:A:O5'	1.66	0.92
34:BK:111:LYS:HE2	34:BK:111:LYS:H	1.33	0.92
55:CA:512:U:O2'	55:CA:513:C:H5'	1.70	0.92
55:CA:1399:C:H4'	55:CA:1400:C:O5'	1.68	0.92
21:AA:1349:A:H2'	21:AA:1350:A:C8	2.05	0.92
24:BA:2233:U:H2'	24:BA:2234:G:C8	2.04	0.92
42:BS:18:ARG:HG2	42:BS:76:VAL:HG13	1.49	0.92
35:BL:29:LYS:HG2	35:BL:30:THR:HG23	1.50	0.92
38:BO:49:VAL:HG21	38:BO:82:ALA:HA	1.51	0.92

*Continued on next page...*



*Continued from previous page...*

Atom-1	Atom-2	Interatomic distance (Å)	Clash overlap (Å)
55:CA:1255:G:H22	55:CA:1283:U:H3	1.18	0.92
55:CA:1450:U:H4'	55:CA:1451:U:C5	2.04	0.92
24:DA:445:C:O2'	24:DA:446:G:O4'	1.88	0.92
32:BI:23:VAL:HB	32:BI:27:LEU:HB3	1.49	0.92
33:BJ:30:THR:HG22	33:BJ:31:GLU:N	1.85	0.92
38:BO:31:THR:CG2	38:BO:34:HIS:H	1.82	0.92
4:CE:38:VAL:HG12	4:CE:39:GLY:H	1.32	0.92
40:DQ:4:LYS:HZ2	40:DQ:6:GLY:HA3	1.29	0.92
46:DW:28:GLU:H	46:DW:31:LEU:HD21	1.32	0.92
24:DA:2051:A:H4'	24:DA:2052:A:OP1	1.68	0.92
5:AF:50:PRO:HD2	17:AR:73:HIS:HD2	1.35	0.92
30:BG:8:VAL:HG11	30:BG:49:LEU:HB2	1.50	0.92
24:DA:1238:G:H2'	24:DA:1239:G:H8	1.33	0.92
28:DE:130:LYS:HB3	28:DE:133:LEU:HB3	1.52	0.92
24:DA:444:C:HO2'	24:DA:445:C:H6	0.98	0.91
24:DA:647:G:H2'	24:DA:648:G:H8	1.32	0.91
43:DT:29:THR:HB	43:DT:87:LEU:H	1.33	0.91
11:CL:80:LEU:HD23	11:CL:97:VAL:HG21	1.51	0.91
55:CA:132:C:HO2'	55:CA:133:U:H6	0.95	0.91
55:CA:1215:G:O2'	55:CA:1216:A:H5'	1.69	0.91
24:DA:1474:U:H2'	24:DA:1475:G:H5'	1.52	0.91
29:BF:134:GLN:HG2	29:BF:135:ILE:H	1.36	0.91
43:BT:56:GLU:HG2	43:BT:57:VAL:HG12	1.51	0.91
55:CA:547:A:H4'	55:CA:548:G:O5'	1.66	0.91
24:DA:915:C:H2'	24:DA:916:G:C8	2.04	0.91
39:DP:63:ILE:HA	39:DP:68:GLY:HA2	1.52	0.91
21:AA:71:A:H61	21:AA:99:C:H1'	1.34	0.91
21:AA:94:G:H4'	21:AA:95:C:C5'	2.01	0.91
24:DA:1010:A:O2'	24:DA:1011:G:H5''	1.70	0.91
39:DP:20:ARG:HG2	39:DP:112:ARG:HH12	1.33	0.91
8:CI:125:GLN:HE21	8:CI:125:GLN:N	1.69	0.91
24:DA:247:G:H4'	24:DA:386:G:C5	2.05	0.91
24:DA:1565:C:HO2'	24:DA:1566:A:H8	1.05	0.91
24:BA:979:A:H2'	24:BA:982:C:H42	1.33	0.91
21:AA:486:U:H2'	21:AA:487:A:C8	2.05	0.91
29:DF:74:ALA:HB3	29:DF:78:ILE:HG13	1.53	0.91
2:AC:56:ILE:HG12	2:AC:65:VAL:HG22	1.53	0.91
21:AA:496:A:H2'	21:AA:496:A:N3	1.82	0.91
41:BR:42:ALA:HA	41:BR:46:GLU:HB2	1.52	0.91
42:BS:73:LYS:HE3	42:BS:74:ILE:N	1.85	0.91
46:BW:28:GLU:HB3	46:BW:31:LEU:HD21	1.53	0.91

*Continued on next page...*

*Continued from previous page...*

Atom-1	Atom-2	Interatomic distance (Å)	Clash overlap (Å)
27:DD:106:LYS:HB3	27:DD:206:ALA:HB3	1.52	0.91
3:AD:68:GLU:HG3	21:AA:545:C:H5'	1.53	0.90
28:DE:47:LYS:HB3	28:DE:51:GLU:HB2	1.53	0.90
46:DW:40:ARG:HG2	46:DW:40:ARG:NH1	1.80	0.90
24:BA:1060:U:H5''	24:BA:1061:U:H5'	1.51	0.90
24:BA:1746:A:H2'	24:BA:1747:U:C6	2.05	0.90
55:CA:1382:C:HO2'	55:CA:1383:C:H6	0.96	0.90
24:DA:616:A:H2'	24:DA:617:G:H8	1.35	0.90
34:BK:21:CYS:HB2	34:BK:39:ILE:HD11	1.53	0.90
40:BQ:65:ASN:HD21	40:BQ:69:ARG:HH22	1.15	0.90
24:DA:2135:A:H2'	24:DA:2136:G:O4'	1.70	0.90
1:AB:89:PHE:HB3	1:AB:149:GLY:HA2	1.54	0.90
1:AB:108:GLN:HE21	1:AB:108:GLN:H	1.17	0.90
32:BI:15:GLY:HA2	32:BI:50:LYS:HB3	1.53	0.90
21:AA:1319:A:H4'	21:AA:1320:C:OP1	1.71	0.90
40:BQ:63:ARG:HH12	40:BQ:96:ASP:CA	1.83	0.90
1:CB:79:VAL:HA	1:CB:213:LEU:HD21	1.51	0.90
24:DA:373:U:HO2'	24:DA:374:A:H8	0.90	0.90
24:BA:859:G:H8	24:BA:859:G:OP2	1.55	0.90
24:DA:915:C:H2'	24:DA:916:G:H8	1.36	0.90
30:DG:93:TYR:H	30:DG:93:TYR:HD2	1.16	0.90
15:AP:73:ALA:O	15:AP:77:GLU:HB2	1.72	0.90
41:BR:16:GLU:HA	41:BR:98:ILE:HG22	1.53	0.90
24:DA:397:U:OP1	47:DX:30:PRO:HA	1.72	0.90
24:DA:647:G:H2'	24:DA:648:G:C8	2.07	0.90
3:AD:109:THR:HG23	3:AD:112:GLU:H	1.33	0.90
21:AA:212:G:O2'	21:AA:213:G:H8	1.52	0.90
24:DA:2036:C:O2'	24:DA:2037:A:C8	2.25	0.90
37:DN:22:ARG:HG3	37:DN:70:THR:HA	1.52	0.90
24:BA:752:A:H62	24:BA:2609:U:H3	1.17	0.90
43:BT:39:THR:HB	43:BT:42:GLU:HB2	1.51	0.90
24:BA:2354:C:H4'	46:BW:31:LEU:HD22	1.54	0.89
24:DA:2311:A:H2'	24:DA:2311:A:N3	1.86	0.89
10:AK:28:ASN:ND2	10:AK:47:GLY:H	1.70	0.89
27:BD:9:VAL:HG22	27:BD:26:VAL:HB	1.54	0.89
55:CA:1241:G:O2'	55:CA:1242:G:H8	1.54	0.89
26:DC:128:THR:HG22	26:DC:188:ARG:HB3	1.54	0.89
24:BA:1563:U:H2'	24:BA:1564:C:H6	1.38	0.89
24:DA:2358:A:H61	35:DL:54:GLN:HE22	1.17	0.89
4:AE:76:ASN:HB3	4:AE:81:GLN:HG3	1.54	0.89
4:AE:94:PHE:HZ	4:AE:96:GLN:HE21	1.17	0.89

*Continued on next page...*

*Continued from previous page...*

Atom-1	Atom-2	Interatomic distance (Å)	Clash overlap (Å)
21:AA:555:U:H2'	21:AA:556:C:H6	1.37	0.89
24:DA:2308:G:O6	24:DA:2311:A:N6	2.06	0.89
38:DO:115:LEU:H	38:DO:115:LEU:HD13	1.36	0.89
13:AN:40:ARG:HH12	13:AN:44:VAL:HG21	1.35	0.89
24:BA:2308:G:HO2'	24:BA:2310:C:H5	0.93	0.89
24:DA:1739:A:H2'	24:DA:1740:G:H8	1.37	0.89
13:CN:89:ARG:HG3	13:CN:91:GLU:HG2	1.54	0.89
21:AA:513:C:H2'	21:AA:514:C:H6	1.37	0.89
27:BD:53:GLY:HA3	27:BD:77:ARG:H	1.38	0.89
5:AF:50:PRO:HD2	17:AR:73:HIS:CD2	2.08	0.89
6:AG:3:ARG:HG3	6:AG:4:ARG:H	1.38	0.89
6:AG:74:VAL:HG21	6:AG:143:MET:HG2	1.51	0.89
24:BA:197:A:H62	24:BA:2430:A:H2'	1.33	0.89
24:BA:860:U:O2'	24:BA:861:A:H5'	1.73	0.89
24:DA:1739:A:H2'	24:DA:1740:G:C8	2.08	0.89
4:AE:76:ASN:HB3	4:AE:81:GLN:CG	2.03	0.89
24:BA:118:A:C8	24:BA:119:A:C8	2.61	0.89
40:BQ:43:GLN:HE21	41:BR:77:PHE:HB3	1.24	0.89
21:AA:1530:G:O2'	21:AA:1531:A:H8	1.56	0.89
26:BC:12:ARG:HH11	26:BC:12:ARG:CG	1.86	0.89
7:CH:73:SER:HB2	7:CH:129:ALA:HB3	1.52	0.89
55:CA:181:A:HO2'	55:CA:182:A:H2	0.94	0.89
27:BD:97:SER:HB3	27:BD:99:GLU:OE1	1.74	0.88
55:CA:1356:G:H2'	55:CA:1357:A:C8	2.08	0.88
24:DA:2259:U:O2'	24:DA:2260:C:H6	1.54	0.88
48:DY:20:ASN:HD22	48:DY:50:VAL:HG22	1.35	0.88
24:DA:946:C:HO2'	24:DA:947:A:H8	0.89	0.88
24:DA:2056:G:H21	50:D0:1:ALA:H3	1.19	0.88
1:CB:67:LEU:HB2	1:CB:160:LEU:HG	1.56	0.88
6:CG:118:ARG:NH2	55:CA:1239:A:H3'	1.88	0.88
7:CH:106:SER:HA	55:CA:642:A:N7	1.88	0.88
28:BE:79:ARG:HG2	28:BE:80:SER:H	1.38	0.88
2:CC:106:ARG:HD3	2:CC:106:ARG:H	1.37	0.88
30:BG:122:ALA:HB2	30:BG:132:LEU:HB3	1.54	0.88
1:CB:114:LYS:HA	1:CB:117:GLU:HG2	1.55	0.88
55:CA:151:A:H2'	55:CA:152:A:O4'	1.74	0.88
55:CA:499:A:O2'	55:CA:500:G:C8	2.25	0.88
24:DA:637:A:H4'	24:DA:638:G:O5'	1.69	0.88
24:DA:668:A:H2'	24:DA:670:A:H62	1.37	0.88
24:BA:1509:A:O2'	24:BA:1510:G:O5'	1.92	0.88
51:B1:47:ILE:HD12	51:B1:47:ILE:H	1.38	0.88

*Continued on next page...*

*Continued from previous page...*

Atom-1	Atom-2	Interatomic distance (Å)	Clash overlap (Å)
24:DA:109:C:H4'	24:DA:348:A:H4'	1.55	0.88
24:DA:575:A:O2'	24:DA:576:U:H5'	1.73	0.88
33:BJ:44:TYR:CD1	40:BQ:59:LEU:HD11	2.08	0.88
46:BW:51:GLY:HA3	46:BW:59:PHE:CE2	2.08	0.88
55:CA:113:G:H1'	55:CA:354:G:H5'	1.56	0.88
24:BA:869:G:H4'	36:BM:8:LYS:HE2	1.56	0.88
55:CA:960:U:O2'	55:CA:1223:C:H5''	1.72	0.88
36:DM:35:ALA:HB3	36:DM:99:GLY:H	1.38	0.88
51:D1:7:LYS:HD3	53:D3:33:THR:HG21	1.55	0.88
24:DA:83:A:H61	24:DA:101:A:H5'	1.37	0.88
24:DA:2838:G:H1'	37:DN:45:ARG:HH22	1.38	0.88
15:CP:20:VAL:HG21	15:CP:32:PHE:HB2	1.53	0.88
24:DA:2385:C:HO2'	24:DA:2386:A:H8	1.22	0.88
41:DR:39:LEU:HA	41:DR:49:ILE:HG21	1.54	0.88
24:BA:954:G:C5	24:BA:955:U:C5	2.61	0.87
24:BA:2197:U:OP1	3:CD:150:LYS:HG3	1.74	0.87
55:CA:654:G:H2'	55:CA:655:A:C8	2.09	0.87
55:CA:1300:G:H22	55:CA:1334:G:H2'	1.37	0.87
24:DA:2024:G:H2'	24:DA:2025:C:C6	2.09	0.87
24:DA:2415:G:H4'	35:DL:66:PHE:HB2	1.53	0.87
7:AH:29:SER:HB3	7:AH:32:LYS:HG3	1.56	0.87
39:BP:20:ARG:HD2	39:BP:112:ARG:NH1	1.89	0.87
10:AK:87:GLY:N	10:AK:113:THR:HG22	1.90	0.87
24:BA:784:G:C6	26:BC:227:VAL:HG11	2.10	0.87
24:BA:1817:G:O2'	24:BA:1818:U:H5'	1.74	0.87
31:BH:45:GLU:O	31:BH:49:ALA:HB2	1.75	0.87
34:BK:18:ARG:HH11	34:BK:18:ARG:HG3	1.39	0.87
37:BN:73:ASN:HA	37:BN:76:VAL:HG12	1.54	0.87
56:DB:38:C:H4'	38:DO:100:HIS:NE2	1.88	0.87
2:AC:166:TRP:H	2:AC:166:TRP:HE3	1.16	0.87
16:AQ:18:LYS:HA	16:AQ:47:ASP:HB2	1.56	0.87
24:BA:370:G:O2'	24:BA:424:G:OP1	1.92	0.87
24:BA:638:G:H2'	24:BA:639:U:C6	2.10	0.87
55:CA:500:G:O2'	55:CA:501:C:H5'	1.74	0.87
24:BA:2327:A:H2'	24:BA:2328:A:C8	2.09	0.87
24:BA:2492:U:O2'	24:BA:2493:U:H5'	1.75	0.87
24:BA:2602:A:H4'	24:BA:2603:G:OP2	1.74	0.87
7:AH:95:MET:HB2	7:AH:98:LEU:O	1.73	0.87
21:AA:82:G:H21	21:AA:84:U:H3	1.20	0.87
24:BA:754:U:H2'	24:BA:755:U:H6	1.38	0.87
24:BA:1026:G:H2'	24:BA:1027:A:C8	2.10	0.87

*Continued on next page...*

*Continued from previous page...*

Atom-1	Atom-2	Interatomic distance (Å)	Clash overlap (Å)
31:BH:32:PRO:HB3	47:BX:38:TRP:HB3	1.56	0.87
8:CI:5:TYR:HB2	8:CI:20:ILE:HG22	1.54	0.87
55:CA:994:A:HO2'	55:CA:995:C:H6	0.89	0.87
55:CA:1157:A:H4'	55:CA:1158:C:O5'	1.72	0.87
31:DH:59:ALA:HA	31:DH:63:ALA:HB3	1.55	0.87
21:AA:967:C:H2'	21:AA:968:A:C8	2.10	0.87
24:BA:860:U:H5'	24:BA:860:U:H6	1.38	0.87
29:BF:132:ARG:O	29:BF:133:GLU:HB3	1.75	0.87
4:CE:148:SER:H	4:CE:151:MET:HE3	1.38	0.87
1:CB:11:ALA:HB1	1:CB:211:LEU:HD21	1.56	0.87
33:DJ:64:VAL:HG22	33:DJ:68:LYS:HE2	1.57	0.87
20:AU:19:LYS:HZ2	20:AU:19:LYS:HA	1.40	0.86
24:DA:272:A:O2'	24:DA:273:G:C8	2.27	0.86
28:BE:161:ALA:HA	28:BE:164:LEU:HB2	1.57	0.86
24:DA:395:U:O2'	24:DA:396:G:H8	1.56	0.86
46:BW:23:LYS:O	46:BW:66:VAL:HB	1.73	0.86
55:CA:977:A:H8	55:CA:1223:C:C2	1.93	0.86
17:AR:22:TYR:HB2	17:AR:61:ALA:HB2	1.56	0.86
17:AR:63:TYR:HE1	21:AA:734:G:H21	1.18	0.86
55:CA:922:G:H2'	55:CA:923:A:C8	2.11	0.86
24:DA:782:A:OP1	24:DA:782:A:H8	1.57	0.86
21:AA:82:G:N2	21:AA:84:U:H3	1.71	0.86
21:AA:946:A:H2'	21:AA:947:G:C8	2.10	0.86
30:DG:120:ILE:HG13	30:DG:140:ILE:HG22	1.57	0.86
46:DW:37:VAL:HG12	46:DW:55:ASP:HB2	1.56	0.86
3:AD:187:ARG:HH12	3:AD:191:SER:HB2	1.36	0.86
39:BP:61:ARG:HG2	39:BP:70:GLU:HG2	1.57	0.86
8:CI:17:ARG:HB2	8:CI:65:THR:HB	1.58	0.86
31:DH:115:VAL:HG12	31:DH:132:PHE:HB2	1.57	0.86
21:AA:94:G:H4'	21:AA:95:C:O5'	1.73	0.86
1:CB:53:LEU:HG	1:CB:219:THR:HG21	1.58	0.86
55:CA:1322:C:O2'	55:CA:1323:G:H5'	1.74	0.86
24:DA:1312:U:O2'	24:DA:1314:C:N4	2.08	0.86
24:DA:2458:G:H2'	24:DA:2490:G:H1	1.38	0.86
24:BA:2023:C:O2'	24:BA:2024:G:H5'	1.75	0.86
46:BW:9:THR:CG2	46:BW:10:ARG:HD3	2.05	0.86
24:DA:206:U:O2'	24:DA:207:A:H5'	1.76	0.86
24:DA:250:G:H2'	24:DA:251:A:C8	2.10	0.86
24:DA:1391:U:H4'	43:DT:19:LYS:HZ1	1.41	0.86
37:DN:62:ASN:O	37:DN:63:ARG:HB2	1.74	0.86
45:DV:31:TYR:OH	45:DV:90:ASP:HB3	1.75	0.86

*Continued on next page...*

*Continued from previous page...*

Atom-1	Atom-2	Interatomic distance (Å)	Clash overlap (Å)
21:AA:198:G:O2'	21:AA:199:A:H8	1.57	0.86
21:AA:484:G:H4'	21:AA:485:U:O5'	1.73	0.86
24:BA:459:U:HO2'	24:BA:460:A:H5'	1.40	0.86
24:BA:636:G:C6	35:BL:111:ILE:HD11	2.11	0.86
6:CG:101:ARG:HH12	55:CA:1375:A:H4'	1.40	0.86
7:CH:106:SER:HA	55:CA:642:A:C5	2.11	0.86
55:CA:197:A:C6	55:CA:221:C:H4'	2.11	0.86
24:DA:1639:C:H2'	24:DA:1640:A:H5''	1.58	0.86
45:DV:77:VAL:HA	45:DV:89:ILE:HG22	1.58	0.86
24:DA:1931:U:H2'	24:DA:1932:A:C8	2.11	0.86
35:DL:47:ARG:HH21	35:DL:47:ARG:HG2	1.38	0.86
6:AG:147:ASN:H	6:AG:147:ASN:HD22	1.24	0.85
21:AA:702:A:O2'	21:AA:703:G:OP1	1.91	0.85
24:BA:271:G:O2'	24:BA:272:A:H5''	1.76	0.85
24:BA:1063:G:H2'	24:BA:1064:C:O4'	1.76	0.85
30:BG:33:THR:HA	30:BG:34:ARG:HH11	1.40	0.85
24:DA:1508:A:H4'	24:DA:1509:A:OP1	1.73	0.85
26:BC:52:HIS:NE2	26:BC:218:THR:HG23	1.91	0.85
55:CA:555:U:H2'	55:CA:556:C:H6	1.41	0.85
32:DI:91:LYS:HB3	32:DI:94:LYS:HB2	1.57	0.85
34:DK:13:ASN:HD21	34:DK:97:THR:H	1.24	0.85
20:AU:19:LYS:HA	20:AU:19:LYS:NZ	1.91	0.85
55:CA:197:A:H4'	55:CA:198:G:O5'	1.72	0.85
55:CA:346:G:H2'	55:CA:346:G:N3	1.88	0.85
24:DA:1245:G:H4'	28:DE:33:VAL:HG11	1.58	0.85
24:DA:1857:G:H1'	24:DA:1884:G:H22	1.41	0.85
4:AE:96:GLN:OE1	4:AE:97:PRO:HD2	1.74	0.85
8:AI:59:LYS:HD2	8:AI:60:LEU:HD22	1.55	0.85
24:BA:669:G:H2'	24:BA:669:G:N3	1.90	0.85
28:BE:44:ARG:HG3	28:BE:44:ARG:NH2	1.90	0.85
6:CG:101:ARG:NH2	55:CA:940:C:H5'	1.90	0.85
24:DA:1654:A:O2'	24:DA:1655:A:H8	1.59	0.85
13:AN:44:VAL:HG23	13:AN:45:LEU:H	1.41	0.85
21:AA:423:G:H2'	21:AA:423:G:N3	1.88	0.85
21:AA:486:U:C6	21:AA:486:U:H5''	2.12	0.85
9:CJ:11:LYS:NZ	9:CJ:99:GLN:HB3	1.91	0.85
24:DA:1819:A:H1'	24:DA:1821:A:C6	2.11	0.85
21:AA:51:A:OP1	21:AA:51:A:H3'	1.76	0.85
21:AA:631:C:H5''	21:AA:632:U:H5'	1.57	0.85
24:BA:1560:G:H2'	24:BA:1561:C:H6	1.39	0.85
24:BA:1847:A:H8	24:BA:1848:A:N7	1.74	0.85

*Continued on next page...*

*Continued from previous page...*

Atom-1	Atom-2	Interatomic distance (Å)	Clash overlap (Å)
28:BE:146:VAL:HG23	28:BE:167:VAL:HG23	1.57	0.85
30:BG:7:PRO:O	30:BG:8:VAL:HB	1.74	0.85
24:DA:604:G:HO2'	24:DA:605:G:H8	0.86	0.85
24:DA:2385:C:O2'	24:DA:2386:A:H8	1.60	0.85
46:DW:40:ARG:HH11	46:DW:40:ARG:CG	1.88	0.85
21:AA:566:G:H4'	21:AA:567:G:OP1	1.76	0.85
24:BA:762:U:H4'	24:BA:763:G:O5'	1.77	0.85
26:BC:14:HIS:O	26:BC:203:VAL:HG11	1.74	0.85
33:BJ:31:GLU:HG3	33:BJ:142:ILE:HG21	1.59	0.85
24:DA:9:G:H1	24:DA:2629:U:H2'	1.42	0.85
46:DW:17:ALA:O	46:DW:18:LYS:HB3	1.74	0.85
54:D4:16:ILE:HG12	54:D4:25:VAL:HG22	1.56	0.85
24:BA:13:A:O2'	24:BA:15:G:N7	2.10	0.85
24:BA:181:A:H2'	24:BA:182:A:C8	2.11	0.85
24:BA:581:C:H2'	24:BA:582:A:H8	1.40	0.85
11:CL:2:THR:HB	11:CL:5:GLN:HB2	1.56	0.85
12:CM:12:LYS:HA	12:CM:12:LYS:HE3	1.56	0.85
24:DA:373:U:O2'	24:DA:374:A:H8	1.59	0.85
30:DG:124:CYS:HB3	30:DG:130:ILE:HA	1.57	0.85
21:AA:575:G:H4'	21:AA:576:C:C5'	2.07	0.85
21:AA:889:A:H4'	21:AA:890:G:OP1	1.77	0.85
21:AA:79:G:H2'	21:AA:80:A:H8	1.40	0.85
24:BA:459:U:H2'	24:BA:460:A:H8	1.40	0.85
34:BK:71:ARG:HB2	34:BK:72:PRO:HD3	1.58	0.85
24:DA:1635:A:O2'	24:DA:1636:U:H5'	1.75	0.85
24:DA:2408:U:O2'	24:DA:2409:G:H8	1.57	0.85
24:BA:931:U:O4	24:BA:1166:G:N2	2.09	0.84
48:BY:56:LEU:O	48:BY:57:LEU:HB3	1.73	0.84
24:DA:510:C:H2'	24:DA:511:U:C6	2.12	0.84
24:DA:2837:A:H2'	24:DA:2838:G:C8	2.12	0.84
27:DD:34:VAL:HG12	27:DD:48:ILE:HD11	1.59	0.84
37:BN:79:LEU:O	37:BN:80:PHE:HB2	1.76	0.84
55:CA:1203:C:H2'	55:CA:1204:A:C8	2.11	0.84
24:DA:1062:G:O4'	24:DA:1088:A:N7	2.10	0.84
34:DK:38:ILE:HG12	34:DK:61:VAL:HG12	1.60	0.84
21:AA:486:U:H5''	21:AA:486:U:H6	1.41	0.84
21:AA:548:G:O2'	21:AA:549:C:H5'	1.77	0.84
21:AA:1157:A:H4'	21:AA:1158:C:O5'	1.76	0.84
10:CK:110:THR:HG22	20:CU:4:LYS:HA	1.60	0.84
24:DA:1996:C:H4'	24:DA:1997:C:OP1	1.75	0.84
21:AA:1236:A:H4'	21:AA:1304:G:H4'	1.57	0.84

*Continued on next page...*

*Continued from previous page...*

Atom-1	Atom-2	Interatomic distance (Å)	Clash overlap (Å)
24:BA:335:C:H5''	44:BU:81:ARG:HD3	1.59	0.84
24:BA:1140:C:P	33:BJ:68:LYS:HZ3	1.99	0.84
47:BX:5:GLN:NE2	47:BX:49:ARG:H	1.75	0.84
5:CF:92:THR:HG22	5:CF:94:HIS:H	1.42	0.84
55:CA:374:A:H5''	55:CA:452:A:N1	1.91	0.84
55:CA:1299:A:H2'	55:CA:1299:A:N3	1.91	0.84
24:DA:2460:U:H2'	24:DA:2461:A:C8	2.12	0.84
27:DD:119:ALA:HB3	27:DD:163:GLY:H	1.41	0.84
55:CA:576:C:H3'	55:CA:577:G:H3'	1.59	0.84
24:DA:2757:A:N1	30:DG:66:THR:HG21	1.93	0.84
30:DG:1:SER:HB2	30:DG:61:TRP:HB3	1.60	0.84
42:DS:8:ARG:O	42:DS:9:HIS:HB2	1.76	0.84
19:AT:6:ALA:HB1	19:AT:9:ARG:HB2	1.58	0.84
22:AX:27:G:H8	22:AX:27:G:H5''	1.42	0.84
24:BA:279:A:O2'	24:BA:280:U:H5'	1.77	0.84
24:BA:320:A:HO2'	24:BA:322:A:H8	1.24	0.84
55:CA:834:U:H2'	55:CA:835:U:C6	2.12	0.84
24:DA:607:U:OP1	28:DE:98:LYS:HB3	1.78	0.84
24:DA:2520:C:O2'	24:DA:2521:C:H6	1.59	0.84
21:AA:1138:G:N3	21:AA:1138:G:H2'	1.92	0.84
24:BA:545:U:H2'	24:BA:546:U:H4'	1.58	0.84
40:BQ:4:LYS:HG3	40:BQ:5:ARG:H	1.42	0.84
24:DA:1069:A:O2'	24:DA:1070:A:H5'	1.76	0.84
24:DA:2825:G:H3'	24:DA:2826:A:H8	1.41	0.84
24:BA:855:G:N2	46:BW:23:LYS:HG2	1.91	0.84
24:BA:860:U:H5'	24:BA:860:U:C6	2.12	0.84
39:BP:33:GLU:HB2	39:BP:38:ARG:HH11	1.43	0.84
1:CB:206:ILE:HA	1:CB:209:VAL:HG22	1.59	0.84
55:CA:913:A:O2'	55:CA:914:A:H5''	1.78	0.84
32:DI:104:GLN:HA	32:DI:107:GLU:HB2	1.60	0.84
9:AJ:35:GLN:HE21	9:AJ:35:GLN:HA	1.43	0.84
21:AA:390:U:H2'	21:AA:391:G:H8	1.42	0.84
29:BF:35:LEU:HB3	29:BF:153:ILE:CG2	2.07	0.84
2:CC:150:VAL:HG12	2:CC:199:VAL:HG12	1.59	0.84
55:CA:704:A:H2'	55:CA:705:G:H8	1.42	0.84
24:DA:919:U:H2'	24:DA:920:A:C8	2.12	0.84
24:DA:1662:U:H2'	24:DA:1663:G:H5''	1.57	0.84
24:BA:796:C:H2'	24:BA:797:G:H8	1.43	0.84
24:BA:2197:U:HO2'	24:BA:2198:A:H8	1.25	0.84
24:BA:2305:U:H2'	24:BA:2306:C:O4'	1.77	0.84
55:CA:496:A:N3	55:CA:496:A:H2'	1.91	0.84

*Continued on next page...*



*Continued from previous page...*

Atom-1	Atom-2	Interatomic distance (Å)	Clash overlap (Å)
24:DA:787:C:H3'	24:DA:791:C:H41	1.43	0.84
24:DA:922:C:H1'	46:DW:22:VAL:HG21	1.59	0.84
24:DA:1563:U:H2'	24:DA:1564:C:C6	2.13	0.84
34:DK:69:VAL:HG11	34:DK:106:GLU:HG2	1.58	0.84
13:AN:50:LEU:HB3	13:AN:51:PRO:HD2	1.60	0.83
21:AA:473:U:H2'	21:AA:474:G:H8	1.42	0.83
24:BA:945:A:H5'	24:BA:946:C:OP2	1.78	0.83
24:BA:1392:A:H2'	24:BA:1393:A:C8	2.13	0.83
36:BM:40:ARG:HB2	36:BM:93:VAL:CG2	2.08	0.83
1:CB:162:VAL:HG13	1:CB:184:ALA:HB2	1.59	0.83
55:CA:1255:G:N2	55:CA:1283:U:H3	1.75	0.83
22:AX:30:G:H2'	22:AX:31:A:H8	1.43	0.83
39:BP:3:ILE:HD13	39:BP:3:ILE:O	1.78	0.83
24:DA:1439:A:N1	24:DA:1552:A:N7	2.24	0.83
28:DE:148:ILE:HD13	28:DE:187:VAL:HG21	1.61	0.83
43:DT:44:LYS:O	43:DT:48:GLN:HG2	1.78	0.83
21:AA:94:G:H4'	21:AA:95:C:H5''	1.60	0.83
27:BD:107:VAL:H	27:BD:206:ALA:H	1.23	0.83
55:CA:1054:C:N4	22:CX:34:G:H1'	1.93	0.83
26:DC:146:LYS:HB2	26:DC:149:LYS:HB2	1.58	0.83
24:DA:654:A:H2'	24:DA:655:A:H5''	1.61	0.83
24:DA:1324:G:O2'	24:DA:1616:A:C6	2.31	0.83
24:DA:2287:A:HO2'	24:DA:2288:A:H3'	1.41	0.83
4:AE:37:VAL:HG21	4:AE:113:VAL:HG12	1.58	0.83
20:AU:52:VAL:HG13	20:AU:53:LYS:H	1.41	0.83
21:AA:1224:U:H4'	21:AA:1225:A:OP2	1.77	0.83
24:BA:404:A:O2'	24:BA:405:U:OP2	1.96	0.83
40:BQ:65:ASN:ND2	40:BQ:69:ARG:HH22	1.75	0.83
9:CJ:11:LYS:HZ1	9:CJ:99:GLN:HB3	1.44	0.83
12:CM:25:GLY:N	55:CA:1329:A:H5''	1.92	0.83
24:DA:16:C:H2'	24:DA:17:G:H8	1.43	0.83
24:DA:2273:A:H2'	24:DA:2274:A:C8	2.12	0.83
5:AF:53:LYS:NZ	21:AA:710:G:H5''	1.94	0.83
24:BA:74:A:H4'	24:BA:75:G:O5'	1.77	0.83
38:BO:51:ALA:HB3	38:BO:78:VAL:HG13	1.60	0.83
43:BT:29:THR:HB	43:BT:86:THR:HG22	1.58	0.83
24:DA:2776:A:H4'	24:DA:2777:G:O5'	1.77	0.83
27:DD:105:LYS:HA	27:DD:177:VAL:HG22	1.60	0.83
46:BW:39:GLN:HG2	46:BW:41:GLY:H	1.43	0.83
55:CA:116:A:H2'	55:CA:117:G:C8	2.14	0.83
55:CA:724:G:H2'	55:CA:725:G:H8	1.40	0.83

*Continued on next page...*

*Continued from previous page...*

Atom-1	Atom-2	Interatomic distance (Å)	Clash overlap (Å)
1:AB:113:LEU:HB2	1:AB:143:LEU:HD11	1.60	0.83
24:BA:2297:A:N1	24:BA:2321:U:H5	1.75	0.83
55:CA:519:C:H2'	55:CA:520:A:C8	2.13	0.83
24:DA:1676:A:C2	24:DA:1993:U:H5'	2.12	0.83
46:DW:27:GLY:CA	46:DW:31:LEU:HD11	2.08	0.83
24:BA:2756:U:H4'	24:BA:2757:A:O5'	1.78	0.83
46:BW:37:VAL:HG12	46:BW:38:ARG:N	1.94	0.83
4:CE:41:GLY:O	4:CE:118:GLY:HA3	1.77	0.83
55:CA:274:A:HO2'	55:CA:275:G:H8	1.25	0.83
24:DA:1283:G:N2	24:DA:1286:A:H5'	1.93	0.83
24:DA:2024:G:H2'	24:DA:2025:C:H6	1.43	0.83
6:AG:147:ASN:HD22	6:AG:147:ASN:N	1.75	0.83
27:BD:16:THR:HG23	27:BD:18:ASP:OD1	1.78	0.83
43:BT:44:LYS:HG3	43:BT:55:VAL:HG11	1.61	0.83
20:CU:16:ARG:HG3	20:CU:19:LYS:HG2	1.57	0.83
24:DA:1674:G:H21	24:DA:1677:A:H61	1.24	0.83
24:BA:1509:A:O2'	24:BA:1510:G:P	2.36	0.82
31:BH:2:GLN:O	31:BH:3:VAL:HG22	1.79	0.82
9:CJ:57:VAL:HG22	9:CJ:58:ASN:H	1.41	0.82
24:BA:2148:G:H2'	24:BA:2149:U:O4'	1.79	0.82
26:BC:246:PRO:HG2	26:BC:247:TRP:CZ3	2.14	0.82
24:DA:2682:A:H61	24:DA:2728:U:H1'	1.44	0.82
24:DA:2798:U:H5'	24:DA:2800:A:C5	2.13	0.82
26:DC:144:GLU:HB3	26:DC:187:CYS:HB2	1.60	0.82
35:DL:124:GLY:H	35:DL:143:GLU:HG3	1.44	0.82
39:DP:50:ARG:HB3	39:DP:56:SER:HB3	1.61	0.82
3:AD:172:VAL:HG22	3:AD:173:ASP:H	1.43	0.82
5:AF:46:GLN:HA	5:AF:56:LYS:HG2	1.61	0.82
9:AJ:57:VAL:HG22	9:AJ:58:ASN:H	1.45	0.82
21:AA:96:U:HO2'	21:AA:97:G:H8	1.27	0.82
21:AA:1386:G:H2'	21:AA:1387:G:H8	1.44	0.82
30:BG:96:ALA:HB3	30:BG:103:ASN:HB3	1.61	0.82
32:BI:100:ILE:HG22	32:BI:101:SER:H	1.45	0.82
53:B3:22:LYS:HA	53:B3:47:ALA:O	1.80	0.82
13:CN:89:ARG:HG3	13:CN:91:GLU:CG	2.09	0.82
19:CT:2:ASN:N	19:CT:7:LYS:HZ3	1.77	0.82
55:CA:82:G:C2'	55:CA:83:C:H4'	2.08	0.82
24:DA:1204:A:H4'	24:DA:1205:A:O5'	1.79	0.82
2:AC:86:LEU:O	2:AC:90:VAL:HG23	1.78	0.82
21:AA:654:G:H2'	21:AA:655:A:C8	2.15	0.82
21:AA:792:A:H4'	21:AA:793:U:O5'	1.79	0.82

*Continued on next page...*

*Continued from previous page...*

Atom-1	Atom-2	Interatomic distance (Å)	Clash overlap (Å)
21:AA:984:C:HO2'	21:AA:985:C:H6	0.85	0.82
24:BA:1673:G:H2'	24:BA:1674:G:H5'	1.61	0.82
32:BI:78:LEU:HD13	32:BI:108:ILE:HG23	1.60	0.82
8:CI:75:ALA:HA	8:CI:78:ILE:HD12	1.60	0.82
24:DA:656:G:H2'	24:DA:657:U:C6	2.13	0.82
56:DB:5:U:H2'	56:DB:6:G:C8	2.14	0.82
39:DP:88:ARG:HE	39:DP:112:ARG:HH21	1.25	0.82
21:AA:306:A:H2'	21:AA:307:C:C6	2.13	0.82
39:BP:50:ARG:CD	39:BP:51:ASN:H	1.93	0.82
46:BW:51:GLY:HA3	46:BW:59:PHE:CZ	2.14	0.82
14:CO:16:ARG:HB2	14:CO:23:SER:HB2	1.61	0.82
17:CR:72:ARG:H	17:CR:72:ARG:NE	1.78	0.82
55:CA:94:G:H4'	55:CA:95:C:OP1	1.79	0.82
24:DA:1809:A:O2'	24:DA:1810:A:H8	1.62	0.82
37:DN:2:ARG:HD2	37:DN:5:LYS:HB3	1.61	0.82
7:AH:6:ILE:HB	7:AH:76:ARG:HH12	1.41	0.82
7:AH:22:ALA:HA	7:AH:62:LEU:HB2	1.59	0.82
21:AA:558:G:OP1	59:AA:1841:HOH:O	1.98	0.82
35:BL:29:LYS:O	35:BL:31:GLY:N	2.12	0.82
55:CA:518:C:H4'	55:CA:519:C:H5''	1.61	0.82
31:DH:90:LEU:HB2	31:DH:123:ARG:HB3	1.61	0.82
32:DI:113:ALA:HB1	32:DI:124:MET:SD	2.18	0.82
11:AL:62:VAL:HG21	11:AL:94:TYR:HE2	1.44	0.82
21:AA:1240:U:H3'	21:AA:1241:G:H5'	1.59	0.82
24:BA:1932:A:H2'	24:BA:1933:G:O4'	1.80	0.82
30:BG:82:PHE:CE2	30:BG:137:LYS:HB2	2.13	0.82
46:BW:72:GLY:O	46:BW:74:LYS:N	2.13	0.82
24:DA:833:A:H2'	24:DA:834:G:C8	2.14	0.82
44:DU:14:THR:HG23	44:DU:15:GLY:H	1.45	0.82
50:D0:12:ARG:HG3	50:D0:15:ARG:HH11	1.44	0.82
10:AK:121:ARG:HE	20:AU:35:GLU:HG3	1.45	0.82
21:AA:198:G:HO2'	21:AA:199:A:H8	0.85	0.82
24:BA:1073:A:C2'	24:BA:1074:G:H5''	2.08	0.82
24:BA:1799:G:H4'	24:BA:1800:C:O5'	1.79	0.82
24:BA:1867:G:O2'	24:BA:1868:C:H5'	1.78	0.82
11:CL:34:THR:HG22	11:CL:35:ARG:HG2	1.62	0.82
18:CS:42:ASN:HB2	18:CS:43:MET:HE2	1.60	0.82
24:DA:2753:A:O2'	24:DA:2754:U:H5'	1.78	0.82
24:DA:2819:G:H2'	24:DA:2821:A:N7	1.95	0.82
35:DL:79:LEU:HB2	35:DL:113:ALA:H	1.42	0.82
1:AB:108:GLN:HA	1:AB:111:LYS:HB3	1.61	0.82

*Continued on next page...*

*Continued from previous page...*

Atom-1	Atom-2	Interatomic distance (Å)	Clash overlap (Å)
24:BA:1454:C:H41	37:BN:73:ASN:HD21	1.24	0.82
24:DA:2460:U:H2'	24:DA:2461:A:H8	1.43	0.82
36:DM:42:THR:HG22	36:DM:44:ARG:H	1.44	0.82
37:DN:28:LEU:HD21	37:DN:115:LEU:HD21	1.61	0.82
19:CT:81:GLN:NE2	55:CA:258:G:H5'	1.95	0.82
34:DK:61:VAL:HG11	34:DK:112:PHE:HE2	1.45	0.82
4:AE:83:PRO:HB3	4:AE:97:PRO:HD3	1.62	0.81
21:AA:1007:U:H2'	21:AA:1008:U:H5''	1.61	0.81
31:BH:8:LYS:O	31:BH:9:VAL:HB	1.80	0.81
37:BN:23:ASN:N	37:BN:23:ASN:HD22	1.77	0.81
38:BO:31:THR:HG22	38:BO:34:HIS:N	1.93	0.81
55:CA:9:G:H2'	55:CA:10:A:H8	1.45	0.81
55:CA:78:A:H2'	55:CA:79:G:C8	2.14	0.81
55:CA:1038:C:H2'	55:CA:1039:G:C8	2.15	0.81
24:DA:249:C:H5''	24:DA:2394:C:O2'	1.80	0.81
24:DA:1965:C:H5'	24:DA:1966:A:H5''	1.60	0.81
24:DA:2421:G:N7	53:D3:30:HIS:HD2	1.78	0.81
3:AD:115:GLN:HE21	3:AD:115:GLN:HA	1.44	0.81
19:AT:82:ILE:O	19:AT:86:ALA:HB3	1.80	0.81
21:AA:946:A:H2'	21:AA:947:G:H8	1.43	0.81
24:BA:947:A:H2'	24:BA:948:C:C6	2.15	0.81
24:BA:1998:A:OP2	27:BD:141:ARG:NH2	2.13	0.81
26:BC:244:VAL:HG12	26:BC:250:GLN:HA	1.61	0.81
4:CE:98:ALA:HB2	4:CE:123:LEU:HG	1.62	0.81
6:CG:24:LYS:O	6:CG:28:ILE:HG12	1.80	0.81
24:DA:1780:A:H4'	24:DA:1781:U:OP2	1.79	0.81
24:DA:2189:U:H2'	24:DA:2190:G:H5''	1.61	0.81
42:DS:6:LYS:NZ	42:DS:104:THR:HG23	1.95	0.81
2:AC:184:ASN:HD22	2:AC:185:THR:H	1.29	0.81
16:AQ:12:VAL:HG13	16:AQ:13:SER:H	1.45	0.81
21:AA:243:A:H4'	21:AA:244:U:H5''	1.62	0.81
24:BA:990:A:H5'	24:BA:990:A:C8	2.15	0.81
24:BA:1013:C:H2'	24:BA:1014:A:H8	1.45	0.81
24:BA:1368:G:H2'	24:BA:1369:G:H8	1.44	0.81
24:BA:1469:A:H2'	24:BA:1470:A:C8	2.15	0.81
24:BA:2472:G:H2'	24:BA:2475:C:H42	1.46	0.81
26:BC:80:LEU:HD11	26:BC:109:LEU:HG	1.62	0.81
45:BV:10:LYS:HD3	45:BV:10:LYS:H	1.45	0.81
1:CB:116:LEU:HA	1:CB:119:GLN:HB2	1.62	0.81
4:CE:104:ILE:HD13	4:CE:120:HIS:HA	1.62	0.81
8:CI:112:ARG:HH22	9:CJ:64:GLN:HE21	1.24	0.81

*Continued on next page...*

*Continued from previous page...*

Atom-1	Atom-2	Interatomic distance (Å)	Clash overlap (Å)
13:CN:63:CYS:HB3	13:CN:67:GLY:H	1.46	0.81
26:DC:62:ARG:HG2	26:DC:62:ARG:HH21	1.44	0.81
29:DF:64:PRO:HA	29:DF:88:VAL:HG22	1.60	0.81
32:DI:45:THR:HG23	32:DI:54:ILE:HD13	1.61	0.81
38:DO:30:ARG:HH11	38:DO:30:ARG:HG3	1.46	0.81
26:BC:109:LEU:HD23	26:BC:110:LYS:H	1.44	0.81
55:CA:820:U:H4'	55:CA:821:G:OP2	1.79	0.81
24:DA:794:A:H2'	24:DA:795:C:C6	2.15	0.81
24:DA:1558:C:H4'	24:DA:1559:U:H5'	1.62	0.81
28:DE:108:ILE:HD11	28:DE:181:ILE:HB	1.61	0.81
53:D3:41:ARG:HG3	53:D3:41:ARG:HH21	1.45	0.81
21:AA:1050:G:O2'	21:AA:1051:C:H6	1.64	0.81
21:AA:1197:A:O2'	21:AA:1198:G:H5'	1.79	0.81
27:BD:106:LYS:O	27:BD:107:VAL:HB	1.79	0.81
29:BF:35:LEU:HD13	29:BF:56:LEU:HD22	1.62	0.81
41:BR:49:ILE:HB	41:BR:51:VAL:O	1.81	0.81
46:BW:47:GLY:H	46:BW:80:SER:HB3	1.46	0.81
9:CJ:82:LYS:HA	9:CJ:86:ALA:HB3	1.63	0.81
24:DA:762:U:H4'	24:DA:763:G:O5'	1.81	0.81
24:DA:2756:U:O2'	24:DA:2757:A:H5'	1.81	0.81
24:BA:839:U:H2'	24:BA:840:C:C6	2.15	0.81
24:BA:1730:C:H1'	24:BA:1731:G:N2	1.95	0.81
28:BE:44:ARG:HG3	28:BE:44:ARG:HH21	1.44	0.81
29:BF:114:ARG:HD2	29:BF:114:ARG:H	1.46	0.81
55:CA:960:U:O2'	55:CA:1223:C:C5'	2.29	0.81
34:DK:35:VAL:HG23	34:DK:36:GLY:H	1.46	0.81
41:DR:27:ILE:HG22	41:DR:28:ALA:H	1.45	0.81
15:CP:54:LEU:HG	15:CP:55:ASP:H	1.46	0.81
20:CU:25:ALA:HA	20:CU:28:LEU:HB3	1.62	0.81
55:CA:654:G:H2'	55:CA:655:A:H8	1.45	0.81
24:BA:1560:G:H2'	24:BA:1561:C:C6	2.15	0.81
24:BA:2135:A:H2'	24:BA:2136:G:C8	2.16	0.81
44:BU:97:SER:O	44:BU:98:ASN:HB3	1.80	0.81
5:CF:11:HIS:CE1	5:CF:54:LEU:HD21	2.15	0.81
24:DA:1060:U:H4'	24:DA:1061:U:C5'	2.11	0.81
24:DA:1287:A:O2'	24:DA:1288:G:H5'	1.81	0.81
38:DO:67:ASN:H	38:DO:70:ALA:HB3	1.46	0.81
21:AA:939:G:H2'	21:AA:940:C:H6	1.45	0.81
24:BA:1430:G:H2'	24:BA:1431:A:H8	1.45	0.81
24:BA:2756:U:H1'	24:BA:2757:A:H5''	1.62	0.81
40:BQ:63:ARG:HD2	40:BQ:64:ILE:N	1.95	0.81

*Continued on next page...*

*Continued from previous page...*

Atom-1	Atom-2	Interatomic distance (Å)	Clash overlap (Å)
2:CC:196:GLY:H	55:CA:1057:G:H4'	1.46	0.81
24:DA:2056:G:N2	50:D0:1:ALA:H3	1.79	0.81
24:DA:2461:A:H1'	24:DA:2492:U:H3	1.45	0.81
29:DF:74:ALA:HB1	29:DF:76:PHE:CD2	2.15	0.81
44:DU:92:VAL:HB	44:DU:101:THR:HG21	1.63	0.81
49:DZ:16:LEU:H	49:DZ:16:LEU:HD22	1.46	0.81
1:AB:71:THR:HG22	1:AB:72:LYS:H	1.45	0.81
26:BC:166:ARG:O	26:BC:166:ARG:HG3	1.81	0.81
37:BN:73:ASN:HD22	37:BN:76:VAL:HG11	1.46	0.81
26:DC:43:ASN:ND2	26:DC:44:ASN:H	1.78	0.81
7:AH:17:GLN:HE21	7:AH:71:VAL:HG23	1.46	0.80
24:BA:994:C:H1'	41:BR:10:LYS:NZ	1.97	0.80
24:BA:1073:A:H3'	24:BA:1074:G:C5'	2.10	0.80
24:BA:2292:U:H2'	24:BA:2293:G:H8	1.46	0.80
40:BQ:91:ARG:NH2	40:BQ:93:ILE:HD13	1.95	0.80
55:CA:994:A:O2'	55:CA:995:C:H6	1.63	0.80
24:DA:946:C:O2'	24:DA:947:A:H8	1.63	0.80
21:AA:968:A:H4'	21:AA:969:A:OP2	1.82	0.80
21:AA:1135:U:H3	21:AA:1140:C:H42	1.25	0.80
24:BA:1062:G:H1'	32:BI:134:SER:HB3	1.62	0.80
24:BA:1973:G:H2'	24:BA:1974:C:H6	1.46	0.80
33:BJ:21:THR:HG22	33:BJ:22:GLY:H	1.45	0.80
54:B4:33:HIS:O	54:B4:35:GLN:HG3	1.80	0.80
12:CM:102:LYS:HG2	55:CA:1226:C:H41	1.44	0.80
55:CA:559:A:H4'	55:CA:560:A:H5''	1.64	0.80
21:AA:841:C:C2	21:AA:843:U:H5'	2.17	0.80
24:BA:243:U:O2'	24:BA:244:A:H5'	1.80	0.80
24:BA:1872:A:H2'	24:BA:1873:G:O4'	1.81	0.80
39:BP:59:THR:HG23	39:BP:72:VAL:HG12	1.64	0.80
55:CA:373:A:O2'	55:CA:374:A:H5'	1.82	0.80
55:CA:792:A:O2'	55:CA:794:A:N7	2.15	0.80
55:CA:1135:U:H2'	55:CA:1137:C:O2	1.81	0.80
24:DA:2493:U:H2'	24:DA:2494:G:H5''	1.64	0.80
35:DL:79:LEU:HA	35:DL:82:LEU:HD11	1.61	0.80
21:AA:1288:A:O2'	21:AA:1289:A:O4'	1.99	0.80
24:BA:2058:A:H5''	24:BA:2059:A:OP2	1.81	0.80
24:BA:2104:C:H2'	24:BA:2105:U:O4'	1.81	0.80
39:BP:4:ILE:HG22	39:BP:5:LYS:N	1.97	0.80
39:BP:67:GLU:HG3	39:BP:68:GLY:H	1.44	0.80
2:CC:136:ALA:HA	2:CC:139:ASN:HD21	1.46	0.80
15:CP:48:GLU:HG3	15:CP:51:ARG:HH21	1.46	0.80

*Continued on next page...*

*Continued from previous page...*

Atom-1	Atom-2	Interatomic distance (Å)	Clash overlap (Å)
24:DA:449:A:O2'	24:DA:450:G:H5'	1.81	0.80
26:DC:119:VAL:HG13	26:DC:133:ASN:HD21	1.45	0.80
8:AI:6:TYR:CE2	8:AI:17:ARG:HB2	2.17	0.80
21:AA:575:G:C6	21:AA:821:G:N7	2.49	0.80
21:AA:984:C:O2'	21:AA:985:C:H6	1.64	0.80
21:AA:1067:A:H1'	21:AA:1068:G:C8	2.17	0.80
24:BA:1746:A:H2'	24:BA:1747:U:H6	1.45	0.80
25:BB:53:A:O2'	25:BB:54:G:H5'	1.81	0.80
24:DA:787:C:H3'	24:DA:791:C:N4	1.96	0.80
24:DA:1951:U:H2'	24:DA:1953:A:OP2	1.80	0.80
24:DA:2574:G:O2'	27:DD:148:GLN:HB2	1.81	0.80
56:DB:45:A:H2'	56:DB:46:A:C8	2.17	0.80
35:DL:92:LEU:HD22	35:DL:124:GLY:HA3	1.63	0.80
24:BA:2787:C:O2'	24:BA:2788:C:H5'	1.80	0.80
27:BD:114:LYS:NZ	27:BD:116:LYS:HE2	1.97	0.80
55:CA:983:A:O2'	55:CA:984:C:H5'	1.82	0.80
24:DA:783:A:O2'	24:DA:784:G:H4'	1.81	0.80
24:DA:915:C:O2'	24:DA:916:G:H5'	1.80	0.80
24:DA:1238:G:H2'	24:DA:1239:G:C8	2.16	0.80
26:DC:147:PRO:HD3	26:DC:184:GLU:HG3	1.63	0.80
41:DR:1:MET:HG3	41:DR:101:ILE:HD12	1.62	0.80
42:DS:73:LYS:HB2	42:DS:106:VAL:HB	1.63	0.80
1:AB:163:ILE:HG23	1:AB:164:ASP:H	1.47	0.80
21:AA:939:G:H2'	21:AA:940:C:C6	2.17	0.80
24:BA:2320:U:H4'	24:BA:2321:U:H5''	1.64	0.80
24:BA:2796:U:H3	24:BA:2799:A:H61	1.28	0.80
27:BD:140:HIS:NE2	59:BD:402:HOH:O	2.13	0.80
35:BL:4:ASN:H	35:BL:4:ASN:HD22	1.30	0.80
20:CU:24:LYS:CG	20:CU:25:ALA:H	1.95	0.80
27:DD:8:LYS:HB2	27:DD:201:LEU:HD11	1.62	0.80
24:BA:1059:G:H5''	24:BA:1060:U:H3'	1.63	0.80
1:CB:47:PRO:HA	1:CB:50:ASN:HB2	1.64	0.80
1:CB:119:GLN:HG2	1:CB:124:THR:HG21	1.64	0.80
4:CE:22:LYS:HD2	55:CA:1081:A:H5'	1.64	0.80
55:CA:404:G:H2'	55:CA:405:U:H6	1.47	0.80
55:CA:1086:U:O2'	55:CA:1087:G:H5'	1.82	0.80
24:DA:533:G:H21	40:DQ:44:TYR:HD1	1.29	0.80
24:DA:1464:G:H2'	24:DA:1465:G:C8	2.16	0.80
56:DB:90:C:H6	56:DB:90:C:H5''	1.46	0.80
31:DH:72:ILE:HD11	31:DH:141:LYS:H	1.47	0.80
8:AI:23:GLY:H	8:AI:60:LEU:HA	1.46	0.80

*Continued on next page...*

*Continued from previous page...*

Atom-1	Atom-2	Interatomic distance (Å)	Clash overlap (Å)
24:BA:86:G:O2'	24:BA:87:U:H5'	1.81	0.80
24:BA:636:G:C5	35:BL:111:ILE:HD11	2.17	0.80
27:BD:140:HIS:HE1	59:BD:403:HOH:O	1.62	0.80
30:BG:22:VAL:HG22	30:BG:36:LEU:HD11	1.63	0.80
46:BW:41:GLY:HA2	46:BW:44:PHE:CE2	2.16	0.80
3:CD:25:ARG:HH11	3:CD:30:LYS:HE2	1.46	0.80
24:DA:547:A:H3'	24:DA:548:G:H5'	1.62	0.80
24:DA:2406:A:H4'	24:DA:2407:A:O5'	1.81	0.80
26:DC:122:ALA:HB3	26:DC:127:ASN:ND2	1.96	0.80
44:DU:54:PRO:HG2	44:DU:55:GLY:H	1.47	0.80
52:D2:19:ARG:HH21	52:D2:19:ARG:HB3	1.47	0.80
21:AA:1322:C:O2'	21:AA:1323:G:H5'	1.82	0.80
24:BA:705:A:N6	24:BA:726:G:H1'	1.97	0.80
24:BA:2093:G:C6	24:BA:2225:A:C8	2.70	0.80
24:BA:2757:A:N1	30:BG:66:THR:HG21	1.98	0.80
30:BG:120:ILE:HD11	30:BG:132:LEU:HB2	1.64	0.80
32:BI:115:ASP:O	32:BI:116:MET:HG2	1.82	0.80
39:BP:105:LYS:HA	39:BP:108:ARG:HH21	1.46	0.80
20:CU:39:LYS:N	20:CU:40:PRO:HD2	1.96	0.80
55:CA:1455:G:H2'	55:CA:1456:A:C8	2.17	0.80
24:DA:959:A:H2'	24:DA:960:A:C8	2.17	0.80
24:DA:1438:U:H2'	24:DA:1439:A:O4'	1.82	0.80
24:DA:1819:A:H1'	24:DA:1821:A:N6	1.97	0.80
24:DA:2275:C:O2'	36:DM:84:LYS:HA	1.82	0.80
24:BA:1269:A:OP2	59:BA:3388:HOH:O	2.00	0.79
35:BL:100:ILE:HD12	35:BL:101:ILE:HD13	1.65	0.79
9:CJ:47:GLU:HB2	9:CJ:67:ILE:HG13	1.63	0.79
55:CA:90:C:O2'	55:CA:91:U:H5'	1.82	0.79
24:DA:127:A:N7	52:D2:46:LYS:HE3	1.97	0.79
25:BB:62:C:H2'	25:BB:63:C:H6	1.46	0.79
9:CJ:66:GLU:HB2	13:CN:100:TRP:CZ3	2.17	0.79
19:CT:24:ARG:HD3	19:CT:28:ARG:HH21	1.47	0.79
24:BA:2328:A:H2'	24:BA:2329:U:C6	2.17	0.79
34:BK:21:CYS:HB2	34:BK:39:ILE:CD1	2.11	0.79
9:CJ:52:LEU:HB2	13:CN:80:ARG:NE	1.98	0.79
10:CK:28:ASN:OD1	10:CK:46:ALA:HB3	1.82	0.79
24:DA:1131:G:O2'	24:DA:1133:A:N7	2.15	0.79
24:DA:1802:A:H2'	24:DA:1803:A:C8	2.16	0.79
24:DA:2149:U:H2'	24:DA:2150:C:C6	2.17	0.79
34:DK:2:ILE:HB	34:DK:33:ALA:HB3	1.63	0.79
20:CU:3:ILE:HG21	20:CU:18:PHE:HB3	1.63	0.79

*Continued on next page...*



*Continued from previous page...*

Atom-1	Atom-2	Interatomic distance (Å)	Clash overlap (Å)
47:DX:52:ALA:O	47:DX:53:LYS:HB3	1.83	0.79
4:AE:79:THR:HA	4:AE:119:VAL:HG12	1.64	0.79
21:AA:1021:A:H2'	21:AA:1022:A:H5''	1.64	0.79
24:BA:1060:U:H4'	24:BA:1061:U:H5'	1.65	0.79
2:CC:18:ASN:HD21	2:CC:53:ARG:NH1	1.80	0.79
8:CI:30:ASN:HD21	8:CI:66:VAL:H	1.27	0.79
55:CA:120:A:C2'	55:CA:121:U:H5''	2.13	0.79
1:AB:43:GLU:O	1:AB:47:PRO:HG2	1.82	0.79
10:AK:19:VAL:HB	10:AK:34:THR:HG23	1.65	0.79
24:BA:1255:U:H5	28:BE:68:ALA:HA	1.47	0.79
24:BA:1794:A:H2'	24:BA:1795:C:H6	1.45	0.79
40:BQ:6:GLY:HA2	40:BQ:9:ALA:HB3	1.65	0.79
3:CD:106:PHE:CD1	3:CD:144:ILE:HD11	2.18	0.79
24:DA:604:G:O2'	24:DA:605:G:H8	1.64	0.79
16:AQ:28:VAL:O	16:AQ:37:ILE:HD12	1.82	0.79
24:BA:1783:A:C2	24:BA:2587:A:C4	2.70	0.79
24:BA:2502:G:H5'	24:BA:2503:A:H5''	1.63	0.79
2:CC:18:ASN:HD21	2:CC:53:ARG:HH11	1.28	0.79
11:CL:49:ARG:NH2	55:CA:522:C:H41	1.81	0.79
24:DA:2582:G:O2'	24:DA:2583:G:H5'	1.83	0.79
28:DE:128:ALA:HB1	28:DE:129:PRO:HD2	1.65	0.79
34:DK:71:ARG:HB3	34:DK:72:PRO:CD	2.08	0.79
36:DM:27:SER:H	36:DM:66:ARG:HH22	1.29	0.79
7:AH:6:ILE:HB	7:AH:76:ARG:NH1	1.98	0.79
21:AA:1395:C:H5'	21:AA:1401:G:H21	1.48	0.79
24:BA:1062:G:H2'	24:BA:1063:G:C8	2.16	0.79
55:CA:61:G:H2'	55:CA:62:U:C6	2.17	0.79
55:CA:1348:U:H2'	55:CA:1349:A:H8	1.48	0.79
29:DF:49:LEU:H	29:DF:49:LEU:HD22	1.46	0.79
40:BQ:78:PHE:CZ	40:BQ:82:LEU:HD11	2.17	0.79
46:BW:67:LYS:O	46:BW:68:PHE:HB2	1.83	0.79
1:CB:9:LEU:HG	1:CB:10:LYS:H	1.46	0.79
4:CE:29:ILE:HG23	4:CE:30:PHE:N	1.98	0.79
55:CA:555:U:H2'	55:CA:556:C:C6	2.17	0.79
24:DA:670:A:O2'	24:DA:671:C:OP2	2.00	0.79
24:DA:2303:G:H2'	24:DA:2304:G:H8	1.48	0.79
29:DF:43:ILE:HG23	29:DF:44:ALA:H	1.48	0.79
33:DJ:18:VAL:HG13	33:DJ:56:VAL:HA	1.65	0.79
24:BA:2868:A:H2'	24:BA:2869:G:C8	2.18	0.79
37:BN:31:HIS:O	37:BN:33:ILE:HD12	1.83	0.79
42:BS:17:VAL:HG12	42:BS:76:VAL:HG11	1.65	0.79

*Continued on next page...*

*Continued from previous page...*

Atom-1	Atom-2	Interatomic distance (Å)	Clash overlap (Å)
12:CM:8:ILE:N	12:CM:9:PRO:CD	2.45	0.79
55:CA:202:G:H2'	55:CA:203:G:C8	2.18	0.79
55:CA:283:U:H2'	55:CA:284:C:C6	2.17	0.79
24:DA:141:G:H3'	24:DA:142:A:O4'	1.82	0.79
24:DA:1127:A:O2'	24:DA:1128:G:H5'	1.83	0.79
4:AE:139:THR:O	4:AE:143:LEU:HG	1.83	0.78
7:AH:78:SER:HB3	7:AH:124:ILE:O	1.83	0.78
21:AA:1160:G:O2'	21:AA:1161:C:H5'	1.84	0.78
35:BL:91:ASP:H	35:BL:94:THR:HG21	1.46	0.78
6:CG:148:LYS:NZ	6:CG:148:LYS:HB2	1.98	0.78
10:CK:123:PRO:HB2	10:CK:125:LYS:HG3	1.65	0.78
39:DP:28:LYS:HB2	39:DP:28:LYS:HZ2	1.49	0.78
43:DT:3:ARG:HD2	43:DT:42:GLU:HG2	1.65	0.78
3:AD:173:ASP:CG	3:AD:174:ALA:H	1.85	0.78
4:AE:55:VAL:N	4:AE:56:PRO:HD2	1.97	0.78
21:AA:1101:A:H4'	21:AA:1102:A:O5'	1.83	0.78
55:CA:927:G:H4'	55:CA:1503:A:N7	1.98	0.78
55:CA:982:U:H1'	55:CA:983:A:N7	1.98	0.78
24:DA:479:A:O2'	24:DA:480:A:C5'	2.31	0.78
56:DB:56:G:H4'	56:DB:57:A:O5'	1.83	0.78
13:AN:60:ARG:O	13:AN:61:ASN:HB2	1.81	0.78
21:AA:495:A:H4'	21:AA:496:A:O5'	1.84	0.78
21:AA:1078:U:H2'	21:AA:1079:G:O4'	1.82	0.78
21:AA:1234:C:H1'	21:AA:1364:U:H6	1.47	0.78
24:BA:1309:G:OP1	52:B2:9:VAL:HG12	1.83	0.78
24:BA:2813:A:H2	24:BA:2887:A:N6	1.80	0.78
33:BJ:73:VAL:HG23	33:BJ:74:TYR:N	1.96	0.78
3:CD:2:ARG:HH21	3:CD:114:ARG:HD3	1.48	0.78
20:CU:39:LYS:H	20:CU:40:PRO:CD	1.96	0.78
55:CA:1119:C:H2'	55:CA:1120:C:H6	1.47	0.78
2:AC:39:ARG:CD	2:AC:54:ILE:HD11	2.13	0.78
13:AN:20:PHE:C	13:AN:22:LYS:H	1.85	0.78
21:AA:677:U:H3	21:AA:713:G:H22	1.30	0.78
24:BA:653:U:H3'	24:BA:654:A:C5'	2.12	0.78
24:DA:826:U:H5''	24:DA:2429:G:OP1	1.82	0.78
24:DA:1178:C:H2'	24:DA:1179:G:O4'	1.83	0.78
24:DA:1391:U:H4'	43:DT:19:LYS:NZ	1.97	0.78
33:DJ:99:ARG:HA	33:DJ:102:GLU:HB3	1.64	0.78
45:DV:61:LEU:HD23	45:DV:61:LEU:H	1.47	0.78
15:AP:54:LEU:HD22	15:AP:80:LYS:HG3	1.64	0.78
24:BA:603:A:H4'	24:BA:604:G:O5'	1.83	0.78

*Continued on next page...*

*Continued from previous page...*

Atom-1	Atom-2	Interatomic distance (Å)	Clash overlap (Å)
24:BA:2733:A:H8	24:BA:2733:A:O5'	1.66	0.78
28:BE:3:LEU:O	28:BE:11:ALA:HA	1.82	0.78
36:BM:13:HIS:O	36:BM:14:LYS:HB2	1.82	0.78
40:BQ:86:SER:HB2	41:BR:50:GLY:O	1.83	0.78
44:BU:73:ASN:ND2	44:BU:76:THR:HG23	1.98	0.78
3:CD:144:ILE:HD12	3:CD:177:MET:HB3	1.64	0.78
24:DA:83:A:N6	24:DA:101:A:H5'	1.99	0.78
24:DA:923:G:H1'	46:DW:23:LYS:NZ	1.97	0.78
24:DA:1464:G:H2'	24:DA:1465:G:H8	1.48	0.78
21:AA:654:G:H2'	21:AA:655:A:H8	1.48	0.78
24:BA:1997:C:O2'	24:BA:1998:A:H5'	1.84	0.78
25:BB:90:C:H5''	25:BB:90:C:H6	1.46	0.78
40:BQ:91:ARG:HD3	41:BR:11:GLN:HG3	1.66	0.78
55:CA:482:A:O2'	55:CA:483:C:H5'	1.84	0.78
55:CA:890:G:O2'	55:CA:906:A:N6	2.17	0.78
24:DA:1060:U:H4'	24:DA:1061:U:H5''	1.63	0.78
24:DA:1912:A:N6	24:DA:1918:A:H1'	1.98	0.78
24:DA:1965:C:H5''	24:DA:1966:A:H2'	1.66	0.78
24:DA:2386:A:O2'	24:DA:2387:U:C6	2.36	0.78
1:AB:165:ALA:HB3	1:AB:190:SER:HB3	1.65	0.78
24:BA:996:A:N6	24:BA:1160:G:C6	2.51	0.78
24:BA:2391:G:O6	24:BA:2425:A:H8	1.66	0.78
46:BW:19:ARG:HA	46:BW:34:SER:HA	1.65	0.78
55:CA:451:A:H4'	55:CA:452:A:O5'	1.84	0.78
55:CA:1157:A:H1'	55:CA:1181:G:N2	1.98	0.78
24:DA:1785:A:H2'	24:DA:1787:A:N7	1.99	0.78
4:AE:87:VAL:HG12	4:AE:92:ARG:HA	1.65	0.78
11:AL:45:ASN:ND2	21:AA:528:C:H41	1.82	0.78
21:AA:1144:G:H21	21:AA:1146:A:H62	1.31	0.78
24:BA:704:G:H1'	24:BA:727:A:N6	1.99	0.78
24:BA:729:G:H5'	26:BC:206:LYS:NZ	1.99	0.78
24:BA:1327:A:C2'	24:BA:1328:A:H5'	2.12	0.78
9:CJ:39:PRO:HA	9:CJ:74:VAL:H	1.49	0.78
10:CK:118:ASN:OD1	55:CA:718:A:H5'	1.83	0.78
12:CM:104:ASN:HB3	55:CA:948:C:H5''	1.66	0.78
55:CA:764:C:H3'	55:CA:765:G:H21	1.46	0.78
55:CA:1054:C:C4	22:CX:34:G:H1'	2.18	0.78
56:DB:77:U:OP1	45:DV:18:ARG:HG3	1.83	0.78
28:DE:149:ILE:O	28:DE:188:MET:HA	1.82	0.78
45:BV:80:HIS:HD2	45:BV:83:LYS:N	1.81	0.78
28:DE:6:LYS:HB2	28:DE:121:VAL:HG12	1.66	0.78

*Continued on next page...*

*Continued from previous page...*

Atom-1	Atom-2	Interatomic distance (Å)	Clash overlap (Å)
29:DF:41:GLU:HG2	29:DF:42:ALA:H	1.49	0.78
30:DG:48:THR:O	30:DG:49:LEU:HB2	1.83	0.78
52:D2:5:PHE:HZ	52:D2:12:ARG:HH11	1.28	0.78
10:AK:22:ILE:HD11	10:AK:85:VAL:HG22	1.66	0.78
21:AA:596:A:H2'	21:AA:597:G:H8	1.48	0.78
21:AA:1016:A:C8	21:AA:1017:U:H1'	2.19	0.78
27:BD:108:ASP:OD2	27:BD:173:GLN:HA	1.83	0.78
6:CG:9:ARG:HH12	55:CA:1346:A:N6	1.81	0.78
55:CA:120:A:C3'	55:CA:121:U:H5''	2.14	0.78
55:CA:1481:U:H2'	55:CA:1482:G:H8	1.49	0.78
24:DA:532:A:N1	24:DA:2020:A:H1'	1.99	0.78
24:DA:2429:G:H3'	24:DA:2429:G:OP2	1.83	0.78
45:DV:29:ILE:HD13	45:DV:31:TYR:HE2	1.47	0.78
12:AM:67:ASP:O	12:AM:70:ARG:HB3	1.82	0.77
24:BA:646:U:H3'	24:BA:647:G:H5''	1.65	0.77
24:BA:1818:U:O2'	26:BC:152:GLN:O	1.99	0.77
52:B2:43:THR:O	52:B2:44:VAL:HB	1.81	0.77
18:CS:68:HIS:HB3	18:CS:72:GLU:HG3	1.66	0.77
24:DA:632:A:H2'	24:DA:633:A:C8	2.19	0.77
24:DA:979:A:H2'	24:DA:982:C:H41	1.46	0.77
24:DA:1809:A:O2'	24:DA:1810:A:C8	2.36	0.77
24:BA:529:A:H4'	24:BA:530:G:OP1	1.82	0.77
2:CC:152:VAL:HA	2:CC:197:VAL:HG22	1.66	0.77
9:CJ:42:LEU:HD22	9:CJ:71:LEU:HD23	1.65	0.77
13:CN:52:ARG:NH1	13:CN:52:ARG:HA	1.99	0.77
55:CA:495:A:H4'	55:CA:496:A:O5'	1.83	0.77
24:DA:855:G:H21	46:DW:23:LYS:HZ2	1.32	0.77
24:DA:1563:U:H2'	24:DA:1564:C:H6	1.49	0.77
29:DF:136:ILE:HD13	29:DF:145:VAL:HG11	1.66	0.77
8:AI:128:LYS:CD	8:AI:129:ARG:H	1.97	0.77
21:AA:96:U:O2'	21:AA:97:G:H8	1.67	0.77
24:BA:2253:G:H2'	24:BA:2254:C:H6	1.47	0.77
24:BA:2352:A:C6	46:BW:30:VAL:HG11	2.19	0.77
4:CE:80:LEU:HD12	4:CE:97:PRO:HD3	1.64	0.77
6:CG:74:VAL:HG13	6:CG:140:VAL:HG13	1.67	0.77
24:DA:1432:G:H2'	24:DA:1433:A:C8	2.19	0.77
24:DA:2015:A:C2	50:D0:2:VAL:HG11	2.20	0.77
56:DB:58:A:H2'	56:DB:59:A:H8	1.46	0.77
56:DB:100:G:H2'	56:DB:101:A:O4'	1.84	0.77
21:AA:182:A:C6	21:AA:194:C:N4	2.51	0.77
24:BA:709:U:H2'	24:BA:710:U:C6	2.19	0.77

*Continued on next page...*

*Continued from previous page...*

Atom-1	Atom-2	Interatomic distance (Å)	Clash overlap (Å)
24:BA:1181:U:HO2'	24:BA:1182:G:H8	1.29	0.77
24:BA:2305:U:H5''	29:BF:130:GLY:HA3	1.66	0.77
40:BQ:65:ASN:HD21	40:BQ:69:ARG:NH2	1.81	0.77
55:CA:1523:G:H2'	55:CA:1524:C:H6	1.49	0.77
36:DM:72:PRO:O	36:DM:73:ILE:HB	1.83	0.77
40:DQ:57:ARG:NH1	40:DQ:92:LYS:HE2	1.99	0.77
21:AA:1305:G:HO2'	21:AA:1306:A:H8	1.33	0.77
21:AA:1361:G:H2'	21:AA:1362:A:H5'	1.65	0.77
24:BA:859:G:OP2	24:BA:859:G:C8	2.38	0.77
24:BA:1584:U:H2'	24:BA:1585:C:H5'	1.67	0.77
31:BH:94:ILE:HG21	31:BH:99:ILE:HG12	1.67	0.77
4:CE:29:ILE:HG23	4:CE:30:PHE:H	1.49	0.77
55:CA:563:A:H2'	55:CA:563:A:N3	1.99	0.77
55:CA:915:A:O2'	55:CA:916:U:H5'	1.85	0.77
55:CA:1203:C:H2'	55:CA:1204:A:H8	1.48	0.77
29:DF:39:VAL:HA	29:DF:49:LEU:HG	1.67	0.77
1:AB:160:LEU:HG	1:AB:161:PHE:H	1.48	0.77
21:AA:41:G:H2'	21:AA:42:G:H8	1.48	0.77
21:AA:1218:C:H2'	21:AA:1219:A:C8	2.20	0.77
24:BA:319:G:H2'	24:BA:320:A:O4'	1.83	0.77
24:BA:2233:U:H2'	24:BA:2234:G:H8	1.48	0.77
29:BF:134:GLN:HG2	29:BF:135:ILE:N	1.99	0.77
30:BG:3:VAL:O	30:BG:68:ARG:HG3	1.83	0.77
3:CD:109:THR:HG22	3:CD:111:ALA:H	1.48	0.77
18:CS:54:ARG:HG2	18:CS:55:GLN:H	1.48	0.77
55:CA:664:G:H22	55:CA:741:G:H1	1.29	0.77
55:CA:1048:G:H21	55:CA:1214:C:H5	1.32	0.77
55:CA:1508:A:O2'	55:CA:1509:C:O4'	2.02	0.77
1:AB:107:ARG:HE	1:AB:108:GLN:NE2	1.82	0.77
14:AO:27:GLN:HA	14:AO:30:LEU:HD12	1.66	0.77
24:BA:734:A:C5	24:BA:735:A:C8	2.73	0.77
24:BA:1069:A:O2'	24:BA:1070:A:H5''	1.84	0.77
24:BA:1886:U:H2'	24:BA:1887:C:H6	1.49	0.77
27:BD:12:THR:HG22	27:BD:13:ARG:N	2.00	0.77
1:CB:14:HIS:CE1	1:CB:42:LEU:HD21	2.19	0.77
17:CR:72:ARG:HE	17:CR:72:ARG:N	1.82	0.77
24:DA:1429:G:HO2'	24:DA:1430:G:H8	0.79	0.77
41:DR:89:HIS:NE2	41:DR:91:GLN:HB2	2.00	0.77
44:DU:92:VAL:HB	44:DU:101:THR:CG2	2.14	0.77
9:AJ:65:TYR:HB3	13:AN:95:LEU:HD11	1.66	0.77
40:BQ:10:ARG:HB2	40:BQ:10:ARG:HH11	1.48	0.77

*Continued on next page...*

*Continued from previous page...*

Atom-1	Atom-2	Interatomic distance (Å)	Clash overlap (Å)
24:DA:217:A:H2'	24:DA:218:A:C8	2.19	0.77
24:DA:594:U:H2'	24:DA:595:C:C6	2.19	0.77
2:AC:39:ARG:HD3	2:AC:54:ILE:HD11	1.66	0.77
24:BA:513:A:O2'	24:BA:514:A:H5'	1.85	0.77
24:BA:1870:C:H4'	24:BA:1871:A:OP1	1.83	0.77
37:BN:75:ILE:O	37:BN:79:LEU:HD12	1.85	0.77
9:CJ:52:LEU:CB	13:CN:80:ARG:HE	1.98	0.77
55:CA:14:U:H2'	55:CA:16:A:OP2	1.83	0.77
24:DA:1056:G:H21	24:DA:1102:C:H41	1.33	0.77
24:DA:1079:C:N3	24:DA:1088:A:H2	1.83	0.77
24:DA:1760:C:H2'	24:DA:1761:C:C6	2.19	0.77
35:DL:96:LYS:HD3	35:DL:103:ILE:HA	1.66	0.77
2:AC:152:VAL:HG12	2:AC:197:VAL:HG22	1.67	0.77
21:AA:1032:G:H2'	21:AA:1033:G:O4'	1.85	0.77
24:DA:2197:U:O2'	24:DA:2198:A:C8	2.38	0.77
24:DA:2520:C:HO2'	24:DA:2521:C:H6	0.78	0.77
24:BA:633:A:H8	24:BA:633:A:O5'	1.67	0.76
24:BA:687:C:H2'	24:BA:688:U:C6	2.19	0.76
24:BA:919:U:H2'	24:BA:920:A:O4'	1.85	0.76
34:BK:111:LYS:H	34:BK:111:LYS:CE	1.98	0.76
53:B3:54:LEU:O	53:B3:58:ILE:HG13	1.85	0.76
9:CJ:40:ILE:HG22	9:CJ:42:LEU:HD12	1.65	0.76
24:DA:1062:G:C8	24:DA:1088:A:C8	2.73	0.76
24:DA:2023:C:O2'	24:DA:2024:G:H8	1.67	0.76
16:AQ:12:VAL:HG13	16:AQ:13:SER:N	2.00	0.76
3:CD:137:SER:O	3:CD:140:ASP:HB2	1.85	0.76
7:CH:9:MET:HB2	7:CH:32:LYS:HE2	1.67	0.76
13:CN:40:ARG:NH1	18:CS:6:LYS:HB2	2.00	0.76
18:CS:40:PHE:CB	18:CS:41:PRO:HD2	2.15	0.76
55:CA:1194:U:H2'	55:CA:1195:C:C6	2.19	0.76
37:DN:35:LYS:HZ2	37:DN:112:TYR:HE1	1.32	0.76
11:AL:6:LEU:HD23	16:AQ:33:TYR:CE2	2.20	0.76
10:CK:127:ARG:HH21	55:CA:795:C:H5''	1.50	0.76
24:DA:918:A:C5	24:DA:919:U:H1'	2.19	0.76
24:DA:2516:A:C2	24:DA:2569:G:C2	2.73	0.76
43:DT:29:THR:H	43:DT:87:LEU:HB2	1.50	0.76
46:DW:23:LYS:HD2	46:DW:24:ARG:N	2.00	0.76
12:AM:14:ALA:O	12:AM:18:LEU:HD23	1.84	0.76
24:BA:752:A:N6	24:BA:2609:U:H3	1.83	0.76
24:BA:1563:U:H2'	24:BA:1564:C:C6	2.20	0.76
33:BJ:56:VAL:HG12	33:BJ:57:LEU:N	2.01	0.76

*Continued on next page...*

*Continued from previous page...*

Atom-1	Atom-2	Interatomic distance (Å)	Clash overlap (Å)
44:BU:10:VAL:HB	44:BU:70:ALA:O	1.85	0.76
1:CB:69:VAL:HB	1:CB:162:VAL:HB	1.66	0.76
55:CA:783:C:O2'	55:CA:784:A:H5'	1.85	0.76
10:AK:21:HIS:CD2	10:AK:34:THR:HG21	2.21	0.76
21:AA:1230:C:H5'	22:AV:30:G:H5''	1.65	0.76
21:AA:1399:C:H4'	21:AA:1400:C:O5'	1.85	0.76
7:CH:86:LYS:HB3	7:CH:90:GLU:HB2	1.67	0.76
12:CM:2:ARG:CD	12:CM:8:ILE:HG12	2.15	0.76
55:CA:974:A:C5'	55:CA:975:A:H5'	2.11	0.76
24:DA:172:A:H2'	24:DA:173:A:C8	2.20	0.76
24:DA:2376:A:H2	38:DO:92:PHE:HB3	1.51	0.76
5:AF:40:GLU:HB2	5:AF:42:TRP:HE1	1.51	0.76
6:AG:78:ARG:HD2	6:AG:83:THR:HA	1.68	0.76
24:BA:1021:A:H61	24:BA:1142:A:N6	1.83	0.76
24:BA:1060:U:C5'	24:BA:1061:U:H5'	2.15	0.76
24:BA:1759:A:O2'	24:BA:1760:C:H5'	1.84	0.76
24:BA:2407:A:H2'	24:BA:2408:U:C6	2.21	0.76
44:BU:3:LYS:HD3	44:BU:82:VAL:HB	1.67	0.76
9:CJ:15:HIS:HA	9:CJ:18:ILE:HG22	1.67	0.76
55:CA:1303:C:H3'	55:CA:1304:G:H8	1.51	0.76
24:DA:532:A:H4'	24:DA:533:G:C8	2.21	0.76
24:DA:673:C:H5''	28:DE:75:SER:HB2	1.68	0.76
24:DA:1490:A:C8	26:DC:73:ILE:HD12	2.20	0.76
24:DA:2623:G:H21	50:D0:18:HIS:CE1	2.03	0.76
45:DV:80:HIS:HD2	45:DV:82:TYR:H	1.31	0.76
10:AK:39:ASN:O	21:AA:684:U:H1'	1.85	0.76
16:AQ:76:ARG:HG2	16:AQ:77:VAL:H	1.50	0.76
21:AA:1227:A:N3	21:AA:1227:A:H2'	2.00	0.76
24:BA:581:C:H2'	24:BA:582:A:C8	2.20	0.76
24:BA:1333:G:O2'	24:BA:1334:G:H5'	1.86	0.76
24:BA:1385:A:H4'	24:BA:1386:C:OP1	1.86	0.76
24:BA:1965:C:H5''	24:BA:1965:C:H6	1.50	0.76
28:BE:79:ARG:CG	28:BE:80:SER:H	1.95	0.76
3:CD:205:LYS:HD3	55:CA:8:A:N6	2.01	0.76
24:DA:775:G:N2	24:DA:794:A:H5'	2.01	0.76
24:DA:857:G:H1'	46:DW:19:ARG:NE	2.01	0.76
24:DA:2726:A:O2'	24:DA:2727:A:H5'	1.85	0.76
30:DG:112:VAL:HG12	30:DG:114:HIS:H	1.50	0.76
21:AA:251:G:N1	21:AA:266:G:O6	2.18	0.76
24:BA:303:G:H2'	24:BA:304:U:H6	1.51	0.76
24:BA:1091:G:O2'	24:BA:1092:C:C6	2.37	0.76

*Continued on next page...*

*Continued from previous page...*

Atom-1	Atom-2	Interatomic distance (Å)	Clash overlap (Å)
24:BA:1695:G:H5''	24:BA:1695:G:N3	2.01	0.76
25:BB:28:C:OP1	38:BO:31:THR:HG21	1.85	0.76
27:BD:101:PHE:HE2	27:BD:203:VAL:HG22	1.50	0.76
32:BI:33:ASN:HB3	32:BI:36:GLU:HB2	1.68	0.76
2:CC:166:TRP:O	2:CC:167:TYR:HB2	1.84	0.76
24:DA:1964:G:H4'	24:DA:1965:C:OP2	1.85	0.76
27:DD:184:ARG:HH22	39:DP:6:GLN:HE21	1.31	0.76
13:AN:82:LYS:HE2	13:AN:82:LYS:HA	1.67	0.76
21:AA:486:U:H2'	21:AA:487:A:H8	1.49	0.76
21:AA:519:C:H2'	21:AA:520:A:C8	2.21	0.76
24:BA:1655:A:H2'	24:BA:1656:C:O4'	1.85	0.76
27:BD:5:VAL:N	27:BD:32:ASN:HD21	1.83	0.76
28:BE:149:ILE:HD11	28:BE:172:ALA:HA	1.68	0.76
37:BN:23:ASN:HD22	37:BN:23:ASN:H	1.34	0.76
55:CA:252:U:HO2'	55:CA:253:A:H8	1.33	0.76
55:CA:366:A:O2'	55:CA:394:G:N2	2.19	0.76
55:CA:977:A:H8	55:CA:1223:C:N3	1.84	0.76
55:CA:1296:C:O2'	55:CA:1302:C:C4	2.37	0.76
55:CA:1465:A:H2'	55:CA:1466:C:C6	2.21	0.76
24:DA:172:A:H2'	24:DA:173:A:H8	1.51	0.76
24:DA:1312:U:H4'	24:DA:1313:U:O5'	1.85	0.76
15:AP:52:LEU:HD21	15:AP:75:ILE:HG12	1.66	0.76
21:AA:60:A:H4'	21:AA:61:G:O5'	1.86	0.76
24:BA:371:A:H61	24:BA:401:A:H3'	1.49	0.76
24:BA:714:U:H5'	24:BA:715:A:OP2	1.85	0.76
24:BA:994:C:H1'	41:BR:10:LYS:HZ1	1.51	0.76
24:BA:996:A:O3'	40:BQ:91:ARG:HG2	1.86	0.76
24:BA:1079:C:N4	24:BA:1088:A:C2	2.52	0.76
24:BA:1444:G:H2'	24:BA:1445:G:H8	1.49	0.76
24:BA:1735:A:H2'	24:BA:1736:U:C6	2.21	0.76
24:BA:2267:A:H2'	24:BA:2267:A:N3	2.00	0.76
24:BA:2680:U:P	27:BD:114:LYS:HE2	2.25	0.76
29:BF:9:ASP:O	29:BF:10:GLU:HB2	1.84	0.76
32:BI:74:PRO:O	32:BI:77:VAL:HG22	1.85	0.76
35:BL:78:ARG:HB3	35:BL:113:ALA:CB	2.15	0.76
39:BP:25:VAL:HG11	39:BP:46:VAL:HG23	1.67	0.76
15:CP:20:VAL:CG2	15:CP:32:PHE:HB2	2.16	0.76
46:DW:18:LYS:HD3	46:DW:19:ARG:N	2.00	0.76
52:D2:31:LEU:HA	52:D2:34:ARG:HB2	1.68	0.76
12:AM:70:ARG:HG2	12:AM:71:GLU:CA	2.16	0.75
21:AA:499:A:O2'	21:AA:500:G:C8	2.39	0.75

*Continued on next page...*



*Continued from previous page...*

Atom-1	Atom-2	Interatomic distance (Å)	Clash overlap (Å)
24:BA:1555:G:O2'	24:BA:1556:C:H5'	1.85	0.75
24:BA:1842:G:H2'	24:BA:1843:C:H6	1.51	0.75
26:BC:77:VAL:HG22	26:BC:111:ALA:HA	1.69	0.75
32:BI:104:GLN:O	32:BI:105:LEU:HB2	1.86	0.75
34:BK:116:ILE:HD12	34:BK:117:SER:N	2.01	0.75
53:B3:56:LEU:HD22	53:B3:56:LEU:H	1.50	0.75
54:B4:3:VAL:O	54:B4:4:ARG:O	2.03	0.75
12:CM:13:HIS:HB3	12:CM:16:ILE:HD13	1.68	0.75
24:DA:142:A:H2'	24:DA:143:C:H6	1.47	0.75
24:DA:232:G:H4'	24:DA:233:A:OP1	1.84	0.75
24:DA:374:A:H2'	24:DA:375:G:C8	2.21	0.75
24:DA:673:C:H2'	24:DA:674:G:H5'	1.66	0.75
15:AP:18:GLN:HE21	15:AP:35:ARG:HD2	1.50	0.75
21:AA:197:A:H4'	21:AA:198:G:O5'	1.86	0.75
21:AA:513:C:H2'	21:AA:514:C:C6	2.20	0.75
21:AA:563:A:H2'	21:AA:563:A:N3	2.01	0.75
24:BA:1965:C:H6	24:BA:1965:C:C5'	1.99	0.75
33:BJ:101:ILE:O	33:BJ:105:VAL:HG13	1.86	0.75
35:BL:95:LEU:HB3	35:BL:100:ILE:HD11	1.67	0.75
43:BT:29:THR:N	43:BT:91:GLN:HE22	1.83	0.75
47:BX:39:VAL:HG22	47:BX:44:ARG:O	1.86	0.75
14:CO:63:ARG:NH2	24:DA:715:A:H5'	1.99	0.75
24:DA:983:A:N6	24:DA:984:A:N1	2.34	0.75
34:DK:70:ARG:HB3	34:DK:76:VAL:HG22	1.69	0.75
4:AE:84:VAL:HG11	4:AE:143:LEU:HD23	1.67	0.75
21:AA:89:U:O2'	21:AA:90:C:H5''	1.86	0.75
24:BA:306:U:H2'	24:BA:307:G:O4'	1.85	0.75
28:BE:117:ARG:HA	28:BE:185:LYS:HD3	1.68	0.75
51:B1:7:LYS:HE3	53:B3:33:THR:HG21	1.68	0.75
4:CE:131:ASN:O	4:CE:135:VAL:HG23	1.86	0.75
8:CI:6:TYR:HE2	8:CI:17:ARG:HA	1.52	0.75
55:CA:65:A:H2'	55:CA:382:A:H61	1.52	0.75
24:DA:479:A:O2'	24:DA:480:A:H5'	1.86	0.75
24:DA:480:A:H3'	24:DA:481:G:C5'	2.15	0.75
24:DA:2285:C:H5	51:D1:5:ARG:NH2	1.85	0.75
56:DB:16:G:O2'	56:DB:17:C:H5'	1.86	0.75
41:DR:39:LEU:O	41:DR:40:MET:HB2	1.87	0.75
4:AE:105:ILE:O	4:AE:105:ILE:HG13	1.86	0.75
7:AH:105:THR:HG21	7:AH:120:LEU:HD13	1.67	0.75
21:AA:64:G:H4'	21:AA:65:A:O5'	1.86	0.75
21:AA:1533:C:H3'	21:AA:1534:A:H5''	1.67	0.75

*Continued on next page...*

*Continued from previous page...*

Atom-1	Atom-2	Interatomic distance (Å)	Clash overlap (Å)
24:BA:754:U:H2'	24:BA:755:U:C6	2.21	0.75
33:BJ:25:LEU:HD22	33:BJ:26:GLY:N	2.02	0.75
8:CI:9:GLY:HA3	8:CI:16:ALA:HB3	1.66	0.75
12:CM:95:PRO:HD3	12:CM:108:ARG:HG2	1.67	0.75
55:CA:1102:A:H2'	55:CA:1103:C:H6	1.51	0.75
24:DA:713:G:H21	24:DA:718:A:H2	1.34	0.75
32:DI:55:PRO:HG2	32:DI:70:THR:HG23	1.66	0.75
43:DT:14:PRO:O	43:DT:15:HIS:HB2	1.87	0.75
21:AA:47:C:H4'	21:AA:48:C:O5'	1.86	0.75
21:AA:580:C:H2'	21:AA:581:G:C8	2.21	0.75
24:BA:62:U:H4'	24:BA:63:A:OP1	1.87	0.75
24:BA:363:G:H2'	24:BA:364:C:C6	2.21	0.75
24:BA:1179:G:C6	24:BA:1180:U:H1'	2.22	0.75
24:BA:1585:C:H2'	24:BA:1586:A:O4'	1.87	0.75
24:BA:2013:A:N3	42:BS:88:ARG:NH1	2.34	0.75
24:BA:2846:G:N2	24:BA:2871:U:H1'	2.02	0.75
28:BE:176:ASP:OD1	28:BE:178:VAL:HG13	1.87	0.75
30:BG:140:ILE:HD12	30:BG:141:GLY:N	2.01	0.75
38:BO:76:LYS:O	38:BO:80:GLU:HG2	1.86	0.75
24:DA:1714:U:H3'	24:DA:1715:G:C5'	2.17	0.75
24:DA:2056:G:N2	50:D0:1:ALA:N	2.34	0.75
24:DA:2886:A:H62	50:D0:39:ARG:CD	1.98	0.75
56:DB:104:A:H2'	56:DB:105:G:O4'	1.87	0.75
36:DM:19:GLY:H	36:DM:38:ARG:NH2	1.83	0.75
51:D1:8:ILE:HD11	51:D1:52:LYS:HE3	1.67	0.75
21:AA:274:A:O2'	21:AA:275:G:C8	2.39	0.75
24:BA:839:U:H2'	24:BA:840:C:H6	1.51	0.75
26:BC:12:ARG:HH11	26:BC:12:ARG:HG3	1.52	0.75
41:BR:4:VAL:HA	41:BR:12:HIS:O	1.86	0.75
55:CA:60:A:H1'	55:CA:61:G:O4'	1.87	0.75
55:CA:383:A:H2'	55:CA:384:G:O4'	1.86	0.75
24:DA:1071:G:O2'	24:DA:1072:C:H5'	1.87	0.75
24:DA:1399:C:O2'	24:DA:1400:U:H5'	1.86	0.75
24:DA:1432:G:H2'	24:DA:1433:A:H8	1.51	0.75
24:DA:2214:C:O2'	24:DA:2215:C:H5'	1.87	0.75
24:DA:2387:U:H1'	46:DW:38:ARG:HH12	1.51	0.75
24:DA:2543:G:H2'	24:DA:2544:G:C8	2.21	0.75
38:DO:53:THR:HB	38:DO:65:THR:HG22	1.67	0.75
21:AA:547:A:H4'	21:AA:548:G:O5'	1.85	0.75
21:AA:1076:U:H2'	21:AA:1077:G:H8	1.51	0.75
24:BA:1798:U:OP1	26:BC:257:ARG:HB2	1.87	0.75

*Continued on next page...*

*Continued from previous page...*

Atom-1	Atom-2	Interatomic distance (Å)	Clash overlap (Å)
27:BD:186:LEU:HD11	39:BP:3:ILE:HD11	1.68	0.75
34:BK:18:ARG:H	34:BK:45:GLU:HB2	1.51	0.75
40:BQ:94:LEU:HD11	41:BR:4:VAL:HG11	1.69	0.75
43:BT:13:ALA:HB1	43:BT:14:PRO:HD2	1.68	0.75
50:B0:39:ARG:HB2	50:B0:39:ARG:HH11	1.51	0.75
9:CJ:11:LYS:HD3	9:CJ:11:LYS:H	1.52	0.75
12:CM:14:ALA:HB1	12:CM:33:LEU:HD13	1.68	0.75
12:CM:102:LYS:HG2	55:CA:1226:C:N4	2.00	0.75
55:CA:268:U:H2'	55:CA:269:C:C6	2.22	0.75
24:DA:1846:G:H5''	24:DA:1847:A:OP2	1.87	0.75
24:DA:2503:A:H4'	24:DA:2504:U:OP1	1.84	0.75
40:DQ:87:VAL:HG11	41:DR:52:PRO:HG3	1.66	0.75
48:DY:1:MET:HE2	48:DY:1:MET:H3	1.52	0.75
5:AF:16:GLU:CG	3:CD:191:SER:HB2	2.15	0.75
11:AL:87:LYS:HE2	21:AA:526:C:OP2	1.86	0.75
24:BA:2144:G:H2'	24:BA:2148:G:O6	1.87	0.75
31:BH:5:LEU:HD13	31:BH:13:GLY:HA2	1.69	0.75
48:BY:45:GLN:O	48:BY:46:VAL:HB	1.87	0.75
9:CJ:45:ARG:NH2	55:CA:1279:G:H5''	2.01	0.75
55:CA:652:U:HO2'	55:CA:653:U:H6	1.33	0.75
24:DA:456:C:O2'	43:DT:73:ARG:HG3	1.85	0.75
1:AB:33:ALA:HA	1:AB:38:HIS:HA	1.69	0.75
6:AG:88:VAL:HG22	6:AG:89:GLU:H	1.50	0.75
7:AH:63:LYS:O	7:AH:70:VAL:HG23	1.87	0.75
21:AA:297:G:H4'	21:AA:557:G:H4'	1.67	0.75
24:BA:1327:A:H2'	24:BA:1328:A:H5'	1.68	0.75
49:BZ:29:ARG:HH21	49:BZ:29:ARG:CG	1.99	0.75
4:CE:14:LEU:HG	4:CE:15:ILE:H	1.50	0.75
18:CS:51:HIS:CD2	18:CS:53:GLY:H	2.04	0.75
24:DA:2304:G:H1	24:DA:2312:U:H3	1.35	0.75
27:DD:9:VAL:O	39:DP:4:ILE:HD11	1.86	0.75
29:DF:91:ARG:HH21	29:DF:91:ARG:HB3	1.51	0.75
31:BH:89:LYS:HG2	31:BH:90:LEU:H	1.50	0.74
36:BM:133:LYS:O	36:BM:134:THR:HB	1.86	0.74
40:BQ:69:ARG:HH21	40:BQ:69:ARG:CB	2.00	0.74
8:CI:15:ALA:O	8:CI:66:VAL:HG23	1.87	0.74
24:DA:92:U:H2'	24:DA:93:G:H8	1.51	0.74
24:DA:1847:A:O2'	24:DA:1848:A:C8	2.38	0.74
21:AA:428:G:H1'	21:AA:430:A:N7	2.02	0.74
24:BA:2747:G:O2'	30:BG:66:THR:HG22	1.87	0.74
29:BF:68:LYS:HD2	29:BF:68:LYS:H	1.49	0.74

*Continued on next page...*

*Continued from previous page...*

Atom-1	Atom-2	Interatomic distance (Å)	Clash overlap (Å)
1:CB:92:ASN:H	1:CB:92:ASN:HD22	1.35	0.74
7:CH:106:SER:HB2	55:CA:640:A:O2'	1.87	0.74
55:CA:1498:U:H2'	23:CW:2:U:OP1	1.87	0.74
24:DA:1458:U:O3'	24:DA:1459:G:H4'	1.86	0.74
24:DA:1570:A:H2'	24:DA:1571:A:C8	2.21	0.74
24:BA:31:C:O3'	24:BA:1238:G:H5''	1.88	0.74
24:BA:276:U:H1'	24:BA:278:A:H62	1.52	0.74
24:BA:2615:U:C2	50:B0:3:GLN:HA	2.22	0.74
24:BA:2707:U:O2	37:BN:71:ARG:NH1	2.20	0.74
37:BN:1:MET:O	37:BN:2:ARG:HB2	1.87	0.74
48:BY:57:LEU:HA	48:BY:60:LYS:HB3	1.67	0.74
8:AI:51:LEU:HD13	8:AI:56:MET:HG2	1.68	0.74
10:AK:66:ALA:HB1	10:AK:99:LEU:HD13	1.68	0.74
21:AA:1338:G:H2'	21:AA:1339:A:C8	2.23	0.74
24:BA:794:A:H2'	24:BA:795:C:C6	2.23	0.74
24:BA:2673:G:C2	24:BA:2674:G:C8	2.76	0.74
27:BD:97:SER:C	27:BD:99:GLU:HG2	2.07	0.74
28:BE:57:LYS:HG3	28:BE:58:LYS:N	2.01	0.74
55:CA:613:C:H2'	55:CA:614:C:H6	1.51	0.74
24:DA:241:A:H1'	24:DA:243:U:C5	2.22	0.74
24:DA:1070:A:N6	32:DI:8:VAL:HG12	2.02	0.74
24:DA:1838:C:H5''	24:DA:1839:G:OP1	1.88	0.74
24:DA:2543:G:C6	24:DA:2765:A:C5	2.76	0.74
56:DB:45:A:H2'	56:DB:46:A:H8	1.51	0.74
56:DB:50:A:OP1	38:DO:68:LYS:N	2.20	0.74
28:DE:170:ARG:NH2	28:DE:176:ASP:HB2	2.02	0.74
30:DG:162:ARG:H	30:DG:162:ARG:HD2	1.52	0.74
32:DI:57:VAL:HG12	32:DI:58:ILE:H	1.50	0.74
18:AS:62:THR:HG22	18:AS:63:ASP:H	1.52	0.74
21:AA:243:A:H4'	21:AA:244:U:C5'	2.17	0.74
21:AA:748:G:H2'	21:AA:749:A:C8	2.23	0.74
21:AA:1279:G:O2'	21:AA:1282:C:N4	2.21	0.74
24:BA:742:A:H2'	24:BA:743:A:C8	2.22	0.74
24:BA:1654:A:H4'	27:BD:118:PHE:CZ	2.23	0.74
24:BA:2358:A:H61	35:BL:54:GLN:HE22	1.33	0.74
24:BA:2783:U:H2'	24:BA:2784:U:H6	1.51	0.74
27:BD:99:GLU:HG3	27:BD:100:LEU:H	1.52	0.74
31:BH:34:GLY:O	31:BH:35:LYS:HG3	1.87	0.74
43:BT:87:LEU:HB2	43:BT:91:GLN:HG2	1.67	0.74
24:DA:2544:G:H5'	24:DA:2645:G:N7	2.01	0.74
29:DF:76:PHE:HD2	29:DF:76:PHE:H	1.33	0.74

*Continued on next page...*

*Continued from previous page...*

Atom-1	Atom-2	Interatomic distance (Å)	Clash overlap (Å)
37:DN:38:LEU:HB3	37:DN:39:PRO:HD3	1.68	0.74
24:BA:142:A:H2'	24:BA:143:C:C6	2.22	0.74
24:BA:243:U:OP1	53:B3:5:THR:HG21	1.88	0.74
24:BA:303:G:H2'	24:BA:304:U:C6	2.22	0.74
24:BA:734:A:C5	24:BA:735:A:N7	2.55	0.74
30:BG:126:THR:HG22	30:BG:127:GLN:H	1.51	0.74
46:BW:18:LYS:HA	46:BW:36:ILE:CG1	2.18	0.74
5:CF:66:ALA:HB1	5:CF:70:VAL:HG23	1.70	0.74
11:CL:45:ASN:HA	55:CA:529:G:O6	1.86	0.74
55:CA:116:A:H2'	55:CA:117:G:H8	1.52	0.74
24:DA:1695:G:C8	26:DC:7:PRO:HB2	2.21	0.74
38:DO:11:ALA:HB2	38:DO:96:GLY:N	2.02	0.74
3:AD:60:VAL:O	3:AD:63:ILE:HG22	1.88	0.74
24:BA:571:U:H4'	24:BA:572:A:OP1	1.86	0.74
24:BA:2253:G:H2'	24:BA:2254:C:C6	2.22	0.74
30:BG:60:GLY:O	30:BG:61:TRP:HB2	1.88	0.74
45:BV:80:HIS:CD2	45:BV:83:LYS:H	2.01	0.74
24:DA:247:G:C5	24:DA:249:C:H1'	2.22	0.74
24:DA:1565:C:H5''	26:DC:17:LYS:HE2	1.69	0.74
33:DJ:17:VAL:HG23	33:DJ:137:PRO:HB2	1.70	0.74
1:AB:113:LEU:HD13	1:AB:143:LEU:HD21	1.70	0.74
4:AE:82:HIS:NE2	4:AE:146:MET:HG3	2.03	0.74
6:AG:73:GLU:HA	6:AG:140:VAL:HG12	1.70	0.74
21:AA:874:G:O2'	21:AA:875:U:H5'	1.88	0.74
24:BA:395:U:O2'	24:BA:396:G:C8	2.40	0.74
24:BA:417:C:H2'	24:BA:418:C:H6	1.53	0.74
24:BA:1013:C:H2'	24:BA:1014:A:C8	2.22	0.74
27:BD:193:VAL:HG21	27:BD:201:LEU:HD21	1.70	0.74
31:BH:90:LEU:HB2	31:BH:123:ARG:HB3	1.67	0.74
40:BQ:97:ILE:HD11	40:BQ:105:PHE:CA	2.17	0.74
43:BT:4:GLU:OE1	43:BT:6:ARG:HG3	1.87	0.74
6:CG:75:LYS:HE2	6:CG:76:SER:H	1.50	0.74
55:CA:154:U:H2'	55:CA:155:A:H5'	1.70	0.74
55:CA:459:A:O2'	55:CA:460:A:H5'	1.88	0.74
24:DA:873:C:H4'	36:DM:64:TRP:NE1	2.03	0.74
24:DA:2311:A:N3	24:DA:2311:A:C2'	2.50	0.74
42:DS:17:VAL:HG11	42:DS:103:ILE:HG13	1.68	0.74
24:BA:1027:A:C6	24:BA:1126:A:N3	2.56	0.74
24:BA:2336:A:N6	46:BW:40:ARG:HD2	2.03	0.74
26:BC:104:LEU:O	26:BC:105:ALA:HB2	1.87	0.74
31:BH:48:GLU:HA	31:BH:51:ARG:HG3	1.69	0.74

*Continued on next page...*

*Continued from previous page...*

Atom-1	Atom-2	Interatomic distance (Å)	Clash overlap (Å)
31:BH:97:ARG:HG2	31:BH:111:ALA:HB1	1.70	0.74
24:DA:589:U:O2'	24:DA:590:A:H5'	1.88	0.74
24:DA:828:U:H4'	24:DA:831:G:C6	2.23	0.74
24:DA:2868:A:H2'	24:DA:2869:G:C8	2.23	0.74
29:DF:74:ALA:HB3	29:DF:78:ILE:CG1	2.16	0.74
37:DN:5:LYS:HG2	37:DN:6:SER:H	1.52	0.74
21:AA:132:C:H2'	21:AA:133:U:H6	1.52	0.74
24:BA:2353:G:H1'	46:BW:30:VAL:CG1	2.18	0.74
9:CJ:66:GLU:HB2	13:CN:100:TRP:HZ3	1.53	0.74
55:CA:781:A:H2'	55:CA:782:A:H5'	1.70	0.74
55:CA:1508:A:H2'	55:CA:1509:C:C6	2.23	0.74
24:DA:665:U:H2'	24:DA:666:A:H8	1.51	0.74
24:DA:2292:U:H2'	24:DA:2293:G:H8	1.53	0.74
24:DA:2385:C:O2'	24:DA:2386:A:C8	2.37	0.74
28:DE:126:VAL:HG21	28:DE:134:LEU:HD13	1.70	0.74
29:DF:12:VAL:HA	29:DF:15:LEU:HB2	1.70	0.74
43:DT:60:THR:HG22	43:DT:83:ALA:HA	1.70	0.74
54:D4:19:ARG:O	54:D4:20:ASP:HB2	1.87	0.74
24:BA:85:G:OP1	44:BU:27:VAL:HG11	1.88	0.73
24:BA:204:A:H4'	24:BA:205:G:OP1	1.86	0.73
24:BA:2068:U:H6	24:BA:2068:U:H5''	1.52	0.73
24:BA:2654:A:H4'	24:BA:2655:G:OP1	1.86	0.73
34:BK:18:ARG:HH11	34:BK:18:ARG:CG	2.01	0.73
36:BM:17:ASN:O	36:BM:38:ARG:HD3	1.88	0.73
12:CM:8:ILE:HD13	29:DF:136:ILE:HG13	1.67	0.73
55:CA:977:A:H5''	55:CA:977:A:N3	2.03	0.73
24:DA:784:G:O6	26:DC:227:VAL:HG11	1.88	0.73
21:AA:922:G:H2'	21:AA:923:A:C8	2.24	0.73
24:BA:786:C:O2'	24:BA:787:C:H5'	1.88	0.73
24:BA:856:G:H21	46:BW:19:ARG:HH22	1.35	0.73
40:BQ:85:ALA:O	40:BQ:86:SER:C	2.24	0.73
55:CA:1201:A:O2'	55:CA:1202:U:OP2	2.06	0.73
55:CA:1239:A:H62	55:CA:1299:A:N6	1.84	0.73
4:AE:32:PHE:CD2	4:AE:54:GLU:HA	2.24	0.73
4:AE:155:LYS:HD2	4:AE:156:ARG:HG2	1.70	0.73
21:AA:903:G:H2'	21:AA:904:U:C6	2.24	0.73
24:BA:63:A:C2	24:BA:64:A:N7	2.56	0.73
24:BA:802:A:H2'	24:BA:803:U:H6	1.49	0.73
24:BA:1181:U:O2'	24:BA:1182:G:O5'	2.06	0.73
24:BA:1286:A:O2'	24:BA:1288:G:OP2	2.05	0.73
24:BA:1333:G:H2'	24:BA:1334:G:H8	1.52	0.73

*Continued on next page...*

*Continued from previous page...*

Atom-1	Atom-2	Interatomic distance (Å)	Clash overlap (Å)
24:BA:2093:G:O2'	24:BA:2094:A:H5'	1.89	0.73
26:BC:180:MET:HG3	26:BC:268:ARG:NH1	2.03	0.73
51:B1:49:LYS:HG2	51:B1:50:GLU:H	1.54	0.73
12:CM:16:ILE:H	12:CM:16:ILE:HD12	1.53	0.73
18:CS:40:PHE:HB3	18:CS:41:PRO:CD	2.17	0.73
55:CA:1160:G:C6	55:CA:1181:G:O6	2.41	0.73
55:CA:1432:G:H1'	55:CA:1468:A:N6	2.03	0.73
55:CA:1446:A:H2'	55:CA:1447:A:H5''	1.68	0.73
24:DA:95:A:H1'	48:DY:40:SER:HB2	1.69	0.73
24:DA:668:A:C5	24:DA:670:A:N7	2.56	0.73
24:DA:1201:U:H2'	24:DA:1202:G:H8	1.53	0.73
24:DA:2895:G:HO2'	24:DA:2896:C:H6	1.31	0.73
8:AI:8:THR:HG23	21:AA:1148:U:H5''	1.70	0.73
34:BK:63:VAL:HG22	34:BK:107:LEU:HD21	1.68	0.73
42:BS:97:LEU:N	42:BS:97:LEU:HD22	2.03	0.73
55:CA:250:A:H1'	55:CA:252:U:N3	2.03	0.73
55:CA:1213:A:HO2'	55:CA:1214:C:H5'	1.53	0.73
24:DA:391:A:O2'	24:DA:392:U:C5'	2.36	0.73
24:DA:412:A:H2'	24:DA:413:C:C6	2.23	0.73
24:DA:506:G:H4'	24:DA:507:A:H5'	1.70	0.73
24:DA:1919:A:H8	24:DA:1919:A:O5'	1.69	0.73
29:DF:28:PRO:HB2	29:DF:168:LEU:HD21	1.70	0.73
14:AO:42:PHE:CE1	14:AO:55:LEU:HD22	2.24	0.73
21:AA:1376:U:H2'	21:AA:1377:A:H8	1.53	0.73
24:BA:979:A:H2'	24:BA:982:C:N4	2.03	0.73
24:BA:1073:A:C3'	24:BA:1074:G:H5''	2.19	0.73
24:BA:1082:U:H5'	32:BI:117:THR:O	1.88	0.73
24:BA:1328:A:H2'	24:BA:1330:C:C5	2.23	0.73
24:BA:1669:A:H2'	24:BA:1669:A:N3	2.01	0.73
31:BH:31:VAL:CB	31:BH:32:PRO:HD2	2.16	0.73
12:CM:77:LYS:HE3	12:CM:77:LYS:O	1.88	0.73
20:CU:38:GLU:HG3	55:CA:1526:G:OP1	1.88	0.73
55:CA:874:G:O2'	55:CA:875:U:H5'	1.88	0.73
55:CA:1124:G:H4'	55:CA:1125:U:OP1	1.89	0.73
24:DA:2063:C:O2'	24:DA:2064:C:H5'	1.89	0.73
43:DT:50:LEU:HD23	43:DT:51:PHE:H	1.54	0.73
48:DY:1:MET:HG2	48:DY:4:LYS:HZ1	1.52	0.73
4:AE:25:LYS:HB3	4:AE:25:LYS:HZ2	1.52	0.73
24:BA:1738:G:HO2'	24:BA:1739:A:H8	1.37	0.73
24:BA:2047:C:O2'	24:BA:2048:G:H5'	1.89	0.73
24:BA:2305:U:C4	24:BA:2306:C:C4	2.76	0.73

*Continued on next page...*

*Continued from previous page...*

Atom-1	Atom-2	Interatomic distance (Å)	Clash overlap (Å)
31:BH:117:LEU:HD11	31:BH:130:VAL:HG11	1.70	0.73
32:BI:79:LEU:HD13	32:BI:135:MET:SD	2.29	0.73
35:BL:27:LEU:HD12	35:BL:27:LEU:N	2.00	0.73
43:BT:29:THR:HB	43:BT:86:THR:CG2	2.18	0.73
44:BU:15:GLY:O	44:BU:17:ASP:N	2.21	0.73
13:CN:62:ARG:HE	13:CN:69:PRO:HA	1.52	0.73
24:DA:1333:G:HO2'	24:DA:1334:G:H8	1.35	0.73
24:DA:1447:C:H2'	24:DA:1448:G:C8	2.23	0.73
56:DB:98:G:H1	45:DV:14:LYS:CB	2.01	0.73
26:DC:140:VAL:HG22	26:DC:161:VAL:O	1.88	0.73
31:DH:78:VAL:HG22	31:DH:100:ALA:HA	1.69	0.73
33:DJ:25:LEU:HD12	33:DJ:64:VAL:HA	1.71	0.73
22:AV:27:G:H5''	22:AV:27:G:H8	1.54	0.73
24:BA:1064:C:H4'	32:BI:90:GLY:H	1.52	0.73
24:BA:1255:U:C5	28:BE:68:ALA:HA	2.23	0.73
24:BA:2092:U:H4'	24:BA:2093:G:O5'	1.88	0.73
24:BA:2275:C:O2'	36:BM:84:LYS:HA	1.88	0.73
24:BA:2896:C:H2'	24:BA:2897:U:H6	1.54	0.73
36:BM:73:ILE:HG21	36:BM:91:TYR:CZ	2.24	0.73
2:CC:122:GLN:HB2	2:CC:127:VAL:HG21	1.71	0.73
2:CC:190:THR:HG22	2:CC:192:TYR:H	1.53	0.73
24:DA:1062:G:C8	24:DA:1088:A:H8	2.06	0.73
24:DA:1258:U:H2'	24:DA:1259:G:C8	2.23	0.73
24:DA:2291:U:H2'	24:DA:2292:U:C6	2.24	0.73
31:DH:41:LYS:HA	31:DH:44:ILE:HG12	1.69	0.73
53:D3:22:LYS:H	53:D3:48:MET:HB3	1.54	0.73
13:AN:46:LYS:HD2	18:AS:12:LEU:HD21	1.69	0.73
18:AS:5:LYS:HD3	21:AA:1314:C:C5	2.24	0.73
21:AA:204:G:H3'	21:AA:205:A:C5'	2.18	0.73
21:AA:1432:G:H1'	21:AA:1468:A:N6	2.03	0.73
24:BA:855:G:N3	46:BW:23:LYS:HD3	2.04	0.73
24:BA:1430:G:H2'	24:BA:1431:A:C8	2.23	0.73
42:BS:13:SER:OG	42:BS:16:LYS:HD2	1.89	0.73
46:BW:23:LYS:CE	46:BW:24:ARG:HG3	2.18	0.73
1:CB:49:PHE:HA	1:CB:52:ALA:HB3	1.71	0.73
6:CG:22:LEU:HA	6:CG:25:PHE:HB3	1.70	0.73
10:CK:70:ALA:HA	10:CK:73:VAL:HG22	1.69	0.73
16:CQ:13:SER:HB3	16:CQ:21:VAL:HB	1.69	0.73
55:CA:864:A:H2'	55:CA:865:A:C8	2.23	0.73
24:DA:729:G:H2'	24:DA:729:G:N3	2.03	0.73
24:DA:1070:A:H5'	24:DA:1071:G:H5''	1.71	0.73

*Continued on next page...*



*Continued from previous page...*

Atom-1	Atom-2	Interatomic distance (Å)	Clash overlap (Å)
24:DA:1313:U:C6	24:DA:1610:A:C8	2.77	0.73
24:DA:1522:A:H1'	24:DA:1524:G:C5	2.24	0.73
24:DA:2135:A:H3'	24:DA:2136:G:H5''	1.70	0.73
28:DE:122:GLU:HA	28:DE:190:ALA:HB2	1.71	0.73
32:DI:8:VAL:C	32:DI:9:LYS:HG2	2.08	0.73
49:DZ:4:ILE:HD12	49:DZ:58:GLU:HA	1.71	0.73
3:AD:96:ARG:HB3	3:AD:98:ASP:OD1	1.89	0.73
4:AE:15:ILE:HD11	4:AE:37:VAL:HG23	1.71	0.73
4:AE:25:LYS:HB3	4:AE:25:LYS:NZ	2.04	0.73
5:AF:38:ARG:HB3	5:AF:63:ASN:HB2	1.70	0.73
21:AA:205:A:OP1	21:AA:205:A:H4'	1.88	0.73
21:AA:1278:G:H4'	21:AA:1279:G:C8	2.23	0.73
21:AA:1435:G:H2'	21:AA:1436:U:C6	2.23	0.73
24:BA:491:G:N2	24:BA:492:A:H1'	2.02	0.73
40:BQ:39:ILE:O	40:BQ:43:GLN:HG3	1.89	0.73
40:BQ:97:ILE:HD11	40:BQ:105:PHE:HA	1.69	0.73
55:CA:1095:U:H2'	55:CA:1096:C:C6	2.24	0.73
24:DA:274:C:H2'	24:DA:275:C:O4'	1.89	0.73
24:DA:526:A:N6	24:DA:2626:C:H4'	2.04	0.73
24:DA:2197:U:O2'	24:DA:2198:A:H8	1.71	0.73
24:DA:2529:G:H4'	30:DG:174:LYS:HD3	1.70	0.73
27:DD:14:ILE:HG13	39:DP:11:GLN:HE22	1.52	0.73
3:AD:62:ARG:NE	3:AD:62:ARG:HA	2.03	0.73
3:AD:90:LEU:HA	3:AD:93:LEU:HD12	1.70	0.73
11:AL:29:LYS:O	11:AL:81:ILE:HG22	1.89	0.73
24:BA:470:A:H61	43:BT:72:GLN:HE22	1.33	0.73
24:BA:855:G:H1'	46:BW:23:LYS:HD3	1.69	0.73
24:BA:2251:G:H2'	24:BA:2252:G:C8	2.24	0.73
28:BE:44:ARG:HH21	28:BE:44:ARG:CG	2.02	0.73
48:BY:39:GLN:HB2	48:BY:41:HIS:CD2	2.24	0.73
55:CA:47:C:H4'	55:CA:48:C:O5'	1.87	0.73
55:CA:1023:U:H2'	55:CA:1024:G:C8	2.24	0.73
24:DA:61:C:O2'	24:DA:62:U:H5'	1.87	0.73
24:DA:1854:A:N6	24:DA:1888:G:H1'	2.03	0.73
34:DK:60:ALA:HA	34:DK:87:LEU:HD23	1.71	0.73
36:DM:41:LEU:HD23	36:DM:46:ILE:HG22	1.70	0.73
52:D2:19:ARG:HB3	52:D2:19:ARG:NH2	2.03	0.73
27:BD:45:TYR:N	27:BD:45:TYR:CD1	2.57	0.72
8:CI:56:MET:HG3	8:CI:57:VAL:HG23	1.70	0.72
45:DV:9:ARG:HG2	45:DV:39:ALA:O	1.89	0.72
1:AB:41:ASN:HB3	1:AB:44:LYS:HB3	1.69	0.72

*Continued on next page...*

*Continued from previous page...*

Atom-1	Atom-2	Interatomic distance (Å)	Clash overlap (Å)
22:AV:33:U:H5'	22:AV:34:G:OP2	1.89	0.72
24:BA:1681:G:O2'	24:BA:1762:A:O2'	2.06	0.72
24:BA:1962:C:O2'	24:BA:1964:G:OP2	2.07	0.72
37:BN:74:GLU:O	37:BN:77:ALA:HB3	1.89	0.72
40:BQ:63:ARG:HH22	40:BQ:96:ASP:HB3	1.54	0.72
42:BS:69:LEU:HD12	42:BS:108:SER:O	1.89	0.72
6:CG:59:GLU:HB2	6:CG:62:GLU:HB2	1.68	0.72
55:CA:533:A:C2	55:CA:536:C:C5	2.77	0.72
55:CA:736:C:H2'	55:CA:737:C:C6	2.24	0.72
24:DA:303:G:H2'	24:DA:304:U:C6	2.24	0.72
24:DA:395:U:HO2'	24:DA:396:G:H8	0.78	0.72
24:DA:2529:G:H4'	30:DG:174:LYS:CD	2.19	0.72
24:DA:2674:G:H2'	24:DA:2675:A:H8	1.53	0.72
40:DQ:69:ARG:HB2	40:DQ:69:ARG:HH21	1.53	0.72
45:DV:59:GLU:HG2	45:DV:60:VAL:H	1.53	0.72
48:DY:18:LEU:O	48:DY:22:LEU:HD13	1.88	0.72
4:AE:156:ARG:HG2	7:AH:63:LYS:NZ	2.01	0.72
21:AA:116:A:O2'	21:AA:117:G:H5'	1.90	0.72
24:BA:395:U:O2'	24:BA:396:G:N7	2.22	0.72
24:BA:2727:A:O2'	24:BA:2728:U:H5'	1.89	0.72
43:BT:11:LEU:HD11	43:BT:47:VAL:HG22	1.71	0.72
24:DA:223:A:N6	24:DA:422:A:C6	2.57	0.72
56:DB:42:C:H2'	56:DB:43:C:H6	1.51	0.72
43:DT:20:ALA:HB1	43:DT:31:VAL:HG21	1.71	0.72
44:DU:17:ASP:HB2	44:DU:38:ILE:HA	1.70	0.72
47:DX:63:ILE:HD12	47:DX:64:ASP:H	1.54	0.72
1:AB:119:GLN:C	1:AB:119:GLN:HE21	1.93	0.72
4:AE:84:VAL:HB	4:AE:146:MET:HE3	1.70	0.72
9:AJ:52:LEU:HD21	9:AJ:59:LYS:HA	1.72	0.72
21:AA:753:A:H4'	21:AA:754:C:O5'	1.89	0.72
44:BU:73:ASN:ND2	44:BU:75:ALA:HB3	2.05	0.72
4:CE:125:LYS:HG2	4:CE:126:ALA:N	2.05	0.72
19:CT:23:ARG:HB3	19:CT:60:GLN:HE22	1.53	0.72
55:CA:243:A:N3	55:CA:245:U:H2'	2.04	0.72
55:CA:834:U:H2'	55:CA:835:U:H6	1.51	0.72
55:CA:1241:G:HO2'	55:CA:1242:G:H8	0.76	0.72
55:CA:1376:U:H2'	55:CA:1377:A:C8	2.24	0.72
24:DA:85:G:HO2'	24:DA:86:G:H8	1.35	0.72
24:DA:123:G:O3'	24:DA:1376:C:H4'	1.89	0.72
24:DA:1364:G:C5	47:DX:1:SER:HB2	2.25	0.72
24:DA:1450:G:H21	24:DA:1452:G:H1	1.35	0.72

*Continued on next page...*

*Continued from previous page...*

Atom-1	Atom-2	Interatomic distance (Å)	Clash overlap (Å)
27:DD:51:THR:CG2	27:DD:76:GLY:HA3	2.20	0.72
6:AG:110:ARG:HH11	6:AG:122:GLU:HG2	1.53	0.72
21:AA:555:U:H2'	21:AA:556:C:C6	2.24	0.72
24:BA:387:U:H4'	24:BA:388:G:H5''	1.70	0.72
24:BA:515:A:H5''	24:BA:516:C:OP2	1.88	0.72
24:BA:588:U:H1'	28:BE:85:PHE:CD1	2.25	0.72
28:BE:95:LYS:O	28:BE:96:VAL:HB	1.89	0.72
30:BG:84:LYS:CG	30:BG:132:LEU:H	2.00	0.72
1:CB:130:LYS:HA	1:CB:133:ALA:HB3	1.72	0.72
2:CC:133:MET:HE2	2:CC:150:VAL:HG23	1.69	0.72
4:CE:95:MET:HA	4:CE:124:ALA:HB2	1.71	0.72
55:CA:372:C:H4'	55:CA:373:A:C5'	2.18	0.72
24:DA:482:A:N6	24:DA:506:G:C4	2.58	0.72
24:DA:538:A:H5''	33:DJ:7:LYS:NZ	2.04	0.72
24:DA:574:A:H4'	24:DA:575:A:H5'	1.71	0.72
24:DA:1565:C:O2'	24:DA:1566:A:H8	1.71	0.72
41:DR:82:HIS:O	41:DR:82:HIS:CG	2.40	0.72
21:AA:415:A:H2'	21:AA:416:G:C8	2.24	0.72
21:AA:895:G:C5	21:AA:896:C:C5	2.78	0.72
24:BA:811:U:O2	24:BA:1250:G:H3'	1.90	0.72
24:BA:1993:U:H4'	27:BD:133:THR:HG21	1.72	0.72
27:BD:110:THR:HG23	27:BD:171:THR:HG22	1.70	0.72
33:BJ:30:THR:CG2	33:BJ:31:GLU:N	2.53	0.72
55:CA:252:U:O2'	55:CA:253:A:H8	1.71	0.72
55:CA:981:U:H2'	55:CA:982:U:C5	2.24	0.72
24:DA:1069:A:H4'	24:DA:1070:A:O5'	1.87	0.72
24:DA:1264:A:H5'	50:D0:7:PRO:HG2	1.72	0.72
24:DA:1271:G:OP2	59:DA:3400:HOH:O	2.06	0.72
24:DA:1737:G:C6	24:DA:1738:G:N1	2.58	0.72
27:DD:107:VAL:HG13	27:DD:109:VAL:HG23	1.71	0.72
47:DX:30:PRO:HG2	47:DX:32:LEU:HD21	1.72	0.72
1:AB:30:ILE:HG12	1:AB:39:ILE:O	1.89	0.72
19:AT:26:MET:HB3	21:AA:1457:G:O3'	1.89	0.72
24:BA:265:A:C8	24:BA:428:A:C2	2.77	0.72
24:BA:811:U:C4	35:BL:21:ARG:NH2	2.57	0.72
24:BA:856:G:H21	46:BW:19:ARG:NH2	1.88	0.72
24:BA:1444:G:H2'	24:BA:1445:G:C8	2.24	0.72
24:BA:1820:U:H4'	24:BA:1821:A:OP2	1.90	0.72
24:BA:2197:U:HO2'	24:BA:2198:A:H2'	1.53	0.72
26:BC:123:ILE:O	26:BC:123:ILE:HG12	1.89	0.72
29:BF:112:ASP:OD1	29:BF:113:PHE:N	2.23	0.72

*Continued on next page...*

*Continued from previous page...*

Atom-1	Atom-2	Interatomic distance (Å)	Clash overlap (Å)
55:CA:965:U:H1'	55:CA:969:A:C6	2.24	0.72
24:DA:379:G:C6	24:DA:396:G:O6	2.43	0.72
24:DA:1223:G:N2	24:DA:1226:A:OP2	2.22	0.72
9:AJ:81:GLU:HA	9:AJ:84:VAL:HG12	1.72	0.72
21:AA:32:A:H2'	21:AA:33:A:C8	2.24	0.72
29:BF:134:GLN:O	29:BF:136:ILE:N	2.21	0.72
4:CE:93:VAL:HG21	4:CE:139:THR:HG22	1.71	0.72
55:CA:198:G:H2'	55:CA:199:A:H8	1.54	0.72
55:CA:599:C:H2'	55:CA:600:A:H8	1.55	0.72
55:CA:1088:G:H21	55:CA:1167:A:N6	1.88	0.72
55:CA:1338:G:H2'	55:CA:1339:A:C8	2.25	0.72
24:DA:333:G:O2'	24:DA:334:C:H5'	1.89	0.72
24:DA:520:G:H2'	24:DA:521:U:C6	2.25	0.72
24:DA:783:A:H2	24:DA:1778:U:H4'	1.54	0.72
24:DA:1565:C:H5''	26:DC:17:LYS:CE	2.19	0.72
21:AA:316:C:H41	21:AA:351:G:N2	1.88	0.72
21:AA:1261:A:N6	21:AA:1274:A:H2'	2.05	0.72
24:BA:734:A:C4	24:BA:735:A:C8	2.77	0.72
27:BD:13:ARG:NH1	39:BP:74:GLN:HE21	1.86	0.72
27:BD:99:GLU:HG3	27:BD:100:LEU:N	2.05	0.72
29:BF:134:GLN:HE22	29:BF:150:GLY:H	1.37	0.72
32:BI:7:TYR:HB3	32:BI:58:ILE:H	1.55	0.72
37:BN:24:MET:HG2	37:BN:44:LEU:HD22	1.70	0.72
8:CI:35:GLU:HA	8:CI:39:GLY:HA3	1.70	0.72
55:CA:721:G:H4'	55:CA:722:G:O5'	1.90	0.72
55:CA:815:A:OP2	55:CA:816:A:H8	1.73	0.72
55:CA:1051:C:O2'	55:CA:1052:U:H6	1.72	0.72
55:CA:1481:U:H2'	55:CA:1482:G:C8	2.25	0.72
24:DA:67:U:H2'	24:DA:68:G:H8	1.55	0.72
24:DA:975:A:O2'	24:DA:976:G:H5'	1.89	0.72
24:DA:1723:G:H2'	24:DA:1724:G:H8	1.55	0.72
24:DA:2615:U:C2	50:D0:3:GLN:HA	2.24	0.72
26:DC:8:THR:O	26:DC:9:SER:HB3	1.89	0.72
4:AE:133:ILE:H	4:AE:133:ILE:HD12	1.53	0.72
6:AG:144:ALA:C	6:AG:146:ALA:H	1.92	0.72
10:AK:21:HIS:CD2	21:AA:707:U:H4'	2.24	0.72
21:AA:132:C:H2'	21:AA:133:U:C6	2.25	0.72
26:BC:106:PRO:HA	26:BC:141:HIS:NE2	2.05	0.72
32:BI:53:PRO:HD2	32:BI:77:VAL:HG21	1.72	0.72
47:BX:34:SER:HA	47:BX:49:ARG:HA	1.71	0.72
24:DA:638:G:H2'	24:DA:639:U:C6	2.25	0.72

*Continued on next page...*

*Continued from previous page...*

Atom-1	Atom-2	Interatomic distance (Å)	Clash overlap (Å)
24:DA:1700:A:H2'	24:DA:1701:A:H5'	1.71	0.72
24:DA:1802:A:N6	24:DA:1817:G:N2	2.38	0.72
24:DA:2439:A:H4'	24:DA:2440:C:O5'	1.88	0.72
26:DC:159:THR:O	26:DC:194:VAL:HG12	1.90	0.72
26:DC:166:ARG:HB2	26:DC:171:VAL:HG22	1.72	0.72
29:DF:49:LEU:HA	29:DF:52:ALA:HB3	1.70	0.72
6:AG:100:MET:O	6:AG:104:VAL:HG23	1.90	0.71
24:BA:1181:U:O2'	24:BA:1182:G:H8	1.71	0.71
29:BF:131:VAL:HG22	29:BF:151:LEU:O	1.90	0.71
32:BI:89:SER:HB3	32:BI:92:PRO:HG3	1.72	0.71
35:BL:91:ASP:H	35:BL:94:THR:CG2	2.01	0.71
14:CO:28:VAL:HG11	14:CO:66:LEU:HD21	1.71	0.71
24:DA:1141:U:H4'	24:DA:1142:A:O4'	1.91	0.71
24:DA:1352:U:H5	24:DA:1377:G:C5	2.08	0.71
24:DA:1385:A:H4'	24:DA:1386:C:OP1	1.89	0.71
24:DA:2461:A:H1'	24:DA:2492:U:N3	2.05	0.71
27:DD:106:LYS:HB3	27:DD:206:ALA:CB	2.20	0.71
29:DF:136:ILE:O	29:DF:137:PHE:O	2.07	0.71
20:AU:45:LYS:HA	20:AU:45:LYS:HE3	1.72	0.71
21:AA:1046:A:O2'	21:AA:1047:G:C5'	2.37	0.71
21:AA:1064:G:O2'	21:AA:1190:G:N2	2.24	0.71
24:BA:279:A:H2'	24:BA:280:U:H6	1.55	0.71
24:BA:1027:A:C2	24:BA:1126:A:C4	2.78	0.71
24:BA:2353:G:H1'	46:BW:30:VAL:HG13	1.71	0.71
28:BE:73:ILE:O	28:BE:73:ILE:HG12	1.90	0.71
31:BH:41:LYS:HA	31:BH:44:ILE:HG12	1.72	0.71
6:CG:88:VAL:HG22	6:CG:89:GLU:H	1.54	0.71
55:CA:223:A:H2'	55:CA:224:U:H6	1.53	0.71
55:CA:1054:C:O2'	55:CA:1055:A:C5'	2.37	0.71
55:CA:1242:G:C2	55:CA:1243:C:H1'	2.25	0.71
24:DA:84:A:H4'	24:DA:85:G:O5'	1.89	0.71
24:DA:603:A:H4'	24:DA:604:G:O5'	1.89	0.71
35:DL:64:PHE:HD2	53:D3:24:LYS:HG2	1.53	0.71
24:BA:825:A:C1'	35:BL:54:GLN:NE2	2.52	0.71
24:BA:924:G:H4'	46:BW:24:ARG:HH21	1.54	0.71
32:BI:98:GLY:HA3	32:BI:137:LEU:HD23	1.71	0.71
34:BK:47:ILE:HG13	34:BK:48:PRO:HD2	1.73	0.71
39:BP:4:ILE:CG2	39:BP:5:LYS:H	2.02	0.71
9:CJ:59:LYS:HB2	9:CJ:62:ARG:HH21	1.54	0.71
22:CV:34:G:H2'	22:CV:35:A:H8	1.55	0.71
24:DA:547:A:C3'	24:DA:548:G:H5'	2.20	0.71

*Continued on next page...*

*Continued from previous page...*

Atom-1	Atom-2	Interatomic distance (Å)	Clash overlap (Å)
29:DF:107:VAL:C	29:DF:109:ARG:H	1.92	0.71
30:DG:126:THR:HG22	30:DG:127:GLN:H	1.55	0.71
5:AF:49:TYR:CE1	17:AR:65:SER:HA	2.25	0.71
9:AJ:55:PRO:HG3	21:AA:1059:C:O2	1.89	0.71
21:AA:697:U:O2	21:AA:798:U:H1'	1.91	0.71
21:AA:1240:U:H3'	21:AA:1241:G:C5'	2.19	0.71
21:AA:1273:C:H2'	21:AA:1274:A:O4'	1.89	0.71
21:AA:1303:C:H2'	21:AA:1304:G:H8	1.54	0.71
55:CA:147:G:H2'	55:CA:148:G:C8	2.26	0.71
55:CA:274:A:O2'	55:CA:275:G:H8	1.74	0.71
55:CA:926:G:H2'	55:CA:1505:G:N3	2.05	0.71
24:DA:609:A:H2'	24:DA:610:C:O4'	1.90	0.71
24:DA:1760:C:H2'	24:DA:1761:C:H6	1.54	0.71
36:DM:61:GLY:HA2	36:DM:107:GLY:HA3	1.72	0.71
51:D1:51:ALA:O	51:D1:52:LYS:HB2	1.89	0.71
1:AB:101:THR:HG23	1:AB:102:ASN:H	1.55	0.71
3:AD:34:GLU:O	3:AD:37:PRO:HD3	1.90	0.71
12:AM:28:ARG:O	12:AM:32:ILE:HG12	1.91	0.71
21:AA:903:G:H2'	21:AA:904:U:H6	1.55	0.71
24:BA:738:G:C6	24:BA:739:A:C2	2.79	0.71
28:BE:5:LEU:HD12	28:BE:10:SER:HB3	1.71	0.71
54:B4:24:ARG:HG2	54:B4:24:ARG:HH21	1.53	0.71
24:DA:828:U:C4	24:DA:829:A:N6	2.58	0.71
21:AA:1386:G:H2'	21:AA:1387:G:C8	2.26	0.71
22:AV:40:C:H2'	22:AV:41:C:C6	2.25	0.71
2:CC:19:SER:HB3	2:CC:21:TRP:NE1	2.05	0.71
55:CA:32:A:H2'	55:CA:33:A:C8	2.25	0.71
55:CA:197:A:O2'	55:CA:198:G:C8	2.44	0.71
24:DA:764:A:H2	26:DC:217:PRO:HG3	1.55	0.71
24:DA:1490:A:H8	26:DC:73:ILE:HD12	1.53	0.71
24:DA:1506:U:H2'	24:DA:1507:C:O4'	1.91	0.71
24:DA:1652:A:H3'	24:DA:1653:G:C8	2.26	0.71
24:DA:2147:A:OP1	24:DA:2147:A:H4'	1.90	0.71
24:DA:2886:A:N6	50:D0:39:ARG:HD3	2.05	0.71
45:DV:9:ARG:HD3	45:DV:39:ALA:HB1	1.71	0.71
11:AL:2:THR:HG22	11:AL:4:ASN:N	2.06	0.71
12:AM:74:MET:SD	12:AM:77:LYS:HD3	2.31	0.71
19:AT:4:LYS:HE2	19:AT:5:SER:HB3	1.71	0.71
21:AA:1234:C:HO2'	21:AA:1364:U:H6	1.38	0.71
25:BB:15:A:O2'	25:BB:16:G:H5'	1.90	0.71
33:BJ:2:LYS:HD3	33:BJ:2:LYS:N	2.05	0.71

*Continued on next page...*

*Continued from previous page...*

Atom-1	Atom-2	Interatomic distance (Å)	Clash overlap (Å)
36:BM:81:ARG:HG3	36:BM:82:MET:H	1.53	0.71
40:BQ:71:ASN:HB3	40:BQ:109:VAL:HG11	1.73	0.71
46:BW:23:LYS:NZ	46:BW:24:ARG:HG3	2.05	0.71
52:B2:43:THR:O	52:B2:44:VAL:CB	2.37	0.71
12:CM:85:TYR:HE2	12:CM:96:VAL:HG13	1.55	0.71
55:CA:120:A:H3'	55:CA:121:U:H5''	1.71	0.71
55:CA:407:U:H2'	55:CA:408:A:H8	1.54	0.71
55:CA:1256:A:N1	55:CA:1278:G:H2'	2.06	0.71
24:DA:1097:U:H2'	24:DA:1098:A:O4'	1.89	0.71
24:DA:1667:G:H8	24:DA:1667:G:OP2	1.73	0.71
24:DA:1929:G:H4'	24:DA:1930:G:OP1	1.89	0.71
24:DA:2307:G:H1'	24:DA:2308:G:N7	2.05	0.71
24:DA:2757:A:O2'	24:DA:2758:A:H5'	1.90	0.71
43:DT:43:ILE:HG21	43:DT:58:VAL:HG11	1.71	0.71
1:AB:130:LYS:HA	1:AB:130:LYS:NZ	2.06	0.71
8:AI:39:GLY:O	8:AI:40:ARG:HB2	1.91	0.71
21:AA:338:A:N1	21:AA:351:G:O6	2.23	0.71
24:BA:729:G:H5'	26:BC:206:LYS:HZ3	1.53	0.71
24:BA:871:U:OP1	36:BM:5:LYS:HG3	1.91	0.71
24:BA:1553:A:N7	24:BA:1555:G:C5	2.59	0.71
24:BA:1963:U:O5'	24:BA:1963:U:H6	1.72	0.71
26:BC:229:HIS:HD2	26:BC:246:PRO:HB3	1.56	0.71
32:BI:76:ALA:HB2	32:BI:131:THR:HG23	1.73	0.71
39:BP:105:LYS:HA	39:BP:108:ARG:HD3	1.73	0.71
55:CA:890:G:O2'	55:CA:891:U:OP2	2.07	0.71
24:DA:688:U:O2'	24:DA:689:A:H5'	1.90	0.71
28:DE:166:LYS:HE2	28:DE:166:LYS:HA	1.73	0.71
36:DM:7:THR:HG22	36:DM:9:PHE:H	1.56	0.71
43:DT:1:MET:HG2	43:DT:4:GLU:HA	1.70	0.71
2:AC:99:GLN:O	2:AC:100:ILE:HB	1.90	0.71
13:AN:81:ILE:HG21	21:AA:1202:U:C4	2.25	0.71
21:AA:955:U:H2'	21:AA:956:U:H6	1.55	0.71
24:BA:975:A:H2'	24:BA:976:G:H8	1.56	0.71
27:BD:93:GLY:O	27:BD:95:SER:N	2.24	0.71
37:BN:71:ARG:HH21	37:BN:71:ARG:CG	2.04	0.71
3:CD:121:ALA:O	3:CD:122:ILE:HD13	1.90	0.71
6:CG:100:MET:HE2	6:CG:100:MET:H	1.55	0.71
55:CA:317:U:H2'	55:CA:318:G:H8	1.56	0.71
55:CA:1009:U:H2'	55:CA:1010:U:C6	2.26	0.71
55:CA:1376:U:H2'	55:CA:1377:A:H8	1.56	0.71
24:DA:1026:G:O2'	24:DA:1027:A:H5'	1.89	0.71

*Continued on next page...*

*Continued from previous page...*

Atom-1	Atom-2	Interatomic distance (Å)	Clash overlap (Å)
24:DA:1272:A:C5	24:DA:1618:A:H1'	2.24	0.71
52:D2:34:ARG:HB3	52:D2:42:LEU:HD11	1.73	0.71
1:AB:59:ILE:HD11	1:AB:220:VAL:HG13	1.72	0.71
3:AD:55:ARG:HA	3:AD:55:ARG:HH11	1.56	0.71
24:BA:729:G:N3	24:BA:729:G:H2'	2.04	0.71
24:BA:1062:G:O2'	24:BA:1063:G:O4'	2.08	0.71
24:BA:1993:U:H4'	27:BD:133:THR:CG2	2.20	0.71
24:BA:2200:C:N4	24:BA:2224:G:N2	2.38	0.71
24:BA:2305:U:H1'	29:BF:132:ARG:H	1.55	0.71
36:BM:132:THR:HG22	36:BM:133:LYS:H	1.55	0.71
44:BU:52:ASN:C	44:BU:54:PRO:HD2	2.12	0.71
19:CT:26:MET:HG2	55:CA:1457:G:O2'	1.91	0.71
55:CA:1324:A:H2'	55:CA:1325:C:H6	1.54	0.71
24:DA:861:A:H2'	24:DA:862:G:H8	1.56	0.71
24:DA:1075:C:O2'	24:DA:1076:C:H5'	1.90	0.71
24:DA:1087:G:N2	24:DA:1103:A:H1'	2.05	0.71
24:DA:1515:A:H2'	24:DA:1516:G:O4'	1.91	0.71
24:DA:1669:A:N3	24:DA:1669:A:C2'	2.48	0.71
24:DA:1936:A:H5''	24:DA:1937:A:O5'	1.91	0.71
34:DK:118:LEU:C	34:DK:120:PRO:HD2	2.11	0.71
4:AE:14:LEU:HD22	4:AE:15:ILE:N	2.06	0.70
18:AS:5:LYS:HD2	21:AA:1314:C:OP2	1.90	0.70
24:BA:1343:G:H2'	24:BA:1344:U:C6	2.26	0.70
39:BP:63:ILE:HA	39:BP:68:GLY:HA2	1.72	0.70
55:CA:1292:G:H2'	55:CA:1293:C:C6	2.26	0.70
24:DA:1947:C:H2'	24:DA:1948:G:H8	1.54	0.70
24:DA:2441:U:O2'	24:DA:2442:C:H5'	1.90	0.70
24:DA:2738:A:H2	24:DA:2766:A:H61	1.36	0.70
24:DA:2867:G:H2'	24:DA:2867:G:N3	2.04	0.70
26:DC:52:HIS:HA	26:DC:216:ARG:HB2	1.73	0.70
30:DG:16:VAL:HG11	30:DG:44:HIS:CD2	2.26	0.70
30:DG:83:THR:C	30:DG:84:LYS:HD3	2.11	0.70
33:DJ:117:ALA:HA	33:DJ:120:ARG:HD2	1.72	0.70
40:DQ:50:ARG:HD2	40:DQ:50:ARG:N	2.05	0.70
45:DV:80:HIS:CD2	45:DV:82:TYR:H	2.08	0.70
10:AK:119:GLY:HA2	21:AA:716:A:H1'	1.73	0.70
18:AS:6:LYS:HE2	18:AS:6:LYS:HA	1.73	0.70
21:AA:1125:U:O2'	21:AA:1126:U:H2'	1.91	0.70
24:BA:394:C:H2'	24:BA:395:U:O4'	1.91	0.70
24:BA:811:U:C2	24:BA:1251:C:C5	2.79	0.70
26:BC:141:HIS:HB2	26:BC:190:THR:HB	1.73	0.70

*Continued on next page...*



*Continued from previous page...*

Atom-1	Atom-2	Interatomic distance (Å)	Clash overlap (Å)
31:BH:67:ALA:HA	31:BH:138:VAL:HB	1.74	0.70
7:CH:1:SER:HB3	7:CH:3:GLN:HG3	1.72	0.70
7:CH:11:THR:HG22	7:CH:14:ARG:NH1	2.04	0.70
18:CS:35:ARG:HA	18:CS:70:LEU:HB2	1.71	0.70
55:CA:113:G:C1'	55:CA:354:G:H5'	2.22	0.70
55:CA:1088:G:N2	55:CA:1167:A:H61	1.89	0.70
24:DA:2145:C:H3'	24:DA:2147:A:OP2	1.90	0.70
24:DA:2285:C:OP2	51:D1:5:ARG:HD3	1.91	0.70
24:DA:2303:G:H1'	29:DF:122:ASP:OD2	1.91	0.70
24:DA:2497:A:H1'	24:DA:2498:C:C5	2.26	0.70
24:DA:2746:U:H5''	30:DG:137:LYS:HG2	1.72	0.70
1:AB:53:LEU:HA	1:AB:56:LEU:HB3	1.72	0.70
18:AS:10:ILE:HD11	18:AS:15:LEU:HB2	1.74	0.70
21:AA:268:U:H2'	21:AA:269:C:C6	2.25	0.70
21:AA:967:C:H2'	21:AA:968:A:N7	2.06	0.70
24:BA:1090:A:C2	24:BA:1091:G:C8	2.79	0.70
24:BA:2532:G:C5	24:BA:2533:U:C5	2.79	0.70
24:BA:2583:G:OP2	59:BA:3713:HOH:O	2.09	0.70
27:BD:13:ARG:HH12	39:BP:74:GLN:NE2	1.85	0.70
27:BD:106:LYS:H	27:BD:106:LYS:HD2	1.56	0.70
30:BG:104:LEU:HB2	30:BG:112:VAL:CG2	2.21	0.70
33:BJ:99:ARG:O	33:BJ:103:ILE:HG23	1.91	0.70
34:BK:21:CYS:CB	34:BK:39:ILE:HD11	2.21	0.70
36:BM:46:ILE:HG13	36:BM:47:GLU:H	1.55	0.70
4:CE:103:GLY:HA3	4:CE:121:ASN:HA	1.72	0.70
5:CF:91:ARG:O	5:CF:93:LYS:HE3	1.91	0.70
55:CA:110:C:H2'	55:CA:111:G:C8	2.27	0.70
24:DA:704:G:H2'	24:DA:726:G:H22	1.55	0.70
24:DA:973:A:H1'	24:DA:1188:U:C6	2.26	0.70
56:DB:30:C:H2'	56:DB:31:C:H5'	1.73	0.70
36:DM:34:LYS:HD3	36:DM:131:VAL:HG21	1.74	0.70
1:AB:110:ILE:CD1	1:AB:147:LEU:HD13	2.22	0.70
3:AD:10:LEU:CD2	3:AD:62:ARG:HG3	2.21	0.70
3:AD:32:LYS:HE3	21:AA:413:G:C6	2.26	0.70
21:AA:1062:U:H2'	21:AA:1063:C:C6	2.25	0.70
24:BA:1256:G:H2'	28:BE:77:ILE:HD11	1.74	0.70
24:BA:2038:G:H2'	24:BA:2039:U:O4'	1.91	0.70
26:BC:91:ALA:HB3	26:BC:103:ILE:HG22	1.73	0.70
32:BI:20:SER:HB3	32:BI:21:PRO:HD3	1.73	0.70
46:BW:39:GLN:HE21	46:BW:43:LYS:N	1.88	0.70
20:CU:16:ARG:CG	20:CU:19:LYS:HG2	2.21	0.70

*Continued on next page...*

*Continued from previous page...*

Atom-1	Atom-2	Interatomic distance (Å)	Clash overlap (Å)
24:DA:1552:A:C2	24:DA:1553:A:C8	2.80	0.70
24:DA:2198:A:HO2'	24:DA:2199:A:H8	1.37	0.70
35:DL:17:LYS:NZ	35:DL:19:LEU:HD22	2.07	0.70
21:AA:79:G:H2'	21:AA:80:A:C8	2.24	0.70
21:AA:1303:C:H2'	21:AA:1304:G:C8	2.27	0.70
24:BA:64:A:H2'	24:BA:65:U:C6	2.26	0.70
24:BA:1810:A:H2'	24:BA:1811:G:O4'	1.92	0.70
39:BP:8:GLU:O	39:BP:11:GLN:HB2	1.91	0.70
42:BS:73:LYS:O	42:BS:106:VAL:N	2.23	0.70
55:CA:1504:G:C4'	55:CA:1505:G:H5'	2.22	0.70
56:DB:77:U:OP2	45:DV:14:LYS:HA	1.91	0.70
44:DU:95:PHE:HD1	44:DU:95:PHE:H	1.39	0.70
1:AB:15:PHE:HB2	1:AB:39:ILE:HG23	1.72	0.70
6:AG:149:ALA:HA	10:AK:60:PHE:HB3	1.73	0.70
17:AR:42:ARG:HG3	17:AR:43:ILE:HG12	1.73	0.70
21:AA:415:A:H2'	21:AA:416:G:H8	1.56	0.70
21:AA:748:G:H2'	21:AA:749:A:H8	1.53	0.70
24:BA:1253:A:N7	59:BA:3337:HOH:O	2.23	0.70
32:BI:42:ASN:HA	32:BI:45:THR:HB	1.74	0.70
45:BV:77:VAL:HG23	45:BV:89:ILE:HG12	1.72	0.70
46:BW:8:SER:O	46:BW:9:THR:HB	1.92	0.70
55:CA:87:C:O2'	55:CA:88:U:H4'	1.91	0.70
55:CA:1234:C:H1'	55:CA:1364:U:C6	2.26	0.70
24:DA:202:U:C4	24:DA:203:A:C6	2.79	0.70
24:DA:571:U:H4'	24:DA:573:U:H5	1.57	0.70
24:DA:684:G:H5'	52:D2:16:HIS:CE1	2.26	0.70
24:DA:1439:A:C6	24:DA:1552:A:C5	2.80	0.70
24:DA:2337:G:H2'	24:DA:2337:G:N3	2.04	0.70
26:DC:173:LEU:H	26:DC:173:LEU:HD22	1.56	0.70
49:DZ:16:LEU:HD23	49:DZ:19:HIS:CD2	2.26	0.70
10:AK:21:HIS:HB2	10:AK:32:THR:O	1.92	0.70
21:AA:367:U:O2'	21:AA:368:U:H4'	1.91	0.70
21:AA:766:A:H2'	21:AA:767:A:C8	2.26	0.70
24:BA:825:A:H1'	35:BL:54:GLN:HE21	1.55	0.70
24:BA:923:G:H1'	46:BW:23:LYS:HE2	1.74	0.70
30:BG:10:VAL:O	30:BG:10:VAL:HG23	1.90	0.70
42:BS:4:ILE:HG22	42:BS:106:VAL:HG13	1.74	0.70
46:BW:39:GLN:NE2	46:BW:43:LYS:H	1.87	0.70
48:BY:9:LYS:HA	48:BY:9:LYS:NZ	2.05	0.70
7:CH:26:MET:HB2	7:CH:27:PRO:HD2	1.72	0.70
10:CK:30:ILE:HG12	10:CK:45:THR:HB	1.74	0.70

*Continued on next page...*

*Continued from previous page...*

Atom-1	Atom-2	Interatomic distance (Å)	Clash overlap (Å)
24:DA:1552:A:O2'	24:DA:1553:A:H5'	1.92	0.70
24:DA:2285:C:H2'	24:DA:2286:G:H5''	1.74	0.70
27:DD:141:ARG:HH11	27:DD:141:ARG:HB3	1.56	0.70
45:DV:70:ILE:N	45:DV:70:ILE:HD13	2.07	0.70
2:AC:148:ILE:HA	2:AC:200:TRP:O	1.92	0.70
21:AA:450:G:N7	21:AA:481:G:O6	2.24	0.70
21:AA:549:C:O2'	21:AA:550:G:O4'	2.09	0.70
21:AA:765:G:N2	21:AA:812:G:HO2'	1.88	0.70
21:AA:858:G:C2'	21:AA:859:G:H5'	2.21	0.70
21:AA:1306:A:N6	21:AA:1331:G:H1'	2.06	0.70
24:BA:90:U:C2	24:BA:91:A:N7	2.60	0.70
24:BA:811:U:N3	35:BL:21:ARG:NH2	2.40	0.70
24:BA:1210:G:O2'	24:BA:1211:C:OP2	2.07	0.70
24:BA:1339:G:H21	24:BA:1603:A:H1'	1.57	0.70
24:BA:1789:A:OP2	26:BC:220:ARG:NH1	2.25	0.70
24:BA:1956:U:H2'	24:BA:1957:C:H6	1.56	0.70
35:BL:23:ILE:HD12	41:BR:84:ARG:HG2	1.74	0.70
40:BQ:48:ASP:HA	40:BQ:51:GLN:HB2	1.74	0.70
55:CA:260:G:H2'	55:CA:261:U:C6	2.27	0.70
55:CA:1235:U:H2'	55:CA:1236:A:C8	2.26	0.70
24:DA:91:A:H1'	24:DA:92:U:C5	2.27	0.70
24:DA:1807:G:H2'	24:DA:1808:A:H5'	1.74	0.70
24:DA:2233:U:H2'	24:DA:2234:G:H8	1.57	0.70
49:DZ:23:LEU:HD21	49:DZ:53:MET:HE1	1.72	0.70
1:AB:165:ALA:HB2	1:AB:186:VAL:HG12	1.74	0.70
21:AA:332:G:O2'	21:AA:333:U:H5'	1.90	0.70
21:AA:455:G:H2'	21:AA:456:A:H8	1.57	0.70
21:AA:858:G:O2'	21:AA:859:G:H5'	1.91	0.70
24:BA:1278:C:H2'	24:BA:1279:G:H8	1.56	0.70
26:BC:145:MET:SD	26:BC:153:LEU:HD21	2.31	0.70
30:BG:84:LYS:HB3	30:BG:132:LEU:O	1.92	0.70
36:BM:14:LYS:O	36:BM:15:GLY:O	2.09	0.70
1:CB:195:VAL:HG12	1:CB:197:PHE:H	1.57	0.70
3:CD:2:ARG:HH21	3:CD:114:ARG:CD	2.05	0.70
4:CE:75:LEU:HD21	4:CE:80:LEU:HA	1.74	0.70
55:CA:1137:C:H4'	55:CA:1138:G:C2	2.26	0.70
55:CA:1269:A:H2	55:CA:1312:G:H21	1.39	0.70
24:DA:2423:U:H1'	24:DA:2425:A:C5	2.26	0.70
24:DA:2866:U:H4'	24:DA:2867:G:O5'	1.89	0.70
28:DE:46:GLN:HB3	28:DE:86:ALA:HB1	1.72	0.70
32:DI:51:GLY:O	32:DI:52:LEU:HB2	1.91	0.70

*Continued on next page...*

*Continued from previous page...*

Atom-1	Atom-2	Interatomic distance (Å)	Clash overlap (Å)
33:DJ:106:LYS:HB2	33:DJ:119:PHE:HE2	1.56	0.70
42:DS:70:LYS:H	42:DS:70:LYS:HE3	1.56	0.70
4:AE:100:GLU:HB3	4:AE:121:ASN:HA	1.72	0.70
10:AK:30:ILE:HG22	10:AK:45:THR:HG22	1.73	0.70
24:BA:747:U:C4	24:BA:2613:U:C5	2.79	0.70
24:BA:2333:A:H4'	24:BA:2334:U:O5'	1.92	0.70
26:BC:144:GLU:HA	26:BC:151:GLY:HA2	1.72	0.70
27:BD:69:ALA:HA	27:BD:73:VAL:HG13	1.74	0.70
30:BG:8:VAL:HG12	30:BG:49:LEU:H	1.56	0.70
34:BK:71:ARG:CB	34:BK:72:PRO:HD3	2.21	0.70
38:BO:67:ASN:O	38:BO:69:ASP:N	2.24	0.70
46:BW:39:GLN:HE21	46:BW:43:LYS:H	1.40	0.70
4:CE:39:GLY:HA2	4:CE:44:ARG:O	1.91	0.70
7:CH:13:ILE:HG23	7:CH:62:LEU:HD11	1.73	0.70
12:CM:2:ARG:HD2	12:CM:8:ILE:CG2	2.21	0.70
55:CA:301:G:H2'	55:CA:302:G:H8	1.57	0.70
24:DA:576:U:H2'	24:DA:577:G:C8	2.26	0.70
24:DA:685:A:H5'	24:DA:686:U:OP1	1.92	0.70
24:DA:1012:U:O4	33:DJ:30:THR:HG21	1.91	0.70
24:DA:2356:U:H4'	46:DW:16:GLU:HG3	1.73	0.70
24:DA:2392:A:H2	35:DL:55:MET:SD	2.14	0.70
56:DB:51:G:O6	38:DO:32:PRO:HB3	1.92	0.70
40:DQ:91:ARG:NH1	41:DR:10:LYS:HB3	2.07	0.70
4:AE:81:GLN:CG	4:AE:149:PRO:HG3	2.17	0.69
21:AA:631:C:C5'	21:AA:632:U:H5'	2.21	0.69
21:AA:792:A:N3	21:AA:794:A:C5	2.60	0.69
24:BA:528:A:OP2	33:BJ:116:ARG:NH2	2.24	0.69
24:BA:742:A:H2'	24:BA:743:A:H8	1.56	0.69
24:BA:868:U:C4	24:BA:869:G:N7	2.60	0.69
24:BA:1060:U:H4'	24:BA:1061:U:C5'	2.22	0.69
24:BA:1708:C:O2'	24:BA:1709:U:H5'	1.91	0.69
24:BA:1735:A:H2'	24:BA:1736:U:H6	1.55	0.69
24:BA:2503:A:H4'	24:BA:2504:U:OP1	1.91	0.69
42:BS:25:ARG:HE	42:BS:73:LYS:NZ	1.88	0.69
49:BZ:4:ILE:HG23	49:BZ:37:ARG:O	1.92	0.69
4:CE:103:GLY:O	4:CE:104:ILE:HG22	1.91	0.69
24:DA:379:G:C6	24:DA:396:G:C6	2.80	0.69
24:DA:1201:U:H2'	24:DA:1202:G:C8	2.27	0.69
24:DA:1331:G:O2'	24:DA:1332:G:H5'	1.92	0.69
56:DB:5:U:H2'	56:DB:6:G:H8	1.56	0.69
56:DB:75:G:C2'	56:DB:76:G:H5'	2.22	0.69

*Continued on next page...*

*Continued from previous page...*

Atom-1	Atom-2	Interatomic distance (Å)	Clash overlap (Å)
34:DK:6:THR:O	34:DK:8:LEU:HD12	1.91	0.69
47:DX:58:ILE:HA	47:DX:66:VAL:HG21	1.74	0.69
4:AE:82:HIS:HB2	7:AH:95:MET:SD	2.32	0.69
4:AE:152:VAL:O	4:AE:156:ARG:HG3	1.93	0.69
11:AL:28:GLN:HB2	11:AL:81:ILE:O	1.92	0.69
21:AA:143:A:N3	21:AA:143:A:H2'	2.05	0.69
24:BA:646:U:C4	24:BA:2368:C:H1'	2.26	0.69
24:BA:2204:G:O5'	26:BC:149:LYS:HE3	1.92	0.69
36:BM:21:ALA:HB1	36:BM:100:LYS:HG2	1.74	0.69
43:BT:50:LEU:HD12	43:BT:50:LEU:N	2.04	0.69
8:CI:24:ASN:HB2	8:CI:26:LYS:NZ	2.07	0.69
18:CS:38:THR:OG1	18:CS:40:PHE:HD1	1.74	0.69
55:CA:589:U:O2'	55:CA:590:U:H5'	1.92	0.69
55:CA:708:C:H2'	55:CA:709:U:H6	1.56	0.69
24:DA:1788:C:O2'	24:DA:1789:A:O4'	2.10	0.69
33:DJ:25:LEU:HD22	33:DJ:26:GLY:N	2.07	0.69
4:AE:19:ARG:HD2	4:AE:30:PHE:HB3	1.73	0.69
6:AG:78:ARG:HH22	6:AG:81:GLY:HA2	1.57	0.69
21:AA:68:G:C5	21:AA:69:G:H1'	2.28	0.69
21:AA:512:U:H2'	21:AA:513:C:H6	1.58	0.69
24:BA:532:A:N7	24:BA:2021:C:H2'	2.06	0.69
24:BA:1538:G:N2	24:BA:1539:U:C2	2.61	0.69
35:BL:77:ILE:O	35:BL:110:VAL:O	2.10	0.69
46:BW:23:LYS:HG3	46:BW:24:ARG:O	1.93	0.69
55:CA:601:G:H2'	55:CA:602:A:H8	1.56	0.69
55:CA:1038:C:H2'	55:CA:1039:G:H8	1.53	0.69
24:DA:1816:C:O3'	24:DA:1817:G:H8	1.74	0.69
27:DD:107:VAL:H	27:DD:206:ALA:H	1.40	0.69
33:DJ:44:TYR:HB2	40:DQ:63:ARG:CZ	2.21	0.69
21:AA:1144:G:N2	21:AA:1146:A:H62	1.90	0.69
24:BA:2292:U:H2'	24:BA:2293:G:C8	2.26	0.69
39:BP:50:ARG:HG2	39:BP:57:ALA:N	2.08	0.69
44:BU:38:ILE:HG22	44:BU:39:ASN:N	2.06	0.69
6:CG:65:LEU:HD21	6:CG:96:ASN:OD1	1.92	0.69
14:CO:47:LYS:N	14:CO:47:LYS:HD2	2.07	0.69
55:CA:1102:A:H2'	55:CA:1103:C:C6	2.26	0.69
55:CA:1234:C:H1'	55:CA:1364:U:H6	1.57	0.69
24:DA:76:C:O2'	24:DA:77:G:H5'	1.91	0.69
24:DA:983:A:N6	24:DA:984:A:C2	2.61	0.69
24:DA:1867:G:H2'	24:DA:1868:C:C6	2.28	0.69
34:DK:80:ASP:HB2	39:DP:67:GLU:OE1	1.91	0.69

*Continued on next page...*

*Continued from previous page...*

Atom-1	Atom-2	Interatomic distance (Å)	Clash overlap (Å)
47:DX:31:ASN:ND2	47:DX:31:ASN:H	1.89	0.69
19:AT:34:VAL:O	19:AT:38:ILE:HG12	1.93	0.69
24:BA:1936:A:H5''	24:BA:1937:A:H5'	1.74	0.69
29:BF:35:LEU:HD12	29:BF:88:VAL:HB	1.72	0.69
36:BM:108:VAL:HG13	36:BM:109:PRO:CD	2.21	0.69
40:BQ:94:LEU:HD11	41:BR:4:VAL:CG1	2.22	0.69
1:CB:76:SER:O	1:CB:79:VAL:HG12	1.91	0.69
2:CC:25:THR:HG23	13:CN:75:LYS:HD2	1.73	0.69
15:CP:3:THR:HB	15:CP:66:THR:HB	1.73	0.69
55:CA:94:G:O2'	55:CA:95:C:H5'	1.92	0.69
55:CA:992:U:O2'	55:CA:993:G:OP2	2.07	0.69
55:CA:1424:U:H2'	55:CA:1425:U:O4'	1.91	0.69
24:DA:1477:A:H2'	24:DA:1478:G:O4'	1.93	0.69
34:DK:61:VAL:HG11	34:DK:112:PHE:CE2	2.28	0.69
21:AA:109:A:H2'	21:AA:326:G:N2	2.04	0.69
21:AA:1032:G:O2'	21:AA:1033:G:H5'	1.91	0.69
24:BA:1021:A:H61	24:BA:1142:A:H61	1.36	0.69
24:BA:1555:G:H5'	24:BA:1555:G:C8	2.27	0.69
31:BH:68:ARG:NH2	31:BH:72:ILE:HG21	2.07	0.69
35:BL:78:ARG:HB3	35:BL:113:ALA:HB3	1.74	0.69
40:BQ:63:ARG:NH1	40:BQ:96:ASP:CA	2.46	0.69
7:CH:103:VAL:HG12	7:CH:124:ILE:HA	1.74	0.69
55:CA:373:A:H2'	55:CA:374:A:C8	2.28	0.69
24:DA:95:A:H4'	48:DY:38:GLN:O	1.93	0.69
24:DA:118:A:C8	24:DA:119:A:C8	2.80	0.69
24:DA:414:C:H5''	24:DA:1879:C:O2'	1.93	0.69
24:DA:1439:A:N7	24:DA:1440:U:C6	2.60	0.69
24:DA:1676:A:H2	24:DA:1993:U:H5'	1.53	0.69
24:DA:2320:U:H1'	24:DA:2333:A:H62	1.57	0.69
43:DT:67:VAL:HB	43:DT:76:ARG:HG3	1.75	0.69
24:BA:496:G:C5	24:BA:497:A:C8	2.80	0.69
24:BA:848:C:H2'	24:BA:849:A:H8	1.58	0.69
24:BA:1790:C:H2'	24:BA:1791:A:C5	2.28	0.69
24:BA:1943:U:O2	24:BA:1943:U:O4'	2.10	0.69
55:CA:250:A:H1'	55:CA:252:U:C4	2.28	0.69
55:CA:672:U:H2'	55:CA:673:A:C8	2.27	0.69
55:CA:1449:C:O2'	55:CA:1450:U:H5'	1.93	0.69
24:DA:85:G:OP2	44:DU:6:ARG:HB2	1.92	0.69
24:DA:505:A:O2'	24:DA:506:G:H5'	1.91	0.69
24:DA:529:A:C8	24:DA:2023:C:N4	2.60	0.69
3:AD:31:CYS:O	3:AD:32:LYS:HB2	1.92	0.69

*Continued on next page...*

*Continued from previous page...*

Atom-1	Atom-2	Interatomic distance (Å)	Clash overlap (Å)
8:AI:8:THR:N	8:AI:84:ARG:HH12	1.90	0.69
21:AA:427:U:C4	21:AA:428:G:C6	2.81	0.69
21:AA:1218:C:H2'	21:AA:1219:A:H8	1.57	0.69
24:BA:10:A:C2'	24:BA:11:C:H5'	2.22	0.69
24:BA:221:A:H2'	24:BA:266:G:N7	2.07	0.69
24:BA:699:A:H4'	24:BA:1634:A:N7	2.07	0.69
24:BA:869:G:H4'	36:BM:8:LYS:CE	2.21	0.69
24:BA:1385:A:C4	24:BA:1386:C:C5	2.81	0.69
24:BA:1973:G:H2'	24:BA:1974:C:C6	2.28	0.69
24:BA:2800:A:C2	24:BA:2895:G:H1'	2.27	0.69
28:BE:1:MET:HG3	28:BE:14:VAL:HG23	1.74	0.69
33:BJ:65:THR:HG23	33:BJ:66:GLY:N	2.07	0.69
35:BL:90:VAL:HG13	35:BL:95:LEU:HD21	1.75	0.69
45:BV:80:HIS:CD2	45:BV:83:LYS:HB2	2.27	0.69
2:CC:109:GLU:HB3	2:CC:143:LEU:HD22	1.73	0.69
3:CD:105:GLY:HA3	3:CD:158:LEU:HD23	1.75	0.69
8:CI:74:GLN:O	8:CI:78:ILE:HG13	1.92	0.69
10:CK:14:GLN:HA	10:CK:76:TYR:O	1.92	0.69
10:CK:64:VAL:O	10:CK:68:ARG:HB2	1.93	0.69
55:CA:630:A:N1	59:CA:1859:HOH:O	2.26	0.69
24:DA:6:A:H2'	24:DA:7:G:H8	1.57	0.69
24:DA:823:C:H2'	24:DA:824:U:H6	1.58	0.69
24:DA:1310:G:H2'	24:DA:1311:G:O4'	1.93	0.69
24:DA:2216:G:H2'	24:DA:2217:G:C8	2.27	0.69
24:DA:2837:A:H2'	24:DA:2838:G:H8	1.54	0.69
26:DC:38:LYS:HE2	26:DC:55:GLY:H	1.56	0.69
26:DC:79:ARG:HD3	26:DC:81:GLU:OE1	1.93	0.69
28:DE:79:ARG:HG2	28:DE:80:SER:H	1.57	0.69
29:DF:109:ARG:HB2	29:DF:109:ARG:NH1	2.06	0.69
30:DG:86:LEU:HA	30:DG:163:TYR:HB3	1.75	0.69
43:DT:87:LEU:HD23	43:DT:88:LYS:N	2.08	0.69
53:D3:23:HIS:O	53:D3:46:LYS:HB2	1.93	0.69
1:AB:22:TRP:HA	1:AB:189:ASN:CA	2.23	0.69
3:AD:22:SER:HA	3:AD:26:ALA:HB2	1.74	0.69
5:AF:3:HIS:N	5:AF:92:THR:HG23	2.02	0.69
30:BG:102:ILE:HD12	30:BG:147:LEU:HD11	1.73	0.69
34:BK:111:LYS:HE2	34:BK:111:LYS:N	2.06	0.69
46:BW:26:GLY:O	46:BW:27:GLY:O	2.11	0.69
46:BW:30:VAL:HG22	46:BW:30:VAL:O	1.92	0.69
47:BX:46:VAL:HG21	47:BX:67:LEU:HD11	1.74	0.69
3:CD:58:GLN:O	3:CD:62:ARG:HG2	1.91	0.69

*Continued on next page...*

*Continued from previous page...*

Atom-1	Atom-2	Interatomic distance (Å)	Clash overlap (Å)
5:CF:5:GLU:HG3	5:CF:63:ASN:OD1	1.93	0.69
14:CO:47:LYS:HD2	14:CO:47:LYS:H	1.58	0.69
15:CP:24:SER:HB2	55:CA:377:G:H5''	1.73	0.69
24:DA:1190:G:H2'	24:DA:1191:G:H8	1.57	0.69
24:DA:1635:A:H2'	24:DA:1636:U:H6	1.57	0.69
24:DA:2537:U:H2'	24:DA:2538:C:H6	1.57	0.69
56:DB:19:C:H2'	56:DB:20:G:C8	2.28	0.69
6:AG:113:LYS:HB2	6:AG:117:LEU:HD12	1.73	0.69
6:AG:115:MET:HA	6:AG:118:ARG:HD3	1.73	0.69
11:AL:43:LYS:NZ	11:AL:44:PRO:HD2	2.08	0.69
21:AA:36:C:H2'	21:AA:37:U:O4'	1.92	0.69
21:AA:549:C:H2'	21:AA:550:G:H8	1.57	0.69
21:AA:575:G:H4'	21:AA:576:C:O5'	1.93	0.69
24:BA:646:U:H3'	24:BA:647:G:C5'	2.23	0.69
24:BA:1131:G:OP1	33:BJ:82:GLY:HA2	1.93	0.69
24:BA:1157:G:H2'	24:BA:1158:C:C6	2.27	0.69
24:BA:2801:G:O2'	24:BA:2802:G:H5'	1.91	0.69
28:BE:18:THR:HG22	28:BE:106:LYS:HE3	1.73	0.69
28:BE:57:LYS:HG3	28:BE:58:LYS:H	1.57	0.69
28:BE:111:GLU:HG2	28:BE:114:ARG:NH1	2.08	0.69
33:BJ:44:TYR:O	33:BJ:45:THR:HB	1.92	0.69
38:BO:16:ARG:O	38:BO:19:GLN:N	2.26	0.69
43:BT:48:GLN:HE21	43:BT:48:GLN:HA	1.58	0.69
52:B2:12:ARG:HG2	52:B2:13:ASN:ND2	2.08	0.69
53:B3:26:ALA:O	53:B3:27:ASN:HB2	1.91	0.69
5:CF:9:MET:HE1	17:CR:64:LEU:HA	1.75	0.69
9:CJ:42:LEU:HB3	9:CJ:43:PRO:HD2	1.75	0.69
55:CA:591:U:H2'	55:CA:592:G:C8	2.28	0.69
24:DA:1021:A:C2	24:DA:1023:U:C2	2.81	0.69
24:DA:1080:A:H2'	24:DA:1081:U:C6	2.28	0.69
24:DA:2307:G:H1'	24:DA:2308:G:C5	2.27	0.69
24:DA:2491:U:H5''	24:DA:2570:G:H5''	1.75	0.69
44:DU:47:PRO:HB3	44:DU:54:PRO:CG	2.22	0.69
45:DV:77:VAL:HG23	45:DV:89:ILE:HG21	1.75	0.69
2:AC:27:GLU:O	2:AC:31:ASN:HB2	1.93	0.68
5:AF:29:ILE:HG12	5:AF:64:VAL:HG11	1.73	0.68
21:AA:492:C:H2'	21:AA:493:A:C8	2.28	0.68
21:AA:1299:A:H2'	21:AA:1299:A:N3	2.07	0.68
24:BA:558:U:OP2	33:BJ:113:PRO:HG2	1.93	0.68
24:BA:638:G:H2'	24:BA:639:U:H6	1.58	0.68
27:BD:104:VAL:O	27:BD:177:VAL:HG21	1.93	0.68

*Continued on next page...*



*Continued from previous page...*

Atom-1	Atom-2	Interatomic distance (Å)	Clash overlap (Å)
27:BD:110:THR:CG2	27:BD:171:THR:HG22	2.23	0.68
43:BT:32:LEU:H	43:BT:83:ALA:HB3	1.58	0.68
46:BW:37:VAL:CG1	46:BW:38:ARG:H	1.99	0.68
8:CI:24:ASN:HD22	8:CI:26:LYS:HD2	1.57	0.68
18:CS:79:TYR:O	18:CS:80:ARG:HB2	1.93	0.68
55:CA:560:A:H4'	55:CA:561:U:H5''	1.74	0.68
55:CA:880:C:H2'	55:CA:880:C:O2	1.94	0.68
55:CA:1018:G:H2'	55:CA:1019:A:O4'	1.93	0.68
24:DA:797:G:OP1	28:DE:57:LYS:HG2	1.94	0.68
24:DA:1014:A:H2'	24:DA:1015:U:H6	1.57	0.68
24:DA:1799:G:H4'	24:DA:1800:C:O5'	1.91	0.68
24:DA:1799:G:H2'	26:DC:179:GLU:OE1	1.91	0.68
24:DA:2492:U:O2'	24:DA:2493:U:H5'	1.93	0.68
56:DB:11:C:H5'	46:DW:71:LYS:HD3	1.73	0.68
9:AJ:26:VAL:O	9:AJ:30:LYS:HG2	1.93	0.68
12:AM:69:ARG:HH12	21:AA:1330:U:H4'	1.57	0.68
21:AA:1363:A:C5	21:AA:1365:G:C6	2.81	0.68
24:BA:321:U:HO2'	24:BA:340:A:HO2'	1.41	0.68
24:BA:632:A:H2'	24:BA:633:A:C8	2.28	0.68
24:BA:848:C:H2'	24:BA:849:A:C8	2.28	0.68
24:BA:1475:G:O2'	24:BA:1476:U:OP2	2.10	0.68
24:BA:2197:U:P	3:CD:150:LYS:HG3	2.33	0.68
24:BA:2356:U:H4'	46:BW:16:GLU:HG3	1.74	0.68
28:BE:23:PHE:CZ	28:BE:28:VAL:HG11	2.28	0.68
37:BN:73:ASN:ND2	37:BN:76:VAL:HG11	2.09	0.68
40:BQ:63:ARG:CZ	40:BQ:96:ASP:HA	2.23	0.68
4:CE:110:MET:HG2	4:CE:139:THR:HG21	1.75	0.68
5:CF:68:GLN:O	5:CF:71:ILE:HG22	1.93	0.68
6:CG:3:ARG:HB3	55:CA:932:C:OP1	1.93	0.68
10:CK:74:LYS:HD2	10:CK:104:PHE:CE1	2.28	0.68
12:CM:25:GLY:H	55:CA:1329:A:H5''	1.57	0.68
55:CA:631:C:H5''	55:CA:632:U:O4'	1.92	0.68
24:DA:1071:G:N7	24:DA:1089:A:C6	2.61	0.68
24:DA:2010:G:OP1	42:DS:41:LYS:HD3	1.93	0.68
24:DA:2260:C:O2'	24:DA:2261:C:H6	1.77	0.68
24:DA:2657:A:O3'	30:DG:159:LYS:NZ	2.26	0.68
29:DF:110:ILE:HD13	29:DF:110:ILE:H	1.56	0.68
31:DH:27:ARG:NH1	47:DX:59:ASP:HA	2.08	0.68
31:DH:80:ILE:HB	31:DH:101:ASP:CB	2.23	0.68
3:AD:10:LEU:HD21	3:AD:62:ARG:HG3	1.75	0.68
4:AE:32:PHE:HD2	4:AE:54:GLU:HA	1.58	0.68

*Continued on next page...*

*Continued from previous page...*

Atom-1	Atom-2	Interatomic distance (Å)	Clash overlap (Å)
9:AJ:59:LYS:HG2	21:AA:972:C:H4'	1.75	0.68
21:AA:86:G:C2	21:AA:87:C:N4	2.61	0.68
24:BA:88:G:C2	24:BA:89:A:C8	2.82	0.68
24:BA:1388:G:H2'	24:BA:1389:G:H8	1.58	0.68
24:BA:1989:G:C2'	24:BA:1990:C:H5'	2.23	0.68
9:CJ:80:THR:HG22	9:CJ:82:LYS:HZ1	1.57	0.68
55:CA:1477:U:H2'	55:CA:1478:U:H6	1.56	0.68
24:DA:477:A:H2'	24:DA:478:A:H8	1.56	0.68
24:DA:656:G:O2'	24:DA:657:U:H5'	1.94	0.68
21:AA:1453:G:N3	21:AA:1453:G:H2'	2.07	0.68
24:BA:1303:G:H2'	24:BA:1304:A:H8	1.58	0.68
24:BA:1886:U:H2'	24:BA:1887:C:C6	2.29	0.68
24:BA:2032:G:H4'	59:BA:3484:HOH:O	1.92	0.68
36:BM:57:VAL:HA	36:BM:112:LEU:HD21	1.75	0.68
41:BR:49:ILE:O	41:BR:49:ILE:HG13	1.92	0.68
48:BY:18:LEU:O	48:BY:22:LEU:HB2	1.93	0.68
52:B2:24:THR:HG23	52:B2:27:GLY:H	1.59	0.68
13:CN:72:PHE:HA	13:CN:79:SER:HA	1.76	0.68
55:CA:462:G:O5'	55:CA:463:U:OP2	2.11	0.68
24:DA:247:G:H4'	24:DA:386:G:C4	2.28	0.68
24:DA:782:A:H5''	24:DA:783:A:OP1	1.93	0.68
24:DA:1560:G:O2'	24:DA:1561:C:H5'	1.94	0.68
24:DA:1641:A:H2'	24:DA:1642:G:O4'	1.94	0.68
24:DA:1713:A:H4'	24:DA:1714:U:OP1	1.93	0.68
36:DM:35:ALA:HB3	36:DM:99:GLY:N	2.08	0.68
36:DM:62:LYS:HG2	36:DM:64:TRP:CZ2	2.29	0.68
42:DS:4:ILE:HG22	42:DS:106:VAL:HG13	1.74	0.68
19:AT:43:LYS:CB	19:AT:86:ALA:HB1	2.21	0.68
21:AA:212:G:O2'	21:AA:213:G:C8	2.32	0.68
21:AA:1234:C:H1'	21:AA:1364:U:C6	2.27	0.68
24:BA:100:U:H4'	24:BA:101:A:O5'	1.94	0.68
24:BA:866:A:O2'	24:BA:867:C:H5'	1.93	0.68
24:BA:1060:U:O4'	24:BA:1062:G:H5''	1.94	0.68
24:BA:1673:G:C2'	24:BA:1674:G:H5'	2.23	0.68
24:BA:2591:C:OP1	26:BC:237:ARG:HG3	1.92	0.68
26:BC:141:HIS:N	26:BC:190:THR:O	2.23	0.68
26:BC:230:PRO:HD2	26:BC:246:PRO:HA	1.75	0.68
30:BG:88:LEU:HD11	30:BG:95:ALA:HB2	1.75	0.68
34:BK:6:THR:HG22	34:BK:6:THR:O	1.92	0.68
4:CE:55:VAL:O	4:CE:58:ALA:HB3	1.94	0.68
5:CF:86:ARG:CZ	17:CR:63:TYR:HB3	2.23	0.68

*Continued on next page...*

*Continued from previous page...*

Atom-1	Atom-2	Interatomic distance (Å)	Clash overlap (Å)
9:CJ:26:VAL:O	9:CJ:30:LYS:HB3	1.92	0.68
15:CP:40:ASN:HD21	15:CP:42:ILE:HB	1.58	0.68
55:CA:566:G:H4'	55:CA:567:G:OP1	1.94	0.68
24:DA:128:C:H6	24:DA:128:C:H5''	1.57	0.68
24:DA:2096:C:H2'	24:DA:2097:A:H8	1.58	0.68
24:DA:2681:C:H4'	24:DA:2682:A:O5'	1.93	0.68
24:DA:2851:A:H2'	24:DA:2852:G:C8	2.29	0.68
37:DN:2:ARG:HG2	37:DN:5:LYS:HD3	1.75	0.68
48:DY:20:ASN:ND2	48:DY:50:VAL:HG22	2.08	0.68
54:D4:36:ARG:HG2	54:D4:37:GLN:H	1.59	0.68
21:AA:390:U:H2'	21:AA:391:G:C8	2.25	0.68
21:AA:1382:C:HO2'	21:AA:1383:C:H6	1.39	0.68
23:AW:5:U:H2'	23:AW:6:U:C6	2.28	0.68
24:BA:800:A:H4'	24:BA:801:G:O5'	1.93	0.68
24:BA:1399:C:H2'	24:BA:1400:U:H6	1.58	0.68
31:BH:27:ARG:NH1	31:BH:38:PRO:HG3	2.08	0.68
35:BL:4:ASN:HD22	35:BL:4:ASN:N	1.91	0.68
36:BM:24:THR:O	36:BM:34:LYS:HE2	1.93	0.68
39:BP:25:VAL:CG1	39:BP:46:VAL:HG23	2.24	0.68
40:BQ:65:ASN:ND2	40:BQ:69:ARG:NH2	2.41	0.68
54:B4:9:LYS:O	54:B4:10:LEU:HD23	1.94	0.68
6:CG:118:ARG:HH22	55:CA:1239:A:C3'	1.99	0.68
8:CI:79:ARG:HD2	8:CI:102:PHE:CD1	2.28	0.68
55:CA:209:U:H5''	55:CA:210:C:OP2	1.93	0.68
24:DA:265:A:H5'	24:DA:428:A:N1	2.08	0.68
24:DA:620:G:H4'	24:DA:621:A:O5'	1.92	0.68
24:DA:665:U:H2'	24:DA:666:A:C8	2.28	0.68
24:DA:741:U:O2'	24:DA:742:A:O4'	2.09	0.68
24:DA:2716:C:H2'	24:DA:2717:C:H6	1.57	0.68
2:AC:166:TRP:HE3	2:AC:166:TRP:N	1.91	0.68
21:AA:71:A:H61	21:AA:99:C:C1'	2.07	0.68
21:AA:174:A:H2'	21:AA:175:C:H6	1.58	0.68
21:AA:765:G:H1	21:AA:812:G:HO2'	1.36	0.68
21:AA:885:G:N2	21:AA:886:G:C4	2.62	0.68
21:AA:978:A:O2'	21:AA:979:C:H5'	1.94	0.68
21:AA:1306:A:H61	21:AA:1331:G:H1'	1.57	0.68
24:BA:1073:A:H3'	24:BA:1074:G:H5''	1.74	0.68
28:BE:79:ARG:HG2	28:BE:80:SER:N	2.06	0.68
52:B2:3:ARG:HG2	52:B2:3:ARG:NH2	1.91	0.68
1:CB:103:TRP:HA	1:CB:106:VAL:HB	1.74	0.68
2:CC:122:GLN:O	2:CC:127:VAL:HG13	1.94	0.68

*Continued on next page...*

*Continued from previous page...*

Atom-1	Atom-2	Interatomic distance (Å)	Clash overlap (Å)
13:CN:40:ARG:HH12	18:CS:6:LYS:HB2	1.58	0.68
55:CA:503:C:H2'	55:CA:504:C:H6	1.58	0.68
24:DA:92:U:H2'	24:DA:93:G:C8	2.27	0.68
24:DA:442:G:C6	24:DA:444:C:N4	2.62	0.68
24:DA:478:A:H5''	24:DA:479:A:OP2	1.94	0.68
24:DA:1147:A:H2'	24:DA:1148:U:H6	1.58	0.68
24:DA:1386:C:O2'	24:DA:1387:A:H8	1.76	0.68
24:DA:2408:U:O2'	24:DA:2409:G:C8	2.39	0.68
24:DA:2748:A:H1'	30:DG:66:THR:CG2	2.20	0.68
26:DC:122:ALA:HB3	26:DC:127:ASN:HD22	1.58	0.68
27:DD:125:TRP:CG	27:DD:160:LYS:HB3	2.29	0.68
21:AA:596:A:N6	21:AA:645:G:C6	2.61	0.68
21:AA:1394:A:H62	21:AA:1501:C:H4'	1.57	0.68
24:BA:14:A:H5''	24:BA:15:G:OP2	1.93	0.68
24:BA:370:G:C6	24:BA:424:G:N7	2.62	0.68
24:BA:2276:G:OP2	36:BM:83:GLY:O	2.12	0.68
24:BA:2531:A:H5'	30:BG:156:TYR:CZ	2.28	0.68
27:BD:107:VAL:O	27:BD:174:SER:O	2.11	0.68
30:BG:93:TYR:O	30:BG:105:SER:O	2.11	0.68
43:BT:50:LEU:H	43:BT:50:LEU:CD1	2.05	0.68
11:CL:49:ARG:HH22	55:CA:522:C:H41	1.40	0.68
15:CP:39:PHE:HD1	15:CP:50:THR:HG1	1.39	0.68
55:CA:425:G:H2'	55:CA:426:U:C6	2.28	0.68
24:DA:297:G:H5''	44:DU:84:PHE:CB	2.15	0.68
24:DA:1207:C:H2'	24:DA:1208:C:H6	1.59	0.68
24:DA:1994:C:H2'	24:DA:1995:U:H6	1.57	0.68
45:DV:17:SER:OG	45:DV:27:PRO:HG3	1.94	0.68
45:DV:29:ILE:CD1	45:DV:31:TYR:CE2	2.75	0.68
1:AB:159:ALA:HB1	1:AB:183:PHE:HE2	1.59	0.68
10:AK:85:VAL:HG11	10:AK:92:ARG:HG3	1.76	0.68
11:AL:2:THR:HG22	11:AL:4:ASN:H	1.59	0.68
21:AA:57:G:C5	21:AA:58:C:C4	2.82	0.68
22:AV:34:G:H8	22:AV:34:G:OP1	1.77	0.68
24:BA:460:A:H2'	24:BA:461:C:H6	1.57	0.68
24:BA:522:A:C6	24:BA:523:C:C4	2.82	0.68
24:BA:588:U:H2'	24:BA:589:U:C6	2.28	0.68
24:BA:725:G:C6	24:BA:726:G:N1	2.62	0.68
44:BU:46:LYS:HG2	44:BU:47:PRO:HD2	1.76	0.68
9:CJ:51:VAL:HB	13:CN:80:ARG:HB2	1.76	0.68
55:CA:1036:A:O2'	55:CA:1037:C:H5'	1.93	0.68
55:CA:1442:G:O6	55:CA:1461:G:C2	2.47	0.68

*Continued on next page...*

*Continued from previous page...*

Atom-1	Atom-2	Interatomic distance (Å)	Clash overlap (Å)
24:DA:2657:A:O2'	24:DA:2658:C:H5'	1.94	0.68
27:DD:10:GLY:O	27:DD:11:MET:HB2	1.93	0.68
27:DD:106:LYS:O	27:DD:107:VAL:HB	1.94	0.68
28:DE:61:ARG:O	28:DE:61:ARG:HD2	1.93	0.68
16:AQ:12:VAL:HB	16:AQ:21:VAL:HG22	1.76	0.68
21:AA:872:A:C4	21:AA:874:G:N7	2.62	0.68
21:AA:1530:G:O2'	21:AA:1531:A:C8	2.36	0.68
24:BA:84:A:H62	24:BA:101:A:H2	1.42	0.68
24:BA:704:G:O2'	24:BA:726:G:N2	2.27	0.68
24:BA:833:A:H2'	24:BA:834:G:C8	2.28	0.68
24:BA:976:G:C2	24:BA:977:G:N7	2.61	0.68
24:BA:1964:G:H4'	24:BA:1965:C:OP2	1.93	0.68
26:BC:159:THR:O	26:BC:194:VAL:HG12	1.93	0.68
28:BE:82:GLY:O	28:BE:83:VAL:HB	1.93	0.68
36:BM:1:MET:O	36:BM:2:LEU:HB2	1.92	0.68
43:BT:43:ILE:O	43:BT:43:ILE:HG13	1.94	0.68
9:CJ:40:ILE:HG12	55:CA:1125:U:C6	2.28	0.68
13:CN:2:LYS:HG3	55:CA:1048:G:H5''	1.74	0.68
55:CA:591:U:H2'	55:CA:592:G:H8	1.58	0.68
55:CA:1064:G:H4'	55:CA:1065:U:O5'	1.91	0.68
24:DA:1079:C:C4	24:DA:1088:A:H2	2.12	0.68
24:DA:1933:G:N2	24:DA:1968:G:H1'	2.08	0.68
24:DA:2311:A:H3'	24:DA:2312:U:H6	1.59	0.68
26:DC:77:VAL:HG23	26:DC:112:GLY:H	1.59	0.68
30:DG:115:GLN:HG2	30:DG:116:LEU:N	2.08	0.68
48:DY:28:LEU:HG	48:DY:42:LEU:HD22	1.76	0.68
9:AJ:93:ALA:O	9:AJ:96:VAL:HG22	1.94	0.67
21:AA:994:A:O2'	21:AA:995:C:H5'	1.93	0.67
24:BA:2813:A:C2	24:BA:2887:A:N6	2.62	0.67
30:BG:23:ILE:H	30:BG:23:ILE:HD12	1.59	0.67
31:BH:38:PRO:HB2	31:BH:40:THR:HG23	1.76	0.67
33:BJ:73:VAL:CG2	33:BJ:74:TYR:H	1.98	0.67
6:CG:41:ILE:O	6:CG:45:ALA:HB3	1.93	0.67
24:DA:53:A:C2	24:DA:179:C:H4'	2.28	0.67
24:DA:74:A:H4'	24:DA:75:G:O5'	1.93	0.67
24:DA:478:A:C6	24:DA:480:A:C5	2.82	0.67
24:DA:655:A:O2'	24:DA:656:G:C8	2.44	0.67
24:DA:789:A:N1	59:DA:3322:HOH:O	2.26	0.67
24:DA:1307:A:H62	24:DA:1606:C:H6	1.43	0.67
29:DF:65:LEU:HD23	29:DF:65:LEU:H	1.60	0.67
30:DG:88:LEU:HD13	30:DG:93:TYR:HB3	1.75	0.67

*Continued on next page...*

*Continued from previous page...*

Atom-1	Atom-2	Interatomic distance (Å)	Clash overlap (Å)
44:DU:35:VAL:HG12	44:DU:36:GLU:H	1.60	0.67
7:AH:7:ALA:HB2	7:AH:76:ARG:HG3	1.75	0.67
7:AH:30:LYS:HG2	21:AA:590:U:OP1	1.94	0.67
8:AI:8:THR:HG21	8:AI:10:ARG:HH21	1.59	0.67
14:AO:2:LEU:HD22	14:AO:34:GLN:HG2	1.76	0.67
21:AA:185:U:H2'	21:AA:186:C:C6	2.29	0.67
21:AA:275:G:O2'	21:AA:276:G:H5'	1.94	0.67
21:AA:473:U:H2'	21:AA:474:G:C8	2.27	0.67
24:BA:949:G:C2'	24:BA:950:G:H5'	2.25	0.67
24:BA:1676:A:H2	24:BA:1993:U:H5'	1.59	0.67
30:BG:104:LEU:HB2	30:BG:112:VAL:HG22	1.76	0.67
33:BJ:45:THR:O	33:BJ:45:THR:HG23	1.95	0.67
34:BK:21:CYS:HA	34:BK:41:ILE:HD12	1.76	0.67
41:BR:39:LEU:HD23	41:BR:39:LEU:N	2.09	0.67
46:BW:14:ASP:OD2	46:BW:16:GLU:OE1	2.11	0.67
1:CB:20:ARG:HH21	1:CB:38:HIS:CD2	2.12	0.67
2:CC:5:HIS:CE1	2:CC:7:ASN:HB3	2.28	0.67
6:CG:30:MET:O	6:CG:31:VAL:HB	1.94	0.67
11:CL:18:SER:O	11:CL:21:PRO:HD3	1.94	0.67
55:CA:1303:C:H3'	55:CA:1304:G:C8	2.29	0.67
24:DA:729:G:O2'	24:DA:1775:U:H1'	1.92	0.67
24:DA:973:A:H1'	24:DA:1188:U:C5	2.29	0.67
24:DA:1686:C:H2'	24:DA:1687:G:O4'	1.94	0.67
24:DA:1713:A:O2'	24:DA:1715:G:H5'	1.94	0.67
24:DA:2066:C:H2'	24:DA:2067:G:H8	1.59	0.67
24:DA:2285:C:C5	51:D1:5:ARG:NH2	2.62	0.67
41:DR:21:ARG:HB2	41:DR:93:PHE:HD1	1.60	0.67
1:AB:63:LYS:HG2	1:AB:224:ARG:NH1	2.09	0.67
1:AB:99:MET:HA	1:AB:106:VAL:HG21	1.76	0.67
1:AB:143:LEU:HB2	1:AB:147:LEU:HD12	1.75	0.67
3:AD:145:ARG:O	3:AD:149:LYS:HG3	1.94	0.67
6:AG:125:ASP:OD2	6:AG:130:LYS:HG3	1.94	0.67
8:AI:129:ARG:HH21	21:AA:966:G:N2	1.90	0.67
13:AN:15:LEU:HD23	13:AN:18:LYS:HD2	1.76	0.67
16:AQ:16:MET:HG3	16:AQ:20:ILE:HA	1.77	0.67
21:AA:1054:C:OP2	21:AA:1197:A:OP2	2.12	0.67
24:BA:459:U:H2'	24:BA:460:A:C8	2.28	0.67
24:BA:1256:G:H21	28:BE:77:ILE:HG13	1.59	0.67
24:BA:2358:A:H61	35:BL:54:GLN:NE2	1.92	0.67
41:BR:62:GLU:O	41:BR:62:GLU:HG3	1.92	0.67
6:CG:46:LEU:HD11	6:CG:57:GLU:OE2	1.94	0.67

*Continued on next page...*

*Continued from previous page...*

Atom-1	Atom-2	Interatomic distance (Å)	Clash overlap (Å)
6:CG:149:ALA:HB2	10:CK:55:ARG:HG3	1.75	0.67
55:CA:787:A:C2	55:CA:796:C:N3	2.62	0.67
24:DA:254:G:N7	53:D3:4:LYS:HE2	2.09	0.67
24:DA:1731:G:HO2'	24:DA:1732:C:H5''	1.57	0.67
30:DG:112:VAL:HG13	30:DG:150:TYR:HE1	1.59	0.67
34:DK:60:ALA:HA	34:DK:87:LEU:CD2	2.24	0.67
35:DL:9:ALA:HB3	35:DL:12:SER:HB3	1.75	0.67
43:DT:6:ARG:O	43:DT:9:LYS:HD2	1.93	0.67
48:DY:17:GLU:HG3	48:DY:53:VAL:HG11	1.77	0.67
16:AQ:58:VAL:HG22	16:AQ:59:GLU:H	1.60	0.67
18:AS:54:ARG:HG2	21:AA:958:A:C6	2.30	0.67
24:BA:321:U:O2'	24:BA:340:A:O2'	2.06	0.67
31:BH:96:THR:O	31:BH:97:ARG:HG3	1.95	0.67
34:BK:18:ARG:HG3	34:BK:18:ARG:NH1	2.06	0.67
46:BW:39:GLN:HG3	46:BW:42:THR:HB	1.76	0.67
50:B0:43:THR:HG23	50:B0:47:TYR:O	1.94	0.67
55:CA:181:A:H1'	55:CA:182:A:C2	2.28	0.67
55:CA:279:A:H5''	55:CA:280:C:H3'	1.77	0.67
55:CA:890:G:HO2'	55:CA:891:U:P	2.17	0.67
55:CA:1305:G:H22	55:CA:1331:G:H2'	1.60	0.67
24:DA:53:A:O2'	24:DA:54:G:H5'	1.93	0.67
24:DA:311:A:O2'	24:DA:332:A:H5'	1.95	0.67
24:DA:817:C:O2'	24:DA:839:U:H5''	1.94	0.67
24:DA:1060:U:H5''	24:DA:1061:U:OP1	1.94	0.67
24:DA:1197:G:H5'	24:DA:1227:G:O2'	1.95	0.67
24:DA:1210:G:H5''	24:DA:1211:C:H3'	1.75	0.67
24:DA:2728:U:O2'	24:DA:2729:G:H8	1.77	0.67
28:DE:133:LEU:O	28:DE:137:LYS:HB2	1.95	0.67
37:DN:71:ARG:HH21	37:DN:71:ARG:HB2	1.59	0.67
1:AB:89:PHE:CB	1:AB:149:GLY:HA2	2.25	0.67
4:AE:83:PRO:CB	4:AE:97:PRO:HD3	2.24	0.67
10:AK:85:VAL:HG12	10:AK:86:LYS:H	1.58	0.67
21:AA:77:A:H8	21:AA:77:A:OP2	1.78	0.67
21:AA:994:A:C5	21:AA:1216:A:H4'	2.29	0.67
21:AA:1005:A:H2'	21:AA:1006:G:O4'	1.94	0.67
24:BA:869:G:O2'	36:BM:8:LYS:HD3	1.94	0.67
24:BA:1557:C:H2'	24:BA:1558:C:C6	2.29	0.67
24:BA:2354:C:C4'	46:BW:31:LEU:HD22	2.24	0.67
24:BA:2557:G:H2'	24:BA:2558:C:H6	1.59	0.67
38:BO:24:THR:HG22	38:BO:42:PRO:HD3	1.77	0.67
9:CJ:35:GLN:HG2	9:CJ:76:ILE:HG23	1.75	0.67

*Continued on next page...*

*Continued from previous page...*

Atom-1	Atom-2	Interatomic distance (Å)	Clash overlap (Å)
12:CM:36:ALA:HB2	12:CM:55:LEU:HD21	1.76	0.67
20:CU:24:LYS:HG3	20:CU:25:ALA:N	2.06	0.67
55:CA:559:A:H4'	55:CA:560:A:C5'	2.25	0.67
24:DA:612:G:C2	24:DA:614:A:H1'	2.30	0.67
24:DA:1439:A:N6	24:DA:1551:A:C2	2.63	0.67
24:DA:1759:A:H2'	24:DA:1760:C:C6	2.29	0.67
43:DT:29:THR:HB	43:DT:87:LEU:N	2.09	0.67
46:DW:9:THR:HG23	46:DW:10:ARG:HG3	1.75	0.67
1:AB:163:ILE:O	1:AB:185:ILE:HG12	1.95	0.67
12:AM:28:ARG:NH1	12:AM:28:ARG:HB3	2.09	0.67
13:AN:70:HIS:CE1	21:AA:974:A:H1'	2.29	0.67
21:AA:721:G:H4'	21:AA:722:G:O5'	1.93	0.67
21:AA:765:G:H22	21:AA:812:G:HO2'	1.41	0.67
21:AA:1137:C:H5'	21:AA:1138:G:OP1	1.93	0.67
24:BA:1783:A:C2	24:BA:2587:A:C5	2.83	0.67
24:BA:2822:G:P	27:BD:115:GLY:HA3	2.34	0.67
32:BI:33:ASN:HD22	32:BI:64:ARG:NH2	1.92	0.67
33:BJ:81:ILE:HG23	33:BJ:82:GLY:N	2.08	0.67
55:CA:1508:A:H2'	55:CA:1509:C:H6	1.58	0.67
24:DA:1590:A:H2'	24:DA:1591:A:C8	2.30	0.67
24:DA:2547:A:H1'	24:DA:2566:A:N6	2.08	0.67
26:DC:75:ALA:HB2	26:DC:95:TYR:CD1	2.29	0.67
26:DC:166:ARG:HG3	26:DC:166:ARG:O	1.95	0.67
29:DF:42:ALA:HB2	29:DF:49:LEU:HD21	1.76	0.67
29:DF:104:THR:HG22	29:DF:105:ILE:HG13	1.76	0.67
34:DK:7:MET:HA	34:DK:7:MET:CE	2.24	0.67
43:DT:38:ALA:HB1	43:DT:81:LYS:NZ	2.10	0.67
54:D4:7:VAL:HG13	54:D4:8:LYS:H	1.60	0.67
1:AB:205:ALA:HB3	1:AB:208:ALA:HB2	1.76	0.67
21:AA:769:G:H4'	21:AA:1513:A:H4'	1.77	0.67
24:BA:49:A:H61	24:BA:177:G:H2'	1.59	0.67
24:BA:312:G:H2'	24:BA:313:G:H8	1.60	0.67
24:BA:825:A:C1'	35:BL:54:GLN:HE21	2.07	0.67
26:BC:77:VAL:HG22	26:BC:77:VAL:O	1.94	0.67
36:BM:83:GLY:O	36:BM:85:GLY:N	2.28	0.67
46:BW:18:LYS:HA	46:BW:36:ILE:HG13	1.76	0.67
49:BZ:26:LEU:O	49:BZ:37:ARG:NH1	2.27	0.67
55:CA:70:U:H4'	55:CA:71:A:OP1	1.95	0.67
55:CA:613:C:H2'	55:CA:614:C:C6	2.29	0.67
24:DA:855:G:N3	46:DW:23:LYS:HE3	2.07	0.67
24:DA:1223:G:N2	24:DA:1225:G:H3'	2.08	0.67

*Continued on next page...*



*Continued from previous page...*

Atom-1	Atom-2	Interatomic distance (Å)	Clash overlap (Å)
24:DA:2400:G:H2'	24:DA:2401:U:O4'	1.94	0.67
24:DA:2408:U:HO2'	24:DA:2409:G:H8	0.75	0.67
33:DJ:44:TYR:O	33:DJ:45:THR:HB	1.93	0.67
48:DY:1:MET:HE2	48:DY:1:MET:N	2.10	0.67
3:AD:101:VAL:HG13	3:AD:106:PHE:HB2	1.77	0.67
23:AW:4:U:N3	22:AX:37:A:C2	2.63	0.67
24:BA:1322:A:O3'	42:BS:84:ARG:NH1	2.27	0.67
24:BA:2888:C:H2'	24:BA:2889:C:H6	1.60	0.67
33:BJ:21:THR:CG2	33:BJ:22:GLY:N	2.51	0.67
33:BJ:56:VAL:HG12	33:BJ:57:LEU:H	1.58	0.67
33:BJ:111:LYS:HD3	33:BJ:112:GLY:H	1.60	0.67
40:BQ:77:LYS:HE2	40:BQ:116:LEU:HD23	1.77	0.67
47:BX:76:LYS:HG3	47:BX:77:TYR:H	1.59	0.67
54:B4:24:ARG:HG2	54:B4:24:ARG:NH2	2.10	0.67
1:CB:79:VAL:HG13	1:CB:80:LYS:H	1.60	0.67
24:DA:417:C:H2'	24:DA:418:C:H6	1.60	0.67
24:DA:627:A:O2'	24:DA:628:G:O4'	2.13	0.67
24:DA:2036:C:O2'	24:DA:2037:A:H8	1.72	0.67
24:DA:2592:G:H2'	24:DA:2593:U:H6	1.60	0.67
21:AA:1505:G:H5''	59:AA:1801:HOH:O	1.93	0.67
24:BA:33:C:H4'	24:BA:34:U:OP1	1.95	0.67
24:BA:988:A:OP2	49:BZ:11:SER:HB3	1.95	0.67
24:BA:1190:G:H2'	24:BA:1191:G:H8	1.59	0.67
24:BA:1361:G:C5	24:BA:1371:G:N2	2.63	0.67
25:BB:7:G:O2'	38:BO:38:GLN:NE2	2.28	0.67
46:BW:28:GLU:HG3	46:BW:29:SER:H	1.60	0.67
19:CT:73:ARG:NH1	55:CA:261:U:C4	2.63	0.67
55:CA:928:G:O2'	55:CA:1533:C:OP1	2.12	0.67
24:DA:85:G:O2'	24:DA:86:G:C8	2.47	0.67
24:DA:375:G:H5''	24:DA:375:G:H8	1.60	0.67
24:DA:973:A:OP1	24:DA:973:A:H8	1.78	0.67
24:DA:1008:A:H5''	33:DJ:37:ARG:HH22	1.58	0.67
26:DC:9:SER:O	26:DC:12:ARG:HB2	1.95	0.67
45:DV:77:VAL:HG23	45:DV:89:ILE:CG2	2.25	0.67
49:DZ:20:LYS:O	49:DZ:24:LEU:HD13	1.95	0.67
1:AB:69:VAL:HG21	1:AB:160:LEU:HD21	1.76	0.67
3:AD:50:TYR:CE2	3:AD:54:LEU:HD12	2.29	0.67
8:AI:129:ARG:HH22	21:AA:967:C:H1'	1.60	0.67
21:AA:355:C:C4	21:AA:356:A:N7	2.62	0.67
21:AA:463:U:C4	21:AA:464:U:O4	2.48	0.67
21:AA:1258:G:O2'	21:AA:1259:C:C5'	2.41	0.67

*Continued on next page...*

*Continued from previous page...*

Atom-1	Atom-2	Interatomic distance (Å)	Clash overlap (Å)
24:BA:64:A:H2'	24:BA:65:U:H6	1.60	0.67
24:BA:2848:G:O2'	24:BA:2867:G:N2	2.27	0.67
29:BF:134:GLN:HG3	29:BF:140:ILE:HG12	1.75	0.67
41:BR:14:VAL:HG11	41:BR:98:ILE:HD12	1.76	0.67
11:CL:98:ARG:HB2	11:CL:116:TYR:HA	1.77	0.67
55:CA:1284:C:H2'	55:CA:1285:A:C8	2.30	0.67
50:D0:26:SER:O	50:D0:27:LEU:HD13	1.95	0.67
4:AE:149:PRO:HA	4:AE:152:VAL:HG13	1.77	0.66
21:AA:484:G:OP1	21:AA:484:G:H8	1.76	0.66
24:BA:858:G:H21	24:BA:2268:A:H2'	1.59	0.66
24:BA:919:U:H5''	24:BA:919:U:H6	1.59	0.66
24:BA:2466:C:OP1	54:B4:4:ARG:HB2	1.95	0.66
39:BP:50:ARG:HB3	39:BP:57:ALA:N	2.04	0.66
6:CG:135:LYS:O	6:CG:139:ASP:HB2	1.94	0.66
55:CA:735:C:HO2'	55:CA:736:C:H6	1.43	0.66
22:CV:27:G:H5''	22:CV:27:G:H8	1.60	0.66
24:DA:823:C:H2'	24:DA:824:U:C6	2.30	0.66
24:DA:2056:G:C2	24:DA:2057:G:C8	2.83	0.66
24:DA:2311:A:H4'	24:DA:2312:U:OP2	1.95	0.66
35:DL:79:LEU:HB3	35:DL:114:GLY:H	1.59	0.66
42:DS:88:ARG:HH21	42:DS:88:ARG:HG3	1.60	0.66
1:AB:67:LEU:HD21	1:AB:91:VAL:HG23	1.77	0.66
3:AD:104:MET:SD	3:AD:179:GLY:HA3	2.35	0.66
4:AE:85:LYS:HG3	4:AE:94:PHE:HB2	1.78	0.66
7:AH:21:LYS:HE2	7:AH:21:LYS:HA	1.76	0.66
12:AM:67:ASP:C	12:AM:70:ARG:HD2	2.13	0.66
21:AA:121:U:H6	21:AA:121:U:H5''	1.60	0.66
24:BA:143:C:H2'	24:BA:144:A:C8	2.29	0.66
24:BA:509:C:H5''	24:BA:509:C:H6	1.59	0.66
24:BA:1340:U:H6	24:BA:1603:A:H5'	1.59	0.66
24:BA:1695:G:H2'	24:BA:1696:G:O4'	1.95	0.66
24:BA:1731:G:C4	24:BA:1733:G:N7	2.64	0.66
24:BA:2792:A:O2'	24:BA:2793:C:H5'	1.95	0.66
26:BC:259:ASN:O	26:BC:260:LYS:HB2	1.96	0.66
33:BJ:43:GLU:O	33:BJ:44:TYR:C	2.33	0.66
45:BV:40:ILE:HG22	45:BV:41:GLU:N	2.09	0.66
46:BW:50:VAL:O	46:BW:52:CYS:N	2.27	0.66
54:B4:36:ARG:HG2	54:B4:37:GLN:N	2.05	0.66
1:CB:128:LEU:HB2	1:CB:132:GLU:HG2	1.75	0.66
6:CG:77:ARG:CZ	55:CA:1381:U:H3	2.08	0.66
6:CG:100:MET:HA	6:CG:103:ILE:HD12	1.77	0.66

*Continued on next page...*

*Continued from previous page...*

Atom-1	Atom-2	Interatomic distance (Å)	Clash overlap (Å)
55:CA:1070:U:H2'	55:CA:1071:C:H6	1.60	0.66
24:DA:45:G:H5'	24:DA:46:G:OP1	1.96	0.66
24:DA:1303:G:H2'	24:DA:1304:A:H8	1.59	0.66
24:DA:1810:A:H2'	24:DA:1811:G:O4'	1.93	0.66
24:DA:2292:U:H2'	24:DA:2293:G:C8	2.30	0.66
24:DA:2631:G:C2'	24:DA:2632:A:H5''	2.22	0.66
37:DN:2:ARG:CD	37:DN:5:LYS:HB3	2.25	0.66
1:AB:107:ARG:HH21	1:AB:108:GLN:HE22	1.41	0.66
6:AG:31:VAL:HG22	6:AG:32:ASP:OD1	1.95	0.66
12:AM:70:ARG:HG2	12:AM:71:GLU:N	2.10	0.66
17:AR:24:ASP:HB3	17:AR:27:THR:OG1	1.94	0.66
20:AU:10:PRO:O	20:AU:11:PHE:HB3	1.95	0.66
21:AA:792:A:O2'	21:AA:794:A:N7	2.20	0.66
24:BA:181:A:H1'	24:BA:435:C:H5'	1.76	0.66
24:BA:197:A:N6	24:BA:2430:A:H2'	2.07	0.66
24:BA:1652:A:C2	24:BA:2006:C:N3	2.63	0.66
24:BA:2054:A:H2'	50:B0:4:GLN:OE1	1.95	0.66
24:BA:2312:U:O2	29:BF:38:GLY:HA3	1.95	0.66
24:BA:2417:C:H2'	24:BA:2418:A:H8	1.60	0.66
24:BA:2438:U:O2'	24:BA:2439:A:H5''	1.95	0.66
26:BC:251:THR:HG22	26:BC:252:LYS:N	2.07	0.66
30:BG:11:PRO:O	30:BG:14:VAL:HG22	1.95	0.66
48:BY:9:LYS:HA	48:BY:9:LYS:HZ1	1.58	0.66
1:CB:61:SER:OG	1:CB:224:ARG:HA	1.95	0.66
1:CB:208:ALA:O	1:CB:211:LEU:HB3	1.95	0.66
8:CI:96:GLU:HA	8:CI:99:LYS:HE2	1.75	0.66
24:DA:27:G:H1'	24:DA:513:A:H61	1.61	0.66
24:DA:123:G:H4'	24:DA:1376:C:H5'	1.77	0.66
24:DA:234:U:HO2'	24:DA:235:U:H6	1.41	0.66
24:DA:479:A:O2'	24:DA:480:A:H5''	1.95	0.66
24:DA:480:A:H3'	24:DA:481:G:H5''	1.76	0.66
24:DA:1281:G:C6	24:DA:1290:C:N4	2.63	0.66
24:DA:1498:C:O2'	24:DA:1499:C:H5'	1.95	0.66
24:DA:1695:G:H8	26:DC:7:PRO:O	1.78	0.66
30:DG:148:ARG:HB2	30:DG:152:ARG:NH2	2.09	0.66
30:DG:164:ALA:O	30:DG:165:ASP:HB2	1.95	0.66
35:DL:119:PRO:HB3	35:DL:139:GLY:O	1.94	0.66
39:DP:109:ILE:O	39:DP:110:LYS:HG3	1.95	0.66
4:AE:109:ALA:O	4:AE:111:ARG:N	2.27	0.66
10:AK:23:HIS:HB3	10:AK:30:ILE:HG13	1.78	0.66
21:AA:1215:G:O2'	21:AA:1216:A:H5'	1.95	0.66

*Continued on next page...*

*Continued from previous page...*

Atom-1	Atom-2	Interatomic distance (Å)	Clash overlap (Å)
24:BA:478:A:C6	24:BA:480:A:C6	2.83	0.66
24:BA:1654:A:H1'	27:BD:118:PHE:CD1	2.30	0.66
24:BA:2531:A:OP1	30:BG:174:LYS:HG3	1.95	0.66
31:BH:48:GLU:HA	31:BH:51:ARG:CG	2.24	0.66
40:BQ:81:GLY:HA2	40:BQ:116:LEU:HD13	1.77	0.66
4:CE:125:LYS:HG2	4:CE:126:ALA:H	1.59	0.66
8:CI:30:ASN:ND2	8:CI:66:VAL:H	1.93	0.66
10:CK:20:ALA:HB3	10:CK:83:VAL:HG13	1.77	0.66
13:CN:47:LEU:O	13:CN:50:LEU:HG	1.95	0.66
55:CA:51:A:H4'	55:CA:52:C:OP2	1.94	0.66
55:CA:1207:G:H2'	55:CA:1208:C:H6	1.60	0.66
24:DA:251:A:H2'	24:DA:252:G:O4'	1.95	0.66
33:DJ:73:VAL:HG23	33:DJ:74:TYR:H	1.59	0.66
40:DQ:4:LYS:CE	40:DQ:7:VAL:H	2.08	0.66
47:DX:29:LEU:HB2	47:DX:30:PRO:CD	2.26	0.66
49:DZ:18:LYS:O	49:DZ:22:THR:HG23	1.95	0.66
8:AI:128:LYS:HD3	8:AI:129:ARG:H	1.61	0.66
11:AL:42:LYS:HE2	11:AL:43:LYS:HZ1	1.60	0.66
21:AA:1031:C:O2'	21:AA:1032:G:H5''	1.96	0.66
24:BA:1655:A:H4'	27:BD:119:ALA:O	1.95	0.66
28:BE:145:ASP:HA	28:BE:166:LYS:O	1.96	0.66
8:CI:90:ASP:HB3	8:CI:93:LEU:HD23	1.76	0.66
8:CI:112:ARG:HH22	9:CJ:64:GLN:NE2	1.93	0.66
55:CA:9:G:H2'	55:CA:10:A:C8	2.29	0.66
55:CA:564:C:H5'	55:CA:564:C:H6	1.60	0.66
55:CA:1033:G:O2'	55:CA:1034:G:O4'	2.13	0.66
55:CA:1412:C:H2'	55:CA:1413:A:C8	2.30	0.66
55:CA:1523:G:H2'	55:CA:1524:C:C6	2.30	0.66
24:DA:686:U:O4	52:D2:12:ARG:HG3	1.95	0.66
24:DA:861:A:O2'	24:DA:862:G:H5'	1.96	0.66
24:DA:996:A:H5'	40:DQ:91:ARG:NH1	2.10	0.66
24:DA:1666:G:O3'	34:DK:6:THR:HA	1.96	0.66
24:DA:1956:U:O2'	24:DA:1957:C:C5'	2.44	0.66
26:DC:71:ASP:O	26:DC:73:ILE:HG12	1.95	0.66
26:DC:143:VAL:HB	26:DC:153:LEU:HB3	1.77	0.66
27:DD:16:THR:HG22	27:DD:20:VAL:H	1.59	0.66
30:DG:72:ASN:O	30:DG:76:ILE:HG12	1.95	0.66
32:DI:74:PRO:HB2	32:DI:77:VAL:HG22	1.76	0.66
2:AC:32:LEU:O	2:AC:35:ASP:HB3	1.96	0.66
3:AD:106:PHE:HB3	3:AD:144:ILE:HD11	1.77	0.66
7:AH:29:SER:HB2	7:AH:32:LYS:NZ	2.11	0.66

*Continued on next page...*

*Continued from previous page...*

Atom-1	Atom-2	Interatomic distance (Å)	Clash overlap (Å)
9:AJ:17:LEU:O	9:AJ:17:LEU:HD23	1.96	0.66
11:AL:49:ARG:NH2	21:AA:522:C:H41	1.93	0.66
21:AA:300:A:H1'	21:AA:565:U:O2	1.96	0.66
21:AA:1038:C:H2'	21:AA:1039:G:C8	2.31	0.66
21:AA:1418:A:H3'	21:AA:1418:A:H8	1.61	0.66
24:BA:249:C:H5'	24:BA:2394:C:O2'	1.95	0.66
24:BA:1721:G:O2'	24:BA:1722:A:H8	1.78	0.66
26:BC:143:VAL:HG12	26:BC:144:GLU:O	1.96	0.66
28:BE:104:ALA:O	28:BE:108:ILE:HG22	1.94	0.66
29:BF:107:VAL:CG1	29:BF:113:PHE:CZ	2.79	0.66
42:BS:73:LYS:HB3	42:BS:106:VAL:HB	1.78	0.66
50:B0:9:ARG:HH21	50:B0:9:ARG:HG3	1.59	0.66
8:CI:87:MET:HG3	8:CI:94:ARG:HE	1.60	0.66
16:CQ:25:GLU:HG2	16:CQ:40:THR:HG22	1.78	0.66
19:CT:30:PHE:HE2	19:CT:52:GLU:HG2	1.59	0.66
55:CA:869:G:H4'	55:CA:872:A:C8	2.31	0.66
24:DA:248:G:H5'	24:DA:250:G:N7	2.10	0.66
24:DA:749:A:H2'	24:DA:750:A:H8	1.60	0.66
24:DA:962:G:O2'	24:DA:963:U:H5'	1.96	0.66
24:DA:1084:A:H2'	24:DA:1085:A:H5'	1.75	0.66
24:DA:1296:G:N2	24:DA:1645:G:C4	2.64	0.66
24:DA:2312:U:OP2	29:DF:70:ARG:HD2	1.96	0.66
24:DA:2800:A:O2'	24:DA:2801:G:H4'	1.95	0.66
44:DU:43:LYS:HG2	44:DU:45:GLN:HG2	1.76	0.66
49:DZ:30:ARG:NH2	49:DZ:33:HIS:HB2	2.11	0.66
1:AB:108:GLN:H	1:AB:108:GLN:NE2	1.92	0.66
9:AJ:11:LYS:HB3	9:AJ:71:LEU:HD13	1.77	0.66
19:AT:26:MET:HA	19:AT:29:THR:OG1	1.94	0.66
27:BD:140:HIS:CE1	59:BD:403:HOH:O	2.42	0.66
32:BI:3:LYS:HD2	32:BI:4:VAL:HG23	1.78	0.66
42:BS:42:LYS:O	42:BS:45:VAL:HG13	1.95	0.66
8:CI:83:THR:OG1	8:CI:97:LEU:HD13	1.95	0.66
12:CM:33:LEU:HB3	12:CM:38:ILE:HB	1.78	0.66
55:CA:513:C:O2'	55:CA:514:C:O4'	2.14	0.66
55:CA:982:U:H4'	55:CA:983:A:O5'	1.94	0.66
22:CX:34:G:H2'	22:CX:35:A:H8	1.58	0.66
24:DA:1309:G:H4'	52:D2:7:PRO:HB2	1.78	0.66
24:DA:1594:U:H2'	24:DA:1595:C:C6	2.30	0.66
26:DC:209:ALA:HA	26:DC:212:TRP:CE2	2.31	0.66
31:DH:83:LYS:HZ1	31:DH:91:PHE:HD2	1.42	0.66
35:DL:100:ILE:O	35:DL:101:ILE:HB	1.95	0.66

*Continued on next page...*

*Continued from previous page...*

Atom-1	Atom-2	Interatomic distance (Å)	Clash overlap (Å)
39:DP:56:SER:HB2	39:DP:75:THR:HG21	1.77	0.66
43:DT:69:ARG:O	43:DT:74:ILE:HD12	1.95	0.66
44:DU:83:GLY:O	44:DU:93:ARG:HA	1.95	0.66
3:AD:47:LEU:HD23	3:AD:47:LEU:H	1.61	0.66
21:AA:131:A:C2	21:AA:132:C:C4	2.84	0.66
21:AA:210:C:H4'	21:AA:211:G:C2	2.31	0.66
24:BA:163:C:O2'	24:BA:164:C:H5''	1.96	0.66
24:BA:1499:C:H2'	24:BA:1500:G:H8	1.59	0.66
24:BA:2346:A:H3'	24:BA:2347:C:H5''	1.78	0.66
33:BJ:38:GLY:O	33:BJ:43:GLU:HB2	1.95	0.66
36:BM:54:THR:O	36:BM:56:ALA:N	2.29	0.66
36:BM:107:GLY:O	36:BM:108:VAL:HG23	1.94	0.66
41:BR:16:GLU:HA	41:BR:98:ILE:CG2	2.24	0.66
44:BU:35:VAL:HB	44:BU:38:ILE:HG13	1.78	0.66
1:CB:127:LYS:HE3	1:CB:132:GLU:HG3	1.77	0.66
3:CD:8:LEU:O	3:CD:12:ARG:HB2	1.96	0.66
55:CA:109:A:H61	55:CA:324:G:H1'	1.60	0.66
24:DA:1069:A:H2'	24:DA:1072:C:OP2	1.94	0.66
24:DA:2067:G:H4'	24:DA:2068:U:OP2	1.94	0.66
24:DA:2838:G:H1'	37:DN:45:ARG:NH2	2.08	0.66
29:DF:147:ARG:O	29:DF:148:VAL:HG22	1.95	0.66
39:DP:86:LYS:HA	39:DP:86:LYS:HZ2	1.61	0.66
41:DR:9:GLY:H	41:DR:10:LYS:HD2	1.59	0.66
4:AE:76:ASN:HB3	4:AE:81:GLN:HG2	1.78	0.66
7:AH:99:GLY:HA3	7:AH:129:ALA:HB2	1.77	0.66
8:AI:29:ILE:HA	8:AI:64:ILE:O	1.96	0.66
24:BA:2725:A:HO2'	24:BA:2726:A:H2'	1.60	0.66
25:BB:90:C:H5''	25:BB:90:C:C6	2.31	0.66
31:BH:1:MET:HG2	31:BH:23:ALA:HA	1.77	0.66
39:BP:50:ARG:HD2	39:BP:51:ASN:N	2.10	0.66
42:BS:20:VAL:HG11	42:BS:44:ALA:HA	1.78	0.66
53:B3:15:LYS:HE2	53:B3:19:GLY:HA2	1.77	0.66
6:CG:115:MET:CE	6:CG:119:LEU:HB3	2.25	0.66
55:CA:108:G:H5'	55:CA:109:A:H5''	1.77	0.66
55:CA:682:G:H2'	55:CA:683:G:H8	1.61	0.66
24:DA:628:G:H2'	24:DA:629:G:C8	2.30	0.66
24:DA:995:C:O2	33:DJ:3:THR:HG23	1.96	0.66
24:DA:1060:U:C4'	24:DA:1061:U:H5''	2.26	0.66
24:DA:1915:U:H2'	24:DA:1916:A:H8	1.57	0.66
24:DA:2590:A:H2'	24:DA:2591:C:C6	2.31	0.66
24:DA:2798:U:H5'	24:DA:2800:A:C6	2.31	0.66

*Continued on next page...*

*Continued from previous page...*

Atom-1	Atom-2	Interatomic distance (Å)	Clash overlap (Å)
24:DA:2852:G:H2'	24:DA:2853:C:O4'	1.95	0.66
27:DD:178:VAL:HG12	27:DD:179:ARG:HG3	1.76	0.66
40:DQ:69:ARG:HB2	40:DQ:69:ARG:NH2	2.11	0.66
17:AR:40:PRO:HB2	17:AR:42:ARG:HG2	1.78	0.66
21:AA:1082:A:C6	21:AA:1083:U:C4	2.84	0.66
24:BA:2388:A:C2'	24:BA:2389:G:H5'	2.26	0.66
32:BI:33:ASN:HD22	32:BI:64:ARG:HH22	1.41	0.66
35:BL:81:ASP:O	35:BL:82:LEU:HB3	1.96	0.66
45:BV:25:LYS:HD3	45:BV:43:ASP:HA	1.78	0.66
55:CA:892:A:H2'	55:CA:893:C:C6	2.31	0.66
24:DA:614:A:O2'	24:DA:615:U:H5'	1.96	0.66
24:DA:668:A:H2'	24:DA:670:A:N6	2.08	0.66
24:DA:974:G:H1'	24:DA:975:A:C8	2.31	0.66
24:DA:1079:C:H41	24:DA:1088:A:H5''	1.61	0.66
24:DA:2091:C:OP2	24:DA:2092:U:H3'	1.96	0.66
24:DA:2847:U:H2'	24:DA:2848:G:H5'	1.78	0.66
26:DC:82:TYR:O	26:DC:84:PRO:HD3	1.96	0.66
28:DE:130:LYS:H	28:DE:160:ALA:HB2	1.61	0.66
34:DK:13:ASN:HD21	34:DK:97:THR:N	1.93	0.66
34:DK:13:ASN:H	34:DK:13:ASN:HD22	1.44	0.66
45:DV:44:HIS:NE2	45:DV:85:LYS:HB2	2.11	0.66
1:AB:22:TRP:CA	1:AB:189:ASN:HA	2.24	0.65
21:AA:950:U:H2'	21:AA:951:G:H8	1.61	0.65
24:BA:103:A:H2'	24:BA:104:A:C8	2.30	0.65
24:BA:1071:G:C8	24:BA:1089:A:N6	2.65	0.65
24:BA:1206:G:H2'	24:BA:1207:C:C6	2.30	0.65
24:BA:2146:C:H4'	24:BA:2147:A:O5'	1.95	0.65
26:BC:156:SER:O	26:BC:194:VAL:HG11	1.96	0.65
30:BG:83:THR:HA	30:BG:84:LYS:NZ	2.11	0.65
30:BG:96:ALA:O	30:BG:97:VAL:HB	1.96	0.65
40:BQ:91:ARG:HB3	40:BQ:93:ILE:HG22	1.76	0.65
55:CA:120:A:H2'	55:CA:121:U:H5''	1.78	0.65
24:DA:64:A:O2'	43:DT:69:ARG:HG2	1.96	0.65
24:DA:228:C:H5'	24:DA:229:C:C5	2.31	0.65
24:DA:1008:A:H4'	24:DA:1009:A:OP1	1.95	0.65
24:DA:1063:G:H2'	24:DA:1064:C:C6	2.31	0.65
24:DA:1252:G:H5''	59:DA:3287:HOH:O	1.95	0.65
24:DA:1437:C:H2'	24:DA:1438:U:C6	2.32	0.65
24:DA:1730:C:O2'	24:DA:1731:G:H5''	1.96	0.65
41:DR:62:GLU:HB3	41:DR:97:LYS:HB3	1.78	0.65
43:DT:67:VAL:HG23	43:DT:75:GLY:O	1.97	0.65

*Continued on next page...*

*Continued from previous page...*

Atom-1	Atom-2	Interatomic distance (Å)	Clash overlap (Å)
4:AE:59:ILE:O	4:AE:62:ALA:HB3	1.96	0.65
7:AH:88:LYS:HG3	7:AH:89:ASP:H	1.61	0.65
21:AA:171:A:H2'	21:AA:172:A:C8	2.31	0.65
21:AA:792:A:H1'	21:AA:794:A:N7	2.11	0.65
24:BA:675:A:H4'	28:BE:62:GLN:NE2	2.11	0.65
24:BA:1616:A:H4'	24:BA:1617:C:OP2	1.96	0.65
24:BA:1957:C:H5''	24:BA:1958:C:OP2	1.96	0.65
24:BA:1997:C:OP2	27:BD:129:THR:OG1	2.13	0.65
24:BA:2599:G:N7	26:BC:234:GLY:HA2	2.11	0.65
24:BA:2793:C:H2'	24:BA:2794:C:C6	2.30	0.65
25:BB:29:A:H2'	25:BB:30:C:C6	2.31	0.65
25:BB:64:G:H2'	25:BB:65:U:C6	2.32	0.65
27:BD:114:LYS:HE3	27:BD:114:LYS:N	2.12	0.65
32:BI:126:ARG:HA	32:BI:129:GLU:HB2	1.79	0.65
33:BJ:16:TYR:HA	33:BJ:138:GLN:O	1.95	0.65
34:BK:28:SER:O	34:BK:29:HIS:HB2	1.95	0.65
40:BQ:82:LEU:CD2	40:BQ:112:ALA:HB2	2.26	0.65
8:CI:125:GLN:NE2	55:CA:1232:U:H5''	2.12	0.65
9:CJ:9:ARG:HH21	9:CJ:71:LEU:CD2	2.08	0.65
9:CJ:37:ARG:HB3	9:CJ:74:VAL:O	1.96	0.65
12:CM:2:ARG:HD2	12:CM:8:ILE:HG12	1.76	0.65
55:CA:52:C:C4	55:CA:360:G:N2	2.64	0.65
55:CA:721:G:H4'	55:CA:722:G:C5'	2.25	0.65
24:DA:677:A:O2'	24:DA:2071:A:H5'	1.97	0.65
24:DA:752:A:O2'	24:DA:753:A:P	2.54	0.65
24:DA:1236:G:O2'	24:DA:1237:A:H8	1.79	0.65
24:DA:2037:A:O2'	24:DA:2038:G:O4'	2.13	0.65
24:DA:2860:A:H8	24:DA:2860:A:O5'	1.79	0.65
56:DB:98:G:H1	45:DV:14:LYS:HB2	1.60	0.65
1:AB:143:LEU:HD12	1:AB:147:LEU:HD12	1.77	0.65
4:AE:37:VAL:HG11	4:AE:113:VAL:HA	1.77	0.65
4:AE:155:LYS:HB3	7:AH:64:TYR:C	2.16	0.65
12:AM:101:THR:OG1	21:AA:1225:A:H5''	1.96	0.65
24:BA:709:U:H2'	24:BA:710:U:H6	1.56	0.65
24:BA:994:C:O2	41:BR:10:LYS:NZ	2.29	0.65
24:BA:1566:A:O2'	24:BA:1567:G:H5'	1.97	0.65
24:BA:1625:C:H5''	24:BA:1626:A:OP2	1.96	0.65
33:BJ:43:GLU:O	33:BJ:45:THR:N	2.29	0.65
37:BN:37:THR:HA	37:BN:110:MET:SD	2.36	0.65
40:BQ:63:ARG:HH12	40:BQ:96:ASP:CB	2.08	0.65
3:CD:171:GLU:HG2	3:CD:180:THR:HB	1.76	0.65

*Continued on next page...*



*Continued from previous page...*

Atom-1	Atom-2	Interatomic distance (Å)	Clash overlap (Å)
4:CE:14:LEU:HG	4:CE:15:ILE:N	2.10	0.65
4:CE:148:SER:O	4:CE:152:VAL:HG23	1.95	0.65
5:CF:70:VAL:O	5:CF:73:GLU:HB2	1.96	0.65
7:CH:88:LYS:HG3	7:CH:89:ASP:OD1	1.96	0.65
12:CM:69:ARG:HA	12:CM:72:ILE:HG22	1.78	0.65
55:CA:818:G:O2'	55:CA:819:A:H5''	1.96	0.65
55:CA:1051:C:O2'	55:CA:1052:U:C6	2.48	0.65
55:CA:1319:A:C6	55:CA:1323:G:C4	2.85	0.65
55:CA:1494:G:H4'	24:DA:1913:A:N7	2.12	0.65
24:DA:27:G:H1'	24:DA:513:A:N6	2.11	0.65
24:DA:445:C:H2'	24:DA:446:G:C8	2.31	0.65
24:DA:533:G:H2'	24:DA:534:U:C6	2.31	0.65
24:DA:975:A:H2'	24:DA:976:G:H8	1.62	0.65
24:DA:1270:C:N4	24:DA:1648:U:O4	2.29	0.65
24:DA:1935:G:H1'	24:DA:1964:G:C2	2.31	0.65
24:DA:2264:C:C2	24:DA:2277:G:N2	2.63	0.65
24:DA:2751:G:O2'	24:DA:2752:C:H5'	1.96	0.65
27:DD:38:LYS:HB3	27:DD:38:LYS:HZ3	1.60	0.65
27:DD:117:GLY:HA2	27:DD:164:GLN:OE1	1.96	0.65
21:AA:339:C:N3	21:AA:351:G:O6	2.29	0.65
21:AA:1003:G:N2	21:AA:1005:A:H5'	2.11	0.65
22:AX:30:G:C4	22:AX:31:A:C8	2.85	0.65
24:BA:532:A:C8	24:BA:2021:C:C6	2.85	0.65
24:BA:763:G:N7	24:BA:765:C:C5	2.65	0.65
24:BA:1139:G:O2'	24:BA:1140:C:H5'	1.96	0.65
24:BA:1253:A:C3'	24:BA:1254:A:H5'	2.27	0.65
26:BC:106:PRO:HA	26:BC:141:HIS:CE1	2.30	0.65
26:BC:245:THR:OG1	26:BC:249:VAL:HB	1.96	0.65
28:BE:110:SER:O	28:BE:113:VAL:HG12	1.96	0.65
33:BJ:25:LEU:HD22	33:BJ:25:LEU:C	2.16	0.65
39:BP:33:GLU:CB	39:BP:38:ARG:HH11	2.09	0.65
40:BQ:4:LYS:NZ	40:BQ:7:VAL:HG13	2.12	0.65
2:CC:110:LEU:HD11	2:CC:203:LYS:NZ	2.11	0.65
2:CC:120:THR:HG22	2:CC:120:THR:O	1.97	0.65
55:CA:390:U:O2'	55:CA:391:G:H5'	1.97	0.65
55:CA:865:A:C2	55:CA:918:A:H4'	2.31	0.65
24:DA:13:A:O2'	24:DA:15:G:N7	2.29	0.65
24:DA:75:G:H4'	48:DY:48:ARG:NH2	2.12	0.65
24:DA:140:C:H5'	24:DA:141:G:H21	1.61	0.65
24:DA:704:G:H1'	24:DA:727:A:N6	2.12	0.65
24:DA:852:U:H2'	24:DA:853:C:C6	2.30	0.65

*Continued on next page...*

*Continued from previous page...*

Atom-1	Atom-2	Interatomic distance (Å)	Clash overlap (Å)
24:DA:1062:G:OP1	24:DA:1070:A:H4'	1.97	0.65
24:DA:1496:A:H2'	24:DA:1498:C:N4	2.12	0.65
24:DA:1832:C:N4	24:DA:1833:C:C4	2.64	0.65
24:DA:2308:G:O6	24:DA:2311:A:C6	2.49	0.65
35:DL:142:ILE:HG22	35:DL:144:GLU:H	1.61	0.65
44:DU:14:THR:HB	44:DU:68:ASN:HB3	1.78	0.65
44:DU:82:VAL:H	44:DU:96:LYS:HZ2	1.44	0.65
48:DY:19:LEU:HA	48:DY:22:LEU:HB2	1.77	0.65
3:AD:117:VAL:HA	3:AD:122:ILE:HD11	1.79	0.65
4:AE:13:LYS:HG3	4:AE:112:ALA:HB1	1.79	0.65
4:AE:90:GLY:O	4:AE:129:SER:HB3	1.97	0.65
7:AH:87:ARG:HG3	7:AH:90:GLU:OE2	1.96	0.65
8:AI:3:ASN:CG	8:AI:4:GLN:H	2.00	0.65
10:AK:85:VAL:O	10:AK:112:VAL:HG22	1.96	0.65
12:AM:109:LYS:NZ	21:AA:1227:A:H5'	2.11	0.65
16:AQ:76:ARG:HG2	16:AQ:77:VAL:N	2.12	0.65
21:AA:338:A:N1	21:AA:351:G:C6	2.65	0.65
21:AA:582:C:C2	21:AA:583:A:C8	2.85	0.65
21:AA:1084:G:OP1	21:AA:1086:U:H5''	1.97	0.65
24:BA:491:G:C2	24:BA:492:A:H1'	2.31	0.65
24:BA:860:U:H6	24:BA:860:U:C5'	2.08	0.65
24:BA:2210:U:H4'	24:BA:2211:A:H5'	1.78	0.65
24:BA:2868:A:H2'	24:BA:2869:G:H8	1.56	0.65
26:BC:109:LEU:HD23	26:BC:110:LYS:N	2.12	0.65
42:BS:63:GLY:O	42:BS:64:ALA:HB3	1.96	0.65
46:BW:9:THR:HG23	46:BW:10:ARG:CD	2.24	0.65
55:CA:632:U:H3'	55:CA:633:G:H5'	1.78	0.65
55:CA:662:U:H2'	55:CA:663:A:C8	2.32	0.65
55:CA:1228:C:O2'	55:CA:1229:A:H5'	1.95	0.65
24:DA:417:C:H2'	24:DA:418:C:C6	2.32	0.65
24:DA:634:C:H2'	24:DA:635:C:C6	2.31	0.65
24:DA:1050:A:O2'	24:DA:1051:G:H5'	1.96	0.65
24:DA:2184:A:H2'	24:DA:2185:U:C6	2.31	0.65
24:DA:2210:U:H4'	24:DA:2211:A:O5'	1.97	0.65
6:AG:26:VAL:HG12	6:AG:42:VAL:HG21	1.78	0.65
16:AQ:11:VAL:HB	16:AQ:55:GLY:H	1.60	0.65
21:AA:130:A:O2'	21:AA:263:A:O2'	2.13	0.65
21:AA:306:A:H2'	21:AA:307:C:H6	1.61	0.65
21:AA:653:U:O2'	21:AA:654:G:H5'	1.96	0.65
21:AA:984:C:O2'	21:AA:985:C:C6	2.44	0.65
37:BN:24:MET:HG2	37:BN:44:LEU:CD2	2.26	0.65

*Continued on next page...*

*Continued from previous page...*

Atom-1	Atom-2	Interatomic distance (Å)	Clash overlap (Å)
46:BW:29:SER:HA	46:BW:63:ASP:HB3	1.77	0.65
1:CB:212:TYR:O	1:CB:216:VAL:HG23	1.96	0.65
4:CE:55:VAL:N	4:CE:56:PRO:HD2	2.11	0.65
55:CA:109:A:N6	55:CA:324:G:H1'	2.12	0.65
24:DA:53:A:H2'	24:DA:54:G:O4'	1.97	0.65
24:DA:454:A:H4'	24:DA:455:C:OP2	1.95	0.65
24:DA:459:U:O2'	24:DA:460:A:H5'	1.96	0.65
24:DA:740:C:H5'	24:DA:1784:A:C3'	2.19	0.65
24:DA:1079:C:N4	24:DA:1088:A:N3	2.45	0.65
24:DA:1558:C:H1'	24:DA:1560:G:N7	2.12	0.65
56:DB:46:A:H2'	56:DB:47:C:H6	1.62	0.65
31:DH:84:ALA:H	31:DH:148:ALA:HA	1.61	0.65
33:DJ:75:TYR:CD1	33:DJ:84:ILE:HD11	2.32	0.65
34:DK:39:ILE:HD11	34:DK:62:VAL:HG23	1.79	0.65
12:AM:39:ALA:HB3	12:AM:42:VAL:HG13	1.78	0.65
16:AQ:58:VAL:HG22	16:AQ:59:GLU:N	2.12	0.65
21:AA:9:G:C6	21:AA:26:A:N6	2.65	0.65
24:BA:1027:A:H2'	24:BA:1027:A:N3	2.11	0.65
40:BQ:48:ASP:O	40:BQ:51:GLN:N	2.30	0.65
1:CB:25:LYS:HD2	1:CB:25:LYS:H	1.61	0.65
5:CF:86:ARG:NH1	17:CR:63:TYR:HB3	2.11	0.65
11:CL:65:TYR:HD1	11:CL:66:ILE:N	1.94	0.65
15:CP:68:SER:HB3	15:CP:71:VAL:HG12	1.79	0.65
55:CA:570:G:H2'	55:CA:571:U:C6	2.32	0.65
55:CA:1101:A:H4'	55:CA:1102:A:O5'	1.96	0.65
24:DA:121:G:C2	24:DA:131:A:C5	2.85	0.65
24:DA:734:A:C4	24:DA:735:A:C8	2.84	0.65
24:DA:1069:A:N6	24:DA:1073:A:H5''	2.12	0.65
24:DA:1078:U:H4'	24:DA:1079:C:O5'	1.97	0.65
24:DA:1334:G:O2'	24:DA:1335:C:H5'	1.96	0.65
24:DA:2459:A:O2'	24:DA:2460:U:H5'	1.96	0.65
24:DA:2585:U:O2'	24:DA:2586:U:H5'	1.97	0.65
2:AC:119:ILE:HG21	2:AC:197:VAL:HG11	1.77	0.65
3:AD:103:ARG:O	3:AD:167:PRO:HG2	1.96	0.65
21:AA:1239:A:H1'	21:AA:1241:G:C4	2.32	0.65
21:AA:1384:C:H2'	21:AA:1385:G:H8	1.61	0.65
21:AA:1417:G:N2	21:AA:1482:G:H2'	2.11	0.65
24:BA:479:A:O2'	24:BA:481:G:H5'	1.96	0.65
25:BB:78:A:H2'	25:BB:79:G:O4'	1.96	0.65
34:BK:112:PHE:O	34:BK:115:ILE:HG22	1.97	0.65
36:BM:96:ILE:C	36:BM:96:ILE:HD12	2.17	0.65

*Continued on next page...*

*Continued from previous page...*

Atom-1	Atom-2	Interatomic distance (Å)	Clash overlap (Å)
39:BP:56:SER:O	39:BP:75:THR:HG23	1.96	0.65
54:B4:9:LYS:C	54:B4:10:LEU:HD23	2.17	0.65
1:CB:79:VAL:HG11	1:CB:92:ASN:HB3	1.78	0.65
4:CE:38:VAL:HG12	4:CE:39:GLY:N	2.10	0.65
55:CA:1504:G:H4'	55:CA:1505:G:H5'	1.77	0.65
24:DA:471:A:H5''	28:DE:79:ARG:HH12	1.61	0.65
24:DA:1298:C:H2'	24:DA:1299:G:O4'	1.97	0.65
26:DC:2:VAL:O	26:DC:3:VAL:HB	1.97	0.65
40:DQ:10:ARG:HA	40:DQ:13:HIS:HB2	1.79	0.65
54:D4:36:ARG:HG2	54:D4:37:GLN:N	2.11	0.65
21:AA:1076:U:H2'	21:AA:1077:G:C8	2.31	0.65
21:AA:1125:U:O2'	21:AA:1126:U:O5'	2.13	0.65
24:BA:229:C:H2'	24:BA:230:G:O4'	1.97	0.65
24:BA:436:C:HO2'	24:BA:437:U:H6	1.45	0.65
24:BA:540:C:O2'	24:BA:541:A:H5'	1.97	0.65
24:BA:1373:A:H2'	24:BA:1374:G:O4'	1.96	0.65
24:BA:1427:A:H4'	24:BA:1428:C:O5'	1.96	0.65
24:BA:1842:G:H2'	24:BA:1843:C:C6	2.32	0.65
24:BA:2021:C:P	50:B0:8:THR:HG21	2.36	0.65
24:BA:2364:C:H4'	46:BW:55:ASP:OD1	1.97	0.65
24:BA:2483:C:H2'	24:BA:2484:G:O4'	1.95	0.65
39:BP:37:LYS:N	39:BP:37:LYS:HD3	2.11	0.65
40:BQ:68:ALA:HB1	40:BQ:73:ILE:HG23	1.77	0.65
40:BQ:91:ARG:HD3	41:BR:11:GLN:CG	2.26	0.65
43:BT:38:ALA:HB1	43:BT:43:ILE:HG22	1.79	0.65
7:CH:39:LEU:HB2	7:CH:45:ILE:HD11	1.78	0.65
18:CS:52:ASN:HD21	18:CS:55:GLN:H	1.44	0.65
55:CA:25:C:H2'	55:CA:26:A:C8	2.32	0.65
22:CX:34:G:H2'	22:CX:35:A:C8	2.32	0.65
24:DA:1328:A:H2'	24:DA:1330:C:C5	2.31	0.65
24:DA:1386:C:O2'	24:DA:1387:A:C8	2.50	0.65
24:DA:1555:G:N2	24:DA:1556:C:C2	2.65	0.65
24:DA:1608:A:C8	24:DA:1611:C:N4	2.65	0.65
24:DA:1734:G:HO2'	24:DA:1735:A:H8	1.43	0.65
24:DA:2895:G:O2'	24:DA:2896:C:H6	1.79	0.65
56:DB:115:A:H2'	56:DB:116:G:C8	2.32	0.65
27:DD:29:VAL:HB	27:DD:98:VAL:CG1	2.26	0.65
33:DJ:20:ALA:HA	33:DJ:23:LYS:HG3	1.79	0.65
33:DJ:30:THR:HG23	33:DJ:31:GLU:N	2.12	0.65
40:DQ:24:TYR:O	40:DQ:27:ARG:HB3	1.97	0.65
4:AE:81:GLN:HG2	4:AE:149:PRO:CG	2.17	0.65

*Continued on next page...*

*Continued from previous page...*

Atom-1	Atom-2	Interatomic distance (Å)	Clash overlap (Å)
8:AI:122:ARG:CZ	21:AA:1343:G:H1'	2.27	0.65
8:AI:129:ARG:NH2	21:AA:966:G:N2	2.41	0.65
21:AA:17:U:H2'	21:AA:18:C:C6	2.32	0.65
21:AA:451:A:H1'	21:AA:452:A:N7	2.12	0.65
21:AA:1225:A:H2'	21:AA:1225:A:N3	2.11	0.65
21:AA:1299:A:O2'	21:AA:1300:G:H4'	1.97	0.65
24:BA:553:G:H2'	24:BA:554:U:O4'	1.96	0.65
24:BA:653:U:H4'	24:BA:653:U:OP1	1.96	0.65
24:BA:1422:G:C4	24:BA:1423:G:C8	2.85	0.65
24:BA:2629:U:O2'	24:BA:2630:G:OP2	2.15	0.65
34:BK:19:VAL:HG22	34:BK:41:ILE:HG13	1.78	0.65
54:B4:9:LYS:CD	54:B4:9:LYS:H	2.10	0.65
2:CC:198:LYS:HE2	55:CA:1058:G:OP1	1.97	0.65
7:CH:104:SER:O	7:CH:122:GLY:HA3	1.97	0.65
20:CU:15:LEU:O	20:CU:15:LEU:HD12	1.97	0.65
55:CA:93:U:H2'	55:CA:95:C:H5	1.62	0.65
55:CA:765:G:C5	55:CA:812:G:C6	2.85	0.65
55:CA:1311:A:H2'	55:CA:1312:G:O4'	1.97	0.65
24:DA:303:G:O2'	24:DA:304:U:O4'	2.12	0.65
24:DA:515:A:H2	24:DA:1260:A:N3	1.95	0.65
24:DA:810:U:O4	35:DL:30:THR:HG22	1.97	0.65
24:DA:1277:G:O2'	24:DA:1278:C:O4'	2.14	0.65
24:DA:1312:U:HO2'	24:DA:1314:C:N4	1.95	0.65
24:DA:1400:U:H2'	24:DA:1401:G:O4'	1.96	0.65
24:DA:1421:G:H8	24:DA:1421:G:OP2	1.80	0.65
24:DA:1683:U:O2'	24:DA:1684:G:H8	1.80	0.65
24:DA:1787:A:C2	24:DA:1788:C:C4	2.85	0.65
24:DA:2061:G:C8	24:DA:2501:C:H4'	2.32	0.65
24:DA:2260:C:O2'	24:DA:2261:C:C6	2.50	0.65
24:DA:2742:G:OP1	54:D4:36:ARG:HD3	1.97	0.65
28:DE:105:LEU:HD12	28:DE:200:LEU:HD11	1.79	0.65
34:DK:54:LYS:H	34:DK:54:LYS:HD2	1.61	0.65
38:DO:17:LYS:HE3	38:DO:17:LYS:O	1.97	0.65
4:AE:17:VAL:HG23	4:AE:33:THR:O	1.97	0.64
16:AQ:11:VAL:HG12	16:AQ:12:VAL:N	2.12	0.64
21:AA:1295:U:H2'	21:AA:1296:C:H6	1.61	0.64
24:BA:9:G:C6	24:BA:2629:U:C6	2.85	0.64
24:BA:169:G:H2'	24:BA:170:U:H6	1.61	0.64
24:BA:541:A:C2	24:BA:553:G:C2	2.85	0.64
24:BA:842:U:O4	59:BA:3593:HOH:O	2.10	0.64
24:BA:1125:G:C6	24:BA:1126:A:N6	2.65	0.64

*Continued on next page...*

*Continued from previous page...*

Atom-1	Atom-2	Interatomic distance (Å)	Clash overlap (Å)
24:BA:1496:A:H2'	24:BA:1498:C:N4	2.12	0.64
24:BA:2020:A:C2	24:BA:2022:U:O4'	2.50	0.64
24:BA:2543:G:H2'	24:BA:2544:G:C8	2.32	0.64
24:BA:2741:A:H2'	24:BA:2742:G:O4'	1.95	0.64
35:BL:14:LYS:HG3	35:BL:15:ALA:N	2.12	0.64
15:CP:78:VAL:O	15:CP:80:LYS:HG3	1.97	0.64
24:DA:18:U:H2'	24:DA:19:A:O4'	1.97	0.64
24:DA:243:U:O2'	24:DA:244:A:H5'	1.98	0.64
24:DA:752:A:O2'	24:DA:753:A:OP2	2.15	0.64
27:DD:30:GLU:HG2	27:DD:185:ASN:ND2	2.12	0.64
35:DL:47:ARG:HG2	35:DL:47:ARG:NH2	2.11	0.64
36:DM:108:VAL:HG21	36:DM:112:LEU:HB3	1.78	0.64
39:DP:5:LYS:HE2	39:DP:9:GLN:NE2	2.12	0.64
40:DQ:4:LYS:HE3	40:DQ:7:VAL:HG13	1.77	0.64
48:DY:39:GLN:O	48:DY:42:LEU:HB2	1.97	0.64
2:AC:6:PRO:O	2:AC:10:ARG:HG2	1.97	0.64
21:AA:41:G:H2'	21:AA:42:G:C8	2.32	0.64
21:AA:1124:G:H3'	21:AA:1145:A:N6	2.11	0.64
24:BA:960:A:H2'	24:BA:962:G:H5'	1.79	0.64
24:BA:1965:C:H2'	24:BA:1966:A:C8	2.32	0.64
24:BA:2799:A:O2'	24:BA:2800:A:H4'	1.97	0.64
27:BD:101:PHE:CE2	27:BD:203:VAL:HG22	2.31	0.64
33:BJ:88:THR:CG2	33:BJ:90:GLU:HG3	2.27	0.64
41:BR:14:VAL:HG11	41:BR:98:ILE:CD1	2.28	0.64
2:CC:59:PRO:HG2	2:CC:62:SER:HB3	1.79	0.64
7:CH:9:MET:SD	7:CH:32:LYS:HG3	2.36	0.64
55:CA:1504:G:C3'	55:CA:1505:G:H5'	2.27	0.64
24:DA:75:G:HO2'	24:DA:76:C:H6	1.42	0.64
24:DA:1695:G:H8	26:DC:7:PRO:HB2	1.59	0.64
24:DA:2190:G:H3'	24:DA:2191:A:O4'	1.97	0.64
24:DA:2226:C:H2'	24:DA:2227:A:C8	2.32	0.64
24:DA:2519:U:C6	24:DA:2542:A:N6	2.64	0.64
24:DA:2788:C:O2	24:DA:2809:A:H2	1.80	0.64
24:DA:2895:G:O2'	24:DA:2896:C:C6	2.50	0.64
56:DB:74:U:H2'	56:DB:75:G:O4'	1.97	0.64
26:DC:224:MET:SD	26:DC:229:HIS:HB2	2.37	0.64
3:AD:166:LYS:HB3	3:AD:166:LYS:NZ	2.11	0.64
11:AL:78:VAL:O	11:AL:102:ASP:HB2	1.97	0.64
19:AT:24:ARG:HG2	19:AT:28:ARG:NH1	2.12	0.64
19:AT:80:ALA:O	19:AT:84:LYS:HB2	1.97	0.64
21:AA:1394:A:HO2'	21:AA:1395:C:P	2.19	0.64

*Continued on next page...*

*Continued from previous page...*

Atom-1	Atom-2	Interatomic distance (Å)	Clash overlap (Å)
24:BA:1095:A:H2'	24:BA:1096:A:C8	2.32	0.64
24:BA:1187:G:H5''	41:BR:83:TYR:CE2	2.32	0.64
24:BA:1339:G:N2	24:BA:1603:A:H1'	2.12	0.64
24:BA:1408:G:H2'	24:BA:1409:U:H6	1.61	0.64
24:BA:1779:U:H5	24:BA:1784:A:N7	1.95	0.64
24:BA:1794:A:H2'	24:BA:1795:C:C6	2.30	0.64
24:BA:1796:U:H2'	24:BA:1797:G:C8	2.32	0.64
24:BA:1805:A:C5	24:BA:1806:C:H5	2.16	0.64
25:BB:57:A:C2	25:BB:58:A:C4	2.85	0.64
31:BH:82:SER:O	31:BH:83:LYS:HB2	1.97	0.64
37:BN:55:ALA:HB1	37:BN:80:PHE:N	2.13	0.64
39:BP:24:THR:HG22	39:BP:87:ARG:H	1.61	0.64
41:BR:49:ILE:CB	41:BR:51:VAL:O	2.45	0.64
43:BT:39:THR:HG22	43:BT:39:THR:O	1.97	0.64
2:CC:139:ASN:HB3	2:CC:142:ARG:NH2	2.11	0.64
11:CL:29:LYS:O	11:CL:80:LEU:HD12	1.97	0.64
55:CA:33:A:H2'	55:CA:34:C:C6	2.31	0.64
24:DA:741:U:H2'	24:DA:742:A:H8	1.61	0.64
24:DA:1275:A:H2'	24:DA:1275:A:N3	2.13	0.64
24:DA:1782:U:O2'	24:DA:1783:A:H5'	1.97	0.64
24:DA:2707:U:H2'	24:DA:2708:G:C8	2.32	0.64
56:DB:24:G:H1'	56:DB:27:C:N4	2.12	0.64
44:DU:58:VAL:HG12	44:DU:60:LYS:H	1.61	0.64
1:AB:40:ILE:HD13	1:AB:201:GLY:CA	2.26	0.64
1:AB:212:TYR:HA	1:AB:215:ALA:HB3	1.78	0.64
5:AF:38:ARG:HG3	5:AF:39:LEU:N	2.11	0.64
12:AM:106:ARG:HA	12:AM:106:ARG:HH11	1.63	0.64
14:AO:21:THR:HG21	21:AA:658:C:H1'	1.79	0.64
19:AT:20:ASN:O	19:AT:24:ARG:HB2	1.97	0.64
24:BA:493:G:H2'	24:BA:494:G:O4'	1.98	0.64
24:BA:1059:G:H1'	32:BI:127:SER:HB2	1.77	0.64
24:BA:1266:G:OP2	50:B0:16:ARG:NE	2.28	0.64
24:BA:2484:G:OP1	36:BM:44:ARG:HD3	1.98	0.64
24:BA:2747:G:HO2'	30:BG:66:THR:HG22	1.60	0.64
26:BC:12:ARG:HH11	26:BC:12:ARG:HG2	1.61	0.64
30:BG:85:LYS:HG2	30:BG:131:VAL:HG12	1.80	0.64
46:BW:28:GLU:CG	46:BW:29:SER:H	2.11	0.64
3:CD:18:LEU:HB2	3:CD:20:LEU:HG	1.78	0.64
8:CI:18:VAL:HG11	8:CI:82:ILE:HA	1.80	0.64
9:CJ:44:THR:HG22	9:CJ:45:ARG:H	1.61	0.64
55:CA:275:G:O2'	55:CA:276:G:H5'	1.98	0.64

*Continued on next page...*

*Continued from previous page...*

Atom-1	Atom-2	Interatomic distance (Å)	Clash overlap (Å)
55:CA:695:A:H61	55:CA:797:C:H1'	1.62	0.64
55:CA:1381:U:O2'	55:CA:1382:C:H5'	1.96	0.64
24:DA:223:A:H2	24:DA:407:G:N3	1.95	0.64
24:DA:390:U:O2'	24:DA:391:A:C8	2.50	0.64
24:DA:764:A:N1	24:DA:1789:A:O2'	2.31	0.64
24:DA:1601:G:H2'	24:DA:1602:U:O4'	1.96	0.64
24:DA:1835:G:N2	24:DA:1836:C:C2	2.65	0.64
24:DA:2543:G:O6	24:DA:2765:A:C5	2.50	0.64
56:DB:12:C:H4'	56:DB:13:G:OP1	1.95	0.64
1:AB:183:PHE:N	1:AB:183:PHE:CD2	2.65	0.64
3:AD:195:ASN:HD22	3:AD:195:ASN:N	1.96	0.64
21:AA:236:A:H2'	21:AA:237:G:H8	1.63	0.64
21:AA:532:A:H2	21:AA:1206:G:H21	1.46	0.64
24:BA:494:G:H21	42:BS:57:ASN:HD21	1.44	0.64
24:BA:672:C:C2	24:BA:809:G:N2	2.65	0.64
24:BA:1436:G:N2	24:BA:1557:C:C2	2.65	0.64
24:BA:2195:U:H2'	24:BA:2196:C:H6	1.60	0.64
26:BC:229:HIS:CD2	26:BC:246:PRO:HB3	2.32	0.64
28:BE:146:VAL:HA	28:BE:185:LYS:O	1.96	0.64
35:BL:93:ASN:ND2	35:BL:94:THR:N	2.45	0.64
36:BM:78:LEU:C	36:BM:80:VAL:H	2.01	0.64
41:BR:28:ALA:O	41:BR:63:VAL:HG21	1.98	0.64
19:CT:22:SER:HB2	55:CA:1458:G:H4'	1.78	0.64
55:CA:93:U:C2	55:CA:95:C:N4	2.65	0.64
22:CV:39:U:H2'	22:CV:40:C:C6	2.33	0.64
24:DA:465:G:H4'	52:D2:16:HIS:HD2	1.62	0.64
24:DA:572:A:OP1	59:DA:3603:HOH:O	2.15	0.64
24:DA:1078:U:H4'	24:DA:1079:C:C5'	2.28	0.64
26:DC:128:THR:CG2	26:DC:188:ARG:HB3	2.28	0.64
4:AE:55:VAL:O	4:AE:58:ALA:HB3	1.98	0.64
5:AF:2:ARG:HB3	5:AF:92:THR:OG1	1.98	0.64
5:AF:11:HIS:HD2	5:AF:12:PRO:HD2	1.62	0.64
8:AI:40:ARG:HA	8:AI:44:ARG:HB3	1.80	0.64
8:AI:62:LEU:HD12	8:AI:64:ILE:HD11	1.79	0.64
17:AR:63:TYR:CE1	21:AA:734:G:N2	2.62	0.64
24:BA:401:A:H2'	24:BA:402:A:C8	2.33	0.64
24:BA:1131:G:C8	33:BJ:77:HIS:CE1	2.86	0.64
24:BA:2094:A:H2'	24:BA:2095:A:H8	1.60	0.64
26:BC:43:ASN:HB3	26:BC:45:ASN:H	1.63	0.64
42:BS:13:SER:O	42:BS:14:ALA:HB2	1.98	0.64
2:CC:133:MET:HB2	2:CC:150:VAL:HG21	1.79	0.64

*Continued on next page...*



*Continued from previous page...*

Atom-1	Atom-2	Interatomic distance (Å)	Clash overlap (Å)
2:CC:171:ARG:HB3	55:CA:1106:G:H5''	1.79	0.64
3:CD:96:ARG:HE	3:CD:133:SER:HA	1.61	0.64
4:CE:147:ASN:HD21	7:CH:72:GLU:HG3	1.61	0.64
7:CH:85:TYR:CE1	16:CQ:36:PHE:HE2	2.15	0.64
9:CJ:54:SER:HB2	55:CA:1060:U:H4'	1.80	0.64
12:CM:2:ARG:HD3	12:CM:2:ARG:H	1.59	0.64
55:CA:1356:G:H2'	55:CA:1357:A:H8	1.59	0.64
24:DA:1:G:H2'	24:DA:2:G:C8	2.31	0.64
24:DA:233:A:O2'	24:DA:234:U:H6	1.81	0.64
24:DA:1598:A:H2'	24:DA:1599:U:C6	2.32	0.64
24:DA:2716:C:O2'	24:DA:2717:C:H5'	1.97	0.64
29:DF:107:VAL:C	29:DF:109:ARG:N	2.51	0.64
31:DH:84:ALA:HA	31:DH:89:LYS:O	1.96	0.64
46:DW:49:ASN:ND2	46:DW:81:ILE:HG23	2.13	0.64
21:AA:1086:U:O2'	21:AA:1087:G:H5'	1.98	0.64
24:BA:250:G:H2'	24:BA:251:A:C8	2.33	0.64
24:BA:373:U:OP2	24:BA:400:G:N1	2.28	0.64
24:BA:898:C:H2'	24:BA:899:A:O4'	1.98	0.64
24:BA:919:U:H6	24:BA:919:U:C5'	2.11	0.64
30:BG:73:SER:HA	30:BG:76:ILE:CG2	2.27	0.64
32:BI:71:LYS:HG2	32:BI:72:THR:H	1.62	0.64
35:BL:7:SER:HB2	35:BL:8:PRO:HD2	1.80	0.64
40:BQ:4:LYS:HG3	40:BQ:5:ARG:N	2.13	0.64
50:B0:10:SER:O	50:B0:14:MET:HG3	1.97	0.64
55:CA:652:U:O2'	55:CA:653:U:H6	1.81	0.64
24:DA:1138:G:H2'	24:DA:1139:G:O4'	1.98	0.64
24:DA:1141:U:H5''	24:DA:1142:A:OP1	1.98	0.64
24:DA:1465:G:H2'	24:DA:1466:U:O4'	1.98	0.64
24:DA:1499:C:O2'	24:DA:1500:G:H5'	1.98	0.64
24:DA:2093:G:N2	24:DA:2094:A:C4	2.66	0.64
24:DA:2148:G:O2'	24:DA:2149:U:C6	2.51	0.64
24:DA:2235:G:H2'	24:DA:2236:U:H6	1.61	0.64
24:DA:2259:U:C4	24:DA:2427:C:N4	2.65	0.64
24:DA:2269:G:O3'	46:DW:18:LYS:HE2	1.98	0.64
24:DA:2756:U:H3	24:DA:2758:A:H62	1.44	0.64
24:DA:2850:A:O2'	24:DA:2851:A:H5'	1.98	0.64
26:DC:181:ARG:HG3	26:DC:265:PHE:O	1.98	0.64
27:DD:4:LEU:HD23	27:DD:101:PHE:CE1	2.33	0.64
4:AE:11:GLN:CG	4:AE:116:VAL:HA	2.28	0.64
4:AE:79:THR:CB	4:AE:121:ASN:HD21	2.10	0.64
6:AG:147:ASN:H	6:AG:147:ASN:ND2	1.96	0.64

*Continued on next page...*

*Continued from previous page...*

Atom-1	Atom-2	Interatomic distance (Å)	Clash overlap (Å)
16:AQ:46:HIS:HB2	16:AQ:66:LEU:HD12	1.79	0.64
17:AR:38:ILE:O	21:AA:719:C:O2'	2.16	0.64
21:AA:1394:A:N6	21:AA:1501:C:H4'	2.13	0.64
24:BA:63:A:C2	24:BA:64:A:C8	2.86	0.64
24:BA:143:C:H2'	24:BA:144:A:H8	1.62	0.64
24:BA:276:U:O2'	24:BA:278:A:N7	2.31	0.64
24:BA:1057:A:C8	24:BA:1086:A:C8	2.85	0.64
24:BA:1874:C:H2'	24:BA:1875:G:O4'	1.98	0.64
26:BC:16:VAL:HB	26:BC:203:VAL:HB	1.78	0.64
35:BL:79:LEU:HB2	35:BL:114:GLY:O	1.98	0.64
36:BM:55:ARG:O	36:BM:55:ARG:HG3	1.98	0.64
46:BW:72:GLY:C	46:BW:74:LYS:H	2.01	0.64
54:B4:10:LEU:HD12	54:B4:33:HIS:CD2	2.32	0.64
4:CE:104:ILE:HG23	4:CE:104:ILE:O	1.98	0.64
6:CG:2:ARG:HD3	55:CA:932:C:H5''	1.79	0.64
55:CA:1434:A:H2'	55:CA:1435:G:O4'	1.98	0.64
24:DA:73:A:H8	24:DA:73:A:O5'	1.81	0.64
24:DA:865:C:H5''	24:DA:866:A:OP1	1.97	0.64
24:DA:2537:U:H2'	24:DA:2538:C:C6	2.33	0.64
27:DD:107:VAL:CG1	27:DD:109:VAL:HG23	2.27	0.64
30:DG:10:VAL:HB	30:DG:14:VAL:HG21	1.78	0.64
34:DK:104:THR:O	34:DK:107:LEU:HD22	1.97	0.64
44:DU:26:ASN:OD1	44:DU:34:ILE:HD12	1.98	0.64
46:DW:18:LYS:H	46:DW:36:ILE:HG12	1.62	0.64
3:AD:53:GLN:NE2	3:AD:201:GLU:HG2	2.13	0.64
4:AE:75:LEU:HD21	4:AE:119:VAL:HG13	1.80	0.64
8:AI:122:ARG:NH1	21:AA:1343:G:H1'	2.13	0.64
18:AS:77:ARG:HH22	21:AA:1322:C:P	2.21	0.64
21:AA:1360:A:H2'	21:AA:1361:G:H8	1.63	0.64
21:AA:1500:A:OP1	21:AA:1508:A:OP1	2.16	0.64
24:BA:1387:A:H2'	24:BA:1388:G:H8	1.62	0.64
24:BA:1553:A:N7	24:BA:1555:G:C6	2.66	0.64
24:BA:2269:G:H4'	46:BW:18:LYS:HE2	1.78	0.64
26:BC:180:MET:HG3	26:BC:268:ARG:HH11	1.60	0.64
27:BD:121:THR:O	27:BD:122:VAL:HG23	1.97	0.64
32:BI:48:ILE:HG13	32:BI:49:GLU:H	1.62	0.64
42:BS:88:ARG:NE	42:BS:94:ASP:OD1	2.30	0.64
8:CI:51:LEU:HB2	8:CI:56:MET:SD	2.38	0.64
18:CS:49:ALA:HB1	18:CS:56:HIS:HB3	1.80	0.64
55:CA:239:U:H4'	55:CA:239:U:OP1	1.97	0.64
55:CA:815:A:OP2	55:CA:816:A:C8	2.51	0.64

*Continued on next page...*

*Continued from previous page...*

Atom-1	Atom-2	Interatomic distance (Å)	Clash overlap (Å)
55:CA:977:A:C8	55:CA:1223:C:N3	2.65	0.64
55:CA:1050:G:O2'	55:CA:1051:C:C6	2.48	0.64
55:CA:1163:A:C2	55:CA:1174:G:C2	2.86	0.64
55:CA:1533:C:H2'	55:CA:1534:A:H5''	1.78	0.64
24:DA:300:A:OP2	44:DU:96:LYS:HD3	1.97	0.64
24:DA:411:G:H4'	24:DA:412:A:OP1	1.97	0.64
24:DA:607:U:H5	24:DA:619:G:C4	2.16	0.64
24:DA:1056:G:H1'	24:DA:1103:A:N1	2.13	0.64
24:DA:1439:A:N1	24:DA:1552:A:C4	2.65	0.64
24:DA:1645:G:H5''	24:DA:1646:C:H5'	1.78	0.64
24:DA:2384:U:H5''	24:DA:2386:A:OP1	1.98	0.64
1:AB:71:THR:O	1:AB:72:LYS:HG2	1.98	0.64
16:AQ:12:VAL:HG13	16:AQ:16:MET:HE1	1.80	0.64
21:AA:1173:U:H2'	21:AA:1174:G:C8	2.33	0.64
21:AA:1361:G:C2'	21:AA:1362:A:H5'	2.27	0.64
24:BA:77:G:C5	24:BA:78:U:C5	2.86	0.64
24:BA:216:A:H2'	24:BA:217:A:C8	2.32	0.64
24:BA:592:A:O2'	53:B3:2:LYS:HA	1.98	0.64
24:BA:1181:U:O2'	24:BA:1182:G:C8	2.48	0.64
24:BA:2297:A:N1	24:BA:2321:U:C5	2.63	0.64
25:BB:116:G:H4'	38:BO:54:VAL:O	1.99	0.64
29:BF:40:GLY:CA	29:BF:84:ILE:HD11	2.28	0.64
35:BL:85:VAL:HG21	35:BL:94:THR:HG23	1.80	0.64
41:BR:51:VAL:HB	41:BR:52:PRO:CD	2.28	0.64
49:BZ:6:ILE:O	49:BZ:34:THR:HA	1.97	0.64
8:CI:27:ILE:HD13	8:CI:62:LEU:HG	1.78	0.64
17:CR:32:ILE:HA	17:CR:39:VAL:HG23	1.80	0.64
55:CA:6:G:N3	55:CA:6:G:C2'	2.59	0.64
55:CA:765:G:C8	55:CA:812:G:C2	2.86	0.64
55:CA:960:U:H5'	55:CA:961:U:H5''	1.78	0.64
55:CA:1184:G:OP1	55:CA:1184:G:H3'	1.97	0.64
24:DA:319:G:H2'	24:DA:320:A:O4'	1.98	0.64
24:DA:1213:A:HO2'	24:DA:1214:A:H8	1.45	0.64
24:DA:1654:A:HO2'	24:DA:1655:A:H8	0.76	0.64
24:DA:2350:C:H5	53:D3:41:ARG:NH1	1.95	0.64
24:DA:2623:G:O2'	24:DA:2624:G:H5'	1.98	0.64
28:DE:111:GLU:HA	28:DE:114:ARG:HE	1.61	0.64
45:DV:55:GLU:O	45:DV:57:TYR:N	2.31	0.64
4:AE:11:GLN:HG3	4:AE:116:VAL:HG12	1.80	0.63
7:AH:82:LEU:HD12	11:AL:3:VAL:HG11	1.78	0.63
21:AA:94:G:H5''	21:AA:95:C:C5	2.33	0.63

*Continued on next page...*

*Continued from previous page...*

Atom-1	Atom-2	Interatomic distance (Å)	Clash overlap (Å)
24:BA:475:C:O2'	24:BA:476:G:H5'	1.97	0.63
24:BA:522:A:C5	24:BA:523:C:C5	2.86	0.63
24:BA:533:G:H2'	24:BA:534:U:C6	2.34	0.63
24:BA:1508:A:O2'	24:BA:1509:A:O4'	2.17	0.63
30:BG:66:THR:O	30:BG:70:LEU:HG	1.97	0.63
38:BO:74:VAL:O	38:BO:78:VAL:HG22	1.97	0.63
39:BP:72:VAL:O	39:BP:72:VAL:HG23	1.97	0.63
51:B1:12:SER:HB2	51:B1:48:TYR:CZ	2.33	0.63
55:CA:189:A:H3'	55:CA:190:A:C8	2.33	0.63
55:CA:1283:U:O2'	55:CA:1284:C:C5'	2.45	0.63
55:CA:1455:G:H2'	55:CA:1456:A:H8	1.61	0.63
24:DA:13:A:H5''	24:DA:14:A:OP1	1.97	0.63
24:DA:225:C:O2'	24:DA:226:A:O4'	2.16	0.63
24:DA:724:U:H2'	24:DA:725:G:O4'	1.97	0.63
24:DA:1074:G:H2'	24:DA:1075:C:C6	2.34	0.63
24:DA:1328:A:H2'	24:DA:1330:C:C4	2.33	0.63
24:DA:1560:G:C2'	24:DA:1561:C:H5'	2.28	0.63
24:DA:2712:C:C2	24:DA:2715:C:OP1	2.50	0.63
24:DA:2902:C:O2'	24:DA:2903:U:C5'	2.46	0.63
27:DD:159:LYS:HE2	27:DD:160:LYS:H	1.63	0.63
44:DU:26:ASN:O	44:DU:34:ILE:HB	1.98	0.63
10:AK:45:THR:OG1	10:AK:48:GLY:HA3	1.97	0.63
11:AL:50:LYS:N	11:AL:50:LYS:HD2	2.13	0.63
16:AQ:44:HIS:HE1	21:AA:276:G:O3'	1.82	0.63
21:AA:236:A:H2'	21:AA:237:G:C8	2.34	0.63
21:AA:1192:C:H2'	21:AA:1193:G:O4'	1.98	0.63
21:AA:1444:U:H1'	21:AA:1459:G:N2	2.13	0.63
24:BA:1075:C:H2'	24:BA:1076:C:C6	2.33	0.63
24:BA:1372:U:O2'	24:BA:1373:A:H5'	1.98	0.63
24:BA:2407:A:H2'	24:BA:2408:U:H6	1.62	0.63
24:BA:2742:G:O2'	24:BA:2743:U:H5'	1.97	0.63
27:BD:191:GLY:O	27:BD:192:ALA:HB3	1.98	0.63
31:BH:130:VAL:HG23	31:BH:131:SER:H	1.63	0.63
37:BN:8:ARG:HB3	37:BN:10:LEU:HD22	1.79	0.63
1:CB:59:ILE:HA	1:CB:62:ARG:HD3	1.79	0.63
1:CB:133:ALA:HA	1:CB:137:THR:HG21	1.79	0.63
13:CN:52:ARG:HA	13:CN:52:ARG:CZ	2.26	0.63
55:CA:1320:C:H2'	55:CA:1321:U:O4'	1.99	0.63
24:DA:64:A:H2'	24:DA:65:U:C6	2.34	0.63
24:DA:1799:G:H8	26:DC:179:GLU:OE1	1.82	0.63
24:DA:2882:A:H4'	37:DN:97:ILE:HG12	1.80	0.63

*Continued on next page...*

*Continued from previous page...*

Atom-1	Atom-2	Interatomic distance (Å)	Clash overlap (Å)
56:DB:40:U:O2'	56:DB:45:A:N6	2.31	0.63
59:AN:204:HOH:O	21:AA:1359:C:H5''	1.98	0.63
21:AA:423:G:HO2'	21:AA:424:G:C4'	2.11	0.63
24:BA:233:A:N6	24:BA:428:A:H61	1.96	0.63
24:BA:570:G:H2'	24:BA:2030:A:N7	2.13	0.63
26:BC:108:GLY:O	26:BC:109:LEU:HD22	1.98	0.63
14:CO:77:TYR:OH	14:CO:87:ARG:HD3	1.97	0.63
55:CA:205:A:C6	55:CA:206:C:N4	2.66	0.63
55:CA:320:A:H2'	55:CA:321:A:C8	2.33	0.63
55:CA:558:G:H2'	55:CA:559:A:H2	1.64	0.63
55:CA:1003:G:N2	55:CA:1005:A:H5''	2.14	0.63
55:CA:1324:A:H2'	55:CA:1325:C:C6	2.34	0.63
24:DA:272:A:O2'	24:DA:273:G:H8	1.80	0.63
24:DA:556:A:OP2	24:DA:556:A:C8	2.52	0.63
24:DA:607:U:H5	24:DA:619:G:C5	2.16	0.63
24:DA:674:G:O2'	28:DE:69:ARG:HG2	1.98	0.63
24:DA:866:A:O2'	24:DA:867:C:H6	1.82	0.63
37:DN:90:ARG:NH2	37:DN:116:VAL:HG11	2.14	0.63
41:DR:27:ILE:HG22	41:DR:28:ALA:N	2.13	0.63
41:DR:87:GLN:HG2	41:DR:88:GLY:N	2.13	0.63
4:AE:19:ARG:HB2	4:AE:32:PHE:CE1	2.34	0.63
4:AE:83:PRO:HG2	7:AH:95:MET:HG2	1.80	0.63
6:AG:86:VAL:HG13	6:AG:87:PRO:HD2	1.80	0.63
7:AH:29:SER:HB3	7:AH:32:LYS:CG	2.27	0.63
21:AA:466:A:H5'	21:AA:467:U:OP2	1.99	0.63
21:AA:1238:A:H5'	21:AA:1336:C:N4	2.07	0.63
24:BA:822:G:C5	24:BA:836:G:N2	2.67	0.63
24:BA:1059:G:C6	24:BA:1060:U:N3	2.65	0.63
24:BA:1517:G:C2	24:BA:1518:C:C2	2.86	0.63
24:BA:2680:U:OP2	27:BD:114:LYS:HE2	1.98	0.63
28:BE:196:VAL:HG13	28:BE:200:LEU:HD23	1.81	0.63
47:BX:2:ARG:HD2	47:BX:29:LEU:HD12	1.80	0.63
47:BX:31:ASN:O	47:BX:51:SER:HA	1.99	0.63
5:CF:11:HIS:HD2	5:CF:13:ASP:H	1.46	0.63
6:CG:149:ALA:CB	10:CK:55:ARG:HG3	2.29	0.63
55:CA:1064:G:O2'	55:CA:1190:G:N2	2.31	0.63
55:CA:1432:G:H1'	55:CA:1468:A:H61	1.61	0.63
24:DA:1180:U:H2'	24:DA:1181:U:O4'	1.98	0.63
24:DA:1854:A:H61	24:DA:1888:G:H1'	1.63	0.63
24:DA:2345:G:H4'	24:DA:2346:A:O5'	1.96	0.63
24:DA:2592:G:C5	24:DA:2593:U:C5	2.86	0.63

*Continued on next page...*

*Continued from previous page...*

Atom-1	Atom-2	Interatomic distance (Å)	Clash overlap (Å)
56:DB:46:A:H2'	56:DB:47:C:C6	2.33	0.63
26:DC:17:LYS:HD3	26:DC:18:VAL:N	2.14	0.63
27:DD:34:VAL:CG1	27:DD:48:ILE:HD11	2.27	0.63
27:DD:114:LYS:HB2	27:DD:116:LYS:HE3	1.81	0.63
31:DH:50:ARG:HA	31:DH:53:GLU:HB3	1.81	0.63
34:DK:87:LEU:HD12	34:DK:92:GLU:HA	1.80	0.63
44:DU:3:LYS:HG2	44:DU:84:PHE:HZ	1.63	0.63
45:DV:75:GLN:HB2	45:DV:90:ASP:O	1.99	0.63
2:AC:42:LEU:HD21	2:AC:67:ILE:HD11	1.79	0.63
3:AD:55:ARG:NH1	3:AD:58:GLN:HB3	2.13	0.63
21:AA:1129:C:H1'	21:AA:1130:A:N7	2.14	0.63
21:AA:1261:A:H61	21:AA:1274:A:H2'	1.62	0.63
24:BA:528:A:H2	24:BA:2043:C:H5'	1.64	0.63
24:BA:2383:G:H2'	24:BA:2384:U:H6	1.64	0.63
33:BJ:124:VAL:HG23	33:BJ:125:TYR:H	1.63	0.63
35:BL:109:LYS:HG2	35:BL:126:ARG:HB3	1.79	0.63
39:BP:50:ARG:CD	39:BP:51:ASN:N	2.61	0.63
1:CB:17:HIS:HA	1:CB:37:VAL:HG21	1.80	0.63
12:CM:57:ASP:O	12:CM:61:LYS:HG3	1.98	0.63
19:CT:26:MET:HE3	19:CT:30:PHE:HD1	1.63	0.63
20:CU:16:ARG:HA	20:CU:16:ARG:NE	2.12	0.63
55:CA:393:A:H2'	55:CA:394:G:H8	1.63	0.63
55:CA:908:A:H2'	55:CA:909:A:H8	1.62	0.63
55:CA:1327:C:C4	55:CA:1328:C:N4	2.66	0.63
24:DA:7:G:H4'	33:DJ:15:TRP:CH2	2.34	0.63
24:DA:142:A:H2'	24:DA:143:C:C5	2.33	0.63
24:DA:339:U:H2'	24:DA:340:A:C8	2.34	0.63
24:DA:741:U:H2'	24:DA:742:A:C8	2.34	0.63
24:DA:776:G:C8	24:DA:793:A:C4	2.86	0.63
24:DA:786:C:H4'	24:DA:1780:A:N7	2.13	0.63
24:DA:833:A:H2'	24:DA:834:G:H8	1.59	0.63
24:DA:983:A:C6	24:DA:984:A:C2	2.87	0.63
24:DA:1345:C:O2'	24:DA:1346:G:H5'	1.99	0.63
24:DA:2010:G:C6	24:DA:2011:U:C4	2.87	0.63
24:DA:2262:U:H4'	24:DA:2328:A:C2	2.34	0.63
27:DD:124:ARG:NH1	27:DD:125:TRP:CZ2	2.67	0.63
4:AE:33:THR:HB	4:AE:49:TYR:HE1	1.63	0.63
4:AE:90:GLY:C	4:AE:129:SER:HB3	2.19	0.63
8:AI:110:VAL:HG21	21:AA:1370:G:O5'	1.98	0.63
13:AN:29:ILE:HG23	13:AN:34:ASN:CG	2.19	0.63
21:AA:206:C:H2'	21:AA:207:C:O4'	1.98	0.63

*Continued on next page...*

*Continued from previous page...*

Atom-1	Atom-2	Interatomic distance (Å)	Clash overlap (Å)
24:BA:221:A:H4'	24:BA:222:A:O5'	1.98	0.63
24:BA:748:G:O5'	42:BS:89:ALA:HB2	1.99	0.63
24:BA:1062:G:C8	24:BA:1088:A:C8	2.87	0.63
24:BA:2020:A:H5'	50:B0:8:THR:HG22	1.80	0.63
25:BB:9:G:OP1	38:BO:15:ARG:HD2	1.98	0.63
27:BD:151:THR:HB	27:BD:152:PRO:HD3	1.80	0.63
48:BY:47:ARG:HH21	48:BY:47:ARG:HG3	1.64	0.63
3:CD:35:GLN:HG3	3:CD:36:ALA:H	1.64	0.63
4:CE:80:LEU:HB3	4:CE:97:PRO:HB3	1.80	0.63
10:CK:30:ILE:HG23	10:CK:45:THR:HG22	1.81	0.63
13:CN:19:TYR:CD2	13:CN:51:PRO:HG3	2.33	0.63
55:CA:300:A:H1'	55:CA:565:U:O2	1.98	0.63
55:CA:1306:A:H61	55:CA:1331:G:H1'	1.64	0.63
24:DA:103:A:H2'	24:DA:104:A:C8	2.34	0.63
24:DA:105:C:H2'	24:DA:106:C:C6	2.34	0.63
24:DA:476:G:O2'	24:DA:477:A:H3'	1.99	0.63
24:DA:1386:C:HO2'	24:DA:1387:A:H8	1.44	0.63
24:DA:2572:A:O2'	24:DA:2573:C:OP2	2.15	0.63
24:DA:2726:A:O2'	34:DK:67:LYS:NZ	2.31	0.63
30:DG:85:LYS:O	30:DG:86:LEU:HG	1.98	0.63
38:DO:13:ARG:O	38:DO:17:LYS:HB2	1.99	0.63
42:DS:24:ILE:HG21	42:DS:36:LEU:HD21	1.81	0.63
45:DV:29:ILE:CD1	45:DV:31:TYR:HE2	2.11	0.63
8:AI:113:LYS:HE2	8:AI:118:ARG:O	1.99	0.63
12:AM:94:LEU:HD22	12:AM:95:PRO:HD2	1.80	0.63
21:AA:1054:C:C4	22:AX:34:G:H1'	2.34	0.63
24:BA:614:A:O2'	24:BA:615:U:OP2	2.13	0.63
24:BA:652:U:H5''	24:BA:653:U:O5'	1.98	0.63
24:BA:1204:A:H1'	24:BA:1206:G:C5	2.33	0.63
24:BA:2691:C:O2'	24:BA:2692:G:H5'	1.99	0.63
24:BA:2728:U:O2'	24:BA:2729:G:C8	2.52	0.63
27:BD:70:LYS:O	27:BD:71:ALA:HB3	1.98	0.63
32:BI:53:PRO:O	32:BI:74:PRO:HD2	1.98	0.63
33:BJ:111:LYS:HD3	33:BJ:112:GLY:N	2.13	0.63
45:BV:44:HIS:HE1	45:BV:86:LEU:H	1.47	0.63
3:CD:2:ARG:HE	3:CD:114:ARG:HD2	1.64	0.63
11:CL:19:ASN:N	11:CL:19:ASN:HD22	1.95	0.63
15:CP:36:VAL:O	15:CP:36:VAL:HG13	1.99	0.63
55:CA:371:A:O2'	55:CA:372:C:H5'	1.99	0.63
55:CA:397:A:N6	55:CA:548:G:C5	2.66	0.63
55:CA:1127:G:O2'	55:CA:1128:C:H5'	1.98	0.63

*Continued on next page...*

*Continued from previous page...*

Atom-1	Atom-2	Interatomic distance (Å)	Clash overlap (Å)
55:CA:1264:U:H2'	55:CA:1265:C:C6	2.33	0.63
55:CA:1300:G:O2'	55:CA:1303:C:N4	2.31	0.63
24:DA:918:A:C6	24:DA:919:U:H1'	2.33	0.63
24:DA:2053:G:N2	24:DA:2054:A:C4	2.66	0.63
24:DA:2448:A:H3'	24:DA:2449:U:H6	1.63	0.63
28:DE:126:VAL:HG22	28:DE:127:GLU:OE2	1.98	0.63
30:DG:106:LEU:HB2	30:DG:108:PHE:HE1	1.63	0.63
36:DM:19:GLY:N	36:DM:38:ARG:HH21	1.92	0.63
37:DN:98:LEU:HD21	50:D0:53:VAL:HG11	1.80	0.63
41:DR:70:GLU:CD	41:DR:70:GLU:H	2.02	0.63
1:AB:51:GLU:O	1:AB:54:ALA:HB3	1.98	0.63
12:AM:44:ILE:HD12	12:AM:44:ILE:N	2.13	0.63
21:AA:76:G:H2'	21:AA:76:G:N3	2.14	0.63
24:BA:84:A:N1	24:BA:103:A:C5	2.67	0.63
24:BA:320:A:O2'	24:BA:322:A:H8	1.82	0.63
24:BA:455:C:H42	24:BA:473:G:H5'	1.62	0.63
24:BA:945:A:C4	24:BA:2448:A:C2	2.86	0.63
24:BA:1247:A:C4	24:BA:1249:U:C5	2.87	0.63
24:BA:2156:G:H2'	24:BA:2157:G:N2	2.13	0.63
30:BG:123:GLU:CD	30:BG:124:CYS:H	2.02	0.63
37:BN:106:ASP:OD1	37:BN:106:ASP:C	2.37	0.63
40:BQ:13:HIS:HD2	40:BQ:31:TYR:CD1	2.17	0.63
40:BQ:86:SER:O	40:BQ:88:GLU:N	2.31	0.63
42:BS:2:GLU:O	42:BS:107:VAL:O	2.16	0.63
46:BW:14:ASP:O	46:BW:15:SER:HB2	1.97	0.63
51:B1:8:ILE:HG22	51:B1:9:LYS:N	2.14	0.63
1:CB:113:LEU:HD13	1:CB:143:LEU:HB3	1.81	0.63
3:CD:29:THR:C	3:CD:30:LYS:HD3	2.19	0.63
3:CD:205:LYS:HD3	55:CA:8:A:C6	2.34	0.63
9:CJ:57:VAL:HG23	55:CA:972:C:O2'	1.97	0.63
11:CL:109:ARG:NH2	11:CL:116:TYR:CE2	2.67	0.63
55:CA:1106:G:H2'	55:CA:1107:C:H6	1.62	0.63
55:CA:1490:U:O2'	55:CA:1491:G:H5'	1.99	0.63
24:DA:121:G:H2'	24:DA:122:G:C8	2.34	0.63
24:DA:217:A:O2'	24:DA:218:A:H5'	1.99	0.63
24:DA:1079:C:C4	24:DA:1088:A:C2	2.87	0.63
24:DA:1695:G:H2'	24:DA:1695:G:N3	2.14	0.63
24:DA:1748:C:H2'	24:DA:1749:A:H8	1.63	0.63
26:DC:183:VAL:HG13	26:DC:185:ALA:H	1.64	0.63
36:DM:34:LYS:HB2	36:DM:131:VAL:CG2	2.29	0.63
46:DW:39:GLN:HG2	46:DW:42:THR:HB	1.79	0.63

*Continued on next page...*



*Continued from previous page...*

Atom-1	Atom-2	Interatomic distance (Å)	Clash overlap (Å)
47:DX:63:ILE:CD1	47:DX:64:ASP:H	2.11	0.63
49:DZ:7:THR:O	49:DZ:54:VAL:HA	1.99	0.63
53:D3:18:LYS:HD2	53:D3:19:GLY:H	1.64	0.63
1:AB:107:ARG:HE	1:AB:108:GLN:HE22	1.44	0.63
2:AC:180:ASP:O	2:AC:181:ILE:HD13	1.99	0.63
6:AG:69:ARG:HG3	6:AG:95:ARG:HG2	1.81	0.63
21:AA:1226:C:H4'	21:AA:1227:A:OP1	1.98	0.63
21:AA:1405:G:O2'	21:AA:1519:A:H5'	1.99	0.63
23:AW:5:U:H2'	23:AW:6:U:C5	2.34	0.63
24:BA:923:G:H4'	46:BW:25:PHE:CZ	2.33	0.63
24:BA:1747:U:H2'	24:BA:1748:C:C6	2.34	0.63
24:BA:2853:C:O2'	24:BA:2854:G:H5'	1.99	0.63
46:BW:23:LYS:HD2	46:BW:24:ARG:N	2.13	0.63
47:BX:67:LEU:HD13	47:BX:77:TYR:CE1	2.34	0.63
2:CC:5:HIS:ND1	13:CN:88:MET:HB3	2.14	0.63
9:CJ:8:ILE:HG22	9:CJ:100:ILE:HG12	1.80	0.63
55:CA:67:C:O2'	55:CA:68:G:C8	2.51	0.63
55:CA:865:A:H2	55:CA:918:A:H4'	1.63	0.63
55:CA:1050:G:HO2'	55:CA:1051:C:H6	1.36	0.63
24:DA:476:G:H4'	24:DA:502:A:N1	2.14	0.63
24:DA:600:G:H5''	28:DE:27:LEU:HD22	1.80	0.63
24:DA:812:C:O2'	24:DA:813:U:H5'	1.98	0.63
24:DA:1439:A:N7	24:DA:1440:U:N1	2.47	0.63
24:DA:1809:A:C2	24:DA:1810:A:C4	2.87	0.63
56:DB:11:C:C5	56:DB:12:C:C5	2.86	0.63
37:DN:45:ARG:HG2	37:DN:95:THR:HG21	1.81	0.63
37:DN:98:LEU:O	37:DN:112:TYR:HB2	1.99	0.63
49:DZ:16:LEU:H	49:DZ:16:LEU:CD2	2.12	0.63
2:AC:78:LYS:HB3	2:AC:78:LYS:NZ	2.13	0.62
21:AA:664:G:H2'	21:AA:666:G:OP1	1.98	0.62
21:AA:781:A:H5'	21:AA:782:A:OP2	1.98	0.62
24:BA:373:U:O2'	24:BA:374:A:H5'	1.99	0.62
24:BA:620:G:H4'	24:BA:621:A:O5'	1.99	0.62
24:BA:783:A:H4'	24:BA:1779:U:O2	1.98	0.62
24:BA:2185:U:H2'	24:BA:2186:G:C8	2.34	0.62
24:BA:2408:U:O2'	24:BA:2409:G:H5'	1.99	0.62
24:BA:2532:G:N7	24:BA:2533:U:C5	2.66	0.62
53:B3:53:ASP:HA	53:B3:56:LEU:HD23	1.81	0.62
1:CB:34:ARG:HD3	1:CB:35:ASN:HB2	1.79	0.62
7:CH:28:SER:HA	7:CH:58:LEU:HD12	1.81	0.62
9:CJ:17:LEU:HD21	9:CJ:95:GLY:HA3	1.79	0.62

*Continued on next page...*

*Continued from previous page...*

Atom-1	Atom-2	Interatomic distance (Å)	Clash overlap (Å)
12:CM:28:ARG:HA	12:CM:31:ALA:HB3	1.79	0.62
55:CA:121:U:OP1	55:CA:121:U:H3'	1.99	0.62
55:CA:1530:G:O2'	55:CA:1531:A:H8	1.82	0.62
24:DA:75:G:O2'	24:DA:76:C:H6	1.82	0.62
24:DA:329:G:OP1	24:DA:329:G:H3'	1.99	0.62
24:DA:468:G:H4'	28:DE:57:LYS:HG2	1.80	0.62
24:DA:1061:U:O2'	24:DA:1062:G:H5''	1.99	0.62
24:DA:1439:A:H1'	24:DA:1553:A:N6	2.14	0.62
24:DA:1470:A:H8	24:DA:1470:A:OP2	1.81	0.62
24:DA:2258:C:H2'	24:DA:2426:A:H4'	1.81	0.62
29:DF:46:LYS:O	29:DF:46:LYS:HD3	1.98	0.62
34:DK:25:LEU:HD23	34:DK:25:LEU:H	1.64	0.62
41:DR:4:VAL:HG22	41:DR:40:MET:HB3	1.82	0.62
42:DS:20:VAL:HG23	42:DS:23:LEU:HD12	1.81	0.62
48:DY:18:LEU:O	48:DY:18:LEU:HD13	1.98	0.62
5:AF:11:HIS:CE1	5:AF:13:ASP:HB2	2.34	0.62
5:AF:91:ARG:HG3	5:AF:92:THR:N	2.13	0.62
11:AL:43:LYS:HZ2	11:AL:44:PRO:HD2	1.63	0.62
16:AQ:79:GLU:C	16:AQ:80:LYS:HD3	2.19	0.62
21:AA:446:G:H2'	21:AA:447:G:O4'	2.00	0.62
21:AA:1432:G:H1'	21:AA:1468:A:H61	1.62	0.62
24:BA:58:G:N2	24:BA:70:G:C4	2.67	0.62
24:BA:855:G:H21	46:BW:23:LYS:CG	2.06	0.62
24:BA:1020:A:H4'	24:BA:1021:A:O5'	1.98	0.62
24:BA:1721:G:O2'	24:BA:1722:A:C8	2.50	0.62
29:BF:121:PHE:HD1	29:BF:126:ASN:O	1.82	0.62
31:BH:76:GLU:HG2	31:BH:106:ALA:HB2	1.79	0.62
39:BP:37:LYS:HD3	39:BP:37:LYS:H	1.63	0.62
47:BX:5:GLN:HE21	47:BX:49:ARG:H	1.45	0.62
55:CA:463:U:H2'	55:CA:464:U:C6	2.34	0.62
55:CA:654:G:C2'	55:CA:655:A:H8	2.11	0.62
55:CA:1239:A:N6	55:CA:1299:A:H62	1.97	0.62
55:CA:1264:U:H2'	55:CA:1265:C:H6	1.65	0.62
24:DA:33:C:H2'	24:DA:446:G:H22	1.64	0.62
24:DA:140:C:H5'	24:DA:141:G:N2	2.13	0.62
24:DA:1352:U:C5	24:DA:1377:G:C6	2.87	0.62
24:DA:2748:A:C4	24:DA:2757:A:N6	2.67	0.62
28:DE:61:ARG:HE	28:DE:65:THR:HB	1.64	0.62
32:DI:104:GLN:HA	32:DI:107:GLU:CB	2.29	0.62
43:DT:13:ALA:O	43:DT:32:LEU:HB2	1.99	0.62
43:DT:15:HIS:CE1	43:DT:80:TRP:CH2	2.87	0.62

*Continued on next page...*

*Continued from previous page...*

Atom-1	Atom-2	Interatomic distance (Å)	Clash overlap (Å)
54:D4:7:VAL:HG13	54:D4:8:LYS:N	2.14	0.62
1:AB:89:PHE:CE1	1:AB:153:MET:HG3	2.33	0.62
21:AA:497:G:O2'	21:AA:498:A:C8	2.46	0.62
21:AA:1376:U:H2'	21:AA:1377:A:C8	2.32	0.62
24:BA:83:A:OP1	44:BU:91:LYS:HE3	1.99	0.62
24:BA:1166:G:C2	24:BA:1184:U:O2	2.53	0.62
24:BA:1287:A:H5'	37:BN:103:ARG:HD2	1.80	0.62
24:BA:1576:U:H2'	24:BA:1577:C:H6	1.64	0.62
24:BA:2673:G:N3	24:BA:2674:G:C8	2.67	0.62
26:BC:80:LEU:CD1	26:BC:109:LEU:HG	2.29	0.62
28:BE:150:THR:HG21	28:BE:153:LEU:HA	1.80	0.62
40:BQ:91:ARG:NE	41:BR:11:GLN:H	1.97	0.62
6:CG:77:ARG:CZ	55:CA:1381:U:N3	2.62	0.62
13:CN:79:SER:O	13:CN:83:VAL:HG23	2.00	0.62
17:CR:25:ILE:HB	17:CR:67:LEU:HD21	1.81	0.62
55:CA:82:G:C5	55:CA:89:U:C5	2.87	0.62
55:CA:115:G:H5'	55:CA:116:A:OP1	1.99	0.62
55:CA:642:A:O2'	55:CA:643:C:C6	2.50	0.62
55:CA:1071:C:H2'	55:CA:1072:G:C8	2.34	0.62
55:CA:1283:U:O2'	55:CA:1284:C:H5'	1.98	0.62
55:CA:1453:G:H2'	55:CA:1453:G:N3	2.15	0.62
55:CA:1513:A:H2'	55:CA:1514:G:C8	2.35	0.62
24:DA:7:G:H4'	33:DJ:15:TRP:CZ2	2.33	0.62
24:DA:538:A:H5''	33:DJ:7:LYS:HZ3	1.63	0.62
24:DA:832:U:OP1	35:DL:39:LYS:N	2.33	0.62
24:DA:843:G:H2'	24:DA:844:A:H8	1.64	0.62
24:DA:1213:A:O2'	24:DA:1214:A:H5'	1.99	0.62
24:DA:1895:C:C2	24:DA:1896:G:C8	2.87	0.62
24:DA:1980:G:C5	24:DA:1982:U:O4	2.53	0.62
56:DB:19:C:H2'	56:DB:20:G:H8	1.63	0.62
33:DJ:35:ARG:HG2	33:DJ:40:HIS:CD2	2.34	0.62
37:DN:114:GLU:HG3	37:DN:118:ARG:HD3	1.81	0.62
45:DV:63:ILE:O	45:DV:70:ILE:HD11	1.99	0.62
46:DW:39:GLN:O	46:DW:56:HIS:HB3	2.00	0.62
2:AC:142:ARG:HB3	2:AC:143:LEU:HD13	1.81	0.62
4:AE:57:ALA:HB1	4:AE:61:LYS:HE3	1.79	0.62
8:AI:20:ILE:HG23	8:AI:60:LEU:HD12	1.81	0.62
14:AO:57:ARG:NH1	14:AO:57:ARG:HB3	2.14	0.62
16:AQ:11:VAL:HG12	16:AQ:12:VAL:H	1.64	0.62
21:AA:33:A:O2'	21:AA:34:C:H5'	1.99	0.62
21:AA:1008:U:H2'	21:AA:1009:U:C6	2.34	0.62

*Continued on next page...*

*Continued from previous page...*

Atom-1	Atom-2	Interatomic distance (Å)	Clash overlap (Å)
21:AA:1464:U:H2'	21:AA:1465:A:H8	1.64	0.62
24:BA:747:U:C2	24:BA:2613:U:O4	2.52	0.62
24:BA:876:C:H2'	24:BA:877:A:O4'	1.99	0.62
24:BA:954:G:C4	24:BA:955:U:C6	2.87	0.62
24:BA:1070:A:C2	24:BA:1097:U:H4'	2.34	0.62
24:BA:2675:A:O2'	24:BA:2676:C:H5'	1.98	0.62
25:BB:15:A:H1'	25:BB:109:A:N7	2.14	0.62
26:BC:109:LEU:CD2	26:BC:110:LYS:H	2.11	0.62
26:BC:251:THR:CG2	26:BC:252:LYS:H	2.07	0.62
27:BD:149:ASN:CG	27:BD:150:GLN:H	2.03	0.62
46:BW:67:LYS:HB3	46:BW:80:SER:H	1.64	0.62
1:CB:125:PHE:HD1	1:CB:137:THR:HG22	1.64	0.62
3:CD:25:ARG:NH1	3:CD:30:LYS:HG2	2.14	0.62
4:CE:93:VAL:HG12	4:CE:126:ALA:CB	2.30	0.62
6:CG:70:PRO:O	6:CG:95:ARG:HD2	1.99	0.62
7:CH:26:MET:O	7:CH:57:GLU:HG3	1.99	0.62
9:CJ:45:ARG:HH21	55:CA:1279:G:H5''	1.62	0.62
14:CO:25:GLU:HG2	14:CO:80:LEU:HD12	1.80	0.62
55:CA:687:A:C2	55:CA:704:A:C6	2.87	0.62
55:CA:991:U:C4	55:CA:1212:U:H4'	2.35	0.62
55:CA:1293:C:H2'	55:CA:1294:G:C8	2.34	0.62
24:DA:849:A:H2'	24:DA:850:U:H6	1.64	0.62
24:DA:1082:U:N3	24:DA:1086:A:C5	2.67	0.62
24:DA:1381:G:H2'	24:DA:1382:G:H5''	1.81	0.62
24:DA:1722:A:N6	24:DA:1738:G:H1'	2.14	0.62
24:DA:1830:C:H2'	24:DA:1831:G:H8	1.64	0.62
24:DA:2287:A:C5	24:DA:2289:G:C8	2.87	0.62
24:DA:2500:U:H5''	24:DA:2501:C:OP2	1.98	0.62
24:DA:2734:A:N6	24:DA:2770:G:H1'	2.14	0.62
26:DC:28:PRO:HB3	26:DC:62:ARG:HH22	1.65	0.62
41:DR:48:LYS:HD2	41:DR:48:LYS:H	1.63	0.62
4:AE:15:ILE:HD13	4:AE:35:LEU:HG	1.81	0.62
8:AI:34:LEU:HD11	8:AI:47:VAL:HG21	1.82	0.62
9:AJ:50:THR:HG22	9:AJ:64:GLN:HG2	1.81	0.62
21:AA:374:A:H5''	21:AA:452:A:N1	2.15	0.62
21:AA:747:A:H5'	21:AA:748:G:OP2	1.99	0.62
21:AA:1043:G:H2'	21:AA:1044:A:H8	1.64	0.62
21:AA:1468:A:H2'	21:AA:1469:C:H5''	1.81	0.62
21:AA:1517:G:H1'	24:BA:1919:A:O3'	2.00	0.62
24:BA:9:G:C6	24:BA:2629:U:C5	2.87	0.62
24:BA:391:A:C6	24:BA:411:G:C2	2.87	0.62

*Continued on next page...*

*Continued from previous page...*

Atom-1	Atom-2	Interatomic distance (Å)	Clash overlap (Å)
24:BA:690:G:H2'	24:BA:691:C:O4'	2.00	0.62
24:BA:1026:G:H2'	24:BA:1027:A:H8	1.61	0.62
24:BA:1136:G:N2	24:BA:1137:G:C4	2.68	0.62
24:BA:2094:A:H2'	24:BA:2095:A:C8	2.35	0.62
24:BA:2896:C:H2'	24:BA:2897:U:C6	2.35	0.62
27:BD:99:GLU:CG	27:BD:100:LEU:H	2.12	0.62
31:BH:18:GLN:HE21	31:BH:18:GLN:HA	1.64	0.62
32:BI:7:TYR:HA	32:BI:58:ILE:HB	1.81	0.62
34:BK:76:VAL:HB	39:BP:72:VAL:HG22	1.80	0.62
38:BO:31:THR:HG23	38:BO:33:ARG:H	1.65	0.62
43:BT:27:SER:O	43:BT:28:ASN:OD1	2.18	0.62
24:DA:364:C:O2'	24:DA:365:U:O4'	2.13	0.62
24:DA:1157:G:H2'	24:DA:1158:C:C6	2.34	0.62
24:DA:1333:G:O2'	24:DA:1334:G:H8	1.81	0.62
24:DA:1639:C:C2'	24:DA:1640:A:H5''	2.28	0.62
24:DA:2262:U:H5''	46:DW:38:ARG:NH2	2.14	0.62
24:DA:2867:G:N3	24:DA:2867:G:C2'	2.61	0.62
29:DF:134:GLN:NE2	29:DF:136:ILE:H	1.97	0.62
32:DI:76:ALA:HB2	32:DI:131:THR:HB	1.80	0.62
40:DQ:60:TRP:O	40:DQ:64:ILE:HG12	1.99	0.62
41:DR:4:VAL:HG23	41:DR:39:LEU:HG	1.82	0.62
53:D3:15:LYS:NZ	53:D3:19:GLY:HA2	2.15	0.62
1:AB:17:HIS:CD2	1:AB:202:ASN:HD21	2.17	0.62
1:AB:94:ARG:HG2	21:AA:1100:C:OP1	1.99	0.62
1:AB:95:TRP:CZ2	1:AB:99:MET:HG2	2.35	0.62
4:AE:19:ARG:HB2	4:AE:32:PHE:CD1	2.35	0.62
5:AF:49:TYR:CE2	5:AF:51:ILE:HB	2.35	0.62
21:AA:246:A:C4	21:AA:282:A:N6	2.68	0.62
21:AA:1160:G:O2'	21:AA:1161:C:C5'	2.48	0.62
24:BA:528:A:H3'	24:BA:528:A:H8	1.65	0.62
24:BA:1082:U:N3	24:BA:1086:A:C6	2.67	0.62
31:BH:21:VAL:HG21	31:BH:25:TYR:HD2	1.65	0.62
49:BZ:5:LYS:HD2	49:BZ:5:LYS:H	1.64	0.62
3:CD:109:THR:HG21	55:CA:408:A:OP1	1.99	0.62
55:CA:373:A:H2'	55:CA:374:A:H8	1.64	0.62
55:CA:510:A:N3	55:CA:543:U:H1'	2.14	0.62
55:CA:1235:U:H2'	55:CA:1236:A:H8	1.65	0.62
24:DA:41:C:H2'	24:DA:42:A:C8	2.35	0.62
24:DA:271:G:O2'	24:DA:272:A:C5'	2.43	0.62
24:DA:834:G:H1'	24:DA:2358:A:N3	2.15	0.62
24:DA:1744:A:H3'	24:DA:1745:A:H8	1.64	0.62

*Continued on next page...*

*Continued from previous page...*

Atom-1	Atom-2	Interatomic distance (Å)	Clash overlap (Å)
24:DA:2052:A:O2'	24:DA:2053:G:H5'	1.99	0.62
24:DA:2344:U:O2'	24:DA:2345:G:H5''	1.99	0.62
24:DA:2695:U:H2'	24:DA:2696:U:C6	2.34	0.62
24:DA:2788:C:O2'	24:DA:2809:A:N3	2.26	0.62
28:DE:108:ILE:O	28:DE:112:LEU:HB2	1.99	0.62
29:DF:48:LEU:HD23	29:DF:48:LEU:H	1.64	0.62
43:DT:29:THR:H	43:DT:87:LEU:CB	2.13	0.62
46:DW:13:ARG:HG3	46:DW:14:ASP:N	2.08	0.62
2:AC:24:ASN:ND2	2:AC:25:THR:H	1.96	0.62
2:AC:184:ASN:HD22	2:AC:185:THR:N	1.96	0.62
11:AL:42:LYS:HB3	11:AL:43:LYS:HZ1	1.65	0.62
21:AA:266:G:O2'	21:AA:267:C:P	2.57	0.62
21:AA:375:U:C4	21:AA:376:G:N7	2.68	0.62
24:BA:1973:G:C5	24:BA:1974:C:C5	2.88	0.62
24:BA:2383:G:C4	24:BA:2384:U:C5	2.88	0.62
35:BL:110:VAL:O	35:BL:111:ILE:HB	1.99	0.62
38:BO:105:ALA:O	38:BO:106:LEU:HB3	2.00	0.62
6:CG:124:SER:O	6:CG:128:GLU:HG2	1.99	0.62
9:CJ:84:VAL:HG23	9:CJ:85:ASP:N	2.11	0.62
18:CS:33:TRP:HB2	55:CA:1014:A:C2	2.35	0.62
55:CA:358:U:H2'	55:CA:359:G:H8	1.64	0.62
55:CA:1533:C:C2'	55:CA:1534:A:H5''	2.29	0.62
24:DA:1965:C:H2'	24:DA:1966:A:C8	2.35	0.62
28:DE:88:ARG:HB3	28:DE:89:PRO:HD2	1.82	0.62
32:DI:106:GLN:HA	32:DI:109:ALA:HB3	1.81	0.62
35:DL:62:PRO:O	53:D3:12:ARG:HB3	1.99	0.62
49:DZ:23:LEU:HD12	49:DZ:28:LEU:HD21	1.80	0.62
1:AB:75:ALA:O	1:AB:79:VAL:HG23	1.99	0.62
7:AH:88:LYS:O	7:AH:91:LEU:HB2	2.00	0.62
8:AI:17:ARG:HH22	21:AA:1129:C:C5'	2.12	0.62
9:AJ:19:ASP:HA	9:AJ:22:THR:HB	1.82	0.62
11:AL:2:THR:HB	11:AL:5:GLN:HG3	1.81	0.62
11:AL:43:LYS:H	11:AL:43:LYS:CD	2.08	0.62
21:AA:49:U:O4	21:AA:365:U:H5	1.82	0.62
21:AA:595:A:H1'	21:AA:596:A:N7	2.15	0.62
21:AA:1348:U:HO2'	21:AA:1349:A:H8	1.46	0.62
21:AA:1394:A:O2'	21:AA:1395:C:OP1	2.18	0.62
24:BA:216:A:H2'	24:BA:217:A:H8	1.64	0.62
24:BA:1021:A:N6	24:BA:1142:A:H61	1.98	0.62
24:BA:1082:U:N3	24:BA:1086:A:C5	2.68	0.62
24:BA:1717:A:H2'	24:BA:1718:G:O4'	1.98	0.62

*Continued on next page...*

*Continued from previous page...*

Atom-1	Atom-2	Interatomic distance (Å)	Clash overlap (Å)
24:BA:1782:U:H1'	24:BA:2609:U:O4'	1.99	0.62
25:BB:54:G:H2'	25:BB:55:U:H6	1.64	0.62
26:BC:259:ASN:C	26:BC:261:ARG:H	2.03	0.62
30:BG:29:ASN:CG	30:BG:30:GLY:N	2.51	0.62
34:BK:71:ARG:HG3	34:BK:106:GLU:OE2	1.99	0.62
35:BL:87:GLY:O	35:BL:89:VAL:N	2.31	0.62
36:BM:45:GLN:O	36:BM:46:ILE:C	2.37	0.62
46:BW:72:GLY:N	46:BW:73:PRO:HD2	2.14	0.62
49:BZ:15:ARG:HG3	49:BZ:15:ARG:HH11	1.64	0.62
3:CD:90:LEU:HD11	3:CD:194:ILE:HD11	1.82	0.62
55:CA:64:G:H4'	55:CA:65:A:H5''	1.81	0.62
24:DA:16:C:H2'	24:DA:17:G:C8	2.32	0.62
24:DA:437:U:O2'	24:DA:438:G:O4'	2.15	0.62
24:DA:629:G:H4'	24:DA:650:C:O2	1.99	0.62
24:DA:1103:A:H8	24:DA:1103:A:O5'	1.82	0.62
24:DA:1338:G:H4'	43:DT:18:GLU:OE2	1.99	0.62
24:DA:1397:U:H5''	24:DA:1398:C:H5	1.65	0.62
24:DA:1440:U:C2	24:DA:1441:G:C8	2.88	0.62
24:DA:1906:G:C2	24:DA:1925:C:O2	2.53	0.62
24:DA:2547:A:H1'	24:DA:2566:A:C6	2.34	0.62
24:DA:2721:A:H2'	24:DA:2722:G:O4'	1.99	0.62
26:DC:28:PRO:HG3	26:DC:62:ARG:NH1	2.15	0.62
28:DE:126:VAL:HG11	28:DE:134:LEU:HD22	1.81	0.62
33:DJ:111:LYS:HB2	33:DJ:115:GLY:N	2.15	0.62
53:D3:41:ARG:HH21	53:D3:41:ARG:CG	2.13	0.62
1:AB:158:ASP:C	1:AB:180:ILE:HG23	2.19	0.62
9:AJ:84:VAL:O	9:AJ:88:MET:HG2	2.00	0.62
21:AA:5:U:O2'	21:AA:6:G:OP2	2.18	0.62
21:AA:90:C:O2'	21:AA:91:U:C6	2.50	0.62
21:AA:1003:G:H21	21:AA:1005:A:H5'	1.64	0.62
21:AA:1087:G:N2	21:AA:1088:G:C4	2.67	0.62
24:BA:231:A:C6	24:BA:232:G:C2	2.88	0.62
24:BA:572:A:OP1	24:BA:573:U:H5	1.83	0.62
24:BA:1054:A:H2'	24:BA:1055:G:C8	2.35	0.62
24:BA:1060:U:C4'	24:BA:1061:U:H5'	2.29	0.62
24:BA:1456:G:C5	24:BA:1457:U:C5	2.88	0.62
24:BA:1499:C:O2'	24:BA:1500:G:H5'	1.98	0.62
24:BA:2103:C:H2'	24:BA:2104:C:H5'	1.82	0.62
24:BA:2239:G:O2'	24:BA:2240:U:H5'	2.00	0.62
29:BF:34:THR:HG23	29:BF:89:THR:HG23	1.81	0.62
33:BJ:88:THR:HG22	33:BJ:91:GLU:CG	2.30	0.62

*Continued on next page...*

*Continued from previous page...*

Atom-1	Atom-2	Interatomic distance (Å)	Clash overlap (Å)
7:CH:102:VAL:HG22	7:CH:126:CYS:SG	2.40	0.62
9:CJ:59:LYS:HG2	55:CA:972:C:H4'	1.82	0.62
10:CK:15:VAL:HG13	10:CK:36:ARG:HH12	1.65	0.62
19:CT:67:HIS:HB3	19:CT:68:LYS:HD2	1.81	0.62
55:CA:542:G:O2'	55:CA:543:U:H5'	2.00	0.62
55:CA:765:G:C5	55:CA:812:G:C5	2.88	0.62
24:DA:84:A:C5	24:DA:103:A:N6	2.68	0.62
24:DA:753:A:C2	24:DA:754:U:N3	2.68	0.62
24:DA:1073:A:H3'	24:DA:1074:G:C8	2.35	0.62
24:DA:1213:A:H62	24:DA:1236:G:H1'	1.63	0.62
24:DA:1567:G:H3'	26:DC:84:PRO:HG3	1.81	0.62
24:DA:1655:A:H2'	24:DA:1656:C:C6	2.33	0.62
24:DA:2421:G:N7	53:D3:30:HIS:CD2	2.66	0.62
24:DA:2638:G:O2'	24:DA:2639:A:C8	2.53	0.62
24:DA:2686:G:C2	24:DA:2687:U:C2	2.87	0.62
26:DC:171:VAL:N	26:DC:185:ALA:HB2	2.14	0.62
27:DD:5:VAL:H	27:DD:32:ASN:ND2	1.97	0.62
27:DD:68:PHE:HB3	27:DD:73:VAL:HA	1.81	0.62
42:DS:28:LYS:HA	42:DS:70:LYS:HA	1.82	0.62
6:AG:149:ALA:HB2	10:AK:60:PHE:HD2	1.64	0.62
7:AH:87:ARG:O	7:AH:121:GLY:HA3	2.00	0.62
9:AJ:11:LYS:HE2	9:AJ:71:LEU:HD11	1.80	0.62
10:AK:28:ASN:CG	10:AK:46:ALA:HB3	2.20	0.62
16:AQ:12:VAL:CB	16:AQ:21:VAL:HG22	2.30	0.62
18:AS:17:LYS:HA	18:AS:20:LYS:HZ2	1.65	0.62
21:AA:104:G:N2	21:AA:105:G:C4	2.68	0.62
21:AA:519:C:H2'	21:AA:520:A:H8	1.63	0.62
21:AA:1064:G:H1'	21:AA:1066:C:C5	2.34	0.62
21:AA:1074:G:H2'	21:AA:1075:U:O4'	1.99	0.62
21:AA:1137:C:H4'	21:AA:1138:G:H5''	1.81	0.62
21:AA:1305:G:H22	21:AA:1331:G:H2'	1.63	0.62
21:AA:1411:C:C2'	21:AA:1412:C:H5'	2.30	0.62
22:AX:30:G:N3	22:AX:31:A:C8	2.67	0.62
24:BA:704:G:H2'	24:BA:726:G:H22	1.64	0.62
24:BA:1919:A:H2'	24:BA:1919:A:N3	2.14	0.62
24:BA:1931:U:O2'	24:BA:1932:A:H5'	2.00	0.62
24:BA:1977:A:H2'	24:BA:1978:A:O4'	1.99	0.62
24:BA:2267:A:H3'	24:BA:2268:A:H5''	1.81	0.62
24:BA:2728:U:O2'	24:BA:2729:G:H8	1.83	0.62
24:BA:2794:C:C2	24:BA:2803:G:N2	2.68	0.62
25:BB:56:G:H4'	25:BB:57:A:O5'	1.99	0.62

*Continued on next page...*



*Continued from previous page...*

Atom-1	Atom-2	Interatomic distance (Å)	Clash overlap (Å)
25:BB:70:C:H2'	25:BB:71:C:H6	1.65	0.62
30:BG:155:PRO:O	30:BG:170:THR:HA	2.00	0.62
37:BN:73:ASN:HD22	37:BN:76:VAL:CG1	2.13	0.62
39:BP:19:PHE:O	39:BP:20:ARG:HB3	1.99	0.62
43:BT:32:LEU:N	43:BT:32:LEU:HD23	2.15	0.62
43:BT:52:GLU:O	43:BT:52:GLU:HG3	2.00	0.62
8:CI:70:GLY:C	8:CI:71:ILE:HD12	2.20	0.62
55:CA:61:G:O6	55:CA:107:G:C6	2.53	0.62
24:DA:708:G:N2	24:DA:724:U:H1'	2.15	0.62
24:DA:832:U:P	35:DL:38:GLN:H	2.22	0.62
24:DA:1567:G:H1'	24:DA:1568:G:C6	2.35	0.62
24:DA:2515:C:OP1	33:DJ:81:ILE:HG22	2.00	0.62
28:DE:5:LEU:HA	28:DE:120:VAL:HG13	1.82	0.62
28:DE:130:LYS:CB	28:DE:133:LEU:HB3	2.29	0.62
30:DG:103:ASN:HD22	30:DG:111:PRO:HB2	1.64	0.62
36:DM:49:ALA:HB2	36:DM:123:LYS:HB2	1.82	0.62
48:DY:2:LYS:HD2	48:DY:4:LYS:HE3	1.82	0.62
21:AA:89:U:O2'	21:AA:90:C:C5'	2.48	0.61
21:AA:738:C:H2'	21:AA:739:C:H6	1.65	0.61
24:BA:10:A:H2'	24:BA:11:C:H5'	1.80	0.61
24:BA:1734:G:H2'	24:BA:1735:A:H8	1.65	0.61
24:BA:1996:C:H5	34:BK:32:TYR:HH	1.48	0.61
24:BA:2209:G:C6	24:BA:2210:U:C4	2.87	0.61
24:BA:2352:A:N1	46:BW:30:VAL:HG11	2.15	0.61
24:BA:2521:C:C2	24:BA:2545:G:N2	2.68	0.61
24:BA:2716:C:O2'	24:BA:2717:C:H5'	2.00	0.61
25:BB:51:G:H21	25:BB:53:A:H62	1.47	0.61
27:BD:12:THR:CG2	27:BD:13:ARG:N	2.63	0.61
32:BI:105:LEU:HA	32:BI:108:ILE:HB	1.82	0.61
33:BJ:88:THR:HG22	33:BJ:91:GLU:HB2	1.82	0.61
44:BU:73:ASN:HD22	44:BU:76:THR:H	1.48	0.61
14:CO:42:PHE:CZ	14:CO:52:ARG:HA	2.35	0.61
19:CT:26:MET:HE3	19:CT:30:PHE:CD1	2.34	0.61
55:CA:404:G:H2'	55:CA:405:U:C6	2.33	0.61
55:CA:1067:A:H1'	55:CA:1068:G:C8	2.35	0.61
55:CA:1440:U:OP2	55:CA:1440:U:H6	1.82	0.61
24:DA:45:G:H5'	24:DA:46:G:H5'	1.81	0.61
24:DA:500:G:N2	24:DA:503:A:C8	2.68	0.61
24:DA:686:U:H2'	24:DA:788:A:C2	2.35	0.61
24:DA:866:A:O2'	24:DA:867:C:C6	2.53	0.61
24:DA:1033:U:H4'	24:DA:1034:G:OP1	1.98	0.61

*Continued on next page...*

*Continued from previous page...*

Atom-1	Atom-2	Interatomic distance (Å)	Clash overlap (Å)
24:DA:1625:C:H5''	24:DA:1626:A:OP2	2.00	0.61
24:DA:2211:A:OP2	24:DA:2211:A:H4'	2.00	0.61
24:DA:2468:A:O2'	24:DA:2469:A:C8	2.53	0.61
24:DA:2638:G:O2'	24:DA:2639:A:H8	1.83	0.61
24:DA:2766:A:H2'	24:DA:2766:A:N3	2.13	0.61
56:DB:116:G:H2'	56:DB:117:G:H8	1.65	0.61
36:DM:50:ARG:O	36:DM:53:MET:HB3	1.99	0.61
43:DT:48:GLN:HA	43:DT:48:GLN:HE21	1.65	0.61
44:DU:10:VAL:HG12	44:DU:71:ILE:HA	1.82	0.61
45:DV:6:ALA:HB3	45:DV:65:VAL:HB	1.81	0.61
47:DX:32:LEU:HD13	47:DX:50:VAL:O	2.00	0.61
7:AH:106:SER:O	21:AA:641:U:H4'	1.99	0.61
21:AA:68:G:C6	21:AA:69:G:H1'	2.35	0.61
21:AA:827:U:O4	21:AA:870:U:H1'	1.99	0.61
21:AA:1378:C:C5	21:AA:1379:G:C8	2.88	0.61
24:BA:572:A:C2	24:BA:2033:A:C2	2.88	0.61
24:BA:790:U:HO2'	24:BA:791:C:C5'	2.13	0.61
24:BA:1442:U:H2'	24:BA:1443:U:C6	2.35	0.61
24:BA:2183:A:H2'	24:BA:2184:A:C8	2.36	0.61
24:BA:2305:U:C4	24:BA:2306:C:N3	2.69	0.61
24:BA:2313:C:H5''	29:BF:87:LYS:HD3	1.82	0.61
24:BA:2879:A:H4'	24:BA:2880:C:OP1	2.00	0.61
26:BC:52:HIS:CE1	26:BC:218:THR:HG23	2.35	0.61
33:BJ:18:VAL:HG22	33:BJ:140:LEU:CD1	2.30	0.61
37:BN:70:THR:HB	37:BN:75:ILE:HD11	1.82	0.61
46:BW:24:ARG:HB2	46:BW:65:LYS:HD3	1.81	0.61
51:B1:39:ASP:OD1	51:B1:42:VAL:HB	1.99	0.61
3:CD:30:LYS:HD3	3:CD:30:LYS:N	2.15	0.61
5:CF:45:ARG:HG2	5:CF:46:GLN:H	1.66	0.61
55:CA:219:U:H2'	55:CA:220:G:H8	1.64	0.61
55:CA:717:U:C4	55:CA:734:G:N7	2.68	0.61
55:CA:858:G:O6	59:CA:1824:HOH:O	2.16	0.61
55:CA:913:A:H1'	55:CA:914:A:O4'	2.00	0.61
24:DA:85:G:O2'	24:DA:86:G:H8	1.80	0.61
24:DA:323:C:OP1	24:DA:324:A:H8	1.83	0.61
24:DA:1346:G:H2'	24:DA:1347:A:H8	1.65	0.61
24:DA:1355:G:N2	24:DA:1377:G:H1'	2.15	0.61
24:DA:1923:U:H2'	24:DA:1924:C:H6	1.64	0.61
24:DA:1944:U:O4'	24:DA:1955:U:H1'	2.00	0.61
24:DA:2093:G:C6	24:DA:2225:A:C8	2.88	0.61
24:DA:2303:G:H2'	24:DA:2304:G:C8	2.33	0.61

*Continued on next page...*

*Continued from previous page...*

Atom-1	Atom-2	Interatomic distance (Å)	Clash overlap (Å)
24:DA:2340:A:H2'	24:DA:2341:G:C8	2.36	0.61
24:DA:2543:G:O4'	24:DA:2766:A:H5''	2.00	0.61
24:DA:2544:G:H5'	24:DA:2645:G:C8	2.35	0.61
24:DA:2728:U:O2'	24:DA:2729:G:C8	2.50	0.61
26:DC:175:LEU:O	26:DC:178:GLY:N	2.31	0.61
37:DN:12:ARG:HG3	37:DN:13:ASN:H	1.64	0.61
41:DR:80:ARG:HA	41:DR:80:ARG:HE	1.64	0.61
46:DW:67:LYS:HB3	46:DW:80:SER:HB2	1.82	0.61
49:DZ:30:ARG:HH21	49:DZ:33:HIS:HB2	1.63	0.61
1:AB:160:LEU:O	1:AB:183:PHE:HD2	1.84	0.61
2:AC:139:ASN:HA	2:AC:142:ARG:HB2	1.81	0.61
4:AE:32:PHE:HD2	4:AE:54:GLU:CA	2.12	0.61
13:AN:62:ARG:HB3	13:AN:67:GLY:HA2	1.82	0.61
15:AP:52:LEU:O	15:AP:54:LEU:HD12	2.00	0.61
21:AA:82:G:O2'	21:AA:83:C:H4'	2.00	0.61
21:AA:174:A:H2'	21:AA:175:C:C6	2.34	0.61
21:AA:806:C:H2'	21:AA:807:A:C8	2.34	0.61
21:AA:1203:C:H2'	21:AA:1204:A:H8	1.65	0.61
21:AA:1228:C:O2'	21:AA:1229:A:C8	2.52	0.61
24:BA:322:A:C2	24:BA:340:A:C6	2.88	0.61
24:BA:541:A:N1	24:BA:553:G:C6	2.69	0.61
24:BA:746:U:HO2'	24:BA:747:U:P	2.23	0.61
24:BA:799:G:N1	24:BA:800:A:N6	2.48	0.61
24:BA:923:G:H5'	46:BW:25:PHE:CZ	2.35	0.61
24:BA:1649:G:O6	24:BA:2009:A:N6	2.33	0.61
24:BA:2791:G:H2'	24:BA:2792:A:H8	1.65	0.61
24:BA:2796:U:C4	24:BA:2798:U:C4	2.89	0.61
46:BW:77:LYS:O	46:BW:78:PHE:HB2	1.99	0.61
49:BZ:3:THR:C	49:BZ:4:ILE:HG22	2.20	0.61
4:CE:93:VAL:HG12	4:CE:126:ALA:HB1	1.81	0.61
4:CE:131:ASN:HD22	4:CE:131:ASN:C	2.03	0.61
8:CI:97:LEU:HA	8:CI:100:ALA:HB3	1.82	0.61
15:CP:52:LEU:O	15:CP:53:ASP:HB2	2.00	0.61
55:CA:656:G:N2	55:CA:751:U:C2	2.67	0.61
55:CA:1095:U:H2'	55:CA:1096:C:H6	1.62	0.61
24:DA:422:A:H2'	24:DA:423:A:C8	2.35	0.61
24:DA:444:C:O2'	24:DA:445:C:H5'	1.99	0.61
24:DA:1346:G:H2'	24:DA:1347:A:C8	2.36	0.61
24:DA:1554:U:H5''	24:DA:1555:G:OP2	2.00	0.61
24:DA:1716:U:HO2'	24:DA:1717:A:H8	0.70	0.61
24:DA:1992:G:H22	24:DA:1996:C:H2'	1.66	0.61

*Continued on next page...*

*Continued from previous page...*

Atom-1	Atom-2	Interatomic distance (Å)	Clash overlap (Å)
24:DA:2468:A:O2'	24:DA:2469:A:H8	1.83	0.61
24:DA:2629:U:H5''	24:DA:2630:G:OP1	2.00	0.61
27:DD:16:THR:HG22	27:DD:20:VAL:N	2.15	0.61
29:DF:169:LEU:HB3	29:DF:174:PHE:HB2	1.82	0.61
33:DJ:73:VAL:HB	33:DJ:75:TYR:CE2	2.35	0.61
21:AA:31:G:H21	21:AA:46:G:H5''	1.64	0.61
21:AA:954:G:C6	21:AA:955:U:N3	2.68	0.61
21:AA:1076:U:C2	21:AA:1077:G:C8	2.89	0.61
24:BA:271:G:HO2'	24:BA:272:A:H8	1.49	0.61
24:BA:794:A:H2'	24:BA:795:C:H6	1.66	0.61
24:BA:1131:G:C4	33:BJ:77:HIS:ND1	2.68	0.61
24:BA:1179:G:C2	24:BA:1180:U:O2'	2.53	0.61
24:BA:1815:A:H1'	24:BA:1817:G:C8	2.35	0.61
24:BA:2492:U:H2'	24:BA:2493:U:C6	2.35	0.61
24:BA:2680:U:H5'	27:BD:194:PRO:HA	1.82	0.61
31:BH:62:LEU:HD12	31:BH:63:ALA:N	2.15	0.61
33:BJ:88:THR:HG22	33:BJ:91:GLU:CB	2.31	0.61
51:B1:24:LYS:HE2	51:B1:52:LYS:HB2	1.82	0.61
2:CC:149:LYS:HG3	2:CC:168:ARG:HB2	1.82	0.61
12:CM:2:ARG:HA	12:CM:7:ASN:O	1.99	0.61
13:CN:6:LYS:O	13:CN:10:VAL:HG23	2.00	0.61
20:CU:28:LEU:HD23	20:CU:29:ALA:N	2.16	0.61
55:CA:60:A:H4'	55:CA:61:G:O5'	1.99	0.61
55:CA:722:G:H2'	55:CA:722:G:N3	2.15	0.61
55:CA:801:U:O2'	55:CA:802:A:H5'	2.01	0.61
55:CA:1129:C:O2'	55:CA:1130:A:C8	2.53	0.61
24:DA:565:C:H2'	24:DA:566:U:O4'	2.00	0.61
24:DA:637:A:OP2	35:DL:112:LEU:HD22	2.01	0.61
24:DA:1177:G:H2'	24:DA:1178:C:C6	2.36	0.61
24:DA:1570:A:C6	24:DA:1571:A:C6	2.89	0.61
24:DA:2092:U:H4'	24:DA:2093:G:C5'	2.18	0.61
24:DA:2240:U:O2'	24:DA:2241:A:O4'	2.18	0.61
24:DA:2310:C:H42	29:DF:76:PHE:HZ	1.47	0.61
27:DD:45:TYR:HE2	27:DD:47:ALA:HB3	1.65	0.61
31:DH:68:ARG:CD	31:DH:71:LYS:HD3	2.30	0.61
33:DJ:45:THR:HG21	33:DJ:50:THR:HG23	1.82	0.61
35:DL:110:VAL:HB	35:DL:127:VAL:HA	1.83	0.61
41:DR:21:ARG:HB2	41:DR:93:PHE:CD1	2.35	0.61
13:AN:20:PHE:C	13:AN:22:LYS:N	2.54	0.61
16:AQ:44:HIS:O	16:AQ:70:LYS:HA	2.00	0.61
21:AA:845:A:H3'	21:AA:846:G:O4'	2.00	0.61

*Continued on next page...*

*Continued from previous page...*

Atom-1	Atom-2	Interatomic distance (Å)	Clash overlap (Å)
21:AA:964:A:OP1	59:AA:1829:HOH:O	2.16	0.61
21:AA:1055:A:N6	21:AA:1206:G:C6	2.68	0.61
21:AA:1230:C:C5'	22:AV:30:G:H5''	2.30	0.61
24:BA:669:G:H3'	24:BA:670:A:C8	2.35	0.61
24:BA:852:U:H2'	24:BA:853:C:C6	2.35	0.61
27:BD:114:LYS:HZ2	27:BD:116:LYS:HE2	1.65	0.61
32:BI:10:LEU:HD13	32:BI:27:LEU:HA	1.83	0.61
37:BN:38:LEU:HD12	37:BN:38:LEU:C	2.21	0.61
37:BN:73:ASN:HA	37:BN:76:VAL:CG1	2.26	0.61
42:BS:14:ALA:O	42:BS:18:ARG:HG3	2.00	0.61
3:CD:195:ASN:HB3	3:CD:197:HIS:NE2	2.15	0.61
11:CL:91:GLY:O	11:CL:93:ARG:HG3	1.99	0.61
12:CM:106:ARG:HH21	12:CM:112:ARG:CZ	2.13	0.61
24:DA:279:A:H61	24:DA:361:G:H1'	1.65	0.61
24:DA:292:U:H2'	24:DA:293:U:C6	2.36	0.61
24:DA:444:C:O2'	24:DA:445:C:H6	1.75	0.61
24:DA:686:U:C4	52:D2:12:ARG:HG3	2.35	0.61
24:DA:927:A:H2'	24:DA:928:A:C8	2.35	0.61
24:DA:942:G:O2'	24:DA:1189:A:H1'	2.01	0.61
24:DA:1698:A:H1'	24:DA:1700:A:OP2	2.00	0.61
24:DA:2284:A:H1'	24:DA:2325:G:N2	2.15	0.61
24:DA:2297:A:N6	24:DA:2319:G:O2'	2.33	0.61
24:DA:2544:G:H2'	24:DA:2545:G:C8	2.35	0.61
56:DB:86:G:HO2'	56:DB:87:U:H6	1.49	0.61
28:DE:110:SER:O	28:DE:113:VAL:HG12	1.99	0.61
33:DJ:5:THR:HA	33:DJ:44:TYR:CD2	2.35	0.61
3:AD:43:ARG:C	3:AD:45:PRO:HD3	2.21	0.61
8:AI:19:PHE:O	8:AI:62:LEU:HA	2.00	0.61
9:AJ:14:ASP:CB	9:AJ:17:LEU:HB3	2.30	0.61
24:BA:215:G:H4'	24:BA:216:A:H4'	1.83	0.61
24:BA:1061:U:H3'	24:BA:1062:G:H5''	1.83	0.61
24:BA:1670:C:H2'	24:BA:1670:C:O2	2.00	0.61
24:BA:1980:G:O2'	24:BA:1982:U:OP2	2.14	0.61
24:BA:2308:G:O2'	24:BA:2310:C:H5	1.74	0.61
26:BC:29:PHE:CE2	26:BC:31:PRO:HG2	2.35	0.61
26:BC:230:PRO:CD	26:BC:246:PRO:HA	2.30	0.61
39:BP:3:ILE:HD13	39:BP:3:ILE:C	2.20	0.61
18:CS:50:VAL:HG11	18:CS:70:LEU:HB3	1.82	0.61
55:CA:568:G:N2	55:CA:883:C:C2	2.68	0.61
55:CA:1233:G:H2'	55:CA:1234:C:C6	2.35	0.61
22:CV:39:U:H2'	22:CV:40:C:H6	1.66	0.61

*Continued on next page...*

*Continued from previous page...*

Atom-1	Atom-2	Interatomic distance (Å)	Clash overlap (Å)
24:DA:33:C:O2	24:DA:447:A:N6	2.34	0.61
24:DA:77:G:O2'	24:DA:78:U:O4'	2.06	0.61
24:DA:329:G:H4'	24:DA:330:A:OP1	2.00	0.61
24:DA:537:G:N2	24:DA:557:C:N4	2.48	0.61
24:DA:972:A:N1	24:DA:973:A:N6	2.48	0.61
24:DA:1395:A:H4'	24:DA:1397:U:C5	2.35	0.61
24:DA:1438:U:H5'	24:DA:1517:G:OP1	2.01	0.61
24:DA:1789:A:OP1	26:DC:219:VAL:HA	2.01	0.61
24:DA:1914:C:H2'	24:DA:1915:U:C6	2.36	0.61
24:DA:1956:U:O2'	24:DA:1957:C:H5'	2.01	0.61
24:DA:2064:C:O2'	24:DA:2065:C:O4'	2.15	0.61
24:DA:2733:A:H2'	24:DA:2734:A:O4'	2.00	0.61
35:DL:17:LYS:HZ3	35:DL:19:LEU:HD22	1.66	0.61
35:DL:117:THR:HG22	35:DL:118:THR:H	1.66	0.61
35:DL:141:LYS:HD2	35:DL:142:ILE:N	2.14	0.61
49:DZ:40:THR:H	49:DZ:43:ILE:HD11	1.65	0.61
20:AU:48:LYS:HG2	21:AA:723:U:H5''	1.82	0.61
21:AA:1382:C:O2'	21:AA:1383:C:H6	1.83	0.61
22:AX:27:G:H5''	22:AX:27:G:C8	2.32	0.61
24:BA:27:G:H1'	24:BA:513:A:N6	2.14	0.61
24:BA:272:A:O2'	24:BA:273:G:O4'	2.15	0.61
24:BA:598:U:H2'	24:BA:599:A:H8	1.65	0.61
24:BA:687:C:O2'	24:BA:1780:A:N1	2.33	0.61
24:BA:1730:C:C2'	24:BA:1731:G:H5''	2.31	0.61
24:BA:2388:A:C3'	24:BA:2389:G:H5'	2.29	0.61
25:BB:20:G:C2	25:BB:64:G:C2	2.89	0.61
25:BB:40:U:HO2'	25:BB:43:C:H5	1.44	0.61
28:BE:58:LYS:HG3	28:BE:71:GLY:HA2	1.82	0.61
28:BE:146:VAL:HG23	28:BE:167:VAL:CG2	2.29	0.61
29:BF:134:GLN:H	29:BF:134:GLN:NE2	1.99	0.61
30:BG:52:GLY:O	30:BG:53:PRO:O	2.19	0.61
35:BL:65:GLY:O	35:BL:66:PHE:HB3	2.00	0.61
36:BM:56:ALA:H	36:BM:58:LYS:H	1.47	0.61
1:CB:163:ILE:CG2	1:CB:203:ASP:HA	2.31	0.61
4:CE:13:LYS:HE2	4:CE:13:LYS:HA	1.81	0.61
55:CA:384:G:H2'	55:CA:385:C:C6	2.35	0.61
55:CA:1053:G:O6	55:CA:1199:U:H2'	2.00	0.61
24:DA:397:U:OP1	47:DX:30:PRO:CA	2.48	0.61
24:DA:412:A:N7	24:DA:2412:A:H1'	2.15	0.61
24:DA:1287:A:O2'	24:DA:1288:G:C5'	2.48	0.61
24:DA:1341:G:O2'	24:DA:1398:C:H5''	2.01	0.61

*Continued on next page...*

*Continued from previous page...*

Atom-1	Atom-2	Interatomic distance (Å)	Clash overlap (Å)
24:DA:2439:A:H1'	24:DA:2586:U:O3'	2.01	0.61
28:DE:119:ILE:O	28:DE:119:ILE:HG13	1.99	0.61
31:DH:49:ALA:O	31:DH:53:GLU:N	2.34	0.61
31:DH:57:LYS:O	31:DH:57:LYS:HD2	2.00	0.61
4:AE:53:ARG:HH21	21:AA:1071:C:H5''	1.66	0.61
6:AG:52:ARG:HH22	6:AG:121:ASN:HA	1.66	0.61
7:AH:24:VAL:HG23	7:AH:62:LEU:HD21	1.83	0.61
9:AJ:45:ARG:HB2	9:AJ:69:THR:HB	1.82	0.61
13:AN:63:CYS:HB2	13:AN:79:SER:OG	2.00	0.61
19:AT:81:GLN:HA	19:AT:84:LYS:HB2	1.82	0.61
20:AU:19:LYS:C	20:AU:21:SER:H	2.04	0.61
24:BA:228:C:H4'	24:BA:229:C:H5''	1.83	0.61
24:BA:460:A:H2'	24:BA:461:C:C6	2.36	0.61
24:BA:1027:A:N1	24:BA:1126:A:C4	2.69	0.61
24:BA:1059:G:O2'	32:BI:128:ILE:HD13	2.01	0.61
24:BA:2291:U:H2'	24:BA:2292:U:C5	2.36	0.61
32:BI:89:SER:OG	32:BI:135:MET:HA	1.99	0.61
38:BO:11:ALA:HB2	38:BO:96:GLY:N	2.14	0.61
45:BV:21:ARG:HA	45:BV:25:LYS:O	2.00	0.61
2:CC:191:THR:O	55:CA:1206:G:H4'	2.01	0.61
6:CG:29:LEU:HG	55:CA:1240:U:C4	2.36	0.61
9:CJ:52:LEU:HD21	9:CJ:59:LYS:HA	1.83	0.61
55:CA:575:G:C6	55:CA:821:G:N7	2.69	0.61
24:DA:391:A:H2'	24:DA:392:U:H6	1.66	0.61
24:DA:962:G:H2'	24:DA:963:U:C6	2.36	0.61
24:DA:1311:G:N2	24:DA:1603:A:H62	1.87	0.61
24:DA:1586:A:H2'	24:DA:1587:G:H8	1.66	0.61
24:DA:2239:G:O2'	24:DA:2240:U:H6	1.83	0.61
29:DF:39:VAL:HG22	29:DF:49:LEU:HG	1.83	0.61
30:DG:167:VAL:HG23	30:DG:168:VAL:H	1.64	0.61
39:DP:102:ARG:HD2	39:DP:106:ALA:O	1.99	0.61
40:DQ:60:TRP:O	40:DQ:63:ARG:HG2	2.00	0.61
46:DW:33:GLY:O	46:DW:34:SER:CB	2.48	0.61
47:DX:6:VAL:HG22	47:DX:7:THR:HG23	1.82	0.61
54:D4:3:VAL:O	54:D4:4:ARG:HB2	2.01	0.61
2:AC:46:LEU:HB3	2:AC:49:ALA:HB3	1.83	0.61
7:AH:106:SER:HB3	21:AA:640:A:N3	2.16	0.61
21:AA:33:A:H2'	21:AA:34:C:C6	2.35	0.61
21:AA:428:G:C2	21:AA:430:A:N6	2.69	0.61
21:AA:439:U:H2'	21:AA:440:C:H5'	1.81	0.61
24:BA:1084:A:H2'	24:BA:1085:A:H8	1.66	0.61

*Continued on next page...*

*Continued from previous page...*

Atom-1	Atom-2	Interatomic distance (Å)	Clash overlap (Å)
24:BA:1885:A:H2'	24:BA:1886:U:C6	2.36	0.61
24:BA:2287:A:N7	24:BA:2289:G:C8	2.69	0.61
29:BF:13:LYS:C	29:BF:13:LYS:HD2	2.20	0.61
33:BJ:88:THR:CG2	33:BJ:91:GLU:H	2.14	0.61
33:BJ:103:ILE:HG13	33:BJ:104:ALA:N	2.16	0.61
40:BQ:18:LYS:O	40:BQ:21:LYS:HG3	2.00	0.61
1:CB:30:ILE:HG21	1:CB:38:HIS:ND1	2.16	0.61
13:CN:20:PHE:HE1	13:CN:54:SER:HB2	1.65	0.61
16:CQ:70:LYS:HD3	55:CA:254:G:H5''	1.82	0.61
55:CA:413:G:N2	55:CA:428:G:O2'	2.34	0.61
55:CA:664:G:H2'	55:CA:666:G:OP1	2.01	0.61
55:CA:1071:C:H2'	55:CA:1072:G:H8	1.66	0.61
55:CA:1215:G:C2	55:CA:1216:A:C8	2.88	0.61
24:DA:70:G:O2'	24:DA:71:A:H5'	2.01	0.61
24:DA:76:C:O2'	24:DA:77:G:C5'	2.49	0.61
24:DA:323:C:H3'	24:DA:323:C:OP2	2.01	0.61
24:DA:851:C:H2'	24:DA:852:U:C6	2.35	0.61
24:DA:861:A:H2'	24:DA:862:G:C8	2.36	0.61
24:DA:923:G:H1'	46:DW:23:LYS:HZ1	1.62	0.61
24:DA:945:A:H5'	24:DA:946:C:OP2	2.01	0.61
24:DA:1430:G:O2'	24:DA:1431:A:H5'	2.01	0.61
24:DA:1441:G:C6	24:DA:1442:U:C4	2.89	0.61
24:DA:1734:G:O2'	24:DA:1735:A:H8	1.82	0.61
24:DA:1809:A:C2'	24:DA:1810:A:C8	2.84	0.61
24:DA:2021:C:H5''	24:DA:2022:U:OP2	2.01	0.61
24:DA:2267:A:N6	24:DA:2271:G:O6	2.34	0.61
24:DA:2333:A:C2	24:DA:2335:A:N6	2.69	0.61
24:DA:2695:U:H2'	24:DA:2696:U:H6	1.65	0.61
24:DA:2836:U:O2'	24:DA:2837:A:H5''	2.00	0.61
27:DD:141:ARG:HB3	27:DD:141:ARG:NH1	2.16	0.61
28:DE:45:ALA:O	28:DE:46:GLN:HB2	2.00	0.61
28:DE:105:LEU:HD23	28:DE:177:PRO:HG3	1.82	0.61
36:DM:38:ARG:O	36:DM:126:ILE:HG21	2.00	0.61
36:DM:133:LYS:O	36:DM:134:THR:HB	2.00	0.61
37:DN:33:ILE:HA	37:DN:114:GLU:HB2	1.83	0.61
2:AC:46:LEU:HD21	2:AC:86:LEU:HD11	1.83	0.61
3:AD:63:ILE:HG23	3:AD:64:TYR:CD1	2.35	0.61
7:AH:45:ILE:HD12	7:AH:60:LEU:HD22	1.82	0.61
15:AP:18:GLN:NE2	15:AP:35:ARG:HD2	2.16	0.61
21:AA:198:G:O2'	21:AA:199:A:C8	2.40	0.61
24:BA:327:G:O2'	24:BA:328:U:H5'	2.01	0.61

*Continued on next page...*



*Continued from previous page...*

Atom-1	Atom-2	Interatomic distance (Å)	Clash overlap (Å)
24:BA:860:U:C1'	24:BA:2268:A:H5'	2.31	0.61
24:BA:919:U:H6	24:BA:919:U:C4'	2.14	0.61
24:BA:946:C:O2'	24:BA:947:A:H5'	2.00	0.61
24:BA:2250:G:H8	24:BA:2250:G:O5'	1.84	0.61
26:BC:94:LEU:HD12	26:BC:95:TYR:N	2.16	0.61
28:BE:157:LEU:HG	28:BE:169:VAL:HG11	1.82	0.61
34:BK:121:GLU:HG2	34:BK:122:VAL:HG23	1.82	0.61
36:BM:101:VAL:O	36:BM:101:VAL:HG13	2.01	0.61
15:CP:66:THR:HG22	15:CP:67:ILE:N	2.16	0.61
55:CA:205:A:C5	55:CA:206:C:N4	2.69	0.61
55:CA:654:G:C2'	55:CA:655:A:C8	2.84	0.61
55:CA:990:C:H2'	55:CA:991:U:O4'	2.01	0.61
55:CA:1077:G:C6	55:CA:1081:A:N6	2.69	0.61
24:DA:214:G:H1'	24:DA:217:A:H5'	1.83	0.61
24:DA:503:A:H5''	24:DA:504:A:O5'	2.01	0.61
24:DA:867:C:HO2'	24:DA:868:U:H6	1.47	0.61
24:DA:1014:A:C5	24:DA:1015:U:C5	2.89	0.61
24:DA:1635:A:H2'	24:DA:1636:U:C6	2.36	0.61
24:DA:2611:C:O2'	24:DA:2612:C:O4'	2.18	0.61
24:DA:2643:G:C5	24:DA:2644:G:N7	2.68	0.61
30:DG:93:TYR:CD2	30:DG:93:TYR:N	2.67	0.61
32:DI:109:ALA:HB1	32:DI:125:THR:HA	1.83	0.61
33:DJ:94:ALA:O	33:DJ:95:ARG:HB3	2.01	0.61
36:DM:41:LEU:C	36:DM:93:VAL:HG23	2.22	0.61
45:DV:16:ALA:HA	45:DV:19:ARG:CZ	2.31	0.61
50:D0:30:ASP:OD1	50:D0:47:TYR:HB3	2.01	0.61
4:AE:83:PRO:HB3	4:AE:96:GLN:HA	1.83	0.60
6:AG:71:THR:O	6:AG:90:VAL:HG12	2.01	0.60
19:AT:60:GLN:O	19:AT:66:ILE:HG22	2.00	0.60
21:AA:1091:U:H1'	21:AA:1095:U:O2	2.00	0.60
24:BA:1429:G:C4	24:BA:1568:G:C2	2.88	0.60
24:BA:1747:U:H2'	24:BA:1748:C:H6	1.66	0.60
24:BA:2424:C:HO2'	24:BA:2429:G:H4'	1.65	0.60
59:BA:3293:HOH:O	28:BE:98:LYS:HE2	2.00	0.60
36:BM:132:THR:HG22	36:BM:133:LYS:N	2.16	0.60
37:BN:55:ALA:HA	37:BN:80:PHE:CE1	2.35	0.60
42:BS:73:LYS:CE	42:BS:74:ILE:H	2.12	0.60
47:BX:3:VAL:HG22	47:BX:10:ARG:HB3	1.83	0.60
53:B3:30:HIS:O	53:B3:31:ILE:C	2.39	0.60
1:CB:107:ARG:HA	1:CB:110:ILE:HG13	1.82	0.60
8:CI:33:SER:H	8:CI:36:GLN:HG3	1.65	0.60

*Continued on next page...*

*Continued from previous page...*

Atom-1	Atom-2	Interatomic distance (Å)	Clash overlap (Å)
13:CN:73:LEU:HD12	13:CN:83:VAL:HG21	1.83	0.60
18:CS:54:ARG:HG2	18:CS:55:GLN:N	2.13	0.60
55:CA:166:U:H2'	55:CA:167:A:H5'	1.83	0.60
55:CA:765:G:C4	55:CA:812:G:C6	2.89	0.60
55:CA:1036:A:C2'	55:CA:1037:C:H5'	2.31	0.60
55:CA:1169:A:H2'	55:CA:1170:A:C8	2.36	0.60
55:CA:1182:G:C3'	55:CA:1183:U:H5'	2.31	0.60
55:CA:1242:G:N2	55:CA:1243:C:H1'	2.16	0.60
55:CA:1514:G:H2'	55:CA:1515:G:H8	1.64	0.60
24:DA:1830:C:H5'	26:DC:14:HIS:CE1	2.36	0.60
24:DA:2093:G:C5	24:DA:2225:A:C5	2.89	0.60
24:DA:2417:C:H2'	24:DA:2418:A:H8	1.66	0.60
31:DH:61:VAL:HG13	31:DH:62:LEU:HG	1.83	0.60
34:DK:13:ASN:HD22	34:DK:13:ASN:N	1.97	0.60
37:DN:63:ARG:O	37:DN:67:PHE:HB2	2.01	0.60
43:DT:58:VAL:HG23	43:DT:85:VAL:HA	1.83	0.60
21:AA:888:G:H4'	21:AA:1488:G:O2'	2.00	0.60
24:BA:796:C:H2'	24:BA:797:G:C8	2.31	0.60
24:BA:826:U:O2'	35:BL:53:GLY:CA	2.47	0.60
24:BA:854:C:O2	24:BA:924:G:C2	2.54	0.60
24:BA:1064:C:H4'	32:BI:90:GLY:N	2.15	0.60
24:BA:1190:G:OP1	35:BL:32:GLY:HA2	2.01	0.60
24:BA:1343:G:H2'	24:BA:1344:U:H6	1.65	0.60
24:BA:2291:U:H2'	24:BA:2292:U:C6	2.36	0.60
24:BA:2850:A:H2'	24:BA:2851:A:C8	2.36	0.60
29:BF:110:ILE:HG22	29:BF:110:ILE:O	1.99	0.60
30:BG:132:LEU:N	30:BG:132:LEU:HD23	2.16	0.60
35:BL:62:PRO:HG2	53:B3:24:LYS:HB3	1.82	0.60
47:BX:52:ALA:O	47:BX:53:LYS:CB	2.48	0.60
1:CB:58:LYS:HE2	1:CB:62:ARG:HD2	1.82	0.60
4:CE:24:VAL:HG23	4:CE:26:GLY:H	1.66	0.60
4:CE:94:PHE:O	4:CE:124:ALA:HB1	2.00	0.60
18:CS:20:LYS:NZ	18:CS:27:LYS:HD3	2.16	0.60
55:CA:588:G:C5	55:CA:589:U:C4	2.89	0.60
55:CA:969:A:O2'	55:CA:970:C:H5'	2.02	0.60
24:DA:477:A:H2'	24:DA:478:A:C8	2.35	0.60
24:DA:522:A:H2'	24:DA:523:C:H6	1.66	0.60
24:DA:671:C:O2'	24:DA:672:C:C6	2.54	0.60
24:DA:1056:G:H1'	24:DA:1103:A:H61	1.64	0.60
24:DA:1238:G:O2'	24:DA:1239:G:H5'	2.02	0.60
24:DA:1360:G:H2'	24:DA:1361:G:H5'	1.83	0.60

*Continued on next page...*

*Continued from previous page...*

Atom-1	Atom-2	Interatomic distance (Å)	Clash overlap (Å)
24:DA:1784:A:C4'	24:DA:1785:A:O5'	2.44	0.60
24:DA:2336:A:N7	46:DW:40:ARG:NH2	2.49	0.60
24:DA:2489:U:H2'	24:DA:2490:G:O4'	2.01	0.60
24:DA:2531:A:C4	24:DA:2532:G:C8	2.89	0.60
24:DA:2571:U:C4	24:DA:2574:G:C8	2.89	0.60
24:DA:2714:G:H2'	24:DA:2715:C:H6	1.65	0.60
56:DB:65:U:H3'	56:DB:108:A:H62	1.64	0.60
29:DF:74:ALA:HB3	29:DF:78:ILE:CD1	2.31	0.60
34:DK:13:ASN:H	34:DK:13:ASN:ND2	1.99	0.60
34:DK:76:VAL:HB	39:DP:72:VAL:HG22	1.82	0.60
36:DM:25:ASP:OD2	45:DV:79:ARG:HD2	2.00	0.60
48:DY:28:LEU:HD11	48:DY:43:LEU:HD13	1.81	0.60
10:AK:124:LYS:O	20:AU:33:ARG:NE	2.34	0.60
10:AK:125:LYS:O	10:AK:126:ARG:HB2	2.00	0.60
13:AN:40:ARG:HH12	13:AN:44:VAL:CG2	2.13	0.60
20:AU:38:GLU:HB2	21:AA:1526:G:P	2.40	0.60
21:AA:201:G:H5''	21:AA:202:G:OP2	2.01	0.60
21:AA:270:A:H2'	21:AA:271:C:C6	2.37	0.60
24:BA:27:G:N2	24:BA:512:G:O2'	2.34	0.60
24:BA:509:C:H5''	24:BA:509:C:C6	2.35	0.60
24:BA:1064:C:O3'	32:BI:90:GLY:HA2	2.02	0.60
24:BA:1364:G:OP2	47:BX:1:SER:N	2.26	0.60
24:BA:2279:G:N7	46:BW:10:ARG:NH2	2.48	0.60
33:BJ:58:ASN:HD21	33:BJ:128:ASN:HB2	1.66	0.60
33:BJ:64:VAL:O	33:BJ:65:THR:HB	2.00	0.60
37:BN:23:ASN:N	37:BN:23:ASN:ND2	2.50	0.60
48:BY:39:GLN:HB2	48:BY:41:HIS:HD2	1.64	0.60
50:B0:9:ARG:HH21	50:B0:9:ARG:CG	2.14	0.60
1:CB:212:TYR:HA	1:CB:215:ALA:HB3	1.82	0.60
6:CG:110:ARG:HG2	6:CG:112:ASP:OD1	2.02	0.60
11:CL:2:THR:HB	11:CL:5:GLN:H	1.65	0.60
11:CL:113:ARG:HB3	11:CL:118:VAL:HB	1.84	0.60
12:CM:2:ARG:HD2	12:CM:8:ILE:HG23	1.82	0.60
12:CM:28:ARG:O	12:CM:28:ARG:HD2	2.01	0.60
55:CA:198:G:C2'	55:CA:199:A:H8	2.14	0.60
55:CA:247:G:C6	55:CA:278:G:C2	2.88	0.60
55:CA:801:U:H2'	55:CA:802:A:H8	1.66	0.60
55:CA:1226:C:O2'	55:CA:1227:A:H5'	2.00	0.60
24:DA:127:A:H5''	24:DA:128:C:C6	2.36	0.60
24:DA:279:A:N6	24:DA:361:G:H1'	2.16	0.60
24:DA:1051:G:H2'	24:DA:1052:C:C6	2.36	0.60

*Continued on next page...*

*Continued from previous page...*

Atom-1	Atom-2	Interatomic distance (Å)	Clash overlap (Å)
24:DA:2259:U:C2	24:DA:2260:C:C5	2.89	0.60
26:DC:144:GLU:HG3	26:DC:151:GLY:N	2.16	0.60
28:DE:24:ASN:HB3	28:DE:27:LEU:HB3	1.82	0.60
28:DE:47:LYS:CB	28:DE:51:GLU:HB2	2.30	0.60
35:DL:92:LEU:CD2	35:DL:124:GLY:HA3	2.31	0.60
4:AE:123:LEU:O	4:AE:124:ALA:HB2	2.01	0.60
7:AH:1:SER:HB2	21:AA:877:G:H21	1.67	0.60
21:AA:251:G:C6	21:AA:266:G:O6	2.54	0.60
21:AA:790:A:C6	21:AA:791:G:C6	2.89	0.60
24:BA:448:U:H4'	24:BA:449:A:OP2	2.01	0.60
24:BA:616:A:H2'	24:BA:617:G:C8	2.37	0.60
24:BA:1122:G:N3	24:BA:1122:G:H2'	2.16	0.60
24:BA:1779:U:C5	24:BA:1784:A:N7	2.69	0.60
24:BA:2725:A:O2'	24:BA:2726:A:O5'	2.16	0.60
28:BE:37:ALA:C	28:BE:39:ALA:H	2.05	0.60
29:BF:43:ILE:HG22	29:BF:82:TYR:CE1	2.37	0.60
34:BK:11:ALA:O	34:BK:99:ILE:HA	2.02	0.60
34:BK:118:LEU:O	34:BK:119:ALA:O	2.19	0.60
37:BN:73:ASN:O	37:BN:76:VAL:HG12	2.02	0.60
40:BQ:57:ARG:NH2	40:BQ:92:LYS:HD2	2.17	0.60
40:BQ:93:ILE:HG23	40:BQ:94:LEU:N	2.16	0.60
46:BW:23:LYS:HE3	46:BW:24:ARG:HG3	1.82	0.60
54:B4:36:ARG:CG	54:B4:37:GLN:H	1.99	0.60
8:CI:27:ILE:HA	8:CI:62:LEU:HB2	1.82	0.60
55:CA:106:C:O2	55:CA:379:C:H4'	2.01	0.60
55:CA:509:A:C2	55:CA:510:A:C2	2.89	0.60
55:CA:1256:A:C4	55:CA:1278:G:C6	2.90	0.60
55:CA:1316:G:N2	55:CA:1318:A:H3'	2.17	0.60
24:DA:33:C:H2'	24:DA:446:G:N2	2.17	0.60
24:DA:82:U:H2'	24:DA:83:A:O4'	2.01	0.60
24:DA:1080:A:O2'	24:DA:1081:U:O4'	2.16	0.60
24:DA:1282:U:H2'	24:DA:1283:G:O4'	2.01	0.60
24:DA:1773:A:N7	24:DA:1829:A:H1'	2.15	0.60
24:DA:2019:A:H4'	40:DQ:33:VAL:HG21	1.83	0.60
24:DA:2235:G:H2'	24:DA:2236:U:C6	2.35	0.60
24:DA:2746:U:H1'	30:DG:138:GLN:NE2	2.08	0.60
37:DN:99:LYS:O	50:D0:41:HIS:HB2	2.01	0.60
38:DO:8:ILE:H	38:DO:8:ILE:HD12	1.65	0.60
44:DU:3:LYS:HG2	44:DU:84:PHE:CZ	2.36	0.60
46:DW:8:SER:O	46:DW:9:THR:HB	2.02	0.60
1:AB:41:ASN:HD22	1:AB:42:LEU:H	1.48	0.60

*Continued on next page...*

*Continued from previous page...*

Atom-1	Atom-2	Interatomic distance (Å)	Clash overlap (Å)
7:AH:74:ILE:HD12	7:AH:127:TYR:O	2.02	0.60
19:AT:68:LYS:HB2	19:AT:68:LYS:NZ	2.16	0.60
21:AA:197:A:O2'	21:AA:198:G:C8	2.54	0.60
21:AA:543:U:C2'	21:AA:544:G:H5'	2.32	0.60
21:AA:575:G:C6	21:AA:821:G:C8	2.90	0.60
21:AA:724:G:O2'	21:AA:725:G:H5'	2.01	0.60
21:AA:792:A:C4	21:AA:794:A:N6	2.70	0.60
21:AA:914:A:H2'	21:AA:915:A:H8	1.66	0.60
21:AA:977:A:H3'	21:AA:1362:A:H62	1.67	0.60
21:AA:1050:G:O2'	21:AA:1051:C:H5'	2.01	0.60
21:AA:1054:C:C5	22:AX:34:G:C1'	2.83	0.60
21:AA:1443:C:H2'	21:AA:1444:U:O4'	2.01	0.60
24:BA:13:A:H4'	24:BA:14:A:OP1	2.01	0.60
24:BA:92:U:H6	24:BA:92:U:H5''	1.66	0.60
24:BA:200:U:O2'	24:BA:201:C:H5'	2.00	0.60
24:BA:363:G:H2'	24:BA:364:C:H6	1.65	0.60
24:BA:528:A:C3'	24:BA:528:A:C8	2.83	0.60
24:BA:604:G:O6	24:BA:625:G:C6	2.54	0.60
24:BA:812:C:H4'	40:BQ:12:ARG:HH22	1.66	0.60
24:BA:1022:G:N2	24:BA:1142:A:C2	2.62	0.60
24:BA:1038:G:O2'	24:BA:1039:A:H5'	2.02	0.60
24:BA:1105:U:H2'	24:BA:1106:G:H8	1.66	0.60
24:BA:1271:G:OP2	59:BA:3391:HOH:O	2.16	0.60
27:BD:118:PHE:HD2	27:BD:119:ALA:N	1.99	0.60
28:BE:154:ASP:OD2	28:BE:157:LEU:HB3	2.02	0.60
31:BH:31:VAL:O	31:BH:32:PRO:C	2.37	0.60
46:BW:30:VAL:HG23	46:BW:60:ALA:O	2.02	0.60
10:CK:51:PHE:HE2	10:CK:64:VAL:HG21	1.65	0.60
10:CK:74:LYS:HA	10:CK:78:ILE:HD11	1.83	0.60
15:CP:56:ARG:O	15:CP:59:HIS:HB3	2.01	0.60
55:CA:57:G:H2'	55:CA:58:C:C6	2.36	0.60
55:CA:1410:A:H5''	55:CA:1411:C:OP1	2.02	0.60
55:CA:1423:G:H2'	55:CA:1424:U:H6	1.65	0.60
24:DA:170:U:H2'	24:DA:171:U:H6	1.66	0.60
24:DA:571:U:C2	24:DA:2030:A:C5	2.89	0.60
24:DA:1303:G:H2'	24:DA:1304:A:C8	2.35	0.60
24:DA:2624:G:H1'	50:D0:18:HIS:HE1	1.66	0.60
56:DB:38:C:C4'	38:DO:100:HIS:NE2	2.63	0.60
29:DF:160:LYS:HD3	29:DF:161:SER:N	2.17	0.60
34:DK:19:VAL:HG12	34:DK:41:ILE:HG12	1.83	0.60
46:DW:22:VAL:O	46:DW:23:LYS:HG3	2.02	0.60

*Continued on next page...*

*Continued from previous page...*

Atom-1	Atom-2	Interatomic distance (Å)	Clash overlap (Å)
21:AA:11:G:C5	21:AA:12:U:C5	2.90	0.60
21:AA:182:A:C2	21:AA:184:G:C8	2.90	0.60
21:AA:414:A:C2'	21:AA:415:A:H5'	2.31	0.60
21:AA:1055:A:N6	21:AA:1206:G:C5	2.69	0.60
21:AA:1343:G:H2'	21:AA:1344:C:C6	2.36	0.60
24:BA:1372:U:C2'	24:BA:1373:A:H5'	2.31	0.60
24:BA:1854:A:N6	24:BA:1888:G:H1'	2.17	0.60
24:BA:2762:C:N4	24:BA:2763:G:C6	2.70	0.60
59:BA:3787:HOH:O	33:BJ:39:LYS:HE3	2.00	0.60
26:BC:236:GLY:O	26:BC:237:ARG:HB2	2.02	0.60
28:BE:47:LYS:HB3	28:BE:51:GLU:HG3	1.82	0.60
29:BF:131:VAL:HG22	29:BF:151:LEU:H	1.66	0.60
30:BG:33:THR:CA	30:BG:34:ARG:HH11	2.14	0.60
44:BU:43:LYS:O	44:BU:57:ILE:HA	2.01	0.60
46:BW:47:GLY:N	46:BW:80:SER:HB3	2.15	0.60
3:CD:31:CYS:O	3:CD:32:LYS:HB2	2.00	0.60
6:CG:132:THR:O	6:CG:133:ALA:HB2	2.02	0.60
12:CM:22:TYR:O	12:CM:65:GLU:HG2	2.01	0.60
12:CM:80:MET:SD	12:CM:91:ARG:HB3	2.42	0.60
15:CP:75:ILE:HA	15:CP:78:VAL:HG23	1.83	0.60
16:CQ:67:SER:HA	55:CA:265:G:H4'	1.83	0.60
20:CU:13:VAL:HG22	20:CU:15:LEU:HD23	1.83	0.60
55:CA:463:U:H2'	55:CA:464:U:C5	2.37	0.60
55:CA:920:U:O2'	55:CA:921:U:H5'	2.02	0.60
55:CA:1135:U:H5'	55:CA:1136:C:OP2	2.01	0.60
55:CA:1308:U:O2	55:CA:1330:U:C2	2.54	0.60
24:DA:222:A:N6	24:DA:232:G:H1'	2.16	0.60
24:DA:757:G:H2'	24:DA:758:C:H5'	1.83	0.60
24:DA:959:A:H2'	24:DA:960:A:H8	1.65	0.60
29:DF:91:ARG:HB3	29:DF:91:ARG:NH2	2.16	0.60
39:DP:86:LYS:HA	39:DP:86:LYS:NZ	2.17	0.60
40:DQ:71:ASN:HD21	40:DQ:106:THR:HG23	1.67	0.60
42:DS:71:VAL:O	42:DS:71:VAL:HG13	2.01	0.60
18:AS:5:LYS:HA	21:AA:1313:U:OP2	2.02	0.60
21:AA:95:C:H2'	21:AA:96:U:C6	2.36	0.60
21:AA:570:G:H1'	21:AA:820:U:C4	2.36	0.60
21:AA:587:G:N1	21:AA:755:G:C6	2.69	0.60
21:AA:866:C:C4	21:AA:867:G:H1'	2.37	0.60
21:AA:895:G:C4	21:AA:896:C:C5	2.89	0.60
21:AA:1194:U:H2'	21:AA:1195:C:C6	2.36	0.60
24:BA:161:A:H3'	24:BA:162:U:H5''	1.83	0.60

*Continued on next page...*

*Continued from previous page...*

Atom-1	Atom-2	Interatomic distance (Å)	Clash overlap (Å)
24:BA:1195:G:N2	24:BA:1196:C:C2	2.69	0.60
24:BA:2259:U:H2'	24:BA:2260:C:H6	1.66	0.60
24:BA:2493:U:H2'	24:BA:2494:G:O4'	2.01	0.60
24:BA:2832:U:O2	24:BA:2834:G:N1	2.34	0.60
25:BB:76:G:H8	25:BB:76:G:O5'	1.83	0.60
40:BQ:68:ALA:O	40:BQ:71:ASN:N	2.34	0.60
47:BX:33:HIS:O	47:BX:34:SER:O	2.19	0.60
3:CD:59:LYS:O	3:CD:63:ILE:HG13	2.02	0.60
10:CK:44:ALA:HB3	10:CK:69:CYS:HB2	1.83	0.60
12:CM:69:ARG:HD2	12:CM:69:ARG:N	2.17	0.60
19:CT:35:TYR:OH	55:CA:259:G:H5'	2.01	0.60
55:CA:140:U:H2'	55:CA:141:G:O4'	2.02	0.60
55:CA:714:G:H2'	55:CA:715:A:C8	2.37	0.60
55:CA:1228:C:O2'	55:CA:1229:A:H8	1.84	0.60
22:CX:33:U:H5'	22:CX:34:G:OP2	2.02	0.60
24:DA:417:C:H2'	24:DA:418:C:O4'	2.01	0.60
24:DA:627:A:H5''	35:DL:78:ARG:HH12	1.66	0.60
24:DA:1055:G:H2'	24:DA:1055:G:N3	2.16	0.60
24:DA:1071:G:N7	24:DA:1089:A:C5	2.70	0.60
24:DA:1196:C:H1'	24:DA:1226:A:C4	2.37	0.60
24:DA:2674:G:H2'	24:DA:2675:A:C8	2.34	0.60
29:DF:103:ILE:HA	29:DF:107:VAL:HG21	1.84	0.60
33:DJ:74:TYR:OH	33:DJ:100:VAL:HG13	2.01	0.60
4:AE:84:VAL:HG23	4:AE:145:ASN:HD21	1.66	0.60
4:AE:112:ALA:O	4:AE:116:VAL:HG13	2.01	0.60
5:AF:3:HIS:H	5:AF:92:THR:CG2	2.08	0.60
21:AA:15:G:C8	21:AA:1396:A:C2	2.89	0.60
21:AA:274:A:O2'	21:AA:275:G:H8	1.84	0.60
21:AA:324:G:O6	59:AA:1847:HOH:O	2.16	0.60
21:AA:1034:G:H2'	21:AA:1035:A:C8	2.37	0.60
21:AA:1082:A:C2	21:AA:1083:U:C2	2.90	0.60
24:BA:1079:C:C4	24:BA:1088:A:H2	2.18	0.60
24:BA:1097:U:H3'	24:BA:1098:A:H4'	1.84	0.60
24:BA:1115:G:HO2'	24:BA:1116:G:P	2.25	0.60
24:BA:1315:C:C2	24:BA:1338:G:N2	2.69	0.60
24:BA:2063:C:C4	24:BA:2064:C:C5	2.89	0.60
24:BA:2287:A:C8	24:BA:2289:G:C8	2.90	0.60
24:BA:2353:G:O2'	46:BW:31:LEU:HD23	2.01	0.60
24:BA:2404:U:O2	24:BA:2414:G:C2	2.54	0.60
30:BG:85:LYS:HA	30:BG:130:ILE:O	2.01	0.60
34:BK:64:ARG:NH1	34:BK:101:GLY:HA3	2.17	0.60

*Continued on next page...*

*Continued from previous page...*

Atom-1	Atom-2	Interatomic distance (Å)	Clash overlap (Å)
35:BL:85:VAL:CG2	35:BL:94:THR:HG23	2.32	0.60
38:BO:75:GLY:HA2	38:BO:106:LEU:HD12	1.83	0.60
46:BW:24:ARG:O	46:BW:25:PHE:HB2	2.01	0.60
12:CM:69:ARG:NH2	55:CA:1330:U:H5'	2.17	0.60
55:CA:120:A:H3'	55:CA:121:U:C5'	2.31	0.60
55:CA:415:A:H3'	55:CA:416:G:H8	1.67	0.60
55:CA:607:A:H2'	55:CA:608:A:C8	2.36	0.60
55:CA:891:U:O2'	55:CA:892:A:H5'	2.01	0.60
55:CA:1167:A:N7	55:CA:1169:A:N6	2.49	0.60
24:DA:23:G:H2'	24:DA:24:G:H8	1.67	0.60
24:DA:1008:A:OP1	24:DA:1008:A:H8	1.84	0.60
24:DA:1078:U:H4'	24:DA:1079:C:H5''	1.83	0.60
24:DA:1455:G:H2'	24:DA:1456:G:C8	2.36	0.60
24:DA:1555:G:O2'	24:DA:1556:C:H5'	2.01	0.60
24:DA:1738:G:O2'	24:DA:1739:A:H8	1.85	0.60
24:DA:1738:G:O2'	24:DA:1739:A:C8	2.55	0.60
26:DC:166:ARG:CB	26:DC:171:VAL:HG22	2.31	0.60
30:DG:15:ASP:HB3	30:DG:26:LYS:H	1.67	0.60
31:DH:93:SER:HB3	31:DH:121:VAL:HG21	1.83	0.60
34:DK:41:ILE:HG22	34:DK:58:LEU:O	2.01	0.60
38:DO:26:LEU:HD23	38:DO:92:PHE:CE1	2.37	0.60
45:DV:14:LYS:HG3	45:DV:18:ARG:HD2	1.84	0.60
51:D1:5:ARG:HD2	51:D1:25:ASN:HB2	1.82	0.60
1:AB:108:GLN:HE21	1:AB:108:GLN:N	1.94	0.60
8:AI:123:ARG:HB3	21:AA:1343:G:O3'	2.01	0.60
10:AK:86:LYS:HE3	21:AA:707:U:OP1	2.02	0.60
21:AA:335:C:H2'	21:AA:336:A:C8	2.37	0.60
21:AA:830:G:H2'	21:AA:831:A:H8	1.67	0.60
21:AA:1256:A:H1'	21:AA:1258:G:C5	2.37	0.60
24:BA:547:A:C8	24:BA:548:G:N3	2.70	0.60
24:BA:789:A:OP1	24:BA:790:U:H5	1.85	0.60
24:BA:880:G:H8	24:BA:880:G:O5'	1.83	0.60
24:BA:1287:A:OP2	37:BN:103:ARG:HG3	2.02	0.60
24:BA:2134:A:N6	24:BA:2157:G:C5	2.70	0.60
24:BA:2352:A:C2	46:BW:30:VAL:HG11	2.37	0.60
29:BF:161:SER:OG	29:BF:164:GLU:HG3	2.01	0.60
2:CC:26:LYS:HA	2:CC:26:LYS:HE3	1.82	0.60
10:CK:74:LYS:HG3	10:CK:78:ILE:HG12	1.82	0.60
55:CA:21:G:H2'	55:CA:22:G:C8	2.37	0.60
55:CA:425:G:O2'	55:CA:426:U:O4'	2.19	0.60
55:CA:686:U:O4	55:CA:703:G:H1'	2.02	0.60

*Continued on next page...*



*Continued from previous page...*

Atom-1	Atom-2	Interatomic distance (Å)	Clash overlap (Å)
55:CA:1091:U:H2'	55:CA:1093:A:OP2	2.01	0.60
55:CA:1518:A:H2'	55:CA:1519:A:C8	2.37	0.60
24:DA:312:G:H2'	24:DA:313:G:H8	1.65	0.60
24:DA:673:C:C2'	24:DA:674:G:H5'	2.31	0.60
24:DA:860:U:C4	24:DA:2268:A:C4	2.90	0.60
24:DA:923:G:H1'	46:DW:23:LYS:HZ2	1.64	0.60
24:DA:1213:A:H2'	24:DA:1214:A:C8	2.37	0.60
24:DA:1245:G:H4'	28:DE:33:VAL:CG1	2.31	0.60
24:DA:1440:U:H2'	24:DA:1441:G:H8	1.67	0.60
24:DA:1706:C:H5'	24:DA:1707:G:OP2	2.01	0.60
24:DA:1967:C:H6	24:DA:1967:C:H5''	1.66	0.60
24:DA:1993:U:H4'	27:DD:133:THR:CG2	2.31	0.60
29:DF:47:LYS:HA	29:DF:50:ASP:HB3	1.84	0.60
34:DK:101:GLY:O	34:DK:120:PRO:HB3	2.00	0.60
39:DP:62:LYS:O	39:DP:63:ILE:HB	2.01	0.60
47:DX:1:SER:O	47:DX:3:VAL:N	2.35	0.60
47:DX:30:PRO:HG2	47:DX:32:LEU:CD2	2.32	0.60
2:AC:141:MET:HG3	2:AC:169:GLU:OE2	2.02	0.60
3:AD:54:LEU:O	3:AD:54:LEU:HD23	2.01	0.60
21:AA:397:A:N7	21:AA:547:A:O2'	2.35	0.60
21:AA:1252:A:H2'	21:AA:1253:G:O4'	2.02	0.60
24:BA:639:U:H2'	24:BA:640:C:H6	1.59	0.60
24:BA:997:G:O2'	24:BA:998:C:H5'	2.01	0.60
24:BA:1060:U:H6	24:BA:1060:U:OP1	1.84	0.60
24:BA:1224:U:H4'	41:BR:88:GLY:O	2.02	0.60
24:BA:1429:G:N3	24:BA:1568:G:C2	2.70	0.60
24:BA:1515:A:H2'	24:BA:1516:G:O4'	2.02	0.60
24:BA:2026:U:H2'	24:BA:2027:G:O4'	2.02	0.60
24:BA:2331:G:N2	24:BA:2385:C:C2	2.70	0.60
24:BA:2358:A:N6	35:BL:54:GLN:HE22	1.98	0.60
24:BA:2691:C:O3'	24:BA:2871:U:H4'	2.02	0.60
26:BC:66:PHE:HB3	26:BC:150:GLY:O	2.02	0.60
7:CH:76:ARG:HD3	7:CH:77:VAL:N	2.17	0.60
19:CT:23:ARG:HB3	19:CT:60:GLN:NE2	2.14	0.60
55:CA:431:A:N3	55:CA:431:A:H2'	2.16	0.60
55:CA:1423:G:O2'	55:CA:1424:U:H5'	2.01	0.60
55:CA:1477:U:H2'	55:CA:1478:U:C6	2.35	0.60
24:DA:324:A:N6	24:DA:339:U:H5'	2.17	0.60
24:DA:682:G:H2'	24:DA:683:U:H6	1.67	0.60
24:DA:1126:A:H4'	24:DA:1127:A:O5'	2.02	0.60
24:DA:1311:G:H1'	24:DA:1313:U:O4	2.02	0.60

*Continued on next page...*

*Continued from previous page...*

Atom-1	Atom-2	Interatomic distance (Å)	Clash overlap (Å)
24:DA:1417:C:H4'	24:DA:1587:G:H21	1.66	0.60
24:DA:2770:G:H8	24:DA:2770:G:O5'	1.84	0.60
26:DC:131:MET:HA	26:DC:134:ILE:HG12	1.84	0.60
37:DN:8:ARG:HG2	37:DN:10:LEU:HD22	1.84	0.60
45:DV:31:TYR:CD1	45:DV:31:TYR:O	2.54	0.60
1:AB:182:VAL:HG12	1:AB:183:PHE:N	2.17	0.59
2:AC:13:ILE:HG12	2:AC:14:VAL:HG22	1.83	0.59
9:AJ:6:ILE:HD11	9:AJ:79:PRO:HA	1.84	0.59
11:AL:42:LYS:HD2	11:AL:90:PRO:HG3	1.83	0.59
11:AL:43:LYS:HZ2	11:AL:43:LYS:N	2.00	0.59
21:AA:930:C:H2'	21:AA:931:C:O4'	2.02	0.59
24:BA:434:U:H4'	24:BA:435:C:OP1	2.01	0.59
24:BA:923:G:N3	46:BW:23:LYS:HE2	2.17	0.59
24:BA:1408:G:C2	24:BA:1595:C:O2	2.55	0.59
24:BA:1681:G:O2'	24:BA:1762:A:C2'	2.50	0.59
24:BA:2410:G:C2	24:BA:2411:A:H1'	2.37	0.59
26:BC:85:ASN:OD1	26:BC:85:ASN:N	2.35	0.59
27:BD:101:PHE:HE2	27:BD:203:VAL:CG2	2.15	0.59
43:BT:38:ALA:HB1	43:BT:43:ILE:CG2	2.32	0.59
54:B4:7:VAL:HG23	54:B4:8:LYS:H	1.67	0.59
3:CD:167:PRO:HB3	3:CD:169:TRP:CH2	2.37	0.59
3:CD:197:HIS:O	3:CD:200:VAL:HB	2.02	0.59
11:CL:72:ASN:HD21	11:CL:104:SER:H	1.48	0.59
16:CQ:64:ARG:HD3	55:CA:130:A:H8	1.67	0.59
20:CU:36:PHE:HD1	20:CU:40:PRO:HB3	1.66	0.59
55:CA:92:U:H2'	55:CA:93:U:C6	2.36	0.59
55:CA:211:G:N3	55:CA:211:G:C2'	2.56	0.59
55:CA:576:C:H2'	55:CA:578:C:OP2	2.02	0.59
55:CA:1239:A:N6	55:CA:1299:A:N6	2.49	0.59
24:DA:49:A:N6	24:DA:177:G:C5	2.70	0.59
24:DA:167:A:C2	24:DA:168:G:H1'	2.37	0.59
24:DA:279:A:N6	24:DA:361:G:O2'	2.35	0.59
24:DA:335:C:O2'	24:DA:336:C:H5'	2.01	0.59
24:DA:782:A:OP1	24:DA:782:A:C8	2.46	0.59
24:DA:876:C:H3'	24:DA:877:A:H8	1.66	0.59
24:DA:975:A:H2'	24:DA:976:G:C8	2.36	0.59
24:DA:1181:U:H2'	24:DA:1182:G:C8	2.37	0.59
24:DA:1439:A:C2	24:DA:1552:A:C4	2.89	0.59
24:DA:1789:A:H5''	26:DC:218:THR:O	2.01	0.59
24:DA:1867:G:H2'	24:DA:1868:C:H6	1.66	0.59
24:DA:2096:C:H2'	24:DA:2097:A:C8	2.37	0.59

*Continued on next page...*

*Continued from previous page...*

Atom-1	Atom-2	Interatomic distance (Å)	Clash overlap (Å)
24:DA:2714:G:H2'	24:DA:2715:C:C6	2.37	0.59
30:DG:95:ALA:HB3	30:DG:127:GLN:HA	1.83	0.59
4:AE:154:ALA:HB3	7:AH:65:PHE:CD1	2.38	0.59
21:AA:15:G:N7	21:AA:1396:A:C2	2.70	0.59
21:AA:214:C:H2'	21:AA:215:C:C6	2.38	0.59
21:AA:1269:A:H2	21:AA:1312:G:N3	1.99	0.59
21:AA:1464:U:H2'	21:AA:1465:A:C8	2.37	0.59
24:BA:14:A:N6	24:BA:15:G:C2	2.69	0.59
24:BA:411:G:H5''	24:BA:412:A:OP1	2.02	0.59
24:BA:558:U:P	33:BJ:113:PRO:HG2	2.42	0.59
24:BA:1027:A:N1	24:BA:1126:A:N3	2.50	0.59
24:BA:1083:U:O2	24:BA:1086:A:N6	2.36	0.59
24:BA:1286:A:H4'	24:BA:1287:A:OP1	2.02	0.59
24:BA:1683:U:H2'	24:BA:1684:G:C8	2.37	0.59
24:BA:1936:A:H2	24:BA:1943:U:O4	1.85	0.59
28:BE:97:ASN:HB2	28:BE:100:MET:HG3	1.84	0.59
29:BF:68:LYS:HD2	29:BF:68:LYS:N	2.17	0.59
36:BM:35:ALA:O	36:BM:36:VAL:CB	2.45	0.59
4:CE:95:MET:HE1	4:CE:143:LEU:HD11	1.84	0.59
10:CK:19:VAL:HB	10:CK:34:THR:O	2.01	0.59
12:CM:88:LEU:O	12:CM:92:ARG:HB2	2.01	0.59
20:CU:24:LYS:CG	20:CU:25:ALA:N	2.64	0.59
55:CA:170:U:O2'	55:CA:171:A:H5'	2.01	0.59
55:CA:223:A:H2'	55:CA:224:U:C6	2.35	0.59
55:CA:983:A:C2'	55:CA:984:C:H5'	2.31	0.59
55:CA:1084:G:C5	55:CA:1085:U:C4	2.90	0.59
55:CA:1213:A:C8	55:CA:1215:G:C5	2.90	0.59
55:CA:1409:C:H4'	24:DA:1915:U:O4	2.02	0.59
55:CA:1415:G:C2	55:CA:1486:G:C4	2.90	0.59
55:CA:1461:G:H2'	55:CA:1462:C:C6	2.37	0.59
24:DA:375:G:C8	24:DA:375:G:H5''	2.36	0.59
24:DA:985:C:N4	24:DA:986:C:H41	2.01	0.59
24:DA:1815:A:H4'	24:DA:1816:C:OP1	2.01	0.59
24:DA:1844:C:C2	24:DA:1845:G:C8	2.90	0.59
24:DA:2092:U:C4'	24:DA:2093:G:H5''	2.17	0.59
26:DC:173:LEU:HD22	26:DC:181:ARG:O	2.00	0.59
33:DJ:37:ARG:HG3	33:DJ:118:MET:SD	2.41	0.59
34:DK:1:MET:HA	34:DK:33:ALA:O	2.02	0.59
38:DO:24:THR:HG22	38:DO:41:ALA:HA	1.85	0.59
40:DQ:34:ALA:O	40:DQ:38:VAL:HG23	2.02	0.59
42:DS:66:ILE:HA	42:DS:69:LEU:HD13	1.83	0.59

*Continued on next page...*

*Continued from previous page...*

Atom-1	Atom-2	Interatomic distance (Å)	Clash overlap (Å)
44:DU:81:ARG:HD2	44:DU:81:ARG:N	2.17	0.59
46:DW:31:LEU:C	46:DW:33:GLY:H	2.05	0.59
4:AE:155:LYS:HD2	4:AE:156:ARG:CG	2.31	0.59
5:AF:11:HIS:CD2	5:AF:12:PRO:HD2	2.37	0.59
21:AA:11:G:C6	21:AA:12:U:C4	2.90	0.59
21:AA:308:C:H2'	21:AA:309:A:H8	1.67	0.59
21:AA:511:C:N3	21:AA:512:U:C4	2.70	0.59
21:AA:722:G:N3	21:AA:722:G:H2'	2.16	0.59
21:AA:1055:A:C6	21:AA:1206:G:C5	2.90	0.59
24:BA:289:G:H2'	24:BA:290:U:O4'	2.01	0.59
24:BA:418:C:H2'	24:BA:419:U:O4'	2.02	0.59
24:BA:529:A:H2'	24:BA:2023:C:H41	1.67	0.59
24:BA:1738:G:O2'	24:BA:1739:A:H8	1.85	0.59
24:BA:2217:G:H2'	24:BA:2218:G:H8	1.66	0.59
24:BA:2286:G:H4'	24:BA:2287:A:O4'	2.01	0.59
24:BA:2812:G:H5'	24:BA:2813:A:OP2	2.02	0.59
24:BA:2888:C:H2'	24:BA:2889:C:C6	2.36	0.59
27:BD:118:PHE:HD2	27:BD:119:ALA:H	1.50	0.59
37:BN:114:GLU:HB2	37:BN:118:ARG:HD3	1.83	0.59
39:BP:50:ARG:CB	39:BP:57:ALA:N	2.56	0.59
3:CD:87:GLU:OE2	3:CD:187:ARG:HB2	2.02	0.59
4:CE:22:LYS:HB3	4:CE:29:ILE:HG21	1.84	0.59
6:CG:12:LEU:HD22	6:CG:13:PRO:O	2.01	0.59
9:CJ:90:LEU:HD23	9:CJ:92:LEU:HD11	1.85	0.59
18:CS:28:LYS:HB3	18:CS:29:PRO:HD2	1.84	0.59
55:CA:481:G:H1'	55:CA:482:A:N7	2.18	0.59
24:DA:746:U:H5'	24:DA:748:G:O4'	2.02	0.59
24:DA:770:G:H1'	24:DA:1379:U:C4	2.37	0.59
24:DA:1290:C:O2'	24:DA:1291:C:H6	1.84	0.59
24:DA:1343:G:C5	24:DA:1597:A:N6	2.70	0.59
24:DA:1700:A:C2'	24:DA:1701:A:H5'	2.32	0.59
24:DA:2015:A:C6	50:D0:2:VAL:HG11	2.37	0.59
56:DB:75:G:H1	56:DB:102:G:N2	1.99	0.59
29:DF:33:ILE:HB	29:DF:90:LEU:HB2	1.84	0.59
29:DF:136:ILE:HG22	29:DF:142:TYR:CG	2.38	0.59
30:DG:18:ILE:HD12	30:DG:42:VAL:HG13	1.83	0.59
1:AB:103:TRP:CZ2	1:AB:154:GLY:HA2	2.37	0.59
1:AB:168:GLU:HB3	1:AB:171:ALA:HB3	1.82	0.59
2:AC:27:GLU:CD	2:AC:27:GLU:H	2.04	0.59
3:AD:98:ASP:CB	3:AD:114:ARG:HG2	2.31	0.59
3:AD:125:ASN:OD1	3:AD:140:ASP:HA	2.02	0.59

*Continued on next page...*

*Continued from previous page...*

Atom-1	Atom-2	Interatomic distance (Å)	Clash overlap (Å)
18:AS:62:THR:HG22	18:AS:63:ASP:N	2.16	0.59
21:AA:280:C:H3'	21:AA:281:G:H5'	1.84	0.59
22:AV:39:U:H2'	22:AV:40:C:H6	1.66	0.59
24:BA:26:G:C2	24:BA:27:G:N2	2.71	0.59
24:BA:447:A:C2	24:BA:454:A:C8	2.89	0.59
24:BA:811:U:C4	35:BL:21:ARG:CZ	2.85	0.59
24:BA:2485:G:N2	24:BA:2486:C:C2	2.70	0.59
24:BA:2502:G:H5'	24:BA:2503:A:C5'	2.33	0.59
26:BC:20:ASN:HB3	26:BC:23:LEU:HD23	1.85	0.59
27:BD:186:LEU:HD11	39:BP:3:ILE:CD1	2.32	0.59
30:BG:168:VAL:O	30:BG:170:THR:HG23	2.02	0.59
37:BN:65:LEU:HD11	37:BN:69:ARG:NH2	2.17	0.59
1:CB:187:ASP:HB2	1:CB:202:ASN:O	2.02	0.59
2:CC:9:ILE:HG23	2:CC:10:ARG:N	2.18	0.59
11:CL:24:GLU:O	11:CL:25:ALA:HB3	2.02	0.59
12:CM:102:LYS:CA	55:CA:1226:C:H5	2.08	0.59
55:CA:1077:G:N1	55:CA:1081:A:C6	2.71	0.59
55:CA:1087:G:O2'	55:CA:1088:G:H5'	2.03	0.59
24:DA:873:C:H4'	36:DM:64:TRP:CD1	2.38	0.59
24:DA:1206:G:C2	24:DA:1207:C:C2	2.91	0.59
24:DA:1209:U:O3'	24:DA:1212:G:H5'	2.03	0.59
24:DA:1210:G:H1'	24:DA:1212:G:C2	2.37	0.59
24:DA:2143:C:H5'	24:DA:2144:G:OP2	2.01	0.59
24:DA:2425:A:H5'	24:DA:2427:C:H5'	1.83	0.59
56:DB:60:C:H2'	56:DB:61:G:C8	2.36	0.59
34:DK:108:ARG:HA	34:DK:116:ILE:HD13	1.84	0.59
36:DM:136:MET:OXT	36:DM:136:MET:CG	2.45	0.59
39:DP:91:VAL:HG11	39:DP:96:LEU:HD11	1.84	0.59
49:DZ:6:ILE:O	49:DZ:34:THR:HA	2.03	0.59
53:D3:18:LYS:CD	53:D3:19:GLY:H	2.15	0.59
1:AB:110:ILE:HD11	1:AB:147:LEU:HD13	1.82	0.59
3:AD:130:ASN:HB3	21:AA:619:U:H3	1.67	0.59
4:AE:136:VAL:HG22	4:AE:136:VAL:O	2.02	0.59
4:AE:152:VAL:HB	4:AE:155:LYS:HZ2	1.68	0.59
5:AF:16:GLU:HG2	3:CD:191:SER:CB	2.24	0.59
6:AG:9:ARG:NH1	21:AA:1346:A:C4	2.70	0.59
7:AH:77:VAL:HG23	7:AH:126:CYS:HA	1.84	0.59
10:AK:28:ASN:HD21	10:AK:47:GLY:N	1.93	0.59
10:AK:49:SER:HA	10:AK:68:ARG:NH2	2.17	0.59
21:AA:223:A:H2'	21:AA:224:U:H6	1.68	0.59
21:AA:1088:G:C6	21:AA:1089:G:N7	2.71	0.59

*Continued on next page...*

*Continued from previous page...*

Atom-1	Atom-2	Interatomic distance (Å)	Clash overlap (Å)
21:AA:1502:A:O2'	21:AA:1503:A:P	2.61	0.59
24:BA:53:A:H2'	24:BA:54:G:O4'	2.02	0.59
24:BA:322:A:H1'	24:BA:339:U:O2	2.03	0.59
24:BA:1555:G:H5'	24:BA:1555:G:H8	1.65	0.59
24:BA:2657:A:O2'	24:BA:2658:C:H5'	2.02	0.59
32:BI:120:ASP:HB3	32:BI:123:ALA:HB3	1.83	0.59
33:BJ:4:PHE:O	33:BJ:44:TYR:CE1	2.56	0.59
33:BJ:13:ARG:O	33:BJ:14:ASP:HB2	2.02	0.59
33:BJ:43:GLU:O	33:BJ:45:THR:HG22	2.00	0.59
35:BL:59:ARG:HA	53:B3:12:ARG:NH2	2.17	0.59
36:BM:41:LEU:HA	36:BM:45:GLN:OE1	2.03	0.59
50:B0:42:ILE:HG22	50:B0:43:THR:O	2.02	0.59
2:CC:56:ILE:HG23	2:CC:65:VAL:HG22	1.85	0.59
11:CL:86:VAL:HG11	11:CL:89:LEU:HD23	1.83	0.59
14:CO:83:ARG:HG2	14:CO:83:ARG:O	2.02	0.59
55:CA:164:G:H2'	55:CA:165:G:H5'	1.83	0.59
55:CA:374:A:H5''	55:CA:452:A:C6	2.37	0.59
55:CA:395:C:H2'	55:CA:396:C:C6	2.37	0.59
55:CA:1336:C:H1'	55:CA:1337:G:C6	2.38	0.59
55:CA:1446:A:H2'	55:CA:1447:A:C5'	2.32	0.59
24:DA:616:A:O2'	24:DA:617:G:H5'	2.02	0.59
24:DA:777:G:HO2'	24:DA:778:G:H8	1.50	0.59
24:DA:1074:G:C8	24:DA:1074:G:OP2	2.56	0.59
24:DA:1437:C:H2'	24:DA:1438:U:H6	1.67	0.59
32:DI:16:MET:SD	32:DI:19:PRO:HG2	2.42	0.59
34:DK:87:LEU:HD23	34:DK:87:LEU:N	2.17	0.59
51:D1:5:ARG:NH2	51:D1:23:THR:HB	2.18	0.59
1:AB:142:LYS:NZ	21:AA:1098:C:P	2.76	0.59
1:AB:184:ALA:HB3	1:AB:195:VAL:HG22	1.83	0.59
2:AC:91:ALA:C	2:AC:93:ILE:H	2.05	0.59
4:AE:142:GLY:O	4:AE:143:LEU:HD23	2.02	0.59
6:AG:110:ARG:NH1	6:AG:122:GLU:HG2	2.17	0.59
13:AN:81:ILE:HG21	21:AA:1202:U:N3	2.18	0.59
21:AA:21:G:H1'	21:AA:915:A:H61	1.67	0.59
21:AA:512:U:H2'	21:AA:513:C:C6	2.37	0.59
21:AA:1143:G:O2'	21:AA:1144:G:H5'	2.01	0.59
24:BA:571:U:O3'	41:BR:80:ARG:NH2	2.36	0.59
24:BA:1084:A:H2'	24:BA:1085:A:C8	2.38	0.59
24:BA:1234:U:H2'	24:BA:1235:G:O4'	2.03	0.59
24:BA:1334:G:O2'	24:BA:1335:C:H5'	2.02	0.59
24:BA:2556:C:H2'	24:BA:2557:G:H5'	1.84	0.59

*Continued on next page...*

*Continued from previous page...*

Atom-1	Atom-2	Interatomic distance (Å)	Clash overlap (Å)
27:BD:191:GLY:O	27:BD:192:ALA:CB	2.50	0.59
35:BL:28:GLY:O	35:BL:29:LYS:HB3	2.00	0.59
40:BQ:63:ARG:CZ	40:BQ:95:ALA:O	2.51	0.59
40:BQ:96:ASP:C	40:BQ:98:ALA:N	2.54	0.59
42:BS:38:TYR:HD2	50:B0:38:LEU:HD21	1.67	0.59
1:CB:49:PHE:HB3	1:CB:199:ILE:CG2	2.32	0.59
1:CB:185:ILE:HD12	1:CB:202:ASN:N	2.18	0.59
13:CN:20:PHE:HA	13:CN:24:ALA:HB2	1.85	0.59
14:CO:63:ARG:HH22	24:DA:715:A:C5'	2.07	0.59
16:CQ:17:GLU:HB2	55:CA:255:G:O4'	2.02	0.59
20:CU:40:PRO:HA	20:CU:43:GLU:CB	2.32	0.59
55:CA:149:A:H1'	55:CA:1446:A:H2	1.66	0.59
55:CA:198:G:H2'	55:CA:199:A:C8	2.36	0.59
55:CA:199:A:O2'	55:CA:200:G:O4'	2.21	0.59
55:CA:242:G:N2	55:CA:285:C:C2	2.71	0.59
55:CA:302:G:C4	55:CA:303:A:C8	2.91	0.59
55:CA:704:A:H2'	55:CA:705:G:C8	2.33	0.59
55:CA:1068:G:O2'	55:CA:1069:C:H5'	2.03	0.59
55:CA:1119:C:H2'	55:CA:1120:C:C6	2.33	0.59
55:CA:1172:C:O2'	55:CA:1173:U:H5'	2.01	0.59
55:CA:1206:G:H2'	55:CA:1207:G:O4'	2.02	0.59
24:DA:633:A:O5'	24:DA:633:A:H8	1.86	0.59
24:DA:1313:U:C6	24:DA:1610:A:H8	2.19	0.59
24:DA:1439:A:N1	24:DA:1552:A:C8	2.71	0.59
24:DA:1645:G:OP1	24:DA:1646:C:H5'	2.03	0.59
24:DA:1683:U:O2'	24:DA:1684:G:C8	2.53	0.59
24:DA:1716:U:O2'	24:DA:1717:A:H5'	2.01	0.59
24:DA:1768:C:O2'	24:DA:1958:C:H4'	2.02	0.59
24:DA:1808:A:N6	47:DX:27:ARG:HD2	2.18	0.59
24:DA:2093:G:N7	24:DA:2225:A:C4	2.70	0.59
24:DA:2142:A:C3'	24:DA:2143:C:H4'	2.31	0.59
56:DB:73:A:N6	45:DV:31:TYR:CE2	2.71	0.59
26:DC:158:GLY:H	26:DC:194:VAL:HG13	1.68	0.59
27:DD:36:GLN:HE21	27:DD:38:LYS:HZ1	1.50	0.59
30:DG:8:VAL:HA	30:DG:68:ARG:HH21	1.67	0.59
38:DO:30:ARG:HG2	38:DO:31:THR:N	2.17	0.59
41:DR:33:VAL:HG23	41:DR:61:ALA:HB3	1.83	0.59
44:DU:44:HIS:HD2	44:DU:57:ILE:HG21	1.66	0.59
44:DU:81:ARG:HD2	44:DU:81:ARG:H	1.66	0.59
44:DU:81:ARG:HB2	44:DU:96:LYS:HD2	1.84	0.59
1:AB:138:ARG:HA	1:AB:141:GLU:OE2	2.02	0.59

*Continued on next page...*

*Continued from previous page...*

Atom-1	Atom-2	Interatomic distance (Å)	Clash overlap (Å)
7:AH:31:LEU:HD22	21:AA:643:C:H5''	1.85	0.59
17:AR:64:LEU:HB2	17:AR:66:LEU:HG	1.83	0.59
21:AA:512:U:C2	21:AA:513:C:C5	2.90	0.59
21:AA:721:G:H4'	21:AA:722:G:C5'	2.33	0.59
21:AA:1142:G:H2'	21:AA:1143:G:O4'	2.02	0.59
24:BA:288:U:H2'	24:BA:289:G:H8	1.68	0.59
24:BA:609:A:H2'	24:BA:610:C:O4'	2.02	0.59
24:BA:1079:C:C4	24:BA:1080:A:N7	2.70	0.59
24:BA:1513:U:O2'	24:BA:1514:G:H5'	2.02	0.59
24:BA:1676:A:C2	24:BA:1993:U:H5'	2.37	0.59
24:BA:2052:A:OP1	27:BD:145:SER:HA	2.03	0.59
24:BA:2400:G:C5	24:BA:2401:U:C5	2.91	0.59
27:BD:47:ALA:HB1	27:BD:82:PHE:O	2.03	0.59
36:BM:1:MET:O	36:BM:2:LEU:CB	2.49	0.59
48:BY:42:LEU:O	48:BY:45:GLN:O	2.20	0.59
55:CA:147:G:H2'	55:CA:148:G:H8	1.65	0.59
55:CA:534:U:O2'	55:CA:535:A:H5'	2.02	0.59
55:CA:1249:C:H2'	55:CA:1250:A:H5''	1.85	0.59
55:CA:1443:C:H2'	55:CA:1444:U:O4'	2.01	0.59
24:DA:387:U:H4'	24:DA:388:G:O5'	2.02	0.59
24:DA:851:C:O4'	49:DZ:46:MET:HG2	2.02	0.59
24:DA:1337:G:H8	24:DA:1337:G:OP2	1.86	0.59
24:DA:1341:G:O2'	24:DA:1398:C:C5'	2.50	0.59
24:DA:1521:G:C6	24:DA:1522:A:N6	2.71	0.59
24:DA:1945:G:H2'	24:DA:1946:U:C6	2.37	0.59
24:DA:2092:U:H5	24:DA:2226:C:OP2	1.84	0.59
28:DE:131:THR:HG22	28:DE:161:ALA:H	1.67	0.59
30:DG:162:ARG:HB2	30:DG:166:GLU:HB3	1.84	0.59
34:DK:2:ILE:HG22	34:DK:3:GLN:N	2.17	0.59
35:DL:127:VAL:HG13	35:DL:132:ARG:HB2	1.85	0.59
38:DO:79:ALA:HB1	38:DO:114:GLY:HA3	1.84	0.59
45:DV:29:ILE:HG22	45:DV:39:ALA:HA	1.83	0.59
47:DX:53:LYS:HA	47:DX:56:ARG:CB	2.23	0.59
3:AD:196:GLU:C	3:AD:198:LEU:H	2.04	0.59
4:AE:93:VAL:HG11	4:AE:139:THR:HG23	1.85	0.59
5:AF:54:LEU:HD22	5:AF:55:HIS:H	1.67	0.59
8:AI:113:LYS:HG3	8:AI:119:LYS:HA	1.83	0.59
11:AL:89:LEU:HB2	11:AL:92:VAL:CG2	2.32	0.59
11:AL:110:LYS:HB2	21:AA:538:G:H5''	1.85	0.59
21:AA:1180:A:H5''	21:AA:1181:G:OP2	2.02	0.59
21:AA:1395:C:H3'	21:AA:1395:C:OP2	2.02	0.59

*Continued on next page...*



*Continued from previous page...*

Atom-1	Atom-2	Interatomic distance (Å)	Clash overlap (Å)
22:AV:27:G:H5''	22:AV:27:G:C8	2.37	0.59
24:BA:822:G:C6	24:BA:836:G:C2	2.91	0.59
24:BA:949:G:H2'	24:BA:950:G:H5'	1.84	0.59
24:BA:1343:G:O2'	24:BA:1344:U:H5'	2.03	0.59
24:BA:1539:U:O2'	24:BA:1540:G:O4'	2.20	0.59
24:BA:2259:U:H2'	24:BA:2260:C:C6	2.38	0.59
24:BA:2307:G:C2	24:BA:2311:A:N7	2.71	0.59
24:BA:2726:A:O2'	24:BA:2727:A:H5'	2.02	0.59
24:BA:2795:C:C2	24:BA:2802:G:N2	2.71	0.59
31:BH:68:ARG:HH21	31:BH:69:ALA:HA	1.68	0.59
38:BO:35:ILE:O	38:BO:53:THR:HG23	2.03	0.59
42:BS:12:SER:OG	42:BS:13:SER:N	2.35	0.59
46:BW:23:LYS:HD2	46:BW:24:ARG:H	1.66	0.59
46:BW:39:GLN:HG3	46:BW:42:THR:N	2.18	0.59
51:B1:10:LEU:O	51:B1:19:PHE:HB2	2.03	0.59
3:CD:147:LYS:HD3	3:CD:148:ALA:N	2.18	0.59
7:CH:94:VAL:HB	7:CH:99:GLY:O	2.02	0.59
24:DA:176:A:H3'	24:DA:177:G:N2	2.17	0.59
24:DA:249:C:H4'	24:DA:250:G:O5'	2.03	0.59
24:DA:2460:U:O2'	24:DA:2461:A:O4'	2.12	0.59
24:DA:2577:A:H2	50:D0:1:ALA:N	2.00	0.59
24:DA:2692:G:H2'	24:DA:2693:G:C8	2.38	0.59
24:DA:2836:U:C2	24:DA:2837:A:N7	2.71	0.59
56:DB:46:A:OP1	38:DO:3:LYS:HD2	2.02	0.59
26:DC:8:THR:O	26:DC:9:SER:CB	2.50	0.59
28:DE:149:ILE:HG23	28:DE:188:MET:CA	2.32	0.59
33:DJ:45:THR:C	33:DJ:47:HIS:N	2.56	0.59
36:DM:8:LYS:HA	36:DM:8:LYS:HE3	1.84	0.59
39:DP:5:LYS:HE2	39:DP:9:GLN:HE22	1.67	0.59
43:DT:28:ASN:HB2	43:DT:87:LEU:HB3	1.83	0.59
53:D3:32:LEU:HA	53:D3:35:LYS:HG3	1.84	0.59
2:AC:110:LEU:HD21	2:AC:143:LEU:HD23	1.85	0.59
4:AE:156:ARG:HA	7:AH:63:LYS:HE2	1.84	0.59
8:AI:105:ARG:HH21	21:AA:1117:A:H5''	1.67	0.59
21:AA:602:A:H2'	21:AA:603:U:C6	2.37	0.59
21:AA:842:U:H3'	21:AA:843:U:C5'	2.32	0.59
21:AA:1103:C:O2'	21:AA:1104:G:O5'	2.21	0.59
22:AV:35:A:C2	22:AV:36:A:C8	2.91	0.59
24:BA:995:C:O2'	24:BA:996:A:P	2.60	0.59
24:BA:1050:A:C2	24:BA:2751:G:C5	2.90	0.59
24:BA:1555:G:C6	24:BA:1556:C:N4	2.71	0.59

*Continued on next page...*

*Continued from previous page...*

Atom-1	Atom-2	Interatomic distance (Å)	Clash overlap (Å)
24:BA:1585:C:O5'	24:BA:1585:C:H6	1.86	0.59
24:BA:2312:U:H2'	24:BA:2313:C:H5'	1.85	0.59
25:BB:40:U:O2'	25:BB:43:C:H5	1.86	0.59
33:BJ:11:VAL:HG11	33:BJ:50:THR:HA	1.84	0.59
36:BM:8:LYS:HD2	36:BM:8:LYS:N	2.18	0.59
43:BT:73:ARG:HB3	43:BT:73:ARG:CZ	2.33	0.59
46:BW:43:LYS:HG3	46:BW:79:ILE:HD11	1.82	0.59
3:CD:57:LYS:HE2	3:CD:58:GLN:OE1	2.03	0.59
4:CE:96:GLN:OE1	4:CE:123:LEU:HD12	2.03	0.59
12:CM:97:ARG:CZ	55:CA:1308:U:C5	2.85	0.59
55:CA:13:U:HO2'	55:CA:14:U:P	2.24	0.59
55:CA:397:A:N7	55:CA:547:A:O2'	2.36	0.59
55:CA:425:G:H2'	55:CA:426:U:H6	1.68	0.59
55:CA:432:A:H2'	55:CA:433:G:O4'	2.02	0.59
55:CA:436:C:C2	55:CA:437:U:C5	2.90	0.59
55:CA:519:C:C2'	55:CA:520:A:C8	2.84	0.59
55:CA:564:C:O2'	55:CA:565:U:H5'	2.03	0.59
55:CA:817:C:H1'	55:CA:819:A:H5'	1.84	0.59
55:CA:1116:U:O2'	55:CA:1117:A:H5'	2.03	0.59
22:CV:40:C:H2'	22:CV:41:C:C6	2.38	0.59
24:DA:1001:A:C8	24:DA:1002:G:C8	2.90	0.59
24:DA:1746:A:H2'	24:DA:1747:U:C6	2.38	0.59
24:DA:2324:U:H5'	24:DA:2325:G:C5'	2.26	0.59
24:DA:2415:G:C2	24:DA:2416:C:C2	2.91	0.59
24:DA:2493:U:C2'	24:DA:2494:G:H5''	2.32	0.59
31:DH:27:ARG:HB2	31:DH:27:ARG:HH21	1.67	0.59
34:DK:18:ARG:HB2	34:DK:45:GLU:HB2	1.84	0.59
44:DU:35:VAL:HB	44:DU:38:ILE:HD13	1.85	0.59
1:AB:94:ARG:HG2	21:AA:1100:C:P	2.43	0.59
4:AE:113:VAL:HG11	4:AE:136:VAL:HG23	1.84	0.59
7:AH:85:TYR:CD2	7:AH:123:GLU:HB2	2.37	0.59
11:AL:2:THR:HB	11:AL:5:GLN:CG	2.33	0.59
21:AA:228:A:H2'	21:AA:229:U:H6	1.68	0.59
21:AA:654:G:O2'	21:AA:655:A:H5'	2.03	0.59
21:AA:996:A:H2'	21:AA:997:U:H6	1.68	0.59
21:AA:1021:A:C2'	21:AA:1022:A:H5''	2.32	0.59
21:AA:1251:A:H2'	21:AA:1252:A:C8	2.38	0.59
21:AA:1360:A:H2'	21:AA:1361:G:C8	2.38	0.59
21:AA:1415:G:O2'	21:AA:1416:G:H5'	2.03	0.59
24:BA:554:U:C4	24:BA:555:G:C6	2.90	0.59
24:BA:858:G:N2	24:BA:2268:A:H2'	2.18	0.59

*Continued on next page...*

*Continued from previous page...*

Atom-1	Atom-2	Interatomic distance (Å)	Clash overlap (Å)
24:BA:1343:G:C4	24:BA:1344:U:C5	2.90	0.59
24:BA:1361:G:C4	24:BA:1371:G:N2	2.71	0.59
24:BA:2683:C:O2	34:BK:70:ARG:NH2	2.33	0.59
24:BA:2790:U:H4'	24:BA:2791:G:OP1	2.00	0.59
24:BA:2834:G:H2'	24:BA:2879:A:N6	2.18	0.59
27:BD:118:PHE:O	27:BD:120:GLY:N	2.36	0.59
30:BG:72:ASN:O	30:BG:76:ILE:HG22	2.03	0.59
30:BG:86:LEU:HB3	30:BG:162:ARG:O	2.03	0.59
36:BM:42:THR:OG1	36:BM:45:GLN:HG3	2.03	0.59
37:BN:23:ASN:H	37:BN:23:ASN:ND2	1.99	0.59
39:BP:80:VAL:HG12	39:BP:81:ASP:N	2.17	0.59
40:BQ:6:GLY:HA2	40:BQ:9:ALA:CB	2.31	0.59
40:BQ:63:ARG:HH22	40:BQ:96:ASP:CB	2.15	0.59
46:BW:35:ILE:O	46:BW:37:VAL:N	2.36	0.59
1:CB:20:ARG:HG3	55:CA:831:A:OP1	2.02	0.59
5:CF:8:PHE:HE2	5:CF:62:MET:CE	2.15	0.59
6:CG:116:ALA:O	6:CG:120:ALA:HB3	2.03	0.59
55:CA:880:C:H2'	55:CA:881:G:H5'	1.85	0.59
55:CA:938:A:N6	55:CA:939:G:C6	2.71	0.59
55:CA:1157:A:H1'	55:CA:1181:G:C2	2.37	0.59
55:CA:1194:U:H2'	55:CA:1195:C:H6	1.66	0.59
24:DA:46:G:N2	24:DA:47:C:C2	2.71	0.59
24:DA:300:A:H1'	24:DA:333:G:H21	1.68	0.59
24:DA:810:U:O2'	24:DA:811:U:H5	1.86	0.59
24:DA:1079:C:H41	24:DA:1088:A:C5'	2.15	0.59
24:DA:2485:G:O2'	24:DA:2486:C:H5'	2.03	0.59
24:DA:2660:A:H2	24:DA:2661:G:C8	2.21	0.59
56:DB:24:G:H1'	56:DB:27:C:H42	1.68	0.59
33:DJ:45:THR:C	33:DJ:47:HIS:H	2.06	0.59
33:DJ:59:ALA:O	33:DJ:62:VAL:HG12	2.03	0.59
37:DN:33:ILE:HG23	37:DN:114:GLU:HB2	1.83	0.59
38:DO:23:ALA:HB1	38:DO:90:VAL:HG12	1.85	0.59
3:AD:90:LEU:O	3:AD:93:LEU:HB2	2.03	0.58
15:AP:1:MET:HB2	21:AA:135:C:C2	2.38	0.58
21:AA:267:C:O2'	21:AA:268:U:H5'	2.02	0.58
21:AA:922:G:H2'	21:AA:923:A:H8	1.68	0.58
21:AA:1342:C:H2'	21:AA:1343:G:C8	2.38	0.58
21:AA:1418:A:H3'	21:AA:1418:A:C8	2.37	0.58
24:BA:222:A:C6	24:BA:224:U:O2	2.56	0.58
24:BA:580:U:H2'	24:BA:581:C:H6	1.68	0.58
24:BA:914:G:H5''	24:BA:914:G:H8	1.67	0.58

*Continued on next page...*

*Continued from previous page...*

Atom-1	Atom-2	Interatomic distance (Å)	Clash overlap (Å)
24:BA:946:C:H2'	24:BA:947:A:H8	1.68	0.58
24:BA:1140:C:OP1	33:BJ:25:LEU:O	2.21	0.58
24:BA:2297:A:N7	24:BA:2320:U:N3	2.51	0.58
24:BA:2352:A:N1	46:BW:30:VAL:HG21	2.18	0.58
24:BA:2393:U:H5'	35:BL:60:ARG:O	2.03	0.58
24:BA:2650:U:H2'	24:BA:2651:C:C6	2.38	0.58
24:BA:2714:G:P	59:BA:3555:HOH:O	2.61	0.58
27:BD:45:TYR:H	27:BD:45:TYR:HD1	1.50	0.58
27:BD:190:LYS:O	27:BD:190:LYS:HG3	2.03	0.58
28:BE:131:THR:HG22	28:BE:160:ALA:HA	1.84	0.58
1:CB:79:VAL:HG13	1:CB:80:LYS:N	2.17	0.58
1:CB:81:ASP:CG	1:CB:82:ALA:H	2.04	0.58
1:CB:114:LYS:HA	1:CB:117:GLU:CG	2.28	0.58
4:CE:36:THR:O	4:CE:47:PHE:HB2	2.03	0.58
11:CL:6:LEU:HA	11:CL:9:LYS:O	2.04	0.58
55:CA:82:G:C2	55:CA:83:C:O2'	2.55	0.58
55:CA:599:C:H2'	55:CA:600:A:C8	2.37	0.58
55:CA:977:A:O2'	55:CA:1223:C:N4	2.29	0.58
24:DA:990:A:O2'	24:DA:991:C:H5''	2.03	0.58
24:DA:1056:G:H1'	24:DA:1103:A:N6	2.18	0.58
24:DA:1998:A:O3'	24:DA:2724:U:H4'	2.03	0.58
24:DA:2327:A:H2'	24:DA:2328:A:C8	2.38	0.58
24:DA:2508:G:C2	24:DA:2582:G:C6	2.91	0.58
24:DA:2626:C:O2'	24:DA:2627:G:H5'	2.02	0.58
27:DD:79:LEU:N	27:DD:79:LEU:HD22	2.18	0.58
43:DT:43:ILE:CG2	43:DT:58:VAL:HG11	2.32	0.58
6:AG:144:ALA:C	6:AG:146:ALA:N	2.54	0.58
6:AG:149:ALA:HB1	10:AK:58:THR:OG1	2.03	0.58
15:AP:28:ARG:HH11	15:AP:29:ASN:HD21	1.50	0.58
18:AS:76:THR:HG21	21:AA:1221:G:H4'	1.84	0.58
21:AA:336:A:O2'	21:AA:1469:C:H1'	2.04	0.58
21:AA:937:A:C5	21:AA:938:A:N7	2.71	0.58
21:AA:1084:G:C6	21:AA:1085:U:O4	2.56	0.58
21:AA:1201:A:H5'	21:AA:1203:C:OP2	2.03	0.58
21:AA:1340:A:H4'	22:AV:31:A:O2'	2.03	0.58
24:BA:387:U:C4'	24:BA:388:G:H5''	2.31	0.58
24:BA:918:A:C6	24:BA:919:U:H1'	2.38	0.58
24:BA:1106:G:C2	24:BA:1107:G:C8	2.91	0.58
24:BA:1269:A:H8	24:BA:1269:A:O5'	1.86	0.58
24:BA:1289:C:H2'	24:BA:1290:C:C6	2.38	0.58
24:BA:1553:A:C8	24:BA:1555:G:C6	2.91	0.58

*Continued on next page...*

*Continued from previous page...*

Atom-1	Atom-2	Interatomic distance (Å)	Clash overlap (Å)
26:BC:255:LYS:C	26:BC:257:ARG:H	2.07	0.58
36:BM:64:TRP:CZ3	36:BM:106:ASP:HB2	2.39	0.58
36:BM:72:PRO:O	36:BM:91:TYR:O	2.21	0.58
37:BN:73:ASN:CA	37:BN:76:VAL:HG12	2.31	0.58
38:BO:111:ARG:O	38:BO:113:ALA:N	2.36	0.58
39:BP:19:PHE:O	39:BP:20:ARG:CB	2.50	0.58
45:BV:61:LEU:O	45:BV:71:LYS:HA	2.03	0.58
50:B0:9:ARG:CZ	50:B0:9:ARG:HB3	2.33	0.58
9:CJ:57:VAL:HG22	9:CJ:58:ASN:N	2.16	0.58
55:CA:283:U:H2'	55:CA:284:C:H6	1.66	0.58
55:CA:563:A:N3	55:CA:563:A:C2'	2.66	0.58
55:CA:1051:C:O2'	55:CA:1052:U:O5'	2.21	0.58
55:CA:1134:G:C5	55:CA:1135:U:H1'	2.38	0.58
55:CA:1265:C:H2'	55:CA:1266:G:H5'	1.85	0.58
24:DA:3:U:H2'	24:DA:4:U:C6	2.38	0.58
24:DA:478:A:N6	24:DA:480:A:C6	2.71	0.58
24:DA:674:G:H5''	28:DE:71:GLY:H	1.68	0.58
24:DA:729:G:N3	24:DA:729:G:C2'	2.66	0.58
24:DA:1136:G:O2'	24:DA:1137:G:H8	1.86	0.58
24:DA:1258:U:H2'	24:DA:1259:G:H8	1.66	0.58
24:DA:2623:G:N2	50:D0:18:HIS:CE1	2.71	0.58
24:DA:2816:G:O3'	37:DN:99:LYS:HE3	2.03	0.58
24:DA:2869:G:H2'	24:DA:2870:C:O4'	2.03	0.58
56:DB:83:G:OP1	49:DZ:16:LEU:HD21	2.03	0.58
27:DD:21:SER:O	27:DD:23:PRO:HD3	2.03	0.58
29:DF:11:VAL:HG12	29:DF:12:VAL:N	2.18	0.58
31:DH:24:GLY:O	31:DH:26:ALA:O	2.22	0.58
1:AB:19:THR:HG23	1:AB:20:ARG:H	1.68	0.58
3:AD:36:ALA:HA	3:AD:41:GLY:HA3	1.84	0.58
11:AL:74:GLN:HG3	11:AL:75:GLU:HG2	1.84	0.58
21:AA:957:U:O2	21:AA:959:A:C8	2.56	0.58
21:AA:957:U:O2	21:AA:959:A:H8	1.87	0.58
21:AA:1238:A:C5'	21:AA:1336:C:H41	2.09	0.58
21:AA:1533:C:C3'	21:AA:1534:A:H5''	2.34	0.58
24:BA:63:A:O2'	24:BA:64:A:H5'	2.02	0.58
24:BA:387:U:H4'	24:BA:388:G:C5'	2.33	0.58
24:BA:449:A:H4'	40:BQ:2:ARG:NH1	2.18	0.58
24:BA:786:C:C2'	24:BA:787:C:H5'	2.33	0.58
24:BA:914:G:H5''	24:BA:914:G:C8	2.38	0.58
24:BA:1059:G:C8	24:BA:1060:U:H2'	2.38	0.58
24:BA:1422:G:N3	24:BA:1423:G:C8	2.71	0.58

*Continued on next page...*

*Continued from previous page...*

Atom-1	Atom-2	Interatomic distance (Å)	Clash overlap (Å)
24:BA:1914:C:O2'	24:BA:1915:U:H5'	2.04	0.58
27:BD:9:VAL:HG22	27:BD:10:GLY:H	1.67	0.58
27:BD:118:PHE:CD2	27:BD:119:ALA:N	2.71	0.58
33:BJ:42:ALA:O	33:BJ:43:GLU:C	2.40	0.58
34:BK:34:GLY:O	34:BK:35:VAL:C	2.41	0.58
45:BV:80:HIS:CD2	45:BV:82:TYR:H	2.21	0.58
3:CD:88:ASN:O	3:CD:92:LEU:HG	2.03	0.58
5:CF:57:ALA:O	5:CF:59:TYR:HD1	1.87	0.58
8:CI:24:ASN:HB2	8:CI:26:LYS:HZ2	1.68	0.58
12:CM:92:ARG:HA	12:CM:92:ARG:NE	2.18	0.58
55:CA:264:C:H2'	55:CA:265:G:O4'	2.04	0.58
55:CA:369:G:C6	55:CA:393:A:N1	2.71	0.58
55:CA:459:A:H2'	55:CA:460:A:C8	2.38	0.58
55:CA:1125:U:C2	55:CA:1127:G:N7	2.71	0.58
24:DA:374:A:O2'	24:DA:375:G:O4'	2.17	0.58
24:DA:380:G:C2	24:DA:395:U:O2	2.55	0.58
24:DA:474:G:H4'	24:DA:475:C:OP1	2.02	0.58
24:DA:704:G:H2'	24:DA:726:G:N2	2.18	0.58
24:DA:704:G:H1'	24:DA:727:A:H61	1.67	0.58
24:DA:2643:G:C4	24:DA:2644:G:C8	2.91	0.58
24:DA:2686:G:C5	24:DA:2687:U:C4	2.92	0.58
24:DA:2774:C:N4	24:DA:2775:G:C6	2.71	0.58
24:DA:2823:A:H2'	24:DA:2824:C:H5'	1.86	0.58
27:DD:149:ASN:O	27:DD:151:THR:N	2.36	0.58
29:DF:64:PRO:HA	29:DF:88:VAL:CG2	2.33	0.58
31:DH:93:SER:CB	31:DH:121:VAL:HG21	2.34	0.58
31:DH:125:THR:HG22	31:DH:146:VAL:HG11	1.85	0.58
41:DR:87:GLN:HG2	41:DR:88:GLY:H	1.66	0.58
1:AB:46:VAL:HG13	1:AB:49:PHE:CZ	2.39	0.58
5:AF:99:ALA:O	5:AF:100:SER:HB2	2.03	0.58
11:AL:20:VAL:N	11:AL:21:PRO:HD3	2.18	0.58
14:AO:52:ARG:HG3	14:AO:55:LEU:HD23	1.85	0.58
17:AR:63:TYR:HE1	21:AA:734:G:N2	1.94	0.58
21:AA:94:G:C4'	21:AA:95:C:H5''	2.32	0.58
21:AA:251:G:H4'	21:AA:252:U:O5'	2.03	0.58
21:AA:557:G:H2'	21:AA:558:G:O4'	2.03	0.58
21:AA:765:G:C6	21:AA:812:G:C4	2.91	0.58
24:BA:256:A:O2'	24:BA:257:C:H5'	2.04	0.58
24:BA:522:A:C6	24:BA:523:C:N4	2.72	0.58
24:BA:684:G:OP1	52:B2:16:HIS:CD2	2.57	0.58
24:BA:858:G:N3	24:BA:2268:A:H2'	2.18	0.58

*Continued on next page...*

*Continued from previous page...*

Atom-1	Atom-2	Interatomic distance (Å)	Clash overlap (Å)
24:BA:976:G:C2	24:BA:977:G:C8	2.91	0.58
24:BA:1333:G:N3	24:BA:1334:G:C8	2.71	0.58
24:BA:1385:A:H1'	24:BA:1386:C:C6	2.38	0.58
24:BA:1388:G:H2'	24:BA:1389:G:C8	2.39	0.58
24:BA:2052:A:N6	24:BA:2618:G:C2	2.72	0.58
24:BA:2665:A:C2	24:BA:2666:C:C6	2.92	0.58
24:BA:2850:A:C2	24:BA:2851:A:C4	2.90	0.58
27:BD:46:ARG:HG3	27:BD:84:LEU:HB2	1.86	0.58
27:BD:89:GLU:HG3	27:BD:94:GLN:OE1	2.03	0.58
32:BI:86:LYS:HD2	32:BI:86:LYS:H	1.67	0.58
33:BJ:38:GLY:C	33:BJ:40:HIS:H	2.06	0.58
42:BS:69:LEU:HG	42:BS:107:VAL:HG13	1.85	0.58
53:B3:21:PHE:O	53:B3:22:LYS:O	2.21	0.58
6:CG:77:ARG:NH1	55:CA:1381:U:C4	2.71	0.58
6:CG:116:ALA:C	6:CG:120:ALA:HB3	2.24	0.58
8:CI:33:SER:OG	8:CI:36:GLN:HG2	2.03	0.58
12:CM:82:LEU:CD2	18:CS:60:PHE:HB3	2.33	0.58
13:CN:50:LEU:HB2	13:CN:51:PRO:HD3	1.84	0.58
55:CA:131:A:C2	55:CA:132:C:N3	2.72	0.58
55:CA:517:G:H5'	55:CA:519:C:C2	2.39	0.58
55:CA:794:A:H2'	55:CA:795:C:C6	2.38	0.58
55:CA:953:G:H2'	55:CA:954:G:O4'	2.04	0.58
55:CA:1417:G:N2	55:CA:1484:C:C4	2.72	0.58
24:DA:7:G:H2'	24:DA:8:C:O4'	2.02	0.58
24:DA:79:C:H2'	24:DA:80:G:O4'	2.04	0.58
24:DA:240:C:H3'	24:DA:241:A:H5''	1.86	0.58
24:DA:720:U:H2'	24:DA:721:A:C8	2.37	0.58
24:DA:832:U:O2'	24:DA:833:A:O4'	2.19	0.58
24:DA:878:A:H4'	24:DA:898:C:N4	2.19	0.58
24:DA:1021:A:O2'	24:DA:1022:G:H4'	2.03	0.58
24:DA:1049:C:O2'	24:DA:1050:A:H5'	2.04	0.58
24:DA:1075:C:O2'	24:DA:1076:C:C5'	2.51	0.58
24:DA:2660:A:H2	24:DA:2661:G:C5	2.21	0.58
26:DC:62:ARG:HG2	26:DC:62:ARG:NH2	2.18	0.58
26:DC:131:MET:HG2	26:DC:134:ILE:HD11	1.84	0.58
28:DE:136:GLN:HA	28:DE:139:LYS:HG2	1.85	0.58
30:DG:163:TYR:HD2	30:DG:163:TYR:N	2.02	0.58
31:DH:78:VAL:HB	31:DH:144:VAL:HA	1.85	0.58
34:DK:71:ARG:CB	34:DK:72:PRO:HD3	2.22	0.58
38:DO:62:LEU:HD11	38:DO:65:THR:N	2.18	0.58
43:DT:29:THR:N	43:DT:87:LEU:HB2	2.16	0.58

*Continued on next page...*

*Continued from previous page...*

Atom-1	Atom-2	Interatomic distance (Å)	Clash overlap (Å)
7:AH:50:VAL:O	7:AH:50:VAL:HG13	2.04	0.58
10:AK:20:ALA:HB3	10:AK:83:VAL:HA	1.84	0.58
19:AT:24:ARG:O	19:AT:28:ARG:HG2	2.03	0.58
24:BA:181:A:H2'	24:BA:182:A:H8	1.67	0.58
24:BA:1027:A:N1	24:BA:1126:A:H1'	2.17	0.58
24:BA:1257:C:O2'	28:BE:79:ARG:N	2.36	0.58
24:BA:1340:U:C6	24:BA:1603:A:H5'	2.38	0.58
24:BA:2585:U:O2'	24:BA:2586:U:H5'	2.04	0.58
25:BB:42:C:O2'	25:BB:43:C:H5'	2.03	0.58
2:CC:180:ASP:OD2	2:CC:203:LYS:HB2	2.04	0.58
2:CC:181:ILE:HG12	2:CC:202:PHE:HB2	1.85	0.58
6:CG:63:VAL:O	6:CG:67:ASN:HB2	2.03	0.58
11:CL:42:LYS:HG2	11:CL:43:LYS:H	1.68	0.58
55:CA:31:G:C5	55:CA:306:A:H1'	2.39	0.58
55:CA:382:A:O2'	55:CA:383:A:H5'	2.03	0.58
55:CA:1245:C:H2'	55:CA:1246:A:H8	1.68	0.58
55:CA:1406:U:H1'	55:CA:1518:A:H4'	1.85	0.58
24:DA:277:G:H2'	24:DA:361:G:C6	2.39	0.58
24:DA:1073:A:H3'	24:DA:1074:G:H8	1.69	0.58
24:DA:2315:G:C2	24:DA:2316:G:C4	2.91	0.58
24:DA:2446:G:C2	24:DA:2501:C:C5	2.92	0.58
24:DA:2687:U:C4	24:DA:2688:G:C6	2.90	0.58
24:DA:2756:U:H1'	24:DA:2757:A:H5''	1.85	0.58
26:DC:147:PRO:HA	26:DC:187:CYS:HB3	1.85	0.58
30:DG:70:LEU:O	30:DG:74:MET:HB2	2.03	0.58
31:DH:41:LYS:H	31:DH:44:ILE:HG23	1.68	0.58
1:AB:140:LEU:O	1:AB:144:GLU:HG2	2.03	0.58
6:AG:34:LYS:HD3	6:AG:37:THR:HG21	1.86	0.58
7:AH:74:ILE:CD1	7:AH:128:VAL:HG22	2.33	0.58
20:AU:39:LYS:N	20:AU:40:PRO:HD2	2.19	0.58
21:AA:833:G:N2	21:AA:854:U:H1'	2.19	0.58
21:AA:1065:U:H5''	21:AA:1190:G:H21	1.69	0.58
21:AA:1251:A:H2'	21:AA:1252:A:H8	1.68	0.58
21:AA:1338:G:C2	21:AA:1339:A:C4	2.91	0.58
21:AA:1463:U:C2	21:AA:1464:U:C5	2.92	0.58
24:BA:494:G:N2	42:BS:57:ASN:HD21	2.00	0.58
24:BA:522:A:N6	24:BA:523:C:N4	2.51	0.58
24:BA:638:G:C5	24:BA:651:G:N2	2.72	0.58
24:BA:856:G:N2	24:BA:857:G:C2	2.71	0.58
24:BA:1127:A:O2'	24:BA:1128:G:H5'	2.02	0.58
24:BA:2021:C:OP1	50:B0:8:THR:HG21	2.03	0.58

*Continued on next page...*



*Continued from previous page...*

Atom-1	Atom-2	Interatomic distance (Å)	Clash overlap (Å)
24:BA:2047:C:C2'	24:BA:2048:G:H5'	2.33	0.58
24:BA:2682:A:C8	27:BD:11:MET:HG3	2.38	0.58
28:BE:148:ILE:HA	28:BE:187:VAL:HB	1.85	0.58
41:BR:47:VAL:HG12	41:BR:47:VAL:O	2.03	0.58
46:BW:9:THR:OG1	46:BW:10:ARG:N	2.35	0.58
1:CB:89:PHE:HB3	1:CB:149:GLY:O	2.03	0.58
3:CD:127:ARG:CZ	3:CD:127:ARG:HB2	2.31	0.58
3:CD:190:LEU:O	3:CD:190:LEU:HD23	2.03	0.58
4:CE:45:VAL:HB	4:CE:117:ALA:HB2	1.86	0.58
5:CF:35:LYS:HE2	5:CF:37:HIS:HE1	1.68	0.58
55:CA:512:U:HO2'	55:CA:513:C:H6	1.51	0.58
55:CA:539:A:H2'	55:CA:540:G:C8	2.38	0.58
55:CA:672:U:H2'	55:CA:673:A:H8	1.68	0.58
55:CA:721:G:H4'	55:CA:722:G:H5''	1.86	0.58
24:DA:583:G:C6	24:DA:584:C:C4	2.92	0.58
24:DA:848:C:H2'	24:DA:849:A:C8	2.38	0.58
24:DA:1055:G:H2'	24:DA:1056:G:H5'	1.85	0.58
24:DA:1087:G:C5	24:DA:1089:A:C2	2.92	0.58
24:DA:1289:C:O2'	24:DA:1290:C:H6	1.86	0.58
24:DA:1552:A:H2	24:DA:1553:A:C8	2.21	0.58
24:DA:1826:G:C6	24:DA:1827:U:C4	2.90	0.58
24:DA:2300:C:H2'	24:DA:2301:C:C6	2.39	0.58
24:DA:2788:C:H2'	24:DA:2789:C:C6	2.39	0.58
34:DK:63:VAL:HG21	34:DK:85:VAL:HG23	1.85	0.58
1:AB:24:PRO:HG2	21:AA:829:G:O2'	2.04	0.58
2:AC:178:ARG:HD3	21:AA:1112:C:H1'	1.86	0.58
7:AH:86:LYS:HD3	7:AH:124:ILE:HD11	1.84	0.58
8:AI:7:GLY:HA3	8:AI:85:ALA:HB2	1.84	0.58
8:AI:21:LYS:NZ	8:AI:23:GLY:HA3	2.18	0.58
19:AT:25:SER:HB3	21:AA:1458:G:H5''	1.86	0.58
21:AA:116:A:H2'	21:AA:117:G:C8	2.38	0.58
21:AA:814:A:C8	21:AA:816:A:C8	2.91	0.58
21:AA:1022:A:H2'	21:AA:1023:U:O4'	2.04	0.58
21:AA:1338:G:H2'	21:AA:1339:A:H8	1.68	0.58
23:AW:4:U:O2'	23:AW:5:U:H5'	2.03	0.58
24:BA:704:G:C2'	24:BA:726:G:H22	2.17	0.58
24:BA:860:U:H2'	24:BA:861:A:H8	1.69	0.58
24:BA:1587:G:H8	24:BA:1587:G:OP2	1.87	0.58
24:BA:1660:G:H2'	24:BA:1661:G:H8	1.69	0.58
24:BA:1700:A:H2'	24:BA:1701:A:O4'	2.03	0.58
24:BA:2581:G:C8	24:BA:2610:C:N4	2.71	0.58

*Continued on next page...*

*Continued from previous page...*

Atom-1	Atom-2	Interatomic distance (Å)	Clash overlap (Å)
24:BA:2627:G:H2'	24:BA:2628:C:H6	1.67	0.58
24:BA:2783:U:H2'	24:BA:2784:U:C6	2.37	0.58
27:BD:140:HIS:CE1	59:BD:402:HOH:O	2.53	0.58
30:BG:162:ARG:NH1	30:BG:168:VAL:HG21	2.18	0.58
32:BI:58:ILE:O	32:BI:60:VAL:HG23	2.03	0.58
6:CG:45:ALA:HB1	6:CG:120:ALA:CB	2.22	0.58
6:CG:108:ARG:CZ	55:CA:1240:U:C6	2.87	0.58
7:CH:65:PHE:CD2	7:CH:66:GLN:HG2	2.38	0.58
55:CA:1242:G:C2'	55:CA:1243:C:O5'	2.52	0.58
24:DA:345:A:O2'	24:DA:346:A:C2	2.53	0.58
24:DA:371:A:H61	24:DA:401:A:H3'	1.68	0.58
24:DA:1090:A:H2'	24:DA:1091:G:H5''	1.85	0.58
24:DA:1476:U:O2'	24:DA:1477:A:P	2.61	0.58
24:DA:2077:A:C8	24:DA:2435:A:C4	2.91	0.58
24:DA:2084:C:H2'	24:DA:2085:U:H6	1.67	0.58
24:DA:2253:G:C6	24:DA:2254:C:C4	2.92	0.58
24:DA:2653:U:C4	24:DA:2654:A:C6	2.92	0.58
24:DA:2748:A:C1'	30:DG:66:THR:HG22	2.27	0.58
29:DF:109:ARG:NH1	29:DF:135:ILE:CG2	2.66	0.58
30:DG:8:VAL:HB	30:DG:49:LEU:HB3	1.86	0.58
33:DJ:111:LYS:HB2	33:DJ:115:GLY:H	1.69	0.58
34:DK:1:MET:HB2	34:DK:32:TYR:HB3	1.85	0.58
51:D1:34:GLU:HG3	51:D1:49:LYS:HB2	1.85	0.58
1:AB:209:VAL:HB	1:AB:213:LEU:HB2	1.85	0.58
4:AE:41:GLY:HA2	4:AE:116:VAL:O	2.03	0.58
8:AI:50:PRO:HG3	8:AI:82:ILE:HD12	1.85	0.58
13:AN:81:ILE:O	13:AN:85:GLU:HG2	2.03	0.58
17:AR:37:LYS:HB3	21:AA:719:C:H1'	1.85	0.58
21:AA:33:A:H2'	21:AA:34:C:H6	1.69	0.58
21:AA:794:A:O2'	21:AA:795:C:H5'	2.03	0.58
21:AA:1062:U:H2'	21:AA:1063:C:C5	2.37	0.58
21:AA:1518:A:H2'	21:AA:1519:A:C8	2.38	0.58
24:BA:1416:G:O2'	24:BA:1417:C:O5'	2.22	0.58
29:BF:165:GLY:O	29:BF:168:LEU:HB3	2.04	0.58
36:BM:35:ALA:O	36:BM:128:THR:HA	2.04	0.58
43:BT:43:ILE:O	43:BT:47:VAL:HG23	2.04	0.58
54:B4:25:VAL:HG11	54:B4:35:GLN:HE21	1.68	0.58
1:CB:139:GLU:HG3	1:CB:140:LEU:N	2.19	0.58
4:CE:76:ASN:HB2	4:CE:81:GLN:HE22	1.68	0.58
4:CE:94:PHE:CZ	4:CE:95:MET:O	2.57	0.58
10:CK:21:HIS:HD2	10:CK:34:THR:HG21	1.68	0.58

*Continued on next page...*

*Continued from previous page...*

Atom-1	Atom-2	Interatomic distance (Å)	Clash overlap (Å)
55:CA:936:C:H2'	55:CA:937:A:C8	2.39	0.58
55:CA:1502:A:O2'	55:CA:1503:A:P	2.62	0.58
24:DA:54:G:C6	24:DA:55:G:N7	2.72	0.58
24:DA:508:A:H62	42:DS:9:HIS:CE1	2.22	0.58
24:DA:555:G:H8	24:DA:555:G:OP2	1.85	0.58
24:DA:576:U:H2'	24:DA:577:G:H8	1.67	0.58
24:DA:646:U:H2'	24:DA:647:G:O4'	2.04	0.58
24:DA:1113:U:O2'	24:DA:1114:C:C6	2.50	0.58
24:DA:1443:U:H2'	24:DA:1444:G:H8	1.68	0.58
24:DA:1965:C:C5'	24:DA:1966:A:H5''	2.34	0.58
24:DA:2335:A:H2'	24:DA:2337:G:N7	2.19	0.58
28:DE:60:TRP:CZ2	28:DE:71:GLY:HA2	2.39	0.58
30:DG:163:TYR:N	30:DG:163:TYR:CD2	2.72	0.58
34:DK:40:LYS:NZ	34:DK:89:ASN:HD21	2.02	0.58
37:DN:56:LYS:HA	37:DN:84:GLY:HA2	1.86	0.58
44:DU:45:GLN:HA	44:DU:45:GLN:HE21	1.67	0.58
45:DV:79:ARG:HB3	45:DV:79:ARG:CZ	2.34	0.58
46:DW:19:ARG:HA	46:DW:34:SER:HA	1.86	0.58
3:AD:173:ASP:CG	3:AD:174:ALA:N	2.56	0.58
16:AQ:58:VAL:HG23	16:AQ:76:ARG:O	2.04	0.58
21:AA:228:A:H2'	21:AA:229:U:O4'	2.04	0.58
21:AA:978:A:OP2	21:AA:1362:A:N6	2.37	0.58
21:AA:1341:U:O2'	21:AA:1342:C:H5'	2.04	0.58
21:AA:1349:A:C6	21:AA:1374:A:C8	2.92	0.58
24:BA:548:G:H5''	24:BA:549:G:H5'	1.86	0.58
24:BA:655:A:O2'	24:BA:656:G:C8	2.57	0.58
24:BA:666:A:O2'	24:BA:667:U:H5'	2.02	0.58
24:BA:745:G:C2'	24:BA:746:U:H5'	2.32	0.58
24:BA:1060:U:O4'	24:BA:1062:G:C5'	2.52	0.58
24:BA:1447:C:H1'	24:BA:1545:A:H1'	1.84	0.58
24:BA:1680:U:H2'	24:BA:1681:G:O4'	2.03	0.58
24:BA:2075:U:H2'	24:BA:2238:G:H22	1.68	0.58
27:BD:14:ILE:O	27:BD:14:ILE:HG13	2.03	0.58
30:BG:26:LYS:HB3	30:BG:32:LEU:HG	1.86	0.58
31:BH:68:ARG:NH2	31:BH:69:ALA:HA	2.18	0.58
36:BM:36:VAL:HG22	45:BV:82:TYR:CD1	2.37	0.58
39:BP:50:ARG:HD3	39:BP:51:ASN:H	1.68	0.58
1:CB:44:LYS:O	1:CB:48:MET:HG3	2.04	0.58
5:CF:67:PRO:O	5:CF:70:VAL:HG22	2.03	0.58
5:CF:92:THR:O	5:CF:93:LYS:HG2	2.03	0.58
9:CJ:59:LYS:HB2	9:CJ:62:ARG:NH2	2.19	0.58

*Continued on next page...*

*Continued from previous page...*

Atom-1	Atom-2	Interatomic distance (Å)	Clash overlap (Å)
9:CJ:62:ARG:NH1	55:CA:1366:C:O3'	2.36	0.58
9:CJ:80:THR:HG22	9:CJ:82:LYS:NZ	2.17	0.58
12:CM:32:ILE:HG13	12:CM:59:VAL:HB	1.84	0.58
13:CN:60:ARG:HG2	13:CN:61:ASN:H	1.69	0.58
17:CR:22:TYR:HE1	17:CR:64:LEU:HD12	1.69	0.58
55:CA:500:G:H2'	55:CA:501:C:C6	2.39	0.58
55:CA:727:G:N2	55:CA:731:G:C4	2.71	0.58
55:CA:996:A:N1	55:CA:1046:A:H5'	2.18	0.58
24:DA:391:A:H2'	24:DA:392:U:C6	2.39	0.58
24:DA:804:A:H2'	24:DA:806:C:C4	2.39	0.58
24:DA:1008:A:N6	24:DA:1136:G:C6	2.71	0.58
24:DA:1213:A:H2'	24:DA:1214:A:H8	1.67	0.58
24:DA:1413:A:H2'	24:DA:1414:C:C6	2.39	0.58
24:DA:1552:A:N3	24:DA:1552:A:C2'	2.59	0.58
24:DA:1668:A:H5'	24:DA:1669:A:C5	2.38	0.58
24:DA:2554:U:H2'	24:DA:2555:U:C6	2.38	0.58
24:DA:2567:G:O2'	24:DA:2568:U:H5'	2.03	0.58
24:DA:2716:C:H2'	24:DA:2717:C:C6	2.39	0.58
56:DB:12:C:H5''	56:DB:15:A:N6	2.19	0.58
27:DD:137:SER:C	27:DD:138:LEU:HD22	2.24	0.58
42:DS:31:GLN:O	42:DS:35:ILE:HG12	2.04	0.58
11:AL:82:ARG:N	11:AL:95:HIS:O	2.37	0.58
13:AN:48:GLN:HA	13:AN:48:GLN:HE21	1.69	0.58
21:AA:1365:G:H2'	21:AA:1366:C:C6	2.39	0.58
24:BA:464:U:H2'	24:BA:465:G:O4'	2.03	0.58
24:BA:2023:C:O2'	24:BA:2024:G:C5'	2.50	0.58
24:BA:2683:C:H4'	27:BD:13:ARG:NH2	2.19	0.58
27:BD:47:ALA:HA	27:BD:84:LEU:HG	1.84	0.58
30:BG:84:LYS:HD2	30:BG:133:LYS:HG2	1.86	0.58
31:BH:97:ARG:HH12	55:CA:368:U:P	2.27	0.58
40:BQ:8:ILE:HG13	40:BQ:9:ALA:N	2.18	0.58
40:BQ:71:ASN:OD1	40:BQ:106:THR:HG23	2.04	0.58
44:BU:53:GLN:N	44:BU:54:PRO:CD	2.67	0.58
46:BW:72:GLY:C	46:BW:74:LYS:N	2.54	0.58
54:B4:9:LYS:H	54:B4:9:LYS:CE	2.16	0.58
3:CD:90:LEU:HD11	3:CD:194:ILE:CD1	2.34	0.58
6:CG:114:SER:O	6:CG:118:ARG:HG3	2.03	0.58
7:CH:7:ALA:O	7:CH:11:THR:HG23	2.02	0.58
8:CI:40:ARG:HG3	8:CI:44:ARG:NH1	2.18	0.58
12:CM:86:ARG:HD3	12:CM:96:VAL:HG21	1.84	0.58
19:CT:70:LYS:HA	19:CT:73:ARG:HE	1.68	0.58

*Continued on next page...*

*Continued from previous page...*

Atom-1	Atom-2	Interatomic distance (Å)	Clash overlap (Å)
55:CA:68:G:H1'	55:CA:151:A:H61	1.68	0.58
55:CA:129:A:O2'	55:CA:130:A:C8	2.56	0.58
55:CA:875:U:O2'	55:CA:876:C:O5'	2.21	0.58
24:DA:123:G:N2	24:DA:124:G:H1'	2.18	0.58
24:DA:170:U:H2'	24:DA:171:U:C6	2.38	0.58
24:DA:1326:U:O2'	24:DA:1327:A:H8	1.76	0.58
24:DA:1327:A:O2'	24:DA:1328:A:O4'	2.11	0.58
24:DA:1331:G:C4	24:DA:1333:G:N7	2.72	0.58
24:DA:2210:U:H4'	24:DA:2211:A:C5'	2.34	0.58
24:DA:2554:U:H2'	24:DA:2555:U:H6	1.69	0.58
56:DB:13:G:N2	56:DB:69:G:H21	2.01	0.58
56:DB:66:A:H4'	56:DB:67:G:C8	2.39	0.58
26:DC:127:ASN:O	26:DC:190:THR:HA	2.04	0.58
27:DD:208:LYS:O	27:DD:209:ALA:CB	2.52	0.58
28:DE:150:THR:O	28:DE:192:ALA:HB2	2.04	0.58
34:DK:17:ARG:CG	34:DK:18:ARG:H	2.17	0.58
40:DQ:89:ILE:HG22	40:DQ:91:ARG:H	1.68	0.58
40:DQ:101:ASP:HB2	41:DR:2:TYR:OH	2.04	0.58
44:DU:3:LYS:HD3	44:DU:82:VAL:HG21	1.85	0.58
1:AB:161:PHE:HA	1:AB:183:PHE:O	2.04	0.57
2:AC:149:LYS:HG3	2:AC:200:TRP:HB2	1.85	0.57
3:AD:98:ASP:HB3	3:AD:114:ARG:HG2	1.85	0.57
21:AA:71:A:C5	21:AA:100:G:C5	2.92	0.57
21:AA:874:G:C6	21:AA:875:U:C4	2.92	0.57
21:AA:1348:U:O2'	21:AA:1349:A:H8	1.86	0.57
24:BA:60:G:N3	24:BA:74:A:C2	2.72	0.57
24:BA:176:A:N7	24:BA:177:G:C6	2.72	0.57
24:BA:505:A:O2'	24:BA:506:G:H5'	2.04	0.57
24:BA:2020:A:O2'	24:BA:2021:C:H3'	2.03	0.57
24:BA:2079:U:O3'	47:BX:20:ALA:HB2	2.04	0.57
24:BA:2552:U:O2	24:BA:2554:U:H5'	2.04	0.57
27:BD:91:THR:O	27:BD:93:GLY:N	2.35	0.57
29:BF:30:VAL:CG1	29:BF:96:TRP:CH2	2.87	0.57
33:BJ:101:ILE:O	33:BJ:105:VAL:CG1	2.51	0.57
39:BP:30:TRP:CH2	39:BP:39:LEU:HD11	2.39	0.57
3:CD:125:ASN:N	3:CD:141:VAL:O	2.35	0.57
8:CI:44:ARG:HA	8:CI:46:VAL:HG22	1.86	0.57
12:CM:1:ALA:H3	12:CM:2:ARG:CD	2.17	0.57
16:CQ:4:ILE:HG22	16:CQ:5:ARG:N	2.18	0.57
55:CA:557:G:C6	55:CA:558:G:N1	2.72	0.57
55:CA:1513:A:H2'	55:CA:1514:G:H8	1.68	0.57

*Continued on next page...*

*Continued from previous page...*

Atom-1	Atom-2	Interatomic distance (Å)	Clash overlap (Å)
24:DA:75:G:O2'	24:DA:76:C:C6	2.56	0.57
24:DA:397:U:O2'	24:DA:398:C:O4'	2.12	0.57
24:DA:975:A:C4	24:DA:990:A:N7	2.72	0.57
24:DA:1068:G:H2'	24:DA:1069:A:C8	2.38	0.57
24:DA:1623:G:C2	24:DA:1624:U:C6	2.91	0.57
24:DA:1950:G:N1	24:DA:1954:G:C8	2.72	0.57
24:DA:2212:A:C8	24:DA:2214:C:N4	2.72	0.57
24:DA:2812:G:C2	24:DA:2813:A:C4	2.92	0.57
56:DB:57:A:H2'	56:DB:58:A:C8	2.39	0.57
27:DD:53:GLY:HA3	27:DD:77:ARG:HG3	1.86	0.57
27:DD:118:PHE:CD1	27:DD:119:ALA:N	2.72	0.57
28:DE:153:LEU:HB2	28:DE:171:ASP:HB3	1.86	0.57
29:DF:35:LEU:HA	29:DF:152:ASP:O	2.03	0.57
29:DF:101:ARG:HH11	29:DF:138:PRO:HB3	1.69	0.57
53:D3:3:ILE:HG21	53:D3:62:PRO:HG2	1.86	0.57
1:AB:14:HIS:O	1:AB:14:HIS:CG	2.56	0.57
1:AB:24:PRO:HB3	21:AA:829:G:O3'	2.03	0.57
3:AD:29:THR:O	3:AD:30:LYS:HE2	2.04	0.57
8:AI:112:ARG:HH22	9:AJ:64:GLN:HE22	1.52	0.57
11:AL:49:ARG:HH21	21:AA:522:C:H41	1.51	0.57
21:AA:178:C:H2'	21:AA:179:A:H8	1.69	0.57
21:AA:774:G:C6	21:AA:775:G:C5	2.93	0.57
24:BA:747:U:C4	24:BA:2613:U:C4	2.92	0.57
24:BA:811:U:H1'	24:BA:1251:C:C6	2.39	0.57
24:BA:856:G:H1'	46:BW:23:LYS:HB3	1.86	0.57
24:BA:928:A:H2'	24:BA:929:U:O4'	2.03	0.57
24:BA:1387:A:H2'	24:BA:1388:G:C8	2.39	0.57
24:BA:2294:G:H5''	38:BO:10:ARG:HD3	1.85	0.57
24:BA:2467:C:O2	36:BM:123:LYS:HE2	2.04	0.57
27:BD:53:GLY:HA3	27:BD:77:ARG:HB2	1.86	0.57
28:BE:48:THR:HG22	28:BE:86:ALA:HB3	1.85	0.57
31:BH:76:GLU:HB3	31:BH:103:VAL:HG12	1.85	0.57
33:BJ:44:TYR:HA	40:BQ:59:LEU:HD21	1.86	0.57
35:BL:55:MET:CE	35:BL:55:MET:HA	2.34	0.57
39:BP:26:GLU:HG3	39:BP:43:GLU:HB2	1.86	0.57
41:BR:6:GLN:HE21	41:BR:9:GLY:HA2	1.69	0.57
41:BR:25:LEU:H	41:BR:94:THR:CG2	2.17	0.57
42:BS:25:ARG:NE	42:BS:73:LYS:NZ	2.52	0.57
42:BS:74:ILE:HD13	42:BS:105:VAL:HG22	1.86	0.57
43:BT:67:VAL:HG12	43:BT:76:ARG:HG3	1.85	0.57
1:CB:99:MET:HA	1:CB:106:VAL:HG21	1.85	0.57

*Continued on next page...*

*Continued from previous page...*

Atom-1	Atom-2	Interatomic distance (Å)	Clash overlap (Å)
2:CC:129:PHE:CE2	2:CC:156:LEU:HD13	2.39	0.57
5:CF:86:ARG:HD2	55:CA:673:A:H4'	1.86	0.57
6:CG:61:PHE:O	6:CG:63:VAL:N	2.37	0.57
11:CL:29:LYS:O	11:CL:81:ILE:HG22	2.04	0.57
18:CS:28:LYS:O	18:CS:30:LEU:HD12	2.04	0.57
55:CA:452:A:O2'	55:CA:453:G:O4'	2.20	0.57
55:CA:548:G:H2'	55:CA:549:C:C6	2.39	0.57
55:CA:1077:G:N2	55:CA:1080:A:OP2	2.37	0.57
55:CA:1145:A:O2'	55:CA:1146:A:C8	2.56	0.57
55:CA:1160:G:HO2'	55:CA:1161:C:H6	1.49	0.57
55:CA:1179:A:H2'	55:CA:1180:A:O4'	2.03	0.57
55:CA:1285:A:H4'	55:CA:1286:U:OP1	2.03	0.57
55:CA:1441:A:H2'	55:CA:1442:G:H8	1.69	0.57
55:CA:1530:G:O2'	55:CA:1531:A:C8	2.56	0.57
24:DA:30:G:H4'	24:DA:1214:A:O2'	2.04	0.57
24:DA:45:G:H4'	24:DA:46:G:H5'	1.85	0.57
24:DA:121:G:N2	24:DA:131:A:C4	2.72	0.57
24:DA:233:A:O2'	24:DA:234:U:C6	2.57	0.57
24:DA:719:C:H2'	24:DA:720:U:H6	1.69	0.57
24:DA:777:G:N7	24:DA:793:A:H2	2.02	0.57
24:DA:2227:A:H5''	26:DC:260:LYS:CD	2.34	0.57
24:DA:2358:A:N6	35:DL:54:GLN:HE22	1.97	0.57
24:DA:2595:G:N1	24:DA:2599:G:C6	2.72	0.57
29:DF:16:MET:HA	29:DF:21:TYR:HB2	1.86	0.57
34:DK:76:VAL:HB	39:DP:72:VAL:CG2	2.33	0.57
46:DW:18:LYS:HD3	46:DW:19:ARG:HG2	1.85	0.57
47:DX:31:ASN:H	47:DX:31:ASN:HD22	1.52	0.57
12:AM:22:TYR:HB2	12:AM:65:GLU:HA	1.85	0.57
14:AO:23:SER:HA	21:AA:751:U:H4'	1.86	0.57
20:AU:33:ARG:HE	20:AU:34:ARG:HG3	1.70	0.57
21:AA:324:G:N2	21:AA:326:G:H3'	2.19	0.57
21:AA:1140:C:HO2'	21:AA:1141:C:H6	1.53	0.57
21:AA:1305:G:O2'	21:AA:1306:A:H8	1.87	0.57
22:AX:39:U:H2'	22:AX:40:C:H6	1.69	0.57
24:BA:141:G:H5'	24:BA:142:A:C8	2.39	0.57
24:BA:619:G:H5''	24:BA:620:G:OP2	2.03	0.57
24:BA:653:U:H6	24:BA:653:U:H5''	1.69	0.57
24:BA:827:U:OP2	24:BA:828:U:N3	2.37	0.57
24:BA:838:C:C5	24:BA:941:A:N6	2.72	0.57
24:BA:954:G:N7	24:BA:955:U:C5	2.72	0.57
24:BA:1005:C:H1'	24:BA:1012:U:N3	2.19	0.57

*Continued on next page...*

*Continued from previous page...*

Atom-1	Atom-2	Interatomic distance (Å)	Clash overlap (Å)
24:BA:1016:G:H2'	24:BA:1017:G:O4'	2.04	0.57
24:BA:2828:G:C2'	24:BA:2829:A:H5'	2.33	0.57
25:BB:76:G:H5'	45:BV:9:ARG:HH12	1.70	0.57
33:BJ:88:THR:HG23	33:BJ:90:GLU:HG3	1.86	0.57
38:BO:103:VAL:O	38:BO:105:ALA:O	2.22	0.57
40:BQ:82:LEU:HB3	40:BQ:88:GLU:OE2	2.03	0.57
4:CE:95:MET:HA	4:CE:124:ALA:CB	2.34	0.57
6:CG:27:ASN:HB3	55:CA:1374:A:O3'	2.03	0.57
6:CG:59:GLU:HG3	6:CG:60:ALA:N	2.20	0.57
8:CI:61:ASP:C	8:CI:62:LEU:HD22	2.25	0.57
12:CM:1:ALA:H3	12:CM:8:ILE:HG23	1.68	0.57
55:CA:1102:A:O2'	55:CA:1103:C:H5'	2.04	0.57
55:CA:1299:A:C8	55:CA:1301:U:H1'	2.39	0.57
24:DA:250:G:H2'	24:DA:251:A:N7	2.20	0.57
24:DA:866:A:HO2'	24:DA:867:C:H6	1.44	0.57
24:DA:1548:A:H2'	24:DA:1549:A:C8	2.38	0.57
24:DA:2241:A:H2'	24:DA:2242:G:C8	2.38	0.57
24:DA:2601:C:C2	24:DA:2603:G:N7	2.72	0.57
26:DC:124:LYS:NZ	26:DC:124:LYS:HB3	2.20	0.57
26:DC:131:MET:HE2	26:DC:187:CYS:O	2.04	0.57
28:DE:29:HIS:HA	28:DE:32:VAL:HG22	1.86	0.57
38:DO:57:ALA:C	38:DO:58:ILE:HD12	2.24	0.57
42:DS:29:VAL:HG23	42:DS:69:LEU:O	2.04	0.57
3:AD:61:ARG:HH21	3:AD:67:LEU:HA	1.70	0.57
7:AH:99:GLY:HA3	7:AH:129:ALA:CB	2.33	0.57
8:AI:104:THR:HG23	21:AA:1179:A:O3'	2.04	0.57
9:AJ:5:ARG:HG2	9:AJ:79:PRO:HD3	1.84	0.57
11:AL:45:ASN:ND2	21:AA:528:C:N4	2.53	0.57
15:AP:28:ARG:NH1	15:AP:29:ASN:HD21	2.01	0.57
21:AA:744:C:H2'	21:AA:745:G:C8	2.39	0.57
21:AA:1023:U:H2'	21:AA:1024:G:C8	2.39	0.57
21:AA:1099:G:C6	21:AA:1100:C:C4	2.92	0.57
21:AA:1394:A:O2'	21:AA:1395:C:P	2.62	0.57
24:BA:447:A:N1	24:BA:454:A:C8	2.72	0.57
24:BA:1050:A:H2'	24:BA:1051:G:O4'	2.05	0.57
24:BA:1064:C:H5'	32:BI:88:GLY:HA3	1.87	0.57
24:BA:1847:A:H2'	24:BA:1848:A:C8	2.39	0.57
24:BA:2297:A:C5	24:BA:2320:U:C2	2.92	0.57
24:BA:2450:A:O2'	24:BA:2451:A:H5'	2.03	0.57
24:BA:2505:G:O2'	24:BA:2506:U:H5''	2.04	0.57
24:BA:2557:G:H2'	24:BA:2558:C:C6	2.39	0.57

*Continued on next page...*



*Continued from previous page...*

Atom-1	Atom-2	Interatomic distance (Å)	Clash overlap (Å)
26:BC:103:ILE:O	26:BC:104:LEU:O	2.23	0.57
33:BJ:56:VAL:CG1	33:BJ:57:LEU:N	2.67	0.57
36:BM:78:LEU:O	36:BM:80:VAL:N	2.37	0.57
39:BP:37:LYS:HG2	39:BP:37:LYS:O	2.03	0.57
4:CE:25:LYS:HB2	4:CE:25:LYS:NZ	2.20	0.57
5:CF:68:GLN:HG2	5:CF:69:GLU:H	1.68	0.57
9:CJ:80:THR:C	9:CJ:84:VAL:HG22	2.25	0.57
16:CQ:27:PHE:CE1	16:CQ:36:PHE:HB3	2.39	0.57
55:CA:60:A:H62	55:CA:110:C:N4	2.02	0.57
55:CA:428:G:H1'	55:CA:430:A:C8	2.40	0.57
55:CA:731:G:H5'	55:CA:766:A:H4'	1.86	0.57
55:CA:1054:C:HO2'	55:CA:1055:A:H5''	1.67	0.57
24:DA:224:U:H5	24:DA:420:C:H4'	1.68	0.57
24:DA:740:C:C5'	24:DA:1784:A:H3'	2.23	0.57
24:DA:931:U:H5''	24:DA:932:U:OP2	2.04	0.57
24:DA:2038:G:H2'	24:DA:2039:U:O4'	2.02	0.57
24:DA:2179:C:H5'	24:DA:2179:C:H6	1.70	0.57
24:DA:2440:C:H2'	24:DA:2441:U:O4'	2.04	0.57
24:DA:2461:A:N1	24:DA:2490:G:N2	2.52	0.57
56:DB:35:C:H2'	56:DB:36:C:H4'	1.86	0.57
56:DB:76:G:OP1	45:DV:12:GLN:HA	2.05	0.57
26:DC:33:LEU:O	26:DC:34:GLU:HB3	2.04	0.57
39:DP:63:ILE:HA	39:DP:68:GLY:CA	2.31	0.57
39:DP:88:ARG:HH11	39:DP:112:ARG:NH2	2.02	0.57
40:DQ:57:ARG:C	40:DQ:59:LEU:H	2.07	0.57
44:DU:32:LYS:HE2	44:DU:65:GLN:OE1	2.04	0.57
47:DX:26:ARG:NH1	47:DX:28:PHE:CD2	2.72	0.57
48:DY:60:LYS:HG2	48:DY:60:LYS:O	2.05	0.57
51:D1:25:ASN:HB3	51:D1:28:THR:OG1	2.04	0.57
2:AC:15:LYS:HD2	2:AC:16:PRO:HD2	1.86	0.57
11:AL:98:ARG:HD2	11:AL:103:CYS:SG	2.43	0.57
21:AA:182:A:N3	21:AA:184:G:C8	2.73	0.57
21:AA:903:G:C5	21:AA:904:U:C4	2.92	0.57
21:AA:903:G:C5	21:AA:904:U:C5	2.93	0.57
22:AX:34:G:H8	22:AX:34:G:OP1	1.88	0.57
24:BA:31:C:O3'	24:BA:1238:G:C5'	2.52	0.57
24:BA:126:A:O2'	24:BA:127:A:H5'	2.05	0.57
24:BA:475:C:N3	24:BA:481:G:C6	2.72	0.57
24:BA:514:A:H2'	24:BA:515:A:C8	2.39	0.57
24:BA:1165:A:C2	24:BA:1185:G:C2	2.92	0.57
24:BA:1579:A:H2'	24:BA:1580:A:C8	2.40	0.57

*Continued on next page...*

*Continued from previous page...*

Atom-1	Atom-2	Interatomic distance (Å)	Clash overlap (Å)
24:BA:1782:U:C4	24:BA:2587:A:C2	2.92	0.57
24:BA:2049:G:N2	24:BA:2620:C:C2	2.73	0.57
28:BE:72:SER:C	28:BE:74:LYS:H	2.08	0.57
31:BH:8:LYS:O	31:BH:13:GLY:HA3	2.03	0.57
32:BI:109:ALA:HB2	32:BI:128:ILE:HG13	1.85	0.57
37:BN:67:PHE:O	37:BN:71:ARG:HA	2.05	0.57
46:BW:39:GLN:NE2	46:BW:43:LYS:N	2.49	0.57
1:CB:27:LYS:N	1:CB:28:PRO:CD	2.68	0.57
2:CC:113:LYS:HG3	2:CC:184:ASN:ND2	2.19	0.57
3:CD:104:MET:HG2	3:CD:104:MET:O	2.04	0.57
6:CG:102:TRP:O	6:CG:105:GLU:HB2	2.04	0.57
7:CH:115:ALA:HA	7:CH:120:LEU:HD12	1.85	0.57
8:CI:49:GLN:HA	8:CI:52:GLU:HG2	1.85	0.57
55:CA:587:G:C2	55:CA:755:G:C5	2.92	0.57
55:CA:724:G:O2'	55:CA:725:G:H5'	2.04	0.57
55:CA:1228:C:O2'	55:CA:1229:A:C5'	2.52	0.57
55:CA:1376:U:C2	55:CA:1377:A:N7	2.73	0.57
55:CA:1387:G:C4	55:CA:1388:C:C5	2.92	0.57
24:DA:100:U:O2'	24:DA:101:A:O5'	2.21	0.57
24:DA:379:G:C6	24:DA:380:G:C5	2.92	0.57
24:DA:534:U:H2'	24:DA:535:G:H8	1.68	0.57
24:DA:673:C:H5'	28:DE:76:PRO:HD2	1.87	0.57
24:DA:849:A:H2'	24:DA:850:U:C6	2.40	0.57
24:DA:1087:G:H1'	24:DA:1089:A:H1'	1.87	0.57
24:DA:1341:G:H3'	24:DA:1397:U:O2	2.05	0.57
24:DA:1387:A:H2'	24:DA:1388:G:H8	1.70	0.57
24:DA:1586:A:H3'	24:DA:1586:A:OP2	2.04	0.57
24:DA:2097:A:H2'	24:DA:2098:U:C6	2.39	0.57
24:DA:2135:A:H8	24:DA:2135:A:OP2	1.88	0.57
24:DA:2336:A:N7	46:DW:40:ARG:CZ	2.67	0.57
56:DB:17:C:O2'	56:DB:18:G:O4'	2.22	0.57
56:DB:43:C:H2'	56:DB:45:A:N7	2.20	0.57
26:DC:220:ARG:O	26:DC:223:ALA:HB3	2.04	0.57
30:DG:19:ASN:N	30:DG:19:ASN:HD22	2.02	0.57
31:DH:1:MET:HB3	31:DH:21:VAL:O	2.04	0.57
31:DH:2:GLN:O	31:DH:3:VAL:O	2.23	0.57
32:DI:50:LYS:HA	32:DI:50:LYS:HE2	1.85	0.57
32:DI:98:GLY:HA3	32:DI:137:LEU:HA	1.86	0.57
1:AB:24:PRO:HG3	21:AA:830:G:C5'	2.29	0.57
9:AJ:28:THR:HG22	9:AJ:28:THR:O	2.04	0.57
21:AA:428:G:C4	21:AA:430:A:C6	2.93	0.57

*Continued on next page...*

*Continued from previous page...*

Atom-1	Atom-2	Interatomic distance (Å)	Clash overlap (Å)
21:AA:695:A:H2'	21:AA:696:A:C8	2.39	0.57
21:AA:744:C:H2'	21:AA:745:G:H8	1.69	0.57
21:AA:1065:U:H5''	21:AA:1190:G:N2	2.19	0.57
24:BA:1050:A:C2	24:BA:2751:G:C4	2.93	0.57
24:BA:1490:A:C8	26:BC:73:ILE:HD13	2.39	0.57
24:BA:1917:U:H2'	24:BA:1918:A:O4'	2.05	0.57
30:BG:163:TYR:O	30:BG:164:ALA:HB2	2.04	0.57
43:BT:44:LYS:O	43:BT:48:GLN:HG2	2.05	0.57
48:BY:32:ALA:HB2	48:BY:37:LEU:HD12	1.85	0.57
51:B1:8:ILE:CG2	51:B1:9:LYS:N	2.68	0.57
6:CG:19:SER:O	6:CG:23:ALA:HB2	2.05	0.57
8:CI:40:ARG:H	8:CI:44:ARG:HD3	1.69	0.57
55:CA:52:C:N4	55:CA:360:G:N2	2.53	0.57
55:CA:79:G:N1	55:CA:80:A:N6	2.53	0.57
55:CA:551:U:C4	55:CA:552:U:C4	2.93	0.57
55:CA:695:A:H2'	55:CA:696:A:C8	2.39	0.57
55:CA:818:G:C3'	55:CA:819:A:H5''	2.35	0.57
55:CA:1065:U:O4	55:CA:1189:U:C2	2.58	0.57
55:CA:1333:A:N6	55:CA:1334:G:C2	2.73	0.57
24:DA:59:U:O2'	24:DA:73:A:H2'	2.03	0.57
24:DA:442:G:O6	24:DA:444:C:N4	2.37	0.57
24:DA:682:G:O2'	24:DA:683:U:H5'	2.04	0.57
24:DA:972:A:C6	24:DA:973:A:C6	2.93	0.57
24:DA:1207:C:H2'	24:DA:1208:C:C6	2.40	0.57
24:DA:1974:C:C2	24:DA:1975:G:C8	2.92	0.57
24:DA:2136:G:H2'	24:DA:2137:U:C6	2.38	0.57
24:DA:2149:U:H2'	24:DA:2150:C:H6	1.69	0.57
24:DA:2543:G:N1	24:DA:2765:A:C8	2.72	0.57
24:DA:2886:A:N7	50:D0:39:ARG:NE	2.53	0.57
26:DC:66:PHE:HB3	26:DC:150:GLY:O	2.05	0.57
27:DD:29:VAL:HB	27:DD:98:VAL:HG12	1.85	0.57
33:DJ:13:ARG:HG2	33:DJ:51:GLY:O	2.05	0.57
1:AB:206:ILE:HD13	1:AB:206:ILE:H	1.69	0.57
10:AK:60:PHE:O	10:AK:64:VAL:HG12	2.04	0.57
15:AP:1:MET:HB2	21:AA:135:C:N3	2.19	0.57
20:AU:24:LYS:NZ	20:AU:25:ALA:HB2	2.19	0.57
21:AA:142:G:C5	21:AA:143:A:C8	2.93	0.57
21:AA:229:U:H2'	21:AA:230:G:O4'	2.05	0.57
21:AA:252:U:H6	21:AA:252:U:H5''	1.69	0.57
24:BA:587:C:H2'	35:BL:19:LEU:HD22	1.86	0.57
24:BA:704:G:H1'	24:BA:727:A:H61	1.68	0.57

*Continued on next page...*

*Continued from previous page...*

Atom-1	Atom-2	Interatomic distance (Å)	Clash overlap (Å)
24:BA:1063:G:C6	24:BA:1064:C:N3	2.72	0.57
24:BA:2383:G:C5	24:BA:2384:U:C5	2.93	0.57
24:BA:2592:G:C6	24:BA:2593:U:C4	2.93	0.57
24:BA:2721:A:H2'	24:BA:2722:G:O4'	2.04	0.57
29:BF:84:ILE:O	29:BF:84:ILE:HG13	2.05	0.57
32:BI:24:GLY:O	32:BI:27:LEU:HG	2.05	0.57
36:BM:54:THR:O	36:BM:57:VAL:HG22	2.05	0.57
41:BR:90:ARG:O	41:BR:91:GLN:HB3	2.04	0.57
42:BS:71:VAL:HG22	42:BS:71:VAL:O	2.03	0.57
46:BW:17:ALA:O	46:BW:18:LYS:HB3	2.04	0.57
50:B0:16:ARG:HG2	50:B0:19:ASP:OD1	2.03	0.57
54:B4:9:LYS:H	54:B4:9:LYS:HD3	1.70	0.57
3:CD:148:ALA:O	3:CD:151:GLN:HB2	2.04	0.57
5:CF:64:VAL:HG23	5:CF:66:ALA:H	1.70	0.57
12:CM:32:ILE:HD13	12:CM:32:ILE:O	2.05	0.57
12:CM:94:LEU:HD21	55:CA:1226:C:H5''	1.85	0.57
55:CA:160:A:H2'	55:CA:161:A:O4'	2.03	0.57
55:CA:794:A:H2'	55:CA:795:C:H6	1.69	0.57
24:DA:277:G:H2'	24:DA:361:G:O6	2.04	0.57
24:DA:447:A:H5'	24:DA:449:A:C5	2.39	0.57
24:DA:468:G:H4'	28:DE:57:LYS:CG	2.34	0.57
24:DA:593:U:H2'	24:DA:594:U:C6	2.40	0.57
24:DA:862:G:H2'	24:DA:863:A:O4'	2.04	0.57
24:DA:874:G:H5'	24:DA:875:G:OP2	2.03	0.57
24:DA:976:G:H5'	24:DA:1156:A:N6	2.18	0.57
24:DA:1022:G:H22	24:DA:1142:A:H2	1.51	0.57
24:DA:1696:G:H2'	24:DA:1697:G:C8	2.40	0.57
24:DA:1731:G:N3	24:DA:1733:G:C8	2.73	0.57
24:DA:1820:U:H3	26:DC:197:ALA:HA	1.70	0.57
24:DA:2193:G:H2'	24:DA:2194:U:H6	1.70	0.57
24:DA:2420:C:OP1	53:D3:33:THR:HB	2.04	0.57
26:DC:93:VAL:CG1	26:DC:101:ARG:H	2.18	0.57
33:DJ:35:ARG:NH1	33:DJ:140:LEU:HD11	2.20	0.57
37:DN:7:GLY:O	37:DN:8:ARG:HB2	2.05	0.57
42:DS:55:ILE:HG23	42:DS:66:ILE:HG21	1.85	0.57
43:DT:39:THR:HG21	43:DT:42:GLU:CB	2.25	0.57
49:DZ:32:GLY:C	49:DZ:34:THR:H	2.08	0.57
2:AC:35:ASP:O	2:AC:38:VAL:HG22	2.05	0.57
6:AG:108:ARG:HH21	6:AG:118:ARG:HH22	1.53	0.57
6:AG:147:ASN:O	6:AG:150:PHE:HD1	1.88	0.57
7:AH:1:SER:HB2	21:AA:877:G:N2	2.19	0.57

*Continued on next page...*

*Continued from previous page...*

Atom-1	Atom-2	Interatomic distance (Å)	Clash overlap (Å)
9:AJ:59:LYS:HE3	21:AA:972:C:O5'	2.05	0.57
11:AL:89:LEU:HB2	11:AL:92:VAL:HG23	1.85	0.57
14:AO:9:LYS:O	14:AO:13:GLU:HG3	2.05	0.57
21:AA:22:G:H4'	21:AA:885:G:C8	2.40	0.57
21:AA:130:A:C5	21:AA:264:C:H1'	2.40	0.57
21:AA:1342:C:H2'	21:AA:1343:G:H8	1.67	0.57
24:BA:541:A:H2'	24:BA:542:C:O4'	2.04	0.57
24:BA:1936:A:H2	24:BA:1943:U:C4	2.22	0.57
24:BA:1946:U:H2'	24:BA:1947:C:C6	2.40	0.57
24:BA:2383:G:C5	24:BA:2384:U:H5	2.22	0.57
24:BA:2492:U:HO2'	24:BA:2493:U:H5'	1.69	0.57
24:BA:2854:G:H2'	24:BA:2855:C:H6	1.68	0.57
26:BC:34:GLU:OE1	26:BC:63:ILE:HD11	2.04	0.57
52:B2:21:ARG:HG2	52:B2:31:LEU:HG	1.85	0.57
3:CD:34:GLU:O	3:CD:36:ALA:N	2.37	0.57
7:CH:97:GLY:C	7:CH:98:LEU:HD12	2.25	0.57
17:CR:58:ILE:HG22	17:CR:62:ARG:HE	1.69	0.57
55:CA:407:U:H2'	55:CA:408:A:C8	2.39	0.57
55:CA:512:U:O2'	55:CA:513:C:C5'	2.48	0.57
55:CA:960:U:O4	55:CA:1225:A:H1'	2.04	0.57
55:CA:982:U:H1'	55:CA:983:A:C5	2.40	0.57
55:CA:1181:G:O2'	55:CA:1182:G:O4'	2.21	0.57
55:CA:1394:A:N6	55:CA:1501:C:H5'	2.18	0.57
24:DA:23:G:H2'	24:DA:24:G:C8	2.39	0.57
24:DA:164:C:O2'	24:DA:165:A:H5'	2.04	0.57
24:DA:167:A:H2'	24:DA:168:G:O4'	2.04	0.57
24:DA:489:G:H4'	24:DA:490:C:OP1	2.04	0.57
24:DA:745:G:C2	24:DA:753:A:N6	2.73	0.57
24:DA:807:U:H4'	24:DA:2445:G:O3'	2.04	0.57
24:DA:1066:U:H3	24:DA:1069:A:P	2.28	0.57
24:DA:2214:C:O2'	24:DA:2215:C:C5'	2.52	0.57
27:DD:36:GLN:HG3	27:DD:38:LYS:HZ1	1.70	0.57
30:DG:84:LYS:HB3	30:DG:132:LEU:O	2.03	0.57
30:DG:84:LYS:O	30:DG:85:LYS:HB3	2.04	0.57
44:DU:58:VAL:HG13	44:DU:60:LYS:HG2	1.85	0.57
3:AD:117:VAL:CA	3:AD:122:ILE:HD11	2.34	0.57
7:AH:10:LEU:HB3	7:AH:74:ILE:CG1	2.34	0.57
9:AJ:44:THR:OG1	21:AA:1151:A:H5''	2.05	0.57
11:AL:119:LYS:HB3	21:AA:37:U:OP1	2.04	0.57
12:AM:86:ARG:HH22	12:AM:97:ARG:HA	1.69	0.57
14:AO:42:PHE:O	14:AO:46:LYS:HG2	2.04	0.57

*Continued on next page...*

*Continued from previous page...*

Atom-1	Atom-2	Interatomic distance (Å)	Clash overlap (Å)
16:AQ:12:VAL:CG1	16:AQ:13:SER:H	2.17	0.57
19:AT:29:THR:HA	19:AT:32:LYS:HG3	1.86	0.57
21:AA:57:G:C6	21:AA:58:C:C4	2.93	0.57
21:AA:335:C:H2'	21:AA:336:A:H8	1.69	0.57
21:AA:607:A:H2'	21:AA:608:A:C8	2.40	0.57
21:AA:725:G:H2'	21:AA:726:C:C6	2.40	0.57
21:AA:926:G:C5	21:AA:1505:G:O6	2.58	0.57
21:AA:1201:A:O2'	21:AA:1202:U:OP2	2.22	0.57
21:AA:1211:U:H1'	21:AA:1213:A:C2	2.40	0.57
24:BA:435:C:O2'	24:BA:436:C:H5'	2.05	0.57
24:BA:657:U:H2'	24:BA:658:U:C6	2.40	0.57
24:BA:1669:A:O3'	24:BA:2549:G:H5'	2.05	0.57
24:BA:2307:G:N2	24:BA:2311:A:C8	2.72	0.57
24:BA:2531:A:P	30:BG:174:LYS:HG3	2.44	0.57
24:BA:2564:A:OP1	24:BA:2648:G:H4'	2.05	0.57
26:BC:158:GLY:H	26:BC:194:VAL:HG13	1.69	0.57
27:BD:107:VAL:HG21	27:BD:177:VAL:CG1	2.35	0.57
43:BT:43:ILE:HD11	43:BT:58:VAL:HG21	1.87	0.57
49:BZ:36:GLU:C	49:BZ:37:ARG:HD2	2.24	0.57
1:CB:116:LEU:HD13	1:CB:140:LEU:HB2	1.87	0.57
2:CC:134:LYS:HG2	2:CC:138:GLN:HE22	1.70	0.57
4:CE:24:VAL:HG23	4:CE:25:LYS:N	2.18	0.57
6:CG:134:VAL:O	6:CG:138:GLU:HB2	2.04	0.57
9:CJ:25:ILE:HG22	9:CJ:25:ILE:O	2.05	0.57
10:CK:15:VAL:HG12	10:CK:17:ASP:H	1.69	0.57
14:CO:7:THR:O	14:CO:11:VAL:HG23	2.05	0.57
17:CR:59:LYS:HA	17:CR:62:ARG:HD2	1.87	0.57
55:CA:724:G:H2'	55:CA:725:G:C8	2.32	0.57
24:DA:324:A:H61	24:DA:338:G:C2'	2.18	0.57
24:DA:1651:G:C6	24:DA:1652:A:C6	2.93	0.57
24:DA:1773:A:H2'	24:DA:1774:C:O4'	2.04	0.57
24:DA:2825:G:H3'	24:DA:2826:A:C8	2.31	0.57
28:DE:62:GLN:O	28:DE:65:THR:HG22	2.05	0.57
29:DF:43:ILE:HG12	29:DF:77:LYS:HD3	1.87	0.57
35:DL:63:LYS:HB3	53:D3:12:ARG:HD2	1.85	0.57
36:DM:42:THR:HB	36:DM:45:GLN:HG3	1.85	0.57
38:DO:30:ARG:HH12	38:DO:102:ARG:HB2	1.70	0.57
43:DT:62:VAL:HG12	43:DT:63:VAL:N	2.20	0.57
4:AE:156:ARG:CG	7:AH:63:LYS:HZ1	2.10	0.57
10:AK:28:ASN:ND2	10:AK:46:ALA:HB3	2.20	0.57
12:AM:10:ASP:CG	12:AM:11:HIS:H	2.08	0.57

*Continued on next page...*

*Continued from previous page...*

Atom-1	Atom-2	Interatomic distance (Å)	Clash overlap (Å)
16:AQ:20:ILE:H	16:AQ:47:ASP:CG	2.08	0.57
21:AA:116:A:O2'	21:AA:117:G:C5'	2.52	0.57
21:AA:486:U:C2'	21:AA:487:A:H8	2.17	0.57
21:AA:1256:A:H1'	21:AA:1258:G:N7	2.20	0.57
21:AA:1297:G:H5''	21:AA:1298:U:OP1	2.05	0.57
21:AA:1347:G:N2	21:AA:1373:G:H2'	2.20	0.57
24:BA:17:G:H2'	24:BA:18:U:C6	2.39	0.57
24:BA:84:A:H5''	44:BU:5:ARG:HH21	1.70	0.57
24:BA:1253:A:C5	59:BA:3337:HOH:O	2.58	0.57
24:BA:1328:A:H2'	24:BA:1330:C:C4	2.39	0.57
24:BA:1496:A:H2'	24:BA:1498:C:H41	1.70	0.57
24:BA:2860:A:C3'	24:BA:2860:A:C8	2.88	0.57
25:BB:53:A:C2	25:BB:54:G:C8	2.93	0.57
30:BG:97:VAL:HG12	30:BG:97:VAL:O	2.04	0.57
33:BJ:30:THR:HG22	33:BJ:31:GLU:H	1.69	0.57
43:BT:29:THR:HA	43:BT:86:THR:HA	1.86	0.57
1:CB:9:LEU:HG	1:CB:10:LYS:N	2.18	0.57
1:CB:94:ARG:HD2	55:CA:1100:C:OP1	2.05	0.57
1:CB:122:ASP:HB3	1:CB:124:THR:HG22	1.87	0.57
6:CG:148:LYS:HB2	6:CG:148:LYS:HZ2	1.68	0.57
10:CK:127:ARG:NH2	55:CA:795:C:H5''	2.20	0.57
19:CT:61:ALA:HA	19:CT:67:HIS:HA	1.87	0.57
55:CA:269:C:H2'	55:CA:270:A:C8	2.39	0.57
55:CA:1268:G:H21	55:CA:1327:C:H1'	1.70	0.57
24:DA:91:A:H1'	24:DA:92:U:C6	2.39	0.57
24:DA:460:A:OP2	52:D2:41:ARG:NH1	2.33	0.57
24:DA:592:A:H2'	24:DA:593:U:C6	2.40	0.57
24:DA:921:C:C2'	24:DA:922:C:H5'	2.34	0.57
24:DA:935:C:H2'	24:DA:936:A:C8	2.40	0.57
24:DA:1986:C:H5''	59:DA:3444:HOH:O	2.05	0.57
24:DA:2798:U:H5'	24:DA:2800:A:N7	2.20	0.57
56:DB:11:C:H2'	56:DB:15:A:N6	2.20	0.57
29:DF:8:LYS:HB2	29:DF:8:LYS:NZ	2.20	0.57
31:DH:109:GLU:HA	31:DH:109:GLU:OE2	2.05	0.57
33:DJ:38:GLY:O	33:DJ:43:GLU:HB2	2.05	0.57
35:DL:123:ARG:HA	35:DL:143:GLU:HB3	1.87	0.57
43:DT:4:GLU:HG3	43:DT:6:ARG:HH21	1.68	0.57
46:DW:33:GLY:O	46:DW:34:SER:HB2	2.05	0.57
47:DX:39:VAL:O	47:DX:40:GLU:HB2	2.05	0.57
48:DY:4:LYS:HD3	48:DY:4:LYS:H	1.69	0.57
6:AG:14:ASP:HB3	6:AG:18:GLY:N	2.11	0.56

*Continued on next page...*

*Continued from previous page...*

Atom-1	Atom-2	Interatomic distance (Å)	Clash overlap (Å)
7:AH:87:ARG:HB3	21:AA:600:A:OP1	2.05	0.56
12:AM:28:ARG:HB3	12:AM:28:ARG:HH11	1.69	0.56
13:AN:44:VAL:HG23	13:AN:45:LEU:N	2.16	0.56
16:AQ:45:VAL:HG13	16:AQ:72:TRP:O	2.05	0.56
21:AA:266:G:O2'	21:AA:267:C:H3'	2.05	0.56
21:AA:880:C:O2'	21:AA:881:G:H5'	2.05	0.56
21:AA:1262:C:H2'	21:AA:1263:C:O4'	2.05	0.56
24:BA:84:A:N1	24:BA:103:A:C6	2.72	0.56
24:BA:593:U:H2'	24:BA:594:U:C6	2.40	0.56
24:BA:728:G:HO2'	24:BA:730:A:H8	1.50	0.56
24:BA:974:G:C2	24:BA:1186:G:N1	2.73	0.56
24:BA:1076:C:H2'	24:BA:1077:A:C8	2.40	0.56
24:BA:1612:C:H4'	52:B2:5:PHE:O	2.05	0.56
24:BA:2061:G:H5''	24:BA:2503:A:C2	2.40	0.56
24:BA:2063:C:H6	24:BA:2063:C:C5'	2.18	0.56
24:BA:2636:C:O2'	27:BD:45:TYR:OH	2.21	0.56
41:BR:38:VAL:HG23	41:BR:40:MET:H	1.69	0.56
44:BU:85:ARG:NH1	44:BU:91:LYS:HA	2.20	0.56
3:CD:32:LYS:HB3	3:CD:35:GLN:OE1	2.05	0.56
7:CH:17:GLN:HE21	7:CH:71:VAL:HG23	1.70	0.56
11:CL:109:ARG:NH2	11:CL:116:TYR:HE2	2.03	0.56
12:CM:64:VAL:HG12	12:CM:65:GLU:HG3	1.87	0.56
55:CA:769:G:H4'	55:CA:1513:A:H4'	1.87	0.56
55:CA:979:C:H1'	55:CA:1317:C:H41	1.69	0.56
55:CA:1242:G:H4'	55:CA:1304:G:OP1	2.05	0.56
24:DA:357:C:H2'	24:DA:358:U:O4'	2.05	0.56
24:DA:782:A:C2	26:DC:224:MET:SD	2.98	0.56
24:DA:792:A:H1'	24:DA:2072:C:O2'	2.04	0.56
24:DA:1088:A:H4'	24:DA:1089:A:C8	2.40	0.56
24:DA:1682:G:C8	24:DA:1757:A:C2	2.92	0.56
24:DA:1845:G:C6	24:DA:1896:G:C6	2.93	0.56
24:DA:1965:C:H5''	24:DA:1965:C:H6	1.70	0.56
24:DA:2447:G:O6	24:DA:2504:U:O4	2.22	0.56
24:DA:2597:G:H2'	24:DA:2598:A:C8	2.39	0.56
24:DA:2822:G:H2'	24:DA:2823:A:H5''	1.87	0.56
27:DD:33:ARG:HD2	27:DD:33:ARG:H	1.70	0.56
29:DF:58:ALA:HB1	29:DF:139:GLU:HG2	1.87	0.56
32:DI:28:GLY:O	32:DI:30:GLN:HG3	2.05	0.56
35:DL:79:LEU:CA	35:DL:82:LEU:HD11	2.31	0.56
36:DM:26:VAL:HG21	36:DM:132:THR:O	2.05	0.56
37:DN:19:ALA:HA	37:DN:22:ARG:HB3	1.86	0.56

*Continued on next page...*



*Continued from previous page...*

Atom-1	Atom-2	Interatomic distance (Å)	Clash overlap (Å)
39:DP:1:SER:HB3	39:DP:4:ILE:HB	1.87	0.56
43:DT:19:LYS:HE2	43:DT:23:ALA:HB3	1.86	0.56
1:AB:160:LEU:HB3	1:AB:182:VAL:HG13	1.86	0.56
6:AG:68:VAL:HG12	6:AG:102:TRP:HE3	1.69	0.56
10:AK:18:GLY:O	10:AK:81:LEU:HB2	2.05	0.56
15:AP:80:LYS:HB2	15:AP:80:LYS:NZ	2.21	0.56
18:AS:36:ARG:O	18:AS:69:LYS:HD2	2.05	0.56
21:AA:70:U:O2'	21:AA:71:A:C8	2.58	0.56
21:AA:577:G:N2	21:AA:578:C:C2	2.73	0.56
21:AA:580:C:H2'	21:AA:581:G:H8	1.65	0.56
21:AA:993:G:H2'	21:AA:995:C:H41	1.70	0.56
24:BA:163:C:O2'	24:BA:164:C:C5'	2.52	0.56
24:BA:532:A:C8	24:BA:2021:C:C5	2.93	0.56
24:BA:1022:G:O2'	24:BA:1023:U:OP2	2.23	0.56
24:BA:1435:G:N2	24:BA:1558:C:H41	2.03	0.56
24:BA:1463:C:H2'	24:BA:1464:G:O4'	2.05	0.56
24:BA:1916:A:H2'	24:BA:1917:U:O4'	2.04	0.56
24:BA:2792:A:C2	24:BA:2793:C:C2	2.93	0.56
25:BB:14:U:H3'	25:BB:15:A:H5''	1.87	0.56
26:BC:77:VAL:HA	26:BC:93:VAL:HA	1.87	0.56
30:BG:30:GLY:HA3	30:BG:78:VAL:HG12	1.87	0.56
31:BH:6:LEU:O	31:BH:15:LEU:HA	2.04	0.56
33:BJ:55:ILE:HD12	33:BJ:56:VAL:O	2.05	0.56
34:BK:78:ARG:NH1	39:BP:70:GLU:OE2	2.38	0.56
38:BO:75:GLY:HA2	38:BO:106:LEU:CD1	2.34	0.56
6:CG:20:GLU:O	6:CG:23:ALA:HB3	2.05	0.56
19:CT:67:HIS:ND1	19:CT:68:LYS:N	2.52	0.56
20:CU:33:ARG:NH1	20:CU:34:ARG:HD3	2.20	0.56
20:CU:53:LYS:HB2	20:CU:53:LYS:NZ	2.20	0.56
55:CA:54:C:N4	55:CA:352:C:H2'	2.20	0.56
55:CA:157:U:O2'	55:CA:158:G:H5'	2.05	0.56
55:CA:536:C:H2'	55:CA:537:G:H8	1.69	0.56
55:CA:926:G:H22	23:CW:1:U:P	2.28	0.56
24:DA:112:U:H5'	48:DY:58:ASN:HD21	1.70	0.56
24:DA:226:A:C2	24:DA:230:G:O6	2.58	0.56
24:DA:390:U:O2'	24:DA:391:A:H8	1.88	0.56
24:DA:600:G:H5'	28:DE:27:LEU:HD13	1.87	0.56
24:DA:790:U:H3	24:DA:795:C:H5'	1.70	0.56
24:DA:903:C:H2'	24:DA:904:G:C8	2.40	0.56
24:DA:1237:A:O2'	24:DA:1238:G:H4'	2.03	0.56
24:DA:1331:G:O2'	24:DA:1332:G:C5'	2.53	0.56

*Continued on next page...*

*Continued from previous page...*

Atom-1	Atom-2	Interatomic distance (Å)	Clash overlap (Å)
24:DA:1456:G:O2'	24:DA:1457:U:H5'	2.04	0.56
24:DA:1916:A:H8	24:DA:1916:A:H5''	1.69	0.56
24:DA:2287:A:C6	24:DA:2289:G:C5	2.93	0.56
24:DA:2287:A:C4	24:DA:2289:G:N7	2.74	0.56
26:DC:66:PHE:CZ	26:DC:155:ARG:NH1	2.74	0.56
27:DD:151:THR:HB	27:DD:152:PRO:HD3	1.86	0.56
29:DF:31:GLU:C	29:DF:95:MET:HE1	2.26	0.56
30:DG:44:HIS:HA	30:DG:49:LEU:HA	1.88	0.56
30:DG:62:ALA:O	30:DG:66:THR:HG23	2.05	0.56
38:DO:30:ARG:HH11	38:DO:30:ARG:CG	2.17	0.56
1:AB:51:GLU:HG2	1:AB:197:PHE:HE1	1.69	0.56
1:AB:80:LYS:HG3	1:AB:90:PHE:CE1	2.40	0.56
1:AB:209:VAL:O	1:AB:213:LEU:N	2.34	0.56
2:AC:100:ILE:O	2:AC:100:ILE:HG23	2.05	0.56
4:AE:82:HIS:O	4:AE:146:MET:HE2	2.05	0.56
4:AE:83:PRO:HD3	4:AE:97:PRO:HD3	1.86	0.56
4:AE:154:ALA:HB3	7:AH:65:PHE:CE1	2.40	0.56
5:AF:47:LEU:HG	5:AF:56:LYS:H	1.70	0.56
6:AG:143:MET:O	6:AG:146:ALA:HB3	2.06	0.56
8:AI:119:LYS:O	8:AI:120:ALA:HB3	2.05	0.56
10:AK:35:ASP:OD2	10:AK:39:ASN:HB2	2.05	0.56
11:AL:8:ARG:NH1	21:AA:880:C:OP1	2.35	0.56
11:AL:42:LYS:HB3	11:AL:43:LYS:NZ	2.20	0.56
20:AU:38:GLU:OE2	20:AU:41:THR:HG21	2.06	0.56
21:AA:214:C:H2'	21:AA:215:C:H6	1.70	0.56
21:AA:223:A:H2'	21:AA:224:U:C6	2.40	0.56
21:AA:346:G:OP1	39:BP:33:GLU:OE1	2.23	0.56
21:AA:734:G:C6	21:AA:735:C:C4	2.94	0.56
21:AA:821:G:H4'	59:AA:1740:HOH:O	2.05	0.56
21:AA:1130:A:C5	21:AA:1146:A:C6	2.94	0.56
21:AA:1425:U:O2'	21:AA:1426:G:H5'	2.05	0.56
24:BA:83:A:N6	24:BA:101:A:C4	2.74	0.56
24:BA:103:A:H2'	24:BA:104:A:H8	1.70	0.56
24:BA:300:A:N1	24:BA:333:G:O2'	2.38	0.56
24:BA:449:A:OP1	28:BE:80:SER:HA	2.05	0.56
24:BA:919:U:N3	24:BA:920:A:N7	2.54	0.56
24:BA:1179:G:N7	24:BA:1180:U:H1'	2.20	0.56
24:BA:1459:G:O2'	24:BA:1460:U:H5''	2.05	0.56
24:BA:1649:G:O2'	24:BA:1650:A:H5'	2.05	0.56
24:BA:2397:G:C2	24:BA:2420:C:O2	2.58	0.56
24:BA:2439:A:H4'	24:BA:2440:C:O5'	2.06	0.56

*Continued on next page...*

*Continued from previous page...*

Atom-1	Atom-2	Interatomic distance (Å)	Clash overlap (Å)
24:BA:2617:U:H2'	24:BA:2618:G:O4'	2.04	0.56
24:BA:2886:A:C2	24:BA:2887:A:H1'	2.41	0.56
25:BB:51:G:N2	25:BB:53:A:N6	2.53	0.56
26:BC:229:HIS:CG	26:BC:230:PRO:HD2	2.40	0.56
29:BF:107:VAL:HG13	29:BF:113:PHE:CZ	2.40	0.56
29:BF:142:TYR:HA	29:BF:145:VAL:HG13	1.87	0.56
30:BG:168:VAL:O	30:BG:168:VAL:HG23	2.05	0.56
32:BI:126:ARG:HA	32:BI:129:GLU:CG	2.36	0.56
39:BP:57:ALA:HB1	39:BP:73:PHE:O	2.05	0.56
39:BP:85:VAL:O	39:BP:86:LYS:HB2	2.04	0.56
41:BR:45:GLU:OE2	41:BR:45:GLU:HA	2.05	0.56
42:BS:70:LYS:N	42:BS:70:LYS:HD2	2.21	0.56
44:BU:85:ARG:HA	44:BU:91:LYS:O	2.05	0.56
45:BV:5:ASN:ND2	45:BV:5:ASN:H	2.01	0.56
46:BW:8:SER:O	46:BW:9:THR:CB	2.53	0.56
48:BY:7:ARG:H	48:BY:60:LYS:HZ1	1.53	0.56
54:B4:9:LYS:HD3	54:B4:9:LYS:N	2.20	0.56
1:CB:125:PHE:CD1	1:CB:137:THR:HG22	2.40	0.56
1:CB:161:PHE:CE2	1:CB:216:VAL:HG21	2.40	0.56
6:CG:2:ARG:NH1	55:CA:932:C:C5	2.74	0.56
6:CG:77:ARG:NH2	55:CA:1381:U:H3	2.03	0.56
10:CK:19:VAL:HB	10:CK:34:THR:HG23	1.86	0.56
11:CL:65:TYR:HB3	11:CL:95:HIS:CD2	2.40	0.56
11:CL:83:GLY:HA2	11:CL:94:TYR:CD1	2.40	0.56
12:CM:89:ARG:HB3	12:CM:94:LEU:O	2.05	0.56
13:CN:16:ALA:HB2	13:CN:59:GLN:HE22	1.70	0.56
14:CO:25:GLU:HA	14:CO:80:LEU:HD11	1.87	0.56
55:CA:193:C:H2'	55:CA:194:C:C6	2.40	0.56
55:CA:260:G:H2'	55:CA:261:U:H6	1.70	0.56
55:CA:374:A:OP1	55:CA:452:A:N1	2.39	0.56
55:CA:588:G:C2	55:CA:589:U:C2	2.93	0.56
55:CA:920:U:H2'	55:CA:921:U:H6	1.70	0.56
55:CA:965:U:H1'	55:CA:969:A:C5	2.40	0.56
55:CA:1202:U:H2'	55:CA:1203:C:C6	2.40	0.56
55:CA:1494:G:H8	55:CA:1494:G:OP2	1.89	0.56
24:DA:110:G:C4	24:DA:111:A:C8	2.93	0.56
24:DA:117:G:C6	24:DA:119:A:C6	2.93	0.56
24:DA:155:A:H2'	24:DA:156:A:H8	1.70	0.56
24:DA:223:A:C4	24:DA:408:G:H1'	2.40	0.56
24:DA:233:A:O2'	24:DA:234:U:O5'	2.23	0.56
24:DA:265:A:C5	24:DA:428:A:C8	2.93	0.56

*Continued on next page...*

*Continued from previous page...*

Atom-1	Atom-2	Interatomic distance (Å)	Clash overlap (Å)
24:DA:281:C:H2'	24:DA:282:A:H8	1.70	0.56
24:DA:329:G:O6	44:DU:16:LYS:HB2	2.05	0.56
24:DA:475:C:O5'	24:DA:475:C:H6	1.88	0.56
24:DA:606:U:OP1	28:DE:99:LYS:HD3	2.05	0.56
24:DA:621:A:H2'	24:DA:622:G:C8	2.40	0.56
24:DA:656:G:H2'	24:DA:657:U:C5	2.39	0.56
24:DA:1203:U:N3	24:DA:1204:A:N6	2.53	0.56
24:DA:1461:C:O2'	24:DA:1462:C:C6	2.53	0.56
24:DA:1526:C:H2'	24:DA:1527:G:O4'	2.06	0.56
24:DA:1650:A:H1'	37:DN:108:ALA:HB2	1.87	0.56
24:DA:1819:A:OP1	26:DC:154:ALA:HA	2.05	0.56
24:DA:2093:G:O2'	24:DA:2094:A:H5'	2.05	0.56
24:DA:2216:G:H2'	24:DA:2217:G:H8	1.70	0.56
24:DA:2602:A:OP1	24:DA:2602:A:H3'	2.06	0.56
56:DB:45:A:C2'	56:DB:46:A:H8	2.16	0.56
26:DC:196:ASN:OD1	26:DC:199:HIS:HB2	2.04	0.56
27:DD:112:THR:HG22	27:DD:113:SER:N	2.20	0.56
29:DF:5:ASP:C	29:DF:7:TYR:H	2.09	0.56
34:DK:45:GLU:O	34:DK:54:LYS:HE3	2.04	0.56
37:DN:55:ALA:HA	37:DN:80:PHE:CE1	2.40	0.56
37:DN:67:PHE:HE2	37:DN:73:ASN:HD21	1.52	0.56
38:DO:94:ARG:HD2	38:DO:97:PHE:O	2.05	0.56
42:DS:14:ALA:O	42:DS:18:ARG:HB2	2.05	0.56
45:DV:9:ARG:HH22	45:DV:17:SER:HB2	1.69	0.56
45:DV:27:PRO:O	45:DV:88:HIS:HA	2.04	0.56
1:AB:86:CYS:SG	1:AB:221:ARG:HB2	2.45	0.56
1:AB:187:ASP:CG	1:AB:188:THR:H	2.09	0.56
4:AE:10:LEU:HD23	4:AE:10:LEU:H	1.71	0.56
8:AI:18:VAL:HG22	8:AI:64:ILE:HD13	1.87	0.56
21:AA:71:A:N6	21:AA:99:C:H1'	2.13	0.56
21:AA:82:G:N2	21:AA:84:U:N3	2.50	0.56
21:AA:246:A:H4'	21:AA:247:G:OP1	2.05	0.56
21:AA:1502:A:O2'	21:AA:1503:A:OP1	2.23	0.56
24:BA:51:G:N2	24:BA:120:U:O2	2.37	0.56
24:BA:119:A:H4'	24:BA:120:U:O5'	2.05	0.56
24:BA:950:G:C5	24:BA:951:C:C5	2.93	0.56
24:BA:1731:G:H2'	24:BA:1732:C:H5''	1.88	0.56
26:BC:106:PRO:CA	26:BC:141:HIS:CE1	2.87	0.56
27:BD:4:LEU:HD13	27:BD:100:LEU:HD23	1.86	0.56
28:BE:31:VAL:HG21	28:BE:104:ALA:CB	2.35	0.56
29:BF:129:MET:HG3	29:BF:153:ILE:HD11	1.87	0.56

*Continued on next page...*

*Continued from previous page...*

Atom-1	Atom-2	Interatomic distance (Å)	Clash overlap (Å)
29:BF:148:VAL:O	29:BF:150:GLY:N	2.38	0.56
38:BO:54:VAL:O	38:BO:54:VAL:HG22	2.04	0.56
1:CB:114:LYS:HE3	1:CB:151:LYS:HB2	1.87	0.56
2:CC:31:ASN:O	2:CC:35:ASP:HB2	2.04	0.56
6:CG:142:ARG:O	6:CG:146:ALA:HB3	2.05	0.56
7:CH:24:VAL:HG22	7:CH:25:THR:H	1.70	0.56
7:CH:24:VAL:HG22	7:CH:25:THR:N	2.20	0.56
9:CJ:9:ARG:HH21	9:CJ:71:LEU:HD21	1.69	0.56
12:CM:94:LEU:HD22	55:CA:1226:C:OP2	2.06	0.56
15:CP:22:ALA:HA	15:CP:33:ILE:HG13	1.88	0.56
17:CR:37:LYS:HD2	20:CU:22:CYS:HB3	1.86	0.56
55:CA:536:C:H2'	55:CA:537:G:C8	2.40	0.56
55:CA:1092:A:C6	55:CA:1183:U:O2	2.59	0.56
22:CV:34:G:H2'	22:CV:35:A:C8	2.38	0.56
24:DA:250:G:C2'	24:DA:251:A:C8	2.87	0.56
24:DA:277:G:H4'	24:DA:278:A:C8	2.41	0.56
24:DA:538:A:H2'	24:DA:539:G:H8	1.68	0.56
24:DA:576:U:O2'	24:DA:577:G:H5'	2.05	0.56
24:DA:1265:A:H1'	24:DA:1267:U:C5	2.41	0.56
24:DA:1874:C:H2'	24:DA:1875:G:O4'	2.05	0.56
24:DA:2001:C:H1'	24:DA:2689:U:N3	2.20	0.56
24:DA:2226:C:O2'	24:DA:2227:A:H5'	2.05	0.56
24:DA:2823:A:C5	24:DA:2824:C:C5	2.93	0.56
27:DD:116:LYS:HD3	37:DN:1:MET:HE1	1.87	0.56
39:DP:67:GLU:CD	39:DP:68:GLY:H	2.09	0.56
44:DU:95:PHE:O	44:DU:97:SER:N	2.38	0.56
3:AD:131:ILE:HG22	21:AA:403:C:H5'	1.88	0.56
4:AE:134:ASN:OD1	21:AA:1078:U:H1'	2.06	0.56
5:AF:51:ILE:HG13	21:AA:674:G:OP1	2.06	0.56
6:AG:3:ARG:HG3	6:AG:4:ARG:N	2.14	0.56
21:AA:92:U:H2'	21:AA:93:U:O4'	2.06	0.56
21:AA:1206:G:C6	21:AA:1207:G:C5	2.93	0.56
24:BA:48:G:N2	24:BA:177:G:H21	2.03	0.56
24:BA:288:U:O2'	24:BA:289:G:H5'	2.05	0.56
24:BA:831:G:C6	24:BA:832:U:C4	2.93	0.56
24:BA:2635:A:O2'	27:BD:81:GLU:HG3	2.05	0.56
24:BA:2656:U:C5	24:BA:2664:G:N2	2.73	0.56
28:BE:105:LEU:O	28:BE:109:LEU:HB2	2.06	0.56
29:BF:47:LYS:HB3	29:BF:47:LYS:NZ	2.21	0.56
30:BG:82:PHE:CZ	30:BG:137:LYS:HB2	2.40	0.56
35:BL:95:LEU:HD11	35:BL:125:LEU:HD11	1.88	0.56

*Continued on next page...*

*Continued from previous page...*

Atom-1	Atom-2	Interatomic distance (Å)	Clash overlap (Å)
49:BZ:15:ARG:HG3	49:BZ:15:ARG:NH1	2.21	0.56
5:CF:14:GLN:HB3	5:CF:17:GLN:NE2	2.20	0.56
8:CI:59:LYS:HE3	8:CI:60:LEU:HG	1.86	0.56
17:CR:25:ILE:O	17:CR:29:LYS:HG2	2.06	0.56
55:CA:102:G:H2'	55:CA:103:U:C6	2.41	0.56
55:CA:316:C:O2'	55:CA:317:U:H5'	2.06	0.56
55:CA:549:C:H2'	55:CA:550:G:H8	1.71	0.56
55:CA:649:A:C2	55:CA:650:G:H1'	2.41	0.56
55:CA:692:U:H2'	55:CA:694:A:OP2	2.06	0.56
55:CA:709:U:H2'	55:CA:710:G:H8	1.71	0.56
55:CA:977:A:C8	55:CA:1223:C:C2	2.85	0.56
55:CA:1087:G:H2'	55:CA:1088:G:H8	1.71	0.56
55:CA:1151:A:H2'	55:CA:1152:A:H8	1.71	0.56
55:CA:1395:C:O5'	55:CA:1395:C:H6	1.88	0.56
24:DA:104:A:H2'	24:DA:105:C:C6	2.39	0.56
24:DA:133:U:H2'	24:DA:134:G:O4'	2.06	0.56
24:DA:732:C:H2'	24:DA:733:G:O4'	2.06	0.56
24:DA:996:A:H2'	24:DA:997:G:H8	1.69	0.56
24:DA:1136:G:HO2'	24:DA:1137:G:H8	1.52	0.56
24:DA:1351:C:H2'	24:DA:1352:U:O4'	2.04	0.56
24:DA:1840:G:H2'	24:DA:1841:U:H6	1.71	0.56
24:DA:2332:C:H4'	46:DW:40:ARG:CZ	2.35	0.56
24:DA:2540:C:C2	24:DA:2541:A:C8	2.94	0.56
24:DA:2547:A:C1'	24:DA:2566:A:C6	2.88	0.56
56:DB:42:C:O2	29:DF:89:THR:HB	2.06	0.56
35:DL:56:PRO:O	35:DL:60:ARG:HG3	2.06	0.56
36:DM:34:LYS:NZ	45:DV:82:TYR:HA	2.20	0.56
39:DP:25:VAL:HA	39:DP:85:VAL:HA	1.88	0.56
40:DQ:4:LYS:HG2	40:DQ:6:GLY:N	2.21	0.56
52:D2:22:MET:HG2	52:D2:22:MET:O	2.06	0.56
52:D2:35:ARG:HG3	52:D2:42:LEU:HD21	1.86	0.56
1:AB:71:THR:HG22	1:AB:72:LYS:N	2.18	0.56
1:AB:113:LEU:HD13	1:AB:143:LEU:CD2	2.36	0.56
4:AE:25:LYS:NZ	4:AE:25:LYS:CB	2.68	0.56
7:AH:88:LYS:HG3	7:AH:89:ASP:N	2.20	0.56
10:AK:95:THR:HG23	10:AK:96:ILE:HG23	1.88	0.56
11:AL:88:ASP:O	11:AL:90:PRO:HD3	2.06	0.56
12:AM:10:ASP:OD1	12:AM:44:ILE:HD13	2.06	0.56
21:AA:923:A:H2'	21:AA:924:C:C6	2.40	0.56
21:AA:1052:U:H5'	21:AA:1053:G:OP2	2.06	0.56
21:AA:1504:G:H5'	21:AA:1505:G:N2	2.20	0.56

*Continued on next page...*

*Continued from previous page...*

Atom-1	Atom-2	Interatomic distance (Å)	Clash overlap (Å)
24:BA:27:G:O2'	24:BA:28:A:P	2.64	0.56
24:BA:309:A:H4'	44:BU:15:GLY:HA2	1.87	0.56
24:BA:653:U:H3'	24:BA:654:A:H5'	1.86	0.56
24:BA:821:A:H5''	24:BA:822:G:O5'	2.04	0.56
24:BA:1243:C:H2'	24:BA:1244:A:O4'	2.06	0.56
24:BA:1509:A:O2'	24:BA:1510:G:OP2	2.23	0.56
24:BA:1989:G:H2'	24:BA:1990:C:H5'	1.87	0.56
29:BF:35:LEU:CD1	29:BF:88:VAL:HB	2.36	0.56
29:BF:46:LYS:HD2	29:BF:46:LYS:H	1.70	0.56
35:BL:95:LEU:HB3	35:BL:100:ILE:CD1	2.36	0.56
39:BP:112:ARG:C	39:BP:113:LEU:HD23	2.26	0.56
43:BT:2:ILE:HG13	43:BT:3:ARG:CZ	2.35	0.56
46:BW:18:LYS:HA	46:BW:36:ILE:HG12	1.87	0.56
51:B1:49:LYS:O	51:B1:50:GLU:HB3	2.05	0.56
3:CD:57:LYS:HA	3:CD:199:ILE:HG22	1.88	0.56
8:CI:122:ARG:NH1	55:CA:1343:G:H1'	2.21	0.56
55:CA:825:A:H2'	55:CA:826:C:H6	1.70	0.56
55:CA:872:A:C4	55:CA:874:G:N7	2.73	0.56
55:CA:1233:G:H2'	55:CA:1234:C:H6	1.70	0.56
55:CA:1366:C:H2'	55:CA:1367:C:C6	2.39	0.56
55:CA:1483:A:H8	55:CA:1483:A:O5'	1.89	0.56
55:CA:1507:A:C6	55:CA:1530:G:C6	2.94	0.56
24:DA:91:A:HO2'	24:DA:92:U:H6	1.48	0.56
24:DA:117:G:N1	24:DA:119:A:N6	2.53	0.56
24:DA:469:G:OP2	28:DE:55:SER:HB3	2.06	0.56
24:DA:476:G:O2'	24:DA:477:A:O5'	2.12	0.56
24:DA:822:G:O6	24:DA:943:A:H2	1.89	0.56
24:DA:1168:G:C6	24:DA:1182:G:C6	2.93	0.56
24:DA:2198:A:O2'	24:DA:2199:A:H8	1.87	0.56
24:DA:2287:A:C5	24:DA:2289:G:N7	2.74	0.56
24:DA:2394:C:H41	53:D3:30:HIS:CE1	2.24	0.56
24:DA:2543:G:C6	24:DA:2765:A:C4	2.94	0.56
26:DC:99:GLU:HG2	26:DC:100:ARG:N	2.21	0.56
28:DE:29:HIS:ND1	35:DL:6:LEU:HD22	2.20	0.56
29:DF:139:GLU:HB3	29:DF:142:TYR:HB3	1.87	0.56
45:DV:31:TYR:O	45:DV:31:TYR:HD1	1.89	0.56
51:D1:8:ILE:CD1	51:D1:52:LYS:HG3	2.36	0.56
4:AE:11:GLN:HG3	4:AE:11:GLN:O	2.05	0.56
4:AE:82:HIS:CE1	4:AE:146:MET:HG3	2.41	0.56
5:AF:40:GLU:O	5:AF:42:TRP:CD1	2.58	0.56
8:AI:21:LYS:HZ2	8:AI:23:GLY:HA3	1.70	0.56

*Continued on next page...*

*Continued from previous page...*

Atom-1	Atom-2	Interatomic distance (Å)	Clash overlap (Å)
8:AI:27:ILE:HD13	8:AI:34:LEU:HB2	1.86	0.56
8:AI:51:LEU:HB3	8:AI:56:MET:CG	2.36	0.56
11:AL:65:TYR:HE1	11:AL:67:GLY:HA2	1.69	0.56
16:AQ:16:MET:O	16:AQ:19:SER:N	2.37	0.56
21:AA:486:U:H6	21:AA:486:U:C5'	2.17	0.56
21:AA:687:A:C2	21:AA:704:A:C5	2.93	0.56
21:AA:720:C:N4	21:AA:721:G:C2	2.73	0.56
21:AA:1160:G:O6	21:AA:1181:G:C6	2.58	0.56
21:AA:1391:U:H2'	21:AA:1392:G:C8	2.41	0.56
24:BA:735:A:H3'	24:BA:736:C:C6	2.40	0.56
24:BA:994:C:O3'	24:BA:995:C:H3'	2.06	0.56
24:BA:1572:A:H2'	24:BA:1573:G:O4'	2.06	0.56
28:BE:48:THR:C	28:BE:50:ALA:H	2.08	0.56
28:BE:137:LYS:O	28:BE:141:MET:HG3	2.05	0.56
29:BF:142:TYR:O	29:BF:145:VAL:HG22	2.06	0.56
30:BG:84:LYS:HZ2	30:BG:133:LYS:HE3	1.70	0.56
31:BH:21:VAL:HG21	31:BH:25:TYR:CD2	2.41	0.56
33:BJ:77:HIS:HD2	33:BJ:79:GLY:H	1.51	0.56
36:BM:69:PRO:HA	36:BM:94:ALA:HB2	1.87	0.56
41:BR:27:ILE:HG13	41:BR:33:VAL:HG12	1.87	0.56
42:BS:18:ARG:HA	42:BS:21:ALA:HB3	1.88	0.56
44:BU:86:PHE:CE1	44:BU:101:THR:HG21	2.41	0.56
6:CG:143:MET:HA	6:CG:147:ASN:HB3	1.88	0.56
9:CJ:5:ARG:HG2	9:CJ:79:PRO:HG3	1.87	0.56
11:CL:22:ALA:HB3	11:CL:94:TYR:OH	2.06	0.56
55:CA:438:U:C5	55:CA:494:G:N7	2.74	0.56
55:CA:728:A:H2'	55:CA:729:A:C8	2.41	0.56
55:CA:1123:U:H2'	55:CA:1124:G:O4'	2.06	0.56
55:CA:1386:G:H2'	55:CA:1387:G:H8	1.71	0.56
24:DA:56:A:H2'	24:DA:57:C:C6	2.41	0.56
24:DA:258:G:H2'	24:DA:259:G:C8	2.40	0.56
24:DA:320:A:C5	28:DE:132:LYS:HB2	2.41	0.56
24:DA:356:G:H2'	24:DA:357:C:O4'	2.05	0.56
24:DA:443:A:H61	28:DE:36:ALA:HB1	1.70	0.56
24:DA:502:A:H5'	24:DA:503:A:OP2	2.06	0.56
24:DA:573:U:N3	24:DA:2030:A:H3'	2.21	0.56
24:DA:800:A:O2'	24:DA:801:G:H5''	2.06	0.56
24:DA:1203:U:N3	24:DA:1204:A:C6	2.73	0.56
24:DA:1290:C:HO2'	24:DA:1291:C:H6	1.51	0.56
24:DA:2028:U:H2'	24:DA:2029:G:C8	2.41	0.56
24:DA:2893:A:H5''	24:DA:2894:G:H5'	1.88	0.56

*Continued on next page...*



*Continued from previous page...*

Atom-1	Atom-2	Interatomic distance (Å)	Clash overlap (Å)
42:DS:66:ILE:HD13	42:DS:66:ILE:H	1.70	0.56
43:DT:45:ALA:HA	43:DT:48:GLN:CG	2.36	0.56
48:DY:57:LEU:HD13	48:DY:60:LYS:HE3	1.87	0.56
13:AN:30:ILE:HG23	13:AN:44:VAL:HG12	1.87	0.56
21:AA:366:A:O2'	21:AA:394:G:N2	2.39	0.56
21:AA:369:G:OP2	21:AA:388:G:N2	2.29	0.56
24:BA:35:G:HO2'	24:BA:36:G:P	2.28	0.56
24:BA:100:U:C2	24:BA:101:A:N6	2.73	0.56
24:BA:271:G:O2'	24:BA:272:A:C5'	2.53	0.56
24:BA:315:G:H2'	24:BA:316:C:C6	2.41	0.56
24:BA:358:U:H2'	24:BA:359:G:O4'	2.06	0.56
24:BA:623:C:H2'	24:BA:624:C:C6	2.40	0.56
24:BA:646:U:O4	24:BA:2368:C:H1'	2.06	0.56
24:BA:705:A:H62	24:BA:726:G:H1'	1.68	0.56
24:BA:706:A:H2'	24:BA:707:G:O4'	2.06	0.56
24:BA:864:G:C6	24:BA:865:C:N4	2.74	0.56
24:BA:947:A:H2'	24:BA:948:C:H6	1.70	0.56
24:BA:1021:A:N6	24:BA:1142:A:N6	2.54	0.56
24:BA:1419:A:N7	24:BA:1421:G:C6	2.74	0.56
24:BA:2067:G:H4'	24:BA:2068:U:OP2	2.05	0.56
24:BA:2516:A:C4	24:BA:2569:G:N2	2.73	0.56
24:BA:2816:G:C4	24:BA:2817:U:C5	2.93	0.56
26:BC:61:TYR:HD2	26:BC:85:ASN:ND2	2.04	0.56
26:BC:263:ASP:O	26:BC:264:LYS:C	2.44	0.56
29:BF:127:TYR:CE2	29:BF:129:MET:HG2	2.40	0.56
30:BG:59:ASP:O	30:BG:62:ALA:HB3	2.06	0.56
30:BG:59:ASP:HB2	30:BG:63:GLN:HG2	1.88	0.56
34:BK:121:GLU:OE2	39:BP:64:SER:OG	2.19	0.56
40:BQ:13:HIS:HD2	40:BQ:31:TYR:CE1	2.23	0.56
43:BT:12:ARG:O	43:BT:13:ALA:HB2	2.06	0.56
48:BY:17:GLU:HB2	48:BY:53:VAL:HG11	1.88	0.56
1:CB:160:LEU:O	1:CB:183:PHE:HD1	1.89	0.56
6:CG:3:ARG:HG2	55:CA:932:C:H5'	1.86	0.56
10:CK:15:VAL:O	10:CK:16:SER:HB2	2.05	0.56
55:CA:65:A:H4'	55:CA:66:A:O5'	2.06	0.56
55:CA:177:G:H2'	55:CA:178:C:H5'	1.88	0.56
55:CA:324:G:N2	55:CA:326:G:H3'	2.21	0.56
55:CA:652:U:H1'	55:CA:653:U:C5	2.40	0.56
55:CA:734:G:H2'	55:CA:735:C:C6	2.41	0.56
55:CA:764:C:H2'	55:CA:765:G:H5'	1.88	0.56
24:DA:322:A:H5''	28:DE:163:ASN:ND2	2.20	0.56

*Continued on next page...*

*Continued from previous page...*

Atom-1	Atom-2	Interatomic distance (Å)	Clash overlap (Å)
24:DA:673:C:C5'	28:DE:75:SER:HB2	2.35	0.56
24:DA:2080:A:C2	24:DA:2081:U:C2	2.94	0.56
24:DA:2592:G:C4	24:DA:2593:U:C5	2.94	0.56
24:DA:2849:U:OP1	39:DP:92:ARG:NH1	2.39	0.56
29:DF:113:PHE:CE2	29:DF:116:LEU:HD22	2.41	0.56
31:DH:9:VAL:CG1	31:DH:10:ALA:N	2.68	0.56
37:DN:103:ARG:HB2	37:DN:110:MET:CG	2.35	0.56
43:DT:9:LYS:HG3	48:DY:21:LEU:HD13	1.87	0.56
1:AB:20:ARG:HA	1:AB:20:ARG:NH1	2.21	0.56
2:AC:36:PHE:HD1	2:AC:36:PHE:O	1.89	0.56
8:AI:49:GLN:N	8:AI:50:PRO:HD2	2.20	0.56
13:AN:74:ARG:HG2	21:AA:1358:U:OP1	2.06	0.56
20:AU:40:PRO:HB3	20:AU:44:ARG:HD3	1.88	0.56
24:BA:231:A:N6	24:BA:232:G:N2	2.54	0.56
24:BA:417:C:H2'	24:BA:418:C:C6	2.38	0.56
24:BA:588:U:H2'	24:BA:589:U:H6	1.71	0.56
24:BA:1021:A:H2'	24:BA:1021:A:N3	2.21	0.56
24:BA:1116:G:O2'	24:BA:1117:C:H5'	2.05	0.56
24:BA:1229:C:H2'	24:BA:1230:A:C8	2.41	0.56
24:BA:1278:C:H2'	24:BA:1279:G:C8	2.40	0.56
24:BA:1383:A:C6	24:BA:1384:A:N1	2.74	0.56
24:BA:1411:U:O2'	24:BA:1412:U:H5'	2.06	0.56
24:BA:1556:C:O2'	24:BA:1557:C:H5'	2.06	0.56
24:BA:2473:U:H5''	24:BA:2474:U:OP2	2.06	0.56
26:BC:16:VAL:H	26:BC:203:VAL:HG12	1.70	0.56
29:BF:10:GLU:O	29:BF:11:VAL:HB	2.06	0.56
29:BF:128:SER:OG	29:BF:154:THR:HB	2.06	0.56
35:BL:77:ILE:CD1	35:BL:108:ALA:HB1	2.35	0.56
44:BU:6:ARG:O	44:BU:24:VAL:HB	2.05	0.56
54:B4:9:LYS:CD	54:B4:9:LYS:N	2.68	0.56
9:CJ:71:LEU:O	9:CJ:72:ARG:HD3	2.05	0.56
13:CN:30:ILE:O	13:CN:45:LEU:HD11	2.06	0.56
18:CS:35:ARG:NH1	18:CS:52:ASN:HA	2.21	0.56
55:CA:13:U:O2'	55:CA:14:U:P	2.63	0.56
55:CA:79:G:H2'	55:CA:80:A:H8	1.71	0.56
55:CA:82:G:N7	55:CA:89:U:C4	2.74	0.56
55:CA:96:U:HO2'	55:CA:97:G:H8	1.53	0.56
55:CA:593:U:C4	55:CA:594:U:C5	2.93	0.56
55:CA:637:C:H2'	55:CA:638:U:H6	1.71	0.56
55:CA:966:G:C2	55:CA:967:C:C2	2.94	0.56
24:DA:234:U:O2'	24:DA:235:U:H6	1.88	0.56

*Continued on next page...*

*Continued from previous page...*

Atom-1	Atom-2	Interatomic distance (Å)	Clash overlap (Å)
24:DA:374:A:C6	24:DA:401:A:C8	2.94	0.56
24:DA:547:A:H2'	24:DA:548:G:H5'	1.88	0.56
24:DA:655:A:H4'	24:DA:656:G:O5'	2.04	0.56
24:DA:822:G:H5''	59:DA:3360:HOH:O	2.06	0.56
24:DA:1128:G:O6	24:DA:2491:U:C5	2.59	0.56
24:DA:1854:A:H62	24:DA:1888:G:H8	1.53	0.56
56:DB:51:G:H5''	38:DO:64:TYR:CG	2.40	0.56
26:DC:52:HIS:NE2	26:DC:218:THR:HG23	2.21	0.56
26:DC:68:ARG:HD3	26:DC:103:ILE:HD13	1.86	0.56
28:DE:128:ALA:HB1	28:DE:129:PRO:CD	2.34	0.56
29:DF:48:LEU:HG	29:DF:49:LEU:HD22	1.88	0.56
33:DJ:77:HIS:CE1	33:DJ:83:GLY:HA3	2.40	0.56
33:DJ:86:GLN:O	33:DJ:87:ALA:HB2	2.06	0.56
39:DP:5:LYS:O	39:DP:9:GLN:HG2	2.04	0.56
39:DP:59:THR:OG1	39:DP:72:VAL:HG12	2.06	0.56
39:DP:88:ARG:NE	39:DP:112:ARG:HH21	2.01	0.56
42:DS:14:ALA:HB1	42:DS:18:ARG:NH2	2.21	0.56
42:DS:18:ARG:HH21	42:DS:76:VAL:HG22	1.71	0.56
50:D0:28:SER:HB3	50:D0:39:ARG:NE	2.21	0.56
7:AH:29:SER:HB2	7:AH:32:LYS:HZ3	1.69	0.56
10:AK:106:ILE:HD13	10:AK:107:THR:N	2.20	0.56
11:AL:41:PRO:HB3	11:AL:49:ARG:NH1	2.21	0.56
14:AO:45:HIS:HB3	21:AA:668:G:O2'	2.06	0.56
21:AA:2:A:N6	21:AA:3:A:N1	2.54	0.56
22:AX:39:U:H2'	22:AX:40:C:C6	2.41	0.56
24:BA:90:U:H2'	24:BA:91:A:C8	2.41	0.56
24:BA:463:G:N1	24:BA:467:G:C6	2.74	0.56
24:BA:960:A:N7	24:BA:962:G:C8	2.74	0.56
24:BA:1065:U:H5	24:BA:1074:G:H21	1.54	0.56
24:BA:2286:G:O6	51:B1:22:THR:HG21	2.05	0.56
24:BA:2426:A:H3'	24:BA:2427:C:H5'	1.88	0.56
27:BD:9:VAL:HG22	27:BD:10:GLY:N	2.20	0.56
30:BG:54:ARG:HD3	30:BG:54:ARG:C	2.27	0.56
33:BJ:13:ARG:O	33:BJ:14:ASP:CB	2.54	0.56
33:BJ:112:GLY:O	33:BJ:113:PRO:C	2.45	0.56
37:BN:75:ILE:HG13	37:BN:76:VAL:N	2.20	0.56
51:B1:27:ARG:O	51:B1:30:PRO:HD3	2.06	0.56
1:CB:86:CYS:SG	1:CB:220:VAL:HB	2.45	0.56
12:CM:62:PHE:O	12:CM:64:VAL:HG23	2.04	0.56
20:CU:14:ALA:O	20:CU:15:LEU:HG	2.06	0.56
55:CA:481:G:H4'	55:CA:482:A:OP1	2.06	0.56

*Continued on next page...*

*Continued from previous page...*

Atom-1	Atom-2	Interatomic distance (Å)	Clash overlap (Å)
55:CA:914:A:O2'	55:CA:915:A:C5'	2.54	0.56
55:CA:1310:G:H2'	55:CA:1311:A:O4'	2.06	0.56
55:CA:1381:U:O2'	55:CA:1382:C:C5'	2.54	0.56
24:DA:45:G:C5'	24:DA:46:G:H5'	2.35	0.56
24:DA:333:G:O2'	24:DA:334:C:C5'	2.54	0.56
24:DA:600:G:C5'	28:DE:27:LEU:HD22	2.35	0.56
24:DA:1916:A:C8	24:DA:1916:A:H5''	2.41	0.56
24:DA:2248:C:H2'	24:DA:2249:U:O4'	2.06	0.56
24:DA:2261:C:O2'	24:DA:2262:U:H5'	2.06	0.56
29:DF:136:ILE:HG23	29:DF:142:TYR:HB2	1.87	0.56
29:DF:136:ILE:CD1	29:DF:145:VAL:HG11	2.34	0.56
29:DF:147:ARG:HD2	29:DF:147:ARG:H	1.71	0.56
30:DG:85:LYS:HG3	30:DG:163:TYR:HB2	1.87	0.56
31:DH:41:LYS:HA	31:DH:44:ILE:CG1	2.35	0.56
39:DP:9:GLN:HB3	39:DP:12:MET:CE	2.36	0.56
53:D3:57:VAL:HA	53:D3:60:CYS:SG	2.46	0.56
3:AD:25:ARG:NH1	3:AD:30:LYS:HE3	2.21	0.55
10:AK:85:VAL:HG12	10:AK:86:LYS:N	2.21	0.55
11:AL:23:LEU:C	11:AL:25:ALA:H	2.09	0.55
11:AL:42:LYS:HA	21:AA:1492:A:OP1	2.06	0.55
11:AL:43:LYS:N	21:AA:1492:A:OP1	2.39	0.55
13:AN:48:GLN:HA	13:AN:48:GLN:NE2	2.20	0.55
21:AA:98:A:H2'	21:AA:99:C:H6	1.71	0.55
21:AA:205:A:H62	21:AA:214:C:H1'	1.70	0.55
21:AA:985:C:O2'	21:AA:986:U:H5'	2.06	0.55
21:AA:1089:G:N2	21:AA:1090:U:H1'	2.20	0.55
21:AA:1239:A:C5	21:AA:1298:U:C5	2.93	0.55
21:AA:1295:U:H2'	21:AA:1296:C:C6	2.40	0.55
21:AA:1468:A:H8	21:AA:1468:A:O5'	1.89	0.55
24:BA:503:A:C2	24:BA:505:A:C4	2.95	0.55
24:BA:784:G:O6	26:BC:227:VAL:HG11	2.06	0.55
24:BA:809:G:H2'	24:BA:810:U:O5'	2.05	0.55
24:BA:1256:G:C2'	28:BE:77:ILE:HD11	2.35	0.55
24:BA:1313:U:C6	24:BA:1610:A:N3	2.74	0.55
24:BA:1468:U:C2	24:BA:1522:A:C2	2.95	0.55
24:BA:1498:C:H2'	24:BA:1499:C:C6	2.41	0.55
24:BA:1649:G:O2'	37:BN:106:ASP:OD2	2.23	0.55
24:BA:1683:U:H2'	24:BA:1684:G:H8	1.69	0.55
24:BA:2305:U:C5	24:BA:2306:C:C4	2.94	0.55
33:BJ:114:LEU:O	33:BJ:118:MET:HG3	2.05	0.55
46:BW:23:LYS:HE3	46:BW:24:ARG:O	2.06	0.55

*Continued on next page...*

*Continued from previous page...*

Atom-1	Atom-2	Interatomic distance (Å)	Clash overlap (Å)
50:B0:32:THR:OG1	50:B0:50:GLY:HA2	2.06	0.55
52:B2:30:VAL:HG22	52:B2:33:ARG:NH1	2.21	0.55
53:B3:28:LEU:CD1	53:B3:40:LYS:HG2	2.36	0.55
4:CE:28:ARG:HG2	4:CE:29:ILE:N	2.21	0.55
7:CH:36:ALA:HA	7:CH:39:LEU:HD12	1.88	0.55
12:CM:52:ILE:HD12	12:CM:55:LEU:HB2	1.88	0.55
16:CQ:18:LYS:HD3	16:CQ:48:GLU:OE2	2.05	0.55
55:CA:720:C:H2'	55:CA:721:G:C8	2.41	0.55
55:CA:1134:G:C2	55:CA:1141:C:C2	2.94	0.55
24:DA:17:G:H4'	40:DQ:24:TYR:HE1	1.71	0.55
24:DA:216:A:C2'	24:DA:217:A:H8	2.18	0.55
24:DA:508:A:N6	42:DS:9:HIS:CE1	2.74	0.55
24:DA:604:G:C6	24:DA:625:G:C6	2.94	0.55
24:DA:695:G:C4	24:DA:768:G:C2	2.95	0.55
24:DA:1055:G:C3'	24:DA:1056:G:H5'	2.36	0.55
24:DA:1070:A:H61	32:DI:8:VAL:HG12	1.69	0.55
24:DA:1439:A:N6	24:DA:1440:U:C2	2.74	0.55
24:DA:1717:A:H2'	24:DA:1718:G:O4'	2.06	0.55
24:DA:2147:A:N3	24:DA:2147:A:H2'	2.20	0.55
24:DA:2230:G:C6	24:DA:2231:U:C4	2.95	0.55
24:DA:2299:U:H2'	24:DA:2300:C:C6	2.41	0.55
24:DA:2307:G:H1'	24:DA:2308:G:C8	2.40	0.55
24:DA:2458:G:H5''	24:DA:2459:A:OP1	2.06	0.55
56:DB:43:C:H4'	29:DF:91:ARG:NH2	2.22	0.55
26:DC:78:GLU:OE2	26:DC:94:LEU:HD22	2.06	0.55
48:DY:28:LEU:HD23	48:DY:42:LEU:HD13	1.87	0.55
3:AD:196:GLU:O	3:AD:198:LEU:N	2.39	0.55
7:AH:6:ILE:O	7:AH:9:MET:HB3	2.06	0.55
11:AL:89:LEU:HD22	11:AL:89:LEU:H	1.72	0.55
11:AL:118:VAL:O	21:AA:36:C:H4'	2.06	0.55
21:AA:115:G:H4'	21:AA:116:A:O5'	2.04	0.55
21:AA:123:U:H5''	21:AA:311:C:O2'	2.06	0.55
21:AA:1419:G:C6	21:AA:1420:U:C4	2.94	0.55
24:BA:682:G:H5'	52:B2:26:ASN:OD1	2.07	0.55
24:BA:827:U:H5'	24:BA:828:U:OP1	2.07	0.55
24:BA:1303:G:O2'	24:BA:1304:A:H5'	2.05	0.55
24:BA:1796:U:H2'	24:BA:1797:G:H8	1.70	0.55
24:BA:1831:G:C4	24:BA:1832:C:C5	2.94	0.55
24:BA:1849:G:O2'	24:BA:1850:G:H5'	2.05	0.55
24:BA:1891:G:H8	24:BA:1891:G:O5'	1.89	0.55
24:BA:1998:A:P	27:BD:141:ARG:NH2	2.79	0.55

*Continued on next page...*

*Continued from previous page...*

Atom-1	Atom-2	Interatomic distance (Å)	Clash overlap (Å)
24:BA:2305:U:C5'	29:BF:130:GLY:HA3	2.33	0.55
24:BA:2540:C:H2'	24:BA:2541:A:C5'	2.36	0.55
24:BA:2657:A:C2	24:BA:2665:A:C4	2.94	0.55
24:BA:2697:G:C5	24:BA:2698:U:C5	2.94	0.55
27:BD:150:GLN:O	27:BD:150:GLN:HG3	2.06	0.55
28:BE:79:ARG:CG	28:BE:80:SER:N	2.67	0.55
33:BJ:17:VAL:HG23	33:BJ:137:PRO:HB2	1.88	0.55
42:BS:20:VAL:HG21	42:BS:43:ALA:HB3	1.87	0.55
43:BT:54:GLU:O	43:BT:55:VAL:HB	2.06	0.55
53:B3:40:LYS:O	53:B3:43:LEU:N	2.35	0.55
2:CC:181:ILE:HA	2:CC:201:ILE:O	2.06	0.55
55:CA:79:G:H2'	55:CA:80:A:C8	2.41	0.55
55:CA:275:G:O2'	55:CA:276:G:C5'	2.53	0.55
55:CA:1060:U:O2	55:CA:1198:G:C2	2.58	0.55
55:CA:1250:A:N3	55:CA:1287:A:N6	2.54	0.55
55:CA:1300:G:N1	55:CA:1334:G:C8	2.74	0.55
24:DA:275:C:H2'	24:DA:276:U:O4'	2.06	0.55
24:DA:396:G:OP2	47:DX:9:LYS:NZ	2.35	0.55
24:DA:682:G:H2'	24:DA:683:U:C6	2.41	0.55
24:DA:822:G:N7	24:DA:944:C:H1'	2.21	0.55
24:DA:1236:G:O2'	24:DA:1237:A:C8	2.58	0.55
24:DA:1809:A:H2'	24:DA:1810:A:C8	2.41	0.55
24:DA:1965:C:H3'	24:DA:1966:A:C5'	2.31	0.55
24:DA:2332:C:H4'	46:DW:40:ARG:NH2	2.21	0.55
24:DA:2542:A:H4'	24:DA:2543:G:H5'	1.87	0.55
27:DD:119:ALA:HB3	27:DD:163:GLY:N	2.18	0.55
28:DE:105:LEU:HB3	28:DE:200:LEU:HD11	1.88	0.55
28:DE:147:LEU:O	28:DE:148:ILE:HB	2.05	0.55
30:DG:86:LEU:HD12	30:DG:132:LEU:HD11	1.88	0.55
31:DH:8:LYS:HD2	31:DH:9:VAL:N	2.21	0.55
31:DH:132:PHE:CZ	31:DH:134:VAL:HB	2.42	0.55
37:DN:37:THR:HB	37:DN:40:LYS:HB2	1.88	0.55
39:DP:105:LYS:HA	39:DP:108:ARG:NE	2.22	0.55
44:DU:11:ILE:HG21	44:DU:79:ALA:HB2	1.88	0.55
45:DV:57:TYR:HD2	45:DV:74:ALA:HB1	1.72	0.55
48:DY:19:LEU:HG	48:DY:22:LEU:HD22	1.89	0.55
1:AB:9:LEU:HD12	1:AB:42:LEU:CD1	2.36	0.55
2:AC:78:LYS:HG3	2:AC:79:LYS:HD2	1.88	0.55
4:AE:96:GLN:CD	4:AE:97:PRO:HD2	2.27	0.55
16:AQ:20:ILE:HG22	16:AQ:47:ASP:OD1	2.06	0.55
19:AT:73:ARG:HG3	19:AT:73:ARG:HH11	1.71	0.55

*Continued on next page...*

*Continued from previous page...*

Atom-1	Atom-2	Interatomic distance (Å)	Clash overlap (Å)
21:AA:271:C:O2'	21:AA:272:C:H5'	2.06	0.55
21:AA:630:A:H2'	21:AA:631:C:O4'	2.07	0.55
21:AA:830:G:H2'	21:AA:831:A:C8	2.42	0.55
21:AA:1461:G:H2'	21:AA:1462:C:H6	1.72	0.55
24:BA:7:G:C6	24:BA:8:C:C4	2.94	0.55
24:BA:790:U:O2'	24:BA:791:C:H5'	2.06	0.55
24:BA:977:G:C2	24:BA:978:G:C8	2.94	0.55
24:BA:1006:C:C6	24:BA:1138:G:N2	2.74	0.55
24:BA:1026:G:C2'	24:BA:1027:A:H8	2.18	0.55
24:BA:1734:G:C4	24:BA:1735:A:C8	2.94	0.55
27:BD:107:VAL:HG21	27:BD:177:VAL:HG13	1.87	0.55
32:BI:85:ILE:HD13	32:BI:88:GLY:HA2	1.89	0.55
36:BM:46:ILE:CG1	36:BM:47:GLU:H	2.19	0.55
36:BM:96:ILE:HD12	36:BM:96:ILE:O	2.06	0.55
39:BP:50:ARG:CG	39:BP:57:ALA:H	2.19	0.55
39:BP:59:THR:HG23	39:BP:72:VAL:CG1	2.35	0.55
3:CD:10:LEU:HD23	3:CD:62:ARG:HD3	1.87	0.55
3:CD:69:ARG:O	3:CD:70:GLN:C	2.44	0.55
4:CE:80:LEU:HB3	4:CE:97:PRO:CB	2.37	0.55
6:CG:137:ARG:NH1	6:CG:138:GLU:OE2	2.40	0.55
13:CN:30:ILE:HB	13:CN:45:LEU:HD21	1.89	0.55
13:CN:46:LYS:HE3	18:CS:10:ILE:HB	1.89	0.55
16:CQ:17:GLU:HG3	55:CA:254:G:H21	1.71	0.55
55:CA:542:G:H2'	55:CA:543:U:H6	1.71	0.55
55:CA:689:C:H2'	55:CA:690:G:O4'	2.06	0.55
55:CA:765:G:O6	55:CA:811:C:C5	2.59	0.55
55:CA:881:G:H2'	55:CA:882:C:O4'	2.07	0.55
55:CA:1010:U:C2	55:CA:1020:G:N2	2.74	0.55
55:CA:1446:A:H61	55:CA:1447:A:N6	2.04	0.55
24:DA:74:A:O2'	24:DA:88:G:C8	2.60	0.55
24:DA:155:A:H2'	24:DA:156:A:C8	2.41	0.55
24:DA:233:A:H2'	24:DA:234:U:C6	2.42	0.55
24:DA:955:U:OP1	36:DM:86:LYS:HE3	2.07	0.55
24:DA:1011:G:C6	24:DA:1013:C:C4	2.94	0.55
24:DA:1054:A:C4	24:DA:1055:G:H1'	2.41	0.55
24:DA:2542:A:H5''	24:DA:2543:G:OP1	2.06	0.55
24:DA:2693:G:H2'	24:DA:2694:G:H8	1.71	0.55
27:DD:10:GLY:O	27:DD:11:MET:CB	2.54	0.55
42:DS:32:ALA:HA	42:DS:35:ILE:HD11	1.86	0.55
54:D4:19:ARG:O	54:D4:20:ASP:CB	2.54	0.55
2:AC:78:LYS:CG	2:AC:79:LYS:HD2	2.35	0.55

*Continued on next page...*

*Continued from previous page...*

Atom-1	Atom-2	Interatomic distance (Å)	Clash overlap (Å)
4:AE:11:GLN:HG2	4:AE:116:VAL:HA	1.87	0.55
9:AJ:14:ASP:HB2	9:AJ:17:LEU:HB3	1.88	0.55
19:AT:19:HIS:O	19:AT:23:ARG:HG2	2.06	0.55
21:AA:192:A:C5	21:AA:193:C:C5	2.95	0.55
21:AA:1138:G:O2'	21:AA:1139:G:H4'	2.06	0.55
21:AA:1324:A:H2'	21:AA:1325:C:C6	2.41	0.55
24:BA:1455:G:O2'	24:BA:1456:G:H5'	2.05	0.55
24:BA:1833:C:C2	24:BA:1834:U:C6	2.95	0.55
24:BA:2426:A:H3'	24:BA:2427:C:C5'	2.36	0.55
30:BG:33:THR:C	30:BG:34:ARG:HD3	2.26	0.55
33:BJ:25:LEU:HB2	33:BJ:62:VAL:CG2	2.36	0.55
34:BK:61:VAL:HG21	34:BK:112:PHE:CE2	2.42	0.55
38:BO:104:GLN:O	38:BO:107:ALA:HB3	2.07	0.55
39:BP:33:GLU:HB2	39:BP:38:ARG:NH1	2.18	0.55
40:BQ:91:ARG:NH1	41:BR:10:LYS:HB3	2.21	0.55
49:BZ:37:ARG:HD2	49:BZ:37:ARG:N	2.20	0.55
1:CB:49:PHE:HB3	1:CB:199:ILE:HG22	1.88	0.55
1:CB:80:LYS:HB3	1:CB:90:PHE:CE2	2.41	0.55
2:CC:115:VAL:O	2:CC:118:SER:HB3	2.07	0.55
2:CC:179:ALA:O	2:CC:181:ILE:HG13	2.06	0.55
5:CF:3:HIS:NE2	5:CF:95:ALA:HB2	2.22	0.55
8:CI:20:ILE:HD11	8:CI:62:LEU:HD13	1.88	0.55
8:CI:24:ASN:HD22	8:CI:26:LYS:CD	2.18	0.55
9:CJ:11:LYS:HD3	9:CJ:11:LYS:N	2.18	0.55
12:CM:1:ALA:N	12:CM:2:ARG:HD3	2.21	0.55
12:CM:68:LEU:HD22	12:CM:69:ARG:NH1	2.21	0.55
12:CM:69:ARG:HH21	55:CA:1330:U:H5'	1.70	0.55
13:CN:16:ALA:HB2	13:CN:59:GLN:NE2	2.21	0.55
19:CT:17:ARG:HG2	55:CA:322:C:O3'	2.06	0.55
55:CA:369:G:N2	55:CA:370:C:C2	2.75	0.55
55:CA:688:G:N2	55:CA:689:C:C2	2.75	0.55
55:CA:880:C:C2'	55:CA:881:G:H5'	2.37	0.55
55:CA:1347:G:N2	55:CA:1373:G:H2'	2.21	0.55
55:CA:1531:A:O2'	55:CA:1532:U:H5'	2.06	0.55
24:DA:54:G:C4	24:DA:55:G:C8	2.95	0.55
24:DA:76:C:N3	24:DA:111:A:C2	2.74	0.55
24:DA:482:A:C6	24:DA:506:G:C4	2.95	0.55
24:DA:511:U:H5''	24:DA:1235:G:H4'	1.87	0.55
24:DA:828:U:H4'	24:DA:831:G:N1	2.22	0.55
24:DA:1439:A:N6	24:DA:1551:A:N1	2.54	0.55
24:DA:1663:G:C6	24:DA:1992:G:N7	2.75	0.55

*Continued on next page...*



*Continued from previous page...*

Atom-1	Atom-2	Interatomic distance (Å)	Clash overlap (Å)
24:DA:2065:C:N4	24:DA:2066:C:N4	2.55	0.55
24:DA:2466:C:OP1	54:D4:4:ARG:HB3	2.06	0.55
24:DA:2656:U:HO2'	24:DA:2657:A:H8	1.55	0.55
56:DB:45:A:HO2'	56:DB:46:A:H8	1.54	0.55
31:DH:83:LYS:HE2	31:DH:149:GLU:HB3	1.88	0.55
36:DM:133:LYS:NZ	36:DM:133:LYS:HB3	2.21	0.55
38:DO:70:ALA:O	38:DO:74:VAL:HG23	2.07	0.55
41:DR:2:TYR:CE1	41:DR:13:ARG:HD2	2.41	0.55
41:DR:90:ARG:O	41:DR:91:GLN:HB3	2.06	0.55
49:DZ:28:LEU:HD23	49:DZ:28:LEU:N	2.22	0.55
1:AB:209:VAL:HG23	1:AB:210:THR:H	1.71	0.55
3:AD:1:ALA:O	3:AD:67:LEU:HD11	2.07	0.55
4:AE:72:ASN:HD22	4:AE:72:ASN:N	2.04	0.55
6:AG:65:LEU:HD11	6:AG:100:MET:HG2	1.86	0.55
8:AI:75:ALA:HA	8:AI:78:ILE:HD12	1.88	0.55
11:AL:23:LEU:O	11:AL:25:ALA:N	2.40	0.55
15:AP:51:ARG:HG2	15:AP:52:LEU:H	1.71	0.55
21:AA:161:A:H2'	21:AA:162:A:C8	2.41	0.55
21:AA:235:C:H2'	21:AA:236:A:C8	2.41	0.55
21:AA:466:A:C5'	21:AA:467:U:OP2	2.55	0.55
21:AA:828:U:H5'	21:AA:870:U:O4	2.07	0.55
21:AA:922:G:N3	21:AA:1398:A:H2	2.04	0.55
21:AA:1242:G:O2'	21:AA:1243:C:H5'	2.06	0.55
21:AA:1345:U:H4'	21:AA:1346:A:O5'	2.05	0.55
24:BA:77:G:C6	24:BA:78:U:C4	2.95	0.55
24:BA:85:G:O6	24:BA:98:G:C6	2.59	0.55
24:BA:324:A:N6	24:BA:338:G:H2'	2.21	0.55
24:BA:370:G:C6	24:BA:424:G:C8	2.94	0.55
24:BA:949:G:N2	24:BA:969:G:C4	2.75	0.55
24:BA:983:A:C6	24:BA:984:A:C2	2.95	0.55
24:BA:1477:A:H61	24:BA:1514:G:H1'	1.71	0.55
24:BA:1805:A:N3	26:BC:49:THR:CG2	2.70	0.55
24:BA:2386:A:C2	46:BW:38:ARG:HD2	2.41	0.55
24:BA:2417:C:C2	24:BA:2418:A:C8	2.94	0.55
31:BH:40:THR:O	31:BH:42:LYS:N	2.35	0.55
31:BH:78:VAL:HG11	31:BH:145:ASN:HB3	1.87	0.55
33:BJ:38:GLY:O	33:BJ:40:HIS:N	2.39	0.55
34:BK:69:VAL:O	34:BK:76:VAL:HA	2.06	0.55
36:BM:70:ASP:OD1	36:BM:70:ASP:C	2.45	0.55
42:BS:9:HIS:H	42:BS:102:HIS:CE1	2.24	0.55
46:BW:43:LYS:HE2	46:BW:68:PHE:HE1	1.71	0.55

*Continued on next page...*

*Continued from previous page...*

Atom-1	Atom-2	Interatomic distance (Å)	Clash overlap (Å)
51:B1:33:LEU:N	51:B1:51:ALA:HB3	2.21	0.55
1:CB:95:TRP:HZ3	1:CB:170:ILE:HG22	1.71	0.55
2:CC:15:LYS:HG3	2:CC:16:PRO:HD2	1.88	0.55
2:CC:19:SER:HB3	2:CC:21:TRP:HE1	1.71	0.55
2:CC:25:THR:HB	2:CC:26:LYS:NZ	2.21	0.55
11:CL:11:ARG:HD2	55:CA:562:U:H1'	1.88	0.55
18:CS:36:ARG:HD3	55:CA:1318:A:O2'	2.07	0.55
55:CA:171:A:H2'	55:CA:172:A:C8	2.41	0.55
55:CA:832:G:C2	55:CA:855:U:C2	2.94	0.55
55:CA:844:G:O6	55:CA:847:G:H1'	2.07	0.55
55:CA:914:A:HO2'	55:CA:915:A:H8	1.53	0.55
55:CA:1067:A:O2'	55:CA:1094:G:H3'	2.07	0.55
24:DA:1049:C:O2'	24:DA:1050:A:C5'	2.54	0.55
24:DA:1558:C:H1'	24:DA:1560:G:C5	2.41	0.55
24:DA:1776:G:N2	24:DA:1789:A:H1'	2.20	0.55
24:DA:2447:G:C8	24:DA:2500:U:C6	2.94	0.55
24:DA:2616:C:O2'	24:DA:2617:U:O4'	2.24	0.55
56:DB:24:G:H5'	56:DB:25:U:H5	1.71	0.55
56:DB:76:G:H21	45:DV:78:GLN:HE22	1.53	0.55
33:DJ:80:HIS:HB3	33:DJ:81:ILE:HG13	1.87	0.55
4:AE:33:THR:HG22	4:AE:51:LYS:HE2	1.87	0.55
7:AH:8:ASP:O	7:AH:12:ARG:HB2	2.07	0.55
21:AA:35:G:H2'	21:AA:36:C:H6	1.72	0.55
21:AA:329:A:C8	21:AA:332:G:C6	2.94	0.55
21:AA:461:A:H3'	21:AA:461:A:N3	2.22	0.55
24:BA:60:G:O2'	24:BA:61:C:P	2.64	0.55
24:BA:1059:G:H2'	32:BI:131:THR:OG1	2.06	0.55
24:BA:1797:G:C6	24:BA:1798:U:C4	2.94	0.55
24:BA:1812:U:H2'	24:BA:1813:G:H8	1.70	0.55
24:BA:2037:A:C2	24:BA:2038:G:C4	2.94	0.55
24:BA:2251:G:H2'	24:BA:2252:G:H8	1.67	0.55
26:BC:171:VAL:CG2	26:BC:185:ALA:HA	2.37	0.55
30:BG:61:TRP:HA	30:BG:61:TRP:CE3	2.40	0.55
46:BW:39:GLN:HG2	46:BW:41:GLY:N	2.17	0.55
11:CL:23:LEU:HD11	11:CL:94:TYR:CE1	2.42	0.55
11:CL:122:LYS:O	11:CL:123:ALA:HB3	2.07	0.55
19:CT:32:LYS:HA	19:CT:35:TYR:HB3	1.89	0.55
55:CA:93:U:O5'	55:CA:93:U:H6	1.89	0.55
55:CA:106:C:H2'	55:CA:107:G:O4'	2.07	0.55
55:CA:1245:C:H2'	55:CA:1246:A:C8	2.41	0.55
24:DA:52:A:H2	24:DA:179:C:O4'	1.90	0.55

*Continued on next page...*

*Continued from previous page...*

Atom-1	Atom-2	Interatomic distance (Å)	Clash overlap (Å)
24:DA:123:G:C2	24:DA:124:G:H1'	2.41	0.55
24:DA:605:G:H2'	24:DA:606:U:H6	1.71	0.55
24:DA:672:C:C2	24:DA:809:G:N2	2.75	0.55
24:DA:752:A:HO2'	24:DA:753:A:P	2.30	0.55
24:DA:825:A:C2	24:DA:826:U:C2	2.94	0.55
24:DA:1098:A:H3'	24:DA:1099:G:H8	1.71	0.55
24:DA:1238:G:N3	24:DA:1239:G:C8	2.74	0.55
24:DA:1333:G:O2'	24:DA:1334:G:H5'	2.06	0.55
24:DA:1668:A:N6	24:DA:1676:A:H61	2.04	0.55
24:DA:1788:C:H2'	24:DA:1789:A:H8	1.71	0.55
26:DC:146:LYS:O	26:DC:148:GLY:N	2.39	0.55
27:DD:148:GLN:HG2	27:DD:152:PRO:HG2	1.86	0.55
28:DE:6:LYS:HE3	28:DE:7:ASP:OD2	2.07	0.55
31:DH:8:LYS:HD2	31:DH:8:LYS:C	2.26	0.55
35:DL:23:ILE:HD13	41:DR:84:ARG:CZ	2.36	0.55
43:DT:4:GLU:HG3	43:DT:6:ARG:NH2	2.22	0.55
1:AB:40:ILE:HG21	1:AB:201:GLY:CA	2.36	0.55
5:AF:18:VAL:HB	5:AF:19:PRO:CD	2.36	0.55
6:AG:75:LYS:HE3	21:AA:1378:C:O2	2.07	0.55
8:AI:40:ARG:CA	8:AI:44:ARG:HB3	2.37	0.55
20:AU:36:PHE:HD1	20:AU:39:LYS:HB3	1.70	0.55
24:BA:432:A:C5	24:BA:433:C:C5	2.94	0.55
24:BA:469:G:O6	52:B2:39:ARG:NH1	2.39	0.55
24:BA:1649:G:C6	24:BA:2009:A:C6	2.94	0.55
24:BA:1716:U:O2'	24:BA:1717:A:H5'	2.07	0.55
24:BA:1747:U:O2'	24:BA:1748:C:H5'	2.06	0.55
24:BA:1764:C:O2'	24:BA:1765:U:H5'	2.07	0.55
24:BA:1915:U:H2'	24:BA:1916:A:C8	2.42	0.55
24:BA:2328:A:H2'	24:BA:2329:U:H6	1.71	0.55
24:BA:2330:G:H21	46:BW:38:ARG:HA	1.71	0.55
24:BA:2484:G:C2	24:BA:2485:G:C8	2.94	0.55
24:BA:2492:U:H2'	24:BA:2493:U:H6	1.70	0.55
25:BB:46:A:H2'	25:BB:47:C:O4'	2.06	0.55
26:BC:90:ILE:CG2	26:BC:102:TYR:CD1	2.90	0.55
29:BF:129:MET:HG3	29:BF:153:ILE:CD1	2.37	0.55
29:BF:134:GLN:CG	29:BF:135:ILE:H	2.04	0.55
34:BK:76:VAL:HB	39:BP:72:VAL:CG2	2.36	0.55
48:BY:18:LEU:O	48:BY:18:LEU:HD13	2.07	0.55
53:B3:56:LEU:H	53:B3:56:LEU:CD2	2.19	0.55
12:CM:90:HIS:HA	12:CM:108:ARG:NH2	2.22	0.55
55:CA:55:A:H2'	55:CA:56:U:H5'	1.88	0.55

*Continued on next page...*

*Continued from previous page...*

Atom-1	Atom-2	Interatomic distance (Å)	Clash overlap (Å)
55:CA:78:A:H2'	55:CA:79:G:H8	1.70	0.55
55:CA:1124:G:O2'	55:CA:1127:G:O6	2.18	0.55
24:DA:553:G:H2'	24:DA:554:U:O4'	2.07	0.55
24:DA:815:C:P	41:DR:85:LYS:HE2	2.46	0.55
24:DA:1035:U:H2'	24:DA:1036:G:C8	2.42	0.55
24:DA:1249:U:H4'	40:DQ:3:VAL:HG21	1.87	0.55
24:DA:1352:U:H5	24:DA:1377:G:C6	2.24	0.55
24:DA:2902:C:OP2	24:DA:2902:C:H6	1.90	0.55
26:DC:158:GLY:N	26:DC:194:VAL:HG13	2.20	0.55
29:DF:66:ILE:HG13	29:DF:83:PRO:HB3	1.89	0.55
29:DF:129:MET:HG3	29:DF:153:ILE:HD12	1.88	0.55
31:DH:50:ARG:HB2	31:DH:50:ARG:CZ	2.30	0.55
33:DJ:4:PHE:O	33:DJ:44:TYR:CZ	2.60	0.55
42:DS:84:ARG:HB3	42:DS:96:ILE:HG23	1.87	0.55
47:DX:36:ARG:HG2	47:DX:47:THR:HB	1.88	0.55
1:AB:51:GLU:CD	1:AB:197:PHE:HE1	2.10	0.55
2:AC:10:ARG:O	2:AC:11:LEU:C	2.46	0.55
3:AD:8:LEU:HB2	21:AA:430:A:OP1	2.07	0.55
8:AI:105:ARG:NE	21:AA:1117:A:O3'	2.39	0.55
9:AJ:15:HIS:O	9:AJ:18:ILE:HG22	2.06	0.55
14:AO:27:GLN:O	14:AO:30:LEU:HB2	2.06	0.55
21:AA:78:A:N6	21:AA:79:G:N1	2.54	0.55
21:AA:317:U:C2	21:AA:337:G:N2	2.74	0.55
21:AA:914:A:C2'	21:AA:915:A:H8	2.19	0.55
21:AA:1006:G:H2'	21:AA:1007:U:O4'	2.07	0.55
21:AA:1237:C:OP1	21:AA:1238:A:H1'	2.07	0.55
21:AA:1422:G:C2	21:AA:1423:G:C8	2.95	0.55
24:BA:60:G:C2	24:BA:74:A:C2	2.95	0.55
24:BA:121:G:HO2'	24:BA:122:G:H8	1.51	0.55
24:BA:324:A:H61	24:BA:338:G:H2'	1.72	0.55
24:BA:1017:G:C5	24:BA:1018:U:C5	2.95	0.55
24:BA:1220:G:H2'	24:BA:1221:C:O4'	2.07	0.55
24:BA:1385:A:C6	24:BA:1403:A:C5	2.95	0.55
24:BA:1456:G:C2'	24:BA:1457:U:H5'	2.36	0.55
27:BD:151:THR:CB	27:BD:152:PRO:HD3	2.37	0.55
32:BI:104:GLN:O	32:BI:105:LEU:CB	2.55	0.55
41:BR:39:LEU:HA	41:BR:49:ILE:HG21	1.88	0.55
46:BW:40:ARG:HD3	46:BW:45:HIS:CE1	2.42	0.55
1:CB:92:ASN:H	1:CB:92:ASN:ND2	2.04	0.55
5:CF:27:ALA:O	5:CF:31:GLY:HA3	2.06	0.55
6:CG:69:ARG:HD3	6:CG:70:PRO:HD2	1.89	0.55

*Continued on next page...*

*Continued from previous page...*

Atom-1	Atom-2	Interatomic distance (Å)	Clash overlap (Å)
7:CH:77:VAL:HG12	7:CH:84:ILE:HG13	1.87	0.55
13:CN:66:THR:HG23	13:CN:82:LYS:HE3	1.88	0.55
14:CO:24:THR:HG21	14:CO:69:LEU:HB2	1.88	0.55
16:CQ:75:VAL:O	16:CQ:76:ARG:HB3	2.06	0.55
19:CT:54:GLN:N	19:CT:55:PRO:HD2	2.22	0.55
55:CA:812:G:H2'	55:CA:812:G:N3	2.21	0.55
55:CA:1124:G:O2'	55:CA:1125:U:C5	2.59	0.55
55:CA:1160:G:O6	55:CA:1181:G:C6	2.60	0.55
24:DA:216:A:O2'	24:DA:217:A:O5'	2.24	0.55
24:DA:301:G:C6	24:DA:302:C:N4	2.75	0.55
24:DA:572:A:H2'	24:DA:573:U:O4'	2.07	0.55
24:DA:629:G:H2'	24:DA:630:G:C8	2.42	0.55
24:DA:804:A:H2'	24:DA:806:C:N4	2.22	0.55
24:DA:804:A:H5''	24:DA:805:G:OP1	2.07	0.55
24:DA:999:U:O2'	24:DA:1000:A:H5'	2.07	0.55
24:DA:1183:U:H2'	24:DA:1184:U:C6	2.42	0.55
24:DA:1286:A:C5	24:DA:1289:C:N4	2.75	0.55
24:DA:2276:G:O2'	24:DA:2277:G:H5'	2.07	0.55
24:DA:2459:A:H2'	24:DA:2460:U:H6	1.72	0.55
56:DB:86:G:H2'	56:DB:87:U:H5''	1.89	0.55
26:DC:255:LYS:C	26:DC:256:THR:HG23	2.27	0.55
27:DD:38:LYS:HB3	27:DD:38:LYS:NZ	2.21	0.55
28:DE:79:ARG:CG	28:DE:80:SER:H	2.19	0.55
28:DE:129:PRO:HD3	28:DE:156:ASN:OD1	2.07	0.55
30:DG:43:LYS:O	30:DG:49:LEU:HD12	2.07	0.55
30:DG:84:LYS:HB2	30:DG:132:LEU:H	1.72	0.55
38:DO:23:ALA:O	38:DO:42:PRO:HG3	2.06	0.55
39:DP:91:VAL:HG21	39:DP:96:LEU:HD21	1.89	0.55
44:DU:95:PHE:N	44:DU:95:PHE:CD1	2.74	0.55
46:DW:18:LYS:H	46:DW:36:ILE:CG1	2.20	0.55
3:AD:109:THR:HG21	21:AA:408:A:P	2.47	0.55
8:AI:129:ARG:HH22	21:AA:967:C:C1'	2.20	0.55
9:AJ:35:GLN:HG2	9:AJ:77:VAL:HB	1.89	0.55
11:AL:6:LEU:HD21	11:AL:11:ARG:HE	1.72	0.55
21:AA:266:G:O2'	21:AA:267:C:O5'	2.25	0.55
21:AA:950:U:H2'	21:AA:951:G:C8	2.42	0.55
21:AA:1101:A:O2'	21:AA:1102:A:C8	2.59	0.55
24:BA:10:A:C5	24:BA:2800:A:C6	2.95	0.55
24:BA:88:G:C6	24:BA:89:A:N7	2.75	0.55
24:BA:229:C:C5	24:BA:230:G:C8	2.95	0.55
24:BA:1124:G:H1'	54:B4:38:GLY:OXT	2.06	0.55

*Continued on next page...*

*Continued from previous page...*

Atom-1	Atom-2	Interatomic distance (Å)	Clash overlap (Å)
24:BA:1641:A:N6	24:BA:1642:G:C2	2.74	0.55
24:BA:1647:U:P	24:BA:1647:U:H3'	2.46	0.55
24:BA:2093:G:N7	24:BA:2225:A:H2'	2.21	0.55
24:BA:2222:C:H4'	26:BC:184:GLU:OE1	2.07	0.55
24:BA:2896:C:O2'	24:BA:2897:U:H5'	2.07	0.55
33:BJ:25:LEU:HB2	33:BJ:62:VAL:HG22	1.89	0.55
34:BK:18:ARG:N	34:BK:45:GLU:HB2	2.21	0.55
40:BQ:96:ASP:C	40:BQ:98:ALA:H	2.10	0.55
45:BV:40:ILE:HG22	45:BV:41:GLU:H	1.71	0.55
46:BW:42:THR:O	46:BW:43:LYS:HD3	2.07	0.55
52:B2:42:LEU:H	52:B2:42:LEU:HD22	1.70	0.55
2:CC:156:LEU:C	2:CC:158:GLY:H	2.10	0.55
9:CJ:80:THR:O	9:CJ:84:VAL:HG22	2.06	0.55
12:CM:2:ARG:N	12:CM:2:ARG:CD	2.59	0.55
55:CA:315:A:H5''	55:CA:317:U:OP2	2.07	0.55
55:CA:908:A:H2'	55:CA:909:A:C8	2.42	0.55
55:CA:976:G:O5'	55:CA:1358:U:O2'	2.25	0.55
55:CA:1026:G:H22	55:CA:1036:A:H61	1.52	0.55
55:CA:1043:G:O6	55:CA:1044:A:N6	2.40	0.55
55:CA:1136:C:C5	55:CA:1138:G:O6	2.59	0.55
24:DA:364:C:H2'	24:DA:365:U:C5	2.41	0.55
24:DA:1079:C:N4	24:DA:1088:A:C2	2.75	0.55
24:DA:1838:C:C6	24:DA:1899:A:C6	2.95	0.55
24:DA:2278:A:H2'	24:DA:2279:G:H5''	1.89	0.55
24:DA:2350:C:H5	53:D3:41:ARG:CZ	2.20	0.55
24:DA:2539:C:C4	24:DA:2540:C:C5	2.94	0.55
24:DA:2751:G:H4'	30:DG:3:VAL:HG11	1.87	0.55
24:DA:2770:G:O5'	24:DA:2770:G:C8	2.60	0.55
30:DG:115:GLN:HG2	30:DG:116:LEU:H	1.70	0.55
37:DN:24:MET:HG2	37:DN:44:LEU:HD22	1.87	0.55
43:DT:68:LYS:O	43:DT:74:ILE:HG13	2.05	0.55
45:DV:30:ILE:HG12	45:DV:91:PHE:HB2	1.89	0.55
45:DV:82:TYR:CE1	45:DV:83:LYS:HG2	2.41	0.55
1:AB:20:ARG:HA	1:AB:20:ARG:CZ	2.36	0.55
2:AC:34:SER:O	2:AC:38:VAL:HG13	2.07	0.55
6:AG:86:VAL:HG22	6:AG:150:PHE:HB3	1.89	0.55
11:AL:45:ASN:HA	21:AA:529:G:O6	2.07	0.55
21:AA:113:G:H2'	21:AA:114:U:H6	1.72	0.55
21:AA:597:G:C5	21:AA:598:U:C5	2.95	0.55
21:AA:1117:A:C6	21:AA:1184:G:O6	2.59	0.55
22:AX:30:G:O2'	22:AX:31:A:H5'	2.06	0.55

*Continued on next page...*

*Continued from previous page...*

Atom-1	Atom-2	Interatomic distance (Å)	Clash overlap (Å)
24:BA:195:A:C6	24:BA:198:C:C5	2.95	0.55
24:BA:515:A:C8	24:BA:516:C:C5	2.95	0.55
24:BA:639:U:C2	24:BA:640:C:C5	2.95	0.55
24:BA:1115:G:O2'	24:BA:1116:G:O5'	2.23	0.55
24:BA:1495:A:O2'	24:BA:1496:A:C8	2.58	0.55
24:BA:1847:A:H2'	24:BA:1848:A:H8	1.72	0.55
24:BA:2063:C:O2	24:BA:2450:A:N1	2.40	0.55
24:BA:2209:G:C5	24:BA:2210:U:C4	2.95	0.55
24:BA:2680:U:OP1	27:BD:114:LYS:HE2	2.07	0.55
27:BD:97:SER:H	27:BD:99:GLU:CD	2.10	0.55
27:BD:120:GLY:HA2	27:BD:162:ALA:CB	2.36	0.55
29:BF:68:LYS:HA	29:BF:83:PRO:HA	1.89	0.55
30:BG:32:LEU:O	30:BG:33:THR:HG23	2.07	0.55
36:BM:42:THR:O	36:BM:43:ALA:HB3	2.06	0.55
40:BQ:86:SER:HB3	41:BR:51:VAL:HG12	1.89	0.55
40:BQ:91:ARG:CZ	41:BR:11:GLN:H	2.20	0.55
46:BW:40:ARG:HH11	46:BW:45:HIS:CE1	2.25	0.55
2:CC:61:LYS:O	2:CC:97:PRO:HD2	2.06	0.55
5:CF:68:GLN:HG2	5:CF:69:GLU:N	2.22	0.55
6:CG:134:VAL:HB	6:CG:137:ARG:HH21	1.72	0.55
19:CT:30:PHE:CE2	19:CT:52:GLU:HG2	2.41	0.55
55:CA:229:U:H2'	55:CA:230:G:O4'	2.06	0.55
55:CA:860:A:H2'	55:CA:861:G:O4'	2.05	0.55
55:CA:942:G:C2	55:CA:1342:C:C2	2.95	0.55
55:CA:1287:A:O2'	55:CA:1288:A:C8	2.55	0.55
24:DA:241:A:H4'	24:DA:242:G:OP1	2.07	0.55
24:DA:1010:A:OP1	40:DQ:61:ILE:HG22	2.07	0.55
24:DA:1251:C:C6	40:DQ:5:ARG:NH1	2.75	0.55
24:DA:2240:U:O2'	24:DA:2241:A:O5'	2.25	0.55
24:DA:2287:A:O2'	24:DA:2288:A:O5'	2.20	0.55
24:DA:2611:C:O2'	24:DA:2612:C:C5'	2.55	0.55
24:DA:2751:G:H4'	30:DG:3:VAL:CG1	2.36	0.55
24:DA:2868:A:O2'	24:DA:2869:G:H5'	2.07	0.55
56:DB:50:A:H5''	38:DO:67:ASN:OD1	2.07	0.55
26:DC:106:PRO:HB3	26:DC:141:HIS:CE1	2.41	0.55
26:DC:140:VAL:CG2	26:DC:161:VAL:HB	2.37	0.55
26:DC:245:THR:C	26:DC:247:TRP:H	2.11	0.55
30:DG:106:LEU:HB2	30:DG:108:PHE:CE1	2.42	0.55
33:DJ:45:THR:H	33:DJ:46:PRO:HD3	1.71	0.55
34:DK:87:LEU:HD23	34:DK:87:LEU:H	1.71	0.55
37:DN:71:ARG:HB2	37:DN:71:ARG:NH2	2.21	0.55

*Continued on next page...*

*Continued from previous page...*

Atom-1	Atom-2	Interatomic distance (Å)	Clash overlap (Å)
43:DT:55:VAL:HG21	43:DT:85:VAL:O	2.07	0.55
1:AB:24:PRO:C	1:AB:26:MET:H	2.10	0.54
1:AB:95:TRP:CH2	1:AB:99:MET:HG2	2.42	0.54
2:AC:52:SER:HB2	2:AC:111:ASP:OD2	2.07	0.54
2:AC:177:LEU:HD23	21:AA:1112:C:N4	2.22	0.54
5:AF:6:ILE:HB	5:AF:62:MET:CB	2.37	0.54
6:AG:99:ALA:HA	6:AG:102:TRP:CE3	2.41	0.54
14:AO:69:LEU:HD21	14:AO:76:ARG:HB2	1.89	0.54
16:AQ:15:LYS:HE2	21:AA:274:A:H5'	1.88	0.54
21:AA:115:G:C2	21:AA:313:A:C2	2.95	0.54
21:AA:181:A:H5''	21:AA:182:A:OP1	2.07	0.54
21:AA:519:C:O2'	21:AA:520:A:H5'	2.07	0.54
21:AA:1322:C:O2'	21:AA:1323:G:C5'	2.53	0.54
24:BA:470:A:H61	43:BT:72:GLN:NE2	2.04	0.54
24:BA:1045:C:H1'	24:BA:1047:G:C2	2.41	0.54
24:BA:1073:A:C3'	24:BA:1074:G:C5'	2.80	0.54
24:BA:1079:C:C4	24:BA:1088:A:C2	2.95	0.54
24:BA:1300:G:H5''	24:BA:1301:A:H5''	1.89	0.54
24:BA:1667:G:O2'	24:BA:1991:U:O4	2.24	0.54
24:BA:1730:C:H2'	24:BA:1731:G:H5''	1.89	0.54
24:BA:1784:A:H4'	24:BA:1785:A:C5'	2.37	0.54
24:BA:2025:C:H2'	24:BA:2026:U:C6	2.41	0.54
24:BA:2144:G:H3'	24:BA:2144:G:N3	2.21	0.54
25:BB:74:U:O2	45:BV:29:ILE:HD12	2.07	0.54
26:BC:199:HIS:O	26:BC:202:ARG:HG3	2.07	0.54
27:BD:14:ILE:O	27:BD:14:ILE:CG1	2.55	0.54
28:BE:1:MET:CG	28:BE:14:VAL:HG23	2.36	0.54
31:BH:131:SER:HB2	31:BH:139:PHE:HD2	1.72	0.54
34:BK:2:ILE:HG21	34:BK:39:ILE:HD12	1.90	0.54
36:BM:71:LYS:HD3	36:BM:95:LEU:CD1	2.37	0.54
45:BV:51:GLN:NE2	45:BV:51:GLN:O	2.40	0.54
49:BZ:39:ASP:CG	49:BZ:44:ARG:HH11	2.11	0.54
2:CC:75:VAL:HG12	2:CC:83:VAL:HG12	1.89	0.54
5:CF:6:ILE:HG12	5:CF:74:LEU:HD23	1.89	0.54
13:CN:20:PHE:CE1	13:CN:54:SER:HB2	2.42	0.54
55:CA:9:G:N3	55:CA:10:A:C8	2.74	0.54
55:CA:51:A:O2'	55:CA:116:A:H4'	2.07	0.54
55:CA:330:C:H2'	55:CA:331:G:C8	2.42	0.54
55:CA:436:C:N3	55:CA:437:U:C5	2.75	0.54
55:CA:988:G:H2'	55:CA:989:U:O4'	2.07	0.54
55:CA:1493:A:H2	22:CX:36:A:N3	2.05	0.54

*Continued on next page...*



*Continued from previous page...*

Atom-1	Atom-2	Interatomic distance (Å)	Clash overlap (Å)
24:DA:9:G:N1	24:DA:2629:U:H2'	2.19	0.54
24:DA:100:U:HO2'	24:DA:101:A:C5'	2.21	0.54
24:DA:241:A:H1'	24:DA:243:U:C4	2.42	0.54
24:DA:324:A:N6	24:DA:338:G:H2'	2.22	0.54
24:DA:807:U:O4'	24:DA:2445:G:H5'	2.08	0.54
24:DA:874:G:C2	24:DA:904:G:C2	2.95	0.54
24:DA:1074:G:OP2	24:DA:1074:G:H8	1.90	0.54
24:DA:1276:A:C2	24:DA:1277:G:C5	2.95	0.54
24:DA:1455:G:H2'	24:DA:1456:G:H8	1.72	0.54
24:DA:2079:U:H2'	24:DA:2080:A:C8	2.42	0.54
24:DA:2346:A:H3'	24:DA:2347:C:H5''	1.88	0.54
33:DJ:3:THR:HG21	40:DQ:60:TRP:HE1	1.72	0.54
35:DL:33:ARG:HD3	35:DL:40:SER:HA	1.87	0.54
1:AB:160:LEU:C	1:AB:182:VAL:HG13	2.28	0.54
2:AC:5:HIS:HB3	13:AN:88:MET:CE	2.37	0.54
3:AD:11:SER:OG	3:AD:17:ASP:HA	2.07	0.54
8:AI:17:ARG:HH22	21:AA:1129:C:H5''	1.71	0.54
10:AK:30:ILE:HD12	10:AK:30:ILE:O	2.07	0.54
20:AU:52:VAL:HG13	20:AU:53:LYS:N	2.18	0.54
21:AA:84:U:O2	21:AA:84:U:H2'	2.07	0.54
21:AA:250:A:H4'	21:AA:251:G:O5'	2.08	0.54
21:AA:368:U:H3'	21:AA:369:G:H5'	1.89	0.54
21:AA:1143:G:H2'	21:AA:1144:G:H8	1.73	0.54
24:BA:187:G:C2	24:BA:210:C:O2	2.61	0.54
24:BA:1274:A:C2	24:BA:1645:G:O4'	2.60	0.54
24:BA:1494:A:H2'	24:BA:1495:A:C8	2.42	0.54
24:BA:1522:A:HO2'	24:BA:1523:U:P	2.30	0.54
24:BA:1855:U:H2'	24:BA:1856:U:O4'	2.07	0.54
24:BA:2287:A:C5	24:BA:2289:G:C8	2.96	0.54
24:BA:2808:G:N2	24:BA:2891:U:C6	2.76	0.54
25:BB:29:A:H2'	25:BB:30:C:H6	1.69	0.54
25:BB:52:A:N7	38:BO:64:TYR:OH	2.27	0.54
32:BI:23:VAL:HG23	32:BI:24:GLY:H	1.72	0.54
39:BP:23:ASP:HA	39:BP:89:GLY:H	1.73	0.54
48:BY:7:ARG:O	48:BY:7:ARG:HG3	2.07	0.54
51:B1:33:LEU:H	51:B1:51:ALA:HB3	1.72	0.54
7:CH:15:ASN:HD21	55:CA:875:U:H1'	1.71	0.54
9:CJ:10:LEU:O	9:CJ:18:ILE:HD11	2.06	0.54
9:CJ:17:LEU:HG	9:CJ:96:VAL:HG13	1.89	0.54
9:CJ:57:VAL:HG13	9:CJ:58:ASN:N	2.23	0.54
55:CA:815:A:N7	55:CA:1509:C:O2'	2.26	0.54

*Continued on next page...*

*Continued from previous page...*

Atom-1	Atom-2	Interatomic distance (Å)	Clash overlap (Å)
55:CA:825:A:H2'	55:CA:826:C:C6	2.43	0.54
55:CA:914:A:O2'	55:CA:915:A:H8	1.91	0.54
55:CA:1140:C:H2'	55:CA:1141:C:C5	2.43	0.54
55:CA:1401:G:C2	55:CA:1402:C:H1'	2.42	0.54
55:CA:1523:G:C5	55:CA:1524:C:C5	2.95	0.54
24:DA:258:G:H2'	24:DA:259:G:H8	1.72	0.54
24:DA:271:G:C6	24:DA:272:A:N6	2.75	0.54
24:DA:839:U:H2'	24:DA:840:C:C6	2.42	0.54
24:DA:973:A:OP1	24:DA:973:A:O4'	2.24	0.54
24:DA:1032:A:H1'	54:D4:23:ILE:HD13	1.90	0.54
24:DA:1114:C:H2'	24:DA:1115:G:C8	2.41	0.54
24:DA:1353:A:H2'	24:DA:1354:A:C8	2.41	0.54
24:DA:1425:G:H2'	24:DA:1426:G:C8	2.42	0.54
24:DA:1431:A:H2'	24:DA:1432:G:O4'	2.05	0.54
24:DA:1507:C:H3'	24:DA:1508:A:O4'	2.05	0.54
24:DA:1681:G:O2'	24:DA:1762:A:H2'	2.08	0.54
27:DD:148:GLN:OE1	27:DD:152:PRO:HG2	2.06	0.54
36:DM:27:SER:N	36:DM:66:ARG:NH2	2.43	0.54
40:DQ:16:ILE:HG23	40:DQ:38:VAL:HG21	1.89	0.54
6:AG:101:ARG:NH2	21:AA:939:G:H5'	2.21	0.54
13:AN:14:ALA:O	13:AN:18:LYS:HG3	2.07	0.54
21:AA:206:C:C2	21:AA:207:C:H1'	2.43	0.54
21:AA:211:G:N2	21:AA:212:G:C4	2.74	0.54
21:AA:455:G:H2'	21:AA:456:A:C8	2.39	0.54
21:AA:577:G:H4'	21:AA:816:A:H2'	1.88	0.54
21:AA:1333:A:H2'	21:AA:1334:G:O4'	2.08	0.54
21:AA:1413:A:C2	21:AA:1488:G:C2	2.95	0.54
24:BA:155:A:H2'	24:BA:156:A:C8	2.43	0.54
24:BA:232:G:H4'	24:BA:233:A:OP1	2.06	0.54
24:BA:684:G:OP1	52:B2:16:HIS:HD2	1.90	0.54
24:BA:685:A:C2	24:BA:689:A:C6	2.95	0.54
24:BA:790:U:O2'	24:BA:791:C:O5'	2.24	0.54
24:BA:1017:G:C6	24:BA:1018:U:C5	2.95	0.54
24:BA:1019:U:C4	24:BA:1020:A:N6	2.75	0.54
24:BA:1131:G:N2	24:BA:2024:G:H21	2.05	0.54
24:BA:1385:A:C6	24:BA:1403:A:C6	2.96	0.54
24:BA:1416:G:O2'	24:BA:1417:C:O4'	2.25	0.54
24:BA:1900:A:C2	24:BA:1970:A:C4	2.96	0.54
24:BA:2497:A:H4'	24:BA:2498:C:OP1	2.06	0.54
25:BB:37:C:C5	25:BB:38:C:C4	2.96	0.54
25:BB:45:A:H2'	25:BB:46:A:C8	2.41	0.54

*Continued on next page...*

*Continued from previous page...*

Atom-1	Atom-2	Interatomic distance (Å)	Clash overlap (Å)
26:BC:12:ARG:CG	26:BC:12:ARG:NH1	2.55	0.54
33:BJ:81:ILE:CG2	33:BJ:82:GLY:H	2.05	0.54
43:BT:28:ASN:HA	43:BT:91:GLN:OE1	2.07	0.54
54:B4:1:MET:CE	54:B4:34:LYS:HG2	2.37	0.54
3:CD:10:LEU:HD23	3:CD:62:ARG:HB3	1.89	0.54
13:CN:89:ARG:HG3	13:CN:91:GLU:HG3	1.89	0.54
55:CA:520:A:O2'	55:CA:521:G:O5'	2.25	0.54
55:CA:920:U:H2'	55:CA:921:U:C6	2.42	0.54
55:CA:1106:G:H2'	55:CA:1107:C:C6	2.42	0.54
55:CA:1244:G:C6	55:CA:1245:C:N4	2.76	0.54
24:DA:54:G:C5	24:DA:55:G:C8	2.96	0.54
24:DA:492:A:H2'	24:DA:493:G:O4'	2.07	0.54
24:DA:508:A:N6	42:DS:9:HIS:NE2	2.56	0.54
24:DA:969:G:H2'	24:DA:970:U:C6	2.42	0.54
24:DA:1213:A:O2'	24:DA:1214:A:C5'	2.55	0.54
24:DA:2615:U:C4	50:D0:2:VAL:C	2.80	0.54
24:DA:2884:U:O2	50:D0:49:ARG:HB3	2.08	0.54
24:DA:2902:C:O2'	24:DA:2903:U:O5'	2.26	0.54
30:DG:112:VAL:HG12	30:DG:114:HIS:N	2.22	0.54
35:DL:73:ILE:O	35:DL:105:ILE:HA	2.07	0.54
49:DZ:4:ILE:CG2	49:DZ:56:VAL:HG13	2.37	0.54
3:AD:43:ARG:O	3:AD:45:PRO:HD3	2.07	0.54
4:AE:155:LYS:HG2	7:AH:65:PHE:HB2	1.88	0.54
5:AF:42:TRP:CD1	5:AF:42:TRP:N	2.74	0.54
10:AK:125:LYS:HD3	10:AK:125:LYS:H	1.72	0.54
15:AP:33:ILE:HG21	15:AP:60:TRP:CZ2	2.43	0.54
21:AA:91:U:H2'	21:AA:92:U:H1'	1.87	0.54
21:AA:996:A:C4	21:AA:997:U:C5	2.95	0.54
21:AA:1413:A:H2'	21:AA:1414:U:O4'	2.08	0.54
21:AA:1416:G:H2'	21:AA:1417:G:H5'	1.89	0.54
24:BA:233:A:H61	24:BA:428:A:H61	1.54	0.54
24:BA:976:G:C2	24:BA:977:G:C5	2.96	0.54
24:BA:1298:C:C2	24:BA:1643:G:N2	2.75	0.54
24:BA:2210:U:H4'	24:BA:2211:A:C5'	2.36	0.54
24:BA:2289:G:O2'	24:BA:2346:A:OP2	2.25	0.54
24:BA:2720:U:C2	24:BA:2872:A:C5	2.95	0.54
25:BB:61:G:C6	25:BB:62:C:C4	2.96	0.54
26:BC:69:ASN:O	26:BC:117:SER:OG	2.25	0.54
31:BH:8:LYS:O	31:BH:9:VAL:CB	2.55	0.54
36:BM:43:ALA:O	36:BM:46:ILE:HG13	2.08	0.54
42:BS:42:LYS:O	42:BS:42:LYS:HD3	2.07	0.54

*Continued on next page...*

*Continued from previous page...*

Atom-1	Atom-2	Interatomic distance (Å)	Clash overlap (Å)
47:BX:73:ARG:HG2	47:BX:75:GLU:HG3	1.88	0.54
51:B1:8:ILE:HG23	51:B1:51:ALA:HA	1.90	0.54
1:CB:161:PHE:CZ	1:CB:216:VAL:HG21	2.43	0.54
1:CB:185:ILE:HD12	1:CB:202:ASN:H	1.72	0.54
2:CC:9:ILE:HG23	2:CC:10:ARG:HG3	1.88	0.54
5:CF:18:VAL:N	5:CF:19:PRO:HD2	2.23	0.54
11:CL:23:LEU:HD11	11:CL:94:TYR:HE1	1.71	0.54
13:CN:96:LYS:HD2	13:CN:96:LYS:H	1.73	0.54
20:CU:3:ILE:HG23	20:CU:3:ILE:O	2.08	0.54
55:CA:10:A:N6	55:CA:25:C:H42	2.05	0.54
55:CA:248:C:O2'	55:CA:249:U:O5'	2.24	0.54
55:CA:373:A:O2'	55:CA:374:A:C5'	2.54	0.54
55:CA:1411:C:OP2	55:CA:1411:C:H6	1.90	0.54
22:CV:33:U:H5'	22:CV:34:G:OP2	2.07	0.54
24:DA:161:A:C5	24:DA:162:U:C4	2.96	0.54
24:DA:657:U:O2'	24:DA:658:U:C6	2.57	0.54
24:DA:664:G:H2'	24:DA:665:U:O4'	2.07	0.54
24:DA:1527:G:H5''	24:DA:1528:A:OP1	2.07	0.54
24:DA:1665:A:H2'	24:DA:1666:G:O4'	2.08	0.54
24:DA:2052:A:N7	27:DD:146:ILE:HD11	2.22	0.54
24:DA:2304:G:H22	24:DA:2312:U:H3	1.54	0.54
26:DC:239:PHE:HD1	26:DC:240:GLY:H	1.55	0.54
27:DD:133:THR:HG23	27:DD:134:HIS:N	2.23	0.54
28:DE:112:LEU:HD11	28:DE:186:VAL:HG11	1.89	0.54
28:DE:149:ILE:HG23	28:DE:188:MET:N	2.21	0.54
29:DF:109:ARG:NH1	29:DF:135:ILE:HG22	2.23	0.54
31:DH:7:ASP:O	31:DH:15:LEU:HA	2.08	0.54
32:DI:90:GLY:O	32:DI:92:PRO:HD3	2.07	0.54
34:DK:7:MET:HG3	34:DK:17:ARG:HH12	1.71	0.54
38:DO:30:ARG:HA	38:DO:35:ILE:HD13	1.87	0.54
42:DS:49:LYS:HB3	42:DS:49:LYS:NZ	2.23	0.54
1:AB:40:ILE:HG21	1:AB:201:GLY:H	1.73	0.54
5:AF:47:LEU:HD22	17:AR:65:SER:CB	2.37	0.54
13:AN:14:ALA:HB1	13:AN:18:LYS:NZ	2.23	0.54
19:AT:26:MET:SD	19:AT:27:MET:N	2.81	0.54
21:AA:63:C:O2'	21:AA:380:G:H4'	2.08	0.54
21:AA:441:A:C2	21:AA:497:G:C6	2.95	0.54
21:AA:820:U:H4'	21:AA:821:G:OP2	2.07	0.54
21:AA:1202:U:O2'	21:AA:1203:C:C5'	2.56	0.54
24:BA:151:C:O2	24:BA:176:A:C2	2.61	0.54
24:BA:215:G:H4'	24:BA:216:A:OP1	2.07	0.54

*Continued on next page...*

*Continued from previous page...*

Atom-1	Atom-2	Interatomic distance (Å)	Clash overlap (Å)
24:BA:769:U:H2'	24:BA:770:G:C8	2.42	0.54
24:BA:827:U:C4	24:BA:2430:A:C6	2.95	0.54
24:BA:1088:A:O4'	24:BA:1088:A:N3	2.39	0.54
24:BA:1442:U:H2'	24:BA:1443:U:H6	1.72	0.54
24:BA:1759:A:H2'	24:BA:1760:C:C6	2.42	0.54
24:BA:1936:A:H5''	24:BA:1937:A:C5'	2.36	0.54
24:BA:2331:G:O2'	46:BW:39:GLN:O	2.19	0.54
24:BA:2393:U:H2'	24:BA:2394:C:H6	1.72	0.54
24:BA:2663:G:H2'	24:BA:2664:G:O5'	2.08	0.54
30:BG:15:ASP:CG	30:BG:16:VAL:N	2.61	0.54
35:BL:101:ILE:HG22	35:BL:102:GLY:N	2.23	0.54
39:BP:20:ARG:HD2	39:BP:112:ARG:HH11	1.71	0.54
46:BW:46:ALA:HB3	46:BW:79:ILE:O	2.08	0.54
48:BY:6:LEU:O	48:BY:7:ARG:HB3	2.07	0.54
51:B1:46:VAL:HG12	51:B1:47:ILE:H	1.71	0.54
3:CD:25:ARG:HB3	3:CD:30:LYS:NZ	2.23	0.54
7:CH:121:GLY:HA3	55:CA:599:C:H4'	1.89	0.54
8:CI:9:GLY:HA3	8:CI:77:ALA:O	2.08	0.54
8:CI:79:ARG:HD2	8:CI:102:PHE:CE1	2.43	0.54
10:CK:81:LEU:HD11	10:CK:104:PHE:HB3	1.90	0.54
13:CN:80:ARG:HG2	13:CN:81:ILE:H	1.73	0.54
19:CT:4:LYS:C	19:CT:6:ALA:H	2.10	0.54
55:CA:370:C:H2'	55:CA:371:A:H8	1.70	0.54
55:CA:372:C:O2'	55:CA:373:A:OP2	2.23	0.54
55:CA:973:G:OP2	55:CA:975:A:OP1	2.24	0.54
55:CA:1452:C:H4'	55:CA:1453:G:O5'	2.06	0.54
24:DA:70:G:O2'	24:DA:71:A:C5'	2.56	0.54
24:DA:310:A:H2'	24:DA:312:G:N7	2.21	0.54
24:DA:586:A:H8	24:DA:586:A:O5'	1.90	0.54
24:DA:617:G:O2'	24:DA:618:G:O4'	2.21	0.54
24:DA:1022:G:N2	24:DA:1142:A:C2	2.76	0.54
24:DA:1474:U:H2'	24:DA:1475:G:C5'	2.33	0.54
24:DA:1984:G:C6	24:DA:1985:C:C4	2.96	0.54
24:DA:2312:U:H4'	24:DA:2312:U:OP1	2.08	0.54
24:DA:2627:G:N3	24:DA:2781:A:H2	2.05	0.54
26:DC:93:VAL:HG12	26:DC:101:ARG:H	1.72	0.54
27:DD:181:ASP:C	27:DD:183:GLU:H	2.10	0.54
29:DF:32:LYS:HB3	29:DF:156:THR:HB	1.88	0.54
36:DM:119:LEU:O	36:DM:119:LEU:HD23	2.08	0.54
48:DY:17:GLU:OE1	48:DY:53:VAL:HB	2.08	0.54
48:DY:57:LEU:O	48:DY:60:LYS:HB3	2.07	0.54

*Continued on next page...*

*Continued from previous page...*

Atom-1	Atom-2	Interatomic distance (Å)	Clash overlap (Å)
49:DZ:16:LEU:HD22	49:DZ:16:LEU:N	2.19	0.54
10:AK:34:THR:HA	10:AK:41:LEU:HG	1.90	0.54
21:AA:99:C:H2'	21:AA:100:G:OP2	2.08	0.54
21:AA:1125:U:HO2'	21:AA:1126:U:P	2.30	0.54
21:AA:1129:C:H2'	21:AA:1139:G:N7	2.22	0.54
21:AA:1305:G:N2	21:AA:1332:A:OP2	2.40	0.54
21:AA:1498:U:H5''	21:AA:1499:A:OP1	2.06	0.54
24:BA:145:C:H2'	24:BA:146:A:H8	1.72	0.54
24:BA:243:U:OP1	53:B3:5:THR:CG2	2.55	0.54
24:BA:587:C:H42	35:BL:33:ARG:HD3	1.72	0.54
24:BA:776:G:C5	24:BA:793:A:C8	2.95	0.54
24:BA:1380:G:C2	24:BA:1381:G:C8	2.95	0.54
24:BA:1783:A:H2	24:BA:2587:A:C5	2.26	0.54
24:BA:1797:G:O3'	26:BC:255:LYS:O	2.25	0.54
24:BA:1905:C:HO2'	24:BA:1929:G:HO2'	1.51	0.54
24:BA:1923:U:H2'	24:BA:1924:C:H6	1.72	0.54
24:BA:1950:G:C8	24:BA:1951:U:H5	2.25	0.54
24:BA:2144:G:C2'	24:BA:2148:G:O6	2.54	0.54
24:BA:2846:G:OP1	39:BP:50:ARG:O	2.25	0.54
28:BE:28:VAL:HA	28:BE:104:ALA:HB1	1.90	0.54
29:BF:129:MET:CG	29:BF:153:ILE:HD11	2.37	0.54
30:BG:164:ALA:C	30:BG:166:GLU:H	2.10	0.54
39:BP:83:ILE:HD13	39:BP:84:SER:N	2.22	0.54
42:BS:13:SER:O	42:BS:14:ALA:CB	2.55	0.54
43:BT:2:ILE:HG13	43:BT:3:ARG:NH2	2.22	0.54
47:BX:34:SER:HA	47:BX:48:LEU:O	2.06	0.54
51:B1:46:VAL:HG12	51:B1:47:ILE:N	2.23	0.54
1:CB:128:LEU:HD22	1:CB:132:GLU:HG2	1.89	0.54
2:CC:22:PHE:HD1	9:CJ:13:PHE:CE1	2.25	0.54
3:CD:2:ARG:NH2	3:CD:114:ARG:HH11	2.06	0.54
8:CI:44:ARG:NH1	8:CI:44:ARG:HB3	2.23	0.54
10:CK:62:ALA:O	10:CK:66:ALA:N	2.40	0.54
10:CK:86:LYS:HE2	10:CK:112:VAL:O	2.07	0.54
17:CR:53:GLN:O	17:CR:56:ARG:HB2	2.07	0.54
55:CA:253:A:O2'	55:CA:254:G:H8	1.89	0.54
55:CA:555:U:C2	55:CA:556:C:C5	2.96	0.54
55:CA:649:A:N3	55:CA:650:G:H1'	2.23	0.54
55:CA:1050:G:O2'	55:CA:1051:C:H6	1.89	0.54
55:CA:1501:C:N4	55:CA:1504:G:C2	2.76	0.54
24:DA:53:A:C2	52:D2:35:ARG:NH1	2.76	0.54
24:DA:287:G:O2'	24:DA:288:U:H5'	2.08	0.54

*Continued on next page...*

*Continued from previous page...*

Atom-1	Atom-2	Interatomic distance (Å)	Clash overlap (Å)
24:DA:466:A:P	52:D2:34:ARG:HH21	2.31	0.54
24:DA:1147:A:H2'	24:DA:1148:U:C6	2.40	0.54
24:DA:1287:A:OP1	37:DN:103:ARG:HG3	2.07	0.54
24:DA:1353:A:H2'	24:DA:1354:A:H8	1.73	0.54
29:DF:137:PHE:CB	29:DF:138:PRO:HD2	2.30	0.54
34:DK:88:ASN:HB2	34:DK:91:SER:HB2	1.89	0.54
40:DQ:8:ILE:HG12	40:DQ:8:ILE:O	2.07	0.54
45:DV:44:HIS:CD2	45:DV:85:LYS:HB2	2.42	0.54
47:DX:6:VAL:HG13	47:DX:7:THR:N	2.22	0.54
1:AB:61:SER:O	1:AB:224:ARG:HB3	2.08	0.54
4:AE:132:PRO:O	4:AE:135:VAL:HG12	2.08	0.54
8:AI:128:LYS:HD2	8:AI:129:ARG:H	1.73	0.54
10:AK:22:ILE:CD1	10:AK:95:THR:HG21	2.37	0.54
11:AL:114:SER:HB3	21:AA:502:A:OP1	2.07	0.54
15:AP:57:ILE:HG22	15:AP:58:ALA:N	2.22	0.54
20:AU:4:LYS:O	20:AU:4:LYS:HD2	2.07	0.54
21:AA:844:G:H21	21:AA:845:A:H62	1.55	0.54
21:AA:1131:G:C2'	21:AA:1132:C:O5'	2.56	0.54
24:BA:136:G:C6	24:BA:142:A:N6	2.75	0.54
24:BA:570:G:OP1	24:BA:972:A:O2'	2.23	0.54
24:BA:613:A:H8	24:BA:616:A:N1	2.05	0.54
24:BA:1179:G:H3'	24:BA:1180:U:C4'	2.25	0.54
24:BA:1555:G:N2	24:BA:1556:C:C2	2.75	0.54
24:BA:1779:U:C5	24:BA:1783:A:C8	2.95	0.54
24:BA:2018:G:C2	24:BA:2019:A:C4	2.96	0.54
24:BA:2091:C:O2	47:BX:33:HIS:CE1	2.61	0.54
24:BA:2109:U:H2'	24:BA:2110:G:H5'	1.89	0.54
24:BA:2473:U:O2	24:BA:2473:U:H2'	2.08	0.54
26:BC:5:CYS:SG	26:BC:15:VAL:HB	2.47	0.54
1:CB:128:LEU:O	1:CB:129:THR:C	2.46	0.54
5:CF:17:GLN:O	5:CF:21:MET:HG3	2.07	0.54
15:CP:78:VAL:O	15:CP:78:VAL:HG12	2.08	0.54
18:CS:4:LEU:HD11	55:CA:1319:A:OP2	2.06	0.54
19:CT:78:LEU:O	19:CT:82:ILE:HG12	2.07	0.54
55:CA:32:A:N6	55:CA:553:A:C6	2.76	0.54
55:CA:81:A:C2	55:CA:89:U:O4	2.61	0.54
55:CA:501:C:H2'	55:CA:502:A:C8	2.43	0.54
55:CA:618:C:C6	55:CA:620:C:OP2	2.60	0.54
55:CA:652:U:O2'	55:CA:653:U:O5'	2.25	0.54
55:CA:1394:A:C5	55:CA:1501:C:H4'	2.43	0.54
24:DA:90:U:C4	24:DA:91:A:C5	2.96	0.54

*Continued on next page...*

*Continued from previous page...*

Atom-1	Atom-2	Interatomic distance (Å)	Clash overlap (Å)
24:DA:449:A:HO2'	24:DA:450:G:H5'	1.68	0.54
24:DA:860:U:O2'	24:DA:861:A:H5'	2.08	0.54
24:DA:1067:A:H2'	24:DA:1068:G:H5''	1.90	0.54
24:DA:1290:C:O2'	24:DA:1291:C:O4'	2.26	0.54
24:DA:1590:A:H2'	24:DA:1591:A:H8	1.73	0.54
24:DA:2015:A:N1	50:D0:2:VAL:HG11	2.23	0.54
24:DA:2783:U:H2'	24:DA:2784:U:C6	2.42	0.54
24:DA:2835:A:N7	24:DA:2879:A:C2	2.76	0.54
26:DC:120:ASP:CG	26:DC:121:ALA:H	2.11	0.54
26:DC:259:ASN:C	26:DC:261:ARG:H	2.11	0.54
27:DD:51:THR:HG21	27:DD:75:ALA:O	2.08	0.54
28:DE:196:VAL:HG13	28:DE:200:LEU:HD23	1.90	0.54
30:DG:28:LYS:HG3	30:DG:79:THR:HG22	1.89	0.54
33:DJ:106:LYS:HD2	33:DJ:119:PHE:CD2	2.42	0.54
34:DK:113:MET:O	34:DK:116:ILE:HG13	2.08	0.54
35:DL:48:ARG:HG3	35:DL:48:ARG:HH11	1.73	0.54
42:DS:47:VAL:HG12	42:DS:103:ILE:HG12	1.89	0.54
43:DT:29:THR:CB	43:DT:86:THR:H	2.21	0.54
1:AB:67:LEU:HD22	1:AB:69:VAL:HG22	1.89	0.54
3:AD:191:SER:O	3:AD:192:ALA:HB2	2.06	0.54
4:AE:79:THR:CA	4:AE:119:VAL:HG12	2.35	0.54
5:AF:5:GLU:HG3	5:AF:63:ASN:OD1	2.08	0.54
12:AM:67:ASP:O	12:AM:70:ARG:CB	2.53	0.54
12:AM:84:CYS:O	12:AM:88:LEU:HG	2.08	0.54
15:AP:38:PHE:CZ	15:AP:51:ARG:HB2	2.42	0.54
15:AP:51:ARG:HG2	15:AP:52:LEU:N	2.22	0.54
16:AQ:26:ARG:NH2	21:AA:237:G:H5''	2.22	0.54
21:AA:87:C:H2'	21:AA:88:U:O4'	2.07	0.54
21:AA:430:A:O2'	21:AA:431:A:C5'	2.49	0.54
21:AA:780:A:C8	21:AA:800:G:C6	2.95	0.54
21:AA:802:A:H3'	21:AA:803:G:H8	1.72	0.54
21:AA:1102:A:H2'	21:AA:1103:C:C5	2.43	0.54
21:AA:1125:U:OP2	21:AA:1145:A:N6	2.41	0.54
21:AA:1181:G:C2	21:AA:1182:G:N2	2.76	0.54
24:BA:265:A:N7	24:BA:428:A:N3	2.55	0.54
24:BA:479:A:C2	24:BA:480:A:C4	2.95	0.54
24:BA:734:A:N7	24:BA:735:A:N7	2.56	0.54
24:BA:743:A:O2'	24:BA:744:U:H5'	2.08	0.54
24:BA:996:A:H4'	40:BQ:91:ARG:HG2	1.90	0.54
24:BA:1062:G:H1'	32:BI:134:SER:CB	2.33	0.54
24:BA:1252:G:C2	40:BQ:32:ARG:HG2	2.41	0.54

*Continued on next page...*



*Continued from previous page...*

Atom-1	Atom-2	Interatomic distance (Å)	Clash overlap (Å)
24:BA:1555:G:N1	24:BA:1556:C:C4	2.76	0.54
24:BA:1744:A:H3'	24:BA:1745:A:H8	1.73	0.54
24:BA:1783:A:H2	24:BA:2587:A:C4	2.26	0.54
24:BA:1797:G:O3'	26:BC:255:LYS:HA	2.08	0.54
24:BA:2100:G:C6	24:BA:2190:G:C6	2.95	0.54
24:BA:2135:A:C2'	24:BA:2136:G:C8	2.88	0.54
24:BA:2320:U:H4'	24:BA:2321:U:C5'	2.36	0.54
24:BA:2377:A:H2'	24:BA:2378:A:C8	2.42	0.54
24:BA:2657:A:H2'	24:BA:2658:C:O4'	2.08	0.54
24:BA:2675:A:C2'	24:BA:2676:C:H5'	2.37	0.54
27:BD:90:PHE:HB2	27:BD:92:VAL:HG23	1.90	0.54
27:BD:99:GLU:CG	27:BD:100:LEU:N	2.69	0.54
27:BD:143:PRO:O	27:BD:144:GLY:O	2.26	0.54
30:BG:86:LEU:HD11	30:BG:132:LEU:HD21	1.90	0.54
38:BO:75:GLY:HA3	38:BO:106:LEU:HA	1.89	0.54
39:BP:4:ILE:O	39:BP:6:GLN:N	2.41	0.54
40:BQ:10:ARG:HB2	40:BQ:10:ARG:CZ	2.38	0.54
41:BR:90:ARG:O	41:BR:91:GLN:CB	2.56	0.54
54:B4:30:GLU:OE2	54:B4:32:LYS:HG3	2.08	0.54
1:CB:208:ALA:HA	1:CB:211:LEU:CB	2.37	0.54
3:CD:104:MET:SD	3:CD:179:GLY:HA3	2.48	0.54
6:CG:19:SER:OG	6:CG:22:LEU:HB3	2.07	0.54
8:CI:25:GLY:HA3	8:CI:58:GLU:N	2.22	0.54
12:CM:49:GLU:HA	12:CM:49:GLU:OE1	2.07	0.54
55:CA:197:A:N6	55:CA:221:C:H4'	2.22	0.54
55:CA:252:U:O2'	55:CA:253:A:C8	2.47	0.54
55:CA:274:A:H4'	55:CA:275:G:O5'	2.08	0.54
55:CA:545:C:O2'	55:CA:549:C:OP1	2.22	0.54
55:CA:1004:A:C4	55:CA:1026:G:N7	2.76	0.54
55:CA:1161:C:O2'	55:CA:1162:C:C6	2.61	0.54
24:DA:529:A:C5	24:DA:2023:C:C4	2.95	0.54
24:DA:851:C:H2'	24:DA:852:U:H6	1.73	0.54
24:DA:1011:G:OP1	40:DQ:76:SER:HB3	2.07	0.54
24:DA:1623:G:C6	24:DA:1624:U:C5	2.96	0.54
24:DA:1731:G:H4'	24:DA:1732:C:OP1	2.08	0.54
24:DA:2366:A:C2	24:DA:2367:G:H1'	2.43	0.54
27:DD:39:ASP:CG	27:DD:40:LEU:H	2.11	0.54
29:DF:32:LYS:HD2	29:DF:156:THR:HG21	1.89	0.54
34:DK:87:LEU:HB2	34:DK:92:GLU:O	2.07	0.54
41:DR:3:ALA:HB2	41:DR:101:ILE:HD13	1.90	0.54
42:DS:7:HIS:CE1	42:DS:10:ALA:HA	2.42	0.54

*Continued on next page...*

*Continued from previous page...*

Atom-1	Atom-2	Interatomic distance (Å)	Clash overlap (Å)
44:DU:35:VAL:HG12	44:DU:36:GLU:N	2.22	0.54
53:D3:28:LEU:HA	53:D3:32:LEU:HD21	1.88	0.54
3:AD:204:SER:HB2	21:AA:8:A:H62	1.73	0.54
4:AE:37:VAL:HG11	4:AE:113:VAL:CA	2.38	0.54
8:AI:33:SER:HB3	8:AI:36:GLN:HG2	1.89	0.54
9:AJ:36:VAL:HG22	9:AJ:76:ILE:HG23	1.89	0.54
15:AP:79:ASN:O	15:AP:80:LYS:HB2	2.08	0.54
19:AT:78:LEU:O	19:AT:82:ILE:HG23	2.07	0.54
20:AU:9:GLU:HG3	20:AU:10:PRO:HD3	1.89	0.54
21:AA:282:A:H2'	21:AA:283:U:C6	2.43	0.54
21:AA:1228:C:O2'	21:AA:1229:A:H8	1.90	0.54
24:BA:63:A:N3	24:BA:64:A:C8	2.76	0.54
24:BA:321:U:C6	28:BE:159:LEU:HD23	2.43	0.54
24:BA:554:U:O4	24:BA:555:G:C6	2.61	0.54
24:BA:621:A:H2'	24:BA:622:G:O4'	2.08	0.54
24:BA:1394:U:C4	24:BA:1395:A:C6	2.96	0.54
24:BA:1422:G:H2'	24:BA:1423:G:H8	1.73	0.54
24:BA:2508:G:C4	24:BA:2509:G:C8	2.96	0.54
26:BC:105:ALA:O	26:BC:195:GLY:HA3	2.08	0.54
28:BE:104:ALA:O	28:BE:108:ILE:CG2	2.56	0.54
29:BF:131:VAL:CG2	29:BF:151:LEU:H	2.19	0.54
30:BG:21:GLN:O	30:BG:36:LEU:HD13	2.08	0.54
34:BK:108:ARG:O	34:BK:108:ARG:HG3	2.08	0.54
37:BN:81:ASN:O	37:BN:85:PRO:HG3	2.08	0.54
39:BP:50:ARG:O	39:BP:51:ASN:HB2	2.07	0.54
3:CD:194:ILE:O	3:CD:194:ILE:HG13	2.07	0.54
4:CE:98:ALA:HB2	4:CE:123:LEU:CG	2.36	0.54
15:CP:1:MET:HB2	55:CA:135:C:O2	2.07	0.54
55:CA:28:A:C5	55:CA:29:U:C5	2.96	0.54
55:CA:313:A:H2'	55:CA:314:C:C6	2.43	0.54
55:CA:428:G:H1'	55:CA:430:A:N7	2.22	0.54
55:CA:463:U:C4	55:CA:464:U:O4	2.61	0.54
24:DA:84:A:C4	24:DA:103:A:N6	2.76	0.54
24:DA:123:G:H2'	24:DA:124:G:O4'	2.08	0.54
24:DA:300:A:H1'	24:DA:333:G:N2	2.22	0.54
24:DA:320:A:H2'	28:DE:131:THR:OG1	2.07	0.54
24:DA:597:G:H2'	24:DA:598:U:O4'	2.08	0.54
24:DA:857:G:H1'	46:DW:19:ARG:CZ	2.38	0.54
24:DA:1063:G:H2'	24:DA:1064:C:C5	2.42	0.54
24:DA:1123:C:H2'	24:DA:1124:G:H8	1.73	0.54
24:DA:1219:U:H2'	24:DA:1220:G:H8	1.73	0.54

*Continued on next page...*

*Continued from previous page...*

Atom-1	Atom-2	Interatomic distance (Å)	Clash overlap (Å)
24:DA:1548:A:H2'	24:DA:1549:A:H8	1.73	0.54
24:DA:2586:U:O5'	24:DA:2586:U:H6	1.90	0.54
24:DA:2786:U:O2'	24:DA:2787:C:H5'	2.08	0.54
27:DD:121:THR:HG21	27:DD:127:PHE:CD1	2.42	0.54
29:DF:107:VAL:N	29:DF:108:PRO:CD	2.71	0.54
35:DL:93:ASN:CG	35:DL:94:THR:H	2.10	0.54
36:DM:27:SER:N	36:DM:66:ARG:HH22	2.00	0.54
39:DP:50:ARG:HA	39:DP:57:ALA:H	1.73	0.54
44:DU:90:LYS:HE2	44:DU:92:VAL:HG12	1.89	0.54
45:DV:56:PHE:C	45:DV:58:SER:H	2.12	0.54
47:DX:19:HIS:C	47:DX:21:LEU:H	2.11	0.54
48:DY:31:GLN:C	48:DY:33:ALA:H	2.10	0.54
4:AE:95:MET:SD	4:AE:139:THR:HG22	2.47	0.54
7:AH:91:LEU:HD21	7:AH:103:VAL:HG11	1.89	0.54
21:AA:98:A:H2'	21:AA:99:C:C6	2.43	0.54
21:AA:260:G:O2'	21:AA:261:U:H5'	2.08	0.54
21:AA:374:A:OP1	21:AA:452:A:N1	2.41	0.54
21:AA:402:G:C6	21:AA:403:C:C4	2.95	0.54
21:AA:607:A:H2'	21:AA:608:A:H8	1.72	0.54
21:AA:903:G:C6	21:AA:904:U:C4	2.96	0.54
21:AA:954:G:C6	21:AA:955:U:C4	2.96	0.54
21:AA:976:G:N7	21:AA:1358:U:C2	2.76	0.54
21:AA:1208:C:H2'	21:AA:1209:C:O4'	2.08	0.54
24:BA:401:A:C2	24:BA:402:A:C4	2.96	0.54
24:BA:821:A:H2'	24:BA:946:C:H5''	1.89	0.54
24:BA:1178:C:H2'	24:BA:1179:G:N7	2.22	0.54
24:BA:1849:G:H2'	24:BA:1850:G:H8	1.73	0.54
24:BA:2332:C:H4'	24:BA:2336:A:C6	2.43	0.54
24:BA:2727:A:H2'	24:BA:2728:U:C6	2.43	0.54
24:BA:2733:A:O5'	24:BA:2733:A:C8	2.54	0.54
25:BB:20:G:C2	25:BB:64:G:N3	2.76	0.54
25:BB:45:A:H2'	25:BB:46:A:H8	1.73	0.54
28:BE:60:TRP:CZ2	28:BE:70:SER:HB3	2.43	0.54
30:BG:115:GLN:CD	30:BG:115:GLN:H	2.11	0.54
34:BK:8:LEU:HD23	34:BK:8:LEU:N	2.23	0.54
36:BM:65:ILE:HG12	36:BM:103:TYR:CD2	2.42	0.54
39:BP:50:ARG:CG	39:BP:57:ALA:N	2.71	0.54
39:BP:83:ILE:HD13	39:BP:83:ILE:C	2.28	0.54
42:BS:24:ILE:HG22	42:BS:71:VAL:HG21	1.91	0.54
4:CE:22:LYS:HB3	4:CE:29:ILE:CG2	2.38	0.54
6:CG:139:ASP:O	6:CG:142:ARG:HB2	2.09	0.54

*Continued on next page...*

*Continued from previous page...*

Atom-1	Atom-2	Interatomic distance (Å)	Clash overlap (Å)
7:CH:124:ILE:HG22	7:CH:125:ILE:H	1.73	0.54
8:CI:4:GLN:HB3	8:CI:21:LYS:HD3	1.90	0.54
11:CL:97:VAL:HG23	11:CL:100:ALA:HB3	1.90	0.54
13:CN:20:PHE:HE1	13:CN:54:SER:CB	2.20	0.54
14:CO:8:ALA:O	14:CO:11:VAL:HB	2.08	0.54
18:CS:45:GLY:H	18:CS:61:VAL:HB	1.72	0.54
20:CU:16:ARG:HG3	20:CU:19:LYS:CG	2.33	0.54
55:CA:198:G:HO2'	55:CA:199:A:H8	1.56	0.54
55:CA:410:G:H2'	55:CA:429:U:C5	2.43	0.54
55:CA:1327:C:H2'	55:CA:1328:C:C6	2.42	0.54
55:CA:1430:A:N6	55:CA:1431:A:C2	2.76	0.54
55:CA:1431:A:C6	55:CA:1432:G:N1	2.76	0.54
22:CX:40:C:H2'	22:CX:41:C:C6	2.41	0.54
24:DA:225:C:H2'	24:DA:226:A:C8	2.43	0.54
24:DA:547:A:H3'	24:DA:548:G:C5'	2.36	0.54
24:DA:1059:G:C5	24:DA:1060:U:C2	2.96	0.54
24:DA:1355:G:C6	24:DA:1377:G:N2	2.76	0.54
24:DA:1535:A:N1	24:DA:1537:G:N7	2.56	0.54
24:DA:1782:U:O2'	24:DA:1783:A:C5'	2.55	0.54
24:DA:2060:A:H2'	28:DE:63:LYS:NZ	2.23	0.54
24:DA:2300:C:H2'	24:DA:2301:C:H6	1.72	0.54
24:DA:2331:G:O2'	46:DW:40:ARG:HB3	2.08	0.54
24:DA:2612:C:O2	50:D0:1:ALA:HB2	2.08	0.54
24:DA:2724:U:P	27:DD:116:LYS:HZ3	2.31	0.54
26:DC:70:LYS:HD3	26:DC:101:ARG:HH12	1.72	0.54
27:DD:117:GLY:O	27:DD:119:ALA:N	2.41	0.54
30:DG:94:ARG:CZ	30:DG:105:SER:HB2	2.38	0.54
33:DJ:103:ILE:HD12	33:DJ:103:ILE:O	2.08	0.54
37:DN:110:MET:HE2	37:DN:110:MET:HA	1.89	0.54
39:DP:22:GLY:HA3	39:DP:91:VAL:CG2	2.38	0.54
39:DP:28:LYS:HB3	39:DP:39:LEU:HD23	1.90	0.54
40:DQ:4:LYS:HZ1	40:DQ:6:GLY:HA3	1.65	0.54
40:DQ:78:PHE:CE1	40:DQ:82:LEU:HD11	2.43	0.54
1:AB:110:ILE:HD11	1:AB:147:LEU:HD22	1.90	0.53
8:AI:17:ARG:O	8:AI:64:ILE:HG23	2.08	0.53
13:AN:51:PRO:O	13:AN:52:ARG:HB2	2.08	0.53
21:AA:201:G:N3	21:AA:202:G:H1'	2.23	0.53
21:AA:372:C:H4'	21:AA:373:A:OP1	2.07	0.53
21:AA:1386:G:C2	21:AA:1387:G:C5	2.96	0.53
21:AA:1409:C:H5'	24:BA:1916:A:C2	2.43	0.53
22:AV:39:U:H2'	22:AV:40:C:C6	2.42	0.53

*Continued on next page...*

*Continued from previous page...*

Atom-1	Atom-2	Interatomic distance (Å)	Clash overlap (Å)
24:BA:361:G:HO2'	24:BA:362:A:C5'	2.20	0.53
24:BA:675:A:H4'	28:BE:62:GLN:HE22	1.72	0.53
24:BA:860:U:O2'	24:BA:861:A:C5'	2.52	0.53
24:BA:1007:C:H5''	33:BJ:37:ARG:NH2	2.24	0.53
24:BA:1142:A:C8	24:BA:1144:A:N6	2.76	0.53
24:BA:1659:G:C6	24:BA:1660:G:N7	2.76	0.53
24:BA:1820:U:O2	26:BC:200:MET:N	2.40	0.53
24:BA:2308:G:O2'	24:BA:2310:C:C5	2.51	0.53
24:BA:2776:A:O2'	24:BA:2777:G:OP2	2.20	0.53
29:BF:40:GLY:HA2	29:BF:84:ILE:HD11	1.89	0.53
30:BG:86:LEU:HD12	30:BG:86:LEU:N	2.22	0.53
31:BH:81:ALA:HB2	31:BH:147:VAL:HG23	1.89	0.53
32:BI:72:THR:HB	32:BI:112:LYS:NZ	2.23	0.53
35:BL:94:THR:HG22	35:BL:95:LEU:H	1.73	0.53
38:BO:7:ARG:HD2	38:BO:97:PHE:CE1	2.43	0.53
38:BO:79:ALA:HB2	38:BO:110:ALA:HA	1.90	0.53
41:BR:46:GLU:HG2	41:BR:47:VAL:N	2.23	0.53
43:BT:48:GLN:HB2	43:BT:49:LYS:HE3	1.89	0.53
44:BU:100:GLU:O	44:BU:101:THR:HB	2.07	0.53
45:BV:72:VAL:HG21	45:BV:91:PHE:HB3	1.90	0.53
46:BW:52:CYS:HA	46:BW:57:THR:O	2.08	0.53
1:CB:103:TRP:CD1	1:CB:107:ARG:HB3	2.43	0.53
5:CF:11:HIS:CD2	5:CF:13:ASP:H	2.25	0.53
55:CA:75:G:C2	55:CA:96:U:N3	2.76	0.53
55:CA:425:G:O2'	55:CA:426:U:H5'	2.08	0.53
55:CA:1173:U:H2'	55:CA:1174:G:H8	1.73	0.53
55:CA:1392:G:C6	55:CA:1393:U:C4	2.95	0.53
55:CA:1417:G:H2'	55:CA:1482:G:H22	1.74	0.53
55:CA:1460:C:C4	55:CA:1461:G:C5	2.96	0.53
24:DA:191:A:N6	24:DA:203:A:H2'	2.23	0.53
24:DA:197:A:N7	24:DA:2430:A:C5	2.76	0.53
24:DA:475:C:O2'	24:DA:476:G:H5'	2.08	0.53
24:DA:804:A:C2'	24:DA:806:C:C4	2.91	0.53
24:DA:1079:C:O2'	24:DA:1080:A:C8	2.57	0.53
24:DA:1450:G:N2	24:DA:1462:C:C2	2.76	0.53
24:DA:1666:G:H4'	34:DK:6:THR:HG23	1.90	0.53
24:DA:2423:U:H5''	24:DA:2424:C:OP1	2.07	0.53
24:DA:2590:A:H5''	26:DC:237:ARG:HG3	1.90	0.53
56:DB:112:G:H2'	56:DB:113:C:O4'	2.09	0.53
26:DC:95:TYR:C	26:DC:97:ASP:H	2.09	0.53
31:DH:66:ASN:HD22	31:DH:137:GLU:HB3	1.73	0.53

*Continued on next page...*

*Continued from previous page...*

Atom-1	Atom-2	Interatomic distance (Å)	Clash overlap (Å)
35:DL:110:VAL:O	35:DL:111:ILE:HG12	2.08	0.53
37:DN:73:ASN:HA	37:DN:76:VAL:HG22	1.90	0.53
40:DQ:10:ARG:CZ	40:DQ:10:ARG:HB2	2.38	0.53
44:DU:86:PHE:HB2	44:DU:92:VAL:HG22	1.89	0.53
48:DY:4:LYS:HB2	48:DY:4:LYS:NZ	2.22	0.53
1:AB:26:MET:CE	1:AB:192:PRO:HG3	2.38	0.53
3:AD:157:ALA:O	3:AD:161:ALA:HB2	2.07	0.53
4:AE:156:ARG:HA	7:AH:63:LYS:CE	2.38	0.53
5:AF:42:TRP:HB2	5:AF:59:TYR:HB2	1.91	0.53
10:AK:116:PRO:HB3	21:AA:676:A:H1'	1.90	0.53
10:AK:124:LYS:HE3	20:AU:34:ARG:NE	2.23	0.53
12:AM:40:GLU:HG3	12:AM:41:ASP:N	2.23	0.53
21:AA:794:A:O2'	21:AA:795:C:C5'	2.56	0.53
21:AA:872:A:C4	21:AA:874:G:C8	2.97	0.53
21:AA:1227:A:C2'	21:AA:1228:C:H5''	2.38	0.53
21:AA:1348:U:C2'	21:AA:1349:A:H8	2.21	0.53
24:BA:9:G:N1	24:BA:2629:U:C6	2.76	0.53
24:BA:528:A:H8	24:BA:528:A:C3'	2.21	0.53
24:BA:659:G:H4'	28:BE:95:LYS:HD3	1.88	0.53
24:BA:785:G:H2'	24:BA:786:C:H6	1.73	0.53
24:BA:1477:A:N6	24:BA:1514:G:H1'	2.23	0.53
24:BA:1677:A:N6	24:BA:1678:A:C6	2.76	0.53
24:BA:1799:G:OP1	26:BC:257:ARG:HG2	2.08	0.53
24:BA:1943:U:H4'	24:BA:1944:U:O5'	2.08	0.53
24:BA:1964:G:C2	24:BA:1967:C:C5	2.96	0.53
24:BA:2226:C:H2'	24:BA:2227:A:C8	2.43	0.53
24:BA:2383:G:C4	24:BA:2384:U:H5	2.26	0.53
24:BA:2407:A:H2'	24:BA:2408:U:C5	2.43	0.53
24:BA:2540:C:C2'	24:BA:2541:A:H5'	2.38	0.53
24:BA:2545:G:C6	24:BA:2546:U:N3	2.76	0.53
26:BC:90:ILE:HG21	26:BC:102:TYR:CD1	2.43	0.53
26:BC:147:PRO:HD3	26:BC:187:CYS:SG	2.49	0.53
29:BF:134:GLN:NE2	29:BF:150:GLY:H	2.04	0.53
32:BI:32:VAL:HG13	32:BI:66:PHE:CE2	2.43	0.53
35:BL:91:ASP:HB2	35:BL:94:THR:HB	1.90	0.53
40:BQ:82:LEU:HD23	40:BQ:112:ALA:HB2	1.90	0.53
41:BR:42:ALA:HA	41:BR:46:GLU:CB	2.31	0.53
3:CD:57:LYS:HG3	3:CD:58:GLN:N	2.22	0.53
6:CG:45:ALA:O	6:CG:120:ALA:HB1	2.09	0.53
9:CJ:50:THR:HA	9:CJ:63:ASP:O	2.08	0.53
55:CA:650:G:C6	55:CA:651:C:C4	2.97	0.53

*Continued on next page...*

*Continued from previous page...*

Atom-1	Atom-2	Interatomic distance (Å)	Clash overlap (Å)
55:CA:818:G:C2'	55:CA:819:A:H5''	2.39	0.53
55:CA:858:G:N7	59:CA:1824:HOH:O	2.33	0.53
55:CA:913:A:HO2'	55:CA:914:A:H5''	1.69	0.53
55:CA:1306:A:N6	55:CA:1331:G:H1'	2.22	0.53
55:CA:1446:A:N6	55:CA:1447:A:C6	2.76	0.53
55:CA:1495:U:O2	24:DA:1919:A:H2	1.91	0.53
24:DA:298:G:OP1	44:DU:83:GLY:HA2	2.08	0.53
24:DA:422:A:C6	24:DA:423:A:N6	2.77	0.53
24:DA:468:G:H5''	28:DE:55:SER:HB2	1.90	0.53
24:DA:528:A:H2	24:DA:2043:C:O5'	1.91	0.53
24:DA:955:U:OP1	36:DM:13:HIS:HA	2.07	0.53
24:DA:1056:G:H1'	24:DA:1103:A:C6	2.43	0.53
24:DA:1061:U:C6	32:DI:9:LYS:HD3	2.43	0.53
24:DA:1275:A:C6	24:DA:1296:G:H4'	2.44	0.53
24:DA:1352:U:C6	24:DA:1377:G:C6	2.96	0.53
24:DA:1364:G:N7	47:DX:1:SER:HB2	2.24	0.53
24:DA:1668:A:H4'	24:DA:1669:A:O5'	2.08	0.53
24:DA:2052:A:C2	24:DA:2053:G:C8	2.97	0.53
24:DA:2520:C:C2	24:DA:2521:C:C5	2.97	0.53
26:DC:30:ALA:HB3	26:DC:31:PRO:HD3	1.90	0.53
29:DF:91:ARG:HA	29:DF:95:MET:SD	2.48	0.53
33:DJ:57:LEU:HG	33:DJ:128:ASN:H	1.73	0.53
34:DK:73:ASP:OD1	34:DK:73:ASP:N	2.39	0.53
39:DP:22:GLY:HA3	39:DP:91:VAL:HG21	1.90	0.53
39:DP:92:ARG:HG2	39:DP:92:ARG:O	2.07	0.53
43:DT:5:GLU:HA	43:DT:8:LEU:HD12	1.90	0.53
45:DV:57:TYR:HD2	45:DV:74:ALA:CB	2.21	0.53
51:D1:3:GLY:C	51:D1:5:ARG:H	2.12	0.53
53:D3:54:LEU:O	53:D3:58:ILE:HG13	2.08	0.53
1:AB:36:LYS:HA	1:AB:36:LYS:HE3	1.90	0.53
1:AB:59:ILE:HD12	1:AB:60:ALA:N	2.23	0.53
1:AB:108:GLN:HA	1:AB:111:LYS:CB	2.37	0.53
2:AC:143:LEU:H	2:AC:143:LEU:HD22	1.71	0.53
4:AE:111:ARG:HG2	4:AE:111:ARG:O	2.07	0.53
6:AG:121:ASN:H	6:AG:121:ASN:HD22	1.56	0.53
7:AH:34:ALA:HB1	7:AH:109:VAL:HB	1.90	0.53
11:AL:17:LYS:O	11:AL:17:LYS:HD2	2.08	0.53
12:AM:67:ASP:O	12:AM:70:ARG:CG	2.55	0.53
21:AA:688:G:O6	21:AA:700:G:C6	2.61	0.53
21:AA:834:U:H2'	21:AA:835:U:C6	2.43	0.53
21:AA:1084:G:C5	21:AA:1085:U:C4	2.96	0.53

*Continued on next page...*

*Continued from previous page...*

Atom-1	Atom-2	Interatomic distance (Å)	Clash overlap (Å)
22:AV:29:G:H2'	22:AV:30:G:H8	1.73	0.53
24:BA:243:U:HO2'	24:BA:244:A:H5'	1.72	0.53
24:BA:785:G:H2'	24:BA:786:C:C6	2.43	0.53
24:BA:790:U:O2'	24:BA:791:C:C5'	2.56	0.53
24:BA:1248:G:O2'	40:BQ:2:ARG:HA	2.07	0.53
24:BA:1346:G:H2'	24:BA:1347:A:H8	1.73	0.53
24:BA:1677:A:C6	24:BA:1678:A:C5	2.97	0.53
24:BA:2365:G:H2'	24:BA:2366:A:C8	2.44	0.53
24:BA:2378:A:H8	24:BA:2378:A:O5'	1.91	0.53
24:BA:2555:U:C5	24:BA:2556:C:C6	2.97	0.53
24:BA:2813:A:H2	24:BA:2887:A:H62	1.55	0.53
28:BE:46:GLN:HG2	28:BE:87:ALA:H	1.73	0.53
32:BI:32:VAL:HG22	32:BI:66:PHE:CG	2.43	0.53
35:BL:78:ARG:HB2	35:BL:80:SER:OG	2.09	0.53
40:BQ:57:ARG:NH2	40:BQ:92:LYS:CE	2.71	0.53
40:BQ:94:LEU:CD1	41:BR:4:VAL:HG11	2.36	0.53
41:BR:12:HIS:CE1	41:BR:22:LEU:CD2	2.91	0.53
42:BS:97:LEU:N	42:BS:97:LEU:CD2	2.70	0.53
43:BT:32:LEU:O	43:BT:83:ALA:HB2	2.08	0.53
43:BT:43:ILE:CD1	43:BT:58:VAL:HG21	2.38	0.53
1:CB:25:LYS:HD2	1:CB:25:LYS:N	2.23	0.53
8:CI:30:ASN:O	8:CI:32:ARG:HG2	2.08	0.53
8:CI:45:MET:HA	8:CI:48:ARG:HG2	1.89	0.53
13:CN:80:ARG:HG2	13:CN:81:ILE:N	2.23	0.53
55:CA:577:G:N2	55:CA:578:C:O2	2.41	0.53
55:CA:754:C:H5''	55:CA:754:C:O2	2.09	0.53
22:CX:31:A:C2'	22:CX:32:U:H5'	2.39	0.53
24:DA:962:G:H4'	24:DA:2496:C:O2'	2.08	0.53
24:DA:1098:A:H2'	24:DA:1099:G:O4'	2.08	0.53
24:DA:1420:A:C2	24:DA:2211:A:N7	2.76	0.53
24:DA:1439:A:N7	24:DA:1440:U:C2	2.76	0.53
24:DA:2225:A:H4'	24:DA:2226:C:C6	2.43	0.53
24:DA:2311:A:H3'	24:DA:2312:U:C6	2.42	0.53
24:DA:2630:G:O2'	24:DA:2631:G:H8	1.92	0.53
24:DA:2756:U:H4'	24:DA:2757:A:O5'	2.08	0.53
56:DB:17:C:O2'	56:DB:18:G:C5'	2.57	0.53
32:DI:96:LYS:HE2	32:DI:138:VAL:HG11	1.90	0.53
46:DW:18:LYS:HD3	46:DW:19:ARG:H	1.72	0.53
49:DZ:51:SER:C	49:DZ:53:MET:H	2.10	0.53
1:AB:107:ARG:NH2	1:AB:108:GLN:HE22	2.04	0.53
2:AC:5:HIS:HB3	13:AN:88:MET:HE3	1.90	0.53

*Continued on next page...*



*Continued from previous page...*

Atom-1	Atom-2	Interatomic distance (Å)	Clash overlap (Å)
2:AC:156:LEU:N	2:AC:156:LEU:HD12	2.24	0.53
8:AI:105:ARG:HE	21:AA:1117:A:H4'	1.73	0.53
11:AL:34:THR:HB	11:AL:35:ARG:HG2	1.91	0.53
13:AN:29:ILE:HG23	13:AN:34:ASN:OD1	2.09	0.53
19:AT:79:THR:O	19:AT:82:ILE:HG13	2.08	0.53
21:AA:228:A:H2'	21:AA:229:U:C6	2.43	0.53
21:AA:240:G:OP2	21:AA:240:G:H4'	2.09	0.53
21:AA:262:A:H2'	21:AA:263:A:C8	2.43	0.53
21:AA:1177:G:H2'	21:AA:1178:G:O4'	2.08	0.53
21:AA:1316:G:N2	21:AA:1318:A:H3'	2.24	0.53
24:BA:1081:U:H2'	24:BA:1081:U:O2	2.07	0.53
24:BA:1483:G:C2	24:BA:1484:U:C2	2.96	0.53
24:BA:1714:U:H5''	24:BA:1714:U:H6	1.73	0.53
24:BA:1744:A:H3'	24:BA:1745:A:C8	2.43	0.53
24:BA:1770:G:C5	24:BA:1983:G:C6	2.97	0.53
24:BA:1899:A:O2'	24:BA:1900:A:H5''	2.09	0.53
24:BA:2013:A:C2	42:BS:88:ARG:NH1	2.76	0.53
24:BA:2014:A:H2'	24:BA:2015:A:C8	2.43	0.53
24:BA:2532:G:C5	24:BA:2533:U:C6	2.97	0.53
24:BA:2588:G:H2'	24:BA:2589:A:O4'	2.08	0.53
27:BD:45:TYR:N	27:BD:45:TYR:HD1	2.04	0.53
30:BG:35:THR:O	30:BG:36:LEU:HD22	2.09	0.53
32:BI:56:VAL:HG23	32:BI:69:VAL:O	2.08	0.53
33:BJ:3:THR:HB	33:BJ:44:TYR:OH	2.08	0.53
33:BJ:56:VAL:CG1	33:BJ:57:LEU:H	2.20	0.53
34:BK:10:VAL:HB	34:BK:16:ALA:HB1	1.91	0.53
36:BM:25:ASP:N	36:BM:25:ASP:OD2	2.42	0.53
42:BS:25:ARG:HE	42:BS:73:LYS:HZ1	1.53	0.53
44:BU:73:ASN:C	44:BU:75:ALA:H	2.12	0.53
47:BX:52:ALA:O	47:BX:53:LYS:HB3	2.08	0.53
50:B0:39:ARG:HB2	50:B0:39:ARG:NH1	2.23	0.53
50:B0:42:ILE:HD12	50:B0:48:TYR:HB2	1.90	0.53
2:CC:109:GLU:HG2	2:CC:139:ASN:HB2	1.89	0.53
4:CE:156:ARG:NH1	7:CH:43:GLY:HA3	2.23	0.53
6:CG:14:ASP:HB3	6:CG:19:SER:N	2.24	0.53
6:CG:115:MET:HE3	6:CG:119:LEU:HB3	1.91	0.53
11:CL:84:GLY:H	11:CL:94:TYR:HA	1.73	0.53
12:CM:75:SER:O	12:CM:79:LEU:HG	2.08	0.53
13:CN:33:VAL:HB	55:CA:1272:G:H5'	1.90	0.53
55:CA:575:G:C6	55:CA:821:G:C5	2.96	0.53
55:CA:597:G:O2'	55:CA:598:U:H5'	2.08	0.53

*Continued on next page...*

*Continued from previous page...*

Atom-1	Atom-2	Interatomic distance (Å)	Clash overlap (Å)
55:CA:654:G:C6	55:CA:753:A:C5	2.96	0.53
55:CA:1032:G:N2	55:CA:1033:G:C5	2.77	0.53
55:CA:1139:G:H4'	55:CA:1140:C:O5'	2.09	0.53
24:DA:90:U:H3'	24:DA:91:A:H5''	1.91	0.53
24:DA:401:A:H2'	24:DA:402:A:C8	2.44	0.53
24:DA:437:U:H2'	24:DA:438:G:C8	2.43	0.53
24:DA:547:A:C2'	24:DA:548:G:H5'	2.38	0.53
24:DA:571:U:C5	24:DA:575:A:C6	2.97	0.53
24:DA:632:A:H5''	35:DL:68:SER:OG	2.09	0.53
24:DA:669:G:N3	24:DA:669:G:H2'	2.22	0.53
24:DA:674:G:H4'	28:DE:69:ARG:HB3	1.91	0.53
24:DA:695:G:N3	24:DA:768:G:C2	2.77	0.53
24:DA:781:A:H5''	24:DA:782:A:OP1	2.08	0.53
24:DA:1248:G:H2'	40:DQ:1:ALA:O	2.08	0.53
24:DA:1338:G:O2'	43:DT:18:GLU:HG3	2.09	0.53
24:DA:1416:G:C6	24:DA:1417:C:C4	2.96	0.53
24:DA:1522:A:H1'	24:DA:1524:G:C4	2.43	0.53
24:DA:1649:G:O6	24:DA:2009:A:N6	2.41	0.53
24:DA:1827:U:H2'	24:DA:1828:G:O4'	2.08	0.53
24:DA:2077:A:C5	24:DA:2435:A:C5	2.96	0.53
24:DA:2312:U:H2'	24:DA:2312:U:O2	2.09	0.53
24:DA:2720:U:H5''	39:DP:52:ARG:NH2	2.23	0.53
29:DF:131:VAL:C	29:DF:133:GLU:H	2.12	0.53
41:DR:61:ALA:HB1	41:DR:96:VAL:HB	1.90	0.53
3:AD:160:LEU:H	3:AD:160:LEU:HD13	1.73	0.53
6:AG:22:LEU:O	6:AG:22:LEU:HD23	2.08	0.53
12:AM:13:HIS:ND1	12:AM:41:ASP:HB2	2.24	0.53
13:AN:19:TYR:O	13:AN:22:LYS:HB3	2.08	0.53
14:AO:9:LYS:HB3	14:AO:9:LYS:NZ	2.24	0.53
20:AU:40:PRO:HA	20:AU:43:GLU:HB2	1.90	0.53
21:AA:20:U:H2'	21:AA:21:G:O4'	2.08	0.53
21:AA:142:G:C4	21:AA:143:A:C8	2.97	0.53
21:AA:266:G:HO2'	21:AA:267:C:P	2.31	0.53
21:AA:524:G:C6	21:AA:525:C:N4	2.76	0.53
21:AA:532:A:O2'	21:AA:533:A:OP1	2.26	0.53
21:AA:692:U:H2'	21:AA:694:A:OP2	2.07	0.53
21:AA:983:A:O2'	21:AA:984:C:H5'	2.07	0.53
21:AA:1171:A:H2'	21:AA:1172:C:C6	2.44	0.53
21:AA:1305:G:N2	21:AA:1331:G:H2'	2.24	0.53
21:AA:1305:G:H21	21:AA:1332:A:H2	1.56	0.53
21:AA:1513:A:H2'	21:AA:1514:G:C8	2.42	0.53

*Continued on next page...*

*Continued from previous page...*

Atom-1	Atom-2	Interatomic distance (Å)	Clash overlap (Å)
24:BA:587:C:H5''	24:BA:588:U:H5'	1.91	0.53
24:BA:1062:G:C6	24:BA:1063:G:C6	2.96	0.53
24:BA:1873:G:H2'	24:BA:1874:C:C6	2.43	0.53
24:BA:1967:C:O2'	24:BA:1968:G:H5'	2.08	0.53
24:BA:2523:G:O2'	24:BA:2524:G:H5'	2.08	0.53
26:BC:184:GLU:O	26:BC:186:ASP:N	2.39	0.53
26:BC:195:GLY:O	26:BC:196:ASN:HB3	2.09	0.53
27:BD:113:SER:HB2	27:BD:114:LYS:HE3	1.89	0.53
28:BE:7:ASP:O	28:BE:9:GLN:N	2.42	0.53
28:BE:27:LEU:O	28:BE:31:VAL:HG23	2.08	0.53
28:BE:150:THR:CG2	28:BE:153:LEU:HA	2.38	0.53
29:BF:30:VAL:HG12	29:BF:96:TRP:CH2	2.43	0.53
35:BL:18:ARG:O	35:BL:19:LEU:HB3	2.07	0.53
38:BO:75:GLY:HA3	38:BO:109:ALA:HB3	1.90	0.53
38:BO:88:LYS:O	38:BO:89:ASP:HB2	2.08	0.53
43:BT:8:LEU:HD13	43:BT:46:ALA:HA	1.91	0.53
43:BT:9:LYS:O	43:BT:9:LYS:HG3	2.07	0.53
44:BU:3:LYS:O	44:BU:82:VAL:HG21	2.08	0.53
45:BV:72:VAL:HG12	45:BV:93:ARG:HA	1.89	0.53
46:BW:33:GLY:O	46:BW:34:SER:HB3	2.08	0.53
2:CC:86:LEU:O	2:CC:90:VAL:HG13	2.08	0.53
2:CC:129:PHE:CE1	2:CC:156:LEU:HB3	2.44	0.53
15:CP:12:LYS:HD2	55:CA:393:A:OP2	2.08	0.53
18:CS:72:GLU:HA	55:CA:1320:C:O2'	2.08	0.53
55:CA:557:G:C6	55:CA:558:G:C6	2.97	0.53
55:CA:612:C:N3	55:CA:629:A:C2	2.76	0.53
55:CA:652:U:H1'	55:CA:653:U:H5	1.72	0.53
55:CA:1134:G:C2	55:CA:1141:C:N3	2.76	0.53
24:DA:284:U:O2'	24:DA:285:G:H5'	2.08	0.53
24:DA:377:G:C6	24:DA:378:C:C4	2.96	0.53
24:DA:437:U:H2'	24:DA:438:G:H8	1.74	0.53
24:DA:686:U:HO2'	24:DA:788:A:H2	1.56	0.53
24:DA:818:G:C2'	24:DA:819:A:H5''	2.38	0.53
24:DA:957:C:C2	24:DA:2459:A:O4'	2.62	0.53
24:DA:1057:A:C8	24:DA:1086:A:H2'	2.43	0.53
24:DA:1783:A:H5''	24:DA:2608:G:H4'	1.91	0.53
24:DA:1808:A:N7	47:DX:27:ARG:NH1	2.57	0.53
24:DA:1853:A:N1	24:DA:2087:G:H1'	2.23	0.53
56:DB:13:G:H21	56:DB:69:G:H21	1.55	0.53
56:DB:75:G:H2'	56:DB:76:G:H5'	1.90	0.53
27:DD:55:LYS:HB3	27:DD:75:ALA:HB1	1.89	0.53

*Continued on next page...*

*Continued from previous page...*

Atom-1	Atom-2	Interatomic distance (Å)	Clash overlap (Å)
27:DD:94:GLN:HG2	27:DD:94:GLN:O	2.08	0.53
31:DH:50:ARG:HA	31:DH:53:GLU:CB	2.39	0.53
31:DH:58:LEU:HG	31:DH:62:LEU:HD11	1.90	0.53
32:DI:21:PRO:N	32:DI:22:PRO:HD2	2.24	0.53
38:DO:31:THR:HG23	38:DO:34:HIS:C	2.28	0.53
40:DQ:57:ARG:CZ	40:DQ:92:LYS:HE2	2.39	0.53
40:DQ:90:ASP:O	40:DQ:94:LEU:HB2	2.08	0.53
43:DT:9:LYS:HG2	43:DT:9:LYS:O	2.08	0.53
44:DU:43:LYS:HE3	44:DU:45:GLN:CD	2.29	0.53
53:D3:22:LYS:H	53:D3:48:MET:CB	2.20	0.53
1:AB:70:GLY:HA2	1:AB:163:ILE:HG22	1.91	0.53
2:AC:156:LEU:HD12	2:AC:156:LEU:H	1.73	0.53
6:AG:148:LYS:C	6:AG:150:PHE:H	2.12	0.53
8:AI:8:THR:H	8:AI:84:ARG:HH12	1.54	0.53
8:AI:67:LYS:HE2	21:AA:1148:U:O2'	2.09	0.53
11:AL:19:ASN:C	11:AL:21:PRO:HD3	2.29	0.53
11:AL:65:TYR:CE1	11:AL:67:GLY:HA2	2.43	0.53
12:AM:94:LEU:HD11	21:AA:1226:C:H5'	1.90	0.53
19:AT:56:ILE:O	19:AT:60:GLN:HG2	2.09	0.53
21:AA:1090:U:H3	21:AA:1095:U:H3	1.54	0.53
21:AA:1169:A:H2'	21:AA:1170:A:C8	2.44	0.53
21:AA:1287:A:H2'	21:AA:1288:A:C8	2.44	0.53
21:AA:1423:G:O2'	21:AA:1424:U:H5'	2.09	0.53
24:BA:17:G:C6	24:BA:524:G:C6	2.96	0.53
24:BA:455:C:N4	24:BA:473:G:H5'	2.23	0.53
24:BA:730:A:O2'	24:BA:731:C:H5'	2.08	0.53
24:BA:855:G:C2	46:BW:23:LYS:HG2	2.44	0.53
24:BA:1062:G:C4	24:BA:1088:A:N7	2.77	0.53
24:BA:1071:G:C5	24:BA:1089:A:N1	2.76	0.53
24:BA:1121:C:H2'	24:BA:1122:G:O4'	2.08	0.53
24:BA:1403:A:H2'	24:BA:1404:C:H6	1.73	0.53
24:BA:1422:G:C2	24:BA:1423:G:C8	2.97	0.53
24:BA:1813:G:N3	26:BC:49:THR:CG2	2.71	0.53
24:BA:1858:A:H2'	24:BA:1859:U:C6	2.43	0.53
24:BA:2004:G:H2'	24:BA:2005:A:H5'	1.89	0.53
24:BA:2078:C:H2'	24:BA:2079:U:O4'	2.08	0.53
24:BA:2185:U:H2'	24:BA:2186:G:H8	1.72	0.53
24:BA:2298:A:H2'	24:BA:2299:U:O4'	2.09	0.53
24:BA:2443:C:O2'	24:BA:2444:G:H5'	2.07	0.53
24:BA:2713:U:H3'	24:BA:2714:G:H5''	1.91	0.53
24:BA:2847:U:H2'	24:BA:2848:G:H5'	1.91	0.53

*Continued on next page...*

*Continued from previous page...*

Atom-1	Atom-2	Interatomic distance (Å)	Clash overlap (Å)
26:BC:146:LYS:O	26:BC:147:PRO:C	2.45	0.53
30:BG:61:TRP:O	30:BG:62:ALA:C	2.46	0.53
31:BH:67:ALA:C	31:BH:69:ALA:H	2.12	0.53
35:BL:92:LEU:HA	35:BL:125:LEU:HD21	1.91	0.53
37:BN:117:ASP:OD2	37:BN:118:ARG:N	2.42	0.53
42:BS:37:THR:HG22	42:BS:37:THR:O	2.09	0.53
43:BT:40:LYS:CA	43:BT:43:ILE:HG23	2.39	0.53
46:BW:23:LYS:HZ1	46:BW:24:ARG:HG3	1.72	0.53
3:CD:109:THR:HG22	3:CD:111:ALA:N	2.20	0.53
11:CL:111:GLN:HB3	55:CA:538:G:OP2	2.09	0.53
12:CM:1:ALA:H3	12:CM:2:ARG:HH11	1.56	0.53
12:CM:15:VAL:O	12:CM:19:THR:HG23	2.09	0.53
13:CN:53:ASP:HA	13:CN:58:ARG:HD3	1.91	0.53
19:CT:34:VAL:HG22	19:CT:49:ALA:CB	2.38	0.53
55:CA:501:C:H1'	55:CA:549:C:H1'	1.90	0.53
55:CA:560:A:C8	55:CA:566:G:N3	2.77	0.53
55:CA:695:A:H2'	55:CA:696:A:O4'	2.08	0.53
55:CA:962:C:N3	55:CA:974:A:N6	2.57	0.53
55:CA:1118:U:H1'	55:CA:1179:A:C4	2.44	0.53
24:DA:554:U:H2'	24:DA:555:G:O4'	2.09	0.53
24:DA:579:G:C2	24:DA:1262:A:C4	2.97	0.53
24:DA:705:A:N6	24:DA:726:G:H1'	2.23	0.53
24:DA:1001:A:H2'	24:DA:1002:G:O4'	2.09	0.53
24:DA:1266:G:N7	42:DS:16:LYS:HE3	2.24	0.53
24:DA:1324:G:O2'	24:DA:1616:A:C5	2.59	0.53
24:DA:1359:A:C2	24:DA:1360:G:H1'	2.44	0.53
24:DA:1376:C:H5''	59:DA:3414:HOH:O	2.08	0.53
24:DA:1567:G:H5''	26:DC:84:PRO:HB3	1.90	0.53
24:DA:1608:A:C5	24:DA:1611:C:C4	2.96	0.53
24:DA:2370:G:C6	24:DA:2371:G:C6	2.97	0.53
24:DA:2418:A:C2	24:DA:2419:U:C2	2.97	0.53
24:DA:2758:A:O2'	24:DA:2759:G:H5'	2.09	0.53
56:DB:61:G:H2'	56:DB:62:C:O4'	2.09	0.53
30:DG:149:ALA:O	30:DG:151:ARG:N	2.42	0.53
35:DL:3:LEU:C	35:DL:3:LEU:HD12	2.29	0.53
44:DU:34:ILE:HG12	44:DU:62:ALA:O	2.09	0.53
44:DU:44:HIS:CD2	44:DU:57:ILE:HG21	2.44	0.53
44:DU:73:ASN:HB3	44:DU:95:PHE:HE2	1.73	0.53
50:D0:4:GLN:HG2	50:D0:4:GLN:O	2.09	0.53
51:D1:8:ILE:HD12	51:D1:52:LYS:HG3	1.88	0.53
3:AD:71:PHE:HE1	3:AD:199:ILE:HD11	1.74	0.53

*Continued on next page...*

*Continued from previous page...*

Atom-1	Atom-2	Interatomic distance (Å)	Clash overlap (Å)
5:AF:54:LEU:HD22	5:AF:55:HIS:N	2.23	0.53
5:AF:90:MET:HB3	17:AR:60:ARG:HH21	1.74	0.53
15:AP:20:VAL:HG23	15:AP:34:GLU:O	2.08	0.53
21:AA:386:C:H2'	21:AA:387:U:H5'	1.91	0.53
21:AA:575:G:C8	21:AA:881:G:N2	2.76	0.53
21:AA:704:A:H2'	21:AA:705:G:C8	2.43	0.53
24:BA:264:C:H2'	24:BA:265:A:H5''	1.89	0.53
24:BA:355:U:H2'	24:BA:356:G:C8	2.44	0.53
24:BA:374:A:C2	24:BA:401:A:C4	2.96	0.53
24:BA:463:G:C6	24:BA:467:G:C6	2.96	0.53
24:BA:839:U:H1'	24:BA:1191:G:H1'	1.90	0.53
24:BA:871:U:H2'	24:BA:872:U:C6	2.44	0.53
24:BA:1174:U:H5''	24:BA:1174:U:O2	2.08	0.53
24:BA:1497:U:H5''	24:BA:1498:C:OP2	2.08	0.53
24:BA:1682:G:H2'	24:BA:1683:U:C6	2.44	0.53
27:BD:110:THR:N	27:BD:202:ILE:O	2.34	0.53
29:BF:151:LEU:C	29:BF:151:LEU:HD12	2.29	0.53
39:BP:56:SER:C	39:BP:75:THR:HG23	2.29	0.53
43:BT:29:THR:CB	43:BT:86:THR:HG22	2.35	0.53
52:B2:34:ARG:NH1	52:B2:39:ARG:HG2	2.24	0.53
2:CC:6:PRO:O	2:CC:9:ILE:HG22	2.09	0.53
55:CA:49:U:O4	55:CA:362:G:N2	2.42	0.53
55:CA:685:G:O2'	55:CA:686:U:H5'	2.09	0.53
55:CA:1219:A:C5	55:CA:1220:G:N7	2.76	0.53
55:CA:1245:C:O2'	55:CA:1246:A:C5'	2.56	0.53
55:CA:1282:C:O2'	55:CA:1283:U:C6	2.57	0.53
24:DA:739:A:O2'	24:DA:740:C:C5	2.61	0.53
24:DA:1181:U:H2'	24:DA:1182:G:H8	1.72	0.53
24:DA:1276:A:OP1	24:DA:1276:A:H4'	2.08	0.53
24:DA:1338:G:H5''	43:DT:17:SER:HB3	1.89	0.53
24:DA:1428:C:O2'	24:DA:1429:G:H5'	2.09	0.53
24:DA:1439:A:C8	24:DA:1440:U:C6	2.97	0.53
24:DA:1578:U:O2'	24:DA:1579:A:H5'	2.09	0.53
24:DA:2262:U:H1'	24:DA:2328:A:H1'	1.91	0.53
24:DA:2348:U:O2'	24:DA:2349:G:O4'	2.22	0.53
24:DA:2542:A:H4'	24:DA:2543:G:C5'	2.37	0.53
24:DA:2556:C:H2'	24:DA:2557:G:O4'	2.08	0.53
24:DA:2591:C:H2'	24:DA:2592:G:C8	2.44	0.53
24:DA:2636:C:H4'	27:DD:81:GLU:OE2	2.08	0.53
26:DC:43:ASN:ND2	26:DC:44:ASN:N	2.55	0.53
34:DK:17:ARG:HD3	34:DK:18:ARG:HG3	1.90	0.53

*Continued on next page...*

*Continued from previous page...*

Atom-1	Atom-2	Interatomic distance (Å)	Clash overlap (Å)
35:DL:73:ILE:O	35:DL:105:ILE:HG23	2.08	0.53
36:DM:73:ILE:HG21	36:DM:91:TYR:CZ	2.43	0.53
10:AK:63:GLN:HG3	10:AK:98:ALA:CB	2.39	0.53
13:AN:86:ALA:HA	13:AN:89:ARG:HH21	1.73	0.53
16:AQ:59:GLU:HG2	16:AQ:60:ILE:N	2.23	0.53
21:AA:181:A:N6	21:AA:195:A:OP2	2.42	0.53
21:AA:1331:G:C2'	21:AA:1332:A:OP2	2.57	0.53
24:BA:371:A:N6	24:BA:401:A:H3'	2.22	0.53
24:BA:459:U:O2'	24:BA:460:A:C5'	2.44	0.53
24:BA:1142:A:C5	24:BA:1144:A:C5	2.96	0.53
24:BA:1202:G:C6	24:BA:1203:U:N3	2.76	0.53
24:BA:1224:U:C4	24:BA:1225:G:C6	2.97	0.53
24:BA:1333:G:C2	24:BA:1334:G:C8	2.96	0.53
24:BA:1850:G:C6	24:BA:1851:U:C4	2.97	0.53
24:BA:2070:A:C2	24:BA:2442:C:C2	2.96	0.53
24:BA:2147:A:H3'	24:BA:2148:G:H5'	1.90	0.53
24:BA:2268:A:H8	24:BA:2268:A:O5'	1.91	0.53
24:BA:2297:A:C5	24:BA:2320:U:N3	2.77	0.53
24:BA:2683:C:H4'	27:BD:13:ARG:HH22	1.73	0.53
25:BB:73:A:C4	25:BB:104:A:C2	2.96	0.53
28:BE:119:ILE:HG12	28:BE:119:ILE:O	2.07	0.53
28:BE:148:ILE:HD13	28:BE:187:VAL:CG2	2.38	0.53
33:BJ:44:TYR:O	33:BJ:45:THR:CB	2.56	0.53
38:BO:34:HIS:CD2	38:BO:53:THR:O	2.61	0.53
47:BX:14:GLY:O	47:BX:26:ARG:N	2.39	0.53
3:CD:20:LEU:O	3:CD:21:LYS:C	2.46	0.53
9:CJ:38:GLY:O	9:CJ:40:ILE:HD12	2.09	0.53
9:CJ:40:ILE:HG12	55:CA:1125:U:C5	2.43	0.53
11:CL:114:SER:OG	55:CA:501:C:O3'	2.27	0.53
55:CA:429:U:C1'	55:CA:430:A:H5''	2.39	0.53
55:CA:429:U:H4'	55:CA:430:A:O5'	2.09	0.53
55:CA:1441:A:H2'	55:CA:1442:G:C8	2.44	0.53
24:DA:70:G:H5'	24:DA:112:U:O2	2.08	0.53
24:DA:164:C:H2'	24:DA:165:A:O4'	2.09	0.53
24:DA:201:C:C5	24:DA:202:U:C5	2.97	0.53
24:DA:444:C:O2'	24:DA:445:C:C5'	2.56	0.53
24:DA:615:U:H5''	24:DA:616:A:C8	2.43	0.53
24:DA:616:A:O2'	24:DA:617:G:C5'	2.56	0.53
24:DA:976:G:H2'	24:DA:977:G:H8	1.73	0.53
24:DA:1035:U:H2'	24:DA:1036:G:H8	1.73	0.53
24:DA:1090:A:C2'	24:DA:1091:G:H5''	2.39	0.53

*Continued on next page...*

*Continued from previous page...*

Atom-1	Atom-2	Interatomic distance (Å)	Clash overlap (Å)
24:DA:1135:C:N4	24:DA:1139:G:C6	2.76	0.53
24:DA:1511:G:O2'	24:DA:1512:C:O4'	2.27	0.53
24:DA:2536:G:C6	24:DA:2537:U:C4	2.97	0.53
28:DE:146:VAL:O	28:DE:167:VAL:HA	2.09	0.53
34:DK:10:VAL:HG13	34:DK:12:ASP:OD1	2.09	0.53
40:DQ:18:LYS:O	40:DQ:18:LYS:HD2	2.09	0.53
41:DR:2:TYR:HE1	41:DR:13:ARG:HD2	1.73	0.53
42:DS:32:ALA:O	42:DS:33:LEU:HB2	2.09	0.53
45:DV:72:VAL:HA	45:DV:92:VAL:O	2.09	0.53
49:DZ:6:ILE:HD12	49:DZ:47:ILE:HD11	1.90	0.53
1:AB:65:LYS:HG2	1:AB:153:MET:SD	2.49	0.53
1:AB:67:LEU:HD21	1:AB:91:VAL:CG2	2.39	0.53
1:AB:143:LEU:HD12	1:AB:147:LEU:CD1	2.38	0.53
2:AC:1:GLY:O	21:AA:1061:G:OP2	2.27	0.53
2:AC:79:LYS:HE3	2:AC:79:LYS:N	2.24	0.53
4:AE:115:GLU:HG2	4:AE:120:HIS:NE2	2.24	0.53
5:AF:3:HIS:ND1	5:AF:65:GLU:HB2	2.24	0.53
6:AG:23:ALA:O	6:AG:26:VAL:HG22	2.08	0.53
10:AK:86:LYS:HG3	10:AK:114:PRO:HD3	1.90	0.53
21:AA:88:U:O2	21:AA:89:U:C6	2.62	0.53
21:AA:94:G:H5''	21:AA:95:C:C6	2.44	0.53
21:AA:243:A:N3	21:AA:245:U:H2'	2.23	0.53
21:AA:532:A:HO2'	21:AA:533:A:P	2.32	0.53
21:AA:638:U:H2'	21:AA:639:G:O4'	2.09	0.53
21:AA:1074:G:N1	21:AA:1102:A:C6	2.77	0.53
21:AA:1095:U:C5'	21:AA:1109:C:O2	2.56	0.53
21:AA:1120:C:H2'	21:AA:1121:U:H6	1.74	0.53
24:BA:216:A:N7	24:BA:432:A:C5	2.77	0.53
24:BA:528:A:H3'	24:BA:528:A:C8	2.42	0.53
24:BA:747:U:C5	24:BA:2613:U:C5	2.96	0.53
24:BA:958:U:C2	25:BB:89:U:O2'	2.62	0.53
24:BA:1032:A:H1'	54:B4:23:ILE:HD13	1.91	0.53
24:BA:1506:U:H2'	24:BA:1507:C:C6	2.43	0.53
24:BA:2209:G:C2	24:BA:2216:G:C2	2.97	0.53
24:BA:2514:U:H2'	24:BA:2515:C:C6	2.44	0.53
24:BA:2527:C:C5	24:BA:2528:U:C5	2.96	0.53
26:BC:90:ILE:HG21	26:BC:102:TYR:CE1	2.44	0.53
26:BC:254:LYS:O	26:BC:256:THR:N	2.40	0.53
28:BE:112:LEU:HD13	28:BE:186:VAL:HG11	1.90	0.53
29:BF:114:ARG:HD2	29:BF:114:ARG:N	2.20	0.53
39:BP:3:ILE:O	39:BP:7:LEU:HB2	2.09	0.53

*Continued on next page...*



*Continued from previous page...*

Atom-1	Atom-2	Interatomic distance (Å)	Clash overlap (Å)
39:BP:67:GLU:HG3	39:BP:68:GLY:N	2.20	0.53
45:BV:4:ILE:O	45:BV:63:ILE:HA	2.09	0.53
48:BY:45:GLN:O	48:BY:46:VAL:CB	2.51	0.53
50:B0:29:VAL:HG13	50:B0:34:GLY:O	2.08	0.53
1:CB:146:SER:HB2	1:CB:147:LEU:HD12	1.91	0.53
1:CB:159:ALA:HB1	1:CB:183:PHE:HE1	1.73	0.53
7:CH:33:VAL:HG22	7:CH:58:LEU:CD1	2.39	0.53
12:CM:75:SER:HB2	12:CM:79:LEU:HG	1.90	0.53
17:CR:61:ALA:HB1	17:CR:67:LEU:HG	1.91	0.53
55:CA:517:G:N2	55:CA:533:A:OP2	2.42	0.53
55:CA:551:U:N3	55:CA:552:U:C4	2.76	0.53
55:CA:995:C:N3	55:CA:1046:A:O2'	2.42	0.53
55:CA:1347:G:H22	55:CA:1373:G:H2'	1.73	0.53
24:DA:138:U:H2'	24:DA:140:C:H1'	1.89	0.53
24:DA:540:C:H2'	24:DA:541:A:C8	2.44	0.53
24:DA:856:G:C1'	46:DW:23:LYS:HB3	2.38	0.53
24:DA:1153:C:H2'	24:DA:1154:G:C8	2.44	0.53
24:DA:1286:A:H1'	24:DA:1288:G:N2	2.24	0.53
24:DA:1945:G:O2'	24:DA:1946:U:H5'	2.09	0.53
24:DA:2143:C:H3'	24:DA:2144:G:C8	2.43	0.53
24:DA:2660:A:H2	24:DA:2661:G:N7	2.06	0.53
27:DD:124:ARG:NH1	27:DD:125:TRP:CE2	2.77	0.53
28:DE:73:ILE:O	28:DE:73:ILE:HG13	2.09	0.53
30:DG:28:LYS:H	30:DG:79:THR:HG22	1.73	0.53
33:DJ:36:LEU:HD21	33:DJ:122:LEU:HD13	1.91	0.53
34:DK:77:ILE:HG23	39:DP:71:ARG:HD2	1.91	0.53
37:DN:78:LYS:O	37:DN:82:GLU:HB3	2.08	0.53
41:DR:49:ILE:HB	41:DR:51:VAL:O	2.09	0.53
44:DU:85:ARG:HA	44:DU:85:ARG:HE	1.73	0.53
45:DV:61:LEU:O	45:DV:72:VAL:HG22	2.09	0.53
48:DY:4:LYS:HB2	48:DY:4:LYS:HZ3	1.74	0.53
52:D2:19:ARG:HH21	52:D2:19:ARG:CB	2.20	0.53
1:AB:46:VAL:HA	1:AB:49:PHE:CE2	2.43	0.53
1:AB:142:LYS:HZ1	21:AA:1098:C:P	2.32	0.53
3:AD:71:PHE:CE1	3:AD:199:ILE:HD11	2.44	0.53
7:AH:77:VAL:HG12	7:AH:78:SER:N	2.24	0.53
9:AJ:59:LYS:HE3	21:AA:972:C:P	2.49	0.53
13:AN:4:SER:HB2	21:AA:1216:A:H5''	1.91	0.53
20:AU:39:LYS:H	20:AU:40:PRO:HD2	1.73	0.53
21:AA:497:G:HO2'	21:AA:498:A:H8	1.43	0.53
21:AA:627:G:H2'	21:AA:628:G:O4'	2.09	0.53

*Continued on next page...*

*Continued from previous page...*

Atom-1	Atom-2	Interatomic distance (Å)	Clash overlap (Å)
21:AA:817:C:C5	21:AA:819:A:H1'	2.44	0.53
21:AA:1239:A:H5'	21:AA:1240:U:OP1	2.09	0.53
21:AA:1261:A:C2	21:AA:1275:A:C6	2.96	0.53
24:BA:376:G:O2'	24:BA:377:G:H5'	2.09	0.53
24:BA:910:A:H2'	24:BA:911:A:C8	2.44	0.53
24:BA:1421:G:C2	24:BA:1422:G:C8	2.97	0.53
24:BA:2103:C:C2'	24:BA:2104:C:H5'	2.38	0.53
24:BA:2305:U:C2'	24:BA:2306:C:O4'	2.55	0.53
24:BA:2854:G:H2'	24:BA:2855:C:C6	2.43	0.53
25:BB:30:C:O2	25:BB:30:C:H2'	2.08	0.53
28:BE:12:LEU:O	28:BE:13:THR:HB	2.09	0.53
28:BE:153:LEU:C	28:BE:153:LEU:HD12	2.29	0.53
29:BF:7:TYR:O	29:BF:12:VAL:HG12	2.09	0.53
30:BG:156:TYR:O	30:BG:157:LYS:HG3	2.09	0.53
31:BH:43:ASN:N	31:BH:43:ASN:HD22	2.07	0.53
34:BK:20:MET:O	34:BK:42:THR:HG22	2.08	0.53
35:BL:93:ASN:O	35:BL:94:THR:HG22	2.08	0.53
43:BT:39:THR:O	43:BT:39:THR:CG2	2.57	0.53
48:BY:9:LYS:HB3	48:BY:12:GLU:HB2	1.90	0.53
51:B1:31:GLU:HG2	51:B1:31:GLU:O	2.09	0.53
2:CC:181:ILE:HG23	2:CC:201:ILE:O	2.09	0.53
4:CE:29:ILE:CG2	4:CE:30:PHE:N	2.70	0.53
4:CE:45:VAL:HG12	4:CE:73:VAL:HG21	1.91	0.53
6:CG:115:MET:SD	6:CG:118:ARG:HB2	2.49	0.53
7:CH:65:PHE:CE2	7:CH:66:GLN:HG2	2.44	0.53
8:CI:24:ASN:HD22	8:CI:26:LYS:CG	2.22	0.53
10:CK:63:GLN:HG3	10:CK:64:VAL:N	2.23	0.53
12:CM:89:ARG:NE	12:CM:94:LEU:HB2	2.24	0.53
17:CR:47:ARG:HD2	17:CR:50:TYR:CD2	2.44	0.53
18:CS:55:GLN:CD	18:CS:56:HIS:H	2.12	0.53
55:CA:441:A:H61	55:CA:493:A:H62	1.57	0.53
55:CA:596:A:HO2'	55:CA:597:G:H8	1.55	0.53
55:CA:891:U:O2'	55:CA:892:A:C5'	2.57	0.53
55:CA:1156:G:HO2'	55:CA:1180:A:H61	1.57	0.53
24:DA:20:C:O2'	24:DA:21:A:H5'	2.08	0.53
24:DA:99:U:O3'	24:DA:100:U:H3'	2.07	0.53
24:DA:288:U:H2'	24:DA:289:G:C8	2.44	0.53
24:DA:656:G:O2'	24:DA:657:U:C5'	2.57	0.53
24:DA:1274:A:C6	24:DA:1302:A:C2	2.97	0.53
24:DA:1621:U:H5''	24:DA:1622:G:OP1	2.09	0.53
24:DA:1789:A:H2'	24:DA:1790:C:C6	2.44	0.53

*Continued on next page...*

*Continued from previous page...*

Atom-1	Atom-2	Interatomic distance (Å)	Clash overlap (Å)
24:DA:1992:G:N2	24:DA:1995:U:C5	2.77	0.53
24:DA:2286:G:N7	51:D1:33:LEU:HD23	2.24	0.53
24:DA:2314:A:H2'	24:DA:2315:G:H8	1.72	0.53
27:DD:99:GLU:HG3	27:DD:100:LEU:N	2.24	0.53
31:DH:22:LYS:NZ	31:DH:22:LYS:HB3	2.24	0.53
31:DH:32:PRO:HA	47:DX:38:TRP:HD1	1.74	0.53
31:DH:132:PHE:HB3	31:DH:140:ALA:CB	2.38	0.53
33:DJ:92:MET:CE	33:DJ:92:MET:HA	2.39	0.53
36:DM:41:LEU:O	36:DM:93:VAL:HG23	2.08	0.53
37:DN:72:ASP:O	37:DN:75:ILE:HG13	2.09	0.53
37:DN:92:GLY:H	37:DN:94:TYR:HE1	1.54	0.53
41:DR:24:LYS:HA	41:DR:94:THR:HG23	1.91	0.53
44:DU:43:LYS:HE3	44:DU:45:GLN:CG	2.39	0.53
1:AB:41:ASN:HD22	1:AB:42:LEU:N	2.05	0.52
4:AE:37:VAL:HG11	4:AE:113:VAL:CB	2.39	0.52
6:AG:78:ARG:NH2	6:AG:81:GLY:HA2	2.23	0.52
6:AG:83:THR:HG22	6:AG:85:GLN:H	1.73	0.52
10:AK:66:ALA:HB1	10:AK:99:LEU:CD1	2.36	0.52
21:AA:505:G:H2'	21:AA:506:G:H8	1.73	0.52
21:AA:587:G:C2	21:AA:755:G:C6	2.96	0.52
21:AA:690:G:H2'	21:AA:691:G:O4'	2.08	0.52
21:AA:938:A:N1	21:AA:939:G:C5	2.77	0.52
21:AA:1138:G:N3	21:AA:1138:G:C2'	2.68	0.52
21:AA:1356:G:N2	21:AA:1357:A:C2	2.76	0.52
24:BA:235:U:H2'	24:BA:236:C:H6	1.73	0.52
24:BA:435:C:O2'	24:BA:436:C:C5'	2.57	0.52
24:BA:811:U:O2'	24:BA:1250:G:H2'	2.09	0.52
24:BA:1156:A:C8	40:BQ:50:ARG:HG2	2.45	0.52
24:BA:1522:A:O2'	24:BA:1523:U:OP2	2.27	0.52
24:BA:1964:G:C6	24:BA:1967:C:N4	2.77	0.52
24:BA:2420:C:OP1	53:B3:33:THR:HB	2.08	0.52
27:BD:16:THR:HG22	27:BD:20:VAL:O	2.10	0.52
27:BD:149:ASN:OD1	27:BD:150:GLN:N	2.42	0.52
29:BF:129:MET:SD	29:BF:153:ILE:HD11	2.49	0.52
33:BJ:67:ASN:O	33:BJ:69:ARG:N	2.42	0.52
36:BM:93:VAL:HG22	36:BM:94:ALA:N	2.24	0.52
36:BM:126:ILE:O	36:BM:128:THR:HG23	2.08	0.52
44:BU:25:LYS:O	44:BU:26:ASN:HB3	2.08	0.52
2:CC:22:PHE:HD1	9:CJ:13:PHE:CD1	2.27	0.52
2:CC:135:ARG:HA	2:CC:138:GLN:OE1	2.09	0.52
3:CD:151:GLN:O	3:CD:154:VAL:HG12	2.09	0.52

*Continued on next page...*

*Continued from previous page...*

Atom-1	Atom-2	Interatomic distance (Å)	Clash overlap (Å)
10:CK:124:LYS:O	20:CU:33:ARG:NE	2.41	0.52
12:CM:82:LEU:HB2	18:CS:73:PHE:HE2	1.75	0.52
17:CR:46:THR:HG23	17:CR:51:GLN:HB2	1.92	0.52
55:CA:322:C:O2	55:CA:332:G:N2	2.42	0.52
55:CA:358:U:H2'	55:CA:359:G:C8	2.43	0.52
55:CA:1215:G:N3	55:CA:1216:A:C8	2.77	0.52
55:CA:1441:A:H62	55:CA:1462:C:H1'	1.74	0.52
24:DA:344:A:H2'	24:DA:345:A:C8	2.44	0.52
24:DA:381:G:H5'	47:DX:15:ASN:HD22	1.73	0.52
24:DA:687:C:O2'	24:DA:688:U:H5'	2.09	0.52
24:DA:1178:C:C2	24:DA:1179:G:C8	2.98	0.52
24:DA:1277:G:H2'	24:DA:1278:C:C6	2.43	0.52
24:DA:1327:A:H2'	24:DA:1328:A:C8	2.44	0.52
24:DA:1439:A:N6	24:DA:1440:U:O2	2.42	0.52
24:DA:1512:C:H2'	24:DA:1513:U:O4'	2.09	0.52
24:DA:1537:G:H2'	24:DA:1538:G:C4'	2.21	0.52
24:DA:2056:G:N3	24:DA:2056:G:H2'	2.24	0.52
24:DA:2084:C:H2'	24:DA:2085:U:C6	2.44	0.52
24:DA:2193:G:H2'	24:DA:2194:U:C6	2.44	0.52
24:DA:2313:C:O2'	24:DA:2314:A:C5'	2.43	0.52
24:DA:2387:U:H1'	46:DW:38:ARG:NH1	2.23	0.52
24:DA:2734:A:H61	24:DA:2770:G:H1'	1.72	0.52
26:DC:43:ASN:CG	26:DC:44:ASN:H	2.12	0.52
29:DF:73:VAL:O	29:DF:73:VAL:HG12	2.08	0.52
30:DG:74:MET:O	30:DG:78:VAL:HG13	2.09	0.52
35:DL:29:LYS:HG2	35:DL:30:THR:HG23	1.90	0.52
37:DN:51:LEU:HA	37:DN:54:LEU:CD2	2.40	0.52
38:DO:56:LYS:HD3	38:DO:56:LYS:O	2.09	0.52
40:DQ:6:GLY:C	40:DQ:8:ILE:H	2.12	0.52
48:DY:17:GLU:HG2	48:DY:50:VAL:HG13	1.91	0.52
4:AE:34:ALA:O	4:AE:49:TYR:CG	2.62	0.52
8:AI:98:ARG:NH2	21:AA:1179:A:H5''	2.24	0.52
8:AI:107:ALA:O	8:AI:109:GLN:HG2	2.10	0.52
12:AM:100:ARG:NH2	21:AA:951:G:OP2	2.42	0.52
21:AA:243:A:C2	21:AA:245:U:H2'	2.44	0.52
21:AA:429:U:H1'	21:AA:430:A:H5''	1.91	0.52
21:AA:439:U:C2'	21:AA:440:C:H5'	2.39	0.52
21:AA:845:A:C8	21:AA:846:G:H4'	2.43	0.52
21:AA:1026:G:C6	21:AA:1027:C:N4	2.77	0.52
21:AA:1088:G:N1	21:AA:1089:G:C5	2.77	0.52
21:AA:1136:C:H5''	21:AA:1137:C:OP2	2.10	0.52

*Continued on next page...*

*Continued from previous page...*

Atom-1	Atom-2	Interatomic distance (Å)	Clash overlap (Å)
21:AA:1160:G:C6	21:AA:1181:G:O6	2.63	0.52
21:AA:1418:A:N7	21:AA:1419:G:H1'	2.25	0.52
24:BA:142:A:O2'	24:BA:143:C:O4'	2.19	0.52
24:BA:615:U:C4	28:BE:35:TYR:CE1	2.97	0.52
24:BA:1333:G:H2'	24:BA:1334:G:C8	2.39	0.52
24:BA:1450:G:H2'	24:BA:1451:C:C6	2.44	0.52
24:BA:1665:A:C2'	24:BA:1666:G:H5'	2.39	0.52
24:BA:1885:A:O2'	24:BA:1886:U:H5'	2.09	0.52
24:BA:2834:G:O6	24:BA:2879:A:H2'	2.09	0.52
27:BD:35:THR:OG1	27:BD:49:GLN:HG2	2.09	0.52
27:BD:97:SER:O	27:BD:99:GLU:HG2	2.09	0.52
27:BD:120:GLY:HA2	27:BD:162:ALA:HB1	1.91	0.52
35:BL:55:MET:HE2	35:BL:56:PRO:HD3	1.91	0.52
35:BL:101:ILE:CG2	35:BL:102:GLY:N	2.73	0.52
43:BT:80:TRP:HE3	43:BT:81:LYS:O	1.93	0.52
1:CB:104:LYS:HD2	1:CB:104:LYS:N	2.13	0.52
1:CB:174:GLU:O	1:CB:178:LEU:HB2	2.09	0.52
2:CC:129:PHE:O	2:CC:132:ALA:HB3	2.08	0.52
3:CD:72:ARG:HD2	3:CD:203:TYR:CD1	2.44	0.52
5:CF:3:HIS:ND1	5:CF:92:THR:HG23	2.24	0.52
7:CH:44:PHE:O	7:CH:70:VAL:HG11	2.09	0.52
11:CL:80:LEU:HB2	11:CL:101:LEU:HD23	1.91	0.52
16:CQ:26:ARG:O	16:CQ:38:LYS:HA	2.09	0.52
55:CA:82:G:H2'	55:CA:83:C:C4'	2.25	0.52
55:CA:143:A:H2'	55:CA:143:A:N3	2.23	0.52
55:CA:560:A:C8	55:CA:566:G:C2	2.97	0.52
55:CA:1241:G:O2'	55:CA:1242:G:O5'	2.27	0.52
24:DA:36:G:H4'	24:DA:451:U:C2	2.45	0.52
24:DA:284:U:H2'	24:DA:285:G:H8	1.74	0.52
24:DA:296:U:H5''	44:DU:91:LYS:NZ	2.23	0.52
24:DA:352:A:H2'	24:DA:353:C:H4'	1.90	0.52
24:DA:615:U:H5''	24:DA:616:A:H8	1.74	0.52
24:DA:1071:G:O4'	24:DA:1088:A:O2'	2.28	0.52
24:DA:1358:G:O6	24:DA:1371:G:C8	2.63	0.52
24:DA:1439:A:N3	24:DA:1552:A:C6	2.77	0.52
24:DA:1508:A:C4'	24:DA:1509:A:OP1	2.53	0.52
24:DA:1759:A:O2'	24:DA:1760:C:H5'	2.08	0.52
24:DA:2847:U:H3'	39:DP:94:ALA:HB2	1.89	0.52
26:DC:75:ALA:HB1	26:DC:93:VAL:HG22	1.90	0.52
29:DF:45:ASP:C	29:DF:47:LYS:H	2.12	0.52
33:DJ:110:PRO:HG2	33:DJ:111:LYS:HG2	1.91	0.52

*Continued on next page...*

*Continued from previous page...*

Atom-1	Atom-2	Interatomic distance (Å)	Clash overlap (Å)
33:DJ:123:LYS:HG2	33:DJ:132:HIS:NE2	2.24	0.52
39:DP:13:LYS:HD2	39:DP:13:LYS:H	1.74	0.52
43:DT:8:LEU:HD22	43:DT:46:ALA:HA	1.90	0.52
44:DU:47:PRO:HB3	44:DU:54:PRO:HG3	1.90	0.52
1:AB:140:LEU:O	1:AB:143:LEU:HD23	2.09	0.52
3:AD:187:ARG:HE	3:AD:196:GLU:CD	2.13	0.52
6:AG:35:LYS:O	6:AG:39:GLU:HG2	2.10	0.52
6:AG:149:ALA:HA	10:AK:60:PHE:CB	2.40	0.52
9:AJ:15:HIS:CD2	21:AA:1152:A:H5'	2.44	0.52
10:AK:26:PHE:CE1	10:AK:88:PRO:HG2	2.44	0.52
12:AM:39:ALA:HB3	12:AM:42:VAL:CG1	2.39	0.52
21:AA:488:C:H2'	21:AA:489:C:H6	1.74	0.52
21:AA:792:A:C2	21:AA:794:A:C6	2.97	0.52
21:AA:1090:U:O2'	21:AA:1091:U:H5'	2.09	0.52
21:AA:1103:C:O2'	21:AA:1104:G:O4'	2.16	0.52
24:BA:34:U:H4'	24:BA:35:G:OP2	2.10	0.52
24:BA:197:A:C6	24:BA:2430:A:C2	2.97	0.52
24:BA:449:A:C4'	40:BQ:2:ARG:NH1	2.73	0.52
24:BA:498:G:N2	24:BA:499:U:C2	2.78	0.52
24:BA:558:U:P	33:BJ:113:PRO:HB2	2.50	0.52
24:BA:580:U:H2'	24:BA:581:C:C6	2.45	0.52
24:BA:604:G:H2'	24:BA:605:G:C8	2.43	0.52
24:BA:604:G:H2'	24:BA:605:G:H8	1.74	0.52
24:BA:966:G:H2'	24:BA:967:U:O4'	2.09	0.52
24:BA:1011:G:O2'	24:BA:1013:C:H5''	2.10	0.52
24:BA:1441:G:H2'	24:BA:1442:U:C6	2.45	0.52
24:BA:1468:U:N3	24:BA:1522:A:C2	2.78	0.52
24:BA:2216:G:C6	24:BA:2217:G:C6	2.97	0.52
24:BA:2295:C:O2'	24:BA:2296:U:H5'	2.09	0.52
24:BA:2553:G:N1	24:BA:2554:U:O2	2.42	0.52
24:BA:2555:U:H2'	24:BA:2556:C:O4'	2.09	0.52
24:BA:2860:A:C8	24:BA:2860:A:H3'	2.44	0.52
25:BB:55:U:O2'	25:BB:56:G:H5'	2.09	0.52
25:BB:109:A:H2'	25:BB:110:C:C6	2.44	0.52
26:BC:114:GLN:O	26:BC:115:ILE:HD13	2.09	0.52
26:BC:170:TYR:CD2	26:BC:184:GLU:HA	2.43	0.52
28:BE:175:ILE:HG23	28:BE:175:ILE:O	2.09	0.52
32:BI:19:PRO:HG2	32:BI:23:VAL:CG2	2.38	0.52
32:BI:78:LEU:HD13	32:BI:108:ILE:CG2	2.35	0.52
37:BN:79:LEU:O	37:BN:80:PHE:CB	2.50	0.52
42:BS:43:ALA:O	42:BS:46:LEU:HB2	2.10	0.52

*Continued on next page...*

*Continued from previous page...*

Atom-1	Atom-2	Interatomic distance (Å)	Clash overlap (Å)
48:BY:5:GLU:O	48:BY:8:GLU:HB2	2.10	0.52
50:B0:30:ASP:O	50:B0:33:SER:O	2.26	0.52
3:CD:170:LEU:HA	3:CD:182:LYS:HB2	1.90	0.52
4:CE:18:ASN:OD1	4:CE:33:THR:HG23	2.09	0.52
8:CI:16:ALA:HA	8:CI:65:THR:O	2.08	0.52
9:CJ:56:HIS:HE1	55:CA:973:G:N3	2.08	0.52
12:CM:8:ILE:N	12:CM:9:PRO:HD3	2.24	0.52
15:CP:32:PHE:HZ	55:CA:608:A:H1'	1.75	0.52
55:CA:33:A:O2'	55:CA:34:C:H5'	2.09	0.52
55:CA:369:G:OP2	55:CA:388:G:N2	2.41	0.52
55:CA:386:C:C2'	55:CA:387:U:H5'	2.40	0.52
55:CA:388:G:HO2'	55:CA:389:A:P	2.33	0.52
55:CA:438:U:C5	55:CA:494:G:C5	2.96	0.52
55:CA:1129:C:HO2'	55:CA:1130:A:H8	1.48	0.52
55:CA:1161:C:O2'	55:CA:1162:C:H6	1.93	0.52
22:CV:27:G:H5''	22:CV:27:G:C8	2.44	0.52
24:DA:86:G:HO2'	24:DA:87:U:H6	1.56	0.52
24:DA:93:G:O2'	24:DA:94:A:O4'	2.23	0.52
24:DA:679:C:H6	24:DA:679:C:O5'	1.92	0.52
24:DA:1022:G:N2	24:DA:1142:A:H2	2.07	0.52
24:DA:1428:C:C5	24:DA:1569:A:H5'	2.44	0.52
24:DA:1494:A:OP2	24:DA:1494:A:H3'	2.09	0.52
24:DA:1638:C:O2	24:DA:2698:U:O2'	2.27	0.52
24:DA:1654:A:O2'	24:DA:1655:A:O5'	2.28	0.52
24:DA:1725:U:H2'	24:DA:1726:C:C6	2.43	0.52
24:DA:1759:A:H2'	24:DA:1760:C:C5	2.44	0.52
24:DA:2026:U:O2	24:DA:2038:G:N2	2.43	0.52
24:DA:2079:U:H2'	24:DA:2080:A:H8	1.74	0.52
24:DA:2472:G:H2'	24:DA:2475:C:H42	1.75	0.52
24:DA:2533:U:H4'	24:DA:2664:G:H4'	1.91	0.52
26:DC:94:LEU:HA	26:DC:100:ARG:HG2	1.92	0.52
52:D2:38:GLY:O	52:D2:42:LEU:HD13	2.08	0.52
53:D3:31:ILE:HG21	53:D3:34:LYS:NZ	2.24	0.52
2:AC:180:ASP:HB3	2:AC:204:GLY:H	1.72	0.52
3:AD:14:GLU:HG3	3:AD:18:LEU:HD11	1.91	0.52
4:AE:55:VAL:N	4:AE:56:PRO:CD	2.71	0.52
5:AF:85:ILE:O	5:AF:86:ARG:C	2.48	0.52
11:AL:113:ARG:NH2	21:AA:501:C:OP1	2.43	0.52
14:AO:25:GLU:HG3	14:AO:69:LEU:HD11	1.91	0.52
21:AA:66:A:O4'	21:AA:173:U:C4	2.63	0.52
21:AA:76:G:N1	21:AA:95:C:N4	2.57	0.52

*Continued on next page...*

*Continued from previous page...*

Atom-1	Atom-2	Interatomic distance (Å)	Clash overlap (Å)
21:AA:784:A:N6	21:AA:799:G:C6	2.77	0.52
21:AA:1203:C:H2'	21:AA:1204:A:C8	2.43	0.52
22:AX:36:A:H2'	22:AX:37:A:C8	2.44	0.52
24:BA:9:G:C5	24:BA:2629:U:C5	2.97	0.52
24:BA:121:G:O2'	24:BA:122:G:H8	1.92	0.52
24:BA:308:G:H1'	24:BA:501:A:OP1	2.10	0.52
24:BA:506:G:C5'	24:BA:509:C:H1'	2.40	0.52
24:BA:922:C:HO2'	46:BW:25:PHE:HE2	1.56	0.52
24:BA:986:C:C2'	24:BA:987:C:H5'	2.39	0.52
24:BA:1000:A:C6	24:BA:1001:A:C6	2.98	0.52
24:BA:1141:U:H4'	24:BA:1142:A:O4'	2.09	0.52
24:BA:1142:A:N7	24:BA:1144:A:C6	2.78	0.52
24:BA:1171:G:C6	24:BA:1172:C:C4	2.97	0.52
24:BA:1275:A:OP2	24:BA:1646:C:N4	2.42	0.52
24:BA:1326:U:H2'	24:BA:1327:A:C8	2.44	0.52
24:BA:1408:G:H2'	24:BA:1409:U:C6	2.42	0.52
24:BA:1600:C:OP1	43:BT:81:LYS:NZ	2.42	0.52
24:BA:1856:U:H3	24:BA:1886:U:H3	1.58	0.52
24:BA:2180:U:H2'	24:BA:2181:U:C5	2.45	0.52
24:BA:2251:G:C8	24:BA:2450:A:H4'	2.44	0.52
24:BA:2291:U:N3	24:BA:2292:U:O4	2.43	0.52
24:BA:2788:C:H2'	24:BA:2789:C:C6	2.44	0.52
27:BD:9:VAL:HG13	27:BD:26:VAL:O	2.10	0.52
27:BD:90:PHE:C	27:BD:92:VAL:H	2.12	0.52
41:BR:54:VAL:HG23	41:BR:55:ASP:OD1	2.10	0.52
5:CF:5:GLU:OE2	17:CR:23:LYS:HE2	2.10	0.52
7:CH:85:TYR:CD2	7:CH:123:GLU:HB2	2.44	0.52
14:CO:42:PHE:O	14:CO:46:LYS:HG2	2.09	0.52
16:CQ:45:VAL:HG21	16:CQ:60:ILE:HG21	1.90	0.52
18:CS:35:ARG:NH2	55:CA:1221:G:H4'	2.24	0.52
19:CT:66:ILE:HG13	19:CT:67:HIS:N	2.24	0.52
55:CA:509:A:C2	55:CA:510:A:N1	2.78	0.52
55:CA:663:A:O2'	55:CA:664:G:H5'	2.09	0.52
55:CA:763:G:H2'	55:CA:764:C:H6	1.73	0.52
55:CA:1049:U:H4'	55:CA:1050:G:H5'	1.91	0.52
55:CA:1117:A:C6	55:CA:1184:G:O6	2.62	0.52
22:CV:27:G:O2'	22:CV:28:G:H5'	2.10	0.52
24:DA:160:A:C6	24:DA:161:A:C6	2.97	0.52
24:DA:200:U:O4	24:DA:248:G:C2	2.63	0.52
24:DA:240:C:O5'	24:DA:240:C:H6	1.93	0.52
24:DA:807:U:OP2	35:DL:36:LYS:HG2	2.10	0.52

*Continued on next page...*



*Continued from previous page...*

Atom-1	Atom-2	Interatomic distance (Å)	Clash overlap (Å)
24:DA:910:A:C6	24:DA:911:A:C6	2.98	0.52
24:DA:1127:A:N7	24:DA:2488:G:O2'	2.41	0.52
24:DA:1154:G:OP1	40:DQ:57:ARG:HD2	2.09	0.52
24:DA:1286:A:C5	24:DA:1289:C:C4	2.97	0.52
24:DA:1430:G:H2'	24:DA:1431:A:C8	2.43	0.52
24:DA:1651:G:C6	24:DA:1652:A:C5	2.98	0.52
24:DA:1673:G:O2'	24:DA:1674:G:H5'	2.09	0.52
24:DA:1794:A:H2'	24:DA:1795:C:C6	2.45	0.52
24:DA:2048:G:C6	24:DA:2049:G:C5	2.98	0.52
24:DA:2370:G:O6	24:DA:2371:G:C6	2.62	0.52
24:DA:2563:U:H2'	24:DA:2565:A:OP2	2.10	0.52
24:DA:2577:A:C2	50:D0:1:ALA:N	2.77	0.52
24:DA:2591:C:H2'	24:DA:2592:G:H8	1.73	0.52
30:DG:162:ARG:HG3	30:DG:166:GLU:HG3	1.91	0.52
31:DH:96:THR:O	31:DH:97:ARG:HG3	2.09	0.52
31:DH:116:ARG:O	31:DH:117:LEU:HG	2.09	0.52
33:DJ:44:TYR:CD1	40:DQ:59:LEU:HD11	2.45	0.52
35:DL:20:GLY:HA2	35:DL:28:GLY:HA2	1.90	0.52
35:DL:81:ASP:O	35:DL:83:ALA:N	2.42	0.52
37:DN:20:MET:C	37:DN:22:ARG:H	2.13	0.52
46:DW:40:ARG:NH1	46:DW:40:ARG:CG	2.58	0.52
50:D0:37:HIS:HB2	50:D0:41:HIS:HE1	1.75	0.52
8:AI:33:SER:HB3	8:AI:36:GLN:CG	2.40	0.52
11:AL:27:PRO:HB2	11:AL:28:GLN:OE1	2.09	0.52
19:AT:53:MET:O	19:AT:56:ILE:HG22	2.10	0.52
21:AA:88:U:O2	21:AA:89:U:C5	2.63	0.52
21:AA:993:G:H4'	21:AA:994:A:OP2	2.08	0.52
21:AA:1101:A:H4'	21:AA:1102:A:C4'	2.38	0.52
21:AA:1239:A:N1	21:AA:1297:G:H1'	2.24	0.52
21:AA:1411:C:H2'	21:AA:1412:C:H5'	1.92	0.52
24:BA:858:G:H21	24:BA:2268:A:C2'	2.23	0.52
24:BA:1026:G:H2'	24:BA:1027:A:N7	2.23	0.52
24:BA:1048:A:C4	24:BA:1049:C:C5	2.97	0.52
24:BA:1528:A:H2'	24:BA:1529:G:O4'	2.10	0.52
24:BA:1857:G:O2'	24:BA:1858:A:P	2.68	0.52
24:BA:1876:A:H2'	24:BA:1877:A:H8	1.74	0.52
24:BA:1998:A:P	27:BD:141:ARG:HH22	2.32	0.52
24:BA:2699:C:H2'	24:BA:2700:A:O4'	2.10	0.52
24:BA:2856:A:N6	24:BA:2857:G:C6	2.78	0.52
25:BB:33:G:C2	25:BB:50:A:C2	2.98	0.52
31:BH:66:ASN:C	31:BH:68:ARG:H	2.13	0.52

*Continued on next page...*

*Continued from previous page...*

Atom-1	Atom-2	Interatomic distance (Å)	Clash overlap (Å)
33:BJ:31:GLU:O	33:BJ:32:LEU:C	2.48	0.52
33:BJ:88:THR:HG23	33:BJ:91:GLU:H	1.73	0.52
38:BO:93:ASP:C	38:BO:95:SER:H	2.13	0.52
40:BQ:63:ARG:HH12	40:BQ:96:ASP:HB2	1.74	0.52
46:BW:40:ARG:H	46:BW:56:HIS:HB3	1.74	0.52
1:CB:164:ASP:OD2	1:CB:203:ASP:HB2	2.10	0.52
4:CE:35:LEU:HD11	4:CE:136:VAL:HG11	1.91	0.52
10:CK:51:PHE:HB3	10:CK:55:ARG:CB	2.39	0.52
11:CL:31:GLY:HA3	11:CL:54:VAL:CG1	2.40	0.52
14:CO:62:ARG:O	14:CO:66:LEU:HG	2.10	0.52
16:CQ:39:ARG:HA	16:CQ:39:ARG:HH11	1.74	0.52
55:CA:16:A:C6	55:CA:17:U:C5	2.98	0.52
55:CA:246:A:C4	55:CA:282:A:N6	2.78	0.52
55:CA:352:C:H6	55:CA:352:C:H5''	1.73	0.52
55:CA:642:A:HO2'	55:CA:643:C:H6	1.49	0.52
55:CA:677:U:H3	55:CA:714:G:H22	1.57	0.52
55:CA:1134:G:C6	55:CA:1135:U:H1'	2.44	0.52
55:CA:1173:U:H2'	55:CA:1174:G:C8	2.44	0.52
55:CA:1408:A:C5	55:CA:1409:C:C5	2.97	0.52
24:DA:3:U:H2'	24:DA:4:U:H6	1.75	0.52
24:DA:171:U:H2'	24:DA:172:A:H8	1.74	0.52
24:DA:600:G:H2'	24:DA:601:C:O4'	2.10	0.52
24:DA:866:A:C5	24:DA:914:G:N7	2.77	0.52
24:DA:1748:C:H2'	24:DA:1749:A:C8	2.43	0.52
24:DA:1776:G:N2	24:DA:1789:A:C4	2.78	0.52
24:DA:2459:A:H2'	24:DA:2460:U:C6	2.45	0.52
24:DA:2585:U:O2'	24:DA:2586:U:C5'	2.57	0.52
24:DA:2644:G:O2'	24:DA:2732:G:H1'	2.09	0.52
56:DB:50:A:C2	56:DB:51:G:H1'	2.44	0.52
56:DB:77:U:H2'	56:DB:78:A:H5'	1.91	0.52
27:DD:46:ARG:HB3	27:DD:84:LEU:HD12	1.92	0.52
29:DF:30:VAL:HA	29:DF:157:THR:HG22	1.91	0.52
33:DJ:6:ALA:HB3	33:DJ:45:THR:HB	1.92	0.52
34:DK:119:ALA:N	34:DK:120:PRO:HD2	2.25	0.52
40:DQ:4:LYS:HZ2	40:DQ:6:GLY:CA	2.12	0.52
40:DQ:42:GLY:HA3	41:DR:75:VAL:HG21	1.91	0.52
42:DS:86:MET:CE	42:DS:87:PRO:HD2	2.39	0.52
49:DZ:4:ILE:CD1	49:DZ:58:GLU:HA	2.40	0.52
54:D4:7:VAL:CG1	54:D4:8:LYS:H	2.23	0.52
2:AC:78:LYS:O	2:AC:78:LYS:HG2	2.07	0.52
2:AC:107:LYS:NZ	2:AC:107:LYS:HB2	2.25	0.52

*Continued on next page...*

*Continued from previous page...*

Atom-1	Atom-2	Interatomic distance (Å)	Clash overlap (Å)
2:AC:168:ARG:CZ	21:AA:1106:G:O2'	2.57	0.52
20:AU:3:ILE:HA	20:AU:19:LYS:HE3	1.91	0.52
21:AA:72:A:O2'	21:AA:73:C:O4'	2.17	0.52
21:AA:209:U:H5'	21:AA:210:C:OP2	2.09	0.52
21:AA:920:U:H2'	21:AA:921:U:C6	2.45	0.52
21:AA:1372:U:C4	21:AA:1373:G:C5	2.98	0.52
21:AA:1395:C:H5'	21:AA:1401:G:N2	2.20	0.52
24:BA:278:A:N3	24:BA:278:A:H2'	2.25	0.52
24:BA:431:U:C2'	24:BA:432:A:H5'	2.40	0.52
24:BA:1252:G:N3	40:BQ:32:ARG:HG2	2.25	0.52
24:BA:1464:G:H2'	24:BA:1465:G:H8	1.75	0.52
24:BA:1537:G:H2'	24:BA:1538:G:O4'	2.10	0.52
24:BA:1549:A:C6	24:BA:1550:C:C4	2.97	0.52
24:BA:2048:G:H4'	24:BA:2823:A:C2	2.44	0.52
24:BA:2269:G:O2'	46:BW:18:LYS:HG2	2.09	0.52
24:BA:2856:A:C6	24:BA:2857:G:C5	2.97	0.52
27:BD:98:VAL:O	27:BD:99:GLU:C	2.47	0.52
29:BF:134:GLN:H	29:BF:134:GLN:HE21	1.57	0.52
30:BG:93:TYR:O	30:BG:94:ARG:O	2.27	0.52
36:BM:28:PHE:HB3	36:BM:64:TRP:CE2	2.44	0.52
36:BM:66:ARG:HB2	36:BM:101:VAL:O	2.10	0.52
38:BO:70:ALA:O	38:BO:73:ALA:HB3	2.10	0.52
39:BP:19:PHE:CE2	39:BP:83:ILE:HD12	2.44	0.52
41:BR:39:LEU:HA	41:BR:49:ILE:CG2	2.40	0.52
49:BZ:13:ILE:HG22	49:BZ:14:GLY:N	2.24	0.52
8:CI:21:LYS:O	8:CI:60:LEU:HB2	2.09	0.52
11:CL:43:LYS:CB	11:CL:44:PRO:HD2	2.07	0.52
20:CU:40:PRO:HA	20:CU:43:GLU:HB2	1.90	0.52
55:CA:154:U:C2'	55:CA:155:A:H5'	2.39	0.52
55:CA:373:A:N3	55:CA:374:A:C8	2.78	0.52
55:CA:388:G:O2'	55:CA:389:A:OP2	2.25	0.52
55:CA:961:U:C4	55:CA:983:A:C6	2.97	0.52
55:CA:978:A:C5	55:CA:1318:A:C6	2.97	0.52
55:CA:1168:U:H2'	55:CA:1168:U:O2	2.09	0.52
55:CA:1316:G:H8	55:CA:1316:G:OP2	1.93	0.52
55:CA:1520:C:H2'	55:CA:1521:C:C6	2.45	0.52
24:DA:81:G:H2'	24:DA:82:U:O4'	2.10	0.52
24:DA:197:A:C5	24:DA:2430:A:C4	2.98	0.52
24:DA:604:G:C2	24:DA:605:G:C5	2.98	0.52
24:DA:850:U:O2'	49:DZ:22:THR:HG22	2.09	0.52
24:DA:1427:A:H4'	24:DA:1428:C:O5'	2.10	0.52

*Continued on next page...*

*Continued from previous page...*

Atom-1	Atom-2	Interatomic distance (Å)	Clash overlap (Å)
24:DA:1478:G:C6	24:DA:1514:G:C2	2.97	0.52
24:DA:2287:A:HO2'	24:DA:2288:A:P	2.31	0.52
24:DA:2423:U:H1'	24:DA:2425:A:N7	2.23	0.52
24:DA:2759:G:H2'	24:DA:2760:C:O4'	2.10	0.52
28:DE:170:ARG:CZ	28:DE:176:ASP:OD2	2.57	0.52
29:DF:36:ASN:O	29:DF:37:MET:HB3	2.09	0.52
33:DJ:23:LYS:HB3	33:DJ:28:LEU:HD13	1.90	0.52
36:DM:1:MET:O	36:DM:2:LEU:O	2.27	0.52
37:DN:72:ASP:O	37:DN:76:VAL:HG13	2.10	0.52
39:DP:26:GLU:OE1	39:DP:28:LYS:HE2	2.10	0.52
45:DV:30:ILE:HB	45:DV:38:LEU:HB3	1.91	0.52
54:D4:3:VAL:O	54:D4:4:ARG:CB	2.57	0.52
3:AD:10:LEU:HD22	3:AD:62:ARG:HG3	1.92	0.52
4:AE:32:PHE:CD2	4:AE:53:ARG:O	2.62	0.52
5:AF:55:HIS:O	5:AF:56:LYS:HB2	2.09	0.52
10:AK:117:HIS:CD2	21:AA:675:A:H1'	2.45	0.52
13:AN:48:GLN:CG	21:AA:1317:C:H4'	2.40	0.52
15:AP:46:LYS:NZ	15:AP:48:GLU:H	2.07	0.52
19:AT:60:GLN:HA	19:AT:63:LYS:HB2	1.91	0.52
21:AA:587:G:N2	21:AA:755:G:C4	2.77	0.52
21:AA:594:U:H1'	21:AA:646:G:N2	2.24	0.52
21:AA:838:G:H2'	21:AA:839:C:C6	2.45	0.52
21:AA:1418:A:C8	21:AA:1418:A:C3'	2.93	0.52
24:BA:231:A:N6	24:BA:232:G:C2	2.77	0.52
24:BA:623:C:O5'	24:BA:623:C:H6	1.93	0.52
24:BA:1064:C:H5'	32:BI:88:GLY:CA	2.40	0.52
24:BA:1510:G:HO2'	24:BA:1511:G:H8	1.54	0.52
24:BA:1579:A:O2'	24:BA:1580:A:H5'	2.10	0.52
24:BA:1693:U:O4	24:BA:1977:A:C5	2.63	0.52
24:BA:1824:G:C6	24:BA:1825:U:C4	2.98	0.52
24:BA:2400:G:C6	24:BA:2401:U:C4	2.97	0.52
24:BA:2816:G:N2	24:BA:2831:G:C4	2.77	0.52
25:BB:51:G:N2	25:BB:53:A:H62	2.06	0.52
31:BH:32:PRO:O	31:BH:33:GLN:HB2	2.08	0.52
38:BO:2:ASP:O	38:BO:3:LYS:HB3	2.10	0.52
38:BO:7:ARG:CD	38:BO:97:PHE:CE1	2.92	0.52
40:BQ:71:ASN:CB	40:BQ:109:VAL:HG11	2.38	0.52
42:BS:24:ILE:O	42:BS:25:ARG:C	2.47	0.52
43:BT:64:LYS:HA	43:BT:79:ASP:OD1	2.09	0.52
43:BT:68:LYS:O	43:BT:69:ARG:O	2.28	0.52
1:CB:80:LYS:HG3	1:CB:81:ASP:H	1.75	0.52

*Continued on next page...*

*Continued from previous page...*

Atom-1	Atom-2	Interatomic distance (Å)	Clash overlap (Å)
3:CD:101:VAL:HG13	3:CD:106:PHE:HB2	1.92	0.52
4:CE:132:PRO:O	4:CE:136:VAL:HG12	2.10	0.52
7:CH:1:SER:C	7:CH:3:GLN:H	2.11	0.52
14:CO:34:GLN:HE22	14:CO:38:LEU:HD13	1.75	0.52
55:CA:811:C:O2'	55:CA:901:A:N1	2.43	0.52
55:CA:1061:G:N7	55:CA:1062:U:C5	2.77	0.52
55:CA:1350:A:C2	55:CA:1351:U:C2	2.97	0.52
24:DA:422:A:O2'	24:DA:423:A:H5'	2.10	0.52
24:DA:538:A:H61	24:DA:555:G:C2'	2.23	0.52
24:DA:753:A:C2	24:DA:754:U:C2	2.98	0.52
24:DA:1923:U:C2	24:DA:1924:C:C5	2.97	0.52
24:DA:2149:U:O2'	24:DA:2150:C:H5'	2.10	0.52
24:DA:2480:C:H2'	24:DA:2481:G:H5'	1.92	0.52
24:DA:2811:G:C2	24:DA:2812:G:C4	2.98	0.52
56:DB:60:C:H2'	56:DB:61:G:H8	1.73	0.52
26:DC:189:ALA:O	26:DC:190:THR:CB	2.56	0.52
30:DG:167:VAL:HG23	30:DG:168:VAL:N	2.24	0.52
33:DJ:55:ILE:O	33:DJ:55:ILE:HG13	2.09	0.52
36:DM:66:ARG:CZ	36:DM:101:VAL:HG11	2.39	0.52
38:DO:24:THR:OG1	38:DO:90:VAL:HG11	2.09	0.52
39:DP:24:THR:HA	39:DP:44:GLY:O	2.10	0.52
40:DQ:4:LYS:HE3	40:DQ:7:VAL:H	1.74	0.52
44:DU:33:VAL:O	44:DU:34:ILE:HG13	2.09	0.52
47:DX:76:LYS:HG3	47:DX:77:TYR:N	2.25	0.52
53:D3:15:LYS:HG2	53:D3:16:THR:H	1.74	0.52
53:D3:33:THR:HG23	53:D3:34:LYS:N	2.25	0.52
54:D4:37:GLN:HG2	54:D4:38:GLY:N	2.25	0.52
3:AD:60:VAL:O	3:AD:61:ARG:C	2.48	0.52
6:AG:110:ARG:HG2	6:AG:111:GLY:H	1.74	0.52
9:AJ:32:THR:HG23	9:AJ:33:GLY:H	1.75	0.52
21:AA:190:A:H8	21:AA:190:A:O5'	1.93	0.52
21:AA:539:A:H2'	21:AA:540:G:C8	2.44	0.52
21:AA:1173:U:H2'	21:AA:1174:G:H8	1.73	0.52
24:BA:518:G:H2'	24:BA:519:U:C6	2.45	0.52
24:BA:570:G:O2'	24:BA:571:U:H5'	2.09	0.52
24:BA:855:G:N3	46:BW:23:LYS:CD	2.72	0.52
24:BA:866:A:O2'	24:BA:867:C:C5'	2.57	0.52
24:BA:1010:A:N3	24:BA:1153:C:H1'	2.25	0.52
24:BA:1014:A:C4	24:BA:1149:G:N2	2.78	0.52
24:BA:1385:A:N3	24:BA:1386:C:C5	2.78	0.52
24:BA:1805:A:C5	24:BA:1806:C:C5	2.96	0.52

*Continued on next page...*

*Continued from previous page...*

Atom-1	Atom-2	Interatomic distance (Å)	Clash overlap (Å)
24:BA:1941:C:H2'	24:BA:1942:C:C6	2.45	0.52
24:BA:1956:U:H2'	24:BA:1957:C:C6	2.40	0.52
24:BA:2550:G:C6	24:BA:2551:C:C4	2.97	0.52
24:BA:2662:A:H2'	24:BA:2663:G:O4'	2.08	0.52
25:BB:37:C:C4	25:BB:38:C:C4	2.98	0.52
25:BB:49:C:OP1	38:BO:101:GLY:HA3	2.09	0.52
26:BC:245:THR:O	26:BC:247:TRP:N	2.42	0.52
28:BE:24:ASN:C	28:BE:24:ASN:HD22	2.13	0.52
29:BF:45:ASP:CB	29:BF:48:LEU:HB2	2.39	0.52
32:BI:135:MET:HG2	32:BI:137:LEU:HG	1.91	0.52
40:BQ:15:LYS:O	40:BQ:19:GLN:HG3	2.09	0.52
40:BQ:91:ARG:CD	41:BR:11:GLN:H	2.22	0.52
42:BS:20:VAL:HA	42:BS:23:LEU:HD12	1.92	0.52
44:BU:25:LYS:HG2	44:BU:36:GLU:HB3	1.91	0.52
44:BU:73:ASN:O	44:BU:75:ALA:N	2.42	0.52
1:CB:26:MET:C	1:CB:28:PRO:HD2	2.30	0.52
2:CC:88:LYS:O	2:CC:92:ASP:HB2	2.09	0.52
6:CG:29:LEU:HD21	6:CG:41:ILE:HD12	1.92	0.52
6:CG:119:LEU:HG	6:CG:123:LEU:HD23	1.91	0.52
7:CH:54:THR:HG23	7:CH:55:LYS:HD3	1.90	0.52
10:CK:78:ILE:N	10:CK:78:ILE:HD13	2.24	0.52
10:CK:126:ARG:NH2	55:CA:796:C:H4'	2.24	0.52
18:CS:35:ARG:O	18:CS:35:ARG:HG3	2.09	0.52
55:CA:198:G:O6	55:CA:220:G:C4	2.62	0.52
55:CA:219:U:H2'	55:CA:220:G:C8	2.43	0.52
55:CA:236:A:H2'	55:CA:237:G:C8	2.45	0.52
55:CA:301:G:H2'	55:CA:302:G:C8	2.41	0.52
55:CA:734:G:C2	55:CA:735:C:C2	2.98	0.52
55:CA:937:A:N6	55:CA:1345:U:O4	2.42	0.52
55:CA:1064:G:H1'	55:CA:1066:C:C5	2.44	0.52
55:CA:1387:G:C5	55:CA:1388:C:C5	2.97	0.52
22:CV:27:G:H8	22:CV:27:G:C5'	2.23	0.52
24:DA:48:G:C6	24:DA:178:G:O6	2.62	0.52
24:DA:177:G:H5''	24:DA:178:G:OP2	2.10	0.52
24:DA:323:C:H6	28:DE:165:HIS:CE1	2.28	0.52
24:DA:352:A:C4	24:DA:353:C:H1'	2.44	0.52
24:DA:989:G:H4'	24:DA:990:A:OP1	2.09	0.52
24:DA:1020:A:H1'	24:DA:1021:A:N6	2.24	0.52
24:DA:1028:A:N6	24:DA:1125:G:H2'	2.24	0.52
24:DA:1158:C:O2'	24:DA:1159:U:O4'	2.28	0.52
24:DA:1866:A:H2'	24:DA:1867:G:O4'	2.09	0.52

*Continued on next page...*

*Continued from previous page...*

Atom-1	Atom-2	Interatomic distance (Å)	Clash overlap (Å)
24:DA:2264:C:C2	24:DA:2277:G:C2	2.97	0.52
24:DA:2711:A:N6	24:DA:2714:G:C5	2.77	0.52
24:DA:2752:C:O2'	24:DA:2753:A:O4'	2.26	0.52
24:DA:2752:C:H2'	24:DA:2753:A:C8	2.45	0.52
56:DB:62:C:H2'	56:DB:63:C:O4'	2.09	0.52
26:DC:147:PRO:CD	26:DC:184:GLU:HG3	2.37	0.52
28:DE:79:ARG:O	28:DE:80:SER:C	2.48	0.52
28:DE:111:GLU:HB2	28:DE:114:ARG:HH21	1.75	0.52
32:DI:57:VAL:O	32:DI:58:ILE:HG13	2.10	0.52
33:DJ:3:THR:CG2	40:DQ:60:TRP:HE1	2.22	0.52
41:DR:68:ARG:CZ	41:DR:90:ARG:HG2	2.40	0.52
43:DT:38:ALA:HB1	43:DT:81:LYS:HZ3	1.75	0.52
47:DX:31:ASN:HD22	47:DX:31:ASN:N	2.04	0.52
1:AB:26:MET:HE3	1:AB:192:PRO:HG3	1.92	0.52
1:AB:212:TYR:HA	1:AB:215:ALA:CB	2.40	0.52
3:AD:84:ASN:O	3:AD:87:GLU:HG2	2.09	0.52
11:AL:71:HIS:HB2	11:AL:73:LEU:HD23	1.92	0.52
11:AL:72:ASN:OD1	11:AL:104:SER:HB3	2.10	0.52
18:AS:51:HIS:HB2	18:AS:56:HIS:CD2	2.44	0.52
21:AA:183:C:O2'	21:AA:184:G:C5'	2.49	0.52
21:AA:341:C:O2'	21:AA:342:C:H5'	2.09	0.52
21:AA:1348:U:H2'	21:AA:1349:A:H8	1.75	0.52
21:AA:1452:C:H2'	21:AA:1452:C:OP2	2.10	0.52
22:AX:40:C:H2'	22:AX:41:C:C6	2.45	0.52
24:BA:42:A:C2	24:BA:438:G:C6	2.97	0.52
24:BA:233:A:O2'	24:BA:234:U:H5'	2.10	0.52
24:BA:431:U:O2'	24:BA:432:A:H5'	2.09	0.52
24:BA:455:C:N4	24:BA:472:A:H2'	2.25	0.52
24:BA:538:A:O2'	33:BJ:8:PRO:HD2	2.10	0.52
24:BA:541:A:C2	24:BA:553:G:C4	2.97	0.52
24:BA:616:A:H2'	24:BA:617:G:H8	1.74	0.52
24:BA:799:G:C6	24:BA:800:A:C6	2.97	0.52
24:BA:1008:A:N6	24:BA:1136:G:C6	2.78	0.52
24:BA:1062:G:N7	24:BA:1088:A:H8	2.07	0.52
24:BA:1368:G:H2'	24:BA:1369:G:C8	2.35	0.52
24:BA:1421:G:C2	24:BA:1422:G:N7	2.77	0.52
24:BA:1847:A:C8	24:BA:1848:A:N7	2.66	0.52
24:BA:2383:G:H2'	24:BA:2384:U:C6	2.45	0.52
24:BA:2392:A:H2'	24:BA:2392:A:N3	2.25	0.52
24:BA:2478:A:OP2	54:B4:2:LYS:NZ	2.43	0.52
24:BA:2857:G:N2	24:BA:2859:G:H3'	2.24	0.52

*Continued on next page...*

*Continued from previous page...*

Atom-1	Atom-2	Interatomic distance (Å)	Clash overlap (Å)
39:BP:92:ARG:O	39:BP:93:LYS:HB2	2.10	0.52
39:BP:105:LYS:HA	39:BP:108:ARG:CD	2.39	0.52
44:BU:97:SER:O	44:BU:98:ASN:CB	2.54	0.52
45:BV:14:LYS:O	45:BV:15:GLY:C	2.48	0.52
46:BW:17:ALA:HB1	46:BW:36:ILE:HA	1.91	0.52
4:CE:81:GLN:CD	4:CE:149:PRO:HD3	2.31	0.52
5:CF:18:VAL:O	5:CF:22:ILE:N	2.41	0.52
55:CA:616:G:C2	55:CA:625:U:O2	2.62	0.52
55:CA:860:A:N6	55:CA:861:G:C2	2.77	0.52
55:CA:1001:C:H2'	55:CA:1002:G:O4'	2.10	0.52
55:CA:1127:G:O2'	55:CA:1128:C:C5'	2.58	0.52
55:CA:1279:G:C8	55:CA:1282:C:N3	2.77	0.52
24:DA:33:C:HO2'	24:DA:34:U:H5'	1.73	0.52
24:DA:216:A:C2'	24:DA:217:A:C8	2.93	0.52
24:DA:476:G:C4	24:DA:478:A:OP2	2.63	0.52
24:DA:680:C:O2	24:DA:681:G:C8	2.63	0.52
24:DA:727:A:H2'	24:DA:728:G:C8	2.44	0.52
24:DA:1439:A:H5''	24:DA:1440:U:OP2	2.10	0.52
24:DA:1517:G:H2'	24:DA:1518:C:C6	2.45	0.52
24:DA:1552:A:H2	24:DA:1553:A:H8	1.57	0.52
24:DA:1570:A:C6	24:DA:1571:A:N1	2.78	0.52
24:DA:2297:A:HO2'	24:DA:2298:A:C5'	2.23	0.52
24:DA:2720:U:C2	24:DA:2872:A:C5	2.98	0.52
24:DA:2882:A:C5'	37:DN:96:ARG:HD3	2.40	0.52
27:DD:137:SER:HB3	27:DD:138:LEU:HD22	1.91	0.52
29:DF:42:ALA:CB	29:DF:49:LEU:HD21	2.39	0.52
29:DF:155:ILE:H	29:DF:155:ILE:HD12	1.75	0.52
30:DG:7:PRO:O	30:DG:8:VAL:HB	2.10	0.52
34:DK:11:ALA:O	34:DK:99:ILE:HG23	2.10	0.52
37:DN:93:GLY:O	37:DN:116:VAL:HG21	2.10	0.52
39:DP:56:SER:O	39:DP:75:THR:HG22	2.09	0.52
40:DQ:71:ASN:ND2	40:DQ:106:THR:HA	2.24	0.52
1:AB:52:ALA:C	1:AB:54:ALA:H	2.14	0.52
4:AE:61:LYS:HD3	21:AA:1073:U:OP2	2.10	0.52
6:AG:119:LEU:O	6:AG:123:LEU:HB2	2.10	0.52
6:AG:147:ASN:N	6:AG:147:ASN:ND2	2.48	0.52
8:AI:11:ARG:CD	8:AI:106:ASP:HB2	2.40	0.52
8:AI:90:ASP:OD2	8:AI:93:LEU:HG	2.10	0.52
15:AP:13:LYS:NZ	21:AA:483:C:O2	2.37	0.52
15:AP:54:LEU:HD23	15:AP:80:LYS:HE3	1.91	0.52
15:AP:67:ILE:HD11	15:AP:71:VAL:CG1	2.40	0.52

*Continued on next page...*



*Continued from previous page...*

Atom-1	Atom-2	Interatomic distance (Å)	Clash overlap (Å)
20:AU:9:GLU:HB2	2:CC:48:LYS:HZ1	1.75	0.52
21:AA:109:A:C6	21:AA:326:G:C6	2.97	0.52
21:AA:244:U:C2	21:AA:894:G:N3	2.78	0.52
21:AA:299:G:H2'	21:AA:300:A:C8	2.45	0.52
21:AA:548:G:O2'	21:AA:549:C:C5'	2.56	0.52
21:AA:604:G:H2'	21:AA:605:U:O4'	2.09	0.52
21:AA:615:G:C4	21:AA:616:G:C8	2.97	0.52
21:AA:1058:G:C6	21:AA:1059:C:N3	2.78	0.52
21:AA:1319:A:H2'	21:AA:1323:G:N7	2.25	0.52
21:AA:1503:A:C8	21:AA:1531:A:O2'	2.57	0.52
24:BA:2156:G:H2'	24:BA:2157:G:H21	1.75	0.52
24:BA:2243:U:O2	24:BA:2434:A:C2	2.62	0.52
24:BA:2567:G:H2'	24:BA:2568:U:C6	2.45	0.52
24:BA:2816:G:C5	24:BA:2817:U:C5	2.98	0.52
24:BA:2832:U:O2	24:BA:2834:G:C2	2.63	0.52
26:BC:7:PRO:C	26:BC:9:SER:H	2.13	0.52
27:BD:114:LYS:HZ3	27:BD:116:LYS:HE2	1.75	0.52
28:BE:76:PRO:HA	28:BE:82:GLY:HA3	1.91	0.52
33:BJ:12:LYS:O	33:BJ:13:ARG:HB2	2.10	0.52
34:BK:4:GLU:O	34:BK:5:GLN:HB2	2.09	0.52
34:BK:43:ILE:HG13	34:BK:56:ASP:HB2	1.92	0.52
34:BK:91:SER:O	34:BK:92:GLU:C	2.48	0.52
36:BM:64:TRP:CH2	36:BM:106:ASP:HB2	2.45	0.52
38:BO:57:ALA:C	38:BO:59:ALA:H	2.12	0.52
51:B1:7:LYS:HE3	53:B3:33:THR:CG2	2.40	0.52
1:CB:162:VAL:O	1:CB:184:ALA:HA	2.09	0.52
4:CE:87:VAL:HG12	4:CE:92:ARG:HA	1.91	0.52
6:CG:76:SER:HA	6:CG:85:GLN:HA	1.92	0.52
7:CH:54:THR:HG23	7:CH:55:LYS:H	1.75	0.52
8:CI:112:ARG:O	8:CI:112:ARG:HG3	2.09	0.52
9:CJ:15:HIS:HA	9:CJ:18:ILE:CG2	2.38	0.52
17:CR:55:ALA:O	17:CR:59:LYS:HG3	2.09	0.52
55:CA:577:G:C6	55:CA:812:G:N2	2.78	0.52
55:CA:662:U:H2'	55:CA:663:A:H8	1.76	0.52
55:CA:677:U:H3	55:CA:714:G:N2	2.08	0.52
55:CA:1402:C:C2	55:CA:1403:C:C6	2.97	0.52
55:CA:1488:G:N2	55:CA:1489:G:H1'	2.25	0.52
24:DA:21:A:H2'	24:DA:22:C:H6	1.74	0.52
24:DA:45:G:H2'	24:DA:215:G:C5	2.45	0.52
24:DA:684:G:C2	24:DA:794:A:C2	2.98	0.52
24:DA:686:U:C6	24:DA:788:A:N1	2.77	0.52

*Continued on next page...*

*Continued from previous page...*

Atom-1	Atom-2	Interatomic distance (Å)	Clash overlap (Å)
24:DA:697:G:C2	24:DA:766:U:O2	2.63	0.52
24:DA:985:C:N4	24:DA:986:C:N4	2.58	0.52
24:DA:1296:G:N2	24:DA:1645:G:C5	2.78	0.52
24:DA:1812:U:H1'	26:DC:43:ASN:HD21	1.75	0.52
24:DA:1827:U:O4'	24:DA:1970:A:O2'	2.28	0.52
24:DA:2064:C:H2'	24:DA:2065:C:C6	2.44	0.52
24:DA:2349:G:N1	24:DA:2350:C:C2	2.77	0.52
24:DA:2450:A:O2'	24:DA:2451:A:H5'	2.09	0.52
24:DA:2592:G:C6	24:DA:2593:U:C4	2.98	0.52
24:DA:2691:C:O2'	24:DA:2692:G:H5'	2.10	0.52
26:DC:119:VAL:HG13	26:DC:133:ASN:ND2	2.21	0.52
26:DC:179:GLU:HA	26:DC:269:ARG:O	2.10	0.52
28:DE:23:PHE:HB2	28:DE:114:ARG:HH22	1.74	0.52
28:DE:178:VAL:HG13	28:DE:179:SER:N	2.25	0.52
35:DL:9:ALA:HB3	35:DL:12:SER:CB	2.40	0.52
42:DS:17:VAL:HG21	42:DS:103:ILE:HD11	1.90	0.52
42:DS:33:LEU:HA	42:DS:36:LEU:HD23	1.92	0.52
46:DW:70:VAL:HG22	46:DW:70:VAL:O	2.08	0.52
1:AB:51:GLU:CG	1:AB:197:PHE:HE1	2.23	0.51
3:AD:196:GLU:C	3:AD:198:LEU:N	2.63	0.51
3:AD:196:GLU:O	3:AD:200:VAL:HG23	2.10	0.51
12:AM:44:ILE:HG22	12:AM:44:ILE:O	2.08	0.51
21:AA:46:G:C6	21:AA:366:A:C2	2.98	0.51
21:AA:549:C:H2'	21:AA:550:G:C8	2.43	0.51
24:BA:38:A:O2'	28:BE:43:THR:HA	2.09	0.51
24:BA:64:A:O2'	43:BT:70:HIS:HE1	1.93	0.51
24:BA:740:C:H1'	24:BA:1981:A:H1'	1.92	0.51
24:BA:1333:G:C2	24:BA:1334:G:N7	2.78	0.51
24:BA:2585:U:O2'	24:BA:2586:U:C5'	2.58	0.51
26:BC:75:ALA:HB1	26:BC:94:LEU:O	2.10	0.51
27:BD:9:VAL:CG2	27:BD:10:GLY:N	2.72	0.51
30:BG:26:LYS:HA	30:BG:32:LEU:HA	1.91	0.51
32:BI:16:MET:O	32:BI:19:PRO:HD3	2.09	0.51
32:BI:24:GLY:O	32:BI:34:ILE:HD12	2.10	0.51
32:BI:78:LEU:HD23	32:BI:81:LYS:HE3	1.92	0.51
33:BJ:64:VAL:HG13	33:BJ:65:THR:N	2.24	0.51
41:BR:1:MET:HB2	41:BR:43:ASN:HD21	1.75	0.51
43:BT:40:LYS:HG2	43:BT:58:VAL:HG13	1.92	0.51
46:BW:39:GLN:O	46:BW:40:ARG:C	2.48	0.51
8:CI:10:ARG:HG2	8:CI:105:ARG:HH21	1.75	0.51
12:CM:45:SER:O	12:CM:47:LEU:N	2.43	0.51

*Continued on next page...*

*Continued from previous page...*

Atom-1	Atom-2	Interatomic distance (Å)	Clash overlap (Å)
14:CO:88:ARG:HH21	24:DA:715:A:H4'	1.74	0.51
55:CA:243:A:H62	55:CA:281:G:H1'	1.75	0.51
55:CA:774:G:C6	55:CA:775:G:N7	2.77	0.51
55:CA:1058:G:H2'	55:CA:1059:C:O4'	2.10	0.51
55:CA:1230:C:O5'	22:CV:30:G:H5''	2.09	0.51
55:CA:1255:G:H21	55:CA:1259:C:H1'	1.74	0.51
55:CA:1270:G:H2'	55:CA:1271:A:H8	1.75	0.51
24:DA:161:A:C6	24:DA:162:U:O4	2.62	0.51
24:DA:263:G:H4'	24:DA:430:A:O4'	2.09	0.51
24:DA:428:A:O2'	24:DA:429:A:H5'	2.10	0.51
24:DA:517:C:H5''	50:D0:12:ARG:HH12	1.75	0.51
24:DA:673:C:C5'	28:DE:76:PRO:HD2	2.41	0.51
24:DA:1156:A:P	40:DQ:54:ARG:HE	2.33	0.51
24:DA:1288:G:H2'	24:DA:1288:G:N3	2.25	0.51
24:DA:1616:A:H4'	24:DA:1617:C:OP2	2.08	0.51
24:DA:1714:U:H3'	24:DA:1715:G:H5'	1.92	0.51
24:DA:1809:A:C6	24:DA:1810:A:C6	2.98	0.51
24:DA:1826:G:OP2	26:DC:220:ARG:HB3	2.09	0.51
24:DA:1973:G:C5	24:DA:1974:C:C5	2.98	0.51
24:DA:2311:A:H5'	24:DA:2312:U:C6	2.45	0.51
24:DA:2337:G:OP1	24:DA:2385:C:OP2	2.28	0.51
24:DA:2638:G:H1'	24:DA:2778:A:N6	2.25	0.51
56:DB:48:U:H5'	38:DO:30:ARG:NE	2.26	0.51
26:DC:130:PRO:N	26:DC:188:ARG:HG3	2.25	0.51
29:DF:11:VAL:HG22	29:DF:171:ALA:HA	1.91	0.51
29:DF:65:LEU:HD11	29:DF:87:LYS:HZ2	1.74	0.51
29:DF:136:ILE:CG2	29:DF:142:TYR:CG	2.93	0.51
31:DH:68:ARG:HD3	31:DH:71:LYS:HB2	1.92	0.51
33:DJ:30:THR:CG2	33:DJ:31:GLU:N	2.73	0.51
34:DK:2:ILE:HD11	34:DK:65:THR:HG22	1.92	0.51
37:DN:75:ILE:HD12	37:DN:79:LEU:HD12	1.93	0.51
43:DT:34:VAL:HG12	43:DT:34:VAL:O	2.09	0.51
45:DV:42:LEU:HD13	45:DV:47:VAL:HG21	1.92	0.51
1:AB:130:LYS:HA	1:AB:130:LYS:HZ2	1.76	0.51
7:AH:85:TYR:HD2	7:AH:123:GLU:HB2	1.74	0.51
7:AH:104:SER:HB2	7:AH:125:ILE:HD11	1.93	0.51
10:AK:13:LYS:O	10:AK:14:GLN:CB	2.58	0.51
14:AO:18:ALA:O	14:AO:19:ASN:HB2	2.09	0.51
19:AT:75:LYS:HG3	21:AA:186:C:H4'	1.91	0.51
21:AA:31:G:N2	21:AA:46:G:H5''	2.23	0.51
21:AA:289:G:C6	21:AA:290:C:N4	2.78	0.51

*Continued on next page...*

*Continued from previous page...*

Atom-1	Atom-2	Interatomic distance (Å)	Clash overlap (Å)
21:AA:438:U:C5	21:AA:494:G:N7	2.78	0.51
21:AA:874:G:O2'	21:AA:875:U:C5'	2.57	0.51
21:AA:1478:U:H2'	21:AA:1479:C:C6	2.45	0.51
24:BA:278:A:H3'	24:BA:278:A:OP2	2.10	0.51
24:BA:414:C:H1'	24:BA:1864:U:O2'	2.10	0.51
24:BA:451:U:C2	24:BA:453:A:N7	2.78	0.51
24:BA:536:G:H2'	24:BA:537:G:H5'	1.92	0.51
24:BA:1045:C:C2	24:BA:1047:G:N2	2.78	0.51
24:BA:1223:G:C5	24:BA:1225:G:OP2	2.64	0.51
24:BA:1346:G:C2	24:BA:1601:G:C4	2.98	0.51
24:BA:1487:U:C2	24:BA:1503:A:C2	2.97	0.51
24:BA:1730:C:H1'	24:BA:1731:G:C2	2.45	0.51
24:BA:2031:A:C6	24:BA:2498:C:H1'	2.46	0.51
24:BA:2782:G:N2	24:BA:2783:U:C2	2.78	0.51
27:BD:40:LEU:H	27:BD:40:LEU:HD12	1.74	0.51
28:BE:132:LYS:O	28:BE:135:ALA:HB3	2.09	0.51
30:BG:35:THR:C	30:BG:36:LEU:HD22	2.30	0.51
31:BH:29:PHE:O	31:BH:33:GLN:HB3	2.10	0.51
34:BK:1:MET:HE2	34:BK:32:TYR:CE1	2.45	0.51
39:BP:74:GLN:O	39:BP:77:SER:HB3	2.10	0.51
40:BQ:51:GLN:HE21	40:BQ:55:GLN:HE21	1.56	0.51
44:BU:17:ASP:O	44:BU:18:LYS:C	2.49	0.51
45:BV:51:GLN:C	45:BV:51:GLN:CD	2.69	0.51
45:BV:83:LYS:O	45:BV:85:LYS:N	2.41	0.51
46:BW:22:VAL:O	46:BW:25:PHE:HB2	2.11	0.51
2:CC:187:GLU:O	2:CC:188:ALA:HB2	2.09	0.51
3:CD:29:THR:HG22	3:CD:30:LYS:HD3	1.92	0.51
3:CD:40:HIS:O	3:CD:43:ARG:HB2	2.10	0.51
5:CF:3:HIS:O	5:CF:4:TYR:CG	2.64	0.51
10:CK:57:SER:HA	10:CK:90:PRO:HG3	1.91	0.51
10:CK:81:LEU:N	10:CK:81:LEU:HD13	2.25	0.51
55:CA:528:C:H5'	55:CA:535:A:N6	2.25	0.51
55:CA:733:G:O2'	55:CA:734:G:H5''	2.10	0.51
55:CA:1140:C:O2'	55:CA:1141:C:C6	2.61	0.51
55:CA:1229:A:O2'	55:CA:1230:C:O4'	2.26	0.51
55:CA:1256:A:C4	55:CA:1278:G:C5	2.99	0.51
55:CA:1258:G:C2	55:CA:1278:G:N2	2.78	0.51
55:CA:1321:U:H2'	55:CA:1322:C:C4	2.45	0.51
55:CA:1387:G:H2'	55:CA:1388:C:H6	1.74	0.51
24:DA:120:U:C2	24:DA:149:A:C6	2.98	0.51
24:DA:788:A:O2'	52:D2:4:THR:HB	2.09	0.51

*Continued on next page...*

*Continued from previous page...*

Atom-1	Atom-2	Interatomic distance (Å)	Clash overlap (Å)
24:DA:815:C:OP2	41:DR:85:LYS:HE2	2.09	0.51
24:DA:1629:U:H2'	24:DA:1630:A:O4'	2.10	0.51
24:DA:1722:A:H8	24:DA:1722:A:O5'	1.93	0.51
24:DA:1900:A:C2	24:DA:1970:A:C5	2.97	0.51
24:DA:1953:A:C6	24:DA:2550:G:O4'	2.63	0.51
24:DA:2086:U:H2'	24:DA:2087:G:O4'	2.10	0.51
24:DA:2140:G:C6	24:DA:2152:G:C6	2.98	0.51
24:DA:2283:C:C4	24:DA:2389:G:C5	2.99	0.51
24:DA:2284:A:H1'	24:DA:2325:G:C2	2.45	0.51
24:DA:2294:G:P	38:DO:94:ARG:HH11	2.34	0.51
24:DA:2409:G:H2'	24:DA:2410:G:O4'	2.10	0.51
24:DA:2615:U:N3	50:D0:3:GLN:HA	2.24	0.51
24:DA:2636:C:H2'	24:DA:2637:U:H6	1.75	0.51
24:DA:2769:U:H2'	24:DA:2770:G:C8	2.44	0.51
56:DB:75:G:O2'	56:DB:76:G:H5'	2.11	0.51
29:DF:3:LEU:HG	29:DF:100:GLU:CD	2.31	0.51
29:DF:28:PRO:CB	29:DF:168:LEU:HD21	2.39	0.51
31:DH:80:ILE:HB	31:DH:101:ASP:HB3	1.90	0.51
38:DO:71:ALA:CB	38:DO:102:ARG:HB3	2.39	0.51
53:D3:18:LYS:HG3	53:D3:19:GLY:N	2.25	0.51
1:AB:131:LYS:O	1:AB:135:MET:HB2	2.10	0.51
4:AE:83:PRO:CD	4:AE:97:PRO:HD3	2.39	0.51
5:AF:79:ARG:CA	5:AF:79:ARG:HE	2.23	0.51
7:AH:14:ARG:HB2	7:AH:74:ILE:CG2	2.41	0.51
14:AO:25:GLU:OE2	14:AO:76:ARG:CZ	2.58	0.51
19:AT:53:MET:CE	19:AT:57:VAL:HG21	2.40	0.51
21:AA:110:C:H2'	21:AA:111:G:C8	2.46	0.51
21:AA:509:A:H2'	21:AA:510:A:C8	2.46	0.51
21:AA:1164:G:C6	21:AA:1165:U:C4	2.98	0.51
24:BA:28:A:N6	24:BA:512:G:H1'	2.25	0.51
24:BA:111:A:C2	24:BA:112:U:C2	2.97	0.51
24:BA:405:U:H3'	24:BA:406:G:H5'	1.92	0.51
24:BA:1062:G:C8	24:BA:1088:A:H8	2.27	0.51
24:BA:1268:A:C2	24:BA:2013:A:C4	2.99	0.51
24:BA:1369:G:C2	24:BA:1370:C:C2	2.99	0.51
24:BA:1510:G:O2'	24:BA:1511:G:H8	1.93	0.51
24:BA:2195:U:H2'	24:BA:2196:C:C6	2.43	0.51
24:BA:2489:U:O2	24:BA:2491:U:C4	2.63	0.51
24:BA:2578:G:N7	27:BD:145:SER:HB2	2.25	0.51
26:BC:104:LEU:O	26:BC:105:ALA:CB	2.54	0.51
27:BD:54:ALA:N	27:BD:76:GLY:HA2	2.26	0.51

*Continued on next page...*

*Continued from previous page...*

Atom-1	Atom-2	Interatomic distance (Å)	Clash overlap (Å)
27:BD:163:GLY:O	27:BD:164:GLN:C	2.48	0.51
31:BH:125:THR:HG23	31:BH:126:GLY:H	1.76	0.51
31:BH:147:VAL:HG12	31:BH:149:GLU:HG3	1.90	0.51
43:BT:15:HIS:O	43:BT:17:SER:N	2.43	0.51
43:BT:70:HIS:HB2	43:BT:73:ARG:O	2.10	0.51
2:CC:71:ARG:HH12	2:CC:74:ILE:HB	1.75	0.51
3:CD:66:VAL:CG1	3:CD:70:GLN:HB3	2.41	0.51
5:CF:43:GLY:HA2	5:CF:58:HIS:CE1	2.45	0.51
5:CF:99:ALA:O	5:CF:100:SER:HB2	2.10	0.51
11:CL:31:GLY:HA2	11:CL:56:LEU:HA	1.91	0.51
15:CP:54:LEU:HG	15:CP:55:ASP:N	2.22	0.51
55:CA:181:A:H5''	55:CA:182:A:OP1	2.10	0.51
55:CA:279:A:H5'	55:CA:281:G:H5'	1.92	0.51
55:CA:1008:U:C4	55:CA:1009:U:C4	2.99	0.51
55:CA:1261:A:H2'	55:CA:1262:C:O4'	2.10	0.51
24:DA:160:A:C2	24:DA:161:A:C4	2.99	0.51
24:DA:581:C:H2'	24:DA:582:A:C8	2.45	0.51
24:DA:845:A:H2	24:DA:934:U:O2	1.92	0.51
24:DA:1252:G:O2'	24:DA:1253:A:H5''	2.11	0.51
24:DA:1313:U:H2'	24:DA:1313:U:O2	2.08	0.51
24:DA:1598:A:H2'	24:DA:1599:U:H6	1.75	0.51
24:DA:1775:U:C2'	24:DA:1776:G:O5'	2.58	0.51
24:DA:1933:G:H22	24:DA:1968:G:H1'	1.74	0.51
24:DA:2389:G:C5'	24:DA:2390:U:H5'	2.39	0.51
24:DA:2418:A:OP1	53:D3:44:ARG:HD3	2.10	0.51
24:DA:2840:C:OP1	37:DN:50:PRO:HA	2.11	0.51
24:DA:2860:A:O5'	24:DA:2860:A:C8	2.62	0.51
56:DB:50:A:OP2	38:DO:67:ASN:HA	2.11	0.51
29:DF:107:VAL:O	29:DF:109:ARG:N	2.44	0.51
32:DI:12:VAL:HG12	32:DI:13:ALA:N	2.24	0.51
34:DK:39:ILE:HD11	34:DK:62:VAL:CG2	2.41	0.51
35:DL:94:THR:O	35:DL:98:ALA:N	2.44	0.51
38:DO:25:ARG:HB3	38:DO:93:ASP:HB2	1.92	0.51
39:DP:113:LEU:HD23	39:DP:113:LEU:C	2.30	0.51
41:DR:43:ASN:ND2	41:DR:44:GLY:H	2.08	0.51
43:DT:40:LYS:HA	43:DT:43:ILE:HG22	1.92	0.51
44:DU:34:ILE:HG12	44:DU:63:ALA:HA	1.92	0.51
47:DX:39:VAL:HG22	47:DX:44:ARG:O	2.09	0.51
48:DY:49:ASP:HA	48:DY:52:ARG:HD2	1.92	0.51
54:D4:22:VAL:O	54:D4:24:ARG:HG3	2.11	0.51
1:AB:55:GLU:OE2	1:AB:58:LYS:HD2	2.10	0.51

*Continued on next page...*

*Continued from previous page...*

Atom-1	Atom-2	Interatomic distance (Å)	Clash overlap (Å)
3:AD:57:LYS:HG2	3:AD:202:LEU:HD23	1.93	0.51
6:AG:136:LYS:O	6:AG:139:ASP:HB2	2.10	0.51
7:AH:10:LEU:HB3	7:AH:74:ILE:HG13	1.93	0.51
10:AK:91:GLY:O	10:AK:95:THR:HB	2.09	0.51
15:AP:35:ARG:HH21	15:AP:51:ARG:NH1	2.09	0.51
21:AA:15:G:C5	21:AA:1396:A:C2	2.98	0.51
21:AA:1067:A:H1'	21:AA:1068:G:H8	1.68	0.51
21:AA:1492:A:C2	21:AA:1493:A:C2	2.98	0.51
24:BA:2:G:C6	24:BA:3:U:C4	2.99	0.51
24:BA:84:A:C2	24:BA:103:A:C6	2.99	0.51
24:BA:195:A:N7	59:BA:3767:HOH:O	2.33	0.51
24:BA:532:A:H2'	24:BA:532:A:N3	2.24	0.51
24:BA:2577:A:O4'	24:BA:2612:C:N4	2.44	0.51
24:BA:2765:A:H2'	24:BA:2765:A:N3	2.26	0.51
24:BA:2787:C:C2'	24:BA:2788:C:H5'	2.41	0.51
26:BC:105:ALA:O	26:BC:106:PRO:O	2.29	0.51
27:BD:106:LYS:HB3	27:BD:206:ALA:CB	2.28	0.51
35:BL:55:MET:HG3	35:BL:59:ARG:HB2	1.92	0.51
37:BN:20:MET:HG3	37:BN:21:PHE:N	2.21	0.51
45:BV:19:ARG:O	45:BV:22:ALA:HB3	2.10	0.51
47:BX:10:ARG:HB2	47:BX:11:PRO:CD	2.40	0.51
50:B0:46:GLY:O	50:B0:53:VAL:HG22	2.10	0.51
1:CB:80:LYS:HD3	1:CB:90:PHE:CZ	2.46	0.51
1:CB:99:MET:O	1:CB:103:TRP:HB2	2.09	0.51
2:CC:129:PHE:CZ	2:CC:156:LEU:HB3	2.45	0.51
5:CF:53:LYS:HD3	5:CF:53:LYS:O	2.10	0.51
5:CF:57:ALA:HB3	5:CF:59:TYR:HE1	1.75	0.51
8:CI:118:ARG:NH2	8:CI:122:ARG:HE	2.08	0.51
9:CJ:5:ARG:NH1	9:CJ:7:ARG:HH12	2.09	0.51
11:CL:6:LEU:HD13	16:CQ:33:TYR:CE2	2.44	0.51
12:CM:36:ALA:HB3	12:CM:55:LEU:HD11	1.93	0.51
55:CA:503:C:H2'	55:CA:504:C:C6	2.43	0.51
55:CA:549:C:H2'	55:CA:550:G:C8	2.45	0.51
55:CA:642:A:O2'	55:CA:643:C:H6	1.92	0.51
55:CA:1275:A:H2'	55:CA:1276:G:C8	2.45	0.51
55:CA:1348:U:H2'	55:CA:1349:A:C8	2.37	0.51
55:CA:1508:A:O2'	55:CA:1509:C:C5'	2.58	0.51
24:DA:154:U:H2'	24:DA:155:A:O4'	2.11	0.51
24:DA:191:A:H2'	24:DA:192:C:C6	2.46	0.51
24:DA:529:A:C8	24:DA:2042:A:N1	2.79	0.51
24:DA:845:A:N6	24:DA:932:U:N3	2.59	0.51

*Continued on next page...*

*Continued from previous page...*

Atom-1	Atom-2	Interatomic distance (Å)	Clash overlap (Å)
24:DA:1180:U:N3	24:DA:1181:U:C2	2.79	0.51
24:DA:1210:G:H4'	24:DA:1211:C:OP2	2.10	0.51
24:DA:1439:A:C8	24:DA:1439:A:H3'	2.46	0.51
24:DA:1522:A:H1'	24:DA:1524:G:C6	2.45	0.51
24:DA:1529:G:H2'	24:DA:1530:G:O4'	2.09	0.51
24:DA:1760:C:O2'	24:DA:1761:C:H5'	2.10	0.51
24:DA:2074:U:N3	24:DA:2075:U:C4	2.78	0.51
24:DA:2135:A:C2	24:DA:2136:G:H1'	2.46	0.51
24:DA:2306:C:OP2	24:DA:2307:G:H3'	2.09	0.51
24:DA:2511:U:C6	24:DA:2511:U:H3'	2.45	0.51
24:DA:2611:C:HO2'	24:DA:2612:C:H6	1.58	0.51
24:DA:2700:A:C2	24:DA:2708:G:C2	2.98	0.51
26:DC:16:VAL:H	26:DC:203:VAL:HG12	1.76	0.51
27:DD:3:GLY:O	27:DD:4:LEU:HD13	2.10	0.51
27:DD:113:SER:OG	27:DD:114:LYS:N	2.44	0.51
28:DE:149:ILE:O	28:DE:149:ILE:HG12	2.11	0.51
29:DF:110:ILE:H	29:DF:110:ILE:CD1	2.21	0.51
29:DF:113:PHE:O	29:DF:114:ARG:CB	2.59	0.51
33:DJ:95:ARG:O	33:DJ:96:ARG:C	2.48	0.51
35:DL:47:ARG:HH21	35:DL:47:ARG:CG	2.18	0.51
43:DT:29:THR:HA	43:DT:87:LEU:HB2	1.93	0.51
1:AB:17:HIS:HD2	1:AB:204:ASP:OD2	1.93	0.51
1:AB:127:LYS:HG3	1:AB:128:LEU:H	1.74	0.51
1:AB:128:LEU:HD12	1:AB:132:GLU:HB2	1.93	0.51
2:AC:113:LYS:HD3	2:AC:184:ASN:ND2	2.26	0.51
2:AC:113:LYS:HB2	2:AC:184:ASN:OD1	2.11	0.51
3:AD:12:ARG:HG2	3:AD:33:ILE:HD12	1.92	0.51
7:AH:54:THR:HG23	7:AH:55:LYS:HG3	1.91	0.51
14:AO:5:GLU:O	14:AO:9:LYS:HG3	2.10	0.51
21:AA:342:C:O2'	21:AA:343:U:H5'	2.11	0.51
21:AA:923:A:H2'	21:AA:924:C:H6	1.75	0.51
21:AA:1101:A:H4'	21:AA:1102:A:O4'	2.10	0.51
24:BA:182:A:C6	24:BA:183:C:C4	2.98	0.51
24:BA:856:G:H2'	24:BA:857:G:C8	2.46	0.51
24:BA:1019:U:O4	24:BA:1020:A:N6	2.43	0.51
24:BA:1028:A:N6	24:BA:1125:G:H2'	2.25	0.51
24:BA:1468:U:N3	24:BA:1522:A:H2	2.08	0.51
24:BA:1630:A:H2'	24:BA:1631:G:H5'	1.93	0.51
24:BA:1675:C:O2'	24:BA:1676:A:H5'	2.10	0.51
24:BA:1734:G:H2'	24:BA:1735:A:C8	2.46	0.51
24:BA:1989:G:O2'	24:BA:1990:C:H5'	2.10	0.51

*Continued on next page...*



*Continued from previous page...*

Atom-1	Atom-2	Interatomic distance (Å)	Clash overlap (Å)
24:BA:2690:U:HO2'	24:BA:2872:A:H1'	1.76	0.51
24:BA:2870:C:C2'	24:BA:2871:U:H5'	2.41	0.51
26:BC:94:LEU:HB2	26:BC:100:ARG:HD3	1.92	0.51
29:BF:39:VAL:HG11	29:BF:42:ALA:HB2	1.93	0.51
31:BH:48:GLU:CA	31:BH:51:ARG:HG3	2.40	0.51
51:B1:42:VAL:O	51:B1:42:VAL:CG1	2.58	0.51
52:B2:43:THR:O	52:B2:44:VAL:CG2	2.58	0.51
2:CC:63:ILE:HG12	2:CC:65:VAL:HG23	1.90	0.51
2:CC:75:VAL:O	2:CC:82:ASP:HB2	2.11	0.51
7:CH:93:LYS:HD3	7:CH:93:LYS:N	2.25	0.51
9:CJ:72:ARG:O	9:CJ:73:LEU:HD23	2.11	0.51
13:CN:11:LYS:O	13:CN:14:ALA:HB3	2.11	0.51
13:CN:87:ALA:HB2	13:CN:92:ILE:HD12	1.92	0.51
16:CQ:61:ARG:HD3	16:CQ:75:VAL:HG11	1.92	0.51
55:CA:321:A:N7	55:CA:328:C:C2	2.78	0.51
55:CA:1447:A:O3'	55:CA:1448:C:H6	1.94	0.51
24:DA:374:A:H2'	24:DA:375:G:H8	1.71	0.51
24:DA:508:A:H3'	24:DA:509:C:C5'	2.40	0.51
24:DA:1024:G:C6	24:DA:1025:G:C6	2.99	0.51
24:DA:1278:C:O2'	37:DN:27:SER:HB3	2.11	0.51
24:DA:1680:U:O4	24:DA:1681:G:C2	2.64	0.51
24:DA:1821:A:O2'	24:DA:1822:C:O5'	2.27	0.51
24:DA:2079:U:C2	24:DA:2080:A:C8	2.98	0.51
24:DA:2259:U:HO2'	24:DA:2260:C:H6	0.71	0.51
24:DA:2337:G:N3	24:DA:2337:G:C2'	2.73	0.51
24:DA:2646:C:H2'	24:DA:2647:U:O4'	2.11	0.51
24:DA:2667:C:O2'	30:DG:110:HIS:CE1	2.63	0.51
29:DF:60:SER:C	29:DF:62:GLN:H	2.14	0.51
31:DH:24:GLY:O	31:DH:25:TYR:C	2.48	0.51
33:DJ:94:ALA:O	33:DJ:95:ARG:CB	2.58	0.51
34:DK:99:ILE:HD12	34:DK:118:LEU:HB2	1.92	0.51
34:DK:108:ARG:HB2	34:DK:116:ILE:HD13	1.92	0.51
41:DR:98:ILE:HG22	41:DR:98:ILE:O	2.10	0.51
1:AB:39:ILE:HG22	1:AB:40:ILE:H	1.74	0.51
2:AC:63:ILE:HG12	2:AC:65:VAL:HG23	1.93	0.51
4:AE:19:ARG:CA	4:AE:31:SER:O	2.50	0.51
6:AG:52:ARG:NH2	6:AG:121:ASN:HA	2.25	0.51
21:AA:205:A:N6	21:AA:214:C:H1'	2.26	0.51
21:AA:502:A:H2'	21:AA:503:C:O4'	2.10	0.51
21:AA:567:G:O2'	21:AA:568:G:O5'	2.28	0.51
21:AA:791:G:C5	21:AA:792:A:N7	2.79	0.51

*Continued on next page...*

*Continued from previous page...*

Atom-1	Atom-2	Interatomic distance (Å)	Clash overlap (Å)
21:AA:1380:U:H5'	21:AA:1381:U:OP1	2.10	0.51
22:AV:29:G:H2'	22:AV:30:G:C8	2.46	0.51
24:BA:14:A:C6	24:BA:526:A:C2	2.98	0.51
24:BA:60:G:C8	24:BA:62:U:C6	2.98	0.51
24:BA:151:C:C2	24:BA:176:A:C2	2.99	0.51
24:BA:533:G:H5''	24:BA:533:G:H8	1.75	0.51
24:BA:1026:G:C2'	24:BA:1027:A:C8	2.89	0.51
24:BA:1157:G:H2'	24:BA:1158:C:H6	1.74	0.51
24:BA:1213:A:O2'	24:BA:1214:A:H5'	2.11	0.51
24:BA:1275:A:H4'	24:BA:1276:A:OP1	2.09	0.51
24:BA:1815:A:C5	24:BA:1817:G:C6	2.99	0.51
24:BA:1973:G:H2'	24:BA:1974:C:O4'	2.11	0.51
24:BA:2247:A:H2'	24:BA:2248:C:H6	1.76	0.51
24:BA:2409:G:H2'	24:BA:2410:G:O4'	2.10	0.51
24:BA:2555:U:C6	24:BA:2556:C:C6	2.98	0.51
24:BA:2821:A:H2'	24:BA:2822:G:O4'	2.09	0.51
30:BG:27:GLY:O	30:BG:28:LYS:C	2.48	0.51
36:BM:117:PHE:HD2	36:BM:130:PHE:CE1	2.29	0.51
41:BR:62:GLU:O	41:BR:64:VAL:HG23	2.09	0.51
42:BS:1:MET:CE	42:BS:1:MET:HA	2.40	0.51
43:BT:32:LEU:HD23	43:BT:83:ALA:HB3	1.92	0.51
43:BT:83:ALA:O	43:BT:84:TYR:O	2.28	0.51
48:BY:9:LYS:HB3	48:BY:12:GLU:HG3	1.93	0.51
48:BY:20:ASN:O	48:BY:21:LEU:C	2.49	0.51
52:B2:43:THR:O	52:B2:44:VAL:HG23	2.11	0.51
53:B3:57:VAL:O	53:B3:60:CYS:HB2	2.11	0.51
1:CB:59:ILE:HA	1:CB:62:ARG:HG3	1.93	0.51
2:CC:46:LEU:HD22	2:CC:75:VAL:HG22	1.93	0.51
3:CD:56:GLU:HG2	3:CD:198:LEU:HD12	1.93	0.51
6:CG:84:TYR:HB3	6:CG:86:VAL:HG23	1.92	0.51
10:CK:127:ARG:HB3	55:CA:796:C:OP1	2.11	0.51
20:CU:3:ILE:HG22	20:CU:19:LYS:HZ1	1.75	0.51
55:CA:412:A:H4'	55:CA:413:G:OP1	2.10	0.51
55:CA:1062:U:H2'	55:CA:1063:C:C6	2.45	0.51
55:CA:1086:U:O5'	55:CA:1086:U:H6	1.93	0.51
55:CA:1332:A:H2'	55:CA:1333:A:H5'	1.91	0.51
24:DA:126:A:O5'	52:D2:19:ARG:HG3	2.10	0.51
24:DA:225:C:O2'	24:DA:226:A:C5'	2.58	0.51
24:DA:247:G:C4'	24:DA:386:G:C5	2.89	0.51
24:DA:252:G:H2'	24:DA:253:C:C6	2.45	0.51
24:DA:392:U:O2'	24:DA:393:C:O4'	2.28	0.51

*Continued on next page...*

*Continued from previous page...*

Atom-1	Atom-2	Interatomic distance (Å)	Clash overlap (Å)
24:DA:511:U:C5'	24:DA:1235:G:H4'	2.40	0.51
24:DA:533:G:C2	24:DA:534:U:C2	2.99	0.51
24:DA:843:G:H2'	24:DA:844:A:C8	2.44	0.51
24:DA:1251:C:H6	40:DQ:5:ARG:NH1	2.09	0.51
24:DA:1438:U:C4	24:DA:1552:A:N1	2.78	0.51
24:DA:1562:U:C4	24:DA:1563:U:C4	2.98	0.51
24:DA:1667:G:P	34:DK:6:THR:HA	2.50	0.51
24:DA:1698:A:H4'	24:DA:1699:G:O5'	2.09	0.51
24:DA:1969:A:H2'	24:DA:1972:G:H21	1.75	0.51
24:DA:2026:U:H2'	24:DA:2027:G:O4'	2.11	0.51
24:DA:2052:A:N6	24:DA:2618:G:C2	2.78	0.51
24:DA:2351:G:O6	53:D3:42:HIS:HE1	1.93	0.51
24:DA:2725:A:H2'	24:DA:2727:A:N7	2.25	0.51
24:DA:2884:U:H2'	24:DA:2885:G:C8	2.46	0.51
26:DC:67:LYS:CG	26:DC:150:GLY:HA2	2.41	0.51
26:DC:184:GLU:HB2	26:DC:187:CYS:SG	2.51	0.51
28:DE:147:LEU:HB3	28:DE:186:VAL:HG23	1.92	0.51
29:DF:147:ARG:HG2	29:DF:149:ARG:HH12	1.75	0.51
31:DH:147:VAL:O	31:DH:148:ALA:HB3	2.11	0.51
33:DJ:27:ARG:O	33:DJ:30:THR:HG22	2.10	0.51
37:DN:90:ARG:HH21	37:DN:116:VAL:HG11	1.74	0.51
40:DQ:63:ARG:HH12	40:DQ:99:VAL:CG2	2.24	0.51
43:DT:67:VAL:O	43:DT:68:LYS:HG3	2.10	0.51
44:DU:39:ASN:OD1	44:DU:64:ILE:HB	2.10	0.51
47:DX:31:ASN:HB2	47:DX:33:HIS:HE1	1.75	0.51
1:AB:159:ALA:HB1	1:AB:183:PHE:CE2	2.44	0.51
3:AD:109:THR:HG23	3:AD:112:GLU:N	2.14	0.51
3:AD:115:GLN:HG2	3:AD:153:ARG:HH12	1.76	0.51
6:AG:12:LEU:HB3	6:AG:13:PRO:HD2	1.91	0.51
8:AI:27:ILE:HG22	8:AI:29:ILE:H	1.76	0.51
9:AJ:14:ASP:HB3	9:AJ:17:LEU:HB3	1.91	0.51
15:AP:41:PRO:O	15:AP:42:ILE:HD13	2.10	0.51
21:AA:31:G:H22	21:AA:47:C:H5''	1.75	0.51
21:AA:103:U:C2	21:AA:104:G:C8	2.99	0.51
21:AA:339:C:H2'	21:AA:340:U:C6	2.45	0.51
21:AA:341:C:C2	21:AA:349:A:C2	2.99	0.51
21:AA:967:C:C4	21:AA:968:A:C5	2.98	0.51
21:AA:974:A:H4'	21:AA:975:A:H5'	1.93	0.51
21:AA:1213:A:C8	21:AA:1215:G:C5	2.99	0.51
21:AA:1258:G:HO2'	21:AA:1259:C:H6	1.59	0.51
21:AA:1275:A:H2'	21:AA:1276:G:O4'	2.10	0.51

*Continued on next page...*

*Continued from previous page...*

Atom-1	Atom-2	Interatomic distance (Å)	Clash overlap (Å)
21:AA:1423:G:H2'	21:AA:1424:U:C6	2.46	0.51
24:BA:28:A:C8	24:BA:513:A:C6	2.99	0.51
24:BA:60:G:C4	24:BA:74:A:C2	2.98	0.51
24:BA:167:A:C5	24:BA:168:G:C8	2.99	0.51
24:BA:191:A:H2'	24:BA:192:C:C6	2.46	0.51
24:BA:508:A:C6	42:BS:9:HIS:CE1	2.99	0.51
24:BA:522:A:C4	24:BA:523:C:C5	2.99	0.51
24:BA:740:C:O5'	24:BA:740:C:H6	1.93	0.51
24:BA:1277:G:C6	24:BA:1278:C:C4	2.99	0.51
24:BA:1333:G:H8	24:BA:1333:G:H5'	1.76	0.51
24:BA:1494:A:C2	24:BA:1495:A:C4	2.99	0.51
24:BA:1759:A:C8	24:BA:2696:U:H1'	2.46	0.51
24:BA:2019:A:H4'	40:BQ:33:VAL:HG21	1.93	0.51
24:BA:2690:U:O2'	24:BA:2872:A:H1'	2.10	0.51
24:BA:2720:U:OP1	39:BP:52:ARG:NH2	2.43	0.51
25:BB:58:A:O2'	25:BB:59:A:H5'	2.11	0.51
26:BC:229:HIS:CD2	26:BC:246:PRO:HA	2.46	0.51
27:BD:35:THR:CG2	27:BD:51:THR:HG22	2.40	0.51
29:BF:19:PHE:O	29:BF:20:ASN:C	2.49	0.51
30:BG:53:PRO:HD3	30:BG:61:TRP:CD2	2.45	0.51
40:BQ:97:ILE:HD11	40:BQ:105:PHE:N	2.25	0.51
42:BS:53:SER:O	42:BS:56:ALA:HB3	2.11	0.51
44:BU:31:GLY:O	44:BU:66:VAL:HG12	2.11	0.51
5:CF:98:GLU:O	5:CF:99:ALA:HB3	2.10	0.51
6:CG:14:ASP:HB3	6:CG:19:SER:H	1.75	0.51
9:CJ:26:VAL:HG13	9:CJ:30:LYS:HB3	1.92	0.51
12:CM:78:ARG:HH11	12:CM:78:ARG:HG2	1.75	0.51
14:CO:20:ASP:HB2	55:CA:750:C:H4'	1.93	0.51
14:CO:69:LEU:HD13	14:CO:77:TYR:HB2	1.92	0.51
55:CA:283:U:O2'	55:CA:284:C:H5'	2.11	0.51
55:CA:424:G:O2'	55:CA:425:G:H5'	2.09	0.51
55:CA:522:C:O4'	55:CA:536:C:H4'	2.10	0.51
55:CA:534:U:O2'	55:CA:535:A:C5'	2.59	0.51
55:CA:585:G:N3	55:CA:879:C:H4'	2.25	0.51
55:CA:635:A:C6	55:CA:636:U:C4	2.99	0.51
55:CA:1014:A:H2	55:CA:1219:A:H1'	1.76	0.51
24:DA:35:G:C2'	24:DA:36:G:O5'	2.58	0.51
24:DA:54:G:H2'	24:DA:55:G:O4'	2.11	0.51
24:DA:135:U:H2'	24:DA:136:G:C8	2.45	0.51
24:DA:504:A:C2	24:DA:1234:U:H4'	2.45	0.51
24:DA:527:C:C2	24:DA:2779:U:H2'	2.46	0.51

*Continued on next page...*

*Continued from previous page...*

Atom-1	Atom-2	Interatomic distance (Å)	Clash overlap (Å)
24:DA:571:U:C6	24:DA:575:A:N6	2.79	0.51
24:DA:680:C:C2	24:DA:681:G:C8	2.99	0.51
24:DA:779:U:O2'	24:DA:780:G:H5'	2.10	0.51
24:DA:1558:C:C2	24:DA:1560:G:C6	2.99	0.51
24:DA:1576:U:H2'	24:DA:1577:C:C6	2.46	0.51
24:DA:1678:A:H2'	24:DA:1679:A:O4'	2.11	0.51
24:DA:1686:C:N3	24:DA:1703:G:C2	2.78	0.51
24:DA:1744:A:H3'	24:DA:1745:A:C8	2.46	0.51
24:DA:2107:G:H2'	24:DA:2108:A:C8	2.46	0.51
24:DA:2499:C:O2'	24:DA:2500:U:O4'	2.24	0.51
24:DA:2769:U:H2'	24:DA:2770:G:H8	1.76	0.51
24:DA:2782:G:N2	24:DA:2783:U:C2	2.79	0.51
56:DB:21:G:H2'	56:DB:22:U:O4'	2.11	0.51
32:DI:52:LEU:HD12	32:DI:53:PRO:HD2	1.92	0.51
46:DW:17:ALA:HB1	46:DW:36:ILE:HA	1.91	0.51
46:DW:44:PHE:HB3	46:DW:78:PHE:CD1	2.46	0.51
49:DZ:51:SER:HA	49:DZ:54:VAL:HG22	1.93	0.51
3:AD:8:LEU:HD21	3:AD:21:LYS:HB2	1.92	0.51
4:AE:56:PRO:C	4:AE:58:ALA:H	2.14	0.51
5:AF:43:GLY:HA2	5:AF:58:HIS:NE2	2.26	0.51
5:AF:44:ARG:HG3	5:AF:58:HIS:ND1	2.26	0.51
5:AF:90:MET:CG	17:AR:60:ARG:HH21	2.23	0.51
7:AH:45:ILE:HB	7:AH:61:THR:O	2.10	0.51
8:AI:51:LEU:HB3	8:AI:56:MET:HG3	1.92	0.51
12:AM:67:ASP:C	12:AM:70:ARG:HB3	2.30	0.51
14:AO:26:VAL:O	14:AO:30:LEU:HG	2.11	0.51
19:AT:60:GLN:C	19:AT:66:ILE:HG22	2.31	0.51
20:AU:38:GLU:HB2	21:AA:1526:G:OP2	2.11	0.51
21:AA:82:G:H2'	21:AA:83:C:O4'	2.09	0.51
24:BA:28:A:H2'	24:BA:29:U:C6	2.46	0.51
24:BA:628:G:H4'	24:BA:651:G:O2'	2.11	0.51
24:BA:677:A:O2'	24:BA:2071:A:H5'	2.11	0.51
24:BA:855:G:N3	46:BW:23:LYS:CG	2.73	0.51
24:BA:1113:U:H2'	24:BA:1114:C:H6	1.75	0.51
24:BA:1702:G:H2'	24:BA:1703:G:O4'	2.11	0.51
24:BA:1866:A:H2'	24:BA:1867:G:O4'	2.11	0.51
24:BA:2020:A:H2	24:BA:2022:U:O4'	1.93	0.51
24:BA:2472:G:C2'	24:BA:2475:C:H42	2.20	0.51
24:BA:2860:A:H3'	24:BA:2860:A:H8	1.76	0.51
27:BD:9:VAL:CG2	27:BD:26:VAL:HB	2.35	0.51
30:BG:54:ARG:HG3	30:BG:57:TYR:CD1	2.46	0.51

*Continued on next page...*

*Continued from previous page...*

Atom-1	Atom-2	Interatomic distance (Å)	Clash overlap (Å)
34:BK:63:VAL:HG12	34:BK:64:ARG:HG3	1.92	0.51
35:BL:93:ASN:HD22	35:BL:94:THR:H	1.54	0.51
37:BN:2:ARG:HA	37:BN:5:LYS:HD2	1.93	0.51
37:BN:69:ARG:O	37:BN:70:THR:OG1	2.23	0.51
39:BP:25:VAL:HG11	39:BP:46:VAL:CG2	2.40	0.51
39:BP:102:ARG:HD3	39:BP:106:ALA:O	2.11	0.51
43:BT:29:THR:CA	43:BT:86:THR:HA	2.39	0.51
45:BV:10:LYS:H	45:BV:10:LYS:CD	2.20	0.51
46:BW:25:PHE:O	46:BW:26:GLY:C	2.49	0.51
1:CB:157:PRO:O	1:CB:180:ILE:HD12	2.10	0.51
4:CE:22:LYS:HD2	55:CA:1081:A:C5'	2.38	0.51
6:CG:115:MET:HE1	6:CG:119:LEU:HB3	1.93	0.51
9:CJ:21:ALA:O	9:CJ:25:ILE:HG13	2.11	0.51
11:CL:28:GLN:HG3	11:CL:80:LEU:HD21	1.92	0.51
55:CA:38:G:C2	55:CA:397:A:C2	2.98	0.51
55:CA:861:G:C6	55:CA:862:C:C4	2.98	0.51
55:CA:1140:C:H2'	55:CA:1141:C:H5	1.75	0.51
55:CA:1333:A:H2'	55:CA:1334:G:O4'	2.11	0.51
55:CA:1412:C:H2'	55:CA:1413:A:H8	1.76	0.51
55:CA:1514:G:H2'	55:CA:1515:G:C8	2.44	0.51
24:DA:522:A:H2'	24:DA:523:C:C6	2.45	0.51
24:DA:628:G:C6	24:DA:636:G:C2	2.99	0.51
24:DA:860:U:O2'	24:DA:861:A:H8	1.94	0.51
24:DA:1560:G:H2'	24:DA:1561:C:C6	2.46	0.51
24:DA:1707:G:C8	24:DA:1756:G:C5	2.99	0.51
24:DA:1812:U:H2'	24:DA:1813:G:H8	1.75	0.51
24:DA:1901:A:OP2	26:DC:252:LYS:HE3	2.11	0.51
24:DA:2015:A:C2	50:D0:2:VAL:CG1	2.91	0.51
24:DA:2142:A:H2'	24:DA:2143:C:H4'	1.91	0.51
24:DA:2741:A:H2'	24:DA:2742:G:O4'	2.10	0.51
26:DC:212:TRP:C	26:DC:212:TRP:CD1	2.84	0.51
27:DD:16:THR:HG23	27:DD:19:GLY:H	1.76	0.51
29:DF:52:ALA:HA	29:DF:55:ASP:HB2	1.91	0.51
33:DJ:43:GLU:O	33:DJ:45:THR:N	2.43	0.51
35:DL:90:VAL:HB	35:DL:122:VAL:HA	1.93	0.51
42:DS:87:PRO:HG2	42:DS:87:PRO:O	2.10	0.51
44:DU:94:PHE:O	44:DU:95:PHE:C	2.48	0.51
47:DX:6:VAL:HG13	47:DX:7:THR:H	1.75	0.51
50:D0:32:THR:HG21	50:D0:47:TYR:CE2	2.46	0.51
2:AC:17:TRP:HZ2	13:AN:95:LEU:O	1.93	0.51
4:AE:80:LEU:HD12	4:AE:146:MET:SD	2.51	0.51

*Continued on next page...*

*Continued from previous page...*

Atom-1	Atom-2	Interatomic distance (Å)	Clash overlap (Å)
5:AF:19:PRO:O	5:AF:22:ILE:HB	2.11	0.51
5:AF:52:ASN:O	5:AF:53:LYS:HB3	2.11	0.51
9:AJ:35:GLN:HA	9:AJ:35:GLN:NE2	2.21	0.51
19:AT:4:LYS:CE	19:AT:5:SER:HB3	2.40	0.51
20:AU:35:GLU:O	20:AU:36:PHE:C	2.49	0.51
21:AA:146:G:N2	21:AA:177:G:C8	2.79	0.51
21:AA:389:A:O2'	21:AA:390:U:H5'	2.10	0.51
21:AA:579:A:H5'	21:AA:728:A:H1'	1.93	0.51
21:AA:632:U:OP1	21:AA:633:G:C8	2.64	0.51
21:AA:869:G:H4'	21:AA:872:A:O4'	2.11	0.51
21:AA:1324:A:H2'	21:AA:1325:C:O4'	2.10	0.51
24:BA:176:A:C6	24:BA:177:G:N7	2.79	0.51
24:BA:194:G:N7	59:BA:3767:HOH:O	2.34	0.51
24:BA:482:A:N6	24:BA:506:G:H1'	2.26	0.51
24:BA:931:U:O2'	24:BA:932:U:P	2.69	0.51
24:BA:1576:U:H2'	24:BA:1577:C:C6	2.45	0.51
24:BA:2305:U:C4'	29:BF:130:GLY:HA3	2.41	0.51
24:BA:2516:A:H2'	24:BA:2517:C:O4'	2.11	0.51
26:BC:261:ARG:O	26:BC:261:ARG:HG2	2.11	0.51
27:BD:143:PRO:HD2	27:BD:144:GLY:H	1.74	0.51
28:BE:7:ASP:CG	28:BE:8:ALA:H	2.14	0.51
28:BE:147:LEU:HB3	28:BE:186:VAL:HG23	1.93	0.51
30:BG:153:PRO:HA	30:BG:159:LYS:O	2.11	0.51
31:BH:41:LYS:O	31:BH:44:ILE:HG12	2.11	0.51
35:BL:100:ILE:HD12	35:BL:100:ILE:C	2.31	0.51
39:BP:37:LYS:N	39:BP:37:LYS:CD	2.74	0.51
1:CB:103:TRP:CD1	1:CB:103:TRP:O	2.64	0.51
1:CB:187:ASP:O	1:CB:189:ASN:N	2.43	0.51
5:CF:2:ARG:HD2	5:CF:92:THR:OG1	2.10	0.51
6:CG:90:VAL:HG23	6:CG:95:ARG:HG2	1.93	0.51
10:CK:51:PHE:HB3	10:CK:55:ARG:HB2	1.92	0.51
11:CL:39:THR:O	11:CL:48:LEU:HA	2.11	0.51
13:CN:51:PRO:HG2	13:CN:54:SER:OG	2.11	0.51
16:CQ:77:VAL:HG12	16:CQ:78:VAL:N	2.25	0.51
55:CA:183:C:O2'	55:CA:184:G:C5'	2.49	0.51
55:CA:500:G:HO2'	55:CA:501:C:H5'	1.73	0.51
55:CA:511:C:C2	55:CA:512:U:C5	2.99	0.51
55:CA:560:A:N7	55:CA:566:G:C4	2.79	0.51
55:CA:1192:C:C5	55:CA:1193:G:C8	2.98	0.51
55:CA:1435:G:C5	55:CA:1436:U:C4	2.99	0.51
24:DA:28:A:C6	24:DA:29:U:C2	2.99	0.51

*Continued on next page...*

*Continued from previous page...*

Atom-1	Atom-2	Interatomic distance (Å)	Clash overlap (Å)
24:DA:120:U:H1'	24:DA:149:A:C8	2.46	0.51
24:DA:223:A:N6	24:DA:422:A:C5	2.78	0.51
24:DA:311:A:HO2'	24:DA:332:A:H5'	1.75	0.51
24:DA:745:G:O2'	24:DA:748:G:H1'	2.11	0.51
24:DA:910:A:N6	24:DA:911:A:N1	2.59	0.51
24:DA:975:A:O2'	24:DA:976:G:C5'	2.58	0.51
24:DA:1338:G:O2'	24:DA:1339:G:H5'	2.11	0.51
24:DA:1417:C:H4'	24:DA:1587:G:N2	2.26	0.51
24:DA:1498:C:O2'	24:DA:1499:C:C5'	2.59	0.51
24:DA:1716:U:O2'	24:DA:1717:A:C5'	2.59	0.51
24:DA:1775:U:H2'	24:DA:1776:G:O5'	2.11	0.51
24:DA:2314:A:H2'	24:DA:2315:G:C8	2.45	0.51
24:DA:2417:C:H2'	24:DA:2418:A:C8	2.45	0.51
24:DA:2626:C:C2'	24:DA:2627:G:H5'	2.40	0.51
29:DF:59:ILE:HG23	29:DF:137:PHE:HE1	1.74	0.51
30:DG:120:ILE:O	30:DG:120:ILE:HG23	2.09	0.51
32:DI:83:ALA:HB2	32:DI:99:LYS:O	2.10	0.51
37:DN:103:ARG:HD3	37:DN:110:MET:SD	2.51	0.51
39:DP:87:ARG:HG2	39:DP:88:ARG:H	1.75	0.51
42:DS:80:PRO:HD2	42:DS:100:THR:OG1	2.11	0.51
49:DZ:13:ILE:HG22	49:DZ:14:GLY:N	2.26	0.51
54:D4:9:LYS:O	54:D4:9:LYS:HD3	2.11	0.51
6:AG:149:ALA:HB2	10:AK:55:ARG:HH21	1.76	0.51
8:AI:121:ARG:HG3	21:AA:1348:U:H4'	1.92	0.51
20:AU:9:GLU:CG	20:AU:10:PRO:HD3	2.41	0.51
21:AA:71:A:C6	21:AA:100:G:N7	2.79	0.51
21:AA:174:A:O2'	21:AA:175:C:H5'	2.11	0.51
21:AA:204:G:H1'	21:AA:465:A:C2	2.46	0.51
21:AA:857:C:N4	21:AA:858:G:C6	2.79	0.51
21:AA:899:C:H2'	21:AA:900:A:O4'	2.11	0.51
21:AA:914:A:O2'	21:AA:915:A:C5'	2.59	0.51
21:AA:1007:U:C2'	21:AA:1008:U:H5''	2.38	0.51
21:AA:1140:C:O2'	21:AA:1141:C:H6	1.93	0.51
21:AA:1444:U:H2'	21:AA:1445:U:C6	2.45	0.51
24:BA:281:C:H2'	24:BA:282:A:C8	2.45	0.51
24:BA:638:G:C5	24:BA:651:G:C2	2.99	0.51
24:BA:726:G:O2'	24:BA:727:A:H8	1.93	0.51
24:BA:962:G:H21	24:BA:2250:G:H1	1.59	0.51
24:BA:1135:C:N4	24:BA:1139:G:C6	2.79	0.51
24:BA:1315:C:C2	24:BA:1338:G:C2	2.99	0.51
24:BA:1469:A:H2'	24:BA:1470:A:H8	1.69	0.51

*Continued on next page...*



*Continued from previous page...*

Atom-1	Atom-2	Interatomic distance (Å)	Clash overlap (Å)
24:BA:1819:A:H3'	26:BC:176:ARG:HG2	1.92	0.51
24:BA:1972:G:OP2	26:BC:237:ARG:NH1	2.44	0.51
24:BA:2385:C:H2'	24:BA:2386:A:C8	2.46	0.51
28:BE:79:ARG:O	28:BE:80:SER:C	2.49	0.51
30:BG:97:VAL:HA	30:BG:102:ILE:HA	1.92	0.51
30:BG:115:GLN:CD	30:BG:115:GLN:N	2.65	0.51
34:BK:88:ASN:ND2	34:BK:90:ASN:H	2.09	0.51
35:BL:66:PHE:O	35:BL:66:PHE:CG	2.64	0.51
35:BL:94:THR:CG2	35:BL:95:LEU:N	2.74	0.51
38:BO:4:LYS:O	38:BO:8:ILE:HG13	2.11	0.51
42:BS:29:VAL:HB	42:BS:69:LEU:O	2.09	0.51
43:BT:61:LEU:C	43:BT:61:LEU:HD12	2.31	0.51
46:BW:19:ARG:NH1	46:BW:22:VAL:HG11	2.26	0.51
2:CC:39:ARG:CG	2:CC:54:ILE:HD13	2.41	0.51
6:CG:78:ARG:HH21	55:CA:1382:C:H4'	1.75	0.51
8:CI:35:GLU:HA	8:CI:39:GLY:CA	2.41	0.51
12:CM:71:GLU:O	12:CM:74:MET:HB3	2.11	0.51
14:CO:52:ARG:O	14:CO:55:LEU:HB3	2.11	0.51
16:CQ:29:LYS:HE2	16:CQ:36:PHE:CZ	2.45	0.51
18:CS:20:LYS:HZ3	18:CS:27:LYS:HD3	1.74	0.51
55:CA:83:C:O2	55:CA:83:C:H2'	2.11	0.51
55:CA:456:A:H2'	55:CA:457:G:H8	1.76	0.51
55:CA:857:C:H2'	55:CA:858:G:O4'	2.11	0.51
55:CA:1336:C:H1'	55:CA:1337:G:N1	2.25	0.51
24:DA:15:G:O2'	24:DA:16:C:H5'	2.10	0.51
24:DA:397:U:OP2	47:DX:9:LYS:HE2	2.11	0.51
24:DA:410:G:N1	24:DA:2407:A:N6	2.59	0.51
24:DA:587:C:H5''	24:DA:588:U:H5'	1.93	0.51
24:DA:755:U:HO2'	24:DA:756:A:H8	1.58	0.51
24:DA:855:G:H21	46:DW:23:LYS:NZ	2.07	0.51
24:DA:981:A:H2	24:DA:2027:G:N3	2.09	0.51
24:DA:995:C:H5''	40:DQ:53:LYS:HG2	1.92	0.51
24:DA:1069:A:O2'	24:DA:1071:G:H5''	2.11	0.51
24:DA:1206:G:H2'	24:DA:1207:C:C6	2.46	0.51
24:DA:1399:C:HO2'	24:DA:1400:U:H6	1.53	0.51
24:DA:1669:A:C8	34:DK:5:GLN:HG3	2.46	0.51
24:DA:1826:G:H5''	26:DC:239:PHE:HE2	1.76	0.51
24:DA:1828:G:O2'	24:DA:1829:A:H5'	2.11	0.51
24:DA:2331:G:N1	24:DA:2385:C:N4	2.58	0.51
24:DA:2748:A:C2	24:DA:2757:A:C5	2.99	0.51
38:DO:88:LYS:O	38:DO:89:ASP:HB3	2.11	0.51

*Continued on next page...*

*Continued from previous page...*

Atom-1	Atom-2	Interatomic distance (Å)	Clash overlap (Å)
38:DO:99:TYR:CD1	38:DO:99:TYR:O	2.64	0.51
40:DQ:64:ILE:HD12	40:DQ:95:ALA:CB	2.40	0.51
41:DR:55:ASP:CG	41:DR:56:GLY:H	2.13	0.51
47:DX:29:LEU:HB2	47:DX:30:PRO:HD2	1.91	0.51
2:AC:156:LEU:C	2:AC:158:GLY:H	2.14	0.50
10:AK:21:HIS:CD2	10:AK:34:THR:CG2	2.94	0.50
13:AN:60:ARG:O	13:AN:61:ASN:CB	2.57	0.50
16:AQ:22:VAL:O	16:AQ:42:LYS:HA	2.12	0.50
21:AA:463:U:C4	21:AA:464:U:C4	2.99	0.50
21:AA:505:G:H2'	21:AA:506:G:C8	2.46	0.50
21:AA:525:C:H2'	21:AA:526:C:C6	2.46	0.50
21:AA:688:G:H2'	21:AA:689:C:H6	1.76	0.50
21:AA:702:A:O2'	21:AA:703:G:P	2.69	0.50
21:AA:702:A:N6	24:BA:1846:G:O2'	2.44	0.50
21:AA:960:U:C2	21:AA:1225:A:C5	2.98	0.50
21:AA:1234:C:C4'	21:AA:1364:U:H1'	2.41	0.50
21:AA:1277:C:HO2'	21:AA:1279:G:H8	1.58	0.50
24:BA:683:U:H2'	24:BA:684:G:O5'	2.11	0.50
24:BA:923:G:H5'	46:BW:25:PHE:HZ	1.75	0.50
24:BA:1098:A:H3'	24:BA:1099:G:C8	2.46	0.50
24:BA:1108:U:H2'	24:BA:1109:C:O4'	2.10	0.50
24:BA:1482:G:H1'	24:BA:1509:A:H61	1.76	0.50
24:BA:1954:G:O2'	24:BA:1955:U:OP2	2.29	0.50
24:BA:2140:G:C6	24:BA:2152:G:N1	2.79	0.50
24:BA:2199:A:H3'	24:BA:2200:C:H6	1.76	0.50
25:BB:33:G:C2'	25:BB:34:A:H5'	2.41	0.50
27:BD:64:GLU:O	27:BD:68:PHE:CD1	2.64	0.50
29:BF:131:VAL:HG21	29:BF:151:LEU:HG	1.92	0.50
32:BI:126:ARG:HA	32:BI:129:GLU:CD	2.32	0.50
34:BK:107:LEU:C	34:BK:109:SER:H	2.15	0.50
35:BL:89:VAL:HA	35:BL:121:THR:O	2.11	0.50
41:BR:74:ILE:HD12	41:BR:74:ILE:N	2.26	0.50
42:BS:74:ILE:HD12	42:BS:104:THR:O	2.10	0.50
1:CB:125:PHE:HA	1:CB:136:ARG:HH22	1.76	0.50
1:CB:185:ILE:HA	1:CB:199:ILE:O	2.11	0.50
7:CH:104:SER:OG	7:CH:109:VAL:HG22	2.11	0.50
13:CN:62:ARG:NH2	13:CN:69:PRO:HD3	2.26	0.50
20:CU:16:ARG:HA	20:CU:16:ARG:HE	1.75	0.50
55:CA:181:A:H1'	55:CA:182:A:N1	2.26	0.50
55:CA:268:U:H2'	55:CA:269:C:H6	1.71	0.50
55:CA:317:U:H2'	55:CA:318:G:C8	2.41	0.50

*Continued on next page...*

*Continued from previous page...*

Atom-1	Atom-2	Interatomic distance (Å)	Clash overlap (Å)
55:CA:1183:U:O2'	55:CA:1184:G:OP1	2.26	0.50
55:CA:1528:U:O2'	55:CA:1529:G:H3'	2.11	0.50
24:DA:118:A:OP2	24:DA:119:A:H5''	2.11	0.50
24:DA:312:G:H2'	24:DA:313:G:C8	2.45	0.50
24:DA:467:G:H2'	24:DA:468:G:H8	1.75	0.50
24:DA:594:U:H2'	24:DA:595:C:H6	1.72	0.50
24:DA:648:G:H2'	24:DA:649:G:H8	1.76	0.50
24:DA:941:A:H2'	24:DA:942:G:C8	2.46	0.50
24:DA:1019:U:HO2'	24:DA:1021:A:H2	1.49	0.50
24:DA:1191:G:N2	24:DA:1192:G:C4	2.79	0.50
24:DA:1269:A:H2'	24:DA:1270:C:C6	2.46	0.50
24:DA:1435:G:N2	24:DA:1558:C:N4	2.59	0.50
24:DA:1662:U:C2'	24:DA:1663:G:H5''	2.34	0.50
24:DA:1853:A:N6	24:DA:1888:G:O2'	2.45	0.50
24:DA:2750:A:O2'	24:DA:2752:C:N4	2.42	0.50
24:DA:2864:G:C5	24:DA:2865:U:C4	2.99	0.50
26:DC:52:HIS:HD2	26:DC:217:PRO:O	1.93	0.50
26:DC:169:ALA:O	26:DC:185:ALA:HB3	2.11	0.50
30:DG:112:VAL:HG13	30:DG:150:TYR:CE1	2.44	0.50
32:DI:98:GLY:HA2	32:DI:137:LEU:HD23	1.93	0.50
33:DJ:127:GLY:O	33:DJ:129:GLU:HG3	2.10	0.50
35:DL:77:ILE:HG12	35:DL:101:ILE:HD11	1.93	0.50
36:DM:19:GLY:N	36:DM:38:ARG:NH2	2.56	0.50
37:DN:31:HIS:O	37:DN:33:ILE:HG13	2.11	0.50
37:DN:54:LEU:HD11	37:DN:66:ALA:HB2	1.93	0.50
41:DR:5:PHE:HA	41:DR:39:LEU:HD23	1.93	0.50
1:AB:60:ALA:C	1:AB:223:GLY:HA3	2.31	0.50
2:AC:113:LYS:HD3	2:AC:184:ASN:CG	2.31	0.50
5:AF:6:ILE:HB	5:AF:62:MET:HB2	1.93	0.50
5:AF:7:VAL:HG22	5:AF:7:VAL:O	2.11	0.50
8:AI:55:ASP:CG	8:AI:56:MET:N	2.64	0.50
16:AQ:6:THR:C	16:AQ:7:LEU:HD12	2.30	0.50
21:AA:70:U:C2	21:AA:94:G:C5	2.99	0.50
21:AA:82:G:N1	21:AA:88:U:H1'	2.26	0.50
21:AA:329:A:N7	21:AA:332:G:C6	2.79	0.50
21:AA:423:G:O2'	21:AA:424:G:C4'	2.59	0.50
21:AA:451:A:N6	21:AA:481:G:C4	2.79	0.50
24:BA:528:A:C2	24:BA:2043:C:H4'	2.46	0.50
24:BA:932:U:H4'	24:BA:933:A:O5'	2.11	0.50
24:BA:1592:C:O2'	24:BA:1593:A:H5'	2.11	0.50
24:BA:1809:A:O2'	24:BA:1810:A:C5'	2.59	0.50

*Continued on next page...*

*Continued from previous page...*

Atom-1	Atom-2	Interatomic distance (Å)	Clash overlap (Å)
24:BA:2408:U:C2'	24:BA:2409:G:H5'	2.41	0.50
24:BA:2472:G:C8	24:BA:2475:C:N4	2.79	0.50
24:BA:2631:G:C4	24:BA:2632:A:C8	2.99	0.50
24:BA:2656:U:C4	24:BA:2664:G:N2	2.79	0.50
24:BA:2756:U:C1'	24:BA:2757:A:H5''	2.38	0.50
24:BA:2789:C:N4	24:BA:2893:A:C2	2.79	0.50
30:BG:8:VAL:CG1	30:BG:9:VAL:N	2.74	0.50
36:BM:66:ARG:HG3	36:BM:101:VAL:HG13	1.93	0.50
38:BO:40:ILE:HG12	38:BO:47:VAL:HG12	1.93	0.50
42:BS:107:VAL:O	42:BS:107:VAL:HG12	2.11	0.50
45:BV:43:ASP:OD1	45:BV:43:ASP:C	2.50	0.50
48:BY:7:ARG:H	48:BY:60:LYS:NZ	2.08	0.50
3:CD:7:LYS:HB3	3:CD:20:LEU:HD13	1.93	0.50
4:CE:55:VAL:O	4:CE:59:ILE:HG22	2.11	0.50
6:CG:92:PRO:HA	6:CG:95:ARG:HB2	1.92	0.50
6:CG:105:GLU:O	6:CG:109:LYS:HD3	2.11	0.50
7:CH:63:LYS:HB2	7:CH:70:VAL:HG11	1.94	0.50
16:CQ:13:SER:O	16:CQ:20:ILE:HB	2.11	0.50
18:CS:9:PHE:CZ	55:CA:1318:A:H4'	2.45	0.50
55:CA:389:A:N3	55:CA:389:A:H2'	2.26	0.50
55:CA:875:U:HO2'	55:CA:876:C:P	2.33	0.50
55:CA:1011:C:H2'	55:CA:1012:A:C8	2.45	0.50
55:CA:1089:G:C2	55:CA:1090:U:H1'	2.46	0.50
55:CA:1299:A:N3	55:CA:1299:A:C2'	2.71	0.50
24:DA:90:U:H3'	24:DA:91:A:C5'	2.41	0.50
24:DA:93:G:N2	24:DA:94:A:H1'	2.26	0.50
24:DA:260:G:C6	24:DA:261:G:N7	2.79	0.50
24:DA:289:G:C2	24:DA:352:A:C2	2.99	0.50
24:DA:301:G:C6	24:DA:317:G:C6	2.99	0.50
24:DA:637:A:N6	24:DA:652:U:H4'	2.26	0.50
24:DA:1182:G:H2'	24:DA:1183:U:O4'	2.11	0.50
24:DA:1572:A:H2'	24:DA:1573:G:C8	2.45	0.50
24:DA:1998:A:C5	24:DA:1999:C:C5	2.99	0.50
24:DA:2271:G:H2'	24:DA:2272:U:C6	2.47	0.50
56:DB:66:A:OP2	56:DB:108:A:N6	2.44	0.50
56:DB:77:U:C2'	56:DB:78:A:H5'	2.41	0.50
27:DD:135:GLY:O	27:DD:136:ASN:O	2.29	0.50
27:DD:148:GLN:CG	27:DD:152:PRO:HG2	2.41	0.50
29:DF:111:ARG:HG3	29:DF:135:ILE:HG12	1.93	0.50
39:DP:9:GLN:HB3	39:DP:12:MET:HE2	1.93	0.50
39:DP:50:ARG:CB	39:DP:56:SER:HB3	2.37	0.50

*Continued on next page...*

*Continued from previous page...*

Atom-1	Atom-2	Interatomic distance (Å)	Clash overlap (Å)
40:DQ:4:LYS:NZ	40:DQ:6:GLY:CA	2.65	0.50
42:DS:17:VAL:HG11	42:DS:103:ILE:CG1	2.38	0.50
45:DV:2:PHE:CD1	45:DV:50:MET:HE3	2.46	0.50
47:DX:10:ARG:O	47:DX:12:VAL:HG13	2.11	0.50
47:DX:69:GLU:HA	47:DX:72:ALA:HB3	1.92	0.50
1:AB:113:LEU:HD22	1:AB:143:LEU:CG	2.32	0.50
3:AD:40:HIS:O	3:AD:43:ARG:HB2	2.12	0.50
12:AM:70:ARG:HG2	12:AM:71:GLU:HA	1.92	0.50
15:AP:19:VAL:HG13	15:AP:37:GLY:C	2.31	0.50
18:AS:18:VAL:O	18:AS:22:VAL:HG23	2.11	0.50
19:AT:53:MET:HE1	19:AT:57:VAL:HG21	1.93	0.50
20:AU:16:ARG:NH1	20:AU:19:LYS:HG3	2.27	0.50
20:AU:52:VAL:HG22	20:AU:53:LYS:HG2	1.93	0.50
21:AA:97:G:H2'	21:AA:98:A:O4'	2.12	0.50
21:AA:316:C:N4	21:AA:351:G:C2	2.80	0.50
21:AA:428:G:C1'	21:AA:430:A:N7	2.74	0.50
21:AA:908:A:H2'	21:AA:909:A:H8	1.75	0.50
21:AA:942:G:C2	21:AA:1342:C:C2	2.99	0.50
21:AA:961:U:N3	21:AA:983:A:C6	2.79	0.50
21:AA:967:C:C4	21:AA:968:A:C6	2.99	0.50
21:AA:1243:C:O2'	21:AA:1244:G:H5'	2.12	0.50
21:AA:1253:G:N1	21:AA:1285:A:N6	2.59	0.50
21:AA:1338:G:N2	21:AA:1339:A:C4	2.79	0.50
22:AX:30:G:H2'	22:AX:31:A:C8	2.34	0.50
24:BA:90:U:C6	24:BA:91:A:C8	2.99	0.50
24:BA:401:A:H2'	24:BA:402:A:H8	1.76	0.50
24:BA:536:G:C2'	24:BA:537:G:H5'	2.41	0.50
24:BA:685:A:H2'	24:BA:773:U:O4	2.12	0.50
24:BA:854:C:C2'	24:BA:855:G:H5'	2.41	0.50
24:BA:1176:U:C4	24:BA:1177:G:C6	2.99	0.50
24:BA:1343:G:O4'	24:BA:1597:A:H2'	2.10	0.50
24:BA:1437:C:H2'	24:BA:1438:U:C6	2.45	0.50
24:BA:1839:G:C4	24:BA:1927:A:C8	2.99	0.50
24:BA:2552:U:O2	24:BA:2554:U:C5'	2.59	0.50
24:BA:2652:C:C4	24:BA:2653:U:C4	2.99	0.50
25:BB:28:C:C2'	25:BB:29:A:H5'	2.41	0.50
27:BD:48:ILE:HG23	27:BD:84:LEU:HD21	1.93	0.50
33:BJ:54:ILE:O	33:BJ:54:ILE:HG13	2.12	0.50
34:BK:64:ARG:HH12	34:BK:101:GLY:HA3	1.76	0.50
36:BM:97:GLN:CD	36:BM:97:GLN:N	2.65	0.50
36:BM:136:MET:HE2	45:BV:57:TYR:CD2	2.45	0.50

*Continued on next page...*

*Continued from previous page...*

Atom-1	Atom-2	Interatomic distance (Å)	Clash overlap (Å)
43:BT:39:THR:HB	43:BT:42:GLU:CB	2.35	0.50
46:BW:24:ARG:HD2	46:BW:25:PHE:H	1.73	0.50
48:BY:21:LEU:O	48:BY:22:LEU:O	2.28	0.50
49:BZ:29:ARG:CG	49:BZ:29:ARG:NH2	2.69	0.50
1:CB:27:LYS:N	1:CB:28:PRO:HD2	2.25	0.50
3:CD:156:ALA:O	3:CD:160:LEU:HD23	2.12	0.50
4:CE:44:ARG:HG2	4:CE:72:ASN:HA	1.93	0.50
7:CH:11:THR:HG21	55:CA:876:C:H1'	1.92	0.50
9:CJ:76:ILE:HG22	9:CJ:77:VAL:N	2.26	0.50
11:CL:2:THR:CB	11:CL:5:GLN:HB2	2.35	0.50
11:CL:109:ARG:C	11:CL:110:LYS:HD2	2.31	0.50
15:CP:20:VAL:HG21	15:CP:32:PHE:CB	2.34	0.50
17:CR:35:SER:HA	17:CR:71:ASP:OD1	2.11	0.50
18:CS:42:ASN:HB2	18:CS:43:MET:CE	2.38	0.50
20:CU:40:PRO:HA	20:CU:43:GLU:HB3	1.91	0.50
55:CA:247:G:N2	55:CA:248:C:C2	2.79	0.50
55:CA:429:U:O4'	55:CA:430:A:H5''	2.11	0.50
55:CA:659:U:H2'	55:CA:660:C:H6	1.75	0.50
55:CA:730:G:H2'	55:CA:766:A:H5'	1.92	0.50
55:CA:960:U:O2'	55:CA:1223:C:H5'	2.12	0.50
24:DA:143:C:H3'	24:DA:144:A:C8	2.46	0.50
24:DA:158:U:H1'	24:DA:169:G:N2	2.26	0.50
24:DA:182:A:H2'	24:DA:183:C:C6	2.47	0.50
24:DA:279:A:C2	24:DA:362:A:H4'	2.47	0.50
24:DA:298:G:H8	24:DA:298:G:O5'	1.94	0.50
24:DA:301:G:O2'	24:DA:302:C:P	2.70	0.50
24:DA:338:G:H2'	24:DA:339:U:H5'	1.93	0.50
24:DA:766:U:O2'	24:DA:767:U:O4'	2.28	0.50
24:DA:848:C:H2'	24:DA:849:A:H8	1.75	0.50
24:DA:1754:A:H2'	24:DA:1755:A:C8	2.47	0.50
24:DA:1847:A:O2'	24:DA:1848:A:H8	1.89	0.50
24:DA:1982:U:H2'	24:DA:1983:G:H8	1.76	0.50
24:DA:2550:G:C6	24:DA:2551:C:C4	2.99	0.50
24:DA:2653:U:N3	24:DA:2654:A:C6	2.79	0.50
24:DA:2674:G:C5	24:DA:2675:A:N7	2.79	0.50
56:DB:18:G:H2'	56:DB:19:C:O4'	2.10	0.50
26:DC:15:VAL:HG13	26:DC:204:LEU:O	2.11	0.50
26:DC:260:LYS:HA	26:DC:263:ASP:CG	2.32	0.50
29:DF:43:ILE:HD13	29:DF:82:TYR:CE2	2.46	0.50
30:DG:87:GLN:HA	30:DG:129:GLU:HA	1.93	0.50
30:DG:103:ASN:HA	30:DG:112:VAL:HB	1.93	0.50

*Continued on next page...*

*Continued from previous page...*

Atom-1	Atom-2	Interatomic distance (Å)	Clash overlap (Å)
40:DQ:65:ASN:HA	40:DQ:75:TYR:HB2	1.93	0.50
1:AB:63:LYS:HZ1	1:AB:87:ASP:HB3	1.75	0.50
2:AC:57:GLU:OE2	2:AC:64:ARG:HB3	2.12	0.50
2:AC:159:ALA:C	2:AC:161:ILE:H	2.14	0.50
11:AL:24:GLU:HB2	11:AL:29:LYS:HD2	1.93	0.50
12:AM:92:ARG:NH1	18:AS:79:TYR:CZ	2.79	0.50
13:AN:13:VAL:HA	13:AN:59:GLN:NE2	2.26	0.50
16:AQ:65:PRO:HD2	21:AA:264:C:O2'	2.12	0.50
21:AA:318:G:C2	21:AA:336:A:C2	3.00	0.50
21:AA:414:A:C2	21:AA:415:A:C4	2.98	0.50
21:AA:595:A:N6	21:AA:641:U:C6	2.80	0.50
24:BA:28:A:C5	24:BA:513:A:N7	2.79	0.50
24:BA:669:G:N3	24:BA:669:G:C2'	2.71	0.50
24:BA:814:C:C2	24:BA:1194:A:C2	2.99	0.50
24:BA:957:C:O2'	24:BA:959:A:O5'	2.28	0.50
24:BA:980:A:C6	24:BA:981:A:N1	2.80	0.50
24:BA:1385:A:C5	24:BA:1403:A:C6	2.99	0.50
24:BA:1386:C:H2'	24:BA:1387:A:C8	2.47	0.50
24:BA:2020:A:C6	24:BA:2022:U:C2	2.99	0.50
24:BA:2309:A:H2'	24:BA:2310:C:C6	2.46	0.50
26:BC:255:LYS:C	26:BC:256:THR:HG23	2.32	0.50
29:BF:45:ASP:HB2	29:BF:48:LEU:HB2	1.92	0.50
30:BG:44:HIS:HA	30:BG:49:LEU:HD23	1.94	0.50
32:BI:58:ILE:HG22	32:BI:60:VAL:HG23	1.92	0.50
35:BL:131:ALA:O	35:BL:135:ILE:HD12	2.11	0.50
42:BS:25:ARG:HE	42:BS:73:LYS:HZ3	1.57	0.50
49:BZ:16:LEU:O	49:BZ:19:HIS:HB2	2.11	0.50
2:CC:171:ARG:HH21	2:CC:173:PRO:HG3	1.76	0.50
6:CG:12:LEU:HD13	6:CG:12:LEU:O	2.11	0.50
7:CH:88:LYS:HG2	55:CA:600:A:H5''	1.93	0.50
16:CQ:27:PHE:CD1	16:CQ:36:PHE:HB3	2.47	0.50
20:CU:19:LYS:C	20:CU:21:SER:H	2.13	0.50
20:CU:35:GLU:HG3	20:CU:36:PHE:N	2.25	0.50
55:CA:173:U:H1'	55:CA:197:A:C2	2.46	0.50
55:CA:206:C:C6	55:CA:206:C:H3'	2.47	0.50
55:CA:397:A:H8	55:CA:548:G:OP2	1.95	0.50
55:CA:866:C:N3	55:CA:867:G:H1'	2.26	0.50
55:CA:1148:U:H2'	55:CA:1149:C:O4'	2.12	0.50
24:DA:21:A:H2'	24:DA:22:C:C6	2.47	0.50
24:DA:28:A:O2'	24:DA:583:G:H5'	2.11	0.50
24:DA:43:G:C2	24:DA:437:U:C2	2.99	0.50

*Continued on next page...*

*Continued from previous page...*

Atom-1	Atom-2	Interatomic distance (Å)	Clash overlap (Å)
24:DA:146:A:C2	24:DA:147:C:C2	3.00	0.50
24:DA:228:C:O2	24:DA:418:C:H4'	2.11	0.50
24:DA:246:C:H4'	24:DA:385:C:O2'	2.10	0.50
24:DA:489:G:C6	24:DA:491:G:C6	2.99	0.50
24:DA:573:U:H3	24:DA:2030:A:H3'	1.76	0.50
24:DA:636:G:H5'	24:DA:639:U:OP1	2.11	0.50
24:DA:664:G:H4'	24:DA:941:A:OP1	2.11	0.50
24:DA:960:A:H2'	24:DA:962:G:H5'	1.93	0.50
24:DA:961:C:C5	24:DA:2031:A:C2	2.99	0.50
24:DA:1047:G:C2	24:DA:1110:G:C5	3.00	0.50
24:DA:1203:U:C4	24:DA:1204:A:C6	3.00	0.50
24:DA:1206:G:N2	24:DA:1207:C:C2	2.80	0.50
24:DA:1587:G:H21	24:DA:1588:G:H1'	1.77	0.50
24:DA:2800:A:H2'	24:DA:2801:G:O4'	2.12	0.50
26:DC:194:VAL:HG13	26:DC:194:VAL:O	2.11	0.50
29:DF:135:ILE:O	29:DF:137:PHE:N	2.37	0.50
31:DH:96:THR:O	31:DH:97:ARG:CG	2.60	0.50
34:DK:64:ARG:HD2	34:DK:102:PRO:O	2.11	0.50
36:DM:17:ASN:OD1	36:DM:95:LEU:HB3	2.11	0.50
37:DN:67:PHE:HE2	37:DN:73:ASN:ND2	2.08	0.50
37:DN:103:ARG:HG3	37:DN:104:ALA:N	2.27	0.50
42:DS:39:THR:O	42:DS:40:ASN:HB3	2.11	0.50
2:AC:10:ARG:O	2:AC:13:ILE:N	2.45	0.50
3:AD:29:THR:HG22	3:AD:30:LYS:H	1.76	0.50
3:AD:125:ASN:HA	3:AD:141:VAL:HG23	1.94	0.50
3:AD:191:SER:OG	3:AD:192:ALA:N	2.42	0.50
6:AG:37:THR:O	6:AG:41:ILE:HG13	2.12	0.50
7:AH:17:GLN:HB3	7:AH:69:ALA:CB	2.41	0.50
18:AS:42:ASN:HD22	18:AS:42:ASN:C	2.14	0.50
21:AA:120:A:C5	21:AA:122:G:C6	3.00	0.50
21:AA:276:G:O2'	21:AA:277:C:H5'	2.12	0.50
21:AA:409:U:C4	21:AA:410:G:C5	3.00	0.50
21:AA:434:U:H2'	21:AA:435:A:O4'	2.12	0.50
21:AA:590:U:C2	21:AA:650:G:C2	3.00	0.50
21:AA:885:G:C2	21:AA:886:G:C5	2.99	0.50
21:AA:1385:G:H2'	21:AA:1386:G:O4'	2.10	0.50
24:BA:396:G:H8	24:BA:396:G:O5'	1.93	0.50
24:BA:538:A:C2	24:BA:556:A:C4	3.00	0.50
24:BA:822:G:C5	24:BA:836:G:C2	3.00	0.50
24:BA:912:C:H2'	24:BA:913:U:H6	1.76	0.50
24:BA:993:G:C6	24:BA:1162:G:C6	2.99	0.50

*Continued on next page...*



*Continued from previous page...*

Atom-1	Atom-2	Interatomic distance (Å)	Clash overlap (Å)
24:BA:996:A:C2	24:BA:997:G:C8	3.00	0.50
24:BA:1019:U:H2'	24:BA:1020:A:C8	2.46	0.50
24:BA:1090:A:N6	24:BA:1102:C:N3	2.59	0.50
24:BA:1753:G:OP1	39:BP:92:ARG:HD3	2.11	0.50
24:BA:1821:A:H2'	24:BA:1822:C:C6	2.47	0.50
24:BA:2648:G:N2	24:BA:2673:G:H1'	2.27	0.50
24:BA:2663:G:C2'	24:BA:2664:G:O5'	2.60	0.50
30:BG:84:LYS:HG2	30:BG:85:LYS:N	2.26	0.50
30:BG:126:THR:HG22	30:BG:127:GLN:N	2.24	0.50
34:BK:17:ARG:HB3	34:BK:45:GLU:HB3	1.93	0.50
34:BK:114:LYS:O	34:BK:118:LEU:HD13	2.11	0.50
36:BM:14:LYS:O	36:BM:15:GLY:C	2.50	0.50
38:BO:33:ARG:HG2	38:BO:34:HIS:CE1	2.47	0.50
42:BS:25:ARG:NE	42:BS:73:LYS:HZ1	2.09	0.50
44:BU:4:ILE:HD12	44:BU:69:VAL:HG23	1.94	0.50
52:B2:1:MET:CE	52:B2:2:LYS:HB3	2.42	0.50
54:B4:1:MET:HE2	54:B4:34:LYS:HG2	1.93	0.50
54:B4:7:VAL:HG23	54:B4:8:LYS:N	2.26	0.50
2:CC:18:ASN:HA	2:CC:55:VAL:HG12	1.92	0.50
2:CC:52:SER:C	2:CC:113:LYS:HD3	2.31	0.50
3:CD:24:VAL:O	3:CD:25:ARG:C	2.48	0.50
7:CH:33:VAL:C	7:CH:35:ILE:H	2.14	0.50
11:CL:31:GLY:HA3	11:CL:54:VAL:HG11	1.94	0.50
55:CA:295:C:H2'	55:CA:296:U:C6	2.47	0.50
55:CA:687:A:C2	55:CA:704:A:C5	2.99	0.50
55:CA:724:G:N3	55:CA:725:G:C8	2.79	0.50
55:CA:914:A:C2'	55:CA:915:A:H8	2.25	0.50
55:CA:1206:G:C6	55:CA:1207:G:C5	3.00	0.50
24:DA:38:A:C5	24:DA:39:G:C8	2.99	0.50
24:DA:315:G:H2'	24:DA:316:C:O4'	2.11	0.50
24:DA:325:G:HO2'	24:DA:326:G:C5'	2.25	0.50
24:DA:507:A:H5''	24:DA:509:C:O4'	2.12	0.50
24:DA:510:C:H2'	24:DA:511:U:H6	1.69	0.50
24:DA:656:G:C5	24:DA:657:U:C4	2.99	0.50
24:DA:710:U:H2'	24:DA:711:G:C8	2.47	0.50
24:DA:775:G:H22	24:DA:794:A:H5'	1.73	0.50
24:DA:800:A:H4'	24:DA:801:G:O5'	2.11	0.50
24:DA:837:C:C2'	24:DA:838:C:H5'	2.41	0.50
24:DA:1794:A:H2'	24:DA:1795:C:H6	1.76	0.50
24:DA:1835:G:C2	24:DA:1836:C:C2	3.00	0.50
24:DA:1935:G:C2	24:DA:1962:C:C2	3.00	0.50

*Continued on next page...*

*Continued from previous page...*

Atom-1	Atom-2	Interatomic distance (Å)	Clash overlap (Å)
24:DA:1999:C:H5''	24:DA:2723:C:O2'	2.12	0.50
24:DA:2009:A:N1	24:DA:2010:G:C5	2.79	0.50
24:DA:2267:A:N6	24:DA:2271:G:C6	2.79	0.50
24:DA:2469:A:C2	24:DA:2470:G:H1'	2.47	0.50
24:DA:2515:C:O2	24:DA:2570:G:C2	2.65	0.50
26:DC:156:SER:O	26:DC:194:VAL:HG11	2.11	0.50
28:DE:112:LEU:HD12	28:DE:118:LEU:HD13	1.93	0.50
29:DF:101:ARG:HH11	29:DF:138:PRO:CB	2.25	0.50
34:DK:10:VAL:HG13	34:DK:12:ASP:H	1.77	0.50
36:DM:112:LEU:HD13	36:DM:112:LEU:O	2.12	0.50
42:DS:88:ARG:HH21	42:DS:88:ARG:CG	2.23	0.50
43:DT:38:ALA:HB1	43:DT:81:LYS:HZ2	1.75	0.50
12:AM:5:GLY:HA3	12:AM:65:GLU:HG3	1.94	0.50
17:AR:58:ILE:O	17:AR:59:LYS:C	2.48	0.50
19:AT:57:VAL:HG12	19:AT:71:ALA:CB	2.41	0.50
21:AA:15:G:C8	21:AA:1396:A:N3	2.80	0.50
21:AA:21:G:H1'	21:AA:915:A:N6	2.26	0.50
21:AA:35:G:H2'	21:AA:36:C:C6	2.47	0.50
21:AA:428:G:O4'	21:AA:430:A:C8	2.65	0.50
21:AA:575:G:H4'	21:AA:576:C:H5'	1.90	0.50
21:AA:1043:G:H2'	21:AA:1044:A:C8	2.44	0.50
21:AA:1075:U:C2	21:AA:1076:U:C5	3.00	0.50
21:AA:1151:A:C6	21:AA:1152:A:N6	2.79	0.50
21:AA:1227:A:C3'	21:AA:1228:C:H5''	2.42	0.50
21:AA:1442:G:N2	21:AA:1461:G:H1'	2.26	0.50
21:AA:1524:C:H2'	21:AA:1525:G:C8	2.47	0.50
24:BA:143:C:O5'	24:BA:143:C:H6	1.93	0.50
24:BA:646:U:H6	24:BA:646:U:H5''	1.77	0.50
24:BA:1062:G:N9	24:BA:1088:A:N7	2.60	0.50
24:BA:1317:G:C2	24:BA:1336:A:C2	3.00	0.50
24:BA:1561:C:H2'	24:BA:1562:U:C6	2.47	0.50
24:BA:1973:G:C4	24:BA:1974:C:C6	3.00	0.50
24:BA:2204:G:C5	24:BA:2221:G:C2	3.00	0.50
30:BG:61:TRP:O	30:BG:65:GLY:N	2.32	0.50
33:BJ:114:LEU:O	33:BJ:114:LEU:HD23	2.11	0.50
36:BM:78:LEU:C	36:BM:80:VAL:N	2.64	0.50
37:BN:71:ARG:HH21	37:BN:71:ARG:HG2	1.75	0.50
44:BU:36:GLU:O	44:BU:38:ILE:HG12	2.11	0.50
46:BW:41:GLY:HA2	46:BW:44:PHE:CZ	2.46	0.50
54:B4:36:ARG:CG	54:B4:37:GLN:N	2.71	0.50
1:CB:199:ILE:O	1:CB:199:ILE:HG13	2.11	0.50

*Continued on next page...*

*Continued from previous page...*

Atom-1	Atom-2	Interatomic distance (Å)	Clash overlap (Å)
3:CD:102:TYR:HD2	3:CD:103:ARG:HG2	1.76	0.50
5:CF:10:VAL:O	5:CF:57:ALA:HA	2.12	0.50
11:CL:85:ARG:HG2	11:CL:86:VAL:N	2.26	0.50
16:CQ:21:VAL:HA	16:CQ:43:LEU:O	2.11	0.50
55:CA:203:G:HO2'	55:CA:204:G:H8	1.58	0.50
55:CA:444:G:C6	55:CA:445:G:N7	2.80	0.50
55:CA:704:A:C4	55:CA:705:G:C8	3.00	0.50
55:CA:1031:C:C5'	55:CA:1032:G:H5''	2.23	0.50
55:CA:1363:A:C5	55:CA:1365:G:C6	3.00	0.50
55:CA:1438:G:N2	55:CA:1464:U:H1'	2.26	0.50
24:DA:36:G:N2	24:DA:445:C:C2	2.79	0.50
24:DA:100:U:O2'	24:DA:101:A:P	2.69	0.50
24:DA:422:A:C6	24:DA:423:A:C6	2.99	0.50
24:DA:475:C:N3	24:DA:479:A:N7	2.59	0.50
24:DA:656:G:O5'	24:DA:656:G:H8	1.95	0.50
24:DA:992:C:H4'	41:DR:74:ILE:HD13	1.94	0.50
24:DA:1168:G:C2	24:DA:1182:G:C2	3.00	0.50
24:DA:1558:C:H1'	24:DA:1560:G:C8	2.46	0.50
24:DA:1622:G:C2	24:DA:1623:G:C8	2.99	0.50
24:DA:1683:U:O2'	24:DA:1684:G:O5'	2.29	0.50
24:DA:1814:G:C6	24:DA:1815:A:C6	3.00	0.50
24:DA:2189:U:H2'	24:DA:2190:G:C5'	2.38	0.50
24:DA:2239:G:O2'	24:DA:2240:U:C6	2.62	0.50
24:DA:2472:G:H1'	24:DA:2478:A:H61	1.76	0.50
24:DA:2809:A:OP2	24:DA:2890:G:N1	2.41	0.50
24:DA:2818:U:H2'	24:DA:2819:G:C8	2.46	0.50
32:DI:86:LYS:O	32:DI:87:SER:HB2	2.11	0.50
34:DK:1:MET:O	34:DK:1:MET:HG3	2.12	0.50
42:DS:22:ASP:HA	42:DS:25:ARG:HH12	1.76	0.50
50:D0:37:HIS:CG	50:D0:43:THR:HG22	2.47	0.50
3:AD:23:GLY:O	3:AD:160:LEU:HG	2.12	0.50
5:AF:78:PHE:HD1	5:AF:87:SER:HG	1.60	0.50
7:AH:102:VAL:HB	7:AH:126:CYS:SG	2.52	0.50
19:AT:29:THR:HA	19:AT:32:LYS:CG	2.42	0.50
20:AU:52:VAL:O	20:AU:53:LYS:HD2	2.12	0.50
21:AA:96:U:O2'	21:AA:97:G:C8	2.48	0.50
21:AA:244:U:H4'	21:AA:245:U:H5'	1.93	0.50
21:AA:554:A:O2'	21:AA:555:U:H5'	2.12	0.50
21:AA:582:C:H2'	21:AA:583:A:O4'	2.12	0.50
21:AA:623:C:O5'	21:AA:623:C:H6	1.95	0.50
21:AA:713:G:H2'	21:AA:714:G:C8	2.47	0.50

*Continued on next page...*

*Continued from previous page...*

Atom-1	Atom-2	Interatomic distance (Å)	Clash overlap (Å)
21:AA:914:A:HO2'	21:AA:915:A:H8	1.59	0.50
24:BA:28:A:H2'	24:BA:29:U:H6	1.77	0.50
24:BA:63:A:C2	24:BA:64:A:C5	3.00	0.50
24:BA:244:A:H2'	24:BA:245:G:O4'	2.12	0.50
24:BA:480:A:H3'	24:BA:481:G:H5''	1.94	0.50
24:BA:633:A:O5'	24:BA:633:A:C8	2.57	0.50
24:BA:735:A:H3'	24:BA:736:C:H6	1.75	0.50
24:BA:809:G:C2'	24:BA:810:U:O5'	2.59	0.50
24:BA:920:A:C5	24:BA:921:C:C5	2.99	0.50
24:BA:1085:A:H3'	24:BA:1086:A:H2	1.75	0.50
24:BA:1253:A:H4'	24:BA:1254:A:OP2	2.11	0.50
24:BA:1277:G:H4'	37:BN:20:MET:HE2	1.94	0.50
24:BA:1476:U:O2'	24:BA:1477:A:H5'	2.12	0.50
24:BA:1820:U:O2'	26:BC:157:ALA:O	2.28	0.50
24:BA:1942:C:C4	24:BA:1943:U:C5	2.98	0.50
24:BA:2037:A:H2'	24:BA:2038:G:C8	2.46	0.50
24:BA:2456:C:C5	24:BA:2457:U:C5	3.00	0.50
26:BC:83:ASP:HB2	26:BC:90:ILE:HG12	1.94	0.50
26:BC:242:HIS:O	26:BC:244:VAL:HG13	2.11	0.50
28:BE:42:GLY:O	28:BE:43:THR:O	2.30	0.50
28:BE:151:GLY:HA2	28:BE:192:ALA:HB2	1.94	0.50
29:BF:37:MET:CE	29:BF:150:GLY:O	2.60	0.50
29:BF:99:PHE:O	29:BF:102:LEU:HB3	2.10	0.50
34:BK:18:ARG:HB2	34:BK:45:GLU:CG	2.42	0.50
35:BL:65:GLY:O	35:BL:66:PHE:CB	2.58	0.50
40:BQ:42:GLY:HA3	41:BR:75:VAL:HG21	1.93	0.50
41:BR:97:LYS:O	41:BR:98:ILE:HB	2.10	0.50
42:BS:74:ILE:HG23	42:BS:74:ILE:O	2.12	0.50
47:BX:58:ILE:HD11	47:BX:66:VAL:HG11	1.94	0.50
48:BY:12:GLU:O	48:BY:15:ASN:HB2	2.12	0.50
48:BY:17:GLU:HG3	48:BY:18:LEU:N	2.25	0.50
53:B3:21:PHE:HB2	53:B3:49:VAL:CG1	2.41	0.50
1:CB:54:ALA:HA	1:CB:57:ASN:HB3	1.94	0.50
1:CB:151:LYS:HG3	1:CB:152:ASP:N	2.26	0.50
2:CC:54:ILE:HG12	2:CC:54:ILE:O	2.11	0.50
3:CD:23:GLY:O	3:CD:24:VAL:O	2.29	0.50
4:CE:155:LYS:HD3	7:CH:70:VAL:HG23	1.94	0.50
8:CI:27:ILE:CD1	8:CI:62:LEU:HG	2.42	0.50
55:CA:71:A:C6	55:CA:100:G:C5	3.00	0.50
55:CA:134:G:H2'	55:CA:135:C:O4'	2.12	0.50
55:CA:779:C:H2'	55:CA:780:A:O4'	2.12	0.50

*Continued on next page...*

*Continued from previous page...*

Atom-1	Atom-2	Interatomic distance (Å)	Clash overlap (Å)
55:CA:1133:G:H2'	55:CA:1134:G:H8	1.76	0.50
55:CA:1250:A:C5	55:CA:1287:A:N7	2.79	0.50
55:CA:1394:A:C6	55:CA:1501:C:H4'	2.46	0.50
22:CX:38:A:H2'	22:CX:39:U:C6	2.47	0.50
24:DA:558:U:OP1	33:DJ:113:PRO:HD2	2.12	0.50
24:DA:801:G:C8	28:DE:49:ARG:HG3	2.47	0.50
24:DA:870:U:H2'	24:DA:871:U:H5'	1.93	0.50
24:DA:1055:G:C2'	24:DA:1056:G:H5'	2.42	0.50
24:DA:1285:A:H2'	24:DA:1286:A:H5''	1.93	0.50
24:DA:1312:U:C2	24:DA:1603:A:C6	3.00	0.50
24:DA:1475:G:O2'	24:DA:1476:U:C6	2.63	0.50
56:DB:76:G:H2'	56:DB:77:U:C6	2.46	0.50
31:DH:102:ALA:C	31:DH:104:THR:H	2.14	0.50
37:DN:97:ILE:HG13	37:DN:98:LEU:N	2.27	0.50
48:DY:30:MET:SD	48:DY:30:MET:O	2.70	0.50
49:DZ:4:ILE:HG21	49:DZ:56:VAL:HG13	1.93	0.50
1:AB:107:ARG:NE	1:AB:108:GLN:HE22	2.08	0.50
4:AE:36:THR:CG2	4:AE:59:ILE:HD12	2.41	0.50
5:AF:43:GLY:HA2	5:AF:58:HIS:CE1	2.45	0.50
5:AF:47:LEU:HD22	17:AR:65:SER:HB3	1.93	0.50
9:AJ:10:LEU:HB2	9:AJ:72:ARG:HB2	1.92	0.50
10:AK:31:VAL:O	10:AK:43:TRP:HA	2.11	0.50
20:AU:24:LYS:HG2	20:AU:25:ALA:N	2.26	0.50
21:AA:351:G:H4'	21:AA:352:C:OP1	2.12	0.50
21:AA:474:G:C6	21:AA:475:C:C4	3.00	0.50
21:AA:1098:C:H2'	21:AA:1099:G:H8	1.76	0.50
24:BA:276:U:O2'	24:BA:277:G:O5'	2.30	0.50
24:BA:327:G:H2'	24:BA:328:U:C6	2.47	0.50
24:BA:381:G:N2	24:BA:382:A:H1'	2.27	0.50
24:BA:639:U:H2'	24:BA:640:C:C5	2.43	0.50
24:BA:789:A:H5''	59:BA:3765:HOH:O	2.12	0.50
24:BA:821:A:N7	24:BA:946:C:C2	2.80	0.50
24:BA:858:G:C2	24:BA:2268:A:C4	2.99	0.50
24:BA:866:A:N7	24:BA:914:G:C6	2.80	0.50
24:BA:974:G:N1	24:BA:1186:G:C6	2.80	0.50
24:BA:1144:A:H2'	24:BA:1145:C:C6	2.46	0.50
24:BA:1327:A:H2'	24:BA:1328:A:C5'	2.37	0.50
24:BA:1844:C:O2'	24:BA:1845:G:H5'	2.11	0.50
24:BA:2275:C:HO2'	36:BM:84:LYS:HA	1.77	0.50
24:BA:2352:A:C5	46:BW:30:VAL:HG11	2.46	0.50
24:BA:2472:G:O6	24:BA:2476:A:H4'	2.12	0.50

*Continued on next page...*

*Continued from previous page...*

Atom-1	Atom-2	Interatomic distance (Å)	Clash overlap (Å)
24:BA:2654:A:N1	24:BA:2665:A:H5''	2.27	0.50
27:BD:103:ASP:O	27:BD:104:VAL:O	2.30	0.50
29:BF:46:LYS:H	29:BF:46:LYS:CD	2.25	0.50
35:BL:23:ILE:O	35:BL:24:GLY:C	2.50	0.50
36:BM:46:ILE:HD12	36:BM:47:GLU:N	2.27	0.50
37:BN:66:ALA:O	37:BN:70:THR:OG1	2.30	0.50
49:BZ:29:ARG:HG3	49:BZ:29:ARG:NH2	2.14	0.50
1:CB:122:ASP:C	1:CB:124:THR:H	2.14	0.50
3:CD:24:VAL:HG23	3:CD:25:ARG:N	2.26	0.50
9:CJ:11:LYS:HE2	9:CJ:97:ASP:OD1	2.11	0.50
11:CL:3:VAL:HG23	11:CL:4:ASN:H	1.76	0.50
14:CO:60:SER:O	14:CO:64:LYS:HG3	2.11	0.50
15:CP:40:ASN:ND2	15:CP:42:ILE:HB	2.26	0.50
20:CU:26:GLY:O	20:CU:30:GLU:HG3	2.12	0.50
55:CA:46:G:H2'	55:CA:366:A:N7	2.27	0.50
55:CA:91:U:O2'	55:CA:92:U:O4'	2.12	0.50
55:CA:763:G:N3	55:CA:764:C:C6	2.80	0.50
55:CA:1288:A:N1	55:CA:1371:G:H1'	2.26	0.50
24:DA:155:A:C2'	24:DA:156:A:H5'	2.42	0.50
24:DA:352:A:C6	24:DA:353:C:C2	3.00	0.50
24:DA:419:U:H5''	59:DA:3234:HOH:O	2.09	0.50
24:DA:699:A:H2'	24:DA:700:G:O4'	2.12	0.50
24:DA:1494:A:H3'	24:DA:1494:A:P	2.52	0.50
24:DA:1565:C:O2'	24:DA:1566:A:C8	2.57	0.50
24:DA:1613:G:N1	24:DA:1617:C:C2	2.80	0.50
24:DA:1613:G:C2	24:DA:1617:C:C2	2.99	0.50
24:DA:1912:A:H62	24:DA:1918:A:H1'	1.74	0.50
24:DA:2285:C:O4'	24:DA:2288:A:C2	2.65	0.50
24:DA:2402:U:H5'	24:DA:2402:U:H6	1.76	0.50
24:DA:2630:G:C5	24:DA:2894:G:C6	3.00	0.50
24:DA:2686:G:C6	24:DA:2687:U:C4	2.99	0.50
26:DC:66:PHE:HD2	26:DC:142:ASN:HD21	1.58	0.50
26:DC:264:LYS:HG3	26:DC:265:PHE:CD2	2.47	0.50
28:DE:158:PHE:HA	28:DE:169:VAL:HG11	1.93	0.50
29:DF:34:THR:O	29:DF:35:LEU:HB2	2.10	0.50
30:DG:104:LEU:H	30:DG:112:VAL:HG23	1.77	0.50
30:DG:139:VAL:HA	30:DG:142:GLN:HB3	1.93	0.50
31:DH:84:ALA:N	31:DH:148:ALA:HA	2.26	0.50
33:DJ:43:GLU:O	33:DJ:43:GLU:CG	2.59	0.50
33:DJ:56:VAL:HG11	33:DJ:101:ILE:HG21	1.92	0.50
35:DL:3:LEU:O	35:DL:4:ASN:C	2.49	0.50

*Continued on next page...*

*Continued from previous page...*

Atom-1	Atom-2	Interatomic distance (Å)	Clash overlap (Å)
36:DM:2:LEU:O	36:DM:69:PRO:HG2	2.11	0.50
39:DP:28:LYS:H	39:DP:28:LYS:NZ	2.10	0.50
40:DQ:91:ARG:NH2	40:DQ:93:ILE:HD13	2.27	0.50
42:DS:21:ALA:O	42:DS:74:ILE:HD13	2.12	0.50
48:DY:57:LEU:HD13	48:DY:57:LEU:O	2.12	0.50
53:D3:18:LYS:CG	53:D3:19:GLY:N	2.75	0.50
2:AC:129:PHE:CE2	2:AC:156:LEU:HD23	2.47	0.50
7:AH:12:ARG:NH2	21:AA:826:C:H5'	2.27	0.50
8:AI:17:ARG:NH2	21:AA:1129:C:H5''	2.27	0.50
9:AJ:52:LEU:CD2	9:AJ:59:LYS:HA	2.40	0.50
16:AQ:8:GLN:HA	16:AQ:8:GLN:OE1	2.12	0.50
16:AQ:66:LEU:HB2	16:AQ:70:LYS:HE2	1.93	0.50
19:AT:53:MET:O	19:AT:57:VAL:HG23	2.12	0.50
21:AA:132:C:O2'	21:AA:133:U:O4'	2.22	0.50
21:AA:885:G:N2	21:AA:886:G:C5	2.80	0.50
21:AA:898:G:N2	21:AA:901:A:OP2	2.39	0.50
24:BA:545:U:C6	24:BA:545:U:H3'	2.47	0.50
24:BA:687:C:C4	24:BA:688:U:C4	3.00	0.50
24:BA:769:U:H2'	24:BA:770:G:H8	1.77	0.50
24:BA:799:G:H2'	24:BA:800:A:C8	2.46	0.50
24:BA:883:G:C2	24:BA:894:U:O2	2.65	0.50
24:BA:954:G:OP2	36:BM:16:ARG:NH2	2.42	0.50
24:BA:1190:G:H5''	35:BL:32:GLY:HA2	1.93	0.50
24:BA:1205:A:N1	28:BE:165:HIS:HB2	2.27	0.50
24:BA:1333:G:H5'	24:BA:1333:G:C8	2.46	0.50
24:BA:1808:A:N1	47:BX:27:ARG:HD2	2.27	0.50
24:BA:1829:A:N3	26:BC:14:HIS:HE1	2.09	0.50
24:BA:2004:G:C2'	24:BA:2005:A:H5'	2.42	0.50
24:BA:2058:A:H5''	24:BA:2059:A:P	2.52	0.50
24:BA:2572:A:C8	27:BD:150:GLN:HB3	2.47	0.50
24:BA:2816:G:C6	24:BA:2817:U:C4	3.00	0.50
25:BB:90:C:OP1	36:BM:16:ARG:HB3	2.12	0.50
29:BF:110:ILE:O	29:BF:111:ARG:O	2.29	0.50
30:BG:86:LEU:CD1	30:BG:132:LEU:HD21	2.42	0.50
32:BI:9:LYS:HB2	32:BI:55:PRO:HB2	1.93	0.50
32:BI:60:VAL:HG22	32:BI:66:PHE:HB2	1.93	0.50
38:BO:67:ASN:O	38:BO:68:LYS:C	2.49	0.50
40:BQ:13:HIS:CD2	40:BQ:31:TYR:CG	2.99	0.50
48:BY:26:PHE:CE1	48:BY:30:MET:HG3	2.47	0.50
2:CC:91:ALA:HB2	2:CC:98:ALA:HB3	1.92	0.50
4:CE:57:ALA:HA	4:CE:60:GLN:HB3	1.94	0.50

*Continued on next page...*

*Continued from previous page...*

Atom-1	Atom-2	Interatomic distance (Å)	Clash overlap (Å)
4:CE:95:MET:CE	4:CE:143:LEU:HD21	2.42	0.50
7:CH:15:ASN:ND2	55:CA:875:U:O2	2.45	0.50
9:CJ:15:HIS:ND1	9:CJ:70:HIS:CD2	2.80	0.50
10:CK:117:HIS:O	10:CK:118:ASN:HB2	2.12	0.50
12:CM:52:ILE:C	12:CM:54:THR:H	2.15	0.50
16:CQ:70:LYS:CD	55:CA:254:G:H5''	2.42	0.50
55:CA:13:U:O2'	55:CA:14:U:OP1	2.30	0.50
55:CA:13:U:O2	55:CA:914:A:H2'	2.11	0.50
55:CA:304:U:H2'	55:CA:305:G:C8	2.47	0.50
55:CA:647:C:H2'	55:CA:648:A:C8	2.46	0.50
55:CA:1157:A:H1'	55:CA:1181:G:H22	1.76	0.50
55:CA:1239:A:N7	55:CA:1298:U:N3	2.60	0.50
55:CA:1250:A:H2'	55:CA:1251:A:O4'	2.12	0.50
55:CA:1349:A:H2'	55:CA:1350:A:O4'	2.11	0.50
55:CA:1387:G:C6	55:CA:1388:C:N4	2.79	0.50
55:CA:1508:A:O2'	55:CA:1509:C:H5'	2.12	0.50
24:DA:14:A:H3'	24:DA:15:G:H5''	1.94	0.50
24:DA:105:C:H2'	24:DA:106:C:H6	1.76	0.50
24:DA:540:C:H2'	24:DA:541:A:H8	1.76	0.50
24:DA:754:U:O2'	24:DA:755:U:C5'	2.60	0.50
24:DA:855:G:O2'	46:DW:23:LYS:HD3	2.12	0.50
24:DA:1124:G:H1'	54:D4:38:GLY:OXT	2.12	0.50
24:DA:1338:G:H4'	43:DT:18:GLU:CD	2.32	0.50
24:DA:1381:G:H2'	24:DA:1381:G:N3	2.27	0.50
24:DA:1653:G:H5''	24:DA:1654:A:OP1	2.12	0.50
24:DA:1789:A:OP2	26:DC:220:ARG:NH1	2.45	0.50
24:DA:2363:G:OP1	53:D3:39:ARG:HD2	2.12	0.50
56:DB:65:U:H2'	56:DB:108:A:N6	2.26	0.50
27:DD:118:PHE:CG	27:DD:119:ALA:N	2.80	0.50
27:DD:125:TRP:CD1	27:DD:160:LYS:HB3	2.46	0.50
28:DE:139:LYS:HB2	28:DE:139:LYS:NZ	2.27	0.50
29:DF:36:ASN:O	29:DF:37:MET:CB	2.59	0.50
32:DI:8:VAL:C	32:DI:9:LYS:CG	2.80	0.50
33:DJ:20:ALA:HA	33:DJ:23:LYS:CG	2.42	0.50
34:DK:107:LEU:C	34:DK:109:SER:H	2.15	0.50
34:DK:111:LYS:HE3	34:DK:111:LYS:N	2.14	0.50
38:DO:51:ALA:HB3	38:DO:78:VAL:CG2	2.42	0.50
40:DQ:59:LEU:O	40:DQ:63:ARG:HD3	2.12	0.50
49:DZ:37:ARG:NE	49:DZ:37:ARG:HA	2.27	0.50
50:D0:12:ARG:HG3	50:D0:15:ARG:NH1	2.19	0.50
1:AB:83:ALA:HB1	1:AB:89:PHE:O	2.12	0.49

*Continued on next page...*



*Continued from previous page...*

Atom-1	Atom-2	Interatomic distance (Å)	Clash overlap (Å)
6:AG:76:SER:HA	6:AG:85:GLN:HB3	1.94	0.49
10:AK:39:ASN:O	10:AK:40:ALA:HB3	2.11	0.49
21:AA:86:G:N2	21:AA:87:C:N4	2.60	0.49
21:AA:503:C:O2	21:AA:510:A:H2	1.95	0.49
21:AA:602:A:H2'	21:AA:603:U:H6	1.76	0.49
21:AA:872:A:C5	21:AA:874:G:C8	3.00	0.49
21:AA:1071:C:C2	21:AA:1105:A:C2	3.00	0.49
21:AA:1234:C:C1'	21:AA:1364:U:H6	2.20	0.49
24:BA:33:C:H2'	24:BA:446:G:N2	2.27	0.49
24:BA:623:C:O2'	24:BA:624:C:H5'	2.11	0.49
24:BA:792:A:C6	24:BA:2440:C:C6	3.00	0.49
24:BA:919:U:H5''	24:BA:919:U:C6	2.44	0.49
24:BA:954:G:C5	24:BA:955:U:C6	2.99	0.49
24:BA:1438:U:O2'	24:BA:1439:A:H5'	2.12	0.49
24:BA:1525:A:H2'	24:BA:1526:C:O4'	2.12	0.49
24:BA:1569:A:N1	24:BA:1570:A:C2	2.80	0.49
24:BA:1653:G:H3'	37:BN:2:ARG:HG3	1.94	0.49
24:BA:1724:G:C5	24:BA:1725:U:C4	2.99	0.49
24:BA:1813:G:N3	26:BC:49:THR:HG21	2.27	0.49
24:BA:2365:G:H4'	46:BW:59:PHE:CE2	2.46	0.49
24:BA:2531:A:H5'	30:BG:156:TYR:CE2	2.46	0.49
26:BC:245:THR:HG23	26:BC:249:VAL:O	2.11	0.49
27:BD:57:ALA:O	27:BD:60:VAL:HG12	2.12	0.49
29:BF:46:LYS:HD2	29:BF:46:LYS:N	2.27	0.49
36:BM:33:LEU:CD2	36:BM:128:THR:HB	2.41	0.49
36:BM:46:ILE:CG1	36:BM:47:GLU:N	2.74	0.49
47:BX:20:ALA:HB3	47:BX:22:ASN:ND2	2.27	0.49
1:CB:45:THR:HG23	1:CB:200:PRO:HD2	1.94	0.49
3:CD:98:ASP:CG	3:CD:114:ARG:HH21	2.14	0.49
3:CD:187:ARG:NH1	3:CD:196:GLU:OE1	2.45	0.49
4:CE:38:VAL:HG23	4:CE:66:ALA:HB1	1.94	0.49
6:CG:30:MET:O	6:CG:31:VAL:CB	2.60	0.49
6:CG:88:VAL:HG22	6:CG:89:GLU:N	2.25	0.49
6:CG:94:ARG:C	6:CG:96:ASN:N	2.65	0.49
8:CI:6:TYR:CE2	8:CI:17:ARG:HA	2.41	0.49
9:CJ:7:ARG:HD3	9:CJ:102:LEU:HD23	1.93	0.49
10:CK:27:ASN:O	10:CK:28:ASN:HB2	2.12	0.49
12:CM:5:GLY:O	12:CM:6:ILE:HG13	2.12	0.49
12:CM:112:ARG:O	55:CA:1228:C:H5''	2.12	0.49
14:CO:16:ARG:HB2	14:CO:23:SER:CB	2.36	0.49
55:CA:90:C:O2'	55:CA:91:U:C6	2.64	0.49

*Continued on next page...*

*Continued from previous page...*

Atom-1	Atom-2	Interatomic distance (Å)	Clash overlap (Å)
55:CA:132:C:O2'	55:CA:133:U:O5'	2.30	0.49
55:CA:484:G:H4'	55:CA:485:U:H5'	1.94	0.49
55:CA:1400:C:C5	22:CV:34:G:N7	2.80	0.49
24:DA:295:G:N3	24:DA:295:G:H2'	2.27	0.49
24:DA:324:A:H2'	24:DA:325:G:C8	2.48	0.49
24:DA:468:G:H5''	28:DE:55:SER:CB	2.42	0.49
24:DA:1342:A:C4	24:DA:1345:C:N4	2.80	0.49
24:DA:1885:A:C6	24:DA:1886:U:C2	3.00	0.49
24:DA:2572:A:C8	27:DD:149:ASN:ND2	2.74	0.49
24:DA:2607:G:H2'	24:DA:2608:G:O4'	2.11	0.49
24:DA:2900:A:C6	24:DA:2901:C:C4	2.99	0.49
56:DB:11:C:C5	56:DB:12:C:H5	2.27	0.49
26:DC:94:LEU:HD13	26:DC:100:ARG:HD3	1.92	0.49
27:DD:28:GLU:HA	27:DD:185:ASN:O	2.11	0.49
35:DL:40:SER:O	35:DL:41:ARG:O	2.30	0.49
41:DR:37:GLU:HB2	41:DR:53:PHE:CG	2.47	0.49
42:DS:96:ILE:HG12	42:DS:96:ILE:O	2.11	0.49
44:DU:9:GLU:OE1	44:DU:23:LYS:HA	2.12	0.49
47:DX:4:CYS:HA	47:DX:32:LEU:HD11	1.94	0.49
47:DX:69:GLU:O	47:DX:71:ARG:N	2.45	0.49
1:AB:143:LEU:HD23	1:AB:143:LEU:H	1.77	0.49
2:AC:130:ARG:O	2:AC:133:MET:HB2	2.12	0.49
4:AE:76:ASN:HD22	4:AE:81:GLN:CG	2.26	0.49
8:AI:11:ARG:HA	8:AI:105:ARG:NH1	2.27	0.49
8:AI:21:LYS:HG2	8:AI:22:PRO:HD2	1.94	0.49
9:AJ:56:HIS:O	9:AJ:57:VAL:HG12	2.12	0.49
10:AK:115:ILE:HG22	10:AK:115:ILE:O	2.10	0.49
16:AQ:32:ILE:HG22	16:AQ:33:TYR:CG	2.47	0.49
16:AQ:41:THR:HG23	21:AA:237:G:OP1	2.12	0.49
21:AA:14:U:C6	21:AA:16:A:OP2	2.65	0.49
21:AA:754:C:HO2'	21:AA:755:G:P	2.34	0.49
21:AA:926:G:C6	21:AA:1505:G:O6	2.64	0.49
21:AA:1054:C:C4	22:AX:34:G:C1'	2.95	0.49
21:AA:1074:G:C6	21:AA:1102:A:N6	2.81	0.49
21:AA:1338:G:C2	21:AA:1339:A:C5	3.00	0.49
24:BA:298:G:H8	24:BA:298:G:O5'	1.96	0.49
24:BA:319:G:C4	24:BA:333:G:N2	2.80	0.49
24:BA:329:G:O4'	24:BA:477:A:H1'	2.12	0.49
24:BA:733:G:C8	24:BA:761:A:N6	2.80	0.49
24:BA:747:U:N3	24:BA:2613:U:C4	2.80	0.49
24:BA:825:A:C6	24:BA:833:A:N1	2.80	0.49

*Continued on next page...*

*Continued from previous page...*

Atom-1	Atom-2	Interatomic distance (Å)	Clash overlap (Å)
24:BA:1287:A:OP2	37:BN:103:ARG:CG	2.59	0.49
24:BA:1322:A:C5	24:BA:1323:C:C5	3.00	0.49
24:BA:1403:A:C5	24:BA:1404:C:C5	3.00	0.49
24:BA:2093:G:C6	24:BA:2225:A:N7	2.80	0.49
24:BA:2135:A:O2'	24:BA:2136:G:O4'	2.27	0.49
24:BA:2612:C:H2'	24:BA:2612:C:O2	2.11	0.49
24:BA:2674:G:H2'	24:BA:2675:A:H8	1.77	0.49
25:BB:15:A:H1'	25:BB:109:A:C8	2.47	0.49
29:BF:27:VAL:O	29:BF:27:VAL:HG13	2.11	0.49
31:BH:32:PRO:HB3	47:BX:38:TRP:CB	2.38	0.49
33:BJ:18:VAL:HG22	33:BJ:140:LEU:HD12	1.95	0.49
34:BK:105:ARG:NE	34:BK:106:GLU:OE2	2.45	0.49
41:BR:54:VAL:HG22	41:BR:54:VAL:O	2.11	0.49
45:BV:10:LYS:HD3	45:BV:10:LYS:N	2.21	0.49
47:BX:51:SER:O	47:BX:54:GLY:N	2.45	0.49
1:CB:74:ALA:O	1:CB:206:ILE:HD11	2.11	0.49
2:CC:39:ARG:HG3	2:CC:54:ILE:HD13	1.94	0.49
2:CC:122:GLN:HB2	2:CC:127:VAL:CG2	2.42	0.49
2:CC:134:LYS:HD3	2:CC:135:ARG:N	2.27	0.49
3:CD:33:ILE:O	3:CD:35:GLN:HG2	2.12	0.49
9:CJ:101:SER:O	9:CJ:102:LEU:HB2	2.12	0.49
11:CL:80:LEU:HB3	11:CL:97:VAL:CG2	2.42	0.49
11:CL:81:ILE:HD11	11:CL:94:TYR:HB2	1.93	0.49
15:CP:66:THR:HG22	15:CP:67:ILE:H	1.74	0.49
55:CA:193:C:H2'	55:CA:194:C:C5	2.47	0.49
55:CA:469:C:H2'	55:CA:470:C:O4'	2.12	0.49
55:CA:1102:A:C4	55:CA:1103:C:C5	3.00	0.49
55:CA:1213:A:N7	55:CA:1215:G:C5	2.80	0.49
55:CA:1256:A:C2	55:CA:1278:G:C4	3.00	0.49
55:CA:1413:A:C6	55:CA:1414:U:C4	3.00	0.49
24:DA:860:U:O2'	24:DA:861:A:C5'	2.60	0.49
24:DA:1819:A:H5''	26:DC:159:THR:HG21	1.94	0.49
24:DA:2184:A:C2	24:DA:2185:U:C2	3.00	0.49
24:DA:2648:G:H2'	24:DA:2649:C:O4'	2.12	0.49
24:DA:2848:G:N3	24:DA:2849:U:H5	2.10	0.49
26:DC:79:ARG:HG3	26:DC:92:LEU:HB2	1.93	0.49
26:DC:231:HIS:O	26:DC:232:GLY:C	2.50	0.49
27:DD:88:GLU:O	27:DD:89:GLU:HG3	2.12	0.49
27:DD:208:LYS:O	27:DD:209:ALA:HB2	2.10	0.49
28:DE:46:GLN:HB3	28:DE:86:ALA:CB	2.39	0.49
28:DE:55:SER:OG	28:DE:56:GLY:N	2.45	0.49

*Continued on next page...*

*Continued from previous page...*

Atom-1	Atom-2	Interatomic distance (Å)	Clash overlap (Å)
29:DF:59:ILE:HD13	29:DF:137:PHE:HZ	1.77	0.49
31:DH:96:THR:HA	31:DH:113:SER:OG	2.12	0.49
33:DJ:44:TYR:O	33:DJ:45:THR:CB	2.60	0.49
33:DJ:73:VAL:HG23	33:DJ:74:TYR:N	2.27	0.49
33:DJ:92:MET:HE2	33:DJ:95:ARG:HD2	1.94	0.49
36:DM:49:ALA:O	36:DM:120:ALA:HB1	2.12	0.49
45:DV:69:GLU:C	45:DV:70:ILE:HD13	2.32	0.49
51:D1:51:ALA:O	51:D1:52:LYS:CB	2.60	0.49
1:AB:51:GLU:HG2	1:AB:197:PHE:CE1	2.47	0.49
1:AB:163:ILE:HG23	1:AB:164:ASP:N	2.22	0.49
3:AD:197:HIS:O	3:AD:201:GLU:HB2	2.13	0.49
4:AE:83:PRO:HB3	4:AE:97:PRO:CD	2.38	0.49
4:AE:130:THR:O	4:AE:131:ASN:C	2.50	0.49
13:AN:84:ARG:HA	13:AN:87:ALA:HB3	1.94	0.49
19:AT:59:ARG:NH2	21:AA:178:C:OP2	2.35	0.49
21:AA:111:G:O6	21:AA:330:C:N4	2.45	0.49
21:AA:577:G:C4'	21:AA:816:A:H2'	2.42	0.49
21:AA:677:U:H2'	21:AA:678:U:C6	2.47	0.49
21:AA:778:G:H2'	21:AA:779:C:H6	1.76	0.49
21:AA:828:U:C5	21:AA:829:G:C8	2.99	0.49
21:AA:872:A:C8	21:AA:874:G:C8	3.00	0.49
21:AA:985:C:H2'	21:AA:986:U:C6	2.47	0.49
21:AA:1053:G:HO2'	21:AA:1054:C:P	2.34	0.49
24:BA:1067:A:H3'	24:BA:1068:G:C8	2.47	0.49
24:BA:2036:C:O2'	24:BA:2037:A:H5'	2.12	0.49
24:BA:2512:C:H2'	24:BA:2513:A:O4'	2.11	0.49
24:BA:2557:G:O2'	24:BA:2558:C:H5'	2.13	0.49
25:BB:38:C:O2'	25:BB:39:A:H5'	2.12	0.49
36:BM:13:HIS:O	36:BM:14:LYS:CB	2.53	0.49
37:BN:32:GLU:CB	37:BN:115:LEU:HD12	2.42	0.49
39:BP:51:ASN:O	39:BP:52:ARG:HD3	2.12	0.49
43:BT:11:LEU:HG	43:BT:46:ALA:HB1	1.93	0.49
53:B3:44:ARG:N	53:B3:45:PRO:HD2	2.27	0.49
54:B4:9:LYS:HB3	54:B4:14:CYS:HB2	1.94	0.49
1:CB:67:LEU:HA	1:CB:89:PHE:O	2.12	0.49
1:CB:133:ALA:HA	1:CB:137:THR:CG2	2.42	0.49
1:CB:212:TYR:HA	1:CB:215:ALA:CB	2.43	0.49
2:CC:63:ILE:HG12	2:CC:65:VAL:CG2	2.42	0.49
3:CD:170:LEU:HB3	3:CD:182:LYS:H	1.76	0.49
4:CE:51:LYS:HE3	55:CA:1081:A:N7	2.27	0.49
5:CF:39:LEU:HD12	5:CF:40:GLU:N	2.28	0.49

*Continued on next page...*

*Continued from previous page...*

Atom-1	Atom-2	Interatomic distance (Å)	Clash overlap (Å)
7:CH:33:VAL:HG22	7:CH:58:LEU:HD11	1.95	0.49
9:CJ:5:ARG:HH22	9:CJ:7:ARG:HH22	1.59	0.49
10:CK:126:ARG:NH2	55:CA:796:C:O2'	2.45	0.49
55:CA:423:G:H2'	55:CA:423:G:N3	2.28	0.49
55:CA:427:U:C4	55:CA:428:G:C6	3.00	0.49
55:CA:767:A:C6	55:CA:768:A:C5	3.00	0.49
55:CA:770:C:O2'	55:CA:771:G:H5'	2.12	0.49
55:CA:849:G:N2	55:CA:850:U:H1'	2.27	0.49
55:CA:936:C:H2'	55:CA:937:A:H8	1.77	0.49
55:CA:966:G:N2	55:CA:967:C:C2	2.81	0.49
55:CA:1241:G:O2'	55:CA:1242:G:C8	2.41	0.49
55:CA:1452:C:H4'	55:CA:1453:G:C5'	2.43	0.49
24:DA:6:A:H2'	24:DA:7:G:C8	2.44	0.49
24:DA:41:C:H2'	24:DA:42:A:H8	1.75	0.49
24:DA:751:A:H5'	42:DS:90:LYS:HA	1.93	0.49
24:DA:856:G:O4'	46:DW:23:LYS:HB3	2.11	0.49
24:DA:910:A:C2	36:DM:13:HIS:CE1	2.99	0.49
24:DA:1223:G:H21	24:DA:1225:G:H3'	1.76	0.49
24:DA:1782:U:HO2'	24:DA:1783:A:C5'	2.25	0.49
24:DA:2230:G:H1'	47:DX:31:ASN:HB3	1.95	0.49
24:DA:2427:C:H5''	24:DA:2429:G:H5'	1.94	0.49
24:DA:2455:G:N1	24:DA:2498:C:N4	2.60	0.49
24:DA:2492:U:H2'	24:DA:2493:U:C6	2.46	0.49
24:DA:2516:A:C4	24:DA:2569:G:N2	2.80	0.49
24:DA:2722:G:H2'	24:DA:2723:C:C6	2.47	0.49
24:DA:2745:C:C4	24:DA:2746:U:O4	2.66	0.49
56:DB:52:A:N6	38:DO:33:ARG:HB2	2.27	0.49
29:DF:102:LEU:HB3	29:DF:103:ILE:HD12	1.94	0.49
30:DG:148:ARG:HB2	30:DG:152:ARG:HH21	1.77	0.49
35:DL:95:LEU:HB3	35:DL:100:ILE:HG23	1.93	0.49
38:DO:39:VAL:HB	38:DO:49:VAL:H	1.77	0.49
38:DO:98:GLN:HB3	38:DO:100:HIS:HB3	1.95	0.49
41:DR:66:HIS:CD2	41:DR:94:THR:HG22	2.47	0.49
44:DU:22:GLY:HA3	44:DU:36:GLU:HB3	1.94	0.49
45:DV:29:ILE:HD13	45:DV:31:TYR:CD2	2.45	0.49
45:DV:30:ILE:HD12	45:DV:38:LEU:HD23	1.94	0.49
49:DZ:51:SER:HA	49:DZ:54:VAL:CG2	2.43	0.49
1:AB:50:ASN:OD1	1:AB:51:GLU:N	2.45	0.49
1:AB:124:THR:O	1:AB:125:PHE:HB3	2.12	0.49
3:AD:115:GLN:CD	3:AD:119:HIS:HE1	2.15	0.49
4:AE:19:ARG:HD2	4:AE:30:PHE:CB	2.42	0.49

*Continued on next page...*

*Continued from previous page...*

Atom-1	Atom-2	Interatomic distance (Å)	Clash overlap (Å)
8:AI:3:ASN:CG	8:AI:4:GLN:N	2.65	0.49
10:AK:62:ALA:CB	10:AK:91:GLY:HA3	2.43	0.49
14:AO:44:GLU:HG3	14:AO:45:HIS:ND1	2.26	0.49
16:AQ:12:VAL:CG1	16:AQ:13:SER:N	2.70	0.49
21:AA:57:G:C6	21:AA:58:C:N3	2.80	0.49
21:AA:191:G:C6	21:AA:192:A:C5	3.01	0.49
21:AA:418:C:N4	59:AA:1716:HOH:O	2.45	0.49
21:AA:497:G:N2	21:AA:498:A:C6	2.81	0.49
21:AA:652:U:O4	21:AA:752:G:H2'	2.11	0.49
21:AA:803:G:C6	21:AA:804:U:C4	3.01	0.49
21:AA:853:C:O2'	21:AA:854:U:H5'	2.12	0.49
21:AA:1094:G:O2'	21:AA:1095:U:OP2	2.26	0.49
21:AA:1103:C:C2'	21:AA:1104:G:O5'	2.61	0.49
21:AA:1223:C:H5''	21:AA:1224:U:H5''	1.94	0.49
21:AA:1364:U:H2'	21:AA:1364:U:O2	2.12	0.49
24:BA:270:A:C2	24:BA:370:G:C6	3.01	0.49
24:BA:396:G:H1'	47:BX:28:PHE:HB3	1.93	0.49
24:BA:455:C:N3	24:BA:472:A:H2'	2.27	0.49
24:BA:1079:C:C2	24:BA:1080:A:C8	3.00	0.49
24:BA:1083:U:C6	24:BA:1085:A:OP2	2.65	0.49
24:BA:1132:U:H3'	24:BA:1133:A:H5''	1.94	0.49
24:BA:1273:U:HO2'	24:BA:1274:A:P	2.35	0.49
24:BA:1429:G:O4'	24:BA:1568:G:H1'	2.13	0.49
24:BA:1561:C:H2'	24:BA:1562:U:H6	1.77	0.49
24:BA:1669:A:N3	24:BA:1669:A:C2'	2.74	0.49
24:BA:2468:A:O2'	24:BA:2469:A:OP2	2.28	0.49
24:BA:2540:C:H2'	24:BA:2541:A:H5'	1.93	0.49
27:BD:189:VAL:C	27:BD:191:GLY:H	2.16	0.49
30:BG:37:ASN:HB3	30:BG:40:VAL:HG13	1.95	0.49
31:BH:95:GLY:C	31:BH:97:ARG:H	2.15	0.49
33:BJ:70:THR:HG22	33:BJ:90:GLU:CD	2.33	0.49
33:BJ:95:ARG:O	33:BJ:95:ARG:HG3	2.11	0.49
37:BN:103:ARG:HB2	37:BN:110:MET:HE2	1.93	0.49
45:BV:80:HIS:CD2	45:BV:83:LYS:CB	2.95	0.49
46:BW:22:VAL:O	46:BW:23:LYS:O	2.30	0.49
47:BX:40:GLU:O	47:BX:43:LYS:HD2	2.12	0.49
54:B4:30:GLU:HB3	54:B4:33:HIS:ND1	2.28	0.49
3:CD:11:SER:HA	3:CD:18:LEU:HG	1.94	0.49
6:CG:94:ARG:O	6:CG:98:LEU:HB2	2.12	0.49
10:CK:125:LYS:O	10:CK:126:ARG:O	2.30	0.49
15:CP:68:SER:HB3	15:CP:71:VAL:CG1	2.42	0.49

*Continued on next page...*

*Continued from previous page...*

Atom-1	Atom-2	Interatomic distance (Å)	Clash overlap (Å)
17:CR:32:ILE:CA	17:CR:39:VAL:HG23	2.42	0.49
55:CA:41:G:C2	55:CA:402:G:C2	3.01	0.49
55:CA:96:U:O2'	55:CA:97:G:H5'	2.12	0.49
55:CA:239:U:O5'	55:CA:240:G:OP2	2.31	0.49
55:CA:265:G:H2'	55:CA:266:G:H5'	1.94	0.49
55:CA:369:G:OP2	55:CA:388:G:N1	2.45	0.49
55:CA:1004:A:H2'	55:CA:1005:A:O4'	2.11	0.49
55:CA:1095:U:H5'	55:CA:1109:C:O2	2.12	0.49
55:CA:1322:C:H2'	55:CA:1322:C:O2	2.11	0.49
24:DA:197:A:C8	24:DA:2430:A:C5	3.00	0.49
24:DA:251:A:HO2'	24:DA:252:G:P	2.35	0.49
24:DA:309:A:H1'	24:DA:329:G:C4	2.47	0.49
24:DA:319:G:C6	24:DA:333:G:C6	3.00	0.49
24:DA:354:A:H2'	24:DA:355:U:O4'	2.13	0.49
24:DA:581:C:C2	24:DA:582:A:C8	3.00	0.49
24:DA:725:G:N1	24:DA:726:G:N2	2.61	0.49
24:DA:851:C:H4'	49:DZ:46:MET:HA	1.94	0.49
24:DA:1019:U:O2'	24:DA:1021:A:C2	2.59	0.49
24:DA:1264:A:N7	24:DA:1265:A:C5	2.81	0.49
24:DA:1329:U:O2'	24:DA:1330:C:OP1	2.29	0.49
24:DA:1331:G:HO2'	24:DA:1332:G:C5'	2.25	0.49
24:DA:1399:C:O2'	24:DA:1400:U:C5'	2.56	0.49
24:DA:1416:G:C6	24:DA:1417:C:N4	2.81	0.49
24:DA:2443:C:O2'	24:DA:2444:G:H5'	2.12	0.49
24:DA:2893:A:H4'	24:DA:2894:G:O5'	2.11	0.49
56:DB:39:A:H2'	56:DB:40:U:C6	2.47	0.49
26:DC:174:ARG:HA	26:DC:180:MET:HG2	1.93	0.49
27:DD:148:GLN:HG2	27:DD:149:ASN:H	1.77	0.49
29:DF:136:ILE:HD13	29:DF:145:VAL:CG1	2.39	0.49
29:DF:147:ARG:HD3	29:DF:149:ARG:HH22	1.76	0.49
30:DG:112:VAL:CG1	30:DG:114:HIS:HB3	2.42	0.49
31:DH:49:ALA:O	31:DH:53:GLU:HB2	2.12	0.49
32:DI:109:ALA:HB1	32:DI:125:THR:HG22	1.93	0.49
35:DL:88:GLY:O	35:DL:89:VAL:HG12	2.11	0.49
36:DM:103:TYR:O	36:DM:104:GLU:HG3	2.13	0.49
37:DN:5:LYS:O	59:DN:202:HOH:O	2.20	0.49
37:DN:83:LEU:O	37:DN:87:PHE:HB2	2.13	0.49
42:DS:6:LYS:HZ1	42:DS:104:THR:HG23	1.76	0.49
42:DS:66:ILE:HD13	42:DS:66:ILE:N	2.26	0.49
46:DW:77:LYS:O	46:DW:78:PHE:HB2	2.11	0.49
48:DY:18:LEU:HD13	48:DY:22:LEU:HD13	1.95	0.49

*Continued on next page...*

*Continued from previous page...*

Atom-1	Atom-2	Interatomic distance (Å)	Clash overlap (Å)
1:AB:48:MET:C	1:AB:50:ASN:H	2.14	0.49
3:AD:33:ILE:O	3:AD:34:GLU:HB3	2.13	0.49
4:AE:120:HIS:O	4:AE:121:ASN:CB	2.60	0.49
12:AM:40:GLU:HG3	12:AM:41:ASP:H	1.78	0.49
12:AM:109:LYS:HZ3	21:AA:1227:A:H5'	1.77	0.49
14:AO:22:GLY:HA3	21:AA:750:C:O2	2.12	0.49
21:AA:81:A:O2'	21:AA:89:U:O2	2.31	0.49
21:AA:134:G:H2'	21:AA:135:C:C6	2.47	0.49
21:AA:243:A:H4'	21:AA:244:U:H5'	1.94	0.49
21:AA:266:G:H1'	21:AA:268:U:H5	1.76	0.49
21:AA:294:U:H2'	21:AA:295:C:H6	1.77	0.49
21:AA:451:A:N6	21:AA:481:G:O4'	2.46	0.49
21:AA:508:U:O2'	21:AA:509:A:C8	2.66	0.49
21:AA:575:G:N1	21:AA:821:G:C8	2.80	0.49
21:AA:898:G:N2	21:AA:900:A:H3'	2.28	0.49
21:AA:1033:G:H2'	21:AA:1033:G:N3	2.27	0.49
21:AA:1099:G:N3	21:AA:1099:G:H2'	2.28	0.49
21:AA:1261:A:H2'	21:AA:1262:C:O4'	2.13	0.49
24:BA:580:U:O3'	40:BQ:30:VAL:HG13	2.13	0.49
24:BA:696:G:C4	24:BA:697:G:C8	2.99	0.49
24:BA:919:U:C2	24:BA:920:A:N7	2.80	0.49
24:BA:971:G:C2'	24:BA:972:A:H5'	2.42	0.49
24:BA:1239:G:H5''	59:BA:3711:HOH:O	2.12	0.49
24:BA:1255:U:C5	28:BE:67:ARG:O	2.66	0.49
24:BA:1371:G:O2'	24:BA:1372:U:H5'	2.12	0.49
24:BA:1392:A:C6	24:BA:1393:A:N6	2.81	0.49
24:BA:1522:A:O2'	24:BA:1523:U:P	2.70	0.49
24:BA:1805:A:C4	24:BA:1806:C:C5	3.01	0.49
24:BA:2287:A:O2'	24:BA:2288:A:H3'	2.13	0.49
24:BA:2312:U:C2'	24:BA:2313:C:H5'	2.41	0.49
24:BA:2578:G:N2	24:BA:2579:C:C2	2.81	0.49
24:BA:2603:G:O2'	24:BA:2604:U:H5'	2.12	0.49
24:BA:2636:C:O2'	27:BD:45:TYR:CZ	2.65	0.49
24:BA:2712:C:O2'	24:BA:2713:U:H5'	2.12	0.49
25:BB:24:G:H1'	25:BB:27:C:N4	2.28	0.49
25:BB:42:C:O2'	25:BB:43:C:C5'	2.61	0.49
26:BC:151:GLY:C	26:BC:152:GLN:HG3	2.32	0.49
28:BE:134:LEU:CD2	28:BE:161:ALA:HB2	2.43	0.49
34:BK:2:ILE:HG23	34:BK:6:THR:HG21	1.94	0.49
35:BL:77:ILE:HD11	35:BL:108:ALA:HB1	1.93	0.49
36:BM:34:LYS:HD3	36:BM:99:GLY:HA2	1.94	0.49

*Continued on next page...*



*Continued from previous page...*

Atom-1	Atom-2	Interatomic distance (Å)	Clash overlap (Å)
39:BP:13:LYS:HG3	39:BP:76:HIS:ND1	2.28	0.49
42:BS:19:LEU:O	50:B0:21:LEU:HD12	2.13	0.49
46:BW:41:GLY:O	46:BW:42:THR:C	2.51	0.49
51:B1:24:LYS:HE3	51:B1:26:LYS:HA	1.93	0.49
2:CC:2:GLN:OE1	55:CA:1193:G:O6	2.30	0.49
4:CE:151:MET:O	4:CE:155:LYS:HG3	2.12	0.49
6:CG:2:ARG:HA	55:CA:1380:U:H5	1.77	0.49
8:CI:54:VAL:HG23	8:CI:59:LYS:NZ	2.27	0.49
11:CL:54:VAL:O	11:CL:61:GLU:HA	2.12	0.49
18:CS:35:ARG:NH1	18:CS:76:THR:HG22	2.28	0.49
18:CS:43:MET:H	18:CS:43:MET:HE3	1.76	0.49
55:CA:51:A:C4'	55:CA:52:C:OP2	2.59	0.49
55:CA:117:G:O2'	55:CA:118:U:H5'	2.13	0.49
55:CA:765:G:O6	55:CA:811:C:H5	1.95	0.49
55:CA:765:G:C6	55:CA:812:G:C5	3.00	0.49
55:CA:1217:C:H2'	55:CA:1218:C:H6	1.77	0.49
55:CA:1393:U:O4'	55:CA:1502:A:H5''	2.12	0.49
55:CA:1498:U:H6	55:CA:1498:U:OP2	1.95	0.49
22:CV:35:A:C2	22:CV:36:A:C8	3.00	0.49
24:DA:136:G:H8	24:DA:136:G:O5'	1.96	0.49
24:DA:182:A:H2'	24:DA:183:C:H6	1.77	0.49
24:DA:204:A:C8	24:DA:206:U:C4	3.00	0.49
24:DA:249:C:P	24:DA:2394:C:HO2'	2.35	0.49
24:DA:590:A:OP1	28:DE:90:GLN:NE2	2.43	0.49
24:DA:671:C:C5	35:DL:33:ARG:NH2	2.80	0.49
24:DA:1087:G:H2'	24:DA:1089:A:C8	2.48	0.49
24:DA:1299:G:O6	24:DA:1639:C:H5''	2.12	0.49
24:DA:1982:U:H6	24:DA:1982:U:C5'	2.25	0.49
24:DA:2015:A:C4	50:D0:2:VAL:HG11	2.48	0.49
24:DA:2200:C:OP1	47:DX:35:HIS:HA	2.12	0.49
24:DA:2263:C:H4'	24:DA:2329:U:H4'	1.95	0.49
24:DA:2436:G:C2	24:DA:2437:G:C8	3.01	0.49
24:DA:2445:G:O2'	24:DA:2446:G:H5'	2.13	0.49
24:DA:2630:G:O2'	24:DA:2631:G:O5'	2.30	0.49
29:DF:49:LEU:HD22	29:DF:49:LEU:N	2.24	0.49
30:DG:85:LYS:HD3	30:DG:164:ALA:HB3	1.94	0.49
32:DI:52:LEU:O	32:DI:54:ILE:HD12	2.12	0.49
33:DJ:45:THR:O	33:DJ:45:THR:HG23	2.12	0.49
35:DL:48:ARG:HG3	35:DL:48:ARG:NH1	2.27	0.49
37:DN:5:LYS:O	37:DN:6:SER:HB2	2.13	0.49
37:DN:100:CYS:O	50:D0:41:HIS:HD2	1.95	0.49

*Continued on next page...*

*Continued from previous page...*

Atom-1	Atom-2	Interatomic distance (Å)	Clash overlap (Å)
38:DO:26:LEU:HD23	38:DO:92:PHE:HE1	1.76	0.49
38:DO:111:ARG:HA	38:DO:115:LEU:O	2.13	0.49
40:DQ:87:VAL:HG12	40:DQ:88:GLU:H	1.77	0.49
43:DT:7:LEU:O	43:DT:7:LEU:HD23	2.12	0.49
2:AC:133:MET:O	2:AC:136:ALA:HB3	2.12	0.49
4:AE:33:THR:HB	4:AE:49:TYR:CE1	2.46	0.49
7:AH:31:LEU:O	7:AH:35:ILE:HG13	2.13	0.49
15:AP:41:PRO:C	15:AP:42:ILE:HD13	2.33	0.49
20:AU:36:PHE:HD1	20:AU:39:LYS:CB	2.25	0.49
21:AA:428:G:N3	21:AA:430:A:N6	2.60	0.49
21:AA:734:G:C6	21:AA:735:C:N4	2.81	0.49
24:BA:189:G:H2'	24:BA:205:G:N2	2.28	0.49
24:BA:494:G:O2'	24:BA:495:G:H5'	2.12	0.49
24:BA:704:G:C2'	24:BA:726:G:N2	2.75	0.49
24:BA:858:G:C2	24:BA:2268:A:H2'	2.46	0.49
24:BA:1083:U:C5	24:BA:1085:A:OP2	2.65	0.49
24:BA:1326:U:H2'	24:BA:1327:A:H8	1.77	0.49
24:BA:2056:G:H5'	24:BA:2056:G:C8	2.47	0.49
24:BA:2199:A:C5'	24:BA:2200:C:H5	2.25	0.49
27:BD:101:PHE:N	27:BD:101:PHE:CD1	2.81	0.49
28:BE:48:THR:O	28:BE:50:ALA:N	2.46	0.49
28:BE:119:ILE:O	28:BE:187:VAL:O	2.30	0.49
34:BK:77:ILE:HG13	39:BP:71:ARG:HG3	1.94	0.49
36:BM:46:ILE:HG13	36:BM:47:GLU:N	2.26	0.49
38:BO:3:LYS:HG3	38:BO:4:LYS:N	2.28	0.49
40:BQ:85:ALA:HA	40:BQ:115:ALA:CB	2.43	0.49
41:BR:39:LEU:O	41:BR:40:MET:HB2	2.13	0.49
41:BR:64:VAL:O	41:BR:65:ALA:HB3	2.13	0.49
45:BV:40:ILE:CG2	45:BV:41:GLU:N	2.76	0.49
50:B0:53:VAL:O	50:B0:54:ILE:O	2.30	0.49
1:CB:9:LEU:O	1:CB:10:LYS:HB2	2.11	0.49
2:CC:120:THR:HG23	2:CC:187:GLU:O	2.12	0.49
5:CF:5:GLU:O	5:CF:90:MET:HG2	2.11	0.49
6:CG:4:ARG:HG3	6:CG:6:ILE:HG22	1.92	0.49
8:CI:69:GLY:O	55:CA:1250:A:H4'	2.11	0.49
9:CJ:37:ARG:HB3	9:CJ:75:ASP:HB3	1.94	0.49
9:CJ:52:LEU:HB2	13:CN:80:ARG:CD	2.42	0.49
11:CL:65:TYR:HD1	11:CL:66:ILE:H	1.59	0.49
12:CM:1:ALA:N	12:CM:2:ARG:HH11	2.10	0.49
16:CQ:77:VAL:HG12	16:CQ:78:VAL:H	1.77	0.49
20:CU:31:VAL:O	20:CU:33:ARG:N	2.43	0.49

*Continued on next page...*

*Continued from previous page...*

Atom-1	Atom-2	Interatomic distance (Å)	Clash overlap (Å)
55:CA:1114:C:H2'	55:CA:1115:U:H6	1.78	0.49
55:CA:1219:A:H2'	55:CA:1220:G:H8	1.76	0.49
55:CA:1408:A:N1	55:CA:1494:G:C6	2.80	0.49
22:CV:30:G:O2'	22:CV:31:A:H5'	2.13	0.49
24:DA:35:G:O2'	24:DA:36:G:O5'	2.30	0.49
24:DA:241:A:O2'	24:DA:242:G:O5'	2.26	0.49
24:DA:464:U:H2'	24:DA:465:G:C8	2.48	0.49
24:DA:784:G:C6	26:DC:227:VAL:HG21	2.48	0.49
24:DA:1071:G:O6	24:DA:1091:G:N7	2.45	0.49
24:DA:1264:A:C6	24:DA:1265:A:N6	2.80	0.49
24:DA:1338:G:N3	24:DA:1393:A:H2	2.10	0.49
24:DA:1521:G:C6	24:DA:1522:A:C6	3.01	0.49
24:DA:1840:G:H2'	24:DA:1841:U:C6	2.48	0.49
24:DA:2373:G:C6	24:DA:2374:C:C4	3.01	0.49
24:DA:2378:A:H2'	38:DO:21:LEU:HD13	1.95	0.49
56:DB:75:G:H1	56:DB:102:G:H22	1.55	0.49
29:DF:46:LYS:HD3	29:DF:50:ASP:HB2	1.95	0.49
29:DF:74:ALA:HB1	29:DF:76:PHE:HD2	1.74	0.49
36:DM:68:PHE:CG	36:DM:69:PRO:HD2	2.47	0.49
39:DP:22:GLY:H	39:DP:46:VAL:HB	1.78	0.49
44:DU:39:ASN:HD21	44:DU:64:ILE:HG22	1.77	0.49
47:DX:26:ARG:HG3	47:DX:27:ARG:N	2.27	0.49
1:AB:40:ILE:HG21	1:AB:201:GLY:N	2.27	0.49
1:AB:132:GLU:O	1:AB:132:GLU:HG3	2.13	0.49
2:AC:49:ALA:HB1	2:AC:75:VAL:HG22	1.94	0.49
8:AI:128:LYS:CD	8:AI:129:ARG:N	2.74	0.49
8:AI:128:LYS:HD2	8:AI:129:ARG:N	2.28	0.49
11:AL:115:LYS:O	11:AL:116:TYR:HB2	2.13	0.49
13:AN:16:ALA:HB2	13:AN:55:SER:H	1.78	0.49
15:AP:21:VAL:O	15:AP:33:ILE:N	2.45	0.49
21:AA:31:G:N2	21:AA:47:C:H5''	2.27	0.49
21:AA:662:U:H2'	21:AA:663:A:C8	2.47	0.49
21:AA:792:A:N3	21:AA:794:A:C6	2.79	0.49
21:AA:794:A:H2'	21:AA:795:C:C5	2.47	0.49
21:AA:1185:G:C6	21:AA:1186:G:N7	2.80	0.49
21:AA:1358:U:H2'	21:AA:1359:C:O4'	2.11	0.49
21:AA:1409:C:H5'	24:BA:1916:A:N1	2.27	0.49
24:BA:455:C:C4	24:BA:472:A:H2'	2.48	0.49
24:BA:555:G:O2'	24:BA:556:A:OP2	2.28	0.49
24:BA:562:U:C4	24:BA:2036:C:O4'	2.66	0.49
24:BA:1071:G:C5	24:BA:1089:A:C6	3.00	0.49

*Continued on next page...*

*Continued from previous page...*

Atom-1	Atom-2	Interatomic distance (Å)	Clash overlap (Å)
24:BA:1105:U:H2'	24:BA:1106:G:C8	2.46	0.49
24:BA:1435:G:C2	24:BA:1558:C:N4	2.81	0.49
24:BA:1456:G:O2'	24:BA:1457:U:H5'	2.13	0.49
24:BA:1568:G:H4'	26:BC:58:LYS:HB3	1.94	0.49
24:BA:2339:C:H2'	24:BA:2340:A:C8	2.47	0.49
24:BA:2571:U:C4	24:BA:2574:G:C8	3.01	0.49
24:BA:2606:C:H2'	24:BA:2606:C:O2	2.13	0.49
24:BA:2868:A:C2	24:BA:2869:G:C4	3.01	0.49
25:BB:57:A:O2'	25:BB:58:A:H5'	2.12	0.49
26:BC:165:ALA:O	26:BC:172:THR:HG23	2.13	0.49
30:BG:10:VAL:O	30:BG:10:VAL:CG2	2.58	0.49
33:BJ:88:THR:HG21	33:BJ:90:GLU:HG3	1.94	0.49
37:BN:18:GLN:HE21	37:BN:22:ARG:NH1	2.10	0.49
49:BZ:40:THR:HG23	49:BZ:43:ILE:H	1.78	0.49
51:B1:3:GLY:O	51:B1:5:ARG:N	2.46	0.49
6:CG:31:VAL:HG22	6:CG:32:ASP:OD1	2.12	0.49
6:CG:148:LYS:HB2	6:CG:148:LYS:HZ3	1.73	0.49
8:CI:44:ARG:CA	8:CI:46:VAL:HG22	2.42	0.49
8:CI:127:SER:HG	55:CA:1232:U:P	2.35	0.49
19:CT:70:LYS:HA	19:CT:73:ARG:NE	2.28	0.49
55:CA:582:C:H2'	55:CA:583:A:O4'	2.13	0.49
55:CA:849:G:N1	55:CA:850:U:C2	2.81	0.49
55:CA:887:G:H2'	55:CA:888:G:H5'	1.95	0.49
55:CA:1453:G:H2'	55:CA:1454:G:O4'	2.13	0.49
24:DA:83:A:P	44:DU:91:LYS:HZ2	2.36	0.49
24:DA:233:A:C2'	24:DA:234:U:C6	2.96	0.49
24:DA:449:A:H2'	24:DA:450:G:H8	1.77	0.49
24:DA:481:G:H1'	24:DA:507:A:N6	2.28	0.49
24:DA:532:A:H4'	24:DA:533:G:H8	1.74	0.49
24:DA:655:A:O2'	24:DA:656:G:N7	2.46	0.49
24:DA:674:G:H5''	28:DE:71:GLY:HA3	1.94	0.49
24:DA:983:A:H2'	24:DA:984:A:H5'	1.95	0.49
24:DA:1125:G:H4'	54:D4:37:GLN:NE2	2.28	0.49
24:DA:1475:G:O2'	24:DA:1476:U:H6	1.95	0.49
24:DA:1707:G:C5	24:DA:1756:G:C6	3.01	0.49
24:DA:1738:G:HO2'	24:DA:1739:A:H8	1.53	0.49
24:DA:2056:G:N2	24:DA:2057:G:N9	2.61	0.49
24:DA:2566:A:HO2'	24:DA:2567:G:P	2.35	0.49
24:DA:2566:A:O2'	24:DA:2567:G:OP2	2.28	0.49
24:DA:2639:A:N6	24:DA:2640:G:C2	2.81	0.49
24:DA:2737:G:H2'	24:DA:2738:A:O4'	2.13	0.49

*Continued on next page...*

*Continued from previous page...*

Atom-1	Atom-2	Interatomic distance (Å)	Clash overlap (Å)
24:DA:2818:U:H2'	24:DA:2819:G:H8	1.78	0.49
24:DA:2896:C:O2'	24:DA:2897:U:C5'	2.61	0.49
24:DA:2902:C:O2'	24:DA:2903:U:O4'	2.29	0.49
27:DD:193:VAL:HB	27:DD:194:PRO:HD2	1.94	0.49
28:DE:130:LYS:HG3	28:DE:133:LEU:HD13	1.95	0.49
31:DH:143:ILE:O	31:DH:144:VAL:HG13	2.11	0.49
33:DJ:64:VAL:HG11	33:DJ:69:ARG:HA	1.95	0.49
34:DK:111:LYS:HG2	34:DK:112:PHE:CD1	2.47	0.49
37:DN:38:LEU:HB3	37:DN:39:PRO:CD	2.41	0.49
37:DN:97:ILE:HD11	37:DN:99:LYS:NZ	2.28	0.49
41:DR:36:ALA:HA	41:DR:58:VAL:HA	1.95	0.49
47:DX:19:HIS:O	47:DX:20:ALA:HB3	2.13	0.49
48:DY:23:ARG:O	48:DY:27:ASN:HB2	2.12	0.49
51:D1:5:ARG:HH21	51:D1:23:THR:HB	1.75	0.49
1:AB:52:ALA:HA	1:AB:197:PHE:CE1	2.48	0.49
1:AB:94:ARG:CG	21:AA:1100:C:OP1	2.61	0.49
3:AD:25:ARG:O	3:AD:25:ARG:HD2	2.13	0.49
4:AE:36:THR:HG23	4:AE:62:ALA:HB1	1.95	0.49
5:AF:9:MET:HE1	17:AR:64:LEU:O	2.12	0.49
6:AG:147:ASN:O	6:AG:150:PHE:CD1	2.66	0.49
7:AH:40:LYS:HG3	7:AH:47:ASP:HA	1.94	0.49
8:AI:8:THR:HG21	8:AI:10:ARG:NH2	2.25	0.49
12:AM:58:GLU:HA	12:AM:61:LYS:HE3	1.95	0.49
13:AN:87:ALA:HA	13:AN:92:ILE:HG13	1.95	0.49
16:AQ:7:LEU:HD12	16:AQ:7:LEU:N	2.27	0.49
20:AU:16:ARG:C	20:AU:18:PHE:H	2.15	0.49
21:AA:389:A:H2'	21:AA:390:U:O4'	2.12	0.49
21:AA:967:C:N3	21:AA:968:A:N6	2.60	0.49
21:AA:1365:G:HO2'	21:AA:1366:C:H6	1.61	0.49
24:BA:67:U:O5'	24:BA:67:U:H6	1.95	0.49
24:BA:86:G:O2'	24:BA:87:U:C5'	2.58	0.49
24:BA:117:G:C6	24:BA:119:A:N6	2.81	0.49
24:BA:233:A:H61	24:BA:428:A:N6	2.10	0.49
24:BA:513:A:C2	24:BA:514:A:C5	3.00	0.49
24:BA:604:G:C6	24:BA:625:G:C2	3.00	0.49
24:BA:912:C:H2'	24:BA:913:U:C6	2.47	0.49
24:BA:1285:A:C2	24:BA:1328:A:H5''	2.47	0.49
24:BA:1865:U:C5	24:BA:1875:G:N1	2.81	0.49
24:BA:2015:A:O5'	24:BA:2015:A:H8	1.94	0.49
24:BA:2198:A:O2'	24:BA:2224:G:N2	2.44	0.49
24:BA:2679:A:C2	24:BA:2729:G:C2	3.00	0.49

*Continued on next page...*

*Continued from previous page...*

Atom-1	Atom-2	Interatomic distance (Å)	Clash overlap (Å)
24:BA:2809:A:H2'	24:BA:2810:A:C8	2.48	0.49
24:BA:2816:G:C2	24:BA:2831:G:C4	3.01	0.49
26:BC:266:ILE:HD12	26:BC:266:ILE:N	2.27	0.49
28:BE:26:ALA:O	28:BE:29:HIS:HB3	2.13	0.49
32:BI:15:GLY:CA	32:BI:50:LYS:HB3	2.34	0.49
34:BK:118:LEU:HD12	34:BK:118:LEU:N	2.28	0.49
41:BR:33:VAL:HG21	41:BR:35:PHE:CZ	2.48	0.49
46:BW:13:ARG:O	46:BW:14:ASP:C	2.51	0.49
51:B1:24:LYS:HE2	51:B1:52:LYS:CB	2.43	0.49
52:B2:13:ASN:O	52:B2:17:GLY:HA3	2.12	0.49
2:CC:74:ILE:HG12	2:CC:74:ILE:O	2.13	0.49
4:CE:122:VAL:O	4:CE:123:LEU:HD23	2.13	0.49
8:CI:30:ASN:OD1	8:CI:65:THR:HG23	2.12	0.49
8:CI:66:VAL:O	8:CI:66:VAL:HG13	2.13	0.49
12:CM:53:ASP:HA	12:CM:56:ARG:CZ	2.43	0.49
15:CP:32:PHE:CD1	15:CP:32:PHE:O	2.66	0.49
20:CU:33:ARG:CZ	20:CU:34:ARG:HD3	2.43	0.49
55:CA:720:C:O5'	55:CA:720:C:H6	1.94	0.49
55:CA:885:G:O2'	55:CA:886:G:O5'	2.28	0.49
55:CA:962:C:C4	55:CA:974:A:N6	2.81	0.49
55:CA:1295:U:H2'	55:CA:1296:C:O4'	2.13	0.49
55:CA:1367:C:H2'	55:CA:1368:A:O4'	2.12	0.49
55:CA:1523:G:C4	55:CA:1524:C:C5	3.01	0.49
24:DA:83:A:N6	24:DA:101:A:C5'	2.73	0.49
24:DA:453:A:N3	24:DA:457:A:O2'	2.45	0.49
24:DA:669:G:N2	24:DA:670:A:C2	2.80	0.49
24:DA:1014:A:C4	24:DA:1015:U:C5	3.00	0.49
24:DA:1125:G:C6	24:DA:1126:A:N6	2.80	0.49
24:DA:1331:G:N3	24:DA:1333:G:C8	2.81	0.49
24:DA:1532:A:H2'	24:DA:1533:C:C6	2.47	0.49
24:DA:1875:G:H8	24:DA:1875:G:OP2	1.95	0.49
24:DA:1947:C:O2'	24:DA:1948:G:H5'	2.13	0.49
24:DA:2496:C:N4	59:DA:3562:HOH:O	2.46	0.49
24:DA:2550:G:O6	24:DA:2551:C:N4	2.45	0.49
24:DA:2757:A:C2'	24:DA:2758:A:H5'	2.43	0.49
26:DC:166:ARG:HB2	26:DC:171:VAL:CG2	2.39	0.49
28:DE:98:LYS:O	28:DE:99:LYS:HB2	2.13	0.49
28:DE:129:PRO:HG3	28:DE:159:LEU:HD23	1.93	0.49
31:DH:21:VAL:HG22	31:DH:22:LYS:H	1.77	0.49
41:DR:6:GLN:HA	41:DR:6:GLN:HE21	1.78	0.49
52:D2:11:LYS:O	52:D2:14:ARG:N	2.46	0.49

*Continued on next page...*

*Continued from previous page...*

Atom-1	Atom-2	Interatomic distance (Å)	Clash overlap (Å)
1:AB:187:ASP:HB2	1:AB:203:ASP:OD1	2.13	0.49
4:AE:79:THR:OG1	4:AE:80:LEU:N	2.46	0.49
4:AE:80:LEU:HD23	4:AE:122:VAL:HG21	1.94	0.49
5:AF:38:ARG:HH21	5:AF:97:THR:CA	2.26	0.49
12:AM:3:ILE:O	12:AM:3:ILE:HG13	2.13	0.49
15:AP:4:ILE:HG12	15:AP:21:VAL:HG22	1.94	0.49
21:AA:71:A:C6	21:AA:100:G:C8	3.00	0.49
21:AA:147:G:H2'	21:AA:148:G:C8	2.47	0.49
21:AA:570:G:C6	21:AA:873:A:C2	3.00	0.49
21:AA:664:G:H22	21:AA:741:G:H1	1.59	0.49
21:AA:765:G:N2	21:AA:813:U:H5	2.11	0.49
21:AA:967:C:N3	21:AA:968:A:C6	2.81	0.49
21:AA:1219:A:H2'	21:AA:1220:G:C8	2.47	0.49
21:AA:1331:G:H2'	21:AA:1332:A:OP2	2.12	0.49
21:AA:1386:G:C2	21:AA:1387:G:N7	2.81	0.49
24:BA:164:C:H5'	24:BA:165:A:OP2	2.12	0.49
24:BA:221:A:C4	24:BA:266:G:N7	2.81	0.49
24:BA:322:A:O4'	24:BA:340:A:H1'	2.13	0.49
24:BA:402:A:H2'	24:BA:403:U:O4'	2.13	0.49
24:BA:418:C:C2'	24:BA:419:U:H5'	2.43	0.49
24:BA:545:U:H2'	24:BA:546:U:C4'	2.39	0.49
24:BA:1083:U:H2'	24:BA:1084:A:O5'	2.13	0.49
24:BA:1138:G:O2'	33:BJ:107:GLY:HA3	2.12	0.49
24:BA:1452:G:C8	24:BA:1457:U:N3	2.81	0.49
24:BA:1632:A:H2'	24:BA:1633:G:C8	2.47	0.49
24:BA:1675:C:O5'	24:BA:1675:C:H6	1.95	0.49
24:BA:1831:G:H2'	24:BA:1832:C:H6	1.77	0.49
24:BA:2231:U:C4	24:BA:2232:C:C5	3.01	0.49
24:BA:2468:A:O2'	24:BA:2469:A:P	2.71	0.49
25:BB:35:C:H2'	25:BB:36:C:O4'	2.12	0.49
27:BD:139:SER:HB3	27:BD:142:VAL:HG21	1.93	0.49
29:BF:3:LEU:HD23	29:BF:100:GLU:HB2	1.95	0.49
35:BL:57:LEU:HD22	53:B3:53:ASP:HB3	1.95	0.49
35:BL:80:SER:C	35:BL:81:ASP:O	2.49	0.49
40:BQ:57:ARG:HH21	40:BQ:92:LYS:HD2	1.78	0.49
40:BQ:91:ARG:CZ	40:BQ:93:ILE:HG21	2.43	0.49
45:BV:42:LEU:HD12	45:BV:47:VAL:HG21	1.94	0.49
46:BW:25:PHE:O	46:BW:27:GLY:N	2.45	0.49
49:BZ:43:ILE:HD12	49:BZ:43:ILE:O	2.13	0.49
1:CB:64:GLY:HA2	1:CB:158:ASP:OD2	2.13	0.49
2:CC:196:GLY:HA3	55:CA:1057:G:O3'	2.13	0.49

*Continued on next page...*

*Continued from previous page...*

Atom-1	Atom-2	Interatomic distance (Å)	Clash overlap (Å)
3:CD:10:LEU:HD12	3:CD:10:LEU:N	2.28	0.49
4:CE:63:MET:HA	4:CE:66:ALA:HB3	1.95	0.49
6:CG:32:ASP:HB2	6:CG:34:LYS:HD3	1.94	0.49
6:CG:70:PRO:O	6:CG:90:VAL:HG21	2.12	0.49
8:CI:48:ARG:N	8:CI:48:ARG:HD2	2.28	0.49
12:CM:102:LYS:CG	55:CA:1226:C:H41	2.19	0.49
15:CP:36:VAL:HG21	15:CP:57:ILE:HD13	1.95	0.49
16:CQ:17:GLU:O	55:CA:255:G:H5'	2.12	0.49
17:CR:47:ARG:HD2	17:CR:50:TYR:CE2	2.48	0.49
18:CS:35:ARG:NE	55:CA:1221:G:H5'	2.28	0.49
55:CA:71:A:C2	55:CA:72:A:C8	3.00	0.49
55:CA:198:G:C6	55:CA:220:G:N3	2.81	0.49
55:CA:588:G:C6	55:CA:589:U:C4	3.00	0.49
55:CA:635:A:H2'	55:CA:636:U:C6	2.48	0.49
55:CA:752:G:H1'	55:CA:754:C:N4	2.27	0.49
55:CA:927:G:C4'	55:CA:1503:A:N7	2.72	0.49
55:CA:1004:A:C5	55:CA:1026:G:N7	2.81	0.49
55:CA:1126:U:HO2'	55:CA:1127:G:H8	1.61	0.49
55:CA:1401:G:N2	55:CA:1402:C:H1'	2.28	0.49
24:DA:49:A:H1'	24:DA:51:G:C4	2.48	0.49
24:DA:96:C:H2'	24:DA:97:C:C6	2.48	0.49
24:DA:380:G:H2'	24:DA:381:G:O4'	2.12	0.49
24:DA:446:G:H5''	24:DA:447:A:OP1	2.12	0.49
24:DA:876:C:H3'	24:DA:877:A:C8	2.47	0.49
24:DA:1171:G:H2'	24:DA:1172:C:O4'	2.13	0.49
24:DA:1272:A:N7	24:DA:1618:A:H1'	2.28	0.49
24:DA:1783:A:N1	24:DA:2587:A:H2'	2.27	0.49
24:DA:1906:G:N2	24:DA:1925:C:O2	2.46	0.49
24:DA:2001:C:H1'	24:DA:2689:U:C4	2.47	0.49
24:DA:2065:C:C4	24:DA:2066:C:N4	2.81	0.49
24:DA:2074:U:H4'	24:DA:2598:A:O4'	2.11	0.49
24:DA:2106:U:H2'	24:DA:2107:G:C8	2.48	0.49
24:DA:2141:G:H2'	24:DA:2142:A:C8	2.47	0.49
24:DA:2152:G:N3	24:DA:2152:G:H2'	2.27	0.49
24:DA:2199:A:H2'	24:DA:2200:C:C6	2.48	0.49
24:DA:2331:G:C6	24:DA:2385:C:N4	2.81	0.49
24:DA:2592:G:O2'	24:DA:2593:U:H5'	2.13	0.49
24:DA:2691:C:O2'	24:DA:2692:G:C5'	2.60	0.49
24:DA:2779:U:O4'	24:DA:2781:A:N7	2.46	0.49
24:DA:2861:U:H2'	24:DA:2862:G:H8	1.76	0.49
26:DC:93:VAL:HG13	26:DC:94:LEU:N	2.27	0.49

*Continued on next page...*



*Continued from previous page...*

Atom-1	Atom-2	Interatomic distance (Å)	Clash overlap (Å)
26:DC:144:GLU:HG3	26:DC:151:GLY:CA	2.42	0.49
29:DF:110:ILE:HB	29:DF:113:PHE:HB2	1.94	0.49
32:DI:32:VAL:HG22	32:DI:58:ILE:HG21	1.95	0.49
32:DI:61:TYR:HE2	32:DI:67:THR:H	1.61	0.49
34:DK:87:LEU:HA	34:DK:95:ILE:H	1.78	0.49
37:DN:114:GLU:HG2	37:DN:115:LEU:N	2.27	0.49
38:DO:30:ARG:HG3	38:DO:30:ARG:NH1	2.23	0.49
39:DP:20:ARG:HD2	39:DP:21:PRO:HD2	1.94	0.49
43:DT:10:VAL:HG23	43:DT:11:LEU:H	1.78	0.49
46:DW:16:GLU:O	46:DW:17:ALA:HB3	2.12	0.49
1:AB:101:THR:HG23	1:AB:102:ASN:N	2.24	0.49
1:AB:138:ARG:HA	1:AB:141:GLU:CD	2.33	0.49
1:AB:216:VAL:O	1:AB:216:VAL:HG12	2.12	0.49
2:AC:119:ILE:CG2	2:AC:197:VAL:HG11	2.42	0.49
3:AD:71:PHE:O	3:AD:74:TYR:HB2	2.13	0.49
4:AE:13:LYS:CE	4:AE:112:ALA:HA	2.43	0.49
4:AE:14:LEU:HD13	4:AE:14:LEU:C	2.33	0.49
6:AG:146:ALA:C	6:AG:148:LYS:H	2.14	0.49
10:AK:126:ARG:HA	10:AK:126:ARG:HE	1.77	0.49
14:AO:31:LEU:HD12	14:AO:62:ARG:HB2	1.94	0.49
21:AA:198:G:O6	21:AA:220:G:C6	2.66	0.49
21:AA:427:U:H2'	21:AA:428:G:C8	2.47	0.49
21:AA:588:G:C5	21:AA:589:U:C5	3.01	0.49
21:AA:604:G:C6	21:AA:605:U:N3	2.80	0.49
21:AA:1142:G:C2	21:AA:1143:G:H1'	2.48	0.49
21:AA:1220:G:N1	21:AA:1221:G:C5	2.81	0.49
21:AA:1296:C:H4'	21:AA:1302:C:N3	2.28	0.49
24:BA:301:G:C5	24:BA:302:C:C4	3.01	0.49
24:BA:778:G:C6	24:BA:779:U:N3	2.81	0.49
24:BA:1312:U:H4'	24:BA:1313:U:O2	2.13	0.49
24:BA:1452:G:H3'	59:BA:3420:HOH:O	2.13	0.49
24:BA:1781:U:O2'	24:BA:1782:U:P	2.71	0.49
24:BA:1817:G:O2'	24:BA:1818:U:C5'	2.56	0.49
24:BA:1965:C:H2'	24:BA:1966:A:H8	1.74	0.49
24:BA:2886:A:N3	24:BA:2887:A:H1'	2.28	0.49
29:BF:7:TYR:HD2	29:BF:11:VAL:HG11	1.77	0.49
31:BH:80:ILE:HG23	31:BH:147:VAL:HG21	1.94	0.49
32:BI:126:ARG:HA	32:BI:129:GLU:CB	2.42	0.49
33:BJ:65:THR:CG2	33:BJ:66:GLY:N	2.74	0.49
34:BK:7:MET:C	34:BK:8:LEU:HD23	2.33	0.49
37:BN:53:THR:HA	37:BN:56:LYS:HG3	1.95	0.49

*Continued on next page...*

*Continued from previous page...*

Atom-1	Atom-2	Interatomic distance (Å)	Clash overlap (Å)
40:BQ:20:ALA:HB1	40:BQ:27:ARG:O	2.13	0.49
44:BU:13:LEU:HD11	44:BU:70:ALA:HB2	1.95	0.49
46:BW:31:LEU:HD23	46:BW:31:LEU:N	2.27	0.49
48:BY:43:LEU:O	48:BY:47:ARG:HB2	2.12	0.49
49:BZ:23:LEU:HD21	49:BZ:53:MET:CE	2.43	0.49
51:B1:13:SER:HB3	51:B1:47:ILE:O	2.13	0.49
1:CB:73:ARG:HG3	1:CB:74:ALA:N	2.28	0.49
1:CB:170:ILE:HA	1:CB:173:LYS:HE2	1.95	0.49
2:CC:110:LEU:HD11	2:CC:203:LYS:HZ3	1.78	0.49
3:CD:81:LEU:O	3:CD:83:GLY:N	2.45	0.49
4:CE:79:THR:HA	4:CE:121:ASN:ND2	2.27	0.49
6:CG:65:LEU:O	6:CG:69:ARG:HB2	2.13	0.49
6:CG:94:ARG:O	6:CG:96:ASN:N	2.46	0.49
13:CN:72:PHE:CG	13:CN:73:LEU:N	2.81	0.49
55:CA:93:U:H2'	55:CA:95:C:C5	2.47	0.49
55:CA:345:C:H3'	39:DP:38:ARG:NH1	2.28	0.49
55:CA:373:A:OP2	55:CA:373:A:H3'	2.13	0.49
55:CA:428:G:H8	55:CA:428:G:OP1	1.96	0.49
55:CA:792:A:C4	55:CA:794:A:N6	2.81	0.49
55:CA:821:G:HO2'	55:CA:822:U:H6	1.54	0.49
55:CA:1050:G:O2'	55:CA:1051:C:O5'	2.31	0.49
55:CA:1169:A:C2	55:CA:1170:A:C4	3.01	0.49
55:CA:1502:A:O2'	55:CA:1503:A:OP1	2.26	0.49
24:DA:64:A:N1	24:DA:91:A:N6	2.60	0.49
24:DA:271:G:C4	24:DA:367:G:C2	3.01	0.49
24:DA:303:G:C2	24:DA:304:U:C2	3.00	0.49
24:DA:604:G:O2'	24:DA:605:G:C8	2.50	0.49
24:DA:1054:A:N3	24:DA:1055:G:H1'	2.27	0.49
24:DA:1085:A:H2'	24:DA:1086:A:N3	2.28	0.49
24:DA:1332:G:C6	24:DA:1609:A:N7	2.81	0.49
24:DA:1486:U:H2'	24:DA:1487:U:C6	2.47	0.49
24:DA:1506:U:O5'	24:DA:1506:U:H6	1.96	0.49
24:DA:1587:G:H2'	24:DA:1588:G:H8	1.78	0.49
24:DA:1659:G:C5	24:DA:1660:G:C8	3.01	0.49
24:DA:2093:G:C6	24:DA:2225:A:N7	2.81	0.49
24:DA:2227:A:H5''	26:DC:260:LYS:HD2	1.93	0.49
24:DA:2340:A:H2'	24:DA:2341:G:H8	1.76	0.49
56:DB:52:A:OP2	38:DO:64:TYR:CD1	2.66	0.49
56:DB:76:G:H5''	45:DV:17:SER:CB	2.43	0.49
26:DC:147:PRO:HD3	26:DC:184:GLU:CG	2.40	0.49
27:DD:159:LYS:HE2	27:DD:160:LYS:N	2.27	0.49

*Continued on next page...*

*Continued from previous page...*

Atom-1	Atom-2	Interatomic distance (Å)	Clash overlap (Å)
29:DF:35:LEU:HD11	29:DF:153:ILE:HG23	1.94	0.49
29:DF:103:ILE:HG22	29:DF:103:ILE:O	2.13	0.49
40:DQ:40:LYS:HD2	40:DQ:44:TYR:CE2	2.48	0.49
40:DQ:42:GLY:O	40:DQ:45:ALA:HB3	2.12	0.49
40:DQ:108:LEU:O	40:DQ:108:LEU:HD23	2.13	0.49
45:DV:21:ARG:HE	45:DV:87:GLN:CB	2.26	0.49
53:D3:41:ARG:HG2	53:D3:44:ARG:HH22	1.78	0.49
1:AB:69:VAL:HB	1:AB:162:VAL:HG12	1.95	0.48
1:AB:80:LYS:O	1:AB:80:LYS:HG2	2.12	0.48
3:AD:195:ASN:CB	3:AD:198:LEU:HD12	2.43	0.48
4:AE:75:LEU:HD21	4:AE:119:VAL:CG1	2.42	0.48
8:AI:11:ARG:NE	8:AI:106:ASP:HB2	2.28	0.48
8:AI:11:ARG:HD3	8:AI:106:ASP:HB2	1.94	0.48
13:AN:63:CYS:HB3	13:AN:68:ARG:H	1.78	0.48
16:AQ:17:GLU:HG2	16:AQ:17:GLU:O	2.13	0.48
20:AU:36:PHE:HD1	20:AU:39:LYS:HG2	1.78	0.48
21:AA:484:G:C4'	21:AA:485:U:O5'	2.56	0.48
21:AA:655:A:H2'	21:AA:656:G:C8	2.48	0.48
21:AA:954:G:C5	21:AA:955:U:C4	3.01	0.48
21:AA:1006:G:H2'	21:AA:1007:U:C6	2.48	0.48
21:AA:1088:G:C2	21:AA:1089:G:C8	3.00	0.48
21:AA:1304:G:H5''	21:AA:1305:G:OP1	2.13	0.48
21:AA:1466:C:H2'	21:AA:1467:C:O4'	2.13	0.48
21:AA:1513:A:H2'	21:AA:1514:G:H8	1.78	0.48
24:BA:169:G:H2'	24:BA:170:U:C6	2.47	0.48
24:BA:563:A:C6	24:BA:2018:G:C4	3.01	0.48
24:BA:728:G:C4	24:BA:730:A:C8	3.01	0.48
24:BA:839:U:O2'	24:BA:840:C:H5'	2.13	0.48
24:BA:960:A:H2	24:BA:2495:G:N3	2.10	0.48
24:BA:995:C:OP2	40:BQ:53:LYS:CE	2.61	0.48
24:BA:1059:G:C6	24:BA:1080:A:C6	3.01	0.48
24:BA:1252:G:C2	24:BA:1253:A:C2	3.01	0.48
24:BA:1520:U:C4	24:BA:1521:G:C6	3.01	0.48
24:BA:1693:U:H4'	24:BA:1694:C:OP2	2.11	0.48
24:BA:1786:A:H1'	24:BA:1938:A:N6	2.28	0.48
24:BA:1805:A:N3	26:BC:49:THR:HG23	2.28	0.48
24:BA:2063:C:C5	24:BA:2064:C:C5	3.01	0.48
24:BA:2200:C:N4	24:BA:2224:G:C2	2.80	0.48
24:BA:2316:G:H2'	24:BA:2317:A:H8	1.77	0.48
24:BA:2405:G:H1'	24:BA:2412:A:H61	1.77	0.48
24:BA:2842:G:C4	24:BA:2843:G:C8	3.01	0.48

*Continued on next page...*

*Continued from previous page...*

Atom-1	Atom-2	Interatomic distance (Å)	Clash overlap (Å)
35:BL:30:THR:O	35:BL:33:ARG:HG2	2.12	0.48
40:BQ:13:HIS:CD2	40:BQ:31:TYR:CD1	2.99	0.48
1:CB:131:LYS:HD3	1:CB:131:LYS:O	2.13	0.48
7:CH:29:SER:HB3	55:CA:589:U:H5''	1.95	0.48
12:CM:69:ARG:HA	12:CM:72:ILE:CG2	2.42	0.48
13:CN:30:ILE:O	13:CN:40:ARG:HA	2.13	0.48
17:CR:33:THR:HG22	17:CR:39:VAL:HG22	1.94	0.48
55:CA:37:U:O2	55:CA:548:G:C2	2.66	0.48
55:CA:80:A:C6	55:CA:81:A:O2'	2.66	0.48
55:CA:885:G:HO2'	55:CA:886:G:H8	1.61	0.48
55:CA:1070:U:H2'	55:CA:1071:C:C6	2.45	0.48
55:CA:1213:A:C4	55:CA:1215:G:C8	3.01	0.48
55:CA:1386:G:C2	55:CA:1387:G:N7	2.81	0.48
55:CA:1524:C:H2'	55:CA:1525:G:C8	2.48	0.48
24:DA:1:G:H2'	24:DA:2:G:H8	1.74	0.48
24:DA:142:A:H5''	24:DA:142:A:H8	1.77	0.48
24:DA:155:A:C6	24:DA:172:A:N6	2.81	0.48
24:DA:370:G:C6	24:DA:424:G:C5	3.01	0.48
24:DA:526:A:C6	24:DA:2626:C:H4'	2.49	0.48
24:DA:591:U:C2	24:DA:592:A:C8	3.01	0.48
24:DA:815:C:H2'	24:DA:816:C:H6	1.78	0.48
24:DA:1123:C:H2'	24:DA:1124:G:C8	2.47	0.48
24:DA:1210:G:H5'	24:DA:1212:G:O4'	2.13	0.48
24:DA:1340:U:H1'	24:DA:1603:A:H5'	1.94	0.48
24:DA:1566:A:C2	26:DC:212:TRP:HB2	2.48	0.48
24:DA:1889:A:N3	24:DA:2086:U:O2'	2.37	0.48
24:DA:2023:C:H4'	24:DA:2617:U:O2'	2.13	0.48
24:DA:2093:G:O2'	24:DA:2094:A:C5'	2.61	0.48
24:DA:2183:A:H2'	24:DA:2184:A:H8	1.78	0.48
24:DA:2880:C:H1'	37:DN:93:GLY:H	1.78	0.48
56:DB:45:A:C2'	56:DB:46:A:C8	2.92	0.48
56:DB:98:G:N1	45:DV:14:LYS:CB	2.75	0.48
26:DC:173:LEU:HD22	26:DC:173:LEU:N	2.26	0.48
33:DJ:44:TYR:CD2	33:DJ:44:TYR:C	2.86	0.48
36:DM:17:ASN:HB3	36:DM:38:ARG:NH2	2.28	0.48
37:DN:32:GLU:OE1	37:DN:115:LEU:HD12	2.13	0.48
40:DQ:57:ARG:O	40:DQ:61:ILE:HD13	2.12	0.48
44:DU:47:PRO:HB3	44:DU:54:PRO:HG2	1.95	0.48
5:AF:98:GLU:O	5:AF:99:ALA:HB3	2.13	0.48
7:AH:45:ILE:C	7:AH:63:LYS:HD2	2.32	0.48
18:AS:36:ARG:HD3	21:AA:1318:A:O2'	2.13	0.48

*Continued on next page...*

*Continued from previous page...*

Atom-1	Atom-2	Interatomic distance (Å)	Clash overlap (Å)
20:AU:9:GLU:HB2	2:CC:48:LYS:NZ	2.28	0.48
21:AA:61:G:H2'	21:AA:62:U:C6	2.48	0.48
21:AA:71:A:C2	21:AA:72:A:C8	3.01	0.48
21:AA:230:G:O2'	21:AA:231:U:H5'	2.13	0.48
24:BA:145:C:H2'	24:BA:146:A:C8	2.48	0.48
24:BA:361:G:H8	24:BA:361:G:OP2	1.96	0.48
24:BA:715:A:C6	24:BA:716:A:C6	3.01	0.48
24:BA:726:G:O2'	24:BA:727:A:P	2.71	0.48
24:BA:754:U:C2	24:BA:755:U:C5	3.01	0.48
24:BA:976:G:N3	24:BA:977:G:C8	2.80	0.48
24:BA:1005:C:C2	24:BA:1143:A:C6	3.01	0.48
24:BA:1190:G:H2'	24:BA:1191:G:C8	2.43	0.48
24:BA:1231:U:H2'	24:BA:1232:G:H8	1.78	0.48
24:BA:1356:G:C5	24:BA:1357:C:C5	3.01	0.48
24:BA:1362:C:H2'	24:BA:1363:C:O4'	2.13	0.48
24:BA:2231:U:P	47:BX:29:LEU:HD23	2.54	0.48
24:BA:2378:A:N7	24:BA:2379:G:H1'	2.28	0.48
25:BB:29:A:OP2	38:BO:32:PRO:HD2	2.13	0.48
25:BB:41:G:H3'	25:BB:42:C:C5'	2.42	0.48
26:BC:188:ARG:O	26:BC:189:ALA:HB2	2.12	0.48
30:BG:59:ASP:O	30:BG:60:GLY:C	2.51	0.48
34:BK:22:ILE:O	34:BK:23:LYS:HB2	2.13	0.48
35:BL:55:MET:HE2	35:BL:56:PRO:CD	2.43	0.48
35:BL:68:SER:HB3	35:BL:71:ALA:HB3	1.94	0.48
35:BL:76:GLU:C	35:BL:77:ILE:HD12	2.33	0.48
39:BP:67:GLU:OE1	39:BP:67:GLU:HA	2.13	0.48
41:BR:98:ILE:HG22	41:BR:98:ILE:O	2.13	0.48
42:BS:24:ILE:HD12	42:BS:32:ALA:HB1	1.96	0.48
44:BU:73:ASN:HD22	44:BU:76:THR:HG23	1.78	0.48
46:BW:37:VAL:HG22	46:BW:55:ASP:O	2.13	0.48
47:BX:39:VAL:C	47:BX:41:SER:H	2.16	0.48
51:B1:11:VAL:O	51:B1:48:TYR:HA	2.13	0.48
1:CB:125:PHE:HA	1:CB:136:ARG:NH2	2.28	0.48
13:CN:9:GLU:HA	13:CN:12:ARG:HD2	1.95	0.48
19:CT:62:ALA:HA	19:CT:67:HIS:CE1	2.48	0.48
55:CA:128:G:C2	55:CA:234:C:C2	3.01	0.48
55:CA:459:A:H2'	55:CA:460:A:H8	1.78	0.48
55:CA:530:G:O2'	22:CX:35:A:H4'	2.13	0.48
55:CA:792:A:O2'	55:CA:793:U:OP2	2.31	0.48
55:CA:1162:C:C2	55:CA:1175:G:N2	2.81	0.48
55:CA:1244:G:C6	55:CA:1245:C:C4	3.01	0.48

*Continued on next page...*

*Continued from previous page...*

Atom-1	Atom-2	Interatomic distance (Å)	Clash overlap (Å)
24:DA:17:G:H4'	40:DQ:24:TYR:CE1	2.49	0.48
24:DA:40:U:C4	24:DA:41:C:C4	3.00	0.48
24:DA:78:U:C2'	24:DA:79:C:H5'	2.43	0.48
24:DA:465:G:C4'	52:D2:16:HIS:HD2	2.24	0.48
24:DA:574:A:H4'	24:DA:575:A:C5'	2.42	0.48
24:DA:771:G:C4	24:DA:772:C:C5	3.00	0.48
24:DA:1004:U:H1'	24:DA:1010:A:C4	2.47	0.48
24:DA:1219:U:H2'	24:DA:1220:G:C8	2.47	0.48
24:DA:1275:A:C4	37:DN:16:HIS:HD2	2.31	0.48
24:DA:1278:C:H2'	24:DA:1279:G:H8	1.77	0.48
24:DA:1412:U:H2'	24:DA:1413:A:O4'	2.12	0.48
24:DA:1434:A:H2'	24:DA:1435:G:O4'	2.12	0.48
24:DA:1570:A:C5	24:DA:1571:A:C6	3.00	0.48
24:DA:1935:G:H1	24:DA:1962:C:H2'	1.78	0.48
24:DA:1953:A:C2	24:DA:2550:G:O4'	2.66	0.48
24:DA:2201:G:H2'	24:DA:2202:U:O4'	2.13	0.48
24:DA:2229:U:H2'	24:DA:2230:G:H8	1.77	0.48
24:DA:2270:A:H5'	46:DW:18:LYS:HG2	1.94	0.48
24:DA:2283:C:N4	24:DA:2389:G:C6	2.81	0.48
56:DB:11:C:H3'	56:DB:12:C:H5'	1.94	0.48
28:DE:148:ILE:HA	28:DE:187:VAL:HB	1.95	0.48
30:DG:37:ASN:HD22	30:DG:40:VAL:CG2	2.25	0.48
36:DM:3:GLN:NE2	36:DM:92:TRP:CD1	2.81	0.48
38:DO:51:ALA:HB3	38:DO:78:VAL:HG22	1.95	0.48
39:DP:48:ALA:HB3	39:DP:59:THR:OG1	2.12	0.48
39:DP:107:ALA:O	39:DP:108:ARG:C	2.51	0.48
52:D2:11:LYS:O	52:D2:12:ARG:C	2.51	0.48
1:AB:130:LYS:HA	1:AB:130:LYS:HZ3	1.77	0.48
2:AC:139:ASN:N	2:AC:139:ASN:HD22	2.11	0.48
2:AC:161:ILE:O	2:AC:161:ILE:HG13	2.13	0.48
2:AC:190:THR:HG21	2:AC:192:TYR:CZ	2.48	0.48
9:AJ:37:ARG:HD2	21:AA:1125:U:OP1	2.13	0.48
10:AK:113:THR:HB	20:AU:28:LEU:HD11	1.94	0.48
16:AQ:46:HIS:CG	16:AQ:47:ASP:N	2.81	0.48
16:AQ:51:GLU:HG2	16:AQ:52:CYS:SG	2.53	0.48
19:AT:82:ILE:C	19:AT:82:ILE:HD12	2.33	0.48
20:AU:43:GLU:C	20:AU:45:LYS:H	2.16	0.48
21:AA:91:U:H2'	21:AA:92:U:C1'	2.42	0.48
21:AA:465:A:H2'	21:AA:466:A:O4'	2.13	0.48
21:AA:502:A:H2'	21:AA:503:C:H6	1.78	0.48
21:AA:947:G:C2	21:AA:948:C:C2	3.01	0.48

*Continued on next page...*

*Continued from previous page...*

Atom-1	Atom-2	Interatomic distance (Å)	Clash overlap (Å)
21:AA:955:U:H2'	21:AA:956:U:C6	2.43	0.48
21:AA:1049:U:O2'	21:AA:1050:G:P	2.71	0.48
21:AA:1099:G:C5	21:AA:1100:C:C4	3.01	0.48
21:AA:1151:A:N6	21:AA:1152:A:N6	2.61	0.48
21:AA:1169:A:O2'	21:AA:1170:A:C5'	2.62	0.48
21:AA:1239:A:H1'	21:AA:1241:G:C5	2.48	0.48
22:AV:37:A:C2	23:AW:1:U:C4	3.01	0.48
24:BA:574:A:H4'	24:BA:575:A:H5'	1.95	0.48
24:BA:1001:A:H2'	24:BA:1002:G:O4'	2.13	0.48
24:BA:1351:C:N3	24:BA:1381:G:C6	2.81	0.48
24:BA:1374:G:C5	24:BA:1375:U:C5	3.01	0.48
24:BA:1549:A:C6	24:BA:1550:C:N3	2.82	0.48
24:BA:1858:A:O2'	24:BA:1859:U:H5'	2.13	0.48
24:BA:2276:G:P	36:BM:83:GLY:O	2.71	0.48
24:BA:2297:A:O2'	24:BA:2298:A:H5'	2.12	0.48
24:BA:2318:G:C6	24:BA:2319:G:C6	3.01	0.48
24:BA:2444:G:C6	24:BA:2445:G:C5	3.01	0.48
24:BA:2486:C:H2'	24:BA:2487:G:O4'	2.13	0.48
24:BA:2740:A:C6	24:BA:2741:A:C6	3.01	0.48
24:BA:2887:A:H2'	24:BA:2887:A:N3	2.29	0.48
26:BC:169:ALA:O	26:BC:185:ALA:HB3	2.12	0.48
27:BD:70:LYS:O	27:BD:71:ALA:CB	2.61	0.48
27:BD:182:ALA:O	27:BD:184:ARG:N	2.46	0.48
31:BH:5:LEU:O	31:BH:16:GLY:HA2	2.14	0.48
32:BI:6:ALA:HB3	32:BI:60:VAL:H	1.79	0.48
33:BJ:37:ARG:HA	33:BJ:118:MET:CE	2.44	0.48
33:BJ:64:VAL:HG13	33:BJ:65:THR:O	2.13	0.48
33:BJ:132:HIS:HB3	33:BJ:135:GLN:HG2	1.96	0.48
37:BN:3:HIS:O	37:BN:4:ARG:HB2	2.13	0.48
37:BN:93:GLY:C	37:BN:95:THR:H	2.15	0.48
39:BP:8:GLU:O	39:BP:11:GLN:CB	2.60	0.48
41:BR:49:ILE:HG22	41:BR:54:VAL:HG12	1.96	0.48
47:BX:5:GLN:HG3	47:BX:49:ARG:O	2.13	0.48
1:CB:59:ILE:HA	1:CB:62:ARG:CD	2.42	0.48
1:CB:208:ALA:HA	1:CB:211:LEU:HB3	1.94	0.48
7:CH:40:LYS:HD3	7:CH:40:LYS:C	2.32	0.48
7:CH:77:VAL:HG21	7:CH:127:TYR:CE1	2.49	0.48
11:CL:2:THR:HG22	11:CL:4:ASN:H	1.77	0.48
11:CL:6:LEU:C	11:CL:8:ARG:H	2.16	0.48
55:CA:247:G:O6	55:CA:278:G:C6	2.66	0.48
55:CA:293:G:N1	55:CA:305:G:C2	2.81	0.48

*Continued on next page...*

*Continued from previous page...*

Atom-1	Atom-2	Interatomic distance (Å)	Clash overlap (Å)
55:CA:476:U:C6	55:CA:476:U:OP2	2.66	0.48
55:CA:855:U:H2'	55:CA:856:C:H6	1.78	0.48
55:CA:1023:U:H2'	55:CA:1024:G:H8	1.71	0.48
55:CA:1117:A:C2	55:CA:1184:G:C6	3.01	0.48
55:CA:1254:A:C2	55:CA:1284:C:N3	2.82	0.48
55:CA:1275:A:H2'	55:CA:1276:G:H8	1.77	0.48
55:CA:1336:C:H4'	55:CA:1337:G:N3	2.27	0.48
24:DA:324:A:N6	24:DA:338:G:C2'	2.75	0.48
24:DA:361:G:HO2'	24:DA:362:A:P	2.37	0.48
24:DA:480:A:HO2'	24:DA:499:U:HO2'	1.60	0.48
24:DA:503:A:C2	24:DA:505:A:C4	3.02	0.48
24:DA:924:G:O2'	24:DA:925:A:H5'	2.13	0.48
24:DA:1027:A:O2'	24:DA:1028:A:C8	2.64	0.48
24:DA:1041:G:H2'	24:DA:1042:G:H8	1.79	0.48
24:DA:1149:G:C2	24:DA:1150:C:C2	3.01	0.48
24:DA:1376:C:H2'	24:DA:1377:G:C8	2.48	0.48
24:DA:1936:A:H2	24:DA:1943:U:O4	1.96	0.48
24:DA:2267:A:H3'	24:DA:2268:A:C5'	2.44	0.48
24:DA:2339:C:O2'	24:DA:2340:A:O4'	2.30	0.48
24:DA:2356:U:H2'	24:DA:2357:G:O4'	2.13	0.48
24:DA:2418:A:H2'	24:DA:2419:U:O4'	2.13	0.48
24:DA:2435:A:C2	24:DA:2436:G:C4	3.02	0.48
24:DA:2662:A:H2'	24:DA:2663:G:O4'	2.13	0.48
24:DA:2875:C:HO2'	24:DA:2876:G:H8	1.59	0.48
56:DB:14:U:H3'	56:DB:15:A:H5''	1.94	0.48
28:DE:5:LEU:HD13	28:DE:122:GLU:HB2	1.95	0.48
31:DH:5:LEU:HD11	31:DH:13:GLY:HA3	1.95	0.48
43:DT:30:ILE:O	43:DT:85:VAL:HG23	2.13	0.48
44:DU:14:THR:HG23	44:DU:15:GLY:N	2.23	0.48
13:AN:70:HIS:CE1	21:AA:974:A:C1'	2.95	0.48
15:AP:56:ARG:O	15:AP:59:HIS:HB3	2.14	0.48
21:AA:233:C:H2'	21:AA:234:C:C6	2.48	0.48
21:AA:253:A:H2'	21:AA:254:G:C8	2.48	0.48
21:AA:294:U:H2'	21:AA:295:C:C6	2.49	0.48
21:AA:481:G:HO2'	21:AA:482:A:H8	1.57	0.48
21:AA:552:U:H2'	21:AA:553:A:H8	1.78	0.48
24:BA:77:G:C4	24:BA:78:U:C5	3.01	0.48
24:BA:228:C:H4'	24:BA:229:C:C5'	2.44	0.48
24:BA:684:G:C6	24:BA:774:G:C4	3.01	0.48
24:BA:797:G:C2	24:BA:798:G:C4	3.01	0.48
24:BA:811:U:H2'	35:BL:21:ARG:HD3	1.94	0.48

*Continued on next page...*



*Continued from previous page...*

Atom-1	Atom-2	Interatomic distance (Å)	Clash overlap (Å)
24:BA:1153:C:H2'	24:BA:1154:G:O4'	2.14	0.48
24:BA:1406:U:H2'	24:BA:1407:G:H8	1.79	0.48
24:BA:1553:A:C5	24:BA:1555:G:C5	3.00	0.48
24:BA:1672:A:C2	24:BA:2582:G:H5'	2.47	0.48
24:BA:2020:A:N1	24:BA:2022:U:C2	2.81	0.48
24:BA:2093:G:C5	24:BA:2225:A:C8	3.01	0.48
24:BA:2097:A:H2'	24:BA:2098:U:O4'	2.13	0.48
24:BA:2578:G:C5	27:BD:145:SER:HB2	2.47	0.48
24:BA:2725:A:C4	24:BA:2727:A:C8	3.01	0.48
24:BA:2828:G:O2'	24:BA:2829:A:H5'	2.12	0.48
24:BA:2856:A:O2'	24:BA:2857:G:H5'	2.13	0.48
25:BB:90:C:H5'	36:BM:18:ARG:HG2	1.94	0.48
26:BC:221:GLY:O	26:BC:224:MET:HG3	2.13	0.48
32:BI:12:VAL:HG23	32:BI:13:ALA:H	1.78	0.48
35:BL:23:ILE:HG12	41:BR:82:HIS:CE1	2.48	0.48
41:BR:6:GLN:HE21	41:BR:9:GLY:CA	2.26	0.48
1:CB:164:ASP:O	1:CB:168:GLU:HB2	2.13	0.48
3:CD:55:ARG:HD2	3:CD:55:ARG:N	2.29	0.48
6:CG:22:LEU:HD23	6:CG:22:LEU:C	2.34	0.48
6:CG:114:SER:HB2	6:CG:117:LEU:HD13	1.96	0.48
8:CI:24:ASN:HB2	8:CI:26:LYS:HZ3	1.76	0.48
8:CI:90:ASP:HB3	8:CI:93:LEU:CD2	2.42	0.48
9:CJ:11:LYS:HZ3	9:CJ:99:GLN:HB3	1.76	0.48
12:CM:1:ALA:N	12:CM:2:ARG:NH1	2.61	0.48
12:CM:21:ILE:HG22	12:CM:23:GLY:H	1.79	0.48
16:CQ:4:ILE:HG22	16:CQ:5:ARG:H	1.78	0.48
16:CQ:46:HIS:HB2	16:CQ:70:LYS:HE3	1.94	0.48
19:CT:26:MET:CE	19:CT:30:PHE:HD1	2.25	0.48
20:CU:23:GLU:O	20:CU:24:LYS:HB3	2.12	0.48
55:CA:82:G:C5	55:CA:89:U:C4	3.02	0.48
55:CA:132:C:O2'	55:CA:133:U:C5'	2.61	0.48
55:CA:763:G:C2	55:CA:764:C:C6	3.01	0.48
55:CA:764:C:N4	55:CA:812:G:C6	2.81	0.48
55:CA:821:G:O2'	55:CA:822:U:C5'	2.61	0.48
55:CA:821:G:O2'	55:CA:822:U:C6	2.59	0.48
55:CA:1055:A:C6	55:CA:1206:G:C5	3.02	0.48
55:CA:1170:A:H2'	55:CA:1171:A:O4'	2.13	0.48
55:CA:1460:C:C5	55:CA:1461:G:N7	2.81	0.48
24:DA:92:U:O2'	24:DA:93:G:C5'	2.62	0.48
24:DA:156:A:H2'	24:DA:157:C:O4'	2.13	0.48
24:DA:194:G:C6	24:DA:195:A:C6	3.01	0.48

*Continued on next page...*

*Continued from previous page...*

Atom-1	Atom-2	Interatomic distance (Å)	Clash overlap (Å)
24:DA:227:A:H61	24:DA:410:G:H1'	1.78	0.48
24:DA:777:G:N7	24:DA:793:A:C2	2.81	0.48
24:DA:785:G:C6	24:DA:786:C:C4	3.01	0.48
24:DA:807:U:H2'	24:DA:808:G:H8	1.78	0.48
24:DA:935:C:H2'	24:DA:936:A:H8	1.78	0.48
24:DA:1057:A:N3	24:DA:1082:U:C2	2.81	0.48
24:DA:1059:G:C2	24:DA:1080:A:C2	3.02	0.48
24:DA:1142:A:C8	24:DA:1144:A:N7	2.82	0.48
24:DA:1669:A:O2'	24:DA:1670:C:H5'	2.13	0.48
24:DA:1919:A:H2'	24:DA:1920:C:H5'	1.95	0.48
24:DA:2155:U:H6	24:DA:2155:U:OP2	1.96	0.48
24:DA:2315:G:N1	24:DA:2316:G:C5	2.82	0.48
24:DA:2616:C:HO2'	24:DA:2617:U:H6	1.61	0.48
24:DA:2653:U:C4	24:DA:2654:A:C5	3.01	0.48
56:DB:76:G:H5''	45:DV:17:SER:OG	2.13	0.48
26:DC:62:ARG:NH2	26:DC:62:ARG:CG	2.77	0.48
27:DD:17:GLU:CD	27:DD:17:GLU:H	2.17	0.48
27:DD:114:LYS:HD2	27:DD:116:LYS:HZ2	1.79	0.48
29:DF:1:ALA:HA	29:DF:97:GLU:HB3	1.95	0.48
33:DJ:111:LYS:HB2	33:DJ:115:GLY:CA	2.43	0.48
35:DL:90:VAL:HG13	35:DL:95:LEU:HD21	1.96	0.48
36:DM:71:LYS:HD3	36:DM:95:LEU:CD1	2.43	0.48
1:AB:110:ILE:HA	1:AB:113:LEU:HB3	1.94	0.48
2:AC:149:LYS:O	2:AC:200:TRP:HE3	1.95	0.48
4:AE:95:MET:CE	4:AE:114:LEU:HD11	2.44	0.48
4:AE:109:ALA:C	4:AE:111:ARG:N	2.66	0.48
5:AF:36:ILE:HG22	5:AF:64:VAL:HG13	1.94	0.48
5:AF:79:ARG:HE	5:AF:79:ARG:HA	1.78	0.48
7:AH:17:GLN:NE2	7:AH:71:VAL:HG23	2.23	0.48
10:AK:81:LEU:HD22	10:AK:104:PHE:HB3	1.94	0.48
11:AL:24:GLU:O	11:AL:25:ALA:C	2.51	0.48
14:AO:23:SER:HB3	14:AO:26:VAL:HG23	1.95	0.48
21:AA:427:U:N3	21:AA:428:G:C6	2.82	0.48
21:AA:987:G:C4	21:AA:988:G:C8	3.02	0.48
21:AA:1026:G:C5	21:AA:1027:C:N4	2.82	0.48
21:AA:1219:A:C6	21:AA:1220:G:C6	3.01	0.48
21:AA:1469:C:H2'	21:AA:1470:U:H5'	1.94	0.48
24:BA:49:A:C2	24:BA:118:A:C2	3.01	0.48
24:BA:49:A:C2	24:BA:118:A:N1	2.82	0.48
24:BA:1142:A:C4	24:BA:1144:A:N7	2.82	0.48
24:BA:1517:G:C6	24:BA:1518:C:C4	3.01	0.48

*Continued on next page...*

*Continued from previous page...*

Atom-1	Atom-2	Interatomic distance (Å)	Clash overlap (Å)
24:BA:1967:C:H2'	24:BA:1968:G:H8	1.78	0.48
24:BA:2232:C:OP1	47:BX:26:ARG:NH2	2.47	0.48
24:BA:2250:G:O5'	24:BA:2250:G:C8	2.64	0.48
24:BA:2689:U:C2	24:BA:2713:U:C6	3.02	0.48
29:BF:72:SER:HB2	29:BF:80:GLN:HB2	1.94	0.48
29:BF:107:VAL:HG11	29:BF:175:PRO:HG2	1.95	0.48
31:BH:96:THR:O	31:BH:96:THR:HG23	2.14	0.48
32:BI:56:VAL:HG11	32:BI:68:PHE:HD2	1.78	0.48
32:BI:107:GLU:HA	32:BI:110:GLN:HB3	1.95	0.48
33:BJ:23:LYS:O	33:BJ:63:ALA:HB3	2.13	0.48
35:BL:82:LEU:C	35:BL:84:LYS:H	2.15	0.48
39:BP:25:VAL:HG23	39:BP:83:ILE:HD11	1.95	0.48
42:BS:63:GLY:O	42:BS:64:ALA:CB	2.61	0.48
46:BW:45:HIS:HB2	46:BW:50:VAL:HG13	1.94	0.48
2:CC:19:SER:O	13:CN:93:PRO:HG3	2.13	0.48
2:CC:148:ILE:HG23	2:CC:169:GLU:HB3	1.95	0.48
3:CD:113:ALA:O	3:CD:117:VAL:HG23	2.14	0.48
3:CD:161:ALA:O	3:CD:164:ARG:HB2	2.13	0.48
7:CH:64:TYR:HA	7:CH:69:ALA:HA	1.94	0.48
11:CL:34:THR:C	11:CL:35:ARG:NE	2.67	0.48
18:CS:39:ILE:HD11	18:CS:65:MET:HB2	1.95	0.48
18:CS:50:VAL:CG2	18:CS:74:ALA:HB2	2.43	0.48
55:CA:174:A:H2'	55:CA:175:C:C6	2.49	0.48
55:CA:247:G:O6	55:CA:278:G:N1	2.47	0.48
55:CA:519:C:O2'	55:CA:520:A:C5'	2.61	0.48
55:CA:747:A:H2'	55:CA:748:G:O4'	2.12	0.48
55:CA:915:A:O2'	55:CA:916:U:C5'	2.60	0.48
55:CA:1227:A:N3	55:CA:1227:A:H5''	2.28	0.48
24:DA:17:G:C6	24:DA:524:G:C6	3.01	0.48
24:DA:227:A:H5'	24:DA:229:C:N4	2.28	0.48
24:DA:964:C:O2'	24:DA:2273:A:H1'	2.14	0.48
24:DA:1571:A:H2'	24:DA:1572:A:C8	2.49	0.48
24:DA:1910:G:C6	24:DA:1921:G:C6	3.01	0.48
24:DA:2624:G:H2'	24:DA:2625:G:O4'	2.13	0.48
24:DA:2811:G:H2'	24:DA:2812:G:H8	1.78	0.48
24:DA:2838:G:OP1	59:DA:3795:HOH:O	2.20	0.48
24:DA:2867:G:O2'	24:DA:2868:A:OP2	2.31	0.48
26:DC:245:THR:O	26:DC:247:TRP:N	2.47	0.48
27:DD:36:GLN:HE21	27:DD:38:LYS:NZ	2.11	0.48
28:DE:48:THR:O	28:DE:52:VAL:HG23	2.14	0.48
28:DE:106:LYS:HG3	28:DE:200:LEU:HD12	1.96	0.48

*Continued on next page...*

*Continued from previous page...*

Atom-1	Atom-2	Interatomic distance (Å)	Clash overlap (Å)
29:DF:134:GLN:HB2	29:DF:137:PHE:HE2	1.78	0.48
30:DG:8:VAL:O	30:DG:9:VAL:HB	2.14	0.48
30:DG:112:VAL:HG12	30:DG:114:HIS:HB3	1.96	0.48
34:DK:118:LEU:O	34:DK:120:PRO:HD2	2.13	0.48
35:DL:66:PHE:CG	35:DL:67:THR:N	2.81	0.48
43:DT:50:LEU:HD23	43:DT:51:PHE:N	2.24	0.48
53:D3:15:LYS:HZ2	53:D3:19:GLY:HA2	1.79	0.48
1:AB:16:GLY:HA2	1:AB:202:ASN:ND2	2.29	0.48
2:AC:70:ALA:HA	2:AC:105:VAL:HB	1.95	0.48
3:AD:166:LYS:HA	3:AD:167:PRO:HD3	1.71	0.48
4:AE:14:LEU:HD22	4:AE:15:ILE:C	2.34	0.48
4:AE:61:LYS:HD3	21:AA:1073:U:P	2.53	0.48
4:AE:71:ILE:HD11	4:AE:144:GLU:HG3	1.96	0.48
9:AJ:74:VAL:O	9:AJ:75:ASP:HB3	2.13	0.48
11:AL:27:PRO:O	11:AL:28:GLN:HB3	2.12	0.48
11:AL:43:LYS:HB2	11:AL:44:PRO:CD	2.43	0.48
21:AA:126:G:H2'	21:AA:127:G:O5'	2.14	0.48
21:AA:636:U:O5'	21:AA:636:U:H6	1.97	0.48
21:AA:901:A:N7	21:AA:902:G:H1'	2.28	0.48
21:AA:944:G:C6	21:AA:1337:G:H2'	2.48	0.48
21:AA:1036:A:H3'	21:AA:1037:C:C6	2.48	0.48
24:BA:48:G:N2	24:BA:177:G:N2	2.61	0.48
24:BA:95:A:N1	24:BA:96:C:C2	2.81	0.48
24:BA:471:A:H8	24:BA:471:A:O5'	1.97	0.48
24:BA:484:C:O5'	24:BA:484:C:H6	1.95	0.48
24:BA:493:G:O2'	42:BS:7:HIS:HA	2.14	0.48
24:BA:813:U:H2'	24:BA:814:C:C6	2.48	0.48
24:BA:813:U:O2'	24:BA:1225:G:H1'	2.14	0.48
24:BA:923:G:C1'	46:BW:23:LYS:HE2	2.42	0.48
24:BA:959:A:N6	36:BM:82:MET:CE	2.76	0.48
24:BA:994:C:H1'	41:BR:10:LYS:HZ3	1.76	0.48
24:BA:1025:G:H4'	24:BA:1026:G:OP2	2.14	0.48
24:BA:1052:C:C2'	24:BA:1053:C:H5'	2.44	0.48
24:BA:1147:A:C6	24:BA:1148:U:C4	3.02	0.48
24:BA:2209:G:N1	24:BA:2210:U:O4	2.46	0.48
24:BA:2217:G:H2'	24:BA:2218:G:C8	2.48	0.48
24:BA:2415:G:C2	24:BA:2416:C:C2	3.01	0.48
24:BA:2727:A:H2'	24:BA:2728:U:H6	1.78	0.48
27:BD:61:THR:OG1	27:BD:63:PRO:HD2	2.14	0.48
32:BI:64:ARG:HG3	32:BI:65:SER:N	2.28	0.48
32:BI:105:LEU:HD23	32:BI:108:ILE:HG21	1.94	0.48

*Continued on next page...*

*Continued from previous page...*

Atom-1	Atom-2	Interatomic distance (Å)	Clash overlap (Å)
33:BJ:45:THR:O	33:BJ:45:THR:CG2	2.60	0.48
34:BK:57:VAL:C	34:BK:58:LEU:HD23	2.34	0.48
35:BL:119:PRO:HA	35:BL:138:ALA:O	2.13	0.48
36:BM:101:VAL:O	36:BM:101:VAL:CG1	2.61	0.48
37:BN:92:GLY:HA2	37:BN:94:TYR:CZ	2.49	0.48
39:BP:105:LYS:CA	39:BP:108:ARG:HD3	2.44	0.48
44:BU:53:GLN:N	44:BU:54:PRO:HD2	2.27	0.48
2:CC:110:LEU:HD11	2:CC:203:LYS:HZ1	1.77	0.48
2:CC:131:ARG:HA	2:CC:134:LYS:HD2	1.94	0.48
6:CG:94:ARG:C	6:CG:96:ASN:H	2.17	0.48
10:CK:15:VAL:HG13	10:CK:36:ARG:NH1	2.29	0.48
12:CM:1:ALA:N	12:CM:2:ARG:CD	2.77	0.48
12:CM:75:SER:C	12:CM:77:LYS:H	2.17	0.48
13:CN:15:LEU:O	13:CN:54:SER:HB2	2.13	0.48
17:CR:56:ARG:O	17:CR:60:ARG:HG3	2.14	0.48
55:CA:10:A:N1	55:CA:25:C:N3	2.62	0.48
55:CA:95:C:O2'	55:CA:96:U:H5'	2.14	0.48
55:CA:370:C:O2'	55:CA:371:A:H5'	2.13	0.48
55:CA:499:A:O2'	55:CA:500:G:H8	1.91	0.48
55:CA:519:C:O2'	55:CA:520:A:C8	2.65	0.48
55:CA:581:G:N2	55:CA:582:C:N4	2.62	0.48
55:CA:588:G:C6	55:CA:589:U:N3	2.81	0.48
55:CA:879:C:C2	55:CA:880:C:C6	3.01	0.48
55:CA:1049:U:H4'	55:CA:1050:G:OP2	2.14	0.48
24:DA:860:U:HO2'	24:DA:861:A:C5'	2.26	0.48
24:DA:1049:C:HO2'	24:DA:1050:A:H8	1.61	0.48
24:DA:1062:G:O2'	24:DA:1063:G:O5'	2.31	0.48
24:DA:1152:C:H2'	24:DA:1153:C:H6	1.79	0.48
24:DA:1259:G:H2'	24:DA:1260:A:H8	1.77	0.48
24:DA:1293:C:H2'	24:DA:1294:U:O4'	2.13	0.48
24:DA:1440:U:O2'	24:DA:1441:G:H5'	2.13	0.48
24:DA:1535:A:H2'	24:DA:1535:A:N3	2.28	0.48
24:DA:1941:C:O2'	24:DA:1942:C:H5'	2.13	0.48
24:DA:1953:A:H4'	24:DA:2560:A:H5'	1.94	0.48
24:DA:2061:G:H5''	24:DA:2503:A:C2	2.48	0.48
24:DA:2303:G:C4	24:DA:2304:G:C8	3.01	0.48
24:DA:2359:C:O2	35:DL:60:ARG:NH2	2.47	0.48
24:DA:2562:U:O2	24:DA:2562:U:H2'	2.14	0.48
24:DA:2688:G:H1'	24:DA:2721:A:N6	2.28	0.48
24:DA:2833:U:H3'	24:DA:2834:G:C5'	2.44	0.48
24:DA:2901:C:N4	24:DA:2902:C:N4	2.62	0.48

*Continued on next page...*

*Continued from previous page...*

Atom-1	Atom-2	Interatomic distance (Å)	Clash overlap (Å)
26:DC:7:PRO:HB3	26:DC:13:ARG:HB2	1.95	0.48
28:DE:151:GLY:HA3	28:DE:191:ASP:OD1	2.12	0.48
29:DF:110:ILE:HB	29:DF:113:PHE:H	1.78	0.48
31:DH:32:PRO:HA	47:DX:38:TRP:CD1	2.49	0.48
32:DI:52:LEU:HD11	32:DI:78:LEU:CD2	2.44	0.48
42:DS:82:MET:HE1	42:DS:84:ARG:HH12	1.79	0.48
44:DU:85:ARG:HA	44:DU:85:ARG:NE	2.29	0.48
47:DX:53:LYS:CA	47:DX:56:ARG:HB3	2.25	0.48
1:AB:65:LYS:HG2	1:AB:153:MET:CG	2.43	0.48
2:AC:99:GLN:O	2:AC:100:ILE:CB	2.58	0.48
2:AC:148:ILE:HG12	2:AC:149:LYS:N	2.28	0.48
2:AC:166:TRP:N	2:AC:166:TRP:CE3	2.71	0.48
3:AD:164:ARG:HG2	3:AD:165:GLU:H	1.78	0.48
3:AD:172:VAL:HG22	3:AD:173:ASP:N	2.20	0.48
4:AE:37:VAL:HG11	4:AE:113:VAL:HG12	1.95	0.48
6:AG:121:ASN:HD22	6:AG:121:ASN:N	2.11	0.48
7:AH:74:ILE:HD13	7:AH:128:VAL:HG13	1.96	0.48
9:AJ:53:ILE:HG22	9:AJ:62:ARG:H	1.79	0.48
10:AK:125:LYS:O	10:AK:126:ARG:CB	2.62	0.48
18:AS:39:ILE:HD11	18:AS:73:PHE:HE1	1.77	0.48
19:AT:63:LYS:HE2	21:AA:176:C:OP1	2.14	0.48
21:AA:78:A:N6	21:AA:79:G:C6	2.81	0.48
21:AA:394:G:C5	21:AA:395:C:C5	3.01	0.48
21:AA:411:A:C5	21:AA:429:U:C5	3.02	0.48
21:AA:415:A:O2'	21:AA:416:G:H5'	2.14	0.48
21:AA:550:G:N2	21:AA:551:U:C2	2.82	0.48
21:AA:596:A:O2'	21:AA:597:G:H5'	2.13	0.48
21:AA:842:U:H3'	21:AA:843:U:H5''	1.95	0.48
21:AA:977:A:H2'	21:AA:977:A:N3	2.29	0.48
21:AA:1038:C:H2'	21:AA:1039:G:H8	1.78	0.48
21:AA:1103:C:HO2'	21:AA:1104:G:C4'	2.26	0.48
21:AA:1106:G:C2	21:AA:1107:C:C6	3.02	0.48
21:AA:1312:G:H2'	21:AA:1313:U:C6	2.49	0.48
21:AA:1394:A:N6	21:AA:1501:C:C4'	2.76	0.48
24:BA:152:A:H2'	24:BA:153:U:C6	2.48	0.48
24:BA:396:G:O3'	47:BX:30:PRO:HA	2.13	0.48
24:BA:475:C:C4	24:BA:481:G:O6	2.67	0.48
24:BA:668:A:C2'	24:BA:669:G:OP1	2.62	0.48
24:BA:1054:A:C6	24:BA:1106:G:O6	2.67	0.48
24:BA:1250:G:N7	35:BL:18:ARG:NH1	2.62	0.48
24:BA:1873:G:H2'	24:BA:1874:C:H6	1.79	0.48

*Continued on next page...*

*Continued from previous page...*

Atom-1	Atom-2	Interatomic distance (Å)	Clash overlap (Å)
24:BA:1892:C:H2'	24:BA:1893:C:C6	2.48	0.48
24:BA:2488:G:C2	24:BA:2489:U:C2	3.02	0.48
24:BA:2691:C:O2'	24:BA:2692:G:C5'	2.60	0.48
24:BA:2845:U:H5''	39:BP:51:ASN:O	2.14	0.48
27:BD:110:THR:OG1	27:BD:171:THR:CG2	2.61	0.48
28:BE:147:LEU:O	28:BE:168:ASP:O	2.31	0.48
30:BG:27:GLY:O	30:BG:29:ASN:O	2.32	0.48
37:BN:60:VAL:O	37:BN:61:ALA:C	2.51	0.48
37:BN:67:PHE:CE1	37:BN:73:ASN:OD1	2.66	0.48
40:BQ:82:LEU:HD21	40:BQ:112:ALA:HB2	1.95	0.48
42:BS:38:TYR:CD2	50:B0:38:LEU:HD21	2.48	0.48
46:BW:17:ALA:HA	46:BW:35:ILE:CG2	2.27	0.48
46:BW:24:ARG:HD2	46:BW:24:ARG:C	2.32	0.48
46:BW:30:VAL:HA	46:BW:60:ALA:HB3	1.95	0.48
46:BW:67:LYS:HG3	46:BW:69:GLU:HG3	1.94	0.48
54:B4:25:VAL:CG2	54:B4:35:GLN:HB2	2.44	0.48
4:CE:114:LEU:HD13	4:CE:122:VAL:HG11	1.96	0.48
8:CI:118:ARG:HH21	8:CI:122:ARG:HE	1.60	0.48
9:CJ:7:ARG:HB2	9:CJ:101:SER:O	2.13	0.48
9:CJ:35:GLN:OE1	9:CJ:77:VAL:HB	2.14	0.48
10:CK:115:ILE:HD12	20:CU:23:GLU:CG	2.33	0.48
19:CT:81:GLN:O	19:CT:82:ILE:HG23	2.13	0.48
55:CA:95:C:H2'	55:CA:96:U:C5	2.47	0.48
55:CA:127:G:N2	55:CA:128:G:H1'	2.29	0.48
55:CA:131:A:C2	55:CA:132:C:C2	3.02	0.48
55:CA:259:G:C2	55:CA:268:U:C2	3.02	0.48
55:CA:428:G:C1'	55:CA:430:A:C8	2.96	0.48
55:CA:581:G:N2	55:CA:582:C:H41	2.12	0.48
55:CA:601:G:H2'	55:CA:602:A:C8	2.43	0.48
55:CA:942:G:C6	55:CA:1342:C:C4	3.01	0.48
55:CA:1155:A:O2'	55:CA:1156:G:H5'	2.14	0.48
24:DA:448:U:H4'	24:DA:449:A:OP2	2.14	0.48
24:DA:1057:A:C4	24:DA:1082:U:N3	2.81	0.48
24:DA:1254:A:H3'	24:DA:1255:U:H5''	1.96	0.48
24:DA:1504:A:C2	24:DA:1505:A:C8	3.01	0.48
24:DA:1809:A:O2'	24:DA:1810:A:O5'	2.31	0.48
24:DA:2341:G:H2'	24:DA:2342:C:O4'	2.14	0.48
27:DD:118:PHE:O	27:DD:119:ALA:HB3	2.13	0.48
28:DE:137:LYS:O	28:DE:140:ASP:HB2	2.13	0.48
28:DE:164:LEU:HD12	28:DE:167:VAL:HG12	1.94	0.48
30:DG:120:ILE:O	30:DG:120:ILE:HD13	2.13	0.48

*Continued on next page...*

*Continued from previous page...*

Atom-1	Atom-2	Interatomic distance (Å)	Clash overlap (Å)
48:DY:47:ARG:O	48:DY:50:VAL:N	2.45	0.48
48:DY:53:VAL:O	48:DY:57:LEU:HB2	2.13	0.48
1:AB:130:LYS:O	1:AB:133:ALA:HB3	2.14	0.48
3:AD:29:THR:HB	3:AD:30:LYS:NZ	2.29	0.48
4:AE:40:ASP:OD1	4:AE:44:ARG:HB2	2.14	0.48
4:AE:95:MET:HE3	4:AE:114:LEU:HD11	1.95	0.48
7:AH:17:GLN:HB3	7:AH:69:ALA:HB2	1.94	0.48
10:AK:61:ALA:O	10:AK:64:VAL:HG13	2.13	0.48
11:AL:41:PRO:HB3	11:AL:49:ARG:HH12	1.77	0.48
12:AM:74:MET:CE	12:AM:74:MET:CA	2.69	0.48
14:AO:22:GLY:O	21:AA:751:U:H1'	2.14	0.48
14:AO:22:GLY:O	14:AO:27:GLN:NE2	2.47	0.48
16:AQ:45:VAL:HG21	16:AQ:60:ILE:HD13	1.96	0.48
19:AT:26:MET:HA	19:AT:29:THR:HG1	1.76	0.48
21:AA:24:U:H2'	21:AA:25:C:H6	1.78	0.48
21:AA:65:A:C2	21:AA:381:C:C6	3.02	0.48
21:AA:414:A:N3	21:AA:414:A:H2'	2.29	0.48
21:AA:415:A:H2'	21:AA:416:G:O4'	2.13	0.48
21:AA:706:A:H2'	21:AA:707:U:O4'	2.14	0.48
21:AA:788:U:C4	21:AA:789:U:C4	3.02	0.48
21:AA:1257:A:H4'	21:AA:1258:G:OP2	2.11	0.48
21:AA:1486:G:H2'	21:AA:1487:G:O4'	2.14	0.48
24:BA:856:G:C1'	46:BW:23:LYS:HB3	2.44	0.48
24:BA:1022:G:C6	24:BA:1141:U:C5	3.01	0.48
24:BA:1154:G:OP2	40:BQ:57:ARG:NH1	2.45	0.48
24:BA:1944:U:O4	24:BA:2557:G:N2	2.40	0.48
24:BA:2082:A:N6	24:BA:2237:G:H1'	2.29	0.48
24:BA:2204:G:H4'	26:BC:149:LYS:HG3	1.95	0.48
24:BA:2207:C:H2'	24:BA:2208:C:C6	2.49	0.48
24:BA:2291:U:C2	24:BA:2292:U:C4	3.01	0.48
24:BA:2692:G:C4	24:BA:2718:G:N2	2.82	0.48
27:BD:4:LEU:HD23	27:BD:29:VAL:HG11	1.95	0.48
27:BD:27:ILE:HG12	27:BD:201:LEU:HD23	1.96	0.48
29:BF:39:VAL:CG1	29:BF:49:LEU:HD13	2.44	0.48
29:BF:66:ILE:O	29:BF:66:ILE:HG13	2.13	0.48
29:BF:72:SER:HB2	29:BF:80:GLN:N	2.29	0.48
30:BG:94:ARG:HG3	30:BG:127:GLN:OE1	2.13	0.48
31:BH:100:ALA:O	31:BH:102:ALA:N	2.47	0.48
33:BJ:5:THR:HG22	33:BJ:5:THR:O	2.13	0.48
43:BT:24:MET:HG3	43:BT:29:THR:HG23	1.96	0.48
1:CB:9:LEU:O	1:CB:10:LYS:CB	2.61	0.48

*Continued on next page...*



*Continued from previous page...*

Atom-1	Atom-2	Interatomic distance (Å)	Clash overlap (Å)
1:CB:72:LYS:HB2	1:CB:75:ALA:HB3	1.96	0.48
3:CD:171:GLU:CG	3:CD:180:THR:HB	2.44	0.48
4:CE:22:LYS:CD	55:CA:1081:A:H5'	2.38	0.48
6:CG:77:ARG:HG3	6:CG:77:ARG:HH11	1.79	0.48
8:CI:51:LEU:HD11	8:CI:82:ILE:HG22	1.94	0.48
11:CL:85:ARG:HA	11:CL:93:ARG:HA	1.95	0.48
12:CM:14:ALA:HB1	12:CM:33:LEU:CD1	2.41	0.48
19:CT:34:VAL:HG22	19:CT:49:ALA:HB1	1.95	0.48
55:CA:27:G:H2'	55:CA:28:A:O4'	2.13	0.48
55:CA:66:A:C2	55:CA:104:G:H1'	2.48	0.48
55:CA:66:A:O2'	55:CA:67:C:H5'	2.12	0.48
55:CA:391:G:O6	55:CA:392:C:C4	2.67	0.48
55:CA:463:U:H3	55:CA:469:C:H42	1.61	0.48
55:CA:848:C:H2'	55:CA:849:G:O5'	2.13	0.48
55:CA:988:G:O2'	55:CA:989:U:H5'	2.14	0.48
55:CA:1270:G:H2'	55:CA:1271:A:C8	2.49	0.48
55:CA:1426:G:N2	55:CA:1475:G:H1'	2.28	0.48
55:CA:1449:C:O2'	55:CA:1450:U:C5'	2.62	0.48
24:DA:89:A:C2	24:DA:90:U:C2	3.02	0.48
24:DA:190:A:H2'	24:DA:191:A:O4'	2.12	0.48
24:DA:471:A:H2'	24:DA:472:A:O4'	2.13	0.48
24:DA:536:G:H2'	24:DA:537:G:H5'	1.94	0.48
24:DA:556:A:OP2	24:DA:556:A:H8	1.95	0.48
24:DA:675:A:OP1	28:DE:60:TRP:HZ2	1.95	0.48
24:DA:831:G:H2'	24:DA:832:U:C6	2.49	0.48
24:DA:845:A:N6	24:DA:932:U:C2	2.81	0.48
24:DA:1137:G:H2'	24:DA:1138:G:C8	2.49	0.48
24:DA:1266:G:C8	42:DS:16:LYS:HE3	2.49	0.48
24:DA:1802:A:H62	24:DA:1817:G:N2	2.12	0.48
24:DA:2037:A:H2'	24:DA:2038:G:C8	2.49	0.48
24:DA:2446:G:H2'	24:DA:2447:G:H5''	1.96	0.48
24:DA:2575:C:H4'	27:DD:148:GLN:O	2.14	0.48
24:DA:2581:G:H5''	24:DA:2582:G:OP1	2.13	0.48
24:DA:2721:A:C2	24:DA:2722:G:H1'	2.48	0.48
24:DA:2838:G:C4	24:DA:2839:G:C8	3.01	0.48
29:DF:76:PHE:CD2	29:DF:76:PHE:N	2.75	0.48
31:DH:42:LYS:NZ	31:DH:42:LYS:HB3	2.29	0.48
33:DJ:2:LYS:HB2	33:DJ:2:LYS:NZ	2.29	0.48
33:DJ:4:PHE:HB3	40:DQ:63:ARG:HH22	1.78	0.48
33:DJ:35:ARG:HH12	33:DJ:140:LEU:HD21	1.78	0.48
35:DL:71:ALA:HA	35:DL:74:THR:HB	1.96	0.48

*Continued on next page...*

*Continued from previous page...*

Atom-1	Atom-2	Interatomic distance (Å)	Clash overlap (Å)
35:DL:76:GLU:O	35:DL:76:GLU:HG3	2.12	0.48
46:DW:18:LYS:HZ3	46:DW:18:LYS:HB2	1.77	0.48
48:DY:6:LEU:HD21	48:DY:56:LEU:HD12	1.95	0.48
1:AB:153:MET:HE1	1:AB:157:PRO:HG3	1.96	0.48
1:AB:162:VAL:HG22	1:AB:184:ALA:HB2	1.95	0.48
3:AD:191:SER:HA	3:AD:194:ILE:HD11	1.94	0.48
4:AE:36:THR:HG23	4:AE:62:ALA:CB	2.44	0.48
4:AE:82:HIS:HA	7:AH:98:LEU:HD12	1.96	0.48
15:AP:42:ILE:C	15:AP:44:SER:H	2.16	0.48
21:AA:217:C:O2'	21:AA:218:U:H5'	2.14	0.48
21:AA:332:G:C2	21:AA:333:U:C6	3.02	0.48
21:AA:569:C:H5''	21:AA:570:G:OP1	2.14	0.48
21:AA:622:A:H2'	21:AA:623:C:H5'	1.95	0.48
21:AA:1363:A:H2'	21:AA:1365:G:N7	2.29	0.48
21:AA:1484:C:H2'	21:AA:1485:U:O4'	2.14	0.48
24:BA:826:U:O2	24:BA:828:U:H4'	2.14	0.48
24:BA:947:A:O2'	24:BA:984:A:C2	2.67	0.48
24:BA:966:G:C6	24:BA:967:U:N3	2.82	0.48
24:BA:1232:G:C6	24:BA:1233:C:C4	3.01	0.48
24:BA:1759:A:H2'	24:BA:1760:C:C5	2.48	0.48
24:BA:1773:A:H2'	24:BA:1774:C:O4'	2.13	0.48
24:BA:2291:U:OP1	24:BA:2381:A:H5'	2.13	0.48
24:BA:2643:G:H2'	24:BA:2644:G:O4'	2.14	0.48
24:BA:2674:G:H2'	24:BA:2675:A:C8	2.49	0.48
24:BA:2714:G:O2'	24:BA:2715:C:H5'	2.14	0.48
24:BA:2798:U:H6	24:BA:2798:U:OP2	1.96	0.48
24:BA:2818:U:H1'	24:BA:2829:A:C2	2.48	0.48
26:BC:77:VAL:O	26:BC:77:VAL:CG2	2.60	0.48
28:BE:5:LEU:CD1	28:BE:10:SER:HB3	2.41	0.48
28:BE:32:VAL:HG23	28:BE:33:VAL:N	2.29	0.48
28:BE:108:ILE:HD11	28:BE:180:LEU:HB3	1.94	0.48
28:BE:148:ILE:HD13	28:BE:187:VAL:HG21	1.95	0.48
29:BF:54:ALA:O	29:BF:57:ALA:HB3	2.13	0.48
29:BF:110:ILE:O	29:BF:111:ARG:C	2.50	0.48
35:BL:57:LEU:CD2	53:B3:53:ASP:HB3	2.44	0.48
35:BL:81:ASP:O	35:BL:83:ALA:N	2.39	0.48
35:BL:100:ILE:HD12	35:BL:100:ILE:O	2.14	0.48
37:BN:2:ARG:O	37:BN:3:HIS:C	2.52	0.48
38:BO:74:VAL:HG12	38:BO:106:LEU:HD13	1.96	0.48
43:BT:29:THR:HB	43:BT:86:THR:N	2.29	0.48
4:CE:94:PHE:CE2	4:CE:96:GLN:HB2	2.49	0.48

*Continued on next page...*

*Continued from previous page...*

Atom-1	Atom-2	Interatomic distance (Å)	Clash overlap (Å)
4:CE:114:LEU:HB3	4:CE:119:VAL:HG23	1.96	0.48
9:CJ:64:GLN:HB2	13:CN:98:ALA:HB3	1.94	0.48
11:CL:51:VAL:HG13	11:CL:64:SER:O	2.13	0.48
12:CM:8:ILE:N	12:CM:9:PRO:HD2	2.26	0.48
13:CN:80:ARG:CG	13:CN:81:ILE:N	2.77	0.48
55:CA:47:C:O2'	55:CA:48:C:H5'	2.13	0.48
55:CA:238:A:H3'	55:CA:239:U:H5''	1.94	0.48
55:CA:253:A:N3	55:CA:254:G:C8	2.82	0.48
55:CA:327:A:C2	55:CA:329:A:C4	3.02	0.48
55:CA:533:A:OP2	55:CA:533:A:H8	1.97	0.48
55:CA:954:G:C6	55:CA:955:U:N3	2.82	0.48
55:CA:987:G:H2'	55:CA:988:G:C8	2.49	0.48
55:CA:1250:A:C8	55:CA:1287:A:N7	2.82	0.48
24:DA:49:A:N6	24:DA:177:G:C4	2.82	0.48
24:DA:88:G:C2	24:DA:89:A:C8	3.02	0.48
24:DA:132:G:N2	24:DA:148:U:C2	2.82	0.48
24:DA:232:G:O2'	24:DA:233:A:H5''	2.14	0.48
24:DA:439:A:C5	24:DA:440:C:C4	3.02	0.48
24:DA:537:G:N2	24:DA:557:C:H42	2.10	0.48
24:DA:754:U:O2'	24:DA:755:U:C6	2.64	0.48
24:DA:866:A:C8	24:DA:914:G:O6	2.67	0.48
24:DA:1009:A:C2	24:DA:1010:A:C2	3.02	0.48
24:DA:1011:G:OP1	40:DQ:76:SER:CB	2.62	0.48
24:DA:1045:C:H1'	24:DA:1047:G:C2	2.49	0.48
24:DA:1239:G:C2	24:DA:1240:U:H1'	2.49	0.48
24:DA:1448:G:C2	24:DA:1464:G:C2	3.02	0.48
24:DA:1807:G:OP1	26:DC:47:ARG:NH1	2.46	0.48
24:DA:1997:C:O2'	24:DA:1998:A:H5'	2.14	0.48
24:DA:2067:G:C4	24:DA:2444:G:N2	2.82	0.48
24:DA:2069:G:C2	24:DA:2443:C:C2	3.01	0.48
24:DA:2199:A:H2'	24:DA:2200:C:H6	1.79	0.48
24:DA:2408:U:O2'	24:DA:2409:G:O5'	2.32	0.48
24:DA:2508:G:H2'	24:DA:2509:G:O4'	2.14	0.48
24:DA:2544:G:H2'	24:DA:2545:G:H8	1.78	0.48
56:DB:8:C:H2'	56:DB:9:G:O4'	2.14	0.48
56:DB:13:G:H21	56:DB:69:G:N2	2.11	0.48
27:DD:106:LYS:HD3	27:DD:106:LYS:N	2.28	0.48
28:DE:130:LYS:O	28:DE:134:LEU:HB3	2.13	0.48
29:DF:43:ILE:HD13	29:DF:82:TYR:HE2	1.79	0.48
29:DF:109:ARG:CB	29:DF:109:ARG:NH2	2.74	0.48
30:DG:1:SER:C	30:DG:3:VAL:H	2.17	0.48

*Continued on next page...*

*Continued from previous page...*

Atom-1	Atom-2	Interatomic distance (Å)	Clash overlap (Å)
44:DU:20:LYS:HD2	44:DU:38:ILE:HD11	1.95	0.48
46:DW:51:GLY:HA2	46:DW:59:PHE:HD2	1.79	0.48
49:DZ:32:GLY:C	49:DZ:34:THR:N	2.66	0.48
50:D0:28:SER:HB3	50:D0:39:ARG:HE	1.78	0.48
53:D3:15:LYS:HZ1	53:D3:19:GLY:HA2	1.78	0.48
54:D4:27:CYS:CB	54:D4:33:HIS:HB2	2.44	0.48
1:AB:129:THR:O	1:AB:132:GLU:HB3	2.14	0.48
1:AB:209:VAL:HG23	1:AB:210:THR:N	2.28	0.48
5:AF:47:LEU:HD22	17:AR:65:SER:OG	2.14	0.48
7:AH:6:ILE:HD12	7:AH:35:ILE:HD11	1.96	0.48
8:AI:27:ILE:HG12	8:AI:34:LEU:HD13	1.96	0.48
10:AK:30:ILE:CG2	10:AK:45:THR:HG22	2.42	0.48
12:AM:109:LYS:HZ1	21:AA:1227:A:H5'	1.78	0.48
15:AP:1:MET:HB2	21:AA:135:C:O2	2.13	0.48
15:AP:38:PHE:O	15:AP:50:THR:HG23	2.14	0.48
19:AT:74:HIS:O	19:AT:75:LYS:C	2.52	0.48
21:AA:16:A:O2'	21:AA:17:U:H5'	2.14	0.48
21:AA:69:G:H2'	21:AA:69:G:N3	2.29	0.48
21:AA:158:G:C3'	21:AA:159:G:H5''	2.44	0.48
21:AA:184:G:C6	21:AA:194:C:N4	2.82	0.48
21:AA:207:C:H2'	21:AA:208:U:C4	2.49	0.48
21:AA:273:U:C4	21:AA:274:A:N7	2.82	0.48
21:AA:543:U:H2'	21:AA:544:G:H5'	1.95	0.48
21:AA:994:A:HO2'	21:AA:995:C:H5'	1.77	0.48
21:AA:1151:A:C4	21:AA:1152:A:N7	2.82	0.48
21:AA:1171:A:H2'	21:AA:1172:C:H6	1.79	0.48
21:AA:1172:C:H2'	21:AA:1173:U:C6	2.49	0.48
21:AA:1183:U:HO2'	21:AA:1184:G:P	2.37	0.48
24:BA:55:G:N2	24:BA:116:C:C2	2.81	0.48
24:BA:616:A:H4'	28:BE:101:TYR:CE2	2.49	0.48
24:BA:684:G:C6	24:BA:774:G:C5	3.02	0.48
24:BA:950:G:C6	24:BA:951:C:C4	3.02	0.48
24:BA:962:G:N2	24:BA:2250:G:H1	2.11	0.48
24:BA:995:C:O2'	24:BA:996:A:OP2	2.32	0.48
24:BA:1028:A:H2'	24:BA:1029:A:C8	2.49	0.48
24:BA:1338:G:O2'	43:BT:18:GLU:HG2	2.14	0.48
24:BA:1570:A:C6	24:BA:1571:A:C6	3.02	0.48
24:BA:1638:C:O2	24:BA:2698:U:O2'	2.30	0.48
24:BA:1651:G:H4'	37:BN:39:PRO:HG2	1.94	0.48
24:BA:2315:G:H1'	29:BF:122:ASP:OD2	2.14	0.48
24:BA:2385:C:H5'	24:BA:2385:C:H6	1.79	0.48

*Continued on next page...*

*Continued from previous page...*

Atom-1	Atom-2	Interatomic distance (Å)	Clash overlap (Å)
24:BA:2720:U:H5''	39:BP:52:ARG:NH2	2.28	0.48
26:BC:209:ALA:HA	26:BC:212:TRP:NE1	2.29	0.48
27:BD:93:GLY:O	27:BD:94:GLN:C	2.51	0.48
28:BE:127:GLU:CD	28:BE:127:GLU:H	2.17	0.48
28:BE:168:ASP:OD1	28:BE:169:VAL:N	2.47	0.48
32:BI:76:ALA:HB2	32:BI:131:THR:CG2	2.40	0.48
33:BJ:44:TYR:CD1	33:BJ:44:TYR:C	2.87	0.48
33:BJ:124:VAL:HG23	33:BJ:125:TYR:N	2.28	0.48
38:BO:3:LYS:CG	38:BO:4:LYS:H	2.27	0.48
39:BP:33:GLU:OE2	39:BP:38:ARG:NH1	2.47	0.48
52:B2:10:LEU:HD12	52:B2:10:LEU:O	2.14	0.48
1:CB:142:LYS:HA	1:CB:145:ASN:HB2	1.94	0.48
1:CB:186:VAL:HG11	1:CB:192:PRO:HB3	1.96	0.48
3:CD:196:GLU:CD	3:CD:196:GLU:H	2.17	0.48
5:CF:6:ILE:H	5:CF:6:ILE:HD12	1.79	0.48
6:CG:96:ASN:O	6:CG:97:ALA:C	2.52	0.48
7:CH:59:GLU:HG2	7:CH:60:LEU:N	2.29	0.48
8:CI:48:ARG:C	8:CI:50:PRO:HD2	2.34	0.48
8:CI:108:ARG:HB3	55:CA:1347:G:C8	2.49	0.48
16:CQ:44:HIS:CE1	55:CA:277:C:OP1	2.67	0.48
16:CQ:46:HIS:HB3	16:CQ:66:LEU:HD13	1.96	0.48
55:CA:102:G:H2'	55:CA:103:U:H6	1.79	0.48
55:CA:785:G:N3	55:CA:785:G:H2'	2.29	0.48
55:CA:1296:C:O2'	55:CA:1302:C:N4	2.45	0.48
55:CA:1309:G:C6	55:CA:1310:G:C6	3.02	0.48
55:CA:1498:U:C5	23:CW:2:U:H5'	2.49	0.48
55:CA:1499:A:H2'	55:CA:1500:A:H8	1.78	0.48
55:CA:1502:A:HO2'	55:CA:1503:A:P	2.34	0.48
24:DA:27:G:C6	24:DA:512:G:C6	3.02	0.48
24:DA:234:U:O2'	24:DA:235:U:O5'	2.32	0.48
24:DA:308:G:N1	24:DA:309:A:C2	2.82	0.48
24:DA:571:U:O2'	24:DA:573:U:H5''	2.14	0.48
24:DA:607:U:O4	24:DA:619:G:H2'	2.14	0.48
24:DA:624:C:O2'	24:DA:657:U:H5''	2.14	0.48
24:DA:647:G:O2'	24:DA:648:G:O4'	2.17	0.48
24:DA:686:U:H2'	24:DA:788:A:N1	2.29	0.48
24:DA:726:G:O2'	24:DA:727:A:P	2.72	0.48
24:DA:1078:U:H5''	24:DA:1079:C:OP1	2.14	0.48
24:DA:1716:U:O2	24:DA:1717:A:C8	2.67	0.48
24:DA:1799:G:C8	26:DC:179:GLU:OE1	2.66	0.48
24:DA:2014:A:H2	24:DA:2613:U:C2	2.32	0.48

*Continued on next page...*

*Continued from previous page...*

Atom-1	Atom-2	Interatomic distance (Å)	Clash overlap (Å)
24:DA:2067:G:C4'	24:DA:2068:U:OP2	2.62	0.48
24:DA:2219:U:H2'	24:DA:2220:U:C6	2.48	0.48
24:DA:2226:C:O2'	24:DA:2227:A:C5'	2.62	0.48
24:DA:2269:G:H2'	24:DA:2270:A:H8	1.78	0.48
24:DA:2624:G:H1'	50:D0:18:HIS:CE1	2.48	0.48
24:DA:2748:A:N6	24:DA:2749:A:C6	2.82	0.48
26:DC:44:ASN:C	26:DC:46:GLY:H	2.18	0.48
27:DD:122:VAL:HA	27:DD:127:PHE:H	1.78	0.48
29:DF:7:TYR:O	29:DF:8:LYS:HG3	2.14	0.48
29:DF:57:ALA:HB2	29:DF:64:PRO:HG2	1.96	0.48
29:DF:118:ALA:HB2	29:DF:176:PHE:HB3	1.96	0.48
46:DW:25:PHE:O	46:DW:27:GLY:N	2.46	0.48
46:DW:37:VAL:C	46:DW:39:GLN:H	2.16	0.48
51:D1:47:ILE:HD12	51:D1:47:ILE:N	2.29	0.48
1:AB:86:CYS:SG	1:AB:221:ARG:HD3	2.53	0.47
3:AD:49:ASP:O	3:AD:53:GLN:HB2	2.13	0.47
4:AE:125:LYS:O	4:AE:127:TYR:CZ	2.67	0.47
5:AF:42:TRP:HZ2	5:AF:61:LEU:HD22	1.78	0.47
5:AF:99:ALA:O	5:AF:100:SER:CB	2.61	0.47
21:AA:654:G:O2'	21:AA:655:A:C5'	2.63	0.47
21:AA:803:G:C5	21:AA:804:U:C4	3.02	0.47
21:AA:895:G:H2'	21:AA:896:C:H6	1.79	0.47
21:AA:960:U:C2	21:AA:1225:A:N7	2.82	0.47
21:AA:1051:C:O2'	21:AA:1052:U:O4'	2.31	0.47
21:AA:1145:A:O2'	21:AA:1146:A:H8	1.96	0.47
24:BA:27:G:C4	24:BA:512:G:N2	2.82	0.47
24:BA:30:G:C5	24:BA:31:C:C4	3.02	0.47
24:BA:199:A:C2	24:BA:2434:A:C2	3.02	0.47
24:BA:249:C:O2'	24:BA:250:G:OP2	2.32	0.47
24:BA:860:U:C6	24:BA:860:U:C5'	2.89	0.47
24:BA:974:G:C6	24:BA:1186:G:C6	3.02	0.47
24:BA:990:A:C6	24:BA:1186:G:H1'	2.49	0.47
24:BA:1085:A:H3'	24:BA:1086:A:C2	2.48	0.47
24:BA:1403:A:C4	24:BA:1404:C:C6	3.02	0.47
24:BA:1867:G:O2'	24:BA:1868:C:C5'	2.56	0.47
24:BA:2052:A:C8	27:BD:146:ILE:HD11	2.48	0.47
24:BA:2075:U:H2'	24:BA:2238:G:N2	2.28	0.47
24:BA:2332:C:H4'	24:BA:2336:A:N6	2.29	0.47
24:BA:2628:C:O2'	24:BA:2781:A:H2'	2.14	0.47
24:BA:2756:U:C4'	24:BA:2757:A:O5'	2.57	0.47
25:BB:28:C:H2'	25:BB:29:A:O4'	2.13	0.47

*Continued on next page...*

*Continued from previous page...*

Atom-1	Atom-2	Interatomic distance (Å)	Clash overlap (Å)
26:BC:12:ARG:HG2	26:BC:12:ARG:NH1	2.25	0.47
26:BC:203:VAL:O	26:BC:204:LEU:HB2	2.15	0.47
27:BD:53:GLY:HA3	27:BD:77:ARG:N	2.19	0.47
28:BE:48:THR:C	28:BE:50:ALA:N	2.67	0.47
29:BF:90:LEU:HD12	29:BF:90:LEU:HA	1.68	0.47
30:BG:83:THR:HA	30:BG:84:LYS:CE	2.43	0.47
30:BG:84:LYS:CG	30:BG:85:LYS:N	2.76	0.47
31:BH:31:VAL:CG2	31:BH:32:PRO:HD2	2.44	0.47
32:BI:21:PRO:HB2	32:BI:22:PRO:HD3	1.96	0.47
35:BL:55:MET:HA	35:BL:55:MET:HE3	1.95	0.47
40:BQ:91:ARG:HH21	40:BQ:93:ILE:HD13	1.76	0.47
41:BR:14:VAL:CG1	41:BR:98:ILE:HD12	2.43	0.47
50:B0:50:GLY:O	50:B0:51:ARG:O	2.32	0.47
1:CB:114:LYS:CA	1:CB:117:GLU:HG2	2.36	0.47
4:CE:83:PRO:HG2	7:CH:95:MET:HA	1.96	0.47
5:CF:3:HIS:HB2	5:CF:92:THR:HA	1.96	0.47
10:CK:41:LEU:O	55:CA:685:G:H4'	2.14	0.47
14:CO:88:ARG:NH2	24:DA:715:A:H4'	2.29	0.47
16:CQ:40:THR:HG23	55:CA:280:C:H42	1.79	0.47
55:CA:11:G:C5	55:CA:12:U:C5	3.02	0.47
55:CA:293:G:C6	55:CA:305:G:C2	3.02	0.47
55:CA:577:G:N2	55:CA:578:C:C2	2.82	0.47
55:CA:612:C:C2	55:CA:629:A:C2	3.02	0.47
55:CA:927:G:C6	55:CA:1391:U:C2	3.02	0.47
55:CA:1050:G:C2	55:CA:1051:C:C4	3.02	0.47
55:CA:1400:C:C4	22:CV:34:G:C8	3.01	0.47
55:CA:1484:C:H2'	55:CA:1485:U:O4'	2.13	0.47
24:DA:15:G:C2	24:DA:16:C:C2	3.02	0.47
24:DA:140:C:O2'	24:DA:141:G:P	2.72	0.47
24:DA:630:G:N2	24:DA:634:C:C4	2.82	0.47
24:DA:636:G:H3'	35:DL:128:THR:HG21	1.95	0.47
24:DA:753:A:O2'	24:DA:754:U:O5'	2.32	0.47
24:DA:776:G:H4'	24:DA:777:G:O5'	2.13	0.47
24:DA:834:G:H2'	24:DA:835:C:O4'	2.14	0.47
24:DA:978:G:O4'	24:DA:1001:A:C2	2.67	0.47
24:DA:1056:G:C1'	24:DA:1103:A:H61	2.27	0.47
24:DA:1255:U:H3	24:DA:2060:A:H5'	1.79	0.47
24:DA:1278:C:O2'	24:DA:1279:G:H5'	2.13	0.47
24:DA:1429:G:O2'	24:DA:1430:G:C8	2.35	0.47
24:DA:1633:G:C5	24:DA:1635:A:C5	3.02	0.47
24:DA:2283:C:C4	24:DA:2389:G:C6	3.02	0.47

*Continued on next page...*

*Continued from previous page...*

Atom-1	Atom-2	Interatomic distance (Å)	Clash overlap (Å)
24:DA:2417:C:C2	24:DA:2418:A:C8	3.02	0.47
24:DA:2466:C:H2'	24:DA:2467:C:H6	1.77	0.47
24:DA:2478:A:N7	24:DA:2529:G:C6	2.82	0.47
24:DA:2808:G:N2	24:DA:2891:U:C6	2.82	0.47
27:DD:124:ARG:HD3	27:DD:125:TRP:HE1	1.71	0.47
31:DH:54:LEU:HA	31:DH:57:LYS:CG	2.44	0.47
38:DO:31:THR:HG23	38:DO:34:HIS:O	2.14	0.47
3:AD:36:ALA:CB	21:AA:426:U:H5''	2.44	0.47
3:AD:185:PRO:HB2	3:AD:190:LEU:HD23	1.96	0.47
4:AE:15:ILE:N	4:AE:15:ILE:HD12	2.28	0.47
4:AE:112:ALA:O	4:AE:116:VAL:HG22	2.14	0.47
5:AF:67:PRO:HG2	5:AF:70:VAL:HG22	1.96	0.47
8:AI:9:GLY:HA2	8:AI:80:HIS:HD2	1.78	0.47
9:AJ:88:MET:C	9:AJ:90:LEU:H	2.17	0.47
10:AK:18:GLY:C	10:AK:81:LEU:HB2	2.34	0.47
10:AK:43:TRP:CZ3	10:AK:45:THR:HG23	2.49	0.47
16:AQ:12:VAL:HG12	16:AQ:21:VAL:O	2.14	0.47
17:AR:63:TYR:HE1	21:AA:673:A:H1'	1.79	0.47
21:AA:438:U:C4	21:AA:494:G:C5	3.02	0.47
21:AA:550:G:C2	21:AA:551:U:C2	3.02	0.47
21:AA:1035:A:H2'	21:AA:1036:A:O4'	2.14	0.47
21:AA:1227:A:N3	21:AA:1227:A:C2'	2.73	0.47
24:BA:10:A:C8	24:BA:2800:A:N6	2.83	0.47
24:BA:506:G:H5''	24:BA:509:C:H1'	1.96	0.47
24:BA:536:G:H21	33:BJ:47:HIS:CG	2.32	0.47
24:BA:538:A:H4'	33:BJ:7:LYS:HB3	1.96	0.47
24:BA:792:A:H5''	24:BA:793:A:H5'	1.96	0.47
24:BA:1188:U:C2	24:BA:1189:A:C8	3.01	0.47
24:BA:1471:G:C5	24:BA:1472:C:C5	3.02	0.47
24:BA:2343:U:O3'	24:BA:2373:G:H4'	2.14	0.47
24:BA:2407:A:C4	24:BA:2408:U:C5	3.02	0.47
24:BA:2410:G:N2	24:BA:2411:A:H1'	2.28	0.47
26:BC:141:HIS:HB2	26:BC:190:THR:CB	2.44	0.47
27:BD:151:THR:CG2	27:BD:152:PRO:HD3	2.44	0.47
27:BD:184:ARG:HH11	39:BP:6:GLN:CD	2.16	0.47
31:BH:26:ALA:HA	31:BH:30:LEU:HB2	1.96	0.47
36:BM:126:ILE:O	36:BM:126:ILE:HD12	2.14	0.47
40:BQ:63:ARG:HD2	40:BQ:64:ILE:H	1.78	0.47
41:BR:38:VAL:CG1	41:BR:59:ILE:HG13	2.44	0.47
42:BS:18:ARG:O	42:BS:19:LEU:HB2	2.13	0.47
2:CC:174:LEU:HD11	2:CC:200:TRP:NE1	2.29	0.47

*Continued on next page...*



*Continued from previous page...*

Atom-1	Atom-2	Interatomic distance (Å)	Clash overlap (Å)
3:CD:47:LEU:HD23	3:CD:52:VAL:HA	1.95	0.47
3:CD:78:ALA:C	3:CD:85:THR:HG23	2.34	0.47
4:CE:149:PRO:HA	4:CE:152:VAL:HG23	1.95	0.47
5:CF:47:LEU:HG	5:CF:55:HIS:C	2.34	0.47
8:CI:6:TYR:CE1	55:CA:1147:C:H4'	2.49	0.47
8:CI:24:ASN:O	8:CI:61:ASP:HA	2.13	0.47
11:CL:45:ASN:OD1	55:CA:528:C:N4	2.43	0.47
18:CS:35:ARG:HH12	18:CS:76:THR:HA	1.79	0.47
55:CA:120:A:C3'	55:CA:121:U:C5'	2.90	0.47
55:CA:254:G:O2'	55:CA:255:G:H5'	2.14	0.47
55:CA:256:U:H2'	55:CA:257:G:O4'	2.14	0.47
55:CA:330:C:H2'	55:CA:331:G:H8	1.79	0.47
55:CA:601:G:C4	55:CA:602:A:C8	3.03	0.47
55:CA:1043:G:C5	55:CA:1044:A:N7	2.82	0.47
55:CA:1298:U:H4'	55:CA:1299:A:O5'	2.13	0.47
55:CA:1475:G:H4'	24:DA:1689:A:H4'	1.95	0.47
24:DA:45:G:C4'	24:DA:46:G:H5'	2.44	0.47
24:DA:49:A:C6	24:DA:177:G:C5	3.02	0.47
24:DA:92:U:O2'	24:DA:93:G:H5'	2.14	0.47
24:DA:109:C:C4'	24:DA:348:A:H4'	2.38	0.47
24:DA:151:C:H2'	24:DA:152:A:C8	2.49	0.47
24:DA:251:A:C2'	24:DA:252:G:O4'	2.60	0.47
24:DA:379:G:C2	24:DA:396:G:C5	3.02	0.47
24:DA:587:C:O2	24:DA:671:C:H5'	2.14	0.47
24:DA:659:G:C6	24:DA:660:C:N4	2.82	0.47
24:DA:1021:A:C2'	24:DA:1022:G:H4'	2.43	0.47
24:DA:1215:G:OP1	40:DQ:7:VAL:HG11	2.13	0.47
24:DA:1327:A:O2'	24:DA:1328:A:O5'	2.32	0.47
24:DA:1423:G:C4	24:DA:1424:G:C8	3.02	0.47
24:DA:1638:C:H1'	24:DA:2698:U:O2'	2.13	0.47
24:DA:1649:G:C6	24:DA:2009:A:C6	3.02	0.47
24:DA:1681:G:O2'	24:DA:1762:A:C2'	2.62	0.47
24:DA:2100:G:C6	24:DA:2190:G:C5	3.02	0.47
24:DA:2212:A:N7	24:DA:2214:C:N4	2.62	0.47
24:DA:2386:A:O2'	24:DA:2387:U:O5'	2.31	0.47
24:DA:2543:G:C4	24:DA:2765:A:H2'	2.49	0.47
24:DA:2550:G:C6	24:DA:2551:C:N4	2.82	0.47
24:DA:2875:C:H2'	24:DA:2876:G:C8	2.48	0.47
30:DG:162:ARG:HB2	30:DG:166:GLU:CB	2.44	0.47
35:DL:17:LYS:HZ1	35:DL:19:LEU:HD22	1.78	0.47
38:DO:90:VAL:HB	38:DO:91:SER:H	1.52	0.47

*Continued on next page...*

*Continued from previous page...*

Atom-1	Atom-2	Interatomic distance (Å)	Clash overlap (Å)
40:DQ:4:LYS:HE3	40:DQ:7:VAL:HG22	1.96	0.47
40:DQ:10:ARG:O	40:DQ:14:LYS:HB2	2.14	0.47
1:AB:22:TRP:O	1:AB:22:TRP:CG	2.67	0.47
2:AC:6:PRO:HB3	2:AC:174:LEU:HD11	1.96	0.47
3:AD:109:THR:HG23	3:AD:112:GLU:HB2	1.96	0.47
4:AE:104:ILE:HD11	4:AE:111:ARG:HA	1.96	0.47
5:AF:3:HIS:O	5:AF:92:THR:HA	2.12	0.47
8:AI:43:ALA:HB1	8:AI:46:VAL:CG2	2.44	0.47
21:AA:251:G:C2	21:AA:266:G:O6	2.66	0.47
21:AA:255:G:H2'	21:AA:256:U:C6	2.49	0.47
21:AA:550:G:C6	21:AA:551:U:C4	3.02	0.47
21:AA:996:A:H2'	21:AA:997:U:C6	2.49	0.47
21:AA:1074:G:C2	21:AA:1102:A:C5	3.02	0.47
21:AA:1248:A:H2'	21:AA:1249:C:H6	1.79	0.47
24:BA:242:G:N2	24:BA:255:A:OP2	2.39	0.47
24:BA:310:A:HO2'	24:BA:311:A:P	2.38	0.47
24:BA:369:U:O2'	24:BA:370:G:OP2	2.26	0.47
24:BA:437:U:H2'	24:BA:438:G:H8	1.78	0.47
24:BA:1005:C:N3	24:BA:1143:A:C2	2.82	0.47
24:BA:1046:A:H3'	24:BA:1047:G:C5'	2.43	0.47
24:BA:1753:G:H5''	39:BP:92:ARG:HE	1.79	0.47
24:BA:2391:G:O6	24:BA:2425:A:C8	2.56	0.47
25:BB:41:G:H3'	25:BB:42:C:H5''	1.97	0.47
31:BH:82:SER:HA	31:BH:101:ASP:OD1	2.14	0.47
31:BH:132:PHE:CG	31:BH:133:GLN:N	2.82	0.47
32:BI:93:ASN:OD1	32:BI:136:GLY:HA2	2.14	0.47
33:BJ:67:ASN:O	33:BJ:68:LYS:C	2.53	0.47
38:BO:36:TYR:CD2	38:BO:36:TYR:N	2.82	0.47
41:BR:48:LYS:O	41:BR:48:LYS:HD2	2.15	0.47
42:BS:96:ILE:O	42:BS:96:ILE:CG1	2.47	0.47
47:BX:2:ARG:CD	47:BX:29:LEU:HD12	2.44	0.47
2:CC:106:ARG:H	2:CC:106:ARG:CD	2.19	0.47
3:CD:39:GLN:HA	55:CA:426:U:H4'	1.97	0.47
3:CD:164:ARG:HB3	3:CD:165:GLU:H	1.54	0.47
4:CE:15:ILE:HD11	4:CE:37:VAL:CG2	2.44	0.47
4:CE:59:ILE:O	4:CE:62:ALA:HB3	2.14	0.47
4:CE:77:ASN:HB3	4:CE:79:THR:HG22	1.95	0.47
8:CI:78:ILE:O	8:CI:82:ILE:HG13	2.14	0.47
18:CS:33:TRP:HB2	55:CA:1014:A:N3	2.30	0.47
55:CA:482:A:H2'	55:CA:483:C:C6	2.49	0.47
55:CA:801:U:H2'	55:CA:802:A:C8	2.49	0.47

*Continued on next page...*

*Continued from previous page...*

Atom-1	Atom-2	Interatomic distance (Å)	Clash overlap (Å)
55:CA:837:U:H2'	55:CA:838:G:H8	1.79	0.47
55:CA:979:C:C6	55:CA:1318:A:N1	2.82	0.47
55:CA:1324:A:C2'	55:CA:1325:C:H5'	2.44	0.47
22:CV:37:A:N6	22:CV:38:A:C6	2.83	0.47
24:DA:8:C:C2'	24:DA:9:G:H5'	2.44	0.47
24:DA:49:A:C6	24:DA:177:G:C6	3.02	0.47
24:DA:159:G:O2'	24:DA:160:A:H5''	2.14	0.47
24:DA:478:A:C6	24:DA:480:A:C6	3.03	0.47
24:DA:836:G:C6	24:DA:837:C:C4	3.01	0.47
24:DA:922:C:H1'	46:DW:22:VAL:CG2	2.40	0.47
24:DA:1180:U:C4	24:DA:1181:U:N3	2.83	0.47
24:DA:1254:A:N1	28:DE:77:ILE:HD12	2.29	0.47
24:DA:1269:A:H2'	24:DA:1270:C:H6	1.79	0.47
24:DA:1427:A:H4'	24:DA:1428:C:O4'	2.14	0.47
24:DA:1635:A:HO2'	24:DA:1636:U:H5'	1.77	0.47
24:DA:1715:G:OP1	24:DA:1715:G:H8	1.98	0.47
24:DA:2136:G:H5'	24:DA:2137:U:OP2	2.15	0.47
24:DA:2142:A:C2'	24:DA:2143:C:H4'	2.44	0.47
24:DA:2189:U:C2	24:DA:2190:G:C8	3.02	0.47
24:DA:2234:G:C6	24:DA:2235:G:C5	3.03	0.47
24:DA:2345:G:C4	24:DA:2381:A:C2	3.02	0.47
24:DA:2393:U:H2'	24:DA:2394:C:O4'	2.14	0.47
24:DA:2428:G:H4'	24:DA:2429:G:C4	2.49	0.47
24:DA:2449:U:H4'	24:DA:2450:A:OP1	2.15	0.47
24:DA:2686:G:C6	24:DA:2687:U:N3	2.83	0.47
56:DB:28:C:H2'	56:DB:29:A:O4'	2.15	0.47
56:DB:37:C:N3	56:DB:49:C:O4'	2.47	0.47
26:DC:14:HIS:O	26:DC:203:VAL:HG11	2.14	0.47
26:DC:159:THR:N	26:DC:194:VAL:CG1	2.78	0.47
27:DD:12:THR:HG22	27:DD:13:ARG:O	2.14	0.47
28:DE:112:LEU:HD13	28:DE:112:LEU:O	2.14	0.47
29:DF:134:GLN:HG3	29:DF:149:ARG:O	2.13	0.47
32:DI:102:ARG:HG2	32:DI:141:ASP:O	2.14	0.47
34:DK:19:VAL:CG1	34:DK:41:ILE:HG12	2.43	0.47
34:DK:97:THR:O	34:DK:98:ARG:HB2	2.14	0.47
35:DL:81:ASP:C	35:DL:82:LEU:HD12	2.35	0.47
36:DM:71:LYS:HD3	36:DM:95:LEU:HD13	1.96	0.47
38:DO:30:ARG:CG	38:DO:30:ARG:NH1	2.76	0.47
41:DR:26:ASP:O	41:DR:27:ILE:HD13	2.14	0.47
41:DR:72:VAL:HG23	41:DR:72:VAL:O	2.13	0.47
43:DT:55:VAL:HG23	43:DT:86:THR:O	2.14	0.47

*Continued on next page...*

*Continued from previous page...*

Atom-1	Atom-2	Interatomic distance (Å)	Clash overlap (Å)
43:DT:69:ARG:NE	43:DT:70:HIS:CD2	2.82	0.47
44:DU:3:LYS:HD3	44:DU:82:VAL:CG2	2.44	0.47
44:DU:91:LYS:O	44:DU:92:VAL:HG22	2.13	0.47
53:D3:41:ARG:O	53:D3:41:ARG:HD2	2.14	0.47
1:AB:34:ARG:HG2	1:AB:35:ASN:H	1.77	0.47
2:AC:168:ARG:HD2	2:AC:169:GLU:N	2.29	0.47
4:AE:89:THR:HG21	21:AA:1078:U:C2	2.49	0.47
8:AI:56:MET:SD	8:AI:57:VAL:N	2.84	0.47
10:AK:124:LYS:HG2	20:AU:34:ARG:HG2	1.97	0.47
11:AL:62:VAL:HG21	11:AL:94:TYR:CE2	2.36	0.47
11:AL:74:GLN:CG	11:AL:75:GLU:HG2	2.44	0.47
12:AM:69:ARG:HH22	21:AA:1330:U:H5''	1.77	0.47
13:AN:58:ARG:HH21	21:AA:980:C:H5'	1.80	0.47
19:AT:82:ILE:HD11	19:AT:83:ASN:ND2	2.29	0.47
21:AA:6:G:O2'	21:AA:7:A:P	2.72	0.47
21:AA:14:U:H2'	21:AA:16:A:OP2	2.13	0.47
21:AA:82:G:H2'	21:AA:83:C:C4'	2.44	0.47
21:AA:97:G:O2'	21:AA:98:A:H5'	2.13	0.47
21:AA:208:U:H3	21:AA:212:G:N2	2.13	0.47
21:AA:551:U:H2'	21:AA:552:U:O4'	2.15	0.47
21:AA:696:A:H1'	21:AA:786:G:O2'	2.14	0.47
21:AA:763:G:H2'	21:AA:764:C:H6	1.79	0.47
21:AA:1058:G:C6	21:AA:1059:C:C4	3.02	0.47
21:AA:1095:U:H5'	21:AA:1109:C:O2	2.14	0.47
21:AA:1122:U:H2'	21:AA:1123:U:H6	1.79	0.47
21:AA:1459:G:H8	21:AA:1459:G:O5'	1.97	0.47
24:BA:271:G:C2	24:BA:272:A:C5	3.02	0.47
24:BA:664:G:H4'	24:BA:941:A:OP1	2.14	0.47
24:BA:1024:G:H5''	24:BA:1025:G:H3'	1.96	0.47
24:BA:1185:G:H5''	24:BA:1186:G:OP1	2.14	0.47
24:BA:1310:G:H3'	24:BA:1311:G:C8	2.49	0.47
24:BA:1538:G:O2'	24:BA:1539:U:H5'	2.14	0.47
24:BA:1987:A:C2	24:BA:1988:G:C8	3.02	0.47
24:BA:1996:C:H4'	24:BA:1997:C:OP1	2.13	0.47
24:BA:2226:C:H2'	24:BA:2227:A:H8	1.79	0.47
24:BA:2580:U:H5''	27:BD:135:GLY:O	2.15	0.47
24:BA:2691:C:H2'	24:BA:2692:G:H8	1.78	0.47
26:BC:21:PRO:C	26:BC:23:LEU:H	2.17	0.47
26:BC:144:GLU:CA	26:BC:151:GLY:HA2	2.44	0.47
29:BF:15:LEU:O	29:BF:18:GLU:N	2.46	0.47
29:BF:168:LEU:HD12	29:BF:168:LEU:C	2.35	0.47

*Continued on next page...*

*Continued from previous page...*

Atom-1	Atom-2	Interatomic distance (Å)	Clash overlap (Å)
30:BG:73:SER:HA	30:BG:76:ILE:HG22	1.95	0.47
38:BO:33:ARG:HG2	38:BO:34:HIS:ND1	2.29	0.47
39:BP:50:ARG:HD3	39:BP:56:SER:HB3	1.97	0.47
43:BT:29:THR:HA	43:BT:86:THR:H	1.79	0.47
43:BT:29:THR:H	43:BT:91:GLN:HE22	1.59	0.47
43:BT:39:THR:O	43:BT:40:LYS:HB2	2.14	0.47
44:BU:58:VAL:O	44:BU:58:VAL:HG12	2.15	0.47
1:CB:71:THR:HG22	1:CB:71:THR:O	2.13	0.47
1:CB:115:ASP:O	1:CB:119:GLN:HB2	2.13	0.47
4:CE:45:VAL:O	4:CE:71:ILE:HG22	2.13	0.47
4:CE:156:ARG:HH11	7:CH:43:GLY:HA3	1.78	0.47
6:CG:30:MET:HA	6:CG:38:ALA:HB2	1.96	0.47
8:CI:123:ARG:HG3	8:CI:124:PRO:O	2.13	0.47
16:CQ:45:VAL:HA	16:CQ:72:TRP:O	2.15	0.47
18:CS:20:LYS:C	18:CS:20:LYS:HD3	2.35	0.47
55:CA:50:A:N1	55:CA:360:G:O2'	2.33	0.47
55:CA:200:G:H2'	55:CA:200:G:N3	2.29	0.47
55:CA:275:G:N3	55:CA:276:G:C8	2.82	0.47
55:CA:364:A:C2	55:CA:365:U:O4	2.68	0.47
55:CA:369:G:O2'	55:CA:370:C:H6	1.97	0.47
55:CA:544:G:C6	55:CA:545:C:C4	3.02	0.47
55:CA:766:A:H2'	55:CA:767:A:O4'	2.15	0.47
55:CA:775:G:O2'	55:CA:776:G:H5'	2.14	0.47
55:CA:981:U:C5	55:CA:982:U:C2	3.02	0.47
55:CA:1299:A:O2'	55:CA:1300:G:H4'	2.14	0.47
55:CA:1497:G:HO2'	55:CA:1518:A:H2	1.60	0.47
24:DA:20:C:H2'	24:DA:21:A:H8	1.79	0.47
24:DA:40:U:C4	24:DA:41:C:N4	2.83	0.47
24:DA:379:G:C5	24:DA:396:G:C6	3.02	0.47
24:DA:396:G:O2'	24:DA:397:U:C5'	2.62	0.47
24:DA:1121:C:H2'	24:DA:1122:G:O4'	2.13	0.47
24:DA:1140:C:OP2	33:DJ:68:LYS:HE3	2.13	0.47
24:DA:1172:C:H2'	24:DA:1173:U:O4'	2.14	0.47
24:DA:1672:A:N6	24:DA:1673:G:C6	2.83	0.47
24:DA:1760:C:O2'	24:DA:1761:C:C5'	2.62	0.47
24:DA:1833:C:H2'	24:DA:1834:U:H6	1.78	0.47
24:DA:2026:U:C2	24:DA:2038:G:N2	2.82	0.47
24:DA:2064:C:C2	24:DA:2450:A:N6	2.82	0.47
24:DA:2068:U:H5''	24:DA:2068:U:H6	1.78	0.47
24:DA:2287:A:N7	24:DA:2289:G:C8	2.82	0.47
24:DA:2603:G:C2	24:DA:2604:U:C2	3.02	0.47

*Continued on next page...*

*Continued from previous page...*

Atom-1	Atom-2	Interatomic distance (Å)	Clash overlap (Å)
24:DA:2656:U:O2'	24:DA:2657:A:H5'	2.13	0.47
24:DA:2672:U:H6	24:DA:2672:U:O5'	1.97	0.47
24:DA:2748:A:C6	24:DA:2749:A:C5	3.02	0.47
56:DB:13:G:N2	56:DB:16:G:C4	2.83	0.47
27:DD:169:ARG:O	27:DD:170:VAL:O	2.32	0.47
28:DE:79:ARG:HG2	28:DE:80:SER:N	2.25	0.47
28:DE:115:GLN:O	28:DE:117:ARG:N	2.47	0.47
28:DE:144:GLU:O	28:DE:145:ASP:C	2.53	0.47
28:DE:175:ILE:O	28:DE:175:ILE:HG23	2.14	0.47
29:DF:90:LEU:HB3	29:DF:95:MET:HG3	1.96	0.47
33:DJ:89:PHE:HE2	33:DJ:100:VAL:HG11	1.79	0.47
36:DM:111:GLU:O	36:DM:115:GLU:HB2	2.13	0.47
42:DS:44:ALA:O	42:DS:48:LYS:HB2	2.14	0.47
45:DV:17:SER:HA	45:DV:20:LEU:HG	1.95	0.47
1:AB:9:LEU:HD12	1:AB:42:LEU:HD13	1.97	0.47
1:AB:89:PHE:CZ	1:AB:153:MET:HB2	2.48	0.47
4:AE:59:ILE:HA	4:AE:62:ALA:HB3	1.97	0.47
4:AE:109:ALA:O	4:AE:110:MET:C	2.53	0.47
6:AG:96:ASN:O	6:AG:100:MET:HG3	2.15	0.47
10:AK:80:ASN:HA	10:AK:105:ARG:O	2.15	0.47
10:AK:126:ARG:HB2	20:AU:33:ARG:NH1	2.30	0.47
14:AO:73:ASP:CG	14:AO:76:ARG:HG3	2.35	0.47
21:AA:594:U:H2'	21:AA:595:A:O4'	2.14	0.47
21:AA:1031:C:H1'	21:AA:1032:G:C2	2.49	0.47
21:AA:1095:U:H5''	21:AA:1109:C:O2	2.14	0.47
21:AA:1172:C:H2'	21:AA:1173:U:H6	1.78	0.47
24:BA:32:C:P	24:BA:1238:G:H5''	2.55	0.47
24:BA:90:U:H2'	24:BA:91:A:H8	1.79	0.47
24:BA:95:A:C2	24:BA:96:C:H1'	2.49	0.47
24:BA:301:G:C5	24:BA:302:C:N4	2.81	0.47
24:BA:487:C:N4	24:BA:494:G:C6	2.82	0.47
24:BA:581:C:C2	24:BA:582:A:N7	2.82	0.47
24:BA:608:A:C4	24:BA:621:A:C6	3.02	0.47
24:BA:920:A:C6	24:BA:921:C:C4	3.02	0.47
24:BA:1011:G:H5''	40:BQ:76:SER:OG	2.15	0.47
24:BA:1344:U:O2'	24:BA:1345:C:OP1	2.28	0.47
24:BA:1413:A:H2'	24:BA:1414:C:O4'	2.14	0.47
24:BA:1556:C:O2'	24:BA:1557:C:C5'	2.63	0.47
24:BA:1707:G:H2'	24:BA:1708:C:C6	2.50	0.47
24:BA:1820:U:OP1	26:BC:176:ARG:HG2	2.14	0.47
24:BA:2018:G:N1	24:BA:2019:A:C5	2.83	0.47

*Continued on next page...*

*Continued from previous page...*

Atom-1	Atom-2	Interatomic distance (Å)	Clash overlap (Å)
24:BA:2027:G:H2'	24:BA:2028:U:H6	1.79	0.47
24:BA:2385:C:O2'	24:BA:2386:A:H5'	2.14	0.47
24:BA:2599:G:C2	24:BA:2600:A:C8	3.02	0.47
24:BA:2740:A:C6	24:BA:2764:A:C8	3.03	0.47
25:BB:46:A:H2'	25:BB:47:C:C6	2.49	0.47
26:BC:64:VAL:HG11	26:BC:66:PHE:CZ	2.50	0.47
26:BC:229:HIS:CD2	26:BC:246:PRO:CB	2.97	0.47
27:BD:111:GLY:O	27:BD:169:ARG:O	2.32	0.47
30:BG:112:VAL:O	30:BG:113:ASP:HB2	2.15	0.47
31:BH:68:ARG:HH22	31:BH:72:ILE:HG21	1.77	0.47
33:BJ:64:VAL:CG1	33:BJ:65:THR:N	2.77	0.47
36:BM:2:LEU:HD23	36:BM:69:PRO:HD2	1.97	0.47
36:BM:45:GLN:HE22	36:BM:125:PRO:HG3	1.78	0.47
41:BR:1:MET:HB2	41:BR:43:ASN:ND2	2.29	0.47
48:BY:21:LEU:O	48:BY:22:LEU:C	2.52	0.47
52:B2:29:GLN:O	52:B2:33:ARG:HG3	2.13	0.47
2:CC:45:GLU:C	2:CC:47:ALA:H	2.17	0.47
3:CD:180:THR:O	3:CD:182:LYS:N	2.47	0.47
6:CG:77:ARG:NH1	55:CA:1381:U:N3	2.63	0.47
6:CG:108:ARG:CZ	55:CA:1240:U:H6	2.26	0.47
10:CK:124:LYS:HD2	20:CU:34:ARG:HD2	1.96	0.47
11:CL:109:ARG:O	11:CL:110:LYS:HD2	2.14	0.47
12:CM:12:LYS:HE2	12:CM:16:ILE:HG22	1.97	0.47
12:CM:99:GLN:HE22	55:CA:1307:U:H5'	1.78	0.47
16:CQ:3:LYS:HZ3	16:CQ:6:THR:HG21	1.80	0.47
18:CS:18:VAL:HG21	18:CS:42:ASN:HB3	1.96	0.47
19:CT:77:ASN:OD1	19:CT:77:ASN:N	2.37	0.47
55:CA:168:G:C2'	55:CA:169:C:H5'	2.44	0.47
55:CA:210:C:O2'	55:CA:211:G:P	2.73	0.47
55:CA:708:C:H2'	55:CA:709:U:C6	2.43	0.47
55:CA:709:U:H2'	55:CA:710:G:C8	2.50	0.47
55:CA:1154:G:H2'	55:CA:1155:A:H8	1.80	0.47
55:CA:1239:A:H1'	55:CA:1241:G:C4	2.50	0.47
55:CA:1256:A:N9	55:CA:1278:G:C6	2.83	0.47
55:CA:1453:G:N3	55:CA:1453:G:C2'	2.77	0.47
24:DA:335:C:H2'	24:DA:336:C:H6	1.80	0.47
24:DA:527:C:H4'	24:DA:528:A:H5'	1.96	0.47
24:DA:607:U:C5	24:DA:619:G:C4	3.01	0.47
24:DA:625:G:H5'	24:DA:657:U:OP1	2.14	0.47
24:DA:705:A:H8	24:DA:705:A:O5'	1.97	0.47
24:DA:740:C:O2'	24:DA:741:U:C5'	2.47	0.47

*Continued on next page...*

*Continued from previous page...*

Atom-1	Atom-2	Interatomic distance (Å)	Clash overlap (Å)
24:DA:740:C:H5''	24:DA:1784:A:OP1	2.14	0.47
24:DA:1343:G:C4	24:DA:1597:A:C6	3.03	0.47
24:DA:1930:G:HO2'	24:DA:1968:G:H1	1.56	0.47
24:DA:2239:G:C4	24:DA:2240:U:C5	3.02	0.47
24:DA:2415:G:C4'	35:DL:66:PHE:HB2	2.37	0.47
24:DA:2516:A:C2	24:DA:2569:G:N3	2.82	0.47
24:DA:2574:G:HO2'	27:DD:148:GLN:HB2	1.78	0.47
56:DB:43:C:O2'	56:DB:45:A:N7	2.46	0.47
56:DB:75:G:H22	56:DB:102:G:N2	2.12	0.47
29:DF:109:ARG:HH11	29:DF:135:ILE:CG2	2.27	0.47
30:DG:116:LEU:HA	30:DG:117:PRO:HD3	1.68	0.47
33:DJ:124:VAL:HG22	33:DJ:125:TYR:O	2.14	0.47
35:DL:117:THR:HG22	35:DL:118:THR:N	2.27	0.47
39:DP:37:LYS:O	39:DP:38:ARG:HB3	2.15	0.47
42:DS:51:LEU:HG	42:DS:55:ILE:HD13	1.97	0.47
43:DT:12:ARG:HB2	43:DT:33:LYS:HG2	1.97	0.47
50:D0:55:ALA:HB3	50:D0:56:LYS:NZ	2.29	0.47
53:D3:57:VAL:O	53:D3:60:CYS:HB2	2.15	0.47
1:AB:119:GLN:O	1:AB:120:SER:C	2.53	0.47
2:AC:125:ARG:O	2:AC:126:ARG:HB3	2.15	0.47
5:AF:31:GLY:C	5:AF:33:GLU:H	2.18	0.47
7:AH:79:ARG:HB2	7:AH:80:PRO:HD2	1.96	0.47
9:AJ:6:ILE:HD11	9:AJ:79:PRO:CA	2.44	0.47
13:AN:89:ARG:HB2	13:AN:91:GLU:HG2	1.97	0.47
14:AO:42:PHE:CD2	14:AO:52:ARG:HD3	2.50	0.47
15:AP:1:MET:SD	15:AP:66:THR:HG21	2.55	0.47
16:AQ:30:HIS:HB2	16:AQ:35:LYS:O	2.14	0.47
18:AS:35:ARG:HD2	18:AS:51:HIS:O	2.14	0.47
21:AA:104:G:C2	21:AA:105:G:C5	3.02	0.47
21:AA:244:U:C2	21:AA:894:G:C2	3.02	0.47
21:AA:302:G:O2'	21:AA:556:C:H5'	2.14	0.47
21:AA:707:U:C4	21:AA:708:C:N4	2.82	0.47
21:AA:981:U:H2'	21:AA:982:U:C5	2.50	0.47
21:AA:1266:G:C6	21:AA:1270:G:C6	3.02	0.47
21:AA:1390:U:H2'	21:AA:1391:U:C6	2.49	0.47
24:BA:197:A:C6	24:BA:2430:A:N3	2.82	0.47
24:BA:237:C:C2'	24:BA:238:C:H5'	2.44	0.47
24:BA:841:G:C4	24:BA:938:G:N2	2.82	0.47
24:BA:855:G:H1'	46:BW:23:LYS:CD	2.42	0.47
24:BA:1005:C:O2	24:BA:1143:A:C6	2.67	0.47
24:BA:1315:C:O2'	24:BA:1316:U:H5'	2.15	0.47

*Continued on next page...*



*Continued from previous page...*

Atom-1	Atom-2	Interatomic distance (Å)	Clash overlap (Å)
24:BA:1422:G:C5	24:BA:1423:G:N7	2.83	0.47
24:BA:1479:G:N2	24:BA:1513:U:H1'	2.30	0.47
24:BA:1497:U:H2'	24:BA:1578:U:OP1	2.14	0.47
24:BA:1672:A:N6	24:BA:1673:G:C6	2.83	0.47
24:BA:1833:C:H2'	24:BA:1834:U:H6	1.79	0.47
24:BA:1859:U:H2'	24:BA:1860:G:O4'	2.15	0.47
24:BA:2526:G:C6	24:BA:2527:C:N3	2.83	0.47
24:BA:2657:A:C6	24:BA:2665:A:C8	3.02	0.47
24:BA:2720:U:H2'	24:BA:2721:A:C8	2.50	0.47
26:BC:141:HIS:HB3	26:BC:142:ASN:H	1.34	0.47
28:BE:159:LEU:HD12	28:BE:159:LEU:HA	1.55	0.47
34:BK:21:CYS:SG	34:BK:39:ILE:HD11	2.54	0.47
36:BM:136:MET:HE2	45:BV:57:TYR:CE2	2.50	0.47
37:BN:55:ALA:HB1	37:BN:80:PHE:H	1.77	0.47
40:BQ:59:LEU:O	40:BQ:60:TRP:C	2.51	0.47
42:BS:36:LEU:HA	42:BS:36:LEU:HD12	1.49	0.47
45:BV:26:PHE:C	45:BV:26:PHE:CD1	2.87	0.47
46:BW:22:VAL:O	46:BW:25:PHE:HD2	1.96	0.47
46:BW:28:GLU:CG	46:BW:29:SER:N	2.78	0.47
10:CK:70:ALA:HB1	10:CK:104:PHE:CZ	2.49	0.47
15:CP:8:ARG:NH2	15:CP:15:PRO:HD3	2.30	0.47
18:CS:5:LYS:HD3	18:CS:5:LYS:H	1.79	0.47
55:CA:9:G:C2	55:CA:10:A:C8	3.03	0.47
55:CA:247:G:C5	55:CA:278:G:C2	3.03	0.47
55:CA:327:A:C2	55:CA:329:A:N3	2.82	0.47
55:CA:1051:C:O2'	55:CA:1052:U:O4'	2.32	0.47
55:CA:1069:C:O2'	55:CA:1192:C:H1'	2.15	0.47
55:CA:1170:A:O2'	55:CA:1171:A:H5'	2.15	0.47
55:CA:1202:U:O2'	55:CA:1203:C:H5'	2.14	0.47
55:CA:1460:C:N4	55:CA:1461:G:C6	2.83	0.47
23:CW:5:U:H2'	23:CW:6:U:C6	2.49	0.47
24:DA:112:U:H5'	48:DY:58:ASN:ND2	2.29	0.47
24:DA:222:A:C6	24:DA:224:U:C2	3.02	0.47
24:DA:244:A:H2'	24:DA:245:G:O4'	2.14	0.47
24:DA:296:U:C2	24:DA:297:G:C8	3.03	0.47
24:DA:562:U:H2'	24:DA:572:A:O4'	2.14	0.47
24:DA:971:G:O6	24:DA:972:A:C2	2.67	0.47
24:DA:1022:G:O2'	24:DA:1023:U:OP2	2.25	0.47
24:DA:1331:G:H2'	24:DA:1333:G:N7	2.29	0.47
24:DA:1889:A:H2	24:DA:2086:U:H1'	1.79	0.47
24:DA:2061:G:H8	24:DA:2501:C:H4'	1.78	0.47

*Continued on next page...*

*Continued from previous page...*

Atom-1	Atom-2	Interatomic distance (Å)	Clash overlap (Å)
24:DA:2527:C:H2'	24:DA:2528:U:O4'	2.13	0.47
24:DA:2568:U:H2'	24:DA:2569:G:C8	2.49	0.47
56:DB:102:G:C6	56:DB:103:U:C4	3.03	0.47
26:DC:62:ARG:HH21	26:DC:62:ARG:CG	2.18	0.47
28:DE:108:ILE:O	28:DE:108:ILE:HD13	2.15	0.47
30:DG:7:PRO:HB3	30:DG:48:THR:HB	1.97	0.47
30:DG:84:LYS:O	30:DG:85:LYS:CB	2.62	0.47
31:DH:75:LEU:O	31:DH:76:GLU:HB2	2.14	0.47
31:DH:90:LEU:CB	31:DH:123:ARG:HB3	2.39	0.47
32:DI:57:VAL:HG21	32:DI:69:VAL:H	1.78	0.47
35:DL:100:ILE:O	35:DL:101:ILE:CB	2.62	0.47
36:DM:72:PRO:O	36:DM:73:ILE:CB	2.59	0.47
40:DQ:63:ARG:HH12	40:DQ:99:VAL:HG21	1.79	0.47
44:DU:92:VAL:CB	44:DU:101:THR:HG21	2.41	0.47
44:DU:95:PHE:HD1	44:DU:95:PHE:N	2.09	0.47
49:DZ:38:GLU:CD	49:DZ:39:ASP:H	2.18	0.47
1:AB:69:VAL:CG2	1:AB:160:LEU:HD21	2.44	0.47
1:AB:150:ILE:HG12	1:AB:150:ILE:O	2.15	0.47
1:AB:170:ILE:HD13	1:AB:170:ILE:H	1.79	0.47
1:AB:186:VAL:HG23	1:AB:186:VAL:O	2.15	0.47
3:AD:55:ARG:HH12	3:AD:58:GLN:HB3	1.79	0.47
3:AD:98:ASP:HB2	3:AD:114:ARG:HG2	1.97	0.47
3:AD:109:THR:HG21	21:AA:408:A:O5'	2.14	0.47
4:AE:37:VAL:HG21	4:AE:113:VAL:CG1	2.37	0.47
7:AH:3:GLN:OE1	21:AA:878:A:H1'	2.15	0.47
10:AK:51:PHE:HZ	10:AK:64:VAL:HG11	1.79	0.47
10:AK:63:GLN:HG3	10:AK:98:ALA:HB3	1.96	0.47
12:AM:27:THR:HG21	21:AA:1328:C:H5''	1.97	0.47
14:AO:34:GLN:O	14:AO:38:LEU:HD23	2.15	0.47
17:AR:21:ASP:OD1	17:AR:23:LYS:HG3	2.15	0.47
19:AT:5:SER:OG	19:AT:6:ALA:N	2.46	0.47
21:AA:103:U:N3	21:AA:104:G:C8	2.83	0.47
21:AA:131:A:C2	21:AA:132:C:N3	2.83	0.47
21:AA:143:A:H5'	21:AA:144:G:H5'	1.96	0.47
21:AA:339:C:H2'	21:AA:340:U:H6	1.79	0.47
21:AA:415:A:C8	21:AA:416:G:N7	2.82	0.47
21:AA:481:G:O2'	21:AA:482:A:C8	2.65	0.47
21:AA:692:U:O2	21:AA:694:A:H3'	2.15	0.47
21:AA:821:G:H2'	21:AA:822:U:H6	1.78	0.47
21:AA:962:C:H2'	21:AA:963:G:O4'	2.15	0.47
21:AA:987:G:N1	21:AA:988:G:C5	2.83	0.47

*Continued on next page...*

*Continued from previous page...*

Atom-1	Atom-2	Interatomic distance (Å)	Clash overlap (Å)
21:AA:1065:U:C4	21:AA:1190:G:O4'	2.68	0.47
24:BA:27:G:O2'	24:BA:28:A:OP2	2.33	0.47
24:BA:184:C:H2'	24:BA:185:G:H8	1.80	0.47
24:BA:241:A:O2'	53:B3:2:LYS:NZ	2.48	0.47
24:BA:387:U:C5	24:BA:388:G:O6	2.68	0.47
24:BA:911:A:H2'	36:BM:9:PHE:CZ	2.49	0.47
24:BA:946:C:H2'	24:BA:947:A:C8	2.47	0.47
24:BA:960:A:C8	24:BA:962:G:C8	3.02	0.47
24:BA:1107:G:H2'	24:BA:1108:U:H6	1.80	0.47
24:BA:1247:A:C5	24:BA:1249:U:C4	3.03	0.47
24:BA:1253:A:H3'	24:BA:1254:A:H5'	1.95	0.47
24:BA:1274:A:H8	24:BA:1274:A:O5'	1.98	0.47
24:BA:1498:C:O2'	24:BA:1499:C:O4'	2.30	0.47
24:BA:1539:U:O2'	24:BA:1540:G:O5'	2.32	0.47
24:BA:1553:A:C8	24:BA:1555:G:C5	3.02	0.47
24:BA:1663:G:C6	24:BA:1998:A:C6	3.03	0.47
24:BA:1819:A:H5''	26:BC:159:THR:CG2	2.44	0.47
24:BA:1936:A:C2	24:BA:1943:U:O4	2.67	0.47
24:BA:1937:A:H5''	59:BA:3469:HOH:O	2.14	0.47
24:BA:2510:C:C4	24:BA:2511:U:C4	3.03	0.47
24:BA:2513:A:C6	24:BA:2574:G:C6	3.02	0.47
24:BA:2525:G:C2	24:BA:2539:C:C2	3.02	0.47
24:BA:2552:U:H2'	24:BA:2554:U:OP2	2.13	0.47
24:BA:2595:G:N2	24:BA:2599:G:C5	2.83	0.47
24:BA:2748:A:N6	24:BA:2749:A:C6	2.82	0.47
24:BA:2776:A:C2	24:BA:2778:A:C4	3.02	0.47
24:BA:2796:U:H3	24:BA:2799:A:N6	2.05	0.47
24:BA:2800:A:C2	24:BA:2895:G:C1'	2.96	0.47
24:BA:2870:C:O2'	24:BA:2871:U:H5'	2.14	0.47
25:BB:88:C:H3'	25:BB:88:C:OP2	2.14	0.47
26:BC:124:LYS:HB3	26:BC:127:ASN:ND2	2.30	0.47
27:BD:34:VAL:CG2	27:BD:91:THR:HA	2.43	0.47
28:BE:58:LYS:O	28:BE:59:PRO:C	2.52	0.47
30:BG:54:ARG:HG3	30:BG:57:TYR:HD1	1.80	0.47
32:BI:60:VAL:HG22	32:BI:66:PHE:CB	2.45	0.47
32:BI:100:ILE:HG22	32:BI:101:SER:N	2.22	0.47
32:BI:123:ALA:C	32:BI:125:THR:H	2.17	0.47
41:BR:29:THR:HG22	41:BR:29:THR:O	2.15	0.47
41:BR:83:TYR:C	41:BR:83:TYR:CD1	2.87	0.47
43:BT:15:HIS:HB3	43:BT:31:VAL:HG22	1.97	0.47
47:BX:53:LYS:HD3	47:BX:53:LYS:C	2.35	0.47

*Continued on next page...*

*Continued from previous page...*

Atom-1	Atom-2	Interatomic distance (Å)	Clash overlap (Å)
50:B0:9:ARG:CG	50:B0:9:ARG:NH2	2.76	0.47
51:B1:16:THR:HG21	51:B1:39:ASP:OD1	2.14	0.47
1:CB:14:HIS:HE1	1:CB:42:LEU:HD11	1.80	0.47
1:CB:65:LYS:HE2	1:CB:153:MET:HG3	1.97	0.47
1:CB:80:LYS:O	1:CB:83:ALA:N	2.48	0.47
1:CB:127:LYS:O	1:CB:132:GLU:HB2	2.14	0.47
1:CB:164:ASP:HB3	1:CB:167:HIS:H	1.79	0.47
4:CE:80:LEU:O	4:CE:81:GLN:C	2.53	0.47
5:CF:73:GLU:HA	5:CF:73:GLU:OE1	2.14	0.47
6:CG:68:VAL:HG22	6:CG:134:VAL:HG12	1.97	0.47
8:CI:47:VAL:HG23	8:CI:48:ARG:HD2	1.96	0.47
10:CK:104:PHE:N	10:CK:104:PHE:HD1	2.13	0.47
10:CK:121:ARG:HD3	55:CA:778:G:H21	1.80	0.47
11:CL:26:CYS:HB2	11:CL:29:LYS:HE2	1.95	0.47
11:CL:65:TYR:CD1	11:CL:66:ILE:N	2.79	0.47
12:CM:23:GLY:HA3	12:CM:64:VAL:HG13	1.96	0.47
12:CM:66:GLY:O	12:CM:70:ARG:HB2	2.15	0.47
13:CN:63:CYS:O	13:CN:67:GLY:HA2	2.14	0.47
15:CP:13:LYS:HE2	55:CA:483:C:O2	2.15	0.47
17:CR:72:ARG:HA	20:CU:4:LYS:HE3	1.96	0.47
18:CS:35:ARG:HD2	18:CS:71:GLY:HA2	1.97	0.47
18:CS:43:MET:CE	18:CS:43:MET:H	2.27	0.47
55:CA:90:C:H2'	55:CA:91:U:C5	2.49	0.47
55:CA:126:G:C2	55:CA:236:A:C2	3.03	0.47
55:CA:161:A:C4	55:CA:162:A:C8	3.03	0.47
55:CA:204:G:H2'	55:CA:205:A:O4'	2.14	0.47
55:CA:212:G:O2'	55:CA:213:G:O5'	2.33	0.47
55:CA:251:G:C2	55:CA:266:G:C6	3.03	0.47
55:CA:265:G:C2'	55:CA:266:G:H5'	2.44	0.47
55:CA:397:A:H5''	55:CA:397:A:N3	2.29	0.47
55:CA:722:G:H2'	55:CA:724:G:C8	2.50	0.47
55:CA:723:U:O2'	55:CA:724:G:OP1	2.26	0.47
55:CA:749:A:C6	55:CA:750:C:C4	3.03	0.47
55:CA:774:G:C5	55:CA:775:G:C8	3.03	0.47
55:CA:969:A:C2'	55:CA:970:C:H5'	2.44	0.47
55:CA:1009:U:H2'	55:CA:1010:U:C5	2.49	0.47
55:CA:1266:G:C6	55:CA:1270:G:O6	2.68	0.47
55:CA:1370:G:H2'	55:CA:1371:G:H8	1.78	0.47
55:CA:1486:G:H2'	55:CA:1487:G:O4'	2.14	0.47
24:DA:54:G:C6	24:DA:117:G:N2	2.83	0.47
24:DA:78:U:O2'	24:DA:79:C:H5'	2.14	0.47

*Continued on next page...*

*Continued from previous page...*

Atom-1	Atom-2	Interatomic distance (Å)	Clash overlap (Å)
24:DA:100:U:O2'	24:DA:101:A:C5'	2.63	0.47
24:DA:126:A:OP2	52:D2:19:ARG:HB2	2.15	0.47
24:DA:138:U:H2'	24:DA:140:C:C1'	2.45	0.47
24:DA:155:A:O2'	24:DA:156:A:H5'	2.15	0.47
24:DA:405:U:H3'	24:DA:406:G:H5'	1.96	0.47
24:DA:449:A:O2'	24:DA:450:G:C5'	2.59	0.47
24:DA:571:U:C2	24:DA:575:A:N7	2.83	0.47
24:DA:617:G:H2'	24:DA:618:G:H8	1.80	0.47
24:DA:636:G:H4'	24:DA:638:G:O3'	2.15	0.47
24:DA:675:A:N6	24:DA:676:A:N6	2.63	0.47
24:DA:771:G:C5	24:DA:772:C:C5	3.03	0.47
24:DA:828:U:C5	24:DA:829:A:N6	2.83	0.47
24:DA:910:A:N6	24:DA:911:A:C6	2.82	0.47
24:DA:1019:U:C5	24:DA:1020:A:N7	2.83	0.47
24:DA:1248:G:O2'	40:DQ:2:ARG:HA	2.15	0.47
24:DA:1378:A:N7	24:DA:1380:G:C6	2.83	0.47
24:DA:1669:A:H8	34:DK:5:GLN:HG3	1.79	0.47
24:DA:1693:U:O4	24:DA:1977:A:C5	2.67	0.47
24:DA:1783:A:C5'	24:DA:2608:G:H4'	2.45	0.47
24:DA:2023:C:C5'	24:DA:2617:U:H4'	2.45	0.47
24:DA:2285:C:H5	51:D1:5:ARG:CZ	2.27	0.47
24:DA:2370:G:C6	24:DA:2371:G:C5	3.03	0.47
24:DA:2439:A:H2'	24:DA:2439:A:N3	2.29	0.47
24:DA:2523:G:H1'	24:DA:2765:A:N7	2.30	0.47
24:DA:2547:A:C8	24:DA:2566:A:N7	2.82	0.47
24:DA:2571:U:O4	24:DA:2574:G:C8	2.67	0.47
24:DA:2623:G:C2'	24:DA:2624:G:H5'	2.45	0.47
56:DB:16:G:H2'	56:DB:17:C:C6	2.50	0.47
56:DB:77:U:OP1	45:DV:18:ARG:CG	2.60	0.47
27:DD:51:THR:HG21	27:DD:76:GLY:HA3	1.94	0.47
27:DD:127:PHE:CZ	27:DD:160:LYS:HD2	2.49	0.47
28:DE:77:ILE:H	28:DE:77:ILE:HG12	1.51	0.47
30:DG:104:LEU:HG	30:DG:112:VAL:HG21	1.95	0.47
32:DI:48:ILE:HG13	32:DI:49:GLU:N	2.29	0.47
34:DK:6:THR:O	34:DK:8:LEU:CD1	2.62	0.47
38:DO:7:ARG:HH21	38:DO:95:SER:HB3	1.78	0.47
41:DR:51:VAL:HB	41:DR:52:PRO:HD2	1.97	0.47
47:DX:31:ASN:HB2	47:DX:33:HIS:CE1	2.49	0.47
48:DY:28:LEU:O	48:DY:28:LEU:HD22	2.15	0.47
1:AB:56:LEU:O	1:AB:59:ILE:HG13	2.15	0.47
3:AD:57:LYS:C	3:AD:57:LYS:HD2	2.35	0.47

*Continued on next page...*

*Continued from previous page...*

Atom-1	Atom-2	Interatomic distance (Å)	Clash overlap (Å)
4:AE:13:LYS:HE2	4:AE:112:ALA:HB2	1.95	0.47
6:AG:26:VAL:HG12	6:AG:42:VAL:HG11	1.96	0.47
8:AI:24:ASN:HB3	8:AI:58:GLU:OE1	2.15	0.47
9:AJ:59:LYS:CG	21:AA:972:C:H4'	2.45	0.47
11:AL:43:LYS:HD3	11:AL:43:LYS:N	2.15	0.47
11:AL:109:ARG:NH2	21:AA:537:G:OP1	2.45	0.47
15:AP:16:PHE:CE2	21:AA:625:U:H4'	2.50	0.47
16:AQ:60:ILE:HG22	16:AQ:61:ARG:H	1.80	0.47
21:AA:123:U:H2'	21:AA:124:C:H6	1.79	0.47
21:AA:155:A:C6	21:AA:156:C:C4	3.03	0.47
21:AA:298:A:H2'	21:AA:299:G:C8	2.50	0.47
21:AA:499:A:O2'	21:AA:500:G:N7	2.45	0.47
21:AA:721:G:H4'	21:AA:722:G:H5''	1.96	0.47
21:AA:764:C:C2	21:AA:765:G:C8	3.03	0.47
21:AA:841:C:H3'	21:AA:843:U:OP2	2.15	0.47
21:AA:855:U:N3	21:AA:856:C:C5	2.83	0.47
21:AA:1256:A:O2'	21:AA:1257:A:OP2	2.29	0.47
21:AA:1337:G:H5''	21:AA:1338:G:OP1	2.15	0.47
21:AA:1416:G:C2'	21:AA:1417:G:H5'	2.44	0.47
21:AA:1468:A:C2'	21:AA:1469:C:H5''	2.43	0.47
22:AV:34:G:H2'	22:AV:35:A:H8	1.80	0.47
24:BA:84:A:C6	24:BA:103:A:N6	2.83	0.47
24:BA:96:C:H4'	48:BY:41:HIS:ND1	2.30	0.47
24:BA:215:G:C4'	24:BA:216:A:H4'	2.45	0.47
24:BA:383:C:H5'	24:BA:385:C:OP2	2.14	0.47
24:BA:783:A:C4'	24:BA:1779:U:O2	2.62	0.47
24:BA:1048:A:C6	24:BA:1049:C:C4	3.03	0.47
24:BA:1343:G:H2'	24:BA:1344:U:C5	2.50	0.47
24:BA:1427:A:H1'	24:BA:1428:C:C5	2.50	0.47
24:BA:1570:A:H5'	26:BC:35:LYS:HG2	1.97	0.47
24:BA:1809:A:O2'	24:BA:1810:A:O5'	2.32	0.47
24:BA:1820:U:C5	26:BC:158:GLY:HA3	2.50	0.47
24:BA:1945:G:H2'	24:BA:1946:U:C6	2.50	0.47
24:BA:2410:G:C2	24:BA:2411:A:C1'	2.98	0.47
24:BA:2492:U:C2	24:BA:2493:U:C5	3.03	0.47
24:BA:2720:U:H2'	24:BA:2721:A:H8	1.80	0.47
25:BB:62:C:H2'	25:BB:63:C:C6	2.37	0.47
26:BC:194:VAL:HG22	26:BC:195:GLY:N	2.30	0.47
26:BC:229:HIS:CD2	26:BC:246:PRO:CA	2.98	0.47
32:BI:19:PRO:HG2	32:BI:23:VAL:HG22	1.96	0.47
32:BI:33:ASN:HB3	32:BI:36:GLU:CB	2.41	0.47

*Continued on next page...*

*Continued from previous page...*

Atom-1	Atom-2	Interatomic distance (Å)	Clash overlap (Å)
33:BJ:64:VAL:HG22	33:BJ:68:LYS:HD2	1.97	0.47
33:BJ:77:HIS:CD2	33:BJ:79:GLY:H	2.31	0.47
40:BQ:97:ILE:HG13	40:BQ:98:ALA:N	2.27	0.47
47:BX:36:ARG:HG2	47:BX:45:PHE:HB3	1.96	0.47
48:BY:57:LEU:CA	48:BY:60:LYS:HB3	2.42	0.47
54:B4:9:LYS:HB3	54:B4:14:CYS:CB	2.45	0.47
2:CC:22:PHE:CD1	9:CJ:13:PHE:CE1	3.02	0.47
6:CG:26:VAL:O	6:CG:30:MET:HG3	2.15	0.47
6:CG:94:ARG:HB3	6:CG:98:LEU:CD1	2.45	0.47
10:CK:104:PHE:N	10:CK:104:PHE:CD1	2.83	0.47
14:CO:54:GLY:O	14:CO:58:MET:HG3	2.14	0.47
15:CP:43:ALA:HB1	15:CP:46:LYS:HZ3	1.80	0.47
20:CU:3:ILE:O	20:CU:4:LYS:O	2.33	0.47
55:CA:161:A:H2'	55:CA:162:A:H8	1.78	0.47
55:CA:486:U:H2'	55:CA:487:A:H8	1.79	0.47
55:CA:702:A:O2'	55:CA:703:G:OP1	2.31	0.47
55:CA:1020:G:C6	55:CA:1021:A:C6	3.03	0.47
55:CA:1256:A:C5	55:CA:1278:G:C5	3.03	0.47
55:CA:1306:A:C5	55:CA:1307:U:C5	3.03	0.47
55:CA:1322:C:HO2'	55:CA:1323:G:H5'	1.74	0.47
55:CA:1342:C:O2'	55:CA:1343:G:H5'	2.15	0.47
22:CV:30:G:C2	22:CV:31:A:C8	3.03	0.47
24:DA:56:A:C2	24:DA:115:C:C2	3.03	0.47
24:DA:77:G:H2'	24:DA:78:U:C6	2.49	0.47
24:DA:380:G:O3'	47:DX:15:ASN:HB2	2.15	0.47
24:DA:527:C:N3	24:DA:2779:U:H2'	2.30	0.47
24:DA:586:A:O5'	24:DA:586:A:C8	2.68	0.47
24:DA:588:U:O4	24:DA:670:A:H1'	2.15	0.47
24:DA:1140:C:OP1	33:DJ:25:LEU:HD13	2.14	0.47
24:DA:1179:G:O2'	24:DA:1180:U:H5'	2.15	0.47
24:DA:1247:A:C5	24:DA:1249:U:C4	3.02	0.47
24:DA:1345:C:O2'	24:DA:1346:G:C5'	2.62	0.47
24:DA:1613:G:H1	24:DA:1617:C:HO2'	1.63	0.47
24:DA:1789:A:OP1	26:DC:220:ARG:HD3	2.15	0.47
24:DA:1832:C:C4	24:DA:1833:C:C5	3.02	0.47
24:DA:1833:C:H2'	24:DA:1834:U:C6	2.50	0.47
24:DA:2023:C:H5'	24:DA:2617:U:H4'	1.97	0.47
24:DA:2630:G:O2'	24:DA:2631:G:C8	2.66	0.47
24:DA:2645:G:H3'	24:DA:2646:C:C5'	2.44	0.47
24:DA:2765:A:H3'	24:DA:2766:A:H5'	1.97	0.47
24:DA:2825:G:C4	24:DA:2826:A:C8	3.03	0.47

*Continued on next page...*

*Continued from previous page...*

Atom-1	Atom-2	Interatomic distance (Å)	Clash overlap (Å)
24:DA:2848:G:N3	24:DA:2849:U:C5	2.83	0.47
24:DA:2849:U:O4	24:DA:2867:G:C8	2.68	0.47
28:DE:16:GLU:HG3	28:DE:16:GLU:O	2.15	0.47
28:DE:153:LEU:HD22	28:DE:158:PHE:HD2	1.79	0.47
31:DH:24:GLY:O	31:DH:28:ASN:HB2	2.14	0.47
34:DK:66:LYS:HG2	34:DK:66:LYS:O	2.15	0.47
35:DL:89:VAL:HG21	35:DL:123:ARG:HE	1.79	0.47
38:DO:28:VAL:HG23	38:DO:106:LEU:HD23	1.95	0.47
39:DP:63:ILE:CA	39:DP:68:GLY:HA2	2.36	0.47
42:DS:68:ASP:OD1	42:DS:68:ASP:N	2.48	0.47
45:DV:63:ILE:HD13	45:DV:72:VAL:CG2	2.45	0.47
46:DW:49:ASN:HB3	46:DW:81:ILE:HG12	1.96	0.47
1:AB:19:THR:HA	1:AB:37:VAL:HG23	1.97	0.47
2:AC:89:VAL:O	2:AC:93:ILE:HG13	2.14	0.47
8:AI:42:THR:O	8:AI:43:ALA:HB2	2.15	0.47
8:AI:60:LEU:HD23	8:AI:60:LEU:N	2.30	0.47
18:AS:19:GLU:O	18:AS:22:VAL:HB	2.15	0.47
21:AA:75:G:N1	21:AA:96:U:N3	2.63	0.47
21:AA:438:U:O2'	21:AA:439:U:H5	1.97	0.47
21:AA:449:G:N1	21:AA:450:G:C6	2.83	0.47
21:AA:511:C:O2'	21:AA:512:U:O5'	2.33	0.47
21:AA:615:G:C2	21:AA:616:G:C8	3.03	0.47
21:AA:737:C:N4	21:AA:738:C:N4	2.63	0.47
21:AA:1161:C:O2'	21:AA:1162:C:O4'	2.31	0.47
24:BA:189:G:P	47:BX:13:THR:HG21	2.54	0.47
24:BA:580:U:O2'	24:BA:581:C:H5'	2.15	0.47
24:BA:617:G:O2'	24:BA:618:G:H5'	2.15	0.47
24:BA:1805:A:N3	26:BC:49:THR:HG21	2.30	0.47
24:BA:1869:G:H8	24:BA:1869:G:OP2	1.97	0.47
24:BA:1899:A:H2'	24:BA:1900:A:OP2	2.15	0.47
24:BA:2330:G:C2	24:BA:2386:A:C2	3.03	0.47
26:BC:129:LEU:HD22	26:BC:133:ASN:HB2	1.96	0.47
27:BD:53:GLY:O	27:BD:54:ALA:HB2	2.15	0.47
31:BH:97:ARG:NH1	55:CA:368:U:OP1	2.48	0.47
33:BJ:12:LYS:O	33:BJ:13:ARG:CB	2.61	0.47
35:BL:93:ASN:O	35:BL:95:LEU:N	2.47	0.47
35:BL:135:ILE:HG22	35:BL:136:GLU:N	2.29	0.47
39:BP:24:THR:O	39:BP:25:VAL:O	2.33	0.47
40:BQ:91:ARG:HB3	40:BQ:93:ILE:CG2	2.42	0.47
50:B0:53:VAL:O	50:B0:54:ILE:C	2.53	0.47
1:CB:19:THR:HG23	1:CB:20:ARG:H	1.79	0.47

*Continued on next page...*



*Continued from previous page...*

Atom-1	Atom-2	Interatomic distance (Å)	Clash overlap (Å)
1:CB:28:PRO:HB2	1:CB:29:PHE:CE1	2.50	0.47
2:CC:161:ILE:O	2:CC:161:ILE:HG12	2.14	0.47
3:CD:98:ASP:OD2	3:CD:132:ALA:HB1	2.15	0.47
3:CD:105:GLY:HA3	3:CD:158:LEU:CD2	2.44	0.47
5:CF:2:ARG:HH22	5:CF:91:ARG:HB2	1.78	0.47
8:CI:11:ARG:HD3	8:CI:106:ASP:OD1	2.15	0.47
9:CJ:5:ARG:CZ	9:CJ:7:ARG:HH12	2.27	0.47
9:CJ:42:LEU:HD22	9:CJ:71:LEU:CD2	2.40	0.47
9:CJ:42:LEU:CB	9:CJ:43:PRO:HD2	2.44	0.47
10:CK:96:ILE:HD13	10:CK:109:ILE:HD13	1.95	0.47
10:CK:115:ILE:O	10:CK:115:ILE:HG23	2.15	0.47
13:CN:60:ARG:HH22	13:CN:70:HIS:HD2	1.61	0.47
15:CP:8:ARG:CZ	15:CP:15:PRO:HB3	2.45	0.47
55:CA:76:G:H8	55:CA:76:G:OP2	1.97	0.47
55:CA:90:C:H2'	55:CA:91:U:C6	2.50	0.47
55:CA:98:A:H2'	55:CA:99:C:O4'	2.15	0.47
55:CA:197:A:C5	55:CA:221:C:H4'	2.50	0.47
55:CA:321:A:O2'	55:CA:1436:U:H5'	2.15	0.47
55:CA:373:A:C2'	55:CA:374:A:H8	2.27	0.47
55:CA:781:A:H2'	55:CA:782:A:C5'	2.42	0.47
55:CA:872:A:C5	55:CA:874:G:C8	3.02	0.47
55:CA:1090:U:N3	55:CA:1091:U:C5	2.83	0.47
55:CA:1241:G:C2	55:CA:1242:G:C5	3.03	0.47
55:CA:1446:A:N6	55:CA:1447:A:N6	2.62	0.47
24:DA:61:C:HO2'	24:DA:62:U:H5'	1.78	0.47
24:DA:223:A:C6	24:DA:422:A:N7	2.83	0.47
24:DA:740:C:C4	24:DA:1981:A:C2	3.03	0.47
24:DA:775:G:C2	24:DA:794:A:C8	3.03	0.47
24:DA:807:U:O4'	24:DA:2445:G:H4'	2.15	0.47
24:DA:1031:G:O2'	54:D4:7:VAL:HG12	2.14	0.47
24:DA:2053:G:C2	24:DA:2054:A:C4	3.02	0.47
24:DA:2250:G:H21	24:DA:2496:C:H5''	1.78	0.47
24:DA:2331:G:C2	24:DA:2332:C:C2	3.03	0.47
24:DA:2520:C:N4	24:DA:2567:G:C5	2.83	0.47
24:DA:2660:A:C2	24:DA:2661:G:C5	3.03	0.47
56:DB:109:A:C5	56:DB:110:C:C4	3.03	0.47
26:DC:260:LYS:HA	26:DC:263:ASP:OD1	2.15	0.47
28:DE:40:ARG:NH2	28:DE:92:HIS:NE2	2.63	0.47
31:DH:99:ILE:HG22	31:DH:100:ALA:N	2.28	0.47
31:DH:120:GLY:O	31:DH:121:VAL:HB	2.15	0.47
34:DK:14:SER:OG	34:DK:51:LYS:N	2.45	0.47

*Continued on next page...*

*Continued from previous page...*

Atom-1	Atom-2	Interatomic distance (Å)	Clash overlap (Å)
35:DL:23:ILE:HG13	41:DR:82:HIS:HE1	1.69	0.47
38:DO:31:THR:HG21	38:DO:36:TYR:HE2	1.80	0.47
40:DQ:60:TRP:CZ2	40:DQ:93:ILE:HB	2.50	0.47
41:DR:48:LYS:H	41:DR:48:LYS:CD	2.23	0.47
43:DT:62:VAL:HG12	43:DT:63:VAL:H	1.77	0.47
45:DV:26:PHE:CE2	45:DV:42:LEU:HD12	2.49	0.47
1:AB:184:ALA:HB3	1:AB:195:VAL:CG2	2.45	0.47
1:AB:199:ILE:O	1:AB:200:PRO:O	2.33	0.47
4:AE:104:ILE:O	4:AE:104:ILE:HG12	2.14	0.47
9:AJ:65:TYR:CB	13:AN:95:LEU:HD11	2.42	0.47
13:AN:81:ILE:HD13	21:AA:1202:U:C6	2.49	0.47
17:AR:37:LYS:HA	21:AA:719:C:O2	2.14	0.47
18:AS:20:LYS:HZ2	18:AS:20:LYS:CB	2.27	0.47
19:AT:27:MET:HG3	19:AT:28:ARG:N	2.29	0.47
21:AA:76:G:C2	21:AA:95:C:N3	2.83	0.47
21:AA:104:G:O2'	21:AA:105:G:H5'	2.15	0.47
21:AA:261:U:C2	21:AA:263:A:OP2	2.67	0.47
21:AA:274:A:H4'	21:AA:275:G:O5'	2.15	0.47
21:AA:766:A:H2'	21:AA:767:A:H8	1.76	0.47
21:AA:860:A:H8	21:AA:860:A:O5'	1.98	0.47
21:AA:987:G:C5	21:AA:988:G:N7	2.83	0.47
21:AA:1184:G:O2'	21:AA:1185:G:H5'	2.14	0.47
21:AA:1185:G:C6	21:AA:1186:G:C5	3.03	0.47
21:AA:1410:A:C4	21:AA:1491:G:N2	2.84	0.47
21:AA:1446:A:C2'	21:AA:1447:A:H5'	2.45	0.47
24:BA:80:G:C2'	24:BA:81:G:H5'	2.44	0.47
24:BA:84:A:H4'	24:BA:85:G:O5'	2.14	0.47
24:BA:171:U:H2'	24:BA:172:A:C8	2.50	0.47
24:BA:211:C:O2'	24:BA:212:G:H5'	2.14	0.47
24:BA:479:A:C2	24:BA:480:A:C5	3.03	0.47
24:BA:667:U:H2'	24:BA:668:A:O4'	2.15	0.47
24:BA:855:G:C1'	46:BW:23:LYS:HD3	2.42	0.47
24:BA:866:A:HO2'	24:BA:867:C:H5'	1.80	0.47
24:BA:925:A:H2'	24:BA:926:G:O4'	2.15	0.47
24:BA:1065:U:P	24:BA:1065:U:H3'	2.55	0.47
24:BA:1348:C:H2'	24:BA:1349:C:H5'	1.97	0.47
24:BA:1392:A:H61	43:BT:18:GLU:CD	2.18	0.47
24:BA:1429:G:H2'	24:BA:1430:G:C8	2.50	0.47
24:BA:1579:A:H2'	24:BA:1580:A:H8	1.79	0.47
24:BA:2042:A:H2'	24:BA:2043:C:H5'	1.96	0.47
24:BA:2549:G:N2	24:BA:2560:A:C4	2.83	0.47

*Continued on next page...*

*Continued from previous page...*

Atom-1	Atom-2	Interatomic distance (Å)	Clash overlap (Å)
24:BA:2691:C:C4	24:BA:2719:G:N2	2.82	0.47
24:BA:2843:G:N2	24:BA:2844:G:H1'	2.29	0.47
27:BD:101:PHE:N	27:BD:101:PHE:HD1	2.13	0.47
29:BF:128:SER:HA	29:BF:154:THR:HA	1.96	0.47
30:BG:163:TYR:O	30:BG:164:ALA:CB	2.63	0.47
31:BH:8:LYS:O	31:BH:13:GLY:CA	2.62	0.47
31:BH:12:LEU:HB2	31:BH:19:VAL:HG11	1.97	0.47
36:BM:6:ARG:HD2	36:BM:8:LYS:NZ	2.30	0.47
39:BP:80:VAL:O	39:BP:81:ASP:HB3	2.14	0.47
49:BZ:9:THR:HG23	49:BZ:10:ARG:HB2	1.97	0.47
1:CB:59:ILE:HA	1:CB:62:ARG:CG	2.44	0.47
1:CB:128:LEU:HD13	1:CB:132:GLU:HG3	1.96	0.47
1:CB:160:LEU:O	1:CB:183:PHE:CD1	2.68	0.47
2:CC:127:VAL:O	2:CC:128:MET:HB2	2.15	0.47
4:CE:15:ILE:HD11	4:CE:37:VAL:HG23	1.97	0.47
6:CG:30:MET:SD	6:CG:35:LYS:HB2	2.54	0.47
7:CH:87:ARG:HB3	55:CA:600:A:OP1	2.14	0.47
8:CI:30:ASN:O	8:CI:31:GLN:HG3	2.15	0.47
11:CL:98:ARG:CB	11:CL:116:TYR:HA	2.43	0.47
11:CL:122:LYS:O	11:CL:123:ALA:CB	2.63	0.47
12:CM:69:ARG:HD2	12:CM:69:ARG:H	1.80	0.47
17:CR:32:ILE:HD12	17:CR:33:THR:O	2.14	0.47
19:CT:20:ASN:O	19:CT:24:ARG:HB2	2.15	0.47
19:CT:58:ASP:O	19:CT:61:ALA:HB3	2.15	0.47
55:CA:197:A:C4'	55:CA:198:G:O5'	2.55	0.47
55:CA:355:C:H2'	55:CA:356:A:O4'	2.15	0.47
55:CA:722:G:C2	55:CA:724:G:C5	3.03	0.47
55:CA:790:A:OP1	22:CV:38:A:O2'	2.33	0.47
55:CA:1218:C:H2'	55:CA:1219:A:H8	1.74	0.47
55:CA:1304:G:O2'	55:CA:1333:A:N6	2.47	0.47
55:CA:1452:C:H4'	55:CA:1453:G:H5''	1.97	0.47
24:DA:85:G:C5	24:DA:98:G:C2	3.03	0.47
24:DA:571:U:C4	24:DA:2030:A:C6	3.02	0.47
24:DA:658:U:O2'	24:DA:659:G:O4'	2.24	0.47
24:DA:963:U:O2'	24:DA:964:C:O5'	2.32	0.47
24:DA:1026:G:O2'	24:DA:1027:A:C5'	2.60	0.47
24:DA:1056:G:O5'	24:DA:1085:A:H2	1.98	0.47
24:DA:1113:U:O2'	24:DA:1114:C:O5'	2.33	0.47
24:DA:1435:G:C2	24:DA:1558:C:N4	2.83	0.47
24:DA:1476:U:C5	24:DA:1514:G:C2	3.03	0.47
24:DA:1570:A:C2	24:DA:1571:A:C2	3.03	0.47

*Continued on next page...*

*Continued from previous page...*

Atom-1	Atom-2	Interatomic distance (Å)	Clash overlap (Å)
24:DA:2067:G:C6	24:DA:2069:G:N7	2.83	0.47
24:DA:2392:A:C2	35:DL:55:MET:SD	3.03	0.47
24:DA:2394:C:H5''	35:DL:63:LYS:HE3	1.97	0.47
24:DA:2590:A:H2'	24:DA:2591:C:H6	1.80	0.47
24:DA:2868:A:O2'	24:DA:2869:G:O4'	2.31	0.47
56:DB:48:U:C4	56:DB:49:C:N4	2.83	0.47
56:DB:98:G:H1	45:DV:14:LYS:HB3	1.80	0.47
26:DC:161:VAL:HG13	26:DC:174:ARG:O	2.15	0.47
27:DD:116:LYS:CD	37:DN:1:MET:HE1	2.45	0.47
29:DF:122:ASP:HB2	29:DF:126:ASN:HB2	1.97	0.47
31:DH:2:GLN:HB3	31:DH:18:GLN:HG2	1.97	0.47
31:DH:62:LEU:HD12	31:DH:63:ALA:N	2.29	0.47
32:DI:18:ASN:HB3	32:DI:19:PRO:HD3	1.97	0.47
32:DI:58:ILE:HG23	32:DI:66:PHE:CD2	2.50	0.47
33:DJ:104:ALA:O	33:DJ:108:MET:HG3	2.15	0.47
36:DM:34:LYS:HD3	36:DM:131:VAL:CG2	2.44	0.47
40:DQ:78:PHE:CE2	40:DQ:109:VAL:HG22	2.50	0.47
42:DS:8:ARG:HA	42:DS:102:HIS:ND1	2.29	0.47
46:DW:46:ALA:HA	46:DW:50:VAL:HG12	1.96	0.47
50:D0:11:LYS:HD2	50:D0:14:MET:HB2	1.97	0.47
2:AC:156:LEU:H	2:AC:156:LEU:CD1	2.28	0.46
4:AE:94:PHE:CE1	4:AE:96:GLN:HG2	2.49	0.46
8:AI:80:HIS:HE1	8:AI:103:VAL:O	1.97	0.46
9:AJ:67:ILE:HG23	13:AN:94:GLY:O	2.15	0.46
10:AK:95:THR:HG23	10:AK:96:ILE:N	2.30	0.46
21:AA:17:U:H2'	21:AA:18:C:H6	1.80	0.46
21:AA:103:U:H2'	21:AA:103:U:O2	2.15	0.46
21:AA:722:G:N3	21:AA:722:G:C2'	2.78	0.46
21:AA:978:A:C6	21:AA:1318:A:C6	3.03	0.46
21:AA:1082:A:N1	21:AA:1083:U:N3	2.63	0.46
21:AA:1461:G:H2'	21:AA:1462:C:C6	2.50	0.46
24:BA:7:G:C5	24:BA:8:C:C4	3.03	0.46
24:BA:825:A:H1'	35:BL:54:GLN:HE22	1.71	0.46
24:BA:1303:G:H2'	24:BA:1304:A:C8	2.45	0.46
24:BA:1475:G:O2'	24:BA:1476:U:P	2.73	0.46
24:BA:1779:U:C6	24:BA:1783:A:N7	2.83	0.46
24:BA:1829:A:H2'	24:BA:1830:C:C6	2.51	0.46
24:BA:1835:G:C4	24:BA:1931:U:C4	3.03	0.46
24:BA:2793:C:H2'	24:BA:2794:C:H6	1.75	0.46
24:BA:2902:C:O2'	24:BA:2903:U:C5'	2.63	0.46
24:BA:2902:C:O2'	24:BA:2903:U:H5'	2.16	0.46

*Continued on next page...*

*Continued from previous page...*

Atom-1	Atom-2	Interatomic distance (Å)	Clash overlap (Å)
25:BB:46:A:H2'	25:BB:47:C:H6	1.80	0.46
26:BC:12:ARG:HA	26:BC:15:VAL:HG23	1.97	0.46
26:BC:90:ILE:CG2	26:BC:91:ALA:N	2.78	0.46
26:BC:259:ASN:C	26:BC:261:ARG:N	2.68	0.46
28:BE:101:TYR:O	28:BE:102:ARG:C	2.51	0.46
29:BF:31:GLU:HB3	29:BF:156:THR:O	2.15	0.46
33:BJ:49:ASP:C	33:BJ:49:ASP:OD2	2.54	0.46
33:BJ:60:ASP:OD1	33:BJ:61:LYS:HG3	2.15	0.46
50:B0:42:ILE:CD1	50:B0:48:TYR:HB2	2.44	0.46
51:B1:5:ARG:HG2	51:B1:23:THR:HB	1.96	0.46
51:B1:47:ILE:HD12	51:B1:47:ILE:N	2.20	0.46
1:CB:47:PRO:HA	1:CB:50:ASN:CB	2.39	0.46
1:CB:209:VAL:O	1:CB:213:LEU:HB2	2.15	0.46
4:CE:111:ARG:C	4:CE:113:VAL:H	2.18	0.46
7:CH:36:ALA:O	7:CH:45:ILE:HD11	2.15	0.46
12:CM:6:ILE:O	12:CM:6:ILE:HD12	2.15	0.46
20:CU:35:GLU:O	20:CU:36:PHE:HD2	1.97	0.46
55:CA:163:C:H6	55:CA:163:C:O5'	1.98	0.46
55:CA:298:A:H2'	55:CA:299:G:O4'	2.15	0.46
55:CA:486:U:H2'	55:CA:487:A:C8	2.50	0.46
55:CA:764:C:H3'	55:CA:765:G:N2	2.23	0.46
55:CA:813:U:H3'	55:CA:816:A:N6	2.29	0.46
55:CA:914:A:H2'	55:CA:915:A:H8	1.79	0.46
55:CA:982:U:O2	55:CA:1222:G:O6	2.33	0.46
55:CA:1432:G:O2'	55:CA:1433:A:C8	2.68	0.46
24:DA:54:G:C6	24:DA:55:G:C5	3.03	0.46
24:DA:202:U:C4	24:DA:203:A:N1	2.83	0.46
24:DA:233:A:H2'	24:DA:234:U:C5	2.49	0.46
24:DA:311:A:O2'	24:DA:312:G:H5'	2.15	0.46
24:DA:335:C:O2'	24:DA:336:C:C5'	2.63	0.46
24:DA:476:G:HO2'	24:DA:477:A:H3'	1.80	0.46
24:DA:536:G:C2'	24:DA:537:G:H5'	2.45	0.46
24:DA:661:A:H2'	24:DA:662:G:O4'	2.15	0.46
24:DA:747:U:C2	24:DA:2613:U:O4	2.68	0.46
24:DA:836:G:C5	24:DA:837:C:C4	3.03	0.46
24:DA:858:G:H2'	24:DA:2268:A:N3	2.30	0.46
24:DA:1092:C:H2'	24:DA:1093:G:O4'	2.15	0.46
24:DA:1190:G:H5''	35:DL:32:GLY:HA2	1.97	0.46
24:DA:1214:A:O2'	24:DA:1215:G:H5'	2.15	0.46
24:DA:1553:A:C8	24:DA:1555:G:C5	3.03	0.46
24:DA:1651:G:N2	24:DA:2007:U:C2	2.83	0.46

*Continued on next page...*

*Continued from previous page...*

Atom-1	Atom-2	Interatomic distance (Å)	Clash overlap (Å)
24:DA:1760:C:O2'	24:DA:1761:C:O4'	2.31	0.46
24:DA:2261:C:C2	24:DA:2280:G:N2	2.83	0.46
24:DA:2378:A:C2'	38:DO:21:LEU:HD13	2.45	0.46
24:DA:2411:A:H2'	24:DA:2412:A:H8	1.80	0.46
24:DA:2484:G:OP1	36:DM:44:ARG:HD3	2.15	0.46
24:DA:2682:A:N6	24:DA:2728:U:H1'	2.23	0.46
24:DA:2771:C:H5''	27:DD:207:VAL:HG11	1.97	0.46
24:DA:2836:U:O2'	24:DA:2837:A:C5'	2.63	0.46
56:DB:79:G:N7	45:DV:14:LYS:NZ	2.45	0.46
28:DE:5:LEU:HD12	28:DE:10:SER:HB2	1.97	0.46
28:DE:131:THR:HG22	28:DE:161:ALA:N	2.28	0.46
33:DJ:57:LEU:HD11	33:DJ:129:GLU:H	1.79	0.46
35:DL:98:ALA:O	35:DL:100:ILE:HG22	2.15	0.46
36:DM:15:GLY:O	36:DM:16:ARG:HB3	2.15	0.46
37:DN:22:ARG:HG2	37:DN:22:ARG:O	2.15	0.46
39:DP:32:VAL:HA	39:DP:37:LYS:HA	1.96	0.46
40:DQ:77:LYS:HE2	40:DQ:116:LEU:HD21	1.97	0.46
41:DR:2:TYR:H	41:DR:42:ALA:CB	2.28	0.46
4:AE:14:LEU:HA	4:AE:36:THR:HA	1.97	0.46
6:AG:146:ALA:C	6:AG:148:LYS:N	2.69	0.46
8:AI:55:ASP:CG	8:AI:56:MET:H	2.19	0.46
8:AI:105:ARG:NE	21:AA:1117:A:H4'	2.29	0.46
9:AJ:80:THR:HB	9:AJ:83:THR:HG22	1.97	0.46
14:AO:21:THR:HG23	21:AA:657:U:O2	2.15	0.46
14:AO:40:GLY:HA2	14:AO:43:ALA:HB2	1.98	0.46
18:AS:17:LYS:O	18:AS:20:LYS:HB3	2.15	0.46
21:AA:119:A:H5''	21:AA:120:A:O4'	2.15	0.46
21:AA:587:G:C2	21:AA:755:G:C5	3.03	0.46
21:AA:735:C:O2'	21:AA:736:C:H5'	2.15	0.46
21:AA:1053:G:P	21:AA:1054:C:H3'	2.55	0.46
21:AA:1426:G:N2	21:AA:1475:G:H1'	2.31	0.46
24:BA:93:G:N2	24:BA:94:A:H1'	2.29	0.46
24:BA:1061:U:H1'	24:BA:1070:A:O4'	2.15	0.46
24:BA:1803:A:H4'	26:BC:256:THR:OG1	2.15	0.46
24:BA:1970:A:H4'	24:BA:1971:U:O5'	2.15	0.46
24:BA:2063:C:H6	24:BA:2063:C:H5'	1.79	0.46
24:BA:2273:A:C2	24:BA:2274:A:C5	3.03	0.46
24:BA:2523:G:C2'	24:BA:2524:G:H5'	2.45	0.46
24:BA:2581:G:H2'	24:BA:2610:C:H41	1.79	0.46
24:BA:2856:A:C6	24:BA:2857:G:C6	3.03	0.46
25:BB:90:C:C2'	25:BB:91:C:O5'	2.63	0.46

*Continued on next page...*

*Continued from previous page...*

Atom-1	Atom-2	Interatomic distance (Å)	Clash overlap (Å)
26:BC:42:ARG:HG2	26:BC:48:ILE:HA	1.97	0.46
26:BC:268:ARG:HH11	26:BC:268:ARG:HB3	1.80	0.46
27:BD:151:THR:HG22	27:BD:152:PRO:HD3	1.97	0.46
29:BF:168:LEU:HD12	29:BF:168:LEU:O	2.15	0.46
30:BG:120:ILE:HD11	30:BG:132:LEU:CB	2.42	0.46
33:BJ:74:TYR:HB2	33:BJ:87:ALA:O	2.15	0.46
35:BL:122:VAL:O	35:BL:122:VAL:HG22	2.15	0.46
36:BM:59:ARG:O	36:BM:60:GLN:O	2.33	0.46
40:BQ:114:ALA:C	40:BQ:116:LEU:H	2.17	0.46
43:BT:14:PRO:HA	43:BT:32:LEU:HB3	1.96	0.46
45:BV:68:LYS:O	45:BV:69:GLU:C	2.53	0.46
53:B3:62:PRO:HG2	53:B3:63:TYR:CD2	2.51	0.46
1:CB:71:THR:HA	1:CB:92:ASN:O	2.15	0.46
1:CB:101:THR:HG22	1:CB:178:LEU:HD13	1.97	0.46
2:CC:2:GLN:HE21	55:CA:1191:A:P	2.38	0.46
2:CC:120:THR:CG2	2:CC:187:GLU:O	2.63	0.46
4:CE:83:PRO:HD2	7:CH:95:MET:O	2.15	0.46
5:CF:38:ARG:HD2	5:CF:63:ASN:HB2	1.96	0.46
6:CG:75:LYS:HG3	6:CG:76:SER:N	2.30	0.46
6:CG:115:MET:HA	6:CG:118:ARG:HD2	1.98	0.46
9:CJ:15:HIS:HE1	9:CJ:68:ARG:HD3	1.80	0.46
15:CP:20:VAL:HA	15:CP:36:VAL:HG12	1.96	0.46
20:CU:16:ARG:O	20:CU:20:ARG:HG2	2.15	0.46
55:CA:51:A:C6	55:CA:116:A:C8	3.03	0.46
55:CA:57:G:H2'	55:CA:58:C:H6	1.78	0.46
55:CA:89:U:O2'	55:CA:90:C:O5'	2.34	0.46
55:CA:403:C:H2'	55:CA:404:G:H8	1.81	0.46
55:CA:631:C:H3'	55:CA:632:U:H5'	1.97	0.46
55:CA:702:A:OP1	55:CA:702:A:H8	1.97	0.46
55:CA:861:G:C5	55:CA:862:C:C5	3.03	0.46
55:CA:888:G:N1	55:CA:889:A:N6	2.63	0.46
55:CA:890:G:O2'	55:CA:891:U:P	2.73	0.46
55:CA:1253:G:N1	55:CA:1285:A:N6	2.62	0.46
55:CA:1276:G:O2'	55:CA:1277:C:H5'	2.15	0.46
55:CA:1324:A:O2'	55:CA:1325:C:H5'	2.15	0.46
24:DA:193:U:H4'	24:DA:803:U:H5'	1.97	0.46
24:DA:197:A:C8	24:DA:2430:A:N7	2.83	0.46
24:DA:292:U:H2'	24:DA:293:U:H6	1.79	0.46
24:DA:532:A:C2'	24:DA:532:A:N3	2.78	0.46
24:DA:674:G:H5''	28:DE:71:GLY:N	2.30	0.46
24:DA:776:G:C8	24:DA:793:A:C5	3.03	0.46

*Continued on next page...*

*Continued from previous page...*

Atom-1	Atom-2	Interatomic distance (Å)	Clash overlap (Å)
24:DA:831:G:O2'	24:DA:832:U:H5'	2.15	0.46
24:DA:1084:A:C2'	24:DA:1085:A:H5'	2.44	0.46
24:DA:1286:A:O2'	24:DA:1288:G:N2	2.47	0.46
24:DA:1287:A:OP1	37:DN:103:ARG:HD2	2.15	0.46
24:DA:1470:A:C8	24:DA:1470:A:OP2	2.65	0.46
24:DA:1519:G:N3	24:DA:1519:G:H2'	2.28	0.46
24:DA:1633:G:C6	24:DA:1635:A:C6	3.03	0.46
24:DA:1633:G:C6	24:DA:1635:A:C5	3.03	0.46
24:DA:1665:A:N6	59:DA:3440:HOH:O	2.47	0.46
24:DA:2202:U:H5''	24:DA:2203:U:OP1	2.16	0.46
24:DA:2611:C:H2'	24:DA:2612:C:H6	1.80	0.46
24:DA:2630:G:C6	24:DA:2894:G:O6	2.68	0.46
24:DA:2725:A:C4	24:DA:2727:A:C8	3.03	0.46
24:DA:2812:G:H2'	24:DA:2813:A:C8	2.49	0.46
26:DC:196:ASN:O	26:DC:197:ALA:HB3	2.15	0.46
27:DD:105:LYS:HA	27:DD:177:VAL:CG2	2.40	0.46
30:DG:152:ARG:HD2	30:DG:153:PRO:HD2	1.97	0.46
53:D3:41:ARG:HG2	53:D3:44:ARG:NH2	2.30	0.46
2:AC:33:ASP:O	2:AC:37:LYS:HB2	2.16	0.46
3:AD:68:GLU:O	3:AD:72:ARG:HG2	2.15	0.46
5:AF:45:ARG:HG2	5:AF:46:GLN:N	2.29	0.46
7:AH:123:GLU:O	7:AH:125:ILE:HD12	2.15	0.46
10:AK:126:ARG:C	20:AU:33:ARG:HH12	2.19	0.46
12:AM:74:MET:HE2	12:AM:77:LYS:HB3	1.95	0.46
12:AM:106:ARG:HG3	12:AM:112:ARG:HH21	1.80	0.46
21:AA:15:G:C2	21:AA:16:A:C4	3.03	0.46
21:AA:22:G:C6	21:AA:23:C:C4	3.03	0.46
21:AA:265:G:H2'	21:AA:267:C:H5	1.81	0.46
21:AA:540:G:C6	21:AA:541:G:C5	3.03	0.46
21:AA:681:A:C2	21:AA:710:G:C2	3.03	0.46
21:AA:1064:G:H1'	21:AA:1066:C:C6	2.50	0.46
21:AA:1078:U:H3'	21:AA:1079:G:C8	2.50	0.46
24:BA:292:U:C4	24:BA:293:U:C5	3.03	0.46
24:BA:625:G:O2'	24:BA:626:A:H5'	2.14	0.46
24:BA:745:G:H2'	24:BA:746:U:H5'	1.97	0.46
24:BA:799:G:H2'	24:BA:800:A:H8	1.80	0.46
24:BA:1020:A:C2	24:BA:1141:U:O2	2.69	0.46
24:BA:1090:A:C6	24:BA:1102:C:C2	3.03	0.46
24:BA:1347:A:O2'	24:BA:1348:C:H5'	2.15	0.46
24:BA:1653:G:O6	37:BN:11:ASN:N	2.39	0.46
24:BA:1659:G:C5	24:BA:1660:G:C8	3.03	0.46

*Continued on next page...*



*Continued from previous page...*

Atom-1	Atom-2	Interatomic distance (Å)	Clash overlap (Å)
24:BA:1839:G:H2'	24:BA:1840:G:H8	1.81	0.46
24:BA:1964:G:O2'	24:BA:1967:C:OP2	2.34	0.46
24:BA:2077:A:C8	24:BA:2435:A:C4	3.04	0.46
24:BA:2418:A:H2'	24:BA:2419:U:O4'	2.16	0.46
24:BA:2461:A:H2'	24:BA:2462:C:C6	2.49	0.46
24:BA:2512:C:H1'	27:BD:145:SER:O	2.15	0.46
27:BD:114:LYS:CD	27:BD:116:LYS:HE2	2.45	0.46
29:BF:3:LEU:HD12	29:BF:172:PHE:CD2	2.50	0.46
29:BF:172:PHE:O	29:BF:173:ASP:C	2.53	0.46
31:BH:41:LYS:HA	31:BH:44:ILE:CG1	2.41	0.46
31:BH:89:LYS:O	31:BH:90:LEU:HD12	2.15	0.46
35:BL:73:ILE:C	35:BL:105:ILE:HD13	2.35	0.46
37:BN:82:GLU:O	37:BN:85:PRO:HG2	2.16	0.46
40:BQ:104:ALA:O	40:BQ:108:LEU:HD12	2.16	0.46
41:BR:24:LYS:HA	41:BR:94:THR:HG23	1.97	0.46
42:BS:18:ARG:HG3	42:BS:18:ARG:H	1.56	0.46
46:BW:28:GLU:H	46:BW:31:LEU:CD1	2.28	0.46
51:B1:10:LEU:HB3	51:B1:48:TYR:HB3	1.97	0.46
2:CC:10:ARG:O	2:CC:13:ILE:O	2.32	0.46
3:CD:176:LYS:O	3:CD:176:LYS:HG3	2.15	0.46
4:CE:88:HIS:HE1	55:CA:1078:U:O4'	1.98	0.46
8:CI:121:ARG:HG3	55:CA:1348:U:H4'	1.97	0.46
11:CL:4:ASN:HA	11:CL:7:VAL:HG23	1.97	0.46
16:CQ:26:ARG:HG3	16:CQ:39:ARG:HB2	1.98	0.46
18:CS:35:ARG:HA	18:CS:70:LEU:CB	2.42	0.46
55:CA:104:G:C2	55:CA:105:G:C8	3.03	0.46
55:CA:426:U:C2	55:CA:427:U:C5	3.04	0.46
55:CA:502:A:H2'	55:CA:503:C:O4'	2.15	0.46
55:CA:585:G:C5	55:CA:586:C:C5	3.04	0.46
55:CA:960:U:C4	55:CA:1225:A:H1'	2.49	0.46
55:CA:1207:G:C5	55:CA:1208:C:C5	3.03	0.46
55:CA:1292:G:C5	55:CA:1293:C:C4	3.03	0.46
55:CA:1399:C:O2	55:CA:1401:G:C5	2.67	0.46
24:DA:33:C:N4	24:DA:446:G:O2'	2.48	0.46
24:DA:95:A:O2'	48:DY:41:HIS:HD2	1.99	0.46
24:DA:110:G:C2	24:DA:111:A:C8	3.04	0.46
24:DA:224:U:C5	24:DA:420:C:H4'	2.49	0.46
24:DA:616:A:O2'	24:DA:617:G:O4'	2.28	0.46
24:DA:779:U:C2'	24:DA:780:G:H5'	2.45	0.46
24:DA:1011:G:C6	24:DA:1013:C:N3	2.83	0.46
24:DA:1090:A:C6	24:DA:1102:C:O2	2.68	0.46

*Continued on next page...*

*Continued from previous page...*

Atom-1	Atom-2	Interatomic distance (Å)	Clash overlap (Å)
24:DA:1450:G:C2	24:DA:1462:C:N3	2.83	0.46
24:DA:1534:U:H2'	24:DA:1534:U:O2	2.15	0.46
24:DA:1539:U:H2'	24:DA:1540:G:C8	2.50	0.46
24:DA:1873:G:N2	24:DA:1874:C:C2	2.84	0.46
24:DA:2093:G:C8	24:DA:2225:A:C4	3.03	0.46
24:DA:2413:G:N2	24:DA:2414:G:H1'	2.31	0.46
24:DA:2473:U:P	24:DA:2473:U:H6	2.38	0.46
24:DA:2513:A:H2'	24:DA:2514:U:C6	2.51	0.46
24:DA:2592:G:C4	24:DA:2593:U:C6	3.03	0.46
26:DC:75:ALA:HA	26:DC:95:TYR:HA	1.97	0.46
27:DD:193:VAL:O	27:DD:194:PRO:O	2.33	0.46
30:DG:8:VAL:HG11	30:DG:49:LEU:HD23	1.97	0.46
31:DH:62:LEU:C	31:DH:64:ALA:H	2.18	0.46
36:DM:136:MET:HE1	45:DV:75:GLN:C	2.35	0.46
37:DN:1:MET:O	37:DN:2:ARG:CB	2.62	0.46
38:DO:18:LEU:HD21	38:DO:91:SER:HB2	1.96	0.46
42:DS:71:VAL:HG23	42:DS:107:VAL:HB	1.96	0.46
44:DU:7:ASP:O	44:DU:8:ASP:HB2	2.15	0.46
47:DX:65:THR:O	47:DX:68:ALA:HB3	2.15	0.46
1:AB:52:ALA:HA	1:AB:197:PHE:CD1	2.51	0.46
2:AC:39:ARG:CG	2:AC:54:ILE:HD11	2.45	0.46
3:AD:109:THR:CG2	3:AD:112:GLU:HB2	2.46	0.46
7:AH:4:ASP:OD2	7:AH:76:ARG:NH1	2.49	0.46
8:AI:14:SER:OG	8:AI:69:GLY:HA3	2.15	0.46
15:AP:22:ALA:HB2	15:AP:32:PHE:HA	1.97	0.46
21:AA:41:G:N3	21:AA:42:G:C8	2.84	0.46
21:AA:115:G:H1'	21:AA:116:A:N7	2.30	0.46
21:AA:481:G:O2'	21:AA:482:A:H8	1.98	0.46
21:AA:1054:C:OP1	21:AA:1198:G:OP2	2.34	0.46
21:AA:1061:G:N7	21:AA:1062:U:C4	2.84	0.46
21:AA:1096:C:H2'	21:AA:1097:C:O4'	2.16	0.46
21:AA:1163:A:H2'	21:AA:1164:G:C8	2.51	0.46
21:AA:1181:G:N2	21:AA:1182:G:N2	2.63	0.46
21:AA:1185:G:C4	21:AA:1186:G:C8	3.04	0.46
21:AA:1352:C:H2'	21:AA:1353:G:C8	2.51	0.46
21:AA:1441:A:N6	21:AA:1461:G:H21	2.13	0.46
24:BA:312:G:H2'	24:BA:313:G:C8	2.47	0.46
24:BA:763:G:O2'	24:BA:765:C:H5'	2.15	0.46
24:BA:1927:A:H2'	24:BA:1928:A:C8	2.50	0.46
24:BA:2536:G:C5	24:BA:2537:U:C5	3.03	0.46
24:BA:2742:G:C2'	24:BA:2743:U:H5'	2.46	0.46

*Continued on next page...*

*Continued from previous page...*

Atom-1	Atom-2	Interatomic distance (Å)	Clash overlap (Å)
24:BA:2828:G:H2'	24:BA:2829:A:H5'	1.97	0.46
25:BB:37:C:H6	25:BB:37:C:C5'	2.28	0.46
26:BC:106:PRO:N	26:BC:141:HIS:HE1	2.14	0.46
27:BD:121:THR:O	27:BD:122:VAL:CG2	2.64	0.46
28:BE:37:ALA:O	28:BE:39:ALA:N	2.47	0.46
33:BJ:110:PRO:HB2	33:BJ:111:LYS:HG3	1.96	0.46
40:BQ:4:LYS:HZ3	40:BQ:7:VAL:HG13	1.78	0.46
41:BR:4:VAL:HG23	41:BR:39:LEU:HG	1.97	0.46
44:BU:38:ILE:HG22	44:BU:39:ASN:H	1.79	0.46
47:BX:39:VAL:HG13	47:BX:46:VAL:HG22	1.96	0.46
1:CB:185:ILE:HG22	1:CB:199:ILE:HG13	1.97	0.46
1:CB:221:ARG:HG3	1:CB:222:GLU:H	1.79	0.46
3:CD:30:LYS:NZ	3:CD:30:LYS:HB2	2.31	0.46
11:CL:91:GLY:O	11:CL:92:VAL:C	2.53	0.46
12:CM:12:LYS:O	12:CM:44:ILE:HG13	2.15	0.46
16:CQ:68:LYS:HE2	55:CA:253:A:OP1	2.15	0.46
55:CA:813:U:H2'	55:CA:814:A:H5'	1.96	0.46
55:CA:1153:G:N2	55:CA:1154:G:H1'	2.29	0.46
55:CA:1160:G:O2'	55:CA:1161:C:C5'	2.63	0.46
55:CA:1201:A:H5'	55:CA:1203:C:OP2	2.16	0.46
55:CA:1210:C:H1'	55:CA:1214:C:C4	2.50	0.46
55:CA:1255:G:C5	55:CA:1279:G:C6	3.04	0.46
55:CA:1433:A:C4	55:CA:1468:A:C2	3.03	0.46
24:DA:389:G:N9	24:DA:2413:G:H4'	2.31	0.46
24:DA:687:C:O2'	24:DA:688:U:C5'	2.64	0.46
24:DA:751:A:C5'	42:DS:90:LYS:HA	2.46	0.46
24:DA:811:U:O4	35:DL:21:ARG:NH1	2.46	0.46
24:DA:963:U:O2'	24:DA:964:C:H6	1.98	0.46
24:DA:972:A:C6	24:DA:973:A:N6	2.84	0.46
24:DA:982:C:H5''	24:DA:983:A:OP1	2.14	0.46
24:DA:1126:A:H4'	24:DA:1127:A:C5'	2.46	0.46
24:DA:1212:G:H1'	24:DA:1236:G:N2	2.31	0.46
24:DA:1325:U:O2'	24:DA:1326:U:H5'	2.15	0.46
24:DA:1413:A:C6	24:DA:1414:C:N4	2.83	0.46
24:DA:1722:A:C6	24:DA:1739:A:C8	3.03	0.46
24:DA:2458:G:H4'	24:DA:2459:A:C8	2.50	0.46
56:DB:73:A:C2	45:DV:37:PRO:HB3	2.50	0.46
35:DL:79:LEU:HD23	35:DL:82:LEU:CD1	2.45	0.46
37:DN:37:THR:HA	37:DN:110:MET:HE2	1.96	0.46
37:DN:82:GLU:C	37:DN:85:PRO:HD2	2.35	0.46
38:DO:49:VAL:CG1	38:DO:81:ARG:HB3	2.45	0.46

*Continued on next page...*

*Continued from previous page...*

Atom-1	Atom-2	Interatomic distance (Å)	Clash overlap (Å)
38:DO:62:LEU:C	38:DO:62:LEU:HD13	2.36	0.46
42:DS:70:LYS:HD2	42:DS:110:ARG:O	2.16	0.46
46:DW:14:ASP:O	46:DW:15:SER:HB2	2.15	0.46
46:DW:42:THR:O	46:DW:43:LYS:HG2	2.15	0.46
52:D2:15:SER:O	52:D2:16:HIS:ND1	2.48	0.46
52:D2:46:LYS:HD2	52:D2:46:LYS:N	2.31	0.46
5:AF:3:HIS:ND1	5:AF:95:ALA:HB2	2.29	0.46
5:AF:49:TYR:HE2	5:AF:51:ILE:HB	1.81	0.46
5:AF:91:ARG:HG3	5:AF:92:THR:H	1.81	0.46
6:AG:119:LEU:HD23	6:AG:119:LEU:C	2.35	0.46
7:AH:91:LEU:HD23	7:AH:92:PRO:HD2	1.97	0.46
8:AI:9:GLY:HA2	8:AI:80:HIS:CD2	2.50	0.46
9:AJ:15:HIS:CG	9:AJ:16:ARG:N	2.83	0.46
12:AM:112:ARG:HA	21:AA:1228:C:OP1	2.16	0.46
21:AA:370:C:O2'	21:AA:371:A:H5'	2.15	0.46
21:AA:386:C:C2'	21:AA:387:U:H5'	2.46	0.46
21:AA:1036:A:H5'	21:AA:1037:C:P	2.56	0.46
21:AA:1050:G:O2'	21:AA:1051:C:C5'	2.63	0.46
21:AA:1403:C:H1'	21:AA:1500:A:N1	2.30	0.46
24:BA:66:C:C4	24:BA:67:U:C4	3.04	0.46
24:BA:72:U:C4	24:BA:112:U:H4'	2.50	0.46
24:BA:151:C:O2	24:BA:176:A:H2	1.99	0.46
24:BA:595:C:H2'	24:BA:596:U:C6	2.50	0.46
24:BA:747:U:O2'	42:BS:88:ARG:NH2	2.49	0.46
24:BA:778:G:C6	24:BA:779:U:C4	3.03	0.46
24:BA:820:A:H8	24:BA:820:A:O5'	1.98	0.46
24:BA:945:A:C5	24:BA:2448:A:C2	3.04	0.46
24:BA:1082:U:H2'	24:BA:1083:U:O2	2.16	0.46
24:BA:1097:U:H3'	24:BA:1098:A:C4'	2.45	0.46
24:BA:1229:C:H2'	24:BA:1230:A:H8	1.79	0.46
24:BA:1620:G:C2'	24:BA:1621:U:H5'	2.46	0.46
24:BA:2555:U:C5	24:BA:2556:C:N1	2.83	0.46
24:BA:2827:C:H2'	24:BA:2828:G:H8	1.80	0.46
26:BC:114:GLN:O	26:BC:115:ILE:CD1	2.64	0.46
27:BD:182:ALA:C	27:BD:184:ARG:N	2.68	0.46
29:BF:13:LYS:HD2	29:BF:13:LYS:O	2.15	0.46
29:BF:173:ASP:O	29:BF:174:PHE:C	2.53	0.46
30:BG:166:GLU:OE2	30:BG:166:GLU:C	2.53	0.46
33:BJ:117:ALA:HA	33:BJ:120:ARG:NH2	2.30	0.46
34:BK:85:VAL:HG11	34:BK:115:ILE:HD11	1.98	0.46
36:BM:53:MET:O	36:BM:56:ALA:HB3	2.16	0.46

*Continued on next page...*

*Continued from previous page...*

Atom-1	Atom-2	Interatomic distance (Å)	Clash overlap (Å)
37:BN:71:ARG:HH21	37:BN:71:ARG:HG3	1.79	0.46
41:BR:1:MET:O	41:BR:1:MET:HG3	2.15	0.46
43:BT:32:LEU:O	43:BT:34:VAL:HG13	2.15	0.46
51:B1:25:ASN:O	51:B1:26:LYS:C	2.53	0.46
53:B3:14:LYS:O	53:B3:15:LYS:C	2.54	0.46
54:B4:36:ARG:O	54:B4:37:GLN:C	2.54	0.46
1:CB:127:LYS:HG3	1:CB:128:LEU:HD13	1.97	0.46
2:CC:140:ALA:O	2:CC:145:ALA:HB3	2.15	0.46
2:CC:149:LYS:CG	2:CC:168:ARG:HB2	2.46	0.46
2:CC:172:VAL:HG12	2:CC:172:VAL:O	2.15	0.46
2:CC:183:TYR:HE1	2:CC:200:TRP:CZ2	2.34	0.46
4:CE:114:LEU:HD13	4:CE:122:VAL:HG21	1.97	0.46
5:CF:92:THR:C	5:CF:93:LYS:HG2	2.36	0.46
6:CG:61:PHE:HE2	6:CG:123:LEU:HD11	1.80	0.46
7:CH:42:GLU:OE2	7:CH:42:GLU:O	2.34	0.46
7:CH:93:LYS:HD3	7:CH:93:LYS:H	1.79	0.46
10:CK:94:SER:O	10:CK:97:ARG:HB2	2.15	0.46
13:CN:87:ALA:HB1	13:CN:95:LEU:HD23	1.97	0.46
55:CA:768:A:H5'	55:CA:1524:C:H1'	1.98	0.46
55:CA:1349:A:C4	55:CA:1350:A:C8	3.03	0.46
24:DA:296:U:H2'	24:DA:297:G:C8	2.51	0.46
24:DA:365:U:H2'	24:DA:366:C:C6	2.51	0.46
24:DA:439:A:H2'	24:DA:440:C:O4'	2.14	0.46
24:DA:576:U:H4'	24:DA:2502:G:C8	2.50	0.46
24:DA:784:G:OP1	24:DA:2588:G:H5''	2.16	0.46
24:DA:1060:U:O4'	24:DA:1061:U:H2'	2.15	0.46
24:DA:1152:C:H2'	24:DA:1153:C:C6	2.50	0.46
24:DA:1512:C:C4	24:DA:1513:U:C4	3.02	0.46
24:DA:1926:U:H2'	24:DA:1928:A:N7	2.31	0.46
24:DA:1946:U:O2'	24:DA:1947:C:H5'	2.15	0.46
24:DA:2348:U:H2'	24:DA:2349:G:H8	1.80	0.46
24:DA:2407:A:H2'	24:DA:2408:U:C5	2.50	0.46
24:DA:2422:C:H2'	24:DA:2423:U:H5''	1.97	0.46
24:DA:2455:G:C6	24:DA:2498:C:N4	2.84	0.46
24:DA:2593:U:N3	24:DA:2594:C:C5	2.83	0.46
56:DB:21:G:C2	56:DB:63:C:C2	3.03	0.46
56:DB:49:C:OP1	38:DO:102:ARG:HB2	2.15	0.46
26:DC:103:ILE:HD12	26:DC:104:LEU:H	1.81	0.46
27:DD:16:THR:HG23	27:DD:18:ASP:H	1.80	0.46
27:DD:38:LYS:HD2	27:DD:45:TYR:OH	2.16	0.46
28:DE:24:ASN:O	28:DE:28:VAL:HG13	2.16	0.46

*Continued on next page...*

*Continued from previous page...*

Atom-1	Atom-2	Interatomic distance (Å)	Clash overlap (Å)
31:DH:5:LEU:O	31:DH:6:LEU:HD12	2.15	0.46
36:DM:118:LYS:O	36:DM:118:LYS:HD3	2.16	0.46
37:DN:51:LEU:HD21	37:DN:69:ARG:HG3	1.98	0.46
40:DQ:15:LYS:HD2	40:DQ:19:GLN:HE21	1.81	0.46
40:DQ:111:LYS:HE3	41:DR:48:LYS:HD3	1.96	0.46
43:DT:10:VAL:HG23	43:DT:11:LEU:CD1	2.45	0.46
43:DT:69:ARG:HD2	43:DT:70:HIS:H	1.79	0.46
47:DX:4:CYS:O	47:DX:4:CYS:SG	2.73	0.46
1:AB:187:ASP:HB2	1:AB:203:ASP:CG	2.36	0.46
4:AE:76:ASN:O	4:AE:77:ASN:CB	2.62	0.46
4:AE:117:ALA:HB3	4:AE:119:VAL:HG22	1.97	0.46
6:AG:68:VAL:HG12	6:AG:102:TRP:CE3	2.50	0.46
9:AJ:91:ASP:O	9:AJ:92:LEU:HG	2.16	0.46
12:AM:74:MET:CE	12:AM:77:LYS:HD3	2.45	0.46
14:AO:40:GLY:O	14:AO:43:ALA:HB3	2.15	0.46
14:AO:50:HIS:CE1	21:AA:667:G:H4'	2.51	0.46
15:AP:31:ARG:HH21	21:AA:230:G:H5''	1.81	0.46
17:AR:49:LYS:HB2	21:AA:835:U:OP1	2.16	0.46
18:AS:30:LEU:HD12	18:AS:30:LEU:N	2.31	0.46
18:AS:51:HIS:CD2	18:AS:53:GLY:H	2.32	0.46
21:AA:15:G:C5	21:AA:1396:A:N1	2.83	0.46
21:AA:112:G:C2	21:AA:113:G:C8	3.04	0.46
21:AA:1054:C:N4	22:AX:34:G:C4	2.84	0.46
24:BA:111:A:N1	24:BA:112:U:C2	2.84	0.46
24:BA:264:C:C2'	24:BA:265:A:H5''	2.46	0.46
24:BA:445:C:H5''	40:BQ:2:ARG:HB2	1.98	0.46
24:BA:551:G:C6	24:BA:552:U:C4	3.03	0.46
24:BA:1235:G:C2	24:BA:1236:G:N2	2.84	0.46
24:BA:1328:A:HO2'	24:BA:1329:U:H6	1.63	0.46
24:BA:1429:G:N3	24:BA:1568:G:N2	2.63	0.46
24:BA:1569:A:N6	24:BA:1570:A:N1	2.64	0.46
24:BA:2106:U:C4	24:BA:2107:G:N7	2.84	0.46
24:BA:2136:G:H2'	24:BA:2137:U:C6	2.45	0.46
24:BA:2594:C:O2'	24:BA:2595:G:H5'	2.16	0.46
24:BA:2673:G:C2	24:BA:2674:G:N7	2.83	0.46
24:BA:2776:A:H4'	24:BA:2777:G:O5'	2.15	0.46
30:BG:72:ASN:C	30:BG:72:ASN:HD22	2.18	0.46
32:BI:107:GLU:O	32:BI:111:THR:HG23	2.16	0.46
34:BK:12:ASP:OD1	34:BK:12:ASP:C	2.53	0.46
35:BL:80:SER:O	35:BL:81:ASP:O	2.34	0.46
41:BR:49:ILE:CG1	41:BR:51:VAL:O	2.63	0.46

*Continued on next page...*

*Continued from previous page...*

Atom-1	Atom-2	Interatomic distance (Å)	Clash overlap (Å)
46:BW:17:ALA:O	46:BW:18:LYS:CB	2.64	0.46
49:BZ:52:PHE:CE2	49:BZ:53:MET:HG2	2.51	0.46
1:CB:14:HIS:O	1:CB:14:HIS:CG	2.68	0.46
1:CB:120:SER:HA	1:CB:125:PHE:CZ	2.51	0.46
2:CC:179:ALA:O	2:CC:180:ASP:C	2.54	0.46
5:CF:2:ARG:NH2	5:CF:91:ARG:HB2	2.30	0.46
8:CI:33:SER:N	8:CI:36:GLN:HG3	2.30	0.46
11:CL:49:ARG:HG3	11:CL:65:TYR:OH	2.15	0.46
15:CP:10:GLY:HA2	55:CA:624:C:O3'	2.16	0.46
55:CA:32:A:C6	55:CA:553:A:N1	2.83	0.46
55:CA:33:A:H2'	55:CA:34:C:H6	1.78	0.46
55:CA:119:A:H5'	55:CA:120:A:O4'	2.16	0.46
55:CA:200:G:N1	55:CA:201:G:C5	2.84	0.46
55:CA:246:A:O3'	55:CA:247:G:H4'	2.16	0.46
55:CA:317:U:C2'	55:CA:318:G:H8	2.26	0.46
55:CA:369:G:O2'	55:CA:370:C:C6	2.67	0.46
55:CA:565:U:H2'	55:CA:566:G:C8	2.50	0.46
55:CA:767:A:C5	55:CA:768:A:N7	2.83	0.46
55:CA:770:C:H1'	55:CA:899:C:H42	1.80	0.46
55:CA:813:U:H3'	55:CA:816:A:H62	1.81	0.46
55:CA:938:A:C6	55:CA:939:G:C5	3.03	0.46
55:CA:1134:G:C2	55:CA:1135:U:O2'	2.66	0.46
55:CA:1415:G:N2	55:CA:1486:G:C4	2.84	0.46
24:DA:51:G:N3	24:DA:119:A:C2	2.84	0.46
24:DA:83:A:C6	24:DA:101:A:OP1	2.68	0.46
24:DA:122:G:O2'	24:DA:123:G:C5'	2.64	0.46
24:DA:284:U:OP2	24:DA:284:U:H6	1.98	0.46
24:DA:482:A:N6	24:DA:506:G:N9	2.63	0.46
24:DA:734:A:C5	24:DA:735:A:C8	3.04	0.46
24:DA:777:G:N2	24:DA:778:G:C4	2.84	0.46
24:DA:812:C:O5'	35:DL:22:GLY:HA2	2.16	0.46
24:DA:838:C:C2	24:DA:941:A:C2	3.04	0.46
24:DA:858:G:C4	24:DA:2268:A:C2	3.03	0.46
24:DA:1004:U:H1'	24:DA:1010:A:N3	2.30	0.46
24:DA:1059:G:C5	24:DA:1060:U:N3	2.84	0.46
24:DA:1331:G:C4	24:DA:1333:G:C8	3.03	0.46
24:DA:1695:G:HO2'	24:DA:1696:G:P	2.39	0.46
24:DA:1797:G:O3'	26:DC:255:LYS:O	2.33	0.46
24:DA:1832:C:H2'	24:DA:1833:C:O4'	2.16	0.46
24:DA:2660:A:C2	24:DA:2661:G:C8	3.03	0.46
24:DA:2900:A:C2	24:DA:2901:C:C2	3.04	0.46

*Continued on next page...*

*Continued from previous page...*

Atom-1	Atom-2	Interatomic distance (Å)	Clash overlap (Å)
26:DC:128:THR:C	26:DC:129:LEU:HD23	2.35	0.46
29:DF:135:ILE:HD12	29:DF:135:ILE:N	2.31	0.46
47:DX:3:VAL:O	47:DX:3:VAL:HG23	2.14	0.46
1:AB:15:PHE:HB2	1:AB:39:ILE:CG2	2.44	0.46
1:AB:106:VAL:HG12	1:AB:106:VAL:O	2.16	0.46
3:AD:43:ARG:CZ	3:AD:43:ARG:HA	2.46	0.46
3:AD:54:LEU:O	3:AD:58:GLN:HB2	2.16	0.46
3:AD:104:MET:HE3	3:AD:170:LEU:HD22	1.97	0.46
4:AE:76:ASN:CB	4:AE:81:GLN:HG2	2.43	0.46
5:AF:70:VAL:HA	5:AF:73:GLU:HB3	1.98	0.46
6:AG:144:ALA:O	6:AG:146:ALA:N	2.49	0.46
7:AH:48:PHE:O	7:AH:49:LYS:HG3	2.15	0.46
8:AI:14:SER:HB3	8:AI:74:GLN:HA	1.97	0.46
10:AK:57:SER:O	10:AK:90:PRO:HG3	2.16	0.46
11:AL:33:CYS:CA	11:AL:54:VAL:HA	2.26	0.46
11:AL:54:VAL:HG21	11:AL:79:ILE:HD11	1.97	0.46
11:AL:84:GLY:O	11:AL:95:HIS:HD2	1.99	0.46
17:AR:44:THR:OG1	17:AR:46:THR:HG22	2.16	0.46
21:AA:261:U:H2'	21:AA:263:A:OP2	2.14	0.46
21:AA:414:A:C2'	21:AA:414:A:N3	2.79	0.46
21:AA:544:G:C6	21:AA:545:C:C4	3.04	0.46
21:AA:683:G:N1	21:AA:684:U:C2	2.83	0.46
21:AA:736:C:H2'	21:AA:737:C:C6	2.51	0.46
21:AA:803:G:H2'	21:AA:804:U:C6	2.51	0.46
21:AA:892:A:C6	21:AA:893:C:C4	3.03	0.46
21:AA:918:A:H2'	21:AA:919:A:O4'	2.15	0.46
21:AA:956:U:O2	21:AA:956:U:H2'	2.15	0.46
21:AA:1224:U:C4'	21:AA:1225:A:OP2	2.57	0.46
21:AA:1239:A:H62	21:AA:1299:A:N6	2.13	0.46
22:AX:30:G:C2	22:AX:31:A:C8	3.04	0.46
24:BA:68:G:C5	24:BA:69:C:C5	3.04	0.46
24:BA:96:C:H2'	24:BA:97:C:H6	1.81	0.46
24:BA:272:A:O2'	24:BA:273:G:C5'	2.64	0.46
24:BA:396:G:OP2	47:BX:9:LYS:NZ	2.46	0.46
24:BA:752:A:O2'	24:BA:753:A:OP2	2.31	0.46
24:BA:763:G:C8	24:BA:765:C:C6	3.04	0.46
24:BA:857:G:H2'	24:BA:858:G:O4'	2.15	0.46
24:BA:1063:G:OP1	32:BI:76:ALA:HB3	2.16	0.46
24:BA:1310:G:N2	24:BA:1313:U:C5	2.83	0.46
24:BA:1320:C:C6	24:BA:1329:U:OP2	2.69	0.46
24:BA:1327:A:O2'	24:BA:1328:A:H5'	2.15	0.46

*Continued on next page...*



*Continued from previous page...*

Atom-1	Atom-2	Interatomic distance (Å)	Clash overlap (Å)
24:BA:1425:G:N1	24:BA:1426:G:C2	2.83	0.46
24:BA:1445:G:O2'	24:BA:1446:C:H5'	2.16	0.46
24:BA:1746:A:C4	24:BA:1747:U:C5	3.04	0.46
24:BA:2273:A:H2'	24:BA:2274:A:C8	2.51	0.46
24:BA:2404:U:C2	24:BA:2414:G:N1	2.83	0.46
24:BA:2625:G:H2'	24:BA:2626:C:O4'	2.16	0.46
24:BA:2805:C:C5	24:BA:2806:C:C5	3.04	0.46
24:BA:2816:G:O3'	37:BN:99:LYS:HE2	2.15	0.46
27:BD:125:TRP:CD2	27:BD:160:LYS:HG2	2.50	0.46
28:BE:109:LEU:HD13	28:BE:109:LEU:HA	1.75	0.46
31:BH:101:ASP:C	31:BH:104:THR:HB	2.36	0.46
33:BJ:128:ASN:O	33:BJ:128:ASN:CG	2.54	0.46
35:BL:47:ARG:CG	35:BL:50:PHE:HB2	2.45	0.46
36:BM:24:THR:O	36:BM:34:LYS:CE	2.63	0.46
39:BP:25:VAL:CG2	39:BP:83:ILE:HD11	2.46	0.46
40:BQ:86:SER:O	40:BQ:87:VAL:C	2.54	0.46
42:BS:72:THR:HG21	42:BS:108:SER:OG	2.15	0.46
43:BT:50:LEU:O	43:BT:51:PHE:HB2	2.15	0.46
44:BU:38:ILE:O	44:BU:40:LEU:N	2.49	0.46
46:BW:66:VAL:HG12	46:BW:67:LYS:N	2.31	0.46
1:CB:26:MET:HG2	1:CB:188:THR:HA	1.98	0.46
1:CB:71:THR:HG23	1:CB:92:ASN:O	2.15	0.46
3:CD:56:GLU:OE2	3:CD:194:ILE:HA	2.16	0.46
3:CD:81:LEU:HB2	3:CD:88:ASN:ND2	2.31	0.46
3:CD:105:GLY:CA	3:CD:158:LEU:HD23	2.44	0.46
4:CE:37:VAL:HG12	4:CE:38:VAL:O	2.15	0.46
55:CA:71:A:O2'	55:CA:72:A:O4'	2.23	0.46
55:CA:95:C:H6	55:CA:95:C:H5''	1.80	0.46
55:CA:247:G:H4'	55:CA:247:G:OP1	2.12	0.46
55:CA:254:G:HO2'	55:CA:255:G:H5'	1.81	0.46
55:CA:391:G:C6	55:CA:392:C:N3	2.83	0.46
55:CA:548:G:O2'	55:CA:549:C:C5'	2.64	0.46
55:CA:724:G:C4	55:CA:725:G:C8	3.03	0.46
55:CA:754:C:O2	55:CA:754:C:H2'	2.16	0.46
55:CA:756:C:O2'	55:CA:757:U:H5'	2.16	0.46
55:CA:814:A:H5'	55:CA:1511:G:H4'	1.98	0.46
55:CA:914:A:O2'	55:CA:915:A:H5'	2.16	0.46
55:CA:1072:G:H2'	55:CA:1073:U:C6	2.50	0.46
55:CA:1144:G:H2'	55:CA:1145:A:O4'	2.16	0.46
55:CA:1160:G:O2'	55:CA:1161:C:H6	1.98	0.46
24:DA:450:G:O6	59:DA:3239:HOH:O	2.20	0.46

*Continued on next page...*

*Continued from previous page...*

Atom-1	Atom-2	Interatomic distance (Å)	Clash overlap (Å)
24:DA:570:G:O6	24:DA:2499:C:OP1	2.34	0.46
24:DA:571:U:O2'	24:DA:573:U:H6	1.97	0.46
24:DA:632:A:H4'	35:DL:68:SER:HA	1.98	0.46
24:DA:638:G:O2'	24:DA:639:U:H5'	2.16	0.46
24:DA:837:C:H2'	24:DA:838:C:H5'	1.98	0.46
24:DA:940:G:N3	24:DA:1191:G:H4'	2.30	0.46
24:DA:950:G:C6	24:DA:968:C:N3	2.84	0.46
24:DA:1080:A:C5	24:DA:1081:U:C4	3.03	0.46
24:DA:1157:G:H2'	24:DA:1158:C:H6	1.79	0.46
24:DA:1213:A:C2'	24:DA:1214:A:H8	2.27	0.46
24:DA:1249:U:H2'	35:DL:18:ARG:HH12	1.79	0.46
24:DA:1281:G:N1	24:DA:1290:C:C4	2.83	0.46
24:DA:1378:A:H2'	24:DA:1380:G:N7	2.31	0.46
24:DA:1450:G:C2	24:DA:1462:C:C2	3.04	0.46
24:DA:1533:C:C4	24:DA:1534:U:H5	2.33	0.46
24:DA:1553:A:H2'	24:DA:1555:G:N7	2.31	0.46
24:DA:1787:A:C2	24:DA:1788:C:C5	3.03	0.46
24:DA:1889:A:O2'	24:DA:2087:G:H5'	2.15	0.46
24:DA:1930:G:C4	24:DA:1968:G:C6	3.03	0.46
24:DA:2107:G:H2'	24:DA:2108:A:H8	1.81	0.46
24:DA:2184:A:H2'	24:DA:2185:U:O4'	2.14	0.46
24:DA:2524:G:H21	24:DA:2741:A:H1'	1.81	0.46
24:DA:2748:A:C6	24:DA:2749:A:C6	3.03	0.46
24:DA:2811:G:C4	24:DA:2812:G:C8	3.03	0.46
56:DB:6:G:H4'	56:DB:28:C:H4'	1.97	0.46
56:DB:10:G:C6	56:DB:11:C:N3	2.84	0.46
28:DE:126:VAL:HG13	28:DE:127:GLU:N	2.30	0.46
29:DF:56:LEU:O	29:DF:60:SER:HB3	2.15	0.46
30:DG:138:GLN:HG2	30:DG:138:GLN:O	2.16	0.46
31:DH:54:LEU:HA	31:DH:57:LYS:HG3	1.97	0.46
31:DH:125:THR:CG2	31:DH:146:VAL:HG11	2.45	0.46
36:DM:41:LEU:HD11	36:DM:126:ILE:HD11	1.97	0.46
36:DM:42:THR:HG22	36:DM:44:ARG:N	2.22	0.46
37:DN:12:ARG:HG2	37:DN:16:HIS:CG	2.51	0.46
37:DN:37:THR:HG22	37:DN:39:PRO:CD	2.32	0.46
44:DU:86:PHE:CG	44:DU:87:GLU:N	2.83	0.46
46:DW:23:LYS:HD2	46:DW:24:ARG:H	1.77	0.46
3:AD:61:ARG:NH1	3:AD:68:GLU:HG2	2.31	0.46
3:AD:78:ALA:C	3:AD:85:THR:HG23	2.36	0.46
5:AF:97:THR:HG22	5:AF:98:GLU:H	1.81	0.46
6:AG:87:PRO:HG2	6:AG:87:PRO:O	2.16	0.46

*Continued on next page...*

*Continued from previous page...*

Atom-1	Atom-2	Interatomic distance (Å)	Clash overlap (Å)
10:AK:30:ILE:HD12	10:AK:30:ILE:C	2.36	0.46
11:AL:1:ALA:HB2	21:AA:568:G:O6	2.15	0.46
14:AO:6:ALA:O	14:AO:10:ILE:HG13	2.15	0.46
15:AP:5:ARG:HH12	15:AP:24:SER:HA	1.81	0.46
15:AP:23:ASP:HB3	15:AP:26:ASN:OD1	2.16	0.46
18:AS:77:ARG:NH2	21:AA:1322:C:OP1	2.49	0.46
21:AA:6:G:O2'	21:AA:7:A:OP2	2.29	0.46
21:AA:51:A:H4'	21:AA:52:C:H5'	1.96	0.46
21:AA:80:A:C2	21:AA:90:C:C2	3.04	0.46
21:AA:158:G:H3'	21:AA:159:G:H5''	1.98	0.46
21:AA:182:A:N6	21:AA:194:C:N4	2.63	0.46
21:AA:295:C:H2'	21:AA:296:U:H6	1.81	0.46
21:AA:409:U:O4	21:AA:410:G:C6	2.69	0.46
21:AA:720:C:H2'	21:AA:721:G:C8	2.51	0.46
21:AA:741:G:C2	21:AA:742:G:C4	3.04	0.46
21:AA:824:G:N1	21:AA:877:G:C6	2.84	0.46
21:AA:828:U:H2'	21:AA:829:G:O5'	2.16	0.46
21:AA:833:G:O2'	21:AA:834:U:H5'	2.16	0.46
21:AA:833:G:C5	21:AA:834:U:C5	3.04	0.46
21:AA:1234:C:H4'	21:AA:1364:U:H1'	1.97	0.46
21:AA:1338:G:N2	21:AA:1339:A:N3	2.63	0.46
21:AA:1348:U:H2'	21:AA:1349:A:C8	2.50	0.46
21:AA:1444:U:H1'	21:AA:1459:G:H22	1.77	0.46
24:BA:3:U:H2'	24:BA:4:U:C6	2.50	0.46
24:BA:26:G:OP1	42:BS:80:PRO:HB3	2.16	0.46
24:BA:62:U:C4'	24:BA:63:A:OP1	2.62	0.46
24:BA:96:C:C2	24:BA:97:C:C5	3.04	0.46
24:BA:406:G:H2'	24:BA:407:G:H8	1.81	0.46
24:BA:436:C:O2'	24:BA:437:U:H6	1.97	0.46
24:BA:491:G:C2	24:BA:492:A:C1'	2.99	0.46
24:BA:503:A:C6	24:BA:506:G:C6	3.04	0.46
24:BA:630:G:N2	24:BA:632:A:H3'	2.31	0.46
24:BA:1005:C:C2	24:BA:1143:A:C5	3.03	0.46
24:BA:1026:G:O2'	24:BA:1027:A:H8	1.98	0.46
24:BA:1064:C:C4'	32:BI:90:GLY:H	2.24	0.46
24:BA:1139:G:C2'	24:BA:1140:C:H5'	2.46	0.46
24:BA:1313:U:O3'	24:BA:1332:G:H5''	2.15	0.46
24:BA:1839:G:C8	24:BA:1927:A:C1'	2.98	0.46
24:BA:1900:A:N1	24:BA:1970:A:C5	2.83	0.46
24:BA:1945:G:H2'	24:BA:1946:U:C5	2.51	0.46
24:BA:2394:C:OP1	53:B3:29:ARG:NH2	2.48	0.46

*Continued on next page...*

*Continued from previous page...*

Atom-1	Atom-2	Interatomic distance (Å)	Clash overlap (Å)
24:BA:2496:C:OP1	36:BM:82:MET:HB2	2.15	0.46
29:BF:7:TYR:CD2	29:BF:11:VAL:HG11	2.51	0.46
29:BF:24:VAL:O	29:BF:27:VAL:HG12	2.15	0.46
31:BH:2:GLN:HA	31:BH:20:ASN:HA	1.97	0.46
33:BJ:124:VAL:O	33:BJ:125:TYR:HB2	2.16	0.46
37:BN:13:ASN:O	37:BN:14:SER:C	2.54	0.46
37:BN:35:LYS:HB2	37:BN:112:TYR:CE1	2.51	0.46
37:BN:38:LEU:CD1	37:BN:42:LYS:HD2	2.45	0.46
37:BN:117:ASP:O	37:BN:119:SER:N	2.47	0.46
42:BS:28:LYS:HB3	42:BS:28:LYS:HE3	1.62	0.46
42:BS:73:LYS:CE	42:BS:73:LYS:HA	2.41	0.46
1:CB:22:TRP:HE1	55:CA:830:G:H5''	1.80	0.46
1:CB:46:VAL:HG13	1:CB:47:PRO:HD3	1.98	0.46
3:CD:102:TYR:HB2	3:CD:113:ALA:HB2	1.96	0.46
4:CE:47:PHE:CD2	4:CE:48:GLY:N	2.84	0.46
5:CF:6:ILE:HD12	5:CF:6:ILE:N	2.31	0.46
6:CG:104:VAL:HA	6:CG:107:ALA:HB2	1.98	0.46
10:CK:19:VAL:N	10:CK:34:THR:O	2.48	0.46
11:CL:6:LEU:HD21	11:CL:11:ARG:NE	2.31	0.46
16:CQ:3:LYS:NZ	16:CQ:6:THR:HG21	2.31	0.46
20:CU:31:VAL:C	20:CU:33:ARG:H	2.19	0.46
55:CA:414:A:C2	55:CA:415:A:C4	3.04	0.46
55:CA:429:U:H1'	55:CA:430:A:H5''	1.97	0.46
55:CA:1005:A:N7	55:CA:1006:G:H1'	2.31	0.46
55:CA:1520:C:H2'	55:CA:1521:C:H6	1.79	0.46
24:DA:237:C:C2	24:DA:261:G:C2	3.03	0.46
24:DA:323:C:H2'	28:DE:163:ASN:CG	2.37	0.46
24:DA:352:A:C2	24:DA:353:C:H1'	2.51	0.46
24:DA:399:U:C4	24:DA:400:G:C6	3.03	0.46
24:DA:604:G:C6	24:DA:625:G:N1	2.84	0.46
24:DA:607:U:H3	24:DA:620:G:H1'	1.80	0.46
24:DA:764:A:O4'	26:DC:211:ARG:HG3	2.16	0.46
24:DA:818:G:O2'	24:DA:819:A:H5''	2.15	0.46
24:DA:949:G:C2	24:DA:969:G:C2	3.04	0.46
24:DA:1231:U:H2'	24:DA:1232:G:H8	1.81	0.46
24:DA:1388:G:C2	24:DA:1389:G:C8	3.04	0.46
24:DA:1445:G:C2	24:DA:1547:C:N3	2.83	0.46
24:DA:1655:A:H4'	27:DD:118:PHE:CD1	2.51	0.46
24:DA:2142:A:H3'	24:DA:2143:C:H4'	1.97	0.46
56:DB:42:C:C5	29:DF:87:LYS:NZ	2.84	0.46
26:DC:77:VAL:CG2	26:DC:112:GLY:H	2.25	0.46

*Continued on next page...*

*Continued from previous page...*

Atom-1	Atom-2	Interatomic distance (Å)	Clash overlap (Å)
26:DC:124:LYS:HB3	26:DC:124:LYS:HZ3	1.80	0.46
26:DC:134:ILE:O	26:DC:166:ARG:NH1	2.46	0.46
29:DF:58:ALA:HB1	29:DF:139:GLU:CG	2.46	0.46
29:DF:122:ASP:HB3	29:DF:123:GLY:H	1.45	0.46
43:DT:76:ARG:HG2	43:DT:77:ARG:N	2.31	0.46
50:D0:39:ARG:O	50:D0:40:HIS:HB2	2.15	0.46
1:AB:138:ARG:HB2	1:AB:138:ARG:NH1	2.30	0.46
1:AB:165:ALA:CB	1:AB:186:VAL:HG12	2.44	0.46
2:AC:72:PRO:O	2:AC:76:ILE:HG13	2.15	0.46
4:AE:13:LYS:HE2	4:AE:112:ALA:CB	2.45	0.46
4:AE:71:ILE:CD1	4:AE:144:GLU:HG3	2.46	0.46
4:AE:81:GLN:CD	4:AE:81:GLN:H	2.18	0.46
6:AG:91:ARG:C	6:AG:93:VAL:H	2.18	0.46
18:AS:28:LYS:HB3	18:AS:29:PRO:HD2	1.97	0.46
21:AA:94:G:N1	21:AA:98:A:C2	2.84	0.46
21:AA:212:G:N2	21:AA:213:G:C5	2.84	0.46
21:AA:230:G:C2'	21:AA:231:U:H5'	2.46	0.46
21:AA:250:A:H1'	21:AA:252:U:C4	2.51	0.46
21:AA:546:A:H4'	21:AA:548:G:H4'	1.98	0.46
21:AA:1016:A:H3'	21:AA:1017:U:O4'	2.16	0.46
21:AA:1123:U:H5''	21:AA:1124:G:OP2	2.15	0.46
22:AV:27:G:O2'	22:AV:28:G:H5'	2.16	0.46
24:BA:31:C:H4'	24:BA:1238:G:H4'	1.98	0.46
24:BA:137:U:HO2'	24:BA:138:U:P	2.39	0.46
24:BA:192:C:O5'	24:BA:192:C:H6	1.99	0.46
24:BA:542:C:O2	24:BA:542:C:H2'	2.16	0.46
24:BA:763:G:O2'	24:BA:764:A:H3'	2.15	0.46
24:BA:1892:C:H2'	24:BA:1893:C:H6	1.80	0.46
24:BA:2692:G:H1'	24:BA:2847:U:H1'	1.96	0.46
24:BA:2734:A:N6	24:BA:2770:G:H1'	2.31	0.46
26:BC:8:THR:O	26:BC:9:SER:HB3	2.15	0.46
33:BJ:76:HIS:O	33:BJ:84:ILE:HD12	2.16	0.46
33:BJ:109:LEU:HB3	33:BJ:110:PRO:HD2	1.97	0.46
34:BK:47:ILE:HA	34:BK:47:ILE:HD12	1.76	0.46
37:BN:30:ARG:HE	37:BN:30:ARG:HB2	1.57	0.46
37:BN:33:ILE:HG13	37:BN:118:ARG:CD	2.46	0.46
2:CC:133:MET:HB2	2:CC:150:VAL:CG2	2.46	0.46
2:CC:188:ALA:O	2:CC:194:VAL:HA	2.16	0.46
6:CG:73:GLU:HA	6:CG:140:VAL:HG11	1.97	0.46
6:CG:115:MET:C	6:CG:117:LEU:H	2.18	0.46
7:CH:54:THR:HG23	7:CH:55:LYS:N	2.31	0.46

*Continued on next page...*

*Continued from previous page...*

Atom-1	Atom-2	Interatomic distance (Å)	Clash overlap (Å)
12:CM:21:ILE:HB	12:CM:24:VAL:HG23	1.98	0.46
12:CM:82:LEU:HD21	18:CS:60:PHE:HB3	1.98	0.46
12:CM:89:ARG:HE	12:CM:94:LEU:HB2	1.80	0.46
13:CN:62:ARG:HA	13:CN:68:ARG:O	2.16	0.46
15:CP:40:ASN:OD1	15:CP:42:ILE:HG12	2.16	0.46
18:CS:35:ARG:HH12	18:CS:52:ASN:HA	1.79	0.46
55:CA:268:U:C4	55:CA:269:C:N4	2.83	0.46
55:CA:382:A:O2'	55:CA:383:A:C5'	2.64	0.46
55:CA:580:C:H2'	55:CA:581:G:O4'	2.16	0.46
55:CA:597:G:C6	55:CA:598:U:C2	3.04	0.46
55:CA:610:U:H5'	55:CA:611:C:OP2	2.16	0.46
55:CA:743:A:C2	55:CA:744:C:C2	3.03	0.46
55:CA:835:U:H1'	55:CA:852:G:N2	2.31	0.46
55:CA:1005:A:C5	55:CA:1006:G:H1'	2.51	0.46
55:CA:1053:G:N7	55:CA:1199:U:H3'	2.31	0.46
24:DA:297:G:C6	24:DA:342:A:N1	2.84	0.46
24:DA:412:A:H61	24:DA:2411:A:C2'	2.29	0.46
24:DA:464:U:C2	24:DA:788:A:N6	2.84	0.46
24:DA:495:G:H4'	42:DS:4:ILE:O	2.16	0.46
24:DA:528:A:HO2'	24:DA:529:A:P	2.39	0.46
24:DA:538:A:H2'	24:DA:539:G:C8	2.49	0.46
24:DA:811:U:C4	35:DL:21:ARG:NH2	2.84	0.46
24:DA:863:A:H2'	24:DA:864:G:H8	1.80	0.46
24:DA:956:G:H1'	36:DM:82:MET:HE1	1.97	0.46
24:DA:1358:G:C8	24:DA:1371:G:O6	2.68	0.46
24:DA:1476:U:O2'	24:DA:1477:A:H8	1.99	0.46
24:DA:1665:A:C2	24:DA:1666:G:C4	3.04	0.46
24:DA:1835:G:H2'	24:DA:1836:C:C6	2.50	0.46
24:DA:1884:G:H8	24:DA:1884:G:OP2	1.99	0.46
24:DA:1923:U:H2'	24:DA:1924:C:C6	2.48	0.46
24:DA:2093:G:C2	24:DA:2094:A:C5	3.03	0.46
24:DA:2252:G:H2'	24:DA:2253:G:O4'	2.16	0.46
24:DA:2315:G:C2	24:DA:2316:G:N9	2.84	0.46
24:DA:2386:A:O2'	24:DA:2387:U:H6	1.89	0.46
24:DA:2547:A:C8	24:DA:2566:A:C5	3.04	0.46
24:DA:2692:G:H2'	24:DA:2693:G:H8	1.78	0.46
56:DB:49:C:H2'	56:DB:50:A:H8	1.81	0.46
26:DC:202:ARG:HE	26:DC:204:LEU:HD21	1.81	0.46
30:DG:104:LEU:HB3	30:DG:106:LEU:HD21	1.97	0.46
31:DH:21:VAL:HG22	31:DH:22:LYS:N	2.31	0.46
31:DH:38:PRO:O	31:DH:40:THR:N	2.49	0.46

*Continued on next page...*

*Continued from previous page...*

Atom-1	Atom-2	Interatomic distance (Å)	Clash overlap (Å)
34:DK:17:ARG:HG2	34:DK:18:ARG:H	1.80	0.46
34:DK:113:MET:SD	34:DK:116:ILE:HD11	2.56	0.46
35:DL:7:SER:HB2	35:DL:8:PRO:HD2	1.97	0.46
35:DL:47:ARG:NH2	35:DL:47:ARG:CG	2.77	0.46
39:DP:52:ARG:HH11	39:DP:52:ARG:HG2	1.81	0.46
42:DS:10:ALA:O	42:DS:100:THR:HB	2.16	0.46
43:DT:29:THR:CA	43:DT:87:LEU:HB2	2.46	0.46
5:AF:88:MET:HG2	5:AF:89:VAL:N	2.31	0.46
6:AG:4:ARG:HA	6:AG:4:ARG:NE	2.30	0.46
6:AG:52:ARG:HH12	6:AG:121:ASN:ND2	2.14	0.46
6:AG:102:TRP:CD1	6:AG:136:LYS:HG2	2.50	0.46
7:AH:104:SER:O	7:AH:122:GLY:HA3	2.16	0.46
8:AI:56:MET:CE	8:AI:57:VAL:H	2.29	0.46
13:AN:76:PHE:CE2	13:AN:92:ILE:HG21	2.51	0.46
15:AP:25:ARG:HH22	21:AA:230:G:H4'	1.81	0.46
16:AQ:16:MET:HB2	16:AQ:19:SER:HB3	1.98	0.46
21:AA:13:U:O2'	21:AA:14:U:H5'	2.16	0.46
21:AA:64:G:C8	21:AA:99:C:N4	2.84	0.46
21:AA:367:U:C6	21:AA:394:G:N2	2.84	0.46
21:AA:575:G:N1	21:AA:821:G:C5	2.83	0.46
21:AA:833:G:C6	21:AA:834:U:C4	3.04	0.46
21:AA:1395:C:C5'	21:AA:1401:G:H21	2.26	0.46
24:BA:16:C:O3'	50:B0:10:SER:OG	2.33	0.46
24:BA:272:A:H2'	24:BA:273:G:C8	2.51	0.46
24:BA:831:G:C5	24:BA:832:U:C5	3.03	0.46
24:BA:918:A:H8	24:BA:918:A:O5'	1.99	0.46
24:BA:1059:G:OP2	24:BA:1060:U:O3'	2.35	0.46
24:BA:1071:G:C8	24:BA:1089:A:C6	3.04	0.46
24:BA:1131:G:C5	33:BJ:77:HIS:CE1	3.04	0.46
24:BA:1387:A:H5'	24:BA:1469:A:H1'	1.98	0.46
24:BA:1423:G:C2	24:BA:1424:G:C8	3.05	0.46
24:BA:1432:G:H2'	24:BA:1433:A:C8	2.51	0.46
24:BA:1487:U:H2'	24:BA:1488:C:O4'	2.15	0.46
24:BA:2318:G:C6	24:BA:2319:G:N1	2.84	0.46
24:BA:2425:A:H5'	24:BA:2427:C:H5'	1.98	0.46
24:BA:2624:G:H1'	50:B0:18:HIS:CE1	2.51	0.46
24:BA:2847:U:C2'	24:BA:2848:G:H5'	2.46	0.46
25:BB:54:G:C4	25:BB:55:U:C5	3.04	0.46
26:BC:20:ASN:HA	26:BC:21:PRO:HD2	1.82	0.46
26:BC:67:LYS:HG2	26:BC:150:GLY:HA2	1.97	0.46
27:BD:107:VAL:N	27:BD:206:ALA:H	2.02	0.46

*Continued on next page...*

*Continued from previous page...*

Atom-1	Atom-2	Interatomic distance (Å)	Clash overlap (Å)
27:BD:151:THR:HG22	27:BD:152:PRO:N	2.31	0.46
28:BE:12:LEU:HD21	28:BE:190:ALA:HB1	1.98	0.46
28:BE:96:VAL:O	28:BE:96:VAL:HG12	2.16	0.46
29:BF:7:TYR:OH	29:BF:29:ARG:HB3	2.16	0.46
29:BF:134:GLN:CG	29:BF:135:ILE:N	2.70	0.46
34:BK:17:ARG:HG3	34:BK:47:ILE:HD13	1.97	0.46
38:BO:41:ALA:HB2	38:BO:48:LEU:HD21	1.98	0.46
42:BS:37:THR:O	42:BS:37:THR:CG2	2.64	0.46
46:BW:22:VAL:HG13	46:BW:25:PHE:CE2	2.51	0.46
46:BW:47:GLY:C	46:BW:49:ASN:H	2.19	0.46
1:CB:147:LEU:HD12	1:CB:147:LEU:N	2.31	0.46
1:CB:156:LEU:HD23	1:CB:156:LEU:H	1.80	0.46
3:CD:23:GLY:HA2	3:CD:160:LEU:HD12	1.97	0.46
3:CD:106:PHE:CE1	3:CD:144:ILE:HD11	2.51	0.46
4:CE:148:SER:H	4:CE:151:MET:CE	2.21	0.46
5:CF:14:GLN:HB3	5:CF:17:GLN:HE22	1.79	0.46
8:CI:10:ARG:NH2	55:CA:1119:C:OP2	2.49	0.46
10:CK:22:ILE:HB	10:CK:85:VAL:HG22	1.98	0.46
12:CM:86:ARG:C	12:CM:88:LEU:H	2.20	0.46
13:CN:2:LYS:HE2	55:CA:1216:A:OP1	2.15	0.46
18:CS:34:SER:O	18:CS:36:ARG:N	2.48	0.46
19:CT:67:HIS:CG	19:CT:68:LYS:H	2.25	0.46
55:CA:61:G:C6	55:CA:107:G:C6	3.04	0.46
55:CA:96:U:O2'	55:CA:97:G:H8	1.98	0.46
55:CA:204:G:H2'	55:CA:205:A:C8	2.51	0.46
55:CA:377:G:N2	55:CA:387:U:H1'	2.30	0.46
55:CA:1101:A:H1'	55:CA:1102:A:O4'	2.15	0.46
55:CA:1113:C:H2'	55:CA:1114:C:O4'	2.15	0.46
55:CA:1183:U:O2'	55:CA:1184:G:P	2.73	0.46
55:CA:1266:G:N1	55:CA:1270:G:C6	2.84	0.46
22:CV:30:G:C4	22:CV:31:A:C8	3.04	0.46
24:DA:30:G:C6	24:DA:511:U:O2	2.69	0.46
24:DA:72:U:O2'	24:DA:73:A:H5'	2.16	0.46
24:DA:136:G:H2'	24:DA:137:U:O4'	2.16	0.46
24:DA:325:G:O2'	24:DA:326:G:C5'	2.63	0.46
24:DA:628:G:C6	24:DA:636:G:N1	2.84	0.46
24:DA:782:A:N7	26:DC:219:VAL:HG21	2.31	0.46
24:DA:845:A:H2'	24:DA:847:U:O2	2.16	0.46
24:DA:950:G:O2'	24:DA:951:C:H5'	2.16	0.46
24:DA:1071:G:C8	24:DA:1089:A:C5	3.04	0.46
24:DA:1149:G:C6	24:DA:1150:C:N4	2.84	0.46

*Continued on next page...*



*Continued from previous page...*

Atom-1	Atom-2	Interatomic distance (Å)	Clash overlap (Å)
24:DA:1277:G:H5'	37:DN:20:MET:CE	2.46	0.46
24:DA:1422:G:H4'	24:DA:1493:C:OP1	2.16	0.46
24:DA:1430:G:H2'	24:DA:1431:A:H8	1.80	0.46
24:DA:1731:G:C4'	24:DA:1732:C:OP1	2.63	0.46
24:DA:1800:C:C2	24:DA:1802:A:C8	3.04	0.46
24:DA:1993:U:H4'	27:DD:133:THR:HG21	1.96	0.46
24:DA:2011:U:H2'	24:DA:2012:G:O4'	2.16	0.46
24:DA:2050:C:O2'	27:DD:146:ILE:HG21	2.16	0.46
24:DA:2104:C:O2	24:DA:2105:U:C5	2.68	0.46
24:DA:2214:C:H2'	24:DA:2215:C:C6	2.50	0.46
24:DA:2230:G:H2'	24:DA:2231:U:C6	2.51	0.46
26:DC:128:THR:HA	26:DC:190:THR:HA	1.98	0.46
26:DC:211:ARG:C	26:DC:213:ARG:H	2.19	0.46
29:DF:131:VAL:O	29:DF:132:ARG:HB2	2.16	0.46
29:DF:160:LYS:HD3	29:DF:161:SER:H	1.80	0.46
31:DH:61:VAL:HG13	31:DH:62:LEU:N	2.31	0.46
31:DH:89:LYS:HD2	31:DH:124:THR:HA	1.96	0.46
31:DH:104:THR:O	31:DH:104:THR:HG23	2.16	0.46
34:DK:92:GLU:O	34:DK:93:GLN:O	2.34	0.46
37:DN:56:LYS:HD3	37:DN:88:ALA:HA	1.98	0.46
38:DO:49:VAL:HG11	38:DO:81:ARG:HB3	1.97	0.46
40:DQ:46:TYR:HD1	41:DR:74:ILE:HG23	1.80	0.46
40:DQ:60:TRP:CH2	40:DQ:93:ILE:HB	2.50	0.46
43:DT:10:VAL:HG23	43:DT:11:LEU:HD12	1.97	0.46
43:DT:19:LYS:HD3	43:DT:19:LYS:HA	1.64	0.46
43:DT:39:THR:OG1	43:DT:42:GLU:HG3	2.14	0.46
1:AB:96:LEU:O	1:AB:99:MET:HB3	2.16	0.45
1:AB:117:GLU:C	1:AB:119:GLN:H	2.20	0.45
2:AC:179:ALA:HB1	2:AC:202:PHE:CE1	2.50	0.45
3:AD:2:ARG:HB2	3:AD:4:LEU:HD13	1.98	0.45
4:AE:94:PHE:CZ	4:AE:95:MET:O	2.69	0.45
4:AE:120:HIS:O	4:AE:121:ASN:HB3	2.16	0.45
5:AF:38:ARG:HH22	5:AF:96:VAL:HG23	1.80	0.45
11:AL:23:LEU:HG	11:AL:24:GLU:N	2.12	0.45
11:AL:33:CYS:CB	11:AL:54:VAL:HG22	2.33	0.45
19:AT:53:MET:HA	19:AT:56:ILE:HG22	1.98	0.45
20:AU:18:PHE:O	20:AU:21:SER:HB3	2.15	0.45
21:AA:80:A:C2	21:AA:81:A:H1'	2.51	0.45
21:AA:588:G:C6	21:AA:589:U:C4	3.04	0.45
21:AA:763:G:C5	21:AA:764:C:C5	3.04	0.45
21:AA:872:A:C2	21:AA:874:G:C6	3.04	0.45

*Continued on next page...*

*Continued from previous page...*

Atom-1	Atom-2	Interatomic distance (Å)	Clash overlap (Å)
21:AA:1054:C:P	21:AA:1197:A:OP2	2.74	0.45
21:AA:1140:C:O2'	21:AA:1141:C:O5'	2.34	0.45
24:BA:24:G:C6	24:BA:25:U:C4	3.04	0.45
24:BA:49:A:N6	24:BA:177:G:C4	2.84	0.45
24:BA:96:C:O2'	24:BA:97:C:H5'	2.15	0.45
24:BA:142:A:H2'	24:BA:143:C:C5	2.50	0.45
24:BA:308:G:H2'	24:BA:309:A:O4'	2.16	0.45
24:BA:310:A:H5''	44:BU:14:THR:HG22	1.97	0.45
24:BA:821:A:N7	24:BA:946:C:N3	2.64	0.45
24:BA:919:U:C2	24:BA:920:A:C8	3.03	0.45
24:BA:957:C:C5	24:BA:959:A:C5	3.04	0.45
24:BA:1060:U:H5''	24:BA:1061:U:OP1	2.16	0.45
24:BA:1224:U:O4	24:BA:1225:G:C6	2.69	0.45
24:BA:1399:C:C2	24:BA:1400:U:C5	3.05	0.45
24:BA:1471:G:H2'	24:BA:1472:C:H6	1.81	0.45
24:BA:1631:G:H1'	24:BA:1635:A:N6	2.31	0.45
24:BA:1936:A:H2	24:BA:1943:U:C5	2.35	0.45
24:BA:2082:A:H61	24:BA:2237:G:H1'	1.80	0.45
24:BA:2413:G:C4	24:BA:2414:G:C8	3.04	0.45
31:BH:27:ARG:HH12	31:BH:38:PRO:HG3	1.81	0.45
34:BK:19:VAL:HG22	34:BK:41:ILE:CG1	2.42	0.45
39:BP:15:ASP:OD1	39:BP:15:ASP:C	2.52	0.45
43:BT:18:GLU:HA	43:BT:18:GLU:OE2	2.16	0.45
44:BU:27:VAL:HG22	44:BU:28:LEU:N	2.31	0.45
45:BV:65:VAL:O	45:BV:66:ASP:OD1	2.34	0.45
46:BW:18:LYS:N	46:BW:36:ILE:HG12	2.30	0.45
47:BX:69:GLU:O	47:BX:71:ARG:N	2.47	0.45
48:BY:22:LEU:O	48:BY:23:ARG:O	2.34	0.45
52:B2:12:ARG:HE	52:B2:44:VAL:HG11	1.80	0.45
53:B3:46:LYS:HD3	53:B3:46:LYS:HA	1.78	0.45
2:CC:166:TRP:N	2:CC:166:TRP:CE3	2.82	0.45
6:CG:62:GLU:OE2	6:CG:65:LEU:HD12	2.16	0.45
6:CG:148:LYS:HD3	6:CG:148:LYS:O	2.16	0.45
11:CL:83:GLY:HA2	11:CL:94:TYR:HD1	1.80	0.45
15:CP:1:MET:O	15:CP:1:MET:HG3	2.16	0.45
16:CQ:18:LYS:HD2	55:CA:255:G:O3'	2.16	0.45
55:CA:156:C:OP2	55:CA:156:C:H6	1.99	0.45
55:CA:286:C:H2'	55:CA:287:U:O4'	2.16	0.45
55:CA:612:C:C2	55:CA:629:A:H2	2.34	0.45
55:CA:783:C:H2'	55:CA:784:A:H8	1.80	0.45
55:CA:977:A:O3'	55:CA:980:C:N4	2.49	0.45

*Continued on next page...*

*Continued from previous page...*

Atom-1	Atom-2	Interatomic distance (Å)	Clash overlap (Å)
55:CA:1319:A:C5	55:CA:1323:G:C5	3.05	0.45
55:CA:1381:U:O2'	55:CA:1382:C:H6	1.99	0.45
22:CV:38:A:N7	22:CV:39:U:C5	2.84	0.45
22:CX:38:A:H2'	22:CX:39:U:H6	1.81	0.45
24:DA:304:U:H2'	24:DA:305:C:C6	2.51	0.45
24:DA:372:G:P	47:DX:61:LYS:HZ1	2.38	0.45
24:DA:755:U:H2'	24:DA:756:A:H8	1.81	0.45
24:DA:827:U:H1'	24:DA:2246:G:O2'	2.16	0.45
24:DA:903:C:C2	24:DA:904:G:C8	3.04	0.45
24:DA:1056:G:N2	24:DA:1102:C:H5	2.14	0.45
24:DA:1183:U:H2'	24:DA:1184:U:H6	1.81	0.45
24:DA:1364:G:H1'	24:DA:1368:G:N2	2.31	0.45
24:DA:1603:A:H2'	24:DA:1604:C:O4'	2.15	0.45
24:DA:1715:G:N2	24:DA:1743:G:H2'	2.31	0.45
24:DA:1895:C:N3	24:DA:1896:G:N7	2.65	0.45
24:DA:2435:A:N1	24:DA:2436:G:C5	2.84	0.45
24:DA:2516:A:N3	24:DA:2569:G:N2	2.64	0.45
24:DA:2519:U:C6	24:DA:2542:A:C6	3.04	0.45
24:DA:2687:U:H2'	24:DA:2688:G:C8	2.50	0.45
24:DA:2842:G:C6	24:DA:2843:G:C5	3.04	0.45
27:DD:60:VAL:O	27:DD:60:VAL:HG13	2.15	0.45
27:DD:61:THR:HB	27:DD:63:PRO:HD2	1.97	0.45
27:DD:121:THR:CG2	27:DD:127:PHE:CD1	2.99	0.45
29:DF:113:PHE:HE2	29:DF:116:LEU:HB2	1.81	0.45
35:DL:85:VAL:HG22	35:DL:85:VAL:O	2.16	0.45
40:DQ:82:LEU:HD23	40:DQ:112:ALA:HB2	1.97	0.45
46:DW:20:LEU:HD11	46:DW:35:ILE:HD11	1.98	0.45
46:DW:37:VAL:CG2	46:DW:38:ARG:NH1	2.79	0.45
50:D0:38:LEU:HB2	50:D0:41:HIS:CE1	2.51	0.45
54:D4:7:VAL:CG1	54:D4:8:LYS:N	2.79	0.45
1:AB:52:ALA:C	1:AB:54:ALA:N	2.69	0.45
1:AB:136:ARG:HD2	1:AB:136:ARG:O	2.16	0.45
1:AB:160:LEU:HB3	1:AB:182:VAL:CG1	2.44	0.45
1:AB:182:VAL:CG1	1:AB:183:PHE:N	2.79	0.45
3:AD:137:SER:HB3	3:AD:138:PRO:HD2	1.98	0.45
4:AE:20:VAL:O	4:AE:30:PHE:HA	2.17	0.45
4:AE:56:PRO:C	4:AE:58:ALA:N	2.70	0.45
6:AG:52:ARG:HH12	6:AG:121:ASN:HD21	1.63	0.45
7:AH:75:GLN:O	7:AH:126:CYS:HB2	2.17	0.45
9:AJ:57:VAL:HG22	9:AJ:58:ASN:N	2.23	0.45
15:AP:19:VAL:HG22	15:AP:36:VAL:CG1	2.47	0.45

*Continued on next page...*

*Continued from previous page...*

Atom-1	Atom-2	Interatomic distance (Å)	Clash overlap (Å)
19:AT:27:MET:SD	19:AT:66:ILE:HD13	2.56	0.45
21:AA:109:A:C4	21:AA:326:G:C2	3.04	0.45
21:AA:756:C:H2'	21:AA:757:U:O4'	2.15	0.45
21:AA:815:A:C2	21:AA:1529:G:C4	3.05	0.45
21:AA:1171:A:C2	21:AA:1172:C:C2	3.04	0.45
21:AA:1353:G:C2	21:AA:1370:G:C2	3.05	0.45
22:AV:40:C:C2	22:AV:41:C:C5	3.03	0.45
24:BA:404:A:O2'	24:BA:405:U:P	2.74	0.45
24:BA:812:C:C2	24:BA:1250:G:N1	2.84	0.45
24:BA:856:G:N2	46:BW:19:ARG:HH22	2.09	0.45
24:BA:923:G:C4'	46:BW:25:PHE:CZ	2.99	0.45
24:BA:1274:A:H8	24:BA:1274:A:C5'	2.29	0.45
24:BA:1369:G:C6	24:BA:1370:C:C4	3.05	0.45
24:BA:2013:A:OP1	42:BS:96:ILE:HA	2.17	0.45
24:BA:2061:G:C2	24:BA:2063:C:C4	3.04	0.45
24:BA:2418:A:C2	24:BA:2419:U:C2	3.05	0.45
24:BA:2778:A:H4'	24:BA:2779:U:OP2	2.17	0.45
25:BB:66:A:H4'	25:BB:67:G:OP1	2.15	0.45
29:BF:103:ILE:H	29:BF:103:ILE:HG12	1.54	0.45
29:BF:133:GLU:H	29:BF:150:GLY:HA3	1.81	0.45
30:BG:31:GLU:O	30:BG:32:LEU:C	2.54	0.45
30:BG:53:PRO:HD3	30:BG:61:TRP:CE3	2.52	0.45
32:BI:52:LEU:HD12	32:BI:52:LEU:N	2.31	0.45
33:BJ:80:HIS:O	33:BJ:81:ILE:C	2.54	0.45
34:BK:2:ILE:HG21	34:BK:39:ILE:CD1	2.46	0.45
36:BM:2:LEU:HD22	36:BM:46:ILE:HD13	1.98	0.45
36:BM:108:VAL:HG13	36:BM:112:LEU:HB3	1.98	0.45
37:BN:71:ARG:CG	37:BN:71:ARG:NH2	2.71	0.45
39:BP:8:GLU:O	39:BP:11:GLN:N	2.49	0.45
39:BP:61:ARG:HG2	39:BP:70:GLU:CG	2.36	0.45
39:BP:91:VAL:O	39:BP:92:ARG:HG2	2.16	0.45
41:BR:49:ILE:HG21	41:BR:53:PHE:N	2.31	0.45
42:BS:28:LYS:O	42:BS:29:VAL:C	2.54	0.45
46:BW:29:SER:CA	46:BW:63:ASP:HB3	2.45	0.45
46:BW:72:GLY:N	46:BW:73:PRO:CD	2.78	0.45
47:BX:69:GLU:O	47:BX:70:LEU:HB2	2.16	0.45
49:BZ:23:LEU:HD13	49:BZ:23:LEU:HA	1.72	0.45
53:B3:7:ARG:HA	53:B3:7:ARG:HD2	1.52	0.45
1:CB:39:ILE:HD13	1:CB:40:ILE:H	1.81	0.45
1:CB:100:LEU:C	1:CB:102:ASN:H	2.20	0.45
1:CB:100:LEU:O	1:CB:102:ASN:N	2.49	0.45

*Continued on next page...*

*Continued from previous page...*

Atom-1	Atom-2	Interatomic distance (Å)	Clash overlap (Å)
3:CD:3:TYR:OH	3:CD:10:LEU:HD11	2.16	0.45
4:CE:88:HIS:O	4:CE:89:THR:C	2.54	0.45
6:CG:2:ARG:HA	55:CA:1380:U:C5	2.51	0.45
6:CG:136:LYS:O	6:CG:140:VAL:HG23	2.16	0.45
7:CH:102:VAL:O	7:CH:125:ILE:HB	2.16	0.45
10:CK:22:ILE:HG12	10:CK:95:THR:HG21	1.98	0.45
18:CS:21:ALA:HB2	18:CS:27:LYS:HZ3	1.80	0.45
55:CA:202:G:O2'	55:CA:468:A:C8	2.68	0.45
55:CA:367:U:C6	55:CA:394:G:N2	2.84	0.45
55:CA:458:U:H2'	55:CA:459:A:C8	2.51	0.45
55:CA:542:G:H2'	55:CA:543:U:C6	2.51	0.45
55:CA:587:G:C6	55:CA:755:G:O6	2.70	0.45
55:CA:652:U:O2'	55:CA:653:U:P	2.74	0.45
55:CA:655:A:N6	55:CA:752:G:N2	2.64	0.45
55:CA:813:U:C2'	55:CA:814:A:H5'	2.46	0.45
55:CA:1415:G:C2	55:CA:1486:G:C5	3.03	0.45
24:DA:192:C:OP1	24:DA:2243:U:OP1	2.34	0.45
24:DA:197:A:C5	24:DA:2430:A:C5	3.05	0.45
24:DA:204:A:C8	24:DA:206:U:N3	2.84	0.45
24:DA:298:G:H2'	24:DA:339:U:O4	2.17	0.45
24:DA:322:A:H3'	28:DE:163:ASN:HD21	1.82	0.45
24:DA:353:C:N4	24:DA:354:A:N6	2.64	0.45
24:DA:413:C:O2'	24:DA:414:C:H5'	2.16	0.45
24:DA:581:C:N3	24:DA:582:A:C5	2.84	0.45
24:DA:660:C:H5''	28:DE:94:GLN:OE1	2.15	0.45
24:DA:719:C:C2	24:DA:720:U:C6	3.04	0.45
24:DA:725:G:C6	24:DA:726:G:N1	2.84	0.45
24:DA:857:G:H1'	46:DW:19:ARG:HE	1.79	0.45
24:DA:917:A:H5''	24:DA:2268:A:H61	1.81	0.45
24:DA:1021:A:H2'	24:DA:1022:G:H4'	1.98	0.45
24:DA:1034:G:O2'	24:DA:1035:U:O4'	2.20	0.45
24:DA:1040:A:H2'	24:DA:1041:G:O4'	2.17	0.45
24:DA:1159:U:O2'	24:DA:1160:G:H5'	2.16	0.45
24:DA:1205:A:C5	28:DE:165:HIS:CE1	3.05	0.45
24:DA:1303:G:C2'	24:DA:1304:A:H8	2.28	0.45
24:DA:1661:G:O2'	24:DA:1662:U:H5'	2.16	0.45
24:DA:1884:G:H2'	24:DA:1884:G:N3	2.31	0.45
24:DA:2015:A:C5	50:D0:2:VAL:HG11	2.50	0.45
24:DA:2599:G:OP2	26:DC:234:GLY:HA2	2.16	0.45
24:DA:2772:C:N3	24:DA:2773:C:C5	2.84	0.45
24:DA:2869:G:C6	24:DA:2870:C:C4	3.04	0.45

*Continued on next page...*

*Continued from previous page...*

Atom-1	Atom-2	Interatomic distance (Å)	Clash overlap (Å)
56:DB:43:C:C2'	56:DB:45:A:N7	2.80	0.45
56:DB:75:G:H22	56:DB:102:G:H21	1.64	0.45
32:DI:102:ARG:HD3	32:DI:140:GLU:O	2.16	0.45
36:DM:40:ARG:HB2	36:DM:93:VAL:HG21	1.97	0.45
40:DQ:12:ARG:HD2	40:DQ:12:ARG:H	1.80	0.45
41:DR:37:GLU:HB2	41:DR:53:PHE:CD2	2.51	0.45
41:DR:98:ILE:HD12	41:DR:98:ILE:N	2.32	0.45
1:AB:63:LYS:HG2	1:AB:224:ARG:CZ	2.46	0.45
3:AD:57:LYS:HG2	3:AD:202:LEU:CD2	2.45	0.45
3:AD:158:LEU:O	3:AD:161:ALA:HB3	2.16	0.45
4:AE:152:VAL:HB	4:AE:155:LYS:NZ	2.31	0.45
9:AJ:5:ARG:HG2	9:AJ:79:PRO:CD	2.46	0.45
10:AK:121:ARG:HH21	20:AU:35:GLU:HB2	1.82	0.45
11:AL:86:VAL:O	11:AL:88:ASP:N	2.43	0.45
13:AN:40:ARG:NH1	13:AN:44:VAL:HG21	2.18	0.45
16:AQ:32:ILE:HG22	16:AQ:33:TYR:CD2	2.52	0.45
21:AA:113:G:H2'	21:AA:114:U:C6	2.50	0.45
21:AA:570:G:C6	21:AA:571:U:O4	2.70	0.45
21:AA:802:A:H5''	21:AA:803:G:OP2	2.17	0.45
21:AA:914:A:H2'	21:AA:915:A:C8	2.48	0.45
21:AA:1346:A:C4	21:AA:1348:U:C4	3.04	0.45
24:BA:18:U:H2'	24:BA:19:A:O4'	2.16	0.45
24:BA:736:C:H2'	24:BA:737:C:H6	1.81	0.45
24:BA:919:U:C4'	24:BA:919:U:C6	2.94	0.45
24:BA:1060:U:C5'	24:BA:1061:U:OP1	2.64	0.45
24:BA:1322:A:N7	24:BA:1323:C:C5	2.85	0.45
24:BA:1342:A:C6	24:BA:1345:C:C2	3.05	0.45
24:BA:1471:G:C6	24:BA:1472:C:C4	3.05	0.45
24:BA:1724:G:C6	24:BA:1725:U:C4	3.04	0.45
24:BA:1758:U:H2'	24:BA:2696:U:O4'	2.16	0.45
24:BA:1850:G:O2'	24:BA:1851:U:H5'	2.17	0.45
24:BA:2305:U:H2'	24:BA:2306:C:C6	2.51	0.45
24:BA:2895:G:H2'	24:BA:2896:C:C6	2.51	0.45
25:BB:66:A:N6	25:BB:107:G:H3'	2.32	0.45
27:BD:12:THR:CG2	27:BD:13:ARG:H	2.29	0.45
28:BE:164:LEU:HB3	28:BE:167:VAL:HG12	1.97	0.45
33:BJ:18:VAL:HG23	33:BJ:54:ILE:HD13	1.99	0.45
33:BJ:55:ILE:HA	33:BJ:123:LYS:O	2.16	0.45
35:BL:4:ASN:N	35:BL:4:ASN:ND2	2.63	0.45
36:BM:32:GLY:CA	36:BM:131:VAL:HG23	2.46	0.45
36:BM:71:LYS:HD3	36:BM:95:LEU:HD13	1.97	0.45

*Continued on next page...*

*Continued from previous page...*

Atom-1	Atom-2	Interatomic distance (Å)	Clash overlap (Å)
36:BM:132:THR:CG2	36:BM:133:LYS:H	2.24	0.45
38:BO:11:ALA:HB2	38:BO:96:GLY:CA	2.47	0.45
38:BO:104:GLN:C	38:BO:105:ALA:O	2.54	0.45
41:BR:37:GLU:CD	41:BR:37:GLU:H	2.20	0.45
43:BT:61:LEU:HA	59:BT:201:HOH:O	2.16	0.45
47:BX:33:HIS:O	47:BX:34:SER:C	2.55	0.45
51:B1:3:GLY:C	51:B1:5:ARG:H	2.19	0.45
8:CI:12:LYS:HG2	8:CI:12:LYS:O	2.15	0.45
16:CQ:46:HIS:CB	16:CQ:66:LEU:HD13	2.46	0.45
18:CS:76:THR:HB	55:CA:1221:G:O3'	2.16	0.45
55:CA:395:C:H2'	55:CA:396:C:H6	1.80	0.45
55:CA:397:A:H5'	55:CA:398:U:OP1	2.16	0.45
55:CA:648:A:H2'	55:CA:649:A:H8	1.81	0.45
55:CA:790:A:H2'	55:CA:791:G:O4'	2.16	0.45
55:CA:1090:U:C4	55:CA:1091:U:C5	3.04	0.45
55:CA:1236:A:H2'	55:CA:1237:C:C6	2.52	0.45
55:CA:1246:A:O2'	55:CA:1247:U:H5'	2.17	0.45
55:CA:1315:U:H3'	55:CA:1316:G:C8	2.51	0.45
55:CA:1496:C:H2'	55:CA:1497:G:O4'	2.17	0.45
24:DA:171:U:O2	24:DA:172:A:C8	2.70	0.45
24:DA:230:G:C2	24:DA:231:A:C8	3.04	0.45
24:DA:247:G:H5''	24:DA:386:G:H2'	1.97	0.45
24:DA:770:G:O4'	24:DA:1379:U:C5	2.70	0.45
24:DA:1085:A:H3'	24:DA:1086:A:N3	2.32	0.45
24:DA:1153:C:H2'	24:DA:1154:G:H8	1.81	0.45
24:DA:1826:G:C5	24:DA:1827:U:C4	3.04	0.45
24:DA:1830:C:H2'	24:DA:1831:G:C8	2.48	0.45
24:DA:2031:A:O2'	24:DA:2032:G:P	2.74	0.45
24:DA:2056:G:N2	24:DA:2057:G:C8	2.84	0.45
24:DA:2108:A:C8	24:DA:2108:A:OP2	2.69	0.45
24:DA:2248:C:H3'	24:DA:2249:U:H6	1.81	0.45
24:DA:2259:U:C2	24:DA:2427:C:N3	2.85	0.45
24:DA:2264:C:H41	46:DW:11:ASN:ND2	2.14	0.45
24:DA:2386:A:H2	46:DW:38:ARG:HG2	1.81	0.45
24:DA:2520:C:O2'	24:DA:2521:C:C5'	2.64	0.45
24:DA:2881:U:O4'	37:DN:93:GLY:HA3	2.16	0.45
56:DB:11:C:H5	56:DB:12:C:H5	1.63	0.45
56:DB:42:C:O2'	56:DB:43:C:H5'	2.16	0.45
26:DC:206:LYS:HG3	26:DC:209:ALA:H	1.82	0.45
29:DF:134:GLN:HE22	29:DF:136:ILE:H	1.64	0.45
31:DH:31:VAL:HB	31:DH:32:PRO:HD3	1.99	0.45

*Continued on next page...*

*Continued from previous page...*

Atom-1	Atom-2	Interatomic distance (Å)	Clash overlap (Å)
31:DH:49:ALA:C	31:DH:53:GLU:HB2	2.37	0.45
33:DJ:106:LYS:HE2	33:DJ:106:LYS:HA	1.98	0.45
34:DK:16:ALA:HB3	34:DK:46:ALA:N	2.31	0.45
34:DK:88:ASN:CB	34:DK:91:SER:HB2	2.46	0.45
34:DK:92:GLU:O	34:DK:93:GLN:C	2.54	0.45
35:DL:62:PRO:HG2	53:D3:24:LYS:CB	2.47	0.45
39:DP:64:SER:O	39:DP:66:GLY:N	2.47	0.45
42:DS:55:ILE:O	42:DS:59:GLU:HG2	2.17	0.45
44:DU:73:ASN:CB	44:DU:95:PHE:HE2	2.29	0.45
45:DV:57:TYR:CD2	45:DV:74:ALA:HB1	2.51	0.45
4:AE:95:MET:HA	4:AE:124:ALA:CB	2.46	0.45
9:AJ:10:LEU:HD21	9:AJ:25:ILE:HD11	1.98	0.45
15:AP:17:TYR:CE2	21:AA:375:U:H4'	2.52	0.45
16:AQ:60:ILE:HG22	16:AQ:61:ARG:N	2.32	0.45
21:AA:199:A:O2'	21:AA:200:G:O5'	2.35	0.45
21:AA:423:G:O2'	21:AA:424:G:O4'	2.33	0.45
21:AA:652:U:HO2'	21:AA:653:U:H6	1.61	0.45
21:AA:1131:G:H1	21:AA:1144:G:H4'	1.80	0.45
21:AA:1169:A:O2'	21:AA:1170:A:O4'	2.35	0.45
21:AA:1322:C:O4'	21:AA:1322:C:O2	2.30	0.45
21:AA:1348:U:O2'	21:AA:1349:A:C5'	2.64	0.45
21:AA:1386:G:N3	21:AA:1387:G:C8	2.84	0.45
21:AA:1462:C:C4	21:AA:1463:U:C4	3.04	0.45
24:BA:27:G:H1'	24:BA:513:A:H62	1.82	0.45
24:BA:81:G:H2'	24:BA:82:U:O4'	2.16	0.45
24:BA:107:G:H1'	24:BA:294:A:H1'	1.97	0.45
24:BA:320:A:H4'	24:BA:322:A:N7	2.32	0.45
24:BA:527:C:C5	24:BA:2779:U:C5	3.04	0.45
24:BA:608:A:N6	24:BA:609:A:C6	2.84	0.45
24:BA:631:A:H3'	24:BA:632:A:H8	1.82	0.45
24:BA:669:G:C5	24:BA:801:G:C6	3.05	0.45
24:BA:919:U:C4	24:BA:920:A:N7	2.84	0.45
24:BA:994:C:O2	41:BR:10:LYS:CE	2.64	0.45
24:BA:1059:G:C2'	32:BI:131:THR:OG1	2.64	0.45
24:BA:1179:G:OP2	24:BA:1180:U:H5''	2.15	0.45
24:BA:1223:G:N2	24:BA:1226:A:OP2	2.47	0.45
24:BA:1315:C:N3	24:BA:1338:G:C2	2.85	0.45
24:BA:1429:G:H2'	24:BA:1430:G:H8	1.82	0.45
24:BA:1544:A:C6	24:BA:1545:A:C6	3.04	0.45
24:BA:1850:G:C2'	24:BA:1851:U:H5'	2.46	0.45
24:BA:1914:C:H2'	24:BA:1915:U:C6	2.51	0.45

*Continued on next page...*



*Continued from previous page...*

Atom-1	Atom-2	Interatomic distance (Å)	Clash overlap (Å)
24:BA:1989:G:H2'	24:BA:1990:C:C5'	2.46	0.45
24:BA:1989:G:H8	24:BA:1989:G:O5'	2.00	0.45
24:BA:2023:C:H4'	24:BA:2617:U:O3'	2.15	0.45
24:BA:2297:A:C8	24:BA:2320:U:N3	2.84	0.45
24:BA:2528:U:H2'	24:BA:2530:A:O5'	2.16	0.45
24:BA:2603:G:C6	24:BA:2604:U:C4	3.05	0.45
24:BA:2679:A:C2	24:BA:2729:G:N1	2.84	0.45
24:BA:2682:A:H2'	24:BA:2683:C:C6	2.52	0.45
24:BA:2897:U:H2'	24:BA:2898:U:O4'	2.16	0.45
25:BB:37:C:C5	25:BB:38:C:C5	3.04	0.45
26:BC:5:CYS:HB3	26:BC:12:ARG:NH1	2.31	0.45
26:BC:114:GLN:C	26:BC:115:ILE:HD13	2.35	0.45
27:BD:90:PHE:C	27:BD:92:VAL:N	2.70	0.45
28:BE:31:VAL:HG21	28:BE:104:ALA:HB3	1.98	0.45
29:BF:153:ILE:H	29:BF:153:ILE:HG13	1.57	0.45
29:BF:174:PHE:CD1	29:BF:176:PHE:CE1	3.05	0.45
31:BH:101:ASP:O	31:BH:104:THR:HB	2.16	0.45
32:BI:19:PRO:HB2	32:BI:22:PRO:HD2	1.99	0.45
36:BM:32:GLY:HA3	36:BM:131:VAL:HG23	1.98	0.45
38:BO:3:LYS:CG	38:BO:4:LYS:N	2.79	0.45
40:BQ:105:PHE:HA	40:BQ:108:LEU:HD12	1.98	0.45
41:BR:53:PHE:N	41:BR:53:PHE:CD1	2.80	0.45
42:BS:68:ASP:O	42:BS:109:ASP:HB3	2.16	0.45
49:BZ:43:ILE:HD12	49:BZ:43:ILE:C	2.36	0.45
1:CB:103:TRP:HD1	1:CB:107:ARG:HB3	1.81	0.45
2:CC:168:ARG:NH1	55:CA:1106:G:O2'	2.49	0.45
3:CD:77:GLU:OE1	3:CD:80:ARG:NH2	2.48	0.45
9:CJ:5:ARG:CG	9:CJ:79:PRO:HG3	2.47	0.45
9:CJ:31:ARG:NH1	9:CJ:32:THR:HB	2.32	0.45
9:CJ:42:LEU:HB3	9:CJ:43:PRO:CD	2.45	0.45
9:CJ:65:TYR:HB3	13:CN:95:LEU:HD11	1.98	0.45
11:CL:34:THR:C	11:CL:35:ARG:HE	2.19	0.45
13:CN:15:LEU:HD22	13:CN:19:TYR:HE1	1.82	0.45
15:CP:38:PHE:O	15:CP:50:THR:HG23	2.15	0.45
19:CT:22:SER:O	19:CT:26:MET:HB2	2.17	0.45
19:CT:61:ALA:O	19:CT:67:HIS:HA	2.16	0.45
55:CA:51:A:H4'	55:CA:52:C:H5'	1.98	0.45
55:CA:77:A:H3'	55:CA:77:A:OP2	2.17	0.45
55:CA:245:U:O2'	55:CA:246:A:H5'	2.16	0.45
55:CA:405:U:OP1	55:CA:406:G:O2'	2.32	0.45
55:CA:636:U:H2'	55:CA:637:C:C6	2.51	0.45

*Continued on next page...*

*Continued from previous page...*

Atom-1	Atom-2	Interatomic distance (Å)	Clash overlap (Å)
55:CA:669:G:H2'	55:CA:670:G:C8	2.51	0.45
55:CA:961:U:O2'	55:CA:962:C:O4'	2.30	0.45
55:CA:977:A:H2'	55:CA:1224:U:C4	2.45	0.45
55:CA:1157:A:C4'	55:CA:1158:C:O5'	2.56	0.45
55:CA:1217:C:H2'	55:CA:1218:C:C6	2.52	0.45
55:CA:1386:G:C2	55:CA:1387:G:C8	3.05	0.45
24:DA:68:G:N2	24:DA:69:C:H1'	2.32	0.45
24:DA:170:U:H6	24:DA:170:U:O5'	1.99	0.45
24:DA:294:A:H2'	24:DA:295:G:O5'	2.16	0.45
24:DA:539:G:C6	24:DA:540:C:C4	3.04	0.45
24:DA:571:U:C5	24:DA:575:A:C5	3.05	0.45
24:DA:838:C:C2	24:DA:941:A:N1	2.84	0.45
24:DA:866:A:N7	24:DA:914:G:N7	2.64	0.45
24:DA:996:A:C4'	40:DQ:91:ARG:HH11	2.30	0.45
24:DA:1520:U:O4	24:DA:1521:G:C6	2.69	0.45
24:DA:1684:G:C2	24:DA:1705:A:C2	3.04	0.45
24:DA:1731:G:N3	24:DA:1731:G:O4'	2.46	0.45
24:DA:1821:A:H5'	26:DC:156:SER:OG	2.16	0.45
24:DA:1857:G:C4	24:DA:1884:G:N1	2.85	0.45
24:DA:2419:U:OP2	53:D3:32:LEU:HD13	2.16	0.45
24:DA:2603:G:C6	24:DA:2604:U:C4	3.05	0.45
24:DA:2619:C:H5'	27:DD:157:LYS:HD3	1.97	0.45
24:DA:2826:A:H2'	24:DA:2827:C:O4'	2.16	0.45
56:DB:9:G:C2	56:DB:112:G:C2	3.04	0.45
56:DB:49:C:H2'	56:DB:50:A:C8	2.51	0.45
26:DC:17:LYS:HD3	26:DC:17:LYS:C	2.37	0.45
28:DE:45:ALA:O	28:DE:46:GLN:CB	2.64	0.45
29:DF:11:VAL:HG12	29:DF:12:VAL:H	1.81	0.45
29:DF:28:PRO:HB2	29:DF:168:LEU:CD2	2.42	0.45
33:DJ:35:ARG:HH11	33:DJ:140:LEU:HD11	1.80	0.45
43:DT:63:VAL:HG21	43:DT:80:TRP:CE2	2.51	0.45
44:DU:48:VAL:HG22	44:DU:50:ALA:H	1.81	0.45
48:DY:50:VAL:HA	48:DY:53:VAL:HG23	1.97	0.45
49:DZ:29:ARG:H	49:DZ:29:ARG:CZ	2.29	0.45
50:D0:29:VAL:HG21	50:D0:34:GLY:HA2	1.97	0.45
2:AC:144:GLY:O	2:AC:145:ALA:O	2.35	0.45
7:AH:106:SER:HB2	21:AA:640:A:O2'	2.17	0.45
10:AK:81:LEU:CD2	10:AK:104:PHE:HB3	2.46	0.45
11:AL:38:THR:HG22	11:AL:50:LYS:HA	1.99	0.45
16:AQ:18:LYS:HE3	21:AA:255:G:H4'	1.97	0.45
17:AR:62:ARG:HA	17:AR:67:LEU:O	2.16	0.45

*Continued on next page...*

*Continued from previous page...*

Atom-1	Atom-2	Interatomic distance (Å)	Clash overlap (Å)
21:AA:346:G:P	39:BP:33:GLU:OE2	2.74	0.45
21:AA:462:G:OP1	21:AA:463:U:H5	2.00	0.45
21:AA:579:A:C4	21:AA:580:C:C5	3.05	0.45
21:AA:845:A:H5''	21:AA:846:G:C1'	2.46	0.45
21:AA:1163:A:N1	21:AA:1174:G:C6	2.85	0.45
21:AA:1253:G:C2	21:AA:1285:A:N6	2.85	0.45
21:AA:1428:A:C5	21:AA:1429:A:N7	2.84	0.45
21:AA:1463:U:H2'	21:AA:1464:U:C6	2.52	0.45
24:BA:192:C:O2'	24:BA:802:A:H1'	2.17	0.45
24:BA:271:G:O2'	24:BA:272:A:H8	1.99	0.45
24:BA:272:A:H2'	24:BA:273:G:H8	1.80	0.45
24:BA:536:G:C6	24:BA:537:G:C4	3.05	0.45
24:BA:668:A:H2'	24:BA:669:G:OP1	2.17	0.45
24:BA:909:A:C6	24:BA:912:C:C2	3.05	0.45
24:BA:956:G:N2	24:BA:959:A:H3'	2.32	0.45
24:BA:1016:G:N2	24:BA:1147:A:C4	2.84	0.45
24:BA:1179:G:N1	24:BA:1180:U:O2'	2.50	0.45
24:BA:1190:G:OP1	35:BL:32:GLY:CA	2.64	0.45
24:BA:1216:G:C5	24:BA:1217:U:C5	3.05	0.45
24:BA:1331:G:C2	24:BA:1333:G:C8	3.05	0.45
24:BA:1419:A:C8	24:BA:1421:G:C6	3.05	0.45
24:BA:1509:A:C4	24:BA:1510:G:C8	3.04	0.45
24:BA:1550:C:H2'	24:BA:1551:A:O4'	2.16	0.45
24:BA:2069:G:O2'	24:BA:2070:A:H5'	2.16	0.45
24:BA:2196:C:H5''	3:CD:150:LYS:HB3	1.99	0.45
24:BA:2517:C:H2'	24:BA:2542:A:N7	2.32	0.45
24:BA:2799:A:H8	24:BA:2799:A:H2'	1.58	0.45
24:BA:2863:C:C2	24:BA:2864:G:C8	3.05	0.45
24:BA:2881:U:O2'	37:BN:96:ARG:HA	2.17	0.45
25:BB:32:U:O2'	25:BB:33:G:H5'	2.17	0.45
25:BB:44:G:H1'	25:BB:47:C:N4	2.32	0.45
27:BD:151:THR:HG22	27:BD:152:PRO:CD	2.47	0.45
32:BI:18:ASN:ND2	32:BI:38:CYS:HB3	2.31	0.45
39:BP:26:GLU:CB	39:BP:43:GLU:HB2	2.47	0.45
43:BT:14:PRO:HA	43:BT:32:LEU:CB	2.45	0.45
43:BT:40:LYS:O	43:BT:44:LYS:N	2.50	0.45
44:BU:82:VAL:O	44:BU:94:PHE:O	2.34	0.45
46:BW:46:ALA:O	46:BW:47:GLY:O	2.33	0.45
47:BX:16:ASN:HB2	47:BX:24:THR:OG1	2.17	0.45
49:BZ:22:THR:O	49:BZ:23:LEU:C	2.54	0.45
1:CB:23:ASN:ND2	1:CB:191:ASP:OD1	2.46	0.45

*Continued on next page...*

*Continued from previous page...*

Atom-1	Atom-2	Interatomic distance (Å)	Clash overlap (Å)
2:CC:80:GLY:O	2:CC:83:VAL:HG22	2.16	0.45
3:CD:124:VAL:O	3:CD:125:ASN:C	2.54	0.45
7:CH:85:TYR:CD1	16:CQ:36:PHE:HE2	2.35	0.45
7:CH:112:ASP:OD2	7:CH:116:ARG:HG3	2.15	0.45
11:CL:6:LEU:C	11:CL:8:ARG:N	2.70	0.45
15:CP:6:LEU:HB2	15:CP:17:TYR:HB3	1.97	0.45
16:CQ:68:LYS:O	55:CA:254:G:OP1	2.35	0.45
17:CR:44:THR:OG1	17:CR:46:THR:HG22	2.16	0.45
18:CS:10:ILE:HG22	18:CS:14:LEU:HD11	1.98	0.45
18:CS:33:TRP:CB	55:CA:1014:A:C2	3.00	0.45
19:CT:34:VAL:O	19:CT:38:ILE:HG13	2.17	0.45
55:CA:374:A:P	55:CA:452:A:H61	2.39	0.45
55:CA:488:C:H2'	55:CA:489:C:C6	2.51	0.45
55:CA:512:U:C2	55:CA:513:C:C5	3.05	0.45
55:CA:557:G:C6	55:CA:558:G:C2	3.04	0.45
55:CA:688:G:H2'	55:CA:689:C:C6	2.52	0.45
55:CA:728:A:H2'	55:CA:729:A:H8	1.80	0.45
55:CA:767:A:N6	55:CA:768:A:C6	2.84	0.45
55:CA:807:A:H2'	55:CA:808:C:C6	2.52	0.45
55:CA:951:G:C2	55:CA:1231:G:C5	3.05	0.45
55:CA:1460:C:N4	55:CA:1461:G:C5	2.85	0.45
24:DA:30:G:H2'	24:DA:31:C:O4'	2.16	0.45
24:DA:90:U:OP2	24:DA:91:A:H3'	2.15	0.45
24:DA:160:A:N1	24:DA:161:A:C2	2.85	0.45
24:DA:296:U:H2'	24:DA:297:G:H8	1.82	0.45
24:DA:500:G:C2	24:DA:503:A:C8	3.05	0.45
24:DA:975:A:C5	24:DA:990:A:N7	2.85	0.45
24:DA:995:C:H1'	40:DQ:60:TRP:HZ2	1.81	0.45
24:DA:1050:A:O2'	24:DA:1051:G:C5'	2.64	0.45
24:DA:1255:U:H2'	28:DE:68:ALA:HB2	1.98	0.45
24:DA:1341:G:OP2	24:DA:1394:U:O2'	2.34	0.45
24:DA:1439:A:N6	24:DA:1552:A:C8	2.84	0.45
24:DA:1710:G:H2'	24:DA:1711:A:C8	2.51	0.45
24:DA:2210:U:H4'	24:DA:2211:A:H5'	1.97	0.45
24:DA:2250:G:OP1	24:DA:2275:C:H2'	2.16	0.45
24:DA:2418:A:C6	24:DA:2419:U:C4	3.04	0.45
24:DA:2425:A:H4'	24:DA:2426:A:O5'	2.16	0.45
24:DA:2456:C:H2'	24:DA:2457:U:O4'	2.16	0.45
24:DA:2474:U:H2'	24:DA:2475:C:O5'	2.17	0.45
24:DA:2718:G:H2'	24:DA:2719:G:O4'	2.16	0.45
26:DC:68:ARG:HH12	26:DC:115:ILE:HD12	1.82	0.45

*Continued on next page...*

*Continued from previous page...*

Atom-1	Atom-2	Interatomic distance (Å)	Clash overlap (Å)
28:DE:194:LYS:O	28:DE:197:GLU:HB3	2.17	0.45
30:DG:58:ALA:O	30:DG:59:ASP:C	2.55	0.45
32:DI:22:PRO:HB2	32:DI:23:VAL:H	1.57	0.45
41:DR:13:ARG:C	41:DR:13:ARG:HE	2.19	0.45
41:DR:38:VAL:O	41:DR:53:PHE:HA	2.16	0.45
42:DS:33:LEU:O	42:DS:36:LEU:HB2	2.17	0.45
43:DT:34:VAL:O	43:DT:35:ALA:HB3	2.17	0.45
45:DV:32:GLY:O	45:DV:33:GLY:C	2.55	0.45
47:DX:70:LEU:O	47:DX:74:GLY:N	2.49	0.45
1:AB:30:ILE:HD11	1:AB:188:THR:CG2	2.47	0.45
1:AB:108:GLN:CA	1:AB:111:LYS:HB3	2.40	0.45
1:AB:160:LEU:O	1:AB:183:PHE:CD2	2.66	0.45
1:AB:161:PHE:CZ	1:AB:216:VAL:HG21	2.51	0.45
2:AC:8:GLY:HA2	2:AC:11:LEU:HG	1.98	0.45
3:AD:194:ILE:C	3:AD:195:ASN:HD22	2.19	0.45
4:AE:15:ILE:CD1	4:AE:37:VAL:HG23	2.44	0.45
6:AG:43:TYR:O	6:AG:47:GLU:HB2	2.16	0.45
6:AG:134:VAL:O	6:AG:137:ARG:HB3	2.17	0.45
7:AH:124:ILE:H	7:AH:124:ILE:HG12	1.49	0.45
9:AJ:39:PRO:HD2	21:AA:1123:U:H4'	1.97	0.45
10:AK:13:LYS:O	10:AK:14:GLN:HB3	2.16	0.45
16:AQ:49:ASN:O	16:AQ:51:GLU:N	2.50	0.45
21:AA:264:C:N4	21:AA:265:G:C6	2.85	0.45
21:AA:401:C:C2	21:AA:402:G:C8	3.05	0.45
21:AA:632:U:O2	21:AA:632:U:H2'	2.15	0.45
21:AA:682:G:N2	21:AA:709:U:C2	2.85	0.45
21:AA:844:G:C6	21:AA:847:G:H5'	2.52	0.45
21:AA:908:A:H2'	21:AA:909:A:C8	2.51	0.45
21:AA:914:A:O2'	21:AA:915:A:H8	1.98	0.45
21:AA:1144:G:OP2	21:AA:1144:G:C8	2.69	0.45
21:AA:1195:C:C4	21:AA:1197:A:N7	2.85	0.45
21:AA:1202:U:H2'	21:AA:1203:C:C6	2.52	0.45
21:AA:1250:A:C8	21:AA:1287:A:N7	2.85	0.45
21:AA:1384:C:H2'	21:AA:1385:G:C8	2.46	0.45
21:AA:1423:G:H2'	21:AA:1424:U:H6	1.80	0.45
21:AA:1449:C:O2'	21:AA:1450:U:C5'	2.64	0.45
21:AA:1452:C:H4'	21:AA:1453:G:C4	2.51	0.45
21:AA:1462:C:C4	21:AA:1463:U:C5	3.05	0.45
24:BA:56:A:C2	24:BA:57:C:C2	3.05	0.45
24:BA:602:A:N3	24:BA:655:A:C2	2.85	0.45
24:BA:729:G:C4	24:BA:1775:U:C2	3.04	0.45

*Continued on next page...*

*Continued from previous page...*

Atom-1	Atom-2	Interatomic distance (Å)	Clash overlap (Å)
24:BA:746:U:O2'	24:BA:747:U:P	2.75	0.45
24:BA:994:C:H3'	40:BQ:53:LYS:HE2	1.99	0.45
24:BA:1063:G:C2	24:BA:1064:C:C2	3.05	0.45
24:BA:1549:A:C5	24:BA:1550:C:C4	3.05	0.45
24:BA:1615:C:O2'	24:BA:1616:A:P	2.74	0.45
24:BA:2315:G:H2'	24:BA:2316:G:O4'	2.16	0.45
24:BA:2364:C:C2'	24:BA:2365:G:H5'	2.47	0.45
24:BA:2683:C:H2'	24:BA:2684:U:H6	1.81	0.45
24:BA:2824:C:C5	24:BA:2825:G:C6	3.05	0.45
24:BA:2824:C:C5	24:BA:2825:G:C5	3.05	0.45
26:BC:114:GLN:HE21	26:BC:114:GLN:HB2	1.59	0.45
27:BD:97:SER:OG	27:BD:98:VAL:N	2.50	0.45
27:BD:182:ALA:C	27:BD:183:GLU:HG3	2.37	0.45
28:BE:119:ILE:CD1	28:BE:187:VAL:HA	2.47	0.45
30:BG:33:THR:CA	30:BG:34:ARG:HD3	2.47	0.45
30:BG:123:GLU:CD	30:BG:124:CYS:N	2.70	0.45
32:BI:32:VAL:HG22	32:BI:66:PHE:CD1	2.52	0.45
33:BJ:64:VAL:O	33:BJ:65:THR:CB	2.65	0.45
35:BL:79:LEU:HB3	35:BL:116:VAL:HB	1.99	0.45
40:BQ:94:LEU:HA	40:BQ:94:LEU:HD22	1.64	0.45
41:BR:81:LYS:O	41:BR:82:HIS:C	2.54	0.45
42:BS:25:ARG:CD	42:BS:73:LYS:NZ	2.80	0.45
44:BU:78:LYS:HG2	44:BU:79:ALA:H	1.81	0.45
46:BW:28:GLU:HG3	46:BW:29:SER:N	2.28	0.45
46:BW:28:GLU:O	46:BW:30:VAL:N	2.50	0.45
46:BW:29:SER:O	46:BW:30:VAL:HB	2.17	0.45
54:B4:19:ARG:O	54:B4:20:ASP:C	2.54	0.45
4:CE:43:GLY:O	4:CE:73:VAL:HB	2.16	0.45
7:CH:110:MET:HB2	7:CH:111:THR:H	1.65	0.45
9:CJ:15:HIS:CE1	9:CJ:68:ARG:HD3	2.52	0.45
9:CJ:77:VAL:O	9:CJ:79:PRO:HD3	2.16	0.45
55:CA:161:A:H2'	55:CA:162:A:C8	2.51	0.45
55:CA:275:G:H2'	55:CA:276:G:H8	1.80	0.45
55:CA:391:G:C6	55:CA:392:C:C4	3.04	0.45
55:CA:557:G:O6	55:CA:558:G:N1	2.50	0.45
55:CA:596:A:N3	55:CA:597:G:C8	2.84	0.45
55:CA:792:A:C4	55:CA:794:A:C6	3.05	0.45
55:CA:1391:U:H2'	55:CA:1392:G:C8	2.52	0.45
24:DA:153:U:O2'	24:DA:154:U:H5'	2.16	0.45
24:DA:244:A:C2	24:DA:255:A:C4	3.04	0.45
24:DA:271:G:O4'	24:DA:367:G:N2	2.49	0.45

*Continued on next page...*

*Continued from previous page...*

Atom-1	Atom-2	Interatomic distance (Å)	Clash overlap (Å)
24:DA:455:C:H3'	24:DA:456:C:H5'	1.99	0.45
24:DA:628:G:H2'	24:DA:629:G:H8	1.76	0.45
24:DA:684:G:OP1	52:D2:16:HIS:CD2	2.70	0.45
24:DA:691:C:O5'	24:DA:691:C:H6	1.99	0.45
24:DA:742:A:H2'	24:DA:743:A:C8	2.52	0.45
24:DA:753:A:C2	24:DA:754:U:C4	3.04	0.45
24:DA:962:G:N2	36:DM:82:MET:HE2	2.31	0.45
24:DA:1158:C:HO2'	24:DA:1159:U:H6	1.63	0.45
24:DA:1188:U:O2'	24:DA:1189:A:H5'	2.17	0.45
24:DA:1425:G:H8	24:DA:1425:G:O5'	1.99	0.45
24:DA:1783:A:C2	24:DA:2588:G:O4'	2.69	0.45
24:DA:1853:A:C1'	24:DA:2234:G:H5'	2.46	0.45
24:DA:2233:U:H2'	24:DA:2234:G:C8	2.45	0.45
24:DA:2312:U:OP1	29:DF:70:ARG:HB2	2.16	0.45
24:DA:2552:U:C2	24:DA:2554:U:H5'	2.52	0.45
24:DA:2738:A:C2	24:DA:2766:A:N6	2.83	0.45
24:DA:2902:C:O2'	24:DA:2903:U:H5'	2.17	0.45
56:DB:81:G:C5	56:DB:82:U:C5	3.04	0.45
26:DC:62:ARG:N	26:DC:62:ARG:HD2	2.31	0.45
26:DC:119:VAL:CG1	26:DC:133:ASN:HD21	2.22	0.45
26:DC:244:VAL:HB	26:DC:249:VAL:N	2.32	0.45
27:DD:149:ASN:OD1	27:DD:150:GLN:N	2.49	0.45
29:DF:113:PHE:CZ	29:DF:116:LEU:HD22	2.52	0.45
32:DI:28:GLY:O	32:DI:29:GLN:C	2.54	0.45
45:DV:21:ARG:C	45:DV:23:ALA:H	2.20	0.45
45:DV:49:ASN:O	45:DV:52:ALA:HB3	2.17	0.45
47:DX:67:LEU:O	47:DX:77:TYR:OH	2.33	0.45
50:D0:47:TYR:CE2	50:D0:52:LYS:HG3	2.51	0.45
1:AB:20:ARG:O	1:AB:21:TYR:C	2.54	0.45
1:AB:110:ILE:HG13	1:AB:147:LEU:HD13	1.99	0.45
1:AB:138:ARG:HH21	21:AA:1170:A:P	2.39	0.45
3:AD:57:LYS:HA	3:AD:199:ILE:HD12	1.99	0.45
4:AE:121:ASN:HD22	4:AE:122:VAL:N	2.15	0.45
8:AI:24:ASN:C	8:AI:26:LYS:H	2.19	0.45
9:AJ:53:ILE:HG22	9:AJ:62:ARG:N	2.31	0.45
9:AJ:57:VAL:O	9:AJ:58:ASN:HB2	2.16	0.45
21:AA:138:G:C2	21:AA:226:G:C4	3.04	0.45
21:AA:233:C:H2'	21:AA:234:C:H6	1.82	0.45
21:AA:329:A:O2'	21:AA:330:C:H5'	2.16	0.45
21:AA:622:A:H2'	21:AA:623:C:C5'	2.46	0.45
21:AA:815:A:O2'	21:AA:816:A:P	2.75	0.45

*Continued on next page...*

*Continued from previous page...*

Atom-1	Atom-2	Interatomic distance (Å)	Clash overlap (Å)
21:AA:872:A:O2'	21:AA:873:A:H3'	2.17	0.45
21:AA:1082:A:C5	21:AA:1083:U:C4	3.05	0.45
21:AA:1151:A:O2'	21:AA:1152:A:O5'	2.31	0.45
24:BA:35:G:C4	24:BA:454:A:C2	3.05	0.45
24:BA:225:C:H2'	24:BA:226:A:O4'	2.17	0.45
24:BA:235:U:H2'	24:BA:236:C:O4'	2.16	0.45
24:BA:355:U:H2'	24:BA:356:G:H8	1.78	0.45
24:BA:522:A:C5	24:BA:523:C:C4	3.04	0.45
24:BA:563:A:C6	24:BA:2018:G:C5	3.05	0.45
24:BA:587:C:C6	24:BA:671:C:H1'	2.52	0.45
24:BA:715:A:OP1	24:BA:715:A:H8	2.00	0.45
24:BA:753:A:O2'	24:BA:754:U:H5'	2.16	0.45
24:BA:841:G:C2	24:BA:938:G:C2	3.05	0.45
24:BA:973:A:O4'	24:BA:1188:U:C6	2.69	0.45
24:BA:2067:G:O3'	24:BA:2068:U:H4'	2.17	0.45
24:BA:2287:A:C6	24:BA:2289:G:C5	3.05	0.45
24:BA:2333:A:C6	24:BA:2335:A:N6	2.85	0.45
24:BA:2581:G:C5	24:BA:2610:C:C4	3.04	0.45
24:BA:2639:A:H2'	24:BA:2640:G:O4'	2.17	0.45
31:BH:31:VAL:O	31:BH:33:GLN:N	2.50	0.45
32:BI:79:LEU:HD22	32:BI:137:LEU:CD1	2.47	0.45
34:BK:35:VAL:HG12	34:BK:36:GLY:N	2.32	0.45
37:BN:67:PHE:HE1	37:BN:73:ASN:OD1	2.00	0.45
39:BP:104:GLY:O	39:BP:106:ALA:N	2.50	0.45
45:BV:41:GLU:O	45:BV:41:GLU:OE1	2.35	0.45
46:BW:45:HIS:ND1	46:BW:45:HIS:N	2.57	0.45
53:B3:54:LEU:HD12	53:B3:54:LEU:HA	1.82	0.45
3:CD:57:LYS:CA	3:CD:199:ILE:HG22	2.47	0.45
3:CD:176:LYS:HE2	3:CD:178:GLU:OE1	2.16	0.45
17:CR:34:GLU:HB2	20:CU:18:PHE:HZ	1.81	0.45
18:CS:9:PHE:HB3	55:CA:1319:A:OP1	2.16	0.45
19:CT:14:GLU:OE1	19:CT:18:LYS:HE2	2.17	0.45
55:CA:316:C:C5	55:CA:351:G:C5	3.04	0.45
55:CA:369:G:C6	55:CA:393:A:C2	3.05	0.45
55:CA:464:U:O2'	55:CA:465:A:O5'	2.28	0.45
55:CA:607:A:C6	55:CA:608:A:C6	3.05	0.45
55:CA:722:G:N3	55:CA:722:G:C2'	2.79	0.45
55:CA:994:A:O2'	55:CA:995:C:H5'	2.17	0.45
55:CA:994:A:N7	55:CA:1216:A:O4'	2.49	0.45
55:CA:1013:G:N2	55:CA:1015:G:H3'	2.32	0.45
55:CA:1026:G:N2	55:CA:1036:A:H61	2.14	0.45

*Continued on next page...*



*Continued from previous page...*

Atom-1	Atom-2	Interatomic distance (Å)	Clash overlap (Å)
55:CA:1250:A:C5	55:CA:1251:A:C8	3.04	0.45
55:CA:1305:G:N2	55:CA:1331:G:H2'	2.28	0.45
24:DA:181:A:H2	24:DA:434:U:H1'	1.82	0.45
24:DA:413:C:O2'	24:DA:414:C:O4'	2.34	0.45
24:DA:510:C:O2'	24:DA:511:U:H5'	2.16	0.45
24:DA:690:G:O2'	24:DA:780:G:OP1	2.23	0.45
24:DA:749:A:C4	24:DA:750:A:C8	3.05	0.45
24:DA:1088:A:H4'	24:DA:1089:A:H8	1.81	0.45
24:DA:1376:C:H6	59:DA:3412:HOH:O	2.00	0.45
24:DA:1430:G:O2'	24:DA:1431:A:O4'	2.32	0.45
24:DA:1475:G:O2'	24:DA:1476:U:OP2	2.35	0.45
24:DA:1534:U:H2'	24:DA:1536:C:O2	2.17	0.45
24:DA:1776:G:H21	24:DA:1789:A:H1'	1.82	0.45
24:DA:1793:C:H2'	24:DA:1794:A:H8	1.82	0.45
24:DA:1799:G:OP1	26:DC:257:ARG:NH1	2.50	0.45
24:DA:1940:U:H1'	24:DA:1942:C:N4	2.31	0.45
24:DA:2297:A:H1'	24:DA:2322:A:N3	2.32	0.45
24:DA:2428:G:H4'	24:DA:2429:G:C5	2.52	0.45
24:DA:2788:C:H2'	24:DA:2789:C:H6	1.79	0.45
56:DB:48:U:H5'	38:DO:30:ARG:HE	1.80	0.45
56:DB:81:G:H2'	56:DB:82:U:H6	1.82	0.45
26:DC:130:PRO:CD	26:DC:188:ARG:HG3	2.47	0.45
28:DE:53:THR:OG1	28:DE:54:GLY:N	2.50	0.45
31:DH:132:PHE:HB3	31:DH:140:ALA:HB3	1.98	0.45
32:DI:20:SER:OG	32:DI:25:PRO:HG2	2.16	0.45
33:DJ:4:PHE:CG	33:DJ:5:THR:N	2.85	0.45
34:DK:61:VAL:HG13	34:DK:87:LEU:CD2	2.47	0.45
40:DQ:64:ILE:HD12	40:DQ:95:ALA:HB1	1.99	0.45
42:DS:47:VAL:O	42:DS:50:VAL:HB	2.15	0.45
43:DT:45:ALA:HA	43:DT:48:GLN:HG2	1.99	0.45
45:DV:21:ARG:HD3	45:DV:87:GLN:HG2	1.97	0.45
47:DX:10:ARG:HB3	47:DX:11:PRO:HD2	1.99	0.45
48:DY:58:ASN:C	48:DY:60:LYS:N	2.70	0.45
53:D3:61:LEU:HB2	53:D3:64:ALA:HB3	1.98	0.45
5:AF:53:LYS:HE2	5:AF:53:LYS:HB2	1.75	0.45
6:AG:12:LEU:N	6:AG:12:LEU:HD22	2.32	0.45
6:AG:86:VAL:CG1	6:AG:87:PRO:HD2	2.47	0.45
7:AH:88:LYS:HB3	7:AH:120:LEU:O	2.16	0.45
17:AR:70:THR:OG1	17:AR:72:ARG:HG2	2.17	0.45
21:AA:18:C:O2'	21:AA:19:A:H5'	2.17	0.45
21:AA:99:C:C2'	21:AA:100:G:OP2	2.65	0.45

*Continued on next page...*

*Continued from previous page...*

Atom-1	Atom-2	Interatomic distance (Å)	Clash overlap (Å)
21:AA:409:U:H2'	21:AA:410:G:O4'	2.17	0.45
21:AA:683:G:C6	21:AA:684:U:N3	2.85	0.45
21:AA:1125:U:C2	21:AA:1127:G:C8	3.04	0.45
21:AA:1137:C:H1'	21:AA:1138:G:N2	2.32	0.45
21:AA:1185:G:C5	21:AA:1186:G:N7	2.85	0.45
21:AA:1314:C:O2'	21:AA:1315:U:H5'	2.16	0.45
21:AA:1403:C:H6	21:AA:1403:C:O5'	2.00	0.45
21:AA:1418:A:N7	21:AA:1419:G:C1'	2.80	0.45
21:AA:1453:G:HO2'	21:AA:1454:G:P	2.40	0.45
24:BA:161:A:C3'	24:BA:162:U:H5''	2.47	0.45
24:BA:373:U:C5	24:BA:400:G:N2	2.85	0.45
24:BA:374:A:H2'	24:BA:375:G:O4'	2.16	0.45
24:BA:681:G:H2'	24:BA:682:G:O5'	2.17	0.45
24:BA:811:U:C2	24:BA:1251:C:H5	2.34	0.45
24:BA:1204:A:C8	24:BA:1206:G:C2	3.05	0.45
24:BA:1247:A:C2	24:BA:1249:U:C6	3.05	0.45
24:BA:1276:A:C2	24:BA:1277:G:C5	3.04	0.45
24:BA:1425:G:H2'	24:BA:1426:G:C8	2.52	0.45
24:BA:1606:C:H4'	24:BA:1607:C:H5'	1.98	0.45
24:BA:1665:A:H2'	24:BA:1666:G:H5'	1.97	0.45
24:BA:1701:A:H2'	24:BA:1702:G:H5'	1.99	0.45
24:BA:2448:A:H3'	24:BA:2449:U:H2'	1.97	0.45
24:BA:2516:A:O2'	24:BA:2517:C:H5'	2.16	0.45
24:BA:2520:C:C4	24:BA:2567:G:C8	3.05	0.45
24:BA:2548:U:C2'	24:BA:2549:G:O5'	2.65	0.45
24:BA:2650:U:H2'	24:BA:2651:C:H6	1.80	0.45
24:BA:2662:A:N6	24:BA:2663:G:C2	2.85	0.45
25:BB:112:G:H2'	25:BB:113:C:C6	2.52	0.45
26:BC:140:VAL:HA	26:BC:190:THR:O	2.16	0.45
28:BE:75:SER:OG	28:BE:77:ILE:HG23	2.17	0.45
28:BE:83:VAL:O	28:BE:83:VAL:HG12	2.16	0.45
30:BG:84:LYS:CG	30:BG:85:LYS:H	2.29	0.45
31:BH:53:GLU:HG2	31:BH:53:GLU:O	2.17	0.45
31:BH:134:VAL:HG23	31:BH:138:VAL:HG23	1.98	0.45
35:BL:82:LEU:HD23	35:BL:83:ALA:N	2.31	0.45
37:BN:61:ALA:O	37:BN:64:ARG:HB2	2.17	0.45
43:BT:52:GLU:O	43:BT:52:GLU:CG	2.61	0.45
47:BX:19:HIS:C	47:BX:21:LEU:H	2.20	0.45
47:BX:65:THR:O	47:BX:68:ALA:HB3	2.17	0.45
49:BZ:40:THR:CG2	49:BZ:43:ILE:HG23	2.47	0.45
54:B4:4:ARG:HG3	54:B4:6:SER:O	2.16	0.45

*Continued on next page...*

*Continued from previous page...*

Atom-1	Atom-2	Interatomic distance (Å)	Clash overlap (Å)
5:CF:25:TYR:HA	5:CF:28:ALA:HB3	1.98	0.45
7:CH:12:ARG:HD2	7:CH:26:MET:HE2	1.99	0.45
8:CI:9:GLY:CA	8:CI:16:ALA:HB3	2.39	0.45
8:CI:58:GLU:HG3	8:CI:59:LYS:N	2.32	0.45
15:CP:4:ILE:HD12	15:CP:4:ILE:N	2.32	0.45
55:CA:37:U:C2	55:CA:548:G:N1	2.84	0.45
55:CA:89:U:O2'	55:CA:90:C:O4'	2.24	0.45
55:CA:96:U:O2'	55:CA:97:G:C5'	2.65	0.45
55:CA:245:U:H6	55:CA:245:U:H5''	1.82	0.45
55:CA:1157:A:C2	55:CA:1181:G:C4	3.05	0.45
55:CA:1297:G:C8	55:CA:1297:G:OP2	2.70	0.45
24:DA:52:A:N1	24:DA:178:G:O2'	2.47	0.45
24:DA:244:A:C2'	24:DA:245:G:O5'	2.65	0.45
24:DA:301:G:C5	24:DA:302:C:N4	2.85	0.45
24:DA:350:G:H2'	24:DA:351:C:O4'	2.16	0.45
24:DA:478:A:C2	24:DA:480:A:C8	3.04	0.45
24:DA:567:U:C4	24:DA:568:U:C4	3.05	0.45
24:DA:589:U:HO2'	24:DA:590:A:H8	0.67	0.45
24:DA:604:G:O6	24:DA:625:G:C6	2.70	0.45
24:DA:628:G:O2'	24:DA:629:G:H5'	2.17	0.45
24:DA:630:G:OP1	53:D3:22:LYS:NZ	2.49	0.45
24:DA:941:A:H2'	24:DA:942:G:H8	1.80	0.45
24:DA:1014:A:O2'	24:DA:1015:U:H5'	2.16	0.45
24:DA:1130:U:O2'	24:DA:1131:G:N7	2.50	0.45
24:DA:1545:A:H2'	24:DA:1546:G:O4'	2.16	0.45
24:DA:1799:G:H22	24:DA:1818:U:H2'	1.82	0.45
24:DA:1807:G:C2'	24:DA:1808:A:H5'	2.45	0.45
24:DA:1816:C:O2'	24:DA:1817:G:P	2.74	0.45
24:DA:1875:G:OP2	24:DA:1875:G:C8	2.70	0.45
24:DA:1954:G:O2'	24:DA:1956:U:O4	2.25	0.45
24:DA:2287:A:O2'	24:DA:2288:A:C3'	2.46	0.45
24:DA:2332:C:H5''	46:DW:76:ARG:NH1	2.32	0.45
24:DA:2685:G:C2	24:DA:2725:A:C2	3.05	0.45
56:DB:50:A:C5	56:DB:51:G:C8	3.05	0.45
28:DE:133:LEU:HD23	28:DE:133:LEU:C	2.36	0.45
31:DH:29:PHE:C	31:DH:32:PRO:HD2	2.37	0.45
41:DR:51:VAL:HB	41:DR:52:PRO:CD	2.47	0.45
43:DT:25:GLU:HA	43:DT:29:THR:O	2.17	0.45
44:DU:54:PRO:CG	44:DU:55:GLY:H	2.23	0.45
45:DV:4:ILE:HD11	45:DV:50:MET:CE	2.46	0.45
1:AB:31:PHE:HB3	1:AB:40:ILE:O	2.17	0.45

*Continued on next page...*

*Continued from previous page...*

Atom-1	Atom-2	Interatomic distance (Å)	Clash overlap (Å)
2:AC:16:PRO:HB2	2:AC:17:TRP:H	1.61	0.45
4:AE:60:GLN:C	4:AE:62:ALA:H	2.19	0.45
6:AG:77:ARG:NE	6:AG:77:ARG:HA	2.32	0.45
8:AI:6:TYR:CG	8:AI:7:GLY:N	2.85	0.45
13:AN:50:LEU:O	13:AN:51:PRO:C	2.55	0.45
21:AA:198:G:O2'	21:AA:199:A:C5'	2.65	0.45
21:AA:245:U:O2'	21:AA:246:A:H5'	2.17	0.45
21:AA:267:C:O2'	21:AA:268:U:C5'	2.65	0.45
21:AA:914:A:O2'	21:AA:915:A:H5'	2.17	0.45
21:AA:1061:G:C5	21:AA:1062:U:C4	3.05	0.45
21:AA:1415:G:C6	21:AA:1486:G:C6	3.05	0.45
24:BA:216:A:C8	24:BA:432:A:C6	3.05	0.45
24:BA:239:C:C4	24:BA:240:C:N3	2.85	0.45
24:BA:478:A:N6	24:BA:480:A:C6	2.85	0.45
24:BA:484:C:H2'	24:BA:485:C:H6	1.81	0.45
24:BA:515:A:H3'	24:BA:516:C:H6	1.82	0.45
24:BA:658:U:C2'	24:BA:659:G:O5'	2.65	0.45
24:BA:665:U:H2'	24:BA:666:A:C8	2.52	0.45
24:BA:665:U:H2'	24:BA:666:A:H8	1.81	0.45
24:BA:704:G:O2'	24:BA:705:A:P	2.75	0.45
24:BA:829:A:O2'	24:BA:830:G:P	2.75	0.45
24:BA:835:C:C2'	24:BA:836:G:H5'	2.47	0.45
24:BA:854:C:C6	24:BA:854:C:H3'	2.52	0.45
24:BA:969:G:C2	24:BA:970:U:C2	3.05	0.45
24:BA:1055:G:N2	24:BA:1105:U:O2	2.50	0.45
24:BA:1166:G:C5	24:BA:1167:C:C5	3.05	0.45
24:BA:1316:U:H2'	24:BA:1317:G:C8	2.52	0.45
24:BA:1555:G:C6	24:BA:1556:C:C4	3.05	0.45
24:BA:1727:C:H2'	24:BA:1728:C:O4'	2.16	0.45
24:BA:1733:G:O2'	24:BA:1734:G:H5'	2.17	0.45
24:BA:1880:U:H2'	24:BA:1881:C:C6	2.51	0.45
24:BA:2025:C:H2'	24:BA:2026:U:H6	1.82	0.45
24:BA:2147:A:H3'	24:BA:2148:G:C5'	2.46	0.45
24:BA:2660:A:H2'	24:BA:2661:G:O4'	2.16	0.45
24:BA:2800:A:H8	24:BA:2800:A:H5''	1.82	0.45
25:BB:53:A:O2'	25:BB:54:G:C5'	2.60	0.45
27:BD:8:LYS:HB2	27:BD:201:LEU:HD22	1.99	0.45
29:BF:16:MET:O	29:BF:20:ASN:HA	2.17	0.45
30:BG:154:GLU:OE2	30:BG:156:TYR:HB2	2.17	0.45
32:BI:3:LYS:CD	32:BI:4:VAL:HG23	2.47	0.45
33:BJ:42:ALA:O	33:BJ:44:TYR:O	2.35	0.45

*Continued on next page...*

*Continued from previous page...*

Atom-1	Atom-2	Interatomic distance (Å)	Clash overlap (Å)
34:BK:21:CYS:HB2	34:BK:39:ILE:HD13	1.98	0.45
36:BM:71:LYS:HD3	36:BM:95:LEU:HD11	1.99	0.45
40:BQ:45:ALA:O	40:BQ:46:TYR:C	2.54	0.45
45:BV:1:MET:HG3	45:BV:2:PHE:N	2.31	0.45
45:BV:68:LYS:O	45:BV:69:GLU:O	2.34	0.45
46:BW:39:GLN:C	46:BW:41:GLY:N	2.68	0.45
1:CB:14:HIS:NE2	1:CB:42:LEU:HD21	2.32	0.45
1:CB:44:LYS:O	1:CB:47:PRO:HD2	2.17	0.45
1:CB:105:THR:O	1:CB:105:THR:HG22	2.16	0.45
1:CB:158:ASP:O	1:CB:181:PRO:HD2	2.17	0.45
2:CC:86:LEU:O	2:CC:90:VAL:HG22	2.17	0.45
4:CE:131:ASN:C	4:CE:131:ASN:ND2	2.70	0.45
5:CF:67:PRO:O	5:CF:68:GLN:C	2.56	0.45
6:CG:134:VAL:HB	6:CG:137:ARG:NH2	2.32	0.45
7:CH:3:GLN:HB3	55:CA:587:G:H4'	1.99	0.45
11:CL:6:LEU:HD13	16:CQ:33:TYR:HE2	1.82	0.45
11:CL:19:ASN:N	11:CL:19:ASN:ND2	2.65	0.45
11:CL:86:VAL:CG1	11:CL:89:LEU:HD23	2.47	0.45
12:CM:77:LYS:HA	12:CM:80:MET:HE2	1.99	0.45
13:CN:27:LYS:HD2	13:CN:27:LYS:C	2.37	0.45
15:CP:40:ASN:HA	15:CP:41:PRO:HD3	1.81	0.45
15:CP:71:VAL:O	15:CP:75:ILE:HG13	2.16	0.45
18:CS:50:VAL:HG21	18:CS:74:ALA:HB2	1.99	0.45
55:CA:609:A:N7	59:CA:1858:HOH:O	2.36	0.45
55:CA:708:C:C5	55:CA:709:U:H5	2.34	0.45
55:CA:929:G:C6	55:CA:930:C:C4	3.04	0.45
55:CA:954:G:H1	55:CA:1228:C:N4	2.15	0.45
55:CA:1115:U:H2'	55:CA:1116:U:C6	2.52	0.45
55:CA:1194:U:C4	55:CA:1195:C:N4	2.85	0.45
55:CA:1238:A:OP1	55:CA:1336:C:H5	2.00	0.45
55:CA:1422:G:H2'	55:CA:1423:G:H8	1.81	0.45
55:CA:1495:U:O2'	55:CA:1496:C:H5'	2.17	0.45
24:DA:5:A:C2	24:DA:2899:A:C2	3.05	0.45
24:DA:232:G:C4'	24:DA:233:A:OP1	2.59	0.45
24:DA:377:G:C5	24:DA:378:C:C4	3.05	0.45
24:DA:491:G:O2'	24:DA:492:A:H5'	2.17	0.45
24:DA:746:U:C5'	24:DA:748:G:O4'	2.65	0.45
24:DA:973:A:OP2	41:DR:81:LYS:HD2	2.17	0.45
24:DA:1021:A:C2	24:DA:1023:U:O2	2.69	0.45
24:DA:1035:U:H6	24:DA:1035:U:H5''	1.82	0.45
24:DA:1062:G:OP1	24:DA:1070:A:OP2	2.35	0.45

*Continued on next page...*

*Continued from previous page...*

Atom-1	Atom-2	Interatomic distance (Å)	Clash overlap (Å)
24:DA:1229:C:H2'	24:DA:1230:A:O4'	2.16	0.45
24:DA:1264:A:C5	24:DA:1265:A:C6	3.04	0.45
24:DA:1438:U:O4	24:DA:1552:A:N1	2.50	0.45
24:DA:1568:G:H8	24:DA:1568:G:H2'	1.53	0.45
24:DA:1941:C:C6	24:DA:1965:C:C4	3.05	0.45
24:DA:2137:U:O2	24:DA:2137:U:H2'	2.17	0.45
24:DA:2144:G:H2'	24:DA:2147:A:OP2	2.17	0.45
24:DA:2147:A:OP1	24:DA:2147:A:C4'	2.64	0.45
24:DA:2520:C:O2'	24:DA:2521:C:H5'	2.17	0.45
24:DA:2748:A:C4	24:DA:2757:A:C6	3.05	0.45
24:DA:2886:A:N7	50:D0:39:ARG:CZ	2.80	0.45
56:DB:98:G:N1	45:DV:14:LYS:HB3	2.32	0.45
27:DD:38:LYS:HD2	27:DD:45:TYR:CZ	2.52	0.45
27:DD:76:GLY:O	27:DD:77:ARG:C	2.53	0.45
28:DE:170:ARG:NH2	28:DE:176:ASP:OD2	2.50	0.45
29:DF:48:LEU:HB2	29:DF:149:ARG:NH2	2.31	0.45
29:DF:107:VAL:N	29:DF:108:PRO:HD2	2.31	0.45
30:DG:22:VAL:HG12	30:DG:23:ILE:H	1.82	0.45
30:DG:53:PRO:HB3	30:DG:61:TRP:H	1.81	0.45
32:DI:52:LEU:HD11	32:DI:78:LEU:HD21	1.99	0.45
35:DL:93:ASN:O	35:DL:95:LEU:N	2.44	0.45
36:DM:136:MET:CE	45:DV:75:GLN:C	2.86	0.45
47:DX:31:ASN:ND2	47:DX:31:ASN:N	2.54	0.45
2:AC:10:ARG:O	2:AC:13:ILE:O	2.35	0.45
4:AE:110:MET:SD	4:AE:139:THR:HG21	2.57	0.45
6:AG:12:LEU:HD22	6:AG:12:LEU:H	1.82	0.45
7:AH:33:VAL:O	7:AH:34:ALA:C	2.55	0.45
8:AI:112:ARG:O	8:AI:112:ARG:HG3	2.17	0.45
9:AJ:48:ARG:NH2	13:AN:100:TRP:CD2	2.84	0.45
10:AK:12:ARG:O	10:AK:13:LYS:C	2.55	0.45
18:AS:76:THR:CG2	21:AA:1221:G:H4'	2.47	0.45
21:AA:65:A:C4	21:AA:381:C:C5	3.05	0.45
21:AA:104:G:C2	21:AA:105:G:C8	3.04	0.45
21:AA:325:A:H3'	21:AA:326:G:H8	1.82	0.45
21:AA:938:A:C6	21:AA:939:G:C5	3.05	0.45
21:AA:993:G:H2'	21:AA:993:G:N3	2.32	0.45
21:AA:1253:G:C6	21:AA:1285:A:N6	2.85	0.45
21:AA:1349:A:O2'	21:AA:1350:A:H5'	2.16	0.45
21:AA:1504:G:C3'	21:AA:1505:G:H5'	2.48	0.45
22:AV:33:U:H3'	22:AV:35:A:OP2	2.17	0.45
24:BA:50:U:O5'	24:BA:50:U:H6	2.00	0.45

*Continued on next page...*

*Continued from previous page...*

Atom-1	Atom-2	Interatomic distance (Å)	Clash overlap (Å)
24:BA:1063:G:C5	24:BA:1064:C:C4	3.05	0.45
24:BA:1289:C:H2'	24:BA:1290:C:H6	1.81	0.45
24:BA:1300:G:C2	24:BA:1626:A:C6	3.05	0.45
24:BA:1489:C:O2'	24:BA:1490:A:H5'	2.17	0.45
24:BA:1906:G:H2'	24:BA:1907:G:O5'	2.16	0.45
24:BA:1912:A:C2	24:BA:1919:A:C6	3.05	0.45
24:BA:1965:C:H5''	24:BA:1966:A:H2'	1.99	0.45
24:BA:2182:U:H2'	24:BA:2183:A:OP1	2.17	0.45
26:BC:124:LYS:HB3	26:BC:127:ASN:HD22	1.81	0.45
26:BC:236:GLY:O	59:BC:308:HOH:O	2.21	0.45
29:BF:62:GLN:O	29:BF:64:PRO:HD3	2.17	0.45
30:BG:37:ASN:OD1	30:BG:37:ASN:N	2.50	0.45
33:BJ:30:THR:O	33:BJ:33:ALA:HB3	2.17	0.45
34:BK:71:ARG:CB	34:BK:72:PRO:CD	2.93	0.45
34:BK:113:MET:O	34:BK:116:ILE:HG13	2.16	0.45
35:BL:90:VAL:HG13	35:BL:95:LEU:CD2	2.46	0.45
35:BL:96:LYS:HD3	35:BL:103:ILE:HA	1.99	0.45
36:BM:49:ALA:HB3	36:BM:103:TYR:OH	2.18	0.45
37:BN:51:LEU:HD21	37:BN:70:THR:HG22	1.98	0.45
39:BP:111:GLU:CD	39:BP:111:GLU:N	2.69	0.45
40:BQ:63:ARG:HD2	40:BQ:64:ILE:HG13	1.99	0.45
44:BU:12:VAL:O	44:BU:18:LYS:O	2.34	0.45
44:BU:61:GLU:H	44:BU:61:GLU:HG2	1.54	0.45
44:BU:98:ASN:C	44:BU:98:ASN:OD1	2.55	0.45
47:BX:19:HIS:C	47:BX:21:LEU:N	2.71	0.45
6:CG:101:ARG:NH1	55:CA:1375:A:H4'	2.20	0.45
6:CG:112:ASP:HB2	6:CG:118:ARG:HA	1.99	0.45
9:CJ:5:ARG:N	9:CJ:6:ILE:HD12	2.32	0.45
10:CK:86:LYS:HA	10:CK:113:THR:OG1	2.17	0.45
11:CL:20:VAL:HG23	11:CL:20:VAL:O	2.17	0.45
12:CM:13:HIS:HD2	12:CM:14:ALA:H	1.64	0.45
16:CQ:68:LYS:HG2	16:CQ:69:THR:HG23	1.98	0.45
55:CA:172:A:C5	55:CA:174:A:N7	2.85	0.45
55:CA:518:C:H2'	55:CA:530:G:N3	2.31	0.45
55:CA:665:A:C2	55:CA:732:C:C2	3.05	0.45
55:CA:734:G:C4	55:CA:735:C:C5	3.05	0.45
55:CA:765:G:C4	55:CA:812:G:N1	2.85	0.45
55:CA:783:C:C2'	55:CA:784:A:H5'	2.46	0.45
55:CA:953:G:H2'	55:CA:954:G:C8	2.52	0.45
55:CA:994:A:C5	55:CA:1216:A:H4'	2.52	0.45
55:CA:1126:U:O2'	55:CA:1127:G:H8	2.00	0.45

*Continued on next page...*

*Continued from previous page...*

Atom-1	Atom-2	Interatomic distance (Å)	Clash overlap (Å)
55:CA:1151:A:C2	55:CA:1152:A:C5	3.05	0.45
55:CA:1252:A:H2'	55:CA:1253:G:O4'	2.17	0.45
55:CA:1361:G:H2'	55:CA:1362:A:C5'	2.47	0.45
24:DA:104:A:O2'	24:DA:105:C:O4'	2.31	0.45
24:DA:125:A:OP2	52:D2:19:ARG:NH2	2.50	0.45
24:DA:288:U:H2'	24:DA:289:G:O4'	2.17	0.45
24:DA:303:G:C6	24:DA:315:G:C6	3.05	0.45
24:DA:464:U:C2	24:DA:788:A:C6	3.05	0.45
24:DA:603:A:H4'	24:DA:604:G:C4'	2.46	0.45
24:DA:769:U:HO2'	24:DA:1379:U:H6	1.63	0.45
24:DA:1264:A:C5'	50:D0:15:ARG:HH22	2.30	0.45
24:DA:1423:G:C2	24:DA:1424:G:C4	3.05	0.45
24:DA:1667:G:H1'	24:DA:1669:A:H62	1.81	0.45
24:DA:1812:U:H2'	24:DA:1813:G:C8	2.52	0.45
24:DA:1950:G:C2	24:DA:1954:G:C8	3.04	0.45
24:DA:2245:U:H5''	24:DA:2246:G:H5'	1.99	0.45
24:DA:2269:G:O2'	46:DW:18:LYS:HG2	2.17	0.45
24:DA:2408:U:O2'	24:DA:2409:G:C5'	2.65	0.45
24:DA:2443:C:C2'	24:DA:2444:G:H5'	2.46	0.45
24:DA:2581:G:C6	24:DA:2610:C:O2	2.70	0.45
24:DA:2662:A:H8	24:DA:2662:A:O5'	2.00	0.45
56:DB:65:U:H3'	56:DB:108:A:N6	2.30	0.45
26:DC:229:HIS:ND1	26:DC:230:PRO:HD2	2.32	0.45
31:DH:15:LEU:N	31:DH:15:LEU:HD22	2.32	0.45
31:DH:84:ALA:HB3	31:DH:148:ALA:CB	2.47	0.45
32:DI:118:GLY:O	32:DI:123:ALA:HB3	2.17	0.45
32:DI:132:ALA:HA	32:DI:137:LEU:HD12	1.98	0.45
34:DK:35:VAL:HG23	34:DK:36:GLY:N	2.24	0.45
34:DK:87:LEU:HA	34:DK:94:PRO:HA	1.98	0.45
35:DL:122:VAL:O	35:DL:122:VAL:HG23	2.17	0.45
36:DM:71:LYS:HA	36:DM:72:PRO:HD3	1.86	0.45
37:DN:12:ARG:NE	37:DN:12:ARG:HA	2.32	0.45
40:DQ:91:ARG:HG3	41:DR:11:GLN:CD	2.37	0.45
42:DS:19:LEU:HG	50:D0:21:LEU:HG	1.99	0.45
43:DT:74:ILE:HG13	43:DT:75:GLY:H	1.82	0.45
52:D2:34:ARG:HB3	52:D2:42:LEU:CD1	2.45	0.45
2:AC:55:VAL:O	2:AC:65:VAL:HA	2.17	0.44
4:AE:83:PRO:HD3	4:AE:97:PRO:CG	2.47	0.44
5:AF:79:ARG:HA	5:AF:79:ARG:NE	2.31	0.44
8:AI:25:GLY:H	8:AI:58:GLU:HA	1.81	0.44
8:AI:112:ARG:NH2	9:AJ:64:GLN:HE22	2.15	0.44

*Continued on next page...*



*Continued from previous page...*

Atom-1	Atom-2	Interatomic distance (Å)	Clash overlap (Å)
13:AN:78:LEU:HB2	13:AN:83:VAL:HG22	1.99	0.44
21:AA:332:G:O2'	21:AA:333:U:C5'	2.61	0.44
21:AA:482:A:O2'	21:AA:483:C:H5'	2.18	0.44
21:AA:556:C:O2	21:AA:556:C:H2'	2.17	0.44
21:AA:925:G:C4	21:AA:927:G:C8	3.04	0.44
21:AA:1020:G:H2'	21:AA:1021:A:C8	2.52	0.44
21:AA:1073:U:O2'	21:AA:1074:G:H5'	2.17	0.44
24:BA:86:G:C2	24:BA:87:U:C5	3.05	0.44
24:BA:227:A:H4'	24:BA:229:C:N4	2.33	0.44
24:BA:271:G:C4	24:BA:272:A:N7	2.85	0.44
24:BA:408:G:H2'	24:BA:409:G:O4'	2.17	0.44
24:BA:463:G:C6	24:BA:467:G:O6	2.70	0.44
24:BA:528:A:C2	24:BA:2042:A:H2'	2.52	0.44
24:BA:555:G:O2'	24:BA:556:A:P	2.74	0.44
24:BA:867:C:C4	24:BA:868:U:C4	3.05	0.44
24:BA:1094:U:H1'	24:BA:1098:A:C2	2.52	0.44
24:BA:1212:G:C2	24:BA:1236:G:C5	3.05	0.44
24:BA:1404:C:O2	24:BA:1405:U:C6	2.70	0.44
24:BA:1698:A:H4'	24:BA:1699:G:O5'	2.16	0.44
24:BA:2058:A:O5'	24:BA:2058:A:H8	2.00	0.44
24:BA:2197:U:H1'	24:BA:2198:A:C8	2.52	0.44
24:BA:2331:G:O2'	24:BA:2336:A:N1	2.50	0.44
24:BA:2348:U:P	53:B3:37:THR:HG21	2.57	0.44
24:BA:2478:A:H2'	24:BA:2479:U:O4'	2.17	0.44
24:BA:2532:G:C4	24:BA:2533:U:C6	3.04	0.44
24:BA:2539:C:O2'	24:BA:2540:C:H5'	2.17	0.44
24:BA:2567:G:N2	24:BA:2568:U:C2	2.85	0.44
24:BA:2819:G:C5	24:BA:2821:A:C6	3.06	0.44
30:BG:8:VAL:O	30:BG:9:VAL:O	2.34	0.44
30:BG:174:LYS:HD2	30:BG:174:LYS:C	2.37	0.44
31:BH:9:VAL:O	31:BH:10:ALA:O	2.35	0.44
33:BJ:88:THR:HG22	33:BJ:91:GLU:HG3	2.00	0.44
35:BL:14:LYS:CG	35:BL:15:ALA:N	2.79	0.44
49:BZ:35:VAL:HG22	49:BZ:36:GLU:N	2.32	0.44
1:CB:72:LYS:O	1:CB:76:SER:N	2.50	0.44
2:CC:24:ASN:O	2:CC:28:PHE:HB2	2.17	0.44
6:CG:78:ARG:HA	6:CG:84:TYR:HB2	1.99	0.44
8:CI:129:ARG:O	55:CA:967:C:H5'	2.16	0.44
13:CN:13:VAL:O	13:CN:16:ALA:HB3	2.17	0.44
16:CQ:46:HIS:HE2	16:CQ:48:GLU:HG2	1.81	0.44
19:CT:7:LYS:O	19:CT:10:ALA:HB3	2.18	0.44

*Continued on next page...*

*Continued from previous page...*

Atom-1	Atom-2	Interatomic distance (Å)	Clash overlap (Å)
19:CT:66:ILE:HG13	19:CT:67:HIS:H	1.82	0.44
55:CA:91:U:C4	55:CA:92:U:C4	3.05	0.44
55:CA:113:G:C2	55:CA:315:A:C2	3.04	0.44
55:CA:368:U:H6	55:CA:368:U:H2'	1.44	0.44
55:CA:866:C:C4	55:CA:867:G:H1'	2.52	0.44
55:CA:954:G:N7	55:CA:955:U:C4	2.85	0.44
55:CA:1087:G:H2'	55:CA:1088:G:C8	2.51	0.44
55:CA:1142:G:C2	55:CA:1143:G:H1'	2.51	0.44
55:CA:1160:G:O2'	55:CA:1161:C:H5'	2.17	0.44
55:CA:1381:U:HO2'	55:CA:1382:C:H6	1.64	0.44
55:CA:1387:G:H2'	55:CA:1388:C:C6	2.52	0.44
55:CA:1400:C:H4'	55:CA:1401:G:OP2	2.17	0.44
22:CV:35:A:C2	22:CV:36:A:N9	2.86	0.44
24:DA:54:G:C5	24:DA:55:G:N7	2.85	0.44
24:DA:196:A:O2'	24:DA:197:A:OP1	2.34	0.44
24:DA:218:A:N6	24:DA:219:A:N6	2.65	0.44
24:DA:223:A:C6	24:DA:422:A:C5	3.05	0.44
24:DA:310:A:C2'	24:DA:312:G:N7	2.80	0.44
24:DA:319:G:H2'	24:DA:320:A:C8	2.52	0.44
24:DA:414:C:H2'	24:DA:415:A:C8	2.52	0.44
24:DA:426:C:O2'	24:DA:427:U:H5'	2.18	0.44
24:DA:464:U:H1'	24:DA:686:U:H5	1.81	0.44
24:DA:493:G:H4'	42:DS:8:ARG:O	2.16	0.44
24:DA:792:A:C8	24:DA:2440:C:C2	3.05	0.44
24:DA:1343:G:O2'	24:DA:1344:U:C6	2.67	0.44
24:DA:1567:G:H5''	26:DC:84:PRO:CB	2.47	0.44
24:DA:1953:A:N1	24:DA:2550:G:O4'	2.50	0.44
24:DA:1993:U:H4'	27:DD:133:THR:HG22	1.98	0.44
24:DA:1994:C:O2'	24:DA:1995:U:H5'	2.17	0.44
24:DA:2489:U:C4	24:DA:2490:G:N1	2.85	0.44
24:DA:2543:G:O6	24:DA:2765:A:C6	2.71	0.44
24:DA:2625:G:C5	24:DA:2626:C:C4	3.05	0.44
24:DA:2656:U:O2'	24:DA:2657:A:H8	2.00	0.44
24:DA:2697:G:H2'	24:DA:2698:U:H6	1.82	0.44
24:DA:2823:A:C2'	24:DA:2824:C:H5'	2.46	0.44
27:DD:184:ARG:NH2	39:DP:6:GLN:HE21	2.06	0.44
28:DE:28:VAL:O	28:DE:32:VAL:HG13	2.17	0.44
29:DF:45:ASP:OD2	29:DF:47:LYS:HB2	2.17	0.44
34:DK:7:MET:HA	34:DK:7:MET:HE2	2.00	0.44
35:DL:85:VAL:O	35:DL:86:GLU:HB2	2.17	0.44
37:DN:34:ILE:HD12	37:DN:44:LEU:HD21	1.99	0.44

*Continued on next page...*

*Continued from previous page...*

Atom-1	Atom-2	Interatomic distance (Å)	Clash overlap (Å)
38:DO:74:VAL:HB	38:DO:106:LEU:HD11	1.99	0.44
38:DO:82:ALA:HB3	38:DO:115:LEU:HD11	1.98	0.44
44:DU:96:LYS:O	44:DU:97:SER:HB3	2.17	0.44
54:D4:15:LYS:O	54:D4:16:ILE:HB	2.16	0.44
1:AB:136:ARG:O	1:AB:139:GLU:HB3	2.18	0.44
1:AB:147:LEU:HD22	1:AB:150:ILE:HG21	1.99	0.44
2:AC:159:ALA:C	2:AC:161:ILE:N	2.70	0.44
2:AC:168:ARG:NH2	21:AA:1106:G:O2'	2.50	0.44
3:AD:146:GLU:HA	3:AD:149:LYS:HE2	1.99	0.44
6:AG:74:VAL:HA	6:AG:87:PRO:HA	1.98	0.44
12:AM:70:ARG:CG	12:AM:71:GLU:N	2.77	0.44
15:AP:19:VAL:HG22	15:AP:36:VAL:HG12	1.99	0.44
21:AA:366:A:O2'	21:AA:367:U:P	2.76	0.44
21:AA:408:A:C2	21:AA:435:A:C2	3.05	0.44
21:AA:428:G:C4	21:AA:430:A:N6	2.85	0.44
21:AA:720:C:N3	21:AA:721:G:C6	2.85	0.44
21:AA:961:U:OP2	21:AA:1223:C:H1'	2.17	0.44
21:AA:1101:A:H4'	21:AA:1102:A:C5'	2.47	0.44
21:AA:1346:A:C2	21:AA:1348:U:O4	2.70	0.44
24:BA:28:A:C8	24:BA:513:A:N6	2.86	0.44
24:BA:206:U:O2'	24:BA:207:A:H5'	2.18	0.44
24:BA:578:G:H21	24:BA:1252:G:N2	2.15	0.44
24:BA:598:U:H2'	24:BA:599:A:C8	2.49	0.44
24:BA:745:G:O2'	24:BA:748:G:H1'	2.18	0.44
24:BA:932:U:H4'	24:BA:933:A:C5'	2.47	0.44
24:BA:1057:A:N7	24:BA:1086:A:H2'	2.31	0.44
24:BA:1085:A:H2'	24:BA:1086:A:N3	2.32	0.44
24:BA:1383:A:C6	24:BA:1384:A:C6	3.04	0.44
24:BA:1820:U:O2'	26:BC:157:ALA:HB3	2.17	0.44
24:BA:2478:A:H1'	24:BA:2529:G:C8	2.52	0.44
24:BA:2762:C:C4	24:BA:2763:G:C5	3.05	0.44
26:BC:105:ALA:HA	26:BC:106:PRO:HD2	1.63	0.44
27:BD:110:THR:OG1	27:BD:171:THR:HG22	2.17	0.44
27:BD:184:ARG:NH1	39:BP:6:GLN:OE1	2.37	0.44
28:BE:5:LEU:HD23	28:BE:120:VAL:HG13	2.00	0.44
28:BE:117:ARG:HA	28:BE:185:LYS:CD	2.45	0.44
28:BE:134:LEU:HD21	28:BE:161:ALA:HB2	1.98	0.44
29:BF:134:GLN:C	29:BF:136:ILE:N	2.70	0.44
30:BG:29:ASN:CG	30:BG:30:GLY:H	2.20	0.44
31:BH:137:GLU:HG3	31:BH:138:VAL:N	2.31	0.44
36:BM:71:LYS:HA	36:BM:72:PRO:HD2	1.79	0.44

*Continued on next page...*

*Continued from previous page...*

Atom-1	Atom-2	Interatomic distance (Å)	Clash overlap (Å)
40:BQ:3:VAL:O	40:BQ:3:VAL:HG12	2.16	0.44
40:BQ:57:ARG:NH2	40:BQ:92:LYS:HE2	2.31	0.44
41:BR:66:HIS:ND1	41:BR:94:THR:HG22	2.33	0.44
42:BS:24:ILE:HD12	42:BS:32:ALA:CB	2.47	0.44
43:BT:19:LYS:O	43:BT:23:ALA:N	2.37	0.44
43:BT:40:LYS:N	43:BT:43:ILE:HG23	2.32	0.44
1:CB:66:ILE:HB	1:CB:88:GLN:HB3	1.98	0.44
1:CB:125:PHE:HD2	1:CB:125:PHE:H	1.64	0.44
2:CC:28:PHE:CE2	2:CC:32:LEU:HD11	2.52	0.44
7:CH:124:ILE:HG22	7:CH:125:ILE:N	2.32	0.44
9:CJ:35:GLN:NE2	9:CJ:78:GLU:H	2.16	0.44
10:CK:21:HIS:HD2	10:CK:34:THR:CG2	2.28	0.44
11:CL:65:TYR:N	11:CL:94:TYR:O	2.45	0.44
11:CL:93:ARG:HH21	55:CA:911:U:P	2.40	0.44
20:CU:38:GLU:CG	55:CA:1526:G:OP1	2.62	0.44
55:CA:180:U:O4	55:CA:181:A:N6	2.51	0.44
55:CA:198:G:C4	55:CA:199:A:C8	3.06	0.44
55:CA:251:G:C4	55:CA:266:G:C5	3.04	0.44
55:CA:276:G:C2	55:CA:277:C:C2	3.05	0.44
55:CA:293:G:O2'	55:CA:294:U:H5'	2.17	0.44
55:CA:525:C:H2'	55:CA:526:C:H6	1.83	0.44
55:CA:596:A:C2	55:CA:597:G:C8	3.05	0.44
55:CA:815:A:H4'	55:CA:817:C:C4	2.52	0.44
55:CA:1064:G:C4	55:CA:1066:C:C4	3.05	0.44
55:CA:1144:G:H21	55:CA:1146:A:H62	1.65	0.44
24:DA:121:G:C2	24:DA:131:A:C4	3.05	0.44
24:DA:180:G:OP1	24:DA:180:G:H4'	2.16	0.44
24:DA:188:G:C2	24:DA:209:C:N3	2.86	0.44
24:DA:322:A:H3'	28:DE:163:ASN:ND2	2.32	0.44
24:DA:347:A:O2'	24:DA:348:A:H5'	2.17	0.44
24:DA:520:G:H5'	42:DS:73:LYS:NZ	2.31	0.44
24:DA:638:G:C6	24:DA:651:G:C6	3.05	0.44
24:DA:716:A:H3'	24:DA:717:C:H5''	1.98	0.44
24:DA:1146:C:H2'	24:DA:1147:A:C8	2.52	0.44
24:DA:1352:U:C5	24:DA:1377:G:C5	2.95	0.44
24:DA:1517:G:N2	24:DA:1732:C:C5	2.85	0.44
24:DA:1839:G:O2'	24:DA:1840:G:C5'	2.65	0.44
24:DA:2148:G:O3'	24:DA:2149:U:O4'	2.35	0.44
24:DA:2286:G:O6	51:D1:22:THR:HG21	2.17	0.44
24:DA:2492:U:HO2'	24:DA:2493:U:H5'	1.82	0.44
24:DA:2861:U:H2'	24:DA:2862:G:C8	2.52	0.44

*Continued on next page...*

*Continued from previous page...*

Atom-1	Atom-2	Interatomic distance (Å)	Clash overlap (Å)
26:DC:245:THR:C	26:DC:247:TRP:N	2.70	0.44
27:DD:12:THR:OG1	39:DP:4:ILE:HG23	2.17	0.44
29:DF:48:LEU:O	29:DF:52:ALA:HB2	2.16	0.44
30:DG:94:ARG:O	30:DG:95:ALA:HB2	2.17	0.44
33:DJ:58:ASN:OD1	33:DJ:127:GLY:HA2	2.17	0.44
33:DJ:80:HIS:O	33:DJ:81:ILE:O	2.34	0.44
37:DN:1:MET:O	37:DN:2:ARG:HB2	2.17	0.44
37:DN:16:HIS:O	37:DN:20:MET:N	2.51	0.44
40:DQ:4:LYS:CD	40:DQ:7:VAL:HG22	2.46	0.44
43:DT:68:LYS:HB3	43:DT:69:ARG:H	1.53	0.44
44:DU:14:THR:HB	44:DU:68:ASN:CB	2.44	0.44
45:DV:30:ILE:HG13	45:DV:40:ILE:HD11	1.98	0.44
46:DW:9:THR:HG23	46:DW:10:ARG:N	2.32	0.44
51:D1:38:PHE:CD2	51:D1:39:ASP:N	2.85	0.44
1:AB:26:MET:HE3	1:AB:26:MET:HA	1.98	0.44
1:AB:101:THR:HG22	1:AB:174:GLU:OE1	2.17	0.44
3:AD:117:VAL:HG22	3:AD:122:ILE:HD11	1.98	0.44
4:AE:15:ILE:HD11	4:AE:37:VAL:CG2	2.44	0.44
4:AE:76:ASN:HD22	4:AE:81:GLN:HB3	1.82	0.44
4:AE:121:ASN:HD22	4:AE:121:ASN:N	2.14	0.44
8:AI:26:LYS:HG3	8:AI:61:ASP:OD1	2.17	0.44
8:AI:44:ARG:H	8:AI:44:ARG:HG2	1.49	0.44
9:AJ:6:ILE:HD12	9:AJ:76:ILE:HB	1.98	0.44
12:AM:13:HIS:NE2	21:AA:1296:C:H5'	2.32	0.44
12:AM:88:LEU:O	12:AM:92:ARG:HG3	2.18	0.44
12:AM:113:LYS:HD3	12:AM:113:LYS:HA	1.59	0.44
15:AP:78:VAL:O	15:AP:78:VAL:HG13	2.17	0.44
16:AQ:12:VAL:HG11	16:AQ:21:VAL:H	1.82	0.44
16:AQ:30:HIS:HB2	16:AQ:37:ILE:HD11	1.99	0.44
16:AQ:58:VAL:CG2	16:AQ:59:GLU:N	2.80	0.44
21:AA:66:A:H2'	21:AA:66:A:N3	2.31	0.44
21:AA:227:G:C2'	21:AA:228:A:H5'	2.47	0.44
21:AA:445:G:N2	21:AA:490:C:C2	2.86	0.44
21:AA:695:A:C6	21:AA:696:A:C6	3.05	0.44
21:AA:763:G:C4	21:AA:764:C:C6	3.05	0.44
21:AA:1069:C:H4'	21:AA:1192:C:O2	2.17	0.44
21:AA:1492:A:H2	23:AW:5:U:O2	1.99	0.44
24:BA:92:U:H2'	24:BA:93:G:C8	2.53	0.44
24:BA:106:C:O2'	24:BA:294:A:O2'	2.34	0.44
24:BA:310:A:O2'	24:BA:311:A:P	2.75	0.44
24:BA:545:U:C6	24:BA:545:U:C3'	3.00	0.44

*Continued on next page...*

*Continued from previous page...*

Atom-1	Atom-2	Interatomic distance (Å)	Clash overlap (Å)
24:BA:827:U:H2'	24:BA:2068:U:C2	2.52	0.44
24:BA:923:G:N3	46:BW:23:LYS:CE	2.80	0.44
24:BA:946:C:O2'	24:BA:947:A:C5'	2.65	0.44
24:BA:1707:G:O2'	24:BA:1708:C:H5'	2.18	0.44
24:BA:1731:G:C2'	24:BA:1732:C:H5''	2.48	0.44
24:BA:1816:C:C5	26:BC:61:TYR:CE1	3.05	0.44
24:BA:1965:C:C5'	24:BA:1965:C:C6	2.90	0.44
24:BA:2146:C:O2	24:BA:2146:C:O4'	2.35	0.44
24:BA:2305:U:N3	24:BA:2306:C:C2	2.85	0.44
24:BA:2533:U:H2'	24:BA:2534:A:H5'	1.99	0.44
26:BC:27:LYS:HE3	26:BC:27:LYS:N	2.31	0.44
29:BF:79:ARG:O	29:BF:82:TYR:HB2	2.17	0.44
29:BF:82:TYR:HA	29:BF:83:PRO:HD2	1.79	0.44
29:BF:146:ASP:O	29:BF:147:ARG:HB2	2.18	0.44
31:BH:4:ILE:HG23	31:BH:17:ASP:O	2.17	0.44
32:BI:61:TYR:N	32:BI:61:TYR:CD2	2.85	0.44
34:BK:102:PRO:HB3	34:BK:121:GLU:HB3	1.99	0.44
35:BL:55:MET:HA	35:BL:56:PRO:HD3	1.53	0.44
35:BL:67:THR:CG2	35:BL:68:SER:N	2.80	0.44
38:BO:39:VAL:O	38:BO:39:VAL:HG12	2.17	0.44
38:BO:58:ILE:HD11	38:BO:81:ARG:NH2	2.33	0.44
39:BP:105:LYS:CA	39:BP:108:ARG:HH21	2.22	0.44
40:BQ:91:ARG:HE	41:BR:11:GLN:HB2	1.82	0.44
41:BR:51:VAL:HB	41:BR:52:PRO:HD3	1.99	0.44
41:BR:72:VAL:HG13	41:BR:89:HIS:O	2.17	0.44
42:BS:29:VAL:O	42:BS:33:LEU:CD2	2.65	0.44
42:BS:40:ASN:O	42:BS:41:LYS:HG2	2.17	0.44
43:BT:22:THR:O	43:BT:26:LYS:HG2	2.18	0.44
45:BV:80:HIS:CD2	45:BV:83:LYS:N	2.72	0.44
46:BW:14:ASP:O	46:BW:15:SER:CB	2.65	0.44
46:BW:23:LYS:CG	46:BW:24:ARG:N	2.80	0.44
2:CC:113:LYS:HG3	2:CC:184:ASN:HD22	1.81	0.44
11:CL:111:GLN:HE21	11:CL:111:GLN:HB2	1.60	0.44
12:CM:13:HIS:HA	12:CM:43:LYS:HA	1.99	0.44
12:CM:13:HIS:HD1	12:CM:43:LYS:HE2	1.81	0.44
14:CO:28:VAL:HG13	14:CO:62:ARG:HG3	1.98	0.44
15:CP:35:ARG:HH12	15:CP:38:PHE:HB3	1.82	0.44
15:CP:52:LEU:O	15:CP:53:ASP:CB	2.64	0.44
55:CA:80:A:C5	55:CA:81:A:H1'	2.51	0.44
55:CA:123:U:C5	55:CA:124:C:C5	3.06	0.44
55:CA:328:C:H2'	55:CA:328:C:O2	2.17	0.44

*Continued on next page...*

*Continued from previous page...*

Atom-1	Atom-2	Interatomic distance (Å)	Clash overlap (Å)
55:CA:329:A:C6	55:CA:332:G:C2	3.06	0.44
55:CA:557:G:C5	55:CA:558:G:C6	3.05	0.44
55:CA:571:U:H5'	55:CA:572:A:OP2	2.17	0.44
55:CA:774:G:C5	55:CA:775:G:N7	2.85	0.44
55:CA:885:G:O2'	55:CA:886:G:H8	2.01	0.44
55:CA:951:G:C6	55:CA:952:U:C4	3.06	0.44
55:CA:1237:C:H4'	55:CA:1334:G:N2	2.32	0.44
55:CA:1478:U:H2'	55:CA:1479:C:C6	2.52	0.44
24:DA:125:A:H4'	24:DA:126:A:OP2	2.18	0.44
24:DA:226:A:H5'	24:DA:257:C:O3'	2.16	0.44
24:DA:241:A:N9	24:DA:243:U:C4	2.85	0.44
24:DA:608:A:C5	24:DA:621:A:C5	3.05	0.44
24:DA:706:A:H2'	24:DA:707:G:O4'	2.18	0.44
24:DA:725:G:C6	24:DA:726:G:C2	3.05	0.44
24:DA:1187:G:H8	24:DA:1187:G:O5'	2.00	0.44
24:DA:1495:A:H2'	24:DA:1496:A:C8	2.52	0.44
24:DA:1667:G:C5'	34:DK:6:THR:H	2.31	0.44
24:DA:1675:C:O2'	24:DA:1676:A:H5'	2.18	0.44
24:DA:1923:U:H6	24:DA:1923:U:O5'	2.00	0.44
24:DA:1946:U:H2'	24:DA:1947:C:C6	2.52	0.44
24:DA:1956:U:O2	24:DA:1985:C:H4'	2.18	0.44
24:DA:2286:G:H4'	24:DA:2287:A:O4'	2.16	0.44
24:DA:2345:G:C2	24:DA:2381:A:C5	3.05	0.44
24:DA:2459:A:C4	24:DA:2460:U:C5	3.06	0.44
26:DC:67:LYS:HB3	26:DC:150:GLY:HA2	1.99	0.44
26:DC:70:LYS:HB2	26:DC:101:ARG:HH22	1.81	0.44
28:DE:117:ARG:NH2	35:DL:2:ARG:HB3	2.32	0.44
29:DF:11:VAL:C	29:DF:13:LYS:H	2.20	0.44
34:DK:2:ILE:O	34:DK:3:GLN:HG2	2.17	0.44
38:DO:17:LYS:O	38:DO:21:LEU:HG	2.17	0.44
43:DT:17:SER:C	43:DT:18:GLU:HG2	2.37	0.44
45:DV:14:LYS:CG	45:DV:18:ARG:HD2	2.46	0.44
48:DY:11:VAL:HG12	48:DY:11:VAL:O	2.17	0.44
1:AB:142:LYS:HZ3	21:AA:1098:C:P	2.39	0.44
3:AD:52:VAL:O	3:AD:56:GLU:HB2	2.17	0.44
3:AD:96:ARG:HH21	3:AD:114:ARG:HH21	1.66	0.44
3:AD:168:THR:HG22	3:AD:183:ARG:HH21	1.82	0.44
4:AE:32:PHE:CD2	4:AE:54:GLU:CA	2.92	0.44
4:AE:36:THR:HG22	4:AE:59:ILE:HD12	1.98	0.44
12:AM:96:VAL:HB	21:AA:1308:U:H5'	2.00	0.44
16:AQ:13:SER:O	16:AQ:16:MET:SD	2.75	0.44

*Continued on next page...*

*Continued from previous page...*

Atom-1	Atom-2	Interatomic distance (Å)	Clash overlap (Å)
18:AS:17:LYS:HA	18:AS:20:LYS:NZ	2.33	0.44
19:AT:14:GLU:O	19:AT:15:LYS:C	2.56	0.44
19:AT:66:ILE:HD11	19:AT:70:LYS:HG2	1.99	0.44
21:AA:65:A:C5	21:AA:381:C:C4	3.05	0.44
21:AA:71:A:N7	21:AA:100:G:C6	2.85	0.44
21:AA:105:G:H2'	21:AA:106:C:C6	2.53	0.44
21:AA:215:C:H2'	21:AA:216:U:C6	2.51	0.44
21:AA:427:U:N3	21:AA:428:G:O6	2.50	0.44
21:AA:471:U:C4	21:AA:472:U:C5	3.05	0.44
21:AA:755:G:O2'	21:AA:756:C:H5'	2.17	0.44
21:AA:806:C:H2'	21:AA:807:A:H8	1.79	0.44
21:AA:943:U:H2'	21:AA:944:G:H8	1.82	0.44
21:AA:993:G:C2'	21:AA:995:C:H41	2.30	0.44
21:AA:1084:G:H5'	21:AA:1102:A:OP2	2.17	0.44
21:AA:1279:G:H2'	21:AA:1279:G:N3	2.31	0.44
21:AA:1394:A:C8	21:AA:1501:C:O2'	2.68	0.44
21:AA:1501:C:C6	21:AA:1504:G:N7	2.86	0.44
24:BA:14:A:H3'	24:BA:15:G:C5'	2.47	0.44
24:BA:150:U:O2'	24:BA:151:C:H5'	2.17	0.44
24:BA:254:G:H2'	24:BA:255:A:OP2	2.18	0.44
24:BA:285:G:N2	24:BA:286:U:C2	2.85	0.44
24:BA:300:A:H2'	24:BA:334:C:H1'	1.98	0.44
24:BA:336:C:O2'	24:BA:337:C:H5'	2.17	0.44
24:BA:372:G:O2'	24:BA:373:U:P	2.75	0.44
24:BA:513:A:C2	24:BA:514:A:C4	3.06	0.44
24:BA:736:C:H2'	24:BA:737:C:C6	2.53	0.44
24:BA:880:G:O5'	24:BA:880:G:C8	2.67	0.44
24:BA:919:U:N3	24:BA:920:A:C5	2.86	0.44
24:BA:985:C:C2'	24:BA:986:C:H5'	2.47	0.44
24:BA:999:U:C2'	24:BA:1000:A:H5'	2.47	0.44
24:BA:1096:A:N6	24:BA:1097:U:C4	2.86	0.44
24:BA:1128:G:O2'	24:BA:1129:A:H5''	2.18	0.44
24:BA:1243:C:H1'	35:BL:4:ASN:O	2.17	0.44
24:BA:1343:G:N2	24:BA:1405:U:C6	2.85	0.44
24:BA:1386:C:H5'	24:BA:1396:U:O2	2.17	0.44
24:BA:1392:A:C6	24:BA:1393:A:C6	3.05	0.44
24:BA:1510:G:O2'	24:BA:1511:G:O5'	2.36	0.44
24:BA:1753:G:C2	24:BA:1756:G:C2	3.05	0.44
24:BA:1808:A:C3'	24:BA:1809:A:H5'	2.48	0.44
24:BA:1832:C:H2'	24:BA:1833:C:O5'	2.16	0.44
24:BA:2495:G:O2'	24:BA:2496:C:H5'	2.17	0.44

*Continued on next page...*



*Continued from previous page...*

Atom-1	Atom-2	Interatomic distance (Å)	Clash overlap (Å)
24:BA:2592:G:C5	24:BA:2593:U:C4	3.06	0.44
24:BA:2723:C:C4	24:BA:2724:U:C4	3.05	0.44
24:BA:2813:A:C2	24:BA:2814:A:C5	3.06	0.44
25:BB:76:G:H5''	45:BV:17:SER:OG	2.17	0.44
27:BD:151:THR:CB	27:BD:152:PRO:CD	2.95	0.44
28:BE:46:GLN:CG	28:BE:87:ALA:H	2.29	0.44
29:BF:43:ILE:HA	29:BF:82:TYR:CE1	2.52	0.44
32:BI:109:ALA:CB	32:BI:128:ILE:HG13	2.47	0.44
37:BN:32:GLU:OE1	37:BN:118:ARG:HA	2.17	0.44
40:BQ:57:ARG:NH2	40:BQ:92:LYS:CD	2.79	0.44
43:BT:57:VAL:O	43:BT:85:VAL:O	2.36	0.44
45:BV:26:PHE:CZ	45:BV:42:LEU:HD12	2.52	0.44
45:BV:89:ILE:HG21	45:BV:91:PHE:CZ	2.53	0.44
47:BX:42:GLU:O	47:BX:43:LYS:C	2.55	0.44
51:B1:47:ILE:H	51:B1:47:ILE:CD1	2.14	0.44
2:CC:46:LEU:HD21	2:CC:86:LEU:HD11	1.98	0.44
6:CG:142:ARG:C	6:CG:144:ALA:H	2.20	0.44
14:CO:67:ASP:O	14:CO:71:ARG:HG3	2.17	0.44
16:CQ:4:ILE:CG2	16:CQ:5:ARG:N	2.80	0.44
16:CQ:71:SER:OG	55:CA:235:C:H5'	2.17	0.44
18:CS:52:ASN:HD22	18:CS:52:ASN:H	1.64	0.44
19:CT:4:LYS:HB3	19:CT:4:LYS:HE3	1.81	0.44
55:CA:155:A:C6	55:CA:167:A:C6	3.05	0.44
55:CA:250:A:H1'	55:CA:252:U:C2	2.52	0.44
55:CA:301:G:C4	55:CA:302:G:C8	3.06	0.44
55:CA:325:A:H2'	55:CA:326:G:O4'	2.17	0.44
55:CA:471:U:H2'	55:CA:472:U:C6	2.52	0.44
55:CA:491:G:O2'	55:CA:492:C:H5'	2.17	0.44
55:CA:585:G:H2'	55:CA:586:C:O4'	2.17	0.44
55:CA:887:G:C2'	55:CA:888:G:H5'	2.47	0.44
55:CA:1022:A:O2'	55:CA:1023:U:H5'	2.18	0.44
55:CA:1039:G:H2'	55:CA:1040:U:O4'	2.16	0.44
55:CA:1134:G:C4	55:CA:1135:U:H1'	2.53	0.44
55:CA:1242:G:HO2'	55:CA:1243:C:P	2.40	0.44
55:CA:1423:G:H2'	55:CA:1424:U:C6	2.49	0.44
24:DA:93:G:H2'	24:DA:94:A:H8	1.82	0.44
24:DA:325:G:O2'	24:DA:326:G:H5'	2.17	0.44
24:DA:521:U:H2'	24:DA:522:A:H8	1.82	0.44
24:DA:530:G:N2	24:DA:2034:U:O3'	2.50	0.44
24:DA:533:G:O2'	24:DA:534:U:H5'	2.18	0.44
24:DA:593:U:C4	24:DA:594:U:O4	2.70	0.44

*Continued on next page...*

*Continued from previous page...*

Atom-1	Atom-2	Interatomic distance (Å)	Clash overlap (Å)
24:DA:1210:G:N3	24:DA:1212:G:N2	2.66	0.44
24:DA:1270:C:N3	24:DA:1648:U:C4	2.86	0.44
24:DA:1399:C:H2'	24:DA:1400:U:C5	2.51	0.44
24:DA:1440:U:O2	24:DA:1441:G:C8	2.71	0.44
24:DA:1529:G:O6	24:DA:1543:G:N2	2.51	0.44
24:DA:1796:U:O2	24:DA:1824:G:C2	2.70	0.44
24:DA:2135:A:H3'	24:DA:2136:G:C5'	2.43	0.44
24:DA:2298:A:H2'	24:DA:2299:U:C6	2.52	0.44
24:DA:2511:U:O5'	24:DA:2511:U:H6	2.00	0.44
56:DB:16:G:O6	56:DB:69:G:C6	2.70	0.44
26:DC:43:ASN:CG	26:DC:44:ASN:N	2.71	0.44
26:DC:93:VAL:HG12	26:DC:101:ARG:N	2.33	0.44
26:DC:244:VAL:HG12	26:DC:250:GLN:HA	1.98	0.44
28:DE:105:LEU:HD12	28:DE:200:LEU:HD21	2.00	0.44
32:DI:5:GLN:OE1	32:DI:59:THR:HG21	2.18	0.44
33:DJ:64:VAL:HG13	33:DJ:65:THR:N	2.32	0.44
38:DO:30:ARG:HH22	38:DO:103:VAL:HG23	1.82	0.44
39:DP:16:VAL:HG13	39:DP:19:PHE:HE2	1.82	0.44
40:DQ:4:LYS:HG2	40:DQ:5:ARG:N	2.31	0.44
41:DR:49:ILE:HG22	41:DR:54:VAL:H	1.81	0.44
42:DS:6:LYS:NZ	42:DS:6:LYS:HB3	2.33	0.44
43:DT:28:ASN:HB3	43:DT:91:GLN:HE22	1.83	0.44
43:DT:40:LYS:HA	43:DT:43:ILE:CG2	2.47	0.44
44:DU:52:ASN:CG	44:DU:54:PRO:HD3	2.37	0.44
45:DV:61:LEU:HG	45:DV:72:VAL:O	2.17	0.44
46:DW:43:LYS:HA	46:DW:43:LYS:HD3	1.64	0.44
2:AC:38:VAL:O	2:AC:42:LEU:HB2	2.17	0.44
4:AE:33:THR:HG22	4:AE:51:LYS:HB2	1.98	0.44
13:AN:2:LYS:HE2	21:AA:1216:A:OP1	2.16	0.44
15:AP:4:ILE:O	15:AP:67:ILE:HD12	2.18	0.44
18:AS:42:ASN:HD22	18:AS:43:MET:N	2.15	0.44
20:AU:37:TYR:HB3	20:AU:38:GLU:H	1.67	0.44
21:AA:32:A:H2'	21:AA:33:A:H8	1.75	0.44
21:AA:113:G:C1'	21:AA:354:G:H5'	2.48	0.44
21:AA:113:G:C5	21:AA:114:U:C5	3.06	0.44
21:AA:259:G:H2'	21:AA:260:G:C8	2.53	0.44
21:AA:605:U:H2'	21:AA:606:G:H8	1.82	0.44
21:AA:702:A:HO2'	21:AA:703:G:P	2.38	0.44
21:AA:709:U:H2'	21:AA:710:G:C8	2.52	0.44
21:AA:938:A:C2	21:AA:939:G:C4	3.06	0.44
21:AA:1091:U:O2	21:AA:1095:U:C2	2.71	0.44

*Continued on next page...*

*Continued from previous page...*

Atom-1	Atom-2	Interatomic distance (Å)	Clash overlap (Å)
21:AA:1281:C:O2'	21:AA:1282:C:H5'	2.17	0.44
21:AA:1523:G:C6	21:AA:1524:C:C4	3.06	0.44
24:BA:3:U:H2'	24:BA:4:U:H6	1.83	0.44
24:BA:10:A:N7	24:BA:11:C:C5	2.86	0.44
24:BA:89:A:N1	24:BA:90:U:C4	2.85	0.44
24:BA:466:A:O4'	24:BA:683:U:H4'	2.18	0.44
24:BA:867:C:N4	24:BA:868:U:O4	2.51	0.44
24:BA:1036:G:C6	24:BA:1120:G:C5	3.05	0.44
24:BA:1238:G:O2'	24:BA:1239:G:H5'	2.18	0.44
24:BA:1279:G:H5'	37:BN:34:ILE:HG22	1.98	0.44
24:BA:1660:G:N3	24:BA:1661:G:C8	2.85	0.44
24:BA:1817:G:OP1	26:BC:86:ARG:NH2	2.45	0.44
24:BA:1927:A:C2	24:BA:1928:A:C4	3.06	0.44
24:BA:2093:G:C4	24:BA:2225:A:C5	3.05	0.44
24:BA:2184:A:H8	24:BA:2184:A:OP2	2.00	0.44
24:BA:2200:C:HO2'	24:BA:2201:G:H8	1.65	0.44
24:BA:2293:G:H2'	24:BA:2294:G:O4'	2.16	0.44
24:BA:2297:A:N7	24:BA:2320:U:C4	2.85	0.44
24:BA:2554:U:C4	24:BA:2555:U:O4	2.70	0.44
24:BA:2612:C:H5''	24:BA:2613:U:OP1	2.18	0.44
24:BA:2720:U:C2	24:BA:2872:A:C6	3.05	0.44
24:BA:2864:G:C2	24:BA:2865:U:C2	3.06	0.44
59:BA:3241:HOH:O	28:BE:81:GLY:HA2	2.17	0.44
25:BB:114:C:O4'	38:BO:47:VAL:CG2	2.66	0.44
26:BC:109:LEU:CD2	26:BC:110:LYS:N	2.77	0.44
27:BD:64:GLU:O	27:BD:68:PHE:HD1	2.00	0.44
27:BD:113:SER:O	27:BD:167:ASN:HA	2.18	0.44
28:BE:189:THR:O	28:BE:193:VAL:HG23	2.17	0.44
29:BF:60:SER:O	29:BF:61:GLY:C	2.55	0.44
30:BG:109:SER:O	30:BG:110:HIS:HB3	2.17	0.44
35:BL:82:LEU:C	35:BL:84:LYS:N	2.71	0.44
37:BN:72:ASP:OD1	37:BN:75:ILE:HG23	2.17	0.44
40:BQ:3:VAL:O	40:BQ:4:LYS:C	2.55	0.44
43:BT:28:ASN:OD1	43:BT:29:THR:HG22	2.17	0.44
43:BT:51:PHE:O	43:BT:52:GLU:HG2	2.18	0.44
45:BV:42:LEU:CD1	45:BV:47:VAL:HG21	2.48	0.44
46:BW:66:VAL:HG12	46:BW:67:LYS:H	1.83	0.44
48:BY:8:GLU:O	48:BY:12:GLU:HB2	2.17	0.44
1:CB:101:THR:O	55:CA:1074:G:H4'	2.18	0.44
8:CI:38:PHE:HZ	8:CI:74:GLN:HE21	1.65	0.44
11:CL:17:LYS:NZ	55:CA:910:C:OP2	2.43	0.44

*Continued on next page...*

*Continued from previous page...*

Atom-1	Atom-2	Interatomic distance (Å)	Clash overlap (Å)
11:CL:72:ASN:ND2	11:CL:104:SER:OG	2.51	0.44
11:CL:119:LYS:HA	55:CA:36:C:O3'	2.18	0.44
14:CO:38:LEU:HD23	14:CO:55:LEU:HD13	1.99	0.44
14:CO:57:ARG:NH1	55:CA:742:G:H5''	2.32	0.44
55:CA:55:A:H2'	55:CA:56:U:C5'	2.48	0.44
55:CA:184:G:H2'	55:CA:185:U:C6	2.53	0.44
55:CA:528:C:H5'	55:CA:535:A:C6	2.52	0.44
55:CA:582:C:C4	55:CA:760:G:C6	3.05	0.44
55:CA:657:U:C4	55:CA:658:C:C5	3.06	0.44
55:CA:1207:G:H2'	55:CA:1208:C:C6	2.46	0.44
55:CA:1245:C:O2'	55:CA:1246:A:H5'	2.17	0.44
55:CA:1435:G:H2'	55:CA:1436:U:C6	2.52	0.44
55:CA:1533:C:C3'	55:CA:1534:A:H5''	2.48	0.44
24:DA:9:G:C6	24:DA:2895:G:O6	2.70	0.44
24:DA:26:G:C6	24:DA:27:G:C2	3.06	0.44
24:DA:150:U:O2'	24:DA:151:C:H5'	2.18	0.44
24:DA:242:G:P	53:D3:2:LYS:HZ2	2.40	0.44
24:DA:245:G:OP2	35:DL:67:THR:HG21	2.17	0.44
24:DA:247:G:C6	24:DA:249:C:H1'	2.52	0.44
24:DA:299:A:H2	24:DA:319:G:N3	2.15	0.44
24:DA:335:C:H2'	24:DA:336:C:C6	2.52	0.44
24:DA:372:G:P	47:DX:61:LYS:NZ	2.90	0.44
24:DA:450:G:H2'	24:DA:451:U:H5''	1.99	0.44
24:DA:509:C:H6	24:DA:509:C:H2'	1.30	0.44
24:DA:860:U:C2	24:DA:2268:A:C8	3.05	0.44
24:DA:1268:A:O2'	24:DA:1269:A:H5'	2.18	0.44
24:DA:1317:G:C2	24:DA:1336:A:C2	3.05	0.44
24:DA:1397:U:H5''	24:DA:1398:C:C5	2.48	0.44
24:DA:1462:C:HO2'	24:DA:1463:C:H6	1.66	0.44
24:DA:1519:G:N1	24:DA:1520:U:C2	2.86	0.44
24:DA:1555:G:H2'	24:DA:1556:C:C6	2.51	0.44
24:DA:1869:G:H5'	24:DA:1870:C:OP2	2.18	0.44
24:DA:1906:G:OP2	24:DA:1930:G:H8	2.01	0.44
24:DA:2285:C:C2'	24:DA:2286:G:H5''	2.46	0.44
24:DA:2323:G:N2	24:DA:2335:A:H2	2.15	0.44
24:DA:2338:C:H6	24:DA:2338:C:H2'	1.43	0.44
24:DA:2407:A:C2	24:DA:2408:U:N3	2.85	0.44
24:DA:2511:U:C6	24:DA:2511:U:C3'	3.01	0.44
24:DA:2782:G:N2	24:DA:2783:U:O2	2.50	0.44
24:DA:2875:C:H2'	24:DA:2876:G:H8	1.82	0.44
26:DC:144:GLU:CA	26:DC:151:GLY:HA2	2.30	0.44

*Continued on next page...*

*Continued from previous page...*

Atom-1	Atom-2	Interatomic distance (Å)	Clash overlap (Å)
27:DD:78:GLY:O	27:DD:79:LEU:HD13	2.18	0.44
31:DH:84:ALA:HB3	31:DH:148:ALA:HA	1.99	0.44
40:DQ:18:LYS:HD2	40:DQ:18:LYS:C	2.38	0.44
41:DR:5:PHE:HB3	41:DR:59:ILE:HD12	1.99	0.44
41:DR:39:LEU:HD23	41:DR:39:LEU:H	1.82	0.44
1:AB:13:VAL:O	1:AB:13:VAL:HG23	2.18	0.44
6:AG:128:GLU:CD	6:AG:130:LYS:HE2	2.38	0.44
8:AI:10:ARG:HA	8:AI:77:ALA:HB1	2.00	0.44
10:AK:43:TRP:HE1	21:AA:686:U:C1'	2.30	0.44
11:AL:58:ASN:ND2	11:AL:60:PHE:HD1	2.16	0.44
19:AT:28:ARG:O	19:AT:32:LYS:HG2	2.18	0.44
21:AA:51:A:H4'	21:AA:52:C:C5'	2.47	0.44
21:AA:212:G:O2'	21:AA:213:G:O5'	2.36	0.44
21:AA:441:A:N3	21:AA:441:A:H2'	2.33	0.44
21:AA:1049:U:O2'	21:AA:1050:G:OP2	2.35	0.44
21:AA:1275:A:N6	21:AA:1276:G:C6	2.85	0.44
24:BA:319:G:O2'	24:BA:320:A:H5'	2.18	0.44
24:BA:437:U:H2'	24:BA:438:G:C8	2.53	0.44
24:BA:883:G:N2	24:BA:894:U:H1'	2.33	0.44
24:BA:1061:U:H3'	24:BA:1062:G:C5'	2.47	0.44
24:BA:1401:G:H2'	24:BA:1402:U:O4'	2.17	0.44
24:BA:1496:A:O3'	24:BA:1497:U:H6	2.01	0.44
24:BA:1704:C:H2'	24:BA:1705:A:C8	2.52	0.44
24:BA:1813:G:N3	26:BC:49:THR:HG22	2.32	0.44
24:BA:1827:U:O2	24:BA:1827:U:H2'	2.18	0.44
24:BA:1909:C:H2'	24:BA:1910:G:O4'	2.17	0.44
24:BA:1993:U:H4'	27:BD:133:THR:HG22	1.96	0.44
24:BA:2199:A:H5'	24:BA:2200:C:H5	1.82	0.44
30:BG:33:THR:HA	30:BG:34:ARG:NH1	2.19	0.44
33:BJ:130:HIS:HD2	33:BJ:132:HIS:HB2	1.82	0.44
34:BK:99:ILE:HG21	34:BK:119:ALA:HB2	1.98	0.44
35:BL:28:GLY:C	35:BL:29:LYS:O	2.55	0.44
35:BL:95:LEU:HB3	35:BL:100:ILE:CG1	2.48	0.44
37:BN:8:ARG:HB3	37:BN:10:LEU:CD2	2.48	0.44
46:BW:40:ARG:HD3	46:BW:45:HIS:HE1	1.81	0.44
52:B2:12:ARG:HG2	52:B2:13:ASN:HD22	1.82	0.44
52:B2:35:ARG:HG2	52:B2:42:LEU:HD11	1.99	0.44
1:CB:9:LEU:CG	1:CB:10:LYS:H	2.13	0.44
1:CB:68:PHE:HB2	1:CB:90:PHE:HB3	2.00	0.44
2:CC:69:THR:O	2:CC:105:VAL:HB	2.16	0.44
2:CC:172:VAL:O	2:CC:174:LEU:HD23	2.18	0.44

*Continued on next page...*

*Continued from previous page...*

Atom-1	Atom-2	Interatomic distance (Å)	Clash overlap (Å)
4:CE:133:ILE:HD12	55:CA:1079:G:H5'	2.00	0.44
5:CF:18:VAL:O	5:CF:22:ILE:HG12	2.17	0.44
6:CG:132:THR:O	6:CG:133:ALA:CB	2.65	0.44
7:CH:85:TYR:CE2	7:CH:123:GLU:HB2	2.53	0.44
8:CI:46:VAL:O	8:CI:79:ARG:HB2	2.17	0.44
9:CJ:31:ARG:HH12	9:CJ:32:THR:HB	1.83	0.44
10:CK:21:HIS:CD2	55:CA:707:U:H4'	2.52	0.44
12:CM:61:LYS:O	12:CM:62:PHE:HB2	2.18	0.44
13:CN:71:GLY:O	13:CN:79:SER:HA	2.17	0.44
15:CP:10:GLY:C	55:CA:624:C:H4'	2.38	0.44
16:CQ:46:HIS:H	16:CQ:73:THR:HA	1.82	0.44
16:CQ:65:PRO:HD2	55:CA:130:A:N7	2.33	0.44
20:CU:33:ARG:O	20:CU:34:ARG:O	2.35	0.44
55:CA:346:G:N3	55:CA:346:G:C2'	2.69	0.44
55:CA:543:U:C2	55:CA:544:G:C8	3.06	0.44
55:CA:723:U:H6	55:CA:723:U:H2'	1.23	0.44
55:CA:881:G:C6	55:CA:882:C:C4	3.05	0.44
55:CA:892:A:O2'	55:CA:893:C:H5'	2.17	0.44
55:CA:1053:G:C4	55:CA:1199:U:C5	3.05	0.44
55:CA:1077:G:O6	55:CA:1081:A:N6	2.51	0.44
55:CA:1203:C:O5'	55:CA:1203:C:H6	2.01	0.44
55:CA:1255:G:C4	55:CA:1279:G:O6	2.71	0.44
55:CA:1316:G:N2	55:CA:1319:A:OP2	2.47	0.44
24:DA:49:A:C2	24:DA:118:A:N1	2.85	0.44
24:DA:182:A:C2	24:DA:183:C:C2	3.05	0.44
24:DA:454:A:O2'	24:DA:455:C:OP1	2.33	0.44
24:DA:529:A:C4	24:DA:2023:C:C5	3.05	0.44
24:DA:558:U:H5''	33:DJ:111:LYS:HD2	1.99	0.44
24:DA:573:U:C4	24:DA:2030:A:H3'	2.53	0.44
24:DA:581:C:N4	24:DA:582:A:N6	2.65	0.44
24:DA:587:C:H1'	24:DA:671:C:H5'	2.00	0.44
24:DA:712:G:N2	24:DA:720:U:H1'	2.32	0.44
24:DA:716:A:C3'	24:DA:717:C:H5''	2.47	0.44
24:DA:834:G:C5'	53:D3:56:LEU:HD11	2.48	0.44
24:DA:870:U:C2'	24:DA:871:U:H5'	2.48	0.44
24:DA:996:A:N6	24:DA:1160:G:C6	2.86	0.44
24:DA:1062:G:C2'	24:DA:1063:G:H8	2.28	0.44
24:DA:1189:A:H2'	24:DA:1190:G:O4'	2.18	0.44
24:DA:1191:G:C2	24:DA:1192:G:C4	3.05	0.44
24:DA:1255:U:N3	24:DA:2060:A:H5'	2.33	0.44
24:DA:1623:G:C5	24:DA:1624:U:C5	3.06	0.44

*Continued on next page...*

*Continued from previous page...*

Atom-1	Atom-2	Interatomic distance (Å)	Clash overlap (Å)
24:DA:1782:U:H5'	24:DA:2609:U:C2	2.53	0.44
24:DA:1947:C:H2'	24:DA:1948:G:C8	2.43	0.44
24:DA:2191:A:H3'	24:DA:2192:U:C6	2.52	0.44
24:DA:2666:C:O2	24:DA:2666:C:O4'	2.36	0.44
24:DA:2750:A:O2'	24:DA:2752:C:C5	2.70	0.44
24:DA:2868:A:H2'	24:DA:2869:G:H8	1.77	0.44
27:DD:131:ASP:N	27:DD:131:ASP:OD2	2.51	0.44
28:DE:2:GLU:HA	28:DE:13:THR:HA	2.00	0.44
28:DE:29:HIS:HA	28:DE:32:VAL:CG2	2.47	0.44
34:DK:40:LYS:HZ2	34:DK:89:ASN:HD21	1.64	0.44
35:DL:89:VAL:HG21	35:DL:123:ARG:NE	2.32	0.44
36:DM:40:ARG:HB2	36:DM:93:VAL:CG2	2.47	0.44
37:DN:70:THR:HG22	37:DN:70:THR:O	2.17	0.44
44:DU:81:ARG:CB	44:DU:96:LYS:HD2	2.45	0.44
46:DW:18:LYS:HB2	46:DW:18:LYS:NZ	2.33	0.44
47:DX:20:ALA:O	47:DX:21:LEU:HB2	2.17	0.44
47:DX:34:SER:O	47:DX:35:HIS:HB2	2.17	0.44
52:D2:30:VAL:C	52:D2:32:ALA:H	2.21	0.44
1:AB:93:HIS:O	1:AB:94:ARG:C	2.55	0.44
5:AF:46:GLN:HB2	5:AF:56:LYS:HE2	2.00	0.44
8:AI:27:ILE:N	8:AI:27:ILE:HD12	2.33	0.44
8:AI:90:ASP:C	8:AI:92:SER:H	2.21	0.44
9:AJ:35:GLN:HE21	9:AJ:35:GLN:CA	2.22	0.44
10:AK:117:HIS:O	10:AK:118:ASN:HB2	2.18	0.44
11:AL:69:GLU:HA	21:AA:521:G:OP1	2.18	0.44
16:AQ:18:LYS:C	16:AQ:47:ASP:OD2	2.56	0.44
21:AA:102:G:N3	21:AA:151:A:H2	2.15	0.44
21:AA:300:A:H2'	21:AA:301:G:O4'	2.17	0.44
21:AA:423:G:N3	21:AA:423:G:C2'	2.70	0.44
21:AA:948:C:H5'	21:AA:1306:A:O2'	2.17	0.44
21:AA:1023:U:H2'	21:AA:1024:G:H8	1.83	0.44
21:AA:1249:C:O2	21:AA:1249:C:H2'	2.18	0.44
21:AA:1328:C:H2'	21:AA:1329:A:O4'	2.18	0.44
21:AA:1366:C:H2'	21:AA:1367:C:C6	2.53	0.44
21:AA:1512:U:H2'	21:AA:1513:A:H8	1.82	0.44
22:AV:40:C:H2'	22:AV:41:C:H6	1.76	0.44
24:BA:77:G:C4	24:BA:78:U:C6	3.06	0.44
24:BA:1097:U:C5	24:BA:1098:A:H1'	2.53	0.44
24:BA:1181:U:O2'	24:BA:1182:G:P	2.75	0.44
24:BA:1458:U:O4'	24:BA:1459:G:C2	2.71	0.44
24:BA:1595:C:H3'	24:BA:1595:C:C6	2.52	0.44

*Continued on next page...*

*Continued from previous page...*

Atom-1	Atom-2	Interatomic distance (Å)	Clash overlap (Å)
24:BA:1854:A:H2'	24:BA:1855:U:H5'	1.99	0.44
24:BA:2074:U:C6	24:BA:2436:G:N2	2.86	0.44
24:BA:2430:A:H5'	24:BA:2431:U:OP2	2.18	0.44
24:BA:2734:A:H61	24:BA:2770:G:H1'	1.82	0.44
24:BA:2805:C:C4	24:BA:2806:C:C5	3.05	0.44
25:BB:40:U:H1'	25:BB:45:A:N6	2.32	0.44
26:BC:21:PRO:O	26:BC:23:LEU:N	2.50	0.44
28:BE:31:VAL:O	28:BE:34:ALA:N	2.51	0.44
30:BG:1:SER:O	30:BG:3:VAL:HG12	2.18	0.44
30:BG:26:LYS:HB3	30:BG:32:LEU:CG	2.48	0.44
33:BJ:55:ILE:O	33:BJ:55:ILE:HG13	2.18	0.44
33:BJ:141:ASP:HB3	33:BJ:142:ILE:H	1.47	0.44
41:BR:25:LEU:H	41:BR:94:THR:HG21	1.81	0.44
43:BT:39:THR:CB	43:BT:42:GLU:HB2	2.36	0.44
43:BT:55:VAL:O	43:BT:55:VAL:HG12	2.17	0.44
45:BV:10:LYS:NZ	45:BV:10:LYS:HB2	2.33	0.44
46:BW:39:GLN:HG2	46:BW:40:ARG:N	2.32	0.44
1:CB:176:ASN:C	1:CB:178:LEU:H	2.21	0.44
3:CD:10:LEU:HD12	3:CD:10:LEU:H	1.81	0.44
4:CE:76:ASN:HD22	4:CE:76:ASN:HA	1.58	0.44
4:CE:149:PRO:HA	4:CE:152:VAL:CG2	2.47	0.44
6:CG:2:ARG:NH1	55:CA:932:C:C4	2.82	0.44
8:CI:24:ASN:ND2	8:CI:26:LYS:HD2	2.29	0.44
9:CJ:82:LYS:HA	9:CJ:86:ALA:CB	2.43	0.44
11:CL:56:LEU:HG	11:CL:60:PHE:O	2.16	0.44
13:CN:77:GLY:C	13:CN:78:LEU:HD12	2.38	0.44
15:CP:54:LEU:N	15:CP:54:LEU:HD23	2.32	0.44
55:CA:17:U:H4'	55:CA:1080:A:O4'	2.18	0.44
55:CA:18:C:C2	55:CA:19:A:C8	3.06	0.44
55:CA:50:A:H1'	55:CA:52:C:C6	2.53	0.44
55:CA:369:G:C6	55:CA:393:A:C6	3.04	0.44
55:CA:438:U:C4	55:CA:494:G:C5	3.06	0.44
55:CA:559:A:H4'	55:CA:560:A:O5'	2.18	0.44
55:CA:644:U:H2'	55:CA:645:G:O4'	2.18	0.44
55:CA:648:A:H2'	55:CA:649:A:C8	2.52	0.44
55:CA:888:G:HO2'	55:CA:1488:G:HO2'	1.66	0.44
55:CA:892:A:H2'	55:CA:893:C:H6	1.79	0.44
55:CA:994:A:N3	55:CA:995:C:C6	2.86	0.44
55:CA:1279:G:O2'	55:CA:1282:C:N4	2.50	0.44
55:CA:1359:C:H2'	55:CA:1361:G:OP2	2.18	0.44
24:DA:101:A:O2'	24:DA:102:U:P	2.76	0.44

*Continued on next page...*



*Continued from previous page...*

Atom-1	Atom-2	Interatomic distance (Å)	Clash overlap (Å)
24:DA:272:A:O2'	24:DA:273:G:O5'	2.35	0.44
24:DA:372:G:N2	24:DA:401:A:OP2	2.50	0.44
24:DA:419:U:H2'	24:DA:420:C:C6	2.53	0.44
24:DA:422:A:C2'	24:DA:423:A:C8	3.01	0.44
24:DA:508:A:H3'	24:DA:509:C:H5'	2.00	0.44
24:DA:523:C:O2'	24:DA:524:G:H5'	2.18	0.44
24:DA:537:G:H21	24:DA:557:C:N4	2.13	0.44
24:DA:574:A:H5''	24:DA:575:A:C5'	2.48	0.44
24:DA:604:G:C2	24:DA:605:G:N7	2.85	0.44
24:DA:628:G:C5	24:DA:636:G:N2	2.86	0.44
24:DA:633:A:H5''	35:DL:70:LYS:HD3	1.99	0.44
24:DA:670:A:HO2'	24:DA:671:C:P	2.33	0.44
24:DA:705:A:O5'	24:DA:705:A:C8	2.71	0.44
24:DA:740:C:C2	24:DA:1981:A:C2	3.06	0.44
24:DA:763:G:H8	24:DA:763:G:H2'	1.47	0.44
24:DA:974:G:H1'	24:DA:975:A:N7	2.32	0.44
24:DA:988:A:H2'	49:DZ:13:ILE:HD11	2.00	0.44
24:DA:1080:A:C6	24:DA:1081:U:C4	3.06	0.44
24:DA:1311:G:O2'	24:DA:1312:U:H6	2.01	0.44
24:DA:1338:G:C2'	24:DA:1339:G:H5'	2.48	0.44
24:DA:1748:C:C2	24:DA:1749:A:C8	3.06	0.44
24:DA:1773:A:H2'	24:DA:1774:C:C5'	2.48	0.44
24:DA:2053:G:N2	24:DA:2054:A:N3	2.66	0.44
24:DA:2893:A:H5''	24:DA:2894:G:C5'	2.47	0.44
26:DC:152:GLN:HA	26:DC:155:ARG:HD3	2.00	0.44
26:DC:212:TRP:CD1	26:DC:212:TRP:O	2.70	0.44
27:DD:108:ASP:OD1	27:DD:207:VAL:HG23	2.18	0.44
29:DF:27:VAL:O	29:DF:27:VAL:HG23	2.18	0.44
30:DG:25:ILE:CG2	30:DG:78:VAL:HG21	2.48	0.44
34:DK:62:VAL:HG11	34:DK:65:THR:HG23	2.00	0.44
36:DM:72:PRO:HB2	36:DM:73:ILE:H	1.58	0.44
37:DN:120:GLU:HA	37:DN:120:GLU:OE1	2.18	0.44
40:DQ:9:ALA:C	40:DQ:11:ALA:H	2.21	0.44
41:DR:49:ILE:O	41:DR:49:ILE:HG13	2.18	0.44
42:DS:51:LEU:HG	42:DS:55:ILE:CD1	2.48	0.44
42:DS:103:ILE:HD12	42:DS:103:ILE:N	2.32	0.44
46:DW:20:LEU:HD11	46:DW:35:ILE:HG13	1.98	0.44
46:DW:36:ILE:HG22	46:DW:37:VAL:O	2.17	0.44
4:AE:115:GLU:HA	4:AE:120:HIS:NE2	2.32	0.44
5:AF:9:MET:HE2	5:AF:9:MET:HB3	1.84	0.44
6:AG:3:ARG:CG	6:AG:4:ARG:H	2.17	0.44

*Continued on next page...*

*Continued from previous page...*

Atom-1	Atom-2	Interatomic distance (Å)	Clash overlap (Å)
9:AJ:8:ILE:HD12	9:AJ:25:ILE:HG21	2.00	0.44
13:AN:20:PHE:HA	13:AN:24:ALA:CB	2.32	0.44
15:AP:70:ARG:HD2	15:AP:70:ARG:HA	1.82	0.44
21:AA:160:A:H4'	21:AA:344:A:N7	2.33	0.44
21:AA:586:C:O2'	21:AA:587:G:H5'	2.17	0.44
21:AA:625:U:O2	21:AA:626:G:N7	2.51	0.44
21:AA:655:A:H2'	21:AA:656:G:H8	1.81	0.44
21:AA:673:A:C4	21:AA:734:G:C2	3.06	0.44
21:AA:987:G:C6	21:AA:988:G:N7	2.86	0.44
21:AA:1239:A:H4'	21:AA:1240:U:C5'	2.47	0.44
21:AA:1512:U:H2'	21:AA:1513:A:C8	2.52	0.44
24:BA:68:G:H2'	24:BA:69:C:O4'	2.17	0.44
24:BA:177:G:H3'	24:BA:178:G:H8	1.82	0.44
24:BA:359:G:H3'	24:BA:360:U:C6	2.52	0.44
24:BA:643:A:H2'	24:BA:644:A:H8	1.83	0.44
24:BA:699:A:H2'	24:BA:700:G:O4'	2.18	0.44
24:BA:738:G:N1	24:BA:739:A:C2	2.86	0.44
24:BA:738:G:H2'	24:BA:739:A:O4'	2.18	0.44
24:BA:763:G:C5	24:BA:765:C:C5	3.05	0.44
24:BA:858:G:N2	24:BA:2269:G:OP2	2.51	0.44
24:BA:975:A:C4	24:BA:976:G:C8	3.06	0.44
24:BA:1062:G:C5	24:BA:1088:A:C8	3.06	0.44
24:BA:1145:C:O2'	24:BA:1146:C:H5'	2.18	0.44
24:BA:1647:U:H3'	24:BA:1647:U:OP2	2.18	0.44
24:BA:1724:G:C6	24:BA:1725:U:N3	2.86	0.44
24:BA:1854:A:H62	24:BA:1888:G:H1'	1.80	0.44
24:BA:1973:G:C4	24:BA:1974:C:C5	3.06	0.44
24:BA:2070:A:H2'	24:BA:2071:A:O4'	2.18	0.44
24:BA:2230:G:O3'	47:BX:29:LEU:HD23	2.17	0.44
24:BA:2290:G:O6	24:BA:2341:G:O6	2.35	0.44
24:BA:2305:U:O4'	29:BF:130:GLY:HA3	2.17	0.44
24:BA:2529:G:OP2	24:BA:2530:A:H5''	2.17	0.44
24:BA:2682:A:H2'	24:BA:2683:C:H6	1.83	0.44
24:BA:2813:A:N1	24:BA:2814:A:C6	2.85	0.44
25:BB:89:U:H6	25:BB:89:U:H2'	1.37	0.44
26:BC:145:MET:HB2	26:BC:152:GLN:HE22	1.83	0.44
26:BC:183:VAL:HG12	26:BC:184:GLU:N	2.33	0.44
27:BD:108:ASP:O	27:BD:109:VAL:HB	2.18	0.44
28:BE:83:VAL:HG11	28:BE:86:ALA:HA	1.99	0.44
31:BH:33:GLN:HB2	31:BH:33:GLN:HE21	1.65	0.44
31:BH:96:THR:C	31:BH:97:ARG:HG3	2.37	0.44

*Continued on next page...*

*Continued from previous page...*

Atom-1	Atom-2	Interatomic distance (Å)	Clash overlap (Å)
33:BJ:70:THR:C	33:BJ:71:ASP:OD2	2.56	0.44
34:BK:12:ASP:HA	34:BK:98:ARG:O	2.17	0.44
38:BO:34:HIS:HD2	38:BO:53:THR:O	2.00	0.44
42:BS:69:LEU:HD12	42:BS:69:LEU:HA	1.65	0.44
43:BT:29:THR:N	43:BT:91:GLN:NE2	2.61	0.44
44:BU:73:ASN:HD22	44:BU:76:THR:N	2.12	0.44
45:BV:40:ILE:CG2	45:BV:41:GLU:H	2.31	0.44
46:BW:16:GLU:OE2	46:BW:16:GLU:HA	2.18	0.44
49:BZ:9:THR:HG22	49:BZ:53:MET:C	2.38	0.44
51:B1:22:THR:OG1	51:B1:23:THR:N	2.50	0.44
1:CB:78:ALA:O	1:CB:213:LEU:HD23	2.18	0.44
1:CB:128:LEU:HB3	1:CB:131:LYS:HB3	1.99	0.44
3:CD:154:VAL:O	3:CD:157:ALA:HB3	2.18	0.44
4:CE:135:VAL:O	4:CE:138:ALA:HB3	2.17	0.44
5:CF:9:MET:HE1	17:CR:64:LEU:CA	2.45	0.44
6:CG:137:ARG:CZ	6:CG:138:GLU:HG2	2.47	0.44
9:CJ:5:ARG:HH21	9:CJ:77:VAL:HG13	1.83	0.44
11:CL:27:PRO:HG3	55:CA:363:A:C2	2.52	0.44
20:CU:19:LYS:HZ3	20:CU:19:LYS:N	2.15	0.44
55:CA:81:A:H2	55:CA:89:U:O4	1.98	0.44
55:CA:328:C:O2	55:CA:328:C:C2'	2.64	0.44
55:CA:452:A:O2'	55:CA:453:G:O5'	2.35	0.44
55:CA:577:G:N9	55:CA:816:A:C2	2.86	0.44
55:CA:586:C:O2'	55:CA:878:A:H4'	2.18	0.44
55:CA:588:G:H2'	55:CA:589:U:C6	2.52	0.44
55:CA:1095:U:C5'	55:CA:1109:C:O2	2.65	0.44
55:CA:1171:A:H2'	55:CA:1172:C:C6	2.52	0.44
55:CA:1392:G:C2'	55:CA:1393:U:H5'	2.48	0.44
24:DA:60:G:H21	24:DA:74:A:H2'	1.83	0.44
24:DA:85:G:C6	24:DA:98:G:C2	3.06	0.44
24:DA:370:G:N1	24:DA:424:G:C5	2.85	0.44
24:DA:482:A:HO2'	24:DA:483:A:P	2.41	0.44
24:DA:562:U:C2	24:DA:572:A:C8	3.06	0.44
24:DA:589:U:O2'	24:DA:590:A:C5'	2.64	0.44
24:DA:593:U:N3	24:DA:594:U:C4	2.86	0.44
24:DA:663:G:C6	24:DA:664:G:C5	3.05	0.44
24:DA:1058:U:H2'	24:DA:1059:G:O4'	2.17	0.44
24:DA:1180:U:C4	24:DA:1181:U:C4	3.05	0.44
24:DA:1199:U:H2'	24:DA:1200:C:O4'	2.17	0.44
24:DA:1278:C:H2'	24:DA:1279:G:C8	2.53	0.44
24:DA:1439:A:C2	24:DA:1552:A:N1	2.83	0.44

*Continued on next page...*

*Continued from previous page...*

Atom-1	Atom-2	Interatomic distance (Å)	Clash overlap (Å)
24:DA:1439:A:C8	24:DA:1439:A:C3'	3.01	0.44
24:DA:1736:U:H2'	24:DA:1737:G:O4'	2.17	0.44
24:DA:1886:U:H6	24:DA:1886:U:O5'	2.01	0.44
24:DA:1924:C:H2'	24:DA:1925:C:O4'	2.17	0.44
24:DA:1992:G:H22	24:DA:1996:C:C2'	2.28	0.44
24:DA:2347:C:OP1	24:DA:2347:C:H4'	2.17	0.44
24:DA:2547:A:H2	34:DK:23:LYS:HZ1	1.65	0.44
24:DA:2625:G:C4	24:DA:2626:C:C5	3.06	0.44
56:DB:31:C:H42	38:DO:32:PRO:HB3	1.83	0.44
56:DB:75:G:N1	56:DB:102:G:N2	2.58	0.44
26:DC:24:HIS:N	26:DC:80:LEU:O	2.48	0.44
27:DD:181:ASP:C	27:DD:183:GLU:N	2.70	0.44
29:DF:65:LEU:H	29:DF:65:LEU:CD2	2.29	0.44
29:DF:67:THR:O	29:DF:84:ILE:HG22	2.18	0.44
29:DF:103:ILE:HG12	29:DF:175:PRO:HD3	2.00	0.44
42:DS:2:GLU:HA	42:DS:2:GLU:OE2	2.18	0.44
44:DU:84:PHE:HA	44:DU:92:VAL:O	2.18	0.44
47:DX:77:TYR:CD1	47:DX:77:TYR:C	2.91	0.44
48:DY:21:LEU:HA	48:DY:25:GLN:HB3	2.00	0.44
1:AB:56:LEU:C	1:AB:56:LEU:HD13	2.38	0.44
2:AC:13:ILE:H	2:AC:13:ILE:HD13	1.82	0.44
2:AC:41:TYR:CD1	2:AC:41:TYR:C	2.91	0.44
4:AE:155:LYS:HG3	7:AH:65:PHE:CD1	2.52	0.44
5:AF:90:MET:HB3	17:AR:60:ARG:NH2	2.32	0.44
8:AI:6:TYR:OH	21:AA:1148:U:H5'	2.18	0.44
8:AI:12:LYS:C	8:AI:14:SER:H	2.21	0.44
12:AM:9:PRO:O	12:AM:10:ASP:HB2	2.16	0.44
21:AA:82:G:H1	21:AA:88:U:H1'	1.83	0.44
21:AA:123:U:O2'	21:AA:124:C:H5'	2.18	0.44
21:AA:290:C:H2'	21:AA:291:U:O4'	2.18	0.44
21:AA:495:A:C2	21:AA:496:A:N6	2.86	0.44
21:AA:961:U:C2	21:AA:983:A:C5	3.05	0.44
21:AA:992:U:C4	21:AA:1045:C:C4	3.06	0.44
21:AA:1271:A:H2'	21:AA:1272:G:H8	1.82	0.44
21:AA:1326:U:H2'	21:AA:1327:C:C6	2.52	0.44
24:BA:89:A:C2	24:BA:90:U:C2	3.05	0.44
24:BA:169:G:C4	24:BA:170:U:C5	3.05	0.44
24:BA:252:G:C2'	24:BA:253:C:H5'	2.48	0.44
24:BA:319:G:C5	24:BA:333:G:C2	3.05	0.44
24:BA:503:A:C2	24:BA:505:A:C5	3.06	0.44
24:BA:683:U:C2	24:BA:684:G:C8	3.05	0.44

*Continued on next page...*

*Continued from previous page...*

Atom-1	Atom-2	Interatomic distance (Å)	Clash overlap (Å)
24:BA:745:G:H1'	24:BA:750:A:N6	2.32	0.44
24:BA:823:C:C4	24:BA:824:U:C4	3.05	0.44
24:BA:900:A:C4	24:BA:901:C:C6	3.06	0.44
24:BA:1046:A:H3'	24:BA:1047:G:H5'	2.00	0.44
24:BA:1049:C:O2'	24:BA:1050:A:H5'	2.17	0.44
24:BA:1263:U:H2'	24:BA:1264:A:C8	2.53	0.44
24:BA:1759:A:O2'	24:BA:1760:C:C5'	2.60	0.44
24:BA:1795:C:H2'	24:BA:1795:C:O2	2.17	0.44
24:BA:1975:G:C6	24:BA:1976:U:C4	3.06	0.44
24:BA:2064:C:H2'	24:BA:2065:C:C6	2.53	0.44
24:BA:2346:A:C5	24:BA:2383:G:C2	3.06	0.44
24:BA:2455:G:C2	24:BA:2456:C:C2	3.06	0.44
24:BA:2727:A:O2'	24:BA:2728:U:C5'	2.61	0.44
26:BC:246:PRO:HG2	26:BC:247:TRP:CH2	2.53	0.44
27:BD:142:VAL:HB	27:BD:143:PRO:CD	2.48	0.44
29:BF:3:LEU:HD12	29:BF:172:PHE:CE2	2.52	0.44
30:BG:51:PHE:CD2	30:BG:51:PHE:N	2.86	0.44
30:BG:61:TRP:O	30:BG:64:ALA:HB3	2.18	0.44
31:BH:100:ALA:O	31:BH:101:ASP:C	2.56	0.44
34:BK:52:VAL:HG23	34:BK:53:LYS:N	2.33	0.44
34:BK:91:SER:O	34:BK:93:GLN:HB2	2.18	0.44
34:BK:97:THR:O	34:BK:118:LEU:HD21	2.18	0.44
40:BQ:85:ALA:O	40:BQ:87:VAL:C	2.56	0.44
44:BU:3:LYS:NZ	44:BU:83:GLY:H	2.14	0.44
48:BY:23:ARG:O	48:BY:24:GLU:C	2.57	0.44
53:B3:40:LYS:O	53:B3:41:ARG:C	2.55	0.44
1:CB:61:SER:HA	1:CB:224:ARG:HA	2.00	0.44
2:CC:70:ALA:O	2:CC:72:PRO:HD2	2.17	0.44
3:CD:167:PRO:HB3	3:CD:169:TRP:CZ3	2.52	0.44
3:CD:172:VAL:HA	3:CD:179:GLY:HA2	2.00	0.44
8:CI:83:THR:HG21	8:CI:102:PHE:HB3	2.00	0.44
8:CI:126:PHE:N	8:CI:126:PHE:CD2	2.86	0.44
10:CK:15:VAL:HG21	10:CK:35:ASP:HB3	1.99	0.44
12:CM:64:VAL:CG1	12:CM:65:GLU:HG3	2.48	0.44
13:CN:2:LYS:O	13:CN:5:MET:HB2	2.18	0.44
13:CN:80:ARG:C	13:CN:82:LYS:H	2.21	0.44
17:CR:41:SER:HB3	17:CR:51:GLN:NE2	2.33	0.44
18:CS:19:GLU:HA	18:CS:22:VAL:HG23	2.00	0.44
55:CA:16:A:C5	55:CA:17:U:C5	3.06	0.44
55:CA:286:C:H2'	55:CA:287:U:C6	2.53	0.44
55:CA:312:C:C2	55:CA:313:A:C8	3.06	0.44

*Continued on next page...*

*Continued from previous page...*

Atom-1	Atom-2	Interatomic distance (Å)	Clash overlap (Å)
55:CA:426:U:H2'	55:CA:427:U:C6	2.52	0.44
55:CA:488:C:H2'	55:CA:489:C:H6	1.83	0.44
55:CA:496:A:N3	55:CA:496:A:C2'	2.71	0.44
55:CA:501:C:H2'	55:CA:502:A:H8	1.81	0.44
55:CA:519:C:H2'	55:CA:520:A:N7	2.32	0.44
55:CA:860:A:C6	55:CA:861:G:C4	3.06	0.44
55:CA:954:G:C6	55:CA:955:U:C2	3.06	0.44
55:CA:1061:G:C5	55:CA:1062:U:C5	3.06	0.44
55:CA:1064:G:N3	55:CA:1066:C:N4	2.66	0.44
55:CA:1426:G:C6	55:CA:1427:C:C4	3.06	0.44
55:CA:1456:A:H2'	55:CA:1457:G:O4'	2.17	0.44
24:DA:55:G:N3	24:DA:55:G:H2'	2.33	0.44
24:DA:82:U:H5''	24:DA:296:U:H5''	2.00	0.44
24:DA:217:A:H2'	24:DA:218:A:O4'	2.18	0.44
24:DA:227:A:H4'	24:DA:228:C:OP1	2.17	0.44
24:DA:243:U:O2'	24:DA:244:A:C5'	2.64	0.44
24:DA:273:G:N2	24:DA:365:U:C2	2.85	0.44
24:DA:513:A:O5'	24:DA:513:A:H8	2.01	0.44
24:DA:524:G:O2'	24:DA:525:U:H5'	2.18	0.44
24:DA:548:G:C5'	24:DA:549:G:H5'	2.48	0.44
24:DA:568:U:OP1	35:DL:36:LYS:HD3	2.17	0.44
24:DA:601:C:H4'	28:DE:99:LYS:HE2	2.00	0.44
24:DA:659:G:C6	24:DA:660:C:C4	3.06	0.44
24:DA:670:A:OP1	35:DL:43:GLY:HA3	2.17	0.44
24:DA:745:G:H5''	24:DA:746:U:OP2	2.18	0.44
24:DA:776:G:N7	24:DA:793:A:C4	2.86	0.44
24:DA:976:G:H2'	24:DA:977:G:C8	2.53	0.44
24:DA:1022:G:C6	24:DA:1140:C:C5	3.06	0.44
24:DA:1202:G:C5	24:DA:1203:U:C5	3.05	0.44
24:DA:1385:A:C6	24:DA:1403:A:C5	3.05	0.44
24:DA:1415:U:O3'	24:DA:1416:G:H4'	2.17	0.44
24:DA:1651:G:C2	24:DA:2007:U:N3	2.86	0.44
24:DA:1839:G:O2'	24:DA:1840:G:H5'	2.17	0.44
24:DA:1908:C:H2'	24:DA:1909:C:C6	2.53	0.44
24:DA:2470:G:C2	24:DA:2481:G:H1'	2.52	0.44
24:DA:2509:G:C6	24:DA:2510:C:C5	3.05	0.44
24:DA:2517:C:HO2'	24:DA:2518:A:P	2.41	0.44
24:DA:2585:U:HO2'	24:DA:2586:U:P	2.41	0.44
24:DA:2723:C:H5'	37:DN:3:HIS:HB2	2.00	0.44
56:DB:58:A:O2'	56:DB:59:A:C5'	2.66	0.44
28:DE:105:LEU:HD13	28:DE:105:LEU:O	2.17	0.44

*Continued on next page...*

*Continued from previous page...*

Atom-1	Atom-2	Interatomic distance (Å)	Clash overlap (Å)
29:DF:103:ILE:HG21	29:DF:173:ASP:O	2.17	0.44
33:DJ:97:PRO:C	33:DJ:99:ARG:H	2.22	0.44
35:DL:3:LEU:HG	35:DL:4:ASN:N	2.33	0.44
35:DL:105:ILE:HG22	35:DL:106:GLU:N	2.33	0.44
36:DM:68:PHE:CD1	36:DM:69:PRO:HD2	2.53	0.44
36:DM:96:ILE:O	36:DM:96:ILE:HG13	2.06	0.44
37:DN:21:PHE:N	37:DN:21:PHE:CD1	2.86	0.44
42:DS:35:ILE:HA	50:D0:24:VAL:HG21	2.00	0.44
46:DW:37:VAL:HG23	46:DW:38:ARG:HD2	1.99	0.44
48:DY:25:GLN:HA	48:DY:28:LEU:HB3	1.99	0.44
1:AB:110:ILE:HD13	1:AB:150:ILE:HD13	1.99	0.43
2:AC:9:ILE:HD12	2:AC:9:ILE:HA	1.86	0.43
3:AD:151:GLN:H	3:AD:154:VAL:CG1	2.31	0.43
5:AF:21:MET:HE2	5:AF:25:TYR:HE1	1.83	0.43
8:AI:20:ILE:CG2	8:AI:60:LEU:HD12	2.47	0.43
9:AJ:26:VAL:HG12	9:AJ:30:LYS:CE	2.47	0.43
9:AJ:53:ILE:HG12	9:AJ:53:ILE:O	2.17	0.43
11:AL:33:CYS:H	11:AL:54:VAL:HG13	1.82	0.43
11:AL:72:ASN:O	11:AL:73:LEU:O	2.36	0.43
12:AM:44:ILE:N	12:AM:44:ILE:CD1	2.81	0.43
13:AN:19:TYR:HD2	13:AN:50:LEU:HD13	1.83	0.43
13:AN:29:ILE:O	13:AN:34:ASN:ND2	2.51	0.43
15:AP:5:ARG:HD2	21:AA:376:G:H5''	2.00	0.43
16:AQ:11:VAL:CG1	16:AQ:12:VAL:H	2.28	0.43
16:AQ:16:MET:HG3	16:AQ:20:ILE:CA	2.45	0.43
17:AR:63:TYR:CE1	21:AA:673:A:H1'	2.53	0.43
21:AA:146:G:C2	21:AA:177:G:N7	2.86	0.43
21:AA:451:A:N6	21:AA:481:G:N9	2.66	0.43
21:AA:914:A:N3	21:AA:915:A:C8	2.86	0.43
21:AA:961:U:O2	21:AA:983:A:C4	2.71	0.43
21:AA:986:U:H2'	21:AA:987:G:O4'	2.17	0.43
21:AA:1078:U:H3'	21:AA:1079:G:H8	1.83	0.43
21:AA:1324:A:C5	21:AA:1325:C:C4	3.06	0.43
21:AA:1405:G:O4'	21:AA:1519:A:H4'	2.18	0.43
21:AA:1474:U:H2'	21:AA:1475:G:O4'	2.18	0.43
21:AA:1504:G:H5'	21:AA:1505:G:C2	2.53	0.43
24:BA:308:G:C8	24:BA:501:A:O4'	2.71	0.43
24:BA:804:A:H5''	24:BA:805:G:OP1	2.18	0.43
24:BA:820:A:N1	24:BA:821:A:C2	2.86	0.43
24:BA:959:A:H62	36:BM:82:MET:HE3	1.83	0.43
24:BA:1048:A:C5	24:BA:1049:C:C5	3.06	0.43

*Continued on next page...*

*Continued from previous page...*

Atom-1	Atom-2	Interatomic distance (Å)	Clash overlap (Å)
24:BA:1071:G:N7	24:BA:1089:A:N6	2.66	0.43
24:BA:1099:G:H2'	24:BA:1100:C:C6	2.53	0.43
24:BA:1436:G:C2	24:BA:1557:C:C2	3.06	0.43
24:BA:1652:A:N6	24:BA:1653:G:N2	2.66	0.43
24:BA:1833:C:C2	24:BA:1834:U:C5	3.06	0.43
24:BA:1842:G:C5	24:BA:1843:C:C5	3.06	0.43
24:BA:1897:G:O2'	24:BA:1898:U:H5'	2.17	0.43
24:BA:1914:C:O2'	24:BA:1915:U:C5'	2.66	0.43
24:BA:1972:G:C2	24:BA:1973:G:N7	2.86	0.43
24:BA:2064:C:H1'	24:BA:2450:A:C6	2.52	0.43
24:BA:2785:C:H2'	24:BA:2786:U:O4'	2.17	0.43
24:BA:2786:U:H2'	24:BA:2787:C:H6	1.84	0.43
27:BD:91:THR:C	27:BD:93:GLY:N	2.71	0.43
27:BD:149:ASN:CG	27:BD:150:GLN:N	2.70	0.43
28:BE:172:ALA:O	28:BE:175:ILE:CG2	2.66	0.43
29:BF:84:ILE:O	29:BF:84:ILE:CG1	2.66	0.43
32:BI:56:VAL:HG22	32:BI:57:VAL:N	2.33	0.43
33:BJ:38:GLY:C	33:BJ:40:HIS:N	2.69	0.43
36:BM:53:MET:HE2	36:BM:53:MET:HB2	1.73	0.43
38:BO:28:VAL:HG21	38:BO:103:VAL:HG12	2.00	0.43
40:BQ:79:ILE:O	40:BQ:80:ASN:C	2.57	0.43
44:BU:73:ASN:C	44:BU:75:ALA:N	2.70	0.43
49:BZ:30:ARG:HE	49:BZ:30:ARG:HB2	1.57	0.43
52:B2:18:PHE:HA	52:B2:43:THR:HG21	2.00	0.43
1:CB:30:ILE:HG21	1:CB:38:HIS:CG	2.52	0.43
1:CB:67:LEU:CD1	1:CB:157:PRO:HG3	2.48	0.43
1:CB:79:VAL:HA	1:CB:213:LEU:CD2	2.36	0.43
1:CB:127:LYS:HG3	1:CB:132:GLU:HG3	2.00	0.43
1:CB:170:ILE:HD12	55:CA:1101:A:C8	2.53	0.43
2:CC:84:GLU:C	2:CC:86:LEU:H	2.19	0.43
2:CC:159:ALA:HB1	2:CC:161:ILE:HD13	2.00	0.43
2:CC:178:ARG:O	2:CC:205:GLU:O	2.36	0.43
7:CH:26:MET:O	7:CH:58:LEU:N	2.51	0.43
9:CJ:28:THR:HG23	9:CJ:29:ALA:N	2.33	0.43
10:CK:127:ARG:HG2	10:CK:127:ARG:O	2.17	0.43
12:CM:68:LEU:HB3	12:CM:69:ARG:HD2	2.00	0.43
15:CP:48:GLU:CD	15:CP:51:ARG:HB2	2.39	0.43
55:CA:32:A:OP2	55:CA:398:U:O2'	2.28	0.43
55:CA:117:G:H2'	55:CA:118:U:C6	2.53	0.43
55:CA:562:U:H2'	55:CA:562:U:OP2	2.18	0.43
55:CA:695:A:N1	55:CA:696:A:C2	2.86	0.43

*Continued on next page...*



*Continued from previous page...*

Atom-1	Atom-2	Interatomic distance (Å)	Clash overlap (Å)
55:CA:757:U:O2'	55:CA:879:C:H1'	2.17	0.43
55:CA:786:G:C2	55:CA:797:C:C2	3.06	0.43
55:CA:842:U:OP1	55:CA:842:U:H3'	2.18	0.43
55:CA:878:A:O2'	55:CA:879:C:H5'	2.18	0.43
55:CA:1008:U:H2'	55:CA:1009:U:C6	2.53	0.43
55:CA:1069:C:H4'	55:CA:1192:C:O2	2.18	0.43
55:CA:1308:U:C2	55:CA:1330:U:N3	2.86	0.43
24:DA:2:G:C6	24:DA:3:U:C4	3.05	0.43
24:DA:171:U:H2'	24:DA:172:A:C8	2.52	0.43
24:DA:531:C:C5	24:DA:2035:G:C2	3.06	0.43
24:DA:675:A:C6	24:DA:676:A:C6	3.06	0.43
24:DA:739:A:O2'	24:DA:740:C:C6	2.71	0.43
24:DA:1061:U:H6	32:DI:9:LYS:HD3	1.83	0.43
24:DA:1083:U:H1'	24:DA:1086:A:C2	2.53	0.43
24:DA:1456:G:C6	24:DA:1457:U:C4	3.06	0.43
24:DA:1700:A:H2'	24:DA:1701:A:C5'	2.43	0.43
24:DA:1721:G:HO2'	24:DA:1722:A:P	2.41	0.43
24:DA:1950:G:H1	24:DA:1954:G:H2'	1.83	0.43
24:DA:2072:C:OP2	24:DA:2072:C:H6	2.01	0.43
24:DA:2229:U:H2'	24:DA:2230:G:C8	2.52	0.43
24:DA:2460:U:O2'	24:DA:2461:A:C5'	2.66	0.43
24:DA:2517:C:O2'	24:DA:2518:A:C3'	2.48	0.43
24:DA:2522:U:C2'	24:DA:2523:G:H5'	2.48	0.43
24:DA:2548:U:C4	24:DA:2549:G:N7	2.86	0.43
24:DA:2635:A:C2	24:DA:2784:U:C2	3.06	0.43
56:DB:30:C:C2'	56:DB:31:C:H5'	2.45	0.43
56:DB:90:C:H5'	36:DM:18:ARG:HD2	1.99	0.43
27:DD:62:LYS:HA	27:DD:62:LYS:HE3	1.99	0.43
27:DD:114:LYS:HD2	27:DD:116:LYS:NZ	2.33	0.43
30:DG:6:ALA:HA	30:DG:7:PRO:HD3	1.66	0.43
31:DH:25:TYR:CD1	31:DH:30:LEU:HG	2.53	0.43
32:DI:112:LYS:NZ	32:DI:128:ILE:HD12	2.33	0.43
34:DK:21:CYS:HA	34:DK:41:ILE:HD12	2.00	0.43
36:DM:42:THR:HB	36:DM:45:GLN:CG	2.47	0.43
39:DP:9:GLN:HA	39:DP:12:MET:HG3	1.98	0.43
40:DQ:74:SER:O	40:DQ:78:PHE:HB2	2.18	0.43
42:DS:88:ARG:CG	42:DS:88:ARG:NH2	2.77	0.43
44:DU:54:PRO:HG2	44:DU:55:GLY:N	2.22	0.43
46:DW:44:PHE:HE2	46:DW:76:ARG:NE	2.16	0.43
48:DY:1:MET:N	48:DY:1:MET:CE	2.78	0.43
1:AB:27:LYS:N	1:AB:28:PRO:CD	2.81	0.43

*Continued on next page...*

*Continued from previous page...*

Atom-1	Atom-2	Interatomic distance (Å)	Clash overlap (Å)
1:AB:38:HIS:O	1:AB:38:HIS:CD2	2.71	0.43
1:AB:49:PHE:HB2	1:AB:53:LEU:HD23	1.99	0.43
2:AC:119:ILE:O	2:AC:123:LEU:HG	2.16	0.43
3:AD:96:ARG:HH21	3:AD:114:ARG:NH2	2.16	0.43
3:AD:104:MET:HE2	3:AD:170:LEU:HB2	2.00	0.43
4:AE:151:MET:O	4:AE:153:ALA:N	2.52	0.43
4:AE:155:LYS:HB3	7:AH:64:TYR:O	2.18	0.43
6:AG:148:LYS:C	6:AG:150:PHE:N	2.71	0.43
8:AI:8:THR:O	8:AI:16:ALA:O	2.36	0.43
12:AM:90:HIS:HA	12:AM:108:ARG:NH2	2.33	0.43
14:AO:53:ARG:NH1	21:AA:579:A:O2'	2.51	0.43
20:AU:36:PHE:CD1	20:AU:39:LYS:HG2	2.53	0.43
21:AA:198:G:O2'	21:AA:199:A:O5'	2.36	0.43
21:AA:340:U:O2'	21:AA:341:C:H5'	2.18	0.43
21:AA:903:G:C4	21:AA:904:U:C5	3.05	0.43
21:AA:953:G:C2	21:AA:1229:A:C2	3.07	0.43
21:AA:996:A:N1	21:AA:1045:C:O2'	2.49	0.43
21:AA:1084:G:C6	21:AA:1085:U:C4	3.06	0.43
21:AA:1158:C:H5''	21:AA:1158:C:O2	2.18	0.43
21:AA:1321:U:C5	21:AA:1322:C:C5	3.07	0.43
24:BA:59:U:H1'	24:BA:73:A:O2'	2.18	0.43
24:BA:60:G:HO2'	24:BA:61:C:P	2.38	0.43
24:BA:279:A:H2'	24:BA:280:U:C6	2.44	0.43
24:BA:301:G:C6	24:BA:317:G:C6	3.06	0.43
24:BA:378:C:O2'	24:BA:379:G:H5'	2.18	0.43
24:BA:491:G:H2'	24:BA:492:A:C8	2.53	0.43
24:BA:611:C:H2'	24:BA:612:G:O4'	2.19	0.43
24:BA:919:U:C6	24:BA:919:U:C3'	3.00	0.43
24:BA:941:A:H2'	24:BA:942:G:C8	2.53	0.43
24:BA:1588:G:C2	24:BA:1589:U:C6	3.07	0.43
24:BA:1769:U:N3	24:BA:1984:G:C6	2.87	0.43
24:BA:1950:G:C8	24:BA:1951:U:C5	3.06	0.43
24:BA:2079:U:O2'	47:BX:22:ASN:ND2	2.51	0.43
24:BA:2250:G:OP1	24:BA:2275:C:H2'	2.17	0.43
24:BA:2465:C:O2	24:BA:2465:C:H2'	2.18	0.43
24:BA:2576:G:C8	24:BA:2580:U:O4	2.71	0.43
24:BA:2631:G:H2'	24:BA:2632:A:O4'	2.17	0.43
24:BA:2894:G:H8	24:BA:2894:G:H2'	1.36	0.43
25:BB:33:G:O2'	25:BB:34:A:H5'	2.18	0.43
25:BB:33:G:N3	25:BB:50:A:C2	2.86	0.43
26:BC:141:HIS:NE2	26:BC:194:VAL:HA	2.33	0.43

*Continued on next page...*

*Continued from previous page...*

Atom-1	Atom-2	Interatomic distance (Å)	Clash overlap (Å)
27:BD:58:ASN:OD1	27:BD:59:ARG:HG2	2.18	0.43
29:BF:3:LEU:HD13	29:BF:3:LEU:HA	1.69	0.43
29:BF:42:ALA:HA	29:BF:45:ASP:O	2.18	0.43
30:BG:41:GLU:O	30:BG:41:GLU:HG3	2.17	0.43
30:BG:83:THR:O	30:BG:84:LYS:HB3	2.17	0.43
30:BG:84:LYS:CB	30:BG:132:LEU:H	2.31	0.43
30:BG:120:ILE:HG21	30:BG:143:VAL:HG21	1.99	0.43
31:BH:89:LYS:CG	31:BH:90:LEU:H	2.25	0.43
35:BL:132:ARG:HG3	35:BL:142:ILE:HD12	1.99	0.43
38:BO:7:ARG:HD2	38:BO:97:PHE:CZ	2.52	0.43
39:BP:17:PRO:HG3	39:BP:83:ILE:O	2.18	0.43
40:BQ:40:LYS:HG2	40:BQ:44:TYR:CE1	2.53	0.43
40:BQ:94:LEU:C	40:BQ:96:ASP:H	2.21	0.43
45:BV:5:ASN:ND2	45:BV:5:ASN:N	2.66	0.43
47:BX:19:HIS:O	47:BX:21:LEU:N	2.51	0.43
1:CB:185:ILE:HA	1:CB:199:ILE:HG13	2.00	0.43
6:CG:86:VAL:HA	6:CG:87:PRO:HD2	1.83	0.43
8:CI:49:GLN:O	8:CI:52:GLU:HG2	2.17	0.43
9:CJ:25:ILE:HD11	9:CJ:93:ALA:CB	2.48	0.43
11:CL:28:GLN:HE21	11:CL:28:GLN:HB3	1.61	0.43
11:CL:98:ARG:HD3	11:CL:103:CYS:SG	2.57	0.43
12:CM:1:ALA:H3	12:CM:2:ARG:HD2	1.82	0.43
15:CP:77:GLU:C	15:CP:79:ASN:H	2.21	0.43
55:CA:298:A:N6	55:CA:299:G:N1	2.67	0.43
55:CA:391:G:C6	55:CA:392:C:C2	3.07	0.43
55:CA:570:G:C6	55:CA:873:A:C2	3.06	0.43
55:CA:936:C:O2'	55:CA:937:A:H5'	2.18	0.43
55:CA:978:A:C6	55:CA:1318:A:C6	3.05	0.43
55:CA:1130:A:C5	55:CA:1146:A:C6	3.06	0.43
55:CA:1182:G:C4'	55:CA:1183:U:H5'	2.49	0.43
55:CA:1265:C:C2'	55:CA:1266:G:H5'	2.48	0.43
24:DA:122:G:P	24:DA:149:A:H4'	2.58	0.43
24:DA:142:A:H5''	24:DA:142:A:C8	2.53	0.43
24:DA:142:A:O2'	24:DA:143:C:H5'	2.18	0.43
24:DA:409:G:O2'	24:DA:410:G:H5'	2.17	0.43
24:DA:464:U:H1'	24:DA:686:U:C5	2.53	0.43
24:DA:529:A:H4'	24:DA:530:G:OP1	2.18	0.43
24:DA:713:G:N2	24:DA:718:A:H2	2.10	0.43
24:DA:921:C:O5'	24:DA:921:C:H6	2.01	0.43
24:DA:973:A:OP1	24:DA:973:A:C8	2.63	0.43
24:DA:1122:G:H2'	24:DA:1122:G:N3	2.33	0.43

*Continued on next page...*

*Continued from previous page...*

Atom-1	Atom-2	Interatomic distance (Å)	Clash overlap (Å)
24:DA:1286:A:C4	24:DA:1289:C:N4	2.87	0.43
24:DA:1668:A:N3	24:DA:1670:C:C4	2.86	0.43
24:DA:1771:C:N4	24:DA:1772:A:H62	2.16	0.43
24:DA:1774:C:H5''	24:DA:1775:U:OP2	2.18	0.43
24:DA:1828:G:H8	24:DA:1828:G:OP2	2.01	0.43
24:DA:1973:G:C6	24:DA:1974:C:C4	3.07	0.43
24:DA:2066:C:H2'	24:DA:2067:G:C8	2.47	0.43
24:DA:2080:A:C2	24:DA:2081:U:H1'	2.54	0.43
24:DA:2093:G:C5	24:DA:2225:A:N7	2.86	0.43
24:DA:2675:A:C2	24:DA:2676:C:C2	3.06	0.43
24:DA:2716:C:C2	24:DA:2717:C:C5	3.07	0.43
24:DA:2835:A:C6	24:DA:2879:A:C4	3.06	0.43
56:DB:11:C:H5	56:DB:12:C:C5	2.33	0.43
56:DB:104:A:C2	56:DB:105:G:H1'	2.53	0.43
26:DC:188:ARG:HD3	26:DC:188:ARG:H	1.82	0.43
26:DC:244:VAL:HB	26:DC:249:VAL:H	1.83	0.43
31:DH:68:ARG:CD	31:DH:71:LYS:HB2	2.48	0.43
32:DI:74:PRO:O	32:DI:78:LEU:HG	2.18	0.43
33:DJ:35:ARG:HA	33:DJ:40:HIS:HD2	1.84	0.43
35:DL:116:VAL:HG13	35:DL:117:THR:H	1.83	0.43
39:DP:4:ILE:HG22	39:DP:4:ILE:O	2.18	0.43
39:DP:9:GLN:HB3	39:DP:12:MET:HE3	2.00	0.43
39:DP:75:THR:HG23	39:DP:76:HIS:CD2	2.54	0.43
41:DR:49:ILE:HG22	41:DR:54:VAL:N	2.33	0.43
41:DR:81:LYS:O	41:DR:82:HIS:C	2.57	0.43
43:DT:29:THR:OG1	43:DT:85:VAL:HB	2.17	0.43
44:DU:3:LYS:O	44:DU:4:ILE:C	2.56	0.43
44:DU:35:VAL:CG1	44:DU:36:GLU:H	2.24	0.43
47:DX:52:ALA:C	47:DX:54:GLY:H	2.21	0.43
52:D2:10:LEU:O	52:D2:10:LEU:HD23	2.18	0.43
5:AF:9:MET:HE1	5:AF:59:TYR:CE2	2.53	0.43
10:AK:59:PRO:HD3	10:AK:90:PRO:HB3	2.01	0.43
12:AM:94:LEU:CD1	21:AA:1226:C:H5'	2.48	0.43
16:AQ:25:GLU:HA	16:AQ:25:GLU:OE1	2.19	0.43
21:AA:49:U:C4	21:AA:364:A:C6	3.06	0.43
21:AA:161:A:H2'	21:AA:162:A:H8	1.83	0.43
21:AA:169:C:C5	21:AA:170:U:C5	3.06	0.43
21:AA:680:C:C2	21:AA:711:G:C2	3.06	0.43
21:AA:845:A:H8	21:AA:846:G:H4'	1.83	0.43
21:AA:977:A:H8	21:AA:1223:C:C2	2.37	0.43
21:AA:1523:G:C6	21:AA:1524:C:N4	2.86	0.43

*Continued on next page...*

*Continued from previous page...*

Atom-1	Atom-2	Interatomic distance (Å)	Clash overlap (Å)
24:BA:195:A:C5	59:BA:3767:HOH:O	2.70	0.43
24:BA:243:U:OP2	53:B3:7:ARG:NE	2.47	0.43
24:BA:399:U:H2'	24:BA:400:G:H5'	2.00	0.43
24:BA:482:A:C6	24:BA:506:G:C4	3.06	0.43
24:BA:558:U:H5''	33:BJ:111:LYS:HE3	2.00	0.43
24:BA:587:C:OP2	35:BL:21:ARG:NH1	2.51	0.43
24:BA:747:U:O2	24:BA:2014:A:H1'	2.18	0.43
24:BA:986:C:H2'	24:BA:987:C:H5'	1.99	0.43
24:BA:986:C:O2'	24:BA:987:C:H5'	2.17	0.43
24:BA:1145:C:H2'	24:BA:1146:C:H6	1.83	0.43
24:BA:1154:G:OP1	40:BQ:57:ARG:HD3	2.18	0.43
24:BA:1295:C:H2'	24:BA:1296:G:H8	1.84	0.43
24:BA:1464:G:H2'	24:BA:1465:G:C8	2.51	0.43
24:BA:1797:G:H1'	24:BA:1823:G:N2	2.32	0.43
24:BA:1857:G:O2'	24:BA:1858:A:OP2	2.29	0.43
24:BA:1865:U:HO2'	24:BA:1866:A:H8	1.63	0.43
24:BA:2286:G:O6	51:B1:22:THR:CG2	2.66	0.43
24:BA:2339:C:H2'	24:BA:2340:A:H8	1.84	0.43
24:BA:2410:G:C6	24:BA:2411:A:C4	3.07	0.43
24:BA:2520:C:O2'	24:BA:2521:C:H5'	2.18	0.43
24:BA:2578:G:H1'	27:BD:144:GLY:HA2	2.00	0.43
24:BA:2580:U:H3'	24:BA:2581:G:C2	2.53	0.43
24:BA:2587:A:H2'	24:BA:2588:G:H5'	2.00	0.43
24:BA:2747:G:N1	24:BA:2754:U:C2	2.87	0.43
25:BB:27:C:C5	25:BB:28:C:C5	3.05	0.43
59:BB:315:HOH:O	45:BV:14:LYS:HD2	2.18	0.43
26:BC:225:ASN:O	26:BC:227:VAL:N	2.51	0.43
26:BC:245:THR:HG1	26:BC:249:VAL:HB	1.80	0.43
26:BC:269:ARG:HA	26:BC:269:ARG:HD3	1.81	0.43
27:BD:16:THR:O	27:BD:19:GLY:N	2.40	0.43
27:BD:121:THR:O	27:BD:122:VAL:CB	2.66	0.43
28:BE:19:PHE:HE2	28:BE:197:GLU:OE1	2.01	0.43
28:BE:72:SER:C	28:BE:74:LYS:N	2.72	0.43
30:BG:83:THR:C	30:BG:84:LYS:HD3	2.38	0.43
37:BN:93:GLY:C	37:BN:95:THR:N	2.71	0.43
41:BR:72:VAL:O	41:BR:72:VAL:HG22	2.17	0.43
42:BS:50:VAL:O	42:BS:51:LEU:C	2.57	0.43
42:BS:59:GLU:HA	42:BS:64:ALA:HA	2.00	0.43
45:BV:62:THR:HA	45:BV:71:LYS:HA	1.98	0.43
46:BW:22:VAL:HG13	46:BW:25:PHE:CD2	2.52	0.43
46:BW:75:ASN:O	46:BW:76:ARG:CB	2.66	0.43

*Continued on next page...*

*Continued from previous page...*

Atom-1	Atom-2	Interatomic distance (Å)	Clash overlap (Å)
48:BY:24:GLU:O	48:BY:28:LEU:HB2	2.17	0.43
53:B3:7:ARG:O	53:B3:11:LYS:HG3	2.18	0.43
1:CB:164:ASP:OD1	1:CB:203:ASP:CB	2.66	0.43
2:CC:13:ILE:HG22	2:CC:14:VAL:HG23	2.00	0.43
3:CD:68:GLU:HB2	55:CA:545:C:H5'	2.00	0.43
4:CE:38:VAL:O	4:CE:45:VAL:HG23	2.18	0.43
6:CG:101:ARG:NH2	55:CA:1375:A:O2'	2.51	0.43
8:CI:53:LEU:HD21	8:CI:96:GLU:HB3	2.00	0.43
11:CL:50:LYS:HD2	11:CL:50:LYS:N	2.33	0.43
14:CO:44:GLU:HG2	14:CO:45:HIS:CD2	2.53	0.43
18:CS:38:THR:OG1	18:CS:39:ILE:N	2.51	0.43
55:CA:181:A:N6	55:CA:195:A:OP2	2.51	0.43
55:CA:355:C:C4	55:CA:356:A:N7	2.86	0.43
55:CA:452:A:HO2'	55:CA:453:G:C4'	2.30	0.43
55:CA:614:C:H2'	55:CA:615:G:O4'	2.18	0.43
55:CA:760:G:N7	55:CA:761:G:C8	2.85	0.43
55:CA:821:G:C2	55:CA:822:U:C2	3.06	0.43
55:CA:823:C:O2'	55:CA:824:G:H5'	2.17	0.43
55:CA:1050:G:N2	55:CA:1051:C:C2	2.86	0.43
55:CA:1129:C:O2'	55:CA:1130:A:H8	1.94	0.43
55:CA:1163:A:N1	55:CA:1174:G:C6	2.86	0.43
55:CA:1349:A:H2'	55:CA:1350:A:H8	1.82	0.43
55:CA:1394:A:N6	55:CA:1501:C:H4'	2.33	0.43
24:DA:142:A:C2'	24:DA:143:C:H6	2.25	0.43
24:DA:303:G:N1	24:DA:315:G:C6	2.86	0.43
24:DA:353:C:N4	24:DA:354:A:H62	2.15	0.43
24:DA:471:A:H5''	28:DE:79:ARG:NH1	2.31	0.43
24:DA:972:A:H3'	24:DA:973:A:H5''	1.99	0.43
24:DA:1045:C:O4'	24:DA:1111:A:N6	2.51	0.43
24:DA:1048:A:O2'	24:DA:1049:C:C6	2.71	0.43
24:DA:1054:A:C2	24:DA:1055:G:H1'	2.53	0.43
24:DA:1262:A:H2	50:D0:6:LYS:HD2	1.83	0.43
24:DA:1315:C:C2	24:DA:1338:G:C2	3.06	0.43
24:DA:1797:G:H4'	26:DC:254:LYS:O	2.18	0.43
24:DA:1803:A:H3'	24:DA:1804:C:H6	1.82	0.43
24:DA:1816:C:HO2'	24:DA:1817:G:P	2.40	0.43
24:DA:1825:U:O3'	26:DC:231:HIS:CE1	2.71	0.43
24:DA:2232:C:P	47:DX:26:ARG:NH1	2.91	0.43
24:DA:2373:G:C6	24:DA:2381:A:N1	2.86	0.43
24:DA:2581:G:H4'	24:DA:2582:G:C8	2.53	0.43
26:DC:255:LYS:O	26:DC:256:THR:HG23	2.18	0.43

*Continued on next page...*

*Continued from previous page...*

Atom-1	Atom-2	Interatomic distance (Å)	Clash overlap (Å)
40:DQ:84:LYS:C	40:DQ:86:SER:H	2.22	0.43
46:DW:31:LEU:C	46:DW:33:GLY:N	2.71	0.43
48:DY:58:ASN:C	48:DY:60:LYS:H	2.22	0.43
51:D1:16:THR:CG2	51:D1:42:VAL:HG23	2.48	0.43
1:AB:14:HIS:CD2	1:AB:202:ASN:H	2.36	0.43
1:AB:66:ILE:O	1:AB:160:LEU:HD12	2.18	0.43
1:AB:219:THR:HG23	1:AB:220:VAL:N	2.33	0.43
2:AC:194:VAL:O	2:AC:194:VAL:HG12	2.18	0.43
7:AH:41:GLU:HA	7:AH:41:GLU:OE1	2.18	0.43
9:AJ:41:PRO:O	9:AJ:42:LEU:HB2	2.19	0.43
14:AO:50:HIS:ND1	21:AA:667:G:H4'	2.33	0.43
16:AQ:58:VAL:CG2	16:AQ:59:GLU:H	2.30	0.43
20:AU:19:LYS:C	20:AU:21:SER:N	2.71	0.43
21:AA:71:A:HO2'	21:AA:72:A:C5'	2.30	0.43
21:AA:104:G:N1	21:AA:105:G:C5	2.86	0.43
21:AA:119:A:N7	21:AA:240:G:C5	2.86	0.43
21:AA:724:G:H2'	21:AA:725:G:C8	2.53	0.43
24:BA:336:C:C2'	24:BA:337:C:H5'	2.48	0.43
24:BA:601:C:O2	24:BA:605:G:H4'	2.19	0.43
24:BA:636:G:OP2	35:BL:128:THR:HG22	2.17	0.43
24:BA:696:G:C2	24:BA:697:G:C8	3.06	0.43
24:BA:825:A:C2'	35:BL:54:GLN:HE21	2.32	0.43
24:BA:987:C:C4	24:BA:988:A:C5	3.06	0.43
24:BA:1048:A:N7	24:BA:1111:A:C6	2.85	0.43
24:BA:1137:G:H2'	24:BA:1138:G:O4'	2.18	0.43
24:BA:1170:C:H2'	24:BA:1171:G:O4'	2.18	0.43
24:BA:1277:G:C4'	37:BN:20:MET:HE2	2.48	0.43
24:BA:1295:C:H2'	24:BA:1296:G:O4'	2.17	0.43
24:BA:1399:C:H2'	24:BA:1400:U:C6	2.44	0.43
24:BA:1654:A:H4'	27:BD:118:PHE:CE1	2.52	0.43
24:BA:1721:G:H1'	24:BA:1739:A:N6	2.33	0.43
24:BA:1926:U:H2'	24:BA:1928:A:N7	2.34	0.43
24:BA:2287:A:C6	24:BA:2289:G:C4	3.07	0.43
24:BA:2287:A:C4	24:BA:2289:G:N7	2.87	0.43
24:BA:2297:A:H61	24:BA:2319:G:H1'	1.84	0.43
24:BA:2305:U:O2'	29:BF:132:ARG:HG2	2.18	0.43
24:BA:2365:G:C2'	24:BA:2366:A:C8	3.02	0.43
24:BA:2656:U:O2'	24:BA:2657:A:H5'	2.18	0.43
24:BA:2832:U:C2	24:BA:2834:G:C2	3.06	0.43
26:BC:142:ASN:O	26:BC:142:ASN:CG	2.56	0.43
27:BD:22:ILE:HA	27:BD:23:PRO:HD3	1.79	0.43

*Continued on next page...*

*Continued from previous page...*

Atom-1	Atom-2	Interatomic distance (Å)	Clash overlap (Å)
29:BF:35:LEU:CD1	29:BF:56:LEU:HD22	2.41	0.43
30:BG:61:TRP:O	30:BG:64:ALA:N	2.51	0.43
31:BH:27:ARG:HG3	47:BX:59:ASP:CG	2.38	0.43
33:BJ:114:LEU:O	33:BJ:117:ALA:HB3	2.19	0.43
34:BK:65:THR:O	34:BK:79:PHE:HB2	2.18	0.43
37:BN:94:TYR:O	37:BN:116:VAL:HG12	2.18	0.43
40:BQ:63:ARG:HH22	40:BQ:96:ASP:CA	2.31	0.43
41:BR:35:PHE:HB2	41:BR:59:ILE:HB	2.00	0.43
46:BW:24:ARG:HD3	46:BW:65:LYS:CD	2.48	0.43
46:BW:70:VAL:C	46:BW:71:LYS:HD2	2.37	0.43
4:CE:71:ILE:HG12	4:CE:144:GLU:CG	2.48	0.43
8:CI:60:LEU:O	8:CI:60:LEU:HD12	2.18	0.43
13:CN:12:ARG:NH2	55:CA:980:C:O3'	2.49	0.43
13:CN:25:GLU:O	13:CN:28:ALA:HB3	2.18	0.43
15:CP:46:LYS:HB2	15:CP:47:GLU:H	1.64	0.43
15:CP:70:ARG:O	15:CP:74:LEU:HG	2.18	0.43
16:CQ:22:VAL:HG21	16:CQ:58:VAL:HG21	1.99	0.43
20:CU:17:ARG:HD3	20:CU:17:ARG:H	1.83	0.43
55:CA:17:U:H1'	55:CA:1080:A:N3	2.34	0.43
55:CA:122:G:O2'	55:CA:123:U:H5'	2.17	0.43
55:CA:268:U:N3	55:CA:269:C:C4	2.86	0.43
55:CA:331:G:O2'	55:CA:332:G:P	2.77	0.43
55:CA:484:G:O2'	55:CA:485:U:O5'	2.32	0.43
55:CA:1000:A:H2'	55:CA:1001:C:C6	2.53	0.43
55:CA:1163:A:N3	55:CA:1174:G:C2	2.87	0.43
55:CA:1266:G:C2	55:CA:1270:G:C6	3.07	0.43
55:CA:1301:U:H2'	55:CA:1301:U:O2	2.17	0.43
55:CA:1349:A:C2'	55:CA:1350:A:H8	2.31	0.43
55:CA:1415:G:N2	55:CA:1486:G:N9	2.66	0.43
22:CV:28:G:O2'	22:CV:29:G:H5'	2.18	0.43
22:CV:33:U:C5'	22:CV:34:G:OP2	2.66	0.43
24:DA:16:C:O2'	24:DA:17:G:H5'	2.18	0.43
24:DA:66:C:N4	24:DA:67:U:N3	2.67	0.43
24:DA:83:A:H61	24:DA:101:A:C5'	2.20	0.43
24:DA:94:A:C2	24:DA:95:A:C4	3.07	0.43
24:DA:121:G:N2	24:DA:131:A:N9	2.66	0.43
24:DA:197:A:N7	24:DA:2430:A:C4	2.86	0.43
24:DA:579:G:C2	24:DA:1262:A:C5	3.06	0.43
24:DA:761:A:OP2	59:DA:3304:HOH:O	2.21	0.43
24:DA:762:U:C2	24:DA:1431:A:H5''	2.53	0.43
24:DA:1050:A:H2'	24:DA:1051:G:H8	1.81	0.43

*Continued on next page...*



Continued from previous page...

Atom-1	Atom-2	Interatomic distance (Å)	Clash overlap (Å)
24:DA:1077:A:H2'	24:DA:1078:U:O4'	2.19	0.43
24:DA:1371:G:O2'	24:DA:1372:U:H5'	2.18	0.43
24:DA:1677:A:H2'	24:DA:1678:A:C8	2.52	0.43
24:DA:1787:A:H2'	24:DA:1788:C:C5	2.53	0.43
24:DA:1815:A:H1'	24:DA:1817:G:N7	2.33	0.43
24:DA:1906:G:H8	24:DA:1929:G:H2'	1.82	0.43
24:DA:2208:C:C2	24:DA:2217:G:N2	2.86	0.43
24:DA:2483:C:C5	24:DA:2484:G:C8	3.06	0.43
24:DA:2781:A:H3'	24:DA:2782:G:H5'	2.00	0.43
24:DA:2882:A:H5''	37:DN:96:ARG:HD3	1.99	0.43
56:DB:35:C:H3'	56:DB:36:C:H5''	2.01	0.43
56:DB:98:G:O6	45:DV:14:LYS:N	2.51	0.43
26:DC:130:PRO:HD3	26:DC:188:ARG:HG3	1.99	0.43
28:DE:134:LEU:HA	28:DE:137:LYS:HB2	2.00	0.43
29:DF:4:HIS:CE1	29:DF:96:TRP:CZ2	3.06	0.43
29:DF:41:GLU:O	29:DF:43:ILE:N	2.51	0.43
29:DF:102:LEU:N	29:DF:102:LEU:HD22	2.34	0.43
34:DK:103:VAL:HG23	34:DK:122:VAL:O	2.17	0.43
39:DP:105:LYS:HA	39:DP:108:ARG:CZ	2.49	0.43
41:DR:30:GLY:HA2	41:DR:63:VAL:O	2.18	0.43
44:DU:73:ASN:HB3	44:DU:95:PHE:CE2	2.53	0.43
45:DV:75:GLN:HG3	45:DV:92:VAL:CG1	2.48	0.43
47:DX:1:SER:C	47:DX:3:VAL:N	2.72	0.43
47:DX:48:LEU:O	47:DX:50:VAL:HG13	2.18	0.43
49:DZ:43:ILE:HD12	49:DZ:44:ARG:N	2.34	0.43
53:D3:24:LYS:O	53:D3:25:HIS:CD2	2.71	0.43
1:AB:113:LEU:HD11	1:AB:144:GLU:OE1	2.19	0.43
2:AC:17:TRP:O	2:AC:19:SER:N	2.52	0.43
3:AD:92:LEU:HA	3:AD:135:GLN:NE2	2.33	0.43
4:AE:14:LEU:HD13	4:AE:14:LEU:O	2.17	0.43
5:AF:90:MET:CB	17:AR:60:ARG:HH21	2.31	0.43
8:AI:25:GLY:HA2	8:AI:60:LEU:O	2.19	0.43
8:AI:51:LEU:HB3	8:AI:56:MET:HG2	2.01	0.43
8:AI:123:ARG:O	21:AA:1343:G:H4'	2.19	0.43
11:AL:29:LYS:HD3	11:AL:58:ASN:HB3	2.01	0.43
11:AL:64:SER:OG	11:AL:96:THR:HG23	2.19	0.43
14:AO:36:ASN:N	14:AO:36:ASN:HD22	2.16	0.43
20:AU:7:GLU:HB2	20:AU:11:PHE:CZ	2.54	0.43
20:AU:36:PHE:CD1	20:AU:39:LYS:HB3	2.52	0.43
21:AA:172:A:C5	21:AA:174:A:N7	2.87	0.43
21:AA:243:A:C4'	21:AA:244:U:H5''	2.42	0.43

Continued on next page...

*Continued from previous page...*

Atom-1	Atom-2	Interatomic distance (Å)	Clash overlap (Å)
21:AA:596:A:N6	21:AA:645:G:C5	2.85	0.43
21:AA:828:U:O4	21:AA:859:G:C8	2.72	0.43
21:AA:1068:G:N3	21:AA:1068:G:H2'	2.33	0.43
21:AA:1074:G:N3	21:AA:1101:A:C2	2.86	0.43
21:AA:1098:C:H2'	21:AA:1099:G:O4'	2.19	0.43
21:AA:1428:A:C6	21:AA:1429:A:N7	2.87	0.43
24:BA:24:G:C6	24:BA:25:U:N3	2.86	0.43
24:BA:78:U:H2'	24:BA:79:C:H6	1.82	0.43
24:BA:110:G:H2'	24:BA:110:G:N3	2.33	0.43
24:BA:313:G:C4	24:BA:314:C:C5	3.07	0.43
24:BA:324:A:N6	24:BA:339:U:H5'	2.33	0.43
24:BA:640:C:H2'	24:BA:641:U:H6	1.83	0.43
24:BA:728:G:O2'	24:BA:730:A:H8	2.01	0.43
24:BA:963:U:O2'	24:BA:964:C:H5'	2.17	0.43
24:BA:1189:A:OP1	41:BR:82:HIS:HD2	2.01	0.43
24:BA:1216:G:C2	24:BA:1234:U:O2	2.71	0.43
24:BA:1277:G:C6	24:BA:1278:C:N4	2.86	0.43
24:BA:1282:U:H2'	24:BA:1283:G:O4'	2.18	0.43
24:BA:1712:U:C4	24:BA:1713:A:C6	3.06	0.43
25:BB:75:G:H1	25:BB:102:G:N2	2.16	0.43
26:BC:15:VAL:HG12	26:BC:16:VAL:N	2.33	0.43
26:BC:200:MET:HB3	26:BC:201:LEU:HD13	1.99	0.43
27:BD:72:GLY:O	27:BD:73:VAL:O	2.37	0.43
28:BE:119:ILE:HD11	28:BE:187:VAL:HG22	2.00	0.43
33:BJ:99:ARG:NH1	33:BJ:103:ILE:HG22	2.34	0.43
33:BJ:105:VAL:HG22	33:BJ:106:LYS:N	2.33	0.43
34:BK:22:ILE:HG23	34:BK:42:THR:HG22	2.01	0.43
34:BK:92:GLU:O	34:BK:93:GLN:O	2.37	0.43
34:BK:95:ILE:HD12	34:BK:95:ILE:O	2.18	0.43
38:BO:53:THR:HB	38:BO:65:THR:HG22	2.00	0.43
40:BQ:59:LEU:O	40:BQ:62:ALA:N	2.52	0.43
47:BX:77:TYR:O	47:BX:77:TYR:CG	2.71	0.43
48:BY:61:ALA:C	48:BY:63:ALA:H	2.22	0.43
51:B1:9:LYS:N	51:B1:9:LYS:HD3	2.33	0.43
53:B3:56:LEU:HD22	53:B3:56:LEU:N	2.28	0.43
2:CC:125:ARG:HB2	2:CC:127:VAL:CG1	2.48	0.43
2:CC:131:ARG:HA	2:CC:134:LYS:HB3	1.99	0.43
3:CD:19:PHE:C	3:CD:20:LEU:O	2.55	0.43
3:CD:81:LEU:HB2	3:CD:88:ASN:HD22	1.83	0.43
4:CE:80:LEU:O	4:CE:97:PRO:HG3	2.18	0.43
7:CH:94:VAL:CG2	7:CH:101:ALA:HB2	2.49	0.43

*Continued on next page...*

*Continued from previous page...*

Atom-1	Atom-2	Interatomic distance (Å)	Clash overlap (Å)
12:CM:13:HIS:CD2	12:CM:14:ALA:H	2.37	0.43
12:CM:113:LYS:HD3	12:CM:113:LYS:H	1.83	0.43
16:CQ:4:ILE:CG2	16:CQ:5:ARG:H	2.32	0.43
19:CT:2:ASN:N	19:CT:7:LYS:NZ	2.59	0.43
19:CT:26:MET:CG	55:CA:1457:G:O2'	2.64	0.43
55:CA:247:G:C5	55:CA:278:G:N2	2.86	0.43
55:CA:518:C:H4'	55:CA:519:C:C5'	2.41	0.43
55:CA:562:U:C4	55:CA:884:U:C6	3.07	0.43
55:CA:683:G:C2	55:CA:684:U:C2	3.07	0.43
55:CA:868:C:C2'	55:CA:869:G:H5'	2.49	0.43
55:CA:947:G:H2'	55:CA:948:C:O4'	2.18	0.43
55:CA:1270:G:O2'	55:CA:1314:C:H5'	2.18	0.43
55:CA:1484:C:H2'	55:CA:1485:U:C6	2.54	0.43
24:DA:3:U:C5	24:DA:4:U:C5	3.06	0.43
24:DA:101:A:HO2'	24:DA:102:U:P	2.41	0.43
24:DA:352:A:N3	24:DA:353:C:H1'	2.34	0.43
24:DA:636:G:O5'	35:DL:128:THR:HG23	2.19	0.43
24:DA:771:G:O2'	24:DA:772:C:H5'	2.18	0.43
24:DA:838:C:C4	24:DA:839:U:C4	3.07	0.43
24:DA:1127:A:H61	24:DA:2463:C:H1'	1.84	0.43
24:DA:1265:A:C8	24:DA:1267:U:C2	3.06	0.43
24:DA:1287:A:H5'	37:DN:103:ARG:NH1	2.34	0.43
24:DA:1333:G:O2'	24:DA:1334:G:C5'	2.65	0.43
24:DA:1496:A:H4'	24:DA:1497:U:H5	1.84	0.43
24:DA:1614:A:N6	42:DS:91:GLY:HA2	2.34	0.43
24:DA:2052:A:C8	27:DD:146:ILE:HD11	2.53	0.43
24:DA:2060:A:C8	28:DE:63:LYS:NZ	2.87	0.43
24:DA:2077:A:N1	24:DA:2078:C:C4	2.87	0.43
24:DA:2209:G:C2	24:DA:2210:U:O4	2.71	0.43
24:DA:2711:A:N6	24:DA:2714:G:N7	2.66	0.43
24:DA:2721:A:H2'	24:DA:2722:G:C8	2.54	0.43
24:DA:2746:U:C2'	24:DA:2747:G:H5'	2.48	0.43
24:DA:2800:A:N3	24:DA:2801:G:H1'	2.34	0.43
28:DE:128:ALA:O	28:DE:130:LYS:HG2	2.19	0.43
29:DF:2:LYS:HD3	29:DF:2:LYS:H	1.82	0.43
29:DF:5:ASP:C	29:DF:7:TYR:N	2.70	0.43
32:DI:20:SER:N	32:DI:21:PRO:CD	2.81	0.43
33:DJ:49:ASP:HB2	33:DJ:121:LYS:HZ1	1.83	0.43
37:DN:96:ARG:O	37:DN:113:ILE:HA	2.18	0.43
38:DO:115:LEU:H	38:DO:115:LEU:CD1	2.15	0.43
41:DR:79:ARG:O	41:DR:80:ARG:CB	2.67	0.43

*Continued on next page...*

*Continued from previous page...*

Atom-1	Atom-2	Interatomic distance (Å)	Clash overlap (Å)
45:DV:35:GLU:HB2	45:DV:93:ARG:NH1	2.33	0.43
52:D2:23:ALA:O	52:D2:24:THR:HB	2.18	0.43
52:D2:43:THR:O	52:D2:44:VAL:C	2.57	0.43
1:AB:191:ASP:HA	1:AB:192:PRO:HD2	1.80	0.43
2:AC:91:ALA:C	2:AC:93:ILE:N	2.71	0.43
3:AD:88:ASN:O	3:AD:92:LEU:HD23	2.18	0.43
4:AE:45:VAL:HG23	4:AE:73:VAL:HG23	1.99	0.43
5:AF:32:ALA:HB1	5:AF:67:PRO:HG3	2.00	0.43
8:AI:51:LEU:CD1	8:AI:56:MET:HG2	2.44	0.43
10:AK:22:ILE:HD13	10:AK:95:THR:HG21	1.98	0.43
14:AO:32:THR:OG1	14:AO:84:LEU:HD21	2.18	0.43
17:AR:44:THR:C	17:AR:46:THR:H	2.22	0.43
21:AA:112:G:C5	21:AA:330:C:N4	2.86	0.43
21:AA:191:G:C6	21:AA:192:A:C6	3.07	0.43
21:AA:355:C:N3	21:AA:356:A:N7	2.66	0.43
21:AA:786:G:C2	21:AA:797:C:C2	3.05	0.43
21:AA:833:G:C2'	21:AA:834:U:H5'	2.49	0.43
21:AA:900:A:C6	21:AA:901:A:C2	3.06	0.43
21:AA:930:C:C4	21:AA:931:C:C5	3.07	0.43
21:AA:1053:G:O5'	21:AA:1054:C:H3'	2.18	0.43
21:AA:1095:U:P	21:AA:1108:G:H22	2.41	0.43
21:AA:1389:C:H2'	21:AA:1390:U:O4'	2.19	0.43
21:AA:1462:C:C2	21:AA:1463:U:C6	3.07	0.43
24:BA:16:C:H4'	50:B0:10:SER:OG	2.19	0.43
24:BA:313:G:C5	24:BA:314:C:C5	3.07	0.43
24:BA:960:A:H5''	24:BA:961:C:OP2	2.18	0.43
24:BA:1027:A:N3	24:BA:1027:A:C2'	2.78	0.43
24:BA:1238:G:O2'	24:BA:1239:G:C5'	2.66	0.43
24:BA:1495:A:O2'	24:BA:1496:A:O5'	2.37	0.43
24:BA:1731:G:C4	24:BA:1733:G:C8	3.06	0.43
24:BA:1776:G:C6	24:BA:1777:U:C4	3.06	0.43
24:BA:1997:C:H6	24:BA:1997:C:C5'	2.32	0.43
24:BA:2282:G:C6	24:BA:2425:A:C2	3.07	0.43
24:BA:2297:A:C2	24:BA:2321:U:H5	2.36	0.43
24:BA:2340:A:H2'	24:BA:2341:G:H8	1.83	0.43
24:BA:2706:A:H8	24:BA:2706:A:O5'	2.02	0.43
25:BB:27:C:C6	25:BB:28:C:C5	3.06	0.43
26:BC:140:VAL:CG1	26:BC:189:ALA:HB1	2.48	0.43
26:BC:250:GLN:N	26:BC:250:GLN:HE21	2.17	0.43
28:BE:117:ARG:CA	28:BE:185:LYS:HD3	2.43	0.43
29:BF:113:PHE:HE1	29:BF:116:LEU:HD22	1.82	0.43

*Continued on next page...*

*Continued from previous page...*

Atom-1	Atom-2	Interatomic distance (Å)	Clash overlap (Å)
30:BG:82:PHE:CZ	30:BG:137:LYS:HD2	2.54	0.43
32:BI:59:THR:HG22	32:BI:61:TYR:CE2	2.52	0.43
33:BJ:18:VAL:HG12	33:BJ:19:ASP:N	2.33	0.43
34:BK:105:ARG:HD3	34:BK:105:ARG:H	1.83	0.43
36:BM:71:LYS:HB3	36:BM:93:VAL:O	2.19	0.43
42:BS:24:ILE:HD12	42:BS:32:ALA:HA	2.01	0.43
42:BS:73:LYS:CB	42:BS:106:VAL:HB	2.46	0.43
46:BW:22:VAL:O	46:BW:23:LYS:C	2.57	0.43
46:BW:43:LYS:CG	46:BW:79:ILE:HD11	2.48	0.43
47:BX:39:VAL:O	47:BX:41:SER:N	2.46	0.43
48:BY:42:LEU:HA	48:BY:42:LEU:HD12	1.75	0.43
49:BZ:8:GLN:O	49:BZ:10:ARG:N	2.45	0.43
53:B3:35:LYS:O	53:B3:40:LYS:HE2	2.19	0.43
1:CB:139:GLU:O	1:CB:140:LEU:C	2.57	0.43
4:CE:46:GLY:HA3	4:CE:70:MET:HA	2.00	0.43
4:CE:111:ARG:C	4:CE:113:VAL:N	2.72	0.43
5:CF:5:GLU:HA	5:CF:63:ASN:HA	2.00	0.43
5:CF:44:ARG:HA	5:CF:58:HIS:HA	2.00	0.43
6:CG:31:VAL:HG12	55:CA:1240:U:C2	2.53	0.43
7:CH:46:GLU:N	7:CH:63:LYS:HG3	2.33	0.43
8:CI:63:TYR:C	8:CI:63:TYR:CD1	2.92	0.43
10:CK:19:VAL:O	10:CK:33:ILE:HA	2.19	0.43
12:CM:85:TYR:HB3	18:CS:72:GLU:OE2	2.18	0.43
20:CU:3:ILE:HG12	20:CU:18:PHE:CD1	2.54	0.43
55:CA:272:C:C4	55:CA:273:U:C5	3.06	0.43
55:CA:275:G:C2	55:CA:276:G:C8	3.06	0.43
55:CA:495:A:C2	55:CA:496:A:C6	3.06	0.43
55:CA:570:G:O6	55:CA:873:A:C2	2.71	0.43
55:CA:1266:G:C4	55:CA:1268:G:OP2	2.72	0.43
55:CA:1392:G:O2'	55:CA:1393:U:H5'	2.19	0.43
55:CA:1487:G:C6	55:CA:1488:G:N7	2.87	0.43
24:DA:202:U:H2'	24:DA:203:A:C8	2.54	0.43
24:DA:230:G:HO2'	24:DA:231:A:C5'	2.31	0.43
24:DA:300:A:N6	59:DA:3596:HOH:O	2.51	0.43
24:DA:545:U:C4	24:DA:547:A:H4'	2.54	0.43
24:DA:585:G:H2'	24:DA:1254:A:H61	1.83	0.43
24:DA:686:U:N3	52:D2:12:ARG:HG3	2.34	0.43
24:DA:771:G:H2'	24:DA:772:C:H6	1.82	0.43
24:DA:958:U:H6	24:DA:958:U:H2'	1.29	0.43
24:DA:996:A:N3	24:DA:997:G:C8	2.86	0.43
24:DA:996:A:C5'	40:DQ:91:ARG:NH1	2.80	0.43

*Continued on next page...*

*Continued from previous page...*

Atom-1	Atom-2	Interatomic distance (Å)	Clash overlap (Å)
24:DA:1149:G:H2'	24:DA:1150:C:C6	2.54	0.43
24:DA:1202:G:C6	24:DA:1203:U:C4	3.06	0.43
24:DA:1345:C:H5'	24:DA:1396:U:O4	2.18	0.43
24:DA:1647:U:H3'	24:DA:1647:U:OP2	2.19	0.43
24:DA:1800:C:C2	24:DA:1818:U:O2	2.71	0.43
24:DA:1829:A:C8	24:DA:1830:C:C5	3.07	0.43
24:DA:1858:A:H62	24:DA:1884:G:H21	1.66	0.43
24:DA:1907:G:C2	24:DA:1924:C:C2	3.07	0.43
24:DA:1914:C:C4	24:DA:1915:U:C4	3.07	0.43
24:DA:1938:A:O2'	24:DA:1939:U:H5''	2.17	0.43
24:DA:2282:G:O2'	24:DA:2283:C:OP2	2.37	0.43
24:DA:2294:G:H5''	38:DO:10:ARG:HD3	1.99	0.43
24:DA:2344:U:OP1	51:D1:36:LYS:HD2	2.18	0.43
24:DA:2422:C:N4	24:DA:2424:C:C4	2.86	0.43
24:DA:2590:A:O2'	24:DA:2591:C:H5'	2.19	0.43
24:DA:2601:C:H4'	24:DA:2602:A:OP2	2.18	0.43
24:DA:2848:G:H1'	24:DA:2868:A:N6	2.33	0.43
26:DC:135:PRO:HG2	26:DC:138:SER:OG	2.18	0.43
27:DD:110:THR:OG1	27:DD:171:THR:HG22	2.18	0.43
28:DE:34:ALA:HB1	28:DE:94:GLN:HB2	2.01	0.43
29:DF:97:GLU:O	29:DF:97:GLU:HG2	2.16	0.43
31:DH:71:LYS:CD	31:DH:71:LYS:N	2.82	0.43
32:DI:89:SER:HB3	32:DI:97:VAL:HG11	1.99	0.43
32:DI:139:VAL:O	32:DI:140:GLU:HB2	2.19	0.43
33:DJ:24:THR:O	33:DJ:25:LEU:HB3	2.19	0.43
33:DJ:25:LEU:HD22	33:DJ:25:LEU:C	2.38	0.43
34:DK:41:ILE:O	34:DK:57:VAL:HA	2.19	0.43
37:DN:31:HIS:C	37:DN:33:ILE:H	2.21	0.43
39:DP:26:GLU:HB2	39:DP:86:LYS:HD3	2.01	0.43
40:DQ:4:LYS:HD3	40:DQ:7:VAL:H	1.83	0.43
45:DV:44:HIS:NE2	45:DV:86:LEU:O	2.52	0.43
47:DX:1:SER:O	47:DX:3:VAL:HG13	2.18	0.43
53:D3:29:ARG:HG2	53:D3:29:ARG:HH21	1.84	0.43
1:AB:61:SER:HA	1:AB:224:ARG:N	2.33	0.43
2:AC:21:TRP:O	13:AN:93:PRO:HB3	2.19	0.43
4:AE:49:TYR:O	4:AE:62:ALA:HA	2.18	0.43
5:AF:66:ALA:HB1	5:AF:67:PRO:HD2	2.00	0.43
7:AH:26:MET:O	7:AH:58:LEU:N	2.50	0.43
7:AH:85:TYR:C	7:AH:86:LYS:HD2	2.39	0.43
8:AI:21:LYS:NZ	8:AI:61:ASP:HB3	2.34	0.43
9:AJ:29:ALA:C	9:AJ:31:ARG:H	2.22	0.43

*Continued on next page...*

*Continued from previous page...*

Atom-1	Atom-2	Interatomic distance (Å)	Clash overlap (Å)
10:AK:88:PRO:HD3	20:AU:28:LEU:HD13	2.01	0.43
11:AL:62:VAL:CG2	11:AL:94:TYR:HE2	2.23	0.43
13:AN:92:ILE:HA	13:AN:93:PRO:HD3	1.84	0.43
16:AQ:13:SER:HB3	16:AQ:16:MET:HE1	2.00	0.43
16:AQ:37:ILE:HD12	16:AQ:37:ILE:N	2.34	0.43
16:AQ:66:LEU:CB	16:AQ:70:LYS:HE2	2.48	0.43
18:AS:62:THR:CG2	18:AS:63:ASP:H	2.27	0.43
19:AT:57:VAL:HG12	19:AT:71:ALA:HB1	2.01	0.43
19:AT:75:LYS:HD2	21:AA:185:U:O2'	2.18	0.43
21:AA:16:A:C2'	21:AA:17:U:H5'	2.48	0.43
21:AA:124:C:O2'	21:AA:125:U:H5'	2.19	0.43
21:AA:596:A:H2'	21:AA:597:G:C8	2.39	0.43
21:AA:597:G:N7	21:AA:598:U:C5	2.87	0.43
21:AA:644:U:H2'	21:AA:645:G:O4'	2.19	0.43
21:AA:1152:A:H2'	21:AA:1153:G:H8	1.84	0.43
24:BA:95:A:O2'	48:BY:41:HIS:CD2	2.71	0.43
24:BA:159:G:N2	24:BA:166:U:C5	2.87	0.43
24:BA:222:A:C5	24:BA:224:U:C2	3.07	0.43
24:BA:301:G:N1	24:BA:317:G:C5	2.87	0.43
24:BA:857:G:H1'	46:BW:19:ARG:HD2	2.01	0.43
24:BA:1052:C:C4	24:BA:1053:C:H5	2.37	0.43
24:BA:1070:A:HO2'	24:BA:1071:G:P	2.41	0.43
24:BA:1151:A:C6	24:BA:1152:C:C4	3.07	0.43
24:BA:1312:U:C4'	24:BA:1313:U:O2	2.67	0.43
24:BA:1790:C:H2'	24:BA:1791:A:N7	2.34	0.43
24:BA:1816:C:H5	26:BC:61:TYR:CE1	2.36	0.43
24:BA:1992:G:H4'	24:BA:1993:U:OP1	2.14	0.43
24:BA:2472:G:C5	24:BA:2475:C:C4	3.06	0.43
24:BA:2482:A:C5	24:BA:2483:C:C5	3.07	0.43
24:BA:2821:A:H2'	24:BA:2822:G:H8	1.83	0.43
25:BB:9:G:O2'	25:BB:10:G:H5'	2.19	0.43
25:BB:33:G:N2	25:BB:50:A:C4	2.87	0.43
26:BC:120:ASP:O	26:BC:121:ALA:O	2.37	0.43
26:BC:229:HIS:CE1	26:BC:230:PRO:HD2	2.54	0.43
28:BE:29:HIS:O	28:BE:32:VAL:HG22	2.19	0.43
29:BF:132:ARG:O	29:BF:133:GLU:CB	2.57	0.43
33:BJ:21:THR:C	33:BJ:23:LYS:H	2.22	0.43
39:BP:37:LYS:O	39:BP:37:LYS:CG	2.66	0.43
39:BP:44:GLY:HA3	39:BP:61:ARG:O	2.18	0.43
40:BQ:69:ARG:HH21	40:BQ:69:ARG:CG	2.32	0.43
40:BQ:88:GLU:OE1	40:BQ:88:GLU:C	2.57	0.43

*Continued on next page...*

*Continued from previous page...*

Atom-1	Atom-2	Interatomic distance (Å)	Clash overlap (Å)
41:BR:43:ASN:HD22	41:BR:43:ASN:HA	1.57	0.43
45:BV:38:LEU:HD12	45:BV:38:LEU:HA	1.70	0.43
48:BY:40:SER:O	48:BY:42:LEU:N	2.52	0.43
1:CB:53:LEU:O	1:CB:57:ASN:HB2	2.19	0.43
1:CB:112:ARG:HA	1:CB:115:ASP:OD2	2.19	0.43
2:CC:149:LYS:HD2	2:CC:200:TRP:CE3	2.54	0.43
2:CC:168:ARG:HG2	2:CC:168:ARG:HH11	1.82	0.43
3:CD:10:LEU:O	3:CD:11:SER:C	2.57	0.43
3:CD:27:ILE:HG22	3:CD:27:ILE:O	2.19	0.43
3:CD:39:GLN:C	3:CD:41:GLY:H	2.21	0.43
4:CE:38:VAL:HG21	4:CE:66:ALA:C	2.39	0.43
5:CF:68:GLN:HG2	5:CF:69:GLU:HG3	2.01	0.43
6:CG:9:ARG:C	6:CG:10:LYS:HG3	2.39	0.43
6:CG:59:GLU:OE2	6:CG:63:VAL:HG23	2.18	0.43
6:CG:134:VAL:CB	6:CG:137:ARG:HH21	2.31	0.43
7:CH:38:VAL:O	7:CH:41:GLU:HB2	2.18	0.43
12:CM:47:LEU:HD23	12:CM:47:LEU:C	2.39	0.43
12:CM:95:PRO:HG3	12:CM:99:GLN:HE21	1.83	0.43
18:CS:18:VAL:CG2	18:CS:42:ASN:HB3	2.48	0.43
18:CS:52:ASN:HD22	18:CS:52:ASN:N	2.16	0.43
20:CU:24:LYS:NZ	20:CU:25:ALA:HB2	2.34	0.43
55:CA:95:C:H5'	55:CA:95:C:C6	2.53	0.43
55:CA:191:G:H2'	55:CA:192:A:C8	2.54	0.43
55:CA:293:G:H5'	55:CA:610:U:C5	2.54	0.43
55:CA:302:G:N3	55:CA:303:A:C8	2.87	0.43
55:CA:397:A:C6	55:CA:548:G:N7	2.87	0.43
55:CA:491:G:C2'	55:CA:492:C:H5'	2.48	0.43
55:CA:752:G:H1'	55:CA:754:C:H41	1.84	0.43
55:CA:759:A:C8	55:CA:760:G:C8	3.06	0.43
55:CA:774:G:C2	55:CA:806:C:C2	3.07	0.43
55:CA:810:C:H2'	55:CA:811:C:O4'	2.19	0.43
55:CA:926:G:H2'	55:CA:1505:G:C2	2.54	0.43
55:CA:946:A:H2'	55:CA:947:G:C8	2.54	0.43
55:CA:1409:C:H2'	55:CA:1410:A:C8	2.54	0.43
55:CA:1442:G:N2	55:CA:1443:C:C2	2.87	0.43
55:CA:1448:C:O2'	55:CA:1449:C:C6	2.67	0.43
55:CA:1494:G:H4'	24:DA:1913:A:C8	2.53	0.43
24:DA:320:A:H62	28:DE:132:LYS:HG3	1.82	0.43
24:DA:460:A:N3	24:DA:470:A:C6	2.87	0.43
24:DA:639:U:H2'	24:DA:640:C:C6	2.53	0.43
24:DA:807:U:H1'	24:DA:2445:G:H5'	2.01	0.43

*Continued on next page...*



*Continued from previous page...*

Atom-1	Atom-2	Interatomic distance (Å)	Clash overlap (Å)
24:DA:1022:G:O6	33:DJ:68:LYS:HD3	2.19	0.43
24:DA:1693:U:H2'	26:DC:13:ARG:HH21	1.84	0.43
24:DA:1746:A:H2'	24:DA:1747:U:H6	1.81	0.43
24:DA:1774:C:C5	24:DA:1775:U:H5	2.37	0.43
24:DA:1817:G:H3'	26:DC:155:ARG:HH21	1.83	0.43
24:DA:2072:C:H2'	24:DA:2073:C:H5'	1.99	0.43
24:DA:2148:G:O2'	24:DA:2149:U:N1	2.50	0.43
24:DA:2304:G:N2	24:DA:2312:U:H3	2.16	0.43
24:DA:2636:C:H4'	27:DD:81:GLU:CD	2.39	0.43
24:DA:2869:G:C6	24:DA:2870:C:N3	2.87	0.43
56:DB:49:C:OP1	38:DO:102:ARG:N	2.44	0.43
56:DB:56:G:H21	56:DB:59:A:H2	1.66	0.43
31:DH:70:GLU:HB2	31:DH:71:LYS:HD2	1.99	0.43
33:DJ:45:THR:OG1	33:DJ:48:VAL:HB	2.19	0.43
34:DK:14:SER:HG	34:DK:51:LYS:H	1.65	0.43
35:DL:40:SER:O	35:DL:41:ARG:C	2.56	0.43
35:DL:93:ASN:CG	35:DL:94:THR:N	2.72	0.43
36:DM:62:LYS:C	36:DM:63:ILE:HD12	2.38	0.43
36:DM:100:LYS:HD3	36:DM:100:LYS:HA	1.88	0.43
40:DQ:87:VAL:HG11	41:DR:52:PRO:CG	2.42	0.43
46:DW:8:SER:O	46:DW:9:THR:CB	2.66	0.43
51:D1:8:ILE:HG22	51:D1:9:LYS:N	2.34	0.43
1:AB:9:LEU:HD21	1:AB:11:ALA:O	2.18	0.43
2:AC:5:HIS:HA	2:AC:6:PRO:HD2	1.87	0.43
3:AD:190:LEU:HD12	3:AD:190:LEU:O	2.17	0.43
4:AE:149:PRO:HA	4:AE:152:VAL:CG1	2.47	0.43
4:AE:155:LYS:HD3	7:AH:70:VAL:CG2	2.48	0.43
13:AN:46:LYS:O	18:AS:12:LEU:HD11	2.18	0.43
17:AR:66:LEU:O	17:AR:67:LEU:HD23	2.19	0.43
21:AA:71:A:C8	21:AA:100:G:C6	3.07	0.43
21:AA:165:G:C2	21:AA:166:U:C2	3.07	0.43
21:AA:183:C:H6	21:AA:183:C:H2'	1.47	0.43
21:AA:383:A:C5	21:AA:384:G:H1'	2.54	0.43
21:AA:551:U:O2'	21:AA:552:U:H5'	2.19	0.43
21:AA:688:G:C2	21:AA:689:C:C6	3.06	0.43
21:AA:1143:G:H2'	21:AA:1144:G:C8	2.53	0.43
21:AA:1234:C:O4'	21:AA:1364:U:H1'	2.19	0.43
21:AA:1363:A:O2'	21:AA:1364:U:H5''	2.18	0.43
21:AA:1363:A:C8	21:AA:1365:G:C5	3.07	0.43
21:AA:1402:C:H2'	21:AA:1403:C:O4'	2.17	0.43
24:BA:141:G:H3'	24:BA:142:A:O4'	2.18	0.43

*Continued on next page...*

*Continued from previous page...*

Atom-1	Atom-2	Interatomic distance (Å)	Clash overlap (Å)
24:BA:416:U:C4	24:BA:417:C:C4	3.07	0.43
24:BA:536:G:O6	24:BA:537:G:C2	2.71	0.43
24:BA:558:U:OP1	33:BJ:113:PRO:HB2	2.18	0.43
24:BA:1015:U:O2'	24:BA:1016:G:H5'	2.19	0.43
24:BA:1206:G:C2	24:BA:1207:C:C2	3.07	0.43
24:BA:1266:G:H5''	42:BS:15:GLN:HE22	1.84	0.43
24:BA:1456:G:H2'	24:BA:1457:U:H5'	2.00	0.43
24:BA:1810:A:O2'	24:BA:1811:G:H5'	2.19	0.43
24:BA:1885:A:H2'	24:BA:1886:U:O4'	2.19	0.43
24:BA:2086:U:H2'	24:BA:2087:G:O4'	2.18	0.43
24:BA:2215:C:H6	24:BA:2215:C:O5'	2.02	0.43
24:BA:2674:G:C4	24:BA:2675:A:C8	3.06	0.43
24:BA:2748:A:C6	24:BA:2749:A:C5	3.06	0.43
24:BA:2819:G:H5''	59:BA:3813:HOH:O	2.19	0.43
24:BA:2824:C:C4	24:BA:2825:G:C5	3.07	0.43
24:BA:2842:G:C2	24:BA:2876:G:C2	3.07	0.43
24:BA:2864:G:H2'	24:BA:2865:U:C6	2.54	0.43
25:BB:20:G:N2	25:BB:64:G:N3	2.66	0.43
26:BC:145:MET:HB2	26:BC:152:GLN:NE2	2.34	0.43
28:BE:121:VAL:O	28:BE:189:THR:HA	2.18	0.43
29:BF:28:PRO:HB3	29:BF:159:ALA:HB2	2.00	0.43
31:BH:21:VAL:CG2	31:BH:25:TYR:HD2	2.29	0.43
31:BH:97:ARG:HE	31:BH:97:ARG:HB2	1.65	0.43
35:BL:40:SER:O	35:BL:41:ARG:HB2	2.18	0.43
36:BM:52:ALA:O	36:BM:53:MET:C	2.57	0.43
38:BO:116:GLN:O	38:BO:117:PHE:HB3	2.19	0.43
40:BQ:88:GLU:C	40:BQ:88:GLU:CD	2.78	0.43
46:BW:22:VAL:CG1	46:BW:25:PHE:CE2	3.01	0.43
1:CB:10:LYS:HA	1:CB:10:LYS:HE3	2.00	0.43
2:CC:9:ILE:CG2	2:CC:10:ARG:N	2.82	0.43
3:CD:90:LEU:HA	3:CD:90:LEU:HD13	1.80	0.43
5:CF:7:VAL:O	5:CF:7:VAL:HG22	2.19	0.43
5:CF:38:ARG:HB3	5:CF:97:THR:HA	2.00	0.43
7:CH:6:ILE:HB	7:CH:76:ARG:NH1	2.33	0.43
7:CH:95:MET:HE1	7:CH:98:LEU:HB2	2.01	0.43
10:CK:47:GLY:CA	10:CK:56:LYS:HE3	2.49	0.43
12:CM:16:ILE:H	12:CM:16:ILE:CD1	2.26	0.43
15:CP:48:GLU:CG	15:CP:51:ARG:HH21	2.25	0.43
19:CT:22:SER:HB3	55:CA:1458:G:O2'	2.17	0.43
19:CT:60:GLN:HB3	19:CT:65:LEU:HD12	2.01	0.43
55:CA:67:C:O2'	55:CA:68:G:H8	2.01	0.43

*Continued on next page...*

*Continued from previous page...*

Atom-1	Atom-2	Interatomic distance (Å)	Clash overlap (Å)
55:CA:444:G:C2	55:CA:445:G:C8	3.06	0.43
55:CA:496:A:O2'	55:CA:497:G:C8	2.66	0.43
55:CA:536:C:O2'	55:CA:537:G:H5'	2.19	0.43
55:CA:595:A:N6	55:CA:641:U:C6	2.87	0.43
55:CA:694:A:H3'	55:CA:695:A:H5''	2.01	0.43
55:CA:741:G:C5	55:CA:742:G:N7	2.87	0.43
55:CA:994:A:O2'	55:CA:995:C:C5'	2.66	0.43
55:CA:1269:A:C2	55:CA:1313:U:H1'	2.54	0.43
55:CA:1528:U:H5'	55:CA:1529:G:OP1	2.19	0.43
24:DA:67:U:H2'	24:DA:68:G:C8	2.44	0.43
24:DA:117:G:C2	24:DA:119:A:N6	2.87	0.43
24:DA:143:C:H3'	24:DA:144:A:H8	1.84	0.43
24:DA:294:A:C2'	24:DA:295:G:O5'	2.67	0.43
24:DA:324:A:N7	24:DA:339:U:H4'	2.34	0.43
24:DA:352:A:H2'	24:DA:353:C:C4'	2.49	0.43
24:DA:467:G:H2'	24:DA:468:G:C8	2.53	0.43
24:DA:527:C:O2'	24:DA:528:A:N7	2.51	0.43
24:DA:528:A:H8	24:DA:528:A:H2'	1.63	0.43
24:DA:739:A:O2'	24:DA:740:C:H5	2.02	0.43
24:DA:1245:G:OP1	35:DL:8:PRO:HG3	2.19	0.43
24:DA:1386:C:O2'	24:DA:1387:A:O5'	2.28	0.43
24:DA:1528:A:H2'	24:DA:1529:G:O4'	2.19	0.43
24:DA:1638:C:H5''	24:DA:2710:C:O2'	2.18	0.43
24:DA:1867:G:O6	24:DA:1875:G:N2	2.52	0.43
24:DA:2078:C:C4	24:DA:2079:U:C4	3.06	0.43
24:DA:2262:U:H4'	24:DA:2328:A:H2	1.79	0.43
24:DA:2266:A:H4'	24:DA:2267:A:O5'	2.18	0.43
24:DA:2361:G:H2'	24:DA:2362:C:H6	1.83	0.43
24:DA:2547:A:C8	24:DA:2566:A:C8	3.07	0.43
24:DA:2811:G:OP1	27:DD:61:THR:HB	2.18	0.43
56:DB:16:G:C6	56:DB:69:G:C4	3.07	0.43
26:DC:16:VAL:N	26:DC:203:VAL:HG12	2.33	0.43
27:DD:37:VAL:HB	27:DD:91:THR:HA	2.00	0.43
27:DD:47:ALA:HB2	27:DD:83:ARG:HD2	2.00	0.43
27:DD:76:GLY:O	27:DD:78:GLY:N	2.52	0.43
27:DD:115:GLY:O	37:DN:3:HIS:CE1	2.72	0.43
32:DI:127:SER:O	32:DI:131:THR:HG23	2.19	0.43
33:DJ:69:ARG:CZ	33:DJ:89:PHE:HE1	2.32	0.43
33:DJ:84:ILE:O	33:DJ:84:ILE:HG23	2.19	0.43
38:DO:18:LEU:HD13	38:DO:25:ARG:HD2	2.00	0.43
38:DO:58:ILE:O	38:DO:62:LEU:HB2	2.19	0.43

*Continued on next page...*

*Continued from previous page...*

Atom-1	Atom-2	Interatomic distance (Å)	Clash overlap (Å)
39:DP:91:VAL:HG11	39:DP:96:LEU:CG	2.49	0.43
40:DQ:87:VAL:HG12	40:DQ:88:GLU:N	2.33	0.43
41:DR:55:ASP:CG	41:DR:56:GLY:N	2.72	0.43
43:DT:14:PRO:O	43:DT:32:LEU:HA	2.18	0.43
49:DZ:8:GLN:OE1	49:DZ:30:ARG:O	2.37	0.43
50:D0:42:ILE:HA	50:D0:42:ILE:HD13	1.76	0.43
1:AB:38:HIS:O	1:AB:38:HIS:HD2	2.02	0.43
2:AC:78:LYS:HG2	2:AC:79:LYS:HD2	2.01	0.43
2:AC:179:ALA:HB1	2:AC:202:PHE:HE1	1.83	0.43
3:AD:88:ASN:O	3:AD:91:ALA:HB3	2.19	0.43
3:AD:100:VAL:HG12	3:AD:100:VAL:O	2.17	0.43
4:AE:83:PRO:CG	4:AE:97:PRO:HD3	2.48	0.43
10:AK:94:SER:HA	10:AK:97:ARG:HG2	2.01	0.43
15:AP:22:ALA:CB	15:AP:32:PHE:HA	2.49	0.43
18:AS:9:PHE:CE1	21:AA:1318:A:H4'	2.54	0.43
21:AA:49:U:O4	21:AA:365:U:C5	2.69	0.43
21:AA:792:A:C4	21:AA:794:A:C6	3.07	0.43
21:AA:1074:G:N2	21:AA:1102:A:C5	2.87	0.43
21:AA:1139:G:C2	21:AA:1141:C:N4	2.87	0.43
21:AA:1390:U:H2'	21:AA:1391:U:H6	1.84	0.43
24:BA:57:C:H2'	24:BA:58:G:O4'	2.19	0.43
24:BA:527:C:H4'	24:BA:528:A:O5'	2.19	0.43
24:BA:613:A:C8	24:BA:616:A:N1	2.86	0.43
24:BA:954:G:C6	24:BA:955:U:C4	3.06	0.43
24:BA:994:C:O2	41:BR:10:LYS:HE2	2.19	0.43
24:BA:1643:G:H2'	24:BA:1644:C:O4'	2.18	0.43
24:BA:1857:G:HO2'	24:BA:1858:A:P	2.41	0.43
24:BA:1858:A:H2'	24:BA:1859:U:H6	1.83	0.43
24:BA:1860:G:C2	24:BA:1861:G:C8	3.07	0.43
24:BA:2026:U:C2	24:BA:2027:G:C8	3.06	0.43
24:BA:2040:G:H2'	24:BA:2041:U:C6	2.53	0.43
24:BA:2503:A:O2'	24:BA:2505:G:OP2	2.26	0.43
24:BA:2548:U:O2	34:BK:23:LYS:NZ	2.38	0.43
24:BA:2611:C:H2'	24:BA:2612:C:H6	1.84	0.43
24:BA:2617:U:O2'	24:BA:2618:G:H5'	2.18	0.43
28:BE:178:VAL:HG22	28:BE:179:SER:N	2.33	0.43
31:BH:37:VAL:HG23	31:BH:38:PRO:HD2	2.00	0.43
31:BH:62:LEU:HD12	31:BH:62:LEU:C	2.39	0.43
36:BM:49:ALA:HB1	36:BM:120:ALA:HB1	2.01	0.43
38:BO:94:ARG:O	38:BO:95:SER:C	2.57	0.43
44:BU:17:ASP:HB3	44:BU:20:LYS:HD3	2.01	0.43

*Continued on next page...*

*Continued from previous page...*

Atom-1	Atom-2	Interatomic distance (Å)	Clash overlap (Å)
47:BX:20:ALA:O	47:BX:21:LEU:HB2	2.19	0.43
49:BZ:26:LEU:HA	49:BZ:26:LEU:HD23	1.79	0.43
50:B0:45:ASP:O	50:B0:52:LYS:HE3	2.18	0.43
1:CB:46:VAL:N	1:CB:47:PRO:HD2	2.33	0.43
3:CD:125:ASN:HB2	3:CD:141:VAL:H	1.82	0.43
6:CG:9:ARG:HH12	55:CA:1346:A:H62	1.64	0.43
7:CH:10:LEU:HD13	7:CH:75:GLN:O	2.19	0.43
8:CI:80:HIS:CD2	8:CI:84:ARG:HG3	2.53	0.43
10:CK:127:ARG:HH21	55:CA:795:C:C5'	2.28	0.43
11:CL:59:GLY:O	11:CL:60:PHE:C	2.57	0.43
16:CQ:11:VAL:HG23	16:CQ:56:ASP:O	2.19	0.43
16:CQ:62:GLU:HB2	16:CQ:72:TRP:CH2	2.54	0.43
55:CA:10:A:H2'	55:CA:11:G:H8	1.84	0.43
55:CA:533:A:C2	55:CA:536:C:C6	3.06	0.43
55:CA:680:C:C2	55:CA:711:G:N2	2.87	0.43
55:CA:774:G:C6	55:CA:775:G:C5	3.07	0.43
55:CA:790:A:N6	55:CA:791:G:C6	2.86	0.43
55:CA:818:G:C3'	55:CA:819:A:C5'	2.97	0.43
55:CA:906:A:N6	59:CA:1760:HOH:O	2.51	0.43
55:CA:1064:G:C2	55:CA:1066:C:N4	2.87	0.43
55:CA:1106:G:C4	55:CA:1107:C:C5	3.07	0.43
55:CA:1264:U:C2	55:CA:1272:G:N2	2.87	0.43
55:CA:1303:C:H2'	55:CA:1303:C:O2	2.18	0.43
55:CA:1386:G:N3	55:CA:1387:G:C8	2.87	0.43
24:DA:3:U:H2'	24:DA:4:U:O4'	2.18	0.43
24:DA:252:G:H2'	24:DA:253:C:H6	1.80	0.43
24:DA:308:G:C2	24:DA:309:A:C2	3.06	0.43
24:DA:478:A:N1	24:DA:480:A:C4	2.87	0.43
24:DA:486:C:O5'	24:DA:486:C:H6	2.01	0.43
24:DA:533:G:N2	40:DQ:44:TYR:CD1	2.82	0.43
24:DA:763:G:C5	24:DA:765:C:C4	3.07	0.43
24:DA:1348:C:C5	24:DA:1349:C:C2	3.06	0.43
24:DA:1407:G:H2'	24:DA:1408:G:C8	2.53	0.43
24:DA:1413:A:C5	24:DA:1414:C:N4	2.87	0.43
24:DA:1462:C:O2'	24:DA:1463:C:C5'	2.66	0.43
24:DA:1695:G:N3	24:DA:1695:G:C2'	2.82	0.43
24:DA:1766:G:C4	24:DA:1987:A:C2	3.06	0.43
24:DA:1936:A:C4	24:DA:1940:U:C5	3.07	0.43
24:DA:1945:G:N2	24:DA:1946:U:C2	2.87	0.43
24:DA:2355:G:H5''	46:DW:20:LEU:HD22	2.00	0.43
24:DA:2389:G:O5'	24:DA:2390:U:H5'	2.19	0.43

*Continued on next page...*

Continued from previous page...

Atom-1	Atom-2	Interatomic distance (Å)	Clash overlap (Å)
24:DA:2458:G:C4	24:DA:2490:G:C6	3.07	0.43
24:DA:2542:A:C2	24:DA:2567:G:O6	2.72	0.43
24:DA:2654:A:N3	24:DA:2656:U:C4	2.87	0.43
24:DA:2683:C:H2'	24:DA:2684:U:H6	1.84	0.43
24:DA:2686:G:H2'	24:DA:2687:U:C6	2.54	0.43
24:DA:2869:G:C5	24:DA:2870:C:C4	3.06	0.43
26:DC:250:GLN:H	26:DC:250:GLN:HG2	1.51	0.43
27:DD:98:VAL:O	27:DD:99:GLU:C	2.58	0.43
27:DD:119:ALA:O	27:DD:120:GLY:O	2.37	0.43
28:DE:149:ILE:CD1	28:DE:188:MET:HG3	2.49	0.43
28:DE:178:VAL:HG13	28:DE:179:SER:H	1.83	0.43
29:DF:72:SER:H	29:DF:78:ILE:HG21	1.84	0.43
30:DG:116:LEU:HD13	30:DG:120:ILE:O	2.19	0.43
30:DG:132:LEU:HD12	30:DG:132:LEU:N	2.34	0.43
31:DH:84:ALA:HB3	31:DH:148:ALA:HB2	2.01	0.43
31:DH:90:LEU:HB3	31:DH:123:ARG:HD2	2.00	0.43
33:DJ:17:VAL:HG23	33:DJ:137:PRO:CB	2.44	0.43
33:DJ:110:PRO:O	33:DJ:115:GLY:HA3	2.19	0.43
35:DL:79:LEU:CB	35:DL:113:ALA:H	2.23	0.43
39:DP:85:VAL:O	39:DP:85:VAL:HG13	2.18	0.43
41:DR:16:GLU:HG3	41:DR:16:GLU:O	2.19	0.43
43:DT:39:THR:C	43:DT:41:ALA:H	2.22	0.43
44:DU:58:VAL:HG12	44:DU:59:GLU:N	2.34	0.43
48:DY:31:GLN:C	48:DY:33:ALA:N	2.72	0.43
1:AB:89:PHE:O	1:AB:90:PHE:HB3	2.19	0.43
2:AC:3:LYS:HE3	21:AA:1191:A:H5''	2.00	0.43
4:AE:93:VAL:HG12	4:AE:94:PHE:N	2.33	0.43
10:AK:39:ASN:O	21:AA:684:U:O2'	2.36	0.43
11:AL:22:ALA:O	11:AL:23:LEU:O	2.37	0.43
12:AM:5:GLY:O	12:AM:7:ASN:N	2.51	0.43
14:AO:31:LEU:CD1	14:AO:62:ARG:HB2	2.48	0.43
20:AU:19:LYS:HA	20:AU:19:LYS:CE	2.48	0.43
21:AA:329:A:H2'	21:AA:332:G:N7	2.34	0.43
21:AA:782:A:H2'	21:AA:783:C:O4'	2.19	0.43
21:AA:987:G:H2'	21:AA:988:G:H8	1.84	0.43
21:AA:1059:C:O2'	21:AA:1060:U:H5'	2.19	0.43
21:AA:1124:G:C2	21:AA:1150:A:C2	3.07	0.43
21:AA:1498:U:H2'	23:AW:2:U:OP1	2.18	0.43
24:BA:149:A:H2'	24:BA:150:U:H6	1.84	0.43
24:BA:176:A:C5	24:BA:177:G:C5	3.07	0.43
24:BA:247:G:P	24:BA:388:G:H21	2.41	0.43

Continued on next page...

*Continued from previous page...*

Atom-1	Atom-2	Interatomic distance (Å)	Clash overlap (Å)
24:BA:541:A:C5	24:BA:542:C:C5	3.07	0.43
24:BA:825:A:C2	24:BA:833:A:C2	3.06	0.43
24:BA:857:G:C2'	24:BA:858:G:H5'	2.49	0.43
24:BA:1006:C:H1'	33:BJ:108:MET:HB3	2.00	0.43
24:BA:1032:A:O2'	24:BA:1033:U:H5'	2.19	0.43
24:BA:1034:G:C6	24:BA:1035:U:N3	2.87	0.43
24:BA:1056:G:O2'	24:BA:1086:A:H1'	2.19	0.43
24:BA:1342:A:OP2	24:BA:1602:U:O4	2.36	0.43
24:BA:1569:A:C6	24:BA:1570:A:C2	3.07	0.43
24:BA:1719:G:H2'	24:BA:1720:U:H6	1.84	0.43
24:BA:1849:G:H2'	24:BA:1850:G:C8	2.53	0.43
24:BA:1866:A:H61	24:BA:1875:G:C2'	2.32	0.43
24:BA:1967:C:C2	24:BA:1968:G:C8	3.07	0.43
24:BA:2298:A:H2'	24:BA:2299:U:C6	2.54	0.43
31:BH:24:GLY:O	31:BH:26:ALA:N	2.52	0.43
33:BJ:44:TYR:C	33:BJ:44:TYR:HD1	2.22	0.43
33:BJ:44:TYR:CD2	40:BQ:63:ARG:HG2	2.54	0.43
34:BK:43:ILE:CG1	34:BK:56:ASP:HB2	2.48	0.43
39:BP:105:LYS:HA	39:BP:108:ARG:NH2	2.25	0.43
40:BQ:40:LYS:HA	40:BQ:43:GLN:HB2	2.00	0.43
40:BQ:91:ARG:NE	41:BR:11:GLN:HB2	2.34	0.43
47:BX:12:VAL:CG2	47:BX:28:PHE:HB2	2.48	0.43
47:BX:32:LEU:HA	47:BX:51:SER:HA	2.00	0.43
47:BX:51:SER:O	47:BX:52:ALA:C	2.55	0.43
50:B0:33:SER:OG	50:B0:35:GLU:HG3	2.19	0.43
1:CB:74:ALA:C	1:CB:76:SER:H	2.22	0.43
4:CE:107:GLY:O	4:CE:108:GLY:C	2.56	0.43
6:CG:104:VAL:HA	6:CG:107:ALA:CB	2.48	0.43
12:CM:77:LYS:HE3	12:CM:77:LYS:C	2.38	0.43
20:CU:24:LYS:HA	20:CU:24:LYS:HD2	1.87	0.43
55:CA:110:C:O2'	55:CA:111:G:H5'	2.19	0.43
55:CA:181:A:H4'	55:CA:182:A:O5'	2.18	0.43
55:CA:251:G:C8	55:CA:266:G:C8	3.06	0.43
55:CA:727:G:N1	55:CA:731:G:C6	2.86	0.43
55:CA:959:A:N3	55:CA:985:C:H1'	2.34	0.43
55:CA:1175:G:H2'	55:CA:1176:A:O4'	2.19	0.43
24:DA:94:A:C6	24:DA:95:A:C6	3.06	0.43
24:DA:281:C:H2'	24:DA:282:A:C8	2.51	0.43
24:DA:422:A:N1	24:DA:423:A:C6	2.87	0.43
24:DA:430:A:OP2	24:DA:431:U:H5	2.02	0.43
24:DA:674:G:H5''	28:DE:71:GLY:CA	2.49	0.43

*Continued on next page...*

*Continued from previous page...*

Atom-1	Atom-2	Interatomic distance (Å)	Clash overlap (Å)
24:DA:695:G:C2	24:DA:768:G:C2	3.07	0.43
24:DA:962:G:O2'	24:DA:963:U:C5'	2.65	0.43
24:DA:1108:U:H2'	24:DA:1109:C:O4'	2.18	0.43
24:DA:1142:A:C8	24:DA:1144:A:C5	3.07	0.43
24:DA:1765:U:O2'	24:DA:1766:G:H5'	2.19	0.43
24:DA:2312:U:P	29:DF:70:ARG:HB3	2.59	0.43
24:DA:2428:G:O5'	24:DA:2428:G:H8	2.01	0.43
24:DA:2584:U:H5	59:DA:3697:HOH:O	2.02	0.43
24:DA:2854:G:H2'	24:DA:2855:C:C6	2.53	0.43
28:DE:75:SER:O	28:DE:78:TRP:HB2	2.19	0.43
28:DE:134:LEU:O	28:DE:138:LEU:HG	2.18	0.43
29:DF:160:LYS:HE2	29:DF:160:LYS:HB2	1.87	0.43
30:DG:78:VAL:HG23	30:DG:79:THR:HG23	2.01	0.43
35:DL:50:PHE:CE2	35:DL:53:GLY:N	2.86	0.43
35:DL:132:ARG:HA	35:DL:135:ILE:HG22	2.00	0.43
37:DN:16:HIS:C	37:DN:18:GLN:H	2.22	0.43
38:DO:7:ARG:HA	38:DO:10:ARG:NH2	2.34	0.43
38:DO:89:ASP:O	38:DO:90:VAL:HG13	2.18	0.43
41:DR:23:GLU:O	41:DR:25:LEU:HD22	2.19	0.43
42:DS:7:HIS:HB2	42:DS:50:VAL:CG2	2.49	0.43
45:DV:2:PHE:HD1	45:DV:50:MET:HE3	1.83	0.43
46:DW:14:ASP:C	46:DW:16:GLU:H	2.23	0.43
49:DZ:40:THR:C	49:DZ:42:ALA:N	2.71	0.43
1:AB:9:LEU:HD12	1:AB:42:LEU:HD11	1.99	0.42
3:AD:62:ARG:HA	3:AD:62:ARG:CZ	2.49	0.42
7:AH:21:LYS:HE2	7:AH:21:LYS:CA	2.48	0.42
8:AI:52:GLU:C	8:AI:54:VAL:H	2.23	0.42
10:AK:121:ARG:HA	10:AK:122:PRO:HD2	1.89	0.42
11:AL:24:GLU:HB3	11:AL:26:CYS:SG	2.59	0.42
13:AN:19:TYR:HB2	13:AN:54:SER:OG	2.19	0.42
13:AN:20:PHE:O	13:AN:22:LYS:N	2.52	0.42
14:AO:55:LEU:O	14:AO:59:VAL:HG23	2.19	0.42
16:AQ:44:HIS:CE1	21:AA:276:G:O3'	2.66	0.42
17:AR:29:LYS:HG3	17:AR:30:ASN:ND2	2.34	0.42
21:AA:308:C:H2'	21:AA:309:A:C8	2.51	0.42
21:AA:350:G:N1	21:AA:351:G:O6	2.52	0.42
21:AA:374:A:H5''	21:AA:452:A:C2	2.54	0.42
21:AA:497:G:O2'	21:AA:498:A:H8	1.91	0.42
21:AA:569:C:H6	21:AA:569:C:O5'	2.01	0.42
21:AA:843:U:H2'	21:AA:844:G:H5'	2.01	0.42
21:AA:910:C:H2'	21:AA:911:U:H6	1.84	0.42

*Continued on next page...*



*Continued from previous page...*

Atom-1	Atom-2	Interatomic distance (Å)	Clash overlap (Å)
21:AA:1134:G:C2	21:AA:1141:C:C2	3.07	0.42
21:AA:1145:A:HO2'	21:AA:1146:A:H8	1.62	0.42
24:BA:281:C:H2'	24:BA:282:A:H8	1.82	0.42
24:BA:464:U:O2'	24:BA:465:G:H5'	2.19	0.42
24:BA:541:A:C2	24:BA:553:G:N3	2.87	0.42
24:BA:638:G:C6	24:BA:651:G:C2	3.07	0.42
24:BA:652:U:H4'	24:BA:653:U:OP2	2.19	0.42
24:BA:947:A:O2'	24:BA:984:A:H2	2.02	0.42
24:BA:992:C:O2	24:BA:993:G:C8	2.72	0.42
24:BA:1017:G:C5	24:BA:1018:U:H5	2.35	0.42
24:BA:1140:C:P	33:BJ:68:LYS:NZ	2.83	0.42
24:BA:1252:G:N3	40:BQ:32:ARG:CG	2.82	0.42
24:BA:1281:G:H2'	24:BA:1282:U:C6	2.53	0.42
24:BA:1444:G:C6	24:BA:1445:G:C6	3.07	0.42
24:BA:1652:A:H2	24:BA:2006:C:C2	2.37	0.42
24:BA:1654:A:C4'	27:BD:118:PHE:CE1	3.02	0.42
24:BA:1812:U:H2'	24:BA:1813:G:C8	2.53	0.42
24:BA:2154:A:H5'	24:BA:2155:U:OP2	2.18	0.42
24:BA:2209:G:C6	24:BA:2210:U:N3	2.87	0.42
24:BA:2688:G:H1'	24:BA:2721:A:N6	2.34	0.42
25:BB:46:A:C5	25:BB:47:C:C5	3.07	0.42
25:BB:73:A:C5	25:BB:104:A:C2	3.07	0.42
26:BC:68:ARG:HD3	26:BC:103:ILE:CD1	2.17	0.42
26:BC:80:LEU:HD11	26:BC:109:LEU:CG	2.41	0.42
27:BD:113:SER:HB2	27:BD:114:LYS:CE	2.49	0.42
28:BE:77:ILE:C	28:BE:78:TRP:O	2.57	0.42
29:BF:127:TYR:O	29:BF:128:SER:HB2	2.19	0.42
33:BJ:35:ARG:O	33:BJ:37:ARG:N	2.52	0.42
33:BJ:36:LEU:HD12	33:BJ:36:LEU:HA	1.70	0.42
35:BL:62:PRO:HB2	53:B3:29:ARG:NH2	2.34	0.42
36:BM:61:GLY:HA2	36:BM:107:GLY:CA	2.49	0.42
37:BN:73:ASN:O	37:BN:74:GLU:C	2.56	0.42
38:BO:57:ALA:O	38:BO:59:ALA:N	2.52	0.42
39:BP:24:THR:O	39:BP:24:THR:HG23	2.19	0.42
40:BQ:67:ALA:O	40:BQ:68:ALA:C	2.57	0.42
41:BR:37:GLU:OE1	41:BR:37:GLU:O	2.36	0.42
41:BR:43:ASN:HB3	41:BR:44:GLY:H	1.56	0.42
41:BR:60:LYS:H	41:BR:100:GLY:HA3	1.85	0.42
42:BS:54:ALA:O	42:BS:57:ASN:HB2	2.19	0.42
49:BZ:3:THR:C	49:BZ:4:ILE:CG2	2.87	0.42
1:CB:20:ARG:CG	55:CA:831:A:OP1	2.67	0.42

*Continued on next page...*

*Continued from previous page...*

Atom-1	Atom-2	Interatomic distance (Å)	Clash overlap (Å)
3:CD:187:ARG:CZ	3:CD:191:SER:OG	2.67	0.42
5:CF:3:HIS:CD2	5:CF:65:GLU:HG3	2.53	0.42
5:CF:57:ALA:O	5:CF:59:TYR:CD1	2.70	0.42
8:CI:35:GLU:O	8:CI:36:GLN:C	2.57	0.42
10:CK:44:ALA:HB1	10:CK:68:ARG:NH2	2.34	0.42
11:CL:22:ALA:CB	11:CL:94:TYR:OH	2.67	0.42
12:CM:107:THR:HG21	55:CA:1307:U:H1'	2.00	0.42
16:CQ:9:GLY:O	16:CQ:57:VAL:HG13	2.19	0.42
16:CQ:17:GLU:O	55:CA:254:G:O2'	2.37	0.42
18:CS:4:LEU:HB3	18:CS:5:LYS:H	1.56	0.42
18:CS:11:ASP:OD1	18:CS:14:LEU:HD21	2.19	0.42
55:CA:90:C:O2'	55:CA:91:U:O4'	2.37	0.42
55:CA:266:G:O2'	55:CA:267:C:H3'	2.19	0.42
55:CA:324:G:N2	55:CA:327:A:C8	2.87	0.42
55:CA:550:G:H2'	55:CA:551:U:C6	2.54	0.42
55:CA:610:U:O2	55:CA:610:U:O4'	2.36	0.42
55:CA:692:U:H5'	55:CA:797:C:H4'	2.01	0.42
55:CA:855:U:O2'	55:CA:856:C:H5'	2.19	0.42
55:CA:1231:G:C6	55:CA:1232:U:C4	3.07	0.42
24:DA:242:G:P	53:D3:2:LYS:NZ	2.92	0.42
24:DA:531:C:C6	24:DA:2035:G:C2	3.07	0.42
24:DA:617:G:C4	24:DA:618:G:C8	3.07	0.42
24:DA:831:G:O2'	24:DA:832:U:C5'	2.67	0.42
24:DA:1328:A:H2'	24:DA:1330:C:N4	2.33	0.42
24:DA:1593:A:C6	24:DA:1594:U:C4	3.07	0.42
24:DA:1598:A:H2'	24:DA:1599:U:O4'	2.19	0.42
24:DA:1650:A:O2'	37:DN:108:ALA:HB1	2.19	0.42
24:DA:1889:A:C2	24:DA:2086:U:H1'	2.53	0.42
24:DA:2019:A:H4'	40:DQ:33:VAL:CG2	2.49	0.42
24:DA:2183:A:H2'	24:DA:2184:A:C8	2.54	0.42
24:DA:2391:G:O2'	24:DA:2392:A:H8	2.02	0.42
24:DA:2425:A:H5''	24:DA:2426:A:H2'	2.01	0.42
24:DA:2438:U:O2'	24:DA:2439:A:H5''	2.19	0.42
24:DA:2467:C:H2'	24:DA:2468:A:O4'	2.19	0.42
24:DA:2492:U:O5'	24:DA:2492:U:H6	2.01	0.42
24:DA:2522:U:O2'	24:DA:2523:G:H5'	2.19	0.42
24:DA:2620:C:O4'	27:DD:161:MET:HG3	2.18	0.42
24:DA:2624:G:C2	24:DA:2625:G:H1'	2.54	0.42
24:DA:2654:A:C4	24:DA:2656:U:C4	3.07	0.42
24:DA:2693:G:C2	24:DA:2694:G:N7	2.87	0.42
24:DA:2746:U:N3	24:DA:2759:G:N1	2.67	0.42

*Continued on next page...*

*Continued from previous page...*

Atom-1	Atom-2	Interatomic distance (Å)	Clash overlap (Å)
56:DB:16:G:H2'	56:DB:17:C:H6	1.84	0.42
26:DC:171:VAL:HG12	26:DC:173:LEU:CD1	2.49	0.42
27:DD:196:ALA:O	27:DD:197:THR:C	2.57	0.42
30:DG:120:ILE:CG1	30:DG:140:ILE:HG22	2.41	0.42
30:DG:175:LYS:HD3	30:DG:175:LYS:C	2.40	0.42
32:DI:29:GLN:O	32:DI:30:GLN:HB3	2.19	0.42
34:DK:19:VAL:HG12	34:DK:41:ILE:CG1	2.49	0.42
36:DM:41:LEU:HD23	36:DM:46:ILE:CG2	2.44	0.42
37:DN:82:GLU:O	37:DN:85:PRO:HD2	2.19	0.42
38:DO:108:ASP:C	38:DO:110:ALA:H	2.22	0.42
39:DP:61:ARG:NH1	39:DP:63:ILE:HD11	2.34	0.42
39:DP:86:LYS:N	39:DP:86:LYS:HZ3	2.16	0.42
40:DQ:4:LYS:CD	40:DQ:7:VAL:H	2.32	0.42
40:DQ:61:ILE:HD12	40:DQ:61:ILE:N	2.34	0.42
45:DV:4:ILE:HD11	45:DV:50:MET:HE2	2.00	0.42
45:DV:26:PHE:HE2	45:DV:42:LEU:HD12	1.84	0.42
46:DW:27:GLY:HA3	46:DW:31:LEU:HD11	1.95	0.42
2:AC:171:ARG:HG2	2:AC:173:PRO:HD3	2.00	0.42
4:AE:37:VAL:CG2	4:AE:113:VAL:HG12	2.40	0.42
4:AE:83:PRO:HD3	4:AE:97:PRO:CD	2.49	0.42
7:AH:11:THR:HA	7:AH:14:ARG:HB3	2.01	0.42
8:AI:61:ASP:CG	8:AI:62:LEU:N	2.72	0.42
8:AI:62:LEU:N	8:AI:62:LEU:HD23	2.34	0.42
13:AN:56:PRO:HA	13:AN:59:GLN:OE1	2.19	0.42
13:AN:74:ARG:CG	21:AA:1358:U:OP1	2.67	0.42
17:AR:32:ILE:O	17:AR:32:ILE:HG13	2.18	0.42
19:AT:3:ILE:HA	19:AT:7:LYS:HD3	2.01	0.42
20:AU:44:ARG:N	20:AU:44:ARG:HD2	2.35	0.42
21:AA:564:C:C4	21:AA:565:U:C4	3.07	0.42
21:AA:692:U:O2	21:AA:694:A:C8	2.72	0.42
21:AA:1021:A:C3'	21:AA:1022:A:H5''	2.49	0.42
21:AA:1087:G:N2	21:AA:1088:G:C5	2.87	0.42
21:AA:1091:U:N3	21:AA:1094:G:OP2	2.38	0.42
21:AA:1118:U:H1'	21:AA:1179:A:C4	2.54	0.42
21:AA:1206:G:H2'	21:AA:1207:G:O4'	2.19	0.42
21:AA:1251:A:H1'	21:AA:1369:C:O2'	2.19	0.42
21:AA:1320:C:O2'	21:AA:1321:U:O5'	2.37	0.42
21:AA:1449:C:C2	21:AA:1455:G:C2	3.07	0.42
22:AV:33:U:H2'	22:AV:35:A:N7	2.34	0.42
24:BA:55:G:H2'	24:BA:56:A:H8	1.84	0.42
24:BA:84:A:H1'	24:BA:85:G:O4'	2.19	0.42

*Continued on next page...*

*Continued from previous page...*

Atom-1	Atom-2	Interatomic distance (Å)	Clash overlap (Å)
24:BA:85:G:C5	24:BA:98:G:C2	3.07	0.42
24:BA:184:C:H2'	24:BA:185:G:C8	2.53	0.42
24:BA:388:G:H8	24:BA:388:G:H2'	1.70	0.42
24:BA:447:A:N1	24:BA:454:A:H2'	2.34	0.42
24:BA:683:U:C2'	24:BA:684:G:O5'	2.67	0.42
24:BA:714:U:H2'	24:BA:716:A:N7	2.34	0.42
24:BA:776:G:H4'	24:BA:777:G:H5''	2.01	0.42
24:BA:858:G:C5	24:BA:2268:A:C2	3.07	0.42
24:BA:988:A:C2	24:BA:989:G:C2	3.07	0.42
24:BA:991:C:C2	24:BA:1185:G:C6	3.08	0.42
24:BA:1060:U:OP1	24:BA:1060:U:C6	2.68	0.42
24:BA:1654:A:C4'	27:BD:118:PHE:CZ	2.98	0.42
24:BA:1659:G:C2	24:BA:2002:G:N3	2.87	0.42
24:BA:1677:A:C6	24:BA:1678:A:C6	3.07	0.42
24:BA:1734:G:O2'	24:BA:1735:A:H5'	2.19	0.42
24:BA:1967:C:H2'	24:BA:1968:G:C8	2.54	0.42
24:BA:1996:C:C5	34:BK:32:TYR:OH	2.72	0.42
24:BA:2074:U:N3	24:BA:2075:U:C4	2.87	0.42
24:BA:2231:U:H2'	24:BA:2232:C:H6	1.83	0.42
24:BA:2555:U:C5	24:BA:2556:C:C2	3.07	0.42
24:BA:2845:U:H2'	24:BA:2846:G:O4'	2.19	0.42
26:BC:104:LEU:HA	26:BC:104:LEU:HD12	1.68	0.42
26:BC:209:ALA:HA	26:BC:212:TRP:CE2	2.54	0.42
27:BD:103:ASP:CG	27:BD:104:VAL:N	2.72	0.42
27:BD:151:THR:HB	27:BD:152:PRO:CD	2.46	0.42
29:BF:100:GLU:C	29:BF:102:LEU:N	2.73	0.42
32:BI:40:ALA:HB3	32:BI:68:PHE:CE1	2.54	0.42
32:BI:126:ARG:HD3	32:BI:126:ARG:H	1.84	0.42
33:BJ:72:LYS:HB2	33:BJ:89:PHE:HB2	2.01	0.42
34:BK:18:ARG:HA	34:BK:18:ARG:HD2	1.78	0.42
34:BK:117:SER:C	34:BK:118:LEU:O	2.58	0.42
35:BL:82:LEU:C	35:BL:82:LEU:HD23	2.40	0.42
36:BM:69:PRO:CA	36:BM:94:ALA:HB2	2.49	0.42
36:BM:109:PRO:O	36:BM:110:GLU:C	2.57	0.42
37:BN:96:ARG:NH2	37:BN:116:VAL:HG23	2.34	0.42
40:BQ:93:ILE:O	40:BQ:93:ILE:HG12	2.16	0.42
41:BR:24:LYS:HB3	41:BR:24:LYS:HE2	1.73	0.42
43:BT:68:LYS:HG2	43:BT:69:ARG:H	1.84	0.42
46:BW:26:GLY:O	46:BW:27:GLY:C	2.58	0.42
47:BX:44:ARG:HG2	47:BX:45:PHE:N	2.35	0.42
48:BY:18:LEU:O	48:BY:22:LEU:CB	2.66	0.42

*Continued on next page...*

*Continued from previous page...*

Atom-1	Atom-2	Interatomic distance (Å)	Clash overlap (Å)
52:B2:12:ARG:O	52:B2:12:ARG:HG3	2.18	0.42
5:CF:39:LEU:HD12	5:CF:40:GLU:H	1.83	0.42
7:CH:114:ALA:O	7:CH:117:GLN:HB3	2.19	0.42
8:CI:44:ARG:C	8:CI:46:VAL:N	2.71	0.42
8:CI:125:GLN:HE22	55:CA:1232:U:H5''	1.82	0.42
9:CJ:47:GLU:HB2	9:CJ:67:ILE:CG1	2.42	0.42
11:CL:5:GLN:HE21	55:CA:882:C:H41	1.66	0.42
11:CL:110:LYS:N	55:CA:538:G:OP1	2.41	0.42
14:CO:57:ARG:O	14:CO:61:GLN:HG2	2.18	0.42
16:CQ:22:VAL:HG21	16:CQ:58:VAL:CG2	2.49	0.42
20:CU:22:CYS:HB2	20:CU:23:GLU:H	1.51	0.42
55:CA:276:G:O2'	55:CA:277:C:O4'	2.37	0.42
55:CA:369:G:C5	55:CA:393:A:C2	3.07	0.42
55:CA:451:A:C5	55:CA:481:G:C5	3.07	0.42
55:CA:629:A:H2'	55:CA:630:A:O4'	2.19	0.42
55:CA:944:G:C2	55:CA:1340:A:C6	3.07	0.42
55:CA:1320:C:N3	55:CA:1321:U:C2	2.87	0.42
55:CA:1408:A:N6	55:CA:1409:C:N4	2.67	0.42
55:CA:1463:U:H2'	55:CA:1464:U:C6	2.54	0.42
24:DA:18:U:H5''	40:DQ:23:TYR:O	2.19	0.42
24:DA:289:G:H2'	24:DA:290:U:O4'	2.19	0.42
24:DA:389:G:C6	24:DA:2413:G:O2'	2.71	0.42
24:DA:615:U:H3'	24:DA:616:A:H5'	2.01	0.42
24:DA:699:A:H5'	24:DA:699:A:H8	1.84	0.42
24:DA:755:U:H2'	24:DA:756:A:C8	2.54	0.42
24:DA:820:A:H2'	24:DA:821:A:O4'	2.19	0.42
24:DA:1010:A:C2'	24:DA:1011:G:H5''	2.48	0.42
24:DA:1031:G:N2	24:DA:1124:G:C4	2.87	0.42
24:DA:1223:G:O6	41:DR:71:LYS:NZ	2.51	0.42
24:DA:1342:A:OP1	43:DT:59:ASN:HB3	2.18	0.42
24:DA:1455:G:C2	24:DA:1456:G:C4	3.07	0.42
24:DA:1496:A:H2'	24:DA:1498:C:C4	2.53	0.42
24:DA:1611:C:O2'	24:DA:1612:C:H5'	2.19	0.42
24:DA:1647:U:H5''	24:DA:1648:U:OP1	2.19	0.42
24:DA:1824:G:H2'	24:DA:1825:U:O4'	2.18	0.42
24:DA:1838:C:N4	24:DA:1898:U:H2'	2.34	0.42
24:DA:2023:C:O2'	24:DA:2024:G:O5'	2.35	0.42
24:DA:2060:A:H2'	28:DE:63:LYS:HZ3	1.83	0.42
24:DA:2303:G:H5'	29:DF:121:PHE:CZ	2.53	0.42
24:DA:2315:G:C6	24:DA:2316:G:C5	3.08	0.42
24:DA:2459:A:C5	24:DA:2460:U:C5	3.07	0.42

*Continued on next page...*

*Continued from previous page...*

Atom-1	Atom-2	Interatomic distance (Å)	Clash overlap (Å)
24:DA:2472:G:H1'	24:DA:2478:A:N6	2.34	0.42
26:DC:63:ILE:O	26:DC:64:VAL:HB	2.19	0.42
26:DC:213:ARG:HB3	26:DC:214:GLY:H	1.47	0.42
27:DD:4:LEU:HD12	27:DD:32:ASN:OD1	2.19	0.42
27:DD:19:GLY:O	34:DK:72:PRO:HB2	2.18	0.42
27:DD:45:TYR:CE2	27:DD:47:ALA:HB3	2.51	0.42
29:DF:41:GLU:O	29:DF:43:ILE:HG22	2.20	0.42
32:DI:51:GLY:O	32:DI:52:LEU:CB	2.66	0.42
36:DM:4:PRO:HD3	36:DM:68:PHE:HE2	1.83	0.42
39:DP:102:ARG:O	39:DP:103:THR:CB	2.67	0.42
41:DR:7:SER:HB2	41:DR:22:LEU:HB2	2.01	0.42
47:DX:32:LEU:N	47:DX:32:LEU:HD22	2.34	0.42
49:DZ:28:LEU:N	49:DZ:28:LEU:CD2	2.82	0.42
50:D0:31:LYS:H	50:D0:31:LYS:HG3	1.61	0.42
52:D2:28:ARG:O	52:D2:31:LEU:N	2.50	0.42
1:AB:63:LYS:NZ	1:AB:87:ASP:HB3	2.34	0.42
1:AB:128:LEU:O	1:AB:129:THR:HG23	2.18	0.42
1:AB:159:ALA:HB1	1:AB:181:PRO:O	2.18	0.42
2:AC:153:SER:HA	2:AC:156:LEU:HD11	2.02	0.42
5:AF:53:LYS:HZ2	21:AA:710:G:H5''	1.79	0.42
10:AK:89:GLY:O	10:AK:92:ARG:HB3	2.19	0.42
12:AM:95:PRO:HG2	12:AM:101:THR:HG22	2.01	0.42
14:AO:86:LEU:HD23	14:AO:86:LEU:N	2.34	0.42
21:AA:138:G:C6	21:AA:226:G:C6	3.08	0.42
21:AA:320:A:H2'	21:AA:321:A:C8	2.54	0.42
21:AA:356:A:C2	21:AA:368:U:O2	2.72	0.42
21:AA:373:A:O2'	21:AA:374:A:C5'	2.67	0.42
21:AA:573:A:O2'	21:AA:574:A:H5'	2.19	0.42
21:AA:578:C:O2	21:AA:728:A:H2	2.02	0.42
21:AA:717:U:H3'	21:AA:734:G:OP2	2.20	0.42
21:AA:984:C:O2'	21:AA:985:C:C5'	2.67	0.42
21:AA:1054:C:O2	21:AA:1054:C:O4'	2.37	0.42
21:AA:1262:C:N4	21:AA:1274:A:C2	2.88	0.42
21:AA:1446:A:H2'	21:AA:1447:A:H5'	2.01	0.42
21:AA:1468:A:C3'	21:AA:1469:C:H5''	2.49	0.42
24:BA:68:G:N3	24:BA:74:A:C8	2.87	0.42
24:BA:78:U:H2'	24:BA:79:C:C6	2.55	0.42
24:BA:606:U:OP1	28:BE:99:LYS:HD2	2.19	0.42
24:BA:638:G:O2'	24:BA:639:U:O4'	2.23	0.42
24:BA:715:A:N6	24:BA:716:A:C6	2.87	0.42
24:BA:860:U:C6	24:BA:2268:A:O4'	2.73	0.42

*Continued on next page...*

*Continued from previous page...*

Atom-1	Atom-2	Interatomic distance (Å)	Clash overlap (Å)
24:BA:1295:C:H2'	24:BA:1296:G:C8	2.54	0.42
24:BA:1331:G:C5	24:BA:1333:G:N7	2.87	0.42
24:BA:2231:U:OP1	47:BX:29:LEU:HD23	2.19	0.42
24:BA:2287:A:C5	24:BA:2289:G:C5	3.07	0.42
24:BA:2737:G:H2'	24:BA:2738:A:O4'	2.19	0.42
24:BA:2854:G:C6	24:BA:2864:G:C6	3.07	0.42
25:BB:34:A:N6	25:BB:44:G:O2'	2.52	0.42
26:BC:18:VAL:O	26:BC:18:VAL:HG22	2.19	0.42
26:BC:44:ASN:OD1	26:BC:44:ASN:C	2.57	0.42
26:BC:83:ASP:OD1	26:BC:85:ASN:OD1	2.36	0.42
26:BC:141:HIS:CB	26:BC:190:THR:HB	2.44	0.42
26:BC:151:GLY:O	26:BC:152:GLN:HG3	2.19	0.42
27:BD:94:GLN:O	27:BD:95:SER:HB2	2.17	0.42
28:BE:48:THR:O	28:BE:52:VAL:HG23	2.19	0.42
28:BE:175:ILE:CG1	28:BE:180:LEU:HD11	2.49	0.42
30:BG:8:VAL:CG1	30:BG:49:LEU:H	2.29	0.42
33:BJ:35:ARG:C	33:BJ:37:ARG:N	2.72	0.42
33:BJ:78:THR:OG1	33:BJ:80:HIS:HB2	2.19	0.42
34:BK:119:ALA:HA	34:BK:120:PRO:HD2	1.67	0.42
35:BL:66:PHE:CD1	35:BL:66:PHE:C	2.91	0.42
38:BO:2:ASP:OD1	38:BO:3:LYS:HG2	2.19	0.42
38:BO:59:ALA:HA	38:BO:62:LEU:HD12	2.01	0.42
41:BR:49:ILE:HG21	41:BR:53:PHE:H	1.84	0.42
43:BT:28:ASN:HA	43:BT:91:GLN:CD	2.40	0.42
43:BT:29:THR:H	43:BT:91:GLN:NE2	2.17	0.42
1:CB:46:VAL:HA	1:CB:49:PHE:CZ	2.54	0.42
1:CB:218:ALA:O	1:CB:222:GLU:HB2	2.18	0.42
2:CC:18:ASN:ND2	2:CC:53:ARG:HD3	2.34	0.42
2:CC:129:PHE:CD2	2:CC:130:ARG:N	2.88	0.42
3:CD:61:ARG:NH2	3:CD:67:LEU:HA	2.34	0.42
4:CE:22:LYS:HE3	55:CA:1082:A:OP2	2.19	0.42
4:CE:80:LEU:HB3	4:CE:97:PRO:CA	2.49	0.42
6:CG:70:PRO:HD2	6:CG:95:ARG:O	2.20	0.42
8:CI:53:LEU:HD13	8:CI:53:LEU:O	2.19	0.42
9:CJ:81:GLU:C	9:CJ:83:THR:H	2.23	0.42
10:CK:27:ASN:ND2	10:CK:27:ASN:N	2.68	0.42
17:CR:49:LYS:HE2	17:CR:50:TYR:CE2	2.54	0.42
55:CA:22:G:H5''	55:CA:561:U:N3	2.34	0.42
55:CA:41:G:N2	55:CA:402:G:C4	2.87	0.42
55:CA:66:A:OP1	55:CA:66:A:H8	2.03	0.42
55:CA:190:A:H2'	55:CA:191:G:O4'	2.19	0.42

*Continued on next page...*

*Continued from previous page...*

Atom-1	Atom-2	Interatomic distance (Å)	Clash overlap (Å)
55:CA:255:G:C2	55:CA:272:C:O2	2.72	0.42
55:CA:459:A:C2'	55:CA:460:A:H5'	2.48	0.42
55:CA:487:A:H2'	55:CA:488:C:O4'	2.19	0.42
55:CA:662:U:O2'	55:CA:836:G:OP1	2.35	0.42
55:CA:696:A:H1'	55:CA:786:G:O2'	2.20	0.42
55:CA:764:C:C4	55:CA:812:G:O6	2.73	0.42
55:CA:1006:G:N3	55:CA:1006:G:H2'	2.34	0.42
55:CA:1215:G:H2'	55:CA:1216:A:H8	1.84	0.42
55:CA:1352:C:H2'	55:CA:1353:G:C8	2.54	0.42
55:CA:1444:U:H2'	55:CA:1445:U:C6	2.54	0.42
24:DA:61:C:C4	24:DA:94:A:N1	2.87	0.42
24:DA:64:A:OP1	43:DT:77:ARG:HA	2.19	0.42
24:DA:244:A:O2'	24:DA:245:G:O4'	2.36	0.42
24:DA:310:A:C2	24:DA:330:A:C4	3.06	0.42
24:DA:446:G:OP1	40:DQ:2:ARG:HD3	2.19	0.42
24:DA:455:C:C3'	24:DA:456:C:H5'	2.50	0.42
24:DA:510:C:H6	24:DA:510:C:O5'	2.02	0.42
24:DA:765:C:O2'	24:DA:766:U:O4'	2.37	0.42
24:DA:862:G:C2	24:DA:863:A:H1'	2.54	0.42
24:DA:1171:G:C4	24:DA:1179:G:N2	2.87	0.42
24:DA:1208:C:N3	24:DA:1209:U:C5	2.87	0.42
24:DA:1289:C:O2'	24:DA:1290:C:C6	2.70	0.42
24:DA:1315:C:O2'	24:DA:1316:U:H5'	2.19	0.42
24:DA:1471:G:C6	24:DA:1472:C:C4	3.07	0.42
24:DA:1582:C:H2'	24:DA:1585:C:H42	1.83	0.42
24:DA:1653:G:H8	24:DA:1653:G:OP2	2.01	0.42
24:DA:1654:A:N3	24:DA:1655:A:C8	2.87	0.42
24:DA:2056:G:N2	50:D0:1:ALA:H1	2.16	0.42
24:DA:2307:G:C8	24:DA:2312:U:C5	3.07	0.42
24:DA:2625:G:C6	24:DA:2626:C:C4	3.07	0.42
24:DA:2800:A:O2'	24:DA:2801:G:C4'	2.65	0.42
24:DA:2848:G:OP2	39:DP:94:ALA:CB	2.68	0.42
28:DE:31:VAL:HG11	28:DE:100:MET:O	2.20	0.42
28:DE:146:VAL:HG13	28:DE:187:VAL:HG23	2.02	0.42
29:DF:37:MET:HE3	29:DF:56:LEU:HB2	2.00	0.42
30:DG:122:ALA:O	30:DG:123:GLU:HB2	2.19	0.42
33:DJ:43:GLU:O	33:DJ:43:GLU:HG2	2.20	0.42
36:DM:23:GLY:O	36:DM:101:VAL:HG12	2.19	0.42
37:DN:5:LYS:CG	37:DN:6:SER:H	2.28	0.42
40:DQ:79:ILE:HD13	40:DQ:79:ILE:C	2.39	0.42
41:DR:10:LYS:HD2	41:DR:10:LYS:N	2.33	0.42

*Continued on next page...*



*Continued from previous page...*

Atom-1	Atom-2	Interatomic distance (Å)	Clash overlap (Å)
41:DR:43:ASN:HD22	41:DR:44:GLY:H	1.67	0.42
42:DS:6:LYS:HD2	42:DS:8:ARG:HD2	2.01	0.42
44:DU:39:ASN:O	44:DU:40:LEU:C	2.57	0.42
46:DW:16:GLU:OE2	46:DW:16:GLU:HA	2.20	0.42
46:DW:28:GLU:HG3	46:DW:29:SER:H	1.84	0.42
50:D0:21:LEU:HB3	50:D0:22:THR:H	1.55	0.42
51:D1:34:GLU:HG3	51:D1:49:LYS:CB	2.48	0.42
1:AB:88:GLN:C	1:AB:88:GLN:HE21	2.22	0.42
2:AC:51:VAL:HG22	2:AC:52:SER:N	2.33	0.42
2:AC:55:VAL:HG12	2:AC:56:ILE:H	1.84	0.42
3:AD:149:LYS:NZ	3:AD:177:MET:HB2	2.34	0.42
4:AE:121:ASN:N	4:AE:121:ASN:ND2	2.67	0.42
6:AG:68:VAL:HB	6:AG:99:ALA:HB1	2.02	0.42
7:AH:9:MET:HG2	7:AH:10:LEU:N	2.34	0.42
14:AO:34:GLN:O	14:AO:35:ILE:C	2.57	0.42
17:AR:40:PRO:CB	17:AR:42:ARG:HG2	2.49	0.42
21:AA:91:U:C5	21:AA:92:U:N3	2.88	0.42
21:AA:780:A:N7	21:AA:800:G:C6	2.87	0.42
21:AA:977:A:H3'	21:AA:1362:A:N6	2.32	0.42
21:AA:1008:U:C4	21:AA:1022:A:C6	3.07	0.42
21:AA:1145:A:O2'	21:AA:1146:A:H5''	2.20	0.42
24:BA:30:G:C6	24:BA:31:C:C4	3.07	0.42
24:BA:296:U:H2'	24:BA:297:G:H8	1.84	0.42
24:BA:319:G:C5	24:BA:333:G:N2	2.88	0.42
24:BA:555:G:C2'	24:BA:556:A:OP2	2.67	0.42
24:BA:749:A:N7	24:BA:1618:A:C6	2.87	0.42
24:BA:915:C:O2	25:BB:100:G:H4'	2.20	0.42
24:BA:923:G:C5'	46:BW:25:PHE:CZ	3.01	0.42
24:BA:941:A:H2'	24:BA:942:G:O4'	2.18	0.42
24:BA:987:C:H2'	24:BA:988:A:C5'	2.48	0.42
24:BA:1177:G:H2'	24:BA:1178:C:O4'	2.20	0.42
24:BA:1204:A:C1'	24:BA:1206:G:C5	3.01	0.42
24:BA:1205:A:C6	28:BE:165:HIS:HB2	2.55	0.42
24:BA:1346:G:N2	24:BA:1601:G:C4	2.88	0.42
24:BA:1392:A:H62	43:BT:19:LYS:HD2	1.84	0.42
24:BA:1437:C:C4	24:BA:1438:U:C4	3.07	0.42
24:BA:1670:C:N4	24:BA:1674:G:O5'	2.51	0.42
24:BA:1808:A:C5'	24:BA:1809:A:OP2	2.68	0.42
24:BA:2052:A:N7	27:BD:146:ILE:HD11	2.34	0.42
24:BA:2075:U:C4	24:BA:2238:G:C6	3.07	0.42
24:BA:2357:G:C2	24:BA:2361:G:C6	3.07	0.42

*Continued on next page...*

*Continued from previous page...*

Atom-1	Atom-2	Interatomic distance (Å)	Clash overlap (Å)
24:BA:2366:A:C2	24:BA:2367:G:H1'	2.54	0.42
24:BA:2661:G:C2'	24:BA:2662:A:H5'	2.50	0.42
26:BC:108:GLY:C	26:BC:109:LEU:HD22	2.39	0.42
27:BD:172:VAL:O	27:BD:173:GLN:HB2	2.19	0.42
28:BE:31:VAL:HG21	28:BE:104:ALA:HB2	2.02	0.42
29:BF:80:GLN:OE1	29:BF:81:GLY:N	2.53	0.42
30:BG:10:VAL:HB	30:BG:14:VAL:HG21	2.02	0.42
31:BH:12:LEU:HD12	31:BH:19:VAL:HG11	2.02	0.42
31:BH:27:ARG:NH1	47:BX:59:ASP:O	2.52	0.42
31:BH:30:LEU:HD23	31:BH:30:LEU:HA	1.82	0.42
31:BH:57:LYS:O	31:BH:61:VAL:HG23	2.20	0.42
31:BH:66:ASN:O	31:BH:68:ARG:N	2.53	0.42
31:BH:94:ILE:HG23	31:BH:98:ASP:HB3	2.02	0.42
32:BI:56:VAL:CG2	32:BI:68:PHE:HB2	2.49	0.42
32:BI:115:ASP:OD1	32:BI:115:ASP:C	2.58	0.42
34:BK:88:ASN:ND2	34:BK:88:ASN:C	2.73	0.42
35:BL:94:THR:HG22	35:BL:95:LEU:N	2.35	0.42
37:BN:17:ARG:HH21	37:BN:17:ARG:HG3	1.85	0.42
40:BQ:93:ILE:CG2	40:BQ:94:LEU:N	2.83	0.42
41:BR:27:ILE:HG13	41:BR:33:VAL:CG1	2.49	0.42
41:BR:38:VAL:HG12	41:BR:59:ILE:HG13	2.01	0.42
46:BW:18:LYS:CA	46:BW:36:ILE:HG12	2.50	0.42
46:BW:30:VAL:HG23	46:BW:59:PHE:HD1	1.84	0.42
1:CB:104:LYS:H	1:CB:104:LYS:CD	2.11	0.42
1:CB:137:THR:O	1:CB:140:LEU:HB3	2.20	0.42
1:CB:139:GLU:HG3	1:CB:140:LEU:H	1.84	0.42
2:CC:113:LYS:O	2:CC:117:ASP:OD1	2.38	0.42
3:CD:98:ASP:OD1	3:CD:99:ASN:N	2.53	0.42
3:CD:196:GLU:O	3:CD:199:ILE:HG12	2.20	0.42
5:CF:39:LEU:HD12	5:CF:61:LEU:O	2.19	0.42
6:CG:12:LEU:HB2	6:CG:13:PRO:HD2	2.01	0.42
6:CG:78:ARG:HG3	6:CG:82:SER:O	2.19	0.42
6:CG:104:VAL:O	6:CG:107:ALA:N	2.48	0.42
10:CK:16:SER:HA	10:CK:77:GLY:O	2.19	0.42
10:CK:34:THR:HA	10:CK:41:LEU:HG	2.01	0.42
10:CK:109:ILE:O	20:CU:5:VAL:HB	2.20	0.42
11:CL:93:ARG:NH2	55:CA:911:U:OP2	2.53	0.42
12:CM:22:TYR:C	12:CM:65:GLU:HG2	2.40	0.42
19:CT:22:SER:CB	55:CA:1458:G:H4'	2.48	0.42
20:CU:7:GLU:HB3	20:CU:11:PHE:CE1	2.54	0.42
55:CA:51:A:H4'	55:CA:52:C:C5'	2.49	0.42

*Continued on next page...*

*Continued from previous page...*

Atom-1	Atom-2	Interatomic distance (Å)	Clash overlap (Å)
55:CA:218:U:H2'	55:CA:219:U:O4'	2.19	0.42
55:CA:251:G:C5	55:CA:266:G:C5	3.06	0.42
55:CA:348:G:O2'	55:CA:349:A:H5'	2.20	0.42
55:CA:438:U:O2'	55:CA:439:U:C5	2.72	0.42
55:CA:499:A:N1	55:CA:546:A:H2'	2.35	0.42
55:CA:631:C:O3'	55:CA:632:U:H6	2.02	0.42
55:CA:654:G:C5	55:CA:753:A:C6	3.07	0.42
55:CA:1091:U:O2	55:CA:1093:A:OP2	2.37	0.42
55:CA:1282:C:C2	55:CA:1283:U:C4	3.08	0.42
55:CA:1319:A:N6	55:CA:1323:G:N3	2.68	0.42
55:CA:1433:A:C5	55:CA:1468:A:C2	3.08	0.42
55:CA:1454:G:HO2'	55:CA:1455:G:P	2.42	0.42
55:CA:1473:G:H2'	55:CA:1474:U:O4'	2.19	0.42
24:DA:38:A:N6	24:DA:39:G:C5	2.88	0.42
24:DA:230:G:C2	24:DA:231:A:N7	2.87	0.42
24:DA:255:A:H2'	24:DA:256:A:O4'	2.19	0.42
24:DA:340:A:H2'	24:DA:341:C:H5'	2.01	0.42
24:DA:443:A:N6	28:DE:36:ALA:HB1	2.34	0.42
24:DA:503:A:C2	24:DA:505:A:C2	3.07	0.42
24:DA:540:C:O2'	24:DA:541:A:H5'	2.19	0.42
24:DA:615:U:O4	28:DE:39:ALA:HB2	2.19	0.42
24:DA:668:A:N7	24:DA:670:A:N7	2.67	0.42
24:DA:781:A:N1	24:DA:1776:G:O2'	2.44	0.42
24:DA:783:A:HO2'	24:DA:784:G:H4'	1.81	0.42
24:DA:956:G:C2	24:DA:962:G:O6	2.72	0.42
24:DA:976:G:O6	24:DA:988:A:C2	2.73	0.42
24:DA:1358:G:H1'	24:DA:1374:G:N2	2.34	0.42
24:DA:1773:A:C8	24:DA:1829:A:C8	3.08	0.42
24:DA:1906:G:H5''	24:DA:1929:G:O2'	2.20	0.42
24:DA:1910:G:N1	24:DA:1921:G:C5	2.87	0.42
24:DA:2030:A:C2	24:DA:2499:C:OP1	2.72	0.42
24:DA:2074:U:C2	24:DA:2436:G:C2	3.07	0.42
24:DA:2083:G:O2'	24:DA:2084:C:H5'	2.19	0.42
24:DA:2459:A:O2'	24:DA:2460:U:C5'	2.65	0.42
24:DA:2520:C:C4	24:DA:2567:G:C5	3.07	0.42
24:DA:2733:A:C2	24:DA:2734:A:C4	3.08	0.42
24:DA:2810:A:H2'	24:DA:2811:G:O4'	2.19	0.42
56:DB:17:C:O2'	56:DB:18:G:H5'	2.18	0.42
26:DC:30:ALA:C	26:DC:32:LEU:H	2.22	0.42
26:DC:82:TYR:O	26:DC:84:PRO:CD	2.64	0.42
29:DF:11:VAL:CG1	29:DF:12:VAL:N	2.83	0.42

*Continued on next page...*

*Continued from previous page...*

Atom-1	Atom-2	Interatomic distance (Å)	Clash overlap (Å)
29:DF:136:ILE:CG2	29:DF:142:TYR:HB2	2.49	0.42
31:DH:40:THR:O	31:DH:42:LYS:N	2.45	0.42
32:DI:7:TYR:HD1	32:DI:9:LYS:NZ	2.17	0.42
32:DI:42:ASN:HA	32:DI:45:THR:HB	2.01	0.42
32:DI:78:LEU:O	32:DI:81:LYS:HG2	2.18	0.42
36:DM:19:GLY:O	36:DM:20:LEU:HB2	2.19	0.42
36:DM:34:LYS:HB3	36:DM:129:THR:HG22	2.01	0.42
40:DQ:10:ARG:HB2	40:DQ:10:ARG:NH1	2.34	0.42
43:DT:48:GLN:HA	43:DT:48:GLN:NE2	2.33	0.42
45:DV:63:ILE:O	45:DV:63:ILE:HG22	2.20	0.42
46:DW:77:LYS:O	46:DW:78:PHE:CB	2.67	0.42
54:D4:7:VAL:O	54:D4:8:LYS:O	2.37	0.42
1:AB:67:LEU:HB3	1:AB:160:LEU:CD1	2.48	0.42
6:AG:88:VAL:HG22	6:AG:89:GLU:N	2.25	0.42
8:AI:27:ILE:HG22	8:AI:28:VAL:N	2.34	0.42
9:AJ:52:LEU:HB2	13:AN:80:ARG:HD2	2.01	0.42
10:AK:86:LYS:CG	10:AK:114:PRO:HD3	2.49	0.42
11:AL:11:ARG:HB3	21:AA:562:U:H1'	2.02	0.42
14:AO:64:LYS:HD2	21:AA:755:G:OP2	2.19	0.42
14:AO:84:LEU:HB3	14:AO:86:LEU:CD2	2.50	0.42
18:AS:20:LYS:HZ2	18:AS:20:LYS:HB3	1.85	0.42
19:AT:24:ARG:HG2	19:AT:28:ARG:HH12	1.82	0.42
20:AU:36:PHE:HB3	20:AU:40:PRO:HD3	2.02	0.42
21:AA:113:G:C4	21:AA:114:U:C5	3.07	0.42
21:AA:154:U:C2	21:AA:168:G:N2	2.88	0.42
21:AA:216:U:H2'	21:AA:217:C:C6	2.54	0.42
21:AA:320:A:C2	21:AA:334:C:C2	3.07	0.42
21:AA:373:A:H1'	21:AA:481:G:N3	2.34	0.42
21:AA:420:U:O2	21:AA:424:G:C2	2.73	0.42
21:AA:841:C:H5'	21:AA:843:U:OP2	2.20	0.42
21:AA:925:G:C5	21:AA:927:G:N7	2.88	0.42
21:AA:1346:A:N1	21:AA:1374:A:H5''	2.34	0.42
21:AA:1360:A:C4	21:AA:1361:G:C8	3.08	0.42
22:AX:38:A:C6	22:AX:39:U:C4	3.07	0.42
24:BA:7:G:C6	24:BA:8:C:N4	2.87	0.42
24:BA:9:G:H2'	24:BA:2629:U:O4	2.19	0.42
24:BA:32:C:OP1	24:BA:1238:G:H5''	2.20	0.42
24:BA:238:C:O2	24:BA:260:G:C2	2.73	0.42
24:BA:364:C:H2'	24:BA:365:U:C6	2.55	0.42
24:BA:455:C:H42	24:BA:472:A:H2'	1.85	0.42
24:BA:634:C:H6	24:BA:634:C:O5'	2.02	0.42

*Continued on next page...*

*Continued from previous page...*

Atom-1	Atom-2	Interatomic distance (Å)	Clash overlap (Å)
24:BA:1006:C:C5	24:BA:1138:G:N2	2.87	0.42
24:BA:1408:G:N1	24:BA:1595:C:C2	2.87	0.42
24:BA:1496:A:H2'	24:BA:1498:C:C4	2.53	0.42
24:BA:1532:A:C6	24:BA:1540:G:C6	3.08	0.42
24:BA:1565:C:O2'	24:BA:1566:A:O5'	2.34	0.42
24:BA:2310:C:O5'	24:BA:2310:C:H6	2.02	0.42
24:BA:2417:C:O2'	24:BA:2418:A:H5'	2.19	0.42
24:BA:2530:A:H3'	30:BG:156:TYR:OH	2.19	0.42
24:BA:2648:G:H2'	24:BA:2649:C:C6	2.54	0.42
24:BA:2830:C:O3'	27:BD:56:LYS:NZ	2.53	0.42
24:BA:2850:A:H2'	24:BA:2851:A:H8	1.82	0.42
26:BC:69:ASN:O	26:BC:70:LYS:C	2.56	0.42
26:BC:139:THR:O	26:BC:161:VAL:O	2.38	0.42
31:BH:66:ASN:C	31:BH:68:ARG:N	2.72	0.42
31:BH:67:ALA:C	31:BH:69:ALA:N	2.73	0.42
32:BI:31:GLY:HA3	32:BI:60:VAL:HG11	2.01	0.42
32:BI:37:PHE:HD1	32:BI:37:PHE:O	2.02	0.42
32:BI:56:VAL:HG22	32:BI:68:PHE:HB2	2.01	0.42
32:BI:123:ALA:HA	32:BI:126:ARG:CZ	2.48	0.42
33:BJ:93:ILE:O	33:BJ:97:PRO:HG3	2.19	0.42
34:BK:121:GLU:O	34:BK:122:VAL:C	2.58	0.42
35:BL:19:LEU:HA	35:BL:27:LEU:O	2.20	0.42
35:BL:74:THR:CG2	35:BL:107:PHE:HB2	2.21	0.42
35:BL:120:VAL:CG1	35:BL:121:THR:N	2.82	0.42
40:BQ:86:SER:HB3	41:BR:51:VAL:CG1	2.50	0.42
51:B1:12:SER:HB2	51:B1:48:TYR:CE1	2.54	0.42
1:CB:30:ILE:HD11	1:CB:188:THR:HG22	2.02	0.42
1:CB:103:TRP:HA	1:CB:106:VAL:CB	2.44	0.42
2:CC:122:GLN:O	2:CC:127:VAL:HG22	2.19	0.42
6:CG:70:PRO:HG2	6:CG:94:ARG:O	2.18	0.42
7:CH:95:MET:HB3	7:CH:95:MET:HE2	1.85	0.42
9:CJ:20:GLN:O	9:CJ:23:ALA:HB3	2.19	0.42
13:CN:80:ARG:C	13:CN:82:LYS:N	2.72	0.42
19:CT:23:ARG:HA	19:CT:23:ARG:HE	1.85	0.42
20:CU:53:LYS:HB2	20:CU:53:LYS:HZ2	1.85	0.42
55:CA:28:A:C5	55:CA:29:U:C6	3.07	0.42
55:CA:83:C:O2	55:CA:83:C:C2'	2.67	0.42
55:CA:178:C:H2'	55:CA:179:A:O4'	2.18	0.42
55:CA:253:A:C6	55:CA:274:A:C2	3.07	0.42
55:CA:261:U:C2	55:CA:263:A:OP2	2.72	0.42
55:CA:380:G:N2	55:CA:382:A:H2'	2.34	0.42

*Continued on next page...*

*Continued from previous page...*

Atom-1	Atom-2	Interatomic distance (Å)	Clash overlap (Å)
55:CA:532:A:N6	55:CA:1206:G:O2'	2.52	0.42
55:CA:695:A:H61	55:CA:797:C:C1'	2.29	0.42
55:CA:760:G:C5	55:CA:761:G:C8	3.07	0.42
55:CA:1102:A:O2'	55:CA:1103:C:C5'	2.68	0.42
55:CA:1124:G:C4'	55:CA:1125:U:OP1	2.65	0.42
55:CA:1349:A:H3'	55:CA:1350:A:H8	1.84	0.42
55:CA:1380:U:H5'	55:CA:1381:U:OP1	2.19	0.42
55:CA:1480:A:N1	55:CA:1481:U:C2	2.88	0.42
55:CA:1499:A:O5'	55:CA:1499:A:C8	2.72	0.42
24:DA:75:G:O2'	24:DA:76:C:O5'	2.38	0.42
24:DA:89:A:C6	24:DA:90:U:C4	3.08	0.42
24:DA:216:A:N3	24:DA:217:A:C8	2.88	0.42
24:DA:347:A:H2'	24:DA:348:A:C8	2.55	0.42
24:DA:456:C:HO2'	43:DT:73:ARG:HG3	1.80	0.42
24:DA:642:U:H4'	24:DA:2349:G:O2'	2.19	0.42
24:DA:743:A:H2'	24:DA:744:U:O4'	2.19	0.42
24:DA:846:U:H4'	24:DA:847:U:O2	2.19	0.42
24:DA:962:G:N2	36:DM:82:MET:CE	2.82	0.42
24:DA:1008:A:C4'	24:DA:1009:A:OP1	2.66	0.42
24:DA:1139:G:O2'	24:DA:1140:C:H5'	2.18	0.42
24:DA:1247:A:N7	24:DA:1249:U:O4	2.53	0.42
24:DA:1281:G:O2'	24:DA:1282:U:H5'	2.19	0.42
24:DA:1307:A:C6	24:DA:1308:A:C5	3.08	0.42
24:DA:1422:G:H1'	24:DA:1495:A:H61	1.85	0.42
24:DA:1505:A:C2	24:DA:1506:U:C2	3.08	0.42
24:DA:1566:A:N3	26:DC:212:TRP:HB2	2.34	0.42
24:DA:1870:C:H5''	24:DA:1871:A:C2	2.55	0.42
24:DA:2040:G:C6	24:DA:2041:U:C4	3.08	0.42
24:DA:2229:U:C2	24:DA:2230:G:C8	3.08	0.42
24:DA:2297:A:O2'	24:DA:2298:A:C5'	2.67	0.42
24:DA:2323:G:N2	24:DA:2335:A:C2	2.88	0.42
24:DA:2454:G:C2	24:DA:2499:C:N3	2.87	0.42
26:DC:28:PRO:HB3	26:DC:62:ARG:NH2	2.34	0.42
27:DD:115:GLY:O	37:DN:3:HIS:HE1	2.03	0.42
27:DD:124:ARG:CD	27:DD:125:TRP:CD1	2.82	0.42
28:DE:132:LYS:O	28:DE:132:LYS:HG2	2.20	0.42
31:DH:2:GLN:HB3	31:DH:18:GLN:CD	2.40	0.42
31:DH:9:VAL:HG12	31:DH:10:ALA:N	2.34	0.42
31:DH:68:ARG:CG	31:DH:71:LYS:HD3	2.49	0.42
35:DL:128:THR:HG22	35:DL:130:GLY:H	1.84	0.42
36:DM:57:VAL:O	36:DM:58:LYS:HB2	2.20	0.42

*Continued on next page...*

*Continued from previous page...*

Atom-1	Atom-2	Interatomic distance (Å)	Clash overlap (Å)
40:DQ:21:LYS:HD2	40:DQ:21:LYS:HA	1.83	0.42
41:DR:27:ILE:CG2	41:DR:28:ALA:H	2.15	0.42
42:DS:36:LEU:C	42:DS:38:TYR:N	2.72	0.42
42:DS:74:ILE:O	42:DS:74:ILE:HG12	2.17	0.42
46:DW:43:LYS:HD2	46:DW:79:ILE:HD11	2.01	0.42
49:DZ:51:SER:C	49:DZ:53:MET:N	2.72	0.42
54:D4:9:LYS:HD3	54:D4:9:LYS:C	2.40	0.42
1:AB:102:ASN:C	1:AB:104:LYS:H	2.22	0.42
1:AB:104:LYS:HE2	1:AB:104:LYS:HB3	1.89	0.42
1:AB:110:ILE:CG1	1:AB:147:LEU:HD13	2.49	0.42
2:AC:139:ASN:HD22	2:AC:139:ASN:H	1.66	0.42
3:AD:149:LYS:HZ3	3:AD:177:MET:HB2	1.84	0.42
4:AE:48:GLY:HA3	4:AE:65:LYS:C	2.40	0.42
6:AG:32:ASP:O	21:AA:1351:U:H1'	2.19	0.42
6:AG:76:SER:HA	6:AG:85:GLN:CB	2.48	0.42
9:AJ:45:ARG:HD3	9:AJ:45:ARG:HA	1.88	0.42
9:AJ:50:THR:HG22	9:AJ:64:GLN:CG	2.49	0.42
10:AK:125:LYS:HG3	21:AA:797:C:OP2	2.17	0.42
10:AK:125:LYS:HG3	21:AA:797:C:P	2.59	0.42
11:AL:9:LYS:HB2	11:AL:9:LYS:NZ	2.34	0.42
12:AM:44:ILE:C	12:AM:46:GLU:H	2.23	0.42
15:AP:35:ARG:HH21	15:AP:51:ARG:CZ	2.32	0.42
20:AU:13:VAL:HG13	20:AU:15:LEU:CG	2.50	0.42
20:AU:46:ARG:HG3	20:AU:49:ALA:HB3	2.00	0.42
21:AA:39:G:N2	21:AA:40:C:C2	2.88	0.42
21:AA:215:C:O2'	21:AA:216:U:H5'	2.19	0.42
21:AA:488:C:O2'	21:AA:489:C:H5'	2.20	0.42
21:AA:678:U:O2'	21:AA:679:C:H5'	2.20	0.42
21:AA:687:A:C2	21:AA:704:A:C6	3.07	0.42
21:AA:724:G:H2'	21:AA:725:G:H8	1.84	0.42
21:AA:1074:G:C2	21:AA:1102:A:C6	3.08	0.42
24:BA:10:A:C5	24:BA:2800:A:N6	2.87	0.42
24:BA:42:A:C2	24:BA:438:G:C5	3.08	0.42
24:BA:117:G:C6	24:BA:119:A:C6	3.08	0.42
24:BA:312:G:O2'	24:BA:313:G:H5'	2.19	0.42
24:BA:357:C:H2'	24:BA:358:U:C6	2.54	0.42
24:BA:529:A:H2'	24:BA:2023:C:N4	2.33	0.42
24:BA:556:A:H3'	24:BA:557:C:H6	1.84	0.42
24:BA:633:A:H8	24:BA:633:A:C5'	2.31	0.42
24:BA:753:A:O2'	24:BA:754:U:C5'	2.68	0.42
24:BA:1064:C:C1'	32:BI:89:SER:HB2	2.50	0.42

*Continued on next page...*

*Continued from previous page...*

Atom-1	Atom-2	Interatomic distance (Å)	Clash overlap (Å)
24:BA:1177:G:C5	24:BA:1178:C:C5	3.08	0.42
24:BA:1530:G:C2	24:BA:1542:U:O2	2.72	0.42
24:BA:1781:U:O2'	24:BA:1782:U:OP2	2.37	0.42
24:BA:2027:G:H2'	24:BA:2028:U:C6	2.54	0.42
24:BA:2180:U:H2'	24:BA:2181:U:C6	2.55	0.42
24:BA:2253:G:C4	24:BA:2254:C:C5	3.07	0.42
24:BA:2552:U:C2	24:BA:2554:U:C5'	3.02	0.42
25:BB:13:G:O2'	25:BB:14:U:H5''	2.20	0.42
26:BC:259:ASN:O	26:BC:260:LYS:CB	2.65	0.42
27:BD:42:ASN:O	27:BD:43:ASP:O	2.38	0.42
27:BD:176:ASP:OD2	27:BD:176:ASP:N	2.53	0.42
28:BE:37:ALA:C	28:BE:39:ALA:N	2.69	0.42
30:BG:7:PRO:HB2	30:BG:8:VAL:H	1.71	0.42
32:BI:9:LYS:HB2	32:BI:55:PRO:CB	2.50	0.42
33:BJ:121:LYS:HB2	33:BJ:121:LYS:HE3	1.67	0.42
34:BK:2:ILE:O	34:BK:3:GLN:O	2.38	0.42
37:BN:85:PRO:HA	37:BN:88:ALA:HB2	2.00	0.42
37:BN:100:CYS:SG	37:BN:111:ALA:HA	2.60	0.42
52:B2:24:THR:HG23	52:B2:27:GLY:N	2.31	0.42
2:CC:129:PHE:CG	2:CC:130:ARG:N	2.87	0.42
2:CC:190:THR:CG2	2:CC:191:THR:N	2.83	0.42
2:CC:199:VAL:O	2:CC:199:VAL:HG23	2.20	0.42
3:CD:2:ARG:NH2	3:CD:114:ARG:HD3	2.27	0.42
4:CE:25:LYS:HB2	4:CE:25:LYS:HZ2	1.84	0.42
5:CF:43:GLY:HA2	5:CF:58:HIS:HE1	1.84	0.42
6:CG:64:ALA:HB2	6:CG:126:ALA:CB	2.48	0.42
8:CI:54:VAL:HG23	8:CI:59:LYS:HZ3	1.84	0.42
8:CI:125:GLN:HB3	55:CA:1342:C:H4'	2.02	0.42
9:CJ:49:PHE:CD1	9:CJ:67:ILE:HD11	2.54	0.42
10:CK:51:PHE:CE2	10:CK:64:VAL:HG21	2.51	0.42
14:CO:88:ARG:HD2	24:DA:716:A:OP1	2.19	0.42
18:CS:27:LYS:HE3	18:CS:30:LEU:HD11	2.02	0.42
19:CT:17:ARG:O	19:CT:17:ARG:HD2	2.20	0.42
20:CU:14:ALA:O	20:CU:15:LEU:O	2.38	0.42
55:CA:16:A:C2	55:CA:17:U:C6	3.07	0.42
55:CA:174:A:OP1	55:CA:174:A:H3'	2.19	0.42
55:CA:202:G:H2'	55:CA:203:G:H8	1.78	0.42
55:CA:386:C:H2'	55:CA:387:U:H5'	2.01	0.42
55:CA:724:G:O2'	55:CA:725:G:C5'	2.67	0.42
55:CA:878:A:C5	55:CA:879:C:C5	3.07	0.42
55:CA:957:U:N3	55:CA:960:U:C2	2.87	0.42

*Continued on next page...*



*Continued from previous page...*

Atom-1	Atom-2	Interatomic distance (Å)	Clash overlap (Å)
55:CA:1002:G:N2	55:CA:1039:G:C4	2.88	0.42
55:CA:1040:U:O2'	55:CA:1041:G:H5'	2.20	0.42
55:CA:1363:A:H2'	55:CA:1365:G:N7	2.35	0.42
55:CA:1448:C:HO2'	55:CA:1449:C:H6	1.56	0.42
55:CA:1449:C:C2	55:CA:1455:G:C2	3.08	0.42
24:DA:360:U:H2'	24:DA:361:G:O4'	2.19	0.42
24:DA:406:G:H2'	24:DA:407:G:H8	1.85	0.42
24:DA:522:A:C4	24:DA:523:C:C5	3.08	0.42
24:DA:579:G:N2	24:DA:1262:A:C4	2.88	0.42
24:DA:597:G:C6	24:DA:598:U:C2	3.07	0.42
24:DA:605:G:H21	24:DA:658:U:H5''	1.85	0.42
24:DA:668:A:N3	24:DA:670:A:N6	2.68	0.42
24:DA:705:A:H61	24:DA:726:G:H1'	1.83	0.42
24:DA:705:A:C2	24:DA:727:A:O4'	2.72	0.42
24:DA:736:C:H2'	24:DA:737:C:H6	1.84	0.42
24:DA:759:G:C2	24:DA:760:G:C4	3.08	0.42
24:DA:975:A:C8	24:DA:990:A:N6	2.85	0.42
24:DA:1127:A:HO2'	24:DA:1128:G:H5'	1.82	0.42
24:DA:1130:U:O2'	24:DA:1131:G:C8	2.66	0.42
24:DA:1208:C:H2'	24:DA:1209:U:H5'	2.02	0.42
24:DA:1304:A:C6	24:DA:1305:C:C4	3.07	0.42
24:DA:1394:U:H4'	24:DA:1603:A:H4'	2.02	0.42
24:DA:1534:U:O2	24:DA:1534:U:C2'	2.67	0.42
24:DA:1710:G:C2	24:DA:1749:A:C2	3.07	0.42
24:DA:1815:A:C4	24:DA:1817:G:C6	3.07	0.42
24:DA:1819:A:C1'	24:DA:1821:A:C6	2.95	0.42
24:DA:2093:G:C5	24:DA:2225:A:C8	3.08	0.42
24:DA:2489:U:C5	24:DA:2490:G:C6	3.08	0.42
24:DA:2811:G:H2'	24:DA:2812:G:C8	2.55	0.42
56:DB:58:A:O2'	56:DB:59:A:H5'	2.20	0.42
26:DC:79:ARG:CG	26:DC:92:LEU:HB2	2.49	0.42
29:DF:31:GLU:HG3	29:DF:32:LYS:N	2.35	0.42
29:DF:43:ILE:HG23	29:DF:44:ALA:N	2.26	0.42
31:DH:45:GLU:C	31:DH:47:PHE:H	2.21	0.42
32:DI:57:VAL:HG12	32:DI:58:ILE:N	2.28	0.42
42:DS:29:VAL:O	42:DS:33:LEU:HB2	2.20	0.42
48:DY:22:LEU:HG	48:DY:23:ARG:H	1.84	0.42
49:DZ:6:ILE:HG22	49:DZ:7:THR:N	2.35	0.42
50:D0:53:VAL:O	50:D0:54:ILE:O	2.37	0.42
1:AB:186:VAL:CG2	1:AB:198:VAL:HG23	2.49	0.42
2:AC:5:HIS:NE2	2:AC:183:TYR:CE2	2.87	0.42

*Continued on next page...*

*Continued from previous page...*

Atom-1	Atom-2	Interatomic distance (Å)	Clash overlap (Å)
2:AC:15:LYS:CD	2:AC:16:PRO:HD2	2.48	0.42
2:AC:122:GLN:O	2:AC:127:VAL:HG22	2.19	0.42
7:AH:21:LYS:N	7:AH:64:TYR:OH	2.50	0.42
7:AH:95:MET:SD	7:AH:129:ALA:HB1	2.59	0.42
8:AI:61:ASP:CG	8:AI:62:LEU:H	2.22	0.42
8:AI:99:LYS:HE3	8:AI:99:LYS:HB3	1.85	0.42
12:AM:47:LEU:HD22	12:AM:52:ILE:HB	2.02	0.42
18:AS:5:LYS:HD3	21:AA:1314:C:C6	2.55	0.42
20:AU:38:GLU:OE1	20:AU:38:GLU:HA	2.20	0.42
21:AA:223:A:C4	21:AA:224:U:C5	3.07	0.42
21:AA:428:G:C1'	21:AA:430:A:C8	3.03	0.42
21:AA:645:G:C2'	21:AA:646:G:H5'	2.50	0.42
21:AA:852:G:N1	21:AA:853:C:C2	2.87	0.42
21:AA:1110:A:N6	21:AA:1111:A:C6	2.87	0.42
21:AA:1202:U:O2'	21:AA:1203:C:H5'	2.19	0.42
21:AA:1343:G:C2	21:AA:1344:C:C2	3.08	0.42
21:AA:1367:C:H2'	21:AA:1368:A:O4'	2.20	0.42
21:AA:1441:A:H62	21:AA:1461:G:H21	1.68	0.42
24:BA:392:U:H2'	24:BA:393:C:H6	1.85	0.42
24:BA:559:G:H2'	24:BA:560:C:O4'	2.19	0.42
24:BA:569:U:OP1	24:BA:945:A:C4	2.73	0.42
24:BA:833:A:H2'	24:BA:834:G:H8	1.78	0.42
24:BA:904:G:H2'	24:BA:905:A:O4'	2.19	0.42
24:BA:1055:G:H2'	24:BA:1056:G:O4'	2.19	0.42
24:BA:1107:G:H2'	24:BA:1108:U:C6	2.55	0.42
24:BA:1360:G:H5'	24:BA:1361:G:OP2	2.19	0.42
24:BA:1511:G:C2'	24:BA:1512:C:OP2	2.65	0.42
24:BA:1608:A:O2'	24:BA:1610:A:OP1	2.36	0.42
24:BA:1831:G:C5	24:BA:1832:C:C5	3.07	0.42
24:BA:2024:G:C6	24:BA:2025:C:N3	2.88	0.42
24:BA:2197:U:O2'	24:BA:2198:A:P	2.78	0.42
24:BA:2345:G:N3	24:BA:2381:A:H2'	2.34	0.42
24:BA:2414:G:C2	24:BA:2415:G:C8	3.08	0.42
24:BA:2820:A:H2'	27:BD:196:ALA:HB2	2.00	0.42
26:BC:171:VAL:O	26:BC:182:LYS:HA	2.20	0.42
27:BD:73:VAL:HG23	27:BD:74:GLU:H	1.84	0.42
28:BE:154:ASP:OD2	28:BE:154:ASP:C	2.58	0.42
28:BE:193:VAL:O	28:BE:197:GLU:HB2	2.19	0.42
29:BF:27:VAL:O	29:BF:27:VAL:CG1	2.67	0.42
30:BG:115:GLN:O	30:BG:116:LEU:C	2.57	0.42
30:BG:159:LYS:HB3	30:BG:159:LYS:HE2	1.78	0.42

*Continued on next page...*

*Continued from previous page...*

Atom-1	Atom-2	Interatomic distance (Å)	Clash overlap (Å)
31:BH:27:ARG:HG3	47:BX:59:ASP:OD1	2.19	0.42
32:BI:27:LEU:C	32:BI:27:LEU:HD12	2.40	0.42
36:BM:76:LYS:O	36:BM:77:PRO:O	2.37	0.42
37:BN:24:MET:CE	37:BN:44:LEU:HD22	2.50	0.42
38:BO:31:THR:HG23	38:BO:33:ARG:N	2.32	0.42
43:BT:23:ALA:C	43:BT:25:GLU:H	2.23	0.42
46:BW:71:LYS:HB3	46:BW:72:GLY:H	1.73	0.42
1:CB:125:PHE:N	1:CB:125:PHE:CD2	2.88	0.42
2:CC:133:MET:HE3	2:CC:152:VAL:HG13	2.02	0.42
3:CD:112:GLU:HB2	55:CA:407:U:O2'	2.20	0.42
4:CE:156:ARG:NH1	7:CH:63:LYS:NZ	2.68	0.42
7:CH:98:LEU:HB2	7:CH:99:GLY:H	1.74	0.42
8:CI:23:GLY:H	8:CI:60:LEU:HA	1.84	0.42
8:CI:30:ASN:HD21	8:CI:66:VAL:N	2.04	0.42
10:CK:74:LYS:HD2	10:CK:104:PHE:CZ	2.55	0.42
10:CK:95:THR:HG23	10:CK:96:ILE:H	1.83	0.42
11:CL:8:ARG:HB3	11:CL:9:LYS:HD3	2.01	0.42
12:CM:16:ILE:HD12	12:CM:16:ILE:N	2.29	0.42
13:CN:30:ILE:C	13:CN:40:ARG:HA	2.40	0.42
18:CS:60:PHE:HE2	18:CS:62:THR:HG1	1.65	0.42
55:CA:25:C:H2'	55:CA:26:A:H8	1.80	0.42
55:CA:45:G:H5''	55:CA:307:C:O2'	2.19	0.42
55:CA:49:U:O2'	55:CA:50:A:H2'	2.19	0.42
55:CA:86:G:HO2'	55:CA:87:C:P	2.41	0.42
55:CA:152:A:N6	55:CA:170:U:C2	2.87	0.42
55:CA:206:C:C6	55:CA:206:C:C3'	3.02	0.42
55:CA:257:G:C2	55:CA:270:A:N1	2.87	0.42
55:CA:320:A:H2'	55:CA:321:A:O4'	2.19	0.42
55:CA:404:G:C4	55:CA:405:U:C6	3.08	0.42
55:CA:414:A:C2	55:CA:415:A:N9	2.87	0.42
55:CA:506:G:H2'	55:CA:507:C:H6	1.85	0.42
55:CA:596:A:N6	55:CA:645:G:N1	2.67	0.42
55:CA:999:C:N4	55:CA:1000:A:N7	2.67	0.42
55:CA:1054:C:OP2	55:CA:1197:A:OP2	2.38	0.42
55:CA:1134:G:N1	55:CA:1141:C:C4	2.87	0.42
55:CA:1171:A:O2'	55:CA:1172:C:H5'	2.20	0.42
55:CA:1387:G:C6	55:CA:1388:C:C4	3.08	0.42
24:DA:100:U:O2'	24:DA:101:A:H5''	2.18	0.42
24:DA:100:U:H3'	24:DA:100:U:P	2.60	0.42
24:DA:100:U:H1'	24:DA:101:A:C5	2.55	0.42
24:DA:223:A:N6	24:DA:422:A:N6	2.67	0.42

*Continued on next page...*

*Continued from previous page...*

Atom-1	Atom-2	Interatomic distance (Å)	Clash overlap (Å)
24:DA:265:A:H5'	24:DA:428:A:C2	2.54	0.42
24:DA:743:A:C6	24:DA:744:U:C4	3.07	0.42
24:DA:1013:C:H2'	24:DA:1014:A:C8	2.55	0.42
24:DA:1056:G:OP2	24:DA:1056:G:H3'	2.19	0.42
24:DA:1218:G:H2'	24:DA:1219:U:O4'	2.19	0.42
24:DA:1222:U:H2'	24:DA:1223:G:C8	2.55	0.42
24:DA:1437:C:HO2'	24:DA:1516:G:HO2'	1.62	0.42
24:DA:1636:U:H2'	24:DA:1637:A:C8	2.55	0.42
24:DA:1680:U:H2'	24:DA:1681:G:O4'	2.18	0.42
24:DA:1717:A:C2'	24:DA:1718:G:O4'	2.68	0.42
24:DA:1788:C:H2'	24:DA:1789:A:C8	2.51	0.42
24:DA:1808:A:O3'	24:DA:1809:A:H8	2.03	0.42
24:DA:1848:A:H2'	24:DA:1849:G:C8	2.55	0.42
24:DA:2336:A:N7	46:DW:40:ARG:NE	2.67	0.42
24:DA:2467:C:N4	24:DA:2468:A:N1	2.67	0.42
24:DA:2513:A:H2'	24:DA:2514:U:H6	1.85	0.42
24:DA:2638:G:H1'	24:DA:2778:A:H61	1.83	0.42
24:DA:2710:C:H2'	24:DA:2711:A:C8	2.55	0.42
24:DA:2847:U:H2'	24:DA:2848:G:C5'	2.48	0.42
56:DB:75:G:N2	56:DB:102:G:N2	2.68	0.42
26:DC:76:VAL:O	26:DC:76:VAL:HG23	2.19	0.42
26:DC:141:HIS:HB3	26:DC:142:ASN:H	1.58	0.42
27:DD:148:GLN:CD	27:DD:152:PRO:HG2	2.39	0.42
29:DF:11:VAL:O	29:DF:13:LYS:HD2	2.19	0.42
29:DF:74:ALA:CB	29:DF:78:ILE:CD1	2.98	0.42
29:DF:139:GLU:CB	29:DF:142:TYR:HB3	2.49	0.42
30:DG:11:PRO:HD2	30:DG:14:VAL:HG11	2.00	0.42
34:DK:28:SER:O	34:DK:29:HIS:HB3	2.19	0.42
34:DK:63:VAL:HG12	34:DK:64:ARG:HG3	2.02	0.42
38:DO:38:GLN:HA	38:DO:50:ALA:HA	2.00	0.42
40:DQ:77:LYS:CE	40:DQ:116:LEU:HD11	2.49	0.42
46:DW:20:LEU:HD11	46:DW:35:ILE:CG1	2.50	0.42
46:DW:51:GLY:HA3	46:DW:59:PHE:HB3	2.02	0.42
54:D4:16:ILE:O	54:D4:17:VAL:HG13	2.20	0.42
1:AB:22:TRP:CD1	1:AB:38:HIS:HE1	2.37	0.42
1:AB:65:LYS:HE2	1:AB:153:MET:HG2	2.02	0.42
2:AC:26:LYS:NZ	2:AC:26:LYS:HB3	2.34	0.42
2:AC:107:LYS:HA	2:AC:108:PRO:HD2	1.88	0.42
3:AD:166:LYS:HB3	3:AD:166:LYS:HZ2	1.80	0.42
4:AE:131:ASN:HA	4:AE:132:PRO:HD2	1.61	0.42
7:AH:106:SER:HA	21:AA:642:A:N7	2.34	0.42

*Continued on next page...*

*Continued from previous page...*

Atom-1	Atom-2	Interatomic distance (Å)	Clash overlap (Å)
12:AM:84:CYS:SG	12:AM:85:TYR:N	2.92	0.42
12:AM:85:TYR:CE1	21:AA:1321:U:H4'	2.55	0.42
13:AN:54:SER:O	13:AN:55:SER:HB2	2.20	0.42
15:AP:8:ARG:NH2	15:AP:11:ALA:O	2.52	0.42
16:AQ:16:MET:O	16:AQ:18:LYS:N	2.53	0.42
19:AT:54:GLN:N	19:AT:55:PRO:HD2	2.34	0.42
21:AA:261:U:N1	21:AA:263:A:OP2	2.52	0.42
21:AA:579:A:H2'	21:AA:580:C:H6	1.85	0.42
21:AA:683:G:C2	21:AA:684:U:C2	3.08	0.42
21:AA:791:G:C6	21:AA:792:A:N6	2.84	0.42
21:AA:1213:A:C4	21:AA:1215:G:C8	3.07	0.42
22:AV:35:A:C2	22:AV:36:A:N9	2.87	0.42
24:BA:64:A:O2'	43:BT:70:HIS:CE1	2.73	0.42
24:BA:98:G:N1	24:BA:99:U:C4	2.87	0.42
24:BA:183:C:O2	24:BA:432:A:H2	2.03	0.42
24:BA:227:A:N6	24:BA:410:G:H1'	2.35	0.42
24:BA:251:A:H2'	24:BA:252:G:O4'	2.18	0.42
24:BA:813:U:H4'	24:BA:1225:G:O2'	2.18	0.42
24:BA:1002:G:N2	24:BA:1154:G:H1'	2.35	0.42
24:BA:1031:G:H4'	54:B4:6:SER:HB2	2.01	0.42
24:BA:1063:G:N2	24:BA:1076:C:C2	2.88	0.42
24:BA:1110:G:O2'	24:BA:1111:A:C8	2.72	0.42
24:BA:1328:A:H4'	24:BA:1329:U:C5	2.55	0.42
24:BA:1595:C:H2'	24:BA:1596:A:O4'	2.19	0.42
24:BA:1655:A:H3'	24:BA:1656:C:H6	1.85	0.42
24:BA:1681:G:HO2'	24:BA:1762:A:C2'	2.31	0.42
24:BA:1959:G:N1	24:BA:1960:A:C4	2.88	0.42
24:BA:2017:U:H4'	50:B0:4:GLN:O	2.19	0.42
24:BA:2225:A:H5'	24:BA:2226:C:H5'	2.02	0.42
24:BA:2259:U:C2	24:BA:2427:C:C4	3.08	0.42
24:BA:2297:A:N6	24:BA:2319:G:H1'	2.35	0.42
24:BA:2305:U:C6	29:BF:152:ASP:HB3	2.55	0.42
24:BA:2418:A:C4	24:BA:2419:U:C6	3.06	0.42
24:BA:2549:G:C2	24:BA:2560:A:C5	3.08	0.42
24:BA:2630:G:H2'	24:BA:2631:G:H8	1.85	0.42
24:BA:2684:U:H4'	34:BK:76:VAL:HG21	2.01	0.42
26:BC:170:TYR:HD2	26:BC:183:VAL:C	2.23	0.42
26:BC:255:LYS:O	26:BC:257:ARG:N	2.53	0.42
28:BE:88:ARG:O	28:BE:89:PRO:C	2.56	0.42
28:BE:119:ILE:HD13	28:BE:119:ILE:H	1.85	0.42
30:BG:112:VAL:HG23	30:BG:113:ASP:N	2.34	0.42

*Continued on next page...*

*Continued from previous page...*

Atom-1	Atom-2	Interatomic distance (Å)	Clash overlap (Å)
32:BI:90:GLY:O	32:BI:92:PRO:HD3	2.20	0.42
33:BJ:41:LYS:N	40:BQ:66:ALA:HB1	2.35	0.42
38:BO:3:LYS:HG3	38:BO:4:LYS:H	1.83	0.42
38:BO:67:ASN:O	38:BO:67:ASN:CG	2.58	0.42
41:BR:100:GLY:C	41:BR:101:ILE:HG12	2.40	0.42
44:BU:60:LYS:HD2	44:BU:60:LYS:HA	1.77	0.42
46:BW:24:ARG:O	46:BW:25:PHE:CB	2.63	0.42
46:BW:37:VAL:HG13	46:BW:55:ASP:C	2.40	0.42
5:CF:36:ILE:HG22	5:CF:38:ARG:O	2.20	0.42
6:CG:47:GLU:HA	6:CG:47:GLU:OE1	2.20	0.42
6:CG:149:ALA:C	6:CG:150:PHE:CG	2.93	0.42
7:CH:17:GLN:OE1	7:CH:64:TYR:CZ	2.73	0.42
9:CJ:6:ILE:HD12	9:CJ:6:ILE:N	2.34	0.42
12:CM:67:ASP:O	12:CM:70:ARG:HB3	2.20	0.42
13:CN:22:LYS:O	13:CN:26:LEU:N	2.53	0.42
13:CN:76:PHE:HE2	13:CN:92:ILE:HG21	1.85	0.42
14:CO:28:VAL:HG21	14:CO:66:LEU:HD23	2.01	0.42
15:CP:6:LEU:HB3	15:CP:19:VAL:HA	2.02	0.42
19:CT:24:ARG:HD3	19:CT:28:ARG:NH2	2.25	0.42
55:CA:100:G:O6	55:CA:101:A:C6	2.72	0.42
55:CA:192:A:H8	55:CA:192:A:O5'	2.02	0.42
55:CA:316:C:N4	55:CA:351:G:C6	2.88	0.42
55:CA:402:G:C6	55:CA:403:C:C4	3.08	0.42
55:CA:519:C:C2'	55:CA:520:A:H8	2.31	0.42
55:CA:688:G:C6	55:CA:700:G:C5	3.07	0.42
55:CA:774:G:C4	55:CA:775:G:C8	3.07	0.42
55:CA:878:A:C2'	55:CA:879:C:H5'	2.49	0.42
55:CA:935:A:C2	55:CA:936:C:C2	3.07	0.42
55:CA:1114:C:H2'	55:CA:1115:U:C6	2.55	0.42
55:CA:1216:A:O2'	55:CA:1217:C:O4'	2.37	0.42
55:CA:1308:U:N3	55:CA:1330:U:N3	2.67	0.42
55:CA:1365:G:H2'	55:CA:1366:C:C6	2.54	0.42
55:CA:1494:G:C2	55:CA:1495:U:C5	3.08	0.42
24:DA:220:G:H1	24:DA:427:U:H2'	1.85	0.42
24:DA:309:A:H4'	44:DU:16:LYS:H	1.83	0.42
24:DA:571:U:H1'	24:DA:573:U:C6	2.54	0.42
24:DA:572:A:H5''	41:DR:79:ARG:NH2	2.34	0.42
24:DA:637:A:O5'	35:DL:112:LEU:HD21	2.19	0.42
24:DA:650:C:O4'	53:D3:22:LYS:NZ	2.53	0.42
24:DA:770:G:H1'	24:DA:1379:U:O4	2.19	0.42
24:DA:1008:A:N6	24:DA:1136:G:N1	2.67	0.42

*Continued on next page...*

*Continued from previous page...*

Atom-1	Atom-2	Interatomic distance (Å)	Clash overlap (Å)
24:DA:1232:G:C6	24:DA:1233:C:C4	3.08	0.42
24:DA:1585:C:C2'	24:DA:1586:A:O5'	2.68	0.42
24:DA:1731:G:C2	24:DA:1733:G:N7	2.88	0.42
24:DA:1816:C:H3'	26:DC:61:TYR:CE2	2.55	0.42
24:DA:1859:U:H2'	24:DA:1860:G:C8	2.55	0.42
24:DA:1917:U:C2'	24:DA:1918:A:H5'	2.50	0.42
24:DA:1920:C:C2	24:DA:1921:G:C8	3.07	0.42
24:DA:1963:U:O2'	24:DA:1964:G:H5''	2.19	0.42
24:DA:2077:A:C5	24:DA:2435:A:C6	3.08	0.42
24:DA:2077:A:C2	24:DA:2078:C:C2	3.08	0.42
24:DA:2342:C:O2'	24:DA:2374:C:H5''	2.20	0.42
24:DA:2406:A:C2	35:DL:69:ARG:NH2	2.87	0.42
24:DA:2441:U:O2'	24:DA:2442:C:C5'	2.65	0.42
24:DA:2485:G:C2'	24:DA:2486:C:H5'	2.50	0.42
24:DA:2635:A:H5'	27:DD:79:LEU:HB2	2.02	0.42
24:DA:2835:A:H4'	24:DA:2836:U:OP1	2.20	0.42
26:DC:67:LYS:HG2	26:DC:150:GLY:HA2	2.01	0.42
27:DD:98:VAL:O	27:DD:100:LEU:N	2.52	0.42
27:DD:110:THR:HA	27:DD:171:THR:HA	2.01	0.42
27:DD:127:PHE:HZ	27:DD:160:LYS:HD2	1.84	0.42
28:DE:9:GLN:O	28:DE:9:GLN:HG3	2.20	0.42
28:DE:85:PHE:O	28:DE:86:ALA:C	2.58	0.42
34:DK:28:SER:O	34:DK:29:HIS:CB	2.68	0.42
35:DL:29:LYS:O	35:DL:30:THR:OG1	2.33	0.42
36:DM:29:GLY:CA	36:DM:64:TRP:HZ3	2.33	0.42
36:DM:36:VAL:HG22	45:DV:82:TYR:CD1	2.55	0.42
36:DM:57:VAL:HA	36:DM:112:LEU:HD11	2.01	0.42
36:DM:69:PRO:O	36:DM:70:ASP:HB3	2.20	0.42
38:DO:79:ALA:HB1	38:DO:114:GLY:CA	2.48	0.42
43:DT:19:LYS:O	43:DT:20:ALA:HB2	2.20	0.42
44:DU:20:LYS:HD2	44:DU:38:ILE:CD1	2.50	0.42
54:D4:2:LYS:HZ3	54:D4:2:LYS:HA	1.83	0.42
1:AB:143:LEU:HB2	1:AB:147:LEU:CD1	2.47	0.42
1:AB:185:ILE:HD11	1:AB:203:ASP:HA	2.01	0.42
1:AB:209:VAL:O	1:AB:212:TYR:N	2.52	0.42
2:AC:6:PRO:HB3	2:AC:174:LEU:CD1	2.50	0.42
4:AE:84:VAL:O	4:AE:95:MET:HG2	2.20	0.42
4:AE:100:GLU:HB3	4:AE:121:ASN:CA	2.47	0.42
4:AE:123:LEU:O	4:AE:124:ALA:CB	2.66	0.42
4:AE:155:LYS:HG3	4:AE:155:LYS:H	1.59	0.42
6:AG:106:ALA:HB1	6:AG:132:THR:HB	2.00	0.42

*Continued on next page...*

*Continued from previous page...*

Atom-1	Atom-2	Interatomic distance (Å)	Clash overlap (Å)
7:AH:34:ALA:HB1	7:AH:109:VAL:CB	2.50	0.42
10:AK:23:HIS:HB3	10:AK:30:ILE:CG1	2.49	0.42
16:AQ:79:GLU:O	16:AQ:80:LYS:HD3	2.19	0.42
18:AS:17:LYS:HB3	18:AS:30:LEU:HD23	2.02	0.42
21:AA:15:G:N7	21:AA:1396:A:N1	2.68	0.42
21:AA:76:G:C2	21:AA:95:C:C4	3.07	0.42
21:AA:502:A:H2'	21:AA:503:C:C6	2.55	0.42
21:AA:587:G:N2	21:AA:755:G:C5	2.88	0.42
21:AA:587:G:O2'	21:AA:588:G:C5'	2.68	0.42
21:AA:594:U:C2'	21:AA:595:A:H5'	2.50	0.42
21:AA:960:U:N3	21:AA:1225:A:C5	2.88	0.42
21:AA:1210:C:C4	21:AA:1211:U:C5	3.07	0.42
21:AA:1246:A:H2'	21:AA:1247:U:O4'	2.20	0.42
21:AA:1353:G:C2	21:AA:1370:G:N2	2.88	0.42
21:AA:1425:U:O2	21:AA:1476:A:C2	2.73	0.42
21:AA:1496:C:H2'	21:AA:1497:G:O4'	2.19	0.42
24:BA:37:C:O2'	28:BE:45:ALA:HA	2.20	0.42
24:BA:324:A:H61	24:BA:338:G:C2'	2.32	0.42
24:BA:740:C:O5'	24:BA:740:C:C6	2.73	0.42
24:BA:999:U:C5	24:BA:1154:G:C5	3.08	0.42
24:BA:1035:U:H2'	24:BA:1036:G:H8	1.85	0.42
24:BA:1076:C:H2'	24:BA:1077:A:O4'	2.20	0.42
24:BA:1789:A:OP1	26:BC:219:VAL:HA	2.20	0.42
24:BA:1798:U:OP1	26:BC:255:LYS:O	2.38	0.42
24:BA:1805:A:C6	24:BA:1806:C:C5	3.07	0.42
24:BA:1815:A:C4	24:BA:1817:G:C5	3.07	0.42
24:BA:1876:A:H2'	24:BA:1877:A:C8	2.52	0.42
24:BA:1931:U:O2'	24:BA:1932:A:C5'	2.66	0.42
24:BA:2373:G:C6	24:BA:2381:A:N1	2.88	0.42
24:BA:2425:A:H5'	24:BA:2426:A:H3'	2.01	0.42
24:BA:2602:A:C4'	24:BA:2603:G:OP2	2.56	0.42
24:BA:2720:U:H5''	39:BP:52:ARG:HH22	1.85	0.42
24:BA:2743:U:H2'	24:BA:2744:G:O4'	2.19	0.42
26:BC:115:ILE:HD12	26:BC:115:ILE:HA	1.67	0.42
27:BD:169:ARG:C	27:BD:170:VAL:HG13	2.39	0.42
29:BF:39:VAL:HG13	29:BF:40:GLY:N	2.35	0.42
29:BF:116:LEU:HB3	29:BF:127:TYR:OH	2.20	0.42
31:BH:30:LEU:C	31:BH:31:VAL:O	2.58	0.42
32:BI:58:ILE:HG23	32:BI:66:PHE:CD1	2.55	0.42
33:BJ:118:MET:HA	33:BJ:121:LYS:HE2	2.02	0.42
35:BL:77:ILE:HD12	35:BL:77:ILE:N	2.35	0.42

*Continued on next page...*



*Continued from previous page...*

Atom-1	Atom-2	Interatomic distance (Å)	Clash overlap (Å)
38:BO:21:LEU:O	38:BO:22:GLY:O	2.38	0.42
40:BQ:85:ALA:O	40:BQ:87:VAL:O	2.37	0.42
43:BT:27:SER:O	43:BT:28:ASN:CG	2.58	0.42
44:BU:66:VAL:C	44:BU:68:ASN:H	2.23	0.42
53:B3:6:VAL:HG23	53:B3:60:CYS:O	2.20	0.42
3:CD:30:LYS:HA	55:CA:413:G:O6	2.20	0.42
3:CD:57:LYS:HA	3:CD:199:ILE:CG2	2.49	0.42
3:CD:170:LEU:O	3:CD:170:LEU:HD12	2.20	0.42
5:CF:81:ASN:O	5:CF:84:VAL:HG12	2.20	0.42
6:CG:29:LEU:O	6:CG:30:MET:O	2.38	0.42
9:CJ:45:ARG:O	9:CJ:46:LYS:C	2.58	0.42
9:CJ:66:GLU:OE2	9:CJ:68:ARG:NE	2.52	0.42
11:CL:2:THR:HG22	11:CL:4:ASN:N	2.35	0.42
12:CM:85:TYR:O	12:CM:88:LEU:HB2	2.19	0.42
18:CS:43:MET:O	18:CS:61:VAL:HG11	2.20	0.42
20:CU:19:LYS:HD3	20:CU:19:LYS:HA	1.80	0.42
20:CU:32:ARG:HD3	20:CU:33:ARG:HB2	2.02	0.42
55:CA:39:G:N2	55:CA:40:C:C2	2.88	0.42
55:CA:82:G:C6	55:CA:89:U:C5	3.08	0.42
55:CA:144:G:C6	55:CA:145:G:C5	3.07	0.42
55:CA:169:C:C5	55:CA:170:U:C5	3.08	0.42
55:CA:181:A:O2'	55:CA:182:A:H2	1.76	0.42
55:CA:182:A:H5''	55:CA:182:A:N3	2.34	0.42
55:CA:203:G:O2'	55:CA:204:G:H8	2.03	0.42
55:CA:243:A:O2'	55:CA:244:U:P	2.78	0.42
55:CA:363:A:H2'	55:CA:364:A:O4'	2.19	0.42
55:CA:369:G:O2'	55:CA:370:C:C5'	2.68	0.42
55:CA:397:A:N7	55:CA:548:G:C8	2.88	0.42
55:CA:484:G:O2'	55:CA:485:U:P	2.78	0.42
55:CA:709:U:C2	55:CA:710:G:C8	3.07	0.42
55:CA:734:G:C6	55:CA:735:C:C4	3.07	0.42
55:CA:845:A:N3	55:CA:845:A:H2'	2.35	0.42
55:CA:1093:A:C4	55:CA:1095:U:O4'	2.73	0.42
55:CA:1279:G:H8	55:CA:1282:C:N3	2.16	0.42
55:CA:1310:G:N2	55:CA:1328:C:C2	2.88	0.42
55:CA:1460:C:H2'	55:CA:1461:G:O4'	2.20	0.42
24:DA:77:G:C4	24:DA:110:G:C2	3.08	0.42
24:DA:241:A:C4	24:DA:243:U:O4	2.72	0.42
24:DA:280:U:O2	24:DA:280:U:O4'	2.37	0.42
24:DA:364:C:C2'	24:DA:365:U:C6	2.91	0.42
24:DA:605:G:H2'	24:DA:606:U:C6	2.54	0.42

*Continued on next page...*

*Continued from previous page...*

Atom-1	Atom-2	Interatomic distance (Å)	Clash overlap (Å)
24:DA:646:U:H6	24:DA:646:U:OP2	2.03	0.42
24:DA:950:G:H2'	24:DA:951:C:C6	2.55	0.42
24:DA:1155:A:C4	24:DA:1157:G:C8	3.07	0.42
24:DA:1306:C:H41	24:DA:1606:C:H2'	1.85	0.42
24:DA:1341:G:H4'	24:DA:1342:A:OP2	2.19	0.42
24:DA:1366:A:H2'	24:DA:1367:A:O4'	2.20	0.42
24:DA:1941:C:C5	24:DA:1942:C:N4	2.87	0.42
24:DA:2061:G:C2	24:DA:2063:C:C4	3.07	0.42
24:DA:2307:G:O6	29:DF:84:ILE:HD11	2.20	0.42
24:DA:2645:G:H4'	24:DA:2732:G:H2'	2.02	0.42
26:DC:123:ILE:HD12	26:DC:123:ILE:HA	1.89	0.42
27:DD:184:ARG:HH22	39:DP:6:GLN:NE2	2.06	0.42
28:DE:5:LEU:CD1	28:DE:10:SER:HB2	2.50	0.42
28:DE:108:ILE:CD1	28:DE:181:ILE:HB	2.41	0.42
30:DG:39:ALA:O	30:DG:40:VAL:HG13	2.20	0.42
31:DH:58:LEU:HA	31:DH:61:VAL:HG12	2.01	0.42
33:DJ:105:VAL:HA	33:DJ:108:MET:HG3	2.01	0.42
35:DL:56:PRO:HB3	35:DL:58:TYR:CE2	2.55	0.42
35:DL:79:LEU:C	35:DL:82:LEU:HD11	2.39	0.42
36:DM:45:GLN:OE1	36:DM:125:PRO:HG3	2.20	0.42
38:DO:69:ASP:O	38:DO:70:ALA:C	2.57	0.42
39:DP:52:ARG:HG2	39:DP:52:ARG:NH1	2.35	0.42
40:DQ:69:ARG:HH21	40:DQ:69:ARG:CB	2.28	0.42
42:DS:88:ARG:HG3	42:DS:88:ARG:NH2	2.33	0.42
45:DV:44:HIS:CE1	45:DV:85:LYS:HD3	2.55	0.42
50:D0:37:HIS:HB2	50:D0:41:HIS:CE1	2.55	0.42
50:D0:54:ILE:O	50:D0:55:ALA:HB2	2.19	0.42
1:AB:110:ILE:O	1:AB:114:LYS:N	2.53	0.42
1:AB:133:ALA:O	1:AB:137:THR:HG23	2.20	0.42
1:AB:205:ALA:HB3	1:AB:208:ALA:CB	2.48	0.42
2:AC:19:SER:HB2	2:AC:39:ARG:NH2	2.34	0.42
2:AC:51:VAL:CG2	2:AC:52:SER:N	2.82	0.42
4:AE:90:GLY:O	4:AE:129:SER:N	2.38	0.42
11:AL:23:LEU:C	11:AL:25:ALA:N	2.71	0.42
12:AM:89:ARG:HH11	12:AM:94:LEU:HB3	1.84	0.42
13:AN:56:PRO:O	13:AN:59:GLN:HB2	2.19	0.42
13:AN:83:VAL:HG12	13:AN:84:ARG:N	2.34	0.42
19:AT:73:ARG:O	19:AT:77:ASN:ND2	2.53	0.42
21:AA:66:A:N6	21:AA:104:G:C2	2.87	0.42
21:AA:355:C:C2	21:AA:356:A:C8	3.08	0.42
21:AA:445:G:C2	21:AA:490:C:C2	3.08	0.42

*Continued on next page...*

*Continued from previous page...*

Atom-1	Atom-2	Interatomic distance (Å)	Clash overlap (Å)
21:AA:693:G:O2'	21:AA:694:A:H5'	2.20	0.42
21:AA:918:A:N6	21:AA:919:A:N1	2.68	0.42
21:AA:1163:A:H2'	21:AA:1164:G:H8	1.83	0.42
24:BA:25:U:C5	24:BA:26:G:C6	3.08	0.42
24:BA:200:U:HO2'	24:BA:201:C:H5'	1.85	0.42
24:BA:489:G:H2'	24:BA:491:G:C8	2.55	0.42
24:BA:584:C:C2'	24:BA:585:G:H5'	2.50	0.42
24:BA:608:A:C6	24:BA:609:A:C6	3.08	0.42
24:BA:632:A:H1'	35:BL:66:PHE:HE2	1.84	0.42
24:BA:699:A:HO2'	24:BA:1634:A:H8	1.64	0.42
24:BA:729:G:H2'	24:BA:1775:U:H1'	2.01	0.42
24:BA:846:U:O4	24:BA:927:A:OP2	2.38	0.42
24:BA:919:U:C2	24:BA:920:A:C5	3.08	0.42
24:BA:933:A:N3	24:BA:933:A:H2'	2.35	0.42
24:BA:1001:A:C2'	24:BA:1002:G:H5'	2.50	0.42
24:BA:1068:G:N3	24:BA:1068:G:H2'	2.35	0.42
24:BA:1423:G:C2	24:BA:1424:G:N9	2.88	0.42
24:BA:1510:G:O2'	24:BA:1511:G:C5'	2.67	0.42
24:BA:1654:A:O3'	27:BD:118:PHE:CE2	2.73	0.42
24:BA:1923:U:H2'	24:BA:1924:C:C6	2.55	0.42
24:BA:2073:C:H2'	24:BA:2074:U:H6	1.84	0.42
24:BA:2095:A:C2	24:BA:2195:U:O2	2.73	0.42
24:BA:2209:G:C6	24:BA:2210:U:O4	2.72	0.42
24:BA:2379:G:H4'	38:BO:21:LEU:HD11	2.02	0.42
24:BA:2478:A:N9	24:BA:2529:G:N7	2.66	0.42
24:BA:2531:A:OP1	30:BG:174:LYS:CG	2.65	0.42
24:BA:2688:G:H1'	24:BA:2721:A:H61	1.83	0.42
24:BA:2708:G:H1'	37:BN:71:ARG:CZ	2.49	0.42
24:BA:2828:G:N2	24:BA:2829:A:C4	2.88	0.42
24:BA:2837:A:N1	24:BA:2882:A:C6	2.88	0.42
24:BA:2856:A:C2'	24:BA:2857:G:H5'	2.49	0.42
26:BC:229:HIS:CG	26:BC:230:PRO:CD	3.02	0.42
27:BD:133:THR:HG23	27:BD:134:HIS:CD2	2.55	0.42
29:BF:123:GLY:HA2	29:BF:162:ASP:OD2	2.20	0.42
30:BG:38:ASP:H	30:BG:40:VAL:HG13	1.85	0.42
33:BJ:70:THR:HA	33:BJ:90:GLU:HG2	2.02	0.42
35:BL:68:SER:O	35:BL:69:ARG:HB2	2.20	0.42
37:BN:10:LEU:HD13	37:BN:10:LEU:HA	1.79	0.42
54:B4:16:ILE:HA	54:B4:24:ARG:O	2.19	0.42
2:CC:54:ILE:HG13	2:CC:67:ILE:HD13	2.01	0.42
3:CD:197:HIS:O	3:CD:201:GLU:HG3	2.20	0.42

*Continued on next page...*

*Continued from previous page...*

Atom-1	Atom-2	Interatomic distance (Å)	Clash overlap (Å)
6:CG:94:ARG:HA	6:CG:98:LEU:HG	2.01	0.42
11:CL:49:ARG:HG2	11:CL:49:ARG:HH11	1.84	0.42
13:CN:20:PHE:CA	13:CN:24:ALA:HB2	2.50	0.42
18:CS:6:LYS:HD2	18:CS:6:LYS:H	1.85	0.42
19:CT:17:ARG:HD2	19:CT:17:ARG:C	2.40	0.42
55:CA:9:G:C2	55:CA:10:A:C5	3.08	0.42
55:CA:253:A:C4	55:CA:254:G:N7	2.88	0.42
55:CA:359:G:C6	55:CA:360:G:C5	3.08	0.42
55:CA:937:A:C2	55:CA:1379:G:C6	3.08	0.42
55:CA:1140:C:O2'	55:CA:1141:C:H6	2.01	0.42
24:DA:303:G:C6	24:DA:315:G:O6	2.73	0.42
24:DA:422:A:C2	24:DA:423:A:C5	3.07	0.42
24:DA:436:C:HO2'	24:DA:437:U:H6	1.67	0.42
24:DA:629:G:O2'	24:DA:630:G:H5'	2.20	0.42
24:DA:670:A:O2'	24:DA:671:C:P	2.78	0.42
24:DA:805:G:OP2	35:DL:41:ARG:HB3	2.20	0.42
24:DA:834:G:H5''	53:D3:56:LEU:HD11	2.02	0.42
24:DA:857:G:O2'	46:DW:19:ARG:CZ	2.68	0.42
24:DA:987:C:O2	24:DA:1000:A:H2	2.03	0.42
24:DA:991:C:C4	24:DA:1185:G:C6	3.08	0.42
24:DA:1045:C:O5'	24:DA:1046:A:H5''	2.19	0.42
24:DA:1295:C:H1'	37:DN:23:ASN:HD21	1.85	0.42
24:DA:1332:G:H4'	24:DA:1333:G:OP2	2.19	0.42
24:DA:1345:C:H5'	24:DA:1396:U:C4	2.55	0.42
24:DA:1438:U:C4	24:DA:1555:G:N1	2.88	0.42
24:DA:1440:U:H2'	24:DA:1441:G:C8	2.50	0.42
24:DA:1446:C:N4	24:DA:1447:C:N4	2.67	0.42
24:DA:1480:C:H2'	24:DA:1481:U:O4'	2.20	0.42
24:DA:1585:C:H2'	24:DA:1586:A:O5'	2.19	0.42
24:DA:1787:A:N3	24:DA:1788:C:C5	2.88	0.42
24:DA:1948:G:O2'	24:DA:1949:G:H5'	2.19	0.42
24:DA:2016:U:C4	24:DA:2017:U:O4	2.73	0.42
24:DA:2251:G:C8	24:DA:2450:A:H4'	2.54	0.42
24:DA:2415:G:H4'	35:DL:66:PHE:CB	2.38	0.42
24:DA:2657:A:H2'	24:DA:2658:C:C6	2.55	0.42
24:DA:2710:C:H2'	24:DA:2711:A:H8	1.84	0.42
24:DA:2738:A:H2	24:DA:2766:A:N6	2.11	0.42
24:DA:2750:A:HO2'	24:DA:2752:C:H41	1.66	0.42
24:DA:2800:A:C2	24:DA:2801:G:N3	2.87	0.42
24:DA:2816:G:H4'	50:D0:40:HIS:HB3	2.02	0.42
26:DC:79:ARG:HD2	26:DC:92:LEU:HD22	2.02	0.42

*Continued on next page...*

*Continued from previous page...*

Atom-1	Atom-2	Interatomic distance (Å)	Clash overlap (Å)
27:DD:62:LYS:HE3	27:DD:62:LYS:CA	2.50	0.42
27:DD:73:VAL:O	27:DD:74:GLU:HB2	2.20	0.42
28:DE:129:PRO:HG3	28:DE:159:LEU:HB3	2.01	0.42
29:DF:19:PHE:HB3	29:DF:21:TYR:CE2	2.55	0.42
29:DF:105:ILE:HG22	29:DF:105:ILE:O	2.20	0.42
29:DF:155:ILE:HD12	29:DF:155:ILE:N	2.34	0.42
32:DI:32:VAL:HG13	32:DI:58:ILE:HD12	2.01	0.42
33:DJ:41:LYS:C	33:DJ:43:GLU:N	2.73	0.42
34:DK:118:LEU:HD23	34:DK:118:LEU:N	2.35	0.42
35:DL:65:GLY:O	35:DL:66:PHE:HB2	2.20	0.42
36:DM:73:ILE:HD13	36:DM:73:ILE:HA	1.77	0.42
36:DM:126:ILE:O	36:DM:128:THR:HG23	2.19	0.42
38:DO:41:ALA:O	38:DO:43:ASN:N	2.52	0.42
39:DP:87:ARG:HG2	39:DP:88:ARG:N	2.34	0.42
39:DP:91:VAL:HG11	39:DP:96:LEU:HD21	2.02	0.42
45:DV:31:TYR:CD1	45:DV:31:TYR:C	2.93	0.42
46:DW:32:ALA:O	46:DW:34:SER:N	2.52	0.42
1:AB:103:TRP:HE1	1:AB:150:ILE:HG13	1.85	0.41
1:AB:168:GLU:O	1:AB:172:ILE:HG13	2.20	0.41
4:AE:56:PRO:O	4:AE:58:ALA:N	2.53	0.41
4:AE:94:PHE:CZ	4:AE:96:GLN:HG2	2.55	0.41
5:AF:8:PHE:HB3	5:AF:78:PHE:CE1	2.55	0.41
5:AF:11:HIS:HA	5:AF:12:PRO:HD2	1.91	0.41
5:AF:21:MET:HE2	5:AF:25:TYR:CE1	2.55	0.41
6:AG:34:LYS:NZ	21:AA:1290:G:H5'	2.34	0.41
6:AG:132:THR:O	6:AG:135:LYS:HB3	2.20	0.41
11:AL:2:THR:HB	11:AL:5:GLN:CB	2.50	0.41
13:AN:63:CYS:O	13:AN:65:GLN:N	2.53	0.41
15:AP:41:PRO:HB2	21:AA:450:G:H4'	2.01	0.41
15:AP:70:ARG:HH12	21:AA:451:A:H5'	1.85	0.41
21:AA:9:G:C6	21:AA:26:A:C6	3.08	0.41
21:AA:126:G:C2'	21:AA:127:G:O5'	2.68	0.41
21:AA:130:A:O2'	21:AA:131:A:O5'	2.37	0.41
21:AA:140:U:H2'	21:AA:141:G:O4'	2.20	0.41
21:AA:472:U:C4	21:AA:473:U:O4	2.73	0.41
21:AA:545:C:O2'	21:AA:549:C:H5''	2.20	0.41
21:AA:596:A:N1	21:AA:645:G:C4	2.88	0.41
21:AA:793:U:O4	21:AA:1517:G:H5''	2.20	0.41
21:AA:973:G:H3'	21:AA:974:A:H5''	2.01	0.41
21:AA:1032:G:O2'	21:AA:1033:G:C5'	2.65	0.41
21:AA:1134:G:C6	21:AA:1135:U:N3	2.88	0.41

*Continued on next page...*

*Continued from previous page...*

Atom-1	Atom-2	Interatomic distance (Å)	Clash overlap (Å)
21:AA:1151:A:HO2'	21:AA:1152:A:P	2.43	0.41
21:AA:1258:G:O2'	21:AA:1259:C:H6	2.02	0.41
21:AA:1323:G:H2'	21:AA:1324:A:C8	2.54	0.41
24:BA:92:U:H5''	24:BA:92:U:C6	2.52	0.41
24:BA:536:G:C2	24:BA:558:U:O2	2.73	0.41
24:BA:635:C:C2'	24:BA:636:G:H5'	2.50	0.41
24:BA:672:C:C2'	24:BA:673:C:H5'	2.50	0.41
24:BA:695:G:H1'	24:BA:768:G:N2	2.35	0.41
24:BA:812:C:O2'	24:BA:813:U:H5'	2.20	0.41
24:BA:954:G:C6	24:BA:955:U:C5	3.08	0.41
24:BA:977:G:C4	24:BA:978:G:C8	3.08	0.41
24:BA:1073:A:N7	24:BA:1074:G:H8	2.18	0.41
24:BA:1304:A:C2	24:BA:1305:C:C2	3.08	0.41
24:BA:1342:A:C6	24:BA:1345:C:N3	2.88	0.41
24:BA:1917:U:O2'	24:BA:1918:A:H5'	2.19	0.41
24:BA:2062:A:O2'	24:BA:2063:C:H5'	2.19	0.41
24:BA:2077:A:C2	24:BA:2078:C:C5	3.09	0.41
24:BA:2081:U:C5	24:BA:2237:G:N1	2.88	0.41
24:BA:2232:C:P	47:BX:26:ARG:HH22	2.43	0.41
24:BA:2415:G:H4'	35:BL:66:PHE:HB2	2.02	0.41
24:BA:2617:U:C2'	24:BA:2618:G:H5'	2.50	0.41
24:BA:2841:C:H2'	24:BA:2842:G:C8	2.55	0.41
25:BB:51:G:H5''	38:BO:64:TYR:CD2	2.54	0.41
26:BC:104:LEU:HB3	26:BC:105:ALA:H	1.63	0.41
27:BD:124:ARG:HG2	27:BD:125:TRP:CD1	2.54	0.41
28:BE:23:PHE:CE1	28:BE:28:VAL:HG11	2.55	0.41
28:BE:84:THR:HB	28:BE:85:PHE:CD2	2.55	0.41
28:BE:150:THR:HG23	28:BE:153:LEU:H	1.85	0.41
29:BF:39:VAL:HG13	29:BF:84:ILE:HD12	2.02	0.41
30:BG:9:VAL:O	30:BG:11:PRO:HD3	2.20	0.41
31:BH:95:GLY:C	31:BH:97:ARG:N	2.73	0.41
32:BI:53:PRO:HB2	32:BI:74:PRO:CG	2.50	0.41
36:BM:47:GLU:O	36:BM:50:ARG:N	2.53	0.41
37:BN:52:ILE:O	37:BN:54:LEU:N	2.53	0.41
37:BN:71:ARG:HG3	37:BN:71:ARG:NH2	2.35	0.41
38:BO:5:SER:O	38:BO:6:ALA:C	2.59	0.41
39:BP:21:PRO:HA	39:BP:46:VAL:HG12	2.02	0.41
40:BQ:16:ILE:O	40:BQ:17:LEU:C	2.58	0.41
45:BV:88:HIS:CG	45:BV:89:ILE:N	2.88	0.41
48:BY:18:LEU:HA	48:BY:18:LEU:HD22	1.84	0.41
49:BZ:22:THR:HG23	49:BZ:46:MET:HB3	2.02	0.41

*Continued on next page...*

*Continued from previous page...*

Atom-1	Atom-2	Interatomic distance (Å)	Clash overlap (Å)
1:CB:81:ASP:CG	1:CB:82:ALA:N	2.73	0.41
2:CC:149:LYS:HE2	2:CC:149:LYS:HB3	1.93	0.41
2:CC:203:LYS:HE3	2:CC:203:LYS:HB3	1.94	0.41
3:CD:167:PRO:CG	3:CD:170:LEU:HD11	2.50	0.41
6:CG:75:LYS:HE2	6:CG:76:SER:N	2.26	0.41
7:CH:1:SER:C	7:CH:3:GLN:N	2.74	0.41
9:CJ:82:LYS:HZ2	9:CJ:82:LYS:HG3	1.78	0.41
10:CK:117:HIS:ND1	55:CA:675:A:H1'	2.34	0.41
12:CM:18:LEU:HD12	12:CM:18:LEU:N	2.35	0.41
55:CA:110:C:O2'	55:CA:111:G:O4'	2.32	0.41
55:CA:177:G:C2'	55:CA:178:C:H5'	2.48	0.41
55:CA:198:G:O2'	55:CA:199:A:C5'	2.68	0.41
55:CA:339:C:O2	55:CA:351:G:N2	2.53	0.41
55:CA:577:G:O2'	55:CA:578:C:O5'	2.36	0.41
55:CA:596:A:O2'	55:CA:597:G:C5'	2.68	0.41
55:CA:765:G:N7	55:CA:812:G:C4	2.88	0.41
55:CA:924:C:O2'	55:CA:925:G:H5'	2.20	0.41
55:CA:954:G:C5	55:CA:955:U:N3	2.88	0.41
55:CA:966:G:H2'	55:CA:967:C:C6	2.55	0.41
55:CA:1208:C:C2	55:CA:1209:C:C6	3.08	0.41
55:CA:1301:U:H4'	55:CA:1302:C:OP1	2.20	0.41
55:CA:1422:G:H5''	34:DK:48:PRO:HB3	2.00	0.41
55:CA:1484:C:H2'	55:CA:1485:U:H6	1.84	0.41
24:DA:197:A:N3	24:DA:197:A:H2'	2.33	0.41
24:DA:240:C:OP2	24:DA:241:A:H3'	2.19	0.41
24:DA:320:A:N7	28:DE:132:LYS:HB2	2.35	0.41
24:DA:396:G:O2'	24:DA:397:U:H5'	2.20	0.41
24:DA:866:A:O2'	24:DA:867:C:C5'	2.68	0.41
24:DA:1071:G:O5'	24:DA:1072:C:H5	2.03	0.41
24:DA:1203:U:H3	24:DA:1204:A:N6	2.17	0.41
24:DA:1517:G:N2	24:DA:1732:C:C6	2.88	0.41
24:DA:1537:G:O2'	24:DA:1538:G:H4'	2.17	0.41
24:DA:1613:G:C6	24:DA:1619:G:C6	3.08	0.41
24:DA:1631:G:H1'	24:DA:1635:A:N6	2.35	0.41
24:DA:1653:G:O6	37:DN:10:LEU:O	2.38	0.41
24:DA:1889:A:C6	24:DA:1890:A:C6	3.07	0.41
24:DA:1919:A:O5'	24:DA:1919:A:C8	2.60	0.41
24:DA:2062:A:C6	24:DA:2503:A:N7	2.88	0.41
24:DA:2397:G:C6	24:DA:2420:C:N3	2.87	0.41
24:DA:2511:U:H3'	24:DA:2511:U:H6	1.83	0.41
24:DA:2592:G:H2'	24:DA:2593:U:C6	2.47	0.41

*Continued on next page...*

*Continued from previous page...*

Atom-1	Atom-2	Interatomic distance (Å)	Clash overlap (Å)
24:DA:2624:G:C5	24:DA:2625:G:C8	3.08	0.41
24:DA:2644:G:C6	24:DA:2645:G:C2	3.08	0.41
56:DB:14:U:H6	56:DB:14:U:H2'	1.64	0.41
26:DC:171:VAL:HG12	26:DC:173:LEU:HD13	2.01	0.41
29:DF:41:GLU:HG2	29:DF:42:ALA:N	2.26	0.41
29:DF:49:LEU:HD13	29:DF:149:ARG:HH21	1.84	0.41
29:DF:109:ARG:NH1	29:DF:135:ILE:HG21	2.35	0.41
31:DH:53:GLU:C	31:DH:55:GLU:N	2.74	0.41
32:DI:69:VAL:O	32:DI:69:VAL:HG13	2.19	0.41
33:DJ:74:TYR:CE2	33:DJ:103:ILE:HD11	2.55	0.41
33:DJ:116:ARG:HD2	33:DJ:116:ARG:HA	1.84	0.41
34:DK:11:ALA:HB2	34:DK:64:ARG:NH1	2.35	0.41
34:DK:22:ILE:HG12	34:DK:40:LYS:O	2.19	0.41
40:DQ:27:ARG:HE	40:DQ:37:ALA:HB1	1.85	0.41
40:DQ:91:ARG:CZ	41:DR:11:GLN:H	2.33	0.41
42:DS:32:ALA:HA	42:DS:35:ILE:CD1	2.47	0.41
43:DT:53:VAL:HG21	43:DT:92:ASN:HD22	1.85	0.41
45:DV:63:ILE:HD12	45:DV:63:ILE:N	2.34	0.41
45:DV:77:VAL:HG11	45:DV:79:ARG:HH21	1.84	0.41
47:DX:26:ARG:O	47:DX:27:ARG:HB3	2.20	0.41
49:DZ:31:ILE:O	49:DZ:31:ILE:HG13	2.19	0.41
1:AB:53:LEU:HA	1:AB:56:LEU:CB	2.46	0.41
1:AB:209:VAL:O	1:AB:210:THR:C	2.59	0.41
2:AC:190:THR:HG21	2:AC:192:TYR:OH	2.20	0.41
3:AD:28:ASP:OD1	3:AD:33:ILE:HG12	2.19	0.41
3:AD:62:ARG:NE	3:AD:62:ARG:CA	2.77	0.41
4:AE:57:ALA:HA	4:AE:60:GLN:OE1	2.19	0.41
7:AH:118:ALA:HB3	7:AH:120:LEU:HD11	2.02	0.41
8:AI:12:LYS:HD3	21:AA:1371:G:OP1	2.20	0.41
10:AK:81:LEU:HD23	10:AK:81:LEU:H	1.85	0.41
11:AL:118:VAL:HG12	11:AL:119:LYS:N	2.36	0.41
12:AM:102:LYS:O	12:AM:103:THR:HG23	2.19	0.41
14:AO:67:ASP:O	14:AO:70:LYS:HB3	2.19	0.41
15:AP:1:MET:HG2	15:AP:2:VAL:N	2.34	0.41
21:AA:212:G:O2'	21:AA:213:G:P	2.78	0.41
21:AA:439:U:H2'	21:AA:440:C:C5'	2.50	0.41
21:AA:624:C:H2'	21:AA:625:U:O4'	2.20	0.41
21:AA:675:A:H2'	21:AA:676:A:O4'	2.20	0.41
21:AA:859:G:H2'	21:AA:860:A:C8	2.55	0.41
21:AA:920:U:O4'	21:AA:1080:A:C2	2.73	0.41
21:AA:1007:U:C4	21:AA:1008:U:H5	2.38	0.41

*Continued on next page...*



*Continued from previous page...*

Atom-1	Atom-2	Interatomic distance (Å)	Clash overlap (Å)
21:AA:1154:G:O2'	21:AA:1155:A:H5'	2.20	0.41
21:AA:1219:A:N1	21:AA:1220:G:C6	2.88	0.41
21:AA:1283:U:O2'	21:AA:1284:C:O4'	2.29	0.41
21:AA:1363:A:C4	21:AA:1365:G:C6	3.08	0.41
21:AA:1533:C:H3'	21:AA:1534:A:C5'	2.43	0.41
24:BA:83:A:H5''	24:BA:84:A:P	2.60	0.41
24:BA:558:U:H5''	33:BJ:111:LYS:CE	2.50	0.41
24:BA:929:U:O2	49:BZ:25:GLY:HA2	2.19	0.41
24:BA:995:C:OP2	40:BQ:53:LYS:HE2	2.20	0.41
24:BA:1080:A:C2	24:BA:1081:U:C6	3.08	0.41
24:BA:1082:U:C2	24:BA:1086:A:N6	2.87	0.41
24:BA:1187:G:HO2'	24:BA:1188:U:H6	1.65	0.41
24:BA:1257:C:C4	24:BA:1258:U:C5	3.08	0.41
24:BA:1555:G:HO2'	24:BA:1556:C:H5'	1.81	0.41
24:BA:1608:A:C5	24:BA:1611:C:C4	3.08	0.41
24:BA:1638:C:H4'	24:BA:2710:C:O2	2.20	0.41
24:BA:1853:A:N1	24:BA:1854:A:C2	2.89	0.41
24:BA:1911:U:C4	24:BA:1918:A:C5	3.07	0.41
24:BA:2453:A:O2'	24:BA:2572:A:H1'	2.20	0.41
25:BB:71:C:H2'	25:BB:72:G:C5'	2.50	0.41
25:BB:104:A:H2'	25:BB:105:G:O4'	2.20	0.41
29:BF:137:PHE:HA	29:BF:138:PRO:HD3	1.90	0.41
30:BG:115:GLN:O	30:BG:115:GLN:HG2	2.19	0.41
33:BJ:16:TYR:CA	33:BJ:138:GLN:O	2.67	0.41
33:BJ:102:GLU:HG3	33:BJ:124:VAL:HG11	2.01	0.41
36:BM:31:PHE:O	36:BM:104:GLU:HA	2.20	0.41
36:BM:35:ALA:HB3	36:BM:99:GLY:H	1.84	0.41
36:BM:43:ALA:HA	36:BM:46:ILE:CG1	2.51	0.41
37:BN:96:ARG:HH22	37:BN:116:VAL:HG23	1.85	0.41
40:BQ:51:GLN:O	40:BQ:52:ARG:C	2.59	0.41
48:BY:53:VAL:O	48:BY:56:LEU:O	2.38	0.41
51:B1:9:LYS:HG2	51:B1:9:LYS:O	2.20	0.41
53:B3:16:THR:HB	53:B3:17:GLY:H	1.53	0.41
1:CB:137:THR:O	1:CB:140:LEU:N	2.53	0.41
3:CD:98:ASP:HB3	3:CD:132:ALA:HB1	2.03	0.41
4:CE:39:GLY:HA2	4:CE:45:VAL:HA	2.01	0.41
4:CE:80:LEU:CB	4:CE:97:PRO:HB3	2.49	0.41
4:CE:145:ASN:O	7:CH:72:GLU:OE2	2.38	0.41
7:CH:89:ASP:OD1	7:CH:89:ASP:N	2.53	0.41
7:CH:94:VAL:HG23	7:CH:101:ALA:HB2	2.02	0.41
12:CM:47:LEU:HD21	12:CM:52:ILE:HG22	2.02	0.41

*Continued on next page...*

*Continued from previous page...*

Atom-1	Atom-2	Interatomic distance (Å)	Clash overlap (Å)
14:CO:41:HIS:O	14:CO:45:HIS:CE1	2.73	0.41
17:CR:32:ILE:HG22	17:CR:38:ILE:HA	2.01	0.41
55:CA:313:A:H2'	55:CA:314:C:H6	1.83	0.41
55:CA:407:U:C2	55:CA:408:A:C8	3.08	0.41
55:CA:426:U:H2'	55:CA:427:U:H6	1.85	0.41
55:CA:837:U:H2'	55:CA:838:G:C8	2.54	0.41
55:CA:848:C:H2'	55:CA:849:G:O4'	2.20	0.41
55:CA:934:C:H4'	55:CA:935:A:OP1	2.20	0.41
55:CA:1052:U:O4	55:CA:1200:C:C2	2.73	0.41
55:CA:1161:C:O2'	55:CA:1162:C:O5'	2.38	0.41
55:CA:1163:A:H2'	55:CA:1164:G:C8	2.55	0.41
55:CA:1220:G:C2	55:CA:1221:G:C4	3.09	0.41
55:CA:1268:G:N2	55:CA:1327:C:H1'	2.35	0.41
55:CA:1293:C:H2'	55:CA:1294:G:H8	1.81	0.41
22:CV:33:U:H2'	22:CV:35:A:N7	2.34	0.41
24:DA:36:G:N1	24:DA:445:C:C4	2.88	0.41
24:DA:142:A:C4	24:DA:143:C:C5	3.07	0.41
24:DA:206:U:HO2'	24:DA:207:A:H5'	1.78	0.41
24:DA:212:G:H2'	24:DA:213:A:O4'	2.19	0.41
24:DA:301:G:C4	24:DA:302:C:C4	3.08	0.41
24:DA:379:G:N1	24:DA:396:G:C6	2.88	0.41
24:DA:389:G:C4	24:DA:2413:G:H4'	2.54	0.41
24:DA:690:G:H1'	24:DA:779:U:O3'	2.20	0.41
24:DA:737:C:H2'	24:DA:738:G:O4'	2.20	0.41
24:DA:1127:A:O2'	24:DA:1128:G:C5'	2.62	0.41
24:DA:1149:G:C6	24:DA:1150:C:C4	3.08	0.41
24:DA:1238:G:C2	24:DA:1239:G:C5	3.08	0.41
24:DA:1270:C:C4	24:DA:1648:U:C4	3.08	0.41
24:DA:1373:A:H2'	24:DA:1374:G:O4'	2.20	0.41
24:DA:1680:U:C4	24:DA:1681:G:C2	3.08	0.41
24:DA:1742:U:H2'	24:DA:1743:G:C8	2.55	0.41
24:DA:1766:G:C2	24:DA:1987:A:N3	2.88	0.41
24:DA:1767:G:N2	24:DA:1986:C:C2	2.88	0.41
24:DA:2027:G:C6	24:DA:2028:U:C4	3.08	0.41
24:DA:2238:G:H8	59:DA:3525:HOH:O	2.03	0.41
24:DA:2297:A:O2'	24:DA:2298:A:H5'	2.20	0.41
24:DA:2349:G:C2	24:DA:2350:C:H1'	2.55	0.41
24:DA:2411:A:H2'	24:DA:2412:A:C8	2.55	0.41
24:DA:2574:G:C5	24:DA:2575:C:C5	3.08	0.41
24:DA:2654:A:H4'	24:DA:2655:G:O5'	2.19	0.41
24:DA:2665:A:C2	24:DA:2666:C:C2	3.08	0.41

*Continued on next page...*

*Continued from previous page...*

Atom-1	Atom-2	Interatomic distance (Å)	Clash overlap (Å)
24:DA:2837:A:N6	24:DA:2882:A:C6	2.88	0.41
24:DA:2850:A:H2'	24:DA:2851:A:C8	2.55	0.41
56:DB:37:C:C4	56:DB:49:C:H1'	2.55	0.41
30:DG:145:ALA:HA	30:DG:148:ARG:HG2	2.01	0.41
35:DL:112:LEU:O	35:DL:112:LEU:HD23	2.20	0.41
37:DN:55:ALA:CB	37:DN:79:LEU:HD22	2.51	0.41
41:DR:2:TYR:H	41:DR:42:ALA:HB2	1.86	0.41
41:DR:2:TYR:CD2	41:DR:42:ALA:HB2	2.56	0.41
41:DR:38:VAL:N	41:DR:53:PHE:HB3	2.36	0.41
41:DR:86:GLN:HE21	41:DR:86:GLN:HB2	1.67	0.41
44:DU:82:VAL:HG23	44:DU:83:GLY:H	1.85	0.41
45:DV:26:PHE:CD2	45:DV:42:LEU:HB2	2.56	0.41
48:DY:37:LEU:HD13	48:DY:42:LEU:CD1	2.50	0.41
53:D3:41:ARG:CG	53:D3:41:ARG:NH2	2.75	0.41
1:AB:89:PHE:HD2	1:AB:148:GLY:O	2.03	0.41
4:AE:61:LYS:NZ	21:AA:1073:U:P	2.93	0.41
4:AE:93:VAL:CG2	4:AE:138:ALA:HB3	2.50	0.41
6:AG:145:GLU:HA	6:AG:148:LYS:HE2	2.03	0.41
13:AN:22:LYS:HG3	13:AN:23:ARG:N	2.36	0.41
15:AP:52:LEU:CD2	15:AP:75:ILE:HG12	2.45	0.41
21:AA:43:C:H2'	21:AA:44:A:O4'	2.20	0.41
21:AA:146:G:C6	21:AA:147:G:C5	3.09	0.41
21:AA:188:C:O2	21:AA:188:C:H2'	2.19	0.41
21:AA:289:G:N1	21:AA:290:C:C4	2.88	0.41
21:AA:327:A:O3'	21:AA:328:C:H4'	2.20	0.41
21:AA:344:A:O2'	39:BP:36:LYS:HE2	2.20	0.41
21:AA:346:G:N2	21:AA:347:G:C4	2.88	0.41
21:AA:489:C:O2'	21:AA:490:C:H5'	2.20	0.41
21:AA:1099:G:C6	21:AA:1100:C:N3	2.88	0.41
21:AA:1220:G:C2	21:AA:1221:G:C4	3.08	0.41
21:AA:1443:C:H2'	21:AA:1444:U:H6	1.86	0.41
24:BA:14:A:H3'	24:BA:15:G:H5''	2.01	0.41
24:BA:207:A:H2'	24:BA:208:C:O4'	2.19	0.41
24:BA:579:G:C8	24:BA:2017:U:C4	3.08	0.41
24:BA:659:G:H21	28:BE:30:GLN:NE2	2.18	0.41
24:BA:991:C:N3	24:BA:1185:G:C6	2.88	0.41
24:BA:1037:G:C2	24:BA:1119:U:O2	2.73	0.41
24:BA:1056:G:H21	24:BA:1103:A:H62	1.68	0.41
24:BA:1085:A:H1'	24:BA:1105:U:H1'	2.01	0.41
24:BA:1217:U:H2'	24:BA:1218:G:O5'	2.21	0.41
24:BA:1286:A:C6	24:BA:1329:U:C2	3.09	0.41

*Continued on next page...*

*Continued from previous page...*

Atom-1	Atom-2	Interatomic distance (Å)	Clash overlap (Å)
24:BA:1343:G:C6	24:BA:1344:U:O4	2.73	0.41
24:BA:1423:G:N2	24:BA:1424:G:H1'	2.35	0.41
24:BA:1484:U:H2'	24:BA:1485:U:H6	1.85	0.41
24:BA:1662:U:O2	24:BA:2687:U:H4'	2.21	0.41
24:BA:1709:U:H2'	24:BA:1710:G:H8	1.84	0.41
24:BA:1900:A:C2	24:BA:1970:A:C5	3.08	0.41
24:BA:1959:G:C6	24:BA:1960:A:C5	3.08	0.41
24:BA:2146:C:H4'	24:BA:2147:A:C4'	2.50	0.41
24:BA:2305:U:H5''	29:BF:130:GLY:CA	2.45	0.41
24:BA:2305:U:H1'	29:BF:132:ARG:N	2.28	0.41
24:BA:2357:G:N2	24:BA:2361:G:C5	2.88	0.41
24:BA:2577:A:H1'	24:BA:2612:C:N3	2.34	0.41
24:BA:2582:G:N3	24:BA:2582:G:H2'	2.35	0.41
25:BB:20:G:N2	25:BB:64:G:C4	2.89	0.41
26:BC:43:ASN:CG	26:BC:44:ASN:H	2.22	0.41
26:BC:70:LYS:HD2	26:BC:99:GLU:OE1	2.21	0.41
26:BC:90:ILE:CG2	26:BC:102:TYR:HD1	2.32	0.41
26:BC:195:GLY:O	26:BC:196:ASN:CB	2.68	0.41
27:BD:151:THR:O	27:BD:152:PRO:C	2.58	0.41
28:BE:178:VAL:HG13	28:BE:179:SER:H	1.85	0.41
31:BH:2:GLN:O	31:BH:3:VAL:CG2	2.62	0.41
31:BH:72:ILE:O	31:BH:72:ILE:HG23	2.19	0.41
31:BH:94:ILE:HD12	31:BH:98:ASP:O	2.19	0.41
36:BM:96:ILE:C	36:BM:96:ILE:CD1	2.85	0.41
39:BP:5:LYS:C	39:BP:7:LEU:N	2.73	0.41
39:BP:28:LYS:HB2	39:BP:82:SER:HB3	2.02	0.41
39:BP:85:VAL:HG13	39:BP:86:LYS:N	2.34	0.41
40:BQ:63:ARG:NH2	40:BQ:96:ASP:CA	2.83	0.41
40:BQ:98:ALA:HB2	40:BQ:105:PHE:CE2	2.55	0.41
44:BU:48:VAL:O	44:BU:48:VAL:HG13	2.20	0.41
45:BV:26:PHE:HZ	45:BV:47:VAL:HG11	1.85	0.41
1:CB:100:LEU:HD12	1:CB:100:LEU:N	2.35	0.41
3:CD:33:ILE:HD12	3:CD:34:GLU:H	1.83	0.41
3:CD:166:LYS:HA	3:CD:167:PRO:HD2	1.70	0.41
5:CF:47:LEU:HD12	5:CF:55:HIS:HA	2.02	0.41
6:CG:59:GLU:HG3	6:CG:60:ALA:H	1.83	0.41
6:CG:100:MET:H	6:CG:100:MET:CE	2.28	0.41
9:CJ:76:ILE:HG22	9:CJ:77:VAL:H	1.84	0.41
12:CM:5:GLY:C	12:CM:6:ILE:HG13	2.40	0.41
12:CM:72:ILE:HG13	55:CA:1309:G:O2'	2.20	0.41
13:CN:100:TRP:CD1	13:CN:100:TRP:C	2.94	0.41

*Continued on next page...*

*Continued from previous page...*

Atom-1	Atom-2	Interatomic distance (Å)	Clash overlap (Å)
16:CQ:12:VAL:HG22	16:CQ:12:VAL:O	2.21	0.41
17:CR:49:LYS:O	17:CR:49:LYS:HD2	2.21	0.41
18:CS:57:VAL:HA	18:CS:58:PRO:HD2	1.88	0.41
18:CS:60:PHE:CG	18:CS:61:VAL:N	2.87	0.41
19:CT:42:ASP:O	19:CT:44:ALA:N	2.53	0.41
55:CA:243:A:C2	55:CA:245:U:H2'	2.54	0.41
55:CA:596:A:O2'	55:CA:597:G:O5'	2.38	0.41
55:CA:939:G:C6	55:CA:940:C:N4	2.88	0.41
55:CA:961:U:N3	55:CA:983:A:C2	2.88	0.41
55:CA:977:A:H4'	55:CA:981:U:O2	2.20	0.41
55:CA:1043:G:C6	55:CA:1044:A:N6	2.89	0.41
55:CA:1053:G:O5'	55:CA:1054:C:H3'	2.20	0.41
55:CA:1120:C:C2	55:CA:1154:G:N2	2.88	0.41
55:CA:1134:G:N2	55:CA:1141:C:C2	2.88	0.41
55:CA:1250:A:C2	55:CA:1370:G:H1'	2.56	0.41
55:CA:1448:C:O2'	55:CA:1449:C:H6	2.02	0.41
24:DA:120:U:C2	24:DA:149:A:C5	3.08	0.41
24:DA:139:U:H5''	24:DA:140:C:C5	2.56	0.41
24:DA:296:U:H5''	44:DU:91:LYS:HZ3	1.85	0.41
24:DA:395:U:O2'	24:DA:396:G:O5'	2.38	0.41
24:DA:447:A:H5'	24:DA:449:A:C4	2.56	0.41
24:DA:454:A:HO2'	24:DA:455:C:P	2.43	0.41
24:DA:657:U:O2'	24:DA:658:U:C5'	2.68	0.41
24:DA:666:A:H5''	35:DL:48:ARG:HG2	2.03	0.41
24:DA:806:C:O2'	24:DA:807:U:H5'	2.20	0.41
24:DA:866:A:N6	24:DA:913:U:O2'	2.46	0.41
24:DA:1057:A:C6	24:DA:1058:U:C4	3.08	0.41
24:DA:1112:G:H2'	24:DA:1113:U:C5	2.55	0.41
24:DA:1248:G:C4	40:DQ:2:ARG:HG2	2.55	0.41
24:DA:1288:G:C8	24:DA:1327:A:N6	2.88	0.41
24:DA:1301:A:H2'	24:DA:1301:A:N3	2.35	0.41
24:DA:1437:C:C2	24:DA:1438:U:C5	3.08	0.41
24:DA:1449:G:H2'	24:DA:1450:G:O4'	2.20	0.41
24:DA:1597:A:O3'	24:DA:1598:A:H8	2.03	0.41
24:DA:1848:A:C2	24:DA:1849:G:C4	3.09	0.41
24:DA:2006:C:C2	24:DA:2007:U:C5	3.08	0.41
24:DA:2254:C:H2'	24:DA:2255:G:O4'	2.20	0.41
24:DA:2287:A:HO2'	24:DA:2288:A:C3'	2.22	0.41
24:DA:2329:U:H2'	24:DA:2330:G:O4'	2.19	0.41
24:DA:2348:U:O2'	24:DA:2349:G:C5'	2.69	0.41
24:DA:2643:G:H2'	24:DA:2644:G:H8	1.85	0.41

*Continued on next page...*

*Continued from previous page...*

Atom-1	Atom-2	Interatomic distance (Å)	Clash overlap (Å)
24:DA:2800:A:N1	24:DA:2801:G:N3	2.68	0.41
26:DC:31:PRO:C	26:DC:32:LEU:HG	2.41	0.41
26:DC:77:VAL:HG23	26:DC:111:ALA:HA	2.01	0.41
26:DC:105:ALA:HA	26:DC:106:PRO:HD3	1.68	0.41
27:DD:4:LEU:HD23	27:DD:101:PHE:CZ	2.54	0.41
29:DF:13:LYS:HD2	29:DF:13:LYS:N	2.35	0.41
29:DF:102:LEU:C	29:DF:103:ILE:HD12	2.41	0.41
30:DG:169:ARG:O	30:DG:170:THR:HB	2.20	0.41
34:DK:104:THR:C	34:DK:106:GLU:H	2.24	0.41
40:DQ:40:LYS:HD2	40:DQ:44:TYR:HE2	1.85	0.41
42:DS:5:ALA:HB3	42:DS:54:ALA:HB2	2.01	0.41
47:DX:9:LYS:HD2	47:DX:53:LYS:HE3	2.01	0.41
47:DX:63:ILE:H	47:DX:63:ILE:HG13	1.59	0.41
51:D1:16:THR:CG2	51:D1:41:VAL:HB	2.50	0.41
1:AB:68:PHE:HD2	1:AB:89:PHE:O	2.03	0.41
1:AB:73:ARG:O	1:AB:73:ARG:HG3	2.20	0.41
1:AB:164:ASP:OD1	1:AB:203:ASP:OD1	2.38	0.41
2:AC:191:THR:HG21	21:AA:421:U:O2	2.20	0.41
3:AD:115:GLN:CD	3:AD:119:HIS:CE1	2.94	0.41
5:AF:46:GLN:HE21	5:AF:56:LYS:HG2	1.84	0.41
7:AH:29:SER:HB2	7:AH:32:LYS:HZ2	1.81	0.41
7:AH:52:GLY:HA3	7:AH:56:PRO:HA	2.01	0.41
11:AL:2:THR:HB	11:AL:5:GLN:HB2	2.02	0.41
14:AO:31:LEU:HD13	14:AO:58:MET:O	2.20	0.41
15:AP:17:TYR:CD1	15:AP:17:TYR:N	2.87	0.41
18:AS:77:ARG:HD2	21:AA:1225:A:H1'	2.01	0.41
21:AA:39:G:H2'	21:AA:40:C:H6	1.85	0.41
21:AA:144:G:C2	21:AA:145:G:C4	3.08	0.41
21:AA:203:G:N2	21:AA:215:C:C2	2.89	0.41
21:AA:515:G:C6	21:AA:516:U:N3	2.89	0.41
21:AA:695:A:H61	21:AA:797:C:H1'	1.85	0.41
21:AA:1049:U:H4'	21:AA:1050:G:H5'	2.02	0.41
21:AA:1131:G:O2'	21:AA:1132:C:O5'	2.33	0.41
21:AA:1220:G:C6	21:AA:1221:G:C5	3.08	0.41
21:AA:1356:G:C2	21:AA:1367:C:O2	2.74	0.41
21:AA:1433:A:C4	21:AA:1468:A:C2	3.08	0.41
21:AA:1478:U:H2'	21:AA:1479:C:H6	1.84	0.41
24:BA:146:A:C2	24:BA:147:C:C2	3.09	0.41
24:BA:200:U:C2'	24:BA:201:C:H5'	2.51	0.41
24:BA:288:U:H2'	24:BA:289:G:C8	2.50	0.41
24:BA:310:A:OP1	44:BU:15:GLY:N	2.52	0.41

*Continued on next page...*

*Continued from previous page...*

Atom-1	Atom-2	Interatomic distance (Å)	Clash overlap (Å)
24:BA:391:A:C5	24:BA:411:G:C2	3.08	0.41
24:BA:503:A:H5'	24:BA:504:A:OP1	2.20	0.41
24:BA:584:C:N4	24:BA:585:G:C6	2.89	0.41
24:BA:698:C:C4	24:BA:762:U:C4	3.09	0.41
24:BA:778:G:C5	24:BA:779:U:C5	3.09	0.41
24:BA:1000:A:C4	24:BA:1155:A:C6	3.08	0.41
24:BA:1276:A:C2	24:BA:1277:G:N7	2.88	0.41
24:BA:1495:A:H2'	24:BA:1496:A:C8	2.54	0.41
24:BA:1859:U:H2'	24:BA:1860:G:C8	2.56	0.41
24:BA:2097:A:C2	24:BA:2193:G:C2	3.08	0.41
24:BA:2198:A:C2	31:BH:29:PHE:HB2	2.56	0.41
24:BA:2390:U:O2	24:BA:2391:G:C8	2.73	0.41
24:BA:2557:G:C4	24:BA:2558:C:C5	3.08	0.41
24:BA:2673:G:H2'	24:BA:2674:G:H8	1.84	0.41
25:BB:90:C:H6	25:BB:90:C:C5'	2.26	0.41
25:BB:94:A:OP1	45:BV:19:ARG:HD3	2.20	0.41
26:BC:67:LYS:HE2	26:BC:149:LYS:O	2.20	0.41
27:BD:124:ARG:HG2	27:BD:125:TRP:NE1	2.35	0.41
28:BE:52:VAL:O	28:BE:74:LYS:HE2	2.20	0.41
30:BG:29:ASN:OD1	30:BG:30:GLY:N	2.53	0.41
31:BH:67:ALA:HA	31:BH:138:VAL:CB	2.48	0.41
32:BI:30:GLN:NE2	32:BI:32:VAL:HB	2.35	0.41
34:BK:118:LEU:N	34:BK:118:LEU:CD1	2.84	0.41
36:BM:33:LEU:HD21	36:BM:128:THR:HB	2.01	0.41
36:BM:68:PHE:HA	36:BM:69:PRO:HD2	1.77	0.41
38:BO:10:ARG:NH2	38:BO:96:GLY:O	2.49	0.41
40:BQ:69:ARG:HB2	40:BQ:69:ARG:NH2	2.08	0.41
41:BR:93:PHE:CD1	41:BR:93:PHE:C	2.93	0.41
43:BT:19:LYS:O	43:BT:23:ALA:CB	2.68	0.41
50:B0:38:LEU:H	50:B0:38:LEU:HG	1.65	0.41
54:B4:9:LYS:HB2	54:B4:9:LYS:HE2	1.92	0.41
2:CC:84:GLU:HA	2:CC:87:ARG:HB2	2.03	0.41
3:CD:109:THR:O	3:CD:113:ALA:N	2.46	0.41
6:CG:2:ARG:HG2	6:CG:3:ARG:N	2.34	0.41
6:CG:69:ARG:HA	6:CG:70:PRO:HD3	1.79	0.41
6:CG:89:GLU:O	6:CG:90:VAL:HG13	2.20	0.41
10:CK:90:PRO:O	10:CK:91:GLY:C	2.59	0.41
11:CL:3:VAL:HG23	11:CL:4:ASN:N	2.36	0.41
11:CL:32:VAL:O	11:CL:33:CYS:HB3	2.20	0.41
13:CN:22:LYS:O	13:CN:26:LEU:HB2	2.20	0.41
13:CN:76:PHE:CE2	13:CN:92:ILE:HG21	2.56	0.41

*Continued on next page...*

*Continued from previous page...*

Atom-1	Atom-2	Interatomic distance (Å)	Clash overlap (Å)
18:CS:6:LYS:HD2	18:CS:6:LYS:N	2.35	0.41
18:CS:11:ASP:OD1	18:CS:11:ASP:N	2.53	0.41
19:CT:59:ARG:C	19:CT:61:ALA:H	2.23	0.41
20:CU:3:ILE:O	20:CU:4:LYS:HG2	2.21	0.41
20:CU:31:VAL:HG12	20:CU:32:ARG:N	2.36	0.41
55:CA:152:A:H3'	55:CA:153:C:H6	1.85	0.41
55:CA:299:G:H2'	55:CA:300:A:C8	2.55	0.41
55:CA:401:C:C2	55:CA:402:G:C8	3.09	0.41
55:CA:669:G:C2	55:CA:670:G:C4	3.09	0.41
55:CA:709:U:O2'	55:CA:710:G:H5'	2.20	0.41
55:CA:735:C:O2'	55:CA:736:C:C5'	2.69	0.41
55:CA:874:G:O2'	55:CA:875:U:C5'	2.64	0.41
55:CA:938:A:C6	55:CA:939:G:C6	3.08	0.41
55:CA:1162:C:O2'	55:CA:1163:A:O4'	2.29	0.41
55:CA:1213:A:C8	55:CA:1215:G:N7	2.88	0.41
55:CA:1463:U:H2'	55:CA:1464:U:H6	1.85	0.41
22:CV:37:A:C6	22:CV:38:A:C4	3.08	0.41
24:DA:36:G:C2	24:DA:445:C:C4	3.09	0.41
24:DA:70:G:H8	24:DA:70:G:OP2	2.03	0.41
24:DA:103:A:O2'	24:DA:104:A:H5'	2.20	0.41
24:DA:215:G:C4'	24:DA:216:A:H4'	2.50	0.41
24:DA:762:U:O2	24:DA:1431:A:H5''	2.20	0.41
24:DA:764:A:H5''	26:DC:208:GLY:HA3	2.03	0.41
24:DA:815:C:H2'	24:DA:816:C:C6	2.55	0.41
24:DA:995:C:H1'	40:DQ:60:TRP:CZ2	2.55	0.41
24:DA:1313:U:O2	24:DA:1313:U:C2'	2.66	0.41
24:DA:1400:U:C2'	24:DA:1401:G:O4'	2.65	0.41
24:DA:1667:G:N2	24:DA:1992:G:OP2	2.42	0.41
24:DA:1878:G:H2'	24:DA:1879:C:C6	2.55	0.41
24:DA:1941:C:O2'	24:DA:1942:C:C5'	2.68	0.41
24:DA:1955:U:H5'	24:DA:2551:C:O2'	2.21	0.41
24:DA:2197:U:O2'	24:DA:2198:A:O5'	2.38	0.41
24:DA:2284:A:OP1	51:D1:4:ILE:HB	2.19	0.41
24:DA:2458:G:O2'	24:DA:2460:U:O4	2.36	0.41
24:DA:2489:U:O4	24:DA:2490:G:N1	2.52	0.41
24:DA:2620:C:H2'	24:DA:2621:G:O4'	2.20	0.41
24:DA:2641:G:H5''	33:DJ:78:THR:HB	2.02	0.41
26:DC:44:ASN:O	26:DC:46:GLY:N	2.53	0.41
27:DD:56:LYS:NZ	27:DD:56:LYS:HB3	2.35	0.41
29:DF:11:VAL:HG13	29:DF:171:ALA:HB2	2.03	0.41
30:DG:31:GLU:O	30:DG:32:LEU:HB2	2.19	0.41

*Continued on next page...*



*Continued from previous page...*

Atom-1	Atom-2	Interatomic distance (Å)	Clash overlap (Å)
30:DG:92:GLY:O	30:DG:93:TYR:C	2.59	0.41
30:DG:117:PRO:HG2	30:DG:143:VAL:CG1	2.49	0.41
30:DG:157:LYS:HE2	30:DG:157:LYS:HB2	1.84	0.41
31:DH:53:GLU:C	31:DH:55:GLU:H	2.23	0.41
32:DI:49:GLU:HG3	32:DI:54:ILE:HD11	2.02	0.41
34:DK:7:MET:HA	34:DK:7:MET:HE3	2.01	0.41
34:DK:59:LYS:HG2	34:DK:89:ASN:HA	2.01	0.41
38:DO:51:ALA:HB2	38:DO:81:ARG:HD2	2.02	0.41
41:DR:19:THR:HG22	41:DR:20:VAL:H	1.84	0.41
41:DR:19:THR:HG22	41:DR:20:VAL:N	2.35	0.41
42:DS:66:ILE:H	42:DS:66:ILE:CD1	2.33	0.41
44:DU:90:LYS:HB2	44:DU:92:VAL:HG13	2.03	0.41
45:DV:14:LYS:O	45:DV:15:GLY:C	2.58	0.41
1:AB:162:VAL:HG22	1:AB:184:ALA:CB	2.50	0.41
1:AB:165:ALA:HA	1:AB:172:ILE:HD11	2.03	0.41
3:AD:56:GLU:OE1	3:AD:56:GLU:HA	2.20	0.41
3:AD:77:GLU:HA	3:AD:77:GLU:OE1	2.20	0.41
4:AE:91:SER:OG	4:AE:134:ASN:HB2	2.21	0.41
4:AE:94:PHE:CD1	4:AE:94:PHE:C	2.91	0.41
6:AG:30:MET:HG3	6:AG:34:LYS:O	2.20	0.41
6:AG:38:ALA:O	6:AG:42:VAL:HG23	2.21	0.41
7:AH:94:VAL:O	7:AH:95:MET:C	2.59	0.41
11:AL:6:LEU:HD21	11:AL:11:ARG:NE	2.35	0.41
15:AP:62:GLY:C	15:AP:64:GLY:H	2.22	0.41
19:AT:30:PHE:O	19:AT:33:LYS:HB2	2.20	0.41
19:AT:73:ARG:HD3	21:AA:261:U:O4	2.20	0.41
21:AA:9:G:O6	21:AA:26:A:N6	2.52	0.41
21:AA:330:C:O2'	21:AA:331:G:C8	2.69	0.41
21:AA:414:A:O2'	21:AA:415:A:C5'	2.46	0.41
21:AA:481:G:OP1	21:AA:481:G:H4'	2.21	0.41
21:AA:502:A:C4	21:AA:503:C:C6	3.09	0.41
21:AA:582:C:C4	21:AA:583:A:N7	2.89	0.41
21:AA:1130:A:H61	21:AA:1144:G:H1'	1.84	0.41
21:AA:1166:G:H8	21:AA:1166:G:O5'	2.04	0.41
21:AA:1228:C:O2'	21:AA:1229:A:O5'	2.38	0.41
21:AA:1310:G:H2'	21:AA:1311:A:O4'	2.20	0.41
21:AA:1403:C:O2'	21:AA:1404:C:H5'	2.20	0.41
24:BA:97:C:C2	24:BA:98:G:C8	3.09	0.41
24:BA:107:G:C2	24:BA:108:G:C8	3.09	0.41
24:BA:261:G:N3	24:BA:261:G:H2'	2.35	0.41
24:BA:302:C:H5'	44:BU:78:LYS:HZ3	1.86	0.41

*Continued on next page...*

*Continued from previous page...*

Atom-1	Atom-2	Interatomic distance (Å)	Clash overlap (Å)
24:BA:399:U:C2'	24:BA:400:G:H5'	2.50	0.41
24:BA:406:G:H2'	24:BA:407:G:C8	2.55	0.41
24:BA:480:A:OP2	44:BU:43:LYS:HD2	2.20	0.41
24:BA:513:A:H2'	24:BA:514:A:C8	2.55	0.41
24:BA:542:C:O2	24:BA:542:C:C2'	2.67	0.41
24:BA:563:A:C2	24:BA:2018:G:H1'	2.55	0.41
24:BA:622:G:C6	24:BA:623:C:N4	2.88	0.41
24:BA:636:G:H4'	24:BA:638:G:O3'	2.20	0.41
24:BA:916:G:O5'	24:BA:916:G:H8	2.04	0.41
24:BA:958:U:H3	36:BM:16:ARG:HD3	1.85	0.41
24:BA:972:A:H8	24:BA:972:A:O5'	2.04	0.41
24:BA:992:C:C2	24:BA:993:G:C8	3.08	0.41
24:BA:1021:A:N3	24:BA:1021:A:C2'	2.84	0.41
24:BA:1145:C:H2'	24:BA:1146:C:C6	2.56	0.41
24:BA:1349:C:H2'	24:BA:1350:C:C6	2.55	0.41
24:BA:1496:A:H4'	24:BA:1497:U:H5	1.84	0.41
24:BA:1754:A:N1	24:BA:2716:C:O2'	2.53	0.41
24:BA:1829:A:N6	24:BA:1977:A:N6	2.69	0.41
24:BA:1866:A:C4	24:BA:1876:A:C6	3.09	0.41
24:BA:2210:U:H4'	24:BA:2211:A:O5'	2.21	0.41
24:BA:2518:A:N3	24:BA:2518:A:H2'	2.36	0.41
24:BA:2602:A:H4'	24:BA:2603:G:H5'	2.03	0.41
24:BA:2851:A:N6	24:BA:2852:G:C6	2.88	0.41
26:BC:12:ARG:HD2	26:BC:15:VAL:HG21	2.01	0.41
26:BC:239:PHE:O	26:BC:241:LYS:HG2	2.20	0.41
26:BC:250:GLN:H	26:BC:250:GLN:NE2	2.17	0.41
27:BD:186:LEU:HD12	27:BD:186:LEU:HA	1.71	0.41
28:BE:57:LYS:CG	28:BE:58:LYS:N	2.78	0.41
28:BE:160:ALA:C	28:BE:162:ARG:H	2.24	0.41
29:BF:40:GLY:C	29:BF:84:ILE:HD11	2.41	0.41
29:BF:135:ILE:C	29:BF:137:PHE:N	2.74	0.41
30:BG:24:THR:OG1	30:BG:34:ARG:HB3	2.20	0.41
30:BG:164:ALA:C	30:BG:166:GLU:N	2.74	0.41
33:BJ:37:ARG:HG3	33:BJ:118:MET:HE1	2.03	0.41
33:BJ:140:LEU:CD1	33:BJ:140:LEU:C	2.89	0.41
34:BK:99:ILE:CG2	34:BK:100:PHE:N	2.82	0.41
36:BM:43:ALA:HA	36:BM:46:ILE:HG12	2.02	0.41
39:BP:69:VAL:O	39:BP:69:VAL:HG22	2.17	0.41
43:BT:29:THR:HA	43:BT:86:THR:CA	2.51	0.41
44:BU:66:VAL:O	44:BU:69:VAL:HG22	2.21	0.41
49:BZ:43:ILE:O	49:BZ:47:ILE:HG13	2.20	0.41

*Continued on next page...*

*Continued from previous page...*

Atom-1	Atom-2	Interatomic distance (Å)	Clash overlap (Å)
49:BZ:53:MET:O	49:BZ:54:VAL:HG13	2.21	0.41
1:CB:212:TYR:C	1:CB:215:ALA:H	2.24	0.41
2:CC:83:VAL:O	2:CC:87:ARG:HG3	2.20	0.41
4:CE:38:VAL:CG1	4:CE:39:GLY:H	2.11	0.41
4:CE:68:ARG:O	4:CE:69:ASN:C	2.58	0.41
6:CG:25:PHE:HD1	6:CG:100:MET:SD	2.44	0.41
9:CJ:92:LEU:HD22	9:CJ:92:LEU:H	1.86	0.41
10:CK:90:PRO:HB2	10:CK:91:GLY:H	1.65	0.41
14:CO:63:ARG:HE	14:CO:63:ARG:HB2	1.58	0.41
17:CR:22:TYR:CE1	17:CR:64:LEU:HD12	2.52	0.41
18:CS:59:VAL:HG11	18:CS:73:PHE:HB3	2.03	0.41
20:CU:13:VAL:CG2	20:CU:15:LEU:HD23	2.47	0.41
55:CA:302:G:C5	55:CA:303:A:N7	2.89	0.41
55:CA:370:C:H2'	55:CA:371:A:C8	2.53	0.41
55:CA:814:A:C5'	55:CA:1511:G:H4'	2.51	0.41
55:CA:829:G:C6	55:CA:858:G:N2	2.88	0.41
55:CA:914:A:O2'	55:CA:915:A:O4'	2.39	0.41
55:CA:976:G:N7	55:CA:1358:U:C2	2.88	0.41
55:CA:1099:G:C6	55:CA:1100:C:N3	2.88	0.41
55:CA:1256:A:C2	55:CA:1278:G:H2'	2.56	0.41
55:CA:1304:G:H1'	55:CA:1333:A:H61	1.85	0.41
55:CA:1386:G:H2'	55:CA:1387:G:C8	2.54	0.41
24:DA:70:G:HO2'	24:DA:71:A:H2	1.60	0.41
24:DA:147:C:O2'	24:DA:148:U:H5'	2.20	0.41
24:DA:197:A:N7	24:DA:2430:A:C8	2.89	0.41
24:DA:363:G:H2'	24:DA:364:C:H5	1.85	0.41
24:DA:389:G:H8	24:DA:389:G:O5'	2.03	0.41
24:DA:408:G:H2'	24:DA:409:G:H8	1.85	0.41
24:DA:415:A:C6	24:DA:416:U:C4	3.07	0.41
24:DA:511:U:H5'	24:DA:1236:G:OP1	2.20	0.41
24:DA:604:G:N3	24:DA:605:G:C8	2.89	0.41
24:DA:614:A:H4'	24:DA:616:A:N7	2.35	0.41
24:DA:726:G:H3'	24:DA:1432:G:O2'	2.21	0.41
24:DA:771:G:N3	24:DA:772:C:C6	2.88	0.41
24:DA:800:A:N1	24:DA:802:A:C8	2.88	0.41
24:DA:945:A:C8	24:DA:2448:A:C2	3.08	0.41
24:DA:1049:C:H6	24:DA:1049:C:H2'	1.41	0.41
24:DA:1345:C:H2'	24:DA:1346:G:H8	1.85	0.41
24:DA:1659:G:C2	24:DA:2002:G:N3	2.88	0.41
24:DA:1742:U:C4	24:DA:1743:G:C6	3.08	0.41
24:DA:1796:U:H2'	24:DA:1797:G:C8	2.56	0.41

*Continued on next page...*

*Continued from previous page...*

Atom-1	Atom-2	Interatomic distance (Å)	Clash overlap (Å)
24:DA:1809:A:O2'	24:DA:1810:A:P	2.78	0.41
24:DA:1853:A:H1'	24:DA:2234:G:H5'	2.03	0.41
24:DA:2287:A:HO2'	24:DA:2288:A:C5'	2.27	0.41
24:DA:2446:G:C5	24:DA:2501:C:H2'	2.55	0.41
24:DA:2454:G:N2	24:DA:2499:C:C2	2.88	0.41
24:DA:2524:G:O2'	24:DA:2741:A:N1	2.40	0.41
56:DB:115:A:H2'	56:DB:116:G:H8	1.80	0.41
26:DC:189:ALA:O	26:DC:190:THR:HB	2.21	0.41
28:DE:3:LEU:HD12	28:DE:3:LEU:HA	1.95	0.41
29:DF:8:LYS:HB2	29:DF:8:LYS:HZ1	1.83	0.41
29:DF:37:MET:N	29:DF:151:LEU:HB3	2.35	0.41
31:DH:83:LYS:HG3	31:DH:149:GLU:HB2	2.02	0.41
33:DJ:37:ARG:NH2	33:DJ:39:LYS:HZ1	2.18	0.41
33:DJ:49:ASP:HB2	33:DJ:121:LYS:NZ	2.35	0.41
34:DK:13:ASN:ND2	34:DK:97:THR:H	2.04	0.41
34:DK:71:ARG:HD2	34:DK:71:ARG:HA	1.89	0.41
34:DK:99:ILE:HG13	34:DK:118:LEU:HD12	2.03	0.41
35:DL:111:ILE:HA	35:DL:128:THR:OG1	2.21	0.41
39:DP:54:LEU:O	39:DP:54:LEU:HG	2.20	0.41
42:DS:9:HIS:H	42:DS:102:HIS:CE1	2.38	0.41
44:DU:16:LYS:HA	44:DU:16:LYS:HD3	1.87	0.41
44:DU:58:VAL:CG1	44:DU:60:LYS:HG2	2.51	0.41
50:D0:28:SER:HB3	50:D0:39:ARG:CZ	2.50	0.41
51:D1:5:ARG:CD	51:D1:25:ASN:HB2	2.50	0.41
52:D2:35:ARG:C	52:D2:38:GLY:H	2.24	0.41
53:D3:63:TYR:O	53:D3:64:ALA:O	2.38	0.41
1:AB:32:GLY:HA3	1:AB:39:ILE:CG1	2.51	0.41
1:AB:67:LEU:HD22	1:AB:69:VAL:CG2	2.50	0.41
1:AB:185:ILE:HG22	1:AB:199:ILE:HB	2.03	0.41
2:AC:41:TYR:CZ	2:AC:89:VAL:HG21	2.55	0.41
2:AC:111:ASP:O	2:AC:115:VAL:HG23	2.21	0.41
8:AI:33:SER:OG	8:AI:34:LEU:N	2.53	0.41
9:AJ:11:LYS:HB3	9:AJ:71:LEU:CD1	2.47	0.41
9:AJ:38:GLY:O	9:AJ:74:VAL:O	2.38	0.41
13:AN:68:ARG:HA	13:AN:69:PRO:HD2	1.79	0.41
16:AQ:68:LYS:O	21:AA:254:G:OP1	2.39	0.41
20:AU:38:GLU:CG	21:AA:1527:U:OP2	2.69	0.41
21:AA:50:A:O2'	21:AA:360:G:N2	2.53	0.41
21:AA:57:G:C6	21:AA:58:C:N4	2.89	0.41
21:AA:253:A:H2'	21:AA:254:G:H8	1.84	0.41
21:AA:511:C:C4	21:AA:512:U:C4	3.09	0.41

*Continued on next page...*

*Continued from previous page...*

Atom-1	Atom-2	Interatomic distance (Å)	Clash overlap (Å)
21:AA:774:G:C5	21:AA:775:G:N7	2.89	0.41
21:AA:778:G:H2'	21:AA:779:C:C6	2.55	0.41
21:AA:925:G:H2'	21:AA:927:G:H8	1.86	0.41
21:AA:961:U:O2'	21:AA:962:C:H5'	2.20	0.41
21:AA:982:U:C2	21:AA:983:A:N1	2.89	0.41
21:AA:1294:G:C6	21:AA:1295:U:N3	2.89	0.41
21:AA:1449:C:O2'	21:AA:1450:U:O4'	2.30	0.41
21:AA:1501:C:C5	21:AA:1504:G:C4	3.09	0.41
24:BA:78:U:C2	24:BA:79:C:C5	3.09	0.41
24:BA:312:G:N3	24:BA:313:G:C8	2.89	0.41
24:BA:342:A:N1	24:BA:343:C:C2	2.88	0.41
24:BA:607:U:O4	24:BA:620:G:O4'	2.38	0.41
24:BA:611:C:C2'	24:BA:612:G:H5'	2.51	0.41
24:BA:640:C:O2'	24:BA:641:U:H5'	2.20	0.41
24:BA:662:G:O3'	35:BL:16:GLY:HA2	2.20	0.41
24:BA:971:G:C6	24:BA:972:A:C4	3.09	0.41
24:BA:987:C:N4	24:BA:988:A:C5	2.89	0.41
24:BA:1062:G:N7	24:BA:1088:A:C8	2.88	0.41
24:BA:1122:G:N3	24:BA:1122:G:C2'	2.84	0.41
24:BA:1255:U:H3	24:BA:2060:A:C5'	2.34	0.41
24:BA:1567:G:H2'	26:BC:84:PRO:HG3	2.03	0.41
24:BA:1652:A:H2	24:BA:2006:C:N3	2.13	0.41
24:BA:1652:A:H62	37:BN:11:ASN:HD21	1.69	0.41
24:BA:1654:A:N3	24:BA:1655:A:C8	2.88	0.41
24:BA:1731:G:H1'	24:BA:1733:G:C8	2.55	0.41
24:BA:1798:U:P	26:BC:255:LYS:O	2.79	0.41
24:BA:1803:A:H5''	24:BA:1804:C:OP2	2.20	0.41
24:BA:1864:U:OP1	24:BA:2411:A:H5'	2.20	0.41
24:BA:1899:A:H3'	24:BA:1899:A:C8	2.56	0.41
24:BA:2235:G:H2'	24:BA:2236:U:C6	2.56	0.41
24:BA:2287:A:C5	24:BA:2289:G:N7	2.89	0.41
24:BA:2353:G:O2'	46:BW:31:LEU:CD2	2.65	0.41
24:BA:2534:A:H2'	24:BA:2535:G:O4'	2.21	0.41
24:BA:2853:C:C2'	24:BA:2854:G:H5'	2.50	0.41
24:BA:2897:U:H2'	24:BA:2898:U:C6	2.56	0.41
29:BF:125:GLY:O	29:BF:126:ASN:OD1	2.39	0.41
31:BH:85:GLY:HA3	31:BH:91:PHE:HB3	2.01	0.41
32:BI:50:LYS:HE2	32:BI:50:LYS:HB2	1.87	0.41
34:BK:2:ILE:N	34:BK:2:ILE:CD1	2.82	0.41
36:BM:46:ILE:O	36:BM:47:GLU:C	2.59	0.41
36:BM:133:LYS:O	36:BM:134:THR:CB	2.63	0.41

*Continued on next page...*

*Continued from previous page...*

Atom-1	Atom-2	Interatomic distance (Å)	Clash overlap (Å)
37:BN:64:ARG:O	37:BN:67:PHE:HB3	2.21	0.41
38:BO:31:THR:HG22	38:BO:34:HIS:O	2.20	0.41
39:BP:24:THR:HG22	39:BP:87:ARG:N	2.33	0.41
43:BT:19:LYS:O	43:BT:20:ALA:C	2.58	0.41
43:BT:28:ASN:C	43:BT:91:GLN:HE22	2.24	0.41
46:BW:74:LYS:O	46:BW:75:ASN:C	2.58	0.41
48:BY:42:LEU:O	48:BY:43:LEU:C	2.58	0.41
54:B4:15:LYS:O	54:B4:16:ILE:O	2.38	0.41
1:CB:25:LYS:O	1:CB:192:PRO:HG3	2.20	0.41
1:CB:96:LEU:HD22	55:CA:1103:C:C5'	2.51	0.41
1:CB:151:LYS:HG3	1:CB:152:ASP:H	1.85	0.41
1:CB:169:HIS:CG	1:CB:170:ILE:N	2.89	0.41
2:CC:99:GLN:O	2:CC:100:ILE:C	2.59	0.41
2:CC:131:ARG:CA	2:CC:134:LYS:HD2	2.50	0.41
2:CC:152:VAL:HG23	2:CC:156:LEU:HD11	2.03	0.41
5:CF:59:TYR:HE2	17:CR:66:LEU:CD2	2.33	0.41
6:CG:112:ASP:CB	6:CG:118:ARG:HA	2.51	0.41
9:CJ:71:LEU:HD12	9:CJ:72:ARG:H	1.86	0.41
15:CP:66:THR:CG2	15:CP:67:ILE:N	2.83	0.41
16:CQ:24:ILE:HD12	16:CQ:24:ILE:N	2.35	0.41
17:CR:70:THR:OG1	17:CR:71:ASP:N	2.53	0.41
18:CS:50:VAL:CG1	18:CS:70:LEU:HB3	2.48	0.41
55:CA:198:G:O2'	55:CA:199:A:O4'	2.37	0.41
55:CA:316:C:C2	55:CA:317:U:C5	3.09	0.41
55:CA:317:U:N3	55:CA:337:G:C2	2.89	0.41
55:CA:397:A:C6	55:CA:548:G:C5	3.08	0.41
55:CA:411:A:C6	55:CA:429:U:C5	3.08	0.41
55:CA:562:U:C4	55:CA:884:U:C5	3.09	0.41
55:CA:727:G:C2	55:CA:731:G:C2	3.07	0.41
55:CA:763:G:C4	55:CA:764:C:C5	3.09	0.41
55:CA:833:G:C2	55:CA:834:U:C2	3.08	0.41
55:CA:914:A:H2'	55:CA:915:A:C8	2.56	0.41
55:CA:946:A:H2'	55:CA:947:G:H8	1.85	0.41
55:CA:1250:A:C5	55:CA:1287:A:C5	3.09	0.41
24:DA:13:A:C5'	24:DA:14:A:OP1	2.67	0.41
24:DA:61:C:N4	24:DA:94:A:C6	2.89	0.41
24:DA:79:C:O2'	24:DA:346:A:H1'	2.20	0.41
24:DA:132:G:H2'	24:DA:133:U:C6	2.55	0.41
24:DA:229:C:HO2'	24:DA:230:G:P	2.43	0.41
24:DA:241:A:C1'	24:DA:243:U:C4	3.03	0.41
24:DA:302:C:O2'	24:DA:303:G:O5'	2.38	0.41

*Continued on next page...*

*Continued from previous page...*

Atom-1	Atom-2	Interatomic distance (Å)	Clash overlap (Å)
24:DA:719:C:O2'	24:DA:720:U:H5'	2.20	0.41
24:DA:735:A:N3	24:DA:735:A:H2'	2.36	0.41
24:DA:738:G:N1	24:DA:739:A:C2	2.89	0.41
24:DA:1047:G:C2	24:DA:1110:G:C4	3.08	0.41
24:DA:1062:G:O2'	24:DA:1063:G:C8	2.29	0.41
24:DA:1287:A:OP1	37:DN:103:ARG:CG	2.69	0.41
24:DA:1355:G:C6	24:DA:1377:G:C2	3.09	0.41
24:DA:1707:G:C8	24:DA:1756:G:N7	2.89	0.41
24:DA:1753:G:C2	24:DA:1756:G:C2	3.09	0.41
24:DA:1830:C:H5'	26:DC:14:HIS:HE1	1.80	0.41
24:DA:1844:C:N3	24:DA:1845:G:N7	2.69	0.41
24:DA:2136:G:H2'	24:DA:2137:U:H6	1.83	0.41
24:DA:2285:C:OP2	51:D1:5:ARG:NH1	2.54	0.41
24:DA:2439:A:H1'	24:DA:2587:A:H5'	2.02	0.41
24:DA:2654:A:H4'	24:DA:2655:G:OP1	2.19	0.41
24:DA:2823:A:C4	24:DA:2824:C:C6	3.08	0.41
24:DA:2850:A:N7	24:DA:2868:A:O2'	2.53	0.41
56:DB:42:C:O2	29:DF:89:THR:N	2.52	0.41
56:DB:66:A:C6	56:DB:107:G:C4	3.09	0.41
56:DB:98:G:H1	45:DV:14:LYS:H	1.68	0.41
27:DD:15:PHE:HA	27:DD:20:VAL:O	2.21	0.41
27:DD:40:LEU:HD12	27:DD:40:LEU:N	2.35	0.41
28:DE:46:GLN:CB	28:DE:86:ALA:HB1	2.45	0.41
28:DE:134:LEU:HA	28:DE:137:LYS:CB	2.51	0.41
29:DF:82:TYR:HA	29:DF:83:PRO:HD2	1.86	0.41
33:DJ:97:PRO:C	33:DJ:99:ARG:N	2.74	0.41
33:DJ:123:LYS:N	33:DJ:123:LYS:HD2	2.35	0.41
37:DN:51:LEU:HA	37:DN:51:LEU:HD23	1.87	0.41
38:DO:18:LEU:HD21	38:DO:91:SER:CB	2.50	0.41
39:DP:54:LEU:HA	39:DP:76:HIS:CD2	2.55	0.41
41:DR:68:ARG:NH1	41:DR:90:ARG:HG2	2.34	0.41
42:DS:27:LYS:O	42:DS:28:LYS:C	2.59	0.41
44:DU:100:GLU:O	44:DU:101:THR:C	2.59	0.41
46:DW:17:ALA:O	46:DW:18:LYS:CB	2.56	0.41
1:AB:67:LEU:HG	1:AB:149:GLY:HA3	2.02	0.41
1:AB:81:ASP:CG	1:AB:82:ALA:H	2.24	0.41
3:AD:117:VAL:HA	3:AD:122:ILE:CD1	2.48	0.41
4:AE:57:ALA:HA	4:AE:60:GLN:HB3	2.03	0.41
5:AF:53:LYS:HZ3	21:AA:710:G:H5''	1.79	0.41
5:AF:71:ILE:HD11	5:AF:89:VAL:HG21	2.02	0.41
9:AJ:74:VAL:O	9:AJ:75:ASP:CB	2.67	0.41

*Continued on next page...*

*Continued from previous page...*

Atom-1	Atom-2	Interatomic distance (Å)	Clash overlap (Å)
10:AK:22:ILE:CG1	10:AK:85:VAL:HA	2.50	0.41
10:AK:25:SER:OG	10:AK:26:PHE:N	2.53	0.41
10:AK:44:ALA:HB3	10:AK:69:CYS:HB2	2.01	0.41
10:AK:125:LYS:O	20:AU:33:ARG:CZ	2.68	0.41
11:AL:82:ARG:HG2	11:AL:82:ARG:HH11	1.84	0.41
12:AM:70:ARG:HG2	12:AM:71:GLU:CB	2.50	0.41
14:AO:20:ASP:OD1	21:AA:750:C:O2'	2.37	0.41
14:AO:68:TYR:OH	21:AA:752:G:O3'	2.38	0.41
18:AS:77:ARG:NH2	21:AA:1322:C:P	2.92	0.41
18:AS:79:TYR:O	18:AS:80:ARG:HB3	2.21	0.41
21:AA:62:U:H2'	21:AA:63:C:C6	2.56	0.41
21:AA:109:A:C5	21:AA:326:G:C2	3.09	0.41
21:AA:112:G:C6	21:AA:330:C:N4	2.89	0.41
21:AA:113:G:H1'	21:AA:354:G:H5'	2.03	0.41
21:AA:211:G:H2'	21:AA:212:G:O4'	2.20	0.41
21:AA:252:U:O2'	21:AA:275:G:N2	2.54	0.41
21:AA:454:G:C2'	21:AA:455:G:H5'	2.50	0.41
21:AA:506:G:C6	21:AA:507:C:C4	3.09	0.41
21:AA:868:C:H2'	21:AA:869:G:O4'	2.21	0.41
21:AA:1039:G:C6	21:AA:1040:U:C4	3.08	0.41
21:AA:1081:A:C2	21:AA:1082:A:C8	3.09	0.41
21:AA:1382:C:O2'	21:AA:1383:C:C6	2.69	0.41
21:AA:1501:C:C6	21:AA:1504:G:C8	3.09	0.41
22:AV:27:G:H8	22:AV:27:G:C5'	2.28	0.41
24:BA:217:A:C4	24:BA:218:A:C8	3.08	0.41
24:BA:445:C:O2	24:BA:449:A:H2	2.04	0.41
24:BA:448:U:H5'	28:BE:79:ARG:NH2	2.36	0.41
24:BA:477:A:H2'	24:BA:478:A:C8	2.55	0.41
24:BA:528:A:H2	24:BA:2043:C:C5'	2.30	0.41
24:BA:602:A:H1'	24:BA:656:G:N2	2.36	0.41
24:BA:681:G:C4	24:BA:682:G:C8	3.09	0.41
24:BA:705:A:C2	24:BA:706:A:C4	3.08	0.41
24:BA:747:U:O3'	42:BS:89:ALA:HB3	2.21	0.41
24:BA:783:A:H2'	24:BA:784:G:H4'	2.02	0.41
24:BA:988:A:C2	24:BA:989:G:N2	2.88	0.41
24:BA:1125:G:N1	24:BA:1126:A:N6	2.69	0.41
24:BA:1300:G:C4'	24:BA:1301:A:H5''	2.49	0.41
24:BA:1398:C:H5''	43:BT:59:ASN:HD21	1.84	0.41
24:BA:1655:A:H5'	27:BD:118:PHE:CD2	2.56	0.41
24:BA:1753:G:N1	24:BA:1756:G:OP2	2.53	0.41
24:BA:1970:A:H1'	24:BA:1972:G:C8	2.55	0.41

*Continued on next page...*



*Continued from previous page...*

Atom-1	Atom-2	Interatomic distance (Å)	Clash overlap (Å)
24:BA:2149:U:H2'	24:BA:2150:C:O4'	2.20	0.41
24:BA:2185:U:OP2	24:BA:2185:U:H6	2.04	0.41
24:BA:2186:G:C2	24:BA:2187:U:H1'	2.56	0.41
24:BA:2207:C:C2	24:BA:2218:G:C2	3.09	0.41
24:BA:2291:U:N3	24:BA:2292:U:C4	2.89	0.41
24:BA:2516:A:C6	24:BA:2517:C:C4	3.09	0.41
24:BA:2667:C:C2'	24:BA:2668:G:H5'	2.51	0.41
24:BA:2824:C:H2'	24:BA:2825:G:O5'	2.20	0.41
28:BE:172:ALA:O	28:BE:175:ILE:HG22	2.21	0.41
28:BE:176:ASP:OD2	28:BE:179:SER:HB3	2.21	0.41
30:BG:1:SER:O	30:BG:2:ARG:HB2	2.20	0.41
30:BG:83:THR:O	30:BG:84:LYS:HD3	2.20	0.41
30:BG:102:ILE:HG21	30:BG:130:ILE:HD13	2.03	0.41
32:BI:72:THR:HB	32:BI:112:LYS:HZ1	1.84	0.41
36:BM:33:LEU:HD23	36:BM:33:LEU:HA	1.83	0.41
39:BP:20:ARG:HA	39:BP:21:PRO:HD2	1.85	0.41
41:BR:49:ILE:HG22	41:BR:54:VAL:N	2.35	0.41
42:BS:46:LEU:HD23	42:BS:46:LEU:HA	1.88	0.41
43:BT:32:LEU:N	43:BT:83:ALA:HB3	2.31	0.41
46:BW:14:ASP:HB3	46:BW:15:SER:H	1.31	0.41
49:BZ:8:GLN:HB3	49:BZ:31:ILE:HA	2.02	0.41
1:CB:94:ARG:HE	55:CA:1099:G:H5''	1.86	0.41
2:CC:36:PHE:HE1	13:CN:91:GLU:OE1	2.03	0.41
3:CD:32:LYS:HE3	55:CA:413:G:C2	2.55	0.41
4:CE:104:ILE:O	4:CE:104:ILE:CG2	2.68	0.41
4:CE:148:SER:O	4:CE:152:VAL:N	2.53	0.41
9:CJ:92:LEU:O	9:CJ:94:ALA:N	2.54	0.41
11:CL:113:ARG:NH2	11:CL:120:ARG:HA	2.35	0.41
12:CM:27:THR:HG21	55:CA:1328:C:H5''	2.03	0.41
14:CO:53:ARG:NH1	55:CA:728:A:C8	2.88	0.41
14:CO:69:LEU:CD1	14:CO:77:TYR:HB2	2.50	0.41
15:CP:32:PHE:O	15:CP:32:PHE:HD1	2.04	0.41
17:CR:37:LYS:CD	20:CU:22:CYS:HB3	2.51	0.41
18:CS:46:LEU:HD23	18:CS:46:LEU:H	1.85	0.41
19:CT:23:ARG:CB	19:CT:65:LEU:HD11	2.51	0.41
20:CU:24:LYS:HZ2	20:CU:25:ALA:HB2	1.86	0.41
55:CA:85:U:O2	55:CA:85:U:O4'	2.38	0.41
55:CA:468:A:H5''	55:CA:469:C:H5	1.86	0.41
55:CA:640:A:C2	55:CA:642:A:N6	2.88	0.41
55:CA:663:A:H5'	55:CA:836:G:OP1	2.20	0.41
55:CA:669:G:H2'	55:CA:670:G:H8	1.84	0.41

*Continued on next page...*

*Continued from previous page...*

Atom-1	Atom-2	Interatomic distance (Å)	Clash overlap (Å)
55:CA:809:G:C6	55:CA:810:C:C5	3.09	0.41
55:CA:981:U:C5	55:CA:982:U:O2	2.74	0.41
55:CA:1026:G:H22	55:CA:1036:A:N6	2.17	0.41
55:CA:1042:A:H2'	55:CA:1043:G:O4'	2.21	0.41
55:CA:1065:U:O4	55:CA:1189:U:N3	2.53	0.41
55:CA:1441:A:N6	55:CA:1462:C:H1'	2.36	0.41
22:CV:30:G:C2	22:CV:31:A:N9	2.89	0.41
24:DA:8:C:O2'	24:DA:9:G:H5'	2.21	0.41
24:DA:30:G:OP1	40:DQ:4:LYS:HG3	2.21	0.41
24:DA:50:U:H4'	24:DA:51:G:OP2	2.20	0.41
24:DA:71:A:C8	24:DA:73:A:N6	2.89	0.41
24:DA:228:C:H4'	24:DA:229:C:C6	2.56	0.41
24:DA:363:G:H2'	24:DA:364:C:C5	2.56	0.41
24:DA:379:G:O6	24:DA:380:G:C6	2.73	0.41
24:DA:380:G:H4'	47:DX:15:ASN:O	2.21	0.41
24:DA:396:G:O2'	24:DA:397:U:C6	2.55	0.41
24:DA:411:G:C4'	24:DA:412:A:OP1	2.67	0.41
24:DA:511:U:H4'	24:DA:1235:G:H4'	2.02	0.41
24:DA:682:G:H5'	52:D2:26:ASN:OD1	2.20	0.41
24:DA:728:G:C4	24:DA:730:A:C8	3.09	0.41
24:DA:807:U:C1'	24:DA:2445:G:H5'	2.51	0.41
24:DA:810:U:HO2'	24:DA:811:U:H5	1.68	0.41
24:DA:866:A:C8	24:DA:914:G:C6	3.09	0.41
24:DA:903:C:H2'	24:DA:904:G:H8	1.83	0.41
24:DA:948:C:H2'	24:DA:949:G:H8	1.84	0.41
24:DA:952:G:C4	24:DA:966:G:N2	2.89	0.41
24:DA:959:A:O2'	24:DA:960:A:O4'	2.32	0.41
24:DA:963:U:O2'	24:DA:964:C:C6	2.72	0.41
24:DA:1136:G:O2'	24:DA:1137:G:C8	2.70	0.41
24:DA:1392:A:H61	43:DT:18:GLU:HG3	1.86	0.41
24:DA:1398:C:O2'	24:DA:1399:C:O5'	2.39	0.41
24:DA:1407:G:H2'	24:DA:1408:G:H8	1.86	0.41
24:DA:1475:G:N3	24:DA:1514:G:O6	2.54	0.41
24:DA:1923:U:O2'	24:DA:1924:C:H5'	2.20	0.41
24:DA:2235:G:O2'	24:DA:2236:U:H5'	2.21	0.41
24:DA:2413:G:C4	24:DA:2414:G:C8	3.09	0.41
24:DA:2426:A:H3'	24:DA:2427:C:C5'	2.50	0.41
24:DA:2543:G:N3	24:DA:2765:A:H2'	2.35	0.41
24:DA:2577:A:H2	50:D0:1:ALA:H2	1.65	0.41
24:DA:2647:U:O2'	24:DA:2648:G:H5'	2.20	0.41
24:DA:2751:G:N3	30:DG:2:ARG:NH2	2.69	0.41

*Continued on next page...*

*Continued from previous page...*

Atom-1	Atom-2	Interatomic distance (Å)	Clash overlap (Å)
56:DB:51:G:H3'	38:DO:64:TYR:CE1	2.56	0.41
56:DB:52:A:H1'	56:DB:53:A:N7	2.36	0.41
56:DB:76:G:O2'	45:DV:21:ARG:NH2	2.53	0.41
29:DF:33:ILE:HB	29:DF:90:LEU:HD23	2.03	0.41
29:DF:48:LEU:O	29:DF:52:ALA:CB	2.69	0.41
29:DF:74:ALA:HB1	29:DF:76:PHE:CE2	2.54	0.41
29:DF:122:ASP:HB3	29:DF:126:ASN:ND2	2.36	0.41
30:DG:94:ARG:HG2	30:DG:104:LEU:HA	2.03	0.41
31:DH:2:GLN:HB3	31:DH:18:GLN:CG	2.51	0.41
31:DH:4:ILE:O	31:DH:36:ALA:HB1	2.20	0.41
33:DJ:15:TRP:HA	33:DJ:53:TYR:O	2.20	0.41
33:DJ:35:ARG:HA	33:DJ:40:HIS:CD2	2.56	0.41
33:DJ:64:VAL:CG1	33:DJ:65:THR:N	2.83	0.41
34:DK:61:VAL:HG13	34:DK:87:LEU:HD21	2.03	0.41
35:DL:96:LYS:HE2	35:DL:102:GLY:O	2.21	0.41
39:DP:24:THR:O	39:DP:25:VAL:C	2.58	0.41
43:DT:18:GLU:HB2	43:DT:19:LYS:H	1.45	0.41
43:DT:61:LEU:HD12	43:DT:61:LEU:C	2.41	0.41
45:DV:15:GLY:O	45:DV:19:ARG:HG3	2.20	0.41
46:DW:17:ALA:CB	46:DW:36:ILE:HA	2.50	0.41
50:D0:43:THR:HG23	50:D0:47:TYR:O	2.21	0.41
51:D1:36:LYS:HA	51:D1:47:ILE:HA	2.03	0.41
1:AB:219:THR:HG23	1:AB:220:VAL:H	1.86	0.41
2:AC:17:TRP:CZ2	13:AN:95:LEU:O	2.72	0.41
3:AD:109:THR:HG23	3:AD:112:GLU:CB	2.51	0.41
3:AD:119:HIS:HA	21:AA:439:U:O4'	2.21	0.41
3:AD:191:SER:O	3:AD:192:ALA:CB	2.69	0.41
4:AE:155:LYS:HG2	7:AH:65:PHE:CB	2.51	0.41
5:AF:40:GLU:HB2	5:AF:42:TRP:NE1	2.28	0.41
8:AI:79:ARG:O	8:AI:79:ARG:HD2	2.20	0.41
10:AK:32:THR:HG23	10:AK:42:GLY:O	2.20	0.41
14:AO:16:ARG:HD3	14:AO:20:ASP:OD2	2.21	0.41
14:AO:44:GLU:O	14:AO:45:HIS:HB2	2.20	0.41
16:AQ:46:HIS:HE2	16:AQ:48:GLU:HB2	1.85	0.41
18:AS:43:MET:HA	18:AS:46:LEU:HD12	2.02	0.41
19:AT:4:LYS:HB3	21:AA:332:G:OP2	2.20	0.41
19:AT:79:THR:O	19:AT:80:ALA:C	2.59	0.41
20:AU:13:VAL:HG13	20:AU:15:LEU:HD11	2.02	0.41
20:AU:46:ARG:HA	20:AU:49:ALA:HB3	2.02	0.41
21:AA:451:A:N7	21:AA:481:G:C2	2.89	0.41
21:AA:530:G:O2'	21:AA:531:U:P	2.79	0.41

*Continued on next page...*

*Continued from previous page...*

Atom-1	Atom-2	Interatomic distance (Å)	Clash overlap (Å)
21:AA:613:C:O5'	21:AA:613:C:H6	2.04	0.41
21:AA:1261:A:C2	21:AA:1275:A:C5	3.09	0.41
21:AA:1356:G:N2	21:AA:1357:A:N3	2.69	0.41
21:AA:1453:G:N3	21:AA:1453:G:C2'	2.76	0.41
21:AA:1487:G:H2'	21:AA:1488:G:H8	1.86	0.41
24:BA:14:A:C5'	24:BA:15:G:OP2	2.65	0.41
24:BA:36:G:C5	24:BA:37:C:C5	3.08	0.41
24:BA:301:G:C6	24:BA:302:C:N4	2.89	0.41
24:BA:307:G:N2	24:BA:309:A:H3'	2.35	0.41
24:BA:590:A:H2'	24:BA:591:U:C6	2.56	0.41
24:BA:626:A:H2'	35:BL:78:ARG:NH1	2.36	0.41
24:BA:752:A:O2'	24:BA:753:A:P	2.79	0.41
24:BA:988:A:H2	24:BA:989:G:N2	2.19	0.41
24:BA:990:A:N6	24:BA:1186:G:H1'	2.35	0.41
24:BA:1157:G:O2'	49:BZ:31:ILE:HD11	2.21	0.41
24:BA:1214:A:H2'	24:BA:1215:G:O4'	2.20	0.41
24:BA:1321:A:H2'	24:BA:1322:A:O4'	2.20	0.41
24:BA:1353:A:H2'	24:BA:1354:A:C8	2.55	0.41
24:BA:1421:G:N3	24:BA:1422:G:C8	2.88	0.41
24:BA:1805:A:H2'	24:BA:1806:C:H6	1.86	0.41
24:BA:1809:A:O2'	24:BA:1810:A:O4'	2.39	0.41
24:BA:1838:C:N4	24:BA:1899:A:C4	2.88	0.41
24:BA:2037:A:C6	24:BA:2038:G:C6	3.09	0.41
24:BA:2195:U:O2'	24:BA:2196:C:H5'	2.20	0.41
24:BA:2262:U:O2'	24:BA:2328:A:H1'	2.21	0.41
24:BA:2305:U:H6	29:BF:152:ASP:HB3	1.85	0.41
24:BA:2534:A:C5	24:BA:2535:G:C8	3.09	0.41
24:BA:2564:A:N1	24:BA:2646:C:O2'	2.50	0.41
24:BA:2808:G:C2	24:BA:2891:U:C6	3.08	0.41
25:BB:97:C:H2'	25:BB:98:G:O4'	2.21	0.41
25:BB:105:G:O2'	25:BB:106:G:H5'	2.21	0.41
26:BC:185:ALA:C	26:BC:187:CYS:H	2.24	0.41
28:BE:62:GLN:HE21	28:BE:62:GLN:HB2	1.58	0.41
30:BG:25:ILE:HG22	30:BG:78:VAL:HG21	2.01	0.41
33:BJ:69:ARG:O	33:BJ:90:GLU:HG2	2.20	0.41
34:BK:7:MET:SD	34:BK:20:MET:HB2	2.61	0.41
34:BK:61:VAL:HG22	34:BK:87:LEU:HD11	2.02	0.41
34:BK:113:MET:SD	34:BK:116:ILE:HD11	2.61	0.41
34:BK:118:LEU:HB3	34:BK:119:ALA:H	1.58	0.41
36:BM:97:GLN:CD	36:BM:97:GLN:H	2.24	0.41
38:BO:57:ALA:C	38:BO:59:ALA:N	2.74	0.41

*Continued on next page...*

*Continued from previous page...*

Atom-1	Atom-2	Interatomic distance (Å)	Clash overlap (Å)
39:BP:26:GLU:HB2	39:BP:43:GLU:HB2	2.02	0.41
39:BP:112:ARG:O	39:BP:113:LEU:C	2.58	0.41
44:BU:48:VAL:O	44:BU:53:GLN:HB3	2.21	0.41
47:BX:34:SER:CA	47:BX:49:ARG:HA	2.46	0.41
51:B1:34:GLU:HG2	51:B1:49:LYS:HG3	2.02	0.41
54:B4:37:GLN:O	54:B4:37:GLN:HG2	2.21	0.41
1:CB:74:ALA:C	1:CB:206:ILE:HD11	2.41	0.41
1:CB:125:PHE:HD2	1:CB:125:PHE:N	2.18	0.41
2:CC:2:GLN:HB3	2:CC:2:GLN:HE21	1.51	0.41
3:CD:103:ARG:O	3:CD:104:MET:HB2	2.21	0.41
3:CD:145:ARG:NH2	55:CA:490:C:OP1	2.54	0.41
4:CE:74:ALA:O	4:CE:75:LEU:HB2	2.20	0.41
5:CF:35:LYS:HE2	5:CF:37:HIS:CE1	2.52	0.41
9:CJ:52:LEU:HB2	13:CN:80:ARG:HD2	2.03	0.41
9:CJ:52:LEU:HA	9:CJ:62:ARG:HA	2.01	0.41
11:CL:98:ARG:O	11:CL:117:GLY:HA3	2.20	0.41
11:CL:118:VAL:O	55:CA:36:C:H4'	2.21	0.41
15:CP:4:ILE:O	15:CP:71:VAL:HG11	2.21	0.41
20:CU:31:VAL:HG12	20:CU:32:ARG:H	1.86	0.41
55:CA:10:A:C6	55:CA:25:C:N3	2.89	0.41
55:CA:71:A:C5	55:CA:100:G:C4	3.09	0.41
55:CA:236:A:H2'	55:CA:237:G:H8	1.86	0.41
55:CA:506:G:H2'	55:CA:507:C:C6	2.55	0.41
55:CA:519:C:O2'	55:CA:520:A:H5'	2.21	0.41
55:CA:818:G:H3'	55:CA:819:A:C5'	2.51	0.41
55:CA:976:G:OP1	55:CA:976:G:H4'	2.20	0.41
55:CA:994:A:N6	55:CA:1215:G:O2'	2.54	0.41
55:CA:1073:U:H2'	55:CA:1074:G:O4'	2.21	0.41
55:CA:1386:G:C2	55:CA:1387:G:C5	3.09	0.41
24:DA:42:A:C2	24:DA:438:G:C2	3.09	0.41
24:DA:181:A:C2	24:DA:434:U:H1'	2.55	0.41
24:DA:183:C:H2'	24:DA:184:C:H5'	2.03	0.41
24:DA:216:A:O2'	24:DA:217:A:C8	2.25	0.41
24:DA:527:C:O2	24:DA:527:C:C2'	2.69	0.41
24:DA:647:G:N2	24:DA:2350:C:O2'	2.47	0.41
24:DA:790:U:O2'	24:DA:791:C:H6	2.03	0.41
24:DA:900:A:H3'	24:DA:901:C:C6	2.56	0.41
24:DA:957:C:OP2	36:DM:75:GLU:HA	2.21	0.41
24:DA:1064:C:C4	24:DA:1065:U:C4	3.09	0.41
24:DA:1139:G:C6	24:DA:1140:C:C4	3.08	0.41
24:DA:1223:G:O5'	24:DA:1223:G:H8	2.04	0.41

*Continued on next page...*

*Continued from previous page...*

Atom-1	Atom-2	Interatomic distance (Å)	Clash overlap (Å)
24:DA:1308:A:H3'	24:DA:1309:G:C8	2.55	0.41
24:DA:1380:G:C2	24:DA:1381:G:C8	3.09	0.41
24:DA:1442:U:C4	24:DA:1443:U:O4	2.74	0.41
24:DA:1879:C:H2'	24:DA:1880:U:O4'	2.20	0.41
24:DA:1994:C:H2'	24:DA:1995:U:C6	2.46	0.41
24:DA:2693:G:N3	24:DA:2694:G:C8	2.89	0.41
24:DA:2744:G:C6	24:DA:2761:A:C6	3.09	0.41
24:DA:2787:C:O2'	24:DA:2788:C:H5'	2.21	0.41
26:DC:19:VAL:O	26:DC:19:VAL:HG12	2.21	0.41
26:DC:67:LYS:HD3	26:DC:148:GLY:O	2.21	0.41
26:DC:141:HIS:HB3	26:DC:190:THR:HB	2.01	0.41
31:DH:66:ASN:O	31:DH:67:ALA:HB3	2.21	0.41
32:DI:112:LYS:HZ3	32:DI:128:ILE:HD12	1.85	0.41
33:DJ:48:VAL:HG12	33:DJ:49:ASP:N	2.36	0.41
34:DK:22:ILE:HD11	34:DK:40:LYS:HG3	2.03	0.41
35:DL:121:THR:OG1	35:DL:141:LYS:HE3	2.20	0.41
38:DO:2:ASP:O	38:DO:4:LYS:N	2.53	0.41
38:DO:77:ALA:O	38:DO:81:ARG:HG3	2.20	0.41
40:DQ:23:TYR:HB2	40:DQ:28:SER:HB3	2.02	0.41
44:DU:80:ASP:N	44:DU:80:ASP:OD1	2.53	0.41
44:DU:94:PHE:O	44:DU:94:PHE:HD2	2.04	0.41
46:DW:28:GLU:H	46:DW:31:LEU:CD2	2.19	0.41
46:DW:37:VAL:CG2	46:DW:38:ARG:HH11	2.33	0.41
48:DY:27:ASN:HD22	48:DY:27:ASN:HA	1.73	0.41
52:D2:28:ARG:C	52:D2:30:VAL:N	2.74	0.41
1:AB:44:LYS:HD2	1:AB:44:LYS:HA	1.76	0.41
1:AB:131:LYS:HG3	1:AB:135:MET:HE3	2.02	0.41
2:AC:120:THR:HG23	2:AC:188:ALA:CB	2.50	0.41
2:AC:155:ARG:HG2	2:AC:159:ALA:O	2.21	0.41
3:AD:69:ARG:HA	3:AD:69:ARG:HE	1.86	0.41
4:AE:34:ALA:O	4:AE:49:TYR:CD2	2.74	0.41
5:AF:4:TYR:O	5:AF:63:ASN:HA	2.21	0.41
5:AF:79:ARG:CA	5:AF:79:ARG:NE	2.84	0.41
5:AF:98:GLU:HG3	5:AF:99:ALA:N	2.36	0.41
6:AG:128:GLU:O	6:AG:130:LYS:HG2	2.21	0.41
7:AH:74:ILE:HD13	7:AH:128:VAL:HG22	2.01	0.41
7:AH:79:ARG:HG3	7:AH:82:LEU:H	1.86	0.41
7:AH:84:ILE:HD13	7:AH:84:ILE:HA	1.75	0.41
7:AH:85:TYR:HE2	7:AH:123:GLU:OE2	2.03	0.41
8:AI:11:ARG:HA	8:AI:105:ARG:HH12	1.86	0.41
8:AI:21:LYS:HE3	8:AI:61:ASP:HB3	2.03	0.41

*Continued on next page...*

*Continued from previous page...*

Atom-1	Atom-2	Interatomic distance (Å)	Clash overlap (Å)
8:AI:28:VAL:O	8:AI:28:VAL:HG12	2.20	0.41
9:AJ:74:VAL:HB	9:AJ:75:ASP:H	1.67	0.41
10:AK:96:ILE:HG13	10:AK:97:ARG:N	2.35	0.41
11:AL:43:LYS:CD	11:AL:43:LYS:N	2.80	0.41
11:AL:43:LYS:HB2	11:AL:44:PRO:HD3	2.03	0.41
11:AL:115:LYS:O	11:AL:116:TYR:CB	2.68	0.41
12:AM:70:ARG:HG3	29:BF:112:ASP:HA	2.03	0.41
12:AM:75:SER:O	12:AM:78:ARG:HB3	2.21	0.41
14:AO:57:ARG:HB3	14:AO:57:ARG:HH11	1.83	0.41
15:AP:5:ARG:HB2	21:AA:376:G:H5'	2.03	0.41
15:AP:25:ARG:HE	15:AP:25:ARG:HB2	1.62	0.41
15:AP:51:ARG:O	15:AP:52:LEU:HB2	2.20	0.41
16:AQ:32:ILE:HG22	16:AQ:33:TYR:N	2.35	0.41
20:AU:43:GLU:C	20:AU:45:LYS:N	2.75	0.41
20:AU:44:ARG:HD2	20:AU:44:ARG:H	1.85	0.41
20:AU:52:VAL:CG1	20:AU:53:LYS:H	2.23	0.41
21:AA:76:G:N2	21:AA:95:C:N3	2.68	0.41
21:AA:76:G:N2	21:AA:95:C:C4	2.88	0.41
21:AA:312:C:H2'	21:AA:313:A:O4'	2.20	0.41
21:AA:625:U:O2	21:AA:625:U:H2'	2.20	0.41
21:AA:652:U:O2'	21:AA:653:U:H6	2.02	0.41
21:AA:694:A:H2'	21:AA:695:A:O4'	2.20	0.41
21:AA:760:G:H2'	21:AA:761:G:C5'	2.51	0.41
21:AA:760:G:H2'	21:AA:761:G:H5'	2.03	0.41
21:AA:770:C:O2	21:AA:810:C:O2	2.38	0.41
21:AA:977:A:O2'	21:AA:978:A:H5''	2.21	0.41
21:AA:1050:G:N1	21:AA:1209:C:C2	2.89	0.41
21:AA:1167:A:C8	21:AA:1169:A:N6	2.89	0.41
21:AA:1211:U:O2'	21:AA:1212:U:OP2	2.35	0.41
21:AA:1360:A:C2'	21:AA:1361:G:H8	2.33	0.41
21:AA:1528:U:O2'	21:AA:1529:G:H3'	2.20	0.41
21:AA:1534:A:H2'	21:AA:1534:A:N3	2.36	0.41
23:AW:5:U:C4	23:AW:6:U:O4	2.74	0.41
24:BA:235:U:O2	24:BA:430:A:C5	2.74	0.41
24:BA:341:C:H2'	24:BA:342:A:O4'	2.21	0.41
24:BA:414:C:H2'	24:BA:415:A:C8	2.56	0.41
24:BA:433:C:O2	24:BA:433:C:H2'	2.18	0.41
24:BA:447:A:C8	24:BA:473:G:C6	3.09	0.41
24:BA:556:A:C8	24:BA:557:C:C5	3.09	0.41
24:BA:615:U:C3'	24:BA:616:A:H5'	2.50	0.41
24:BA:656:G:O2'	24:BA:657:U:H5'	2.21	0.41

*Continued on next page...*

*Continued from previous page...*

Atom-1	Atom-2	Interatomic distance (Å)	Clash overlap (Å)
24:BA:769:U:H2'	24:BA:770:G:O4'	2.20	0.41
24:BA:817:C:H2'	24:BA:818:G:O4'	2.21	0.41
24:BA:851:C:H2'	24:BA:852:U:C6	2.56	0.41
24:BA:857:G:H1'	46:BW:19:ARG:CD	2.51	0.41
24:BA:864:G:C6	24:BA:865:C:C4	3.09	0.41
24:BA:972:A:H3'	24:BA:973:A:H2'	2.02	0.41
24:BA:992:C:O2	24:BA:992:C:H2'	2.20	0.41
24:BA:1022:G:C6	24:BA:1140:C:C4	3.09	0.41
24:BA:1071:G:H4'	24:BA:1088:A:O2'	2.21	0.41
24:BA:1071:G:C4	24:BA:1089:A:C6	3.09	0.41
24:BA:1205:A:C6	28:BE:165:HIS:CG	3.08	0.41
24:BA:1253:A:C3'	24:BA:1254:A:C5'	2.99	0.41
24:BA:1416:G:O2'	24:BA:1417:C:P	2.78	0.41
24:BA:1450:G:H2'	24:BA:1451:C:H6	1.86	0.41
24:BA:1528:A:C2'	24:BA:1529:G:H5'	2.50	0.41
24:BA:1623:G:C2	24:BA:1624:U:C6	3.09	0.41
24:BA:1730:C:O2'	24:BA:1731:G:H5''	2.21	0.41
24:BA:1755:A:N6	24:BA:2694:G:O2'	2.53	0.41
24:BA:1760:C:H2'	24:BA:1761:C:C6	2.56	0.41
24:BA:1853:A:N1	24:BA:2087:G:H1'	2.35	0.41
24:BA:1882:U:O2'	24:BA:1883:U:H5'	2.20	0.41
24:BA:2455:G:N2	24:BA:2456:C:C2	2.89	0.41
24:BA:2550:G:C6	24:BA:2551:C:N4	2.89	0.41
24:BA:2597:G:H2'	24:BA:2598:A:C8	2.56	0.41
24:BA:2702:G:H2'	24:BA:2703:C:C6	2.56	0.41
24:BA:2840:C:H2'	24:BA:2841:C:H6	1.85	0.41
25:BB:46:A:C5	25:BB:47:C:C4	3.09	0.41
25:BB:54:G:N3	25:BB:55:U:C6	2.89	0.41
26:BC:47:ARG:NH1	26:BC:47:ARG:HG3	2.36	0.41
26:BC:108:GLY:O	26:BC:109:LEU:C	2.59	0.41
26:BC:144:GLU:HG2	26:BC:151:GLY:N	2.35	0.41
26:BC:247:TRP:C	26:BC:249:VAL:H	2.24	0.41
26:BC:255:LYS:C	26:BC:257:ARG:N	2.73	0.41
27:BD:4:LEU:CD1	27:BD:100:LEU:HD23	2.50	0.41
27:BD:91:THR:O	27:BD:91:THR:OG1	2.38	0.41
27:BD:174:SER:O	27:BD:175:LEU:HB2	2.21	0.41
28:BE:5:LEU:HA	28:BE:120:VAL:HG13	2.02	0.41
28:BE:7:ASP:CG	28:BE:8:ALA:N	2.74	0.41
28:BE:24:ASN:C	28:BE:24:ASN:ND2	2.74	0.41
28:BE:72:SER:O	28:BE:74:LYS:N	2.54	0.41
29:BF:53:ALA:C	29:BF:55:ASP:N	2.74	0.41

*Continued on next page...*



*Continued from previous page...*

Atom-1	Atom-2	Interatomic distance (Å)	Clash overlap (Å)
29:BF:144:LYS:HD3	29:BF:144:LYS:HA	1.90	0.41
30:BG:72:ASN:C	30:BG:72:ASN:ND2	2.74	0.41
31:BH:90:LEU:HD22	31:BH:123:ARG:HA	2.02	0.41
32:BI:49:GLU:HG2	32:BI:50:LYS:H	1.85	0.41
32:BI:57:VAL:HG12	32:BI:58:ILE:N	2.36	0.41
32:BI:80:LYS:HA	32:BI:85:ILE:O	2.21	0.41
33:BJ:35:ARG:O	33:BJ:36:LEU:C	2.57	0.41
34:BK:58:LEU:HD23	34:BK:58:LEU:N	2.36	0.41
35:BL:18:ARG:HH11	35:BL:18:ARG:HD3	1.71	0.41
35:BL:47:ARG:HG3	35:BL:50:PHE:HB2	2.03	0.41
37:BN:33:ILE:HG13	37:BN:118:ARG:HD2	2.03	0.41
37:BN:37:THR:OG1	37:BN:40:LYS:HD2	2.21	0.41
37:BN:49:GLU:HB2	37:BN:50:PRO:HD3	2.03	0.41
37:BN:116:VAL:O	37:BN:117:ASP:CB	2.69	0.41
38:BO:85:LYS:HB3	38:BO:85:LYS:HE3	1.87	0.41
38:BO:93:ASP:C	38:BO:95:SER:N	2.74	0.41
39:BP:19:PHE:N	39:BP:19:PHE:CD2	2.85	0.41
40:BQ:56:PHE:HB3	40:BQ:60:TRP:CZ2	2.55	0.41
40:BQ:114:ALA:C	40:BQ:116:LEU:N	2.74	0.41
42:BS:29:VAL:O	42:BS:33:LEU:HD22	2.21	0.41
43:BT:7:LEU:C	43:BT:9:LYS:H	2.24	0.41
43:BT:49:LYS:O	43:BT:50:LEU:C	2.58	0.41
44:BU:35:VAL:CB	44:BU:38:ILE:HG13	2.48	0.41
44:BU:94:PHE:O	44:BU:94:PHE:CD1	2.73	0.41
46:BW:10:ARG:O	46:BW:11:ASN:HB2	2.21	0.41
46:BW:47:GLY:C	46:BW:49:ASN:N	2.75	0.41
47:BX:5:GLN:HE21	47:BX:49:ARG:CB	2.34	0.41
47:BX:50:VAL:HG12	47:BX:51:SER:N	2.35	0.41
47:BX:54:GLY:O	47:BX:57:VAL:HB	2.20	0.41
1:CB:67:LEU:HA	1:CB:67:LEU:HD23	1.87	0.41
1:CB:100:LEU:C	1:CB:102:ASN:N	2.74	0.41
1:CB:134:LEU:HD22	1:CB:138:ARG:HH21	1.85	0.41
1:CB:212:TYR:O	1:CB:216:VAL:N	2.49	0.41
2:CC:36:PHE:CE1	13:CN:91:GLU:HB3	2.55	0.41
3:CD:75:TYR:OH	3:CD:204:SER:HB3	2.21	0.41
3:CD:98:ASP:O	3:CD:113:ALA:HB1	2.21	0.41
4:CE:37:VAL:HG11	4:CE:116:VAL:HG21	2.03	0.41
4:CE:47:PHE:CD1	4:CE:140:ILE:HD12	2.56	0.41
4:CE:75:LEU:HA	4:CE:75:LEU:HD22	1.73	0.41
6:CG:48:THR:O	6:CG:52:ARG:HD3	2.20	0.41
6:CG:52:ARG:C	6:CG:54:GLY:H	2.23	0.41

*Continued on next page...*

*Continued from previous page...*

Atom-1	Atom-2	Interatomic distance (Å)	Clash overlap (Å)
6:CG:118:ARG:HH12	55:CA:1239:A:H5'	1.85	0.41
7:CH:1:SER:H1	55:CA:877:G:N2	2.17	0.41
7:CH:33:VAL:C	7:CH:35:ILE:N	2.75	0.41
8:CI:49:GLN:O	8:CI:50:PRO:C	2.58	0.41
9:CJ:64:GLN:CB	13:CN:98:ALA:HB3	2.51	0.41
10:CK:19:VAL:CB	10:CK:34:THR:O	2.68	0.41
10:CK:73:VAL:C	10:CK:75:GLU:H	2.24	0.41
11:CL:24:GLU:O	11:CL:25:ALA:CB	2.66	0.41
11:CL:71:HIS:HB3	11:CL:98:ARG:NH2	2.36	0.41
14:CO:44:GLU:HG2	14:CO:45:HIS:N	2.36	0.41
17:CR:69:TYR:CE2	55:CA:674:G:H1'	2.56	0.41
18:CS:51:HIS:HA	18:CS:55:GLN:O	2.21	0.41
19:CT:61:ALA:CA	19:CT:67:HIS:HA	2.51	0.41
55:CA:51:A:C5	55:CA:116:A:C8	3.09	0.41
55:CA:86:G:O2'	55:CA:87:C:P	2.79	0.41
55:CA:166:U:C2'	55:CA:167:A:H5'	2.49	0.41
55:CA:198:G:C6	55:CA:220:G:C2	3.09	0.41
55:CA:204:G:C4	55:CA:205:A:C8	3.09	0.41
55:CA:206:C:O5'	55:CA:207:C:OP2	2.38	0.41
55:CA:242:G:C6	55:CA:245:U:O4	2.74	0.41
55:CA:277:C:O2'	55:CA:278:G:H5'	2.21	0.41
55:CA:315:A:C5'	55:CA:317:U:OP2	2.68	0.41
55:CA:330:C:HO2'	55:CA:331:G:H8	1.68	0.41
55:CA:353:A:C2'	55:CA:354:G:OP2	2.69	0.41
55:CA:410:G:C2	55:CA:429:U:C2	3.09	0.41
55:CA:513:C:H2'	55:CA:514:C:C6	2.55	0.41
55:CA:675:A:H2'	55:CA:676:A:O4'	2.21	0.41
55:CA:859:G:H2'	55:CA:860:A:C8	2.56	0.41
55:CA:980:C:C4	55:CA:981:U:C2	3.09	0.41
55:CA:1162:C:O2'	55:CA:1163:A:H5'	2.21	0.41
55:CA:1165:U:C4	55:CA:1166:G:C5	3.09	0.41
55:CA:1216:A:O2'	55:CA:1217:C:C5'	2.69	0.41
55:CA:1242:G:O2'	55:CA:1243:C:P	2.79	0.41
55:CA:1295:U:O5'	55:CA:1295:U:H6	2.04	0.41
55:CA:1395:C:O2'	55:CA:1396:A:H5'	2.20	0.41
24:DA:76:C:O3'	48:DY:52:ARG:HG2	2.20	0.41
24:DA:98:G:H2'	24:DA:98:G:N3	2.36	0.41
24:DA:145:C:H2'	24:DA:146:A:C8	2.56	0.41
24:DA:181:A:H1'	24:DA:435:C:O4'	2.21	0.41
24:DA:202:U:N3	24:DA:203:A:C2	2.89	0.41
24:DA:214:G:O2'	24:DA:216:A:O3'	2.31	0.41

*Continued on next page...*

*Continued from previous page...*

Atom-1	Atom-2	Interatomic distance (Å)	Clash overlap (Å)
24:DA:243:U:H2'	24:DA:244:A:H8	1.86	0.41
24:DA:362:A:N7	24:DA:363:G:N7	2.68	0.41
24:DA:456:C:O2'	43:DT:73:ARG:CG	2.64	0.41
24:DA:520:G:H2'	24:DA:521:U:H6	1.80	0.41
24:DA:528:A:H2	24:DA:2043:C:C5'	2.34	0.41
24:DA:591:U:N3	24:DA:592:A:C5	2.89	0.41
24:DA:601:C:H2'	24:DA:602:A:O4'	2.21	0.41
24:DA:605:G:C5	24:DA:606:U:C5	3.09	0.41
24:DA:607:U:C5	24:DA:619:G:C5	3.03	0.41
24:DA:739:A:HO2'	24:DA:740:C:H5	1.66	0.41
24:DA:790:U:HO2'	24:DA:791:C:P	2.44	0.41
24:DA:845:A:C2	24:DA:847:U:N1	2.89	0.41
24:DA:856:G:H1'	46:DW:23:LYS:HB3	2.03	0.41
24:DA:876:C:O2	24:DA:876:C:O4'	2.38	0.41
24:DA:975:A:C2'	24:DA:976:G:H8	2.29	0.41
24:DA:980:A:N6	24:DA:2027:G:O2'	2.54	0.41
24:DA:1071:G:H2'	24:DA:1072:C:C6	2.56	0.41
24:DA:1171:G:H2'	24:DA:1172:C:C1'	2.51	0.41
24:DA:1171:G:C6	24:DA:1179:G:C2	3.08	0.41
24:DA:1276:A:N1	24:DA:1277:G:C6	2.88	0.41
24:DA:1376:C:C4	24:DA:1377:G:C6	3.09	0.41
24:DA:1435:G:C2	24:DA:1436:G:C8	3.09	0.41
24:DA:1477:A:C8	24:DA:1515:A:N6	2.89	0.41
24:DA:1507:C:C2	24:DA:1508:A:H1'	2.56	0.41
24:DA:1652:A:H3'	24:DA:1653:G:H8	1.80	0.41
24:DA:1670:C:N4	24:DA:1674:G:O5'	2.54	0.41
24:DA:1812:U:H1'	26:DC:43:ASN:ND2	2.36	0.41
24:DA:1816:C:O3'	24:DA:1817:G:C8	2.64	0.41
24:DA:1844:C:N3	24:DA:1845:G:C8	2.89	0.41
24:DA:1917:U:H2'	24:DA:1918:A:H5'	2.03	0.41
24:DA:2023:C:O2'	24:DA:2024:G:P	2.78	0.41
24:DA:2070:A:C2	24:DA:2442:C:C2	3.08	0.41
24:DA:2199:A:O2'	24:DA:2200:C:H5'	2.21	0.41
24:DA:2283:C:H2'	24:DA:2284:A:C8	2.55	0.41
24:DA:2347:C:HO2'	24:DA:2348:U:H6	1.65	0.41
24:DA:2349:G:C6	24:DA:2350:C:C2	3.08	0.41
24:DA:2360:G:O4'	35:DL:60:ARG:NH2	2.53	0.41
24:DA:2363:G:C6	24:DA:2364:C:C4	3.09	0.41
24:DA:2389:G:H5''	24:DA:2390:U:H5'	2.02	0.41
24:DA:2429:G:N7	35:DL:55:MET:HE3	2.35	0.41
24:DA:2435:A:C4	24:DA:2436:G:C8	3.08	0.41

*Continued on next page...*

*Continued from previous page...*

Atom-1	Atom-2	Interatomic distance (Å)	Clash overlap (Å)
24:DA:2595:G:C6	24:DA:2599:G:C6	3.09	0.41
24:DA:2654:A:C4	24:DA:2656:U:N3	2.88	0.41
24:DA:2697:G:C5	24:DA:2698:U:C5	3.08	0.41
24:DA:2902:C:O2'	24:DA:2903:U:C6	2.73	0.41
24:DA:2902:C:O2'	24:DA:2903:U:P	2.79	0.41
56:DB:13:G:O2'	56:DB:14:U:H5''	2.21	0.41
56:DB:16:G:O6	56:DB:69:G:C5	2.73	0.41
56:DB:104:A:H2'	56:DB:105:G:C5'	2.51	0.41
26:DC:209:ALA:O	26:DC:212:TRP:CD1	2.74	0.41
27:DD:14:ILE:HG23	27:DD:22:ILE:HB	2.02	0.41
27:DD:16:THR:HG22	27:DD:20:VAL:HB	2.02	0.41
27:DD:16:THR:CG2	27:DD:20:VAL:HB	2.51	0.41
27:DD:22:ILE:HA	27:DD:23:PRO:HD2	1.97	0.41
28:DE:149:ILE:HG12	28:DE:188:MET:HG3	2.02	0.41
29:DF:92:GLY:O	29:DF:95:MET:HB3	2.19	0.41
29:DF:137:PHE:O	29:DF:138:PRO:C	2.59	0.41
32:DI:54:ILE:HG23	32:DI:70:THR:HG21	2.03	0.41
33:DJ:89:PHE:CE2	33:DJ:100:VAL:HG11	2.56	0.41
35:DL:93:ASN:O	35:DL:95:LEU:HG	2.20	0.41
37:DN:97:ILE:HD12	37:DN:99:LYS:HD3	2.03	0.41
38:DO:7:ARG:NH2	38:DO:29:HIS:HD2	2.19	0.41
38:DO:26:LEU:HB3	38:DO:92:PHE:CD1	2.55	0.41
38:DO:34:HIS:O	38:DO:35:ILE:HG12	2.21	0.41
40:DQ:61:ILE:HD12	40:DQ:61:ILE:H	1.83	0.41
40:DQ:69:ARG:NH2	40:DQ:74:SER:HB2	2.35	0.41
40:DQ:91:ARG:CZ	40:DQ:93:ILE:HG21	2.51	0.41
41:DR:33:VAL:CG2	41:DR:61:ALA:HB3	2.48	0.41
43:DT:28:ASN:O	43:DT:29:THR:CG2	2.69	0.41
43:DT:39:THR:CG2	43:DT:42:GLU:HB2	2.31	0.41
47:DX:58:ILE:HG12	47:DX:66:VAL:HG11	2.03	0.41
52:D2:6:GLN:HA	52:D2:7:PRO:HD2	1.80	0.41
53:D3:50:SER:O	53:D3:52:GLY:N	2.54	0.41
53:D3:57:VAL:HG12	53:D3:61:LEU:HD11	2.03	0.41
3:AD:154:VAL:O	3:AD:157:ALA:HB3	2.20	0.41
4:AE:35:LEU:HD12	4:AE:36:THR:O	2.20	0.41
5:AF:68:GLN:HE21	5:AF:68:GLN:HB3	1.57	0.41
6:AG:78:ARG:HD2	6:AG:83:THR:CA	2.44	0.41
6:AG:91:ARG:HA	6:AG:92:PRO:HD3	1.96	0.41
8:AI:43:ALA:HB1	8:AI:46:VAL:HG21	2.02	0.41
8:AI:51:LEU:HA	8:AI:54:VAL:HG23	2.03	0.41
10:AK:122:PRO:O	10:AK:123:PRO:O	2.39	0.41

*Continued on next page...*

*Continued from previous page...*

Atom-1	Atom-2	Interatomic distance (Å)	Clash overlap (Å)
11:AL:20:VAL:N	11:AL:21:PRO:CD	2.84	0.41
15:AP:28:ARG:HH11	15:AP:29:ASN:ND2	2.15	0.41
16:AQ:29:LYS:HE2	16:AQ:29:LYS:HB3	1.89	0.41
20:AU:24:LYS:CG	20:AU:25:ALA:H	2.33	0.41
21:AA:78:A:H8	21:AA:78:A:O5'	2.04	0.41
21:AA:201:G:H2'	21:AA:202:G:O4'	2.21	0.41
21:AA:251:G:C2	21:AA:266:G:C6	3.09	0.41
21:AA:567:G:H1'	59:AA:1818:HOH:O	2.20	0.41
21:AA:615:G:N3	21:AA:616:G:C8	2.89	0.41
21:AA:827:U:C4	21:AA:870:U:C2	3.09	0.41
21:AA:893:C:H2'	21:AA:894:G:C8	2.55	0.41
21:AA:1023:U:H2'	21:AA:1024:G:O4'	2.21	0.41
21:AA:1072:G:C5	21:AA:1073:U:C4	3.09	0.41
21:AA:1170:A:O2'	21:AA:1171:A:H5'	2.21	0.41
21:AA:1175:G:C2	21:AA:1176:A:C8	3.09	0.41
21:AA:1234:C:C2'	21:AA:1235:U:H5'	2.51	0.41
22:AV:34:G:OP1	22:AV:34:G:C8	2.66	0.41
24:BA:532:A:H4'	24:BA:533:G:C8	2.56	0.41
24:BA:626:A:H2'	35:BL:78:ARG:CZ	2.51	0.41
24:BA:789:A:OP1	24:BA:790:U:C5	2.70	0.41
24:BA:827:U:H2'	24:BA:2068:U:O2	2.21	0.41
24:BA:854:C:H2'	24:BA:855:G:H5'	2.02	0.41
24:BA:858:G:C4	24:BA:2268:A:C2	3.08	0.41
24:BA:1429:G:C2	24:BA:1430:G:C5	3.09	0.41
24:BA:1567:G:H1'	24:BA:1568:G:C6	2.55	0.41
24:BA:1649:G:C6	24:BA:2009:A:N6	2.89	0.41
24:BA:1677:A:N6	24:BA:1678:A:N6	2.69	0.41
24:BA:1703:G:N3	24:BA:1703:G:H2'	2.36	0.41
24:BA:1981:A:H8	24:BA:1981:A:H2'	1.53	0.41
24:BA:2521:C:C4	24:BA:2522:U:C4	3.09	0.41
24:BA:2860:A:C3'	24:BA:2860:A:H8	2.30	0.41
25:BB:12:C:C4	46:BW:72:GLY:HA3	2.56	0.41
25:BB:58:A:H2'	25:BB:59:A:H8	1.86	0.41
28:BE:25:GLU:OE1	35:BL:6:LEU:HA	2.21	0.41
29:BF:42:ALA:HB2	29:BF:49:LEU:HB2	2.01	0.41
30:BG:149:ALA:O	30:BG:151:ARG:N	2.53	0.41
31:BH:14:SER:OG	31:BH:17:ASP:HB2	2.21	0.41
31:BH:75:LEU:HD22	31:BH:143:ILE:HG12	2.02	0.41
32:BI:85:ILE:H	32:BI:85:ILE:HG13	1.66	0.41
33:BJ:25:LEU:O	33:BJ:25:LEU:HD13	2.20	0.41
33:BJ:40:HIS:H	33:BJ:40:HIS:CD2	2.38	0.41

*Continued on next page...*

*Continued from previous page...*

Atom-1	Atom-2	Interatomic distance (Å)	Clash overlap (Å)
34:BK:5:GLN:NE2	34:BK:5:GLN:HA	2.35	0.41
35:BL:127:VAL:HG23	35:BL:131:ALA:HB3	2.01	0.41
38:BO:16:ARG:HD3	38:BO:16:ARG:HA	1.81	0.41
41:BR:10:LYS:HZ2	41:BR:10:LYS:HG2	1.49	0.41
42:BS:19:LEU:HD12	42:BS:19:LEU:HA	1.87	0.41
47:BX:40:GLU:HG3	47:BX:43:LYS:NZ	2.36	0.41
51:B1:9:LYS:NZ	51:B1:50:GLU:OE2	2.47	0.41
51:B1:29:LYS:NZ	51:B1:29:LYS:HB3	2.36	0.41
54:B4:1:MET:SD	54:B4:36:ARG:HB2	2.61	0.41
2:CC:35:ASP:CG	2:CC:56:ILE:HD12	2.42	0.41
4:CE:114:LEU:CD1	4:CE:122:VAL:HG11	2.51	0.41
5:CF:90:MET:HE3	17:CR:60:ARG:NH1	2.36	0.41
6:CG:14:ASP:OD2	6:CG:15:PRO:CD	2.69	0.41
6:CG:14:ASP:HA	6:CG:15:PRO:HD2	1.84	0.41
6:CG:92:PRO:CA	6:CG:95:ARG:HB2	2.51	0.41
7:CH:55:LYS:NZ	55:CA:653:U:H5'	2.36	0.41
8:CI:63:TYR:C	8:CI:63:TYR:HD1	2.23	0.41
9:CJ:5:ARG:HH21	9:CJ:77:VAL:HG22	1.86	0.41
9:CJ:40:ILE:HA	9:CJ:41:PRO:HD2	1.90	0.41
15:CP:75:ILE:C	15:CP:77:GLU:H	2.23	0.41
20:CU:3:ILE:HG22	20:CU:19:LYS:NZ	2.35	0.41
55:CA:10:A:N6	55:CA:25:C:N4	2.69	0.41
55:CA:18:C:C4	55:CA:19:A:N7	2.89	0.41
55:CA:149:A:C2	55:CA:150:U:C2	3.08	0.41
55:CA:513:C:HO2'	55:CA:514:C:H6	1.68	0.41
55:CA:560:A:C8	55:CA:566:G:C4	3.09	0.41
55:CA:885:G:H8	55:CA:885:G:OP2	2.03	0.41
55:CA:922:G:C6	55:CA:923:A:C6	3.09	0.41
55:CA:1160:G:C6	55:CA:1181:G:C6	3.08	0.41
24:DA:26:G:N2	24:DA:513:A:N7	2.69	0.41
24:DA:37:C:H2'	24:DA:38:A:C8	2.56	0.41
24:DA:55:G:N2	24:DA:127:A:C2	2.85	0.41
24:DA:117:G:C6	24:DA:119:A:N6	2.89	0.41
24:DA:227:A:N6	24:DA:410:G:H1'	2.35	0.41
24:DA:249:C:P	24:DA:2394:C:O2'	2.79	0.41
24:DA:366:C:H2'	24:DA:367:G:O5'	2.21	0.41
24:DA:383:C:C2	24:DA:385:C:C5	3.09	0.41
24:DA:412:A:N6	24:DA:2411:A:C2'	2.84	0.41
24:DA:507:A:H5''	24:DA:509:C:C2	2.55	0.41
24:DA:515:A:C2	24:DA:1260:A:N3	2.84	0.41
24:DA:529:A:C4	24:DA:2023:C:C4	3.09	0.41

*Continued on next page...*

*Continued from previous page...*

Atom-1	Atom-2	Interatomic distance (Å)	Clash overlap (Å)
24:DA:743:A:O2'	24:DA:1659:G:OP1	2.39	0.41
24:DA:980:A:H2	24:DA:2038:G:H1'	1.85	0.41
24:DA:991:C:OP2	24:DA:1186:G:OP2	2.39	0.41
24:DA:1000:A:N6	24:DA:1001:A:C6	2.89	0.41
24:DA:1169:A:C2	24:DA:1181:U:O2	2.74	0.41
24:DA:1314:C:O2'	24:DA:1315:C:H5'	2.21	0.41
24:DA:1354:A:H2'	24:DA:1355:G:O4'	2.20	0.41
24:DA:1637:A:H4'	24:DA:2711:A:O2'	2.21	0.41
24:DA:1805:A:O2'	26:DC:49:THR:HA	2.21	0.41
24:DA:1968:G:O2'	24:DA:1973:G:H4'	2.21	0.41
24:DA:2084:C:C5	24:DA:2085:U:C5	3.09	0.41
24:DA:2154:A:OP2	24:DA:2154:A:H8	2.04	0.41
24:DA:2248:C:H3'	24:DA:2249:U:C6	2.56	0.41
24:DA:2259:U:O2'	24:DA:2260:C:H5'	2.21	0.41
24:DA:2265:U:O2'	36:DM:13:HIS:CE1	2.74	0.41
24:DA:2293:G:H5''	38:DO:94:ARG:NH1	2.36	0.41
24:DA:2306:C:H3'	24:DA:2307:G:C5'	2.51	0.41
24:DA:2372:U:H2'	24:DA:2373:G:C8	2.56	0.41
24:DA:2409:G:C6	24:DA:2410:G:C5	3.08	0.41
24:DA:2459:A:N6	24:DA:2494:G:C2	2.89	0.41
24:DA:2598:A:H8	24:DA:2598:A:O5'	2.04	0.41
24:DA:2746:U:C2	24:DA:2759:G:C2	3.09	0.41
56:DB:113:C:O2'	38:DO:46:GLU:HA	2.20	0.41
26:DC:83:ASP:HA	26:DC:84:PRO:HD2	1.89	0.41
26:DC:180:MET:CE	26:DC:268:ARG:HE	2.33	0.41
26:DC:212:TRP:O	26:DC:212:TRP:HD1	2.03	0.41
28:DE:28:VAL:HG23	35:DL:6:LEU:HD21	2.02	0.41
29:DF:169:LEU:HD23	29:DF:176:PHE:CZ	2.55	0.41
30:DG:25:ILE:O	30:DG:25:ILE:HG22	2.20	0.41
30:DG:43:LYS:HB2	30:DG:50:THR:O	2.21	0.41
36:DM:38:ARG:HG2	36:DM:98:PRO:CG	2.51	0.41
37:DN:28:LEU:O	37:DN:32:GLU:N	2.42	0.41
39:DP:3:ILE:C	39:DP:5:LYS:H	2.25	0.41
40:DQ:63:ARG:O	40:DQ:64:ILE:C	2.59	0.41
41:DR:1:MET:CG	41:DR:101:ILE:HD12	2.42	0.41
42:DS:31:GLN:O	42:DS:33:LEU:N	2.54	0.41
45:DV:87:GLN:O	45:DV:88:HIS:HB2	2.21	0.41
47:DX:1:SER:O	47:DX:2:ARG:C	2.59	0.41
48:DY:45:GLN:C	48:DY:47:ARG:N	2.74	0.41
54:D4:7:VAL:HG22	54:D4:25:VAL:CG2	2.52	0.41
1:AB:23:ASN:HA	1:AB:24:PRO:HD3	1.85	0.40

*Continued on next page...*

*Continued from previous page...*

Atom-1	Atom-2	Interatomic distance (Å)	Clash overlap (Å)
1:AB:46:VAL:N	1:AB:47:PRO:CD	2.84	0.40
1:AB:53:LEU:HD13	1:AB:56:LEU:HG	2.02	0.40
3:AD:29:THR:C	3:AD:30:LYS:HE2	2.41	0.40
4:AE:30:PHE:CD1	4:AE:30:PHE:N	2.89	0.40
4:AE:135:VAL:HG13	4:AE:136:VAL:N	2.36	0.40
5:AF:79:ARG:HE	5:AF:79:ARG:N	2.20	0.40
7:AH:10:LEU:HB3	7:AH:74:ILE:HG12	2.01	0.40
7:AH:13:ILE:HD11	7:AH:60:LEU:HD12	2.02	0.40
9:AJ:73:LEU:HD13	9:AJ:73:LEU:O	2.21	0.40
10:AK:93:GLU:O	10:AK:96:ILE:HG12	2.20	0.40
15:AP:6:LEU:HB2	21:AA:375:U:O3'	2.20	0.40
15:AP:29:ASN:O	21:AA:309:A:H5''	2.20	0.40
17:AR:37:LYS:CB	21:AA:719:C:H1'	2.51	0.40
18:AS:17:LYS:HE3	18:AS:32:THR:HG23	2.03	0.40
21:AA:615:G:C6	21:AA:626:G:C6	3.09	0.40
21:AA:734:G:C5	21:AA:735:C:C4	3.09	0.40
21:AA:1015:G:O2'	21:AA:1016:A:H5'	2.21	0.40
21:AA:1097:C:N4	21:AA:1098:C:N4	2.69	0.40
21:AA:1234:C:O2'	21:AA:1364:U:H6	2.00	0.40
21:AA:1256:A:C1'	21:AA:1258:G:C5	3.02	0.40
24:BA:81:G:C2	24:BA:106:C:C2	3.09	0.40
24:BA:110:G:C2	24:BA:111:A:C8	3.09	0.40
24:BA:292:U:N3	24:BA:293:U:C5	2.89	0.40
24:BA:498:G:N3	24:BA:499:U:C6	2.89	0.40
24:BA:640:C:H2'	24:BA:641:U:C6	2.56	0.40
24:BA:791:C:N4	24:BA:794:A:H1'	2.36	0.40
24:BA:1065:U:O4	24:BA:1074:G:N3	2.54	0.40
24:BA:1154:G:H5''	24:BA:1155:A:OP2	2.21	0.40
24:BA:1385:A:H1'	24:BA:1386:C:C5	2.55	0.40
24:BA:1388:G:C4	24:BA:1389:G:C8	3.09	0.40
24:BA:1404:C:C2	24:BA:1405:U:C5	3.09	0.40
24:BA:1659:G:H2'	24:BA:1660:G:O5'	2.21	0.40
24:BA:1661:G:C6	24:BA:1662:U:C4	3.10	0.40
24:BA:1716:U:O2'	24:BA:1717:A:C5'	2.67	0.40
24:BA:1735:A:C4	24:BA:1736:U:C5	3.09	0.40
24:BA:1806:C:O2	24:BA:1806:C:H2'	2.21	0.40
24:BA:1844:C:C2'	24:BA:1845:G:H5'	2.51	0.40
24:BA:2194:U:C4	24:BA:2195:U:C4	3.08	0.40
24:BA:2255:G:N7	24:BA:2256:G:N7	2.69	0.40
24:BA:2327:A:H2'	24:BA:2328:A:H8	1.75	0.40
24:BA:2442:C:H2'	24:BA:2443:C:H6	1.85	0.40

*Continued on next page...*



*Continued from previous page...*

Atom-1	Atom-2	Interatomic distance (Å)	Clash overlap (Å)
24:BA:2525:G:N2	24:BA:2539:C:C2	2.89	0.40
24:BA:2607:G:H2'	24:BA:2608:G:O4'	2.20	0.40
24:BA:2799:A:C5	24:BA:2801:G:C8	3.09	0.40
24:BA:2816:G:O2'	24:BA:2817:U:H5'	2.21	0.40
24:BA:2816:G:H2'	24:BA:2817:U:H6	1.86	0.40
27:BD:12:THR:HG22	27:BD:13:ARG:H	1.80	0.40
27:BD:39:ASP:OD2	27:BD:40:LEU:N	2.54	0.40
29:BF:12:VAL:HG13	29:BF:13:LYS:H	1.86	0.40
30:BG:84:LYS:CD	30:BG:133:LYS:HG2	2.51	0.40
33:BJ:132:HIS:O	33:BJ:133:ALA:C	2.59	0.40
36:BM:47:GLU:OE2	36:BM:51:ARG:NH1	2.53	0.40
38:BO:61:GLN:O	38:BO:61:GLN:HG3	2.21	0.40
39:BP:13:LYS:HG3	39:BP:76:HIS:HA	2.03	0.40
44:BU:5:ARG:O	44:BU:6:ARG:C	2.59	0.40
45:BV:44:HIS:CE1	45:BV:85:LYS:HB2	2.56	0.40
48:BY:19:LEU:HA	48:BY:22:LEU:HB3	2.03	0.40
49:BZ:5:LYS:HA	49:BZ:35:VAL:O	2.22	0.40
51:B1:18:HIS:CG	51:B1:19:PHE:N	2.89	0.40
53:B3:31:ILE:O	53:B3:35:LYS:HE3	2.21	0.40
1:CB:68:PHE:HB2	1:CB:90:PHE:CB	2.51	0.40
1:CB:206:ILE:HD13	1:CB:209:VAL:CG2	2.51	0.40
2:CC:80:GLY:HA2	2:CC:83:VAL:HG13	2.02	0.40
3:CD:63:ILE:O	3:CD:110:ARG:HD2	2.20	0.40
4:CE:43:GLY:HA2	4:CE:117:ALA:O	2.21	0.40
5:CF:67:PRO:O	5:CF:69:GLU:N	2.54	0.40
7:CH:87:ARG:NH2	55:CA:633:G:OP2	2.54	0.40
9:CJ:28:THR:O	9:CJ:32:THR:HG22	2.21	0.40
10:CK:13:LYS:H	10:CK:13:LYS:HG3	1.75	0.40
10:CK:78:ILE:HD13	10:CK:78:ILE:H	1.87	0.40
10:CK:121:ARG:NH2	20:CU:35:GLU:HB2	2.36	0.40
10:CK:126:ARG:HH21	55:CA:796:C:C3'	2.33	0.40
15:CP:35:ARG:NH1	15:CP:38:PHE:HB3	2.35	0.40
16:CQ:66:LEU:O	16:CQ:67:SER:HB3	2.20	0.40
16:CQ:67:SER:HA	55:CA:265:G:O3'	2.21	0.40
17:CR:27:THR:O	17:CR:30:ASN:HB3	2.21	0.40
18:CS:52:ASN:HD21	18:CS:55:GLN:N	2.15	0.40
19:CT:9:ARG:HG2	55:CA:108:G:C6	2.56	0.40
55:CA:149:A:N6	55:CA:174:A:N6	2.68	0.40
55:CA:329:A:C4	55:CA:332:G:C5	3.10	0.40
55:CA:352:C:H5''	55:CA:352:C:C6	2.53	0.40
55:CA:393:A:C4	55:CA:394:G:C8	3.09	0.40

*Continued on next page...*

*Continued from previous page...*

Atom-1	Atom-2	Interatomic distance (Å)	Clash overlap (Å)
55:CA:550:G:H2'	55:CA:551:U:H6	1.85	0.40
55:CA:563:A:N6	59:CA:1821:HOH:O	2.54	0.40
55:CA:577:G:H4'	55:CA:816:A:H2'	2.03	0.40
55:CA:650:G:N3	55:CA:650:G:H2'	2.37	0.40
55:CA:733:G:HO2'	55:CA:734:G:P	2.44	0.40
55:CA:780:A:C2	55:CA:803:G:C6	3.09	0.40
55:CA:1242:G:C2	55:CA:1243:C:C1'	2.99	0.40
55:CA:1242:G:H2'	55:CA:1243:C:O5'	2.20	0.40
55:CA:1244:G:C5	55:CA:1245:C:C4	3.09	0.40
55:CA:1255:G:C6	55:CA:1279:G:C5	3.09	0.40
55:CA:1410:A:C6	55:CA:1411:C:N4	2.89	0.40
24:DA:324:A:H2'	24:DA:325:G:H8	1.86	0.40
24:DA:538:A:O2'	24:DA:539:G:H5'	2.20	0.40
24:DA:668:A:C5	24:DA:670:A:C8	3.09	0.40
24:DA:685:A:C5	24:DA:774:G:N2	2.88	0.40
24:DA:685:A:C8	24:DA:774:G:N1	2.89	0.40
24:DA:807:U:H2'	24:DA:808:G:C8	2.56	0.40
24:DA:845:A:N3	24:DA:847:U:H1'	2.36	0.40
24:DA:1034:G:O6	24:DA:1122:G:C6	2.75	0.40
24:DA:1062:G:H8	24:DA:1070:A:OP2	2.04	0.40
24:DA:1557:C:C4	24:DA:1558:C:C2	3.09	0.40
24:DA:1599:U:OP1	43:DT:40:LYS:HB2	2.21	0.40
24:DA:1676:A:H2'	24:DA:1677:A:C8	2.56	0.40
24:DA:1945:G:H2'	24:DA:1946:U:C5	2.55	0.40
24:DA:1955:U:O2'	24:DA:1956:U:P	2.78	0.40
24:DA:2010:G:C5	24:DA:2011:U:C5	3.10	0.40
24:DA:2251:G:H2'	24:DA:2252:G:C8	2.56	0.40
24:DA:2262:U:H4'	24:DA:2328:A:N3	2.37	0.40
24:DA:2635:A:C2	24:DA:2784:U:N3	2.89	0.40
24:DA:2644:G:N1	24:DA:2645:G:N2	2.68	0.40
24:DA:2674:G:C4	24:DA:2675:A:C8	3.09	0.40
24:DA:2756:U:C1'	24:DA:2757:A:H5''	2.50	0.40
56:DB:44:G:OP1	29:DF:91:ARG:NH1	2.54	0.40
26:DC:44:ASN:C	26:DC:46:GLY:N	2.74	0.40
26:DC:99:GLU:HG2	26:DC:100:ARG:H	1.84	0.40
27:DD:94:GLN:O	27:DD:95:SER:C	2.58	0.40
27:DD:150:GLN:O	27:DD:151:THR:C	2.59	0.40
29:DF:11:VAL:O	29:DF:12:VAL:HB	2.21	0.40
30:DG:34:ARG:O	30:DG:35:THR:HG23	2.21	0.40
30:DG:102:ILE:HB	30:DG:114:HIS:O	2.21	0.40
33:DJ:22:GLY:O	33:DJ:23:LYS:C	2.59	0.40

*Continued on next page...*

*Continued from previous page...*

Atom-1	Atom-2	Interatomic distance (Å)	Clash overlap (Å)
33:DJ:54:ILE:O	33:DJ:122:LEU:HD12	2.21	0.40
34:DK:4:GLU:HA	34:DK:21:CYS:SG	2.61	0.40
34:DK:108:ARG:CA	34:DK:116:ILE:HD13	2.49	0.40
35:DL:4:ASN:HD22	35:DL:4:ASN:HA	1.58	0.40
35:DL:128:THR:HG22	35:DL:129:LYS:N	2.36	0.40
36:DM:41:LEU:HB3	36:DM:46:ILE:HG23	2.02	0.40
39:DP:25:VAL:HG23	39:DP:25:VAL:O	2.21	0.40
39:DP:90:ALA:HB3	39:DP:110:LYS:HB2	2.03	0.40
39:DP:91:VAL:HG11	39:DP:96:LEU:CD1	2.49	0.40
41:DR:48:LYS:HD2	41:DR:48:LYS:N	2.33	0.40
43:DT:55:VAL:HG22	43:DT:56:GLU:N	2.36	0.40
44:DU:40:LEU:HA	44:DU:61:GLU:HA	2.03	0.40
53:D3:35:LYS:HB2	53:D3:40:LYS:HD3	2.03	0.40
1:AB:56:LEU:HD11	1:AB:220:VAL:HG23	2.02	0.40
1:AB:185:ILE:HG13	1:AB:203:ASP:HB3	2.03	0.40
2:AC:4:VAL:HB	21:AA:1190:G:P	2.61	0.40
2:AC:129:PHE:CD2	2:AC:129:PHE:C	2.95	0.40
3:AD:187:ARG:HD2	3:AD:187:ARG:HA	1.89	0.40
4:AE:32:PHE:CE2	4:AE:54:GLU:HA	2.57	0.40
4:AE:107:GLY:O	4:AE:111:ARG:CZ	2.68	0.40
5:AF:16:GLU:HB2	3:CD:188:SER:HA	2.03	0.40
6:AG:35:LYS:HD2	21:AA:1373:G:H5''	2.02	0.40
8:AI:98:ARG:NE	8:AI:103:VAL:HG21	2.36	0.40
8:AI:105:ARG:HE	21:AA:1117:A:C4'	2.33	0.40
14:AO:54:GLY:O	14:AO:58:MET:HG3	2.22	0.40
15:AP:42:ILE:O	15:AP:43:ALA:HB3	2.21	0.40
20:AU:9:GLU:C	2:CC:48:LYS:HZ3	2.24	0.40
20:AU:24:LYS:CG	20:AU:25:ALA:N	2.84	0.40
21:AA:116:A:O5'	21:AA:116:A:H8	2.04	0.40
21:AA:155:A:C2	21:AA:167:A:C2	3.09	0.40
21:AA:624:C:C4	21:AA:625:U:C5	3.09	0.40
21:AA:901:A:C5	21:AA:902:G:H1'	2.56	0.40
21:AA:940:C:H2'	21:AA:941:G:O4'	2.21	0.40
21:AA:1061:G:C6	21:AA:1062:U:N3	2.90	0.40
21:AA:1092:A:C6	21:AA:1093:A:C6	3.10	0.40
21:AA:1120:C:O2'	21:AA:1121:U:H5'	2.21	0.40
21:AA:1225:A:N3	21:AA:1225:A:C2'	2.81	0.40
21:AA:1282:C:O2'	21:AA:1283:U:C6	2.68	0.40
21:AA:1312:G:N2	21:AA:1326:U:C2	2.89	0.40
21:AA:1508:A:H2'	21:AA:1509:C:O4'	2.22	0.40
24:BA:352:A:OP2	24:BA:352:A:H8	2.05	0.40

*Continued on next page...*

*Continued from previous page...*

Atom-1	Atom-2	Interatomic distance (Å)	Clash overlap (Å)
24:BA:656:G:H2'	24:BA:657:U:O4'	2.21	0.40
24:BA:827:U:OP2	24:BA:828:U:C2	2.74	0.40
24:BA:855:G:N3	46:BW:23:LYS:HG2	2.36	0.40
24:BA:1255:U:H3	24:BA:2060:A:H5'	1.87	0.40
24:BA:1299:G:H2'	24:BA:1639:C:N4	2.37	0.40
24:BA:1352:U:C2'	24:BA:1353:A:H5'	2.50	0.40
24:BA:1403:A:C4	24:BA:1404:C:C5	3.09	0.40
24:BA:1427:A:C4	24:BA:1428:C:N4	2.89	0.40
24:BA:1528:A:H2'	24:BA:1529:G:H5'	2.03	0.40
24:BA:1574:C:O5'	24:BA:1574:C:H6	2.04	0.40
24:BA:1800:C:OP1	26:BC:259:ASN:ND2	2.54	0.40
24:BA:1829:A:O2'	26:BC:14:HIS:CE1	2.74	0.40
24:BA:1878:G:H2'	24:BA:1879:C:O4'	2.22	0.40
24:BA:2186:G:C6	24:BA:2187:U:C2	3.10	0.40
24:BA:2204:G:C6	24:BA:2205:A:C5	3.10	0.40
24:BA:2263:C:O2'	24:BA:2264:C:H5'	2.21	0.40
24:BA:2282:G:C6	24:BA:2425:A:N1	2.90	0.40
24:BA:2470:G:C2'	24:BA:2471:A:H5'	2.51	0.40
24:BA:2862:G:H2'	24:BA:2863:C:C6	2.56	0.40
25:BB:16:G:C5	25:BB:69:G:C2	3.09	0.40
26:BC:43:ASN:ND2	26:BC:44:ASN:H	2.19	0.40
29:BF:8:LYS:O	29:BF:12:VAL:CG1	2.70	0.40
32:BI:58:ILE:HG22	32:BI:60:VAL:CG2	2.52	0.40
33:BJ:114:LEU:O	33:BJ:114:LEU:CD2	2.68	0.40
35:BL:21:ARG:HD3	35:BL:21:ARG:HA	1.49	0.40
36:BM:45:GLN:NE2	36:BM:125:PRO:HD3	2.35	0.40
36:BM:47:GLU:O	36:BM:48:ALA:C	2.60	0.40
40:BQ:77:LYS:O	40:BQ:78:PHE:C	2.59	0.40
43:BT:22:THR:HA	43:BT:25:GLU:HB3	2.04	0.40
44:BU:100:GLU:O	44:BU:101:THR:CB	2.69	0.40
49:BZ:23:LEU:HD21	49:BZ:53:MET:HE1	2.02	0.40
51:B1:39:ASP:HA	51:B1:40:PRO:HD2	1.79	0.40
1:CB:46:VAL:HA	1:CB:49:PHE:CE2	2.56	0.40
1:CB:55:GLU:N	1:CB:55:GLU:OE1	2.54	0.40
2:CC:109:GLU:CB	2:CC:143:LEU:HD22	2.47	0.40
2:CC:127:VAL:O	2:CC:127:VAL:HG23	2.21	0.40
4:CE:94:PHE:CG	4:CE:95:MET:N	2.89	0.40
4:CE:95:MET:CA	4:CE:124:ALA:HB2	2.47	0.40
4:CE:104:ILE:H	4:CE:122:VAL:H	1.70	0.40
5:CF:57:ALA:HB3	5:CF:59:TYR:CE1	2.55	0.40
10:CK:34:THR:CB	10:CK:40:ALA:HA	2.52	0.40

*Continued on next page...*

*Continued from previous page...*

Atom-1	Atom-2	Interatomic distance (Å)	Clash overlap (Å)
11:CL:19:ASN:HD22	11:CL:19:ASN:H	1.65	0.40
11:CL:43:LYS:CB	11:CL:44:PRO:CD	2.74	0.40
12:CM:11:HIS:O	12:CM:12:LYS:HG2	2.21	0.40
19:CT:4:LYS:C	19:CT:6:ALA:N	2.75	0.40
55:CA:61:G:C6	55:CA:107:G:N1	2.89	0.40
55:CA:109:A:N6	55:CA:326:G:N7	2.69	0.40
55:CA:241:G:N2	55:CA:286:C:C2	2.89	0.40
55:CA:330:C:O2'	55:CA:331:G:H5'	2.20	0.40
55:CA:562:U:H4'	55:CA:563:A:O5'	2.21	0.40
55:CA:687:A:C2	55:CA:704:A:N6	2.89	0.40
55:CA:803:G:C6	55:CA:804:U:N3	2.89	0.40
55:CA:853:C:O2'	55:CA:854:U:H5'	2.20	0.40
55:CA:987:G:H2'	55:CA:988:G:H8	1.86	0.40
55:CA:1144:G:N2	55:CA:1146:A:H62	2.20	0.40
55:CA:1156:G:HO2'	55:CA:1180:A:N6	2.18	0.40
55:CA:1201:A:HO2'	55:CA:1202:U:P	2.39	0.40
55:CA:1242:G:N2	55:CA:1302:C:O2	2.54	0.40
55:CA:1258:G:O2'	55:CA:1259:C:H5'	2.20	0.40
24:DA:194:G:C6	24:DA:195:A:C5	3.09	0.40
24:DA:241:A:C8	24:DA:243:U:N3	2.89	0.40
24:DA:264:C:H5'	24:DA:265:A:OP1	2.22	0.40
24:DA:364:C:H2'	24:DA:365:U:H6	1.73	0.40
24:DA:408:G:N3	24:DA:409:G:C8	2.90	0.40
24:DA:410:G:C6	24:DA:2407:A:N6	2.89	0.40
24:DA:577:G:O2'	24:DA:1254:A:OP1	2.39	0.40
24:DA:605:G:O2'	24:DA:606:U:C5'	2.69	0.40
24:DA:671:C:O2'	24:DA:672:C:P	2.79	0.40
24:DA:734:A:H2'	24:DA:735:A:H8	1.86	0.40
24:DA:849:A:C4	24:DA:850:U:C5	3.10	0.40
24:DA:964:C:O3'	24:DA:2273:A:O2'	2.33	0.40
24:DA:1113:U:O2'	24:DA:1114:C:P	2.80	0.40
24:DA:1280:G:C2'	24:DA:1281:G:H5'	2.52	0.40
24:DA:1296:G:C2	24:DA:1645:G:C5	3.09	0.40
24:DA:1415:U:C2	24:DA:1588:G:N1	2.89	0.40
24:DA:1456:G:N2	24:DA:2704:C:C2	2.90	0.40
24:DA:1616:A:C2	24:DA:1647:U:C5	3.09	0.40
24:DA:1819:A:OP1	26:DC:155:ARG:N	2.50	0.40
24:DA:1878:G:C6	24:DA:1879:C:C4	3.09	0.40
24:DA:1910:G:C2	24:DA:1921:G:C4	3.09	0.40
24:DA:1956:U:O2'	24:DA:1957:C:O5'	2.40	0.40
24:DA:2261:C:O2'	24:DA:2262:U:C5'	2.69	0.40

*Continued on next page...*

*Continued from previous page...*

Atom-1	Atom-2	Interatomic distance (Å)	Clash overlap (Å)
24:DA:2286:G:H4'	24:DA:2287:A:C1'	2.51	0.40
24:DA:2345:G:C6	24:DA:2347:C:N4	2.89	0.40
24:DA:2539:C:N4	24:DA:2540:C:H41	2.19	0.40
24:DA:2543:G:C1'	24:DA:2766:A:H5''	2.51	0.40
24:DA:2567:G:H2'	24:DA:2568:U:C6	2.56	0.40
24:DA:2665:A:H2'	24:DA:2666:C:O2	2.21	0.40
24:DA:2844:G:O2'	24:DA:2845:U:H5'	2.21	0.40
24:DA:2868:A:O2'	24:DA:2869:G:C5'	2.69	0.40
56:DB:73:A:H2	45:DV:37:PRO:HB3	1.87	0.40
26:DC:2:VAL:O	26:DC:3:VAL:CB	2.66	0.40
26:DC:212:TRP:C	26:DC:212:TRP:HD1	2.25	0.40
28:DE:147:LEU:HD21	28:DE:179:SER:HB2	2.02	0.40
30:DG:91:VAL:N	30:DG:93:TYR:CD2	2.90	0.40
32:DI:72:THR:HA	32:DI:73:PRO:HD2	1.83	0.40
35:DL:29:LYS:HG2	35:DL:29:LYS:O	2.21	0.40
35:DL:56:PRO:CB	35:DL:58:TYR:CE2	3.03	0.40
35:DL:95:LEU:HA	35:DL:98:ALA:HB3	2.03	0.40
39:DP:83:ILE:HD13	39:DP:83:ILE:O	2.21	0.40
40:DQ:63:ARG:NH1	40:DQ:99:VAL:CG2	2.84	0.40
42:DS:6:LYS:HB2	42:DS:103:ILE:O	2.21	0.40
44:DU:64:ILE:O	44:DU:64:ILE:HG12	2.21	0.40
47:DX:62:GLY:O	47:DX:66:VAL:HG23	2.21	0.40
52:D2:43:THR:HG23	52:D2:45:SER:OG	2.21	0.40
1:AB:52:ALA:O	1:AB:54:ALA:N	2.55	0.40
1:AB:137:THR:CA	1:AB:140:LEU:HD13	2.30	0.40
2:AC:5:HIS:NE2	2:AC:7:ASN:HB3	2.36	0.40
2:AC:135:ARG:HD3	2:AC:135:ARG:HA	1.89	0.40
3:AD:36:ALA:HB1	21:AA:426:U:H5''	2.02	0.40
6:AG:100:MET:HB2	6:AG:100:MET:HE3	1.99	0.40
6:AG:101:ARG:CZ	21:AA:939:G:H5'	2.51	0.40
8:AI:17:ARG:HH22	21:AA:1129:C:H5'	1.85	0.40
10:AK:34:THR:OG1	10:AK:39:ASN:N	2.52	0.40
10:AK:124:LYS:O	10:AK:125:LYS:O	2.39	0.40
15:AP:36:VAL:HG22	15:AP:36:VAL:O	2.22	0.40
18:AS:29:PRO:HA	18:AS:47:THR:OG1	2.21	0.40
21:AA:126:G:N1	21:AA:236:A:C6	2.90	0.40
21:AA:587:G:O2'	21:AA:588:G:H5'	2.21	0.40
21:AA:595:A:C5	21:AA:641:U:C4	3.09	0.40
21:AA:670:G:C6	21:AA:671:G:N7	2.90	0.40
21:AA:792:A:C5	21:AA:794:A:N6	2.89	0.40
21:AA:792:A:C1'	21:AA:794:A:N7	2.84	0.40

*Continued on next page...*

*Continued from previous page...*

Atom-1	Atom-2	Interatomic distance (Å)	Clash overlap (Å)
21:AA:920:U:O2'	21:AA:921:U:H5'	2.21	0.40
21:AA:928:G:H2'	21:AA:929:G:H8	1.87	0.40
21:AA:956:U:N3	21:AA:957:U:C5	2.89	0.40
21:AA:1068:G:OP2	21:AA:1094:G:H8	2.04	0.40
21:AA:1463:U:H2'	21:AA:1464:U:H6	1.86	0.40
24:BA:144:A:C6	24:BA:145:C:C4	3.10	0.40
24:BA:506:G:H4'	24:BA:509:C:O2	2.21	0.40
24:BA:764:A:OP1	26:BC:206:LYS:HE3	2.22	0.40
24:BA:944:C:H2'	59:BA:3356:HOH:O	2.22	0.40
24:BA:995:C:OP2	40:BQ:53:LYS:HE3	2.20	0.40
24:BA:1072:C:N4	24:BA:1093:G:H1	2.19	0.40
24:BA:1266:G:N7	42:BS:16:LYS:HE3	2.35	0.40
24:BA:1327:A:OP2	59:BA:3618:HOH:O	2.21	0.40
24:BA:1340:U:C5	24:BA:1603:A:C8	3.08	0.40
24:BA:1380:G:C2	24:BA:1381:G:N7	2.90	0.40
24:BA:1471:G:H2'	24:BA:1472:C:C6	2.56	0.40
24:BA:1821:A:H8	24:BA:1821:A:O5'	2.04	0.40
24:BA:1839:G:C8	24:BA:1927:A:O4'	2.75	0.40
24:BA:1899:A:C2'	24:BA:1900:A:OP2	2.70	0.40
24:BA:2047:C:O2'	24:BA:2823:A:N1	2.43	0.40
24:BA:2261:C:H1'	24:BA:2388:A:N3	2.36	0.40
24:BA:2716:C:H2'	24:BA:2717:C:H6	1.86	0.40
24:BA:2784:U:H4'	27:BD:42:ASN:HD21	1.86	0.40
24:BA:2814:A:O5'	24:BA:2814:A:H8	2.04	0.40
24:BA:2843:G:H21	24:BA:2844:G:H1'	1.86	0.40
25:BB:14:U:C3'	25:BB:15:A:H5''	2.51	0.40
25:BB:67:G:N2	25:BB:68:C:H1'	2.36	0.40
25:BB:71:C:H2'	25:BB:72:G:H5'	2.03	0.40
25:BB:80:U:H2'	25:BB:81:G:C8	2.57	0.40
27:BD:16:THR:CG2	27:BD:18:ASP:OD1	2.61	0.40
27:BD:34:VAL:HG22	27:BD:94:GLN:N	2.35	0.40
29:BF:147:ARG:HG3	29:BF:149:ARG:H	1.87	0.40
30:BG:93:TYR:HD2	30:BG:93:TYR:HA	1.65	0.40
35:BL:92:LEU:HD23	35:BL:125:LEU:HD23	2.04	0.40
36:BM:43:ALA:C	36:BM:45:GLN:N	2.74	0.40
37:BN:55:ALA:HA	37:BN:80:PHE:CD1	2.57	0.40
37:BN:69:ARG:H	37:BN:69:ARG:HG2	1.42	0.40
39:BP:48:ALA:CB	39:BP:95:LYS:HG3	2.51	0.40
39:BP:50:ARG:HB3	39:BP:57:ALA:O	2.21	0.40
40:BQ:57:ARG:HA	40:BQ:60:TRP:CE3	2.56	0.40
42:BS:66:ILE:HD13	42:BS:67:ASP:N	2.36	0.40

*Continued on next page...*

*Continued from previous page...*

Atom-1	Atom-2	Interatomic distance (Å)	Clash overlap (Å)
43:BT:29:THR:CA	43:BT:86:THR:H	2.34	0.40
43:BT:32:LEU:N	43:BT:32:LEU:CD2	2.83	0.40
44:BU:44:HIS:O	44:BU:45:GLN:C	2.59	0.40
44:BU:92:VAL:HG13	44:BU:93:ARG:O	2.21	0.40
44:BU:94:PHE:O	44:BU:94:PHE:CG	2.75	0.40
48:BY:19:LEU:HD12	48:BY:22:LEU:HD23	2.03	0.40
51:B1:27:ARG:C	51:B1:29:LYS:H	2.25	0.40
1:CB:34:ARG:HD3	1:CB:35:ASN:N	2.36	0.40
1:CB:80:LYS:C	1:CB:81:ASP:OD1	2.60	0.40
2:CC:39:ARG:HG2	2:CC:54:ILE:HG21	2.03	0.40
2:CC:59:PRO:HB2	2:CC:60:ALA:H	1.58	0.40
2:CC:162:ALA:HB2	55:CA:1056:U:O5'	2.20	0.40
3:CD:107:GLY:N	3:CD:157:ALA:CB	2.84	0.40
4:CE:75:LEU:HD13	4:CE:79:THR:O	2.21	0.40
5:CF:49:TYR:CE1	17:CR:65:SER:HA	2.56	0.40
6:CG:94:ARG:HB3	6:CG:98:LEU:HD11	2.03	0.40
8:CI:5:TYR:O	8:CI:19:PHE:HA	2.21	0.40
8:CI:59:LYS:HB3	8:CI:59:LYS:HE2	1.63	0.40
8:CI:128:LYS:HD2	8:CI:128:LYS:HA	1.83	0.40
12:CM:2:ARG:HH11	12:CM:8:ILE:HG21	1.86	0.40
12:CM:105:ALA:O	12:CM:109:LYS:N	2.54	0.40
15:CP:26:ASN:OD1	15:CP:31:ARG:HB3	2.21	0.40
20:CU:9:GLU:HB2	20:CU:11:PHE:CE2	2.57	0.40
55:CA:39:G:H2'	55:CA:40:C:C6	2.56	0.40
55:CA:253:A:O2'	55:CA:254:G:O5'	2.35	0.40
55:CA:291:U:O2'	55:CA:292:G:H5'	2.21	0.40
55:CA:571:U:H3'	55:CA:572:A:H5''	2.03	0.40
55:CA:764:C:N4	55:CA:812:G:N1	2.70	0.40
55:CA:767:A:C4	55:CA:768:A:C8	3.10	0.40
55:CA:880:C:O2	55:CA:880:C:C2'	2.58	0.40
55:CA:928:G:O2'	55:CA:1533:C:P	2.78	0.40
55:CA:1023:U:C2	55:CA:1024:G:N7	2.90	0.40
55:CA:1163:A:C6	55:CA:1174:G:C6	3.09	0.40
55:CA:1246:A:O2'	55:CA:1247:U:C5'	2.69	0.40
55:CA:1266:G:N1	55:CA:1270:G:O6	2.54	0.40
55:CA:1266:G:N2	55:CA:1269:A:OP2	2.54	0.40
55:CA:1361:G:H2'	55:CA:1362:A:H5''	2.04	0.40
55:CA:1507:A:C6	55:CA:1530:G:C5	3.08	0.40
24:DA:14:A:C6	24:DA:526:A:C2	3.09	0.40
24:DA:64:A:C6	24:DA:91:A:N6	2.89	0.40
24:DA:70:G:H5'	24:DA:71:A:OP1	2.21	0.40

*Continued on next page...*



*Continued from previous page...*

Atom-1	Atom-2	Interatomic distance (Å)	Clash overlap (Å)
24:DA:271:G:C4	24:DA:272:A:N7	2.89	0.40
24:DA:432:A:H2'	24:DA:433:C:C6	2.57	0.40
24:DA:571:U:N3	24:DA:2030:A:C6	2.89	0.40
24:DA:929:U:N3	24:DA:930:G:C5	2.89	0.40
24:DA:975:A:N6	24:DA:989:G:H1'	2.36	0.40
24:DA:996:A:C4	24:DA:997:G:C8	3.10	0.40
24:DA:1112:G:O2'	24:DA:1113:U:C6	2.66	0.40
24:DA:1203:U:C4	24:DA:1204:A:C5	3.09	0.40
24:DA:1345:C:C2	24:DA:1346:G:C8	3.09	0.40
24:DA:1442:U:C4	24:DA:1443:U:C4	3.09	0.40
24:DA:1493:C:OP2	24:DA:1493:C:H6	2.03	0.40
24:DA:1655:A:H4'	27:DD:118:PHE:CE1	2.55	0.40
24:DA:1721:G:O2'	24:DA:1739:A:N6	2.53	0.40
24:DA:1833:C:O2	24:DA:1969:A:H2	2.03	0.40
24:DA:1851:U:H2'	24:DA:1852:U:O4'	2.22	0.40
24:DA:2262:U:H5''	46:DW:38:ARG:HH22	1.86	0.40
24:DA:2365:G:OP1	46:DW:54:ARG:HG3	2.22	0.40
24:DA:2378:A:O2'	38:DO:21:LEU:HD13	2.21	0.40
24:DA:2423:U:C1'	24:DA:2425:A:N7	2.83	0.40
24:DA:2558:C:C2'	24:DA:2559:C:H5'	2.52	0.40
24:DA:2560:A:C6	24:DA:2561:U:C4	3.10	0.40
24:DA:2611:C:C2'	24:DA:2612:C:H6	2.35	0.40
24:DA:2697:G:O2'	24:DA:2698:U:H5'	2.21	0.40
56:DB:78:A:C2	56:DB:99:A:C4	3.09	0.40
26:DC:6:LYS:HA	26:DC:7:PRO:HD3	1.94	0.40
28:DE:141:MET:O	28:DE:142:ALA:HB3	2.22	0.40
32:DI:5:GLN:HB2	32:DI:7:TYR:CE2	2.56	0.40
32:DI:64:ARG:CZ	32:DI:64:ARG:HB2	2.51	0.40
33:DJ:23:LYS:HE2	33:DJ:142:ILE:HG13	2.04	0.40
36:DM:72:PRO:HA	36:DM:92:TRP:CE3	2.56	0.40
41:DR:39:LEU:HB2	41:DR:49:ILE:CD1	2.51	0.40
44:DU:20:LYS:C	44:DU:20:LYS:HD3	2.42	0.40
44:DU:64:ILE:O	44:DU:65:GLN:O	2.40	0.40
45:DV:21:ARG:HE	45:DV:87:GLN:HG2	1.86	0.40
45:DV:80:HIS:CD2	45:DV:83:LYS:N	2.89	0.40
46:DW:25:PHE:CG	46:DW:26:GLY:N	2.88	0.40
51:D1:52:LYS:HB2	51:D1:52:LYS:NZ	2.36	0.40
1:AB:30:ILE:HD11	1:AB:38:HIS:CD2	2.57	0.40
1:AB:116:LEU:O	1:AB:119:GLN:NE2	2.54	0.40
1:AB:153:MET:CE	1:AB:157:PRO:HG3	2.51	0.40
1:AB:177:ASN:OD1	1:AB:177:ASN:C	2.59	0.40

*Continued on next page...*

*Continued from previous page...*

Atom-1	Atom-2	Interatomic distance (Å)	Clash overlap (Å)
2:AC:78:LYS:O	2:AC:79:LYS:HB2	2.22	0.40
2:AC:108:PRO:CB	2:AC:114:LEU:HD13	2.52	0.40
3:AD:21:LYS:O	3:AD:22:SER:C	2.59	0.40
4:AE:17:VAL:HA	4:AE:33:THR:O	2.22	0.40
10:AK:71:ASP:OD1	10:AK:72:ALA:N	2.55	0.40
13:AN:78:LEU:HB2	13:AN:83:VAL:CG2	2.51	0.40
21:AA:313:A:H2'	21:AA:314:C:C6	2.56	0.40
21:AA:328:C:O2	21:AA:328:C:H2'	2.22	0.40
21:AA:469:C:C4	21:AA:470:C:C4	3.10	0.40
21:AA:953:G:C6	21:AA:954:G:C5	3.09	0.40
21:AA:1022:A:C6	21:AA:1023:U:N3	2.90	0.40
21:AA:1171:A:C6	21:AA:1172:C:C4	3.09	0.40
21:AA:1239:A:C6	21:AA:1298:U:C5	3.10	0.40
22:AV:35:A:C2'	22:AV:36:A:O5'	2.70	0.40
24:BA:30:G:C6	24:BA:511:U:O2	2.75	0.40
24:BA:35:G:HO2'	24:BA:36:G:C5'	2.30	0.40
24:BA:287:G:N2	24:BA:354:A:C4	2.89	0.40
24:BA:725:G:O6	24:BA:726:G:N1	2.54	0.40
24:BA:996:A:C6	24:BA:1160:G:C6	3.08	0.40
24:BA:1014:A:H2'	24:BA:1015:U:C6	2.56	0.40
24:BA:1538:G:O2'	24:BA:1539:U:C5'	2.69	0.40
24:BA:1569:A:C6	24:BA:1570:A:N1	2.90	0.40
24:BA:1601:G:H2'	24:BA:1602:U:O4'	2.22	0.40
24:BA:1730:C:OP1	24:BA:1730:C:H4'	2.20	0.40
24:BA:1787:A:O2'	24:BA:1788:C:H5'	2.21	0.40
24:BA:1997:C:O2'	24:BA:1998:A:C5'	2.64	0.40
24:BA:2093:G:C5	24:BA:2225:A:C5	3.09	0.40
24:BA:2096:C:H2'	24:BA:2097:A:C8	2.57	0.40
24:BA:2182:U:C2'	24:BA:2183:A:OP1	2.69	0.40
24:BA:2214:C:H6	24:BA:2214:C:H5'	1.85	0.40
24:BA:2255:G:C5	24:BA:2256:G:C8	3.09	0.40
24:BA:2283:C:N4	24:BA:2389:G:C5	2.90	0.40
24:BA:2545:G:H2'	24:BA:2546:U:H5'	2.03	0.40
24:BA:2765:A:N3	24:BA:2766:A:H5'	2.36	0.40
24:BA:2791:G:C4	24:BA:2792:A:C8	3.09	0.40
25:BB:116:G:H4'	38:BO:54:VAL:HG22	2.03	0.40
26:BC:245:THR:C	26:BC:247:TRP:N	2.74	0.40
26:BC:245:THR:C	26:BC:247:TRP:H	2.25	0.40
28:BE:108:ILE:HD11	28:BE:180:LEU:HD13	2.03	0.40
28:BE:133:LEU:HD23	28:BE:133:LEU:HA	1.89	0.40
29:BF:8:LYS:HB2	29:BF:9:ASP:H	1.62	0.40

*Continued on next page...*

*Continued from previous page...*

Atom-1	Atom-2	Interatomic distance (Å)	Clash overlap (Å)
29:BF:41:GLU:HB2	29:BF:48:LEU:HD23	2.04	0.40
29:BF:100:GLU:O	29:BF:102:LEU:N	2.55	0.40
30:BG:26:LYS:HB3	30:BG:32:LEU:CB	2.51	0.40
30:BG:26:LYS:HB3	30:BG:32:LEU:HA	2.03	0.40
30:BG:95:ALA:HB2	30:BG:104:LEU:HD23	2.02	0.40
32:BI:52:LEU:HA	32:BI:53:PRO:HD3	1.97	0.40
32:BI:64:ARG:HA	32:BI:64:ARG:HD2	1.98	0.40
33:BJ:37:ARG:HA	33:BJ:118:MET:HE2	2.02	0.40
34:BK:116:ILE:HG13	34:BK:116:ILE:H	1.74	0.40
36:BM:43:ALA:O	36:BM:47:GLU:HB2	2.21	0.40
36:BM:96:ILE:O	36:BM:96:ILE:CD1	2.70	0.40
36:BM:136:MET:HE2	36:BM:136:MET:HB3	1.87	0.40
38:BO:34:HIS:CD2	38:BO:53:THR:OG1	2.74	0.40
39:BP:50:ARG:H	39:BP:50:ARG:HG3	1.72	0.40
43:BT:34:VAL:HG23	43:BT:34:VAL:O	2.21	0.40
46:BW:51:GLY:O	46:BW:52:CYS:C	2.58	0.40
2:CC:168:ARG:CG	2:CC:169:GLU:N	2.84	0.40
5:CF:43:GLY:O	5:CF:44:ARG:C	2.59	0.40
6:CG:135:LYS:O	6:CG:139:ASP:N	2.54	0.40
7:CH:76:ARG:HD3	7:CH:76:ARG:C	2.41	0.40
9:CJ:47:GLU:CB	9:CJ:67:ILE:HG13	2.44	0.40
9:CJ:48:ARG:HB3	13:CN:100:TRP:HZ2	1.86	0.40
12:CM:97:ARG:HB3	55:CA:1308:U:OP2	2.22	0.40
13:CN:2:LYS:HA	55:CA:1048:G:OP1	2.22	0.40
13:CN:19:TYR:CE2	13:CN:51:PRO:HG3	2.56	0.40
18:CS:72:GLU:HG2	55:CA:1320:C:H4'	2.03	0.40
19:CT:22:SER:HA	19:CT:25:SER:OG	2.21	0.40
19:CT:73:ARG:NH1	55:CA:261:U:C5	2.89	0.40
19:CT:81:GLN:HE22	55:CA:258:G:H5'	1.76	0.40
20:CU:15:LEU:HD13	20:CU:17:ARG:HE	1.86	0.40
55:CA:94:G:H4'	55:CA:95:C:H5''	2.03	0.40
55:CA:162:A:H2'	55:CA:163:C:O4'	2.22	0.40
55:CA:615:G:N2	55:CA:626:G:C4	2.90	0.40
55:CA:876:C:H2'	55:CA:877:G:H8	1.87	0.40
55:CA:889:A:O2'	55:CA:890:G:H4'	2.21	0.40
55:CA:1201:A:H4'	55:CA:1203:C:OP2	2.20	0.40
55:CA:1292:G:C6	55:CA:1293:C:C4	3.10	0.40
24:DA:19:A:N1	24:DA:522:A:C6	2.90	0.40
24:DA:36:G:H4'	24:DA:451:U:N3	2.37	0.40
24:DA:38:A:C6	24:DA:39:G:C5	3.10	0.40
24:DA:126:A:H8	52:D2:46:LYS:HE2	1.86	0.40

*Continued on next page...*

*Continued from previous page...*

Atom-1	Atom-2	Interatomic distance (Å)	Clash overlap (Å)
24:DA:187:G:C2	24:DA:210:C:C2	3.10	0.40
24:DA:252:G:N2	24:DA:253:C:C2	2.89	0.40
24:DA:447:A:H5'	24:DA:449:A:C8	2.57	0.40
24:DA:511:U:H5''	24:DA:512:G:OP2	2.21	0.40
24:DA:532:A:H5'	24:DA:533:G:O4'	2.22	0.40
24:DA:567:U:N3	24:DA:568:U:C4	2.89	0.40
24:DA:825:A:C6	24:DA:826:U:N3	2.89	0.40
24:DA:871:U:H2'	24:DA:872:U:C6	2.57	0.40
24:DA:1047:G:N2	24:DA:1110:G:C4	2.89	0.40
24:DA:1055:G:H3'	24:DA:1056:G:H5'	2.02	0.40
24:DA:1343:G:H2'	24:DA:1344:U:C5	2.56	0.40
24:DA:1803:A:H3'	24:DA:1804:C:C6	2.56	0.40
24:DA:1959:G:C6	24:DA:1960:A:C5	3.10	0.40
24:DA:1965:C:H3'	24:DA:1966:A:H5''	2.00	0.40
24:DA:2051:A:C4'	24:DA:2052:A:OP1	2.54	0.40
24:DA:2102:G:C2	24:DA:2188:U:C2	3.09	0.40
56:DB:54:G:H2'	56:DB:55:U:C6	2.57	0.40
56:DB:57:A:H2'	56:DB:58:A:H8	1.85	0.40
26:DC:94:LEU:HB2	26:DC:100:ARG:HD2	2.03	0.40
27:DD:138:LEU:N	27:DD:138:LEU:HD13	2.37	0.40
27:DD:202:ILE:N	27:DD:202:ILE:HD12	2.37	0.40
29:DF:146:ASP:HB3	29:DF:147:ARG:H	1.60	0.40
33:DJ:30:THR:CG2	33:DJ:31:GLU:H	2.34	0.40
37:DN:57:THR:O	37:DN:80:PHE:HD1	2.04	0.40
40:DQ:48:ASP:HA	40:DQ:51:GLN:HB2	2.04	0.40
42:DS:4:ILE:CG2	42:DS:106:VAL:HG22	2.51	0.40
42:DS:24:ILE:HB	42:DS:32:ALA:HB1	2.03	0.40
47:DX:2:ARG:HH21	47:DX:32:LEU:HD23	1.87	0.40
50:D0:21:LEU:HD23	50:D0:21:LEU:HA	1.94	0.40
51:D1:8:ILE:HG21	51:D1:51:ALA:HB1	2.03	0.40
51:D1:43:ARG:NH2	51:D1:43:ARG:HB2	2.36	0.40
2:AC:41:TYR:OH	2:AC:89:VAL:HG21	2.22	0.40
2:AC:63:ILE:O	2:AC:98:ALA:HA	2.21	0.40
2:AC:116:ALA:HB1	2:AC:186:SER:HB3	2.04	0.40
3:AD:195:ASN:N	3:AD:195:ASN:ND2	2.66	0.40
6:AG:149:ALA:HB1	10:AK:58:THR:CB	2.52	0.40
11:AL:14:LYS:HE3	11:AL:14:LYS:HB2	1.77	0.40
16:AQ:12:VAL:CG1	16:AQ:16:MET:HE1	2.49	0.40
20:AU:9:GLU:N	20:AU:10:PRO:CD	2.84	0.40
21:AA:19:A:C6	21:AA:20:U:C4	3.10	0.40
21:AA:148:G:N3	21:AA:1446:A:H2	2.19	0.40

*Continued on next page...*

*Continued from previous page...*

Atom-1	Atom-2	Interatomic distance (Å)	Clash overlap (Å)
21:AA:158:G:H2'	21:AA:159:G:H5''	2.02	0.40
21:AA:613:C:H2'	21:AA:614:C:C6	2.57	0.40
21:AA:666:G:N1	21:AA:741:G:C5	2.90	0.40
21:AA:724:G:H4'	21:AA:724:G:OP2	2.22	0.40
21:AA:838:G:H1'	21:AA:849:G:N2	2.36	0.40
21:AA:845:A:H8	21:AA:846:G:C4'	2.35	0.40
21:AA:878:A:H2'	21:AA:879:C:O4'	2.21	0.40
21:AA:961:U:C2	21:AA:983:A:C4	3.10	0.40
21:AA:1075:U:H4'	21:AA:1101:A:N6	2.36	0.40
21:AA:1081:A:C2	21:AA:1082:A:N9	2.90	0.40
21:AA:1106:G:C6	21:AA:1107:C:C5	3.10	0.40
21:AA:1124:G:N2	21:AA:1150:A:C2	2.90	0.40
24:BA:27:G:C2	24:BA:512:G:O2'	2.74	0.40
24:BA:55:G:N3	24:BA:127:A:H2	2.20	0.40
24:BA:63:A:H2'	24:BA:64:A:H8	1.87	0.40
24:BA:177:G:H3'	24:BA:178:G:C8	2.56	0.40
24:BA:262:A:H2'	24:BA:263:G:O4'	2.22	0.40
24:BA:327:G:C5	24:BA:328:U:C4	3.09	0.40
24:BA:363:G:H2'	24:BA:364:C:C5	2.57	0.40
24:BA:541:A:C6	24:BA:553:G:C6	3.09	0.40
24:BA:556:A:N7	24:BA:557:C:C5	2.90	0.40
24:BA:580:U:O3'	40:BQ:30:VAL:CG1	2.69	0.40
24:BA:594:U:H2'	24:BA:595:C:C6	2.57	0.40
24:BA:751:A:C2	24:BA:789:A:C4	3.09	0.40
24:BA:760:G:H4'	24:BA:1776:G:OP1	2.21	0.40
24:BA:827:U:C4	24:BA:2430:A:C5	3.09	0.40
24:BA:861:A:H2'	24:BA:862:G:O4'	2.21	0.40
24:BA:1297:C:OP1	24:BA:2710:C:H4'	2.21	0.40
24:BA:1655:A:H3'	24:BA:1656:C:C6	2.57	0.40
24:BA:1767:G:C2	24:BA:1768:C:C6	3.10	0.40
24:BA:1819:A:H5''	26:BC:159:THR:HG21	2.03	0.40
24:BA:1853:A:C6	24:BA:1854:A:N1	2.89	0.40
24:BA:2248:C:O2	24:BA:2248:C:H2'	2.22	0.40
24:BA:2714:G:H2'	24:BA:2715:C:C6	2.56	0.40
24:BA:2782:G:C2'	24:BA:2783:U:H5'	2.52	0.40
24:BA:2818:U:H1'	24:BA:2829:A:H2	1.85	0.40
24:BA:2840:C:H5''	37:BN:53:THR:HG21	2.03	0.40
26:BC:163:ILE:HD13	26:BC:173:LEU:HD11	2.03	0.40
26:BC:268:ARG:HH11	26:BC:268:ARG:CB	2.34	0.40
27:BD:90:PHE:O	27:BD:92:VAL:N	2.55	0.40
28:BE:47:LYS:HD3	28:BE:51:GLU:O	2.21	0.40

*Continued on next page...*

*Continued from previous page...*

Atom-1	Atom-2	Interatomic distance (Å)	Clash overlap (Å)
29:BF:127:TYR:O	29:BF:128:SER:CB	2.69	0.40
30:BG:11:PRO:O	30:BG:12:ALA:C	2.60	0.40
31:BH:133:GLN:OE1	31:BH:133:GLN:HA	2.22	0.40
33:BJ:13:ARG:HD3	33:BJ:51:GLY:O	2.22	0.40
34:BK:1:MET:CE	34:BK:32:TYR:CE1	3.04	0.40
34:BK:68:GLY:O	34:BK:69:VAL:HG23	2.21	0.40
36:BM:5:LYS:O	36:BM:6:ARG:HB2	2.21	0.40
36:BM:81:ARG:HA	36:BM:81:ARG:HD3	1.80	0.40
38:BO:53:THR:O	38:BO:53:THR:OG1	2.39	0.40
38:BO:76:LYS:O	38:BO:79:ALA:HB3	2.22	0.40
43:BT:68:LYS:CG	43:BT:69:ARG:H	2.35	0.40
46:BW:9:THR:HG23	46:BW:10:ARG:N	2.36	0.40
46:BW:23:LYS:CD	46:BW:24:ARG:N	2.83	0.40
47:BX:70:LEU:O	47:BX:74:GLY:N	2.51	0.40
48:BY:47:ARG:HH21	48:BY:47:ARG:CG	2.34	0.40
49:BZ:19:HIS:O	49:BZ:22:THR:HB	2.22	0.40
50:B0:54:ILE:HD13	50:B0:54:ILE:HA	1.93	0.40
54:B4:30:GLU:HB3	54:B4:33:HIS:CE1	2.57	0.40
1:CB:153:MET:C	1:CB:155:GLY:H	2.24	0.40
2:CC:131:ARG:O	2:CC:132:ALA:C	2.59	0.40
2:CC:183:TYR:CE1	2:CC:200:TRP:CE2	3.10	0.40
3:CD:80:ARG:H	3:CD:80:ARG:HG3	1.58	0.40
4:CE:55:VAL:N	4:CE:56:PRO:CD	2.83	0.40
4:CE:76:ASN:O	4:CE:79:THR:HG22	2.22	0.40
4:CE:111:ARG:O	4:CE:113:VAL:N	2.55	0.40
4:CE:152:VAL:C	4:CE:154:ALA:H	2.24	0.40
5:CF:12:PRO:HA	5:CF:15:SER:HB2	2.03	0.40
6:CG:29:LEU:HG	55:CA:1240:U:N3	2.37	0.40
6:CG:78:ARG:NH2	55:CA:1382:C:H4'	2.37	0.40
14:CO:87:ARG:HA	14:CO:87:ARG:HD2	1.93	0.40
16:CQ:10:ARG:HA	16:CQ:57:VAL:HA	2.03	0.40
16:CQ:26:ARG:CG	16:CQ:39:ARG:HB2	2.52	0.40
55:CA:173:U:H5'	55:CA:197:A:O4'	2.21	0.40
55:CA:345:C:H4'	55:CA:346:G:H5''	2.03	0.40
55:CA:451:A:H61	55:CA:481:G:H5'	1.86	0.40
55:CA:545:C:H2'	55:CA:546:A:O4'	2.21	0.40
55:CA:859:G:C8	55:CA:869:G:N2	2.90	0.40
55:CA:1115:U:H2'	55:CA:1116:U:H6	1.87	0.40
55:CA:1117:A:C5	55:CA:1184:G:O6	2.74	0.40
55:CA:1289:A:H2	55:CA:1371:G:H21	1.69	0.40
55:CA:1301:U:H5''	55:CA:1302:C:OP1	2.21	0.40

*Continued on next page...*

*Continued from previous page...*

Atom-1	Atom-2	Interatomic distance (Å)	Clash overlap (Å)
55:CA:1410:A:N1	55:CA:1491:G:C6	2.90	0.40
55:CA:1497:G:C2'	55:CA:1498:U:O5'	2.70	0.40
24:DA:86:G:C2	24:DA:87:U:C5	3.10	0.40
24:DA:183:C:C2'	24:DA:184:C:H5'	2.51	0.40
24:DA:197:A:C6	24:DA:2430:A:N3	2.89	0.40
24:DA:246:C:C2'	24:DA:247:G:H5'	2.51	0.40
24:DA:370:G:O6	24:DA:424:G:C6	2.75	0.40
24:DA:392:U:H2'	24:DA:393:C:C6	2.56	0.40
24:DA:539:G:C2	24:DA:540:C:C2	3.10	0.40
24:DA:581:C:H2'	24:DA:582:A:O4'	2.21	0.40
24:DA:961:C:C4	24:DA:2031:A:C4	3.10	0.40
24:DA:980:A:H2	24:DA:2038:G:C1'	2.35	0.40
24:DA:1048:A:N6	24:DA:1111:A:C5	2.89	0.40
24:DA:1060:U:H1'	24:DA:1062:G:OP2	2.21	0.40
24:DA:1062:G:OP1	24:DA:1070:A:C4'	2.66	0.40
24:DA:1085:A:H3'	24:DA:1086:A:C2	2.57	0.40
24:DA:1210:G:P	24:DA:1212:G:H5'	2.62	0.40
24:DA:1300:G:H5''	24:DA:1301:A:O5'	2.21	0.40
24:DA:1351:C:H4'	24:DA:1572:A:O4'	2.22	0.40
24:DA:1819:A:H1'	24:DA:1821:A:C5	2.56	0.40
24:DA:1951:U:C2	24:DA:1953:A:OP2	2.74	0.40
24:DA:2024:G:C5	24:DA:2040:G:C2	3.10	0.40
24:DA:2074:U:C4	24:DA:2075:U:O4	2.73	0.40
24:DA:2289:G:H2'	24:DA:2290:G:H8	1.86	0.40
24:DA:2298:A:N1	24:DA:2321:U:C5	2.90	0.40
24:DA:2438:U:H5''	24:DA:2600:A:OP1	2.21	0.40
24:DA:2453:A:O2'	24:DA:2572:A:H1'	2.21	0.40
24:DA:2558:C:C4	24:DA:2559:C:C4	3.09	0.40
24:DA:2768:U:C4	24:DA:2769:U:C4	3.10	0.40
56:DB:34:A:C5	56:DB:44:G:N7	2.89	0.40
56:DB:102:G:C5	56:DB:103:U:C5	3.10	0.40
26:DC:65:ASP:OD2	26:DC:68:ARG:HG2	2.22	0.40
26:DC:198:GLU:HG3	26:DC:198:GLU:O	2.22	0.40
27:DD:78:GLY:C	27:DD:79:LEU:HD13	2.42	0.40
30:DG:122:ALA:HB2	30:DG:132:LEU:HA	2.03	0.40
33:DJ:18:VAL:HG12	33:DJ:54:ILE:HD11	2.03	0.40
33:DJ:37:ARG:NH2	33:DJ:39:LYS:NZ	2.69	0.40
33:DJ:56:VAL:CG2	33:DJ:124:VAL:HA	2.51	0.40
33:DJ:125:TYR:HE2	33:DJ:132:HIS:CD2	2.40	0.40
35:DL:79:LEU:HD22	35:DL:115:GLU:O	2.21	0.40
36:DM:76:LYS:HA	36:DM:77:PRO:HD3	1.87	0.40

*Continued on next page...*

Continued from previous page...

Atom-1	Atom-2	Interatomic distance (Å)	Clash overlap (Å)
36:DM:108:VAL:HA	36:DM:109:PRO:HD3	1.85	0.40
37:DN:14:SER:C	37:DN:16:HIS:N	2.75	0.40
40:DQ:26:ALA:O	40:DQ:30:VAL:HB	2.22	0.40
43:DT:12:ARG:HG3	48:DY:29:ARG:NH1	2.37	0.40
43:DT:28:ASN:O	43:DT:29:THR:HG22	2.22	0.40
45:DV:26:PHE:HA	45:DV:27:PRO:HD2	1.75	0.40
46:DW:44:PHE:HE2	46:DW:76:ARG:HE	1.66	0.40
47:DX:36:ARG:HA	47:DX:47:THR:HA	2.03	0.40
47:DX:39:VAL:O	47:DX:41:SER:N	2.49	0.40
51:D1:29:LYS:HE2	51:D1:31:GLU:OE2	2.21	0.40
52:D2:31:LEU:CA	52:D2:34:ARG:HB2	2.44	0.40

There are no symmetry-related clashes.

## 5.3 Torsion angles [i](#)

### 5.3.1 Protein backbone [i](#)

In the following table, the Percentiles column shows the percent Ramachandran outliers of the chain as a percentile score with respect to all X-ray entries followed by that with respect to entries of similar resolution.

The Analysed column shows the number of residues for which the backbone conformation was analysed, and the total number of residues.

Mol	Chain	Analysed	Favoured	Allowed	Outliers	Percentiles	
1	AB	216/241 (90%)	119 (55%)	69 (32%)	28 (13%)	0	4
1	CB	216/241 (90%)	144 (67%)	50 (23%)	22 (10%)	0	8
2	AC	204/233 (88%)	140 (69%)	48 (24%)	16 (8%)	1	13
2	CC	204/233 (88%)	136 (67%)	52 (26%)	16 (8%)	1	13
3	AD	203/206 (98%)	143 (70%)	43 (21%)	17 (8%)	1	11
3	CD	203/206 (98%)	136 (67%)	46 (23%)	21 (10%)	0	7
4	AE	148/167 (89%)	105 (71%)	27 (18%)	16 (11%)	0	6
4	CE	148/167 (89%)	100 (68%)	34 (23%)	14 (10%)	0	9
5	AF	98/135 (73%)	68 (69%)	22 (22%)	8 (8%)	1	11
5	CF	98/135 (73%)	65 (66%)	27 (28%)	6 (6%)	1	18
6	AG	149/179 (83%)	103 (69%)	36 (24%)	10 (7%)	1	17

Continued on next page...



Continued from previous page...

Mol	Chain	Analysed	Favoured	Allowed	Outliers	Percentiles	
6	CG	148/179 (83%)	84 (57%)	44 (30%)	20 (14%)	0	4
7	AH	127/130 (98%)	90 (71%)	27 (21%)	10 (8%)	1	13
7	CH	127/130 (98%)	88 (69%)	30 (24%)	9 (7%)	1	15
8	AI	125/130 (96%)	81 (65%)	32 (26%)	12 (10%)	0	9
8	CI	125/130 (96%)	88 (70%)	33 (26%)	4 (3%)	4	31
9	AJ	96/103 (93%)	69 (72%)	16 (17%)	11 (12%)	0	5
9	CJ	96/103 (93%)	62 (65%)	22 (23%)	12 (12%)	0	5
10	AK	115/129 (89%)	84 (73%)	22 (19%)	9 (8%)	1	13
10	CK	115/129 (89%)	86 (75%)	19 (16%)	10 (9%)	1	11
11	AL	121/124 (98%)	82 (68%)	27 (22%)	12 (10%)	0	8
11	CL	121/124 (98%)	86 (71%)	26 (22%)	9 (7%)	1	14
12	AM	112/118 (95%)	89 (80%)	16 (14%)	7 (6%)	1	18
12	CM	111/118 (94%)	71 (64%)	28 (25%)	12 (11%)	0	6
13	AN	92/101 (91%)	63 (68%)	18 (20%)	11 (12%)	0	5
13	CN	91/101 (90%)	62 (68%)	24 (26%)	5 (6%)	2	21
14	AO	86/89 (97%)	64 (74%)	20 (23%)	2 (2%)	6	37
14	CO	86/89 (97%)	67 (78%)	19 (22%)	0	100	100
15	AP	80/82 (98%)	52 (65%)	22 (28%)	6 (8%)	1	14
15	CP	78/82 (95%)	52 (67%)	20 (26%)	6 (8%)	1	13
16	AQ	78/84 (93%)	47 (60%)	20 (26%)	11 (14%)	0	4
16	CQ	78/84 (93%)	57 (73%)	16 (20%)	5 (6%)	1	18
17	AR	53/75 (71%)	39 (74%)	11 (21%)	3 (6%)	1	20
17	CR	53/75 (71%)	39 (74%)	11 (21%)	3 (6%)	1	20
18	AS	77/92 (84%)	61 (79%)	13 (17%)	3 (4%)	3	27
18	CS	77/92 (84%)	55 (71%)	20 (26%)	2 (3%)	5	34
19	AT	83/87 (95%)	63 (76%)	14 (17%)	6 (7%)	1	15
19	CT	83/87 (95%)	59 (71%)	21 (25%)	3 (4%)	3	29
20	AU	49/71 (69%)	26 (53%)	16 (33%)	7 (14%)	0	3
20	CU	49/71 (69%)	23 (47%)	17 (35%)	9 (18%)	0	2
26	BC	269/273 (98%)	192 (71%)	48 (18%)	29 (11%)	0	6
26	DC	269/273 (98%)	169 (63%)	73 (27%)	27 (10%)	0	8

Continued on next page...

*Continued from previous page...*

Mol	Chain	Analysed	Favoured	Allowed	Outliers	Percentiles	
27	BD	207/209 (99%)	141 (68%)	35 (17%)	31 (15%)	0	3
27	DD	207/209 (99%)	129 (62%)	48 (23%)	30 (14%)	0	3
28	BE	199/201 (99%)	138 (69%)	41 (21%)	20 (10%)	0	8
28	DE	199/201 (99%)	129 (65%)	49 (25%)	21 (11%)	0	7
29	BF	175/179 (98%)	133 (76%)	26 (15%)	16 (9%)	1	10
29	DF	176/179 (98%)	94 (53%)	43 (24%)	39 (22%)	0	1
30	BG	174/177 (98%)	114 (66%)	34 (20%)	26 (15%)	0	3
30	DG	174/177 (98%)	109 (63%)	36 (21%)	29 (17%)	0	3
31	BH	147/149 (99%)	63 (43%)	53 (36%)	31 (21%)	0	1
31	DH	147/149 (99%)	78 (53%)	48 (33%)	21 (14%)	0	3
32	BI	139/142 (98%)	84 (60%)	42 (30%)	13 (9%)	0	9
32	DI	139/142 (98%)	81 (58%)	39 (28%)	19 (14%)	0	4
33	BJ	140/142 (99%)	100 (71%)	22 (16%)	18 (13%)	0	4
33	DJ	140/142 (99%)	95 (68%)	31 (22%)	14 (10%)	0	8
34	BK	120/123 (98%)	86 (72%)	17 (14%)	17 (14%)	0	3
34	DK	120/123 (98%)	79 (66%)	22 (18%)	19 (16%)	0	3
35	BL	141/144 (98%)	106 (75%)	23 (16%)	12 (8%)	1	11
35	DL	141/144 (98%)	80 (57%)	42 (30%)	19 (14%)	0	4
36	BM	134/136 (98%)	95 (71%)	16 (12%)	23 (17%)	0	2
36	DM	134/136 (98%)	89 (66%)	32 (24%)	13 (10%)	0	9
37	BN	118/127 (93%)	85 (72%)	23 (20%)	10 (8%)	1	11
37	DN	118/127 (93%)	73 (62%)	32 (27%)	13 (11%)	0	6
38	BO	114/117 (97%)	84 (74%)	20 (18%)	10 (9%)	1	10
38	DO	114/117 (97%)	80 (70%)	28 (25%)	6 (5%)	2	21
39	BP	112/115 (97%)	74 (66%)	23 (20%)	15 (13%)	0	4
39	DP	112/115 (97%)	67 (60%)	30 (27%)	15 (13%)	0	4
40	BQ	115/118 (98%)	85 (74%)	23 (20%)	7 (6%)	1	18
40	DQ	115/118 (98%)	85 (74%)	22 (19%)	8 (7%)	1	16
41	BR	101/103 (98%)	75 (74%)	14 (14%)	12 (12%)	0	5
41	DR	101/103 (98%)	71 (70%)	20 (20%)	10 (10%)	0	8
42	BS	108/110 (98%)	81 (75%)	20 (18%)	7 (6%)	1	18

*Continued on next page...*

Continued from previous page...

Mol	Chain	Analysed	Favoured	Allowed	Outliers	Percentiles	
42	DS	108/110 (98%)	80 (74%)	18 (17%)	10 (9%)	0	10
43	BT	91/100 (91%)	55 (60%)	20 (22%)	16 (18%)	0	2
43	DT	91/100 (91%)	47 (52%)	30 (33%)	14 (15%)	0	3
44	BU	100/104 (96%)	68 (68%)	16 (16%)	16 (16%)	0	3
44	DU	100/104 (96%)	49 (49%)	29 (29%)	22 (22%)	0	1
45	BV	92/94 (98%)	76 (83%)	15 (16%)	1 (1%)	14	50
45	DV	92/94 (98%)	59 (64%)	25 (27%)	8 (9%)	1	11
46	BW	77/85 (91%)	32 (42%)	18 (23%)	27 (35%)	0	0
46	DW	77/85 (91%)	34 (44%)	25 (32%)	18 (23%)	0	0
47	BX	75/78 (96%)	58 (77%)	12 (16%)	5 (7%)	1	17
47	DX	75/78 (96%)	49 (65%)	19 (25%)	7 (9%)	0	10
48	BY	61/63 (97%)	39 (64%)	15 (25%)	7 (12%)	0	5
48	DY	61/63 (97%)	45 (74%)	11 (18%)	5 (8%)	1	11
49	BZ	56/59 (95%)	43 (77%)	10 (18%)	3 (5%)	2	21
49	DZ	56/59 (95%)	35 (62%)	14 (25%)	7 (12%)	0	5
50	B0	54/57 (95%)	39 (72%)	8 (15%)	7 (13%)	0	4
50	D0	54/57 (95%)	39 (72%)	8 (15%)	7 (13%)	0	4
51	B1	48/55 (87%)	32 (67%)	9 (19%)	7 (15%)	0	3
51	D1	48/55 (87%)	37 (77%)	7 (15%)	4 (8%)	1	11
52	B2	44/46 (96%)	36 (82%)	6 (14%)	2 (4%)	2	24
52	D2	44/46 (96%)	30 (68%)	9 (20%)	5 (11%)	0	5
53	B3	62/65 (95%)	50 (81%)	10 (16%)	2 (3%)	4	31
53	D3	62/65 (95%)	42 (68%)	15 (24%)	5 (8%)	1	12
54	B4	36/38 (95%)	27 (75%)	6 (17%)	3 (8%)	1	11
54	D4	36/38 (95%)	22 (61%)	8 (22%)	6 (17%)	0	3
All	All	11238/11970 (94%)	7515 (67%)	2516 (22%)	1207 (11%)	0	6

All (1207) Ramachandran outliers are listed below:

Mol	Chain	Res	Type
1	AB	20	ARG
1	AB	22	TRP
1	AB	37	VAL

Continued on next page...

*Continued from previous page...*

<b>Mol</b>	<b>Chain</b>	<b>Res</b>	<b>Type</b>
1	AB	71	THR
1	AB	125	PHE
1	AB	127	LYS
1	AB	200	PRO
2	AC	11	LEU
2	AC	16	PRO
2	AC	100	ILE
2	AC	145	ALA
3	AD	22	SER
3	AD	28	ASP
3	AD	124	VAL
3	AD	192	ALA
4	AE	110	MET
4	AE	121	ASN
5	AF	86	ARG
6	AG	145	GLU
7	AH	66	GLN
8	AI	40	ARG
8	AI	43	ALA
8	AI	71	ILE
9	AJ	57	VAL
9	AJ	61	ALA
10	AK	13	LYS
10	AK	123	PRO
10	AK	125	LYS
10	AK	126	ARG
11	AL	23	LEU
11	AL	33	CYS
11	AL	73	LEU
11	AL	75	GLU
12	AM	46	GLU
13	AN	33	VAL
13	AN	51	PRO
13	AN	61	ASN
16	AQ	12	VAL
16	AQ	17	GLU
16	AQ	50	ASN
16	AQ	52	CYS
16	AQ	70	LYS
17	AR	47	ARG
18	AS	48	ILE
19	AT	67	HIS

*Continued on next page...*

*Continued from previous page...*

<b>Mol</b>	<b>Chain</b>	<b>Res</b>	<b>Type</b>
20	AU	8	ASN
20	AU	34	ARG
20	AU	36	PHE
26	BC	35	LYS
26	BC	77	VAL
26	BC	104	LEU
26	BC	106	PRO
26	BC	110	LYS
26	BC	120	ASP
26	BC	121	ALA
26	BC	196	ASN
27	BD	43	ASP
27	BD	54	ALA
27	BD	73	VAL
27	BD	99	GLU
27	BD	103	ASP
27	BD	104	VAL
27	BD	119	ALA
27	BD	122	VAL
27	BD	169	ARG
27	BD	192	ALA
28	BE	6	LYS
28	BE	8	ALA
28	BE	46	GLN
28	BE	153	LEU
28	BE	175	ILE
29	BF	8	LYS
29	BF	111	ARG
29	BF	134	GLN
30	BG	7	PRO
30	BG	8	VAL
30	BG	9	VAL
30	BG	33	THR
30	BG	53	PRO
30	BG	84	LYS
30	BG	94	ARG
30	BG	118	ALA
30	BG	170	THR
31	BH	3	VAL
31	BH	8	LYS
31	BH	9	VAL
31	BH	10	ALA

*Continued on next page...*

*Continued from previous page...*

<b>Mol</b>	<b>Chain</b>	<b>Res</b>	<b>Type</b>
31	BH	14	SER
31	BH	28	ASN
31	BH	30	LEU
31	BH	31	VAL
31	BH	32	PRO
31	BH	33	GLN
31	BH	35	LYS
31	BH	121	VAL
32	BI	65	SER
32	BI	92	PRO
33	BJ	2	LYS
33	BJ	4	PHE
33	BJ	14	ASP
33	BJ	21	THR
33	BJ	44	TYR
33	BJ	45	THR
33	BJ	73	VAL
33	BJ	81	ILE
33	BJ	111	LYS
34	BK	13	ASN
34	BK	16	ALA
34	BK	35	VAL
34	BK	49	ARG
34	BK	71	ARG
34	BK	72	PRO
34	BK	118	LEU
34	BK	119	ALA
35	BL	15	ALA
35	BL	66	PHE
35	BL	81	ASP
35	BL	88	GLY
36	BM	2	LEU
36	BM	13	HIS
36	BM	15	GLY
36	BM	35	ALA
36	BM	36	VAL
36	BM	54	THR
36	BM	55	ARG
36	BM	60	GLN
36	BM	69	PRO
36	BM	77	PRO
37	BN	2	ARG

*Continued on next page...*

*Continued from previous page...*

<b>Mol</b>	<b>Chain</b>	<b>Res</b>	<b>Type</b>
37	BN	15	SER
38	BO	3	LYS
38	BO	68	LYS
39	BP	25	VAL
39	BP	50	ARG
39	BP	103	THR
39	BP	105	LYS
40	BQ	87	VAL
41	BR	55	ASP
41	BR	91	GLN
42	BS	3	THR
42	BS	14	ALA
42	BS	19	LEU
43	BT	16	VAL
43	BT	27	SER
43	BT	29	THR
43	BT	49	LYS
43	BT	69	ARG
43	BT	88	LYS
44	BU	6	ARG
44	BU	18	LYS
44	BU	51	LEU
44	BU	88	ASP
44	BU	98	ASN
45	BV	69	GLU
46	BW	9	THR
46	BW	23	LYS
46	BW	30	VAL
46	BW	36	ILE
46	BW	51	GLY
47	BX	34	SER
48	BY	22	LEU
48	BY	23	ARG
49	BZ	3	THR
50	B0	35	GLU
50	B0	54	ILE
51	B1	4	ILE
52	B2	44	VAL
53	B3	22	LYS
53	B3	31	ILE
54	B4	4	ARG
1	CB	80	LYS

*Continued on next page...*

*Continued from previous page...*

<b>Mol</b>	<b>Chain</b>	<b>Res</b>	<b>Type</b>
1	CB	129	THR
1	CB	150	ILE
1	CB	188	THR
2	CC	87	ARG
2	CC	112	ALA
2	CC	130	ARG
3	CD	24	VAL
3	CD	25	ARG
3	CD	33	ILE
3	CD	35	GLN
3	CD	80	ARG
3	CD	104	MET
3	CD	181	PHE
3	CD	186	GLU
4	CE	89	THR
4	CE	108	GLY
5	CF	68	GLN
5	CF	98	GLU
6	CG	29	LEU
6	CG	30	MET
6	CG	31	VAL
6	CG	62	GLU
8	CI	71	ILE
8	CI	122	ARG
9	CJ	46	LYS
9	CJ	93	ALA
10	CK	90	PRO
10	CK	125	LYS
10	CK	126	ARG
11	CL	34	THR
11	CL	43	LYS
11	CL	92	VAL
12	CM	14	ALA
12	CM	46	GLU
13	CN	95	LEU
20	CU	4	LYS
20	CU	15	LEU
20	CU	23	GLU
20	CU	31	VAL
20	CU	34	ARG
26	DC	9	SER
26	DC	28	PRO

*Continued on next page...*



*Continued from previous page...*

<b>Mol</b>	<b>Chain</b>	<b>Res</b>	<b>Type</b>
26	DC	186	ASP
26	DC	269	ARG
27	DD	11	MET
27	DD	14	ILE
27	DD	31	ALA
27	DD	74	GLU
27	DD	77	ARG
27	DD	136	ASN
27	DD	150	GLN
27	DD	164	GLN
27	DD	170	VAL
27	DD	175	LEU
27	DD	194	PRO
28	DE	41	GLN
28	DE	55	SER
28	DE	99	LYS
28	DE	116	ASP
29	DF	10	GLU
29	DF	12	VAL
29	DF	32	LYS
29	DF	36	ASN
29	DF	42	ALA
29	DF	112	ASP
29	DF	114	ARG
29	DF	120	SER
29	DF	122	ASP
29	DF	137	PHE
29	DF	138	PRO
30	DG	49	LEU
30	DG	95	ALA
30	DG	149	ALA
30	DG	164	ALA
30	DG	165	ASP
31	DH	3	VAL
31	DH	9	VAL
31	DH	10	ALA
31	DH	49	ALA
31	DH	72	ILE
31	DH	76	GLU
31	DH	98	ASP
31	DH	102	ALA
32	DI	22	PRO

*Continued on next page...*

*Continued from previous page...*

<b>Mol</b>	<b>Chain</b>	<b>Res</b>	<b>Type</b>
32	DI	23	VAL
32	DI	29	GLN
32	DI	52	LEU
32	DI	58	ILE
32	DI	69	VAL
33	DJ	45	THR
33	DJ	81	ILE
33	DJ	87	ALA
33	DJ	95	ARG
34	DK	18	ARG
34	DK	35	VAL
34	DK	49	ARG
34	DK	71	ARG
34	DK	72	PRO
34	DK	93	GLN
34	DK	110	GLU
34	DK	120	PRO
35	DL	4	ASN
35	DL	41	ARG
35	DL	82	LEU
35	DL	85	VAL
35	DL	89	VAL
35	DL	101	ILE
35	DL	111	ILE
36	DM	2	LEU
36	DM	72	PRO
36	DM	77	PRO
36	DM	135	VAL
37	DN	30	ARG
37	DN	63	ARG
37	DN	104	ALA
38	DO	90	VAL
39	DP	25	VAL
39	DP	50	ARG
39	DP	83	ILE
39	DP	109	ILE
39	DP	112	ARG
42	DS	28	LYS
42	DS	33	LEU
42	DS	72	THR
43	DT	14	PRO
43	DT	15	HIS

*Continued on next page...*

*Continued from previous page...*

<b>Mol</b>	<b>Chain</b>	<b>Res</b>	<b>Type</b>
43	DT	20	ALA
43	DT	29	THR
43	DT	56	GLU
43	DT	88	LYS
44	DU	65	GLN
44	DU	82	VAL
44	DU	92	VAL
44	DU	95	PHE
44	DU	96	LYS
44	DU	97	SER
45	DV	56	PHE
45	DV	58	SER
46	DW	9	THR
46	DW	34	SER
46	DW	35	ILE
47	DX	2	ARG
49	DZ	13	ILE
49	DZ	30	ARG
50	D0	54	ILE
53	D3	29	ARG
54	D4	8	LYS
54	D4	20	ASP
1	AB	18	GLN
1	AB	40	ILE
1	AB	52	ALA
1	AB	72	LYS
1	AB	119	GLN
1	AB	120	SER
1	AB	187	ASP
1	AB	189	ASN
2	AC	35	ASP
2	AC	60	ALA
2	AC	99	GLN
2	AC	167	TYR
3	AD	32	LYS
3	AD	150	LYS
3	AD	174	ALA
3	AD	197	HIS
4	AE	77	ASN
4	AE	97	PRO
4	AE	137	ARG
5	AF	54	LEU

*Continued on next page...*

*Continued from previous page...*

<b>Mol</b>	<b>Chain</b>	<b>Res</b>	<b>Type</b>
6	AG	16	LYS
6	AG	78	ARG
7	AH	77	VAL
7	AH	78	SER
7	AH	87	ARG
8	AI	8	THR
8	AI	128	LYS
9	AJ	75	ASP
9	AJ	92	LEU
11	AL	24	GLU
12	AM	3	ILE
12	AM	6	ILE
13	AN	28	ALA
13	AN	52	ARG
15	AP	10	GLY
15	AP	52	LEU
15	AP	80	LYS
16	AQ	11	VAL
18	AS	61	VAL
20	AU	12	ASP
20	AU	23	GLU
26	BC	9	SER
26	BC	22	GLU
26	BC	43	ASN
26	BC	57	HIS
26	BC	140	VAL
26	BC	141	HIS
26	BC	239	PHE
27	BD	72	GLY
27	BD	77	ARG
27	BD	92	VAL
27	BD	94	GLN
27	BD	107	VAL
27	BD	144	GLY
27	BD	183	GLU
27	BD	191	GLY
28	BE	11	ALA
28	BE	43	THR
28	BE	78	TRP
29	BF	113	PHE
29	BF	149	ARG
29	BF	175	PRO

*Continued on next page...*

*Continued from previous page...*

<b>Mol</b>	<b>Chain</b>	<b>Res</b>	<b>Type</b>
30	BG	28	LYS
30	BG	30	GLY
30	BG	31	GLU
30	BG	44	HIS
30	BG	45	ALA
30	BG	60	GLY
30	BG	164	ALA
30	BG	168	VAL
31	BH	25	TYR
31	BH	34	GLY
31	BH	54	LEU
31	BH	81	ALA
31	BH	83	LYS
31	BH	101	ASP
31	BH	131	SER
32	BI	30	GLN
32	BI	59	THR
33	BJ	13	ARG
33	BJ	39	LYS
33	BJ	41	LYS
34	BK	3	GLN
34	BK	93	GLN
34	BK	108	ARG
35	BL	65	GLY
35	BL	111	ILE
36	BM	14	LYS
36	BM	56	ALA
37	BN	3	HIS
37	BN	101	GLY
37	BN	117	ASP
37	BN	118	ARG
38	BO	22	GLY
38	BO	95	SER
38	BO	100	HIS
38	BO	112	GLU
39	BP	2	ASN
39	BP	4	ILE
39	BP	15	ASP
39	BP	65	ASN
39	BP	93	LYS
40	BQ	86	SER
42	BS	64	ALA

*Continued on next page...*

*Continued from previous page...*

<b>Mol</b>	<b>Chain</b>	<b>Res</b>	<b>Type</b>
43	BT	35	ALA
43	BT	68	LYS
43	BT	70	HIS
43	BT	84	TYR
43	BT	86	THR
44	BU	16	LYS
44	BU	87	GLU
46	BW	15	SER
46	BW	17	ALA
46	BW	18	LYS
46	BW	25	PHE
46	BW	26	GLY
46	BW	27	GLY
46	BW	33	GLY
46	BW	47	GLY
46	BW	50	VAL
47	BX	18	SER
47	BX	53	LYS
48	BY	24	GLU
48	BY	37	LEU
48	BY	44	LYS
50	B0	34	GLY
50	B0	51	ARG
51	B1	51	ALA
54	B4	16	ILE
1	CB	10	LYS
1	CB	22	TRP
1	CB	85	SER
1	CB	163	ILE
1	CB	203	ASP
1	CB	218	ALA
2	CC	27	GLU
2	CC	47	ALA
2	CC	59	PRO
2	CC	188	ALA
3	CD	27	ILE
3	CD	69	ARG
3	CD	107	GLY
4	CE	31	SER
4	CE	56	PRO
4	CE	75	LEU
4	CE	81	GLN

*Continued on next page...*

*Continued from previous page...*

<b>Mol</b>	<b>Chain</b>	<b>Res</b>	<b>Type</b>
6	CG	9	ARG
6	CG	10	LYS
6	CG	36	SER
6	CG	52	ARG
6	CG	95	ARG
6	CG	107	ALA
6	CG	113	LYS
6	CG	133	ALA
7	CH	29	SER
8	CI	58	GLU
9	CJ	57	VAL
9	CJ	87	LEU
10	CK	40	ALA
10	CK	70	ALA
11	CL	88	ASP
12	CM	4	ALA
12	CM	65	GLU
12	CM	76	ILE
13	CN	52	ARG
15	CP	47	GLU
15	CP	53	ASP
15	CP	54	LEU
15	CP	78	VAL
16	CQ	78	VAL
17	CR	69	TYR
18	CS	46	LEU
19	CT	43	LYS
19	CT	82	ILE
20	CU	7	GLU
20	CU	8	ASN
26	DC	3	VAL
26	DC	37	SER
26	DC	45	ASN
26	DC	94	LEU
26	DC	121	ALA
26	DC	140	VAL
26	DC	195	GLY
26	DC	232	GLY
26	DC	239	PHE
27	DD	93	GLY
27	DD	102	ALA
27	DD	107	VAL

*Continued on next page...*

*Continued from previous page...*

<b>Mol</b>	<b>Chain</b>	<b>Res</b>	<b>Type</b>
27	DD	112	THR
27	DD	118	PHE
27	DD	119	ALA
27	DD	120	GLY
28	DE	62	GLN
28	DE	79	ARG
28	DE	80	SER
28	DE	127	GLU
28	DE	153	LEU
29	DF	8	LYS
29	DF	37	MET
29	DF	43	ILE
29	DF	67	THR
29	DF	76	PHE
29	DF	113	PHE
29	DF	133	GLU
29	DF	145	VAL
29	DF	148	VAL
30	DG	59	ASP
30	DG	80	GLU
30	DG	83	THR
30	DG	85	LYS
30	DG	86	LEU
30	DG	93	TYR
30	DG	150	TYR
31	DH	61	VAL
31	DH	66	ASN
31	DH	86	ASP
31	DH	97	ARG
32	DI	9	LYS
32	DI	30	GLN
32	DI	51	GLY
32	DI	62	ALA
32	DI	140	GLU
33	DJ	112	GLY
34	DK	16	ALA
34	DK	46	ALA
34	DK	104	THR
35	DL	29	LYS
36	DM	14	LYS
36	DM	73	ILE
37	DN	8	ARG

*Continued on next page...*



*Continued from previous page...*

<b>Mol</b>	<b>Chain</b>	<b>Res</b>	<b>Type</b>
37	DN	105	GLY
38	DO	3	LYS
38	DO	8	ILE
38	DO	72	ALA
39	DP	32	VAL
39	DP	33	GLU
39	DP	85	VAL
39	DP	108	ARG
40	DQ	23	TYR
40	DQ	86	SER
40	DQ	88	GLU
40	DQ	91	ARG
41	DR	3	ALA
41	DR	40	MET
42	DS	3	THR
42	DS	40	ASN
43	DT	39	THR
43	DT	68	LYS
44	DU	4	ILE
44	DU	54	PRO
44	DU	87	GLU
44	DU	88	ASP
44	DU	89	GLY
45	DV	33	GLY
45	DV	55	GLU
46	DW	18	LYS
46	DW	24	ARG
46	DW	33	GLY
46	DW	39	GLN
46	DW	53	GLY
46	DW	57	THR
46	DW	71	LYS
46	DW	83	ALA
47	DX	41	SER
47	DX	49	ARG
47	DX	63	ILE
48	DY	9	LYS
48	DY	22	LEU
48	DY	37	LEU
49	DZ	4	ILE
50	D0	21	LEU
50	D0	55	ALA

*Continued on next page...*

*Continued from previous page...*

<b>Mol</b>	<b>Chain</b>	<b>Res</b>	<b>Type</b>
51	D1	4	ILE
51	D1	36	LYS
52	D2	24	THR
52	D2	40	ALA
53	D3	3	ILE
53	D3	6	VAL
53	D3	51	LYS
54	D4	4	ARG
1	AB	63	LYS
1	AB	94	ARG
1	AB	95	TRP
1	AB	105	THR
1	AB	128	LEU
1	AB	147	LEU
2	AC	26	LYS
2	AC	192	TYR
3	AD	125	ASN
3	AD	155	LYS
3	AD	166	LYS
3	AD	172	VAL
4	AE	50	GLY
4	AE	56	PRO
4	AE	57	ALA
4	AE	79	THR
4	AE	124	ALA
5	AF	39	LEU
6	AG	95	ARG
6	AG	112	ASP
6	AG	129	ASN
8	AI	9	GLY
8	AI	13	SER
8	AI	120	ALA
9	AJ	36	VAL
9	AJ	74	VAL
9	AJ	101	SER
10	AK	105	ARG
11	AL	22	ALA
11	AL	43	LYS
11	AL	87	LYS
12	AM	4	ALA
12	AM	23	GLY
12	AM	70	ARG

*Continued on next page...*

*Continued from previous page...*

<b>Mol</b>	<b>Chain</b>	<b>Res</b>	<b>Type</b>
12	AM	84	CYS
13	AN	27	LYS
15	AP	49	GLY
16	AQ	5	ARG
17	AR	54	LEU
18	AS	27	LYS
19	AT	4	LYS
19	AT	5	SER
19	AT	40	ALA
26	BC	8	THR
26	BC	94	LEU
26	BC	105	ALA
26	BC	157	ALA
26	BC	189	ALA
26	BC	237	ARG
26	BC	243	PRO
27	BD	17	GLU
27	BD	106	LYS
27	BD	118	PHE
27	BD	184	ARG
27	BD	190	LYS
28	BE	79	ARG
28	BE	80	SER
29	BF	11	VAL
29	BF	20	ASN
29	BF	133	GLU
29	BF	147	ARG
29	BF	174	PHE
30	BG	61	TRP
31	BH	40	THR
31	BH	106	ALA
31	BH	111	ALA
32	BI	105	LEU
33	BJ	65	THR
33	BJ	68	LYS
34	BK	17	ARG
34	BK	46	ALA
34	BK	50	GLY
35	BL	29	LYS
35	BL	30	THR
36	BM	59	ARG
36	BM	79	ALA

*Continued on next page...*

*Continued from previous page...*

<b>Mol</b>	<b>Chain</b>	<b>Res</b>	<b>Type</b>
36	BM	81	ARG
37	BN	80	PHE
38	BO	58	ILE
38	BO	94	ARG
38	BO	113	ALA
39	BP	5	LYS
39	BP	20	ARG
39	BP	34	GLY
39	BP	51	ASN
39	BP	86	LYS
40	BQ	5	ARG
40	BQ	90	ASP
41	BR	31	GLU
41	BR	53	PHE
42	BS	18	ARG
43	BT	38	ALA
43	BT	39	THR
44	BU	38	ILE
44	BU	39	ASN
44	BU	74	ALA
44	BU	83	GLY
44	BU	92	VAL
46	BW	16	GLU
46	BW	29	SER
46	BW	34	SER
46	BW	74	LYS
47	BX	17	ARG
47	BX	20	ALA
48	BY	57	LEU
49	BZ	34	THR
50	B0	12	ARG
51	B1	18	HIS
51	B1	26	LYS
51	B1	43	ARG
51	B1	50	GLU
1	CB	17	HIS
1	CB	44	LYS
1	CB	81	ASP
1	CB	148	GLY
1	CB	149	GLY
1	CB	205	ALA
3	CD	29	THR

*Continued on next page...*

*Continued from previous page...*

<b>Mol</b>	<b>Chain</b>	<b>Res</b>	<b>Type</b>
3	CD	47	LEU
3	CD	82	LYS
3	CD	166	LYS
3	CD	187	ARG
3	CD	192	ALA
4	CE	29	ILE
4	CE	51	LYS
5	CF	85	ILE
5	CF	99	ALA
6	CG	15	PRO
6	CG	17	PHE
6	CG	49	LEU
6	CG	75	LYS
7	CH	30	LYS
7	CH	78	SER
7	CH	98	LEU
8	CI	119	LYS
9	CJ	82	LYS
10	CK	120	CYS
11	CL	22	ALA
11	CL	121	PRO
12	CM	45	SER
12	CM	92	ARG
13	CN	99	SER
15	CP	28	ARG
16	CQ	29	LYS
16	CQ	81	ALA
20	CU	37	TYR
26	DC	36	ASN
26	DC	59	GLN
26	DC	69	ASN
26	DC	98	GLY
26	DC	141	HIS
26	DC	147	PRO
26	DC	237	ARG
27	DD	95	SER
27	DD	99	GLU
27	DD	162	ALA
28	DE	13	THR
28	DE	63	LYS
28	DE	165	HIS
28	DE	187	VAL

*Continued on next page...*

*Continued from previous page...*

<b>Mol</b>	<b>Chain</b>	<b>Res</b>	<b>Type</b>
28	DE	188	MET
29	DF	41	GLU
29	DF	70	ARG
29	DF	116	LEU
30	DG	9	VAL
30	DG	11	PRO
30	DG	46	ASP
30	DG	91	VAL
30	DG	117	PRO
30	DG	125	PRO
30	DG	169	ARG
31	DH	99	ILE
31	DH	144	VAL
32	DI	35	MET
33	DJ	13	ARG
33	DJ	44	TYR
34	DK	14	SER
34	DK	17	ARG
34	DK	103	VAL
35	DL	19	LEU
35	DL	99	ASN
35	DL	100	ILE
35	DL	115	GLU
36	DM	16	ARG
36	DM	111	GLU
37	DN	2	ARG
37	DN	5	LYS
37	DN	10	LEU
37	DN	13	ASN
39	DP	94	ALA
39	DP	113	LEU
40	DQ	6	GLY
40	DQ	29	ARG
40	DQ	87	VAL
41	DR	98	ILE
42	DS	61	ASN
43	DT	19	LYS
43	DT	38	ALA
44	DU	8	ASP
44	DU	40	LEU
45	DV	79	ARG
46	DW	36	ILE

*Continued on next page...*

*Continued from previous page...*

<b>Mol</b>	<b>Chain</b>	<b>Res</b>	<b>Type</b>
46	DW	46	ALA
47	DX	35	HIS
47	DX	69	GLU
50	D0	32	THR
51	D1	35	LEU
52	D2	29	GLN
52	D2	39	ARG
53	D3	22	LYS
54	D4	3	VAL
54	D4	37	GLN
1	AB	21	TYR
2	AC	92	ASP
2	AC	107	LYS
2	AC	171	ARG
3	AD	24	VAL
3	AD	29	THR
4	AE	24	VAL
4	AE	132	PRO
5	AF	7	VAL
5	AF	69	GLU
6	AG	71	THR
8	AI	33	SER
8	AI	54	VAL
8	AI	55	ASP
9	AJ	35	GLN
10	AK	119	GLY
11	AL	28	GLN
13	AN	2	LYS
13	AN	21	ALA
13	AN	64	ARG
14	AO	43	ALA
15	AP	36	VAL
16	AQ	10	ARG
16	AQ	49	ASN
19	AT	10	ALA
20	AU	11	PHE
26	BC	109	LEU
26	BC	204	LEU
26	BC	246	PRO
27	BD	164	GLN
27	BD	170	VAL
27	BD	182	ALA

*Continued on next page...*

*Continued from previous page...*

<b>Mol</b>	<b>Chain</b>	<b>Res</b>	<b>Type</b>
27	BD	187	LEU
28	BE	45	ALA
28	BE	49	ARG
28	BE	73	ILE
29	BF	2	LYS
29	BF	54	ALA
30	BG	55	ASP
30	BG	97	VAL
30	BG	113	ASP
30	BG	117	PRO
31	BH	7	ASP
31	BH	29	PHE
31	BH	67	ALA
31	BH	89	LYS
31	BH	96	THR
32	BI	6	ALA
33	BJ	36	LEU
33	BJ	102	GLU
33	BJ	125	TYR
34	BK	48	PRO
34	BK	69	VAL
35	BL	25	SER
35	BL	64	PHE
36	BM	84	LYS
36	BM	134	THR
37	BN	17	ARG
38	BO	77	ALA
39	BP	33	GLU
40	BQ	4	LYS
41	BR	49	ILE
41	BR	71	LYS
42	BS	96	ILE
43	BT	18	GLU
46	BW	14	ASP
46	BW	56	HIS
50	B0	3	GLN
51	B1	16	THR
52	B2	2	LYS
54	B4	37	GLN
1	CB	26	MET
1	CB	86	CYS
1	CB	101	THR

*Continued on next page...*



*Continued from previous page...*

<b>Mol</b>	<b>Chain</b>	<b>Res</b>	<b>Type</b>
2	CC	100	ILE
2	CC	180	ASP
3	CD	21	LYS
3	CD	39	GLN
4	CE	69	ASN
4	CE	111	ARG
5	CF	63	ASN
6	CG	88	VAL
7	CH	22	ALA
7	CH	47	ASP
7	CH	107	LYS
10	CK	88	PRO
10	CK	91	GLY
10	CK	118	ASN
12	CM	42	VAL
12	CM	77	LYS
13	CN	51	PRO
15	CP	42	ILE
16	CQ	67	SER
16	CQ	79	GLU
18	CS	29	PRO
19	CT	65	LEU
26	DC	106	PRO
26	DC	196	ASN
26	DC	204	LEU
27	DD	48	ILE
27	DD	197	THR
28	DE	69	ARG
28	DE	96	VAL
28	DE	126	VAL
28	DE	148	ILE
29	DF	94	ARG
29	DF	104	THR
29	DF	130	GLY
30	DG	40	VAL
30	DG	45	ALA
30	DG	123	GLU
31	DH	39	ALA
31	DH	105	ALA
32	DI	19	PRO
32	DI	87	SER
32	DI	119	ALA

*Continued on next page...*

*Continued from previous page...*

<b>Mol</b>	<b>Chain</b>	<b>Res</b>	<b>Type</b>
33	DJ	5	THR
33	DJ	6	ALA
33	DJ	25	LEU
33	DJ	113	PRO
34	DK	5	GLN
34	DK	6	THR
35	DL	30	THR
36	DM	13	HIS
36	DM	106	ASP
37	DN	82	GLU
39	DP	20	ARG
39	DP	51	ASN
40	DQ	58	GLN
41	DR	15	SER
41	DR	29	THR
41	DR	65	ALA
42	DS	71	VAL
43	DT	11	LEU
46	DW	23	LYS
46	DW	41	GLY
48	DY	2	LYS
48	DY	46	VAL
49	DZ	52	PHE
50	D0	26	SER
50	D0	53	VAL
54	D4	16	ILE
1	AB	85	SER
1	AB	150	ILE
2	AC	53	ARG
2	AC	65	VAL
3	AD	191	SER
5	AF	63	ASN
5	AF	94	HIS
5	AF	99	ALA
6	AG	120	ALA
7	AH	49	LYS
7	AH	69	ALA
7	AH	99	GLY
7	AH	103	VAL
9	AJ	33	GLY
9	AJ	39	PRO
9	AJ	41	PRO

*Continued on next page...*

*Continued from previous page...*

<b>Mol</b>	<b>Chain</b>	<b>Res</b>	<b>Type</b>
10	AK	14	GLN
11	AL	72	ASN
11	AL	77	SER
13	AN	80	ARG
14	AO	45	HIS
17	AR	24	ASP
26	BC	37	SER
26	BC	64	VAL
26	BC	150	GLY
27	BD	109	VAL
27	BD	145	SER
27	BD	151	THR
28	BE	59	PRO
28	BE	71	GLY
28	BE	83	VAL
28	BE	96	VAL
30	BG	16	VAL
30	BG	32	LEU
30	BG	109	SER
31	BH	103	VAL
32	BI	3	LYS
32	BI	7	TYR
32	BI	20	SER
32	BI	64	ARG
32	BI	83	ALA
34	BK	92	GLU
36	BM	47	GLU
36	BM	73	ILE
43	BT	28	ASN
43	BT	55	VAL
44	BU	63	ALA
44	BU	67	SER
44	BU	85	ARG
46	BW	40	ARG
46	BW	78	PHE
48	BY	17	GLU
49	BZ	4	ILE
2	CC	46	LEU
2	CC	140	ALA
2	CC	145	ALA
2	CC	167	TYR
3	CD	38	GLY

*Continued on next page...*

*Continued from previous page...*

<b>Mol</b>	<b>Chain</b>	<b>Res</b>	<b>Type</b>
4	CE	144	GLU
7	CH	72	GLU
9	CJ	36	VAL
9	CJ	75	ASP
11	CL	60	PHE
12	CM	62	PHE
13	CN	50	LEU
17	CR	72	ARG
26	DC	64	VAL
26	DC	246	PRO
27	DD	106	LYS
27	DD	109	VAL
27	DD	169	ARG
28	DE	60	TRP
29	DF	82	TYR
29	DF	125	GLY
29	DF	156	THR
30	DG	39	ALA
30	DG	119	GLY
30	DG	126	THR
30	DG	136	ASP
30	DG	152	ARG
31	DH	89	LYS
31	DH	121	VAL
31	DH	124	THR
31	DH	143	ILE
33	DJ	43	GLU
34	DK	119	ALA
35	DL	48	ARG
35	DL	88	GLY
35	DL	93	ASN
36	DM	69	PRO
36	DM	134	THR
37	DN	59	SER
37	DN	71	ARG
37	DN	72	ASP
39	DP	63	ILE
41	DR	53	PHE
42	DS	32	ALA
43	DT	18	GLU
43	DT	50	LEU
44	DU	6	ARG

*Continued on next page...*

*Continued from previous page...*

<b>Mol</b>	<b>Chain</b>	<b>Res</b>	<b>Type</b>
44	DU	41	VAL
44	DU	52	ASN
44	DU	101	THR
47	DX	17	ARG
49	DZ	27	GLY
50	D0	33	SER
51	D1	50	GLU
1	AB	53	LEU
1	AB	75	ALA
3	AD	31	CYS
4	AE	152	VAL
6	AG	57	GLU
7	AH	96	ALA
10	AK	97	ARG
13	AN	44	VAL
15	AP	42	ILE
26	BC	226	PRO
28	BE	123	LYS
28	BE	148	ILE
29	BF	61	GLY
29	BF	83	PRO
31	BH	13	GLY
31	BH	107	GLY
33	BJ	96	ARG
35	BL	23	ILE
35	BL	40	SER
36	BM	46	ILE
36	BM	133	LYS
37	BN	32	GLU
40	BQ	43	GLN
40	BQ	115	ALA
41	BR	28	ALA
41	BR	51	VAL
41	BR	65	ALA
41	BR	98	ILE
42	BS	29	VAL
44	BU	53	GLN
46	BW	68	PHE
1	CB	128	LEU
2	CC	65	VAL
3	CD	191	SER
4	CE	58	ALA

*Continued on next page...*

*Continued from previous page...*

<b>Mol</b>	<b>Chain</b>	<b>Res</b>	<b>Type</b>
4	CE	104	ILE
5	CF	7	VAL
6	CG	74	VAL
9	CJ	42	LEU
9	CJ	74	VAL
10	CK	127	ARG
17	CR	51	GLN
28	DE	45	ALA
29	DF	68	LYS
29	DF	69	ALA
29	DF	83	PRO
29	DF	86	CYS
30	DG	92	GLY
30	DG	170	THR
32	DI	31	GLY
32	DI	83	ALA
35	DL	36	LYS
35	DL	66	PHE
38	DO	42	PRO
44	DU	12	VAL
44	DU	35	VAL
44	DU	47	PRO
45	DV	57	TYR
45	DV	84	PRO
46	DW	16	GLU
49	DZ	29	ARG
49	DZ	32	GLY
52	D2	43	THR
2	AC	14	VAL
3	AD	100	VAL
11	AL	41	PRO
28	BE	187	VAL
30	BG	110	HIS
32	BI	31	GLY
36	BM	72	PRO
41	BR	64	VAL
46	BW	41	GLY
1	CB	200	PRO
6	CG	68	VAL
9	CJ	33	GLY
27	DD	44	GLY
27	DD	143	PRO

*Continued on next page...*

*Continued from previous page...*

<b>Mol</b>	<b>Chain</b>	<b>Res</b>	<b>Type</b>
28	DE	129	PRO
29	DF	175	PRO
32	DI	138	VAL
33	DJ	96	ARG
38	DO	27	VAL
39	DP	4	ILE
41	DR	8	GLY
46	DW	26	GLY
1	AB	163	ILE
4	AE	78	GLY
4	AE	131	ASN
20	AU	52	VAL
27	BD	93	GLY
46	BW	37	VAL
46	BW	73	PRO
1	CB	154	GLY
2	CC	77	GLY
9	CJ	38	GLY
12	CM	3	ILE
26	DC	2	VAL
27	DD	122	VAL
27	DD	144	GLY
29	DF	88	VAL
32	DI	28	GLY
34	DK	2	ILE
41	DR	27	ILE
42	DS	96	ILE
43	DT	16	VAL
46	DW	22	VAL
8	AI	25	GLY
10	AK	38	GLY
31	BH	80	ILE
20	CU	9	GLU
29	DF	81	GLY
29	DF	136	ILE
31	DH	103	VAL
36	DM	36	VAL
41	DR	75	VAL
44	DU	64	ILE
45	DV	15	GLY
1	AB	181	PRO
4	AE	104	ILE

*Continued on next page...*

*Continued from previous page...*

Mol	Chain	Res	Type
6	AG	79	VAL
7	AH	102	VAL
16	AQ	57	VAL
19	AT	3	ILE
29	BF	135	ILE
32	BI	23	VAL
36	BM	23	GLY
37	BN	84	GLY
46	BW	70	VAL
50	B0	53	VAL
2	CC	76	ILE
4	CE	116	VAL
6	CG	92	PRO
7	CH	6	ILE
9	CJ	84	VAL
11	CL	83	GLY
29	DF	108	PRO
33	DJ	56	VAL
34	DK	48	PRO
35	DL	114	GLY
44	DU	33	VAL
16	AQ	9	GLY
41	BR	30	GLY
11	CL	117	GLY
12	CM	93	GLY
26	DC	217	PRO
29	DF	84	ILE
42	DS	29	VAL

### 5.3.2 Protein sidechains [i](#)

In the following table, the Percentiles column shows the percent sidechain outliers of the chain as a percentile score with respect to all X-ray entries followed by that with respect to entries of similar resolution.

The Analysed column shows the number of residues for which the sidechain conformation was analysed, and the total number of residues.

Mol	Chain	Analysed	Rotameric	Outliers	Percentiles
1	AB	180/199 (90%)	147 (82%)	33 (18%)	<b>1</b> <b>10</b>
1	CB	180/199 (90%)	158 (88%)	22 (12%)	<b>5</b> <b>24</b>
2	AC	170/190 (90%)	148 (87%)	22 (13%)	<b>4</b> <b>23</b>

*Continued on next page...*



*Continued from previous page...*

Mol	Chain	Analysed	Rotameric	Outliers	Percentiles	
2	CC	170/190 (90%)	146 (86%)	24 (14%)	3	20
3	AD	172/173 (99%)	147 (86%)	25 (14%)	3	19
3	CD	172/173 (99%)	152 (88%)	20 (12%)	5	27
4	AE	113/126 (90%)	93 (82%)	20 (18%)	2	12
4	CE	113/126 (90%)	100 (88%)	13 (12%)	5	27
5	AF	87/116 (75%)	75 (86%)	12 (14%)	3	21
5	CF	87/116 (75%)	74 (85%)	13 (15%)	3	18
6	AG	124/147 (84%)	117 (94%)	7 (6%)	21	53
6	CG	123/147 (84%)	95 (77%)	28 (23%)	1	6
7	AH	104/105 (99%)	92 (88%)	12 (12%)	5	27
7	CH	104/105 (99%)	91 (88%)	13 (12%)	4	23
8	AI	105/107 (98%)	90 (86%)	15 (14%)	3	19
8	CI	105/107 (98%)	91 (87%)	14 (13%)	4	22
9	AJ	86/90 (96%)	74 (86%)	12 (14%)	3	20
9	CJ	86/90 (96%)	77 (90%)	9 (10%)	7	30
10	AK	90/99 (91%)	80 (89%)	10 (11%)	6	29
10	CK	90/99 (91%)	80 (89%)	10 (11%)	6	29
11	AL	103/104 (99%)	85 (82%)	18 (18%)	2	12
11	CL	103/104 (99%)	88 (85%)	15 (15%)	3	18
12	AM	92/96 (96%)	87 (95%)	5 (5%)	22	54
12	CM	91/96 (95%)	74 (81%)	17 (19%)	1	10
13	AN	79/84 (94%)	73 (92%)	6 (8%)	13	43
13	CN	79/84 (94%)	68 (86%)	11 (14%)	3	21
14	AO	76/77 (99%)	72 (95%)	4 (5%)	22	54
14	CO	76/77 (99%)	72 (95%)	4 (5%)	22	54
15	AP	65/65 (100%)	60 (92%)	5 (8%)	13	43
15	CP	65/65 (100%)	59 (91%)	6 (9%)	9	36
16	AQ	74/78 (95%)	60 (81%)	14 (19%)	1	9
16	CQ	74/78 (95%)	64 (86%)	10 (14%)	4	22
17	AR	48/65 (74%)	46 (96%)	2 (4%)	30	58
17	CR	48/65 (74%)	46 (96%)	2 (4%)	30	58

*Continued on next page...*

*Continued from previous page...*

Mol	Chain	Analysed	Rotameric	Outliers	Percentiles	
18	AS	70/79 (89%)	63 (90%)	7 (10%)	7	32
18	CS	70/79 (89%)	59 (84%)	11 (16%)	2	16
19	AT	65/66 (98%)	55 (85%)	10 (15%)	2	17
19	CT	65/66 (98%)	56 (86%)	9 (14%)	3	21
20	AU	44/61 (72%)	37 (84%)	7 (16%)	2	16
20	CU	44/61 (72%)	35 (80%)	9 (20%)	1	7
26	BC	216/218 (99%)	173 (80%)	43 (20%)	1	8
26	DC	216/218 (99%)	191 (88%)	25 (12%)	5	27
27	BD	164/164 (100%)	136 (83%)	28 (17%)	2	13
27	DD	164/164 (100%)	144 (88%)	20 (12%)	5	24
28	BE	165/165 (100%)	130 (79%)	35 (21%)	1	7
28	DE	165/165 (100%)	152 (92%)	13 (8%)	12	42
29	BF	148/150 (99%)	130 (88%)	18 (12%)	5	24
29	DF	149/150 (99%)	124 (83%)	25 (17%)	2	14
30	BG	137/138 (99%)	107 (78%)	30 (22%)	1	6
30	DG	137/138 (99%)	120 (88%)	17 (12%)	4	24
31	BH	114/114 (100%)	97 (85%)	17 (15%)	3	18
31	DH	114/114 (100%)	95 (83%)	19 (17%)	2	14
32	BI	109/110 (99%)	94 (86%)	15 (14%)	3	21
32	DI	109/110 (99%)	102 (94%)	7 (6%)	17	48
33	BJ	116/116 (100%)	90 (78%)	26 (22%)	1	6
33	DJ	116/116 (100%)	106 (91%)	10 (9%)	10	39
34	BK	103/104 (99%)	84 (82%)	19 (18%)	1	10
34	DK	103/104 (99%)	85 (82%)	18 (18%)	2	12
35	BL	102/103 (99%)	81 (79%)	21 (21%)	1	7
35	DL	102/103 (99%)	90 (88%)	12 (12%)	5	26
36	BM	109/109 (100%)	90 (83%)	19 (17%)	2	12
36	DM	109/109 (100%)	100 (92%)	9 (8%)	11	40
37	BN	100/103 (97%)	81 (81%)	19 (19%)	1	9
37	DN	100/103 (97%)	85 (85%)	15 (15%)	3	18
38	BO	86/87 (99%)	69 (80%)	17 (20%)	1	8

*Continued on next page...*

*Continued from previous page...*

Mol	Chain	Analysed	Rotameric	Outliers	Percentiles	
38	DO	86/87 (99%)	78 (91%)	8 (9%)	9	35
39	BP	99/100 (99%)	79 (80%)	20 (20%)	1	8
39	DP	99/100 (99%)	91 (92%)	8 (8%)	11	41
40	BQ	89/90 (99%)	73 (82%)	16 (18%)	1	11
40	DQ	89/90 (99%)	79 (89%)	10 (11%)	6	28
41	BR	84/84 (100%)	69 (82%)	15 (18%)	2	11
41	DR	84/84 (100%)	70 (83%)	14 (17%)	2	14
42	BS	93/93 (100%)	73 (78%)	20 (22%)	1	7
42	DS	93/93 (100%)	79 (85%)	14 (15%)	3	18
43	BT	80/84 (95%)	61 (76%)	19 (24%)	0	5
43	DT	80/84 (95%)	74 (92%)	6 (8%)	13	44
44	BU	83/85 (98%)	69 (83%)	14 (17%)	2	13
44	DU	83/85 (98%)	72 (87%)	11 (13%)	4	22
45	BV	78/78 (100%)	64 (82%)	14 (18%)	2	11
45	DV	78/78 (100%)	68 (87%)	10 (13%)	4	23
46	BW	59/63 (94%)	43 (73%)	16 (27%)	0	3
46	DW	59/63 (94%)	44 (75%)	15 (25%)	0	4
47	BX	67/68 (98%)	53 (79%)	14 (21%)	1	7
47	DX	67/68 (98%)	58 (87%)	9 (13%)	4	22
48	BY	55/55 (100%)	44 (80%)	11 (20%)	1	8
48	DY	55/55 (100%)	52 (94%)	3 (6%)	21	53
49	BZ	48/49 (98%)	34 (71%)	14 (29%)	0	2
49	DZ	48/49 (98%)	41 (85%)	7 (15%)	3	18
50	B0	47/48 (98%)	42 (89%)	5 (11%)	6	30
50	D0	47/48 (98%)	42 (89%)	5 (11%)	6	30
51	B1	45/49 (92%)	37 (82%)	8 (18%)	2	11
51	D1	45/49 (92%)	41 (91%)	4 (9%)	9	37
52	B2	38/38 (100%)	32 (84%)	6 (16%)	2	16
52	D2	38/38 (100%)	34 (90%)	4 (10%)	7	30
53	B3	51/52 (98%)	44 (86%)	7 (14%)	3	21
53	D3	51/52 (98%)	42 (82%)	9 (18%)	2	12

*Continued on next page...*

*Continued from previous page...*

Mol	Chain	Analysed	Rotameric	Outliers	Percentiles	
54	B4	34/34 (100%)	30 (88%)	4 (12%)	5	26
54	D4	34/34 (100%)	29 (85%)	5 (15%)	3	18
All	All	9331/9756 (96%)	7983 (86%)	1348 (14%)	3	19

All (1348) residues with a non-rotameric sidechain are listed below:

Mol	Chain	Res	Type
1	AB	8	MET
1	AB	10	LYS
1	AB	15	PHE
1	AB	19	THR
1	AB	22	TRP
1	AB	30	ILE
1	AB	36	LYS
1	AB	41	ASN
1	AB	48	MET
1	AB	57	ASN
1	AB	88	GLN
1	AB	94	ARG
1	AB	100	LEU
1	AB	101	THR
1	AB	108	GLN
1	AB	111	LYS
1	AB	115	ASP
1	AB	117	GLU
1	AB	119	GLN
1	AB	125	PHE
1	AB	128	LEU
1	AB	129	THR
1	AB	130	LYS
1	AB	138	ARG
1	AB	139	GLU
1	AB	156	LEU
1	AB	158	ASP
1	AB	170	ILE
1	AB	177	ASN
1	AB	183	PHE
1	AB	189	ASN
1	AB	206	ILE
1	AB	219	THR
2	AC	2	GLN

*Continued on next page...*

*Continued from previous page...*

<b>Mol</b>	<b>Chain</b>	<b>Res</b>	<b>Type</b>
2	AC	13	ILE
2	AC	17	TRP
2	AC	24	ASN
2	AC	30	ASP
2	AC	36	PHE
2	AC	57	GLU
2	AC	78	LYS
2	AC	79	LYS
2	AC	101	ASN
2	AC	106	ARG
2	AC	120	THR
2	AC	130	ARG
2	AC	139	ASN
2	AC	143	LEU
2	AC	148	ILE
2	AC	149	LYS
2	AC	165	GLU
2	AC	166	TRP
2	AC	167	TYR
2	AC	184	ASN
2	AC	190	THR
3	AD	2	ARG
3	AD	10	LEU
3	AD	25	ARG
3	AD	32	LYS
3	AD	43	ARG
3	AD	55	ARG
3	AD	57	LYS
3	AD	58	GLN
3	AD	69	ARG
3	AD	99	ASN
3	AD	103	ARG
3	AD	109	THR
3	AD	115	GLN
3	AD	117	VAL
3	AD	122	ILE
3	AD	123	MET
3	AD	127	ARG
3	AD	131	ILE
3	AD	141	VAL
3	AD	160	LEU
3	AD	163	GLN

*Continued on next page...*

*Continued from previous page...*

<b>Mol</b>	<b>Chain</b>	<b>Res</b>	<b>Type</b>
3	AD	166	LYS
3	AD	193	ASP
3	AD	195	ASN
3	AD	205	LYS
4	AE	11	GLN
4	AE	14	LEU
4	AE	19	ARG
4	AE	24	VAL
4	AE	25	LYS
4	AE	31	SER
4	AE	42	ASN
4	AE	59	ILE
4	AE	77	ASN
4	AE	81	GLN
4	AE	95	MET
4	AE	100	GLU
4	AE	113	VAL
4	AE	121	ASN
4	AE	130	THR
4	AE	133	ILE
4	AE	139	THR
4	AE	144	GLU
4	AE	145	ASN
4	AE	155	LYS
5	AF	14	GLN
5	AF	17	GLN
5	AF	24	ARG
5	AF	39	LEU
5	AF	46	GLN
5	AF	55	HIS
5	AF	62	MET
5	AF	68	GLN
5	AF	69	GLU
5	AF	77	THR
5	AF	79	ARG
5	AF	86	ARG
6	AG	3	ARG
6	AG	20	GLU
6	AG	85	GLN
6	AG	105	GLU
6	AG	123	LEU
6	AG	142	ARG

*Continued on next page...*

*Continued from previous page...*

<b>Mol</b>	<b>Chain</b>	<b>Res</b>	<b>Type</b>
6	AG	147	ASN
7	AH	21	LYS
7	AH	59	GLU
7	AH	76	ARG
7	AH	78	SER
7	AH	86	LYS
7	AH	89	ASP
7	AH	98	LEU
7	AH	106	SER
7	AH	110	MET
7	AH	111	THR
7	AH	120	LEU
7	AH	124	ILE
8	AI	21	LYS
8	AI	35	GLU
8	AI	44	ARG
8	AI	48	ARG
8	AI	54	VAL
8	AI	56	MET
8	AI	62	LEU
8	AI	67	LYS
8	AI	72	SER
8	AI	87	MET
8	AI	89	TYR
8	AI	105	ARG
8	AI	115	VAL
8	AI	126	PHE
8	AI	128	LYS
9	AJ	22	THR
9	AJ	32	THR
9	AJ	35	GLN
9	AJ	46	LYS
9	AJ	48	ARG
9	AJ	59	LYS
9	AJ	60	ASP
9	AJ	73	LEU
9	AJ	76	ILE
9	AJ	85	ASP
9	AJ	89	ARG
9	AJ	91	ASP
10	AK	17	ASP
10	AK	25	SER

*Continued on next page...*

*Continued from previous page...*

<b>Mol</b>	<b>Chain</b>	<b>Res</b>	<b>Type</b>
10	AK	51	PHE
10	AK	64	VAL
10	AK	78	ILE
10	AK	106	ILE
10	AK	124	LYS
10	AK	125	LYS
10	AK	127	ARG
10	AK	128	VAL
11	AL	3	VAL
11	AL	17	LYS
11	AL	20	VAL
11	AL	28	GLN
11	AL	34	THR
11	AL	35	ARG
11	AL	40	THR
11	AL	43	LYS
11	AL	49	ARG
11	AL	51	VAL
11	AL	63	THR
11	AL	66	ILE
11	AL	75	GLU
11	AL	87	LYS
11	AL	88	ASP
11	AL	89	LEU
11	AL	94	TYR
11	AL	109	ARG
12	AM	7	ASN
12	AM	42	VAL
12	AM	70	ARG
12	AM	74	MET
12	AM	103	THR
13	AN	3	GLN
13	AN	47	LEU
13	AN	59	GLN
13	AN	61	ASN
13	AN	96	LYS
13	AN	99	SER
14	AO	16	ARG
14	AO	24	THR
14	AO	36	ASN
14	AO	63	ARG
15	AP	6	LEU

*Continued on next page...*



*Continued from previous page...*

<b>Mol</b>	<b>Chain</b>	<b>Res</b>	<b>Type</b>
15	AP	16	PHE
15	AP	19	VAL
15	AP	46	LYS
15	AP	52	LEU
16	AQ	3	LYS
16	AQ	10	ARG
16	AQ	16	MET
16	AQ	20	ILE
16	AQ	28	VAL
16	AQ	37	ILE
16	AQ	47	ASP
16	AQ	49	ASN
16	AQ	51	GLU
16	AQ	60	ILE
16	AQ	64	ARG
16	AQ	74	LEU
16	AQ	79	GLU
16	AQ	80	LYS
17	AR	24	ASP
17	AR	35	SER
18	AS	20	LYS
18	AS	32	THR
18	AS	42	ASN
18	AS	54	ARG
18	AS	60	PHE
18	AS	61	VAL
18	AS	64	GLU
19	AT	4	LYS
19	AT	13	SER
19	AT	23	ARG
19	AT	27	MET
19	AT	35	TYR
19	AT	42	ASP
19	AT	67	HIS
19	AT	75	LYS
19	AT	77	ASN
19	AT	84	LYS
20	AU	4	LYS
20	AU	8	ASN
20	AU	18	PHE
20	AU	19	LYS
20	AU	33	ARG

*Continued on next page...*

*Continued from previous page...*

<b>Mol</b>	<b>Chain</b>	<b>Res</b>	<b>Type</b>
20	AU	37	TYR
20	AU	42	THR
26	BC	12	ARG
26	BC	18	VAL
26	BC	20	ASN
26	BC	27	LYS
26	BC	35	LYS
26	BC	38	LYS
26	BC	43	ASN
26	BC	71	ASP
26	BC	73	ILE
26	BC	77	VAL
26	BC	85	ASN
26	BC	90	ILE
26	BC	93	VAL
26	BC	104	LEU
26	BC	109	LEU
26	BC	110	LYS
26	BC	114	GLN
26	BC	115	ILE
26	BC	120	ASP
26	BC	123	ILE
26	BC	129	LEU
26	BC	132	ARG
26	BC	142	ASN
26	BC	155	ARG
26	BC	164	VAL
26	BC	171	VAL
26	BC	172	THR
26	BC	173	LEU
26	BC	175	LEU
26	BC	176	ARG
26	BC	201	LEU
26	BC	202	ARG
26	BC	203	VAL
26	BC	212	TRP
26	BC	213	ARG
26	BC	215	VAL
26	BC	227	VAL
26	BC	250	GLN
26	BC	252	LYS
26	BC	254	LYS

*Continued on next page...*

*Continued from previous page...*

<b>Mol</b>	<b>Chain</b>	<b>Res</b>	<b>Type</b>
26	BC	261	ARG
26	BC	268	ARG
26	BC	269	ARG
27	BD	4	LEU
27	BD	14	ILE
27	BD	16	THR
27	BD	17	GLU
27	BD	40	LEU
27	BD	42	ASN
27	BD	43	ASP
27	BD	45	TYR
27	BD	60	VAL
27	BD	73	VAL
27	BD	89	GLU
27	BD	90	PHE
27	BD	91	THR
27	BD	98	VAL
27	BD	106	LYS
27	BD	114	LYS
27	BD	118	PHE
27	BD	124	ARG
27	BD	131	ASP
27	BD	139	SER
27	BD	140	HIS
27	BD	150	GLN
27	BD	159	LYS
27	BD	169	ARG
27	BD	171	THR
27	BD	176	ASP
27	BD	183	GLU
27	BD	186	LEU
28	BE	12	LEU
28	BE	14	VAL
28	BE	24	ASN
28	BE	44	ARG
28	BE	48	THR
28	BE	61	ARG
28	BE	65	THR
28	BE	69	ARG
28	BE	70	SER
28	BE	77	ILE
28	BE	78	TRP

*Continued on next page...*

*Continued from previous page...*

<b>Mol</b>	<b>Chain</b>	<b>Res</b>	<b>Type</b>
28	BE	80	SER
28	BE	84	THR
28	BE	90	GLN
28	BE	91	ASP
28	BE	108	ILE
28	BE	109	LEU
28	BE	111	GLU
28	BE	113	VAL
28	BE	116	ASP
28	BE	118	LEU
28	BE	119	ILE
28	BE	121	VAL
28	BE	123	LYS
28	BE	127	GLU
28	BE	144	GLU
28	BE	146	VAL
28	BE	153	LEU
28	BE	159	LEU
28	BE	163	ASN
28	BE	170	ARG
28	BE	171	ASP
28	BE	178	VAL
28	BE	186	VAL
28	BE	189	THR
29	BF	3	LEU
29	BF	9	ASP
29	BF	12	VAL
29	BF	24	VAL
29	BF	34	THR
29	BF	35	LEU
29	BF	36	ASN
29	BF	46	LYS
29	BF	65	LEU
29	BF	82	TYR
29	BF	90	LEU
29	BF	103	ILE
29	BF	109	ARG
29	BF	111	ARG
29	BF	114	ARG
29	BF	132	ARG
29	BF	134	GLN
29	BF	154	THR

*Continued on next page...*

*Continued from previous page...*

<b>Mol</b>	<b>Chain</b>	<b>Res</b>	<b>Type</b>
30	BG	8	VAL
30	BG	15	ASP
30	BG	21	GLN
30	BG	29	ASN
30	BG	32	LEU
30	BG	34	ARG
30	BG	35	THR
30	BG	37	ASN
30	BG	40	VAL
30	BG	55	ASP
30	BG	59	ASP
30	BG	68	ARG
30	BG	72	ASN
30	BG	78	VAL
30	BG	80	GLU
30	BG	84	LYS
30	BG	86	LEU
30	BG	91	VAL
30	BG	93	TYR
30	BG	101	VAL
30	BG	116	LEU
30	BG	120	ILE
30	BG	121	THR
30	BG	123	GLU
30	BG	126	THR
30	BG	132	LEU
30	BG	138	GLN
30	BG	148	ARG
30	BG	170	THR
30	BG	174	LYS
31	BH	6	LEU
31	BH	12	LEU
31	BH	14	SER
31	BH	15	LEU
31	BH	18	GLN
31	BH	28	ASN
31	BH	31	VAL
31	BH	48	GLU
31	BH	50	ARG
31	BH	54	LEU
31	BH	68	ARG
31	BH	75	LEU

*Continued on next page...*

*Continued from previous page...*

<b>Mol</b>	<b>Chain</b>	<b>Res</b>	<b>Type</b>
31	BH	83	LYS
31	BH	96	THR
31	BH	97	ARG
31	BH	125	THR
31	BH	135	HIS
32	BI	2	LYS
32	BI	10	LEU
32	BI	11	GLN
32	BI	23	VAL
32	BI	37	PHE
32	BI	39	LYS
32	BI	49	GLU
32	BI	61	TYR
32	BI	71	LYS
32	BI	81	LYS
32	BI	86	LYS
32	BI	95	ASP
32	BI	107	GLU
32	BI	126	ARG
32	BI	135	MET
33	BJ	1	MET
33	BJ	2	LYS
33	BJ	3	THR
33	BJ	7	LYS
33	BJ	24	THR
33	BJ	25	LEU
33	BJ	30	THR
33	BJ	31	GLU
33	BJ	36	LEU
33	BJ	40	HIS
33	BJ	41	LYS
33	BJ	43	GLU
33	BJ	44	TYR
33	BJ	54	ILE
33	BJ	55	ILE
33	BJ	65	THR
33	BJ	72	LYS
33	BJ	86	GLN
33	BJ	88	THR
33	BJ	90	GLU
33	BJ	103	ILE
33	BJ	111	LYS

*Continued on next page...*

*Continued from previous page...*

<b>Mol</b>	<b>Chain</b>	<b>Res</b>	<b>Type</b>
33	BJ	114	LEU
33	BJ	129	GLU
33	BJ	139	VAL
33	BJ	140	LEU
34	BK	2	ILE
34	BK	3	GLN
34	BK	8	LEU
34	BK	18	ARG
34	BK	21	CYS
34	BK	23	LYS
34	BK	47	ILE
34	BK	51	LYS
34	BK	52	VAL
34	BK	54	LYS
34	BK	58	LEU
34	BK	69	VAL
34	BK	73	ASP
34	BK	88	ASN
34	BK	89	ASN
34	BK	93	GLN
34	BK	105	ARG
34	BK	111	LYS
34	BK	114	LYS
35	BL	3	LEU
35	BL	4	ASN
35	BL	6	LEU
35	BL	13	LYS
35	BL	14	LYS
35	BL	19	LEU
35	BL	21	ARG
35	BL	27	LEU
35	BL	46	VAL
35	BL	47	ARG
35	BL	55	MET
35	BL	61	LEU
35	BL	66	PHE
35	BL	91	ASP
35	BL	93	ASN
35	BL	94	THR
35	BL	101	ILE
35	BL	112	LEU
35	BL	121	THR

*Continued on next page...*

*Continued from previous page...*

<b>Mol</b>	<b>Chain</b>	<b>Res</b>	<b>Type</b>
35	BL	122	VAL
35	BL	135	ILE
36	BM	8	LYS
36	BM	10	ARG
36	BM	12	MET
36	BM	25	ASP
36	BM	33	LEU
36	BM	36	VAL
36	BM	58	LYS
36	BM	70	ASP
36	BM	75	GLU
36	BM	90	GLU
36	BM	95	LEU
36	BM	96	ILE
36	BM	97	GLN
36	BM	100	LYS
36	BM	102	LEU
36	BM	110	GLU
36	BM	131	VAL
36	BM	133	LYS
36	BM	134	THR
37	BN	2	ARG
37	BN	3	HIS
37	BN	8	ARG
37	BN	10	LEU
37	BN	14	SER
37	BN	15	SER
37	BN	20	MET
37	BN	23	ASN
37	BN	33	ILE
37	BN	35	LYS
37	BN	38	LEU
37	BN	51	LEU
37	BN	69	ARG
37	BN	71	ARG
37	BN	75	ILE
37	BN	79	LEU
37	BN	83	LEU
37	BN	95	THR
37	BN	120	GLU
38	BO	4	LYS
38	BO	9	ARG

*Continued on next page...*



*Continued from previous page...*

<b>Mol</b>	<b>Chain</b>	<b>Res</b>	<b>Type</b>
38	BO	16	ARG
38	BO	17	LYS
38	BO	28	VAL
38	BO	31	THR
38	BO	36	TYR
38	BO	52	SER
38	BO	53	THR
38	BO	65	THR
38	BO	80	GLU
38	BO	83	LEU
38	BO	84	GLU
38	BO	94	ARG
38	BO	100	HIS
38	BO	103	VAL
38	BO	111	ARG
39	BP	3	ILE
39	BP	6	GLN
39	BP	14	GLN
39	BP	16	VAL
39	BP	24	THR
39	BP	36	LYS
39	BP	37	LYS
39	BP	38	ARG
39	BP	61	ARG
39	BP	69	VAL
39	BP	75	THR
39	BP	77	SER
39	BP	79	VAL
39	BP	83	ILE
39	BP	91	VAL
39	BP	92	ARG
39	BP	93	LYS
39	BP	95	LYS
39	BP	96	LEU
39	BP	99	LEU
40	BQ	2	ARG
40	BQ	8	ILE
40	BQ	10	ARG
40	BQ	40	LYS
40	BQ	50	ARG
40	BQ	59	LEU
40	BQ	63	ARG

*Continued on next page...*

*Continued from previous page...*

<b>Mol</b>	<b>Chain</b>	<b>Res</b>	<b>Type</b>
40	BQ	65	ASN
40	BQ	69	ARG
40	BQ	88	GLU
40	BQ	91	ARG
40	BQ	93	ILE
40	BQ	94	LEU
40	BQ	96	ASP
40	BQ	97	ILE
40	BQ	103	VAL
41	BR	10	LYS
41	BR	14	VAL
41	BR	37	GLU
41	BR	38	VAL
41	BR	39	LEU
41	BR	43	ASN
41	BR	46	GLU
41	BR	48	LYS
41	BR	54	VAL
41	BR	63	VAL
41	BR	72	VAL
41	BR	83	TYR
41	BR	85	LYS
41	BR	86	GLN
41	BR	97	LYS
42	BS	3	THR
42	BS	4	ILE
42	BS	7	HIS
42	BS	30	SER
42	BS	36	LEU
42	BS	41	LYS
42	BS	45	VAL
42	BS	48	LYS
42	BS	66	ILE
42	BS	68	ASP
42	BS	70	LYS
42	BS	71	VAL
42	BS	73	LYS
42	BS	76	VAL
42	BS	84	ARG
42	BS	88	ARG
42	BS	96	ILE
42	BS	101	SER

*Continued on next page...*

*Continued from previous page...*

<b>Mol</b>	<b>Chain</b>	<b>Res</b>	<b>Type</b>
42	BS	107	VAL
42	BS	109	ASP
43	BT	2	ILE
43	BT	3	ARG
43	BT	4	GLU
43	BT	8	LEU
43	BT	17	SER
43	BT	19	LYS
43	BT	29	THR
43	BT	30	ILE
43	BT	31	VAL
43	BT	43	ILE
43	BT	48	GLN
43	BT	49	LYS
43	BT	50	LEU
43	BT	64	LYS
43	BT	67	VAL
43	BT	68	LYS
43	BT	69	ARG
43	BT	73	ARG
43	BT	74	ILE
44	BU	6	ARG
44	BU	8	ASP
44	BU	10	VAL
44	BU	33	VAL
44	BU	42	LYS
44	BU	43	LYS
44	BU	52	ASN
44	BU	61	GLU
44	BU	64	ILE
44	BU	67	SER
44	BU	80	ASP
44	BU	86	PHE
44	BU	99	SER
44	BU	102	ILE
45	BV	1	MET
45	BV	3	THR
45	BV	5	ASN
45	BV	8	VAL
45	BV	10	LYS
45	BV	20	LEU
45	BV	29	ILE

*Continued on next page...*

*Continued from previous page...*

<b>Mol</b>	<b>Chain</b>	<b>Res</b>	<b>Type</b>
45	BV	41	GLU
45	BV	42	LEU
45	BV	43	ASP
45	BV	46	LYS
45	BV	51	GLN
45	BV	61	LEU
45	BV	66	ASP
46	BW	14	ASP
46	BW	15	SER
46	BW	19	ARG
46	BW	23	LYS
46	BW	24	ARG
46	BW	25	PHE
46	BW	38	ARG
46	BW	40	ARG
46	BW	45	HIS
46	BW	49	ASN
46	BW	54	ARG
46	BW	58	LEU
46	BW	67	LYS
46	BW	71	LYS
46	BW	77	LYS
46	BW	80	SER
47	BX	6	VAL
47	BX	10	ARG
47	BX	17	ARG
47	BX	19	HIS
47	BX	24	THR
47	BX	26	ARG
47	BX	27	ARG
47	BX	29	LEU
47	BX	47	THR
47	BX	53	LYS
47	BX	65	THR
47	BX	71	ARG
47	BX	73	ARG
47	BX	77	TYR
48	BY	9	LYS
48	BY	10	SER
48	BY	14	LEU
48	BY	18	LEU
48	BY	19	LEU

*Continued on next page...*

*Continued from previous page...*

<b>Mol</b>	<b>Chain</b>	<b>Res</b>	<b>Type</b>
48	BY	22	LEU
48	BY	37	LEU
48	BY	42	LEU
48	BY	56	LEU
48	BY	57	LEU
48	BY	59	GLU
49	BZ	2	LYS
49	BZ	3	THR
49	BZ	4	ILE
49	BZ	5	LYS
49	BZ	8	GLN
49	BZ	9	THR
49	BZ	15	ARG
49	BZ	23	LEU
49	BZ	29	ARG
49	BZ	30	ARG
49	BZ	37	ARG
49	BZ	38	GLU
49	BZ	43	ILE
49	BZ	58	GLU
50	B0	9	ARG
50	B0	27	LEU
50	B0	28	SER
50	B0	39	ARG
50	B0	42	ILE
51	B1	4	ILE
51	B1	9	LYS
51	B1	16	THR
51	B1	21	THR
51	B1	33	LEU
51	B1	35	LEU
51	B1	42	VAL
51	B1	43	ARG
52	B2	1	MET
52	B2	3	ARG
52	B2	12	ARG
52	B2	16	HIS
52	B2	21	ARG
52	B2	39	ARG
53	B3	5	THR
53	B3	7	ARG
53	B3	22	LYS

*Continued on next page...*

*Continued from previous page...*

<b>Mol</b>	<b>Chain</b>	<b>Res</b>	<b>Type</b>
53	B3	31	ILE
53	B3	34	LYS
53	B3	49	VAL
53	B3	51	LYS
54	B4	1	MET
54	B4	4	ARG
54	B4	9	LYS
54	B4	13	ASN
1	CB	8	MET
1	CB	10	LYS
1	CB	17	HIS
1	CB	19	THR
1	CB	26	MET
1	CB	29	PHE
1	CB	34	ARG
1	CB	36	LYS
1	CB	39	ILE
1	CB	46	VAL
1	CB	57	ASN
1	CB	61	SER
1	CB	69	VAL
1	CB	88	GLN
1	CB	92	ASN
1	CB	103	TRP
1	CB	124	THR
1	CB	125	PHE
1	CB	162	VAL
1	CB	172	ILE
1	CB	191	ASP
1	CB	196	ASP
2	CC	2	GLN
2	CC	26	LYS
2	CC	27	GLU
2	CC	35	ASP
2	CC	38	VAL
2	CC	41	TYR
2	CC	53	ARG
2	CC	54	ILE
2	CC	58	ARG
2	CC	102	ILE
2	CC	106	ARG
2	CC	110	LEU

*Continued on next page...*

*Continued from previous page...*

<b>Mol</b>	<b>Chain</b>	<b>Res</b>	<b>Type</b>
2	CC	123	LEU
2	CC	134	LYS
2	CC	139	ASN
2	CC	161	ILE
2	CC	164	THR
2	CC	166	TRP
2	CC	174	LEU
2	CC	178	ARG
2	CC	182	ASP
2	CC	190	THR
2	CC	194	VAL
2	CC	205	GLU
3	CD	2	ARG
3	CD	12	ARG
3	CD	30	LYS
3	CD	34	GLU
3	CD	55	ARG
3	CD	57	LYS
3	CD	58	GLN
3	CD	62	ARG
3	CD	99	ASN
3	CD	106	PHE
3	CD	116	LEU
3	CD	125	ASN
3	CD	127	ARG
3	CD	147	LYS
3	CD	153	ARG
3	CD	163	GLN
3	CD	170	LEU
3	CD	187	ARG
3	CD	188	SER
3	CD	199	ILE
4	CE	11	GLN
4	CE	13	LYS
4	CE	25	LYS
4	CE	35	LEU
4	CE	59	ILE
4	CE	64	GLU
4	CE	67	ARG
4	CE	75	LEU
4	CE	76	ASN
4	CE	131	ASN

*Continued on next page...*

*Continued from previous page...*

<b>Mol</b>	<b>Chain</b>	<b>Res</b>	<b>Type</b>
4	CE	133	ILE
4	CE	136	VAL
4	CE	144	GLU
5	CF	7	VAL
5	CF	17	GLN
5	CF	33	GLU
5	CF	38	ARG
5	CF	56	LYS
5	CF	61	LEU
5	CF	72	ASP
5	CF	73	GLU
5	CF	81	ASN
5	CF	84	VAL
5	CF	85	ILE
5	CF	86	ARG
5	CF	98	GLU
6	CG	3	ARG
6	CG	8	GLN
6	CG	10	LYS
6	CG	11	ILE
6	CG	12	LEU
6	CG	16	LYS
6	CG	22	LEU
6	CG	48	THR
6	CG	55	LYS
6	CG	58	LEU
6	CG	59	GLU
6	CG	62	GLU
6	CG	65	LEU
6	CG	66	GLU
6	CG	67	ASN
6	CG	75	LYS
6	CG	77	ARG
6	CG	78	ARG
6	CG	85	GLN
6	CG	100	MET
6	CG	102	TRP
6	CG	115	MET
6	CG	119	LEU
6	CG	123	LEU
6	CG	137	ARG
6	CG	139	ASP

*Continued on next page...*



*Continued from previous page...*

<b>Mol</b>	<b>Chain</b>	<b>Res</b>	<b>Type</b>
6	CG	148	LYS
6	CG	150	PHE
7	CH	2	MET
7	CH	29	SER
7	CH	33	VAL
7	CH	37	ASN
7	CH	42	GLU
7	CH	45	ILE
7	CH	46	GLU
7	CH	76	ARG
7	CH	82	LEU
7	CH	89	ASP
7	CH	93	LYS
7	CH	98	LEU
7	CH	110	MET
8	CI	4	GLN
8	CI	37	TYR
8	CI	45	MET
8	CI	47	VAL
8	CI	53	LEU
8	CI	54	VAL
8	CI	63	TYR
8	CI	71	ILE
8	CI	72	SER
8	CI	87	MET
8	CI	89	TYR
8	CI	111	GLU
8	CI	125	GLN
8	CI	126	PHE
9	CJ	11	LYS
9	CJ	15	HIS
9	CJ	59	LYS
9	CJ	63	ASP
9	CJ	67	ILE
9	CJ	69	THR
9	CJ	80	THR
9	CJ	82	LYS
9	CJ	92	LEU
10	CK	27	ASN
10	CK	45	THR
10	CK	55	ARG
10	CK	73	VAL

*Continued on next page...*

*Continued from previous page...*

<b>Mol</b>	<b>Chain</b>	<b>Res</b>	<b>Type</b>
10	CK	78	ILE
10	CK	80	ASN
10	CK	81	LEU
10	CK	105	ARG
10	CK	106	ILE
10	CK	117	HIS
11	CL	5	GLN
11	CL	7	VAL
11	CL	14	LYS
11	CL	19	ASN
11	CL	28	GLN
11	CL	48	LEU
11	CL	49	ARG
11	CL	56	LEU
11	CL	62	VAL
11	CL	65	TYR
11	CL	72	ASN
11	CL	88	ASP
11	CL	107	LYS
11	CL	111	GLN
11	CL	120	ARG
12	CM	2	ARG
12	CM	7	ASN
12	CM	8	ILE
12	CM	12	LYS
12	CM	13	HIS
12	CM	24	VAL
12	CM	28	ARG
12	CM	32	ILE
12	CM	46	GLU
12	CM	53	ASP
12	CM	68	LEU
12	CM	77	LYS
12	CM	91	ARG
12	CM	92	ARG
12	CM	99	GLN
12	CM	100	ARG
12	CM	113	LYS
13	CN	3	GLN
13	CN	17	ASP
13	CN	27	LYS
13	CN	30	ILE

*Continued on next page...*

*Continued from previous page...*

<b>Mol</b>	<b>Chain</b>	<b>Res</b>	<b>Type</b>
13	CN	41	TRP
13	CN	52	ARG
13	CN	53	ASP
13	CN	58	ARG
13	CN	65	GLN
13	CN	72	PHE
13	CN	96	LYS
14	CO	13	GLU
14	CO	16	ARG
14	CO	63	ARG
14	CO	80	LEU
15	CP	3	THR
15	CP	6	LEU
15	CP	19	VAL
15	CP	35	ARG
15	CP	46	LYS
15	CP	67	ILE
16	CQ	3	LYS
16	CQ	20	ILE
16	CQ	27	PHE
16	CQ	39	ARG
16	CQ	51	GLU
16	CQ	52	CYS
16	CQ	60	ILE
16	CQ	73	THR
16	CQ	75	VAL
16	CQ	80	LYS
17	CR	69	TYR
17	CR	72	ARG
18	CS	5	LYS
18	CS	10	ILE
18	CS	11	ASP
18	CS	38	THR
18	CS	43	MET
18	CS	52	ASN
18	CS	54	ARG
18	CS	55	GLN
18	CS	56	HIS
18	CS	62	THR
18	CS	79	TYR
19	CT	26	MET
19	CT	30	PHE

*Continued on next page...*

*Continued from previous page...*

<b>Mol</b>	<b>Chain</b>	<b>Res</b>	<b>Type</b>
19	CT	47	GLN
19	CT	53	MET
19	CT	68	LYS
19	CT	69	ASN
19	CT	73	ARG
19	CT	77	ASN
19	CT	82	ILE
20	CU	4	LYS
20	CU	17	ARG
20	CU	18	PHE
20	CU	19	LYS
20	CU	32	ARG
20	CU	33	ARG
20	CU	37	TYR
20	CU	39	LYS
20	CU	53	LYS
26	DC	18	VAL
26	DC	23	LEU
26	DC	35	LYS
26	DC	51	ARG
26	DC	53	ILE
26	DC	57	HIS
26	DC	62	ARG
26	DC	90	ILE
26	DC	102	TYR
26	DC	124	LYS
26	DC	129	LEU
26	DC	152	GLN
26	DC	172	THR
26	DC	173	LEU
26	DC	183	VAL
26	DC	187	CYS
26	DC	188	ARG
26	DC	193	GLU
26	DC	212	TRP
26	DC	213	ARG
26	DC	220	ARG
26	DC	227	VAL
26	DC	235	GLU
26	DC	256	THR
26	DC	269	ARG
27	DD	24	VAL

*Continued on next page...*

*Continued from previous page...*

<b>Mol</b>	<b>Chain</b>	<b>Res</b>	<b>Type</b>
27	DD	28	GLU
27	DD	33	ARG
27	DD	35	THR
27	DD	38	LYS
27	DD	50	VAL
27	DD	55	LYS
27	DD	62	LYS
27	DD	79	LEU
27	DD	84	LEU
27	DD	106	LYS
27	DD	121	THR
27	DD	138	LEU
27	DD	141	ARG
27	DD	148	GLN
27	DD	150	GLN
27	DD	159	LYS
27	DD	168	GLU
27	DD	189	VAL
27	DD	193	VAL
28	DE	53	THR
28	DE	57	LYS
28	DE	67	ARG
28	DE	77	ILE
28	DE	108	ILE
28	DE	117	ARG
28	DE	126	VAL
28	DE	139	LYS
28	DE	149	ILE
28	DE	157	LEU
28	DE	163	ASN
28	DE	164	LEU
28	DE	166	LYS
29	DF	13	LYS
29	DF	47	LYS
29	DF	48	LEU
29	DF	49	LEU
29	DF	76	PHE
29	DF	82	TYR
29	DF	94	ARG
29	DF	97	GLU
29	DF	109	ARG
29	DF	110	ILE

*Continued on next page...*

*Continued from previous page...*

<b>Mol</b>	<b>Chain</b>	<b>Res</b>	<b>Type</b>
29	DF	111	ARG
29	DF	113	PHE
29	DF	119	LYS
29	DF	131	VAL
29	DF	133	GLU
29	DF	134	GLN
29	DF	135	ILE
29	DF	139	GLU
29	DF	142	TYR
29	DF	147	ARG
29	DF	151	LEU
29	DF	160	LYS
29	DF	166	ARG
29	DF	172	PHE
29	DF	177	ARG
30	DG	2	ARG
30	DG	18	ILE
30	DG	19	ASN
30	DG	21	GLN
30	DG	34	ARG
30	DG	35	THR
30	DG	40	VAL
30	DG	51	PHE
30	DG	72	ASN
30	DG	84	LYS
30	DG	91	VAL
30	DG	93	TYR
30	DG	120	ILE
30	DG	162	ARG
30	DG	163	TYR
30	DG	166	GLU
30	DG	176	LYS
31	DH	8	LYS
31	DH	22	LYS
31	DH	25	TYR
31	DH	27	ARG
31	DH	28	ASN
31	DH	48	GLU
31	DH	50	ARG
31	DH	57	LYS
31	DH	66	ASN
31	DH	68	ARG

*Continued on next page...*

*Continued from previous page...*

<b>Mol</b>	<b>Chain</b>	<b>Res</b>	<b>Type</b>
31	DH	76	GLU
31	DH	86	ASP
31	DH	90	LEU
31	DH	91	PHE
31	DH	103	VAL
31	DH	104	THR
31	DH	109	GLU
31	DH	132	PHE
31	DH	144	VAL
32	DI	7	TYR
32	DI	9	LYS
32	DI	16	MET
32	DI	30	GLN
32	DI	58	ILE
32	DI	68	PHE
32	DI	93	ASN
33	DJ	3	THR
33	DJ	25	LEU
33	DJ	43	GLU
33	DJ	47	HIS
33	DJ	54	ILE
33	DJ	57	LEU
33	DJ	95	ARG
33	DJ	106	LYS
33	DJ	129	GLU
33	DJ	139	VAL
34	DK	3	GLN
34	DK	7	MET
34	DK	10	VAL
34	DK	13	ASN
34	DK	21	CYS
34	DK	25	LEU
34	DK	39	ILE
34	DK	41	ILE
34	DK	47	ILE
34	DK	49	ARG
34	DK	54	LYS
34	DK	87	LEU
34	DK	103	VAL
34	DK	105	ARG
34	DK	106	GLU
34	DK	107	LEU

*Continued on next page...*

*Continued from previous page...*

<b>Mol</b>	<b>Chain</b>	<b>Res</b>	<b>Type</b>
34	DK	111	LYS
34	DK	114	LYS
35	DL	3	LEU
35	DL	4	ASN
35	DL	47	ARG
35	DL	79	LEU
35	DL	82	LEU
35	DL	92	LEU
35	DL	99	ASN
35	DL	103	ILE
35	DL	111	ILE
35	DL	112	LEU
35	DL	141	LYS
35	DL	143	GLU
36	DM	8	LYS
36	DM	50	ARG
36	DM	78	LEU
36	DM	96	ILE
36	DM	97	GLN
36	DM	102	LEU
36	DM	105	MET
36	DM	115	GLU
36	DM	126	ILE
37	DN	14	SER
37	DN	18	GLN
37	DN	20	MET
37	DN	29	VAL
37	DN	33	ILE
37	DN	53	THR
37	DN	54	LEU
37	DN	62	ASN
37	DN	63	ARG
37	DN	69	ARG
37	DN	81	ASN
37	DN	94	TYR
37	DN	95	THR
37	DN	98	LEU
37	DN	114	GLU
38	DO	17	LYS
38	DO	30	ARG
38	DO	31	THR
38	DO	65	THR

*Continued on next page...*



*Continued from previous page...*

<b>Mol</b>	<b>Chain</b>	<b>Res</b>	<b>Type</b>
38	DO	68	LYS
38	DO	90	VAL
38	DO	115	LEU
38	DO	117	PHE
39	DP	6	GLN
39	DP	13	LYS
39	DP	28	LYS
39	DP	31	VAL
39	DP	83	ILE
39	DP	86	LYS
39	DP	95	LYS
39	DP	101	GLU
40	DQ	3	VAL
40	DQ	10	ARG
40	DQ	12	ARG
40	DQ	35	PHE
40	DQ	50	ARG
40	DQ	54	ARG
40	DQ	57	ARG
40	DQ	63	ARG
40	DQ	69	ARG
40	DQ	79	ILE
41	DR	6	GLN
41	DR	10	LYS
41	DR	13	ARG
41	DR	37	GLU
41	DR	48	LYS
41	DR	58	VAL
41	DR	75	VAL
41	DR	80	ARG
41	DR	81	LYS
41	DR	83	TYR
41	DR	86	GLN
41	DR	90	ARG
41	DR	93	PHE
41	DR	95	ASP
42	DS	6	LYS
42	DS	22	ASP
42	DS	23	LEU
42	DS	31	GLN
42	DS	45	VAL
42	DS	46	LEU

*Continued on next page...*

*Continued from previous page...*

<b>Mol</b>	<b>Chain</b>	<b>Res</b>	<b>Type</b>
42	DS	66	ILE
42	DS	70	LYS
42	DS	74	ILE
42	DS	76	VAL
42	DS	84	ARG
42	DS	85	ILE
42	DS	86	MET
42	DS	88	ARG
43	DT	9	LYS
43	DT	12	ARG
43	DT	18	GLU
43	DT	39	THR
43	DT	50	LEU
43	DT	54	GLU
44	DU	13	LEU
44	DU	14	THR
44	DU	20	LYS
44	DU	21	ARG
44	DU	40	LEU
44	DU	45	GLN
44	DU	81	ARG
44	DU	82	VAL
44	DU	85	ARG
44	DU	94	PHE
44	DU	95	PHE
45	DV	26	PHE
45	DV	40	ILE
45	DV	51	GLN
45	DV	61	LEU
45	DV	65	VAL
45	DV	69	GLU
45	DV	70	ILE
45	DV	76	ASP
45	DV	77	VAL
45	DV	90	ASP
46	DW	18	LYS
46	DW	20	LEU
46	DW	22	VAL
46	DW	23	LYS
46	DW	25	PHE
46	DW	30	VAL
46	DW	37	VAL

*Continued on next page...*

*Continued from previous page...*

<b>Mol</b>	<b>Chain</b>	<b>Res</b>	<b>Type</b>
46	DW	38	ARG
46	DW	39	GLN
46	DW	40	ARG
46	DW	44	PHE
46	DW	58	LEU
46	DW	68	PHE
46	DW	76	ARG
46	DW	77	LYS
47	DX	5	GLN
47	DX	26	ARG
47	DX	31	ASN
47	DX	33	HIS
47	DX	46	VAL
47	DX	47	THR
47	DX	57	VAL
47	DX	63	ILE
47	DX	73	ARG
48	DY	1	MET
48	DY	4	LYS
48	DY	28	LEU
49	DZ	16	LEU
49	DZ	24	LEU
49	DZ	28	LEU
49	DZ	29	ARG
49	DZ	50	VAL
49	DZ	53	MET
49	DZ	55	LYS
50	D0	3	GLN
50	D0	5	ASN
50	D0	41	HIS
50	D0	42	ILE
50	D0	49	ARG
51	D1	10	LEU
51	D1	20	TYR
51	D1	35	LEU
51	D1	44	GLN
52	D2	8	SER
52	D2	22	MET
52	D2	26	ASN
52	D2	33	ARG
53	D3	12	ARG
53	D3	14	LYS

*Continued on next page...*

*Continued from previous page...*

Mol	Chain	Res	Type
53	D3	27	ASN
53	D3	29	ARG
53	D3	41	ARG
53	D3	46	LYS
53	D3	48	MET
53	D3	51	LYS
53	D3	61	LEU
54	D4	2	LYS
54	D4	9	LYS
54	D4	13	ASN
54	D4	15	LYS
54	D4	17	VAL

Sometimes sidechains can be flipped to improve hydrogen bonding and reduce clashes. All (323) such sidechains are listed below:

Mol	Chain	Res	Type
1	AB	14	HIS
1	AB	17	HIS
1	AB	18	GLN
1	AB	38	HIS
1	AB	41	ASN
1	AB	57	ASN
1	AB	88	GLN
1	AB	93	HIS
1	AB	102	ASN
1	AB	108	GLN
1	AB	119	GLN
1	AB	189	ASN
2	AC	24	ASN
2	AC	68	HIS
2	AC	139	ASN
2	AC	184	ASN
3	AD	58	GLN
3	AD	73	ASN
3	AD	99	ASN
3	AD	115	GLN
3	AD	119	HIS
3	AD	135	GLN
3	AD	163	GLN
3	AD	195	ASN
4	AE	42	ASN
4	AE	69	ASN

*Continued on next page...*

*Continued from previous page...*

<b>Mol</b>	<b>Chain</b>	<b>Res</b>	<b>Type</b>
4	AE	72	ASN
4	AE	76	ASN
4	AE	77	ASN
4	AE	121	ASN
4	AE	145	ASN
5	AF	11	HIS
5	AF	46	GLN
5	AF	52	ASN
5	AF	68	GLN
6	AG	121	ASN
6	AG	147	ASN
7	AH	15	ASN
7	AH	117	GLN
8	AI	4	GLN
8	AI	74	GLN
8	AI	80	HIS
8	AI	125	GLN
9	AJ	15	HIS
9	AJ	20	GLN
9	AJ	35	GLN
10	AK	21	HIS
10	AK	28	ASN
10	AK	108	ASN
10	AK	118	ASN
11	AL	45	ASN
11	AL	95	HIS
11	AL	111	GLN
13	AN	34	ASN
13	AN	48	GLN
13	AN	61	ASN
14	AO	36	ASN
14	AO	37	HIS
14	AO	61	GLN
15	AP	18	GLN
15	AP	29	ASN
16	AQ	44	HIS
17	AR	30	ASN
17	AR	53	GLN
18	AS	42	ASN
19	AT	20	ASN
19	AT	60	GLN
19	AT	74	HIS

*Continued on next page...*

*Continued from previous page...*

<b>Mol</b>	<b>Chain</b>	<b>Res</b>	<b>Type</b>
19	AT	77	ASN
19	AT	83	ASN
20	AU	8	ASN
26	BC	14	HIS
26	BC	20	ASN
26	BC	43	ASN
26	BC	59	GLN
26	BC	89	ASN
26	BC	114	GLN
26	BC	152	GLN
26	BC	225	ASN
26	BC	242	HIS
26	BC	250	GLN
26	BC	259	ASN
27	BD	32	ASN
27	BD	49	GLN
27	BD	126	ASN
27	BD	130	GLN
28	BE	24	ASN
28	BE	30	GLN
28	BE	62	GLN
28	BE	97	ASN
28	BE	136	GLN
28	BE	163	ASN
29	BF	22	ASN
29	BF	26	GLN
29	BF	134	GLN
30	BG	72	ASN
30	BG	114	HIS
30	BG	138	GLN
31	BH	18	GLN
31	BH	33	GLN
31	BH	43	ASN
31	BH	145	ASN
32	BI	5	GLN
32	BI	30	GLN
32	BI	110	GLN
33	BJ	40	HIS
33	BJ	58	ASN
33	BJ	76	HIS
33	BJ	77	HIS
33	BJ	128	ASN

*Continued on next page...*

*Continued from previous page...*

<b>Mol</b>	<b>Chain</b>	<b>Res</b>	<b>Type</b>
33	BJ	130	HIS
34	BK	5	GLN
34	BK	88	ASN
34	BK	89	ASN
35	BL	4	ASN
35	BL	54	GLN
35	BL	93	ASN
35	BL	99	ASN
35	BL	104	GLN
37	BN	9	GLN
37	BN	11	ASN
37	BN	18	GLN
37	BN	23	ASN
37	BN	62	ASN
37	BN	73	ASN
38	BO	34	HIS
38	BO	38	GLN
39	BP	9	GLN
39	BP	74	GLN
40	BQ	13	HIS
40	BQ	51	GLN
40	BQ	65	ASN
41	BR	6	GLN
41	BR	43	ASN
41	BR	82	HIS
42	BS	9	HIS
42	BS	57	ASN
42	BS	61	ASN
43	BT	48	GLN
43	BT	70	HIS
43	BT	72	GLN
43	BT	91	GLN
44	BU	52	ASN
44	BU	65	GLN
44	BU	73	ASN
45	BV	5	ASN
45	BV	51	GLN
45	BV	80	HIS
46	BW	39	GLN
46	BW	49	ASN
47	BX	5	GLN
47	BX	22	ASN

*Continued on next page...*

*Continued from previous page...*

<b>Mol</b>	<b>Chain</b>	<b>Res</b>	<b>Type</b>
47	BX	33	HIS
48	BY	15	ASN
48	BY	27	ASN
48	BY	31	GLN
48	BY	41	HIS
52	B2	13	ASN
52	B2	26	ASN
53	B3	27	ASN
54	B4	35	GLN
1	CB	14	HIS
1	CB	92	ASN
1	CB	145	ASN
1	CB	167	HIS
1	CB	176	ASN
2	CC	2	GLN
2	CC	18	ASN
2	CC	31	ASN
2	CC	122	GLN
2	CC	139	ASN
2	CC	184	ASN
3	CD	39	GLN
3	CD	84	ASN
3	CD	119	HIS
3	CD	125	ASN
3	CD	163	GLN
4	CE	11	GLN
4	CE	60	GLN
4	CE	76	ASN
4	CE	77	ASN
4	CE	88	HIS
4	CE	121	ASN
4	CE	131	ASN
4	CE	147	ASN
5	CF	11	HIS
5	CF	81	ASN
6	CG	85	GLN
7	CH	3	GLN
7	CH	15	ASN
7	CH	37	ASN
8	CI	3	ASN
8	CI	4	GLN
8	CI	24	ASN

*Continued on next page...*



*Continued from previous page...*

<b>Mol</b>	<b>Chain</b>	<b>Res</b>	<b>Type</b>
8	CI	30	ASN
8	CI	49	GLN
8	CI	74	GLN
8	CI	109	GLN
8	CI	125	GLN
9	CJ	56	HIS
9	CJ	64	GLN
9	CJ	70	HIS
10	CK	21	HIS
10	CK	27	ASN
10	CK	118	ASN
11	CL	4	ASN
11	CL	19	ASN
11	CL	28	GLN
11	CL	72	ASN
11	CL	74	GLN
11	CL	95	HIS
11	CL	111	GLN
12	CM	11	HIS
12	CM	99	GLN
12	CM	104	ASN
13	CN	59	GLN
13	CN	65	GLN
13	CN	70	HIS
14	CO	27	GLN
16	CQ	49	ASN
18	CS	13	HIS
18	CS	51	HIS
18	CS	52	ASN
19	CT	12	GLN
19	CT	51	ASN
19	CT	69	ASN
19	CT	81	GLN
26	DC	14	HIS
26	DC	20	ASN
26	DC	43	ASN
26	DC	52	HIS
26	DC	57	HIS
26	DC	59	GLN
26	DC	89	ASN
26	DC	116	GLN
26	DC	133	ASN

*Continued on next page...*

*Continued from previous page...*

<b>Mol</b>	<b>Chain</b>	<b>Res</b>	<b>Type</b>
27	DD	32	ASN
27	DD	36	GLN
27	DD	49	GLN
27	DD	58	ASN
27	DD	185	ASN
28	DE	30	GLN
28	DE	41	GLN
29	DF	4	HIS
29	DF	126	ASN
29	DF	134	GLN
30	DG	19	ASN
30	DG	37	ASN
30	DG	44	HIS
30	DG	103	ASN
30	DG	138	GLN
31	DH	2	GLN
31	DH	28	ASN
31	DH	43	ASN
31	DH	66	ASN
32	DI	42	ASN
32	DI	93	ASN
32	DI	106	GLN
33	DJ	40	HIS
33	DJ	138	GLN
34	DK	3	GLN
34	DK	9	ASN
34	DK	13	ASN
34	DK	89	ASN
35	DL	4	ASN
35	DL	54	GLN
36	DM	3	GLN
36	DM	13	HIS
37	DN	3	HIS
37	DN	16	HIS
37	DN	23	ASN
37	DN	31	HIS
37	DN	73	ASN
37	DN	107	ASN
38	DO	29	HIS
39	DP	6	GLN
39	DP	9	GLN
39	DP	11	GLN

*Continued on next page...*

*Continued from previous page...*

<b>Mol</b>	<b>Chain</b>	<b>Res</b>	<b>Type</b>
39	DP	65	ASN
39	DP	114	ASN
40	DQ	19	GLN
40	DQ	71	ASN
41	DR	6	GLN
41	DR	12	HIS
41	DR	66	HIS
41	DR	82	HIS
41	DR	86	GLN
41	DR	87	GLN
42	DS	31	GLN
42	DS	57	ASN
43	DT	15	HIS
43	DT	48	GLN
43	DT	91	GLN
43	DT	92	ASN
44	DU	44	HIS
44	DU	45	GLN
44	DU	52	ASN
44	DU	53	GLN
45	DV	51	GLN
45	DV	78	GLN
45	DV	80	HIS
47	DX	15	ASN
47	DX	22	ASN
47	DX	31	ASN
47	DX	33	HIS
47	DX	35	HIS
48	DY	15	ASN
48	DY	20	ASN
48	DY	41	HIS
48	DY	45	GLN
48	DY	58	ASN
49	DZ	19	HIS
50	D0	18	HIS
50	D0	41	HIS
52	D2	6	GLN
52	D2	16	HIS
52	D2	26	ASN
52	D2	29	GLN
53	D3	25	HIS
53	D3	27	ASN

*Continued on next page...*

*Continued from previous page...*

Mol	Chain	Res	Type
53	D3	30	HIS
53	D3	42	HIS
54	D4	37	GLN

### 5.3.3 RNA [i](#)

Mol	Chain	Analysed	Backbone Outliers	Pucker Outliers
21	AA	1532/1533 (99%)	465 (30%)	230 (15%)
22	AV	17/17 (100%)	2 (11%)	1 (5%)
22	AX	17/17 (100%)	2 (11%)	1 (5%)
22	CV	17/17 (100%)	3 (17%)	1 (5%)
22	CX	16/17 (94%)	2 (12%)	0
23	AW	5/6 (83%)	3 (60%)	1 (20%)
23	CW	5/6 (83%)	1 (20%)	1 (20%)
24	BA	2850/2903 (98%)	925 (32%)	497 (17%)
24	DA	2838/2903 (97%)	1020 (35%)	505 (17%)
25	BB	117/118 (99%)	32 (27%)	22 (18%)
55	CA	1529/1530 (99%)	516 (33%)	245 (16%)
56	DB	116/117 (99%)	29 (25%)	13 (11%)
All	All	9059/9184 (98%)	3000 (33%)	1517 (16%)

All (3000) RNA backbone outliers are listed below:

Mol	Chain	Res	Type
21	AA	5	U
21	AA	6	G
21	AA	7	A
21	AA	9	G
21	AA	13	U
21	AA	14	U
21	AA	15	G
21	AA	31	G
21	AA	32	A
21	AA	33	A
21	AA	39	G
21	AA	47	C
21	AA	48	C
21	AA	50	A
21	AA	51	A
21	AA	52	C
21	AA	53	A

*Continued on next page...*

*Continued from previous page...*

<b>Mol</b>	<b>Chain</b>	<b>Res</b>	<b>Type</b>
21	AA	61	G
21	AA	65	A
21	AA	66	A
21	AA	67	C
21	AA	70	U
21	AA	71	A
21	AA	72	A
21	AA	73	C
21	AA	74	A
21	AA	75	G
21	AA	76	G
21	AA	77	A
21	AA	78	A
21	AA	79	G
21	AA	82	G
21	AA	83	C
21	AA	85	U
21	AA	86	G
21	AA	87	C
21	AA	88	U
21	AA	89	U
21	AA	90	C
21	AA	91	U
21	AA	92	U
21	AA	94	G
21	AA	95	C
21	AA	97	G
21	AA	109	A
21	AA	110	C
21	AA	111	G
21	AA	116	A
21	AA	117	G
21	AA	119	A
21	AA	120	A
21	AA	121	U
21	AA	122	G
21	AA	127	G
21	AA	129	A
21	AA	130	A
21	AA	131	A
21	AA	132	C
21	AA	141	G

*Continued on next page...*

*Continued from previous page...*

<b>Mol</b>	<b>Chain</b>	<b>Res</b>	<b>Type</b>
21	AA	143	A
21	AA	159	G
21	AA	163	C
21	AA	164	G
21	AA	174	A
21	AA	175	C
21	AA	181	A
21	AA	182	A
21	AA	184	G
21	AA	185	U
21	AA	192	A
21	AA	197	A
21	AA	198	G
21	AA	199	A
21	AA	202	G
21	AA	205	A
21	AA	207	C
21	AA	208	U
21	AA	209	U
21	AA	210	C
21	AA	211	G
21	AA	212	G
21	AA	213	G
21	AA	214	C
21	AA	240	G
21	AA	243	A
21	AA	244	U
21	AA	245	U
21	AA	246	A
21	AA	247	G
21	AA	248	C
21	AA	250	A
21	AA	251	G
21	AA	252	U
21	AA	253	A
21	AA	266	G
21	AA	267	C
21	AA	268	U
21	AA	274	A
21	AA	275	G
21	AA	276	G
21	AA	279	A

*Continued on next page...*

*Continued from previous page...*

<b>Mol</b>	<b>Chain</b>	<b>Res</b>	<b>Type</b>
21	AA	280	C
21	AA	285	C
21	AA	289	G
21	AA	305	G
21	AA	306	A
21	AA	307	C
21	AA	313	A
21	AA	315	A
21	AA	316	C
21	AA	317	U
21	AA	321	A
21	AA	327	A
21	AA	328	C
21	AA	329	A
21	AA	330	C
21	AA	331	G
21	AA	332	G
21	AA	344	A
21	AA	345	C
21	AA	346	G
21	AA	347	G
21	AA	352	C
21	AA	353	A
21	AA	354	G
21	AA	367	U
21	AA	369	G
21	AA	370	C
21	AA	373	A
21	AA	374	A
21	AA	384	G
21	AA	388	G
21	AA	389	A
21	AA	390	U
21	AA	398	U
21	AA	406	G
21	AA	411	A
21	AA	412	A
21	AA	413	G
21	AA	414	A
21	AA	415	A
21	AA	421	U
21	AA	422	C

*Continued on next page...*

*Continued from previous page...*

<b>Mol</b>	<b>Chain</b>	<b>Res</b>	<b>Type</b>
21	AA	423	G
21	AA	424	G
21	AA	428	G
21	AA	429	U
21	AA	430	A
21	AA	431	A
21	AA	441	A
21	AA	451	A
21	AA	452	A
21	AA	453	G
21	AA	454	G
21	AA	456	A
21	AA	458	U
21	AA	459	A
21	AA	461	A
21	AA	462	G
21	AA	463	U
21	AA	465	A
21	AA	466	A
21	AA	467	U
21	AA	468	A
21	AA	481	G
21	AA	484	G
21	AA	485	U
21	AA	486	U
21	AA	496	A
21	AA	497	G
21	AA	498	A
21	AA	500	G
21	AA	501	C
21	AA	505	G
21	AA	508	U
21	AA	509	A
21	AA	510	A
21	AA	511	C
21	AA	512	U
21	AA	517	G
21	AA	518	C
21	AA	519	C
21	AA	520	A
21	AA	524	G
21	AA	527	G

*Continued on next page...*



*Continued from previous page...*

<b>Mol</b>	<b>Chain</b>	<b>Res</b>	<b>Type</b>
21	AA	531	U
21	AA	532	A
21	AA	533	A
21	AA	534	U
21	AA	536	C
21	AA	537	G
21	AA	548	G
21	AA	549	C
21	AA	550	G
21	AA	556	C
21	AA	559	A
21	AA	560	A
21	AA	562	U
21	AA	563	A
21	AA	564	C
21	AA	566	G
21	AA	567	G
21	AA	568	G
21	AA	572	A
21	AA	573	A
21	AA	575	G
21	AA	576	C
21	AA	577	G
21	AA	578	C
21	AA	588	G
21	AA	595	A
21	AA	604	G
21	AA	623	C
21	AA	653	U
21	AA	654	G
21	AA	655	A
21	AA	665	A
21	AA	688	G
21	AA	689	C
21	AA	700	G
21	AA	701	U
21	AA	702	A
21	AA	703	G
21	AA	704	A
21	AA	705	G
21	AA	719	C
21	AA	721	G

*Continued on next page...*

*Continued from previous page...*

<b>Mol</b>	<b>Chain</b>	<b>Res</b>	<b>Type</b>
21	AA	722	G
21	AA	723	U
21	AA	724	G
21	AA	725	G
21	AA	731	G
21	AA	748	G
21	AA	752	G
21	AA	754	C
21	AA	755	G
21	AA	792	A
21	AA	793	U
21	AA	794	A
21	AA	795	C
21	AA	796	C
21	AA	810	C
21	AA	812	G
21	AA	813	U
21	AA	814	A
21	AA	815	A
21	AA	816	A
21	AA	817	C
21	AA	819	A
21	AA	828	U
21	AA	841	C
21	AA	843	U
21	AA	845	A
21	AA	846	G
21	AA	859	G
21	AA	871	U
21	AA	873	A
21	AA	874	G
21	AA	875	U
21	AA	876	C
21	AA	884	U
21	AA	885	G
21	AA	886	G
21	AA	887	G
21	AA	889	A
21	AA	890	G
21	AA	891	U
21	AA	892	A
21	AA	913	A

*Continued on next page...*

*Continued from previous page...*

<b>Mol</b>	<b>Chain</b>	<b>Res</b>	<b>Type</b>
21	AA	914	A
21	AA	915	A
21	AA	916	U
21	AA	926	G
21	AA	927	G
21	AA	934	C
21	AA	935	A
21	AA	936	C
21	AA	942	G
21	AA	960	U
21	AA	961	U
21	AA	962	C
21	AA	966	G
21	AA	967	C
21	AA	968	A
21	AA	969	A
21	AA	972	C
21	AA	974	A
21	AA	975	A
21	AA	976	G
21	AA	977	A
21	AA	978	A
21	AA	979	C
21	AA	982	U
21	AA	983	A
21	AA	984	C
21	AA	985	C
21	AA	991	U
21	AA	992	U
21	AA	993	G
21	AA	994	A
21	AA	995	C
21	AA	1004	A
21	AA	1008	U
21	AA	1017	U
21	AA	1022	A
21	AA	1025	U
21	AA	1029	U
21	AA	1030	U
21	AA	1031	C
21	AA	1032	G
21	AA	1033	G

*Continued on next page...*

*Continued from previous page...*

<b>Mol</b>	<b>Chain</b>	<b>Res</b>	<b>Type</b>
21	AA	1034	G
21	AA	1037	C
21	AA	1050	G
21	AA	1051	C
21	AA	1052	U
21	AA	1053	G
21	AA	1054	C
21	AA	1055	A
21	AA	1064	G
21	AA	1065	U
21	AA	1066	C
21	AA	1068	G
21	AA	1069	C
21	AA	1080	A
21	AA	1085	U
21	AA	1086	U
21	AA	1087	G
21	AA	1088	G
21	AA	1094	G
21	AA	1097	C
21	AA	1101	A
21	AA	1102	A
21	AA	1103	C
21	AA	1104	G
21	AA	1107	C
21	AA	1113	C
21	AA	1124	G
21	AA	1125	U
21	AA	1126	U
21	AA	1130	A
21	AA	1131	G
21	AA	1132	C
21	AA	1133	G
21	AA	1135	U
21	AA	1137	C
21	AA	1138	G
21	AA	1140	C
21	AA	1141	C
21	AA	1142	G
21	AA	1144	G
21	AA	1145	A
21	AA	1146	A

*Continued on next page...*

*Continued from previous page...*

<b>Mol</b>	<b>Chain</b>	<b>Res</b>	<b>Type</b>
21	AA	1154	G
21	AA	1158	C
21	AA	1159	U
21	AA	1160	G
21	AA	1161	C
21	AA	1167	A
21	AA	1168	U
21	AA	1169	A
21	AA	1170	A
21	AA	1181	G
21	AA	1183	U
21	AA	1184	G
21	AA	1185	G
21	AA	1192	C
21	AA	1193	G
21	AA	1196	A
21	AA	1197	A
21	AA	1198	G
21	AA	1200	C
21	AA	1201	A
21	AA	1202	U
21	AA	1203	C
21	AA	1212	U
21	AA	1213	A
21	AA	1214	C
21	AA	1215	G
21	AA	1216	A
21	AA	1224	U
21	AA	1225	A
21	AA	1226	C
21	AA	1227	A
21	AA	1228	C
21	AA	1229	A
21	AA	1238	A
21	AA	1240	U
21	AA	1241	G
21	AA	1242	G
21	AA	1256	A
21	AA	1257	A
21	AA	1258	G
21	AA	1259	C
21	AA	1260	G

*Continued on next page...*

*Continued from previous page...*

<b>Mol</b>	<b>Chain</b>	<b>Res</b>	<b>Type</b>
21	AA	1278	G
21	AA	1280	A
21	AA	1282	C
21	AA	1283	U
21	AA	1285	A
21	AA	1286	U
21	AA	1287	A
21	AA	1288	A
21	AA	1289	A
21	AA	1298	U
21	AA	1299	A
21	AA	1303	C
21	AA	1304	G
21	AA	1305	G
21	AA	1317	C
21	AA	1320	C
21	AA	1321	U
21	AA	1322	C
21	AA	1323	G
21	AA	1324	A
21	AA	1332	A
21	AA	1336	C
21	AA	1337	G
21	AA	1338	G
21	AA	1340	A
21	AA	1346	A
21	AA	1348	U
21	AA	1349	A
21	AA	1353	G
21	AA	1362	A
21	AA	1364	U
21	AA	1365	G
21	AA	1366	C
21	AA	1378	C
21	AA	1381	U
21	AA	1382	C
21	AA	1383	C
21	AA	1395	C
21	AA	1398	A
21	AA	1399	C
21	AA	1400	C
21	AA	1441	A

*Continued on next page...*

*Continued from previous page...*

<b>Mol</b>	<b>Chain</b>	<b>Res</b>	<b>Type</b>
21	AA	1446	A
21	AA	1447	A
21	AA	1448	C
21	AA	1449	C
21	AA	1450	U
21	AA	1451	U
21	AA	1452	C
21	AA	1453	G
21	AA	1454	G
21	AA	1455	G
21	AA	1469	C
21	AA	1475	G
21	AA	1487	G
21	AA	1492	A
21	AA	1497	G
21	AA	1499	A
21	AA	1500	A
21	AA	1502	A
21	AA	1503	A
21	AA	1505	G
21	AA	1507	A
21	AA	1508	A
21	AA	1517	G
21	AA	1520	C
21	AA	1528	U
21	AA	1529	G
21	AA	1530	G
21	AA	1531	A
22	AV	34	G
22	AV	36	A
23	AW	3	U
23	AW	5	U
23	AW	6	U
22	AX	28	G
22	AX	34	G
24	BA	10	A
24	BA	13	A
24	BA	14	A
24	BA	15	G
24	BA	28	A
24	BA	34	U
24	BA	35	G

*Continued on next page...*

*Continued from previous page...*

<b>Mol</b>	<b>Chain</b>	<b>Res</b>	<b>Type</b>
24	BA	36	G
24	BA	40	U
24	BA	43	G
24	BA	46	G
24	BA	49	A
24	BA	50	U
24	BA	51	G
24	BA	61	C
24	BA	62	U
24	BA	63	A
24	BA	70	G
24	BA	71	A
24	BA	73	A
24	BA	74	A
24	BA	75	G
24	BA	84	A
24	BA	85	G
24	BA	86	G
24	BA	87	U
24	BA	91	A
24	BA	92	U
24	BA	93	G
24	BA	99	U
24	BA	101	A
24	BA	103	A
24	BA	118	A
24	BA	119	A
24	BA	120	U
24	BA	121	G
24	BA	122	G
24	BA	125	A
24	BA	126	A
24	BA	127	A
24	BA	128	C
24	BA	135	U
24	BA	137	U
24	BA	138	U
24	BA	139	U
24	BA	140	C
24	BA	141	G
24	BA	142	A
24	BA	143	C

*Continued on next page...*



*Continued from previous page...*

<b>Mol</b>	<b>Chain</b>	<b>Res</b>	<b>Type</b>
24	BA	144	A
24	BA	162	U
24	BA	163	C
24	BA	164	C
24	BA	177	G
24	BA	178	G
24	BA	180	G
24	BA	182	A
24	BA	188	G
24	BA	196	A
24	BA	197	A
24	BA	199	A
24	BA	200	U
24	BA	201	C
24	BA	204	A
24	BA	205	G
24	BA	206	U
24	BA	207	A
24	BA	215	G
24	BA	216	A
24	BA	217	A
24	BA	221	A
24	BA	222	A
24	BA	223	A
24	BA	227	A
24	BA	228	C
24	BA	229	C
24	BA	230	G
24	BA	232	G
24	BA	233	A
24	BA	234	U
24	BA	241	A
24	BA	242	G
24	BA	243	U
24	BA	244	A
24	BA	248	G
24	BA	249	C
24	BA	250	G
24	BA	255	A
24	BA	265	A
24	BA	266	G
24	BA	267	C

*Continued on next page...*

*Continued from previous page...*

<b>Mol</b>	<b>Chain</b>	<b>Res</b>	<b>Type</b>
24	BA	272	A
24	BA	273	G
24	BA	276	U
24	BA	277	G
24	BA	278	A
24	BA	279	A
24	BA	280	U
24	BA	285	G
24	BA	298	G
24	BA	299	A
24	BA	301	G
24	BA	302	C
24	BA	303	G
24	BA	310	A
24	BA	311	A
24	BA	312	G
24	BA	313	G
24	BA	322	A
24	BA	329	G
24	BA	330	A
24	BA	333	G
24	BA	334	C
24	BA	346	A
24	BA	347	A
24	BA	349	U
24	BA	352	A
24	BA	353	C
24	BA	359	G
24	BA	361	G
24	BA	362	A
24	BA	367	G
24	BA	370	G
24	BA	371	A
24	BA	372	G
24	BA	383	C
24	BA	387	U
24	BA	388	G
24	BA	390	U
24	BA	395	U
24	BA	396	G
24	BA	399	U
24	BA	404	A

*Continued on next page...*

*Continued from previous page...*

<b>Mol</b>	<b>Chain</b>	<b>Res</b>	<b>Type</b>
24	BA	405	U
24	BA	412	A
24	BA	419	U
24	BA	422	A
24	BA	424	G
24	BA	433	C
24	BA	435	C
24	BA	436	C
24	BA	437	U
24	BA	443	A
24	BA	446	G
24	BA	447	A
24	BA	449	A
24	BA	454	A
24	BA	455	C
24	BA	459	U
24	BA	460	A
24	BA	461	C
24	BA	475	C
24	BA	476	G
24	BA	479	A
24	BA	480	A
24	BA	481	G
24	BA	482	A
24	BA	483	A
24	BA	490	C
24	BA	491	G
24	BA	492	A
24	BA	504	A
24	BA	505	A
24	BA	506	G
24	BA	507	A
24	BA	508	A
24	BA	509	C
24	BA	510	C
24	BA	512	G
24	BA	513	A
24	BA	514	A
24	BA	515	A
24	BA	528	A
24	BA	529	A
24	BA	530	G

*Continued on next page...*

*Continued from previous page...*

<b>Mol</b>	<b>Chain</b>	<b>Res</b>	<b>Type</b>
24	BA	531	C
24	BA	532	A
24	BA	533	G
24	BA	534	U
24	BA	543	G
24	BA	544	C
24	BA	545	U
24	BA	546	U
24	BA	547	A
24	BA	548	G
24	BA	549	G
24	BA	550	C
24	BA	563	A
24	BA	566	U
24	BA	572	A
24	BA	573	U
24	BA	575	A
24	BA	586	A
24	BA	587	C
24	BA	588	U
24	BA	589	U
24	BA	603	A
24	BA	604	G
24	BA	605	G
24	BA	613	A
24	BA	614	A
24	BA	615	U
24	BA	616	A
24	BA	617	G
24	BA	621	A
24	BA	622	G
24	BA	627	A
24	BA	628	G
24	BA	631	A
24	BA	634	C
24	BA	637	A
24	BA	638	G
24	BA	639	U
24	BA	645	C
24	BA	646	U
24	BA	647	G
24	BA	653	U

*Continued on next page...*

*Continued from previous page...*

<b>Mol</b>	<b>Chain</b>	<b>Res</b>	<b>Type</b>
24	BA	654	A
24	BA	655	A
24	BA	656	G
24	BA	657	U
24	BA	669	G
24	BA	670	A
24	BA	682	G
24	BA	684	G
24	BA	685	A
24	BA	686	U
24	BA	687	C
24	BA	688	U
24	BA	689	A
24	BA	690	G
24	BA	705	A
24	BA	713	G
24	BA	714	U
24	BA	715	A
24	BA	717	C
24	BA	727	A
24	BA	728	G
24	BA	729	G
24	BA	730	A
24	BA	738	G
24	BA	740	C
24	BA	743	A
24	BA	744	U
24	BA	747	U
24	BA	748	G
24	BA	749	A
24	BA	751	A
24	BA	753	A
24	BA	754	U
24	BA	763	G
24	BA	764	A
24	BA	765	C
24	BA	766	U
24	BA	775	G
24	BA	776	G
24	BA	777	G
24	BA	782	A
24	BA	783	A

*Continued on next page...*

*Continued from previous page...*

<b>Mol</b>	<b>Chain</b>	<b>Res</b>	<b>Type</b>
24	BA	784	G
24	BA	785	G
24	BA	789	A
24	BA	790	U
24	BA	791	C
24	BA	792	A
24	BA	800	A
24	BA	801	G
24	BA	802	A
24	BA	803	U
24	BA	805	G
24	BA	806	C
24	BA	810	U
24	BA	811	U
24	BA	812	C
24	BA	813	U
24	BA	819	A
24	BA	827	U
24	BA	828	U
24	BA	830	G
24	BA	845	A
24	BA	846	U
24	BA	847	U
24	BA	856	G
24	BA	858	G
24	BA	859	G
24	BA	860	U
24	BA	865	C
24	BA	866	A
24	BA	867	C
24	BA	868	U
24	BA	896	A
24	BA	897	C
24	BA	900	A
24	BA	910	A
24	BA	914	G
24	BA	915	C
24	BA	916	G
24	BA	927	A
24	BA	931	U
24	BA	932	U
24	BA	933	A

*Continued on next page...*

*Continued from previous page...*

<b>Mol</b>	<b>Chain</b>	<b>Res</b>	<b>Type</b>
24	BA	934	U
24	BA	941	A
24	BA	945	A
24	BA	946	C
24	BA	947	A
24	BA	950	G
24	BA	957	C
24	BA	958	U
24	BA	959	A
24	BA	961	C
24	BA	962	G
24	BA	963	U
24	BA	973	A
24	BA	974	G
24	BA	975	A
24	BA	976	G
24	BA	983	A
24	BA	984	A
24	BA	985	C
24	BA	990	A
24	BA	991	C
24	BA	995	C
24	BA	996	A
24	BA	997	G
24	BA	1005	C
24	BA	1006	C
24	BA	1008	A
24	BA	1009	A
24	BA	1010	A
24	BA	1011	G
24	BA	1012	U
24	BA	1013	C
24	BA	1017	G
24	BA	1021	A
24	BA	1022	G
24	BA	1023	U
24	BA	1024	G
24	BA	1025	G
24	BA	1026	G
24	BA	1027	A
24	BA	1028	A
24	BA	1033	U

*Continued on next page...*

*Continued from previous page...*

<b>Mol</b>	<b>Chain</b>	<b>Res</b>	<b>Type</b>
24	BA	1034	G
24	BA	1035	U
24	BA	1045	C
24	BA	1046	A
24	BA	1047	G
24	BA	1060	U
24	BA	1061	U
24	BA	1062	G
24	BA	1063	G
24	BA	1065	U
24	BA	1066	U
24	BA	1070	A
24	BA	1071	G
24	BA	1072	C
24	BA	1073	A
24	BA	1074	G
24	BA	1078	U
24	BA	1083	U
24	BA	1084	A
24	BA	1088	A
24	BA	1091	G
24	BA	1092	C
24	BA	1098	A
24	BA	1104	C
24	BA	1110	G
24	BA	1111	A
24	BA	1112	G
24	BA	1113	U
24	BA	1126	A
24	BA	1127	A
24	BA	1128	G
24	BA	1129	A
24	BA	1130	U
24	BA	1132	U
24	BA	1133	A
24	BA	1135	C
24	BA	1136	G
24	BA	1137	G
24	BA	1139	G
24	BA	1142	A
24	BA	1144	A
24	BA	1145	C

*Continued on next page...*



*Continued from previous page...*

<b>Mol</b>	<b>Chain</b>	<b>Res</b>	<b>Type</b>
24	BA	1154	G
24	BA	1155	A
24	BA	1157	G
24	BA	1158	C
24	BA	1174	U
24	BA	1175	A
24	BA	1176	U
24	BA	1180	U
24	BA	1181	U
24	BA	1204	A
24	BA	1205	A
24	BA	1206	G
24	BA	1207	C
24	BA	1210	G
24	BA	1211	C
24	BA	1215	G
24	BA	1236	G
24	BA	1237	A
24	BA	1238	G
24	BA	1240	U
24	BA	1247	A
24	BA	1248	G
24	BA	1249	U
24	BA	1250	G
24	BA	1251	C
24	BA	1253	A
24	BA	1254	A
24	BA	1256	G
24	BA	1265	A
24	BA	1266	G
24	BA	1268	A
24	BA	1271	G
24	BA	1272	A
24	BA	1273	U
24	BA	1274	A
24	BA	1275	A
24	BA	1276	A
24	BA	1277	G
24	BA	1281	G
24	BA	1287	A
24	BA	1288	G
24	BA	1289	C

*Continued on next page...*

*Continued from previous page...*

<b>Mol</b>	<b>Chain</b>	<b>Res</b>	<b>Type</b>
24	BA	1290	C
24	BA	1300	G
24	BA	1301	A
24	BA	1303	G
24	BA	1310	G
24	BA	1320	C
24	BA	1321	A
24	BA	1324	G
24	BA	1325	U
24	BA	1326	U
24	BA	1327	A
24	BA	1329	U
24	BA	1330	C
24	BA	1332	G
24	BA	1333	G
24	BA	1334	G
24	BA	1340	U
24	BA	1341	G
24	BA	1343	G
24	BA	1344	U
24	BA	1345	C
24	BA	1352	U
24	BA	1365	A
24	BA	1368	G
24	BA	1378	A
24	BA	1379	U
24	BA	1380	G
24	BA	1383	A
24	BA	1385	A
24	BA	1386	C
24	BA	1387	A
24	BA	1396	U
24	BA	1397	U
24	BA	1398	C
24	BA	1403	A
24	BA	1416	G
24	BA	1419	A
24	BA	1420	A
24	BA	1421	G
24	BA	1427	A
24	BA	1428	C
24	BA	1429	G

*Continued on next page...*

*Continued from previous page...*

<b>Mol</b>	<b>Chain</b>	<b>Res</b>	<b>Type</b>
24	BA	1430	G
24	BA	1451	C
24	BA	1452	G
24	BA	1453	A
24	BA	1455	G
24	BA	1458	U
24	BA	1459	G
24	BA	1460	U
24	BA	1461	C
24	BA	1476	U
24	BA	1477	A
24	BA	1482	G
24	BA	1490	A
24	BA	1491	G
24	BA	1492	G
24	BA	1493	C
24	BA	1496	A
24	BA	1497	U
24	BA	1498	C
24	BA	1499	C
24	BA	1504	A
24	BA	1508	A
24	BA	1509	A
24	BA	1510	G
24	BA	1511	G
24	BA	1515	A
24	BA	1522	A
24	BA	1523	U
24	BA	1531	C
24	BA	1533	C
24	BA	1534	U
24	BA	1536	C
24	BA	1537	G
24	BA	1538	G
24	BA	1539	U
24	BA	1540	G
24	BA	1555	G
24	BA	1556	C
24	BA	1557	C
24	BA	1558	C
24	BA	1559	U
24	BA	1560	G

*Continued on next page...*

*Continued from previous page...*

<b>Mol</b>	<b>Chain</b>	<b>Res</b>	<b>Type</b>
24	BA	1561	C
24	BA	1568	G
24	BA	1569	A
24	BA	1578	U
24	BA	1581	G
24	BA	1583	A
24	BA	1584	U
24	BA	1585	C
24	BA	1602	U
24	BA	1603	A
24	BA	1604	C
24	BA	1607	C
24	BA	1608	A
24	BA	1610	A
24	BA	1611	C
24	BA	1612	C
24	BA	1616	A
24	BA	1619	G
24	BA	1625	C
24	BA	1635	A
24	BA	1647	U
24	BA	1648	U
24	BA	1649	G
24	BA	1654	A
24	BA	1655	A
24	BA	1669	A
24	BA	1670	C
24	BA	1674	G
24	BA	1675	C
24	BA	1677	A
24	BA	1682	G
24	BA	1683	U
24	BA	1694	C
24	BA	1695	G
24	BA	1696	G
24	BA	1697	G
24	BA	1698	A
24	BA	1699	G
24	BA	1700	A
24	BA	1701	A
24	BA	1706	C
24	BA	1707	G

*Continued on next page...*

*Continued from previous page...*

<b>Mol</b>	<b>Chain</b>	<b>Res</b>	<b>Type</b>
24	BA	1708	C
24	BA	1713	A
24	BA	1714	U
24	BA	1715	G
24	BA	1716	U
24	BA	1717	A
24	BA	1723	G
24	BA	1729	U
24	BA	1730	C
24	BA	1731	G
24	BA	1732	C
24	BA	1733	G
24	BA	1738	G
24	BA	1743	G
24	BA	1744	A
24	BA	1746	A
24	BA	1758	U
24	BA	1759	A
24	BA	1760	C
24	BA	1761	C
24	BA	1764	C
24	BA	1770	G
24	BA	1773	A
24	BA	1776	G
24	BA	1780	A
24	BA	1782	U
24	BA	1784	A
24	BA	1785	A
24	BA	1786	A
24	BA	1787	A
24	BA	1788	C
24	BA	1791	A
24	BA	1800	C
24	BA	1802	A
24	BA	1803	A
24	BA	1806	C
24	BA	1808	A
24	BA	1809	A
24	BA	1810	A
24	BA	1813	G
24	BA	1815	A
24	BA	1816	C

*Continued on next page...*

*Continued from previous page...*

<b>Mol</b>	<b>Chain</b>	<b>Res</b>	<b>Type</b>
24	BA	1817	G
24	BA	1818	U
24	BA	1821	A
24	BA	1822	C
24	BA	1825	U
24	BA	1828	G
24	BA	1829	A
24	BA	1830	C
24	BA	1833	C
24	BA	1838	C
24	BA	1839	G
24	BA	1847	A
24	BA	1858	A
24	BA	1859	U
24	BA	1866	A
24	BA	1867	G
24	BA	1871	A
24	BA	1872	A
24	BA	1876	A
24	BA	1884	G
24	BA	1885	A
24	BA	1900	A
24	BA	1906	G
24	BA	1913	A
24	BA	1914	C
24	BA	1915	U
24	BA	1918	A
24	BA	1919	A
24	BA	1927	A
24	BA	1929	G
24	BA	1930	G
24	BA	1931	U
24	BA	1932	A
24	BA	1937	A
24	BA	1938	A
24	BA	1941	C
24	BA	1942	C
24	BA	1943	U
24	BA	1944	U
24	BA	1945	G
24	BA	1946	U
24	BA	1955	U

*Continued on next page...*

*Continued from previous page...*

<b>Mol</b>	<b>Chain</b>	<b>Res</b>	<b>Type</b>
24	BA	1956	U
24	BA	1957	C
24	BA	1960	A
24	BA	1963	U
24	BA	1965	C
24	BA	1966	A
24	BA	1967	C
24	BA	1968	G
24	BA	1970	A
24	BA	1971	U
24	BA	1972	G
24	BA	1977	A
24	BA	1981	A
24	BA	1982	U
24	BA	1992	G
24	BA	1993	U
24	BA	1994	C
24	BA	1996	C
24	BA	1997	C
24	BA	2006	C
24	BA	2021	C
24	BA	2022	U
24	BA	2023	C
24	BA	2024	G
24	BA	2030	A
24	BA	2031	A
24	BA	2032	G
24	BA	2033	A
24	BA	2035	G
24	BA	2036	C
24	BA	2037	A
24	BA	2043	C
24	BA	2051	A
24	BA	2052	A
24	BA	2055	C
24	BA	2056	G
24	BA	2059	A
24	BA	2060	A
24	BA	2061	G
24	BA	2062	A
24	BA	2063	C
24	BA	2064	C

*Continued on next page...*

*Continued from previous page...*

<b>Mol</b>	<b>Chain</b>	<b>Res</b>	<b>Type</b>
24	BA	2068	U
24	BA	2069	G
24	BA	2072	C
24	BA	2092	U
24	BA	2093	G
24	BA	2095	A
24	BA	2104	C
24	BA	2106	U
24	BA	2107	G
24	BA	2109	U
24	BA	2110	G
24	BA	2134	A
24	BA	2135	A
24	BA	2136	G
24	BA	2137	U
24	BA	2140	G
24	BA	2143	C
24	BA	2144	G
24	BA	2145	C
24	BA	2146	C
24	BA	2147	A
24	BA	2148	G
24	BA	2149	U
24	BA	2150	C
24	BA	2151	U
24	BA	2155	U
24	BA	2156	G
24	BA	2180	U
24	BA	2181	U
24	BA	2183	A
24	BA	2184	A
24	BA	2185	U
24	BA	2187	U
24	BA	2197	U
24	BA	2198	A
24	BA	2199	A
24	BA	2200	C
24	BA	2201	G
24	BA	2204	G
24	BA	2210	U
24	BA	2211	A
24	BA	2212	A

*Continued on next page...*



*Continued from previous page...*

<b>Mol</b>	<b>Chain</b>	<b>Res</b>	<b>Type</b>
24	BA	2214	C
24	BA	2215	C
24	BA	2225	A
24	BA	2226	C
24	BA	2227	A
24	BA	2228	G
24	BA	2238	G
24	BA	2239	G
24	BA	2249	U
24	BA	2250	G
24	BA	2252	G
24	BA	2253	G
24	BA	2256	G
24	BA	2259	U
24	BA	2266	A
24	BA	2267	A
24	BA	2268	A
24	BA	2269	G
24	BA	2273	A
24	BA	2275	C
24	BA	2278	A
24	BA	2283	C
24	BA	2284	A
24	BA	2286	G
24	BA	2287	A
24	BA	2288	A
24	BA	2296	U
24	BA	2297	A
24	BA	2298	A
24	BA	2305	U
24	BA	2307	G
24	BA	2308	G
24	BA	2309	A
24	BA	2310	C
24	BA	2312	U
24	BA	2313	C
24	BA	2319	G
24	BA	2320	U
24	BA	2321	U
24	BA	2323	G
24	BA	2325	G
24	BA	2327	A

*Continued on next page...*

*Continued from previous page...*

<b>Mol</b>	<b>Chain</b>	<b>Res</b>	<b>Type</b>
24	BA	2328	A
24	BA	2333	A
24	BA	2334	U
24	BA	2335	A
24	BA	2336	A
24	BA	2337	G
24	BA	2345	G
24	BA	2347	C
24	BA	2348	U
24	BA	2350	C
24	BA	2354	C
24	BA	2361	G
24	BA	2372	U
24	BA	2382	G
24	BA	2383	G
24	BA	2384	U
24	BA	2385	C
24	BA	2386	A
24	BA	2388	A
24	BA	2389	G
24	BA	2391	G
24	BA	2392	A
24	BA	2402	U
24	BA	2406	A
24	BA	2407	A
24	BA	2423	U
24	BA	2424	C
24	BA	2425	A
24	BA	2426	A
24	BA	2427	C
24	BA	2428	G
24	BA	2429	G
24	BA	2430	A
24	BA	2431	U
24	BA	2435	A
24	BA	2439	A
24	BA	2440	C
24	BA	2441	U
24	BA	2447	G
24	BA	2448	A
24	BA	2450	A
24	BA	2459	A

*Continued on next page...*

*Continued from previous page...*

<b>Mol</b>	<b>Chain</b>	<b>Res</b>	<b>Type</b>
24	BA	2465	C
24	BA	2469	A
24	BA	2470	G
24	BA	2476	A
24	BA	2477	U
24	BA	2490	G
24	BA	2491	U
24	BA	2492	U
24	BA	2493	U
24	BA	2498	C
24	BA	2499	C
24	BA	2502	G
24	BA	2503	A
24	BA	2504	U
24	BA	2505	G
24	BA	2506	U
24	BA	2517	C
24	BA	2518	A
24	BA	2520	C
24	BA	2521	C
24	BA	2529	G
24	BA	2542	A
24	BA	2543	G
24	BA	2554	U
24	BA	2566	A
24	BA	2567	G
24	BA	2568	U
24	BA	2573	C
24	BA	2574	G
24	BA	2579	C
24	BA	2581	G
24	BA	2582	G
24	BA	2583	G
24	BA	2585	U
24	BA	2586	U
24	BA	2589	A
24	BA	2603	G
24	BA	2609	U
24	BA	2610	C
24	BA	2611	C
24	BA	2612	C
24	BA	2613	U

*Continued on next page...*

*Continued from previous page...*

<b>Mol</b>	<b>Chain</b>	<b>Res</b>	<b>Type</b>
24	BA	2614	A
24	BA	2615	U
24	BA	2630	G
24	BA	2631	G
24	BA	2639	A
24	BA	2640	G
24	BA	2646	C
24	BA	2654	A
24	BA	2655	G
24	BA	2658	C
24	BA	2663	G
24	BA	2664	G
24	BA	2668	G
24	BA	2681	C
24	BA	2682	A
24	BA	2683	C
24	BA	2689	U
24	BA	2690	U
24	BA	2691	C
24	BA	2692	G
24	BA	2714	G
24	BA	2724	U
24	BA	2727	A
24	BA	2728	U
24	BA	2729	G
24	BA	2732	G
24	BA	2733	A
24	BA	2748	A
24	BA	2750	A
24	BA	2751	G
24	BA	2753	A
24	BA	2756	U
24	BA	2757	A
24	BA	2765	A
24	BA	2769	U
24	BA	2777	G
24	BA	2778	A
24	BA	2779	U
24	BA	2781	A
24	BA	2791	G
24	BA	2792	A
24	BA	2793	C

*Continued on next page...*

*Continued from previous page...*

<b>Mol</b>	<b>Chain</b>	<b>Res</b>	<b>Type</b>
24	BA	2798	U
24	BA	2799	A
24	BA	2800	A
24	BA	2801	G
24	BA	2808	G
24	BA	2809	A
24	BA	2810	A
24	BA	2812	G
24	BA	2820	A
24	BA	2821	A
24	BA	2822	G
24	BA	2824	C
24	BA	2825	G
24	BA	2833	U
24	BA	2834	G
24	BA	2835	A
24	BA	2836	U
24	BA	2837	A
24	BA	2848	G
24	BA	2849	U
24	BA	2850	A
24	BA	2851	A
24	BA	2861	U
24	BA	2866	U
24	BA	2867	G
24	BA	2868	A
24	BA	2869	G
24	BA	2874	C
24	BA	2879	A
24	BA	2880	C
24	BA	2883	A
24	BA	2884	U
24	BA	2886	A
24	BA	2894	G
24	BA	2895	G
24	BA	2896	C
25	BB	3	C
25	BB	12	C
25	BB	13	G
25	BB	14	U
25	BB	15	A
25	BB	16	G

*Continued on next page...*

*Continued from previous page...*

<b>Mol</b>	<b>Chain</b>	<b>Res</b>	<b>Type</b>
25	BB	24	G
25	BB	25	U
25	BB	26	C
25	BB	35	C
25	BB	37	C
25	BB	38	C
25	BB	41	G
25	BB	42	C
25	BB	43	C
25	BB	44	G
25	BB	45	A
25	BB	52	A
25	BB	53	A
25	BB	54	G
25	BB	57	A
25	BB	58	A
25	BB	66	A
25	BB	67	G
25	BB	87	U
25	BB	88	C
25	BB	89	U
25	BB	90	C
25	BB	91	C
25	BB	99	A
25	BB	108	A
25	BB	109	A
55	CA	6	G
55	CA	7	A
55	CA	8	A
55	CA	9	G
55	CA	10	A
55	CA	13	U
55	CA	14	U
55	CA	15	G
55	CA	22	G
55	CA	31	G
55	CA	32	A
55	CA	33	A
55	CA	39	G
55	CA	40	C
55	CA	47	C
55	CA	48	C

*Continued on next page...*

*Continued from previous page...*

<b>Mol</b>	<b>Chain</b>	<b>Res</b>	<b>Type</b>
55	CA	49	U
55	CA	51	A
55	CA	52	C
55	CA	53	A
55	CA	61	G
55	CA	62	U
55	CA	64	G
55	CA	65	A
55	CA	66	A
55	CA	67	C
55	CA	70	U
55	CA	71	A
55	CA	72	A
55	CA	76	G
55	CA	77	A
55	CA	80	A
55	CA	81	A
55	CA	82	G
55	CA	83	C
55	CA	84	U
55	CA	85	U
55	CA	86	G
55	CA	87	C
55	CA	88	U
55	CA	89	U
55	CA	90	C
55	CA	91	U
55	CA	92	U
55	CA	94	G
55	CA	95	C
55	CA	96	U
55	CA	97	G
55	CA	110	C
55	CA	111	G
55	CA	116	A
55	CA	117	G
55	CA	119	A
55	CA	120	A
55	CA	121	U
55	CA	122	G
55	CA	131	A
55	CA	132	C

*Continued on next page...*

*Continued from previous page...*

<b>Mol</b>	<b>Chain</b>	<b>Res</b>	<b>Type</b>
55	CA	133	U
55	CA	143	A
55	CA	144	G
55	CA	155	A
55	CA	159	G
55	CA	164	G
55	CA	166	U
55	CA	175	C
55	CA	178	C
55	CA	182	A
55	CA	197	A
55	CA	198	G
55	CA	199	A
55	CA	200	G
55	CA	206	C
55	CA	207	C
55	CA	208	U
55	CA	209	U
55	CA	210	C
55	CA	211	G
55	CA	212	G
55	CA	213	G
55	CA	214	C
55	CA	239	U
55	CA	240	G
55	CA	243	A
55	CA	244	U
55	CA	245	U
55	CA	247	G
55	CA	248	C
55	CA	250	A
55	CA	251	G
55	CA	252	U
55	CA	253	A
55	CA	254	G
55	CA	266	G
55	CA	267	C
55	CA	275	G
55	CA	276	G
55	CA	277	C
55	CA	280	C
55	CA	282	A

*Continued on next page...*



*Continued from previous page...*

<b>Mol</b>	<b>Chain</b>	<b>Res</b>	<b>Type</b>
55	CA	283	U
55	CA	289	G
55	CA	306	A
55	CA	316	C
55	CA	317	U
55	CA	328	C
55	CA	329	A
55	CA	330	C
55	CA	331	G
55	CA	332	G
55	CA	338	A
55	CA	344	A
55	CA	345	C
55	CA	346	G
55	CA	347	G
55	CA	348	G
55	CA	352	C
55	CA	353	A
55	CA	354	G
55	CA	367	U
55	CA	369	G
55	CA	370	C
55	CA	372	C
55	CA	373	A
55	CA	374	A
55	CA	381	C
55	CA	383	A
55	CA	384	G
55	CA	389	A
55	CA	397	A
55	CA	398	U
55	CA	406	G
55	CA	411	A
55	CA	412	A
55	CA	413	G
55	CA	414	A
55	CA	415	A
55	CA	421	U
55	CA	422	C
55	CA	423	G
55	CA	424	G
55	CA	425	G

*Continued on next page...*

*Continued from previous page...*

<b>Mol</b>	<b>Chain</b>	<b>Res</b>	<b>Type</b>
55	CA	428	G
55	CA	429	U
55	CA	430	A
55	CA	431	A
55	CA	436	C
55	CA	439	U
55	CA	440	C
55	CA	452	A
55	CA	453	G
55	CA	454	G
55	CA	456	A
55	CA	457	G
55	CA	458	U
55	CA	459	A
55	CA	460	A
55	CA	461	A
55	CA	462	G
55	CA	463	U
55	CA	464	U
55	CA	465	A
55	CA	466	A
55	CA	467	U
55	CA	468	A
55	CA	469	C
55	CA	474	G
55	CA	476	U
55	CA	478	A
55	CA	479	U
55	CA	481	G
55	CA	482	A
55	CA	483	C
55	CA	484	G
55	CA	485	U
55	CA	486	U
55	CA	487	A
55	CA	496	A
55	CA	497	G
55	CA	498	A
55	CA	499	A
55	CA	500	G
55	CA	501	C
55	CA	505	G

*Continued on next page...*

*Continued from previous page...*

<b>Mol</b>	<b>Chain</b>	<b>Res</b>	<b>Type</b>
55	CA	508	U
55	CA	509	A
55	CA	510	A
55	CA	511	C
55	CA	512	U
55	CA	513	C
55	CA	514	C
55	CA	517	G
55	CA	518	C
55	CA	519	C
55	CA	520	A
55	CA	521	G
55	CA	527	G
55	CA	531	U
55	CA	532	A
55	CA	533	A
55	CA	534	U
55	CA	536	C
55	CA	537	G
55	CA	538	G
55	CA	548	G
55	CA	549	C
55	CA	559	A
55	CA	560	A
55	CA	562	U
55	CA	563	A
55	CA	564	C
55	CA	565	U
55	CA	566	G
55	CA	567	G
55	CA	568	G
55	CA	572	A
55	CA	573	A
55	CA	575	G
55	CA	576	C
55	CA	577	G
55	CA	578	C
55	CA	596	A
55	CA	597	G
55	CA	611	C
55	CA	617	G
55	CA	642	A

*Continued on next page...*

*Continued from previous page...*

<b>Mol</b>	<b>Chain</b>	<b>Res</b>	<b>Type</b>
55	CA	643	C
55	CA	644	U
55	CA	653	U
55	CA	654	G
55	CA	655	A
55	CA	665	A
55	CA	666	G
55	CA	688	G
55	CA	689	C
55	CA	693	G
55	CA	694	A
55	CA	695	A
55	CA	699	C
55	CA	700	G
55	CA	701	U
55	CA	702	A
55	CA	703	G
55	CA	704	A
55	CA	705	G
55	CA	718	A
55	CA	721	G
55	CA	722	G
55	CA	723	U
55	CA	724	G
55	CA	725	G
55	CA	731	G
55	CA	733	G
55	CA	734	G
55	CA	735	C
55	CA	736	C
55	CA	748	G
55	CA	753	A
55	CA	754	C
55	CA	755	G
55	CA	756	C
55	CA	777	A
55	CA	781	A
55	CA	782	A
55	CA	784	A
55	CA	785	G
55	CA	787	A
55	CA	792	A

*Continued on next page...*

*Continued from previous page...*

<b>Mol</b>	<b>Chain</b>	<b>Res</b>	<b>Type</b>
55	CA	793	U
55	CA	794	A
55	CA	795	C
55	CA	799	G
55	CA	803	G
55	CA	804	U
55	CA	810	C
55	CA	812	G
55	CA	814	A
55	CA	815	A
55	CA	816	A
55	CA	817	C
55	CA	818	G
55	CA	819	A
55	CA	820	U
55	CA	821	G
55	CA	822	U
55	CA	828	U
55	CA	829	G
55	CA	841	C
55	CA	842	U
55	CA	843	U
55	CA	844	G
55	CA	845	A
55	CA	846	G
55	CA	849	G
55	CA	871	U
55	CA	874	G
55	CA	875	U
55	CA	876	C
55	CA	880	C
55	CA	885	G
55	CA	886	G
55	CA	889	A
55	CA	890	G
55	CA	891	U
55	CA	892	A
55	CA	914	A
55	CA	915	A
55	CA	926	G
55	CA	927	G
55	CA	934	C

*Continued on next page...*

*Continued from previous page...*

<b>Mol</b>	<b>Chain</b>	<b>Res</b>	<b>Type</b>
55	CA	935	A
55	CA	936	C
55	CA	939	G
55	CA	942	G
55	CA	945	G
55	CA	960	U
55	CA	961	U
55	CA	962	C
55	CA	966	G
55	CA	968	A
55	CA	969	A
55	CA	970	C
55	CA	971	G
55	CA	972	C
55	CA	975	A
55	CA	976	G
55	CA	977	A
55	CA	978	A
55	CA	982	U
55	CA	983	A
55	CA	984	C
55	CA	990	C
55	CA	992	U
55	CA	993	G
55	CA	995	C
55	CA	996	A
55	CA	1000	A
55	CA	1004	A
55	CA	1019	A
55	CA	1020	G
55	CA	1022	A
55	CA	1029	U
55	CA	1031	C
55	CA	1032	G
55	CA	1036	A
55	CA	1037	C
55	CA	1044	A
55	CA	1045	C
55	CA	1046	A
55	CA	1049	U
55	CA	1050	G
55	CA	1051	C

*Continued on next page...*

*Continued from previous page...*

<b>Mol</b>	<b>Chain</b>	<b>Res</b>	<b>Type</b>
55	CA	1052	U
55	CA	1053	G
55	CA	1054	C
55	CA	1055	A
55	CA	1056	U
55	CA	1064	G
55	CA	1065	U
55	CA	1066	C
55	CA	1068	G
55	CA	1069	C
55	CA	1070	U
55	CA	1085	U
55	CA	1086	U
55	CA	1087	G
55	CA	1094	G
55	CA	1095	U
55	CA	1101	A
55	CA	1102	A
55	CA	1103	C
55	CA	1113	C
55	CA	1125	U
55	CA	1127	G
55	CA	1128	C
55	CA	1129	C
55	CA	1130	A
55	CA	1137	C
55	CA	1138	G
55	CA	1139	G
55	CA	1140	C
55	CA	1141	C
55	CA	1142	G
55	CA	1143	G
55	CA	1145	A
55	CA	1146	A
55	CA	1152	A
55	CA	1157	A
55	CA	1158	C
55	CA	1159	U
55	CA	1160	G
55	CA	1161	C
55	CA	1162	C
55	CA	1169	A

*Continued on next page...*

*Continued from previous page...*

<b>Mol</b>	<b>Chain</b>	<b>Res</b>	<b>Type</b>
55	CA	1178	G
55	CA	1179	A
55	CA	1181	G
55	CA	1183	U
55	CA	1184	G
55	CA	1185	G
55	CA	1196	A
55	CA	1197	A
55	CA	1200	C
55	CA	1201	A
55	CA	1202	U
55	CA	1203	C
55	CA	1212	U
55	CA	1213	A
55	CA	1214	C
55	CA	1215	G
55	CA	1216	A
55	CA	1219	A
55	CA	1222	G
55	CA	1224	U
55	CA	1225	A
55	CA	1226	C
55	CA	1228	C
55	CA	1229	A
55	CA	1230	C
55	CA	1238	A
55	CA	1239	A
55	CA	1240	U
55	CA	1241	G
55	CA	1242	G
55	CA	1243	C
55	CA	1250	A
55	CA	1251	A
55	CA	1256	A
55	CA	1257	A
55	CA	1263	C
55	CA	1266	G
55	CA	1270	G
55	CA	1278	G
55	CA	1279	G
55	CA	1280	A
55	CA	1281	C

*Continued on next page...*



*Continued from previous page...*

<b>Mol</b>	<b>Chain</b>	<b>Res</b>	<b>Type</b>
55	CA	1282	C
55	CA	1283	U
55	CA	1284	C
55	CA	1285	A
55	CA	1286	U
55	CA	1287	A
55	CA	1288	A
55	CA	1289	A
55	CA	1290	G
55	CA	1294	G
55	CA	1297	G
55	CA	1299	A
55	CA	1300	G
55	CA	1301	U
55	CA	1302	C
55	CA	1303	C
55	CA	1305	G
55	CA	1312	G
55	CA	1316	G
55	CA	1317	C
55	CA	1319	A
55	CA	1320	C
55	CA	1322	C
55	CA	1323	G
55	CA	1324	A
55	CA	1325	C
55	CA	1338	G
55	CA	1346	A
55	CA	1348	U
55	CA	1349	A
55	CA	1353	G
55	CA	1362	A
55	CA	1364	U
55	CA	1365	G
55	CA	1366	C
55	CA	1370	G
55	CA	1379	G
55	CA	1381	U
55	CA	1382	C
55	CA	1383	C
55	CA	1394	A
55	CA	1395	C

*Continued on next page...*

*Continued from previous page...*

<b>Mol</b>	<b>Chain</b>	<b>Res</b>	<b>Type</b>
55	CA	1396	A
55	CA	1398	A
55	CA	1400	C
55	CA	1411	C
55	CA	1419	G
55	CA	1429	A
55	CA	1432	G
55	CA	1441	A
55	CA	1442	G
55	CA	1443	C
55	CA	1446	A
55	CA	1447	A
55	CA	1448	C
55	CA	1449	C
55	CA	1451	U
55	CA	1452	C
55	CA	1453	G
55	CA	1454	G
55	CA	1455	G
55	CA	1456	A
55	CA	1492	A
55	CA	1494	G
55	CA	1497	G
55	CA	1498	U
55	CA	1499	A
55	CA	1500	A
55	CA	1502	A
55	CA	1503	A
55	CA	1505	G
55	CA	1507	A
55	CA	1508	A
55	CA	1517	G
55	CA	1519	A
55	CA	1520	C
55	CA	1529	G
55	CA	1530	G
55	CA	1531	A
55	CA	1534	A
22	CV	28	G
22	CV	34	G
22	CV	36	A
23	CW	5	U

*Continued on next page...*

*Continued from previous page...*

<b>Mol</b>	<b>Chain</b>	<b>Res</b>	<b>Type</b>
22	CX	34	G
22	CX	36	A
24	DA	10	A
24	DA	12	U
24	DA	14	A
24	DA	15	G
24	DA	16	C
24	DA	34	U
24	DA	35	G
24	DA	36	G
24	DA	37	C
24	DA	39	G
24	DA	40	U
24	DA	46	G
24	DA	49	A
24	DA	50	U
24	DA	51	G
24	DA	52	A
24	DA	53	A
24	DA	60	G
24	DA	61	C
24	DA	62	U
24	DA	70	G
24	DA	71	A
24	DA	73	A
24	DA	74	A
24	DA	75	G
24	DA	76	C
24	DA	77	G
24	DA	79	C
24	DA	83	A
24	DA	84	A
24	DA	85	G
24	DA	86	G
24	DA	87	U
24	DA	91	A
24	DA	92	U
24	DA	93	G
24	DA	100	U
24	DA	101	A
24	DA	102	U
24	DA	103	A

*Continued on next page...*

*Continued from previous page...*

<b>Mol</b>	<b>Chain</b>	<b>Res</b>	<b>Type</b>
24	DA	104	A
24	DA	118	A
24	DA	119	A
24	DA	120	U
24	DA	121	G
24	DA	122	G
24	DA	126	A
24	DA	128	C
24	DA	129	C
24	DA	134	G
24	DA	139	U
24	DA	140	C
24	DA	141	G
24	DA	142	A
24	DA	143	C
24	DA	144	A
24	DA	155	A
24	DA	156	A
24	DA	160	A
24	DA	162	U
24	DA	164	C
24	DA	165	A
24	DA	171	U
24	DA	180	G
24	DA	181	A
24	DA	193	U
24	DA	196	A
24	DA	197	A
24	DA	198	C
24	DA	199	A
24	DA	204	A
24	DA	205	G
24	DA	206	U
24	DA	207	A
24	DA	216	A
24	DA	217	A
24	DA	218	A
24	DA	221	A
24	DA	222	A
24	DA	223	A
24	DA	224	U
24	DA	225	C

*Continued on next page...*

*Continued from previous page...*

<b>Mol</b>	<b>Chain</b>	<b>Res</b>	<b>Type</b>
24	DA	226	A
24	DA	227	A
24	DA	228	C
24	DA	229	C
24	DA	230	G
24	DA	231	A
24	DA	233	A
24	DA	234	U
24	DA	235	U
24	DA	241	A
24	DA	242	G
24	DA	243	U
24	DA	244	A
24	DA	245	G
24	DA	248	G
24	DA	249	C
24	DA	250	G
24	DA	251	A
24	DA	252	G
24	DA	255	A
24	DA	264	C
24	DA	265	A
24	DA	266	G
24	DA	271	G
24	DA	272	A
24	DA	273	G
24	DA	277	G
24	DA	281	C
24	DA	284	U
24	DA	285	G
24	DA	295	G
24	DA	299	A
24	DA	301	G
24	DA	302	C
24	DA	303	G
24	DA	311	A
24	DA	312	G
24	DA	314	C
24	DA	315	G
24	DA	322	A
24	DA	323	C
24	DA	324	A

*Continued on next page...*

*Continued from previous page...*

<b>Mol</b>	<b>Chain</b>	<b>Res</b>	<b>Type</b>
24	DA	325	G
24	DA	326	G
24	DA	329	G
24	DA	330	A
24	DA	334	C
24	DA	335	C
24	DA	343	C
24	DA	351	C
24	DA	353	C
24	DA	362	A
24	DA	363	G
24	DA	364	C
24	DA	365	U
24	DA	367	G
24	DA	370	G
24	DA	371	A
24	DA	372	G
24	DA	374	A
24	DA	375	G
24	DA	383	C
24	DA	386	G
24	DA	387	U
24	DA	388	G
24	DA	389	G
24	DA	390	U
24	DA	391	A
24	DA	392	U
24	DA	396	G
24	DA	397	U
24	DA	398	C
24	DA	399	U
24	DA	404	A
24	DA	405	U
24	DA	406	G
24	DA	407	G
24	DA	411	G
24	DA	412	A
24	DA	413	C
24	DA	421	C
24	DA	422	A
24	DA	423	A
24	DA	424	G

*Continued on next page...*

*Continued from previous page...*

<b>Mol</b>	<b>Chain</b>	<b>Res</b>	<b>Type</b>
24	DA	430	A
24	DA	437	U
24	DA	442	G
24	DA	443	A
24	DA	444	C
24	DA	445	C
24	DA	446	G
24	DA	447	A
24	DA	449	A
24	DA	450	G
24	DA	451	U
24	DA	452	G
24	DA	455	C
24	DA	457	A
24	DA	459	U
24	DA	460	A
24	DA	461	C
24	DA	462	C
24	DA	475	C
24	DA	476	G
24	DA	477	A
24	DA	479	A
24	DA	480	A
24	DA	481	G
24	DA	482	A
24	DA	489	G
24	DA	490	C
24	DA	491	G
24	DA	492	A
24	DA	498	G
24	DA	502	A
24	DA	503	A
24	DA	504	A
24	DA	505	A
24	DA	506	G
24	DA	507	A
24	DA	509	C
24	DA	510	C
24	DA	511	U
24	DA	512	G
24	DA	527	C
24	DA	528	A

*Continued on next page...*

*Continued from previous page...*

<b>Mol</b>	<b>Chain</b>	<b>Res</b>	<b>Type</b>
24	DA	529	A
24	DA	530	G
24	DA	531	C
24	DA	532	A
24	DA	533	G
24	DA	534	U
24	DA	544	C
24	DA	546	U
24	DA	547	A
24	DA	548	G
24	DA	549	G
24	DA	550	C
24	DA	556	A
24	DA	563	A
24	DA	571	U
24	DA	572	A
24	DA	573	U
24	DA	575	A
24	DA	576	U
24	DA	586	A
24	DA	587	C
24	DA	589	U
24	DA	590	A
24	DA	603	A
24	DA	604	G
24	DA	605	G
24	DA	613	A
24	DA	614	A
24	DA	615	U
24	DA	616	A
24	DA	617	G
24	DA	620	G
24	DA	621	A
24	DA	622	G
24	DA	627	A
24	DA	638	G
24	DA	639	U
24	DA	645	C
24	DA	647	G
24	DA	648	G
24	DA	654	A
24	DA	655	A

*Continued on next page...*



*Continued from previous page...*

<b>Mol</b>	<b>Chain</b>	<b>Res</b>	<b>Type</b>
24	DA	656	G
24	DA	657	U
24	DA	658	U
24	DA	662	G
24	DA	669	G
24	DA	670	A
24	DA	671	C
24	DA	672	C
24	DA	673	C
24	DA	686	U
24	DA	687	C
24	DA	688	U
24	DA	699	A
24	DA	717	C
24	DA	718	A
24	DA	727	A
24	DA	728	G
24	DA	729	G
24	DA	730	A
24	DA	740	C
24	DA	741	U
24	DA	746	U
24	DA	747	U
24	DA	748	G
24	DA	752	A
24	DA	753	A
24	DA	754	U
24	DA	755	U
24	DA	757	G
24	DA	763	G
24	DA	764	A
24	DA	765	C
24	DA	766	U
24	DA	775	G
24	DA	776	G
24	DA	777	G
24	DA	778	G
24	DA	779	U
24	DA	781	A
24	DA	782	A
24	DA	783	A
24	DA	784	G

*Continued on next page...*

*Continued from previous page...*

<b>Mol</b>	<b>Chain</b>	<b>Res</b>	<b>Type</b>
24	DA	785	G
24	DA	789	A
24	DA	790	U
24	DA	791	C
24	DA	792	A
24	DA	793	A
24	DA	794	A
24	DA	795	C
24	DA	800	A
24	DA	801	G
24	DA	802	A
24	DA	803	U
24	DA	805	G
24	DA	806	C
24	DA	812	C
24	DA	819	A
24	DA	827	U
24	DA	828	U
24	DA	830	G
24	DA	831	G
24	DA	832	U
24	DA	846	U
24	DA	847	U
24	DA	858	G
24	DA	859	G
24	DA	861	A
24	DA	866	A
24	DA	867	C
24	DA	868	U
24	DA	874	G
24	DA	875	G
24	DA	877	A
24	DA	878	A
24	DA	902	C
24	DA	910	A
24	DA	912	C
24	DA	914	G
24	DA	915	C
24	DA	916	G
24	DA	921	C
24	DA	922	C
24	DA	932	U

*Continued on next page...*

*Continued from previous page...*

<b>Mol</b>	<b>Chain</b>	<b>Res</b>	<b>Type</b>
24	DA	933	A
24	DA	934	U
24	DA	941	A
24	DA	944	C
24	DA	946	C
24	DA	947	A
24	DA	958	U
24	DA	959	A
24	DA	960	A
24	DA	961	C
24	DA	962	G
24	DA	964	C
24	DA	973	A
24	DA	974	G
24	DA	975	A
24	DA	976	G
24	DA	983	A
24	DA	985	C
24	DA	990	A
24	DA	991	C
24	DA	995	C
24	DA	996	A
24	DA	1008	A
24	DA	1009	A
24	DA	1010	A
24	DA	1011	G
24	DA	1012	U
24	DA	1013	C
24	DA	1014	A
24	DA	1020	A
24	DA	1021	A
24	DA	1022	G
24	DA	1023	U
24	DA	1024	G
24	DA	1025	G
24	DA	1026	G
24	DA	1027	A
24	DA	1033	U
24	DA	1034	G
24	DA	1035	U
24	DA	1036	G
24	DA	1044	C

*Continued on next page...*

*Continued from previous page...*

<b>Mol</b>	<b>Chain</b>	<b>Res</b>	<b>Type</b>
24	DA	1045	C
24	DA	1046	A
24	DA	1047	G
24	DA	1049	C
24	DA	1050	A
24	DA	1056	G
24	DA	1057	A
24	DA	1060	U
24	DA	1061	U
24	DA	1062	G
24	DA	1063	G
24	DA	1064	C
24	DA	1066	U
24	DA	1068	G
24	DA	1070	A
24	DA	1071	G
24	DA	1072	C
24	DA	1073	A
24	DA	1074	G
24	DA	1075	C
24	DA	1076	C
24	DA	1079	C
24	DA	1080	A
24	DA	1083	U
24	DA	1086	A
24	DA	1088	A
24	DA	1089	A
24	DA	1090	A
24	DA	1091	G
24	DA	1097	U
24	DA	1100	C
24	DA	1111	A
24	DA	1112	G
24	DA	1113	U
24	DA	1114	C
24	DA	1115	G
24	DA	1126	A
24	DA	1127	A
24	DA	1128	G
24	DA	1129	A
24	DA	1130	U
24	DA	1131	G

*Continued on next page...*

*Continued from previous page...*

<b>Mol</b>	<b>Chain</b>	<b>Res</b>	<b>Type</b>
24	DA	1132	U
24	DA	1133	A
24	DA	1135	C
24	DA	1136	G
24	DA	1137	G
24	DA	1142	A
24	DA	1144	A
24	DA	1145	C
24	DA	1155	A
24	DA	1157	G
24	DA	1158	C
24	DA	1159	U
24	DA	1169	A
24	DA	1171	G
24	DA	1172	C
24	DA	1174	U
24	DA	1176	U
24	DA	1204	A
24	DA	1205	A
24	DA	1206	G
24	DA	1207	C
24	DA	1211	C
24	DA	1213	A
24	DA	1214	A
24	DA	1227	G
24	DA	1235	G
24	DA	1236	G
24	DA	1237	A
24	DA	1241	A
24	DA	1242	U
24	DA	1247	A
24	DA	1248	G
24	DA	1253	A
24	DA	1255	U
24	DA	1256	G
24	DA	1262	A
24	DA	1265	A
24	DA	1266	G
24	DA	1267	U
24	DA	1268	A
24	DA	1271	G
24	DA	1272	A

*Continued on next page...*

*Continued from previous page...*

<b>Mol</b>	<b>Chain</b>	<b>Res</b>	<b>Type</b>
24	DA	1273	U
24	DA	1274	A
24	DA	1275	A
24	DA	1276	A
24	DA	1277	G
24	DA	1278	C
24	DA	1286	A
24	DA	1290	C
24	DA	1291	C
24	DA	1300	G
24	DA	1301	A
24	DA	1303	G
24	DA	1304	A
24	DA	1311	G
24	DA	1313	U
24	DA	1314	C
24	DA	1315	C
24	DA	1321	A
24	DA	1324	G
24	DA	1325	U
24	DA	1326	U
24	DA	1327	A
24	DA	1328	A
24	DA	1329	U
24	DA	1330	C
24	DA	1331	G
24	DA	1332	G
24	DA	1333	G
24	DA	1334	G
24	DA	1336	A
24	DA	1337	G
24	DA	1340	U
24	DA	1341	G
24	DA	1342	A
24	DA	1345	C
24	DA	1349	C
24	DA	1365	A
24	DA	1374	G
24	DA	1376	C
24	DA	1379	U
24	DA	1381	G
24	DA	1382	G

*Continued on next page...*

*Continued from previous page...*

<b>Mol</b>	<b>Chain</b>	<b>Res</b>	<b>Type</b>
24	DA	1385	A
24	DA	1386	C
24	DA	1387	A
24	DA	1397	U
24	DA	1398	C
24	DA	1399	C
24	DA	1400	U
24	DA	1401	G
24	DA	1403	A
24	DA	1404	C
24	DA	1416	G
24	DA	1419	A
24	DA	1421	G
24	DA	1426	G
24	DA	1428	C
24	DA	1430	G
24	DA	1434	A
24	DA	1438	U
24	DA	1440	U
24	DA	1452	G
24	DA	1453	A
24	DA	1454	C
24	DA	1455	G
24	DA	1456	G
24	DA	1459	G
24	DA	1460	U
24	DA	1461	C
24	DA	1462	C
24	DA	1463	C
24	DA	1470	A
24	DA	1475	G
24	DA	1476	U
24	DA	1477	A
24	DA	1478	G
24	DA	1479	G
24	DA	1482	G
24	DA	1483	G
24	DA	1490	A
24	DA	1493	C
24	DA	1494	A
24	DA	1497	U
24	DA	1498	C

*Continued on next page...*

*Continued from previous page...*

<b>Mol</b>	<b>Chain</b>	<b>Res</b>	<b>Type</b>
24	DA	1499	C
24	DA	1501	G
24	DA	1507	C
24	DA	1508	A
24	DA	1509	A
24	DA	1510	G
24	DA	1511	G
24	DA	1512	C
24	DA	1520	U
24	DA	1522	A
24	DA	1523	U
24	DA	1524	G
24	DA	1528	A
24	DA	1531	C
24	DA	1532	A
24	DA	1534	U
24	DA	1535	A
24	DA	1536	C
24	DA	1537	G
24	DA	1538	G
24	DA	1539	U
24	DA	1540	G
24	DA	1555	G
24	DA	1556	C
24	DA	1558	C
24	DA	1559	U
24	DA	1560	G
24	DA	1561	C
24	DA	1562	U
24	DA	1565	C
24	DA	1566	A
24	DA	1567	G
24	DA	1569	A
24	DA	1583	A
24	DA	1584	U
24	DA	1585	C
24	DA	1586	A
24	DA	1598	A
24	DA	1600	C
24	DA	1603	A
24	DA	1607	C
24	DA	1608	A

*Continued on next page...*



*Continued from previous page...*

<b>Mol</b>	<b>Chain</b>	<b>Res</b>	<b>Type</b>
24	DA	1610	A
24	DA	1611	C
24	DA	1612	C
24	DA	1613	G
24	DA	1616	A
24	DA	1617	C
24	DA	1620	G
24	DA	1622	G
24	DA	1626	A
24	DA	1634	A
24	DA	1635	A
24	DA	1636	U
24	DA	1640	A
24	DA	1646	C
24	DA	1647	U
24	DA	1648	U
24	DA	1649	G
24	DA	1650	A
24	DA	1654	A
24	DA	1655	A
24	DA	1663	G
24	DA	1667	G
24	DA	1668	A
24	DA	1669	A
24	DA	1670	C
24	DA	1674	G
24	DA	1675	C
24	DA	1676	A
24	DA	1677	A
24	DA	1680	U
24	DA	1682	G
24	DA	1683	U
24	DA	1684	G
24	DA	1694	C
24	DA	1695	G
24	DA	1696	G
24	DA	1697	G
24	DA	1698	A
24	DA	1699	G
24	DA	1700	A
24	DA	1701	A
24	DA	1706	C

*Continued on next page...*

*Continued from previous page...*

<b>Mol</b>	<b>Chain</b>	<b>Res</b>	<b>Type</b>
24	DA	1707	G
24	DA	1713	A
24	DA	1714	U
24	DA	1715	G
24	DA	1716	U
24	DA	1717	A
24	DA	1718	G
24	DA	1722	A
24	DA	1723	G
24	DA	1728	C
24	DA	1729	U
24	DA	1730	C
24	DA	1731	G
24	DA	1732	C
24	DA	1733	G
24	DA	1734	G
24	DA	1735	A
24	DA	1739	A
24	DA	1740	G
24	DA	1758	U
24	DA	1759	A
24	DA	1760	C
24	DA	1761	C
24	DA	1764	C
24	DA	1773	A
24	DA	1774	C
24	DA	1776	G
24	DA	1780	A
24	DA	1781	U
24	DA	1782	U
24	DA	1783	A
24	DA	1784	A
24	DA	1785	A
24	DA	1786	A
24	DA	1788	C
24	DA	1789	A
24	DA	1800	C
24	DA	1802	A
24	DA	1808	A
24	DA	1809	A
24	DA	1810	A
24	DA	1811	G

*Continued on next page...*

*Continued from previous page...*

<b>Mol</b>	<b>Chain</b>	<b>Res</b>	<b>Type</b>
24	DA	1815	A
24	DA	1816	C
24	DA	1817	G
24	DA	1819	A
24	DA	1820	U
24	DA	1821	A
24	DA	1822	C
24	DA	1829	A
24	DA	1832	C
24	DA	1833	C
24	DA	1835	G
24	DA	1839	G
24	DA	1840	G
24	DA	1847	A
24	DA	1848	A
24	DA	1857	G
24	DA	1866	A
24	DA	1869	G
24	DA	1870	C
24	DA	1873	G
24	DA	1875	G
24	DA	1877	A
24	DA	1884	G
24	DA	1886	U
24	DA	1889	A
24	DA	1906	G
24	DA	1912	A
24	DA	1914	C
24	DA	1915	U
24	DA	1916	A
24	DA	1917	U
24	DA	1919	A
24	DA	1920	C
24	DA	1927	A
24	DA	1929	G
24	DA	1930	G
24	DA	1931	U
24	DA	1932	A
24	DA	1937	A
24	DA	1938	A
24	DA	1939	U
24	DA	1941	C

*Continued on next page...*

*Continued from previous page...*

<b>Mol</b>	<b>Chain</b>	<b>Res</b>	<b>Type</b>
24	DA	1942	C
24	DA	1943	U
24	DA	1944	U
24	DA	1945	G
24	DA	1946	U
24	DA	1954	G
24	DA	1955	U
24	DA	1956	U
24	DA	1957	C
24	DA	1963	U
24	DA	1964	G
24	DA	1965	C
24	DA	1966	A
24	DA	1967	C
24	DA	1968	G
24	DA	1970	A
24	DA	1971	U
24	DA	1972	G
24	DA	1980	G
24	DA	1981	A
24	DA	1982	U
24	DA	1983	G
24	DA	1991	U
24	DA	1993	U
24	DA	1994	C
24	DA	1996	C
24	DA	1997	C
24	DA	1998	A
24	DA	2018	G
24	DA	2020	A
24	DA	2022	U
24	DA	2023	C
24	DA	2024	G
24	DA	2030	A
24	DA	2031	A
24	DA	2032	G
24	DA	2033	A
24	DA	2034	U
24	DA	2035	G
24	DA	2036	C
24	DA	2037	A
24	DA	2038	G

*Continued on next page...*

*Continued from previous page...*

<b>Mol</b>	<b>Chain</b>	<b>Res</b>	<b>Type</b>
24	DA	2043	C
24	DA	2050	C
24	DA	2051	A
24	DA	2052	A
24	DA	2055	C
24	DA	2056	G
24	DA	2060	A
24	DA	2061	G
24	DA	2062	A
24	DA	2063	C
24	DA	2064	C
24	DA	2068	U
24	DA	2069	G
24	DA	2070	A
24	DA	2072	C
24	DA	2080	A
24	DA	2092	U
24	DA	2093	G
24	DA	2094	A
24	DA	2100	G
24	DA	2104	C
24	DA	2105	U
24	DA	2107	G
24	DA	2108	A
24	DA	2109	U
24	DA	2110	G
24	DA	2134	A
24	DA	2135	A
24	DA	2136	G
24	DA	2138	G
24	DA	2143	C
24	DA	2144	G
24	DA	2145	C
24	DA	2147	A
24	DA	2148	G
24	DA	2149	U
24	DA	2152	G
24	DA	2153	C
24	DA	2154	A
24	DA	2155	U
24	DA	2156	G
24	DA	2157	G

*Continued on next page...*

*Continued from previous page...*

<b>Mol</b>	<b>Chain</b>	<b>Res</b>	<b>Type</b>
24	DA	2180	U
24	DA	2181	U
24	DA	2183	A
24	DA	2187	U
24	DA	2190	G
24	DA	2191	A
24	DA	2192	U
24	DA	2198	A
24	DA	2199	A
24	DA	2200	C
24	DA	2204	G
24	DA	2210	U
24	DA	2211	A
24	DA	2212	A
24	DA	2213	U
24	DA	2214	C
24	DA	2215	C
24	DA	2216	G
24	DA	2226	C
24	DA	2227	A
24	DA	2238	G
24	DA	2239	G
24	DA	2240	U
24	DA	2241	A
24	DA	2249	U
24	DA	2250	G
24	DA	2251	G
24	DA	2252	G
24	DA	2259	U
24	DA	2260	C
24	DA	2261	C
24	DA	2266	A
24	DA	2267	A
24	DA	2268	A
24	DA	2275	C
24	DA	2279	G
24	DA	2283	C
24	DA	2284	A
24	DA	2286	G
24	DA	2288	A
24	DA	2289	G
24	DA	2290	G

*Continued on next page...*

*Continued from previous page...*

<b>Mol</b>	<b>Chain</b>	<b>Res</b>	<b>Type</b>
24	DA	2297	A
24	DA	2298	A
24	DA	2305	U
24	DA	2308	G
24	DA	2309	A
24	DA	2310	C
24	DA	2311	A
24	DA	2312	U
24	DA	2313	C
24	DA	2314	A
24	DA	2320	U
24	DA	2321	U
24	DA	2322	A
24	DA	2323	G
24	DA	2325	G
24	DA	2334	U
24	DA	2335	A
24	DA	2337	G
24	DA	2338	C
24	DA	2339	C
24	DA	2345	G
24	DA	2347	C
24	DA	2348	U
24	DA	2357	G
24	DA	2358	A
24	DA	2361	G
24	DA	2379	G
24	DA	2382	G
24	DA	2383	G
24	DA	2384	U
24	DA	2385	C
24	DA	2386	A
24	DA	2387	U
24	DA	2392	A
24	DA	2399	G
24	DA	2401	U
24	DA	2402	U
24	DA	2403	C
24	DA	2405	G
24	DA	2406	A
24	DA	2407	A
24	DA	2408	U

*Continued on next page...*

*Continued from previous page...*

<b>Mol</b>	<b>Chain</b>	<b>Res</b>	<b>Type</b>
24	DA	2409	G
24	DA	2410	G
24	DA	2424	C
24	DA	2425	A
24	DA	2426	A
24	DA	2427	C
24	DA	2428	G
24	DA	2429	G
24	DA	2430	A
24	DA	2431	U
24	DA	2435	A
24	DA	2439	A
24	DA	2440	C
24	DA	2441	U
24	DA	2447	G
24	DA	2448	A
24	DA	2450	A
24	DA	2457	U
24	DA	2459	A
24	DA	2460	U
24	DA	2461	A
24	DA	2468	A
24	DA	2475	C
24	DA	2476	A
24	DA	2490	G
24	DA	2491	U
24	DA	2492	U
24	DA	2493	U
24	DA	2494	G
24	DA	2498	C
24	DA	2499	C
24	DA	2500	U
24	DA	2502	G
24	DA	2503	A
24	DA	2504	U
24	DA	2505	G
24	DA	2506	U
24	DA	2517	C
24	DA	2518	A
24	DA	2519	U
24	DA	2520	C
24	DA	2521	C

*Continued on next page...*



*Continued from previous page...*

<b>Mol</b>	<b>Chain</b>	<b>Res</b>	<b>Type</b>
24	DA	2522	U
24	DA	2529	G
24	DA	2534	A
24	DA	2543	G
24	DA	2544	G
24	DA	2547	A
24	DA	2554	U
24	DA	2566	A
24	DA	2567	G
24	DA	2573	C
24	DA	2574	G
24	DA	2576	G
24	DA	2578	G
24	DA	2582	G
24	DA	2583	G
24	DA	2585	U
24	DA	2586	U
24	DA	2602	A
24	DA	2603	G
24	DA	2604	U
24	DA	2609	U
24	DA	2610	C
24	DA	2611	C
24	DA	2612	C
24	DA	2613	U
24	DA	2614	A
24	DA	2615	U
24	DA	2616	C
24	DA	2617	U
24	DA	2629	U
24	DA	2630	G
24	DA	2631	G
24	DA	2632	A
24	DA	2645	G
24	DA	2646	C
24	DA	2654	A
24	DA	2655	G
24	DA	2656	U
24	DA	2657	A
24	DA	2667	C
24	DA	2682	A
24	DA	2683	C

*Continued on next page...*

*Continued from previous page...*

<b>Mol</b>	<b>Chain</b>	<b>Res</b>	<b>Type</b>
24	DA	2689	U
24	DA	2690	U
24	DA	2691	C
24	DA	2692	G
24	DA	2713	U
24	DA	2714	G
24	DA	2715	C
24	DA	2718	G
24	DA	2726	A
24	DA	2727	A
24	DA	2728	U
24	DA	2739	U
24	DA	2748	A
24	DA	2751	G
24	DA	2752	C
24	DA	2753	A
24	DA	2756	U
24	DA	2757	A
24	DA	2758	A
24	DA	2760	C
24	DA	2765	A
24	DA	2766	A
24	DA	2777	G
24	DA	2778	A
24	DA	2779	U
24	DA	2781	A
24	DA	2782	G
24	DA	2791	G
24	DA	2796	U
24	DA	2799	A
24	DA	2800	A
24	DA	2801	G
24	DA	2808	G
24	DA	2820	A
24	DA	2826	A
24	DA	2833	U
24	DA	2834	G
24	DA	2835	A
24	DA	2836	U
24	DA	2837	A
24	DA	2838	G
24	DA	2848	G

*Continued on next page...*

*Continued from previous page...*

<b>Mol</b>	<b>Chain</b>	<b>Res</b>	<b>Type</b>
24	DA	2850	A
24	DA	2851	A
24	DA	2861	U
24	DA	2866	U
24	DA	2867	G
24	DA	2872	A
24	DA	2874	C
24	DA	2875	C
24	DA	2879	A
24	DA	2883	A
24	DA	2894	G
24	DA	2895	G
24	DA	2896	C
24	DA	2902	C
56	DB	12	C
56	DB	13	G
56	DB	15	A
56	DB	16	G
56	DB	17	C
56	DB	18	G
56	DB	24	G
56	DB	30	C
56	DB	35	C
56	DB	36	C
56	DB	40	U
56	DB	41	G
56	DB	42	C
56	DB	43	C
56	DB	44	G
56	DB	45	A
56	DB	46	A
56	DB	48	U
56	DB	57	A
56	DB	58	A
56	DB	63	C
56	DB	64	G
56	DB	87	U
56	DB	88	C
56	DB	89	U
56	DB	90	C
56	DB	91	C
56	DB	99	A

*Continued on next page...*

*Continued from previous page...*

Mol	Chain	Res	Type
56	DB	109	A

All (1517) RNA pucker outliers are listed below:

Mol	Chain	Res	Type
21	AA	5	U
21	AA	9	G
21	AA	13	U
21	AA	14	U
21	AA	30	U
21	AA	32	A
21	AA	47	C
21	AA	51	A
21	AA	52	C
21	AA	60	A
21	AA	61	G
21	AA	64	G
21	AA	66	A
21	AA	70	U
21	AA	72	A
21	AA	73	C
21	AA	82	G
21	AA	84	U
21	AA	87	C
21	AA	90	C
21	AA	94	G
21	AA	95	C
21	AA	109	A
21	AA	110	C
21	AA	115	G
21	AA	116	A
21	AA	119	A
21	AA	121	U
21	AA	129	A
21	AA	130	A
21	AA	131	A
21	AA	132	C
21	AA	173	U
21	AA	174	A
21	AA	181	A
21	AA	184	G
21	AA	197	A

*Continued on next page...*

*Continued from previous page...*

<b>Mol</b>	<b>Chain</b>	<b>Res</b>	<b>Type</b>
21	AA	212	G
21	AA	213	G
21	AA	243	A
21	AA	245	U
21	AA	246	A
21	AA	247	G
21	AA	250	A
21	AA	252	U
21	AA	266	G
21	AA	267	C
21	AA	274	A
21	AA	275	G
21	AA	279	A
21	AA	305	G
21	AA	306	A
21	AA	315	A
21	AA	316	C
21	AA	327	A
21	AA	331	G
21	AA	344	A
21	AA	346	G
21	AA	351	G
21	AA	352	C
21	AA	353	A
21	AA	366	A
21	AA	368	U
21	AA	369	G
21	AA	372	C
21	AA	373	A
21	AA	388	G
21	AA	389	A
21	AA	411	A
21	AA	414	A
21	AA	422	C
21	AA	423	G
21	AA	428	G
21	AA	429	U
21	AA	430	A
21	AA	431	A
21	AA	451	A
21	AA	452	A
21	AA	453	G

*Continued on next page...*

*Continued from previous page...*

<b>Mol</b>	<b>Chain</b>	<b>Res</b>	<b>Type</b>
21	AA	465	A
21	AA	466	A
21	AA	467	U
21	AA	484	G
21	AA	486	U
21	AA	495	A
21	AA	496	A
21	AA	497	G
21	AA	499	A
21	AA	500	G
21	AA	508	U
21	AA	509	A
21	AA	510	A
21	AA	517	G
21	AA	519	C
21	AA	530	G
21	AA	533	A
21	AA	534	U
21	AA	536	C
21	AA	547	A
21	AA	548	G
21	AA	549	C
21	AA	559	A
21	AA	563	A
21	AA	564	C
21	AA	566	G
21	AA	567	G
21	AA	575	G
21	AA	577	G
21	AA	653	U
21	AA	654	G
21	AA	687	A
21	AA	688	G
21	AA	702	A
21	AA	704	A
21	AA	719	C
21	AA	721	G
21	AA	722	G
21	AA	724	G
21	AA	753	A
21	AA	754	C
21	AA	755	G

*Continued on next page...*

*Continued from previous page...*

<b>Mol</b>	<b>Chain</b>	<b>Res</b>	<b>Type</b>
21	AA	792	A
21	AA	794	A
21	AA	795	C
21	AA	812	G
21	AA	813	U
21	AA	821	G
21	AA	870	U
21	AA	874	G
21	AA	875	U
21	AA	884	U
21	AA	885	G
21	AA	889	A
21	AA	891	U
21	AA	913	A
21	AA	914	A
21	AA	934	C
21	AA	935	A
21	AA	960	U
21	AA	961	U
21	AA	965	U
21	AA	966	G
21	AA	968	A
21	AA	974	A
21	AA	976	G
21	AA	977	A
21	AA	978	A
21	AA	982	U
21	AA	984	C
21	AA	991	U
21	AA	994	A
21	AA	995	C
21	AA	1031	C
21	AA	1032	G
21	AA	1049	U
21	AA	1050	G
21	AA	1051	C
21	AA	1054	C
21	AA	1055	A
21	AA	1064	G
21	AA	1066	C
21	AA	1068	G
21	AA	1085	U

*Continued on next page...*

*Continued from previous page...*

<b>Mol</b>	<b>Chain</b>	<b>Res</b>	<b>Type</b>
21	AA	1087	G
21	AA	1101	A
21	AA	1102	A
21	AA	1103	C
21	AA	1125	U
21	AA	1127	G
21	AA	1129	C
21	AA	1131	G
21	AA	1137	C
21	AA	1138	G
21	AA	1140	C
21	AA	1141	C
21	AA	1153	G
21	AA	1157	A
21	AA	1158	C
21	AA	1160	G
21	AA	1168	U
21	AA	1169	A
21	AA	1182	G
21	AA	1184	G
21	AA	1192	C
21	AA	1196	A
21	AA	1197	A
21	AA	1201	A
21	AA	1202	U
21	AA	1212	U
21	AA	1215	G
21	AA	1224	U
21	AA	1228	C
21	AA	1239	A
21	AA	1241	G
21	AA	1257	A
21	AA	1258	G
21	AA	1282	C
21	AA	1285	A
21	AA	1287	A
21	AA	1288	A
21	AA	1297	G
21	AA	1303	C
21	AA	1319	A
21	AA	1320	C
21	AA	1321	U

*Continued on next page...*



*Continued from previous page...*

<b>Mol</b>	<b>Chain</b>	<b>Res</b>	<b>Type</b>
21	AA	1323	G
21	AA	1331	G
21	AA	1332	A
21	AA	1345	U
21	AA	1348	U
21	AA	1363	A
21	AA	1365	G
21	AA	1380	U
21	AA	1381	U
21	AA	1382	C
21	AA	1394	A
21	AA	1395	C
21	AA	1398	A
21	AA	1399	C
21	AA	1449	C
21	AA	1451	U
21	AA	1453	G
21	AA	1454	G
21	AA	1498	U
21	AA	1499	A
21	AA	1502	A
21	AA	1505	G
21	AA	1507	A
21	AA	1528	U
21	AA	1530	G
22	AV	27	G
23	AW	5	U
22	AX	27	G
24	BA	13	A
24	BA	27	G
24	BA	33	C
24	BA	35	G
24	BA	49	A
24	BA	52	A
24	BA	60	G
24	BA	61	C
24	BA	62	U
24	BA	63	A
24	BA	70	G
24	BA	73	A
24	BA	74	A
24	BA	75	G

*Continued on next page...*

*Continued from previous page...*

<b>Mol</b>	<b>Chain</b>	<b>Res</b>	<b>Type</b>
24	BA	83	A
24	BA	84	A
24	BA	85	G
24	BA	86	G
24	BA	91	A
24	BA	92	U
24	BA	100	U
24	BA	103	A
24	BA	119	A
24	BA	121	G
24	BA	125	A
24	BA	126	A
24	BA	137	U
24	BA	138	U
24	BA	139	U
24	BA	140	C
24	BA	141	G
24	BA	142	A
24	BA	162	U
24	BA	164	C
24	BA	177	G
24	BA	178	G
24	BA	196	A
24	BA	197	A
24	BA	199	A
24	BA	200	U
24	BA	204	A
24	BA	206	U
24	BA	215	G
24	BA	216	A
24	BA	221	A
24	BA	223	A
24	BA	227	A
24	BA	229	C
24	BA	232	G
24	BA	233	A
24	BA	241	A
24	BA	243	U
24	BA	249	C
24	BA	250	G
24	BA	265	A
24	BA	266	G

*Continued on next page...*

*Continued from previous page...*

<b>Mol</b>	<b>Chain</b>	<b>Res</b>	<b>Type</b>
24	BA	271	G
24	BA	272	A
24	BA	301	G
24	BA	302	C
24	BA	310	A
24	BA	312	G
24	BA	321	U
24	BA	324	A
24	BA	328	U
24	BA	329	G
24	BA	333	G
24	BA	345	A
24	BA	369	U
24	BA	370	G
24	BA	373	U
24	BA	386	G
24	BA	388	G
24	BA	390	U
24	BA	395	U
24	BA	404	A
24	BA	406	G
24	BA	411	G
24	BA	421	C
24	BA	434	U
24	BA	435	C
24	BA	436	C
24	BA	442	G
24	BA	446	G
24	BA	449	A
24	BA	454	A
24	BA	459	U
24	BA	460	A
24	BA	474	G
24	BA	475	C
24	BA	479	A
24	BA	480	A
24	BA	481	G
24	BA	482	A
24	BA	489	G
24	BA	491	G
24	BA	503	A
24	BA	505	A

*Continued on next page...*

*Continued from previous page...*

<b>Mol</b>	<b>Chain</b>	<b>Res</b>	<b>Type</b>
24	BA	506	G
24	BA	507	A
24	BA	508	A
24	BA	509	C
24	BA	512	G
24	BA	513	A
24	BA	527	C
24	BA	529	A
24	BA	530	G
24	BA	531	C
24	BA	533	G
24	BA	571	U
24	BA	572	A
24	BA	575	A
24	BA	587	C
24	BA	588	U
24	BA	603	A
24	BA	604	G
24	BA	614	A
24	BA	616	A
24	BA	620	G
24	BA	621	A
24	BA	627	A
24	BA	628	G
24	BA	637	A
24	BA	638	G
24	BA	645	C
24	BA	646	U
24	BA	652	U
24	BA	653	U
24	BA	654	A
24	BA	655	A
24	BA	656	G
24	BA	669	G
24	BA	671	C
24	BA	685	A
24	BA	687	C
24	BA	688	U
24	BA	704	G
24	BA	726	G
24	BA	727	A
24	BA	729	G

*Continued on next page...*

*Continued from previous page...*

<b>Mol</b>	<b>Chain</b>	<b>Res</b>	<b>Type</b>
24	BA	739	A
24	BA	746	U
24	BA	747	U
24	BA	752	A
24	BA	753	A
24	BA	762	U
24	BA	763	G
24	BA	764	A
24	BA	765	C
24	BA	774	G
24	BA	781	A
24	BA	788	A
24	BA	790	U
24	BA	794	A
24	BA	800	A
24	BA	802	A
24	BA	805	G
24	BA	806	C
24	BA	811	U
24	BA	812	C
24	BA	829	A
24	BA	858	G
24	BA	860	U
24	BA	865	C
24	BA	866	A
24	BA	913	U
24	BA	914	G
24	BA	915	C
24	BA	931	U
24	BA	933	A
24	BA	934	U
24	BA	945	A
24	BA	946	C
24	BA	957	C
24	BA	958	U
24	BA	959	A
24	BA	961	C
24	BA	962	G
24	BA	975	A
24	BA	984	A
24	BA	989	G
24	BA	990	A

*Continued on next page...*

*Continued from previous page...*

<b>Mol</b>	<b>Chain</b>	<b>Res</b>	<b>Type</b>
24	BA	995	C
24	BA	996	A
24	BA	1008	A
24	BA	1009	A
24	BA	1011	G
24	BA	1020	A
24	BA	1022	G
24	BA	1023	U
24	BA	1025	G
24	BA	1026	G
24	BA	1033	U
24	BA	1034	G
24	BA	1045	C
24	BA	1060	U
24	BA	1062	G
24	BA	1070	A
24	BA	1072	C
24	BA	1091	G
24	BA	1110	G
24	BA	1112	G
24	BA	1126	A
24	BA	1127	A
24	BA	1128	G
24	BA	1129	A
24	BA	1135	C
24	BA	1141	U
24	BA	1144	A
24	BA	1156	A
24	BA	1157	G
24	BA	1174	U
24	BA	1180	U
24	BA	1204	A
24	BA	1206	G
24	BA	1210	G
24	BA	1236	G
24	BA	1247	A
24	BA	1249	U
24	BA	1250	G
24	BA	1254	A
24	BA	1265	A
24	BA	1267	U
24	BA	1272	A

*Continued on next page...*

*Continued from previous page...*

<b>Mol</b>	<b>Chain</b>	<b>Res</b>	<b>Type</b>
24	BA	1274	A
24	BA	1275	A
24	BA	1276	A
24	BA	1286	A
24	BA	1287	A
24	BA	1289	C
24	BA	1300	G
24	BA	1303	G
24	BA	1311	G
24	BA	1324	G
24	BA	1326	U
24	BA	1329	U
24	BA	1330	C
24	BA	1332	G
24	BA	1333	G
24	BA	1340	U
24	BA	1343	G
24	BA	1378	A
24	BA	1379	U
24	BA	1385	A
24	BA	1386	C
24	BA	1396	U
24	BA	1398	C
24	BA	1427	A
24	BA	1429	G
24	BA	1451	C
24	BA	1458	U
24	BA	1459	G
24	BA	1461	C
24	BA	1475	G
24	BA	1476	U
24	BA	1490	A
24	BA	1491	G
24	BA	1495	A
24	BA	1497	U
24	BA	1498	C
24	BA	1499	C
24	BA	1508	A
24	BA	1509	A
24	BA	1510	G
24	BA	1522	A
24	BA	1535	A

*Continued on next page...*

*Continued from previous page...*

<b>Mol</b>	<b>Chain</b>	<b>Res</b>	<b>Type</b>
24	BA	1537	G
24	BA	1538	G
24	BA	1539	U
24	BA	1554	U
24	BA	1555	G
24	BA	1556	C
24	BA	1557	C
24	BA	1558	C
24	BA	1560	G
24	BA	1568	G
24	BA	1602	U
24	BA	1603	A
24	BA	1606	C
24	BA	1611	C
24	BA	1615	C
24	BA	1634	A
24	BA	1647	U
24	BA	1648	U
24	BA	1649	G
24	BA	1653	G
24	BA	1654	A
24	BA	1674	G
24	BA	1675	C
24	BA	1681	G
24	BA	1682	G
24	BA	1693	U
24	BA	1695	G
24	BA	1696	G
24	BA	1698	A
24	BA	1700	A
24	BA	1706	C
24	BA	1707	G
24	BA	1713	A
24	BA	1714	U
24	BA	1716	U
24	BA	1732	C
24	BA	1733	G
24	BA	1758	U
24	BA	1759	A
24	BA	1760	C
24	BA	1780	A
24	BA	1782	U

*Continued on next page...*



*Continued from previous page...*

<b>Mol</b>	<b>Chain</b>	<b>Res</b>	<b>Type</b>
24	BA	1784	A
24	BA	1785	A
24	BA	1786	A
24	BA	1787	A
24	BA	1799	G
24	BA	1808	A
24	BA	1809	A
24	BA	1815	A
24	BA	1816	C
24	BA	1817	G
24	BA	1821	A
24	BA	1828	G
24	BA	1829	A
24	BA	1838	C
24	BA	1839	G
24	BA	1857	G
24	BA	1858	A
24	BA	1865	U
24	BA	1866	A
24	BA	1870	C
24	BA	1871	A
24	BA	1884	G
24	BA	1885	A
24	BA	1900	A
24	BA	1913	A
24	BA	1914	C
24	BA	1918	A
24	BA	1919	A
24	BA	1929	G
24	BA	1931	U
24	BA	1936	A
24	BA	1941	C
24	BA	1942	C
24	BA	1943	U
24	BA	1945	G
24	BA	1954	G
24	BA	1956	U
24	BA	1962	C
24	BA	1964	G
24	BA	1965	C
24	BA	1966	A
24	BA	1967	C

*Continued on next page...*

*Continued from previous page...*

<b>Mol</b>	<b>Chain</b>	<b>Res</b>	<b>Type</b>
24	BA	1970	A
24	BA	1971	U
24	BA	1980	G
24	BA	1981	A
24	BA	1992	G
24	BA	1993	U
24	BA	1996	C
24	BA	1997	C
24	BA	2021	C
24	BA	2023	C
24	BA	2030	A
24	BA	2034	U
24	BA	2035	G
24	BA	2036	C
24	BA	2051	A
24	BA	2052	A
24	BA	2060	A
24	BA	2062	A
24	BA	2063	C
24	BA	2067	G
24	BA	2068	U
24	BA	2092	U
24	BA	2093	G
24	BA	2134	A
24	BA	2135	A
24	BA	2136	G
24	BA	2146	C
24	BA	2148	G
24	BA	2197	U
24	BA	2199	A
24	BA	2200	C
24	BA	2210	U
24	BA	2214	C
24	BA	2225	A
24	BA	2226	C
24	BA	2238	G
24	BA	2249	U
24	BA	2258	C
24	BA	2266	A
24	BA	2272	U
24	BA	2273	A
24	BA	2275	C

*Continued on next page...*

*Continued from previous page...*

<b>Mol</b>	<b>Chain</b>	<b>Res</b>	<b>Type</b>
24	BA	2282	G
24	BA	2283	C
24	BA	2286	G
24	BA	2287	A
24	BA	2296	U
24	BA	2297	A
24	BA	2307	G
24	BA	2309	A
24	BA	2319	G
24	BA	2321	U
24	BA	2326	C
24	BA	2327	A
24	BA	2333	A
24	BA	2335	A
24	BA	2336	A
24	BA	2344	U
24	BA	2347	C
24	BA	2382	G
24	BA	2383	G
24	BA	2384	U
24	BA	2385	C
24	BA	2391	G
24	BA	2406	A
24	BA	2407	A
24	BA	2423	U
24	BA	2424	C
24	BA	2425	A
24	BA	2427	C
24	BA	2428	G
24	BA	2439	A
24	BA	2447	G
24	BA	2450	A
24	BA	2458	G
24	BA	2459	A
24	BA	2468	A
24	BA	2490	G
24	BA	2492	U
24	BA	2497	A
24	BA	2498	C
24	BA	2503	A
24	BA	2504	U
24	BA	2517	C

*Continued on next page...*

*Continued from previous page...*

<b>Mol</b>	<b>Chain</b>	<b>Res</b>	<b>Type</b>
24	BA	2520	C
24	BA	2542	A
24	BA	2543	G
24	BA	2566	A
24	BA	2567	G
24	BA	2572	A
24	BA	2573	C
24	BA	2574	G
24	BA	2581	G
24	BA	2582	G
24	BA	2585	U
24	BA	2602	A
24	BA	2603	G
24	BA	2609	U
24	BA	2611	C
24	BA	2613	U
24	BA	2615	U
24	BA	2629	U
24	BA	2630	G
24	BA	2638	G
24	BA	2639	A
24	BA	2645	G
24	BA	2654	A
24	BA	2663	G
24	BA	2681	C
24	BA	2682	A
24	BA	2689	U
24	BA	2691	C
24	BA	2712	C
24	BA	2725	A
24	BA	2727	A
24	BA	2728	U
24	BA	2732	G
24	BA	2750	A
24	BA	2752	C
24	BA	2756	U
24	BA	2757	A
24	BA	2776	A
24	BA	2777	G
24	BA	2778	A
24	BA	2781	A
24	BA	2790	U

*Continued on next page...*

*Continued from previous page...*

<b>Mol</b>	<b>Chain</b>	<b>Res</b>	<b>Type</b>
24	BA	2791	G
24	BA	2792	A
24	BA	2797	U
24	BA	2799	A
24	BA	2800	A
24	BA	2808	G
24	BA	2809	A
24	BA	2820	A
24	BA	2833	U
24	BA	2835	A
24	BA	2836	U
24	BA	2848	G
24	BA	2850	A
24	BA	2866	U
24	BA	2868	A
24	BA	2873	A
24	BA	2879	A
24	BA	2880	C
24	BA	2893	A
24	BA	2894	G
24	BA	2895	G
25	BB	12	C
25	BB	13	G
25	BB	16	G
25	BB	24	G
25	BB	25	U
25	BB	37	C
25	BB	40	U
25	BB	42	C
25	BB	43	C
25	BB	44	G
25	BB	45	A
25	BB	52	A
25	BB	53	A
25	BB	56	G
25	BB	57	A
25	BB	66	A
25	BB	88	C
25	BB	89	U
25	BB	90	C
25	BB	91	C
25	BB	108	A

*Continued on next page...*

*Continued from previous page...*

<b>Mol</b>	<b>Chain</b>	<b>Res</b>	<b>Type</b>
25	BB	109	A
55	CA	6	G
55	CA	9	G
55	CA	13	U
55	CA	14	U
55	CA	30	U
55	CA	32	A
55	CA	47	C
55	CA	51	A
55	CA	52	C
55	CA	60	A
55	CA	61	G
55	CA	65	A
55	CA	66	A
55	CA	67	C
55	CA	70	U
55	CA	71	A
55	CA	72	A
55	CA	81	A
55	CA	82	G
55	CA	84	U
55	CA	86	G
55	CA	87	C
55	CA	89	U
55	CA	90	C
55	CA	91	U
55	CA	94	G
55	CA	95	C
55	CA	96	U
55	CA	109	A
55	CA	110	C
55	CA	115	G
55	CA	116	A
55	CA	119	A
55	CA	132	C
55	CA	173	U
55	CA	174	A
55	CA	181	A
55	CA	183	C
55	CA	197	A
55	CA	198	G
55	CA	199	A

*Continued on next page...*

*Continued from previous page...*

<b>Mol</b>	<b>Chain</b>	<b>Res</b>	<b>Type</b>
55	CA	210	C
55	CA	211	G
55	CA	212	G
55	CA	243	A
55	CA	245	U
55	CA	247	G
55	CA	248	C
55	CA	251	G
55	CA	252	U
55	CA	253	A
55	CA	274	A
55	CA	275	G
55	CA	276	G
55	CA	279	A
55	CA	282	A
55	CA	317	U
55	CA	327	A
55	CA	328	C
55	CA	330	C
55	CA	331	G
55	CA	344	A
55	CA	347	G
55	CA	348	G
55	CA	351	G
55	CA	352	C
55	CA	353	A
55	CA	366	A
55	CA	369	G
55	CA	372	C
55	CA	373	A
55	CA	381	C
55	CA	382	A
55	CA	383	A
55	CA	388	G
55	CA	411	A
55	CA	414	A
55	CA	421	U
55	CA	423	G
55	CA	424	G
55	CA	428	G
55	CA	429	U
55	CA	430	A

*Continued on next page...*

*Continued from previous page...*

<b>Mol</b>	<b>Chain</b>	<b>Res</b>	<b>Type</b>
55	CA	439	U
55	CA	451	A
55	CA	452	A
55	CA	453	G
55	CA	460	A
55	CA	462	G
55	CA	463	U
55	CA	464	U
55	CA	481	G
55	CA	482	A
55	CA	484	G
55	CA	486	U
55	CA	495	A
55	CA	496	A
55	CA	497	G
55	CA	499	A
55	CA	500	G
55	CA	508	U
55	CA	509	A
55	CA	510	A
55	CA	512	U
55	CA	513	C
55	CA	517	G
55	CA	519	C
55	CA	520	A
55	CA	531	U
55	CA	534	U
55	CA	536	C
55	CA	537	G
55	CA	547	A
55	CA	548	G
55	CA	559	A
55	CA	564	C
55	CA	566	G
55	CA	567	G
55	CA	575	G
55	CA	577	G
55	CA	595	A
55	CA	596	A
55	CA	641	U
55	CA	643	C
55	CA	652	U

*Continued on next page...*



*Continued from previous page...*

<b>Mol</b>	<b>Chain</b>	<b>Res</b>	<b>Type</b>
55	CA	654	G
55	CA	686	U
55	CA	688	G
55	CA	702	A
55	CA	704	A
55	CA	717	U
55	CA	721	G
55	CA	722	G
55	CA	723	U
55	CA	724	G
55	CA	735	C
55	CA	752	G
55	CA	754	C
55	CA	755	G
55	CA	792	A
55	CA	794	A
55	CA	802	A
55	CA	803	G
55	CA	815	A
55	CA	816	A
55	CA	817	C
55	CA	821	G
55	CA	870	U
55	CA	874	G
55	CA	875	U
55	CA	876	C
55	CA	884	U
55	CA	885	G
55	CA	890	G
55	CA	891	U
55	CA	913	A
55	CA	914	A
55	CA	934	C
55	CA	935	A
55	CA	960	U
55	CA	961	U
55	CA	968	A
55	CA	970	C
55	CA	974	A
55	CA	976	G
55	CA	977	A
55	CA	982	U

*Continued on next page...*

*Continued from previous page...*

<b>Mol</b>	<b>Chain</b>	<b>Res</b>	<b>Type</b>
55	CA	983	A
55	CA	984	C
55	CA	992	U
55	CA	995	C
55	CA	1045	C
55	CA	1049	U
55	CA	1051	C
55	CA	1053	G
55	CA	1054	C
55	CA	1055	A
55	CA	1064	G
55	CA	1066	C
55	CA	1068	G
55	CA	1085	U
55	CA	1086	U
55	CA	1101	A
55	CA	1102	A
55	CA	1124	G
55	CA	1127	G
55	CA	1128	C
55	CA	1139	G
55	CA	1140	C
55	CA	1141	C
55	CA	1142	G
55	CA	1157	A
55	CA	1158	C
55	CA	1160	G
55	CA	1161	C
55	CA	1162	C
55	CA	1170	A
55	CA	1181	G
55	CA	1184	G
55	CA	1201	A
55	CA	1202	U
55	CA	1213	A
55	CA	1215	G
55	CA	1224	U
55	CA	1228	C
55	CA	1240	U
55	CA	1241	G
55	CA	1242	G
55	CA	1278	G

*Continued on next page...*

*Continued from previous page...*

<b>Mol</b>	<b>Chain</b>	<b>Res</b>	<b>Type</b>
55	CA	1282	C
55	CA	1283	U
55	CA	1285	A
55	CA	1296	C
55	CA	1299	A
55	CA	1300	G
55	CA	1301	U
55	CA	1302	C
55	CA	1338	G
55	CA	1345	U
55	CA	1348	U
55	CA	1364	U
55	CA	1365	G
55	CA	1366	C
55	CA	1380	U
55	CA	1381	U
55	CA	1382	C
55	CA	1394	A
55	CA	1395	C
55	CA	1397	C
55	CA	1399	C
55	CA	1442	G
55	CA	1447	A
55	CA	1448	C
55	CA	1449	C
55	CA	1452	C
55	CA	1453	G
55	CA	1454	G
55	CA	1455	G
55	CA	1498	U
55	CA	1499	A
55	CA	1502	A
55	CA	1505	G
55	CA	1507	A
55	CA	1528	U
55	CA	1530	G
22	CV	27	G
23	CW	5	U
24	DA	13	A
24	DA	14	A
24	DA	15	G
24	DA	33	C

*Continued on next page...*

*Continued from previous page...*

<b>Mol</b>	<b>Chain</b>	<b>Res</b>	<b>Type</b>
24	DA	35	G
24	DA	50	U
24	DA	52	A
24	DA	61	C
24	DA	70	G
24	DA	73	A
24	DA	74	A
24	DA	75	G
24	DA	76	C
24	DA	84	A
24	DA	85	G
24	DA	86	G
24	DA	87	U
24	DA	91	A
24	DA	92	U
24	DA	93	G
24	DA	100	U
24	DA	103	A
24	DA	104	A
24	DA	119	A
24	DA	121	G
24	DA	122	G
24	DA	125	A
24	DA	128	C
24	DA	140	C
24	DA	141	G
24	DA	142	A
24	DA	164	C
24	DA	179	C
24	DA	196	A
24	DA	197	A
24	DA	204	A
24	DA	206	U
24	DA	207	A
24	DA	215	G
24	DA	216	A
24	DA	222	A
24	DA	223	A
24	DA	224	U
24	DA	225	C
24	DA	227	A
24	DA	229	C

*Continued on next page...*

*Continued from previous page...*

<b>Mol</b>	<b>Chain</b>	<b>Res</b>	<b>Type</b>
24	DA	230	G
24	DA	232	G
24	DA	234	U
24	DA	241	A
24	DA	243	U
24	DA	244	A
24	DA	249	C
24	DA	250	G
24	DA	251	A
24	DA	271	G
24	DA	272	A
24	DA	301	G
24	DA	302	C
24	DA	303	G
24	DA	311	A
24	DA	312	G
24	DA	321	U
24	DA	324	A
24	DA	325	G
24	DA	329	G
24	DA	333	G
24	DA	334	C
24	DA	364	C
24	DA	370	G
24	DA	374	A
24	DA	386	G
24	DA	388	G
24	DA	389	G
24	DA	390	U
24	DA	391	A
24	DA	395	U
24	DA	396	G
24	DA	397	U
24	DA	404	A
24	DA	406	G
24	DA	411	G
24	DA	412	A
24	DA	421	C
24	DA	422	A
24	DA	423	A
24	DA	436	C
24	DA	437	U

*Continued on next page...*

*Continued from previous page...*

<b>Mol</b>	<b>Chain</b>	<b>Res</b>	<b>Type</b>
24	DA	442	G
24	DA	444	C
24	DA	445	C
24	DA	446	G
24	DA	449	A
24	DA	454	A
24	DA	459	U
24	DA	474	G
24	DA	475	C
24	DA	476	G
24	DA	479	A
24	DA	480	A
24	DA	482	A
24	DA	483	A
24	DA	489	G
24	DA	491	G
24	DA	503	A
24	DA	505	A
24	DA	506	G
24	DA	509	C
24	DA	510	C
24	DA	527	C
24	DA	528	A
24	DA	529	A
24	DA	530	G
24	DA	531	C
24	DA	533	G
24	DA	571	U
24	DA	572	A
24	DA	575	A
24	DA	588	U
24	DA	589	U
24	DA	603	A
24	DA	604	G
24	DA	605	G
24	DA	616	A
24	DA	620	G
24	DA	621	A
24	DA	637	A
24	DA	638	G
24	DA	647	G
24	DA	655	A

*Continued on next page...*

*Continued from previous page...*

<b>Mol</b>	<b>Chain</b>	<b>Res</b>	<b>Type</b>
24	DA	656	G
24	DA	657	U
24	DA	670	A
24	DA	672	C
24	DA	685	A
24	DA	687	C
24	DA	726	G
24	DA	730	A
24	DA	752	A
24	DA	753	A
24	DA	754	U
24	DA	762	U
24	DA	763	G
24	DA	765	C
24	DA	766	U
24	DA	775	G
24	DA	777	G
24	DA	778	G
24	DA	782	A
24	DA	783	A
24	DA	784	G
24	DA	785	G
24	DA	789	A
24	DA	791	C
24	DA	792	A
24	DA	794	A
24	DA	800	A
24	DA	802	A
24	DA	830	G
24	DA	831	G
24	DA	858	G
24	DA	860	U
24	DA	865	C
24	DA	867	C
24	DA	913	U
24	DA	915	C
24	DA	933	A
24	DA	945	A
24	DA	946	C
24	DA	947	A
24	DA	957	C
24	DA	958	U

*Continued on next page...*

*Continued from previous page...*

<b>Mol</b>	<b>Chain</b>	<b>Res</b>	<b>Type</b>
24	DA	959	A
24	DA	963	U
24	DA	973	A
24	DA	975	A
24	DA	984	A
24	DA	989	G
24	DA	990	A
24	DA	991	C
24	DA	1008	A
24	DA	1009	A
24	DA	1010	A
24	DA	1011	G
24	DA	1013	C
24	DA	1020	A
24	DA	1021	A
24	DA	1022	G
24	DA	1023	U
24	DA	1026	G
24	DA	1027	A
24	DA	1033	U
24	DA	1034	G
24	DA	1035	U
24	DA	1046	A
24	DA	1048	A
24	DA	1049	C
24	DA	1060	U
24	DA	1061	U
24	DA	1062	G
24	DA	1069	A
24	DA	1071	G
24	DA	1072	C
24	DA	1073	A
24	DA	1075	C
24	DA	1076	C
24	DA	1078	U
24	DA	1079	C
24	DA	1089	A
24	DA	1090	A
24	DA	1110	G
24	DA	1112	G
24	DA	1113	U
24	DA	1126	A

*Continued on next page...*



*Continued from previous page...*

<b>Mol</b>	<b>Chain</b>	<b>Res</b>	<b>Type</b>
24	DA	1129	A
24	DA	1130	U
24	DA	1131	G
24	DA	1135	C
24	DA	1136	G
24	DA	1141	U
24	DA	1144	A
24	DA	1156	A
24	DA	1157	G
24	DA	1158	C
24	DA	1204	A
24	DA	1206	G
24	DA	1210	G
24	DA	1213	A
24	DA	1236	G
24	DA	1247	A
24	DA	1249	U
24	DA	1256	G
24	DA	1265	A
24	DA	1267	U
24	DA	1272	A
24	DA	1274	A
24	DA	1275	A
24	DA	1276	A
24	DA	1277	G
24	DA	1286	A
24	DA	1289	C
24	DA	1290	C
24	DA	1300	G
24	DA	1303	G
24	DA	1312	U
24	DA	1313	U
24	DA	1314	C
24	DA	1325	U
24	DA	1326	U
24	DA	1327	A
24	DA	1330	C
24	DA	1333	G
24	DA	1340	U
24	DA	1341	G
24	DA	1345	C
24	DA	1385	A

*Continued on next page...*

*Continued from previous page...*

<b>Mol</b>	<b>Chain</b>	<b>Res</b>	<b>Type</b>
24	DA	1386	C
24	DA	1395	A
24	DA	1399	C
24	DA	1427	A
24	DA	1429	G
24	DA	1451	C
24	DA	1455	G
24	DA	1460	U
24	DA	1462	C
24	DA	1475	G
24	DA	1476	U
24	DA	1477	A
24	DA	1478	G
24	DA	1497	U
24	DA	1498	C
24	DA	1508	A
24	DA	1510	G
24	DA	1511	G
24	DA	1536	C
24	DA	1537	G
24	DA	1539	U
24	DA	1554	U
24	DA	1555	G
24	DA	1556	C
24	DA	1558	C
24	DA	1560	G
24	DA	1561	C
24	DA	1566	A
24	DA	1568	G
24	DA	1569	A
24	DA	1607	C
24	DA	1611	C
24	DA	1612	C
24	DA	1616	A
24	DA	1619	G
24	DA	1634	A
24	DA	1635	A
24	DA	1647	U
24	DA	1648	U
24	DA	1649	G
24	DA	1654	A
24	DA	1667	G

*Continued on next page...*

*Continued from previous page...*

<b>Mol</b>	<b>Chain</b>	<b>Res</b>	<b>Type</b>
24	DA	1669	A
24	DA	1676	A
24	DA	1681	G
24	DA	1682	G
24	DA	1683	U
24	DA	1693	U
24	DA	1695	G
24	DA	1696	G
24	DA	1698	A
24	DA	1700	A
24	DA	1713	A
24	DA	1716	U
24	DA	1717	A
24	DA	1722	A
24	DA	1731	G
24	DA	1733	G
24	DA	1734	G
24	DA	1738	G
24	DA	1739	A
24	DA	1758	U
24	DA	1759	A
24	DA	1760	C
24	DA	1780	A
24	DA	1783	A
24	DA	1784	A
24	DA	1785	A
24	DA	1786	A
24	DA	1787	A
24	DA	1788	C
24	DA	1799	G
24	DA	1802	A
24	DA	1808	A
24	DA	1809	A
24	DA	1810	A
24	DA	1815	A
24	DA	1816	C
24	DA	1819	A
24	DA	1838	C
24	DA	1839	G
24	DA	1857	G
24	DA	1913	A
24	DA	1914	C

*Continued on next page...*

*Continued from previous page...*

<b>Mol</b>	<b>Chain</b>	<b>Res</b>	<b>Type</b>
24	DA	1915	U
24	DA	1916	A
24	DA	1929	G
24	DA	1931	U
24	DA	1937	A
24	DA	1941	C
24	DA	1942	C
24	DA	1943	U
24	DA	1945	G
24	DA	1954	G
24	DA	1956	U
24	DA	1962	C
24	DA	1963	U
24	DA	1964	G
24	DA	1965	C
24	DA	1967	C
24	DA	1970	A
24	DA	1971	U
24	DA	1972	G
24	DA	1980	G
24	DA	1981	A
24	DA	1982	U
24	DA	1992	G
24	DA	1993	U
24	DA	1996	C
24	DA	1997	C
24	DA	2021	C
24	DA	2023	C
24	DA	2024	G
24	DA	2031	A
24	DA	2034	U
24	DA	2036	C
24	DA	2037	A
24	DA	2051	A
24	DA	2061	G
24	DA	2063	C
24	DA	2064	C
24	DA	2067	G
24	DA	2068	U
24	DA	2069	G
24	DA	2092	U
24	DA	2093	G

*Continued on next page...*

*Continued from previous page...*

<b>Mol</b>	<b>Chain</b>	<b>Res</b>	<b>Type</b>
24	DA	2135	A
24	DA	2148	G
24	DA	2179	C
24	DA	2198	A
24	DA	2199	A
24	DA	2210	U
24	DA	2214	C
24	DA	2215	C
24	DA	2225	A
24	DA	2226	C
24	DA	2238	G
24	DA	2239	G
24	DA	2240	U
24	DA	2249	U
24	DA	2251	G
24	DA	2258	C
24	DA	2259	U
24	DA	2260	C
24	DA	2266	A
24	DA	2267	A
24	DA	2282	G
24	DA	2283	C
24	DA	2288	A
24	DA	2289	G
24	DA	2296	U
24	DA	2297	A
24	DA	2310	C
24	DA	2311	A
24	DA	2313	C
24	DA	2322	A
24	DA	2334	U
24	DA	2336	A
24	DA	2337	G
24	DA	2338	C
24	DA	2344	U
24	DA	2347	C
24	DA	2382	G
24	DA	2383	G
24	DA	2386	A
24	DA	2391	G
24	DA	2401	U
24	DA	2402	U

*Continued on next page...*

*Continued from previous page...*

<b>Mol</b>	<b>Chain</b>	<b>Res</b>	<b>Type</b>
24	DA	2403	C
24	DA	2406	A
24	DA	2408	U
24	DA	2425	A
24	DA	2427	C
24	DA	2428	G
24	DA	2439	A
24	DA	2440	C
24	DA	2447	G
24	DA	2450	A
24	DA	2458	G
24	DA	2459	A
24	DA	2460	U
24	DA	2490	G
24	DA	2492	U
24	DA	2493	U
24	DA	2497	A
24	DA	2498	C
24	DA	2499	C
24	DA	2503	A
24	DA	2504	U
24	DA	2505	G
24	DA	2518	A
24	DA	2520	C
24	DA	2521	C
24	DA	2542	A
24	DA	2543	G
24	DA	2544	G
24	DA	2566	A
24	DA	2572	A
24	DA	2573	C
24	DA	2581	G
24	DA	2582	G
24	DA	2585	U
24	DA	2586	U
24	DA	2601	C
24	DA	2603	G
24	DA	2610	C
24	DA	2611	C
24	DA	2613	U
24	DA	2615	U
24	DA	2616	C

*Continued on next page...*

*Continued from previous page...*

<b>Mol</b>	<b>Chain</b>	<b>Res</b>	<b>Type</b>
24	DA	2629	U
24	DA	2630	G
24	DA	2645	G
24	DA	2654	A
24	DA	2656	U
24	DA	2657	A
24	DA	2681	C
24	DA	2682	A
24	DA	2689	U
24	DA	2691	C
24	DA	2713	U
24	DA	2714	G
24	DA	2726	A
24	DA	2727	A
24	DA	2728	U
24	DA	2750	A
24	DA	2752	C
24	DA	2756	U
24	DA	2757	A
24	DA	2776	A
24	DA	2777	G
24	DA	2778	A
24	DA	2781	A
24	DA	2782	G
24	DA	2798	U
24	DA	2800	A
24	DA	2837	A
24	DA	2848	G
24	DA	2850	A
24	DA	2866	U
24	DA	2867	G
24	DA	2873	A
24	DA	2874	C
24	DA	2875	C
24	DA	2893	A
24	DA	2894	G
24	DA	2895	G
24	DA	2896	C
24	DA	2902	C
56	DB	12	C
56	DB	13	G
56	DB	16	G

*Continued on next page...*

*Continued from previous page...*

Mol	Chain	Res	Type
56	DB	17	C
56	DB	40	U
56	DB	41	G
56	DB	42	C
56	DB	43	C
56	DB	45	A
56	DB	56	G
56	DB	58	A
56	DB	87	U
56	DB	90	C

#### 5.4 Non-standard residues in protein, DNA, RNA chains [i](#)

There are no non-standard protein/DNA/RNA residues in this entry.

#### 5.5 Carbohydrates [i](#)

There are no monosaccharides in this entry.

#### 5.6 Ligand geometry [i](#)

Of 365 ligands modelled in this entry, 365 are monoatomic - leaving 0 for Mogul analysis.

There are no bond length outliers.

There are no bond angle outliers.

There are no chirality outliers.

There are no torsion outliers.

There are no ring outliers.

No monomer is involved in short contacts.

#### 5.7 Other polymers [i](#)

There are no such residues in this entry.

#### 5.8 Polymer linkage issues [i](#)

There are no chain breaks in this entry.



## 6 Fit of model and data i

### 6.1 Protein, DNA and RNA chains i

In the following table, the column labelled ‘#RSRZ> 2’ contains the number (and percentage) of RSRZ outliers, followed by percent RSRZ outliers for the chain as percentile scores relative to all X-ray entries and entries of similar resolution. The OWAB column contains the minimum, median, 95<sup>th</sup> percentile and maximum values of the occupancy-weighted average B-factor per residue. The column labelled ‘Q< 0.9’ lists the number of (and percentage) of residues with an average occupancy less than 0.9.

Mol	Chain	Analysed	<RSRZ>	#RSRZ>2	OWAB(Å <sup>2</sup> )	Q<0.9
1	AB	218/241 (90%)	1.99	83 (38%) 0 0	170, 274, 284, 290	0
1	CB	218/241 (90%)	0.79	36 (16%) 1 1	159, 222, 233, 241	0
2	AC	206/233 (88%)	0.43	11 (5%) 26 23	133, 162, 187, 202	0
2	CC	206/233 (88%)	0.59	16 (7%) 13 10	140, 172, 212, 228	0
3	AD	205/206 (99%)	0.25	11 (5%) 25 22	122, 157, 195, 218	0
3	CD	205/206 (99%)	-0.27	0 100 100	112, 131, 152, 165	0
4	AE	150/167 (89%)	2.91	84 (56%) 0 0	108, 211, 223, 227	0
4	CE	150/167 (89%)	0.50	15 (10%) 7 6	100, 156, 171, 176	0
5	AF	100/135 (74%)	0.30	7 (7%) 16 12	197, 229, 250, 260	0
5	CF	100/135 (74%)	0.85	18 (18%) 1 1	164, 186, 203, 209	0
6	AG	151/179 (84%)	0.34	17 (11%) 5 5	158, 192, 220, 237	0
6	CG	150/179 (83%)	0.34	20 (13%) 3 3	142, 194, 228, 244	0
7	AH	129/130 (99%)	0.34	12 (9%) 8 7	127, 155, 181, 193	0
7	CH	129/130 (99%)	0.81	23 (17%) 1 1	152, 177, 195, 203	0
8	AI	127/130 (97%)	0.71	18 (14%) 2 3	142, 193, 220, 233	0
8	CI	127/130 (97%)	0.52	14 (11%) 5 5	155, 195, 223, 232	0
9	AJ	98/103 (95%)	0.31	6 (6%) 21 16	135, 181, 216, 239	0
9	CJ	98/103 (95%)	0.83	14 (14%) 2 3	155, 196, 230, 240	0
10	AK	117/129 (90%)	0.74	14 (11%) 4 4	132, 195, 243, 254	0
10	CK	117/129 (90%)	0.31	6 (5%) 28 24	125, 155, 181, 196	0
11	AL	123/124 (99%)	0.15	4 (3%) 46 38	89, 106, 131, 150	0
11	CL	123/124 (99%)	0.67	13 (10%) 6 5	117, 139, 155, 161	0
12	AM	114/118 (96%)	0.61	14 (12%) 4 4	157, 219, 252, 264	0
12	CM	113/118 (95%)	0.71	15 (13%) 3 3	195, 269, 309, 322	0

*Continued on next page...*

Continued from previous page...

Mol	Chain	Analysed	<RSRZ>	#RSRZ>2	OWAB(Å <sup>2</sup> )	Q<0.9
13	AN	96/101 (95%)	0.28	5 (5%) 27 24	142, 165, 217, 227	0
13	CN	95/101 (94%)	1.05	15 (15%) 2 1	155, 207, 265, 284	0
14	AO	88/89 (98%)	-0.20	0 100 100	138, 168, 199, 219	0
14	CO	88/89 (98%)	-0.06	1 (1%) 80 76	142, 174, 193, 201	0
15	AP	82/82 (100%)	0.79	11 (13%) 3 3	117, 144, 178, 192	0
15	CP	80/82 (97%)	1.48	23 (28%) 0 0	151, 180, 203, 207	0
16	AQ	80/84 (95%)	0.64	5 (6%) 20 15	90, 113, 135, 144	0
16	CQ	80/84 (95%)	1.11	16 (20%) 1 1	99, 123, 145, 163	0
17	AR	55/75 (73%)	0.81	8 (14%) 2 2	175, 198, 219, 234	0
17	CR	55/75 (73%)	0.24	3 (5%) 25 21	148, 165, 180, 187	0
18	AS	79/92 (85%)	1.49	27 (34%) 0 0	171, 203, 244, 257	0
18	CS	79/92 (85%)	1.52	26 (32%) 0 0	223, 265, 319, 334	0
19	AT	85/87 (97%)	0.12	3 (3%) 44 36	114, 141, 164, 180	0
19	CT	85/87 (97%)	1.16	25 (29%) 0 0	194, 242, 275, 283	0
20	AU	51/71 (71%)	0.76	6 (11%) 4 4	133, 168, 248, 252	0
20	CU	51/71 (71%)	0.19	2 (3%) 39 32	126, 150, 183, 193	0
21	AA	1533/1533 (100%)	-0.47	13 (0%) 86 83	76, 150, 233, 282	0
22	AV	17/17 (100%)	0.19	1 (5%) 22 17	142, 154, 182, 203	0
22	AX	17/17 (100%)	-0.25	1 (5%) 22 17	139, 144, 186, 195	0
22	CV	17/17 (100%)	0.05	1 (5%) 22 17	158, 162, 193, 208	0
22	CX	17/17 (100%)	2.35	8 (47%) 0 0	187, 193, 221, 222	0
23	AW	6/6 (100%)	0.13	0 100 100	136, 138, 143, 152	0
23	CW	6/6 (100%)	0.47	0 100 100	160, 160, 168, 179	0
24	BA	2854/2903 (98%)	-0.38	39 (1%) 75 69	52, 81, 194, 355	0
24	DA	2841/2903 (97%)	0.27	139 (4%) 29 25	132, 200, 303, 402	0
25	BB	118/118 (100%)	-0.62	0 100 100	66, 101, 133, 171	0
26	BC	271/273 (99%)	-0.08	3 (1%) 80 76	60, 99, 129, 161	0
26	DC	271/273 (99%)	0.60	25 (9%) 9 7	133, 157, 179, 190	0
27	BD	209/209 (100%)	-0.18	2 (0%) 82 78	55, 75, 114, 129	0
27	DD	209/209 (100%)	1.42	68 (32%) 0 0	147, 200, 232, 242	0
28	BE	201/201 (100%)	-0.17	2 (0%) 82 78	56, 96, 129, 157	0

Continued on next page...

Continued from previous page...

Mol	Chain	Analysed	<RSRZ>	#RSRZ>2	OWAB(Å <sup>2</sup> )	Q<0.9
28	DE	201/201 (100%)	1.26	46 (22%) 0 0	154, 282, 335, 351	0
29	BF	177/179 (98%)	1.04	32 (18%) 1 1	120, 166, 201, 215	0
29	DF	178/179 (99%)	2.08	76 (42%) 0 0	307, 314, 321, 323	0
30	BG	176/177 (99%)	0.09	3 (1%) 70 64	83, 108, 134, 152	0
30	DG	176/177 (99%)	1.59	55 (31%) 0 0	186, 221, 245, 259	0
31	BH	149/149 (100%)	2.05	57 (38%) 0 0	110, 239, 259, 264	0
31	DH	149/149 (100%)	1.54	42 (28%) 0 0	186, 240, 256, 260	0
32	BI	141/142 (99%)	2.13	60 (42%) 0 0	243, 307, 359, 366	0
32	DI	141/142 (99%)	3.16	87 (61%) 0 0	367, 394, 412, 419	0
33	BJ	142/142 (100%)	-0.30	0 100 100	59, 76, 102, 132	0
33	DJ	142/142 (100%)	1.24	35 (24%) 0 0	161, 201, 223, 233	0
34	BK	122/123 (99%)	-0.09	1 (0%) 86 83	55, 73, 113, 169	0
34	DK	122/123 (99%)	1.24	36 (29%) 0 0	151, 171, 189, 198	0
35	BL	143/144 (99%)	-0.27	1 (0%) 87 85	55, 93, 124, 136	0
35	DL	143/144 (99%)	1.19	38 (26%) 0 0	166, 240, 288, 297	0
36	BM	136/136 (100%)	-0.08	1 (0%) 87 85	58, 81, 111, 138	0
36	DM	136/136 (100%)	1.76	55 (40%) 0 0	144, 181, 210, 232	0
37	BN	120/127 (94%)	-0.07	0 100 100	61, 76, 96, 141	0
37	DN	120/127 (94%)	2.05	52 (43%) 0 0	183, 222, 252, 266	0
38	BO	116/117 (99%)	-0.05	1 (0%) 84 80	96, 105, 123, 147	0
38	DO	116/117 (99%)	2.44	56 (48%) 0 0	286, 293, 297, 303	0
39	BP	114/115 (99%)	-0.07	0 100 100	64, 81, 119, 134	0
39	DP	114/115 (99%)	1.41	33 (28%) 0 0	179, 203, 220, 230	0
40	BQ	117/118 (99%)	-0.47	0 100 100	56, 77, 99, 120	0
40	DQ	117/118 (99%)	1.13	25 (21%) 0 0	184, 211, 240, 247	0
41	BR	103/103 (100%)	-0.22	0 100 100	55, 87, 114, 131	0
41	DR	103/103 (100%)	2.21	45 (43%) 0 0	173, 249, 271, 277	0
42	BS	110/110 (100%)	-0.34	0 100 100	55, 70, 105, 159	0
42	DS	110/110 (100%)	1.74	39 (35%) 0 0	159, 223, 269, 278	0
43	BT	93/100 (93%)	0.11	2 (2%) 62 55	65, 105, 142, 151	0
43	DT	93/100 (93%)	2.27	47 (50%) 0 0	206, 253, 285, 294	0

Continued on next page...

Continued from previous page...

Mol	Chain	Analysed	<RSRZ>	#RSRZ>2	OWAB(Å <sup>2</sup> )	Q<0.9
44	BU	102/104 (98%)	0.32	5 (4%) 29 25	89, 114, 136, 158	0
44	DU	102/104 (98%)	3.17	60 (58%) 0 0	272, 312, 355, 358	0
45	BV	94/94 (100%)	-0.15	0 100 100	71, 90, 116, 126	0
45	DV	94/94 (100%)	1.19	23 (24%) 0 0	228, 241, 252, 254	0
46	BW	79/85 (92%)	-0.02	2 (2%) 57 49	68, 86, 136, 156	0
46	DW	79/85 (92%)	3.13	54 (68%) 0 0	156, 216, 233, 252	0
47	BX	77/78 (98%)	-0.20	0 100 100	65, 101, 124, 137	0
47	DX	77/78 (98%)	0.78	10 (12%) 3 4	157, 185, 209, 224	0
48	BY	63/63 (100%)	-0.02	3 (4%) 30 26	101, 123, 149, 159	0
48	DY	63/63 (100%)	1.20	16 (25%) 0 0	264, 288, 316, 329	0
49	BZ	58/59 (98%)	0.14	1 (1%) 70 64	64, 74, 111, 141	0
49	DZ	58/59 (98%)	1.12	12 (20%) 1 1	188, 215, 238, 248	0
50	B0	56/57 (98%)	-0.52	0 100 100	54, 77, 113, 132	0
50	D0	56/57 (98%)	1.32	11 (19%) 1 1	157, 230, 260, 265	0
51	B1	50/55 (90%)	0.58	4 (8%) 12 10	76, 100, 118, 132	0
51	D1	50/55 (90%)	1.67	18 (36%) 0 0	174, 207, 228, 238	0
52	B2	46/46 (100%)	-0.27	0 100 100	62, 75, 103, 137	0
52	D2	46/46 (100%)	0.69	4 (8%) 10 8	155, 182, 198, 202	0
53	B3	64/65 (98%)	-0.30	0 100 100	58, 73, 96, 120	0
53	D3	64/65 (98%)	1.23	14 (21%) 0 0	180, 194, 211, 215	0
54	B4	38/38 (100%)	-0.03	0 100 100	69, 84, 110, 120	0
54	D4	38/38 (100%)	1.23	11 (28%) 0 0	171, 187, 198, 203	0
55	CA	1530/1530 (100%)	-0.14	34 (2%) 62 55	109, 171, 272, 362	0
56	DB	117/117 (100%)	0.07	2 (1%) 70 64	219, 294, 300, 302	0
All	All	20511/21154 (96%)	0.38	2158 (10%) 6 5	52, 166, 293, 419	0

All (2158) RSRZ outliers are listed below:

Mol	Chain	Res	Type	RSRZ
1	AB	194	GLY	17.7
31	BH	87	GLU	14.6
4	AE	145	ASN	14.0
24	BA	2179	C	13.7
29	DF	129	MET	13.7

Continued on next page...

*Continued from previous page...*

Mol	Chain	Res	Type	RSRZ
32	BI	1	ALA	13.7
4	AE	50	GLY	13.5
31	DH	124	THR	13.3
55	CA	209	U	12.7
4	AE	147	ASN	12.6
4	AE	106	ALA	12.6
31	DH	92	GLY	12.6
24	BA	2154	A	12.1
24	DA	2799	A	12.0
24	BA	2180	U	11.9
31	BH	85	GLY	11.2
44	DU	35	VAL	11.2
4	AE	86	GLY	11.1
31	BH	88	GLY	11.0
24	BA	2147	A	10.9
32	BI	2	LYS	10.9
31	BH	84	ALA	10.7
38	DO	24	THR	10.7
4	AE	74	ALA	10.6
31	BH	86	ASP	10.6
32	DI	67	THR	10.6
31	BH	79	THR	10.5
31	BH	93	SER	10.2
24	BA	2146	C	10.1
44	DU	12	VAL	10.0
38	DO	25	ARG	10.0
29	DF	105	ILE	9.8
38	DO	28	VAL	9.8
38	DO	41	ALA	9.6
31	BH	118	PRO	9.6
44	DU	37	GLY	9.6
46	DW	21	GLY	9.5
43	DT	75	GLY	9.4
38	DO	40	ILE	9.4
28	DE	42	GLY	9.2
24	BA	2143	C	9.2
24	BA	2155	U	9.2
1	AB	35	ASN	9.1
31	BH	92	GLY	9.1
32	DI	3	LYS	9.1
38	DO	52	SER	9.0
38	DO	23	ALA	9.0

*Continued on next page...*

*Continued from previous page...*

<b>Mol</b>	<b>Chain</b>	<b>Res</b>	<b>Type</b>	<b>RSRZ</b>
27	DD	25	THR	8.9
43	DT	35	ALA	8.8
32	DI	120	ASP	8.8
31	DH	79	THR	8.7
29	DF	153	ILE	8.7
4	AE	105	ILE	8.6
44	DU	24	VAL	8.6
43	DT	34	VAL	8.6
1	AB	17	HIS	8.5
31	DH	125	THR	8.5
55	CA	86	G	8.5
1	AB	59	ILE	8.5
46	DW	84	GLU	8.5
46	DW	51	GLY	8.4
32	DI	1	ALA	8.3
1	AB	18	GLN	8.3
11	AL	123	ALA	8.3
31	BH	89	LYS	8.3
44	DU	39	ASN	8.3
29	BF	75	GLY	8.2
44	DU	80	ASP	8.2
37	DN	29	VAL	8.1
1	AB	74	ALA	8.1
4	AE	137	ARG	8.1
44	DU	79	ALA	8.1
29	DF	9	ASP	8.1
41	DR	19	THR	8.1
29	BF	79	ARG	8.1
4	AE	42	ASN	8.1
32	DI	59	THR	8.1
1	CB	15	PHE	8.0
44	DU	41	VAL	8.0
44	DU	36	GLU	8.0
1	AB	166	ASP	8.0
37	DN	63	ARG	8.0
1	AB	106	VAL	7.9
24	DA	1172	C	7.9
32	BI	3	LYS	7.9
32	DI	50	LYS	7.8
44	DU	87	GLU	7.8
24	BA	2138	G	7.8
32	DI	51	GLY	7.6

*Continued on next page...*

*Continued from previous page...*

<b>Mol</b>	<b>Chain</b>	<b>Res</b>	<b>Type</b>	<b>RSRZ</b>
4	AE	114	LEU	7.6
37	DN	78	LYS	7.5
4	AE	141	ASP	7.5
37	DN	100	CYS	7.5
32	BI	52	LEU	7.4
29	DF	66	ILE	7.4
32	DI	2	LYS	7.3
32	DI	15	GLY	7.3
31	BH	149	GLU	7.3
28	DE	143	LEU	7.3
32	BI	86	LYS	7.3
29	BF	115	GLY	7.3
29	BF	77	LYS	7.3
4	AE	72	ASN	7.3
42	DS	94	ASP	7.2
13	CN	33	VAL	7.2
44	DU	11	ILE	7.2
28	DE	90	GLN	7.2
31	BH	105	ALA	7.2
46	DW	39	GLN	7.1
31	DH	123	ARG	7.1
32	DI	96	LYS	7.1
32	DI	141	ASP	7.1
27	DD	201	LEU	7.1
44	DU	77	GLY	7.0
32	DI	93	ASN	7.0
24	BA	2145	C	7.0
22	CX	27	G	7.0
44	DU	38	ILE	7.0
31	BH	117	LEU	7.0
32	DI	122	GLU	7.0
32	BI	113	ALA	7.0
18	CS	79	TYR	7.0
46	DW	52	CYS	6.9
41	DR	52	PRO	6.9
8	CI	42	THR	6.9
4	AE	12	GLU	6.9
46	DW	53	GLY	6.8
31	DH	98	ASP	6.8
29	DF	128	SER	6.8
46	DW	34	SER	6.8
31	DH	82	SER	6.8

*Continued on next page...*

*Continued from previous page...*

<b>Mol</b>	<b>Chain</b>	<b>Res</b>	<b>Type</b>	<b>RSRZ</b>
29	DF	10	GLU	6.8
39	DP	33	GLU	6.8
1	AB	27	LYS	6.7
1	AB	34	ARG	6.7
32	DI	63	ASP	6.7
31	DH	126	GLY	6.7
1	AB	225	SER	6.7
4	AE	85	LYS	6.7
1	AB	189	ASN	6.7
4	AE	144	GLU	6.7
27	DD	24	VAL	6.7
4	AE	49	TYR	6.7
44	DU	76	THR	6.7
32	BI	82	ALA	6.6
4	AE	110	MET	6.6
21	AA	86	G	6.6
29	DF	22	ASN	6.6
29	BF	116	LEU	6.6
34	DK	75	SER	6.6
24	DA	33	C	6.6
4	AE	99	SER	6.6
30	DG	6	ALA	6.6
35	DL	74	THR	6.6
4	AE	68	ARG	6.5
31	DH	127	GLU	6.5
24	BA	546	U	6.5
18	CS	80	ARG	6.5
31	DH	88	GLY	6.5
53	D3	22	LYS	6.5
46	DW	79	ILE	6.5
1	AB	161	PHE	6.5
8	AI	50	PRO	6.5
27	DD	26	VAL	6.5
29	DF	155	ILE	6.5
24	BA	2144	G	6.5
44	DU	70	ALA	6.4
15	AP	82	ALA	6.4
28	DE	86	ALA	6.4
50	D0	56	LYS	6.4
32	DI	8	VAL	6.4
55	CA	210	C	6.3
38	DO	51	ALA	6.3

*Continued on next page...*



*Continued from previous page...*

<b>Mol</b>	<b>Chain</b>	<b>Res</b>	<b>Type</b>	<b>RSRZ</b>
15	CP	17	TYR	6.3
32	DI	48	ILE	6.3
37	DN	111	ALA	6.3
32	DI	95	ASP	6.2
1	AB	81	ASP	6.2
41	DR	12	HIS	6.2
8	AI	42	THR	6.2
39	DP	109	ILE	6.2
17	AR	19	GLU	6.2
42	DS	110	ARG	6.2
41	DR	6	GLN	6.2
44	DU	82	VAL	6.1
29	DF	104	THR	6.1
11	CL	123	ALA	6.1
24	DA	1536	C	6.1
15	CP	16	PHE	6.1
29	DF	125	GLY	6.1
44	DU	31	GLY	6.1
32	DI	4	VAL	6.1
45	DV	81	PRO	6.1
41	DR	59	ILE	6.1
44	DU	34	ILE	6.1
36	DM	136	MET	6.1
44	DU	19	GLY	6.1
31	BH	116	ARG	6.1
12	AM	114	PRO	6.1
31	BH	123	ARG	6.1
31	BH	119	ASN	6.1
18	CS	10	ILE	6.1
48	DY	24	GLU	6.1
36	DM	135	VAL	6.0
31	BH	112	LYS	6.0
15	CP	38	PHE	6.0
31	BH	90	LEU	6.0
6	AG	84	TYR	6.0
33	DJ	142	ILE	6.0
36	DM	61	GLY	6.0
32	DI	60	VAL	6.0
22	CX	43	C	6.0
43	DT	3	ARG	6.0
46	DW	58	LEU	6.0
46	DW	50	VAL	6.0

*Continued on next page...*

*Continued from previous page...*

<b>Mol</b>	<b>Chain</b>	<b>Res</b>	<b>Type</b>	<b>RSRZ</b>
32	BI	132	ALA	6.0
18	AS	68	HIS	5.9
24	DA	1173	U	5.9
6	CG	150	PHE	5.9
29	BF	78	ILE	5.9
42	DS	70	LYS	5.9
32	BI	114	ALA	5.9
28	DE	119	ILE	5.9
32	BI	33	ASN	5.9
32	DI	65	SER	5.9
30	DG	113	ASP	5.8
6	CG	151	ALA	5.8
31	DH	105	ALA	5.8
24	DA	1171	G	5.8
4	AE	133	ILE	5.8
31	DH	89	LYS	5.8
32	DI	47	SER	5.8
19	CT	60	GLN	5.8
18	CS	43	MET	5.8
1	AB	217	ALA	5.8
37	DN	118	ARG	5.7
31	BH	91	PHE	5.7
44	DU	78	LYS	5.7
1	AB	19	THR	5.7
37	DN	28	LEU	5.7
31	BH	129	GLU	5.7
27	DD	6	GLY	5.7
41	DR	20	VAL	5.7
32	DI	66	PHE	5.7
4	AE	124	ALA	5.7
32	BI	10	LEU	5.7
1	CB	17	HIS	5.6
29	DF	77	LYS	5.6
41	DR	88	GLY	5.6
45	DV	42	LEU	5.6
48	DY	63	ALA	5.6
50	D0	41	HIS	5.6
38	DO	29	HIS	5.6
4	AE	146	MET	5.6
18	CS	12	LEU	5.6
32	DI	22	PRO	5.6
34	DK	101	GLY	5.6

*Continued on next page...*

*Continued from previous page...*

Mol	Chain	Res	Type	RSRZ
24	DA	1583	A	5.5
28	DE	87	ALA	5.5
18	CS	3	SER	5.5
4	AE	75	LEU	5.5
18	CS	23	GLU	5.5
24	DA	1535	A	5.5
46	DW	63	ASP	5.5
29	DF	30	VAL	5.5
55	CA	1534	A	5.5
31	DH	93	SER	5.5
27	DD	14	ILE	5.5
1	AB	103	TRP	5.5
40	DQ	94	LEU	5.5
43	DT	9	LYS	5.5
38	DO	112	GLU	5.5
36	DM	125	PRO	5.4
37	DN	25	ALA	5.4
42	DS	68	ASP	5.4
51	D1	52	LYS	5.4
29	BF	152	ASP	5.4
36	DM	90	GLU	5.4
46	DW	45	HIS	5.4
32	BI	80	LYS	5.4
46	DW	73	PRO	5.4
24	BA	2136	G	5.4
32	DI	55	PRO	5.4
29	DF	151	LEU	5.4
44	DU	8	ASP	5.4
24	BA	2148	G	5.4
43	DT	70	HIS	5.4
48	DY	62	GLY	5.3
4	AE	84	VAL	5.3
30	DG	166	GLU	5.3
36	DM	72	PRO	5.3
31	BH	98	ASP	5.3
38	DO	26	LEU	5.3
48	DY	13	GLU	5.3
53	D3	35	LYS	5.3
37	DN	30	ARG	5.3
32	DI	58	ILE	5.3
43	DT	37	ASP	5.3
45	DV	54	ALA	5.3

*Continued on next page...*

*Continued from previous page...*

Mol	Chain	Res	Type	RSRZ
29	BF	76	PHE	5.3
29	DF	154	THR	5.3
36	DM	89	VAL	5.3
30	DG	165	ASP	5.3
29	DF	130	GLY	5.2
32	DI	123	ALA	5.2
29	DF	152	ASP	5.2
24	DA	1175	A	5.2
4	AE	151	MET	5.2
29	DF	173	ASP	5.2
4	AE	148	SER	5.2
32	BI	139	VAL	5.2
32	DI	23	VAL	5.2
45	DV	47	VAL	5.2
38	DO	92	PHE	5.2
46	DW	42	THR	5.2
46	DW	29	SER	5.2
29	DF	157	THR	5.2
37	DN	24	MET	5.2
30	DG	168	VAL	5.2
22	CX	42	C	5.2
32	DI	119	ALA	5.2
21	AA	1534	A	5.2
43	DT	42	GLU	5.2
24	DA	645	C	5.2
38	DO	61	GLN	5.2
55	CA	85	U	5.1
32	BI	4	VAL	5.1
27	DD	202	ILE	5.1
39	DP	114	ASN	5.1
30	DG	51	PHE	5.1
45	DV	57	TYR	5.1
46	DW	72	GLY	5.1
31	DH	128	HIS	5.1
43	DT	43	ILE	5.1
51	D1	32	LYS	5.1
29	DF	114	ARG	5.1
33	DJ	74	TYR	5.1
38	DO	47	VAL	5.0
4	AE	150	GLU	5.0
38	DO	117	PHE	5.0
48	DY	21	LEU	5.0

*Continued on next page...*

*Continued from previous page...*

<b>Mol</b>	<b>Chain</b>	<b>Res</b>	<b>Type</b>	<b>RSRZ</b>
44	DU	32	LYS	5.0
1	AB	206	ILE	5.0
44	DU	21	ARG	5.0
27	DD	10	GLY	5.0
24	DA	137	U	5.0
32	BI	78	LEU	5.0
51	D1	22	THR	5.0
35	DL	71	ALA	5.0
24	DA	1174	U	5.0
38	DO	53	THR	5.0
22	CV	27	G	5.0
22	CX	30	G	5.0
28	DE	175	ILE	5.0
1	AB	8	MET	5.0
15	AP	81	ALA	5.0
37	DN	23	ASN	5.0
36	DM	129	THR	5.0
38	DO	50	ALA	5.0
37	DN	70	THR	5.0
4	AE	113	VAL	5.0
18	AS	37	SER	4.9
28	DE	144	GLU	4.9
32	DI	83	ALA	4.9
50	D0	27	LEU	4.9
42	DS	38	TYR	4.9
37	DN	98	LEU	4.9
18	AS	38	THR	4.9
28	DE	89	PRO	4.9
32	DI	25	PRO	4.9
45	DV	94	ALA	4.9
39	DP	8	GLU	4.9
46	DW	59	PHE	4.9
37	DN	26	GLY	4.9
4	AE	140	ILE	4.9
15	CP	39	PHE	4.9
31	DH	91	PHE	4.9
36	DM	110	GLU	4.9
1	AB	205	ALA	4.8
1	AB	73	ARG	4.8
43	DT	36	LYS	4.8
1	AB	36	LYS	4.8
24	DA	587	C	4.8

*Continued on next page...*

*Continued from previous page...*

<b>Mol</b>	<b>Chain</b>	<b>Res</b>	<b>Type</b>	<b>RSRZ</b>
24	DA	613	A	4.8
15	CP	49	GLY	4.8
48	DY	1	MET	4.8
7	CH	1	SER	4.8
46	DW	54	ARG	4.8
32	DI	99	LYS	4.8
49	DZ	55	LYS	4.8
42	DS	13	SER	4.8
38	DO	113	ALA	4.8
18	CS	11	ASP	4.8
22	AV	27	G	4.8
21	AA	78	A	4.8
44	DU	13	LEU	4.8
18	AS	63	ASP	4.8
42	DS	91	GLY	4.8
44	DU	26	ASN	4.8
32	BI	67	THR	4.8
1	AB	42	LEU	4.8
24	BA	2110	G	4.8
31	DH	129	GLU	4.8
32	BI	5	GLN	4.7
11	AL	122	LYS	4.7
24	BA	2149	U	4.7
31	BH	73	ASN	4.7
30	DG	55	ASP	4.7
39	DP	111	GLU	4.7
34	DK	73	ASP	4.7
4	AE	51	LYS	4.7
41	DR	27	ILE	4.7
1	CB	205	ALA	4.7
30	DG	85	LYS	4.7
51	D1	35	LEU	4.7
1	AB	43	GLU	4.7
41	DR	75	VAL	4.7
32	BI	81	LYS	4.7
32	DI	62	ALA	4.7
36	DM	34	LYS	4.7
37	DN	62	ASN	4.7
27	DD	186	LEU	4.6
28	DE	24	ASN	4.6
46	DW	80	SER	4.6
1	AB	204	ASP	4.6

*Continued on next page...*

*Continued from previous page...*

<b>Mol</b>	<b>Chain</b>	<b>Res</b>	<b>Type</b>	<b>RSRZ</b>
24	BA	138	U	4.6
29	DF	127	TYR	4.6
32	BI	11	GLN	4.6
43	DT	69	ARG	4.6
39	DP	11	GLN	4.6
29	DF	90	LEU	4.6
32	DI	92	PRO	4.6
41	DR	29	THR	4.6
51	D1	21	THR	4.6
18	AS	69	LYS	4.6
28	DE	44	ARG	4.6
41	DR	5	PHE	4.6
31	DH	145	ASN	4.6
5	AF	84	VAL	4.6
4	CE	106	ALA	4.6
24	BA	2309	A	4.6
4	AE	83	PRO	4.6
28	DE	188	MET	4.6
30	DG	110	HIS	4.5
44	DU	73	ASN	4.5
24	DA	1217	U	4.5
32	BI	68	PHE	4.5
2	CC	74	ILE	4.5
43	DT	83	ALA	4.5
33	DJ	23	LYS	4.5
1	AB	195	VAL	4.5
32	BI	12	VAL	4.5
24	BA	2137	U	4.5
29	DF	35	LEU	4.5
4	AE	138	ALA	4.5
41	DR	87	GLN	4.5
43	DT	15	HIS	4.5
32	DI	121	ILE	4.5
24	DA	2402	U	4.5
32	DI	31	GLY	4.5
36	DM	6	ARG	4.5
30	DG	170	THR	4.5
31	BH	128	HIS	4.5
39	DP	71	ARG	4.5
32	DI	39	LYS	4.5
15	AP	80	LYS	4.5
1	AB	78	ALA	4.5

*Continued on next page...*

*Continued from previous page...*

<b>Mol</b>	<b>Chain</b>	<b>Res</b>	<b>Type</b>	<b>RSRZ</b>
36	DM	124	LEU	4.5
1	AB	167	HIS	4.5
33	DJ	54	ILE	4.4
31	BH	113	SER	4.4
27	DD	30	GLU	4.4
44	DU	20	LYS	4.4
49	DZ	36	GLU	4.4
27	DD	21	SER	4.4
21	AA	87	C	4.4
33	DJ	118	MET	4.4
36	DM	88	ASN	4.4
38	DO	109	ALA	4.4
32	DI	12	VAL	4.4
55	CA	87	C	4.4
1	AB	26	MET	4.4
36	DM	99	GLY	4.4
1	AB	93	HIS	4.4
18	CS	41	PRO	4.4
4	AE	82	HIS	4.4
42	DS	47	VAL	4.4
37	DN	113	ILE	4.4
32	BI	37	PHE	4.4
32	DI	43	ALA	4.4
32	DI	68	PHE	4.4
44	DU	17	ASP	4.3
8	AI	39	GLY	4.3
1	AB	68	PHE	4.3
35	DL	70	LYS	4.3
31	BH	131	SER	4.3
29	DF	83	PRO	4.3
37	DN	112	TYR	4.3
32	DI	133	ARG	4.3
43	DT	12	ARG	4.3
38	DO	44	GLY	4.3
21	AA	88	U	4.3
6	AG	83	THR	4.3
15	CP	52	LEU	4.3
29	DF	17	THR	4.3
41	DR	26	ASP	4.3
44	DU	59	GLU	4.3
48	DY	37	LEU	4.3
1	CB	209	VAL	4.3

*Continued on next page...*



*Continued from previous page...*

<b>Mol</b>	<b>Chain</b>	<b>Res</b>	<b>Type</b>	<b>RSRZ</b>
37	DN	22	ARG	4.3
43	DT	80	TRP	4.3
29	DF	37	MET	4.3
27	DD	59	ARG	4.3
26	DC	1	ALA	4.3
7	CH	92	PRO	4.3
32	DI	20	SER	4.2
41	DR	46	GLU	4.2
38	DO	76	LYS	4.2
46	DW	78	PHE	4.2
10	AK	20	ALA	4.2
38	DO	22	GLY	4.2
29	BF	106	ALA	4.2
32	DI	17	ALA	4.2
33	DJ	63	ALA	4.2
27	DD	197	THR	4.2
32	DI	32	VAL	4.2
4	AE	88	HIS	4.2
16	CQ	72	TRP	4.2
6	CG	149	ALA	4.2
32	DI	49	GLU	4.2
24	DA	236	C	4.2
4	CE	72	ASN	4.2
43	DT	10	VAL	4.2
9	AJ	89	ARG	4.2
9	CJ	6	ILE	4.2
29	BF	105	ILE	4.2
43	DT	33	LYS	4.2
37	DN	82	GLU	4.2
1	AB	218	ALA	4.2
4	AE	123	LEU	4.2
7	CH	59	GLU	4.2
55	CA	81	A	4.2
10	AK	29	THR	4.2
30	DG	56	GLY	4.2
24	DA	62	U	4.2
1	AB	85	SER	4.2
18	CS	40	PHE	4.2
32	DI	54	ILE	4.2
34	DK	77	ILE	4.2
28	DE	200	LEU	4.1
1	AB	16	GLY	4.1

*Continued on next page...*

*Continued from previous page...*

<b>Mol</b>	<b>Chain</b>	<b>Res</b>	<b>Type</b>	<b>RSRZ</b>
31	BH	147	VAL	4.1
38	DO	108	ASP	4.1
40	DQ	70	GLN	4.1
42	DS	69	LEU	4.1
15	CP	7	ALA	4.1
21	AA	412	A	4.1
29	DF	18	GLU	4.1
32	BI	87	SER	4.1
37	DN	43	GLU	4.1
35	DL	107	PHE	4.1
42	DS	34	ASP	4.1
6	AG	79	VAL	4.1
16	AQ	82	VAL	4.1
40	DQ	79	ILE	4.1
48	DY	36	GLN	4.1
29	DF	150	GLY	4.1
32	BI	51	GLY	4.1
51	D1	20	TYR	4.1
32	DI	24	GLY	4.1
12	AM	4	ALA	4.1
43	DT	81	LYS	4.1
24	DA	1170	C	4.1
27	DD	9	VAL	4.1
8	CI	38	PHE	4.1
1	AB	158	ASP	4.1
34	DK	104	THR	4.1
39	DP	59	THR	4.1
37	DN	79	LEU	4.1
30	DG	83	THR	4.1
31	DH	104	THR	4.1
8	AI	16	ALA	4.1
53	D3	47	ALA	4.1
36	DM	41	LEU	4.1
32	BI	111	THR	4.1
53	D3	48	MET	4.1
30	DG	164	ALA	4.0
47	DX	12	VAL	4.0
1	AB	53	LEU	4.0
46	DW	35	ILE	4.0
24	BA	2139	U	4.0
32	DI	10	LEU	4.0
1	CB	163	ILE	4.0

*Continued on next page...*

*Continued from previous page...*

<b>Mol</b>	<b>Chain</b>	<b>Res</b>	<b>Type</b>	<b>RSRZ</b>
2	CC	85	LYS	4.0
46	DW	15	SER	4.0
4	AE	154	ALA	4.0
46	DW	49	ASN	4.0
36	DM	103	TYR	4.0
7	CH	60	LEU	4.0
35	DL	124	GLY	4.0
53	D3	13	PHE	4.0
37	DN	39	PRO	4.0
41	DR	4	VAL	4.0
44	DU	50	ALA	4.0
27	DD	1	MET	4.0
43	DT	61	LEU	4.0
43	DT	72	GLN	4.0
38	DO	105	ALA	4.0
54	D4	8	LYS	4.0
31	BH	146	VAL	4.0
37	DN	76	VAL	4.0
43	DT	74	ILE	4.0
3	AD	28	ASP	4.0
24	DA	1067	A	4.0
45	DV	74	ALA	4.0
4	AE	136	VAL	4.0
21	AA	85	U	4.0
27	DD	15	PHE	4.0
27	DD	166	GLY	4.0
32	DI	18	ASN	4.0
32	DI	118	GLY	4.0
29	BF	110	ILE	4.0
26	DC	126	GLY	3.9
34	DK	76	VAL	3.9
38	DO	62	LEU	3.9
13	CN	32	ASP	3.9
44	DU	27	VAL	3.9
28	DE	177	PRO	3.9
31	DH	113	SER	3.9
19	CT	12	GLN	3.9
26	DC	91	ALA	3.9
35	DL	89	VAL	3.9
32	BI	13	ALA	3.9
30	DG	125	PRO	3.9
47	DX	13	THR	3.9

*Continued on next page...*

*Continued from previous page...*

<b>Mol</b>	<b>Chain</b>	<b>Res</b>	<b>Type</b>	<b>RSRZ</b>
18	CS	29	PRO	3.9
43	DT	5	GLU	3.9
30	DG	173	ALA	3.9
31	BH	134	VAL	3.9
45	DV	6	ALA	3.9
7	CH	102	VAL	3.9
27	DD	192	ALA	3.9
53	D3	14	LYS	3.9
31	BH	77	THR	3.9
1	AB	163	ILE	3.9
32	DI	21	PRO	3.9
46	DW	56	HIS	3.9
36	DM	71	LYS	3.9
42	DS	97	LEU	3.9
31	BH	148	ALA	3.9
31	DH	77	THR	3.9
44	DU	86	PHE	3.9
24	DA	139	U	3.9
32	DI	5	GLN	3.9
32	BI	98	GLY	3.9
15	CP	45	GLU	3.8
24	DA	947	A	3.8
20	AU	42	THR	3.8
27	DD	4	LEU	3.8
32	BI	137	LEU	3.8
41	DR	96	VAL	3.8
41	DR	13	ARG	3.8
30	DG	130	ILE	3.8
43	DT	2	ILE	3.8
38	DO	39	VAL	3.8
4	AE	109	ALA	3.8
38	DO	46	GLU	3.8
18	AS	67	GLY	3.8
28	DE	43	THR	3.8
31	BH	124	THR	3.8
31	BH	144	VAL	3.8
31	BH	80	ILE	3.8
24	DA	588	U	3.8
29	BF	132	ARG	3.8
4	AE	57	ALA	3.8
20	AU	23	GLU	3.8
30	DG	147	LEU	3.8

*Continued on next page...*

*Continued from previous page...*

<b>Mol</b>	<b>Chain</b>	<b>Res</b>	<b>Type</b>	<b>RSRZ</b>
1	CB	206	ILE	3.8
30	DG	53	PRO	3.8
38	DO	60	GLU	3.8
32	DI	16	MET	3.8
27	DD	55	LYS	3.8
45	DV	58	SER	3.8
4	AE	95	MET	3.8
5	CF	58	HIS	3.8
40	DQ	13	HIS	3.8
53	D3	60	CYS	3.8
35	DL	31	GLY	3.8
24	DA	1537	G	3.8
44	DU	74	ALA	3.8
34	DK	68	GLY	3.8
31	BH	99	ILE	3.8
43	DT	31	VAL	3.8
29	BF	112	ASP	3.8
9	CJ	66	GLU	3.8
46	DW	57	THR	3.8
4	AE	52	ALA	3.8
28	DE	180	LEU	3.8
32	BI	97	VAL	3.8
38	DO	27	VAL	3.8
34	DK	64	ARG	3.8
44	DU	93	ARG	3.8
41	DR	71	LYS	3.7
44	DU	18	LYS	3.7
18	CS	67	GLY	3.7
19	CT	74	HIS	3.7
40	DQ	90	ASP	3.7
46	DW	43	LYS	3.7
1	AB	92	ASN	3.7
32	DI	98	GLY	3.7
33	DJ	55	ILE	3.7
33	DJ	95	ARG	3.7
46	DW	44	PHE	3.7
47	DX	45	PHE	3.7
12	AM	113	LYS	3.7
26	DC	47	ARG	3.7
51	D1	43	ARG	3.7
21	AA	461	A	3.7
32	DI	75	ALA	3.7

*Continued on next page...*

*Continued from previous page...*

<b>Mol</b>	<b>Chain</b>	<b>Res</b>	<b>Type</b>	<b>RSRZ</b>
6	CG	121	ASN	3.7
29	DF	51	ASN	3.7
30	DG	102	ILE	3.7
31	BH	106	ALA	3.7
51	D1	34	GLU	3.7
24	DA	1169	A	3.7
30	DG	61	TRP	3.7
45	DV	69	GLU	3.7
46	BW	45	HIS	3.7
29	DF	141	ASP	3.7
35	DL	42	SER	3.7
38	DO	116	GLN	3.7
1	AB	214	GLY	3.7
27	DD	5	VAL	3.7
36	DM	5	LYS	3.7
4	CE	157	GLY	3.7
11	CL	81	ILE	3.7
24	DA	34	U	3.7
15	CP	51	ARG	3.7
29	DF	6	TYR	3.7
27	DD	176	ASP	3.7
44	DU	6	ARG	3.7
46	DW	14	ASP	3.7
37	DN	21	PHE	3.7
41	DR	28	ALA	3.7
39	DP	73	PHE	3.7
46	DW	68	PHE	3.7
18	CS	70	LEU	3.7
39	DP	91	VAL	3.7
31	BH	127	GLU	3.7
49	DZ	7	THR	3.7
7	CH	127	TYR	3.6
40	DQ	72	GLY	3.6
18	AS	39	ILE	3.6
6	AG	4	ARG	3.6
31	DH	38	PRO	3.6
31	DH	122	LEU	3.6
27	DD	20	VAL	3.6
38	DO	42	PRO	3.6
42	DS	5	ALA	3.6
29	BF	139	GLU	3.6
4	AE	10	LEU	3.6

*Continued on next page...*

*Continued from previous page...*

<b>Mol</b>	<b>Chain</b>	<b>Res</b>	<b>Type</b>	<b>RSRZ</b>
46	DW	67	LYS	3.6
43	DT	84	TYR	3.6
46	DW	69	GLU	3.6
1	CB	16	GLY	3.6
33	DJ	9	GLU	3.6
1	CB	32	GLY	3.6
9	AJ	24	GLU	3.6
34	DK	82	ASN	3.6
16	CQ	20	ILE	3.6
24	BA	2142	A	3.6
5	CF	10	VAL	3.6
44	DU	94	PHE	3.6
15	AP	3	THR	3.6
29	BF	175	PRO	3.6
32	DI	44	LYS	3.6
51	D1	49	LYS	3.6
28	DE	34	ALA	3.6
6	CG	76	SER	3.6
41	DR	2	TYR	3.6
41	DR	32	THR	3.6
35	DL	122	VAL	3.6
1	AB	183	PHE	3.6
39	DP	96	LEU	3.6
49	DZ	1	ALA	3.6
1	AB	169	HIS	3.6
24	BA	1065	U	3.6
43	DT	59	ASN	3.6
48	DY	7	ARG	3.6
4	AE	87	VAL	3.6
8	AI	9	GLY	3.6
13	CN	51	PRO	3.6
33	DJ	89	PHE	3.6
35	DL	5	THR	3.6
18	AS	64	GLU	3.6
33	DJ	98	GLU	3.6
22	CX	31	A	3.6
4	AE	43	GLY	3.6
13	CN	91	GLU	3.6
15	CP	50	THR	3.6
37	DN	27	SER	3.6
1	CB	135	MET	3.6
1	AB	56	LEU	3.6

*Continued on next page...*

*Continued from previous page...*

<b>Mol</b>	<b>Chain</b>	<b>Res</b>	<b>Type</b>	<b>RSRZ</b>
44	DU	40	LEU	3.6
1	AB	20	ARG	3.6
13	CN	22	LYS	3.6
18	AS	58	PRO	3.6
45	DV	79	ARG	3.6
26	DC	103	ILE	3.6
37	DN	66	ALA	3.6
6	CG	7	GLY	3.6
50	D0	34	GLY	3.6
29	DF	33	ILE	3.5
13	CN	50	LEU	3.5
19	CT	63	LYS	3.5
38	DO	63	LYS	3.5
42	DS	4	ILE	3.5
44	DU	62	ALA	3.5
19	AT	60	GLN	3.5
36	DM	40	ARG	3.5
39	DP	72	VAL	3.5
1	AB	109	SER	3.5
3	AD	146	GLU	3.5
8	CI	4	GLN	3.5
28	DE	46	GLN	3.5
27	DD	8	LYS	3.5
42	DS	105	VAL	3.5
22	CX	40	C	3.5
31	BH	143	ILE	3.5
31	DH	121	VAL	3.5
35	DL	101	ILE	3.5
41	DR	33	VAL	3.5
24	BA	2182	U	3.5
27	DD	75	ALA	3.5
55	CA	175	C	3.5
46	DW	22	VAL	3.5
4	AE	98	ALA	3.5
46	DW	71	LYS	3.5
29	BF	150	GLY	3.5
1	AB	134	LEU	3.5
27	DD	91	THR	3.5
37	DN	99	LYS	3.5
41	DR	73	LYS	3.5
43	DT	60	THR	3.5
46	DW	41	GLY	3.5

*Continued on next page...*



*Continued from previous page...*

<b>Mol</b>	<b>Chain</b>	<b>Res</b>	<b>Type</b>	<b>RSRZ</b>
7	CH	91	LEU	3.5
18	AS	70	LEU	3.5
32	BI	59	THR	3.5
6	CG	70	PRO	3.5
46	DW	28	GLU	3.5
40	DQ	87	VAL	3.5
43	DT	62	VAL	3.5
17	AR	28	LEU	3.5
30	DG	116	LEU	3.5
29	BF	74	ALA	3.5
15	CP	47	GLU	3.5
46	DW	19	ARG	3.5
29	DF	171	ALA	3.5
41	DR	18	GLN	3.5
27	DD	19	GLY	3.5
27	DD	23	PRO	3.5
27	DD	205	PRO	3.5
1	CB	161	PHE	3.5
27	DD	113	SER	3.5
29	DF	78	ILE	3.5
34	DK	33	ALA	3.5
34	DK	83	ALA	3.5
40	DQ	28	SER	3.5
1	AB	135	MET	3.4
28	DE	186	VAL	3.4
22	AX	27	G	3.4
30	DG	33	THR	3.4
31	BH	78	VAL	3.4
32	BI	16	MET	3.4
8	AI	129	ARG	3.4
29	DF	85	GLY	3.4
46	DW	62	ALA	3.4
53	D3	21	PHE	3.4
4	AE	65	LYS	3.4
24	DA	345	A	3.4
53	D3	46	LYS	3.4
55	CA	205	A	3.4
9	CJ	17	LEU	3.4
19	CT	24	ARG	3.4
32	DI	30	GLN	3.4
19	CT	86	ALA	3.4
2	CC	52	SER	3.4

*Continued on next page...*

*Continued from previous page...*

Mol	Chain	Res	Type	RSRZ
33	DJ	56	VAL	3.4
35	DL	75	ALA	3.4
36	DM	93	VAL	3.4
46	DW	76	ARG	3.4
34	DK	102	PRO	3.4
1	AB	176	ASN	3.4
7	CH	101	ALA	3.4
29	DF	58	ALA	3.4
43	DT	7	LEU	3.4
1	AB	66	ILE	3.4
4	AE	15	ILE	3.4
4	AE	54	GLU	3.4
18	AS	62	THR	3.4
13	CN	19	TYR	3.4
24	BA	1066	U	3.4
42	DS	22	ASP	3.4
18	AS	73	PHE	3.4
27	DD	203	VAL	3.4
29	DF	76	PHE	3.4
41	DR	72	VAL	3.4
43	DT	6	ARG	3.4
24	DA	446	G	3.4
24	DA	1530	G	3.4
27	DD	191	GLY	3.4
26	DC	46	GLY	3.4
16	CQ	35	LYS	3.4
31	DH	86	ASP	3.4
44	DU	71	ILE	3.4
24	BA	2150	C	3.4
39	DP	29	VAL	3.4
15	CP	18	GLN	3.3
24	DA	1216	G	3.3
27	DD	97	SER	3.3
4	AE	39	GLY	3.3
30	DG	123	GLU	3.3
28	DE	57	LYS	3.3
28	DE	104	ALA	3.3
30	DG	115	GLN	3.3
11	CL	80	LEU	3.3
13	CN	95	LEU	3.3
28	DE	118	LEU	3.3
15	AP	22	ALA	3.3

*Continued on next page...*

*Continued from previous page...*

<b>Mol</b>	<b>Chain</b>	<b>Res</b>	<b>Type</b>	<b>RSRZ</b>
32	DI	129	GLU	3.3
39	DP	70	GLU	3.3
51	D1	36	LYS	3.3
35	DL	8	PRO	3.3
33	DJ	36	LEU	3.3
44	DU	4	ILE	3.3
28	DE	22	ASP	3.3
32	DI	13	ALA	3.3
24	DA	2157	G	3.3
19	CT	43	LYS	3.3
1	CB	218	ALA	3.3
8	AI	78	ILE	3.3
20	AU	3	ILE	3.3
4	AE	108	GLY	3.3
53	D3	20	GLY	3.3
10	AK	109	ILE	3.3
1	CB	217	ALA	3.3
33	DJ	128	ASN	3.3
44	DU	2	ALA	3.3
34	DK	74	GLY	3.3
36	DM	77	PRO	3.3
31	BH	94	ILE	3.3
43	DT	20	ALA	3.3
13	CN	94	GLY	3.3
26	DC	11	GLY	3.3
44	DU	25	LYS	3.3
31	BH	126	GLY	3.3
26	BC	242	HIS	3.3
44	DU	85	ARG	3.3
6	CG	85	GLN	3.3
33	DJ	62	VAL	3.3
39	DP	74	GLN	3.3
45	DV	82	TYR	3.3
27	DD	13	ARG	3.3
30	DG	114	HIS	3.3
45	DV	37	PRO	3.3
34	DK	99	ILE	3.3
41	DR	74	ILE	3.3
18	AS	65	MET	3.3
1	AB	49	PHE	3.3
8	CI	107	ALA	3.2
36	DM	17	ASN	3.2

*Continued on next page...*

*Continued from previous page...*

<b>Mol</b>	<b>Chain</b>	<b>Res</b>	<b>Type</b>	<b>RSRZ</b>
49	DZ	8	GLN	3.2
31	BH	76	GLU	3.2
4	AE	71	ILE	3.2
35	DL	90	VAL	3.2
44	DU	69	VAL	3.2
16	CQ	60	ILE	3.2
27	DD	2	ILE	3.2
27	DD	168	GLU	3.2
35	DL	88	GLY	3.2
34	DK	103	VAL	3.2
41	DR	53	PHE	3.2
4	AE	158	LYS	3.2
11	CL	84	GLY	3.2
32	BI	57	VAL	3.2
38	DO	49	VAL	3.2
29	DF	55	ASP	3.2
31	BH	100	ALA	3.2
5	CF	8	PHE	3.2
36	DM	74	THR	3.2
31	BH	71	LYS	3.2
29	DF	39	VAL	3.2
31	DH	146	VAL	3.2
45	DV	65	VAL	3.2
37	DN	75	ILE	3.2
46	DW	82	GLU	3.2
31	BH	125	THR	3.2
38	DO	3	LYS	3.2
24	DA	88	G	3.2
4	AE	48	GLY	3.2
10	CK	51	PHE	3.2
41	DR	38	VAL	3.2
30	DG	124	CYS	3.2
44	DU	83	GLY	3.2
8	AI	10	ARG	3.2
2	AC	184	ASN	3.2
4	AE	76	ASN	3.2
1	AB	21	TYR	3.2
8	AI	77	ALA	3.2
1	AB	170	ILE	3.2
37	DN	32	GLU	3.2
44	DU	7	ASP	3.2
11	CL	28	GLN	3.2

*Continued on next page...*

*Continued from previous page...*

<b>Mol</b>	<b>Chain</b>	<b>Res</b>	<b>Type</b>	<b>RSRZ</b>
29	DF	172	PHE	3.2
36	DM	60	GLN	3.2
47	DX	34	SER	3.2
4	AE	153	ALA	3.2
24	DA	138	U	3.2
24	DA	1078	U	3.2
32	DI	97	VAL	3.2
4	AE	78	GLY	3.2
2	CC	184	ASN	3.2
32	BI	66	PHE	3.2
55	CA	1227	A	3.2
1	AB	29	PHE	3.2
3	AD	35	GLN	3.2
28	DE	135	ALA	3.2
32	DI	94	LYS	3.2
19	CT	42	ASP	3.1
35	DL	91	ASP	3.1
2	CC	53	ARG	3.1
3	AD	26	ALA	3.1
49	DZ	43	ILE	3.1
50	D0	42	ILE	3.1
38	DO	87	ILE	3.1
44	DU	75	ALA	3.1
30	DG	176	LYS	3.1
30	DG	100	ASN	3.1
8	CI	39	GLY	3.1
30	DG	81	GLY	3.1
36	DM	73	ILE	3.1
44	DU	10	VAL	3.1
37	DN	96	ARG	3.1
24	DA	1278	C	3.1
51	D1	24	LYS	3.1
54	D4	1	MET	3.1
12	AM	112	ARG	3.1
24	DA	1460	U	3.1
42	DS	93	ALA	3.1
19	CT	64	GLY	3.1
16	CQ	5	ARG	3.1
29	BF	131	VAL	3.1
51	D1	38	PHE	3.1
32	DI	53	PRO	3.1
42	DS	108	SER	3.1

*Continued on next page...*

*Continued from previous page...*

<b>Mol</b>	<b>Chain</b>	<b>Res</b>	<b>Type</b>	<b>RSRZ</b>
51	D1	30	PRO	3.1
30	DG	104	LEU	3.1
7	CH	129	ALA	3.1
21	AA	79	G	3.1
12	AM	104	ASN	3.1
42	DS	40	ASN	3.1
15	CP	48	GLU	3.1
18	CS	2	ARG	3.1
21	AA	81	A	3.1
55	CA	461	A	3.1
41	DR	3	ALA	3.1
15	AP	2	VAL	3.1
24	DA	318	C	3.1
35	DL	82	LEU	3.1
1	AB	82	ALA	3.1
4	AE	112	ALA	3.1
39	DP	27	VAL	3.1
49	DZ	33	HIS	3.1
27	DD	56	LYS	3.1
4	AE	9	GLU	3.1
11	AL	24	GLU	3.1
24	DA	431	U	3.1
30	DG	101	VAL	3.1
36	DM	131	VAL	3.1
8	CI	50	PRO	3.1
19	CT	61	ALA	3.1
50	D0	44	ALA	3.1
28	DE	88	ARG	3.1
28	DE	48	THR	3.1
33	DJ	35	ARG	3.1
19	CT	58	ASP	3.1
32	DI	61	TYR	3.1
43	DT	1	MET	3.1
9	CJ	96	VAL	3.1
32	BI	22	PRO	3.1
48	BY	63	ALA	3.1
6	AG	20	GLU	3.1
24	DA	654	A	3.1
26	BC	239	PHE	3.1
27	DD	190	LYS	3.0
46	DW	75	ASN	3.0
1	AB	171	ALA	3.0

*Continued on next page...*

*Continued from previous page...*

<b>Mol</b>	<b>Chain</b>	<b>Res</b>	<b>Type</b>	<b>RSRZ</b>
9	CJ	34	ALA	3.0
9	CJ	74	VAL	3.0
34	DK	69	VAL	3.0
29	BF	38	GLY	3.0
32	DI	112	LYS	3.0
24	DA	805	G	3.0
42	DS	59	GLU	3.0
34	DK	2	ILE	3.0
34	DK	14	SER	3.0
36	DM	56	ALA	3.0
9	CJ	8	ILE	3.0
24	DA	546	U	3.0
24	DA	1077	A	3.0
31	BH	74	ALA	3.0
28	DE	41	GLN	3.0
31	BH	120	GLY	3.0
48	DY	56	LEU	3.0
18	AS	40	PHE	3.0
46	DW	16	GLU	3.0
29	DF	110	ILE	3.0
24	DA	2021	C	3.0
42	DS	17	VAL	3.0
42	DS	67	ASP	3.0
32	BI	7	TYR	3.0
40	DQ	20	ALA	3.0
24	BA	2885	G	3.0
39	DP	58	PHE	3.0
39	DP	32	VAL	3.0
30	DG	163	TYR	3.0
8	CI	3	ASN	3.0
41	DR	90	ARG	3.0
18	AS	29	PRO	3.0
38	DO	106	LEU	3.0
1	CB	127	LYS	3.0
24	BA	2153	C	3.0
5	CF	90	MET	3.0
55	CA	208	U	3.0
24	DA	1420	A	3.0
44	DU	72	PHE	3.0
5	AF	66	ALA	3.0
22	CX	41	C	3.0
55	CA	206	C	3.0

*Continued on next page...*

*Continued from previous page...*

<b>Mol</b>	<b>Chain</b>	<b>Res</b>	<b>Type</b>	<b>RSRZ</b>
1	CB	46	VAL	3.0
55	CA	88	U	3.0
6	CG	145	GLU	3.0
1	AB	192	PRO	3.0
27	DD	7	LYS	3.0
32	BI	40	ALA	3.0
30	DG	42	VAL	3.0
45	DV	55	GLU	3.0
1	CB	31	PHE	3.0
26	DC	45	ASN	3.0
32	DI	57	VAL	3.0
4	AE	64	GLU	3.0
30	DG	57	TYR	3.0
39	DP	37	LYS	3.0
54	D4	35	GLN	3.0
1	AB	69	VAL	3.0
1	AB	141	GLU	3.0
46	DW	77	LYS	3.0
24	DA	790	U	3.0
16	CQ	58	VAL	2.9
17	AR	39	VAL	2.9
32	DI	82	ALA	2.9
33	DJ	93	ILE	2.9
42	DS	39	THR	2.9
7	AH	60	LEU	2.9
19	CT	2	ASN	2.9
40	DQ	71	ASN	2.9
32	BI	60	VAL	2.9
42	DS	66	ILE	2.9
26	BC	241	LYS	2.9
29	DF	34	THR	2.9
55	CA	121	U	2.9
29	DF	131	VAL	2.9
31	BH	145	ASN	2.9
35	DL	38	GLN	2.9
1	CB	99	MET	2.9
21	AA	1362	A	2.9
26	DC	222	THR	2.9
2	CC	179	ALA	2.9
46	DW	6	GLY	2.9
1	AB	33	ALA	2.9
8	AI	20	ILE	2.9

*Continued on next page...*



*Continued from previous page...*

<b>Mol</b>	<b>Chain</b>	<b>Res</b>	<b>Type</b>	<b>RSRZ</b>
24	DA	136	G	2.9
24	DA	810	U	2.9
28	DE	103	GLY	2.9
24	DA	1075	C	2.9
45	DV	84	PRO	2.9
24	DA	1095	A	2.9
26	DC	121	ALA	2.9
32	BI	58	ILE	2.9
36	DM	111	GLU	2.9
2	AC	102	ILE	2.9
30	DG	169	ARG	2.9
32	DI	45	THR	2.9
36	DM	10	ARG	2.9
37	DN	74	GLU	2.9
21	AA	80	A	2.9
51	B1	52	LYS	2.9
15	AP	4	ILE	2.9
30	BG	120	ILE	2.9
27	DD	188	LEU	2.9
1	AB	210	THR	2.9
26	DC	63	ILE	2.9
4	AE	119	VAL	2.9
41	DR	62	GLU	2.9
31	DH	97	ARG	2.9
13	AN	45	LEU	2.9
19	CT	41	GLY	2.9
9	CJ	91	ASP	2.9
51	B1	16	THR	2.9
32	BI	32	VAL	2.9
48	DY	59	GLU	2.9
15	CP	35	ARG	2.9
24	DA	846	U	2.9
4	AE	70	MET	2.9
4	AE	41	GLY	2.9
37	DN	46	ARG	2.9
28	DE	138	LEU	2.9
34	DK	80	ASP	2.9
44	BU	52	ASN	2.9
52	D2	18	PHE	2.9
55	CA	971	G	2.9
29	BF	118	ALA	2.9
6	AG	77	ARG	2.8

*Continued on next page...*

*Continued from previous page...*

<b>Mol</b>	<b>Chain</b>	<b>Res</b>	<b>Type</b>	<b>RSRZ</b>
34	DK	105	ARG	2.8
47	DX	17	ARG	2.8
1	CB	53	LEU	2.8
13	CN	55	SER	2.8
15	CP	4	ILE	2.8
16	CQ	7	LEU	2.8
32	DI	40	ALA	2.8
32	DI	72	THR	2.8
24	DA	1731	G	2.8
33	DJ	123	LYS	2.8
55	CA	250	A	2.8
12	AM	95	PRO	2.8
18	CS	38	THR	2.8
38	DO	15	ARG	2.8
19	CT	54	GLN	2.8
36	DM	132	THR	2.8
51	D1	31	GLU	2.8
1	AB	100	LEU	2.8
2	AC	110	LEU	2.8
12	AM	94	LEU	2.8
39	DP	54	LEU	2.8
1	CB	109	SER	2.8
10	AK	128	VAL	2.8
24	DA	1434	A	2.8
24	DA	2376	A	2.8
1	AB	67	LEU	2.8
16	CQ	79	GLU	2.8
8	AI	38	PHE	2.8
12	CM	111	PRO	2.8
34	DK	79	PHE	2.8
15	CP	9	HIS	2.8
29	BF	151	LEU	2.8
55	CA	213	G	2.8
38	DO	111	ARG	2.8
30	DG	84	LYS	2.8
38	BO	58	ILE	2.8
48	DY	5	GLU	2.8
4	AE	40	ASP	2.8
51	D1	8	ILE	2.8
32	BI	19	PRO	2.8
34	DK	19	VAL	2.8
6	AG	80	GLY	2.8

*Continued on next page...*

*Continued from previous page...*

<b>Mol</b>	<b>Chain</b>	<b>Res</b>	<b>Type</b>	<b>RSRZ</b>
31	DH	120	GLY	2.8
37	DN	95	THR	2.8
47	DX	44	ARG	2.8
24	BA	1175	A	2.8
24	BA	2402	U	2.8
24	DA	2618	G	2.8
39	DP	110	LYS	2.8
55	CA	1362	A	2.8
8	AI	18	VAL	2.8
36	DM	70	ASP	2.8
13	AN	28	ALA	2.8
32	DI	14	ALA	2.8
5	CF	40	GLU	2.8
32	BI	61	TYR	2.8
41	DR	58	VAL	2.8
21	AA	1032	G	2.8
28	DE	147	LEU	2.8
29	DF	65	LEU	2.8
32	DI	70	THR	2.8
7	CH	124	ILE	2.8
7	CH	24	VAL	2.8
18	CS	6	LYS	2.8
24	DA	183	C	2.8
42	DS	23	LEU	2.8
5	CF	62	MET	2.8
43	DT	73	ARG	2.8
37	DN	42	LYS	2.8
32	DI	73	PRO	2.8
44	DU	28	LEU	2.8
27	DD	11	MET	2.8
29	DF	79	ARG	2.8
34	DK	65	THR	2.8
1	AB	190	SER	2.8
24	BA	2306	C	2.8
30	DG	171	LYS	2.8
32	DI	19	PRO	2.8
1	AB	77	GLU	2.8
5	AF	9	MET	2.8
5	CF	9	MET	2.8
10	AK	58	THR	2.8
18	CS	78	THR	2.8
36	DM	128	THR	2.8

*Continued on next page...*

*Continued from previous page...*

<b>Mol</b>	<b>Chain</b>	<b>Res</b>	<b>Type</b>	<b>RSRZ</b>
37	DN	81	ASN	2.8
27	DD	22	ILE	2.8
32	DI	56	VAL	2.8
10	AK	95	THR	2.8
37	DN	68	ALA	2.8
12	CM	71	GLU	2.7
35	DL	142	ILE	2.7
37	DN	20	MET	2.7
1	AB	215	ALA	2.7
24	BA	1093	G	2.7
6	AG	78	ARG	2.7
16	CQ	45	VAL	2.7
24	BA	2151	U	2.7
24	DA	341	C	2.7
24	DA	2310	C	2.7
48	DY	61	ALA	2.7
42	DS	101	SER	2.7
1	AB	131	LYS	2.7
18	AS	48	ILE	2.7
15	CP	29	ASN	2.7
30	DG	82	PHE	2.7
7	AH	121	GLY	2.7
32	BI	138	VAL	2.7
48	DY	29	ARG	2.7
54	D4	19	ARG	2.7
4	CE	110	MET	2.7
24	DA	2145	C	2.7
33	DJ	47	HIS	2.7
55	CA	211	G	2.7
55	CA	214	C	2.7
4	AE	157	GLY	2.7
29	DF	44	ALA	2.7
36	DM	92	TRP	2.7
39	DP	31	VAL	2.7
48	DY	35	GLY	2.7
18	AS	10	ILE	2.7
12	AM	82	LEU	2.7
16	CQ	6	THR	2.7
19	CT	67	HIS	2.7
36	DM	11	LYS	2.7
2	AC	167	TYR	2.7
38	DO	89	ASP	2.7

*Continued on next page...*

*Continued from previous page...*

Mol	Chain	Res	Type	RSRZ
6	AG	7	GLY	2.7
7	AH	129	ALA	2.7
18	AS	8	PRO	2.7
29	DF	86	CYS	2.7
29	BF	84	ILE	2.7
31	DH	138	VAL	2.7
32	BI	83	ALA	2.7
50	D0	3	GLN	2.7
55	CA	1286	U	2.7
32	BI	35	MET	2.7
35	DL	125	LEU	2.7
39	DP	108	ARG	2.7
3	AD	65	GLY	2.7
35	DL	121	THR	2.7
41	DR	51	VAL	2.7
1	AB	41	ASN	2.7
15	CP	8	ARG	2.7
32	DI	46	ASP	2.7
3	AD	143	SER	2.7
29	DF	64	PRO	2.7
36	DM	120	ALA	2.7
5	CF	74	LEU	2.7
26	DC	62	ARG	2.7
33	DJ	44	TYR	2.7
12	CM	67	ASP	2.7
24	DA	1615	C	2.7
24	DA	2146	C	2.7
30	DG	1	SER	2.7
36	DM	69	PRO	2.7
24	DA	2152	G	2.7
42	DS	98	LYS	2.7
27	DD	145	SER	2.7
32	DI	81	LYS	2.7
42	DS	71	VAL	2.7
24	DA	1066	U	2.7
24	DA	1590	A	2.7
33	DJ	20	ALA	2.7
55	CA	412	A	2.7
6	CG	87	PRO	2.7
19	AT	58	ASP	2.7
24	DA	1168	G	2.7
27	DD	70	LYS	2.7

*Continued on next page...*

*Continued from previous page...*

<b>Mol</b>	<b>Chain</b>	<b>Res</b>	<b>Type</b>	<b>RSRZ</b>
28	DE	134	LEU	2.7
28	DE	179	SER	2.7
34	BK	71	ARG	2.7
37	DN	83	LEU	2.7
30	DG	126	THR	2.7
30	DG	128	THR	2.7
29	DF	159	ALA	2.7
15	CP	80	LYS	2.7
46	DW	61	LYS	2.7
27	DD	43	ASP	2.7
26	DC	48	ILE	2.7
24	DA	549	G	2.7
42	DS	43	ALA	2.7
42	DS	73	LYS	2.7
29	BF	101	ARG	2.6
1	CB	195	VAL	2.6
32	BI	77	VAL	2.6
12	AM	3	ILE	2.6
35	DL	37	GLY	2.6
24	DA	1325	U	2.6
29	DF	36	ASN	2.6
31	DH	142	VAL	2.6
8	AI	89	TYR	2.6
29	BF	82	TYR	2.6
24	DA	1277	G	2.6
24	DA	1459	G	2.6
29	DF	149	ARG	2.6
34	DK	78	ARG	2.6
46	DW	60	ALA	2.6
4	AE	100	GLU	2.6
30	DG	133	LYS	2.6
5	CF	61	LEU	2.6
37	DN	72	ASP	2.6
38	DO	7	ARG	2.6
41	DR	14	VAL	2.6
33	DJ	53	TYR	2.6
11	CL	30	ARG	2.6
35	DL	92	LEU	2.6
37	DN	41	ALA	2.6
1	AB	191	ASP	2.6
40	DQ	36	GLN	2.6
12	CM	15	VAL	2.6

*Continued on next page...*

*Continued from previous page...*

<b>Mol</b>	<b>Chain</b>	<b>Res</b>	<b>Type</b>	<b>RSRZ</b>
22	CX	39	U	2.6
42	DS	3	THR	2.6
24	BA	140	C	2.6
24	BA	2108	A	2.6
40	DQ	29	ARG	2.6
1	CB	56	LEU	2.6
46	DW	31	LEU	2.6
50	D0	50	GLY	2.6
28	DE	30	GLN	2.6
9	AJ	63	ASP	2.6
50	D0	45	ASP	2.6
6	AG	73	GLU	2.6
27	DD	12	THR	2.6
31	DH	87	GLU	2.6
43	DT	14	PRO	2.6
5	CF	64	VAL	2.6
8	AI	47	VAL	2.6
27	DD	199	SER	2.6
24	DA	586	A	2.6
33	DJ	99	ARG	2.6
33	DJ	125	TYR	2.6
35	DL	126	ARG	2.6
18	AS	50	VAL	2.6
46	DW	70	VAL	2.6
1	CB	125	PHE	2.6
13	CN	52	ARG	2.6
34	DK	100	PHE	2.6
36	DM	38	ARG	2.6
38	DO	80	GLU	2.6
49	BZ	58	GLU	2.6
4	AE	126	ALA	2.6
31	BH	83	LYS	2.6
16	CQ	33	TYR	2.6
29	BF	111	ARG	2.6
11	CL	29	LYS	2.6
19	CT	70	LYS	2.6
42	DS	106	VAL	2.6
35	DL	144	GLU	2.6
51	D1	6	GLU	2.6
24	DA	1032	A	2.6
26	DC	241	LYS	2.6
29	DF	178	LYS	2.6

*Continued on next page...*

*Continued from previous page...*

<b>Mol</b>	<b>Chain</b>	<b>Res</b>	<b>Type</b>	<b>RSRZ</b>
30	DG	129	GLU	2.6
33	DJ	96	ARG	2.6
12	CM	16	ILE	2.6
12	CM	5	GLY	2.6
29	BF	39	VAL	2.6
41	DR	54	VAL	2.6
32	BI	141	ASP	2.6
6	CG	71	THR	2.6
34	DK	72	PRO	2.6
24	DA	914	G	2.6
28	DE	127	GLU	2.6
32	BI	75	ALA	2.6
32	DI	89	SER	2.6
4	CE	82	HIS	2.6
19	CT	23	ARG	2.6
38	DO	30	ARG	2.6
40	DQ	63	ARG	2.6
7	CH	32	LYS	2.6
54	D4	10	LEU	2.6
13	AN	35	ALA	2.6
42	DS	12	SER	2.6
33	DJ	119	PHE	2.6
31	DH	90	LEU	2.6
36	DM	98	PRO	2.6
45	DV	44	HIS	2.6
6	CG	18	GLY	2.6
12	CM	83	GLY	2.6
4	AE	129	SER	2.6
46	BW	40	ARG	2.6
5	CF	81	ASN	2.5
26	DC	127	ASN	2.5
27	DD	185	ASN	2.5
31	BH	122	LEU	2.5
34	DK	9	ASN	2.5
29	BF	37	MET	2.5
29	BF	143	ASP	2.5
43	DT	46	ALA	2.5
34	DK	39	ILE	2.5
3	AD	24	VAL	2.5
4	AE	20	VAL	2.5
32	BI	15	GLY	2.5
18	CS	48	ILE	2.5

*Continued on next page...*



*Continued from previous page...*

<b>Mol</b>	<b>Chain</b>	<b>Res</b>	<b>Type</b>	<b>RSRZ</b>
40	DQ	89	ILE	2.5
4	AE	93	VAL	2.5
32	DI	140	GLU	2.5
10	AK	55	ARG	2.5
45	DV	43	ASP	2.5
55	CA	1441	A	2.5
10	CK	29	THR	2.5
43	DT	64	LYS	2.5
18	AS	57	VAL	2.5
15	AP	37	GLY	2.5
5	CF	60	VAL	2.5
4	CE	86	GLY	2.5
14	CO	85	GLY	2.5
27	DD	27	ILE	2.5
44	BU	51	LEU	2.5
36	DM	80	VAL	2.5
24	BA	139	U	2.5
2	AC	157	GLY	2.5
11	AL	47	ALA	2.5
1	CB	128	LEU	2.5
4	AE	120	HIS	2.5
7	CH	126	CYS	2.5
27	DD	96	ILE	2.5
28	DE	31	VAL	2.5
49	DZ	39	ASP	2.5
20	CU	35	GLU	2.5
7	AH	68	LYS	2.5
7	AH	122	GLY	2.5
26	DC	239	PHE	2.5
28	DE	12	LEU	2.5
32	DI	103	ALA	2.5
36	DM	109	PRO	2.5
37	DN	77	ALA	2.5
39	DP	69	VAL	2.5
3	AD	23	GLY	2.5
24	DA	671	C	2.5
43	DT	39	THR	2.5
24	DA	983	A	2.5
35	DL	68	SER	2.5
39	DP	34	GLY	2.5
47	DX	14	GLY	2.5
2	AC	181	ILE	2.5

*Continued on next page...*

*Continued from previous page...*

<b>Mol</b>	<b>Chain</b>	<b>Res</b>	<b>Type</b>	<b>RSRZ</b>
6	CG	74	VAL	2.5
28	DE	76	PRO	2.5
39	DP	39	LEU	2.5
43	DT	65	GLY	2.5
31	BH	121	VAL	2.5
32	DI	9	LYS	2.5
40	DQ	105	PHE	2.5
33	DJ	94	ALA	2.5
12	AM	106	ARG	2.5
35	DL	123	ARG	2.5
18	CS	19	GLU	2.5
35	DL	36	LYS	2.5
43	DT	40	LYS	2.5
24	DA	356	G	2.5
4	CE	84	VAL	2.5
4	CE	158	LYS	2.5
24	DA	1090	A	2.5
38	DO	88	LYS	2.5
41	DR	68	ARG	2.5
49	DZ	40	THR	2.5
4	CE	49	TYR	2.5
16	AQ	19	SER	2.5
50	D0	36	LYS	2.5
40	DQ	31	TYR	2.5
41	DR	50	GLY	2.5
51	B1	51	ALA	2.5
12	CM	81	ASP	2.5
31	BH	141	LYS	2.5
31	DH	141	LYS	2.5
12	AM	62	PHE	2.5
35	DL	143	GLU	2.5
4	AE	26	GLY	2.5
15	CP	21	VAL	2.5
34	DK	81	GLY	2.5
24	DA	653	U	2.5
24	DA	2259	U	2.5
24	DA	2798	U	2.5
18	CS	64	GLU	2.5
6	CG	35	LYS	2.5
51	D1	51	ALA	2.5
12	CM	11	HIS	2.5
2	AC	7	ASN	2.4

*Continued on next page...*

*Continued from previous page...*

<b>Mol</b>	<b>Chain</b>	<b>Res</b>	<b>Type</b>	<b>RSRZ</b>
29	DF	41	GLU	2.4
29	DF	175	PRO	2.4
1	CB	159	ALA	2.4
7	CH	74	ILE	2.4
8	AI	128	LYS	2.4
16	CQ	10	ARG	2.4
40	DQ	86	SER	2.4
24	DA	580	U	2.4
32	DI	26	ALA	2.4
37	DN	34	ILE	2.4
38	DO	56	LYS	2.4
53	D3	23	HIS	2.4
18	AS	14	LEU	2.4
27	DD	200	ASP	2.4
7	AH	67	GLY	2.4
37	DN	119	SER	2.4
24	DA	470	A	2.4
24	DA	2052	A	2.4
32	BI	41	PHE	2.4
1	AB	222	GLU	2.4
7	AH	102	VAL	2.4
13	AN	23	ARG	2.4
4	AE	77	ASN	2.4
4	AE	73	VAL	2.4
43	DT	16	VAL	2.4
42	DS	24	ILE	2.4
5	AF	83	ALA	2.4
46	DW	47	GLY	2.4
24	DA	971	G	2.4
24	DA	1764	C	2.4
55	CA	79	G	2.4
26	DC	101	ARG	2.4
43	DT	11	LEU	2.4
52	D2	33	ARG	2.4
18	AS	55	GLN	2.4
18	CS	7	GLY	2.4
18	CS	8	PRO	2.4
1	CB	225	SER	2.4
24	BA	2305	U	2.4
24	DA	2743	U	2.4
27	DD	89	GLU	2.4
28	DE	35	TYR	2.4

*Continued on next page...*

*Continued from previous page...*

<b>Mol</b>	<b>Chain</b>	<b>Res</b>	<b>Type</b>	<b>RSRZ</b>
44	DU	51	LEU	2.4
33	DJ	77	HIS	2.4
4	CE	137	ARG	2.4
8	CI	47	VAL	2.4
29	BF	109	ARG	2.4
30	DG	16	VAL	2.4
31	DH	73	ASN	2.4
44	DU	52	ASN	2.4
2	CC	36	PHE	2.4
9	AJ	101	SER	2.4
24	DA	2000	C	2.4
43	DT	55	VAL	2.4
32	BI	100	ILE	2.4
45	DV	33	GLY	2.4
28	DE	201	ALA	2.4
29	DF	108	PRO	2.4
4	CE	113	VAL	2.4
6	CG	5	VAL	2.4
49	DZ	54	VAL	2.4
24	DA	2106	U	2.4
38	DO	2	ASP	2.4
11	CL	31	GLY	2.4
26	DC	238	ASN	2.4
33	DJ	22	GLY	2.4
35	DL	45	GLY	2.4
40	DQ	67	ALA	2.4
10	CK	92	ARG	2.4
11	CL	92	VAL	2.4
24	DA	2616	C	2.4
12	CM	40	GLU	2.4
7	CH	44	PHE	2.4
24	DA	1538	G	2.4
19	CT	21	ALA	2.4
30	DG	45	ALA	2.4
9	CJ	92	LEU	2.4
31	BH	75	LEU	2.4
42	DS	20	VAL	2.4
8	CI	89	TYR	2.4
10	AK	33	ILE	2.4
39	DP	42	PHE	2.4
15	CP	24	SER	2.4
27	DD	181	ASP	2.4

*Continued on next page...*

*Continued from previous page...*

<b>Mol</b>	<b>Chain</b>	<b>Res</b>	<b>Type</b>	<b>RSRZ</b>
38	DO	77	ALA	2.4
54	D4	25	VAL	2.4
24	DA	1083	U	2.4
33	DJ	101	ILE	2.4
2	CC	23	ALA	2.4
4	CE	109	ALA	2.4
4	AE	130	THR	2.4
8	CI	90	ASP	2.4
40	DQ	91	ARG	2.4
17	CR	39	VAL	2.4
17	AR	73	HIS	2.4
24	DA	1640	A	2.4
29	BF	41	GLU	2.4
29	DF	138	PRO	2.4
35	DL	106	GLU	2.4
43	DT	54	GLU	2.4
32	DI	124	MET	2.4
6	AG	74	VAL	2.4
28	DE	164	LEU	2.4
29	DF	1	ALA	2.4
46	DW	66	VAL	2.4
1	AB	110	ILE	2.4
10	CK	67	GLU	2.4
15	AP	39	PHE	2.4
15	AP	45	GLU	2.4
24	DA	2308	G	2.4
28	DE	198	GLU	2.4
32	BI	54	ILE	2.4
39	DP	10	GLU	2.4
43	BT	70	HIS	2.4
6	CG	86	VAL	2.4
9	CJ	98	VAL	2.4
29	DF	23	SER	2.4
1	CB	36	LYS	2.4
30	DG	172	GLU	2.3
12	AM	90	HIS	2.3
29	DF	59	ILE	2.3
40	DQ	111	LYS	2.3
2	CC	106	ARG	2.3
1	AB	178	LEU	2.3
1	CB	184	ALA	2.3
26	DC	30	ALA	2.3

*Continued on next page...*

*Continued from previous page...*

<b>Mol</b>	<b>Chain</b>	<b>Res</b>	<b>Type</b>	<b>RSRZ</b>
24	DA	589	U	2.3
42	DS	84	ARG	2.3
2	AC	204	GLY	2.3
5	CF	97	THR	2.3
39	DP	90	ALA	2.3
32	BI	20	SER	2.3
24	DA	1065	U	2.3
27	DD	104	VAL	2.3
40	DQ	82	LEU	2.3
31	DH	118	PRO	2.3
45	DV	51	GLN	2.3
55	CA	83	C	2.3
55	CA	970	C	2.3
1	AB	57	ASN	2.3
5	AF	71	ILE	2.3
40	DQ	97	ILE	2.3
8	CI	91	GLU	2.3
34	DK	107	LEU	2.3
35	BL	144	GLU	2.3
28	DE	50	ALA	2.3
28	BE	124	PHE	2.3
9	CJ	65	TYR	2.3
17	AR	22	TYR	2.3
24	DA	808	G	2.3
24	DA	566	U	2.3
44	DU	68	ASN	2.3
7	CH	9	MET	2.3
32	BI	53	PRO	2.3
36	DM	45	GLN	2.3
18	AS	2	ARG	2.3
19	CT	59	ARG	2.3
35	DL	77	ILE	2.3
50	D0	22	THR	2.3
6	CG	73	GLU	2.3
31	BH	130	VAL	2.3
31	DH	70	GLU	2.3
33	DJ	76	HIS	2.3
4	AE	69	ASN	2.3
29	BF	71	LYS	2.3
27	DD	182	ALA	2.3
24	DA	1161	C	2.3
24	DA	1661	G	2.3

*Continued on next page...*

*Continued from previous page...*

<b>Mol</b>	<b>Chain</b>	<b>Res</b>	<b>Type</b>	<b>RSRZ</b>
36	DM	97	GLN	2.3
54	D4	37	GLN	2.3
55	CA	1447	A	2.3
20	CU	23	GLU	2.3
27	DD	29	VAL	2.3
30	DG	112	VAL	2.3
32	BI	107	GLU	2.3
12	CM	1	ALA	2.3
34	DK	7	MET	2.3
55	CA	80	A	2.3
8	CI	129	ARG	2.3
11	CL	93	ARG	2.3
28	BE	148	ILE	2.3
38	DO	38	GLN	2.3
41	DR	7	SER	2.3
17	AR	31	TYR	2.3
32	DI	27	LEU	2.3
29	DF	158	THR	2.3
33	DJ	141	ASP	2.3
34	DK	36	GLY	2.3
6	CG	77	ARG	2.3
18	CS	77	ARG	2.3
36	DM	31	PHE	2.3
10	AK	30	ILE	2.3
32	DI	105	LEU	2.3
37	DN	38	LEU	2.3
39	DP	18	SER	2.3
33	DJ	102	GLU	2.3
44	BU	59	GLU	2.3
4	AE	44	ARG	2.3
5	CF	66	ALA	2.3
11	CL	16	ALA	2.3
24	DA	1163	G	2.3
24	DA	1743	G	2.3
29	DF	61	GLY	2.3
1	AB	72	LYS	2.3
6	AG	1	PRO	2.3
24	DA	1224	U	2.3
53	D3	27	ASN	2.3
36	DM	39	GLY	2.3
34	DK	60	ALA	2.3
36	DM	24	THR	2.3

*Continued on next page...*

*Continued from previous page...*

<b>Mol</b>	<b>Chain</b>	<b>Res</b>	<b>Type</b>	<b>RSRZ</b>
9	CJ	25	ILE	2.3
19	CT	66	ILE	2.3
24	DA	89	A	2.3
7	CH	85	TYR	2.3
24	DA	61	C	2.3
24	DA	456	C	2.3
29	DF	11	VAL	2.3
46	DW	20	LEU	2.3
2	AC	205	GLU	2.3
30	DG	109	SER	2.3
7	CH	23	ALA	2.3
29	DF	47	LYS	2.3
51	D1	23	THR	2.3
47	DX	2	ARG	2.3
8	CI	56	MET	2.3
18	CS	42	ASN	2.3
27	DD	31	ALA	2.3
36	DM	96	ILE	2.3
1	CB	45	THR	2.3
7	CH	4	ASP	2.3
30	DG	79	THR	2.3
53	D3	57	VAL	2.3
55	CA	972	C	2.3
29	DF	82	TYR	2.3
24	BA	2181	U	2.2
24	DA	1130	U	2.2
1	AB	145	ASN	2.2
1	CB	106	VAL	2.2
27	BD	48	ILE	2.2
31	DH	143	ILE	2.2
46	DW	81	ILE	2.2
46	DW	83	ALA	2.2
54	D4	7	VAL	2.2
2	CC	205	GLU	2.2
4	AE	60	GLN	2.2
13	CN	70	HIS	2.2
24	DA	344	A	2.2
31	BH	70	GLU	2.2
24	DA	565	C	2.2
4	AE	53	ARG	2.2
10	AK	92	ARG	2.2
12	AM	105	ALA	2.2

*Continued on next page...*



*Continued from previous page...*

<b>Mol</b>	<b>Chain</b>	<b>Res</b>	<b>Type</b>	<b>RSRZ</b>
27	DD	165	MET	2.2
32	BI	62	ALA	2.2
36	DM	30	SER	2.2
54	D4	24	ARG	2.2
44	DU	14	THR	2.2
6	AG	5	VAL	2.2
31	BH	142	VAL	2.2
36	DM	122	ALA	2.2
38	DO	107	ALA	2.2
41	DR	36	ALA	2.2
37	DN	67	PHE	2.2
41	DR	21	ARG	2.2
3	AD	178	GLU	2.2
16	AQ	15	LYS	2.2
10	AK	99	LEU	2.2
26	DC	232	GLY	2.2
30	DG	32	LEU	2.2
30	DG	160	GLY	2.2
31	BH	18	GLN	2.2
32	BI	25	PRO	2.2
29	DF	109	ARG	2.2
16	CQ	22	VAL	2.2
34	DK	8	LEU	2.2
1	CB	158	ASP	2.2
4	AE	94	PHE	2.2
15	AP	35	ARG	2.2
54	D4	36	ARG	2.2
24	DA	1125	G	2.2
26	DC	70	LYS	2.2
1	AB	180	ILE	2.2
45	DV	48	MET	2.2
8	CI	106	ASP	2.2
20	AU	11	PHE	2.2
31	BH	132	PHE	2.2
9	AJ	76	ILE	2.2
15	CP	10	GLY	2.2
1	AB	151	LYS	2.2
9	CJ	12	ALA	2.2
26	DC	100	ARG	2.2
31	DH	106	ALA	2.2
41	DR	76	LYS	2.2
56	DB	85	G	2.2

*Continued on next page...*

*Continued from previous page...*

<b>Mol</b>	<b>Chain</b>	<b>Res</b>	<b>Type</b>	<b>RSRZ</b>
56	DB	86	G	2.2
24	DA	1073	A	2.2
1	CB	30	ILE	2.2
2	AC	67	ILE	2.2
16	CQ	52	CYS	2.2
24	DA	343	C	2.2
24	DA	394	C	2.2
32	BI	65	SER	2.2
40	DQ	73	ILE	2.2
43	DT	58	VAL	2.2
10	CK	20	ALA	2.2
29	DF	106	ALA	2.2
33	DJ	97	PRO	2.2
19	CT	65	LEU	2.2
27	DD	187	LEU	2.2
36	DM	112	LEU	2.2
35	DL	33	ARG	2.2
24	DA	1321	A	2.2
24	DA	1614	A	2.2
35	DL	108	ALA	2.2
1	CB	147	LEU	2.2
2	CC	199	VAL	2.2
5	AF	52	ASN	2.2
36	DM	126	ILE	2.2
38	DO	78	VAL	2.2
1	AB	64	GLY	2.2
1	AB	89	PHE	2.2
27	DD	47	ALA	2.2
29	DF	117	SER	2.2
7	AH	103	VAL	2.2
7	CH	103	VAL	2.2
10	AK	31	VAL	2.2
13	CN	69	PRO	2.2
26	DC	7	PRO	2.2
24	DA	1383	A	2.2
36	DM	55	ARG	2.2
52	D2	26	ASN	2.2
12	CM	20	SER	2.2
32	DI	7	TYR	2.2
1	CB	84	LEU	2.2
5	CF	39	LEU	2.2
18	AS	31	ARG	2.2

*Continued on next page...*

*Continued from previous page...*

<b>Mol</b>	<b>Chain</b>	<b>Res</b>	<b>Type</b>	<b>RSRZ</b>
6	AG	25	PHE	2.2
8	AI	15	ALA	2.2
24	DA	235	U	2.2
31	DH	74	ALA	2.2
44	DU	97	SER	2.2
2	CC	11	LEU	2.2
29	DF	71	LYS	2.2
37	DN	40	LYS	2.2
41	DR	47	VAL	2.2
37	DN	101	GLY	2.2
24	DA	254	G	2.2
37	DN	37	THR	2.2
38	DO	12	THR	2.2
20	AU	19	LYS	2.2
27	DD	189	VAL	2.2
3	AD	27	ILE	2.2
4	AE	67	ARG	2.2
44	BU	46	LYS	2.2
38	DO	75	GLY	2.1
48	BY	5	GLU	2.2
40	DQ	98	ALA	2.1
2	CC	86	LEU	2.1
7	CH	10	LEU	2.1
18	AS	46	LEU	2.1
24	DA	2062	A	2.1
26	DC	64	VAL	2.1
28	DE	84	THR	2.1
28	DE	121	VAL	2.1
42	DS	46	LEU	2.1
44	DU	88	ASP	2.1
6	AG	6	ILE	2.1
12	AM	83	GLY	2.1
24	DA	329	G	2.1
1	CB	129	THR	2.1
7	AH	104	SER	2.1
18	AS	32	THR	2.1
32	DI	42	ASN	2.1
37	DN	18	GLN	2.1
6	AG	15	PRO	2.1
24	DA	126	A	2.1
24	DA	2147	A	2.1
27	DD	45	TYR	2.1

*Continued on next page...*

*Continued from previous page...*

<b>Mol</b>	<b>Chain</b>	<b>Res</b>	<b>Type</b>	<b>RSRZ</b>
30	DG	131	VAL	2.1
27	DD	110	THR	2.1
24	DA	99	U	2.1
35	DL	81	ASP	2.1
36	DM	37	GLY	2.1
2	CC	133	MET	2.1
31	DH	81	ALA	2.1
31	DH	147	VAL	2.1
42	DS	107	VAL	2.1
47	DX	11	PRO	2.1
1	AB	102	ASN	2.1
1	CB	210	THR	2.1
5	CF	37	HIS	2.1
4	AE	134	ASN	2.1
16	AQ	14	ASP	2.1
37	DN	49	GLU	2.1
39	DP	30	TRP	2.1
8	AI	11	ARG	2.1
30	DG	155	PRO	2.1
52	D2	42	LEU	2.1
24	DA	1715	G	2.1
11	CL	122	LYS	2.1
32	BI	96	LYS	2.1
46	DW	7	GLY	2.1
29	DF	16	MET	2.1
31	DH	102	ALA	2.1
32	DI	38	CYS	2.1
38	DO	72	ALA	2.1
43	DT	47	VAL	2.1
6	AG	61	PHE	2.1
17	CR	22	TYR	2.1
24	DA	677	A	2.1
27	DD	101	PHE	2.1
4	AE	107	GLY	2.1
29	DF	13	LYS	2.1
29	DF	31	GLU	2.1
47	DX	10	ARG	2.1
49	DZ	37	ARG	2.1
55	CA	472	U	2.1
55	CA	1031	C	2.1
39	DP	107	ALA	2.1
41	DR	55	ASP	2.1

*Continued on next page...*

*Continued from previous page...*

<b>Mol</b>	<b>Chain</b>	<b>Res</b>	<b>Type</b>	<b>RSRZ</b>
48	DY	28	LEU	2.1
2	CC	108	PRO	2.1
5	CF	6	ILE	2.1
11	CL	94	TYR	2.1
24	BA	2308	G	2.1
24	DA	75	G	2.1
37	DN	97	ILE	2.1
42	DS	35	ILE	2.1
43	DT	4	GLU	2.1
18	CS	59	VAL	2.1
20	AU	20	ARG	2.1
26	DC	122	ALA	2.1
29	DF	42	ALA	2.1
8	AI	27	ILE	2.1
10	AK	91	GLY	2.1
13	CN	23	ARG	2.1
48	BY	13	GLU	2.1
4	AE	47	PHE	2.1
7	CH	26	MET	2.1
16	CQ	36	PHE	2.1
19	AT	67	HIS	2.1
42	DS	31	GLN	2.1
9	AJ	91	ASP	2.1
24	DA	1131	G	2.1
32	BI	21	PRO	2.1
13	CN	40	ARG	2.1
17	CR	19	GLU	2.1
19	CT	57	VAL	2.1
24	DA	975	A	2.1
44	DU	22	GLY	2.1
5	AF	8	PHE	2.1
38	DO	11	ALA	2.1
2	AC	99	GLN	2.1
4	AE	155	LYS	2.1
16	AQ	13	SER	2.1
19	CT	84	LYS	2.1
27	DD	114	LYS	2.1
30	DG	150	TYR	2.1
44	DU	23	LYS	2.1
44	DU	64	ILE	2.1
1	AB	37	VAL	2.1
30	BG	37	ASN	2.1

*Continued on next page...*

*Continued from previous page...*

<b>Mol</b>	<b>Chain</b>	<b>Res</b>	<b>Type</b>	<b>RSRZ</b>
32	DI	138	VAL	2.1
35	DL	19	LEU	2.1
36	BM	104	GLU	2.1
37	DN	115	LEU	2.1
54	D4	38	GLY	2.1
24	BA	2156	G	2.1
24	DA	2502	G	2.1
12	CM	78	ARG	2.1
24	DA	135	U	2.1
24	DA	508	A	2.1
41	DR	11	GLN	2.1
1	CB	214	GLY	2.1
29	DF	93	GLU	2.1
45	DV	32	GLY	2.1
35	DL	72	ALA	2.1
38	DO	59	ALA	2.1
6	CG	16	LYS	2.1
31	DH	27	ARG	2.1
34	DK	10	VAL	2.1
45	DV	59	GLU	2.1
29	BF	176	PHE	2.1
33	DJ	15	TRP	2.1
24	DA	1116	G	2.1
24	DA	1311	G	2.1
55	CA	202	G	2.1
34	DK	108	ARG	2.1
53	D3	44	ARG	2.1
18	AS	15	LEU	2.1
12	CM	38	ILE	2.1
27	BD	1	MET	2.1
29	DF	14	LYS	2.1
4	CE	48	GLY	2.1
4	CE	107	GLY	2.1
24	DA	38	A	2.0
36	DM	130	PHE	2.1
41	DR	1	MET	2.0
44	BU	21	ARG	2.0
19	CT	68	LYS	2.0
29	DF	100	GLU	2.0
35	DL	51	GLU	2.0
43	DT	56	GLU	2.0
1	AB	94	ARG	2.0

*Continued on next page...*

*Continued from previous page...*

<b>Mol</b>	<b>Chain</b>	<b>Res</b>	<b>Type</b>	<b>RSRZ</b>
9	CJ	67	ILE	2.0
40	DQ	64	ILE	2.0
28	DE	13	THR	2.0
1	CB	13	VAL	2.0
10	AK	111	ASP	2.0
27	DD	167	ASN	2.0
30	BG	31	GLU	2.0
30	DG	31	GLU	2.0
38	DO	97	PHE	2.0
39	DP	28	LYS	2.0
24	BA	2152	G	2.0
15	CP	67	ILE	2.0
36	DM	46	ILE	2.0
12	CM	19	THR	2.0
17	AR	67	LEU	2.0
43	BT	16	VAL	2.0
49	DZ	9	THR	2.0
6	CG	8	GLN	2.0
24	DA	12	U	2.0
24	DA	573	U	2.0
24	DA	2022	U	2.0
28	DE	23	PHE	2.0
7	CH	77	VAL	2.0
38	DO	45	SER	2.0
18	CS	30	LEU	2.0
46	DW	18	LYS	2.0
13	AN	25	GLU	2.0
24	DA	246	C	2.0
24	DA	1475	G	2.0
27	DD	77	ARG	2.0
1	AB	28	PRO	2.0
10	CK	128	VAL	2.0
1	AB	152	ASP	2.0
2	CC	54	ILE	2.0
24	DA	2778	A	2.0
29	DF	84	ILE	2.0
51	B1	8	ILE	2.0
55	CA	1021	A	2.0
5	CF	35	LYS	2.0
16	CQ	74	LEU	2.0
19	CT	19	HIS	2.0
24	DA	1248	G	2.0

*Continued on next page...*

*Continued from previous page...*

Mol	Chain	Res	Type	RSRZ
24	DA	1639	C	2.0
1	AB	45	THR	2.0
4	CE	33	THR	2.0
7	AH	74	ILE	2.0
36	DM	106	ASP	2.0
3	AD	57	LYS	2.0
7	AH	127	TYR	2.0
17	AR	63	TYR	2.0
7	AH	59	GLU	2.0
27	DD	147	GLY	2.0
32	BI	134	SER	2.0

## 6.2 Non-standard residues in protein, DNA, RNA chains [i](#)

There are no non-standard protein/DNA/RNA residues in this entry.

## 6.3 Carbohydrates [i](#)

There are no monosaccharides in this entry.

## 6.4 Ligands [i](#)

In the following table, the Atoms column lists the number of modelled atoms in the group and the number defined in the chemical component dictionary. The B-factors column lists the minimum, median, 95<sup>th</sup> percentile and maximum values of B factors of atoms in the group. The column labelled 'Q<0.9' lists the number of atoms with occupancy less than 0.9.

Mol	Type	Chain	Res	Atoms	RSCC	RSR	B-factors(Å <sup>2</sup> )	Q<0.9
57	MG	DA	3002	1/1	-0.26	1.16	212,212,212,212	0
57	MG	DA	3073	1/1	-0.05	0.20	312,312,312,312	0
57	MG	DA	3020	1/1	0.16	2.42	229,229,229,229	0
57	MG	DA	3045	1/1	0.23	0.24	188,188,188,188	0
57	MG	DA	3132	1/1	0.24	0.26	198,198,198,198	0
57	MG	DA	3063	1/1	0.35	1.56	157,157,157,157	0
57	MG	DA	3003	1/1	0.36	1.42	229,229,229,229	0
57	MG	DA	3109	1/1	0.38	0.91	145,145,145,145	0
57	MG	CA	1610	1/1	0.39	0.22	181,181,181,181	0
57	MG	DA	3083	1/1	0.40	0.08	303,303,303,303	0
57	MG	DJ	201	1/1	0.40	0.55	183,183,183,183	0
57	MG	CA	1602	1/1	0.42	0.16	177,177,177,177	0

*Continued on next page...*



Continued from previous page...

Mol	Type	Chain	Res	Atoms	RSCC	RSR	B-factors(Å <sup>2</sup> )	Q<0.9
57	MG	CA	1627	1/1	0.44	0.35	136,136,136,136	0
57	MG	D4	101	1/1	0.45	1.38	183,183,183,183	0
57	MG	DA	3015	1/1	0.46	1.27	164,164,164,164	0
57	MG	DA	3108	1/1	0.46	0.65	172,172,172,172	0
57	MG	DA	3071	1/1	0.51	0.30	184,184,184,184	0
57	MG	BA	3070	1/1	0.51	0.17	158,158,158,158	0
57	MG	DA	3125	1/1	0.53	0.31	187,187,187,187	0
57	MG	DA	3064	1/1	0.55	0.51	157,157,157,157	0
57	MG	AA	1624	1/1	0.56	0.17	131,131,131,131	0
57	MG	AA	1619	1/1	0.57	0.48	162,162,162,162	0
57	MG	DA	3106	1/1	0.57	0.35	228,228,228,228	0
57	MG	DA	3006	1/1	0.58	0.17	296,296,296,296	0
57	MG	CA	1622	1/1	0.58	0.09	216,216,216,216	0
57	MG	DA	3049	1/1	0.58	0.11	249,249,249,249	0
57	MG	DA	3016	1/1	0.59	1.32	175,175,175,175	0
57	MG	DA	3092	1/1	0.60	0.27	198,198,198,198	0
57	MG	DA	3128	1/1	0.61	0.65	132,132,132,132	0
57	MG	CA	1620	1/1	0.61	0.49	150,150,150,150	0
57	MG	CA	1607	1/1	0.62	0.22	134,134,134,134	0
57	MG	DA	3078	1/1	0.62	0.64	144,144,144,144	0
57	MG	CA	1619	1/1	0.62	0.92	135,135,135,135	0
57	MG	DA	3058	1/1	0.64	0.92	162,162,162,162	0
57	MG	DA	3018	1/1	0.64	0.40	248,248,248,248	0
57	MG	DA	3087	1/1	0.65	0.16	208,208,208,208	0
57	MG	CA	1606	1/1	0.66	0.14	124,124,124,124	0
57	MG	DA	3094	1/1	0.67	0.68	173,173,173,173	0
57	MG	DA	3044	1/1	0.67	0.24	210,210,210,210	0
57	MG	CA	1617	1/1	0.67	0.28	183,183,183,183	0
57	MG	DA	3069	1/1	0.68	0.52	139,139,139,139	0
57	MG	DA	3068	1/1	0.68	0.33	143,143,143,143	0
57	MG	AA	1617	1/1	0.69	0.29	150,150,150,150	0
57	MG	DA	3129	1/1	0.69	1.36	132,132,132,132	0
57	MG	DA	3059	1/1	0.69	0.28	136,136,136,136	0
57	MG	CA	1603	1/1	0.69	0.17	141,141,141,141	0
57	MG	DA	3082	1/1	0.69	0.42	220,220,220,220	0
57	MG	AA	1630	1/1	0.70	0.28	99,99,99,99	0
57	MG	DA	3029	1/1	0.71	0.62	179,179,179,179	0
57	MG	DA	3010	1/1	0.71	0.26	210,210,210,210	0
57	MG	DA	3095	1/1	0.71	0.19	152,152,152,152	0
57	MG	DA	3037	1/1	0.72	0.20	204,204,204,204	0
57	MG	DA	3121	1/1	0.72	0.45	206,206,206,206	0
57	MG	DA	3072	1/1	0.72	0.43	182,182,182,182	0

Continued on next page...

Continued from previous page...

Mol	Type	Chain	Res	Atoms	RSCC	RSR	B-factors(Å <sup>2</sup> )	Q<0.9
57	MG	AA	1636	1/1	0.72	0.36	154,154,154,154	0
57	MG	DA	3039	1/1	0.73	0.27	186,186,186,186	0
57	MG	DA	3022	1/1	0.73	0.77	152,152,152,152	0
57	MG	DA	3113	1/1	0.73	0.19	182,182,182,182	0
57	MG	DA	3097	1/1	0.73	0.34	156,156,156,156	0
57	MG	DA	3060	1/1	0.73	0.78	132,132,132,132	0
57	MG	DA	3013	1/1	0.74	0.29	165,165,165,165	0
57	MG	DA	3107	1/1	0.75	0.14	137,137,137,137	0
57	MG	CA	1616	1/1	0.75	0.33	199,199,199,199	0
57	MG	AA	1610	1/1	0.75	0.12	155,155,155,155	0
57	MG	DA	3110	1/1	0.75	0.17	219,219,219,219	0
57	MG	DA	3051	1/1	0.75	0.23	160,160,160,160	0
57	MG	DA	3093	1/1	0.75	0.14	208,208,208,208	0
57	MG	CA	1634	1/1	0.76	0.11	153,153,153,153	0
57	MG	DA	3070	1/1	0.76	0.09	147,147,147,147	0
57	MG	DA	3033	1/1	0.76	0.14	162,162,162,162	0
57	MG	DA	3041	1/1	0.77	0.40	176,176,176,176	0
57	MG	DA	3005	1/1	0.77	1.13	197,197,197,197	0
57	MG	AA	1614	1/1	0.78	0.18	150,150,150,150	0
57	MG	BA	3098	1/1	0.78	0.37	72,72,72,72	0
57	MG	DA	3119	1/1	0.78	0.13	147,147,147,147	0
57	MG	DA	3075	1/1	0.78	0.96	155,155,155,155	0
57	MG	DA	3054	1/1	0.78	0.34	155,155,155,155	0
57	MG	DA	3081	1/1	0.78	0.23	182,182,182,182	0
57	MG	CA	1614	1/1	0.78	0.56	146,146,146,146	0
57	MG	BA	3115	1/1	0.78	0.53	65,65,65,65	0
57	MG	DB	201	1/1	0.78	0.15	224,224,224,224	0
57	MG	DA	3084	1/1	0.78	0.35	214,214,214,214	0
57	MG	CA	1624	1/1	0.78	0.29	99,99,99,99	0
57	MG	DA	3124	1/1	0.79	0.35	168,168,168,168	0
57	MG	DA	3048	1/1	0.79	0.14	203,203,203,203	0
57	MG	DA	3001	1/1	0.79	0.29	206,206,206,206	0
57	MG	DA	3038	1/1	0.79	0.43	197,197,197,197	0
57	MG	CA	1632	1/1	0.79	0.15	210,210,210,210	0
57	MG	DA	3008	1/1	0.79	0.13	198,198,198,198	0
57	MG	DA	3030	1/1	0.79	0.30	164,164,164,164	0
57	MG	AA	1637	1/1	0.79	0.57	118,118,118,118	0
57	MG	DA	3062	1/1	0.80	1.23	160,160,160,160	0
57	MG	CA	1629	1/1	0.80	0.23	157,157,157,157	0
57	MG	DA	3036	1/1	0.80	0.47	212,212,212,212	0
57	MG	DA	3096	1/1	0.80	0.31	190,190,190,190	0
57	MG	DA	3111	1/1	0.80	0.30	160,160,160,160	0

Continued on next page...

*Continued from previous page...*

Mol	Type	Chain	Res	Atoms	RSCC	RSR	B-factors( $\text{\AA}^2$ )	Q<0.9
57	MG	DA	3079	1/1	0.80	0.22	148,148,148,148	0
57	MG	DC	301	1/1	0.80	0.18	135,135,135,135	0
57	MG	DA	3101	1/1	0.80	0.17	155,155,155,155	0
57	MG	CA	1611	1/1	0.80	0.29	132,132,132,132	0
57	MG	DA	3019	1/1	0.81	0.19	245,245,245,245	0
57	MG	BA	3101	1/1	0.81	0.14	54,54,54,54	0
57	MG	AA	1628	1/1	0.81	0.28	134,134,134,134	0
57	MG	DA	3025	1/1	0.81	0.09	135,135,135,135	0
57	MG	BA	3095	1/1	0.81	0.21	92,92,92,92	0
57	MG	CA	1642	1/1	0.81	0.12	170,170,170,170	0
57	MG	AA	1633	1/1	0.81	0.16	128,128,128,128	0
57	MG	AA	1641	1/1	0.82	0.43	108,108,108,108	0
57	MG	BA	3028	1/1	0.82	0.33	57,57,57,57	0
57	MG	DA	3076	1/1	0.82	1.13	145,145,145,145	0
57	MG	BA	3046	1/1	0.82	0.19	77,77,77,77	0
57	MG	DA	3011	1/1	0.82	1.01	184,184,184,184	0
57	MG	DA	3047	1/1	0.82	0.25	208,208,208,208	0
57	MG	AA	1627	1/1	0.82	1.47	142,142,142,142	0
57	MG	DA	3131	1/1	0.82	0.44	181,181,181,181	0
57	MG	BA	3075	1/1	0.82	0.32	58,58,58,58	0
57	MG	BA	3092	1/1	0.82	0.08	127,127,127,127	0
57	MG	AA	1609	1/1	0.82	0.14	118,118,118,118	0
57	MG	DA	3088	1/1	0.82	0.30	180,180,180,180	0
57	MG	AA	1604	1/1	0.82	0.08	157,157,157,157	0
57	MG	CA	1636	1/1	0.83	1.56	120,120,120,120	0
57	MG	DA	3032	1/1	0.83	0.15	161,161,161,161	0
57	MG	CA	1639	1/1	0.83	0.12	266,266,266,266	0
57	MG	DA	3043	1/1	0.83	0.16	208,208,208,208	0
57	MG	CA	1633	1/1	0.83	0.14	123,123,123,123	0
57	MG	DA	3074	1/1	0.83	1.75	187,187,187,187	0
57	MG	AA	1625	1/1	0.83	0.32	114,114,114,114	0
57	MG	DA	3120	1/1	0.84	0.22	159,159,159,159	0
57	MG	AA	1635	1/1	0.84	0.17	148,148,148,148	0
57	MG	DA	3085	1/1	0.84	0.23	167,167,167,167	0
57	MG	BA	3133	1/1	0.84	0.58	73,73,73,73	0
57	MG	DA	3017	1/1	0.84	0.19	187,187,187,187	0
57	MG	DA	3091	1/1	0.84	0.93	174,174,174,174	0
57	MG	DA	3028	1/1	0.85	0.47	165,165,165,165	0
57	MG	BA	3026	1/1	0.85	0.44	59,59,59,59	0
57	MG	BA	3015	1/1	0.85	0.60	55,55,55,55	0
57	MG	DC	302	1/1	0.85	0.20	140,140,140,140	0
57	MG	CA	1625	1/1	0.85	0.49	127,127,127,127	0

*Continued on next page...*

*Continued from previous page...*

Mol	Type	Chain	Res	Atoms	RSCC	RSR	B-factors( $\text{\AA}^2$ )	Q<0.9
57	MG	BA	3124	1/1	0.85	0.96	59,59,59,59	0
57	MG	DA	3050	1/1	0.86	0.22	180,180,180,180	0
57	MG	DA	3098	1/1	0.86	0.33	170,170,170,170	0
57	MG	BA	3032	1/1	0.86	0.13	57,57,57,57	0
57	MG	BA	3131	1/1	0.86	0.59	68,68,68,68	0
57	MG	AA	1632	1/1	0.86	0.10	117,117,117,117	0
57	MG	DA	3026	1/1	0.86	1.01	160,160,160,160	0
57	MG	DA	3014	1/1	0.86	0.28	162,162,162,162	0
57	MG	AA	1607	1/1	0.86	0.45	113,113,113,113	0
57	MG	BA	3007	1/1	0.86	0.17	111,111,111,111	0
57	MG	BA	3086	1/1	0.86	0.12	60,60,60,60	0
57	MG	DA	3007	1/1	0.86	0.47	250,250,250,250	0
57	MG	CA	1640	1/1	0.86	0.59	118,118,118,118	0
57	MG	DA	3040	1/1	0.87	0.26	171,171,171,171	0
57	MG	DA	3023	1/1	0.87	0.23	148,148,148,148	0
57	MG	DA	3117	1/1	0.87	0.45	170,170,170,170	0
57	MG	CA	1641	1/1	0.87	0.17	151,151,151,151	0
57	MG	BA	3047	1/1	0.87	0.19	78,78,78,78	0
57	MG	BA	3011	1/1	0.87	0.30	62,62,62,62	0
57	MG	DA	3123	1/1	0.87	0.20	225,225,225,225	0
57	MG	AA	1601	1/1	0.87	0.12	133,133,133,133	0
57	MG	CA	1612	1/1	0.87	0.17	124,124,124,124	0
57	MG	AA	1634	1/1	0.88	0.12	121,121,121,121	0
57	MG	BA	3077	1/1	0.88	0.15	63,63,63,63	0
57	MG	DA	3099	1/1	0.88	0.19	211,211,211,211	0
57	MG	BA	3037	1/1	0.88	0.23	58,58,58,58	0
57	MG	DA	3102	1/1	0.88	0.15	141,141,141,141	0
57	MG	CA	1613	1/1	0.88	0.11	121,121,121,121	0
57	MG	BA	3090	1/1	0.88	0.11	63,63,63,63	0
57	MG	DA	3130	1/1	0.88	0.17	170,170,170,170	0
57	MG	BB	201	1/1	0.88	0.49	118,118,118,118	0
57	MG	BA	3019	1/1	0.88	0.12	86,86,86,86	0
57	MG	BA	3004	1/1	0.88	0.22	86,86,86,86	0
57	MG	BA	3056	1/1	0.88	0.30	64,64,64,64	0
57	MG	DA	3066	1/1	0.88	0.12	150,150,150,150	0
57	MG	DA	3080	1/1	0.88	0.12	134,134,134,134	0
57	MG	BA	3014	1/1	0.88	0.26	55,55,55,55	0
57	MG	AA	1620	1/1	0.89	0.17	186,186,186,186	0
57	MG	CA	1615	1/1	0.89	0.21	156,156,156,156	0
57	MG	CA	1635	1/1	0.89	0.10	142,142,142,142	0
57	MG	DA	3115	1/1	0.89	0.14	154,154,154,154	0
57	MG	CA	1608	1/1	0.89	0.19	121,121,121,121	0

*Continued on next page...*

*Continued from previous page...*

Mol	Type	Chain	Res	Atoms	RSCC	RSR	B-factors(Å <sup>2</sup> )	Q<0.9
57	MG	DA	3027	1/1	0.89	0.14	171,171,171,171	0
57	MG	BA	3079	1/1	0.89	0.06	110,110,110,110	0
57	MG	DA	3067	1/1	0.90	0.15	147,147,147,147	0
57	MG	BA	3062	1/1	0.90	0.68	55,55,55,55	0
57	MG	BA	3112	1/1	0.90	0.22	64,64,64,64	0
57	MG	BA	3030	1/1	0.90	0.40	58,58,58,58	0
57	MG	DA	3090	1/1	0.90	0.09	200,200,200,200	0
57	MG	DA	3100	1/1	0.90	0.32	150,150,150,150	0
57	MG	BA	3118	1/1	0.90	0.09	60,60,60,60	0
57	MG	DA	3118	1/1	0.90	0.25	181,181,181,181	0
57	MG	DA	3042	1/1	0.90	0.26	179,179,179,179	0
57	MG	DA	3103	1/1	0.90	0.15	150,150,150,150	0
57	MG	BA	3081	1/1	0.90	0.10	56,56,56,56	0
57	MG	AA	1605	1/1	0.90	0.20	124,124,124,124	0
57	MG	BA	3052	1/1	0.91	0.11	54,54,54,54	0
57	MG	AA	1621	1/1	0.91	0.27	80,80,80,80	0
57	MG	BA	3105	1/1	0.91	0.18	55,55,55,55	0
57	MG	AA	1611	1/1	0.91	0.23	126,126,126,126	0
57	MG	BB	202	1/1	0.91	0.14	127,127,127,127	0
57	MG	BA	3093	1/1	0.91	0.29	104,104,104,104	0
57	MG	BA	3051	1/1	0.91	0.14	57,57,57,57	0
57	MG	BA	3121	1/1	0.91	0.11	64,64,64,64	0
57	MG	DA	3055	1/1	0.91	0.13	136,136,136,136	0
57	MG	DA	3056	1/1	0.91	0.19	141,141,141,141	0
57	MG	CA	1628	1/1	0.91	1.01	99,99,99,99	0
57	MG	CA	1609	1/1	0.92	0.15	131,131,131,131	0
57	MG	BA	3103	1/1	0.92	0.07	81,81,81,81	0
57	MG	CA	1637	1/1	0.92	0.28	112,112,112,112	0
57	MG	BA	3044	1/1	0.92	0.08	88,88,88,88	0
57	MG	BA	3107	1/1	0.92	0.18	67,67,67,67	0
57	MG	AA	1629	1/1	0.92	0.21	161,161,161,161	0
57	MG	BA	3060	1/1	0.92	0.36	56,56,56,56	0
57	MG	DA	3031	1/1	0.92	0.16	159,159,159,159	0
57	MG	DA	3086	1/1	0.92	0.27	196,196,196,196	0
57	MG	AA	1603	1/1	0.92	0.09	93,93,93,93	0
57	MG	CA	1630	1/1	0.92	0.19	99,99,99,99	0
57	MG	DA	3034	1/1	0.92	0.14	158,158,158,158	0
57	MG	BA	3085	1/1	0.92	0.42	59,59,59,59	0
57	MG	DA	3004	1/1	0.92	0.21	206,206,206,206	0
57	MG	AA	1638	1/1	0.92	0.19	107,107,107,107	0
57	MG	DA	3057	1/1	0.92	0.28	133,133,133,133	0
57	MG	BA	3127	1/1	0.92	0.10	57,57,57,57	0

*Continued on next page...*

*Continued from previous page...*

Mol	Type	Chain	Res	Atoms	RSCC	RSR	B-factors( $\text{\AA}^2$ )	Q<0.9
57	MG	DA	3035	1/1	0.93	0.11	155,155,155,155	0
57	MG	BB	204	1/1	0.93	0.09	74,74,74,74	0
57	MG	DA	3024	1/1	0.93	0.17	162,162,162,162	0
57	MG	DA	3052	1/1	0.93	0.12	144,144,144,144	0
57	MG	BA	3123	1/1	0.93	0.12	79,79,79,79	0
57	MG	BA	3035	1/1	0.93	0.28	72,72,72,72	0
57	MG	DA	3127	1/1	0.93	0.80	138,138,138,138	0
57	MG	AA	1602	1/1	0.93	0.37	97,97,97,97	0
57	MG	DA	3089	1/1	0.93	0.44	179,179,179,179	0
57	MG	AA	1623	1/1	0.93	0.11	129,129,129,129	0
57	MG	AA	1631	1/1	0.93	0.20	114,114,114,114	0
57	MG	BA	3088	1/1	0.93	0.12	77,77,77,77	0
57	MG	CA	1618	1/1	0.93	0.28	148,148,148,148	0
57	MG	DA	3009	1/1	0.93	0.22	199,199,199,199	0
57	MG	DA	3021	1/1	0.93	0.36	151,151,151,151	0
57	MG	BA	3058	1/1	0.93	0.48	63,63,63,63	0
57	MG	DA	3065	1/1	0.93	0.37	152,152,152,152	0
57	MG	AA	1608	1/1	0.94	0.23	105,105,105,105	0
57	MG	AA	1642	1/1	0.94	0.26	90,90,90,90	0
57	MG	DA	3053	1/1	0.94	0.17	144,144,144,144	0
57	MG	BA	3036	1/1	0.94	0.09	65,65,65,65	0
57	MG	BA	3069	1/1	0.94	0.11	65,65,65,65	0
57	MG	BA	3099	1/1	0.94	0.09	58,58,58,58	0
57	MG	BD	301	1/1	0.94	0.20	55,55,55,55	0
57	MG	DA	3114	1/1	0.94	0.26	135,135,135,135	0
57	MG	CA	1601	1/1	0.94	0.13	224,224,224,224	0
57	MG	DA	3116	1/1	0.94	0.14	133,133,133,133	0
57	MG	AA	1643	1/1	0.94	0.11	101,101,101,101	0
57	MG	BA	3102	1/1	0.94	0.20	57,57,57,57	0
57	MG	CA	1604	1/1	0.94	0.04	117,117,117,117	0
57	MG	CA	1631	1/1	0.94	0.22	130,130,130,130	0
57	MG	BA	3071	1/1	0.94	0.33	55,55,55,55	0
57	MG	DA	3122	1/1	0.94	0.28	146,146,146,146	0
57	MG	BA	3104	1/1	0.94	0.18	55,55,55,55	0
57	MG	BA	3043	1/1	0.94	0.19	68,68,68,68	0
57	MG	BA	3018	1/1	0.94	0.08	80,80,80,80	0
57	MG	BA	3002	1/1	0.94	0.36	61,61,61,61	0
57	MG	BA	3024	1/1	0.94	0.15	60,60,60,60	0
57	MG	BA	3083	1/1	0.94	0.06	59,59,59,59	0
57	MG	BA	3048	1/1	0.94	0.22	91,91,91,91	0
57	MG	DA	3046	1/1	0.94	0.25	172,172,172,172	0
57	MG	BA	3122	1/1	0.94	0.22	57,57,57,57	0

*Continued on next page...*

*Continued from previous page...*

Mol	Type	Chain	Res	Atoms	RSCC	RSR	B-factors(Å <sup>2</sup> )	Q<0.9
57	MG	AA	1613	1/1	0.94	0.11	95,95,95,95	0
57	MG	BA	3005	1/1	0.94	0.15	91,91,91,91	0
57	MG	AA	1640	1/1	0.94	0.07	160,160,160,160	0
57	MG	DA	3077	1/1	0.94	0.12	162,162,162,162	0
57	MG	DA	3104	1/1	0.94	0.27	142,142,142,142	0
57	MG	BA	3135	1/1	0.95	0.34	60,60,60,60	0
57	MG	BA	3020	1/1	0.95	0.36	63,63,63,63	0
57	MG	BA	3053	1/1	0.95	0.08	57,57,57,57	0
57	MG	BA	3111	1/1	0.95	0.09	55,55,55,55	0
57	MG	DA	3012	1/1	0.95	0.32	168,168,168,168	0
57	MG	AA	1612	1/1	0.95	0.09	106,106,106,106	0
57	MG	BA	3114	1/1	0.95	0.11	88,88,88,88	0
57	MG	BA	3057	1/1	0.95	0.35	61,61,61,61	0
57	MG	BA	3094	1/1	0.95	0.12	92,92,92,92	0
57	MG	BA	3076	1/1	0.95	0.18	62,62,62,62	0
57	MG	CA	1623	1/1	0.95	0.30	123,123,123,123	0
57	MG	BA	3009	1/1	0.95	0.09	61,61,61,61	0
57	MG	BA	3059	1/1	0.95	0.09	69,69,69,69	0
57	MG	BA	3010	1/1	0.95	0.13	64,64,64,64	0
57	MG	BA	3125	1/1	0.95	0.24	58,58,58,58	0
57	MG	BA	3061	1/1	0.95	0.38	56,56,56,56	0
57	MG	AA	1616	1/1	0.95	0.27	161,161,161,161	0
57	MG	BA	3063	1/1	0.95	0.12	54,54,54,54	0
57	MG	BA	3080	1/1	0.96	0.15	93,93,93,93	0
57	MG	BA	3029	1/1	0.96	0.07	54,54,54,54	0
57	MG	BA	3003	1/1	0.96	0.07	90,90,90,90	0
57	MG	BA	3084	1/1	0.96	0.22	61,61,61,61	0
57	MG	BA	3049	1/1	0.96	0.07	61,61,61,61	0
57	MG	AA	1639	1/1	0.96	0.08	143,143,143,143	0
57	MG	BA	3113	1/1	0.96	0.12	54,54,54,54	0
57	MG	BA	3064	1/1	0.96	0.07	55,55,55,55	0
57	MG	BA	3068	1/1	0.96	0.17	65,65,65,65	0
57	MG	AA	1606	1/1	0.96	0.12	119,119,119,119	0
57	MG	BA	3119	1/1	0.96	0.41	68,68,68,68	0
57	MG	BA	3120	1/1	0.96	0.17	59,59,59,59	0
57	MG	BA	3022	1/1	0.96	0.23	55,55,55,55	0
57	MG	BA	3055	1/1	0.96	0.11	62,62,62,62	0
57	MG	AA	1626	1/1	0.96	0.30	136,136,136,136	0
57	MG	BA	3008	1/1	0.96	0.13	59,59,59,59	0
57	MG	BA	3027	1/1	0.96	0.08	59,59,59,59	0
57	MG	BA	3126	1/1	0.96	0.24	70,70,70,70	0
57	MG	DA	3061	1/1	0.96	0.11	134,134,134,134	0

*Continued on next page...*

*Continued from previous page...*

Mol	Type	Chain	Res	Atoms	RSCC	RSR	B-factors(Å <sup>2</sup> )	Q<0.9
57	MG	BA	3078	1/1	0.96	0.07	100,100,100,100	0
57	MG	CA	1638	1/1	0.96	0.10	226,226,226,226	0
57	MG	BA	3016	1/1	0.96	0.26	56,56,56,56	0
57	MG	BA	3132	1/1	0.96	0.27	61,61,61,61	0
58	ZN	D4	102	1/1	0.96	0.07	99,99,99,99	0
57	MG	BA	3042	1/1	0.97	0.11	68,68,68,68	0
57	MG	BA	3065	1/1	0.97	0.06	55,55,55,55	0
57	MG	CA	1605	1/1	0.97	0.12	115,115,115,115	0
57	MG	BA	3089	1/1	0.97	0.18	66,66,66,66	0
57	MG	BA	3066	1/1	0.97	0.13	61,61,61,61	0
57	MG	BA	3091	1/1	0.97	0.13	88,88,88,88	0
57	MG	BA	3110	1/1	0.97	0.09	61,61,61,61	0
57	MG	BA	3128	1/1	0.97	0.14	64,64,64,64	0
57	MG	BA	3067	1/1	0.97	0.17	57,57,57,57	0
57	MG	DA	3126	1/1	0.97	0.17	199,199,199,199	0
57	MG	DA	3105	1/1	0.97	0.12	159,159,159,159	0
57	MG	BA	3025	1/1	0.97	0.10	59,59,59,59	0
57	MG	BA	3013	1/1	0.97	0.17	55,55,55,55	0
57	MG	BA	3134	1/1	0.97	0.15	55,55,55,55	0
57	MG	BA	3045	1/1	0.97	0.32	80,80,80,80	0
57	MG	BA	3097	1/1	0.97	0.08	65,65,65,65	0
57	MG	BA	3116	1/1	0.97	0.17	55,55,55,55	0
57	MG	DA	3112	1/1	0.97	0.14	143,143,143,143	0
57	MG	BA	3040	1/1	0.97	0.17	58,58,58,58	0
57	MG	BA	3072	1/1	0.97	0.31	55,55,55,55	0
57	MG	BA	3100	1/1	0.97	0.15	74,74,74,74	0
57	MG	BA	3073	1/1	0.97	0.09	61,61,61,61	0
57	MG	AA	1622	1/1	0.98	0.10	113,113,113,113	0
57	MG	CA	1621	1/1	0.98	0.14	115,115,115,115	0
57	MG	BA	3082	1/1	0.98	0.12	55,55,55,55	0
57	MG	BA	3001	1/1	0.98	0.06	61,61,61,61	0
57	MG	BA	3017	1/1	0.98	0.12	56,56,56,56	0
57	MG	BA	3006	1/1	0.98	0.06	101,101,101,101	0
57	MG	CA	1626	1/1	0.98	0.31	139,139,139,139	0
57	MG	BA	3038	1/1	0.98	0.14	59,59,59,59	0
57	MG	BA	3087	1/1	0.98	0.14	61,61,61,61	0
57	MG	BA	3039	1/1	0.98	0.13	57,57,57,57	0
57	MG	BA	3074	1/1	0.98	0.16	54,54,54,54	0
57	MG	BA	3106	1/1	0.98	0.15	58,58,58,58	0
57	MG	BA	3050	1/1	0.98	0.14	56,56,56,56	0
57	MG	BA	3108	1/1	0.98	0.18	58,58,58,58	0
57	MG	BA	3130	1/1	0.98	0.16	68,68,68,68	0

*Continued on next page...*



*Continued from previous page...*

Mol	Type	Chain	Res	Atoms	RSCC	RSR	B-factors( $\text{\AA}^2$ )	Q<0.9
57	MG	BA	3109	1/1	0.98	0.21	60,60,60,60	0
57	MG	BA	3012	1/1	0.98	0.13	54,54,54,54	0
57	MG	BA	3041	1/1	0.98	0.23	60,60,60,60	0
57	MG	AA	1618	1/1	0.98	0.16	131,131,131,131	0
57	MG	BA	3054	1/1	0.98	0.07	62,62,62,62	0
57	MG	BA	3136	1/1	0.98	0.37	64,64,64,64	0
57	MG	AA	1615	1/1	0.98	0.12	153,153,153,153	0
57	MG	BA	3096	1/1	0.98	0.22	61,61,61,61	0
57	MG	BA	3023	1/1	0.99	0.14	59,59,59,59	0
57	MG	BB	203	1/1	0.99	0.10	69,69,69,69	0
57	MG	BA	3033	1/1	0.99	0.17	56,56,56,56	0
57	MG	BA	3034	1/1	0.99	0.17	57,57,57,57	0
57	MG	BA	3021	1/1	0.99	0.31	59,59,59,59	0
57	MG	BA	3031	1/1	0.99	0.23	59,59,59,59	0
57	MG	BA	3129	1/1	0.99	0.10	55,55,55,55	0
58	ZN	B4	101	1/1	0.99	0.09	99,99,99,99	0
57	MG	BA	3117	1/1	0.99	0.15	67,67,67,67	0

## 6.5 Other polymers [i](#)

There are no such residues in this entry.