



# Full wwPDB X-ray Structure Validation Report ⓘ

Sep 15, 2023 – 06:22 AM EDT

PDB ID : 4V6F  
Title : Elongation complex of the 70S ribosome with three tRNAs and mRNA.  
Authors : Jenner, L.B.; Yusupova, G.; Yusupov, M.  
Deposited on : 2009-07-09  
Resolution : 3.10 Å(reported)

This is a Full wwPDB X-ray Structure Validation Report for a publicly released PDB entry.

We welcome your comments at [validation@mail.wwpdb.org](mailto:validation@mail.wwpdb.org)

A user guide is available at

<https://www.wwpdb.org/validation/2017/XrayValidationReportHelp>

with specific help available everywhere you see the ⓘ symbol.

The types of validation reports are described at

<http://www.wwpdb.org/validation/2017/FAQs#types>.

---

The following versions of software and data (see [references ⓘ](#)) were used in the production of this report:

MolProbity : 4.02b-467  
Mogul : 1.8.5 (274361), CSD as541be (2020)  
Xtrriage (Phenix) : 1.13  
EDS : 2.35.1  
Percentile statistics : 20191225.v01 (using entries in the PDB archive December 25th 2019)  
Refmac : 5.8.0158  
CCP4 : 7.0.044 (Gargrove)  
Ideal geometry (proteins) : Engh & Huber (2001)  
Ideal geometry (DNA, RNA) : Parkinson et al. (1996)  
Validation Pipeline (wwPDB-VP) : 2.35.1

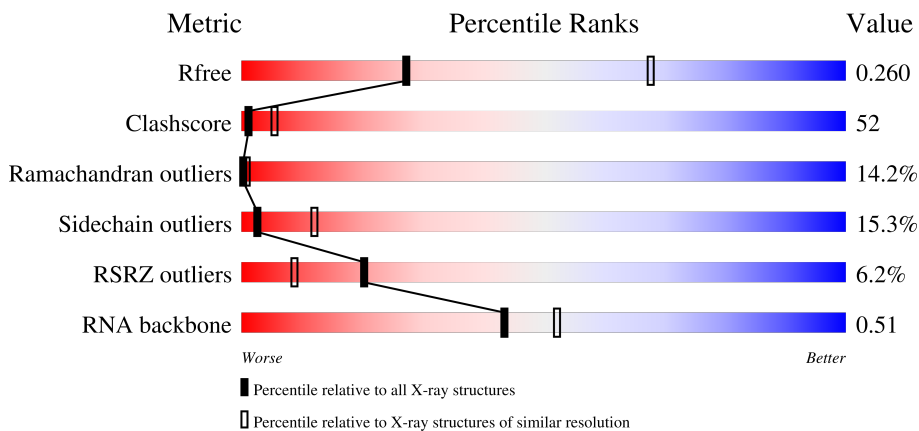
# 1 Overall quality at a glance i

The following experimental techniques were used to determine the structure:

*X-RAY DIFFRACTION*

The reported resolution of this entry is 3.10 Å.

Percentile scores (ranging between 0-100) for global validation metrics of the entry are shown in the following graphic. The table shows the number of entries on which the scores are based.




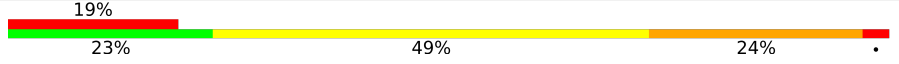

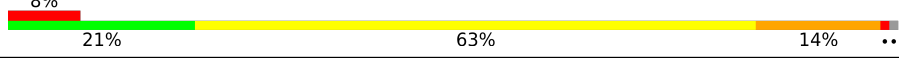
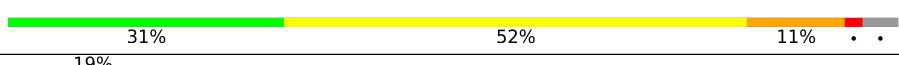
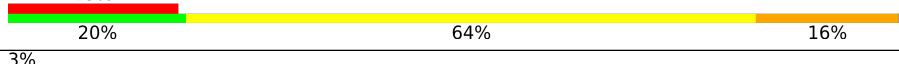
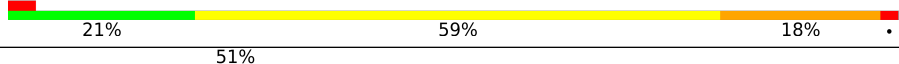
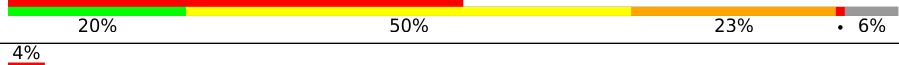
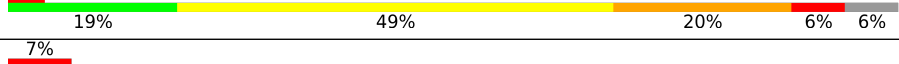








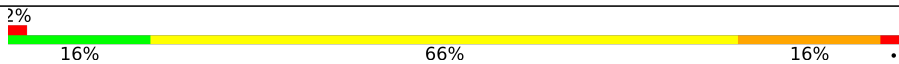

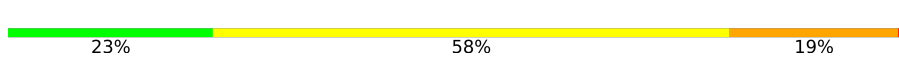
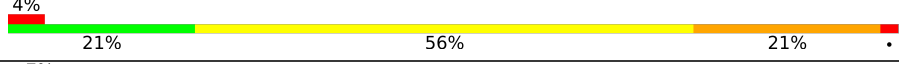
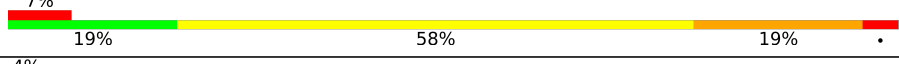
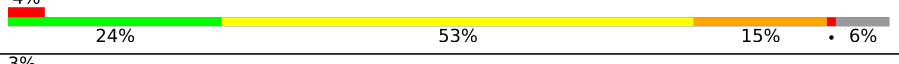
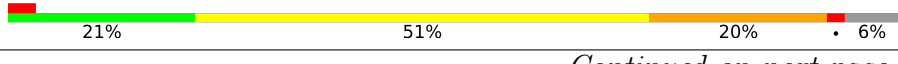

Metric	Whole archive (#Entries)	Similar resolution (#Entries, resolution range(Å))
$R_{free}$	130704	1094 (3.10-3.10)
Clashscore	141614	1184 (3.10-3.10)
Ramachandran outliers	138981	1141 (3.10-3.10)
Sidechain outliers	138945	1141 (3.10-3.10)
RSRZ outliers	127900	1067 (3.10-3.10)
RNA backbone	3102	1116 (3.40-2.80)

The table below summarises the geometric issues observed across the polymeric chains and their fit to the electron density. The red, orange, yellow and green segments of the lower bar indicate the fraction of residues that contain outliers for  $\geq 3$ , 2, 1 and 0 types of geometric quality criteria respectively. A grey segment represents the fraction of residues that are not modelled. The numeric value for each fraction is indicated below the corresponding segment, with a dot representing fractions  $\leq 5\%$ . The upper red bar (where present) indicates the fraction of residues that have poor fit to the electron density. The numeric value is given above the bar.

Mol	Chain	Length	Quality of chain
1	AA	2909	<div style="display: flex; align-items: center;"> <div style="width: 3%; height: 10px; background-color: red; margin-right: 5px;"></div> <div style="width: 22%; height: 10px; background-color: green; margin-right: 5px;"></div> <div style="width: 49%; height: 10px; background-color: yellow; margin-right: 5px;"></div> <div style="width: 24%; height: 10px; background-color: orange; margin-right: 5px;"></div> <div style="width: 5%; height: 10px; background-color: red;"></div> </div>
2	AB	122	<div style="display: flex; align-items: center;"> <div style="width: 2%; height: 10px; background-color: red; margin-right: 5px;"></div> <div style="width: 27%; height: 10px; background-color: green; margin-right: 5px;"></div> <div style="width: 48%; height: 10px; background-color: yellow; margin-right: 5px;"></div> <div style="width: 24%; height: 10px; background-color: orange; margin-right: 5px;"></div> <div style="width: 1%; height: 10px; background-color: red;"></div> </div>
2	DB	122	<div style="display: flex; align-items: center;"> <div style="width: 1%; height: 10px; background-color: red; margin-right: 5px;"></div> <div style="width: 34%; height: 10px; background-color: green; margin-right: 5px;"></div> <div style="width: 44%; height: 10px; background-color: yellow; margin-right: 5px;"></div> <div style="width: 20%; height: 10px; background-color: orange; margin-right: 5px;"></div> <div style="width: 1%; height: 10px; background-color: red;"></div> </div>
3	AD	276	<div style="display: flex; align-items: center;"> <div style="width: 1%; height: 10px; background-color: red; margin-right: 5px;"></div> <div style="width: 27%; height: 10px; background-color: green; margin-right: 5px;"></div> <div style="width: 53%; height: 10px; background-color: yellow; margin-right: 5px;"></div> <div style="width: 16%; height: 10px; background-color: orange; margin-right: 5px;"></div> <div style="width: 3%; height: 10px; background-color: grey;"></div> </div>

Continued on next page...

Continued from previous page...

Mol	Chain	Length	Quality of chain
3	DD	276	
4	AE	206	
4	DE	206	
5	AF	210	
5	DF	210	
6	AG	182	
6	DG	182	
7	AH	180	
7	DH	180	
8	AK	148	
8	DK	148	
9	AM	140	
9	DM	140	
10	AN	122	
10	DN	122	
11	AO	150	
11	DO	150	
12	AP	141	
12	DP	141	
13	A0	118	
13	D0	118	
14	AQ	112	
14	DQ	112	
15	AR	146	
15	DR	146	

Continued on next page...

Continued from previous page...

Mol	Chain	Length	Quality of chain
16	A1	118	
16	D1	118	
17	A2	101	
17	D2	101	
18	AS	113	
18	DS	113	
19	AT	96	
19	DT	96	
20	AU	110	
20	DU	110	
21	AV	206	
21	DV	206	
22	A3	85	
22	D3	85	
23	AZ	98	
23	DZ	98	
24	AW	72	
24	DW	72	
25	AX	60	
25	DX	60	
26	A4	71	
26	D4	71	
27	A5	60	
27	D5	60	
28	A6	54	

Continued on next page...

Continued from previous page...

Mol	Chain	Length	Quality of chain
28	D6	54	
29	A7	49	
29	D7	49	
30	A8	65	
30	D8	65	
31	BA	1516	
32	BE	256	
32	CE	256	
33	BF	239	
33	CF	239	
34	BG	209	
34	CG	209	
35	BH	162	
35	CH	162	
36	BI	101	
36	CI	101	
37	BJ	156	
37	CJ	156	
38	BK	138	
38	CK	138	
39	BL	128	
39	CL	128	
40	BM	105	
40	CM	105	
41	BN	129	

Continued on next page...

Continued from previous page...

Mol	Chain	Length	Quality of chain
41	CN	129	
42	BO	132	
42	CO	132	
43	BP	126	
43	CP	126	
44	BQ	61	
44	CQ	61	
45	BR	89	
45	CR	89	
46	BS	88	
46	CS	88	
47	BT	105	
47	CT	105	
48	BU	88	
48	CU	88	
49	BV	93	
49	CV	93	
50	BW	106	
50	CW	106	
51	BX	27	
51	CX	27	
52	BB	76	
52	BC	76	
52	BD	76	
52	CB	76	

Continued on next page...

Continued from previous page...

Mol	Chain	Length	Quality of chain
52	CC	76	
52	CD	76	
53	B1	30	
53	C1	30	
54	CA	1515	
55	DA	2912	
56	DI	125	
56	DJ	125	
57	DY	173	
58	DL	147	

The following table lists non-polymeric compounds, carbohydrate monomers and non-standard residues in protein, DNA, RNA chains that are outliers for geometric or electron-density-fit criteria:

Mol	Type	Chain	Res	Chirality	Geometry	Clashes	Electron density
59	MG	A7	102	-	-	-	X
59	MG	AA	3116	-	-	-	X
59	MG	AA	3333	-	-	-	X
59	MG	AA	3418	-	-	-	X
59	MG	AA	3423	-	-	-	X
59	MG	AA	3428	-	-	-	X
59	MG	AA	3717	-	-	-	X
59	MG	AA	3719	-	-	-	X
59	MG	AA	3743	-	-	-	X
59	MG	AA	3775	-	-	-	X
59	MG	AA	3852	-	-	-	X
59	MG	AA	3898	-	-	-	X
59	MG	AA	3908	-	-	-	X
59	MG	AA	3922	-	-	-	X
59	MG	AA	3990	-	-	-	X
59	MG	AA	4044	-	-	-	X
59	MG	AA	4075	-	-	-	X
59	MG	AA	4093	-	-	-	X
59	MG	AA	4097	-	-	-	X
59	MG	AA	4107	-	-	-	X

Continued on next page...

*Continued from previous page...*

Mol	Type	Chain	Res	Chirality	Geometry	Clashes	Electron density
59	MG	AA	4133	-	-	-	X
59	MG	AO	206	-	-	-	X
59	MG	AQ	205	-	-	-	X
59	MG	AS	203	-	-	-	X
59	MG	AW	101	-	-	-	X
59	MG	BA	1612	-	-	-	X
59	MG	BA	1621	-	-	-	X
59	MG	BA	1698	-	-	-	X
59	MG	BA	1772	-	-	-	X
59	MG	BA	1782	-	-	-	X
59	MG	BA	1828	-	-	-	X
59	MG	BA	1859	-	-	-	X
59	MG	BA	1956	-	-	-	X
59	MG	BA	1968	-	-	-	X
59	MG	BA	2068	-	-	-	X
59	MG	BA	2104	-	-	-	X
59	MG	BA	2198	-	-	-	X
59	MG	BA	2213	-	-	-	X
59	MG	BA	2243	-	-	-	X
59	MG	BA	2244	-	-	-	X
59	MG	BA	2276	-	-	-	X
59	MG	BD	126	-	-	-	X
59	MG	CA	1925	-	-	-	X
59	MG	CA	1942	-	-	-	X
59	MG	CA	1946	-	-	-	X
59	MG	CA	1997	-	-	-	X
59	MG	CA	2010	-	-	-	X
59	MG	CA	2065	-	-	-	X
59	MG	CA	2105	-	-	-	X
59	MG	CA	2124	-	-	-	X
59	MG	CA	2304	-	-	-	X
59	MG	CD	104	-	-	-	X
59	MG	CD	108	-	-	-	X
59	MG	CD	118	-	-	-	X
59	MG	CW	201	-	-	-	X
59	MG	D0	203	-	-	-	X
59	MG	D6	103	-	-	-	X
59	MG	DA	3183	-	-	-	X
59	MG	DA	3262	-	-	-	X
59	MG	DA	3274	-	-	-	X
59	MG	DA	3332	-	-	-	X
59	MG	DA	3344	-	-	-	X

*Continued on next page...*



*Continued from previous page...*

Mol	Type	Chain	Res	Chirality	Geometry	Clashes	Electron density
59	MG	DA	3367	-	-	-	X
59	MG	DA	3575	-	-	-	X
59	MG	DA	3576	-	-	-	X
59	MG	DA	3598	-	-	-	X
59	MG	DA	3611	-	-	-	X
59	MG	DA	3647	-	-	-	X
59	MG	DA	3676	-	-	-	X
59	MG	DA	3678	-	-	-	X
59	MG	DA	3741	-	-	-	X
59	MG	DA	3757	-	-	-	X
59	MG	DA	3770	-	-	-	X
59	MG	DA	3873	-	-	-	X
59	MG	DA	3984	-	-	-	X
59	MG	DA	4015	-	-	-	X
59	MG	DA	4082	-	-	-	X
59	MG	DA	4185	-	-	-	X
59	MG	DA	4338	-	-	-	X
59	MG	DA	4454	-	-	-	X
59	MG	DA	4474	-	-	-	X
59	MG	DA	4488	-	-	-	X
59	MG	DA	4512	-	-	-	X
59	MG	DA	4545	-	-	-	X
59	MG	DA	4572	-	-	-	X
59	MG	DA	4641	-	-	-	X
59	MG	DA	4668	-	-	-	X
59	MG	DA	4681	-	-	-	X
59	MG	DA	4688	-	-	-	X
59	MG	DA	4698	-	-	-	X
59	MG	DA	4728	-	-	-	X
59	MG	DA	4771	-	-	-	X
59	MG	DA	4779	-	-	-	X
59	MG	DA	4809	-	-	-	X
59	MG	DA	4827	-	-	-	X
59	MG	DA	4872	-	-	-	X
59	MG	DA	4874	-	-	-	X
59	MG	DA	4879	-	-	-	X
59	MG	DA	4886	-	-	-	X
59	MG	DA	4892	-	-	-	X
59	MG	DA	4915	-	-	-	X
59	MG	DA	4929	-	-	-	X
59	MG	DA	4943	-	-	-	X
59	MG	DA	4948	-	-	-	X

*Continued on next page...*

*Continued from previous page...*

Mol	Type	Chain	Res	Chirality	Geometry	Clashes	Electron density
59	MG	DA	4956	-	-	-	X
59	MG	DA	4973	-	-	-	X
59	MG	DA	4976	-	-	-	X
59	MG	DA	4980	-	-	-	X
59	MG	DA	4985	-	-	-	X
59	MG	DA	5015	-	-	-	X
59	MG	DA	5053	-	-	-	X
59	MG	DA	5054	-	-	-	X
59	MG	DA	5056	-	-	-	X
59	MG	DA	5058	-	-	-	X
59	MG	DA	5077	-	-	-	X
59	MG	DB	209	-	-	-	X
59	MG	DB	211	-	-	-	X
59	MG	DB	231	-	-	-	X
59	MG	DB	269	-	-	-	X
59	MG	DE	308	-	-	-	X
59	MG	DM	202	-	-	-	X
59	MG	DU	215	-	-	-	X
60	ZN	A4	101	-	-	-	X

## 2 Entry composition

There are 61 unique types of molecules in this entry. The entry contains 307345 atoms, of which 0 are hydrogens and 0 are deuteriums.

In the tables below, the ZeroOcc column contains the number of atoms modelled with zero occupancy, the AltConf column contains the number of residues with at least one atom in alternate conformation and the Trace column contains the number of residues modelled with at most 2 atoms.

- Molecule 1 is a RNA chain called 23S RIBOSOMAL RNA.

Mol	Chain	Residues	Atoms					ZeroOcc	AltConf	Trace
			Total	C	N	O	P			
1	AA	2909	62647	27884	11716	20139	2908	0	0	0

There are 8 discrepancies between the modelled and reference sequences:

Chain	Residue	Modelled	Actual	Comment	Reference
AA	?	-	U	deletion	GB AP008226.1
AA	?	-	U	deletion	GB AP008226.1
AA	654A	A	G	conflict	GB AP008226.1
AA	654E	C	G	conflict	GB AP008226.1
AA	654P	G	C	conflict	GB AP008226.1
AA	654T	A	C	conflict	GB AP008226.1
AA	1058	U	G	conflict	GB AP008226.1
AA	1080	A	C	conflict	GB AP008226.1

- Molecule 2 is a RNA chain called 5S RIBOSOMAL RNA.

Mol	Chain	Residues	Atoms					ZeroOcc	AltConf	Trace
			Total	C	N	O	P			
2	AB	122	2617	1166	486	844	121	0	0	0
2	DB	122	2617	1166	486	844	121	0	0	0

There are 2 discrepancies between the modelled and reference sequences:

Chain	Residue	Modelled	Actual	Comment	Reference
AB	1M	A	-	insertion	GB X01554.1
DB	1M	A	-	insertion	GB X01554.1

- Molecule 3 is a protein called 50S RIBOSOMAL PROTEIN L2.

Mol	Chain	Residues	Atoms					ZeroOcc	AltConf	Trace
			Total	C	N	O	S			
3	AD	272	Total 2115	C 1335	N 420	O 357	S 3	0	0	0
3	DD	272	Total 2115	C 1335	N 420	O 357	S 3	0	0	0

- Molecule 4 is a protein called 50S RIBOSOMAL PROTEIN L3.

Mol	Chain	Residues	Atoms					ZeroOcc	AltConf	Trace
			Total	C	N	O	S			
4	AE	205	Total 1568	C 991	N 300	O 271	S 6	0	0	0
4	DE	205	Total 1568	C 991	N 300	O 271	S 6	0	0	0

- Molecule 5 is a protein called 50S RIBOSOMAL PROTEIN L4.

Mol	Chain	Residues	Atoms					ZeroOcc	AltConf	Trace
			Total	C	N	O	S			
5	AF	208	Total 1627	C 1037	N 304	O 283	S 3	0	0	0
5	DF	202	Total 1585	C 1011	N 297	O 275	S 2	0	0	0

- Molecule 6 is a protein called 50S RIBOSOMAL PROTEIN L5.

Mol	Chain	Residues	Atoms					ZeroOcc	AltConf	Trace
			Total	C	N	O	S			
6	AG	181	Total 1474	C 942	N 268	O 260	S 4	0	0	0
6	DG	181	Total 1474	C 942	N 268	O 260	S 4	0	0	0

- Molecule 7 is a protein called 50S RIBOSOMAL PROTEIN L6.

Mol	Chain	Residues	Atoms					ZeroOcc	AltConf	Trace
			Total	C	N	O	S			
7	AH	170	Total 1307	C 829	N 245	O 232	S 1	0	0	0
7	DH	170	Total 1307	C 829	N 245	O 232	S 1	0	0	0

- Molecule 8 is a protein called 50S RIBOSOMAL PROTEIN L9.

Mol	Chain	Residues	Atoms					ZeroOcc	AltConf	Trace
			Total	C	N	O	S			
8	AK	146	Total 1136	C 726	N 201	O 208	S 1	0	0	0

*Continued on next page...*

*Continued from previous page...*

Mol	Chain	Residues	Atoms					ZeroOcc	AltConf	Trace
8	DK	146	Total	C	N	O	S	0	0	0
			1136	726	201	208	1			

- Molecule 9 is a protein called 50S RIBOSOMAL PROTEIN L13.

Mol	Chain	Residues	Atoms					ZeroOcc	AltConf	Trace
9	AM	138	Total	C	N	O	S	0	0	0
			1104	712	206	182	4			
9	DM	138	Total	C	N	O	S	0	0	0
			1104	712	206	182	4			

- Molecule 10 is a protein called 50S RIBOSOMAL PROTEIN L14.

Mol	Chain	Residues	Atoms					ZeroOcc	AltConf	Trace
10	AN	122	Total	C	N	O	S	0	0	0
			933	588	171	170	4			
10	DN	122	Total	C	N	O	S	0	0	0
			933	588	171	170	4			

- Molecule 11 is a protein called 50S RIBOSOMAL PROTEIN L15.

Mol	Chain	Residues	Atoms					ZeroOcc	AltConf	Trace
11	AO	150	Total	C	N	O	S	0	0	0
			1145	712	232	198	3			
11	DO	150	Total	C	N	O	S	0	0	0
			1145	712	232	198	3			

- Molecule 12 is a protein called 50S RIBOSOMAL PROTEIN L16.

Mol	Chain	Residues	Atoms					ZeroOcc	AltConf	Trace
12	AP	141	Total	C	N	O	S	0	0	0
			1122	715	212	188	7			
12	DP	141	Total	C	N	O	S	0	0	0
			1122	715	212	188	7			

- Molecule 13 is a protein called 50S RIBOSOMAL PROTEIN L17.

Mol	Chain	Residues	Atoms					ZeroOcc	AltConf	Trace
13	A0	117	Total	C	N	O	S	0	0	0
			960	599	202	159				
13	D0	118	Total	C	N	O	S	0	0	0
			968	604	203	160	1			

- Molecule 14 is a protein called 50S RIBOSOMAL PROTEIN L18.

Mol	Chain	Residues	Atoms				ZeroOcc	AltConf	Trace
			Total	C	N	O			
14	AQ	111	882	556	176	150	0	0	0
14	DQ	111	882	556	176	150	0	0	0

- Molecule 15 is a protein called 50S RIBOSOMAL PROTEIN L19.

Mol	Chain	Residues	Atoms					ZeroOcc	AltConf	Trace
			Total	C	N	O	S			
15	AR	137	1141	710	234	196	1	0	0	0
15	DR	137	1141	710	234	196	1	0	0	0

- Molecule 16 is a protein called 50S RIBOSOMAL PROTEIN L20.

Mol	Chain	Residues	Atoms					ZeroOcc	AltConf	Trace
			Total	C	N	O	S			
16	A1	117	964	610	202	151	1	0	0	0
16	D1	117	964	610	202	151	1	0	0	0

- Molecule 17 is a protein called 50S RIBOSOMAL PROTEIN L21.

Mol	Chain	Residues	Atoms					ZeroOcc	AltConf	Trace
			Total	C	N	O	S			
17	A2	101	779	501	142	135	1	0	0	0
17	D2	101	779	501	142	135	1	0	0	0

- Molecule 18 is a protein called 50S RIBOSOMAL PROTEIN L22.

Mol	Chain	Residues	Atoms					ZeroOcc	AltConf	Trace
			Total	C	N	O	S			
18	AS	113	900	566	177	155	2	0	0	0
18	DS	113	900	566	177	155	2	0	0	0

- Molecule 19 is a protein called 50S RIBOSOMAL PROTEIN L23.

Mol	Chain	Residues	Atoms				ZeroOcc	AltConf	Trace
19	AT	92	Total	C	N	O	0	0	0
			725	471	131	123			
19	DT	92	Total	C	N	O	0	0	0
			725	471	131	123			

- Molecule 20 is a protein called 50S RIBOSOMAL PROTEIN L24.

Mol	Chain	Residues	Atoms					ZeroOcc	AltConf	Trace
20	AU	102	Total	C	N	O	S	0	0	0
			785	505	150	125	5			
20	DU	102	Total	C	N	O	S	0	0	0
			785	505	150	125	5			

- Molecule 21 is a protein called 50S RIBOSOMAL PROTEIN L25.

Mol	Chain	Residues	Atoms					ZeroOcc	AltConf	Trace
21	AV	187	Total	C	N	O	S	0	0	0
			1489	949	264	273	3			
21	DV	200	Total	C	N	O	S	0	0	0
			1582	1008	279	292	3			

- Molecule 22 is a protein called 50S RIBOSOMAL PROTEIN L27.

Mol	Chain	Residues	Atoms					ZeroOcc	AltConf	Trace
22	A3	84	Total	C	N	O	S	0	0	0
			662	410	140	111	1			
22	D3	84	Total	C	N	O	S	0	0	0
			662	410	140	111	1			

- Molecule 23 is a protein called 50S RIBOSOMAL PROTEIN L28.

Mol	Chain	Residues	Atoms					ZeroOcc	AltConf	Trace
23	AZ	97	Total	C	N	O	S	0	0	0
			763	481	150	131	1			
23	DZ	97	Total	C	N	O	S	0	0	0
			763	481	150	131	1			

- Molecule 24 is a protein called 50S RIBOSOMAL PROTEIN L29.

Mol	Chain	Residues	Atoms					ZeroOcc	AltConf	Trace
24	AW	69	Total	C	N	O	S	0	0	0
			581	358	118	104	1			

*Continued on next page...*

*Continued from previous page...*

Mol	Chain	Residues	Atoms					ZeroOcc	AltConf	Trace
24	DW	69	Total	C	N	O	S	0	0	0
			581	358	118	104	1			

- Molecule 25 is a protein called 50S RIBOSOMAL PROTEIN L30.

Mol	Chain	Residues	Atoms				ZeroOcc	AltConf	Trace
25	AX	59	Total	C	N	O	0	0	0
			469	298	90	81			
25	DX	59	Total	C	N	O	0	0	0
			469	298	90	81			

- Molecule 26 is a protein called 50S RIBOSOMAL PROTEIN L31.

Mol	Chain	Residues	Atoms					ZeroOcc	AltConf	Trace
26	A4	71	Total	C	N	O	S	0	0	0
			581	364	108	104	5			
26	D4	71	Total	C	N	O	S	0	0	0
			581	364	108	104	5			

- Molecule 27 is a protein called 50S RIBOSOMAL PROTEIN L32.

Mol	Chain	Residues	Atoms					ZeroOcc	AltConf	Trace
27	A5	59	Total	C	N	O	S	0	0	0
			459	288	90	76	5			
27	D5	59	Total	C	N	O	S	0	0	0
			459	288	90	76	5			

- Molecule 28 is a protein called 50S RIBOSOMAL PROTEIN L33.

Mol	Chain	Residues	Atoms					ZeroOcc	AltConf	Trace
28	A6	45	Total	C	N	O	S	0	0	0
			389	241	79	65	4			
28	D6	45	Total	C	N	O	S	0	0	0
			389	241	79	65	4			

- Molecule 29 is a protein called 50S RIBOSOMAL PROTEIN L34.

Mol	Chain	Residues	Atoms					ZeroOcc	AltConf	Trace
29	A7	49	Total	C	N	O	S	0	0	0
			430	263	108	57	2			
29	D7	49	Total	C	N	O	S	0	0	0
			430	263	108	57	2			



- Molecule 30 is a protein called 50S RIBOSOMAL PROTEIN L35.

Mol	Chain	Residues	Atoms					ZeroOcc	AltConf	Trace
			Total	C	N	O	S			
30	A8	64	Total 517	C 331	N 102	O 82	S 2	0	0	0
30	D8	64	Total 517	C 331	N 102	O 82	S 2	0	0	0

- Molecule 31 is a RNA chain called 16S ribosomal RNA.

Mol	Chain	Residues	Atoms					ZeroOcc	AltConf	Trace
			Total	C	N	O	P			
31	BA	1516	Total 32571	C 14499	N 6024	O 10533	P 1515	0	0	0

- Molecule 32 is a protein called 30S ribosomal protein S2.

Mol	Chain	Residues	Atoms					ZeroOcc	AltConf	Trace
			Total	C	N	O	S			
32	BE	237	Total 1924	C 1228	N 344	O 347	S 5	0	0	0
32	CE	237	Total 1924	C 1228	N 344	O 347	S 5	0	0	0

- Molecule 33 is a protein called 30S ribosomal protein S3.

Mol	Chain	Residues	Atoms					ZeroOcc	AltConf	Trace
			Total	C	N	O	S			
33	BF	206	Total 1612	C 1016	N 314	O 281	S 1	0	0	0
33	CF	205	Total 1605	C 1011	N 313	O 280	S 1	0	0	0

- Molecule 34 is a protein called 30S ribosomal protein S4.

Mol	Chain	Residues	Atoms					ZeroOcc	AltConf	Trace
			Total	C	N	O	S			
34	BG	208	Total 1703	C 1066	N 339	O 291	S 7	0	0	0
34	CG	208	Total 1703	C 1066	N 339	O 291	S 7	0	0	0

- Molecule 35 is a protein called 30S ribosomal protein S5.

Mol	Chain	Residues	Atoms					ZeroOcc	AltConf	Trace
			Total	C	N	O	S			
35	BH	151	Total 1155	C 729	N 218	O 204	S 4	0	0	0

*Continued on next page...*

*Continued from previous page...*

Mol	Chain	Residues	Atoms					ZeroOcc	AltConf	Trace
35	CH	151	Total	C	N	O	S	0	0	0
			1155	729	218	204	4			

- Molecule 36 is a protein called 30S ribosomal protein S6.

Mol	Chain	Residues	Atoms					ZeroOcc	AltConf	Trace
36	BI	101	Total	C	N	O	S	0	0	0
			843	531	155	154	3			
36	CI	101	Total	C	N	O	S	0	0	0
			843	531	155	154	3			

- Molecule 37 is a protein called 30S ribosomal protein S7.

Mol	Chain	Residues	Atoms					ZeroOcc	AltConf	Trace
37	BJ	155	Total	C	N	O	S	0	0	0
			1257	781	252	218	6			
37	CJ	155	Total	C	N	O	S	0	0	0
			1257	781	252	218	6			

- Molecule 38 is a protein called 30S ribosomal protein S8.

Mol	Chain	Residues	Atoms					ZeroOcc	AltConf	Trace
38	BK	138	Total	C	N	O	S	0	0	0
			1116	705	215	193	3			
38	CK	138	Total	C	N	O	S	0	0	0
			1116	705	215	193	3			

- Molecule 39 is a protein called 30S ribosomal protein S9.

Mol	Chain	Residues	Atoms				ZeroOcc	AltConf	Trace
39	BL	127	Total	C	N	O	0	0	0
			1010	639	197	174			
39	CL	127	Total	C	N	O	0	0	0
			1010	639	197	174			

- Molecule 40 is a protein called 30S ribosomal protein S10.

Mol	Chain	Residues	Atoms					ZeroOcc	AltConf	Trace
40	BM	99	Total	C	N	O	S	0	0	0
			801	504	157	139	1			
40	CM	99	Total	C	N	O	S	0	0	0
			801	504	157	139	1			

- Molecule 41 is a protein called 30S ribosomal protein S11.

Mol	Chain	Residues	Atoms					ZeroOcc	AltConf	Trace
			Total	C	N	O	S			
41	BN	119	Total 885	C 549	N 168	O 165	S 3	0	0	0
41	CN	119	Total 885	C 549	N 168	O 165	S 3	0	0	0

- Molecule 42 is a protein called 30S ribosomal protein S12.

Mol	Chain	Residues	Atoms					ZeroOcc	AltConf	Trace
			Total	C	N	O	S			
42	BO	125	Total 975	C 614	N 196	O 164	S 1	0	0	0
42	CO	125	Total 975	C 614	N 196	O 164	S 1	0	0	0

- Molecule 43 is a protein called 30S ribosomal protein S13.

Mol	Chain	Residues	Atoms					ZeroOcc	AltConf	Trace
			Total	C	N	O	S			
43	BP	121	Total 964	C 597	N 199	O 166	S 2	0	0	0
43	CP	125	Total 997	C 617	N 207	O 171	S 2	0	0	0

- Molecule 44 is a protein called 30S ribosomal protein S14 type Z.

Mol	Chain	Residues	Atoms					ZeroOcc	AltConf	Trace
			Total	C	N	O	S			
44	BQ	60	Total 492	C 312	N 104	O 72	S 4	0	0	0
44	CQ	60	Total 492	C 312	N 104	O 72	S 4	0	0	0

- Molecule 45 is a protein called 30S ribosomal protein S15.

Mol	Chain	Residues	Atoms					ZeroOcc	AltConf	Trace
			Total	C	N	O	S			
45	BR	88	Total 734	C 459	N 147	O 126	S 2	0	0	0
45	CR	88	Total 734	C 459	N 147	O 126	S 2	0	0	0

- Molecule 46 is a protein called 30S ribosomal protein S16.

Mol	Chain	Residues	Atoms					ZeroOcc	AltConf	Trace
46	BS	84	Total	C	N	O	S	0	0	0
			705	446	140	118	1			
46	CS	84	Total	C	N	O	S	0	0	0
			705	446	140	118	1			

- Molecule 47 is a protein called 30S ribosomal protein S17.

Mol	Chain	Residues	Atoms					ZeroOcc	AltConf	Trace
47	BT	100	Total	C	N	O	S	0	0	0
			834	534	155	143	2			
47	CT	100	Total	C	N	O	S	0	0	0
			834	534	155	143	2			

- Molecule 48 is a protein called 30S ribosomal protein S18.

Mol	Chain	Residues	Atoms				ZeroOcc	AltConf	Trace
48	BU	72	Total	C	N	O	0	0	0
			591	376	117	98			
48	CU	72	Total	C	N	O	0	0	0
			591	376	117	98			

- Molecule 49 is a protein called 30S ribosomal protein S19.

Mol	Chain	Residues	Atoms					ZeroOcc	AltConf	Trace
49	BV	83	Total	C	N	O	S	0	0	0
			665	424	122	117	2			
49	CV	88	Total	C	N	O	S	0	0	0
			702	447	131	122	2			

- Molecule 50 is a protein called 30S ribosomal protein S20.

Mol	Chain	Residues	Atoms					ZeroOcc	AltConf	Trace
50	BW	99	Total	C	N	O	S	0	0	0
			763	470	162	129	2			
50	CW	99	Total	C	N	O	S	0	0	0
			763	470	162	129	2			

- Molecule 51 is a protein called 30S ribosomal protein Thx.

Mol	Chain	Residues	Atoms				ZeroOcc	AltConf	Trace
51	BX	25	Total	C	N	O	0	0	0
			217	134	52	31			

*Continued on next page...*

Continued from previous page...

Mol	Chain	Residues	Atoms				ZeroOcc	AltConf	Trace
			Total	C	N	O			
51	CX	25	217	134	52	31	0	0	0

- Molecule 52 is a RNA chain called TRNA-PHE WITH UNMODIFIED NUCLEOTIDES EXCEPT FOR MIA37.

Mol	Chain	Residues	Atoms						ZeroOcc	AltConf	Trace
			Total	C	N	O	P	S			
52	BD	76	1626	729	290	531	75	1	0	0	0
52	BB	76	1626	729	290	531	75	1	0	0	0
52	BC	76	1626	729	290	531	75	1	0	0	0
52	CD	76	1626	729	290	531	75	1	0	0	0
52	CB	76	1626	729	290	531	75	1	0	0	0
52	CC	76	1626	729	290	531	75	1	0	0	0

- Molecule 53 is a RNA chain called MRNA.

Mol	Chain	Residues	Atoms					ZeroOcc	AltConf	Trace
			Total	C	N	O	P			
53	B1	30	621	279	88	225	29	0	0	0
53	C1	30	621	279	88	225	29	0	0	0

- Molecule 54 is a RNA chain called 16S ribosomal RNA.

Mol	Chain	Residues	Atoms					ZeroOcc	AltConf	Trace
			Total	C	N	O	P			
54	CA	1515	32551	14490	6022	10525	1514	0	0	0

- Molecule 55 is a RNA chain called 23S RRNA.

Mol	Chain	Residues	Atoms					ZeroOcc	AltConf	Trace
			Total	C	N	O	P			
55	DA	2912	62707	27911	11722	20163	2911	0	0	0

There are 7 discrepancies between the modelled and reference sequences:

Chain	Residue	Modelled	Actual	Comment	Reference
DA	161	U	-	insertion	GB AP008226.1
DA	654A	A	G	conflict	GB AP008226.1
DA	654E	C	G	conflict	GB AP008226.1
DA	654P	G	C	conflict	GB AP008226.1
DA	654T	A	C	conflict	GB AP008226.1
DA	1058	U	G	conflict	GB AP008226.1
DA	1080	A	C	conflict	GB AP008226.1

- Molecule 56 is a protein called 50S ribosomal protein L7/L12.

Mol	Chain	Residues	Atoms					ZeroOcc	AltConf	Trace
56	DI	30	Total	C	N	O	S	0	0	0
			237	150	38	48	1			
56	DJ	30	Total	C	N	O	S	0	0	0
			237	150	38	48	1			

- Molecule 57 is a protein called 50S ribosomal protein L10.

Mol	Chain	Residues	Atoms					ZeroOcc	AltConf	Trace
57	DY	145	Total	C	N	O	S	0	0	0
			1107	708	193	204	2			

- Molecule 58 is a protein called 50S ribosomal protein L11.

Mol	Chain	Residues	Atoms					ZeroOcc	AltConf	Trace
58	DL	145	Total	C	N	O	S	0	0	0
			1071	681	188	197	5			

- Molecule 59 is MAGNESIUM ION (three-letter code: MG) (formula: Mg).

Mol	Chain	Residues	Atoms		ZeroOcc	AltConf
59	AA	1166	Total	Mg	0	0
			1166	1166		
59	AB	36	Total	Mg	0	0
			36	36		
59	AD	13	Total	Mg	0	0
			13	13		
59	AE	4	Total	Mg	0	0
			4	4		
59	AF	7	Total	Mg	0	0
			7	7		
59	AG	3	Total	Mg	0	0
			3	3		

*Continued on next page...*

*Continued from previous page...*

Mol	Chain	Residues	Atoms	ZeroOcc	AltConf
59	AH	1	Total Mg 1 1	0	0
59	AK	3	Total Mg 3 3	0	0
59	AN	1	Total Mg 1 1	0	0
59	AO	7	Total Mg 7 7	0	0
59	AP	1	Total Mg 1 1	0	0
59	A0	1	Total Mg 1 1	0	0
59	AQ	5	Total Mg 5 5	0	0
59	AR	5	Total Mg 5 5	0	0
59	A1	5	Total Mg 5 5	0	0
59	A2	1	Total Mg 1 1	0	0
59	AS	3	Total Mg 3 3	0	0
59	AT	4	Total Mg 4 4	0	0
59	AU	6	Total Mg 6 6	0	0
59	AV	1	Total Mg 1 1	0	0
59	A3	4	Total Mg 4 4	0	0
59	AZ	3	Total Mg 3 3	0	0
59	AW	2	Total Mg 2 2	0	0
59	A5	3	Total Mg 3 3	0	0
59	A6	2	Total Mg 2 2	0	0
59	A7	4	Total Mg 4 4	0	0
59	A8	4	Total Mg 4 4	0	0

*Continued on next page...*

*Continued from previous page...*

Mol	Chain	Residues	Atoms		ZeroOcc	AltConf
59	BA	676	Total 676	Mg 676	0	0
59	BE	5	Total 5	Mg 5	0	0
59	BF	2	Total 2	Mg 2	0	0
59	BG	7	Total 7	Mg 7	0	0
59	BH	5	Total 5	Mg 5	0	0
59	BI	1	Total 1	Mg 1	0	0
59	BK	6	Total 6	Mg 6	0	0
59	BL	2	Total 2	Mg 2	0	0
59	BM	3	Total 3	Mg 3	0	0
59	BO	1	Total 1	Mg 1	0	0
59	BP	2	Total 2	Mg 2	0	0
59	BQ	3	Total 3	Mg 3	0	0
59	BS	9	Total 9	Mg 9	0	0
59	BT	2	Total 2	Mg 2	0	0
59	BU	1	Total 1	Mg 1	0	0
59	BV	1	Total 1	Mg 1	0	0
59	BW	8	Total 8	Mg 8	0	0
59	BX	1	Total 1	Mg 1	0	0
59	BD	26	Total 26	Mg 26	0	0
59	BB	13	Total 13	Mg 13	0	0
59	BC	16	Total 16	Mg 16	0	0

*Continued on next page...*



*Continued from previous page...*

Mol	Chain	Residues	Atoms	ZeroOcc	AltConf
59	B1	4	Total Mg 4 4	0	0
59	CA	724	Total Mg 724 724	0	0
59	CE	6	Total Mg 6 6	0	0
59	CF	3	Total Mg 3 3	0	0
59	CG	11	Total Mg 11 11	0	0
59	CH	6	Total Mg 6 6	0	0
59	CI	1	Total Mg 1 1	0	0
59	CJ	1	Total Mg 1 1	0	0
59	CK	11	Total Mg 11 11	0	0
59	CL	1	Total Mg 1 1	0	0
59	CM	3	Total Mg 3 3	0	0
59	CN	2	Total Mg 2 2	0	0
59	CP	3	Total Mg 3 3	0	0
59	CQ	3	Total Mg 3 3	0	0
59	CR	3	Total Mg 3 3	0	0
59	CS	6	Total Mg 6 6	0	0
59	CT	3	Total Mg 3 3	0	0
59	CV	4	Total Mg 4 4	0	0
59	CW	1	Total Mg 1 1	0	0
59	CD	30	Total Mg 30 30	0	0
59	CB	21	Total Mg 21 21	0	0

*Continued on next page...*

*Continued from previous page...*

Mol	Chain	Residues	Atoms		ZeroOcc	AltConf
59	CC	27	Total 27	Mg 27	0	0
59	C1	6	Total 6	Mg 6	0	0
59	DA	2077	Total 2077	Mg 2077	0	0
59	DB	76	Total 76	Mg 76	0	0
59	DD	14	Total 14	Mg 14	0	0
59	DE	15	Total 15	Mg 15	0	0
59	DF	25	Total 25	Mg 25	0	0
59	DG	5	Total 5	Mg 5	0	0
59	DH	5	Total 5	Mg 5	0	0
59	DK	2	Total 2	Mg 2	0	0
59	DY	4	Total 4	Mg 4	0	0
59	DL	1	Total 1	Mg 1	0	0
59	DM	6	Total 6	Mg 6	0	0
59	DN	2	Total 2	Mg 2	0	0
59	DO	18	Total 18	Mg 18	0	0
59	DP	4	Total 4	Mg 4	0	0
59	D0	11	Total 11	Mg 11	0	0
59	DQ	2	Total 2	Mg 2	0	0
59	DR	4	Total 4	Mg 4	0	0
59	D1	12	Total 12	Mg 12	0	0
59	D2	10	Total 10	Mg 10	0	0

*Continued on next page...*

*Continued from previous page...*

Mol	Chain	Residues	Atoms		ZeroOcc	AltConf
59	DS	8	Total 8	Mg 8	0	0
59	DT	7	Total 7	Mg 7	0	0
59	DU	19	Total 19	Mg 19	0	0
59	DV	5	Total 5	Mg 5	0	0
59	D3	7	Total 7	Mg 7	0	0
59	DZ	5	Total 5	Mg 5	0	0
59	DW	7	Total 7	Mg 7	0	0
59	DX	2	Total 2	Mg 2	0	0
59	D4	2	Total 2	Mg 2	0	0
59	D5	8	Total 8	Mg 8	0	0
59	D6	3	Total 3	Mg 3	0	0
59	D7	5	Total 5	Mg 5	0	0
59	D8	9	Total 9	Mg 9	0	0

- Molecule 60 is ZINC ION (three-letter code: ZN) (formula: Zn).

Mol	Chain	Residues	Atoms		ZeroOcc	AltConf
60	A4	1	Total 1	Zn 1	0	0
60	BG	1	Total 1	Zn 1	0	0
60	BQ	1	Total 1	Zn 1	0	0
60	CG	1	Total 1	Zn 1	0	0
60	CQ	1	Total 1	Zn 1	0	0
60	D4	1	Total 1	Zn 1	0	0

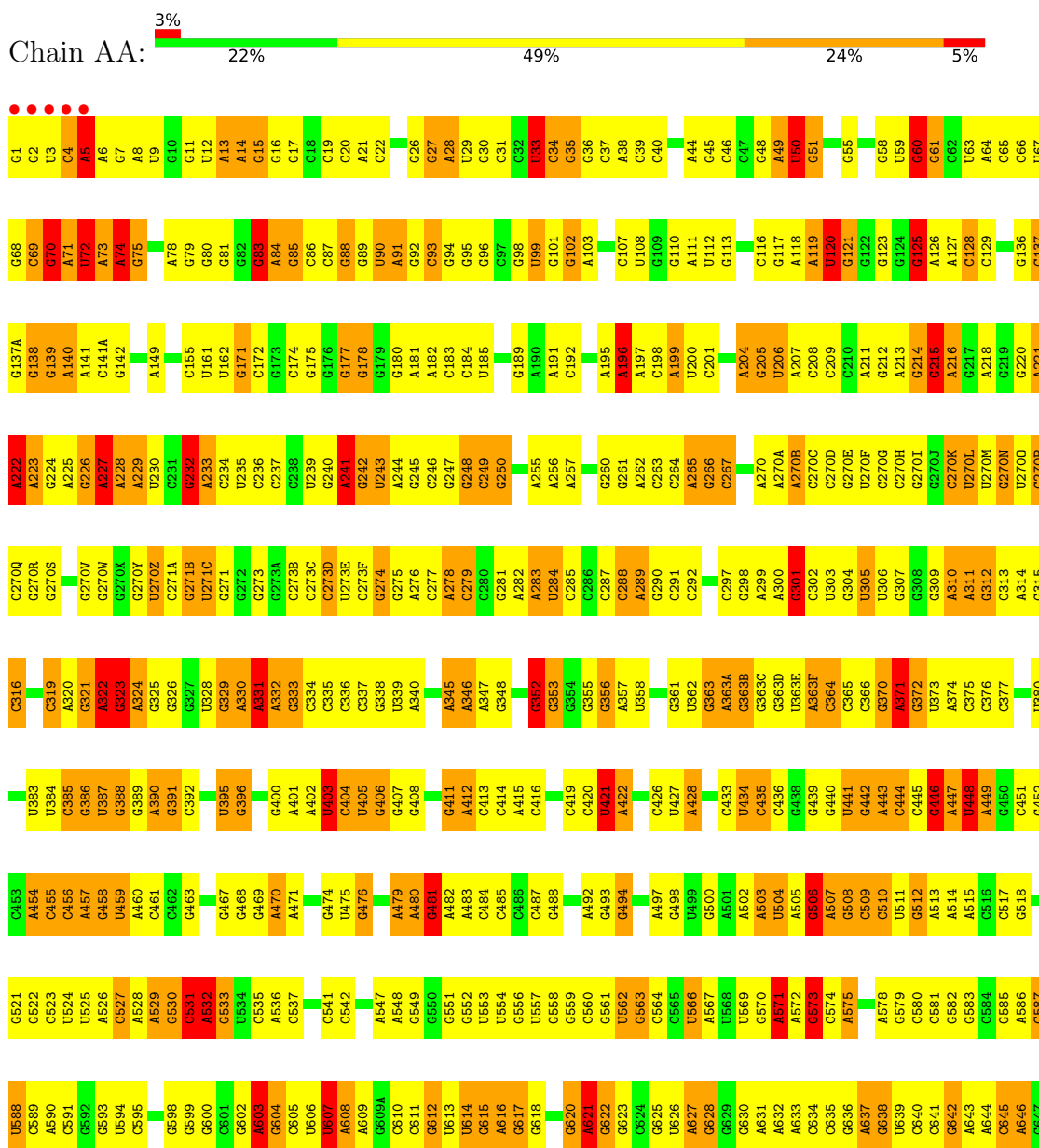
- Molecule 61 is water.

<b>Mol</b>	<b>Chain</b>	<b>Residues</b>	<b>Atoms</b>		<b>ZeroOcc</b>	<b>AltConf</b>
61	BA	3	Total 3	O 3	0	0
61	B1	3	Total 3	O 3	0	0

### 3 Residue-property plots

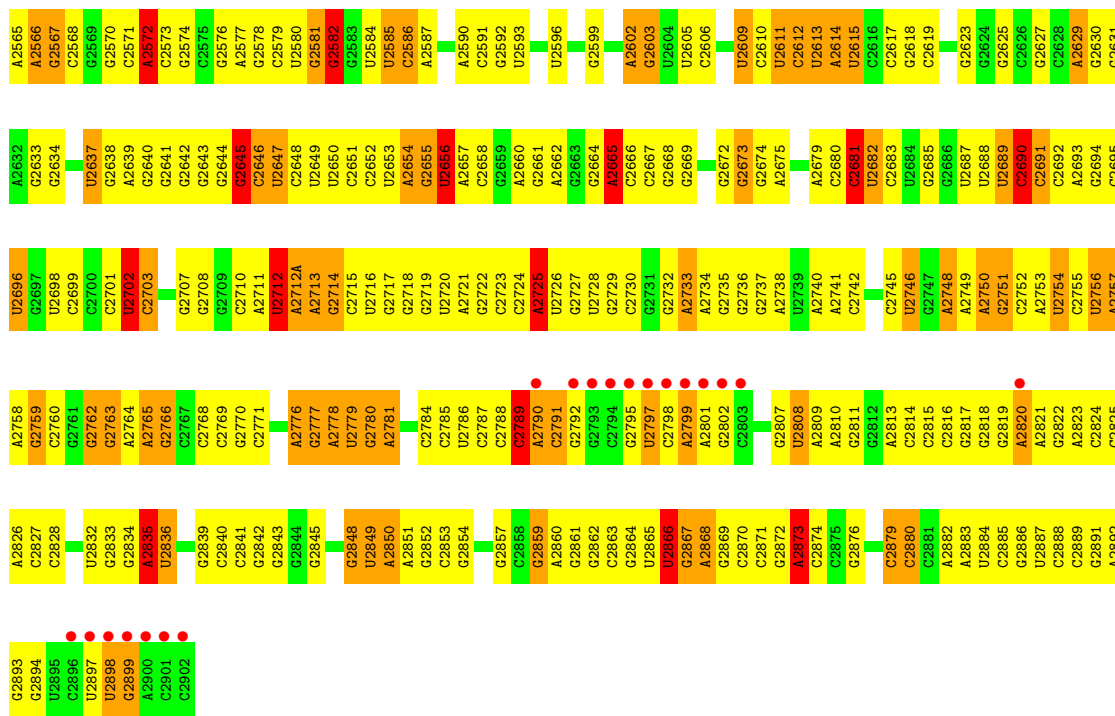
These plots are drawn for all protein, RNA, DNA and oligosaccharide chains in the entry. The first graphic for a chain summarises the proportions of the various outlier classes displayed in the second graphic. The second graphic shows the sequence view annotated by issues in geometry and electron density. Residues are color-coded according to the number of geometric quality criteria for which they contain at least one outlier: green = 0, yellow = 1, orange = 2 and red = 3 or more. A red dot above a residue indicates a poor fit to the electron density ( $RSRZ > 2$ ). Stretches of 2 or more consecutive residues without any outlier are shown as a green connector. Residues present in the sample, but not in the model, are shown in grey.

- Molecule 1: 23S RIBOSOMAL RNA



G1463	G1464	G1465	G1466	G1467	G1468	G1469	G1470	G1471	G1472	G1473	G1474	G1475	G1476	G1477	G1478	G1479	G1480	G1481	G1482	G1483	G1484	G1485	G1486	G1487	G1488	G1489	G1490	G1491	G1492	G1493	G1494	G1495	G1496	G1497	G1498	G1499	G1500	G1501	G1502	G1503	G1504	G1505	G1506	G1507	G1508	G1509	G1510	G1511	G1512	G1513	G1514	G1515	G1516	G1517	G1518	G1519	G1520	G1521	G1522																	
C1399	G1400	G1401	C1402	C1403	C1404	U1405	U1406	C1407	C1408	C1409	C1410	C1411	A1412	G1413	G1416	G1417	G1418	G1419	U1420	G1421	G1422	G1423	G1424	A1427	A1428	G1429	C1430	U1431	C1432	A1433	A1434	G1435	A1439	G1440	G1441	G1442	G1443	G1444	A1444A	C1445	G1448	A1449	G1449A	G1450	C1451	A1453	U1454	G1455	G1456	A1457	G1458	G1459	A1460	G1461	G1462																					
U1273	A1274	A1275	A1276	G1277	A1278	G1279	G1280	G1281	G1282	G1283	A1284	G1285	A1286	U1287	U1288	C1289	C1290	C1291	U1292	C1293	U1294	C1295	G1296	C1297	C1298	G1299	U1300	G1301	A1302	G1303	A1308	G1309	G1310	G1311	U1312	U1313	C1314	C1315	U1316	A1317	C1318	G1319	C1320	A1321	A1322	G1323	G1324	G1325	C1326	C1327	U1328	U1329	C1330	A1331	G1332	A1333	U1334	C1335																		
A1336	G1337	G1338	G1339	U1340	U1341	A1342	G1343	U1344	C1345	G1346	G1347	G1348	A1349	U1352	A1353	G1354	G1355	G1356	U1357	G1358	A1359	A1360	G1361	C1362	G1363	G1364	A1365	A1366	A1367	G1368	G1369	C1370	U1371	U1372	A1373	G1374	C1375	C1376	G1377	A1378	A1379	G1380	G1381	C1382	G1383	A1384	G1385	C1386	C1387	G1388	G1389	U1393	A1394	G1395	A1396	G1397	U1397	C1398																		
C1399	G1400	G1401	C1402	C1403	C1404	U1405	U1406	C1407	C1408	C1409	C1410	C1411	A1412	G1413	G1416	G1417	G1418	G1419	U1420	G1421	G1422	G1423	G1424	A1427	A1428	G1429	C1430	U1431	C1432	A1433	A1434	G1435	A1439	G1440	G1441	G1442	G1443	G1444	A1444A	C1445	G1448	A1449	G1449A	G1450	C1451	A1453	U1454	G1455	G1456	A1457	G1458	G1459	A1460	G1461	G1462																					
U1211	G1212	A1213	A1214	G1215	G1216	G1219	A1220	C1221	G1224	G1225	G1226	A1227	U1228	G1229	G1230	G1231	G1232	G1233	G1234	G1235	G1236	G1237	G1238	G1239	U1240	A1241	A1242	G1243	G1244	G1245	A1246	G1248	U1249	G1250	C1251	G1252	A1253	A1254	U1255	G1256	C1257	G1258	G1259	G1260	G1261	A1262	U1263	G1264	A1265	G1266	G1267	U1268	A1269	C1270	G1271	A1272																				
G1149	C1150	G1151	G1152	C1153	G1154	A1155	A1156	G1157	U1158	U1159	G1160	C1161	G1162	G1163	G1164	U1165	U1166	G1167	G1168	G1169	G1170	G1171	G1172	A1173	A1174	U1175	G1176	A1177	G1178	C1179	G1180	C1181	A1182	C1185	G1186	G1187	U1188	A1189	G1190	G1191	C1192	G1193	A1194	G1195	C1196	G1197	U1198	G1199	G1200	C1201	G1202	G1203	A1204	U1205	A1206	A1207	C1208	G1209	A1210																	
A1086	G1087	G1088	G1089	G1090	G1091	C1092	G1093	U1094	A1095	A1096	U1097	A1098	G1099	C1100	U1101	C1102	A1103	G1104	U1105	G1107	U1108	C1109	G1110	A1111	G1112	U1113	G1114	G1115	C1116	G1117	C1118	C1121	G1122	G1125	A1126	A1127	A1128	A1129	U1130	G1131	A1132	U1133	C1135	G1136	G1137	G1138	G1139	C1140	U1141	U1142	A1142A	A1143	G1144	C1145	A1148																					
C1018	U1019	A1020	A1021	A1022	G1023	G1024	U1025	U1026	G1027	A1028	U1029	G1030	G1031	U1032	U1033	G1039	C1040	C1041	G1042	C1043	G1044	A1045	U1046	G1047	A1048	C1049	A1050	C1053	A1054	U1055	G1056	U1057	U1058	G1059	U1060	U1061	G1062	G1063	C1064	U1065	U1066	A1067	U1068	A1069	G1070	G1071	C1072	A1073	C1074	C1075	U1080	A1081	U1082	U1083	A1084	A1085																				
G956	A957	U958	A959	A960	A961	G962	U963	A964	G965	G966	C967	G968	U969	C970	C971	G972	A973	G974	C974A	G975	G976	G977	G978	G979	A980	A981	C982	A983	C986	G987	A988	G989	A990	C991	G992	C993	C994	A995	A996	G997	C998	U999	A1000	G1001	G1002	U943	G944	A945	G946	G947	G948	C949	G950	C951	G952	A953	G954	C955																		
U827	U828	A829	G830	A831	G832	U833	G836	C837	C838	U839	C840	C844	G845	A846	U847	G848	A849	C850	U851	C852	G853	A854	A855	C856	G857	A858	C859	U860	A861	G862	A863	C864	A865	A866	C867	U868	G869	A870	C870	U871	G874	C875	U877	A878	C879	U887	G888	A889	C890	U892	C893	C894	U937	G938	G940	A941	G942	U943	G944	A945	G946	G947	G948	C949	G950	C951	G952	A953	G954	C955						
C892	C893	C898	C899	A764	G768	G769	G770	U773	G774	U775	G776	A777	C844	G845	A846	U847	G848	A849	C850	U851	C852	G853	A854	A855	C856	G857	A858	C859	U860	A861	G862	A863	C864	A865	A866	C867	U868	G869	A870	C870	U871	G874	C875	U877	A878	C879	U887	G888	A889	C890	U892	C893	C894	U937	G938	G940	A941	G942	U943	G944	A945	G946	G947	G948	C949	G950	C951	G952	A953	G954	C955					
U761	U762	G763	A764	G768	G769	G770	U773	G774	U775	G776	A777	C844	G845	A846	U847	G848	A849	C850	U851	C852	G853	A854	A855	C856	G857	A858	C859	U860	A861	G862	A863	C864	A865	A866	C867	U868	G869	A870	C870	U871	G874	C875	U877	A878	C879	U887	G888	A889	C890	U892	C893	C894	U937	G938	G940	A941	G942	U943	G944	A945	G946	G947	G948	C949	G950	C951	G952	A953	G954	C955						
G648	G649	C650	G651	A654	A654A	C654B	G654C	G654D	C654E	G654F	C654G	C654H	C654I	A654J	G654K	C654L	C654M	G654N	G654O	C654P	C654Q	C654R	C654S	A654T	A654U	A655	G656	U657	C658	G662	G663	A734	C665	G666	U667	G668	G669	A670	C671	C672	C673	G674	A675	A676	G681	G682	C683	G684	A685	G686	C687	U688	A689	C690	C691	G692	C693	C694	U937	G938	G940	A941	G942	U943	G944	A945	G946	G947	G948	C949	G950	C951	G952	A953	G954	C955

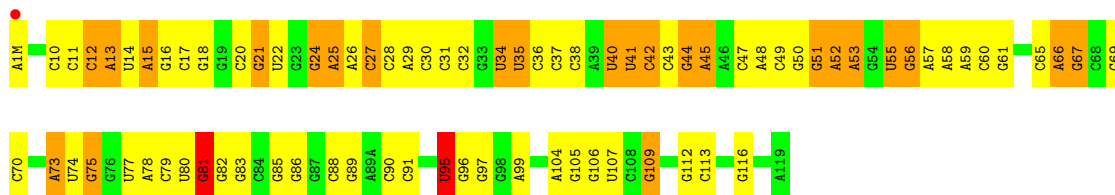




• Molecule 2: 5S RIBOSOMAL RNA



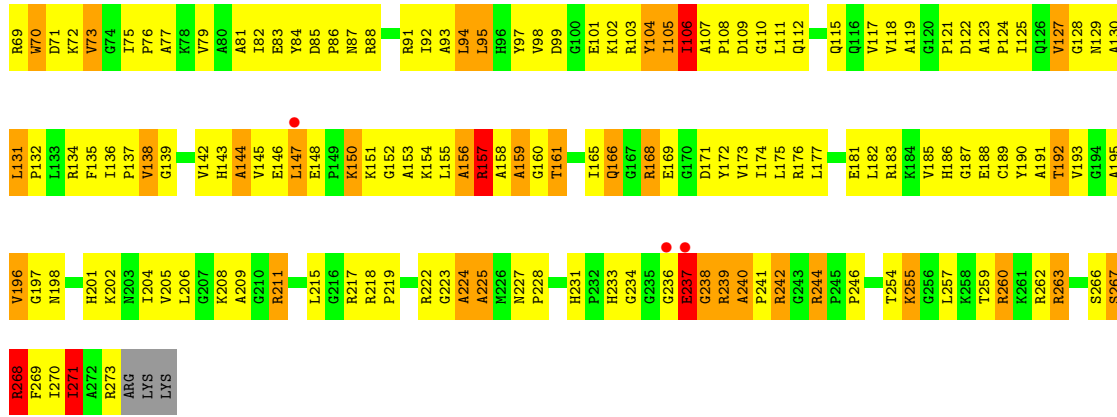
• Molecule 2: 5S RIBOSOMAL RNA



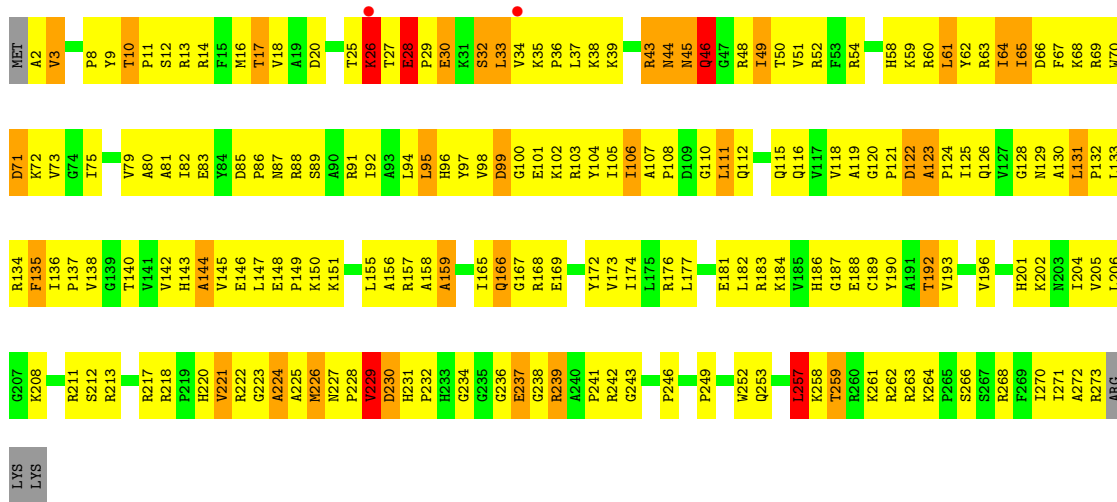
• Molecule 3: 50S RIBOSOMAL PROTEIN L2



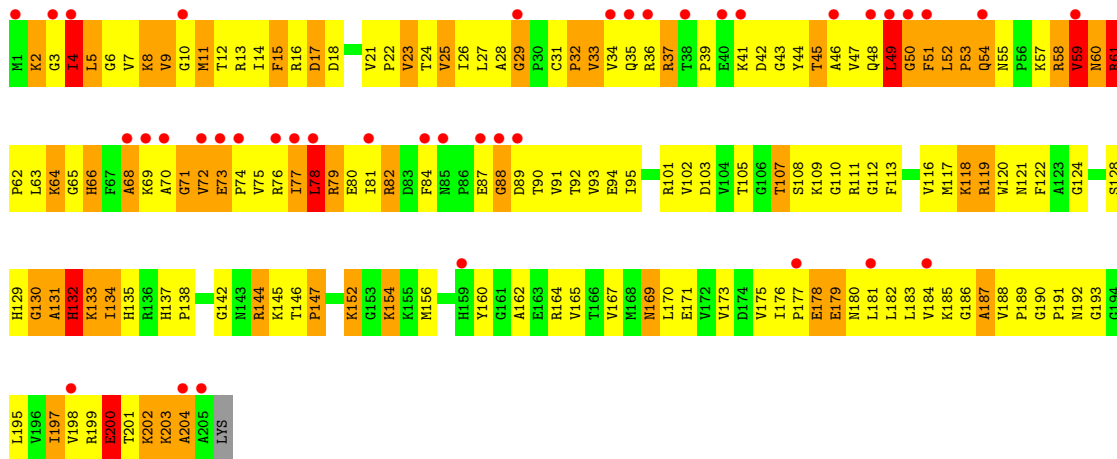




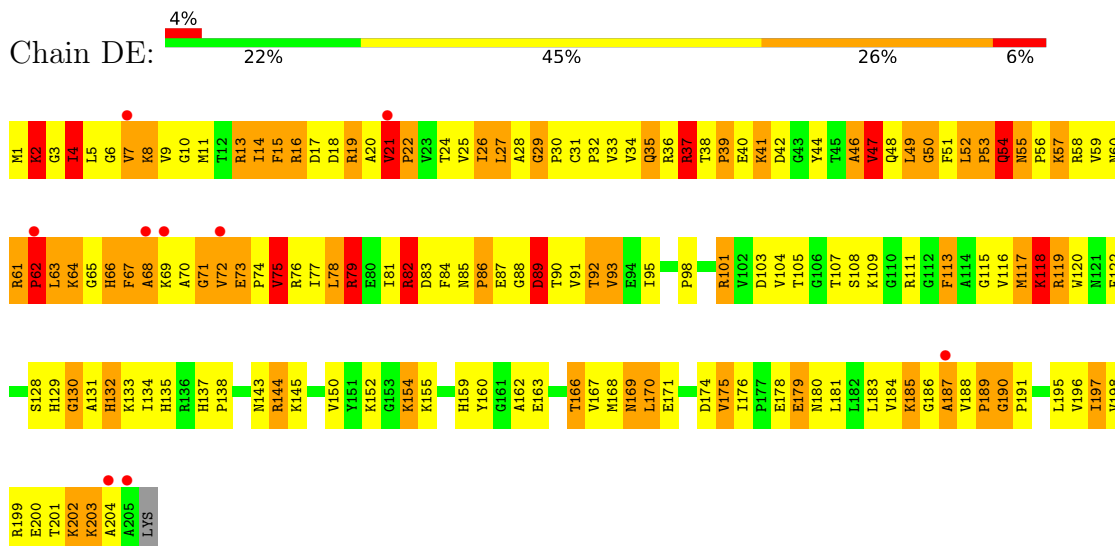
• Molecule 3: 50S RIBOSOMAL PROTEIN L2



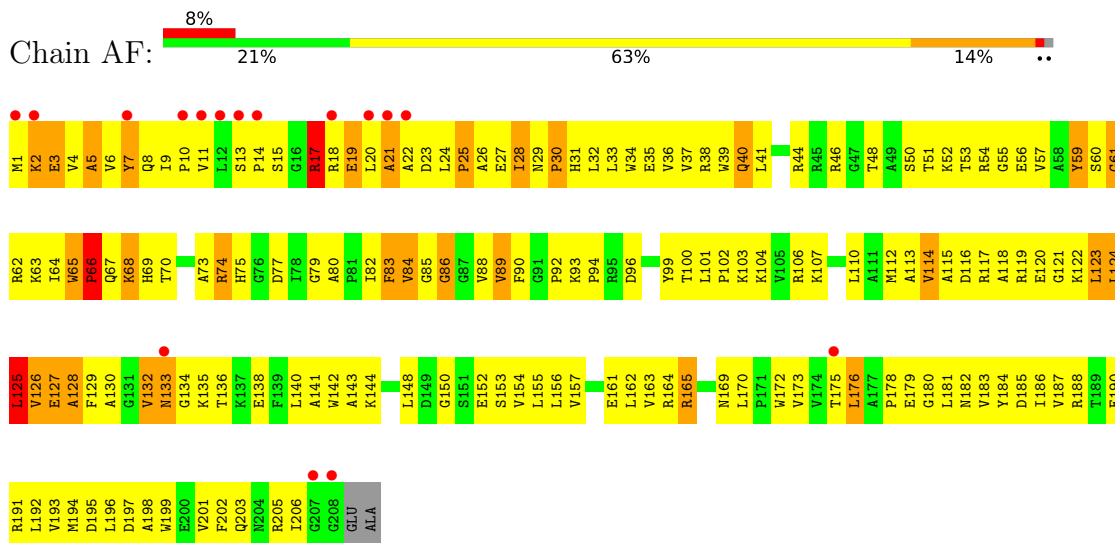
• Molecule 4: 50S RIBOSOMAL PROTEIN L3



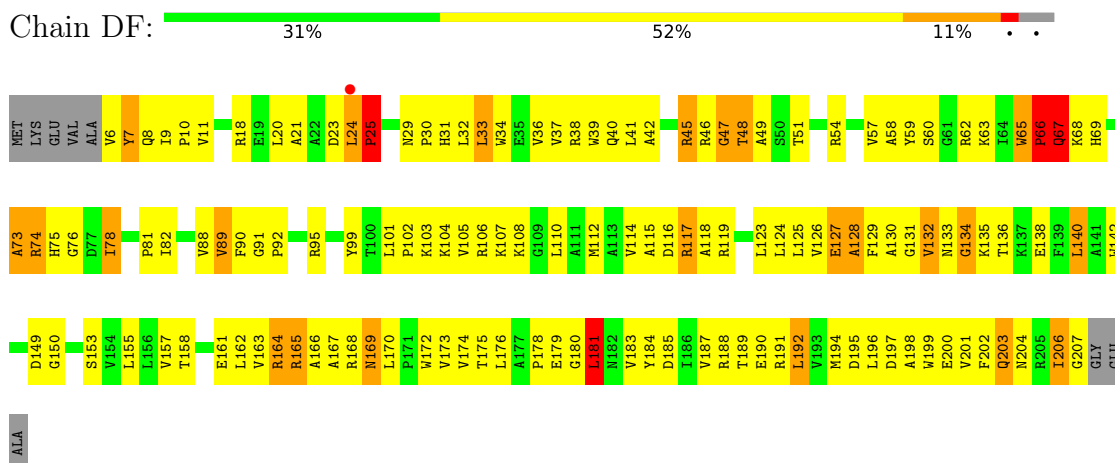
- Molecule 4: 50S RIBOSOMAL PROTEIN L3



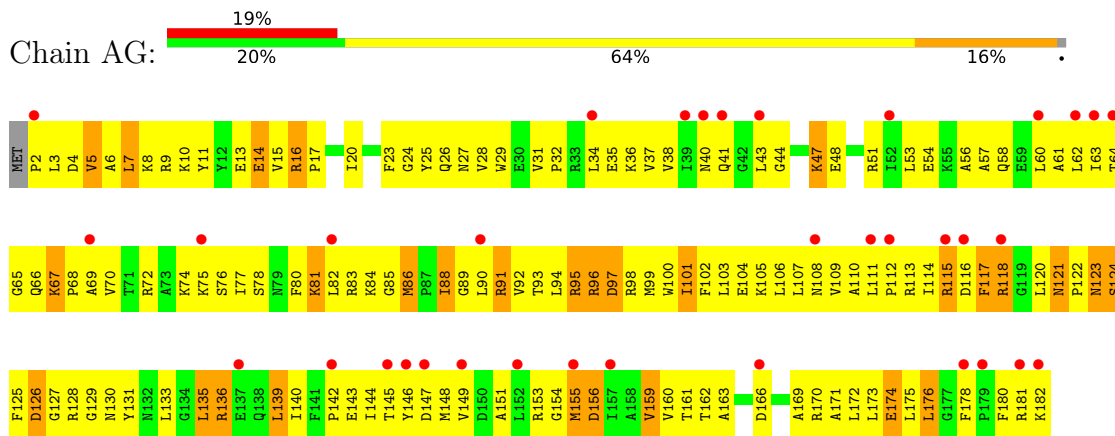
- Molecule 5: 50S RIBOSOMAL PROTEIN L4



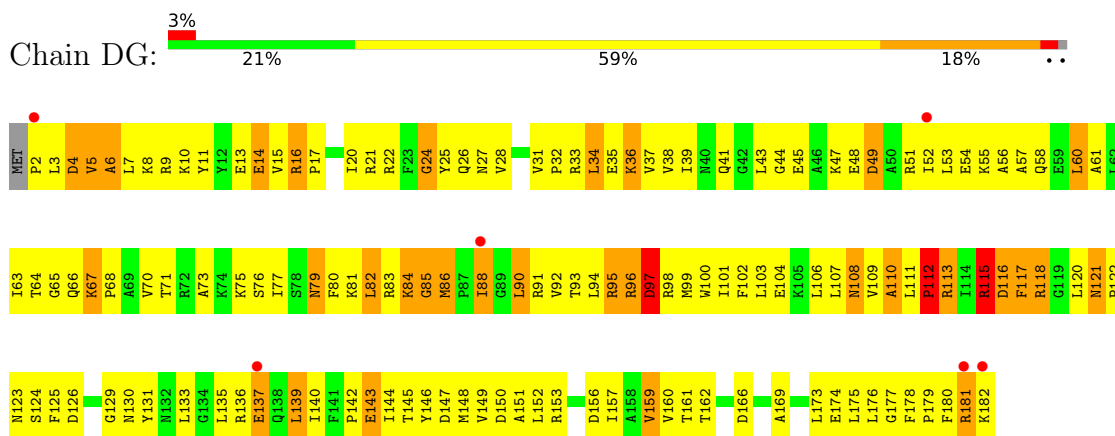
- Molecule 5: 50S RIBOSOMAL PROTEIN L4



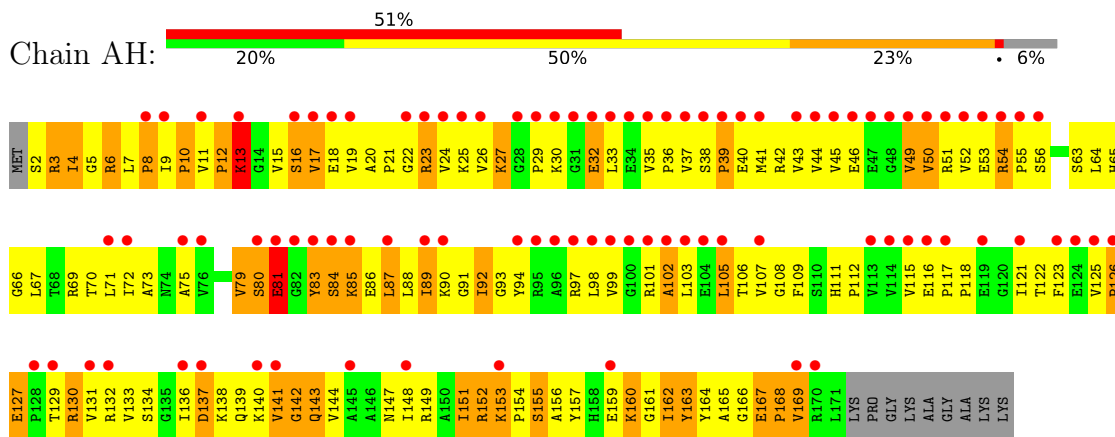
• Molecule 6: 50S RIBOSOMAL PROTEIN L5



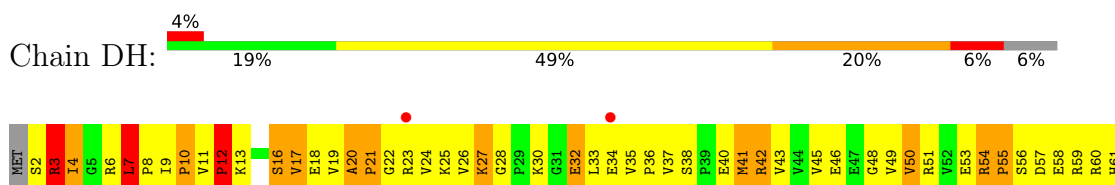
• Molecule 6: 50S RIBOSOMAL PROTEIN L5

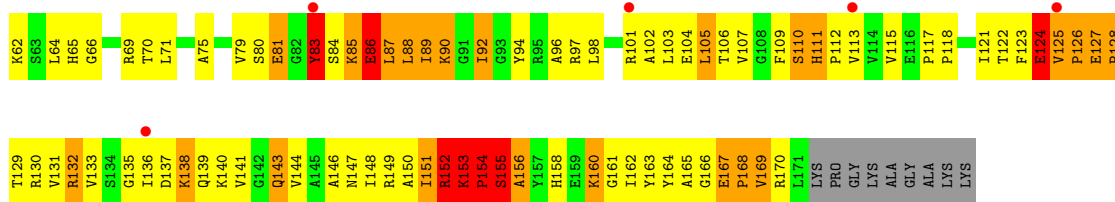


• Molecule 7: 50S RIBOSOMAL PROTEIN L6

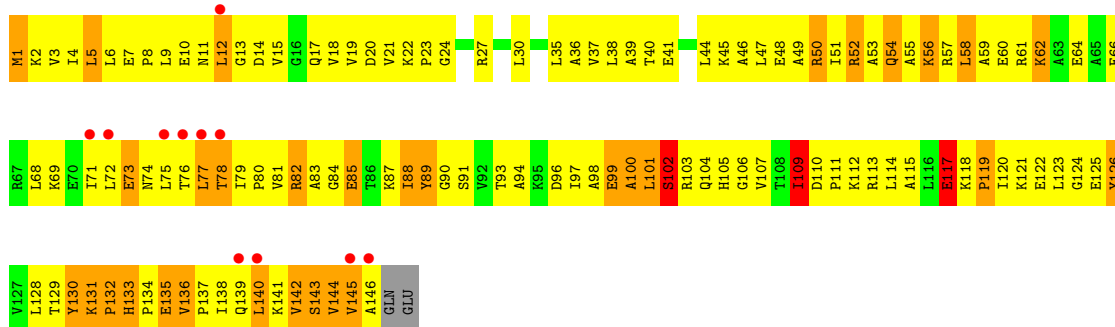
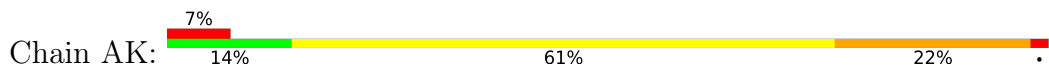


• Molecule 7: 50S RIBOSOMAL PROTEIN L6

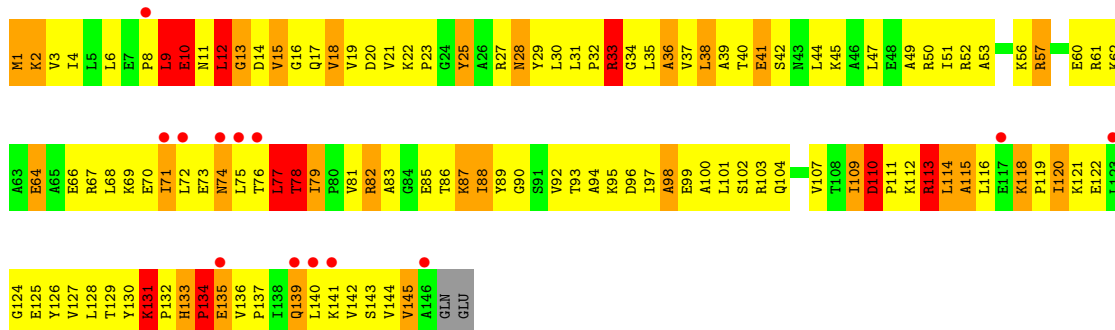
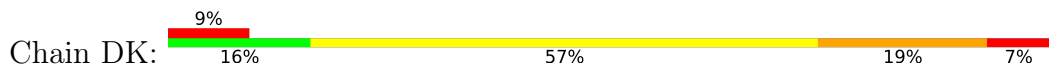




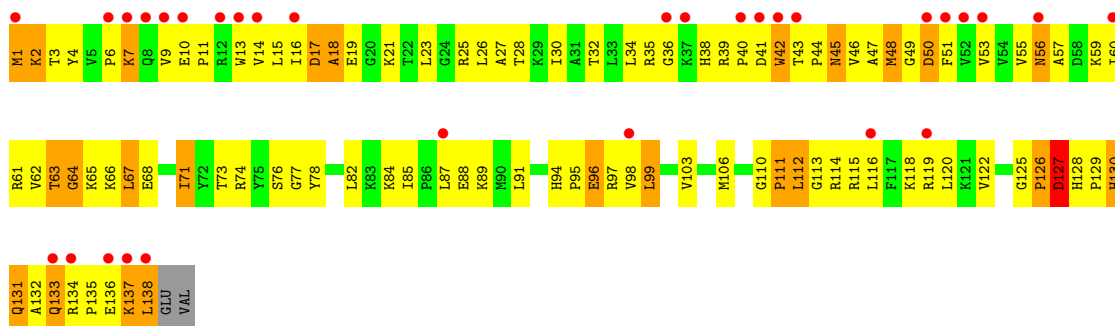
● Molecule 8: 50S RIBOSOMAL PROTEIN L9



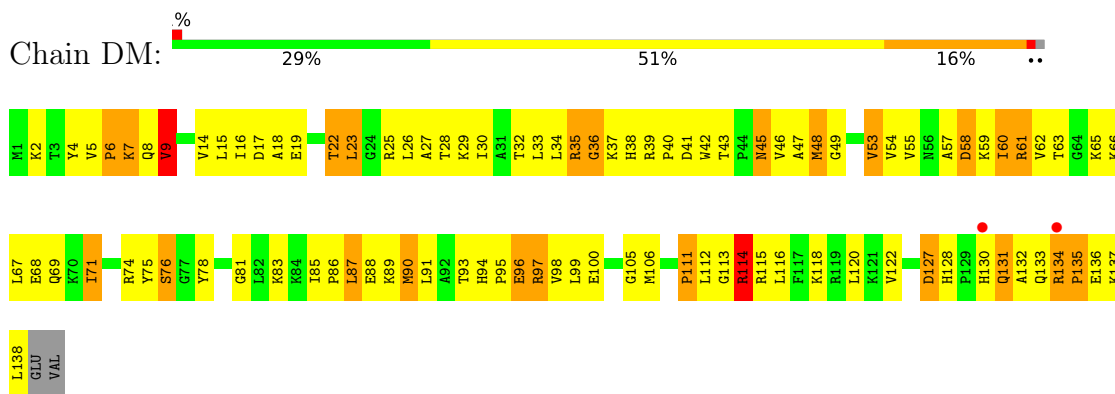
● Molecule 8: 50S RIBOSOMAL PROTEIN L9



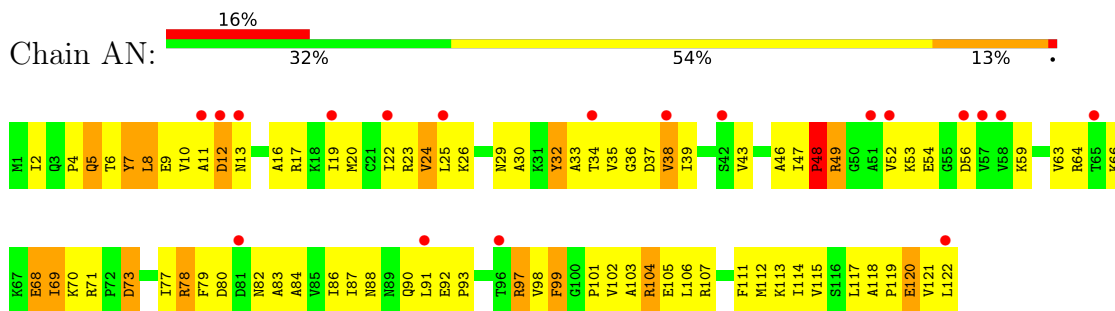
● Molecule 9: 50S RIBOSOMAL PROTEIN L13



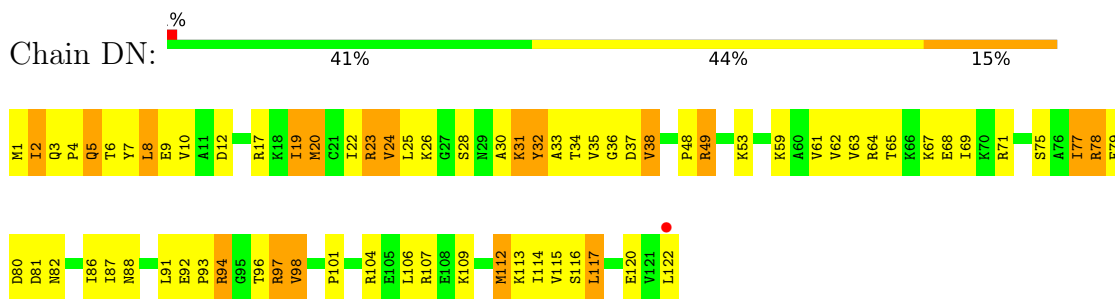
● Molecule 9: 50S RIBOSOMAL PROTEIN L13



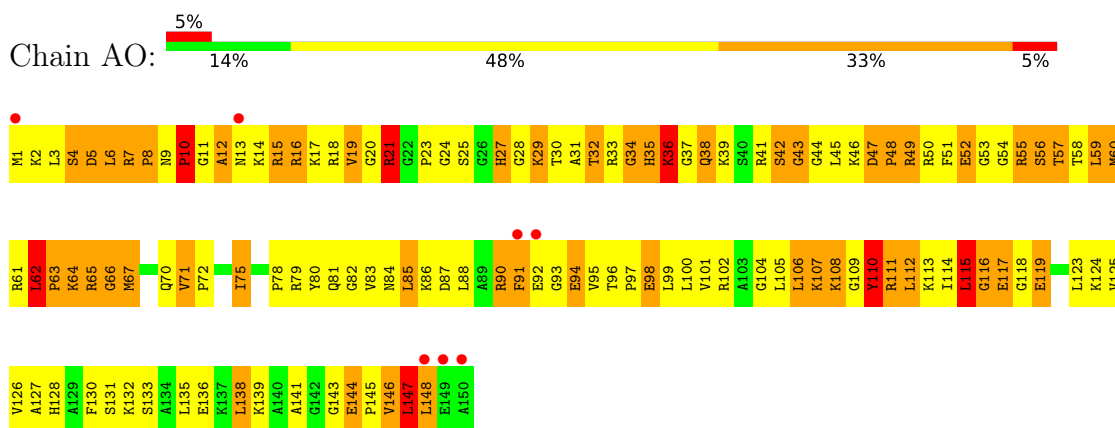
- Molecule 10: 50S RIBOSOMAL PROTEIN L14



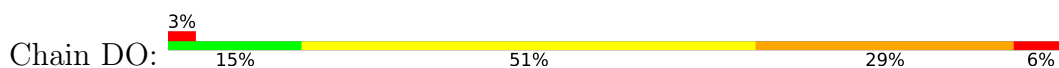
- Molecule 10: 50S RIBOSOMAL PROTEIN L14

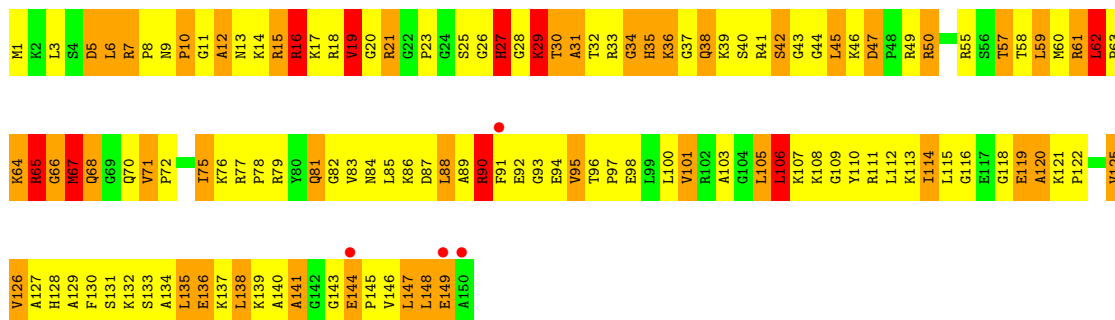


- Molecule 11: 50S RIBOSOMAL PROTEIN L15

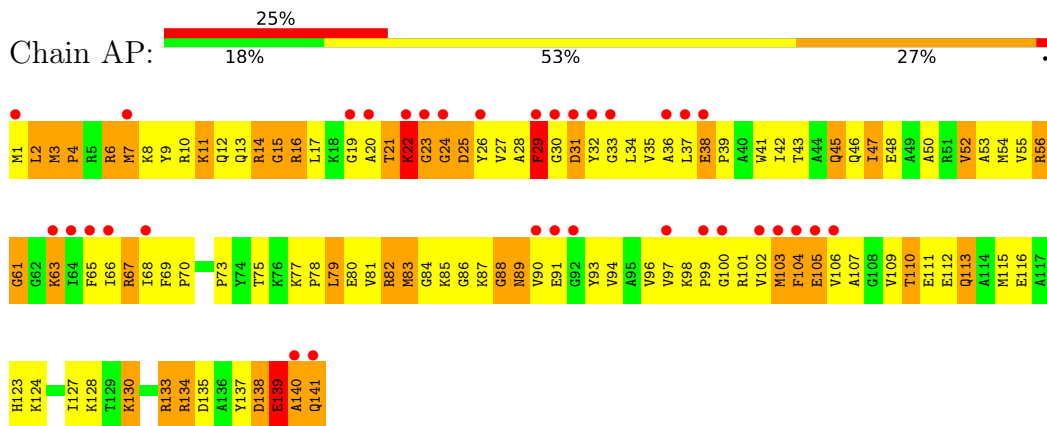


- Molecule 11: 50S RIBOSOMAL PROTEIN L15

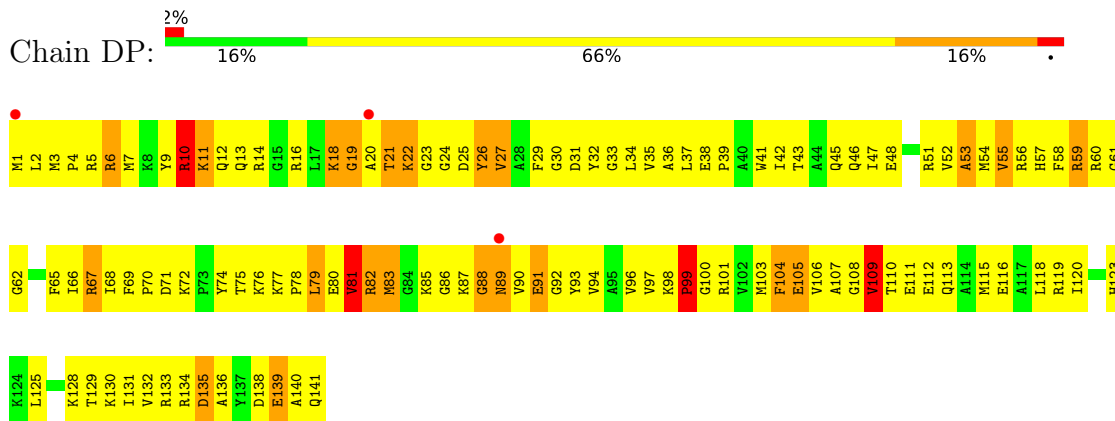




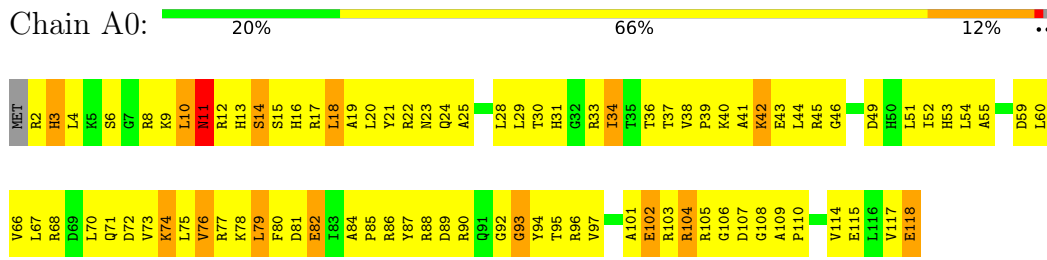
- Molecule 12: 50S RIBOSOMAL PROTEIN L16



- Molecule 12: 50S RIBOSOMAL PROTEIN L16

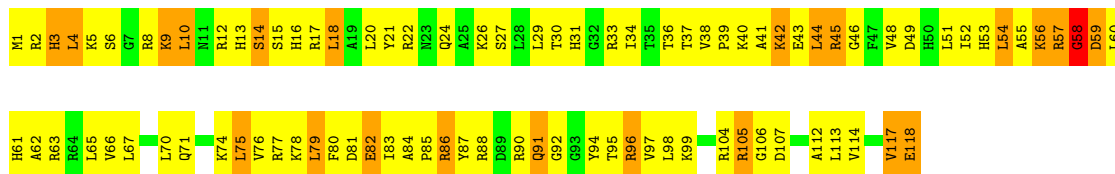


- Molecule 13: 50S RIBOSOMAL PROTEIN L17



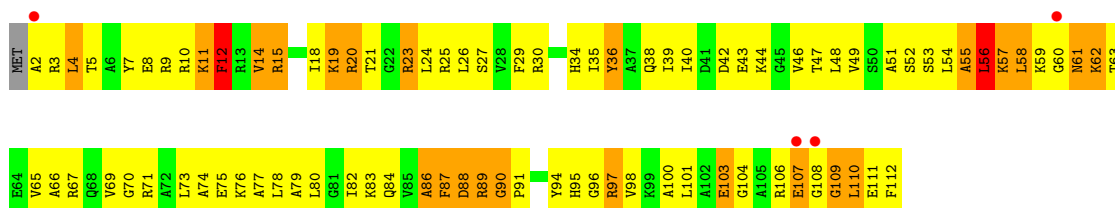
- Molecule 13: 50S RIBOSOMAL PROTEIN L17

Chain D0: 23% 58% 19%



• Molecule 14: 50S RIBOSOMAL PROTEIN L18

Chain AQ: 4% 21% 56% 21%



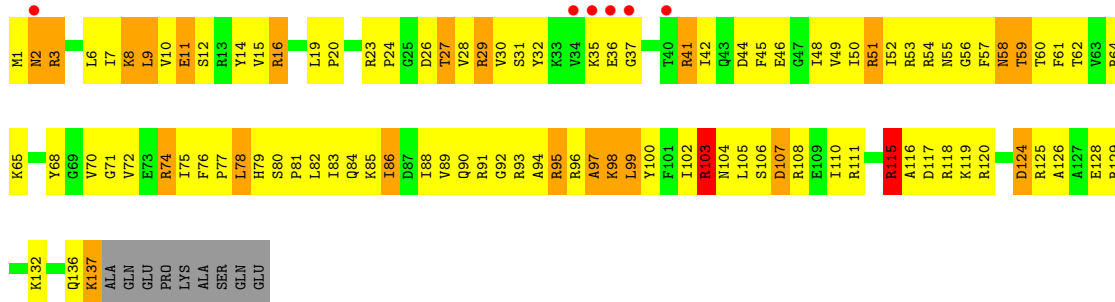
• Molecule 14: 50S RIBOSOMAL PROTEIN L18

Chain DQ: 7% 19% 58% 19%



• Molecule 15: 50S RIBOSOMAL PROTEIN L19


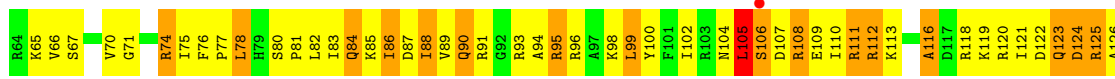
Chain AR: 4% 24% 53% 15% 6%




• Molecule 15: 50S RIBOSOMAL PROTEIN L19

Chain DR: 3% 21% 51% 20% 6%

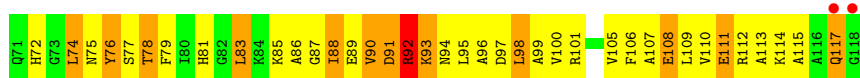




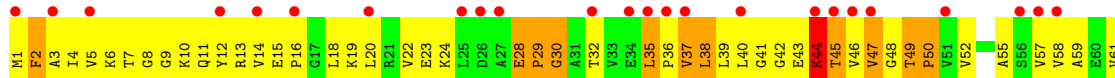
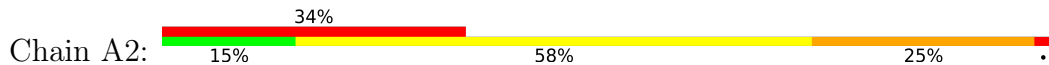
● Molecule 16: 50S RIBOSOMAL PROTEIN L20



● Molecule 16: 50S RIBOSOMAL PROTEIN L20



● Molecule 17: 50S RIBOSOMAL PROTEIN L21




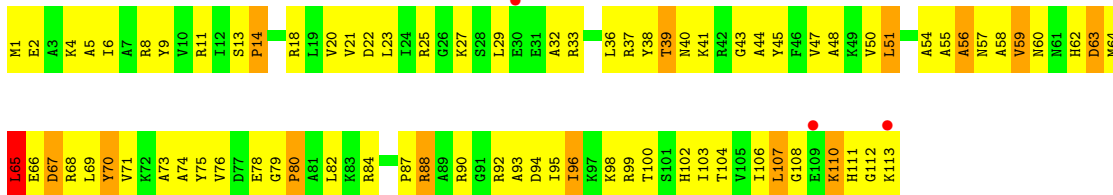
● Molecule 17: 50S RIBOSOMAL PROTEIN L21



● Molecule 18: 50S RIBOSOMAL PROTEIN L22

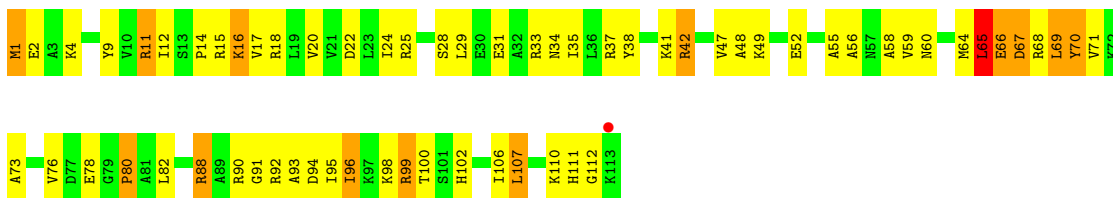


Chain AS: 



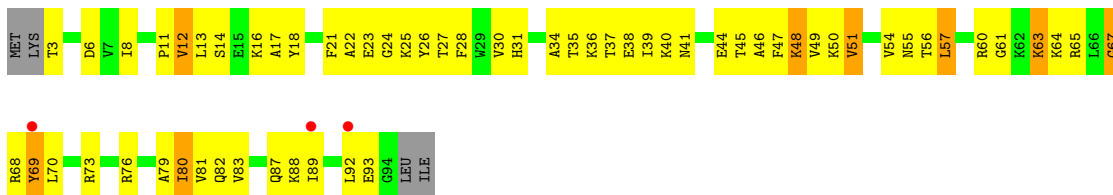
- Molecule 18: 50S RIBOSOMAL PROTEIN L22

Chain DS: 



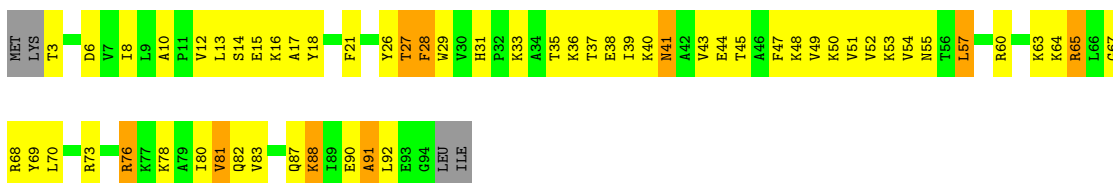
- Molecule 19: 50S RIBOSOMAL PROTEIN L23

Chain AT: 



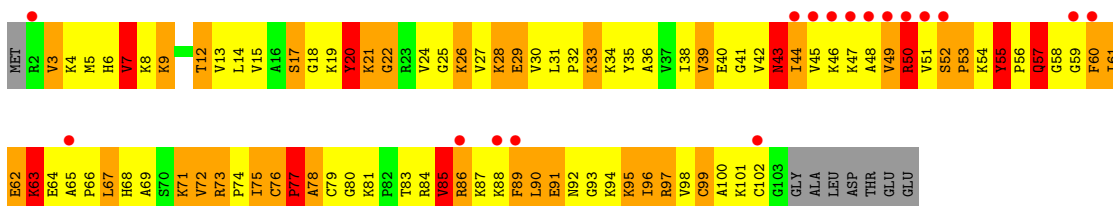
- Molecule 19: 50S RIBOSOMAL PROTEIN L23

Chain DT: 

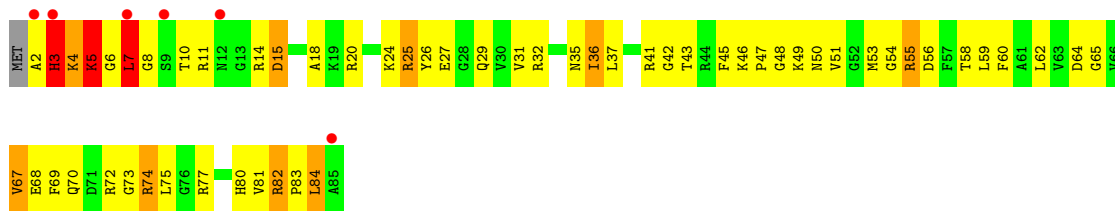


- Molecule 20: 50S RIBOSOMAL PROTEIN L24

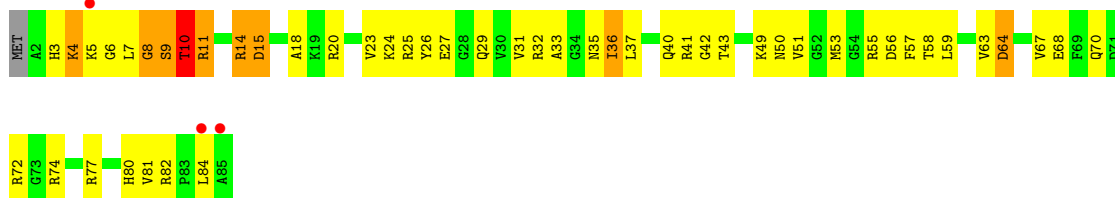
Chain AU: 



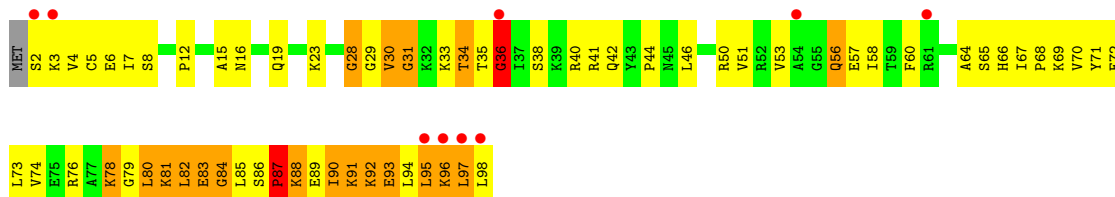




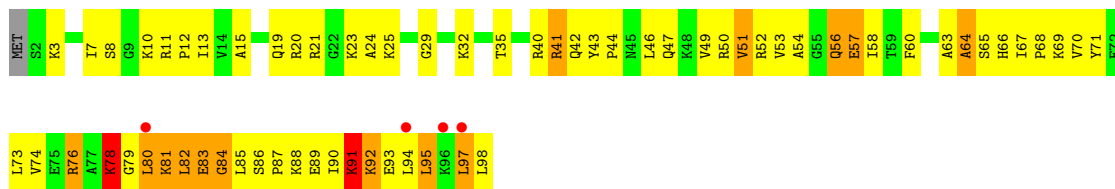
• Molecule 22: 50S RIBOSOMAL PROTEIN L27



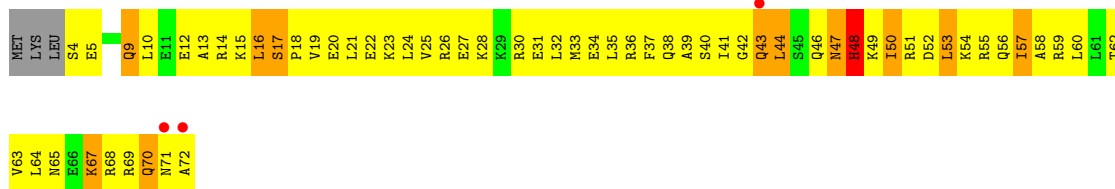
• Molecule 23: 50S RIBOSOMAL PROTEIN L28



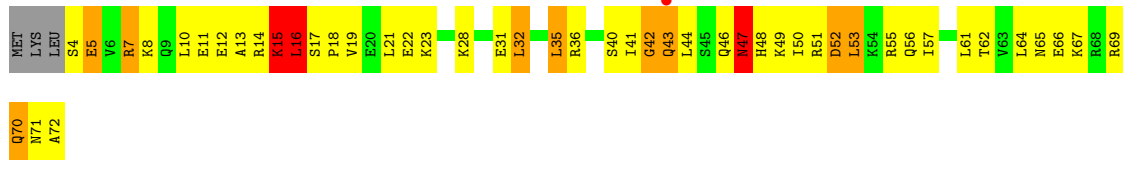
• Molecule 23: 50S RIBOSOMAL PROTEIN L28



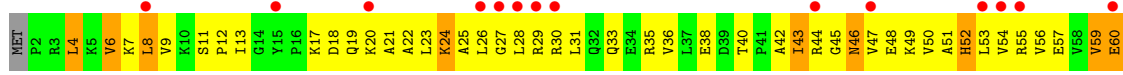
• Molecule 24: 50S RIBOSOMAL PROTEIN L29



• Molecule 24: 50S RIBOSOMAL PROTEIN L29



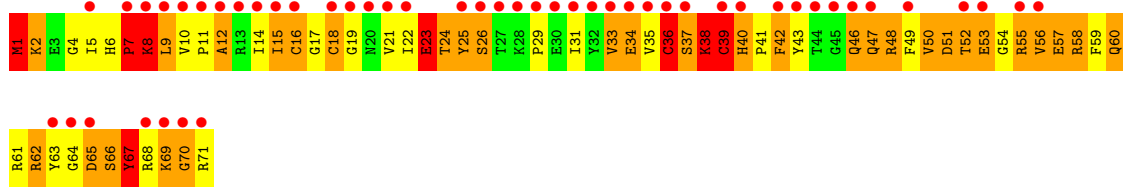
• Molecule 25: 50S RIBOSOMAL PROTEIN L30



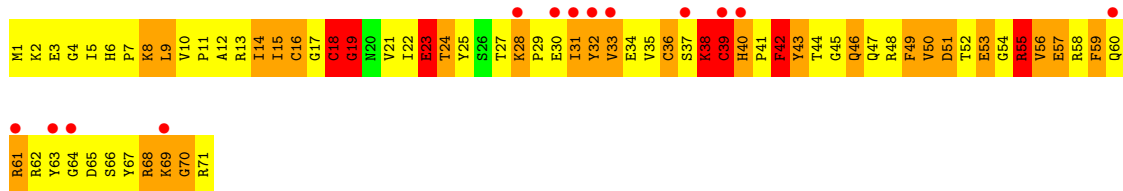
• Molecule 25: 50S RIBOSOMAL PROTEIN L30



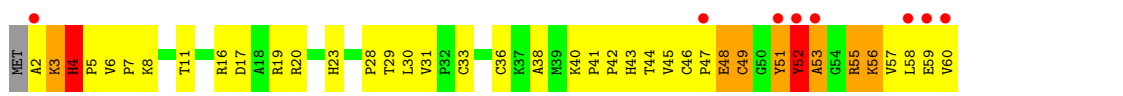
• Molecule 26: 50S RIBOSOMAL PROTEIN L31



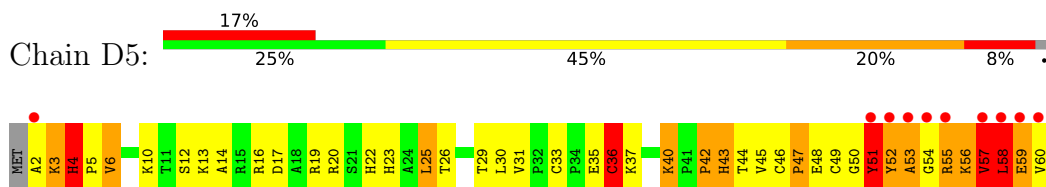
• Molecule 26: 50S RIBOSOMAL PROTEIN L31



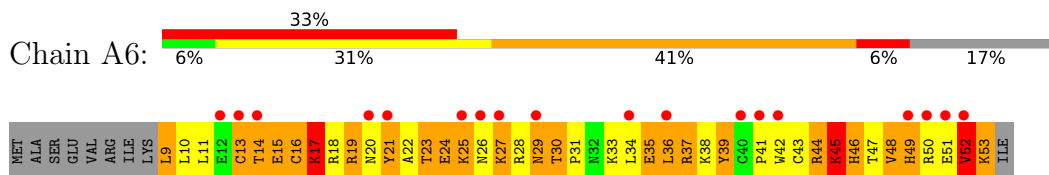
• Molecule 27: 50S RIBOSOMAL PROTEIN L32



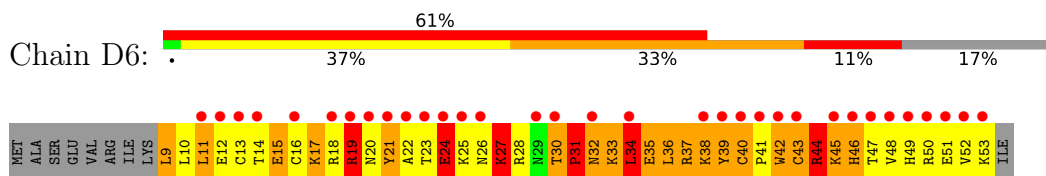
- Molecule 27: 50S RIBOSOMAL PROTEIN L32



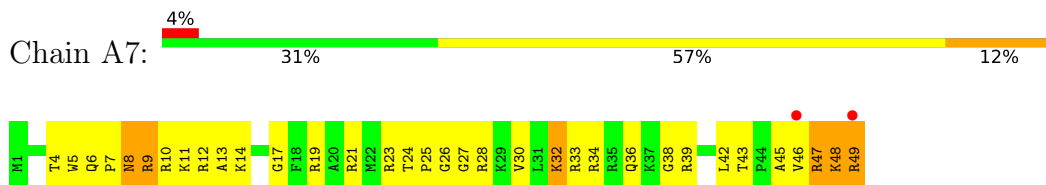
- Molecule 28: 50S RIBOSOMAL PROTEIN L33



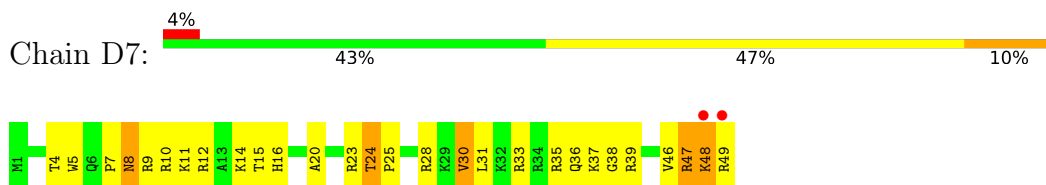
- Molecule 28: 50S RIBOSOMAL PROTEIN L33



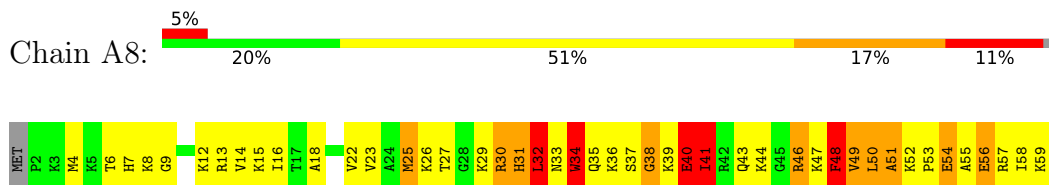
- Molecule 29: 50S RIBOSOMAL PROTEIN L34



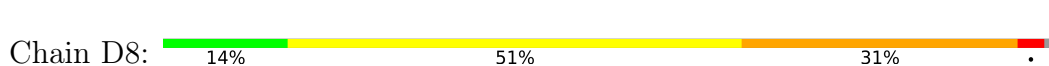
- Molecule 29: 50S RIBOSOMAL PROTEIN L34

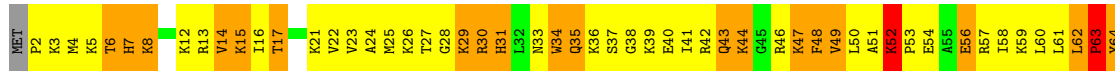


- Molecule 30: 50S RIBOSOMAL PROTEIN L35



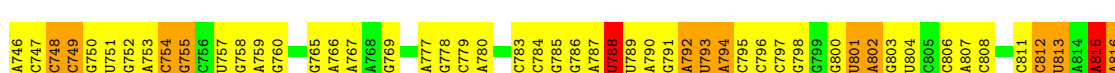


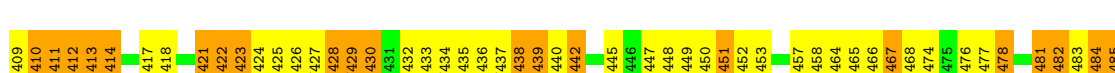


- Molecule 30: 50S RIBOSOMAL PROTEIN L35

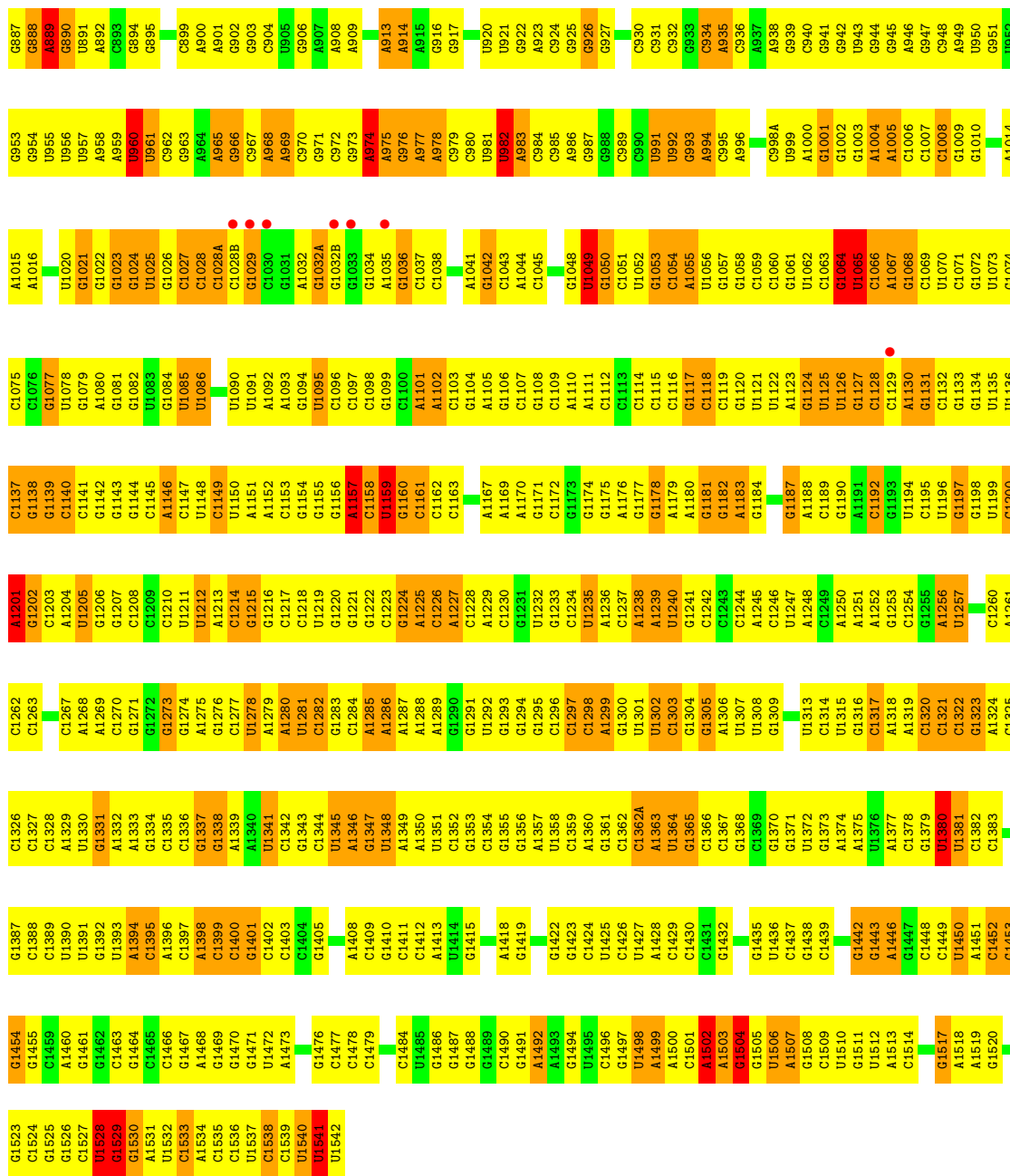




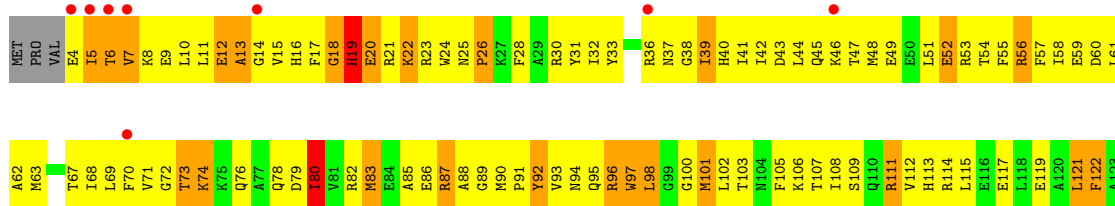
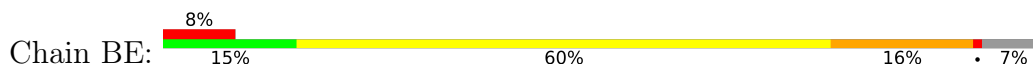
B65

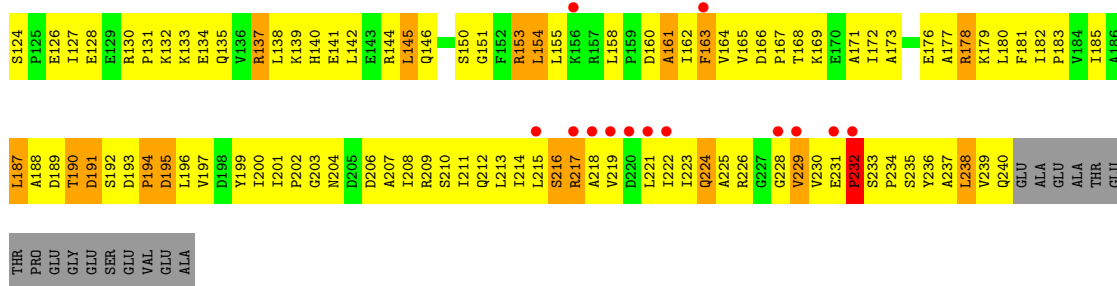
• Molecule 31: 16S ribosomal RNA



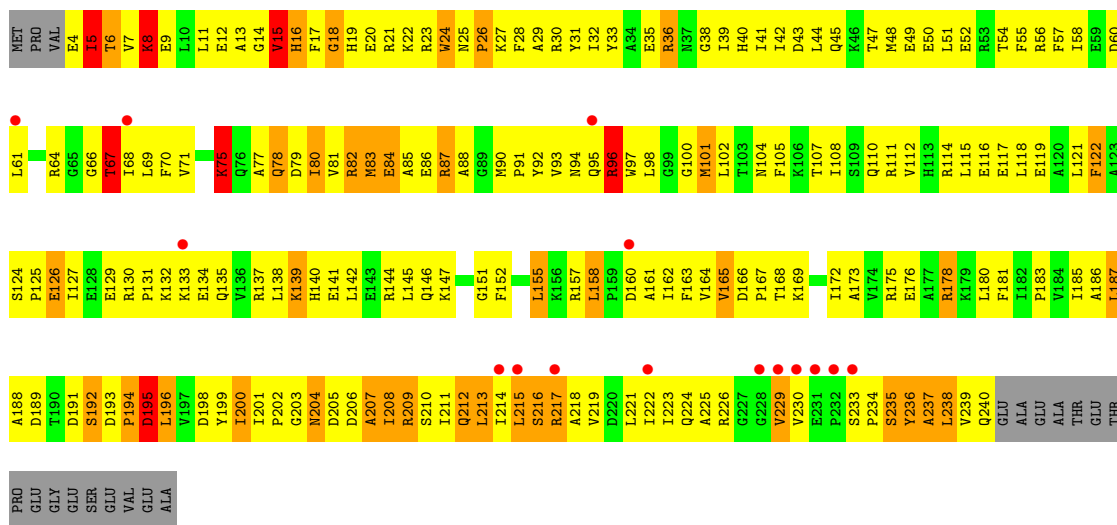
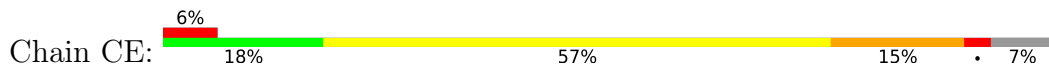


• Molecule 32: 30S ribosomal protein S2

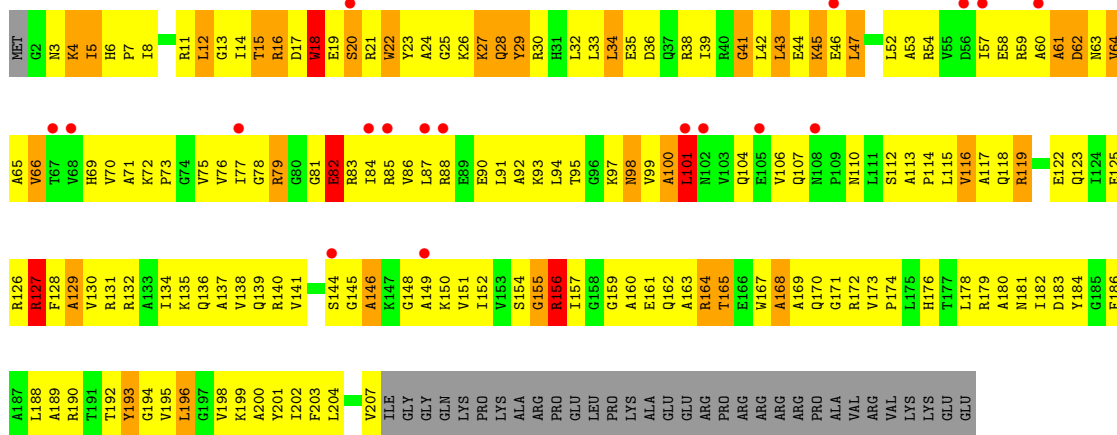
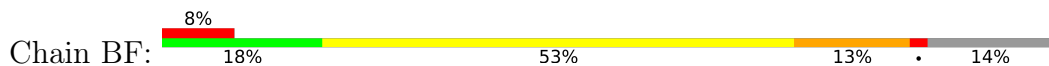




• Molecule 32: 30S ribosomal protein S2



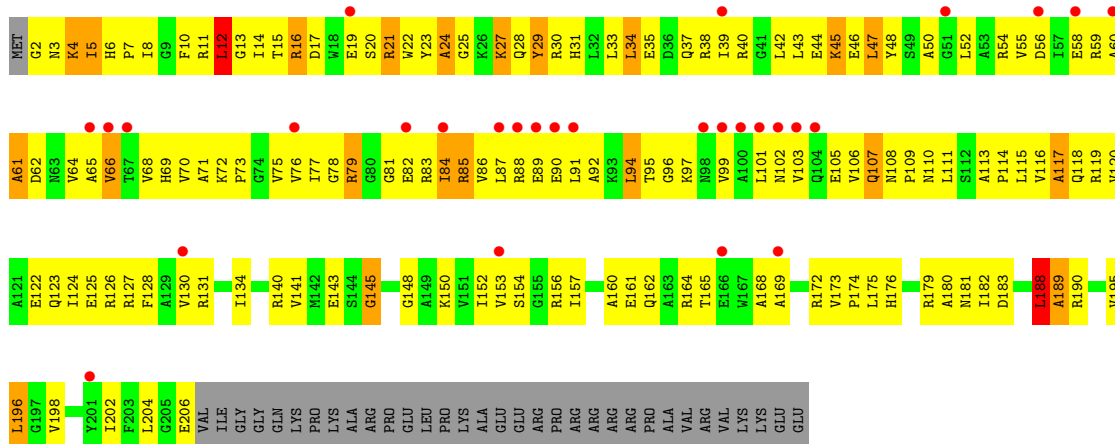
• Molecule 33: 30S ribosomal protein S3



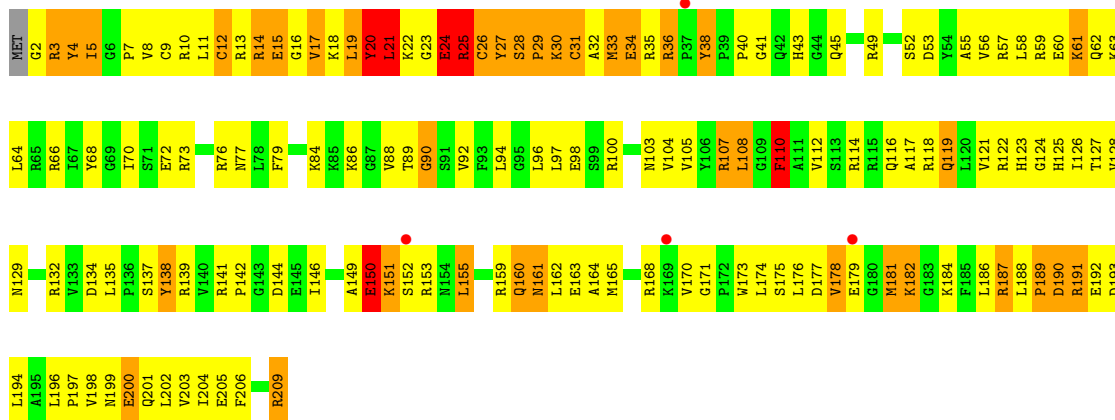
• Molecule 33: 30S ribosomal protein S3



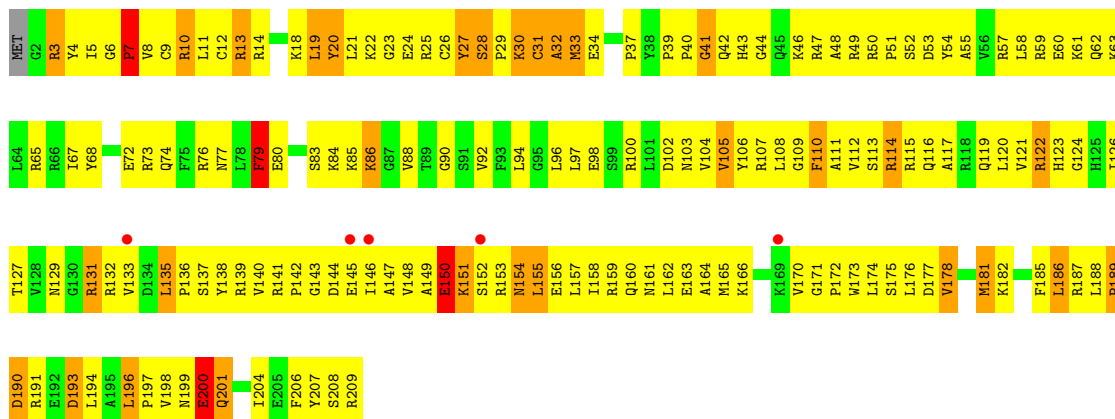




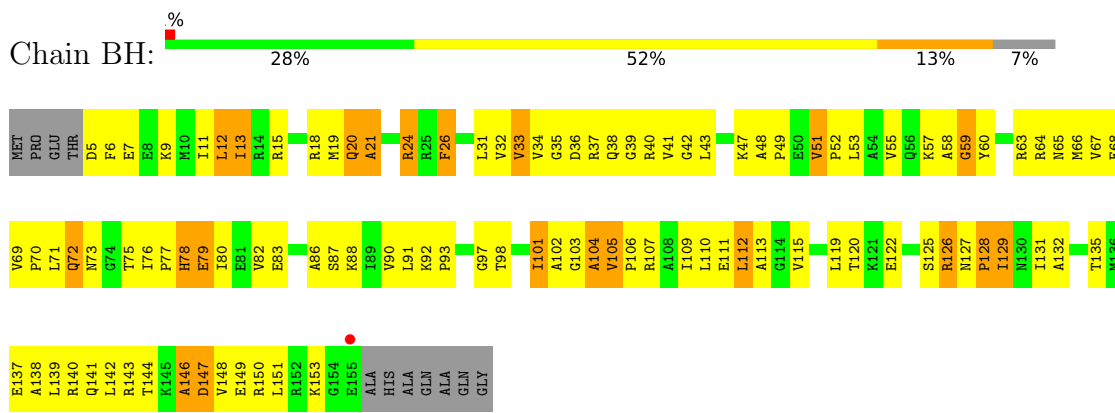
- Molecule 34: 30S ribosomal protein S4



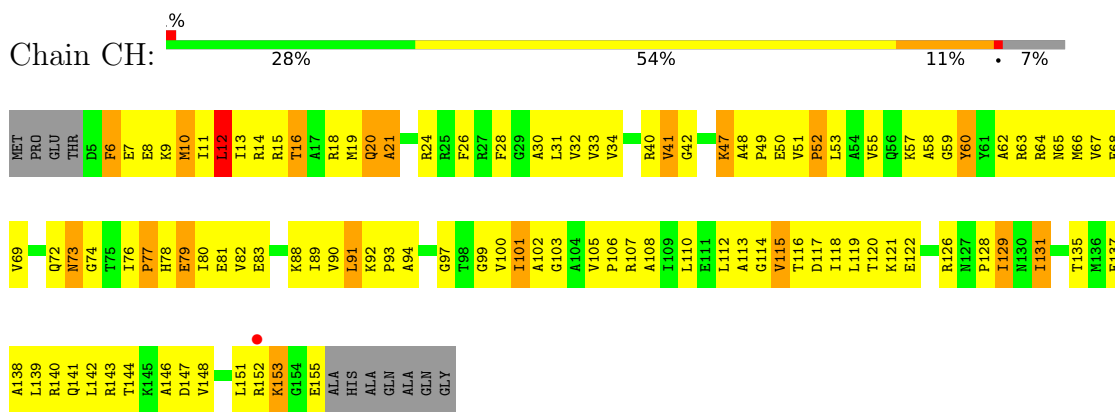
- Molecule 34: 30S ribosomal protein S4



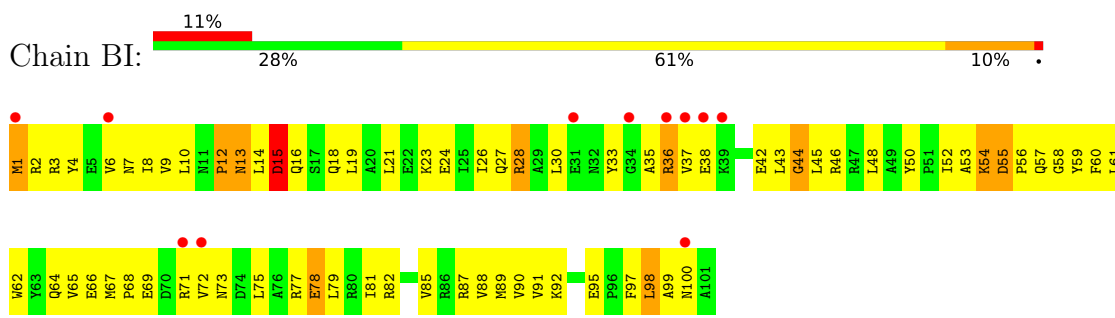
- Molecule 35: 30S ribosomal protein S5



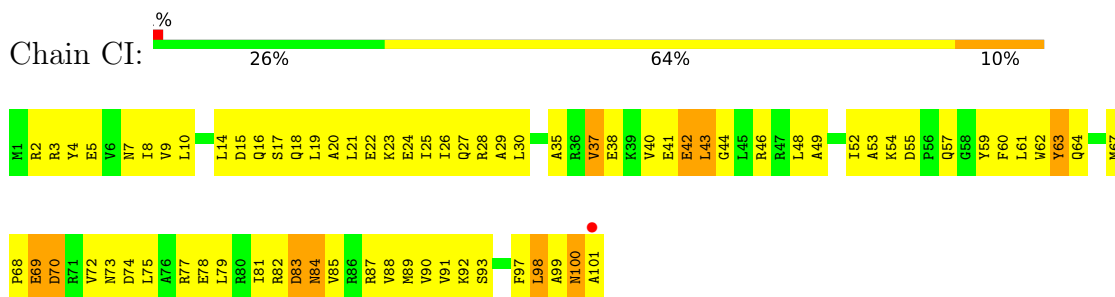
• Molecule 35: 30S ribosomal protein S5



• Molecule 36: 30S ribosomal protein S6

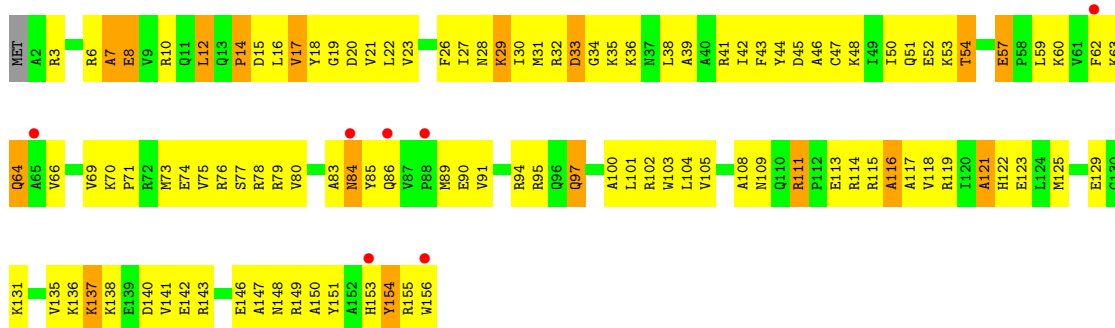


• Molecule 36: 30S ribosomal protein S6

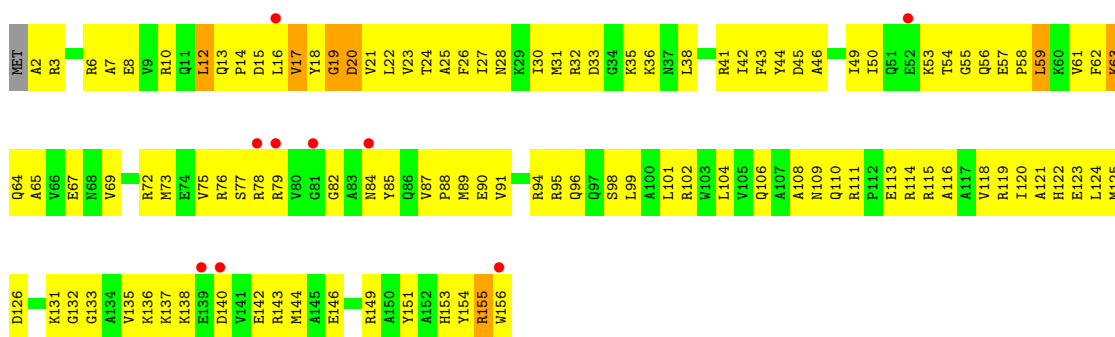


• Molecule 37: 30S ribosomal protein S7

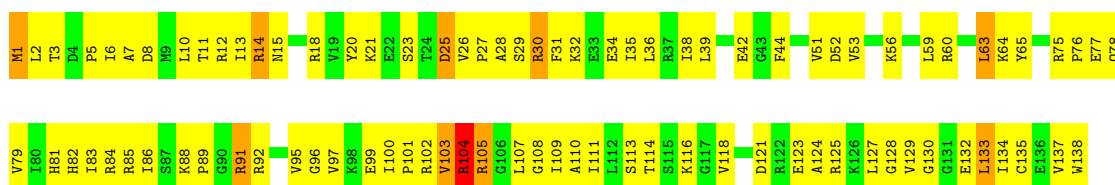




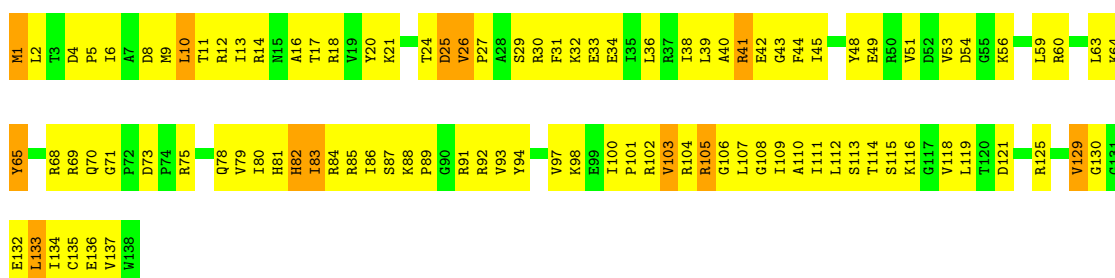
- Molecule 37: 30S ribosomal protein S7



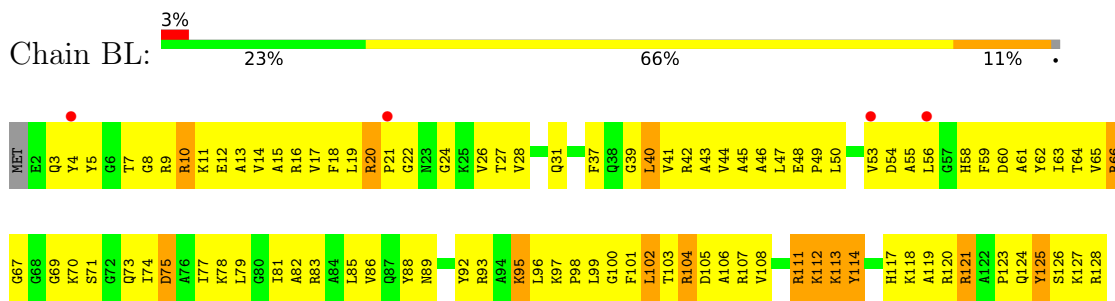
- Molecule 38: 30S ribosomal protein S8




- Molecule 38: 30S ribosomal protein S8



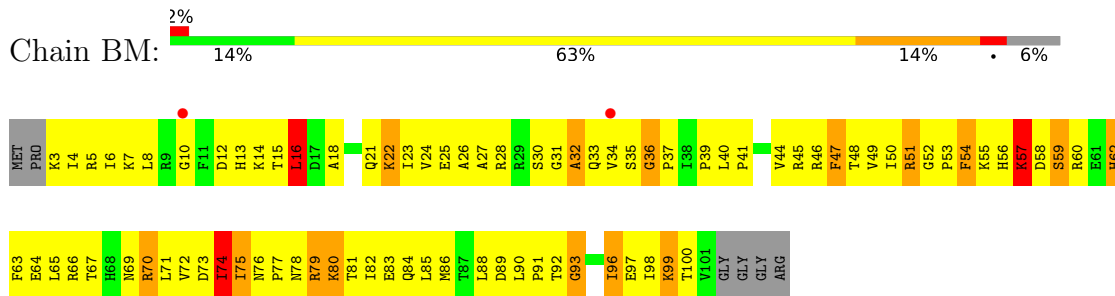
- Molecule 39: 30S ribosomal protein S9



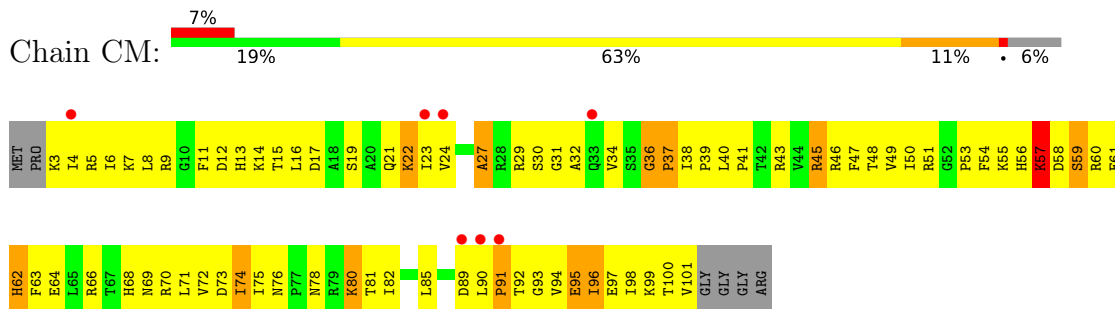
• Molecule 39: 30S ribosomal protein S9



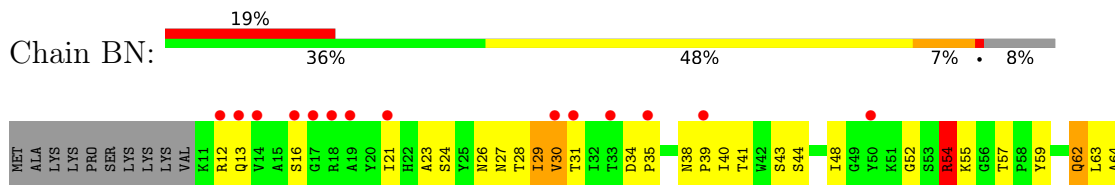
• Molecule 40: 30S ribosomal protein S10

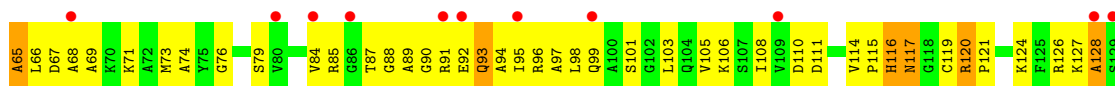


• Molecule 40: 30S ribosomal protein S10

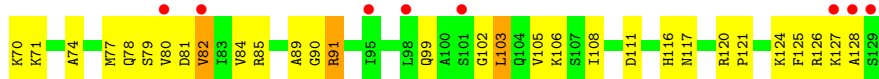
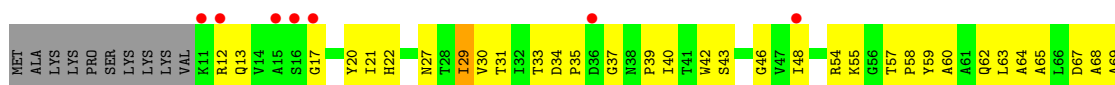
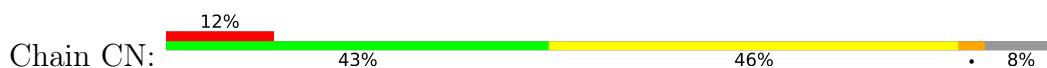


• Molecule 41: 30S ribosomal protein S11

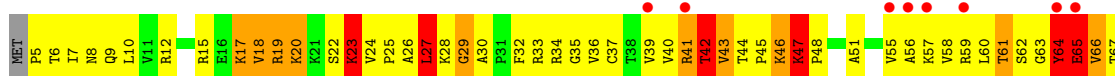




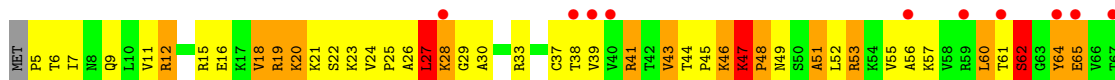
- Molecule 41: 30S ribosomal protein S11



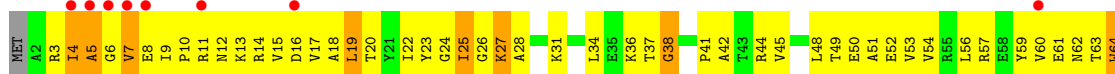
- Molecule 42: 30S ribosomal protein S12



- Molecule 42: 30S ribosomal protein S12



- Molecule 43: 30S ribosomal protein S13

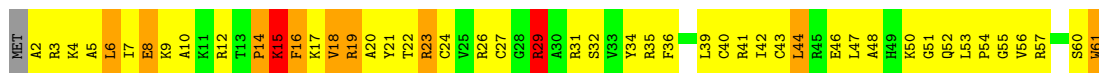


- Molecule 43: 30S ribosomal protein S13

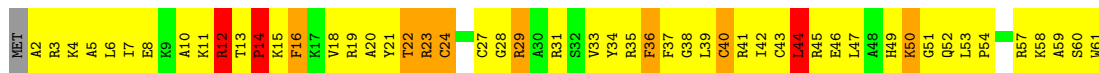





- Molecule 44: 30S ribosomal protein S14 type Z




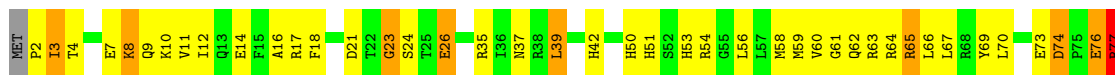
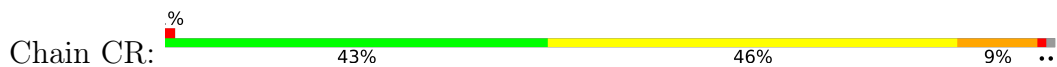
- Molecule 44: 30S ribosomal protein S14 type Z



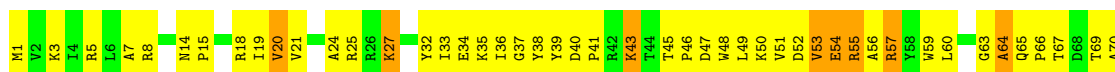
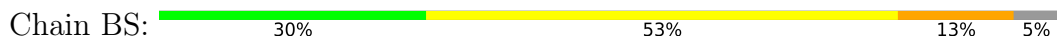
- Molecule 45: 30S ribosomal protein S15

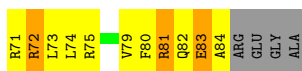


- Molecule 45: 30S ribosomal protein S15

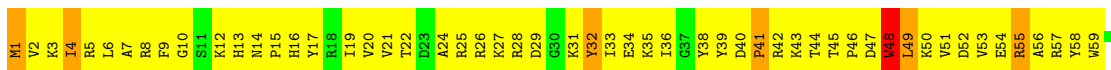
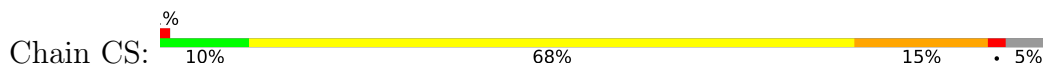


- Molecule 46: 30S ribosomal protein S16






- Molecule 46: 30S ribosomal protein S16




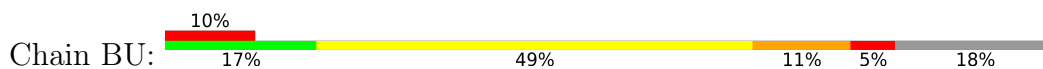
- Molecule 47: 30S ribosomal protein S17



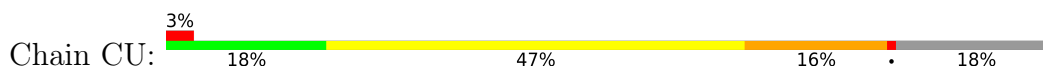
- Molecule 47: 30S ribosomal protein S17

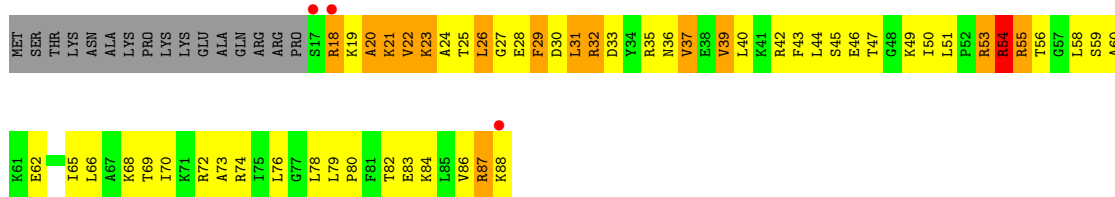


- Molecule 48: 30S ribosomal protein S18

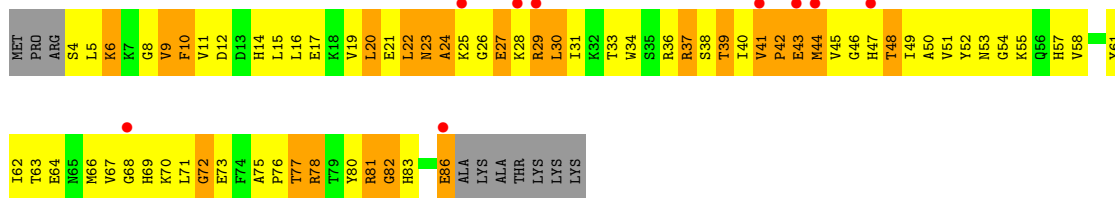
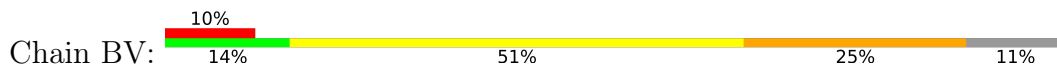


- Molecule 48: 30S ribosomal protein S18

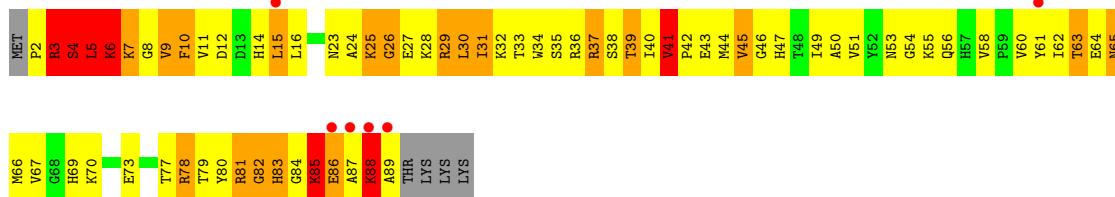
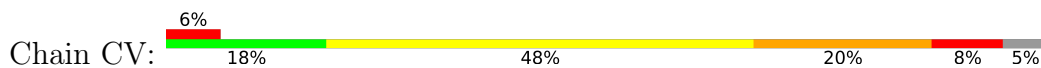




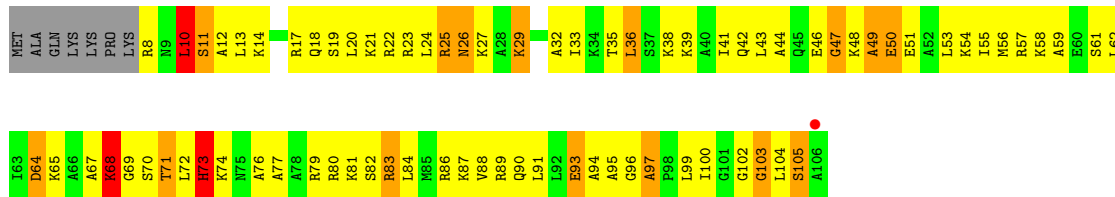

• Molecule 49: 30S ribosomal protein S19



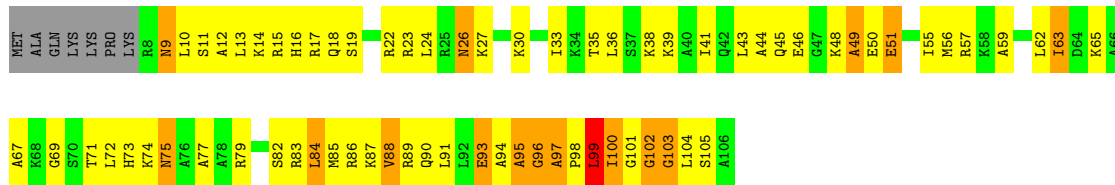
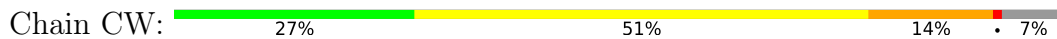
• Molecule 49: 30S ribosomal protein S19



• Molecule 50: 30S ribosomal protein S20

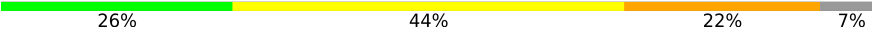


• Molecule 50: 30S ribosomal protein S20



• Molecule 51: 30S ribosomal protein Thx



Chain BX: 



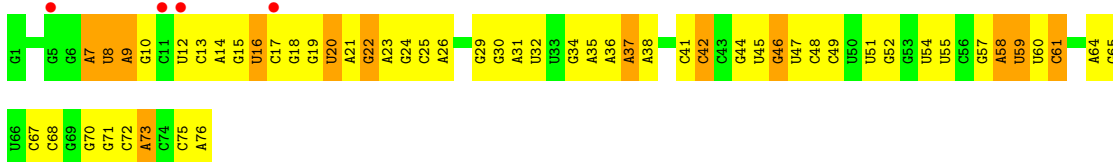
- Molecule 51: 30S ribosomal protein Thx

Chain CX: 



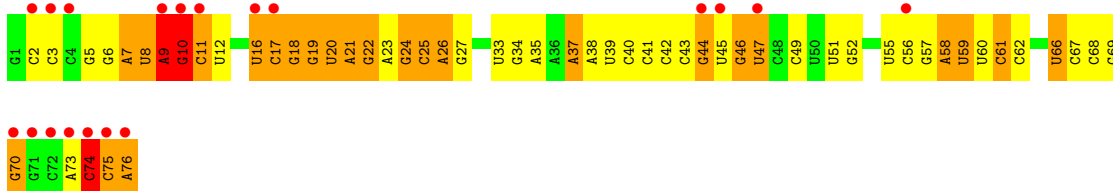
- Molecule 52: TRNA-PHE WITH UNMODIFIED NUCLEOTIDES EXCEPT FOR MIA37

Chain BD: 



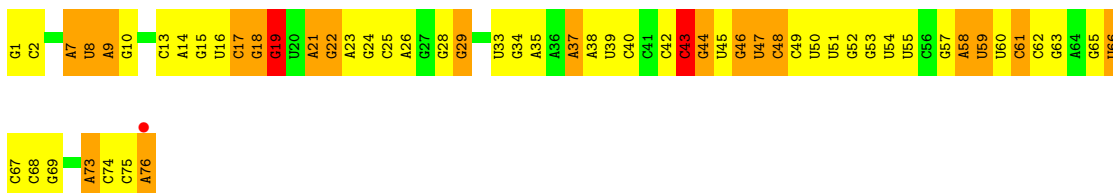
- Molecule 52: TRNA-PHE WITH UNMODIFIED NUCLEOTIDES EXCEPT FOR MIA37

Chain BB: 

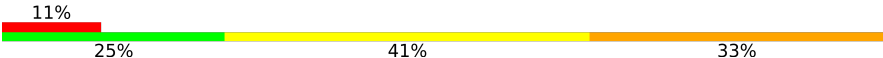



- Molecule 52: TRNA-PHE WITH UNMODIFIED NUCLEOTIDES EXCEPT FOR MIA37

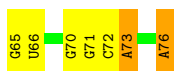
Chain BC: 



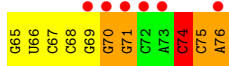
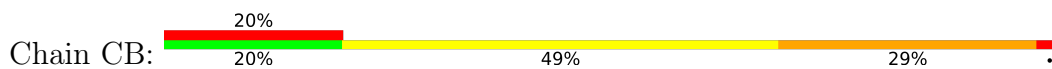
- Molecule 52: TRNA-PHE WITH UNMODIFIED NUCLEOTIDES EXCEPT FOR MIA37

Chain CD: 

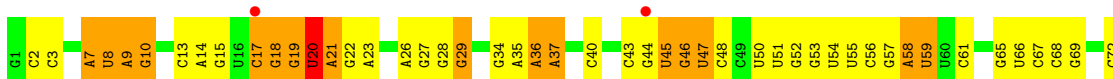





- Molecule 52: TRNA-PHE WITH UNMODIFIED NUCLEOTIDES EXCEPT FOR MIA37



- Molecule 52: TRNA-PHE WITH UNMODIFIED NUCLEOTIDES EXCEPT FOR MIA37



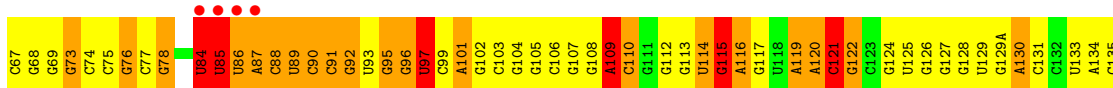
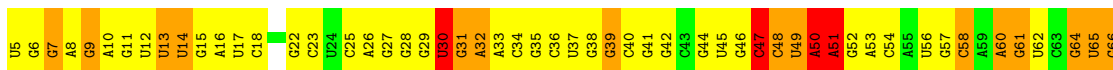
- Molecule 53: MRNA



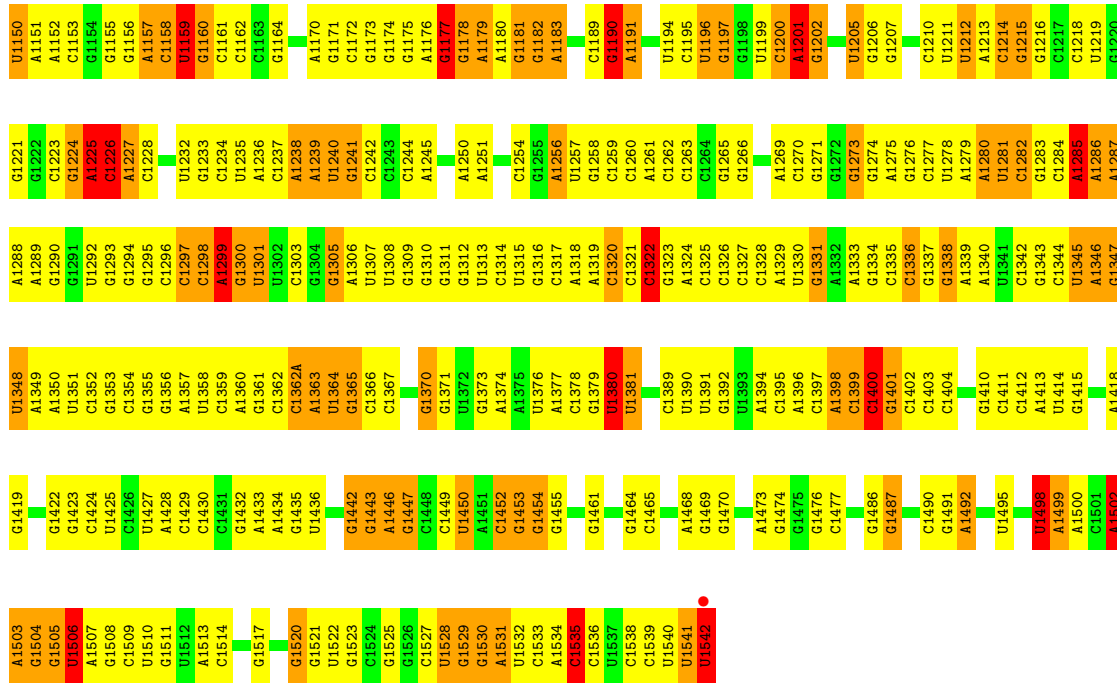
- Molecule 53: MRNA



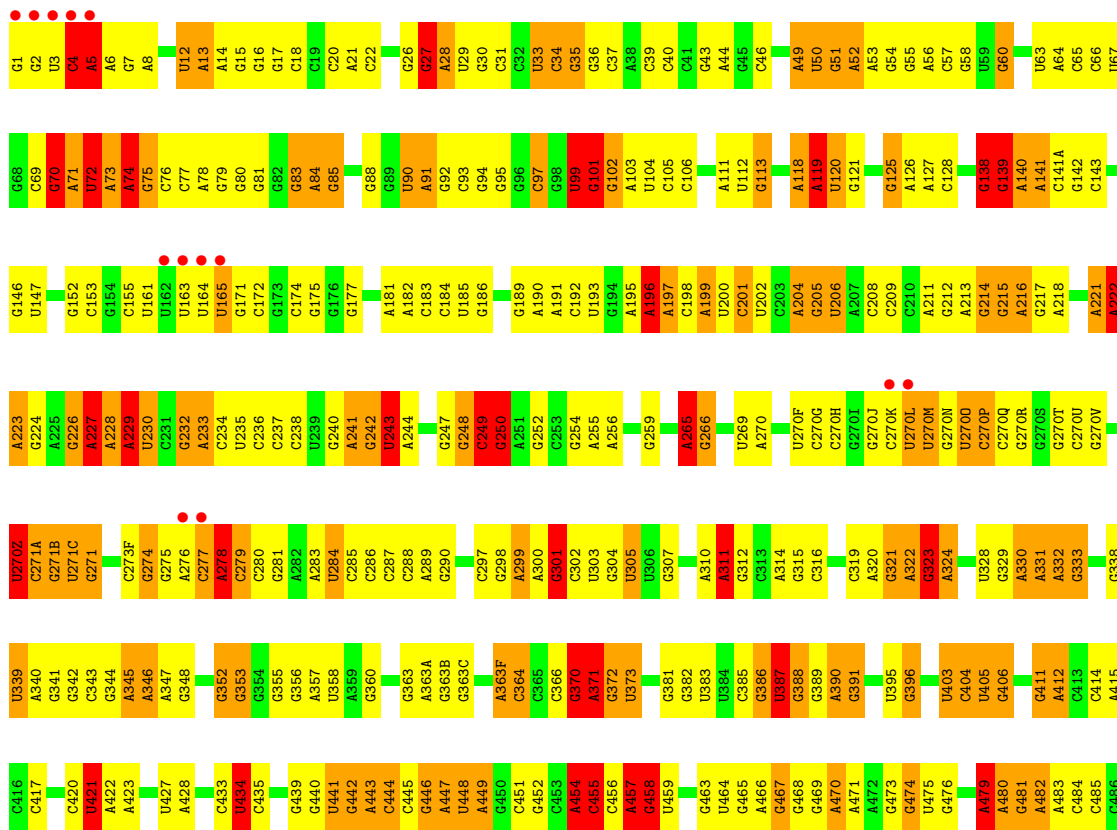
- Molecule 54: 16S ribosomal RNA



U1086	G1024	A959	A889	A815	G742	G680	G617	A547	G481	G407	C341	C268	G191E	C136
G1087	U1025	U960	G890	A816	U743	C681	C618	6548	A482	A408	C342	C269	U191F	C137
G1088	G1026	U961	G882	C817	C744	6682	U619	6549	C483	G409	U343	A270	G191G	G138
G1089	C1027	G962	G883	C818	C745	6683	C620	6550	C484	G410	A344	G192	U192	G139
U1090	G1028	G963	C893	A819	A746	A684	A621	U551	C485	A411	C345	A274	C193	A140
U1091	C1028A	A964	G894	U820	C747	6685	U686	U552	U486	A142	C346	G275	C194	A141
A1092	C1028B	A965	U886	G821	C748	U686	C623	A553	A487	G413	G347	G276	A195	G142
A1093	G1029	G966	C896	G825	C749	A687	C624	6554	C488	A414	G348	G277	A196	A143
U1094	C1030	G967	G897	G826	G750	6688	6625	6555	C489	C418	G351	G278	A197	G144
U1095	G1031	A968	A900	C826	U751	6689	U627	6556	G490	C419	C352	A279	G198	G147
C1096	A969	U827	G901	U827	G752	6690	6628	6557	C491	C280	C353	C280	G199	G148
C1097	G1032A	A970	G902	A828	A753	6691	G629	6558	G492	G200	A353	G281	G201	G149
C1098	G1032B	G971	G903	G829	C754	U692	6628	6559	U493	C201	G354	A282	C201	
G1099	G1033	C972	G903	G830	G755	6693	6630	U560	U494	G206		C283	U206	
C1100	U1034	G973	G906	U831	G756	6693	6631	U561	G495	C422	G357	C283	U209	
A1101	A974	A974	A901	C832	G758	A694	A632	U561	A496	G423	G357	C283	U209	A152
C1102	C1036	A975	U911	U833	U758	A695	A632	U562	U497	G424	U358	A288	U210	C153
C1103	G1037	G976	C912	U834	G760	A696	6633	A563	A498	G425	U359	G289	G216	C154
G1104	C1038	A977	A913	U835	U760	U697	C634	C564	G500	C426	A363	C290	G220	G157
A1105	G1039	A978	A914	G836	C764	6698	U635	U565	C501	U427	A363	C291	G221	G158
G1106	U1040	C979	A915	G837	G765	6699	U637	6566	G502	G428	A384	C292	G221	G159
C1107	C980	U980	A916	C838	A766	C701	6638	U567	C503	U429	U365	G302	U229	G230
G1108	A1046	U981	A918	U841	A767	A702	U646	U568	C504	A430	C366	G305	U223	A160
C1112	G1047	U982	A919	C842	A768	G703	U646	U569	C505	A431	U367	G306	C321	A161
C1116	U1048	A983	U920	U843	U768	G704	U641	A573	C507	A432	U368	G307	C322	A162
C1117	C1050	A986	U921	C848	G773	U768	A642	A574	C508	U434	C370	G301	C234	U170
C1118	C1051	G987	G922	C849	G776	A706	6643	6575	A509	C435	G371	G302	U229	U164
C1119	U1052	C990	C924	U851	A777	C708	6644	6576	C510	C436	C372	G302	G230	C165
G1120	G1053	G991	G925	G852	A778	G709	U646	6577	C511	U437	A373	G305	G231	G166
U1121	U1054	U991	G926	G853	C779	G710	U647	6578	U512	G438	A374	G306	G232	G167
U1122	A1055	G992	G927	G854	A780	G711	A648	U580	C517	A439	U375	G309	C323	C169
G1123	G1057	A994	C930	C857	A781	A712	6649	6585	C518	C442	G377	G310	C235	U171
U1125	C1058	G998	C931	U858	C783	G713	6650	6586	C519	G443	C381	C312	C241	A172
U1126	C1059	G998A	G932	A859	C784	A715	U652	U591	C522	C444	A382	C313	C242	C173
G1127	G1060	U999	G933	A860	G785	A716	U653	6595	C523	G445	A383	C314	A243	C175
C1128	U1062	A1000	G934	U863	G785	C717	6654	6596	C524	G447	C384	A315	U244	C176
A1130	C1063	G1001	G939	A864	U788	G718	A655	6596	C525	A448	C385	G316	C245	C177
C1131	U1064	G1002	G939	A865	U789	C719	6656	6597	C526	C449	C386	G316	A246	C178
C1132	G1065	G1003	G940	A866	A790	C720	6657	6598	C527	G450	U387	A321	G247	C179
G1133	A1066	A1004	G941	A867	G791	A722	U659	U598	C528	A451	G388	A179	A179	U180
U1134	C1067	A1005	G942	G869	A792	C723	U660	C600	C529	A452	A389	U323	U180	U181
U1135	G1068	C1006	U943	U870	U793	U723	6661	C601	C530	A453	C390	G324	G251	G182
U1136	C1069	C1007	G944	U871	C795	G724	6662	A602	A532	C454	G392	A325	U252	G183
C1137	U1070	G1008	G945	A872	G800	C726	A663	U603	U534	G455	G392	G326	U253	G184
G1138	C1071	G1009	A946	A873	G800	G727	6664	U604	U534	C458	A393	A327	G254	A185
G1139	U1072	G1010	G947	G874	U801	A728	A665	U605	A535	C464	C394	C328	U255	C186
C1140	C1073	A1014	C948	G874	A802	A729	6666	6606	C536	A465	G396	C330	G257	C186A
C1141	G1074	A1015	U949	G877	G803	G730	6671	A607	6537	C466	A397	G332	G258	C186B
G1142	A1016	A1016	U950	G878	U804	G731	6672	6608	6538	G467	C398	G332	G259	G186C
G1143	G1017	C1017	G951	C805	C806	C732	U672	A609	U539	A468	C399	G333	G260	C186D
G1144	U1078	C1018	U952	C806	A807	C736	6673	6610	6540	C474	C400	C334	U188	U188
C1145	G1019	C1019	G953	C808	C808	A737	6674	A611	6541	G475	C401	C335	A262	U189
A1146	U1020	U1020	U955	C882	C808	C738	A675	C612	6542	G476	C402	C336	A263	G190
C1147	G1082	G1021	U956	U884	C812	C739	A676	6613	6543	G477	C403	C337	U264	G191A
U1148	U1082	G1022	U957	U813	U812	U740	U677	A614	6544	A478	U404	A338	G265	G191B
C1149	U1085	G1023	A958	A814	A814	G741	6679	6615	6545	C479	U405	C339	G266	G191C
								6616	6546	U490	G406	U340	C267	U191D

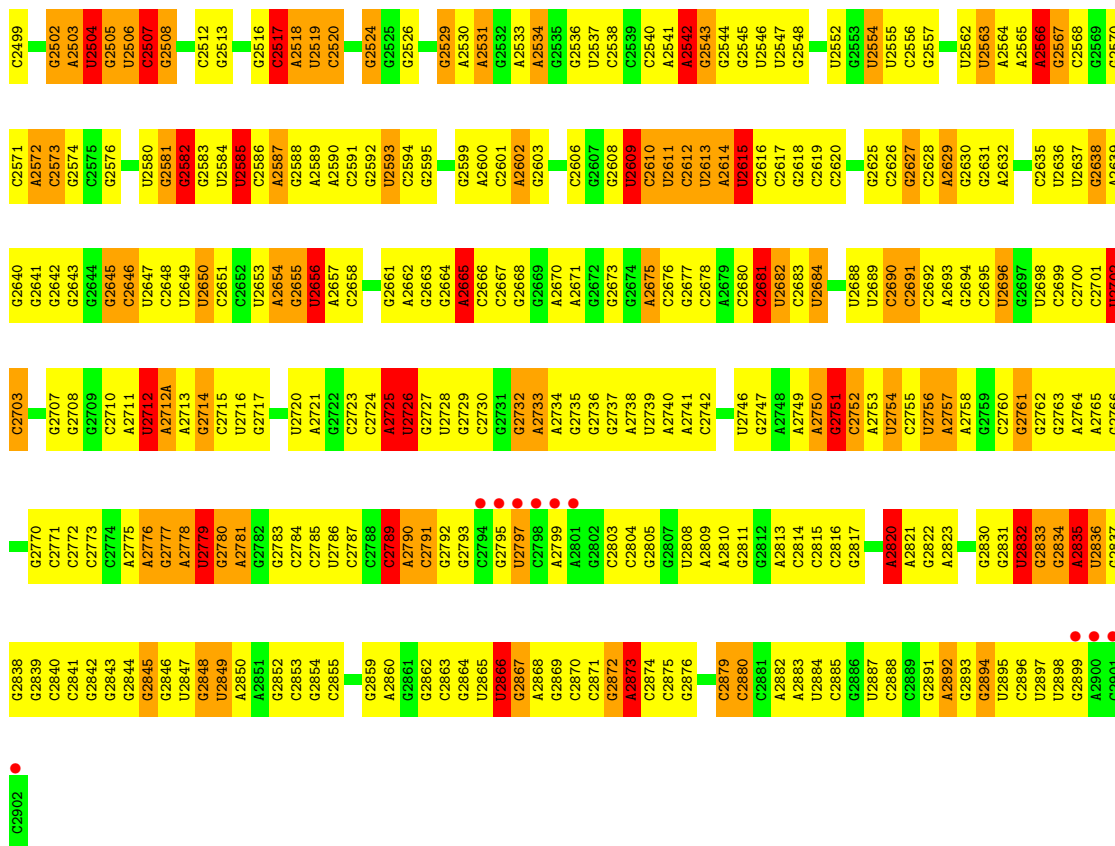


● Molecule 55: 23S RRNA


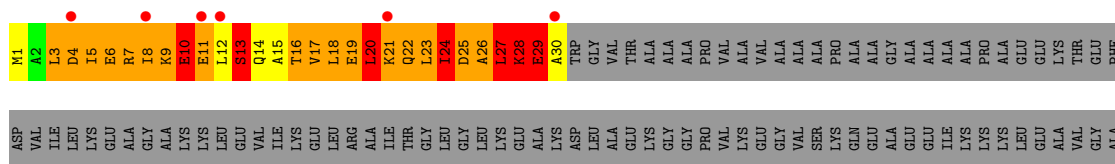


C1416	C1417	G1418	G1419	G1420	G1421	G1422	G1423	G1424	G1425	G1426	A1427	G1428	G1429	G1430	G1431	G1432	G1433	A1434	U1438	A1439	G1440	G1441	G1442	G1443	G1444	A1444A	G1445	G1446	G1447	G1448	G1449	G1450	C1451	G1452	G1453	G1454	G1455	G1458	G1459	G1460	G1461	G1464	C1467	A1471	A1472	G1473	G1474	G1475	G1478	G1479	G1480	G1482	G1483	G1484	G1485	A1486																																																																																																																																																																																																																																																																											
G1344	G1345	G1346	G1347	G1348	G1349	A1354	G1355	G1356	G1357	G1358	A1359	A1360	G1361	A1365	A1366	A1367	G1368	G1370	G1371	A1372	A1373	G1374	G1375	G1376	G1377	G1378	A1379	G1380	A1384	G1385	G1386	G1387	G1388	G1389	A1392	A1393	G1394	G1395	G1396	G1397	G1398	G1399	A1403	G1404	G1405	G1406	G1407	G1408	G1411	G1412	G1413	G1414	G1415	G1416	G1417	G1418	G1419	G1420	G1421	G1422	G1423	G1424	G1425	G1426	G1427	G1428	G1429	G1430	G1431	G1432	G1433	G1434																																																																																																																																																																																																																																																											
G1279	G1280	G1281	U1282	G1283	G1284	G1285	A1286	A1287	U1288	G1289	G1290	G1291	U1292	G1293	U1294	U1295	G1296	G1299	U1300	A1301	G1302	G1303	A1307	A1308	G1309	G1310	G1311	G1312	G1313	G1314	G1315	U1316	A1317	G1318	G1319	G1320	A1321	A1322	U1323	G1324	G1325	U1326	G1327	G1328	U1329	G1330	G1331	G1332	G1333	G1334	U1335	A1336	G1337	G1338	G1339	U1340	U1341	A1342	G1343																																																																																																																																																																																																																																																																								
C1207	C1208	G1209	A1210	U1211	G1212	A1213	G1214	A1220	G1221	C1222	G1225	C1230	G1231	G1232	G1235	G1236	G1237	G1238	G1239	U1240	A1241	A1242	G1243	G1244	A1247	G1248	U1249	G1250	G1251	G1252	A1253	A1254	U1255	G1256	G1259	G1260	G1261	A1262	U1263	G1264	A1265	G1266	U1267	A1268	A1269	G1270	G1271	A1272	U1273	A1274	A1275	A1276	G1277	A1278																																																																																																																																																																																																																																																																													
U1078	C1079	A1080	U1081	U1082	U1083	A1084	A1085	A1086	U1087	A1088	U1089	U1090	G1091	G1092	G1093	U1094	A1095	A1096	U1097	G1098	G1099	U1100	U1101	C1102	A1103	G1104	U1105	G1106	G1107	U1108	C1109	G1110	A1111	G1112	U1113	C1116	G1117	G1120	C1121	U1122	C1123	G1124	G1125	A1126	A1127	A1128	U1129	U1130	G1131	U1132	U1133	C1134	U1135	G1136	G1137	U1138	G1139	C1140																																																																																																																																																																																																																																																																									
U1141	U1142	A1142A	A1143	G1144	G1145	G1149	C1150	G1151	G1152	C1153	G1154	A1155	A1156	G1157	C1161	G1162	G1163	G1164	C1166	U1167	G1168	G1169	G1170	G1171	G1172	G1173	A1174	U1175	G1176	A1177	G1178	G1179	C1180	G1181	A1182	G1186	U1187	U1188	A1189	G1190	G1191	G1192	A1193	G1194	A1195	G1196	G1197	U1198	U1199	C1200	G1201	U1202	G1203	A1204	U1205	G1206	A1207																																																																																																																																																																																																																																																																										
G808	G809	U810	U811	C812	U813	C814	C815	C816	C817	C818	A819	A820	U821	U822	U823	U824	C825	U826	U827	U828	A829	C830	C831	C832	U833	C834	U839	C843	C844	C845	C846	C847	C848	C849	C850	U851	C852	C853	C854	C855	C856	C857	U858	C859	U860	C861	C862	A863	C864	C865	C866	C867	U868	C869	U870	U871																																																																																																																																																																																																																																																																											
G674	G675	C676	U677	A678	G679	G680	G681	G682	G683	C684	C685	A686	A687	C688	C689	A690	A691	G692	C693	C694	G695	U696	C697	C698	G699	A900	A901	C902	C903	C904	U905	G906	A910	A911	C912	U913	C914	C915	G916	A917	U918	A919	U920	G921	A926	G927	U928	U929	U930	G931	G932	A933	G934	C935	G940	A941	U942	U943																																																																																																																																																																																																																																																																									
G894	A894	G896	C899	G899	C901	G902	A903	G904	G905	A906	A907	G908	A909	C910	A911	C912	C913	C914	G915	A916	A917	A918	A919	C920	G921	G922	A923	A924	A925	A926	A927	A928	A929	A930	A931	A932	A933	A934	A935	A936	A937	A938	A939	A940	A941	A942	A943	A944	A945	A946	A947	A948	A949	A950	A951	A952	A953	A954	A955	A956	A957	A958	A959	A960	A961	A962	A963	A964	A965	A966	A967	A968	A969	A970	A971	A972	A973	A974	A975	A976	A977	A978	A979	A980	A981	A982	A983	A984	A985	A986	A987	A988	A989	A990	A991	A992	A993	A994	A995	A996	A997	A998	A999	A1000	A1001	A1002	A1003	A1004	A1005	A1006	A1007	A1008																																																																																																																																																																																																																			
G738	G739	G740	G741	A746	U747	A751	A752	A753	C754	A755	C756	U757	G758	G759	U760	A761	U762	G763	A764	G767	A773	A774	G775	G776	A777	U778	U779	G780	A781	A782	A783	A784	G785	G786	U787	A788	C789	C790	C791	G792	A793	G794	C795	G796	C797	A800	C801	C802	C803	C804	C805	C806	C807	C808	C809	C810	C811	C812	C813	C814	C815	C816	C817	C818	C819	C820	C821	C822	C823	C824	C825	C826	C827	C828	C829	C830	C831	C832	C833	C834	C835	C836	C837	C838	C839	C840	C841	C842	C843	C844	C845	C846	C847	C848	C849	C850	C851	C852	C853	C854	C855	C856	C857	C858	C859	C860	C861	C862	C863	C864	C865	C866	C867	C868	C869	C870	C871	C872	C873	C874	C875	C876	C877	C878	C879	C880	C881	C882	C883	C884	C885	C886	C887	C888	C889	C890	C891	C892	C893	C894	C895	C896	C897	C898	C899	C900	C901	C902	C903	C904	C905	C906	C907	C908	C909	C910	C911	C912	C913	C914	C915	C916	C917	C918	C919	C920	C921	C922	C923	C924	C925	C926	C927	C928	C929	C930	C931	C932	C933	C934	C935	C936	C937	C938	C939	C940	C941	C942	C943	C944	C945	C946	C947	C948	C949	C950	C951	C952	C953	C954	C955	C956	C957	C958	C959	C960	C961	C962	C963	C964	C965	C966	C967	C968	C969	C970	C971	C972	C973	C974	C975	C976	C977	C978	C979	C980	C981	C982	C983	C984	C985	C986	C987	C988	C989	C990	C991	C992	C993	C994	C995	C996	C997	C998	C999	A1000	A1001	A1002	A1003	A1004	A1005	A1006	A1007	A1008	A1009	A1010	A1011	A1012	A1013	A1014	A1015	A1016	A1017	A1018	A1019	A1020	A1021	A1022	A1023	A1024	A1025	A1026	A1027	A1028	A1029	A1030	A1031	A1032	A1033	A1034	A1035	A1036	A1037	A1038	A1039	A1040	A1041	A1042	A1043	A1044	A1045	A1046	A1047	A1048	A1049	A1050	A1051	A1052	A1053	A1054	A1055	A1056	A1057	A1058	A1059	A1060	A1061	A1062	A1063	A1064	A1065	A1066	A1067	A1068	A1069	A1070	A1071	A1072	A1073	A1074	A1075	A1076	A1077
G661	G662	G663	G664	G665	G666	G667	G668	G669	G670	G671	G672	G673	G674	G675	G676	G677	G678	G679	G680	G681	G682	G683	G684	G685	G686	G687	G688	G689	G690	G691	G692	G693	G694	G695	G696	G697	G698	G699	G700	G701	G702	G703	G704	G705	A706	G707	G708	G709	G710	A718	C719	C720	C721	A722	G723	G724	G725	G726	G727	G728	G729	G730	G731	A734																																																																																																																																																																																																																																																																			
C487	C488	C489	G491	A592	C493	G498	U499	G500	A501	A502	A503	U504	A505	G506	A507	G508	C509	C510	U511	G512	A513	A514	C517	G518	G521	G522	C523	U524	U525	A526	C527	A528	A529	G530	C531	A532	G533	U534	C535	A536	C537	G539	G540	C541	C542	C546	A547	A548	G549	G550	G551	G552	U553	U554	G556																																																																																																																																																																																																																																																																												

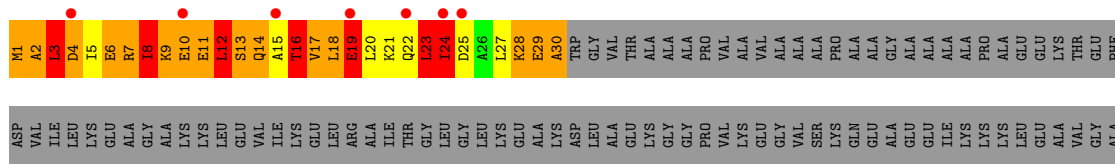





• Molecule 56: 50S ribosomal protein L7/L12

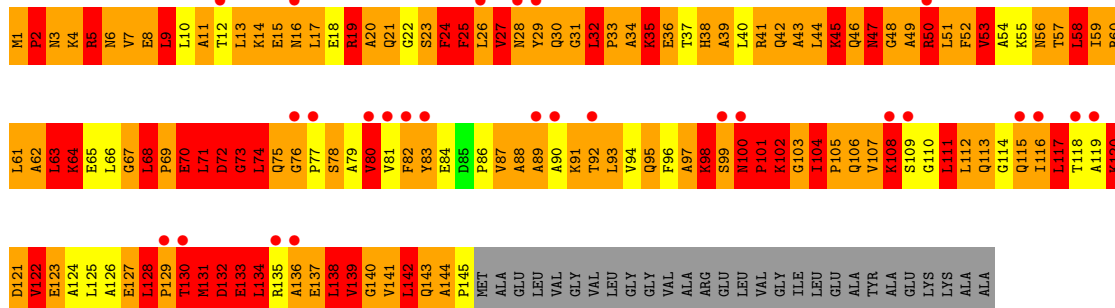


• Molecule 56: 50S ribosomal protein L7/L12



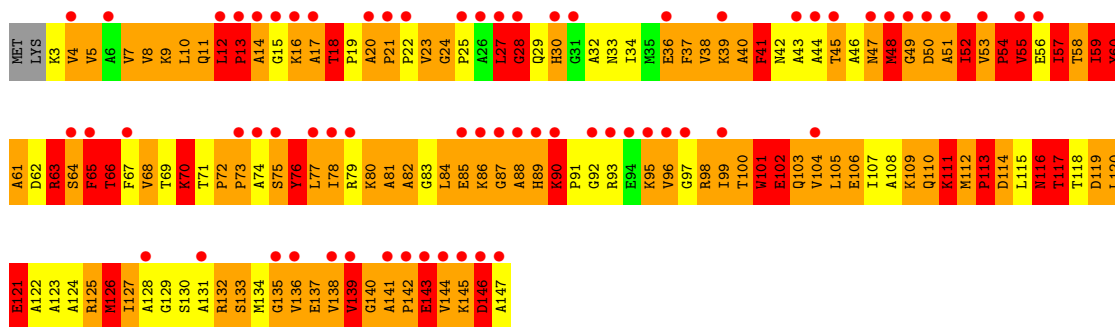
• Molecule 57: 50S ribosomal protein L10

Chain DY: 



• Molecule 58: 50S ribosomal protein L11

Chain DL: 





## 4 Data and refinement statistics

Property	Value	Source
Space group	P 21 21 21	Depositor
Cell constants a, b, c, $\alpha$ , $\beta$ , $\gamma$	209.46Å 446.20Å 623.05Å 90.00° 90.00° 90.00°	Depositor
Resolution (Å)	300.00 – 3.10 223.10 – 3.00	Depositor EDS
% Data completeness (in resolution range)	96.5 (300.00-3.10) 99.8 (223.10-3.00)	Depositor EDS
$R_{merge}$	0.19	Depositor
$R_{sym}$	0.27	Depositor
$\langle I/\sigma(I) \rangle$ <sup>1</sup>	1.72 (at 3.01Å)	Xtrriage
Refinement program	CNS	Depositor
R, $R_{free}$	0.215 , 0.255 0.222 , 0.260	Depositor DCC
$R_{free}$ test set	34306 reflections (2.99%)	wwPDB-VP
Wilson B-factor (Å <sup>2</sup> )	61.5	Xtrriage
Anisotropy	0.212	Xtrriage
Bulk solvent $k_{sol}$ (e/Å <sup>3</sup> ), $B_{sol}$ (Å <sup>2</sup> )	0.27 , 75.2	EDS
L-test for twinning <sup>2</sup>	$\langle  L  \rangle = 0.43$ , $\langle L^2 \rangle = 0.25$	Xtrriage
Estimated twinning fraction	No twinning to report.	Xtrriage
$F_o, F_c$ correlation	0.93	EDS
Total number of atoms	307345	wwPDB-VP
Average B, all atoms (Å <sup>2</sup> )	77.0	wwPDB-VP

Xtrriage's analysis on translational NCS is as follows: *The largest off-origin peak in the Patterson function is 1.45% of the height of the origin peak. No significant pseudotranslation is detected.*

<sup>1</sup>Intensities estimated from amplitudes.

<sup>2</sup>Theoretical values of  $\langle |L| \rangle$ ,  $\langle L^2 \rangle$  for acentric reflections are 0.5, 0.333 respectively for untwinned datasets, and 0.375, 0.2 for perfectly twinned datasets.

## 5 Model quality i

### 5.1 Standard geometry i

Bond lengths and bond angles in the following residue types are not validated in this section: ZN, MIA, MG

The Z score for a bond length (or angle) is the number of standard deviations the observed value is removed from the expected value. A bond length (or angle) with  $|Z| > 5$  is considered an outlier worth inspection. RMSZ is the root-mean-square of all Z scores of the bond lengths (or angles).

Mol	Chain	Bond lengths		Bond angles	
		RMSZ	# $ Z  > 5$	RMSZ	# $ Z  > 5$
1	AA	0.55	6/70167 (0.0%)	0.87	170/109541 (0.2%)
2	AB	0.42	1/2928 (0.0%)	0.80	0/4568
2	DB	0.58	3/2928 (0.1%)	0.85	5/4568 (0.1%)
3	AD	0.45	0/2165	0.80	1/2919 (0.0%)
3	DD	0.54	0/2165	0.87	1/2919 (0.0%)
4	AE	0.39	0/1601	0.77	1/2160 (0.0%)
4	DE	0.50	0/1601	0.89	3/2160 (0.1%)
5	AF	0.39	0/1662	0.74	1/2249 (0.0%)
5	DF	0.50	0/1620	0.76	0/2194
6	AG	0.31	0/1499	0.58	0/2016
6	DG	0.38	0/1499	0.66	0/2016
7	AH	0.28	0/1332	0.62	0/1802
7	DH	0.41	0/1332	0.89	2/1802 (0.1%)
8	AK	0.33	0/1151	0.74	0/1558
8	DK	0.35	0/1151	0.74	1/1558 (0.1%)
9	AM	0.34	0/1131	0.66	0/1525
9	DM	0.46	0/1131	0.81	1/1525 (0.1%)
10	AN	0.40	0/943	0.67	0/1269
10	DN	0.49	0/943	0.75	0/1269
11	AO	0.39	0/1162	0.80	2/1544 (0.1%)
11	DO	0.51	0/1162	0.95	3/1544 (0.2%)
12	AP	0.39	0/1143	0.72	0/1527
12	DP	0.53	0/1143	0.80	1/1527 (0.1%)
13	A0	0.38	0/974	0.67	0/1302
13	D0	0.45	0/982	0.79	1/1312 (0.1%)
14	AQ	0.34	0/892	0.70	0/1187
14	DQ	0.41	0/892	0.84	1/1187 (0.1%)
15	AR	0.38	0/1155	0.68	0/1542
15	DR	0.44	0/1155	0.75	1/1542 (0.1%)
16	A1	0.38	0/982	0.67	0/1306
16	D1	0.49	0/982	0.75	0/1306
17	A2	0.38	0/790	0.75	0/1057

Mol	Chain	Bond lengths		Bond angles	
		RMSZ	# Z  >5	RMSZ	# Z  >5
17	D2	0.45	0/790	0.80	0/1057
18	AS	0.42	0/911	0.70	0/1220
18	DS	0.45	0/911	0.73	0/1220
19	AT	0.49	0/739	0.73	0/993
19	DT	0.52	0/739	0.79	0/993
20	AU	0.44	0/798	0.78	1/1064 (0.1%)
20	DU	0.45	0/798	0.77	0/1064
21	AV	0.35	0/1521	0.74	3/2064 (0.1%)
21	DV	0.59	4/1615 (0.2%)	0.93	7/2191 (0.3%)
22	A3	0.41	0/671	0.74	0/892
22	D3	0.46	0/671	0.76	0/892
23	AZ	0.40	0/770	0.79	1/1022 (0.1%)
23	DZ	0.45	0/770	0.76	0/1022
24	AW	0.43	0/583	0.73	0/771
24	DW	0.49	0/583	0.78	0/771
25	AX	0.31	0/474	0.67	0/635
25	DX	0.39	0/474	0.71	0/635
26	A4	0.43	1/594 (0.2%)	0.82	1/795 (0.1%)
26	D4	0.43	0/594	1.03	6/795 (0.8%)
27	A5	0.38	0/473	0.68	0/639
27	D5	0.48	0/473	0.75	0/639
28	A6	0.37	0/396	0.87	0/529
28	D6	0.37	0/396	0.88	0/529
29	A7	0.45	0/438	0.71	0/575
29	D7	0.52	0/438	0.79	0/575
30	A8	0.51	0/525	0.97	1/691 (0.1%)
30	D8	0.61	0/525	0.95	0/691
31	BA	0.45	2/36457 (0.0%)	0.80	41/56899 (0.1%)
32	BE	0.31	0/1959	0.59	0/2642
32	CE	0.32	0/1959	0.61	0/2642
33	BF	0.31	0/1636	0.57	0/2205
33	CF	0.35	0/1629	0.59	0/2195
34	BG	0.39	0/1733	0.74	5/2318 (0.2%)
34	CG	0.40	0/1733	0.69	3/2318 (0.1%)
35	BH	0.35	0/1171	0.66	0/1576
35	CH	0.39	0/1171	0.67	0/1576
36	BI	0.39	0/856	0.65	0/1154
36	CI	0.39	0/856	0.66	0/1154
37	BJ	0.32	0/1276	0.57	0/1709
37	CJ	0.34	0/1276	0.57	0/1709
38	BK	0.31	0/1136	0.61	0/1527
38	CK	0.36	0/1136	0.65	0/1527
39	BL	0.32	0/1029	0.59	0/1379

Mol	Chain	Bond lengths		Bond angles	
		RMSZ	# Z  >5	RMSZ	# Z  >5
39	CL	0.33	0/1029	0.63	0/1379
40	BM	0.31	0/814	0.61	0/1095
40	CM	0.34	0/814	0.61	0/1095
41	BN	0.35	0/900	0.61	0/1213
41	CN	0.38	0/900	0.63	0/1213
42	BO	0.38	0/991	0.67	0/1327
42	CO	0.44	0/991	0.84	1/1327 (0.1%)
43	BP	0.32	0/974	0.66	1/1303 (0.1%)
43	CP	0.40	0/1008	0.74	0/1347
44	BQ	0.34	0/501	0.59	0/664
44	CQ	0.40	0/501	0.69	1/664 (0.2%)
45	BR	0.35	0/745	0.56	0/992
45	CR	0.39	0/745	0.63	0/992
46	BS	0.37	0/721	0.61	0/970
46	CS	0.35	0/721	0.66	0/970
47	BT	0.35	0/847	0.62	0/1131
47	CT	0.36	0/847	0.60	0/1131
48	BU	0.42	0/596	0.75	1/790 (0.1%)
48	CU	0.38	0/596	0.69	0/790
49	BV	0.35	0/679	0.67	0/913
49	CV	0.50	0/717	0.97	3/963 (0.3%)
50	BW	0.32	0/765	0.62	0/1007
50	CW	0.31	0/765	0.64	0/1007
51	BX	0.33	0/221	0.58	0/288
51	CX	0.38	0/221	0.51	0/288
52	BB	0.35	0/1783	0.77	4/2776 (0.1%)
52	BC	0.43	0/1783	0.78	1/2776 (0.0%)
52	BD	0.31	0/1783	0.74	0/2776
52	CB	0.41	0/1783	1.00	6/2776 (0.2%)
52	CC	0.58	0/1783	0.93	3/2776 (0.1%)
52	CD	0.38	0/1783	0.83	3/2776 (0.1%)
53	B1	0.47	0/689	0.94	3/1069 (0.3%)
53	C1	0.48	0/689	0.91	2/1069 (0.2%)
54	CA	0.50	1/36435 (0.0%)	0.82	58/56865 (0.1%)
55	DA	0.70	12/70233 (0.0%)	0.96	262/109643 (0.2%)
56	DI	1.11	2/236 (0.8%)	1.41	4/315 (1.3%)
56	DJ	1.82	5/236 (2.1%)	1.78	9/315 (2.9%)
57	DY	0.98	5/1123 (0.4%)	1.55	24/1520 (1.6%)
58	DL	0.72	1/1091 (0.1%)	1.34	16/1479 (1.1%)
All	All	0.53	43/328085 (0.0%)	0.85	666/490785 (0.1%)

Chiral center outliers are detected by calculating the chiral volume of a chiral center and verifying if the center is modelled as a planar moiety or with the opposite hand. A planarity outlier is detected

by checking planarity of atoms in a peptide group, atoms in a mainchain group or atoms of a sidechain that are expected to be planar.

Mol	Chain	#Chirality outliers	#Planarity outliers
1	AA	0	109
2	AB	0	4
2	DB	0	4
3	AD	0	2
31	BA	0	34
52	BB	0	1
52	BC	0	3
52	BD	0	1
52	CB	0	1
52	CD	0	2
53	B1	0	4
53	C1	0	3
54	CA	0	57
55	DA	0	170
All	All	0	395

All (43) bond length outliers are listed below:

Mol	Chain	Res	Type	Atoms	Z	Observed(Å)	Ideal(Å)
31	BA	889	A	O3'-P	-25.82	1.30	1.61
56	DJ	17	VAL	CB-CG2	-16.90	1.17	1.52
57	DY	80	VAL	CB-CG1	-13.58	1.24	1.52
56	DJ	17	VAL	CA-CB	-9.21	1.35	1.54
57	DY	139	VAL	CB-CG2	-8.82	1.34	1.52
56	DI	24	ILE	CB-CG2	-8.49	1.26	1.52
56	DJ	17	VAL	CB-CG1	-7.93	1.36	1.52
2	DB	81	G	C6-N1	-7.89	1.34	1.39
55	DA	2665	A	C6-N6	-7.64	1.27	1.33
1	AA	1342	A	O3'-P	-7.64	1.51	1.61
1	AA	1359	A	C5-C6	-7.33	1.34	1.41
2	DB	95	U	C2-O2	7.04	1.28	1.22
55	DA	621	A	C6-N6	-7.02	1.28	1.33
58	DL	52	ILE	CB-CG1	-7.01	1.34	1.54
55	DA	945	A	N9-C4	7.00	1.42	1.37
57	DY	111	LEU	C-O	-6.85	1.10	1.23
54	CA	788	U	N3-C4	6.75	1.44	1.38
31	BA	788	U	N3-C4	6.72	1.44	1.38
56	DI	26	ALA	CA-CB	-6.68	1.38	1.52
55	DA	897	C	C4-C5	-6.59	1.37	1.43
55	DA	383	U	N1-C2	6.30	1.44	1.38
55	DA	74	A	N9-C4	-6.05	1.34	1.37

*Continued on next page...*

Continued from previous page...

Mol	Chain	Res	Type	Atoms	Z	Observed(Å)	Ideal(Å)
57	DY	51	LEU	CG-CD1	-5.94	1.29	1.51
56	DJ	2	ALA	CA-CB	-5.93	1.40	1.52
55	DA	2665	A	C5-C6	-5.93	1.35	1.41
21	DV	200	GLY	CA-C	5.86	1.61	1.51
21	DV	61	LEU	CA-CB	5.86	1.67	1.53
55	DA	383	U	C2-O2	5.78	1.27	1.22
1	AA	2665	A	C6-N6	-5.66	1.29	1.33
56	DJ	17	VAL	CA-C	-5.57	1.38	1.52
1	AA	654(M)	C	N1-C2	5.56	1.45	1.40
2	DB	95	U	N1-C2	5.55	1.43	1.38
55	DA	1612	C	N1-C2	-5.45	1.34	1.40
55	DA	654(H)	G	C5-C6	-5.44	1.36	1.42
55	DA	654(M)	C	N1-C2	5.43	1.45	1.40
1	AA	621	A	C6-N6	-5.26	1.29	1.33
1	AA	654(H)	G	C5-C6	-5.24	1.37	1.42
21	DV	196	VAL	CB-CG1	-5.23	1.41	1.52
26	A4	1	MET	SD-CE	-5.19	1.48	1.77
55	DA	896	A	C2-N3	-5.17	1.28	1.33
21	DV	196	VAL	CA-CB	-5.15	1.44	1.54
57	DY	73	GLY	C-O	-5.11	1.15	1.23
2	AB	81	G	C6-N1	-5.05	1.36	1.39

All (666) bond angle outliers are listed below:

Mol	Chain	Res	Type	Atoms	Z	Observed(°)	Ideal(°)
31	BA	889	A	P-O3'-C3'	-30.02	83.67	119.70
52	CB	74	C	C1'-O4'-C4'	-20.78	93.28	109.90
31	BA	889	A	O3'-P-O5'	-20.67	64.72	104.00
1	AA	4	C	OP1-P-O3'	-19.04	63.31	105.20
52	CB	74	C	O4'-C1'-N1	18.78	123.23	108.20
55	DA	4	C	OP1-P-O3'	-18.47	64.56	105.20
55	DA	4	C	OP2-P-O3'	-18.18	65.21	105.20
1	AA	4	C	OP2-P-O3'	-18.01	65.57	105.20
1	AA	1342	A	P-O3'-C3'	17.11	140.24	119.70
55	DA	2286	A	C1'-O4'-C4'	-16.67	96.56	109.90
52	CC	20	U	C1'-O4'-C4'	-16.02	97.09	109.90
55	DA	945	A	C1'-O4'-C4'	-15.95	97.14	109.90
55	DA	2468	G	C1'-O4'-C4'	-15.21	97.73	109.90
7	DH	125	VAL	C-N-CD	-15.16	87.25	120.60
57	DY	51	LEU	CB-CG-CD2	-14.72	85.97	111.00
31	BA	889	A	OP1-P-O3'	14.69	137.53	105.20
1	AA	1379	A	C1'-O4'-C4'	-14.66	98.17	109.90

Continued on next page...

*Continued from previous page...*

Mol	Chain	Res	Type	Atoms	Z	Observed(°)	Ideal(°)
1	AA	2286	A	C1'-O4'-C4'	-13.73	98.92	109.90
1	AA	1762	A	C1'-O4'-C4'	-13.70	98.94	109.90
55	DA	945	A	N9-C4-C5	-13.70	100.32	105.80
55	DA	1379	A	C1'-O4'-C4'	-13.43	99.16	109.90
1	AA	2311	A	C1'-O4'-C4'	-13.25	99.30	109.90
56	DJ	3	LEU	CB-CG-CD2	-12.88	89.11	111.00
55	DA	1372	U	C5-C6-N1	12.46	128.93	122.70
1	AA	1342	A	OP1-P-O3'	12.41	132.50	105.20
55	DA	1372	U	C4-C5-C6	-12.38	112.27	119.70
57	DY	76	GLY	C-N-CD	-12.28	93.59	120.60
55	DA	1544	C	N1-C1'-C2'	12.07	129.69	114.00
55	DA	607	U	N3-C4-O4	-11.94	111.04	119.40
55	DA	1925	C	N1-C1'-C2'	-11.79	98.68	114.00
52	CC	20	U	N1-C1'-C2'	11.77	129.30	114.00
55	DA	945	A	N9-C1'-C2'	11.60	129.07	114.00
1	AA	322	A	C1'-O4'-C4'	-11.53	100.68	109.90
1	AA	5	A	O5'-P-OP1	-11.27	95.56	105.70
52	CB	74	C	C2-N1-C1'	10.88	130.77	118.80
52	CB	74	C	C6-N1-C1'	-10.68	107.98	120.80
55	DA	607	U	C5-C4-O4	-10.59	119.55	125.90
1	AA	1359	A	C3'-C2'-C1'	-10.54	93.07	101.50
52	CC	20	U	O4'-C1'-N1	10.46	116.57	108.20
56	DJ	17	VAL	CA-CB-CG2	-10.16	95.66	110.90
52	CD	45	U	N1-C1'-C2'	10.11	127.14	114.00
57	DY	73	GLY	N-CA-C	-9.87	88.44	113.10
55	DA	945	A	C6-C5-N7	-9.63	125.56	132.30
55	DA	2447	G	N9-C1'-C2'	9.59	126.46	114.00
57	DY	19	ARG	NE-CZ-NH1	-9.51	115.55	120.30
52	CD	45	U	O4'-C1'-N1	9.46	115.77	108.20
55	DA	2311	A	C1'-O4'-C4'	-9.33	102.44	109.90
58	DL	24	GLY	N-CA-C	-9.23	90.02	113.10
55	DA	1616	A	N9-C1'-C2'	9.20	125.96	114.00
1	AA	2789	C	O4'-C1'-N1	9.17	115.53	108.20
55	DA	1828	G	N9-C1'-C2'	9.16	125.90	114.00
55	DA	2656	U	N3-C4-O4	-9.12	113.01	119.40
56	DI	24	ILE	CG1-CB-CG2	-9.08	91.43	111.40
21	DV	193	GLU	C-N-CD	-9.08	100.63	120.60
55	DA	1340	U	N1-C1'-C2'	9.04	125.75	114.00
1	AA	322	A	N9-C1'-C2'	9.01	125.71	114.00
55	DA	508	G	N9-C1'-C2'	9.00	125.70	114.00
1	AA	607	U	C5-C4-O4	-8.95	120.53	125.90
1	AA	2490	G	C1'-O4'-C4'	-8.90	102.78	109.90

*Continued on next page...*

*Continued from previous page...*

Mol	Chain	Res	Type	Atoms	Z	Observed(°)	Ideal(°)
55	DA	1372	U	N1-C2-N3	-8.81	109.61	114.90
55	DA	2307	G	O4'-C1'-N9	8.73	115.19	108.20
55	DA	1698	A	N9-C1'-C2'	8.72	125.34	114.00
55	DA	2789	C	O4'-C1'-N1	8.71	115.17	108.20
55	DA	945	A	C8-N9-C1'	-8.67	112.10	127.70
55	DA	1929	G	N9-C1'-C2'	8.62	125.20	114.00
21	DV	61	LEU	CA-CB-CG	8.61	135.09	115.30
55	DA	1131	G	N9-C1'-C2'	8.56	125.13	114.00
49	CV	6	LYS	CA-C-N	-8.55	98.39	117.20
55	DA	2665	A	C5-C6-N6	-8.54	116.87	123.70
55	DA	654(M)	C	N1-C1'-C2'	8.50	125.05	114.00
57	DY	51	LEU	CA-CB-CG	-8.50	95.76	115.30
1	AA	788	A	N9-C1'-C2'	8.49	125.04	114.00
55	DA	2609	U	N1-C1'-C2'	8.47	125.01	114.00
55	DA	945	A	N3-C4-N9	8.45	134.16	127.40
57	DY	111	LEU	CA-CB-CG	8.45	134.73	115.30
26	D4	18	CYS	CA-CB-SG	8.41	129.14	114.00
55	DA	2032	G	N9-C1'-C2'	8.38	124.90	114.00
57	DY	51	LEU	CB-CG-CD1	8.36	125.22	111.00
55	DA	945	A	C4-C5-N7	8.32	114.86	110.70
1	AA	654(M)	C	N1-C1'-C2'	8.26	124.74	114.00
55	DA	421	U	N1-C1'-C2'	8.24	124.71	114.00
1	AA	2311	A	N9-C1'-C2'	8.18	124.63	114.00
55	DA	1359	A	C3'-C2'-C1'	-8.17	94.96	101.50
57	DY	35	LYS	N-CA-C	-8.16	88.98	111.00
55	DA	371	A	N9-C1'-C2'	8.15	124.59	114.00
1	AA	323	G	O4'-C1'-N9	8.14	114.71	108.20
55	DA	654(I)	C	N1-C1'-C2'	8.12	124.56	114.00
55	DA	1992	G	C2'-C3'-O3'	8.10	127.33	109.50
54	CA	575	G	N9-C1'-C2'	8.09	124.52	114.00
55	DA	945	A	C4-N9-C1'	8.09	140.86	126.30
56	DJ	17	VAL	CA-CB-CG1	8.06	123.00	110.90
54	CA	1003	G	N9-C1'-C2'	-8.06	103.14	112.00
55	DA	2311	A	N9-C1'-C2'	8.05	124.47	114.00
1	AA	801	G	N9-C1'-C2'	8.04	124.45	114.00
1	AA	222	A	N9-C1'-C2'	8.03	124.44	114.00
1	AA	1372	U	C3'-C2'-C1'	-8.03	95.08	101.50
55	DA	2307	G	C1'-O4'-C4'	-8.01	103.49	109.90
1	AA	70	G	N9-C1'-C2'	8.00	124.41	114.00
54	CA	889	A	N9-C1'-C2'	8.00	124.40	114.00
1	AA	1247	A	N9-C1'-C2'	7.99	124.38	114.00
1	AA	1372	U	O4'-C1'-N1	-7.98	101.81	108.20

*Continued on next page...*



Continued from previous page...

Mol	Chain	Res	Type	Atoms	Z	Observed(°)	Ideal(°)
54	CA	1502	A	N9-C1'-C2'	7.98	124.37	114.00
54	CA	511	C	N1-C1'-C2'	7.98	124.37	114.00
1	AA	1252	G	N9-C1'-C2'	7.98	124.37	114.00
1	AA	1992	G	N9-C1'-C2'	7.94	124.33	114.00
55	DA	2656	U	C5-C4-O4	-7.93	121.14	125.90
1	AA	573	G	N9-C1'-C2'	7.92	124.30	114.00
55	DA	788	A	N9-C1'-C2'	7.91	124.29	114.00
1	AA	895	U	N3-C4-O4	-7.89	113.88	119.40
55	DA	2517	C	N1-C1'-C2'	7.88	124.24	114.00
55	DA	1781	C	N1-C1'-C2'	7.85	124.21	114.00
55	DA	249	C	N1-C1'-C2'	7.84	124.20	114.00
54	CA	1542	U	C4'-C3'-O3'	7.83	128.66	113.00
55	DA	2286	A	N9-C1'-C2'	7.82	124.17	114.00
55	DA	1544	C	O4'-C1'-N1	7.79	114.43	108.20
58	DL	140	GLY	N-CA-C	-7.77	93.68	113.10
31	BA	367	U	C1'-O4'-C4'	-7.75	103.70	109.90
21	AV	61	LEU	C-N-CD	-7.75	103.55	120.60
55	DA	1252	G	N9-C1'-C2'	7.71	124.02	114.00
55	DA	1380	G	O4'-C1'-N9	-7.71	102.03	108.20
55	DA	1372	U	O4'-C1'-N1	-7.70	102.04	108.20
55	DA	1397	U	C2'-C3'-O3'	7.69	126.42	109.50
55	DA	301	G	N9-C1'-C2'	7.67	123.97	114.00
55	DA	70	G	C2'-C3'-O3'	7.67	126.37	109.50
21	DV	176	PRO	C-N-CD	-7.62	103.84	120.60
54	CA	246	A	N9-C1'-C2'	7.61	123.89	114.00
54	CA	367	U	N1-C1'-C2'	7.59	123.87	114.00
55	DA	1397	U	N1-C1'-C2'	7.59	123.86	114.00
55	DA	529	A	N9-C1'-C2'	7.57	123.84	114.00
56	DJ	3	LEU	CB-CG-CD1	7.54	123.81	111.00
57	DY	138	LEU	N-CA-C	-7.54	90.66	111.00
54	CA	1064	G	N9-C1'-C2'	7.50	123.74	114.00
49	CV	6	LYS	O-C-N	7.49	134.68	122.70
53	B1	53	U	O4'-C1'-N1	7.45	114.16	108.20
54	CA	13	U	N1-C1'-C2'	7.43	123.66	114.00
1	AA	2835	A	N9-C1'-C2'	7.42	123.64	114.00
55	DA	70	G	N9-C1'-C2'	7.41	123.63	114.00
55	DA	199	A	N9-C1'-C2'	7.41	123.63	114.00
54	CA	1542	U	N1-C1'-C2'	-7.40	103.86	112.00
1	AA	83	G	N9-C1'-C2'	7.39	123.60	114.00
55	DA	383	U	N1-C2-O2	7.37	127.96	122.80
55	DA	654(S)	G	N9-C1'-C2'	-7.36	103.91	112.00
55	DA	1197	G	C5-C6-O6	7.36	133.02	128.60

Continued on next page...

*Continued from previous page...*

Mol	Chain	Res	Type	Atoms	Z	Observed(°)	Ideal(°)
48	BU	18	ARG	N-CA-C	-7.30	91.30	111.00
1	AA	1379	A	N9-C1'-C2'	7.29	123.47	114.00
55	DA	227	A	N9-C1'-C2'	7.28	123.46	114.00
55	DA	913	U	N1-C1'-C2'	7.28	123.46	114.00
1	AA	2681	C	N1-C1'-C2'	7.27	123.45	114.00
55	DA	139	G	N9-C1'-C2'	7.27	123.45	114.00
54	CA	1054	C	N1-C1'-C2'	7.26	123.44	114.00
55	DA	1372	U	N3-C4-C5	7.26	118.96	114.60
54	CA	702	A	N9-C1'-C2'	7.25	123.43	114.00
56	DI	27	LEU	CA-CB-CG	7.25	131.98	115.30
55	DA	801	G	N9-C1'-C2'	7.24	123.41	114.00
55	DA	2585	U	N1-C1'-C2'	7.24	123.41	114.00
57	DY	67	GLY	N-CA-C	7.23	131.17	113.10
2	DB	95	U	N1-C2-O2	7.21	127.84	122.80
54	CA	794	A	C4-N9-C1'	7.21	139.27	126.30
55	DA	1634	A	N9-C1'-C2'	7.20	123.36	114.00
1	AA	1397	U	C2'-C3'-O3'	7.19	125.32	109.50
31	BA	1504	G	N9-C1'-C2'	7.17	123.32	114.00
31	BA	246	A	N9-C1'-C2'	7.17	123.31	114.00
1	AA	2566	A	N9-C1'-C2'	7.16	123.31	114.00
55	DA	2345	G	N9-C1'-C2'	7.16	123.31	114.00
55	DA	1653	G	C2'-C3'-O3'	7.14	125.20	109.50
54	CA	1201	A	N9-C1'-C2'	7.13	123.27	114.00
1	AA	1652	A	C2'-C3'-O3'	7.12	125.18	109.50
55	DA	1341	U	N1-C1'-C2'	7.12	123.25	114.00
55	DA	526	A	N9-C1'-C2'	7.11	123.24	114.00
55	DA	945	A	O4'-C1'-N9	7.11	113.89	108.20
55	DA	1992	G	N9-C1'-C2'	7.11	123.24	114.00
1	AA	1992	G	C2'-C3'-O3'	7.09	125.10	109.50
54	CA	1498	U	C2'-C3'-O3'	7.08	125.08	109.50
55	DA	739	G	N9-C1'-C2'	7.07	123.19	114.00
57	DY	51	LEU	CB-CA-C	-7.06	96.79	110.20
55	DA	1212	G	C2'-C3'-O3'	7.04	125.00	109.50
55	DA	2391	G	N9-C1'-C2'	7.04	123.15	114.00
1	AA	1566	A	N9-C1'-C2'	7.02	123.13	114.00
31	BA	575	G	N9-C1'-C2'	7.02	123.12	114.00
55	DA	945	A	C3'-C2'-C1'	-7.02	95.89	101.50
1	AA	1329	U	N1-C1'-C2'	7.00	123.11	114.00
55	DA	1272	A	O4'-C1'-N9	7.00	113.80	108.20
1	AA	352	G	N9-C1'-C2'	7.00	123.10	114.00
4	DE	21	VAL	C-N-CD	-6.99	105.23	120.60
54	CA	794	A	C8-N9-C1'	-6.98	115.14	127.70

*Continued on next page...*

Continued from previous page...

Mol	Chain	Res	Type	Atoms	Z	Observed(°)	Ideal(°)
31	BA	1201	A	N9-C1'-C2'	6.96	123.05	114.00
31	BA	7	G	N9-C1'-C2'	6.95	123.03	114.00
55	DA	685	A	N9-C1'-C2'	6.94	123.02	114.00
31	BA	1529	G	O4'-C1'-N9	6.94	113.75	108.20
54	CA	518	C	N1-C1'-C2'	6.93	123.02	114.00
57	DY	19	ARG	NE-CZ-NH2	6.92	123.76	120.30
1	AA	1609	A	N9-C1'-C2'	6.90	122.97	114.00
1	AA	2238	G	N9-C1'-C2'	6.89	122.95	114.00
49	CV	85	LYS	N-CA-C	-6.88	92.42	111.00
1	AA	1966	A	N9-C1'-C2'	6.88	122.94	114.00
1	AA	322	A	O4'-C1'-N9	6.87	113.70	108.20
1	AA	654(S)	G	N9-C1'-C2'	-6.86	104.46	112.00
1	AA	371	A	N9-C1'-C2'	6.84	122.89	114.00
55	DA	1022	G	N9-C1'-C2'	6.83	122.88	114.00
55	DA	1385	G	N9-C1'-C2'	6.81	122.86	114.00
1	AA	2345	G	N9-C1'-C2'	6.80	122.85	114.00
31	BA	794	A	C4-N9-C1'	6.78	138.51	126.30
54	CA	788	U	C2-N3-C4	-6.78	122.94	127.00
1	AA	1428	C	N1-C1'-C2'	6.76	122.79	114.00
52	CB	74	C	P-O3'-C3'	6.75	127.80	119.70
55	DA	1250	G	N9-C1'-C2'	6.75	122.78	114.00
1	AA	1780	A	N9-C1'-C2'	6.75	122.77	114.00
54	CA	717	C	N1-C1'-C2'	6.75	122.77	114.00
55	DA	72	U	N1-C1'-C2'	6.74	122.76	114.00
55	DA	2275	C	N1-C1'-C2'	6.73	122.75	114.00
1	AA	1800	C	N1-C1'-C2'	6.69	122.69	114.00
1	AA	2866	U	N1-C1'-C2'	6.69	122.69	114.00
1	AA	1378	A	P-O3'-C3'	6.68	127.72	119.70
1	AA	2448	A	N9-C1'-C2'	6.67	122.67	114.00
55	DA	2286	A	O4'-C1'-N9	6.67	113.53	108.20
1	AA	2447	G	N9-C1'-C2'	6.66	122.65	114.00
1	AA	60	G	N9-C1'-C2'	6.65	122.65	114.00
55	DA	1647	G	N9-C1'-C2'	6.65	122.64	114.00
31	BA	197	A	N9-C1'-C2'	6.65	122.64	114.00
57	DY	111	LEU	CA-C-N	6.65	131.82	117.20
55	DA	99	U	N1-C1'-C2'	6.64	122.64	114.00
57	DY	128	LEU	C-N-CD	-6.64	105.99	120.60
55	DA	856	C	C2'-C3'-O3'	6.64	124.32	113.70
54	CA	1498	U	N1-C1'-C2'	6.62	122.61	114.00
1	AA	421	U	N1-C1'-C2'	6.62	122.61	114.00
55	DA	2060	A	C5'-C4'-O4'	-6.61	101.16	109.10
58	DL	23	VAL	N-CA-C	-6.61	93.15	111.00

Continued on next page...

*Continued from previous page...*

Mol	Chain	Res	Type	Atoms	Z	Observed(°)	Ideal(°)
55	DA	1786	A	N9-C1'-C2'	6.61	122.59	114.00
31	BA	8	A	N9-C1'-C2'	6.59	122.57	114.00
1	AA	2656	U	C5-C4-O4	-6.59	121.95	125.90
21	AV	176	PRO	C-N-CD	-6.59	106.11	120.60
1	AA	571	A	N9-C1'-C2'	6.57	122.54	114.00
54	CA	653	A	N9-C1'-C2'	6.56	122.53	114.00
1	AA	120	U	N1-C1'-C2'	6.54	122.51	114.00
55	DA	793	A	N9-C1'-C2'	6.54	122.50	114.00
31	BA	794	A	C8-N9-C1'	-6.54	115.93	127.70
1	AA	607	U	N3-C4-O4	-6.53	114.83	119.40
55	DA	2820	A	N9-C1'-C2'	6.52	122.47	114.00
54	CA	1159	U	N1-C1'-C2'	6.51	122.47	114.00
55	DA	1838	C	N1-C1'-C2'	6.51	122.47	114.00
55	DA	455	C	N1-C1'-C2'	6.50	122.45	114.00
56	DI	29	GLU	CA-CB-CG	-6.48	99.15	113.40
55	DA	1954	G	N9-C1'-C2'	6.46	122.40	114.00
1	AA	2060	A	N9-C1'-C2'	6.46	122.40	114.00
58	DL	47	ASN	N-CA-C	-6.46	93.56	111.00
55	DA	97	C	C5'-C4'-C3'	-6.46	105.67	116.00
54	CA	47	C	N1-C1'-C2'	6.45	122.38	114.00
55	DA	829	A	N9-C1'-C2'	6.44	122.38	114.00
55	DA	1925	C	C2-N3-C4	-6.44	116.68	119.90
54	CA	872	A	O4'-C1'-N9	6.44	113.35	108.20
1	AA	1786	A	N9-C1'-C2'	6.44	122.37	114.00
1	AA	1698	A	N9-C1'-C2'	6.40	122.32	114.00
15	DR	59	THR	N-CA-C	-6.39	93.74	111.00
31	BA	190	G	N9-C1'-C2'	6.37	122.28	114.00
1	AA	2286	A	N9-C1'-C2'	6.35	122.25	114.00
1	AA	2645	G	N9-C1'-C2'	6.34	122.24	114.00
55	DA	2726	U	N1-C1'-C2'	6.33	122.23	114.00
1	AA	1380	G	O4'-C1'-N9	-6.33	103.14	108.20
31	BA	1502	A	N9-C1'-C2'	6.33	122.22	114.00
1	AA	1818	U	N1-C1'-C2'	6.32	122.22	114.00
58	DL	27	LEU	CA-CB-CG	6.31	129.82	115.30
34	BG	33	MET	N-CA-C	-6.31	93.96	111.00
55	DA	434	U	N1-C1'-C2'	6.30	122.20	114.00
1	AA	2873	A	N9-C1'-C2'	6.30	122.19	114.00
54	CA	993	G	N9-C1'-C2'	6.29	122.18	114.00
55	DA	1372	U	C5-C4-O4	-6.28	122.13	125.90
55	DA	2725	A	N9-C1'-C2'	6.28	122.16	114.00
1	AA	1342	A	O3'-P-O5'	-6.27	92.08	104.00
55	DA	1934	C	C5'-C4'-O4'	-6.27	101.58	109.10

*Continued on next page...*

Continued from previous page...

Mol	Chain	Res	Type	Atoms	Z	Observed(°)	Ideal(°)
1	AA	2665	A	C5-C6-N6	-6.26	118.69	123.70
55	DA	1698	A	C2'-C3'-O3'	6.25	123.71	113.70
55	DA	457	A	N9-C1'-C2'	6.25	122.13	114.00
55	DA	1534	G	N9-C1'-C2'	-6.25	105.12	112.00
55	DA	897	C	C2-N1-C1'	6.25	125.67	118.80
1	AA	1385	G	N9-C1'-C2'	6.24	122.12	114.00
31	BA	717	C	N1-C1'-C2'	6.24	122.11	114.00
1	AA	2458	G	N9-C1'-C2'	6.24	122.11	114.00
55	DA	654(H)	G	C4-N9-C1'	6.22	134.59	126.50
31	BA	328	C	N1-C1'-C2'	6.21	122.08	114.00
55	DA	2665	A	C6-N1-C2	-6.21	114.87	118.60
55	DA	222	A	N9-C1'-C2'	6.21	122.07	114.00
55	DA	2665	A	C5-C6-N1	6.20	120.80	117.70
55	DA	5	A	OP1-P-OP2	6.19	128.88	119.60
55	DA	1950	G	O4'-C1'-N9	6.19	113.15	108.20
55	DA	654(H)	G	O4'-C1'-N9	-6.19	103.25	108.20
55	DA	621	A	C5-C6-N6	-6.19	118.75	123.70
55	DA	1955	U	N1-C1'-C2'	6.18	122.03	114.00
55	DA	1544	C	O4'-C1'-C2'	6.17	113.15	107.60
31	BA	653	A	N9-C1'-C2'	6.17	122.02	114.00
1	AA	2690	C	N1-C1'-C2'	6.16	122.01	114.00
55	DA	1799	G	N9-C1'-C2'	6.15	122.00	114.00
1	AA	1372	U	O3'-P-O5'	6.14	115.67	104.00
58	DL	52	ILE	CB-CA-C	-6.14	99.33	111.60
1	AA	323	G	C1'-O4'-C4'	-6.12	105.00	109.90
55	DA	2789	C	C1'-O4'-C4'	-6.12	105.00	109.90
57	DY	80	VAL	CG1-CB-CG2	-6.12	101.11	110.90
20	AU	20	TYR	N-CA-C	-6.11	94.49	111.00
55	DA	1081	U	N1-C1'-C2'	6.11	121.95	114.00
55	DA	1966	A	N9-C1'-C2'	6.11	121.94	114.00
11	DO	67	MET	N-CA-C	-6.11	94.52	111.00
54	CA	328	C	N1-C1'-C2'	6.10	121.93	114.00
3	DD	229	VAL	CB-CA-C	-6.10	99.81	111.40
55	DA	1307	A	C5'-C4'-C3'	-6.09	106.26	116.00
55	DA	2542	A	N9-C1'-C2'	6.09	121.91	114.00
1	AA	621	A	C5-C6-N6	-6.08	118.83	123.70
1	AA	2873	A	O4'-C1'-N9	6.08	113.07	108.20
55	DA	621	A	C6-N1-C2	-6.08	114.95	118.60
55	DA	2665	A	N1-C6-N6	6.07	122.24	118.60
55	DA	793	A	C4'-C3'-O3'	-6.07	96.66	109.40
21	DV	153	SER	N-CA-CB	-6.07	101.40	110.50
1	AA	2712	U	O4'-C1'-N1	6.07	113.05	108.20

Continued on next page...

*Continued from previous page...*

Mol	Chain	Res	Type	Atoms	Z	Observed(°)	Ideal(°)
55	DA	1567	A	N9-C1'-C2'	6.06	121.88	114.00
54	CA	509	A	C2'-C3'-O3'	6.05	123.39	113.70
1	AA	1302	A	N9-C1'-C2'	6.05	121.87	114.00
1	AA	2789	C	C1'-O4'-C4'	-6.04	105.06	109.90
1	AA	301	G	N9-C1'-C2'	6.04	121.85	114.00
56	DJ	23	LEU	N-CA-C	-6.04	94.70	111.00
1	AA	5	A	OP1-P-OP2	6.03	128.65	119.60
4	DE	118	LYS	N-CA-C	-6.03	94.72	111.00
23	AZ	36	GLY	N-CA-C	6.03	128.17	113.10
34	BG	21	LEU	CA-CB-CG	-6.02	101.45	115.30
55	DA	2702	U	N1-C1'-C2'	6.02	121.83	114.00
55	DA	2681	C	C2'-C3'-O3'	6.01	123.31	113.70
55	DA	896	A	N9-C1'-C2'	6.00	121.80	114.00
55	DA	1602	U	N1-C1'-C2'	6.00	121.80	114.00
55	DA	1427	A	N9-C1'-C2'	5.99	121.79	114.00
55	DA	573	G	N9-C1'-C2'	5.98	121.78	114.00
1	AA	2702	U	N1-C1'-C2'	5.98	121.77	114.00
1	AA	446	G	N9-C1'-C2'	5.98	121.77	114.00
55	DA	479	A	N9-C1'-C2'	5.98	121.77	114.00
26	D4	36	CYS	CA-CB-SG	5.98	124.76	114.00
1	AA	199	A	N9-C1'-C2'	5.97	121.77	114.00
26	D4	39	CYS	CA-CB-SG	5.97	124.74	114.00
7	DH	124	GLU	N-CA-C	-5.97	94.89	111.00
54	CA	50	A	N9-C1'-C2'	5.96	121.75	114.00
31	BA	243	A	N9-C1'-C2'	5.96	121.74	114.00
57	DY	39	ALA	N-CA-C	-5.95	94.93	111.00
55	DA	1800	C	N1-C1'-C2'	5.95	121.73	114.00
1	AA	2285	C	P-O3'-C3'	-5.94	112.57	119.70
31	BA	1528	U	N1-C1'-C2'	5.94	121.72	114.00
1	AA	2051	A	N9-C1'-C2'	5.94	121.72	114.00
21	DV	109	ALA	N-CA-C	-5.93	94.98	111.00
55	DA	995	C	N1-C1'-C2'	5.93	121.71	114.00
1	AA	930	U	N1-C1'-C2'	5.92	121.70	114.00
55	DA	27	G	C5'-C4'-O4'	-5.92	102.00	109.10
55	DA	2468	G	O4'-C1'-N9	5.92	112.93	108.20
1	AA	1970	A	N9-C1'-C2'	5.91	121.69	114.00
52	BB	74	C	O4'-C1'-N1	5.90	112.92	108.20
55	DA	1359	A	C4-C5-N7	5.89	113.64	110.70
1	AA	603	A	N9-C1'-C2'	5.88	121.65	114.00
55	DA	791	C	N1-C1'-C2'	5.88	121.65	114.00
1	AA	2656	U	N1-C1'-C2'	-5.88	105.53	112.00
53	C1	48	U	N1-C1'-C2'	5.88	121.64	114.00

*Continued on next page...*

*Continued from previous page...*

Mol	Chain	Res	Type	Atoms	Z	Observed(°)	Ideal(°)
55	DA	930	U	N1-C1'-C2'	5.87	121.63	114.00
1	AA	989	G	N9-C1'-C2'	5.87	121.63	114.00
55	DA	2681	C	N1-C1'-C2'	5.87	121.63	114.00
34	CG	31	CYS	N-CA-C	-5.86	95.17	111.00
55	DA	654(H)	G	C8-N9-C1'	-5.86	119.38	127.00
1	AA	739	G	N9-C1'-C2'	5.86	121.62	114.00
52	BC	43	C	C2'-C3'-O3'	5.86	123.07	113.70
55	DA	1025	G	N9-C1'-C2'	5.86	121.61	114.00
55	DA	2490	G	N9-C1'-C2'	5.86	121.61	114.00
1	AA	1762	A	N9-C1'-C2'	5.85	121.61	114.00
1	AA	125	G	N9-C1'-C2'	5.85	121.60	114.00
55	DA	2426	A	N9-C1'-C2'	5.84	121.59	114.00
55	DA	2205	C	C5'-C4'-C3'	-5.84	106.66	116.00
55	DA	196	A	O4'-C1'-N9	5.83	112.86	108.20
55	DA	932	G	O4'-C1'-N9	5.82	112.86	108.20
55	DA	2866	U	C2'-C3'-O3'	5.80	122.99	113.70
31	BA	595	G	N9-C1'-C2'	5.79	121.53	114.00
1	AA	323	G	N9-C1'-C2'	5.79	121.53	114.00
54	CA	1124	G	N9-C1'-C2'	5.79	121.53	114.00
55	DA	1359	A	N7-C8-N9	5.79	116.69	113.80
11	AO	115	LEU	CA-CB-CG	5.79	128.60	115.30
1	AA	2873	A	C1'-O4'-C4'	-5.78	105.27	109.90
55	DA	1566	A	N9-C1'-C2'	5.78	121.52	114.00
55	DA	60	G	N9-C1'-C2'	5.78	121.51	114.00
1	AA	1385	G	O4'-C1'-N9	5.78	112.82	108.20
1	AA	2572	A	N9-C1'-C2'	5.77	121.50	114.00
55	DA	458	G	N9-C1'-C2'	5.76	121.49	114.00
55	DA	1607	C	N1-C1'-C2'	5.76	121.49	114.00
1	AA	913	U	N1-C1'-C2'	5.75	121.48	114.00
55	DA	2198	A	N9-C1'-C2'	5.75	121.47	114.00
58	DL	76	TYR	CA-CB-CG	5.75	124.32	113.40
1	AA	1359	A	C6-C5-N7	-5.74	128.28	132.30
55	DA	624	C	C5'-C4'-C3'	-5.74	106.81	116.00
53	B1	56	U	N1-C1'-C2'	5.73	121.45	114.00
55	DA	2507	C	C5'-C4'-O4'	-5.73	102.22	109.10
58	DL	132	ARG	NE-CZ-NH2	-5.73	117.44	120.30
1	AA	15	G	N9-C1'-C2'	-5.72	105.71	112.00
1	AA	2275	C	N1-C1'-C2'	5.72	121.44	114.00
1	AA	2490	G	O4'-C1'-N9	5.72	112.77	108.20
54	CA	1190	G	N9-C1'-C2'	5.71	121.43	114.00
54	CA	243	A	N9-C1'-C2'	5.71	121.43	114.00
1	AA	2346	A	N9-C1'-C2'	5.71	121.42	114.00

*Continued on next page...*

*Continued from previous page...*

Mol	Chain	Res	Type	Atoms	Z	Observed(°)	Ideal(°)
1	AA	2384	G	N9-C1'-C2'	5.71	121.42	114.00
55	DA	2490	G	O4'-C1'-N9	5.71	112.77	108.20
4	DE	58	ARG	N-CA-C	-5.71	95.59	111.00
1	AA	562	U	N1-C1'-C2'	5.70	121.41	114.00
1	AA	2506	U	N1-C1'-C2'	5.70	121.42	114.00
1	AA	322	A	N9-C4-C5	5.70	108.08	105.80
54	CA	818	G	N9-C1'-C2'	5.70	121.41	114.00
31	BA	1064	G	N9-C1'-C2'	5.70	121.41	114.00
55	DA	830	G	C5'-C4'-O4'	-5.70	102.26	109.10
1	AA	955	C	C5'-C4'-C3'	-5.69	106.89	116.00
2	DB	95	U	N3-C4-O4	-5.69	115.42	119.40
58	DL	70	LYS	N-CA-C	-5.68	95.66	111.00
54	CA	559	A	N9-C1'-C2'	5.68	121.38	114.00
2	DB	81	G	N1-C6-O6	-5.67	116.50	119.90
55	DA	1693	U	C5'-C4'-C3'	-5.67	106.93	116.00
1	AA	448	U	N1-C1'-C2'	5.66	121.36	114.00
54	CA	630	G	N9-C1'-C2'	-5.66	105.77	112.00
55	DA	654(H)	G	C5'-C4'-O4'	5.66	115.89	109.10
21	DV	200	GLY	CA-C-O	-5.65	110.43	120.60
1	AA	654(M)	C	C2-N1-C1'	5.64	125.01	118.80
55	DA	687	C	C5'-C4'-C3'	-5.64	106.97	116.00
1	AA	5	A	O5'-P-OP2	-5.64	100.62	105.70
13	D0	58	GLY	N-CA-C	5.64	127.20	113.10
1	AA	1397	U	N1-C1'-C2'	5.64	121.33	114.00
57	DY	50	ARG	NE-CZ-NH1	-5.64	117.48	120.30
1	AA	2391	G	N9-C1'-C2'	5.63	121.33	114.00
58	DL	52	ILE	CB-CG1-CD1	-5.63	98.13	113.90
52	BB	9	A	C2'-C3'-O3'	5.63	122.71	113.70
54	CA	801	U	C5'-C4'-O4'	-5.62	102.36	109.10
1	AA	2062	A	N9-C1'-C2'	5.61	121.30	114.00
55	DA	989	G	O4'-C1'-N9	5.61	112.69	108.20
31	BA	251	G	N9-C1'-C2'	5.61	121.29	114.00
55	DA	2425	A	O4'-C1'-N9	5.61	112.68	108.20
55	DA	1324	G	N9-C1'-C2'	5.60	121.28	114.00
54	CA	115	G	N9-C1'-C2'	5.60	121.28	114.00
54	CA	97	U	N1-C2-O2	5.59	126.72	122.80
11	DO	34	GLY	N-CA-C	5.59	127.07	113.10
55	DA	2311	A	O4'-C1'-C2'	-5.58	100.22	105.80
1	AA	1372	U	C1'-O4'-C4'	-5.58	105.44	109.90
55	DA	196	A	C1'-O4'-C4'	-5.58	105.44	109.90
57	DY	130	THR	N-CA-C	-5.58	95.94	111.00
31	BA	815	A	N9-C1'-C2'	5.57	121.25	114.00

*Continued on next page...*



*Continued from previous page...*

Mol	Chain	Res	Type	Atoms	Z	Observed(°)	Ideal(°)
55	DA	323	G	O4'-C1'-N9	5.57	112.66	108.20
31	BA	109	A	N9-C1'-C2'	5.57	121.24	114.00
55	DA	654(M)	C	C2-N1-C1'	5.55	124.91	118.80
55	DA	2311	A	C3'-C2'-C1'	-5.55	97.06	101.50
56	DJ	30	ALA	CA-C-O	5.55	131.76	120.10
4	AE	61	ARG	N-CA-C	-5.55	96.02	111.00
55	DA	896	A	C4-N9-C1'	-5.55	116.32	126.30
55	DA	2517	C	C2'-C3'-O3'	5.55	122.58	113.70
55	DA	311	A	N9-C1'-C2'	5.54	121.21	114.00
1	AA	2406	U	N1-C1'-C2'	5.54	121.21	114.00
55	DA	74	A	C4-N9-C1'	-5.54	116.34	126.30
55	DA	1128	A	N9-C1'-C2'	5.54	121.20	114.00
1	AA	829	A	N9-C1'-C2'	5.53	121.19	114.00
56	DI	10	GLU	N-CA-C	-5.53	96.07	111.00
57	DY	134	LEU	CA-CB-CG	5.53	128.02	115.30
1	AA	1342	A	OP2-P-O3'	-5.52	93.05	105.20
1	AA	1372	U	N1-C2-N3	-5.52	111.59	114.90
26	D4	19	GLY	N-CA-C	-5.52	99.29	113.10
1	AA	2656	U	N3-C4-O4	-5.52	115.54	119.40
31	BA	818	G	N9-C1'-C2'	5.52	121.17	114.00
52	CD	45	U	C1'-O4'-C4'	-5.51	105.49	109.90
55	DA	2469	A	C1'-O4'-C4'	-5.51	105.49	109.90
55	DA	74	A	C8-N9-C1'	5.51	137.61	127.70
1	AA	72	U	N1-C1'-C2'	5.50	121.15	114.00
1	AA	1272	A	O4'-C1'-N9	5.50	112.60	108.20
55	DA	125	G	C5'-C4'-C3'	-5.50	107.20	116.00
54	CA	630	G	C3'-C2'-C1'	-5.50	97.10	101.50
31	BA	250	A	N9-C1'-C2'	5.49	121.14	114.00
55	DA	2346	A	N9-C1'-C2'	5.49	121.14	114.00
55	DA	1407	C	C5'-C4'-C3'	-5.49	107.22	116.00
55	DA	2307	G	C8-N9-C4	-5.49	104.20	106.40
55	DA	1302	A	N9-C1'-C2'	5.48	121.13	114.00
56	DJ	6	GLU	OE1-CD-OE2	5.48	129.88	123.30
31	BA	559	A	N9-C1'-C2'	5.48	121.12	114.00
31	BA	566	G	N9-C1'-C2'	5.48	121.12	114.00
55	DA	83	G	N9-C1'-C2'	5.48	121.12	114.00
1	AA	1598	C	C5'-C4'-C3'	-5.47	107.24	116.00
2	DB	81	G	C5-C6-O6	5.47	131.88	128.60
1	AA	1380	G	P-O5'-C5'	-5.47	112.15	120.90
12	DP	10	ARG	N-CA-C	-5.47	96.24	111.00
54	CA	1502	A	O4'-C1'-N9	5.45	112.56	108.20
55	DA	1379	A	P-O3'-C3'	5.45	126.24	119.70

*Continued on next page...*

Continued from previous page...

Mol	Chain	Res	Type	Atoms	Z	Observed(°)	Ideal(°)
1	AA	2311	A	C3'-C2'-C1'	-5.45	97.14	101.50
1	AA	531	C	C1'-O4'-C4'	-5.44	105.55	109.90
55	DA	67	U	C2-N3-C4	5.44	130.26	127.00
1	AA	215	G	N9-C1'-C2'	5.44	121.07	114.00
55	DA	2266	A	N9-C1'-C2'	5.44	121.07	114.00
54	CA	960	U	N1-C1'-C2'	5.43	121.06	114.00
1	AA	249	C	O4'-C1'-N1	5.42	112.54	108.20
55	DA	2320	A	N9-C1'-C2'	5.41	121.04	114.00
1	AA	1962	C	N1-C1'-C2'	5.41	121.04	114.00
1	AA	654(H)	G	C4-N9-C1'	5.41	133.53	126.50
55	DA	805	G	O4'-C1'-N9	5.41	112.53	108.20
42	CO	47	LYS	C-N-CD	-5.41	108.70	120.60
57	DY	72	ASP	CB-CG-OD1	5.41	123.17	118.30
55	DA	2249	U	N1-C1'-C2'	5.40	121.03	114.00
1	AA	403	U	N1-C1'-C2'	5.40	121.02	114.00
2	DB	44	G	N9-C1'-C2'	5.39	121.01	114.00
1	AA	856	C	C2'-C3'-O3'	5.38	122.31	113.70
1	AA	1344	G	N9-C1'-C2'	5.38	121.00	114.00
54	CA	752	G	N9-C1'-C2'	5.38	120.99	114.00
55	DA	74	A	C5-C6-N6	5.38	128.00	123.70
55	DA	1558	A	N9-C1'-C2'	5.37	120.99	114.00
1	AA	1372	U	N3-C4-C5	5.37	117.82	114.60
34	BG	34	GLU	N-CA-C	-5.37	96.50	111.00
55	DA	784	A	N9-C1'-C2'	5.36	120.97	114.00
55	DA	897	C	O4'-C1'-N1	-5.36	103.91	108.20
54	CA	47	C	O4'-C1'-N1	5.36	112.48	108.20
55	DA	896	A	C8-N9-C1'	5.36	137.34	127.70
55	DA	2566	A	OP2-P-O3'	5.35	116.97	105.20
57	DY	30	GLN	N-CA-C	-5.35	96.56	111.00
54	CA	1322	C	N1-C1'-C2'	5.35	120.95	114.00
14	DQ	54	LEU	CA-CB-CG	5.35	127.60	115.30
58	DL	116	ASN	N-CA-C	-5.35	96.56	111.00
1	AA	249	C	C2'-C3'-O3'	-5.34	97.75	109.50
55	DA	1300	U	N1-C1'-C2'	5.34	120.95	114.00
55	DA	1616	A	O4'-C1'-N9	5.34	112.47	108.20
31	BA	960	U	N1-C1'-C2'	5.34	120.94	114.00
1	AA	1360	A	C5'-C4'-C3'	-5.34	107.46	116.00
54	CA	794	A	C6-N1-C2	-5.34	115.40	118.60
58	DL	121	GLU	N-CA-C	-5.34	96.59	111.00
1	AA	531	C	O4'-C1'-N1	5.34	112.47	108.20
58	DL	28	GLY	N-CA-C	-5.34	99.76	113.10
1	AA	2311	A	O4'-C1'-C2'	-5.33	100.47	105.80

Continued on next page...

*Continued from previous page...*

Mol	Chain	Res	Type	Atoms	Z	Observed(°)	Ideal(°)
54	CA	305	G	N9-C1'-C2'	5.33	120.92	114.00
1	AA	310	A	N9-C1'-C2'	5.32	120.92	114.00
34	BG	12	CYS	CA-CB-SG	5.32	123.58	114.00
55	DA	278	A	C2'-C3'-O3'	5.32	122.22	113.70
55	DA	788	A	OP2-P-O3'	5.32	116.91	105.20
55	DA	474	G	C2'-C3'-O3'	5.32	122.21	113.70
55	DA	1519	G	C5'-C4'-C3'	-5.32	107.49	116.00
54	CA	1003	G	C3'-C2'-C1'	-5.31	97.25	101.50
1	AA	4	C	O3'-P-O5'	5.31	114.09	104.00
34	CG	31	CYS	CA-CB-SG	5.31	123.56	114.00
55	DA	2524	G	C5'-C4'-C3'	-5.31	107.50	116.00
54	CA	1177	G	N9-C1'-C2'	5.31	120.90	114.00
55	DA	1281	G	C5'-C4'-O4'	-5.30	102.74	109.10
1	AA	1822	G	C5'-C4'-O4'	-5.30	102.74	109.10
54	CA	1299	A	N9-C1'-C2'	5.29	120.88	114.00
54	CA	410	G	C2'-C3'-O3'	5.29	122.16	113.70
1	AA	1372	U	C6-N1-C2	5.28	124.17	121.00
54	CA	47	C	C1'-O4'-C4'	-5.28	105.67	109.90
55	DA	503	A	N9-C1'-C2'	5.28	120.87	114.00
55	DA	101	G	N9-C1'-C2'	5.28	120.87	114.00
55	DA	2060	A	OP1-P-O3'	5.27	116.80	105.20
58	DL	12	LEU	CA-CB-CG	-5.27	103.19	115.30
55	DA	752	A	OP2-P-O3'	5.27	116.79	105.20
55	DA	829	A	C4'-C3'-O3'	-5.27	98.34	109.40
55	DA	2245	U	C5'-C4'-C3'	-5.27	107.57	116.00
21	DV	179	ASP	N-CA-C	-5.26	96.79	111.00
31	BA	819	A	N9-C1'-C2'	5.26	120.84	114.00
55	DA	897	C	C5'-C4'-O4'	5.26	115.41	109.10
55	DA	1359	A	C5-N7-C8	-5.26	101.27	103.90
58	DL	84	LEU	N-CA-C	-5.26	96.81	111.00
55	DA	926	A	C5'-C4'-C3'	-5.25	107.59	116.00
54	CA	279	A	N9-C1'-C2'	5.24	120.81	114.00
55	DA	1543	A	N9-C1'-C2'	5.24	120.81	114.00
55	DA	1791	A	O5'-P-OP1	-5.24	100.98	105.70
55	DA	1178	C	C2'-C3'-O3'	5.24	122.08	113.70
55	DA	1344	G	N9-C1'-C2'	5.23	120.80	114.00
11	DO	59	LEU	N-CA-C	-5.23	96.88	111.00
52	BB	10	G	C2'-C3'-O3'	5.23	122.07	113.70
54	CA	315	A	N9-C1'-C2'	5.23	120.80	114.00
8	DK	135	GLU	N-CA-C	5.22	125.10	111.00
55	DA	1701	A	C5'-C4'-C3'	-5.22	107.65	116.00
58	DL	38	VAL	N-CA-C	-5.21	96.93	111.00

*Continued on next page...*

*Continued from previous page...*

Mol	Chain	Res	Type	Atoms	Z	Observed(°)	Ideal(°)
1	AA	232	G	N9-C1'-C2'	5.20	120.77	114.00
44	CQ	40	CYS	CA-CB-SG	5.20	123.36	114.00
55	DA	1325	G	N9-C1'-C2'	5.20	120.76	114.00
55	DA	1900	A	N9-C1'-C2'	5.20	120.76	114.00
55	DA	788	A	C2'-C3'-O3'	5.20	122.02	113.70
57	DY	32	LEU	CA-CB-CG	5.19	127.25	115.30
1	AA	687	C	C5'-C4'-C3'	-5.19	107.69	116.00
1	AA	2426	A	N9-C1'-C2'	5.19	120.75	114.00
31	BA	1157	A	N9-C1'-C2'	5.19	120.75	114.00
1	AA	2346	A	C1'-O4'-C4'	-5.19	105.75	109.90
30	A8	32	LEU	CA-CB-CG	5.19	127.23	115.30
1	AA	241	A	N9-C1'-C2'	5.18	120.74	114.00
55	DA	2033	A	N9-C1'-C2'	5.18	120.74	114.00
1	AA	2250	G	N9-C1'-C2'	5.18	120.74	114.00
53	B1	50	U	C5'-C4'-C3'	-5.18	107.71	116.00
55	DA	1015	G	C5'-C4'-C3'	-5.18	107.71	116.00
34	BG	20	TYR	C-N-CA	5.17	134.64	121.70
55	DA	1791	A	C5'-C4'-C3'	-5.17	107.72	116.00
55	DA	474	G	N9-C1'-C2'	5.17	120.72	114.00
57	DY	136	ALA	N-CA-C	-5.17	97.03	111.00
31	BA	702	A	N9-C1'-C2'	5.17	120.72	114.00
55	DA	4	C	O3'-P-O5'	5.17	113.82	104.00
55	DA	1786	A	O4'-C1'-N9	5.17	112.33	108.20
55	DA	945	A	C4-C5-C6	5.16	119.58	117.00
1	AA	1359	A	C4-C5-N7	5.16	113.28	110.70
1	AA	1385	G	C1'-O4'-C4'	-5.16	105.77	109.90
55	DA	1694	C	C5'-C4'-C3'	-5.16	107.75	116.00
31	BA	209	U	N1-C1'-C2'	5.15	120.70	114.00
52	BB	74	C	C1'-O4'-C4'	-5.15	105.78	109.90
56	DJ	28	LYS	N-CA-C	-5.15	97.08	111.00
1	AA	2275	C	C2'-C3'-O3'	5.15	121.94	113.70
55	DA	2832	U	C2'-C3'-O3'	5.14	121.92	113.70
55	DA	454	A	C5'-C4'-C3'	-5.14	107.78	116.00
55	DA	539	G	C5'-C4'-C3'	-5.14	107.78	116.00
11	AO	65	ARG	N-CA-C	-5.14	97.13	111.00
52	CB	9	A	C2'-C3'-O3'	5.14	121.92	113.70
55	DA	1773	A	N9-C1'-C2'	-5.14	106.35	112.00
1	AA	532	A	N9-C1'-C2'	5.13	120.67	114.00
57	DY	100	ASN	N-CA-C	-5.13	97.14	111.00
26	A4	16	CYS	CA-CB-SG	5.13	123.23	114.00
31	BA	982	U	N1-C1'-C2'	5.13	120.67	114.00
26	D4	70	GLY	N-CA-C	5.12	125.91	113.10

*Continued on next page...*

Continued from previous page...

Mol	Chain	Res	Type	Atoms	Z	Observed(°)	Ideal(°)
55	DA	1925	C	O4'-C4'-C3'	-5.12	98.88	104.00
1	AA	2542	A	N9-C1'-C2'	5.12	120.66	114.00
55	DA	1143	A	N9-C1'-C2'	5.12	120.66	114.00
1	AA	1939	U	N1-C1'-C2'	5.12	120.65	114.00
3	AD	224	ALA	N-CA-C	-5.12	97.18	111.00
55	DA	1359	A	O4'-C1'-C2'	-5.12	100.68	105.80
26	D4	45	GLY	N-CA-C	-5.12	100.31	113.10
31	BA	366	C	N1-C1'-C2'	5.12	120.65	114.00
1	AA	2061	G	N9-C1'-C2'	5.11	120.65	114.00
55	DA	530	G	N9-C1'-C2'	5.11	120.65	114.00
1	AA	1694	C	N1-C1'-C2'	5.11	120.64	114.00
55	DA	1294	U	C5'-C4'-C3'	-5.11	107.83	116.00
31	BA	130	A	N9-C1'-C2'	5.10	120.64	114.00
54	CA	1506	U	N1-C1'-C2'	5.10	120.64	114.00
1	AA	50	U	N1-C1'-C2'	5.10	120.63	114.00
55	DA	1609	A	C4'-C3'-O3'	-5.10	98.69	109.40
55	DA	141	A	N9-C1'-C2'	5.10	120.63	114.00
55	DA	728	G	C5'-C4'-O4'	-5.10	102.98	109.10
55	DA	2497	A	C2'-C3'-O3'	-5.10	98.28	109.50
54	CA	788	U	C5-C4-O4	-5.10	122.84	125.90
9	DM	114	ARG	N-CA-C	-5.10	97.24	111.00
1	AA	1372	U	C6-N1-C1'	-5.09	114.07	121.20
55	DA	989	G	N9-C1'-C2'	5.09	120.62	114.00
54	CA	109	A	N9-C1'-C2'	5.08	120.61	114.00
55	DA	387	U	O5'-P-OP1	-5.08	101.12	105.70
55	DA	1947	C	C5'-C4'-C3'	-5.08	107.87	116.00
1	AA	226	G	N9-C1'-C2'	5.07	120.59	114.00
56	DJ	12	LEU	CB-CG-CD2	5.07	119.62	111.00
1	AA	1544	C	N1-C1'-C2'	5.07	120.59	114.00
54	CA	760	G	N9-C1'-C2'	-5.07	106.43	112.00
1	AA	1786	A	C1'-O4'-C4'	-5.07	105.85	109.90
55	DA	2035	G	N9-C1'-C2'	5.07	120.59	114.00
53	C1	33	G	O4'-C1'-N9	5.06	112.25	108.20
55	DA	196	A	N9-C1'-C2'	5.06	120.58	114.00
21	AV	117	LEU	CA-CB-CG	5.06	126.94	115.30
1	AA	74	A	C4-N9-C1'	-5.05	117.20	126.30
31	BA	1159	U	N1-C1'-C2'	5.05	120.57	114.00
43	BP	84	ILE	N-CA-C	-5.05	97.36	111.00
31	BA	279	A	N9-C1'-C2'	5.05	120.57	114.00
34	CG	13	ARG	N-CA-C	5.05	124.63	111.00
54	CA	327	A	N9-C1'-C2'	5.04	120.56	114.00
55	DA	1249	U	C2-N3-C4	-5.04	123.98	127.00

Continued on next page...

*Continued from previous page...*

Mol	Chain	Res	Type	Atoms	Z	Observed(°)	Ideal(°)
55	DA	1653	G	N9-C1'-C2'	5.04	120.55	114.00
1	AA	2032	G	N9-C1'-C2'	5.04	120.55	114.00
55	DA	1615	C	N1-C1'-C2'	5.04	120.55	114.00
1	AA	1372	U	N1-C1'-C2'	-5.03	106.47	112.00
55	DA	2754	U	C5'-C4'-C3'	-5.03	107.95	116.00
1	AA	227	A	N9-C1'-C2'	5.03	120.53	114.00
55	DA	1371	G	P-O3'-C3'	5.03	125.73	119.70
55	DA	2458	G	C2'-C3'-O3'	-5.02	98.45	109.50
55	DA	2447	G	C4'-C3'-O3'	-5.02	98.86	109.40
1	AA	1762	A	O4'-C1'-C2'	-5.02	100.78	105.80
5	AF	83	PHE	N-CA-C	5.02	124.56	111.00
1	AA	654(H)	G	C8-N9-C1'	-5.02	120.47	127.00
55	DA	1686	C	C5'-C4'-C3'	-5.02	107.97	116.00
55	DA	1396	U	N1-C1'-C2'	5.01	120.52	114.00
31	BA	7	G	C1'-O4'-C4'	-5.01	105.89	109.90
55	DA	2094	G	C5'-C4'-C3'	-5.01	107.99	116.00
55	DA	2835	A	N9-C1'-C2'	5.00	120.50	114.00
1	AA	74	A	C8-N9-C1'	5.00	136.70	127.70
55	DA	1143	A	C4'-C3'-C2'	5.00	107.60	102.60

There are no chirality outliers.

All (395) planarity outliers are listed below:

Mol	Chain	Res	Type	Group
1	AA	1025	G	Sidechain
1	AA	1082	U	Sidechain
1	AA	1143	A	Sidechain
1	AA	1159	U	Sidechain
1	AA	1215	G	Sidechain
1	AA	1242	A	Sidechain
1	AA	1247	A	Sidechain
1	AA	1249	U	Sidechain
1	AA	1250	G	Sidechain
1	AA	1252	G	Sidechain
1	AA	1294	U	Sidechain
1	AA	1298	C	Sidechain
1	AA	1302	A	Sidechain
1	AA	1308	A	Sidechain
1	AA	1312	U	Sidechain
1	AA	1357	U	Sidechain
1	AA	1397	U	Sidechain
1	AA	1427	A	Sidechain

*Continued on next page...*

*Continued from previous page...*

<b>Mol</b>	<b>Chain</b>	<b>Res</b>	<b>Type</b>	<b>Group</b>
1	AA	1455	G	Sidechain
1	AA	1564	C	Sidechain
1	AA	1566	A	Sidechain
1	AA	1671	U	Sidechain
1	AA	1693	U	Sidechain
1	AA	1751	C	Sidechain
1	AA	1772	G	Sidechain
1	AA	1773	A	Sidechain
1	AA	1774	C	Sidechain
1	AA	1783	A	Sidechain
1	AA	1807	G	Sidechain
1	AA	1818	U	Sidechain
1	AA	1902	C	Sidechain
1	AA	1910	G	Sidechain
1	AA	1940	U	Sidechain
1	AA	1946	U	Sidechain
1	AA	196	A	Sidechain
1	AA	1966	A	Sidechain
1	AA	1991	U	Sidechain
1	AA	201	C	Sidechain
1	AA	2025	C	Sidechain
1	AA	2031	A	Sidechain
1	AA	2034	U	Sidechain
1	AA	2049	G	Sidechain
1	AA	2074	U	Sidechain
1	AA	2227	A	Sidechain
1	AA	2248	C	Sidechain
1	AA	2257	U	Sidechain
1	AA	227	A	Sidechain
1	AA	2307	G	Sidechain
1	AA	2312	U	Sidechain
1	AA	232	G	Sidechain
1	AA	2345	G	Sidechain
1	AA	2346	A	Sidechain
1	AA	2401	U	Sidechain
1	AA	2406	U	Sidechain
1	AA	2427	C	Sidechain
1	AA	2447	G	Sidechain
1	AA	2458	G	Sidechain
1	AA	2497	A	Sidechain
1	AA	250	G	Sidechain
1	AA	2506	U	Sidechain

*Continued on next page...*

*Continued from previous page...*

<b>Mol</b>	<b>Chain</b>	<b>Res</b>	<b>Type</b>	<b>Group</b>
1	AA	2542	A	Sidechain
1	AA	2582	G	Sidechain
1	AA	2596	U	Sidechain
1	AA	2605	U	Sidechain
1	AA	2609	U	Sidechain
1	AA	2625	G	Sidechain
1	AA	2647	U	Sidechain
1	AA	2656	U	Sidechain
1	AA	2681	C	Sidechain
1	AA	2696	U	Sidechain
1	AA	2725	A	Sidechain
1	AA	2746	U	Sidechain
1	AA	2789	C	Sidechain
1	AA	2835	A	Sidechain
1	AA	2899	G	Sidechain
1	AA	305	U	Sidechain
1	AA	319	C	Sidechain
1	AA	33	U	Sidechain
1	AA	331	A	Sidechain
1	AA	352	G	Sidechain
1	AA	371	A	Sidechain
1	AA	403	U	Sidechain
1	AA	441	U	Sidechain
1	AA	463	G	Sidechain
1	AA	476	G	Sidechain
1	AA	481	G	Sidechain
1	AA	50	U	Sidechain
1	AA	506	G	Sidechain
1	AA	510	C	Sidechain
1	AA	566	U	Sidechain
1	AA	607	U	Sidechain
1	AA	608	A	Sidechain
1	AA	642	G	Sidechain
1	AA	654(G)	C	Sidechain
1	AA	654(M)	C	Sidechain
1	AA	670	A	Sidechain
1	AA	682	G	Sidechain
1	AA	683	C	Sidechain
1	AA	70	G	Sidechain
1	AA	72	U	Sidechain
1	AA	74	A	Sidechain
1	AA	788	A	Sidechain

*Continued on next page...*



*Continued from previous page...*

<b>Mol</b>	<b>Chain</b>	<b>Res</b>	<b>Type</b>	<b>Group</b>
1	AA	816	C	Sidechain
1	AA	817	C	Sidechain
1	AA	859	G	Sidechain
1	AA	895	U	Sidechain
1	AA	913	U	Sidechain
1	AA	930	U	Sidechain
1	AA	943	U	Sidechain
2	AB	1	U	Sidechain
2	AB	66	A	Sidechain
2	AB	81	G	Sidechain
2	AB	95	U	Sidechain
3	AD	104	TYR	Sidechain
3	AD	9	TYR	Sidechain
53	B1	41	U	Sidechain
53	B1	48	U	Sidechain
53	B1	51	U	Sidechain
53	B1	53	U	Sidechain
31	BA	1049	U	Sidechain
31	BA	1064	G	Sidechain
31	BA	1065	U	Sidechain
31	BA	1077	G	Sidechain
31	BA	114	U	Sidechain
31	BA	1149	C	Sidechain
31	BA	1159	U	Sidechain
31	BA	1201	A	Sidechain
31	BA	1205	U	Sidechain
31	BA	1235	U	Sidechain
31	BA	130	A	Sidechain
31	BA	1341	U	Sidechain
31	BA	1380	U	Sidechain
31	BA	1526	G	Sidechain
31	BA	1529	G	Sidechain
31	BA	1540	U	Sidechain
31	BA	1541	U	Sidechain
31	BA	190	G	Sidechain
31	BA	249	U	Sidechain
31	BA	250	A	Sidechain
31	BA	251	G	Sidechain
31	BA	328	C	Sidechain
31	BA	366	C	Sidechain
31	BA	528	C	Sidechain
31	BA	566	G	Sidechain

*Continued on next page...*

*Continued from previous page...*

<b>Mol</b>	<b>Chain</b>	<b>Res</b>	<b>Type</b>	<b>Group</b>
31	BA	571	U	Sidechain
31	BA	575	G	Sidechain
31	BA	672	U	Sidechain
31	BA	686	U	Sidechain
31	BA	703	G	Sidechain
31	BA	788	U	Sidechain
31	BA	82	U	Sidechain
31	BA	873	A	Sidechain
31	BA	974	A	Sidechain
52	BB	66	U	Sidechain
52	BC	19	G	Sidechain
52	BC	66	U	Sidechain
52	BC	73	A	Sidechain
52	BD	7	A	Sidechain
53	C1	38	U	Sidechain
53	C1	41	U	Sidechain
53	C1	56	U	Sidechain
54	CA	1054	C	Sidechain
54	CA	1064	G	Sidechain
54	CA	1122	U	Sidechain
54	CA	1124	G	Sidechain
54	CA	1128	C	Sidechain
54	CA	1129	C	Sidechain
54	CA	114	U	Sidechain
54	CA	1143	G	Sidechain
54	CA	1150	U	Sidechain
54	CA	1159	U	Sidechain
54	CA	1190	G	Sidechain
54	CA	1201	A	Sidechain
54	CA	1205	U	Sidechain
54	CA	121	C	Sidechain
54	CA	1225	A	Sidechain
54	CA	1226	C	Sidechain
54	CA	1285	A	Sidechain
54	CA	1380	U	Sidechain
54	CA	1400	C	Sidechain
54	CA	1495	U	Sidechain
54	CA	1502	A	Sidechain
54	CA	1535	C	Sidechain
54	CA	1541	U	Sidechain
54	CA	259	G	Sidechain
54	CA	30	U	Sidechain

*Continued on next page...*

*Continued from previous page...*

<b>Mol</b>	<b>Chain</b>	<b>Res</b>	<b>Type</b>	<b>Group</b>
54	CA	367	U	Sidechain
54	CA	387	U	Sidechain
54	CA	388	G	Sidechain
54	CA	484	G	Sidechain
54	CA	50	A	Sidechain
54	CA	51	A	Sidechain
54	CA	512	U	Sidechain
54	CA	518	C	Sidechain
54	CA	528	C	Sidechain
54	CA	532	A	Sidechain
54	CA	575	G	Sidechain
54	CA	58	C	Sidechain
54	CA	620	C	Sidechain
54	CA	672	U	Sidechain
54	CA	681	C	Sidechain
54	CA	686	U	Sidechain
54	CA	693	G	Sidechain
54	CA	697	U	Sidechain
54	CA	73	G	Sidechain
54	CA	749	C	Sidechain
54	CA	760	G	Sidechain
54	CA	773	G	Sidechain
54	CA	794	A	Sidechain
54	CA	84	U	Sidechain
54	CA	85	U	Sidechain
54	CA	873	A	Sidechain
54	CA	879	C	Sidechain
54	CA	900	A	Sidechain
54	CA	960	U	Sidechain
54	CA	965	A	Sidechain
54	CA	97	U	Sidechain
54	CA	974	A	Sidechain
52	CB	49	C	Sidechain
52	CD	45	U	Sidechain
52	CD	66	U	Sidechain
55	DA	1025	G	Sidechain
55	DA	104	U	Sidechain
55	DA	1060	U	Sidechain
55	DA	1078	U	Sidechain
55	DA	1082	U	Sidechain
55	DA	1086	A	Sidechain
55	DA	1092	C	Sidechain

*Continued on next page...*

*Continued from previous page...*

<b>Mol</b>	<b>Chain</b>	<b>Res</b>	<b>Type</b>	<b>Group</b>
55	DA	1099	G	Sidechain
55	DA	1126	A	Sidechain
55	DA	113	G	Sidechain
55	DA	1130	U	Sidechain
55	DA	1132	A	Sidechain
55	DA	1133	U	Sidechain
55	DA	1156	A	Sidechain
55	DA	1161	C	Sidechain
55	DA	1188	U	Sidechain
55	DA	119	A	Sidechain
55	DA	12	U	Sidechain
55	DA	1249	U	Sidechain
55	DA	1252	G	Sidechain
55	DA	1253	A	Sidechain
55	DA	1287	A	Sidechain
55	DA	1288	U	Sidechain
55	DA	1294	U	Sidechain
55	DA	1300	U	Sidechain
55	DA	1302	A	Sidechain
55	DA	1323	U	Sidechain
55	DA	1340	U	Sidechain
55	DA	1357	U	Sidechain
55	DA	138	G	Sidechain
55	DA	139	G	Sidechain
55	DA	1425	G	Sidechain
55	DA	1503	U	Sidechain
55	DA	1534	G	Sidechain
55	DA	1535	U	Sidechain
55	DA	1537	C	Sidechain
55	DA	1558	A	Sidechain
55	DA	1564	C	Sidechain
55	DA	1607	C	Sidechain
55	DA	1610	A	Sidechain
55	DA	1619	G	Sidechain
55	DA	1647	G	Sidechain
55	DA	1651	G	Sidechain
55	DA	1664	A	Sidechain
55	DA	1675	C	Sidechain
55	DA	1693	U	Sidechain
55	DA	1698	A	Sidechain
55	DA	1772	G	Sidechain
55	DA	1773	A	Sidechain

*Continued on next page...*

*Continued from previous page...*

<b>Mol</b>	<b>Chain</b>	<b>Res</b>	<b>Type</b>	<b>Group</b>
55	DA	1774	C	Sidechain
55	DA	1777	U	Sidechain
55	DA	1779	U	Sidechain
55	DA	1799	G	Sidechain
55	DA	1801	G	Sidechain
55	DA	1808	U	Sidechain
55	DA	1828	G	Sidechain
55	DA	1833	U	Sidechain
55	DA	1834	U	Sidechain
55	DA	1925	C	Sidechain
55	DA	1926	U	Sidechain
55	DA	1929	G	Sidechain
55	DA	1934	C	Sidechain
55	DA	1940	U	Sidechain
55	DA	1946	U	Sidechain
55	DA	1951	U	Sidechain
55	DA	1964	G	Sidechain
55	DA	1970	A	Sidechain
55	DA	1991	U	Sidechain
55	DA	2009	G	Sidechain
55	DA	201	C	Sidechain
55	DA	2025	C	Sidechain
55	DA	2028	U	Sidechain
55	DA	2031	A	Sidechain
55	DA	2034	U	Sidechain
55	DA	2078	C	Sidechain
55	DA	2086	U	Sidechain
55	DA	2098	U	Sidechain
55	DA	2110	G	Sidechain
55	DA	2252	G	Sidechain
55	DA	2257	U	Sidechain
55	DA	227	A	Sidechain
55	DA	2275	C	Sidechain
55	DA	2282	G	Sidechain
55	DA	229	A	Sidechain
55	DA	2313	C	Sidechain
55	DA	2319	G	Sidechain
55	DA	2334	G	Sidechain
55	DA	2345	G	Sidechain
55	DA	240	G	Sidechain
55	DA	2401	U	Sidechain
55	DA	2426	A	Sidechain

*Continued on next page...*

*Continued from previous page...*

<b>Mol</b>	<b>Chain</b>	<b>Res</b>	<b>Type</b>	<b>Group</b>
55	DA	2427	C	Sidechain
55	DA	243	U	Sidechain
55	DA	2434	A	Sidechain
55	DA	2447	G	Sidechain
55	DA	2452	C	Sidechain
55	DA	2462	U	Sidechain
55	DA	2489	G	Sidechain
55	DA	249	C	Sidechain
55	DA	250	G	Sidechain
55	DA	2504	U	Sidechain
55	DA	2516	G	Sidechain
55	DA	2542	A	Sidechain
55	DA	2563	U	Sidechain
55	DA	2582	G	Sidechain
55	DA	2587	A	Sidechain
55	DA	2593	U	Sidechain
55	DA	2595	G	Sidechain
55	DA	2615	U	Sidechain
55	DA	2627	G	Sidechain
55	DA	265	A	Sidechain
55	DA	2650	U	Sidechain
55	DA	2656	U	Sidechain
55	DA	2665	A	Sidechain
55	DA	2684	U	Sidechain
55	DA	2696	U	Sidechain
55	DA	270(Z)	U	Sidechain
55	DA	2712	U	Sidechain
55	DA	2725	A	Sidechain
55	DA	2751	G	Sidechain
55	DA	2779	U	Sidechain
55	DA	2789	C	Sidechain
55	DA	2873	A	Sidechain
55	DA	323	G	Sidechain
55	DA	339	U	Sidechain
55	DA	370	G	Sidechain
55	DA	371	A	Sidechain
55	DA	385	C	Sidechain
55	DA	387	U	Sidechain
55	DA	4	C	Sidechain
55	DA	411	G	Sidechain
55	DA	43	G	Sidechain
55	DA	441	U	Sidechain

*Continued on next page...*

*Continued from previous page...*

<b>Mol</b>	<b>Chain</b>	<b>Res</b>	<b>Type</b>	<b>Group</b>
55	DA	463	G	Sidechain
55	DA	467	G	Sidechain
55	DA	476	G	Sidechain
55	DA	487	C	Sidechain
55	DA	488	G	Sidechain
55	DA	508	G	Sidechain
55	DA	52	A	Sidechain
55	DA	56	A	Sidechain
55	DA	566	U	Sidechain
55	DA	567	A	Sidechain
55	DA	575	A	Sidechain
55	DA	590	A	Sidechain
55	DA	602	G	Sidechain
55	DA	606	U	Sidechain
55	DA	607	U	Sidechain
55	DA	621	A	Sidechain
55	DA	630	G	Sidechain
55	DA	654(G)	C	Sidechain
55	DA	654(M)	C	Sidechain
55	DA	670	A	Sidechain
55	DA	675	A	Sidechain
55	DA	682	G	Sidechain
55	DA	683	C	Sidechain
55	DA	70	G	Sidechain
55	DA	72	U	Sidechain
55	DA	730	C	Sidechain
55	DA	739	G	Sidechain
55	DA	792	G	Sidechain
55	DA	807	U	Sidechain
55	DA	829	A	Sidechain
55	DA	859	G	Sidechain
55	DA	895	U	Sidechain
55	DA	943	U	Sidechain
55	DA	956	G	Sidechain
55	DA	980	A	Sidechain
55	DA	990	A	Sidechain
55	DA	995	C	Sidechain
2	DB	51	G	Sidechain
2	DB	55	U	Sidechain
2	DB	81	G	Sidechain
2	DB	95	U	Sidechain

## 5.2 Too-close contacts [i](#)

In the following table, the Non-H and H(model) columns list the number of non-hydrogen atoms and hydrogen atoms in the chain respectively. The H(added) column lists the number of hydrogen atoms added and optimized by MolProbity. The Clashes column lists the number of clashes within the asymmetric unit, whereas Symm-Clashes lists symmetry-related clashes.

Mol	Chain	Non-H	H(model)	H(added)	Clashes	Symm-Clashes
1	AA	62647	0	31576	3579	1
2	AB	2617	0	1328	187	0
2	DB	2617	0	1328	116	0
3	AD	2115	0	2195	312	0
3	DD	2115	0	2195	370	0
4	AE	1568	0	1634	355	0
4	DE	1568	0	1634	274	0
5	AF	1627	0	1679	258	0
5	DF	1585	0	1631	192	0
6	AG	1474	0	1535	252	0
6	DG	1474	0	1535	277	0
7	AH	1307	0	1382	233	0
7	DH	1307	0	1382	255	0
8	AK	1136	0	1223	199	0
8	DK	1136	0	1221	222	0
9	AM	1104	0	1180	164	0
9	DM	1104	0	1180	178	0
10	AN	933	0	996	107	0
10	DN	933	0	996	114	0
11	AO	1145	0	1228	255	0
11	DO	1145	0	1227	265	0
12	AP	1122	0	1179	242	0
12	DP	1122	0	1179	180	0
13	A0	960	0	1021	133	0
13	D0	968	0	1033	146	0
14	AQ	882	0	943	142	0
14	DQ	882	0	943	144	0
15	AR	1141	0	1202	171	0
15	DR	1141	0	1202	183	0
16	A1	964	0	1022	169	1
16	D1	964	0	1022	144	0
17	A2	779	0	852	210	0
17	D2	779	0	852	148	0
18	AS	900	0	964	97	0
18	DS	900	0	963	89	0
19	AT	725	0	778	92	0
19	DT	725	0	778	78	0

*Continued on next page...*



*Continued from previous page...*

Mol	Chain	Non-H	H(model)	H(added)	Clashes	Symm-Clashes
20	AU	785	0	878	217	0
20	DU	785	0	878	171	0
21	AV	1489	0	1515	418	0
21	DV	1582	0	1613	447	0
22	A3	662	0	688	103	0
22	D3	662	0	688	87	0
23	AZ	763	0	848	107	0
23	DZ	763	0	848	92	0
24	AW	581	0	629	125	0
24	DW	581	0	629	76	0
25	AX	469	0	518	62	0
25	DX	469	0	518	46	0
26	A4	581	0	573	181	0
26	D4	581	0	573	174	0
27	A5	459	0	480	62	0
27	D5	459	0	480	81	0
28	A6	389	0	404	119	0
28	D6	389	0	404	126	0
29	A7	430	0	480	49	0
29	D7	430	0	480	35	0
30	A8	517	0	582	153	0
30	D8	517	0	582	103	0
31	BA	32571	0	16441	1933	1
32	BE	1924	0	1975	295	0
32	CE	1924	0	1975	286	0
33	BF	1612	0	1677	257	0
33	CF	1605	0	1668	217	0
34	BG	1703	0	1763	257	0
34	CG	1703	0	1763	235	0
35	BH	1155	0	1212	133	0
35	CH	1155	0	1213	151	0
36	BI	843	0	857	96	0
36	CI	843	0	857	101	0
37	BJ	1257	0	1296	139	0
37	CJ	1257	0	1296	138	0
38	BK	1116	0	1177	121	0
38	CK	1116	0	1177	164	0
39	BL	1010	0	1037	187	0
39	CL	1010	0	1037	152	0
40	BM	801	0	849	165	0
40	CM	801	0	849	149	0
41	BN	885	0	904	73	0

*Continued on next page...*

*Continued from previous page...*

Mol	Chain	Non-H	H(model)	H(added)	Clashes	Symm-Clashes
41	CN	885	0	904	76	0
42	BO	975	0	1062	140	0
42	CO	975	0	1062	138	0
43	BP	964	0	1034	181	0
43	CP	997	0	1072	192	0
44	BQ	492	0	529	84	0
44	CQ	492	0	529	82	0
45	BR	734	0	771	72	0
45	CR	734	0	771	75	0
46	BS	705	0	725	80	0
46	CS	705	0	725	131	0
47	BT	834	0	904	73	0
47	CT	834	0	904	92	0
48	BU	591	0	662	94	0
48	CU	591	0	662	100	0
49	BV	665	0	684	174	0
49	CV	702	0	728	156	0
50	BW	763	0	861	119	0
50	CW	763	0	861	113	0
51	BX	217	0	234	37	0
51	CX	217	0	234	23	0
52	BB	1626	0	832	95	0
52	BC	1626	0	833	86	0
52	BD	1626	0	833	89	0
52	CB	1626	0	832	97	0
52	CC	1626	0	832	62	0
52	CD	1626	0	832	118	0
53	B1	621	0	312	68	0
53	C1	621	0	312	76	0
54	CA	32551	0	16431	1895	0
55	DA	62707	0	31590	3338	1
56	DI	237	0	257	165	0
56	DJ	237	0	256	208	0
57	DY	1107	0	1166	947	0
58	DL	1071	0	1113	696	0
59	A0	1	0	0	0	0
59	A1	5	0	0	0	0
59	A2	1	0	0	0	0
59	A3	4	0	0	0	0
59	A5	3	0	0	0	0
59	A6	2	0	0	0	0
59	A7	4	0	0	0	0

*Continued on next page...*

*Continued from previous page...*

Mol	Chain	Non-H	H(model)	H(added)	Clashes	Symm-Clashes
59	A8	4	0	0	0	0
59	AA	1166	0	0	0	0
59	AB	36	0	0	0	0
59	AD	13	0	0	0	0
59	AE	4	0	0	0	0
59	AF	7	0	0	0	0
59	AG	3	0	0	0	0
59	AH	1	0	0	0	0
59	AK	3	0	0	0	0
59	AN	1	0	0	0	0
59	AO	7	0	0	0	0
59	AP	1	0	0	0	0
59	AQ	5	0	0	0	0
59	AR	5	0	0	0	0
59	AS	3	0	0	0	0
59	AT	4	0	0	0	0
59	AU	6	0	0	0	0
59	AV	1	0	0	0	0
59	AW	2	0	0	0	0
59	AZ	3	0	0	0	0
59	B1	4	0	0	0	0
59	BA	676	0	0	0	0
59	BB	13	0	0	0	0
59	BC	16	0	0	0	0
59	BD	26	0	0	0	0
59	BE	5	0	0	0	0
59	BF	2	0	0	0	0
59	BG	7	0	0	0	0
59	BH	5	0	0	0	0
59	BI	1	0	0	0	0
59	BK	6	0	0	0	0
59	BL	2	0	0	0	0
59	BM	3	0	0	0	0
59	BO	1	0	0	0	0
59	BP	2	0	0	0	0
59	BQ	3	0	0	0	0
59	BS	9	0	0	0	0
59	BT	2	0	0	0	0
59	BU	1	0	0	0	0
59	BV	1	0	0	0	0
59	BW	8	0	0	0	0
59	BX	1	0	0	0	0

*Continued on next page...*

*Continued from previous page...*

Mol	Chain	Non-H	H(model)	H(added)	Clashes	Symm-Clashes
59	C1	6	0	0	0	0
59	CA	724	0	0	1	0
59	CB	21	0	0	0	0
59	CC	27	0	0	0	0
59	CD	30	0	0	0	0
59	CE	6	0	0	0	0
59	CF	3	0	0	0	0
59	CG	11	0	0	0	0
59	CH	6	0	0	0	0
59	CI	1	0	0	0	0
59	CJ	1	0	0	0	0
59	CK	11	0	0	0	0
59	CL	1	0	0	0	0
59	CM	3	0	0	0	0
59	CN	2	0	0	0	0
59	CP	3	0	0	0	0
59	CQ	3	0	0	0	0
59	CR	3	0	0	0	0
59	CS	6	0	0	0	0
59	CT	3	0	0	0	0
59	CV	4	0	0	0	0
59	CW	1	0	0	0	0
59	D0	11	0	0	0	0
59	D1	12	0	0	0	0
59	D2	10	0	0	0	0
59	D3	7	0	0	0	0
59	D4	2	0	0	0	0
59	D5	8	0	0	0	0
59	D6	3	0	0	0	0
59	D7	5	0	0	0	0
59	D8	9	0	0	0	0
59	DA	2077	0	0	0	0
59	DB	76	0	0	0	0
59	DD	14	0	0	0	0
59	DE	15	0	0	0	0
59	DF	25	0	0	0	0
59	DG	5	0	0	0	0
59	DH	5	0	0	0	0
59	DK	2	0	0	0	0
59	DL	1	0	0	0	0
59	DM	6	0	0	0	0
59	DN	2	0	0	0	0

*Continued on next page...*

Continued from previous page...

Mol	Chain	Non-H	H(model)	H(added)	Clashes	Symm-Clashes
59	DO	18	0	0	0	0
59	DP	4	0	0	0	0
59	DQ	2	0	0	0	0
59	DR	4	0	0	1	0
59	DS	8	0	0	0	0
59	DT	7	0	0	0	0
59	DU	19	0	0	0	0
59	DV	5	0	0	0	0
59	DW	7	0	0	0	0
59	DX	2	0	0	0	0
59	DY	4	0	0	0	0
59	DZ	5	0	0	0	0
60	A4	1	0	0	0	0
60	BG	1	0	0	0	0
60	BQ	1	0	0	0	0
60	CG	1	0	0	0	0
60	CQ	1	0	0	0	0
60	D4	1	0	0	0	0
61	B1	3	0	0	0	0
61	BA	3	0	0	0	0
All	All	307345	0	204878	26272	2

The all-atom clashscore is defined as the number of clashes found per 1000 atoms (including hydrogen atoms). The all-atom clashscore for this structure is 52.

All (26272) close contacts within the same asymmetric unit are listed below, sorted by their clash magnitude.

Atom-1	Atom-2	Interatomic distance (Å)	Clash overlap (Å)
1:AA:2820:A:C8	4:AE:109:LYS:HE3	1.23	1.64
58:DL:7:VAL:HG12	58:DL:57:ILE:CD1	1.29	1.63
57:DY:71:LEU:CB	57:DY:113:GLN:HB3	1.32	1.60
21:AV:175:VAL:HG12	21:AV:177:PRO:CD	1.26	1.56
58:DL:7:VAL:CG1	58:DL:57:ILE:HD12	1.21	1.55
56:DJ:13:SER:CB	56:DJ:17:VAL:HG21	1.30	1.54
57:DY:51:LEU:HD21	57:DY:82:PHE:C	1.22	1.53
57:DY:29:TYR:N	57:DY:81:VAL:CG1	1.69	1.52
57:DY:27:VAL:CB	57:DY:110:GLY:HA3	1.11	1.52
57:DY:27:VAL:CG2	57:DY:110:GLY:CA	1.83	1.52
57:DY:89:ALA:HB3	56:DJ:15:ALA:CB	1.41	1.50
57:DY:27:VAL:CG2	57:DY:110:GLY:HA3	1.01	1.49
21:AV:175:VAL:C	21:AV:177:PRO:HD2	1.20	1.47

Continued on next page...

*Continued from previous page...*

Atom-1	Atom-2	Interatomic distance (Å)	Clash overlap (Å)
56:DJ:12:LEU:CA	56:DJ:13:SER:HB2	1.36	1.47
58:DL:20:ALA:N	58:DL:25:PRO:HD2	1.31	1.46
56:DJ:12:LEU:N	56:DJ:13:SER:HB2	1.29	1.45
21:DV:191:VAL:HG11	21:DV:197:ILE:CG1	1.42	1.44
1:AA:2820:A:N6	4:AE:192:ASN:H	1.06	1.44
57:DY:25:PHE:CD1	57:DY:82:PHE:CD2	2.03	1.44
57:DY:51:LEU:CD2	57:DY:82:PHE:O	1.63	1.44
57:DY:71:LEU:HB3	57:DY:113:GLN:CB	1.44	1.43
58:DL:20:ALA:H	58:DL:25:PRO:CG	1.31	1.43
43:CP:124:PRO:HB3	43:CP:125:ARG:CG	1.48	1.42
57:DY:51:LEU:HD13	57:DY:82:PHE:N	1.15	1.42
58:DL:18:THR:HB	58:DL:19:PRO:CD	1.48	1.42
57:DY:27:VAL:HB	57:DY:110:GLY:CA	1.45	1.41
21:AV:175:VAL:HG13	21:AV:176:PRO:CD	1.48	1.41
21:DV:189:ALA:CB	21:DV:190:GLU:HG2	1.47	1.41
21:DV:191:VAL:CG1	21:DV:197:ILE:HG21	1.51	1.41
49:BV:41:VAL:CG1	49:BV:42:PRO:HD2	1.48	1.40
56:DJ:13:SER:CA	56:DJ:17:VAL:HG21	1.52	1.40
57:DY:43:ALA:HB3	57:DY:47:ASN:ND2	1.36	1.39
58:DL:104:VAL:O	58:DL:107:ILE:CG2	1.68	1.39
58:DL:8:VAL:O	58:DL:57:ILE:CG1	1.69	1.39
57:DY:27:VAL:HB	57:DY:110:GLY:C	1.36	1.38
57:DY:21:GLN:HE21	57:DY:22:GLY:N	1.19	1.38
58:DL:7:VAL:HG11	58:DL:58:THR:N	1.33	1.38
57:DY:43:ALA:CB	57:DY:47:ASN:HD22	1.37	1.37
56:DJ:13:SER:CB	56:DJ:17:VAL:CG2	2.03	1.36
21:DV:191:VAL:CG1	21:DV:197:ILE:CG2	2.03	1.36
21:AV:115:GLY:CA	21:AV:177:PRO:HG2	1.55	1.35
49:BV:41:VAL:HG12	49:BV:42:PRO:CD	1.53	1.34
55:DA:1060:U:OP1	58:DL:54:PRO:HG3	1.28	1.34
55:DA:1359:A:H3'	55:DA:1359:A:C8	1.62	1.33
21:AV:175:VAL:CG1	21:AV:177:PRO:HD3	1.56	1.33
58:DL:7:VAL:HG13	58:DL:58:THR:O	1.19	1.33
56:DJ:13:SER:HB3	56:DJ:17:VAL:CG1	1.59	1.33
57:DY:19:ARG:CZ	57:DY:84:GLU:OE1	1.76	1.33
57:DY:25:PHE:CZ	57:DY:82:PHE:HB3	1.62	1.33
21:DV:189:ALA:CA	21:DV:190:GLU:HG2	1.56	1.32
21:AV:115:GLY:HA2	21:AV:177:PRO:CG	1.58	1.32
28:A6:41:PRO:CG	28:A6:45:LYS:O	1.77	1.32
58:DL:20:ALA:N	58:DL:25:PRO:CD	1.91	1.32
57:DY:27:VAL:CB	57:DY:110:GLY:CA	1.91	1.31

*Continued on next page...*

*Continued from previous page...*

Atom-1	Atom-2	Interatomic distance (Å)	Clash overlap (Å)
57:DY:27:VAL:HB	57:DY:111:LEU:N	1.44	1.31
1:AA:1899:G:N2	1:AA:1902:C:H41	1.29	1.31
57:DY:112:LEU:N	57:DY:112:LEU:HD23	1.38	1.30
1:AA:384:U:C2'	1:AA:385:C:H5'	1.62	1.30
43:BP:80:ARG:O	43:BP:83:ASP:HB3	1.23	1.30
26:D4:68:ARG:HA	26:D4:68:ARG:CZ	1.61	1.30
57:DY:29:TYR:CE2	57:DY:32:LEU:HD11	1.64	1.30
58:DL:52:ILE:CG2	58:DL:75:SER:HB2	1.61	1.30
56:DJ:12:LEU:N	56:DJ:13:SER:CB	1.95	1.30
54:CA:1313:U:P	49:CV:6:LYS:HB2	1.71	1.29
1:AA:1359:A:C8	1:AA:1359:A:H3'	1.54	1.29
58:DL:14:ALA:CB	58:DL:50:ASP:HB2	1.60	1.29
1:AA:946:G:O2'	1:AA:947:G:H5'	1.29	1.28
57:DY:89:ALA:CB	56:DJ:15:ALA:HB1	1.62	1.28
55:DA:1899:G:H22	55:DA:1902:C:N4	1.31	1.27
57:DY:26:LEU:HD22	57:DY:121:ASP:OD2	1.12	1.27
1:AA:946:G:O2'	1:AA:947:G:C5'	1.83	1.26
57:DY:16:ASN:HB2	57:DY:19:ARG:NH1	1.50	1.26
54:CA:1313:U:OP2	49:CV:6:LYS:HB2	1.22	1.26
55:DA:1372:U:H5'	55:DA:1372:U:C6	1.70	1.26
57:DY:130:THR:O	57:DY:134:LEU:HD13	1.27	1.26
28:A6:41:PRO:HG2	28:A6:45:LYS:O	1.26	1.25
57:DY:16:ASN:CB	57:DY:19:ARG:HH12	1.48	1.25
57:DY:130:THR:CG2	56:DJ:14:GLN:HE22	1.46	1.25
55:DA:1057:A:N7	55:DA:1086:A:H2'	1.50	1.25
1:AA:2820:A:C8	4:AE:109:LYS:CE	2.20	1.25
42:CO:47:LYS:O	42:CO:49:ASN:N	1.68	1.25
21:AV:175:VAL:CG1	21:AV:177:PRO:CD	2.12	1.24
21:DV:191:VAL:HG11	21:DV:197:ILE:CB	1.66	1.24
21:AV:106:GLY:C	21:AV:108:PRO:HD2	1.55	1.24
58:DL:52:ILE:CD1	58:DL:76:TYR:HB3	1.65	1.24
55:DA:1075:C:H4'	21:DV:195:GLU:CG	1.68	1.24
57:DY:51:LEU:CD1	57:DY:82:PHE:N	1.99	1.24
1:AA:1899:G:H22	1:AA:1902:C:N4	1.35	1.24
55:DA:1899:G:N2	55:DA:1902:C:H41	1.36	1.24
1:AA:2820:A:N6	4:AE:192:ASN:N	1.84	1.23
21:AV:175:VAL:CG1	21:AV:176:PRO:HD2	1.68	1.23
58:DL:52:ILE:HG21	58:DL:75:SER:CB	1.67	1.23
57:DY:21:GLN:NE2	57:DY:22:GLY:H	1.33	1.23
21:DV:116:VAL:HB	21:DV:175:VAL:O	1.14	1.23
55:DA:1301:A:O2'	55:DA:1302:A:H3'	1.36	1.22

*Continued on next page...*

*Continued from previous page...*

Atom-1	Atom-2	Interatomic distance (Å)	Clash overlap (Å)
3:AD:43:ARG:HH11	3:AD:44:ASN:ND2	1.36	1.22
58:DL:135:GLY:O	58:DL:136:VAL:HG13	1.40	1.22
58:DL:19:PRO:HA	58:DL:25:PRO:CG	1.70	1.21
21:AV:108:PRO:CB	21:AV:141:VAL:O	1.87	1.21
21:DV:190:GLU:O	21:DV:191:VAL:HG23	1.41	1.21
56:DI:9:LYS:O	56:DI:11:GLU:N	1.73	1.21
56:DJ:12:LEU:CB	56:DJ:13:SER:HB2	1.68	1.21
57:DY:23:SER:CB	57:DY:68:LEU:HB2	1.69	1.21
57:DY:71:LEU:HB2	57:DY:112:LEU:O	1.33	1.20
57:DY:75:GLN:HB3	57:DY:110:GLY:O	1.41	1.20
58:DL:14:ALA:HA	58:DL:49:GLY:HA3	1.21	1.20
21:DV:189:ALA:HB1	21:DV:190:GLU:CG	1.72	1.20
57:DY:25:PHE:CD1	57:DY:82:PHE:CG	2.29	1.20
57:DY:29:TYR:CA	57:DY:81:VAL:HG12	1.67	1.20
54:CA:630:G:C2'	54:CA:631:G:H5''	1.70	1.20
54:CA:73:G:N2	54:CA:74:C:H41	1.38	1.20
57:DY:40:LEU:CD2	57:DY:50:ARG:HH12	1.55	1.19
57:DY:132:ASP:O	57:DY:134:LEU:N	1.74	1.19
32:CE:8:LYS:HD3	32:CE:8:LYS:H	1.04	1.19
57:DY:23:SER:OG	57:DY:114:GLY:HA2	1.42	1.19
31:BA:887:G:C2'	31:BA:888:G:H5'	1.72	1.19
57:DY:25:PHE:CE1	57:DY:82:PHE:CG	2.31	1.19
1:AA:2820:A:H8	4:AE:109:LYS:CE	1.55	1.19
3:DD:25:THR:HG21	3:DD:81:ALA:HB1	1.19	1.19
58:DL:87:GLY:HA2	58:DL:96:VAL:HG21	1.19	1.19
3:AD:44:ASN:HB3	3:AD:49:ILE:HA	1.21	1.18
57:DY:50:ARG:O	57:DY:83:TYR:CA	1.91	1.18
22:A3:32:ARG:H	22:A3:35:ASN:ND2	1.40	1.18
56:DJ:14:GLN:HG2	56:DJ:16:THR:O	1.42	1.18
57:DY:27:VAL:HG21	57:DY:110:GLY:CA	1.59	1.18
57:DY:73:GLY:O	57:DY:119:ALA:HA	1.43	1.18
43:BP:22:ILE:HB	43:BP:25:ILE:HG12	1.21	1.18
55:DA:1058:U:H2'	55:DA:1059:G:C8	1.78	1.18
57:DY:73:GLY:O	57:DY:119:ALA:CA	1.90	1.18
1:AA:1378:A:O2'	1:AA:1379:A:H5''	1.42	1.17
58:DL:7:VAL:CG1	58:DL:57:ILE:CD1	1.98	1.17
23:DZ:91:LYS:HA	23:DZ:91:LYS:HE3	1.24	1.17
54:CA:792:A:H2'	54:CA:794:A:N6	1.57	1.17
58:DL:14:ALA:HB2	58:DL:50:ASP:HB2	1.21	1.17
21:AV:175:VAL:C	21:AV:177:PRO:CD	2.13	1.16
58:DL:141:ALA:HB1	58:DL:143:GLU:N	1.58	1.16

*Continued on next page...*



*Continued from previous page...*

Atom-1	Atom-2	Interatomic distance (Å)	Clash overlap (Å)
1:AA:1359:A:C8	1:AA:1359:A:C3'	2.29	1.16
15:AR:16:ARG:HH21	15:AR:19:LEU:HD21	1.05	1.16
57:DY:30:GLN:OE1	57:DY:79:ALA:O	1.62	1.16
1:AA:1887:C:H2'	1:AA:1888:G:H5''	1.28	1.16
56:DI:24:ILE:HG12	56:DI:25:ASP:H	1.04	1.16
21:AV:144:LEU:O	21:AV:174:VAL:HG21	1.44	1.16
56:DI:3:LEU:HD23	56:DI:7:ARG:HD2	1.23	1.16
58:DL:18:THR:CB	58:DL:19:PRO:HD3	1.76	1.16
21:DV:189:ALA:CB	21:DV:190:GLU:CG	2.23	1.16
54:CA:792:A:C2'	54:CA:794:A:H62	1.57	1.16
49:CV:41:VAL:HB	49:CV:42:PRO:HA	1.20	1.16
13:D0:33:ARG:HH22	27:D5:55:ARG:HG2	1.05	1.16
57:DY:80:VAL:HG12	57:DY:81:VAL:H	0.99	1.15
58:DL:103:GLN:O	58:DL:107:ILE:HB	1.44	1.15
30:A8:32:LEU:HD23	30:A8:34:TRP:H	1.08	1.15
40:BM:4:ILE:HB	40:BM:74:ILE:HD11	1.22	1.15
56:DI:29:GLU:HA	56:DJ:2:ALA:HB1	1.16	1.15
57:DY:16:ASN:CA	57:DY:19:ARG:NH1	2.09	1.15
57:DY:50:ARG:O	57:DY:83:TYR:HA	0.98	1.15
57:DY:25:PHE:HB3	57:DY:82:PHE:CZ	1.81	1.15
30:D8:52:LYS:H	30:D8:53:PRO:CD	1.57	1.15
21:AV:110:GLY:H	21:AV:143:GLY:HA2	1.06	1.15
55:DA:1075:C:C4'	21:DV:195:GLU:HG2	1.76	1.15
1:AA:242:G:H5''	30:A8:62:LEU:HD13	1.18	1.14
43:CP:124:PRO:CB	43:CP:125:ARG:HG2	1.77	1.14
55:DA:2519:U:H4'	55:DA:2520:C:OP1	1.43	1.14
57:DY:72:ASP:O	57:DY:74:LEU:N	1.80	1.14
58:DL:8:VAL:O	58:DL:57:ILE:HG13	1.24	1.14
1:AA:1372:U:C5'	1:AA:1372:U:C6	2.30	1.14
54:CA:1002:G:H2'	54:CA:1003:G:H8	1.13	1.14
55:DA:1372:U:C6	55:DA:1372:U:C5'	2.30	1.14
57:DY:144:ALA:HB1	57:DY:145:PRO:HD2	1.15	1.14
54:CA:1101:A:H4'	54:CA:1102:A:O5'	1.39	1.14
55:DA:483:A:H4'	20:DU:49:VAL:HA	1.22	1.14
56:DJ:12:LEU:HB3	56:DJ:13:SER:CB	1.77	1.14
55:DA:1359:A:C8	55:DA:1359:A:C3'	2.29	1.13
21:DV:194:PRO:HG2	21:DV:196:VAL:CG1	1.77	1.13
54:CA:1226:C:H4'	54:CA:1227:A:OP1	1.48	1.13
28:A6:41:PRO:CD	28:A6:45:LYS:O	1.95	1.13
43:CP:126:LYS:OXT	52:CC:27:G:N7	1.82	1.13
55:DA:2636:U:OP1	4:DE:79:ARG:HA	1.45	1.13

*Continued on next page...*

*Continued from previous page...*

Atom-1	Atom-2	Interatomic distance (Å)	Clash overlap (Å)
8:AK:142:VAL:HG22	8:AK:143:SER:H	1.13	1.13
46:CS:53:VAL:HG12	46:CS:79:VAL:HG22	1.26	1.13
55:DA:1083:U:H5'	57:DY:47:ASN:OD1	1.44	1.13
8:DK:131:LYS:HB3	8:DK:132:PRO:HA	1.25	1.13
14:DQ:106:ARG:NH1	14:DQ:106:ARG:HB2	1.62	1.13
31:BA:64:G:H4'	31:BA:65:U:H5''	1.25	1.12
43:BP:10:PRO:HB2	43:BP:18:ALA:HB1	1.26	1.12
55:DA:1378:A:O2'	55:DA:1379:A:H5''	1.47	1.12
55:DA:1484:G:H2'	55:DA:1485:G:H5''	1.19	1.12
58:DL:57:ILE:CD1	58:DL:58:THR:H	1.61	1.12
54:CA:1007:C:H2'	54:CA:1008:C:H5''	1.29	1.12
55:DA:1178:C:H2'	55:DA:1179:C:C6	1.82	1.12
56:DI:28:LYS:HA	56:DI:28:LYS:HE3	1.18	1.12
57:DY:118:THR:HG23	57:DY:119:ALA:H	1.11	1.12
58:DL:12:LEU:HB3	58:DL:13:PRO:HA	1.24	1.12
1:AA:387:U:O2'	1:AA:388:G:H5''	1.50	1.12
57:DY:90:ALA:O	57:DY:94:VAL:HB	1.50	1.12
58:DL:20:ALA:N	58:DL:25:PRO:CG	2.06	1.12
15:DR:90:GLN:HA	15:DR:90:GLN:HE21	1.09	1.12
21:DV:150:LEU:CD2	21:DV:151:HIS:H	1.62	1.12
54:CA:547:A:H4'	54:CA:548:G:O5'	1.42	1.12
57:DY:40:LEU:HD23	57:DY:50:ARG:HH12	1.05	1.12
57:DY:50:ARG:HA	57:DY:83:TYR:CD1	1.84	1.12
55:DA:1371:G:O2'	55:DA:1372:U:C5	1.99	1.11
57:DY:28:ASN:HB3	57:DY:81:VAL:HG13	1.31	1.11
57:DY:28:ASN:OD1	57:DY:83:TYR:HE2	1.28	1.11
28:D6:15:GLU:HG2	28:D6:16:CYS:H	1.15	1.11
54:CA:1234:C:H4'	54:CA:1364:U:O2'	1.48	1.11
3:DD:27:THR:HG23	3:DD:28:GLU:H	1.13	1.11
57:DY:104:ILE:HG13	57:DY:105:PRO:HD2	1.15	1.11
58:DL:20:ALA:H	58:DL:25:PRO:HG2	1.15	1.11
9:AM:39:ARG:HH21	9:AM:41:ASP:HB2	1.13	1.11
57:DY:36:GLU:O	57:DY:38:HIS:ND1	1.82	1.11
8:AK:79:ILE:HB	8:AK:142:VAL:HG11	1.17	1.11
27:A5:4:HIS:HB3	27:A5:5:PRO:HD3	1.24	1.11
30:A8:49:VAL:HG12	30:A8:50:LEU:N	1.55	1.11
57:DY:73:GLY:HA3	57:DY:112:LEU:CD1	1.80	1.11
58:DL:132:ARG:HG2	58:DL:137:GLU:OE2	1.49	1.11
1:AA:1341:U:H5''	19:AT:57:LEU:CB	1.80	1.11
1:AA:1924:C:C4	1:AA:1925:C:C5	2.39	1.11
1:AA:2753:A:H2'	1:AA:2754:U:H5''	1.24	1.11

*Continued on next page...*

*Continued from previous page...*

Atom-1	Atom-2	Interatomic distance (Å)	Clash overlap (Å)
4:DE:21:VAL:HB	4:DE:22:PRO:HB3	1.22	1.11
57:DY:16:ASN:HA	57:DY:19:ARG:HH11	1.03	1.11
57:DY:18:GLU:HG2	57:DY:66:LEU:HD13	1.22	1.11
11:DO:62:LEU:HD23	11:DO:62:LEU:O	1.51	1.11
20:DU:76:CYS:SG	20:DU:77:PRO:HD2	1.90	1.11
1:AA:458:G:N2	1:AA:470:A:OP2	1.82	1.10
1:AA:2701:C:H3'	1:AA:2702:U:C5'	1.81	1.10
43:CP:124:PRO:CB	43:CP:125:ARG:CG	2.29	1.10
55:DA:1083:U:H1'	55:DA:1086:A:H61	1.11	1.10
57:DY:50:ARG:C	57:DY:51:LEU:HG	1.72	1.10
1:AA:1484:G:H2'	1:AA:1485:G:H5''	1.20	1.10
54:CA:630:G:O2'	54:CA:631:G:OP1	1.65	1.10
43:CP:124:PRO:HB2	43:CP:125:ARG:HB2	1.15	1.10
57:DY:130:THR:HG21	56:DJ:14:GLN:HE22	1.08	1.10
56:DJ:12:LEU:CA	56:DJ:13:SER:CB	2.27	1.10
55:DA:1085:A:H2'	55:DA:1086:A:C8	1.84	1.10
21:DV:189:ALA:HA	21:DV:190:GLU:HG2	1.23	1.10
1:AA:458:G:H1'	1:AA:459:U:H5	1.14	1.10
1:AA:611:C:H2'	1:AA:612:G:H5''	1.14	1.10
52:BB:74:C:O2'	52:BB:75:C:H5'	1.48	1.10
55:DA:2701:C:H3'	55:DA:2702:U:H5''	1.31	1.10
58:DL:7:VAL:HG12	58:DL:57:ILE:CG1	1.81	1.10
21:DV:191:VAL:HG11	21:DV:197:ILE:CG2	1.76	1.10
2:AB:42:C:H4'	6:AG:67:LYS:HD3	1.32	1.10
54:CA:1305:G:H22	54:CA:1331:G:H2'	1.12	1.10
55:DA:654(M):C:H3'	55:DA:654(N):G:N7	1.64	1.10
57:DY:25:PHE:HB3	57:DY:82:PHE:CE1	1.86	1.10
58:DL:52:ILE:CG1	58:DL:76:TYR:HB3	1.81	1.10
34:BG:25:ARG:HH11	34:BG:25:ARG:HB3	1.10	1.09
43:CP:124:PRO:CB	43:CP:125:ARG:CB	2.30	1.09
50:CW:71:THR:HG22	50:CW:72:LEU:H	1.12	1.09
4:DE:61:ARG:CB	4:DE:62:PRO:HD2	1.81	1.09
57:DY:13:LEU:HD23	57:DY:62:ALA:HB1	1.10	1.09
57:DY:111:LEU:C	57:DY:112:LEU:HD23	1.73	1.09
17:A2:80:GLN:HA	17:A2:80:GLN:NE2	1.60	1.09
21:AV:185:GLU:O	21:AV:186:GLU:HB2	1.52	1.09
55:DA:1179:C:H2'	55:DA:1180:C:H5''	1.33	1.09
17:A2:80:GLN:HE21	17:A2:80:GLN:CA	1.64	1.09
17:A2:85:LYS:HG3	17:A2:87:HIS:N	1.68	1.09
30:A8:49:VAL:CG1	30:A8:50:LEU:HD23	1.83	1.09
32:CE:178:ARG:HH11	32:CE:178:ARG:HB2	1.16	1.09

*Continued on next page...*

*Continued from previous page...*

Atom-1	Atom-2	Interatomic distance (Å)	Clash overlap (Å)
55:DA:1077:A:C3'	55:DA:1078:U:H5'	1.83	1.09
56:DI:9:LYS:O	56:DI:10:GLU:C	1.91	1.09
1:AA:2306:C:H3'	1:AA:2307:G:H5''	1.30	1.09
1:AA:2893:G:H5'	1:AA:2894:G:H5'	1.10	1.09
49:CV:31:ILE:HG23	49:CV:49:ILE:HA	1.34	1.09
57:DY:53:VAL:O	57:DY:58:LEU:HD21	1.53	1.09
57:DY:87:VAL:HG13	57:DY:91:LYS:HB2	1.20	1.09
57:DY:93:LEU:HD21	57:DY:126:ALA:HB1	1.24	1.09
58:DL:141:ALA:CB	58:DL:143:GLU:H	1.66	1.09
9:DM:115:ARG:HA	9:DM:118:LYS:HE3	1.34	1.09
21:DV:128:VAL:HA	21:DV:161:VAL:CG2	1.82	1.09
22:D3:32:ARG:H	22:D3:35:ASN:ND2	1.51	1.09
31:BA:1129:C:H4'	31:BA:1130:A:H5'	1.15	1.08
54:CA:1003:G:H2'	54:CA:1004:A:H5'	1.22	1.08
49:CV:88:LYS:HE2	49:CV:88:LYS:HA	1.25	1.08
7:DH:89:ILE:HD11	7:DH:129:THR:HB	1.27	1.08
57:DY:16:ASN:CB	57:DY:19:ARG:NH1	2.10	1.08
57:DY:25:PHE:CD1	57:DY:82:PHE:CE2	2.41	1.08
57:DY:26:LEU:HA	57:DY:112:LEU:HA	1.15	1.08
14:DQ:106:ARG:HB2	14:DQ:106:ARG:HH11	1.10	1.08
1:AA:2746:U:H4'	7:AH:138:LYS:HG3	1.36	1.08
55:DA:49:A:N7	55:DA:120:U:H5	1.50	1.08
55:DA:1077:A:H3'	55:DA:1078:U:C5'	1.82	1.08
57:DY:71:LEU:CB	57:DY:112:LEU:O	2.00	1.08
57:DY:90:ALA:N	56:DJ:15:ALA:HB2	1.67	1.08
56:DJ:15:ALA:O	56:DJ:16:THR:HG23	1.52	1.08
14:DQ:59:LYS:HG2	14:DQ:60:GLY:H	1.18	1.08
21:DV:191:VAL:HG13	21:DV:197:ILE:HG21	1.24	1.08
54:CA:792:A:N9	54:CA:794:A:N6	2.01	1.08
2:DB:74:U:H2'	2:DB:75:G:H5''	1.36	1.08
4:DE:61:ARG:HB3	4:DE:62:PRO:CD	1.82	1.08
57:DY:58:LEU:HD23	57:DY:58:LEU:H	1.12	1.08
57:DY:142:LEU:HD13	57:DY:143:GLN:H	1.08	1.08
1:AA:1928:A:H2'	1:AA:1929:G:C5'	1.84	1.08
7:AH:22:GLY:HA2	7:AH:37:VAL:HG12	1.34	1.08
30:A8:49:VAL:HG13	30:A8:50:LEU:HD23	1.30	1.08
1:AA:1929:G:H4'	1:AA:1930:G:OP1	1.47	1.07
4:AE:60:ASN:HD22	4:AE:63:LEU:HB2	1.15	1.07
12:AP:75:THR:HA	12:AP:88:GLY:HA2	1.33	1.07
21:AV:176:PRO:N	21:AV:177:PRO:HD2	1.50	1.07
31:BA:279:A:H4'	31:BA:280:C:H5''	1.31	1.07

*Continued on next page...*

*Continued from previous page...*

Atom-1	Atom-2	Interatomic distance (Å)	Clash overlap (Å)
54:CA:1399:C:H4'	54:CA:1400:C:O5'	1.50	1.07
54:CA:1449:C:H2'	54:CA:1450:U:H5''	1.36	1.07
57:DY:92:THR:HG22	57:DY:93:LEU:HD23	1.29	1.07
56:DJ:12:LEU:HB3	56:DJ:13:SER:OG	1.54	1.07
1:AA:2519:U:H4'	1:AA:2520:C:OP1	1.53	1.07
55:DA:1061:U:H4'	55:DA:1070:A:H1'	1.09	1.07
56:DI:3:LEU:CD2	56:DI:7:ARG:HD2	1.83	1.07
57:DY:7:VAL:HG22	57:DY:8:GLU:H	1.00	1.07
57:DY:9:LEU:HD13	57:DY:10:LEU:H	0.99	1.07
57:DY:32:LEU:HB2	57:DY:33:PRO:CD	1.84	1.07
58:DL:14:ALA:CB	58:DL:50:ASP:CB	2.31	1.07
56:DJ:13:SER:CA	56:DJ:17:VAL:CG2	2.31	1.07
17:D2:58:VAL:HB	17:D2:98:GLU:HB2	1.28	1.07
30:D8:52:LYS:H	30:D8:53:PRO:HD2	1.08	1.07
1:AA:2503:A:H4'	1:AA:2504:U:OP1	1.50	1.07
21:AV:131:ARG:HH11	21:AV:131:ARG:HG2	0.94	1.07
54:CA:1124:G:H3'	54:CA:1145:C:H41	1.10	1.07
7:DH:126:PRO:HD2	7:DH:127:GLU:H	1.07	1.07
58:DL:52:ILE:HD11	58:DL:76:TYR:HB3	1.10	1.07
21:DV:128:VAL:HA	21:DV:161:VAL:HG21	1.08	1.07
17:A2:71:LEU:H	17:A2:86:GLY:HA3	1.07	1.07
33:CF:70:VAL:HG12	33:CF:72:LYS:H	1.20	1.07
4:DE:61:ARG:HB3	4:DE:62:PRO:HD2	1.09	1.07
57:DY:50:ARG:CG	57:DY:51:LEU:H	1.66	1.07
57:DY:76:GLY:O	57:DY:111:LEU:HB3	1.54	1.07
58:DL:3:LYS:O	58:DL:4:VAL:HG23	1.52	1.07
1:AA:2533:A:H2'	1:AA:2534:A:H5''	1.36	1.07
20:AU:15:VAL:HB	20:AU:22:GLY:HA3	1.35	1.07
49:BV:63:THR:H	49:BV:66:MET:HE3	1.10	1.07
55:DA:1371:G:O2'	55:DA:1372:U:H5	1.33	1.07
5:DF:32:LEU:HD11	5:DF:105:VAL:HG13	1.35	1.07
57:DY:2:PRO:HG2	57:DY:3:ASN:H	1.19	1.07
57:DY:27:VAL:HG22	57:DY:28:ASN:N	1.61	1.07
21:DV:116:VAL:HG13	21:DV:117:LEU:HD12	1.11	1.07
2:AB:74:U:H2'	2:AB:75:G:H5''	1.32	1.06
32:CE:84:GLU:HB3	32:CE:219:VAL:HG21	1.36	1.06
11:DO:75:ILE:HD13	11:DO:75:ILE:H	1.15	1.06
21:DV:191:VAL:CG1	21:DV:197:ILE:CG1	2.34	1.06
1:AA:2091:U:H3'	1:AA:2092:U:C5'	1.86	1.06
31:BA:1003:G:H2'	31:BA:1004:A:H5''	1.32	1.06
54:CA:1129:C:H4'	54:CA:1130:A:H5'	1.32	1.06

*Continued on next page...*

*Continued from previous page...*

Atom-1	Atom-2	Interatomic distance (Å)	Clash overlap (Å)
57:DY:93:LEU:HD22	57:DY:97:ALA:HB3	1.07	1.06
56:DJ:13:SER:HB3	56:DJ:17:VAL:HG11	1.21	1.06
1:AA:266:G:H2'	1:AA:267:C:H5''	1.36	1.06
1:AA:1924:C:C2	1:AA:1925:C:C6	2.44	1.06
11:AO:19:VAL:HG22	11:AO:20:GLY:H	1.13	1.06
22:A3:5:LYS:HE2	52:BC:73:A:O2'	1.55	1.06
39:BL:65:VAL:HG22	39:BL:66:ARG:H	1.19	1.06
40:BM:44:VAL:HG22	40:BM:66:ARG:HG2	1.37	1.06
45:CR:87:ILE:HG22	45:CR:88:ARG:H	1.21	1.06
52:CB:57:G:H5''	21:DV:182:LYS:HZ1	1.18	1.06
6:DG:56:ALA:HB2	6:DG:153:ARG:HE	1.17	1.06
57:DY:27:VAL:HG22	57:DY:28:ASN:H	1.03	1.06
57:DY:29:TYR:N	57:DY:81:VAL:HG12	0.74	1.06
57:DY:63:LEU:HD21	57:DY:65:GLU:OE1	1.53	1.06
57:DY:130:THR:HG21	56:DJ:14:GLN:NE2	1.71	1.06
58:DL:112:MET:N	58:DL:113:PRO:HD2	1.69	1.06
39:BL:16:ARG:HB2	39:BL:16:ARG:HH11	1.09	1.06
21:DV:117:LEU:HD13	21:DV:118:GLN:H	0.90	1.06
1:AA:611:C:C2'	1:AA:612:G:H5''	1.85	1.06
3:AD:147:LEU:HD22	3:AD:155:LEU:HD11	1.37	1.06
54:CA:792:A:C8	54:CA:794:A:N6	2.23	1.06
57:DY:51:LEU:CD2	57:DY:82:PHE:C	2.12	1.06
58:DL:104:VAL:O	58:DL:107:ILE:HG22	1.29	1.06
40:BM:8:LEU:HG	40:BM:96:ILE:HG22	1.33	1.05
32:CE:7:VAL:HG21	32:CE:217:ARG:NH1	1.71	1.05
55:DA:1076:C:H2'	55:DA:1077:A:H5''	1.06	1.05
55:DA:1082:U:C4'	58:DL:117:THR:HG21	1.85	1.05
8:DK:115:ALA:HB3	8:DK:128:LEU:HD11	1.12	1.05
58:DL:42:ASN:O	58:DL:46:ALA:CB	2.05	1.05
2:AB:39:A:H2'	26:A4:1:MET:CE	1.84	1.05
34:CG:187:ARG:HH21	34:CG:190:ASP:HB2	1.12	1.05
46:CS:45:THR:HG22	46:CS:47:ASP:H	1.19	1.05
57:DY:19:ARG:NH1	57:DY:84:GLU:OE1	1.87	1.05
57:DY:60:ARG:HE	57:DY:60:ARG:HA	0.88	1.05
12:DP:60:ARG:HG3	21:DV:181:GLU:OE2	1.55	1.05
13:D0:33:ARG:NH2	27:D5:55:ARG:HG2	1.71	1.05
49:CV:87:ALA:O	49:CV:88:LYS:HD2	1.56	1.05
57:DY:73:GLY:HA3	57:DY:112:LEU:HD11	1.36	1.05
20:DU:95:LYS:HB3	20:DU:100:ALA:HA	1.34	1.05
21:DV:116:VAL:HG13	21:DV:117:LEU:CD1	1.84	1.05
40:CM:48:THR:HA	40:CM:62:HIS:HB3	1.33	1.05

*Continued on next page...*

Continued from previous page...

Atom-1	Atom-2	Interatomic distance (Å)	Clash overlap (Å)
55:DA:637:A:H4'	55:DA:638:G:O5'	1.53	1.05
57:DY:16:ASN:HA	57:DY:19:ARG:NH1	1.70	1.05
58:DL:7:VAL:CG1	58:DL:58:THR:N	2.19	1.05
58:DL:141:ALA:HB1	58:DL:143:GLU:H	0.92	1.05
21:AV:145:GLU:HA	21:AV:174:VAL:HG11	1.37	1.05
52:BD:48:C:C5	52:BD:59:U:H1'	1.90	1.05
55:DA:2015:A:H1'	27:D5:2:ALA:HA	1.37	1.05
57:DY:25:PHE:CE1	57:DY:82:PHE:CB	2.40	1.05
57:DY:25:PHE:CB	57:DY:82:PHE:CZ	2.40	1.05
57:DY:135:ARG:HH11	57:DY:138:LEU:HG	1.21	1.05
21:DV:187:ALA:HB2	21:DV:193:GLU:HG2	1.38	1.05
1:AA:925:C:H2'	1:AA:926:A:H5''	1.37	1.04
31:BA:1528:U:O2'	31:BA:1529:G:H5''	1.58	1.04
33:BF:150:LYS:HE2	33:BF:152:ILE:HD11	1.37	1.04
55:DA:1142(A):A:O2'	55:DA:1143:A:H3'	1.57	1.04
56:DI:29:GLU:HG3	56:DJ:6:GLU:OE1	1.55	1.04
56:DJ:18:LEU:O	56:DJ:21:LYS:N	1.89	1.04
21:DV:61:LEU:CD1	21:DV:65:GLN:HB2	1.85	1.04
1:AA:2599:G:N7	3:AD:236:GLY:O	1.91	1.04
31:BA:696:A:H2'	31:BA:697:U:H5''	1.37	1.04
38:BK:30:ARG:HH11	38:BK:30:ARG:HB3	1.18	1.04
4:DE:14:ILE:CG2	4:DE:15:PHE:N	2.20	1.04
4:DE:170:LEU:HD22	4:DE:184:VAL:HG12	1.39	1.04
7:DH:153:LYS:HB3	7:DH:154:PRO:HD2	1.06	1.04
1:AA:2529:G:H5'	1:AA:2530:A:H5''	1.34	1.04
1:AA:2820:A:N7	4:AE:191:PRO:HB3	1.73	1.04
8:AK:79:ILE:N	8:AK:142:VAL:HG21	1.71	1.04
21:AV:163:LEU:HD23	21:AV:163:LEU:H	1.14	1.04
34:BG:12:CYS:HA	34:BG:21:LEU:HD23	1.39	1.04
42:BO:41:ARG:HH11	42:BO:41:ARG:HB3	1.18	1.04
42:BO:47:LYS:HB3	42:BO:48:PRO:CD	1.86	1.04
54:CA:792:A:O2'	54:CA:794:A:N7	1.89	1.04
56:DI:24:ILE:CG1	56:DI:25:ASP:H	1.67	1.04
57:DY:93:LEU:CD2	57:DY:126:ALA:HB1	1.86	1.04
57:DY:127:GLU:HG3	57:DY:128:LEU:H	1.17	1.04
13:D0:117:VAL:HG22	13:D0:118:GLU:H	1.13	1.04
24:DW:16:LEU:O	24:DW:16:LEU:HG	1.53	1.04
1:AA:674:G:H1'	5:AF:74:ARG:HD3	1.39	1.04
1:AA:1341:U:H5''	19:AT:57:LEU:HB3	1.05	1.04
21:AV:146:ILE:HG23	21:AV:147:GLY:H	1.22	1.04
31:BA:1226:C:H4'	31:BA:1227:A:OP1	1.56	1.04

Continued on next page...

*Continued from previous page...*

Atom-1	Atom-2	Interatomic distance (Å)	Clash overlap (Å)
54:CA:792:A:C1'	54:CA:794:A:H62	1.71	1.04
57:DY:29:TYR:HE2	57:DY:32:LEU:HD11	1.02	1.04
57:DY:73:GLY:O	57:DY:119:ALA:C	1.96	1.04
57:DY:87:VAL:HG13	57:DY:91:LYS:CB	1.86	1.04
58:DL:108:ALA:C	58:DL:111:LYS:HD3	1.78	1.04
31:BA:168:G:H2'	31:BA:169:C:H5''	1.39	1.04
54:CA:73:G:N2	54:CA:74:C:N4	2.05	1.04
54:CA:630:G:H3'	54:CA:630:G:C8	1.92	1.04
52:CD:8:U:H2'	52:CD:13:C:H41	1.15	1.04
53:C1:53:U:C2'	53:C1:54:U:H5'	1.87	1.04
55:DA:896:A:N1	21:DV:178:GLU:OE2	1.89	1.04
55:DA:1484:G:C2'	55:DA:1485:G:H5''	1.88	1.04
21:DV:117:LEU:HD13	21:DV:118:GLN:N	1.72	1.04
1:AA:33:U:H4'	1:AA:34:C:OP1	1.58	1.03
3:AD:236:GLY:O	3:AD:237:GLU:HB2	1.56	1.03
31:BA:792:A:H2'	31:BA:794:A:N6	1.73	1.03
52:CB:57:G:H5''	21:DV:182:LYS:NZ	1.73	1.03
57:DY:26:LEU:CD2	57:DY:121:ASP:OD2	2.06	1.03
57:DY:50:ARG:HG3	57:DY:51:LEU:H	1.15	1.03
57:DY:60:ARG:HA	57:DY:60:ARG:NE	1.72	1.03
16:D1:90:VAL:HG12	16:D1:91:ASP:H	1.17	1.03
26:D4:38:LYS:O	26:D4:40:HIS:N	1.90	1.03
35:BH:31:LEU:HD21	35:BH:43:LEU:HD11	1.35	1.03
48:BU:18:ARG:O	48:BU:19:LYS:HB3	1.55	1.03
55:DA:1083:U:C5'	57:DY:47:ASN:OD1	2.07	1.03
57:DY:7:VAL:HG22	57:DY:8:GLU:N	1.73	1.03
57:DY:112:LEU:N	57:DY:112:LEU:CD2	2.16	1.03
57:DY:142:LEU:CD1	57:DY:143:GLN:H	1.70	1.03
58:DL:9:LYS:H	58:DL:9:LYS:HD2	0.90	1.03
58:DL:19:PRO:HA	58:DL:25:PRO:CD	1.87	1.03
58:DL:21:PRO:HG2	58:DL:24:GLY:HA3	1.35	1.03
56:DJ:14:GLN:HA	56:DJ:15:ALA:C	1.75	1.03
12:DP:76:LYS:N	12:DP:88:GLY:HA3	1.71	1.03
1:AA:893:C:H2'	1:AA:894:C:C6	1.92	1.03
1:AA:1928:A:C2'	1:AA:1929:G:H5'	1.88	1.03
1:AA:1963:U:H4'	1:AA:1964:G:OP1	1.57	1.03
21:AV:108:PRO:HB3	21:AV:141:VAL:O	1.53	1.03
8:DK:77:LEU:HD11	8:DK:140:LEU:HB2	1.37	1.03
57:DY:25:PHE:CE1	57:DY:82:PHE:CD2	2.43	1.03
58:DL:11:GLN:HG3	58:DL:12:LEU:H	1.20	1.03
58:DL:93:ARG:NH1	58:DL:135:GLY:HA2	1.73	1.03

*Continued on next page...*



*Continued from previous page...*

Atom-1	Atom-2	Interatomic distance (Å)	Clash overlap (Å)
58:DL:101:TRP:HA	58:DL:104:VAL:HB	1.39	1.03
17:A2:85:LYS:HG3	17:A2:87:HIS:H	0.89	1.03
23:AZ:87:PRO:HA	23:AZ:90:ILE:HG22	1.36	1.03
55:DA:2760:C:C2'	55:DA:2761:G:H5''	1.89	1.03
56:DI:30:ALA:HA	56:DJ:3:LEU:HD21	1.38	1.03
57:DY:130:THR:O	57:DY:134:LEU:CD1	2.06	1.03
56:DJ:13:SER:OG	56:DJ:17:VAL:HG22	1.59	1.03
21:DV:112:ARG:HG3	21:DV:112:ARG:HH11	1.22	1.03
17:A2:71:LEU:H	17:A2:86:GLY:CA	1.70	1.03
21:AV:97:GLU:HB3	21:AV:125:LEU:HD11	1.37	1.03
54:CA:1139:G:H22	54:CA:1144:G:H1	1.03	1.03
55:DA:889:C:H2'	55:DA:890:A:O4'	1.58	1.03
55:DA:1332:G:N2	55:DA:1609:A:H2'	1.74	1.03
54:CA:77:C:H2'	54:CA:78:G:H5''	1.40	1.02
53:C1:53:U:H2'	53:C1:54:U:H5'	1.39	1.02
55:DA:1190:G:H5'	11:DO:32:THR:HA	1.40	1.02
56:DI:7:ARG:HE	56:DI:8:ILE:CG1	1.71	1.02
57:DY:51:LEU:HD13	57:DY:81:VAL:C	1.77	1.02
57:DY:104:ILE:CG1	57:DY:105:PRO:HD2	1.87	1.02
58:DL:7:VAL:CG1	58:DL:58:THR:O	2.07	1.02
58:DL:105:LEU:HD12	58:DL:106:GLU:H	0.91	1.02
56:DJ:12:LEU:CB	56:DJ:13:SER:CB	2.36	1.02
31:BA:1322:C:O2'	31:BA:1323:G:H5'	1.58	1.02
54:CA:1178:G:H5'	39:CL:93:ARG:HH21	1.18	1.02
55:DA:1061:U:H4'	55:DA:1070:A:C1'	1.88	1.02
4:DE:170:LEU:HD23	4:DE:185:LYS:HB2	1.41	1.02
56:DI:7:ARG:HE	56:DI:8:ILE:HG12	1.23	1.02
57:DY:112:LEU:CD1	57:DY:121:ASP:HB2	1.88	1.02
58:DL:52:ILE:CG1	58:DL:76:TYR:CB	2.37	1.02
58:DL:120:LEU:O	58:DL:121:GLU:HB2	1.59	1.02
12:DP:79:LEU:O	22:D3:4:LYS:NZ	1.92	1.02
17:D2:35:LEU:HD21	17:D2:57:VAL:HG22	1.39	1.02
1:AA:2820:A:C5	4:AE:191:PRO:HB2	1.95	1.02
42:BO:23:LYS:HD3	42:BO:23:LYS:H	1.21	1.02
47:CT:67:LYS:HA	47:CT:70:ARG:HH12	1.20	1.02
1:AA:1928:A:H2'	1:AA:1929:G:H5'	1.05	1.02
8:AK:79:ILE:H	8:AK:142:VAL:HG21	0.85	1.02
12:AP:77:LYS:HZ3	12:AP:82:ARG:HA	1.23	1.02
56:DI:30:ALA:HA	56:DJ:3:LEU:CD2	1.89	1.02
57:DY:27:VAL:CB	57:DY:111:LEU:N	2.23	1.02
57:DY:112:LEU:HD13	57:DY:121:ASP:OD2	1.59	1.02

*Continued on next page...*

*Continued from previous page...*

Atom-1	Atom-2	Interatomic distance (Å)	Clash overlap (Å)
58:DL:83:GLY:H	58:DL:99:ILE:CG2	1.72	1.02
58:DL:99:ILE:HG13	58:DL:138:VAL:HG21	1.38	1.02
12:DP:76:LYS:H	12:DP:88:GLY:HA3	0.86	1.02
1:AA:1024:G:H3'	1:AA:1025:G:H5''	1.40	1.02
1:AA:2645:G:H4'	1:AA:2732:G:O2'	1.59	1.02
1:AA:2820:A:H62	4:AE:192:ASN:N	1.51	1.02
11:AO:75:ILE:HD13	11:AO:75:ILE:H	1.20	1.02
17:A2:5:VAL:HG23	17:A2:37:VAL:HG11	1.40	1.02
31:BA:1116:C:H2'	31:BA:1117:G:H5''	1.34	1.02
54:CA:562:C:O2'	42:CO:15:ARG:HB3	1.59	1.02
4:DE:24:THR:HG21	4:DE:188:VAL:HG11	1.41	1.02
5:DF:66:PRO:O	5:DF:67:GLN:HB3	1.56	1.02
4:AE:60:ASN:C	4:AE:62:PRO:HD2	1.81	1.01
8:AK:109:ILE:HD13	8:AK:109:ILE:H	1.24	1.01
49:BV:42:PRO:O	49:BV:45:VAL:N	1.93	1.01
38:CK:6:ILE:HB	38:CK:85:ARG:HH12	1.19	1.01
52:CD:21:A:H2'	52:CD:22:G:H5''	1.42	1.01
7:DH:4:ILE:HG13	7:DH:6:ARG:NE	1.75	1.01
58:DL:105:LEU:HD12	58:DL:106:GLU:N	1.75	1.01
21:DV:191:VAL:HG11	21:DV:197:ILE:HG12	1.41	1.01
21:DV:191:VAL:HG11	21:DV:197:ILE:HG13	1.37	1.01
1:AA:1484:G:C2'	1:AA:1485:G:H5''	1.90	1.01
31:BA:56:U:H2'	31:BA:57:G:C8	1.95	1.01
31:BA:1329:A:H5''	43:BP:25:ILE:O	1.58	1.01
43:CP:88:ARG:HB3	43:CP:88:ARG:HH11	1.19	1.01
57:DY:18:GLU:HG2	57:DY:66:LEU:CD1	1.89	1.01
57:DY:49:ALA:N	57:DY:84:GLU:HB2	1.75	1.01
57:DY:71:LEU:HB2	57:DY:112:LEU:C	1.80	1.01
58:DL:9:LYS:HD2	58:DL:9:LYS:N	1.75	1.01
58:DL:18:THR:CG2	58:DL:38:VAL:CG1	2.38	1.01
21:AV:141:VAL:HG21	21:AV:144:LEU:HD23	1.41	1.01
31:BA:77:C:H2'	31:BA:78:G:H5''	1.38	1.01
31:BA:547:A:H4'	31:BA:548:G:O5'	1.54	1.01
49:CV:84:GLY:HA2	49:CV:87:ALA:HB3	1.42	1.01
55:DA:603:A:H4'	55:DA:604:G:O5'	1.55	1.01
55:DA:762:U:H4'	55:DA:763:G:O5'	1.59	1.01
55:DA:1082:U:H4'	58:DL:117:THR:HG21	1.02	1.01
55:DA:2635:C:H5''	4:DE:78:LEU:HA	1.42	1.01
5:DF:107:LYS:HD2	5:DF:206:ILE:HD13	1.43	1.01
58:DL:73:PRO:HB3	58:DL:77:LEU:HD13	1.41	1.01
7:AH:153:LYS:HB3	7:AH:161:GLY:HA2	1.39	1.01

*Continued on next page...*

*Continued from previous page...*

Atom-1	Atom-2	Interatomic distance (Å)	Clash overlap (Å)
20:AU:97:ARG:HH21	20:AU:98:VAL:HB	1.26	1.01
21:AV:69:THR:HG22	21:AV:90:VAL:HA	1.41	1.01
54:CA:1363:A:H4'	54:CA:1364:U:H5''	1.37	1.01
57:DY:54:ALA:HB1	57:DY:57:THR:HB	1.38	1.01
17:D2:35:LEU:HB2	17:D2:37:VAL:HG22	1.37	1.01
24:DW:41:ILE:HD11	24:DW:44:LEU:HB2	1.37	1.01
31:BA:792:A:C2'	31:BA:794:A:H62	1.74	1.01
55:DA:896:A:C2	21:DV:178:GLU:OE2	2.14	1.01
56:DI:16:THR:HG23	56:DI:17:VAL:H	1.23	1.01
57:DY:92:THR:CG2	57:DY:93:LEU:HD23	1.90	1.01
58:DL:19:PRO:C	58:DL:25:PRO:HD2	1.80	1.01
58:DL:57:ILE:HD13	58:DL:58:THR:N	1.74	1.01
21:DV:150:LEU:HD22	21:DV:151:HIS:N	1.76	1.01
1:AA:481:G:OP2	20:AU:47:LYS:HB2	1.60	1.00
12:AP:82:ARG:HH11	12:AP:82:ARG:HG2	1.26	1.00
23:AZ:78:LYS:HD2	23:AZ:80:LEU:HD21	1.39	1.00
55:DA:1063:G:H1'	58:DL:134:MET:HE1	1.42	1.00
55:DA:1934:C:H5'	55:DA:1934:C:H6	1.23	1.00
3:DD:35:LYS:HG2	3:DD:64:ILE:N	1.73	1.00
4:DE:4:ILE:HD12	4:DE:28:ALA:HB1	1.40	1.00
58:DL:14:ALA:HB1	58:DL:50:ASP:HB2	1.41	1.00
21:DV:150:LEU:HD21	21:DV:154:ASP:CB	1.90	1.00
10:AN:4:PRO:O	10:AN:5:GLN:HB2	1.57	1.00
35:CH:40:ARG:HH11	35:CH:40:ARG:HB3	1.25	1.00
43:CP:124:PRO:CB	43:CP:125:ARG:HB2	1.90	1.00
55:DA:1061:U:C4'	55:DA:1070:A:H1'	1.91	1.00
6:DG:112:PRO:HB3	26:D4:37:SER:H	1.25	1.00
56:DI:24:ILE:N	56:DI:27:LEU:HD12	1.75	1.00
21:DV:116:VAL:O	21:DV:174:VAL:HA	1.61	1.00
21:DV:187:ALA:CB	21:DV:193:GLU:HG2	1.92	1.00
1:AA:384:U:H2'	1:AA:385:C:H5'	1.01	1.00
40:BM:40:LEU:HB3	40:BM:69:ASN:HB3	1.39	1.00
55:DA:1533:C:H2'	55:DA:1534:G:N7	1.77	1.00
57:DY:71:LEU:HD22	57:DY:72:ASP:H	1.24	1.00
56:DJ:13:SER:HB3	56:DJ:17:VAL:CG2	1.73	1.00
21:DV:116:VAL:HG11	21:DV:118:GLN:OE1	1.61	1.00
45:CR:82:ILE:HD11	45:CR:88:ARG:HB2	1.44	1.00
53:C1:52:U:O2'	53:C1:53:U:H5''	1.60	1.00
57:DY:134:LEU:HD23	56:DJ:19:GLU:OE1	1.61	1.00
30:D8:36:LYS:HB3	30:D8:40:GLU:HG2	1.44	1.00
1:AA:585:G:N1	1:AA:1253:A:OP1	1.94	1.00

*Continued on next page...*

*Continued from previous page...*

Atom-1	Atom-2	Interatomic distance (Å)	Clash overlap (Å)
1:AA:894:C:H3'	1:AA:895:U:H6	1.22	1.00
52:BD:35:A:N6	52:BD:37:MIA:H153	1.77	1.00
43:CP:124:PRO:HB2	43:CP:125:ARG:CB	1.88	1.00
55:DA:1064:C:H4'	58:DL:89:HIS:HA	1.43	1.00
21:DV:116:VAL:CB	21:DV:175:VAL:O	2.09	1.00
27:D5:33:CYS:HB2	27:D5:40:LYS:HD3	1.40	1.00
1:AA:458:G:H1'	1:AA:459:U:C5	1.96	1.00
31:BA:1443:G:H3'	31:BA:1446:A:H5''	1.43	1.00
52:CB:74:C:O2'	52:CB:75:C:OP2	1.78	1.00
3:DD:35:LYS:HD2	3:DD:104:TYR:CD1	1.96	1.00
57:DY:24:PHE:CZ	57:DY:88:ALA:HB2	1.96	1.00
1:AA:1899:G:N2	1:AA:1902:C:N4	1.99	1.00
55:DA:1061:U:H5	58:DL:54:PRO:HB3	1.26	1.00
57:DY:93:LEU:CD2	57:DY:97:ALA:HB3	1.91	1.00
1:AA:1212:G:H1'	1:AA:1237:A:N6	1.77	0.99
21:AV:175:VAL:CG1	21:AV:176:PRO:CD	2.34	0.99
31:BA:872:A:H4'	31:BA:873:A:OP1	1.61	0.99
39:BL:16:ARG:HB2	39:BL:16:ARG:NH1	1.77	0.99
43:BP:83:ASP:OD1	43:BP:84:ILE:CD1	2.09	0.99
55:DA:2131:G:H5'	55:DA:2132:U:H5''	1.42	0.99
54:CA:630:G:H2'	54:CA:631:G:C5'	1.92	0.99
54:CA:1028:C:H2'	54:CA:1028(A):C:H5''	1.42	0.99
58:DL:107:ILE:CG2	58:DL:108:ALA:H	1.74	0.99
56:DJ:18:LEU:HA	56:DJ:21:LYS:HB2	1.43	0.99
55:DA:265:A:O2'	55:DA:266:G:H4'	1.61	0.99
58:DL:20:ALA:H	58:DL:25:PRO:CD	1.62	0.99
54:CA:1002:G:H2'	54:CA:1003:G:C8	1.96	0.99
4:DE:21:VAL:HB	4:DE:22:PRO:CB	1.91	0.99
5:AF:24:LEU:HB3	5:AF:25:PRO:HD2	1.44	0.99
13:A0:37:THR:HG22	13:A0:39:PRO:HD2	1.39	0.99
43:BP:3:ARG:HD2	43:BP:9:ILE:HD11	1.41	0.99
54:CA:980:C:H5'	54:CA:981:U:OP2	1.62	0.99
9:DM:134:ARG:H	9:DM:135:PRO:HD3	1.26	0.99
23:AZ:91:LYS:HA	23:AZ:91:LYS:HE3	1.45	0.99
31:BA:887:G:H2'	31:BA:888:G:H5'	1.01	0.99
54:CA:188:U:H2'	54:CA:189:U:H5''	1.44	0.99
58:DL:57:ILE:HD13	58:DL:58:THR:H	0.88	0.99
26:D4:58:ARG:HA	26:D4:62:ARG:HB3	1.45	0.99
1:AA:2820:A:N7	4:AE:191:PRO:CB	2.25	0.99
20:AU:61:ILE:HG22	20:AU:62:GLU:H	1.28	0.99
32:CE:54:THR:HG21	32:CE:201:ILE:HD11	1.43	0.99

*Continued on next page...*

*Continued from previous page...*

Atom-1	Atom-2	Interatomic distance (Å)	Clash overlap (Å)
56:DI:28:LYS:HA	56:DI:28:LYS:CE	1.89	0.99
58:DL:69:THR:HG22	58:DL:70:LYS:H	1.26	0.99
11:DO:122:PRO:HB3	11:DO:141:ALA:HB1	1.44	0.99
54:CA:630:G:H2'	54:CA:631:G:H5''	1.01	0.99
21:AV:145:GLU:O	21:AV:146:ILE:HD13	1.61	0.99
49:BV:5:LEU:HD22	49:BV:6:LYS:H	1.27	0.99
39:CL:8:GLY:HA2	39:CL:79:LEU:HD12	1.44	0.99
58:DL:9:LYS:H	58:DL:9:LYS:CD	1.76	0.99
56:DJ:13:SER:HB3	56:DJ:17:VAL:HG21	1.10	0.99
21:DV:150:LEU:HD21	21:DV:154:ASP:CG	1.81	0.99
20:AU:63:LYS:HZ2	20:AU:64:GLU:H	1.09	0.98
55:DA:1026:U:H4'	55:DA:1027:A:OP1	1.61	0.98
57:DY:25:PHE:CZ	57:DY:82:PHE:CB	2.46	0.98
57:DY:50:ARG:HG3	57:DY:51:LEU:N	1.76	0.98
26:D4:69:LYS:HD3	26:D4:70:GLY:N	1.76	0.98
1:AA:654(B):C:H2'	1:AA:654(C):G:O4'	1.61	0.98
57:DY:51:LEU:HD21	57:DY:82:PHE:O	0.81	0.98
58:DL:11:GLN:HG2	58:DL:41:PHE:HZ	1.27	0.98
1:AA:2572:A:C8	4:AE:144:ARG:HD2	1.97	0.98
7:DH:153:LYS:CB	7:DH:154:PRO:HD2	1.93	0.98
57:DY:75:GLN:HE21	57:DY:76:GLY:H	1.04	0.98
55:DA:1060:U:OP1	58:DL:54:PRO:CG	2.11	0.98
55:DA:1318:C:H2'	55:DA:1319:G:H5''	1.42	0.98
57:DY:9:LEU:HD13	57:DY:10:LEU:N	1.78	0.98
58:DL:112:MET:HG3	58:DL:118:THR:O	1.64	0.98
21:DV:118:GLN:HA	21:DV:118:GLN:NE2	1.77	0.98
31:BA:1028:C:H2'	31:BA:1028(A):C:H5''	1.42	0.98
57:DY:9:LEU:CD1	57:DY:10:LEU:H	1.75	0.98
1:AA:1341:U:O2'	1:AA:1397:U:O2'	1.79	0.98
1:AA:1924:C:N3	1:AA:1925:C:C5	2.30	0.98
32:BE:224:GLN:HA	32:BE:229:VAL:HG22	1.43	0.98
43:BP:83:ASP:OD1	43:BP:84:ILE:HD12	1.61	0.98
55:DA:2760:C:H2'	55:DA:2761:G:H5''	1.45	0.98
2:DB:74:U:C2'	2:DB:75:G:H5''	1.93	0.98
57:DY:27:VAL:HG23	57:DY:110:GLY:HA3	1.46	0.98
58:DL:14:ALA:HB2	58:DL:50:ASP:CB	1.93	0.98
20:DU:97:ARG:HH21	20:DU:98:VAL:HB	1.27	0.98
1:AA:2701:C:H3'	1:AA:2702:U:H5''	0.98	0.98
9:AM:133:GLN:HG2	9:AM:135:PRO:HD3	1.45	0.98
55:DA:905:U:H2'	55:DA:906:G:H5''	1.45	0.98
55:DA:1798:U:H5'	3:DD:259:THR:HG22	1.41	0.98

*Continued on next page...*

*Continued from previous page...*

Atom-1	Atom-2	Interatomic distance (Å)	Clash overlap (Å)
56:DI:7:ARG:NE	56:DI:8:ILE:HG12	1.77	0.98
58:DL:20:ALA:N	58:DL:25:PRO:HG2	1.71	0.98
20:AU:91:GLU:HG3	20:AU:92:ASN:H	1.28	0.98
30:A8:49:VAL:HG12	30:A8:50:LEU:H	1.12	0.98
8:DK:92:VAL:HG13	8:DK:120:ILE:HG23	1.44	0.98
57:DY:71:LEU:CA	57:DY:113:GLN:HB3	1.92	0.98
57:DY:132:ASP:C	57:DY:134:LEU:H	1.66	0.98
58:DL:105:LEU:CD1	58:DL:106:GLU:H	1.75	0.98
12:DP:76:LYS:H	12:DP:88:GLY:CA	1.75	0.98
21:AV:175:VAL:O	21:AV:177:PRO:HG2	1.62	0.98
35:BH:43:LEU:H	35:BH:65:ASN:HD22	1.09	0.98
56:DI:24:ILE:HA	56:DI:27:LEU:HD13	1.45	0.98
58:DL:95:LYS:HB3	58:DL:136:VAL:HG21	1.42	0.98
1:AA:387:U:O2'	1:AA:388:G:C5'	2.11	0.98
1:AA:896:A:H5'	1:AA:897:C:OP2	1.63	0.98
1:AA:2756:U:O2'	1:AA:2757:A:H5''	1.64	0.98
52:CC:58:A:H4'	52:CC:59:U:OP1	1.63	0.98
57:DY:29:TYR:CE2	57:DY:32:LEU:CD1	2.46	0.98
21:AV:146:ILE:CG2	21:AV:147:GLY:H	1.77	0.97
55:DA:654(B):C:H2'	55:DA:654(C):G:O4'	1.61	0.97
5:DF:103:LYS:HA	5:DF:106:ARG:HG3	1.45	0.97
58:DL:138:VAL:O	58:DL:139:VAL:HB	1.62	0.97
1:AA:90:U:O2	1:AA:90:U:H2'	1.64	0.97
1:AA:1359:A:C3'	1:AA:1359:A:H8	1.73	0.97
30:A8:32:LEU:HD23	30:A8:34:TRP:N	1.79	0.97
31:BA:887:G:H2'	31:BA:888:G:C5'	1.93	0.97
55:DA:1083:U:H2'	55:DA:1085:A:OP2	1.62	0.97
6:DG:107:LEU:O	26:D4:38:LYS:HG2	1.64	0.97
57:DY:7:VAL:HG13	57:DY:8:GLU:N	1.77	0.97
11:DO:64:LYS:C	11:DO:66:GLY:H	1.66	0.97
3:AD:35:LYS:HG2	3:AD:64:ILE:N	1.77	0.97
20:AU:38:ILE:HG22	20:AU:66:PRO:HA	1.41	0.97
26:A4:53:GLU:HG3	26:A4:54:GLY:H	1.25	0.97
21:AV:108:PRO:CG	21:AV:141:VAL:O	2.11	0.97
57:DY:24:PHE:O	57:DY:25:PHE:O	1.82	0.97
58:DL:25:PRO:HA	58:DL:27:LEU:HG	1.43	0.97
1:AA:2392:A:H2	1:AA:2424:C:H42	1.08	0.97
54:CA:1363:A:H1'	54:CA:1365:G:N7	1.79	0.97
57:DY:80:VAL:HG12	57:DY:81:VAL:N	1.73	0.97
1:AA:434:U:H4'	1:AA:435:C:OP1	1.63	0.97
1:AA:2091:U:H3'	1:AA:2092:U:H5'	1.44	0.97

*Continued on next page...*

*Continued from previous page...*

Atom-1	Atom-2	Interatomic distance (Å)	Clash overlap (Å)
4:AE:60:ASN:ND2	4:AE:63:LEU:HB2	1.78	0.97
13:A0:73:VAL:O	13:A0:76:VAL:HG12	1.64	0.97
17:A2:69:LYS:HD3	17:A2:85:LYS:HD3	1.46	0.97
58:DL:11:GLN:HG3	58:DL:12:LEU:N	1.77	0.97
58:DL:52:ILE:HD11	58:DL:76:TYR:CB	1.93	0.97
14:DQ:88:ASP:O	14:DQ:89:ARG:HB3	1.61	0.97
1:AA:1267:U:C4	1:AA:2012:G:C2	2.53	0.97
1:AA:1341:U:C5'	19:AT:57:LEU:HB3	1.94	0.97
5:AF:8:GLN:HG3	5:AF:126:VAL:HA	1.45	0.97
43:CP:124:PRO:HB3	43:CP:125:ARG:CB	1.93	0.97
46:CS:4:ILE:HD11	46:CS:64:ALA:HB1	1.47	0.97
55:DA:2712:U:HO2'	55:DA:2712(A):A:H8	0.98	0.97
3:AD:35:LYS:NZ	3:AD:104:TYR:HB2	1.79	0.97
19:AT:34:ALA:HB1	19:AT:39:ILE:HD11	1.45	0.97
31:BA:251:G:C6	31:BA:266:G:O6	2.18	0.97
31:BA:872:A:O2'	31:BA:873:A:H3'	1.63	0.97
50:CW:48:LYS:HB3	50:CW:51:GLU:HG3	1.44	0.97
55:DA:1076:C:C2'	55:DA:1077:A:H5''	1.93	0.97
57:DY:60:ARG:HE	57:DY:60:ARG:CA	1.77	0.97
57:DY:111:LEU:C	57:DY:112:LEU:CD2	2.32	0.97
1:AA:27:G:HO2'	1:AA:28:A:H8	1.08	0.97
19:AT:18:TYR:HA	19:AT:21:PHE:HD2	1.30	0.97
37:BJ:73:MET:HG2	37:BJ:90:GLU:HA	1.44	0.97
55:DA:593:G:O2'	30:D8:61:LEU:HD13	1.65	0.97
57:DY:132:ASP:O	57:DY:134:LEU:HD22	1.65	0.97
1:AA:2111:C:H41	1:AA:2147:G:N2	1.61	0.97
31:BA:1502:A:H2	31:BA:1505:G:H1	1.11	0.97
50:CW:100:ILE:HG13	50:CW:102:GLY:H	1.27	0.97
55:DA:887:A:HO2'	55:DA:889:C:H5	1.13	0.97
56:DI:21:LYS:O	56:DI:26:ALA:CB	2.12	0.97
57:DY:27:VAL:HA	57:DY:111:LEU:HD13	1.42	0.97
57:DY:90:ALA:H	56:DJ:15:ALA:HB2	1.20	0.97
21:DV:190:GLU:O	21:DV:191:VAL:CG2	2.12	0.97
7:AH:152:ARG:HG3	7:AH:153:LYS:HG2	1.46	0.96
12:AP:75:THR:HG22	12:AP:88:GLY:HA3	1.44	0.96
31:BA:410:G:OP2	34:BG:25:ARG:HG2	1.65	0.96
55:DA:890:A:H3'	55:DA:892:G:H8	1.30	0.96
55:DA:1454:U:H4'	55:DA:1455:G:OP1	1.62	0.96
58:DL:18:THR:HG22	58:DL:38:VAL:CG1	1.94	0.96
56:DJ:5:ILE:CG2	56:DJ:9:LYS:HG3	1.95	0.96
55:DA:2419:U:H4'	28:D6:23:THR:HG21	1.43	0.96

*Continued on next page...*

*Continued from previous page...*

Atom-1	Atom-2	Interatomic distance (Å)	Clash overlap (Å)
7:DH:126:PRO:CD	7:DH:127:GLU:H	1.76	0.96
8:AK:79:ILE:H	8:AK:142:VAL:CG2	1.78	0.96
21:AV:145:GLU:OE1	21:AV:174:VAL:CG1	2.13	0.96
27:A5:4:HIS:HB3	27:A5:5:PRO:CD	1.94	0.96
31:BA:1129:C:C4'	31:BA:1130:A:H5'	1.95	0.96
3:DD:32:SER:O	3:DD:33:LEU:HB2	1.65	0.96
57:DY:14:LYS:HE3	57:DY:14:LYS:HA	1.48	0.96
57:DY:138:LEU:O	57:DY:139:VAL:HG12	1.65	0.96
21:DV:61:LEU:HD13	21:DV:62:PRO:O	1.65	0.96
27:D5:4:HIS:HB3	27:D5:5:PRO:CD	1.94	0.96
5:AF:161:GLU:HG2	5:AF:164:ARG:HH22	1.28	0.96
54:CA:1182:G:H4'	54:CA:1183:A:H5''	1.46	0.96
55:DA:2287:A:N6	55:DA:2344:U:H3	1.62	0.96
55:DA:2469:A:C2	55:DA:2481:G:N2	2.33	0.96
56:DI:29:GLU:CA	56:DJ:2:ALA:HB1	1.94	0.96
57:DY:118:THR:CG2	57:DY:119:ALA:H	1.71	0.96
55:DA:1077:A:H3'	55:DA:1078:U:H5'	0.97	0.96
56:DI:19:GLU:O	56:DI:20:LEU:O	1.83	0.96
57:DY:27:VAL:HG21	57:DY:110:GLY:N	1.79	0.96
55:DA:2503:A:H4'	55:DA:2504:U:OP1	1.62	0.96
6:DG:67:LYS:HE2	26:D4:6:HIS:NE2	1.79	0.96
57:DY:8:GLU:OE1	57:DY:52:PHE:HD1	1.48	0.96
58:DL:50:ASP:H	58:DL:53:VAL:HG21	1.30	0.96
26:A4:60:GLN:N	26:A4:60:GLN:HE21	1.62	0.96
54:CA:1053:G:H5'	54:CA:1054:C:H5'	1.46	0.96
48:CU:18:ARG:CD	48:CU:18:ARG:H	1.79	0.96
55:DA:84:A:H4'	55:DA:85:G:O5'	1.65	0.96
55:DA:1083:U:C4'	57:DY:41:ARG:HD3	1.95	0.96
57:DY:23:SER:HG	57:DY:114:GLY:HA2	1.22	0.96
57:DY:93:LEU:HG	57:DY:126:ALA:C	1.86	0.96
1:AA:2758:A:H2'	1:AA:2759:G:H5''	1.45	0.96
19:AT:63:LYS:HE3	19:AT:63:LYS:H	1.30	0.96
29:A7:12:ARG:HD3	29:A7:46:VAL:HG21	1.47	0.96
31:BA:56:U:H2'	31:BA:57:G:H8	1.30	0.96
55:DA:51:G:O2'	55:DA:119:A:N1	1.97	0.96
58:DL:54:PRO:HD2	58:DL:72:PRO:HA	1.46	0.96
15:DR:50:ILE:HD11	15:DR:102:ILE:HD11	1.46	0.96
3:AD:255:LYS:O	3:AD:255:LYS:HD2	1.65	0.96
8:AK:5:LEU:HD11	8:AK:19:VAL:HG12	1.45	0.96
16:A1:95:LEU:C	16:A1:97:ASP:H	1.60	0.96
31:BA:1363:A:H1'	31:BA:1365:G:N7	1.81	0.96

*Continued on next page...*



*Continued from previous page...*

Atom-1	Atom-2	Interatomic distance (Å)	Clash overlap (Å)
3:DD:35:LYS:NZ	3:DD:104:TYR:HB2	1.80	0.96
57:DY:40:LEU:CD2	57:DY:50:ARG:NH1	2.29	0.96
1:AA:1225:C:H4'	17:A2:85:LYS:HB2	1.48	0.95
1:AA:2394:C:OP1	11:AO:63:PRO:HD2	1.64	0.95
11:AO:64:LYS:HE3	30:A8:30:ARG:CZ	1.96	0.95
20:AU:87:LYS:HB3	20:AU:92:ASN:HB3	1.46	0.95
2:DB:20:C:H2'	2:DB:21:G:H5''	1.48	0.95
57:DY:50:ARG:O	57:DY:51:LEU:HG	1.65	0.95
58:DL:86:LYS:HE2	58:DL:86:LYS:CA	1.94	0.95
31:BA:562:C:O2'	42:BO:15:ARG:HB3	1.67	0.95
55:DA:2147:G:H2'	55:DA:2148:G:O4'	1.66	0.95
24:DW:50:ILE:HD12	24:DW:51:ARG:H	1.31	0.95
3:AD:242:ARG:H	3:AD:242:ARG:HD2	1.31	0.95
57:DY:70:GLU:O	57:DY:71:LEU:HD12	1.64	0.95
21:DV:192:ALA:O	21:DV:194:PRO:HD3	1.66	0.95
3:AD:32:SER:HA	3:AD:36:PRO:HD2	1.45	0.95
55:DA:1169:G:H2'	55:DA:1170:G:H5''	1.48	0.95
3:DD:43:ARG:NH1	3:DD:44:ASN:OD1	1.99	0.95
21:DV:146:ILE:HA	21:DV:174:VAL:HB	1.45	0.95
4:AE:48:GLN:HG2	4:AE:78:LEU:HD12	1.48	0.95
24:AW:14:ARG:HG2	24:AW:15:LYS:HE3	1.47	0.95
25:AX:59:VAL:HG12	25:AX:60:GLU:H	1.28	0.95
6:DG:67:LYS:HE2	26:D4:6:HIS:CE1	2.00	0.95
56:DI:20:LEU:C	56:DI:24:ILE:CG2	2.35	0.95
57:DY:28:ASN:OD1	57:DY:83:TYR:CE2	2.18	0.95
57:DY:134:LEU:CA	57:DY:137:GLU:HG2	1.96	0.95
58:DL:7:VAL:HG13	58:DL:57:ILE:HD12	1.45	0.95
29:D7:8:ASN:ND2	29:D7:11:LYS:H	1.64	0.95
1:AA:673:C:H5'	5:AF:54:ARG:HH12	1.31	0.95
3:AD:108:PRO:HG2	3:AD:111:LEU:HB2	1.46	0.95
21:AV:146:ILE:CG2	21:AV:147:GLY:N	2.30	0.95
35:BH:51:VAL:HB	35:BH:52:PRO:HD3	1.46	0.95
55:DA:792:G:H5''	55:DA:793:A:H5'	1.46	0.95
8:DK:78:THR:HA	8:DK:141:LYS:HB2	1.46	0.95
57:DY:16:ASN:CA	57:DY:19:ARG:HH11	1.73	0.95
57:DY:27:VAL:HG21	57:DY:110:GLY:HA3	1.19	0.95
57:DY:50:ARG:CA	57:DY:83:TYR:CD1	2.49	0.95
57:DY:141:VAL:HG13	57:DY:142:LEU:H	1.31	0.95
21:DV:118:GLN:HA	21:DV:118:GLN:HE21	1.28	0.95
21:DV:150:LEU:HD22	21:DV:151:HIS:H	1.25	0.95
7:AH:92:ILE:H	7:AH:92:ILE:HD12	1.31	0.95

*Continued on next page...*

*Continued from previous page...*

Atom-1	Atom-2	Interatomic distance (Å)	Clash overlap (Å)
55:DA:49:A:H5''	55:DA:50:U:H3'	1.48	0.95
56:DI:17:VAL:HA	56:DI:20:LEU:HD12	1.48	0.95
56:DJ:4:ASP:O	56:DJ:8:ILE:HB	1.64	0.95
9:AM:73:THR:HG22	9:AM:84:LYS:HB3	1.49	0.95
52:BB:69:G:H2'	52:BB:70:G:H5''	1.49	0.95
4:DE:78:LEU:HD23	4:DE:79:ARG:HB2	1.49	0.95
57:DY:118:THR:HG23	57:DY:119:ALA:N	1.70	0.95
17:D2:52:VAL:HG21	17:D2:55:ALA:HB3	1.48	0.95
24:DW:65:ASN:HD22	24:DW:69:ARG:NH2	1.65	0.95
1:AA:90:U:HO2'	1:AA:91:A:H8	0.98	0.95
1:AA:654(M):C:H3'	1:AA:654(N):G:N7	1.81	0.95
1:AA:1928:A:C2'	1:AA:1929:G:C5'	2.45	0.95
15:AR:16:ARG:NH2	15:AR:19:LEU:HD21	1.82	0.95
43:BP:92:HIS:CE1	43:BP:98:VAL:HG21	2.02	0.95
57:DY:73:GLY:O	57:DY:120:LYS:N	1.98	0.95
15:DR:26:ASP:HB3	15:DR:91:ARG:HA	1.47	0.95
1:AA:2701:C:C3'	1:AA:2702:U:H5''	1.95	0.95
7:AH:106:THR:HG22	7:AH:112:PRO:HB3	1.48	0.95
17:A2:71:LEU:N	17:A2:86:GLY:HA3	1.81	0.95
21:AV:144:LEU:C	21:AV:146:ILE:H	1.69	0.95
21:AV:146:ILE:C	21:AV:148:ASP:H	1.71	0.95
57:DY:26:LEU:N	57:DY:82:PHE:CZ	2.35	0.95
57:DY:107:VAL:HG12	57:DY:108:LYS:N	1.79	0.95
27:D5:55:ARG:HG3	27:D5:57:VAL:H	1.32	0.95
31:BA:1007:C:H2'	31:BA:1008:C:H5''	1.49	0.94
49:BV:9:VAL:HG12	49:BV:10:PHE:H	1.32	0.94
53:B1:36:G:H2'	53:B1:37:G:H5''	1.48	0.94
54:CA:1313:U:P	49:CV:6:LYS:CB	2.55	0.94
54:CA:1313:U:OP2	49:CV:6:LYS:CB	2.14	0.94
49:CV:40:ILE:HG12	49:CV:41:VAL:HG22	1.49	0.94
55:DA:676:A:H8	55:DA:2069:G:N2	1.64	0.94
55:DA:1082:U:H4'	58:DL:117:THR:CG2	1.96	0.94
1:AA:458:G:O2'	1:AA:459:U:OP2	1.85	0.94
28:A6:41:PRO:HD2	28:A6:45:LYS:O	1.63	0.94
52:BD:21:A:H2'	52:BD:22:G:H5''	1.47	0.94
49:CV:88:LYS:HA	49:CV:88:LYS:CE	1.91	0.94
52:CD:41:C:H2'	52:CD:42:C:H5''	1.49	0.94
55:DA:2134:A:H62	55:DA:2157:G:H1'	1.31	0.94
8:DK:95:LYS:HA	8:DK:111:PRO:HG3	1.49	0.94
16:D1:83:LEU:HA	16:D1:88:ILE:HD11	1.46	0.94
26:D4:7:PRO:HB2	26:D4:27:THR:HG21	1.46	0.94

*Continued on next page...*

*Continued from previous page...*

Atom-1	Atom-2	Interatomic distance (Å)	Clash overlap (Å)
20:AU:13:VAL:HG23	20:AU:73:ARG:O	1.66	0.94
20:AU:75:ILE:HG13	20:AU:79:CYS:HA	1.46	0.94
24:AW:70:GLN:HG2	24:AW:71:ASN:H	1.28	0.94
28:A6:36:LEU:HD23	28:A6:50:ARG:HD2	1.48	0.94
54:CA:266:G:H5''	54:CA:268:C:H41	1.31	0.94
54:CA:579:G:H5'	54:CA:728:A:H1'	1.47	0.94
55:DA:803:U:H5'	55:DA:803:U:H6	1.29	0.94
55:DA:1869:G:H5'	55:DA:1870:C:OP2	1.65	0.94
58:DL:113:PRO:O	58:DL:114:ASP:HB3	1.65	0.94
9:DM:96:GLU:C	9:DM:98:VAL:H	1.68	0.94
21:DV:191:VAL:HG12	21:DV:197:ILE:CG2	1.95	0.94
1:AA:265:A:O2'	1:AA:266:G:H4'	1.67	0.94
1:AA:1212:G:H1'	1:AA:1237:A:H61	1.29	0.94
4:AE:200:GLU:HG2	4:AE:201:THR:H	1.32	0.94
28:A6:48:VAL:HG13	28:A6:49:HIS:H	1.32	0.94
31:BA:1534:A:H2'	31:BA:1535:C:C6	2.02	0.94
54:CA:38:G:C2	54:CA:397:A:H2	1.84	0.94
4:DE:14:ILE:HG22	4:DE:15:PHE:H	1.30	0.94
58:DL:86:LYS:HE2	58:DL:86:LYS:HA	1.49	0.94
24:DW:50:ILE:CD1	24:DW:51:ARG:H	1.80	0.94
26:D4:68:ARG:CZ	26:D4:68:ARG:CA	2.45	0.94
1:AA:608:A:C4	1:AA:621:A:N6	2.34	0.94
8:AK:142:VAL:HG22	8:AK:143:SER:N	1.83	0.94
24:AW:50:ILE:HD12	24:AW:51:ARG:H	1.31	0.94
55:DA:1019:U:H3	55:DA:1142(A):A:H62	1.01	0.94
57:DY:27:VAL:HG21	57:DY:109:SER:C	1.88	0.94
58:DL:19:PRO:CA	58:DL:25:PRO:CG	2.46	0.94
22:A3:82:ARG:HG3	22:A3:84:LEU:HD13	1.46	0.94
55:DA:1083:U:H1'	55:DA:1086:A:N6	1.82	0.94
30:D8:43:GLN:C	30:D8:44:LYS:HD2	1.88	0.94
52:CD:72:C:H2'	52:CD:73:A:H5''	1.49	0.94
56:DI:9:LYS:O	56:DI:12:LEU:N	1.99	0.94
57:DY:75:GLN:HE21	57:DY:76:GLY:N	1.65	0.94
58:DL:18:THR:HB	58:DL:19:PRO:HD3	0.97	0.94
1:AA:93:C:H5'	1:AA:94:G:OP2	1.67	0.94
1:AA:791:C:H4'	1:AA:792:G:OP1	1.67	0.94
1:AA:2131:G:H5'	1:AA:2132:U:H5''	1.48	0.94
4:AE:37:ARG:HG3	4:AE:46:ALA:HB3	1.47	0.94
8:AK:131:LYS:HB3	8:AK:132:PRO:HA	1.46	0.94
17:A2:80:GLN:HA	17:A2:80:GLN:HE21	0.78	0.94
21:AV:107:THR:N	21:AV:108:PRO:HD2	1.80	0.94

*Continued on next page...*

*Continued from previous page...*

Atom-1	Atom-2	Interatomic distance (Å)	Clash overlap (Å)
31:BA:1116:C:C2'	31:BA:1117:G:H5''	1.97	0.94
31:BA:1305:G:H22	31:BA:1331:G:H2'	1.33	0.94
34:BG:12:CYS:HA	34:BG:21:LEU:CD2	1.98	0.94
54:CA:1007:C:C2'	54:CA:1008:C:H5''	1.97	0.94
49:CV:41:VAL:HB	49:CV:42:PRO:CA	1.94	0.94
50:CW:82:SER:O	50:CW:86:ARG:HB2	1.66	0.94
52:CD:20:U:C2'	52:CD:21:A:H5'	1.97	0.94
55:DA:1771:C:HO2'	55:DA:1786:A:H8	1.15	0.94
55:DA:1925:C:H3'	55:DA:1925:C:C6	2.02	0.94
55:DA:2448:A:H4'	55:DA:2449:U:OP2	1.64	0.94
5:DF:46:ARG:HH11	5:DF:46:ARG:HG2	1.32	0.94
57:DY:112:LEU:HD11	57:DY:121:ASP:HB2	1.48	0.94
58:DL:42:ASN:O	58:DL:46:ALA:HB3	1.66	0.94
58:DL:108:ALA:CA	58:DL:111:LYS:HD3	1.98	0.94
21:DV:61:LEU:HD11	21:DV:65:GLN:HB2	1.48	0.94
21:DV:189:ALA:HB1	21:DV:190:GLU:HG3	1.50	0.94
55:DA:1085:A:H2'	55:DA:1086:A:N7	1.82	0.94
55:DA:2469:A:H2	55:DA:2481:G:H21	0.97	0.94
58:DL:73:PRO:HB3	58:DL:77:LEU:CD1	1.97	0.94
26:D4:70:GLY:O	26:D4:71:ARG:HB2	1.65	0.94
1:AA:2898:U:H2'	1:AA:2899:G:H8	1.32	0.94
30:A8:50:LEU:HG	30:A8:51:ALA:H	1.30	0.94
54:CA:1502:A:H2	54:CA:1505:G:H1	1.03	0.94
57:DY:19:ARG:C	57:DY:21:GLN:H	1.71	0.94
57:DY:55:LYS:HD2	57:DY:79:ALA:HA	1.49	0.94
57:DY:127:GLU:O	57:DY:128:LEU:HD23	1.65	0.94
9:DM:137:LYS:HG3	9:DM:138:LEU:H	1.32	0.94
1:AA:1569:A:O2'	3:AD:38:LYS:HE2	1.68	0.93
55:DA:1058:U:H2'	55:DA:1059:G:N7	1.83	0.93
55:DA:1179:C:C2'	55:DA:1180:C:H5''	1.97	0.93
8:DK:38:LEU:HD12	8:DK:38:LEU:H	1.30	0.93
1:AA:2873:A:H8	13:A0:6:SER:H	1.08	0.93
42:CO:18:VAL:HG23	42:CO:19:ARG:H	1.30	0.93
55:DA:1925:C:N4	55:DA:1926:U:N1	2.16	0.93
56:DI:29:GLU:HA	56:DJ:2:ALA:CB	1.98	0.93
21:DV:150:LEU:CD2	21:DV:151:HIS:N	2.30	0.93
1:AA:914:C:H2'	1:AA:915:C:H5'	1.49	0.93
20:AU:76:CYS:SG	20:AU:77:PRO:HD2	2.08	0.93
20:AU:94:LYS:HD2	20:AU:101:LYS:HZ3	1.31	0.93
34:BG:12:CYS:CB	34:BG:21:LEU:HD22	1.98	0.93
55:DA:1359:A:H3'	55:DA:1359:A:H8	1.19	0.93

*Continued on next page...*

*Continued from previous page...*

Atom-1	Atom-2	Interatomic distance (Å)	Clash overlap (Å)
58:DL:126:MET:H	58:DL:126:MET:HE3	1.34	0.93
28:D6:22:ALA:HB2	28:D6:42:TRP:HZ2	1.33	0.93
2:AB:81:G:N7	2:AB:96:G:C2	2.37	0.93
34:CG:114:ARG:HH11	34:CG:114:ARG:HG3	1.31	0.93
57:DY:93:LEU:HA	57:DY:96:PHE:O	1.67	0.93
58:DL:107:ILE:HG23	58:DL:108:ALA:N	1.81	0.93
16:D1:34:LYS:HE2	16:D1:34:LYS:HA	1.50	0.93
1:AA:1019:U:H3	1:AA:1142(A):A:N6	1.64	0.93
54:CA:612:C:O2	54:CA:629:G:N2	2.02	0.93
54:CA:628:G:N2	54:CA:629:G:N3	2.17	0.93
32:CE:122:PHE:HD1	32:CE:139:LYS:HZ1	1.17	0.93
57:DY:75:GLN:NE2	57:DY:76:GLY:H	1.66	0.93
58:DL:89:HIS:O	58:DL:90:LYS:HB2	1.67	0.93
21:DV:190:GLU:C	21:DV:191:VAL:HG23	1.89	0.93
9:AM:91:LEU:HA	9:AM:95:PRO:HB3	1.50	0.93
23:AZ:7:ILE:HG23	23:AZ:95:LEU:HD11	1.50	0.93
5:DF:136:THR:HG22	5:DF:166:ALA:O	1.69	0.93
57:DY:29:TYR:HE2	57:DY:32:LEU:CD1	1.79	0.93
4:AE:8:LYS:HE3	4:AE:188:VAL:HG13	1.46	0.93
54:CA:1128:C:H5'	39:CL:16:ARG:HH22	1.31	0.93
54:CA:1449:C:C2'	54:CA:1450:U:H5''	1.98	0.93
37:CJ:113:GLU:HB2	37:CJ:119:ARG:HG2	1.50	0.93
55:DA:1689:A:H62	55:DA:1698:A:H2	1.02	0.93
57:DY:142:LEU:HD13	57:DY:143:GLN:N	1.82	0.93
58:DL:144:VAL:HG13	58:DL:145:LYS:H	1.34	0.93
15:DR:39:ARG:HG2	15:DR:40:THR:H	1.33	0.93
1:AA:1372:U:C6	1:AA:1372:U:C4'	2.49	0.93
31:BA:1305:G:HO2'	31:BA:1306:A:H8	1.08	0.93
56:DI:23:LEU:C	56:DI:24:ILE:HG22	1.89	0.93
58:DL:8:VAL:O	58:DL:57:ILE:HG12	1.66	0.93
56:DJ:5:ILE:HG22	56:DJ:9:LYS:HB2	1.51	0.93
3:AD:35:LYS:HZ1	3:AD:104:TYR:HB2	1.30	0.93
31:BA:134:A:H61	46:BS:25:ARG:NH1	1.66	0.93
55:DA:1925:C:N4	55:DA:1926:U:C6	2.37	0.93
38:BK:42:GLU:HG3	38:BK:109:ILE:HD12	1.51	0.93
40:BM:79:ARG:HD3	40:BM:79:ARG:H	1.34	0.93
42:BO:47:LYS:HB3	42:BO:48:PRO:HD2	1.51	0.93
49:CV:10:PHE:N	49:CV:10:PHE:CD1	2.32	0.93
50:CW:26:ASN:HB2	50:CW:71:THR:HG23	1.49	0.93
56:DI:23:LEU:O	56:DI:24:ILE:HG22	1.69	0.93
57:DY:23:SER:HB3	57:DY:68:LEU:HB2	1.46	0.93

*Continued on next page...*

*Continued from previous page...*

Atom-1	Atom-2	Interatomic distance (Å)	Clash overlap (Å)
5:AF:3:GLU:HA	5:AF:24:LEU:HG	1.48	0.92
21:AV:175:VAL:O	21:AV:177:PRO:HD2	1.69	0.92
31:BA:168:G:C2'	31:BA:169:C:H5''	2.00	0.92
37:BJ:113:GLU:HB2	37:BJ:119:ARG:HG2	1.50	0.92
49:BV:41:VAL:H	49:BV:44:MET:HE3	1.33	0.92
43:CP:10:PRO:HB2	43:CP:18:ALA:HB1	1.51	0.92
49:CV:10:PHE:H	49:CV:10:PHE:HD1	1.14	0.92
11:DO:83:VAL:HG11	11:DO:112:LEU:HD21	1.51	0.92
15:DR:24:PRO:HA	15:DR:49:VAL:HG13	1.49	0.92
5:AF:178:PRO:HB2	5:AF:201:VAL:HG11	1.51	0.92
55:DA:1078:U:H1'	55:DA:1088:A:H2	1.33	0.92
55:DA:1434:A:H61	55:DA:1558:A:N6	1.67	0.92
57:DY:130:THR:HG22	56:DJ:14:GLN:HE22	1.32	0.92
31:BA:792:A:C1'	31:BA:794:A:H62	1.83	0.92
54:CA:1348:U:H3	54:CA:1374:A:H2	1.15	0.92
35:CH:40:ARG:HB3	35:CH:40:ARG:NH1	1.84	0.92
57:DY:93:LEU:HD22	57:DY:97:ALA:CB	1.99	0.92
1:AA:1454:U:H4'	1:AA:1455:G:OP1	1.68	0.92
31:BA:409:G:OP1	34:BG:24:GLU:HG3	1.68	0.92
37:CJ:15:ASP:H	37:CJ:20:ASP:H	1.17	0.92
58:DL:7:VAL:HG11	58:DL:57:ILE:C	1.89	0.92
15:AR:132:LYS:HG2	15:AR:136:GLN:HE22	1.35	0.92
54:CA:1003:G:C2'	54:CA:1004:A:H5'	1.98	0.92
38:CK:102:ARG:HH11	38:CK:105:ARG:HH22	0.97	0.92
6:DG:47:LYS:HD3	6:DG:81:LYS:HB2	1.50	0.92
7:DH:153:LYS:HB3	7:DH:154:PRO:CD	1.97	0.92
12:DP:66:ILE:HA	12:DP:104:PHE:HA	1.51	0.92
6:AG:67:LYS:HG3	26:A4:6:HIS:HB3	1.50	0.92
23:AZ:51:VAL:HG11	23:AZ:74:VAL:HG21	1.49	0.92
54:CA:690:G:H22	41:CN:55:LYS:NZ	1.67	0.92
54:CA:973:G:H1'	40:CM:55:LYS:HE2	1.51	0.92
55:DA:1175:U:O2'	55:DA:1176:G:H4'	1.69	0.92
55:DA:1236:G:H4'	55:DA:1237:A:OP1	1.70	0.92
57:DY:62:ALA:O	57:DY:63:LEU:HD23	1.69	0.92
1:AA:1236:G:H4'	1:AA:1237:A:OP1	1.67	0.92
8:AK:79:ILE:CB	8:AK:142:VAL:HG11	2.00	0.92
40:CM:24:VAL:HG22	40:CM:72:VAL:HG11	1.51	0.92
41:CN:127:LYS:HE2	41:CN:127:LYS:HA	1.50	0.92
1:AA:2732:G:H3'	1:AA:2733:A:H5'	1.51	0.92
31:BA:579:G:H5'	31:BA:728:A:H1'	1.50	0.92
31:BA:991:U:H3	31:BA:1213:A:H62	1.17	0.92

*Continued on next page...*

*Continued from previous page...*

Atom-1	Atom-2	Interatomic distance (Å)	Clash overlap (Å)
34:BG:25:ARG:HB3	34:BG:25:ARG:NH1	1.85	0.92
48:BU:22:VAL:O	48:BU:23:LYS:HG3	1.69	0.92
55:DA:2458:G:H2'	55:DA:2490:G:O6	1.69	0.92
4:DE:14:ILE:HG23	4:DE:15:PHE:N	1.82	0.92
4:DE:50:GLY:HA2	4:DE:77:ILE:HA	1.51	0.92
8:DK:77:LEU:HD11	8:DK:140:LEU:CB	2.00	0.92
57:DY:89:ALA:CB	56:DJ:15:ALA:CB	2.34	0.92
21:DV:189:ALA:HA	21:DV:190:GLU:CG	2.00	0.92
31:BA:406:G:H21	34:BG:119:GLN:HE22	1.12	0.92
31:BA:827:U:H3	31:BA:872:A:N6	1.68	0.92
39:BL:95:LYS:HD3	39:BL:96:LEU:N	1.84	0.92
57:DY:15:GLU:HG3	57:DY:15:GLU:O	1.66	0.92
21:DV:184:ALA:O	21:DV:185:GLU:HB2	1.70	0.92
9:AM:39:ARG:NH2	9:AM:41:ASP:HB2	1.85	0.92
15:AR:24:PRO:HA	15:AR:49:VAL:HG13	1.52	0.92
21:AV:67:LEU:HD23	21:AV:68:PRO:HD2	1.49	0.92
54:CA:820:U:H4'	54:CA:821:G:OP2	1.69	0.92
57:DY:27:VAL:CB	57:DY:111:LEU:H	1.81	0.92
57:DY:32:LEU:CB	57:DY:33:PRO:CD	2.48	0.92
57:DY:130:THR:CG2	56:DJ:14:GLN:NE2	2.30	0.92
1:AA:1056:G:H4'	1:AA:1086:A:H1'	1.52	0.91
31:BA:1003:G:C2'	31:BA:1004:A:H5''	1.99	0.91
44:BQ:12:ARG:HG2	44:BQ:14:PRO:HD3	1.49	0.91
55:DA:1826:G:H4'	3:DD:242:ARG:HH21	1.34	0.91
8:DK:115:ALA:CB	8:DK:128:LEU:HD11	1.99	0.91
57:DY:26:LEU:H	57:DY:82:PHE:HE2	1.14	0.91
1:AA:71:A:H4'	1:AA:72:U:O5'	1.69	0.91
5:AF:155:LEU:HD23	5:AF:186:ILE:HD13	1.50	0.91
20:AU:89:PHE:HD1	20:AU:90:LEU:HD23	1.34	0.91
21:AV:110:GLY:N	21:AV:143:GLY:HA2	1.84	0.91
23:AZ:44:PRO:HG2	23:AZ:46:LEU:HD13	1.51	0.91
53:C1:32:A:H2'	53:C1:33:G:O4'	1.68	0.91
55:DA:631:A:OP1	11:DO:64:LYS:HE2	1.70	0.91
57:DY:91:LYS:NZ	57:DY:95:GLN:NE2	2.18	0.91
58:DL:132:ARG:CG	58:DL:137:GLU:OE2	2.17	0.91
55:DA:2394:C:OP1	11:DO:63:PRO:HD2	1.70	0.91
2:DB:75:G:H5'	2:DB:75:G:H8	1.35	0.91
57:DY:32:LEU:HB2	57:DY:33:PRO:HD2	1.50	0.91
58:DL:18:THR:CG2	58:DL:38:VAL:HG12	1.98	0.91
11:DO:85:LEU:HA	11:DO:88:LEU:HD22	1.52	0.91
17:A2:14:VAL:HB	17:A2:96:ILE:HG13	1.51	0.91

*Continued on next page...*

*Continued from previous page...*

Atom-1	Atom-2	Interatomic distance (Å)	Clash overlap (Å)
54:CA:532:A:H2	54:CA:1206:G:H21	1.16	0.91
57:DY:127:GLU:CG	57:DY:128:LEU:H	1.81	0.91
23:AZ:82:LEU:HG	23:AZ:83:GLU:H	1.35	0.91
55:DA:1026:U:O2'	55:DA:1027:A:H5''	1.70	0.91
4:DE:6:GLY:HA3	4:DE:26:ILE:HD11	1.52	0.91
4:DE:7:VAL:HG23	4:DE:8:LYS:H	1.34	0.91
57:DY:134:LEU:HA	57:DY:137:GLU:HG2	1.50	0.91
58:DL:19:PRO:CA	58:DL:25:PRO:HG2	1.98	0.91
58:DL:107:ILE:CG2	58:DL:108:ALA:N	2.28	0.91
16:D1:92:ARG:O	16:D1:94:ASN:N	2.04	0.91
21:DV:150:LEU:HD21	21:DV:154:ASP:HB2	1.52	0.91
21:DV:191:VAL:HG21	21:DV:197:ILE:HG12	1.51	0.91
1:AA:848:G:H2'	1:AA:849:A:C8	2.06	0.91
39:BL:26:VAL:HG22	39:BL:61:ALA:HB3	1.52	0.91
54:CA:963:G:H21	40:CM:55:LYS:HD3	1.36	0.91
49:CV:41:VAL:HG13	49:CV:44:MET:HB2	1.52	0.91
57:DY:71:LEU:HD22	57:DY:72:ASP:N	1.86	0.91
1:AA:2420:C:H41	30:A8:31:HIS:HB3	1.33	0.91
26:A4:1:MET:SD	26:A4:1:MET:N	2.42	0.91
28:A6:41:PRO:CG	28:A6:45:LYS:C	2.38	0.91
29:A7:24:THR:HG23	29:A7:27:GLY:H	1.35	0.91
30:A8:40:GLU:HA	30:A8:43:GLN:HB2	1.51	0.91
31:BA:279:A:H4'	31:BA:280:C:C5'	1.99	0.91
42:BO:8:ASN:HD22	47:BT:34:LYS:HE2	1.34	0.91
55:DA:860:U:H5	55:DA:917:A:N1	1.68	0.91
55:DA:1022:G:H22	55:DA:1142(A):A:H2	1.18	0.91
4:DE:14:ILE:O	4:DE:15:PHE:CD2	2.22	0.91
8:DK:74:ASN:ND2	8:DK:75:LEU:H	1.69	0.91
16:D1:64:ARG:HG2	16:D1:64:ARG:HH21	1.36	0.91
1:AA:900:A:H3'	1:AA:901:A:H8	1.34	0.91
1:AA:2755:C:H4'	1:AA:2756:U:H5	1.33	0.91
21:AV:131:ARG:HG2	21:AV:131:ARG:NH1	1.74	0.91
34:BG:100:ARG:HH12	34:BG:137:SER:HB3	1.36	0.91
54:CA:1067:A:HO2'	54:CA:1068:G:H8	1.12	0.91
55:DA:894:C:H2'	55:DA:895:U:C6	2.05	0.91
57:DY:13:LEU:CD2	57:DY:62:ALA:HB1	1.98	0.91
58:DL:95:LYS:N	58:DL:136:VAL:HG11	1.85	0.91
11:DO:75:ILE:H	11:DO:75:ILE:CD1	1.84	0.91
14:DQ:71:ARG:HG2	14:DQ:104:GLY:HA2	1.48	0.91
15:DR:27:THR:HG23	15:DR:90:GLN:HB3	1.51	0.91
1:AA:1267:U:C5	1:AA:2012:G:C2	2.58	0.91

*Continued on next page...*



*Continued from previous page...*

Atom-1	Atom-2	Interatomic distance (Å)	Clash overlap (Å)
1:AA:1924:C:N3	1:AA:1925:C:C6	2.39	0.91
20:AU:81:LYS:HD3	20:AU:97:ARG:NE	1.86	0.91
21:AV:175:VAL:HG13	21:AV:176:PRO:N	1.81	0.91
31:BA:255:G:H1'	47:BT:16:GLN:NE2	1.85	0.91
31:BA:351:G:H4'	31:BA:352:C:OP1	1.70	0.91
35:BH:48:ALA:HB1	35:BH:49:PRO:HD2	1.50	0.91
52:CD:9:A:H62	52:CD:23:A:H62	1.18	0.91
55:DA:1725:G:H8	55:DA:1725:G:H5'	1.35	0.91
55:DA:2469:A:H2	55:DA:2481:G:N2	1.68	0.91
55:DA:2580:U:H4'	4:DE:130:GLY:HA3	1.53	0.91
55:DA:2734:A:H5'	55:DA:2735:G:OP2	1.69	0.91
57:DY:25:PHE:CE1	57:DY:82:PHE:HB3	2.01	0.91
58:DL:19:PRO:C	58:DL:25:PRO:CD	2.38	0.91
9:AM:15:LEU:HG	9:AM:134:ARG:HE	1.33	0.91
10:AN:104:ARG:HB3	10:AN:104:ARG:NH1	1.86	0.91
40:BM:10:GLY:HA3	40:BM:16:LEU:HD21	1.51	0.91
52:BD:41:C:H2'	52:BD:42:C:H5''	1.50	0.91
32:CE:204:ASN:ND2	32:CE:206:ASP:H	1.69	0.91
40:CM:38:ILE:HD11	40:CM:71:LEU:HD23	1.51	0.91
43:CP:120:LYS:HD3	43:CP:120:LYS:N	1.84	0.91
49:CV:15:LEU:HD23	49:CV:15:LEU:H	1.36	0.91
55:DA:1372:U:H5'	55:DA:1372:U:H6	1.12	0.91
57:DY:43:ALA:CB	57:DY:47:ASN:ND2	2.11	0.91
57:DY:75:GLN:CB	57:DY:110:GLY:O	2.18	0.91
58:DL:8:VAL:C	58:DL:57:ILE:HG13	1.90	0.91
58:DL:12:LEU:HB3	58:DL:13:PRO:CA	2.01	0.91
1:AA:1086:A:H4'	1:AA:1103:A:H61	1.35	0.90
1:AA:2898:U:H2'	1:AA:2899:G:C8	2.06	0.90
10:AN:47:ILE:HG13	10:AN:48:PRO:HD2	1.51	0.90
21:AV:183:LEU:HD23	21:AV:183:LEU:H	1.33	0.90
43:BP:80:ARG:O	43:BP:83:ASP:CB	2.17	0.90
55:DA:259:G:H21	55:DA:621:A:H8	1.19	0.90
6:DG:37:VAL:HG22	6:DG:159:VAL:HA	1.53	0.90
57:DY:70:GLU:C	57:DY:71:LEU:HD12	1.90	0.90
58:DL:106:GLU:HG2	58:DL:109:LYS:HB2	1.53	0.90
56:DJ:12:LEU:HB3	56:DJ:13:SER:HB2	1.43	0.90
1:AA:925:C:C2'	1:AA:926:A:H5''	1.99	0.90
11:AO:146:VAL:HG22	11:AO:147:LEU:H	1.36	0.90
17:A2:48:GLY:HA3	17:A2:52:VAL:HG22	1.52	0.90
18:AS:59:VAL:HG23	18:AS:65:LEU:H	1.37	0.90
26:A4:52:THR:HG21	43:BP:65:LYS:HD3	1.54	0.90

*Continued on next page...*

*Continued from previous page...*

Atom-1	Atom-2	Interatomic distance (Å)	Clash overlap (Å)
55:DA:1033:U:H4'	55:DA:1034:G:OP1	1.70	0.90
11:DO:62:LEU:HD21	30:D8:25:MET:HB2	1.52	0.90
22:D3:51:VAL:HG23	22:D3:81:VAL:HG23	1.53	0.90
55:DA:1061:U:C5	58:DL:54:PRO:HB3	2.07	0.90
55:DA:1803:A:O2'	3:DD:259:THR:HG21	1.71	0.90
6:DG:7:LEU:HD21	6:DG:176:LEU:HD22	1.52	0.90
7:DH:13:LYS:HE2	7:DH:13:LYS:HA	1.51	0.90
57:DY:62:ALA:C	57:DY:63:LEU:HD23	1.91	0.90
1:AA:2580:U:H4'	4:AE:130:GLY:HA2	1.51	0.90
19:AT:18:TYR:HA	19:AT:21:PHE:CD2	2.07	0.90
55:DA:1075:C:H4'	21:DV:195:GLU:HG2	0.92	0.90
56:DI:20:LEU:CA	56:DI:24:ILE:HG21	2.02	0.90
21:DV:105:VAL:CG1	21:DV:140:ASP:HB3	2.02	0.90
1:AA:1281:G:H8	1:AA:1281:G:H5'	1.36	0.90
1:AA:2753:A:C2'	1:AA:2754:U:H5''	2.01	0.90
54:CA:96:G:H2'	54:CA:97:U:H5'	1.53	0.90
57:DY:50:ARG:C	57:DY:83:TYR:HA	1.90	0.90
21:DV:189:ALA:CA	21:DV:190:GLU:CG	2.48	0.90
30:D8:29:LYS:HB2	30:D8:44:LYS:HG2	1.54	0.90
3:AD:43:ARG:HH11	3:AD:44:ASN:HD22	1.17	0.90
12:AP:31:ASP:H	12:AP:107:ALA:HB2	1.35	0.90
31:BA:6:G:H4'	31:BA:298:A:H4'	1.52	0.90
31:BA:939:G:H5''	37:BJ:102:ARG:NH2	1.85	0.90
55:DA:1056:G:OP1	57:DY:35:LYS:HD3	1.72	0.90
56:DI:21:LYS:O	56:DI:26:ALA:HB2	1.72	0.90
57:DY:138:LEU:HD21	56:DJ:22:GLN:OE1	1.71	0.90
15:DR:102:ILE:HB	15:DR:110:ILE:HD13	1.50	0.90
17:D2:89:GLN:HA	17:D2:89:GLN:HE21	1.37	0.90
28:D6:27:LYS:HZ2	28:D6:27:LYS:HB2	1.35	0.90
21:AV:175:VAL:HG13	21:AV:176:PRO:HD2	0.90	0.90
40:BM:48:THR:HA	40:BM:62:HIS:HB3	1.54	0.90
34:CG:187:ARG:NH2	34:CG:190:ASP:HB2	1.86	0.90
8:DK:87:LYS:HA	8:DK:122:GLU:HA	1.52	0.90
8:AK:88:ILE:HG22	8:AK:89:TYR:H	1.36	0.90
31:BA:1053:G:H5'	31:BA:1054:C:H5'	1.51	0.90
34:CG:196:LEU:H	34:CG:196:LEU:HD12	1.36	0.90
58:DL:112:MET:HE1	58:DL:123:ALA:HB3	1.53	0.90
24:DW:42:GLY:O	24:DW:44:LEU:N	2.05	0.90
24:AW:22:GLU:O	24:AW:26:ARG:HG3	1.72	0.90
49:BV:49:ILE:H	49:BV:49:ILE:HD12	1.34	0.90
44:CQ:12:ARG:C	44:CQ:14:PRO:HD2	1.92	0.90

*Continued on next page...*

Continued from previous page...

Atom-1	Atom-2	Interatomic distance (Å)	Clash overlap (Å)
55:DA:1024:G:H3'	55:DA:1025:G:H5''	1.54	0.90
6:DG:67:LYS:HG2	26:D4:5:ILE:HG22	1.51	0.90
31:BA:1014:A:H2	31:BA:1219:U:H1'	1.37	0.90
42:BO:60:LEU:HB2	42:BO:64:TYR:HB2	1.54	0.90
43:CP:90:LEU:HD22	49:CV:78:ARG:HH21	1.31	0.90
50:CW:89:ARG:HH21	50:CW:104:LEU:HD21	1.35	0.90
52:CC:44:G:H3'	52:CC:45:U:C6	2.07	0.90
55:DA:297:C:H5''	20:DU:85:VAL:HG21	1.51	0.90
57:DY:87:VAL:O	57:DY:91:LYS:HB2	1.71	0.90
12:DP:65:PHE:O	12:DP:66:ILE:HG12	1.72	0.90
28:D6:41:PRO:HD2	28:D6:46:HIS:N	1.87	0.90
30:A8:49:VAL:CG1	30:A8:50:LEU:H	1.82	0.89
31:BA:954:G:H21	31:BA:1227:A:H62	1.16	0.89
43:BP:10:PRO:CB	43:BP:18:ALA:HB1	2.01	0.89
5:DF:9:ILE:HD11	5:DF:125:LEU:HG	1.52	0.89
6:DG:56:ALA:CB	6:DG:153:ARG:HE	1.84	0.89
57:DY:46:GLN:O	57:DY:47:ASN:HB2	1.70	0.89
58:DL:87:GLY:CA	58:DL:96:VAL:HG21	2.02	0.89
17:D2:35:LEU:H	17:D2:35:LEU:HD22	1.35	0.89
21:DV:73:GLN:HB3	21:DV:87:ASP:OD1	1.71	0.89
1:AA:1332:G:N2	1:AA:1609:A:H2'	1.87	0.89
12:AP:16:ARG:HG3	12:AP:17:LEU:H	1.37	0.89
31:BA:192:U:H4'	50:BW:102:GLY:O	1.73	0.89
49:BV:5:LEU:HG	49:BV:9:VAL:HA	1.53	0.89
54:CA:1124:G:H3'	54:CA:1145:C:N4	1.88	0.89
54:CA:1534:A:C2	54:CA:1535:C:N4	2.39	0.89
43:CP:39:ILE:HD12	43:CP:56:LEU:HD23	1.52	0.89
55:DA:776:G:H4'	55:DA:777:A:O5'	1.72	0.89
3:DD:35:LYS:HG2	3:DD:64:ILE:H	1.36	0.89
3:DD:58:HIS:HD2	3:DD:59:LYS:O	1.55	0.89
57:DY:16:ASN:HB2	57:DY:19:ARG:HH12	0.73	0.89
56:DJ:15:ALA:C	56:DJ:16:THR:HG23	1.86	0.89
1:AA:1698:A:O2'	1:AA:1699:G:H5''	1.71	0.89
12:AP:42:ILE:H	12:AP:42:ILE:HD12	1.36	0.89
20:AU:84:ARG:NH2	20:AU:97:ARG:HB2	1.87	0.89
21:AV:61:LEU:HB3	21:AV:62:PRO:HD2	1.53	0.89
55:DA:897:C:C5	55:DA:897:C:P	2.64	0.89
17:D2:38:LEU:HD12	17:D2:56:SER:HA	1.54	0.89
19:DT:65:ARG:HD3	19:DT:65:ARG:N	1.88	0.89
1:AA:1372:U:H5'	1:AA:1372:U:H6	1.37	0.89
2:AB:39:A:H2'	26:A4:1:MET:HE3	1.54	0.89

Continued on next page...

*Continued from previous page...*

Atom-1	Atom-2	Interatomic distance (Å)	Clash overlap (Å)
17:A2:49:THR:HB	17:A2:50:PRO:HD3	1.54	0.89
31:BA:1351:U:H4'	37:BJ:33:ASP:OD2	1.73	0.89
32:CE:80:ILE:HD11	32:CE:208:ILE:HG23	1.54	0.89
57:DY:51:LEU:HD13	57:DY:82:PHE:H	1.07	0.89
57:DY:122:VAL:HG12	57:DY:126:ALA:CB	2.01	0.89
58:DL:20:ALA:O	58:DL:25:PRO:O	1.90	0.89
18:DS:64:MET:O	18:DS:65:LEU:HB2	1.73	0.89
26:D4:46:GLN:HG3	26:D4:48:ARG:HG2	1.54	0.89
15:AR:115:ARG:HD3	15:AR:115:ARG:H	1.35	0.89
36:BI:6:VAL:HG12	36:BI:8:ILE:HD11	1.52	0.89
21:DV:67:LEU:HD23	21:DV:68:PRO:HD2	1.52	0.89
29:D7:8:ASN:HD22	29:D7:8:ASN:C	1.76	0.89
1:AA:2580:U:H4'	4:AE:130:GLY:CA	2.03	0.89
53:B1:36:G:C2'	53:B1:37:G:H5''	2.02	0.89
32:CE:185:ILE:HG22	32:CE:199:TYR:HB2	1.55	0.89
14:DQ:26:LEU:HB3	14:DQ:87:PHE:HA	1.54	0.89
18:AS:110:LYS:HG3	18:AS:111:HIS:ND1	1.87	0.89
28:A6:41:PRO:HG2	28:A6:45:LYS:C	1.93	0.89
31:BA:517:G:O2'	31:BA:518:C:OP2	1.91	0.89
31:BA:1244:C:H2'	31:BA:1245:A:C8	2.08	0.89
49:BV:42:PRO:O	49:BV:44:MET:N	2.06	0.89
55:DA:1482:U:H5'	55:DA:1483:G:OP2	1.73	0.89
55:DA:1964:G:H4'	55:DA:1965:C:OP2	1.73	0.89
1:AA:90:U:O2'	1:AA:91:A:H5''	1.72	0.89
1:AA:571:A:H1'	1:AA:573:G:C8	2.07	0.89
1:AA:946:G:H2'	1:AA:947:G:H8	1.37	0.89
31:BA:1106:G:H5''	33:BF:172:ARG:HG2	1.55	0.89
32:BE:44:LEU:HD12	32:BE:45:GLN:H	1.34	0.89
49:BV:42:PRO:C	49:BV:45:VAL:HG22	1.94	0.89
54:CA:982:U:H4'	54:CA:983:A:O5'	1.71	0.89
48:CU:18:ARG:CD	48:CU:18:ARG:N	2.30	0.89
55:DA:1249:U:O2	55:DA:1249:U:H2'	1.70	0.89
57:DY:25:PHE:CG	57:DY:82:PHE:CE1	2.60	0.89
57:DY:26:LEU:HA	57:DY:112:LEU:CA	2.00	0.89
57:DY:129:PRO:HD2	57:DY:130:THR:H	1.34	0.89
58:DL:101:TRP:H	58:DL:101:TRP:HD1	1.17	0.89
28:D6:9:LEU:HD13	28:D6:11:LEU:HD21	1.55	0.89
28:D6:22:ALA:HB2	28:D6:42:TRP:CZ2	2.08	0.89
1:AA:479:A:O2'	1:AA:481:G:H5''	1.72	0.89
3:AD:43:ARG:NH1	3:AD:44:ASN:ND2	2.20	0.89
40:BM:4:ILE:HD13	40:BM:82:ILE:HD11	1.55	0.89

*Continued on next page...*

Continued from previous page...

Atom-1	Atom-2	Interatomic distance (Å)	Clash overlap (Å)
40:BM:96:ILE:HD13	40:BM:96:ILE:H	1.38	0.89
42:BO:64:TYR:O	42:BO:65:GLU:HB2	1.72	0.89
52:BB:7:A:H5'	52:BB:8:U:OP2	1.71	0.89
55:DA:1906:G:C5	55:DA:1929:G:N2	2.41	0.89
57:DY:23:SER:HB2	57:DY:68:LEU:HB2	1.53	0.89
57:DY:26:LEU:N	57:DY:82:PHE:CE2	2.40	0.89
56:DJ:13:SER:HB3	56:DJ:17:VAL:CB	2.02	0.89
14:DQ:106:ARG:HA	14:DQ:110:LEU:HD21	1.54	0.89
16:A1:92:ARG:HG3	16:A1:94:ASN:HB3	1.53	0.89
37:BJ:97:GLN:HE21	37:BJ:101:LEU:HD11	1.38	0.89
34:CG:47:ARG:NH2	53:C1:57:U:H5	1.70	0.89
55:DA:1884:A:H2'	55:DA:1885:A:H5''	1.54	0.89
57:DY:90:ALA:H	56:DJ:15:ALA:CB	1.86	0.89
57:DY:123:GLU:O	57:DY:127:GLU:HB3	1.72	0.89
58:DL:59:ILE:HG22	58:DL:60:TYR:N	1.86	0.89
58:DL:83:GLY:H	58:DL:99:ILE:HG23	1.37	0.89
22:D3:11:ARG:HB2	22:D3:11:ARG:NH1	1.88	0.89
27:D5:56:LYS:HD2	27:D5:56:LYS:H	1.36	0.89
1:AA:896:A:C2	21:AV:178:GLU:HG2	2.08	0.88
1:AA:1372:U:C5'	1:AA:1372:U:H6	1.86	0.88
1:AA:2820:A:C5	4:AE:191:PRO:CB	2.56	0.88
4:AE:36:ARG:NH2	4:AE:88:GLY:HA3	1.86	0.88
9:AM:15:LEU:HB2	9:AM:134:ARG:HG2	1.53	0.88
31:BA:191(C):G:H3'	31:BA:191(D):U:H5''	1.55	0.88
35:CH:148:VAL:HG21	38:CK:107:LEU:HD22	1.54	0.88
7:DH:89:ILE:CD1	7:DH:129:THR:HB	2.02	0.88
57:DY:141:VAL:HG22	57:DY:142:LEU:N	1.87	0.88
14:DQ:83:LYS:C	14:DQ:109:GLY:HA3	1.93	0.88
24:DW:47:ASN:O	24:DW:49:LYS:N	2.06	0.88
2:AB:74:U:C2'	2:AB:75:G:H5''	2.03	0.88
20:AU:20:TYR:C	20:AU:22:GLY:H	1.76	0.88
21:AV:120:ILE:HG21	21:AV:170:THR:HB	1.55	0.88
43:BP:22:ILE:HB	43:BP:25:ILE:CG1	2.01	0.88
6:DG:16:ARG:HH11	6:DG:16:ARG:HG2	1.37	0.88
57:DY:25:PHE:CB	57:DY:82:PHE:CE1	2.57	0.88
57:DY:25:PHE:HD1	57:DY:82:PHE:CD2	1.84	0.88
58:DL:83:GLY:O	58:DL:97:GLY:HA3	1.73	0.88
1:AA:611:C:H2'	1:AA:612:G:C5'	2.02	0.88
1:AA:1799:G:H4'	1:AA:1800:C:O5'	1.74	0.88
1:AA:2296:U:H4'	1:AA:2297:C:OP1	1.73	0.88
4:AE:8:LYS:O	4:AE:9:VAL:HG22	1.72	0.88

Continued on next page...

*Continued from previous page...*

Atom-1	Atom-2	Interatomic distance (Å)	Clash overlap (Å)
21:AV:144:LEU:HD12	21:AV:146:ILE:O	1.73	0.88
39:BL:24:GLY:HA2	39:BL:59:PHE:O	1.73	0.88
54:CA:1446:A:H1'	15:DR:125:ARG:HH22	1.36	0.88
55:DA:860:U:H5	55:DA:917:A:C2	1.91	0.88
55:DA:1103:A:H2'	55:DA:1104:C:H5'	1.56	0.88
55:DA:2287:A:H2	55:DA:2346:A:N1	1.71	0.88
7:DH:92:ILE:H	7:DH:92:ILE:HD12	1.38	0.88
57:DY:25:PHE:CG	57:DY:82:PHE:CD1	2.61	0.88
57:DY:144:ALA:CB	57:DY:145:PRO:HD2	1.97	0.88
9:DM:67:LEU:O	9:DM:88:GLU:HG3	1.72	0.88
1:AA:1332:G:H22	1:AA:1609:A:H2'	1.38	0.88
4:AE:58:ARG:CZ	4:AE:58:ARG:HA	2.03	0.88
4:AE:201:THR:HG22	4:AE:202:LYS:H	1.38	0.88
5:AF:192:LEU:HD23	5:AF:193:VAL:N	1.87	0.88
32:CE:8:LYS:HD3	32:CE:8:LYS:N	1.89	0.88
33:CF:58:GLU:HB2	33:CF:65:ALA:HB3	1.56	0.88
41:CN:21:ILE:HB	41:CN:84:VAL:HG12	1.55	0.88
58:DL:36:GLU:O	58:DL:39:LYS:HB2	1.72	0.88
16:D1:90:VAL:O	16:D1:92:ARG:N	2.05	0.88
20:DU:63:LYS:HZ2	20:DU:64:GLU:H	0.89	0.88
1:AA:458:G:O2'	1:AA:459:U:P	2.31	0.88
1:AA:1069:A:H4'	1:AA:1070:A:H5''	1.53	0.88
1:AA:2051:A:H61	1:AA:2614:A:H2'	1.37	0.88
1:AA:2665:A:O2'	1:AA:2666:C:H5'	1.72	0.88
20:AU:84:ARG:HH21	20:AU:97:ARG:HB2	1.36	0.88
31:BA:792:A:H2'	31:BA:794:A:H62	1.32	0.88
52:BD:23:A:H2'	52:BD:24:G:C8	2.09	0.88
52:BB:74:C:O2'	52:BB:75:C:C5'	2.20	0.88
55:DA:670:A:H4'	55:DA:671:C:O5'	1.71	0.88
55:DA:2111:C:H41	55:DA:2147:G:N2	1.69	0.88
12:DP:2:LEU:HB3	12:DP:70:PRO:HG2	1.56	0.88
4:AE:52:LEU:HD12	4:AE:76:ARG:HB2	1.56	0.88
11:AO:85:LEU:HA	11:AO:88:LEU:HB3	1.53	0.88
30:A8:49:VAL:CG1	30:A8:50:LEU:N	2.30	0.88
54:CA:1321:C:C5'	54:CA:1322:C:H5''	2.03	0.88
35:CH:50:GLU:HG3	35:CH:52:PRO:HD2	1.56	0.88
55:DA:2475:C:H42	55:DA:2529:G:H1	1.21	0.88
57:DY:13:LEU:HD22	57:DY:13:LEU:O	1.72	0.88
57:DY:27:VAL:HG23	57:DY:110:GLY:CA	1.98	0.88
2:DB:42:C:O3'	6:DG:67:LYS:HE3	1.74	0.88
3:DD:25:THR:CG2	3:DD:82:ILE:H	1.87	0.88

*Continued on next page...*

*Continued from previous page...*

Atom-1	Atom-2	Interatomic distance (Å)	Clash overlap (Å)
28:D6:12:GLU:HB3	28:D6:23:THR:HG22	1.54	0.88
1:AA:266:G:C2'	1:AA:267:C:H5''	2.02	0.88
31:BA:498:A:O2'	31:BA:500:G:C8	2.25	0.88
32:CE:69:LEU:HB3	32:CE:162:ILE:HG22	1.56	0.88
43:CP:57:ARG:HB2	43:CP:57:ARG:HH11	1.37	0.88
7:DH:37:VAL:HG12	7:DH:38:SER:H	1.38	0.88
8:DK:131:LYS:HB3	8:DK:132:PRO:CA	2.03	0.88
57:DY:19:ARG:NH2	57:DY:84:GLU:CD	2.26	0.88
58:DL:18:THR:HG23	58:DL:42:ASN:HD21	1.37	0.88
9:DM:89:LYS:O	9:DM:93:THR:HG22	1.74	0.88
1:AA:271(B):G:H4'	1:AA:271(C):U:O5'	1.74	0.88
1:AA:620:G:H5'	1:AA:621:A:OP1	1.74	0.88
1:AA:1209:G:H21	1:AA:1210:A:H62	1.22	0.88
3:AD:30:GLU:HG3	3:AD:63:ARG:NE	1.88	0.88
9:AM:62:VAL:HG22	9:AM:66:LYS:HG3	1.55	0.88
34:BG:16:GLY:HA2	34:BG:33:MET:HE1	1.56	0.88
54:CA:630:G:C8	54:CA:630:G:C3'	2.57	0.88
42:CO:47:LYS:C	42:CO:49:ASN:H	1.75	0.88
55:DA:1291:C:H5'	55:DA:1536:A:H5'	1.54	0.88
55:DA:2832:U:H4'	55:DA:2833:G:H5''	1.53	0.88
2:DB:56:G:H5'	6:DG:27:ASN:ND2	1.89	0.88
57:DY:72:ASP:C	57:DY:74:LEU:N	2.25	0.88
58:DL:104:VAL:O	58:DL:107:ILE:CB	2.22	0.88
58:DL:104:VAL:O	58:DL:107:ILE:HG21	1.72	0.88
56:DJ:13:SER:C	56:DJ:17:VAL:HG21	1.93	0.88
21:DV:128:VAL:CA	21:DV:161:VAL:HG21	2.02	0.88
23:DZ:56:GLN:N	23:DZ:56:GLN:HE21	1.72	0.88
8:AK:129:THR:HG22	8:AK:137:PRO:HB3	1.54	0.88
21:AV:144:LEU:O	21:AV:144:LEU:HD12	1.74	0.88
31:BA:1067:A:H1'	31:BA:1068:G:O4'	1.74	0.88
55:DA:483:A:H4'	20:DU:49:VAL:CA	2.03	0.88
55:DA:1653:G:O6	13:D0:9:LYS:O	1.91	0.88
57:DY:50:ARG:O	57:DY:51:LEU:CG	2.22	0.88
58:DL:104:VAL:HG12	58:DL:105:LEU:N	1.88	0.88
28:D6:15:GLU:HG2	28:D6:16:CYS:N	1.89	0.88
6:AG:115:ARG:HB3	43:BP:7:VAL:HG11	1.55	0.87
54:CA:1278:U:H5''	54:CA:1279:A:O4'	1.74	0.87
3:DD:44:ASN:HB2	3:DD:49:ILE:HA	1.56	0.87
11:DO:61:ARG:HH11	30:D8:14:VAL:HG23	1.37	0.87
16:D1:92:ARG:HD2	17:D2:11:GLN:NE2	1.89	0.87
1:AA:1887:C:C2'	1:AA:1888:G:H5''	2.02	0.87

*Continued on next page...*

*Continued from previous page...*

Atom-1	Atom-2	Interatomic distance (Å)	Clash overlap (Å)
36:BI:23:LYS:O	36:BI:27:GLN:HG3	1.75	0.87
40:BM:34:VAL:HG22	40:BM:74:ILE:HG22	1.55	0.87
55:DA:1379:A:O2'	55:DA:1380:G:P	2.31	0.87
4:DE:7:VAL:HG23	4:DE:8:LYS:N	1.88	0.87
9:DM:65:LYS:HB2	9:DM:69:GLN:HE21	1.38	0.87
21:DV:60:GLU:HG3	21:DV:61:LEU:H	1.38	0.87
41:CN:79:SER:HB2	41:CN:106:LYS:HD2	1.56	0.87
52:CB:19:G:N2	52:CB:56:C:H42	1.72	0.87
55:DA:1043:C:H2'	55:DA:1044:G:H5''	1.53	0.87
55:DA:1062:G:H2'	55:DA:1063:G:C8	2.09	0.87
58:DL:100:THR:C	58:DL:102:GLU:H	1.77	0.87
20:DU:97:ARG:HD3	20:DU:97:ARG:H	1.36	0.87
1:AA:322:A:H5''	5:AF:169:ASN:HD22	1.37	0.87
1:AA:1964:G:H4'	1:AA:1965:C:OP2	1.70	0.87
6:AG:115:ARG:HH12	43:BP:7:VAL:HG21	1.37	0.87
31:BA:1256:A:H5'	31:BA:1257:U:OP1	1.74	0.87
55:DA:2298:A:H62	55:DA:2318:G:H8	1.15	0.87
56:DI:16:THR:HG23	56:DI:17:VAL:N	1.87	0.87
57:DY:19:ARG:C	57:DY:21:GLN:N	2.24	0.87
57:DY:134:LEU:CD2	56:DJ:19:GLU:OE1	2.22	0.87
58:DL:77:LEU:O	58:DL:107:ILE:HD11	1.74	0.87
1:AA:2468:G:H5'	12:AP:120:ILE:HD11	1.53	0.87
54:CA:1189:C:H5''	33:CF:5:ILE:HG21	1.53	0.87
55:DA:608:A:C4	55:DA:621:A:N6	2.42	0.87
55:DA:1080:A:H1'	58:DL:126:MET:HA	1.56	0.87
2:DB:12:C:H4'	2:DB:13:A:OP1	1.73	0.87
57:DY:24:PHE:CE1	57:DY:88:ALA:HB2	2.09	0.87
11:DO:61:ARG:O	11:DO:62:LEU:HD22	1.73	0.87
1:AA:848:G:H2'	1:AA:849:A:H8	1.36	0.87
31:BA:187:C:H2'	31:BA:188:U:O4'	1.73	0.87
48:BU:84:LYS:HA	48:BU:84:LYS:HE2	1.57	0.87
49:CV:39:THR:HG22	49:CV:40:ILE:H	1.40	0.87
55:DA:1019:U:H3	55:DA:1142(A):A:N6	1.71	0.87
55:DA:1060:U:H4'	55:DA:1061:U:O5'	1.74	0.87
55:DA:1359:A:C3'	55:DA:1359:A:H8	1.76	0.87
55:DA:1405:U:H2'	55:DA:1406:U:H6	1.38	0.87
55:DA:2414:G:H21	11:DO:67:MET:HE1	1.39	0.87
58:DL:135:GLY:O	58:DL:136:VAL:CG1	2.23	0.87
10:DN:68:GLU:HB3	10:DN:78:ARG:NH1	1.90	0.87
19:DT:12:VAL:HG12	19:DT:27:THR:O	1.75	0.87
1:AA:289:A:H5'	1:AA:290:G:OP2	1.74	0.87

*Continued on next page...*



*Continued from previous page...*

Atom-1	Atom-2	Interatomic distance (Å)	Clash overlap (Å)
31:BA:974:A:H1'	44:BQ:31:ARG:HE	1.40	0.87
52:BD:15:G:N2	52:BD:48:C:H42	1.73	0.87
34:CG:153:ARG:HD3	34:CG:181:MET:SD	2.15	0.87
38:CK:6:ILE:HB	38:CK:85:ARG:NH1	1.89	0.87
50:CW:71:THR:HG22	50:CW:72:LEU:N	1.88	0.87
55:DA:1019:U:O2'	55:DA:1021:A:H2	1.57	0.87
56:DI:25:ASP:O	56:DI:28:LYS:HB2	1.74	0.87
56:DJ:10:GLU:C	56:DJ:17:VAL:HG12	1.94	0.87
13:D0:33:ARG:HD3	13:D0:113:LEU:HD11	1.53	0.87
6:AG:82:LEU:HA	6:AG:86:MET:SD	2.15	0.87
21:AV:127:LYS:O	21:AV:162:GLU:HB2	1.74	0.87
33:BF:32:LEU:HB3	33:BF:59:ARG:HH12	1.40	0.87
55:DA:49:A:N7	55:DA:120:U:C5	2.41	0.87
3:DD:35:LYS:HE3	3:DD:64:ILE:C	1.95	0.87
56:DI:24:ILE:CG1	56:DI:25:ASP:N	2.30	0.87
1:AA:662:G:H5'	11:AO:15:ARG:HA	1.57	0.87
2:AB:81:G:N2	2:AB:82:G:N7	2.23	0.87
25:AX:6:VAL:HG12	25:AX:54:VAL:HG11	1.57	0.87
31:BA:1280:A:H5'	31:BA:1281:U:OP2	1.74	0.87
33:BF:35:GLU:HA	33:BF:38:ARG:NE	1.90	0.87
54:CA:1067:A:O2'	54:CA:1068:G:H8	1.58	0.87
50:CW:56:MET:HG2	50:CW:84:LEU:HD11	1.57	0.87
52:CC:35:A:H2'	52:CC:36:A:H5''	1.57	0.87
55:DA:905:U:C2'	55:DA:906:G:H5''	2.05	0.87
55:DA:1138:G:H21	9:DM:106:MET:HE3	1.40	0.87
55:DA:2317:C:H2'	55:DA:2318:G:H5'	1.54	0.87
57:DY:101:PRO:HG2	57:DY:102:LYS:H	1.37	0.87
21:DV:192:ALA:C	21:DV:194:PRO:HD3	1.94	0.87
1:AA:654(R):C:H2'	1:AA:654(S):G:H8	1.39	0.86
1:AA:1464:C:HO2'	1:AA:1528:A:H8	0.93	0.86
4:AE:8:LYS:HG2	4:AE:192:ASN:HD22	1.38	0.86
6:AG:64:THR:HG23	6:AG:66:GLN:H	1.39	0.86
22:A3:31:VAL:HB	22:A3:35:ASN:HD22	1.38	0.86
28:A6:25:LYS:HZ2	28:A6:27:LYS:HD2	1.38	0.86
31:BA:673:G:H2'	31:BA:674:G:C8	2.10	0.86
55:DA:1187:G:H5''	17:D2:81:TYR:CE2	2.10	0.86
55:DA:2729:G:H1'	4:DE:187:ALA:HB2	1.56	0.86
7:DH:98:LEU:HB2	7:DH:125:VAL:HG11	1.57	0.86
1:AA:1826:G:H4'	3:AD:242:ARG:HH21	1.39	0.86
1:AA:2571:C:H5'	1:AA:2572:A:H5''	1.55	0.86
3:AD:30:GLU:HG3	3:AD:63:ARG:CZ	2.05	0.86

*Continued on next page...*

*Continued from previous page...*

Atom-1	Atom-2	Interatomic distance (Å)	Clash overlap (Å)
41:BN:29:ILE:HB	41:BN:44:SER:HB3	1.55	0.86
54:CA:93:U:H2'	54:CA:95:G:H5''	1.56	0.86
54:CA:250:A:H4'	54:CA:251:G:O5'	1.76	0.86
38:CK:102:ARG:HH11	38:CK:105:ARG:NH2	1.73	0.86
55:DA:483:A:C4'	20:DU:49:VAL:HA	2.04	0.86
3:DD:27:THR:HG21	3:DD:83:GLU:HB3	1.57	0.86
57:DY:50:ARG:N	57:DY:83:TYR:HD1	1.73	0.86
57:DY:142:LEU:HD22	57:DY:143:GLN:N	1.89	0.86
56:DJ:14:GLN:CA	56:DJ:15:ALA:C	2.42	0.86
21:DV:60:GLU:O	21:DV:61:LEU:HD12	1.75	0.86
22:D3:32:ARG:H	22:D3:35:ASN:HD21	0.91	0.86
1:AA:1784:A:H4'	1:AA:1785:A:O5'	1.74	0.86
5:AF:183:VAL:O	5:AF:187:VAL:HG23	1.75	0.86
40:BM:49:VAL:HG13	44:BQ:41:ARG:HB2	1.58	0.86
2:DB:20:C:C2'	2:DB:21:G:H5''	2.05	0.86
3:DD:35:LYS:HD3	3:DD:63:ARG:CB	2.05	0.86
8:DK:4:ILE:HG12	8:DK:18:VAL:HG22	1.55	0.86
58:DL:20:ALA:H	58:DL:25:PRO:CB	1.88	0.86
26:D4:16:CYS:C	26:D4:18:CYS:H	1.78	0.86
1:AA:468:G:N7	29:A7:39:ARG:NH2	2.24	0.86
1:AA:2319:G:H4'	1:AA:2320:A:O5'	1.76	0.86
1:AA:2571:C:H5'	1:AA:2572:A:C5'	2.05	0.86
8:AK:117:GLU:H	8:AK:117:GLU:CD	1.75	0.86
31:BA:1004:A:O5'	31:BA:1025:U:O4	1.93	0.86
33:CF:181:ASN:ND2	33:CF:204:LEU:HD12	1.89	0.86
38:CK:12:ARG:HH12	38:CK:27:PRO:HD3	1.40	0.86
55:DA:704:G:H2'	55:DA:726:G:H22	1.40	0.86
55:DA:1049:C:H2'	55:DA:1050:A:H5''	1.57	0.86
55:DA:1359:A:H2'	55:DA:1360:A:H5'	1.57	0.86
55:DA:1820:U:H4'	55:DA:1821:A:OP2	1.74	0.86
58:DL:52:ILE:HG13	58:DL:76:TYR:CB	2.05	0.86
58:DL:59:ILE:C	58:DL:60:TYR:HD1	1.78	0.86
24:DW:47:ASN:HD22	24:DW:47:ASN:H	1.24	0.86
2:AB:7:G:H3'	2:AB:8:U:H5''	1.56	0.86
3:AD:70:TRP:CZ3	3:AD:150:LYS:HA	2.10	0.86
10:AN:10:VAL:HG21	10:AN:16:ALA:O	1.76	0.86
55:DA:1177:A:H4'	55:DA:1178:C:H5''	1.55	0.86
2:DB:81:G:N2	2:DB:82:G:N7	2.24	0.86
20:DU:63:LYS:NZ	20:DU:64:GLU:H	1.73	0.86
28:D6:38:LYS:O	28:D6:38:LYS:HG3	1.75	0.86
1:AA:654(R):C:H2'	1:AA:654(S):G:C8	2.11	0.86

*Continued on next page...*

*Continued from previous page...*

Atom-1	Atom-2	Interatomic distance (Å)	Clash overlap (Å)
1:AA:1935:G:H3'	1:AA:1962:C:H42	1.39	0.86
6:DG:56:ALA:HB2	6:DG:153:ARG:NE	1.91	0.86
21:DV:117:LEU:CD1	21:DV:118:GLN:H	1.85	0.86
1:AA:310:A:OP1	20:AU:18:GLY:HA2	1.76	0.86
1:AA:612:G:H5'	1:AA:612:G:H8	1.39	0.86
1:AA:2602:A:N6	52:BB:76:A:H5'	1.90	0.86
31:BA:1399:C:H4'	31:BA:1400:C:O5'	1.72	0.86
52:BD:41:C:C2'	52:BD:42:C:H5''	2.05	0.86
55:DA:1348:G:H2'	55:DA:1349:A:H5''	1.57	0.86
55:DA:1507:A:H3'	55:DA:1508:A:H5''	1.56	0.86
55:DA:1652:A:O2'	55:DA:1653:G:H5'	1.76	0.86
58:DL:18:THR:HG21	58:DL:38:VAL:CG1	2.05	0.86
58:DL:87:GLY:HA2	58:DL:96:VAL:CG2	2.05	0.86
15:DR:102:ILE:HB	15:DR:110:ILE:CD1	2.05	0.86
25:DX:43:ILE:O	25:DX:47:VAL:HG23	1.74	0.86
4:AE:87:GLU:O	4:AE:87:GLU:HG3	1.75	0.86
21:AV:175:VAL:O	21:AV:177:PRO:CG	2.23	0.86
31:BA:197:A:H1'	31:BA:198:G:O4'	1.75	0.86
55:DA:1173:G:H5''	55:DA:1174:A:OP1	1.74	0.86
4:DE:52:LEU:H	4:DE:52:LEU:HD12	1.36	0.86
58:DL:52:ILE:HG21	58:DL:75:SER:HB2	0.87	0.86
58:DL:136:VAL:O	58:DL:137:GLU:HB2	1.72	0.86
56:DJ:1:MET:SD	56:DJ:2:ALA:HB3	2.16	0.86
56:DJ:13:SER:CB	56:DJ:17:VAL:CG1	2.44	0.86
6:AG:161:THR:HG22	6:AG:163:ALA:H	1.39	0.86
31:BA:1210:C:H4'	31:BA:1214:C:C4	2.10	0.86
32:CE:5:ILE:HG13	32:CE:221:LEU:HD23	1.55	0.86
32:CE:200:ILE:H	32:CE:200:ILE:HD12	1.41	0.86
3:DD:44:ASN:CB	3:DD:49:ILE:HA	2.06	0.86
57:DY:19:ARG:CZ	57:DY:84:GLU:CD	2.43	0.86
12:DP:80:GLU:HA	22:D3:4:LYS:NZ	1.89	0.86
1:AA:571:A:HO2'	1:AA:573:G:H8	0.86	0.86
1:AA:2355:C:H5'	22:A3:36:ILE:HD11	1.56	0.86
21:AV:110:GLY:H	21:AV:143:GLY:CA	1.88	0.86
54:CA:1305:G:N2	54:CA:1331:G:H2'	1.90	0.86
57:DY:23:SER:CB	57:DY:68:LEU:CB	2.53	0.86
58:DL:112:MET:SD	58:DL:120:LEU:HD13	2.15	0.86
20:DU:81:LYS:HD3	20:DU:97:ARG:NE	1.91	0.86
26:A4:38:LYS:O	26:A4:40:HIS:N	2.08	0.85
55:DA:1533:C:H5'	55:DA:1534:G:OP2	1.76	0.85
2:DB:42:C:H4'	6:DG:67:LYS:HD3	1.57	0.85

*Continued on next page...*

*Continued from previous page...*

Atom-1	Atom-2	Interatomic distance (Å)	Clash overlap (Å)
57:DY:40:LEU:HD23	57:DY:50:ARG:NH1	1.90	0.85
57:DY:75:GLN:HB3	57:DY:111:LEU:HA	1.57	0.85
58:DL:95:LYS:HD3	58:DL:136:VAL:HG21	1.56	0.85
1:AA:260:G:H1'	1:AA:621:A:H8	1.40	0.85
1:AA:752:A:O2'	1:AA:753:C:OP2	1.93	0.85
7:AH:102:ALA:HA	7:AH:117:PRO:HD3	1.58	0.85
31:BA:511:C:O4'	34:BG:43:HIS:NE2	2.09	0.85
54:CA:96:G:H2'	54:CA:97:U:C5'	2.06	0.85
42:CO:60:LEU:HD23	42:CO:60:LEU:H	1.40	0.85
49:CV:88:LYS:HE2	49:CV:88:LYS:CA	2.06	0.85
55:DA:2304:G:H21	6:DG:156:ASP:CG	1.78	0.85
55:DA:2810:A:O2'	4:DE:61:ARG:HG3	1.76	0.85
4:DE:16:ARG:O	4:DE:16:ARG:HG3	1.76	0.85
57:DY:50:ARG:HD3	57:DY:51:LEU:O	1.75	0.85
57:DY:71:LEU:HB3	57:DY:113:GLN:CG	2.06	0.85
58:DL:53:VAL:CB	58:DL:72:PRO:HB2	2.06	0.85
11:DO:135:LEU:HD12	11:DO:139:LYS:HD3	1.58	0.85
20:DU:63:LYS:HZ2	20:DU:64:GLU:N	1.73	0.85
1:AA:444:C:OP2	16:A1:2:PRO:HD3	1.76	0.85
1:AA:800:A:H4'	1:AA:801:G:O5'	1.75	0.85
1:AA:2820:A:H61	4:AE:192:ASN:HB2	1.41	0.85
50:BW:26:ASN:HB2	50:BW:71:THR:HG23	1.58	0.85
52:CD:16:U:H1'	52:CD:60:U:O2	1.75	0.85
4:DE:201:THR:HG22	4:DE:203:LYS:H	1.39	0.85
5:DF:198:ALA:HA	5:DF:201:VAL:HG12	1.56	0.85
56:DI:20:LEU:C	56:DI:24:ILE:HG21	1.94	0.85
58:DL:101:TRP:CA	58:DL:104:VAL:HB	2.06	0.85
56:DJ:22:GLN:HG3	56:DJ:25:ASP:HB3	1.58	0.85
13:D0:63:ARG:O	13:D0:67:LEU:HB2	1.75	0.85
16:D1:105:VAL:HA	17:D2:44:LYS:HD3	1.59	0.85
21:DV:152:ALA:O	21:DV:154:ASP:N	2.10	0.85
31:BA:1129:C:H4'	31:BA:1130:A:C5'	2.04	0.85
31:BA:1537:U:H2'	31:BA:1538:C:C6	2.10	0.85
3:DD:27:THR:HG23	3:DD:28:GLU:N	1.92	0.85
7:DH:152:ARG:O	7:DH:153:LYS:HB2	1.75	0.85
57:DY:93:LEU:HD21	57:DY:126:ALA:CB	2.06	0.85
57:DY:107:VAL:HG12	57:DY:108:LYS:H	1.40	0.85
58:DL:7:VAL:HG13	58:DL:58:THR:C	1.96	0.85
20:DU:39:VAL:HG12	20:DU:40:GLU:H	1.41	0.85
1:AA:1251:C:O2'	1:AA:1252:G:H3'	1.76	0.85
1:AA:2656:U:H5	1:AA:2664:G:H21	1.21	0.85

*Continued on next page...*

*Continued from previous page...*

Atom-1	Atom-2	Interatomic distance (Å)	Clash overlap (Å)
10:AN:88:ASN:HD21	10:AN:90:GLN:HB2	1.41	0.85
54:CA:1542:U:OP2	54:CA:1542:U:O3'	1.92	0.85
38:CK:103:VAL:CG2	38:CK:110:ALA:HB2	2.06	0.85
55:DA:528:A:C2	55:DA:2042:A:H2'	2.12	0.85
55:DA:890:A:H3'	55:DA:892:G:C8	2.12	0.85
55:DA:2795:G:H3'	55:DA:2797:U:C5'	2.07	0.85
6:DG:67:LYS:HG2	26:D4:5:ILE:CG2	2.06	0.85
57:DY:16:ASN:ND2	57:DY:25:PHE:HZ	1.74	0.85
58:DL:51:ALA:O	58:DL:52:ILE:HG12	1.77	0.85
1:AA:2506:U:H4'	1:AA:2507:C:OP1	1.76	0.85
10:AN:35:VAL:HG11	10:AN:103:ALA:HB3	1.56	0.85
31:BA:1004:A:O4'	31:BA:1036:G:O6	1.94	0.85
43:BP:4:ILE:HG23	43:BP:5:ALA:H	1.40	0.85
43:CP:108:ARG:HD2	43:CP:108:ARG:N	1.91	0.85
55:DA:768:G:O2'	55:DA:1379:A:N6	2.09	0.85
55:DA:1092:C:H2'	55:DA:1093:G:C4'	2.07	0.85
55:DA:1286:A:N1	55:DA:1329:U:H2'	1.92	0.85
3:DD:273:ARG:O	3:DD:273:ARG:HG3	1.76	0.85
4:DE:57:LYS:HE3	4:DE:59:VAL:HB	1.56	0.85
14:DQ:107:GLU:H	14:DQ:110:LEU:HD11	1.41	0.85
15:DR:51:ARG:HG3	15:DR:98:LYS:HG3	1.55	0.85
1:AA:1111:A:H4'	7:AH:3:ARG:HD3	1.57	0.85
4:AE:12:THR:O	4:AE:23:VAL:HG22	1.75	0.85
12:AP:23:GLY:HA2	21:AV:78:LYS:HE3	1.59	0.85
31:BA:718:G:H5'	41:BN:117:ASN:OD1	1.77	0.85
55:DA:1142(A):A:H4'	55:DA:1143:A:OP1	1.75	0.85
55:DA:1405:U:H2'	55:DA:1406:U:C6	2.10	0.85
2:DB:56:G:H5'	6:DG:27:ASN:HD21	1.39	0.85
7:DH:126:PRO:HD2	7:DH:127:GLU:N	1.90	0.85
57:DY:54:ALA:HB1	57:DY:57:THR:CB	2.06	0.85
58:DL:125:ARG:O	58:DL:128:ALA:N	2.09	0.85
13:D0:97:VAL:HG22	13:D0:114:VAL:HG22	1.59	0.85
21:DV:181:GLU:HG2	21:DV:181:GLU:O	1.76	0.85
1:AA:1083:U:H2'	1:AA:1085:A:OP2	1.77	0.85
5:AF:161:GLU:HG2	5:AF:164:ARG:NH2	1.91	0.85
22:A3:32:ARG:N	22:A3:35:ASN:ND2	2.24	0.85
31:BA:366:C:H4'	31:BA:367:U:OP1	1.76	0.85
52:BB:19:G:H1'	52:BB:57:G:N2	1.92	0.85
38:CK:42:GLU:HG3	38:CK:109:ILE:HD12	1.57	0.85
48:CU:29:PHE:H	48:CU:29:PHE:HD2	1.22	0.85
3:DD:30:GLU:HG3	3:DD:63:ARG:CZ	2.06	0.85

*Continued on next page...*

*Continued from previous page...*

Atom-1	Atom-2	Interatomic distance (Å)	Clash overlap (Å)
57:DY:27:VAL:O	57:DY:28:ASN:HB2	1.75	0.85
58:DL:106:GLU:O	58:DL:109:LYS:HB3	1.75	0.85
21:DV:61:LEU:HD12	21:DV:65:GLN:HB2	1.56	0.85
28:D6:20:ASN:ND2	28:D6:21:TYR:H	1.74	0.85
1:AA:142:G:H1'	19:AT:37:THR:HG21	1.58	0.85
1:AA:997:G:OP1	16:A1:93:LYS:HD3	1.77	0.85
21:AV:116:VAL:HG12	21:AV:117:LEU:H	1.42	0.85
21:AV:132:ASN:C	21:AV:133:ILE:HD12	1.97	0.85
23:AZ:92:LYS:HZ1	23:AZ:97:LEU:HG	1.40	0.85
31:BA:1502:A:H2	31:BA:1505:G:N1	1.74	0.85
32:BE:231:GLU:HB3	32:BE:232:PRO:HD2	1.59	0.85
35:BH:76:ILE:HG23	35:BH:77:PRO:HD2	1.59	0.85
38:BK:30:ARG:HB3	38:BK:30:ARG:NH1	1.92	0.85
38:CK:41:ARG:O	38:CK:41:ARG:HD2	1.77	0.85
52:CD:20:U:H2'	52:CD:21:A:H5'	1.59	0.85
2:DB:81:G:C2	2:DB:82:G:N7	2.44	0.85
7:DH:89:ILE:HD13	7:DH:90:LYS:N	1.92	0.85
57:DY:9:LEU:C	57:DY:9:LEU:HD22	1.98	0.85
58:DL:60:TYR:OH	58:DL:65:PHE:O	1.95	0.85
1:AA:654(C):G:H3'	1:AA:654(D):G:H8	1.41	0.85
1:AA:749:C:O2	1:AA:1618:A:H2'	1.77	0.85
26:A4:63:TYR:OH	49:BV:39:THR:HB	1.76	0.85
39:BL:65:VAL:HG22	39:BL:66:ARG:N	1.92	0.85
40:CM:39:PRO:HB3	40:CM:70:ARG:HH12	1.41	0.85
55:DA:1057:A:N7	55:DA:1086:A:C2'	2.37	0.85
3:DD:69:ARG:HD3	3:DD:105:ILE:HD11	1.59	0.85
57:DY:16:ASN:ND2	57:DY:25:PHE:CZ	2.45	0.85
9:DM:62:VAL:HG11	9:DM:66:LYS:HB2	1.56	0.85
21:DV:174:VAL:O	21:DV:175:VAL:HG13	1.75	0.85
1:AA:586:A:H5'	5:AF:89:VAL:HG21	1.58	0.84
21:AV:144:LEU:CD1	21:AV:146:ILE:O	2.25	0.84
52:CD:21:A:C2'	52:CD:22:G:H5''	2.06	0.84
55:DA:1454:U:O2'	55:DA:1455:G:N7	2.09	0.84
58:DL:14:ALA:HA	58:DL:49:GLY:CA	2.04	0.84
1:AA:1372:U:C6	1:AA:1372:U:H5'	2.07	0.84
1:AA:1689:A:H62	1:AA:1698:A:H2	1.25	0.84
11:AO:61:ARG:O	11:AO:62:LEU:HB3	1.76	0.84
12:AP:75:THR:HA	12:AP:88:GLY:CA	2.06	0.84
20:AU:72:VAL:HG23	20:AU:73:ARG:H	1.41	0.84
21:AV:53:ILE:HG22	21:AV:71:VAL:HG13	1.58	0.84
21:AV:141:VAL:O	21:AV:141:VAL:HG13	1.73	0.84

*Continued on next page...*

*Continued from previous page...*

Atom-1	Atom-2	Interatomic distance (Å)	Clash overlap (Å)
31:BA:1342:C:H1'	39:BL:124:GLN:NE2	1.92	0.84
32:BE:56:ARG:HH11	32:BE:56:ARG:HB3	1.40	0.84
53:B1:53:U:O2'	53:B1:54:U:OP1	1.94	0.84
42:CO:109:GLY:HA3	42:CO:121:GLY:O	1.77	0.84
55:DA:1378:A:H4'	55:DA:1379:A:OP1	1.75	0.84
56:DI:29:GLU:OE1	57:DY:139:VAL:HG21	1.77	0.84
1:AA:1360:A:H5'	1:AA:1361:G:OP2	1.77	0.84
7:AH:41:MET:HG3	7:AH:54:ARG:HA	1.58	0.84
11:AO:71:VAL:HG13	11:AO:72:PRO:HD3	1.58	0.84
49:BV:41:VAL:O	49:BV:45:VAL:HG13	1.77	0.84
54:CA:1126:U:H1'	54:CA:1280:A:C5	2.12	0.84
55:DA:996:A:H4'	16:D1:92:ARG:HE	1.42	0.84
55:DA:1725:G:H5'	55:DA:1725:G:C8	2.11	0.84
55:DA:1925:C:N4	55:DA:1926:U:C2	2.45	0.84
5:DF:127:GLU:O	5:DF:129:PHE:N	2.10	0.84
21:AV:186:GLU:OE2	21:AV:186:GLU:HA	1.75	0.84
33:BF:44:GLU:HG2	33:BF:52:LEU:HD11	1.58	0.84
54:CA:1129:C:C4'	54:CA:1130:A:H5'	2.08	0.84
43:CP:65:LYS:HD3	26:D4:50:VAL:HG11	1.58	0.84
52:CD:41:C:C2'	52:CD:42:C:H5''	2.07	0.84
55:DA:528:A:C3'	55:DA:529:A:H5''	2.08	0.84
5:DF:7:TYR:HB3	5:DF:21:ALA:HB1	1.57	0.84
7:DH:153:LYS:CG	7:DH:162:ILE:H	1.90	0.84
56:DI:3:LEU:HD23	56:DI:7:ARG:CD	2.06	0.84
58:DL:141:ALA:HB1	58:DL:142:PRO:CA	2.08	0.84
56:DJ:12:LEU:H	56:DJ:13:SER:CB	1.86	0.84
1:AA:90:U:C2'	1:AA:91:A:H5''	2.07	0.84
1:AA:95:G:O2'	24:AW:48:HIS:HB3	1.76	0.84
1:AA:141:A:H1'	1:AA:1408:C:O4'	1.76	0.84
1:AA:481:G:H1'	1:AA:506:G:H21	1.42	0.84
1:AA:895:U:H2'	1:AA:895:U:O2	1.75	0.84
1:AA:1006:C:H1'	9:AM:106:MET:HE3	1.59	0.84
1:AA:2690:C:OP2	13:A0:14:SER:HB3	1.78	0.84
17:A2:30:GLY:N	17:A2:61:VAL:HG11	1.92	0.84
31:BA:397:A:H3'	31:BA:397:A:N3	1.91	0.84
33:BF:188:LEU:HD12	33:BF:195:VAL:HG11	1.58	0.84
54:CA:1200:C:H4'	54:CA:1201:A:H5''	1.59	0.84
55:DA:69:C:O2'	55:DA:70:G:H5'	1.76	0.84
3:DD:238:GLY:O	3:DD:239:ARG:O	1.95	0.84
56:DJ:13:SER:OG	56:DJ:17:VAL:CG2	2.19	0.84
16:D1:90:VAL:HG22	17:D2:39:LEU:HB3	1.58	0.84

*Continued on next page...*

*Continued from previous page...*

Atom-1	Atom-2	Interatomic distance (Å)	Clash overlap (Å)
20:DU:47:LYS:HG2	20:DU:60:PHE:CE1	2.12	0.84
1:AA:384:U:C2'	1:AA:385:C:C5'	2.51	0.84
1:AA:2517:C:O2'	1:AA:2518:A:H3'	1.76	0.84
4:AE:154:LYS:HA	4:AE:154:LYS:HE3	1.59	0.84
27:A5:55:ARG:O	27:A5:56:LYS:HB2	1.77	0.84
31:BA:652:U:H1'	31:BA:653:A:H2	1.40	0.84
31:BA:792:A:N9	31:BA:794:A:N6	2.25	0.84
54:CA:84:U:H5'	54:CA:84:U:C6	2.13	0.84
35:CH:137:GLU:HA	35:CH:140:ARG:HH11	1.42	0.84
55:DA:1929:G:H4'	55:DA:1930:G:OP1	1.78	0.84
12:DP:10:ARG:HB2	12:DP:89:ASN:ND2	1.91	0.84
21:DV:121:HIS:NE2	21:DV:169:GLU:OE2	2.10	0.84
1:AA:1359:A:H3'	1:AA:1359:A:H8	0.97	0.84
1:AA:1894:C:O2'	1:AA:1895:C:H5'	1.77	0.84
1:AA:2820:A:C8	4:AE:191:PRO:HB3	2.13	0.84
20:AU:86:ARG:HB2	20:AU:95:LYS:HD2	1.58	0.84
38:BK:12:ARG:NH1	38:BK:27:PRO:HD3	1.92	0.84
55:DA:389:G:H1	11:DO:71:VAL:HG12	1.43	0.84
55:DA:1086:A:H5'	55:DA:1103:A:H61	1.43	0.84
1:AA:625:G:O6	11:AO:107:LYS:HD3	1.77	0.84
1:AA:943:U:C2'	1:AA:944:G:H5'	2.08	0.84
1:AA:1342:A:O2'	1:AA:1344:G:OP2	1.96	0.84
17:A2:49:THR:HB	17:A2:50:PRO:CD	2.06	0.84
26:A4:56:VAL:HA	26:A4:60:GLN:NE2	1.91	0.84
30:A8:50:LEU:HG	30:A8:51:ALA:N	1.92	0.84
31:BA:974:A:H1'	44:BQ:31:ARG:NE	1.92	0.84
32:BE:80:ILE:HD13	32:BE:211:ILE:HG22	1.60	0.84
52:BC:18:G:H5'	52:BC:19:G:OP2	1.77	0.84
55:DA:887:A:O2'	55:DA:888:C:O5'	1.94	0.84
55:DA:1111:A:O2'	55:DA:1112:G:H4'	1.76	0.84
55:DA:2653:U:O2'	7:DH:110:SER:HB2	1.78	0.84
57:DY:9:LEU:O	57:DY:13:LEU:HB3	1.77	0.84
57:DY:51:LEU:HD21	57:DY:82:PHE:CA	2.07	0.84
58:DL:140:GLY:O	58:DL:141:ALA:HB2	1.77	0.84
30:D8:52:LYS:N	30:D8:53:PRO:HD2	1.91	0.84
1:AA:1022:G:N2	1:AA:1142(A):A:H2	1.76	0.84
1:AA:2147:G:H2'	1:AA:2148:G:O4'	1.77	0.84
7:AH:87:LEU:HA	7:AH:163:TYR:O	1.77	0.84
8:AK:125:GLU:HA	8:AK:141:LYS:HB3	1.59	0.84
11:AO:90:ARG:HG2	11:AO:91:PHE:HD1	1.41	0.84
31:BA:429:U:H4'	31:BA:430:A:O5'	1.77	0.84

*Continued on next page...*



*Continued from previous page...*

Atom-1	Atom-2	Interatomic distance (Å)	Clash overlap (Å)
36:CI:91:VAL:HG11	48:CU:72:ARG:HH12	1.42	0.84
53:C1:33:G:H2'	53:C1:34:G:C8	2.13	0.84
55:DA:1568:G:H5'	3:DD:60:ARG:HA	1.59	0.84
2:DB:91:C:OP1	12:DP:19:GLY:HA2	1.77	0.84
7:DH:106:THR:HG22	7:DH:112:PRO:HB3	1.58	0.84
58:DL:109:LYS:HG2	58:DL:110:GLN:N	1.89	0.84
21:DV:194:PRO:C	21:DV:196:VAL:HG12	1.98	0.84
1:AA:1372:U:O5'	1:AA:1372:U:C5	2.30	0.84
4:AE:35:GLN:HG3	4:AE:64:LYS:HZ2	1.43	0.84
6:AG:28:VAL:O	6:AG:31:VAL:HG12	1.78	0.84
21:AV:115:GLY:HA2	21:AV:175:VAL:O	1.78	0.84
26:A4:36:CYS:O	26:A4:39:CYS:HB2	1.78	0.84
31:BA:96:G:H2'	31:BA:97:U:O4'	1.77	0.84
43:CP:116:THR:HG22	43:CP:117:VAL:N	1.92	0.84
55:DA:1079:C:H3'	55:DA:1080:A:C8	2.12	0.84
55:DA:1778:U:H2'	55:DA:1784:A:N6	1.92	0.84
3:DD:183:ARG:HH11	3:DD:183:ARG:HG2	1.42	0.84
57:DY:2:PRO:CG	57:DY:3:ASN:H	1.84	0.84
57:DY:42:GLN:HG3	57:DY:42:GLN:O	1.78	0.84
57:DY:138:LEU:HD12	57:DY:140:GLY:N	1.93	0.84
58:DL:8:VAL:N	58:DL:57:ILE:HG13	1.93	0.84
1:AA:1536:A:H3'	1:AA:1537:C:C6	2.12	0.83
8:AK:142:VAL:CG2	8:AK:143:SER:H	1.90	0.83
34:BG:150:GLU:O	34:BG:152:SER:N	2.10	0.83
47:BT:57:VAL:HA	47:BT:77:VAL:HG23	1.59	0.83
47:CT:4:LYS:HE3	47:CT:6:LEU:HD21	1.60	0.83
4:DE:13:ARG:HB3	4:DE:21:VAL:HG12	1.60	0.83
8:DK:13:GLY:HA3	8:DK:17:GLN:OE1	1.78	0.83
57:DY:129:PRO:HD2	57:DY:131:MET:H	1.42	0.83
58:DL:50:ASP:H	58:DL:53:VAL:CG2	1.90	0.83
23:DZ:92:LYS:HA	23:DZ:95:LEU:HB2	1.56	0.83
1:AA:603:A:H1'	1:AA:604:G:O4'	1.77	0.83
6:AG:136:ARG:O	6:AG:154:GLY:HA2	1.78	0.83
14:AQ:59:LYS:HG2	14:AQ:60:GLY:H	1.42	0.83
26:A4:2:LYS:HD2	26:A4:6:HIS:NE2	1.93	0.83
52:BD:15:G:H22	52:BD:48:C:H42	1.24	0.83
38:CK:41:ARG:CG	38:CK:41:ARG:HH11	1.90	0.83
55:DA:1047:G:H2'	55:DA:1110:G:N2	1.92	0.83
26:D4:15:ILE:HD13	26:D4:15:ILE:H	1.43	0.83
1:AA:1846:G:H5'	1:AA:1847:A:OP2	1.77	0.83
1:AA:2562:U:H1'	10:AN:23:ARG:NH1	1.93	0.83

*Continued on next page...*

*Continued from previous page...*

Atom-1	Atom-2	Interatomic distance (Å)	Clash overlap (Å)
6:AG:109:VAL:HG13	26:A4:33:VAL:HG21	1.60	0.83
15:AR:96:ARG:HB2	15:AR:96:ARG:NH1	1.94	0.83
27:A5:16:ARG:HH11	27:A5:16:ARG:HG2	1.43	0.83
3:DD:25:THR:HG21	3:DD:81:ALA:CB	2.05	0.83
4:DE:14:ILE:CG2	4:DE:15:PHE:H	1.84	0.83
8:DK:93:THR:HG22	8:DK:119:PRO:HB3	1.60	0.83
10:DN:113:LYS:O	10:DN:117:LEU:HD12	1.78	0.83
12:DP:83:MET:HB2	22:D3:7:LEU:HD12	1.60	0.83
14:DQ:106:ARG:HA	14:DQ:110:LEU:HD11	1.59	0.83
15:DR:90:GLN:HA	15:DR:90:GLN:NE2	1.93	0.83
21:DV:130:PRO:HA	21:DV:133:ILE:HD11	1.59	0.83
1:AA:1249:U:H2'	1:AA:1249:U:O2	1.78	0.83
1:AA:2820:A:N7	4:AE:109:LYS:HE3	1.90	0.83
3:AD:34:VAL:HG21	3:AD:103:ARG:HA	1.60	0.83
8:AK:41:GLU:O	8:AK:45:LYS:HG2	1.77	0.83
31:BA:1175:G:H2'	31:BA:1176:A:C8	2.13	0.83
32:BE:40:HIS:HB3	32:BE:190:THR:HG21	1.59	0.83
37:BJ:79:ARG:HA	37:BJ:83:ALA:O	1.78	0.83
49:BV:29:ARG:O	49:BV:30:LEU:HB2	1.78	0.83
44:CQ:13:THR:N	44:CQ:14:PRO:HD2	1.93	0.83
49:CV:10:PHE:N	49:CV:10:PHE:HD1	1.71	0.83
55:DA:13:A:O2'	55:DA:15:G:N7	2.12	0.83
7:DH:124:GLU:HB2	7:DH:132:ARG:HD2	1.60	0.83
58:DL:50:ASP:N	58:DL:53:VAL:HG21	1.93	0.83
22:D3:32:ARG:N	22:D3:35:ASN:ND2	2.27	0.83
1:AA:1829:A:C8	1:AA:1830:C:C5	2.66	0.83
26:A4:2:LYS:HB3	26:A4:6:HIS:NE2	1.93	0.83
31:BA:939:G:H5''	37:BJ:102:ARG:HH22	1.44	0.83
32:BE:44:LEU:HD12	32:BE:45:GLN:N	1.94	0.83
54:CA:1175:G:H2'	54:CA:1176:A:C8	2.14	0.83
57:DY:28:ASN:ND2	57:DY:83:TYR:HD2	1.77	0.83
28:D6:12:GLU:HA	28:D6:23:THR:HA	1.58	0.83
1:AA:387:U:OP2	1:AA:387:U:C5	2.30	0.83
12:AP:98:LYS:HB3	12:AP:99:PRO:HD2	1.60	0.83
34:BG:49:ARG:HH22	53:B1:57:U:H1'	1.43	0.83
38:BK:97:VAL:HA	38:BK:100:ILE:HD11	1.59	0.83
55:DA:50:U:H4'	55:DA:51:G:OP2	1.77	0.83
55:DA:442:G:N3	5:DF:48:THR:HG21	1.93	0.83
55:DA:796:C:H2'	55:DA:797:C:C6	2.13	0.83
55:DA:1526:G:C2'	55:DA:1527:G:H5'	2.08	0.83
55:DA:2176:A:H2'	55:DA:2177:C:C6	2.13	0.83

*Continued on next page...*

*Continued from previous page...*

Atom-1	Atom-2	Interatomic distance (Å)	Clash overlap (Å)
55:DA:2414:G:H21	11:DO:67:MET:CE	1.90	0.83
56:DI:7:ARG:CD	56:DI:8:ILE:HG12	2.07	0.83
56:DI:24:ILE:HG12	56:DI:25:ASP:N	1.87	0.83
57:DY:130:THR:O	57:DY:131:MET:C	2.17	0.83
21:DV:174:VAL:O	21:DV:175:VAL:HG22	1.77	0.83
24:DW:41:ILE:HD11	24:DW:44:LEU:CB	2.07	0.83
27:D5:49:CYS:HA	27:D5:58:LEU:HB3	1.58	0.83
1:AA:608:A:OP1	5:AF:100:THR:HG21	1.78	0.83
1:AA:857:C:H5'	22:A3:77:ARG:HH22	1.43	0.83
3:AD:35:LYS:HB3	3:AD:63:ARG:HA	1.61	0.83
4:AE:66:HIS:HE1	4:AE:73:GLU:HB2	1.43	0.83
52:BD:72:C:H2'	52:BD:73:A:H5''	1.58	0.83
42:CO:60:LEU:H	42:CO:60:LEU:CD2	1.91	0.83
55:DA:1084:A:H1'	57:DY:53:VAL:CG1	2.08	0.83
55:DA:1734:C:H2'	55:DA:1735:C:H5''	1.58	0.83
57:DY:9:LEU:HD22	57:DY:10:LEU:N	1.93	0.83
57:DY:28:ASN:ND2	57:DY:83:TYR:CD2	2.46	0.83
58:DL:101:TRP:HA	58:DL:104:VAL:CB	2.08	0.83
17:D2:34:GLU:HG3	17:D2:58:VAL:HG22	1.61	0.83
21:DV:150:LEU:HD23	21:DV:151:HIS:H	1.42	0.83
1:AA:1925:C:H2'	1:AA:1925:C:O2	1.76	0.83
20:AU:89:PHE:CD1	20:AU:90:LEU:HD23	2.14	0.83
27:A5:36:CYS:SG	27:A5:49:CYS:HB3	2.19	0.83
37:BJ:26:PHE:O	37:BJ:30:ILE:HG12	1.78	0.83
39:BL:85:LEU:HD12	39:BL:86:VAL:N	1.93	0.83
48:BU:50:ILE:HD11	48:BU:70:ILE:HG21	1.61	0.83
54:CA:429:U:H4'	54:CA:430:A:O5'	1.76	0.83
38:CK:12:ARG:NH1	38:CK:27:PRO:HD3	1.94	0.83
3:DD:181:GLU:HA	3:DD:272:ALA:HB3	1.59	0.83
57:DY:27:VAL:CG2	57:DY:28:ASN:N	2.36	0.83
58:DL:112:MET:HE1	58:DL:123:ALA:CB	2.09	0.83
29:D7:5:TRP:NE1	29:D7:7:PRO:HG3	1.94	0.83
1:AA:84:A:H4'	1:AA:85:G:O5'	1.78	0.83
1:AA:1141:U:H4'	1:AA:1142(A):A:O4'	1.78	0.83
1:AA:2656:U:H5	1:AA:2664:G:N2	1.77	0.83
52:BB:10:G:H3'	52:BB:11:C:H5	1.43	0.83
37:CJ:21:VAL:HG23	37:CJ:22:LEU:H	1.44	0.83
6:DG:53:LEU:HD23	6:DG:54:GLU:N	1.94	0.83
57:DY:71:LEU:CD2	57:DY:72:ASP:H	1.92	0.83
58:DL:9:LYS:C	58:DL:10:LEU:HD23	1.99	0.83
58:DL:14:ALA:HB1	58:DL:50:ASP:CB	2.03	0.83

*Continued on next page...*

*Continued from previous page...*

Atom-1	Atom-2	Interatomic distance (Å)	Clash overlap (Å)
58:DL:115:LEU:O	58:DL:116:ASN:HB2	1.76	0.83
19:DT:50:LYS:H	19:DT:87:GLN:HE22	1.24	0.83
21:DV:191:VAL:O	21:DV:192:ALA:CB	2.27	0.83
1:AA:946:G:H2'	1:AA:947:G:C8	2.14	0.83
1:AA:1614:A:H62	18:AS:93:ALA:HB2	1.43	0.83
20:AU:97:ARG:HD3	20:AU:97:ARG:H	1.43	0.83
43:CP:3:ARG:CZ	43:CP:7:VAL:HG13	2.07	0.83
55:DA:302:C:H2'	55:DA:303:U:H6	1.43	0.83
57:DY:15:GLU:O	57:DY:16:ASN:CB	2.27	0.83
58:DL:133:SER:HA	58:DL:137:GLU:OE1	1.79	0.83
11:DO:105:LEU:O	11:DO:106:LEU:HB2	1.77	0.83
1:AA:674:G:O2'	5:AF:74:ARG:HG3	1.79	0.82
1:AA:747:U:O2	1:AA:2014:A:H1'	1.77	0.82
1:AA:1688:U:H1'	1:AA:1701:A:C6	2.14	0.82
4:AE:34:VAL:HG11	4:AE:64:LYS:HD3	1.60	0.82
31:BA:372:C:H5''	31:BA:373:A:OP1	1.78	0.82
31:BA:920:U:H2'	31:BA:921:U:C6	2.14	0.82
39:BL:16:ARG:HH11	39:BL:16:ARG:CB	1.92	0.82
54:CA:641:U:H4'	54:CA:642:A:OP1	1.79	0.82
34:CG:23:GLY:HA3	34:CG:112:VAL:CG2	2.09	0.82
42:CO:28:LYS:NZ	42:CO:33:ARG:HH22	1.76	0.82
49:CV:83:HIS:CD2	49:CV:84:GLY:N	2.46	0.82
52:CB:57:G:C5'	21:DV:182:LYS:NZ	2.42	0.82
53:C1:36:G:H3'	53:C1:37:G:H5''	1.58	0.82
55:DA:654(R):C:H2'	55:DA:654(S):G:H8	1.41	0.82
55:DA:1372:U:H5'	55:DA:1372:U:C5	2.13	0.82
57:DY:2:PRO:O	57:DY:3:ASN:HB2	1.79	0.82
21:DV:194:PRO:HG2	21:DV:196:VAL:HG11	1.61	0.82
1:AA:1565:C:H5''	3:AD:18:VAL:HG21	1.61	0.82
55:DA:1082:U:H5'	57:DY:45:LYS:O	1.80	0.82
57:DY:50:ARG:CA	57:DY:83:TYR:HD1	1.91	0.82
21:DV:146:ILE:HA	21:DV:174:VAL:CB	2.09	0.82
1:AA:1405:U:H2'	1:AA:1406:U:H6	1.43	0.82
1:AA:2712:U:O2'	1:AA:2712(A):A:O5'	1.97	0.82
21:AV:175:VAL:O	21:AV:177:PRO:CD	2.25	0.82
35:BH:79:GLU:HB3	35:BH:92:LYS:HA	1.59	0.82
6:DG:109:VAL:HG11	26:D4:33:VAL:HG21	1.60	0.82
58:DL:18:THR:HG21	58:DL:38:VAL:HG12	1.59	0.82
21:DV:150:LEU:O	21:DV:170:THR:O	1.97	0.82
26:D4:34:GLU:HG2	26:D4:35:VAL:H	1.43	0.82
27:D5:58:LEU:HD13	27:D5:60:VAL:HB	1.62	0.82

*Continued on next page...*

*Continued from previous page...*

Atom-1	Atom-2	Interatomic distance (Å)	Clash overlap (Å)
1:AA:2777:G:H5''	1:AA:2778:A:H5''	1.59	0.82
2:AB:39:A:C6	26:A4:1:MET:HB3	2.15	0.82
3:AD:44:ASN:CB	3:AD:49:ILE:HA	2.06	0.82
5:AF:25:PRO:HG3	5:AF:119:ARG:HD3	1.60	0.82
33:CF:175:LEU:H	33:CF:175:LEU:HD12	1.44	0.82
52:CC:35:A:C2'	52:CC:36:A:H5''	2.10	0.82
55:DA:2287:A:H62	55:DA:2344:U:H3	1.26	0.82
55:DA:2787:C:H1'	4:DE:62:PRO:HD3	1.60	0.82
55:DA:2811:G:P	4:DE:61:ARG:HG2	2.19	0.82
5:DF:34:TRP:CZ2	11:DO:8:PRO:HG3	2.14	0.82
57:DY:123:GLU:O	57:DY:127:GLU:CB	2.27	0.82
58:DL:65:PHE:C	58:DL:65:PHE:HD2	1.83	0.82
21:DV:117:LEU:HD12	21:DV:117:LEU:H	1.44	0.82
1:AA:879:G:H1	1:AA:898:C:H42	1.24	0.82
1:AA:1340:U:O2'	1:AA:1341:U:P	2.37	0.82
1:AA:2127:G:H3'	1:AA:2128:C:H5''	1.61	0.82
4:AE:9:VAL:HG23	4:AE:10:GLY:N	1.94	0.82
31:BA:1214:C:H5''	31:BA:1215:G:OP2	1.77	0.82
49:BV:63:THR:N	49:BV:66:MET:HE3	1.91	0.82
54:CA:405:U:H3'	54:CA:406:G:H5'	1.62	0.82
38:CK:6:ILE:CB	38:CK:85:ARG:HH12	1.92	0.82
40:CM:40:LEU:HB2	40:CM:69:ASN:HB2	1.60	0.82
49:CV:67:VAL:H	26:D4:59:PHE:HE1	1.23	0.82
52:CD:76:A:H8	55:DA:2394:C:H42	1.27	0.82
55:DA:1056:G:N2	55:DA:1087:G:N1	2.28	0.82
55:DA:1526:G:H2'	55:DA:1527:G:H5'	1.60	0.82
55:DA:1924:C:H2'	55:DA:1925:C:O4'	1.80	0.82
56:DI:17:VAL:HA	56:DI:20:LEU:CD1	2.09	0.82
57:DY:28:ASN:HB3	57:DY:81:VAL:CG1	2.08	0.82
57:DY:104:ILE:HG23	57:DY:105:PRO:N	1.94	0.82
1:AA:762:U:H4'	1:AA:763:G:O5'	1.80	0.82
1:AA:1022:G:H22	1:AA:1142(A):A:H2	1.27	0.82
7:AH:7:LEU:N	7:AH:8:PRO:HD2	1.95	0.82
27:A5:3:LYS:HA	27:A5:3:LYS:HE3	1.61	0.82
32:BE:167:PRO:HG3	32:BE:188:ALA:HB2	1.62	0.82
39:BL:66:ARG:HB3	39:BL:66:ARG:NH1	1.94	0.82
54:CA:1139:G:N2	54:CA:1144:G:H1	1.76	0.82
36:CI:27:GLN:HA	36:CI:27:GLN:HE21	1.45	0.82
37:CJ:94:ARG:HH11	37:CJ:94:ARG:HG3	1.45	0.82
55:DA:1378:A:O2'	55:DA:1379:A:C5'	2.28	0.82
55:DA:1943:U:H4'	55:DA:1944:U:O5'	1.79	0.82

*Continued on next page...*

*Continued from previous page...*

Atom-1	Atom-2	Interatomic distance (Å)	Clash overlap (Å)
55:DA:2317:C:C2'	55:DA:2318:G:H5'	2.08	0.82
7:DH:55:PRO:HG2	7:DH:61:HIS:ND1	1.95	0.82
57:DY:27:VAL:O	57:DY:81:VAL:O	1.98	0.82
58:DL:8:VAL:H	58:DL:57:ILE:HG13	1.44	0.82
3:AD:43:ARG:HH11	3:AD:44:ASN:HD21	1.22	0.82
16:A1:90:VAL:HG22	17:A2:39:LEU:HB3	1.60	0.82
55:DA:638:G:H2'	55:DA:639:U:C6	2.15	0.82
57:DY:25:PHE:HD1	57:DY:82:PHE:CE2	1.91	0.82
57:DY:43:ALA:H	57:DY:47:ASN:HD21	1.27	0.82
57:DY:50:ARG:CD	57:DY:51:LEU:H	1.92	0.82
57:DY:75:GLN:CB	57:DY:111:LEU:HA	2.10	0.82
57:DY:76:GLY:O	57:DY:111:LEU:CB	2.27	0.82
1:AA:528:A:C2	1:AA:2042:A:H2'	2.14	0.82
31:BA:1062:U:H2'	31:BA:1063:C:C6	2.15	0.82
31:BA:1277:C:HO2'	31:BA:1279:A:H8	1.25	0.82
39:BL:9:ARG:HA	39:BL:13:ALA:O	1.80	0.82
40:BM:40:LEU:HG	40:BM:41:PRO:HD2	1.60	0.82
52:BD:21:A:H3'	52:BD:21:A:N3	1.95	0.82
32:CE:8:LYS:H	32:CE:8:LYS:CD	1.88	0.82
32:CE:18:GLY:H	32:CE:42:ILE:HG22	1.45	0.82
32:CE:30:ARG:HG3	32:CE:31:TYR:CE1	2.15	0.82
33:CF:47:LEU:HD11	33:CF:76:VAL:HG12	1.60	0.82
55:DA:265:A:O2'	55:DA:266:G:C4'	2.27	0.82
55:DA:2067:G:H4'	55:DA:2068:U:OP2	1.80	0.82
3:DD:80:ALA:HB3	3:DD:94:LEU:HD12	1.62	0.82
57:DY:27:VAL:CG2	57:DY:110:GLY:HA2	2.05	0.82
57:DY:70:GLU:O	57:DY:71:LEU:CD1	2.28	0.82
57:DY:90:ALA:O	57:DY:94:VAL:CB	2.26	0.82
11:DO:120:ALA:HB2	11:DO:137:LYS:HB3	1.62	0.82
15:DR:91:ARG:O	15:DR:116:ALA:HA	1.78	0.82
21:DV:61:LEU:HD11	21:DV:65:GLN:CB	2.10	0.82
1:AA:84:A:N6	1:AA:102:G:O2'	2.13	0.82
1:AA:384:U:H2'	1:AA:385:C:C5'	1.98	0.82
1:AA:2532:G:H4'	1:AA:2657:A:N1	1.95	0.82
1:AA:2882:A:H5'	13:A0:96:ARG:HG3	1.60	0.82
4:AE:9:VAL:HG23	4:AE:10:GLY:H	1.45	0.82
12:AP:56:ARG:HB2	12:AP:56:ARG:NH1	1.95	0.82
21:AV:175:VAL:CG1	21:AV:177:PRO:HD2	1.93	0.82
54:CA:351:G:H4'	54:CA:352:C:OP1	1.79	0.82
49:CV:83:HIS:O	49:CV:86:GLU:N	2.13	0.82
55:DA:1058:U:OP1	58:DL:5:VAL:HG22	1.79	0.82

*Continued on next page...*

*Continued from previous page...*

Atom-1	Atom-2	Interatomic distance (Å)	Clash overlap (Å)
55:DA:1079:C:H3'	55:DA:1080:A:H8	1.43	0.82
12:DP:20:ALA:HA	12:DP:98:LYS:HB3	1.59	0.82
24:DW:65:ASN:HD22	24:DW:69:ARG:HH21	1.26	0.82
1:AA:1913:A:N7	31:BA:1494:G:H4'	1.95	0.82
12:AP:16:ARG:HG3	12:AP:17:LEU:N	1.94	0.82
21:AV:127:LYS:HB3	21:AV:162:GLU:HB3	1.61	0.82
31:BA:1313:U:OP1	49:BV:6:LYS:HB3	1.80	0.82
46:BS:43:LYS:HA	46:BS:48:TRP:HB3	1.61	0.82
54:CA:251:G:H4'	54:CA:252:U:O5'	1.80	0.82
54:CA:1062:U:H2'	54:CA:1063:C:C6	2.15	0.82
48:CU:86:VAL:HG12	48:CU:87:ARG:HG2	1.62	0.82
55:DA:2287:A:O2'	55:DA:2288:A:H3'	1.78	0.82
56:DI:16:THR:CG2	56:DI:17:VAL:H	1.92	0.82
57:DY:141:VAL:HG13	57:DY:142:LEU:N	1.94	0.82
11:DO:64:LYS:C	11:DO:66:GLY:N	2.32	0.82
26:D4:68:ARG:HA	26:D4:68:ARG:NH1	1.94	0.82
1:AA:2060:A:OP1	5:AF:68:LYS:O	1.97	0.81
1:AA:2879:C:H4'	1:AA:2880:C:OP1	1.78	0.81
14:AQ:19:LYS:O	14:AQ:20:ARG:HB3	1.79	0.81
24:AW:51:ARG:HE	24:AW:55:ARG:NH1	1.78	0.81
31:BA:792:A:O2'	31:BA:794:A:N7	2.13	0.81
52:CD:8:U:H4'	52:CD:9:A:OP1	1.80	0.81
55:DA:270(K):C:C2'	55:DA:270(L):U:H5''	2.09	0.81
55:DA:2419:U:C4'	28:D6:23:THR:HG21	2.10	0.81
6:DG:94:LEU:HD23	6:DG:94:LEU:H	1.45	0.81
57:DY:43:ALA:N	57:DY:47:ASN:HD21	1.77	0.81
58:DL:11:GLN:HG2	58:DL:41:PHE:CZ	2.14	0.81
58:DL:103:GLN:O	58:DL:107:ILE:CB	2.26	0.81
9:DM:47:ALA:HB2	9:DM:112:LEU:HG	1.61	0.81
15:DR:28:VAL:HG23	15:DR:87:ASP:O	1.80	0.81
1:AA:789:A:OP1	1:AA:789:A:H3'	1.80	0.81
10:AN:104:ARG:HB3	10:AN:104:ARG:HH11	1.44	0.81
17:A2:38:LEU:C	17:A2:39:LEU:HD12	2.00	0.81
31:BA:1239:A:H2'	31:BA:1298:C:N4	1.94	0.81
49:BV:23:ASN:HB2	49:BV:43:GLU:OE2	1.79	0.81
54:CA:64:G:H4'	54:CA:65:U:C5'	2.10	0.81
35:CH:11:ILE:O	35:CH:12:LEU:HB2	1.78	0.81
35:CH:101:ILE:HD11	35:CH:119:LEU:HD23	1.61	0.81
38:CK:41:ARG:HH11	38:CK:41:ARG:HG3	1.45	0.81
48:CU:18:ARG:H	48:CU:18:ARG:HD2	1.43	0.81
48:CU:18:ARG:N	48:CU:18:ARG:HD2	1.93	0.81

*Continued on next page...*

*Continued from previous page...*

Atom-1	Atom-2	Interatomic distance (Å)	Clash overlap (Å)
55:DA:654(O):G:H2'	55:DA:654(P):G:H8	1.45	0.81
55:DA:1049:C:N3	55:DA:2751:G:O6	2.13	0.81
55:DA:1078:U:H1'	55:DA:1088:A:C2	2.14	0.81
8:DK:3:VAL:HG12	8:DK:38:LEU:HA	1.61	0.81
57:DY:88:ALA:HB1	57:DY:92:THR:OG1	1.79	0.81
1:AA:180:G:OP2	29:A7:32:LYS:HE2	1.80	0.81
1:AA:2287:A:N6	1:AA:2344:U:H3	1.78	0.81
2:AB:81:G:O6	2:AB:96:G:C6	2.34	0.81
3:AD:69:ARG:HD2	3:AD:119:ALA:HB2	1.63	0.81
5:AF:4:VAL:HA	5:AF:19:GLU:CB	2.09	0.81
11:AO:90:ARG:HG2	11:AO:91:PHE:CD1	2.14	0.81
12:AP:24:GLY:O	12:AP:25:ASP:HB2	1.77	0.81
20:AU:6:HIS:O	20:AU:7:VAL:HG13	1.80	0.81
21:AV:144:LEU:O	21:AV:174:VAL:CG2	2.26	0.81
22:A3:68:GLU:HG3	22:A3:80:HIS:HB2	1.60	0.81
29:A7:19:ARG:HH11	29:A7:19:ARG:HG2	1.43	0.81
31:BA:134:A:H61	46:BS:25:ARG:HH12	1.28	0.81
31:BA:689:C:C2'	31:BA:690:G:H5'	2.11	0.81
31:BA:1205:U:H1'	33:BF:195:VAL:HG23	1.61	0.81
31:BA:1435:G:H2'	31:BA:1436:U:C6	2.14	0.81
35:BH:78:HIS:HB2	38:BK:104:ARG:HD2	1.60	0.81
38:BK:82:HIS:HD2	38:BK:138:TRP:HE1	1.28	0.81
40:BM:78:ASN:HB2	40:BM:81:THR:HG23	1.63	0.81
46:BS:7:ALA:HB2	46:BS:20:VAL:HG11	1.59	0.81
46:BS:53:VAL:HG12	46:BS:79:VAL:HG22	1.59	0.81
34:CG:12:CYS:HA	34:CG:19:LEU:CD2	2.11	0.81
37:CJ:140:ASP:HA	37:CJ:143:ARG:NH1	1.95	0.81
38:CK:34:GLU:HB3	38:CK:118:VAL:HG21	1.61	0.81
50:CW:23:ARG:HA	50:CW:26:ASN:HD21	1.45	0.81
52:CD:2:C:H6	52:CD:2:C:H5''	1.45	0.81
55:DA:389:G:N1	11:DO:71:VAL:HG12	1.94	0.81
55:DA:1673:U:H2'	55:DA:1674:G:H5'	1.60	0.81
55:DA:1734:C:C3'	55:DA:1735:C:H5''	2.10	0.81
55:DA:1784:A:H4'	55:DA:1785:A:O5'	1.80	0.81
55:DA:2776:A:H4'	55:DA:2777:G:O5'	1.79	0.81
2:DB:15:A:H5'	2:DB:16:G:C8	2.14	0.81
3:DD:35:LYS:HD3	3:DD:63:ARG:CA	2.11	0.81
7:DH:4:ILE:HD13	7:DH:4:ILE:H	1.45	0.81
7:DH:126:PRO:HD2	7:DH:127:GLU:O	1.80	0.81
58:DL:112:MET:N	58:DL:113:PRO:CD	2.40	0.81
56:DJ:10:GLU:OE1	56:DJ:19:GLU:OE2	1.99	0.81

*Continued on next page...*



*Continued from previous page...*

Atom-1	Atom-2	Interatomic distance (Å)	Clash overlap (Å)
21:DV:191:VAL:CG1	21:DV:197:ILE:HG23	2.10	0.81
24:DW:47:ASN:H	24:DW:47:ASN:ND2	1.78	0.81
1:AA:1324:G:H1'	1:AA:1616:A:H62	1.46	0.81
54:CA:67:C:H2'	54:CA:68:G:C8	2.14	0.81
54:CA:819:A:H5''	54:CA:820:U:OP2	1.80	0.81
55:DA:993:G:OP1	16:D1:50:ARG:NH2	2.14	0.81
2:DB:42:C:H4'	6:DG:67:LYS:CD	2.10	0.81
14:DQ:106:ARG:CA	14:DQ:110:LEU:HD21	2.11	0.81
21:DV:114:GLY:HA3	21:DV:178:GLU:H	1.43	0.81
1:AA:363(A):A:H2'	1:AA:363(B):G:H5''	1.63	0.81
11:AO:19:VAL:HG22	11:AO:20:GLY:N	1.95	0.81
12:AP:56:ARG:HB2	12:AP:56:ARG:HH11	1.46	0.81
21:AV:103:ARG:HB3	21:AV:138:GLU:HA	1.62	0.81
38:BK:82:HIS:HD2	38:BK:138:TRP:NE1	1.78	0.81
51:BX:26:LYS:HA	51:BX:26:LYS:NZ	1.95	0.81
54:CA:22:G:H2'	54:CA:23:C:C6	2.15	0.81
32:CE:183:PRO:HA	32:CE:198:ASP:OD1	1.79	0.81
55:DA:897:C:P	55:DA:897:C:H5	2.03	0.81
55:DA:1077:A:H2	58:DL:133:SER:HB3	1.45	0.81
55:DA:1142(A):A:HO2'	55:DA:1143:A:H3'	1.41	0.81
55:DA:2790:A:H2	55:DA:2894:G:H5''	1.45	0.81
7:DH:150:ALA:C	7:DH:152:ARG:H	1.77	0.81
56:DI:28:LYS:HE3	56:DI:28:LYS:CA	2.08	0.81
57:DY:70:GLU:O	57:DY:71:LEU:CG	2.28	0.81
57:DY:130:THR:O	57:DY:132:ASP:N	2.14	0.81
56:DJ:13:SER:HA	56:DJ:17:VAL:CG2	2.10	0.81
18:DS:9:TYR:H	18:DS:102:HIS:HD2	1.27	0.81
20:DU:97:ARG:NH2	20:DU:98:VAL:HB	1.95	0.81
26:D4:39:CYS:O	26:D4:41:PRO:HD3	1.80	0.81
1:AA:1496:A:H2'	1:AA:1498:C:C5	2.15	0.81
1:AA:2311:A:H3'	1:AA:2312:U:C5	2.15	0.81
4:AE:36:ARG:HH21	4:AE:88:GLY:HA3	1.44	0.81
22:A3:7:LEU:HA	52:BC:2:C:H5'	1.60	0.81
31:BA:216:G:O2'	31:BA:217:C:H6	1.61	0.81
31:BA:1298:C:C5	37:BJ:114:ARG:HD2	2.16	0.81
32:BE:91:PRO:HG3	32:BE:154:LEU:HB2	1.60	0.81
55:DA:897:C:P	55:DA:897:C:C6	2.74	0.81
55:DA:1084:A:H1'	57:DY:53:VAL:HG11	1.62	0.81
5:DF:32:LEU:CD1	5:DF:105:VAL:HG13	2.10	0.81
56:DI:21:LYS:HA	56:DI:24:ILE:HD12	1.63	0.81
58:DL:52:ILE:CG2	58:DL:75:SER:CB	2.40	0.81

*Continued on next page...*

*Continued from previous page...*

Atom-1	Atom-2	Interatomic distance (Å)	Clash overlap (Å)
56:DJ:7:ARG:HH11	56:DJ:7:ARG:HG2	1.43	0.81
21:DV:108:PRO:HG2	21:DV:110:GLY:H	1.45	0.81
1:AA:1342:A:N7	1:AA:1345:C:C5	2.48	0.81
2:AB:81:G:C2	2:AB:82:G:N7	2.49	0.81
30:A8:14:VAL:HG11	30:A8:22:VAL:HG13	1.62	0.81
30:A8:48:PHE:O	30:A8:49:VAL:HG23	1.81	0.81
31:BA:738:C:H5''	36:BI:69:GLU:HB2	1.62	0.81
42:CO:6:THR:H	42:CO:9:GLN:HE21	1.26	0.81
55:DA:654(R):C:H2'	55:DA:654(S):G:C8	2.15	0.81
3:DD:135:PHE:N	3:DD:135:PHE:HD2	1.79	0.81
8:DK:110:ASP:HB2	8:DK:111:PRO:C	2.01	0.81
57:DY:28:ASN:CG	57:DY:83:TYR:CE2	2.53	0.81
58:DL:107:ILE:HG22	58:DL:108:ALA:H	1.43	0.81
20:DU:47:LYS:HG2	20:DU:60:PHE:HE1	1.45	0.81
1:AA:84:A:H61	1:AA:102:G:C2'	1.94	0.81
1:AA:1771:C:HO2'	1:AA:1786:A:H8	1.27	0.81
8:AK:75:LEU:HD22	8:AK:77:LEU:HD22	1.63	0.81
38:BK:103:VAL:HG21	38:BK:110:ALA:HB2	1.60	0.81
48:BU:41:LYS:O	48:BU:41:LYS:HD3	1.80	0.81
54:CA:1502:A:H2	54:CA:1505:G:N1	1.79	0.81
53:C1:52:U:C2'	53:C1:53:U:H5''	2.11	0.81
5:DF:7:TYR:HB3	5:DF:21:ALA:CB	2.11	0.81
7:DH:4:ILE:HG13	7:DH:6:ARG:CZ	2.10	0.81
57:DY:54:ALA:CB	57:DY:57:THR:HB	2.10	0.81
1:AA:1083:U:H1'	1:AA:1086:A:N6	1.95	0.81
1:AA:2402:C:H5	1:AA:2415:G:H22	1.29	0.81
3:AD:65:ILE:HD12	3:AD:66:ASP:N	1.96	0.81
9:AM:125:GLY:HA3	9:AM:126:PRO:O	1.80	0.81
11:AO:112:LEU:HD22	11:AO:113:LYS:N	1.95	0.81
18:AS:73:ALA:HB3	18:AS:106:ILE:HG12	1.62	0.81
23:AZ:82:LEU:HD23	23:AZ:82:LEU:H	1.46	0.81
33:BF:155:GLY:O	33:BF:156:ARG:HB2	1.81	0.81
36:BI:37:VAL:HA	36:BI:65:VAL:HG12	1.63	0.81
54:CA:22:G:H2'	54:CA:23:C:H6	1.44	0.81
54:CA:164:U:H2'	54:CA:165:C:C6	2.16	0.81
54:CA:232:G:H2'	54:CA:233:C:H6	1.46	0.81
35:CH:153:LYS:HE3	35:CH:155:GLU:HB3	1.62	0.81
49:CV:81:ARG:HG3	49:CV:82:GLY:H	1.46	0.81
55:DA:442:G:H21	5:DF:48:THR:HG23	1.43	0.81
55:DA:1079:C:O2'	58:DL:129:GLY:HA2	1.81	0.81
58:DL:113:PRO:O	58:DL:114:ASP:CB	2.28	0.81

*Continued on next page...*

*Continued from previous page...*

Atom-1	Atom-2	Interatomic distance (Å)	Clash overlap (Å)
9:DM:58:ASP:H	9:DM:60:ILE:HD13	1.46	0.81
20:DU:84:ARG:HH12	20:DU:97:ARG:HA	1.44	0.81
21:DV:176:PRO:O	21:DV:178:GLU:HG2	1.80	0.81
1:AA:322:A:H5''	5:AF:169:ASN:ND2	1.95	0.81
3:AD:142:VAL:HG23	3:AD:193:VAL:HA	1.62	0.81
28:A6:15:GLU:OE2	28:A6:41:PRO:HB3	1.81	0.81
49:BV:51:VAL:O	49:BV:58:VAL:HG22	1.81	0.81
43:CP:108:ARG:HD2	43:CP:108:ARG:H	1.45	0.81
45:CR:4:THR:OG1	45:CR:7:GLU:HB2	1.80	0.81
47:CT:67:LYS:HA	47:CT:70:ARG:NH1	1.95	0.81
55:DA:70:G:H2'	55:DA:113:G:O2'	1.80	0.81
4:DE:9:VAL:HB	4:DE:25:VAL:HG23	1.62	0.81
17:D2:15:GLU:HG3	17:D2:16:PRO:HD2	1.60	0.81
21:DV:105:VAL:HG12	21:DV:140:ASP:HB3	1.61	0.81
21:DV:112:ARG:HD2	21:DV:112:ARG:N	1.95	0.81
1:AA:2789:C:H2'	1:AA:2790:A:H5''	1.62	0.80
3:AD:65:ILE:HD11	3:AD:67:PHE:CD2	2.15	0.80
5:AF:10:PRO:HD2	5:AF:13:SER:OG	1.81	0.80
22:A3:32:ARG:H	22:A3:35:ASN:HD21	1.24	0.80
31:BA:216:G:HO2'	31:BA:217:C:H6	0.82	0.80
31:BA:1007:C:C2'	31:BA:1008:C:H5''	2.11	0.80
37:BJ:115:ARG:O	37:BJ:118:VAL:HG22	1.80	0.80
55:DA:1372:U:C6	55:DA:1372:U:C4'	2.57	0.80
56:DI:21:LYS:O	56:DI:26:ALA:HB3	1.79	0.80
17:D2:16:PRO:HB3	17:D2:99:ILE:HD11	1.63	0.80
1:AA:1652:A:H62	13:A0:11:ASN:HD21	1.27	0.80
5:AF:22:ALA:C	5:AF:24:LEU:H	1.83	0.80
20:AU:63:LYS:HZ2	20:AU:64:GLU:N	1.79	0.80
31:BA:968:A:H4'	31:BA:969:A:OP2	1.80	0.80
31:BA:1160:G:H1	31:BA:1177:G:H21	1.25	0.80
54:CA:57:G:H2'	54:CA:58:C:C6	2.16	0.80
49:CV:41:VAL:HG21	49:CV:67:VAL:HG22	1.62	0.80
55:DA:1063:G:C1'	58:DL:134:MET:HE1	2.11	0.80
55:DA:1080:A:H2'	55:DA:1081:U:O4'	1.81	0.80
55:DA:1212:G:O2'	55:DA:1213:A:OP2	1.99	0.80
3:DD:35:LYS:HZ1	3:DD:104:TYR:HB2	1.46	0.80
7:DH:152:ARG:HG3	7:DH:153:LYS:CE	2.10	0.80
11:DO:64:LYS:O	11:DO:66:GLY:N	2.15	0.80
31:BA:192:U:O4'	50:BW:103:GLY:HA2	1.82	0.80
31:BA:559:A:H4'	31:BA:560:U:H5''	1.60	0.80
39:BL:10:ARG:HH21	39:BL:11:LYS:HB2	1.44	0.80

*Continued on next page...*

*Continued from previous page...*

Atom-1	Atom-2	Interatomic distance (Å)	Clash overlap (Å)
54:CA:31:G:N2	54:CA:47:C:H5''	1.97	0.80
33:CF:116:VAL:HG21	33:CF:202:ILE:HD11	1.61	0.80
58:DL:21:PRO:CG	58:DL:24:GLY:HA3	2.10	0.80
58:DL:93:ARG:HH11	58:DL:135:GLY:HA2	1.42	0.80
9:DM:7:LYS:HD2	9:DM:7:LYS:H	1.46	0.80
1:AA:686:G:N2	1:AA:788:A:H61	1.80	0.80
1:AA:976:C:H5'	1:AA:1156:A:N6	1.97	0.80
2:AB:40:U:N3	26:A4:1:MET:SD	2.55	0.80
4:AE:52:LEU:O	4:AE:74:PRO:HA	1.80	0.80
9:AM:39:ARG:HH21	9:AM:41:ASP:CB	1.93	0.80
20:AU:61:ILE:HG22	20:AU:62:GLU:N	1.94	0.80
21:AV:145:GLU:O	21:AV:146:ILE:CD1	2.29	0.80
34:BG:176:LEU:HD12	34:BG:177:ASP:H	1.45	0.80
52:BD:16:U:O2	52:BD:18:G:H5'	1.81	0.80
54:CA:617:G:H4'	46:CS:44:THR:HB	1.63	0.80
54:CA:1178:G:H5'	39:CL:93:ARG:NH2	1.96	0.80
33:CF:73:PRO:O	33:CF:76:VAL:HG22	1.82	0.80
43:CP:14:ARG:HA	43:CP:44:ARG:HA	1.61	0.80
44:CQ:2:ALA:O	44:CQ:6:LEU:HD12	1.81	0.80
49:CV:44:MET:HA	49:CV:47:HIS:HD2	1.47	0.80
55:DA:1077:A:C3'	55:DA:1078:U:C5'	2.51	0.80
55:DA:1673:U:C2'	55:DA:1674:G:H5'	2.12	0.80
58:DL:19:PRO:CA	58:DL:25:PRO:CD	2.59	0.80
1:AA:49:A:H4'	1:AA:50:U:H5'	1.63	0.80
1:AA:2893:G:C5'	1:AA:2894:G:H5'	2.03	0.80
5:AF:66:PRO:O	5:AF:67:GLN:HB3	1.79	0.80
21:AV:60:GLU:O	21:AV:61:LEU:HB2	1.81	0.80
21:AV:103:ARG:O	21:AV:104:PHE:HB2	1.81	0.80
31:BA:518:C:H4'	31:BA:519:C:O5'	1.80	0.80
31:BA:533:A:O2'	31:BA:534:U:H5'	1.81	0.80
34:BG:110:PHE:H	34:BG:110:PHE:HD1	1.30	0.80
50:BW:68:LYS:HD2	50:BW:69:GLY:N	1.96	0.80
43:CP:124:PRO:HB3	43:CP:125:ARG:HG2	0.83	0.80
44:CQ:39:LEU:HB3	44:CQ:43:CYS:HB2	1.64	0.80
52:CD:16:U:H2'	52:CD:17:C:H5'	1.62	0.80
55:DA:1020:A:N1	55:DA:1141:U:H2'	1.97	0.80
56:DJ:18:LEU:CA	56:DJ:21:LYS:HB2	2.10	0.80
1:AA:363(F):A:H5'	1:AA:364:C:OP1	1.80	0.80
1:AA:945:A:C4'	1:AA:946:G:OP1	2.30	0.80
1:AA:1164:G:H2'	1:AA:1165:U:C6	2.16	0.80
2:AB:7:G:C3'	2:AB:8:U:H5''	2.12	0.80

*Continued on next page...*

*Continued from previous page...*

Atom-1	Atom-2	Interatomic distance (Å)	Clash overlap (Å)
3:AD:35:LYS:HD3	3:AD:63:ARG:CB	2.12	0.80
11:AO:124:LYS:NZ	11:AO:143:GLY:HA3	1.96	0.80
31:BA:531:U:H4'	31:BA:532:A:OP1	1.80	0.80
35:BH:148:VAL:HG21	38:BK:107:LEU:HD22	1.64	0.80
49:BV:40:ILE:HG23	49:BV:67:VAL:HA	1.63	0.80
54:CA:73:G:H21	54:CA:74:C:H41	1.30	0.80
54:CA:1028:C:C2'	54:CA:1028(A):C:H5''	2.10	0.80
57:DY:21:GLN:NE2	57:DY:21:GLN:HA	1.96	0.80
57:DY:21:GLN:NE2	57:DY:22:GLY:N	2.05	0.80
57:DY:74:LEU:C	57:DY:74:LEU:HD13	2.00	0.80
56:DJ:5:ILE:C	56:DJ:7:ARG:H	1.84	0.80
10:DN:113:LYS:O	10:DN:116:SER:HB3	1.81	0.80
31:BA:973:G:H3'	31:BA:974:A:H5''	1.62	0.80
54:CA:1126:U:OP2	54:CA:1281:U:H1'	1.81	0.80
52:CD:72:C:C2'	52:CD:73:A:H5''	2.11	0.80
55:DA:897:C:H2'	55:DA:898:C:O4'	1.81	0.80
55:DA:1734:C:C2'	55:DA:1735:C:H5''	2.11	0.80
8:DK:88:ILE:HG12	8:DK:122:GLU:H	1.47	0.80
58:DL:42:ASN:O	58:DL:46:ALA:HB2	1.80	0.80
58:DL:51:ALA:O	58:DL:52:ILE:CG1	2.30	0.80
56:DJ:5:ILE:HG22	56:DJ:9:LYS:CB	2.11	0.80
9:DM:8:GLN:O	9:DM:9:VAL:HG22	1.81	0.80
21:DV:112:ARG:HG3	21:DV:112:ARG:NH1	1.92	0.80
21:DV:196:VAL:O	21:DV:197:ILE:HG13	1.82	0.80
1:AA:614:U:H4'	1:AA:615:G:H5''	1.62	0.80
1:AA:943:U:OP2	11:AO:36:LYS:HG3	1.80	0.80
1:AA:955:C:H5'	1:AA:956:G:OP2	1.82	0.80
1:AA:1310:G:OP2	29:A7:9:ARG:NH1	2.14	0.80
1:AA:2348:U:H2'	1:AA:2349:G:H5''	1.63	0.80
6:AG:108:ASN:HA	26:A4:38:LYS:HB2	1.64	0.80
11:AO:83:VAL:HG12	11:AO:112:LEU:HD21	1.64	0.80
23:AZ:89:GLU:HA	23:AZ:93:GLU:HG3	1.62	0.80
31:BA:1072:G:H2'	31:BA:1073:U:H6	1.47	0.80
54:CA:77:C:C2'	54:CA:78:G:H5''	2.11	0.80
43:CP:126:LYS:HG2	43:CP:126:LYS:O	1.79	0.80
44:CQ:40:CYS:H	44:CQ:43:CYS:HB2	1.44	0.80
55:DA:1899:G:H21	55:DA:1902:C:H5	1.26	0.80
56:DI:24:ILE:O	56:DI:27:LEU:N	2.15	0.80
56:DJ:15:ALA:O	56:DJ:16:THR:CG2	2.30	0.80
12:DP:104:PHE:HE1	12:DP:125:LEU:HD11	1.47	0.80
15:DR:111:ARG:O	15:DR:112:ARG:HG3	1.81	0.80

*Continued on next page...*

*Continued from previous page...*

Atom-1	Atom-2	Interatomic distance (Å)	Clash overlap (Å)
1:AA:387:U:O2'	1:AA:388:G:P	2.39	0.80
1:AA:2815:C:H2'	1:AA:2816:C:H6	1.46	0.80
2:AB:15:A:H3'	2:AB:16:G:H5'	1.61	0.80
25:AX:8:LEU:HD13	25:AX:31:LEU:HD12	1.64	0.80
31:BA:631:G:O3'	31:BA:632:A:H8	1.65	0.80
33:BF:15:THR:HG21	33:BF:181:ASN:HA	1.63	0.80
42:BO:59:ARG:HD3	42:BO:65:GLU:HG3	1.63	0.80
54:CA:1117:G:H4'	39:CL:104:ARG:NH2	1.97	0.80
54:CA:1536:C:H1'	53:C1:37:G:N2	1.96	0.80
33:CF:59:ARG:HH12	33:CF:97:LYS:HE3	1.47	0.80
55:DA:654(L):G:C2	55:DA:654(M):C:H1'	2.16	0.80
55:DA:1071:G:H4'	55:DA:1089:G:OP2	1.82	0.80
55:DA:1078:U:O2'	55:DA:1079:C:H5''	1.82	0.80
55:DA:1165:U:H2'	55:DA:1166:C:C6	2.16	0.80
57:DY:58:LEU:HD23	57:DY:58:LEU:N	1.95	0.80
57:DY:122:VAL:HA	57:DY:126:ALA:CB	2.11	0.80
57:DY:135:ARG:HB2	56:DJ:19:GLU:OE1	1.80	0.80
58:DL:8:VAL:O	58:DL:57:ILE:CB	2.30	0.80
58:DL:65:PHE:C	58:DL:65:PHE:CD2	2.54	0.80
56:DJ:5:ILE:HG22	56:DJ:9:LYS:HG3	1.63	0.80
56:DJ:10:GLU:CD	56:DJ:19:GLU:OE2	2.19	0.80
11:DO:50:ARG:CB	11:DO:50:ARG:HH21	1.94	0.80
21:DV:152:ALA:HB1	21:DV:163:LEU:CD2	2.11	0.80
28:D6:9:LEU:HD22	28:D6:11:LEU:HD22	1.63	0.80
1:AA:1149:G:H2'	1:AA:1150:C:H6	1.44	0.80
1:AA:2012:G:O3'	18:AS:96:ILE:HG13	1.80	0.80
26:A4:9:LEU:HD21	26:A4:25:TYR:HB3	1.60	0.80
31:BA:1067:A:HO2'	31:BA:1068:G:H8	1.29	0.80
51:BX:25:LYS:HG2	51:BX:26:LYS:HG2	1.64	0.80
39:CL:83:ARG:O	39:CL:86:VAL:HG12	1.80	0.80
55:DA:1056:G:H1'	55:DA:1086:A:O4'	1.82	0.80
55:DA:1077:A:N3	55:DA:1078:U:H5''	1.96	0.80
55:DA:1899:G:N2	55:DA:1902:C:C5	2.50	0.80
55:DA:2127:G:H3'	55:DA:2128:C:H5''	1.63	0.80
3:DD:176:ARG:HH11	3:DD:176:ARG:HG2	1.47	0.80
57:DY:23:SER:O	57:DY:24:PHE:HB3	1.81	0.80
57:DY:112:LEU:CD1	57:DY:121:ASP:OD2	2.29	0.80
1:AA:141:A:H8	1:AA:1595:G:H21	1.27	0.79
1:AA:387:U:OP2	1:AA:387:U:H5	1.64	0.79
1:AA:445:C:H2'	1:AA:446:G:O4'	1.82	0.79
1:AA:449:A:H4'	16:A1:3:ARG:NH1	1.96	0.79

*Continued on next page...*

*Continued from previous page...*

Atom-1	Atom-2	Interatomic distance (Å)	Clash overlap (Å)
1:AA:654(Q):C:H2'	1:AA:654(R):C:C6	2.16	0.79
1:AA:1074:G:H2'	1:AA:1075:C:C6	2.17	0.79
1:AA:1645:G:H5''	1:AA:1646:C:H5'	1.64	0.79
1:AA:1826:G:H4'	3:AD:242:ARG:NH2	1.96	0.79
1:AA:2529:G:H5'	1:AA:2530:A:C5'	2.11	0.79
8:AK:131:LYS:HB3	8:AK:132:PRO:CA	2.11	0.79
8:AK:143:SER:O	8:AK:144:VAL:HG23	1.81	0.79
14:AQ:88:ASP:O	14:AQ:89:ARG:HB3	1.81	0.79
17:A2:24:LYS:HA	17:A2:92:THR:OG1	1.82	0.79
20:AU:94:LYS:CD	20:AU:101:LYS:HZ3	1.95	0.79
31:BA:794:A:C2	31:BA:795:C:N3	2.49	0.79
54:CA:486:U:H2'	54:CA:487:A:H8	1.46	0.79
6:DG:112:PRO:HB3	26:D4:37:SER:N	1.97	0.79
57:DY:5:ARG:O	57:DY:7:VAL:HG12	1.82	0.79
58:DL:25:PRO:CA	58:DL:27:LEU:HG	2.11	0.79
16:D1:92:ARG:HB3	17:D2:11:GLN:HE22	1.44	0.79
1:AA:999:U:C2'	1:AA:1000:A:H5''	2.12	0.79
1:AA:1372:U:C6	1:AA:1372:U:O5'	2.36	0.79
6:AG:16:ARG:HH11	6:AG:16:ARG:HG2	1.47	0.79
16:A1:66:ASN:O	16:A1:70:ARG:HG2	1.81	0.79
21:AV:144:LEU:O	21:AV:144:LEU:CD1	2.30	0.79
25:AX:52:HIS:CD2	25:AX:52:HIS:H	1.99	0.79
31:BA:1002:G:H2'	31:BA:1003:G:C8	2.18	0.79
31:BA:1343:G:H2'	31:BA:1344:C:C6	2.16	0.79
31:BA:1374:A:H2'	31:BA:1375:A:H5'	1.64	0.79
43:BP:27:LYS:HE2	43:BP:31:LYS:HE3	1.62	0.79
55:DA:1044:G:C2'	55:DA:1045:A:H5''	2.12	0.79
6:DG:145:THR:O	6:DG:146:TYR:HB3	1.81	0.79
8:DK:64:GLU:HG3	8:DK:67:ARG:NH2	1.97	0.79
57:DY:50:ARG:CG	57:DY:51:LEU:N	2.36	0.79
25:DX:38:GLU:HB3	25:DX:40:THR:HG23	1.62	0.79
27:D5:20:ARG:HA	27:D5:23:HIS:ND1	1.96	0.79
1:AA:893:C:H2'	1:AA:894:C:C5	2.16	0.79
1:AA:893:C:H2'	1:AA:894:C:H6	1.43	0.79
31:BA:1072:G:H2'	31:BA:1073:U:C6	2.16	0.79
54:CA:1004:A:P	54:CA:1025:U:O4	2.40	0.79
34:CG:30:LYS:C	34:CG:32:ALA:H	1.86	0.79
55:DA:1301:A:C2'	55:DA:1302:A:H3'	2.12	0.79
55:DA:2068:U:H3	55:DA:2430:A:H2	1.29	0.79
56:DI:24:ILE:CA	56:DI:27:LEU:HD13	2.12	0.79
57:DY:71:LEU:CB	57:DY:113:GLN:CB	2.26	0.79

*Continued on next page...*

*Continued from previous page...*

Atom-1	Atom-2	Interatomic distance (Å)	Clash overlap (Å)
57:DY:89:ALA:N	57:DY:92:THR:HB	1.97	0.79
1:AA:1149:G:H2'	1:AA:1150:C:C6	2.17	0.79
1:AA:1405:U:H2'	1:AA:1406:U:C6	2.18	0.79
1:AA:1827:C:C2'	1:AA:1828:G:H5'	2.13	0.79
7:AH:89:ILE:HD11	7:AH:129:THR:HB	1.65	0.79
12:AP:57:HIS:HE1	12:AP:113:GLN:HE21	1.27	0.79
15:AR:16:ARG:HH21	15:AR:19:LEU:CD2	1.93	0.79
31:BA:585:G:H4'	42:BO:8:ASN:HD21	1.48	0.79
40:BM:22:LYS:HD2	40:BM:26:ALA:HB2	1.63	0.79
49:BV:19:VAL:CG1	49:BV:44:MET:HB3	2.11	0.79
54:CA:141:A:H1'	54:CA:182:U:O2	1.83	0.79
54:CA:971:G:H5''	54:CA:972:C:H5''	1.64	0.79
32:CE:47:THR:O	32:CE:51:LEU:HG	1.82	0.79
52:CD:71:G:H1'	55:DA:1851:U:O2'	1.81	0.79
55:DA:2044:C:H5'	55:DA:2044:C:H6	1.47	0.79
3:DD:108:PRO:HB3	3:DD:143:HIS:CE1	2.17	0.79
6:DG:60:LEU:O	6:DG:64:THR:HG22	1.82	0.79
57:DY:48:GLY:C	57:DY:84:GLU:HB2	2.02	0.79
57:DY:49:ALA:C	57:DY:83:TYR:HD1	1.86	0.79
58:DL:86:LYS:HA	58:DL:86:LYS:CE	2.10	0.79
16:D1:108:GLU:HG3	17:D2:44:LYS:HE3	1.64	0.79
1:AA:959:A:N6	12:AP:82:ARG:HH22	1.79	0.79
1:AA:1543:A:H1'	1:AA:1545:A:O4'	1.82	0.79
1:AA:1885:A:H5'	1:AA:1886:C:OP2	1.82	0.79
1:AA:2447:G:O2'	1:AA:2448:A:OP2	2.00	0.79
1:AA:2557:G:H2'	1:AA:2558:C:H6	1.48	0.79
4:AE:53:PRO:HG2	4:AE:54:GLN:H	1.48	0.79
16:A1:58:ARG:HA	16:A1:61:TRP:CE3	2.18	0.79
31:BA:274:A:O2'	31:BA:275:G:C8	2.34	0.79
31:BA:1513:A:H2'	31:BA:1514:C:C6	2.18	0.79
54:CA:629:G:C5'	54:CA:630:G:OP2	2.30	0.79
39:CL:47:LEU:H	39:CL:47:LEU:HD22	1.47	0.79
55:DA:141:A:H8	55:DA:1595:G:H21	1.29	0.79
4:DE:95:ILE:H	4:DE:95:ILE:HD12	1.47	0.79
7:DH:98:LEU:HD12	7:DH:102:ALA:O	1.82	0.79
57:DY:16:ASN:HD21	57:DY:25:PHE:HZ	0.90	0.79
58:DL:7:VAL:HG11	58:DL:58:THR:H	1.45	0.79
56:DJ:11:GLU:CA	56:DJ:17:VAL:HG11	2.12	0.79
1:AA:1496:A:H8	1:AA:1577:C:HO2'	1.26	0.79
1:AA:1947:C:H2'	1:AA:1948:G:H5''	1.62	0.79
1:AA:2749:A:H62	1:AA:2750:A:N6	1.81	0.79

*Continued on next page...*



Continued from previous page...

Atom-1	Atom-2	Interatomic distance (Å)	Clash overlap (Å)
1:AA:2758:A:C2'	1:AA:2759:G:H5''	2.12	0.79
9:AM:112:LEU:HD23	9:AM:113:GLY:N	1.96	0.79
12:AP:22:LYS:N	12:AP:22:LYS:HD2	1.98	0.79
13:A0:49:ASP:OD1	13:A0:95:THR:HG22	1.82	0.79
32:BE:82:ARG:HD2	32:BE:92:TYR:HE1	1.46	0.79
39:BL:77:ILE:O	39:BL:81:ILE:HG12	1.82	0.79
52:BB:74:C:C2'	52:BB:75:C:H5'	2.13	0.79
54:CA:353:A:H8	54:CA:353:A:H5'	1.47	0.79
38:CK:60:ARG:HG3	38:CK:60:ARG:HH11	1.47	0.79
40:CM:34:VAL:HG22	40:CM:74:ILE:HG22	1.65	0.79
55:DA:518:G:H4'	18:DS:18:ARG:NH1	1.98	0.79
8:DK:128:LEU:HD13	8:DK:129:THR:N	1.97	0.79
57:DY:50:ARG:N	57:DY:83:TYR:CD1	2.50	0.79
58:DL:21:PRO:HB2	58:DL:22:PRO:CD	2.12	0.79
21:DV:116:VAL:HG12	21:DV:118:GLN:HG2	1.65	0.79
2:AB:50:G:OP1	14:AQ:63:THR:HG23	1.82	0.79
4:AE:116:VAL:O	4:AE:117:MET:HB3	1.80	0.79
8:AK:97:ILE:O	8:AK:101:LEU:HD23	1.83	0.79
9:AM:111:PRO:HA	9:AM:114:ARG:NH1	1.97	0.79
12:AP:38:GLU:HB2	12:AP:127:ILE:HG23	1.64	0.79
12:AP:127:ILE:HG22	12:AP:128:LYS:H	1.46	0.79
21:AV:115:GLY:CA	21:AV:177:PRO:CG	2.34	0.79
30:A8:48:PHE:O	30:A8:49:VAL:CG2	2.30	0.79
31:BA:1028:C:C2'	31:BA:1028(A):C:H5''	2.12	0.79
31:BA:1128:C:H2'	31:BA:1139:G:O6	1.83	0.79
52:BB:2:C:H2'	52:BB:3:C:C6	2.18	0.79
54:CA:1135:U:H4'	54:CA:1136:U:H5	1.47	0.79
32:CE:7:VAL:HG21	32:CE:217:ARG:CZ	2.12	0.79
43:CP:125:ARG:HD3	43:CP:126:LYS:H	1.46	0.79
55:DA:1174:A:N7	55:DA:1175:U:H1'	1.97	0.79
55:DA:1209:G:H21	55:DA:1210:A:H62	1.31	0.79
55:DA:1251:C:HO2'	55:DA:1252:G:H3'	1.46	0.79
55:DA:1510:A:OP1	55:DA:1511:A:H5''	1.83	0.79
4:DE:7:VAL:HG22	4:DE:27:LEU:HD23	1.63	0.79
8:DK:40:THR:HG22	8:DK:42:SER:H	1.48	0.79
57:DY:40:LEU:HD21	57:DY:50:ARG:NH1	1.95	0.79
58:DL:50:ASP:CG	58:DL:51:ALA:H	1.86	0.79
16:D1:88:ILE:HD13	16:D1:88:ILE:H	1.48	0.79
21:DV:127:LYS:O	21:DV:161:VAL:HB	1.82	0.79
21:DV:170:THR:O	21:DV:171:ILE:HB	1.83	0.79
7:AH:4:ILE:HB	7:AH:6:ARG:CZ	2.12	0.79

Continued on next page...

*Continued from previous page...*

Atom-1	Atom-2	Interatomic distance (Å)	Clash overlap (Å)
8:AK:101:LEU:HG	8:AK:109:ILE:HD12	1.64	0.79
11:AO:75:ILE:HD13	11:AO:75:ILE:N	1.98	0.79
21:AV:5:LEU:HD23	21:AV:47:VAL:HG21	1.64	0.79
21:AV:175:VAL:CG1	21:AV:176:PRO:N	2.43	0.79
31:BA:652:U:H1'	31:BA:653:A:C2	2.17	0.79
54:CA:429:U:H1'	54:CA:430:A:H5''	1.64	0.79
54:CA:973:G:H1'	40:CM:55:LYS:CE	2.12	0.79
54:CA:1152:A:H5''	40:CM:13:HIS:HD2	1.48	0.79
54:CA:1296:C:H5'	54:CA:1297:C:OP2	1.83	0.79
40:CM:46:ARG:HG2	40:CM:64:GLU:HB3	1.63	0.79
55:DA:654(Q):C:H2'	55:DA:654(R):C:C6	2.17	0.79
21:DV:119:GLU:HG3	21:DV:119:GLU:O	1.82	0.79
21:DV:154:ASP:O	21:DV:155:LEU:O	2.01	0.79
1:AA:242:G:H5''	30:A8:62:LEU:CD1	2.08	0.79
1:AA:1019:U:H3	1:AA:1142(A):A:H62	1.30	0.79
1:AA:1885:A:H3'	1:AA:1886:C:H6	1.48	0.79
1:AA:2729:G:H1'	4:AE:187:ALA:HB2	1.63	0.79
3:AD:176:ARG:HH11	3:AD:176:ARG:HG2	1.47	0.79
10:AN:113:LYS:O	10:AN:117:LEU:HD23	1.83	0.79
31:BA:653:A:H1'	38:BK:56:LYS:HE2	1.64	0.79
31:BA:820:U:H4'	31:BA:821:G:OP2	1.83	0.79
31:BA:980:C:H5'	31:BA:981:U:OP2	1.82	0.79
45:BR:87:ILE:HG22	45:BR:88:ARG:H	1.46	0.79
52:BD:8:U:H2'	52:BD:13:C:H41	1.44	0.79
49:CV:81:ARG:CG	49:CV:82:GLY:N	2.46	0.79
52:CD:45:U:H5'	52:CD:46:G:OP1	1.83	0.79
52:CC:36:A:H5'	52:CC:36:A:H8	1.48	0.79
55:DA:363(F):A:H4'	55:DA:364:C:O5'	1.82	0.79
55:DA:1360:A:N6	55:DA:1372:U:O4	2.16	0.79
3:DD:35:LYS:HB3	3:DD:63:ARG:HA	1.65	0.79
8:DK:74:ASN:HD22	8:DK:74:ASN:H	1.31	0.79
57:DY:127:GLU:CG	57:DY:128:LEU:N	2.45	0.79
10:DN:23:ARG:HG3	10:DN:24:VAL:H	1.46	0.79
12:DP:60:ARG:CZ	21:DV:181:GLU:OE1	2.31	0.79
16:D1:92:ARG:HH11	16:D1:95:LEU:CD1	1.94	0.79
1:AA:654(L):G:C2	1:AA:654(M):C:H1'	2.18	0.79
1:AA:1899:G:H21	1:AA:1902:C:H5	1.31	0.79
1:AA:2392:A:H2	1:AA:2424:C:N4	1.79	0.79
3:AD:131:LEU:HD13	3:AD:136:ILE:HD11	1.65	0.79
4:AE:176:ILE:HB	4:AE:181:LEU:HB2	1.65	0.79
16:A1:95:LEU:C	16:A1:97:ASP:N	2.35	0.79

*Continued on next page...*

*Continued from previous page...*

Atom-1	Atom-2	Interatomic distance (Å)	Clash overlap (Å)
20:AU:43:ASN:N	20:AU:43:ASN:HD22	1.81	0.79
31:BA:149:A:H2'	31:BA:150:C:H6	1.48	0.79
34:BG:31:CYS:C	34:BG:33:MET:H	1.84	0.79
43:BP:90:LEU:HD13	49:BV:78:ARG:HH21	1.48	0.79
49:BV:42:PRO:HA	49:BV:45:VAL:HG13	1.64	0.79
34:CG:58:LEU:O	34:CG:62:GLN:HG2	1.83	0.79
7:DH:152:ARG:O	7:DH:153:LYS:HD2	1.83	0.79
57:DY:73:GLY:C	57:DY:119:ALA:HA	2.03	0.79
58:DL:109:LYS:HA	58:DL:120:LEU:HD21	1.64	0.79
15:DR:6:LEU:HA	15:DR:9:LEU:HB2	1.64	0.79
17:D2:35:LEU:HB2	17:D2:37:VAL:CG2	2.13	0.79
1:AA:1869:G:H5'	1:AA:1870:C:OP2	1.82	0.78
1:AA:1967:C:H2'	1:AA:1968:G:H5'	1.64	0.78
8:AK:141:LYS:O	8:AK:142:VAL:HB	1.82	0.78
16:A1:79:PHE:HE2	16:A1:83:LEU:HD13	1.45	0.78
30:A8:16:ILE:HB	30:A8:65:GLU:HA	1.65	0.78
31:BA:1014:A:C2	31:BA:1219:U:H1'	2.16	0.78
43:BP:83:ASP:OD1	43:BP:84:ILE:HD13	1.83	0.78
51:BX:18:TYR:HB3	51:BX:22:ARG:O	1.83	0.78
54:CA:452:A:H4'	46:CS:72:ARG:NH2	1.97	0.78
34:CG:28:SER:HB3	34:CG:29:PRO:HD2	1.63	0.78
55:DA:33:U:O4	55:DA:446:G:O2'	2.01	0.78
55:DA:654(K):C:H2'	55:DA:654(L):G:H8	1.48	0.78
55:DA:1598:C:H5'	19:DT:36:LYS:HB2	1.64	0.78
55:DA:2475:C:O2	55:DA:2475:C:H2'	1.83	0.78
3:DD:142:VAL:HG23	3:DD:193:VAL:HA	1.64	0.78
57:DY:84:GLU:OE1	57:DY:84:GLU:HA	1.80	0.78
57:DY:136:ALA:O	57:DY:139:VAL:HB	1.83	0.78
14:DQ:5:THR:OG1	14:DQ:8:GLU:HG3	1.83	0.78
21:DV:111:VAL:CG2	21:DV:146:ILE:H	1.95	0.78
1:AA:273(F):C:H3'	1:AA:274:G:H5''	1.65	0.78
1:AA:458:G:C2'	1:AA:459:U:OP2	2.31	0.78
1:AA:881:G:H2'	52:BB:19:G:C6	2.18	0.78
8:AK:6:LEU:HD13	8:AK:36:ALA:HA	1.64	0.78
8:AK:82:ARG:HE	54:CA:56:U:H4'	1.48	0.78
12:AP:11:LYS:HE2	12:AP:85:LYS:HG2	1.64	0.78
17:A2:69:LYS:HD3	17:A2:85:LYS:CD	2.13	0.78
22:A3:24:LYS:O	22:A3:25:ARG:HD2	1.83	0.78
31:BA:632:A:O2'	31:BA:633:G:OP2	2.02	0.78
31:BA:794:A:H2'	31:BA:795:C:C6	2.18	0.78
43:BP:79:LYS:O	43:BP:79:LYS:HD3	1.83	0.78

*Continued on next page...*

*Continued from previous page...*

Atom-1	Atom-2	Interatomic distance (Å)	Clash overlap (Å)
54:CA:197:A:H4'	54:CA:198:G:O5'	1.83	0.78
54:CA:920:U:H2'	54:CA:921:U:C6	2.18	0.78
38:CK:102:ARG:NH1	38:CK:105:ARG:HH22	1.78	0.78
48:CU:54:ARG:HH11	48:CU:54:ARG:HB3	1.47	0.78
55:DA:1699:G:O3'	55:DA:1700:A:H4'	1.84	0.78
8:DK:61:ARG:NE	8:DK:61:ARG:HA	1.97	0.78
57:DY:32:LEU:CB	57:DY:33:PRO:HD3	2.14	0.78
58:DL:7:VAL:HG11	58:DL:58:THR:CA	2.12	0.78
58:DL:52:ILE:CD1	58:DL:76:TYR:N	2.46	0.78
58:DL:83:GLY:H	58:DL:99:ILE:HG21	1.48	0.78
11:DO:75:ILE:HD13	11:DO:75:ILE:N	1.96	0.78
16:D1:92:ARG:HB3	17:D2:11:GLN:NE2	1.99	0.78
21:DV:61:LEU:HD11	21:DV:65:GLN:CG	2.12	0.78
28:D6:27:LYS:HB2	28:D6:27:LYS:NZ	1.98	0.78
1:AA:27:G:O2'	1:AA:28:A:H8	1.66	0.78
1:AA:1731:G:H2'	1:AA:1732:A:H5'	1.63	0.78
1:AA:1947:C:C2'	1:AA:1948:G:H5''	2.13	0.78
1:AA:2893:G:H5'	1:AA:2894:G:C5'	2.03	0.78
4:AE:23:VAL:HA	4:AE:184:VAL:O	1.83	0.78
6:AG:135:LEU:HD23	6:AG:140:ILE:HD11	1.64	0.78
23:AZ:92:LYS:NZ	23:AZ:92:LYS:HB3	1.98	0.78
31:BA:244:U:O4	31:BA:906:G:H1'	1.84	0.78
31:BA:737:A:H2'	31:BA:738:C:C6	2.18	0.78
44:BQ:29:ARG:HG2	44:BQ:40:CYS:HB2	1.65	0.78
55:DA:2392:A:H2	55:DA:2424:C:H42	1.32	0.78
1:AA:242:G:C5'	30:A8:62:LEU:HD13	2.07	0.78
1:AA:895:U:O2	1:AA:895:U:C2'	2.31	0.78
1:AA:946:G:N2	1:AA:971:C:O2	2.15	0.78
1:AA:1171:G:O2'	1:AA:1173:G:O5'	2.01	0.78
8:AK:79:ILE:HB	8:AK:142:VAL:CG1	2.06	0.78
15:AR:55:ASN:H	15:AR:59:THR:HB	1.46	0.78
21:AV:140:ASP:O	21:AV:141:VAL:HB	1.84	0.78
26:A4:53:GLU:HG3	26:A4:54:GLY:N	1.98	0.78
29:A7:47:ARG:N	29:A7:47:ARG:HH11	1.81	0.78
52:BD:23:A:H2'	52:BD:24:G:H8	1.48	0.78
54:CA:1443:G:H3'	54:CA:1446:A:H5''	1.64	0.78
40:CM:48:THR:CA	40:CM:62:HIS:HB3	2.14	0.78
55:DA:1044:G:H2'	55:DA:1045:A:H5''	1.65	0.78
55:DA:1083:U:H4'	57:DY:41:ARG:HD3	1.65	0.78
5:DF:66:PRO:O	5:DF:67:GLN:CB	2.31	0.78
56:DI:1:MET:O	56:DI:5:ILE:HD13	1.84	0.78

*Continued on next page...*

*Continued from previous page...*

Atom-1	Atom-2	Interatomic distance (Å)	Clash overlap (Å)
57:DY:72:ASP:O	57:DY:112:LEU:HD21	1.83	0.78
58:DL:10:LEU:O	58:DL:23:VAL:HG13	1.82	0.78
10:DN:75:SER:HB2	15:DR:74:ARG:HH12	1.47	0.78
21:DV:10:ARG:HH21	21:DV:26:GLY:H	1.30	0.78
21:DV:111:VAL:HG23	21:DV:146:ILE:H	1.46	0.78
1:AA:951:C:O2'	1:AA:952:G:H5'	1.82	0.78
1:AA:1312:U:HO2'	1:AA:1314:C:H5	1.30	0.78
6:AG:61:ALA:HB2	6:AG:68:PRO:HD3	1.65	0.78
37:BJ:12:LEU:H	37:BJ:12:LEU:HD12	1.48	0.78
39:BL:46:ALA:O	39:BL:49:PRO:HD2	1.84	0.78
55:DA:205:G:O2'	55:DA:206:U:OP2	2.02	0.78
55:DA:747:U:O2	55:DA:2014:A:H1'	1.84	0.78
55:DA:1084:A:OP1	57:DY:50:ARG:HD2	1.83	0.78
55:DA:1826:G:H4'	3:DD:242:ARG:NH2	1.99	0.78
55:DA:2092:U:H4'	55:DA:2093:G:O5'	1.83	0.78
55:DA:2159:G:H2'	55:DA:2160:G:H8	1.45	0.78
5:DF:31:HIS:HB2	11:DO:9:ASN:HD21	1.47	0.78
56:DI:3:LEU:HD23	56:DI:4:ASP:N	1.97	0.78
57:DY:136:ALA:HA	56:DJ:6:GLU:OE2	1.82	0.78
58:DL:86:LYS:O	58:DL:88:ALA:N	2.16	0.78
21:DV:150:LEU:C	21:DV:151:HIS:ND1	2.37	0.78
21:DV:191:VAL:CG2	21:DV:197:ILE:HG12	2.14	0.78
22:D3:11:ARG:HB2	22:D3:11:ARG:HH11	1.47	0.78
1:AA:1378:A:O2'	1:AA:1379:A:C5'	2.30	0.78
1:AA:1496:A:H8	1:AA:1577:C:O2'	1.66	0.78
1:AA:2134:A:H62	1:AA:2157:G:H1'	1.49	0.78
9:AM:55:VAL:HB	9:AM:126:PRO:HB3	1.65	0.78
9:AM:120:LEU:HD21	9:AM:122:VAL:HG23	1.64	0.78
17:A2:22:VAL:HG22	17:A2:23:GLU:H	1.49	0.78
20:AU:20:TYR:O	20:AU:22:GLY:N	2.15	0.78
21:AV:144:LEU:O	21:AV:144:LEU:CG	2.30	0.78
31:BA:186(B):C:H2'	31:BA:186(C):G:C8	2.19	0.78
31:BA:696:A:C2'	31:BA:697:U:H5''	2.12	0.78
34:BG:61:LYS:NZ	34:BG:62:GLN:HE21	1.81	0.78
52:BC:43:C:H5'	52:BC:43:C:H6	1.48	0.78
54:CA:1128:C:H4'	39:CL:16:ARG:HH12	1.48	0.78
54:CA:1211:U:H5'	54:CA:1212:U:OP1	1.82	0.78
32:CE:178:ARG:HH11	32:CE:178:ARG:CB	1.95	0.78
42:CO:20:LYS:HD3	42:CO:20:LYS:H	1.48	0.78
6:DG:6:ALA:HB3	26:D4:23:GLU:HG3	1.65	0.78
10:DN:34:THR:HG22	10:DN:37:ASP:OD2	1.84	0.78

*Continued on next page...*

*Continued from previous page...*

Atom-1	Atom-2	Interatomic distance (Å)	Clash overlap (Å)
11:DO:65:ARG:HB2	11:DO:65:ARG:HH11	1.47	0.78
15:DR:107:ASP:O	15:DR:110:ILE:HG22	1.83	0.78
30:A8:62:LEU:CB	30:A8:63:PRO:HD3	2.14	0.78
32:BE:88:ALA:HA	32:BE:226:ARG:HH12	1.48	0.78
42:BO:41:ARG:HB3	42:BO:41:ARG:NH1	1.98	0.78
52:BD:8:U:H4'	52:BD:9:A:OP1	1.83	0.78
36:CI:97:PHE:HD2	48:CU:31:LEU:HD21	1.49	0.78
49:CV:2:PRO:O	49:CV:3:ARG:O	2.01	0.78
49:CV:41:VAL:HA	49:CV:44:MET:HG3	1.66	0.78
55:DA:649:G:H2'	55:DA:650:C:C6	2.18	0.78
55:DA:897:C:C5	55:DA:897:C:OP1	2.36	0.78
8:DK:133:HIS:HB2	8:DK:134:PRO:HD2	1.66	0.78
57:DY:135:ARG:HH21	56:DJ:18:LEU:HD13	1.49	0.78
13:D0:117:VAL:HG22	13:D0:118:GLU:N	1.94	0.78
26:D4:16:CYS:SG	26:D4:18:CYS:N	2.56	0.78
12:AP:4:PRO:HB2	12:AP:10:ARG:HH22	1.48	0.78
13:A0:74:LYS:HE2	13:A0:77:ARG:HH21	1.48	0.78
31:BA:411:A:C5	31:BA:413:G:H1'	2.19	0.78
31:BA:1302:U:H5''	31:BA:1303:C:OP2	1.84	0.78
34:BG:139:ARG:HH11	34:BG:139:ARG:HG3	1.48	0.78
49:BV:62:ILE:HA	49:BV:66:MET:HE1	1.65	0.78
54:CA:60:A:H4'	54:CA:61:G:O5'	1.84	0.78
32:CE:14:GLY:O	32:CE:15:VAL:HG13	1.83	0.78
55:DA:654(C):G:H3'	55:DA:654(D):G:H8	1.49	0.78
55:DA:1434:A:H61	55:DA:1558:A:H62	1.27	0.78
55:DA:2562:U:H1'	10:DN:23:ARG:NH1	1.96	0.78
56:DI:24:ILE:HA	56:DI:27:LEU:CD1	2.14	0.78
57:DY:27:VAL:CG2	57:DY:80:VAL:HG11	2.14	0.78
10:DN:68:GLU:HB3	10:DN:78:ARG:HH11	1.48	0.78
22:D3:32:ARG:N	22:D3:35:ASN:HD21	1.76	0.78
1:AA:607:U:O4	1:AA:608:A:N7	2.16	0.78
1:AA:1024:G:C3'	1:AA:1025:G:H5''	2.13	0.78
1:AA:1944:U:H1'	1:AA:1955:U:O4'	1.83	0.78
1:AA:2820:A:C6	4:AE:191:PRO:HB2	2.18	0.78
20:AU:47:LYS:HA	20:AU:60:PHE:HB3	1.64	0.78
28:A6:36:LEU:HA	28:A6:50:ARG:HB3	1.65	0.78
31:BA:251:G:N1	31:BA:266:G:O6	2.17	0.78
31:BA:503:C:OP2	42:BO:116:SER:HB3	1.84	0.78
37:BJ:100:ALA:O	37:BJ:104:LEU:HD23	1.84	0.78
54:CA:644:G:H4'	38:CK:92:ARG:HH21	1.49	0.78
54:CA:1321:C:H5''	54:CA:1322:C:H5''	1.65	0.78

*Continued on next page...*

*Continued from previous page...*

Atom-1	Atom-2	Interatomic distance (Å)	Clash overlap (Å)
32:CE:18:GLY:N	32:CE:42:ILE:HG22	1.98	0.78
55:DA:860:U:C5	55:DA:917:A:C2	2.72	0.78
55:DA:1846:G:H5'	55:DA:1847:A:OP2	1.84	0.78
55:DA:2760:C:H2'	55:DA:2761:G:C5'	2.13	0.78
55:DA:2898:U:H2'	55:DA:2899:G:H8	1.49	0.78
57:DY:11:ALA:HB1	57:DY:52:PHE:HE1	1.49	0.78
58:DL:54:PRO:HD2	58:DL:72:PRO:CA	2.13	0.78
11:DO:106:LEU:O	11:DO:107:LYS:HB2	1.83	0.78
13:D0:96:ARG:NH2	13:D0:117:VAL:HG23	1.99	0.78
21:DV:192:ALA:C	21:DV:194:PRO:CD	2.51	0.78
1:AA:2306:C:H3'	1:AA:2307:G:C5'	2.13	0.78
6:AG:115:ARG:HB3	6:AG:115:ARG:NH1	1.99	0.78
7:AH:92:ILE:HD13	7:AH:160:LYS:HD3	1.66	0.78
8:AK:88:ILE:HG22	8:AK:89:TYR:N	1.96	0.78
12:AP:106:VAL:HG22	12:AP:118:LEU:HD21	1.65	0.78
13:A0:38:VAL:HB	13:A0:39:PRO:HD3	1.65	0.78
14:AQ:5:THR:OG1	14:AQ:8:GLU:HG3	1.83	0.78
31:BA:734:G:H21	48:BU:75:ILE:HD11	1.48	0.78
31:BA:1281:U:O2'	31:BA:1282:C:OP1	2.02	0.78
50:CW:43:LEU:HA	50:CW:46:GLU:HB3	1.65	0.78
55:DA:5:A:O2'	55:DA:6:A:H5'	1.83	0.78
8:DK:11:ASN:O	8:DK:12:LEU:HB2	1.82	0.78
8:DK:76:THR:HG23	8:DK:139:GLN:NE2	1.99	0.78
8:DK:99:GLU:HG2	8:DK:103:ARG:NH2	1.98	0.78
58:DL:19:PRO:HD3	58:DL:38:VAL:HG11	1.66	0.78
28:D6:20:ASN:CG	28:D6:21:TYR:H	1.87	0.78
1:AA:637:A:OP2	11:AO:115:LEU:HD22	1.83	0.77
3:AD:239:ARG:O	3:AD:240:ALA:HB2	1.83	0.77
4:AE:8:LYS:HG2	4:AE:192:ASN:ND2	1.98	0.77
11:AO:64:LYS:C	11:AO:66:GLY:H	1.85	0.77
11:AO:71:VAL:CG1	11:AO:72:PRO:HD3	2.13	0.77
33:BF:86:VAL:O	33:BF:90:GLU:HG2	1.84	0.77
36:BI:79:LEU:O	36:BI:85:VAL:HG11	1.83	0.77
36:BI:91:VAL:HG11	48:BU:72:ARG:NH1	1.99	0.77
37:BJ:84:ASN:HB2	52:BD:37:MIA:H163	1.65	0.77
52:BD:8:U:H2'	52:BD:13:C:N4	1.98	0.77
54:CA:438:G:H4'	34:CG:123:HIS:CE1	2.18	0.77
54:CA:792:A:C2'	54:CA:794:A:N6	2.28	0.77
34:CG:129:ASN:CA	34:CG:145:GLU:HB2	2.14	0.77
49:CV:26:GLY:O	49:CV:27:GLU:HG3	1.84	0.77
55:DA:803:U:H5'	55:DA:803:U:C6	2.18	0.77

*Continued on next page...*

*Continued from previous page...*

Atom-1	Atom-2	Interatomic distance (Å)	Clash overlap (Å)
55:DA:1077:A:H4'	58:DL:93:ARG:NH2	1.98	0.77
57:DY:138:LEU:CD2	56:DJ:22:GLN:OE1	2.31	0.77
21:DV:191:VAL:HG12	21:DV:197:ILE:HG23	1.63	0.77
1:AA:196:A:H2'	1:AA:805:G:O6	1.83	0.77
1:AA:566:U:OP1	11:AO:29:LYS:HE2	1.85	0.77
1:AA:1045:A:C2'	1:AA:1046:A:H5''	2.14	0.77
1:AA:1827:C:H2'	1:AA:1828:G:H5'	1.66	0.77
1:AA:2406:U:H5''	1:AA:2408:U:OP2	1.84	0.77
4:AE:201:THR:O	4:AE:202:LYS:HD3	1.84	0.77
5:AF:132:VAL:HG22	5:AF:133:ASN:H	1.49	0.77
11:AO:106:LEU:HD11	11:AO:112:LEU:HD23	1.65	0.77
31:BA:1529:G:H5'	31:BA:1530:G:OP2	1.83	0.77
33:BF:77:ILE:HA	33:BF:84:ILE:HB	1.65	0.77
54:CA:255:G:H4'	47:CT:17:LYS:HD3	1.65	0.77
54:CA:452:A:H62	54:CA:480:U:H3	1.30	0.77
54:CA:1053:G:C5'	54:CA:1054:C:H5'	2.14	0.77
54:CA:1363:A:H4'	54:CA:1364:U:C5'	2.15	0.77
55:DA:2113:U:H5'	55:DA:2114:A:C8	2.19	0.77
55:DA:2340:G:O2'	55:DA:2341:G:H5'	1.83	0.77
16:D1:69:CYS:HB2	16:D1:74:LEU:HD11	1.65	0.77
28:D6:11:LEU:HD23	28:D6:26:ASN:HB3	1.65	0.77
30:D8:23:VAL:CG1	30:D8:46:ARG:HB3	2.13	0.77
1:AA:1045:A:H2'	1:AA:1046:A:H5''	1.66	0.77
1:AA:1047:G:H2'	1:AA:1110:G:H22	1.48	0.77
1:AA:1434:A:H61	1:AA:1558:A:N6	1.80	0.77
31:BA:818:G:H3'	31:BA:819:A:H5'	1.66	0.77
54:CA:438:G:H4'	34:CG:123:HIS:ND1	1.98	0.77
38:CK:69:ARG:HD3	38:CK:75:ARG:O	1.85	0.77
39:CL:13:ALA:HB2	39:CL:68:GLY:HA3	1.67	0.77
49:CV:41:VAL:CB	49:CV:42:PRO:HA	2.09	0.77
55:DA:1169:G:C2'	55:DA:1170:G:H5''	2.13	0.77
55:DA:2159:G:H2'	55:DA:2160:G:C8	2.19	0.77
56:DI:21:LYS:O	56:DI:22:GLN:C	2.21	0.77
57:DY:24:PHE:CD2	57:DY:25:PHE:N	2.53	0.77
17:D2:62:LEU:HD11	17:D2:95:LEU:HB2	1.66	0.77
1:AA:2557:G:H2'	1:AA:2558:C:C6	2.18	0.77
4:AE:200:GLU:HG2	4:AE:201:THR:N	1.98	0.77
31:BA:792:A:C8	31:BA:794:A:N6	2.52	0.77
40:CM:49:VAL:O	40:CM:60:ARG:HB3	1.84	0.77
40:CM:54:PHE:O	40:CM:55:LYS:HG3	1.83	0.77
55:DA:2055:C:H5'	55:DA:2056:G:OP1	1.85	0.77

*Continued on next page...*



*Continued from previous page...*

Atom-1	Atom-2	Interatomic distance (Å)	Clash overlap (Å)
55:DA:2061:G:H5''	55:DA:2503:A:N1	1.99	0.77
2:DB:52:A:H62	14:DQ:33:LYS:HG3	1.49	0.77
57:DY:72:ASP:C	57:DY:112:LEU:HG	2.05	0.77
16:D1:66:ASN:O	16:D1:70:ARG:HB2	1.84	0.77
21:DV:177:PRO:O	21:DV:178:GLU:HB3	1.82	0.77
21:DV:186:GLU:O	21:DV:187:ALA:HB3	1.85	0.77
21:DV:194:PRO:CG	21:DV:196:VAL:CG1	2.60	0.77
23:DZ:94:LEU:O	23:DZ:94:LEU:HD23	1.85	0.77
1:AA:1061:U:H4'	1:AA:1070:A:O2'	1.85	0.77
1:AA:1252:G:O2'	1:AA:1253:A:O4'	2.00	0.77
1:AA:1673:U:H2'	1:AA:1674:G:H5'	1.64	0.77
2:AB:87:G:H3'	2:AB:88:C:C5'	2.13	0.77
20:AU:12:THR:CG2	20:AU:26:LYS:HE2	2.14	0.77
20:AU:50:ARG:HB3	20:AU:53:PRO:HG3	1.64	0.77
31:BA:827:U:H3	31:BA:872:A:H62	1.33	0.77
31:BA:1006:C:H2'	31:BA:1007:C:C6	2.19	0.77
40:BM:4:ILE:HA	40:BM:100:THR:HG22	1.67	0.77
54:CA:1322:C:O2'	54:CA:1323:G:H5'	1.85	0.77
46:CS:21:VAL:HG23	46:CS:33:ILE:HB	1.64	0.77
55:DA:671:C:O2'	55:DA:672:C:H5'	1.84	0.77
55:DA:1359:A:C8	55:DA:1359:A:C4'	2.67	0.77
55:DA:2795:G:H3'	55:DA:2797:U:H5''	1.64	0.77
57:DY:132:ASP:OD2	56:DJ:10:GLU:OE2	2.03	0.77
56:DJ:24:ILE:HG22	56:DJ:25:ASP:N	1.98	0.77
10:DN:4:PRO:O	10:DN:5:GLN:HB2	1.84	0.77
15:DR:60:THR:HG22	15:DR:77:PRO:HA	1.66	0.77
21:DV:114:GLY:HA2	21:DV:179:ASP:OD1	1.84	0.77
1:AA:329:G:O6	20:AU:19:LYS:HG2	1.85	0.77
1:AA:922:U:H2'	1:AA:923:C:C6	2.18	0.77
1:AA:2394:C:H42	52:BD:76:A:H8	1.31	0.77
1:AA:2426:A:H4'	1:AA:2427:C:OP2	1.85	0.77
54:CA:826:C:H5'	38:CK:12:ARG:HH21	1.49	0.77
46:CS:45:THR:HG22	46:CS:47:ASP:N	1.99	0.77
55:DA:582:G:H2'	55:DA:583:G:H8	1.50	0.77
55:DA:1066:U:H2'	55:DA:1068:G:OP2	1.84	0.77
55:DA:1179:C:H2'	55:DA:1180:C:C5'	2.15	0.77
55:DA:2645:G:H4'	55:DA:2732:G:O2'	1.84	0.77
55:DA:2752:C:H6	55:DA:2752:C:OP2	1.66	0.77
55:DA:2854:G:H2'	55:DA:2855:C:H6	1.50	0.77
58:DL:77:LEU:H	58:DL:77:LEU:HD12	1.49	0.77
15:DR:3:ARG:HG3	15:DR:7:ILE:HG12	1.67	0.77

*Continued on next page...*

*Continued from previous page...*

Atom-1	Atom-2	Interatomic distance (Å)	Clash overlap (Å)
21:DV:128:VAL:HG22	21:DV:129:SER:H	1.50	0.77
1:AA:481:G:H1'	1:AA:506:G:N2	1.98	0.77
1:AA:673:C:H5'	5:AF:54:ARG:NH1	2.00	0.77
6:AG:104:GLU:HG2	26:A4:23:GLU:CG	2.15	0.77
10:AN:53:LYS:O	10:AN:56:ASP:HB2	1.83	0.77
17:A2:22:VAL:HG22	17:A2:23:GLU:N	2.00	0.77
21:AV:109:ALA:O	21:AV:145:GLU:HB2	1.85	0.77
32:BE:48:MET:HA	32:BE:51:LEU:HD12	1.67	0.77
43:BP:13:LYS:HA	43:BP:44:ARG:HH11	1.50	0.77
44:BQ:14:PRO:HG2	44:BQ:15:LYS:H	1.49	0.77
55:DA:1359:A:C8	55:DA:1359:A:H5'	2.19	0.77
4:DE:65:GLY:HA2	4:DE:70:ALA:HB3	1.67	0.77
57:DY:22:GLY:O	57:DY:23:SER:HB3	1.84	0.77
57:DY:25:PHE:C	57:DY:82:PHE:CZ	2.58	0.77
57:DY:49:ALA:N	57:DY:84:GLU:O	2.17	0.77
57:DY:127:GLU:HG3	57:DY:128:LEU:N	1.98	0.77
58:DL:58:THR:HG21	58:DL:66:THR:OG1	1.85	0.77
11:DO:66:GLY:HA2	11:DO:68:GLN:HE22	1.50	0.77
20:DU:88:LYS:HB3	20:DU:90:LEU:HD23	1.64	0.77
1:AA:895:U:H4'	1:AA:896:A:C8	2.18	0.77
1:AA:946:G:C2'	1:AA:947:G:O5'	2.32	0.77
1:AA:2127:G:C3'	1:AA:2128:C:H5''	2.15	0.77
1:AA:2784:C:H4'	4:AE:41:LYS:O	1.85	0.77
4:AE:78:LEU:N	4:AE:78:LEU:HD23	2.00	0.77
12:AP:42:ILE:H	12:AP:42:ILE:CD1	1.98	0.77
21:AV:61:LEU:HB3	21:AV:62:PRO:CD	2.11	0.77
21:AV:120:ILE:O	21:AV:171:ILE:HA	1.84	0.77
31:BA:1126:U:H3	31:BA:1281:U:C1'	1.98	0.77
32:BE:82:ARG:HD2	32:BE:92:TYR:CE1	2.20	0.77
34:BG:108:LEU:HB3	34:BG:110:PHE:CE1	2.19	0.77
54:CA:789:U:C4	54:CA:792:A:OP2	2.36	0.77
32:CE:33:TYR:HB2	32:CE:43:ASP:HB2	1.67	0.77
33:CF:11:ARG:HB3	33:CF:15:THR:HB	1.66	0.77
33:CF:91:LEU:HB2	33:CF:99:VAL:HG21	1.66	0.77
55:DA:34:C:O2'	55:DA:35:G:P	2.43	0.77
55:DA:1111:A:H5'	7:DH:3:ARG:HH11	1.49	0.77
55:DA:2173:A:H3'	55:DA:2174:C:H6	1.50	0.77
8:DK:72:LEU:HD11	8:DK:101:LEU:HD11	1.66	0.77
57:DY:87:VAL:O	57:DY:88:ALA:O	2.02	0.77
1:AA:1140:C:H1'	1:AA:1143:A:N7	2.00	0.77
1:AA:1341:U:C5'	19:AT:57:LEU:HD22	2.14	0.77

*Continued on next page...*

*Continued from previous page...*

Atom-1	Atom-2	Interatomic distance (Å)	Clash overlap (Å)
1:AA:2729:G:H1'	4:AE:187:ALA:CB	2.14	0.77
7:AH:35:VAL:HG11	7:AH:71:LEU:HG	1.66	0.77
28:A6:41:PRO:HD3	28:A6:47:THR:HG22	1.67	0.77
35:BH:76:ILE:HG23	35:BH:142:LEU:HD13	1.66	0.77
54:CA:537:G:H5''	42:CO:113:ARG:NH1	2.00	0.77
36:CI:99:ALA:HB1	48:CU:23:LYS:NZ	2.00	0.77
49:CV:31:ILE:CG2	49:CV:49:ILE:HA	2.14	0.77
50:CW:49:ALA:HB2	50:CW:99:LEU:HD23	1.67	0.77
55:DA:1077:A:C2	58:DL:133:SER:HB3	2.20	0.77
55:DA:1403:C:H5''	55:DA:1471:A:H1'	1.67	0.77
2:DB:81:G:O6	2:DB:96:G:C5	2.37	0.77
3:DD:135:PHE:N	3:DD:135:PHE:CD2	2.51	0.77
56:DI:20:LEU:O	56:DI:24:ILE:CG2	2.32	0.77
57:DY:15:GLU:O	57:DY:16:ASN:HB3	1.82	0.77
13:D0:79:LEU:HA	13:D0:83:ILE:HG13	1.66	0.77
19:DT:3:THR:HA	19:DT:6:ASP:OD2	1.83	0.77
20:DU:40:GLU:HA	20:DU:64:GLU:OE1	1.84	0.77
21:DV:197:ILE:HD12	21:DV:197:ILE:N	2.00	0.77
23:DZ:91:LYS:HG3	23:DZ:92:LYS:H	1.50	0.77
11:AO:97:PRO:HD3	11:AO:126:VAL:O	1.85	0.77
17:A2:78:LYS:O	17:A2:79:VAL:HG13	1.85	0.77
17:A2:80:GLN:NE2	17:A2:80:GLN:CA	2.30	0.77
21:AV:176:PRO:N	21:AV:177:PRO:CD	2.36	0.77
30:A8:34:TRP:CD1	30:A8:35:GLN:N	2.53	0.77
39:BL:65:VAL:CG2	39:BL:66:ARG:H	1.97	0.77
40:CM:4:ILE:HB	40:CM:74:ILE:HG12	1.67	0.77
43:CP:14:ARG:HG2	43:CP:16:ASP:OD2	1.84	0.77
46:CS:20:VAL:HG21	46:CS:32:TYR:CG	2.20	0.77
49:CV:7:LYS:NZ	49:CV:7:LYS:CB	2.45	0.77
55:DA:1359:A:H8	55:DA:1359:A:C5'	1.98	0.77
55:DA:2296:U:H4'	55:DA:2297:C:OP1	1.84	0.77
55:DA:2425:A:H4'	55:DA:2426:A:O5'	1.83	0.77
4:DE:67:PHE:O	4:DE:69:LYS:N	2.16	0.77
56:DI:9:LYS:O	56:DI:11:GLU:CA	2.32	0.77
58:DL:95:LYS:CB	58:DL:136:VAL:HG21	2.14	0.77
10:DN:2:ILE:HD11	10:DN:82:ASN:HD22	1.48	0.77
20:DU:42:VAL:HB	20:DU:67:LEU:HD11	1.67	0.77
3:AD:70:TRP:C	3:AD:70:TRP:CD1	2.58	0.76
12:AP:29:PHE:HB2	12:AP:65:PHE:CE2	2.20	0.76
27:A5:40:LYS:HZ2	27:A5:46:CYS:H	1.33	0.76
28:A6:31:PRO:HB2	28:A6:33:LYS:HG2	1.66	0.76

*Continued on next page...*

*Continued from previous page...*

Atom-1	Atom-2	Interatomic distance (Å)	Clash overlap (Å)
48:BU:22:VAL:C	48:BU:24:ALA:H	1.89	0.76
32:CE:52:GLU:HG2	32:CE:56:ARG:HH12	1.50	0.76
32:CE:132:LYS:HA	32:CE:135:GLN:HB2	1.66	0.76
40:CM:75:ILE:HG13	40:CM:76:ASN:H	1.50	0.76
50:CW:97:ALA:O	50:CW:99:LEU:HD22	1.83	0.76
55:DA:1026:U:O2'	55:DA:1027:A:C5'	2.31	0.76
55:DA:2789:C:H2'	55:DA:2790:A:H5''	1.66	0.76
55:DA:2887:U:H2'	55:DA:2888:C:C6	2.19	0.76
2:DB:20:C:H2'	2:DB:21:G:C5'	2.15	0.76
4:DE:50:GLY:CA	4:DE:77:ILE:HA	2.15	0.76
57:DY:28:ASN:CG	57:DY:83:TYR:HE2	1.88	0.76
58:DL:52:ILE:HD12	58:DL:72:PRO:O	1.85	0.76
11:DO:38:GLN:H	11:DO:41:ARG:HG2	1.50	0.76
26:D4:12:ALA:HB1	26:D4:30:GLU:H	1.49	0.76
26:D4:69:LYS:HD3	26:D4:70:GLY:H	1.51	0.76
1:AA:260:G:H1'	1:AA:621:A:C8	2.19	0.76
1:AA:1460:A:H5''	1:AA:1461:G:OP2	1.84	0.76
1:AA:1944:U:H5''	1:AA:1945:G:OP2	1.84	0.76
1:AA:2518:A:H5''	1:AA:2519:U:OP2	1.85	0.76
1:AA:2784:C:H1'	4:AE:37:ARG:HH22	1.48	0.76
21:AV:145:GLU:OE1	21:AV:145:GLU:CA	2.30	0.76
24:AW:50:ILE:CD1	24:AW:51:ARG:H	1.98	0.76
42:BO:8:ASN:O	42:BO:12:ARG:HG3	1.84	0.76
54:CA:498:A:H4'	54:CA:500:G:OP1	1.85	0.76
54:CA:1347:G:N2	54:CA:1373:G:H2'	2.01	0.76
33:CF:16:ARG:HB2	33:CF:16:ARG:NH1	2.00	0.76
34:CG:175:SER:HB2	34:CG:186:LEU:HD11	1.67	0.76
55:DA:1178:C:H2'	55:DA:1179:C:H6	1.50	0.76
2:DB:81:G:O6	2:DB:96:G:C6	2.37	0.76
57:DY:122:VAL:HG12	57:DY:126:ALA:HB2	1.67	0.76
57:DY:139:VAL:HG23	56:DJ:6:GLU:OE2	1.84	0.76
58:DL:19:PRO:HA	58:DL:25:PRO:HD3	1.68	0.76
58:DL:64:SER:O	58:DL:65:PHE:HB3	1.85	0.76
58:DL:122:ALA:O	58:DL:126:MET:SD	2.43	0.76
21:DV:178:GLU:OE1	21:DV:180:VAL:HA	1.84	0.76
1:AA:1225:C:O3'	17:A2:85:LYS:HB2	1.85	0.76
1:AA:1266:G:O2'	1:AA:2012:G:O6	2.03	0.76
1:AA:1267:U:O4	1:AA:2012:G:N3	2.18	0.76
1:AA:1344:G:H4'	1:AA:1384:A:C5	2.20	0.76
3:AD:35:LYS:HD2	3:AD:104:TYR:CE1	2.20	0.76
3:AD:64:ILE:HG12	3:AD:64:ILE:O	1.85	0.76

*Continued on next page...*

*Continued from previous page...*

Atom-1	Atom-2	Interatomic distance (Å)	Clash overlap (Å)
4:AE:130:GLY:O	4:AE:131:ALA:CB	2.34	0.76
19:AT:65:ARG:HB3	19:AT:70:LEU:HA	1.68	0.76
31:BA:498:A:O2'	31:BA:500:G:O5'	2.04	0.76
32:BE:21:ARG:HH21	32:BE:38:GLY:HA3	1.50	0.76
32:BE:22:LYS:HZ2	32:BE:22:LYS:H	1.29	0.76
34:BG:26:CYS:HA	34:BG:31:CYS:CB	2.16	0.76
54:CA:96:G:C2'	54:CA:97:U:H5'	2.14	0.76
54:CA:274:A:H4'	54:CA:275:G:O5'	1.84	0.76
3:DD:121:PRO:HB3	3:DD:135:PHE:HE1	1.50	0.76
6:DG:112:PRO:HB3	26:D4:37:SER:HB2	1.65	0.76
57:DY:18:GLU:CG	57:DY:66:LEU:CD1	2.63	0.76
57:DY:87:VAL:CG1	57:DY:91:LYS:HG3	2.16	0.76
57:DY:115:GLN:O	57:DY:115:GLN:HG3	1.83	0.76
58:DL:49:GLY:HA3	58:DL:50:ASP:HB3	1.65	0.76
58:DL:52:ILE:HD11	58:DL:76:TYR:N	2.00	0.76
58:DL:138:VAL:HG12	58:DL:139:VAL:N	1.98	0.76
56:DJ:10:GLU:O	56:DJ:17:VAL:HG12	1.84	0.76
21:DV:107:THR:OG1	21:DV:108:PRO:HD3	1.85	0.76
1:AA:614:U:H5''	1:AA:615:G:OP1	1.86	0.76
1:AA:888:C:O2'	1:AA:889:C:P	2.44	0.76
1:AA:896:A:H2	21:AV:178:GLU:OE2	1.67	0.76
1:AA:999:U:H2'	1:AA:1000:A:H5''	1.66	0.76
1:AA:1175:U:H2'	1:AA:1176:G:H4'	1.67	0.76
12:AP:21:THR:HG21	12:AP:100:GLY:HA3	1.65	0.76
19:AT:35:THR:HG22	19:AT:37:THR:H	1.49	0.76
20:AU:28:LYS:HZ3	20:AU:28:LYS:HA	1.50	0.76
21:AV:141:VAL:HG21	21:AV:144:LEU:CD2	2.14	0.76
24:AW:47:ASN:O	24:AW:49:LYS:N	2.19	0.76
31:BA:495:A:H4'	31:BA:496:A:O5'	1.84	0.76
31:BA:701:C:H1'	31:BA:703:G:C2	2.20	0.76
31:BA:1152:A:H5''	40:BM:13:HIS:HB2	1.68	0.76
33:BF:42:LEU:HA	33:BF:45:LYS:HD2	1.67	0.76
33:BF:152:ILE:HB	33:BF:199:LYS:HB2	1.65	0.76
38:BK:51:VAL:HG11	38:BK:60:ARG:HH11	1.50	0.76
54:CA:173:U:H5''	54:CA:197:A:O4'	1.85	0.76
54:CA:677:U:H2'	54:CA:678:U:C6	2.21	0.76
32:CE:96:ARG:HD2	32:CE:96:ARG:H	1.51	0.76
53:C1:34:G:H2'	53:C1:35:A:H8	1.50	0.76
55:DA:229:A:H4'	55:DA:229:A:OP1	1.84	0.76
55:DA:1180:C:H2'	55:DA:1181:C:H5'	1.68	0.76
55:DA:2787:C:O2'	4:DE:61:ARG:HD3	1.86	0.76

*Continued on next page...*

*Continued from previous page...*

Atom-1	Atom-2	Interatomic distance (Å)	Clash overlap (Å)
56:DI:7:ARG:HD3	56:DI:8:ILE:HG12	1.67	0.76
57:DY:58:LEU:HA	57:DY:62:ALA:HB2	1.67	0.76
58:DL:102:GLU:HG2	58:DL:103:GLN:HG2	1.66	0.76
56:DJ:21:LYS:O	56:DJ:24:ILE:HB	1.84	0.76
21:DV:191:VAL:CG1	21:DV:197:ILE:HG12	2.07	0.76
21:DV:196:VAL:C	21:DV:197:ILE:CG1	2.52	0.76
1:AA:857:C:H5'	22:A3:77:ARG:NH2	2.00	0.76
1:AA:2124:G:H2'	1:AA:2125:G:O4'	1.85	0.76
1:AA:2267:A:H5''	1:AA:2268:A:H5'	1.68	0.76
16:A1:98:LEU:C	16:A1:100:VAL:H	1.84	0.76
31:BA:77:C:C2'	31:BA:78:G:H5''	2.13	0.76
32:BE:233:SER:HB2	32:BE:234:PRO:HD2	1.65	0.76
49:BV:42:PRO:HA	49:BV:45:VAL:CG1	2.14	0.76
32:CE:178:ARG:HB2	32:CE:178:ARG:NH1	1.98	0.76
55:DA:864:G:OP2	12:DP:22:LYS:HD3	1.85	0.76
55:DA:1698:A:O2'	55:DA:1699:G:H5''	1.86	0.76
3:DD:25:THR:O	3:DD:27:THR:HG22	1.84	0.76
4:DE:117:MET:O	4:DE:118:LYS:HB2	1.86	0.76
7:DH:152:ARG:NE	7:DH:153:LYS:HE3	1.99	0.76
7:DH:153:LYS:HG2	7:DH:162:ILE:H	1.49	0.76
58:DL:10:LEU:HD23	58:DL:10:LEU:N	2.00	0.76
58:DL:99:ILE:CG1	58:DL:138:VAL:HG21	2.14	0.76
16:D1:60:LEU:HD22	16:D1:64:ARG:HG3	1.67	0.76
21:DV:183:LEU:O	21:DV:184:ALA:HB3	1.84	0.76
21:DV:196:VAL:C	21:DV:197:ILE:HG13	2.06	0.76
1:AA:969:U:H2'	1:AA:970:C:C6	2.21	0.76
1:AA:1074:G:H2'	1:AA:1075:C:H6	1.51	0.76
1:AA:1829:A:N6	1:AA:1976:U:O2	2.18	0.76
1:AA:2131:G:OP1	1:AA:2132:U:H3'	1.84	0.76
1:AA:2176:A:H2'	1:AA:2177:C:C6	2.20	0.76
3:AD:148:GLU:HB2	3:AD:151:LYS:HD2	1.67	0.76
4:AE:2:LYS:HD3	4:AE:95:ILE:HG22	1.65	0.76
5:AF:46:ARG:HH11	5:AF:46:ARG:HG2	1.51	0.76
6:AG:121:ASN:HD22	6:AG:122:PRO:HD2	1.49	0.76
20:AU:87:LYS:HB3	20:AU:92:ASN:CB	2.15	0.76
21:AV:115:GLY:N	21:AV:177:PRO:HB2	2.01	0.76
32:BE:165:VAL:HG23	32:BE:166:ASP:H	1.49	0.76
33:BF:162:GLN:HG2	53:B1:54:U:O2	1.84	0.76
35:BH:43:LEU:H	35:BH:65:ASN:ND2	1.84	0.76
54:CA:191:G:C4	50:CW:105:SER:HB3	2.21	0.76
32:CE:5:ILE:HG13	32:CE:221:LEU:CD2	2.15	0.76

*Continued on next page...*

*Continued from previous page...*

Atom-1	Atom-2	Interatomic distance (Å)	Clash overlap (Å)
49:CV:83:HIS:CD2	49:CV:84:GLY:H	2.03	0.76
55:DA:2128:C:H2'	55:DA:2129:C:C6	2.20	0.76
55:DA:2723:C:OP1	13:D0:3:HIS:HD2	1.67	0.76
3:DD:25:THR:HG21	3:DD:82:ILE:H	1.51	0.76
3:DD:131:LEU:HD12	3:DD:131:LEU:N	1.99	0.76
3:DD:172:TYR:HB3	3:DD:184:LYS:HG2	1.68	0.76
6:DG:112:PRO:CB	26:D4:37:SER:HB2	2.15	0.76
7:DH:21:PRO:HG2	7:DH:22:GLY:H	1.48	0.76
8:DK:115:ALA:HB3	8:DK:128:LEU:CD1	2.06	0.76
57:DY:101:PRO:CG	57:DY:102:LYS:H	1.98	0.76
1:AA:946:G:O2'	1:AA:947:G:O5'	2.03	0.76
6:AG:146:TYR:O	6:AG:149:VAL:HG22	1.86	0.76
7:AH:43:VAL:HG12	7:AH:52:VAL:HG22	1.67	0.76
31:BA:1139:G:N2	31:BA:1143:G:N1	2.34	0.76
32:BE:12:GLU:HB2	32:BE:16:HIS:ND1	2.01	0.76
39:BL:4:TYR:HB2	39:BL:19:LEU:HB2	1.67	0.76
52:BB:60:U:H5'	52:BB:61:C:OP2	1.86	0.76
54:CA:807:A:H2'	54:CA:808:C:C6	2.21	0.76
54:CA:1086:U:H3	54:CA:1099:G:H22	1.30	0.76
42:CO:47:LYS:HB3	42:CO:48:PRO:CD	2.14	0.76
55:DA:898:C:H3'	55:DA:899:A:H5'	1.68	0.76
55:DA:1086:A:C5'	55:DA:1103:A:H61	1.99	0.76
3:DD:121:PRO:HB3	3:DD:135:PHE:CE1	2.21	0.76
7:DH:10:PRO:O	7:DH:11:VAL:HG13	1.86	0.76
57:DY:42:GLN:O	57:DY:44:LEU:N	2.17	0.76
57:DY:72:ASP:OD1	57:DY:74:LEU:CA	2.33	0.76
57:DY:91:LYS:HZ3	57:DY:95:GLN:NE2	1.84	0.76
10:DN:7:TYR:HE1	10:DN:20:MET:HE3	1.50	0.76
12:DP:74:TYR:CD2	12:DP:91:GLU:HG3	2.20	0.76
17:D2:98:GLU:C	17:D2:99:ILE:HD13	2.06	0.76
25:DX:19:GLN:HE22	25:DX:52:HIS:HE1	1.33	0.76
28:D6:34:LEU:HD13	28:D6:34:LEU:H	1.48	0.76
1:AA:1613:G:H1	1:AA:1617:C:H2'	1.50	0.76
1:AA:2490:G:H5''	1:AA:2491:U:OP1	1.86	0.76
1:AA:2787:C:O2'	4:AE:61:ARG:HB3	1.86	0.76
2:AB:40:U:O5'	2:AB:40:U:H6	1.68	0.76
3:AD:4:LYS:NZ	3:AD:20:ASP:HA	2.00	0.76
8:AK:4:ILE:HG12	8:AK:18:VAL:HG22	1.66	0.76
27:A5:40:LYS:HZ2	27:A5:45:VAL:HA	1.50	0.76
39:BL:40:LEU:HD11	39:BL:70:LYS:HG2	1.68	0.76
32:CE:213:LEU:HD21	32:CE:217:ARG:NH1	2.01	0.76

*Continued on next page...*

*Continued from previous page...*

Atom-1	Atom-2	Interatomic distance (Å)	Clash overlap (Å)
57:DY:50:ARG:C	57:DY:51:LEU:CG	2.52	0.76
58:DL:11:GLN:HB3	58:DL:41:PHE:CZ	2.20	0.76
58:DL:93:ARG:HG2	58:DL:135:GLY:CA	2.14	0.76
58:DL:119:ASP:O	58:DL:122:ALA:HB3	1.86	0.76
15:DR:74:ARG:HH11	15:DR:74:ARG:HG2	1.51	0.76
1:AA:1434:A:H61	1:AA:1558:A:H62	1.32	0.76
6:AG:26:GLN:NE2	6:AG:27:ASN:HB2	2.01	0.76
8:AK:12:LEU:HG	8:AK:19:VAL:HG11	1.66	0.76
12:AP:43:THR:OG1	12:AP:46:GLN:HG3	1.84	0.76
31:BA:251:G:H4'	31:BA:252:U:O5'	1.84	0.76
39:BL:8:GLY:HA2	39:BL:79:LEU:HD12	1.67	0.76
54:CA:160:A:H61	54:CA:347:G:H1'	1.49	0.76
54:CA:1499:A:H1'	54:CA:1520:G:H5'	1.66	0.76
32:CE:212:GLN:HG2	32:CE:235:SER:HB2	1.67	0.76
34:CG:33:MET:HE2	34:CG:37:PRO:HA	1.66	0.76
46:CS:28:ARG:HH11	46:CS:28:ARG:HG2	1.51	0.76
55:DA:582:G:H2'	55:DA:583:G:C8	2.21	0.76
55:DA:851:U:O2'	25:DX:45:GLY:HA3	1.86	0.76
55:DA:1095:A:N3	55:DA:1095:A:H2'	2.01	0.76
55:DA:2102:U:H2'	55:DA:2103:C:C6	2.21	0.76
3:DD:124:PRO:HB2	3:DD:126:GLN:NE2	2.00	0.76
57:DY:7:VAL:CG2	57:DY:8:GLU:H	1.68	0.76
57:DY:61:LEU:O	57:DY:63:LEU:N	2.19	0.76
58:DL:80:LYS:HE3	58:DL:103:GLN:HB3	1.68	0.76
12:DP:10:ARG:HB2	12:DP:89:ASN:HD21	1.50	0.76
14:DQ:3:ARG:HG2	14:DQ:4:LEU:N	1.99	0.76
19:DT:27:THR:HB	19:DT:80:ILE:HB	1.67	0.76
1:AA:222:A:O2'	1:AA:223:A:OP1	2.04	0.76
1:AA:271(B):G:H4'	1:AA:271(C):U:C5'	2.16	0.76
1:AA:1280:G:H2'	1:AA:1281:G:H5''	1.68	0.76
13:A0:63:ARG:HB2	13:A0:63:ARG:HH11	1.50	0.76
17:A2:41:GLY:HA3	17:A2:46:VAL:HG11	1.68	0.76
26:A4:12:ALA:HB3	26:A4:24:THR:HG21	1.67	0.76
31:BA:1268:A:H2'	31:BA:1269:A:C8	2.21	0.76
54:CA:686:U:H2'	54:CA:687:A:C8	2.21	0.76
36:CI:37:VAL:HG12	36:CI:38:GLU:H	1.50	0.76
41:CN:34:ASP:HB3	41:CN:40:ILE:HD11	1.67	0.76
45:CR:87:ILE:HG22	45:CR:88:ARG:N	1.98	0.76
55:DA:1058:U:H1'	58:DL:115:LEU:HB2	1.68	0.76
55:DA:1062:G:H2'	55:DA:1063:G:H8	1.49	0.76
55:DA:2468:G:O2'	55:DA:2469:A:P	2.43	0.76

*Continued on next page...*



*Continued from previous page...*

Atom-1	Atom-2	Interatomic distance (Å)	Clash overlap (Å)
4:DE:197:ILE:HD11	4:DE:199:ARG:NH2	2.00	0.76
8:DK:64:GLU:O	8:DK:67:ARG:HB3	1.85	0.76
8:DK:101:LEU:HD21	8:DK:107:VAL:HB	1.66	0.76
57:DY:135:ARG:HA	57:DY:138:LEU:HB3	1.66	0.76
58:DL:77:LEU:O	58:DL:80:LYS:HG3	1.86	0.76
9:DM:115:ARG:CA	9:DM:118:LYS:HE3	2.15	0.76
14:DQ:71:ARG:HA	14:DQ:104:GLY:O	1.86	0.76
1:AA:1212:G:H2'	1:AA:1236:G:N2	2.01	0.75
1:AA:1225:C:H4'	17:A2:85:LYS:CB	2.16	0.75
1:AA:1341:U:C4'	19:AT:57:LEU:HD22	2.16	0.75
10:AN:2:ILE:HD12	10:AN:6:THR:HG21	1.67	0.75
21:AV:163:LEU:H	21:AV:163:LEU:CD2	1.96	0.75
31:BA:186(B):C:H2'	31:BA:186(C):G:H8	1.50	0.75
31:BA:741:G:H2'	31:BA:742:G:O4'	1.85	0.75
31:BA:1305:G:H22	31:BA:1331:G:C2'	1.99	0.75
38:BK:30:ARG:HH11	38:BK:30:ARG:CB	1.97	0.75
48:BU:70:ILE:O	48:BU:74:ARG:HG3	1.85	0.75
54:CA:280:C:H4'	54:CA:281:G:OP2	1.87	0.75
54:CA:1053:G:N7	54:CA:1199:U:H3'	1.99	0.75
34:CG:170:VAL:HG22	34:CG:171:GLY:H	1.50	0.75
49:CV:7:LYS:CB	49:CV:7:LYS:HZ3	1.99	0.75
55:DA:654(I):C:OP1	55:DA:654(I):C:O4'	2.04	0.75
55:DA:1093:G:H4'	7:DH:170:ARG:HH21	1.50	0.75
55:DA:1359:A:C8	55:DA:1359:A:C5'	2.69	0.75
58:DL:77:LEU:HB3	58:DL:107:ILE:CD1	2.16	0.75
9:DM:62:VAL:CG1	9:DM:66:LYS:HB2	2.16	0.75
9:DM:134:ARG:H	9:DM:135:PRO:CD	1.97	0.75
12:DP:87:LYS:O	12:DP:89:ASN:N	2.18	0.75
1:AA:265:A:H2'	1:AA:266:G:O4'	1.87	0.75
1:AA:654(S):G:H2'	1:AA:654(T):A:C8	2.21	0.75
1:AA:2735:G:H22	1:AA:2770:G:H1'	1.52	0.75
8:AK:5:LEU:H	8:AK:5:LEU:HD12	1.49	0.75
14:AQ:26:LEU:O	14:AQ:26:LEU:HD23	1.86	0.75
17:A2:77:ALA:O	17:A2:79:VAL:HG22	1.86	0.75
21:AV:127:LYS:HB3	21:AV:162:GLU:CB	2.16	0.75
23:AZ:86:SER:N	23:AZ:87:PRO:CD	2.49	0.75
34:BG:146:ILE:HD12	34:BG:146:ILE:N	2.01	0.75
48:BU:23:LYS:HA	48:BU:26:LEU:HD11	1.67	0.75
54:CA:568:G:O6	42:CO:5:PRO:HD3	1.86	0.75
54:CA:1199:U:H4'	40:CM:54:PHE:CE1	2.20	0.75
55:DA:1054:A:H2'	55:DA:1055:G:O4'	1.86	0.75

*Continued on next page...*

*Continued from previous page...*

Atom-1	Atom-2	Interatomic distance (Å)	Clash overlap (Å)
55:DA:2308:G:N2	55:DA:2311:A:H2	1.85	0.75
7:DH:153:LYS:HG2	7:DH:162:ILE:HG13	1.69	0.75
57:DY:55:LYS:HD2	57:DY:79:ALA:CA	2.16	0.75
58:DL:20:ALA:CA	58:DL:25:PRO:HD2	2.14	0.75
18:DS:68:ARG:HH21	18:DS:112:GLY:HA3	1.49	0.75
30:D8:29:LYS:NZ	30:D8:44:LYS:HB2	2.01	0.75
1:AA:1353:A:H4'	3:AD:38:LYS:NZ	2.02	0.75
1:AA:2021:C:H5''	1:AA:2022:U:OP2	1.87	0.75
4:AE:35:GLN:HG3	4:AE:64:LYS:NZ	2.01	0.75
9:AM:15:LEU:HD12	9:AM:136:GLU:HG3	1.68	0.75
21:AV:146:ILE:HG22	21:AV:147:GLY:N	2.00	0.75
24:AW:43:GLN:O	24:AW:44:LEU:HG	1.85	0.75
28:A6:25:LYS:HA	30:A8:34:TRP:CZ3	2.22	0.75
52:BC:58:A:H1'	52:BC:60:U:C5	2.21	0.75
54:CA:484:G:H4'	54:CA:485:G:O5'	1.85	0.75
54:CA:890:G:O2'	54:CA:891:U:OP2	2.05	0.75
54:CA:946:A:H2'	54:CA:947:G:C8	2.20	0.75
54:CA:1116:C:H2'	54:CA:1117:G:H5''	1.68	0.75
42:CO:60:LEU:CD2	42:CO:60:LEU:N	2.49	0.75
44:CQ:40:CYS:H	44:CQ:43:CYS:CB	2.00	0.75
55:DA:1210:A:H4'	55:DA:1211:U:O5'	1.86	0.75
55:DA:2712:U:C2'	55:DA:2712(A):A:O5'	2.35	0.75
7:DH:135:GLY:HA3	7:DH:141:VAL:HG22	1.69	0.75
8:DK:114:LEU:HD12	8:DK:128:LEU:HD12	1.68	0.75
57:DY:30:GLN:O	57:DY:31:GLY:O	2.04	0.75
58:DL:7:VAL:HG11	58:DL:57:ILE:CD1	2.12	0.75
58:DL:56:GLU:O	58:DL:57:ILE:HG22	1.86	0.75
56:DJ:18:LEU:O	56:DJ:19:GLU:C	2.22	0.75
1:AA:141:A:H5'	1:AA:141(A):C:OP2	1.85	0.75
1:AA:312:G:H8	1:AA:312:G:OP2	1.69	0.75
1:AA:943:U:H2'	1:AA:944:G:H5'	1.67	0.75
1:AA:2778:A:H5'	1:AA:2779:U:OP2	1.85	0.75
2:AB:88:C:H3'	2:AB:89:G:H8	1.50	0.75
3:AD:25:THR:HG21	3:AD:82:ILE:H	1.51	0.75
3:AD:35:LYS:HD3	3:AD:63:ARG:HB3	1.68	0.75
12:AP:81:VAL:O	12:AP:82:ARG:NH1	2.19	0.75
17:A2:12:TYR:OH	17:A2:22:VAL:HG23	1.87	0.75
26:A4:53:GLU:OE2	26:A4:58:ARG:HB3	1.85	0.75
29:A7:8:ASN:C	29:A7:8:ASN:HD22	1.89	0.75
31:BA:1028:C:H2'	31:BA:1028(A):C:C5'	2.16	0.75
31:BA:1117:G:O3'	39:BL:104:ARG:HD3	1.86	0.75

*Continued on next page...*

*Continued from previous page...*

Atom-1	Atom-2	Interatomic distance (Å)	Clash overlap (Å)
54:CA:532:A:H2	54:CA:1206:G:N2	1.85	0.75
54:CA:664:G:H22	54:CA:741:G:H1	1.32	0.75
54:CA:690:G:H22	41:CN:55:LYS:HZ1	1.33	0.75
35:CH:12:LEU:C	35:CH:13:ILE:HD12	2.06	0.75
52:CD:48:C:C5	52:CD:59:U:H1'	2.21	0.75
55:DA:2712:U:H1'	55:DA:2712(A):A:C8	2.21	0.75
55:DA:2898:U:H2'	55:DA:2899:G:C8	2.21	0.75
6:DG:113:ARG:HH12	6:DG:142:PRO:HA	1.51	0.75
57:DY:19:ARG:O	57:DY:21:GLN:N	2.19	0.75
57:DY:31:GLY:C	57:DY:32:LEU:HD22	2.07	0.75
58:DL:111:LYS:HA	58:DL:113:PRO:HG2	1.67	0.75
12:DP:80:GLU:HA	22:D3:4:LYS:CE	2.16	0.75
12:DP:80:GLU:OE2	22:D3:4:LYS:CE	2.34	0.75
14:DQ:39:ILE:HD11	14:DQ:73:LEU:HD11	1.68	0.75
20:DU:81:LYS:HB2	20:DU:96:ILE:HG22	1.66	0.75
1:AA:1364:G:OP1	23:AZ:3:LYS:HD3	1.86	0.75
1:AA:2146:C:H5''	1:AA:2147:G:OP1	1.85	0.75
1:AA:2820:A:H1'	13:A0:3:HIS:HB3	1.68	0.75
10:AN:102:VAL:HB	10:AN:106:LEU:HD12	1.69	0.75
15:AR:29:ARG:HH11	15:AR:29:ARG:HG3	1.50	0.75
20:AU:61:ILE:CG2	20:AU:62:GLU:H	1.99	0.75
24:AW:15:LYS:HA	24:AW:67:LYS:HZ1	1.51	0.75
30:A8:22:VAL:HB	30:A8:50:LEU:HD22	1.67	0.75
31:BA:376:G:H5''	46:BS:5:ARG:HB2	1.67	0.75
31:BA:1004:A:P	31:BA:1025:U:O4	2.45	0.75
31:BA:1118:C:H5'	31:BA:1118:C:H6	1.50	0.75
33:BF:59:ARG:HE	33:BF:64:VAL:HG22	1.52	0.75
36:CI:89:MET:O	36:CI:91:VAL:HG23	1.86	0.75
38:CK:121:ASP:HB2	38:CK:125:ARG:NH2	2.01	0.75
40:CM:24:VAL:HG21	40:CM:37:PRO:HG3	1.67	0.75
55:DA:2150:U:H2'	55:DA:2151:G:C8	2.22	0.75
55:DA:2213:U:H4'	23:DZ:52:ARG:NH1	2.00	0.75
3:DD:35:LYS:CG	3:DD:64:ILE:N	2.49	0.75
57:DY:138:LEU:HD12	57:DY:138:LEU:C	2.07	0.75
58:DL:78:ILE:HA	58:DL:82:ALA:HB3	1.68	0.75
58:DL:79:ARG:C	58:DL:81:ALA:H	1.90	0.75
9:DM:133:GLN:HB2	9:DM:135:PRO:HD3	1.66	0.75
19:DT:50:LYS:H	19:DT:87:GLN:NE2	1.83	0.75
21:DV:152:ALA:HB1	21:DV:163:LEU:HD22	1.67	0.75
21:DV:178:GLU:C	21:DV:180:VAL:H	1.88	0.75
1:AA:74:A:H4'	1:AA:75:G:O5'	1.86	0.75

*Continued on next page...*

*Continued from previous page...*

Atom-1	Atom-2	Interatomic distance (Å)	Clash overlap (Å)
1:AA:1224:G:H5'	1:AA:1225:C:OP2	1.86	0.75
1:AA:2158:A:H5''	1:AA:2159:G:OP1	1.85	0.75
21:AV:54:HIS:ND1	21:AV:101:PRO:HD3	2.02	0.75
24:AW:17:SER:OG	24:AW:18:PRO:HA	1.86	0.75
31:BA:750:G:N3	45:BR:23:GLY:HA3	2.01	0.75
50:BW:77:ALA:O	50:BW:81:LYS:HB2	1.86	0.75
52:BD:20:U:H2'	52:BD:21:A:H5'	1.67	0.75
39:CL:3:GLN:HB3	39:CL:20:ARG:HD3	1.69	0.75
53:C1:56:U:H4'	53:C1:57:U:OP1	1.85	0.75
6:DG:13:GLU:O	6:DG:14:GLU:HB2	1.85	0.75
7:DH:143:GLN:HE22	7:DH:147:ASN:HD21	1.32	0.75
57:DY:139:VAL:HG23	56:DJ:6:GLU:CD	2.05	0.75
58:DL:11:GLN:O	58:DL:12:LEU:HD22	1.86	0.75
9:DM:71:ILE:N	9:DM:71:ILE:HD13	2.00	0.75
15:DR:91:ARG:HB2	15:DR:121:ILE:HG13	1.69	0.75
16:D1:92:ARG:HH11	16:D1:95:LEU:HD11	1.50	0.75
17:D2:39:LEU:O	17:D2:40:LEU:HD23	1.85	0.75
1:AA:551:G:H5'	1:AA:1220:A:H1'	1.69	0.75
1:AA:2599:G:C8	3:AD:236:GLY:O	2.39	0.75
1:AA:2657:A:C4	1:AA:2665:A:N6	2.55	0.75
5:AF:143:ALA:HB1	5:AF:148:LEU:HB2	1.67	0.75
31:BA:1301:U:H2'	31:BA:1301:U:O2	1.85	0.75
33:BF:70:VAL:HG12	33:BF:72:LYS:H	1.50	0.75
39:BL:28:VAL:HA	39:BL:63:ILE:O	1.85	0.75
32:CE:42:ILE:HD11	32:CE:202:PRO:HB2	1.67	0.75
33:CF:16:ARG:HB2	33:CF:16:ARG:HH11	1.50	0.75
35:CH:137:GLU:HA	35:CH:140:ARG:NH1	2.01	0.75
36:CI:2:ARG:HD2	36:CI:69:GLU:HB3	1.67	0.75
55:DA:27:G:H1'	55:DA:513:A:N6	2.02	0.75
55:DA:1064:C:H4'	58:DL:89:HIS:CA	2.16	0.75
55:DA:1348:G:C2'	55:DA:1349:A:H5''	2.15	0.75
55:DA:2249:U:H4'	55:DA:2275:C:C5	2.22	0.75
56:DI:4:ASP:HA	56:DI:7:ARG:HD3	1.67	0.75
57:DY:27:VAL:HG23	57:DY:80:VAL:HG11	1.69	0.75
58:DL:141:ALA:HB1	58:DL:142:PRO:HA	1.68	0.75
56:DJ:14:GLN:CG	56:DJ:16:THR:O	2.30	0.75
11:DO:126:VAL:HG12	11:DO:147:LEU:CD2	2.16	0.75
4:AE:117:MET:O	4:AE:118:LYS:HB2	1.85	0.75
6:AG:151:ALA:HB3	6:AG:153:ARG:NH1	2.02	0.75
31:BA:677:U:H2'	31:BA:678:U:C6	2.22	0.75
32:CE:165:VAL:HG23	32:CE:166:ASP:H	1.48	0.75

*Continued on next page...*

*Continued from previous page...*

Atom-1	Atom-2	Interatomic distance (Å)	Clash overlap (Å)
48:CU:26:LEU:HD12	48:CU:29:PHE:CE1	2.22	0.75
55:DA:483:A:C5'	20:DU:49:VAL:HG13	2.17	0.75
55:DA:2051:A:H61	55:DA:2614:A:H2'	1.51	0.75
57:DY:130:THR:C	57:DY:132:ASP:N	2.33	0.75
58:DL:53:VAL:HB	58:DL:72:PRO:HB2	1.69	0.75
16:D1:90:VAL:HG12	16:D1:91:ASP:N	1.99	0.75
16:D1:90:VAL:HG11	17:D2:40:LEU:HG	1.69	0.75
1:AA:361:G:C2	1:AA:362:U:H1'	2.21	0.75
12:AP:21:THR:HG23	12:AP:21:THR:O	1.87	0.75
21:AV:144:LEU:O	21:AV:144:LEU:HG	1.86	0.75
31:BA:60:A:H4'	31:BA:61:G:O5'	1.86	0.75
31:BA:973:G:H1'	40:BM:55:LYS:HE2	1.69	0.75
54:CA:92:G:H2'	54:CA:93:U:O4'	1.87	0.75
33:CF:20:SER:HB2	33:CF:40:ARG:HH22	1.51	0.75
38:CK:6:ILE:H	38:CK:6:ILE:HD12	1.51	0.75
55:DA:1021:A:H3'	55:DA:1021:A:C8	2.22	0.75
55:DA:1678:G:N2	55:DA:1989:G:H22	1.85	0.75
3:DD:25:THR:HG22	3:DD:82:ILE:O	1.85	0.75
3:DD:34:VAL:O	3:DD:34:VAL:HG13	1.87	0.75
3:DD:71:ASP:HB3	3:DD:103:ARG:HH22	1.49	0.75
7:DH:153:LYS:HG3	7:DH:161:GLY:CA	2.17	0.75
56:DI:10:GLU:C	56:DI:14:GLN:HB3	2.06	0.75
1:AA:1165:U:H2'	1:AA:1166:C:C6	2.21	0.74
6:AG:109:VAL:CG1	26:A4:33:VAL:HG21	2.17	0.74
11:AO:48:PRO:HG2	11:AO:49:ARG:H	1.51	0.74
16:A1:72:HIS:HE1	16:A1:107:ALA:HA	1.51	0.74
19:AT:34:ALA:HB1	19:AT:39:ILE:CD1	2.17	0.74
31:BA:17:U:H2'	31:BA:18:C:C6	2.22	0.74
31:BA:1024:G:H2'	31:BA:1025:U:H5''	1.69	0.74
34:BG:92:VAL:O	34:BG:96:LEU:HD23	1.87	0.74
43:BP:79:LYS:HE2	43:BP:82:MET:CE	2.17	0.74
51:CX:15:ARG:HH11	51:CX:15:ARG:HG2	1.51	0.74
52:CC:20:U:H3'	52:CC:21:A:C5'	2.17	0.74
55:DA:1112:G:H2'	55:DA:1113:U:H6	1.51	0.74
55:DA:1275:A:H4'	55:DA:1276:A:O5'	1.87	0.74
3:DD:134:ARG:HB2	3:DD:135:PHE:CD2	2.22	0.74
7:DH:86:GLU:HG3	7:DH:165:ALA:HB3	1.69	0.74
7:DH:124:GLU:O	7:DH:126:PRO:HB3	1.87	0.74
58:DL:112:MET:SD	58:DL:120:LEU:HA	2.27	0.74
56:DJ:20:LEU:H	56:DJ:20:LEU:HD12	1.51	0.74
56:DJ:28:LYS:O	56:DJ:30:ALA:N	2.19	0.74

*Continued on next page...*

*Continued from previous page...*

Atom-1	Atom-2	Interatomic distance (Å)	Clash overlap (Å)
11:DO:61:ARG:NH1	30:D8:14:VAL:HG23	2.02	0.74
12:DP:30:GLY:HA2	12:DP:107:ALA:HB2	1.68	0.74
17:D2:38:LEU:HD12	17:D2:56:SER:CA	2.16	0.74
21:DV:8:TYR:HB2	21:DV:38:TYR:CE2	2.22	0.74
23:DZ:91:LYS:HE3	23:DZ:91:LYS:CA	2.10	0.74
26:D4:37:SER:HB3	26:D4:42:PHE:CE1	2.22	0.74
26:D4:68:ARG:HH11	26:D4:68:ARG:HB3	1.52	0.74
28:D6:52:VAL:HG22	28:D6:53:LYS:H	1.52	0.74
1:AA:140:A:H8	1:AA:1408:C:HO2'	1.28	0.74
1:AA:945:A:H4'	1:AA:946:G:OP1	1.86	0.74
1:AA:2656:U:C5	1:AA:2664:G:N2	2.54	0.74
15:AR:29:ARG:HG3	15:AR:29:ARG:NH1	2.00	0.74
21:AV:125:LEU:HG	21:AV:164:ALA:CB	2.16	0.74
31:BA:1129:C:H5'	31:BA:1130:A:OP1	1.87	0.74
32:BE:219:VAL:HA	32:BE:222:ILE:HD12	1.70	0.74
43:BP:65:LYS:HE3	43:BP:73:GLU:HG3	1.67	0.74
52:BD:20:U:C2'	52:BD:21:A:H5'	2.17	0.74
54:CA:107:G:C2'	54:CA:108:G:H5'	2.18	0.74
55:DA:302:C:H2'	55:DA:303:U:C6	2.22	0.74
55:DA:654:A:H2'	55:DA:654:A:N3	2.02	0.74
55:DA:658:C:H2'	55:DA:659:C:H6	1.50	0.74
56:DI:12:LEU:O	56:DI:13:SER:HB2	1.86	0.74
18:DS:29:LEU:O	18:DS:33:ARG:HG3	1.87	0.74
1:AA:529:A:H5''	1:AA:530:G:OP1	1.87	0.74
1:AA:975:G:H1'	1:AA:990:A:C2	2.21	0.74
1:AA:1943:U:H4'	1:AA:1944:U:O5'	1.86	0.74
1:AA:2468:G:H5'	12:AP:120:ILE:CD1	2.18	0.74
7:AH:86:GLU:HA	7:AH:132:ARG:HB2	1.67	0.74
9:AM:19:GLU:HA	9:AM:59:LYS:O	1.86	0.74
9:AM:45:ASN:H	9:AM:45:ASN:HD22	1.35	0.74
27:A5:38:ALA:HB3	27:A5:48:GLU:OE2	1.86	0.74
31:BA:57:G:H2'	31:BA:58:C:C6	2.22	0.74
31:BA:1101:A:H4'	31:BA:1102:A:O5'	1.87	0.74
31:BA:1363:A:H4'	31:BA:1364:U:OP1	1.85	0.74
32:BE:22:LYS:HZ3	32:BE:40:HIS:CE1	2.06	0.74
54:CA:1095:U:H2'	54:CA:1096:C:C6	2.22	0.74
46:CS:3:LYS:O	46:CS:21:VAL:HA	1.88	0.74
55:DA:646:A:H2'	55:DA:647:G:O4'	1.86	0.74
55:DA:673:C:O2'	5:DF:82:ILE:HD13	1.86	0.74
55:DA:2189:U:H2'	55:DA:2190:G:H5''	1.67	0.74
55:DA:2308:G:H22	55:DA:2311:A:H2	1.33	0.74

*Continued on next page...*

*Continued from previous page...*

Atom-1	Atom-2	Interatomic distance (Å)	Clash overlap (Å)
55:DA:2866:U:O2'	55:DA:2867:G:OP2	2.04	0.74
3:DD:35:LYS:HD2	3:DD:104:TYR:HD1	1.47	0.74
56:DI:24:ILE:HD13	56:DI:26:ALA:H	1.51	0.74
24:DW:13:ALA:HA	24:DW:16:LEU:HD23	1.69	0.74
1:AA:1947:C:C3'	1:AA:1948:G:H5''	2.18	0.74
10:AN:111:PHE:O	10:AN:115:VAL:HG23	1.87	0.74
19:AT:11:PRO:HB2	19:AT:13:LEU:HD21	1.69	0.74
20:AU:52:SER:N	20:AU:53:PRO:HD3	2.02	0.74
22:A3:74:ARG:HG3	22:A3:74:ARG:HH11	1.51	0.74
23:AZ:79:GLY:O	23:AZ:80:LEU:HD13	1.87	0.74
31:BA:406:G:H5''	34:BG:5:ILE:HG23	1.67	0.74
31:BA:689:C:O2'	31:BA:690:G:H5'	1.87	0.74
53:B1:51:U:H2'	53:B1:52:U:O4'	1.87	0.74
54:CA:274:A:HO2'	54:CA:275:G:H8	1.36	0.74
54:CA:630:G:OP1	54:CA:630:G:C4'	2.36	0.74
34:CG:112:VAL:HG12	34:CG:116:GLN:OE1	1.86	0.74
36:CI:91:VAL:HG11	48:CU:72:ARG:NH1	2.01	0.74
48:CU:21:LYS:O	48:CU:23:LYS:N	2.20	0.74
55:DA:1372:U:C5'	55:DA:1372:U:H6	1.83	0.74
55:DA:2067:G:O3'	55:DA:2068:U:H4'	1.87	0.74
55:DA:2146:C:H5''	55:DA:2147:G:OP1	1.87	0.74
57:DY:58:LEU:O	57:DY:62:ALA:N	2.17	0.74
57:DY:74:LEU:HD13	57:DY:75:GLN:HG2	1.69	0.74
14:DQ:83:LYS:O	14:DQ:109:GLY:HA3	1.87	0.74
16:D1:98:LEU:HD23	16:D1:98:LEU:C	2.08	0.74
1:AA:1204:A:O2'	1:AA:1205:U:H5''	1.87	0.74
1:AA:1728:G:N7	1:AA:1731:G:N2	2.34	0.74
1:AA:2393:A:P	30:A8:30:ARG:HB2	2.27	0.74
12:AP:1:MET:HB3	12:AP:69:PHE:HE1	1.50	0.74
19:AT:12:VAL:HG13	19:AT:27:THR:HG23	1.68	0.74
21:AV:145:GLU:OE1	21:AV:174:VAL:HG11	1.85	0.74
31:BA:279:A:O2'	31:BA:280:C:OP2	2.05	0.74
31:BA:1148:U:H2'	31:BA:1149:C:O4'	1.87	0.74
32:BE:54:THR:HG23	32:BE:199:TYR:HB3	1.69	0.74
47:BT:56:VAL:HB	47:BT:78:GLU:HG2	1.67	0.74
54:CA:701:C:H1'	54:CA:703:G:C2	2.22	0.74
54:CA:1182:G:H4'	54:CA:1183:A:C5'	2.17	0.74
39:CL:43:ALA:HA	39:CL:74:ILE:HD13	1.69	0.74
55:DA:718:A:H2'	55:DA:719:C:O4'	1.87	0.74
3:DD:147:LEU:HD11	3:DD:183:ARG:HH12	1.53	0.74
57:DY:51:LEU:HD22	57:DY:82:PHE:H	1.52	0.74

*Continued on next page...*

*Continued from previous page...*

Atom-1	Atom-2	Interatomic distance (Å)	Clash overlap (Å)
57:DY:72:ASP:OD1	57:DY:74:LEU:HA	1.87	0.74
57:DY:74:LEU:HG	57:DY:120:LYS:HA	1.67	0.74
12:DP:1:MET:O	12:DP:2:LEU:HD22	1.88	0.74
12:DP:60:ARG:NE	21:DV:181:GLU:OE1	2.20	0.74
14:DQ:83:LYS:HG2	14:DQ:109:GLY:H	1.53	0.74
20:DU:50:ARG:HD3	20:DU:53:PRO:HG2	1.69	0.74
21:DV:20:ARG:HG2	21:DV:20:ARG:HH11	1.51	0.74
1:AA:107:C:H2'	1:AA:108:U:C6	2.23	0.74
1:AA:1342:A:O2'	1:AA:1344:G:P	2.46	0.74
1:AA:1504:C:H2'	1:AA:1505:C:H5'	1.70	0.74
1:AA:2790:A:H1'	1:AA:2893:G:HO2'	1.52	0.74
9:AM:15:LEU:HG	9:AM:134:ARG:NE	2.03	0.74
12:AP:77:LYS:NZ	12:AP:82:ARG:HA	2.02	0.74
16:A1:92:ARG:HB2	17:A2:11:GLN:NE2	2.02	0.74
24:AW:21:LEU:O	24:AW:25:VAL:HG22	1.87	0.74
24:AW:42:GLY:O	24:AW:44:LEU:N	2.20	0.74
31:BA:376:G:P	46:BS:67:THR:HG21	2.27	0.74
31:BA:736:C:H2'	31:BA:737:A:C8	2.22	0.74
34:BG:189:PRO:HB2	34:BG:194:LEU:HD21	1.69	0.74
35:BH:43:LEU:N	35:BH:65:ASN:HD22	1.85	0.74
36:BI:26:ILE:O	36:BI:30:LEU:HG	1.86	0.74
49:BV:63:THR:HG22	49:BV:66:MET:CE	2.17	0.74
54:CA:198:G:H2'	54:CA:199:G:H8	1.53	0.74
54:CA:942:G:H21	39:CL:124:GLN:NE2	1.86	0.74
37:CJ:38:LEU:HD12	37:CJ:41:ARG:HD2	1.70	0.74
47:CT:45:HIS:NE2	47:CT:47:PRO:HG3	2.03	0.74
55:DA:481:G:HO2'	55:DA:482:A:P	2.11	0.74
3:DD:25:THR:CG2	3:DD:81:ALA:HB1	2.11	0.74
4:DE:68:ALA:O	4:DE:69:LYS:HG3	1.88	0.74
57:DY:51:LEU:CD2	57:DY:82:PHE:H	2.00	0.74
57:DY:72:ASP:O	57:DY:112:LEU:CD2	2.36	0.74
58:DL:52:ILE:HG13	58:DL:76:TYR:HB3	1.66	0.74
20:DU:84:ARG:HH12	20:DU:97:ARG:CA	2.01	0.74
1:AA:1242:A:H5'	1:AA:1243:G:OP2	1.86	0.74
1:AA:1454:U:O2'	1:AA:1455:G:N7	2.21	0.74
1:AA:1753:G:H5'	15:AR:95:ARG:HG2	1.68	0.74
1:AA:2080:G:H4'	23:AZ:36:GLY:HA3	1.68	0.74
1:AA:2533:A:C2'	1:AA:2534:A:H5''	2.13	0.74
8:AK:139:GLN:O	8:AK:140:LEU:HB2	1.87	0.74
31:BA:1139:G:N2	31:BA:1143:G:H1	1.85	0.74
31:BA:1149:C:H2'	31:BA:1150:U:C6	2.22	0.74

*Continued on next page...*



*Continued from previous page...*

Atom-1	Atom-2	Interatomic distance (Å)	Clash overlap (Å)
31:BA:1205:U:H1'	33:BF:195:VAL:CG2	2.18	0.74
35:BH:69:VAL:HG12	35:BH:71:LEU:HD21	1.68	0.74
38:BK:51:VAL:HG11	38:BK:60:ARG:NH1	2.03	0.74
39:BL:97:LYS:HB3	39:BL:98:PRO:HD3	1.69	0.74
53:B1:33:G:H2'	53:B1:34:G:H8	1.50	0.74
54:CA:1313:U:OP1	49:CV:6:LYS:CB	2.34	0.74
54:CA:1322:C:H2'	54:CA:1322:C:O2	1.85	0.74
54:CA:1535:C:C2'	54:CA:1536:C:H5'	2.18	0.74
40:CM:6:ILE:HA	40:CM:97:GLU:O	1.88	0.74
55:DA:880:G:OP1	55:DA:880:G:H4'	1.86	0.74
55:DA:2712:U:O2'	55:DA:2712(A):A:P	2.46	0.74
2:DB:48:A:H2'	2:DB:49:C:C6	2.22	0.74
4:DE:78:LEU:HD21	4:DE:79:ARG:HE	1.51	0.74
4:DE:103:ASP:OD1	4:DE:201:THR:HA	1.88	0.74
56:DI:17:VAL:CA	56:DI:20:LEU:HD12	2.17	0.74
56:DI:24:ILE:CA	56:DI:27:LEU:CD1	2.65	0.74
57:DY:27:VAL:HG21	57:DY:109:SER:O	1.87	0.74
9:DM:96:GLU:C	9:DM:98:VAL:N	2.40	0.74
16:D1:95:LEU:HD12	17:D2:11:GLN:HE21	1.53	0.74
20:DU:42:VAL:CG1	20:DU:65:ALA:HB3	2.17	0.74
21:DV:120:ILE:HG22	21:DV:121:HIS:CD2	2.22	0.74
21:DV:180:VAL:HG13	21:DV:181:GLU:N	2.03	0.74
1:AA:654(B):C:C2'	1:AA:654(C):G:O4'	2.36	0.74
1:AA:1053:C:C3'	1:AA:1054:A:H5''	2.17	0.74
1:AA:1761:C:H5''	1:AA:1762:A:OP2	1.87	0.74
1:AA:2503:A:O2'	1:AA:2505:G:OP2	2.06	0.74
3:AD:110:GLY:O	3:AD:112:GLN:HG3	1.87	0.74
4:AE:22:PRO:O	4:AE:23:VAL:HG13	1.86	0.74
16:A1:49:HIS:HA	16:A1:52:ARG:HB2	1.69	0.74
20:AU:95:LYS:HB3	20:AU:100:ALA:HA	1.68	0.74
26:A4:50:VAL:HG13	26:A4:52:THR:HG23	1.69	0.74
31:BA:1160:G:N1	31:BA:1177:G:N2	2.36	0.74
40:BM:4:ILE:CD1	40:BM:82:ILE:HD11	2.18	0.74
50:BW:51:GLU:HA	50:BW:54:LYS:HB3	1.68	0.74
54:CA:235:C:H5'	47:CT:70:ARG:HG2	1.70	0.74
54:CA:406:G:H5''	34:CG:5:ILE:HD13	1.70	0.74
54:CA:792:A:C4	54:CA:794:A:N6	2.55	0.74
38:CK:91:ARG:HH11	38:CK:91:ARG:HG2	1.53	0.74
43:CP:7:VAL:HB	6:DG:115:ARG:HH22	1.52	0.74
43:CP:74:VAL:HA	43:CP:77:ASN:HD22	1.53	0.74
49:CV:5:LEU:HD22	49:CV:10:PHE:CE1	2.22	0.74

*Continued on next page...*

*Continued from previous page...*

Atom-1	Atom-2	Interatomic distance (Å)	Clash overlap (Å)
55:DA:479:A:O2'	55:DA:481:G:H5'	1.87	0.74
55:DA:1050:A:C8	55:DA:2751:G:H2'	2.23	0.74
7:DH:30:LYS:HD2	7:DH:81:GLU:H	1.52	0.74
27:D5:56:LYS:H	27:D5:56:LYS:CD	2.00	0.74
1:AA:639:U:H2'	1:AA:640:C:C6	2.23	0.74
1:AA:651:G:H5''	30:A8:18:ALA:HB3	1.69	0.74
3:AD:224:ALA:HB2	3:AD:233:HIS:HB3	1.68	0.74
4:AE:10:GLY:HA3	15:AR:8:LYS:HE2	1.68	0.74
13:A0:86:ARG:NH2	13:A0:118:GLU:HG2	2.02	0.74
21:AV:116:VAL:HG12	21:AV:117:LEU:N	2.03	0.74
26:A4:35:VAL:C	26:A4:37:SER:H	1.90	0.74
31:BA:210:U:O2	31:BA:210:U:H2'	1.87	0.74
31:BA:274:A:O2'	31:BA:275:G:H8	1.71	0.74
31:BA:481:G:H5''	31:BA:482:A:OP1	1.88	0.74
31:BA:1374:A:O2'	37:BJ:28:ASN:HB3	1.88	0.74
34:BG:24:GLU:H	34:BG:27:TYR:HB2	1.53	0.74
53:B1:37:G:H2'	53:B1:38:U:O4'	1.87	0.74
54:CA:107:G:H2'	54:CA:108:G:H5'	1.70	0.74
55:DA:1534:G:O6	55:DA:1538:G:N2	2.21	0.74
55:DA:2211:G:O2'	55:DA:2212:A:OP2	2.04	0.74
55:DA:2287:A:C2	55:DA:2346:A:N1	2.55	0.74
55:DA:2420:C:P	30:D8:34:TRP:H	2.11	0.74
55:DA:2854:G:H2'	55:DA:2855:C:C6	2.23	0.74
55:DA:2887:U:H2'	55:DA:2888:C:H6	1.51	0.74
8:DK:64:GLU:HG3	8:DK:67:ARG:CZ	2.18	0.74
10:DN:113:LYS:HG2	10:DN:117:LEU:HD11	1.68	0.74
14:DQ:5:THR:OG1	14:DQ:7:TYR:HB3	1.88	0.74
23:DZ:83:GLU:OE1	23:DZ:85:LEU:HD23	1.87	0.74
1:AA:608:A:C5	1:AA:621:A:N6	2.55	0.74
1:AA:644:A:H4'	1:AA:645:C:C5	2.23	0.74
1:AA:832:G:H5''	11:AO:45:LEU:HD11	1.68	0.74
1:AA:879:G:H1	1:AA:898:C:N4	1.84	0.74
1:AA:1175:U:C2'	1:AA:1176:G:H4'	2.18	0.74
5:AF:175:THR:O	5:AF:176:LEU:HB2	1.86	0.74
7:AH:153:LYS:CB	7:AH:161:GLY:HA2	2.18	0.74
31:BA:1020:U:C2'	31:BA:1021:G:H5''	2.18	0.74
52:BC:23:A:H2'	52:BC:24:G:C8	2.23	0.74
54:CA:537:G:H5''	42:CO:113:ARG:HH12	1.53	0.74
36:CI:62:TRP:C	36:CI:63:TYR:HD2	1.91	0.74
39:CL:6:GLY:HA3	39:CL:84:ALA:HB2	1.69	0.74
55:DA:1497:U:H5'	55:DA:1498:C:OP2	1.88	0.74

*Continued on next page...*

*Continued from previous page...*

Atom-1	Atom-2	Interatomic distance (Å)	Clash overlap (Å)
55:DA:2308:G:N1	55:DA:2311:A:C2	2.56	0.74
57:DY:43:ALA:N	57:DY:47:ASN:ND2	2.35	0.74
57:DY:138:LEU:C	57:DY:140:GLY:H	1.92	0.74
58:DL:95:LYS:CD	58:DL:136:VAL:HG21	2.18	0.74
20:DU:76:CYS:HB3	20:DU:96:ILE:HD13	1.68	0.74
21:DV:51:ALA:HA	21:DV:55:HIS:HD2	1.51	0.74
21:DV:60:GLU:HA	21:DV:66:SER:HA	1.70	0.74
21:DV:196:VAL:O	21:DV:196:VAL:HG13	1.86	0.74
1:AA:2496:C:OP1	12:AP:81:VAL:HG13	1.86	0.73
12:AP:7:MET:HB2	12:AP:10:ARG:NE	2.02	0.73
15:AR:3:ARG:HG2	15:AR:6:LEU:HB2	1.69	0.73
17:A2:61:VAL:HG13	17:A2:62:LEU:H	1.53	0.73
33:BF:36:ASP:HA	33:BF:39:ILE:HD12	1.70	0.73
43:BP:8:GLU:OE1	43:BP:22:ILE:HA	1.88	0.73
54:CA:33:A:H2'	54:CA:34:C:C6	2.23	0.73
33:CF:130:VAL:O	33:CF:134:ILE:HG12	1.88	0.73
44:CQ:60:SER:O	44:CQ:61:TRP:HB3	1.86	0.73
55:DA:2015:A:C1'	27:D5:2:ALA:HA	2.17	0.73
5:DF:20:LEU:HD12	5:DF:21:ALA:H	1.52	0.73
56:DI:21:LYS:N	56:DI:24:ILE:HD12	2.03	0.73
57:DY:26:LEU:N	57:DY:82:PHE:HZ	1.82	0.73
57:DY:26:LEU:O	57:DY:111:LEU:HD13	1.87	0.73
58:DL:110:GLN:C	58:DL:111:LYS:HE2	2.07	0.73
21:DV:187:ALA:O	21:DV:188:ALA:CB	2.36	0.73
1:AA:273(E):U:O2'	1:AA:273(F):C:H5'	1.88	0.73
1:AA:674:G:C1'	5:AF:74:ARG:HD3	2.17	0.73
1:AA:811:U:H2'	11:AO:21:ARG:HG3	1.69	0.73
1:AA:1019:U:N3	1:AA:1142(A):A:N6	2.36	0.73
1:AA:2287:A:N6	1:AA:2344:U:N3	2.36	0.73
1:AA:2378:A:H4'	14:AQ:23:ARG:NH1	2.02	0.73
31:BA:977:A:C2'	31:BA:978:A:H5'	2.18	0.73
34:BG:19:LEU:HD12	34:BG:21:LEU:HD23	1.69	0.73
54:CA:262:A:H5'	50:CW:74:LYS:HG3	1.70	0.73
33:CF:21:ARG:N	33:CF:21:ARG:HD3	2.03	0.73
55:DA:2115:G:H2'	55:DA:2116:G:C8	2.23	0.73
4:DE:7:VAL:HG21	15:DR:1:MET:HE1	1.70	0.73
4:DE:117:MET:O	4:DE:117:MET:HG2	1.87	0.73
7:DH:152:ARG:O	7:DH:153:LYS:CB	2.36	0.73
56:DI:24:ILE:N	56:DI:27:LEU:CD1	2.51	0.73
58:DL:18:THR:HB	58:DL:19:PRO:HD2	1.68	0.73
58:DL:52:ILE:HG13	58:DL:76:TYR:HB2	1.69	0.73

*Continued on next page...*

*Continued from previous page...*

Atom-1	Atom-2	Interatomic distance (Å)	Clash overlap (Å)
11:DO:36:LYS:HB2	11:DO:40:SER:HB3	1.69	0.73
15:DR:96:ARG:NH1	15:DR:96:ARG:HB2	2.03	0.73
23:DZ:23:LYS:HE3	23:DZ:29:GLY:CA	2.18	0.73
1:AA:2128:C:H2'	1:AA:2129:C:C6	2.23	0.73
1:AA:2394:C:P	11:AO:63:PRO:HD2	2.28	0.73
21:AV:144:LEU:C	21:AV:146:ILE:N	2.37	0.73
31:BA:794:A:C2	31:BA:795:C:C4	2.76	0.73
31:BA:1453:G:H3'	50:BW:39:LYS:HZ2	1.54	0.73
42:BO:32:PHE:HB3	42:BO:84:LEU:HD21	1.69	0.73
43:BP:17:VAL:O	43:BP:18:ALA:C	2.26	0.73
46:BS:5:ARG:HH21	46:BS:24:ALA:HA	1.53	0.73
54:CA:562:C:HO2'	42:CO:15:ARG:HB3	1.52	0.73
54:CA:828:A:H2'	54:CA:829:G:O4'	1.89	0.73
54:CA:960:U:H2'	54:CA:960:U:O2	1.86	0.73
42:CO:71:PRO:HG3	42:CO:99:HIS:HD2	1.52	0.73
52:CD:41:C:C3'	52:CD:42:C:H5''	2.19	0.73
55:DA:1055:G:H2'	55:DA:1056:G:H5'	1.69	0.73
55:DA:1058:U:H5'	58:DL:4:VAL:HB	1.71	0.73
55:DA:1058:U:P	58:DL:5:VAL:HG22	2.28	0.73
55:DA:2849:U:H2'	55:DA:2866:U:O2	1.88	0.73
8:DK:60:GLU:HG3	8:DK:61:ARG:HH22	1.53	0.73
8:DK:72:LEU:HD13	8:DK:107:VAL:HG11	1.69	0.73
57:DY:10:LEU:HA	57:DY:13:LEU:HD12	1.70	0.73
58:DL:106:GLU:HG2	58:DL:109:LYS:CB	2.18	0.73
56:DJ:17:VAL:O	56:DJ:18:LEU:HB2	1.87	0.73
12:DP:88:GLY:C	12:DP:90:VAL:H	1.90	0.73
21:DV:116:VAL:CG1	21:DV:118:GLN:OE1	2.36	0.73
21:DV:186:GLU:O	21:DV:186:GLU:CG	2.36	0.73
1:AA:1503:U:H2'	1:AA:1504:C:C6	2.23	0.73
1:AA:2331:G:H4'	22:A3:43:THR:H	1.53	0.73
1:AA:2537:U:H2'	1:AA:2538:C:C6	2.24	0.73
5:AF:9:ILE:HA	5:AF:15:SER:O	1.89	0.73
7:AH:98:LEU:HD13	7:AH:125:VAL:HG21	1.69	0.73
7:AH:102:ALA:HB1	7:AH:115:VAL:O	1.87	0.73
8:AK:123:LEU:HD22	8:AK:143:SER:HB2	1.71	0.73
33:BF:119:ARG:NH2	33:BF:137:ALA:HA	2.04	0.73
54:CA:1060:C:C4	33:CF:2:GLY:HA3	2.22	0.73
47:CT:21:VAL:HG11	47:CT:59:ILE:HD11	1.68	0.73
51:CX:6:ARG:HE	51:CX:15:ARG:CZ	2.01	0.73
52:CD:8:U:C2'	52:CD:13:C:H41	2.00	0.73
55:DA:74:A:H4'	55:DA:75:G:O5'	1.86	0.73

*Continued on next page...*

*Continued from previous page...*

Atom-1	Atom-2	Interatomic distance (Å)	Clash overlap (Å)
55:DA:387:U:H4'	55:DA:388:G:O5'	1.86	0.73
55:DA:404:C:O2'	55:DA:405:U:OP2	2.06	0.73
55:DA:607:U:OP1	5:DF:102:PRO:HA	1.87	0.73
55:DA:1709:U:H2'	55:DA:1710:C:C6	2.22	0.73
55:DA:1718:G:H2'	55:DA:1725:G:H5''	1.71	0.73
3:DD:227:ASN:HB3	3:DD:228:PRO:HD2	1.69	0.73
56:DJ:5:ILE:HG22	56:DJ:9:LYS:CG	2.17	0.73
21:DV:193:GLU:N	21:DV:194:PRO:CD	2.51	0.73
24:DW:16:LEU:O	24:DW:16:LEU:CG	2.34	0.73
2:AB:34:U:H5''	2:AB:35:U:OP1	1.89	0.73
3:AD:106:ILE:HD11	3:AD:196:VAL:HG13	1.69	0.73
4:AE:14:ILE:HG13	15:AR:14:TYR:CZ	2.23	0.73
5:AF:53:THR:HG22	5:AF:56:GLU:CD	2.08	0.73
7:AH:24:VAL:HG21	7:AH:72:ILE:HG23	1.71	0.73
14:AQ:27:SER:HA	14:AQ:88:ASP:HB3	1.70	0.73
31:BA:1347:G:H3'	39:BL:108:VAL:O	1.87	0.73
33:BF:79:ARG:HE	33:BF:79:ARG:N	1.86	0.73
54:CA:1160:G:H1	54:CA:1177:G:H21	1.36	0.73
54:CA:1422:G:H5''	10:DN:48:PRO:HB3	1.71	0.73
54:CA:1434:A:H2'	54:CA:1435:G:O4'	1.89	0.73
32:CE:18:GLY:H	32:CE:42:ILE:CG2	2.00	0.73
33:CF:50:ALA:HB1	33:CF:70:VAL:HG11	1.70	0.73
55:DA:608:A:N9	55:DA:621:A:N6	2.36	0.73
55:DA:2732:G:H3'	55:DA:2733:A:H5'	1.71	0.73
57:DY:122:VAL:CA	57:DY:126:ALA:HB3	2.18	0.73
58:DL:53:VAL:HA	58:DL:72:PRO:O	1.88	0.73
56:DJ:1:MET:CG	56:DJ:2:ALA:H	1.97	0.73
11:DO:115:LEU:HA	11:DO:134:ALA:HB2	1.71	0.73
11:DO:120:ALA:HB1	11:DO:138:LEU:HA	1.70	0.73
12:DP:43:THR:OG1	12:DP:46:GLN:HG3	1.89	0.73
18:DS:4:LYS:HB3	18:DS:106:ILE:HG22	1.69	0.73
21:DV:178:GLU:HG3	21:DV:180:VAL:N	2.04	0.73
21:DV:187:ALA:CB	21:DV:193:GLU:CG	2.65	0.73
1:AA:181:A:H5''	29:A7:36:GLN:OE1	1.89	0.73
1:AA:654(I):C:O2'	1:AA:654(J):A:O5'	2.07	0.73
1:AA:813:U:H2'	1:AA:814:C:C6	2.22	0.73
1:AA:879:G:N2	1:AA:898:C:N3	2.35	0.73
1:AA:1502:C:H5'	1:AA:1503:U:OP2	1.88	0.73
1:AA:1924:C:C4	1:AA:1925:C:H5	2.02	0.73
5:AF:79:GLY:HA2	5:AF:86:GLY:HA2	1.70	0.73
6:AG:34:LEU:HB2	6:AG:172:LEU:HD21	1.70	0.73

*Continued on next page...*

*Continued from previous page...*

Atom-1	Atom-2	Interatomic distance (Å)	Clash overlap (Å)
17:A2:79:VAL:O	17:A2:80:GLN:CD	2.27	0.73
20:AU:94:LYS:HD2	20:AU:101:LYS:NZ	2.04	0.73
21:AV:95:PRO:O	21:AV:96:VAL:HB	1.88	0.73
31:BA:1006:C:H2'	31:BA:1007:C:H6	1.52	0.73
42:BO:75:HIS:HD2	42:BO:77:LEU:HB2	1.54	0.73
44:BQ:29:ARG:HG2	44:BQ:40:CYS:CB	2.17	0.73
45:BR:43:LEU:HD11	45:BR:53:HIS:HA	1.70	0.73
49:BV:29:ARG:HG3	49:BV:48:THR:OG1	1.89	0.73
54:CA:254:G:OP1	47:CT:67:LYS:O	2.06	0.73
54:CA:802:A:H2'	54:CA:803:G:O4'	1.88	0.73
46:CS:43:LYS:HG2	46:CS:48:TRP:CE3	2.23	0.73
49:CV:83:HIS:HD2	49:CV:84:GLY:N	1.85	0.73
55:DA:414:C:H1'	55:DA:1864:U:O2'	1.87	0.73
55:DA:654(B):C:C2'	55:DA:654(C):G:O4'	2.36	0.73
55:DA:888:C:O2'	55:DA:889:C:H5'	1.89	0.73
55:DA:1019:U:HO2'	55:DA:1021:A:H2	0.77	0.73
4:DE:131:ALA:HB1	4:DE:135:HIS:HE1	1.52	0.73
7:DH:9:ILE:HG22	7:DH:51:ARG:HG2	1.69	0.73
56:DI:11:GLU:HA	56:DI:14:GLN:OE1	1.88	0.73
57:DY:49:ALA:N	57:DY:84:GLU:CB	2.51	0.73
57:DY:49:ALA:CA	57:DY:84:GLU:O	2.36	0.73
58:DL:18:THR:CG2	58:DL:38:VAL:HG11	2.18	0.73
9:DM:7:LYS:N	9:DM:7:LYS:HZ2	1.87	0.73
11:DO:15:ARG:O	11:DO:16:ARG:C	2.23	0.73
11:DO:71:VAL:HG13	11:DO:72:PRO:HD3	1.69	0.73
12:DP:60:ARG:HG3	21:DV:181:GLU:CD	2.08	0.73
30:D8:35:GLN:HA	30:D8:35:GLN:NE2	2.04	0.73
1:AA:865:C:H4'	1:AA:866:A:OP1	1.88	0.73
1:AA:1534:G:N2	1:AA:1538:G:O6	2.21	0.73
1:AA:2245:U:H5'	1:AA:2246:G:H5'	1.69	0.73
1:AA:2322:A:H3'	1:AA:2323:G:H8	1.53	0.73
17:A2:48:GLY:CA	17:A2:52:VAL:HG22	2.18	0.73
31:BA:32:A:H2'	31:BA:33:A:C8	2.23	0.73
31:BA:1248:A:H2'	39:BL:70:LYS:HZ1	1.54	0.73
41:BN:67:ASP:OD1	41:BN:71:LYS:HE3	1.87	0.73
54:CA:376:G:O2'	54:CA:377:G:H5'	1.89	0.73
54:CA:690:G:N2	41:CN:55:LYS:HZ1	1.86	0.73
54:CA:1205:U:H5'	33:CF:190:ARG:HH21	1.53	0.73
34:CG:11:LEU:C	34:CG:13:ARG:N	2.39	0.73
52:CD:7:A:H5'	52:CD:8:U:OP2	1.89	0.73
55:DA:1079:C:H1'	58:DL:129:GLY:CA	2.18	0.73

*Continued on next page...*

*Continued from previous page...*

Atom-1	Atom-2	Interatomic distance (Å)	Clash overlap (Å)
3:DD:60:ARG:HD3	3:DD:87:ASN:OD1	1.89	0.73
7:DH:98:LEU:HD13	7:DH:125:VAL:HG21	1.70	0.73
56:DI:7:ARG:NE	56:DI:8:ILE:CG1	2.46	0.73
8:DK:124:GLY:O	8:DK:142:VAL:HG22	1.88	0.73
57:DY:11:ALA:HB1	57:DY:52:PHE:CE1	2.24	0.73
57:DY:23:SER:HB2	57:DY:68:LEU:O	1.88	0.73
58:DL:112:MET:HE3	58:DL:118:THR:O	1.87	0.73
21:DV:120:ILE:HB	21:DV:171:ILE:H	1.52	0.73
1:AA:1138:G:H21	9:AM:106:MET:CE	2.02	0.73
1:AA:1653:G:O2'	1:AA:1654:A:OP2	2.04	0.73
1:AA:2183:C:H2'	1:AA:2184:G:H8	1.53	0.73
1:AA:2314:C:O2'	1:AA:2315:G:H5'	1.89	0.73
3:AD:62:TYR:HA	3:AD:87:ASN:ND2	2.04	0.73
4:AE:103:ASP:OD1	4:AE:201:THR:HG23	1.88	0.73
25:AX:4:LEU:HD21	25:AX:56:VAL:HG13	1.70	0.73
31:BA:186:C:H1'	50:BW:81:LYS:NZ	2.03	0.73
31:BA:1333:A:H2'	31:BA:1334:G:O4'	1.88	0.73
33:BF:25:GLY:C	33:BF:27:LYS:H	1.92	0.73
43:BP:23:TYR:HE1	43:BP:71:ARG:HD3	1.54	0.73
47:BT:78:GLU:OE1	47:BT:81:ARG:HD2	1.89	0.73
49:BV:9:VAL:HG12	49:BV:10:PHE:N	2.03	0.73
54:CA:129(A):G:O2'	54:CA:189:U:H3'	1.88	0.73
54:CA:1535:C:O2'	54:CA:1536:C:H5'	1.89	0.73
38:CK:112:LEU:HA	38:CK:134:ILE:HG12	1.71	0.73
39:CL:59:PHE:HZ	39:CL:88:TYR:HE1	1.36	0.73
43:CP:49:THR:HG22	43:CP:51:ALA:H	1.53	0.73
55:DA:593:G:O2'	30:D8:61:LEU:CD1	2.37	0.73
55:DA:893:C:H3'	55:DA:894:C:C5	2.23	0.73
55:DA:1934:C:H5'	55:DA:1934:C:C6	2.16	0.73
57:DY:8:GLU:O	57:DY:9:LEU:O	2.04	0.73
56:DJ:6:GLU:O	56:DJ:10:GLU:HG2	1.89	0.73
13:D0:86:ARG:HE	13:D0:118:GLU:HG2	1.53	0.73
1:AA:448:U:O4	1:AA:583:G:H1'	1.88	0.73
1:AA:1331:A:H2'	1:AA:1333:C:H5	1.54	0.73
1:AA:2173:A:H5''	1:AA:2174:C:C5	2.24	0.73
1:AA:2318:G:H22	14:AQ:2:ALA:N	1.85	0.73
1:AA:2422:A:H4'	1:AA:2423:U:OP1	1.88	0.73
6:AG:56:ALA:HB2	6:AG:153:ARG:HE	1.52	0.73
6:AG:125:PHE:HB3	6:AG:166:ASP:HB2	1.71	0.73
7:AH:103:LEU:HD23	7:AH:115:VAL:O	1.88	0.73
11:AO:52:GLU:HG2	11:AO:55:ARG:O	1.87	0.73

*Continued on next page...*

*Continued from previous page...*

Atom-1	Atom-2	Interatomic distance (Å)	Clash overlap (Å)
21:AV:140:ASP:O	21:AV:141:VAL:CB	2.37	0.73
21:AV:148:ASP:O	21:AV:149:SER:CB	2.36	0.73
27:A5:40:LYS:NZ	27:A5:45:VAL:HA	2.04	0.73
33:BF:95:THR:HG22	33:BF:97:LYS:HG2	1.71	0.73
54:CA:232:G:H2'	54:CA:233:C:C6	2.24	0.73
54:CA:566:G:H4'	54:CA:567:G:OP1	1.88	0.73
54:CA:1241:G:H2'	54:CA:1242:C:C6	2.24	0.73
54:CA:1305:G:H5'	51:CX:4:GLY:HA3	1.71	0.73
33:CF:181:ASN:HD21	33:CF:204:LEU:HD12	1.52	0.73
40:CM:6:ILE:HD11	40:CM:72:VAL:HB	1.69	0.73
44:CQ:47:LEU:HA	44:CQ:50:LYS:HG3	1.71	0.73
52:CC:18:G:O6	52:CC:55:U:H1'	1.88	0.73
55:DA:303:U:H2'	55:DA:304:G:H8	1.54	0.73
55:DA:548:A:H2'	55:DA:549:G:H5'	1.71	0.73
55:DA:1077:A:C4'	58:DL:93:ARG:NH2	2.51	0.73
55:DA:2562:U:H1'	10:DN:23:ARG:HH11	1.52	0.73
2:DB:50:G:OP1	14:DQ:63:THR:HG23	1.88	0.73
2:DB:74:U:H2'	2:DB:75:G:C5'	2.17	0.73
56:DI:30:ALA:HA	56:DJ:3:LEU:CG	2.19	0.73
57:DY:98:LYS:HG2	57:DY:102:LYS:HA	1.69	0.73
58:DL:95:LYS:HG2	58:DL:136:VAL:HG11	1.70	0.73
58:DL:101:TRP:N	58:DL:101:TRP:CD1	2.57	0.73
58:DL:111:LYS:N	58:DL:111:LYS:HD2	2.03	0.73
11:DO:126:VAL:HA	11:DO:145:PRO:HB2	1.70	0.73
21:DV:69:THR:HG22	21:DV:90:VAL:HA	1.70	0.73
21:DV:150:LEU:CD2	21:DV:154:ASP:CG	2.57	0.73
1:AA:404:C:H1'	1:AA:406:G:C8	2.24	0.73
1:AA:2751:G:C6	7:AH:2:SER:HB3	2.24	0.73
17:A2:58:VAL:HG21	17:A2:100:ARG:HH21	1.53	0.73
20:AU:69:ALA:O	20:AU:72:VAL:HG22	1.88	0.73
26:A4:34:GLU:HB3	43:BP:57:ARG:NH1	2.03	0.73
28:A6:22:ALA:HB3	28:A6:42:TRP:CZ2	2.22	0.73
45:BR:17:ARG:HH11	45:BR:17:ARG:HG3	1.54	0.73
48:BU:65:ILE:HD12	48:BU:66:LEU:N	2.04	0.73
32:CE:134:GLU:O	32:CE:138:LEU:HG	1.88	0.73
34:CG:119:GLN:HG3	34:CG:123:HIS:CD2	2.23	0.73
52:CD:23:A:H2'	52:CD:24:G:H8	1.52	0.73
53:C1:57:U:H3'	53:C1:57:U:O2	1.88	0.73
55:DA:1204:A:C2	55:DA:1241:A:N1	2.56	0.73
55:DA:2134:A:N6	55:DA:2157:G:H1'	2.04	0.73
4:DE:53:PRO:HG2	4:DE:54:GLN:H	1.52	0.73

*Continued on next page...*



*Continued from previous page...*

Atom-1	Atom-2	Interatomic distance (Å)	Clash overlap (Å)
7:DH:154:PRO:HD3	7:DH:161:GLY:HA3	1.71	0.73
56:DI:24:ILE:HD13	56:DI:25:ASP:N	2.03	0.73
57:DY:46:GLN:O	57:DY:47:ASN:CB	2.36	0.73
9:DM:134:ARG:N	9:DM:135:PRO:HD3	2.01	0.73
11:DO:83:VAL:CG1	11:DO:112:LEU:HD21	2.19	0.73
14:DQ:10:ARG:O	14:DQ:12:PHE:N	2.22	0.73
1:AA:483:A:H5''	20:AU:49:VAL:HG13	1.70	0.72
5:AF:89:VAL:HG12	5:AF:90:PHE:N	2.03	0.72
20:AU:13:VAL:HG23	20:AU:73:ARG:C	2.10	0.72
28:A6:34:LEU:HD23	28:A6:34:LEU:H	1.52	0.72
31:BA:664:G:H22	31:BA:741:G:H1	1.37	0.72
31:BA:807:A:H2'	31:BA:808:C:C6	2.23	0.72
37:BJ:22:LEU:HG	37:BJ:62:PHE:HE2	1.54	0.72
39:BL:40:LEU:HB2	39:BL:43:ALA:HB2	1.71	0.72
47:BT:9:VAL:HG22	47:BT:56:VAL:HG22	1.70	0.72
54:CA:99:C:H2'	54:CA:101:A:C8	2.24	0.72
54:CA:487:A:H2'	54:CA:488:C:O4'	1.89	0.72
54:CA:1036:G:H3'	54:CA:1037:C:C6	2.24	0.72
37:CJ:73:MET:HG2	37:CJ:90:GLU:HA	1.70	0.72
55:DA:229:A:O2'	55:DA:230:U:P	2.46	0.72
55:DA:2133:G:H2'	55:DA:2157:G:N2	2.03	0.72
6:DG:142:PRO:HB2	26:D4:31:ILE:HG21	1.71	0.72
57:DY:89:ALA:HA	57:DY:125:LEU:O	1.89	0.72
57:DY:116:ILE:HG13	57:DY:117:LEU:HD22	1.71	0.72
9:DM:15:LEU:HD13	9:DM:16:ILE:N	2.04	0.72
14:DQ:59:LYS:HG2	14:DQ:60:GLY:N	1.99	0.72
1:AA:2111:C:H41	1:AA:2147:G:H21	1.37	0.72
5:AF:4:VAL:HA	5:AF:19:GLU:HB2	1.69	0.72
21:AV:145:GLU:HA	21:AV:145:GLU:OE1	1.89	0.72
21:AV:148:ASP:OD2	21:AV:174:VAL:O	2.07	0.72
24:AW:65:ASN:HD22	24:AW:69:ARG:NH2	1.86	0.72
26:A4:39:CYS:O	26:A4:40:HIS:HB2	1.89	0.72
46:BS:14:ASN:N	46:BS:15:PRO:HD3	2.03	0.72
54:CA:57:G:H2'	54:CA:58:C:H6	1.53	0.72
2:DB:43:C:P	6:DG:67:LYS:HE3	2.29	0.72
7:DH:127:GLU:OE1	7:DH:128:PRO:HD2	1.89	0.72
56:DI:24:ILE:CD1	56:DI:25:ASP:N	2.52	0.72
8:DK:60:GLU:HG3	8:DK:61:ARG:NH2	2.04	0.72
57:DY:32:LEU:HB3	57:DY:33:PRO:HD3	1.70	0.72
58:DL:72:PRO:N	58:DL:73:PRO:CD	2.51	0.72
11:DO:144:GLU:N	11:DO:145:PRO:HD3	2.04	0.72

*Continued on next page...*

*Continued from previous page...*

Atom-1	Atom-2	Interatomic distance (Å)	Clash overlap (Å)
17:D2:49:THR:CB	17:D2:50:PRO:HD2	2.19	0.72
26:D4:68:ARG:NH1	26:D4:68:ARG:HB3	2.04	0.72
1:AA:226:G:H1'	1:AA:228:A:H61	1.53	0.72
1:AA:583:G:H5''	16:A1:10:ARG:NH1	2.04	0.72
1:AA:654(C):G:H3'	1:AA:654(D):G:C8	2.25	0.72
1:AA:1098:A:H3'	1:AA:1099:G:C5'	2.19	0.72
2:AB:46:A:H2'	2:AB:47:C:C6	2.23	0.72
4:AE:31:CYS:SG	4:AE:51:PHE:HB2	2.29	0.72
8:AK:78:THR:HG21	8:AK:104:GLN:HE22	1.54	0.72
26:A4:56:VAL:HG12	26:A4:57:GLU:HG3	1.70	0.72
31:BA:8:A:H1'	35:BH:102:ALA:CA	2.18	0.72
42:BO:27:LEU:HD11	42:BO:60:LEU:HB3	1.70	0.72
48:BU:22:VAL:HG12	48:BU:55:ARG:O	1.88	0.72
49:BV:5:LEU:HD22	49:BV:6:LYS:N	2.04	0.72
34:CG:190:ASP:HB3	34:CG:193:ASP:OD1	1.89	0.72
55:DA:445:C:H2'	55:DA:446:G:O4'	1.89	0.72
55:DA:627:A:O2'	55:DA:628:G:C8	2.42	0.72
55:DA:871:U:H2'	55:DA:871:U:O2	1.89	0.72
55:DA:1416:G:HO2'	55:DA:1417:C:H6	1.34	0.72
3:DD:35:LYS:HE3	3:DD:65:ILE:N	2.03	0.72
6:DG:180:PHE:C	6:DG:182:LYS:H	1.90	0.72
56:DI:1:MET:SD	56:DI:5:ILE:HG21	2.30	0.72
8:DK:94:ALA:HA	8:DK:97:ILE:HG12	1.70	0.72
57:DY:51:LEU:CD1	57:DY:82:PHE:CA	2.67	0.72
58:DL:12:LEU:CB	58:DL:13:PRO:HA	2.14	0.72
58:DL:111:LYS:C	58:DL:113:PRO:HD2	2.09	0.72
17:D2:52:VAL:CG2	17:D2:55:ALA:HB3	2.20	0.72
21:DV:187:ALA:O	21:DV:188:ALA:HB2	1.87	0.72
28:D6:13:CYS:O	28:D6:21:TYR:HA	1.89	0.72
1:AA:895:U:H4'	1:AA:896:A:H8	1.54	0.72
1:AA:1053:C:H3'	1:AA:1054:A:H5''	1.72	0.72
4:AE:47:VAL:HG12	4:AE:48:GLN:H	1.55	0.72
21:AV:6:LYS:HD3	21:AV:8:TYR:OH	1.89	0.72
21:AV:118:GLN:HA	21:AV:118:GLN:NE2	2.04	0.72
21:AV:150:LEU:HB3	21:AV:172:ALA:HB3	1.72	0.72
40:BM:22:LYS:HE2	40:BM:90:LEU:HD13	1.70	0.72
49:BV:41:VAL:HG23	49:BV:44:MET:HE3	1.71	0.72
54:CA:376:G:H5''	46:CS:5:ARG:HD2	1.70	0.72
54:CA:1399:C:C4'	54:CA:1400:C:O5'	2.35	0.72
32:CE:172:ILE:H	32:CE:172:ILE:HD12	1.53	0.72
33:CF:84:ILE:O	33:CF:88:ARG:HG3	1.89	0.72

*Continued on next page...*

*Continued from previous page...*

Atom-1	Atom-2	Interatomic distance (Å)	Clash overlap (Å)
37:CJ:113:GLU:CB	37:CJ:119:ARG:HG2	2.19	0.72
43:CP:3:ARG:NH1	43:CP:7:VAL:HG22	2.04	0.72
55:DA:879:G:O6	55:DA:898:C:N4	2.21	0.72
55:DA:1510:A:H2	55:DA:1513:C:H42	1.37	0.72
55:DA:1510:A:O2'	55:DA:1511:A:H5'	1.88	0.72
55:DA:1887:C:H3'	55:DA:1888:G:H5''	1.71	0.72
56:DI:9:LYS:C	56:DI:11:GLU:N	2.42	0.72
56:DJ:13:SER:HB3	56:DJ:17:VAL:HG13	1.67	0.72
21:DV:151:HIS:CD2	21:DV:169:GLU:O	2.42	0.72
27:D5:4:HIS:HB3	27:D5:5:PRO:HD3	1.70	0.72
28:D6:28:ARG:HH11	28:D6:28:ARG:HB3	1.54	0.72
1:AA:776:G:H4'	1:AA:777:A:O5'	1.89	0.72
1:AA:1429:G:H2'	1:AA:1430:C:C6	2.25	0.72
1:AA:1750:G:O2'	1:AA:1751:C:H5'	1.88	0.72
5:AF:178:PRO:HG2	5:AF:179:GLU:OE1	1.90	0.72
11:AO:63:PRO:HB3	30:A8:13:ARG:HG2	1.71	0.72
23:AZ:91:LYS:HG3	23:AZ:92:LYS:H	1.54	0.72
31:BA:407:G:O2'	34:BG:116:GLN:HG3	1.89	0.72
31:BA:1443:G:H3'	31:BA:1446:A:C5'	2.19	0.72
33:BF:47:LEU:HD23	33:BF:52:LEU:HD13	1.70	0.72
52:BD:41:C:C3'	52:BD:42:C:H5''	2.19	0.72
52:BC:7:A:H4'	52:BC:8:U:OP2	1.88	0.72
54:CA:1025:U:HO2'	54:CA:1026:G:H8	1.37	0.72
47:CT:55:ASP:HA	47:CT:79:SER:HA	1.71	0.72
50:CW:50:GLU:HA	50:CW:100:ILE:HG21	1.70	0.72
52:CC:44:G:H3'	52:CC:45:U:H6	1.51	0.72
55:DA:654(S):G:H2'	55:DA:654(T):A:C8	2.25	0.72
55:DA:701:G:H2'	55:DA:702:G:H5''	1.70	0.72
55:DA:1012:U:H5	9:DM:28:THR:HG21	1.55	0.72
55:DA:1718:G:C2'	55:DA:1725:G:H5''	2.19	0.72
55:DA:1963:U:O2	55:DA:1963:U:H2'	1.87	0.72
8:DK:92:VAL:HG13	8:DK:120:ILE:CG2	2.17	0.72
57:DY:135:ARG:NH1	57:DY:138:LEU:HG	2.00	0.72
56:DJ:14:GLN:HA	56:DJ:16:THR:N	2.04	0.72
9:DM:22:THR:HG22	9:DM:23:LEU:N	2.03	0.72
12:DP:109:VAL:HG13	12:DP:113:GLN:HB3	1.70	0.72
17:D2:95:LEU:HD13	17:D2:97:LYS:HE3	1.69	0.72
1:AA:247:G:H4'	1:AA:386:G:C5	2.24	0.72
1:AA:886:C:H4'	1:AA:886:C:OP1	1.89	0.72
1:AA:1926:U:H2'	1:AA:1928:A:OP2	1.89	0.72
1:AA:2129:C:H2'	1:AA:2130:U:H5'	1.70	0.72

*Continued on next page...*

*Continued from previous page...*

Atom-1	Atom-2	Interatomic distance (Å)	Clash overlap (Å)
1:AA:2311:A:C8	6:AG:82:LEU:HD11	2.24	0.72
1:AA:2693:A:H2'	1:AA:2694:G:H8	1.54	0.72
13:A0:37:THR:CG2	13:A0:39:PRO:HD2	2.19	0.72
18:AS:80:PRO:O	18:AS:100:THR:HG22	1.88	0.72
21:AV:115:GLY:N	21:AV:177:PRO:CB	2.52	0.72
31:BA:765:G:H1	31:BA:812:C:H2'	1.55	0.72
50:BW:8:ARG:HG3	50:BW:8:ARG:HH11	1.54	0.72
54:CA:557:G:H2'	54:CA:558:G:C8	2.24	0.72
54:CA:1513:A:H2'	54:CA:1514:C:C6	2.24	0.72
34:CG:129:ASN:N	34:CG:145:GLU:HB2	2.05	0.72
39:CL:111:ARG:HD2	44:CQ:61:TRP:OXT	1.89	0.72
49:CV:81:ARG:CG	49:CV:82:GLY:H	2.02	0.72
52:CC:47:U:O2	52:CC:47:U:H2'	1.88	0.72
55:DA:547:A:H2'	55:DA:548:A:C8	2.25	0.72
55:DA:1535:U:H3'	55:DA:1535:U:O2	1.90	0.72
57:DY:87:VAL:HG13	57:DY:91:LYS:CG	2.19	0.72
57:DY:134:LEU:O	57:DY:137:GLU:HG2	1.89	0.72
58:DL:18:THR:HG23	58:DL:42:ASN:ND2	2.03	0.72
21:DV:148:ASP:O	21:DV:173:ALA:HA	1.89	0.72
21:DV:190:GLU:O	21:DV:191:VAL:CB	2.37	0.72
21:DV:194:PRO:CG	21:DV:196:VAL:HG11	2.18	0.72
1:AA:139:G:N2	1:AA:1596:A:H4'	2.05	0.72
1:AA:686:G:H5'	29:A7:11:LYS:HE2	1.71	0.72
1:AA:910:A:C5	12:AP:13:GLN:HG3	2.24	0.72
1:AA:1171:G:O2'	1:AA:1173:G:O4'	2.08	0.72
1:AA:1225:C:C4'	17:A2:85:LYS:HB2	2.18	0.72
3:AD:26:LYS:HD2	3:AD:26:LYS:H	1.53	0.72
6:AG:67:LYS:N	6:AG:67:LYS:HD2	2.05	0.72
9:AM:42:TRP:HA	9:AM:48:MET:HE1	1.69	0.72
20:AU:40:GLU:HA	20:AU:64:GLU:OE1	1.90	0.72
24:AW:17:SER:CB	24:AW:18:PRO:HA	2.20	0.72
28:A6:38:LYS:HA	28:A6:48:VAL:O	1.90	0.72
31:BA:409:G:OP1	34:BG:24:GLU:CG	2.36	0.72
31:BA:537:G:H5''	42:BO:113:ARG:NH1	2.05	0.72
40:BM:33:GLN:H	40:BM:75:ILE:CD1	2.02	0.72
42:BO:40:VAL:HG21	42:BO:78:GLN:HA	1.71	0.72
46:BS:18:ARG:HD3	46:BS:35:LYS:HD2	1.72	0.72
54:CA:625:G:H4'	46:CS:16:HIS:CD2	2.23	0.72
54:CA:1490:C:O2'	54:CA:1491:G:H5'	1.89	0.72
33:CF:42:LEU:HD11	33:CF:46:GLU:OE2	1.89	0.72
45:CR:74:ASP:HB3	45:CR:77:ARG:HG2	1.71	0.72

*Continued on next page...*

*Continued from previous page...*

Atom-1	Atom-2	Interatomic distance (Å)	Clash overlap (Å)
49:CV:44:MET:O	49:CV:62:ILE:HG21	1.90	0.72
55:DA:26:G:H1'	55:DA:514:A:N6	2.05	0.72
55:DA:1496:A:H8	55:DA:1577:C:HO2'	1.35	0.72
2:DB:52:A:H62	14:DQ:33:LYS:CG	2.02	0.72
2:DB:75:G:H5'	2:DB:75:G:C8	2.24	0.72
56:DI:24:ILE:O	56:DI:27:LEU:HB2	1.89	0.72
56:DI:26:ALA:O	56:DI:27:LEU:C	2.27	0.72
57:DY:52:PHE:C	57:DY:53:VAL:HG22	2.10	0.72
57:DY:94:VAL:O	57:DY:94:VAL:HG12	1.89	0.72
11:DO:71:VAL:CG1	11:DO:72:PRO:HD3	2.19	0.72
11:DO:138:LEU:C	11:DO:140:ALA:H	1.93	0.72
20:DU:63:LYS:HZ3	20:DU:63:LYS:HA	1.55	0.72
21:DV:111:VAL:CG2	21:DV:146:ILE:HG13	2.20	0.72
26:D4:69:LYS:CD	26:D4:70:GLY:N	2.52	0.72
1:AA:1047:G:H2'	1:AA:1110:G:N2	2.05	0.72
1:AA:1309:G:H4'	29:A7:7:PRO:HB2	1.70	0.72
1:AA:1899:G:N2	1:AA:1902:C:C4	2.58	0.72
2:AB:12:C:H2'	22:A3:74:ARG:HB3	1.71	0.72
21:AV:146:ILE:C	21:AV:148:ASP:N	2.38	0.72
23:AZ:53:VAL:HB	23:AZ:58:ILE:HD12	1.72	0.72
28:A6:26:ASN:O	28:A6:28:ARG:HG2	1.88	0.72
31:BA:1278:U:H5''	31:BA:1279:A:O4'	1.90	0.72
34:BG:3:ARG:HB2	34:BG:3:ARG:HH21	1.54	0.72
35:BH:126:ARG:HA	35:BH:131:ILE:HD11	1.69	0.72
44:BQ:15:LYS:HZ3	44:BQ:16:PHE:H	1.37	0.72
49:BV:49:ILE:HD12	49:BV:49:ILE:N	2.04	0.72
54:CA:33:A:H2'	54:CA:34:C:H6	1.55	0.72
54:CA:105:G:H2'	54:CA:106:C:C6	2.24	0.72
54:CA:1027:C:H2'	54:CA:1028:C:C5	2.25	0.72
34:CG:129:ASN:HA	34:CG:145:GLU:HB2	1.70	0.72
36:CI:23:LYS:O	36:CI:27:GLN:HG2	1.89	0.72
45:CR:74:ASP:CG	45:CR:77:ARG:HD3	2.10	0.72
52:CD:23:A:H2'	52:CD:24:G:C8	2.24	0.72
52:CB:19:G:H22	52:CB:56:C:H42	1.37	0.72
55:DA:27:G:H22	55:DA:512:G:H2'	1.53	0.72
55:DA:1813:G:H1'	3:DD:50:THR:OG1	1.89	0.72
55:DA:1956:U:H1'	55:DA:2552:U:OP1	1.90	0.72
5:DF:63:LYS:HA	5:DF:76:GLY:O	1.90	0.72
57:DY:131:MET:O	57:DY:133:GLU:N	2.22	0.72
58:DL:13:PRO:HG2	58:DL:15:GLY:H	1.54	0.72
9:DM:14:VAL:HG13	9:DM:135:PRO:O	1.90	0.72

*Continued on next page...*

*Continued from previous page...*

Atom-1	Atom-2	Interatomic distance (Å)	Clash overlap (Å)
14:DQ:10:ARG:O	14:DQ:14:VAL:HG12	1.89	0.72
1:AA:1796:U:H2'	1:AA:1797:C:C6	2.25	0.72
1:AA:2286:A:H5''	1:AA:2287:A:O4'	1.89	0.72
2:AB:40:U:C6	26:A4:1:MET:HE1	2.24	0.72
2:AB:95:U:H2'	2:AB:96:G:C8	2.23	0.72
5:AF:4:VAL:HA	5:AF:19:GLU:HB3	1.71	0.72
13:A0:104:ARG:HH12	13:A0:109:ALA:HB3	1.55	0.72
15:AR:62:THR:CG2	15:AR:75:ILE:HG12	2.20	0.72
30:A8:49:VAL:HG12	30:A8:50:LEU:HD23	1.69	0.72
31:BA:1158:C:N3	31:BA:1160:G:N7	2.38	0.72
32:BE:16:HIS:CD2	32:BE:209:ARG:HD2	2.24	0.72
36:BI:77:ARG:NH1	36:BI:77:ARG:HB3	2.05	0.72
54:CA:736:C:OP1	48:CU:68:LYS:HE3	1.90	0.72
54:CA:872:A:O2'	54:CA:873:A:H3'	1.89	0.72
38:CK:116:LYS:CA	38:CK:116:LYS:HE2	2.20	0.72
55:DA:1075:C:H5''	21:DV:195:GLU:OE2	1.89	0.72
55:DA:1179:C:C3'	55:DA:1180:C:H5''	2.20	0.72
55:DA:2311:A:H3'	55:DA:2312:U:C5	2.25	0.72
55:DA:2656:U:H5	55:DA:2664:G:N2	1.87	0.72
3:DD:70:TRP:CH2	3:DD:150:LYS:HA	2.25	0.72
6:DG:107:LEU:O	26:D4:38:LYS:CG	2.38	0.72
57:DY:116:ILE:O	57:DY:117:LEU:HB2	1.88	0.72
58:DL:60:TYR:OH	58:DL:66:THR:HG22	1.90	0.72
15:DR:90:GLN:HE21	15:DR:90:GLN:CA	1.91	0.72
1:AA:13:A:H5''	1:AA:14:A:OP1	1.90	0.72
1:AA:1899:G:H22	1:AA:1902:C:H41	0.85	0.72
1:AA:2735:G:H2'	1:AA:2736:G:H8	1.54	0.72
4:AE:66:HIS:C	4:AE:68:ALA:H	1.93	0.72
4:AE:108:SER:HB3	4:AE:165:VAL:HG21	1.70	0.72
24:AW:68:ARG:HH11	24:AW:68:ARG:HG3	1.52	0.72
33:BF:100:ALA:O	33:BF:101:LEU:HB2	1.89	0.72
34:BG:12:CYS:HB3	34:BG:21:LEU:HD22	1.70	0.72
39:BL:43:ALA:HA	39:BL:74:ILE:HD13	1.72	0.72
49:BV:76:PRO:HB2	49:BV:78:ARG:HD3	1.72	0.72
52:BC:39:U:H2'	52:BC:40:C:H6	1.53	0.72
54:CA:17:U:H2'	54:CA:18:C:C6	2.25	0.72
54:CA:96:G:H8	54:CA:96:G:H5'	1.54	0.72
54:CA:152:A:H62	54:CA:169:C:N4	1.88	0.72
54:CA:1352:C:H2'	54:CA:1353:G:C8	2.25	0.72
32:CE:5:ILE:HD12	32:CE:224:GLN:HG2	1.72	0.72
52:CD:9:A:N6	52:CD:23:A:H62	1.87	0.72

*Continued on next page...*

*Continued from previous page...*

Atom-1	Atom-2	Interatomic distance (Å)	Clash overlap (Å)
55:DA:671:C:OP1	11:DO:42:SER:O	2.08	0.72
5:DF:24:LEU:HD23	5:DF:115:ALA:HA	1.71	0.72
21:DV:140:ASP:CG	21:DV:141:VAL:H	1.91	0.72
1:AA:2189:U:C3'	1:AA:2190:G:H5''	2.20	0.71
18:AS:9:TYR:H	18:AS:102:HIS:HD2	1.37	0.71
22:A3:55:ARG:HB3	22:A3:55:ARG:NH1	2.05	0.71
28:A6:9:LEU:HD13	28:A6:11:LEU:HD21	1.72	0.71
31:BA:1394:A:H5''	31:BA:1395:C:OP2	1.90	0.71
32:BE:98:LEU:O	32:BE:101:MET:HG2	1.89	0.71
37:BJ:16:LEU:HD12	39:BL:42:ARG:HA	1.72	0.71
47:BT:3:LYS:HB3	47:BT:61:GLU:HB3	1.72	0.71
35:CH:53:LEU:O	35:CH:57:LYS:HG2	1.89	0.71
36:CI:100:ASN:OD1	48:CU:27:GLY:HA2	1.90	0.71
55:DA:1013:C:O2'	55:DA:1014:U:H5'	1.90	0.71
55:DA:1318:C:C2'	55:DA:1319:G:H5''	2.19	0.71
55:DA:2061:G:H5''	55:DA:2503:A:C2	2.25	0.71
57:DY:89:ALA:HB3	56:DJ:15:ALA:HB1	0.72	0.71
57:DY:142:LEU:CG	57:DY:143:GLN:H	1.96	0.71
22:D3:3:HIS:O	22:D3:4:LYS:HB2	1.89	0.71
22:D3:68:GLU:HG2	22:D3:80:HIS:HB2	1.71	0.71
26:D4:58:ARG:CA	26:D4:62:ARG:HB3	2.17	0.71
26:D4:60:GLN:C	26:D4:61:ARG:HD2	2.11	0.71
1:AA:654(J):A:O2'	1:AA:654(K):C:O5'	2.07	0.71
1:AA:1048:A:H2	1:AA:1112:G:H21	1.35	0.71
5:AF:3:GLU:O	5:AF:19:GLU:HB2	1.89	0.71
7:AH:83:TYR:HA	7:AH:134:SER:HB3	1.71	0.71
7:AH:92:ILE:H	7:AH:92:ILE:CD1	2.03	0.71
8:AK:110:ASP:OD2	8:AK:113:ARG:HB2	1.89	0.71
11:AO:75:ILE:H	11:AO:75:ILE:CD1	1.92	0.71
21:AV:14:LYS:O	21:AV:17:ALA:HB3	1.89	0.71
21:AV:60:GLU:HG3	21:AV:61:LEU:N	2.03	0.71
22:A3:72:ARG:HH11	22:A3:72:ARG:HG3	1.56	0.71
54:CA:1024:G:H3'	54:CA:1025:U:H5''	1.72	0.71
54:CA:1027:C:H2'	54:CA:1028:C:C6	2.24	0.71
34:CG:22:LYS:HB2	34:CG:26:CYS:HB2	1.71	0.71
45:CR:82:ILE:HD11	45:CR:88:ARG:CB	2.18	0.71
48:CU:25:THR:C	48:CU:26:LEU:HD23	2.10	0.71
55:DA:481:G:H1'	55:DA:506:G:H21	1.54	0.71
55:DA:1084:A:H5'	55:DA:1085:A:OP2	1.90	0.71
55:DA:2475:C:N4	55:DA:2529:G:H1	1.86	0.71
3:DD:69:ARG:HH21	3:DD:192:THR:HB	1.55	0.71

*Continued on next page...*

*Continued from previous page...*

Atom-1	Atom-2	Interatomic distance (Å)	Clash overlap (Å)
3:DD:182:LEU:H	3:DD:272:ALA:HB3	1.55	0.71
4:DE:55:ASN:C	4:DE:57:LYS:H	1.90	0.71
7:DH:87:LEU:HD13	7:DH:148:ILE:HG21	1.72	0.71
57:DY:25:PHE:CG	57:DY:82:PHE:CZ	2.77	0.71
58:DL:10:LEU:HD21	58:DL:55:VAL:HG11	1.71	0.71
58:DL:57:ILE:CD1	58:DL:58:THR:N	2.40	0.71
58:DL:76:TYR:O	58:DL:78:ILE:N	2.22	0.71
12:DP:88:GLY:O	12:DP:90:VAL:N	2.23	0.71
18:DS:80:PRO:O	18:DS:100:THR:HG22	1.89	0.71
21:DV:10:ARG:NH2	21:DV:26:GLY:H	1.87	0.71
21:DV:24:LEU:HD21	21:DV:86:VAL:CG2	2.20	0.71
26:D4:46:GLN:CG	26:D4:48:ARG:HG2	2.20	0.71
1:AA:5:A:P	1:AA:5:A:O4'	2.47	0.71
1:AA:415:A:H2'	1:AA:416:C:C6	2.25	0.71
1:AA:959:A:H62	12:AP:82:ARG:NH2	1.88	0.71
1:AA:1786:A:C2	1:AA:2606:C:H1'	2.25	0.71
1:AA:1880:C:H5'	1:AA:1880:C:H6	1.54	0.71
13:A0:2:ARG:HG3	13:A0:2:ARG:HH11	1.56	0.71
14:AQ:23:ARG:HH11	14:AQ:23:ARG:HG2	1.54	0.71
20:AU:39:VAL:HG23	20:AU:40:GLU:H	1.55	0.71
31:BA:216:G:O2'	31:BA:217:C:O5'	2.08	0.71
33:BF:27:LYS:HD3	33:BF:28:GLN:OE1	1.89	0.71
54:CA:524:G:H2'	54:CA:525:C:C6	2.26	0.71
54:CA:652:U:H1'	54:CA:653:A:H2	1.54	0.71
54:CA:1323:G:H2'	54:CA:1324:A:C8	2.25	0.71
35:CH:81:GLU:HG2	35:CH:90:VAL:HG13	1.71	0.71
55:DA:870:A:OP1	12:DP:6:ARG:HG2	1.90	0.71
55:DA:1079:C:H2'	55:DA:1080:A:O4'	1.90	0.71
3:DD:66:ASP:OD2	3:DD:69:ARG:HG2	1.90	0.71
7:DH:101:ARG:HG2	7:DH:117:PRO:HG3	1.71	0.71
8:DK:25:TYR:HE2	8:DK:29:TYR:HD2	1.37	0.71
57:DY:94:VAL:O	57:DY:95:GLN:HB2	1.90	0.71
58:DL:124:ALA:O	58:DL:126:MET:HE3	1.90	0.71
9:DM:58:ASP:H	9:DM:60:ILE:CD1	2.03	0.71
13:D0:12:ARG:HH11	13:D0:12:ARG:HG3	1.53	0.71
1:AA:2103:C:H2'	1:AA:2104:G:C8	2.25	0.71
1:AA:2415:G:O3'	11:AO:66:GLY:HA3	1.91	0.71
7:AH:86:GLU:HG3	7:AH:165:ALA:HB2	1.71	0.71
31:BA:986:A:H2'	31:BA:987:G:C8	2.25	0.71
50:BW:56:MET:HG3	50:BW:84:LEU:CD1	2.21	0.71
51:BX:9:ARG:HH21	51:BX:10:ARG:HE	1.38	0.71

*Continued on next page...*



*Continued from previous page...*

Atom-1	Atom-2	Interatomic distance (Å)	Clash overlap (Å)
54:CA:486:U:H2'	54:CA:487:A:C8	2.25	0.71
54:CA:1508:G:H2'	54:CA:1509:C:C6	2.26	0.71
55:DA:481:G:H1'	55:DA:506:G:N2	2.05	0.71
55:DA:2355:C:C4'	22:D3:36:ILE:HD11	2.20	0.71
56:DJ:7:ARG:HH11	56:DJ:7:ARG:CG	2.02	0.71
9:DM:62:VAL:HG13	9:DM:66:LYS:HD2	1.71	0.71
21:DV:177:PRO:O	21:DV:178:GLU:CB	2.36	0.71
1:AA:363(A):A:C2'	1:AA:363(B):G:H5''	2.20	0.71
1:AA:969:U:OP1	25:AX:17:LYS:HG2	1.91	0.71
1:AA:1251:C:H4'	1:AA:1252:G:OP1	1.91	0.71
1:AA:2267:A:H5''	1:AA:2268:A:C5'	2.20	0.71
10:AN:87:ILE:HG21	10:AN:91:LEU:HA	1.72	0.71
11:AO:64:LYS:HE3	30:A8:30:ARG:NH2	2.04	0.71
31:BA:47:C:H4'	31:BA:48:C:O5'	1.90	0.71
31:BA:366:C:O2'	31:BA:367:U:P	2.48	0.71
31:BA:875:C:O2'	38:BK:14:ARG:HD2	1.90	0.71
31:BA:1032:A:H3'	31:BA:1032(A):G:C5'	2.21	0.71
34:BG:63:LYS:HD2	34:BG:198:VAL:HG12	1.73	0.71
37:BJ:23:VAL:HG13	37:BJ:43:PHE:CE2	2.26	0.71
48:BU:31:LEU:HG	48:BU:65:ILE:HD13	1.72	0.71
54:CA:713:G:N2	54:CA:777:A:H1'	2.06	0.71
40:CM:6:ILE:HG22	40:CM:98:ILE:HG13	1.71	0.71
45:CR:7:GLU:O	45:CR:11:VAL:HG23	1.91	0.71
47:CT:77:VAL:O	47:CT:78:GLU:HB2	1.90	0.71
55:DA:607:U:O4	55:DA:608:A:N7	2.24	0.71
55:DA:883:G:O5'	55:DA:883:G:H8	1.70	0.71
55:DA:1188:U:O2'	55:DA:1189:A:H5'	1.91	0.71
55:DA:1332:G:C2	55:DA:1609:A:H2'	2.25	0.71
55:DA:1955:U:O2'	55:DA:1956:U:H5'	1.90	0.71
55:DA:2308:G:N1	55:DA:2311:A:H2	1.89	0.71
6:DG:146:TYR:O	6:DG:149:VAL:HG22	1.90	0.71
7:DH:154:PRO:HG2	7:DH:162:ILE:O	1.91	0.71
57:DY:8:GLU:O	57:DY:11:ALA:HB3	1.90	0.71
57:DY:138:LEU:HD12	57:DY:139:VAL:N	2.04	0.71
12:DP:20:ALA:H	21:DV:79:ARG:HH22	1.36	0.71
12:DP:86:GLY:C	12:DP:88:GLY:H	1.94	0.71
1:AA:993:G:OP1	16:A1:50:ARG:NH2	2.24	0.71
1:AA:1056:G:H4'	1:AA:1086:A:C1'	2.19	0.71
3:AD:35:LYS:NZ	3:AD:65:ILE:HA	2.04	0.71
7:AH:125:VAL:HG22	7:AH:126:PRO:HB3	1.73	0.71
10:AN:47:ILE:CG1	10:AN:48:PRO:HD2	2.21	0.71

*Continued on next page...*

*Continued from previous page...*

Atom-1	Atom-2	Interatomic distance (Å)	Clash overlap (Å)
16:A1:92:ARG:HB2	17:A2:11:GLN:HE22	1.53	0.71
18:AS:14:PRO:HB3	18:AS:18:ARG:HH21	1.55	0.71
30:A8:62:LEU:HB3	30:A8:63:PRO:HD3	1.72	0.71
31:BA:707:C:H2'	31:BA:708:C:H6	1.56	0.71
34:BG:127:THR:HG21	34:BG:149:ALA:HB2	1.72	0.71
38:BK:103:VAL:CG2	38:BK:110:ALA:HB2	2.21	0.71
39:BL:37:PHE:HB3	39:BL:43:ALA:HB1	1.72	0.71
42:BO:46:LYS:HG2	42:BO:47:LYS:N	2.04	0.71
49:BV:17:GLU:O	49:BV:21:GLU:HG2	1.91	0.71
49:BV:76:PRO:HB2	49:BV:78:ARG:NH1	2.05	0.71
54:CA:112:G:H5'	54:CA:389:A:H4'	1.72	0.71
54:CA:658:G:H2'	54:CA:659:U:H6	1.55	0.71
54:CA:827:U:H5'	54:CA:828:A:OP2	1.91	0.71
54:CA:1363:A:H1'	54:CA:1365:G:C5	2.25	0.71
32:CE:40:HIS:C	32:CE:41:ILE:HD12	2.11	0.71
33:CF:105:GLU:HG2	33:CF:106:VAL:H	1.54	0.71
36:CI:69:GLU:O	36:CI:72:VAL:HG12	1.90	0.71
36:CI:99:ALA:HB3	48:CU:29:PHE:HE2	1.55	0.71
48:CU:18:ARG:H	48:CU:18:ARG:HD3	1.54	0.71
55:DA:654(K):C:H2'	55:DA:654(L):G:C8	2.24	0.71
55:DA:1112:G:H2'	55:DA:1113:U:C6	2.25	0.71
55:DA:2785:C:O2'	4:DE:64:LYS:HD3	1.90	0.71
6:DG:151:ALA:HB3	6:DG:153:ARG:NH1	2.05	0.71
8:DK:77:LEU:O	8:DK:78:THR:HG23	1.91	0.71
16:D1:95:LEU:CD1	17:D2:11:GLN:HE21	2.02	0.71
20:DU:20:TYR:CE1	20:DU:42:VAL:HA	2.26	0.71
1:AA:61:G:H5'	24:AW:50:ILE:HG12	1.72	0.71
1:AA:270(E):G:H2'	1:AA:270(F):U:C6	2.26	0.71
1:AA:484:C:H2'	1:AA:485:C:C6	2.24	0.71
1:AA:686:G:H21	1:AA:788:A:H61	1.38	0.71
1:AA:907:U:O2'	12:AP:101:ARG:NH2	2.24	0.71
4:AE:137:HIS:HB3	4:AE:138:PRO:HD2	1.70	0.71
6:AG:115:ARG:NH1	43:BP:7:VAL:HG21	2.05	0.71
11:AO:52:GLU:CD	11:AO:54:GLY:H	1.94	0.71
21:AV:116:VAL:H	21:AV:177:PRO:HG3	1.55	0.71
22:A3:7:LEU:HA	52:BC:2:C:C5'	2.20	0.71
23:AZ:7:ILE:HG12	23:AZ:91:LYS:NZ	2.06	0.71
23:AZ:86:SER:H	23:AZ:87:PRO:CD	2.04	0.71
31:BA:353:A:H8	31:BA:353:A:H5'	1.54	0.71
31:BA:366:C:C4'	31:BA:367:U:OP1	2.36	0.71
31:BA:887:G:C2'	31:BA:888:G:C5'	2.61	0.71

*Continued on next page...*

*Continued from previous page...*

Atom-1	Atom-2	Interatomic distance (Å)	Clash overlap (Å)
31:BA:1067:A:O2'	31:BA:1068:G:H8	1.73	0.71
36:BI:55:ASP:OD1	36:BI:56:PRO:HD2	1.91	0.71
41:BN:21:ILE:HD13	41:BN:94:ALA:HB1	1.71	0.71
49:BV:16:LEU:HA	49:BV:19:VAL:HB	1.73	0.71
38:CK:25:ASP:HA	38:CK:59:LEU:O	1.90	0.71
53:C1:34:G:H2'	53:C1:35:A:C8	2.26	0.71
55:DA:1047:G:H2'	55:DA:1110:G:H22	1.54	0.71
55:DA:2469:A:N1	55:DA:2481:G:N3	2.39	0.71
3:DD:62:TYR:HA	3:DD:87:ASN:ND2	2.06	0.71
58:DL:90:LYS:N	58:DL:91:PRO:HA	2.06	0.71
56:DJ:1:MET:SD	56:DJ:2:ALA:CB	2.79	0.71
16:D1:50:ARG:HG2	16:D1:53:ARG:HH21	1.55	0.71
20:DU:84:ARG:HH12	20:DU:97:ARG:CB	2.04	0.71
21:DV:19:ARG:NH1	21:DV:84:GLU:O	2.23	0.71
1:AA:669:G:N3	1:AA:669:G:H2'	2.06	0.71
1:AA:1286:A:H2'	1:AA:1288:U:OP2	1.90	0.71
1:AA:2344:U:OP1	28:A6:38:LYS:HE3	1.90	0.71
8:AK:72:LEU:HD21	8:AK:107:VAL:HG21	1.72	0.71
10:AN:87:ILE:CG2	10:AN:91:LEU:HA	2.20	0.71
14:AQ:106:ARG:O	14:AQ:107:GLU:HB3	1.90	0.71
31:BA:689:C:H2'	31:BA:690:G:H5'	1.72	0.71
33:BF:73:PRO:O	33:BF:76:VAL:HG22	1.90	0.71
48:BU:43:PHE:HA	48:BU:51:LEU:HD12	1.72	0.71
52:BD:15:G:H1	52:BD:48:C:N4	1.89	0.71
54:CA:38:G:C2	54:CA:397:A:C2	2.73	0.71
54:CA:188:U:H2'	54:CA:189:U:C5'	2.19	0.71
54:CA:523:A:H61	42:CO:92:ASP:HB2	1.55	0.71
54:CA:1305:G:HO2'	54:CA:1306:A:H8	1.37	0.71
54:CA:1321:C:H5'	54:CA:1322:C:H5''	1.72	0.71
39:CL:45:ALA:O	39:CL:48:GLU:HG2	1.90	0.71
45:CR:39:LEU:HD12	45:CR:59:MET:CE	2.20	0.71
48:CU:43:PHE:HE2	48:CU:58:LEU:HD11	1.55	0.71
53:C1:29:G:H2'	53:C1:30:C:C4	2.25	0.71
55:DA:196:A:H2'	55:DA:805:G:O6	1.89	0.71
55:DA:631:A:OP2	30:D8:46:ARG:NH2	2.21	0.71
55:DA:658:C:H2'	55:DA:659:C:C6	2.26	0.71
55:DA:676:A:H2	55:DA:802:A:H61	1.37	0.71
55:DA:2030:A:H4'	55:DA:2031:A:H8	1.56	0.71
55:DA:2580:U:H4'	4:DE:130:GLY:CA	2.21	0.71
2:DB:81:G:N7	2:DB:96:G:N3	2.38	0.71
3:DD:69:ARG:NH2	3:DD:128:GLY:O	2.20	0.71

*Continued on next page...*

*Continued from previous page...*

Atom-1	Atom-2	Interatomic distance (Å)	Clash overlap (Å)
4:DE:101:ARG:HG2	4:DE:169:ASN:OD1	1.90	0.71
57:DY:21:GLN:NE2	57:DY:21:GLN:CA	2.52	0.71
56:DJ:6:GLU:C	56:DJ:10:GLU:HG2	2.11	0.71
9:DM:43:THR:HG22	9:DM:45:ASN:ND2	2.06	0.71
9:DM:96:GLU:O	9:DM:98:VAL:N	2.24	0.71
13:D0:56:LYS:HE2	13:D0:94:TYR:CZ	2.26	0.71
17:D2:49:THR:OG1	17:D2:50:PRO:HD2	1.91	0.71
1:AA:99:U:H2'	1:AA:99:U:O2	1.89	0.71
1:AA:270(Z):U:HO2'	1:AA:271(A):C:H5	1.38	0.71
1:AA:454:A:H4'	1:AA:455:C:OP2	1.90	0.71
1:AA:894:C:H3'	1:AA:895:U:C6	2.14	0.71
1:AA:1799:G:N2	1:AA:1818:U:O2'	2.24	0.71
1:AA:1948:G:C8	1:AA:1948:G:H5'	2.26	0.71
1:AA:2790:A:H1'	1:AA:2893:G:O2'	1.90	0.71
3:AD:147:LEU:CD2	3:AD:155:LEU:HD11	2.19	0.71
4:AE:10:GLY:O	4:AE:11:MET:HB2	1.90	0.71
9:AM:112:LEU:HA	9:AM:115:ARG:HB2	1.73	0.71
10:AN:111:PHE:HB3	10:AN:114:ILE:HD12	1.73	0.71
12:AP:10:ARG:O	12:AP:11:LYS:HB2	1.89	0.71
19:AT:67:GLY:O	19:AT:69:TYR:N	2.23	0.71
22:A3:53:MET:HB3	22:A3:59:LEU:HD23	1.71	0.71
30:A8:50:LEU:CG	30:A8:51:ALA:H	1.94	0.71
31:BA:279:A:C4'	31:BA:280:C:H5''	2.16	0.71
37:BJ:108:ALA:O	37:BJ:111:ARG:HG3	1.89	0.71
47:BT:59:ILE:HD13	47:BT:73:VAL:HA	1.73	0.71
54:CA:105:G:H2'	54:CA:106:C:H6	1.54	0.71
54:CA:192:U:H4'	50:CW:102:GLY:O	1.90	0.71
54:CA:498:A:O2'	54:CA:500:G:O4'	2.09	0.71
54:CA:686:U:H1'	41:CN:42:TRP:HE1	1.54	0.71
54:CA:1028(A):C:H2'	54:CA:1028(B):C:C6	2.26	0.71
54:CA:1218:C:H2'	54:CA:1219:U:C6	2.26	0.71
45:CR:82:ILE:HG23	45:CR:83:GLU:N	2.05	0.71
46:CS:19:ILE:HG22	46:CS:36:ILE:HG13	1.71	0.71
55:DA:229:A:N6	55:DA:417:C:O2'	2.19	0.71
55:DA:270(K):C:H2'	55:DA:270(L):U:H5''	1.72	0.71
55:DA:284:U:H2'	55:DA:285:C:C6	2.26	0.71
55:DA:1359:A:H2'	55:DA:1360:A:C5'	2.20	0.71
3:DD:30:GLU:HG3	3:DD:63:ARG:NE	2.05	0.71
4:DE:50:GLY:HA3	4:DE:74:PRO:HG3	1.73	0.71
6:DG:21:ARG:HH11	6:DG:21:ARG:HG2	1.55	0.71
56:DJ:15:ALA:C	56:DJ:16:THR:CG2	2.59	0.71

*Continued on next page...*

*Continued from previous page...*

Atom-1	Atom-2	Interatomic distance (Å)	Clash overlap (Å)
56:DJ:20:LEU:HD12	56:DJ:20:LEU:N	2.06	0.71
15:DR:123:GLN:O	15:DR:125:ARG:N	2.23	0.71
19:DT:40:LYS:O	19:DT:43:VAL:HG12	1.90	0.71
28:D6:48:VAL:O	28:D6:49:HIS:HB2	1.89	0.71
1:AA:845:G:H21	1:AA:933:A:H61	1.38	0.71
1:AA:860:U:O2'	1:AA:861:A:H5'	1.91	0.71
1:AA:1673:U:C2'	1:AA:1674:G:H5'	2.21	0.71
1:AA:2741:A:H61	1:AA:2763:G:H2'	1.55	0.71
3:AD:76:PRO:HG2	3:AD:98:VAL:CG2	2.20	0.71
5:AF:31:HIS:HB2	11:AO:9:ASN:ND2	2.05	0.71
6:AG:109:VAL:HA	26:A4:37:SER:CB	2.19	0.71
11:AO:80:TYR:CD1	11:AO:111:ARG:HB3	2.26	0.71
17:A2:5:VAL:HG23	17:A2:37:VAL:CG1	2.20	0.71
31:BA:448:A:OP2	31:BA:485:G:N2	2.23	0.71
31:BA:965:A:H4'	31:BA:966:G:OP1	1.89	0.71
32:BE:115:LEU:HD13	32:BE:145:LEU:HD12	1.73	0.71
42:BO:89:ARG:HG2	42:BO:90:VAL:H	1.55	0.71
49:BV:19:VAL:HG13	49:BV:44:MET:HB3	1.71	0.71
54:CA:403:C:O2'	54:CA:404:U:H5'	1.91	0.71
32:CE:60:ASP:O	32:CE:64:ARG:HG2	1.91	0.71
34:CG:173:TRP:CD1	34:CG:174:LEU:HG	2.26	0.71
52:CB:9:A:O2'	52:CB:10:G:OP1	2.08	0.71
55:DA:482:A:H4'	20:DU:47:LYS:HD2	1.73	0.71
55:DA:1280:G:H2'	55:DA:1281:G:H5'	1.72	0.71
55:DA:1385:G:H4'	55:DA:1386:C:OP1	1.91	0.71
55:DA:2189:U:C2'	55:DA:2190:G:H5''	2.21	0.71
3:DD:35:LYS:HD3	3:DD:63:ARG:HB3	1.73	0.71
56:DI:30:ALA:CA	56:DJ:3:LEU:HD21	2.20	0.71
8:DK:60:GLU:HG3	8:DK:61:ARG:HH12	1.56	0.71
57:DY:24:PHE:HD2	57:DY:24:PHE:C	1.94	0.71
58:DL:132:ARG:C	58:DL:137:GLU:OE2	2.29	0.71
21:DV:191:VAL:O	21:DV:192:ALA:HB2	1.91	0.71
1:AA:655:A:H2'	1:AA:656:G:H5'	1.73	0.70
1:AA:1049:C:N4	7:AH:2:SER:HB2	2.05	0.70
1:AA:1161:C:H1'	17:A2:8:GLY:O	1.90	0.70
6:AG:121:ASN:HD22	6:AG:122:PRO:CD	2.04	0.70
14:AQ:15:ARG:O	14:AQ:19:LYS:HD3	1.91	0.70
15:AR:11:GLU:N	15:AR:11:GLU:OE1	2.23	0.70
21:AV:28:MET:HG3	21:AV:37:VAL:HG11	1.73	0.70
25:AX:52:HIS:H	25:AX:52:HIS:HD2	1.38	0.70
30:A8:38:GLY:O	30:A8:41:ILE:HG22	1.91	0.70

*Continued on next page...*

*Continued from previous page...*

Atom-1	Atom-2	Interatomic distance (Å)	Clash overlap (Å)
31:BA:628:G:H2'	31:BA:629:G:H8	1.55	0.70
32:BE:188:ALA:HB1	32:BE:192:SER:HB2	1.72	0.70
39:BL:111:ARG:HG2	39:BL:112:LYS:N	2.04	0.70
44:BQ:26:ARG:HD3	44:BQ:43:CYS:HB3	1.71	0.70
54:CA:794:A:H2'	54:CA:795:C:C6	2.26	0.70
54:CA:1116:C:H2'	54:CA:1117:G:C5'	2.20	0.70
32:CE:121:LEU:O	32:CE:121:LEU:HD23	1.89	0.70
49:CV:64:GLU:O	49:CV:67:VAL:HG23	1.90	0.70
53:C1:36:G:C3'	53:C1:37:G:H5''	2.20	0.70
55:DA:639:U:H2'	55:DA:640:C:C6	2.26	0.70
55:DA:1058:U:C2'	55:DA:1059:G:C8	2.68	0.70
55:DA:1082:U:O3'	58:DL:117:THR:CG2	2.38	0.70
55:DA:1666:G:H4'	10:DN:6:THR:HG23	1.73	0.70
55:DA:1682:G:H2'	55:DA:1683:C:C6	2.26	0.70
6:DG:112:PRO:HA	26:D4:37:SER:HB2	1.73	0.70
57:DY:134:LEU:C	57:DY:137:GLU:HG2	2.11	0.70
56:DJ:18:LEU:HA	56:DJ:21:LYS:CB	2.19	0.70
56:DJ:20:LEU:H	56:DJ:20:LEU:CD1	2.04	0.70
13:D0:67:LEU:CD1	13:D0:76:VAL:HG21	2.21	0.70
14:DQ:60:GLY:O	14:DQ:61:ASN:HB2	1.90	0.70
15:DR:66:VAL:HA	15:DR:71:GLY:HA2	1.72	0.70
15:DR:98:LYS:HB3	15:DR:100:TYR:CE1	2.26	0.70
28:D6:40:CYS:SG	28:D6:45:LYS:HD3	2.30	0.70
30:D8:23:VAL:HG12	30:D8:46:ARG:HB3	1.71	0.70
1:AA:185:U:H4'	1:AA:218:A:H4'	1.71	0.70
1:AA:1266:G:OP1	1:AA:1266:G:H4'	1.91	0.70
1:AA:1314:C:H5'	1:AA:1314:C:H6	1.56	0.70
1:AA:1899:G:N2	1:AA:1902:C:C5	2.58	0.70
1:AA:2461:C:H2'	1:AA:2462:U:C6	2.25	0.70
4:AE:8:LYS:HG2	4:AE:192:ASN:HA	1.73	0.70
6:AG:97:ASP:H	6:AG:100:TRP:HD1	1.36	0.70
8:AK:82:ARG:HH11	8:AK:82:ARG:HG3	1.54	0.70
9:AM:35:ARG:HB3	9:AM:42:TRP:HZ3	1.54	0.70
23:AZ:92:LYS:HB3	23:AZ:92:LYS:HZ2	1.56	0.70
27:A5:40:LYS:NZ	27:A5:46:CYS:H	1.88	0.70
31:BA:539:A:H2'	31:BA:540:G:C8	2.26	0.70
32:BE:7:VAL:HG13	32:BE:8:LYS:HD3	1.73	0.70
32:BE:80:ILE:CD1	32:BE:211:ILE:HG22	2.20	0.70
32:BE:208:ILE:HA	32:BE:211:ILE:HD12	1.72	0.70
34:BG:100:ARG:HH12	34:BG:137:SER:CB	2.03	0.70
38:BK:89:PRO:HA	38:BK:92:ARG:HH11	1.55	0.70

*Continued on next page...*

*Continued from previous page...*

Atom-1	Atom-2	Interatomic distance (Å)	Clash overlap (Å)
54:CA:93:U:C2'	54:CA:95:G:H5''	2.20	0.70
34:CG:28:SER:HB3	34:CG:29:PRO:CD	2.20	0.70
40:CM:6:ILE:O	40:CM:6:ILE:HD12	1.91	0.70
42:CO:27:LEU:HD13	42:CO:28:LYS:H	1.54	0.70
49:CV:86:GLU:OE2	49:CV:86:GLU:HA	1.89	0.70
55:DA:226:G:H1'	55:DA:228:A:N6	2.06	0.70
55:DA:270(F):U:H2'	55:DA:270(G):C:C6	2.25	0.70
55:DA:961:C:H5''	55:DA:962:G:OP2	1.91	0.70
55:DA:1925:C:C6	55:DA:1925:C:C3'	2.63	0.70
8:DK:60:GLU:HG3	8:DK:61:ARG:NH1	2.07	0.70
57:DY:132:ASP:O	57:DY:134:LEU:CD2	2.38	0.70
58:DL:77:LEU:HD21	58:DL:111:LYS:NZ	2.07	0.70
13:D0:33:ARG:HH22	27:D5:55:ARG:CG	1.96	0.70
21:DV:15:PRO:O	21:DV:19:ARG:HB2	1.91	0.70
27:D5:40:LYS:HG2	27:D5:46:CYS:HB3	1.73	0.70
30:D8:36:LYS:HB3	30:D8:40:GLU:CG	2.19	0.70
30:D8:60:LEU:O	30:D8:63:PRO:HD2	1.89	0.70
1:AA:704:G:H2'	1:AA:726:G:H22	1.56	0.70
1:AA:2092:U:N3	1:AA:2225:A:O2'	2.24	0.70
1:AA:2824:C:H2'	1:AA:2825:C:H5'	1.71	0.70
7:AH:9:ILE:HD12	7:AH:49:VAL:HG11	1.73	0.70
11:AO:57:THR:O	11:AO:57:THR:HG23	1.91	0.70
12:AP:12:GLN:HE21	12:AP:73:PRO:CD	2.03	0.70
15:AR:12:SER:HB3	15:AR:15:VAL:HG13	1.71	0.70
16:A1:5:LYS:HB2	16:A1:5:LYS:NZ	2.07	0.70
20:AU:38:ILE:HG22	20:AU:66:PRO:CA	2.19	0.70
35:BH:32:VAL:HG12	35:BH:33:VAL:N	2.04	0.70
43:BP:25:ILE:HG22	43:BP:26:GLY:N	2.06	0.70
43:BP:49:THR:HB	43:BP:52:GLU:HG3	1.73	0.70
49:BV:44:MET:HA	49:BV:47:HIS:CD2	2.25	0.70
52:BD:48:C:H5	52:BD:59:U:H1'	1.55	0.70
54:CA:375:U:OP1	46:CS:69:THR:HG21	1.90	0.70
54:CA:992:U:H1'	54:CA:993:G:C2	2.27	0.70
54:CA:1468:A:H2'	54:CA:1469:G:O4'	1.91	0.70
42:CO:104:VAL:HG12	42:CO:105:TYR:CD1	2.26	0.70
55:DA:479:A:H4'	55:DA:480:A:OP1	1.90	0.70
55:DA:528:A:H2	55:DA:2043:C:H5'	1.55	0.70
55:DA:1043:C:C2'	55:DA:1044:G:H5''	2.22	0.70
55:DA:1360:A:C6	55:DA:1372:U:O4	2.43	0.70
4:DE:101:ARG:CZ	4:DE:171:GLU:HB2	2.21	0.70
5:DF:40:GLN:HE22	5:DF:184:TYR:H	1.37	0.70

*Continued on next page...*

*Continued from previous page...*

Atom-1	Atom-2	Interatomic distance (Å)	Clash overlap (Å)
7:DH:20:ALA:HB3	7:DH:21:PRO:HD2	1.73	0.70
57:DY:25:PHE:CG	57:DY:82:PHE:CG	2.79	0.70
57:DY:27:VAL:HA	57:DY:111:LEU:CD1	2.19	0.70
57:DY:27:VAL:CA	57:DY:111:LEU:H	2.03	0.70
58:DL:76:TYR:C	58:DL:78:ILE:N	2.41	0.70
28:D6:28:ARG:HB3	28:D6:28:ARG:NH1	2.05	0.70
1:AA:200:U:H4'	23:AZ:34:THR:HG22	1.72	0.70
1:AA:654(K):C:H2'	1:AA:654(L):G:H8	1.56	0.70
1:AA:1928:A:C2'	1:AA:1929:G:H5''	2.20	0.70
1:AA:2123:G:O2'	1:AA:2124:G:H5'	1.92	0.70
1:AA:2354:G:O2'	22:A3:36:ILE:HD12	1.91	0.70
7:AH:152:ARG:O	7:AH:154:PRO:HD3	1.91	0.70
12:AP:48:GLU:O	12:AP:52:VAL:HG12	1.91	0.70
20:AU:81:LYS:HD3	20:AU:97:ARG:CZ	2.21	0.70
35:BH:51:VAL:HB	35:BH:52:PRO:CD	2.19	0.70
47:BT:68:ARG:HH11	47:BT:68:ARG:HG2	1.56	0.70
54:CA:194:C:H2'	54:CA:195:A:H5''	1.73	0.70
54:CA:1128:C:H5'	39:CL:16:ARG:NH2	2.05	0.70
54:CA:1139:G:H4'	54:CA:1140:C:O5'	1.91	0.70
54:CA:1502:A:H5''	54:CA:1503:A:OP2	1.91	0.70
32:CE:31:TYR:O	32:CE:42:ILE:HG13	1.92	0.70
35:CH:12:LEU:HD23	35:CH:13:ILE:N	2.06	0.70
50:CW:23:ARG:O	50:CW:27:LYS:HB2	1.91	0.70
55:DA:1504:C:H5'	55:DA:1505:C:OP2	1.91	0.70
55:DA:1726:G:O2'	55:DA:1727:U:H5'	1.92	0.70
7:DH:117:PRO:HB3	7:DH:123:PHE:CE1	2.26	0.70
57:DY:93:LEU:CD2	57:DY:126:ALA:CB	2.64	0.70
57:DY:141:VAL:CG1	57:DY:142:LEU:H	1.92	0.70
58:DL:141:ALA:CB	58:DL:142:PRO:HA	2.21	0.70
10:DN:112:MET:O	10:DN:115:VAL:HG22	1.92	0.70
28:D6:20:ASN:HD22	28:D6:42:TRP:HH2	1.37	0.70
1:AA:946:G:HO2'	1:AA:947:G:C5'	2.03	0.70
1:AA:2531:A:H4'	7:AH:157:TYR:CE2	2.27	0.70
1:AA:2820:A:H61	4:AE:192:ASN:CB	2.04	0.70
3:AD:169:GLU:HG2	3:AD:174:ILE:HD11	1.72	0.70
12:AP:21:THR:HA	12:AP:98:LYS:HB2	1.74	0.70
17:A2:49:THR:CB	17:A2:50:PRO:HD3	2.22	0.70
21:AV:177:PRO:C	21:AV:178:GLU:HG3	2.11	0.70
30:A8:48:PHE:C	30:A8:49:VAL:HG23	2.12	0.70
31:BA:579:G:C5'	31:BA:728:A:H1'	2.21	0.70
31:BA:1176:A:H2'	31:BA:1177:G:H5'	1.74	0.70

*Continued on next page...*



*Continued from previous page...*

Atom-1	Atom-2	Interatomic distance (Å)	Clash overlap (Å)
31:BA:1330:U:H4'	43:BP:23:TYR:CE2	2.26	0.70
54:CA:702:A:H5'	54:CA:703:G:N7	2.07	0.70
54:CA:1126:U:H1'	54:CA:1280:A:N7	2.06	0.70
34:CG:50:ARG:CZ	53:C1:57:U:O2'	2.40	0.70
34:CG:114:ARG:HG3	34:CG:114:ARG:NH1	2.07	0.70
45:CR:39:LEU:HD12	45:CR:59:MET:HE1	1.73	0.70
55:DA:2656:U:H5	55:DA:2664:G:H21	1.39	0.70
7:DH:4:ILE:HG13	7:DH:6:ARG:CD	2.21	0.70
58:DL:108:ALA:HA	58:DL:111:LYS:CE	2.21	0.70
10:DN:71:ARG:HH11	10:DN:71:ARG:HG3	1.55	0.70
12:DP:88:GLY:C	12:DP:90:VAL:N	2.43	0.70
14:DQ:27:SER:HA	14:DQ:88:ASP:HB3	1.73	0.70
21:DV:76:LEU:CD2	21:DV:76:LEU:H	2.03	0.70
21:DV:118:GLN:NE2	21:DV:118:GLN:CA	2.45	0.70
1:AA:34:C:HO2'	1:AA:35:G:H8	1.39	0.70
1:AA:265:A:O2'	1:AA:266:G:C4'	2.38	0.70
1:AA:415:A:H2'	1:AA:416:C:H6	1.56	0.70
1:AA:676:A:H8	1:AA:2069:G:H21	1.37	0.70
1:AA:1288:U:O2'	1:AA:1647:G:N2	2.24	0.70
3:AD:131:LEU:HD12	3:AD:131:LEU:N	2.07	0.70
12:AP:20:ALA:HB2	21:AV:79:ARG:NH2	2.07	0.70
17:A2:82:ARG:HG3	17:A2:82:ARG:HH11	1.57	0.70
31:BA:399:G:H2'	31:BA:400:C:C6	2.26	0.70
31:BA:686:U:H2'	31:BA:687:A:C8	2.27	0.70
31:BA:922:G:H4'	35:BH:20:GLN:HA	1.74	0.70
31:BA:1241:G:H2'	31:BA:1242:C:C6	2.27	0.70
38:BK:84:ARG:HH12	38:BK:86:ILE:HD13	1.55	0.70
47:BT:10:VAL:HG13	47:BT:19:VAL:HB	1.74	0.70
54:CA:1225:A:H5'	54:CA:1226:C:OP2	1.91	0.70
54:CA:1286:A:OP1	51:CX:26:LYS:HD2	1.90	0.70
33:CF:70:VAL:HG12	33:CF:71:ALA:N	2.07	0.70
33:CF:148:GLY:HA3	33:CF:172:ARG:O	1.91	0.70
40:CM:5:ARG:HH21	40:CM:99:LYS:HD2	1.56	0.70
55:DA:352:G:H5'	55:DA:353:G:OP2	1.92	0.70
6:DG:6:ALA:HB3	6:DG:104:GLU:OE2	1.91	0.70
6:DG:104:GLU:OE1	26:D4:23:GLU:HB3	1.91	0.70
8:DK:25:TYR:HE2	8:DK:29:TYR:CD2	2.09	0.70
57:DY:23:SER:OG	57:DY:24:PHE:N	2.22	0.70
57:DY:43:ALA:CA	57:DY:47:ASN:ND2	2.55	0.70
57:DY:88:ALA:C	57:DY:92:THR:H	1.95	0.70
57:DY:142:LEU:HD22	57:DY:142:LEU:C	2.10	0.70

*Continued on next page...*

*Continued from previous page...*

Atom-1	Atom-2	Interatomic distance (Å)	Clash overlap (Å)
58:DL:59:ILE:C	58:DL:60:TYR:CD1	2.64	0.70
1:AA:1829:A:H3'	1:AA:1830:C:H6	1.57	0.70
1:AA:2286:A:OP2	28:A6:28:ARG:CZ	2.39	0.70
3:AD:62:TYR:CE1	3:AD:64:ILE:HA	2.27	0.70
4:AE:48:GLN:CG	4:AE:78:LEU:HD12	2.21	0.70
7:AH:85:LYS:O	7:AH:132:ARG:HB2	1.91	0.70
31:BA:403:C:O2'	31:BA:404:U:H5'	1.91	0.70
31:BA:706:A:C1'	41:BN:29:ILE:HD11	2.22	0.70
31:BA:1435:G:H2'	31:BA:1436:U:H6	1.56	0.70
38:BK:10:LEU:HD22	38:BK:83:ILE:HD11	1.72	0.70
45:BR:16:ALA:HB1	45:BR:21:ASP:HB3	1.72	0.70
52:BB:74:C:H1'	52:BB:75:C:H5'	1.74	0.70
54:CA:440:A:H3'	54:CA:442:C:H6	1.57	0.70
54:CA:564:C:H5'	47:CT:32:TYR:CE2	2.27	0.70
54:CA:652:U:H1'	54:CA:653:A:C2	2.27	0.70
35:CH:126:ARG:HG3	35:CH:126:ARG:HH11	1.56	0.70
40:CM:37:PRO:HA	40:CM:72:VAL:HG22	1.72	0.70
52:CB:57:G:H2'	52:CB:58:A:H5''	1.74	0.70
55:DA:1280:G:H2'	55:DA:1281:G:C5'	2.21	0.70
55:DA:1291:C:H2'	55:DA:1292:U:C6	2.26	0.70
3:DD:110:GLY:O	3:DD:112:GLN:HG3	1.91	0.70
4:DE:3:GLY:HA3	4:DE:81:ILE:HG13	1.72	0.70
56:DI:16:THR:HG23	56:DI:17:VAL:HG22	1.72	0.70
57:DY:70:GLU:O	57:DY:71:LEU:CB	2.39	0.70
57:DY:92:THR:HG22	57:DY:93:LEU:N	2.07	0.70
10:DN:93:PRO:HB3	10:DN:114:ILE:HD11	1.73	0.70
11:DO:138:LEU:HD12	11:DO:139:LYS:N	2.06	0.70
19:DT:47:PHE:O	19:DT:49:VAL:HG23	1.92	0.70
20:DU:63:LYS:NZ	20:DU:63:LYS:HA	2.07	0.70
20:DU:81:LYS:HB2	20:DU:96:ILE:CG2	2.21	0.70
21:DV:194:PRO:O	21:DV:195:GLU:C	2.29	0.70
1:AA:1403:C:H5''	1:AA:1471:A:H1'	1.72	0.70
3:AD:159:ALA:H	3:AD:196:VAL:HG11	1.56	0.70
7:AH:143:GLN:HE22	7:AH:147:ASN:ND2	1.89	0.70
7:AH:168:PRO:O	7:AH:169:VAL:HG12	1.91	0.70
21:AV:53:ILE:CG2	21:AV:71:VAL:HG13	2.20	0.70
21:AV:103:ARG:HA	21:AV:103:ARG:HE	1.57	0.70
31:BA:448:A:H2'	31:BA:449:C:O2	1.92	0.70
31:BA:976:G:N2	31:BA:1362(A):C:OP2	2.20	0.70
31:BA:1452:C:H2'	31:BA:1452:C:O2	1.92	0.70
33:BF:32:LEU:HB3	33:BF:59:ARG:NH1	2.05	0.70

*Continued on next page...*

*Continued from previous page...*

Atom-1	Atom-2	Interatomic distance (Å)	Clash overlap (Å)
49:BV:6:LYS:N	49:BV:6:LYS:HD2	2.07	0.70
52:BD:37:MIA:H2'	52:BD:38:A:O4'	1.92	0.70
54:CA:112:G:H4'	54:CA:389:A:H5''	1.73	0.70
54:CA:960:U:O2'	54:CA:961:U:OP2	2.06	0.70
32:CE:187:LEU:HD11	32:CE:204:ASN:O	1.91	0.70
38:CK:1:MET:H3	38:CK:1:MET:HE2	1.56	0.70
43:CP:57:ARG:HH21	26:D4:34:GLU:HB2	1.56	0.70
55:DA:562:U:O2'	55:DA:572:A:O4'	2.09	0.70
55:DA:1879:C:H2'	55:DA:1880:C:H5'	1.72	0.70
55:DA:1899:G:N2	55:DA:1902:C:N4	2.11	0.70
57:DY:43:ALA:HB3	57:DY:47:ASN:HA	1.73	0.70
57:DY:88:ALA:O	56:DJ:15:ALA:HB2	1.92	0.70
58:DL:98:ARG:HH11	58:DL:98:ARG:N	1.89	0.70
58:DL:110:GLN:HG3	58:DL:111:LYS:HE3	1.72	0.70
21:DV:175:VAL:HB	21:DV:176:PRO:HA	1.72	0.70
21:DV:192:ALA:C	21:DV:193:GLU:OE1	2.30	0.70
1:AA:2316:C:H1'	6:AG:128:ARG:NH2	2.07	0.70
1:AA:2849:U:OP1	15:AR:95:ARG:NH1	2.25	0.70
4:AE:8:LYS:HB3	4:AE:192:ASN:HA	1.74	0.70
9:AM:15:LEU:HB2	9:AM:134:ARG:CG	2.21	0.70
19:AT:3:THR:HA	19:AT:6:ASP:OD2	1.91	0.70
20:AU:28:LYS:HA	20:AU:28:LYS:CE	2.20	0.70
20:AU:28:LYS:HA	20:AU:28:LYS:NZ	2.05	0.70
22:A3:53:MET:HB3	22:A3:59:LEU:CD2	2.22	0.70
29:A7:46:VAL:C	29:A7:47:ARG:HD3	2.12	0.70
31:BA:687:A:H4'	31:BA:688:G:O5'	1.90	0.70
31:BA:800:G:H8	31:BA:800:G:O5'	1.75	0.70
34:BG:149:ALA:O	34:BG:153:ARG:HG2	1.92	0.70
54:CA:48:C:H4'	54:CA:49:U:OP2	1.91	0.70
32:CE:178:ARG:HD2	38:CK:71:GLY:O	1.92	0.70
42:CO:39:VAL:HB	42:CO:57:LYS:HB2	1.74	0.70
44:CQ:24:CYS:HB2	44:CQ:40:CYS:N	2.06	0.70
45:CR:8:LYS:O	45:CR:12:ILE:HG13	1.92	0.70
55:DA:607:U:O4	55:DA:608:A:C5	2.44	0.70
8:DK:14:ASP:OD1	8:DK:15:VAL:HG22	1.92	0.70
57:DY:26:LEU:O	57:DY:111:LEU:CB	2.35	0.70
11:DO:115:LEU:HB2	11:DO:131:SER:HB2	1.74	0.70
1:AA:589:C:H2'	1:AA:590:A:C8	2.26	0.70
1:AA:888:C:O2'	1:AA:889:C:OP2	2.08	0.70
1:AA:2030:A:H4'	1:AA:2031:A:H8	1.56	0.70
5:AF:122:LYS:O	5:AF:123:LEU:HB2	1.92	0.70

*Continued on next page...*

Continued from previous page...

Atom-1	Atom-2	Interatomic distance (Å)	Clash overlap (Å)
9:AM:16:ILE:CD1	9:AM:137:LYS:HB2	2.21	0.70
12:AP:31:ASP:N	12:AP:107:ALA:HB2	2.07	0.70
14:AQ:106:ARG:HA	14:AQ:110:LEU:CD1	2.22	0.70
17:A2:71:LEU:N	17:A2:86:GLY:CA	2.49	0.70
26:A4:34:GLU:HB3	43:BP:57:ARG:HH12	1.57	0.70
31:BA:275:G:H5'	47:BT:14:LYS:HD2	1.72	0.70
31:BA:971:G:H5''	31:BA:972:C:H5''	1.73	0.70
31:BA:1453:G:O6	50:BW:51:GLU:HB2	1.91	0.70
34:BG:21:LEU:HD12	34:BG:21:LEU:N	2.07	0.70
39:BL:49:PRO:O	39:BL:53:VAL:HG22	1.92	0.70
49:BV:41:VAL:HG23	49:BV:44:MET:CE	2.22	0.70
33:CF:91:LEU:HD11	33:CF:101:LEU:HD12	1.73	0.70
47:CT:59:ILE:CG2	47:CT:71:PHE:HB3	2.22	0.70
55:DA:469:G:O6	29:D7:37:LYS:HE2	1.92	0.70
55:DA:654(J):A:O2'	55:DA:654(K):C:O5'	2.08	0.70
55:DA:1204:A:H2	55:DA:1241:A:N1	1.90	0.70
6:DG:130:ASN:OD1	6:DG:160:VAL:HA	1.92	0.70
7:DH:8:PRO:HG2	7:DH:69:ARG:NE	2.07	0.70
56:DI:23:LEU:HD12	56:DI:23:LEU:N	2.07	0.70
58:DL:3:LYS:O	58:DL:4:VAL:CG2	2.35	0.70
58:DL:19:PRO:HA	58:DL:25:PRO:HG3	1.72	0.70
12:DP:1:MET:C	12:DP:2:LEU:HD22	2.12	0.70
23:DZ:3:LYS:HD3	23:DZ:43:TYR:HD2	1.55	0.70
28:D6:17:LYS:C	28:D6:19:ARG:H	1.91	0.70
6:AG:128:ARG:HH21	6:AG:128:ARG:HG3	1.57	0.69
15:AR:27:THR:O	15:AR:89:VAL:HG22	1.92	0.69
17:A2:5:VAL:CG2	17:A2:37:VAL:HG11	2.18	0.69
20:AU:39:VAL:HG23	20:AU:41:GLY:H	1.55	0.69
21:AV:145:GLU:O	21:AV:145:GLU:CD	2.30	0.69
31:BA:1005:A:H5''	31:BA:1006:C:C5	2.27	0.69
31:BA:1060:C:H5''	40:BM:51:ARG:HG2	1.73	0.69
33:BF:18:TRP:NE1	44:BQ:54:PRO:HA	2.05	0.69
54:CA:792:A:H4'	54:CA:793:U:O5'	1.92	0.69
34:CG:105:VAL:HG13	34:CG:110:PHE:HB2	1.73	0.69
35:CH:42:GLY:CA	35:CH:66:MET:HG2	2.22	0.69
55:DA:273(F):C:H3'	55:DA:274:G:H5''	1.72	0.69
55:DA:1786:A:C2	55:DA:2606:C:H1'	2.26	0.69
55:DA:2064:C:H2'	55:DA:2065:C:C6	2.26	0.69
6:DG:112:PRO:CA	26:D4:37:SER:HB2	2.22	0.69
7:DH:30:LYS:HE3	7:DH:81:GLU:HA	1.73	0.69
7:DH:168:PRO:O	7:DH:169:VAL:HG12	1.91	0.69

Continued on next page...

*Continued from previous page...*

Atom-1	Atom-2	Interatomic distance (Å)	Clash overlap (Å)
58:DL:108:ALA:C	58:DL:111:LYS:CD	2.57	0.69
9:DM:7:LYS:O	9:DM:9:VAL:HG13	1.92	0.69
9:DM:45:ASN:H	9:DM:45:ASN:HD22	1.38	0.69
20:DU:86:ARG:HB2	20:DU:95:LYS:HD2	1.72	0.69
1:AA:140:A:C8	1:AA:1408:C:O2'	2.45	0.69
2:AB:40:U:C4	26:A4:1:MET:SD	2.85	0.69
11:AO:85:LEU:HA	11:AO:88:LEU:CB	2.22	0.69
31:BA:736:C:H2'	31:BA:737:A:H8	1.55	0.69
31:BA:792:A:H4'	31:BA:793:U:O5'	1.93	0.69
31:BA:954:G:H21	31:BA:1227:A:N6	1.89	0.69
33:BF:58:GLU:O	33:BF:64:VAL:HA	1.91	0.69
37:BJ:20:ASP:OD2	37:BJ:23:VAL:HG23	1.92	0.69
54:CA:64:G:H4'	54:CA:65:U:H5'	1.73	0.69
54:CA:418:C:H2'	54:CA:419:C:H6	1.57	0.69
54:CA:923:A:OP1	35:CH:21:ALA:HB2	1.92	0.69
54:CA:1028(B):C:H3'	54:CA:1029:G:H5''	1.73	0.69
40:CM:38:ILE:HG12	40:CM:71:LEU:O	1.92	0.69
52:CB:2:C:H2'	52:CB:3:C:C6	2.27	0.69
55:DA:974:G:O2'	55:DA:975:G:N7	2.24	0.69
55:DA:2728:U:O2'	55:DA:2729:G:H5'	1.92	0.69
56:DI:23:LEU:HD12	56:DI:23:LEU:H	1.57	0.69
57:DY:89:ALA:HB3	56:DJ:15:ALA:HB2	1.66	0.69
57:DY:122:VAL:HA	57:DY:126:ALA:HB2	1.72	0.69
57:DY:129:PRO:HD2	57:DY:131:MET:N	2.07	0.69
11:DO:38:GLN:O	11:DO:41:ARG:N	2.23	0.69
20:DU:81:LYS:HZ3	20:DU:98:VAL:HG11	1.57	0.69
21:DV:48:PHE:HE2	21:DV:71:VAL:HG11	1.56	0.69
24:DW:40:SER:C	24:DW:42:GLY:H	1.94	0.69
26:D4:38:LYS:C	26:D4:40:HIS:H	1.95	0.69
1:AA:871:U:H2'	1:AA:871:U:O2	1.91	0.69
1:AA:1168:G:H2'	1:AA:1169:G:C8	2.28	0.69
1:AA:1657:C:H4'	4:AE:133:LYS:HB3	1.74	0.69
1:AA:2473:U:H2'	1:AA:2473:U:O2	1.92	0.69
3:AD:35:LYS:HZ1	3:AD:65:ILE:HA	1.55	0.69
5:AF:22:ALA:C	5:AF:24:LEU:N	2.44	0.69
9:AM:67:LEU:O	9:AM:88:GLU:HB2	1.93	0.69
24:AW:51:ARG:HE	24:AW:55:ARG:HH12	1.38	0.69
31:BA:1095:U:P	31:BA:1108:G:H1	2.15	0.69
39:BL:17:VAL:HG11	39:BL:81:ILE:HD13	1.73	0.69
45:BR:82:ILE:HD11	45:BR:87:ILE:O	1.92	0.69
37:CJ:12:LEU:H	37:CJ:12:LEU:HD22	1.57	0.69

*Continued on next page...*

*Continued from previous page...*

Atom-1	Atom-2	Interatomic distance (Å)	Clash overlap (Å)
40:CM:40:LEU:HD12	40:CM:69:ASN:HB3	1.75	0.69
55:DA:205:G:O2'	55:DA:206:U:P	2.49	0.69
55:DA:468:G:N7	29:D7:39:ARG:NH2	2.34	0.69
55:DA:752:A:O2'	55:DA:753:C:OP2	2.10	0.69
55:DA:1251:C:O2'	55:DA:1252:G:H3'	1.91	0.69
55:DA:1762:A:H5''	55:DA:1763:G:OP2	1.91	0.69
55:DA:1784:A:H4'	55:DA:1785:A:C5'	2.21	0.69
3:DD:166:GLN:CA	3:DD:166:GLN:HE21	2.04	0.69
5:DF:136:THR:O	5:DF:140:LEU:HB2	1.92	0.69
5:DF:198:ALA:CA	5:DF:201:VAL:HG12	2.23	0.69
8:DK:76:THR:HG23	8:DK:139:GLN:HE22	1.56	0.69
58:DL:15:GLY:O	58:DL:16:LYS:HB2	1.90	0.69
58:DL:34:ILE:O	58:DL:34:ILE:HG23	1.92	0.69
58:DL:95:LYS:HB3	58:DL:136:VAL:CG2	2.20	0.69
1:AA:612:G:H5'	1:AA:612:G:C8	2.25	0.69
17:A2:6:LYS:H	17:A2:37:VAL:CG1	2.06	0.69
21:AV:106:GLY:C	21:AV:108:PRO:CD	2.49	0.69
24:AW:17:SER:HB2	24:AW:18:PRO:CA	2.21	0.69
31:BA:1306:A:N6	31:BA:1331:G:H1'	2.07	0.69
39:BL:28:VAL:HG13	39:BL:64:THR:HA	1.73	0.69
52:BD:21:A:C2'	52:BD:22:G:H5''	2.22	0.69
54:CA:1312:G:N7	49:CV:4:SER:OG	2.22	0.69
54:CA:1449:C:C3'	54:CA:1450:U:H5''	2.22	0.69
43:CP:4:ILE:HG22	43:CP:5:ALA:N	2.08	0.69
52:CD:2:C:H2'	52:CD:3:C:C6	2.27	0.69
55:DA:880:G:N3	55:DA:880:G:H2'	2.06	0.69
55:DA:889:C:H2'	55:DA:889:C:O2	1.92	0.69
55:DA:1086:A:C2	57:DY:41:ARG:NH2	2.60	0.69
55:DA:1113:U:OP1	7:DH:2:SER:N	2.25	0.69
55:DA:2298:A:N6	55:DA:2318:G:H8	1.90	0.69
3:DD:44:ASN:C	3:DD:44:ASN:HD22	1.92	0.69
3:DD:236:GLY:C	3:DD:237:GLU:OE2	2.30	0.69
6:DG:7:LEU:O	6:DG:7:LEU:HD23	1.92	0.69
56:DI:10:GLU:O	56:DI:14:GLN:HB3	1.92	0.69
56:DI:19:GLU:O	56:DI:20:LEU:C	2.29	0.69
57:DY:52:PHE:N	57:DY:52:PHE:HD2	1.91	0.69
23:DZ:41:ARG:HB2	23:DZ:43:TYR:CE1	2.28	0.69
1:AA:1164:G:H2'	1:AA:1165:U:H6	1.56	0.69
1:AA:1803:A:H2	1:AA:1822:G:N3	1.89	0.69
1:AA:2051:A:N6	1:AA:2614:A:H2'	2.08	0.69
2:AB:8:U:H5'	2:AB:8:U:H6	1.56	0.69

*Continued on next page...*

*Continued from previous page...*

Atom-1	Atom-2	Interatomic distance (Å)	Clash overlap (Å)
4:AE:175:VAL:O	4:AE:177:PRO:HD3	1.92	0.69
6:AG:101:ILE:HG13	6:AG:102:PHE:N	2.07	0.69
15:AR:90:GLN:HE21	15:AR:90:GLN:HA	1.57	0.69
16:A1:27:LEU:HB3	16:A1:31:SER:HB3	1.75	0.69
24:AW:17:SER:CB	24:AW:18:PRO:CA	2.71	0.69
26:A4:63:TYR:CE2	49:BV:41:VAL:HA	2.28	0.69
31:BA:737:A:H2'	31:BA:738:C:H6	1.57	0.69
31:BA:982:U:H4'	31:BA:983:A:O5'	1.93	0.69
31:BA:1337:G:H5''	31:BA:1338:G:OP1	1.92	0.69
52:BD:15:G:N1	52:BD:48:C:N4	2.40	0.69
52:BD:35:A:H61	52:BD:37:MIA:H153	1.57	0.69
54:CA:713:G:H21	54:CA:777:A:H1'	1.58	0.69
54:CA:1391:U:H2'	54:CA:1392:G:C8	2.28	0.69
55:DA:386:G:H3'	55:DA:388:G:N2	2.08	0.69
55:DA:528:A:H2	55:DA:2043:C:C5'	2.05	0.69
55:DA:1543:A:O2'	55:DA:1544:C:O5'	2.09	0.69
55:DA:2308:G:H5'	55:DA:2309:A:OP2	1.92	0.69
8:DK:2:LYS:HA	8:DK:20:ASP:HA	1.72	0.69
57:DY:26:LEU:O	57:DY:111:LEU:CG	2.40	0.69
57:DY:92:THR:O	57:DY:96:PHE:O	2.09	0.69
58:DL:141:ALA:HB1	58:DL:142:PRO:C	2.13	0.69
26:D4:32:TYR:HD2	26:D4:32:TYR:C	1.95	0.69
1:AA:107:C:H2'	1:AA:108:U:H6	1.58	0.69
1:AA:1314:C:H5'	1:AA:1314:C:C6	2.27	0.69
1:AA:2282:G:O2'	1:AA:2283:C:OP2	2.10	0.69
1:AA:2864:G:OP1	15:AR:119:LYS:HD2	1.92	0.69
6:AG:10:LYS:O	6:AG:10:LYS:HD3	1.93	0.69
20:AU:20:TYR:OH	20:AU:42:VAL:HA	1.93	0.69
31:BA:652:U:O4	31:BA:752:G:H2'	1.93	0.69
32:BE:22:LYS:HE3	32:BE:22:LYS:HA	1.75	0.69
32:BE:69:LEU:HD21	32:BE:93:VAL:HG23	1.75	0.69
33:BF:83:ARG:O	33:BF:87:LEU:HG	1.93	0.69
33:BF:148:GLY:HA3	33:BF:203:PHE:HB3	1.75	0.69
38:BK:121:ASP:HB2	38:BK:125:ARG:HH22	1.58	0.69
39:BL:106:ALA:O	39:BL:108:VAL:HG13	1.93	0.69
50:BW:74:LYS:C	50:BW:76:ALA:H	1.94	0.69
54:CA:1032(A):G:H2'	54:CA:1032(B):G:C8	2.28	0.69
32:CE:19:HIS:NE2	32:CE:206:ASP:HB2	2.07	0.69
43:CP:116:THR:O	43:CP:117:VAL:HG12	1.92	0.69
49:CV:5:LEU:HD22	49:CV:10:PHE:HE1	1.57	0.69
52:CB:19:G:O6	55:DA:881:G:H2'	1.93	0.69

*Continued on next page...*

*Continued from previous page...*

Atom-1	Atom-2	Interatomic distance (Å)	Clash overlap (Å)
55:DA:654(Q):C:H2'	55:DA:654(R):C:C5	2.27	0.69
55:DA:848:G:H2'	55:DA:849:A:C8	2.26	0.69
55:DA:910:A:C5	12:DP:13:GLN:HG3	2.27	0.69
55:DA:1332:G:H22	55:DA:1609:A:H2'	1.56	0.69
3:DD:17:THR:HG22	3:DD:205:VAL:N	2.08	0.69
4:DE:197:ILE:HD11	4:DE:199:ARG:HH22	1.56	0.69
6:DG:118:ARG:HA	6:DG:118:ARG:HE	1.57	0.69
57:DY:43:ALA:HB3	57:DY:47:ASN:HD22	0.56	0.69
57:DY:122:VAL:CB	57:DY:126:ALA:HB3	2.23	0.69
26:D4:23:GLU:CD	26:D4:23:GLU:H	1.95	0.69
1:AA:323:G:H5''	1:AA:324:A:H5'	1.74	0.69
1:AA:670:A:H4'	1:AA:671:C:OP1	1.92	0.69
1:AA:1929:G:N3	1:AA:1929:G:H2'	2.07	0.69
1:AA:2602:A:H61	52:BB:76:A:H5'	1.56	0.69
3:AD:4:LYS:HZ1	3:AD:20:ASP:HA	1.57	0.69
4:AE:76:ARG:HD3	4:AE:195:LEU:HB2	1.75	0.69
7:AH:97:ARG:HG2	7:AH:98:LEU:H	1.58	0.69
9:AM:16:ILE:HD13	9:AM:137:LYS:HB2	1.75	0.69
21:AV:104:PHE:O	21:AV:105:VAL:HG12	1.91	0.69
31:BA:1374:A:C2'	31:BA:1375:A:H5'	2.23	0.69
32:BE:235:SER:O	32:BE:239:VAL:HG21	1.91	0.69
34:BG:21:LEU:N	34:BG:21:LEU:CD1	2.53	0.69
38:BK:21:LYS:O	38:BK:63:LEU:HD23	1.92	0.69
54:CA:713:G:H21	54:CA:777:A:C1'	2.05	0.69
54:CA:913:A:O2'	54:CA:914:A:OP2	2.10	0.69
33:CF:34:LEU:HD21	33:CF:38:ARG:HD2	1.73	0.69
55:DA:34:C:O2'	55:DA:35:G:OP2	2.10	0.69
55:DA:443:A:H3'	5:DF:45:ARG:NH1	2.08	0.69
4:DE:57:LYS:CE	4:DE:59:VAL:HB	2.23	0.69
7:DH:46:GLU:OE2	7:DH:51:ARG:HD2	1.91	0.69
57:DY:24:PHE:CD2	57:DY:24:PHE:C	2.64	0.69
57:DY:74:LEU:CD1	57:DY:75:GLN:HG2	2.22	0.69
57:DY:75:GLN:OE1	57:DY:109:SER:OG	2.05	0.69
57:DY:118:THR:CG2	57:DY:119:ALA:N	2.37	0.69
58:DL:62:ASP:O	58:DL:63:ARG:HB2	1.91	0.69
56:DJ:17:VAL:O	56:DJ:18:LEU:CB	2.41	0.69
12:DP:80:GLU:OE2	22:D3:4:LYS:HE3	1.92	0.69
16:D1:44:ASN:HD22	16:D1:44:ASN:N	1.89	0.69
26:D4:15:ILE:HD13	26:D4:15:ILE:N	2.06	0.69
26:D4:37:SER:HB3	26:D4:42:PHE:CD1	2.28	0.69
1:AA:27:G:O2'	1:AA:28:A:P	2.51	0.69

*Continued on next page...*



*Continued from previous page...*

Atom-1	Atom-2	Interatomic distance (Å)	Clash overlap (Å)
1:AA:654(O):G:H2'	1:AA:654(P):G:H8	1.58	0.69
1:AA:775:G:H4'	1:AA:776:G:O5'	1.92	0.69
1:AA:896:A:H1'	21:AV:176:PRO:HG2	1.74	0.69
1:AA:1018:C:H2'	1:AA:1019:U:C6	2.28	0.69
1:AA:2866:U:H2'	1:AA:2866:U:O2	1.91	0.69
2:AB:48:A:H2'	2:AB:49:C:C6	2.27	0.69
7:AH:6:ARG:HB2	7:AH:66:GLY:HA2	1.75	0.69
20:AU:63:LYS:HA	20:AU:63:LYS:NZ	2.07	0.69
21:AV:108:PRO:HB3	21:AV:142:SER:O	1.92	0.69
22:A3:2:ALA:O	22:A3:3:HIS:O	2.11	0.69
30:A8:14:VAL:HG11	30:A8:22:VAL:CG1	2.22	0.69
31:BA:243:A:N6	31:BA:281:G:O2'	2.26	0.69
31:BA:887:G:C3'	31:BA:888:G:H5'	2.22	0.69
31:BA:1027:C:H2'	31:BA:1028:C:C6	2.28	0.69
31:BA:1127:G:H4'	31:BA:1148:U:O2	1.92	0.69
32:BE:22:LYS:HA	32:BE:22:LYS:CE	2.23	0.69
32:BE:47:THR:O	32:BE:51:LEU:HG	1.92	0.69
37:BJ:18:TYR:CD2	37:BJ:59:LEU:HB2	2.27	0.69
43:BP:10:PRO:HB2	43:BP:18:ALA:CB	2.13	0.69
45:BR:25:THR:HG21	45:BR:70:LEU:HB2	1.75	0.69
51:BX:15:ARG:NH1	51:BX:15:ARG:HB2	2.08	0.69
54:CA:56:U:H2'	54:CA:57:G:C8	2.27	0.69
54:CA:412:A:O2'	54:CA:413:G:OP2	2.10	0.69
54:CA:869:G:H4'	54:CA:872:A:C1'	2.23	0.69
54:CA:1022:G:H2'	54:CA:1023:G:O4'	1.93	0.69
43:CP:4:ILE:HG22	43:CP:5:ALA:H	1.56	0.69
47:CT:74:LEU:HD12	47:CT:75:ARG:HG2	1.75	0.69
55:DA:1212:G:O2'	55:DA:1236:G:N2	2.23	0.69
55:DA:1568:G:H5''	3:DD:61:LEU:HD22	1.73	0.69
55:DA:2133:G:H2'	55:DA:2157:G:H22	1.57	0.69
55:DA:2168:G:OP1	55:DA:2168:G:O4'	2.11	0.69
7:DH:59:ARG:HG3	7:DH:59:ARG:HH11	1.58	0.69
56:DI:25:ASP:HA	56:DI:28:LYS:HG2	1.75	0.69
57:DY:5:ARG:O	57:DY:7:VAL:CG1	2.41	0.69
57:DY:56:ASN:HA	57:DY:60:ARG:HG2	1.72	0.69
57:DY:74:LEU:HB3	57:DY:120:LYS:N	2.08	0.69
57:DY:141:VAL:HG22	57:DY:142:LEU:H	1.57	0.69
58:DL:19:PRO:C	58:DL:25:PRO:HG2	2.13	0.69
58:DL:83:GLY:N	58:DL:99:ILE:HG23	2.07	0.69
58:DL:125:ARG:NE	58:DL:132:ARG:HH22	1.90	0.69
16:D1:64:ARG:HH21	16:D1:64:ARG:CG	2.04	0.69

*Continued on next page...*

*Continued from previous page...*

Atom-1	Atom-2	Interatomic distance (Å)	Clash overlap (Å)
20:DU:39:VAL:HG12	20:DU:40:GLU:N	2.06	0.69
21:DV:117:LEU:HD12	21:DV:117:LEU:N	2.08	0.69
21:DV:127:LYS:O	21:DV:161:VAL:CB	2.41	0.69
22:D3:68:GLU:OE1	22:D3:82:ARG:HB2	1.93	0.69
24:DW:65:ASN:ND2	24:DW:69:ARG:HH21	1.90	0.69
25:DX:35:ARG:HH21	25:DX:37:LEU:HD21	1.58	0.69
28:D6:36:LEU:HD12	28:D6:50:ARG:HG2	1.74	0.69
1:AA:270(K):C:HO2'	1:AA:270(L):U:H5	1.40	0.69
1:AA:387:U:H4'	1:AA:388:G:O5'	1.93	0.69
1:AA:480:A:H1'	20:AU:44:ILE:HD13	1.74	0.69
1:AA:2061:G:H5''	1:AA:2503:A:N1	2.08	0.69
1:AA:2523:G:H5'	1:AA:2523:G:H8	1.57	0.69
6:AG:131:TYR:HB3	6:AG:159:VAL:CG1	2.23	0.69
8:AK:56:LYS:HD2	8:AK:60:GLU:HB2	1.75	0.69
9:AM:68:GLU:HG2	9:AM:88:GLU:OE1	1.92	0.69
10:AN:71:ARG:HH21	10:AN:77:ILE:HG21	1.55	0.69
11:AO:63:PRO:O	11:AO:64:LYS:HB2	1.93	0.69
21:AV:76:LEU:HD23	21:AV:76:LEU:H	1.56	0.69
24:AW:17:SER:HB2	24:AW:18:PRO:C	2.12	0.69
31:BA:954:G:H4'	43:BP:120:LYS:HG2	1.75	0.69
31:BA:1244:C:H2'	31:BA:1245:A:H8	1.58	0.69
36:BI:12:PRO:HG2	36:BI:13:ASN:H	1.57	0.69
41:BN:24:SER:HB3	41:BN:27:ASN:O	1.92	0.69
42:BO:25:PRO:O	42:BO:27:LEU:HD23	1.93	0.69
53:B1:34:G:H2'	53:B1:35:A:C8	2.27	0.69
54:CA:160:A:H1'	54:CA:344:A:C8	2.27	0.69
33:CF:13:GLY:HA3	44:CQ:57:ARG:HE	1.58	0.69
46:CS:68:ASP:C	46:CS:70:ALA:H	1.96	0.69
55:DA:128:C:C4'	29:D7:49:ARG:HH21	2.05	0.69
55:DA:221:A:H4'	55:DA:222:A:O5'	1.92	0.69
55:DA:405:U:H2'	55:DA:405:U:O2	1.93	0.69
55:DA:443:A:C5	5:DF:45:ARG:HD2	2.28	0.69
55:DA:483:A:O2'	20:DU:59:GLY:HA2	1.92	0.69
55:DA:612:G:H2'	55:DA:613:U:O2	1.93	0.69
55:DA:1064:C:O2'	58:DL:89:HIS:HB2	1.93	0.69
55:DA:1826:G:C4'	3:DD:242:ARG:HH21	2.05	0.69
55:DA:1887:C:C3'	55:DA:1888:G:H5''	2.21	0.69
55:DA:1996:C:H4'	55:DA:1997:G:O5'	1.92	0.69
55:DA:2790:A:O2'	55:DA:2791:C:P	2.51	0.69
3:DD:94:LEU:C	3:DD:94:LEU:HD13	2.12	0.69
6:DG:126:ASP:CG	6:DG:130:ASN:HB2	2.13	0.69

*Continued on next page...*

*Continued from previous page...*

Atom-1	Atom-2	Interatomic distance (Å)	Clash overlap (Å)
8:DK:23:PRO:HB2	8:DK:27:ARG:HH12	1.56	0.69
57:DY:13:LEU:O	57:DY:13:LEU:HD13	1.93	0.69
57:DY:18:GLU:CG	57:DY:66:LEU:HD13	2.12	0.69
57:DY:101:PRO:O	57:DY:102:LYS:HB3	1.92	0.69
57:DY:129:PRO:CD	57:DY:130:THR:H	2.06	0.69
58:DL:49:GLY:CA	58:DL:50:ASP:HB3	2.23	0.69
58:DL:56:GLU:HB3	58:DL:68:VAL:HG13	1.73	0.69
12:DP:27:VAL:HA	12:DP:105:GLU:OE1	1.92	0.69
21:DV:120:ILE:O	21:DV:171:ILE:HD13	1.93	0.69
25:DX:19:GLN:HE22	25:DX:52:HIS:CE1	2.10	0.69
1:AA:897:C:H2'	1:AA:898:C:H5'	1.73	0.69
1:AA:2873:A:H8	13:A0:6:SER:N	1.88	0.69
11:AO:31:ALA:O	11:AO:32:THR:HG23	1.93	0.69
31:BA:718:G:H5'	41:BN:117:ASN:CG	2.14	0.69
31:BA:977:A:H2'	31:BA:978:A:H5'	1.75	0.69
31:BA:1286:A:H5''	51:BX:25:LYS:HD2	1.74	0.69
34:BG:34:GLU:C	34:BG:35:ARG:HG3	2.14	0.69
47:BT:8:GLY:HA3	47:BT:23:VAL:HG22	1.74	0.69
50:BW:25:ARG:O	50:BW:29:LYS:HE3	1.93	0.69
54:CA:703:G:H4'	54:CA:704:A:H5'	1.74	0.69
54:CA:789:U:H3'	54:CA:789:U:O2	1.93	0.69
34:CG:198:VAL:HG12	34:CG:199:ASN:N	2.08	0.69
49:CV:5:LEU:C	49:CV:5:LEU:CD1	2.61	0.69
55:DA:405:U:H5''	55:DA:406:G:OP2	1.93	0.69
55:DA:648:G:O2'	55:DA:649:G:H5'	1.93	0.69
55:DA:774:A:C2	55:DA:787:U:O2'	2.46	0.69
55:DA:1076:C:H2'	55:DA:1077:A:C5'	2.02	0.69
55:DA:1270:C:H5''	55:DA:1271:G:O5'	1.93	0.69
55:DA:1431:U:H2'	55:DA:1432:C:C6	2.28	0.69
55:DA:1884:A:C2'	55:DA:1885:A:H5''	2.23	0.69
55:DA:2115:G:H21	55:DA:2172:U:H3	1.41	0.69
55:DA:2189:U:C3'	55:DA:2190:G:H5''	2.23	0.69
6:DG:8:LYS:O	6:DG:11:TYR:HB3	1.93	0.69
57:DY:25:PHE:CD2	57:DY:82:PHE:CD1	2.80	0.69
57:DY:61:LEU:C	57:DY:63:LEU:H	1.95	0.69
56:DJ:19:GLU:OE1	56:DJ:19:GLU:HA	1.93	0.69
14:DQ:106:ARG:CA	14:DQ:110:LEU:HD11	2.22	0.69
23:DZ:76:ARG:HB2	23:DZ:94:LEU:HD11	1.75	0.69
24:DW:41:ILE:C	24:DW:41:ILE:HD12	2.13	0.69
26:D4:32:TYR:HD2	26:D4:33:VAL:N	1.91	0.69
1:AA:322:A:H3'	5:AF:169:ASN:HD21	1.57	0.68

*Continued on next page...*

*Continued from previous page...*

Atom-1	Atom-2	Interatomic distance (Å)	Clash overlap (Å)
1:AA:407:G:H2'	1:AA:408:G:H8	1.56	0.68
1:AA:497:A:H2'	1:AA:498:G:O4'	1.94	0.68
1:AA:583:G:H5''	16:A1:10:ARG:HH12	1.58	0.68
1:AA:1296:G:O2'	1:AA:1297:C:H5'	1.93	0.68
1:AA:2154:G:H2'	1:AA:2155:G:H8	1.56	0.68
1:AA:2393:A:OP1	30:A8:30:ARG:HB2	1.92	0.68
1:AA:2753:A:H2'	1:AA:2754:U:C5'	2.14	0.68
3:AD:267:SER:O	3:AD:269:PHE:N	2.26	0.68
10:AN:121:VAL:O	10:AN:122:LEU:HD23	1.92	0.68
21:AV:115:GLY:HA2	21:AV:177:PRO:HG2	0.74	0.68
25:AX:59:VAL:HG12	25:AX:60:GLU:N	2.07	0.68
28:A6:16:CYS:O	28:A6:17:LYS:HB2	1.92	0.68
31:BA:250:A:H1'	31:BA:252:U:C5	2.28	0.68
31:BA:562:C:HO2'	42:BO:15:ARG:HB3	1.55	0.68
31:BA:1007:C:C3'	31:BA:1008:C:H5''	2.24	0.68
31:BA:1410:G:H2'	31:BA:1411:C:C6	2.28	0.68
32:BE:19:HIS:NE2	32:BE:206:ASP:HB2	2.08	0.68
34:BG:152:SER:O	34:BG:155:LEU:HB2	1.93	0.68
38:BK:12:ARG:HH11	38:BK:26:VAL:HA	1.59	0.68
40:BM:71:LEU:HD12	40:BM:72:VAL:H	1.57	0.68
33:CF:131:ARG:HH11	33:CF:131:ARG:HG3	1.58	0.68
33:CF:173:VAL:O	33:CF:175:LEU:HD12	1.92	0.68
37:CJ:155:ARG:HD3	37:CJ:155:ARG:N	2.07	0.68
38:CK:83:ILE:HG13	38:CK:137:VAL:HG22	1.73	0.68
43:CP:15:VAL:HG23	43:CP:43:THR:O	1.93	0.68
52:CD:18:G:H1'	52:CD:58:A:C2	2.29	0.68
55:DA:754:C:H2'	55:DA:755:C:H6	1.56	0.68
55:DA:780:G:H21	55:DA:783:A:H62	1.41	0.68
55:DA:943:U:OP2	11:DO:36:LYS:HG2	1.91	0.68
55:DA:2271:G:OP1	22:D3:18:ALA:HB1	1.94	0.68
55:DA:2657:A:C2	55:DA:2665:A:N7	2.61	0.68
3:DD:35:LYS:HG2	3:DD:64:ILE:CG2	2.23	0.68
7:DH:35:VAL:HG13	7:DH:71:LEU:HG	1.75	0.68
7:DH:150:ALA:C	7:DH:152:ARG:N	2.42	0.68
8:DK:23:PRO:HB2	8:DK:27:ARG:NH1	2.08	0.68
57:DY:7:VAL:O	57:DY:8:GLU:C	2.30	0.68
57:DY:74:LEU:HD13	57:DY:75:GLN:N	2.08	0.68
11:DO:41:ARG:HG3	11:DO:41:ARG:HH21	1.57	0.68
12:DP:35:VAL:CG1	12:DP:130:LYS:HB3	2.22	0.68
18:DS:29:LEU:HD13	18:DS:69:LEU:HD13	1.75	0.68
21:DV:177:PRO:O	21:DV:177:PRO:HG2	1.91	0.68

*Continued on next page...*

*Continued from previous page...*

Atom-1	Atom-2	Interatomic distance (Å)	Clash overlap (Å)
26:D4:61:ARG:HD2	26:D4:61:ARG:N	2.08	0.68
1:AA:508:G:O2'	1:AA:509:C:OP1	2.11	0.68
6:AG:118:ARG:HA	6:AG:118:ARG:HE	1.57	0.68
7:AH:20:ALA:HB1	7:AH:23:ARG:HE	1.58	0.68
8:AK:80:PRO:HA	8:AK:143:SER:HA	1.74	0.68
9:AM:18:ALA:O	9:AM:21:LYS:HB2	1.94	0.68
12:AP:42:ILE:HD12	12:AP:42:ILE:N	2.06	0.68
31:BA:801:U:H5'	31:BA:801:U:H6	1.57	0.68
31:BA:1226:C:O3'	43:BP:111:LYS:HE2	1.93	0.68
42:BO:75:HIS:CD2	42:BO:77:LEU:HB2	2.27	0.68
44:BQ:6:LEU:HD22	44:BQ:23:ARG:NH2	2.08	0.68
54:CA:375:U:H4'	46:CS:17:TYR:CE2	2.29	0.68
54:CA:630:G:C2'	54:CA:631:G:C5'	2.59	0.68
54:CA:1152:A:H5''	40:CM:13:HIS:CD2	2.28	0.68
36:CI:97:PHE:O	48:CU:31:LEU:HD23	1.93	0.68
45:CR:17:ARG:HH11	45:CR:17:ARG:HG3	1.57	0.68
46:CS:67:THR:O	46:CS:70:ALA:HB3	1.93	0.68
49:CV:80:TYR:CZ	49:CV:82:GLY:O	2.46	0.68
55:DA:614:U:H5'	55:DA:614:U:H6	1.57	0.68
55:DA:828:U:H3	55:DA:2247:A:H4'	1.58	0.68
55:DA:905:U:C3'	55:DA:906:G:H5''	2.23	0.68
55:DA:1058:U:O2'	58:DL:115:LEU:HA	1.93	0.68
55:DA:1138:G:N2	9:DM:106:MET:HE3	2.07	0.68
55:DA:2014:A:HO2'	27:D5:2:ALA:N	1.91	0.68
55:DA:2182:G:H2'	55:DA:2183:C:H6	1.57	0.68
55:DA:2458:G:O2'	55:DA:2460:U:O4	2.10	0.68
8:DK:1:MET:HG3	8:DK:23:PRO:HB3	1.74	0.68
14:DQ:107:GLU:N	14:DQ:110:LEU:HD11	2.08	0.68
30:D8:44:LYS:HD2	30:D8:44:LYS:N	2.06	0.68
1:AA:622:G:O2'	1:AA:623:G:H5'	1.93	0.68
1:AA:844:C:H2'	1:AA:845:G:O4'	1.93	0.68
1:AA:2122:U:H2'	1:AA:2123:G:O4'	1.93	0.68
1:AA:2712:U:OP1	1:AA:2714:G:H4'	1.93	0.68
3:AD:43:ARG:HD2	3:AD:44:ASN:ND2	2.09	0.68
3:AD:139:GLY:H	3:AD:165:ILE:HB	1.57	0.68
5:AF:140:LEU:HD13	5:AF:170:LEU:HD21	1.75	0.68
7:AH:101:ARG:HG3	7:AH:117:PRO:HG3	1.76	0.68
10:AN:2:ILE:HG23	10:AN:6:THR:HB	1.74	0.68
20:AU:97:ARG:HH21	20:AU:98:VAL:CB	2.03	0.68
21:AV:74:VAL:HG22	21:AV:86:VAL:HG13	1.75	0.68
31:BA:1286:A:C5'	51:BX:25:LYS:HD2	2.22	0.68

*Continued on next page...*

*Continued from previous page...*

Atom-1	Atom-2	Interatomic distance (Å)	Clash overlap (Å)
39:BL:16:ARG:HH12	39:BL:64:THR:HB	1.58	0.68
54:CA:39:G:N7	54:CA:547:A:H8	1.91	0.68
34:CG:108:LEU:HB3	34:CG:110:PHE:CE1	2.28	0.68
38:CK:41:ARG:HH11	38:CK:41:ARG:CB	2.04	0.68
42:CO:83:VAL:HG21	42:CO:100:ILE:HG12	1.73	0.68
57:DY:63:LEU:CD2	57:DY:65:GLU:OE1	2.36	0.68
12:DP:2:LEU:HB3	12:DP:70:PRO:CG	2.24	0.68
17:D2:25:LEU:HD12	17:D2:94:LEU:HD21	1.74	0.68
1:AA:1324:G:H1'	1:AA:1616:A:N6	2.09	0.68
1:AA:1444:G:H2'	1:AA:1445:C:C5	2.29	0.68
1:AA:1534:G:N2	1:AA:1538:G:C6	2.59	0.68
1:AA:1581:G:H2'	1:AA:1582:C:O4'	1.93	0.68
1:AA:1794:U:H2'	1:AA:1795:C:H6	1.58	0.68
1:AA:1948:G:H5'	1:AA:1948:G:H8	1.59	0.68
1:AA:2427:C:H5''	1:AA:2428:G:OP1	1.93	0.68
7:AH:35:VAL:CG1	7:AH:71:LEU:HG	2.23	0.68
12:AP:82:ARG:HG2	12:AP:82:ARG:NH1	2.02	0.68
21:AV:16:SER:O	21:AV:20:ARG:HG3	1.91	0.68
21:AV:105:VAL:CG2	21:AV:106:GLY:N	2.55	0.68
30:A8:32:LEU:HG	30:A8:36:LYS:HG3	1.76	0.68
31:BA:188:U:O2'	31:BA:189:U:H5'	1.93	0.68
31:BA:1132:C:H2'	31:BA:1133:G:C8	2.29	0.68
31:BA:1262:C:H2'	31:BA:1263:C:C6	2.28	0.68
31:BA:1352:C:H2'	31:BA:1353:G:C8	2.29	0.68
31:BA:1365:G:O2'	31:BA:1366:C:H5'	1.92	0.68
33:BF:54:ARG:HH11	33:BF:54:ARG:HG2	1.59	0.68
52:BC:23:A:H2'	52:BC:24:G:H8	1.59	0.68
54:CA:47:C:C6	54:CA:365:U:H2'	2.29	0.68
54:CA:1176:A:H2'	54:CA:1177:G:H5'	1.76	0.68
32:CE:5:ILE:HG21	32:CE:221:LEU:HA	1.74	0.68
39:CL:106:ALA:O	39:CL:108:VAL:HG13	1.93	0.68
43:CP:116:THR:CG2	43:CP:117:VAL:N	2.56	0.68
55:DA:704:G:C2'	55:DA:726:G:H22	2.05	0.68
55:DA:2086:U:OP1	3:DD:262:ARG:HD3	1.92	0.68
55:DA:2173:A:C5	55:DA:2174:C:H1'	2.27	0.68
55:DA:2273:A:O2'	55:DA:2274:A:H5'	1.93	0.68
55:DA:2331:G:H4'	22:D3:43:THR:H	1.58	0.68
55:DA:2636:U:P	4:DE:79:ARG:HA	2.32	0.68
3:DD:17:THR:HG22	3:DD:205:VAL:H	1.58	0.68
4:DE:24:THR:CG2	4:DE:188:VAL:HG11	2.19	0.68
4:DE:95:ILE:HD12	4:DE:95:ILE:N	2.07	0.68

*Continued on next page...*

*Continued from previous page...*

Atom-1	Atom-2	Interatomic distance (Å)	Clash overlap (Å)
56:DI:7:ARG:HE	56:DI:8:ILE:CD1	2.07	0.68
57:DY:25:PHE:CA	57:DY:82:PHE:CZ	2.77	0.68
57:DY:36:GLU:O	57:DY:37:THR:C	2.32	0.68
57:DY:43:ALA:CA	57:DY:47:ASN:HD22	2.07	0.68
56:DJ:4:ASP:HA	56:DJ:7:ARG:HB3	1.76	0.68
56:DJ:17:VAL:HG12	56:DJ:17:VAL:O	1.93	0.68
9:DM:114:ARG:O	9:DM:116:LEU:N	2.25	0.68
21:DV:194:PRO:O	21:DV:196:VAL:HG12	1.92	0.68
28:D6:19:ARG:HE	28:D6:21:TYR:HE2	1.41	0.68
1:AA:1209:G:N2	1:AA:1210:A:H62	1.92	0.68
1:AA:1406:U:H3'	1:AA:1407:C:H6	1.58	0.68
1:AA:1534:G:H3'	1:AA:1535:U:C5'	2.22	0.68
1:AA:2557:G:O2'	1:AA:2558:C:H5'	1.93	0.68
7:AH:10:PRO:HG2	7:AH:50:VAL:HG13	1.75	0.68
10:AN:2:ILE:HD11	10:AN:82:ASN:HD22	1.59	0.68
20:AU:72:VAL:HG23	20:AU:73:ARG:N	2.09	0.68
26:A4:9:LEU:CD2	26:A4:25:TYR:HB3	2.24	0.68
29:A7:30:VAL:HA	29:A7:33:ARG:HH12	1.58	0.68
31:BA:48:C:H5'	31:BA:49:U:OP2	1.93	0.68
31:BA:186(D):C:H2'	31:BA:186(E):C:C6	2.28	0.68
31:BA:274:A:O2'	31:BA:275:G:O4'	2.10	0.68
31:BA:676:A:H2'	31:BA:677:U:C6	2.28	0.68
31:BA:991:U:H3	31:BA:1213:A:N6	1.91	0.68
36:BI:69:GLU:O	36:BI:72:VAL:HG12	1.94	0.68
54:CA:498:A:O2'	54:CA:500:G:C8	2.44	0.68
54:CA:818:G:H3'	54:CA:819:A:C5'	2.23	0.68
54:CA:957:U:H1'	54:CA:960:U:C5	2.28	0.68
48:CU:29:PHE:CD2	48:CU:29:PHE:N	2.60	0.68
48:CU:66:LEU:O	48:CU:70:ILE:HG13	1.92	0.68
50:CW:49:ALA:HB1	50:CW:99:LEU:HB2	1.76	0.68
55:DA:212:G:O2'	55:DA:213:A:H5'	1.93	0.68
55:DA:483:A:H3'	55:DA:484:C:H6	1.59	0.68
5:DF:59:TYR:CD1	5:DF:78:ILE:HB	2.28	0.68
57:DY:51:LEU:CD2	57:DY:82:PHE:N	2.57	0.68
57:DY:73:GLY:HA3	57:DY:112:LEU:CG	2.23	0.68
58:DL:34:ILE:CD1	58:DL:38:VAL:HG22	2.23	0.68
58:DL:141:ALA:CB	58:DL:142:PRO:CA	2.71	0.68
18:DS:9:TYR:H	18:DS:102:HIS:CD2	2.12	0.68
21:DV:178:GLU:OE1	21:DV:180:VAL:C	2.32	0.68
23:DZ:3:LYS:HD3	23:DZ:43:TYR:CD2	2.28	0.68
27:D5:48:GLU:HG3	27:D5:59:GLU:HB2	1.75	0.68

*Continued on next page...*

*Continued from previous page...*

Atom-1	Atom-2	Interatomic distance (Å)	Clash overlap (Å)
1:AA:90:U:H2'	1:AA:91:A:H5''	1.74	0.68
1:AA:627:A:H4'	1:AA:628:G:OP1	1.92	0.68
1:AA:1171:G:H3'	1:AA:1171:G:OP2	1.93	0.68
1:AA:1458:C:H5''	1:AA:1459:G:H5'	1.75	0.68
1:AA:1558:A:H4'	1:AA:1559:G:O5'	1.94	0.68
1:AA:2347:C:H4'	28:A6:39:TYR:CE2	2.29	0.68
1:AA:2552:U:H3'	1:AA:2554:U:OP2	1.93	0.68
3:AD:77:ALA:HB2	3:AD:97:TYR:CD2	2.28	0.68
4:AE:9:VAL:CG2	4:AE:10:GLY:H	2.06	0.68
6:AG:127:GLY:O	6:AG:128:ARG:HG2	1.94	0.68
21:AV:53:ILE:HG22	21:AV:71:VAL:O	1.93	0.68
31:BA:703:G:O2'	31:BA:704:A:H8	1.77	0.68
31:BA:1148:U:O2'	39:BL:14:VAL:HG11	1.93	0.68
31:BA:1218:C:H2'	31:BA:1219:U:C6	2.28	0.68
31:BA:1347:G:H21	31:BA:1373:G:H2'	1.59	0.68
34:BG:108:LEU:HB3	34:BG:110:PHE:HE1	1.59	0.68
50:BW:26:ASN:HD22	50:BW:27:LYS:N	1.91	0.68
54:CA:274:A:O2'	54:CA:275:G:H8	1.77	0.68
41:CN:21:ILE:HG13	41:CN:30:VAL:HG12	1.76	0.68
43:CP:84:ILE:HD11	49:CV:66:MET:HB3	1.74	0.68
46:CS:20:VAL:HG21	46:CS:32:TYR:CD1	2.28	0.68
52:CC:7:A:H4'	52:CC:8:U:OP2	1.93	0.68
55:DA:128:C:H4'	29:D7:49:ARG:HH21	1.57	0.68
55:DA:229:A:O2'	55:DA:230:U:OP2	2.12	0.68
55:DA:483:A:H5'	20:DU:49:VAL:HG22	1.75	0.68
55:DA:1075:C:H4'	21:DV:195:GLU:CD	2.14	0.68
55:DA:1203:G:H3'	55:DA:1204:A:H5''	1.74	0.68
55:DA:1291:C:C5'	55:DA:1536:A:H5'	2.23	0.68
55:DA:2620:C:OP1	4:DE:152:LYS:O	2.11	0.68
6:DG:88:ILE:HG23	6:DG:88:ILE:O	1.92	0.68
6:DG:101:ILE:HG13	6:DG:102:PHE:N	2.08	0.68
7:DH:20:ALA:CB	7:DH:21:PRO:CD	2.71	0.68
7:DH:152:ARG:HG3	7:DH:153:LYS:HE2	1.74	0.68
57:DY:40:LEU:HD13	57:DY:41:ARG:HB2	1.76	0.68
57:DY:51:LEU:HD23	57:DY:82:PHE:O	1.88	0.68
57:DY:52:PHE:N	57:DY:52:PHE:CD2	2.61	0.68
57:DY:112:LEU:CD1	57:DY:121:ASP:CB	2.69	0.68
58:DL:119:ASP:O	58:DL:122:ALA:CB	2.40	0.68
20:DU:97:ARG:HD3	20:DU:97:ARG:N	2.08	0.68
21:DV:179:ASP:O	21:DV:180:VAL:HB	1.93	0.68
1:AA:654(Q):C:H2'	1:AA:654(R):C:C5	2.29	0.68

*Continued on next page...*



*Continued from previous page...*

Atom-1	Atom-2	Interatomic distance (Å)	Clash overlap (Å)
1:AA:1151:G:H5''	16:A1:81:HIS:CE1	2.29	0.68
1:AA:2061:G:H5''	1:AA:2503:A:C2	2.28	0.68
4:AE:50:GLY:HA2	4:AE:78:LEU:HB3	1.74	0.68
5:AF:3:GLU:HA	5:AF:24:LEU:CG	2.22	0.68
7:AH:103:LEU:HD22	7:AH:123:PHE:CE1	2.29	0.68
9:AM:14:VAL:HG11	9:AM:137:LYS:HG3	1.75	0.68
12:AP:38:GLU:HB2	12:AP:127:ILE:CG2	2.23	0.68
31:BA:625:G:H2'	31:BA:626:U:C6	2.28	0.68
31:BA:1032:A:H3'	31:BA:1032(A):G:H5''	1.75	0.68
33:BF:63:ASN:N	33:BF:97:LYS:HD2	2.08	0.68
34:BG:21:LEU:HD12	34:BG:21:LEU:H	1.58	0.68
42:BO:23:LYS:HD3	42:BO:23:LYS:N	2.04	0.68
49:BV:49:ILE:H	49:BV:49:ILE:CD1	2.07	0.68
50:BW:33:ILE:CD1	50:BW:62:LEU:HB3	2.23	0.68
50:BW:50:GLU:HB2	50:BW:100:ILE:HG12	1.74	0.68
54:CA:160:A:H1'	54:CA:344:A:N7	2.09	0.68
54:CA:721:G:H4'	54:CA:722:A:O5'	1.93	0.68
34:CG:110:PHE:H	34:CG:110:PHE:HD1	1.42	0.68
37:CJ:78:ARG:HH11	37:CJ:79:ARG:H	1.41	0.68
42:CO:89:ARG:HE	42:CO:91:LYS:NZ	1.91	0.68
49:CV:53:ASN:HD21	49:CV:56:GLN:HG2	1.59	0.68
49:CV:80:TYR:CE1	49:CV:82:GLY:O	2.46	0.68
55:DA:345:A:H4'	55:DA:346:A:OP1	1.93	0.68
55:DA:1798:U:C5'	3:DD:259:THR:HG22	2.18	0.68
2:DB:81:G:N7	2:DB:96:G:C2	2.62	0.68
4:DE:35:GLN:HE21	4:DE:37:ARG:NE	1.92	0.68
57:DY:97:ALA:O	57:DY:98:LYS:C	2.32	0.68
57:DY:142:LEU:CD2	57:DY:143:GLN:N	2.56	0.68
9:DM:43:THR:HB	9:DM:46:VAL:CG1	2.24	0.68
9:DM:137:LYS:CG	9:DM:138:LEU:H	2.06	0.68
1:AA:140:A:H8	1:AA:1408:C:O2'	1.74	0.68
1:AA:782:A:O2'	3:AD:225:ALA:O	2.11	0.68
1:AA:1204:A:H1'	1:AA:1206:G:C5	2.29	0.68
1:AA:2745:C:H1'	7:AH:143:GLN:HG2	1.75	0.68
5:AF:83:PHE:O	5:AF:84:VAL:HB	1.93	0.68
5:AF:132:VAL:HG13	5:AF:133:ASN:N	2.09	0.68
6:AG:67:LYS:HG3	26:A4:6:HIS:CB	2.24	0.68
8:AK:68:LEU:HA	8:AK:71:ILE:HG22	1.76	0.68
23:AZ:87:PRO:O	23:AZ:91:LYS:N	2.25	0.68
30:A8:50:LEU:HD12	30:A8:53:PRO:C	2.14	0.68
31:BA:577:G:H1'	31:BA:816:A:C4	2.28	0.68

*Continued on next page...*

*Continued from previous page...*

Atom-1	Atom-2	Interatomic distance (Å)	Clash overlap (Å)
31:BA:677:U:H1'	41:BN:119:CYS:SG	2.34	0.68
31:BA:1022:G:H2'	31:BA:1023:G:O4'	1.92	0.68
41:BN:34:ASP:HB3	41:BN:40:ILE:HD11	1.74	0.68
44:BQ:27:CYS:SG	44:BQ:29:ARG:HB2	2.34	0.68
46:BS:52:ASP:OD2	46:BS:54:GLU:HG2	1.94	0.68
54:CA:630:G:H3'	54:CA:630:G:H8	1.50	0.68
54:CA:678:U:H2'	54:CA:679:C:C6	2.29	0.68
54:CA:690:G:H2'	54:CA:691:G:O4'	1.94	0.68
34:CG:111:ALA:HB2	34:CG:120:LEU:HD11	1.76	0.68
35:CH:101:ILE:N	35:CH:101:ILE:HD13	2.09	0.68
38:CK:103:VAL:HG12	38:CK:108:GLY:HA3	1.75	0.68
39:CL:114:TYR:O	39:CL:114:TYR:HD2	1.77	0.68
55:DA:701:G:C2'	55:DA:702:G:H5''	2.23	0.68
55:DA:1510:A:H2	55:DA:1513:C:N4	1.91	0.68
57:DY:112:LEU:HD23	57:DY:112:LEU:H	1.54	0.68
20:DU:50:ARG:HB3	20:DU:53:PRO:HD2	1.75	0.68
28:D6:47:THR:HG22	28:D6:48:VAL:N	2.08	0.68
30:D8:34:TRP:CG	30:D8:35:GLN:N	2.59	0.68
1:AA:70:G:H2'	1:AA:113:G:O2'	1.93	0.68
1:AA:387:U:O2'	1:AA:388:G:O5'	2.11	0.68
1:AA:1116:C:H2'	1:AA:1117:G:H8	1.59	0.68
2:AB:39:A:H2'	26:A4:1:MET:HE2	1.75	0.68
3:AD:43:ARG:NH1	3:AD:44:ASN:HD21	1.89	0.68
3:AD:155:LEU:HD23	3:AD:177:LEU:HD22	1.76	0.68
4:AE:71:GLY:O	4:AE:73:GLU:N	2.27	0.68
14:AQ:66:ALA:O	14:AQ:69:VAL:HG12	1.94	0.68
20:AU:81:LYS:HD3	20:AU:97:ARG:HE	1.58	0.68
25:AX:24:LYS:HA	25:AX:24:LYS:HE3	1.74	0.68
31:BA:335:C:H2'	31:BA:336:C:H6	1.59	0.68
31:BA:971:G:C5	31:BA:1365:G:H5'	2.29	0.68
31:BA:1104:G:H4'	32:BE:111:ARG:NH2	2.08	0.68
43:BP:13:LYS:HA	43:BP:44:ARG:NH1	2.08	0.68
54:CA:382:A:H2'	54:CA:383:A:C8	2.28	0.68
54:CA:630:G:OP1	54:CA:630:G:H4'	1.94	0.68
32:CE:98:LEU:O	32:CE:101:MET:HG3	1.92	0.68
38:CK:129:VAL:HG23	38:CK:130:GLY:H	1.57	0.68
41:CN:22:HIS:HB3	41:CN:29:ILE:HG23	1.74	0.68
55:DA:483:A:H5''	20:DU:49:VAL:HG13	1.75	0.68
55:DA:796:C:H2'	55:DA:797:C:H6	1.57	0.68
55:DA:1244:G:OP1	11:DO:7:ARG:HD3	1.94	0.68
55:DA:1742:C:H5'	55:DA:1743:G:OP2	1.93	0.68

*Continued on next page...*

*Continued from previous page...*

Atom-1	Atom-2	Interatomic distance (Å)	Clash overlap (Å)
55:DA:1945:G:H2'	55:DA:1946:U:C6	2.27	0.68
55:DA:2030:A:H4'	55:DA:2031:A:C8	2.28	0.68
55:DA:2810:A:O3'	4:DE:61:ARG:CG	2.42	0.68
3:DD:35:LYS:CG	3:DD:64:ILE:H	2.07	0.68
5:DF:178:PRO:HB2	5:DF:201:VAL:HG11	1.76	0.68
7:DH:37:VAL:HG12	7:DH:38:SER:N	2.07	0.68
57:DY:8:GLU:O	57:DY:9:LEU:C	2.32	0.68
57:DY:8:GLU:OE2	57:DY:52:PHE:HB3	1.94	0.68
57:DY:51:LEU:CD1	57:DY:82:PHE:C	2.62	0.68
57:DY:58:LEU:H	57:DY:58:LEU:CD2	1.97	0.68
57:DY:91:LYS:HA	57:DY:94:VAL:HB	1.75	0.68
57:DY:120:LYS:O	57:DY:121:ASP:CB	2.41	0.68
17:D2:89:GLN:HA	17:D2:89:GLN:NE2	2.09	0.68
20:DU:76:CYS:HG	20:DU:77:PRO:HD2	1.55	0.68
1:AA:370:G:H4'	1:AA:371:A:OP2	1.94	0.68
1:AA:1955:U:O2'	1:AA:1956:U:H5'	1.94	0.68
1:AA:2776:A:H4'	1:AA:2777:G:O5'	1.94	0.68
1:AA:2810:A:O3'	4:AE:61:ARG:HG3	1.92	0.68
2:AB:44:G:H5''	2:AB:45:A:OP1	1.94	0.68
4:AE:36:ARG:NH2	4:AE:88:GLY:CA	2.57	0.68
11:AO:88:LEU:HD11	11:AO:95:VAL:HG21	1.76	0.68
15:AR:90:GLN:HA	15:AR:90:GLN:NE2	2.08	0.68
21:AV:131:ARG:HH11	21:AV:131:ARG:CG	1.87	0.68
21:AV:145:GLU:OE1	21:AV:174:VAL:HG12	1.93	0.68
21:AV:163:LEU:HD23	21:AV:163:LEU:N	1.99	0.68
31:BA:121:C:H5'	31:BA:122:G:OP1	1.94	0.68
31:BA:668:G:O4'	45:BR:49:ASP:HB2	1.93	0.68
31:BA:946:A:H2'	31:BA:947:G:C8	2.29	0.68
54:CA:430:A:H2'	54:CA:431:A:H5'	1.76	0.68
54:CA:794:A:C2	54:CA:795:C:N3	2.62	0.68
38:CK:87:SER:HA	38:CK:93:VAL:HG23	1.76	0.68
47:CT:4:LYS:HE3	47:CT:6:LEU:CD2	2.24	0.68
55:DA:914:C:H2'	55:DA:915:C:H5'	1.75	0.68
55:DA:1057:A:C5	55:DA:1086:A:N3	2.62	0.68
55:DA:1645:G:H5''	55:DA:1646:C:H5'	1.75	0.68
7:DH:98:LEU:HB2	7:DH:125:VAL:CG1	2.24	0.68
7:DH:109:PHE:HZ	7:DH:152:ARG:HG2	1.58	0.68
57:DY:93:LEU:CD1	57:DY:97:ALA:O	2.42	0.68
56:DJ:1:MET:SD	56:DJ:2:ALA:N	2.63	0.68
9:DM:58:ASP:HB3	9:DM:95:PRO:HB3	1.75	0.68
9:DM:96:GLU:HG2	9:DM:97:ARG:N	2.08	0.68

*Continued on next page...*

*Continued from previous page...*

Atom-1	Atom-2	Interatomic distance (Å)	Clash overlap (Å)
11:DO:65:ARG:HB2	11:DO:65:ARG:NH1	2.09	0.68
13:D0:26:LYS:HE2	13:D0:70:LEU:O	1.94	0.68
1:AA:34:C:O2'	1:AA:35:G:H8	1.77	0.67
1:AA:404:C:O2'	1:AA:405:U:H5'	1.94	0.67
1:AA:1267:U:C5	1:AA:2012:G:N2	2.62	0.67
1:AA:2150:U:H2'	1:AA:2151:G:C8	2.28	0.67
1:AA:2468:G:H22	1:AA:2481:G:H2'	1.59	0.67
2:AB:81:G:N7	2:AB:96:G:N2	2.42	0.67
4:AE:16:ARG:O	4:AE:16:ARG:HD2	1.93	0.67
4:AE:105:THR:HG21	4:AE:164:ARG:NH1	2.09	0.67
10:AN:49:ARG:NH1	31:BA:1422:G:H4'	2.08	0.67
12:AP:130:LYS:NZ	21:AV:81:ARG:HG2	2.08	0.67
14:AQ:106:ARG:HA	14:AQ:110:LEU:HG	1.75	0.67
18:AS:59:VAL:HG23	18:AS:64:MET:H	1.59	0.67
23:AZ:80:LEU:C	23:AZ:81:LYS:HZ3	1.98	0.67
24:AW:51:ARG:NE	24:AW:55:ARG:HH12	1.92	0.67
31:BA:89:U:H2'	31:BA:90:C:H6	1.59	0.67
31:BA:1322:C:HO2'	31:BA:1323:G:H5'	1.58	0.67
35:BH:53:LEU:O	35:BH:57:LYS:HG3	1.93	0.67
49:BV:46:GLY:N	49:BV:62:ILE:HG23	2.08	0.67
52:BD:64:A:C2	52:BD:65:G:H1'	2.29	0.67
52:BB:9:A:O2'	52:BB:10:G:OP1	2.12	0.67
54:CA:711:G:O2'	54:CA:712:A:H5'	1.94	0.67
54:CA:1316:G:N2	54:CA:1318:A:H3'	2.09	0.67
33:CF:47:LEU:HD21	33:CF:68:VAL:HG11	1.76	0.67
36:CI:97:PHE:CD2	48:CU:31:LEU:HD21	2.29	0.67
39:CL:5:TYR:HA	39:CL:17:VAL:O	1.93	0.67
41:CN:124:LYS:HD2	41:CN:125:PHE:CE1	2.29	0.67
55:DA:5:A:O4'	55:DA:5:A:P	2.51	0.67
55:DA:1093:G:H4'	7:DH:170:ARG:NH2	2.08	0.67
55:DA:1111:A:H5'	7:DH:3:ARG:NH1	2.09	0.67
55:DA:2345:G:O2'	55:DA:2381:C:H2'	1.93	0.67
55:DA:2392:A:C8	11:DO:60:MET:HG3	2.29	0.67
6:DG:26:GLN:NE2	6:DG:27:ASN:HB2	2.09	0.67
56:DI:30:ALA:CA	56:DJ:3:LEU:CD2	2.69	0.67
11:DO:126:VAL:HG12	11:DO:147:LEU:HD22	1.76	0.67
11:DO:147:LEU:O	11:DO:148:LEU:HB2	1.93	0.67
14:DQ:61:ASN:O	14:DQ:65:VAL:HG23	1.92	0.67
16:D1:28:ARG:HD3	16:D1:38:THR:OG1	1.94	0.67
28:D6:19:ARG:NE	28:D6:21:TYR:HE2	1.92	0.67
30:D8:17:THR:HG21	30:D8:21:LYS:HB2	1.76	0.67

*Continued on next page...*

*Continued from previous page...*

Atom-1	Atom-2	Interatomic distance (Å)	Clash overlap (Å)
30:D8:43:GLN:O	30:D8:44:LYS:HD2	1.93	0.67
30:D8:63:PRO:O	30:D8:64:TYR:HB2	1.93	0.67
1:AA:1171:G:H4'	1:AA:1173:G:OP1	1.94	0.67
1:AA:1341:U:O4	19:AT:16:LYS:HE2	1.94	0.67
1:AA:1638:C:H4'	1:AA:2710:C:O2	1.93	0.67
3:AD:25:THR:HG21	3:AD:81:ALA:HB1	1.76	0.67
18:AS:39:THR:HG22	18:AS:44:ALA:HB2	1.74	0.67
21:AV:44:PHE:CZ	21:AV:86:VAL:HG21	2.29	0.67
22:A3:14:ARG:O	22:A3:15:ASP:HB2	1.93	0.67
25:AX:54:VAL:HG12	25:AX:55:ARG:N	2.08	0.67
31:BA:477:G:H2'	31:BA:478:A:C8	2.29	0.67
34:BG:38:TYR:CD1	34:BG:45:GLN:HB3	2.29	0.67
35:BH:26:PHE:N	35:BH:26:PHE:CD1	2.63	0.67
38:BK:109:ILE:HG22	38:BK:137:VAL:O	1.95	0.67
48:BU:29:PHE:HE1	48:BU:31:LEU:HB3	1.59	0.67
48:BU:85:LEU:O	48:BU:85:LEU:HD12	1.93	0.67
53:B1:43:U:H5'	53:B1:43:U:H6	1.59	0.67
54:CA:1047:G:H5''	44:CQ:4:LYS:HD2	1.77	0.67
54:CA:1240:U:O2'	37:CJ:38:LEU:HD23	1.95	0.67
54:CA:1363:A:H4'	54:CA:1364:U:OP1	1.94	0.67
48:CU:50:ILE:H	48:CU:50:ILE:HD12	1.59	0.67
52:CD:9:A:H4'	52:CD:46:G:H4'	1.76	0.67
55:DA:163:U:H2'	55:DA:164:U:H5'	1.75	0.67
55:DA:898:C:H3'	55:DA:899:A:C5'	2.23	0.67
55:DA:997:G:OP1	16:D1:93:LYS:HD2	1.93	0.67
55:DA:1011:G:H4'	55:DA:1012:U:OP1	1.94	0.67
55:DA:1056:G:P	57:DY:35:LYS:HD3	2.34	0.67
55:DA:1211:U:H4'	55:DA:1212:G:OP2	1.94	0.67
55:DA:1937:A:O2'	55:DA:1938:A:OP1	2.09	0.67
55:DA:2148:G:O2'	55:DA:2149:G:H5'	1.93	0.67
4:DE:24:THR:HG21	4:DE:188:VAL:CG1	2.19	0.67
5:DF:157:VAL:HB	5:DF:194:MET:HB3	1.75	0.67
57:DY:130:THR:HG21	56:DJ:14:GLN:CD	2.13	0.67
58:DL:18:THR:CB	58:DL:19:PRO:CD	2.39	0.67
11:DO:35:HIS:O	11:DO:36:LYS:O	2.13	0.67
18:DS:15:ARG:HA	18:DS:18:ARG:HD2	1.75	0.67
1:AA:68:G:H3'	1:AA:69:C:H6	1.60	0.67
1:AA:1249:U:O2	1:AA:1249:U:C2'	2.41	0.67
1:AA:1520:U:H2'	1:AA:1521:G:O4'	1.94	0.67
1:AA:2067:G:H4'	1:AA:2068:U:OP2	1.94	0.67
1:AA:2286:A:C5'	1:AA:2287:A:O4'	2.42	0.67

*Continued on next page...*

*Continued from previous page...*

Atom-1	Atom-2	Interatomic distance (Å)	Clash overlap (Å)
2:AB:39:A:C2	2:AB:44:G:C2	2.82	0.67
5:AF:37:VAL:O	5:AF:40:GLN:HB2	1.93	0.67
7:AH:137:ASP:HB3	7:AH:141:VAL:HG23	1.74	0.67
8:AK:8:PRO:HD3	8:AK:15:VAL:HG23	1.75	0.67
9:AM:30:ILE:HG22	9:AM:34:LEU:CD2	2.24	0.67
10:AN:43:VAL:HG23	10:AN:56:ASP:O	1.94	0.67
11:AO:97:PRO:O	11:AO:98:GLU:HB3	1.94	0.67
12:AP:28:ALA:HB2	12:AP:67:ARG:NH1	2.08	0.67
12:AP:75:THR:CA	12:AP:88:GLY:HA2	2.20	0.67
21:AV:75:ASN:O	21:AV:84:GLU:HG2	1.94	0.67
30:A8:30:ARG:O	30:A8:31:HIS:CG	2.47	0.67
31:BA:57:G:H2'	31:BA:58:C:H6	1.58	0.67
31:BA:328:C:H2'	31:BA:328:C:O2	1.94	0.67
31:BA:1151:A:H1'	40:BM:39:PRO:HB2	1.77	0.67
31:BA:1321:C:N4	31:BA:1322:C:H41	1.92	0.67
33:BF:129:ALA:HB3	33:BF:132:ARG:HD3	1.77	0.67
34:BG:155:LEU:O	34:BG:159:ARG:HG3	1.94	0.67
51:BX:9:ARG:HH21	51:BX:10:ARG:NE	1.92	0.67
54:CA:65:U:H5'	54:CA:66:G:OP1	1.94	0.67
54:CA:160:A:H2'	54:CA:161:A:O4'	1.94	0.67
54:CA:659:U:OP1	45:CR:8:LYS:HE3	1.94	0.67
54:CA:1297:C:H2'	37:CJ:114:ARG:HH22	1.58	0.67
38:CK:116:LYS:HE2	38:CK:116:LYS:HA	1.76	0.67
55:DA:372:G:O2'	55:DA:373:U:P	2.52	0.67
55:DA:662:G:OP1	11:DO:15:ARG:NE	2.28	0.67
55:DA:1288:U:O2'	55:DA:1647:G:N2	2.28	0.67
3:DD:10:THR:HG23	3:DD:13:ARG:CB	2.24	0.67
6:DG:77:ILE:HG22	6:DG:77:ILE:O	1.95	0.67
56:DI:13:SER:O	56:DI:16:THR:HG22	1.95	0.67
57:DY:56:ASN:HA	57:DY:60:ARG:CG	2.24	0.67
57:DY:98:LYS:HB3	57:DY:102:LYS:HE3	1.75	0.67
56:DJ:5:ILE:HG23	56:DJ:9:LYS:HG3	1.76	0.67
14:DQ:106:ARG:HA	14:DQ:110:LEU:CD2	2.23	0.67
18:DS:70:TYR:HD2	18:DS:70:TYR:H	1.42	0.67
21:DV:9:TYR:CE2	21:DV:61:LEU:HD23	2.29	0.67
26:D4:34:GLU:HG2	26:D4:35:VAL:N	2.08	0.67
1:AA:1359:A:C8	1:AA:1359:A:C4'	2.77	0.67
1:AA:1431:U:H2'	1:AA:1432:C:C6	2.29	0.67
1:AA:1464:C:O2'	1:AA:1528:A:H8	1.71	0.67
1:AA:1504:C:C2'	1:AA:1505:C:H5'	2.24	0.67
1:AA:2645:G:H4'	1:AA:2732:G:HO2'	1.59	0.67

*Continued on next page...*

*Continued from previous page...*

Atom-1	Atom-2	Interatomic distance (Å)	Clash overlap (Å)
7:AH:102:ALA:CA	7:AH:117:PRO:HD3	2.23	0.67
10:AN:2:ILE:HG23	10:AN:6:THR:CB	2.24	0.67
11:AO:85:LEU:H	11:AO:85:LEU:HD23	1.59	0.67
16:A1:25:TRP:O	16:A1:28:ARG:HB2	1.93	0.67
17:A2:61:VAL:HG13	17:A2:62:LEU:N	2.09	0.67
23:AZ:82:LEU:CG	23:AZ:83:GLU:H	2.03	0.67
31:BA:843:U:H5'	31:BA:848:C:C6	2.29	0.67
31:BA:1004:A:C2'	31:BA:1005:A:O5'	2.43	0.67
54:CA:192:U:H4'	50:CW:103:GLY:HA2	1.75	0.67
54:CA:1508:G:H2'	54:CA:1509:C:H6	1.58	0.67
37:CJ:113:GLU:HB2	37:CJ:119:ARG:CG	2.22	0.67
38:CK:82:HIS:C	38:CK:82:HIS:CD2	2.67	0.67
42:CO:55:VAL:HG12	42:CO:56:ALA:H	1.58	0.67
49:CV:5:LEU:HD12	49:CV:5:LEU:N	2.09	0.67
52:CB:7:A:H5'	52:CB:8:U:OP2	1.93	0.67
55:DA:1060:U:H5	58:DL:74:ALA:HB2	1.58	0.67
7:DH:125:VAL:HA	7:DH:126:PRO:HB3	1.74	0.67
8:DK:88:ILE:HG12	8:DK:122:GLU:N	2.10	0.67
57:DY:25:PHE:C	57:DY:82:PHE:HZ	1.96	0.67
57:DY:26:LEU:O	57:DY:111:LEU:HD22	1.94	0.67
57:DY:57:THR:HG22	57:DY:58:LEU:N	2.08	0.67
57:DY:74:LEU:CB	57:DY:120:LYS:HE2	2.25	0.67
11:DO:84:ASN:HA	11:DO:115:LEU:O	1.92	0.67
1:AA:558:G:OP2	9:AM:111:PRO:HD2	1.94	0.67
1:AA:1177:A:H5'	1:AA:1178:C:OP1	1.94	0.67
1:AA:1348:G:H2'	1:AA:1349:A:H5''	1.76	0.67
1:AA:2286:A:OP2	28:A6:28:ARG:NH1	2.27	0.67
1:AA:2585:U:O2'	1:AA:2586:C:H5'	1.94	0.67
5:AF:24:LEU:HB3	5:AF:25:PRO:CD	2.19	0.67
6:AG:67:LYS:HZ3	26:A4:6:HIS:CE1	2.12	0.67
8:AK:62:LYS:O	8:AK:62:LYS:HD2	1.94	0.67
26:A4:63:TYR:HE2	49:BV:41:VAL:HG22	1.58	0.67
30:A8:49:VAL:HG13	30:A8:50:LEU:CD2	2.19	0.67
31:BA:457:C:H2'	31:BA:458:C:C6	2.30	0.67
31:BA:628:G:H2'	31:BA:629:G:C8	2.30	0.67
32:BE:187:LEU:HD13	32:BE:187:LEU:O	1.94	0.67
42:BO:40:VAL:HG21	42:BO:78:GLN:CA	2.25	0.67
45:BR:39:LEU:HD12	45:BR:56:LEU:HB2	1.76	0.67
52:BB:10:G:H3'	52:BB:11:C:C5	2.27	0.67
54:CA:69:G:N2	54:CA:73:G:C8	2.63	0.67
54:CA:130:A:C8	47:CT:63:ARG:HG3	2.30	0.67

*Continued on next page...*

*Continued from previous page...*

Atom-1	Atom-2	Interatomic distance (Å)	Clash overlap (Å)
40:CM:9:ARG:HG2	40:CM:69:ASN:OD1	1.94	0.67
40:CM:61:GLU:OE2	44:CQ:45:ARG:NH1	2.28	0.67
45:CR:87:ILE:CG2	45:CR:88:ARG:H	2.02	0.67
46:CS:4:ILE:HD12	46:CS:4:ILE:N	2.09	0.67
46:CS:22:THR:HA	46:CS:33:ILE:HG12	1.75	0.67
55:DA:754:C:H2'	55:DA:755:C:C6	2.29	0.67
55:DA:1188:U:C5'	17:D2:79:VAL:HG22	2.25	0.67
55:DA:1266:G:OP1	27:D5:19:ARG:HD2	1.93	0.67
55:DA:2347:C:H2'	55:DA:2348:U:C6	2.30	0.67
4:DE:18:ASP:O	4:DE:19:ARG:O	2.12	0.67
5:DF:184:TYR:O	5:DF:188:ARG:HG3	1.94	0.67
6:DG:76:SER:O	6:DG:77:ILE:HD12	1.94	0.67
56:DI:5:ILE:HG22	56:DI:5:ILE:O	1.94	0.67
57:DY:142:LEU:CG	57:DY:143:GLN:N	2.56	0.67
56:DJ:13:SER:CB	56:DJ:17:VAL:HG13	2.21	0.67
10:DN:93:PRO:HB3	10:DN:114:ILE:CD1	2.24	0.67
21:DV:61:LEU:HD11	21:DV:65:GLN:HG3	1.75	0.67
21:DV:76:LEU:H	21:DV:76:LEU:HD23	1.59	0.67
21:DV:186:GLU:O	21:DV:186:GLU:HG3	1.95	0.67
27:D5:20:ARG:HA	27:D5:23:HIS:CE1	2.29	0.67
1:AA:484:C:H2'	1:AA:485:C:H6	1.57	0.67
1:AA:994:C:OP1	16:A1:53:ARG:NH2	2.27	0.67
1:AA:1610:A:H5''	1:AA:1611:C:OP2	1.94	0.67
1:AA:1954:G:O2'	1:AA:1956:U:C5	2.45	0.67
2:AB:111:U:H2'	2:AB:112:G:C8	2.30	0.67
8:AK:10:GLU:OE1	8:AK:11:ASN:HB2	1.94	0.67
12:AP:56:ARG:HH21	52:BB:52:G:H4'	1.59	0.67
31:BA:535:A:H4'	31:BA:536:C:OP1	1.92	0.67
32:BE:7:VAL:HG22	32:BE:8:LYS:N	2.10	0.67
34:BG:26:CYS:HA	34:BG:31:CYS:HB2	1.77	0.67
34:BG:31:CYS:C	34:BG:33:MET:N	2.48	0.67
37:BJ:155:ARG:HG2	37:BJ:156:TRP:N	2.09	0.67
40:BM:30:SER:HB3	40:BM:84:GLN:HE21	1.58	0.67
52:BB:9:A:H2	52:BB:11:C:H41	1.41	0.67
54:CA:121:C:H5'	54:CA:122:G:OP1	1.95	0.67
54:CA:737:A:H2'	54:CA:738:C:H6	1.60	0.67
54:CA:1024:G:C3'	54:CA:1025:U:H5''	2.25	0.67
46:CS:50:LYS:HD3	46:CS:51:VAL:N	2.09	0.67
52:CB:19:G:N2	52:CB:56:C:N4	2.41	0.67
55:DA:366:C:H5	55:DA:403:U:O2'	1.77	0.67
55:DA:1084:A:O2'	57:DY:53:VAL:HG21	1.94	0.67

*Continued on next page...*



*Continued from previous page...*

Atom-1	Atom-2	Interatomic distance (Å)	Clash overlap (Å)
55:DA:1657:C:H4'	4:DE:133:LYS:HB3	1.76	0.67
55:DA:2131:G:C5'	55:DA:2132:U:H5''	2.21	0.67
55:DA:2173:A:H3'	55:DA:2174:C:C6	2.30	0.67
55:DA:2401:U:H2'	55:DA:2402:C:H5''	1.75	0.67
4:DE:170:LEU:CD2	4:DE:185:LYS:HB2	2.22	0.67
5:DF:107:LYS:CD	5:DF:206:ILE:HD13	2.21	0.67
57:DY:111:LEU:C	57:DY:112:LEU:HD22	2.13	0.67
9:DM:6:PRO:HG3	9:DM:41:ASP:HB2	1.75	0.67
12:DP:140:ALA:HB2	21:DV:53:ILE:HD11	1.76	0.67
14:DQ:103:GLU:O	14:DQ:106:ARG:HG3	1.93	0.67
23:DZ:80:LEU:O	23:DZ:81:LYS:HE2	1.95	0.67
1:AA:1054:A:H2'	1:AA:1055:G:C8	2.29	0.67
1:AA:1534:G:H3'	1:AA:1535:U:H5'	1.77	0.67
1:AA:1970:A:H5'	1:AA:1971:A:OP1	1.94	0.67
1:AA:2068:U:N3	1:AA:2430:A:H2	1.92	0.67
1:AA:2387:U:H5'	1:AA:2388:A:OP2	1.94	0.67
1:AA:2439:A:C8	1:AA:2439:A:H5'	2.29	0.67
1:AA:2795:G:H3'	1:AA:2797:U:C5'	2.25	0.67
12:AP:56:ARG:NH2	52:BB:52:G:H4'	2.09	0.67
16:A1:98:LEU:C	16:A1:100:VAL:N	2.44	0.67
20:AU:27:VAL:O	20:AU:27:VAL:HG23	1.94	0.67
20:AU:47:LYS:HG3	20:AU:60:PHE:HB3	1.76	0.67
23:AZ:76:ARG:HG3	23:AZ:94:LEU:HD13	1.76	0.67
31:BA:197:A:N6	31:BA:221:C:H5'	2.10	0.67
34:BG:153:ARG:NH1	34:BG:181:MET:HB2	2.09	0.67
43:BP:95:GLY:O	43:BP:110:ARG:HB3	1.95	0.67
49:BV:40:ILE:HG21	49:BV:66:MET:O	1.95	0.67
54:CA:501:C:H2'	54:CA:502:G:H8	1.59	0.67
54:CA:1139:G:H1	54:CA:1144:G:H22	1.43	0.67
37:CJ:108:ALA:HB2	37:CJ:123:GLU:HG2	1.75	0.67
41:CN:20:TYR:HB2	41:CN:31:THR:HG23	1.77	0.67
50:CW:82:SER:O	50:CW:86:ARG:CB	2.42	0.67
52:CD:9:A:H4'	52:CD:46:G:C4'	2.24	0.67
55:DA:1024:G:C3'	55:DA:1025:G:H5''	2.25	0.67
55:DA:1310:G:OP2	29:D7:9:ARG:NH1	2.28	0.67
6:DG:81:LYS:O	6:DG:82:LEU:HB2	1.92	0.67
6:DG:131:TYR:HB3	6:DG:159:VAL:HG13	1.76	0.67
12:DP:34:LEU:HD23	12:DP:104:PHE:CD1	2.30	0.67
21:DV:194:PRO:HG2	21:DV:196:VAL:HG13	1.70	0.67
30:D8:48:PHE:H	30:D8:48:PHE:HD1	1.41	0.67
1:AA:704:G:C2'	1:AA:726:G:H22	2.07	0.67

*Continued on next page...*

*Continued from previous page...*

Atom-1	Atom-2	Interatomic distance (Å)	Clash overlap (Å)
1:AA:2391:G:O6	1:AA:2425:A:H8	1.78	0.67
1:AA:2716:U:O2'	1:AA:2717:G:H5'	1.95	0.67
1:AA:2815:C:H2'	1:AA:2816:C:C6	2.30	0.67
3:AD:2:ALA:O	3:AD:3:VAL:HB	1.92	0.67
5:AF:124:LEU:O	5:AF:124:LEU:HG	1.93	0.67
16:A1:90:VAL:CG2	17:A2:39:LEU:HB3	2.24	0.67
20:AU:81:LYS:HB3	20:AU:97:ARG:CD	2.25	0.67
32:BE:97:TRP:CE2	32:BE:101:MET:HG3	2.30	0.67
36:BI:68:PRO:HG3	36:BI:71:ARG:HH21	1.60	0.67
40:BM:74:ILE:HD13	40:BM:74:ILE:N	2.10	0.67
42:BO:117:ARG:HB2	42:BO:122:THR:HB	1.77	0.67
54:CA:1152:A:H2'	54:CA:1153:C:H6	1.59	0.67
54:CA:1221:G:H4'	49:CV:77:THR:HG21	1.75	0.67
54:CA:1301:U:H2'	54:CA:1301:U:O2	1.95	0.67
37:CJ:13:GLN:O	37:CJ:24:THR:HG21	1.95	0.67
38:CK:33:GLU:HG2	38:CK:59:LEU:HD11	1.76	0.67
40:CM:78:ASN:O	40:CM:82:ILE:HG12	1.94	0.67
49:CV:9:VAL:O	49:CV:9:VAL:HG12	1.94	0.67
49:CV:29:ARG:HD3	49:CV:30:LEU:HD13	1.77	0.67
55:DA:654(O):G:H2'	55:DA:654(P):G:C8	2.29	0.67
55:DA:886:C:O2	55:DA:887:A:N1	2.27	0.67
55:DA:1533:C:H3'	55:DA:1534:G:H5''	1.77	0.67
55:DA:2838:G:H1'	13:D0:45:ARG:HH21	1.60	0.67
4:DE:26:ILE:C	4:DE:26:ILE:HD13	2.15	0.67
6:DG:112:PRO:HB3	26:D4:37:SER:CB	2.25	0.67
56:DI:1:MET:SD	56:DI:5:ILE:CG2	2.83	0.67
16:D1:52:ARG:HA	16:D1:55:ARG:HE	1.60	0.67
16:D1:81:HIS:NE2	16:D1:117:GLN:HG3	2.09	0.67
1:AA:900:A:H3'	1:AA:901:A:C8	2.24	0.67
1:AA:2094:G:OP1	8:AK:22:LYS:HD2	1.94	0.67
2:AB:82:G:N2	2:AB:95:U:H1'	2.09	0.67
3:AD:28:GLU:HB2	3:AD:29:PRO:CD	2.25	0.67
9:AM:15:LEU:CG	9:AM:134:ARG:HE	2.05	0.67
14:AQ:25:ARG:HH11	14:AQ:25:ARG:CB	2.07	0.67
15:AR:6:LEU:HA	15:AR:9:LEU:HD12	1.77	0.67
16:A1:34:LYS:HE2	16:A1:34:LYS:HA	1.75	0.67
16:A1:50:ARG:NH1	17:A2:72:VAL:HG11	2.10	0.67
19:AT:50:LYS:N	19:AT:87:GLN:HE22	1.91	0.67
28:A6:48:VAL:HG13	28:A6:49:HIS:N	2.10	0.67
31:BA:949:A:H1'	31:BA:1364:U:H3	1.60	0.67
31:BA:1152:A:H2'	31:BA:1153:C:C6	2.30	0.67

*Continued on next page...*

*Continued from previous page...*

Atom-1	Atom-2	Interatomic distance (Å)	Clash overlap (Å)
39:BL:96:LEU:HG	39:BL:102:LEU:HB2	1.75	0.67
40:BM:40:LEU:CG	40:BM:41:PRO:HD2	2.24	0.67
41:BN:27:ASN:OD1	41:BN:55:LYS:HB3	1.94	0.67
42:BO:86:ARG:HB2	42:BO:101:VAL:CG2	2.24	0.67
44:CQ:8:GLU:OE2	44:CQ:11:LYS:HD2	1.95	0.67
55:DA:27:G:O2'	55:DA:28:A:H8	1.78	0.67
55:DA:518:G:H4'	18:DS:18:ARG:HH12	1.58	0.67
55:DA:793:A:O2'	55:DA:794:G:OP2	2.13	0.67
55:DA:1240:U:O2'	55:DA:1241:A:H5'	1.95	0.67
3:DD:44:ASN:HB3	3:DD:49:ILE:HG22	1.76	0.67
4:DE:105:THR:OG1	4:DE:166:THR:HG23	1.95	0.67
56:DI:11:GLU:O	56:DI:14:GLN:HG2	1.95	0.67
57:DY:94:VAL:O	57:DY:95:GLN:CB	2.43	0.67
58:DL:110:GLN:HG3	58:DL:111:LYS:CE	2.25	0.67
1:AA:51:G:O2'	1:AA:119:A:N1	2.22	0.67
1:AA:832:G:C5'	11:AO:45:LEU:HD11	2.25	0.67
1:AA:1138:G:H21	9:AM:106:MET:HE3	1.59	0.67
1:AA:2110:G:O2'	1:AA:2111:C:OP1	2.13	0.67
1:AA:2784:C:H1'	4:AE:37:ARG:NH2	2.09	0.67
2:AB:15:A:C3'	2:AB:16:G:H5'	2.22	0.67
5:AF:7:TYR:CE1	5:AF:10:PRO:HG3	2.30	0.67
6:AG:131:TYR:HB3	6:AG:159:VAL:HG13	1.75	0.67
11:AO:124:LYS:HZ3	11:AO:143:GLY:HA3	1.57	0.67
15:AR:107:ASP:HB2	31:BA:1432:G:OP1	1.95	0.67
20:AU:39:VAL:HG23	20:AU:40:GLU:N	2.10	0.67
21:AV:30:ASN:O	21:AV:32:HIS:N	2.28	0.67
31:BA:406:G:N2	34:BG:119:GLN:HE22	1.90	0.67
31:BA:1125:U:OP2	31:BA:1145:C:N4	2.28	0.67
54:CA:192:U:C4'	50:CW:103:GLY:HA2	2.25	0.67
54:CA:629:G:H5''	54:CA:630:G:P	2.35	0.67
54:CA:644:G:C2'	54:CA:645:C:H5'	2.25	0.67
54:CA:1305:G:OP1	51:CX:2:GLY:HA3	1.95	0.67
32:CE:107:THR:HA	32:CE:110:GLN:HG3	1.77	0.67
35:CH:51:VAL:HB	35:CH:52:PRO:HD3	1.77	0.67
42:CO:19:ARG:HB3	42:CO:19:ARG:NH1	2.09	0.67
44:CQ:29:ARG:HD3	44:CQ:40:CYS:HB2	1.77	0.67
55:DA:813:U:H2'	55:DA:814:C:C6	2.30	0.67
55:DA:893:C:H2'	55:DA:894:C:C6	2.30	0.67
55:DA:1266:G:O2'	55:DA:1267:U:OP2	2.13	0.67
55:DA:2391:G:H1'	55:DA:2429:G:N2	2.09	0.67
55:DA:2512:C:H4'	4:DE:122:PHE:CE2	2.30	0.67

*Continued on next page...*

*Continued from previous page...*

Atom-1	Atom-2	Interatomic distance (Å)	Clash overlap (Å)
55:DA:2682:U:H5''	4:DE:11:MET:HB2	1.76	0.67
3:DD:35:LYS:CD	3:DD:104:TYR:CD1	2.76	0.67
7:DH:80:SER:O	7:DH:81:GLU:HB2	1.95	0.67
57:DY:51:LEU:HD11	57:DY:82:PHE:C	2.16	0.67
57:DY:73:GLY:HA2	57:DY:119:ALA:O	1.95	0.67
58:DL:10:LEU:CD2	58:DL:55:VAL:HG11	2.25	0.67
58:DL:53:VAL:HG12	58:DL:72:PRO:HG2	1.75	0.67
12:DP:35:VAL:HG13	12:DP:130:LYS:HB3	1.76	0.67
17:D2:35:LEU:HD23	17:D2:35:LEU:O	1.95	0.67
19:DT:43:VAL:CG1	19:DT:51:VAL:HG21	2.25	0.67
1:AA:530:G:O6	1:AA:2023:G:OP1	2.12	0.66
1:AA:956:G:H5'	1:AA:957:A:OP2	1.95	0.66
1:AA:2776:A:O2'	1:AA:2777:G:OP2	2.12	0.66
1:AA:2853:C:H2'	1:AA:2854:G:H8	1.59	0.66
7:AH:9:ILE:HB	7:AH:49:VAL:HB	1.76	0.66
8:AK:5:LEU:HD12	8:AK:5:LEU:N	2.10	0.66
11:AO:18:ARG:O	11:AO:19:VAL:HB	1.95	0.66
12:AP:19:GLY:O	12:AP:98:LYS:HD3	1.95	0.66
18:AS:59:VAL:HG23	18:AS:65:LEU:N	2.08	0.66
18:AS:65:LEU:HD22	18:AS:67:ASP:H	1.60	0.66
19:AT:65:ARG:HG3	19:AT:65:ARG:HH11	1.60	0.66
20:AU:56:PRO:HB2	20:AU:57:GLN:NE2	2.10	0.66
21:AV:141:VAL:O	21:AV:141:VAL:CG1	2.42	0.66
24:AW:53:LEU:HD22	24:AW:57:ILE:HD11	1.77	0.66
31:BA:1053:G:O6	31:BA:1199:U:H2'	1.95	0.66
32:BE:20:GLU:HG2	32:BE:189:ASP:OD2	1.95	0.66
35:BH:135:THR:O	35:BH:138:ALA:HB3	1.95	0.66
35:BH:137:GLU:O	35:BH:141:GLN:HG3	1.95	0.66
50:BW:14:LYS:O	50:BW:18:GLN:HG3	1.94	0.66
54:CA:629:G:H5''	54:CA:630:G:OP2	1.94	0.66
54:CA:644:G:H2'	54:CA:645:C:H5'	1.77	0.66
54:CA:1014:A:H4'	49:CV:14:HIS:CE1	2.29	0.66
49:CV:63:THR:HG23	49:CV:65:ASN:HD21	1.60	0.66
55:DA:265:A:N6	55:DA:427:U:O2'	2.28	0.66
55:DA:1484:G:H2'	55:DA:1485:G:C5'	2.12	0.66
55:DA:2101:G:H2'	55:DA:2102:U:C6	2.30	0.66
55:DA:2641:G:P	9:DM:74:ARG:HE	2.17	0.66
55:DA:2761:G:H5'	55:DA:2761:G:H8	1.59	0.66
6:DG:77:ILE:HG22	6:DG:80:PHE:H	1.60	0.66
58:DL:18:THR:CG2	58:DL:19:PRO:HD3	2.24	0.66
58:DL:77:LEU:HD22	58:DL:108:ALA:HB2	1.76	0.66

*Continued on next page...*

*Continued from previous page...*

Atom-1	Atom-2	Interatomic distance (Å)	Clash overlap (Å)
11:DO:11:GLY:O	11:DO:12:ALA:CB	2.43	0.66
12:DP:81:VAL:O	12:DP:82:ARG:NE	2.27	0.66
13:D0:105:ARG:O	13:D0:105:ARG:HG3	1.93	0.66
16:D1:92:ARG:NH2	16:D1:94:ASN:HD22	1.92	0.66
19:DT:53:LYS:HB2	19:DT:82:GLN:HB3	1.76	0.66
21:DV:191:VAL:CG1	21:DV:197:ILE:HG13	2.13	0.66
1:AA:535:C:O2'	1:AA:536:A:H5'	1.95	0.66
1:AA:829:A:N7	1:AA:2248:C:H5'	2.11	0.66
1:AA:1444(A):A:H2'	1:AA:1444(A):A:N3	2.10	0.66
1:AA:1454:U:O2'	1:AA:1455:G:C8	2.47	0.66
1:AA:1803:A:C2	1:AA:1822:G:N3	2.64	0.66
4:AE:4:ILE:HD11	4:AE:28:ALA:HB3	1.76	0.66
5:AF:7:TYR:HE1	5:AF:10:PRO:HG3	1.60	0.66
6:AG:180:PHE:C	6:AG:182:LYS:H	1.99	0.66
7:AH:33:LEU:HD13	7:AH:75:ALA:HA	1.77	0.66
9:AM:55:VAL:HB	9:AM:126:PRO:CB	2.24	0.66
16:A1:24:TYR:HB2	16:A1:29:SER:HB3	1.77	0.66
27:A5:47:PRO:HB3	27:A5:56:LYS:HZ1	1.60	0.66
30:A8:14:VAL:HG12	30:A8:15:LYS:N	2.10	0.66
31:BA:85:U:H2'	31:BA:85:U:O2	1.94	0.66
31:BA:173:U:O2'	31:BA:174:C:OP1	2.12	0.66
33:BF:182:ILE:HG12	33:BF:203:PHE:HA	1.76	0.66
42:BO:32:PHE:HB3	42:BO:84:LEU:CD2	2.25	0.66
54:CA:738:C:H2'	54:CA:739:C:H6	1.61	0.66
54:CA:753:A:H4'	54:CA:754:C:O5'	1.96	0.66
34:CG:79:PHE:HD2	34:CG:79:PHE:C	1.98	0.66
34:CG:198:VAL:HG12	34:CG:199:ASN:H	1.61	0.66
40:CM:92:THR:HG23	40:CM:93:GLY:H	1.58	0.66
45:CR:3:ILE:HD13	45:CR:3:ILE:H	1.58	0.66
46:CS:6:LEU:HB3	46:CS:17:TYR:HD2	1.60	0.66
50:CW:96:GLY:O	50:CW:99:LEU:HD21	1.94	0.66
55:DA:270(M):U:H1'	55:DA:270(N):G:C6	2.31	0.66
55:DA:573:G:N1	55:DA:2031:A:OP2	2.20	0.66
55:DA:1066:U:H3'	55:DA:1066:U:O2	1.95	0.66
55:DA:1077:A:H4'	55:DA:1077:A:OP1	1.94	0.66
55:DA:2683:C:P	15:DR:53:ARG:HH22	2.17	0.66
55:DA:2789:C:C2'	55:DA:2790:A:H5''	2.24	0.66
55:DA:2790:A:C2	55:DA:2894:G:H5''	2.30	0.66
7:DH:148:ILE:O	7:DH:151:ILE:HG12	1.95	0.66
57:DY:6:ASN:O	57:DY:9:LEU:HB3	1.94	0.66
57:DY:107:VAL:CG1	57:DY:108:LYS:N	2.52	0.66

*Continued on next page...*

*Continued from previous page...*

Atom-1	Atom-2	Interatomic distance (Å)	Clash overlap (Å)
57:DY:137:GLU:HG3	57:DY:138:LEU:N	2.07	0.66
58:DL:109:LYS:CA	58:DL:120:LEU:HD21	2.25	0.66
58:DL:133:SER:CA	58:DL:137:GLU:OE1	2.42	0.66
1:AA:270(E):G:H2'	1:AA:270(F):U:H6	1.61	0.66
1:AA:588:U:H2'	1:AA:589:C:C6	2.30	0.66
1:AA:603:A:H4'	1:AA:604:G:O5'	1.95	0.66
1:AA:644:A:H4'	1:AA:645:C:H5	1.60	0.66
1:AA:1824:G:O2'	1:AA:1825:A:H5'	1.95	0.66
1:AA:2068:U:N3	1:AA:2430:A:C2	2.62	0.66
3:AD:27:THR:O	3:AD:29:PRO:HD2	1.94	0.66
4:AE:60:ASN:O	4:AE:61:ARG:HB2	1.93	0.66
31:BA:87:A:H2'	31:BA:87:A:N3	2.10	0.66
31:BA:511:C:C2	31:BA:512:U:C5	2.83	0.66
31:BA:524:G:H2'	31:BA:525:C:C6	2.30	0.66
31:BA:1175:G:C6	31:BA:1176:A:N6	2.63	0.66
32:BE:137:ARG:HD3	32:BE:137:ARG:C	2.16	0.66
34:BG:19:LEU:O	34:BG:21:LEU:N	2.28	0.66
46:BS:8:ARG:HH11	46:BS:8:ARG:HG2	1.60	0.66
54:CA:323:U:H5'	50:CW:23:ARG:HB2	1.76	0.66
54:CA:1298:C:N4	37:CJ:114:ARG:HB3	2.10	0.66
46:CS:20:VAL:HG23	46:CS:35:LYS:HA	1.75	0.66
49:CV:63:THR:HG23	49:CV:66:MET:HG2	1.78	0.66
55:DA:467:G:OP1	29:D7:33:ARG:NH1	2.27	0.66
55:DA:1060:U:H1'	55:DA:1061:U:H3'	1.77	0.66
55:DA:1062:G:O2'	55:DA:1077:A:N6	2.23	0.66
55:DA:1177:A:C4'	55:DA:1178:C:H5''	2.24	0.66
55:DA:2135:A:H3'	55:DA:2136:C:C5	2.30	0.66
55:DA:2591:C:OP1	3:DD:239:ARG:HG3	1.96	0.66
5:DF:180:GLY:O	5:DF:181:LEU:C	2.32	0.66
6:DG:173:LEU:HD22	6:DG:178:PHE:CZ	2.30	0.66
7:DH:150:ALA:O	7:DH:152:ARG:N	2.26	0.66
8:DK:114:LEU:CD1	8:DK:128:LEU:HD12	2.25	0.66
57:DY:16:ASN:O	57:DY:19:ARG:O	2.13	0.66
57:DY:46:GLN:HA	57:DY:46:GLN:NE2	2.10	0.66
57:DY:99:SER:O	57:DY:100:ASN:C	2.34	0.66
58:DL:59:ILE:HG22	58:DL:60:TYR:H	1.61	0.66
13:D0:10:LEU:O	13:D0:12:ARG:HG3	1.94	0.66
21:DV:178:GLU:C	21:DV:180:VAL:N	2.49	0.66
21:DV:187:ALA:HB2	21:DV:193:GLU:CG	2.21	0.66
28:D6:25:LYS:HE2	28:D6:27:LYS:CE	2.24	0.66
1:AA:1682:G:H2'	1:AA:1683:C:C6	2.30	0.66

*Continued on next page...*

*Continued from previous page...*

Atom-1	Atom-2	Interatomic distance (Å)	Clash overlap (Å)
1:AA:2820:A:H62	4:AE:192:ASN:H	0.68	0.66
3:AD:108:PRO:HB3	3:AD:143:HIS:CE1	2.31	0.66
21:AV:11:GLU:HG3	21:AV:12:GLY:H	1.60	0.66
21:AV:62:PRO:O	21:AV:63:ASP:C	2.34	0.66
28:A6:14:THR:HG22	28:A6:50:ARG:O	1.95	0.66
31:BA:706:A:H1'	41:BN:29:ILE:HD11	1.77	0.66
54:CA:1320:C:OP1	49:CV:70:LYS:HE3	1.95	0.66
35:CH:99:GLY:O	35:CH:117:ASP:HA	1.96	0.66
42:CO:7:ILE:O	42:CO:11:VAL:HG23	1.95	0.66
55:DA:1060:U:H5	58:DL:74:ALA:CB	2.09	0.66
55:DA:1084:A:N6	57:DY:31:GLY:HA3	2.10	0.66
55:DA:1771:C:H1'	55:DA:1786:A:C8	2.30	0.66
3:DD:44:ASN:HB2	3:DD:48:ARG:O	1.96	0.66
6:DG:113:ARG:NH1	6:DG:142:PRO:HA	2.10	0.66
8:DK:92:VAL:HG22	8:DK:92:VAL:O	1.96	0.66
58:DL:76:TYR:CG	58:DL:77:LEU:N	2.61	0.66
11:DO:111:ARG:HH12	11:DO:148:LEU:HD21	1.60	0.66
18:DS:29:LEU:HD21	18:DS:33:ARG:CZ	2.25	0.66
23:DZ:87:PRO:O	23:DZ:91:LYS:N	2.19	0.66
26:D4:4:GLY:O	26:D4:5:ILE:HB	1.96	0.66
1:AA:270(Z):U:O2'	1:AA:271(A):C:H5	1.78	0.66
1:AA:443:A:H5''	1:AA:444:C:OP1	1.96	0.66
1:AA:779:U:OP1	3:AD:49:ILE:HG23	1.96	0.66
1:AA:1278:A:OP1	13:A0:36:THR:HG22	1.95	0.66
1:AA:1579:A:H2'	1:AA:1580:A:O4'	1.96	0.66
3:AD:27:THR:HG21	3:AD:83:GLU:HG2	1.78	0.66
3:AD:206:LEU:HD22	3:AD:211:ARG:HG2	1.76	0.66
6:AG:112:PRO:HB2	26:A4:37:SER:HA	1.77	0.66
15:AR:50:ILE:HD11	15:AR:102:ILE:CG1	2.25	0.66
19:AT:63:LYS:H	19:AT:63:LYS:CE	2.07	0.66
21:AV:23:LYS:HD3	21:AV:40:ASP:HA	1.76	0.66
25:AX:8:LEU:HD13	25:AX:31:LEU:HA	1.76	0.66
25:AX:8:LEU:CD1	25:AX:31:LEU:HD12	2.24	0.66
27:A5:47:PRO:HB3	27:A5:56:LYS:NZ	2.10	0.66
31:BA:38:G:H4'	31:BA:547:A:N6	2.11	0.66
31:BA:179:A:H2'	31:BA:180:U:C6	2.31	0.66
32:BE:82:ARG:HA	32:BE:92:TYR:HE1	1.61	0.66
40:BM:8:LEU:HG	40:BM:96:ILE:CG2	2.19	0.66
40:BM:99:LYS:CD	40:BM:100:THR:H	2.08	0.66
42:BO:18:VAL:HG23	42:BO:19:ARG:H	1.59	0.66
43:BP:19:LEU:O	43:BP:22:ILE:HG13	1.95	0.66

*Continued on next page...*

*Continued from previous page...*

Atom-1	Atom-2	Interatomic distance (Å)	Clash overlap (Å)
46:BS:82:GLN:O	46:BS:83:GLU:HB2	1.96	0.66
48:BU:41:LYS:HA	48:BU:44:LEU:HD13	1.76	0.66
49:BV:42:PRO:O	49:BV:43:GLU:C	2.33	0.66
50:BW:89:ARG:NH1	50:BW:104:LEU:HG	2.11	0.66
54:CA:976:G:N2	54:CA:1362(A):C:OP2	2.28	0.66
34:CG:33:MET:CE	34:CG:37:PRO:HA	2.24	0.66
55:DA:1541:U:H2'	55:DA:1542:G:O4'	1.94	0.66
55:DA:2287:A:N6	55:DA:2344:U:N3	2.40	0.66
55:DA:2750:A:O2'	55:DA:2751:G:OP1	2.13	0.66
55:DA:2756:U:O2'	55:DA:2757:A:H5''	1.95	0.66
55:DA:2836:U:H2'	55:DA:2837:G:C8	2.30	0.66
4:DE:52:LEU:HB2	4:DE:75:VAL:CG2	2.25	0.66
57:DY:7:VAL:HG13	57:DY:8:GLU:H	1.55	0.66
57:DY:8:GLU:OE1	57:DY:52:PHE:CD1	2.40	0.66
57:DY:93:LEU:CG	57:DY:126:ALA:HB1	2.25	0.66
11:DO:6:LEU:O	11:DO:7:ARG:HG2	1.95	0.66
12:DP:80:GLU:OE2	22:D3:4:LYS:NZ	2.28	0.66
13:D0:3:HIS:O	13:D0:5:LYS:N	2.22	0.66
23:DZ:60:PHE:HE2	23:DZ:91:LYS:HZ2	1.41	0.66
1:AA:74:A:O2'	1:AA:75:G:OP2	2.11	0.66
1:AA:644:A:N6	1:AA:2349:G:H1'	2.11	0.66
1:AA:1043:C:H2'	1:AA:1044:G:C5'	2.25	0.66
1:AA:1083:U:H1'	1:AA:1086:A:H61	1.59	0.66
3:AD:76:PRO:HG2	3:AD:98:VAL:HG21	1.76	0.66
4:AE:77:ILE:C	4:AE:78:LEU:HD23	2.16	0.66
5:AF:101:LEU:O	5:AF:106:ARG:NH1	2.29	0.66
16:A1:76:TYR:O	16:A1:80:ILE:HG12	1.96	0.66
24:AW:65:ASN:HD22	24:AW:69:ARG:HH21	1.43	0.66
31:BA:1144:G:H22	31:BA:1146:A:N6	1.93	0.66
50:BW:88:VAL:HA	50:BW:91:LEU:HD12	1.76	0.66
50:BW:100:ILE:H	50:BW:100:ILE:HD12	1.60	0.66
54:CA:22:G:H5'	54:CA:885:G:O4'	1.96	0.66
54:CA:50:A:O2'	54:CA:52:G:C8	2.49	0.66
54:CA:1529:G:H5''	54:CA:1530:G:OP2	1.95	0.66
33:CF:21:ARG:HD3	33:CF:21:ARG:H	1.61	0.66
34:CG:23:GLY:HA3	34:CG:112:VAL:HG21	1.76	0.66
39:CL:48:GLU:N	39:CL:49:PRO:HD2	2.11	0.66
55:DA:444:C:H4'	5:DF:49:ALA:HB2	1.77	0.66
55:DA:607:U:N3	55:DA:621:A:C2	2.63	0.66
55:DA:1266:G:C8	18:DS:15:ARG:NH1	2.64	0.66
3:DD:27:THR:O	3:DD:29:PRO:HD2	1.95	0.66

*Continued on next page...*



*Continued from previous page...*

Atom-1	Atom-2	Interatomic distance (Å)	Clash overlap (Å)
5:DF:46:ARG:HH11	5:DF:46:ARG:CG	2.08	0.66
57:DY:14:LYS:HA	57:DY:14:LYS:CE	2.23	0.66
58:DL:132:ARG:CD	58:DL:137:GLU:OE2	2.43	0.66
20:DU:52:SER:OG	20:DU:53:PRO:HD3	1.95	0.66
1:AA:1945:G:H2'	1:AA:1946:U:C6	2.31	0.66
1:AA:2528:U:C2'	1:AA:2529:G:H5''	2.26	0.66
1:AA:2756:U:H5''	1:AA:2757:A:OP1	1.95	0.66
3:AD:35:LYS:NZ	3:AD:64:ILE:O	2.24	0.66
3:AD:65:ILE:HD11	3:AD:67:PHE:CE2	2.30	0.66
4:AE:60:ASN:O	4:AE:62:PRO:HD2	1.95	0.66
9:AM:35:ARG:HB3	9:AM:42:TRP:CZ3	2.30	0.66
9:AM:71:ILE:H	9:AM:71:ILE:HD12	1.60	0.66
11:AO:62:LEU:HD13	11:AO:62:LEU:O	1.96	0.66
19:AT:89:ILE:HG21	19:AT:92:LEU:HG	1.77	0.66
23:AZ:8:SER:HB3	23:AZ:66:HIS:ND1	2.11	0.66
26:A4:56:VAL:HA	26:A4:60:GLN:HE22	1.61	0.66
31:BA:17:U:H2'	31:BA:18:C:H6	1.59	0.66
31:BA:329:A:H4'	31:BA:330:C:OP1	1.95	0.66
31:BA:1347:G:N2	31:BA:1373:G:H2'	2.10	0.66
32:BE:92:TYR:CD2	32:BE:151:GLY:HA3	2.31	0.66
38:BK:84:ARG:NH1	38:BK:86:ILE:HD13	2.10	0.66
39:BL:127:LYS:O	39:BL:128:ARG:HG2	1.95	0.66
40:BM:12:ASP:HB3	40:BM:15:THR:HG23	1.78	0.66
54:CA:953:G:H5'	54:CA:965:A:H61	1.60	0.66
53:C1:53:U:O2'	53:C1:54:U:H5'	1.95	0.66
55:DA:654(L):G:N2	55:DA:654(M):C:H1'	2.09	0.66
55:DA:701:G:C3'	55:DA:702:G:H5''	2.26	0.66
55:DA:2308:G:C2	55:DA:2311:A:H2	2.14	0.66
55:DA:2566:A:O2'	55:DA:2567:G:OP2	2.12	0.66
8:DK:69:LYS:HE2	8:DK:73:GLU:OE2	1.96	0.66
58:DL:18:THR:CG2	58:DL:42:ASN:OD1	2.43	0.66
12:DP:81:VAL:C	12:DP:82:ARG:HG2	2.15	0.66
12:DP:86:GLY:C	12:DP:88:GLY:N	2.48	0.66
21:DV:48:PHE:CE2	21:DV:71:VAL:HG11	2.31	0.66
23:DZ:91:LYS:HA	23:DZ:91:LYS:CE	2.15	0.66
24:DW:28:LYS:HD2	24:DW:53:LEU:HD21	1.78	0.66
26:D4:68:ARG:CA	26:D4:68:ARG:NH1	2.58	0.66
28:D6:37:ARG:HA	28:D6:37:ARG:NE	2.09	0.66
1:AA:1006:C:H1'	9:AM:106:MET:CE	2.26	0.66
1:AA:1011:G:H2'	1:AA:1013:C:O4'	1.96	0.66
1:AA:1237:A:H4'	1:AA:1238:G:O5'	1.96	0.66

*Continued on next page...*

*Continued from previous page...*

Atom-1	Atom-2	Interatomic distance (Å)	Clash overlap (Å)
1:AA:1528:A:N1	1:AA:1543:A:C2	2.64	0.66
1:AA:1729:A:N1	1:AA:1731:G:N7	2.44	0.66
1:AA:2348:U:C2'	1:AA:2349:G:H5''	2.25	0.66
1:AA:2867:G:O2'	1:AA:2868:A:H8	1.79	0.66
5:AF:24:LEU:CB	5:AF:25:PRO:HD2	2.22	0.66
6:AG:115:ARG:HH12	43:BP:7:VAL:CG2	2.06	0.66
7:AH:87:LEU:HD22	7:AH:162:ILE:HG22	1.76	0.66
11:AO:15:ARG:O	11:AO:16:ARG:C	2.34	0.66
16:A1:66:ASN:ND2	16:A1:70:ARG:HE	1.94	0.66
17:A2:73:SER:HB3	17:A2:83:ARG:O	1.96	0.66
20:AU:12:THR:HG23	20:AU:26:LYS:HE2	1.77	0.66
21:AV:181:GLU:HG2	21:AV:185:GLU:OE2	1.96	0.66
22:A3:36:ILE:HD13	22:A3:36:ILE:O	1.96	0.66
31:BA:1401:G:C2	31:BA:1402:C:H1'	2.31	0.66
32:BE:187:LEU:HA	32:BE:201:ILE:O	1.96	0.66
49:BV:53:ASN:HB2	49:BV:77:THR:HG22	1.77	0.66
54:CA:186(C):G:H2'	54:CA:186(D):C:C6	2.29	0.66
54:CA:328:C:O2'	54:CA:329:A:OP2	2.14	0.66
33:CF:40:ARG:HG2	33:CF:55:VAL:HG11	1.78	0.66
38:CK:87:SER:HB2	38:CK:93:VAL:HB	1.77	0.66
55:DA:483:A:H3'	55:DA:484:C:C6	2.30	0.66
55:DA:1237:A:H4'	55:DA:1238:G:O5'	1.94	0.66
55:DA:1431:U:H2'	55:DA:1432:C:H6	1.61	0.66
55:DA:2357:U:OP1	22:D3:20:ARG:NH1	2.29	0.66
3:DD:132:PRO:HG3	3:DD:190:TYR:CE1	2.31	0.66
7:DH:19:VAL:HG12	7:DH:20:ALA:N	2.10	0.66
8:DK:74:ASN:HD22	8:DK:74:ASN:N	1.93	0.66
57:DY:101:PRO:HG2	57:DY:102:LYS:N	2.10	0.66
57:DY:134:LEU:HA	57:DY:137:GLU:CG	2.24	0.66
58:DL:93:ARG:HG2	58:DL:135:GLY:HA3	1.77	0.66
11:DO:26:GLY:O	11:DO:28:GLY:N	2.28	0.66
21:DV:174:VAL:O	21:DV:175:VAL:CG1	2.43	0.66
30:D8:52:LYS:N	30:D8:53:PRO:CD	2.41	0.66
1:AA:877:U:O5'	1:AA:877:U:H6	1.78	0.66
1:AA:1028:A:N6	1:AA:1125:G:H2'	2.11	0.66
1:AA:1049:C:H42	7:AH:2:SER:HB2	1.60	0.66
1:AA:1188:U:O2'	1:AA:1189:A:H5'	1.95	0.66
1:AA:1914:C:H3'	1:AA:1914:C:O2	1.94	0.66
1:AA:1918:A:O2'	1:AA:1919:A:N7	2.28	0.66
1:AA:2091:U:C3'	1:AA:2092:U:H5'	2.20	0.66
1:AA:2183:C:H2'	1:AA:2184:G:C8	2.29	0.66

*Continued on next page...*

*Continued from previous page...*

Atom-1	Atom-2	Interatomic distance (Å)	Clash overlap (Å)
3:AD:242:ARG:HD2	3:AD:242:ARG:N	2.09	0.66
23:AZ:8:SER:HB3	23:AZ:66:HIS:CE1	2.30	0.66
31:BA:280:C:O2'	31:BA:281:G:P	2.54	0.66
31:BA:1176:A:H8	31:BA:1176:A:O5'	1.77	0.66
32:BE:172:ILE:HD12	32:BE:172:ILE:H	1.61	0.66
39:BL:40:LEU:HD13	39:BL:74:ILE:HD11	1.76	0.66
39:BL:111:ARG:HD2	44:BQ:61:TRP:OXT	1.96	0.66
40:BM:49:VAL:O	40:BM:60:ARG:HB2	1.96	0.66
45:BR:79:ARG:O	45:BR:83:GLU:HB2	1.95	0.66
54:CA:630:G:P	54:CA:630:G:O4'	2.53	0.66
54:CA:738:C:H5''	36:CI:69:GLU:HB2	1.77	0.66
35:CH:53:LEU:HD12	35:CH:53:LEU:H	1.61	0.66
50:CW:89:ARG:NH2	50:CW:104:LEU:HD21	2.10	0.66
55:DA:2751:G:O6	7:DH:2:SER:HB3	1.95	0.66
55:DA:2752:C:H5'	55:DA:2753:A:OP2	1.96	0.66
55:DA:2810:A:O3'	4:DE:61:ARG:HG2	1.96	0.66
55:DA:2882:A:OP1	13:D0:96:ARG:NH1	2.28	0.66
2:DB:15:A:H5'	2:DB:16:G:H8	1.59	0.66
4:DE:120:TRP:CD2	4:DE:155:LYS:HD3	2.30	0.66
56:DI:21:LYS:CA	56:DI:24:ILE:HD12	2.25	0.66
57:DY:74:LEU:HB3	57:DY:120:LYS:H	1.58	0.66
58:DL:95:LYS:N	58:DL:136:VAL:CG1	2.58	0.66
56:DJ:10:GLU:O	56:DJ:17:VAL:CG1	2.43	0.66
11:DO:14:LYS:O	11:DO:15:ARG:C	2.33	0.66
14:DQ:49:VAL:HG22	14:DQ:80:LEU:HD12	1.78	0.66
1:AA:49:A:H1'	1:AA:51:G:C4	2.31	0.66
1:AA:896:A:C5'	1:AA:897:C:OP2	2.42	0.66
1:AA:2046:G:H5'	27:A5:19:ARG:HG3	1.77	0.66
1:AA:2688:U:H2'	1:AA:2719:G:N2	2.10	0.66
2:AB:40:U:N1	26:A4:1:MET:HE1	2.11	0.66
3:AD:186:HIS:HB3	3:AD:189:CYS:SG	2.36	0.66
12:AP:33:GLY:HA2	12:AP:105:GLU:HA	1.75	0.66
17:A2:38:LEU:HD12	17:A2:55:ALA:C	2.17	0.66
18:AS:4:LYS:HG2	18:AS:106:ILE:HG22	1.77	0.66
18:AS:58:ALA:O	18:AS:62:HIS:HB2	1.95	0.66
21:AV:176:PRO:O	21:AV:178:GLU:N	2.28	0.66
31:BA:1347:G:O2'	31:BA:1348:U:OP2	2.13	0.66
33:BF:35:GLU:O	33:BF:39:ILE:HG13	1.96	0.66
54:CA:1346:A:C5'	39:CL:120:ARG:HH12	2.08	0.66
38:CK:103:VAL:HG21	38:CK:110:ALA:HB2	1.78	0.66
46:CS:6:LEU:HG	46:CS:17:TYR:HB3	1.76	0.66

*Continued on next page...*

*Continued from previous page...*

Atom-1	Atom-2	Interatomic distance (Å)	Clash overlap (Å)
55:DA:142:G:H2'	55:DA:143:C:C6	2.31	0.66
55:DA:583:G:H5''	16:D1:10:ARG:HH12	1.59	0.66
55:DA:609(A):G:H2'	55:DA:610:C:H6	1.61	0.66
55:DA:800:A:H4'	55:DA:801:G:O5'	1.95	0.66
55:DA:829:A:N7	55:DA:2248:C:H5'	2.11	0.66
55:DA:2347:C:H2'	55:DA:2348:U:H6	1.59	0.66
55:DA:2409:G:H2'	55:DA:2410:G:O4'	1.96	0.66
4:DE:14:ILE:O	4:DE:15:PHE:CG	2.49	0.66
4:DE:53:PRO:O	4:DE:74:PRO:HA	1.96	0.66
6:DG:133:LEU:HD21	6:DG:157:ILE:HB	1.79	0.66
58:DL:25:PRO:HA	58:DL:27:LEU:CG	2.21	0.66
20:DU:35:TYR:CE1	20:DU:69:ALA:HB3	2.31	0.66
21:DV:174:VAL:O	21:DV:175:VAL:CG2	2.44	0.66
26:D4:14:ILE:HG21	26:D4:21:VAL:HB	1.78	0.66
30:D8:41:ILE:HG13	30:D8:42:ARG:N	2.10	0.66
1:AA:581:C:H2'	1:AA:582:G:H8	1.60	0.65
1:AA:877:U:O2'	1:AA:878:A:H5'	1.95	0.65
1:AA:2818:G:OP2	13:A0:42:LYS:NZ	2.28	0.65
2:AB:113:C:O2'	14:AQ:46:VAL:HG13	1.96	0.65
9:AM:17:ASP:O	9:AM:18:ALA:HB2	1.95	0.65
11:AO:83:VAL:HG23	11:AO:105:LEU:HD22	1.79	0.65
15:AR:102:ILE:O	15:AR:106:SER:HB3	1.96	0.65
22:A3:68:GLU:CG	22:A3:80:HIS:HB2	2.25	0.65
28:A6:41:PRO:HD2	28:A6:46:HIS:HA	1.76	0.65
28:A6:52:VAL:HG13	28:A6:53:LYS:N	2.11	0.65
31:BA:792:A:C2'	31:BA:794:A:N6	2.42	0.65
31:BA:942:G:N2	39:BL:124:GLN:HE22	1.93	0.65
31:BA:1189:C:OP1	33:BF:5:ILE:HG21	1.95	0.65
31:BA:1241:G:H2'	31:BA:1242:C:H6	1.61	0.65
33:BF:34:LEU:HG	33:BF:38:ARG:NH2	2.10	0.65
33:BF:118:GLN:O	33:BF:122:GLU:HG3	1.94	0.65
34:BG:53:ASP:O	34:BG:57:ARG:HG2	1.94	0.65
37:BJ:113:GLU:CB	37:BJ:119:ARG:HG2	2.25	0.65
38:BK:20:TYR:HE2	38:BK:75:ARG:HD2	1.61	0.65
40:BM:4:ILE:HD11	40:BM:77:PRO:HB3	1.78	0.65
47:BT:87:LYS:O	47:BT:91:ARG:HG3	1.96	0.65
54:CA:129(A):G:C2	54:CA:188:U:O2'	2.48	0.65
54:CA:1176:A:N6	54:CA:1177:G:C6	2.65	0.65
53:C1:52:U:C2'	53:C1:53:U:C5'	2.73	0.65
55:DA:1102:C:O2'	55:DA:1103:A:H5''	1.96	0.65
55:DA:1112:G:O2'	7:DH:2:SER:HB2	1.96	0.65

*Continued on next page...*

*Continued from previous page...*

Atom-1	Atom-2	Interatomic distance (Å)	Clash overlap (Å)
55:DA:1359:A:H8	55:DA:1359:A:C4'	2.04	0.65
55:DA:1464:C:HO2'	55:DA:1528:A:H8	1.42	0.65
55:DA:1652:A:H3'	55:DA:1653:G:C8	2.31	0.65
55:DA:1933:G:H2'	55:DA:1934:C:H5''	1.78	0.65
55:DA:2219:G:H2'	55:DA:2224:G:H5'	1.77	0.65
55:DA:2591:C:H2'	55:DA:2592:G:C8	2.30	0.65
4:DE:51:PHE:CD1	4:DE:52:LEU:HG	2.30	0.65
4:DE:117:MET:O	4:DE:117:MET:CG	2.44	0.65
5:DF:178:PRO:HG2	5:DF:179:GLU:OE2	1.94	0.65
8:DK:32:PRO:C	8:DK:34:GLY:H	1.98	0.65
57:DY:75:GLN:CG	57:DY:110:GLY:O	2.44	0.65
58:DL:78:ILE:CA	58:DL:82:ALA:HB3	2.25	0.65
58:DL:100:THR:C	58:DL:102:GLU:N	2.50	0.65
11:DO:47:ASP:OD1	11:DO:50:ARG:NH2	2.30	0.65
11:DO:97:PRO:O	11:DO:98:GLU:HB3	1.97	0.65
17:D2:58:VAL:CB	17:D2:98:GLU:HB2	2.19	0.65
20:DU:76:CYS:HB3	20:DU:96:ILE:CD1	2.24	0.65
21:DV:48:PHE:CE2	21:DV:52:SER:HA	2.31	0.65
26:D4:32:TYR:C	26:D4:32:TYR:CD2	2.70	0.65
28:D6:15:GLU:CD	28:D6:44:ARG:HH22	2.00	0.65
1:AA:405:U:O2	1:AA:405:U:H2'	1.95	0.65
1:AA:620:G:H4'	1:AA:621:A:H5'	1.78	0.65
1:AA:1859:A:N6	1:AA:1883:G:O2'	2.30	0.65
1:AA:2534:A:H5'	1:AA:2534:A:H8	1.61	0.65
1:AA:2820:A:O5'	13:A0:4:LEU:HD22	1.97	0.65
8:AK:97:ILE:O	8:AK:100:ALA:HB3	1.96	0.65
9:AM:137:LYS:HZ3	9:AM:138:LEU:HD23	1.60	0.65
17:A2:57:VAL:HG12	17:A2:99:ILE:HG13	1.77	0.65
23:AZ:82:LEU:HG	23:AZ:83:GLU:N	2.09	0.65
23:AZ:87:PRO:O	23:AZ:88:LYS:C	2.34	0.65
31:BA:828:A:H5''	31:BA:859:A:C2	2.31	0.65
31:BA:954:G:H2'	31:BA:955:U:H6	1.61	0.65
33:BF:76:VAL:HG23	33:BF:77:ILE:N	2.11	0.65
33:BF:125:GLU:HG3	33:BF:189:ALA:HB1	1.78	0.65
34:BG:49:ARG:NH2	53:B1:57:U:H1'	2.12	0.65
40:BM:78:ASN:C	40:BM:80:LYS:H	1.98	0.65
51:BX:15:ARG:HB2	51:BX:15:ARG:HH11	1.59	0.65
54:CA:73:G:C2	54:CA:74:C:N4	2.64	0.65
39:CL:17:VAL:HG11	39:CL:81:ILE:HA	1.77	0.65
52:CC:28:G:H2'	52:CC:29:G:H5'	1.78	0.65
55:DA:111:A:H4'	24:DW:69:ARG:HH22	1.60	0.65

*Continued on next page...*

*Continued from previous page...*

Atom-1	Atom-2	Interatomic distance (Å)	Clash overlap (Å)
55:DA:445:C:O2'	55:DA:446:G:H5'	1.95	0.65
55:DA:686:G:N2	55:DA:788:A:H61	1.94	0.65
55:DA:1728:G:N1	55:DA:1730:U:OP2	2.29	0.65
55:DA:2211:G:H2'	55:DA:2211:G:N3	2.11	0.65
55:DA:2725:A:O2'	55:DA:2726:U:O5'	2.13	0.65
3:DD:241:PRO:O	3:DD:243:GLY:N	2.29	0.65
4:DE:78:LEU:CD2	4:DE:79:ARG:HE	2.10	0.65
5:DF:47:GLY:HA3	5:DF:95:ARG:O	1.95	0.65
56:DI:16:THR:O	56:DI:20:LEU:HD12	1.95	0.65
8:DK:77:LEU:HD11	8:DK:140:LEU:CA	2.27	0.65
57:DY:89:ALA:HB2	57:DY:125:LEU:CD1	2.26	0.65
57:DY:91:LYS:HZ3	57:DY:95:GLN:HE21	1.44	0.65
56:DJ:11:GLU:HA	56:DJ:17:VAL:HG11	1.78	0.65
56:DJ:12:LEU:N	56:DJ:13:SER:HB3	2.02	0.65
19:DT:70:LEU:HD23	19:DT:70:LEU:H	1.61	0.65
20:DU:95:LYS:HB3	20:DU:100:ALA:CA	2.19	0.65
21:DV:119:GLU:O	21:DV:119:GLU:CG	2.42	0.65
28:D6:20:ASN:ND2	28:D6:42:TRP:HH2	1.94	0.65
1:AA:212:G:O2'	1:AA:213:A:H5'	1.96	0.65
1:AA:242:G:O2'	1:AA:243:U:OP2	2.13	0.65
1:AA:307:G:H21	1:AA:330:A:H62	1.43	0.65
1:AA:527:C:OP2	1:AA:2779:U:C5	2.50	0.65
1:AA:654(L):G:N2	1:AA:654(M):C:H1'	2.12	0.65
1:AA:1280:G:C2'	1:AA:1281:G:H5''	2.26	0.65
1:AA:1331:A:H2'	1:AA:1333:C:C5	2.32	0.65
2:AB:42:C:C4'	6:AG:67:LYS:HD3	2.20	0.65
10:AN:69:ILE:HD12	10:AN:69:ILE:H	1.60	0.65
11:AO:83:VAL:CG1	11:AO:112:LEU:HD21	2.26	0.65
31:BA:13:U:H5'	31:BA:14:U:OP2	1.96	0.65
31:BA:977:A:O2'	31:BA:978:A:H5'	1.96	0.65
39:BL:96:LEU:HD23	39:BL:102:LEU:HD12	1.79	0.65
49:BV:48:THR:HG22	49:BV:61:TYR:HA	1.77	0.65
49:BV:63:THR:HG22	49:BV:66:MET:HE3	1.78	0.65
54:CA:244:U:O2'	54:CA:245:C:OP2	2.14	0.65
35:CH:41:VAL:CG1	35:CH:113:ALA:HB2	2.26	0.65
39:CL:9:ARG:HB2	39:CL:14:VAL:HG22	1.79	0.65
46:CS:45:THR:CG2	46:CS:47:ASP:H	2.03	0.65
50:CW:63:ILE:HG22	50:CW:77:ALA:HB1	1.79	0.65
53:C1:52:U:O2'	53:C1:53:U:C5'	2.39	0.65
55:DA:395:U:O2'	55:DA:396:G:C8	2.48	0.65
55:DA:883:G:O5'	55:DA:883:G:C8	2.49	0.65

*Continued on next page...*

*Continued from previous page...*

Atom-1	Atom-2	Interatomic distance (Å)	Clash overlap (Å)
55:DA:1578:U:H2'	55:DA:1579:A:H5'	1.79	0.65
55:DA:1796:U:H2'	55:DA:1797:C:C6	2.31	0.65
55:DA:1999:C:H4'	55:DA:2723:C:O2	1.96	0.65
55:DA:2667:C:H1'	7:DH:109:PHE:HD2	1.61	0.65
3:DD:64:ILE:HG12	3:DD:64:ILE:O	1.96	0.65
58:DL:41:PHE:CD2	58:DL:41:PHE:C	2.69	0.65
12:DP:110:THR:HB	12:DP:112:GLU:HG2	1.78	0.65
13:D0:74:LYS:O	13:D0:75:LEU:HB3	1.96	0.65
14:DQ:58:LEU:H	14:DQ:58:LEU:HD23	1.61	0.65
14:DQ:66:ALA:O	14:DQ:69:VAL:HG13	1.96	0.65
18:DS:88:ARG:HB3	18:DS:92:ARG:HB3	1.77	0.65
1:AA:521:G:H2'	1:AA:522:G:H8	1.62	0.65
1:AA:581:C:H2'	1:AA:582:G:C8	2.31	0.65
1:AA:637:A:H4'	1:AA:638:G:O5'	1.96	0.65
1:AA:954:G:O2'	1:AA:2274:A:N1	2.24	0.65
2:AB:52:A:O2'	2:AB:53:A:N7	2.29	0.65
6:AG:94:LEU:HD23	6:AG:94:LEU:H	1.62	0.65
20:AU:17:SER:CB	20:AU:71:LYS:HD2	2.26	0.65
27:A5:3:LYS:HG3	27:A5:4:HIS:H	1.61	0.65
31:BA:160:A:H1'	31:BA:344:A:N7	2.11	0.65
31:BA:412:A:O2'	31:BA:413:G:OP2	2.15	0.65
31:BA:1057:G:O2'	31:BA:1058:G:H5'	1.97	0.65
31:BA:1126:U:O2'	31:BA:1127:G:OP2	2.12	0.65
33:BF:182:ILE:HG23	33:BF:202:ILE:C	2.17	0.65
41:BN:59:TYR:O	41:BN:62:GLN:HB3	1.97	0.65
43:BP:91:ARG:HH22	43:BP:103:THR:HG21	1.59	0.65
54:CA:396:G:O2'	54:CA:398:C:OP1	2.09	0.65
54:CA:1053:G:H5'	54:CA:1054:C:C5'	2.24	0.65
32:CE:87:ARG:NE	32:CE:233:SER:HB2	2.11	0.65
42:CO:6:THR:H	42:CO:9:GLN:NE2	1.94	0.65
55:DA:276:A:H2'	55:DA:277:C:C6	2.31	0.65
55:DA:1060:U:C5	58:DL:74:ALA:CB	2.79	0.65
55:DA:1204:A:H1'	55:DA:1206:G:C4	2.31	0.65
55:DA:1489:U:HO2'	55:DA:1490:A:H8	1.45	0.65
55:DA:1655:A:H3'	55:DA:1656:C:H6	1.60	0.65
4:DE:186:GLY:O	4:DE:188:VAL:N	2.30	0.65
6:DG:55:LYS:NZ	6:DG:148:MET:HG3	2.12	0.65
57:DY:55:LYS:HG2	57:DY:56:ASN:N	2.10	0.65
58:DL:8:VAL:H	58:DL:57:ILE:CG1	2.09	0.65
58:DL:60:TYR:CD2	58:DL:63:ARG:HB3	2.31	0.65
12:DP:134:ARG:O	12:DP:135:ASP:O	2.13	0.65

*Continued on next page...*

*Continued from previous page...*

Atom-1	Atom-2	Interatomic distance (Å)	Clash overlap (Å)
15:DR:39:ARG:CG	15:DR:40:THR:H	2.09	0.65
15:DR:41:ARG:HH11	15:DR:41:ARG:HG2	1.61	0.65
1:AA:527:C:OP2	1:AA:2779:U:H5	1.79	0.65
1:AA:573:G:N1	1:AA:2031:A:OP2	2.25	0.65
1:AA:590:A:H2'	1:AA:591:C:C6	2.31	0.65
1:AA:1091:G:H2'	1:AA:1092:C:C6	2.32	0.65
1:AA:2602:A:O2'	1:AA:2603:G:OP2	2.13	0.65
1:AA:2758:A:H2'	1:AA:2759:G:C5'	2.23	0.65
1:AA:2789:C:C2'	1:AA:2790:A:H5''	2.26	0.65
1:AA:2892:A:H2'	1:AA:2893:G:O4'	1.95	0.65
5:AF:53:THR:HG23	5:AF:55:GLY:H	1.61	0.65
7:AH:7:LEU:N	7:AH:8:PRO:CD	2.60	0.65
14:AQ:26:LEU:HD22	14:AQ:87:PHE:CD1	2.31	0.65
15:AR:98:LYS:HE3	15:AR:98:LYS:HA	1.76	0.65
21:AV:177:PRO:O	21:AV:180:VAL:N	2.30	0.65
28:A6:25:LYS:HA	30:A8:34:TRP:CH2	2.32	0.65
31:BA:149:A:H2'	31:BA:150:C:C6	2.32	0.65
31:BA:411:A:N7	31:BA:413:G:N3	2.44	0.65
31:BA:947:G:H2'	31:BA:948:C:C6	2.31	0.65
31:BA:1190:G:OP1	33:BF:4:LYS:HA	1.95	0.65
31:BA:1293:G:O2'	31:BA:1294:G:H5'	1.97	0.65
36:BI:7:ASN:C	36:BI:8:ILE:HD12	2.17	0.65
54:CA:108:G:H1	50:CW:15:ARG:HH21	1.43	0.65
54:CA:186(A):C:H2'	54:CA:186(B):C:H6	1.62	0.65
54:CA:826:C:H2'	54:CA:827:U:O2	1.96	0.65
54:CA:1364:U:O2	54:CA:1364:U:H2'	1.96	0.65
32:CE:35:GLU:O	32:CE:36:ARG:HD3	1.97	0.65
34:CG:112:VAL:HG13	34:CG:113:SER:H	1.61	0.65
39:CL:118:LYS:O	39:CL:119:ALA:HB3	1.97	0.65
43:CP:88:ARG:HB3	43:CP:88:ARG:NH1	2.04	0.65
48:CU:19:LYS:O	48:CU:20:ALA:HB2	1.95	0.65
55:DA:140:A:H8	55:DA:1408:C:HO2'	1.44	0.65
55:DA:265:A:H2'	55:DA:266:G:O4'	1.96	0.65
55:DA:1479:G:H5'	55:DA:1558:A:H2	1.60	0.65
55:DA:1735:C:H5'	55:DA:1735:C:H6	1.62	0.65
2:DB:80:U:O2'	2:DB:81:G:H5''	1.97	0.65
8:DK:69:LYS:HG3	8:DK:136:VAL:HB	1.78	0.65
57:DY:73:GLY:N	57:DY:112:LEU:HG	2.10	0.65
58:DL:101:TRP:NE1	58:DL:140:GLY:HA2	2.11	0.65
56:DJ:14:GLN:N	56:DJ:15:ALA:O	2.30	0.65
15:DR:23:ARG:HA	15:DR:52:ILE:HD11	1.79	0.65

*Continued on next page...*



*Continued from previous page...*

Atom-1	Atom-2	Interatomic distance (Å)	Clash overlap (Å)
16:D1:87:GLY:O	17:D2:50:PRO:HD3	1.96	0.65
21:DV:16:SER:O	21:DV:20:ARG:HG3	1.97	0.65
21:DV:128:VAL:HG22	21:DV:129:SER:N	2.12	0.65
1:AA:177:G:H5''	1:AA:178:G:OP2	1.97	0.65
1:AA:2348:U:H2'	1:AA:2349:G:C5'	2.27	0.65
1:AA:2657:A:C2	1:AA:2665:A:N7	2.64	0.65
1:AA:2820:A:C1'	13:A0:3:HIS:HB3	2.27	0.65
17:A2:69:LYS:HG3	17:A2:86:GLY:HA3	1.78	0.65
21:AV:145:GLU:O	21:AV:146:ILE:CG1	2.44	0.65
31:BA:1296:C:H3'	31:BA:1297:C:C6	2.32	0.65
31:BA:1541:U:H2'	31:BA:1541:U:O2	1.96	0.65
32:BE:92:TYR:CE2	32:BE:151:GLY:HA3	2.31	0.65
33:BF:138:VAL:HG22	33:BF:151:VAL:HG23	1.78	0.65
42:BO:117:ARG:HH21	42:BO:124:LYS:HA	1.62	0.65
54:CA:399:G:H2'	54:CA:400:C:C6	2.32	0.65
54:CA:890:G:O2'	54:CA:891:U:P	2.55	0.65
54:CA:959:A:H2	54:CA:1221:G:N3	1.95	0.65
52:CD:9:A:H62	52:CD:23:A:N6	1.90	0.65
55:DA:1075:C:C5'	21:DV:195:GLU:CD	2.65	0.65
55:DA:1278:A:O3'	13:D0:34:ILE:HG23	1.97	0.65
55:DA:1478:G:O2'	55:DA:1479:G:H5'	1.96	0.65
55:DA:1791:A:N6	55:DA:1828:G:O2'	2.30	0.65
55:DA:2507:C:H5'	55:DA:2507:C:H6	1.62	0.65
7:DH:109:PHE:C	7:DH:111:HIS:H	1.99	0.65
56:DI:11:GLU:HA	56:DI:14:GLN:CD	2.17	0.65
57:DY:101:PRO:O	57:DY:102:LYS:CB	2.43	0.65
57:DY:128:LEU:HD22	57:DY:129:PRO:HB3	1.77	0.65
9:DM:26:LEU:HG	9:DM:30:ILE:HD11	1.79	0.65
17:D2:41:GLY:HA3	17:D2:46:VAL:HG11	1.79	0.65
20:DU:95:LYS:O	20:DU:95:LYS:HE3	1.96	0.65
1:AA:1022:G:N2	1:AA:1142(A):A:C2	2.63	0.65
1:AA:1086:A:C4'	1:AA:1103:A:H61	2.09	0.65
1:AA:1225:C:H5''	17:A2:85:LYS:HE2	1.77	0.65
1:AA:2150:U:H2'	1:AA:2151:G:H8	1.61	0.65
2:AB:55:U:H1'	6:AG:29:TRP:HE1	1.61	0.65
3:AD:108:PRO:HD2	3:AD:111:LEU:HG	1.78	0.65
4:AE:66:HIS:CE1	4:AE:73:GLU:HB2	2.28	0.65
4:AE:200:GLU:CG	4:AE:201:THR:H	2.09	0.65
7:AH:4:ILE:HB	7:AH:6:ARG:NH1	2.11	0.65
7:AH:97:ARG:HG2	7:AH:98:LEU:N	2.12	0.65
12:AP:140:ALA:O	12:AP:141:GLN:CB	2.45	0.65

*Continued on next page...*

*Continued from previous page...*

Atom-1	Atom-2	Interatomic distance (Å)	Clash overlap (Å)
16:A1:66:ASN:HD21	16:A1:70:ARG:HE	1.45	0.65
19:AT:46:ALA:O	19:AT:48:LYS:HE2	1.97	0.65
20:AU:86:ARG:HB3	20:AU:88:LYS:NZ	2.12	0.65
21:AV:133:ILE:HD12	21:AV:133:ILE:N	2.11	0.65
29:A7:30:VAL:HA	29:A7:33:ARG:NH1	2.12	0.65
31:BA:129(A):G:O2'	31:BA:189:U:H5''	1.96	0.65
32:BE:132:LYS:HA	32:BE:135:GLN:HE21	1.61	0.65
35:BH:20:GLN:NE2	35:BH:21:ALA:N	2.44	0.65
35:BH:40:ARG:NH2	35:BH:66:MET:HG2	2.11	0.65
49:BV:41:VAL:H	49:BV:44:MET:CE	2.07	0.65
50:BW:12:ALA:H	50:BW:13:LEU:HD12	1.60	0.65
54:CA:243:A:H4'	54:CA:244:U:C5'	2.26	0.65
54:CA:518:C:O2	54:CA:518:C:H2'	1.97	0.65
43:CP:88:ARG:HH11	43:CP:88:ARG:CB	2.01	0.65
46:CS:14:ASN:N	46:CS:15:PRO:HD3	2.12	0.65
46:CS:40:ASP:OD2	46:CS:42:ARG:HB2	1.97	0.65
50:CW:56:MET:HG3	50:CW:88:VAL:HG21	1.77	0.65
55:DA:1047:G:H2'	55:DA:1110:G:C2	2.31	0.65
55:DA:1056:G:OP1	57:DY:35:LYS:CD	2.44	0.65
55:DA:1652:A:H2'	55:DA:1653:G:O4'	1.97	0.65
55:DA:2275:C:O2'	12:DP:83:MET:HG3	1.97	0.65
4:DE:7:VAL:CG2	4:DE:8:LYS:H	1.99	0.65
4:DE:111:ARG:HG2	13:D0:1:MET:SD	2.36	0.65
5:DF:57:VAL:HG12	5:DF:59:TYR:H	1.61	0.65
8:DK:110:ASP:HB2	8:DK:112:LYS:N	2.12	0.65
57:DY:104:ILE:HG13	57:DY:105:PRO:CD	2.09	0.65
15:DR:61:PHE:CE2	15:DR:76:PHE:HB2	2.32	0.65
20:DU:50:ARG:HB3	20:DU:53:PRO:CG	2.27	0.65
26:D4:67:TYR:O	26:D4:68:ARG:NH2	2.30	0.65
28:D6:17:LYS:HG3	28:D6:18:ARG:N	2.11	0.65
29:D7:9:ARG:HH21	29:D7:48:LYS:HB2	1.61	0.65
1:AA:946:G:HO2'	1:AA:947:G:H5'	1.54	0.65
1:AA:2168:G:H2'	1:AA:2168:G:N3	2.11	0.65
1:AA:2807:G:C3'	1:AA:2808:U:H5''	2.26	0.65
3:AD:35:LYS:HD2	3:AD:104:TYR:CD1	2.31	0.65
3:AD:166:GLN:HE21	3:AD:166:GLN:CA	2.08	0.65
4:AE:24:THR:HG21	4:AE:188:VAL:HG12	1.79	0.65
5:AF:192:LEU:HD21	5:AF:194:MET:HE3	1.79	0.65
15:AR:45:PHE:CE2	15:AR:74:ARG:HB2	2.32	0.65
19:AT:26:TYR:OH	19:AT:88:LYS:HB2	1.97	0.65
20:AU:94:LYS:NZ	20:AU:101:LYS:HZ3	1.94	0.65

*Continued on next page...*

*Continued from previous page...*

Atom-1	Atom-2	Interatomic distance (Å)	Clash overlap (Å)
31:BA:690:G:H2'	31:BA:691:G:O4'	1.97	0.65
34:BG:12:CYS:SG	34:BG:21:LEU:HD22	2.36	0.65
34:BG:165:MET:HE2	34:BG:168:ARG:HB2	1.78	0.65
37:BJ:18:TYR:HD2	37:BJ:59:LEU:HD22	1.61	0.65
45:BR:29:VAL:HG13	45:BR:63:ARG:HG3	1.78	0.65
47:BT:68:ARG:O	47:BT:69:LYS:HB2	1.97	0.65
54:CA:126:G:H5'	54:CA:633:G:N2	2.11	0.65
54:CA:418:C:H2'	54:CA:419:C:C6	2.32	0.65
54:CA:765:G:H1	54:CA:812:C:H2'	1.59	0.65
54:CA:1032:A:H3'	54:CA:1032(A):G:C5'	2.26	0.65
54:CA:1442:G:H1	54:CA:1461:G:H21	1.43	0.65
32:CE:51:LEU:HD23	32:CE:201:ILE:HD12	1.79	0.65
32:CE:163:PHE:HA	32:CE:185:ILE:HG13	1.78	0.65
36:CI:46:ARG:HB3	36:CI:60:PHE:CE1	2.32	0.65
40:CM:39:PRO:HB3	40:CM:70:ARG:NH1	2.12	0.65
40:CM:54:PHE:CE2	40:CM:55:LYS:HD2	2.32	0.65
44:CQ:13:THR:N	44:CQ:14:PRO:CD	2.60	0.65
49:CV:87:ALA:O	49:CV:88:LYS:CD	2.40	0.65
50:CW:86:ARG:HH11	50:CW:86:ARG:HG3	1.61	0.65
52:CD:64:A:C2	52:CD:65:G:H1'	2.31	0.65
55:DA:72:U:C4	55:DA:112:U:H4'	2.32	0.65
55:DA:583:G:OP2	16:D1:10:ARG:NH1	2.27	0.65
55:DA:674:G:H1'	5:DF:74:ARG:HD3	1.78	0.65
55:DA:1070:A:N1	58:DL:9:LYS:HE3	2.12	0.65
55:DA:1844:C:O2'	55:DA:1845:G:H5'	1.96	0.65
55:DA:1918:A:O2'	55:DA:1919:A:N7	2.29	0.65
55:DA:1991:U:H2'	55:DA:1992:G:H5''	1.79	0.65
55:DA:2271:G:H5''	22:D3:20:ARG:NE	2.12	0.65
55:DA:2492:U:O2'	55:DA:2493:U:H5'	1.97	0.65
55:DA:2723:C:H4'	13:D0:1:MET:HG2	1.79	0.65
3:DD:35:LYS:HD2	3:DD:104:TYR:CE1	2.31	0.65
57:DY:93:LEU:HD11	57:DY:97:ALA:O	1.97	0.65
58:DL:58:THR:OG1	58:DL:66:THR:HG23	1.96	0.65
21:DV:51:ALA:HA	21:DV:55:HIS:CD2	2.31	0.65
21:DV:181:GLU:O	21:DV:181:GLU:CG	2.44	0.65
23:DZ:78:LYS:HD2	23:DZ:80:LEU:HD12	1.79	0.65
24:DW:41:ILE:HD12	24:DW:41:ILE:O	1.97	0.65
29:D7:8:ASN:ND2	29:D7:8:ASN:C	2.46	0.65
1:AA:270(G):C:H2'	1:AA:270(H):C:C6	2.31	0.65
1:AA:1140:C:C1'	1:AA:1143:A:N7	2.60	0.65
4:AE:171:GLU:HG2	4:AE:185:LYS:HG2	1.79	0.65

*Continued on next page...*

*Continued from previous page...*

Atom-1	Atom-2	Interatomic distance (Å)	Clash overlap (Å)
5:AF:37:VAL:HA	5:AF:40:GLN:HG3	1.79	0.65
5:AF:153:SER:HB2	5:AF:190:GLU:H	1.62	0.65
8:AK:88:ILE:CG2	8:AK:89:TYR:H	2.02	0.65
11:AO:3:LEU:HA	11:AO:6:LEU:HD23	1.78	0.65
15:AR:132:LYS:CG	15:AR:136:GLN:HE22	2.08	0.65
28:A6:10:LEU:HA	30:A8:34:TRP:CZ3	2.32	0.65
28:A6:14:THR:O	28:A6:49:HIS:HA	1.97	0.65
31:BA:388:G:O2'	31:BA:389:A:P	2.55	0.65
31:BA:545:C:H5''	34:BG:72:GLU:HG2	1.79	0.65
31:BA:908:A:H2'	31:BA:909:A:C8	2.31	0.65
31:BA:1288:A:H1'	31:BA:1352:C:O2'	1.96	0.65
32:BE:78:GLN:CA	32:BE:94:ASN:HD21	2.10	0.65
34:BG:170:VAL:HG13	34:BG:174:LEU:O	1.97	0.65
36:BI:87:ARG:HH11	36:BI:87:ARG:HG2	1.62	0.65
38:BK:29:SER:HB3	38:BK:32:LYS:CG	2.27	0.65
42:BO:117:ARG:HH11	42:BO:117:ARG:HG2	1.61	0.65
52:BC:58:A:H1'	52:BC:60:U:H5	1.62	0.65
54:CA:865:A:H5'	54:CA:1078:U:O4	1.97	0.65
54:CA:956:U:OP1	49:CV:87:ALA:HA	1.97	0.65
54:CA:1116:C:C2'	54:CA:1117:G:H5''	2.27	0.65
54:CA:1225:A:H2'	54:CA:1225:A:N3	2.10	0.65
54:CA:1305:G:O2'	54:CA:1306:A:H8	1.78	0.65
33:CF:150:LYS:HG3	33:CF:169:ALA:HB2	1.79	0.65
38:CK:41:ARG:HG3	38:CK:41:ARG:NH1	2.08	0.65
42:CO:45:PRO:HB3	42:CO:92:ASP:HB3	1.77	0.65
55:DA:33:U:H4'	55:DA:34:C:OP1	1.97	0.65
55:DA:443:A:H1'	55:DA:1201:C:O4'	1.96	0.65
55:DA:790:C:H4'	55:DA:791:C:OP1	1.97	0.65
55:DA:1429:G:H2'	55:DA:1430:C:C6	2.32	0.65
55:DA:1747:G:O2'	55:DA:1748:G:H5'	1.97	0.65
55:DA:1799:G:N2	55:DA:1818:U:O2'	2.30	0.65
6:DG:16:ARG:HB3	6:DG:17:PRO:CD	2.26	0.65
6:DG:135:LEU:HD23	6:DG:140:ILE:HD11	1.79	0.65
57:DY:1:MET:CE	57:DY:3:ASN:ND2	2.60	0.65
57:DY:51:LEU:CD1	57:DY:82:PHE:H	1.88	0.65
58:DL:38:VAL:HG12	58:DL:42:ASN:OD1	1.97	0.65
58:DL:50:ASP:CG	58:DL:51:ALA:N	2.49	0.65
58:DL:108:ALA:HA	58:DL:111:LYS:NZ	2.12	0.65
9:DM:35:ARG:HD3	9:DM:37:LYS:CD	2.27	0.65
11:DO:61:ARG:HH12	30:D8:13:ARG:HG3	1.61	0.65
11:DO:105:LEU:H	11:DO:105:LEU:HD12	1.62	0.65

*Continued on next page...*

*Continued from previous page...*

Atom-1	Atom-2	Interatomic distance (Å)	Clash overlap (Å)
12:DP:34:LEU:HD23	12:DP:104:PHE:HD1	1.62	0.65
17:D2:1:MET:HG3	17:D2:43:GLU:HG2	1.77	0.65
26:D4:68:ARG:NH1	26:D4:68:ARG:CB	2.60	0.65
1:AA:278:A:H2'	1:AA:279:C:C6	2.32	0.65
1:AA:1210:A:H4'	1:AA:1211:U:O5'	1.96	0.65
1:AA:2258:C:H4'	1:AA:2259:G:OP2	1.94	0.65
1:AA:2304:G:H21	6:AG:156:ASP:CG	1.99	0.65
7:AH:144:VAL:O	7:AH:148:ILE:HG12	1.96	0.65
8:AK:56:LYS:HE3	8:AK:60:GLU:HG2	1.79	0.65
14:AQ:42:ASP:O	14:AQ:43:GLU:HB2	1.97	0.65
31:BA:1152:A:H2'	31:BA:1153:C:H6	1.62	0.65
31:BA:1262:C:H2'	31:BA:1263:C:H6	1.62	0.65
31:BA:1326:C:OP2	51:BX:6:ARG:HD3	1.96	0.65
31:BA:1358:U:OP1	44:BQ:35:ARG:HG2	1.97	0.65
31:BA:1486:G:H2'	31:BA:1487:G:O4'	1.96	0.65
32:BE:7:VAL:HG22	32:BE:8:LYS:H	1.61	0.65
37:BJ:94:ARG:O	37:BJ:97:GLN:HB3	1.97	0.65
42:BO:27:LEU:HD23	42:BO:27:LEU:N	2.12	0.65
52:BD:46:G:N2	52:BD:48:C:O2	2.29	0.65
54:CA:17:U:H2'	54:CA:18:C:H6	1.61	0.65
54:CA:198:G:H2'	54:CA:199:G:C8	2.32	0.65
54:CA:630:G:HO2'	54:CA:631:G:P	2.17	0.65
54:CA:784:C:H4'	55:DA:1837:C:OP1	1.96	0.65
54:CA:788:U:H2'	54:CA:789:U:H5'	1.79	0.65
54:CA:792:A:O2'	54:CA:793:U:OP2	2.15	0.65
54:CA:998:G:O2'	54:CA:998(A):C:H5'	1.97	0.65
54:CA:1004:A:H5''	54:CA:1025:U:O4	1.97	0.65
34:CG:109:GLY:HA3	34:CG:165:MET:SD	2.37	0.65
38:CK:103:VAL:HG23	38:CK:110:ALA:HB2	1.78	0.65
41:CN:59:TYR:O	41:CN:62:GLN:HB3	1.97	0.65
47:CT:40:LYS:HG2	47:CT:41:LYS:N	2.12	0.65
55:DA:1444(A):A:H4'	55:DA:1460:A:O2'	1.95	0.65
55:DA:1496:A:H8	55:DA:1577:C:O2'	1.80	0.65
55:DA:1655:A:H3'	55:DA:1656:C:C6	2.32	0.65
55:DA:2317:C:H2'	55:DA:2318:G:C5'	2.26	0.65
3:DD:95:LEU:O	3:DD:95:LEU:HD12	1.97	0.65
3:DD:206:LEU:HB3	3:DD:211:ARG:HB3	1.79	0.65
6:DG:116:ASP:O	6:DG:117:PHE:HB3	1.96	0.65
8:DK:4:ILE:HG12	8:DK:18:VAL:CG2	2.25	0.65
8:DK:77:LEU:HD13	8:DK:78:THR:H	1.62	0.65
57:DY:73:GLY:O	57:DY:74:LEU:HB3	1.97	0.65

*Continued on next page...*

*Continued from previous page...*

Atom-1	Atom-2	Interatomic distance (Å)	Clash overlap (Å)
58:DL:52:ILE:CG1	58:DL:76:TYR:HB2	2.23	0.65
58:DL:78:ILE:O	58:DL:82:ALA:HB3	1.97	0.65
9:DM:45:ASN:HD22	9:DM:45:ASN:N	1.93	0.65
17:D2:35:LEU:O	17:D2:37:VAL:N	2.30	0.65
23:DZ:23:LYS:HE3	23:DZ:29:GLY:N	2.11	0.65
23:DZ:82:LEU:H	23:DZ:82:LEU:HD22	1.62	0.65
23:DZ:86:SER:N	23:DZ:87:PRO:CD	2.59	0.65
26:D4:16:CYS:C	26:D4:18:CYS:N	2.49	0.65
1:AA:197:A:N6	1:AA:2430:A:H2'	2.12	0.64
1:AA:757:U:H2'	1:AA:758:C:H6	1.62	0.64
1:AA:874:G:H2'	1:AA:875:G:H8	1.63	0.64
1:AA:1050:A:H1'	1:AA:2751:G:N2	2.12	0.64
1:AA:1212:G:H2'	1:AA:1236:G:H22	1.61	0.64
1:AA:1215:G:O2'	1:AA:1216:G:H5'	1.97	0.64
1:AA:1225:C:H5''	17:A2:85:LYS:CE	2.27	0.64
1:AA:2425:A:H5'	1:AA:2427:C:O4'	1.98	0.64
4:AE:8:LYS:CB	4:AE:192:ASN:HA	2.27	0.64
7:AH:152:ARG:C	7:AH:154:PRO:HD3	2.17	0.64
11:AO:146:VAL:HG13	11:AO:147:LEU:HD13	1.80	0.64
16:A1:8:VAL:HG12	16:A1:11:ARG:NH2	2.13	0.64
19:AT:64:LYS:HD3	19:AT:73:ARG:NE	2.12	0.64
26:A4:61:ARG:HA	26:A4:61:ARG:HE	1.62	0.64
31:BA:197:A:N1	31:BA:221:C:H4'	2.11	0.64
31:BA:366:C:O2'	31:BA:367:U:O5'	2.14	0.64
31:BA:448:A:C2	31:BA:449:C:N3	2.64	0.64
31:BA:532:A:O2'	31:BA:533:A:OP1	2.13	0.64
32:BE:179:LYS:HB2	32:BE:179:LYS:NZ	2.13	0.64
54:CA:651:C:H2'	54:CA:652:U:C6	2.32	0.64
54:CA:690:G:N2	41:CN:55:LYS:NZ	2.40	0.64
54:CA:963:G:N2	40:CM:55:LYS:HD3	2.11	0.64
33:CF:77:ILE:C	33:CF:83:ARG:HB3	2.17	0.64
38:CK:116:LYS:HE2	38:CK:116:LYS:N	2.11	0.64
39:CL:5:TYR:CD2	39:CL:6:GLY:N	2.65	0.64
48:CU:53:ARG:HG2	48:CU:58:LEU:O	1.96	0.64
49:CV:7:LYS:HZ3	49:CV:7:LYS:HB3	1.61	0.64
52:CB:19:G:O2'	52:CB:20:U:P	2.55	0.64
55:DA:443:A:N7	5:DF:45:ARG:HD2	2.13	0.64
55:DA:811:U:O2'	55:DA:1250:G:H2'	1.97	0.64
55:DA:897:C:C5	55:DA:897:C:OP2	2.49	0.64
55:DA:1079:C:H1'	58:DL:129:GLY:O	1.96	0.64
55:DA:1083:U:O4'	57:DY:41:ARG:HD3	1.97	0.64

*Continued on next page...*

*Continued from previous page...*

Atom-1	Atom-2	Interatomic distance (Å)	Clash overlap (Å)
55:DA:1165:U:H2'	55:DA:1166:C:H6	1.58	0.64
55:DA:2562:U:H4'	10:DN:25:LEU:HD21	1.79	0.64
4:DE:35:GLN:CG	4:DE:37:ARG:HG2	2.27	0.64
4:DE:176:ILE:HD12	4:DE:176:ILE:N	2.12	0.64
5:DF:34:TRP:CE2	11:DO:8:PRO:HG3	2.32	0.64
5:DF:185:ASP:HA	5:DF:188:ARG:HD3	1.78	0.64
6:DG:66:GLN:HA	26:D4:6:HIS:CE1	2.32	0.64
8:DK:57:ARG:NH1	8:DK:57:ARG:HB2	2.12	0.64
8:DK:114:LEU:HD22	8:DK:130:TYR:CD1	2.31	0.64
58:DL:78:ILE:HG12	58:DL:131:ALA:HB2	1.79	0.64
58:DL:102:GLU:CG	58:DL:103:GLN:N	2.60	0.64
58:DL:112:MET:H	58:DL:113:PRO:HD2	1.58	0.64
56:DJ:10:GLU:C	56:DJ:17:VAL:CG1	2.65	0.64
26:D4:49:PHE:O	26:D4:50:VAL:HB	1.97	0.64
1:AA:654(K):C:H2'	1:AA:654(L):G:C8	2.33	0.64
1:AA:1110:G:H4'	7:AH:3:ARG:HH22	1.61	0.64
1:AA:1266:G:O6	18:AS:13:SER:OG	2.06	0.64
1:AA:1967:C:C2'	1:AA:1968:G:H5'	2.27	0.64
1:AA:2335:A:O2'	1:AA:2336:A:H3'	1.97	0.64
3:AD:34:VAL:O	3:AD:34:VAL:HG13	1.95	0.64
11:AO:14:LYS:O	11:AO:15:ARG:C	2.35	0.64
20:AU:4:LYS:HE2	20:AU:4:LYS:HA	1.77	0.64
21:AV:67:LEU:CD2	21:AV:90:VAL:HG13	2.28	0.64
21:AV:95:PRO:O	21:AV:96:VAL:CB	2.45	0.64
21:AV:125:LEU:HG	21:AV:164:ALA:HB1	1.77	0.64
21:AV:148:ASP:O	21:AV:149:SER:HB3	1.97	0.64
22:A3:49:LYS:HB2	22:A3:80:HIS:HB3	1.79	0.64
25:AX:8:LEU:HB2	25:AX:28:LEU:HD13	1.79	0.64
28:A6:17:LYS:HE3	28:A6:17:LYS:HA	1.79	0.64
31:BA:466:C:H5''	31:BA:467:G:OP2	1.97	0.64
31:BA:676:A:H2'	31:BA:677:U:H6	1.62	0.64
31:BA:1000:A:H2'	31:BA:1001:G:H5'	1.79	0.64
31:BA:1132:C:H2'	31:BA:1133:G:H8	1.61	0.64
31:BA:1498:U:O2'	31:BA:1499:A:OP2	2.12	0.64
39:BL:4:TYR:HA	39:BL:88:TYR:CE1	2.32	0.64
54:CA:658:G:H2'	54:CA:659:U:C6	2.31	0.64
32:CE:12:GLU:C	32:CE:14:GLY:H	2.00	0.64
33:CF:113:ALA:HB3	33:CF:114:PRO:HD3	1.78	0.64
55:DA:2724:C:OP1	13:D0:1:MET:HE3	1.98	0.64
55:DA:2897:U:O2'	55:DA:2898:U:H5'	1.96	0.64
2:DB:52:A:N6	14:DQ:33:LYS:HG3	2.13	0.64

*Continued on next page...*

*Continued from previous page...*

Atom-1	Atom-2	Interatomic distance (Å)	Clash overlap (Å)
4:DE:116:VAL:HG22	4:DE:122:PHE:CG	2.32	0.64
5:DF:20:LEU:HD12	5:DF:21:ALA:N	2.12	0.64
5:DF:123:LEU:HD12	5:DF:192:LEU:O	1.97	0.64
57:DY:51:LEU:CG	57:DY:82:PHE:C	2.65	0.64
11:DO:9:ASN:HB2	11:DO:10:PRO:HD2	1.77	0.64
21:DV:191:VAL:HG21	21:DV:197:ILE:CG1	2.26	0.64
26:D4:69:LYS:HD3	26:D4:70:GLY:CA	2.27	0.64
28:D6:33:LYS:O	28:D6:35:GLU:N	2.27	0.64
1:AA:33:U:C4'	1:AA:34:C:OP1	2.43	0.64
1:AA:270(F):U:H2'	1:AA:270(G):C:C6	2.32	0.64
1:AA:407:G:H2'	1:AA:408:G:C8	2.33	0.64
1:AA:662:G:OP1	11:AO:15:ARG:NE	2.31	0.64
1:AA:1694:C:H1'	1:AA:1695:G:C2	2.32	0.64
1:AA:2685:G:H1'	1:AA:2726:U:H5	1.62	0.64
13:A0:63:ARG:HB2	13:A0:63:ARG:NH1	2.11	0.64
21:AV:129:SER:O	21:AV:133:ILE:HD11	1.98	0.64
24:AW:17:SER:HA	24:AW:20:GLU:HG3	1.80	0.64
24:AW:30:ARG:HG3	24:AW:30:ARG:HH11	1.61	0.64
31:BA:566:G:H4'	31:BA:567:G:OP1	1.97	0.64
31:BA:1228:C:OP1	43:BP:115:LYS:HD2	1.96	0.64
32:BE:213:LEU:O	32:BE:216:SER:HB3	1.98	0.64
48:BU:31:LEU:CD2	48:BU:31:LEU:H	2.10	0.64
49:BV:40:ILE:HG22	49:BV:67:VAL:O	1.98	0.64
52:BB:74:C:O2'	52:BB:75:C:P	2.56	0.64
53:B1:41:U:H5'	53:B1:42:U:OP1	1.97	0.64
54:CA:27:G:H4'	34:CG:209:ARG:HG3	1.79	0.64
54:CA:653:A:H1'	38:CK:56:LYS:HD3	1.79	0.64
54:CA:1151:A:N3	40:CM:39:PRO:HG3	2.12	0.64
54:CA:1152:A:H2'	54:CA:1153:C:C6	2.32	0.64
54:CA:1305:G:O2'	54:CA:1306:A:C8	2.50	0.64
33:CF:15:THR:CG2	33:CF:181:ASN:HA	2.27	0.64
33:CF:64:VAL:HG12	33:CF:66:VAL:HG23	1.79	0.64
39:CL:59:PHE:CZ	39:CL:88:TYR:HE1	2.14	0.64
46:CS:74:LEU:O	46:CS:79:VAL:HG23	1.96	0.64
46:CS:76:GLN:HG2	46:CS:76:GLN:O	1.96	0.64
48:CU:70:ILE:O	48:CU:74:ARG:HG3	1.97	0.64
51:CX:12:LYS:HB3	51:CX:22:ARG:HD2	1.79	0.64
55:DA:307:G:N2	55:DA:310:A:OP2	2.29	0.64
55:DA:1880:C:H5'	55:DA:1880:C:H6	1.62	0.64
55:DA:2011:U:OP1	18:DS:42:ARG:NH1	2.29	0.64
55:DA:2238:G:H5''	55:DA:2239:G:OP1	1.98	0.64

*Continued on next page...*



*Continued from previous page...*

Atom-1	Atom-2	Interatomic distance (Å)	Clash overlap (Å)
6:DG:109:VAL:CG1	26:D4:33:VAL:HG21	2.26	0.64
7:DH:30:LYS:HE3	7:DH:81:GLU:HG3	1.79	0.64
58:DL:86:LYS:CA	58:DL:86:LYS:CE	2.67	0.64
9:DM:42:TRP:O	16:D1:64:ARG:NH2	2.30	0.64
19:DT:41:ASN:O	19:DT:45:THR:HG23	1.98	0.64
22:D3:56:ASP:O	22:D3:57:PHE:HB2	1.98	0.64
25:DX:31:LEU:O	25:DX:32:GLN:HB2	1.95	0.64
28:D6:41:PRO:HD2	28:D6:46:HIS:CA	2.27	0.64
1:AA:242:G:O2'	1:AA:243:U:P	2.55	0.64
1:AA:299:A:N1	1:AA:322:A:O2'	2.20	0.64
1:AA:897:C:OP2	1:AA:897:C:C6	2.50	0.64
1:AA:1180:C:H5'	1:AA:1180:C:H6	1.62	0.64
2:AB:0:A:H2'	2:AB:1:U:C6	2.32	0.64
4:AE:58:ARG:HA	4:AE:58:ARG:NE	2.09	0.64
7:AH:92:ILE:HD12	7:AH:92:ILE:N	2.11	0.64
7:AH:125:VAL:HG22	7:AH:126:PRO:CA	2.27	0.64
9:AM:45:ASN:HD22	9:AM:45:ASN:N	1.95	0.64
9:AM:55:VAL:HG23	9:AM:56:ASN:OD1	1.97	0.64
15:AR:27:THR:HG23	15:AR:90:GLN:HB3	1.79	0.64
16:A1:100:VAL:O	16:A1:101:ARG:HG2	1.97	0.64
21:AV:148:ASP:OD1	21:AV:174:VAL:N	2.30	0.64
26:A4:52:THR:HG21	43:BP:65:LYS:CD	2.27	0.64
28:A6:11:LEU:O	28:A6:24:GLU:O	2.15	0.64
31:BA:243:A:H4'	31:BA:244:U:O5'	1.97	0.64
31:BA:667:G:H4'	45:BR:51:HIS:CE1	2.32	0.64
31:BA:1226:C:C4'	31:BA:1227:A:OP1	2.40	0.64
32:BE:7:VAL:HG13	32:BE:8:LYS:H	1.63	0.64
49:BV:40:ILE:HD11	49:BV:62:ILE:HD13	1.79	0.64
52:BB:74:C:O2'	52:BB:75:C:OP2	2.16	0.64
54:CA:297:G:N2	54:CA:299:G:H3'	2.13	0.64
54:CA:686:U:H2'	54:CA:687:A:H8	1.59	0.64
54:CA:812:C:O2'	54:CA:813:U:P	2.56	0.64
54:CA:1285:A:O2'	54:CA:1286:A:OP2	2.14	0.64
32:CE:7:VAL:HG11	32:CE:217:ARG:NH2	2.13	0.64
36:CI:37:VAL:HG12	36:CI:38:GLU:N	2.12	0.64
39:CL:77:ILE:O	39:CL:81:ILE:HG12	1.98	0.64
46:CS:45:THR:HG23	46:CS:46:PRO:HD2	1.79	0.64
55:DA:372:G:C2'	55:DA:373:U:OP2	2.46	0.64
55:DA:654(R):C:O5'	55:DA:654(R):C:H6	1.78	0.64
55:DA:2277:G:H5''	12:DP:85:LYS:HB2	1.80	0.64
6:DG:44:GLY:HA2	6:DG:88:ILE:HG12	1.79	0.64

*Continued on next page...*

*Continued from previous page...*

Atom-1	Atom-2	Interatomic distance (Å)	Clash overlap (Å)
56:DI:29:GLU:CG	56:DJ:6:GLU:OE1	2.40	0.64
58:DL:11:GLN:CG	58:DL:12:LEU:N	2.57	0.64
9:DM:58:ASP:N	9:DM:60:ILE:CD1	2.60	0.64
13:D0:44:LEU:HD22	13:D0:48:VAL:HG23	1.79	0.64
27:D5:16:ARG:NH1	27:D5:17:ASP:OD1	2.30	0.64
1:AA:959:A:N6	12:AP:82:ARG:NH2	2.43	0.64
1:AA:1281:G:H5'	1:AA:1281:G:C8	2.25	0.64
1:AA:1359:A:N7	1:AA:1359:A:OP2	2.30	0.64
1:AA:1829:A:H3'	1:AA:1830:C:C6	2.31	0.64
1:AA:2807:G:H2'	1:AA:2808:U:H5''	1.79	0.64
3:AD:186:HIS:CD2	3:AD:188:GLU:H	2.15	0.64
4:AE:95:ILE:HD12	4:AE:95:ILE:N	2.12	0.64
8:AK:58:LEU:O	8:AK:62:LYS:HB3	1.97	0.64
15:AR:86:ILE:HG12	15:AR:86:ILE:O	1.98	0.64
18:AS:18:ARG:HG3	18:AS:76:VAL:HG12	1.80	0.64
21:AV:92:SER:O	21:AV:130:PRO:HG2	1.97	0.64
28:A6:22:ALA:HB3	28:A6:42:TRP:CH2	2.32	0.64
31:BA:1020:U:H2'	31:BA:1021:G:H5''	1.79	0.64
31:BA:1347:G:OP2	39:BL:107:ARG:HG2	1.98	0.64
32:BE:142:LEU:O	32:BE:142:LEU:HD23	1.97	0.64
34:BG:7:PRO:HB2	34:BG:10:ARG:HD2	1.78	0.64
34:BG:189:PRO:HB2	34:BG:194:LEU:CD2	2.27	0.64
39:BL:113:LYS:N	39:BL:113:LYS:HD2	2.11	0.64
40:BM:74:ILE:HD13	40:BM:74:ILE:H	1.62	0.64
42:BO:60:LEU:N	42:BO:60:LEU:HD22	2.13	0.64
54:CA:737:A:H2'	54:CA:738:C:C6	2.33	0.64
54:CA:1108:G:H5'	33:CF:176:HIS:CD2	2.31	0.64
54:CA:1129:C:H5'	54:CA:1130:A:OP1	1.97	0.64
54:CA:1151:A:H1'	40:CM:39:PRO:HB2	1.78	0.64
38:CK:60:ARG:HG3	38:CK:60:ARG:NH1	2.13	0.64
49:CV:85:LYS:CG	49:CV:86:GLU:N	2.57	0.64
52:CC:28:G:C2'	52:CC:29:G:H5'	2.27	0.64
55:DA:2336:A:H61	22:D3:43:THR:HG21	1.63	0.64
3:DD:122:ASP:CG	3:DD:123:ALA:H	1.98	0.64
3:DD:237:GLU:OE2	3:DD:237:GLU:N	2.30	0.64
57:DY:6:ASN:C	57:DY:7:VAL:HG12	2.17	0.64
57:DY:56:ASN:O	57:DY:60:ARG:HB2	1.98	0.64
57:DY:132:ASP:OD2	56:DJ:10:GLU:CD	2.35	0.64
11:DO:125:VAL:O	11:DO:125:VAL:HG13	1.98	0.64
12:DP:26:TYR:O	12:DP:27:VAL:HB	1.98	0.64
18:DS:29:LEU:HD21	18:DS:33:ARG:NH2	2.12	0.64

*Continued on next page...*

*Continued from previous page...*

Atom-1	Atom-2	Interatomic distance (Å)	Clash overlap (Å)
21:DV:186:GLU:O	21:DV:187:ALA:CB	2.45	0.64
25:DX:7:LYS:NZ	25:DX:32:GLN:HG3	2.13	0.64
1:AA:5:A:H2'	1:AA:6:A:O4'	1.97	0.64
1:AA:278:A:H4'	1:AA:279:C:OP1	1.97	0.64
1:AA:654(R):C:O5'	1:AA:654(R):C:H6	1.81	0.64
1:AA:881:G:H5'	1:AA:882:G:OP2	1.97	0.64
1:AA:2468:G:O2'	1:AA:2469:A:H5''	1.97	0.64
1:AA:2702:U:O2	1:AA:2702:U:H2'	1.96	0.64
1:AA:2748:A:N7	1:AA:2757:A:C6	2.65	0.64
4:AE:117:MET:O	4:AE:117:MET:HG2	1.97	0.64
6:AG:37:VAL:O	6:AG:94:LEU:HD23	1.98	0.64
11:AO:64:LYS:C	11:AO:66:GLY:N	2.48	0.64
20:AU:5:MET:HE1	20:AU:32:PRO:HB3	1.80	0.64
21:AV:6:LYS:HB3	21:AV:8:TYR:CE2	2.32	0.64
23:AZ:51:VAL:HG11	23:AZ:74:VAL:CG2	2.25	0.64
31:BA:1203:C:O2'	31:BA:1204:A:H5'	1.97	0.64
31:BA:1442:G:N7	31:BA:1446:A:N1	2.46	0.64
32:BE:97:TRP:HZ2	32:BE:102:LEU:HD13	1.60	0.64
49:BV:23:ASN:HB2	49:BV:43:GLU:CD	2.17	0.64
54:CA:179:A:O2'	54:CA:180:U:H5'	1.96	0.64
54:CA:918:A:H2'	54:CA:919:A:C8	2.32	0.64
54:CA:1032:A:H3'	54:CA:1032(A):G:H4'	1.80	0.64
54:CA:1346:A:H5''	39:CL:120:ARG:HH12	1.62	0.64
32:CE:61:LEU:HG	32:CE:68:ILE:HD11	1.78	0.64
41:CN:108:ILE:H	48:CU:87:ARG:HE	1.44	0.64
55:DA:805:G:H4'	55:DA:806:C:OP2	1.97	0.64
55:DA:1340:U:O2'	55:DA:1602:U:H2'	1.98	0.64
55:DA:1348:G:H2'	55:DA:1349:A:C5'	2.26	0.64
55:DA:2127:G:C3'	55:DA:2128:C:H5''	2.27	0.64
55:DA:2656:U:C5	55:DA:2657:A:N7	2.66	0.64
3:DD:35:LYS:CD	3:DD:104:TYR:HD1	2.10	0.64
4:DE:65:GLY:HA2	4:DE:70:ALA:CB	2.27	0.64
56:DI:20:LEU:HA	56:DI:24:ILE:HG21	1.79	0.64
57:DY:59:ILE:HG13	57:DY:60:ARG:N	2.12	0.64
57:DY:74:LEU:HB3	57:DY:120:LYS:HE2	1.78	0.64
57:DY:131:MET:O	57:DY:132:ASP:C	2.36	0.64
58:DL:93:ARG:NH1	58:DL:135:GLY:CA	2.58	0.64
24:DW:50:ILE:CD1	24:DW:51:ARG:N	2.59	0.64
29:D7:5:TRP:HE1	29:D7:7:PRO:HG3	1.61	0.64
1:AA:118:A:N3	1:AA:178:G:H1'	2.13	0.64
1:AA:654(H):G:H8	1:AA:654(H):G:O5'	1.81	0.64

*Continued on next page...*

*Continued from previous page...*

Atom-1	Atom-2	Interatomic distance (Å)	Clash overlap (Å)
1:AA:1379:A:O4'	1:AA:1379:A:P	2.56	0.64
1:AA:2602:A:H4'	1:AA:2603:G:C5'	2.27	0.64
2:AB:15:A:H3'	2:AB:16:G:C5'	2.28	0.64
4:AE:55:ASN:HD21	4:AE:75:VAL:HA	1.63	0.64
7:AH:89:ILE:HD13	7:AH:89:ILE:H	1.62	0.64
31:BA:598:U:H2'	31:BA:599:C:H6	1.62	0.64
31:BA:827:U:N3	31:BA:872:A:N6	2.43	0.64
31:BA:1348:U:H2'	31:BA:1349:A:H8	1.61	0.64
39:BL:4:TYR:O	39:BL:18:PHE:HA	1.98	0.64
39:BL:11:LYS:H	39:BL:104:ARG:NH2	1.95	0.64
41:BN:13:GLN:HB2	41:BN:76:GLY:HA3	1.80	0.64
54:CA:163:C:O2'	54:CA:164:U:H5'	1.96	0.64
32:CE:69:LEU:HD13	32:CE:91:PRO:HB2	1.78	0.64
32:CE:215:LEU:O	32:CE:218:ALA:HB3	1.97	0.64
35:CH:7:GLU:HG2	35:CH:112:LEU:HD22	1.80	0.64
55:DA:270(L):U:H3	8:DK:50:ARG:CZ	2.11	0.64
55:DA:1011:G:O2'	55:DA:1013:C:H5'	1.97	0.64
55:DA:1929:G:C4'	55:DA:1930:G:OP1	2.46	0.64
55:DA:2469:A:H61	55:DA:2481:G:H1'	1.62	0.64
4:DE:120:TRP:CE3	4:DE:155:LYS:HD3	2.33	0.64
6:DG:55:LYS:HZ1	6:DG:148:MET:HG3	1.62	0.64
57:DY:29:TYR:HD2	57:DY:30:GLN:H	1.45	0.64
57:DY:65:GLU:C	57:DY:66:LEU:HG	2.18	0.64
58:DL:19:PRO:C	58:DL:25:PRO:CG	2.65	0.64
58:DL:72:PRO:N	58:DL:73:PRO:HD3	2.13	0.64
58:DL:115:LEU:HD11	58:DL:117:THR:HG1	1.63	0.64
17:D2:44:LYS:O	17:D2:46:VAL:N	2.30	0.64
17:D2:76:LYS:O	17:D2:79:VAL:HG12	1.97	0.64
19:DT:41:ASN:N	19:DT:41:ASN:HD22	1.95	0.64
21:DV:61:LEU:CD1	21:DV:65:GLN:CB	2.66	0.64
1:AA:66:C:H5'	1:AA:456:C:O2	1.97	0.64
1:AA:1025:G:H2'	1:AA:1025:G:N3	2.13	0.64
8:AK:27:ARG:HD2	23:AZ:71:TYR:CE1	2.33	0.64
11:AO:71:VAL:HG13	11:AO:72:PRO:CD	2.27	0.64
21:AV:94:GLU:O	21:AV:129:SER:HA	1.97	0.64
21:AV:175:VAL:CA	21:AV:177:PRO:HD2	2.24	0.64
21:AV:184:ALA:C	21:AV:186:GLU:H	1.99	0.64
22:A3:32:ARG:N	22:A3:35:ASN:HD21	1.90	0.64
32:BE:5:ILE:HD11	32:BE:221:LEU:HD22	1.80	0.64
32:BE:221:LEU:C	32:BE:221:LEU:HD12	2.18	0.64
35:BH:78:HIS:ND1	38:BK:107:LEU:HD12	2.11	0.64

*Continued on next page...*

*Continued from previous page...*

Atom-1	Atom-2	Interatomic distance (Å)	Clash overlap (Å)
48:BU:72:ARG:O	48:BU:76:LEU:HD12	1.97	0.64
54:CA:542:G:OP1	34:CG:10:ARG:NH2	2.31	0.64
54:CA:950:U:OP2	43:CP:102:ARG:HD2	1.96	0.64
54:CA:1371:G:O3'	39:CL:69:GLY:HA3	1.97	0.64
54:CA:1412:C:H2'	54:CA:1413:A:C8	2.33	0.64
32:CE:55:PHE:HE1	32:CE:218:ALA:HA	1.62	0.64
35:CH:40:ARG:HH11	35:CH:40:ARG:CB	2.07	0.64
36:CI:62:TRP:CH2	36:CI:64:GLN:HB2	2.32	0.64
49:CV:63:THR:O	49:CV:66:MET:HG3	1.98	0.64
52:CD:8:U:H2'	52:CD:13:C:N4	2.00	0.64
3:DD:70:TRP:HZ3	3:DD:146:GLU:OE2	1.79	0.64
57:DY:139:VAL:CG2	56:DJ:6:GLU:OE2	2.46	0.64
58:DL:146:ASP:OD1	58:DL:146:ASP:N	2.30	0.64
15:DR:129:ARG:O	15:DR:132:LYS:HB3	1.97	0.64
17:D2:46:VAL:O	17:D2:46:VAL:HG13	1.97	0.64
26:D4:70:GLY:O	26:D4:71:ARG:CB	2.44	0.64
30:D8:51:ALA:HA	30:D8:54:GLU:HG3	1.79	0.64
1:AA:1045:A:C3'	1:AA:1046:A:H5''	2.28	0.64
1:AA:1085:A:H2'	1:AA:1086:A:C8	2.32	0.64
1:AA:1496:A:C8	1:AA:1577:C:O2'	2.46	0.64
1:AA:2154:G:H2'	1:AA:2155:G:C8	2.32	0.64
1:AA:2298:A:N6	1:AA:2318:G:H8	1.95	0.64
1:AA:2393:A:H5'	30:A8:30:ARG:HD3	1.80	0.64
6:AG:82:LEU:HD23	6:AG:86:MET:SD	2.37	0.64
12:AP:43:THR:HA	12:AP:94:VAL:HG12	1.78	0.64
17:A2:5:VAL:HA	17:A2:37:VAL:HB	1.80	0.64
21:AV:21:ALA:O	21:AV:23:LYS:HG2	1.97	0.64
21:AV:60:GLU:HA	21:AV:66:SER:HA	1.79	0.64
21:AV:142:SER:O	21:AV:144:LEU:N	2.30	0.64
24:AW:13:ALA:O	24:AW:16:LEU:HG	1.97	0.64
24:AW:51:ARG:HH21	24:AW:55:ARG:HH12	1.46	0.64
30:A8:6:THR:HA	30:A8:61:LEU:HD11	1.79	0.64
30:A8:23:VAL:CG1	30:A8:47:LYS:HD3	2.28	0.64
31:BA:711:G:O2'	31:BA:712:A:H5'	1.98	0.64
31:BA:1130:A:N6	31:BA:1144:G:N2	2.45	0.64
31:BA:1176:A:C2'	31:BA:1177:G:H5'	2.28	0.64
32:BE:194:PRO:O	32:BE:196:LEU:N	2.30	0.64
34:BG:150:GLU:CD	34:BG:150:GLU:H	2.00	0.64
49:BV:31:ILE:HG23	49:BV:49:ILE:HG23	1.79	0.64
52:BD:20:U:H2'	52:BD:21:A:C5'	2.27	0.64
54:CA:69:G:N1	54:CA:73:G:N7	2.46	0.64

*Continued on next page...*

*Continued from previous page...*

Atom-1	Atom-2	Interatomic distance (Å)	Clash overlap (Å)
54:CA:199:G:O2'	54:CA:200:G:H5'	1.96	0.64
43:CP:123:ALA:HB1	43:CP:124:PRO:CD	2.27	0.64
43:CP:125:ARG:O	43:CP:126:LYS:O	2.16	0.64
48:CU:50:ILE:HD12	48:CU:50:ILE:N	2.13	0.64
52:CB:44:G:H2'	52:CB:45:U:C6	2.33	0.64
55:DA:2182:G:H2'	55:DA:2183:C:C6	2.33	0.64
55:DA:2845:G:O2'	55:DA:2846:G:H5'	1.96	0.64
3:DD:25:THR:HG23	3:DD:27:THR:HB	1.79	0.64
7:DH:86:GLU:HG3	7:DH:165:ALA:CB	2.27	0.64
57:DY:22:GLY:O	57:DY:23:SER:CB	2.45	0.64
57:DY:23:SER:OG	57:DY:114:GLY:CA	2.34	0.64
57:DY:134:LEU:O	57:DY:137:GLU:CG	2.46	0.64
58:DL:7:VAL:HG12	58:DL:57:ILE:HD12	0.65	0.64
58:DL:50:ASP:N	58:DL:53:VAL:CG2	2.57	0.64
56:DJ:5:ILE:O	56:DJ:9:LYS:HB2	1.98	0.64
10:DN:104:ARG:HH21	15:DR:43:GLN:NE2	1.96	0.64
14:DQ:106:ARG:HA	14:DQ:110:LEU:CD1	2.26	0.64
15:DR:109:GLU:OE1	15:DR:112:ARG:HD3	1.98	0.64
20:DU:49:VAL:O	20:DU:51:VAL:N	2.31	0.64
20:DU:78:ALA:HB3	20:DU:81:LYS:HE3	1.79	0.64
21:DV:183:LEU:O	21:DV:184:ALA:CB	2.45	0.64
24:DW:50:ILE:HD12	24:DW:51:ARG:N	2.09	0.64
1:AA:999:U:H2'	1:AA:1000:A:C5'	2.27	0.64
1:AA:1410:G:H2'	1:AA:1411:C:C6	2.32	0.64
1:AA:1821:A:H2'	1:AA:1822:G:H5'	1.80	0.64
3:AD:236:GLY:O	3:AD:237:GLU:CB	2.39	0.64
11:AO:9:ASN:HB2	11:AO:10:PRO:HD2	1.78	0.64
11:AO:64:LYS:NZ	30:A8:30:ARG:HA	2.12	0.64
12:AP:12:GLN:HE21	12:AP:73:PRO:HD2	1.61	0.64
25:AX:44:ARG:O	25:AX:48:GLU:HG3	1.96	0.64
31:BA:1067:A:H4'	31:BA:1068:G:O5'	1.98	0.64
52:BB:75:C:H6	52:BB:75:C:H3'	1.63	0.64
48:CU:56:THR:HB	48:CU:58:LEU:CD1	2.28	0.64
55:DA:958:U:OP2	12:DP:14:ARG:NH1	2.31	0.64
55:DA:1608:A:H4'	55:DA:1609:A:OP1	1.97	0.64
4:DE:137:HIS:HB3	4:DE:138:PRO:HD2	1.79	0.64
57:DY:35:LYS:O	57:DY:35:LYS:HE3	1.98	0.64
57:DY:38:HIS:O	57:DY:96:PHE:CZ	2.51	0.64
58:DL:69:THR:C	58:DL:70:LYS:HG3	2.18	0.64
21:DV:6:LYS:O	21:DV:7:ALA:CB	2.45	0.64
24:DW:15:LYS:O	24:DW:16:LEU:HB3	1.98	0.64

*Continued on next page...*

*Continued from previous page...*

Atom-1	Atom-2	Interatomic distance (Å)	Clash overlap (Å)
30:D8:6:THR:O	30:D8:7:HIS:CB	2.46	0.64
1:AA:654(I):C:O2'	1:AA:654(J):A:C5'	2.46	0.63
1:AA:1431:U:H2'	1:AA:1432:C:H6	1.63	0.63
1:AA:1813:G:H1'	3:AD:50:THR:OG1	1.98	0.63
3:AD:25:THR:CG2	3:AD:82:ILE:H	2.11	0.63
7:AH:16:SER:HB3	7:AH:26:VAL:O	1.97	0.63
8:AK:10:GLU:CD	8:AK:11:ASN:HB2	2.18	0.63
8:AK:109:ILE:H	8:AK:109:ILE:CD1	2.04	0.63
21:AV:178:GLU:O	21:AV:180:VAL:N	2.30	0.63
24:AW:4:SER:OG	24:AW:5:GLU:OE2	2.12	0.63
31:BA:1116:C:C3'	31:BA:1117:G:H5''	2.29	0.63
32:BE:56:ARG:HH11	32:BE:56:ARG:CB	2.08	0.63
37:BJ:60:LYS:O	37:BJ:63:LYS:HB3	1.98	0.63
38:BK:7:ALA:HB2	38:BK:85:ARG:CD	2.28	0.63
40:BM:47:PHE:HE1	40:BM:63:PHE:HB2	1.63	0.63
54:CA:641:U:C4'	54:CA:642:A:OP1	2.46	0.63
54:CA:687:A:O2'	54:CA:688:G:O4'	2.14	0.63
54:CA:1227:A:C2	49:CV:84:GLY:HA3	2.33	0.63
55:DA:654(C):G:H3'	55:DA:654(D):G:C8	2.31	0.63
55:DA:760:G:H2'	55:DA:761:A:O4'	1.98	0.63
55:DA:1899:G:N2	55:DA:1902:C:C4	2.63	0.63
55:DA:2115:G:H2'	55:DA:2116:G:N7	2.13	0.63
55:DA:2419:U:C5'	28:D6:23:THR:HG21	2.28	0.63
55:DA:2448:A:C4'	55:DA:2449:U:OP2	2.42	0.63
55:DA:2472:G:H22	55:DA:2477:C:H5''	1.62	0.63
55:DA:2610:C:H4'	55:DA:2611:U:OP2	1.98	0.63
55:DA:2716:U:O2'	55:DA:2717:G:H5'	1.98	0.63
57:DY:122:VAL:CA	57:DY:126:ALA:CB	2.75	0.63
10:DN:2:ILE:HD11	10:DN:82:ASN:ND2	2.11	0.63
15:DR:85:LYS:HE2	15:DR:87:ASP:OD2	1.97	0.63
21:DV:60:GLU:HG3	21:DV:61:LEU:N	2.13	0.63
25:DX:6:VAL:HB	25:DX:54:VAL:HG21	1.80	0.63
27:D5:40:LYS:HG2	27:D5:47:PRO:HD2	1.81	0.63
27:D5:56:LYS:HD2	27:D5:56:LYS:N	2.11	0.63
1:AA:310:A:OP1	20:AU:17:SER:O	2.17	0.63
1:AA:654(B):C:H2'	1:AA:654(C):G:C1'	2.28	0.63
1:AA:1156:A:H5''	1:AA:1157:G:OP2	1.99	0.63
1:AA:2853:C:H2'	1:AA:2854:G:C8	2.33	0.63
3:AD:28:GLU:HB2	3:AD:29:PRO:HD3	1.79	0.63
11:AO:48:PRO:O	11:AO:50:ARG:N	2.30	0.63
13:A0:104:ARG:NH1	13:A0:109:ALA:HB3	2.14	0.63

*Continued on next page...*

*Continued from previous page...*

Atom-1	Atom-2	Interatomic distance (Å)	Clash overlap (Å)
14:AQ:23:ARG:NH1	14:AQ:23:ARG:HG2	2.13	0.63
18:AS:39:THR:CG2	18:AS:44:ALA:HB2	2.27	0.63
24:AW:15:LYS:HD3	24:AW:67:LYS:HZ1	1.63	0.63
31:BA:468:A:H2'	31:BA:474:G:O4'	1.99	0.63
31:BA:1363:A:H4'	31:BA:1364:U:H5''	1.80	0.63
35:BH:144:THR:O	35:BH:148:VAL:HG23	1.98	0.63
42:BO:6:THR:H	42:BO:9:GLN:HE21	1.46	0.63
51:BX:9:ARG:O	51:BX:13:ILE:HG13	1.98	0.63
52:BB:9:A:H2	52:BB:11:C:N4	1.96	0.63
54:CA:511:C:H1'	34:CG:43:HIS:HE2	1.63	0.63
54:CA:530:G:O2'	54:CA:531:U:P	2.56	0.63
54:CA:714:G:H2'	54:CA:715:A:C8	2.33	0.63
54:CA:792:A:O2'	54:CA:793:U:P	2.57	0.63
54:CA:1006:C:H2'	54:CA:1007:C:H6	1.64	0.63
54:CA:1007:C:H2'	54:CA:1008:C:C5'	2.15	0.63
54:CA:1072:G:H2'	54:CA:1073:U:C6	2.32	0.63
54:CA:1432:G:OP1	15:DR:107:ASP:HB2	1.99	0.63
34:CG:144:ASP:HB2	34:CG:146:ILE:HD11	1.80	0.63
38:CK:12:ARG:HH11	38:CK:26:VAL:HA	1.63	0.63
52:CB:11:C:O2'	52:CB:12:U:H5'	1.97	0.63
52:CB:68:C:H2'	52:CB:69:G:C8	2.33	0.63
55:DA:242:G:O2'	55:DA:243:U:OP2	2.15	0.63
55:DA:312:G:H5'	55:DA:331:A:H2'	1.79	0.63
55:DA:654(M):C:C3'	55:DA:654(N):G:N7	2.52	0.63
55:DA:1301:A:O2'	55:DA:1302:A:C3'	2.30	0.63
55:DA:2712:U:H2'	55:DA:2712(A):A:O5'	1.96	0.63
7:DH:4:ILE:HD13	7:DH:4:ILE:N	2.12	0.63
56:DI:10:GLU:O	56:DI:14:GLN:CB	2.46	0.63
57:DY:44:LEU:O	58:DL:119:ASP:HB3	1.98	0.63
58:DL:41:PHE:CG	58:DL:42:ASN:N	2.65	0.63
11:DO:127:ALA:C	11:DO:147:LEU:HD23	2.18	0.63
12:DP:1:MET:O	12:DP:1:MET:HG2	1.96	0.63
13:D0:49:ASP:OD1	13:D0:95:THR:HG22	1.97	0.63
14:DQ:52:SER:HB2	14:DQ:55:ALA:H	1.61	0.63
15:DR:23:ARG:HB2	15:DR:24:PRO:HD2	1.78	0.63
23:DZ:23:LYS:HE3	23:DZ:29:GLY:HA2	1.79	0.63
1:AA:528:A:H3'	1:AA:528:A:C8	2.34	0.63
1:AA:593:G:H1'	30:A8:4:MET:HE2	1.81	0.63
1:AA:616:A:O2'	1:AA:617:G:OP1	2.14	0.63
1:AA:869:G:O2'	1:AA:870:A:H5'	1.99	0.63
1:AA:1728:G:C6	1:AA:1730:U:OP2	2.50	0.63

*Continued on next page...*



*Continued from previous page...*

Atom-1	Atom-2	Interatomic distance (Å)	Clash overlap (Å)
1:AA:2165:G:H2'	1:AA:2165:G:N3	2.13	0.63
3:AD:228:PRO:HD3	3:AD:234:GLY:O	1.98	0.63
4:AE:6:GLY:HA2	4:AE:51:PHE:CZ	2.33	0.63
6:AG:101:ILE:HB	26:A4:25:TYR:CD2	2.33	0.63
15:AR:19:LEU:HD22	15:AR:86:ILE:HG21	1.80	0.63
21:AV:115:GLY:N	21:AV:177:PRO:HG2	2.10	0.63
22:A3:82:ARG:HG2	22:A3:84:LEU:HD22	1.80	0.63
23:AZ:92:LYS:O	23:AZ:94:LEU:N	2.31	0.63
31:BA:769:G:H4'	31:BA:1513:A:H4'	1.81	0.63
31:BA:971:G:N2	31:BA:1363:A:OP2	2.30	0.63
31:BA:1055:A:N6	31:BA:1200:C:N3	2.47	0.63
34:BG:12:CYS:CA	34:BG:21:LEU:CD2	2.75	0.63
36:BI:45:LEU:HD23	36:BI:46:ARG:N	2.13	0.63
52:BB:2:C:H2'	52:BB:3:C:H6	1.63	0.63
54:CA:1028(A):C:H2'	54:CA:1028(B):C:H6	1.62	0.63
54:CA:1322:C:HO2'	54:CA:1323:G:C5'	2.11	0.63
46:CS:72:ARG:HD3	46:CS:72:ARG:C	2.19	0.63
55:DA:2:G:O2'	55:DA:3:U:H5'	1.98	0.63
55:DA:468:G:H4'	5:DF:62:ARG:HH12	1.62	0.63
55:DA:1085:A:O4'	55:DA:1105:U:H1'	1.97	0.63
55:DA:1203:G:H5'	11:DO:3:LEU:HD12	1.79	0.63
55:DA:1493:C:H2'	55:DA:1493:C:O2	1.97	0.63
55:DA:2503:A:O2'	55:DA:2505:G:OP2	2.16	0.63
4:DE:150:VAL:CG1	4:DE:154:LYS:HG3	2.29	0.63
5:DF:32:LEU:HD21	5:DF:108:LYS:HB3	1.80	0.63
5:DF:129:PHE:HA	5:DF:142:TRP:NE1	2.13	0.63
57:DY:27:VAL:HG23	57:DY:80:VAL:HG21	1.79	0.63
56:DJ:21:LYS:O	56:DJ:24:ILE:CB	2.45	0.63
11:DO:98:GLU:O	11:DO:101:VAL:HG12	1.98	0.63
16:D1:83:LEU:HA	16:D1:88:ILE:CD1	2.27	0.63
19:DT:49:VAL:HG13	19:DT:87:GLN:NE2	2.13	0.63
20:DU:14:LEU:C	20:DU:14:LEU:HD23	2.18	0.63
23:DZ:60:PHE:HE2	23:DZ:91:LYS:NZ	1.96	0.63
1:AA:171:G:H2'	1:AA:172:C:H6	1.61	0.63
1:AA:533:G:H5'	16:A1:24:TYR:CE2	2.34	0.63
1:AA:1022:G:O2'	1:AA:1023:U:P	2.56	0.63
1:AA:1820:U:H4'	1:AA:1821:A:OP2	1.99	0.63
1:AA:1926:U:C6	1:AA:1928:A:OP2	2.52	0.63
1:AA:2879:C:C4'	1:AA:2880:C:OP1	2.45	0.63
4:AE:14:ILE:HD11	15:AR:14:TYR:OH	1.99	0.63
5:AF:31:HIS:O	5:AF:34:TRP:HB3	1.98	0.63

*Continued on next page...*

*Continued from previous page...*

Atom-1	Atom-2	Interatomic distance (Å)	Clash overlap (Å)
6:AG:123:ASN:N	6:AG:123:ASN:HD22	1.96	0.63
11:AO:124:LYS:HG2	11:AO:145:PRO:HD3	1.80	0.63
16:A1:50:ARG:NH2	16:A1:50:ARG:HB2	2.13	0.63
16:A1:50:ARG:HH11	17:A2:72:VAL:CB	2.12	0.63
29:A7:24:THR:HG23	29:A7:27:GLY:N	2.10	0.63
31:BA:404:U:H2'	31:BA:405:U:H6	1.63	0.63
31:BA:417:C:O2'	31:BA:418:C:H5'	1.99	0.63
31:BA:646:U:O2'	31:BA:647:C:H5'	1.98	0.63
31:BA:731:G:OP1	31:BA:766:A:H1'	1.99	0.63
31:BA:734:G:N2	48:BU:75:ILE:HD11	2.13	0.63
31:BA:745:C:H2'	31:BA:746:A:H8	1.64	0.63
31:BA:892:A:O2'	31:BA:1415:G:H4'	1.99	0.63
31:BA:1374:A:H2'	31:BA:1375:A:C5'	2.27	0.63
32:BE:36:ARG:HG2	32:BE:37:ASN:ND2	2.13	0.63
32:BE:63:MET:HG2	32:BE:225:ALA:HB1	1.79	0.63
34:BG:25:ARG:O	34:BG:27:TYR:N	2.31	0.63
34:BG:152:SER:HA	34:BG:155:LEU:HD12	1.80	0.63
36:BI:78:GLU:HA	36:BI:81:ILE:HD11	1.79	0.63
45:BR:64:ARG:NH1	45:BR:68:ARG:HH21	1.97	0.63
54:CA:474:G:O2'	54:CA:475:G:H5'	1.98	0.63
32:CE:52:GLU:HG2	32:CE:56:ARG:NH1	2.12	0.63
34:CG:148:VAL:HG12	34:CG:149:ALA:N	2.13	0.63
35:CH:110:LEU:CD2	35:CH:139:LEU:HD21	2.29	0.63
36:CI:82:ARG:HB2	36:CI:85:VAL:HG23	1.81	0.63
40:CM:40:LEU:HB2	40:CM:69:ASN:CB	2.27	0.63
44:CQ:40:CYS:N	44:CQ:43:CYS:HB2	2.13	0.63
48:CU:32:ARG:HA	48:CU:69:THR:HG21	1.80	0.63
52:CD:20:U:O2'	52:CD:21:A:H5'	1.98	0.63
55:DA:303:U:H2'	55:DA:304:G:C8	2.33	0.63
55:DA:557:U:H2'	55:DA:558:G:H8	1.64	0.63
55:DA:605:C:O2'	55:DA:606:U:H5'	1.98	0.63
55:DA:1082:U:H4'	55:DA:1082:U:OP1	1.98	0.63
55:DA:2506:U:O2'	55:DA:2507:C:C5'	2.46	0.63
55:DA:2895:U:H2'	55:DA:2896:C:H6	1.64	0.63
3:DD:27:THR:O	3:DD:28:GLU:HB2	1.99	0.63
4:DE:56:PRO:O	4:DE:57:LYS:HB2	1.98	0.63
8:DK:130:TYR:C	8:DK:131:LYS:HD2	2.18	0.63
58:DL:8:VAL:CA	58:DL:57:ILE:HG13	2.26	0.63
9:DM:32:THR:O	9:DM:35:ARG:O	2.16	0.63
10:DN:107:ARG:NH1	15:DR:36:GLU:HB3	2.13	0.63
11:DO:84:ASN:HB2	11:DO:87:ASP:OD2	1.98	0.63

*Continued on next page...*

*Continued from previous page...*

Atom-1	Atom-2	Interatomic distance (Å)	Clash overlap (Å)
12:DP:58:PHE:CD1	12:DP:61:GLY:HA3	2.32	0.63
15:DR:50:ILE:HA	15:DR:99:LEU:HD11	1.80	0.63
18:DS:41:LYS:HE3	27:D5:25:LEU:HD11	1.80	0.63
19:DT:64:LYS:C	19:DT:65:ARG:HD3	2.19	0.63
26:D4:27:THR:O	26:D4:28:LYS:HB3	1.99	0.63
26:D4:65:ASP:O	26:D4:67:TYR:N	2.29	0.63
26:D4:68:ARG:HA	26:D4:68:ARG:NH2	2.11	0.63
1:AA:479:A:H4'	1:AA:480:A:OP1	1.98	0.63
1:AA:1955:U:O2'	1:AA:1956:U:OP1	2.14	0.63
1:AA:2468:G:N2	1:AA:2481:G:H2'	2.14	0.63
3:AD:267:SER:C	3:AD:269:PHE:H	2.02	0.63
4:AE:11:MET:SD	4:AE:24:THR:HG22	2.39	0.63
9:AM:120:LEU:HD23	9:AM:120:LEU:O	1.98	0.63
16:A1:92:ARG:O	16:A1:93:LYS:C	2.37	0.63
20:AU:81:LYS:HZ3	20:AU:97:ARG:NH2	1.97	0.63
31:BA:50:A:O2'	31:BA:52:G:C8	2.52	0.63
31:BA:954:G:H2'	31:BA:955:U:C6	2.34	0.63
31:BA:1004:A:H2'	31:BA:1005:A:O5'	1.98	0.63
54:CA:371:G:H2'	54:CA:372:C:O4'	1.98	0.63
54:CA:630:G:O2'	54:CA:631:G:P	2.56	0.63
32:CE:39:ILE:HG22	32:CE:40:HIS:O	1.97	0.63
32:CE:140:HIS:O	32:CE:144:ARG:HG2	1.99	0.63
32:CE:172:ILE:O	32:CE:175:ARG:HB3	1.97	0.63
32:CE:235:SER:C	32:CE:237:ALA:H	2.02	0.63
39:CL:97:LYS:HB3	39:CL:98:PRO:HD3	1.81	0.63
40:CM:54:PHE:CD2	40:CM:55:LYS:HD2	2.33	0.63
47:CT:100:LYS:O	47:CT:101:ARG:HG3	1.98	0.63
50:CW:36:LEU:HD13	50:CW:39:LYS:HD3	1.79	0.63
52:CD:2:C:OP1	52:CD:2:C:O4'	2.17	0.63
55:DA:288:C:O2'	55:DA:289:A:H5'	1.97	0.63
55:DA:1062:G:C2'	55:DA:1077:A:H61	2.10	0.63
55:DA:1845:G:OP1	3:DD:258:LYS:NZ	2.30	0.63
55:DA:2158:A:H4'	55:DA:2159:G:O5'	1.99	0.63
55:DA:2839:G:C5'	13:D0:46:GLY:HA2	2.28	0.63
6:DG:65:GLY:HA3	26:D4:9:LEU:HD12	1.80	0.63
57:DY:50:ARG:NH2	57:DY:83:TYR:HE1	1.96	0.63
57:DY:138:LEU:O	57:DY:140:GLY:N	2.31	0.63
58:DL:82:ALA:O	58:DL:85:GLU:HB2	1.98	0.63
9:DM:61:ARG:HE	9:DM:61:ARG:HA	1.63	0.63
11:DO:61:ARG:NH1	30:D8:13:ARG:HG3	2.14	0.63
14:DQ:19:LYS:O	14:DQ:21:THR:N	2.31	0.63

*Continued on next page...*

*Continued from previous page...*

Atom-1	Atom-2	Interatomic distance (Å)	Clash overlap (Å)
16:D1:92:ARG:NH1	16:D1:95:LEU:HD11	2.13	0.63
17:D2:28:GLU:O	17:D2:61:VAL:HG11	1.99	0.63
18:DS:110:LYS:HG3	18:DS:111:HIS:ND1	2.13	0.63
21:DV:27:VAL:CG1	21:DV:87:ASP:HB3	2.28	0.63
21:DV:28:MET:SD	21:DV:37:VAL:HG11	2.39	0.63
1:AA:1012:U:O4	9:AM:25:ARG:HA	1.99	0.63
1:AA:1332:G:H5'	1:AA:1333:C:OP2	1.99	0.63
1:AA:1747:G:O2'	1:AA:1748:G:H5'	1.98	0.63
1:AA:2111:C:O2'	1:AA:2118:U:H4'	1.98	0.63
1:AA:2414:G:H21	11:AO:67:MET:CE	2.12	0.63
1:AA:2657:A:H2'	1:AA:2658:C:H5'	1.79	0.63
4:AE:57:LYS:HZ3	4:AE:72:VAL:HG22	1.63	0.63
4:AE:201:THR:HG22	4:AE:202:LYS:N	2.11	0.63
6:AG:41:GLN:O	6:AG:89:GLY:HA2	1.99	0.63
7:AH:41:MET:HG3	7:AH:54:ARG:CA	2.29	0.63
7:AH:149:ARG:HG3	7:AH:162:ILE:O	1.99	0.63
16:A1:92:ARG:HH12	17:A2:11:GLN:HG3	1.63	0.63
21:AV:37:VAL:O	21:AV:38:TYR:HB3	1.97	0.63
21:AV:115:GLY:N	21:AV:177:PRO:CG	2.62	0.63
21:AV:130:PRO:C	21:AV:133:ILE:HD11	2.19	0.63
21:AV:144:LEU:O	21:AV:146:ILE:N	2.31	0.63
28:A6:28:ARG:HB3	28:A6:30:THR:O	1.98	0.63
30:A8:9:GLY:O	30:A8:13:ARG:HG3	1.99	0.63
31:BA:328:C:O2'	31:BA:329:A:P	2.57	0.63
31:BA:508:C:H1'	31:BA:509:A:N7	2.14	0.63
31:BA:1468:A:H2'	31:BA:1469:G:O4'	1.98	0.63
34:BG:23:GLY:HA2	34:BG:27:TYR:CD1	2.34	0.63
36:BI:19:LEU:O	36:BI:23:LYS:HG3	1.98	0.63
40:BM:48:THR:CA	40:BM:62:HIS:HB3	2.25	0.63
42:BO:41:ARG:HH11	42:BO:41:ARG:CB	2.04	0.63
54:CA:411:A:N7	54:CA:413:G:N3	2.47	0.63
54:CA:1157:A:H1'	54:CA:1158:C:C4	2.32	0.63
54:CA:1293:G:H2'	54:CA:1294:G:H8	1.63	0.63
32:CE:122:PHE:HD1	32:CE:139:LYS:NZ	1.93	0.63
32:CE:141:GLU:O	32:CE:145:LEU:HD23	1.99	0.63
37:CJ:133:GLY:O	37:CJ:136:LYS:HB2	1.98	0.63
44:CQ:22:THR:O	44:CQ:23:ARG:HB2	1.97	0.63
49:CV:83:HIS:C	49:CV:85:LYS:N	2.52	0.63
52:CB:74:C:O2'	52:CB:75:C:P	2.57	0.63
55:DA:601:C:O2'	55:DA:605:C:OP1	2.17	0.63
55:DA:2173:A:C4	55:DA:2174:C:H1'	2.33	0.63

*Continued on next page...*

*Continued from previous page...*

Atom-1	Atom-2	Interatomic distance (Å)	Clash overlap (Å)
57:DY:2:PRO:HG2	57:DY:3:ASN:N	2.02	0.63
57:DY:19:ARG:CD	57:DY:20:ALA:N	2.62	0.63
57:DY:43:ALA:H	57:DY:47:ASN:ND2	1.95	0.63
58:DL:52:ILE:CG1	58:DL:53:VAL:H	2.06	0.63
58:DL:69:THR:HG22	58:DL:70:LYS:N	2.08	0.63
58:DL:104:VAL:O	58:DL:107:ILE:HB	1.98	0.63
14:DQ:83:LYS:HE3	14:DQ:109:GLY:HA2	1.81	0.63
20:DU:79:CYS:O	20:DU:80:GLY:O	2.17	0.63
1:AA:2189:U:C2'	1:AA:2190:G:H5''	2.29	0.63
1:AA:2189:U:H2'	1:AA:2190:G:H5''	1.80	0.63
1:AA:2311:A:H3'	1:AA:2312:U:C6	2.34	0.63
5:AF:117:ARG:NH2	5:AF:187:VAL:HA	2.13	0.63
8:AK:51:ILE:HG22	8:AK:52:ARG:N	2.14	0.63
8:AK:87:LYS:HD2	54:CA:359:U:P	2.38	0.63
10:AN:71:ARG:NH2	10:AN:77:ILE:HG21	2.13	0.63
20:AU:43:ASN:N	20:AU:43:ASN:ND2	2.46	0.63
30:A8:34:TRP:HD1	30:A8:35:GLN:H	1.45	0.63
30:A8:60:LEU:C	30:A8:61:LEU:HD12	2.18	0.63
31:BA:366:C:O2'	31:BA:394:G:N2	2.32	0.63
32:BE:22:LYS:HZ2	32:BE:22:LYS:N	1.95	0.63
39:BL:65:VAL:HG11	39:BL:73:GLN:HB3	1.81	0.63
43:BP:108:ARG:N	43:BP:108:ARG:HD2	2.14	0.63
54:CA:538:G:OP2	42:CO:115:LYS:HG3	1.99	0.63
34:CG:176:LEU:HD12	34:CG:177:ASP:H	1.64	0.63
35:CH:68:GLU:O	35:CH:68:GLU:HG3	1.98	0.63
41:CN:108:ILE:H	48:CU:87:ARG:NE	1.95	0.63
46:CS:4:ILE:CD1	46:CS:64:ALA:HB1	2.26	0.63
55:DA:642:G:N2	55:DA:644:A:H3'	2.14	0.63
55:DA:860:U:C5	55:DA:917:A:N1	2.59	0.63
55:DA:1057:A:H4'	55:DA:1058:U:OP1	1.98	0.63
55:DA:1058:U:OP1	58:DL:5:VAL:CG2	2.46	0.63
55:DA:1077:A:C2'	58:DL:93:ARG:HH22	2.11	0.63
55:DA:1668:A:N6	55:DA:1676:A:H61	1.95	0.63
55:DA:1879:C:H2'	55:DA:1880:C:C5'	2.29	0.63
55:DA:2291:U:H2'	55:DA:2292:C:C6	2.34	0.63
55:DA:2292:C:O2'	55:DA:2293:C:H5'	1.98	0.63
55:DA:2318:G:H22	14:DQ:2:ALA:N	1.97	0.63
7:DH:89:ILE:HD11	7:DH:129:THR:CB	2.18	0.63
7:DH:153:LYS:HG3	7:DH:161:GLY:HA2	1.79	0.63
56:DI:10:GLU:O	56:DI:14:GLN:N	2.31	0.63
56:DI:16:THR:O	56:DI:20:LEU:CD1	2.47	0.63

*Continued on next page...*

*Continued from previous page...*

Atom-1	Atom-2	Interatomic distance (Å)	Clash overlap (Å)
57:DY:5:ARG:HD3	57:DY:7:VAL:HG11	1.79	0.63
57:DY:21:GLN:HE21	57:DY:21:GLN:C	1.96	0.63
58:DL:95:LYS:CA	58:DL:136:VAL:HG11	2.29	0.63
56:DJ:5:ILE:C	56:DJ:7:ARG:N	2.52	0.63
12:DP:33:GLY:HA2	12:DP:105:GLU:HA	1.81	0.63
14:DQ:58:LEU:HD23	14:DQ:58:LEU:N	2.14	0.63
21:DV:185:GLU:CA	21:DV:185:GLU:OE1	2.45	0.63
1:AA:283:A:H4'	1:AA:284:U:OP2	1.98	0.63
1:AA:705:A:N6	1:AA:726:G:H1'	2.14	0.63
1:AA:1826:G:H2'	1:AA:1827:C:C6	2.34	0.63
1:AA:1999:C:H4'	1:AA:2723:C:O2	1.99	0.63
1:AA:2341:G:H2'	1:AA:2342:C:C6	2.34	0.63
2:AB:17:C:H2'	2:AB:18:G:O4'	1.99	0.63
3:AD:92:ILE:HA	3:AD:107:ALA:H	1.62	0.63
5:AF:4:VAL:CG1	5:AF:17:ARG:HE	2.11	0.63
7:AH:86:GLU:O	7:AH:132:ARG:HA	1.99	0.63
9:AM:56:ASN:H	9:AM:126:PRO:HA	1.64	0.63
16:A1:109:LEU:HD21	17:A2:40:LEU:HD21	1.80	0.63
17:A2:43:GLU:C	17:A2:44:LYS:HD3	2.20	0.63
19:AT:8:ILE:HG23	19:AT:28:PHE:HD2	1.64	0.63
21:AV:6:LYS:O	21:AV:7:ALA:HB3	1.98	0.63
21:AV:62:PRO:O	21:AV:64:GLY:N	2.32	0.63
21:AV:94:GLU:HB3	21:AV:95:PRO:CD	2.29	0.63
27:A5:46:CYS:SG	27:A5:47:PRO:HD2	2.38	0.63
30:A8:41:ILE:HD13	30:A8:41:ILE:O	1.99	0.63
31:BA:9:G:H2'	31:BA:10:A:H8	1.64	0.63
31:BA:363:A:N7	42:BO:30:ALA:HB1	2.13	0.63
31:BA:932:C:H5''	37:BJ:3:ARG:HD2	1.80	0.63
31:BA:1200:C:H1'	31:BA:1204:A:N6	2.14	0.63
31:BA:1472:U:O2'	31:BA:1473:A:H5'	1.99	0.63
33:BF:53:ALA:HB2	33:BF:115:LEU:HD21	1.81	0.63
34:BG:5:ILE:HG22	34:BG:5:ILE:O	1.99	0.63
34:BG:61:LYS:HZ1	34:BG:62:GLN:HE21	1.44	0.63
34:BG:112:VAL:HG12	34:BG:116:GLN:OE1	1.98	0.63
36:BI:14:LEU:HD21	36:BI:18:GLN:HB2	1.80	0.63
40:BM:30:SER:HB3	40:BM:84:GLN:NE2	2.14	0.63
41:BN:30:VAL:HG21	41:BN:65:ALA:HA	1.81	0.63
46:BS:53:VAL:O	46:BS:57:ARG:HG2	1.98	0.63
52:BB:23:A:H2'	52:BB:24:G:O4'	1.99	0.63
54:CA:502:G:OP1	42:CO:118:SER:HB2	1.99	0.63
54:CA:517:G:O2'	54:CA:530:G:H4'	1.98	0.63

*Continued on next page...*

*Continued from previous page...*

Atom-1	Atom-2	Interatomic distance (Å)	Clash overlap (Å)
54:CA:789:U:C5	54:CA:792:A:OP2	2.52	0.63
54:CA:1205:U:O2'	54:CA:1206:G:H5'	1.98	0.63
34:CG:201:GLN:HE21	34:CG:201:GLN:HA	1.63	0.63
37:CJ:16:LEU:CD1	39:CL:42:ARG:HA	2.29	0.63
50:CW:13:LEU:C	50:CW:13:LEU:HD12	2.19	0.63
55:DA:442:G:C4'	5:DF:46:ARG:HD3	2.29	0.63
55:DA:444:C:C4'	5:DF:49:ALA:HB2	2.27	0.63
55:DA:2110:G:O2'	55:DA:2111:C:OP1	2.16	0.63
55:DA:2135:A:H3'	55:DA:2136:C:H5	1.64	0.63
55:DA:2167:U:OP2	55:DA:2167:U:H6	1.82	0.63
55:DA:2474:C:H3'	55:DA:2475:C:H6	1.63	0.63
2:DB:95:U:C6	2:DB:95:U:H3'	2.33	0.63
3:DD:65:ILE:CD1	3:DD:65:ILE:H	2.12	0.63
8:DK:82:ARG:HH11	8:DK:82:ARG:HG3	1.62	0.63
57:DY:6:ASN:O	57:DY:7:VAL:C	2.36	0.63
57:DY:16:ASN:HA	57:DY:19:ARG:HD2	1.81	0.63
57:DY:49:ALA:HA	57:DY:84:GLU:O	1.99	0.63
11:DO:57:THR:O	11:DO:60:MET:HB2	1.99	0.63
12:DP:90:VAL:HG13	12:DP:91:GLU:N	2.13	0.63
14:DQ:110:LEU:HA	14:DQ:112:PHE:CE1	2.33	0.63
15:DR:74:ARG:HG2	15:DR:74:ARG:NH1	2.13	0.63
1:AA:215:G:H4'	1:AA:216:A:O5'	1.99	0.63
1:AA:557:U:H2'	1:AA:558:G:C8	2.32	0.63
1:AA:1341:U:H5''	19:AT:57:LEU:CG	2.28	0.63
1:AA:2228:G:H2'	1:AA:2229:C:C6	2.34	0.63
1:AA:2801:A:H2'	1:AA:2802:G:O4'	1.99	0.63
2:AB:11:C:OP2	2:AB:12:C:N4	2.29	0.63
2:AB:34:U:O4	2:AB:44:G:H2'	1.99	0.63
3:AD:155:LEU:HD12	3:AD:155:LEU:N	2.13	0.63
8:AK:144:VAL:O	8:AK:145:VAL:HG22	1.98	0.63
14:AQ:106:ARG:CB	14:AQ:106:ARG:NH1	2.62	0.63
21:AV:115:GLY:O	21:AV:174:VAL:CG1	2.46	0.63
21:AV:144:LEU:HD11	21:AV:148:ASP:HA	1.81	0.63
21:AV:186:GLU:O	21:AV:187:ALA:HB2	1.99	0.63
24:AW:48:HIS:C	24:AW:48:HIS:CD2	2.72	0.63
31:BA:197:A:C6	31:BA:221:C:H4'	2.34	0.63
31:BA:457:C:H2'	31:BA:458:C:H6	1.64	0.63
33:BF:6:HIS:HD2	33:BF:7:PRO:HD2	1.62	0.63
43:BP:81:LEU:C	43:BP:83:ASP:N	2.51	0.63
54:CA:466:C:H5''	54:CA:467:G:OP2	1.99	0.63
35:CH:102:ALA:HB1	35:CH:106:PRO:HG2	1.80	0.63

*Continued on next page...*

*Continued from previous page...*

Atom-1	Atom-2	Interatomic distance (Å)	Clash overlap (Å)
41:CN:124:LYS:HD2	41:CN:125:PHE:CZ	2.34	0.63
49:CV:65:ASN:N	49:CV:65:ASN:HD22	1.97	0.63
51:CX:10:ARG:HA	51:CX:13:ILE:HD12	1.80	0.63
52:CD:21:A:H3'	52:CD:21:A:N3	2.12	0.63
55:DA:242:G:H5''	30:D8:62:LEU:HD13	1.80	0.63
55:DA:639:U:H2'	55:DA:640:C:H6	1.63	0.63
55:DA:649:G:H2'	55:DA:650:C:H6	1.59	0.63
55:DA:1058:U:N3	55:DA:1059:G:O6	2.31	0.63
55:DA:1062:G:C2'	55:DA:1077:A:N6	2.61	0.63
55:DA:1512:G:H2'	55:DA:1513:C:O4'	1.99	0.63
55:DA:1688:U:H1'	55:DA:1701:A:C6	2.34	0.63
55:DA:2543:G:H21	55:DA:2646:C:H5''	1.64	0.63
55:DA:2629:A:O2'	55:DA:2630:G:H5''	1.98	0.63
3:DD:28:GLU:HB2	3:DD:29:PRO:CD	2.29	0.63
5:DF:9:ILE:HD11	5:DF:125:LEU:CG	2.28	0.63
7:DH:147:ASN:N	7:DH:147:ASN:HD22	1.96	0.63
58:DL:63:ARG:CA	58:DL:63:ARG:HE	2.12	0.63
58:DL:115:LEU:HD12	58:DL:116:ASN:N	2.14	0.63
58:DL:126:MET:H	58:DL:126:MET:CE	2.08	0.63
58:DL:143:GLU:HA	58:DL:143:GLU:OE1	1.97	0.63
12:DP:25:ASP:OD1	21:DV:78:LYS:HD3	1.99	0.63
12:DP:30:GLY:CA	12:DP:107:ALA:HB2	2.28	0.63
12:DP:39:PRO:HA	12:DP:97:VAL:O	1.98	0.63
12:DP:87:LYS:C	12:DP:89:ASN:H	2.02	0.63
14:DQ:20:ARG:HD3	14:DQ:21:THR:N	2.13	0.63
16:D1:75:ASN:HB2	16:D1:78:THR:OG1	1.99	0.63
21:DV:169:GLU:OE1	21:DV:170:THR:N	2.31	0.63
26:D4:10:VAL:CG2	26:D4:11:PRO:HD2	2.28	0.63
1:AA:329:G:O6	20:AU:19:LYS:HA	1.99	0.62
1:AA:919:G:C5'	2:AB:81:G:H1'	2.29	0.62
1:AA:1069:A:H5'	1:AA:1070:A:C8	2.34	0.62
4:AE:71:GLY:C	4:AE:73:GLU:H	2.02	0.62
6:AG:135:LEU:HD12	6:AG:135:LEU:N	2.14	0.62
7:AH:153:LYS:HE3	7:AH:160:LYS:O	1.99	0.62
12:AP:7:MET:HB2	12:AP:10:ARG:HE	1.62	0.62
14:AQ:10:ARG:O	14:AQ:14:VAL:HG12	1.98	0.62
21:AV:106:GLY:CA	21:AV:108:PRO:HD2	2.29	0.62
24:AW:51:ARG:NH2	24:AW:55:ARG:HH12	1.97	0.62
31:BA:186:C:H1'	50:BW:81:LYS:HZ2	1.64	0.62
31:BA:920:U:H2'	31:BA:921:U:H6	1.64	0.62
32:BE:169:LYS:O	32:BE:169:LYS:HD3	1.99	0.62

*Continued on next page...*



*Continued from previous page...*

Atom-1	Atom-2	Interatomic distance (Å)	Clash overlap (Å)
34:BG:104:VAL:O	34:BG:108:LEU:HB2	1.99	0.62
54:CA:30:U:O2'	54:CA:31:G:OP1	2.16	0.62
54:CA:612:C:C2	54:CA:629:G:N2	2.67	0.62
54:CA:748:C:O2'	54:CA:749:C:P	2.57	0.62
54:CA:1234:C:H4'	54:CA:1364:U:C2'	2.29	0.62
54:CA:1443:G:C3'	54:CA:1446:A:H5''	2.29	0.62
32:CE:102:LEU:HB3	32:CE:180:LEU:CD1	2.29	0.62
32:CE:187:LEU:HD13	32:CE:187:LEU:O	1.99	0.62
34:CG:43:HIS:O	34:CG:46:LYS:HG2	1.99	0.62
35:CH:42:GLY:HA3	35:CH:66:MET:HG2	1.81	0.62
38:CK:115:SER:C	38:CK:116:LYS:HE2	2.19	0.62
39:CL:66:ARG:HH11	39:CL:66:ARG:HB3	1.64	0.62
43:CP:116:THR:HG22	43:CP:117:VAL:H	1.64	0.62
55:DA:704:G:HO2'	55:DA:705:A:P	2.22	0.62
55:DA:1906:G:C8	55:DA:1929:G:N3	2.67	0.62
55:DA:2311:A:C8	6:DG:82:LEU:HD11	2.34	0.62
3:DD:27:THR:CG2	3:DD:28:GLU:H	1.97	0.62
5:DF:128:ALA:O	5:DF:129:PHE:HB2	1.98	0.62
6:DG:16:ARG:HG2	6:DG:16:ARG:NH1	2.12	0.62
6:DG:67:LYS:CG	26:D4:5:ILE:HG22	2.26	0.62
6:DG:76:SER:OG	6:DG:83:ARG:HA	1.99	0.62
6:DG:81:LYS:N	6:DG:81:LYS:HD3	2.14	0.62
6:DG:181:ARG:HG2	6:DG:181:ARG:O	1.98	0.62
56:DI:29:GLU:N	56:DJ:2:ALA:HB1	2.13	0.62
57:DY:104:ILE:CG1	57:DY:105:PRO:CD	2.72	0.62
58:DL:112:MET:SD	58:DL:120:LEU:CA	2.87	0.62
10:DN:2:ILE:HB	10:DN:33:ALA:HB3	1.80	0.62
15:DR:1:MET:O	15:DR:3:ARG:N	2.32	0.62
15:DR:26:ASP:HB2	15:DR:90:GLN:O	1.98	0.62
15:DR:51:ARG:CG	15:DR:98:LYS:HG3	2.25	0.62
17:D2:38:LEU:HB3	17:D2:52:VAL:HG22	1.81	0.62
21:DV:77:ASP:OD2	21:DV:80:ARG:HG3	1.98	0.62
22:D3:5:LYS:HD3	22:D3:5:LYS:O	1.99	0.62
22:D3:51:VAL:HG23	22:D3:81:VAL:CG2	2.29	0.62
28:D6:44:ARG:O	28:D6:45:LYS:HB2	1.99	0.62
1:AA:78:A:H2'	1:AA:79:G:H8	1.64	0.62
1:AA:1096:A:C5	1:AA:1097:U:H1'	2.34	0.62
1:AA:1267:U:C4	1:AA:2012:G:N3	2.67	0.62
1:AA:1359:A:C8	1:AA:1359:A:C5'	2.81	0.62
1:AA:2364:C:H4'	22:A3:56:ASP:OD2	1.99	0.62
1:AA:2732:G:H3'	1:AA:2733:A:C5'	2.27	0.62

*Continued on next page...*

*Continued from previous page...*

Atom-1	Atom-2	Interatomic distance (Å)	Clash overlap (Å)
3:AD:27:THR:O	3:AD:28:GLU:HB2	1.99	0.62
3:AD:130:ALA:C	3:AD:131:LEU:HD12	2.19	0.62
6:AG:109:VAL:O	6:AG:113:ARG:HG3	2.00	0.62
7:AH:106:THR:CG2	7:AH:112:PRO:HB3	2.27	0.62
12:AP:17:LEU:HD21	12:AP:41:TRP:HE1	1.64	0.62
13:A0:62:ALA:O	13:A0:66:VAL:HG23	1.98	0.62
14:AQ:11:LYS:HD2	14:AQ:15:ARG:NH2	2.14	0.62
21:AV:111:VAL:O	21:AV:111:VAL:HG13	1.99	0.62
21:AV:145:GLU:O	21:AV:145:GLU:CG	2.47	0.62
21:AV:175:VAL:CB	21:AV:176:PRO:CD	2.76	0.62
21:AV:179:ASP:O	21:AV:179:ASP:CG	2.37	0.62
31:BA:382:A:H2'	31:BA:383:A:H8	1.64	0.62
31:BA:440:A:H3'	31:BA:442:C:H6	1.64	0.62
31:BA:1077:G:N2	31:BA:1080:A:OP2	2.31	0.62
31:BA:1129:C:C5'	31:BA:1130:A:H5'	2.27	0.62
31:BA:1190:G:H3'	33:BF:3:ASN:ND2	2.14	0.62
31:BA:1316:G:H2'	31:BA:1317:C:H5''	1.81	0.62
31:BA:1342:C:H1'	39:BL:124:GLN:HE22	1.64	0.62
31:BA:1470:G:O2'	31:BA:1471:G:H5'	1.99	0.62
32:BE:131:PRO:O	32:BE:135:GLN:HG3	1.99	0.62
52:BB:74:C:O2'	52:BB:75:C:C6	2.53	0.62
54:CA:632:A:H3'	54:CA:633:G:H8	1.64	0.62
54:CA:689:C:H2'	54:CA:690:G:H5'	1.82	0.62
54:CA:1002:G:C4	54:CA:1003:G:N7	2.66	0.62
54:CA:1055:A:O3'	33:CF:161:GLU:OE2	2.17	0.62
34:CG:173:TRP:CZ3	34:CG:193:ASP:HB3	2.34	0.62
37:CJ:16:LEU:HD21	39:CL:45:ALA:HB2	1.80	0.62
40:CM:74:ILE:HD13	40:CM:74:ILE:H	1.63	0.62
43:CP:83:ASP:H	43:CP:93:ARG:NH2	1.96	0.62
55:DA:74:A:O2'	55:DA:75:G:OP2	2.18	0.62
55:DA:1872:A:H5'	55:DA:1878:G:OP2	1.99	0.62
55:DA:2789:C:O2'	55:DA:2790:A:C4'	2.48	0.62
3:DD:35:LYS:CE	3:DD:104:TYR:HB2	2.29	0.62
4:DE:51:PHE:HD1	4:DE:52:LEU:HG	1.62	0.62
7:DH:136:ILE:HG22	7:DH:136:ILE:O	1.97	0.62
57:DY:9:LEU:CD2	57:DY:10:LEU:N	2.62	0.62
57:DY:51:LEU:CD2	57:DY:82:PHE:CA	2.72	0.62
58:DL:7:VAL:CG1	58:DL:58:THR:CA	2.75	0.62
11:DO:50:ARG:HH21	11:DO:50:ARG:HB3	1.64	0.62
28:D6:41:PRO:HB2	28:D6:44:ARG:NH1	2.13	0.62
1:AA:1267:U:O4	1:AA:2012:G:C4	2.52	0.62

*Continued on next page...*

*Continued from previous page...*

Atom-1	Atom-2	Interatomic distance (Å)	Clash overlap (Å)
1:AA:1396:U:H2'	1:AA:1396:U:O2	1.99	0.62
1:AA:2275:C:O2	12:AP:83:MET:HG3	2.00	0.62
1:AA:2749:A:H5''	7:AH:6:ARG:NH1	2.14	0.62
1:AA:2857:G:N2	1:AA:2859:G:H3'	2.14	0.62
2:AB:104:A:H2'	2:AB:105:G:O4'	1.98	0.62
5:AF:179:GLU:OE1	5:AF:179:GLU:N	2.31	0.62
15:AR:94:ALA:C	15:AR:96:ARG:H	2.01	0.62
16:A1:61:TRP:O	16:A1:65:ILE:HD13	1.99	0.62
17:A2:35:LEU:O	17:A2:37:VAL:HG22	1.97	0.62
20:AU:8:LYS:O	20:AU:27:VAL:CG2	2.48	0.62
24:AW:24:LEU:HD22	24:AW:60:LEU:CD2	2.29	0.62
26:A4:60:GLN:N	26:A4:60:GLN:NE2	2.42	0.62
31:BA:411:A:H62	31:BA:413:G:H21	1.47	0.62
31:BA:1003:G:C3'	31:BA:1004:A:H5''	2.28	0.62
31:BA:1253:G:H2'	31:BA:1254:C:C6	2.34	0.62
31:BA:1327:C:O2'	31:BA:1328:C:H5'	2.00	0.62
31:BA:1348:U:N3	31:BA:1374:A:H2	1.97	0.62
32:BE:172:ILE:HD12	32:BE:172:ILE:N	2.13	0.62
33:BF:71:ALA:HA	33:BF:106:VAL:HB	1.80	0.62
35:BH:102:ALA:HB1	35:BH:106:PRO:HG2	1.81	0.62
39:BL:113:LYS:HD2	39:BL:113:LYS:H	1.64	0.62
54:CA:575:G:N2	54:CA:576:G:N7	2.46	0.62
54:CA:1245:A:P	51:CX:9:ARG:HH22	2.22	0.62
39:CL:48:GLU:HB2	39:CL:78:LYS:HE3	1.80	0.62
43:CP:65:LYS:HB3	26:D4:50:VAL:HG21	1.81	0.62
43:CP:119:GLY:C	43:CP:120:LYS:HD3	2.19	0.62
53:C1:30:C:C4	53:C1:31:A:N7	2.66	0.62
55:DA:71:A:H2	19:DT:31:HIS:CE1	2.17	0.62
55:DA:83:G:HO2'	55:DA:84:A:H8	1.46	0.62
55:DA:215:G:H4'	55:DA:216:A:O5'	1.99	0.62
55:DA:655:A:H2'	55:DA:656:G:H5'	1.81	0.62
55:DA:1286:A:H2'	55:DA:1288:U:OP2	1.99	0.62
55:DA:1652:A:H4'	55:DA:1653:G:OP1	1.99	0.62
55:DA:1885:A:H3'	55:DA:1886:C:H6	1.63	0.62
3:DD:147:LEU:HD11	3:DD:183:ARG:NH1	2.14	0.62
4:DE:38:THR:OG1	4:DE:39:PRO:HD2	1.98	0.62
4:DE:39:PRO:HG2	4:DE:40:GLU:OE2	2.00	0.62
57:DY:48:GLY:O	57:DY:50:ARG:HB3	2.00	0.62
58:DL:106:GLU:HA	58:DL:109:LYS:HB2	1.80	0.62
56:DJ:16:THR:OG1	56:DJ:17:VAL:HG23	1.99	0.62
12:DP:109:VAL:CG1	12:DP:110:THR:N	2.62	0.62

*Continued on next page...*

*Continued from previous page...*

Atom-1	Atom-2	Interatomic distance (Å)	Clash overlap (Å)
18:DS:82:LEU:HB2	18:DS:98:LYS:HB2	1.81	0.62
20:DU:47:LYS:O	20:DU:49:VAL:HG23	1.99	0.62
28:D6:20:ASN:ND2	28:D6:42:TRP:CH2	2.68	0.62
1:AA:1043:C:H2'	1:AA:1044:G:H5''	1.80	0.62
1:AA:1406:U:H3'	1:AA:1407:C:C6	2.34	0.62
1:AA:2394:C:OP1	11:AO:63:PRO:CD	2.44	0.62
2:AB:44:G:C2	2:AB:48:A:C2	2.87	0.62
2:AB:50:G:P	14:AQ:62:LYS:HB2	2.39	0.62
6:AG:81:LYS:HD3	6:AG:81:LYS:N	2.13	0.62
28:A6:25:LYS:HB3	30:A8:34:TRP:CH2	2.34	0.62
31:BA:243:A:H5'	31:BA:245:C:OP1	1.99	0.62
31:BA:961:U:O2	31:BA:1201:A:N1	2.32	0.62
31:BA:1510:U:H2'	31:BA:1511:G:C8	2.34	0.62
33:BF:35:GLU:O	33:BF:38:ARG:HG2	2.00	0.62
34:BG:3:ARG:HE	34:BG:118:ARG:HD3	1.64	0.62
36:BI:6:VAL:HG12	36:BI:8:ILE:CD1	2.28	0.62
41:BN:99:GLN:OE1	41:BN:105:VAL:HG21	1.99	0.62
54:CA:595:G:H5''	54:CA:596:C:OP1	1.99	0.62
54:CA:1399:C:H4'	54:CA:1400:C:C5'	2.29	0.62
54:CA:1464:G:OP1	15:DR:108:ARG:HD2	1.99	0.62
32:CE:71:VAL:CG2	32:CE:164:VAL:HG22	2.29	0.62
32:CE:224:GLN:C	32:CE:226:ARG:H	2.03	0.62
42:CO:47:LYS:CB	42:CO:48:PRO:CD	2.76	0.62
48:CU:56:THR:HB	48:CU:58:LEU:HD13	1.81	0.62
55:DA:322:A:H4'	55:DA:323:G:OP2	1.99	0.62
2:DB:81:G:C2	2:DB:82:G:C5	2.87	0.62
4:DE:119:ARG:HD3	4:DE:160:TYR:HB2	1.82	0.62
5:DF:65:TRP:HB2	5:DF:66:PRO:HD2	1.80	0.62
57:DY:27:VAL:CG2	57:DY:28:ASN:H	1.83	0.62
56:DJ:1:MET:CG	56:DJ:2:ALA:N	2.62	0.62
9:DM:30:ILE:HG22	9:DM:34:LEU:CD2	2.29	0.62
10:DN:7:TYR:C	10:DN:8:LEU:HD22	2.19	0.62
13:D0:91:GLN:N	13:D0:91:GLN:HE21	1.96	0.62
23:DZ:83:GLU:HG2	23:DZ:84:GLY:N	2.12	0.62
26:D4:10:VAL:HG23	26:D4:11:PRO:HD2	1.80	0.62
26:D4:14:ILE:CG2	26:D4:21:VAL:HB	2.29	0.62
1:AA:30:G:H2'	1:AA:31:C:C6	2.35	0.62
1:AA:320:A:H4'	1:AA:322:A:C8	2.35	0.62
1:AA:442:G:O4'	5:AF:46:ARG:HD3	2.00	0.62
1:AA:1111:A:H5'	7:AH:3:ARG:CZ	2.29	0.62
1:AA:1252:G:O4'	16:A1:33:ARG:HD2	1.99	0.62

*Continued on next page...*

*Continued from previous page...*

Atom-1	Atom-2	Interatomic distance (Å)	Clash overlap (Å)
1:AA:2344:U:C2	28:A6:37:ARG:HD3	2.34	0.62
5:AF:29:ASN:N	5:AF:112:MET:HE1	2.15	0.62
9:AM:126:PRO:O	9:AM:127:ASP:HB2	1.98	0.62
12:AP:54:MET:HE1	12:AP:118:LEU:HD22	1.80	0.62
21:AV:105:VAL:O	21:AV:140:ASP:HA	1.99	0.62
24:AW:54:LYS:O	24:AW:57:ILE:HG12	2.00	0.62
28:A6:9:LEU:HD22	28:A6:11:LEU:CD2	2.29	0.62
28:A6:31:PRO:C	28:A6:33:LYS:H	2.02	0.62
31:BA:752:G:H1'	31:BA:754:C:H41	1.65	0.62
31:BA:1004:A:O4'	31:BA:1036:G:C6	2.52	0.62
31:BA:1529:G:H5'	31:BA:1530:G:P	2.40	0.62
41:BN:41:THR:HG21	41:BN:71:LYS:HB2	1.81	0.62
50:BW:73:HIS:O	50:BW:76:ALA:HB3	2.00	0.62
52:BD:35:A:H62	52:BD:37:MIA:H153	1.63	0.62
54:CA:148:G:H2'	54:CA:149:A:H8	1.64	0.62
54:CA:511:C:H1'	34:CG:43:HIS:NE2	2.13	0.62
54:CA:738:C:H2'	54:CA:739:C:C6	2.34	0.62
54:CA:1095:U:P	54:CA:1108:G:H1	2.22	0.62
34:CG:119:GLN:HG3	34:CG:123:HIS:HD2	1.62	0.62
40:CM:7:LYS:HG2	40:CM:71:LEU:HD13	1.81	0.62
40:CM:64:GLU:HG2	44:CQ:59:ALA:HB2	1.82	0.62
47:CT:52:LYS:HD2	47:CT:55:ASP:OD1	1.99	0.62
55:DA:1249:U:O2	55:DA:1249:U:C2'	2.37	0.62
55:DA:1828:G:H8	55:DA:1828:G:OP2	1.82	0.62
55:DA:2051:A:N6	55:DA:2614:A:H2'	2.14	0.62
2:DB:21:G:H8	2:DB:21:G:H5'	1.64	0.62
3:DD:183:ARG:HG2	3:DD:183:ARG:NH1	2.12	0.62
4:DE:101:ARG:NH1	4:DE:171:GLU:HB2	2.15	0.62
57:DY:58:LEU:CA	57:DY:62:ALA:HB2	2.29	0.62
57:DY:130:THR:C	57:DY:132:ASP:H	2.03	0.62
58:DL:34:ILE:HD12	58:DL:37:PHE:O	1.98	0.62
9:DM:65:LYS:CB	9:DM:69:GLN:HE21	2.10	0.62
10:DN:53:LYS:N	10:DN:53:LYS:HD2	2.13	0.62
14:DQ:86:ALA:O	14:DQ:87:PHE:HB3	1.99	0.62
15:DR:95:ARG:HH11	15:DR:95:ARG:HG3	1.64	0.62
16:D1:85:LYS:NZ	16:D1:117:GLN:HG2	2.14	0.62
1:AA:9:U:H3	1:AA:2629:A:N6	1.98	0.62
1:AA:310:A:O2'	1:AA:311:A:H3'	1.99	0.62
1:AA:851:U:H5'	25:AX:49:LYS:HD2	1.82	0.62
1:AA:1669:A:C8	10:AN:5:GLN:HG2	2.33	0.62
3:AD:10:THR:HG23	3:AD:13:ARG:CB	2.29	0.62

*Continued on next page...*

*Continued from previous page...*

Atom-1	Atom-2	Interatomic distance (Å)	Clash overlap (Å)
8:AK:5:LEU:HD11	8:AK:19:VAL:CG1	2.25	0.62
12:AP:4:PRO:HB2	12:AP:10:ARG:NH2	2.14	0.62
16:A1:90:VAL:HG22	17:A2:39:LEU:HD23	1.82	0.62
23:AZ:87:PRO:CA	23:AZ:90:ILE:HG22	2.22	0.62
23:AZ:91:LYS:O	23:AZ:92:LYS:C	2.38	0.62
26:A4:58:ARG:HA	26:A4:61:ARG:HB2	1.81	0.62
31:BA:421:U:O2	31:BA:421:U:H2'	1.99	0.62
31:BA:1053:G:C5'	31:BA:1054:C:H5'	2.26	0.62
31:BA:1216:G:H2'	31:BA:1217:C:H6	1.63	0.62
31:BA:1306:A:H2'	31:BA:1307:U:O4'	2.00	0.62
31:BA:1350:A:H2'	31:BA:1351:U:O4'	2.00	0.62
32:BE:89:GLY:O	32:BE:154:LEU:HD13	1.99	0.62
34:BG:61:LYS:NZ	34:BG:62:GLN:NE2	2.47	0.62
37:BJ:69:VAL:HG12	37:BJ:69:VAL:O	1.99	0.62
42:BO:70:ILE:HD12	42:BO:77:LEU:HD12	1.80	0.62
46:BS:1:MET:O	46:BS:1:MET:HG3	1.99	0.62
47:BT:34:LYS:O	47:BT:36:ILE:HG23	1.99	0.62
49:BV:51:VAL:HB	49:BV:75:ALA:HB2	1.82	0.62
54:CA:628:G:C2	54:CA:629:G:C4	2.88	0.62
54:CA:693:G:H2'	54:CA:694:A:C8	2.34	0.62
54:CA:818:G:H3'	54:CA:819:A:H5'	1.81	0.62
34:CG:79:PHE:C	34:CG:79:PHE:CD2	2.70	0.62
37:CJ:113:GLU:CG	37:CJ:119:ARG:HG2	2.29	0.62
52:CB:56:C:C6	55:DA:896:A:O2'	2.51	0.62
52:CC:46:G:O3'	52:CC:47:U:H4'	2.00	0.62
55:DA:222:A:N6	55:DA:232:G:O2'	2.32	0.62
55:DA:389:G:H22	11:DO:72:PRO:CD	2.13	0.62
55:DA:528:A:C2'	55:DA:529:A:H5''	2.29	0.62
55:DA:888:C:C2'	55:DA:889:C:H5'	2.30	0.62
55:DA:1027:A:N6	55:DA:1126:A:H1'	2.13	0.62
55:DA:1078:U:C1'	55:DA:1088:A:C2	2.82	0.62
55:DA:1099:G:H5'	55:DA:1099:G:H8	1.64	0.62
55:DA:1181:C:H5'	55:DA:1181:C:H6	1.63	0.62
55:DA:1427:A:O2'	55:DA:1428:C:OP2	2.14	0.62
55:DA:2657:A:H1'	55:DA:2665:A:N6	2.14	0.62
58:DL:93:ARG:HG2	58:DL:135:GLY:HA2	1.81	0.62
58:DL:138:VAL:HG12	58:DL:139:VAL:H	1.62	0.62
14:DQ:70:GLY:O	14:DQ:73:LEU:HB3	1.99	0.62
20:DU:88:LYS:HB3	20:DU:90:LEU:CD2	2.29	0.62
21:DV:194:PRO:HB2	21:DV:196:VAL:HG11	1.80	0.62
1:AA:171:G:H2'	1:AA:172:C:C6	2.34	0.62

*Continued on next page...*

*Continued from previous page...*

Atom-1	Atom-2	Interatomic distance (Å)	Clash overlap (Å)
1:AA:266:G:C3'	1:AA:267:C:H5''	2.30	0.62
1:AA:1726:G:O2'	1:AA:1727:U:H5'	2.00	0.62
1:AA:1784:A:H4'	1:AA:1785:A:C5'	2.29	0.62
1:AA:2002:G:OP1	13:A0:9:LYS:HE2	2.00	0.62
1:AA:2065:C:H2'	1:AA:2066:C:C6	2.35	0.62
1:AA:2735:G:N2	1:AA:2770:G:H1'	2.13	0.62
1:AA:2820:A:N3	13:A0:4:LEU:CD2	2.63	0.62
4:AE:200:GLU:CG	4:AE:201:THR:N	2.62	0.62
6:AG:41:GLN:HE21	6:AG:60:LEU:HD12	1.64	0.62
6:AG:69:ALA:HB3	6:AG:91:ARG:HH21	1.65	0.62
7:AH:7:LEU:HD12	7:AH:8:PRO:N	2.15	0.62
7:AH:85:LYS:HE2	7:AH:85:LYS:HA	1.80	0.62
7:AH:105:LEU:O	7:AH:107:VAL:HG13	1.99	0.62
7:AH:168:PRO:HG2	7:AH:169:VAL:H	1.65	0.62
10:AN:87:ILE:HG22	10:AN:88:ASN:O	1.99	0.62
14:AQ:62:LYS:HB3	14:AQ:97:ARG:HD3	1.81	0.62
16:A1:88:ILE:C	16:A1:90:VAL:H	2.01	0.62
19:AT:50:LYS:H	19:AT:87:GLN:HE22	1.48	0.62
21:AV:57:ILE:N	21:AV:57:ILE:HD12	2.14	0.62
27:A5:40:LYS:HD2	27:A5:46:CYS:HB2	1.82	0.62
28:A6:10:LEU:C	28:A6:11:LEU:HD22	2.19	0.62
31:BA:1382:C:O2'	31:BA:1383:C:H5'	2.00	0.62
35:BH:80:ILE:HG22	38:BK:104:ARG:NE	2.15	0.62
36:BI:30:LEU:HD23	36:BI:75:LEU:HD11	1.80	0.62
39:BL:78:LYS:HB2	39:BL:78:LYS:NZ	2.14	0.62
42:BO:7:ILE:O	42:BO:10:LEU:N	2.33	0.62
54:CA:422:C:O2'	54:CA:423:G:H5''	2.00	0.62
54:CA:552:U:O2'	54:CA:553:A:H5'	2.00	0.62
54:CA:628:G:N2	54:CA:629:G:C2	2.67	0.62
54:CA:1443:G:H4'	54:CA:1446:A:OP2	1.99	0.62
32:CE:201:ILE:HG21	32:CE:214:ILE:HG21	1.81	0.62
33:CF:175:LEU:HD12	33:CF:175:LEU:N	2.14	0.62
36:CI:41:GLU:O	36:CI:43:LEU:HD12	1.99	0.62
36:CI:72:VAL:HG13	36:CI:73:ASN:N	2.14	0.62
43:CP:3:ARG:NH2	6:DG:139:LEU:HD13	2.15	0.62
48:CU:26:LEU:HD22	48:CU:42:ARG:CZ	2.30	0.62
50:CW:67:ALA:HA	50:CW:72:LEU:O	2.00	0.62
55:DA:230:U:OP2	55:DA:230:U:H6	1.82	0.62
55:DA:546:C:H3'	55:DA:547:A:C8	2.35	0.62
55:DA:718:A:H3'	55:DA:719:C:H6	1.64	0.62
55:DA:2158:A:H5''	55:DA:2159:G:OP1	2.00	0.62

*Continued on next page...*

*Continued from previous page...*

Atom-1	Atom-2	Interatomic distance (Å)	Clash overlap (Å)
55:DA:2392:A:H2	55:DA:2424:C:N4	1.96	0.62
5:DF:198:ALA:HA	5:DF:201:VAL:CG1	2.28	0.62
7:DH:86:GLU:O	7:DH:87:LEU:HB2	2.00	0.62
57:DY:104:ILE:HG23	57:DY:105:PRO:CD	2.29	0.62
56:DJ:12:LEU:H	56:DJ:13:SER:CA	2.13	0.62
14:DQ:56:LEU:O	14:DQ:58:LEU:HD22	1.98	0.62
14:DQ:99:LYS:O	14:DQ:102:ALA:HB3	1.99	0.62
21:DV:30:ASN:OD1	21:DV:33:LEU:HB3	1.99	0.62
27:D5:51:TYR:CB	27:D5:56:LYS:HB3	2.30	0.62
1:AA:5:A:O2'	1:AA:6:A:H5'	2.00	0.62
1:AA:208:C:H2'	1:AA:209:C:H6	1.65	0.62
1:AA:768:G:O2'	1:AA:1379:A:N6	2.31	0.62
1:AA:884:C:O5'	1:AA:884:C:H6	1.83	0.62
1:AA:1278:A:H5''	13:A0:36:THR:HG22	1.81	0.62
1:AA:2340:G:O2'	1:AA:2341:G:H5'	2.00	0.62
1:AA:2478:A:H5'	1:AA:2479:G:OP2	1.99	0.62
1:AA:2698:U:H2'	1:AA:2699:C:C6	2.34	0.62
4:AE:73:GLU:CG	4:AE:74:PRO:HD2	2.29	0.62
5:AF:136:THR:O	5:AF:140:LEU:HB2	1.99	0.62
6:AG:61:ALA:HB2	6:AG:68:PRO:CD	2.29	0.62
7:AH:18:GLU:HB2	7:AH:25:LYS:HB2	1.80	0.62
7:AH:18:GLU:CG	7:AH:25:LYS:HB2	2.29	0.62
7:AH:106:THR:HG22	7:AH:112:PRO:CB	2.26	0.62
11:AO:102:ARG:O	11:AO:102:ARG:HD2	2.00	0.62
12:AP:12:GLN:HG2	12:AP:73:PRO:HD2	1.81	0.62
14:AQ:70:GLY:HA3	14:AQ:104:GLY:HA3	1.80	0.62
26:A4:63:TYR:HE1	49:BV:39:THR:CG2	2.13	0.62
33:BF:156:ARG:HH21	33:BF:161:GLU:HA	1.64	0.62
39:BL:17:VAL:CG1	39:BL:81:ILE:HD13	2.29	0.62
41:BN:91:ARG:HH11	41:BN:91:ARG:HG2	1.64	0.62
43:BP:14:ARG:NH2	43:BP:16:ASP:OD1	2.33	0.62
49:BV:12:ASP:O	49:BV:16:LEU:HD13	1.99	0.62
50:BW:46:GLU:HG2	50:BW:46:GLU:O	2.00	0.62
52:BB:19:G:H1'	52:BB:57:G:C2	2.35	0.62
54:CA:37:U:H2'	54:CA:38:G:H8	1.65	0.62
54:CA:69:G:N2	54:CA:101:A:C2	2.68	0.62
32:CE:69:LEU:HD12	32:CE:91:PRO:O	1.99	0.62
37:CJ:121:ALA:O	37:CJ:125:MET:HG3	1.99	0.62
47:CT:57:VAL:HG12	47:CT:76:LEU:HA	1.80	0.62
52:CB:76:A:H8	55:DA:2507:C:O4'	1.82	0.62
55:DA:1057:A:O2'	55:DA:1058:U:O5'	2.17	0.62

*Continued on next page...*



*Continued from previous page...*

Atom-1	Atom-2	Interatomic distance (Å)	Clash overlap (Å)
55:DA:1332:G:H21	55:DA:1610:A:H8	1.47	0.62
55:DA:2733:A:H2'	55:DA:2734:A:O4'	1.99	0.62
55:DA:2840:C:O3'	13:D0:53:HIS:CE1	2.53	0.62
6:DG:97:ASP:O	6:DG:100:TRP:N	2.32	0.62
56:DI:29:GLU:N	56:DJ:2:ALA:CB	2.62	0.62
8:DK:25:TYR:CE2	8:DK:29:TYR:HD2	2.18	0.62
57:DY:57:THR:O	57:DY:58:LEU:O	2.17	0.62
58:DL:11:GLN:HA	58:DL:23:VAL:HG12	1.82	0.62
30:D8:6:THR:O	30:D8:7:HIS:HB2	2.00	0.62
30:D8:17:THR:HG23	30:D8:21:LYS:O	2.00	0.62
1:AA:1924:C:H2'	1:AA:1925:C:O4'	1.99	0.62
1:AA:2162:G:O2'	1:AA:2163:C:H5'	2.00	0.62
1:AA:2789:C:O2'	1:AA:2790:A:C4'	2.48	0.62
1:AA:2820:A:H61	4:AE:192:ASN:N	1.93	0.62
4:AE:8:LYS:HE3	4:AE:188:VAL:CG1	2.27	0.62
8:AK:82:ARG:HD2	8:AK:146:ALA:HB2	1.81	0.62
11:AO:56:SER:O	11:AO:57:THR:HB	1.99	0.62
20:AU:5:MET:CE	20:AU:32:PRO:HB3	2.30	0.62
31:BA:8:A:H1'	35:BH:102:ALA:N	2.15	0.62
31:BA:792:A:O2'	31:BA:793:U:OP2	2.18	0.62
31:BA:1240:U:C4	37:BJ:32:ARG:HD2	2.35	0.62
31:BA:1347:G:O2'	31:BA:1348:U:P	2.57	0.62
36:BI:99:ALA:H	48:BU:31:LEU:HD22	1.65	0.62
39:BL:112:LYS:C	39:BL:112:LYS:HD3	2.20	0.62
46:BS:49:LEU:HD13	46:BS:73:LEU:HD22	1.81	0.62
47:BT:7:THR:O	47:BT:23:VAL:HG13	1.99	0.62
48:BU:78:LEU:O	48:BU:79:LEU:HD23	2.00	0.62
49:BV:80:TYR:CZ	49:BV:82:GLY:HA2	2.35	0.62
54:CA:266:G:O2'	54:CA:267:C:OP2	2.13	0.62
54:CA:1189:C:OP1	40:CM:51:ARG:NH2	2.26	0.62
34:CG:13:ARG:HB3	34:CG:33:MET:HG2	1.82	0.62
46:CS:20:VAL:HG23	46:CS:34:GLU:O	2.00	0.62
49:CV:49:ILE:O	49:CV:60:VAL:HG22	1.98	0.62
55:DA:27:G:N2	55:DA:512:G:O2'	2.33	0.62
55:DA:609(A):G:H2'	55:DA:610:C:C6	2.34	0.62
55:DA:654(C):G:C2	55:DA:654(S):G:C2	2.88	0.62
55:DA:1012:U:C5	9:DM:28:THR:HG21	2.34	0.62
55:DA:1644:C:H2'	55:DA:1644:C:O2	1.99	0.62
55:DA:1728:G:C6	55:DA:1730:U:OP2	2.53	0.62
55:DA:2197:U:O2'	55:DA:2198:A:C8	2.52	0.62
55:DA:2391:G:H1'	55:DA:2429:G:H21	1.64	0.62

*Continued on next page...*

*Continued from previous page...*

Atom-1	Atom-2	Interatomic distance (Å)	Clash overlap (Å)
55:DA:2754:U:C5'	55:DA:2755:C:OP2	2.48	0.62
55:DA:2790:A:O2'	55:DA:2791:C:OP2	2.17	0.62
3:DD:36:PRO:O	3:DD:37:LEU:HD23	2.00	0.62
4:DE:95:ILE:H	4:DE:95:ILE:CD1	2.12	0.62
6:DG:41:GLN:HB3	6:DG:43:LEU:CD1	2.30	0.62
6:DG:101:ILE:CD1	26:D4:9:LEU:HD11	2.30	0.62
58:DL:18:THR:HG21	58:DL:38:VAL:HG11	1.80	0.62
58:DL:36:GLU:O	58:DL:36:GLU:HG3	1.98	0.62
58:DL:83:GLY:O	58:DL:84:LEU:C	2.37	0.62
14:DQ:41:ASP:OD2	14:DQ:44:LYS:HB2	2.00	0.62
16:D1:74:LEU:HD13	16:D1:75:ASN:O	2.00	0.62
17:D2:55:ALA:HB1	17:D2:101:GLY:HA2	1.82	0.62
20:DU:57:GLN:HE21	20:DU:57:GLN:C	2.02	0.62
21:DV:152:ALA:HB1	21:DV:163:LEU:CD1	2.30	0.62
21:DV:190:GLU:C	21:DV:191:VAL:CG2	2.61	0.62
28:D6:33:LYS:HG3	28:D6:34:LEU:HD13	1.81	0.62
1:AA:589:C:H2'	1:AA:590:A:H8	1.62	0.62
1:AA:877:U:H4'	1:AA:878:A:OP1	2.00	0.62
1:AA:896:A:H1'	21:AV:176:PRO:CG	2.29	0.62
1:AA:1353:A:H4'	3:AD:38:LYS:HZ2	1.65	0.62
1:AA:1668:A:N6	1:AA:1676:A:H61	1.98	0.62
1:AA:1966:A:H1'	1:AA:2593:U:H5'	1.82	0.62
1:AA:1996:C:H5	10:AN:32:TYR:HH	1.48	0.62
1:AA:2009:G:O2'	1:AA:2010:G:H5'	2.00	0.62
1:AA:2273:A:O2'	1:AA:2274:A:H5'	2.00	0.62
1:AA:2328:A:H2'	1:AA:2329:G:C8	2.35	0.62
1:AA:2505:G:O2'	1:AA:2506:U:H6	1.83	0.62
5:AF:63:LYS:CE	5:AF:67:GLN:HB2	2.29	0.62
8:AK:103:ARG:HH11	8:AK:103:ARG:HG2	1.65	0.62
9:AM:9:VAL:HG11	9:AM:39:ARG:HH12	1.65	0.62
9:AM:30:ILE:HG22	9:AM:34:LEU:HD21	1.82	0.62
11:AO:92:GLU:HA	11:AO:123:LEU:HD13	1.80	0.62
14:AQ:106:ARG:HH11	14:AQ:106:ARG:HB3	1.63	0.62
21:AV:114:GLY:C	21:AV:177:PRO:CB	2.68	0.62
24:AW:70:GLN:HG2	24:AW:71:ASN:N	2.10	0.62
31:BA:8:A:H1'	35:BH:102:ALA:C	2.20	0.62
31:BA:585:G:H4'	42:BO:8:ASN:ND2	2.12	0.62
31:BA:704:A:H5'	31:BA:705:U:OP2	2.00	0.62
31:BA:742:G:OP2	45:BR:35:ARG:NH2	2.32	0.62
31:BA:968:A:C4'	31:BA:969:A:OP2	2.48	0.62
31:BA:1423:G:H2'	31:BA:1424:C:C6	2.35	0.62

*Continued on next page...*

*Continued from previous page...*

Atom-1	Atom-2	Interatomic distance (Å)	Clash overlap (Å)
38:BK:77:GLU:HG2	38:BK:78:GLN:H	1.64	0.62
38:BK:116:LYS:HD2	38:BK:129:VAL:HG11	1.81	0.62
39:BL:127:LYS:O	39:BL:127:LYS:HG3	1.99	0.62
48:BU:22:VAL:HA	48:BU:25:THR:OG1	2.00	0.62
52:BD:57:G:H2'	52:BD:58:A:H5''	1.82	0.62
54:CA:853:G:O2'	54:CA:854:G:H5'	2.00	0.62
54:CA:1004:A:H2'	54:CA:1005:A:O4'	1.99	0.62
54:CA:1055:A:N6	54:CA:1200:C:N3	2.48	0.62
54:CA:1067:A:H1'	54:CA:1068:G:O4'	2.00	0.62
32:CE:97:TRP:CH2	32:CE:173:ALA:HA	2.35	0.62
33:CF:52:LEU:HD23	33:CF:52:LEU:H	1.63	0.62
34:CG:52:SER:H	34:CG:55:ALA:HB3	1.65	0.62
42:CO:55:VAL:HG12	42:CO:56:ALA:N	2.14	0.62
55:DA:386:G:H3'	55:DA:388:G:H22	1.64	0.62
55:DA:885:C:C2	55:DA:890:A:N6	2.68	0.62
55:DA:890:A:C8	55:DA:892:G:C8	2.87	0.62
55:DA:1538:G:H8	55:DA:1538:G:O5'	1.83	0.62
55:DA:1820:U:C4'	55:DA:1821:A:OP2	2.48	0.62
55:DA:2031:A:C6	55:DA:2498:C:H1'	2.35	0.62
8:DK:133:HIS:O	8:DK:134:PRO:C	2.38	0.62
57:DY:25:PHE:CZ	57:DY:82:PHE:CG	2.82	0.62
57:DY:26:LEU:O	57:DY:111:LEU:CD1	2.48	0.62
12:DP:21:THR:O	12:DP:22:LYS:O	2.18	0.62
20:DU:50:ARG:HB3	20:DU:53:PRO:HG2	1.82	0.62
21:DV:9:TYR:CE2	21:DV:61:LEU:CD2	2.82	0.62
1:AA:207:A:H2'	1:AA:208:C:O4'	2.00	0.61
1:AA:449:A:H4'	16:A1:3:ARG:HH11	1.65	0.61
1:AA:1020:A:N1	1:AA:1141:U:H2'	2.14	0.61
1:AA:1190:G:H5'	11:AO:32:THR:HA	1.82	0.61
1:AA:2425:A:H5''	1:AA:2426:A:H3'	1.82	0.61
1:AA:2531:A:H4'	7:AH:157:TYR:HE2	1.62	0.61
1:AA:2746:U:O4	1:AA:2756:U:O4	2.18	0.61
4:AE:23:VAL:HG23	4:AE:24:THR:H	1.64	0.61
7:AH:89:ILE:HD13	7:AH:90:LYS:H	1.63	0.61
14:AQ:14:VAL:HG21	14:AQ:89:ARG:NH1	2.14	0.61
20:AU:95:LYS:HB2	20:AU:95:LYS:NZ	2.14	0.61
21:AV:145:GLU:OE1	21:AV:145:GLU:C	2.38	0.61
23:AZ:91:LYS:HG3	23:AZ:92:LYS:N	2.15	0.61
24:AW:51:ARG:HB2	24:AW:55:ARG:HH11	1.62	0.61
31:BA:818:G:H3'	31:BA:819:A:C5'	2.29	0.61
32:BE:97:TRP:CZ2	32:BE:102:LEU:HD13	2.35	0.61

*Continued on next page...*

*Continued from previous page...*

Atom-1	Atom-2	Interatomic distance (Å)	Clash overlap (Å)
33:BF:64:VAL:HG23	33:BF:97:LYS:HE3	1.82	0.61
34:BG:141:ARG:N	34:BG:144:ASP:OD2	2.33	0.61
34:BG:187:ARG:HG2	34:BG:188:LEU:N	2.14	0.61
35:BH:127:ASN:O	35:BH:131:ILE:HG12	1.99	0.61
41:BN:54:ARG:HH11	41:BN:54:ARG:HG2	1.64	0.61
49:BV:64:GLU:O	49:BV:67:VAL:HG23	2.00	0.61
50:BW:33:ILE:HD13	50:BW:62:LEU:HB3	1.82	0.61
52:BC:28:G:H2'	52:BC:29:G:H5'	1.82	0.61
54:CA:161:A:H2'	54:CA:162:A:C8	2.35	0.61
54:CA:366:C:O2'	54:CA:394:G:N2	2.33	0.61
54:CA:678:U:H2'	54:CA:679:C:H6	1.64	0.61
54:CA:806:C:O2'	54:CA:807:A:H5'	1.99	0.61
34:CG:12:CYS:HA	34:CG:19:LEU:HD23	1.79	0.61
41:CN:79:SER:HB2	41:CN:106:LYS:CD	2.27	0.61
42:CO:25:PRO:C	42:CO:27:LEU:H	2.01	0.61
43:CP:3:ARG:HG2	43:CP:9:ILE:HG12	1.82	0.61
45:CR:8:LYS:HB2	45:CR:8:LYS:NZ	2.15	0.61
45:CR:39:LEU:HD13	45:CR:56:LEU:HB2	1.82	0.61
55:DA:27:G:O2'	55:DA:28:A:C8	2.53	0.61
55:DA:83:G:O2'	55:DA:84:A:H8	1.82	0.61
55:DA:556:G:H2'	55:DA:557:U:C6	2.35	0.61
55:DA:860:U:O2	55:DA:860:U:O4'	2.17	0.61
55:DA:1059:G:OP1	58:DL:4:VAL:CG1	2.48	0.61
55:DA:1188:U:H5'	17:D2:79:VAL:HG22	1.82	0.61
55:DA:1509:C:H3'	55:DA:1510:A:H4'	1.82	0.61
55:DA:2175:C:H2'	55:DA:2176:A:H5''	1.80	0.61
55:DA:2245:U:H5'	55:DA:2246:G:H5'	1.81	0.61
55:DA:2318:G:N2	14:DQ:2:ALA:N	2.48	0.61
2:DB:69:G:H2'	2:DB:70:C:H6	1.65	0.61
3:DD:35:LYS:HG2	3:DD:64:ILE:HG23	1.81	0.61
6:DG:94:LEU:HD23	6:DG:94:LEU:N	2.14	0.61
6:DG:98:ARG:O	6:DG:101:ILE:HG12	2.00	0.61
57:DY:49:ALA:HA	57:DY:84:GLU:H	1.65	0.61
57:DY:138:LEU:CG	57:DY:139:VAL:N	2.63	0.61
58:DL:53:VAL:CG1	58:DL:72:PRO:HB2	2.30	0.61
58:DL:108:ALA:HA	58:DL:111:LYS:HD3	1.82	0.61
9:DM:68:GLU:HG2	9:DM:88:GLU:CD	2.20	0.61
11:DO:61:ARG:O	11:DO:62:LEU:CD2	2.46	0.61
12:DP:90:VAL:O	12:DP:91:GLU:C	2.38	0.61
17:D2:66:ARG:NH1	17:D2:88:ARG:HD3	2.15	0.61
20:DU:81:LYS:HD3	20:DU:97:ARG:HE	1.63	0.61

*Continued on next page...*

*Continued from previous page...*

Atom-1	Atom-2	Interatomic distance (Å)	Clash overlap (Å)
1:AA:196:A:H5'	1:AA:197:A:OP2	1.99	0.61
1:AA:686:G:H1'	29:A7:6:GLN:O	1.99	0.61
1:AA:894:C:C5	1:AA:895:U:C5	2.88	0.61
1:AA:897:C:OP2	1:AA:897:C:O4'	2.18	0.61
1:AA:944:G:H2'	1:AA:944:G:N3	2.13	0.61
1:AA:1005:C:H2'	1:AA:1006:C:H6	1.63	0.61
1:AA:2102:U:H2'	1:AA:2103:C:C6	2.35	0.61
1:AA:2306:C:C3'	1:AA:2307:G:H5''	2.19	0.61
1:AA:2311:A:OP1	1:AA:2312:U:O4	2.19	0.61
1:AA:2439:A:O2'	1:AA:2440:C:OP2	2.19	0.61
1:AA:2712:U:HO2'	1:AA:2712(A):A:H8	1.42	0.61
3:AD:165:ILE:HA	3:AD:175:LEU:HD23	1.81	0.61
4:AE:102:VAL:HB	4:AE:199:ARG:O	2.00	0.61
5:AF:89:VAL:HG12	5:AF:90:PHE:H	1.64	0.61
5:AF:170:LEU:HD23	5:AF:172:TRP:HE1	1.65	0.61
15:AR:3:ARG:HG2	15:AR:6:LEU:CB	2.29	0.61
21:AV:184:ALA:O	21:AV:186:GLU:N	2.33	0.61
31:BA:86:U:H2'	31:BA:87:A:OP1	2.00	0.61
31:BA:1469:G:H2'	31:BA:1470:G:H8	1.65	0.61
32:BE:165:VAL:HG23	32:BE:166:ASP:N	2.14	0.61
33:BF:7:PRO:O	33:BF:11:ARG:HG2	1.99	0.61
34:BG:49:ARG:HH22	53:B1:57:U:C1'	2.10	0.61
34:BG:146:ILE:HD12	34:BG:146:ILE:H	1.65	0.61
38:BK:14:ARG:O	38:BK:18:ARG:HD3	1.99	0.61
38:BK:20:TYR:HA	38:BK:65:TYR:CE2	2.35	0.61
40:BM:54:PHE:CE1	40:BM:55:LYS:HE3	2.35	0.61
43:BP:70:LEU:HD13	43:BP:71:ARG:N	2.15	0.61
54:CA:69:G:C2	54:CA:73:G:N7	2.68	0.61
37:CJ:79:ARG:HH12	37:CJ:82:GLY:HA2	1.63	0.61
42:CO:117:ARG:O	42:CO:119:LYS:O	2.19	0.61
43:CP:125:ARG:O	43:CP:126:LYS:C	2.39	0.61
53:C1:29:G:H2'	53:C1:30:C:C5	2.35	0.61
55:DA:29:U:H2'	55:DA:30:G:C8	2.34	0.61
55:DA:111:A:H4'	24:DW:69:ARG:NH2	2.15	0.61
55:DA:481:G:HO2'	55:DA:507:A:H61	1.48	0.61
55:DA:1049:C:C2	55:DA:2751:G:O6	2.53	0.61
55:DA:1077:A:C4'	58:DL:93:ARG:HH22	2.13	0.61
55:DA:1079:C:C3'	55:DA:1080:A:H8	2.11	0.61
55:DA:1288:U:H4'	55:DA:1289:C:OP2	1.99	0.61
55:DA:1301:A:H4'	55:DA:1302:A:OP1	2.00	0.61
55:DA:1406:U:H2'	55:DA:1407:C:C6	2.35	0.61

*Continued on next page...*

*Continued from previous page...*

Atom-1	Atom-2	Interatomic distance (Å)	Clash overlap (Å)
55:DA:2134:A:H2'	55:DA:2135:A:C8	2.35	0.61
56:DI:21:LYS:C	56:DI:26:ALA:HB2	2.20	0.61
8:DK:74:ASN:ND2	8:DK:74:ASN:H	1.97	0.61
58:DL:60:TYR:OH	58:DL:65:PHE:C	2.37	0.61
58:DL:79:ARG:C	58:DL:81:ALA:N	2.53	0.61
58:DL:86:LYS:HE2	58:DL:86:LYS:N	2.14	0.61
58:DL:125:ARG:O	58:DL:126:MET:C	2.38	0.61
9:DM:42:TRP:CD1	16:D1:63:VAL:HG11	2.35	0.61
11:DO:136:GLU:HA	11:DO:139:LYS:HE3	1.81	0.61
13:D0:33:ARG:NH2	27:D5:55:ARG:CG	2.55	0.61
21:DV:111:VAL:CG2	21:DV:146:ILE:N	2.63	0.61
21:DV:150:LEU:HD23	21:DV:151:HIS:N	2.08	0.61
22:D3:32:ARG:O	22:D3:35:ASN:ND2	2.33	0.61
1:AA:95:G:H1'	24:AW:47:ASN:OD1	2.00	0.61
1:AA:118:A:OP2	1:AA:119:A:H5''	1.99	0.61
1:AA:443:A:H1'	1:AA:1201:C:O4'	2.01	0.61
1:AA:528:A:H3'	1:AA:528:A:H8	1.64	0.61
1:AA:2228:G:H2'	1:AA:2229:C:H6	1.64	0.61
1:AA:2520:C:C6	1:AA:2567:G:H1'	2.35	0.61
1:AA:2562:U:H1'	10:AN:23:ARG:HH12	1.65	0.61
6:AG:173:LEU:O	6:AG:178:PHE:HB2	2.00	0.61
7:AH:118:PRO:HG2	7:AH:121:ILE:HG13	1.83	0.61
7:AH:137:ASP:OD2	7:AH:140:LYS:HE2	2.00	0.61
14:AQ:106:ARG:HA	14:AQ:110:LEU:CG	2.29	0.61
17:A2:44:LYS:O	17:A2:46:VAL:N	2.33	0.61
21:AV:6:LYS:HB3	21:AV:8:TYR:HE2	1.64	0.61
23:AZ:86:SER:H	23:AZ:87:PRO:HD3	1.65	0.61
31:BA:946:A:H2'	31:BA:947:G:H8	1.64	0.61
31:BA:1181:G:C4	31:BA:1182:G:N2	2.68	0.61
46:BS:43:LYS:HA	46:BS:48:TRP:CB	2.31	0.61
48:BU:53:ARG:HA	48:BU:56:THR:OG1	2.00	0.61
54:CA:511:C:O2'	54:CA:512:U:O5'	2.19	0.61
54:CA:690:G:H22	41:CN:55:LYS:HZ3	1.46	0.61
34:CG:199:ASN:OD1	34:CG:201:GLN:HB3	2.01	0.61
42:CO:28:LYS:HD2	42:CO:30:ALA:HB2	1.82	0.61
49:CV:41:VAL:HG12	49:CV:44:MET:H	1.65	0.61
49:CV:41:VAL:HG23	49:CV:67:VAL:HG13	1.81	0.61
55:DA:254:G:O6	30:D8:5:LYS:HG2	1.99	0.61
55:DA:897:C:P	55:DA:897:C:H6	2.21	0.61
55:DA:943:U:OP2	11:DO:36:LYS:CE	2.48	0.61
55:DA:1693:U:O2'	3:DD:14:ARG:NH2	2.27	0.61

*Continued on next page...*

*Continued from previous page...*

Atom-1	Atom-2	Interatomic distance (Å)	Clash overlap (Å)
55:DA:1718:G:C3'	55:DA:1725:G:H5''	2.30	0.61
55:DA:2723:C:OP1	13:D0:3:HIS:CD2	2.52	0.61
55:DA:2779:U:H1'	55:DA:2781:A:C5	2.35	0.61
4:DE:14:ILE:O	4:DE:15:PHE:CB	2.47	0.61
4:DE:48:GLN:O	4:DE:49:LEU:HD12	1.99	0.61
5:DF:133:ASN:O	5:DF:135:LYS:N	2.32	0.61
7:DH:6:ARG:NE	7:DH:54:ARG:HH12	1.99	0.61
7:DH:125:VAL:HA	7:DH:126:PRO:CB	2.30	0.61
23:DZ:56:GLN:N	23:DZ:56:GLN:NE2	2.45	0.61
30:D8:33:ASN:O	30:D8:34:TRP:C	2.38	0.61
1:AA:654(C):G:C3'	1:AA:654(D):G:H8	2.12	0.61
1:AA:1494:A:H2'	1:AA:1495:A:C8	2.35	0.61
1:AA:2012:G:H5''	18:AS:96:ILE:HD11	1.82	0.61
1:AA:2173:A:H2'	1:AA:2173:A:N3	2.15	0.61
1:AA:2331:G:O2'	22:A3:43:THR:HG22	2.00	0.61
1:AA:2611:U:O2	27:A5:3:LYS:HE2	2.00	0.61
5:AF:27:GLU:O	5:AF:28:ILE:HG13	2.01	0.61
11:AO:11:GLY:O	11:AO:12:ALA:HB3	2.01	0.61
12:AP:42:ILE:HD11	12:AP:127:ILE:HD11	1.82	0.61
21:AV:114:GLY:O	21:AV:116:VAL:N	2.33	0.61
30:A8:46:ARG:HH11	30:A8:46:ARG:HB2	1.65	0.61
31:BA:794:A:H2'	31:BA:795:C:H6	1.64	0.61
31:BA:1160:G:C6	31:BA:1177:G:N2	2.67	0.61
32:BE:59:GLU:HA	32:BE:221:LEU:HD13	1.82	0.61
32:BE:166:ASP:OD1	32:BE:169:LYS:HB2	2.00	0.61
38:BK:97:VAL:HG21	38:BK:128:GLY:HA2	1.83	0.61
40:BM:51:ARG:HB2	40:BM:60:ARG:HA	1.82	0.61
42:BO:33:ARG:O	42:BO:85:ILE:HG22	1.99	0.61
44:BQ:47:LEU:HA	44:BQ:50:LYS:HB2	1.81	0.61
54:CA:1541:U:O2	53:C1:32:A:C6	2.53	0.61
40:CM:63:PHE:HD1	44:CQ:58:LYS:HA	1.66	0.61
44:CQ:24:CYS:HB2	44:CQ:39:LEU:C	2.21	0.61
52:CD:15:G:N1	52:CD:48:C:N4	2.48	0.61
55:DA:70:G:H21	55:DA:71:A:H62	1.48	0.61
55:DA:704:G:H2'	55:DA:726:G:N2	2.12	0.61
55:DA:890:A:H2'	55:DA:892:G:O4'	2.00	0.61
55:DA:1111:A:O2'	55:DA:1112:G:C4'	2.46	0.61
55:DA:1113:U:H5'	7:DH:2:SER:HB2	1.81	0.61
55:DA:2021:C:H5''	55:DA:2022:U:OP2	2.00	0.61
55:DA:2112:G:N1	55:DA:2169:A:N6	2.47	0.61
55:DA:2162:G:H4'	55:DA:2173:A:OP2	1.99	0.61

*Continued on next page...*

*Continued from previous page...*

Atom-1	Atom-2	Interatomic distance (Å)	Clash overlap (Å)
55:DA:2258:C:O2'	55:DA:2427:C:OP2	2.17	0.61
55:DA:2348:U:H4'	28:D6:42:TRP:CD1	2.35	0.61
3:DD:131:LEU:HB2	3:DD:136:ILE:HD11	1.83	0.61
4:DE:1:MET:HG2	4:DE:83:ASP:O	1.99	0.61
58:DL:53:VAL:CA	58:DL:72:PRO:HB2	2.30	0.61
56:DJ:16:THR:OG1	56:DJ:17:VAL:N	2.30	0.61
9:DM:58:ASP:N	9:DM:60:ILE:HD11	2.15	0.61
16:D1:91:ASP:O	16:D1:92:ARG:C	2.38	0.61
17:D2:41:GLY:HA3	17:D2:46:VAL:CG1	2.31	0.61
21:DV:108:PRO:O	21:DV:109:ALA:HB3	1.99	0.61
1:AA:531:C:H5''	1:AA:532:A:O4'	1.99	0.61
1:AA:1111:A:C4'	7:AH:3:ARG:HD3	2.29	0.61
1:AA:2129:C:H2'	1:AA:2130:U:C5'	2.30	0.61
1:AA:2315:G:H2'	1:AA:2316:C:C6	2.35	0.61
1:AA:2638:G:HO2'	1:AA:2639:A:H8	1.46	0.61
3:AD:186:HIS:HD2	3:AD:188:GLU:HB2	1.65	0.61
4:AE:8:LYS:HB3	4:AE:193:GLY:H	1.66	0.61
4:AE:57:LYS:NZ	4:AE:72:VAL:HG22	2.15	0.61
4:AE:119:ARG:HG2	4:AE:160:TYR:HB2	1.82	0.61
15:AR:8:LYS:HA	15:AR:11:GLU:OE1	2.01	0.61
15:AR:26:ASP:CB	15:AR:91:ARG:HA	2.31	0.61
18:AS:5:ALA:HB2	18:AS:54:ALA:HA	1.83	0.61
21:AV:63:ASP:O	21:AV:63:ASP:CG	2.38	0.61
21:AV:67:LEU:HD22	21:AV:90:VAL:HG13	1.83	0.61
24:AW:50:ILE:HD12	24:AW:51:ARG:N	2.10	0.61
26:A4:56:VAL:HG21	49:BV:64:GLU:OE2	1.99	0.61
27:A5:40:LYS:HZ2	27:A5:46:CYS:N	1.98	0.61
31:BA:1365:G:H2'	31:BA:1366:C:H6	1.65	0.61
32:BE:178:ARG:HH22	32:BE:196:LEU:C	2.04	0.61
40:BM:63:PHE:HB3	44:BQ:57:ARG:O	2.00	0.61
45:BR:39:LEU:CD1	45:BR:56:LEU:HB2	2.29	0.61
54:CA:939:G:H5''	37:CJ:102:ARG:NH2	2.14	0.61
54:CA:1007:C:C3'	54:CA:1008:C:H5''	2.29	0.61
34:CG:94:LEU:HA	34:CG:97:LEU:HD12	1.81	0.61
55:DA:857:C:H1'	22:D3:26:TYR:CE2	2.36	0.61
55:DA:1292:U:H2'	55:DA:1293:C:C6	2.36	0.61
55:DA:1906:G:C6	55:DA:1929:G:N2	2.67	0.61
55:DA:2760:C:O2'	55:DA:2761:G:H5''	1.99	0.61
2:DB:25:A:C2	2:DB:26:A:H1'	2.35	0.61
2:DB:31:C:O2	2:DB:31:C:H2'	2.00	0.61
3:DD:237:GLU:OE2	3:DD:237:GLU:CA	2.48	0.61

*Continued on next page...*



Continued from previous page...

Atom-1	Atom-2	Interatomic distance (Å)	Clash overlap (Å)
4:DE:21:VAL:HB	4:DE:22:PRO:CA	2.30	0.61
6:DG:21:ARG:HG2	6:DG:21:ARG:NH1	2.15	0.61
7:DH:132:ARG:HB2	7:DH:132:ARG:HH11	1.64	0.61
57:DY:8:GLU:OE1	57:DY:8:GLU:HA	2.00	0.61
57:DY:28:ASN:HB2	57:DY:81:VAL:O	2.01	0.61
56:DJ:21:LYS:C	56:DJ:23:LEU:H	2.03	0.61
13:D0:24:GLN:NE2	13:D0:36:THR:HG21	2.16	0.61
1:AA:95:G:H4'	24:AW:46:GLN:HB3	1.83	0.61
1:AA:311:A:H1'	1:AA:332:A:C8	2.35	0.61
1:AA:2329:G:H2'	1:AA:2330:G:C8	2.36	0.61
1:AA:2631:G:N3	1:AA:2810:A:H2	1.98	0.61
1:AA:2755:C:H4'	1:AA:2756:U:C5	2.25	0.61
5:AF:192:LEU:HD21	5:AF:194:MET:CE	2.30	0.61
6:AG:126:ASP:OD1	6:AG:130:ASN:HB2	2.01	0.61
14:AQ:67:ARG:HB2	14:AQ:67:ARG:NH1	2.15	0.61
20:AU:72:VAL:O	20:AU:73:ARG:HB2	2.00	0.61
21:AV:11:GLU:CG	21:AV:12:GLY:H	2.13	0.61
21:AV:67:LEU:HD23	21:AV:68:PRO:CD	2.25	0.61
21:AV:70:LEU:HB2	21:AV:91:LEU:HD21	1.82	0.61
31:BA:66:G:H8	31:BA:66:G:OP2	1.83	0.61
31:BA:115:G:O2'	31:BA:116:A:OP2	2.15	0.61
31:BA:687:A:N6	31:BA:703:G:H1'	2.15	0.61
31:BA:723:U:H3	31:BA:1537:U:HO2'	1.47	0.61
31:BA:1176:A:N6	31:BA:1177:G:C6	2.69	0.61
31:BA:1248:A:C2'	39:BL:70:LYS:HZ1	2.12	0.61
41:BN:23:ALA:HB1	41:BN:88:GLY:H	1.66	0.61
49:BV:29:ARG:HG3	49:BV:48:THR:HG1	1.64	0.61
52:BC:39:U:H2'	52:BC:40:C:C6	2.34	0.61
54:CA:313:A:H2'	54:CA:314:C:C6	2.35	0.61
54:CA:531:U:H5''	54:CA:532:A:OP1	2.00	0.61
54:CA:1238:A:H62	54:CA:1299:A:N6	1.99	0.61
40:CM:91:PRO:HB2	40:CM:94:VAL:HB	1.80	0.61
52:CD:19:G:N2	55:DA:2112:G:H21	1.99	0.61
55:DA:702:G:H8	55:DA:702:G:H5'	1.65	0.61
55:DA:1083:U:O5'	57:DY:47:ASN:OD1	2.17	0.61
55:DA:1728:G:C2	55:DA:1730:U:OP2	2.54	0.61
55:DA:2531:A:H2	55:DA:2658:C:O2	1.84	0.61
2:DB:116:G:H4'	14:DQ:54:LEU:HD12	1.82	0.61
3:DD:44:ASN:HB3	3:DD:49:ILE:HA	1.81	0.61
3:DD:263:ARG:HH11	3:DD:263:ARG:CB	2.14	0.61
7:DH:3:ARG:HA	7:DH:3:ARG:HE	1.66	0.61

Continued on next page...

*Continued from previous page...*

Atom-1	Atom-2	Interatomic distance (Å)	Clash overlap (Å)
57:DY:9:LEU:CG	57:DY:10:LEU:N	2.64	0.61
20:DU:84:ARG:NH1	20:DU:97:ARG:HA	2.14	0.61
21:DV:102:LEU:O	21:DV:103:ARG:HD2	2.01	0.61
21:DV:194:PRO:CB	21:DV:196:VAL:HG11	2.31	0.61
1:AA:805:G:H4'	1:AA:806:C:OP2	2.00	0.61
1:AA:881:G:O3'	52:BB:19:G:N7	2.34	0.61
1:AA:1359:A:C8	1:AA:1359:A:H5'	2.35	0.61
4:AE:61:ARG:C	4:AE:63:LEU:H	2.04	0.61
11:AO:82:GLY:HA2	11:AO:113:LYS:O	2.00	0.61
14:AQ:11:LYS:HD3	14:AQ:91:PRO:HD3	1.83	0.61
16:A1:79:PHE:O	16:A1:79:PHE:HD2	1.83	0.61
16:A1:90:VAL:O	16:A1:92:ARG:N	2.33	0.61
20:AU:52:SER:H	20:AU:53:PRO:HD3	1.64	0.61
31:BA:281:G:H5''	31:BA:282:A:OP1	2.01	0.61
31:BA:625:G:H2'	31:BA:626:U:H6	1.66	0.61
31:BA:668:G:O2'	45:BR:46:HIS:HD2	1.83	0.61
31:BA:1109:C:H2'	31:BA:1110:A:O4'	2.00	0.61
31:BA:1319:A:H5'	31:BA:1320:C:OP1	2.01	0.61
31:BA:1391:U:H2'	31:BA:1392:G:C8	2.35	0.61
32:BE:168:THR:HA	32:BE:171:ALA:HB2	1.82	0.61
33:BF:20:SER:O	44:BQ:54:PRO:HG3	2.01	0.61
33:BF:182:ILE:HG23	33:BF:202:ILE:O	2.01	0.61
34:BG:25:ARG:HH11	34:BG:25:ARG:CB	1.99	0.61
39:BL:37:PHE:HB3	39:BL:43:ALA:CB	2.31	0.61
52:BD:59:U:H2'	52:BD:60:U:H5'	1.82	0.61
54:CA:328:C:H2'	54:CA:328:C:O2	2.01	0.61
54:CA:1350:A:H2'	54:CA:1351:U:C6	2.36	0.61
32:CE:75:LYS:HD3	32:CE:75:LYS:C	2.21	0.61
39:CL:62:TYR:C	39:CL:63:ILE:HD12	2.20	0.61
55:DA:270(O):U:H5''	55:DA:270(P):C:OP2	2.01	0.61
55:DA:304:G:H2'	55:DA:305:U:C6	2.36	0.61
55:DA:1085:A:C2'	55:DA:1086:A:N7	2.60	0.61
55:DA:1086:A:C4'	55:DA:1103:A:H61	2.12	0.61
55:DA:1728:G:H5'	55:DA:1729:A:OP2	2.00	0.61
55:DA:2175:C:C3'	55:DA:2176:A:H5''	2.31	0.61
3:DD:181:GLU:OE1	3:DD:270:ILE:HG23	2.00	0.61
7:DH:89:ILE:HD13	7:DH:89:ILE:C	2.19	0.61
57:DY:101:PRO:CG	57:DY:102:LYS:N	2.63	0.61
57:DY:138:LEU:O	57:DY:139:VAL:CG1	2.44	0.61
58:DL:90:LYS:N	58:DL:91:PRO:CA	2.64	0.61
11:DO:140:ALA:O	11:DO:141:ALA:CB	2.49	0.61

*Continued on next page...*

*Continued from previous page...*

Atom-1	Atom-2	Interatomic distance (Å)	Clash overlap (Å)
19:DT:29:TRP:CZ3	19:DT:78:LYS:HG3	2.35	0.61
21:DV:63:ASP:O	21:DV:65:GLN:HG2	2.01	0.61
21:DV:191:VAL:HG12	21:DV:197:ILE:HG21	1.63	0.61
1:AA:492:A:H2'	1:AA:493:G:O4'	2.00	0.61
1:AA:1338:G:N3	1:AA:1393:A:H2	1.99	0.61
1:AA:1810:A:H2'	1:AA:1811:G:H5'	1.81	0.61
1:AA:1826:G:C4'	3:AD:242:ARG:HH21	2.13	0.61
1:AA:2571:C:C5'	1:AA:2572:A:H5''	2.30	0.61
5:AF:4:VAL:HG11	5:AF:17:ARG:HE	1.66	0.61
6:AG:115:ARG:NH2	43:BP:7:VAL:HB	2.16	0.61
7:AH:122:THR:O	7:AH:133:VAL:HG13	2.01	0.61
7:AH:125:VAL:HG22	7:AH:126:PRO:CB	2.31	0.61
9:AM:13:TRP:O	9:AM:135:PRO:HD2	2.00	0.61
10:AN:23:ARG:HH11	10:AN:23:ARG:HG2	1.66	0.61
11:AO:107:LYS:O	11:AO:109:GLY:N	2.34	0.61
12:AP:133:ARG:O	12:AP:134:ARG:HB2	2.01	0.61
21:AV:4:ARG:NH1	21:AV:58:VAL:HG11	2.16	0.61
28:A6:48:VAL:O	28:A6:49:HIS:HB2	1.99	0.61
36:BI:97:PHE:O	48:BU:31:LEU:HD23	2.01	0.61
37:BJ:86:GLN:HB2	37:BJ:148:ASN:OD1	2.01	0.61
37:BJ:137:LYS:HE2	37:BJ:137:LYS:O	2.01	0.61
49:BV:62:ILE:HA	49:BV:66:MET:CE	2.31	0.61
54:CA:85:U:O2'	54:CA:86:U:O5'	2.16	0.61
54:CA:89:U:C2'	54:CA:90:C:O5'	2.49	0.61
54:CA:1160:G:C6	54:CA:1177:G:N2	2.68	0.61
54:CA:1190:G:OP1	33:CF:4:LYS:HA	2.00	0.61
54:CA:1205:U:H1'	33:CF:195:VAL:CG2	2.31	0.61
32:CE:66:GLY:O	32:CE:67:THR:HG23	2.01	0.61
37:CJ:21:VAL:HG23	37:CJ:22:LEU:N	2.14	0.61
38:CK:111:ILE:HG22	38:CK:112:LEU:N	2.16	0.61
39:CL:114:TYR:O	39:CL:114:TYR:CD2	2.53	0.61
43:CP:110:ARG:HG2	43:CP:110:ARG:O	2.01	0.61
45:CR:17:ARG:NH1	45:CR:77:ARG:NH1	2.48	0.61
45:CR:78:TYR:OH	45:CR:88:ARG:HG3	2.00	0.61
49:CV:41:VAL:CG1	49:CV:44:MET:HB2	2.28	0.61
50:CW:13:LEU:CD1	50:CW:17:ARG:HH12	2.13	0.61
52:CD:72:C:C3'	52:CD:73:A:H5''	2.30	0.61
55:DA:366:C:C5	55:DA:403:U:O2'	2.50	0.61
55:DA:654(B):C:H2'	55:DA:654(C):G:C1'	2.30	0.61
55:DA:1085:A:H2'	55:DA:1086:A:H8	1.60	0.61
55:DA:1311:G:H21	55:DA:1603:A:H62	1.48	0.61

*Continued on next page...*

*Continued from previous page...*

Atom-1	Atom-2	Interatomic distance (Å)	Clash overlap (Å)
55:DA:1565:C:H5''	3:DD:18:VAL:HG11	1.83	0.61
55:DA:2062:A:N3	55:DA:2062:A:H2'	2.15	0.61
55:DA:2378:A:H4'	14:DQ:23:ARG:NH1	2.15	0.61
3:DD:206:LEU:HA	3:DD:211:ARG:HH11	1.66	0.61
7:DH:109:PHE:CZ	7:DH:152:ARG:HG2	2.36	0.61
8:DK:41:GLU:CD	8:DK:41:GLU:H	2.04	0.61
57:DY:47:ASN:O	57:DY:48:GLY:O	2.18	0.61
11:DO:126:VAL:HG12	11:DO:147:LEU:HD21	1.82	0.61
14:DQ:13:ARG:O	14:DQ:13:ARG:HD2	2.01	0.61
14:DQ:49:VAL:HG21	14:DQ:77:ALA:HA	1.82	0.61
15:DR:94:ALA:O	15:DR:95:ARG:CB	2.49	0.61
16:D1:91:ASP:OD2	16:D1:96:ALA:HB2	2.00	0.61
27:D5:55:ARG:HG3	27:D5:57:VAL:N	2.10	0.61
1:AA:851:U:C5'	25:AX:49:LYS:HD2	2.30	0.61
1:AA:971:C:H2'	1:AA:972:G:H5'	1.81	0.61
1:AA:2030:A:H4'	1:AA:2031:A:C8	2.34	0.61
1:AA:2091:U:C3'	1:AA:2092:U:C5'	2.73	0.61
1:AA:2291:U:H2'	1:AA:2292:C:C6	2.35	0.61
1:AA:2404:C:H2'	1:AA:2405:G:O4'	2.01	0.61
1:AA:2648:C:H2'	1:AA:2649:U:C6	2.35	0.61
1:AA:2656:U:O4	1:AA:2657:A:C5	2.54	0.61
4:AE:197:ILE:O	4:AE:197:ILE:HG13	2.00	0.61
5:AF:20:LEU:HD23	5:AF:21:ALA:N	2.15	0.61
5:AF:132:VAL:HG22	5:AF:133:ASN:N	2.16	0.61
8:AK:76:THR:OG1	8:AK:77:LEU:N	2.33	0.61
9:AM:57:ALA:O	9:AM:60:ILE:HG13	2.01	0.61
10:AN:88:ASN:OD1	10:AN:92:GLU:HB2	2.00	0.61
15:AR:96:ARG:HB2	15:AR:96:ARG:CZ	2.31	0.61
23:AZ:44:PRO:HG2	23:AZ:46:LEU:CD1	2.29	0.61
28:A6:17:LYS:C	28:A6:19:ARG:H	2.04	0.61
31:BA:134:A:N6	46:BS:25:ARG:NH1	2.43	0.61
31:BA:250:A:O2'	31:BA:251:G:OP2	2.16	0.61
31:BA:1067:A:O2'	31:BA:1068:G:C8	2.50	0.61
31:BA:1348:U:H3	31:BA:1374:A:H2	1.49	0.61
32:BE:5:ILE:HD12	32:BE:59:GLU:HB2	1.83	0.61
32:BE:78:GLN:CB	32:BE:94:ASN:HD21	2.14	0.61
32:BE:111:ARG:HA	32:BE:111:ARG:HH11	1.66	0.61
33:BF:35:GLU:HA	33:BF:38:ARG:CZ	2.30	0.61
34:BG:21:LEU:CD1	34:BG:21:LEU:H	1.80	0.61
46:BS:70:ALA:O	46:BS:74:LEU:HD12	2.00	0.61
54:CA:781:A:OP1	54:CA:1523:G:H5'	2.00	0.61

*Continued on next page...*

*Continued from previous page...*

Atom-1	Atom-2	Interatomic distance (Å)	Clash overlap (Å)
54:CA:1127:G:N2	54:CA:1145:C:C2	2.69	0.61
54:CA:1139:G:H5'	54:CA:1140:C:OP1	2.00	0.61
54:CA:1205:U:H1'	33:CF:195:VAL:HG23	1.83	0.61
32:CE:24:TRP:CZ3	32:CE:26:PRO:HA	2.34	0.61
42:CO:28:LYS:CE	42:CO:33:ARG:HH22	2.13	0.61
55:DA:192:C:H2'	55:DA:193:U:H5'	1.81	0.61
55:DA:1050:A:H8	55:DA:2751:G:H2'	1.66	0.61
55:DA:1082:U:O3'	58:DL:117:THR:HG23	2.01	0.61
55:DA:1332:G:N2	55:DA:1609:A:C2'	2.58	0.61
55:DA:1729:A:H2'	55:DA:1730:U:H5''	1.82	0.61
55:DA:2531:A:H61	55:DA:2662:A:H61	1.48	0.61
3:DD:25:THR:O	3:DD:27:THR:N	2.33	0.61
3:DD:206:LEU:HA	3:DD:211:ARG:NH1	2.16	0.61
5:DF:46:ARG:HG2	5:DF:46:ARG:NH1	2.11	0.61
5:DF:57:VAL:CG1	5:DF:58:ALA:N	2.64	0.61
56:DI:3:LEU:HD21	56:DI:7:ARG:HD2	1.76	0.61
57:DY:31:GLY:O	57:DY:32:LEU:HD13	2.01	0.61
57:DY:41:ARG:O	57:DY:41:ARG:HD2	2.01	0.61
57:DY:71:LEU:CB	57:DY:112:LEU:C	2.61	0.61
58:DL:53:VAL:HG12	58:DL:72:PRO:HB2	1.81	0.61
10:DN:86:ILE:CG2	10:DN:94:ARG:HD2	2.30	0.61
12:DP:37:LEU:HD21	12:DP:130:LYS:HE3	1.81	0.61
1:AA:111:A:H4'	24:AW:69:ARG:NH2	2.16	0.61
1:AA:387:U:O5'	1:AA:387:U:H6	1.84	0.61
1:AA:414:C:H1'	1:AA:1864:U:O2'	2.00	0.61
1:AA:864:G:H2'	1:AA:865:C:C6	2.36	0.61
1:AA:1099:G:H2'	1:AA:1100:C:C6	2.36	0.61
1:AA:1275:A:H4'	1:AA:1276:A:O5'	1.99	0.61
1:AA:1794:U:H2'	1:AA:1795:C:C6	2.35	0.61
1:AA:1928:A:O2'	1:AA:1929:G:H5''	2.00	0.61
1:AA:2092:U:C6	1:AA:2092:U:H5''	2.36	0.61
1:AA:2439:A:H5'	1:AA:2439:A:H8	1.65	0.61
2:AB:15:A:H5'	2:AB:16:G:C8	2.35	0.61
6:AG:104:GLU:HG2	26:A4:23:GLU:HG2	1.82	0.61
7:AH:127:GLU:OE1	7:AH:130:ARG:HB3	1.99	0.61
8:AK:82:ARG:HG3	8:AK:146:ALA:H	1.65	0.61
18:AS:55:ALA:O	18:AS:58:ALA:HB3	2.01	0.61
20:AU:83:THR:HG21	20:AU:94:LYS:HG2	1.83	0.61
24:AW:13:ALA:HA	24:AW:16:LEU:HD21	1.83	0.61
29:A7:19:ARG:HG2	29:A7:19:ARG:NH1	2.10	0.61
32:BE:231:GLU:HB3	32:BE:232:PRO:CD	2.29	0.61

*Continued on next page...*

*Continued from previous page...*

Atom-1	Atom-2	Interatomic distance (Å)	Clash overlap (Å)
34:BG:31:CYS:O	34:BG:31:CYS:SG	2.59	0.61
36:BI:8:ILE:HG21	36:BI:26:ILE:HD11	1.83	0.61
45:BR:2:PRO:HG2	45:BR:3:ILE:H	1.66	0.61
45:BR:82:ILE:HD13	45:BR:82:ILE:O	2.01	0.61
52:BB:19:G:C1'	52:BB:57:G:N2	2.64	0.61
54:CA:157:G:O2'	54:CA:158:G:H5'	2.01	0.61
54:CA:399:G:H2'	54:CA:400:C:H6	1.66	0.61
33:CF:99:VAL:HG23	33:CF:99:VAL:O	2.01	0.61
33:CF:101:LEU:HD23	33:CF:102:ASN:N	2.16	0.61
36:CI:99:ALA:HB3	48:CU:29:PHE:CE2	2.36	0.61
44:CQ:40:CYS:SG	44:CQ:43:CYS:N	2.68	0.61
48:CU:43:PHE:CE2	48:CU:58:LEU:HD11	2.36	0.61
52:CB:74:C:O2'	52:CB:75:C:H5'	2.01	0.61
55:DA:859:G:O2'	55:DA:860:U:P	2.59	0.61
55:DA:890:A:H8	55:DA:892:G:C8	2.19	0.61
55:DA:1105:U:H2'	55:DA:1106:G:H8	1.64	0.61
55:DA:1794:U:H2'	55:DA:1795:C:H6	1.65	0.61
3:DD:62:TYR:HA	3:DD:87:ASN:HD21	1.64	0.61
4:DE:35:GLN:HG2	4:DE:37:ARG:HG2	1.83	0.61
57:DY:35:LYS:HA	57:DY:35:LYS:CE	2.22	0.61
57:DY:87:VAL:O	57:DY:91:LYS:CB	2.46	0.61
9:DM:39:ARG:NH1	9:DM:39:ARG:HB3	2.16	0.61
19:DT:41:ASN:HD22	19:DT:41:ASN:H	1.47	0.61
21:DV:105:VAL:O	21:DV:140:ASP:HA	2.01	0.61
21:DV:193:GLU:N	21:DV:194:PRO:HD2	2.14	0.61
23:DZ:80:LEU:O	23:DZ:80:LEU:HD22	2.00	0.61
1:AA:821:A:H2'	1:AA:946:G:H5''	1.82	0.60
1:AA:847:U:H2'	1:AA:848:G:H5''	1.83	0.60
1:AA:878:A:H5'	1:AA:878:A:N3	2.16	0.60
1:AA:955:C:OP1	12:AP:13:GLN:HA	2.00	0.60
1:AA:1181:C:O2'	1:AA:1182:A:H5'	2.01	0.60
1:AA:2087:G:O2'	1:AA:2088:G:H5'	2.01	0.60
5:AF:51:THR:HG23	5:AF:92:PRO:HG2	1.83	0.60
9:AM:128:HIS:NE2	9:AM:134:ARG:HD2	2.16	0.60
11:AO:101:VAL:HA	11:AO:105:LEU:O	2.01	0.60
21:AV:175:VAL:HG22	21:AV:176:PRO:HD3	1.83	0.60
28:A6:24:GLU:OE1	28:A6:24:GLU:HA	1.99	0.60
31:BA:119:A:O2'	31:BA:120:A:OP2	2.15	0.60
31:BA:667:G:H4'	45:BR:51:HIS:ND1	2.16	0.60
31:BA:748:C:O2'	31:BA:749:C:OP2	2.17	0.60
31:BA:973:G:H1'	40:BM:55:LYS:HG2	1.82	0.60

*Continued on next page...*

*Continued from previous page...*

Atom-1	Atom-2	Interatomic distance (Å)	Clash overlap (Å)
31:BA:1540:U:H2'	31:BA:1541:U:O4'	2.01	0.60
32:BE:19:HIS:CE1	32:BE:204:ASN:HB3	2.34	0.60
34:BG:34:GLU:O	34:BG:35:ARG:HG3	2.01	0.60
40:BM:33:GLN:HB2	40:BM:75:ILE:HG21	1.83	0.60
52:BB:74:C:C1'	52:BB:75:C:H5'	2.30	0.60
54:CA:370:C:O2'	54:CA:371:G:H5'	2.01	0.60
54:CA:629:G:H5''	54:CA:630:G:O5'	2.01	0.60
54:CA:726:C:O2'	54:CA:727:G:H5'	2.01	0.60
54:CA:1158:C:N3	54:CA:1160:G:N7	2.49	0.60
54:CA:1371:G:OP1	39:CL:12:GLU:HB2	2.01	0.60
54:CA:1400:C:H4'	54:CA:1401:G:OP2	2.00	0.60
37:CJ:79:ARG:NH1	37:CJ:82:GLY:HA2	2.16	0.60
38:CK:16:ALA:HB2	38:CK:24:THR:HG21	1.83	0.60
39:CL:41:VAL:O	39:CL:41:VAL:HG12	2.01	0.60
42:CO:62:SER:O	42:CO:64:TYR:HD1	1.83	0.60
46:CS:4:ILE:HD11	46:CS:64:ALA:CB	2.26	0.60
49:CV:39:THR:HG22	49:CV:40:ILE:N	2.14	0.60
50:CW:101:GLY:O	50:CW:103:GLY:N	2.34	0.60
52:CB:19:G:HO2'	52:CB:20:U:P	2.22	0.60
55:DA:273(F):C:H3'	55:DA:274:G:C5'	2.31	0.60
55:DA:636:G:OP1	11:DO:132:LYS:HB2	2.01	0.60
55:DA:1060:U:C1'	55:DA:1061:U:H3'	2.31	0.60
55:DA:1535:U:C5	55:DA:1537:C:O2	2.54	0.60
55:DA:1688:U:O2	55:DA:1700:A:H5''	2.01	0.60
57:DY:141:VAL:CG2	57:DY:142:LEU:N	2.53	0.60
58:DL:11:GLN:HA	58:DL:23:VAL:CG1	2.31	0.60
58:DL:59:ILE:CG2	58:DL:60:TYR:N	2.59	0.60
9:DM:63:THR:HG22	9:DM:66:LYS:HZ2	1.66	0.60
11:DO:71:VAL:HG13	11:DO:72:PRO:CD	2.29	0.60
16:D1:65:ILE:HG12	16:D1:96:ALA:HB1	1.82	0.60
18:DS:92:ARG:O	18:DS:93:ALA:HB3	2.01	0.60
28:D6:28:ARG:HG3	28:D6:31:PRO:HD2	1.83	0.60
1:AA:74:A:C5'	1:AA:75:G:O4'	2.49	0.60
1:AA:309:G:O3'	20:AU:18:GLY:HA3	2.01	0.60
1:AA:414:C:H2'	1:AA:415:A:H8	1.66	0.60
1:AA:813:U:H2'	1:AA:814:C:H6	1.64	0.60
1:AA:1324:G:O2'	1:AA:1616:A:N7	2.28	0.60
1:AA:1688:U:H5'	1:AA:1689:A:OP1	2.01	0.60
1:AA:1820:U:H2'	3:AD:158:ALA:O	2.00	0.60
1:AA:2531:A:H61	1:AA:2662:A:H61	1.47	0.60
1:AA:2584:U:C5	1:AA:2585:U:C5	2.89	0.60

*Continued on next page...*

*Continued from previous page...*

Atom-1	Atom-2	Interatomic distance (Å)	Clash overlap (Å)
1:AA:2657:A:O2'	7:AH:160:LYS:HE3	2.01	0.60
12:AP:85:LYS:HG3	12:AP:86:GLY:N	2.15	0.60
14:AQ:59:LYS:HG2	14:AQ:60:GLY:N	2.15	0.60
15:AR:95:ARG:HG3	15:AR:95:ARG:HH11	1.65	0.60
17:A2:14:VAL:CB	17:A2:96:ILE:HG13	2.28	0.60
31:BA:376:G:OP2	46:BS:67:THR:HG21	2.00	0.60
31:BA:509:A:H5''	34:BG:55:ALA:HB2	1.82	0.60
31:BA:1024:G:H3'	31:BA:1024:G:N3	2.15	0.60
31:BA:1363:A:C4'	31:BA:1364:U:OP1	2.49	0.60
31:BA:1410:G:H2'	31:BA:1411:C:H6	1.65	0.60
32:BE:67:THR:C	32:BE:68:ILE:HD12	2.22	0.60
35:BH:51:VAL:O	35:BH:55:VAL:HG23	2.02	0.60
36:BI:77:ARG:HB3	36:BI:77:ARG:HH11	1.65	0.60
39:BL:46:ALA:HA	39:BL:78:LYS:HB2	1.83	0.60
39:BL:82:ALA:HB1	39:BL:96:LEU:HD11	1.82	0.60
43:BP:79:LYS:HE2	43:BP:82:MET:HE1	1.82	0.60
47:BT:57:VAL:HG12	47:BT:76:LEU:HA	1.83	0.60
48:BU:50:ILE:CD1	48:BU:70:ILE:HG21	2.30	0.60
54:CA:186(A):C:H2'	54:CA:186(B):C:C6	2.35	0.60
32:CE:29:ALA:HA	32:CE:32:ILE:HG22	1.83	0.60
32:CE:204:ASN:HD22	32:CE:205:ASP:N	1.99	0.60
36:CI:72:VAL:CG2	36:CI:90:VAL:HG11	2.30	0.60
38:CK:65:TYR:HA	38:CK:79:VAL:HG23	1.82	0.60
44:CQ:44:LEU:C	44:CQ:44:LEU:HD12	2.22	0.60
46:CS:75:ARG:C	46:CS:77:ALA:H	2.04	0.60
52:CD:59:U:H3'	52:CD:60:U:H6	1.65	0.60
55:DA:775:G:O5'	55:DA:777:A:H1'	2.01	0.60
55:DA:784:A:C5	3:DD:229:VAL:HG21	2.36	0.60
55:DA:877:U:H2'	55:DA:878:A:O5'	2.01	0.60
55:DA:917:A:H2'	55:DA:918:A:H5'	1.83	0.60
55:DA:2060:A:HO2'	55:DA:2061:G:P	2.24	0.60
55:DA:2060:A:O2'	55:DA:2061:G:P	2.59	0.60
55:DA:2688:U:C5	55:DA:2720:U:OP2	2.54	0.60
3:DD:34:VAL:C	3:DD:35:LYS:HG3	2.21	0.60
4:DE:26:ILE:HD13	4:DE:27:LEU:N	2.15	0.60
5:DF:127:GLU:HA	5:DF:127:GLU:OE1	2.01	0.60
56:DI:20:LEU:O	56:DI:24:ILE:HG22	2.00	0.60
56:DI:24:ILE:HD13	56:DI:26:ALA:N	2.15	0.60
57:DY:35:LYS:CE	57:DY:35:LYS:CA	2.79	0.60
57:DY:93:LEU:HD13	57:DY:97:ALA:C	2.22	0.60
57:DY:116:ILE:O	57:DY:116:ILE:CG1	2.49	0.60

*Continued on next page...*



*Continued from previous page...*

Atom-1	Atom-2	Interatomic distance (Å)	Clash overlap (Å)
11:DO:113:LYS:HG2	11:DO:115:LEU:HD23	1.82	0.60
11:DO:122:PRO:CB	11:DO:141:ALA:HB1	2.25	0.60
16:D1:96:ALA:C	16:D1:98:LEU:H	2.03	0.60
18:DS:88:ARG:HH11	18:DS:88:ARG:HG2	1.66	0.60
1:AA:84:A:H5''	20:AU:8:LYS:HG2	1.83	0.60
1:AA:85:G:OP1	20:AU:30:VAL:HG21	2.02	0.60
1:AA:620:G:H4'	1:AA:621:A:C5'	2.31	0.60
1:AA:627:A:O2'	1:AA:628:G:C8	2.54	0.60
1:AA:1252:G:N7	16:A1:36:ARG:NH1	2.49	0.60
1:AA:2219:G:H2'	1:AA:2224:G:H5'	1.83	0.60
1:AA:2734:A:H5'	1:AA:2735:G:OP2	2.01	0.60
1:AA:2746:U:H5''	7:AH:138:LYS:HE3	1.83	0.60
2:AB:39:A:N1	26:A4:1:MET:HB3	2.16	0.60
31:BA:347:G:O2'	31:BA:348:G:H5'	2.00	0.60
31:BA:716:A:N3	41:BN:117:ASN:O	2.35	0.60
31:BA:857:C:H2'	31:BA:858:G:O4'	2.02	0.60
31:BA:1126:U:H4'	31:BA:1127:G:C8	2.37	0.60
32:BE:54:THR:HB	32:BE:201:ILE:HD11	1.83	0.60
35:BH:76:ILE:CG2	35:BH:77:PRO:HD2	2.29	0.60
37:BJ:16:LEU:CD1	39:BL:42:ARG:HA	2.30	0.60
42:BO:25:PRO:HD2	42:BO:98:TYR:OH	2.01	0.60
52:BD:19:G:H4'	52:BD:57:G:H21	1.64	0.60
52:BB:5:G:H2'	52:BB:6:G:H8	1.65	0.60
54:CA:50:A:O2'	54:CA:51:A:P	2.59	0.60
54:CA:245:C:O2	54:CA:283:C:N3	2.34	0.60
54:CA:657:G:O2'	54:CA:658:G:H5'	2.01	0.60
54:CA:1070:U:H2'	54:CA:1071:C:H6	1.65	0.60
54:CA:1330:U:H5'	54:CA:1331:G:OP2	2.01	0.60
34:CG:129:ASN:HA	34:CG:145:GLU:CB	2.31	0.60
34:CG:150:GLU:O	34:CG:152:SER:N	2.34	0.60
35:CH:32:VAL:HG23	35:CH:58:ALA:HB1	1.82	0.60
39:CL:53:VAL:O	39:CL:54:ASP:HB2	2.00	0.60
43:CP:23:TYR:HE1	43:CP:70:LEU:HD12	1.64	0.60
55:DA:654(F):C:C2'	55:DA:654(G):C:OP1	2.48	0.60
55:DA:686:G:H21	55:DA:788:A:H61	1.49	0.60
55:DA:752:A:HO2'	55:DA:753:C:P	2.24	0.60
55:DA:1142(A):A:O2'	55:DA:1143:A:O5'	2.16	0.60
55:DA:1537:C:C5	55:DA:1538:G:C5	2.89	0.60
55:DA:2518:A:H5''	55:DA:2519:U:OP2	2.01	0.60
55:DA:2712:U:O2	55:DA:2712:U:H5''	2.01	0.60
8:DK:93:THR:O	8:DK:96:ASP:HB2	2.01	0.60

*Continued on next page...*

*Continued from previous page...*

Atom-1	Atom-2	Interatomic distance (Å)	Clash overlap (Å)
57:DY:87:VAL:HG13	57:DY:91:LYS:HG3	1.82	0.60
57:DY:131:MET:O	57:DY:133:GLU:HG3	2.02	0.60
57:DY:142:LEU:HD13	57:DY:143:GLN:CA	2.31	0.60
58:DL:102:GLU:CG	58:DL:103:GLN:H	2.14	0.60
56:DJ:7:ARG:CG	56:DJ:7:ARG:NH1	2.62	0.60
9:DM:35:ARG:HD3	9:DM:37:LYS:HD2	1.84	0.60
12:DP:110:THR:HB	12:DP:112:GLU:OE2	2.02	0.60
20:DU:97:ARG:HH21	20:DU:98:VAL:CB	2.08	0.60
24:DW:15:LYS:H	24:DW:67:LYS:HE2	1.65	0.60
1:AA:514:A:O2'	1:AA:515:A:H5'	2.01	0.60
1:AA:2296:U:C4'	1:AA:2297:C:OP1	2.49	0.60
1:AA:2745:C:H4'	7:AH:142:GLY:O	2.02	0.60
2:AB:78:A:H2'	2:AB:79:C:O4'	2.02	0.60
4:AE:101:ARG:HD2	4:AE:169:ASN:O	2.01	0.60
5:AF:114:VAL:HG21	5:AF:202:PHE:CE1	2.36	0.60
7:AH:20:ALA:CB	7:AH:23:ARG:HE	2.13	0.60
10:AN:11:ALA:HB1	10:AN:99:PHE:O	2.01	0.60
14:AQ:49:VAL:HG21	14:AQ:77:ALA:HA	1.83	0.60
14:AQ:106:ARG:CZ	14:AQ:106:ARG:HB2	2.32	0.60
15:AR:95:ARG:NH1	15:AR:95:ARG:HG3	2.17	0.60
16:A1:16:LYS:O	16:A1:20:LEU:HD23	2.01	0.60
19:AT:30:VAL:HG12	19:AT:31:HIS:N	2.16	0.60
21:AV:107:THR:N	21:AV:108:PRO:CD	2.52	0.60
21:AV:122:ARG:HH11	21:AV:122:ARG:HG2	1.66	0.60
21:AV:170:THR:O	21:AV:171:ILE:HB	2.02	0.60
31:BA:820:U:C4'	31:BA:821:G:OP2	2.49	0.60
31:BA:1174:G:H2'	31:BA:1175:G:C8	2.36	0.60
31:BA:1321:C:C3'	31:BA:1322:C:H5''	2.32	0.60
32:BE:17:PHE:CZ	32:BE:44:LEU:HA	2.36	0.60
33:BF:129:ALA:CB	33:BF:132:ARG:HB3	2.30	0.60
35:BH:75:THR:HG23	35:BH:76:ILE:N	2.17	0.60
36:BI:82:ARG:HH11	36:BI:82:ARG:HG2	1.67	0.60
40:BM:6:ILE:HG22	40:BM:98:ILE:HA	1.84	0.60
42:BO:25:PRO:C	42:BO:27:LEU:H	2.03	0.60
44:BQ:15:LYS:NZ	44:BQ:16:PHE:H	1.98	0.60
51:BX:8:THR:O	51:BX:12:LYS:HB2	2.02	0.60
53:B1:36:G:C3'	53:B1:37:G:H5''	2.31	0.60
54:CA:662:G:O2'	54:CA:836:G:H5''	2.01	0.60
54:CA:1305:G:H22	54:CA:1331:G:C2'	2.02	0.60
32:CE:4:GLU:O	32:CE:5:ILE:HG23	2.00	0.60
34:CG:96:LEU:HD12	34:CG:139:ARG:CZ	2.32	0.60

*Continued on next page...*

*Continued from previous page...*

Atom-1	Atom-2	Interatomic distance (Å)	Clash overlap (Å)
48:CU:53:ARG:NH2	48:CU:60:ALA:N	2.49	0.60
50:CW:13:LEU:HD12	50:CW:17:ARG:HH12	1.66	0.60
52:CC:50:U:O2'	52:CC:51:U:H5'	2.01	0.60
55:DA:548:A:H2'	55:DA:549:G:C5'	2.31	0.60
55:DA:968:G:H2'	55:DA:969:U:C6	2.36	0.60
55:DA:1059:G:OP2	55:DA:1060:U:H3'	2.01	0.60
55:DA:1071:G:H5'	55:DA:1088:A:O2'	2.00	0.60
55:DA:1092:C:H2'	55:DA:1093:G:O4'	2.01	0.60
55:DA:1538:G:O2'	55:DA:1539:G:H5'	2.01	0.60
55:DA:2677:G:H2'	55:DA:2678:C:C6	2.36	0.60
56:DI:4:ASP:OD2	56:DI:5:ILE:HD12	2.02	0.60
57:DY:27:VAL:CG1	57:DY:110:GLY:HA3	2.19	0.60
57:DY:71:LEU:CA	57:DY:113:GLN:CB	2.69	0.60
58:DL:3:LYS:C	58:DL:4:VAL:HG23	2.22	0.60
24:DW:57:ILE:HG22	24:DW:61:LEU:HD12	1.83	0.60
26:D4:61:ARG:HA	26:D4:64:GLY:H	1.64	0.60
28:D6:11:LEU:HG	28:D6:51:GLU:OE2	2.01	0.60
30:D8:61:LEU:O	30:D8:62:LEU:HB2	2.01	0.60
1:AA:518:G:H4'	18:AS:18:ARG:HH11	1.66	0.60
1:AA:1171:G:H3'	1:AA:1171:G:P	2.42	0.60
1:AA:2707:G:H5''	13:A0:68:ARG:NH2	2.16	0.60
6:AG:104:GLU:HG2	26:A4:23:GLU:HG3	1.83	0.60
6:AG:171:ALA:O	6:AG:175:LEU:HG	2.01	0.60
11:AO:47:ASP:HB3	11:AO:48:PRO:CA	2.31	0.60
12:AP:52:VAL:O	12:AP:55:VAL:HG12	2.02	0.60
19:AT:34:ALA:CB	19:AT:39:ILE:HD11	2.28	0.60
21:AV:175:VAL:HG22	21:AV:176:PRO:CD	2.32	0.60
24:AW:24:LEU:HD21	24:AW:28:LYS:HE2	1.84	0.60
31:BA:115:G:H1'	31:BA:116:A:N7	2.16	0.60
31:BA:531:U:C4'	31:BA:532:A:OP1	2.49	0.60
31:BA:965:A:C4'	31:BA:966:G:OP1	2.48	0.60
31:BA:1028(B):C:H3'	31:BA:1029:G:H5''	1.82	0.60
31:BA:1145:C:H2'	31:BA:1145:C:O2	2.02	0.60
32:BE:101:MET:HE2	32:BE:108:ILE:HG21	1.83	0.60
36:BI:91:VAL:HG11	48:BU:72:ARG:HH12	1.66	0.60
46:BS:1:MET:HE1	46:BS:65:GLN:HB2	1.84	0.60
54:CA:39:G:N7	54:CA:547:A:C8	2.69	0.60
54:CA:411:A:C5	54:CA:413:G:H1'	2.37	0.60
54:CA:1293:G:H2'	54:CA:1294:G:C8	2.36	0.60
36:CI:38:GLU:HB2	36:CI:64:GLN:O	2.02	0.60
40:CM:48:THR:HA	40:CM:62:HIS:CB	2.20	0.60

*Continued on next page...*

*Continued from previous page...*

Atom-1	Atom-2	Interatomic distance (Å)	Clash overlap (Å)
55:DA:118:A:H5'	55:DA:119:A:H8	1.67	0.60
55:DA:222:A:H3'	55:DA:421:U:H5''	1.83	0.60
55:DA:630:G:OP2	30:D8:15:LYS:NZ	2.35	0.60
55:DA:878:A:H5''	55:DA:878:A:N3	2.16	0.60
55:DA:2347:C:P	28:D6:39:TYR:HH	2.24	0.60
55:DA:2875:C:H4'	15:DR:5:ALA:HB2	1.81	0.60
3:DD:10:THR:HG23	3:DD:13:ARG:HB3	1.84	0.60
8:DK:60:GLU:HG3	8:DK:61:ARG:CZ	2.31	0.60
8:DK:74:ASN:ND2	8:DK:75:LEU:N	2.46	0.60
57:DY:73:GLY:HA2	57:DY:119:ALA:C	2.21	0.60
21:DV:23:LYS:HE2	21:DV:40:ASP:OD2	2.01	0.60
22:D3:27:GLU:HA	22:D3:67:VAL:HG12	1.83	0.60
1:AA:1005:C:H2'	1:AA:1006:C:C6	2.37	0.60
1:AA:1497:U:H5''	1:AA:1498:C:OP2	2.02	0.60
1:AA:2009:G:OP1	18:AS:41:LYS:HE3	2.02	0.60
1:AA:2820:A:N3	13:A0:4:LEU:HD23	2.16	0.60
2:AB:12:C:H4'	2:AB:13:A:H5''	1.83	0.60
3:AD:134:ARG:HG3	3:AD:135:PHE:CE2	2.37	0.60
4:AE:111:ARG:HD2	4:AE:118:LYS:HE3	1.83	0.60
7:AH:117:PRO:HB3	7:AH:123:PHE:HE1	1.67	0.60
8:AK:98:ALA:HA	8:AK:109:ILE:HD11	1.83	0.60
9:AM:99:LEU:O	9:AM:103:VAL:HG23	2.02	0.60
10:AN:69:ILE:HD12	10:AN:69:ILE:N	2.16	0.60
18:AS:65:LEU:HD21	18:AS:67:ASP:OD2	2.01	0.60
18:AS:88:ARG:NH1	18:AS:94:ASP:OD1	2.34	0.60
20:AU:17:SER:HB2	20:AU:71:LYS:HD2	1.84	0.60
21:AV:80:ARG:O	21:AV:81:ARG:HG3	2.01	0.60
21:AV:178:GLU:C	21:AV:180:VAL:N	2.55	0.60
24:AW:26:ARG:HH11	24:AW:26:ARG:HB3	1.67	0.60
28:A6:9:LEU:HD22	28:A6:11:LEU:HD22	1.82	0.60
28:A6:25:LYS:NZ	28:A6:27:LYS:HD2	2.16	0.60
31:BA:37:U:O2'	31:BA:38:G:H5'	2.01	0.60
31:BA:951:G:H1'	31:BA:970:C:O2'	2.01	0.60
31:BA:1023:G:H2'	31:BA:1024:G:OP1	2.01	0.60
33:BF:30:ARG:HD3	44:BQ:35:ARG:O	2.01	0.60
34:BG:3:ARG:HB2	34:BG:3:ARG:NH2	2.16	0.60
34:BG:24:GLU:H	34:BG:27:TYR:CB	2.14	0.60
39:BL:47:LEU:N	39:BL:47:LEU:HD12	2.17	0.60
43:BP:67:GLU:HG3	43:BP:68:GLY:H	1.66	0.60
48:BU:23:LYS:C	48:BU:23:LYS:HD2	2.22	0.60
54:CA:324:G:N2	54:CA:326:G:H3'	2.16	0.60

*Continued on next page...*

*Continued from previous page...*

Atom-1	Atom-2	Interatomic distance (Å)	Clash overlap (Å)
54:CA:1170:A:H2'	54:CA:1171:G:O4'	2.02	0.60
54:CA:1327:C:H2'	54:CA:1328:C:C6	2.36	0.60
32:CE:122:PHE:HA	32:CE:139:LYS:NZ	2.17	0.60
34:CG:25:ARG:NH1	34:CG:30:LYS:HG3	2.16	0.60
35:CH:33:VAL:HG12	35:CH:112:LEU:HD12	1.83	0.60
37:CJ:26:PHE:O	37:CJ:30:ILE:HG12	2.01	0.60
43:CP:7:VAL:CB	6:DG:115:ARG:HH22	2.14	0.60
45:CR:54:ARG:HH11	45:CR:54:ARG:HG2	1.66	0.60
50:CW:96:GLY:O	50:CW:97:ALA:HB3	2.01	0.60
55:DA:386:G:H4'	55:DA:387:U:OP2	2.02	0.60
55:DA:893:C:H3'	55:DA:894:C:H5	1.63	0.60
55:DA:894:C:H2'	55:DA:895:U:H6	1.65	0.60
55:DA:1075:C:H5''	21:DV:195:GLU:CD	2.22	0.60
55:DA:1309:G:H4'	29:D7:7:PRO:HB2	1.84	0.60
55:DA:2165:G:N3	55:DA:2165:G:H2'	2.16	0.60
2:DB:77:U:P	21:DV:19:ARG:HH22	2.25	0.60
2:DB:104:A:H2'	2:DB:105:G:O4'	2.01	0.60
3:DD:130:ALA:C	3:DD:131:LEU:HD12	2.22	0.60
7:DH:8:PRO:HG2	7:DH:69:ARG:HE	1.66	0.60
56:DI:4:ASP:HA	56:DI:8:ILE:CG1	2.32	0.60
57:DY:25:PHE:CD1	57:DY:82:PHE:CD1	2.82	0.60
58:DL:20:ALA:HB3	58:DL:21:PRO:CD	2.31	0.60
10:DN:104:ARG:HH11	10:DN:104:ARG:HG2	1.66	0.60
13:D0:38:VAL:HB	13:D0:39:PRO:HD3	1.83	0.60
13:D0:87:TYR:CE1	13:D0:118:GLU:HB3	2.36	0.60
16:D1:58:ARG:HA	16:D1:61:TRP:CE3	2.37	0.60
19:DT:8:ILE:HD12	19:DT:8:ILE:N	2.17	0.60
20:DU:74:PRO:O	20:DU:80:GLY:HA2	2.01	0.60
21:DV:178:GLU:C	21:DV:179:ASP:OD1	2.39	0.60
23:DZ:53:VAL:HB	23:DZ:58:ILE:HD12	1.82	0.60
27:D5:33:CYS:HB2	27:D5:40:LYS:CD	2.23	0.60
1:AA:2:G:O2'	1:AA:3:U:H5'	2.01	0.60
1:AA:557:U:H2'	1:AA:558:G:H8	1.66	0.60
1:AA:654(F):C:C2'	1:AA:654(G):C:OP1	2.50	0.60
1:AA:1454:U:H1'	13:A0:60:LEU:HD11	1.83	0.60
1:AA:2065:C:H2'	1:AA:2066:C:H6	1.66	0.60
1:AA:2581:G:H4'	1:AA:2582:G:N7	2.14	0.60
1:AA:2693:A:H2'	1:AA:2694:G:C8	2.37	0.60
1:AA:2842:G:O2'	1:AA:2843:G:H5'	2.01	0.60
1:AA:2867:G:HO2'	1:AA:2868:A:H8	1.46	0.60
3:AD:10:THR:HG23	3:AD:13:ARG:HB2	1.82	0.60

*Continued on next page...*

Continued from previous page...

Atom-1	Atom-2	Interatomic distance (Å)	Clash overlap (Å)
9:AM:89:LYS:NZ	9:AM:89:LYS:HB3	2.17	0.60
11:AO:29:LYS:HD2	11:AO:30:THR:HG23	1.84	0.60
14:AQ:52:SER:O	14:AQ:56:LEU:CD2	2.49	0.60
15:AR:136:GLN:O	15:AR:136:GLN:HG2	2.01	0.60
18:AS:92:ARG:HH11	18:AS:92:ARG:HG2	1.66	0.60
20:AU:56:PRO:HB2	20:AU:57:GLN:HE22	1.66	0.60
20:AU:87:LYS:CB	20:AU:92:ASN:HB3	2.28	0.60
22:A3:5:LYS:HD2	52:BC:74:C:H5	1.65	0.60
23:AZ:53:VAL:HG22	23:AZ:74:VAL:HG13	1.84	0.60
24:AW:10:LEU:O	24:AW:14:ARG:HB2	2.02	0.60
31:BA:73:G:H2'	31:BA:74:C:C6	2.36	0.60
31:BA:191(F):U:H5'	31:BA:191(F):U:H6	1.66	0.60
31:BA:1158:C:C2	31:BA:1160:G:N7	2.69	0.60
31:BA:1176:A:C6	31:BA:1177:G:C5	2.89	0.60
32:BE:88:ALA:HB2	32:BE:219:VAL:HG23	1.84	0.60
42:BO:89:ARG:CG	42:BO:90:VAL:H	2.14	0.60
46:BS:5:ARG:NH2	46:BS:24:ALA:HA	2.16	0.60
47:BT:45:HIS:O	47:BT:73:VAL:HG12	2.02	0.60
54:CA:38:G:N3	54:CA:397:A:C2	2.70	0.60
54:CA:279:A:H5''	54:CA:280:C:H3'	1.84	0.60
34:CG:196:LEU:HD12	34:CG:196:LEU:N	2.12	0.60
55:DA:492:A:C2'	55:DA:493:G:H5'	2.32	0.60
55:DA:1077:A:N3	55:DA:1077:A:H2'	2.17	0.60
55:DA:2053:G:H5'	4:DE:144:ARG:O	2.00	0.60
55:DA:2426:A:O2'	55:DA:2427:C:OP1	2.19	0.60
55:DA:2665:A:O2'	55:DA:2666:C:H5'	2.01	0.60
7:DH:3:ARG:HA	7:DH:3:ARG:NE	2.17	0.60
56:DI:24:ILE:O	56:DI:26:ALA:N	2.35	0.60
8:DK:133:HIS:CB	8:DK:134:PRO:HD2	2.31	0.60
57:DY:26:LEU:O	57:DY:111:LEU:N	2.30	0.60
56:DJ:20:LEU:HA	56:DJ:23:LEU:HB3	1.84	0.60
56:DJ:25:ASP:O	56:DJ:29:GLU:OE1	2.19	0.60
9:DM:134:ARG:O	9:DM:136:GLU:N	2.35	0.60
10:DN:36:GLY:HA3	10:DN:109:LYS:HG3	1.83	0.60
19:DT:67:GLY:O	19:DT:69:TYR:N	2.34	0.60
21:DV:106:GLY:O	21:DV:107:THR:HG23	2.02	0.60
21:DV:120:ILE:O	21:DV:171:ILE:HA	2.00	0.60
21:DV:175:VAL:HB	21:DV:176:PRO:CA	2.32	0.60
1:AA:752:A:C5	1:AA:1781:C:O4'	2.55	0.60
1:AA:932:G:H4'	1:AA:933:A:O5'	2.01	0.60
1:AA:1248:G:C4	16:A1:3:ARG:HG3	2.37	0.60

Continued on next page...

*Continued from previous page...*

Atom-1	Atom-2	Interatomic distance (Å)	Clash overlap (Å)
1:AA:2035:G:H4'	1:AA:2036:C:OP2	2.02	0.60
1:AA:2050:C:H1'	4:AE:156:MET:CE	2.32	0.60
1:AA:2285:C:N4	28:A6:27:LYS:HE3	2.17	0.60
1:AA:2505:G:O2'	1:AA:2506:U:C6	2.55	0.60
3:AD:91:ARG:O	3:AD:107:ALA:HB3	2.01	0.60
4:AE:11:MET:HA	4:AE:24:THR:HA	1.82	0.60
4:AE:27:LEU:HB2	4:AE:181:LEU:HD13	1.84	0.60
7:AH:152:ARG:O	7:AH:153:LYS:HB2	2.01	0.60
9:AM:38:HIS:ND1	9:AM:39:ARG:N	2.49	0.60
17:A2:20:LEU:O	17:A2:93:GLU:HA	2.02	0.60
20:AU:86:ARG:HB3	20:AU:88:LYS:HZ1	1.67	0.60
21:AV:125:LEU:HG	21:AV:164:ALA:HB3	1.82	0.60
21:AV:146:ILE:HG23	21:AV:147:GLY:N	2.00	0.60
21:AV:154:ASP:O	21:AV:155:LEU:O	2.19	0.60
26:A4:10:VAL:HG13	26:A4:11:PRO:HD2	1.82	0.60
30:A8:32:LEU:CD2	30:A8:34:TRP:N	2.62	0.60
31:BA:8:A:O2'	35:BH:103:GLY:N	2.35	0.60
31:BA:926:G:N1	53:B1:45:U:H2'	2.16	0.60
31:BA:965:A:O2'	31:BA:966:G:H5'	2.01	0.60
31:BA:1085:U:H4'	31:BA:1086:U:OP1	2.01	0.60
31:BA:1380:U:H5''	31:BA:1381:U:OP1	2.01	0.60
34:BG:20:TYR:HB3	34:BG:27:TYR:CE1	2.36	0.60
40:BM:6:ILE:HA	40:BM:97:GLU:O	2.01	0.60
44:BQ:12:ARG:CZ	44:BQ:14:PRO:HG3	2.32	0.60
54:CA:74:C:O5'	54:CA:74:C:H6	1.85	0.60
54:CA:619:U:O2	34:CG:135:LEU:HD21	2.02	0.60
54:CA:1129:C:C5'	54:CA:1130:A:H5'	2.32	0.60
33:CF:180:ALA:O	33:CF:181:ASN:HB3	2.02	0.60
34:CG:11:LEU:C	34:CG:13:ARG:H	2.05	0.60
34:CG:135:LEU:H	34:CG:135:LEU:HD22	1.66	0.60
38:CK:6:ILE:HD12	38:CK:6:ILE:N	2.17	0.60
38:CK:91:ARG:HH11	38:CK:91:ARG:CG	2.15	0.60
40:CM:74:ILE:HD13	40:CM:74:ILE:N	2.17	0.60
41:CN:79:SER:CB	41:CN:106:LYS:HD2	2.28	0.60
55:DA:182:A:H2'	55:DA:183:C:O4'	2.01	0.60
55:DA:654(S):G:O3'	55:DA:654(T):A:H8	1.84	0.60
55:DA:774:A:H2	55:DA:787:U:O2'	1.84	0.60
55:DA:1299:G:H5''	55:DA:1300:U:OP1	2.01	0.60
55:DA:1332:G:N2	55:DA:1610:A:H8	2.00	0.60
55:DA:2848:G:O2'	55:DA:2849:U:O5'	2.19	0.60
5:DF:134:GLY:H	5:DF:162:LEU:HD22	1.65	0.60

*Continued on next page...*

*Continued from previous page...*

Atom-1	Atom-2	Interatomic distance (Å)	Clash overlap (Å)
56:DI:9:LYS:O	56:DI:11:GLU:C	2.39	0.60
57:DY:29:TYR:CZ	57:DY:32:LEU:HD11	2.33	0.60
57:DY:115:GLN:O	57:DY:115:GLN:CG	2.50	0.60
10:DN:4:PRO:O	10:DN:5:GLN:CB	2.50	0.60
10:DN:98:VAL:HG13	10:DN:117:LEU:HB2	1.82	0.60
12:DP:108:GLY:O	12:DP:109:VAL:HG23	2.02	0.60
1:AA:1008:C:N4	1:AA:1136:G:N1	2.50	0.60
1:AA:1111:A:O2'	1:AA:1112:G:H4'	2.02	0.60
1:AA:1161:C:O2'	1:AA:1162:G:H5'	2.02	0.60
1:AA:1286:A:C2'	1:AA:1288:U:OP2	2.49	0.60
1:AA:2494:G:OP1	22:A3:2:ALA:O	2.20	0.60
1:AA:2687:U:C4	1:AA:2688:U:C5	2.90	0.60
4:AE:31:CYS:HB3	4:AE:49:LEU:HB3	1.82	0.60
4:AE:134:ILE:O	4:AE:134:ILE:HG12	2.01	0.60
9:AM:120:LEU:HD23	9:AM:120:LEU:C	2.21	0.60
11:AO:42:SER:O	11:AO:43:GLY:C	2.40	0.60
20:AU:9:LYS:O	20:AU:27:VAL:HG22	2.02	0.60
20:AU:43:ASN:HD22	20:AU:43:ASN:H	1.49	0.60
20:AU:75:ILE:HB	20:AU:80:GLY:N	2.16	0.60
24:AW:23:LYS:O	24:AW:27:GLU:HG3	2.02	0.60
31:BA:135:C:O2	46:BS:1:MET:HB3	2.01	0.60
31:BA:327:A:O2'	31:BA:329:A:O4'	2.13	0.60
31:BA:359:U:H2'	31:BA:360:A:C8	2.36	0.60
36:BI:3:ARG:HH22	36:BI:36:ARG:HH22	1.50	0.60
42:BO:18:VAL:O	42:BO:19:ARG:CB	2.50	0.60
43:BP:84:ILE:HG22	43:BP:85:GLY:H	1.66	0.60
53:B1:31:A:H2'	53:B1:32:A:C8	2.37	0.60
54:CA:243:A:H4'	54:CA:244:U:H5''	1.83	0.60
54:CA:948:C:C5	43:CP:106:ASN:ND2	2.69	0.60
54:CA:1053:G:O6	54:CA:1199:U:H2'	2.02	0.60
32:CE:93:VAL:HG11	32:CE:97:TRP:HD1	1.66	0.60
33:CF:23:TYR:CG	33:CF:24:ALA:N	2.70	0.60
33:CF:92:ALA:HB2	33:CF:99:VAL:HG22	1.84	0.60
34:CG:63:LYS:HD3	34:CG:197:PRO:O	2.01	0.60
35:CH:11:ILE:HG13	35:CH:31:LEU:HD12	1.82	0.60
43:CP:116:THR:C	43:CP:117:VAL:CG1	2.70	0.60
49:CV:15:LEU:H	49:CV:15:LEU:CD2	2.13	0.60
49:CV:86:GLU:OE2	49:CV:86:GLU:CA	2.48	0.60
50:CW:98:PRO:O	50:CW:100:ILE:N	2.32	0.60
55:DA:887:A:O4'	55:DA:887:A:OP2	2.19	0.60
55:DA:1735:C:H6	55:DA:1735:C:C5'	2.14	0.60

*Continued on next page...*



*Continued from previous page...*

Atom-1	Atom-2	Interatomic distance (Å)	Clash overlap (Å)
55:DA:2790:A:H2	55:DA:2894:G:C5'	2.13	0.60
2:DB:65:C:O2'	2:DB:66:A:H5'	2.02	0.60
4:DE:51:PHE:HD1	4:DE:52:LEU:CD1	2.14	0.60
5:DF:167:ALA:HB1	5:DF:173:VAL:HG11	1.83	0.60
6:DG:15:VAL:HG13	6:DG:175:LEU:HB2	1.84	0.60
6:DG:131:TYR:HB3	6:DG:159:VAL:CG1	2.32	0.60
57:DY:96:PHE:O	57:DY:97:ALA:CB	2.50	0.60
57:DY:128:LEU:HA	57:DY:129:PRO:HB3	1.82	0.60
12:DP:20:ALA:HB1	12:DP:99:PRO:HB2	1.84	0.60
15:DR:16:ARG:HD3	15:DR:19:LEU:HG	1.82	0.60
15:DR:16:ARG:HH12	15:DR:81:PRO:HA	1.67	0.60
15:DR:34:VAL:HG12	15:DR:35:LYS:N	2.16	0.60
15:DR:102:ILE:HA	15:DR:105:LEU:HD21	1.83	0.60
20:DU:47:LYS:C	20:DU:49:VAL:H	2.05	0.60
21:DV:52:SER:O	21:DV:54:HIS:N	2.35	0.60
25:DX:26:LEU:HD21	25:DX:46:ASN:HB2	1.84	0.60
1:AA:363(C):G:H2'	1:AA:363(D):G:O4'	2.02	0.60
1:AA:846:C:H4'	1:AA:847:U:O5'	2.01	0.60
1:AA:1082:U:H3'	1:AA:1082:U:C6	2.37	0.60
1:AA:1140:C:H5'	1:AA:1143:A:N6	2.17	0.60
1:AA:1579:A:H8	1:AA:1579:A:H5'	1.66	0.60
1:AA:2312:U:O5'	1:AA:2312:U:H6	1.85	0.60
1:AA:2341:G:H2'	1:AA:2342:C:H6	1.67	0.60
5:AF:150:GLY:HA2	5:AF:172:TRP:CE3	2.37	0.60
12:AP:42:ILE:HD13	12:AP:97:VAL:CG2	2.32	0.60
14:AQ:49:VAL:HG12	14:AQ:73:LEU:HD22	1.84	0.60
26:A4:15:ILE:HD12	26:A4:15:ILE:N	2.16	0.60
28:A6:35:GLU:O	28:A6:36:LEU:HB2	2.02	0.60
29:A7:47:ARG:HH11	29:A7:47:ARG:H	1.49	0.60
35:BH:110:LEU:O	35:BH:115:VAL:HG22	2.02	0.60
37:BJ:73:MET:HA	37:BJ:91:VAL:HG23	1.82	0.60
54:CA:265:G:H2'	54:CA:267:C:H5	1.66	0.60
54:CA:703:G:O2'	54:CA:704:A:P	2.60	0.60
54:CA:789:U:C2	54:CA:791:G:OP2	2.55	0.60
54:CA:1004:A:O4'	54:CA:1036:G:C6	2.55	0.60
32:CE:7:VAL:HG21	32:CE:217:ARG:HH11	1.65	0.60
32:CE:17:PHE:CB	32:CE:44:LEU:HD11	2.32	0.60
34:CG:59:ARG:NH2	34:CG:62:GLN:HG3	2.17	0.60
34:CG:96:LEU:HD12	34:CG:139:ARG:NH1	2.17	0.60
35:CH:122:GLU:OE1	35:CH:131:ILE:HG13	2.01	0.60
40:CM:27:ALA:HB3	40:CM:34:VAL:HG21	1.83	0.60

*Continued on next page...*

*Continued from previous page...*

Atom-1	Atom-2	Interatomic distance (Å)	Clash overlap (Å)
43:CP:65:LYS:NZ	26:D4:52:THR:HB	2.17	0.60
43:CP:81:LEU:O	43:CP:84:ILE:HG22	2.02	0.60
52:CB:5:G:H2'	52:CB:6:G:H8	1.67	0.60
55:DA:304:G:H2'	55:DA:305:U:H6	1.67	0.60
55:DA:1838:C:H4'	55:DA:1839:G:C8	2.36	0.60
55:DA:2023:G:H5'	55:DA:2617:C:H4'	1.84	0.60
55:DA:2312:U:H6	55:DA:2312:U:O5'	1.85	0.60
55:DA:2723:C:H5''	13:D0:1:MET:HG2	1.82	0.60
6:DG:107:LEU:HD11	6:DG:178:PHE:CE1	2.37	0.60
56:DI:29:GLU:CA	56:DJ:2:ALA:CB	2.67	0.60
57:DY:23:SER:HB2	57:DY:67:GLY:O	2.02	0.60
58:DL:57:ILE:HD12	58:DL:58:THR:O	2.02	0.60
58:DL:75:SER:O	58:DL:79:ARG:HD3	2.01	0.60
11:DO:119:GLU:HA	11:DO:119:GLU:OE1	2.01	0.60
14:DQ:42:ASP:O	14:DQ:43:GLU:HB2	1.99	0.60
21:DV:82:ARG:HG2	21:DV:82:ARG:HH11	1.66	0.60
21:DV:162:GLU:CG	21:DV:163:LEU:N	2.63	0.60
24:DW:18:PRO:O	24:DW:21:LEU:HB2	2.01	0.60
28:D6:44:ARG:O	28:D6:45:LYS:CB	2.50	0.60
30:D8:54:GLU:O	30:D8:58:ILE:HG13	2.02	0.60
1:AA:278:A:H2'	1:AA:279:C:H6	1.67	0.59
1:AA:1316:U:O2'	1:AA:1317:A:H5'	2.02	0.59
1:AA:1829:A:C8	1:AA:1830:C:C6	2.90	0.59
1:AA:2712:U:O2'	1:AA:2712(A):A:H3'	2.01	0.59
1:AA:2807:G:H3'	1:AA:2808:U:H5''	1.83	0.59
4:AE:25:VAL:HA	4:AE:182:LEU:O	2.02	0.59
7:AH:117:PRO:HB3	7:AH:123:PHE:CE1	2.37	0.59
7:AH:136:ILE:HD12	7:AH:136:ILE:N	2.17	0.59
9:AM:15:LEU:HD13	9:AM:16:ILE:N	2.17	0.59
11:AO:62:LEU:HD12	30:A8:27:THR:HG22	1.82	0.59
16:A1:5:LYS:HB2	16:A1:5:LYS:HZ2	1.67	0.59
20:AU:42:VAL:HG22	20:AU:65:ALA:HB3	1.83	0.59
20:AU:45:VAL:HA	20:AU:61:ILE:O	2.02	0.59
22:A3:43:THR:HG23	22:A3:43:THR:O	2.01	0.59
24:AW:65:ASN:ND2	24:AW:69:ARG:HH21	1.99	0.59
31:BA:254:G:OP1	47:BT:67:LYS:O	2.19	0.59
31:BA:411:A:H3'	31:BA:411:A:OP2	2.02	0.59
31:BA:535:A:H5''	31:BA:536:C:OP2	2.02	0.59
31:BA:628:G:O2'	31:BA:629:G:H5'	2.02	0.59
31:BA:939:G:H2'	31:BA:940:C:C6	2.37	0.59
33:BF:77:ILE:O	33:BF:83:ARG:HB3	2.02	0.59

*Continued on next page...*

Continued from previous page...

Atom-1	Atom-2	Interatomic distance (Å)	Clash overlap (Å)
38:BK:20:TYR:HD1	38:BK:65:TYR:CD2	2.19	0.59
49:BV:40:ILE:CG2	49:BV:67:VAL:HA	2.31	0.59
50:BW:23:ARG:O	50:BW:26:ASN:ND2	2.34	0.59
52:BD:72:C:C2'	52:BD:73:A:H5''	2.30	0.59
54:CA:447:G:O6	54:CA:485:G:H2'	2.02	0.59
54:CA:1004:A:O5'	54:CA:1036:G:O6	2.20	0.59
32:CE:194:PRO:O	32:CE:196:LEU:N	2.34	0.59
35:CH:41:VAL:HG13	35:CH:113:ALA:HB2	1.83	0.59
55:DA:481:G:O2'	55:DA:482:A:OP2	2.12	0.59
55:DA:1803:A:H4'	3:DD:259:THR:CG2	2.31	0.59
55:DA:1805:U:O2	3:DD:50:THR:HB	2.02	0.59
55:DA:2698:U:H2'	55:DA:2699:C:C6	2.37	0.59
55:DA:2726:U:O2'	55:DA:2727:G:H5'	2.02	0.59
55:DA:2751:G:N3	7:DH:3:ARG:HB3	2.17	0.59
3:DD:17:THR:CG2	3:DD:204:ILE:HA	2.32	0.59
3:DD:94:LEU:HD11	3:DD:96:HIS:CE1	2.37	0.59
8:DK:17:GLN:O	8:DK:18:VAL:HB	2.02	0.59
8:DK:95:LYS:CA	8:DK:111:PRO:HG3	2.27	0.59
57:DY:71:LEU:C	57:DY:71:LEU:HD13	2.22	0.59
57:DY:128:LEU:HA	57:DY:129:PRO:CB	2.32	0.59
57:DY:141:VAL:CG2	57:DY:142:LEU:H	2.10	0.59
58:DL:63:ARG:HD3	58:DL:64:SER:O	2.02	0.59
58:DL:98:ARG:N	58:DL:98:ARG:NH1	2.50	0.59
10:DN:1:MET:HE3	10:DN:67:LYS:HG2	1.83	0.59
18:DS:15:ARG:HE	27:D5:20:ARG:CZ	2.15	0.59
19:DT:54:VAL:HG22	19:DT:81:VAL:HB	1.84	0.59
21:DV:105:VAL:HG13	21:DV:140:ASP:HB3	1.82	0.59
21:DV:111:VAL:HG22	21:DV:145:GLU:HA	1.83	0.59
28:D6:30:THR:N	28:D6:31:PRO:O	2.35	0.59
30:D8:29:LYS:HZ2	30:D8:44:LYS:HB2	1.65	0.59
1:AA:220:G:O2'	1:AA:233:A:N3	2.28	0.59
1:AA:391:G:H2'	1:AA:392:C:H6	1.67	0.59
1:AA:559:G:H22	16:A1:49:HIS:CD2	2.20	0.59
1:AA:1341:U:H5''	19:AT:57:LEU:HD22	1.84	0.59
1:AA:1373:A:C6	1:AA:1374:G:C4	2.90	0.59
1:AA:2037:G:H2'	1:AA:2038:G:C8	2.37	0.59
5:AF:21:ALA:C	5:AF:23:ASP:H	2.05	0.59
6:AG:147:ASP:HB3	43:BP:11:ARG:HH22	1.66	0.59
31:BA:9:G:H2'	31:BA:10:A:C8	2.37	0.59
31:BA:164:U:H2'	31:BA:165:C:C6	2.37	0.59
31:BA:324:G:N2	31:BA:326:G:H3'	2.16	0.59

Continued on next page...

*Continued from previous page...*

Atom-1	Atom-2	Interatomic distance (Å)	Clash overlap (Å)
31:BA:757:U:H2'	31:BA:758:G:O4'	2.02	0.59
31:BA:765:G:N2	31:BA:812:C:O2'	2.35	0.59
32:BE:12:GLU:HB3	32:BE:213:LEU:HD11	1.83	0.59
33:BF:90:GLU:O	33:BF:93:LYS:HB3	2.02	0.59
35:BH:78:HIS:HA	38:BK:105:ARG:HG3	1.84	0.59
38:BK:29:SER:HB3	38:BK:32:LYS:HD2	1.82	0.59
42:BO:84:LEU:HD22	42:BO:85:ILE:O	2.01	0.59
54:CA:265:G:H4'	47:CT:66:SER:HA	1.82	0.59
54:CA:1319:A:H5'	54:CA:1320:C:OP1	2.03	0.59
32:CE:16:HIS:HD2	32:CE:210:SER:HA	1.68	0.59
32:CE:67:THR:C	32:CE:68:ILE:HD12	2.23	0.59
32:CE:178:ARG:HH22	32:CE:196:LEU:C	2.05	0.59
34:CG:188:LEU:HD23	34:CG:189:PRO:HD2	1.85	0.59
36:CI:99:ALA:HB1	48:CU:23:LYS:HZ2	1.64	0.59
48:CU:25:THR:O	48:CU:26:LEU:HD23	2.01	0.59
49:CV:24:ALA:C	49:CV:26:GLY:H	2.05	0.59
52:CD:13:C:H2'	52:CD:14:A:H5'	1.83	0.59
52:CD:37:MIA:C11	52:CD:38:A:H1'	2.32	0.59
52:CD:56:C:N3	55:DA:2112:G:N2	2.49	0.59
52:CB:57:G:H4'	21:DV:182:LYS:HZ3	1.67	0.59
55:DA:1151:G:H5''	16:D1:81:HIS:CE1	2.37	0.59
55:DA:2250:G:C5	12:DP:82:ARG:HD3	2.36	0.59
55:DA:2377:A:H4'	14:DQ:111:GLU:O	2.02	0.59
55:DA:2823:A:OP1	4:DE:113:PHE:HB2	2.02	0.59
4:DE:131:ALA:HB1	4:DE:135:HIS:CE1	2.36	0.59
7:DH:151:ILE:HG22	7:DH:151:ILE:O	2.02	0.59
57:DY:71:LEU:HA	57:DY:113:GLN:HA	1.83	0.59
57:DY:122:VAL:O	57:DY:125:LEU:N	2.36	0.59
16:D1:108:GLU:CG	17:D2:44:LYS:HE3	2.33	0.59
17:D2:41:GLY:N	17:D2:46:VAL:HG13	2.17	0.59
17:D2:45:THR:HG22	17:D2:45:THR:O	2.02	0.59
20:DU:47:LYS:HA	20:DU:60:PHE:HD1	1.67	0.59
21:DV:20:ARG:HG2	21:DV:20:ARG:NH1	2.10	0.59
21:DV:139:VAL:HG22	21:DV:155:LEU:HD22	1.85	0.59
22:D3:3:HIS:O	22:D3:4:LYS:CB	2.50	0.59
27:D5:40:LYS:NZ	27:D5:46:CYS:HB3	2.16	0.59
1:AA:671:C:H5'	1:AA:671:C:H6	1.67	0.59
1:AA:1106:G:H2'	1:AA:1107:G:H8	1.66	0.59
1:AA:1914:C:H2'	1:AA:1915:U:O4'	2.02	0.59
5:AF:84:VAL:HG12	5:AF:85:GLY:N	2.16	0.59
5:AF:155:LEU:CD2	5:AF:186:ILE:HD13	2.30	0.59

*Continued on next page...*

*Continued from previous page...*

Atom-1	Atom-2	Interatomic distance (Å)	Clash overlap (Å)
6:AG:81:LYS:O	6:AG:82:LEU:HB2	2.02	0.59
15:AR:36:GLU:O	15:AR:36:GLU:HG3	2.02	0.59
21:AV:130:PRO:CA	21:AV:133:ILE:HD11	2.32	0.59
23:AZ:30:VAL:O	23:AZ:31:GLY:O	2.19	0.59
23:AZ:86:SER:N	23:AZ:87:PRO:HD2	2.17	0.59
26:A4:63:TYR:CE2	49:BV:41:VAL:CA	2.85	0.59
31:BA:408:A:O3'	34:BG:24:GLU:CD	2.40	0.59
31:BA:646:U:H2'	31:BA:647:C:H6	1.67	0.59
31:BA:1020:U:O2'	31:BA:1021:G:H5''	2.02	0.59
31:BA:1067:A:H1'	31:BA:1068:G:C1'	2.31	0.59
31:BA:1148:U:C2'	31:BA:1149:C:H5'	2.33	0.59
31:BA:1492:A:H1'	53:B1:50:U:O2'	2.02	0.59
32:BE:142:LEU:HD23	32:BE:146:GLN:HB2	1.84	0.59
34:BG:112:VAL:HG22	34:BG:112:VAL:O	2.01	0.59
35:BH:12:LEU:HD23	35:BH:13:ILE:H	1.67	0.59
35:BH:32:VAL:HG12	35:BH:33:VAL:H	1.65	0.59
35:BH:69:VAL:O	35:BH:71:LEU:HG	2.03	0.59
37:BJ:71:PRO:HD3	37:BJ:103:TRP:HZ3	1.67	0.59
41:BN:21:ILE:HD13	41:BN:94:ALA:CB	2.32	0.59
46:BS:51:VAL:HG12	46:BS:52:ASP:N	2.17	0.59
54:CA:194:C:C2'	54:CA:195:A:H5''	2.32	0.59
54:CA:261:U:C5	50:CW:79:ARG:NH1	2.69	0.59
54:CA:1262:C:H2'	54:CA:1263:C:C6	2.37	0.59
54:CA:1299:A:C8	54:CA:1301:U:H1'	2.37	0.59
54:CA:1363:A:C4'	54:CA:1364:U:H5''	2.24	0.59
37:CJ:16:LEU:HD12	39:CL:42:ARG:HA	1.85	0.59
37:CJ:23:VAL:HG12	37:CJ:27:ILE:CD1	2.31	0.59
42:CO:51:ALA:O	42:CO:52:LEU:HG	2.02	0.59
43:CP:90:LEU:HD22	49:CV:78:ARG:NH2	2.12	0.59
44:CQ:15:LYS:HD2	44:CQ:16:PHE:CE2	2.37	0.59
49:CV:14:HIS:HD2	49:CV:35:SER:HB2	1.67	0.59
49:CV:67:VAL:N	26:D4:59:PHE:HE1	1.97	0.59
52:CB:68:C:H2'	52:CB:69:G:H8	1.67	0.59
52:CC:9:A:O2'	52:CC:10:G:N7	2.30	0.59
55:DA:55:G:N3	55:DA:127:A:H2	1.99	0.59
55:DA:222:A:O2'	55:DA:223:A:P	2.59	0.59
55:DA:278:A:O2'	55:DA:279:C:OP1	2.18	0.59
55:DA:811:U:OP2	11:DO:21:ARG:O	2.21	0.59
55:DA:1904:G:O2'	55:DA:1905:C:H5'	2.02	0.59
55:DA:2197:U:O2'	55:DA:2198:A:H8	1.85	0.59
3:DD:155:LEU:HD23	3:DD:177:LEU:HD22	1.85	0.59

*Continued on next page...*

*Continued from previous page...*

Atom-1	Atom-2	Interatomic distance (Å)	Clash overlap (Å)
3:DD:206:LEU:HA	3:DD:211:ARG:HG2	1.83	0.59
5:DF:9:ILE:HD12	5:DF:123:LEU:CD2	2.32	0.59
6:DG:67:LYS:O	6:DG:67:LYS:HD2	2.02	0.59
7:DH:152:ARG:HE	7:DH:153:LYS:HE3	1.65	0.59
8:DK:2:LYS:HB3	8:DK:20:ASP:HB3	1.83	0.59
8:DK:38:LEU:HD12	8:DK:38:LEU:N	2.07	0.59
58:DL:95:LYS:H	58:DL:136:VAL:CG1	2.15	0.59
58:DL:123:ALA:HA	58:DL:126:MET:SD	2.42	0.59
12:DP:68:ILE:HD13	12:DP:103:MET:HE3	1.83	0.59
12:DP:104:PHE:CE1	12:DP:125:LEU:HD11	2.35	0.59
24:DW:43:GLN:O	24:DW:44:LEU:HG	2.02	0.59
27:D5:4:HIS:CB	27:D5:5:PRO:CD	2.77	0.59
1:AA:426:C:O2'	1:AA:427:U:H5'	2.03	0.59
1:AA:458:G:C1'	1:AA:459:U:C5	2.80	0.59
1:AA:467:G:OP1	29:A7:33:ARG:NH1	2.36	0.59
1:AA:483:A:H5'	20:AU:49:VAL:HG22	1.84	0.59
1:AA:897:C:H2'	1:AA:898:C:C5'	2.32	0.59
1:AA:1771:C:H1'	1:AA:1786:A:C8	2.38	0.59
5:AF:68:LYS:HB3	5:AF:69:HIS:CD2	2.37	0.59
8:AK:10:GLU:OE2	8:AK:11:ASN:HB2	2.01	0.59
8:AK:76:THR:C	8:AK:77:LEU:HD23	2.23	0.59
9:AM:46:VAL:O	9:AM:47:ALA:HB3	2.02	0.59
17:A2:77:ALA:C	17:A2:78:LYS:HG2	2.22	0.59
26:A4:63:TYR:O	26:A4:63:TYR:CD2	2.56	0.59
29:A7:49:ARG:OXT	29:A7:49:ARG:HD3	2.02	0.59
31:BA:501:C:H2'	31:BA:502:G:H8	1.67	0.59
31:BA:947:G:H2'	31:BA:948:C:H6	1.67	0.59
31:BA:973:G:H1'	40:BM:55:LYS:CD	2.31	0.59
31:BA:975:A:H4'	31:BA:1358:U:H1'	1.84	0.59
31:BA:1005:A:H5''	31:BA:1006:C:C6	2.37	0.59
33:BF:75:VAL:HG12	33:BF:75:VAL:O	2.01	0.59
37:BJ:21:VAL:HG23	37:BJ:22:LEU:H	1.68	0.59
40:BM:98:ILE:HD12	40:BM:98:ILE:N	2.16	0.59
48:BU:22:VAL:HG22	48:BU:23:LYS:H	1.67	0.59
49:BV:42:PRO:CA	49:BV:45:VAL:HG13	2.32	0.59
52:BB:5:G:O2'	52:BB:6:G:H5'	2.02	0.59
54:CA:630:G:O2'	54:CA:631:G:H5''	2.00	0.59
54:CA:1288:A:O4'	54:CA:1353:G:H4'	2.02	0.59
54:CA:1300:G:O2'	54:CA:1301:U:P	2.61	0.59
54:CA:1379:G:O6	37:CJ:2:ALA:HB3	2.01	0.59
32:CE:200:ILE:HD12	32:CE:200:ILE:N	2.13	0.59

*Continued on next page...*

*Continued from previous page...*

Atom-1	Atom-2	Interatomic distance (Å)	Clash overlap (Å)
34:CG:152:SER:HB3	34:CG:155:LEU:CD1	2.32	0.59
38:CK:112:LEU:HD12	38:CK:114:THR:HG23	1.83	0.59
40:CM:96:ILE:H	40:CM:96:ILE:HD13	1.67	0.59
48:CU:20:ALA:O	48:CU:22:VAL:N	2.35	0.59
48:CU:50:ILE:H	48:CU:50:ILE:CD1	2.13	0.59
52:CD:2:C:H5''	52:CD:2:C:C6	2.32	0.59
52:CB:37:MIA:HN6	52:CB:37:MIA:C16	2.15	0.59
55:DA:95:G:H4'	24:DW:46:GLN:HB3	1.85	0.59
55:DA:498:G:H21	20:DU:47:LYS:NZ	1.99	0.59
55:DA:1021:A:C8	55:DA:1021:A:C3'	2.83	0.59
55:DA:1205:U:H4'	55:DA:1206:G:OP2	2.02	0.59
55:DA:1558:A:H4'	55:DA:1559:G:O5'	2.02	0.59
55:DA:2754:U:H5'	55:DA:2755:C:OP2	2.02	0.59
55:DA:2786:U:O2'	4:DE:62:PRO:HA	2.01	0.59
5:DF:102:PRO:O	5:DF:106:ARG:HG2	2.01	0.59
6:DG:10:LYS:O	6:DG:15:VAL:HG23	2.02	0.59
6:DG:38:VAL:HG22	6:DG:93:THR:HG23	1.84	0.59
8:DK:57:ARG:HA	8:DK:60:GLU:HB3	1.83	0.59
57:DY:75:GLN:HB3	57:DY:110:GLY:C	2.21	0.59
58:DL:66:THR:O	58:DL:67:PHE:HB2	2.03	0.59
58:DL:93:ARG:C	58:DL:136:VAL:HG12	2.23	0.59
20:DU:76:CYS:SG	20:DU:77:PRO:CD	2.79	0.59
22:D3:43:THR:HG23	22:D3:43:THR:O	2.00	0.59
1:AA:1:G:H2'	1:AA:2:G:C8	2.38	0.59
1:AA:84:A:P	20:AU:8:LYS:HD3	2.42	0.59
1:AA:607:U:O4	1:AA:608:A:C5	2.54	0.59
1:AA:654(I):C:O2	1:AA:654(I):C:C2'	2.50	0.59
1:AA:811:U:C4	11:AO:21:ARG:NH2	2.69	0.59
1:AA:919:G:H5'	2:AB:81:G:H1'	1.84	0.59
1:AA:1817:G:OP1	3:AD:88:ARG:NH2	2.30	0.59
1:AA:2389:G:H5''	1:AA:2390:U:C5'	2.32	0.59
1:AA:2459:A:C2	1:AA:2460:U:H1'	2.37	0.59
4:AE:13:ARG:HA	4:AE:21:VAL:O	2.02	0.59
7:AH:26:VAL:HG13	7:AH:27:LYS:N	2.18	0.59
8:AK:8:PRO:HD3	8:AK:15:VAL:CG2	2.32	0.59
12:AP:14:ARG:HG2	12:AP:41:TRP:HH2	1.66	0.59
12:AP:89:ASN:O	12:AP:91:GLU:N	2.36	0.59
12:AP:127:ILE:HG22	12:AP:128:LYS:N	2.16	0.59
14:AQ:10:ARG:O	14:AQ:12:PHE:N	2.35	0.59
14:AQ:11:LYS:HD2	14:AQ:15:ARG:HH21	1.67	0.59
15:AR:74:ARG:HH11	15:AR:74:ARG:CG	2.16	0.59

*Continued on next page...*

*Continued from previous page...*

Atom-1	Atom-2	Interatomic distance (Å)	Clash overlap (Å)
15:AR:81:PRO:HD2	15:AR:82:LEU:HD12	1.84	0.59
16:A1:108:GLU:OE1	17:A2:45:THR:HA	2.02	0.59
31:BA:209:U:O2'	31:BA:210:U:P	2.60	0.59
31:BA:1285:A:O2'	31:BA:1286:A:OP2	2.18	0.59
31:BA:1390:U:H2'	31:BA:1391:U:C6	2.38	0.59
38:BK:88:LYS:HB3	38:BK:89:PRO:HD2	1.85	0.59
43:BP:90:LEU:CD1	49:BV:78:ARG:HH21	2.14	0.59
50:BW:70:SER:O	50:BW:73:HIS:HB2	2.03	0.59
51:BX:26:LYS:HA	51:BX:26:LYS:HZ3	1.65	0.59
54:CA:135:C:H2'	54:CA:136:C:H5'	1.85	0.59
54:CA:245:C:O2'	54:CA:246:A:H5'	2.02	0.59
54:CA:267:C:OP1	47:CT:67:LYS:HB2	2.02	0.59
54:CA:346:G:H4'	15:DR:41:ARG:NH1	2.17	0.59
54:CA:882:C:O2'	54:CA:883:C:H5'	2.03	0.59
54:CA:913:A:H4'	54:CA:914:A:O5'	2.03	0.59
54:CA:968:A:H4'	54:CA:969:A:OP2	2.03	0.59
54:CA:1032:A:H3'	54:CA:1032(A):G:C4'	2.32	0.59
54:CA:1106:G:H2'	54:CA:1107:C:H6	1.66	0.59
34:CG:119:GLN:NE2	34:CG:123:HIS:NE2	2.50	0.59
39:CL:22:GLY:N	39:CL:58:HIS:O	2.33	0.59
55:DA:284:U:H2'	55:DA:285:C:H6	1.65	0.59
55:DA:524:U:H2'	55:DA:525:U:C6	2.37	0.59
55:DA:673:C:OP1	5:DF:54:ARG:HD2	2.02	0.59
55:DA:1030:G:OP2	12:DP:128:LYS:HE2	2.02	0.59
55:DA:1049:C:H1'	55:DA:1113:U:H4'	1.83	0.59
55:DA:1204:A:O2'	55:DA:1205:U:C5'	2.51	0.59
55:DA:2285:C:N4	28:D6:27:LYS:HE2	2.17	0.59
5:DF:155:LEU:CD1	5:DF:174:VAL:HG22	2.33	0.59
6:DG:161:THR:HG22	6:DG:162:THR:N	2.17	0.59
57:DY:116:ILE:HG13	57:DY:116:ILE:O	2.02	0.59
57:DY:138:LEU:C	57:DY:140:GLY:N	2.56	0.59
58:DL:52:ILE:HD12	58:DL:53:VAL:H	1.66	0.59
9:DM:30:ILE:HG22	9:DM:34:LEU:HD21	1.85	0.59
10:DN:104:ARG:NH1	15:DR:36:GLU:HG3	2.17	0.59
11:DO:96:THR:HG22	11:DO:126:VAL:HG23	1.83	0.59
13:D0:9:LYS:O	13:D0:9:LYS:HG2	2.02	0.59
20:DU:53:PRO:O	20:DU:54:LYS:C	2.39	0.59
21:DV:27:VAL:HG12	21:DV:87:ASP:HB3	1.84	0.59
21:DV:59:LEU:O	21:DV:61:LEU:N	2.35	0.59
21:DV:117:LEU:CD1	21:DV:117:LEU:N	2.66	0.59
22:D3:36:ILE:H	22:D3:36:ILE:HD13	1.66	0.59

*Continued on next page...*



*Continued from previous page...*

Atom-1	Atom-2	Interatomic distance (Å)	Clash overlap (Å)
22:D3:50:ASN:HB2	22:D3:81:VAL:HB	1.83	0.59
23:DZ:87:PRO:O	23:DZ:88:LYS:C	2.39	0.59
1:AA:1385:G:H4'	1:AA:1385:G:OP1	2.01	0.59
1:AA:1970:A:C5'	1:AA:1971:A:OP1	2.51	0.59
1:AA:2319:G:H1'	1:AA:2320:A:C4	2.38	0.59
1:AA:2376:A:H2	14:AQ:112:PHE:HB2	1.67	0.59
2:AB:81:G:C2	2:AB:82:G:C5	2.90	0.59
6:AG:77:ILE:O	6:AG:81:LYS:O	2.20	0.59
6:AG:115:ARG:CB	43:BP:7:VAL:HG11	2.31	0.59
12:AP:25:ASP:OD1	12:AP:102:VAL:HB	2.02	0.59
12:AP:78:PRO:O	12:AP:79:LEU:CB	2.50	0.59
17:A2:64:HIS:HD2	17:A2:92:THR:HA	1.66	0.59
19:AT:63:LYS:HE3	19:AT:63:LYS:N	2.11	0.59
22:A3:27:GLU:OE1	22:A3:69:PHE:HB2	2.02	0.59
23:AZ:19:GLN:HB2	23:AZ:35:THR:O	2.02	0.59
31:BA:426:G:H4'	34:BG:41:GLY:O	2.02	0.59
31:BA:538:G:H3'	42:BO:115:LYS:NZ	2.17	0.59
31:BA:559:A:H4'	31:BA:560:U:C5'	2.31	0.59
31:BA:1158:C:O2'	32:BE:133:LYS:HE2	2.02	0.59
31:BA:1229:A:H2'	31:BA:1230:C:C6	2.38	0.59
31:BA:1319:A:H2'	31:BA:1323:G:N7	2.18	0.59
32:BE:211:ILE:O	32:BE:215:LEU:HD23	2.02	0.59
33:BF:129:ALA:HB3	33:BF:132:ARG:HB3	1.85	0.59
37:BJ:21:VAL:HG23	37:BJ:22:LEU:N	2.17	0.59
49:BV:33:THR:OG1	49:BV:34:TRP:N	2.36	0.59
50:BW:38:LYS:O	50:BW:41:ILE:HG12	2.02	0.59
50:BW:100:ILE:HD12	50:BW:100:ILE:N	2.18	0.59
52:BC:44:G:H3'	52:BC:45:U:C6	2.38	0.59
54:CA:881:G:P	42:CO:12:ARG:HH22	2.25	0.59
54:CA:971:G:N2	54:CA:1363:A:OP2	2.28	0.59
54:CA:992:U:O2'	54:CA:993:G:OP2	2.20	0.59
54:CA:1323:G:H2'	54:CA:1324:A:H8	1.65	0.59
33:CF:13:GLY:HA3	44:CQ:57:ARG:NE	2.16	0.59
34:CG:117:ALA:O	34:CG:121:VAL:HG23	2.02	0.59
35:CH:10:MET:SD	35:CH:13:ILE:HD11	2.43	0.59
38:CK:64:LYS:HG2	38:CK:79:VAL:HG21	1.85	0.59
49:CV:81:ARG:HG2	49:CV:82:GLY:N	2.17	0.59
50:CW:17:ARG:HG3	50:CW:17:ARG:HH11	1.68	0.59
55:DA:228:A:C2'	55:DA:229:A:OP1	2.51	0.59
55:DA:458:G:O2'	55:DA:459:U:OP2	2.21	0.59
55:DA:894:C:O5'	55:DA:894:C:H6	1.86	0.59

*Continued on next page...*

*Continued from previous page...*

Atom-1	Atom-2	Interatomic distance (Å)	Clash overlap (Å)
55:DA:1062:G:H1'	55:DA:1088:A:C6	2.37	0.59
55:DA:1077:A:C1'	58:DL:93:ARG:HH22	2.15	0.59
55:DA:2654:A:N9	55:DA:2656:U:O2	2.36	0.59
55:DA:2656:U:C5	55:DA:2664:G:N2	2.70	0.59
7:DH:42:ARG:HH11	7:DH:42:ARG:HG2	1.67	0.59
7:DH:60:ARG:HH11	7:DH:60:ARG:HG2	1.68	0.59
56:DI:27:LEU:O	56:DI:29:GLU:HB2	2.02	0.59
57:DY:29:TYR:CD2	57:DY:32:LEU:HD21	2.37	0.59
57:DY:104:ILE:CB	57:DY:105:PRO:HD2	2.31	0.59
58:DL:146:ASP:O	58:DL:147:ALA:CB	2.51	0.59
9:DM:115:ARG:O	9:DM:118:LYS:HB2	2.02	0.59
11:DO:19:VAL:HG22	11:DO:20:GLY:H	1.67	0.59
15:DR:27:THR:CG2	15:DR:90:GLN:HB3	2.27	0.59
18:DS:52:GLU:O	18:DS:55:ALA:HB3	2.03	0.59
19:DT:40:LYS:HG3	19:DT:51:VAL:HB	1.84	0.59
1:AA:78:A:H2'	1:AA:79:G:C8	2.38	0.59
1:AA:142:G:C1'	19:AT:37:THR:HG21	2.32	0.59
1:AA:532:A:HO2'	1:AA:533:G:P	2.26	0.59
1:AA:654(C):G:H2'	1:AA:654(D):G:C1'	2.33	0.59
1:AA:883:G:H2'	1:AA:884:C:C5	2.38	0.59
1:AA:914:C:C2'	1:AA:915:C:H5'	2.28	0.59
1:AA:1379:A:C2'	1:AA:1380:G:OP1	2.50	0.59
1:AA:2043:C:H1'	1:AA:2779:U:O4	2.02	0.59
1:AA:2113:U:H3'	1:AA:2114:A:C5'	2.31	0.59
1:AA:2295:C:OP2	14:AQ:10:ARG:HD2	2.02	0.59
1:AA:2315:G:H2'	1:AA:2316:C:H6	1.66	0.59
1:AA:2679:A:H5'	4:AE:165:VAL:HG11	1.84	0.59
1:AA:2748:A:H3'	1:AA:2748:A:N3	2.18	0.59
1:AA:2882:A:C5'	13:A0:96:ARG:HG3	2.31	0.59
2:AB:81:G:H5'	2:AB:82:G:OP2	2.02	0.59
11:AO:59:LEU:O	11:AO:61:ARG:HG2	2.03	0.59
17:A2:87:HIS:HD1	17:A2:88:ARG:N	2.01	0.59
21:AV:20:ARG:HH11	21:AV:20:ARG:HG2	1.68	0.59
23:AZ:92:LYS:NZ	23:AZ:97:LEU:HG	2.16	0.59
31:BA:155:C:O2'	31:BA:156:G:H5'	2.02	0.59
31:BA:474:G:H5''	46:BS:81:ARG:HD3	1.84	0.59
31:BA:599:C:H4'	38:BK:130:GLY:HA3	1.85	0.59
31:BA:631:G:O2'	31:BA:632:A:OP1	2.19	0.59
31:BA:740:U:O2'	31:BA:741:G:H5'	2.02	0.59
31:BA:1112:C:C4	33:BF:178:LEU:HD23	2.38	0.59
32:BE:207:ALA:O	32:BE:211:ILE:HG13	2.02	0.59

*Continued on next page...*

*Continued from previous page...*

Atom-1	Atom-2	Interatomic distance (Å)	Clash overlap (Å)
33:BF:164:ARG:NE	53:B1:55:U:O4	2.36	0.59
34:BG:68:TYR:OH	34:BG:196:LEU:HD21	2.02	0.59
37:BJ:15:ASP:OD2	37:BJ:16:LEU:N	2.34	0.59
42:BO:90:VAL:O	42:BO:92:ASP:N	2.34	0.59
54:CA:639:G:O2'	54:CA:640:A:H5'	2.03	0.59
54:CA:663:A:H2'	54:CA:664:G:O4'	2.01	0.59
54:CA:1151:A:H2'	54:CA:1152:A:H8	1.64	0.59
54:CA:1254:C:H41	40:CM:43:ARG:HH12	1.50	0.59
32:CE:178:ARG:HD2	38:CK:71:GLY:C	2.23	0.59
32:CE:188:ALA:O	32:CE:202:PRO:HA	2.03	0.59
33:CF:6:HIS:ND1	44:CQ:49:HIS:HB3	2.18	0.59
33:CF:79:ARG:HH11	33:CF:79:ARG:HG2	1.66	0.59
34:CG:98:GLU:OE1	34:CG:194:LEU:HD21	2.03	0.59
34:CG:156:GLU:HG2	34:CG:160:GLN:HE21	1.67	0.59
40:CM:6:ILE:CG2	40:CM:98:ILE:HG13	2.33	0.59
42:CO:28:LYS:O	42:CO:29:GLY:C	2.40	0.59
43:CP:116:THR:CG2	43:CP:117:VAL:H	2.15	0.59
43:CP:124:PRO:CB	43:CP:125:ARG:CA	2.81	0.59
47:CT:59:ILE:HG21	47:CT:71:PHE:HB3	1.84	0.59
52:CB:57:G:H5''	21:DV:182:LYS:CE	2.32	0.59
55:DA:54:G:O2'	29:D7:35:ARG:HD3	2.02	0.59
55:DA:868:U:C4	55:DA:869:G:N7	2.71	0.59
55:DA:1694:C:O2'	55:DA:1695:G:OP2	2.19	0.59
55:DA:2701:C:H3'	55:DA:2702:U:C5'	2.19	0.59
2:DB:95:U:C6	2:DB:95:U:C3'	2.86	0.59
4:DE:41:LYS:HE2	4:DE:41:LYS:HA	1.82	0.59
8:DK:29:TYR:C	8:DK:32:PRO:HD2	2.22	0.59
57:DY:123:GLU:O	57:DY:127:GLU:HB2	2.01	0.59
58:DL:63:ARG:HE	58:DL:63:ARG:C	2.06	0.59
58:DL:101:TRP:C	58:DL:104:VAL:HB	2.23	0.59
11:DO:115:LEU:CB	11:DO:131:SER:HB2	2.33	0.59
13:D0:67:LEU:HD12	13:D0:76:VAL:HG21	1.85	0.59
20:DU:81:LYS:NZ	20:DU:98:VAL:HG11	2.17	0.59
21:DV:6:LYS:O	21:DV:7:ALA:HB2	2.02	0.59
21:DV:176:PRO:O	21:DV:177:PRO:C	2.39	0.59
28:D6:17:LYS:O	28:D6:18:ARG:HB2	2.02	0.59
1:AA:331:A:O2'	1:AA:332:A:OP1	2.17	0.59
1:AA:633:A:H2'	1:AA:634:C:H5'	1.83	0.59
1:AA:864:G:H2'	1:AA:865:C:H6	1.67	0.59
1:AA:925:C:C3'	1:AA:926:A:H5''	2.32	0.59
1:AA:1029:A:H5''	12:AP:128:LYS:HE2	1.84	0.59

*Continued on next page...*

*Continued from previous page...*

Atom-1	Atom-2	Interatomic distance (Å)	Clash overlap (Å)
1:AA:1810:A:H2'	1:AA:1811:G:C5'	2.33	0.59
1:AA:2147:G:H3'	1:AA:2147:G:H8	1.68	0.59
1:AA:2741:A:H2'	1:AA:2742:C:O4'	2.01	0.59
1:AA:2758:A:C3'	1:AA:2759:G:H5''	2.32	0.59
2:AB:15:A:H5'	2:AB:16:G:H8	1.68	0.59
5:AF:25:PRO:O	5:AF:26:ALA:HB3	2.03	0.59
5:AF:184:TYR:O	5:AF:188:ARG:HB2	2.02	0.59
8:AK:124:GLY:O	8:AK:141:LYS:HA	2.02	0.59
9:AM:42:TRP:O	16:A1:64:ARG:NH2	2.36	0.59
11:AO:79:ARG:O	11:AO:111:ARG:HB2	2.03	0.59
15:AR:56:GLY:O	15:AR:59:THR:HG22	2.02	0.59
21:AV:183:LEU:O	21:AV:184:ALA:CB	2.51	0.59
26:A4:35:VAL:O	26:A4:37:SER:N	2.35	0.59
31:BA:137:C:H1'	46:BS:63:GLY:HA3	1.84	0.59
31:BA:745:C:H2'	31:BA:746:A:C8	2.37	0.59
31:BA:1027:C:H2'	31:BA:1028:C:C5	2.38	0.59
31:BA:1181:G:C5	31:BA:1182:G:N2	2.71	0.59
31:BA:1216:G:OP1	44:BQ:2:ALA:HA	2.02	0.59
31:BA:1218:C:OP2	44:BQ:9:LYS:NZ	2.33	0.59
31:BA:1452:C:H1'	31:BA:1454:G:C4	2.38	0.59
31:BA:1535:C:C2'	31:BA:1536:C:H5'	2.33	0.59
33:BF:116:VAL:HG11	33:BF:141:VAL:HG21	1.85	0.59
36:BI:33:TYR:OH	36:BI:78:GLU:HG3	2.03	0.59
51:BX:9:ARG:NH1	51:BX:13:ILE:HD12	2.17	0.59
52:BB:69:G:C2'	52:BB:70:G:H5''	2.29	0.59
54:CA:921:U:O2	35:CH:19:MET:HB2	2.02	0.59
54:CA:951:G:O2'	54:CA:972:C:H5	1.85	0.59
40:CM:54:PHE:CZ	40:CM:55:LYS:NZ	2.70	0.59
43:CP:12:ASN:HA	43:CP:46:LYS:HB2	1.85	0.59
49:CV:42:PRO:HD3	26:D4:63:TYR:CE2	2.37	0.59
50:CW:59:ALA:HA	50:CW:62:LEU:HD12	1.83	0.59
52:CB:11:C:H2'	52:CB:12:U:C6	2.38	0.59
53:C1:31:A:O2'	53:C1:32:A:P	2.60	0.59
55:DA:218:A:H2	55:DA:235:U:H4'	1.68	0.59
55:DA:590:A:H2'	55:DA:591:C:C6	2.37	0.59
55:DA:1061:U:H5''	55:DA:1070:A:O2'	2.03	0.59
55:DA:1278:A:O2'	13:D0:34:ILE:HD12	2.02	0.59
55:DA:1379:A:HO2'	55:DA:1380:G:P	2.25	0.59
55:DA:1962:C:O2'	55:DA:1964:G:OP2	2.20	0.59
3:DD:10:THR:HG23	3:DD:13:ARG:HB2	1.85	0.59
6:DG:34:LEU:HD13	6:DG:34:LEU:O	2.03	0.59

*Continued on next page...*

*Continued from previous page...*

Atom-1	Atom-2	Interatomic distance (Å)	Clash overlap (Å)
7:DH:24:VAL:O	7:DH:24:VAL:HG23	2.02	0.59
56:DI:24:ILE:C	56:DI:26:ALA:N	2.51	0.59
57:DY:23:SER:O	57:DY:25:PHE:N	2.36	0.59
57:DY:48:GLY:O	57:DY:49:ALA:C	2.40	0.59
57:DY:95:GLN:O	57:DY:96:PHE:CD2	2.56	0.59
58:DL:7:VAL:HG12	58:DL:8:VAL:H	1.66	0.59
58:DL:106:GLU:OE1	58:DL:109:LYS:HD2	2.02	0.59
56:DJ:10:GLU:OE1	56:DJ:10:GLU:O	2.20	0.59
10:DN:87:ILE:HD12	10:DN:91:LEU:HD12	1.85	0.59
11:DO:112:LEU:HD22	11:DO:113:LYS:N	2.18	0.59
16:D1:5:LYS:HB2	16:D1:5:LYS:NZ	2.17	0.59
26:D4:13:ARG:O	26:D4:14:ILE:HB	2.03	0.59
30:D8:17:THR:CG2	30:D8:21:LYS:HB2	2.32	0.59
30:D8:22:VAL:HG21	30:D8:53:PRO:HB2	1.85	0.59
1:AA:419:C:H2'	1:AA:420:C:O4'	2.02	0.59
1:AA:1010:A:H5'	16:A1:62:ILE:HG21	1.84	0.59
1:AA:1141:U:H5'	9:AM:25:ARG:HH21	1.68	0.59
1:AA:1963:U:H2'	1:AA:1963:U:O2	2.03	0.59
1:AA:2225:A:H4'	1:AA:2226:C:O5'	2.01	0.59
5:AF:18:ARG:O	5:AF:19:GLU:HB3	2.02	0.59
5:AF:63:LYS:NZ	5:AF:67:GLN:HB2	2.18	0.59
5:AF:128:ALA:O	5:AF:130:ALA:N	2.36	0.59
6:AG:114:ILE:HD13	6:AG:140:ILE:HG21	1.85	0.59
7:AH:20:ALA:O	7:AH:22:GLY:N	2.35	0.59
7:AH:87:LEU:HD21	7:AH:149:ARG:HB2	1.85	0.59
17:A2:22:VAL:CG2	17:A2:23:GLU:H	2.15	0.59
21:AV:182:LYS:HD3	21:AV:183:LEU:N	2.18	0.59
28:A6:13:CYS:O	28:A6:21:TYR:HB3	2.03	0.59
31:BA:687:A:H61	31:BA:703:G:H1'	1.68	0.59
31:BA:877:C:O2'	31:BA:878:G:H5'	2.03	0.59
31:BA:1067:A:C1'	31:BA:1068:G:O4'	2.50	0.59
31:BA:1246:C:H2'	31:BA:1247:U:C6	2.38	0.59
32:BE:7:VAL:HG13	32:BE:8:LYS:N	2.18	0.59
33:BF:53:ALA:HB2	33:BF:115:LEU:CD2	2.33	0.59
34:BG:14:ARG:HH11	34:BG:14:ARG:HG3	1.66	0.59
38:BK:23:SER:HA	38:BK:63:LEU:HD22	1.85	0.59
40:BM:54:PHE:CZ	40:BM:55:LYS:HD2	2.37	0.59
40:BM:82:ILE:HG22	40:BM:86:MET:SD	2.42	0.59
41:BN:110:ASP:HB3	48:BU:85:LEU:HD21	1.84	0.59
54:CA:765:G:N1	54:CA:812:C:H2'	2.18	0.59
54:CA:911:U:H2'	54:CA:912:C:C6	2.38	0.59

*Continued on next page...*

*Continued from previous page...*

Atom-1	Atom-2	Interatomic distance (Å)	Clash overlap (Å)
54:CA:1181:G:C4	54:CA:1182:G:N2	2.71	0.59
34:CG:79:PHE:CE1	34:CG:207:TYR:HB2	2.37	0.59
35:CH:76:ILE:HB	35:CH:77:PRO:HD2	1.85	0.59
37:CJ:111:ARG:HH12	37:CJ:113:GLU:CD	2.07	0.59
42:CO:18:VAL:HG23	42:CO:19:ARG:N	2.10	0.59
43:CP:3:ARG:NE	43:CP:7:VAL:HG13	2.17	0.59
43:CP:7:VAL:CG1	6:DG:115:ARG:HH22	2.16	0.59
55:DA:1061:U:C5'	55:DA:1070:A:H1'	2.31	0.59
55:DA:1077:A:C4	55:DA:1078:U:H5''	2.36	0.59
55:DA:1313:U:H3'	55:DA:1314:C:H5'	1.84	0.59
55:DA:1360:A:H2'	55:DA:1361:G:H5'	1.85	0.59
55:DA:1412:A:H2'	55:DA:1413:G:C8	2.38	0.59
2:DB:50:G:OP2	14:DQ:62:LYS:HB2	2.02	0.59
4:DE:197:ILE:HD11	4:DE:199:ARG:CZ	2.32	0.59
5:DF:197:ASP:O	5:DF:198:ALA:HB3	2.03	0.59
7:DH:19:VAL:HG12	7:DH:20:ALA:H	1.64	0.59
56:DI:7:ARG:NE	56:DI:8:ILE:CD1	2.64	0.59
57:DY:18:GLU:CG	57:DY:66:LEU:HD11	2.32	0.59
56:DJ:24:ILE:CG2	56:DJ:25:ASP:N	2.64	0.59
9:DM:42:TRP:C	16:D1:64:ARG:HH22	2.05	0.59
1:AA:1348:G:C2'	1:AA:1349:A:H5''	2.33	0.59
1:AA:1716:U:O2'	1:AA:1717:G:H5'	2.03	0.59
1:AA:2113:U:H5'	1:AA:2114:A:C8	2.37	0.59
3:AD:25:THR:O	3:AD:27:THR:N	2.35	0.59
3:AD:44:ASN:HB2	3:AD:48:ARG:O	2.02	0.59
4:AE:8:LYS:CG	4:AE:192:ASN:HA	2.32	0.59
6:AG:111:LEU:HD11	6:AG:120:LEU:HD11	1.85	0.59
9:AM:73:THR:CG2	9:AM:84:LYS:HB3	2.30	0.59
13:A0:10:LEU:O	13:A0:12:ARG:HG3	2.03	0.59
15:AR:50:ILE:HD11	15:AR:102:ILE:HG12	1.85	0.59
21:AV:104:PHE:C	21:AV:105:VAL:HG12	2.22	0.59
24:AW:60:LEU:HD12	24:AW:60:LEU:H	1.67	0.59
30:A8:32:LEU:HB2	30:A8:36:LYS:NZ	2.18	0.59
31:BA:189:U:N3	47:BT:72:ARG:NH1	2.50	0.59
31:BA:511:C:C2	31:BA:512:U:C4	2.91	0.59
31:BA:518:C:C4'	31:BA:519:C:O5'	2.49	0.59
31:BA:551:U:H2'	31:BA:552:U:C6	2.38	0.59
31:BA:633:G:H2'	31:BA:634:C:C6	2.38	0.59
31:BA:1216:G:H2'	31:BA:1217:C:C6	2.37	0.59
34:BG:53:ASP:HB3	34:BG:57:ARG:HH12	1.66	0.59
37:BJ:76:ARG:HH11	37:BJ:76:ARG:HG2	1.67	0.59

*Continued on next page...*

*Continued from previous page...*

Atom-1	Atom-2	Interatomic distance (Å)	Clash overlap (Å)
49:BV:19:VAL:CG2	49:BV:44:MET:HB3	2.33	0.59
54:CA:437:U:H5''	34:CG:155:LEU:HD22	1.85	0.59
54:CA:560:U:H4'	54:CA:561:U:H5''	1.84	0.59
54:CA:626:U:C2	54:CA:627:G:C8	2.91	0.59
54:CA:1035:A:H3'	54:CA:1036:G:H5''	1.85	0.59
54:CA:1510:U:H2'	54:CA:1511:G:C8	2.38	0.59
33:CF:70:VAL:HG21	33:CF:76:VAL:HG11	1.84	0.59
36:CI:61:LEU:HB3	36:CI:63:TYR:HE2	1.68	0.59
43:CP:82:MET:HE1	43:CP:93:ARG:HA	1.83	0.59
48:CU:51:LEU:HB2	48:CU:56:THR:HG23	1.85	0.59
50:CW:83:ARG:HA	50:CW:86:ARG:HB3	1.85	0.59
55:DA:1169:G:C3'	55:DA:1170:G:H5''	2.33	0.59
4:DE:111:ARG:HD2	4:DE:160:TYR:CD1	2.37	0.59
8:DK:139:GLN:HE21	8:DK:139:GLN:C	2.05	0.59
57:DY:96:PHE:O	57:DY:97:ALA:HB3	2.03	0.59
58:DL:63:ARG:HE	58:DL:63:ARG:HA	1.67	0.59
58:DL:125:ARG:NE	58:DL:132:ARG:NH2	2.51	0.59
12:DP:80:GLU:HA	22:D3:4:LYS:HZ1	1.67	0.59
12:DP:116:GLU:O	12:DP:120:ILE:HG12	2.03	0.59
13:D0:42:LYS:HA	13:D0:45:ARG:HH11	1.68	0.59
17:D2:44:LYS:C	17:D2:46:VAL:H	2.06	0.59
17:D2:49:THR:OG1	17:D2:50:PRO:CD	2.51	0.59
19:DT:43:VAL:HG13	19:DT:51:VAL:HG21	1.85	0.59
21:DV:152:ALA:O	21:DV:153:SER:C	2.40	0.59
1:AA:85:G:P	20:AU:30:VAL:HG21	2.42	0.58
1:AA:896:A:H2	21:AV:178:GLU:HG2	1.67	0.58
1:AA:1041:C:H2'	1:AA:1042:G:H8	1.68	0.58
1:AA:1341:U:H4'	19:AT:56:THR:O	2.03	0.58
1:AA:2169:A:H2	1:AA:2170:A:N1	2.00	0.58
1:AA:2316:C:H1'	6:AG:128:ARG:HH22	1.68	0.58
1:AA:2406:U:N3	11:AO:72:PRO:HB2	2.18	0.58
1:AA:2478:A:O2'	1:AA:2528:U:H1'	2.03	0.58
2:AB:40:U:O4	2:AB:43:C:OP1	2.21	0.58
3:AD:145:VAL:HG13	3:AD:191:ALA:HB2	1.84	0.58
4:AE:24:THR:HG21	4:AE:186:GLY:O	2.02	0.58
4:AE:130:GLY:O	4:AE:131:ALA:HB3	2.03	0.58
6:AG:106:LEU:O	6:AG:110:ALA:HB3	2.03	0.58
9:AM:14:VAL:CG1	9:AM:137:LYS:HG3	2.33	0.58
12:AP:135:ASP:CG	21:AV:81:ARG:HH12	2.06	0.58
15:AR:26:ASP:O	15:AR:49:VAL:HG12	2.03	0.58
17:A2:84:LYS:O	17:A2:85:LYS:O	2.20	0.58

*Continued on next page...*

*Continued from previous page...*

Atom-1	Atom-2	Interatomic distance (Å)	Clash overlap (Å)
21:AV:125:LEU:C	21:AV:164:ALA:HB3	2.22	0.58
21:AV:185:GLU:O	21:AV:186:GLU:CB	2.37	0.58
28:A6:23:THR:O	28:A6:24:GLU:HB2	2.02	0.58
31:BA:50:A:N6	31:BA:361:G:H4'	2.19	0.58
31:BA:1106:G:H2'	31:BA:1107:C:H6	1.68	0.58
31:BA:1248:A:H2'	39:BL:70:LYS:NZ	2.16	0.58
31:BA:1298:C:H5''	37:BJ:114:ARG:HH22	1.68	0.58
31:BA:1328:C:C2'	31:BA:1329:A:H5'	2.33	0.58
31:BA:1498:U:H1'	31:BA:1499:A:N7	2.17	0.58
34:BG:22:LYS:HG3	34:BG:26:CYS:HB2	1.84	0.58
42:BO:70:ILE:CD1	42:BO:100:ILE:HD12	2.33	0.58
43:BP:5:ALA:HB2	43:BP:22:ILE:HD13	1.85	0.58
43:BP:50:GLU:O	43:BP:53:VAL:HB	2.02	0.58
52:BB:19:G:HO2'	52:BB:20:U:P	2.26	0.58
54:CA:630:G:H8	54:CA:630:G:H5''	1.67	0.58
54:CA:973:G:C1'	40:CM:55:LYS:HE2	2.27	0.58
54:CA:1004:A:H2'	54:CA:1005:A:O5'	2.03	0.58
54:CA:1378:C:O2	37:CJ:156:TRP:HH2	1.86	0.58
38:CK:80:ILE:HG23	38:CK:137:VAL:CG1	2.33	0.58
43:CP:97:PRO:HB2	43:CP:101:GLN:NE2	2.18	0.58
45:CR:56:LEU:HA	45:CR:59:MET:HE3	1.85	0.58
49:CV:81:ARG:O	49:CV:82:GLY:O	2.20	0.58
49:CV:83:HIS:CG	49:CV:84:GLY:H	2.18	0.58
52:CB:37:MIA:H122	52:CB:38:A:N1	2.16	0.58
55:DA:271(B):G:H4'	55:DA:271(C):U:O5'	2.03	0.58
55:DA:897:C:H6	55:DA:897:C:O5'	1.86	0.58
55:DA:1049:C:N3	55:DA:2751:G:C6	2.71	0.58
55:DA:1058:U:O3'	58:DL:4:VAL:HG11	2.03	0.58
55:DA:1082:U:OP2	57:DY:45:LYS:CG	2.51	0.58
55:DA:1092:C:H2'	55:DA:1093:G:C5'	2.32	0.58
55:DA:1430:C:H2'	55:DA:1431:U:C6	2.38	0.58
55:DA:1454:U:OP1	13:D0:77:ARG:NH1	2.35	0.58
55:DA:1735:C:H5'	55:DA:1735:C:C6	2.37	0.58
55:DA:2087:G:O2'	55:DA:2088:G:H5'	2.03	0.58
55:DA:2804:C:H2'	55:DA:2805:G:C8	2.38	0.58
56:DI:15:ALA:O	56:DI:19:GLU:HG2	2.03	0.58
8:DK:142:VAL:HG23	8:DK:142:VAL:O	2.03	0.58
58:DL:69:THR:CG2	58:DL:70:LYS:H	2.07	0.58
12:DP:120:ILE:O	12:DP:123:HIS:HB2	2.03	0.58
18:DS:80:PRO:O	18:DS:100:THR:CG2	2.51	0.58
28:D6:30:THR:O	28:D6:30:THR:HG23	2.03	0.58

*Continued on next page...*



*Continued from previous page...*

Atom-1	Atom-2	Interatomic distance (Å)	Clash overlap (Å)
1:AA:119:A:O2'	1:AA:120:U:OP2	2.20	0.58
1:AA:385:C:O2	11:AO:71:VAL:HG21	2.03	0.58
1:AA:871:U:O2	1:AA:871:U:C2'	2.51	0.58
1:AA:1020:A:H4'	1:AA:1021:A:O5'	2.03	0.58
1:AA:1024:G:H3'	1:AA:1025:G:C5'	2.26	0.58
1:AA:1945:G:H2'	1:AA:1946:U:H6	1.67	0.58
1:AA:2126:A:O2'	1:AA:2127:G:O5'	2.21	0.58
1:AA:2307:G:H1	6:AG:44:GLY:H	1.51	0.58
1:AA:2481:G:HO2'	1:AA:2482:G:P	2.26	0.58
3:AD:267:SER:C	3:AD:269:PHE:N	2.57	0.58
6:AG:38:VAL:HG22	6:AG:93:THR:HG23	1.85	0.58
6:AG:161:THR:HG22	6:AG:162:THR:N	2.18	0.58
12:AP:134:ARG:HH22	21:AV:122:ARG:NH1	2.01	0.58
14:AQ:58:LEU:HD23	14:AQ:58:LEU:N	2.17	0.58
15:AR:41:ARG:C	15:AR:42:ILE:HD12	2.23	0.58
20:AU:91:GLU:CG	20:AU:92:ASN:H	2.06	0.58
20:AU:98:VAL:HG13	20:AU:99:CYS:SG	2.42	0.58
21:AV:104:PHE:HA	21:AV:139:VAL:O	2.03	0.58
24:AW:24:LEU:HD22	24:AW:60:LEU:HD21	1.85	0.58
31:BA:973:G:H1'	40:BM:55:LYS:CE	2.33	0.58
32:BE:42:ILE:HD13	32:BE:203:GLY:HA2	1.85	0.58
33:BF:36:ASP:OD1	33:BF:57:ILE:HG21	2.03	0.58
36:BI:100:ASN:O	48:BU:28:GLU:HB3	2.02	0.58
52:BC:58:A:C1'	52:BC:60:U:H5	2.15	0.58
53:B1:53:U:C2'	53:B1:54:U:OP1	2.51	0.58
54:CA:38:G:H4'	54:CA:547:A:N6	2.18	0.58
54:CA:957:U:H1'	54:CA:960:U:H5	1.66	0.58
54:CA:1102:A:H2'	54:CA:1103:C:C6	2.38	0.58
32:CE:77:ALA:O	32:CE:81:VAL:HG23	2.03	0.58
32:CE:162:ILE:O	32:CE:162:ILE:HG13	2.02	0.58
42:CO:89:ARG:HE	42:CO:91:LYS:HZ3	1.50	0.58
42:CO:89:ARG:HH21	42:CO:91:LYS:HZ3	1.49	0.58
55:DA:84:A:N6	55:DA:102:G:O2'	2.36	0.58
55:DA:442:G:H4'	5:DF:46:ARG:HD3	1.85	0.58
55:DA:484:C:H2'	55:DA:485:C:C6	2.38	0.58
55:DA:528:A:C2	55:DA:2043:C:C5'	2.85	0.58
55:DA:654(A):A:N1	55:DA:654(T):A:N1	2.51	0.58
55:DA:969:U:H2'	55:DA:970:C:C6	2.38	0.58
55:DA:1048:A:OP2	55:DA:1110:G:N2	2.35	0.58
55:DA:1050:A:O2'	55:DA:2752:C:H1'	2.03	0.58
55:DA:1061:U:C2'	55:DA:1062:G:O5'	2.51	0.58

*Continued on next page...*

*Continued from previous page...*

Atom-1	Atom-2	Interatomic distance (Å)	Clash overlap (Å)
55:DA:1926:U:H2'	55:DA:1928:A:OP2	2.03	0.58
55:DA:2113:U:H5'	55:DA:2114:A:H8	1.66	0.58
55:DA:2682:U:H5'	55:DA:2682:U:H6	1.68	0.58
2:DB:27:C:H5'	2:DB:28:C:OP2	2.02	0.58
57:DY:50:ARG:HD3	57:DY:51:LEU:H	1.65	0.58
58:DL:10:LEU:HD11	58:DL:55:VAL:HG21	1.85	0.58
58:DL:52:ILE:HG12	58:DL:76:TYR:CB	2.33	0.58
58:DL:52:ILE:O	58:DL:53:VAL:O	2.20	0.58
9:DM:134:ARG:N	9:DM:135:PRO:CD	2.63	0.58
14:DQ:83:LYS:HG2	14:DQ:109:GLY:N	2.17	0.58
15:DR:94:ALA:O	15:DR:95:ARG:HB2	2.02	0.58
18:DS:20:VAL:HG23	18:DS:47:VAL:HG21	1.85	0.58
20:DU:54:LYS:O	20:DU:55:TYR:HB2	2.02	0.58
24:DW:40:SER:C	24:DW:42:GLY:N	2.56	0.58
26:D4:58:ARG:CB	26:D4:62:ARG:HB3	2.32	0.58
27:D5:40:LYS:CG	27:D5:46:CYS:HB3	2.33	0.58
28:D6:17:LYS:C	28:D6:19:ARG:N	2.55	0.58
30:D8:29:LYS:HZ3	30:D8:44:LYS:HB2	1.69	0.58
1:AA:27:G:O2'	1:AA:28:A:OP2	2.21	0.58
1:AA:654:A:N3	1:AA:654:A:H2'	2.17	0.58
1:AA:654(S):G:O3'	1:AA:654(T):A:H8	1.85	0.58
1:AA:1267:U:C5	1:AA:2012:G:N1	2.72	0.58
1:AA:2614:A:H4'	1:AA:2615:U:OP1	2.03	0.58
1:AA:2780:G:C2'	1:AA:2781:A:OP1	2.51	0.58
5:AF:28:ILE:HA	5:AF:112:MET:HE3	1.86	0.58
5:AF:60:SER:O	5:AF:61:GLY:C	2.41	0.58
6:AG:34:LEU:HD13	6:AG:34:LEU:O	2.03	0.58
6:AG:161:THR:HG22	6:AG:163:ALA:N	2.14	0.58
8:AK:52:ARG:HD2	8:AK:52:ARG:C	2.23	0.58
8:AK:120:ILE:HG22	8:AK:122:GLU:H	1.67	0.58
9:AM:74:ARG:HH12	9:AM:85:ILE:HD11	1.67	0.58
9:AM:111:PRO:HA	9:AM:114:ARG:CZ	2.33	0.58
11:AO:86:LYS:HG3	11:AO:87:ASP:N	2.17	0.58
16:A1:95:LEU:HD12	17:A2:11:GLN:HB3	1.84	0.58
23:AZ:7:ILE:HG12	23:AZ:91:LYS:HZ3	1.68	0.58
31:BA:321:A:N7	31:BA:328:C:O2	2.36	0.58
31:BA:872:A:C4'	31:BA:873:A:OP1	2.47	0.58
37:BJ:16:LEU:O	37:BJ:17:VAL:HG23	2.02	0.58
40:BM:8:LEU:CG	40:BM:96:ILE:HG22	2.21	0.58
40:BM:33:GLN:N	40:BM:75:ILE:HG12	2.17	0.58
48:BU:22:VAL:O	48:BU:23:LYS:CG	2.49	0.58

*Continued on next page...*

*Continued from previous page...*

Atom-1	Atom-2	Interatomic distance (Å)	Clash overlap (Å)
49:BV:42:PRO:C	49:BV:45:VAL:H	2.03	0.58
50:BW:87:LYS:O	50:BW:90:GLN:N	2.36	0.58
54:CA:243:A:H4'	54:CA:244:U:O5'	2.01	0.58
54:CA:518:C:C4	54:CA:530:G:N7	2.71	0.58
54:CA:869:G:H4'	54:CA:872:A:H1'	1.84	0.58
54:CA:963:G:H21	40:CM:55:LYS:CD	2.13	0.58
54:CA:1117:G:H4'	39:CL:104:ARG:HH21	1.69	0.58
32:CE:4:GLU:C	32:CE:5:ILE:HD13	2.24	0.58
34:CG:19:LEU:HG	34:CG:21:LEU:HG	1.85	0.58
35:CH:55:VAL:O	35:CH:58:ALA:HB3	2.04	0.58
36:CI:60:PHE:C	36:CI:61:LEU:HD12	2.23	0.58
37:CJ:15:ASP:HB3	37:CJ:19:GLY:N	2.18	0.58
40:CM:62:HIS:CD2	40:CM:62:HIS:H	2.21	0.58
42:CO:26:ALA:O	42:CO:27:LEU:O	2.21	0.58
53:C1:30:C:H3'	53:C1:30:C:H6	1.67	0.58
55:DA:270(K):C:O2'	55:DA:270(L):U:H5''	2.02	0.58
55:DA:858:U:O2'	55:DA:2268:A:H1'	2.02	0.58
55:DA:1173:G:H4'	55:DA:1174:A:C2	2.39	0.58
55:DA:1771:C:C1'	55:DA:1786:A:H8	2.15	0.58
5:DF:184:TYR:CE2	5:DF:188:ARG:HD2	2.38	0.58
7:DH:92:ILE:HD12	7:DH:92:ILE:N	2.13	0.58
8:DK:3:VAL:O	8:DK:18:VAL:HA	2.03	0.58
57:DY:50:ARG:H	57:DY:83:TYR:CA	2.16	0.58
57:DY:126:ALA:O	57:DY:127:GLU:C	2.42	0.58
58:DL:53:VAL:CG1	58:DL:76:TYR:CD2	2.86	0.58
58:DL:95:LYS:CG	58:DL:136:VAL:HG21	2.32	0.58
58:DL:99:ILE:O	58:DL:138:VAL:HG13	2.03	0.58
56:DJ:3:LEU:O	56:DJ:6:GLU:N	2.36	0.58
15:DR:102:ILE:HA	15:DR:105:LEU:CD2	2.34	0.58
16:D1:108:GLU:HB2	17:D2:44:LYS:HE3	1.85	0.58
21:DV:122:ARG:HH11	21:DV:122:ARG:HG2	1.67	0.58
21:DV:155:LEU:O	21:DV:157:LEU:HD13	2.03	0.58
26:D4:56:VAL:HG13	26:D4:60:GLN:HG3	1.84	0.58
1:AA:536:A:H2'	1:AA:537:C:C6	2.38	0.58
1:AA:558:G:P	9:AM:111:PRO:HD2	2.42	0.58
1:AA:654(C):G:C2	1:AA:654(S):G:C2	2.91	0.58
1:AA:669:G:H4'	1:AA:670:A:OP1	2.01	0.58
1:AA:885:C:H2'	1:AA:886:C:O4'	2.04	0.58
1:AA:1332:G:N2	1:AA:1609:A:C2'	2.65	0.58
1:AA:2712:U:H1'	1:AA:2712(A):A:C8	2.38	0.58
20:AU:74:PRO:O	20:AU:80:GLY:HA2	2.03	0.58

*Continued on next page...*

*Continued from previous page...*

Atom-1	Atom-2	Interatomic distance (Å)	Clash overlap (Å)
21:AV:116:VAL:CG1	21:AV:117:LEU:H	2.13	0.58
26:A4:64:GLY:O	26:A4:70:GLY:HA2	2.02	0.58
30:A8:62:LEU:CB	30:A8:63:PRO:CD	2.81	0.58
32:BE:54:THR:HG22	32:BE:58:ILE:HD11	1.85	0.58
33:BF:83:ARG:NE	33:BF:87:LEU:HD11	2.18	0.58
37:BJ:48:LYS:O	37:BJ:52:GLU:HG2	2.02	0.58
42:BO:58:VAL:O	42:BO:65:GLU:HA	2.02	0.58
43:BP:49:THR:HG22	43:BP:51:ALA:H	1.69	0.58
54:CA:376:G:OP1	46:CS:5:ARG:HB2	2.02	0.58
54:CA:565:U:H5''	54:CA:566:G:H3'	1.85	0.58
54:CA:600:C:OP1	38:CK:97:VAL:HG12	2.04	0.58
54:CA:930:C:O2'	54:CA:931:C:H5'	2.03	0.58
54:CA:983:A:HO2'	54:CA:1049:U:HO2'	1.49	0.58
32:CE:71:VAL:HG12	32:CE:93:VAL:HB	1.83	0.58
32:CE:229:VAL:HG12	32:CE:229:VAL:O	2.03	0.58
36:CI:7:ASN:O	36:CI:88:VAL:HA	2.04	0.58
46:CS:28:ARG:NH1	46:CS:29:ASP:OD2	2.36	0.58
52:CD:22:G:O2'	52:CD:23:A:H5'	2.03	0.58
55:DA:1926:U:C1'	55:DA:1929:G:O6	2.51	0.58
55:DA:2126:A:O2'	55:DA:2127:G:O5'	2.22	0.58
55:DA:2308:G:H1	55:DA:2311:A:H2	1.37	0.58
7:DH:106:THR:HG22	7:DH:112:PRO:CB	2.30	0.58
8:DK:57:ARG:HB2	8:DK:57:ARG:HH11	1.68	0.58
58:DL:111:LYS:C	58:DL:113:PRO:CD	2.71	0.58
11:DO:61:ARG:NH2	11:DO:61:ARG:HB2	2.17	0.58
11:DO:143:GLY:C	11:DO:144:GLU:HG3	2.24	0.58
13:D0:2:ARG:HA	13:D0:5:LYS:HD2	1.84	0.58
15:DR:88:ILE:O	15:DR:88:ILE:HG13	2.03	0.58
19:DT:70:LEU:HD23	19:DT:70:LEU:N	2.18	0.58
21:DV:196:VAL:C	21:DV:197:ILE:HD12	2.23	0.58
30:D8:35:GLN:HA	30:D8:35:GLN:HE21	1.68	0.58
1:AA:270(B):A:H5''	1:AA:270(C):C:OP2	2.04	0.58
1:AA:690:G:H2'	1:AA:691:C:C6	2.38	0.58
1:AA:859:G:O2'	1:AA:860:U:P	2.61	0.58
1:AA:896:A:O5'	1:AA:897:C:C5	2.56	0.58
1:AA:1008:C:H5''	1:AA:1009:A:OP1	2.04	0.58
1:AA:1188:U:C2'	1:AA:1189:A:H5'	2.33	0.58
1:AA:2672:G:C3'	1:AA:2673:G:H5''	2.34	0.58
2:AB:90:C:OP1	12:AP:16:ARG:HD2	2.02	0.58
8:AK:10:GLU:CD	8:AK:11:ASN:N	2.56	0.58
10:AN:2:ILE:HD11	10:AN:82:ASN:ND2	2.19	0.58

*Continued on next page...*

*Continued from previous page...*

Atom-1	Atom-2	Interatomic distance (Å)	Clash overlap (Å)
11:AO:19:VAL:CG2	11:AO:20:GLY:H	1.95	0.58
17:A2:82:ARG:HG3	17:A2:82:ARG:NH1	2.17	0.58
26:A4:2:LYS:HB3	26:A4:6:HIS:CE1	2.37	0.58
31:BA:35:G:H2'	31:BA:36:C:C6	2.38	0.58
31:BA:192:U:H2'	31:BA:193:C:H6	1.68	0.58
31:BA:409:G:H2'	31:BA:410:G:C8	2.37	0.58
31:BA:528:C:H5'	31:BA:535:A:N1	2.19	0.58
31:BA:1139:G:H5'	31:BA:1140:C:OP1	2.04	0.58
31:BA:1261:A:O4'	31:BA:1283:G:H5''	2.04	0.58
31:BA:1277:C:O2'	31:BA:1279:A:H8	1.86	0.58
33:BF:34:LEU:HG	33:BF:38:ARG:HH21	1.68	0.58
37:BJ:23:VAL:HG13	37:BJ:43:PHE:HE2	1.67	0.58
41:BN:41:THR:OG1	41:BN:71:LYS:HD3	2.04	0.58
43:BP:23:TYR:CE1	43:BP:71:ARG:HD3	2.37	0.58
43:BP:70:LEU:HD22	43:BP:70:LEU:C	2.24	0.58
50:BW:18:GLN:HE21	50:BW:22:ARG:HH12	1.50	0.58
53:B1:52:U:H4'	53:B1:52:U:OP1	2.03	0.58
54:CA:946:A:H2'	54:CA:947:G:H8	1.66	0.58
54:CA:1156:G:H5''	54:CA:1157:A:OP2	2.02	0.58
54:CA:1313:U:OP1	49:CV:6:LYS:HB3	2.03	0.58
37:CJ:94:ARG:HG3	37:CJ:94:ARG:NH1	2.14	0.58
49:CV:8:GLY:O	49:CV:9:VAL:O	2.21	0.58
55:DA:654(J):A:N1	55:DA:654(L):G:O6	2.36	0.58
55:DA:880:G:OP1	55:DA:880:G:C4'	2.51	0.58
55:DA:1543:A:C8	55:DA:1545:A:H5''	2.38	0.58
55:DA:1847:A:H2'	55:DA:1847:A:N3	2.19	0.58
55:DA:2115:G:N2	55:DA:2172:U:H3	2.01	0.58
55:DA:2590:A:O2'	55:DA:2591:C:H5'	2.04	0.58
57:DY:58:LEU:C	57:DY:62:ALA:CB	2.72	0.58
57:DY:88:ALA:C	57:DY:92:THR:HB	2.24	0.58
58:DL:67:PHE:C	58:DL:68:VAL:HG12	2.24	0.58
9:DM:18:ALA:HB3	9:DM:55:VAL:O	2.03	0.58
9:DM:113:GLY:C	9:DM:114:ARG:O	2.40	0.58
11:DO:38:GLN:HG2	11:DO:45:LEU:HD12	1.86	0.58
13:D0:1:MET:O	13:D0:2:ARG:HB2	2.02	0.58
13:D0:67:LEU:HD13	13:D0:76:VAL:HG21	1.85	0.58
15:DR:125:ARG:HG2	15:DR:126:ALA:N	2.18	0.58
16:D1:50:ARG:HG2	16:D1:53:ARG:NH2	2.18	0.58
17:D2:43:GLU:HA	17:D2:43:GLU:OE2	2.03	0.58
1:AA:244:A:H2'	1:AA:245:G:O4'	2.03	0.58
1:AA:1092:C:H2'	1:AA:1093:G:H5'	1.85	0.58

*Continued on next page...*

*Continued from previous page...*

Atom-1	Atom-2	Interatomic distance (Å)	Clash overlap (Å)
1:AA:1267:U:C4	1:AA:2012:G:N2	2.71	0.58
1:AA:1340:U:C2'	1:AA:1341:U:OP1	2.51	0.58
1:AA:2193:G:H8	1:AA:2193:G:H5'	1.69	0.58
1:AA:2839:G:H5'	13:A0:46:GLY:HA2	1.86	0.58
2:AB:40:U:C2	26:A4:1:MET:SD	2.96	0.58
4:AE:11:MET:O	4:AE:12:THR:HG23	2.03	0.58
5:AF:155:LEU:HD22	5:AF:185:ASP:O	2.02	0.58
6:AG:43:LEU:HD22	6:AG:90:LEU:HD23	1.86	0.58
10:AN:10:VAL:HG22	10:AN:17:ARG:O	2.03	0.58
14:AQ:3:ARG:HG2	14:AQ:4:LEU:N	2.17	0.58
14:AQ:83:LYS:HG2	14:AQ:109:GLY:H	1.69	0.58
17:A2:73:SER:HB2	17:A2:82:ARG:O	2.03	0.58
18:AS:22:ASP:HA	18:AS:25:ARG:HH12	1.67	0.58
27:A5:3:LYS:HA	27:A5:3:LYS:CE	2.32	0.58
29:A7:8:ASN:ND2	29:A7:10:ARG:H	2.02	0.58
31:BA:279:A:O2'	31:BA:280:C:P	2.62	0.58
31:BA:423:G:N2	31:BA:424:G:C8	2.72	0.58
31:BA:434:U:H2'	31:BA:435:C:C6	2.39	0.58
31:BA:609:A:H2'	31:BA:610:G:O4'	2.04	0.58
31:BA:1326:C:OP1	51:BX:12:LYS:HE2	2.03	0.58
31:BA:1423:G:H2'	31:BA:1424:C:H6	1.67	0.58
31:BA:1513:A:H2'	31:BA:1514:C:H6	1.69	0.58
33:BF:119:ARG:HH21	33:BF:137:ALA:HA	1.67	0.58
38:BK:84:ARG:HH12	38:BK:86:ILE:CD1	2.16	0.58
40:BM:79:ARG:O	40:BM:83:GLU:HB2	2.03	0.58
42:BO:86:ARG:O	42:BO:86:ARG:HG2	2.04	0.58
53:B1:57:U:O2	53:B1:57:U:H2'	2.01	0.58
54:CA:91:C:H2'	54:CA:92:G:C5'	2.32	0.58
54:CA:444:C:H2'	54:CA:445:G:H8	1.69	0.58
54:CA:474:G:OP1	46:CS:81:ARG:HG3	2.03	0.58
54:CA:531:U:H4'	54:CA:532:A:OP1	2.04	0.58
54:CA:923:A:H2'	54:CA:924:C:C6	2.38	0.58
54:CA:991:U:O2	54:CA:993:G:H8	1.85	0.58
54:CA:1221:G:H4'	49:CV:77:THR:CG2	2.33	0.58
54:CA:1347:G:O2'	54:CA:1348:U:P	2.62	0.58
34:CG:106:TYR:HE1	34:CG:112:VAL:O	1.87	0.58
39:CL:96:LEU:HD23	39:CL:102:LEU:HD12	1.86	0.58
40:CM:4:ILE:HB	40:CM:74:ILE:CG1	2.32	0.58
42:CO:6:THR:OG1	42:CO:9:GLN:HG3	2.04	0.58
42:CO:126:LYS:HE2	42:CO:128:ALA:HB3	1.85	0.58
46:CS:20:VAL:HG22	46:CS:21:VAL:N	2.18	0.58

*Continued on next page...*

*Continued from previous page...*

Atom-1	Atom-2	Interatomic distance (Å)	Clash overlap (Å)
47:CT:45:HIS:HE2	47:CT:47:PRO:HG3	1.68	0.58
49:CV:41:VAL:N	49:CV:44:MET:SD	2.73	0.58
49:CV:42:PRO:O	49:CV:45:VAL:HG13	2.04	0.58
53:C1:30:C:N4	53:C1:31:A:N7	2.51	0.58
55:DA:414:C:O2	55:DA:1864:U:O2'	2.21	0.58
55:DA:616:A:O2'	55:DA:617:G:O4'	2.20	0.58
55:DA:654(C):G:C3'	55:DA:654(D):G:H8	2.16	0.58
55:DA:1058:U:C5'	58:DL:4:VAL:HB	2.33	0.58
55:DA:1071:G:H1'	55:DA:1089:G:H3'	1.86	0.58
55:DA:1082:U:C4'	55:DA:1082:U:OP1	2.52	0.58
55:DA:1170:G:H8	55:DA:1170:G:H5'	1.69	0.58
55:DA:1238:G:O2'	55:DA:1239:G:H5'	2.03	0.58
55:DA:1820:U:H2'	3:DD:159:ALA:O	2.03	0.58
55:DA:1934:C:H6	55:DA:1934:C:C5'	2.08	0.58
55:DA:2315:G:H2'	55:DA:2316:C:C6	2.38	0.58
4:DE:116:VAL:HG21	4:DE:122:PHE:CD2	2.39	0.58
5:DF:195:ASP:O	5:DF:197:ASP:O	2.22	0.58
57:DY:26:LEU:HD23	57:DY:112:LEU:HB3	1.86	0.58
57:DY:73:GLY:C	57:DY:119:ALA:C	2.60	0.58
57:DY:74:LEU:HG	57:DY:120:LYS:HD3	1.85	0.58
57:DY:121:ASP:OD1	57:DY:122:VAL:N	2.36	0.58
58:DL:77:LEU:HD21	58:DL:111:LYS:HZ1	1.68	0.58
11:DO:79:ARG:HD3	11:DO:110:TYR:CE1	2.38	0.58
14:DQ:109:GLY:O	14:DQ:110:LEU:HB2	2.03	0.58
20:DU:50:ARG:HB3	20:DU:53:PRO:CD	2.32	0.58
27:D5:42:PRO:O	27:D5:44:THR:HG23	2.04	0.58
1:AA:13:A:O2'	1:AA:15:G:N7	2.33	0.58
1:AA:242:G:C2'	1:AA:243:U:OP2	2.51	0.58
1:AA:307:G:N2	1:AA:309:G:H3'	2.18	0.58
1:AA:671:C:O2'	1:AA:672:C:H5'	2.04	0.58
1:AA:769:G:H5'	1:AA:1379:A:N6	2.18	0.58
1:AA:1240:U:O2'	1:AA:1241:A:H5'	2.03	0.58
1:AA:1954:G:O2'	1:AA:1955:U:P	2.60	0.58
1:AA:2148:G:O2'	1:AA:2149:G:H5'	2.03	0.58
1:AA:2174:C:O2'	1:AA:2175:C:H5'	2.03	0.58
2:AB:46:A:H2'	2:AB:47:C:H6	1.65	0.58
4:AE:3:GLY:C	4:AE:4:ILE:HG23	2.23	0.58
5:AF:152:GLU:HA	5:AF:190:GLU:OE2	2.03	0.58
8:AK:76:THR:HG21	8:AK:138:ILE:HG12	1.85	0.58
9:AM:36:GLY:O	9:AM:42:TRP:HB2	2.03	0.58
11:AO:85:LEU:CA	11:AO:88:LEU:HB3	2.32	0.58

*Continued on next page...*

*Continued from previous page...*

Atom-1	Atom-2	Interatomic distance (Å)	Clash overlap (Å)
16:A1:90:VAL:HA	17:A2:39:LEU:CD2	2.34	0.58
20:AU:95:LYS:HA	20:AU:101:LYS:HB2	1.85	0.58
21:AV:69:THR:HA	21:AV:91:LEU:HD23	1.86	0.58
21:AV:77:ASP:OD2	21:AV:80:ARG:HB2	2.03	0.58
31:BA:38:G:H22	31:BA:397:A:H5''	1.69	0.58
31:BA:530:G:N2	31:BA:1492:A:N1	2.51	0.58
31:BA:710:G:OP1	36:BI:54:LYS:HE3	2.03	0.58
31:BA:812:C:O2'	31:BA:813:U:P	2.61	0.58
31:BA:1090:U:O2'	31:BA:1091:U:H5'	2.03	0.58
32:BE:212:GLN:NE2	32:BE:216:SER:HB2	2.17	0.58
35:BH:41:VAL:HG23	35:BH:69:VAL:HG21	1.86	0.58
42:BO:60:LEU:HB2	42:BO:64:TYR:CB	2.32	0.58
44:BQ:48:ALA:N	44:BQ:53:LEU:HD12	2.18	0.58
46:BS:74:LEU:O	46:BS:79:VAL:HG23	2.03	0.58
47:BT:86:GLU:O	47:BT:90:ILE:HG12	2.03	0.58
54:CA:197:A:N6	54:CA:221:C:H5''	2.18	0.58
54:CA:498:A:O2'	54:CA:500:G:O5'	2.22	0.58
54:CA:1002:G:C2'	54:CA:1003:G:H5'	2.34	0.58
54:CA:1300:G:O2'	54:CA:1301:U:O5'	2.19	0.58
42:CO:119:LYS:HB2	42:CO:120:TYR:CD1	2.39	0.58
43:CP:14:ARG:N	43:CP:44:ARG:HD2	2.19	0.58
52:CD:20:U:H2'	52:CD:20:U:O2	2.03	0.58
52:CB:6:G:H2'	52:CB:7:A:O4'	2.04	0.58
55:DA:18:C:H4'	16:D1:23:GLY:O	2.04	0.58
55:DA:373:U:O2	55:DA:423:A:H2	1.85	0.58
55:DA:492:A:H2'	55:DA:493:G:H5'	1.85	0.58
55:DA:969:U:OP1	25:DX:17:LYS:HG3	2.03	0.58
55:DA:1061:U:H2'	55:DA:1062:G:O5'	2.04	0.58
55:DA:1166:C:O2'	55:DA:1167:U:H5'	2.04	0.58
55:DA:1510:A:OP1	55:DA:1510:A:H4'	2.03	0.58
55:DA:1694:C:H1'	55:DA:1695:G:N2	2.18	0.58
55:DA:1930:G:O2'	55:DA:1931:U:OP2	2.19	0.58
55:DA:2285:C:H41	28:D6:27:LYS:HE2	1.68	0.58
55:DA:2712:U:O2'	55:DA:2712(A):A:O5'	2.21	0.58
56:DJ:12:LEU:N	56:DJ:13:SER:CA	2.67	0.58
13:D0:85:PRO:O	13:D0:87:TYR:N	2.37	0.58
22:D3:33:ALA:HB2	22:D3:63:VAL:HA	1.85	0.58
22:D3:53:MET:HA	22:D3:58:THR:O	2.04	0.58
1:AA:205:G:HO2'	1:AA:206:U:P	2.26	0.58
1:AA:908:C:O2'	1:AA:909:A:H5'	2.04	0.58
1:AA:1060:U:H5''	1:AA:1061:U:OP1	2.03	0.58

*Continued on next page...*



*Continued from previous page...*

Atom-1	Atom-2	Interatomic distance (Å)	Clash overlap (Å)
1:AA:1250:G:O2'	1:AA:1251:C:OP1	2.20	0.58
1:AA:1272:A:H3'	1:AA:1273:U:C5'	2.34	0.58
1:AA:1364:G:OP2	23:AZ:2:SER:HA	2.04	0.58
1:AA:1427:A:H4'	1:AA:1428:C:O4'	2.04	0.58
1:AA:1705:G:H2'	1:AA:1706:U:O4'	2.04	0.58
1:AA:1731:G:C2'	1:AA:1732:A:H5'	2.32	0.58
1:AA:2060:A:HO2'	1:AA:2061:G:P	2.26	0.58
1:AA:2720:U:N3	1:AA:2873:A:C2	2.66	0.58
1:AA:2763:G:H5'	1:AA:2764:A:OP2	2.04	0.58
8:AK:68:LEU:O	8:AK:71:ILE:HG22	2.03	0.58
8:AK:114:LEU:HD23	8:AK:130:TYR:HB2	1.86	0.58
8:AK:117:GLU:CD	8:AK:117:GLU:N	2.50	0.58
10:AN:10:VAL:HG23	10:AN:10:VAL:O	2.03	0.58
11:AO:124:LYS:HZ2	11:AO:143:GLY:HA3	1.67	0.58
12:AP:70:PRO:HA	12:AP:94:VAL:O	2.04	0.58
12:AP:109:VAL:HG12	12:AP:110:THR:N	2.18	0.58
12:AP:140:ALA:O	12:AP:141:GLN:HB2	2.02	0.58
16:A1:91:ASP:O	16:A1:92:ARG:HB3	2.04	0.58
22:A3:5:LYS:CE	52:BC:73:A:O2'	2.42	0.58
25:AX:23:LEU:HD11	25:AX:53:LEU:CD1	2.33	0.58
31:BA:335:C:H2'	31:BA:336:C:C6	2.39	0.58
31:BA:1328:C:O2'	31:BA:1329:A:H5'	2.03	0.58
31:BA:1532:U:H2'	31:BA:1533:C:C6	2.39	0.58
32:BE:22:LYS:H	32:BE:22:LYS:NZ	2.01	0.58
32:BE:206:ASP:O	32:BE:211:ILE:HD11	2.04	0.58
34:BG:149:ALA:O	34:BG:150:GLU:O	2.21	0.58
39:BL:82:ALA:HB1	39:BL:96:LEU:HD21	1.85	0.58
40:BM:6:ILE:O	40:BM:6:ILE:HG13	2.03	0.58
43:BP:56:LEU:O	43:BP:60:VAL:HG23	2.03	0.58
43:BP:85:GLY:O	43:BP:86:CYS:C	2.42	0.58
44:BQ:26:ARG:HD3	44:BQ:43:CYS:CB	2.34	0.58
45:BR:54:ARG:HG2	45:BR:58:MET:HE2	1.85	0.58
54:CA:22:G:H4'	54:CA:885:G:C8	2.38	0.58
54:CA:32:A:H2'	54:CA:33:A:C8	2.39	0.58
54:CA:564:C:H5'	47:CT:32:TYR:HE2	1.67	0.58
54:CA:1006:C:H2'	54:CA:1007:C:C6	2.39	0.58
54:CA:1498:U:O2'	54:CA:1499:A:OP2	2.20	0.58
32:CE:4:GLU:HG2	32:CE:5:ILE:N	2.18	0.58
43:CP:50:GLU:O	43:CP:54:VAL:HG23	2.02	0.58
45:CR:82:ILE:CG2	45:CR:83:GLU:N	2.66	0.58
48:CU:45:SER:HG	48:CU:47:THR:HG1	1.52	0.58

*Continued on next page...*

*Continued from previous page...*

Atom-1	Atom-2	Interatomic distance (Å)	Clash overlap (Å)
52:CB:46:G:H5''	52:CB:47:U:OP2	2.04	0.58
53:C1:31:A:O2'	53:C1:32:A:O5'	2.21	0.58
55:DA:328:U:O2'	20:DU:71:LYS:HD3	2.04	0.58
55:DA:1079:C:H1'	58:DL:129:GLY:HA3	1.84	0.58
55:DA:1945:G:H2'	55:DA:1946:U:H6	1.69	0.58
55:DA:2443:C:O2'	55:DA:2444:G:H5'	2.03	0.58
55:DA:2702:U:OP1	55:DA:2702:U:O4'	2.22	0.58
55:DA:2771:C:H2'	55:DA:2772:C:C6	2.38	0.58
2:DB:113:C:O2'	14:DQ:46:VAL:HG13	2.04	0.58
3:DD:35:LYS:HG2	3:DD:64:ILE:CA	2.34	0.58
3:DD:134:ARG:HB2	3:DD:135:PHE:HD2	1.68	0.58
4:DE:174:ASP:HB3	4:DE:183:LEU:HD22	1.85	0.58
5:DF:31:HIS:HB2	11:DO:9:ASN:ND2	2.16	0.58
57:DY:12:THR:HB	57:DY:52:PHE:CD2	2.38	0.58
57:DY:75:GLN:HG3	57:DY:110:GLY:H	1.69	0.58
58:DL:86:LYS:C	58:DL:88:ALA:H	2.05	0.58
58:DL:99:ILE:HG13	58:DL:138:VAL:CG2	2.25	0.58
16:D1:11:ARG:O	16:D1:15:LYS:HG3	2.04	0.58
16:D1:52:ARG:HH11	16:D1:52:ARG:HG2	1.69	0.58
19:DT:15:GLU:OE1	19:DT:15:GLU:N	2.26	0.58
21:DV:189:ALA:HB2	21:DV:190:GLU:HG2	1.71	0.58
28:D6:9:LEU:HD13	28:D6:11:LEU:CD2	2.33	0.58
1:AA:897:C:OP2	1:AA:897:C:H6	1.87	0.58
1:AA:1060:U:O2	1:AA:1088:A:H8	1.85	0.58
1:AA:1106:G:H2'	1:AA:1107:G:C8	2.39	0.58
1:AA:1932:A:H2'	1:AA:1933:G:O4'	2.03	0.58
1:AA:2091:U:H3'	1:AA:2092:U:H5''	1.84	0.58
1:AA:2126:A:HO2'	1:AA:2127:G:C5'	2.16	0.58
1:AA:2656:U:C6	1:AA:2656:U:H3'	2.39	0.58
3:AD:70:TRP:CH2	3:AD:150:LYS:HA	2.39	0.58
4:AE:203:LYS:HD3	4:AE:203:LYS:C	2.24	0.58
5:AF:7:TYR:CD2	5:AF:18:ARG:HB2	2.39	0.58
6:AG:53:LEU:HD23	6:AG:53:LEU:C	2.24	0.58
6:AG:115:ARG:HH22	43:BP:7:VAL:HB	1.69	0.58
7:AH:143:GLN:C	7:AH:143:GLN:HE21	2.07	0.58
8:AK:130:TYR:O	8:AK:136:VAL:HG13	2.04	0.58
9:AM:45:ASN:H	9:AM:45:ASN:ND2	2.02	0.58
14:AQ:73:LEU:O	14:AQ:73:LEU:HD13	2.04	0.58
24:AW:31:GLU:O	24:AW:34:GLU:N	2.36	0.58
31:BA:77:C:H2'	31:BA:78:G:C5'	2.25	0.58
31:BA:95:G:H2'	31:BA:96:G:H5'	1.85	0.58

*Continued on next page...*

*Continued from previous page...*

Atom-1	Atom-2	Interatomic distance (Å)	Clash overlap (Å)
31:BA:412:A:O2'	31:BA:413:G:P	2.61	0.58
31:BA:687:A:O2'	31:BA:688:G:OP2	2.21	0.58
31:BA:957:U:H1'	31:BA:960:U:C6	2.39	0.58
31:BA:972:C:H4'	40:BM:57:LYS:HG3	1.85	0.58
31:BA:998(A):C:O2'	31:BA:999:U:H5'	2.04	0.58
39:BL:95:LYS:HA	39:BL:99:LEU:HD23	1.86	0.58
42:BO:60:LEU:HD21	42:BO:66:VAL:CG2	2.33	0.58
48:BU:22:VAL:C	48:BU:24:ALA:N	2.57	0.58
50:BW:10:LEU:HD13	50:BW:10:LEU:O	2.04	0.58
54:CA:31:G:O2'	54:CA:32:A:P	2.61	0.58
54:CA:88:C:H3'	54:CA:89:U:C6	2.39	0.58
54:CA:1151:A:H2'	54:CA:1152:A:C8	2.38	0.58
54:CA:1196:U:O2	33:CF:162:GLN:NE2	2.37	0.58
54:CA:1521:G:H2'	54:CA:1522:U:C6	2.39	0.58
32:CE:7:VAL:HG22	32:CE:8:LYS:N	2.18	0.58
32:CE:71:VAL:HG21	32:CE:164:VAL:HG22	1.85	0.58
32:CE:221:LEU:HD13	32:CE:221:LEU:O	2.03	0.58
40:CM:38:ILE:O	40:CM:38:ILE:HG13	2.04	0.58
42:CO:48:PRO:O	42:CO:49:ASN:ND2	2.37	0.58
43:CP:3:ARG:HH21	6:DG:139:LEU:HD13	1.67	0.58
43:CP:11:ARG:HH11	43:CP:11:ARG:CB	2.16	0.58
43:CP:97:PRO:HA	43:CP:110:ARG:HD3	1.84	0.58
52:CD:56:C:C6	55:DA:2169:A:N7	2.72	0.58
52:CB:57:G:C5'	21:DV:182:LYS:HZ1	2.01	0.58
55:DA:594:U:OP1	30:D8:61:LEU:HD22	2.04	0.58
55:DA:1056:G:H2'	55:DA:1057:A:OP2	2.04	0.58
55:DA:1973:G:H2'	55:DA:1974:C:C6	2.38	0.58
55:DA:2012:G:H4'	18:DS:96:ILE:HD11	1.86	0.58
55:DA:2038:G:H2'	55:DA:2039:C:C6	2.39	0.58
55:DA:2150:U:H2'	55:DA:2151:G:H8	1.65	0.58
55:DA:2197:U:H1'	55:DA:2198:A:C8	2.38	0.58
55:DA:2662:A:H2'	55:DA:2663:G:O4'	2.04	0.58
55:DA:2688:U:H5	55:DA:2720:U:OP2	1.86	0.58
6:DG:67:LYS:HG3	26:D4:6:HIS:CE1	2.38	0.58
8:DK:21:VAL:HG21	8:DK:25:TYR:CD1	2.39	0.58
8:DK:144:VAL:HG22	8:DK:145:VAL:N	2.18	0.58
57:DY:89:ALA:HB2	57:DY:125:LEU:HD11	1.85	0.58
57:DY:100:ASN:O	57:DY:100:ASN:ND2	2.36	0.58
58:DL:14:ALA:CB	58:DL:50:ASP:HB3	2.29	0.58
58:DL:28:GLY:C	58:DL:30:HIS:H	2.07	0.58
56:DJ:5:ILE:O	56:DJ:9:LYS:N	2.33	0.58

*Continued on next page...*

*Continued from previous page...*

Atom-1	Atom-2	Interatomic distance (Å)	Clash overlap (Å)
9:DM:4:TYR:CD2	16:D1:100:VAL:HG11	2.38	0.58
16:D1:95:LEU:HD12	17:D2:11:GLN:NE2	2.18	0.58
21:DV:60:GLU:CG	21:DV:61:LEU:H	2.14	0.58
24:DW:14:ARG:NH1	24:DW:66:GLU:OE1	2.37	0.58
26:D4:13:ARG:HB2	26:D4:30:GLU:HA	1.85	0.58
1:AA:208:C:H2'	1:AA:209:C:C6	2.39	0.58
1:AA:273(E):U:C2'	1:AA:273(F):C:H5'	2.33	0.58
1:AA:372:G:O2'	1:AA:373:U:OP2	2.22	0.58
1:AA:387:U:OP2	1:AA:387:U:C6	2.56	0.58
1:AA:1826:G:H2'	1:AA:1827:C:H6	1.68	0.58
1:AA:2469:A:H5'	1:AA:2470:G:C8	2.39	0.58
1:AA:2850:A:H5'	1:AA:2868:A:H2	1.69	0.58
3:AD:25:THR:HG21	3:AD:82:ILE:N	2.19	0.58
3:AD:165:ILE:HD13	3:AD:175:LEU:HD21	1.85	0.58
7:AH:54:ARG:HB2	7:AH:55:PRO:HD2	1.84	0.58
7:AH:83:TYR:HA	7:AH:134:SER:CB	2.33	0.58
10:AN:69:ILE:HD12	10:AN:77:ILE:O	2.02	0.58
13:A0:44:LEU:HD13	13:A0:44:LEU:C	2.24	0.58
13:A0:78:LYS:O	13:A0:82:GLU:HB3	2.04	0.58
14:AQ:108:GLY:O	14:AQ:110:LEU:N	2.36	0.58
15:AR:82:LEU:HD12	15:AR:82:LEU:N	2.18	0.58
21:AV:92:SER:O	21:AV:94:GLU:N	2.37	0.58
31:BA:678:U:H2'	31:BA:679:C:C6	2.39	0.58
31:BA:1101:A:H4'	31:BA:1102:A:C4'	2.34	0.58
31:BA:1187:G:H21	44:BQ:60:SER:HB3	1.69	0.58
32:BE:86:GLU:C	32:BE:88:ALA:H	2.07	0.58
34:BG:128:VAL:HG12	34:BG:129:ASN:ND2	2.19	0.58
42:BO:117:ARG:HH21	42:BO:124:LYS:CA	2.17	0.58
54:CA:838:G:C6	54:CA:842:C:H1'	2.38	0.58
54:CA:1181:G:C2	54:CA:1182:G:N2	2.71	0.58
54:CA:1321:C:C5	54:CA:1322:C:N3	2.71	0.58
32:CE:200:ILE:O	32:CE:201:ILE:HD13	2.04	0.58
35:CH:100:VAL:HG23	35:CH:116:THR:O	2.04	0.58
39:CL:50:LEU:HB3	39:CL:55:ALA:O	2.03	0.58
42:CO:38:THR:HG21	42:CO:65:GLU:OE2	2.03	0.58
43:CP:7:VAL:HB	6:DG:115:ARG:HH12	1.69	0.58
43:CP:11:ARG:HH11	43:CP:11:ARG:HB3	1.69	0.58
43:CP:62:ASN:OD1	26:D4:49:PHE:HD2	1.87	0.58
55:DA:223:A:O2'	55:DA:420:C:O2	2.21	0.58
55:DA:228:A:O2'	55:DA:229:A:P	2.62	0.58
55:DA:270(P):C:H2'	55:DA:270(Q):C:C6	2.39	0.58

*Continued on next page...*

*Continued from previous page...*

Atom-1	Atom-2	Interatomic distance (Å)	Clash overlap (Å)
55:DA:320:A:H2'	5:DF:136:THR:HG21	1.85	0.58
55:DA:1970:A:H5'	55:DA:1971:A:OP1	2.03	0.58
55:DA:2068:U:N3	55:DA:2430:A:H2	1.99	0.58
55:DA:2135:A:H2'	55:DA:2136:C:OP1	2.03	0.58
55:DA:2186:G:H2'	55:DA:2187:G:H8	1.69	0.58
55:DA:2776:A:HO2'	55:DA:2781:A:HO2'	1.52	0.58
8:DK:47:LEU:HA	8:DK:50:ARG:HD3	1.86	0.58
57:DY:28:ASN:CB	57:DY:81:VAL:O	2.52	0.58
58:DL:76:TYR:O	58:DL:77:LEU:C	2.43	0.58
56:DJ:13:SER:C	56:DJ:17:VAL:CG2	2.69	0.58
10:DN:96:THR:O	10:DN:97:ARG:O	2.21	0.58
15:DR:105:LEU:O	15:DR:105:LEU:HG	2.03	0.58
21:DV:53:ILE:H	21:DV:71:VAL:CG1	2.16	0.58
22:D3:24:LYS:O	22:D3:25:ARG:HG2	2.04	0.58
28:D6:13:CYS:HB2	28:D6:22:ALA:O	2.04	0.58
1:AA:19:C:H2'	1:AA:20:C:H6	1.69	0.57
1:AA:302:C:O2'	1:AA:303:U:H5'	2.03	0.57
1:AA:638:G:H2'	1:AA:639:U:C6	2.39	0.57
1:AA:1098:A:H2'	1:AA:1099:G:H5''	1.86	0.57
1:AA:1771:C:C1'	1:AA:1786:A:H8	2.16	0.57
1:AA:1913:A:C8	31:BA:1494:G:H4'	2.39	0.57
1:AA:2181:G:O2'	1:AA:2182:G:H5'	2.05	0.57
2:AB:5:C:O2'	2:AB:6:C:H5'	2.04	0.57
4:AE:132:HIS:O	4:AE:134:ILE:N	2.37	0.57
4:AE:137:HIS:HB3	4:AE:138:PRO:CD	2.34	0.57
6:AG:127:GLY:HA2	6:AG:166:ASP:CG	2.24	0.57
7:AH:86:GLU:O	7:AH:87:LEU:HG	2.04	0.57
8:AK:128:LEU:O	8:AK:138:ILE:HG22	2.03	0.57
11:AO:47:ASP:HB3	11:AO:48:PRO:O	2.04	0.57
11:AO:63:PRO:O	11:AO:64:LYS:CB	2.52	0.57
15:AR:8:LYS:NZ	15:AR:8:LYS:HB3	2.18	0.57
16:A1:79:PHE:CE2	16:A1:83:LEU:HD13	2.34	0.57
19:AT:21:PHE:C	19:AT:23:GLU:H	2.07	0.57
21:AV:57:ILE:HG22	21:AV:58:VAL:N	2.17	0.57
22:A3:6:GLY:O	22:A3:7:LEU:O	2.22	0.57
23:AZ:80:LEU:N	23:AZ:80:LEU:HD22	2.18	0.57
26:A4:58:ARG:HA	26:A4:61:ARG:CB	2.34	0.57
31:BA:84:U:H3'	31:BA:85:U:C5	2.39	0.57
31:BA:429:U:H1'	31:BA:430:A:H5''	1.86	0.57
31:BA:878:G:H5'	38:BK:89:PRO:HG2	1.86	0.57
31:BA:1380:U:O2'	31:BA:1381:U:H5''	2.04	0.57

*Continued on next page...*

*Continued from previous page...*

Atom-1	Atom-2	Interatomic distance (Å)	Clash overlap (Å)
33:BF:73:PRO:HA	33:BF:76:VAL:HG13	1.85	0.57
34:BG:117:ALA:O	34:BG:121:VAL:HG23	2.04	0.57
40:BM:83:GLU:O	40:BM:86:MET:HB2	2.03	0.57
43:BP:8:GLU:CD	43:BP:22:ILE:HA	2.24	0.57
43:BP:67:GLU:O	43:BP:70:LEU:HD13	2.04	0.57
46:BS:20:VAL:HG23	46:BS:32:TYR:HB2	1.86	0.57
47:BT:59:ILE:CD1	47:BT:73:VAL:HA	2.33	0.57
49:BV:11:VAL:HG23	49:BV:38:SER:HB2	1.86	0.57
50:BW:41:ILE:O	50:BW:44:ALA:HB3	2.04	0.57
51:BX:6:ARG:O	51:BX:12:LYS:HE3	2.04	0.57
51:BX:26:LYS:HA	51:BX:26:LYS:HZ2	1.67	0.57
54:CA:940:C:O2'	54:CA:941:G:H5'	2.04	0.57
54:CA:1072:G:H2'	54:CA:1073:U:H6	1.69	0.57
54:CA:1190:G:O2'	54:CA:1191:A:OP2	2.19	0.57
32:CE:42:ILE:CD1	32:CE:202:PRO:HB2	2.34	0.57
38:CK:39:LEU:HB3	38:CK:45:ILE:HG12	1.85	0.57
55:DA:654(J):A:HO2'	55:DA:654(K):C:P	2.27	0.57
55:DA:1059:G:H21	58:DL:126:MET:C	2.07	0.57
55:DA:1083:U:P	57:DY:47:ASN:OD1	2.62	0.57
55:DA:1178:C:C2'	55:DA:1179:C:C6	2.75	0.57
55:DA:1543:A:O2'	55:DA:1544:C:P	2.61	0.57
55:DA:1652:A:C2'	55:DA:1653:G:H5'	2.33	0.57
55:DA:2199:A:H5'	23:DZ:50:ARG:NH2	2.19	0.57
55:DA:2291:U:O2'	55:DA:2374:C:H1'	2.04	0.57
55:DA:2349:G:OP2	30:D8:42:ARG:HD3	2.04	0.57
6:DG:106:LEU:HA	6:DG:110:ALA:HB3	1.85	0.57
57:DY:27:VAL:HG22	57:DY:80:VAL:HG11	1.84	0.57
57:DY:88:ALA:O	57:DY:91:LYS:N	2.36	0.57
57:DY:90:ALA:O	57:DY:94:VAL:CG2	2.51	0.57
10:DN:63:VAL:HG12	10:DN:106:LEU:HD11	1.86	0.57
12:DP:109:VAL:CG1	12:DP:113:GLN:HB3	2.34	0.57
14:DQ:89:ARG:HG3	14:DQ:89:ARG:O	2.04	0.57
14:DQ:101:LEU:HD13	14:DQ:101:LEU:O	2.04	0.57
15:DR:3:ARG:O	15:DR:4:GLY:C	2.43	0.57
15:DR:125:ARG:HA	15:DR:128:GLU:HB3	1.84	0.57
17:D2:37:VAL:HG23	17:D2:37:VAL:O	2.04	0.57
18:DS:66:GLU:O	18:DS:68:ARG:N	2.37	0.57
21:DV:116:VAL:CG1	21:DV:117:LEU:N	2.66	0.57
21:DV:117:LEU:CD1	21:DV:117:LEU:H	2.13	0.57
23:DZ:49:VAL:HG11	23:DZ:70:VAL:HG11	1.86	0.57
1:AA:274:G:OP1	1:AA:274:G:O4'	2.22	0.57

*Continued on next page...*

*Continued from previous page...*

Atom-1	Atom-2	Interatomic distance (Å)	Clash overlap (Å)
1:AA:448:U:O2'	5:AF:84:VAL:HG13	2.04	0.57
1:AA:618:G:H5'	5:AF:107:LYS:HE2	1.85	0.57
1:AA:991:C:H5'	1:AA:991:C:H6	1.69	0.57
1:AA:1096:A:N7	1:AA:1097:U:H1'	2.20	0.57
1:AA:1099:G:H2'	1:AA:1100:C:H6	1.69	0.57
1:AA:1360:A:C5'	1:AA:1361:G:OP2	2.51	0.57
1:AA:1645:G:C5'	1:AA:1646:C:H5'	2.33	0.57
1:AA:2128:C:O2'	1:AA:2173:A:N3	2.36	0.57
1:AA:2298:A:H62	1:AA:2318:G:H8	1.52	0.57
1:AA:2496:C:P	12:AP:81:VAL:HG13	2.44	0.57
2:AB:8:U:H6	2:AB:8:U:C5'	2.16	0.57
3:AD:85:ASP:HB2	3:AD:92:ILE:HD13	1.85	0.57
4:AE:21:VAL:HB	4:AE:22:PRO:HD2	1.86	0.57
4:AE:27:LEU:HA	4:AE:180:ASN:O	2.04	0.57
9:AM:74:ARG:HH12	9:AM:85:ILE:CD1	2.17	0.57
10:AN:24:VAL:HA	10:AN:39:ILE:HG22	1.87	0.57
10:AN:79:PHE:HE2	10:AN:101:PRO:HB2	1.69	0.57
14:AQ:106:ARG:NH1	14:AQ:106:ARG:HB2	2.18	0.57
20:AU:20:TYR:HE2	20:AU:42:VAL:N	2.03	0.57
21:AV:140:ASP:O	21:AV:141:VAL:HG12	2.03	0.57
23:AZ:51:VAL:HG12	23:AZ:53:VAL:HG23	1.85	0.57
26:A4:57:GLU:O	26:A4:61:ARG:N	2.36	0.57
30:A8:62:LEU:HB2	30:A8:63:PRO:HD3	1.86	0.57
31:BA:91:C:H2'	31:BA:92:G:H5''	1.86	0.57
31:BA:216:G:O2'	31:BA:217:C:C5'	2.52	0.57
31:BA:723:U:N3	31:BA:1537:U:O2'	2.37	0.57
31:BA:797:C:OP1	41:BN:124:LYS:HE2	2.04	0.57
35:BH:101:ILE:N	35:BH:101:ILE:HD13	2.19	0.57
38:BK:7:ALA:HB2	38:BK:85:ARG:HD2	1.85	0.57
38:BK:23:SER:HA	38:BK:63:LEU:CD2	2.34	0.57
46:BS:72:ARG:HH11	46:BS:73:LEU:HG	1.68	0.57
47:BT:10:VAL:HG23	47:BT:55:ASP:O	2.04	0.57
50:BW:97:ALA:O	50:BW:99:LEU:HG	2.04	0.57
52:BD:48:C:N4	52:BD:59:U:C2	2.72	0.57
54:CA:256:U:H2'	54:CA:257:G:C8	2.39	0.57
54:CA:794:A:H8	54:CA:794:A:C5'	2.17	0.57
54:CA:1001:G:H8	54:CA:1001:G:H5'	1.67	0.57
54:CA:1004:A:C2'	54:CA:1005:A:O5'	2.52	0.57
32:CE:163:PHE:CE1	32:CE:215:LEU:HD22	2.39	0.57
32:CE:239:VAL:HG12	32:CE:240:GLN:NE2	2.19	0.57
33:CF:116:VAL:O	33:CF:119:ARG:HB3	2.03	0.57

*Continued on next page...*

*Continued from previous page...*

Atom-1	Atom-2	Interatomic distance (Å)	Clash overlap (Å)
35:CH:9:LYS:HB3	35:CH:112:LEU:HD11	1.85	0.57
41:CN:20:TYR:HB2	41:CN:31:THR:CG2	2.34	0.57
55:DA:213:A:H2'	55:DA:214:G:O4'	2.04	0.57
55:DA:222:A:H3'	55:DA:421:U:C5'	2.33	0.57
55:DA:298:G:P	20:DU:85:VAL:HG22	2.45	0.57
55:DA:862:G:H2'	55:DA:863:A:O4'	2.04	0.57
55:DA:1142(A):A:HO2'	55:DA:1143:A:C5'	2.16	0.57
55:DA:1933:G:C2'	55:DA:1934:C:H5''	2.33	0.57
55:DA:2463:C:O2'	55:DA:2464:C:H5'	2.04	0.57
55:DA:2712:U:H1'	55:DA:2712(A):A:N7	2.18	0.57
3:DD:69:ARG:C	3:DD:71:ASP:H	2.06	0.57
4:DE:36:ARG:HH21	4:DE:86:PRO:HD2	1.70	0.57
4:DE:37:ARG:HD3	4:DE:42:ASP:OD2	2.04	0.57
8:DK:77:LEU:HD13	8:DK:78:THR:N	2.18	0.57
57:DY:29:TYR:CE2	57:DY:32:LEU:HD21	2.39	0.57
58:DL:18:THR:HG22	58:DL:38:VAL:HG12	1.70	0.57
58:DL:41:PHE:CD2	58:DL:45:THR:OG1	2.57	0.57
12:DP:75:THR:HA	12:DP:88:GLY:C	2.24	0.57
23:DZ:41:ARG:HH11	23:DZ:41:ARG:HG3	1.69	0.57
1:AA:329:G:C6	20:AU:19:LYS:HG2	2.39	0.57
1:AA:1484:G:H2'	1:AA:1485:G:C5'	2.13	0.57
1:AA:1517:G:O2'	1:AA:1518:C:H5'	2.04	0.57
1:AA:2300:G:H2'	1:AA:2301:C:C6	2.39	0.57
1:AA:2317:C:O2'	1:AA:2318:G:H5'	2.04	0.57
1:AA:2319:G:H5''	1:AA:2320:A:OP1	2.04	0.57
1:AA:2554:U:O2	52:BB:74:C:C5	2.57	0.57
4:AE:34:VAL:CG1	4:AE:64:LYS:HD3	2.34	0.57
6:AG:81:LYS:HD3	6:AG:81:LYS:H	1.69	0.57
11:AO:62:LEU:HD23	11:AO:64:LYS:HD2	1.86	0.57
12:AP:39:PRO:HA	12:AP:97:VAL:O	2.05	0.57
20:AU:95:LYS:NZ	20:AU:96:ILE:O	2.37	0.57
21:AV:114:GLY:O	21:AV:115:GLY:C	2.42	0.57
21:AV:175:VAL:CB	21:AV:176:PRO:HD2	2.31	0.57
31:BA:328:C:O2'	31:BA:329:A:OP2	2.18	0.57
31:BA:598:U:H2'	31:BA:599:C:C6	2.38	0.57
31:BA:1059:C:O2	40:BM:53:PRO:HG3	2.05	0.57
33:BF:59:ARG:HG2	33:BF:64:VAL:HG22	1.86	0.57
35:BH:101:ILE:HD13	35:BH:101:ILE:H	1.68	0.57
39:BL:66:ARG:HB3	39:BL:66:ARG:CZ	2.34	0.57
42:BO:89:ARG:HA	42:BO:97:ARG:HA	1.86	0.57
48:BU:31:LEU:H	48:BU:31:LEU:HD23	1.68	0.57

*Continued on next page...*



*Continued from previous page...*

Atom-1	Atom-2	Interatomic distance (Å)	Clash overlap (Å)
50:BW:70:SER:O	50:BW:71:THR:C	2.41	0.57
50:BW:74:LYS:C	50:BW:76:ALA:N	2.58	0.57
52:BC:38:A:C2'	52:BC:39:U:H5'	2.34	0.57
54:CA:136:C:H2'	54:CA:137:C:C6	2.39	0.57
54:CA:328:C:H4'	54:CA:329:A:C5'	2.34	0.57
54:CA:428:G:C2	54:CA:430:A:N6	2.72	0.57
54:CA:1004:A:C5'	54:CA:1025:U:O4	2.52	0.57
54:CA:1347:G:C2'	54:CA:1348:U:OP2	2.51	0.57
35:CH:94:ALA:HB2	35:CH:119:LEU:HG	1.85	0.57
37:CJ:78:ARG:HG3	37:CJ:79:ARG:N	2.19	0.57
46:CS:8:ARG:O	46:CS:9:PHE:HD2	1.86	0.57
49:CV:69:HIS:HB3	49:CV:73:GLU:OE2	2.04	0.57
52:CC:72:C:C2'	52:CC:73:A:H5'	2.34	0.57
55:DA:565:C:H4'	55:DA:1253:A:C6	2.38	0.57
55:DA:943:U:OP2	11:DO:36:LYS:CG	2.52	0.57
55:DA:1057:A:H3'	55:DA:1058:U:C5	2.38	0.57
55:DA:1059:G:O2'	58:DL:73:PRO:HG2	2.04	0.57
55:DA:2614:A:H4'	55:DA:2615:U:OP1	2.04	0.57
55:DA:2815:C:H2'	55:DA:2816:C:H6	1.69	0.57
55:DA:2895:U:H2'	55:DA:2896:C:C6	2.39	0.57
4:DE:75:VAL:O	4:DE:76:ARG:HG3	2.05	0.57
6:DG:137:GLU:HB3	6:DG:152:LEU:HD13	1.86	0.57
7:DH:169:VAL:HG22	7:DH:170:ARG:H	1.69	0.57
8:DK:78:THR:O	8:DK:79:ILE:HG12	2.04	0.57
57:DY:25:PHE:CD1	57:DY:82:PHE:CZ	2.93	0.57
58:DL:8:VAL:O	58:DL:57:ILE:HB	2.04	0.57
58:DL:62:ASP:O	58:DL:63:ARG:CB	2.52	0.57
58:DL:76:TYR:C	58:DL:78:ILE:H	2.07	0.57
9:DM:43:THR:HB	9:DM:46:VAL:HG11	1.84	0.57
26:D4:39:CYS:C	26:D4:41:PRO:HD3	2.23	0.57
1:AA:49:A:H1'	1:AA:51:G:C5	2.38	0.57
1:AA:315:G:H2'	1:AA:316:C:C6	2.40	0.57
1:AA:387:U:H6	1:AA:387:U:P	2.27	0.57
1:AA:654(J):A:N1	1:AA:654(L):G:O6	2.38	0.57
1:AA:755:C:H2'	1:AA:756:C:C6	2.39	0.57
1:AA:1371:G:O2'	1:AA:1372:U:H5	1.87	0.57
1:AA:1925:C:O2	1:AA:1925:C:C2'	2.48	0.57
1:AA:2472:G:N1	1:AA:2477:C:OP1	2.36	0.57
1:AA:2572:A:N7	4:AE:144:ARG:HD2	2.18	0.57
2:AB:40:U:O4	26:A4:1:MET:HG2	2.03	0.57
8:AK:41:GLU:HA	8:AK:44:LEU:HB2	1.87	0.57

*Continued on next page...*

*Continued from previous page...*

Atom-1	Atom-2	Interatomic distance (Å)	Clash overlap (Å)
12:AP:7:MET:CB	12:AP:10:ARG:HE	2.17	0.57
12:AP:57:HIS:CE1	12:AP:113:GLN:HE21	2.16	0.57
15:AR:36:GLU:OE1	15:AR:41:ARG:HD2	2.04	0.57
18:AS:1:MET:HE2	18:AS:2:GLU:O	2.04	0.57
21:AV:175:VAL:HG12	21:AV:177:PRO:HD3	0.61	0.57
24:AW:16:LEU:O	24:AW:16:LEU:HD12	2.03	0.57
26:A4:7:PRO:O	26:A4:8:LYS:O	2.22	0.57
28:A6:29:ASN:N	28:A6:29:ASN:ND2	2.52	0.57
30:A8:50:LEU:O	30:A8:51:ALA:CB	2.52	0.57
31:BA:47:C:H5''	31:BA:48:C:OP1	2.05	0.57
31:BA:89:U:H2'	31:BA:90:C:C6	2.39	0.57
31:BA:1024:G:C2'	31:BA:1025:U:H5''	2.33	0.57
31:BA:1041:A:H2'	31:BA:1042:G:O4'	2.05	0.57
31:BA:1174:G:H2'	31:BA:1175:G:H8	1.69	0.57
31:BA:1251:A:H2'	31:BA:1252:A:C8	2.39	0.57
34:BG:24:GLU:N	34:BG:27:TYR:CB	2.67	0.57
35:BH:102:ALA:HB1	35:BH:106:PRO:CG	2.34	0.57
36:BI:50:TYR:CE2	36:BI:52:ILE:HD11	2.40	0.57
37:BJ:20:ASP:OD2	37:BJ:22:LEU:HB3	2.04	0.57
42:BO:17:LYS:HD3	42:BO:17:LYS:C	2.25	0.57
47:BT:67:LYS:O	47:BT:68:ARG:C	2.42	0.57
52:BB:11:C:H2'	52:BB:12:U:C6	2.39	0.57
54:CA:528:C:H41	42:CO:49:ASN:ND2	2.03	0.57
54:CA:689:C:C2'	54:CA:690:G:H5'	2.34	0.57
54:CA:1036:G:H3'	54:CA:1037:C:C5	2.38	0.57
54:CA:1106:G:H2'	54:CA:1107:C:C6	2.39	0.57
54:CA:1322:C:H5'	43:CP:100:GLY:HA2	1.85	0.57
32:CE:96:ARG:HD2	32:CE:96:ARG:N	2.19	0.57
32:CE:207:ALA:O	32:CE:209:ARG:N	2.37	0.57
46:CS:53:VAL:O	46:CS:57:ARG:HG2	2.05	0.57
55:DA:27:G:N2	55:DA:512:G:H2'	2.19	0.57
55:DA:654(G):C:H2'	55:DA:654(H):G:N7	2.19	0.57
55:DA:2656:U:O4	55:DA:2657:A:C5	2.57	0.57
3:DD:148:GLU:HB2	3:DD:151:LYS:HD2	1.86	0.57
4:DE:61:ARG:O	4:DE:63:LEU:N	2.38	0.57
7:DH:143:GLN:C	7:DH:143:GLN:HE21	2.08	0.57
7:DH:169:VAL:HG22	7:DH:170:ARG:N	2.18	0.57
57:DY:46:GLN:HA	57:DY:46:GLN:HE21	1.70	0.57
58:DL:92:GLY:O	58:DL:135:GLY:O	2.22	0.57
9:DM:46:VAL:HG13	9:DM:48:MET:HG3	1.85	0.57
12:DP:32:TYR:CZ	12:DP:111:GLU:HB3	2.39	0.57

*Continued on next page...*

*Continued from previous page...*

Atom-1	Atom-2	Interatomic distance (Å)	Clash overlap (Å)
14:DQ:106:ARG:N	14:DQ:110:LEU:HD21	2.20	0.57
15:DR:33:LYS:HE2	15:DR:84:GLN:HB3	1.86	0.57
19:DT:49:VAL:HG11	19:DT:83:VAL:HG22	1.86	0.57
21:DV:72:ARG:NH1	21:DV:72:ARG:HG3	2.19	0.57
1:AA:387:U:O2'	1:AA:388:G:OP2	2.19	0.57
1:AA:718:A:H2'	1:AA:719:C:O4'	2.04	0.57
1:AA:1088:A:H4'	1:AA:1089:G:C8	2.39	0.57
4:AE:87:GLU:O	4:AE:89:ASP:N	2.37	0.57
4:AE:132:HIS:O	4:AE:134:ILE:HG23	2.05	0.57
14:AQ:9:ARG:O	14:AQ:12:PHE:HB2	2.05	0.57
15:AR:98:LYS:HE3	15:AR:98:LYS:CA	2.35	0.57
21:AV:150:LEU:HD23	21:AV:150:LEU:C	2.25	0.57
25:AX:23:LEU:HG	25:AX:50:VAL:HG11	1.85	0.57
31:BA:345:C:O2'	31:BA:346:G:N3	2.38	0.57
31:BA:404:U:H2'	31:BA:405:U:C6	2.39	0.57
41:BN:116:HIS:O	41:BN:117:ASN:HB2	2.04	0.57
48:BU:30:ASP:OD2	48:BU:32:ARG:HB3	2.03	0.57
50:BW:13:LEU:HD12	50:BW:13:LEU:N	2.19	0.57
52:BC:60:U:H5''	52:BC:61:C:H5	1.70	0.57
54:CA:91:C:C2'	54:CA:92:G:H5''	2.34	0.57
54:CA:95:G:H2'	54:CA:96:G:H5''	1.87	0.57
54:CA:437:U:C2'	54:CA:438:G:H5'	2.34	0.57
54:CA:825:G:O2'	54:CA:826:C:H5'	2.05	0.57
54:CA:1054:C:O2'	54:CA:1055:A:H5''	2.04	0.57
54:CA:1347:G:H22	54:CA:1373:G:H2'	1.70	0.57
32:CE:21:ARG:HG3	32:CE:38:GLY:C	2.25	0.57
39:CL:112:LYS:HD3	39:CL:113:LYS:N	2.19	0.57
40:CM:13:HIS:HB3	40:CM:68:HIS:CE1	2.40	0.57
43:CP:87:TYR:HA	43:CP:90:LEU:HG	1.86	0.57
55:DA:195:A:OP1	11:DO:46:LYS:HE2	2.03	0.57
55:DA:271(B):G:O2'	55:DA:271(C):U:OP2	2.22	0.57
55:DA:871:U:O2	55:DA:871:U:C2'	2.47	0.57
55:DA:874:G:O2'	55:DA:875:G:H5'	2.05	0.57
55:DA:2462:U:H1'	55:DA:2491:U:O4	2.04	0.57
3:DD:166:GLN:HE21	3:DD:166:GLN:N	2.02	0.57
5:DF:110:LEU:HD11	5:DF:181:LEU:CD1	2.35	0.57
7:DH:50:VAL:HG22	7:DH:50:VAL:O	2.05	0.57
56:DI:3:LEU:CD2	56:DI:4:ASP:N	2.67	0.57
57:DY:32:LEU:HD22	57:DY:32:LEU:N	2.19	0.57
58:DL:90:LYS:HE3	58:DL:92:GLY:HA2	1.85	0.57
58:DL:98:ARG:NH1	58:DL:98:ARG:HB3	2.19	0.57

*Continued on next page...*

*Continued from previous page...*

Atom-1	Atom-2	Interatomic distance (Å)	Clash overlap (Å)
58:DL:101:TRP:HD1	58:DL:101:TRP:N	1.95	0.57
56:DJ:11:GLU:C	56:DJ:17:VAL:HG11	2.25	0.57
11:DO:96:THR:HG22	11:DO:126:VAL:CG2	2.34	0.57
15:DR:41:ARG:NH2	15:DR:43:GLN:HB3	2.19	0.57
17:D2:41:GLY:H	17:D2:46:VAL:HG13	1.69	0.57
17:D2:49:THR:HB	17:D2:50:PRO:HD2	1.84	0.57
20:DU:75:ILE:C	20:DU:75:ILE:HD13	2.24	0.57
20:DU:88:LYS:C	20:DU:90:LEU:H	2.07	0.57
21:DV:111:VAL:O	21:DV:112:ARG:O	2.22	0.57
1:AA:27:G:N2	1:AA:512:G:H2'	2.18	0.57
1:AA:30:G:H2'	1:AA:31:C:H6	1.68	0.57
1:AA:68:G:H3'	1:AA:69:C:C6	2.39	0.57
1:AA:363(B):G:O2'	1:AA:363(C):G:H5'	2.04	0.57
1:AA:412:A:H2'	1:AA:413:C:H5'	1.87	0.57
1:AA:1312:U:H4'	1:AA:1313:U:O5'	2.04	0.57
1:AA:1320:C:H5	1:AA:1329:U:H5'	1.69	0.57
1:AA:1379:A:O2'	1:AA:1380:G:P	2.61	0.57
1:AA:1796:U:H2'	1:AA:1797:C:H6	1.67	0.57
1:AA:2426:A:C4'	1:AA:2427:C:OP2	2.51	0.57
1:AA:2531:A:H61	1:AA:2662:A:N6	2.02	0.57
5:AF:107:LYS:HB3	5:AF:206:ILE:CG2	2.34	0.57
5:AF:113:ALA:HB1	5:AF:186:ILE:HG21	1.86	0.57
5:AF:122:LYS:HD2	5:AF:191:ARG:HG2	1.85	0.57
5:AF:124:LEU:O	5:AF:126:VAL:N	2.37	0.57
6:AG:72:ARG:HH11	6:AG:72:ARG:HG3	1.68	0.57
6:AG:99:MET:HG3	6:AG:100:TRP:N	2.18	0.57
7:AH:89:ILE:HD11	7:AH:129:THR:CB	2.34	0.57
11:AO:94:GLU:O	11:AO:96:THR:HG23	2.05	0.57
11:AO:106:LEU:O	11:AO:107:LYS:HB2	2.05	0.57
12:AP:20:ALA:HA	12:AP:99:PRO:HG2	1.87	0.57
15:AR:16:ARG:HE	15:AR:19:LEU:HD11	1.68	0.57
16:A1:88:ILE:C	16:A1:90:VAL:N	2.57	0.57
17:A2:49:THR:CB	17:A2:50:PRO:CD	2.81	0.57
18:AS:59:VAL:CG2	18:AS:65:LEU:H	2.15	0.57
20:AU:8:LYS:O	20:AU:27:VAL:HG21	2.04	0.57
20:AU:62:GLU:CD	20:AU:63:LYS:H	2.08	0.57
20:AU:94:LYS:NZ	20:AU:101:LYS:NZ	2.52	0.57
21:AV:135:GLU:HG3	21:AV:136:PHE:CD2	2.39	0.57
22:A3:83:PRO:O	22:A3:84:LEU:O	2.23	0.57
31:BA:922:G:N3	31:BA:1398:A:H2	2.02	0.57
31:BA:1177:G:H2'	31:BA:1178:G:N3	2.19	0.57

*Continued on next page...*

*Continued from previous page...*

Atom-1	Atom-2	Interatomic distance (Å)	Clash overlap (Å)
31:BA:1316:G:C2'	31:BA:1317:C:H5''	2.35	0.57
31:BA:1320:C:C4	49:BV:36:ARG:HG3	2.39	0.57
32:BE:82:ARG:HA	32:BE:92:TYR:CE1	2.40	0.57
32:BE:141:GLU:O	32:BE:145:LEU:HB2	2.04	0.57
34:BG:132:ARG:O	34:BG:132:ARG:HG3	2.05	0.57
42:BO:62:SER:O	42:BO:64:TYR:N	2.38	0.57
43:BP:81:LEU:HD21	43:BP:88:ARG:NH1	2.19	0.57
49:BV:36:ARG:HH21	49:BV:75:ALA:HB3	1.68	0.57
52:BC:57:G:H2'	52:BC:58:A:H5''	1.86	0.57
54:CA:939:G:H2'	54:CA:940:C:C6	2.38	0.57
34:CG:111:ALA:HB2	34:CG:120:LEU:CD1	2.34	0.57
36:CI:22:GLU:O	36:CI:26:ILE:HG13	2.05	0.57
38:CK:100:ILE:HB	38:CK:125:ARG:NH1	2.20	0.57
51:CX:10:ARG:HG2	51:CX:13:ILE:HD12	1.86	0.57
52:CD:37:MIA:N1	52:CD:37:MIA:H131	2.20	0.57
55:DA:1012:U:O4	9:DM:25:ARG:HA	2.04	0.57
55:DA:1204:A:O2'	55:DA:1205:U:H5''	2.04	0.57
55:DA:1472:A:H2'	55:DA:1473:G:O4'	2.04	0.57
55:DA:1480:G:O6	55:DA:1510:A:C2	2.58	0.57
55:DA:1885:A:H3'	55:DA:1886:C:C6	2.39	0.57
55:DA:2427:C:H5''	55:DA:2428:G:OP1	2.05	0.57
55:DA:2602:A:OP2	55:DA:2603:G:H5''	2.04	0.57
4:DE:37:ARG:HB3	4:DE:42:ASP:CG	2.25	0.57
7:DH:12:PRO:HG3	7:DH:48:GLY:O	2.05	0.57
7:DH:13:LYS:HE2	7:DH:13:LYS:CA	2.30	0.57
57:DY:24:PHE:O	57:DY:25:PHE:C	2.43	0.57
57:DY:50:ARG:N	57:DY:83:TYR:CB	2.68	0.57
57:DY:122:VAL:O	57:DY:123:GLU:C	2.40	0.57
57:DY:135:ARG:HH11	57:DY:138:LEU:CG	2.06	0.57
58:DL:140:GLY:O	58:DL:141:ALA:CB	2.47	0.57
9:DM:68:GLU:HG2	9:DM:88:GLU:OE2	2.04	0.57
15:DR:66:VAL:HG12	15:DR:67:SER:N	2.19	0.57
19:DT:49:VAL:HG11	19:DT:83:VAL:CG2	2.35	0.57
26:D4:42:PHE:CD1	26:D4:42:PHE:C	2.77	0.57
1:AA:75:G:H4'	24:AW:55:ARG:HH21	1.69	0.57
1:AA:322:A:OP1	5:AF:169:ASN:HB2	2.04	0.57
1:AA:401:A:H2'	1:AA:402:A:O4'	2.04	0.57
1:AA:654(D):G:N3	1:AA:654(D):G:H2'	2.18	0.57
1:AA:752:A:C6	1:AA:1781:C:O4'	2.58	0.57
1:AA:946:G:H2'	1:AA:947:G:O5'	2.02	0.57
1:AA:1299:G:H5''	1:AA:1300:U:H5''	1.86	0.57

*Continued on next page...*

*Continued from previous page...*

Atom-1	Atom-2	Interatomic distance (Å)	Clash overlap (Å)
1:AA:1371:G:HO2'	1:AA:1372:U:H5	1.51	0.57
1:AA:1777:U:O2'	1:AA:1778:U:H5'	2.05	0.57
1:AA:2820:A:N6	4:AE:192:ASN:CA	2.66	0.57
2:AB:86:G:O2'	2:AB:87:G:H5'	2.05	0.57
4:AE:199:ARG:NH1	4:AE:199:ARG:HB2	2.19	0.57
5:AF:178:PRO:HB3	5:AF:198:ALA:HB1	1.87	0.57
6:AG:67:LYS:NZ	26:A4:6:HIS:CE1	2.71	0.57
7:AH:26:VAL:HG13	7:AH:27:LYS:H	1.70	0.57
13:A0:37:THR:HG22	13:A0:39:PRO:CD	2.26	0.57
14:AQ:36:TYR:CD2	14:AQ:52:SER:HB3	2.40	0.57
21:AV:11:GLU:CG	21:AV:12:GLY:N	2.66	0.57
24:AW:48:HIS:O	24:AW:52:ASP:HB2	2.04	0.57
24:AW:68:ARG:HG3	24:AW:68:ARG:NH1	2.20	0.57
31:BA:413:G:O2'	31:BA:428:G:N2	2.38	0.57
31:BA:957:U:H1'	31:BA:960:U:C5	2.39	0.57
31:BA:1449:C:H3'	31:BA:1450:U:H4'	1.85	0.57
32:BE:9:GLU:O	32:BE:12:GLU:HG3	2.03	0.57
36:BI:10:LEU:HD12	36:BI:10:LEU:N	2.20	0.57
44:BQ:12:ARG:HG2	44:BQ:14:PRO:CD	2.28	0.57
48:BU:23:LYS:HE2	48:BU:57:GLY:O	2.04	0.57
49:BV:6:LYS:H	49:BV:6:LYS:HD2	1.69	0.57
54:CA:50:A:HO2'	54:CA:52:G:H8	1.46	0.57
54:CA:1004:A:O4'	54:CA:1036:G:O6	2.22	0.57
54:CA:1376:U:H2'	54:CA:1377:A:H8	1.68	0.57
32:CE:17:PHE:HB3	32:CE:44:LEU:HD11	1.87	0.57
32:CE:209:ARG:HD3	32:CE:240:GLN:OE1	2.04	0.57
38:CK:1:MET:H3	38:CK:1:MET:CE	2.16	0.57
39:CL:23:ASN:HB2	39:CL:25:LYS:HG2	1.87	0.57
39:CL:112:LYS:HD3	39:CL:113:LYS:O	2.05	0.57
49:CV:7:LYS:NZ	49:CV:7:LYS:HB2	2.20	0.57
52:CB:10:G:H3'	52:CB:11:C:H5	1.69	0.57
52:CB:37:MIA:C16	52:CB:37:MIA:N6	2.67	0.57
55:DA:1138:G:H21	9:DM:106:MET:CE	2.13	0.57
55:DA:1678:G:N2	55:DA:1989:G:H1	2.02	0.57
55:DA:2741:A:H2'	55:DA:2742:C:O4'	2.05	0.57
3:DD:43:ARG:HD2	3:DD:49:ILE:HG22	1.87	0.57
4:DE:34:VAL:HG21	4:DE:77:ILE:CG2	2.34	0.57
7:DH:37:VAL:CG1	7:DH:38:SER:H	2.16	0.57
57:DY:49:ALA:C	57:DY:83:TYR:CD1	2.73	0.57
57:DY:75:GLN:HE21	57:DY:75:GLN:CA	2.16	0.57
56:DJ:9:LYS:O	56:DJ:9:LYS:NZ	2.37	0.57

*Continued on next page...*

*Continued from previous page...*

Atom-1	Atom-2	Interatomic distance (Å)	Clash overlap (Å)
56:DJ:13:SER:HG	56:DJ:17:VAL:HG22	1.64	0.57
11:DO:9:ASN:CB	11:DO:10:PRO:HD2	2.35	0.57
11:DO:50:ARG:HH21	11:DO:50:ARG:HB2	1.67	0.57
15:DR:56:GLY:C	15:DR:57:PHE:O	2.41	0.57
20:DU:77:PRO:O	20:DU:78:ALA:HB2	2.05	0.57
21:DV:120:ILE:HB	21:DV:171:ILE:N	2.18	0.57
21:DV:140:ASP:C	21:DV:141:VAL:HG23	2.25	0.57
21:DV:192:ALA:C	21:DV:194:PRO:HD2	2.24	0.57
1:AA:234:C:H2'	1:AA:235:U:H6	1.70	0.57
1:AA:521:G:H2'	1:AA:522:G:C8	2.38	0.57
1:AA:1291:C:H5''	1:AA:1536:A:H5''	1.86	0.57
1:AA:1359:A:C8	1:AA:1359:A:OP2	2.57	0.57
1:AA:2095:C:H2'	1:AA:2096:U:O4'	2.05	0.57
2:AB:31:C:H2'	2:AB:31:C:O2	2.04	0.57
2:AB:74:U:C3'	2:AB:75:G:H5''	2.35	0.57
4:AE:197:ILE:HD11	4:AE:199:ARG:CZ	2.35	0.57
5:AF:123:LEU:CD1	5:AF:192:LEU:HD22	2.34	0.57
6:AG:23:PHE:HB2	6:AG:25:TYR:CE2	2.40	0.57
6:AG:47:LYS:HD3	6:AG:81:LYS:HB2	1.85	0.57
9:AM:137:LYS:HZ3	9:AM:137:LYS:HA	1.70	0.57
12:AP:42:ILE:HG22	12:AP:47:ILE:HG13	1.86	0.57
12:AP:134:ARG:NH2	21:AV:122:ARG:NH1	2.52	0.57
16:A1:83:LEU:HG	16:A1:88:ILE:HG13	1.86	0.57
16:A1:92:ARG:O	16:A1:94:ASN:N	2.37	0.57
21:AV:122:ARG:HD3	21:AV:123:ASP:OD2	2.04	0.57
21:AV:144:LEU:HD13	21:AV:146:ILE:O	2.05	0.57
31:BA:85:U:C2'	31:BA:86:U:OP1	2.53	0.57
31:BA:751:U:H2'	31:BA:752:G:O4'	2.04	0.57
31:BA:1055:A:H4'	33:BF:161:GLU:OE2	2.04	0.57
31:BA:1199:U:H4'	40:BM:54:PHE:CE1	2.39	0.57
34:BG:11:LEU:C	34:BG:13:ARG:N	2.55	0.57
36:BI:68:PRO:HG3	36:BI:71:ARG:NH2	2.20	0.57
40:BM:7:LYS:HG3	40:BM:71:LEU:HD13	1.85	0.57
43:BP:4:ILE:HG12	43:BP:5:ALA:N	2.19	0.57
46:BS:18:ARG:O	46:BS:20:VAL:HG12	2.04	0.57
46:BS:34:GLU:OE2	46:BS:55:ARG:HD3	2.05	0.57
54:CA:164:U:H2'	54:CA:165:C:H6	1.68	0.57
54:CA:263:A:OP2	50:CW:79:ARG:NH1	2.34	0.57
54:CA:1053:G:C4'	54:CA:1054:C:H5'	2.35	0.57
54:CA:1292:U:O2'	54:CA:1293:G:H5'	2.05	0.57
35:CH:142:LEU:O	35:CH:143:ARG:NH1	2.29	0.57

*Continued on next page...*

*Continued from previous page...*

Atom-1	Atom-2	Interatomic distance (Å)	Clash overlap (Å)
39:CL:86:VAL:O	39:CL:90:PRO:HA	2.04	0.57
40:CM:46:ARG:HA	40:CM:64:GLU:HA	1.86	0.57
49:CV:11:VAL:HG23	49:CV:38:SER:HB2	1.86	0.57
55:DA:270(P):C:O2'	55:DA:270(Q):C:H5'	2.04	0.57
55:DA:729:G:C5	3:DD:208:LYS:HB2	2.40	0.57
55:DA:779:U:OP1	3:DD:49:ILE:HG12	2.04	0.57
55:DA:865:C:H5'	55:DA:866:A:OP1	2.04	0.57
55:DA:1043:C:H2'	55:DA:1044:G:C5'	2.30	0.57
55:DA:1079:C:C3'	55:DA:1080:A:C8	2.86	0.57
55:DA:1926:U:C6	55:DA:1928:A:OP2	2.57	0.57
55:DA:2334:G:H4'	55:DA:2335:A:OP2	2.04	0.57
55:DA:2683:C:H4'	4:DE:13:ARG:NH2	2.19	0.57
3:DD:65:ILE:N	3:DD:65:ILE:CD1	2.67	0.57
3:DD:181:GLU:CA	3:DD:272:ALA:HB3	2.35	0.57
7:DH:28:GLY:HA3	7:DH:79:VAL:HB	1.86	0.57
7:DH:40:GLU:O	7:DH:41:MET:HB2	2.05	0.57
57:DY:30:GLN:OE1	57:DY:79:ALA:HB1	2.05	0.57
57:DY:122:VAL:CG1	57:DY:126:ALA:CB	2.78	0.57
58:DL:7:VAL:CG1	58:DL:58:THR:H	2.03	0.57
58:DL:106:GLU:HA	58:DL:109:LYS:CB	2.35	0.57
9:DM:36:GLY:O	9:DM:42:TRP:HB2	2.05	0.57
10:DN:75:SER:CB	15:DR:74:ARG:HH12	2.18	0.57
1:AA:458:G:O2'	1:AA:459:U:O5'	2.22	0.57
1:AA:888:C:HO2'	1:AA:889:C:P	2.24	0.57
1:AA:893:C:C2	1:AA:894:C:C5	2.92	0.57
1:AA:1041:C:H2'	1:AA:1042:G:C8	2.39	0.57
1:AA:1168:G:H2'	1:AA:1169:G:H8	1.68	0.57
1:AA:1281:G:H2'	1:AA:1282:U:O4'	2.04	0.57
1:AA:1290:C:H2'	1:AA:1291:C:C6	2.40	0.57
1:AA:1954:G:O2'	1:AA:1956:U:H5	1.86	0.57
4:AE:179:GLU:HB3	4:AE:181:LEU:HD23	1.86	0.57
5:AF:187:VAL:HG11	11:AO:6:LEU:HD21	1.86	0.57
10:AN:99:PHE:N	10:AN:99:PHE:CD2	2.73	0.57
11:AO:80:TYR:CE1	11:AO:111:ARG:HB3	2.40	0.57
12:AP:12:GLN:HE21	12:AP:73:PRO:HD3	1.69	0.57
14:AQ:14:VAL:HG21	14:AQ:89:ARG:HH11	1.70	0.57
19:AT:41:ASN:O	19:AT:45:THR:HG23	2.04	0.57
20:AU:13:VAL:HG22	20:AU:14:LEU:O	2.04	0.57
31:BA:235:C:H1'	47:BT:61:GLU:OE1	2.05	0.57
31:BA:501:C:O2'	31:BA:502:G:H5'	2.05	0.57
31:BA:553:A:H2'	31:BA:554:C:C6	2.39	0.57

*Continued on next page...*



*Continued from previous page...*

Atom-1	Atom-2	Interatomic distance (Å)	Clash overlap (Å)
31:BA:1273:G:H3'	31:BA:1274:G:H8	1.70	0.57
31:BA:1469:G:H2'	31:BA:1470:G:C8	2.40	0.57
32:BE:45:GLN:O	32:BE:49:GLU:HG2	2.03	0.57
33:BF:6:HIS:CD2	33:BF:7:PRO:HD2	2.39	0.57
34:BG:11:LEU:O	34:BG:12:CYS:C	2.43	0.57
46:BS:38:TYR:CZ	46:BS:50:LYS:HB3	2.40	0.57
49:BV:20:LEU:HD22	49:BV:43:GLU:HG2	1.85	0.57
54:CA:188:U:C2'	54:CA:189:U:H5''	2.27	0.57
54:CA:190:G:H2'	54:CA:190:G:N3	2.20	0.57
54:CA:197:A:N6	54:CA:221:C:C5'	2.68	0.57
54:CA:337:C:H2'	54:CA:338:A:C8	2.40	0.57
54:CA:965:A:H4'	54:CA:966:G:O5'	2.03	0.57
54:CA:1019:C:O2'	54:CA:1020:U:H5'	2.05	0.57
54:CA:1032:A:N7	54:CA:1032(A):G:H1'	2.19	0.57
35:CH:147:ASP:O	35:CH:151:LEU:HG	2.04	0.57
49:CV:11:VAL:HG13	49:CV:16:LEU:HD22	1.85	0.57
52:CB:62:C:O2'	52:CB:63:G:H5'	2.05	0.57
53:C1:56:U:H3'	53:C1:56:U:O2	2.03	0.57
55:DA:481:G:O2'	55:DA:507:A:N6	2.37	0.57
55:DA:895:U:H5''	55:DA:896:A:OP2	2.05	0.57
55:DA:1165:U:C2	55:DA:1166:C:C5	2.92	0.57
55:DA:1485:G:O2'	55:DA:1486:A:H5'	2.05	0.57
55:DA:1731:G:H8	55:DA:1731:G:OP2	1.88	0.57
55:DA:2723:C:C4'	13:D0:1:MET:HG2	2.34	0.57
3:DD:101:GLU:OE1	3:DD:103:ARG:HD3	2.05	0.57
56:DI:28:LYS:C	56:DJ:2:ALA:HB1	2.24	0.57
57:DY:61:LEU:C	57:DY:63:LEU:N	2.58	0.57
58:DL:95:LYS:C	58:DL:97:GLY:N	2.56	0.57
58:DL:111:LYS:N	58:DL:111:LYS:CD	2.67	0.57
12:DP:20:ALA:O	12:DP:21:THR:HG23	2.04	0.57
16:D1:62:ILE:HG23	16:D1:76:TYR:CE1	2.40	0.57
17:D2:76:LYS:HB2	17:D2:81:TYR:HB3	1.84	0.57
21:DV:110:GLY:HA3	21:DV:144:LEU:O	2.05	0.57
21:DV:110:GLY:O	21:DV:111:VAL:C	2.43	0.57
21:DV:179:ASP:O	21:DV:180:VAL:CB	2.52	0.57
26:D4:55:ARG:HD2	26:D4:56:VAL:HG23	1.85	0.57
27:D5:56:LYS:HG2	27:D5:58:LEU:HG	1.87	0.57
1:AA:99:U:H4'	1:AA:102:G:H1'	1.85	0.57
1:AA:971:C:H2'	1:AA:972:G:C5'	2.35	0.57
1:AA:1614:A:H61	18:AS:88:ARG:H	1.53	0.57
1:AA:2320:A:H1'	1:AA:2321:G:C6	2.40	0.57

*Continued on next page...*

*Continued from previous page...*

Atom-1	Atom-2	Interatomic distance (Å)	Clash overlap (Å)
1:AA:2377:A:H2'	1:AA:2378:A:C8	2.40	0.57
1:AA:2554:U:C2	52:BB:74:C:H5	2.23	0.57
1:AA:2581:G:H4'	1:AA:2582:G:C8	2.40	0.57
3:AD:109:ASP:HB2	3:AD:197:GLY:HA2	1.86	0.57
4:AE:4:ILE:HA	4:AE:49:LEU:CD1	2.35	0.57
4:AE:77:ILE:O	4:AE:78:LEU:O	2.23	0.57
14:AQ:24:LEU:HD22	14:AQ:24:LEU:N	2.20	0.57
15:AR:26:ASP:CB	15:AR:91:ARG:HG2	2.35	0.57
16:A1:72:HIS:CE1	16:A1:107:ALA:HA	2.37	0.57
20:AU:87:LYS:HA	20:AU:92:ASN:HA	1.86	0.57
20:AU:91:GLU:HG3	20:AU:92:ASN:N	2.09	0.57
28:A6:9:LEU:HD23	28:A6:10:LEU:H	1.70	0.57
31:BA:1027:C:O2'	31:BA:1028:C:OP1	2.20	0.57
31:BA:1035:A:H3'	31:BA:1036:G:H5''	1.87	0.57
32:BE:55:PHE:HA	32:BE:58:ILE:HG12	1.86	0.57
32:BE:187:LEU:HD23	32:BE:201:ILE:O	2.05	0.57
33:BF:22:TRP:CB	33:BF:59:ARG:HB2	2.35	0.57
33:BF:119:ARG:O	33:BF:123:GLN:HG3	2.05	0.57
43:BP:48:LEU:HD23	43:BP:48:LEU:H	1.70	0.57
53:B1:53:U:H1'	53:B1:54:U:OP1	2.05	0.57
54:CA:792:A:H2'	54:CA:794:A:C6	2.37	0.57
54:CA:814:A:N7	54:CA:816:A:C4	2.73	0.57
54:CA:865:A:H2'	54:CA:866:C:C6	2.40	0.57
54:CA:1374:A:O2'	37:CJ:28:ASN:HB3	2.05	0.57
32:CE:82:ARG:O	32:CE:86:GLU:HG3	2.05	0.57
32:CE:168:THR:HG23	32:CE:169:LYS:N	2.20	0.57
38:CK:111:ILE:O	38:CK:112:LEU:HB3	2.05	0.57
39:CL:118:LYS:NZ	39:CL:118:LYS:HB3	2.20	0.57
50:CW:100:ILE:HG13	50:CW:102:GLY:N	2.08	0.57
52:CB:60:U:H5'	52:CB:61:C:OP2	2.04	0.57
52:CC:50:U:H2'	52:CC:51:U:O4'	2.05	0.57
55:DA:446:G:H4'	55:DA:449:A:N3	2.20	0.57
55:DA:803:U:C2'	55:DA:804:A:H5'	2.35	0.57
55:DA:860:U:C5	55:DA:917:A:H2	2.20	0.57
55:DA:1079:C:O2	58:DL:129:GLY:HA3	2.04	0.57
55:DA:1799:G:H4'	55:DA:1800:C:O5'	2.05	0.57
55:DA:2776:A:O2'	55:DA:2781:A:H4'	2.04	0.57
55:DA:2787:C:O2'	4:DE:61:ARG:CD	2.52	0.57
3:DD:80:ALA:HB3	3:DD:94:LEU:CD1	2.34	0.57
3:DD:242:ARG:N	3:DD:242:ARG:HD2	2.20	0.57
4:DE:30:PRO:O	4:DE:32:PRO:HD3	2.04	0.57

*Continued on next page...*

*Continued from previous page...*

Atom-1	Atom-2	Interatomic distance (Å)	Clash overlap (Å)
4:DE:54:GLN:O	4:DE:55:ASN:HB2	2.04	0.57
4:DE:62:PRO:O	4:DE:63:LEU:HG	2.05	0.57
56:DI:21:LYS:HA	56:DI:24:ILE:CD1	2.33	0.57
56:DI:28:LYS:C	56:DJ:2:ALA:CB	2.74	0.57
57:DY:2:PRO:CG	57:DY:3:ASN:N	2.52	0.57
57:DY:71:LEU:HB3	57:DY:113:GLN:HB3	0.60	0.57
57:DY:122:VAL:O	57:DY:126:ALA:N	2.31	0.57
57:DY:130:THR:HG21	56:DJ:14:GLN:OE1	2.05	0.57
12:DP:92:GLY:C	12:DP:93:TYR:CD1	2.78	0.57
15:DR:54:ARG:HH11	15:DR:54:ARG:HG2	1.69	0.57
21:DV:178:GLU:OE1	21:DV:180:VAL:CA	2.53	0.57
23:DZ:85:LEU:HD22	23:DZ:85:LEU:N	2.20	0.57
25:DX:7:LYS:HZ1	25:DX:32:GLN:HG3	1.70	0.57
26:D4:12:ALA:CB	26:D4:29:PRO:HA	2.34	0.57
1:AA:220:G:H2'	1:AA:427:U:O4	2.05	0.56
1:AA:639:U:H2'	1:AA:640:C:H6	1.69	0.56
1:AA:788:A:O2'	1:AA:789:A:OP2	2.23	0.56
1:AA:1316:U:H2'	1:AA:1317:A:H8	1.70	0.56
1:AA:2893:G:H8	1:AA:2893:G:OP2	1.88	0.56
2:AB:14:U:H4'	2:AB:106:G:N2	2.20	0.56
5:AF:198:ALA:O	5:AF:201:VAL:HG12	2.05	0.56
6:AG:16:ARG:HG2	6:AG:16:ARG:NH1	2.20	0.56
6:AG:104:GLU:O	6:AG:108:ASN:HB2	2.05	0.56
6:AG:118:ARG:NH2	26:A4:42:PHE:CZ	2.73	0.56
6:AG:118:ARG:NH2	26:A4:42:PHE:HZ	2.03	0.56
6:AG:124:SER:HB2	6:AG:131:TYR:CE1	2.40	0.56
6:AG:145:THR:O	6:AG:146:TYR:HB3	2.05	0.56
14:AQ:34:HIS:HB3	14:AQ:53:SER:HB3	1.86	0.56
21:AV:140:ASP:O	21:AV:141:VAL:CG1	2.53	0.56
24:AW:33:MET:HG2	24:AW:37:PHE:CE1	2.39	0.56
31:BA:878:G:C5'	38:BK:89:PRO:HG2	2.35	0.56
31:BA:913:A:O2'	31:BA:914:A:OP2	2.21	0.56
31:BA:1065:U:O2'	31:BA:1066:C:P	2.62	0.56
31:BA:1106:G:H5''	33:BF:172:ARG:CG	2.32	0.56
31:BA:1239:A:H2'	31:BA:1298:C:H42	1.70	0.56
32:BE:74:LYS:O	32:BE:78:GLN:HG3	2.05	0.56
33:BF:8:ILE:HG23	33:BF:16:ARG:HG2	1.86	0.56
34:BG:19:LEU:CD1	34:BG:21:LEU:HD23	2.35	0.56
35:BH:141:GLN:HA	35:BH:143:ARG:HH21	1.70	0.56
49:BV:76:PRO:HB2	49:BV:78:ARG:CD	2.35	0.56
50:BW:48:LYS:HB3	50:BW:51:GLU:CG	2.35	0.56

*Continued on next page...*

*Continued from previous page...*

Atom-1	Atom-2	Interatomic distance (Å)	Clash overlap (Å)
51:BX:3:LYS:HA	51:BX:11:GLY:HA2	1.87	0.56
54:CA:328:C:H4'	54:CA:329:A:H5'	1.86	0.56
54:CA:990:C:H2'	54:CA:991:U:C6	2.40	0.56
54:CA:1015:A:H2'	54:CA:1016:A:C8	2.39	0.56
54:CA:1297:C:C2'	37:CJ:114:ARG:HH22	2.17	0.56
32:CE:80:ILE:CD1	32:CE:208:ILE:HG23	2.32	0.56
32:CE:86:GLU:C	32:CE:88:ALA:H	2.07	0.56
34:CG:131:ARG:HD3	34:CG:131:ARG:H	1.69	0.56
34:CG:173:TRP:NE1	34:CG:174:LEU:HG	2.19	0.56
35:CH:90:VAL:O	35:CH:120:THR:HA	2.05	0.56
37:CJ:111:ARG:HB3	37:CJ:111:ARG:NH1	2.20	0.56
38:CK:49:GLU:O	38:CK:49:GLU:HG3	2.04	0.56
39:CL:47:LEU:HD22	39:CL:47:LEU:N	2.16	0.56
43:CP:82:MET:O	43:CP:84:ILE:N	2.37	0.56
50:CW:14:LYS:HG3	50:CW:17:ARG:NH2	2.19	0.56
52:CB:58:A:H4'	52:CB:59:U:OP1	2.05	0.56
55:DA:196:A:H5'	55:DA:197:A:OP2	2.04	0.56
55:DA:803:U:O2'	55:DA:804:A:H5'	2.05	0.56
55:DA:1048:A:C8	55:DA:1049:C:H5	2.23	0.56
55:DA:1797:C:H4'	3:DD:257:LEU:O	2.05	0.56
4:DE:78:LEU:HD21	4:DE:79:ARG:NE	2.20	0.56
5:DF:132:VAL:O	5:DF:133:ASN:C	2.44	0.56
5:DF:174:VAL:HG22	5:DF:174:VAL:O	2.03	0.56
7:DH:152:ARG:O	7:DH:153:LYS:CD	2.51	0.56
57:DY:50:ARG:NH2	57:DY:83:TYR:CE1	2.73	0.56
57:DY:71:LEU:HD22	57:DY:72:ASP:HA	1.87	0.56
57:DY:93:LEU:CD2	57:DY:97:ALA:CB	2.71	0.56
9:DM:120:LEU:CD1	9:DM:122:VAL:HG23	2.35	0.56
11:DO:91:PHE:CE2	11:DO:95:VAL:HG22	2.39	0.56
16:D1:83:LEU:CA	16:D1:88:ILE:HD11	2.30	0.56
21:DV:165:VAL:O	21:DV:167:PRO:HD3	2.04	0.56
1:AA:270(F):U:H2'	1:AA:270(G):C:H6	1.69	0.56
1:AA:811:U:OP2	11:AO:21:ARG:O	2.22	0.56
1:AA:856:C:H4'	1:AA:857:C:OP1	2.06	0.56
1:AA:1341:U:O4'	19:AT:57:LEU:HD22	2.04	0.56
1:AA:1688:U:O2	1:AA:1700:A:H8	1.89	0.56
1:AA:1698:A:H1'	1:AA:1699:G:O3'	2.05	0.56
1:AA:1930:G:C2'	1:AA:1931:U:OP2	2.52	0.56
1:AA:2286:A:O5'	28:A6:28:ARG:NE	2.38	0.56
1:AA:2533:A:H2'	1:AA:2534:A:C5'	2.24	0.56
2:AB:31:C:H4'	6:AG:29:TRP:CH2	2.41	0.56

*Continued on next page...*

Continued from previous page...

Atom-1	Atom-2	Interatomic distance (Å)	Clash overlap (Å)
7:AH:75:ALA:O	7:AH:79:VAL:HG22	2.05	0.56
7:AH:109:PHE:CE1	7:AH:152:ARG:HD3	2.39	0.56
10:AN:11:ALA:O	10:AN:12:ASP:HB3	2.05	0.56
14:AQ:98:VAL:O	14:AQ:101:LEU:HB3	2.06	0.56
15:AR:26:ASP:HB2	15:AR:91:ARG:HG2	1.87	0.56
20:AU:75:ILE:HB	20:AU:80:GLY:H	1.70	0.56
22:A3:53:MET:HA	22:A3:58:THR:O	2.04	0.56
25:AX:8:LEU:CD1	25:AX:31:LEU:HA	2.34	0.56
31:BA:280:C:H5'	31:BA:281:G:C8	2.39	0.56
31:BA:1026:G:C6	31:BA:1036:G:C2	2.93	0.56
31:BA:1503:A:O2'	31:BA:1504:G:OP1	2.22	0.56
33:BF:116:VAL:O	33:BF:119:ARG:HB3	2.04	0.56
54:CA:328:C:O2'	54:CA:329:A:P	2.62	0.56
54:CA:574:A:H5''	54:CA:575:G:OP2	2.05	0.56
54:CA:872:A:C2'	54:CA:873:A:H3'	2.35	0.56
54:CA:973:G:C4	40:CM:55:LYS:HE2	2.40	0.56
54:CA:1191:A:OP1	33:CF:3:ASN:ND2	2.38	0.56
54:CA:1446:A:H1'	15:DR:125:ARG:NH2	2.12	0.56
32:CE:4:GLU:HG2	32:CE:5:ILE:H	1.69	0.56
33:CF:70:VAL:HG12	33:CF:71:ALA:H	1.69	0.56
33:CF:175:LEU:H	33:CF:175:LEU:CD1	2.14	0.56
33:CF:188:LEU:O	33:CF:189:ALA:HB2	2.05	0.56
34:CG:148:VAL:HG12	34:CG:149:ALA:H	1.69	0.56
37:CJ:15:ASP:O	37:CJ:19:GLY:HA2	2.05	0.56
37:CJ:102:ARG:O	37:CJ:106:GLN:HG3	2.04	0.56
40:CM:6:ILE:CD1	40:CM:72:VAL:HB	2.36	0.56
49:CV:24:ALA:C	49:CV:26:GLY:N	2.58	0.56
52:CD:71:G:H2'	52:CD:72:C:H6	1.70	0.56
55:DA:39:C:H2'	55:DA:40:C:C6	2.41	0.56
55:DA:105:C:H2'	55:DA:106:C:H6	1.70	0.56
55:DA:270(O):U:H2'	55:DA:270(O):U:O2	2.03	0.56
55:DA:877:U:O4	55:DA:899:A:C6	2.58	0.56
55:DA:2564:A:OP1	55:DA:2648:C:H4'	2.05	0.56
55:DA:2654:A:C8	55:DA:2656:U:O2	2.57	0.56
3:DD:70:TRP:CZ3	3:DD:146:GLU:OE2	2.57	0.56
6:DG:22:ARG:HH12	6:DG:175:LEU:HD21	1.70	0.56
6:DG:88:ILE:C	6:DG:88:ILE:HD13	2.25	0.56
57:DY:72:ASP:OD1	57:DY:74:LEU:C	2.44	0.56
9:DM:29:LYS:O	9:DM:33:LEU:HD13	2.05	0.56
9:DM:63:THR:HG22	9:DM:66:LYS:NZ	2.20	0.56
14:DQ:106:ARG:HB2	14:DQ:106:ARG:CZ	2.28	0.56

Continued on next page...

*Continued from previous page...*

Atom-1	Atom-2	Interatomic distance (Å)	Clash overlap (Å)
15:DR:16:ARG:NH2	15:DR:83:ILE:O	2.37	0.56
18:DS:1:MET:HG3	18:DS:2:GLU:N	2.20	0.56
19:DT:35:THR:O	19:DT:39:ILE:HG13	2.04	0.56
21:DV:67:LEU:HD22	21:DV:90:VAL:HG13	1.87	0.56
30:D8:22:VAL:CG2	30:D8:53:PRO:HB2	2.36	0.56
1:AA:121:G:H4'	1:AA:149:A:H5'	1.86	0.56
1:AA:414:C:H2'	1:AA:415:A:C8	2.40	0.56
1:AA:527:C:P	1:AA:2779:U:H5	2.28	0.56
1:AA:764:A:OP1	3:AD:208:LYS:HE3	2.04	0.56
1:AA:874:G:H2'	1:AA:875:G:C8	2.40	0.56
1:AA:961:C:H5''	1:AA:962:G:OP2	2.06	0.56
1:AA:1678:G:N2	1:AA:1989:G:H22	2.03	0.56
1:AA:2014:A:HO2'	27:A5:2:ALA:N	2.02	0.56
1:AA:2093:G:O5'	8:AK:24:GLY:HA3	2.06	0.56
1:AA:2243:U:O2'	1:AA:2244:U:H5'	2.05	0.56
1:AA:2720:U:H3	1:AA:2873:A:H2	1.48	0.56
1:AA:2749:A:OP1	1:AA:2750:A:H5''	2.06	0.56
1:AA:2807:G:C2'	1:AA:2808:U:H5''	2.34	0.56
2:AB:40:U:C2	26:A4:1:MET:HE1	2.41	0.56
3:AD:186:HIS:CD2	3:AD:188:GLU:HB2	2.39	0.56
4:AE:18:ASP:OD1	15:AR:82:LEU:HG	2.05	0.56
4:AE:108:SER:HB3	4:AE:165:VAL:CG2	2.35	0.56
5:AF:18:ARG:HG2	5:AF:19:GLU:H	1.71	0.56
5:AF:20:LEU:O	5:AF:21:ALA:O	2.23	0.56
6:AG:115:ARG:HB3	6:AG:115:ARG:HH11	1.69	0.56
8:AK:79:ILE:O	8:AK:81:VAL:HG23	2.04	0.56
8:AK:129:THR:HA	8:AK:137:PRO:HA	1.85	0.56
9:AM:40:PRO:O	16:A1:64:ARG:HG3	2.04	0.56
17:A2:3:ALA:HB1	17:A2:38:LEU:CD2	2.36	0.56
18:AS:68:ARG:HH22	18:AS:112:GLY:HA2	1.70	0.56
21:AV:103:ARG:HG3	21:AV:105:VAL:HG12	1.88	0.56
25:AX:12:PRO:HB2	25:AX:20:LYS:HG2	1.87	0.56
30:A8:39:LYS:O	30:A8:40:GLU:HB2	2.06	0.56
31:BA:186(F):C:H2'	31:BA:187:C:O4'	2.05	0.56
31:BA:632:A:H4'	31:BA:633:G:O5'	2.03	0.56
31:BA:634:C:O2'	31:BA:635:G:H5'	2.04	0.56
31:BA:1036:G:H3'	31:BA:1037:C:C5	2.41	0.56
31:BA:1037:C:H2'	31:BA:1038:C:C6	2.40	0.56
31:BA:1129:C:N4	31:BA:1141:C:H41	2.03	0.56
32:BE:217:ARG:HH11	32:BE:217:ARG:HG3	1.70	0.56
33:BF:6:HIS:HE1	44:BQ:50:LYS:HE2	1.70	0.56

*Continued on next page...*

*Continued from previous page...*

Atom-1	Atom-2	Interatomic distance (Å)	Clash overlap (Å)
34:BG:24:GLU:N	34:BG:27:TYR:HB2	2.21	0.56
34:BG:30:LYS:HB2	34:BG:35:ARG:HH11	1.70	0.56
34:BG:31:CYS:O	34:BG:32:ALA:HB3	2.05	0.56
34:BG:112:VAL:HG12	34:BG:116:GLN:CD	2.26	0.56
34:BG:176:LEU:HD12	34:BG:177:ASP:N	2.16	0.56
35:BH:51:VAL:CB	35:BH:52:PRO:HD3	2.27	0.56
37:BJ:138:LYS:HG2	37:BJ:142:GLU:OE1	2.05	0.56
39:BL:63:ILE:HD12	39:BL:63:ILE:N	2.20	0.56
40:BM:75:ILE:HG13	40:BM:76:ASN:N	2.20	0.56
42:BO:27:LEU:HB2	42:BO:33:ARG:HD2	1.86	0.56
43:BP:96:LEU:HB3	43:BP:97:PRO:HD2	1.87	0.56
45:BR:10:LYS:HA	45:BR:10:LYS:HE3	1.87	0.56
48:BU:18:ARG:O	48:BU:19:LYS:CB	2.41	0.56
50:BW:57:ARG:HG2	50:BW:102:GLY:O	2.05	0.56
54:CA:117:G:H8	54:CA:117:G:O5'	1.89	0.56
54:CA:878:G:H5'	38:CK:89:PRO:HG2	1.86	0.56
54:CA:881:G:OP2	42:CO:12:ARG:NH2	2.38	0.56
54:CA:977:A:C2'	54:CA:978:A:H5'	2.36	0.56
54:CA:986:A:H2'	54:CA:987:G:C8	2.40	0.56
54:CA:1095:U:H2'	54:CA:1096:C:H6	1.70	0.56
32:CE:75:LYS:HA	32:CE:78:GLN:HG3	1.87	0.56
32:CE:233:SER:OG	32:CE:234:PRO:HD2	2.05	0.56
33:CF:134:ILE:CG2	33:CF:168:ALA:HB3	2.36	0.56
33:CF:164:ARG:NH1	53:C1:55:U:O2	2.39	0.56
34:CG:11:LEU:O	34:CG:13:ARG:N	2.38	0.56
34:CG:11:LEU:O	34:CG:12:CYS:C	2.44	0.56
36:CI:42:GLU:C	36:CI:44:GLY:H	2.08	0.56
39:CL:26:VAL:HG13	39:CL:61:ALA:O	2.05	0.56
43:CP:23:TYR:CE1	43:CP:70:LEU:HD12	2.39	0.56
43:CP:116:THR:O	43:CP:117:VAL:CG1	2.54	0.56
43:CP:126:LYS:HG3	52:CC:26:A:OP2	2.05	0.56
46:CS:51:VAL:HG11	46:CS:74:LEU:HD23	1.88	0.56
50:CW:72:LEU:HD23	50:CW:73:HIS:N	2.19	0.56
50:CW:84:LEU:HD13	50:CW:85:MET:N	2.20	0.56
52:CD:61:C:H2'	52:CD:62:C:H6	1.70	0.56
55:DA:83:G:N2	55:DA:102:G:O2'	2.39	0.56
55:DA:196:A:OP2	11:DO:46:LYS:NZ	2.38	0.56
55:DA:620:G:H4'	55:DA:621:A:O5'	2.05	0.56
55:DA:654(I):C:H2'	55:DA:654(I):C:O2	2.05	0.56
55:DA:654(J):A:C2	55:DA:654(L):G:N7	2.73	0.56
55:DA:719:C:H2'	55:DA:720:C:H6	1.69	0.56

*Continued on next page...*

*Continued from previous page...*

Atom-1	Atom-2	Interatomic distance (Å)	Clash overlap (Å)
55:DA:1082:U:C3'	58:DL:117:THR:HG21	2.35	0.56
55:DA:1144:G:H2'	55:DA:1145:C:C6	2.40	0.56
55:DA:1164:G:H2'	55:DA:1165:U:C6	2.40	0.56
55:DA:1177:A:C5'	55:DA:1178:C:H5''	2.36	0.56
55:DA:1349:A:N6	55:DA:1598:C:N4	2.53	0.56
55:DA:1458:C:H5''	55:DA:1459:G:C5'	2.36	0.56
55:DA:1496:A:C8	55:DA:1577:C:O2'	2.57	0.56
55:DA:1794:U:H1'	55:DA:1900:A:N3	2.19	0.56
55:DA:1899:G:O2'	55:DA:1900:A:P	2.63	0.56
55:DA:2093:G:OP1	8:DK:23:PRO:HG2	2.04	0.56
55:DA:2127:G:H2'	55:DA:2128:C:C4'	2.36	0.56
55:DA:2533:A:C2'	55:DA:2534:A:H5'	2.36	0.56
55:DA:2879:C:H4'	55:DA:2880:C:OP1	2.04	0.56
3:DD:124:PRO:HG2	3:DD:129:ASN:ND2	2.21	0.56
3:DD:129:ASN:O	3:DD:193:VAL:HG12	2.04	0.56
5:DF:9:ILE:HG23	5:DF:20:LEU:O	2.05	0.56
5:DF:206:ILE:HD12	5:DF:207:GLY:N	2.21	0.56
7:DH:152:ARG:HG3	7:DH:153:LYS:HE3	1.84	0.56
56:DI:8:ILE:O	56:DI:9:LYS:C	2.44	0.56
8:DK:76:THR:HG22	8:DK:77:LEU:N	2.19	0.56
57:DY:58:LEU:C	57:DY:62:ALA:HB3	2.26	0.56
57:DY:74:LEU:C	57:DY:74:LEU:CD1	2.69	0.56
58:DL:10:LEU:O	58:DL:23:VAL:CG1	2.54	0.56
58:DL:74:ALA:O	58:DL:75:SER:OG	2.18	0.56
58:DL:82:ALA:HA	58:DL:99:ILE:HG21	1.87	0.56
9:DM:17:ASP:O	9:DM:18:ALA:HB3	2.05	0.56
9:DM:41:ASP:C	16:D1:64:ARG:NH2	2.57	0.56
13:D0:8:ARG:HG3	13:D0:43:GLU:OE2	2.04	0.56
13:D0:52:ILE:O	13:D0:55:ALA:N	2.38	0.56
13:D0:117:VAL:CG2	13:D0:118:GLU:H	1.95	0.56
15:DR:23:ARG:HG2	15:DR:120:ARG:HH12	1.70	0.56
20:DU:94:LYS:HD2	20:DU:101:LYS:HZ3	1.69	0.56
21:DV:196:VAL:O	21:DV:196:VAL:HG22	2.05	0.56
25:DX:7:LYS:O	25:DX:54:VAL:HG23	2.05	0.56
27:D5:51:TYR:HB2	27:D5:56:LYS:HB3	1.86	0.56
30:D8:41:ILE:HG13	30:D8:42:ARG:H	1.70	0.56
1:AA:1095:A:N3	1:AA:1095:A:H2'	2.20	0.56
1:AA:1203:G:H3'	1:AA:1204:A:H5''	1.87	0.56
1:AA:1387:C:C2	1:AA:1388:G:C8	2.93	0.56
1:AA:1937:A:O2'	1:AA:1938:A:P	2.62	0.56
3:AD:27:THR:HG22	3:AD:28:GLU:N	2.19	0.56

*Continued on next page...*



*Continued from previous page...*

Atom-1	Atom-2	Interatomic distance (Å)	Clash overlap (Å)
10:AN:102:VAL:HB	10:AN:106:LEU:CD1	2.34	0.56
12:AP:57:HIS:NE2	12:AP:116:GLU:HG3	2.20	0.56
15:AR:24:PRO:HA	15:AR:49:VAL:CG1	2.30	0.56
21:AV:105:VAL:HG23	21:AV:106:GLY:H	1.71	0.56
30:A8:16:ILE:HD13	30:A8:57:ARG:HD2	1.87	0.56
31:BA:1177:G:H2'	31:BA:1178:G:C2	2.40	0.56
31:BA:1200:C:H1'	31:BA:1204:A:H62	1.71	0.56
31:BA:1307:U:H2'	31:BA:1308:U:C6	2.40	0.56
31:BA:1380:U:H4'	31:BA:1381:U:O5'	2.03	0.56
31:BA:1382:C:H1'	37:BJ:79:ARG:NH1	2.21	0.56
31:BA:1393:U:O4'	31:BA:1502:A:H5''	2.06	0.56
31:BA:1527:C:H2'	31:BA:1528:U:O4'	2.05	0.56
32:BE:41:ILE:HD12	32:BE:41:ILE:N	2.21	0.56
32:BE:67:THR:HG22	32:BE:90:MET:SD	2.45	0.56
33:BF:113:ALA:HB3	33:BF:114:PRO:HD3	1.88	0.56
33:BF:178:LEU:C	33:BF:180:ALA:H	2.08	0.56
34:BG:12:CYS:CB	34:BG:21:LEU:CD2	2.79	0.56
36:BI:42:GLU:C	36:BI:44:GLY:H	2.09	0.56
40:BM:46:ARG:HG2	40:BM:64:GLU:HB3	1.88	0.56
43:BP:96:LEU:C	43:BP:110:ARG:HE	2.09	0.56
45:BR:78:TYR:O	45:BR:82:ILE:HG22	2.05	0.56
50:BW:50:GLU:HG3	50:BW:51:GLU:N	2.20	0.56
54:CA:69:G:C2	54:CA:73:G:C8	2.93	0.56
54:CA:191(C):G:H2'	54:CA:191(D):U:C6	2.41	0.56
54:CA:625:G:H2'	54:CA:626:U:C6	2.40	0.56
54:CA:753:A:O2'	54:CA:754:C:OP2	2.19	0.56
54:CA:1002:G:H2'	54:CA:1003:G:H5'	1.87	0.56
54:CA:1133:G:H2'	54:CA:1134:G:H8	1.71	0.56
54:CA:1322:C:O2	54:CA:1322:C:C2'	2.54	0.56
32:CE:45:GLN:O	32:CE:49:GLU:HG3	2.05	0.56
39:CL:79:LEU:HD13	39:CL:79:LEU:O	2.06	0.56
40:CM:38:ILE:HD11	40:CM:71:LEU:HB3	1.87	0.56
50:CW:69:GLY:O	50:CW:73:HIS:CD2	2.59	0.56
55:DA:85:G:OP1	20:DU:30:VAL:HG21	2.06	0.56
55:DA:370:G:H4'	55:DA:371:A:OP2	2.04	0.56
55:DA:481:G:O2'	55:DA:482:A:P	2.61	0.56
55:DA:690:G:H2'	55:DA:691:C:C6	2.40	0.56
55:DA:848:G:O6	55:DA:929:G:H2'	2.05	0.56
55:DA:1026:U:O2	55:DA:1126:A:N1	2.39	0.56
55:DA:1130:U:O2'	55:DA:1131:G:O5'	2.22	0.56
55:DA:1167:U:H2'	55:DA:1168:G:C8	2.41	0.56

*Continued on next page...*

*Continued from previous page...*

Atom-1	Atom-2	Interatomic distance (Å)	Clash overlap (Å)
55:DA:1188:U:C2'	55:DA:1189:A:H5'	2.35	0.56
55:DA:1528:A:N1	55:DA:1543:A:C2	2.74	0.56
55:DA:2101:G:H2'	55:DA:2102:U:H6	1.70	0.56
55:DA:2346:A:H5'	55:DA:2383:G:O4'	2.06	0.56
4:DE:64:LYS:O	4:DE:70:ALA:HB2	2.04	0.56
6:DG:67:LYS:HG3	26:D4:6:HIS:ND1	2.21	0.56
7:DH:151:ILE:C	7:DH:152:ARG:O	2.42	0.56
7:DH:154:PRO:HD3	7:DH:161:GLY:CA	2.35	0.56
56:DI:7:ARG:HH21	56:DI:8:ILE:HG23	1.71	0.56
57:DY:88:ALA:O	57:DY:89:ALA:C	2.43	0.56
58:DL:52:ILE:HG21	58:DL:75:SER:CA	2.34	0.56
58:DL:124:ALA:O	58:DL:126:MET:N	2.38	0.56
9:DM:45:ASN:ND2	9:DM:45:ASN:H	2.04	0.56
10:DN:86:ILE:HG22	10:DN:94:ARG:HB2	1.87	0.56
11:DO:84:ASN:ND2	11:DO:116:GLY:HA3	2.21	0.56
19:DT:12:VAL:CG1	19:DT:27:THR:HG23	2.35	0.56
26:D4:9:LEU:H	26:D4:27:THR:HG22	1.71	0.56
28:D6:34:LEU:H	28:D6:34:LEU:CD1	2.17	0.56
1:AA:39:C:H2'	1:AA:40:C:C6	2.41	0.56
1:AA:138:G:N2	19:AT:44:GLU:OE2	2.39	0.56
1:AA:320:A:H4'	1:AA:322:A:H8	1.70	0.56
1:AA:460:A:H2'	1:AA:461:C:O4'	2.06	0.56
1:AA:518:G:H4'	18:AS:18:ARG:NH1	2.21	0.56
1:AA:1086:A:H5''	1:AA:1103:A:N1	2.21	0.56
1:AA:1342:A:C8	1:AA:1345:C:C5	2.94	0.56
1:AA:1996:C:H4'	1:AA:1997:G:O5'	2.05	0.56
1:AA:2065:C:H1'	1:AA:2449:U:O2	2.06	0.56
2:AB:12:C:H4'	2:AB:13:A:OP1	2.05	0.56
2:AB:15:A:H1'	2:AB:109:G:C4	2.40	0.56
4:AE:78:LEU:N	4:AE:78:LEU:CD2	2.69	0.56
4:AE:105:THR:HG21	4:AE:164:ARG:CZ	2.36	0.56
4:AE:199:ARG:HG2	4:AE:200:GLU:H	1.71	0.56
5:AF:5:ALA:HB1	5:AF:125:LEU:HD21	1.86	0.56
11:AO:111:ARG:HG3	11:AO:128:HIS:ND1	2.20	0.56
12:AP:6:ARG:O	12:AP:7:MET:HB2	2.06	0.56
12:AP:81:VAL:O	12:AP:82:ARG:HG2	2.05	0.56
14:AQ:106:ARG:O	14:AQ:107:GLU:CB	2.53	0.56
15:AR:80:SER:HB3	15:AR:83:ILE:CD1	2.36	0.56
16:A1:101:ARG:O	16:A1:102:GLU:HG2	2.06	0.56
16:A1:102:GLU:N	16:A1:103:PRO:CD	2.69	0.56
17:A2:29:PRO:C	17:A2:61:VAL:HG11	2.26	0.56

*Continued on next page...*

*Continued from previous page...*

Atom-1	Atom-2	Interatomic distance (Å)	Clash overlap (Å)
21:AV:130:PRO:HA	21:AV:133:ILE:HD11	1.88	0.56
21:AV:158:PRO:O	21:AV:161:VAL:HG22	2.05	0.56
24:AW:9:GLN:HA	24:AW:12:GLU:HB3	1.86	0.56
26:A4:12:ALA:CB	26:A4:24:THR:HG21	2.35	0.56
30:A8:46:ARG:HH11	30:A8:46:ARG:CB	2.19	0.56
31:BA:85:U:H2'	31:BA:86:U:OP1	2.06	0.56
31:BA:474:G:OP1	46:BS:81:ARG:HB2	2.05	0.56
31:BA:532:A:O2'	31:BA:533:A:P	2.63	0.56
31:BA:789:U:H2'	31:BA:791:G:OP2	2.06	0.56
31:BA:986:A:H1'	49:BV:54:GLY:O	2.05	0.56
31:BA:1041:A:C3'	31:BA:1042:G:H5''	2.36	0.56
31:BA:1372:U:H2'	31:BA:1373:G:H5'	1.87	0.56
38:BK:12:ARG:NH1	38:BK:26:VAL:HA	2.20	0.56
39:BL:53:VAL:HG23	39:BL:55:ALA:HB3	1.88	0.56
45:BR:54:ARG:HG2	45:BR:58:MET:CE	2.35	0.56
46:BS:66:PRO:HG2	46:BS:71:ARG:HG3	1.87	0.56
54:CA:104:G:O2'	54:CA:105:G:H5'	2.05	0.56
54:CA:372:C:H42	54:CA:389:A:H62	1.54	0.56
54:CA:468:A:H4'	46:CS:80:PHE:O	2.06	0.56
54:CA:933:G:OP2	37:CJ:3:ARG:HB2	2.05	0.56
43:CP:121:LYS:O	43:CP:122:LYS:HB2	2.06	0.56
44:CQ:51:GLY:C	44:CQ:53:LEU:H	2.09	0.56
50:CW:63:ILE:CG2	50:CW:77:ALA:HB1	2.35	0.56
52:CB:57:G:C5'	21:DV:182:LYS:HZ3	2.19	0.56
55:DA:27:G:H1'	55:DA:513:A:H62	1.70	0.56
55:DA:702:G:H5'	55:DA:702:G:C8	2.41	0.56
55:DA:718:A:H3'	55:DA:719:C:C6	2.41	0.56
55:DA:1020:A:N1	55:DA:1141:U:C2'	2.68	0.56
55:DA:1324:G:C3'	55:DA:1325:G:H5'	2.36	0.56
55:DA:1937:A:O2'	55:DA:1938:A:P	2.63	0.56
55:DA:1999:C:H5''	55:DA:2723:C:O2'	2.05	0.56
2:DB:74:U:C3'	2:DB:75:G:H5''	2.35	0.56
3:DD:92:ILE:HD13	3:DD:104:TYR:CE2	2.40	0.56
5:DF:153:SER:OG	5:DF:189:THR:HA	2.04	0.56
7:DH:94:TYR:CD2	7:DH:107:VAL:HG12	2.41	0.56
57:DY:27:VAL:HG23	57:DY:110:GLY:HA2	1.76	0.56
57:DY:104:ILE:CG2	57:DY:105:PRO:N	2.67	0.56
10:DN:86:ILE:HD12	10:DN:86:ILE:N	2.21	0.56
11:DO:64:LYS:HB3	30:D8:25:MET:HG3	1.88	0.56
21:DV:75:ASN:O	21:DV:84:GLU:HG2	2.05	0.56
21:DV:198:LYS:O	21:DV:199:LYS:CB	2.53	0.56

*Continued on next page...*

*Continued from previous page...*

Atom-1	Atom-2	Interatomic distance (Å)	Clash overlap (Å)
22:D3:68:GLU:CG	22:D3:80:HIS:HB2	2.34	0.56
23:DZ:23:LYS:HB3	23:DZ:29:GLY:HA3	1.88	0.56
23:DZ:78:LYS:HD2	23:DZ:78:LYS:O	2.06	0.56
25:DX:5:LYS:HE2	25:DX:34:GLU:OE1	2.05	0.56
25:DX:7:LYS:HE2	25:DX:32:GLN:HA	1.87	0.56
26:D4:11:PRO:HB3	26:D4:25:TYR:CE1	2.41	0.56
28:D6:22:ALA:CB	28:D6:42:TRP:HZ2	2.13	0.56
1:AA:654(C):G:C2	1:AA:654(D):G:C4	2.94	0.56
1:AA:664:C:H4'	1:AA:941:A:OP1	2.05	0.56
1:AA:2331:G:H4'	22:A3:43:THR:N	2.21	0.56
1:AA:2722:G:H2'	1:AA:2723:C:C6	2.41	0.56
1:AA:2819:G:H2'	1:AA:2820:A:OP2	2.05	0.56
4:AE:176:ILE:HD12	4:AE:176:ILE:N	2.21	0.56
6:AG:13:GLU:O	6:AG:14:GLU:HB2	2.05	0.56
7:AH:10:PRO:CG	7:AH:50:VAL:HG13	2.35	0.56
7:AH:94:TYR:HE2	7:AH:153:LYS:HE2	1.71	0.56
7:AH:143:GLN:HE22	7:AH:147:ASN:HD21	1.51	0.56
8:AK:62:LYS:HD2	8:AK:62:LYS:C	2.25	0.56
11:AO:84:ASN:CG	11:AO:116:GLY:HA3	2.25	0.56
12:AP:75:THR:CG2	12:AP:88:GLY:HA3	2.29	0.56
12:AP:80:GLU:HA	12:AP:80:GLU:OE2	2.06	0.56
12:AP:82:ARG:HH11	12:AP:82:ARG:CG	2.07	0.56
15:AR:115:ARG:H	15:AR:115:ARG:CD	2.10	0.56
16:A1:74:LEU:H	16:A1:74:LEU:HD12	1.69	0.56
20:AU:35:TYR:CE1	20:AU:69:ALA:HB3	2.40	0.56
26:A4:48:ARG:HG2	26:A4:51:ASP:HB3	1.87	0.56
31:BA:160:A:H1'	31:BA:344:A:C5	2.40	0.56
31:BA:255:G:H1'	47:BT:16:GLN:HE21	1.69	0.56
31:BA:534:U:H5'	31:BA:535:A:OP2	2.06	0.56
31:BA:639:G:O2'	31:BA:640:A:H5'	2.06	0.56
31:BA:658:G:O2'	31:BA:659:U:H5'	2.05	0.56
31:BA:957:U:H2'	31:BA:959:A:OP2	2.05	0.56
37:BJ:137:LYS:O	37:BJ:141:VAL:HG23	2.05	0.56
42:BO:8:ASN:ND2	47:BT:34:LYS:HE2	2.13	0.56
44:BQ:47:LEU:HB2	44:BQ:53:LEU:HD11	1.87	0.56
50:BW:84:LEU:O	50:BW:88:VAL:HG23	2.06	0.56
52:BD:58:A:H1'	52:BD:60:U:C5	2.41	0.56
52:BB:42:C:O2'	52:BB:43:C:H5'	2.06	0.56
54:CA:1057:G:H5''	33:CF:154:SER:O	2.05	0.56
54:CA:1205:U:H5'	33:CF:190:ARG:NH2	2.20	0.56
54:CA:1348:U:H2'	54:CA:1349:A:H8	1.71	0.56

*Continued on next page...*

*Continued from previous page...*

Atom-1	Atom-2	Interatomic distance (Å)	Clash overlap (Å)
32:CE:70:PHE:CE2	32:CE:163:PHE:HD1	2.24	0.56
34:CG:156:GLU:HG2	34:CG:160:GLN:NE2	2.20	0.56
38:CK:29:SER:HB3	38:CK:32:LYS:HB2	1.88	0.56
39:CL:21:PRO:HA	39:CL:58:HIS:O	2.05	0.56
45:CR:56:LEU:O	45:CR:60:VAL:HG23	2.05	0.56
50:CW:94:ALA:O	50:CW:95:ALA:HB3	2.04	0.56
55:DA:1:G:H2'	55:DA:2:G:C8	2.41	0.56
55:DA:661:C:H1'	11:DO:12:ALA:HA	1.88	0.56
55:DA:1523:U:H2'	55:DA:1524:G:O4'	2.06	0.56
55:DA:2506:U:O2'	55:DA:2507:C:H5''	2.05	0.56
55:DA:2739:U:O2'	55:DA:2740:A:H5'	2.06	0.56
3:DD:149:PRO:O	3:DD:150:LYS:HB2	2.06	0.56
3:DD:223:GLY:O	3:DD:224:ALA:C	2.44	0.56
4:DE:46:ALA:O	4:DE:47:VAL:HG13	2.06	0.56
5:DF:133:ASN:O	5:DF:134:GLY:C	2.44	0.56
6:DG:96:ARG:HH11	6:DG:96:ARG:HG3	1.70	0.56
8:DK:40:THR:O	8:DK:44:LEU:HB2	2.04	0.56
57:DY:26:LEU:O	57:DY:111:LEU:CD2	2.54	0.56
57:DY:29:TYR:CA	57:DY:81:VAL:CG1	2.45	0.56
57:DY:132:ASP:OD1	56:DJ:7:ARG:NH1	2.38	0.56
58:DL:106:GLU:CD	58:DL:109:LYS:HD2	2.26	0.56
11:DO:23:PRO:HB3	17:D2:80:GLN:HG3	1.87	0.56
11:DO:88:LEU:HD23	11:DO:89:ALA:N	2.21	0.56
15:DR:19:LEU:HD22	15:DR:86:ILE:CG2	2.36	0.56
16:D1:34:LYS:HE2	16:D1:34:LYS:CA	2.28	0.56
19:DT:50:LYS:N	19:DT:87:GLN:HE22	2.00	0.56
1:AA:34:C:C2'	1:AA:35:G:OP2	2.54	0.56
1:AA:90:U:O2'	1:AA:91:A:H8	1.78	0.56
1:AA:587:C:O2	11:AO:33:ARG:NH1	2.39	0.56
1:AA:749:C:C4	1:AA:1618:A:C2	2.94	0.56
1:AA:774:A:H2	1:AA:787:U:HO2'	1.51	0.56
1:AA:1772:G:N2	1:AA:1774:C:H5''	2.21	0.56
1:AA:1786:A:N1	1:AA:2606:C:H1'	2.20	0.56
1:AA:2211:G:OP2	1:AA:2211:G:H3'	2.05	0.56
1:AA:2433:A:H5''	1:AA:2434:A:OP1	2.05	0.56
1:AA:2522:U:O2'	1:AA:2647:U:H5''	2.06	0.56
2:AB:81:G:N2	2:AB:82:G:C5	2.74	0.56
2:AB:96:G:N2	2:AB:97:G:H1'	2.21	0.56
2:AB:110:G:H2'	2:AB:111:U:O4'	2.06	0.56
3:AD:58:HIS:HD2	3:AD:59:LYS:O	1.89	0.56
3:AD:62:TYR:HA	3:AD:87:ASN:HD21	1.71	0.56

*Continued on next page...*

*Continued from previous page...*

Atom-1	Atom-2	Interatomic distance (Å)	Clash overlap (Å)
5:AF:124:LEU:O	5:AF:125:LEU:C	2.43	0.56
6:AG:123:ASN:N	6:AG:123:ASN:ND2	2.54	0.56
8:AK:94:ALA:HB1	8:AK:112:LYS:H	1.70	0.56
21:AV:9:TYR:CE2	21:AV:61:LEU:HD13	2.41	0.56
26:A4:18:CYS:SG	26:A4:19:GLY:N	2.77	0.56
26:A4:63:TYR:CE2	49:BV:41:VAL:HG22	2.38	0.56
31:BA:881:G:P	42:BO:12:ARG:HH22	2.28	0.56
31:BA:1229:A:H2'	31:BA:1230:C:H6	1.69	0.56
31:BA:1324:A:C4'	31:BA:1362:C:H4'	2.36	0.56
38:BK:84:ARG:O	38:BK:135:CYS:HB2	2.06	0.56
52:BB:51:U:H2'	52:BB:52:G:C8	2.40	0.56
54:CA:50:A:O2'	54:CA:52:G:H8	1.86	0.56
54:CA:500:G:H2'	54:CA:501:C:C6	2.41	0.56
54:CA:977:A:H2'	54:CA:978:A:H5'	1.87	0.56
54:CA:1025:U:O2'	54:CA:1026:G:H8	1.88	0.56
54:CA:1067:A:O2'	54:CA:1068:G:C8	2.41	0.56
32:CE:58:ILE:CG2	32:CE:221:LEU:HD12	2.36	0.56
32:CE:101:MET:HA	32:CE:108:ILE:HG13	1.88	0.56
32:CE:132:LYS:HA	32:CE:135:GLN:CD	2.26	0.56
34:CG:98:GLU:CD	34:CG:107:ARG:HE	2.07	0.56
42:CO:38:THR:CG2	42:CO:57:LYS:HB3	2.36	0.56
49:CV:83:HIS:C	49:CV:85:LYS:H	2.08	0.56
52:CB:76:A:C8	55:DA:2507:C:O4'	2.58	0.56
55:DA:211:A:H2'	55:DA:212:G:O4'	2.05	0.56
55:DA:961:C:H42	55:DA:2031:A:H1'	1.71	0.56
55:DA:1484:G:C3'	55:DA:1485:G:H5''	2.35	0.56
55:DA:2715:C:O2'	55:DA:2716:U:H5'	2.06	0.56
3:DD:131:LEU:N	3:DD:131:LEU:CD1	2.69	0.56
4:DE:52:LEU:HD12	4:DE:52:LEU:N	2.14	0.56
4:DE:92:THR:N	4:DE:95:ILE:HD11	2.20	0.56
5:DF:168:ARG:HG3	5:DF:175:THR:HG21	1.87	0.56
58:DL:11:GLN:CG	58:DL:41:PHE:HZ	2.10	0.56
9:DM:131:GLN:HE21	9:DM:131:GLN:H	1.53	0.56
11:DO:38:GLN:O	11:DO:39:LYS:C	2.40	0.56
17:D2:55:ALA:HB2	17:D2:101:GLY:OXT	2.06	0.56
20:DU:73:ARG:NH2	20:DU:82:PRO:HD3	2.20	0.56
26:D4:68:ARG:CA	26:D4:68:ARG:NE	2.68	0.56
1:AA:706:A:H2'	1:AA:707:G:O4'	2.06	0.56
1:AA:800:A:C4'	1:AA:801:G:O5'	2.52	0.56
1:AA:817:C:O2'	1:AA:839:U:OP1	2.23	0.56
1:AA:1372:U:C5'	1:AA:1372:U:C5	2.87	0.56

*Continued on next page...*

*Continued from previous page...*

Atom-1	Atom-2	Interatomic distance (Å)	Clash overlap (Å)
1:AA:2798:C:OP2	1:AA:2799:A:N7	2.39	0.56
2:AB:44:G:H1'	2:AB:47:C:N4	2.21	0.56
3:AD:3:VAL:O	3:AD:3:VAL:HG13	2.03	0.56
14:AQ:69:VAL:HG13	14:AQ:101:LEU:HD23	1.88	0.56
16:A1:81:HIS:NE2	16:A1:85:LYS:HD2	2.21	0.56
17:A2:84:LYS:HB2	17:A2:84:LYS:NZ	2.21	0.56
21:AV:30:ASN:OD1	21:AV:33:LEU:HB3	2.05	0.56
22:A3:74:ARG:HG2	22:A3:75:LEU:HD23	1.87	0.56
25:AX:18:ASP:O	25:AX:21:ALA:HB3	2.06	0.56
26:A4:69:LYS:HD3	26:A4:69:LYS:C	2.26	0.56
31:BA:15:G:H1'	35:BH:19:MET:CE	2.35	0.56
31:BA:163:C:H2'	31:BA:164:U:O4'	2.06	0.56
31:BA:1002:G:H2'	31:BA:1003:G:H8	1.68	0.56
31:BA:1217:C:O2'	31:BA:1218:C:H5'	2.04	0.56
31:BA:1234:C:C4'	31:BA:1364:U:O2'	2.54	0.56
34:BG:159:ARG:O	34:BG:163:GLU:HG3	2.06	0.56
34:BG:189:PRO:O	34:BG:190:ASP:HB2	2.06	0.56
37:BJ:76:ARG:HG3	37:BJ:89:MET:HB2	1.88	0.56
37:BJ:155:ARG:HG2	37:BJ:156:TRP:H	1.69	0.56
39:BL:66:ARG:HB3	39:BL:66:ARG:HH11	1.70	0.56
40:BM:6:ILE:CD1	40:BM:23:ILE:HG21	2.36	0.56
40:BM:89:ASP:HB3	40:BM:91:PRO:HD3	1.87	0.56
41:BN:55:LYS:C	41:BN:57:THR:H	2.09	0.56
45:BR:82:ILE:HD13	45:BR:82:ILE:C	2.26	0.56
50:BW:10:LEU:C	50:BW:10:LEU:HD22	2.25	0.56
54:CA:264:U:O2'	47:CT:64:PRO:HD2	2.05	0.56
54:CA:788:U:N3	54:CA:795:C:N4	2.53	0.56
54:CA:1098:C:O2'	54:CA:1099:G:H5'	2.05	0.56
54:CA:1298:C:H41	37:CJ:114:ARG:HB3	1.71	0.56
34:CG:80:GLU:OE2	34:CG:84:LYS:HE2	2.06	0.56
35:CH:72:GLN:C	35:CH:74:GLY:H	2.08	0.56
37:CJ:15:ASP:H	37:CJ:20:ASP:N	1.95	0.56
47:CT:40:LYS:HG2	47:CT:41:LYS:H	1.69	0.56
49:CV:23:ASN:OD1	49:CV:43:GLU:HB2	2.05	0.56
50:CW:93:GLU:OE1	50:CW:94:ALA:N	2.39	0.56
55:DA:302:C:O2'	55:DA:303:U:H5'	2.05	0.56
55:DA:482:A:H4'	20:DU:47:LYS:CD	2.36	0.56
55:DA:654(C):G:H2'	55:DA:654(D):G:C1'	2.36	0.56
55:DA:1019:U:H2'	55:DA:1020:A:H8	1.71	0.56
55:DA:1175:U:O2'	55:DA:1176:G:C4'	2.48	0.56
55:DA:1280:G:C2'	55:DA:1281:G:H5''	2.36	0.56

*Continued on next page...*

*Continued from previous page...*

Atom-1	Atom-2	Interatomic distance (Å)	Clash overlap (Å)
55:DA:1510:A:OP1	55:DA:1510:A:O3'	2.24	0.56
55:DA:1567:A:H3'	3:DD:86:PRO:HG3	1.88	0.56
55:DA:2341:G:H2'	55:DA:2342:C:C6	2.41	0.56
55:DA:2447:G:O2'	55:DA:2448:A:OP2	2.23	0.56
7:DH:136:ILE:HD12	7:DH:136:ILE:N	2.21	0.56
58:DL:110:GLN:O	58:DL:111:LYS:HE2	2.06	0.56
58:DL:111:LYS:CA	58:DL:113:PRO:HD2	2.35	0.56
58:DL:112:MET:CG	58:DL:118:THR:O	2.48	0.56
10:DN:77:ILE:HD13	10:DN:78:ARG:N	2.21	0.56
17:D2:38:LEU:O	17:D2:51:VAL:HA	2.05	0.56
22:D3:50:ASN:CB	22:D3:81:VAL:HB	2.36	0.56
23:DZ:44:PRO:HG2	23:DZ:46:LEU:HD13	1.88	0.56
28:D6:31:PRO:O	28:D6:32:ASN:HB3	2.06	0.56
1:AA:1316:U:H2'	1:AA:1317:A:C8	2.41	0.56
1:AA:2130:U:H4'	1:AA:2134:A:H5'	1.87	0.56
1:AA:2159:G:H2'	1:AA:2160:G:C8	2.41	0.56
1:AA:2311:A:H3'	1:AA:2312:U:H5	1.67	0.56
1:AA:2475:C:H5'	1:AA:2476:A:OP2	2.06	0.56
1:AA:2571:C:H5'	1:AA:2572:A:H5'	1.87	0.56
1:AA:2602:A:H4'	1:AA:2603:G:O5'	2.05	0.56
2:AB:11:C:H3'	2:AB:12:C:C6	2.41	0.56
2:AB:111:U:H2'	2:AB:112:G:H8	1.67	0.56
3:AD:27:THR:O	3:AD:28:GLU:CB	2.53	0.56
4:AE:107:THR:O	4:AE:190:GLY:HA2	2.06	0.56
5:AF:61:GLY:O	5:AF:77:ASP:HB2	2.06	0.56
6:AG:88:ILE:C	6:AG:88:ILE:HD13	2.27	0.56
9:AM:128:HIS:HE2	9:AM:134:ARG:HD2	1.69	0.56
14:AQ:27:SER:HA	14:AQ:88:ASP:CB	2.35	0.56
17:A2:70:ILE:O	17:A2:71:LEU:HB3	2.06	0.56
17:A2:79:VAL:HG23	17:A2:80:GLN:H	1.71	0.56
21:AV:52:SER:O	21:AV:54:HIS:N	2.39	0.56
22:A3:81:VAL:O	22:A3:83:PRO:HD3	2.04	0.56
24:AW:69:ARG:HH11	24:AW:69:ARG:HG2	1.70	0.56
30:A8:47:LYS:O	30:A8:48:PHE:HB3	2.06	0.56
30:A8:60:LEU:O	30:A8:61:LEU:HD12	2.05	0.56
31:BA:64:G:H5''	31:BA:65:U:OP1	2.04	0.56
31:BA:495:A:H5'	31:BA:496:A:OP1	2.06	0.56
31:BA:939:G:C6	31:BA:940:C:N4	2.74	0.56
33:BF:112:SER:HB3	33:BF:115:LEU:HD12	1.86	0.56
38:BK:31:PHE:O	38:BK:35:ILE:HG13	2.05	0.56
47:BT:59:ILE:CG2	47:BT:71:PHE:HB3	2.36	0.56

*Continued on next page...*



*Continued from previous page...*

Atom-1	Atom-2	Interatomic distance (Å)	Clash overlap (Å)
54:CA:67:C:O2'	54:CA:171:A:H1'	2.05	0.56
54:CA:86:U:O3'	54:CA:87:A:O4'	2.24	0.56
54:CA:1070:U:H2'	54:CA:1071:C:C6	2.40	0.56
32:CE:4:GLU:HG2	32:CE:5:ILE:HD13	1.87	0.56
36:CI:27:GLN:HA	36:CI:27:GLN:NE2	2.17	0.56
38:CK:13:ILE:O	38:CK:17:THR:HG23	2.06	0.56
38:CK:100:ILE:HB	38:CK:125:ARG:HH12	1.70	0.56
46:CS:48:TRP:O	46:CS:49:LEU:HB2	2.06	0.56
55:DA:90:U:H1'	55:DA:91:A:N7	2.21	0.56
55:DA:99:U:C6	55:DA:102:G:C2	2.94	0.56
55:DA:1009:A:OP2	9:DM:37:LYS:NZ	2.39	0.56
55:DA:1934:C:O2'	55:DA:1935:G:H5'	2.06	0.56
55:DA:2119:A:H8	55:DA:2119:A:O5'	1.89	0.56
55:DA:2135:A:C2'	55:DA:2136:C:OP1	2.54	0.56
2:DB:28:C:H2'	2:DB:29:A:O4'	2.05	0.56
4:DE:159:HIS:HE1	4:DE:162:ALA:HB3	1.71	0.56
57:DY:71:LEU:HB3	57:DY:112:LEU:O	1.97	0.56
58:DL:4:VAL:HG12	58:DL:4:VAL:O	2.05	0.56
58:DL:78:ILE:C	58:DL:82:ALA:HB3	2.26	0.56
58:DL:137:GLU:OE2	58:DL:137:GLU:HA	2.06	0.56
11:DO:105:LEU:HD12	11:DO:105:LEU:N	2.20	0.56
13:D0:18:LEU:HD22	13:D0:18:LEU:O	2.05	0.56
14:DQ:3:ARG:HG2	14:DQ:4:LEU:H	1.70	0.56
16:D1:110:VAL:O	16:D1:114:LYS:HG2	2.05	0.56
20:DU:43:ASN:HB3	20:DU:64:GLU:HA	1.88	0.56
30:D8:30:ARG:O	30:D8:31:HIS:CB	2.54	0.56
1:AA:85:G:N3	1:AA:103:A:C2	2.74	0.56
1:AA:235:U:H2'	1:AA:236:C:C6	2.41	0.56
1:AA:616:A:N3	1:AA:616:A:H2'	2.20	0.56
1:AA:654(G):C:H2'	1:AA:654(H):G:N7	2.20	0.56
1:AA:1098:A:H3'	1:AA:1099:G:H5'	1.86	0.56
4:AE:6:GLY:HA3	4:AE:28:ALA:HA	1.88	0.56
4:AE:55:ASN:HD21	4:AE:75:VAL:CA	2.19	0.56
5:AF:9:ILE:HG12	5:AF:15:SER:HA	1.88	0.56
11:AO:85:LEU:H	11:AO:85:LEU:CD2	2.19	0.56
12:AP:22:LYS:O	12:AP:24:GLY:N	2.39	0.56
13:A0:74:LYS:HE2	13:A0:77:ARG:NH2	2.19	0.56
15:AR:97:ALA:HB1	15:AR:98:LYS:HZ3	1.71	0.56
18:AS:69:LEU:HD12	18:AS:69:LEU:O	2.06	0.56
20:AU:72:VAL:CG2	20:AU:73:ARG:H	2.07	0.56
25:AX:6:VAL:HG13	25:AX:56:VAL:CG2	2.35	0.56

*Continued on next page...*

*Continued from previous page...*

Atom-1	Atom-2	Interatomic distance (Å)	Clash overlap (Å)
26:A4:24:THR:HG22	26:A4:25:TYR:N	2.21	0.56
26:A4:39:CYS:O	26:A4:40:HIS:CB	2.53	0.56
26:A4:67:TYR:O	26:A4:69:LYS:N	2.39	0.56
28:A6:41:PRO:HD2	28:A6:46:HIS:CA	2.36	0.56
31:BA:186(D):C:H2'	31:BA:186(E):C:H6	1.69	0.56
31:BA:194:C:H2'	31:BA:195:A:H5''	1.87	0.56
31:BA:539:A:H2'	31:BA:540:G:H8	1.71	0.56
31:BA:692:U:H2'	31:BA:694:A:OP2	2.06	0.56
31:BA:973:G:N3	40:BM:55:LYS:HE2	2.20	0.56
31:BA:1306:A:H1'	31:BA:1332:A:C2	2.41	0.56
33:BF:150:LYS:HB3	33:BF:201:TYR:HB2	1.88	0.56
34:BG:21:LEU:HD12	34:BG:26:CYS:O	2.05	0.56
39:BL:65:VAL:O	39:BL:66:ARG:HB2	2.05	0.56
40:BM:7:LYS:CG	40:BM:71:LEU:HD13	2.36	0.56
44:BQ:4:LYS:O	44:BQ:7:ILE:HG12	2.06	0.56
54:CA:84:U:C6	54:CA:84:U:C5'	2.87	0.56
54:CA:191(C):G:H2'	54:CA:191(D):U:O4'	2.06	0.56
54:CA:481:G:H1'	54:CA:482:A:N7	2.20	0.56
54:CA:807:A:H2'	54:CA:808:C:H6	1.68	0.56
54:CA:960:U:O2	54:CA:960:U:C2'	2.53	0.56
54:CA:973:G:N3	40:CM:55:LYS:HE2	2.21	0.56
54:CA:1158:C:C2'	54:CA:1158:C:O2	2.54	0.56
54:CA:1238:A:N6	54:CA:1299:A:N6	2.54	0.56
35:CH:72:GLN:NE2	35:CH:144:THR:HG22	2.21	0.56
46:CS:7:ALA:O	46:CS:9:PHE:CD2	2.58	0.56
55:DA:139:G:N3	55:DA:141:A:N1	2.54	0.56
55:DA:259:G:N2	55:DA:621:A:H8	1.96	0.56
55:DA:389:G:H22	11:DO:72:PRO:HD3	1.70	0.56
55:DA:889:C:O2	55:DA:889:C:C2'	2.53	0.56
55:DA:1084:A:C6	55:DA:1085:A:N6	2.73	0.56
55:DA:1789:A:OP1	3:DD:221:VAL:HA	2.06	0.56
55:DA:2068:U:N3	55:DA:2430:A:C2	2.63	0.56
55:DA:2082:A:H2'	55:DA:2083:G:O4'	2.06	0.56
55:DA:2346:A:O2'	55:DA:2347:C:P	2.64	0.56
55:DA:2791:C:C5	55:DA:2893:G:C5	2.94	0.56
58:DL:21:PRO:HB2	58:DL:22:PRO:HD2	1.88	0.56
58:DL:51:ALA:HB1	58:DL:79:ARG:HE	1.71	0.56
58:DL:53:VAL:HA	58:DL:72:PRO:HB2	1.88	0.56
58:DL:128:ALA:O	58:DL:132:ARG:HB3	2.06	0.56
9:DM:18:ALA:HB2	9:DM:54:VAL:HG13	1.87	0.56
10:DN:1:MET:HA	10:DN:33:ALA:O	2.06	0.56

*Continued on next page...*

*Continued from previous page...*

Atom-1	Atom-2	Interatomic distance (Å)	Clash overlap (Å)
17:D2:66:ARG:HH11	17:D2:66:ARG:CB	2.19	0.56
18:DS:59:VAL:HG12	18:DS:60:ASN:HD22	1.71	0.56
21:DV:105:VAL:HG12	21:DV:140:ASP:CB	2.33	0.56
1:AA:384:U:C3'	1:AA:385:C:H5'	2.34	0.55
1:AA:559:G:O2'	1:AA:560:C:H5'	2.06	0.55
1:AA:654(O):G:H2'	1:AA:654(P):G:C8	2.41	0.55
1:AA:1044:G:O3'	1:AA:1045:A:H4'	2.06	0.55
1:AA:1400:G:O2'	1:AA:1401:G:H5'	2.06	0.55
1:AA:2102:U:H2'	1:AA:2103:C:H6	1.72	0.55
1:AA:2271:G:H5''	22:A3:20:ARG:HE	1.70	0.55
1:AA:2741:A:H61	1:AA:2763:G:C2'	2.19	0.55
3:AD:27:THR:HG21	3:AD:83:GLU:OE2	2.05	0.55
4:AE:4:ILE:C	4:AE:5:LEU:HD23	2.26	0.55
6:AG:97:ASP:N	6:AG:100:TRP:HD1	2.02	0.55
7:AH:136:ILE:HD12	7:AH:136:ILE:H	1.69	0.55
8:AK:1:MET:HB2	8:AK:21:VAL:O	2.06	0.55
11:AO:105:LEU:O	11:AO:106:LEU:HB2	2.05	0.55
11:AO:128:HIS:O	11:AO:147:LEU:HB3	2.06	0.55
14:AQ:110:LEU:HD22	14:AQ:111:GLU:N	2.20	0.55
17:A2:22:VAL:CG2	17:A2:23:GLU:N	2.68	0.55
17:A2:41:GLY:HA3	17:A2:46:VAL:CG1	2.36	0.55
17:A2:58:VAL:HB	17:A2:98:GLU:HG3	1.87	0.55
18:AS:70:TYR:HD2	18:AS:70:TYR:H	1.54	0.55
20:AU:20:TYR:C	20:AU:22:GLY:N	2.45	0.55
21:AV:183:LEU:O	21:AV:184:ALA:HB2	2.05	0.55
23:AZ:79:GLY:C	23:AZ:80:LEU:HD13	2.26	0.55
30:A8:47:LYS:C	30:A8:48:PHE:HD1	2.09	0.55
31:BA:80:G:N2	31:BA:90:C:H1'	2.21	0.55
31:BA:438:G:H4'	34:BG:123:HIS:ND1	2.21	0.55
31:BA:882:C:O2'	31:BA:883:C:H5'	2.06	0.55
31:BA:973:G:C1'	40:BM:55:LYS:HG2	2.36	0.55
31:BA:1091:U:H2'	31:BA:1093:A:OP2	2.06	0.55
31:BA:1240:U:OP2	37:BJ:116:ALA:HB2	2.07	0.55
31:BA:1297:C:O2'	31:BA:1298:C:P	2.64	0.55
31:BA:1321:C:N4	31:BA:1322:C:N4	2.53	0.55
31:BA:1327:C:H2'	31:BA:1328:C:H6	1.72	0.55
31:BA:1341:U:O2'	31:BA:1342:C:H5'	2.06	0.55
31:BA:1381:U:H3	37:BJ:79:ARG:NH2	2.04	0.55
34:BG:9:CYS:HA	34:BG:12:CYS:CB	2.32	0.55
34:BG:59:ARG:HH21	34:BG:66:ARG:NH1	2.04	0.55
39:BL:95:LYS:HZ2	39:BL:96:LEU:HD13	1.71	0.55

*Continued on next page...*

*Continued from previous page...*

Atom-1	Atom-2	Interatomic distance (Å)	Clash overlap (Å)
39:BL:96:LEU:HD12	39:BL:101:PHE:HB2	1.87	0.55
46:BS:21:VAL:CG1	46:BS:34:GLU:HB3	2.35	0.55
49:BV:23:ASN:O	49:BV:25:LYS:N	2.39	0.55
50:BW:72:LEU:HD11	50:BW:80:ARG:HD3	1.89	0.55
52:BB:61:C:O2'	52:BB:62:C:H5'	2.06	0.55
54:CA:1189:C:P	40:CM:51:ARG:HH22	2.29	0.55
54:CA:1251:A:H4'	39:CL:12:GLU:OE1	2.06	0.55
54:CA:1260:C:OP1	54:CA:1284:C:H4'	2.06	0.55
32:CE:68:ILE:HD12	32:CE:68:ILE:N	2.21	0.55
34:CG:150:GLU:N	34:CG:150:GLU:OE1	2.37	0.55
36:CI:19:LEU:HD11	36:CI:59:TYR:CZ	2.41	0.55
36:CI:30:LEU:C	36:CI:35:ALA:HB3	2.26	0.55
41:CN:126:ARG:HH11	41:CN:126:ARG:HG2	1.72	0.55
47:CT:4:LYS:CE	47:CT:6:LEU:HD21	2.31	0.55
55:DA:654(C):G:H2'	55:DA:654(D):G:C8	2.41	0.55
55:DA:856:C:H4'	55:DA:857:C:OP1	2.06	0.55
55:DA:897:C:H5	55:DA:897:C:OP2	1.87	0.55
55:DA:910:A:H62	12:DP:12:GLN:HA	1.71	0.55
55:DA:999:U:H5''	55:DA:1154:G:O6	2.06	0.55
55:DA:1151:G:H4'	16:D1:81:HIS:CD2	2.40	0.55
55:DA:1385:G:C4'	55:DA:1386:C:OP1	2.54	0.55
55:DA:1933:G:H2'	55:DA:1934:C:C5'	2.35	0.55
55:DA:2028:U:H2'	55:DA:2029:G:O4'	2.05	0.55
55:DA:2112:G:O2'	55:DA:2113:U:H5''	2.06	0.55
55:DA:2134:A:OP2	55:DA:2157:G:N2	2.38	0.55
55:DA:2141:G:O2'	55:DA:2142:C:H5'	2.05	0.55
55:DA:2344:U:H4'	55:DA:2345:G:OP1	2.04	0.55
55:DA:2591:C:H2'	55:DA:2592:G:H8	1.69	0.55
55:DA:2670:A:O2'	55:DA:2671:A:H5'	2.06	0.55
3:DD:263:ARG:NH1	3:DD:263:ARG:HB2	2.21	0.55
4:DE:51:PHE:HD1	4:DE:52:LEU:CG	2.19	0.55
4:DE:167:VAL:HG21	4:DE:187:ALA:O	2.06	0.55
6:DG:41:GLN:HE21	6:DG:60:LEU:CD1	2.19	0.55
7:DH:17:VAL:HG12	7:DH:17:VAL:O	2.06	0.55
8:DK:11:ASN:O	8:DK:12:LEU:CB	2.51	0.55
8:DK:76:THR:HG22	8:DK:77:LEU:HD12	1.87	0.55
8:DK:76:THR:HG22	8:DK:77:LEU:H	1.71	0.55
8:DK:77:LEU:CD1	8:DK:78:THR:N	2.69	0.55
57:DY:38:HIS:O	57:DY:96:PHE:CE2	2.59	0.55
57:DY:38:HIS:CE1	57:DY:40:LEU:HD12	2.41	0.55
57:DY:91:LYS:HD3	57:DY:94:VAL:HG12	1.87	0.55

*Continued on next page...*

*Continued from previous page...*

Atom-1	Atom-2	Interatomic distance (Å)	Clash overlap (Å)
57:DY:138:LEU:C	57:DY:138:LEU:CD1	2.72	0.55
58:DL:93:ARG:CA	58:DL:136:VAL:HG12	2.36	0.55
58:DL:112:MET:HE3	58:DL:118:THR:C	2.26	0.55
9:DM:75:TYR:HA	9:DM:81:GLY:O	2.06	0.55
10:DN:104:ARG:HD3	15:DR:36:GLU:CD	2.27	0.55
12:DP:23:GLY:HA3	12:DP:101:ARG:HD2	1.88	0.55
17:D2:35:LEU:HD22	17:D2:35:LEU:N	2.12	0.55
20:DU:33:LYS:HG3	20:DU:34:LYS:H	1.71	0.55
26:D4:56:VAL:O	26:D4:60:GLN:N	2.39	0.55
29:D7:10:ARG:O	29:D7:14:LYS:HB2	2.05	0.55
1:AA:195:A:OP1	11:AO:46:LYS:HE2	2.06	0.55
1:AA:643:A:N1	1:AA:2369:A:O2'	2.39	0.55
1:AA:897:C:N3	1:AA:898:C:C5	2.74	0.55
1:AA:1098:A:C3'	1:AA:1099:G:C5'	2.85	0.55
1:AA:1798:U:H5'	3:AD:259:THR:OG1	2.06	0.55
1:AA:2158:A:H4'	1:AA:2159:G:O5'	2.07	0.55
1:AA:2298:A:N6	1:AA:2318:G:C8	2.74	0.55
2:AB:43:C:H1'	6:AG:93:THR:O	2.06	0.55
2:AB:94:C:O2'	2:AB:95:U:H5'	2.06	0.55
4:AE:37:ARG:HA	4:AE:42:ASP:OD2	2.06	0.55
5:AF:164:ARG:HG3	5:AF:175:THR:HG21	1.88	0.55
7:AH:42:ARG:HH11	7:AH:42:ARG:HG2	1.70	0.55
7:AH:105:LEU:N	7:AH:105:LEU:HD13	2.21	0.55
8:AK:47:LEU:O	8:AK:51:ILE:HG13	2.06	0.55
11:AO:55:ARG:O	11:AO:56:SER:C	2.44	0.55
15:AR:62:THR:HG22	15:AR:75:ILE:HG12	1.88	0.55
16:A1:91:ASP:OD2	16:A1:96:ALA:HB2	2.07	0.55
17:A2:48:GLY:HA3	17:A2:52:VAL:CG2	2.31	0.55
17:A2:70:ILE:HB	17:A2:86:GLY:O	2.05	0.55
21:AV:63:ASP:O	21:AV:65:GLN:N	2.39	0.55
31:BA:5:U:C2'	31:BA:6:G:OP2	2.53	0.55
31:BA:135:C:H2'	31:BA:136:C:H5'	1.88	0.55
31:BA:157:G:H2'	31:BA:158:G:H8	1.71	0.55
31:BA:951:G:OP2	43:BP:102:ARG:NH2	2.37	0.55
31:BA:1190:G:H5'	33:BF:176:HIS:NE2	2.21	0.55
40:BM:78:ASN:C	40:BM:80:LYS:N	2.59	0.55
45:BR:17:ARG:NH1	45:BR:77:ARG:NH1	2.54	0.55
52:BB:58:A:H4'	52:BB:59:U:OP1	2.07	0.55
54:CA:85:U:O2'	54:CA:86:U:P	2.64	0.55
54:CA:130:A:H1'	54:CA:264:U:C4'	2.36	0.55
54:CA:673:G:H2'	54:CA:674:G:C8	2.41	0.55

*Continued on next page...*

*Continued from previous page...*

Atom-1	Atom-2	Interatomic distance (Å)	Clash overlap (Å)
54:CA:963:G:N3	40:CM:55:LYS:NZ	2.54	0.55
54:CA:1358:U:H5''	44:CQ:33:VAL:O	2.06	0.55
55:DA:857:C:H5'	22:D3:77:ARG:NH2	2.21	0.55
55:DA:881:G:H3'	55:DA:882:G:O4'	2.05	0.55
55:DA:955:C:OP1	12:DP:85:LYS:HE2	2.07	0.55
55:DA:1079:C:H1'	58:DL:129:GLY:C	2.27	0.55
55:DA:1286:A:C2'	55:DA:1288:U:OP2	2.54	0.55
55:DA:1558:A:O2'	55:DA:1559:G:OP2	2.23	0.55
55:DA:1729:A:C2'	55:DA:1730:U:H5''	2.37	0.55
55:DA:2033:A:H4'	55:DA:2034:U:OP1	2.07	0.55
55:DA:2475:C:O2	55:DA:2475:C:C2'	2.52	0.55
55:DA:2563:U:O2'	10:DN:28:SER:HB3	2.07	0.55
55:DA:2754:U:H2'	55:DA:2756:U:OP1	2.06	0.55
55:DA:2815:C:H2'	55:DA:2816:C:C6	2.41	0.55
3:DD:124:PRO:HB2	3:DD:126:GLN:HE22	1.70	0.55
5:DF:175:THR:O	5:DF:176:LEU:HB2	2.05	0.55
7:DH:118:PRO:HG2	7:DH:121:ILE:HD12	1.88	0.55
7:DH:153:LYS:HG3	7:DH:161:GLY:HA3	1.88	0.55
56:DI:29:GLU:O	56:DI:30:ALA:O	2.25	0.55
57:DY:35:LYS:HA	57:DY:35:LYS:NZ	2.22	0.55
57:DY:43:ALA:O	57:DY:44:LEU:CB	2.54	0.55
57:DY:50:ARG:CZ	57:DY:50:ARG:HB2	2.36	0.55
57:DY:98:LYS:HG3	57:DY:99:SER:N	2.21	0.55
58:DL:93:ARG:HA	58:DL:136:VAL:HG12	1.87	0.55
58:DL:100:THR:O	58:DL:102:GLU:N	2.39	0.55
11:DO:15:ARG:O	11:DO:17:LYS:N	2.38	0.55
12:DP:24:GLY:HA2	12:DP:67:ARG:NH2	2.21	0.55
18:DS:29:LEU:HD13	18:DS:69:LEU:CD1	2.36	0.55
27:D5:4:HIS:HB3	27:D5:5:PRO:HD2	1.84	0.55
27:D5:56:LYS:O	27:D5:57:VAL:HG12	2.06	0.55
30:D8:56:GLU:O	30:D8:59:LYS:N	2.37	0.55
1:AA:500:G:N2	1:AA:502:A:H3'	2.21	0.55
1:AA:1465:G:H5'	1:AA:1528:A:H1'	1.89	0.55
1:AA:1652:A:OP1	13:A0:8:ARG:NH1	2.39	0.55
1:AA:1929:G:N3	1:AA:1929:G:C2'	2.69	0.55
1:AA:2449:U:O2'	1:AA:2450:A:H8	1.87	0.55
1:AA:2611:U:H5'	1:AA:2611:U:H6	1.72	0.55
4:AE:39:PRO:HA	4:AE:43:GLY:H	1.70	0.55
5:AF:136:THR:HG23	5:AF:170:LEU:HD11	1.89	0.55
8:AK:142:VAL:O	8:AK:143:SER:HB2	2.06	0.55
9:AM:49:GLY:O	9:AM:119:ARG:NH1	2.39	0.55

*Continued on next page...*

*Continued from previous page...*

Atom-1	Atom-2	Interatomic distance (Å)	Clash overlap (Å)
9:AM:94:HIS:HB2	9:AM:96:GLU:OE2	2.05	0.55
11:AO:57:THR:CG2	11:AO:60:MET:HB2	2.36	0.55
12:AP:130:LYS:HZ3	21:AV:81:ARG:HG2	1.71	0.55
14:AQ:83:LYS:O	14:AQ:109:GLY:HA3	2.06	0.55
14:AQ:100:ALA:O	14:AQ:103:GLU:HG2	2.06	0.55
15:AR:88:ILE:C	15:AR:88:ILE:HD12	2.26	0.55
17:A2:46:VAL:HG22	17:A2:46:VAL:O	2.06	0.55
20:AU:30:VAL:O	20:AU:36:ALA:O	2.23	0.55
21:AV:103:ARG:HA	21:AV:103:ARG:NE	2.21	0.55
23:AZ:90:ILE:CG2	23:AZ:91:LYS:N	2.68	0.55
31:BA:67:C:O2'	31:BA:171:A:H1'	2.05	0.55
31:BA:405:U:H3'	31:BA:406:G:H5'	1.89	0.55
31:BA:913:A:H4'	31:BA:914:A:O5'	2.06	0.55
31:BA:1054:C:O2'	31:BA:1055:A:H5''	2.07	0.55
31:BA:1125:U:O4	40:BM:5:ARG:NH1	2.39	0.55
31:BA:1246:C:H2'	31:BA:1247:U:H6	1.72	0.55
32:BE:22:LYS:HA	32:BE:22:LYS:NZ	2.21	0.55
41:BN:69:ALA:O	41:BN:73:MET:HG2	2.06	0.55
47:BT:22:LEU:HD11	47:BT:39:SER:HB2	1.88	0.55
49:BV:6:LYS:HZ2	49:BV:10:PHE:HZ	1.53	0.55
49:BV:76:PRO:CB	49:BV:78:ARG:HD3	2.36	0.55
50:BW:8:ARG:HG3	50:BW:8:ARG:NH1	2.19	0.55
54:CA:8:A:O2'	35:CH:103:GLY:N	2.38	0.55
54:CA:35:G:H2'	54:CA:36:C:C6	2.41	0.55
54:CA:177:C:OP2	50:CW:65:LYS:HE2	2.06	0.55
54:CA:1401:G:C2	54:CA:1402:C:H1'	2.42	0.55
33:CF:34:LEU:CD2	33:CF:38:ARG:HD2	2.37	0.55
33:CF:134:ILE:HG22	33:CF:168:ALA:HB3	1.88	0.55
34:CG:29:PRO:O	34:CG:30:LYS:HB3	2.06	0.55
34:CG:129:ASN:HA	34:CG:145:GLU:CG	2.35	0.55
37:CJ:12:LEU:HD22	37:CJ:12:LEU:N	2.21	0.55
52:CB:7:A:H4'	52:CB:8:U:OP1	2.04	0.55
55:DA:637:A:P	11:DO:116:GLY:HA2	2.46	0.55
55:DA:1057:A:C6	55:DA:1086:A:C2	2.94	0.55
55:DA:1111:A:C5'	7:DH:3:ARG:NH1	2.69	0.55
55:DA:1162:G:O3'	17:D2:24:LYS:NZ	2.40	0.55
55:DA:1332:G:H5''	55:DA:1333:C:OP2	2.07	0.55
55:DA:1359:A:N7	55:DA:1359:A:OP2	2.38	0.55
55:DA:2054:A:H5''	55:DA:2055:C:O5'	2.05	0.55
55:DA:2304:G:N2	6:DG:156:ASP:OD2	2.31	0.55
55:DA:2700:C:O2'	55:DA:2701:C:H5'	2.05	0.55

*Continued on next page...*

*Continued from previous page...*

Atom-1	Atom-2	Interatomic distance (Å)	Clash overlap (Å)
3:DD:134:ARG:HG3	3:DD:187:GLY:C	2.26	0.55
3:DD:223:GLY:O	3:DD:225:ALA:N	2.38	0.55
6:DG:145:THR:HG22	26:D4:28:LYS:HZ1	1.71	0.55
6:DG:180:PHE:C	6:DG:182:LYS:N	2.60	0.55
56:DI:16:THR:CG2	56:DI:17:VAL:N	2.56	0.55
57:DY:9:LEU:CD1	57:DY:10:LEU:N	2.51	0.55
57:DY:9:LEU:C	57:DY:9:LEU:CD2	2.71	0.55
58:DL:7:VAL:CG1	58:DL:58:THR:C	2.67	0.55
58:DL:144:VAL:HG13	58:DL:145:LYS:N	2.13	0.55
13:D0:74:LYS:O	13:D0:75:LEU:CB	2.54	0.55
16:D1:112:ARG:HH11	16:D1:112:ARG:HG2	1.71	0.55
20:DU:81:LYS:HB3	20:DU:97:ARG:CD	2.36	0.55
21:DV:20:ARG:C	21:DV:22:GLY:H	2.09	0.55
23:DZ:82:LEU:HD22	23:DZ:82:LEU:N	2.22	0.55
1:AA:191:A:O2'	1:AA:192:C:H5'	2.06	0.55
1:AA:372:G:O2'	1:AA:400:G:N1	2.40	0.55
1:AA:1116:C:H2'	1:AA:1117:G:C8	2.42	0.55
1:AA:1142(A):A:H4'	9:AM:25:ARG:HH22	1.71	0.55
1:AA:1340:U:HO2'	1:AA:1341:U:P	2.29	0.55
1:AA:1469:A:H2'	1:AA:1470:G:C8	2.41	0.55
1:AA:1779:U:OP2	1:AA:1784:A:N6	2.38	0.55
1:AA:1798:U:OP1	3:AD:260:ARG:HB2	2.07	0.55
1:AA:1945:G:C4	1:AA:1946:U:C5	2.95	0.55
1:AA:2425:A:H5''	1:AA:2426:A:O5'	2.07	0.55
1:AA:2531:A:H3'	1:AA:2532:G:H8	1.71	0.55
1:AA:2776:A:O2'	1:AA:2781:A:H4'	2.06	0.55
1:AA:2791:C:C5	1:AA:2893:G:C5	2.94	0.55
1:AA:2851:A:O2'	1:AA:2852:G:H5'	2.05	0.55
2:AB:8:U:O2'	14:AQ:40:ILE:HD13	2.07	0.55
3:AD:27:THR:HG21	3:AD:83:GLU:CG	2.35	0.55
3:AD:35:LYS:HG2	3:AD:64:ILE:CA	2.36	0.55
5:AF:4:VAL:HG22	5:AF:19:GLU:OE1	2.07	0.55
5:AF:17:ARG:HD3	5:AF:17:ARG:O	2.06	0.55
8:AK:13:GLY:HA3	8:AK:17:GLN:OE1	2.07	0.55
9:AM:99:LEU:O	9:AM:99:LEU:HD13	2.06	0.55
15:AR:2:ASN:O	15:AR:3:ARG:HB2	2.05	0.55
17:A2:2:PHE:CD2	17:A2:42:GLY:HA2	2.42	0.55
26:A4:12:ALA:C	26:A4:24:THR:OG1	2.44	0.55
31:BA:237:C:O3'	47:BT:25:ARG:NH2	2.40	0.55
31:BA:983:A:H2	31:BA:984:C:C6	2.24	0.55
31:BA:1346:A:O2'	31:BA:1347:G:P	2.64	0.55

*Continued on next page...*



*Continued from previous page...*

Atom-1	Atom-2	Interatomic distance (Å)	Clash overlap (Å)
33:BF:42:LEU:HD11	33:BF:46:GLU:OE2	2.06	0.55
33:BF:70:VAL:HG12	33:BF:72:LYS:N	2.20	0.55
34:BG:189:PRO:CB	34:BG:194:LEU:HD21	2.36	0.55
36:BI:28:ARG:HA	36:BI:28:ARG:HH11	1.70	0.55
36:BI:38:GLU:HB3	36:BI:64:GLN:O	2.07	0.55
38:BK:29:SER:O	38:BK:32:LYS:HB2	2.05	0.55
39:BL:99:LEU:HB3	39:BL:101:PHE:HE1	1.71	0.55
39:BL:105:ASP:OD2	39:BL:107:ARG:HD3	2.07	0.55
40:BM:71:LEU:HD12	40:BM:72:VAL:N	2.21	0.55
43:BP:78:ILE:O	43:BP:81:LEU:N	2.38	0.55
43:BP:97:PRO:CA	43:BP:110:ARG:HD3	2.36	0.55
54:CA:432:A:H2'	54:CA:433:C:O4'	2.06	0.55
54:CA:1149:C:H2'	54:CA:1150:U:O4'	2.06	0.55
54:CA:1152:A:O2'	54:CA:1153:C:H5'	2.06	0.55
54:CA:1190:G:OP2	33:CF:5:ILE:HG23	2.07	0.55
54:CA:1450:U:O2	54:CA:1452:C:H5''	2.06	0.55
32:CE:144:ARG:O	32:CE:147:LYS:HB3	2.06	0.55
32:CE:163:PHE:HA	32:CE:185:ILE:CG1	2.35	0.55
33:CF:143:GLU:C	33:CF:145:GLY:H	2.09	0.55
40:CM:38:ILE:HD11	40:CM:71:LEU:CD2	2.32	0.55
43:CP:40:ASN:HD21	43:CP:42:ALA:HB3	1.72	0.55
52:CD:2:C:H2'	52:CD:3:C:H6	1.70	0.55
55:DA:660:G:H5'	5:DF:99:TYR:CD2	2.42	0.55
55:DA:1259:G:O2'	55:DA:1260:G:H5'	2.07	0.55
55:DA:1709:U:H1'	55:DA:2860:A:N3	2.22	0.55
55:DA:1963:U:O2	55:DA:1963:U:C2'	2.53	0.55
55:DA:2631:G:N3	55:DA:2810:A:H2	2.05	0.55
55:DA:2872:G:H2'	55:DA:2873:A:C8	2.41	0.55
55:DA:2876:G:OP1	15:DR:4:GLY:N	2.38	0.55
7:DH:123:PHE:O	7:DH:125:VAL:HG23	2.06	0.55
8:DK:77:LEU:CD1	8:DK:140:LEU:HB2	2.23	0.55
8:DK:86:THR:HG22	8:DK:86:THR:O	2.07	0.55
15:DR:3:ARG:HG3	15:DR:7:ILE:CG1	2.36	0.55
16:D1:17:ILE:HG23	16:D1:39:LEU:HD12	1.88	0.55
17:D2:16:PRO:HA	17:D2:96:ILE:HG22	1.89	0.55
18:DS:82:LEU:HD12	18:DS:82:LEU:N	2.21	0.55
21:DV:175:VAL:CB	21:DV:176:PRO:HA	2.36	0.55
1:AA:27:G:C2'	1:AA:28:A:OP2	2.55	0.55
1:AA:289:A:N3	1:AA:289:A:H2'	2.21	0.55
1:AA:870:A:H2'	1:AA:871:U:O4'	2.05	0.55
1:AA:1329:U:H5''	1:AA:1330:C:H5	1.71	0.55

*Continued on next page...*

*Continued from previous page...*

Atom-1	Atom-2	Interatomic distance (Å)	Clash overlap (Å)
1:AA:1419:A:H2'	1:AA:1421:G:N7	2.21	0.55
1:AA:1538:G:O2'	1:AA:1539:G:H5'	2.07	0.55
1:AA:1558:A:HO2'	1:AA:1559:G:P	2.28	0.55
1:AA:2285:C:C5'	1:AA:2286:A:OP2	2.55	0.55
1:AA:2825:C:H2'	1:AA:2826:A:O4'	2.07	0.55
2:AB:29:A:H2'	2:AB:30:C:O4'	2.07	0.55
3:AD:239:ARG:O	3:AD:240:ALA:CB	2.51	0.55
4:AE:8:LYS:O	4:AE:9:VAL:HG13	2.06	0.55
5:AF:38:ARG:HD3	5:AF:99:TYR:OH	2.06	0.55
7:AH:33:LEU:CD1	7:AH:79:VAL:HG13	2.36	0.55
15:AR:58:ASN:N	15:AR:58:ASN:HD22	2.03	0.55
16:A1:105:VAL:HG23	16:A1:106:PHE:N	2.21	0.55
20:AU:84:ARG:HB3	20:AU:95:LYS:HE3	1.89	0.55
31:BA:24:U:H2'	31:BA:25:C:C6	2.42	0.55
31:BA:191(C):G:H5'	31:BA:191(D):U:OP2	2.07	0.55
31:BA:192:U:H2'	31:BA:193:C:C6	2.41	0.55
31:BA:498:A:O2'	31:BA:500:G:H8	1.83	0.55
31:BA:1285:A:O2'	31:BA:1286:A:P	2.64	0.55
32:BE:109:SER:HA	32:BE:112:VAL:HG23	1.87	0.55
34:BG:36:ARG:HB2	34:BG:38:TYR:CE2	2.41	0.55
34:BG:199:ASN:O	34:BG:201:GLN:N	2.38	0.55
35:BH:48:ALA:HB2	35:BH:57:LYS:HD3	1.88	0.55
37:BJ:84:ASN:OD1	52:BD:37:MIA:H131	2.06	0.55
39:BL:3:GLN:NE2	39:BL:20:ARG:HH22	2.05	0.55
54:CA:366:C:O2'	54:CA:367:U:P	2.65	0.55
32:CE:102:LEU:HD12	32:CE:102:LEU:N	2.20	0.55
32:CE:163:PHE:CD2	32:CE:185:ILE:HG13	2.41	0.55
35:CH:64:ARG:HH11	35:CH:64:ARG:HG3	1.72	0.55
38:CK:51:VAL:HG11	38:CK:60:ARG:CG	2.37	0.55
42:CO:27:LEU:HD23	42:CO:64:TYR:OH	2.06	0.55
43:CP:65:LYS:HB2	43:CP:69:GLU:CB	2.36	0.55
44:CQ:33:VAL:HG13	44:CQ:39:LEU:O	2.06	0.55
48:CU:30:ASP:C	48:CU:32:ARG:H	2.10	0.55
52:CD:1:G:C2'	52:CD:2:C:OP1	2.55	0.55
55:DA:270(P):C:H2'	55:DA:270(Q):C:H6	1.72	0.55
55:DA:593:G:H2'	55:DA:594:U:C6	2.41	0.55
55:DA:654(R):C:C2	55:DA:654(S):G:C8	2.94	0.55
55:DA:811:U:H2'	11:DO:21:ARG:HG3	1.88	0.55
55:DA:833:U:H1'	11:DO:55:ARG:NH1	2.21	0.55
55:DA:887:A:O2'	55:DA:888:C:C5'	2.54	0.55
55:DA:990:A:OP2	55:DA:991:C:OP2	2.24	0.55

*Continued on next page...*

*Continued from previous page...*

Atom-1	Atom-2	Interatomic distance (Å)	Clash overlap (Å)
55:DA:1931:U:H5	55:DA:1969:A:N7	2.04	0.55
55:DA:2162:G:O2'	55:DA:2163:C:H5'	2.07	0.55
55:DA:2311:A:C8	6:DG:88:ILE:HG13	2.41	0.55
55:DA:2529:G:OP2	55:DA:2530:A:H5''	2.07	0.55
5:DF:114:VAL:HG21	5:DF:202:PHE:CZ	2.41	0.55
8:DK:125:GLU:OE1	8:DK:141:LYS:HA	2.05	0.55
57:DY:23:SER:OG	57:DY:68:LEU:CB	2.54	0.55
57:DY:26:LEU:C	57:DY:111:LEU:H	2.09	0.55
57:DY:75:GLN:HB3	57:DY:111:LEU:CA	2.33	0.55
58:DL:55:VAL:HA	58:DL:69:THR:OG1	2.06	0.55
10:DN:1:MET:HE3	10:DN:67:LYS:HE2	1.87	0.55
10:DN:104:ARG:HD3	15:DR:36:GLU:OE2	2.06	0.55
11:DO:47:ASP:C	11:DO:47:ASP:OD2	2.42	0.55
16:D1:65:ILE:HG12	16:D1:96:ALA:CB	2.36	0.55
16:D1:95:LEU:HD13	17:D2:4:ILE:HG21	1.88	0.55
20:DU:19:LYS:O	20:DU:20:TYR:CG	2.60	0.55
20:DU:42:VAL:HG12	20:DU:65:ALA:HB3	1.88	0.55
20:DU:90:LEU:N	20:DU:90:LEU:HD22	2.22	0.55
21:DV:183:LEU:N	21:DV:183:LEU:HD23	2.22	0.55
1:AA:38:A:H2'	1:AA:39:C:C6	2.42	0.55
1:AA:87:C:OP2	1:AA:90:U:O4	2.24	0.55
1:AA:1694:C:O2'	1:AA:1695:G:OP2	2.23	0.55
1:AA:2372:G:H1'	28:A6:46:HIS:CE1	2.42	0.55
1:AA:2532:G:H4'	1:AA:2657:A:C2	2.42	0.55
1:AA:2648:C:H2'	1:AA:2649:U:H6	1.72	0.55
1:AA:2751:G:O6	7:AH:2:SER:HB3	2.06	0.55
1:AA:2823:A:OP1	4:AE:113:PHE:HB2	2.06	0.55
4:AE:8:LYS:O	4:AE:9:VAL:CG2	2.52	0.55
6:AG:67:LYS:HG3	26:A4:6:HIS:CG	2.42	0.55
7:AH:118:PRO:HG2	7:AH:121:ILE:CG1	2.37	0.55
11:AO:124:LYS:HA	11:AO:143:GLY:O	2.06	0.55
12:AP:38:GLU:O	12:AP:127:ILE:HD13	2.06	0.55
13:A0:17:ARG:O	13:A0:20:LEU:HB3	2.06	0.55
21:AV:145:GLU:HA	21:AV:174:VAL:CG1	2.25	0.55
26:A4:9:LEU:O	26:A4:9:LEU:HD23	2.07	0.55
31:BA:75:C:H2'	31:BA:76:G:O4'	2.06	0.55
31:BA:173:U:H5''	31:BA:197:A:O4'	2.07	0.55
31:BA:432:A:H3'	31:BA:433:C:C6	2.40	0.55
31:BA:439:A:OP2	31:BA:493:G:N1	2.35	0.55
31:BA:551:U:H2'	31:BA:552:U:H6	1.72	0.55
31:BA:703:G:O2'	31:BA:704:A:OP2	2.19	0.55

*Continued on next page...*

*Continued from previous page...*

Atom-1	Atom-2	Interatomic distance (Å)	Clash overlap (Å)
31:BA:1058:G:H2'	31:BA:1059:C:C6	2.42	0.55
31:BA:1321:C:C5'	31:BA:1322:C:H5''	2.36	0.55
32:BE:17:PHE:HZ	32:BE:44:LEU:HA	1.71	0.55
34:BG:19:LEU:HD12	34:BG:21:LEU:CD2	2.36	0.55
35:BH:87:SER:HB3	35:BH:131:ILE:HD13	1.88	0.55
36:BI:14:LEU:HD21	36:BI:18:GLN:CB	2.37	0.55
42:BO:32:PHE:CB	42:BO:84:LEU:HD21	2.36	0.55
44:BQ:18:VAL:C	44:BQ:20:ALA:H	2.09	0.55
50:BW:26:ASN:CB	50:BW:71:THR:HG23	2.34	0.55
52:BD:26:A:H61	52:BD:44:G:H1	1.55	0.55
52:BC:19:G:H21	52:BC:57:G:H1'	1.72	0.55
52:BC:43:C:O2'	52:BC:44:G:OP1	2.21	0.55
52:BC:58:A:H2'	52:BC:60:U:OP2	2.05	0.55
54:CA:451:A:H4'	54:CA:452:A:O4'	2.06	0.55
54:CA:624:C:O3'	46:CS:10:GLY:HA2	2.06	0.55
54:CA:1283:G:O2'	54:CA:1284:C:H5'	2.06	0.55
54:CA:1305:G:C5'	51:CX:4:GLY:HA3	2.34	0.55
54:CA:1310:G:O2'	54:CA:1311:G:H5'	2.07	0.55
42:CO:64:TYR:O	42:CO:65:GLU:HB2	2.07	0.55
47:CT:78:GLU:HG2	47:CT:78:GLU:O	2.06	0.55
52:CD:37:MIA:H3'	52:CD:38:A:H8	1.71	0.55
55:DA:877:U:C2'	55:DA:878:A:O5'	2.53	0.55
55:DA:894:C:C2'	55:DA:895:U:C6	2.85	0.55
55:DA:1020:A:N6	55:DA:1141:U:HO2'	2.04	0.55
55:DA:1026:U:H1'	55:DA:1027:A:O5'	2.07	0.55
55:DA:1180:C:C2'	55:DA:1181:C:H5'	2.35	0.55
55:DA:1341:U:O2'	19:DT:55:ASN:HB3	2.05	0.55
55:DA:1448:G:H1'	55:DA:1528:A:H62	1.71	0.55
55:DA:1509:C:N4	55:DA:1511:A:N6	2.54	0.55
55:DA:1530:G:H2'	55:DA:1531:C:H6	1.72	0.55
55:DA:1771:C:C1'	55:DA:1786:A:C8	2.89	0.55
4:DE:59:VAL:CG1	4:DE:63:LEU:HB3	2.36	0.55
5:DF:11:VAL:HB	5:DF:18:ARG:HG3	1.88	0.55
57:DY:5:ARG:HD2	57:DY:5:ARG:N	2.21	0.55
57:DY:33:PRO:O	57:DY:34:ALA:C	2.44	0.55
57:DY:90:ALA:H	56:DJ:15:ALA:CA	2.18	0.55
58:DL:21:PRO:CB	58:DL:22:PRO:CD	2.82	0.55
58:DL:93:ARG:HA	58:DL:135:GLY:C	2.26	0.55
56:DJ:3:LEU:O	56:DJ:5:ILE:N	2.40	0.55
11:DO:62:LEU:O	11:DO:62:LEU:CD2	2.41	0.55
19:DT:63:LYS:O	19:DT:64:LYS:HD2	2.05	0.55

*Continued on next page...*

*Continued from previous page...*

Atom-1	Atom-2	Interatomic distance (Å)	Clash overlap (Å)
21:DV:152:ALA:C	21:DV:154:ASP:N	2.59	0.55
28:D6:27:LYS:HZ2	28:D6:27:LYS:CB	2.13	0.55
1:AA:270(R):G:H2'	1:AA:270(S):G:C8	2.41	0.55
1:AA:440:G:H2'	1:AA:441:U:H6	1.72	0.55
1:AA:752:A:HO2'	1:AA:753:C:P	2.27	0.55
1:AA:957:A:C2	1:AA:2458:G:H4'	2.41	0.55
1:AA:960:A:C4'	1:AA:2457:U:H4'	2.36	0.55
1:AA:1278:A:O3'	13:A0:34:ILE:CD1	2.54	0.55
1:AA:1283:G:N2	1:AA:1286:A:OP2	2.37	0.55
1:AA:1667:G:O2'	1:AA:1669:A:N6	2.39	0.55
1:AA:1683:C:H2'	1:AA:1684:C:H6	1.71	0.55
1:AA:2278:A:H2'	1:AA:2279:G:O5'	2.07	0.55
1:AA:2553:G:H2'	1:AA:2554:U:O4'	2.07	0.55
1:AA:2777:G:H5''	1:AA:2778:A:C5'	2.34	0.55
1:AA:2848:G:O2'	1:AA:2849:U:P	2.63	0.55
3:AD:7:LYS:NZ	3:AD:7:LYS:HB3	2.21	0.55
5:AF:9:ILE:HG12	5:AF:15:SER:CA	2.36	0.55
6:AG:101:ILE:HD13	26:A4:9:LEU:HD11	1.88	0.55
11:AO:6:LEU:O	11:AO:7:ARG:HG2	2.07	0.55
11:AO:37:GLY:O	11:AO:39:LYS:N	2.39	0.55
17:A2:43:GLU:O	17:A2:44:LYS:HD3	2.07	0.55
17:A2:58:VAL:HB	17:A2:98:GLU:CG	2.37	0.55
18:AS:20:VAL:O	18:AS:23:LEU:HB2	2.06	0.55
21:AV:6:LYS:O	21:AV:7:ALA:CB	2.55	0.55
21:AV:98:MET:O	21:AV:125:LEU:HA	2.07	0.55
23:AZ:23:LYS:HD3	23:AZ:28:GLY:HA3	1.89	0.55
25:AX:19:GLN:HE22	25:AX:52:HIS:HE1	1.53	0.55
25:AX:19:GLN:O	25:AX:22:ALA:HB3	2.06	0.55
31:BA:430:A:OP2	34:BG:8:VAL:HG22	2.07	0.55
31:BA:744:C:O2'	31:BA:745:C:H5'	2.07	0.55
31:BA:1056:U:H5'	33:BF:163:ALA:CB	2.37	0.55
33:BF:63:ASN:O	33:BF:64:VAL:HB	2.06	0.55
34:BG:23:GLY:C	34:BG:24:GLU:HG2	2.26	0.55
35:BH:35:GLY:HA3	35:BH:112:LEU:O	2.07	0.55
36:BI:91:VAL:HG11	48:BU:72:ARG:CZ	2.35	0.55
37:BJ:20:ASP:HB3	37:BJ:23:VAL:HG23	1.87	0.55
39:BL:14:VAL:O	39:BL:65:VAL:HG23	2.06	0.55
40:BM:5:ARG:HA	40:BM:73:ASP:OD2	2.07	0.55
43:BP:97:PRO:HA	43:BP:110:ARG:HD3	1.89	0.55
45:BR:3:ILE:H	45:BR:3:ILE:HD13	1.72	0.55
47:BT:32:TYR:O	47:BT:34:LYS:N	2.40	0.55

*Continued on next page...*

*Continued from previous page...*

Atom-1	Atom-2	Interatomic distance (Å)	Clash overlap (Å)
52:BD:59:U:H2'	52:BD:60:U:C5'	2.37	0.55
52:BB:8:U:OP2	52:BB:8:U:H6	1.89	0.55
54:CA:34:C:O2'	54:CA:35:G:H5'	2.06	0.55
54:CA:49:U:H5''	54:CA:50:A:OP2	2.07	0.55
54:CA:353:A:H5'	54:CA:353:A:C8	2.36	0.55
54:CA:502:G:H2'	54:CA:503:C:C6	2.42	0.55
54:CA:1120:G:H2'	54:CA:1121:U:C6	2.42	0.55
54:CA:1435:G:H2'	54:CA:1436:U:C6	2.42	0.55
33:CF:78:GLY:HA3	33:CF:83:ARG:H	1.72	0.55
36:CI:46:ARG:NH2	48:CU:37:VAL:HG23	2.22	0.55
37:CJ:57:GLU:O	37:CJ:61:VAL:HG23	2.06	0.55
38:CK:5:PRO:O	38:CK:8:ASP:HB3	2.07	0.55
40:CM:48:THR:HG23	40:CM:62:HIS:HB3	1.89	0.55
55:DA:174:C:H2'	55:DA:175:G:O4'	2.07	0.55
55:DA:524:U:H4'	55:DA:554:U:H4'	1.87	0.55
55:DA:1331:A:H2'	55:DA:1333:C:H5	1.72	0.55
55:DA:1904:G:C2'	55:DA:1905:C:H5'	2.37	0.55
55:DA:2061:G:OP2	55:DA:2502:G:H5'	2.07	0.55
55:DA:2167:U:H2'	55:DA:2167:U:O2	2.05	0.55
55:DA:2650:U:H2'	55:DA:2651:C:C6	2.41	0.55
55:DA:2849:U:OP1	15:DR:95:ARG:NH1	2.40	0.55
55:DA:2870:C:H5'	13:D0:61:HIS:HE1	1.70	0.55
2:DB:105:G:O2'	2:DB:106:G:H5'	2.07	0.55
4:DE:2:LYS:NZ	4:DE:95:ILE:O	2.40	0.55
7:DH:20:ALA:CB	7:DH:21:PRO:HD2	2.34	0.55
56:DI:29:GLU:CD	56:DJ:6:GLU:OE2	2.45	0.55
57:DY:15:GLU:O	57:DY:15:GLU:CG	2.46	0.55
57:DY:50:ARG:O	57:DY:51:LEU:CD2	2.55	0.55
57:DY:59:ILE:HD11	57:DY:60:ARG:CZ	2.36	0.55
57:DY:73:GLY:CA	57:DY:119:ALA:C	2.74	0.55
57:DY:89:ALA:C	56:DJ:15:ALA:HB2	2.26	0.55
57:DY:135:ARG:HD2	57:DY:138:LEU:HG	1.88	0.55
58:DL:78:ILE:HG12	58:DL:131:ALA:CB	2.36	0.55
58:DL:84:LEU:HD12	58:DL:84:LEU:N	2.22	0.55
56:DJ:18:LEU:O	56:DJ:21:LYS:HB2	2.07	0.55
14:DQ:18:ILE:C	14:DQ:19:LYS:O	2.43	0.55
14:DQ:46:VAL:HG12	14:DQ:47:THR:N	2.22	0.55
17:D2:3:ALA:O	17:D2:4:ILE:HD13	2.06	0.55
1:AA:262:A:H2'	1:AA:263:C:O4'	2.06	0.55
1:AA:1162:G:H2'	1:AA:1163:G:H8	1.71	0.55
1:AA:2050:C:H1'	4:AE:156:MET:HE2	1.88	0.55

*Continued on next page...*

*Continued from previous page...*

Atom-1	Atom-2	Interatomic distance (Å)	Clash overlap (Å)
1:AA:2211:G:O2'	1:AA:2212:A:OP2	2.21	0.55
1:AA:2377:A:H4'	14:AQ:111:GLU:O	2.07	0.55
1:AA:2505:G:HO2'	1:AA:2506:U:H6	1.52	0.55
1:AA:2750:A:H5''	1:AA:2751:G:OP2	2.07	0.55
2:AB:83:G:H5''	25:AX:52:HIS:ND1	2.22	0.55
4:AE:24:THR:O	4:AE:25:VAL:HB	2.07	0.55
4:AE:37:ARG:HD3	4:AE:44:TYR:OH	2.07	0.55
4:AE:203:LYS:O	4:AE:204:ALA:HB2	2.06	0.55
6:AG:114:ILE:HB	6:AG:117:PHE:HB2	1.88	0.55
7:AH:10:PRO:HG3	7:AH:69:ARG:CZ	2.36	0.55
7:AH:72:ILE:O	7:AH:75:ALA:HB3	2.07	0.55
8:AK:125:GLU:HA	8:AK:141:LYS:CB	2.35	0.55
16:A1:79:PHE:CD2	16:A1:79:PHE:C	2.80	0.55
21:AV:177:PRO:O	21:AV:180:VAL:HA	2.07	0.55
22:A3:72:ARG:NH2	22:A3:75:LEU:HD12	2.22	0.55
24:AW:51:ARG:CZ	24:AW:55:ARG:HH12	2.20	0.55
26:A4:9:LEU:CG	26:A4:25:TYR:HB3	2.37	0.55
30:A8:14:VAL:HG12	30:A8:15:LYS:H	1.72	0.55
31:BA:1037:C:H2'	31:BA:1038:C:H6	1.72	0.55
31:BA:1225:A:H2'	31:BA:1225:A:N3	2.22	0.55
31:BA:1253:G:H2'	31:BA:1254:C:H6	1.72	0.55
31:BA:1275:A:H2'	31:BA:1276:G:O4'	2.07	0.55
31:BA:1368:G:OP2	39:BL:112:LYS:HD2	2.06	0.55
32:BE:59:GLU:O	32:BE:62:ALA:HB3	2.07	0.55
34:BG:98:GLU:OE2	34:BG:103:ASN:ND2	2.40	0.55
34:BG:209:ARG:HG2	34:BG:209:ARG:O	2.06	0.55
35:BH:11:ILE:HD13	35:BH:105:VAL:HA	1.88	0.55
37:BJ:27:ILE:H	37:BJ:27:ILE:HD12	1.71	0.55
37:BJ:77:SER:HB2	52:BD:32:U:O3'	2.06	0.55
43:BP:115:LYS:HD2	43:BP:115:LYS:H	1.71	0.55
48:BU:31:LEU:HD23	48:BU:31:LEU:N	2.22	0.55
49:BV:36:ARG:NH2	49:BV:75:ALA:HB3	2.22	0.55
49:BV:40:ILE:HG23	49:BV:40:ILE:O	2.06	0.55
51:BX:8:THR:HG22	51:BX:9:ARG:N	2.21	0.55
52:BC:38:A:H2'	52:BC:39:U:H5'	1.88	0.55
54:CA:439:A:OP2	54:CA:493:G:N1	2.39	0.55
54:CA:1189:C:P	40:CM:51:ARG:NH2	2.80	0.55
54:CA:1189:C:O3'	33:CF:5:ILE:HD12	2.07	0.55
32:CE:61:LEU:HD21	32:CE:161:ALA:HB3	1.87	0.55
32:CE:75:LYS:HA	32:CE:78:GLN:HE21	1.71	0.55
39:CL:113:LYS:N	39:CL:113:LYS:HD2	2.22	0.55

*Continued on next page...*

*Continued from previous page...*

Atom-1	Atom-2	Interatomic distance (Å)	Clash overlap (Å)
42:CO:43:VAL:O	42:CO:44:THR:HG23	2.05	0.55
43:CP:108:ARG:HA	43:CP:108:ARG:HH11	1.69	0.55
44:CQ:24:CYS:HA	44:CQ:38:GLY:O	2.07	0.55
45:CR:3:ILE:HD13	45:CR:3:ILE:N	2.21	0.55
46:CS:6:LEU:CD1	46:CS:19:ILE:HD13	2.37	0.55
49:CV:44:MET:O	49:CV:46:GLY:N	2.40	0.55
52:CD:8:U:O4'	52:CD:48:C:O2'	2.25	0.55
55:DA:412:A:N7	55:DA:2411:A:H2	2.04	0.55
55:DA:1265:A:H1'	55:DA:1267:U:C6	2.42	0.55
55:DA:1799:G:H2'	3:DD:181:GLU:OE2	2.06	0.55
55:DA:1905:C:H2'	55:DA:1930:G:C8	2.42	0.55
55:DA:2332:U:H5'	55:DA:2336:A:N6	2.22	0.55
6:DG:126:ASP:OD1	6:DG:130:ASN:HB2	2.06	0.55
56:DI:14:GLN:O	56:DI:15:ALA:HB3	2.06	0.55
56:DI:24:ILE:CD1	56:DI:25:ASP:HB2	2.37	0.55
11:DO:30:THR:O	11:DO:31:ALA:CB	2.54	0.55
15:DR:50:ILE:HA	15:DR:99:LEU:CD1	2.36	0.55
17:D2:91:TYR:C	17:D2:91:TYR:CD1	2.80	0.55
18:DS:95:ILE:O	18:DS:95:ILE:HD12	2.06	0.55
21:DV:196:VAL:C	21:DV:197:ILE:CD1	2.75	0.55
1:AA:347:A:O2'	1:AA:348:G:H5'	2.06	0.55
1:AA:517:C:OP1	27:A5:16:ARG:NH2	2.40	0.55
1:AA:593:G:C1'	30:A8:4:MET:HE2	2.36	0.55
1:AA:654(C):G:C3'	1:AA:654(D):G:C8	2.90	0.55
1:AA:1055:G:H2'	1:AA:1056:G:H5'	1.89	0.55
1:AA:1097:U:H2'	1:AA:1098:A:O4'	2.07	0.55
1:AA:2815:C:O2'	27:A5:43:HIS:HD2	1.90	0.55
2:AB:88:C:H3'	2:AB:89:G:C8	2.37	0.55
5:AF:20:LEU:HD13	5:AF:199:TRP:CH2	2.42	0.55
5:AF:25:PRO:C	5:AF:27:GLU:H	2.09	0.55
5:AF:64:ILE:HG13	5:AF:65:TRP:N	2.22	0.55
6:AG:34:LEU:HD21	6:AG:159:VAL:HG23	1.89	0.55
6:AG:113:ARG:HD3	6:AG:140:ILE:O	2.06	0.55
8:AK:76:THR:HG21	8:AK:138:ILE:CG1	2.36	0.55
11:AO:147:LEU:HD23	11:AO:148:LEU:O	2.05	0.55
13:A0:10:LEU:O	13:A0:11:ASN:C	2.45	0.55
17:A2:35:LEU:HD23	17:A2:37:VAL:CG2	2.37	0.55
17:A2:97:LYS:O	17:A2:98:GLU:HG2	2.07	0.55
18:AS:38:TYR:O	27:A5:28:PRO:HB3	2.07	0.55
19:AT:14:SER:H	19:AT:17:ALA:HB3	1.71	0.55
31:BA:382:A:H2'	31:BA:383:A:C8	2.41	0.55

*Continued on next page...*



*Continued from previous page...*

Atom-1	Atom-2	Interatomic distance (Å)	Clash overlap (Å)
31:BA:429:U:O2'	31:BA:430:A:H5''	2.07	0.55
31:BA:715:A:H2'	31:BA:716:A:C8	2.42	0.55
31:BA:1052:U:H2'	31:BA:1055:A:OP1	2.07	0.55
31:BA:1144:G:N2	31:BA:1146:A:N6	2.54	0.55
31:BA:1357:A:N7	31:BA:1358:U:C5	2.75	0.55
31:BA:1439:C:OP1	50:BW:38:LYS:HD2	2.05	0.55
33:BF:164:ARG:HG2	33:BF:165:THR:H	1.71	0.55
34:BG:49:ARG:HA	34:BG:49:ARG:HE	1.70	0.55
40:BM:32:ALA:HA	40:BM:75:ILE:HD11	1.89	0.55
54:CA:542:G:H5'	34:CG:41:GLY:HA3	1.88	0.55
54:CA:1348:U:N3	54:CA:1374:A:C2	2.68	0.55
54:CA:1452:C:C2'	54:CA:1453:G:OP2	2.54	0.55
33:CF:5:ILE:HD13	33:CF:5:ILE:H	1.72	0.55
37:CJ:111:ARG:NH1	37:CJ:113:GLU:CD	2.60	0.55
37:CJ:115:ARG:HB2	37:CJ:118:VAL:CG1	2.37	0.55
38:CK:51:VAL:HG11	38:CK:60:ARG:HG3	1.88	0.55
38:CK:88:LYS:HB3	38:CK:89:PRO:HD2	1.89	0.55
42:CO:90:VAL:O	42:CO:92:ASP:N	2.40	0.55
43:CP:2:ALA:O	43:CP:10:PRO:HD2	2.06	0.55
43:CP:5:ALA:O	43:CP:7:VAL:N	2.39	0.55
52:CB:37:MIA:H122	52:CB:38:A:C2	2.42	0.55
52:CC:19:G:O2'	52:CC:20:U:P	2.65	0.55
55:DA:991:C:H2'	55:DA:992:C:H6	1.72	0.55
55:DA:1162:G:H21	17:D2:89:GLN:HE22	1.54	0.55
55:DA:1171:G:C6	55:DA:1174:A:N6	2.74	0.55
55:DA:2355:C:O4'	22:D3:36:ILE:HD11	2.06	0.55
55:DA:2496:C:OP1	12:DP:81:VAL:HG12	2.07	0.55
2:DB:11:C:OP2	2:DB:12:C:N4	2.32	0.55
2:DB:12:C:C4'	2:DB:13:A:OP1	2.52	0.55
3:DD:96:HIS:CE1	3:DD:102:LYS:NZ	2.75	0.55
3:DD:136:ILE:HG22	3:DD:165:ILE:HD12	1.89	0.55
56:DI:17:VAL:HB	56:DI:21:LYS:HE3	1.89	0.55
57:DY:1:MET:HE3	57:DY:3:ASN:ND2	2.22	0.55
58:DL:70:LYS:O	58:DL:72:PRO:HD3	2.07	0.55
58:DL:78:ILE:HA	58:DL:82:ALA:CB	2.34	0.55
10:DN:104:ARG:HG2	10:DN:104:ARG:NH1	2.19	0.55
16:D1:92:ARG:O	16:D1:92:ARG:HG2	2.06	0.55
18:DS:70:TYR:CD2	18:DS:70:TYR:N	2.75	0.55
21:DV:150:LEU:O	21:DV:151:HIS:ND1	2.40	0.55
26:D4:68:ARG:C	26:D4:70:GLY:N	2.58	0.55
1:AA:627:A:H62	11:AO:116:GLY:HA2	1.71	0.55

*Continued on next page...*

*Continued from previous page...*

Atom-1	Atom-2	Interatomic distance (Å)	Clash overlap (Å)
1:AA:1259:G:O2'	1:AA:1260:G:H5'	2.06	0.55
1:AA:1403:C:H5''	1:AA:1471:A:C1'	2.37	0.55
1:AA:1458:C:H5''	1:AA:1459:G:C5'	2.36	0.55
1:AA:1537:C:O5'	1:AA:1537:C:H6	1.89	0.55
1:AA:1754:C:OP1	15:AR:96:ARG:NH1	2.39	0.55
1:AA:2147:G:H3'	1:AA:2147:G:C8	2.42	0.55
1:AA:2694:G:O2'	1:AA:2695:C:H5'	2.07	0.55
1:AA:2791:C:H2'	1:AA:2792:G:O4'	2.07	0.55
4:AE:27:LEU:HD13	4:AE:181:LEU:HD22	1.87	0.55
4:AE:49:LEU:N	4:AE:49:LEU:HD23	2.22	0.55
8:AK:61:ARG:HA	8:AK:64:GLU:HG2	1.88	0.55
9:AM:7:LYS:HZ3	9:AM:7:LYS:N	2.05	0.55
13:A0:84:ALA:HB3	13:A0:85:PRO:HD3	1.89	0.55
13:A0:87:TYR:HE1	13:A0:117:VAL:HG13	1.72	0.55
17:A2:5:VAL:HG22	17:A2:6:LYS:N	2.22	0.55
18:AS:106:ILE:O	18:AS:106:ILE:HG13	2.05	0.55
21:AV:5:LEU:HD13	21:AV:5:LEU:O	2.06	0.55
21:AV:108:PRO:HG3	21:AV:142:SER:HA	1.89	0.55
24:AW:46:GLN:O	24:AW:49:LYS:HE3	2.07	0.55
25:AX:29:ARG:HG3	25:AX:29:ARG:HH11	1.72	0.55
26:A4:34:GLU:O	26:A4:35:VAL:C	2.46	0.55
31:BA:151:A:O2'	31:BA:152:A:H5'	2.07	0.55
31:BA:1129:C:N4	31:BA:1141:C:N4	2.55	0.55
31:BA:1250:A:OP1	39:BL:66:ARG:HG2	2.06	0.55
31:BA:1291:G:H4'	39:BL:39:GLY:HA3	1.87	0.55
32:BE:21:ARG:NH2	32:BE:38:GLY:HA3	2.19	0.55
34:BG:14:ARG:O	34:BG:14:ARG:CG	2.54	0.55
34:BG:201:GLN:O	34:BG:205:GLU:HG3	2.07	0.55
37:BJ:109:ASN:HA	37:BJ:119:ARG:HE	1.71	0.55
39:BL:20:ARG:O	39:BL:60:ASP:HB3	2.07	0.55
42:BO:117:ARG:NH2	42:BO:124:LYS:HA	2.21	0.55
44:BQ:9:LYS:HA	44:BQ:12:ARG:HB3	1.89	0.55
50:BW:67:ALA:HA	50:BW:73:HIS:H	1.71	0.55
52:BB:56:C:H2'	52:BB:57:G:H8	1.71	0.55
54:CA:174:C:H2'	54:CA:175:C:H6	1.71	0.55
54:CA:309:G:H1'	54:CA:608:A:C2	2.41	0.55
54:CA:746:A:H2'	54:CA:747:C:O4'	2.07	0.55
54:CA:849:C:O2'	54:CA:850:U:H5'	2.06	0.55
54:CA:1019:C:C2'	54:CA:1020:U:H5'	2.36	0.55
54:CA:1028(B):C:H3'	54:CA:1029:G:C5'	2.36	0.55
32:CE:56:ARG:HG2	32:CE:56:ARG:HH11	1.73	0.55

*Continued on next page...*

Continued from previous page...

Atom-1	Atom-2	Interatomic distance (Å)	Clash overlap (Å)
32:CE:175:ARG:HG2	32:CE:175:ARG:NH1	2.22	0.55
35:CH:32:VAL:HG12	35:CH:33:VAL:N	2.21	0.55
37:CJ:76:ARG:HD3	37:CJ:156:TRP:HZ2	1.72	0.55
38:CK:121:ASP:HB2	38:CK:125:ARG:HH22	1.72	0.55
46:CS:40:ASP:C	46:CS:42:ARG:H	2.10	0.55
51:CX:15:ARG:HG2	51:CX:15:ARG:NH1	2.21	0.55
55:DA:570:G:H2'	55:DA:2030:A:N7	2.22	0.55
55:DA:884:C:C2'	55:DA:885:C:OP1	2.55	0.55
55:DA:1056:G:N2	55:DA:1087:G:H1	2.03	0.55
55:DA:1144:G:H2'	55:DA:1145:C:H6	1.72	0.55
55:DA:1180:C:H2'	55:DA:1181:C:C5'	2.36	0.55
55:DA:1925:C:N4	55:DA:1926:U:C5	2.75	0.55
55:DA:2038:G:H2'	55:DA:2039:C:H6	1.72	0.55
55:DA:2649:U:H2'	55:DA:2650:U:C6	2.42	0.55
55:DA:2761:G:H5'	55:DA:2761:G:C8	2.42	0.55
4:DE:179:GLU:O	4:DE:180:ASN:HB2	2.06	0.55
8:DK:71:ILE:HD13	8:DK:71:ILE:O	2.07	0.55
8:DK:132:PRO:O	8:DK:133:HIS:ND1	2.40	0.55
57:DY:13:LEU:HD13	57:DY:13:LEU:C	2.28	0.55
57:DY:52:PHE:O	57:DY:53:VAL:HG22	2.07	0.55
58:DL:86:LYS:HA	58:DL:86:LYS:NZ	2.22	0.55
56:DJ:12:LEU:H	56:DJ:13:SER:C	2.10	0.55
12:DP:138:ASP:O	12:DP:139:GLU:O	2.25	0.55
13:D0:57:ARG:HD3	13:D0:59:ASP:CG	2.28	0.55
14:DQ:27:SER:HA	14:DQ:88:ASP:CB	2.37	0.55
17:D2:66:ARG:HH11	17:D2:66:ARG:HB3	1.72	0.55
17:D2:76:LYS:HB3	17:D2:79:VAL:HG11	1.88	0.55
22:D3:31:VAL:HB	22:D3:35:ASN:ND2	2.21	0.55
28:D6:25:LYS:HE2	28:D6:27:LYS:HE2	1.89	0.55
28:D6:30:THR:CA	28:D6:31:PRO:O	2.55	0.55
1:AA:265:A:N6	1:AA:428:A:C8	2.75	0.54
1:AA:403:U:HO2'	1:AA:404:C:P	2.30	0.54
1:AA:403:U:O2'	1:AA:404:C:P	2.66	0.54
1:AA:467:G:O2'	1:AA:468:G:H5'	2.07	0.54
1:AA:1085:A:H2'	1:AA:1086:A:H8	1.72	0.54
1:AA:1154:G:OP1	16:A1:58:ARG:HD2	2.06	0.54
1:AA:1220:A:H5'	1:AA:1221:C:OP2	2.07	0.54
1:AA:1280:G:C3'	1:AA:1281:G:H5''	2.38	0.54
1:AA:1300:U:O2'	1:AA:1301:A:OP2	2.21	0.54
1:AA:1694:C:O2'	1:AA:1695:G:P	2.66	0.54
1:AA:1887:C:C3'	1:AA:1888:G:H5''	2.36	0.54

Continued on next page...

*Continued from previous page...*

Atom-1	Atom-2	Interatomic distance (Å)	Clash overlap (Å)
1:AA:2285:C:H41	28:A6:27:LYS:HE3	1.72	0.54
1:AA:2642:G:H5''	9:AM:78:TYR:CD2	2.42	0.54
1:AA:2765:A:H2	1:AA:2766:G:O4'	1.90	0.54
3:AD:32:SER:O	3:AD:33:LEU:HB2	2.06	0.54
7:AH:151:ILE:HG22	7:AH:151:ILE:O	2.08	0.54
15:AR:48:ILE:HD12	15:AR:48:ILE:N	2.22	0.54
20:AU:48:ALA:O	20:AU:50:ARG:N	2.40	0.54
21:AV:8:TYR:N	21:AV:8:TYR:CD2	2.73	0.54
21:AV:63:ASP:C	21:AV:65:GLN:H	2.10	0.54
23:AZ:83:GLU:OE2	23:AZ:85:LEU:HD23	2.07	0.54
31:BA:828:A:H2'	31:BA:829:G:O4'	2.07	0.54
31:BA:978:A:H1'	31:BA:1322:C:O2	2.07	0.54
31:BA:1041:A:H3'	31:BA:1042:G:H5''	1.89	0.54
32:BE:103:THR:HA	32:BE:180:LEU:HD11	1.89	0.54
33:BF:155:GLY:O	33:BF:196:LEU:HD13	2.07	0.54
34:BG:14:ARG:HG3	34:BG:14:ARG:NH1	2.21	0.54
35:BH:20:GLN:HE22	35:BH:21:ALA:HB3	1.72	0.54
36:BI:12:PRO:O	36:BI:14:LEU:N	2.38	0.54
39:BL:15:ALA:HA	39:BL:65:VAL:HA	1.89	0.54
39:BL:26:VAL:CG2	39:BL:61:ALA:HB3	2.29	0.54
43:BP:15:VAL:C	43:BP:17:VAL:H	2.09	0.54
47:BT:59:ILE:HG23	47:BT:71:PHE:HB3	1.88	0.54
49:BV:53:ASN:CB	49:BV:77:THR:HG22	2.37	0.54
50:BW:67:ALA:HA	50:BW:73:HIS:HA	1.89	0.54
51:BX:15:ARG:HH11	51:BX:15:ARG:CB	2.20	0.54
54:CA:222:U:H2'	54:CA:223:U:C6	2.42	0.54
54:CA:748:C:H1'	54:CA:749:C:H5	1.72	0.54
54:CA:792:A:C2'	54:CA:794:A:N7	2.71	0.54
54:CA:970:C:N4	39:CL:128:ARG:OXT	2.39	0.54
32:CE:92:TYR:CZ	32:CE:151:GLY:HA3	2.41	0.54
32:CE:141:GLU:HA	32:CE:144:ARG:HD3	1.89	0.54
33:CF:33:LEU:HD11	44:CQ:53:LEU:HD23	1.89	0.54
39:CL:17:VAL:HG21	39:CL:81:ILE:N	2.22	0.54
41:CN:21:ILE:HD12	41:CN:21:ILE:N	2.22	0.54
43:CP:92:HIS:HA	43:CP:110:ARG:NH2	2.22	0.54
49:CV:64:GLU:HG3	49:CV:65:ASN:H	1.69	0.54
52:CC:36:A:H5'	52:CC:36:A:C8	2.36	0.54
55:DA:557:U:H2'	55:DA:558:G:C8	2.41	0.54
55:DA:814:C:O2'	55:DA:815:C:H5'	2.06	0.54
55:DA:1174:A:N7	55:DA:1175:U:C1'	2.68	0.54
55:DA:1803:A:C8	55:DA:1804:C:C5	2.95	0.54

*Continued on next page...*

*Continued from previous page...*

Atom-1	Atom-2	Interatomic distance (Å)	Clash overlap (Å)
55:DA:2657:A:C1'	55:DA:2665:A:N6	2.69	0.54
55:DA:2752:C:OP2	55:DA:2752:C:C6	2.55	0.54
55:DA:2884:U:C2'	55:DA:2885:C:H5'	2.37	0.54
8:DK:10:GLU:O	8:DK:11:ASN:HB3	2.06	0.54
57:DY:5:ARG:O	57:DY:7:VAL:CB	2.55	0.54
57:DY:51:LEU:HD11	57:DY:82:PHE:CA	2.37	0.54
58:DL:108:ALA:HA	58:DL:111:LYS:CD	2.37	0.54
11:DO:120:ALA:HB1	11:DO:138:LEU:CA	2.37	0.54
15:DR:41:ARG:C	15:DR:42:ILE:HG13	2.26	0.54
19:DT:83:VAL:HG13	19:DT:87:GLN:HE21	1.71	0.54
21:DV:116:VAL:HG13	21:DV:117:LEU:N	2.22	0.54
23:DZ:92:LYS:O	23:DZ:95:LEU:N	2.39	0.54
24:DW:28:LYS:NZ	24:DW:56:GLN:HE22	2.04	0.54
28:D6:43:CYS:SG	28:D6:44:ARG:NH1	2.80	0.54
1:AA:28:A:N6	1:AA:512:G:H1'	2.22	0.54
1:AA:99:U:H1'	1:AA:102:G:C2	2.43	0.54
1:AA:1998:G:H2'	1:AA:1999:C:O4'	2.07	0.54
1:AA:2712:U:O2'	1:AA:2712(A):A:H8	1.90	0.54
2:AB:12:C:C4'	2:AB:13:A:OP1	2.55	0.54
2:AB:95:U:O4	2:AB:96:G:O6	2.25	0.54
5:AF:26:ALA:O	5:AF:27:GLU:HG2	2.07	0.54
9:AM:36:GLY:C	9:AM:42:TRP:HB2	2.27	0.54
11:AO:98:GLU:HG3	11:AO:99:LEU:N	2.21	0.54
11:AO:127:ALA:O	11:AO:147:LEU:HA	2.06	0.54
17:A2:4:ILE:HD12	17:A2:4:ILE:N	2.22	0.54
17:A2:48:GLY:O	17:A2:49:THR:O	2.24	0.54
18:AS:68:ARG:HH22	18:AS:112:GLY:CA	2.21	0.54
24:AW:17:SER:HB2	24:AW:18:PRO:HA	1.86	0.54
25:AX:6:VAL:CG1	25:AX:54:VAL:HG11	2.35	0.54
29:A7:8:ASN:C	29:A7:8:ASN:ND2	2.59	0.54
29:A7:8:ASN:HD22	29:A7:9:ARG:N	2.05	0.54
30:A8:50:LEU:O	30:A8:51:ALA:HB2	2.06	0.54
31:BA:4:U:O4	38:BK:105:ARG:HD3	2.07	0.54
31:BA:518:C:H5'	31:BA:519:C:C6	2.42	0.54
31:BA:674:G:H2'	31:BA:675:A:H8	1.72	0.54
31:BA:792:A:C4	31:BA:794:A:N6	2.75	0.54
31:BA:859:A:H2'	31:BA:860:A:O4'	2.07	0.54
31:BA:948:C:H2'	31:BA:949:A:H8	1.71	0.54
31:BA:1190:G:OP1	33:BF:5:ILE:N	2.37	0.54
32:BE:88:ALA:CA	32:BE:226:ARG:HH12	2.18	0.54
37:BJ:76:ARG:HD3	37:BJ:89:MET:HG3	1.89	0.54

*Continued on next page...*

*Continued from previous page...*

Atom-1	Atom-2	Interatomic distance (Å)	Clash overlap (Å)
38:BK:1:MET:HE2	38:BK:1:MET:H3	1.72	0.54
38:BK:109:ILE:HG12	38:BK:110:ALA:N	2.22	0.54
39:BL:95:LYS:NZ	39:BL:96:LEU:HD13	2.22	0.54
41:BN:121:PRO:HB2	41:BN:126:ARG:HG3	1.89	0.54
50:BW:56:MET:HG3	50:BW:84:LEU:HD12	1.88	0.54
53:B1:35:A:O2'	53:B1:36:G:H5'	2.08	0.54
54:CA:703:G:O2'	54:CA:704:A:OP2	2.24	0.54
54:CA:1443:G:H2'	15:DR:122:ASP:OD2	2.07	0.54
32:CE:219:VAL:O	32:CE:222:ILE:HB	2.06	0.54
33:CF:23:TYR:CD2	33:CF:24:ALA:N	2.76	0.54
33:CF:94:LEU:HD12	33:CF:95:THR:N	2.21	0.54
38:CK:64:LYS:C	38:CK:65:TYR:CD1	2.80	0.54
39:CL:25:LYS:HG3	39:CL:60:ASP:OD1	2.06	0.54
40:CM:56:HIS:O	40:CM:58:ASP:N	2.41	0.54
46:CS:40:ASP:O	46:CS:42:ARG:N	2.40	0.54
47:CT:44:ALA:HA	47:CT:71:PHE:O	2.07	0.54
47:CT:65:ILE:HD12	47:CT:65:ILE:N	2.22	0.54
50:CW:22:ARG:O	50:CW:26:ASN:ND2	2.40	0.54
52:CD:43:C:H5'	52:CD:44:G:OP2	2.06	0.54
52:CB:36:A:H62	52:CB:37:MIA:H163	1.72	0.54
52:CC:19:G:C4	52:CC:57:G:N2	2.75	0.54
52:CC:20:U:H3'	52:CC:21:A:H5''	1.89	0.54
55:DA:4:C:C2'	55:DA:5:A:OP2	2.54	0.54
55:DA:7:G:O2'	55:DA:8:A:H5'	2.07	0.54
55:DA:55:G:N3	55:DA:127:A:C2	2.75	0.54
55:DA:452:G:N3	55:DA:457:A:H2	2.04	0.54
55:DA:546:C:H3'	55:DA:547:A:H8	1.72	0.54
55:DA:810:U:O5'	55:DA:810:U:H6	1.89	0.54
55:DA:1313:U:H5''	55:DA:1314:C:OP2	2.07	0.54
55:DA:2168:G:OP1	55:DA:2168:G:C8	2.61	0.54
55:DA:2259:G:H1'	55:DA:2427:C:C2	2.42	0.54
55:DA:2430:A:H8	55:DA:2431:U:H5	1.55	0.54
55:DA:2842:G:O2'	55:DA:2843:G:H5'	2.07	0.54
3:DD:35:LYS:NZ	3:DD:64:ILE:O	2.39	0.54
3:DD:35:LYS:CE	3:DD:64:ILE:C	2.73	0.54
6:DG:77:ILE:CG2	6:DG:80:PHE:H	2.20	0.54
7:DH:154:PRO:HG3	7:DH:163:TYR:CD1	2.42	0.54
8:DK:61:ARG:HA	8:DK:61:ARG:CZ	2.37	0.54
57:DY:7:VAL:CG2	57:DY:8:GLU:N	2.42	0.54
57:DY:50:ARG:N	57:DY:83:TYR:HB3	2.22	0.54
57:DY:70:GLU:O	57:DY:71:LEU:HG	2.07	0.54

*Continued on next page...*

*Continued from previous page...*

Atom-1	Atom-2	Interatomic distance (Å)	Clash overlap (Å)
57:DY:138:LEU:CD1	57:DY:139:VAL:N	2.70	0.54
58:DL:19:PRO:CB	58:DL:25:PRO:HG2	2.36	0.54
58:DL:115:LEU:HD12	58:DL:115:LEU:C	2.27	0.54
56:DJ:14:GLN:N	56:DJ:17:VAL:CG2	2.69	0.54
9:DM:28:THR:HG22	9:DM:29:LYS:N	2.22	0.54
10:DN:2:ILE:CD1	10:DN:82:ASN:HD22	2.18	0.54
17:D2:49:THR:CB	17:D2:50:PRO:CD	2.86	0.54
21:DV:72:ARG:HG3	21:DV:72:ARG:HH11	1.71	0.54
24:DW:28:LYS:HD2	24:DW:53:LEU:CD2	2.37	0.54
1:AA:323:G:O2'	1:AA:1205:U:N3	2.38	0.54
1:AA:944:G:N3	1:AA:944:G:C2'	2.69	0.54
1:AA:1171:G:HO2'	1:AA:1173:G:C1'	2.20	0.54
1:AA:1345:C:OP2	1:AA:1346:G:OP2	2.25	0.54
1:AA:1786:A:O2'	1:AA:1938:A:N6	2.34	0.54
1:AA:2655:G:N2	1:AA:2665:A:OP2	2.41	0.54
1:AA:2789:C:O2'	1:AA:2790:A:H4'	2.06	0.54
6:AG:106:LEU:HD12	6:AG:110:ALA:HB3	1.88	0.54
8:AK:54:GLN:HG3	8:AK:55:ALA:N	2.23	0.54
11:AO:57:THR:O	11:AO:59:LEU:N	2.40	0.54
14:AQ:26:LEU:HD22	14:AQ:87:PHE:HD1	1.70	0.54
17:A2:66:ARG:HE	17:A2:88:ARG:HD2	1.72	0.54
20:AU:28:LYS:HA	20:AU:28:LYS:HE2	1.88	0.54
20:AU:63:LYS:HZ2	20:AU:63:LYS:HA	1.71	0.54
21:AV:115:GLY:CA	21:AV:175:VAL:O	2.54	0.54
24:AW:46:GLN:HB2	24:AW:49:LYS:CE	2.36	0.54
26:A4:52:THR:CG2	43:BP:65:LYS:HD3	2.32	0.54
29:A7:45:ALA:O	29:A7:46:VAL:HG23	2.07	0.54
31:BA:967:C:H2'	31:BA:968:A:N7	2.22	0.54
31:BA:1084:G:OP1	31:BA:1086:U:C2	2.61	0.54
36:BI:19:LEU:O	36:BI:19:LEU:HD23	2.08	0.54
38:BK:104:ARG:O	38:BK:105:ARG:C	2.46	0.54
42:BO:5:PRO:HG2	42:BO:10:LEU:HD21	1.89	0.54
52:BB:19:G:N2	52:BB:56:C:N3	2.55	0.54
53:B1:30:C:O2'	53:B1:31:A:H5'	2.08	0.54
54:CA:50:A:H4'	54:CA:51:A:H5'	1.88	0.54
54:CA:341:C:H2'	54:CA:342:C:C6	2.43	0.54
54:CA:476:G:O2'	54:CA:477:G:H5'	2.07	0.54
54:CA:689:C:P	41:CN:46:GLY:HA3	2.48	0.54
54:CA:722:A:H3'	54:CA:722:A:N3	2.22	0.54
54:CA:1200:C:O2'	54:CA:1201:A:OP2	2.25	0.54
54:CA:1504:G:O2'	54:CA:1505:G:P	2.65	0.54

*Continued on next page...*

*Continued from previous page...*

Atom-1	Atom-2	Interatomic distance (Å)	Clash overlap (Å)
35:CH:83:GLU:HG2	35:CH:88:LYS:HB2	1.88	0.54
36:CI:24:GLU:HA	36:CI:27:GLN:HG2	1.89	0.54
37:CJ:32:ARG:O	37:CJ:33:ASP:HB2	2.07	0.54
43:CP:7:VAL:HB	6:DG:115:ARG:NH2	2.23	0.54
46:CS:81:ARG:HH11	46:CS:81:ARG:HB3	1.70	0.54
49:CV:5:LEU:HD12	49:CV:5:LEU:H	1.71	0.54
52:CD:58:A:N6	52:CD:61:C:C6	2.75	0.54
55:DA:163:U:C2'	55:DA:164:U:H5'	2.37	0.54
55:DA:558:G:P	9:DM:111:PRO:HD2	2.47	0.54
55:DA:654(N):G:OP1	55:DA:654(N):G:H8	1.91	0.54
55:DA:699:A:H4'	55:DA:1634:A:N7	2.22	0.54
55:DA:780:G:N2	55:DA:783:A:H62	2.06	0.54
55:DA:1155:A:H4'	16:D1:55:ARG:NH1	2.22	0.54
55:DA:1181:C:O2'	55:DA:1182:A:H5'	2.06	0.54
55:DA:2219:G:C2'	55:DA:2224:G:H5'	2.37	0.54
55:DA:2749:A:N1	55:DA:2750:A:N6	2.54	0.54
55:DA:2832:U:C4'	55:DA:2833:G:H5''	2.32	0.54
55:DA:2875:C:C4'	15:DR:5:ALA:HB2	2.37	0.54
3:DD:168:ARG:HH11	3:DD:168:ARG:HG3	1.72	0.54
3:DD:182:LEU:N	3:DD:272:ALA:HB3	2.21	0.54
4:DE:111:ARG:HA	13:D0:1:MET:SD	2.48	0.54
4:DE:128:SER:OG	4:DE:129:HIS:N	2.38	0.54
5:DF:132:VAL:HG23	5:DF:133:ASN:ND2	2.22	0.54
8:DK:88:ILE:HB	8:DK:90:GLY:O	2.08	0.54
57:DY:26:LEU:HB3	57:DY:112:LEU:HD13	1.89	0.54
58:DL:52:ILE:HD11	58:DL:76:TYR:CA	2.37	0.54
11:DO:14:LYS:O	11:DO:16:ARG:N	2.40	0.54
11:DO:34:GLY:O	11:DO:36:LYS:N	2.40	0.54
11:DO:70:GLN:N	11:DO:70:GLN:CD	2.61	0.54
12:DP:47:ILE:HD12	12:DP:70:PRO:HD3	1.90	0.54
28:D6:25:LYS:HD2	30:D8:34:TRP:CZ2	2.43	0.54
28:D6:40:CYS:SG	28:D6:45:LYS:CD	2.96	0.54
1:AA:67:U:H2'	1:AA:68:G:H8	1.72	0.54
1:AA:1856:G:C2'	1:AA:1857:G:H5'	2.37	0.54
1:AA:2389:G:H5''	1:AA:2390:U:H5'	1.90	0.54
1:AA:2415:G:H4'	11:AO:67:MET:N	2.21	0.54
1:AA:2531:A:H3'	1:AA:2532:G:C8	2.43	0.54
1:AA:2623:G:H4'	1:AA:2825:C:O2	2.08	0.54
2:AB:55:U:O2'	2:AB:56:G:H5'	2.07	0.54
5:AF:4:VAL:HG11	5:AF:17:ARG:HH21	1.73	0.54
5:AF:9:ILE:CG1	5:AF:15:SER:HA	2.37	0.54

*Continued on next page...*



*Continued from previous page...*

Atom-1	Atom-2	Interatomic distance (Å)	Clash overlap (Å)
8:AK:56:LYS:HD2	8:AK:56:LYS:C	2.27	0.54
8:AK:75:LEU:HD22	8:AK:77:LEU:CD2	2.35	0.54
9:AM:98:VAL:HG23	9:AM:99:LEU:N	2.23	0.54
11:AO:88:LEU:HD11	11:AO:95:VAL:CG2	2.36	0.54
12:AP:99:PRO:HG3	21:AV:79:ARG:HH12	1.70	0.54
13:A0:28:LEU:HD13	13:A0:28:LEU:O	2.07	0.54
14:AQ:18:ILE:CD1	14:AQ:88:ASP:HA	2.38	0.54
14:AQ:106:ARG:CB	14:AQ:106:ARG:HH11	2.20	0.54
15:AR:29:ARG:HH11	15:AR:29:ARG:CG	2.16	0.54
15:AR:45:PHE:CD1	15:AR:65:LYS:HE2	2.42	0.54
20:AU:35:TYR:CD1	20:AU:69:ALA:HB3	2.43	0.54
21:AV:12:GLY:C	21:AV:13:GLU:HG3	2.27	0.54
21:AV:102:LEU:HD21	21:AV:124:ILE:CG2	2.37	0.54
28:A6:34:LEU:H	28:A6:34:LEU:CD2	2.20	0.54
31:BA:1137:C:H4'	31:BA:1138:G:C2	2.43	0.54
31:BA:1151:A:H1'	40:BM:39:PRO:CB	2.37	0.54
31:BA:1160:G:N3	31:BA:1160:G:H2'	2.21	0.54
31:BA:1319:A:H2'	31:BA:1323:G:C8	2.43	0.54
32:BE:91:PRO:HA	32:BE:154:LEU:HD12	1.88	0.54
32:BE:236:TYR:HA	32:BE:239:VAL:HG23	1.89	0.54
33:BF:119:ARG:HA	33:BF:122:GLU:OE2	2.07	0.54
35:BH:111:GLU:C	35:BH:113:ALA:H	2.10	0.54
36:BI:8:ILE:HG22	36:BI:10:LEU:CD1	2.38	0.54
43:BP:27:LYS:CE	43:BP:31:LYS:HE3	2.34	0.54
54:CA:430:A:C2'	54:CA:431:A:H5'	2.37	0.54
54:CA:437:U:H2'	54:CA:438:G:O4'	2.07	0.54
54:CA:579:G:H5'	54:CA:728:A:C1'	2.29	0.54
54:CA:779:C:H2'	54:CA:780:A:O4'	2.08	0.54
54:CA:949:A:O4'	54:CA:1364:U:O4	2.25	0.54
54:CA:986:A:H2'	54:CA:987:G:O4'	2.07	0.54
54:CA:991:U:O4	54:CA:1212:U:O2'	2.26	0.54
54:CA:1032(A):G:H2'	54:CA:1032(B):G:H8	1.71	0.54
54:CA:1074:G:C4'	32:CE:104:ASN:HB2	2.38	0.54
54:CA:1376:U:H2'	54:CA:1377:A:C8	2.42	0.54
32:CE:97:TRP:HZ3	32:CE:172:ILE:HG22	1.72	0.54
34:CG:9:CYS:C	34:CG:11:LEU:H	2.09	0.54
34:CG:116:GLN:NE2	34:CG:157:LEU:HD21	2.22	0.54
42:CO:53:ARG:HH12	42:CO:92:ASP:CB	2.21	0.54
43:CP:90:LEU:C	43:CP:90:LEU:HD12	2.26	0.54
46:CS:68:ASP:O	46:CS:70:ALA:N	2.40	0.54
50:CW:57:ARG:HD3	50:CW:102:GLY:O	2.07	0.54

*Continued on next page...*

Continued from previous page...

Atom-1	Atom-2	Interatomic distance (Å)	Clash overlap (Å)
55:DA:200:U:H2'	55:DA:201:C:H5'	1.88	0.54
55:DA:372:G:O2'	55:DA:373:U:OP2	2.25	0.54
55:DA:654(D):G:N3	55:DA:654(D):G:H2'	2.22	0.54
55:DA:662:G:H5''	11:DO:15:ARG:O	2.07	0.54
55:DA:1291:C:O4'	55:DA:1536:A:OP2	2.25	0.54
55:DA:1444:G:H2'	55:DA:1445:C:C5	2.43	0.54
55:DA:1535:U:H3'	55:DA:1536:A:H5''	1.90	0.54
55:DA:1537:C:H2'	55:DA:1538:G:O4'	2.07	0.54
55:DA:1547:C:H2'	55:DA:1548:C:H6	1.72	0.54
55:DA:2016:U:H1'	27:D5:6:VAL:HG13	1.90	0.54
55:DA:2051:A:H8	55:DA:2051:A:OP2	1.90	0.54
55:DA:2691:C:H5'	55:DA:2691:C:H6	1.73	0.54
55:DA:2849:U:C2'	55:DA:2866:U:O2	2.56	0.54
3:DD:27:THR:CG2	3:DD:83:GLU:HB3	2.33	0.54
3:DD:91:ARG:O	3:DD:107:ALA:HB3	2.07	0.54
3:DD:123:ALA:HB3	3:DD:131:LEU:HG	1.89	0.54
4:DE:70:ALA:O	4:DE:71:GLY:C	2.45	0.54
8:DK:116:LEU:O	8:DK:116:LEU:HG	2.08	0.54
58:DL:65:PHE:O	58:DL:65:PHE:CD2	2.60	0.54
11:DO:138:LEU:C	11:DO:140:ALA:N	2.60	0.54
12:DP:87:LYS:C	12:DP:89:ASN:N	2.57	0.54
16:D1:96:ALA:C	16:D1:98:LEU:N	2.57	0.54
26:D4:49:PHE:O	26:D4:50:VAL:CB	2.55	0.54
28:D6:15:GLU:CD	28:D6:44:ARG:NH2	2.61	0.54
1:AA:9:U:H3	1:AA:2629:A:H61	1.53	0.54
1:AA:709:U:H2'	1:AA:710:G:C8	2.43	0.54
1:AA:863:A:O2'	1:AA:864:G:H5'	2.07	0.54
1:AA:863:A:H2'	1:AA:864:G:C8	2.41	0.54
1:AA:1231:G:O2'	1:AA:1232:G:H5'	2.07	0.54
1:AA:1278:A:O2'	13:A0:34:ILE:HD11	2.07	0.54
1:AA:1381:G:H2'	1:AA:1382:G:H5'	1.90	0.54
1:AA:1827:C:C3'	1:AA:1828:G:H5'	2.38	0.54
1:AA:2393:A:C5'	30:A8:30:ARG:HD3	2.37	0.54
3:AD:69:ARG:NH1	3:AD:128:GLY:O	2.40	0.54
4:AE:27:LEU:HD12	4:AE:180:ASN:O	2.07	0.54
5:AF:192:LEU:HD23	5:AF:192:LEU:C	2.28	0.54
7:AH:80:SER:O	7:AH:81:GLU:HB2	2.08	0.54
8:AK:56:LYS:HG3	8:AK:57:ARG:N	2.23	0.54
9:AM:60:ILE:HD13	9:AM:99:LEU:HD23	1.89	0.54
11:AO:114:ILE:O	11:AO:114:ILE:HG13	2.07	0.54
12:AP:133:ARG:HD3	12:AP:133:ARG:C	2.27	0.54

Continued on next page...

*Continued from previous page...*

Atom-1	Atom-2	Interatomic distance (Å)	Clash overlap (Å)
15:AR:74:ARG:NH1	15:AR:74:ARG:HG2	2.22	0.54
15:AR:106:SER:O	15:AR:107:ASP:CB	2.55	0.54
15:AR:106:SER:O	15:AR:107:ASP:HB3	2.08	0.54
19:AT:36:LYS:HG2	19:AT:56:THR:HG23	1.88	0.54
21:AV:106:GLY:O	21:AV:108:PRO:HD2	2.04	0.54
21:AV:147:GLY:O	21:AV:148:ASP:C	2.44	0.54
21:AV:184:ALA:C	21:AV:186:GLU:N	2.60	0.54
26:A4:1:MET:O	26:A4:2:LYS:HD3	2.07	0.54
26:A4:25:TYR:O	26:A4:26:SER:C	2.45	0.54
30:A8:50:LEU:CD1	30:A8:54:GLU:HA	2.37	0.54
31:BA:201:C:C4	31:BA:209:U:H6	2.25	0.54
31:BA:986:A:H2'	31:BA:987:G:H8	1.69	0.54
31:BA:1104:G:H4'	32:BE:111:ARG:CZ	2.38	0.54
31:BA:1221:G:OP1	31:BA:1321:C:N4	2.41	0.54
31:BA:1238:A:N7	31:BA:1301:U:O4	2.41	0.54
31:BA:1362(A):C:H5'	31:BA:1363:A:O5'	2.08	0.54
32:BE:22:LYS:NZ	32:BE:40:HIS:CE1	2.75	0.54
32:BE:134:GLU:O	32:BE:138:LEU:HG	2.07	0.54
33:BF:59:ARG:NE	33:BF:64:VAL:HG22	2.21	0.54
33:BF:76:VAL:CG2	33:BF:77:ILE:N	2.70	0.54
50:BW:57:ARG:HD3	50:BW:102:GLY:O	2.06	0.54
54:CA:91:C:H2'	54:CA:92:G:H5''	1.89	0.54
54:CA:776:G:N2	54:CA:802:A:OP2	2.39	0.54
54:CA:1363:A:C4'	54:CA:1364:U:OP1	2.55	0.54
54:CA:1410:G:H2'	54:CA:1411:C:C6	2.43	0.54
54:CA:1424:C:H2'	54:CA:1425:U:C6	2.43	0.54
32:CE:167:PRO:HG3	32:CE:188:ALA:HB2	1.88	0.54
35:CH:72:GLN:HE21	35:CH:144:THR:HG22	1.71	0.54
38:CK:82:HIS:HD2	38:CK:83:ILE:N	2.06	0.54
41:CN:85:ARG:HG2	41:CN:111:ASP:O	2.07	0.54
43:CP:25:ILE:HD11	43:CP:66:LEU:CD2	2.38	0.54
46:CS:28:ARG:HG2	46:CS:28:ARG:NH1	2.20	0.54
52:CB:58:A:O2'	52:CB:59:U:O5'	2.20	0.54
55:DA:49:A:C8	55:DA:120:U:H5	2.21	0.54
55:DA:84:A:C4'	55:DA:85:G:O5'	2.50	0.54
55:DA:613:U:O2	55:DA:613:U:O4'	2.21	0.54
55:DA:811:U:HO2'	55:DA:1250:G:H2'	1.73	0.54
55:DA:950:G:H2'	55:DA:951:C:C6	2.42	0.54
55:DA:1049:C:H5'	55:DA:1049:C:C6	2.43	0.54
55:DA:1081:U:O2'	58:DL:126:MET:SD	2.65	0.54
55:DA:1142(A):A:HO2'	55:DA:1143:A:P	2.31	0.54

*Continued on next page...*

*Continued from previous page...*

Atom-1	Atom-2	Interatomic distance (Å)	Clash overlap (Å)
55:DA:1803:A:H4'	3:DD:259:THR:HG23	1.89	0.54
55:DA:2238:G:H5'	55:DA:2239:G:N7	2.23	0.54
55:DA:2341:G:H2'	55:DA:2342:C:H6	1.71	0.54
55:DA:2591:C:P	3:DD:239:ARG:HG3	2.48	0.54
55:DA:2864:G:OP1	15:DR:119:LYS:HD2	2.07	0.54
3:DD:11:PRO:O	3:DD:12:SER:OG	2.18	0.54
3:DD:110:GLY:O	3:DD:111:LEU:C	2.45	0.54
7:DH:30:LYS:HE3	7:DH:81:GLU:CA	2.37	0.54
8:DK:52:ARG:HG3	8:DK:53:ALA:N	2.22	0.54
57:DY:69:PRO:O	57:DY:113:GLN:HB2	2.07	0.54
58:DL:25:PRO:C	58:DL:27:LEU:H	2.11	0.54
11:DO:31:ALA:O	11:DO:32:THR:CG2	2.55	0.54
11:DO:125:VAL:O	11:DO:145:PRO:HD2	2.07	0.54
15:DR:50:ILE:HD11	15:DR:102:ILE:CD1	2.31	0.54
21:DV:162:GLU:HG2	21:DV:163:LEU:N	2.20	0.54
23:DZ:80:LEU:C	23:DZ:81:LYS:HE2	2.27	0.54
1:AA:142:G:H4'	19:AT:35:THR:HG21	1.87	0.54
1:AA:270:A:O2'	1:AA:270(A):A:H5'	2.08	0.54
1:AA:858:U:C2	1:AA:2268:A:C2	2.95	0.54
1:AA:893:C:N3	1:AA:894:C:N4	2.56	0.54
1:AA:1568:G:P	3:AD:63:ARG:HH12	2.30	0.54
1:AA:1885:A:C5'	1:AA:1886:C:OP2	2.55	0.54
1:AA:2275:C:O2'	1:AA:2276:G:OP2	2.24	0.54
2:AB:31:C:H4'	6:AG:29:TRP:HH2	1.73	0.54
3:AD:24:ILE:O	3:AD:24:ILE:HG23	2.07	0.54
4:AE:154:LYS:HA	4:AE:154:LYS:CE	2.34	0.54
5:AF:29:ASN:N	5:AF:112:MET:CE	2.71	0.54
8:AK:56:LYS:HE2	8:AK:57:ARG:HG2	1.89	0.54
10:AN:71:ARG:NE	10:AN:105:GLU:OE2	2.41	0.54
10:AN:91:LEU:N	10:AN:91:LEU:HD22	2.23	0.54
11:AO:62:LEU:HD22	11:AO:62:LEU:C	2.27	0.54
11:AO:117:GLU:OE1	11:AO:117:GLU:N	2.38	0.54
12:AP:137:TYR:O	12:AP:138:ASP:O	2.25	0.54
13:A0:41:ALA:O	13:A0:43:GLU:N	2.40	0.54
18:AS:71:VAL:HA	18:AS:107:LEU:HD12	1.90	0.54
20:AU:27:VAL:HG12	20:AU:39:VAL:HG12	1.89	0.54
21:AV:115:GLY:O	21:AV:174:VAL:HG13	2.08	0.54
31:BA:132:C:O3'	50:BW:74:LYS:HE2	2.06	0.54
31:BA:345:C:H1'	31:BA:346:G:C2	2.41	0.54
31:BA:464:G:N1	31:BA:467:G:OP2	2.36	0.54
31:BA:946:A:O2'	31:BA:1333:A:H1'	2.07	0.54

*Continued on next page...*

*Continued from previous page...*

Atom-1	Atom-2	Interatomic distance (Å)	Clash overlap (Å)
31:BA:1216:G:H5''	44:BQ:5:ALA:CB	2.37	0.54
31:BA:1363:A:H1'	31:BA:1365:G:C8	2.41	0.54
33:BF:15:THR:HG22	33:BF:16:ARG:N	2.23	0.54
35:BH:70:PRO:O	35:BH:71:LEU:HD23	2.08	0.54
42:BO:28:LYS:O	42:BO:30:ALA:N	2.40	0.54
48:BU:36:ASN:HD22	48:BU:39:VAL:HG21	1.72	0.54
53:B1:28:G:H2'	53:B1:29:G:C8	2.42	0.54
54:CA:645:C:H2'	54:CA:646:U:C6	2.43	0.54
54:CA:655:A:C2	54:CA:754:C:N4	2.76	0.54
54:CA:837:G:O2'	54:CA:838:G:H5'	2.08	0.54
54:CA:869:G:C4'	54:CA:872:A:H1'	2.37	0.54
54:CA:972:C:OP2	40:CM:57:LYS:HE2	2.08	0.54
54:CA:1067:A:H4'	54:CA:1068:G:O5'	2.06	0.54
54:CA:1499:A:C1'	54:CA:1520:G:H5'	2.34	0.54
33:CF:23:TYR:HA	40:CM:11:PHE:CE1	2.42	0.54
33:CF:124:ILE:C	33:CF:126:ARG:H	2.09	0.54
34:CG:25:ARG:O	34:CG:27:TYR:N	2.29	0.54
36:CI:75:LEU:HD23	36:CI:75:LEU:C	2.28	0.54
38:CK:104:ARG:C	38:CK:106:GLY:H	2.11	0.54
39:CL:17:VAL:HG13	39:CL:81:ILE:HD13	1.90	0.54
40:CM:29:ARG:HG2	40:CM:29:ARG:O	2.07	0.54
40:CM:51:ARG:NE	40:CM:60:ARG:O	2.40	0.54
50:CW:33:ILE:HD12	50:CW:63:ILE:HG12	1.89	0.54
55:DA:439:G:O2'	55:DA:440:G:H5'	2.07	0.54
55:DA:637:A:O5'	11:DO:116:GLY:HA2	2.07	0.54
55:DA:803:U:H2'	55:DA:804:A:C5'	2.38	0.54
55:DA:805:G:C4'	55:DA:806:C:OP2	2.55	0.54
55:DA:897:C:H6	55:DA:897:C:C5'	2.20	0.54
55:DA:1329:U:H5''	55:DA:1330:C:H5	1.73	0.54
55:DA:2131:G:OP1	55:DA:2132:U:H3'	2.08	0.54
55:DA:2290:G:H5'	55:DA:2290:G:H8	1.71	0.54
55:DA:2481:G:HO2'	55:DA:2482:G:P	2.30	0.54
55:DA:2675:A:H5'	55:DA:2676:C:OP2	2.08	0.54
58:DL:46:ALA:O	58:DL:47:ASN:C	2.45	0.54
12:DP:23:GLY:O	12:DP:24:GLY:C	2.46	0.54
12:DP:80:GLU:HA	22:D3:4:LYS:HE3	1.88	0.54
14:DQ:18:ILE:O	14:DQ:19:LYS:O	2.24	0.54
16:D1:92:ARG:O	16:D1:92:ARG:CG	2.55	0.54
19:DT:31:HIS:NE2	19:DT:33:LYS:HB2	2.22	0.54
20:DU:49:VAL:HG12	20:DU:50:ARG:N	2.22	0.54
20:DU:57:GLN:HE21	20:DU:58:GLY:N	2.06	0.54

*Continued on next page...*

*Continued from previous page...*

Atom-1	Atom-2	Interatomic distance (Å)	Clash overlap (Å)
20:DU:75:ILE:CG1	20:DU:80:GLY:H	2.21	0.54
21:DV:177:PRO:O	21:DV:177:PRO:CG	2.55	0.54
22:D3:23:VAL:HG12	22:D3:25:ARG:H	1.71	0.54
1:AA:236:C:H2'	1:AA:237:C:H6	1.73	0.54
1:AA:556:G:H8	1:AA:556:G:O5'	1.91	0.54
1:AA:654(I):C:C2	1:AA:654(J):A:C8	2.95	0.54
1:AA:1098:A:C3'	1:AA:1099:G:H5''	2.36	0.54
1:AA:1448:G:H2'	1:AA:1449:A:C8	2.42	0.54
1:AA:1751:C:O2'	1:AA:1752:C:H5'	2.07	0.54
3:AD:94:LEU:HD23	3:AD:95:LEU:N	2.23	0.54
4:AE:3:GLY:HA3	4:AE:81:ILE:HD12	1.90	0.54
7:AH:121:ILE:HG22	7:AH:122:THR:N	2.23	0.54
11:AO:146:VAL:HG22	11:AO:147:LEU:N	2.15	0.54
12:AP:78:PRO:O	12:AP:79:LEU:HB2	2.07	0.54
13:A0:97:VAL:HG13	13:A0:114:VAL:HG22	1.88	0.54
26:A4:59:PHE:HB3	26:A4:60:GLN:HE22	1.73	0.54
29:A7:12:ARG:CD	29:A7:46:VAL:HG21	2.31	0.54
30:A8:6:THR:O	30:A8:7:HIS:HB3	2.07	0.54
31:BA:508:C:H5''	31:BA:509:A:OP1	2.07	0.54
31:BA:1126:U:O2'	31:BA:1127:G:P	2.65	0.54
31:BA:1347:G:C8	39:BL:107:ARG:HB3	2.42	0.54
31:BA:1534:A:H2'	31:BA:1535:C:C5	2.43	0.54
32:BE:36:ARG:H	32:BE:41:ILE:HD13	1.72	0.54
32:BE:121:LEU:HD22	32:BE:127:ILE:HD13	1.90	0.54
32:BE:178:ARG:HB2	32:BE:178:ARG:HH11	1.73	0.54
33:BF:141:VAL:HG11	33:BF:202:ILE:HD12	1.89	0.54
36:BI:14:LEU:CD2	36:BI:18:GLN:HB2	2.37	0.54
37:BJ:113:GLU:HB2	37:BJ:119:ARG:CG	2.33	0.54
40:BM:65:LEU:HA	44:BQ:55:GLY:O	2.07	0.54
42:BO:6:THR:N	42:BO:9:GLN:HE21	2.05	0.54
43:BP:97:PRO:N	43:BP:110:ARG:HD3	2.23	0.54
44:BQ:14:PRO:CG	44:BQ:15:LYS:H	2.18	0.54
52:BB:11:C:H2'	52:BB:12:U:H6	1.72	0.54
54:CA:95:G:C2'	54:CA:96:G:H5''	2.38	0.54
54:CA:181:G:O2'	54:CA:182:U:C6	2.60	0.54
54:CA:377:G:OP1	46:CS:3:LYS:HD2	2.06	0.54
54:CA:448:A:C2	54:CA:487:A:C2	2.95	0.54
54:CA:1052:U:H2'	54:CA:1055:A:OP1	2.07	0.54
54:CA:1305:G:H5''	51:CX:4:GLY:C	2.28	0.54
54:CA:1322:C:O2'	54:CA:1323:G:C5'	2.53	0.54
32:CE:54:THR:CG2	32:CE:201:ILE:HD11	2.29	0.54

*Continued on next page...*

*Continued from previous page...*

Atom-1	Atom-2	Interatomic distance (Å)	Clash overlap (Å)
32:CE:92:TYR:CE2	32:CE:151:GLY:HA3	2.41	0.54
35:CH:78:HIS:HB3	38:CK:107:LEU:HD12	1.89	0.54
37:CJ:54:THR:O	37:CJ:56:GLN:N	2.41	0.54
40:CM:80:LYS:HB2	40:CM:80:LYS:NZ	2.23	0.54
41:CN:80:VAL:HG13	41:CN:103:LEU:HD12	1.90	0.54
42:CO:62:SER:HB2	42:CO:64:TYR:CD1	2.42	0.54
47:CT:24:GLU:HG2	47:CT:39:SER:HB3	1.89	0.54
47:CT:46:ASP:OD2	47:CT:51:TYR:HD1	1.91	0.54
49:CV:80:TYR:CE2	49:CV:81:ARG:O	2.61	0.54
49:CV:80:TYR:CD2	49:CV:81:ARG:O	2.60	0.54
55:DA:323:G:H2'	5:DF:169:ASN:ND2	2.23	0.54
55:DA:556:G:H2'	55:DA:557:U:H6	1.73	0.54
55:DA:1086:A:H2	57:DY:41:ARG:NH2	2.03	0.54
55:DA:1155:A:H4'	16:D1:55:ARG:HH12	1.73	0.54
55:DA:1547:C:H2'	55:DA:1548:C:C6	2.43	0.54
55:DA:2111:C:C2	55:DA:2118:U:O2'	2.61	0.54
55:DA:2439:A:H5'	55:DA:2439:A:C8	2.43	0.54
55:DA:2524:G:H2'	55:DA:2741:A:H2	1.72	0.54
55:DA:2531:A:H2'	55:DA:2531:A:N3	2.22	0.54
55:DA:2839:G:H5''	13:D0:46:GLY:HA2	1.90	0.54
55:DA:2884:U:H2'	55:DA:2885:C:H5'	1.88	0.54
3:DD:134:ARG:HB2	3:DD:135:PHE:CE2	2.43	0.54
6:DG:13:GLU:O	6:DG:13:GLU:HG3	2.08	0.54
6:DG:77:ILE:O	6:DG:81:LYS:O	2.25	0.54
57:DY:7:VAL:CG1	57:DY:8:GLU:H	2.05	0.54
58:DL:16:LYS:O	58:DL:17:ALA:HB2	2.08	0.54
9:DM:62:VAL:CG1	9:DM:66:LYS:HD2	2.37	0.54
11:DO:95:VAL:HG13	11:DO:100:LEU:HD21	1.89	0.54
15:DR:96:ARG:HB2	15:DR:96:ARG:CZ	2.38	0.54
17:D2:25:LEU:CD1	17:D2:94:LEU:HD21	2.38	0.54
21:DV:128:VAL:HG23	21:DV:161:VAL:HG23	1.90	0.54
1:AA:313:C:O2'	1:AA:314:A:H5'	2.08	0.54
1:AA:947:G:H2'	1:AA:948:G:H8	1.72	0.54
1:AA:1406:U:H2'	1:AA:1406:U:O2	2.07	0.54
1:AA:1543:A:O2'	1:AA:1544:C:H3'	2.06	0.54
1:AA:1657:C:H2'	1:AA:1658:C:H6	1.71	0.54
1:AA:1693:U:O2	3:AD:14:ARG:NH1	2.41	0.54
1:AA:1928:A:C3'	1:AA:1929:G:C5'	2.85	0.54
1:AA:2245:U:C5'	1:AA:2246:G:H5'	2.36	0.54
1:AA:2537:U:H2'	1:AA:2538:C:H6	1.73	0.54
1:AA:2702:U:HO2'	1:AA:2703:C:H6	1.50	0.54

*Continued on next page...*

*Continued from previous page...*

Atom-1	Atom-2	Interatomic distance (Å)	Clash overlap (Å)
1:AA:2790:A:O2'	1:AA:2791:C:P	2.66	0.54
1:AA:2852:G:H2'	1:AA:2853:C:C6	2.43	0.54
2:AB:24:G:H5''	2:AB:25:A:OP1	2.07	0.54
3:AD:117:VAL:HG22	3:AD:118:VAL:H	1.72	0.54
5:AF:132:VAL:O	5:AF:134:GLY:N	2.31	0.54
6:AG:101:ILE:HB	26:A4:25:TYR:HD2	1.73	0.54
7:AH:94:TYR:CE2	7:AH:153:LYS:HE2	2.43	0.54
8:AK:88:ILE:CG2	8:AK:89:TYR:N	2.64	0.54
8:AK:133:HIS:ND1	8:AK:134:PRO:HD3	2.22	0.54
11:AO:105:LEU:HD12	11:AO:105:LEU:N	2.23	0.54
12:AP:34:LEU:HD13	12:AP:118:LEU:HB3	1.90	0.54
13:A0:33:ARG:HG2	13:A0:115:GLU:CG	2.38	0.54
14:AQ:78:LEU:HD11	14:AQ:107:GLU:O	2.07	0.54
15:AR:98:LYS:HB3	15:AR:100:TYR:CE1	2.43	0.54
20:AU:14:LEU:HD23	20:AU:14:LEU:H	1.72	0.54
20:AU:81:LYS:HB2	20:AU:96:ILE:CG2	2.38	0.54
23:AZ:91:LYS:HE3	23:AZ:91:LYS:CA	2.30	0.54
24:AW:16:LEU:O	24:AW:16:LEU:CD1	2.55	0.54
30:A8:33:ASN:O	30:A8:34:TRP:HB3	2.06	0.54
30:A8:50:LEU:CG	30:A8:51:ALA:N	2.59	0.54
31:BA:30:U:O2'	31:BA:31:G:OP1	2.21	0.54
31:BA:31:G:O2'	31:BA:32:A:P	2.65	0.54
31:BA:246:A:O2'	31:BA:247:G:O5'	2.26	0.54
31:BA:707:C:H2'	31:BA:708:C:C6	2.41	0.54
31:BA:930:C:O2'	31:BA:931:C:H5'	2.08	0.54
31:BA:1169:A:H2'	31:BA:1170:A:C8	2.43	0.54
31:BA:1326:C:O2'	31:BA:1327:C:H5'	2.08	0.54
31:BA:1346:A:O2'	31:BA:1347:G:OP2	2.26	0.54
32:BE:87:ARG:NH1	32:BE:219:VAL:HG13	2.22	0.54
33:BF:60:ALA:O	33:BF:61:ALA:HB2	2.08	0.54
33:BF:149:ALA:O	33:BF:169:ALA:HB1	2.08	0.54
34:BG:49:ARG:HA	34:BG:49:ARG:NE	2.23	0.54
34:BG:88:VAL:HG13	35:BH:97:GLY:HA2	1.90	0.54
35:BH:63:ARG:HA	35:BH:66:MET:HE1	1.90	0.54
36:BI:60:PHE:C	36:BI:61:LEU:HD12	2.28	0.54
37:BJ:131:LYS:HB2	37:BJ:131:LYS:NZ	2.22	0.54
47:BT:80:GLY:O	47:BT:81:ARG:HB2	2.08	0.54
54:CA:46:G:O2'	54:CA:365:U:H1'	2.08	0.54
54:CA:161:A:H2'	54:CA:162:A:H8	1.72	0.54
54:CA:625:G:H5'	46:CS:10:GLY:HA2	1.89	0.54
54:CA:1118:C:H1'	54:CA:1179:A:C4	2.43	0.54

*Continued on next page...*



*Continued from previous page...*

Atom-1	Atom-2	Interatomic distance (Å)	Clash overlap (Å)
54:CA:1176:A:H2'	54:CA:1177:G:C5'	2.37	0.54
54:CA:1453:G:H2'	50:CW:39:LYS:HZ1	1.73	0.54
37:CJ:16:LEU:HD11	39:CL:45:ALA:HB2	1.90	0.54
38:CK:11:THR:HG23	38:CK:14:ARG:HH12	1.71	0.54
55:DA:439:G:H2'	55:DA:440:G:C8	2.43	0.54
55:DA:587:C:O2'	55:DA:588:U:OP2	2.23	0.54
55:DA:1204:A:H1'	55:DA:1206:G:C5	2.42	0.54
55:DA:1550:C:H4'	55:DA:1734:C:O2	2.08	0.54
55:DA:1716:U:O2'	55:DA:1717:G:H5'	2.07	0.54
55:DA:2064:C:H2'	55:DA:2065:C:H6	1.73	0.54
55:DA:2405:G:O2'	55:DA:2406:U:OP2	2.24	0.54
3:DD:158:ALA:O	3:DD:159:ALA:C	2.46	0.54
3:DD:166:GLN:CA	3:DD:166:GLN:NE2	2.71	0.54
6:DG:68:PRO:CG	6:DG:90:LEU:HD12	2.37	0.54
7:DH:35:VAL:CG1	7:DH:71:LEU:HG	2.36	0.54
56:DI:24:ILE:HD11	56:DI:25:ASP:HB2	1.90	0.54
57:DY:93:LEU:HG	57:DY:126:ALA:O	2.06	0.54
58:DL:34:ILE:HG13	58:DL:38:VAL:HG22	1.90	0.54
58:DL:80:LYS:C	58:DL:80:LYS:HD2	2.27	0.54
11:DO:38:GLN:N	11:DO:41:ARG:HG2	2.21	0.54
12:DP:35:VAL:HG11	12:DP:130:LYS:HD2	1.90	0.54
19:DT:26:TYR:OH	19:DT:88:LYS:HB2	2.07	0.54
21:DV:76:LEU:HD23	21:DV:76:LEU:N	2.23	0.54
26:D4:1:MET:HB3	26:D4:6:HIS:CD2	2.43	0.54
29:D7:30:VAL:HG12	29:D7:31:LEU:N	2.22	0.54
1:AA:89:G:OP2	1:AA:90:U:C6	2.60	0.54
1:AA:270(L):U:O4	8:AK:50:ARG:NH1	2.41	0.54
1:AA:566:U:H2'	1:AA:567:A:O4'	2.08	0.54
1:AA:654(M):C:C2'	1:AA:654(N):G:OP1	2.55	0.54
1:AA:654(N):G:OP1	1:AA:654(N):G:H8	1.91	0.54
1:AA:1099:G:H2'	1:AA:1100:C:O4'	2.08	0.54
1:AA:1128:A:O2'	1:AA:1129:A:O4'	2.23	0.54
1:AA:1278:A:O2'	1:AA:1279:G:H5'	2.08	0.54
1:AA:1567:A:OP2	3:AD:86:PRO:HB3	2.07	0.54
1:AA:2018:G:H2'	1:AA:2019:A:C8	2.43	0.54
1:AA:2311:A:O2'	1:AA:2312:U:H5'	2.08	0.54
1:AA:2656:U:C5	1:AA:2657:A:N7	2.76	0.54
1:AA:2807:G:O6	1:AA:2893:G:O6	2.25	0.54
2:AB:54:G:H21	6:AG:29:TRP:HZ2	1.56	0.54
4:AE:55:ASN:C	4:AE:57:LYS:H	2.11	0.54
6:AG:144:ILE:HG22	6:AG:146:TYR:H	1.73	0.54

*Continued on next page...*

*Continued from previous page...*

Atom-1	Atom-2	Interatomic distance (Å)	Clash overlap (Å)
14:AQ:86:ALA:O	14:AQ:87:PHE:HB2	2.08	0.54
21:AV:58:VAL:C	21:AV:60:GLU:H	2.11	0.54
31:BA:186(C):G:H2'	31:BA:186(D):C:H6	1.72	0.54
31:BA:328:C:O2	31:BA:328:C:C2'	2.56	0.54
31:BA:794:A:O2'	31:BA:795:C:H5'	2.08	0.54
31:BA:841:U:H4'	31:BA:842:C:C5	2.43	0.54
31:BA:1004:A:C4	31:BA:1025:U:C2	2.96	0.54
31:BA:1062:U:H2'	31:BA:1063:C:C5	2.42	0.54
31:BA:1182:G:H4'	31:BA:1183:A:H5''	1.90	0.54
31:BA:1372:U:OP2	39:BL:11:LYS:NZ	2.39	0.54
32:BE:42:ILE:HD11	32:BE:202:PRO:HB2	1.89	0.54
33:BF:92:ALA:HB2	33:BF:99:VAL:CG2	2.38	0.54
40:BM:27:ALA:HB2	40:BM:85:LEU:HD11	1.90	0.54
40:BM:49:VAL:HG12	40:BM:50:ILE:N	2.23	0.54
42:BO:68:ALA:HB1	42:BO:100:ILE:HG13	1.89	0.54
42:BO:68:ALA:HA	42:BO:98:TYR:O	2.07	0.54
52:BC:18:G:H22	52:BC:57:G:H2'	1.73	0.54
53:B1:35:A:H2'	53:B1:36:G:H8	1.72	0.54
54:CA:1306:A:N6	54:CA:1331:G:H1'	2.22	0.54
33:CF:15:THR:HG21	33:CF:181:ASN:HA	1.88	0.54
34:CG:146:ILE:HD12	34:CG:146:ILE:N	2.23	0.54
36:CI:63:TYR:N	36:CI:63:TYR:CD2	2.76	0.54
38:CK:20:TYR:CE1	38:CK:78:GLN:NE2	2.76	0.54
40:CM:4:ILE:CG2	40:CM:74:ILE:HD11	2.38	0.54
40:CM:50:ILE:HD13	40:CM:60:ARG:HD3	1.89	0.54
45:CR:26:GLU:HA	45:CR:81:LEU:HD22	1.90	0.54
55:DA:105:C:H2'	55:DA:106:C:C6	2.43	0.54
55:DA:729:G:H2'	55:DA:1775:U:O2	2.08	0.54
55:DA:1059:G:O2'	58:DL:73:PRO:HD2	2.08	0.54
55:DA:1209:G:N2	55:DA:1210:A:H62	2.03	0.54
55:DA:1264:G:H8	55:DA:1264:G:O5'	1.91	0.54
55:DA:1926:U:H1'	55:DA:1929:G:O6	2.08	0.54
55:DA:2600:A:C6	55:DA:2601:C:N4	2.76	0.54
55:DA:2840:C:O3'	13:D0:53:HIS:HE1	1.90	0.54
2:DB:83:G:H4'	25:DX:52:HIS:CG	2.42	0.54
3:DD:65:ILE:HD13	3:DD:65:ILE:O	2.08	0.54
3:DD:142:VAL:HG23	3:DD:193:VAL:CA	2.37	0.54
4:DE:13:ARG:CB	4:DE:21:VAL:HA	2.37	0.54
5:DF:65:TRP:HZ3	5:DF:73:ALA:O	1.91	0.54
58:DL:14:ALA:HB2	58:DL:50:ASP:CA	2.38	0.54
58:DL:77:LEU:HB3	58:DL:107:ILE:HG12	1.88	0.54

*Continued on next page...*

*Continued from previous page...*

Atom-1	Atom-2	Interatomic distance (Å)	Clash overlap (Å)
9:DM:78:TYR:N	9:DM:78:TYR:CD1	2.75	0.54
11:DO:18:ARG:O	11:DO:19:VAL:HB	2.08	0.54
11:DO:61:ARG:O	11:DO:62:LEU:CB	2.55	0.54
21:DV:43:GLU:O	21:DV:47:VAL:HG23	2.08	0.54
21:DV:180:VAL:CG1	21:DV:181:GLU:N	2.71	0.54
23:DZ:13:ILE:HD11	23:DZ:42:GLN:OE1	2.07	0.54
24:DW:15:LYS:HE3	24:DW:67:LYS:HE2	1.89	0.54
1:AA:273(F):C:H3'	1:AA:274:G:C5'	2.38	0.54
1:AA:567:A:OP2	11:AO:29:LYS:NZ	2.41	0.54
1:AA:1103:A:H2'	1:AA:1104:C:H5'	1.90	0.54
1:AA:1139:G:O2'	1:AA:1143:A:N6	2.41	0.54
1:AA:1236:G:C4'	1:AA:1237:A:OP1	2.50	0.54
1:AA:1312:U:OP2	19:AT:63:LYS:HD3	2.08	0.54
1:AA:1993:U:H4'	4:AE:128:SER:CB	2.38	0.54
1:AA:2092:U:C4	1:AA:2225:A:O2'	2.61	0.54
1:AA:2322:A:H3'	1:AA:2323:G:C8	2.39	0.54
1:AA:2526:G:H5'	1:AA:2742:C:O2'	2.08	0.54
1:AA:2572:A:C5	4:AE:144:ARG:NH1	2.77	0.54
5:AF:123:LEU:HD13	5:AF:192:LEU:HD22	1.89	0.54
6:AG:38:VAL:CG2	6:AG:93:THR:HG23	2.37	0.54
6:AG:58:GLN:O	6:AG:62:LEU:HB2	2.08	0.54
6:AG:109:VAL:HA	26:A4:37:SER:OG	2.08	0.54
7:AH:18:GLU:HG3	7:AH:25:LYS:HB2	1.90	0.54
7:AH:154:PRO:O	7:AH:155:SER:HB2	2.08	0.54
15:AR:3:ARG:O	15:AR:7:ILE:HG12	2.08	0.54
21:AV:71:VAL:HA	21:AV:88:PHE:HA	1.89	0.54
21:AV:105:VAL:HG23	21:AV:106:GLY:N	2.23	0.54
21:AV:111:VAL:O	21:AV:113:ALA:N	2.41	0.54
24:AW:50:ILE:CD1	24:AW:51:ARG:N	2.67	0.54
24:AW:53:LEU:O	24:AW:56:GLN:HB2	2.07	0.54
28:A6:17:LYS:H	28:A6:19:ARG:HG2	1.73	0.54
30:A8:48:PHE:C	30:A8:49:VAL:CG2	2.76	0.54
31:BA:452:A:O2'	31:BA:453:A:O4'	2.25	0.54
31:BA:1036:G:H3'	31:BA:1037:C:C6	2.43	0.54
31:BA:1130:A:N6	31:BA:1144:G:H21	2.05	0.54
31:BA:1176:A:C8	31:BA:1176:A:O5'	2.61	0.54
31:BA:1187:G:H21	44:BQ:60:SER:CB	2.21	0.54
31:BA:1194:U:H2'	31:BA:1195:C:C6	2.43	0.54
31:BA:1268:A:C6	31:BA:1269:A:C6	2.96	0.54
31:BA:1292:U:H2'	31:BA:1293:G:C8	2.43	0.54
31:BA:1537:U:H2'	31:BA:1538:C:H6	1.68	0.54

*Continued on next page...*

*Continued from previous page...*

Atom-1	Atom-2	Interatomic distance (Å)	Clash overlap (Å)
35:BH:36:ASP:O	35:BH:38:GLN:HG2	2.07	0.54
36:BI:62:TRP:CH2	36:BI:64:GLN:HB2	2.42	0.54
37:BJ:20:ASP:HB3	37:BJ:23:VAL:CG2	2.38	0.54
38:BK:29:SER:HB3	38:BK:32:LYS:HB2	1.89	0.54
42:BO:60:LEU:HD23	42:BO:65:GLU:H	1.73	0.54
46:BS:63:GLY:O	46:BS:64:ALA:HB2	2.08	0.54
49:BV:42:PRO:CA	49:BV:45:VAL:HG22	2.38	0.54
49:BV:63:THR:HG22	49:BV:66:MET:HE2	1.88	0.54
54:CA:38:G:N2	54:CA:397:A:H2	2.03	0.54
54:CA:115:G:O2'	54:CA:116:A:OP2	2.23	0.54
54:CA:629:G:C5'	54:CA:630:G:P	2.95	0.54
54:CA:961:U:H2'	54:CA:962:C:O4'	2.08	0.54
54:CA:1026:G:C6	54:CA:1036:G:N2	2.76	0.54
54:CA:1125:U:OP2	54:CA:1145:C:N4	2.41	0.54
32:CE:4:GLU:CG	32:CE:5:ILE:H	2.21	0.54
49:CV:64:GLU:HA	49:CV:67:VAL:HG23	1.89	0.54
55:DA:1063:G:H1'	55:DA:1077:A:N7	2.23	0.54
55:DA:1854:A:H62	55:DA:1888:G:H8	1.56	0.54
55:DA:2175:C:C2'	55:DA:2176:A:H5''	2.38	0.54
55:DA:2875:C:O2'	15:DR:5:ALA:HB3	2.08	0.54
2:DB:1(M):A:H2'	2:DB:1(M):A:N3	2.22	0.54
3:DD:238:GLY:C	3:DD:239:ARG:O	2.46	0.54
7:DH:130:ARG:O	7:DH:130:ARG:HD2	2.08	0.54
8:DK:37:VAL:HG13	8:DK:38:LEU:HD12	1.89	0.54
57:DY:70:GLU:O	57:DY:71:LEU:HB3	2.08	0.54
58:DL:18:THR:HG21	58:DL:42:ASN:OD1	2.07	0.54
58:DL:108:ALA:CA	58:DL:111:LYS:CD	2.80	0.54
9:DM:85:ILE:HG23	9:DM:89:LYS:HG2	1.88	0.54
9:DM:137:LYS:HG3	9:DM:138:LEU:N	2.13	0.54
11:DO:77:ARG:HB2	11:DO:78:PRO:HD2	1.90	0.54
14:DQ:106:ARG:HA	14:DQ:110:LEU:CG	2.38	0.54
16:D1:89:GLU:O	16:D1:90:VAL:O	2.25	0.54
21:DV:125:LEU:HG	21:DV:164:ALA:HB3	1.90	0.54
23:DZ:53:VAL:HG22	23:DZ:74:VAL:HG13	1.90	0.54
26:D4:17:GLY:H	26:D4:35:VAL:HA	1.73	0.54
1:AA:34:C:O2'	1:AA:35:G:P	2.65	0.53
1:AA:449:A:C4'	16:A1:3:ARG:NH1	2.68	0.53
1:AA:528:A:H2	1:AA:2043:C:H5'	1.73	0.53
1:AA:530:G:N3	1:AA:2021:C:O2'	2.41	0.53
1:AA:881:G:H2'	52:BB:19:G:O6	2.08	0.53
1:AA:996:A:O3'	16:A1:92:ARG:HD2	2.08	0.53

*Continued on next page...*

*Continued from previous page...*

Atom-1	Atom-2	Interatomic distance (Å)	Clash overlap (Å)
1:AA:1373:A:N6	1:AA:1374:G:C2	2.77	0.53
1:AA:1416:G:H2'	1:AA:1417:C:C6	2.43	0.53
1:AA:1773:A:H2'	1:AA:1774:C:H5'	1.90	0.53
1:AA:1930:G:O2'	1:AA:1931:U:P	2.66	0.53
1:AA:2210:G:H3'	1:AA:2210:G:N3	2.22	0.53
1:AA:2303:G:O2'	1:AA:2304:G:H5'	2.08	0.53
1:AA:2327:A:H2'	1:AA:2328:A:C8	2.43	0.53
1:AA:2335:A:HO2'	1:AA:2336:A:H3'	1.72	0.53
1:AA:2443:C:OP1	5:AF:68:LYS:HG2	2.08	0.53
1:AA:2702:U:OP1	1:AA:2702:U:O4'	2.27	0.53
1:AA:2888:C:H2'	1:AA:2889:C:H6	1.73	0.53
3:AD:35:LYS:CA	3:AD:64:ILE:HG23	2.38	0.53
3:AD:106:ILE:HD13	3:AD:106:ILE:O	2.08	0.53
4:AE:9:VAL:HG21	4:AE:25:VAL:CG1	2.38	0.53
5:AF:29:ASN:H	5:AF:112:MET:CE	2.21	0.53
7:AH:84:SER:O	7:AH:85:LYS:HB2	2.08	0.53
16:A1:92:ARG:HH12	17:A2:11:GLN:CG	2.21	0.53
31:BA:191(A):G:O2'	31:BA:191(B):G:H5'	2.08	0.53
31:BA:788:U:N3	31:BA:795:C:N4	2.55	0.53
31:BA:926:G:H22	53:B1:45:U:H3'	1.73	0.53
31:BA:1144:G:H22	31:BA:1146:A:H62	1.53	0.53
31:BA:1176:A:H2'	31:BA:1177:G:C5'	2.38	0.53
31:BA:1288:A:O3'	51:BX:9:ARG:NH1	2.42	0.53
35:BH:32:VAL:CG1	35:BH:33:VAL:N	2.71	0.53
37:BJ:84:ASN:HB2	52:BD:37:MIA:C16	2.36	0.53
38:BK:11:THR:HG23	38:BK:14:ARG:NH1	2.24	0.53
40:BM:7:LYS:CE	40:BM:71:LEU:HD22	2.39	0.53
43:BP:10:PRO:CG	43:BP:18:ALA:HB1	2.38	0.53
45:BR:8:LYS:O	45:BR:12:ILE:HG13	2.08	0.53
52:BD:15:G:C2	52:BD:48:C:N4	2.76	0.53
52:BD:20:U:H2'	52:BD:21:A:C4'	2.37	0.53
54:CA:73:G:H2'	54:CA:74:C:C6	2.43	0.53
54:CA:200:G:H2'	54:CA:201:C:O4'	2.08	0.53
54:CA:405:U:H5''	54:CA:495:A:H2	1.73	0.53
54:CA:595:G:C6	54:CA:641:U:H2'	2.43	0.53
54:CA:605:U:O2'	54:CA:606:G:H5'	2.09	0.53
54:CA:832:C:O4'	54:CA:1539:C:OP1	2.26	0.53
54:CA:1297:C:O2'	54:CA:1298:C:P	2.65	0.53
54:CA:1433:A:C4	54:CA:1468:A:C2	2.96	0.53
34:CG:173:TRP:O	34:CG:186:LEU:HB2	2.08	0.53
36:CI:8:ILE:HG22	36:CI:10:LEU:HD12	1.90	0.53

*Continued on next page...*

*Continued from previous page...*

Atom-1	Atom-2	Interatomic distance (Å)	Clash overlap (Å)
38:CK:97:VAL:HG13	38:CK:98:LYS:N	2.24	0.53
40:CM:100:THR:O	40:CM:101:VAL:HB	2.08	0.53
52:CD:55:U:H2'	52:CD:56:C:H5'	1.89	0.53
55:DA:622:G:O2'	55:DA:623:G:H5'	2.08	0.53
55:DA:1057:A:O2'	55:DA:1058:U:P	2.66	0.53
55:DA:1311:G:N2	55:DA:1603:A:H62	2.05	0.53
55:DA:1535:U:C2	55:DA:1536:A:H5''	2.43	0.53
55:DA:1641:A:H2'	55:DA:1642:G:O4'	2.08	0.53
55:DA:2626:C:H2'	55:DA:2627:G:O4'	2.08	0.53
3:DD:25:THR:HG22	3:DD:82:ILE:H	1.71	0.53
3:DD:94:LEU:HD13	3:DD:95:LEU:N	2.23	0.53
6:DG:109:VAL:C	6:DG:112:PRO:HD2	2.28	0.53
7:DH:103:LEU:HD21	7:DH:115:VAL:HB	1.90	0.53
7:DH:127:GLU:HG2	7:DH:128:PRO:CD	2.38	0.53
8:DK:35:LEU:O	8:DK:36:ALA:HB2	2.08	0.53
57:DY:13:LEU:HD23	57:DY:62:ALA:CB	2.06	0.53
57:DY:122:VAL:O	57:DY:124:ALA:N	2.41	0.53
58:DL:76:TYR:CD2	58:DL:77:LEU:HD12	2.43	0.53
58:DL:95:LYS:HE2	58:DL:136:VAL:HB	1.90	0.53
58:DL:136:VAL:O	58:DL:137:GLU:CB	2.50	0.53
12:DP:14:ARG:O	12:DP:72:LYS:NZ	2.41	0.53
13:D0:84:ALA:HB3	13:D0:85:PRO:HD3	1.90	0.53
21:DV:30:ASN:O	21:DV:32:HIS:N	2.41	0.53
27:D5:49:CYS:SG	27:D5:58:LEU:HB2	2.47	0.53
1:AA:456:C:HO2'	1:AA:457:A:P	2.31	0.53
1:AA:523:C:H2'	1:AA:524:U:O4'	2.07	0.53
1:AA:603:A:O2'	1:AA:604:G:OP2	2.26	0.53
1:AA:654(S):G:C2'	1:AA:654(T):A:C8	2.91	0.53
1:AA:684:G:C2	1:AA:774:A:C2	2.96	0.53
1:AA:1044:G:H2'	1:AA:1045:A:H5''	1.90	0.53
1:AA:1171:G:H1'	1:AA:1173:G:H5'	1.90	0.53
3:AD:24:ILE:O	3:AD:25:THR:O	2.26	0.53
3:AD:72:LYS:HE3	3:AD:101:GLU:HB3	1.89	0.53
3:AD:105:ILE:HD13	3:AD:106:ILE:N	2.23	0.53
5:AF:150:GLY:HA2	5:AF:172:TRP:CD2	2.44	0.53
8:AK:114:LEU:O	8:AK:115:ALA:HB3	2.07	0.53
11:AO:146:VAL:HG13	11:AO:147:LEU:N	2.23	0.53
12:AP:29:PHE:N	12:AP:29:PHE:CD1	2.76	0.53
12:AP:38:GLU:O	12:AP:127:ILE:HG21	2.08	0.53
13:A0:94:TYR:C	13:A0:117:VAL:HG12	2.29	0.53
14:AQ:67:ARG:O	14:AQ:71:ARG:HG3	2.08	0.53

*Continued on next page...*

*Continued from previous page...*

Atom-1	Atom-2	Interatomic distance (Å)	Clash overlap (Å)
15:AR:125:ARG:O	15:AR:129:ARG:HG3	2.08	0.53
18:AS:18:ARG:HE	18:AS:76:VAL:HG13	1.73	0.53
21:AV:28:MET:O	21:AV:34:ASN:HA	2.07	0.53
24:AW:15:LYS:H	24:AW:67:LYS:HE2	1.73	0.53
27:A5:4:HIS:CB	27:A5:5:PRO:CD	2.80	0.53
30:A8:56:GLU:HA	30:A8:59:LYS:HE3	1.89	0.53
31:BA:591:U:H2'	31:BA:592:G:C8	2.42	0.53
31:BA:678:U:H2'	31:BA:679:C:H6	1.73	0.53
31:BA:959:A:O3'	31:BA:960:U:H4'	2.08	0.53
31:BA:1274:G:N2	31:BA:1275:A:H62	2.06	0.53
32:BE:144:ARG:HG3	32:BE:145:LEU:N	2.23	0.53
35:BH:80:ILE:HG22	38:BK:104:ARG:CZ	2.39	0.53
40:BM:47:PHE:HD1	40:BM:47:PHE:O	1.90	0.53
40:BM:99:LYS:HD3	40:BM:100:THR:H	1.72	0.53
41:BN:29:ILE:CB	41:BN:44:SER:HB3	2.33	0.53
54:CA:974:A:H1'	44:CQ:31:ARG:NE	2.23	0.53
54:CA:1004:A:H2'	54:CA:1005:A:N3	2.22	0.53
54:CA:1276:G:H2'	54:CA:1277:C:H6	1.73	0.53
54:CA:1315:U:H2'	54:CA:1316:G:O4'	2.08	0.53
32:CE:14:GLY:C	32:CE:15:VAL:HG22	2.29	0.53
32:CE:29:ALA:O	32:CE:32:ILE:HG22	2.08	0.53
32:CE:77:ALA:HB2	32:CE:211:ILE:HD13	1.90	0.53
32:CE:112:VAL:O	32:CE:116:GLU:HG3	2.07	0.53
32:CE:175:ARG:HG2	32:CE:175:ARG:HH11	1.72	0.53
34:CG:108:LEU:HB3	34:CG:110:PHE:HE1	1.71	0.53
36:CI:14:LEU:HA	36:CI:18:GLN:NE2	2.24	0.53
55:DA:29:U:H2'	55:DA:30:G:H8	1.73	0.53
55:DA:94:G:N3	24:DW:47:ASN:OD1	2.42	0.53
55:DA:390:A:H4'	55:DA:391:G:O5'	2.07	0.53
55:DA:803:U:H6	55:DA:803:U:C5'	2.10	0.53
55:DA:1021:A:H8	55:DA:1022:G:H5''	1.74	0.53
55:DA:1079:C:H6	55:DA:1079:C:C5'	2.20	0.53
55:DA:1562:A:H2'	55:DA:1563:G:C8	2.43	0.53
55:DA:2391:G:HO2'	55:DA:2392:A:P	2.31	0.53
55:DA:2751:G:C2	7:DH:3:ARG:HB3	2.42	0.53
2:DB:24:G:N7	2:DB:56:G:H2'	2.24	0.53
4:DE:6:GLY:HA2	4:DE:51:PHE:CE2	2.43	0.53
6:DG:55:LYS:HZ1	6:DG:148:MET:CG	2.21	0.53
6:DG:107:LEU:HD11	6:DG:178:PHE:CD1	2.43	0.53
7:DH:98:LEU:HA	7:DH:103:LEU:HA	1.89	0.53
56:DI:9:LYS:HG2	56:DI:10:GLU:N	2.23	0.53

*Continued on next page...*

*Continued from previous page...*

Atom-1	Atom-2	Interatomic distance (Å)	Clash overlap (Å)
56:DI:17:VAL:O	56:DI:18:LEU:C	2.46	0.53
56:DI:26:ALA:O	56:DI:27:LEU:O	2.26	0.53
57:DY:4:LYS:HB3	57:DY:5:ARG:HD2	1.90	0.53
57:DY:142:LEU:HD13	57:DY:143:GLN:HG2	1.89	0.53
58:DL:41:PHE:CD2	58:DL:42:ASN:N	2.77	0.53
58:DL:89:HIS:O	58:DL:90:LYS:CB	2.51	0.53
58:DL:95:LYS:HD3	58:DL:136:VAL:CG2	2.32	0.53
11:DO:61:ARG:HB2	11:DO:61:ARG:HH21	1.72	0.53
11:DO:86:LYS:HB3	11:DO:118:GLY:HA3	1.89	0.53
11:DO:105:LEU:O	11:DO:106:LEU:CB	2.48	0.53
12:DP:20:ALA:H	21:DV:79:ARG:NH2	2.02	0.53
15:DR:66:VAL:HG12	15:DR:67:SER:H	1.73	0.53
17:D2:55:ALA:CB	17:D2:101:GLY:HA2	2.37	0.53
20:DU:94:LYS:CE	20:DU:101:LYS:HZ3	2.21	0.53
21:DV:152:ALA:HB1	21:DV:163:LEU:HD13	1.90	0.53
21:DV:180:VAL:O	21:DV:181:GLU:C	2.47	0.53
23:DZ:67:ILE:N	23:DZ:68:PRO:CD	2.70	0.53
23:DZ:87:PRO:O	23:DZ:91:LYS:HB2	2.08	0.53
24:DW:52:ASP:O	24:DW:56:GLN:HB2	2.08	0.53
25:DX:28:LEU:HA	25:DX:33:GLN:OE1	2.08	0.53
1:AA:352:G:O2'	1:AA:353:G:OP1	2.27	0.53
1:AA:729:G:C5	3:AD:208:LYS:HB2	2.43	0.53
1:AA:894:C:C6	1:AA:895:U:C5	2.96	0.53
1:AA:1236:G:O2'	1:AA:1237:A:C8	2.62	0.53
1:AA:1332:G:N2	1:AA:1610:A:H8	2.06	0.53
1:AA:1368:G:O2'	1:AA:1369:G:H5'	2.08	0.53
1:AA:2012:G:C5'	18:AS:96:ILE:HD11	2.38	0.53
1:AA:2238:G:H5'	1:AA:2239:G:N7	2.24	0.53
2:AB:50:G:OP1	14:AQ:62:LYS:HB2	2.08	0.53
4:AE:76:ARG:HD3	4:AE:195:LEU:HD13	1.90	0.53
4:AE:128:SER:OG	4:AE:129:HIS:N	2.39	0.53
9:AM:115:ARG:HH11	9:AM:115:ARG:HG2	1.73	0.53
11:AO:3:LEU:O	11:AO:5:ASP:N	2.39	0.53
12:AP:21:THR:HG22	12:AP:99:PRO:O	2.09	0.53
13:A0:18:LEU:HD11	13:A0:22:ARG:NE	2.24	0.53
14:AQ:35:ILE:O	14:AQ:35:ILE:HG23	2.09	0.53
16:A1:8:VAL:HG12	16:A1:11:ARG:HH21	1.73	0.53
17:A2:38:LEU:CD1	17:A2:55:ALA:HB1	2.39	0.53
21:AV:39:VAL:HG21	21:AV:44:PHE:HB2	1.89	0.53
21:AV:135:GLU:O	21:AV:136:PHE:HB3	2.09	0.53
31:BA:142:G:H2'	31:BA:143:A:C8	2.44	0.53

*Continued on next page...*



*Continued from previous page...*

Atom-1	Atom-2	Interatomic distance (Å)	Clash overlap (Å)
31:BA:210:U:O4'	31:BA:210:U:OP2	2.26	0.53
31:BA:1025:U:HO2'	31:BA:1026:G:H8	1.55	0.53
31:BA:1026:G:C5	31:BA:1036:G:N2	2.75	0.53
31:BA:1096:C:O2'	31:BA:1097:C:H5'	2.08	0.53
31:BA:1325:C:H4'	51:BX:17:THR:HG21	1.90	0.53
32:BE:12:GLU:HB3	32:BE:213:LEU:CD1	2.38	0.53
42:BO:27:LEU:HG	42:BO:33:ARG:HG2	1.88	0.53
42:BO:82:VAL:O	42:BO:106:ASP:HB2	2.08	0.53
53:B1:33:G:H2'	53:B1:34:G:C8	2.38	0.53
54:CA:52:G:O2'	54:CA:53:A:H5'	2.08	0.53
54:CA:77:C:C3'	54:CA:78:G:H5''	2.38	0.53
54:CA:523:A:N6	42:CO:92:ASP:HB2	2.22	0.53
54:CA:800:G:O2'	54:CA:801:U:H5'	2.08	0.53
54:CA:812:C:OP1	54:CA:903:G:H1'	2.08	0.53
54:CA:982:U:H5''	44:CQ:6:LEU:CD1	2.38	0.53
33:CF:14:ILE:HG12	33:CF:15:THR:N	2.23	0.53
33:CF:95:THR:C	33:CF:97:LYS:H	2.11	0.53
36:CI:63:TYR:HD2	36:CI:63:TYR:N	2.06	0.53
46:CS:6:LEU:HB3	46:CS:17:TYR:CD2	2.41	0.53
50:CW:10:LEU:O	50:CW:12:ALA:N	2.42	0.53
52:CB:5:G:H2'	52:CB:6:G:C8	2.43	0.53
55:DA:85:G:OP2	20:DU:9:LYS:HG3	2.09	0.53
55:DA:484:C:OP1	20:DU:51:VAL:HB	2.08	0.53
55:DA:788:A:O2'	55:DA:789:A:OP2	2.23	0.53
55:DA:1021:A:C8	55:DA:1022:G:H5''	2.43	0.53
55:DA:1056:G:C2'	55:DA:1057:A:OP2	2.56	0.53
55:DA:1199:U:H2'	55:DA:1200:C:O4'	2.07	0.53
55:DA:1278:A:H5''	13:D0:36:THR:HG22	1.90	0.53
55:DA:1314:C:OP1	55:DA:1332:G:H5'	2.07	0.53
55:DA:1431:U:O2'	55:DA:1432:C:H5'	2.09	0.53
55:DA:1537:C:H2'	55:DA:1538:G:C8	2.44	0.53
55:DA:1673:U:O2'	55:DA:1674:G:H5'	2.07	0.53
55:DA:1863:G:H2'	55:DA:1864:U:O4'	2.08	0.53
55:DA:1925:C:H3'	55:DA:1925:C:H6	1.71	0.53
55:DA:2414:G:N2	11:DO:67:MET:HE1	2.18	0.53
4:DE:5:LEU:O	4:DE:51:PHE:CE2	2.61	0.53
5:DF:7:TYR:N	5:DF:7:TYR:CD1	2.76	0.53
6:DG:113:ARG:HD3	6:DG:140:ILE:O	2.07	0.53
8:DK:125:GLU:OE2	8:DK:141:LYS:HG2	2.08	0.53
57:DY:13:LEU:CD2	57:DY:13:LEU:O	2.51	0.53
57:DY:89:ALA:N	57:DY:92:THR:CB	2.71	0.53

*Continued on next page...*

*Continued from previous page...*

Atom-1	Atom-2	Interatomic distance (Å)	Clash overlap (Å)
58:DL:53:VAL:HG12	58:DL:72:PRO:CB	2.38	0.53
58:DL:122:ALA:C	58:DL:124:ALA:H	2.12	0.53
56:DJ:12:LEU:CB	56:DJ:13:SER:OG	2.39	0.53
15:DR:39:ARG:HG2	15:DR:39:ARG:HH11	1.72	0.53
1:AA:192:C:O2'	1:AA:802:A:N3	2.42	0.53
1:AA:1312:U:H3'	19:AT:63:LYS:NZ	2.23	0.53
1:AA:1543:A:H1'	1:AA:1545:A:C4'	2.38	0.53
1:AA:1805:U:O2	3:AD:50:THR:HB	2.08	0.53
1:AA:2092:U:C5'	1:AA:2092:U:H6	2.21	0.53
3:AD:132:PRO:HG3	3:AD:190:TYR:CE1	2.43	0.53
5:AF:29:ASN:O	5:AF:112:MET:HE1	2.08	0.53
8:AK:51:ILE:C	8:AK:53:ALA:H	2.12	0.53
10:AN:10:VAL:CG2	10:AN:17:ARG:HA	2.39	0.53
11:AO:112:LEU:H	11:AO:128:HIS:CD2	2.26	0.53
12:AP:16:ARG:HH11	12:AP:16:ARG:CB	2.22	0.53
12:AP:32:TYR:O	12:AP:105:GLU:HA	2.07	0.53
18:AS:92:ARG:O	18:AS:93:ALA:HB3	2.08	0.53
21:AV:114:GLY:C	21:AV:177:PRO:HB2	2.29	0.53
21:AV:141:VAL:HG22	21:AV:144:LEU:HB3	1.91	0.53
26:A4:65:ASP:O	26:A4:67:TYR:N	2.40	0.53
31:BA:451:A:H4'	31:BA:452:A:O4'	2.08	0.53
31:BA:511:C:C4'	34:BG:43:HIS:CD2	2.92	0.53
31:BA:545:C:O2'	31:BA:549:C:OP1	2.24	0.53
31:BA:1078:U:H2'	31:BA:1079:G:O4'	2.08	0.53
31:BA:1084:G:C5	31:BA:1085:U:C4	2.96	0.53
31:BA:1314:C:OP2	49:BV:6:LYS:HG2	2.09	0.53
31:BA:1327:C:OP1	51:BX:21:TYR:HD1	1.92	0.53
31:BA:1523:G:H2'	31:BA:1524:C:C6	2.44	0.53
32:BE:24:TRP:CZ3	32:BE:26:PRO:HA	2.44	0.53
32:BE:200:ILE:HD12	32:BE:200:ILE:N	2.23	0.53
35:BH:105:VAL:HB	35:BH:106:PRO:CD	2.38	0.53
35:BH:153:LYS:HB2	35:BH:153:LYS:NZ	2.24	0.53
39:BL:17:VAL:HA	39:BL:63:ILE:HG13	1.91	0.53
39:BL:26:VAL:HA	39:BL:61:ALA:O	2.08	0.53
42:BO:70:ILE:HD11	42:BO:100:ILE:HD12	1.91	0.53
44:BQ:41:ARG:HG3	44:BQ:42:ILE:N	2.24	0.53
49:BV:47:HIS:H	49:BV:62:ILE:CG2	2.21	0.53
52:BB:51:U:H2'	52:BB:52:G:H8	1.73	0.53
52:BC:44:G:H2'	52:BC:45:U:O4'	2.08	0.53
54:CA:183:G:H2'	54:CA:184:G:C8	2.44	0.53
54:CA:255:G:H1'	47:CT:16:GLN:HE21	1.74	0.53

*Continued on next page...*

*Continued from previous page...*

Atom-1	Atom-2	Interatomic distance (Å)	Clash overlap (Å)
54:CA:401:C:O2'	54:CA:402:G:H5'	2.08	0.53
54:CA:914:A:O2'	54:CA:915:A:H5'	2.09	0.53
54:CA:1492:A:OP1	42:CO:47:LYS:N	2.41	0.53
32:CE:7:VAL:HG11	32:CE:217:ARG:CZ	2.39	0.53
33:CF:116:VAL:CG2	33:CF:202:ILE:HD11	2.35	0.53
35:CH:60:TYR:CE1	35:CH:64:ARG:NH2	2.75	0.53
37:CJ:126:ASP:HB3	37:CJ:131:LYS:HG3	1.89	0.53
38:CK:112:LEU:HA	38:CK:134:ILE:H	1.73	0.53
42:CO:127:GLU:N	42:CO:127:GLU:OE1	2.42	0.53
43:CP:117:VAL:O	43:CP:118:ALA:O	2.25	0.53
45:CR:64:ARG:HG3	45:CR:64:ARG:HH11	1.73	0.53
55:DA:185:U:H4'	55:DA:218:A:H4'	1.89	0.53
55:DA:201:C:H2'	55:DA:202:U:H5'	1.90	0.53
55:DA:270(J):G:H2'	55:DA:270(K):C:C6	2.44	0.53
55:DA:704:G:O2'	55:DA:705:A:P	2.65	0.53
55:DA:775:G:H4'	55:DA:776:G:O5'	2.08	0.53
55:DA:1082:U:O4	55:DA:1083:U:C2	2.62	0.53
55:DA:1084:A:C5'	55:DA:1085:A:OP2	2.55	0.53
55:DA:1368:G:O2'	55:DA:1369:G:H5'	2.09	0.53
55:DA:1916:A:H2'	55:DA:1917:U:O4'	2.07	0.53
55:DA:2168:G:H2'	55:DA:2168:G:N3	2.23	0.53
3:DD:34:VAL:HG21	3:DD:103:ARG:HA	1.90	0.53
3:DD:145:VAL:HG12	3:DD:146:GLU:O	2.08	0.53
4:DE:61:ARG:CB	4:DE:62:PRO:CD	2.58	0.53
7:DH:123:PHE:CE2	7:DH:133:VAL:HG22	2.43	0.53
7:DH:124:GLU:HB2	7:DH:132:ARG:CD	2.36	0.53
57:DY:71:LEU:HA	57:DY:113:GLN:CA	2.39	0.53
58:DL:125:ARG:HD2	58:DL:132:ARG:HH21	1.73	0.53
11:DO:83:VAL:HG13	11:DO:114:ILE:HA	1.89	0.53
13:D0:61:HIS:O	13:D0:65:LEU:HD13	2.08	0.53
13:D0:92:GLY:N	13:D0:94:TYR:CE2	2.76	0.53
15:DR:95:ARG:HG3	15:DR:95:ARG:NH1	2.20	0.53
15:DR:133:GLU:C	15:DR:135:ALA:H	2.12	0.53
21:DV:116:VAL:CG1	21:DV:117:LEU:CD1	2.75	0.53
22:D3:8:GLY:O	22:D3:9:SER:O	2.26	0.53
1:AA:49:A:O2'	1:AA:50:U:OP2	2.26	0.53
1:AA:479:A:HO2'	1:AA:480:A:P	2.31	0.53
1:AA:511:U:H5''	1:AA:512:G:OP2	2.07	0.53
1:AA:654(C):G:H2'	1:AA:654(D):G:C8	2.44	0.53
1:AA:654(M):C:C3'	1:AA:654(N):G:N7	2.63	0.53
1:AA:864:G:H1'	1:AA:914:C:H42	1.72	0.53

*Continued on next page...*

*Continued from previous page...*

Atom-1	Atom-2	Interatomic distance (Å)	Clash overlap (Å)
1:AA:1018:C:H2'	1:AA:1019:U:H6	1.71	0.53
1:AA:1103:A:H8	1:AA:1103:A:H5'	1.73	0.53
1:AA:1668:A:H61	1:AA:1676:A:H61	1.56	0.53
1:AA:1818:U:HO2'	1:AA:1819:A:P	2.31	0.53
1:AA:1856:G:H2'	1:AA:1857:G:H5'	1.90	0.53
1:AA:2311:A:C2'	1:AA:2312:U:C6	2.91	0.53
1:AA:2376:A:C2	14:AQ:112:PHE:HB2	2.43	0.53
2:AB:14:U:OP2	2:AB:70:C:O2'	2.19	0.53
3:AD:117:VAL:HG22	3:AD:118:VAL:N	2.24	0.53
4:AE:22:PRO:HB2	4:AE:186:GLY:CA	2.38	0.53
4:AE:53:PRO:CG	4:AE:54:GLN:H	2.21	0.53
10:AN:7:TYR:HE1	10:AN:20:MET:HE3	1.73	0.53
11:AO:112:LEU:HD22	11:AO:113:LYS:H	1.72	0.53
11:AO:138:LEU:CD1	11:AO:144:GLU:HG2	2.39	0.53
12:AP:2:LEU:H	12:AP:2:LEU:HD12	1.73	0.53
19:AT:88:LYS:HD2	19:AT:93:GLU:OE2	2.09	0.53
20:AU:86:ARG:HG3	20:AU:86:ARG:HH11	1.74	0.53
21:AV:103:ARG:CB	21:AV:137:ILE:O	2.56	0.53
21:AV:108:PRO:O	21:AV:109:ALA:HB3	2.09	0.53
22:A3:31:VAL:CB	22:A3:35:ASN:HD22	2.18	0.53
22:A3:74:ARG:HH11	22:A3:74:ARG:CG	2.20	0.53
31:BA:255:G:H2'	31:BA:256:U:C6	2.43	0.53
31:BA:511:C:H4'	34:BG:43:HIS:CD2	2.43	0.53
31:BA:737:A:O2'	36:BI:72:VAL:HG13	2.08	0.53
31:BA:926:G:N2	53:B1:45:U:H3'	2.24	0.53
32:BE:46:LYS:HA	32:BE:49:GLU:CG	2.38	0.53
37:BJ:62:PHE:O	37:BJ:66:VAL:HG23	2.09	0.53
41:BN:16:SER:O	41:BN:35:PRO:HG3	2.09	0.53
44:BQ:36:PHE:C	44:BQ:36:PHE:CD1	2.82	0.53
52:BC:46:G:H5''	52:BC:47:U:OP2	2.08	0.53
54:CA:363:A:H62	42:CO:28:LYS:HD3	1.74	0.53
54:CA:1297:C:H2'	37:CJ:114:ARG:NH2	2.23	0.53
33:CF:16:ARG:HH11	33:CF:16:ARG:CB	2.20	0.53
34:CG:30:LYS:C	34:CG:32:ALA:N	2.55	0.53
35:CH:10:MET:CB	35:CH:32:VAL:HG22	2.38	0.53
38:CK:82:HIS:C	38:CK:82:HIS:HD2	2.10	0.53
42:CO:24:VAL:O	42:CO:24:VAL:HG12	2.08	0.53
42:CO:71:PRO:HG3	42:CO:99:HIS:CD2	2.40	0.53
46:CS:71:ARG:O	46:CS:74:LEU:N	2.42	0.53
52:CD:56:C:H2'	52:CD:57:G:C8	2.43	0.53
52:CB:9:A:H2	52:CB:11:C:H41	1.55	0.53

*Continued on next page...*

*Continued from previous page...*

Atom-1	Atom-2	Interatomic distance (Å)	Clash overlap (Å)
55:DA:1059:G:N1	55:DA:1080:A:C2	2.76	0.53
55:DA:1530:G:H2'	55:DA:1531:C:C6	2.43	0.53
55:DA:1688:U:O2	55:DA:1700:A:H8	1.91	0.53
55:DA:2654:A:N1	55:DA:2665:A:H5'	2.24	0.53
5:DF:88:VAL:HG11	5:DF:91:GLY:HA3	1.90	0.53
5:DF:125:LEU:HD21	5:DF:199:TRP:CE3	2.43	0.53
6:DG:99:MET:HG3	6:DG:100:TRP:N	2.24	0.53
6:DG:142:PRO:HG2	6:DG:143:GLU:H	1.74	0.53
7:DH:109:PHE:C	7:DH:111:HIS:N	2.62	0.53
7:DH:153:LYS:HE2	7:DH:153:LYS:HA	1.91	0.53
57:DY:112:LEU:O	57:DY:113:GLN:HG2	2.08	0.53
57:DY:144:ALA:CB	57:DY:145:PRO:CD	2.81	0.53
58:DL:105:LEU:C	58:DL:107:ILE:H	2.12	0.53
56:DJ:15:ALA:O	56:DJ:16:THR:CB	2.57	0.53
17:D2:31:ALA:O	17:D2:61:VAL:HG12	2.09	0.53
17:D2:81:TYR:C	17:D2:82:ARG:HG3	2.28	0.53
19:DT:49:VAL:HG12	19:DT:50:LYS:N	2.23	0.53
20:DU:81:LYS:HB3	20:DU:97:ARG:HD3	1.89	0.53
21:DV:53:ILE:HG22	21:DV:71:VAL:HG13	1.91	0.53
21:DV:108:PRO:O	21:DV:109:ALA:CB	2.57	0.53
21:DV:179:ASP:OD1	21:DV:179:ASP:N	2.41	0.53
26:D4:69:LYS:HD3	26:D4:70:GLY:HA3	1.91	0.53
1:AA:681:G:H2'	1:AA:682:G:O4'	2.08	0.53
1:AA:992:C:H2'	1:AA:993:G:H8	1.72	0.53
1:AA:1043:C:H2'	1:AA:1044:G:H5'	1.91	0.53
1:AA:1290:C:H2'	1:AA:1291:C:H6	1.73	0.53
1:AA:2638:G:O2'	1:AA:2639:A:H8	1.90	0.53
1:AA:2729:G:H1'	4:AE:187:ALA:HB3	1.90	0.53
2:AB:39:A:C2	2:AB:44:G:C4	2.97	0.53
3:AD:30:GLU:CG	3:AD:63:ARG:CZ	2.85	0.53
3:AD:35:LYS:HE3	3:AD:63:ARG:O	2.08	0.53
4:AE:3:GLY:O	4:AE:4:ILE:HG23	2.08	0.53
4:AE:60:ASN:O	4:AE:61:ARG:CB	2.57	0.53
5:AF:20:LEU:HD23	5:AF:21:ALA:CB	2.38	0.53
9:AM:30:ILE:CD1	9:AM:99:LEU:HD11	2.38	0.53
12:AP:23:GLY:HA2	21:AV:78:LYS:CE	2.35	0.53
20:AU:42:VAL:HG12	20:AU:67:LEU:HD13	1.90	0.53
20:AU:50:ARG:HB3	20:AU:53:PRO:CG	2.35	0.53
21:AV:162:GLU:O	21:AV:163:LEU:C	2.47	0.53
29:A7:33:ARG:HH11	29:A7:33:ARG:HB2	1.73	0.53
31:BA:251:G:N1	31:BA:266:G:C6	2.76	0.53

*Continued on next page...*

*Continued from previous page...*

Atom-1	Atom-2	Interatomic distance (Å)	Clash overlap (Å)
31:BA:498:A:H4'	31:BA:500:G:OP1	2.08	0.53
31:BA:566:G:C4'	31:BA:567:G:OP1	2.56	0.53
31:BA:620:C:H2'	31:BA:621:A:O4'	2.09	0.53
31:BA:1045:C:O2	31:BA:1045:C:H2'	2.09	0.53
31:BA:1321:C:H3'	31:BA:1322:C:H5''	1.91	0.53
32:BE:19:HIS:CE1	32:BE:204:ASN:HD22	2.26	0.53
33:BF:150:LYS:HG3	33:BF:169:ALA:HB2	1.90	0.53
39:BL:55:ALA:HA	39:BL:58:HIS:HD2	1.74	0.53
40:BM:48:THR:HA	40:BM:62:HIS:CB	2.34	0.53
42:BO:68:ALA:CB	42:BO:100:ILE:HG13	2.39	0.53
46:BS:18:ARG:HA	46:BS:38:TYR:HA	1.91	0.53
48:BU:70:ILE:HG23	48:BU:79:LEU:HD12	1.89	0.53
50:BW:48:LYS:HB3	50:BW:51:GLU:HG3	1.90	0.53
54:CA:5:U:O2'	54:CA:6:G:C4	2.59	0.53
54:CA:197:A:C5	54:CA:221:C:H4'	2.43	0.53
54:CA:341:C:H2'	54:CA:342:C:H6	1.74	0.53
54:CA:371:G:N2	54:CA:374:A:N6	2.55	0.53
54:CA:562:C:O2'	42:CO:15:ARG:HD2	2.09	0.53
54:CA:624:C:H2'	54:CA:625:G:H8	1.73	0.53
54:CA:1004:A:OP1	54:CA:1025:U:O4	2.26	0.53
54:CA:1068:G:OP2	54:CA:1094:G:H5''	2.09	0.53
54:CA:1081:G:H2'	54:CA:1082:G:H8	1.74	0.53
32:CE:17:PHE:CD1	32:CE:17:PHE:O	2.62	0.53
35:CH:137:GLU:O	35:CH:141:GLN:HG3	2.09	0.53
46:CS:8:ARG:HG2	46:CS:8:ARG:HH11	1.73	0.53
48:CU:18:ARG:N	48:CU:18:ARG:HD3	2.16	0.53
52:CD:64:A:N3	52:CD:65:G:H1'	2.23	0.53
52:CB:37:MIA:HN6	52:CB:37:MIA:H162	1.73	0.53
53:C1:57:U:O2	53:C1:57:U:C3'	2.56	0.53
55:DA:27:G:N2	55:DA:512:G:C2'	2.72	0.53
55:DA:897:C:C6	55:DA:897:C:OP1	2.62	0.53
55:DA:1019:U:N3	55:DA:1142(A):A:N6	2.47	0.53
55:DA:1125:G:C6	55:DA:1126:A:N6	2.77	0.53
55:DA:2211:G:O2'	55:DA:2212:A:P	2.67	0.53
55:DA:2212:A:H1'	55:DA:2215:G:C5	2.44	0.53
55:DA:2336:A:H61	22:D3:43:THR:CG2	2.20	0.53
55:DA:2619:C:H5''	4:DE:152:LYS:HA	1.90	0.53
6:DG:161:THR:HG22	6:DG:162:THR:H	1.74	0.53
7:DH:20:ALA:HB1	7:DH:21:PRO:CD	2.38	0.53
7:DH:86:GLU:O	7:DH:87:LEU:CB	2.56	0.53
8:DK:17:GLN:HE21	8:DK:19:VAL:HB	1.74	0.53

*Continued on next page...*

*Continued from previous page...*

Atom-1	Atom-2	Interatomic distance (Å)	Clash overlap (Å)
8:DK:68:LEU:HA	8:DK:71:ILE:CG2	2.38	0.53
57:DY:15:GLU:HG3	57:DY:19:ARG:NH2	2.24	0.53
57:DY:51:LEU:HD11	57:DY:83:TYR:N	2.23	0.53
58:DL:83:GLY:C	58:DL:85:GLU:N	2.58	0.53
12:DP:51:ARG:HH11	12:DP:51:ARG:HG2	1.73	0.53
12:DP:66:ILE:HA	12:DP:104:PHE:CA	2.31	0.53
16:D1:24:TYR:HE1	16:D1:39:LEU:HD23	1.73	0.53
18:DS:15:ARG:HE	27:D5:20:ARG:NH1	2.07	0.53
20:DU:47:LYS:HA	20:DU:60:PHE:CD1	2.43	0.53
21:DV:6:LYS:NZ	21:DV:43:GLU:HG3	2.23	0.53
21:DV:58:VAL:O	21:DV:67:LEU:O	2.26	0.53
24:DW:31:GLU:O	24:DW:35:LEU:HD23	2.08	0.53
27:D5:57:VAL:O	27:D5:57:VAL:HG13	2.07	0.53
1:AA:34:C:H2'	1:AA:35:G:OP2	2.09	0.53
1:AA:986:C:C2'	1:AA:987:G:H5'	2.39	0.53
1:AA:1358:G:C2'	1:AA:1359:A:OP2	2.57	0.53
1:AA:2134:A:N6	1:AA:2157:G:O2'	2.41	0.53
1:AA:2278:A:C2'	1:AA:2279:G:O5'	2.57	0.53
1:AA:2420:C:N4	30:A8:31:HIS:HB3	2.13	0.53
1:AA:2619:C:OP1	4:AE:152:LYS:HE3	2.08	0.53
2:AB:12:C:H5''	2:AB:13:A:OP1	2.09	0.53
3:AD:94:LEU:C	3:AD:94:LEU:CD2	2.77	0.53
5:AF:5:ALA:H	5:AF:19:GLU:HA	1.74	0.53
5:AF:32:LEU:O	5:AF:36:VAL:HG23	2.08	0.53
6:AG:139:LEU:HD12	6:AG:140:ILE:N	2.22	0.53
7:AH:4:ILE:HD11	7:AH:7:LEU:HB3	1.90	0.53
11:AO:107:LYS:C	11:AO:109:GLY:H	2.12	0.53
17:A2:55:ALA:HA	17:A2:101:GLY:HA2	1.91	0.53
20:AU:43:ASN:HA	20:AU:63:LYS:O	2.09	0.53
23:AZ:7:ILE:HG12	23:AZ:91:LYS:HZ1	1.73	0.53
31:BA:99:C:H2'	31:BA:101:A:C8	2.43	0.53
31:BA:890:G:O2'	31:BA:891:U:OP2	2.27	0.53
31:BA:1004:A:O2'	31:BA:1005:A:O4'	2.26	0.53
31:BA:1234:C:O2'	31:BA:1235:U:H5'	2.09	0.53
31:BA:1402:C:H2'	31:BA:1403:C:O4'	2.09	0.53
34:BG:16:GLY:O	34:BG:17:VAL:C	2.47	0.53
37:BJ:97:GLN:NE2	37:BJ:101:LEU:HD11	2.16	0.53
37:BJ:111:ARG:NH1	37:BJ:123:GLU:N	2.56	0.53
39:BL:47:LEU:HD12	39:BL:47:LEU:H	1.74	0.53
39:BL:47:LEU:H	39:BL:47:LEU:CD1	2.21	0.53
40:BM:49:VAL:HG11	44:BQ:41:ARG:O	2.09	0.53

*Continued on next page...*

*Continued from previous page...*

Atom-1	Atom-2	Interatomic distance (Å)	Clash overlap (Å)
42:BO:40:VAL:HG12	42:BO:40:VAL:O	2.08	0.53
42:BO:74:GLY:O	42:BO:75:HIS:HB3	2.08	0.53
44:BQ:14:PRO:HG2	44:BQ:15:LYS:N	2.21	0.53
52:BD:7:A:H5'	52:BD:8:U:OP2	2.09	0.53
52:BD:21:A:N3	52:BD:21:A:C3'	2.71	0.53
52:BB:25:C:H5'	52:BB:26:A:OP2	2.08	0.53
54:CA:115:G:H1'	54:CA:116:A:N7	2.24	0.53
54:CA:275:G:OP1	47:CT:14:LYS:HG2	2.08	0.53
54:CA:1058:G:H2'	54:CA:1059:C:O4'	2.08	0.53
54:CA:1235:U:H2'	54:CA:1236:A:O4'	2.09	0.53
54:CA:1237:C:O4'	54:CA:1334:G:N2	2.42	0.53
33:CF:19:GLU:HA	33:CF:54:ARG:NH2	2.24	0.53
35:CH:41:VAL:HG22	35:CH:69:VAL:HG21	1.90	0.53
38:CK:132:GLU:O	38:CK:134:ILE:N	2.42	0.53
39:CL:113:LYS:HD3	39:CL:119:ALA:HA	1.91	0.53
52:CC:18:G:H1'	52:CC:58:A:H2	1.74	0.53
55:DA:857:C:H5'	22:D3:77:ARG:HH21	1.74	0.53
55:DA:943:U:OP2	11:DO:36:LYS:HE3	2.08	0.53
55:DA:1140:C:OP1	9:DM:23:LEU:HB3	2.08	0.53
55:DA:1266:G:C6	18:DS:16:LYS:HE2	2.44	0.53
55:DA:1385:G:H5'	55:DA:1386:C:OP1	2.09	0.53
55:DA:1567:A:H5'	3:DD:58:HIS:CD2	2.44	0.53
55:DA:1709:U:H2'	55:DA:1710:C:H6	1.72	0.53
55:DA:1778:U:H2'	55:DA:1784:A:H62	1.72	0.53
55:DA:1931:U:O2	55:DA:1931:U:O4'	2.25	0.53
3:DD:72:LYS:CG	3:DD:103:ARG:NH2	2.71	0.53
8:DK:19:VAL:HG22	8:DK:20:ASP:N	2.24	0.53
57:DY:2:PRO:O	57:DY:3:ASN:CB	2.55	0.53
57:DY:131:MET:O	57:DY:133:GLU:CG	2.56	0.53
57:DY:138:LEU:HG	57:DY:139:VAL:H	1.74	0.53
58:DL:11:GLN:CG	58:DL:41:PHE:CZ	2.88	0.53
9:DM:43:THR:CG2	9:DM:45:ASN:ND2	2.72	0.53
12:DP:66:ILE:CA	12:DP:104:PHE:HA	2.31	0.53
15:DR:1:MET:O	15:DR:3:ARG:HG2	2.08	0.53
16:D1:95:LEU:O	16:D1:98:LEU:HB3	2.09	0.53
17:D2:47:VAL:HG13	17:D2:48:GLY:N	2.24	0.53
21:DV:113:ALA:O	21:DV:114:GLY:C	2.45	0.53
1:AA:270(H):C:O2'	1:AA:270(I):G:H5'	2.09	0.53
1:AA:790:C:O2'	1:AA:791:C:OP1	2.22	0.53
1:AA:943:U:OP2	11:AO:36:LYS:CE	2.56	0.53
1:AA:1098:A:H3'	1:AA:1099:G:H5''	1.91	0.53

*Continued on next page...*



*Continued from previous page...*

Atom-1	Atom-2	Interatomic distance (Å)	Clash overlap (Å)
1:AA:1341:U:H5''	19:AT:57:LEU:CD2	2.38	0.53
1:AA:1429:G:H2'	1:AA:1430:C:H6	1.69	0.53
1:AA:1646:C:C2'	1:AA:1647:G:OP1	2.56	0.53
1:AA:2287:A:O2'	1:AA:2288:A:H3'	2.08	0.53
1:AA:2832:U:O4	1:AA:2883:A:H5''	2.09	0.53
3:AD:27:THR:HG21	3:AD:83:GLU:CD	2.30	0.53
3:AD:227:ASN:HB3	3:AD:228:PRO:HD2	1.90	0.53
4:AE:23:VAL:HG23	4:AE:24:THR:N	2.24	0.53
4:AE:47:VAL:O	4:AE:80:GLU:HG2	2.09	0.53
6:AG:60:LEU:O	6:AG:64:THR:HG22	2.08	0.53
7:AH:20:ALA:HB3	7:AH:23:ARG:HG3	1.91	0.53
11:AO:62:LEU:HD22	11:AO:63:PRO:O	2.08	0.53
14:AQ:11:LYS:HB2	14:AQ:91:PRO:HD3	1.91	0.53
20:AU:51:VAL:HG22	20:AU:51:VAL:O	2.08	0.53
21:AV:106:GLY:O	21:AV:107:THR:CB	2.56	0.53
22:A3:32:ARG:H	22:A3:35:ASN:HD22	1.42	0.53
22:A3:36:ILE:HD13	22:A3:36:ILE:N	2.24	0.53
26:A4:15:ILE:HD12	26:A4:15:ILE:H	1.74	0.53
31:BA:197:A:O2'	31:BA:198:G:P	2.67	0.53
31:BA:279:A:HO2'	31:BA:280:C:P	2.30	0.53
31:BA:421:U:O2	31:BA:421:U:C2'	2.57	0.53
31:BA:689:C:H2'	31:BA:690:G:C5'	2.37	0.53
31:BA:1375:A:H4'	37:BJ:29:LYS:NZ	2.24	0.53
32:BE:8:LYS:O	32:BE:9:GLU:HB3	2.09	0.53
32:BE:97:TRP:CZ3	32:BE:173:ALA:HA	2.44	0.53
32:BE:108:ILE:HG22	32:BE:108:ILE:O	2.08	0.53
33:BF:58:GLU:HB2	33:BF:65:ALA:HB2	1.89	0.53
33:BF:127:ARG:HH11	33:BF:127:ARG:HG2	1.73	0.53
34:BG:53:ASP:HB3	34:BG:57:ARG:NH1	2.24	0.53
41:BN:127:LYS:O	41:BN:128:ALA:HB3	2.08	0.53
42:BO:109:GLY:HA3	42:BO:121:GLY:O	2.09	0.53
50:BW:65:LYS:O	50:BW:68:LYS:HG3	2.08	0.53
52:BD:14:A:H2'	52:BD:15:G:C8	2.43	0.53
52:BC:18:G:H2'	52:BC:18:G:N3	2.23	0.53
52:BC:65:G:O2'	52:BC:66:U:H5'	2.08	0.53
52:BC:65:G:H2'	52:BC:66:U:C6	2.43	0.53
54:CA:344:A:H5''	54:CA:345:C:OP2	2.09	0.53
54:CA:691:G:H1'	54:CA:696:A:N6	2.24	0.53
54:CA:794:A:C2	54:CA:795:C:C4	2.97	0.53
54:CA:1139:G:N2	54:CA:1143:G:C6	2.77	0.53
54:CA:1158:C:C2	54:CA:1160:G:N7	2.77	0.53

*Continued on next page...*

*Continued from previous page...*

Atom-1	Atom-2	Interatomic distance (Å)	Clash overlap (Å)
54:CA:1179:A:O3'	39:CL:103:THR:HG23	2.09	0.53
54:CA:1306:A:H61	54:CA:1331:G:H1'	1.74	0.53
54:CA:1336:C:O2'	54:CA:1337:G:C4	2.61	0.53
54:CA:1390:U:H2'	54:CA:1391:U:C6	2.43	0.53
54:CA:1530:G:H2'	54:CA:1531:A:C8	2.43	0.53
32:CE:33:TYR:HD2	32:CE:43:ASP:HB2	1.73	0.53
34:CG:198:VAL:CG1	34:CG:199:ASN:H	2.21	0.53
34:CG:199:ASN:O	34:CG:201:GLN:N	2.41	0.53
38:CK:97:VAL:HG13	38:CK:98:LYS:H	1.74	0.53
43:CP:66:LEU:O	43:CP:67:GLU:C	2.47	0.53
50:CW:18:GLN:O	50:CW:22:ARG:HG3	2.07	0.53
55:DA:80:G:O2'	55:DA:81:G:H5'	2.09	0.53
55:DA:363(A):A:O2'	55:DA:363(B):G:H5'	2.08	0.53
55:DA:583:G:H5''	16:D1:10:ARG:NH1	2.23	0.53
55:DA:1059:G:H4'	58:DL:71:THR:HB	1.90	0.53
55:DA:1317:A:H2'	55:DA:1318:C:C6	2.44	0.53
55:DA:1497:U:C5'	55:DA:1498:C:OP2	2.55	0.53
55:DA:1503:U:H2'	55:DA:1504:C:C6	2.44	0.53
55:DA:1888:G:N3	55:DA:1888:G:H5'	2.24	0.53
2:DB:40:U:HO2'	2:DB:43:C:H5	1.57	0.53
4:DE:54:GLN:HG2	4:DE:75:VAL:HG22	1.90	0.53
57:DY:27:VAL:N	57:DY:111:LEU:H	2.06	0.53
57:DY:28:ASN:ND2	57:DY:83:TYR:CE2	2.75	0.53
57:DY:52:PHE:O	57:DY:53:VAL:HG13	2.09	0.53
57:DY:138:LEU:CG	57:DY:139:VAL:H	2.21	0.53
58:DL:21:PRO:O	58:DL:24:GLY:O	2.27	0.53
58:DL:63:ARG:O	58:DL:64:SER:CB	2.55	0.53
58:DL:77:LEU:C	58:DL:107:ILE:HD11	2.28	0.53
58:DL:95:LYS:CG	58:DL:136:VAL:HG11	2.38	0.53
56:DJ:7:ARG:O	56:DJ:8:ILE:HD13	2.09	0.53
11:DO:61:ARG:O	11:DO:62:LEU:HB3	2.08	0.53
20:DU:42:VAL:HG11	20:DU:65:ALA:HB3	1.88	0.53
1:AA:5:A:H2'	1:AA:6:A:C8	2.44	0.53
1:AA:428:A:H8	1:AA:428:A:OP2	1.92	0.53
1:AA:570:G:H2'	1:AA:2030:A:C5	2.44	0.53
1:AA:986:C:O2'	1:AA:987:G:H5'	2.08	0.53
1:AA:1022:G:O2'	1:AA:1023:U:O5'	2.27	0.53
1:AA:1062:G:H2'	1:AA:1063:G:H8	1.74	0.53
1:AA:1814:G:H2'	1:AA:1815:A:C8	2.43	0.53
1:AA:1924:C:N4	1:AA:1925:C:C5	2.76	0.53
1:AA:2443:C:O2'	1:AA:2444:G:H5'	2.09	0.53

*Continued on next page...*

*Continued from previous page...*

Atom-1	Atom-2	Interatomic distance (Å)	Clash overlap (Å)
1:AA:2786:U:H4'	4:AE:64:LYS:C	2.29	0.53
2:AB:90:C:P	12:AP:16:ARG:HD2	2.49	0.53
3:AD:102:LYS:C	3:AD:103:ARG:HG2	2.29	0.53
4:AE:203:LYS:HD3	4:AE:203:LYS:O	2.09	0.53
6:AG:67:LYS:HE2	26:A4:6:HIS:CD2	2.44	0.53
7:AH:18:GLU:CB	7:AH:25:LYS:HB2	2.39	0.53
8:AK:51:ILE:C	8:AK:53:ALA:N	2.61	0.53
10:AN:73:ASP:OD1	15:AR:32:TYR:OH	2.26	0.53
10:AN:86:ILE:H	10:AN:86:ILE:HD12	1.73	0.53
11:AO:78:PRO:HB3	11:AO:111:ARG:NH2	2.24	0.53
15:AR:102:ILE:HD12	15:AR:103:ARG:N	2.24	0.53
19:AT:23:GLU:O	19:AT:25:LYS:N	2.39	0.53
21:AV:10:ARG:NH1	21:AV:36:LYS:HD3	2.24	0.53
24:AW:48:HIS:CD2	24:AW:49:LYS:N	2.77	0.53
26:A4:63:TYR:CE2	49:BV:41:VAL:HG13	2.44	0.53
27:A5:41:PRO:HG2	27:A5:44:THR:OG1	2.09	0.53
30:A8:29:LYS:O	30:A8:30:ARG:C	2.47	0.53
31:BA:92:G:O2'	31:BA:93:U:H5'	2.09	0.53
31:BA:353:A:H2'	31:BA:354:G:OP2	2.08	0.53
31:BA:389:A:H2'	31:BA:389:A:N3	2.23	0.53
31:BA:425:G:O2'	31:BA:426:G:H5'	2.08	0.53
31:BA:500:G:H2'	31:BA:501:C:C6	2.44	0.53
31:BA:948:C:C5	43:BP:106:ASN:ND2	2.77	0.53
31:BA:1240:U:O2'	37:BJ:38:LEU:HD23	2.09	0.53
31:BA:1260:C:H4'	31:BA:1284:C:H5'	1.89	0.53
34:BG:29:PRO:HD2	34:BG:30:LYS:HD3	1.91	0.53
34:BG:30:LYS:C	34:BG:32:ALA:H	2.12	0.53
40:BM:30:SER:OG	40:BM:81:THR:HA	2.09	0.53
40:BM:90:LEU:HD12	40:BM:90:LEU:N	2.24	0.53
45:BR:11:VAL:HG21	45:BR:34:LEU:HD22	1.89	0.53
49:BV:24:ALA:O	49:BV:27:GLU:OE1	2.27	0.53
49:BV:36:ARG:HB2	49:BV:72:GLY:H	1.74	0.53
52:BD:24:G:O2'	52:BD:25:C:H5'	2.09	0.53
54:CA:95:G:H2'	54:CA:96:G:C5'	2.38	0.53
54:CA:389:A:H2'	54:CA:390:C:O4'	2.09	0.53
54:CA:406:G:C5'	34:CG:5:ILE:HD13	2.36	0.53
54:CA:872:A:O2'	54:CA:873:A:C3'	2.55	0.53
54:CA:1158:C:O2	54:CA:1158:C:H2'	2.09	0.53
54:CA:1161:C:H2'	54:CA:1162:C:H6	1.74	0.53
54:CA:1285:A:H4'	54:CA:1286:A:O5'	2.08	0.53
34:CG:131:ARG:HH11	34:CG:131:ARG:HG3	1.73	0.53

*Continued on next page...*

*Continued from previous page...*

Atom-1	Atom-2	Interatomic distance (Å)	Clash overlap (Å)
35:CH:82:VAL:CG1	35:CH:83:GLU:N	2.71	0.53
52:CB:57:G:H4'	21:DV:182:LYS:NZ	2.23	0.53
52:CC:51:U:H2'	52:CC:52:G:C8	2.44	0.53
52:CC:53:G:O2'	52:CC:54:U:H5'	2.08	0.53
55:DA:27:G:H22	55:DA:512:G:C2'	2.22	0.53
55:DA:654(F):C:H2'	55:DA:654(G):C:OP1	2.08	0.53
55:DA:900:A:H3'	55:DA:901:A:H8	1.74	0.53
55:DA:1084:A:H3'	55:DA:1085:A:C8	2.44	0.53
55:DA:1142(A):A:C5	55:DA:1144:G:N7	2.76	0.53
55:DA:1175:U:H4'	55:DA:1176:G:OP1	2.07	0.53
55:DA:1577:C:H2'	55:DA:1578:U:C6	2.44	0.53
55:DA:2639:A:H2'	55:DA:2640:G:H5'	1.89	0.53
55:DA:2780:G:H22	9:DM:100:GLU:CD	2.11	0.53
55:DA:2862:G:H2'	55:DA:2863:C:H6	1.74	0.53
3:DD:35:LYS:CG	3:DD:64:ILE:HG23	2.39	0.53
4:DE:116:VAL:CG2	4:DE:122:PHE:CD2	2.92	0.53
6:DG:34:LEU:HD21	6:DG:99:MET:HE1	1.91	0.53
6:DG:121:ASN:C	6:DG:121:ASN:HD22	2.12	0.53
7:DH:9:ILE:O	7:DH:9:ILE:HG13	2.09	0.53
57:DY:89:ALA:HB2	57:DY:125:LEU:HD12	1.89	0.53
56:DJ:4:ASP:O	56:DJ:7:ARG:C	2.47	0.53
56:DJ:8:ILE:HA	56:DJ:11:GLU:HB2	1.90	0.53
9:DM:112:LEU:HD23	9:DM:112:LEU:C	2.28	0.53
12:DP:51:ARG:O	12:DP:55:VAL:CG1	2.57	0.53
13:D0:12:ARG:HG3	13:D0:12:ARG:NH1	2.22	0.53
13:D0:78:LYS:HE2	13:D0:83:ILE:HD11	1.90	0.53
15:DR:49:VAL:HG13	15:DR:49:VAL:O	2.08	0.53
17:D2:64:HIS:CG	17:D2:92:THR:HG22	2.44	0.53
17:D2:65:GLY:HA3	17:D2:91:TYR:CE1	2.44	0.53
20:DU:9:LYS:O	20:DU:27:VAL:HG22	2.09	0.53
24:DW:69:ARG:HH11	24:DW:69:ARG:HG2	1.74	0.53
1:AA:877:U:O2'	1:AA:878:A:C5'	2.56	0.53
1:AA:996:A:N6	1:AA:1160:G:C6	2.77	0.53
1:AA:1053:C:C2'	1:AA:1054:A:H5''	2.39	0.53
1:AA:1466:G:H5'	1:AA:1467:C:OP1	2.08	0.53
1:AA:1490:A:H5'	1:AA:1491:G:OP2	2.07	0.53
1:AA:1771:C:C1'	1:AA:1786:A:C8	2.92	0.53
1:AA:2119:A:N6	1:AA:2170:A:C5	2.77	0.53
1:AA:2185:C:H2'	1:AA:2186:G:C8	2.44	0.53
1:AA:2614:A:C4'	1:AA:2615:U:OP1	2.56	0.53
1:AA:2672:G:H3'	1:AA:2673:G:H5''	1.91	0.53

*Continued on next page...*

*Continued from previous page...*

Atom-1	Atom-2	Interatomic distance (Å)	Clash overlap (Å)
1:AA:2820:A:H61	4:AE:192:ASN:CA	2.22	0.53
1:AA:2824:C:C2'	1:AA:2825:C:H5'	2.39	0.53
2:AB:44:G:OP2	26:A4:1:MET:N	2.42	0.53
2:AB:96:G:N2	2:AB:97:G:C1'	2.72	0.53
4:AE:71:GLY:C	4:AE:73:GLU:N	2.61	0.53
4:AE:101:ARG:HH11	4:AE:171:GLU:N	2.06	0.53
6:AG:51:ARG:NH1	6:AG:51:ARG:HB2	2.23	0.53
6:AG:128:ARG:NH2	6:AG:128:ARG:HG3	2.23	0.53
7:AH:37:VAL:HG22	7:AH:38:SER:N	2.24	0.53
7:AH:111:HIS:ND1	7:AH:112:PRO:HD2	2.24	0.53
9:AM:30:ILE:O	9:AM:34:LEU:HD23	2.09	0.53
9:AM:126:PRO:O	9:AM:127:ASP:CB	2.56	0.53
11:AO:52:GLU:OE1	11:AO:52:GLU:C	2.47	0.53
12:AP:69:PHE:CD1	12:AP:70:PRO:HD2	2.44	0.53
14:AQ:100:ALA:HA	14:AQ:103:GLU:HG2	1.90	0.53
17:A2:49:THR:CG2	17:A2:50:PRO:HD3	2.38	0.53
26:A4:11:PRO:HA	26:A4:24:THR:HB	1.90	0.53
26:A4:55:ARG:HE	26:A4:56:VAL:HB	1.74	0.53
31:BA:166:G:O2'	31:BA:167:G:H5'	2.09	0.53
31:BA:350:G:H5'	31:BA:351:G:OP2	2.09	0.53
31:BA:568:G:O6	42:BO:5:PRO:HD3	2.08	0.53
31:BA:686:U:H2'	31:BA:687:A:H8	1.73	0.53
31:BA:1277:C:O2'	31:BA:1279:A:H1'	2.09	0.53
32:BE:98:LEU:HB2	32:BE:101:MET:CE	2.39	0.53
37:BJ:129:GLU:O	37:BJ:129:GLU:HG3	2.09	0.53
40:BM:30:SER:C	40:BM:81:THR:HG22	2.30	0.53
43:BP:13:LYS:CA	43:BP:44:ARG:HH11	2.19	0.53
52:BB:22:G:N7	52:BB:46:G:N2	2.57	0.53
54:CA:556:C:C2'	54:CA:557:G:H5'	2.38	0.53
54:CA:1160:G:N1	54:CA:1177:G:N2	2.57	0.53
54:CA:1234:C:H5'	54:CA:1365:G:OP1	2.09	0.53
54:CA:1286:A:C8	54:CA:1287:A:H4'	2.44	0.53
54:CA:1380:U:H4'	54:CA:1381:U:O5'	2.09	0.53
32:CE:88:ALA:HB2	32:CE:219:VAL:HG13	1.89	0.53
35:CH:8:GLU:OE2	35:CH:63:ARG:NH2	2.41	0.53
39:CL:9:ARG:HA	39:CL:76:ALA:HB1	1.91	0.53
42:CO:89:ARG:NH2	42:CO:91:LYS:HZ3	2.07	0.53
43:CP:4:ILE:CG2	43:CP:5:ALA:H	2.18	0.53
44:CQ:39:LEU:HB3	44:CQ:43:CYS:CB	2.37	0.53
49:CV:41:VAL:HG12	49:CV:44:MET:N	2.24	0.53
52:CD:19:G:O6	55:DA:2112:G:O4'	2.26	0.53

*Continued on next page...*

*Continued from previous page...*

Atom-1	Atom-2	Interatomic distance (Å)	Clash overlap (Å)
55:DA:90:U:H5''	55:DA:91:A:OP1	2.09	0.53
55:DA:616:A:O2'	55:DA:617:G:P	2.66	0.53
55:DA:686:G:H4'	55:DA:687:C:OP1	2.05	0.53
55:DA:747:U:C4	55:DA:2613:U:C4	2.96	0.53
55:DA:1081:U:O2	58:DL:115:LEU:HD22	2.09	0.53
55:DA:1493:C:O2	55:DA:1493:C:C2'	2.57	0.53
55:DA:1992:G:O2'	55:DA:1993:U:OP2	2.18	0.53
55:DA:2128:C:O2'	55:DA:2173:A:N3	2.42	0.53
55:DA:2318:G:C2'	55:DA:2319:G:OP1	2.57	0.53
55:DA:2688:U:H1'	55:DA:2721:A:N6	2.24	0.53
5:DF:110:LEU:HD11	5:DF:181:LEU:HD12	1.91	0.53
7:DH:6:ARG:C	7:DH:8:PRO:HD2	2.30	0.53
8:DK:14:ASP:O	8:DK:16:GLY:N	2.39	0.53
57:DY:135:ARG:HG2	56:DJ:10:GLU:CB	2.39	0.53
58:DL:58:THR:CB	58:DL:66:THR:HG23	2.38	0.53
58:DL:125:ARG:HD2	58:DL:132:ARG:NH2	2.24	0.53
15:DR:57:PHE:O	15:DR:58:ASN:ND2	2.37	0.53
20:DU:95:LYS:HA	20:DU:101:LYS:HB2	1.91	0.53
21:DV:154:ASP:N	21:DV:154:ASP:OD2	2.40	0.53
24:DW:50:ILE:HD13	24:DW:51:ARG:H	1.69	0.53
24:DW:65:ASN:ND2	24:DW:69:ARG:NH2	2.46	0.53
1:AA:84:A:C8	1:AA:99:U:H5	2.26	0.52
1:AA:606:U:H4'	1:AA:658:C:H4'	1.90	0.52
1:AA:727:A:OP1	1:AA:1431:U:O2'	2.27	0.52
1:AA:1925:C:H42	1:AA:1929:G:N2	2.08	0.52
1:AA:2498:C:O2'	1:AA:2499:C:H5'	2.07	0.52
1:AA:2556:C:O2'	1:AA:2557:G:H5'	2.09	0.52
4:AE:64:LYS:HG2	4:AE:65:GLY:H	1.73	0.52
5:AF:29:ASN:H	5:AF:112:MET:HE1	1.74	0.52
5:AF:117:ARG:HD3	5:AF:120:GLU:OE1	2.08	0.52
6:AG:60:LEU:C	6:AG:62:LEU:H	2.12	0.52
11:AO:66:GLY:O	11:AO:67:MET:CB	2.57	0.52
16:A1:88:ILE:HG22	17:A2:49:THR:O	2.09	0.52
17:A2:37:VAL:HG23	17:A2:38:LEU:N	2.23	0.52
19:AT:64:LYS:NZ	19:AT:73:ARG:NH2	2.57	0.52
23:AZ:41:ARG:HH11	23:AZ:41:ARG:HG3	1.74	0.52
30:A8:50:LEU:HB2	30:A8:53:PRO:HG2	1.90	0.52
31:BA:116:A:H8	31:BA:116:A:O5'	1.92	0.52
31:BA:186:C:H1'	50:BW:81:LYS:HZ1	1.73	0.52
31:BA:188:U:O2'	31:BA:189:U:C5'	2.57	0.52
31:BA:765:G:N1	31:BA:812:C:H2'	2.24	0.52

*Continued on next page...*

*Continued from previous page...*

Atom-1	Atom-2	Interatomic distance (Å)	Clash overlap (Å)
32:BE:46:LYS:HA	32:BE:49:GLU:HG2	1.90	0.52
33:BF:181:ASN:ND2	33:BF:204:LEU:HD12	2.24	0.52
38:BK:20:TYR:CE2	38:BK:75:ARG:HB3	2.44	0.52
39:BL:125:TYR:HD2	39:BL:126:SER:N	2.07	0.52
40:BM:58:ASP:O	40:BM:59:SER:C	2.47	0.52
40:BM:84:GLN:HB3	40:BM:88:LEU:HD23	1.90	0.52
45:BR:3:ILE:HG22	45:BR:38:ARG:NH2	2.24	0.52
45:BR:17:ARG:HG3	45:BR:17:ARG:NH1	2.23	0.52
50:BW:33:ILE:HD11	50:BW:62:LEU:HB3	1.90	0.52
54:CA:346:G:H2'	54:CA:346:G:N3	2.23	0.52
54:CA:1024:G:H3'	54:CA:1024:G:N3	2.24	0.52
54:CA:1074:G:H2'	54:CA:1075:C:H6	1.74	0.52
54:CA:1101:A:C4'	54:CA:1102:A:O5'	2.30	0.52
32:CE:200:ILE:HG22	32:CE:201:ILE:N	2.24	0.52
33:CF:11:ARG:O	33:CF:13:GLY:N	2.42	0.52
39:CL:54:ASP:O	39:CL:56:LEU:N	2.42	0.52
42:CO:19:ARG:HB3	42:CO:19:ARG:HH11	1.75	0.52
47:CT:76:LEU:HD11	47:CT:79:SER:HB2	1.91	0.52
48:CU:39:VAL:HA	48:CU:42:ARG:NH1	2.24	0.52
51:CX:25:LYS:HE2	51:CX:26:LYS:O	2.09	0.52
52:CB:25:C:H5'	52:CB:26:A:OP2	2.10	0.52
55:DA:249:C:O2	30:D8:12:LYS:NZ	2.38	0.52
55:DA:991:C:H5'	55:DA:991:C:H6	1.74	0.52
55:DA:1003:G:N2	55:DA:1153:C:C2	2.77	0.52
55:DA:1049:C:C2'	55:DA:1050:A:H5''	2.36	0.52
55:DA:1092:C:H2'	55:DA:1093:G:H4'	1.91	0.52
55:DA:1291:C:H2'	55:DA:1292:U:H6	1.74	0.52
55:DA:2335:A:C8	55:DA:2337:G:C5	2.97	0.52
55:DA:2540:C:O2	55:DA:2740:A:H2	1.92	0.52
55:DA:2762:G:C2'	55:DA:2763:G:H5'	2.40	0.52
55:DA:2780:G:OP2	9:DM:118:LYS:HD3	2.09	0.52
55:DA:2810:A:HO2'	4:DE:61:ARG:HG3	1.71	0.52
3:DD:176:ARG:HG2	3:DD:176:ARG:NH1	2.21	0.52
4:DE:34:VAL:HG23	4:DE:48:GLN:CB	2.40	0.52
7:DH:87:LEU:HD13	7:DH:148:ILE:CG2	2.38	0.52
7:DH:147:ASN:N	7:DH:147:ASN:ND2	2.57	0.52
56:DI:5:ILE:O	56:DI:6:GLU:CB	2.58	0.52
56:DI:12:LEU:N	56:DI:12:LEU:HD12	2.23	0.52
57:DY:50:ARG:HA	57:DY:83:TYR:CE1	2.42	0.52
57:DY:51:LEU:CD1	57:DY:81:VAL:C	2.57	0.52
57:DY:91:LYS:HA	57:DY:94:VAL:CG1	2.39	0.52

*Continued on next page...*

*Continued from previous page...*

Atom-1	Atom-2	Interatomic distance (Å)	Clash overlap (Å)
17:D2:35:LEU:C	17:D2:37:VAL:N	2.59	0.52
22:D3:3:HIS:CG	22:D3:4:LYS:H	2.27	0.52
27:D5:55:ARG:C	27:D5:57:VAL:H	2.11	0.52
28:D6:9:LEU:HD22	28:D6:11:LEU:CD2	2.36	0.52
1:AA:84:A:C4'	1:AA:85:G:O5'	2.52	0.52
1:AA:361:G:H2'	1:AA:362:U:O4'	2.09	0.52
1:AA:532:A:N7	1:AA:2021:C:H2'	2.24	0.52
1:AA:626:U:O2	11:AO:105:LEU:HG	2.09	0.52
1:AA:627:A:N7	11:AO:84:ASN:ND2	2.54	0.52
1:AA:865:C:C4'	1:AA:866:A:OP1	2.56	0.52
1:AA:882:G:O5'	52:BB:19:G:N7	2.41	0.52
1:AA:911:A:H2'	12:AP:9:TYR:OH	2.08	0.52
1:AA:942:G:O2'	1:AA:943:U:H5'	2.08	0.52
1:AA:946:G:O2'	1:AA:947:G:C4'	2.55	0.52
1:AA:973:A:O2'	1:AA:1186:G:N2	2.41	0.52
1:AA:1010:A:H5'	16:A1:62:ILE:CG2	2.39	0.52
1:AA:1174:A:C5'	1:AA:1175:U:H5''	2.39	0.52
1:AA:1654:A:OP1	13:A0:2:ARG:HD3	2.09	0.52
1:AA:1952:A:C6	1:AA:1953:A:N1	2.78	0.52
1:AA:2061:G:HO2'	1:AA:2062:A:P	2.32	0.52
1:AA:2512:C:H4'	4:AE:122:PHE:CE2	2.44	0.52
1:AA:2531:A:N6	1:AA:2662:A:H61	2.06	0.52
1:AA:2656:U:C6	1:AA:2656:U:C3'	2.93	0.52
1:AA:2788:C:H2'	1:AA:2789:C:O4'	2.08	0.52
1:AA:2862:G:H2'	1:AA:2863:C:H6	1.73	0.52
3:AD:64:ILE:O	3:AD:64:ILE:CG1	2.55	0.52
5:AF:123:LEU:HG	5:AF:125:LEU:HD22	1.91	0.52
9:AM:46:VAL:HG13	9:AM:47:ALA:N	2.23	0.52
13:A0:54:LEU:HD23	13:A0:66:VAL:HG22	1.91	0.52
14:AQ:58:LEU:HD23	14:AQ:58:LEU:H	1.74	0.52
15:AR:96:ARG:HB2	15:AR:96:ARG:HH11	1.72	0.52
15:AR:107:ASP:O	15:AR:110:ILE:HG22	2.08	0.52
21:AV:33:LEU:HG	21:AV:34:ASN:N	2.24	0.52
31:BA:64:G:C4'	31:BA:65:U:H5''	2.18	0.52
31:BA:180:U:H2'	31:BA:181:G:H5'	1.90	0.52
31:BA:366:C:O2'	31:BA:367:U:OP1	2.27	0.52
31:BA:412:A:H61	34:BG:35:ARG:HA	1.74	0.52
31:BA:511:C:O4'	34:BG:43:HIS:CD2	2.61	0.52
31:BA:992:U:O2'	31:BA:993:G:OP2	2.21	0.52
37:BJ:15:ASP:O	37:BJ:19:GLY:HA2	2.09	0.52
42:BO:57:LYS:CG	42:BO:67:THR:HG22	2.38	0.52

*Continued on next page...*



*Continued from previous page...*

Atom-1	Atom-2	Interatomic distance (Å)	Clash overlap (Å)
48:BU:47:THR:HB	48:BU:49:LYS:HE3	1.90	0.52
50:BW:100:ILE:H	50:BW:100:ILE:CD1	2.21	0.52
52:BC:51:U:H2'	52:BC:52:G:H8	1.73	0.52
54:CA:412:A:H4'	54:CA:413:G:O5'	2.09	0.52
54:CA:653:A:C1'	38:CK:56:LYS:HD3	2.38	0.52
54:CA:815:A:O2'	54:CA:816:A:P	2.67	0.52
54:CA:1157:A:N3	54:CA:1157:A:H2'	2.24	0.52
54:CA:1223:C:OP1	54:CA:1224:G:H3'	2.09	0.52
32:CE:180:LEU:O	32:CE:181:PHE:HB2	2.08	0.52
36:CI:48:LEU:HG	36:CI:57:GLN:HA	1.91	0.52
38:CK:110:ALA:HB3	38:CK:121:ASP:HB3	1.90	0.52
39:CL:118:LYS:NZ	39:CL:118:LYS:CB	2.71	0.52
43:CP:3:ARG:HD2	26:D4:34:GLU:OE2	2.08	0.52
52:CD:56:C:H5''	55:DA:2169:A:H8	1.75	0.52
52:CB:42:C:O2'	52:CB:43:C:H5'	2.09	0.52
53:C1:30:C:H3'	53:C1:30:C:C6	2.44	0.52
55:DA:484:C:H2'	55:DA:485:C:H6	1.74	0.52
55:DA:614:U:O4	5:DF:175:THR:HG23	2.08	0.52
55:DA:662:G:H5'	11:DO:15:ARG:HA	1.91	0.52
55:DA:1099:G:H2'	55:DA:1100:C:O4'	2.09	0.52
55:DA:1288:U:C4'	55:DA:1289:C:OP2	2.57	0.52
55:DA:1289:C:H2'	55:DA:1290:C:C6	2.44	0.52
55:DA:1336:A:H2'	55:DA:1337:G:C8	2.45	0.52
55:DA:1778:U:C2'	55:DA:1784:A:N6	2.69	0.52
55:DA:1782:C:H1'	55:DA:2609:U:O4'	2.08	0.52
55:DA:2841:C:O2'	55:DA:2842:G:H5'	2.08	0.52
6:DG:101:ILE:HD13	26:D4:9:LEU:HD11	1.91	0.52
57:DY:113:GLN:O	57:DY:113:GLN:HG3	2.09	0.52
57:DY:120:LYS:O	57:DY:121:ASP:HB2	2.09	0.52
16:D1:49:HIS:O	16:D1:50:ARG:C	2.45	0.52
16:D1:108:GLU:CB	17:D2:44:LYS:HE3	2.39	0.52
21:DV:135:GLU:O	21:DV:136:PHE:HB3	2.09	0.52
1:AA:80:G:C2'	1:AA:81:G:H5'	2.40	0.52
1:AA:299:A:N6	1:AA:322:A:HO2'	2.08	0.52
1:AA:654(S):G:C3'	1:AA:654(T):A:C8	2.92	0.52
1:AA:692:C:O2'	1:AA:693:C:H5'	2.10	0.52
1:AA:796:C:H2'	1:AA:797:C:C6	2.43	0.52
1:AA:888:C:H1'	1:AA:889:C:OP2	2.10	0.52
1:AA:1082:U:C6	1:AA:1082:U:C3'	2.92	0.52
1:AA:1342:A:N7	1:AA:1345:C:C4	2.78	0.52
1:AA:1495:A:O2'	1:AA:1496:A:H5'	2.09	0.52

*Continued on next page...*

*Continued from previous page...*

Atom-1	Atom-2	Interatomic distance (Å)	Clash overlap (Å)
1:AA:1512:G:O2'	1:AA:1513:C:H5'	2.09	0.52
1:AA:1556:C:H2'	1:AA:1557:C:C6	2.44	0.52
1:AA:1838:C:N4	1:AA:1898:U:H2'	2.23	0.52
1:AA:2590:A:H2'	1:AA:2591:C:C6	2.45	0.52
1:AA:2611:U:O2'	27:A5:3:LYS:HD3	2.09	0.52
1:AA:2768:C:C4	1:AA:2769:C:C5	2.97	0.52
3:AD:77:ALA:HB2	3:AD:97:TYR:CG	2.45	0.52
5:AF:53:THR:HG23	5:AF:55:GLY:N	2.24	0.52
7:AH:4:ILE:HD12	7:AH:6:ARG:NE	2.25	0.52
7:AH:24:VAL:O	7:AH:24:VAL:HG23	2.10	0.52
8:AK:37:VAL:HG12	8:AK:38:LEU:N	2.25	0.52
9:AM:91:LEU:CA	9:AM:95:PRO:HB3	2.30	0.52
15:AR:29:ARG:HE	15:AR:44:ASP:HB3	1.73	0.52
20:AU:95:LYS:HB2	20:AU:95:LYS:HZ3	1.74	0.52
21:AV:11:GLU:O	21:AV:12:GLY:O	2.27	0.52
21:AV:53:ILE:HA	21:AV:70:LEU:CD2	2.39	0.52
21:AV:145:GLU:OE1	21:AV:174:VAL:CB	2.58	0.52
26:A4:56:VAL:N	26:A4:59:PHE:HB3	2.24	0.52
28:A6:18:ARG:HE	28:A6:44:ARG:NH1	2.07	0.52
31:BA:10:A:O2'	31:BA:11:G:H5'	2.09	0.52
31:BA:128:G:O2'	31:BA:129:U:H5'	2.09	0.52
31:BA:337:C:H2'	31:BA:338:A:C8	2.44	0.52
31:BA:688:G:O2'	31:BA:689:C:H5'	2.09	0.52
31:BA:1320:C:H2'	31:BA:1321:C:C6	2.44	0.52
34:BG:21:LEU:CD1	34:BG:26:CYS:O	2.57	0.52
36:BI:75:LEU:HD21	36:BI:79:LEU:HD11	1.90	0.52
39:BL:95:LYS:O	39:BL:99:LEU:HB2	2.08	0.52
42:BO:47:LYS:CB	42:BO:48:PRO:CD	2.74	0.52
43:BP:81:LEU:HD13	43:BP:88:ARG:HG2	1.90	0.52
48:BU:19:LYS:O	48:BU:20:ALA:O	2.28	0.52
52:BC:57:G:C2'	52:BC:58:A:H5''	2.39	0.52
53:B1:37:G:H5'	53:B1:37:G:H8	1.74	0.52
54:CA:505:G:H5'	54:CA:534:U:H2'	1.91	0.52
54:CA:681:C:O2'	54:CA:682:G:H5'	2.09	0.52
33:CF:182:ILE:HA	33:CF:202:ILE:O	2.09	0.52
40:CM:8:LEU:CD2	40:CM:96:ILE:HG22	2.40	0.52
41:CN:105:VAL:O	41:CN:105:VAL:HG23	2.09	0.52
42:CO:43:VAL:HG23	42:CO:44:THR:N	2.24	0.52
45:CR:82:ILE:HD11	45:CR:88:ARG:CG	2.39	0.52
46:CS:6:LEU:HD11	46:CS:19:ILE:HD13	1.91	0.52
55:DA:440:G:H2'	55:DA:441:U:C6	2.44	0.52

*Continued on next page...*

*Continued from previous page...*

Atom-1	Atom-2	Interatomic distance (Å)	Clash overlap (Å)
55:DA:603:A:C4'	55:DA:604:G:O5'	2.43	0.52
55:DA:1021:A:H8	55:DA:1022:G:C5'	2.21	0.52
55:DA:1360:A:N1	55:DA:1372:U:C4	2.78	0.52
55:DA:1570:A:H2'	55:DA:1571:A:C8	2.43	0.52
55:DA:1681:G:O2'	55:DA:1762:A:O2'	2.25	0.52
55:DA:1698:A:O2'	55:DA:1699:G:OP2	2.24	0.52
55:DA:1824:G:OP1	3:DD:52:ARG:HD3	2.09	0.52
55:DA:2174:C:H2'	55:DA:2175:C:C6	2.44	0.52
55:DA:2318:G:H2'	55:DA:2319:G:OP1	2.10	0.52
55:DA:2638:G:O2'	55:DA:2639:A:H8	1.92	0.52
3:DD:35:LYS:HZ1	3:DD:65:ILE:HA	1.73	0.52
4:DE:50:GLY:N	4:DE:77:ILE:HA	2.24	0.52
5:DF:29:ASN:HB3	5:DF:112:MET:HE1	1.91	0.52
5:DF:124:LEU:HD12	5:DF:125:LEU:N	2.24	0.52
6:DG:106:LEU:HD12	6:DG:110:ALA:HB3	1.92	0.52
7:DH:10:PRO:HD2	7:DH:50:VAL:O	2.08	0.52
57:DY:5:ARG:C	57:DY:7:VAL:HG12	2.30	0.52
57:DY:119:ALA:O	57:DY:121:ASP:N	2.43	0.52
58:DL:115:LEU:HD11	58:DL:117:THR:OG1	2.09	0.52
56:DJ:24:ILE:O	56:DJ:27:LEU:HB2	2.09	0.52
10:DN:23:ARG:HG3	10:DN:24:VAL:N	2.21	0.52
11:DO:75:ILE:HG12	11:DO:77:ARG:NH1	2.24	0.52
12:DP:71:ASP:C	12:DP:71:ASP:OD2	2.48	0.52
21:DV:24:LEU:HD21	21:DV:86:VAL:HG23	1.90	0.52
21:DV:152:ALA:CB	21:DV:163:LEU:HD13	2.39	0.52
21:DV:182:LYS:C	21:DV:183:LEU:HD23	2.30	0.52
21:DV:197:ILE:N	21:DV:197:ILE:CD1	2.62	0.52
25:DX:21:ALA:O	25:DX:24:LYS:HB3	2.10	0.52
1:AA:84:A:H1'	1:AA:85:G:O4'	2.09	0.52
1:AA:943:U:OP2	11:AO:36:LYS:NZ	2.41	0.52
1:AA:2086:U:H2'	1:AA:2087:G:C8	2.44	0.52
1:AA:2634:G:O3'	4:AE:77:ILE:HG21	2.09	0.52
1:AA:2748:A:O2'	1:AA:2749:A:H5'	2.09	0.52
3:AD:32:SER:HA	3:AD:36:PRO:CD	2.30	0.52
4:AE:41:LYS:HG3	4:AE:42:ASP:OD2	2.09	0.52
4:AE:64:LYS:C	4:AE:66:HIS:H	2.11	0.52
5:AF:122:LYS:O	5:AF:123:LEU:CB	2.58	0.52
11:AO:83:VAL:O	11:AO:83:VAL:HG13	2.09	0.52
15:AR:50:ILE:HG22	15:AR:62:THR:OG1	2.08	0.52
17:A2:76:LYS:NZ	17:A2:82:ARG:HD3	2.24	0.52
20:AU:61:ILE:HD12	20:AU:61:ILE:N	2.24	0.52

*Continued on next page...*

*Continued from previous page...*

Atom-1	Atom-2	Interatomic distance (Å)	Clash overlap (Å)
23:AZ:67:ILE:N	23:AZ:68:PRO:CD	2.73	0.52
28:A6:31:PRO:C	28:A6:33:LYS:N	2.62	0.52
31:BA:9:G:H5'	35:BH:122:GLU:OE2	2.08	0.52
31:BA:132:C:O2'	31:BA:133:U:H5'	2.10	0.52
31:BA:376:G:H4'	46:BS:5:ARG:HD3	1.91	0.52
31:BA:376:G:O2'	31:BA:377:G:H5'	2.08	0.52
31:BA:1092:A:C2	31:BA:1183:A:C2	2.97	0.52
31:BA:1314:C:H2'	31:BA:1315:U:C6	2.44	0.52
33:BF:186:PHE:HD1	33:BF:198:VAL:O	1.91	0.52
34:BG:3:ARG:NH2	34:BG:5:ILE:HD13	2.24	0.52
34:BG:31:CYS:O	34:BG:33:MET:N	2.37	0.52
39:BL:28:VAL:HG22	39:BL:63:ILE:HB	1.92	0.52
39:BL:63:ILE:HG22	39:BL:64:THR:N	2.25	0.52
40:BM:7:LYS:C	40:BM:8:LEU:HD12	2.30	0.52
42:BO:79:GLU:HG3	42:BO:80:HIS:N	2.23	0.52
44:BQ:47:LEU:O	44:BQ:50:LYS:N	2.42	0.52
49:BV:76:PRO:HB2	49:BV:78:ARG:CZ	2.40	0.52
50:BW:32:ALA:O	50:BW:36:LEU:HB2	2.09	0.52
50:BW:71:THR:HG22	50:BW:72:LEU:N	2.24	0.52
52:BB:19:G:O2'	52:BB:20:U:P	2.68	0.52
54:CA:115:G:H1	54:CA:312:C:H42	1.55	0.52
54:CA:176:C:O2'	54:CA:177:C:H5'	2.09	0.52
54:CA:551:U:H2'	54:CA:552:U:C6	2.44	0.52
54:CA:566:G:C4'	54:CA:567:G:OP1	2.56	0.52
54:CA:748:C:O2'	54:CA:749:C:OP2	2.23	0.52
54:CA:817:C:H4'	54:CA:818:G:OP1	2.07	0.52
54:CA:948:C:O2'	54:CA:949:A:H5'	2.09	0.52
54:CA:1347:G:H2'	54:CA:1348:U:OP2	2.10	0.52
35:CH:78:HIS:HA	38:CK:105:ARG:HB2	1.91	0.52
38:CK:25:ASP:OD1	38:CK:25:ASP:N	2.41	0.52
39:CL:9:ARG:HG2	39:CL:104:ARG:HD2	1.92	0.52
39:CL:53:VAL:HG21	39:CL:92:TYR:CD1	2.45	0.52
41:CN:17:GLY:HA3	41:CN:77:MET:HE3	1.91	0.52
43:CP:68:GLY:HA3	6:DG:116:ASP:OD2	2.09	0.52
44:CQ:23:ARG:HD2	44:CQ:28:GLY:O	2.10	0.52
55:DA:142:G:H2'	55:DA:143:C:H6	1.74	0.52
55:DA:389:G:H22	11:DO:72:PRO:CG	2.22	0.52
55:DA:896:A:H2	21:DV:178:GLU:OE2	1.84	0.52
55:DA:1088:A:H3'	55:DA:1088:A:N3	2.24	0.52
55:DA:1266:G:O2'	55:DA:2012:G:N1	2.41	0.52
55:DA:1653:G:C6	13:D0:9:LYS:HG2	2.44	0.52

*Continued on next page...*

*Continued from previous page...*

Atom-1	Atom-2	Interatomic distance (Å)	Clash overlap (Å)
55:DA:2096:U:H2'	55:DA:2097:C:C6	2.44	0.52
55:DA:2112:G:C2'	55:DA:2113:U:H5''	2.40	0.52
55:DA:2656:U:N3	55:DA:2665:A:C2	2.76	0.52
55:DA:2729:G:C1'	4:DE:187:ALA:HB2	2.35	0.52
3:DD:35:LYS:HZ3	3:DD:104:TYR:HD1	1.57	0.52
3:DD:75:ILE:HD13	3:DD:99:ASP:OD1	2.10	0.52
4:DE:63:LEU:O	4:DE:64:LYS:HB2	2.10	0.52
4:DE:197:ILE:HD11	4:DE:199:ARG:NH1	2.23	0.52
56:DI:18:LEU:O	56:DI:19:GLU:C	2.48	0.52
8:DK:3:VAL:HB	8:DK:37:VAL:O	2.09	0.52
8:DK:77:LEU:HD11	8:DK:140:LEU:HA	1.89	0.52
57:DY:132:ASP:C	57:DY:134:LEU:HD22	2.29	0.52
58:DL:109:LYS:CB	58:DL:120:LEU:HD21	2.40	0.52
56:DJ:13:SER:OG	56:DJ:17:VAL:HG13	2.10	0.52
9:DM:43:THR:HB	9:DM:46:VAL:HG12	1.89	0.52
11:DO:147:LEU:O	11:DO:148:LEU:CB	2.57	0.52
19:DT:14:SER:H	19:DT:17:ALA:HB3	1.74	0.52
20:DU:44:ILE:CD1	20:DU:45:VAL:HG23	2.39	0.52
21:DV:118:GLN:HE21	21:DV:118:GLN:CA	1.97	0.52
21:DV:174:VAL:O	21:DV:175:VAL:CB	2.57	0.52
27:D5:58:LEU:HD13	27:D5:60:VAL:CB	2.34	0.52
1:AA:387:U:C6	1:AA:387:U:P	3.03	0.52
1:AA:816:C:O2'	1:AA:817:C:H5'	2.10	0.52
1:AA:1059:G:H2'	1:AA:1060:U:C6	2.44	0.52
1:AA:1131:G:H4'	9:AM:82:LEU:HB2	1.91	0.52
1:AA:1174:A:H3'	1:AA:1175:U:H4'	1.90	0.52
1:AA:1365:A:OP2	23:AZ:3:LYS:HB2	2.09	0.52
1:AA:1666:G:H2'	1:AA:1667:G:O4'	2.09	0.52
1:AA:1991:U:H2'	1:AA:1992:G:H5'	1.91	0.52
1:AA:2290:G:H4'	1:AA:2381:C:O2'	2.09	0.52
1:AA:2861:G:H2'	1:AA:2862:G:H8	1.74	0.52
2:AB:24:G:H1'	2:AB:27:C:N4	2.24	0.52
3:AD:48:ARG:NH1	3:AD:48:ARG:HG3	2.23	0.52
4:AE:95:ILE:HD12	4:AE:95:ILE:H	1.73	0.52
5:AF:121:GLY:O	5:AF:122:LYS:HD3	2.09	0.52
6:AG:130:ASN:OD1	6:AG:160:VAL:HA	2.09	0.52
8:AK:82:ARG:NE	54:CA:56:U:H4'	2.20	0.52
11:AO:9:ASN:CB	11:AO:10:PRO:HD2	2.40	0.52
14:AQ:69:VAL:HG13	14:AQ:101:LEU:CD2	2.39	0.52
16:A1:90:VAL:HG13	17:A2:39:LEU:CB	2.40	0.52
20:AU:15:VAL:CB	20:AU:22:GLY:HA3	2.23	0.52

*Continued on next page...*

*Continued from previous page...*

Atom-1	Atom-2	Interatomic distance (Å)	Clash overlap (Å)
20:AU:43:ASN:HB3	20:AU:64:GLU:HA	1.89	0.52
28:A6:10:LEU:HA	30:A8:34:TRP:CH2	2.44	0.52
28:A6:15:GLU:CD	28:A6:44:ARG:NH2	2.63	0.52
31:BA:1058:G:H2'	31:BA:1059:C:O4'	2.09	0.52
31:BA:1260:C:O5'	31:BA:1284:C:H4'	2.09	0.52
31:BA:1316:G:H4'	44:BQ:18:VAL:CG1	2.39	0.52
35:BH:78:HIS:CB	38:BK:104:ARG:HD2	2.34	0.52
37:BJ:63:LYS:HG3	37:BJ:64:GLN:OE1	2.09	0.52
38:BK:6:ILE:HD12	38:BK:6:ILE:N	2.25	0.52
39:BL:3:GLN:CD	39:BL:20:ARG:HH12	2.12	0.52
41:BN:105:VAL:HG23	41:BN:105:VAL:O	2.09	0.52
42:BO:46:LYS:CG	42:BO:47:LYS:N	2.71	0.52
42:BO:47:LYS:HB3	42:BO:48:PRO:HD3	1.84	0.52
54:CA:37:U:O2'	54:CA:38:G:H5'	2.10	0.52
54:CA:522:C:O2'	54:CA:523:A:H5'	2.09	0.52
54:CA:1452:C:H2'	54:CA:1453:G:OP2	2.10	0.52
34:CG:141:ARG:HB3	34:CG:142:PRO:HD2	1.92	0.52
35:CH:107:ARG:HG2	35:CH:108:ALA:N	2.24	0.52
37:CJ:115:ARG:O	37:CJ:118:VAL:HG13	2.09	0.52
39:CL:48:GLU:N	39:CL:49:PRO:CD	2.71	0.52
44:CQ:24:CYS:HB3	44:CQ:40:CYS:HB3	1.92	0.52
55:DA:502:A:H2'	55:DA:503:A:H5'	1.90	0.52
55:DA:506:G:O3'	55:DA:507:A:H8	1.92	0.52
55:DA:957:A:OP1	12:DP:76:LYS:HD2	2.09	0.52
55:DA:1272:A:H5'	55:DA:1273:U:OP2	2.09	0.52
55:DA:1280:G:H2'	55:DA:1281:G:H5''	1.91	0.52
55:DA:1445:C:H2'	55:DA:1446:C:H6	1.74	0.52
55:DA:2574:G:O2'	4:DE:143:ASN:HB3	2.10	0.52
2:DB:21:G:H2'	2:DB:22:U:O4'	2.10	0.52
3:DD:35:LYS:CE	3:DD:104:TYR:CD1	2.93	0.52
4:DE:174:ASP:OD2	4:DE:175:VAL:N	2.38	0.52
7:DH:18:GLU:O	7:DH:24:VAL:HA	2.10	0.52
8:DK:101:LEU:C	8:DK:101:LEU:HD23	2.30	0.52
57:DY:15:GLU:O	57:DY:16:ASN:HB2	2.09	0.52
57:DY:23:SER:OG	57:DY:68:LEU:HB3	2.09	0.52
58:DL:14:ALA:CA	58:DL:49:GLY:HA3	2.15	0.52
58:DL:53:VAL:HG12	58:DL:72:PRO:CG	2.38	0.52
9:DM:39:ARG:NH1	9:DM:41:ASP:OD1	2.42	0.52
9:DM:131:GLN:NE2	9:DM:132:ALA:H	2.07	0.52
12:DP:31:ASP:N	12:DP:106:VAL:O	2.42	0.52
12:DP:35:VAL:HG22	12:DP:36:ALA:N	2.25	0.52

*Continued on next page...*

*Continued from previous page...*

Atom-1	Atom-2	Interatomic distance (Å)	Clash overlap (Å)
14:DQ:34:HIS:HB3	14:DQ:53:SER:HB3	1.92	0.52
30:D8:51:ALA:N	30:D8:53:PRO:HD2	2.24	0.52
1:AA:80:G:O2'	1:AA:81:G:H5'	2.09	0.52
1:AA:607:U:O2	1:AA:620:G:C8	2.63	0.52
1:AA:788:A:O2'	1:AA:789:A:P	2.68	0.52
1:AA:954:G:N3	1:AA:954:G:H2'	2.24	0.52
1:AA:1024:G:O6	1:AA:1025:G:N1	2.42	0.52
1:AA:1652:A:H3'	1:AA:1653:G:C8	2.45	0.52
1:AA:2016:U:H1'	27:A5:6:VAL:HG22	1.91	0.52
1:AA:2081:C:O2'	1:AA:2082:A:H5'	2.10	0.52
1:AA:2250:G:H2'	1:AA:2496:C:OP1	2.09	0.52
1:AA:2467:C:H4'	12:AP:123:HIS:CD2	2.45	0.52
1:AA:2637:U:H5''	1:AA:2638:G:OP2	2.10	0.52
1:AA:2723:C:OP1	4:AE:109:LYS:HE2	2.09	0.52
1:AA:2757:A:H2	7:AH:64:LEU:HD23	1.75	0.52
1:AA:2815:C:O2'	27:A5:43:HIS:CD2	2.62	0.52
2:AB:8:U:H2'	2:AB:9:G:C8	2.45	0.52
2:AB:39:A:N1	2:AB:44:G:C6	2.78	0.52
3:AD:34:VAL:C	3:AD:35:LYS:HG3	2.29	0.52
3:AD:176:ARG:HG2	3:AD:176:ARG:NH1	2.20	0.52
4:AE:9:VAL:CG2	4:AE:10:GLY:N	2.61	0.52
6:AG:111:LEU:CD1	6:AG:120:LEU:HD11	2.39	0.52
6:AG:142:PRO:HG2	6:AG:143:GLU:OE2	2.10	0.52
7:AH:4:ILE:HD11	7:AH:7:LEU:CG	2.40	0.52
14:AQ:110:LEU:HD22	14:AQ:111:GLU:H	1.74	0.52
17:A2:81:TYR:HB2	17:A2:83:ARG:NH1	2.25	0.52
19:AT:65:ARG:HG3	19:AT:65:ARG:NH1	2.21	0.52
31:BA:105:G:H2'	31:BA:106:C:C6	2.44	0.52
31:BA:533:A:O2'	31:BA:534:U:OP1	2.24	0.52
31:BA:1026:G:C6	31:BA:1036:G:N2	2.77	0.52
31:BA:1027:C:O2'	31:BA:1028:C:P	2.67	0.52
31:BA:1098:C:H2'	31:BA:1099:G:O4'	2.08	0.52
31:BA:1329:A:H4'	43:BP:24:GLY:O	2.10	0.52
31:BA:1343:G:H2'	31:BA:1344:C:H6	1.68	0.52
31:BA:1347:G:HO2'	31:BA:1373:G:H1	1.57	0.52
32:BE:78:GLN:HA	32:BE:94:ASN:OD1	2.09	0.52
33:BF:16:ARG:CA	33:BF:16:ARG:HH11	2.22	0.52
35:BH:9:LYS:O	35:BH:33:VAL:HG23	2.08	0.52
37:BJ:20:ASP:O	37:BJ:23:VAL:HB	2.10	0.52
40:BM:23:ILE:HA	40:BM:26:ALA:HB3	1.92	0.52
42:BO:37:CYS:HA	42:BO:57:LYS:O	2.09	0.52

*Continued on next page...*

*Continued from previous page...*

Atom-1	Atom-2	Interatomic distance (Å)	Clash overlap (Å)
43:BP:8:GLU:OE1	43:BP:22:ILE:HG12	2.10	0.52
43:BP:22:ILE:CB	43:BP:25:ILE:HG12	2.15	0.52
43:BP:45:VAL:HA	43:BP:48:LEU:HD22	1.91	0.52
50:BW:67:ALA:HA	50:BW:73:HIS:CA	2.40	0.52
53:B1:43:U:H2'	53:B1:44:U:H5'	1.91	0.52
54:CA:134:A:N6	46:CS:25:ARG:NH1	2.58	0.52
54:CA:152:A:N6	54:CA:169:C:N4	2.56	0.52
54:CA:153:C:H2'	54:CA:154:C:C6	2.44	0.52
54:CA:501:C:H2'	54:CA:502:G:C8	2.41	0.52
54:CA:671:G:H2'	54:CA:672:U:H6	1.74	0.52
54:CA:766:A:H61	54:CA:1511:G:H1'	1.75	0.52
54:CA:965:A:H4'	54:CA:966:G:C5'	2.40	0.52
54:CA:1055:A:H4'	33:CF:161:GLU:OE1	2.10	0.52
32:CE:55:PHE:HA	32:CE:58:ILE:CG1	2.39	0.52
32:CE:82:ARG:NH1	32:CE:86:GLU:OE2	2.43	0.52
33:CF:62:ASP:HA	33:CF:97:LYS:HD2	1.91	0.52
40:CM:3:LYS:O	40:CM:100:THR:HA	2.10	0.52
50:CW:35:THR:O	50:CW:39:LYS:HG3	2.10	0.52
50:CW:89:ARG:HH21	50:CW:89:ARG:HG3	1.74	0.52
53:C1:37:G:H3'	53:C1:38:U:C6	2.44	0.52
55:DA:119:A:H4'	55:DA:120:U:OP1	2.09	0.52
55:DA:729:G:OP2	3:DD:13:ARG:NH1	2.41	0.52
55:DA:1292:U:H2'	55:DA:1293:C:H6	1.73	0.52
55:DA:1329:U:H5''	55:DA:1330:C:C5	2.45	0.52
55:DA:1871:A:H2'	55:DA:1872:A:C8	2.44	0.52
55:DA:1964:G:OP1	55:DA:1964:G:C8	2.62	0.52
55:DA:2346:A:O3'	28:D6:39:TYR:OH	2.27	0.52
55:DA:2552:U:H2'	55:DA:2554:U:H5''	1.91	0.52
3:DD:65:ILE:H	3:DD:65:ILE:HD12	1.74	0.52
6:DG:41:GLN:HE21	6:DG:60:LEU:HD12	1.75	0.52
6:DG:104:GLU:O	6:DG:108:ASN:HB2	2.09	0.52
57:DY:24:PHE:CZ	57:DY:88:ALA:CB	2.84	0.52
57:DY:27:VAL:CA	57:DY:111:LEU:N	2.68	0.52
57:DY:135:ARG:HB2	56:DJ:19:GLU:CD	2.30	0.52
58:DL:11:GLN:CB	58:DL:41:PHE:CZ	2.91	0.52
58:DL:102:GLU:HG2	58:DL:103:GLN:H	1.75	0.52
58:DL:105:LEU:C	58:DL:107:ILE:N	2.62	0.52
9:DM:35:ARG:HB2	9:DM:42:TRP:CZ3	2.45	0.52
9:DM:98:VAL:HG13	9:DM:99:LEU:N	2.25	0.52
9:DM:131:GLN:HE21	9:DM:131:GLN:N	2.07	0.52
10:DN:64:ARG:O	10:DN:82:ASN:HA	2.09	0.52

*Continued on next page...*



*Continued from previous page...*

Atom-1	Atom-2	Interatomic distance (Å)	Clash overlap (Å)
10:DN:107:ARG:CZ	15:DR:36:GLU:HB3	2.40	0.52
14:DQ:71:ARG:CG	14:DQ:104:GLY:HA2	2.32	0.52
16:D1:34:LYS:HA	16:D1:34:LYS:CE	2.31	0.52
27:D5:13:LYS:HG2	27:D5:16:ARG:HH21	1.74	0.52
30:D8:37:SER:O	30:D8:40:GLU:HB3	2.09	0.52
1:AA:58:G:H2'	1:AA:59:U:C6	2.45	0.52
1:AA:483:A:H3'	1:AA:484:C:H6	1.74	0.52
1:AA:527:C:O2	1:AA:2779:U:C5	2.63	0.52
1:AA:691:C:H2'	1:AA:692:C:H6	1.74	0.52
1:AA:946:G:O6	1:AA:972:G:C2	2.62	0.52
1:AA:1114:G:H2'	1:AA:1115:G:C8	2.44	0.52
1:AA:1254:A:H5'	1:AA:1255:U:H5'	1.92	0.52
1:AA:1838:C:H5'	1:AA:1839:G:OP1	2.09	0.52
1:AA:2461:C:H2'	1:AA:2462:U:H6	1.74	0.52
1:AA:2646:C:O5'	1:AA:2646:C:H6	1.93	0.52
1:AA:2688:U:H3'	1:AA:2688:U:O2	2.10	0.52
2:AB:27:C:C4	2:AB:28:C:C4	2.98	0.52
3:AD:122:ASP:OD1	3:AD:123:ALA:N	2.42	0.52
4:AE:48:GLN:HE22	4:AE:64:LYS:HE3	1.75	0.52
4:AE:60:ASN:C	4:AE:62:PRO:CD	2.67	0.52
5:AF:46:ARG:HG2	5:AF:46:ARG:NH1	2.18	0.52
11:AO:101:VAL:HG13	11:AO:102:ARG:N	2.25	0.52
11:AO:148:LEU:N	11:AO:148:LEU:HD23	2.24	0.52
12:AP:42:ILE:HD13	12:AP:97:VAL:HB	1.91	0.52
12:AP:42:ILE:HA	12:AP:46:GLN:OE1	2.09	0.52
12:AP:82:ARG:NH1	12:AP:82:ARG:CG	2.70	0.52
14:AQ:11:LYS:CD	14:AQ:15:ARG:HH21	2.23	0.52
15:AR:53:ARG:HD3	15:AR:60:THR:OG1	2.09	0.52
19:AT:64:LYS:HZ3	19:AT:73:ARG:NH2	2.08	0.52
21:AV:37:VAL:HG23	21:AV:38:TYR:N	2.25	0.52
22:A3:72:ARG:HG3	22:A3:72:ARG:NH1	2.22	0.52
25:AX:4:LEU:CD2	25:AX:56:VAL:HG13	2.39	0.52
31:BA:338:A:H61	31:BA:351:G:H1	1.58	0.52
31:BA:389:A:H3'	31:BA:390:C:H6	1.74	0.52
31:BA:641:U:H4'	31:BA:642:A:OP1	2.10	0.52
31:BA:794:A:C2	31:BA:795:C:C2	2.98	0.52
31:BA:960:U:O4	31:BA:1225:A:H1'	2.10	0.52
31:BA:1064:G:O2'	31:BA:1190:G:N2	2.42	0.52
31:BA:1144:G:N2	31:BA:1146:A:H62	2.08	0.52
31:BA:1453:G:H3'	50:BW:39:LYS:NZ	2.23	0.52
33:BF:16:ARG:HH11	33:BF:16:ARG:HA	1.74	0.52

*Continued on next page...*

*Continued from previous page...*

Atom-1	Atom-2	Interatomic distance (Å)	Clash overlap (Å)
33:BF:57:ILE:HG23	33:BF:64:VAL:HG13	1.92	0.52
37:BJ:18:TYR:CE2	37:BJ:59:LEU:HB2	2.43	0.52
38:BK:38:ILE:HD11	38:BK:118:VAL:O	2.10	0.52
43:BP:70:LEU:HD13	43:BP:71:ARG:H	1.73	0.52
48:BU:30:ASP:C	48:BU:32:ARG:H	2.13	0.52
49:BV:5:LEU:HD13	49:BV:6:LYS:N	2.25	0.52
52:BB:46:G:H5''	52:BB:47:U:OP2	2.10	0.52
54:CA:640:A:O2'	38:CK:115:SER:HB3	2.09	0.52
54:CA:723:U:OP1	53:C1:37:G:O2'	2.28	0.52
54:CA:1151:A:H1'	40:CM:39:PRO:CB	2.39	0.52
54:CA:1199:U:H4'	40:CM:54:PHE:CZ	2.44	0.52
36:CI:42:GLU:O	36:CI:44:GLY:N	2.43	0.52
36:CI:79:LEU:O	36:CI:85:VAL:HG11	2.10	0.52
42:CO:28:LYS:C	42:CO:30:ALA:N	2.61	0.52
42:CO:33:ARG:HA	42:CO:33:ARG:HE	1.74	0.52
43:CP:15:VAL:HG12	43:CP:19:LEU:HD21	1.92	0.52
52:CD:18:G:HO2'	52:CD:19:G:P	2.33	0.52
52:CB:10:G:O2'	52:CB:11:C:OP1	2.28	0.52
55:DA:440:G:H2'	55:DA:441:U:H6	1.75	0.52
55:DA:654(M):C:C2'	55:DA:654(N):G:OP1	2.58	0.52
55:DA:895:U:C5'	55:DA:896:A:OP2	2.58	0.52
55:DA:1048:A:C5	55:DA:1049:C:C5	2.98	0.52
55:DA:1079:C:C4	55:DA:1088:A:C8	2.97	0.52
55:DA:1084:A:H1'	57:DY:53:VAL:CG2	2.40	0.52
55:DA:1936:A:H4'	55:DA:1937:A:OP2	2.08	0.52
55:DA:2723:C:H5''	13:D0:1:MET:CG	2.40	0.52
55:DA:2891:G:H5'	55:DA:2892:A:OP1	2.09	0.52
4:DE:63:LEU:O	4:DE:64:LYS:CB	2.58	0.52
5:DF:129:PHE:O	5:DF:142:TRP:CD1	2.63	0.52
5:DF:155:LEU:HD13	5:DF:174:VAL:HG22	1.92	0.52
6:DG:6:ALA:CB	26:D4:23:GLU:HG3	2.39	0.52
6:DG:16:ARG:HH11	6:DG:16:ARG:CG	2.15	0.52
7:DH:161:GLY:O	7:DH:163:TYR:HD1	1.93	0.52
8:DK:112:LYS:O	8:DK:113:ARG:HB2	2.09	0.52
57:DY:98:LYS:CB	57:DY:102:LYS:HE3	2.40	0.52
57:DY:118:THR:OG1	57:DY:119:ALA:N	2.39	0.52
57:DY:129:PRO:C	57:DY:130:THR:OG1	2.48	0.52
57:DY:142:LEU:C	57:DY:142:LEU:CD2	2.78	0.52
58:DL:105:LEU:HD12	58:DL:106:GLU:HB2	1.91	0.52
58:DL:112:MET:CE	58:DL:118:THR:O	2.57	0.52
11:DO:29:LYS:HD2	11:DO:30:THR:HG22	1.91	0.52

*Continued on next page...*

*Continued from previous page...*

Atom-1	Atom-2	Interatomic distance (Å)	Clash overlap (Å)
11:DO:90:ARG:NH2	11:DO:91:PHE:HB3	2.25	0.52
15:DR:110:ILE:HG22	15:DR:111:ARG:NH1	2.24	0.52
23:DZ:89:GLU:OE2	23:DZ:93:GLU:OE1	2.28	0.52
30:D8:56:GLU:N	30:D8:56:GLU:OE1	2.43	0.52
1:AA:332:A:H4'	1:AA:333:G:OP1	2.10	0.52
1:AA:384:U:O2'	1:AA:385:C:H5'	2.06	0.52
1:AA:753:C:H2'	1:AA:754:C:H6	1.75	0.52
1:AA:839:U:H2'	1:AA:840:C:C6	2.45	0.52
1:AA:1024:G:C6	1:AA:1025:G:C6	2.98	0.52
1:AA:1427:A:H8	1:AA:1427:A:OP1	1.93	0.52
1:AA:1488:G:H5'	1:AA:1489:U:OP2	2.10	0.52
1:AA:1654:A:H2	4:AE:113:PHE:CD2	2.28	0.52
1:AA:1833:U:O2'	1:AA:1969:A:N1	2.39	0.52
1:AA:1856:G:H2'	1:AA:1857:G:C5'	2.40	0.52
1:AA:2112:G:O2'	1:AA:2113:U:H5''	2.10	0.52
1:AA:2238:G:H5''	1:AA:2239:G:OP1	2.10	0.52
1:AA:2468:G:C2'	1:AA:2469:A:H5''	2.40	0.52
1:AA:2612:C:C5	1:AA:2613:U:C5	2.97	0.52
4:AE:47:VAL:HG12	4:AE:48:GLN:N	2.22	0.52
5:AF:164:ARG:HH11	5:AF:164:ARG:HG2	1.74	0.52
8:AK:101:LEU:HG	8:AK:109:ILE:CD1	2.35	0.52
9:AM:30:ILE:HG22	9:AM:34:LEU:HD23	1.90	0.52
12:AP:32:TYR:CZ	12:AP:111:GLU:HB2	2.45	0.52
12:AP:89:ASN:N	12:AP:89:ASN:ND2	2.54	0.52
13:A0:104:ARG:HH11	13:A0:104:ARG:CB	2.23	0.52
14:AQ:78:LEU:HD11	14:AQ:107:GLU:HG3	1.92	0.52
15:AR:12:SER:C	15:AR:14:TYR:H	2.13	0.52
18:AS:47:VAL:O	18:AS:50:VAL:HG12	2.10	0.52
26:A4:35:VAL:C	26:A4:37:SER:N	2.59	0.52
31:BA:436:C:H2'	31:BA:437:U:C6	2.45	0.52
31:BA:966:G:C2	52:BC:34:G:H5'	2.45	0.52
32:BE:216:SER:C	32:BE:218:ALA:H	2.12	0.52
34:BG:128:VAL:HG12	34:BG:129:ASN:HD22	1.74	0.52
35:BH:9:LYS:CB	35:BH:112:LEU:HD11	2.40	0.52
42:BO:18:VAL:O	42:BO:19:ARG:HB3	2.10	0.52
42:BO:55:VAL:HG13	42:BO:68:ALA:O	2.08	0.52
42:BO:60:LEU:HD21	42:BO:66:VAL:HG23	1.92	0.52
45:BR:64:ARG:HH12	45:BR:68:ARG:HH21	1.57	0.52
51:BX:9:ARG:NH2	51:BX:10:ARG:HE	2.07	0.52
52:BB:11:C:H6	52:BB:11:C:O5'	1.93	0.52
54:CA:67:C:H2'	54:CA:68:G:H8	1.71	0.52

*Continued on next page...*

*Continued from previous page...*

Atom-1	Atom-2	Interatomic distance (Å)	Clash overlap (Å)
54:CA:74:C:C4	54:CA:75:C:C5	2.98	0.52
54:CA:288:A:H2'	54:CA:289:G:H4'	1.91	0.52
54:CA:297:G:H4'	54:CA:557:G:H4'	1.91	0.52
54:CA:644:G:C4'	38:CK:92:ARG:HH21	2.21	0.52
54:CA:817:C:H1'	54:CA:819:A:H5'	1.91	0.52
32:CE:44:LEU:HD12	32:CE:44:LEU:N	2.24	0.52
32:CE:67:THR:HG21	32:CE:155:LEU:CD1	2.39	0.52
32:CE:163:PHE:HD2	32:CE:185:ILE:HG13	1.75	0.52
35:CH:10:MET:HB2	35:CH:32:VAL:HG22	1.91	0.52
37:CJ:38:LEU:O	37:CJ:42:ILE:HG13	2.09	0.52
37:CJ:87:VAL:CG2	37:CJ:154:TYR:HB2	2.40	0.52
37:CJ:115:ARG:HB2	37:CJ:118:VAL:HG13	1.91	0.52
38:CK:85:ARG:HD3	38:CK:88:LYS:HG2	1.92	0.52
38:CK:85:ARG:NE	38:CK:87:SER:O	2.43	0.52
41:CN:48:ILE:HD11	41:CN:64:ALA:HA	1.92	0.52
42:CO:38:THR:HG23	42:CO:57:LYS:HB3	1.92	0.52
49:CV:83:HIS:O	49:CV:85:LYS:N	2.43	0.52
50:CW:35:THR:O	50:CW:38:LYS:HB2	2.09	0.52
52:CD:1:G:H2'	52:CD:2:C:OP1	2.10	0.52
55:DA:90:U:H1'	55:DA:91:A:C8	2.44	0.52
55:DA:286:C:O2'	55:DA:287:C:H5'	2.10	0.52
55:DA:606:U:H4'	55:DA:658:C:H4'	1.92	0.52
55:DA:782:A:H4'	55:DA:783:A:O5'	2.10	0.52
55:DA:911:A:H2'	12:DP:9:TYR:OH	2.10	0.52
55:DA:1103:A:C8	55:DA:1103:A:H5'	2.44	0.52
55:DA:1936:A:C2	55:DA:1945:G:C6	2.98	0.52
4:DE:14:ILE:O	4:DE:15:PHE:HB2	2.08	0.52
5:DF:89:VAL:HG12	5:DF:90:PHE:N	2.25	0.52
6:DG:33:ARG:O	6:DG:162:THR:HG23	2.10	0.52
7:DH:26:VAL:O	7:DH:27:LYS:O	2.28	0.52
7:DH:143:GLN:HE22	7:DH:147:ASN:ND2	2.04	0.52
58:DL:144:VAL:O	58:DL:145:LYS:HB2	2.09	0.52
9:DM:6:PRO:CG	9:DM:41:ASP:HB2	2.40	0.52
10:DN:5:GLN:O	10:DN:20:MET:HE2	2.08	0.52
11:DO:39:LYS:HA	11:DO:45:LEU:HD13	1.91	0.52
13:D0:1:MET:O	13:D0:2:ARG:CB	2.57	0.52
19:DT:3:THR:HG22	19:DT:6:ASP:OD2	2.09	0.52
19:DT:44:GLU:HB3	19:DT:49:VAL:O	2.09	0.52
23:DZ:70:VAL:O	23:DZ:74:VAL:HG23	2.10	0.52
23:DZ:80:LEU:N	23:DZ:80:LEU:HD13	2.25	0.52
24:DW:28:LYS:NZ	24:DW:56:GLN:NE2	2.58	0.52

*Continued on next page...*

*Continued from previous page...*

Atom-1	Atom-2	Interatomic distance (Å)	Clash overlap (Å)
27:D5:51:TYR:O	27:D5:56:LYS:HE2	2.09	0.52
28:D6:41:PRO:HG3	28:D6:47:THR:OG1	2.10	0.52
1:AA:389:G:O6	11:AO:70:GLN:HB3	2.10	0.52
1:AA:654(R):C:C2	1:AA:654(S):G:C8	2.98	0.52
1:AA:674:G:H1'	5:AF:74:ARG:CD	2.28	0.52
1:AA:956:G:C5'	1:AA:957:A:OP2	2.58	0.52
1:AA:1055:G:H2'	1:AA:1056:G:C5'	2.39	0.52
1:AA:1209:G:O3'	1:AA:1212:G:H5'	2.09	0.52
1:AA:1248:G:H2'	16:A1:3:ARG:HA	1.90	0.52
1:AA:1278:A:H4'	13:A0:34:ILE:CD1	2.40	0.52
1:AA:1494:A:H2'	1:AA:1495:A:H8	1.75	0.52
1:AA:1668:A:H2'	1:AA:1674:G:N7	2.25	0.52
1:AA:2320:A:H61	1:AA:2333:A:H2'	1.74	0.52
1:AA:2393:A:OP2	30:A8:30:ARG:HB2	2.10	0.52
1:AA:2786:U:O4'	4:AE:64:LYS:HA	2.09	0.52
3:AD:35:LYS:HA	3:AD:64:ILE:CG2	2.40	0.52
3:AD:35:LYS:CG	3:AD:64:ILE:N	2.63	0.52
3:AD:130:ALA:HB2	3:AD:192:THR:HB	1.92	0.52
3:AD:171:ASP:O	3:AD:187:GLY:N	2.41	0.52
4:AE:129:HIS:O	4:AE:130:GLY:C	2.48	0.52
7:AH:86:GLU:HA	7:AH:132:ARG:CB	2.37	0.52
8:AK:82:ARG:CD	8:AK:146:ALA:HB2	2.40	0.52
9:AM:103:VAL:O	9:AM:106:MET:N	2.37	0.52
10:AN:104:ARG:HH11	10:AN:104:ARG:CB	2.17	0.52
17:A2:47:VAL:HG22	17:A2:47:VAL:O	2.10	0.52
17:A2:70:ILE:O	17:A2:71:LEU:CB	2.57	0.52
18:AS:47:VAL:HA	18:AS:50:VAL:HG12	1.92	0.52
18:AS:73:ALA:HB3	18:AS:106:ILE:CG1	2.36	0.52
24:AW:31:GLU:O	24:AW:34:GLU:HB2	2.10	0.52
28:A6:31:PRO:HB2	28:A6:33:LYS:CG	2.38	0.52
31:BA:92:G:H2'	31:BA:93:U:O4'	2.10	0.52
31:BA:812:C:O2'	31:BA:813:U:OP2	2.27	0.52
31:BA:1127:G:N2	31:BA:1145:C:C2	2.78	0.52
31:BA:1256:A:H62	31:BA:1278:U:H6	1.58	0.52
32:BE:5:ILE:HD13	32:BE:55:PHE:HB3	1.92	0.52
32:BE:5:ILE:O	32:BE:6:THR:HG22	2.09	0.52
32:BE:162:ILE:O	32:BE:185:ILE:HG12	2.10	0.52
34:BG:173:TRP:O	34:BG:186:LEU:HB2	2.09	0.52
34:BG:190:ASP:C	34:BG:192:GLU:N	2.63	0.52
36:BI:2:ARG:O	36:BI:66:GLU:HA	2.10	0.52
38:BK:127:LEU:H	38:BK:127:LEU:HD22	1.75	0.52

*Continued on next page...*

*Continued from previous page...*

Atom-1	Atom-2	Interatomic distance (Å)	Clash overlap (Å)
43:BP:56:LEU:HD13	43:BP:56:LEU:C	2.29	0.52
44:BQ:44:LEU:C	44:BQ:44:LEU:HD12	2.29	0.52
50:BW:29:LYS:O	50:BW:33:ILE:HG12	2.09	0.52
50:BW:50:GLU:HG3	50:BW:51:GLU:H	1.75	0.52
52:BB:24:G:H2'	52:BB:24:G:N3	2.25	0.52
53:B1:36:G:H2'	53:B1:37:G:C5'	2.31	0.52
54:CA:191(B):G:O2'	54:CA:191(C):G:H5'	2.09	0.52
54:CA:262:A:H2'	54:CA:263:A:C8	2.45	0.52
54:CA:563:A:H1'	54:CA:566:G:O2'	2.10	0.52
54:CA:595:G:N1	54:CA:641:U:H2'	2.24	0.52
54:CA:629:G:H5'	54:CA:630:G:OP2	2.07	0.52
54:CA:707:C:O2'	54:CA:708:C:H5'	2.10	0.52
54:CA:1128:C:H1'	54:CA:1146:A:H61	1.75	0.52
54:CA:1161:C:H2'	54:CA:1162:C:C6	2.45	0.52
34:CG:49:ARG:O	34:CG:50:ARG:C	2.48	0.52
35:CH:12:LEU:HD23	35:CH:13:ILE:H	1.74	0.52
35:CH:78:HIS:HE1	35:CH:143:ARG:H	1.56	0.52
35:CH:153:LYS:HB2	35:CH:153:LYS:NZ	2.25	0.52
38:CK:6:ILE:H	38:CK:6:ILE:CD1	2.20	0.52
46:CS:8:ARG:NH2	46:CS:15:PRO:HG3	2.24	0.52
52:CD:61:C:H2'	52:CD:62:C:C6	2.45	0.52
52:CC:72:C:H2'	52:CC:73:A:H5'	1.92	0.52
55:DA:30:G:H2'	55:DA:31:C:C6	2.44	0.52
55:DA:84:A:N6	55:DA:102:G:H1'	2.24	0.52
55:DA:279:C:H2'	55:DA:280:C:H6	1.74	0.52
55:DA:457:A:H1'	55:DA:459:U:C6	2.45	0.52
55:DA:686:G:O6	29:D7:12:ARG:NH1	2.40	0.52
55:DA:859:G:C2'	55:DA:860:U:OP2	2.57	0.52
55:DA:1800:C:OP1	3:DD:266:SER:OG	2.27	0.52
55:DA:2155:G:H2'	55:DA:2156:G:O4'	2.10	0.52
55:DA:2243:U:H2'	55:DA:2244:U:C6	2.45	0.52
55:DA:2331:G:O3'	22:D3:43:THR:HG22	2.09	0.52
2:DB:14:U:H4'	2:DB:106:G:N2	2.25	0.52
2:DB:30:C:N3	2:DB:31:C:H1'	2.25	0.52
2:DB:31:C:C2	2:DB:32:C:C5	2.98	0.52
3:DD:69:ARG:HD3	3:DD:105:ILE:CD1	2.37	0.52
6:DG:136:ARG:O	6:DG:137:GLU:C	2.47	0.52
56:DI:29:GLU:CD	56:DJ:6:GLU:CD	2.68	0.52
8:DK:110:ASP:HB3	8:DK:112:LYS:HG3	1.92	0.52
11:DO:85:LEU:HA	11:DO:88:LEU:CD2	2.34	0.52
11:DO:103:ALA:HB3	11:DO:105:LEU:CD1	2.39	0.52

*Continued on next page...*

*Continued from previous page...*

Atom-1	Atom-2	Interatomic distance (Å)	Clash overlap (Å)
12:DP:2:LEU:O	12:DP:3:MET:C	2.49	0.52
20:DU:47:LYS:HG2	20:DU:60:PHE:CD1	2.45	0.52
21:DV:185:GLU:OE1	21:DV:185:GLU:HA	2.09	0.52
26:D4:42:PHE:O	26:D4:44:THR:N	2.38	0.52
1:AA:84:A:N6	1:AA:102:G:C2'	2.71	0.52
1:AA:138:G:H22	19:AT:44:GLU:CD	2.13	0.52
1:AA:239:U:H2'	1:AA:240:G:O4'	2.10	0.52
1:AA:999:U:O2'	1:AA:1000:A:H5''	2.10	0.52
1:AA:1328:G:H2'	1:AA:1330:C:C5	2.45	0.52
1:AA:1341:U:O2	19:AT:80:ILE:HD13	2.10	0.52
1:AA:1462:C:H4'	1:AA:2703:C:H5'	1.91	0.52
1:AA:1536:A:OP1	1:AA:1537:C:N4	2.43	0.52
1:AA:2348:U:O4	1:AA:2382:G:C2	2.63	0.52
1:AA:2839:G:C5'	13:A0:46:GLY:HA2	2.40	0.52
2:AB:113:C:H2'	2:AB:114:G:C8	2.45	0.52
4:AE:171:GLU:HG2	4:AE:185:LYS:CG	2.41	0.52
6:AG:64:THR:OG1	6:AG:94:LEU:HD13	2.10	0.52
6:AG:74:LYS:O	6:AG:84:LYS:HD3	2.09	0.52
7:AH:86:GLU:O	7:AH:87:LEU:CB	2.57	0.52
7:AH:89:ILE:CD1	7:AH:129:THR:HB	2.37	0.52
8:AK:82:ARG:NH1	8:AK:146:ALA:HB2	2.25	0.52
11:AO:49:ARG:HD2	30:A8:58:ILE:HG22	1.91	0.52
25:AX:48:GLU:HA	25:AX:51:ALA:HB2	1.92	0.52
27:A5:42:PRO:O	27:A5:44:THR:HG23	2.10	0.52
31:BA:197:A:C6	31:BA:221:C:C4'	2.93	0.52
31:BA:261:U:OP2	50:BW:79:ARG:NH2	2.43	0.52
31:BA:433:C:O2'	31:BA:434:U:H5'	2.09	0.52
31:BA:452:A:O2'	46:BS:72:ARG:HG3	2.09	0.52
31:BA:518:C:H5''	31:BA:519:C:O5'	2.10	0.52
31:BA:680:C:H2'	31:BA:681:C:H6	1.76	0.52
31:BA:737:A:O2'	36:BI:72:VAL:CG1	2.58	0.52
31:BA:1067:A:O2'	31:BA:1068:G:P	2.68	0.52
31:BA:1151:A:H2'	31:BA:1152:A:H8	1.75	0.52
34:BG:173:TRP:NE1	34:BG:174:LEU:HG	2.25	0.52
38:BK:100:ILE:HD12	38:BK:125:ARG:HG3	1.91	0.52
40:BM:12:ASP:HB3	40:BM:15:THR:CG2	2.39	0.52
40:BM:30:SER:O	40:BM:81:THR:HG22	2.10	0.52
43:BP:34:LEU:O	43:BP:38:GLY:N	2.43	0.52
48:BU:44:LEU:HD12	48:BU:44:LEU:N	2.25	0.52
50:BW:48:LYS:HD2	50:BW:51:GLU:OE2	2.09	0.52
50:BW:51:GLU:O	50:BW:55:ILE:HG12	2.10	0.52

*Continued on next page...*

Continued from previous page...

Atom-1	Atom-2	Interatomic distance (Å)	Clash overlap (Å)
52:BB:55:U:H2'	52:BB:57:G:OP2	2.10	0.52
54:CA:313:A:H2'	54:CA:314:C:H6	1.73	0.52
54:CA:428:G:O2'	54:CA:429:U:OP2	2.26	0.52
54:CA:529:G:O6	42:CO:49:ASN:HA	2.10	0.52
54:CA:547:A:C4'	54:CA:548:G:O5'	2.34	0.52
54:CA:947:G:H2'	54:CA:948:C:C6	2.45	0.52
54:CA:1123:A:H4'	40:CM:36:GLY:HA3	1.91	0.52
54:CA:1157:A:H62	54:CA:1178:G:N2	2.08	0.52
32:CE:194:PRO:HG2	32:CE:195:ASP:H	1.75	0.52
32:CE:239:VAL:HG12	32:CE:240:GLN:CD	2.30	0.52
34:CG:9:CYS:O	34:CG:13:ARG:HG2	2.10	0.52
34:CG:47:ARG:HH21	53:C1:57:U:H5	1.52	0.52
37:CJ:26:PHE:CE2	37:CJ:30:ILE:HD11	2.45	0.52
37:CJ:91:VAL:HB	37:CJ:96:GLN:HG2	1.91	0.52
39:CL:95:LYS:HD3	39:CL:96:LEU:N	2.24	0.52
40:CM:70:ARG:HG3	40:CM:70:ARG:HH11	1.75	0.52
44:CQ:40:CYS:N	44:CQ:43:CYS:SG	2.83	0.52
46:CS:68:ASP:C	46:CS:70:ALA:N	2.63	0.52
50:CW:23:ARG:CA	50:CW:26:ASN:HD21	2.19	0.52
55:DA:489:G:N2	55:DA:1321:A:OP1	2.43	0.52
55:DA:917:A:O4'	55:DA:917:A:N3	2.43	0.52
55:DA:2653:U:H2'	55:DA:2654:A:C8	2.44	0.52
55:DA:2787:C:C1'	4:DE:62:PRO:HD3	2.34	0.52
2:DB:25:A:H2'	2:DB:26:A:O4'	2.10	0.52
4:DE:34:VAL:O	4:DE:35:GLN:HB2	2.09	0.52
6:DG:166:ASP:HA	6:DG:169:ALA:HB3	1.92	0.52
7:DH:10:PRO:O	7:DH:11:VAL:CG1	2.56	0.52
8:DK:79:ILE:HB	8:DK:141:LYS:O	2.09	0.52
57:DY:144:ALA:HB1	57:DY:145:PRO:CD	2.10	0.52
56:DJ:18:LEU:O	56:DJ:20:LEU:N	2.43	0.52
56:DJ:19:GLU:O	56:DJ:23:LEU:HB2	2.09	0.52
12:DP:109:VAL:HG13	12:DP:110:THR:N	2.23	0.52
13:D0:81:ASP:O	13:D0:82:GLU:HG2	2.10	0.52
14:DQ:7:TYR:CE2	14:DQ:91:PRO:HG3	2.44	0.52
14:DQ:60:GLY:O	14:DQ:61:ASN:CB	2.58	0.52
18:DS:82:LEU:HD12	18:DS:82:LEU:H	1.74	0.52
21:DV:35:ARG:NH1	21:DV:35:ARG:HB3	2.25	0.52
1:AA:99:U:H1'	1:AA:102:G:N3	2.25	0.51
1:AA:404:C:H1'	1:AA:406:G:N7	2.24	0.51
1:AA:440:G:H2'	1:AA:441:U:C6	2.45	0.51
1:AA:524:U:H2'	1:AA:525:U:C6	2.46	0.51

Continued on next page...



*Continued from previous page...*

Atom-1	Atom-2	Interatomic distance (Å)	Clash overlap (Å)
1:AA:547:A:H2'	1:AA:548:A:C8	2.45	0.51
1:AA:910:A:H62	12:AP:12:GLN:HA	1.75	0.51
1:AA:1033:U:O2	1:AA:2750:A:H2	1.93	0.51
1:AA:1585:C:H2'	1:AA:1585:C:O2	2.08	0.51
1:AA:1729:A:C6	1:AA:1731:G:N7	2.78	0.51
1:AA:1837:C:OP1	31:BA:784:C:H4'	2.10	0.51
1:AA:1856:G:O2'	1:AA:1857:G:H5'	2.10	0.51
1:AA:1915:U:O4	31:BA:1409:C:H4'	2.10	0.51
1:AA:1924:C:H2'	1:AA:1925:C:C1'	2.40	0.51
1:AA:2119:A:N1	1:AA:2171:A:H1'	2.24	0.51
1:AA:2162:G:H2'	1:AA:2163:C:C6	2.44	0.51
1:AA:2552:U:C2	1:AA:2554:U:H5'	2.46	0.51
3:AD:111:LEU:HD13	3:AD:112:GLN:N	2.25	0.51
4:AE:110:GLY:HA3	4:AE:162:ALA:HB2	1.91	0.51
6:AG:16:ARG:NE	6:AG:31:VAL:HG11	2.25	0.51
6:AG:101:ILE:O	6:AG:105:LYS:HG3	2.10	0.51
8:AK:53:ALA:O	8:AK:56:LYS:HG3	2.11	0.51
8:AK:72:LEU:O	8:AK:74:ASN:N	2.37	0.51
9:AM:11:PRO:HB2	9:AM:51:PHE:HE1	1.74	0.51
9:AM:137:LYS:NZ	9:AM:138:LEU:HD23	2.24	0.51
10:AN:47:ILE:O	10:AN:48:PRO:C	2.48	0.51
11:AO:59:LEU:CD2	11:AO:59:LEU:C	2.79	0.51
12:AP:2:LEU:O	12:AP:3:MET:HG2	2.10	0.51
12:AP:68:ILE:HD13	12:AP:103:MET:CG	2.40	0.51
12:AP:78:PRO:O	12:AP:79:LEU:CG	2.58	0.51
12:AP:83:MET:HB3	22:A3:8:GLY:HA2	1.91	0.51
21:AV:10:ARG:O	21:AV:36:LYS:HB2	2.10	0.51
27:A5:40:LYS:HZ2	27:A5:45:VAL:CA	2.22	0.51
30:A8:63:PRO:O	30:A8:64:TYR:O	2.27	0.51
31:BA:4:U:H3	38:BK:102:ARG:NH1	2.07	0.51
31:BA:123:C:OP1	31:BA:312:C:H5'	2.10	0.51
31:BA:209:U:O2'	31:BA:210:U:OP2	2.25	0.51
31:BA:373:A:O2'	31:BA:374:A:H5'	2.10	0.51
31:BA:438:G:H4'	34:BG:123:HIS:CE1	2.45	0.51
31:BA:438:G:OP1	34:BG:151:LYS:HE2	2.10	0.51
31:BA:451:A:H1'	31:BA:452:A:N7	2.24	0.51
31:BA:817:C:H4'	31:BA:818:G:OP1	2.09	0.51
31:BA:869:G:H4'	31:BA:872:A:H1'	1.92	0.51
31:BA:1067:A:N3	31:BA:1068:G:H1'	2.25	0.51
31:BA:1104:G:O2'	31:BA:1105:A:H5'	2.10	0.51
31:BA:1326:C:H2'	31:BA:1327:C:H6	1.74	0.51

*Continued on next page...*

*Continued from previous page...*

Atom-1	Atom-2	Interatomic distance (Å)	Clash overlap (Å)
32:BE:12:GLU:O	32:BE:15:VAL:N	2.42	0.51
32:BE:30:ARG:HB2	32:BE:46:LYS:NZ	2.25	0.51
32:BE:98:LEU:HB2	32:BE:101:MET:HE1	1.92	0.51
32:BE:187:LEU:HD11	32:BE:204:ASN:O	2.09	0.51
32:BE:195:ASP:C	32:BE:197:VAL:H	2.13	0.51
33:BF:62:ASP:C	33:BF:97:LYS:HB2	2.30	0.51
34:BG:150:GLU:N	34:BG:150:GLU:OE2	2.42	0.51
36:BI:6:VAL:CG1	36:BI:8:ILE:HD11	2.34	0.51
37:BJ:22:LEU:HG	37:BJ:62:PHE:CE2	2.41	0.51
40:BM:65:LEU:O	40:BM:65:LEU:HD23	2.11	0.51
41:BN:98:LEU:HA	41:BN:101:SER:HB3	1.91	0.51
47:BT:65:ILE:O	47:BT:66:SER:HB3	2.11	0.51
49:BV:11:VAL:HG21	49:BV:16:LEU:HD11	1.90	0.51
49:BV:29:ARG:O	49:BV:29:ARG:HG2	2.10	0.51
54:CA:192:U:O2'	54:CA:193:C:H5'	2.10	0.51
54:CA:632:A:H8	54:CA:633:G:C8	2.28	0.51
54:CA:652:U:O4	54:CA:752:G:H2'	2.09	0.51
54:CA:685:G:N2	54:CA:686:U:N3	2.58	0.51
54:CA:1005:A:H5''	54:CA:1006:C:C6	2.44	0.51
54:CA:1128:C:O2'	54:CA:1130:A:C8	2.63	0.51
54:CA:1262:C:H2'	54:CA:1263:C:H6	1.74	0.51
54:CA:1342:C:H2'	54:CA:1343:G:H8	1.74	0.51
33:CF:21:ARG:N	33:CF:21:ARG:CD	2.72	0.51
33:CF:45:LYS:HB2	33:CF:45:LYS:NZ	2.25	0.51
33:CF:82:GLU:O	33:CF:86:VAL:HG13	2.09	0.51
36:CI:30:LEU:HB3	36:CI:35:ALA:HB3	1.92	0.51
37:CJ:151:TYR:HA	37:CJ:153:HIS:CE1	2.45	0.51
38:CK:12:ARG:NH1	38:CK:27:PRO:CD	2.71	0.51
39:CL:79:LEU:CD1	39:CL:83:ARG:HD2	2.39	0.51
43:CP:115:LYS:O	43:CP:117:VAL:CG1	2.58	0.51
46:CS:8:ARG:C	46:CS:9:PHE:HD2	2.12	0.51
52:CB:74:C:O2'	52:CB:75:C:C6	2.64	0.51
52:CC:54:U:H2'	52:CC:55:U:O4'	2.09	0.51
53:C1:52:U:H2'	53:C1:53:U:H5'	1.92	0.51
55:DA:287:C:O2'	55:DA:288:C:H5'	2.09	0.51
55:DA:1079:C:H2'	55:DA:1080:A:C8	2.45	0.51
55:DA:1331:A:H2'	55:DA:1333:C:C5	2.45	0.51
55:DA:1418:G:H8	55:DA:1418:G:O5'	1.92	0.51
55:DA:1599:C:OP1	19:DT:36:LYS:HG3	2.10	0.51
55:DA:2019:A:H2'	55:DA:2020:A:O5'	2.11	0.51
55:DA:2423:U:O2'	55:DA:2425:A:H2'	2.09	0.51

*Continued on next page...*

*Continued from previous page...*

Atom-1	Atom-2	Interatomic distance (Å)	Clash overlap (Å)
2:DB:40:U:C2	2:DB:43:C:OP2	2.63	0.51
5:DF:118:ALA:HA	5:DF:123:LEU:HB3	1.92	0.51
7:DH:42:ARG:O	7:DH:42:ARG:HG3	2.09	0.51
7:DH:153:LYS:CB	7:DH:154:PRO:CD	2.72	0.51
8:DK:82:ARG:HG3	8:DK:82:ARG:NH1	2.24	0.51
8:DK:110:ASP:HB2	8:DK:111:PRO:CA	2.40	0.51
8:DK:127:VAL:HG13	8:DK:139:GLN:HB3	1.92	0.51
57:DY:9:LEU:HD13	57:DY:10:LEU:CB	2.40	0.51
57:DY:26:LEU:HB3	57:DY:112:LEU:HD22	1.91	0.51
57:DY:27:VAL:CG1	57:DY:110:GLY:CA	2.81	0.51
57:DY:71:LEU:HD22	57:DY:72:ASP:CA	2.40	0.51
57:DY:130:THR:HG22	56:DJ:14:GLN:NE2	2.12	0.51
58:DL:47:ASN:O	58:DL:48:MET:CB	2.58	0.51
58:DL:95:LYS:O	58:DL:96:VAL:C	2.49	0.51
56:DJ:24:ILE:HG22	56:DJ:25:ASP:H	1.75	0.51
14:DQ:26:LEU:HG	14:DQ:39:ILE:HD13	1.92	0.51
19:DT:12:VAL:O	19:DT:12:VAL:HG13	2.10	0.51
20:DU:48:ALA:H	20:DU:60:PHE:HA	1.75	0.51
27:D5:40:LYS:CB	27:D5:46:CYS:SG	2.97	0.51
1:AA:19:C:H2'	1:AA:20:C:C6	2.46	0.51
1:AA:197:A:H62	1:AA:2430:A:H2'	1.75	0.51
1:AA:662:G:H5'	11:AO:15:ARG:CA	2.37	0.51
1:AA:729:G:C6	3:AD:208:LYS:HB2	2.44	0.51
1:AA:858:U:O2'	1:AA:2268:A:C2'	2.58	0.51
1:AA:921:G:H4'	1:AA:2269:A:C5	2.45	0.51
1:AA:1128:A:O2'	1:AA:1129:A:O5'	2.27	0.51
1:AA:1271:G:C2	1:AA:1617:C:H4'	2.44	0.51
1:AA:1773:A:C2'	1:AA:1774:C:H5'	2.39	0.51
1:AA:1857:G:O2'	1:AA:1885:A:N6	2.41	0.51
1:AA:2211:G:O2'	1:AA:2212:A:P	2.68	0.51
1:AA:2282:G:H5''	1:AA:2283:C:O4'	2.09	0.51
1:AA:2785:C:H2'	1:AA:2786:U:C6	2.44	0.51
2:AB:38:C:O2	2:AB:48:A:H1'	2.10	0.51
4:AE:73:GLU:HG2	4:AE:74:PRO:HD2	1.92	0.51
5:AF:18:ARG:CG	5:AF:19:GLU:H	2.22	0.51
5:AF:59:TYR:N	5:AF:59:TYR:CD2	2.74	0.51
6:AG:41:GLN:NE2	6:AG:60:LEU:HD12	2.25	0.51
6:AG:180:PHE:C	6:AG:182:LYS:N	2.63	0.51
8:AK:82:ARG:HH11	8:AK:82:ARG:CG	2.23	0.51
11:AO:47:ASP:HB3	11:AO:48:PRO:C	2.31	0.51
11:AO:56:SER:O	11:AO:57:THR:CB	2.58	0.51

*Continued on next page...*

*Continued from previous page...*

Atom-1	Atom-2	Interatomic distance (Å)	Clash overlap (Å)
11:AO:59:LEU:C	11:AO:59:LEU:HD23	2.30	0.51
12:AP:17:LEU:HD21	12:AP:41:TRP:NE1	2.25	0.51
12:AP:31:ASP:HA	12:AP:134:ARG:HD2	1.92	0.51
19:AT:21:PHE:O	19:AT:23:GLU:N	2.43	0.51
19:AT:30:VAL:HG12	19:AT:31:HIS:H	1.73	0.51
20:AU:27:VAL:HA	20:AU:39:VAL:HG12	1.91	0.51
21:AV:30:ASN:HB3	21:AV:90:VAL:HB	1.91	0.51
30:A8:50:LEU:CD1	30:A8:54:GLU:CA	2.88	0.51
31:BA:86:U:C2'	31:BA:87:A:OP1	2.58	0.51
31:BA:101:A:O2'	31:BA:102:G:H5'	2.10	0.51
31:BA:388:G:HO2'	31:BA:389:A:P	2.33	0.51
31:BA:555:C:H2'	31:BA:556:C:C6	2.44	0.51
31:BA:652:U:O2'	31:BA:653:A:H5''	2.10	0.51
31:BA:1104:G:H4'	32:BE:111:ARG:HH21	1.74	0.51
31:BA:1236:A:H2'	31:BA:1237:C:C6	2.44	0.51
31:BA:1301:U:O2	31:BA:1301:U:C2'	2.55	0.51
31:BA:1491:G:O3'	42:BO:46:LYS:HB2	2.10	0.51
33:BF:25:GLY:C	33:BF:27:LYS:N	2.59	0.51
33:BF:53:ALA:HB1	33:BF:114:PRO:HB2	1.91	0.51
33:BF:126:ARG:O	33:BF:128:PHE:N	2.44	0.51
34:BG:110:PHE:CD1	34:BG:110:PHE:N	2.70	0.51
38:BK:29:SER:HB3	38:BK:32:LYS:CD	2.40	0.51
39:BL:3:GLN:NE2	39:BL:20:ARG:NH2	2.57	0.51
40:BM:33:GLN:O	40:BM:75:ILE:HG23	2.09	0.51
47:BT:11:VAL:O	47:BT:12:SER:HB2	2.10	0.51
52:BB:33:U:O4'	52:BB:37:MIA:H161	2.10	0.51
52:BC:19:G:C4	52:BC:57:G:N2	2.78	0.51
53:B1:34:G:H2'	53:B1:35:A:H8	1.75	0.51
54:CA:546:G:P	34:CG:72:GLU:HB3	2.49	0.51
54:CA:628:G:N2	54:CA:629:G:C4	2.79	0.51
54:CA:687:A:C6	54:CA:704:A:N7	2.79	0.51
54:CA:1276:G:H2'	54:CA:1277:C:C6	2.45	0.51
54:CA:1305:G:N2	54:CA:1331:G:C2'	2.69	0.51
32:CE:139:LYS:HD2	32:CE:139:LYS:N	2.25	0.51
32:CE:160:ASP:O	32:CE:183:PRO:HD2	2.10	0.51
32:CE:216:SER:O	32:CE:218:ALA:N	2.44	0.51
33:CF:78:GLY:HA3	33:CF:83:ARG:HB2	1.90	0.51
34:CG:116:GLN:HE22	34:CG:157:LEU:HD11	1.74	0.51
35:CH:12:LEU:O	35:CH:13:ILE:HD12	2.09	0.51
39:CL:17:VAL:CG1	39:CL:81:ILE:HD13	2.40	0.51
41:CN:27:ASN:OD1	41:CN:55:LYS:HB3	2.10	0.51

*Continued on next page...*

*Continued from previous page...*

Atom-1	Atom-2	Interatomic distance (Å)	Clash overlap (Å)
47:CT:11:VAL:HG23	47:CT:20:THR:HB	1.91	0.51
55:DA:725:G:C6	55:DA:726:G:N1	2.78	0.51
55:DA:1086:A:H5'	55:DA:1103:A:N6	2.18	0.51
55:DA:1528:A:O2'	55:DA:1529:A:H5'	2.11	0.51
55:DA:1899:G:H22	55:DA:1902:C:H41	0.62	0.51
55:DA:2060:A:H4'	55:DA:2061:G:OP2	2.10	0.51
55:DA:2062:A:N3	55:DA:2062:A:C2'	2.73	0.51
55:DA:2224:G:OP1	3:DD:268:ARG:HD3	2.10	0.51
55:DA:2250:G:C8	55:DA:2496:C:H5''	2.46	0.51
55:DA:2282:G:OP1	55:DA:2283:C:H1'	2.10	0.51
55:DA:2310:A:N6	6:DG:79:ASN:HD22	2.07	0.51
55:DA:2439:A:O2'	55:DA:2440:C:OP2	2.28	0.51
55:DA:2747:G:O3'	7:DH:70:THR:HG21	2.10	0.51
2:DB:48:A:H2'	2:DB:49:C:H6	1.70	0.51
3:DD:35:LYS:HA	3:DD:64:ILE:HG22	1.90	0.51
3:DD:65:ILE:N	3:DD:65:ILE:HD13	2.25	0.51
5:DF:155:LEU:HD12	5:DF:174:VAL:O	2.10	0.51
6:DG:41:GLN:HB3	6:DG:43:LEU:HD13	1.93	0.51
56:DI:23:LEU:C	56:DI:27:LEU:HD12	2.28	0.51
57:DY:19:ARG:HH22	57:DY:84:GLU:CD	2.14	0.51
57:DY:90:ALA:HB3	56:DJ:15:ALA:N	2.25	0.51
57:DY:93:LEU:HG	57:DY:126:ALA:CA	2.40	0.51
57:DY:93:LEU:HD13	57:DY:97:ALA:O	2.08	0.51
57:DY:142:LEU:CD1	57:DY:143:GLN:HG2	2.40	0.51
57:DY:143:GLN:O	57:DY:144:ALA:O	2.28	0.51
10:DN:7:TYR:CE1	10:DN:20:MET:HE3	2.38	0.51
11:DO:30:THR:O	11:DO:31:ALA:HB3	2.10	0.51
12:DP:20:ALA:HB2	12:DP:99:PRO:HD2	1.93	0.51
21:DV:105:VAL:CG1	21:DV:140:ASP:CB	2.83	0.51
22:D3:63:VAL:HG23	22:D3:64:ASP:O	2.10	0.51
25:DX:59:VAL:CG1	25:DX:60:GLU:N	2.73	0.51
26:D4:47:GLN:O	26:D4:48:ARG:HB2	2.11	0.51
30:D8:35:GLN:HE21	30:D8:35:GLN:CA	2.22	0.51
1:AA:127:A:H5''	1:AA:128:C:C6	2.45	0.51
1:AA:302:C:H2'	1:AA:303:U:H6	1.74	0.51
1:AA:384:U:O2'	1:AA:385:C:C5'	2.58	0.51
1:AA:608:A:N9	1:AA:621:A:N6	2.58	0.51
1:AA:2051:A:H8	1:AA:2051:A:OP2	1.94	0.51
1:AA:2287:A:H2	1:AA:2346:A:C2	2.28	0.51
1:AA:2657:A:N9	1:AA:2665:A:N6	2.59	0.51
4:AE:107:THR:O	4:AE:107:THR:HG22	2.11	0.51

*Continued on next page...*

*Continued from previous page...*

Atom-1	Atom-2	Interatomic distance (Å)	Clash overlap (Å)
5:AF:37:VAL:HA	5:AF:40:GLN:CG	2.40	0.51
5:AF:110:LEU:HD22	5:AF:202:PHE:HE1	1.75	0.51
6:AG:53:LEU:HD23	6:AG:54:GLU:N	2.24	0.51
6:AG:121:ASN:HD22	6:AG:122:PRO:N	2.08	0.51
6:AG:133:LEU:N	6:AG:133:LEU:HD23	2.25	0.51
7:AH:26:VAL:HG11	7:AH:33:LEU:HB2	1.92	0.51
7:AH:88:LEU:HD13	7:AH:164:TYR:O	2.10	0.51
7:AH:89:ILE:HG12	7:AH:90:LYS:N	2.26	0.51
9:AM:26:LEU:HD23	9:AM:99:LEU:HD21	1.92	0.51
10:AN:8:LEU:HD13	10:AN:82:ASN:O	2.10	0.51
11:AO:64:LYS:CE	30:A8:30:ARG:CZ	2.81	0.51
12:AP:9:TYR:O	12:AP:10:ARG:HD3	2.11	0.51
14:AQ:106:ARG:HG2	14:AQ:110:LEU:HD11	1.92	0.51
15:AR:132:LYS:HG2	15:AR:136:GLN:NE2	2.16	0.51
17:A2:1:MET:SD	17:A2:42:GLY:HA3	2.50	0.51
19:AT:17:ALA:HA	19:AT:27:THR:HG21	1.93	0.51
19:AT:18:TYR:CA	19:AT:21:PHE:HD2	2.14	0.51
21:AV:8:TYR:HD1	21:AV:38:TYR:HH	1.59	0.51
28:A6:47:THR:HG23	28:A6:48:VAL:H	1.76	0.51
31:BA:39:G:O2'	31:BA:40:C:H5'	2.11	0.51
31:BA:153:C:H2'	31:BA:154:C:H6	1.75	0.51
31:BA:177:C:H2'	31:BA:178:C:H6	1.75	0.51
31:BA:366:C:HO2'	31:BA:367:U:P	2.29	0.51
31:BA:543:C:OP1	34:BG:14:ARG:NE	2.43	0.51
31:BA:737:A:H5'	36:BI:90:VAL:O	2.09	0.51
31:BA:766:A:H2'	31:BA:767:A:O4'	2.10	0.51
31:BA:827:U:O5'	31:BA:827:U:H6	1.93	0.51
31:BA:1023:G:C2'	31:BA:1024:G:OP1	2.59	0.51
31:BA:1095:U:H5''	31:BA:1109:C:O2	2.11	0.51
31:BA:1318:A:O2'	49:BV:37:ARG:HB3	2.10	0.51
31:BA:1350:A:N6	31:BA:1373:G:N2	2.58	0.51
31:BA:1453:G:C3'	50:BW:39:LYS:HZ2	2.22	0.51
32:BE:5:ILE:HA	32:BE:224:GLN:HE21	1.74	0.51
32:BE:73:THR:HG22	32:BE:94:ASN:C	2.31	0.51
32:BE:213:LEU:HD23	32:BE:213:LEU:C	2.31	0.51
33:BF:11:ARG:HG2	33:BF:11:ARG:HH11	1.75	0.51
33:BF:32:LEU:O	33:BF:35:GLU:HB3	2.10	0.51
34:BG:153:ARG:HH12	34:BG:181:MET:HB2	1.75	0.51
35:BH:80:ILE:HD12	35:BH:82:VAL:HG23	1.92	0.51
39:BL:10:ARG:NH2	39:BL:11:LYS:HB2	2.21	0.51
49:BV:80:TYR:O	49:BV:81:ARG:CB	2.59	0.51

*Continued on next page...*

*Continued from previous page...*

Atom-1	Atom-2	Interatomic distance (Å)	Clash overlap (Å)
54:CA:181:G:N2	54:CA:183:G:N2	2.58	0.51
54:CA:614:A:H2'	54:CA:615:C:C6	2.45	0.51
54:CA:1296:C:C5'	54:CA:1297:C:OP2	2.54	0.51
54:CA:1391:U:H2'	54:CA:1392:G:H8	1.75	0.51
54:CA:1402:C:H2'	54:CA:1403:C:O4'	2.10	0.51
54:CA:1535:C:H2'	54:CA:1536:C:H5'	1.91	0.51
32:CE:55:PHE:CE1	32:CE:218:ALA:HA	2.44	0.51
33:CF:86:VAL:O	33:CF:90:GLU:HG2	2.11	0.51
36:CI:61:LEU:HD12	36:CI:61:LEU:N	2.24	0.51
37:CJ:23:VAL:HG12	37:CJ:27:ILE:HD13	1.92	0.51
37:CJ:76:ARG:HD3	37:CJ:156:TRP:CZ2	2.45	0.51
40:CM:19:SER:O	40:CM:23:ILE:HG13	2.11	0.51
40:CM:29:ARG:HG2	40:CM:29:ARG:HH11	1.75	0.51
48:CU:66:LEU:HD11	48:CU:70:ILE:HD11	1.92	0.51
55:DA:12:U:H6	55:DA:12:U:O5'	1.93	0.51
55:DA:215:G:H4'	55:DA:216:A:H4'	1.91	0.51
55:DA:355:G:O2'	55:DA:356:G:H5'	2.10	0.51
55:DA:622:G:OP2	11:DO:108:LYS:HE3	2.10	0.51
55:DA:817:C:O2'	55:DA:839:U:H5''	2.10	0.51
55:DA:847:U:H5	55:DA:933:A:C2	2.28	0.51
55:DA:921:G:H4'	55:DA:2269:A:C5	2.45	0.51
55:DA:1045:A:O2'	55:DA:1047:G:C5	2.61	0.51
55:DA:1252:G:C2	55:DA:1253:A:C2	2.98	0.51
55:DA:1535:U:N3	55:DA:1536:A:H3'	2.26	0.51
55:DA:1851:U:H2'	55:DA:1852:C:O4'	2.10	0.51
55:DA:2637:U:H5''	4:DE:82:ARG:HH21	1.76	0.51
55:DA:2712:U:O2	55:DA:2712:U:H3'	2.10	0.51
55:DA:2737:G:H2'	55:DA:2738:A:H8	1.75	0.51
55:DA:2756:U:H4'	55:DA:2757:A:O5'	2.10	0.51
2:DB:73:A:H2'	2:DB:73:A:N3	2.25	0.51
7:DH:123:PHE:HE2	7:DH:133:VAL:HG22	1.75	0.51
57:DY:43:ALA:HB3	57:DY:47:ASN:CA	2.39	0.51
11:DO:126:VAL:HG13	11:DO:145:PRO:HB2	1.92	0.51
15:DR:26:ASP:CB	15:DR:91:ARG:HA	2.30	0.51
16:D1:60:LEU:CD2	16:D1:64:ARG:HG3	2.37	0.51
21:DV:5:LEU:HD13	21:DV:5:LEU:O	2.10	0.51
29:D7:24:THR:O	29:D7:28:ARG:HG3	2.10	0.51
1:AA:271(C):U:H2'	1:AA:271(C):U:O2	2.10	0.51
1:AA:654(J):A:C2	1:AA:654(L):G:N7	2.79	0.51
1:AA:814:C:O2'	1:AA:815:C:H5'	2.10	0.51
1:AA:1210:A:H5'	1:AA:1212:G:O4'	2.11	0.51

*Continued on next page...*

*Continued from previous page...*

Atom-1	Atom-2	Interatomic distance (Å)	Clash overlap (Å)
1:AA:1525:G:H2'	1:AA:1526:G:C8	2.45	0.51
1:AA:1528:A:C2	1:AA:1543:A:N1	2.78	0.51
1:AA:1657:C:H2'	1:AA:1658:C:C6	2.45	0.51
1:AA:1799:G:H2'	3:AD:181:GLU:OE2	2.11	0.51
1:AA:1924:C:O2'	52:BC:13:C:H4'	2.10	0.51
1:AA:1944:U:O2	1:AA:1955:U:H5''	2.10	0.51
1:AA:2064:C:H2'	1:AA:2065:C:C6	2.45	0.51
1:AA:2197:U:O2'	1:AA:2198:A:C8	2.58	0.51
1:AA:2655:G:H2'	1:AA:2656:U:OP2	2.10	0.51
1:AA:2667:C:H1'	7:AH:109:PHE:CD2	2.45	0.51
2:AB:58:A:H3'	2:AB:59:A:H8	1.74	0.51
3:AD:9:TYR:CD2	3:AD:10:THR:HG22	2.45	0.51
4:AE:130:GLY:O	4:AE:131:ALA:HB2	2.10	0.51
6:AG:112:PRO:CB	26:A4:37:SER:HA	2.40	0.51
7:AH:149:ARG:HA	7:AH:162:ILE:HG21	1.93	0.51
8:AK:88:ILE:HG22	8:AK:90:GLY:H	1.76	0.51
9:AM:17:ASP:O	9:AM:18:ALA:CB	2.57	0.51
10:AN:12:ASP:OD2	10:AN:12:ASP:C	2.48	0.51
11:AO:115:LEU:CD2	11:AO:131:SER:HB2	2.40	0.51
13:A0:117:VAL:O	13:A0:118:GLU:HB2	2.10	0.51
15:AR:29:ARG:HG2	15:AR:46:GLU:HB2	1.92	0.51
15:AR:58:ASN:N	15:AR:58:ASN:ND2	2.59	0.51
17:A2:4:ILE:HD13	17:A2:40:LEU:HB2	1.93	0.51
21:AV:6:LYS:O	21:AV:59:LEU:O	2.29	0.51
21:AV:108:PRO:HG2	21:AV:141:VAL:O	2.03	0.51
21:AV:121:HIS:HB2	21:AV:171:ILE:HD13	1.92	0.51
22:A3:65:GLY:HA3	22:A3:81:VAL:HG12	1.92	0.51
25:AX:47:VAL:HG11	25:AX:56:VAL:HG21	1.93	0.51
27:A5:52:TYR:O	27:A5:53:ALA:HB2	2.10	0.51
31:BA:85:U:O2	31:BA:85:U:C2'	2.58	0.51
31:BA:406:G:H2'	31:BA:407:G:H8	1.75	0.51
31:BA:409:G:H2'	31:BA:410:G:H8	1.75	0.51
31:BA:960:U:H2'	31:BA:960:U:O2	2.11	0.51
31:BA:1267:C:H2'	31:BA:1267:C:O2	2.10	0.51
31:BA:1402:C:O2	31:BA:1500:A:N1	2.42	0.51
32:BE:185:ILE:HG22	32:BE:199:TYR:HB2	1.91	0.51
33:BF:12:LEU:HA	33:BF:16:ARG:O	2.09	0.51
33:BF:16:ARG:HH21	33:BF:183:ASP:HA	1.74	0.51
33:BF:70:VAL:HG12	33:BF:71:ALA:N	2.26	0.51
34:BG:19:LEU:O	34:BG:20:TYR:C	2.48	0.51
36:BI:2:ARG:O	36:BI:66:GLU:HG3	2.10	0.51

*Continued on next page...*



*Continued from previous page...*

Atom-1	Atom-2	Interatomic distance (Å)	Clash overlap (Å)
40:BM:18:ALA:O	40:BM:21:GLN:HB3	2.11	0.51
52:BB:11:C:O2'	52:BB:12:U:H5'	2.10	0.51
52:BB:23:A:H2'	52:BB:24:G:C1'	2.40	0.51
54:CA:167:G:O2'	54:CA:168:G:H5'	2.11	0.51
54:CA:434:U:H2'	54:CA:435:C:C6	2.46	0.51
54:CA:895:G:H2'	54:CA:896:C:H6	1.75	0.51
54:CA:951:G:O2'	54:CA:972:C:C5	2.62	0.51
54:CA:1424:C:H2'	54:CA:1425:U:H6	1.74	0.51
33:CF:126:ARG:HH11	33:CF:126:ARG:HG2	1.76	0.51
37:CJ:30:ILE:HD12	37:CJ:120:ILE:HD12	1.92	0.51
37:CJ:69:VAL:HG12	37:CJ:69:VAL:O	2.11	0.51
38:CK:63:LEU:HB2	38:CK:65:TYR:HE1	1.75	0.51
39:CL:20:ARG:O	39:CL:60:ASP:HB2	2.09	0.51
43:CP:14:ARG:CA	43:CP:44:ARG:HA	2.37	0.51
46:CS:4:ILE:HD13	46:CS:66:PRO:N	2.24	0.51
46:CS:13:HIS:C	46:CS:15:PRO:HD3	2.30	0.51
46:CS:50:LYS:HD3	46:CS:50:LYS:C	2.30	0.51
52:CB:9:A:C2	52:CB:11:C:N4	2.79	0.51
55:DA:127:A:H5''	55:DA:128:C:C6	2.46	0.51
55:DA:189:G:O6	55:DA:205:G:H2'	2.10	0.51
55:DA:343:C:H5'	55:DA:344:G:OP2	2.10	0.51
55:DA:403:U:H4'	55:DA:404:C:O5'	2.10	0.51
55:DA:693:C:O2'	55:DA:694:U:H5'	2.11	0.51
55:DA:885:C:OP1	55:DA:885:C:C4'	2.58	0.51
55:DA:1360:A:C2'	55:DA:1361:G:H5'	2.40	0.51
55:DA:1558:A:HO2'	55:DA:1559:G:P	2.33	0.51
55:DA:1820:U:O2'	3:DD:201:HIS:HD2	1.93	0.51
55:DA:2520:C:C6	55:DA:2567:G:H1'	2.44	0.51
55:DA:2657:A:N9	55:DA:2665:A:N6	2.58	0.51
55:DA:2683:C:P	15:DR:53:ARG:NH2	2.82	0.51
3:DD:182:LEU:H	3:DD:272:ALA:CB	2.23	0.51
6:DG:13:GLU:O	6:DG:14:GLU:CB	2.58	0.51
6:DG:146:TYR:C	6:DG:148:MET:H	2.13	0.51
7:DH:25:LYS:HG2	7:DH:34:GLU:HG2	1.92	0.51
8:DK:1:MET:HG3	8:DK:23:PRO:CB	2.41	0.51
8:DK:127:VAL:HG22	8:DK:139:GLN:HB3	1.93	0.51
58:DL:51:ALA:HB1	58:DL:79:ARG:NE	2.26	0.51
58:DL:59:ILE:O	58:DL:60:TYR:CD1	2.63	0.51
58:DL:72:PRO:CD	58:DL:73:PRO:HD3	2.40	0.51
58:DL:77:LEU:HB3	58:DL:107:ILE:CG1	2.39	0.51
14:DQ:108:GLY:O	14:DQ:110:LEU:N	2.43	0.51

*Continued on next page...*

*Continued from previous page...*

Atom-1	Atom-2	Interatomic distance (Å)	Clash overlap (Å)
19:DT:31:HIS:CD2	19:DT:33:LYS:H	2.28	0.51
21:DV:69:THR:HB	21:DV:88:PHE:HB3	1.92	0.51
30:D8:62:LEU:HB2	30:D8:63:PRO:HD3	1.91	0.51
30:D8:62:LEU:O	30:D8:63:PRO:C	2.48	0.51
1:AA:300:A:P	20:AU:84:ARG:HH12	2.34	0.51
1:AA:887:A:O2'	43:BP:93:ARG:HG2	2.10	0.51
1:AA:1198:U:H2'	1:AA:1199:U:C6	2.45	0.51
1:AA:1229:G:N2	1:AA:1229(A):G:H1'	2.25	0.51
1:AA:1288:U:H5''	1:AA:1289:C:OP2	2.09	0.51
1:AA:2394:C:N4	52:BD:76:A:H8	2.03	0.51
1:AA:2404:C:O2'	1:AA:2405:G:H5'	2.10	0.51
1:AA:2420:C:OP1	30:A8:33:ASN:O	2.28	0.51
1:AA:2461:C:C2	1:AA:2462:U:C5	2.98	0.51
1:AA:2808:U:O2'	1:AA:2809:A:H5'	2.10	0.51
3:AD:106:ILE:HD13	3:AD:106:ILE:C	2.31	0.51
5:AF:3:GLU:CA	5:AF:24:LEU:HG	2.31	0.51
5:AF:36:VAL:HB	5:AF:183:VAL:HG21	1.92	0.51
5:AF:164:ARG:HG3	5:AF:175:THR:OG1	2.10	0.51
6:AG:88:ILE:HD13	6:AG:89:GLY:N	2.25	0.51
11:AO:86:LYS:CG	11:AO:87:ASP:N	2.73	0.51
15:AR:51:ARG:HH11	15:AR:51:ARG:CG	2.24	0.51
17:A2:35:LEU:HD22	17:A2:35:LEU:H	1.74	0.51
19:AT:21:PHE:C	19:AT:23:GLU:N	2.63	0.51
20:AU:39:VAL:CG2	20:AU:40:GLU:H	2.19	0.51
23:AZ:66:HIS:O	23:AZ:67:ILE:C	2.49	0.51
23:AZ:78:LYS:HD2	23:AZ:80:LEU:CD2	2.26	0.51
26:A4:55:ARG:O	26:A4:55:ARG:HG3	2.10	0.51
28:A6:48:VAL:O	28:A6:49:HIS:CB	2.59	0.51
31:BA:713:G:N2	31:BA:777:A:H1'	2.25	0.51
31:BA:949:A:H1'	31:BA:1364:U:N3	2.24	0.51
31:BA:962:C:H2'	31:BA:963:G:O4'	2.10	0.51
31:BA:1151:A:C1'	40:BM:39:PRO:HB2	2.39	0.51
31:BA:1238:A:H2	31:BA:1241:G:N3	2.09	0.51
31:BA:1501:C:OP2	31:BA:1504:G:H2'	2.10	0.51
32:BE:47:THR:HA	32:BE:202:PRO:HG2	1.92	0.51
32:BE:76:GLN:O	32:BE:208:ILE:HG12	2.10	0.51
33:BF:23:TYR:OH	33:BF:25:GLY:HA2	2.11	0.51
38:BK:96:GLY:H	38:BK:99:GLU:CD	2.13	0.51
39:BL:3:GLN:CG	39:BL:20:ARG:HH12	2.23	0.51
39:BL:7:THR:HG21	39:BL:9:ARG:HH21	1.75	0.51
39:BL:117:HIS:O	39:BL:118:LYS:HG3	2.10	0.51

*Continued on next page...*

*Continued from previous page...*

Atom-1	Atom-2	Interatomic distance (Å)	Clash overlap (Å)
40:BM:40:LEU:HB3	40:BM:69:ASN:CB	2.27	0.51
40:BM:99:LYS:HD2	40:BM:100:THR:H	1.74	0.51
42:BO:59:ARG:HA	42:BO:65:GLU:HG2	1.93	0.51
46:BS:20:VAL:HG23	46:BS:32:TYR:CB	2.41	0.51
46:BS:75:ARG:HG3	46:BS:80:PHE:HD1	1.76	0.51
48:BU:37:VAL:O	48:BU:40:LEU:N	2.43	0.51
49:BV:46:GLY:H	49:BV:62:ILE:HG23	1.76	0.51
54:CA:8:A:N7	34:CG:208:SER:O	2.42	0.51
54:CA:448:A:N3	54:CA:449:C:O2	2.43	0.51
54:CA:683:G:H2'	54:CA:684:A:C8	2.46	0.51
54:CA:688:G:H2'	54:CA:689:C:H6	1.76	0.51
54:CA:718:G:C8	41:CN:116:HIS:HB3	2.46	0.51
54:CA:777:A:H2'	54:CA:778:G:C8	2.45	0.51
54:CA:1202:G:C2	44:CQ:42:ILE:HG21	2.46	0.51
54:CA:1269:A:C2	54:CA:1313:U:O4'	2.63	0.51
32:CE:9:GLU:HB3	32:CE:48:MET:SD	2.51	0.51
32:CE:42:ILE:O	32:CE:44:LEU:HD12	2.10	0.51
33:CF:150:LYS:HE2	33:CF:152:ILE:HD11	1.93	0.51
39:CL:53:VAL:HB	39:CL:95:LYS:HE3	1.93	0.51
42:CO:83:VAL:HG23	42:CO:100:ILE:HG23	1.93	0.51
48:CU:36:ASN:HB2	48:CU:39:VAL:HG23	1.91	0.51
52:CB:58:A:H1'	52:CB:60:U:C5	2.45	0.51
52:CB:74:C:H1'	52:CB:75:C:H5'	1.91	0.51
55:DA:803:U:H2'	55:DA:804:A:H5'	1.91	0.51
55:DA:941:A:H2'	55:DA:942:G:C8	2.46	0.51
55:DA:961:C:N4	55:DA:2031:A:H1'	2.25	0.51
55:DA:1055:G:C6	55:DA:1056:G:N7	2.79	0.51
55:DA:1360:A:H2'	55:DA:1361:G:C5'	2.40	0.51
55:DA:1629:U:H2'	55:DA:1630:G:C8	2.44	0.51
55:DA:2126:A:HO2'	55:DA:2127:G:C5'	2.24	0.51
55:DA:2175:C:H3'	55:DA:2176:A:H5''	1.92	0.51
55:DA:2319:G:H4'	55:DA:2320:A:OP1	2.10	0.51
55:DA:2615:U:H2'	55:DA:2616:C:H6	1.75	0.51
55:DA:2778:A:H4'	55:DA:2779:U:OP1	2.09	0.51
2:DB:37:C:O2'	2:DB:38:C:H5'	2.10	0.51
3:DD:69:ARG:C	3:DD:71:ASP:N	2.63	0.51
3:DD:102:LYS:O	3:DD:103:ARG:HG2	2.10	0.51
3:DD:149:PRO:HD3	3:DD:186:HIS:HB3	1.93	0.51
4:DE:111:ARG:HD2	4:DE:160:TYR:CE1	2.45	0.51
6:DG:28:VAL:O	6:DG:31:VAL:HG12	2.11	0.51
8:DK:31:LEU:HB2	8:DK:32:PRO:HD3	1.93	0.51

*Continued on next page...*

Continued from previous page...

Atom-1	Atom-2	Interatomic distance (Å)	Clash overlap (Å)
8:DK:114:LEU:O	8:DK:115:ALA:HB2	2.11	0.51
57:DY:25:PHE:CE1	57:DY:82:PHE:CA	2.93	0.51
57:DY:89:ALA:HB3	56:DJ:15:ALA:CA	2.32	0.51
57:DY:92:THR:CG2	57:DY:93:LEU:N	2.74	0.51
57:DY:98:LYS:HG2	57:DY:102:LYS:CA	2.38	0.51
57:DY:99:SER:C	57:DY:100:ASN:O	2.48	0.51
58:DL:83:GLY:N	58:DL:99:ILE:CG2	2.56	0.51
10:DN:64:ARG:NH1	10:DN:81:ASP:OD1	2.43	0.51
13:D0:75:LEU:O	13:D0:79:LEU:HB2	2.11	0.51
19:DT:13:LEU:HB3	19:DT:18:TYR:OH	2.10	0.51
21:DV:151:HIS:N	21:DV:151:HIS:ND1	2.56	0.51
26:D4:48:ARG:NH2	26:D4:51:ASP:HA	2.25	0.51
28:D6:15:GLU:OE1	28:D6:44:ARG:NH2	2.41	0.51
1:AA:68:G:H2'	1:AA:68:G:N3	2.26	0.51
1:AA:562:U:O2'	1:AA:572:A:O4'	2.17	0.51
1:AA:654(F):C:H2'	1:AA:654(G):C:OP1	2.09	0.51
1:AA:1384:A:N3	1:AA:1405:U:H1'	2.25	0.51
1:AA:1729:A:H2'	1:AA:1730:U:H5''	1.92	0.51
1:AA:1761:C:C4	1:AA:1762:A:C2	2.98	0.51
1:AA:1819:A:H1'	1:AA:1821:A:C6	2.46	0.51
1:AA:2184:G:O2'	1:AA:2185:C:H5'	2.11	0.51
1:AA:2602:A:H5''	52:BC:74:C:H5'	1.92	0.51
1:AA:2790:A:O2'	1:AA:2791:C:OP2	2.23	0.51
3:AD:102:LYS:O	3:AD:103:ARG:HG2	2.10	0.51
3:AD:224:ALA:O	3:AD:225:ALA:HB2	2.11	0.51
5:AF:132:VAL:HG13	5:AF:133:ASN:H	1.75	0.51
5:AF:185:ASP:CG	5:AF:188:ARG:HH21	2.14	0.51
6:AG:37:VAL:HG23	6:AG:99:MET:HE3	1.93	0.51
6:AG:54:GLU:O	6:AG:57:ALA:HB3	2.11	0.51
7:AH:97:ARG:CG	7:AH:98:LEU:H	2.19	0.51
9:AM:129:PRO:O	9:AM:131:GLN:N	2.43	0.51
9:AM:138:LEU:HD23	9:AM:138:LEU:N	2.26	0.51
10:AN:107:ARG:HD3	15:AR:37:GLY:H	1.76	0.51
11:AO:19:VAL:HG21	11:AO:21:ARG:HD2	1.91	0.51
11:AO:107:LYS:C	11:AO:109:GLY:N	2.63	0.51
21:AV:103:ARG:N	21:AV:137:ILE:O	2.35	0.51
21:AV:106:GLY:HA2	21:AV:140:ASP:OD1	2.10	0.51
22:A3:55:ARG:HB3	22:A3:55:ARG:CZ	2.41	0.51
31:BA:865:A:H2'	31:BA:866:C:C6	2.46	0.51
40:BM:6:ILE:HD11	40:BM:23:ILE:HG21	1.92	0.51
41:BN:115:PRO:C	41:BN:117:ASN:H	2.14	0.51

Continued on next page...

*Continued from previous page...*

Atom-1	Atom-2	Interatomic distance (Å)	Clash overlap (Å)
43:BP:67:GLU:N	43:BP:70:LEU:HD12	2.26	0.51
47:BT:60:ILE:HB	47:BT:74:LEU:HD23	1.93	0.51
48:BU:29:PHE:CE1	48:BU:31:LEU:HB3	2.42	0.51
50:BW:56:MET:O	50:BW:59:ALA:HB3	2.11	0.51
52:BD:12:U:H2'	52:BD:13:C:O4'	2.09	0.51
52:BD:44:G:O2'	52:BD:45:U:H5'	2.11	0.51
53:B1:30:C:O5'	53:B1:30:C:H6	1.93	0.51
53:B1:55:U:OP2	53:B1:55:U:H6	1.94	0.51
54:CA:8:A:O2'	35:CH:102:ALA:C	2.49	0.51
54:CA:487:A:C2	54:CA:488:C:H1'	2.46	0.51
54:CA:560:U:H4'	54:CA:561:U:C5'	2.41	0.51
54:CA:753:A:HO2'	54:CA:754:C:P	2.34	0.51
54:CA:963:G:N2	40:CM:55:LYS:HZ3	2.08	0.51
54:CA:1067:A:O2'	54:CA:1068:G:P	2.69	0.51
54:CA:1145:C:H5'	54:CA:1146:A:OP1	2.10	0.51
32:CE:238:LEU:O	32:CE:238:LEU:HG	2.11	0.51
33:CF:15:THR:HG23	33:CF:181:ASN:HA	1.92	0.51
33:CF:29:TYR:O	33:CF:29:TYR:HD2	1.93	0.51
36:CI:60:PHE:CE2	48:CU:78:LEU:HD21	2.46	0.51
36:CI:99:ALA:HB1	48:CU:23:LYS:HZ1	1.73	0.51
44:CQ:3:ARG:O	44:CQ:6:LEU:N	2.35	0.51
49:CV:42:PRO:HD3	26:D4:63:TYR:HE2	1.74	0.51
49:CV:44:MET:HA	49:CV:47:HIS:CD2	2.36	0.51
50:CW:26:ASN:O	50:CW:30:LYS:HB2	2.10	0.51
52:CD:18:G:H2'	52:CD:57:G:N2	2.26	0.51
52:CD:76:A:H8	55:DA:2394:C:N4	2.03	0.51
52:CB:21:A:N6	52:CB:46:G:C4	2.79	0.51
55:DA:155:C:H2'	55:DA:161:U:H5'	1.93	0.51
55:DA:242:G:N2	55:DA:254:G:H2'	2.26	0.51
55:DA:332:A:O2'	55:DA:333:G:OP1	2.28	0.51
55:DA:532:A:O2'	55:DA:2021:C:N4	2.44	0.51
55:DA:616:A:O2'	55:DA:617:G:OP1	2.23	0.51
55:DA:1111:A:HO2'	55:DA:1112:G:H4'	1.76	0.51
55:DA:1204:A:O2'	55:DA:1205:U:O5'	2.29	0.51
55:DA:1317:A:H2'	55:DA:1318:C:H6	1.76	0.51
55:DA:1498:C:O4'	55:DA:1577:C:H4'	2.11	0.51
55:DA:1528:A:N1	55:DA:1543:A:H2	2.08	0.51
55:DA:1826:G:O2'	3:DD:242:ARG:NH2	2.44	0.51
55:DA:1946:U:H2'	55:DA:1947:C:H6	1.76	0.51
55:DA:1954:G:O2'	55:DA:1956:U:O4	2.25	0.51
55:DA:2141:G:H2'	55:DA:2142:C:O4'	2.09	0.51

*Continued on next page...*

*Continued from previous page...*

Atom-1	Atom-2	Interatomic distance (Å)	Clash overlap (Å)
55:DA:2199:A:H3'	55:DA:2205:C:C6	2.46	0.51
55:DA:2490:G:H4'	55:DA:2491:U:O5'	2.10	0.51
55:DA:2524:G:H2'	55:DA:2741:A:C2	2.46	0.51
55:DA:2664:G:H8	55:DA:2664:G:O5'	1.93	0.51
3:DD:27:THR:CG2	3:DD:28:GLU:N	2.65	0.51
3:DD:143:HIS:O	3:DD:144:ALA:C	2.49	0.51
6:DG:51:ARG:HH11	6:DG:51:ARG:HB3	1.74	0.51
57:DY:129:PRO:CD	57:DY:130:THR:N	2.73	0.51
58:DL:41:PHE:O	58:DL:42:ASN:C	2.49	0.51
58:DL:56:GLU:HB3	58:DL:68:VAL:O	2.11	0.51
58:DL:80:LYS:NZ	58:DL:107:ILE:HG13	2.25	0.51
58:DL:112:MET:O	58:DL:113:PRO:C	2.48	0.51
9:DM:63:THR:HG23	9:DM:66:LYS:HE3	1.92	0.51
11:DO:86:LYS:HB3	11:DO:118:GLY:CA	2.41	0.51
12:DP:20:ALA:CB	12:DP:99:PRO:HB2	2.41	0.51
12:DP:52:VAL:HA	12:DP:55:VAL:HG13	1.91	0.51
18:DS:12:ILE:HD13	18:DS:17:VAL:HG22	1.93	0.51
25:DX:11:SER:OG	25:DX:13:ILE:HG12	2.11	0.51
26:D4:55:ARG:C	26:D4:59:PHE:HB2	2.31	0.51
1:AA:616:A:O2'	1:AA:617:G:P	2.68	0.51
1:AA:768:G:H2'	1:AA:769:G:H8	1.74	0.51
1:AA:1141:U:O5'	9:AM:63:THR:HG21	2.10	0.51
1:AA:1270:C:H5''	1:AA:1271:G:O5'	2.10	0.51
1:AA:1416:G:H2'	1:AA:1417:C:C5	2.45	0.51
1:AA:1493:C:H4'	1:AA:1494:A:OP2	2.11	0.51
1:AA:2376:A:H2'	1:AA:2377:A:O4'	2.11	0.51
1:AA:2591:C:OP1	3:AD:239:ARG:HG3	2.09	0.51
1:AA:2756:U:H4'	1:AA:2757:A:O5'	2.11	0.51
3:AD:70:TRP:CD1	3:AD:71:ASP:N	2.78	0.51
3:AD:130:ALA:HA	3:AD:192:THR:HA	1.93	0.51
5:AF:181:LEU:HD21	5:AF:194:MET:HE1	1.92	0.51
7:AH:108:GLY:HA3	7:AH:152:ARG:NH2	2.25	0.51
8:AK:97:ILE:O	8:AK:101:LEU:CD2	2.57	0.51
11:AO:48:PRO:HG2	11:AO:49:ARG:N	2.23	0.51
12:AP:133:ARG:HH11	12:AP:133:ARG:HG3	1.74	0.51
13:A0:66:VAL:HG12	13:A0:70:LEU:HD12	1.92	0.51
18:AS:21:VAL:HG13	18:AS:74:ALA:HB1	1.93	0.51
21:AV:130:PRO:C	21:AV:133:ILE:CD1	2.79	0.51
22:A3:82:ARG:CG	22:A3:84:LEU:HD22	2.41	0.51
28:A6:41:PRO:HD2	28:A6:45:LYS:C	2.29	0.51
28:A6:52:VAL:HG13	28:A6:53:LYS:HG2	1.93	0.51

*Continued on next page...*

*Continued from previous page...*

Atom-1	Atom-2	Interatomic distance (Å)	Clash overlap (Å)
31:BA:107:G:C2'	31:BA:108:G:H5'	2.41	0.51
31:BA:538:G:H3'	42:BO:115:LYS:HZ2	1.73	0.51
31:BA:562:C:O2'	42:BO:15:ARG:HD2	2.11	0.51
31:BA:908:A:H2'	31:BA:909:A:H8	1.74	0.51
31:BA:1313:U:P	49:BV:6:LYS:HB3	2.51	0.51
31:BA:1342:C:H4'	39:BL:125:TYR:HB3	1.92	0.51
32:BE:76:GLN:OE1	32:BE:206:ASP:HB3	2.11	0.51
32:BE:210:SER:O	32:BE:214:ILE:HG12	2.11	0.51
33:BF:155:GLY:O	33:BF:156:ARG:CB	2.56	0.51
34:BG:203:VAL:O	34:BG:206:PHE:HB3	2.10	0.51
37:BJ:22:LEU:CD1	37:BJ:97:GLN:HE22	2.23	0.51
38:BK:11:THR:HG23	38:BK:14:ARG:HH11	1.75	0.51
39:BL:93:ARG:C	39:BL:95:LYS:H	2.14	0.51
40:BM:30:SER:CB	40:BM:81:THR:HA	2.41	0.51
40:BM:47:PHE:CE1	40:BM:63:PHE:HB2	2.45	0.51
41:BN:74:ALA:C	41:BN:76:GLY:H	2.13	0.51
42:BO:22:SER:C	42:BO:24:VAL:H	2.14	0.51
42:BO:27:LEU:HD12	42:BO:61:THR:OG1	2.11	0.51
42:BO:55:VAL:HG13	42:BO:68:ALA:C	2.31	0.51
48:BU:85:LEU:HD12	48:BU:85:LEU:C	2.30	0.51
54:CA:556:C:O2'	54:CA:557:G:H5'	2.11	0.51
54:CA:792:A:C4	54:CA:794:A:C6	2.98	0.51
54:CA:830:G:H2'	54:CA:831:U:C6	2.46	0.51
54:CA:848:C:O5'	54:CA:848:C:H6	1.94	0.51
54:CA:921:U:O2'	35:CH:19:MET:O	2.18	0.51
54:CA:1329:A:P	43:CP:28:ALA:HB3	2.50	0.51
54:CA:1358:U:P	44:CQ:35:ARG:HG3	2.51	0.51
33:CF:70:VAL:CG1	33:CF:71:ALA:N	2.74	0.51
37:CJ:88:PRO:O	37:CJ:89:MET:HB3	2.10	0.51
40:CM:38:ILE:CG1	40:CM:71:LEU:HB3	2.41	0.51
40:CM:58:ASP:O	40:CM:59:SER:C	2.48	0.51
42:CO:22:SER:C	42:CO:24:VAL:H	2.13	0.51
42:CO:27:LEU:C	42:CO:29:GLY:H	2.14	0.51
43:CP:7:VAL:HG11	6:DG:115:ARG:NH2	2.26	0.51
52:CB:8:U:OP2	52:CB:8:U:C6	2.63	0.51
52:CB:51:U:H2'	52:CB:52:G:H8	1.76	0.51
55:DA:27:G:O2'	55:DA:28:A:P	2.69	0.51
55:DA:141:A:C8	55:DA:1408:C:H1'	2.45	0.51
55:DA:254:G:N7	30:D8:5:LYS:HE2	2.25	0.51
55:DA:550:G:N3	55:DA:1220:A:H2	2.09	0.51
55:DA:654(C):G:C3'	55:DA:654(D):G:C8	2.93	0.51

*Continued on next page...*

*Continued from previous page...*

Atom-1	Atom-2	Interatomic distance (Å)	Clash overlap (Å)
55:DA:660:G:O3'	5:DF:38:ARG:NH2	2.44	0.51
55:DA:903:C:H2'	55:DA:904:C:H6	1.75	0.51
55:DA:952:G:P	12:DP:16:ARG:HH12	2.33	0.51
55:DA:1084:A:C8	57:DY:53:VAL:HG11	2.46	0.51
55:DA:1419:A:C3'	55:DA:1420:U:H5''	2.41	0.51
55:DA:1458:C:H5''	55:DA:1459:G:H5'	1.93	0.51
55:DA:1533:C:O2	55:DA:1534:G:O6	2.29	0.51
55:DA:1706:U:O2	55:DA:1757:U:H5'	2.10	0.51
55:DA:2650:U:H2'	55:DA:2651:C:H6	1.75	0.51
55:DA:2815:C:O2'	27:D5:43:HIS:CD2	2.64	0.51
5:DF:196:LEU:O	5:DF:200:GLU:HG2	2.10	0.51
7:DH:16:SER:O	7:DH:17:VAL:CB	2.59	0.51
7:DH:109:PHE:HB2	7:DH:111:HIS:O	2.10	0.51
57:DY:27:VAL:CA	57:DY:111:LEU:HD13	2.29	0.51
58:DL:10:LEU:CG	58:DL:55:VAL:HG11	2.40	0.51
58:DL:101:TRP:CE2	58:DL:140:GLY:CA	2.94	0.51
9:DM:15:LEU:O	9:DM:136:GLU:HA	2.11	0.51
9:DM:120:LEU:HD11	9:DM:122:VAL:HG23	1.92	0.51
10:DN:8:LEU:HB2	10:DN:19:ILE:CD1	2.41	0.51
11:DO:38:GLN:C	11:DO:40:SER:N	2.60	0.51
15:DR:88:ILE:HD12	15:DR:90:GLN:H	1.75	0.51
18:DS:71:VAL:HA	18:DS:107:LEU:HD12	1.93	0.51
18:DS:92:ARG:NH1	18:DS:94:ASP:OD2	2.44	0.51
19:DT:12:VAL:HG13	19:DT:17:ALA:HB1	1.92	0.51
21:DV:111:VAL:HG23	21:DV:146:ILE:HG13	1.91	0.51
21:DV:114:GLY:CA	21:DV:179:ASP:OD1	2.57	0.51
21:DV:125:LEU:HG	21:DV:164:ALA:CB	2.41	0.51
22:D3:10:THR:CG2	22:D3:10:THR:O	2.58	0.51
24:DW:41:ILE:HD11	24:DW:44:LEU:CG	2.41	0.51
25:DX:19:GLN:NE2	25:DX:52:HIS:CE1	2.77	0.51
26:D4:68:ARG:HB3	26:D4:71:ARG:C	2.31	0.51
28:D6:15:GLU:OE2	28:D6:44:ARG:CZ	2.59	0.51
28:D6:25:LYS:HD2	30:D8:34:TRP:HZ2	1.75	0.51
1:AA:1:G:H2'	1:AA:2:G:H8	1.74	0.51
1:AA:27:G:H1'	1:AA:513:A:H62	1.76	0.51
1:AA:548:A:H2'	1:AA:549:G:H5'	1.92	0.51
1:AA:646:A:C8	1:AA:2349:G:N2	2.78	0.51
1:AA:1114:G:H2'	1:AA:1115:G:H8	1.75	0.51
1:AA:1142(A):A:C5	1:AA:1144:G:C5	2.99	0.51
1:AA:1208:C:C4	1:AA:1209:G:N7	2.79	0.51
1:AA:1559:G:O2'	1:AA:1560:G:OP1	2.24	0.51

*Continued on next page...*



Continued from previous page...

Atom-1	Atom-2	Interatomic distance (Å)	Clash overlap (Å)
1:AA:1683:C:H2'	1:AA:1684:C:C6	2.46	0.51
1:AA:1747:G:H2'	1:AA:1748:G:H8	1.75	0.51
1:AA:1773:A:N7	1:AA:1829:A:H1'	2.25	0.51
1:AA:2191:G:N2	1:AA:2192:G:H1'	2.26	0.51
1:AA:2347:C:H2'	1:AA:2348:U:C6	2.46	0.51
1:AA:2348:U:H4'	28:A6:42:TRP:HD1	1.75	0.51
1:AA:2391:G:H1'	1:AA:2429:G:N2	2.25	0.51
1:AA:2420:C:H41	30:A8:31:HIS:CB	2.16	0.51
1:AA:2469:A:H1'	1:AA:2482:G:C6	2.46	0.51
1:AA:2490:G:C5'	1:AA:2491:U:OP1	2.58	0.51
1:AA:2522:U:H2'	1:AA:2523:G:H5''	1.92	0.51
1:AA:2554:U:C2	52:BB:74:C:C5	2.99	0.51
1:AA:2840:C:H5''	13:A0:53:HIS:CD2	2.46	0.51
3:AD:35:LYS:HE3	3:AD:65:ILE:HG22	1.92	0.51
3:AD:92:ILE:HD12	3:AD:104:TYR:CD2	2.46	0.51
3:AD:215:LEU:HB2	3:AD:217:ARG:HG3	1.93	0.51
5:AF:18:ARG:HG2	5:AF:19:GLU:N	2.25	0.51
6:AG:75:LYS:HG3	6:AG:76:SER:H	1.76	0.51
8:AK:82:ARG:NH1	8:AK:146:ALA:CB	2.74	0.51
9:AM:11:PRO:HB2	9:AM:51:PHE:CE1	2.45	0.51
9:AM:21:LYS:O	9:AM:61:ARG:N	2.42	0.51
12:AP:88:GLY:O	12:AP:89:ASN:CB	2.59	0.51
13:A0:33:ARG:NH1	27:A5:55:ARG:HH21	2.09	0.51
14:AQ:48:LEU:HD12	14:AQ:48:LEU:N	2.26	0.51
14:AQ:52:SER:O	14:AQ:56:LEU:HD22	2.11	0.51
17:A2:28:GLU:O	17:A2:61:VAL:HG21	2.11	0.51
17:A2:44:LYS:HG2	17:A2:45:THR:N	2.25	0.51
21:AV:5:LEU:CD2	21:AV:47:VAL:HG21	2.35	0.51
21:AV:30:ASN:HA	21:AV:89:PHE:HE2	1.76	0.51
21:AV:53:ILE:C	21:AV:53:ILE:HD12	2.31	0.51
21:AV:116:VAL:N	21:AV:177:PRO:HG3	2.25	0.51
23:AZ:81:LYS:NZ	23:AZ:81:LYS:HB3	2.26	0.51
25:AX:54:VAL:CG1	25:AX:55:ARG:N	2.73	0.51
30:A8:29:LYS:O	30:A8:31:HIS:N	2.44	0.51
31:BA:65:U:H4'	31:BA:66:G:O5'	2.11	0.51
31:BA:151:A:H2'	31:BA:152:A:O4'	2.10	0.51
31:BA:199:G:O2'	31:BA:200:G:H5'	2.10	0.51
31:BA:411:A:C4	31:BA:413:G:H1'	2.46	0.51
31:BA:426:G:O2'	31:BA:427:U:H5'	2.10	0.51
31:BA:428:G:H4'	31:BA:429:U:O5'	2.10	0.51
31:BA:696:A:H2'	31:BA:697:U:C5'	2.26	0.51

Continued on next page...

*Continued from previous page...*

Atom-1	Atom-2	Interatomic distance (Å)	Clash overlap (Å)
31:BA:868:C:H2'	31:BA:869:G:O4'	2.11	0.51
31:BA:1053:G:C6	31:BA:1199:U:H2'	2.45	0.51
31:BA:1073:U:H2'	31:BA:1074:G:H8	1.76	0.51
31:BA:1298:C:C6	37:BJ:114:ARG:NH1	2.79	0.51
31:BA:1388:C:H2'	31:BA:1389:C:C6	2.46	0.51
32:BE:26:PRO:C	32:BE:28:PHE:H	2.13	0.51
34:BG:61:LYS:HZ1	34:BG:62:GLN:NE2	2.05	0.51
34:BG:70:ILE:HD12	34:BG:100:ARG:CZ	2.41	0.51
35:BH:76:ILE:HG22	35:BH:78:HIS:H	1.75	0.51
36:BI:100:ASN:HB3	48:BU:28:GLU:HA	1.92	0.51
39:BL:5:TYR:OH	39:BL:16:ARG:HG2	2.11	0.51
42:BO:86:ARG:HB2	42:BO:101:VAL:HG22	1.91	0.51
43:BP:81:LEU:HD22	43:BP:88:ARG:HG2	1.92	0.51
48:BU:41:LYS:HD3	48:BU:41:LYS:C	2.29	0.51
54:CA:22:G:O2'	54:CA:23:C:H5'	2.11	0.51
54:CA:864:A:H2'	54:CA:865:A:C8	2.45	0.51
54:CA:1004:A:H5''	54:CA:1025:U:C4	2.45	0.51
54:CA:1049:U:H4'	54:CA:1050:G:OP2	2.10	0.51
54:CA:1064:G:O2'	54:CA:1065:U:O5'	2.28	0.51
54:CA:1104:G:O5'	32:CE:111:ARG:HD2	2.11	0.51
54:CA:1370:G:C2	54:CA:1371:G:C8	2.98	0.51
32:CE:240:GLN:HG2	32:CE:240:GLN:O	2.11	0.51
34:CG:114:ARG:O	34:CG:117:ALA:HB3	2.11	0.51
34:CG:198:VAL:CG1	34:CG:199:ASN:N	2.73	0.51
35:CH:78:HIS:CD2	38:CK:104:ARG:HE	2.28	0.51
35:CH:135:THR:O	35:CH:138:ALA:HB3	2.11	0.51
35:CH:140:ARG:HH11	35:CH:140:ARG:CB	2.23	0.51
36:CI:59:TYR:HD2	36:CI:61:LEU:HD11	1.76	0.51
40:CM:13:HIS:CG	40:CM:14:LYS:N	2.78	0.51
40:CM:48:THR:HG23	40:CM:62:HIS:CG	2.46	0.51
40:CM:51:ARG:HG3	40:CM:60:ARG:C	2.31	0.51
43:CP:44:ARG:O	43:CP:46:LYS:N	2.42	0.51
43:CP:92:HIS:HD2	43:CP:110:ARG:NH2	2.09	0.51
49:CV:5:LEU:C	49:CV:5:LEU:HD13	2.31	0.51
55:DA:270(L):U:H3	8:DK:50:ARG:NE	2.09	0.51
55:DA:307:G:H21	55:DA:330:A:H62	1.59	0.51
55:DA:774:A:H2	55:DA:787:U:HO2'	1.52	0.51
55:DA:802:A:H2'	55:DA:803:U:C5'	2.41	0.51
55:DA:957:A:N6	55:DA:2459:A:C8	2.79	0.51
55:DA:1340:U:H1'	55:DA:1603:A:H5'	1.92	0.51
55:DA:1538:G:N2	55:DA:1539:G:C4	2.79	0.51

*Continued on next page...*

*Continued from previous page...*

Atom-1	Atom-2	Interatomic distance (Å)	Clash overlap (Å)
55:DA:2360:A:H8	55:DA:2360:A:O5'	1.92	0.51
3:DD:168:ARG:HG3	3:DD:168:ARG:NH1	2.26	0.51
6:DG:146:TYR:C	6:DG:148:MET:N	2.64	0.51
7:DH:12:PRO:O	7:DH:13:LYS:HB2	2.10	0.51
8:DK:49:ALA:O	8:DK:52:ARG:HG2	2.10	0.51
8:DK:61:ARG:HH21	8:DK:64:GLU:CD	2.13	0.51
57:DY:40:LEU:HD22	57:DY:41:ARG:N	2.25	0.51
57:DY:120:LYS:O	57:DY:121:ASP:HB3	2.11	0.51
58:DL:19:PRO:O	58:DL:20:ALA:CB	2.59	0.51
9:DM:5:VAL:O	9:DM:5:VAL:HG13	2.11	0.51
9:DM:62:VAL:HG21	9:DM:87:LEU:HD11	1.92	0.51
12:DP:34:LEU:HD11	12:DP:129:THR:HB	1.92	0.51
13:D0:85:PRO:C	13:D0:87:TYR:H	2.13	0.51
14:DQ:48:LEU:HD23	14:DQ:82:ILE:HD11	1.91	0.51
16:D1:108:GLU:O	16:D1:111:GLU:HB2	2.10	0.51
18:DS:42:ARG:NH1	18:DS:42:ARG:HG2	2.26	0.51
18:DS:60:ASN:HD22	18:DS:60:ASN:N	2.07	0.51
19:DT:64:LYS:NZ	19:DT:73:ARG:NH2	2.59	0.51
20:DU:94:LYS:NZ	20:DU:101:LYS:NZ	2.59	0.51
22:D3:36:ILE:HD13	22:D3:36:ILE:N	2.25	0.51
1:AA:83:G:C2	1:AA:102:G:H2'	2.46	0.51
1:AA:274:G:H2'	1:AA:275:G:O4'	2.10	0.51
1:AA:319:C:H2'	1:AA:320:A:O4'	2.11	0.51
1:AA:363(B):G:H5'	1:AA:363(B):G:H8	1.76	0.51
1:AA:376:C:H2'	1:AA:377:C:C6	2.46	0.51
1:AA:503:A:H5''	1:AA:504:U:OP1	2.11	0.51
1:AA:833:U:H4'	11:AO:51:PHE:O	2.11	0.51
1:AA:956:G:N2	1:AA:959:A:H3'	2.26	0.51
1:AA:1053:C:H2'	1:AA:1054:A:H5''	1.92	0.51
1:AA:1111:A:H4'	7:AH:3:ARG:CD	2.35	0.51
1:AA:1144:G:H2'	1:AA:1145:C:H6	1.76	0.51
1:AA:1394:U:H3'	1:AA:1394:U:H6	1.76	0.51
1:AA:1525:G:H2'	1:AA:1526:G:H8	1.76	0.51
1:AA:2182:G:H2'	1:AA:2183:C:H6	1.76	0.51
2:AB:79:C:C2'	2:AB:80:U:H5'	2.41	0.51
3:AD:34:VAL:HG13	3:AD:104:TYR:HE1	1.73	0.51
4:AE:6:GLY:CA	4:AE:28:ALA:HA	2.41	0.51
4:AE:76:ARG:O	4:AE:78:LEU:N	2.44	0.51
6:AG:38:VAL:HG22	6:AG:93:THR:HA	1.92	0.51
11:AO:59:LEU:HD22	11:AO:60:MET:N	2.26	0.51
14:AQ:26:LEU:HB3	14:AQ:87:PHE:HA	1.93	0.51

*Continued on next page...*

*Continued from previous page...*

Atom-1	Atom-2	Interatomic distance (Å)	Clash overlap (Å)
14:AQ:83:LYS:HG2	14:AQ:109:GLY:N	2.25	0.51
16:A1:47:TYR:HA	16:A1:50:ARG:NH1	2.25	0.51
17:A2:1:MET:HG2	17:A2:42:GLY:HA3	1.92	0.51
17:A2:59:ALA:HB2	17:A2:96:ILE:HD13	1.93	0.51
22:A3:53:MET:CB	22:A3:59:LEU:HD23	2.40	0.51
24:AW:14:ARG:HA	24:AW:63:VAL:HG11	1.93	0.51
24:AW:15:LYS:HD3	24:AW:67:LYS:NZ	2.26	0.51
25:AX:19:GLN:HE22	25:AX:52:HIS:CE1	2.28	0.51
26:A4:34:GLU:OE1	43:BP:3:ARG:HB2	2.11	0.51
30:A8:33:ASN:O	30:A8:34:TRP:CB	2.58	0.51
31:BA:181:G:O2'	31:BA:182:U:O5'	2.29	0.51
31:BA:956:U:H4'	49:BV:83:HIS:HB3	1.92	0.51
31:BA:977:A:O2'	31:BA:979:C:OP2	2.24	0.51
31:BA:1124:G:O2'	31:BA:1125:U:P	2.69	0.51
31:BA:1162:C:O2'	31:BA:1163:C:H5'	2.11	0.51
31:BA:1167:A:OP1	31:BA:1167:A:H8	1.94	0.51
31:BA:1190:G:OP2	33:BF:5:ILE:HG23	2.10	0.51
31:BA:1210:C:H4'	31:BA:1214:C:N4	2.25	0.51
31:BA:1286:A:H4'	51:BX:25:LYS:HD2	1.92	0.51
31:BA:1346:A:N7	37:BJ:10:ARG:NH2	2.59	0.51
32:BE:96:ARG:O	32:BE:98:LEU:N	2.43	0.51
34:BG:108:LEU:HB3	34:BG:110:PHE:CD1	2.45	0.51
36:BI:42:GLU:C	36:BI:44:GLY:N	2.64	0.51
38:BK:82:HIS:CD2	38:BK:138:TRP:NE1	2.68	0.51
39:BL:20:ARG:O	39:BL:22:GLY:N	2.44	0.51
40:BM:89:ASP:C	40:BM:90:LEU:HD12	2.31	0.51
41:BN:38:ASN:N	41:BN:38:ASN:HD22	2.09	0.51
43:BP:4:ILE:HG23	43:BP:5:ALA:N	2.19	0.51
54:CA:6:G:H4'	54:CA:298:A:H4'	1.92	0.51
54:CA:96:G:H2'	54:CA:97:U:C4'	2.40	0.51
54:CA:134:A:H1'	54:CA:325:A:C5	2.46	0.51
54:CA:309:G:O2'	54:CA:607:A:N1	2.43	0.51
54:CA:1534:A:N3	54:CA:1535:C:N4	2.42	0.51
32:CE:104:ASN:O	32:CE:108:ILE:HG12	2.11	0.51
32:CE:124:SER:HB2	32:CE:125:PRO:HD2	1.92	0.51
33:CF:127:ARG:HH11	33:CF:127:ARG:HG2	1.76	0.51
36:CI:10:LEU:HA	36:CI:84:ASN:O	2.10	0.51
39:CL:9:ARG:O	39:CL:104:ARG:HD2	2.11	0.51
40:CM:92:THR:HG23	40:CM:93:GLY:N	2.26	0.51
43:CP:65:LYS:HB2	43:CP:69:GLU:HB3	1.93	0.51
47:CT:77:VAL:O	47:CT:77:VAL:HG12	2.11	0.51

*Continued on next page...*

*Continued from previous page...*

Atom-1	Atom-2	Interatomic distance (Å)	Clash overlap (Å)
55:DA:71:A:C2	19:DT:31:HIS:HE1	2.28	0.51
55:DA:322:A:H1'	55:DA:339:U:O2	2.10	0.51
55:DA:704:G:C2'	55:DA:726:G:N2	2.70	0.51
55:DA:704:G:H1'	55:DA:727:A:N6	2.25	0.51
55:DA:1083:U:OP2	57:DY:45:LYS:O	2.29	0.51
55:DA:1354:A:OP1	3:DD:38:LYS:HE2	2.10	0.51
55:DA:1509:C:H3'	55:DA:1510:A:C4'	2.40	0.51
55:DA:1511:A:C2'	55:DA:1512:G:H5'	2.40	0.51
55:DA:1531:C:O2'	55:DA:1532:C:H5'	2.10	0.51
55:DA:1652:A:O3'	55:DA:1653:G:H8	1.94	0.51
55:DA:2427:C:C5'	55:DA:2428:G:OP1	2.59	0.51
55:DA:2563:U:H4'	10:DN:28:SER:HA	1.92	0.51
55:DA:2869:G:H2'	55:DA:2870:C:C6	2.46	0.51
3:DD:98:VAL:C	3:DD:100:GLY:N	2.62	0.51
4:DE:107:THR:O	4:DE:190:GLY:HA2	2.10	0.51
6:DG:143:GLU:HG3	26:D4:31:ILE:CD1	2.41	0.51
7:DH:109:PHE:O	7:DH:111:HIS:N	2.37	0.51
8:DK:132:PRO:O	8:DK:133:HIS:O	2.28	0.51
57:DY:47:ASN:O	57:DY:48:GLY:C	2.48	0.51
57:DY:88:ALA:CB	57:DY:92:THR:OG1	2.54	0.51
57:DY:134:LEU:HA	57:DY:137:GLU:HB3	1.93	0.51
58:DL:13:PRO:O	58:DL:14:ALA:HB2	2.11	0.51
58:DL:132:ARG:O	58:DL:137:GLU:OE1	2.29	0.51
15:DR:54:ARG:HG2	15:DR:54:ARG:NH1	2.25	0.51
15:DR:105:LEU:N	15:DR:105:LEU:HD23	2.26	0.51
18:DS:1:MET:HG3	18:DS:64:MET:HE3	1.92	0.51
19:DT:90:GLU:O	19:DT:91:ALA:C	2.50	0.51
20:DU:86:ARG:O	20:DU:92:ASN:HA	2.11	0.51
21:DV:26:GLY:HA2	21:DV:86:VAL:O	2.11	0.51
21:DV:107:THR:OG1	21:DV:108:PRO:CD	2.59	0.51
21:DV:142:SER:O	21:DV:143:GLY:O	2.29	0.51
25:DX:59:VAL:HG12	25:DX:60:GLU:N	2.26	0.51
1:AA:88:G:H5'	1:AA:90:U:H5	1.75	0.51
1:AA:387:U:HO2'	1:AA:388:G:P	2.27	0.51
1:AA:498:G:H21	20:AU:47:LYS:NZ	2.09	0.51
1:AA:946:G:HO2'	1:AA:947:G:C4'	2.24	0.51
1:AA:1043:C:C4	1:AA:1044:G:N7	2.79	0.51
1:AA:1115:G:O2'	1:AA:1116:C:H5'	2.10	0.51
1:AA:1616:A:C2	1:AA:1616:A:OP1	2.64	0.51
1:AA:1789:A:H2'	1:AA:1790:C:C6	2.45	0.51
1:AA:1913:A:O2'	1:AA:1914:C:OP2	2.27	0.51

*Continued on next page...*

*Continued from previous page...*

Atom-1	Atom-2	Interatomic distance (Å)	Clash overlap (Å)
4:AE:25:VAL:HG13	4:AE:181:LEU:HD12	1.92	0.51
4:AE:70:ALA:O	4:AE:72:VAL:N	2.44	0.51
15:AR:8:LYS:C	15:AR:10:VAL:N	2.60	0.51
16:A1:98:LEU:CB	16:A1:102:GLU:HB2	2.41	0.51
16:A1:104:GLN:O	16:A1:107:ALA:HB3	2.11	0.51
20:AU:94:LYS:CE	20:AU:101:LYS:HZ3	2.23	0.51
25:AX:54:VAL:HG12	25:AX:55:ARG:H	1.74	0.51
27:A5:20:ARG:HA	27:A5:23:HIS:CD2	2.46	0.51
31:BA:89:U:H4'	31:BA:90:C:OP1	2.10	0.51
31:BA:250:A:O2'	31:BA:251:G:P	2.69	0.51
31:BA:812:C:O2'	31:BA:813:U:H6	1.94	0.51
31:BA:991:U:O2	31:BA:993:G:H8	1.95	0.51
31:BA:1075:C:H4'	31:BA:1101:A:C6	2.46	0.51
31:BA:1320:C:N3	31:BA:1321:C:N4	2.59	0.51
32:BE:223:ILE:HA	32:BE:226:ARG:HB3	1.92	0.51
33:BF:33:LEU:O	33:BF:35:GLU:N	2.44	0.51
39:BL:53:VAL:O	39:BL:55:ALA:N	2.44	0.51
47:BT:56:VAL:O	47:BT:77:VAL:HB	2.11	0.51
47:BT:84:LEU:O	47:BT:87:LYS:HB2	2.11	0.51
54:CA:340:U:H2'	54:CA:341:C:H6	1.76	0.51
54:CA:1054:C:N3	52:CB:34:G:H1'	2.26	0.51
54:CA:1157:A:N6	54:CA:1178:G:N2	2.59	0.51
54:CA:1190:G:P	33:CF:5:ILE:HD12	2.50	0.51
54:CA:1216:G:H5''	44:CQ:5:ALA:CB	2.41	0.51
54:CA:1298:C:H4'	54:CA:1299:A:C8	2.46	0.51
33:CF:6:HIS:CB	44:CQ:49:HIS:HD2	2.24	0.51
34:CG:106:TYR:CE1	34:CG:112:VAL:O	2.64	0.51
38:CK:38:ILE:O	38:CK:42:GLU:HG2	2.11	0.51
49:CV:7:LYS:HZ3	49:CV:7:LYS:HB2	1.75	0.51
49:CV:30:LEU:HD22	49:CV:30:LEU:C	2.31	0.51
52:CD:19:G:O4'	52:CD:57:G:N2	2.44	0.51
55:DA:2:G:H2'	55:DA:3:U:O4'	2.11	0.51
55:DA:847:U:C5	55:DA:933:A:N1	2.79	0.51
55:DA:1149:G:H2'	55:DA:1150:C:C6	2.46	0.51
55:DA:1204:A:H1'	55:DA:1206:G:C8	2.46	0.51
55:DA:1248:G:N2	5:DF:88:VAL:HG22	2.26	0.51
55:DA:1251:C:O2'	55:DA:1252:G:H5''	2.11	0.51
55:DA:1489:U:O2'	55:DA:1490:A:H8	1.94	0.51
55:DA:1528:A:C2	55:DA:1543:A:N1	2.79	0.51
55:DA:1794:U:H2'	55:DA:1795:C:C6	2.45	0.51
55:DA:1934:C:H2'	55:DA:1935:G:O5'	2.11	0.51

*Continued on next page...*

*Continued from previous page...*

Atom-1	Atom-2	Interatomic distance (Å)	Clash overlap (Å)
55:DA:2159:G:H2'	55:DA:2160:G:O4'	2.11	0.51
55:DA:2286:A:C8	55:DA:2287:A:C6	2.99	0.51
55:DA:2656:U:O4	55:DA:2665:A:C6	2.64	0.51
2:DB:44:G:H1'	2:DB:47:C:N4	2.25	0.51
5:DF:107:LYS:HD2	5:DF:206:ILE:CD1	2.29	0.51
7:DH:132:ARG:HH11	7:DH:132:ARG:CB	2.24	0.51
56:DI:14:GLN:C	56:DI:16:THR:H	2.14	0.51
57:DY:7:VAL:O	57:DY:9:LEU:N	2.44	0.51
57:DY:18:GLU:HG3	57:DY:66:LEU:HD11	1.93	0.51
57:DY:70:GLU:C	57:DY:71:LEU:CD1	2.70	0.51
58:DL:60:TYR:N	58:DL:60:TYR:CD1	2.79	0.51
58:DL:144:VAL:CG1	58:DL:145:LYS:H	2.14	0.51
9:DM:133:GLN:O	9:DM:134:ARG:HB3	2.10	0.51
13:D0:33:ARG:HG2	13:D0:34:ILE:N	2.24	0.51
13:D0:78:LYS:O	13:D0:82:GLU:HB2	2.10	0.51
14:DQ:5:THR:C	14:DQ:7:TYR:N	2.64	0.51
14:DQ:65:VAL:O	14:DQ:69:VAL:HG12	2.11	0.51
18:DS:11:ARG:NH2	18:DS:99:ARG:O	2.42	0.51
21:DV:109:ALA:O	21:DV:110:GLY:O	2.29	0.51
22:D3:25:ARG:HA	22:D3:29:GLN:NE2	2.26	0.51
26:D4:56:VAL:O	26:D4:60:GLN:HG2	2.11	0.51
30:D8:14:VAL:HG13	30:D8:15:LYS:N	2.25	0.51
1:AA:760:G:H2'	1:AA:761:A:O4'	2.11	0.50
1:AA:1028:A:H61	1:AA:1125:G:H2'	1.76	0.50
1:AA:1204:A:C2	1:AA:1241:A:C2	2.99	0.50
1:AA:1311:G:H21	1:AA:1603:A:H62	1.59	0.50
1:AA:1761:C:N4	1:AA:1762:A:C2	2.79	0.50
1:AA:1885:A:H3'	1:AA:1886:C:C6	2.37	0.50
1:AA:2012:G:H4'	18:AS:96:ILE:CD1	2.42	0.50
1:AA:2165:G:N2	1:AA:2166:G:H1'	2.25	0.50
1:AA:2331:G:O3'	22:A3:43:THR:HG22	2.11	0.50
1:AA:2394:C:OP1	30:A8:30:ARG:NH1	2.44	0.50
1:AA:2464:C:H2'	1:AA:2465:C:H6	1.76	0.50
5:AF:37:VAL:O	5:AF:38:ARG:C	2.48	0.50
6:AG:7:LEU:HD21	6:AG:176:LEU:HD22	1.93	0.50
6:AG:106:LEU:HD12	6:AG:110:ALA:CB	2.41	0.50
7:AH:107:VAL:O	7:AH:152:ARG:NH2	2.44	0.50
11:AO:93:GLY:O	11:AO:94:GLU:HB2	2.11	0.50
12:AP:56:ARG:HH11	12:AP:56:ARG:CB	2.21	0.50
12:AP:68:ILE:HD13	12:AP:103:MET:HG2	1.92	0.50
13:A0:23:ASN:N	13:A0:23:ASN:HD22	2.09	0.50

*Continued on next page...*

*Continued from previous page...*

Atom-1	Atom-2	Interatomic distance (Å)	Clash overlap (Å)
15:AR:106:SER:C	15:AR:107:ASP:OD1	2.49	0.50
17:A2:74:LYS:NZ	17:A2:74:LYS:HB3	2.26	0.50
18:AS:20:VAL:CG2	18:AS:47:VAL:HG21	2.40	0.50
18:AS:82:LEU:HB2	18:AS:98:LYS:HB2	1.93	0.50
20:AU:13:VAL:HG22	20:AU:14:LEU:N	2.26	0.50
21:AV:177:PRO:O	21:AV:180:VAL:CA	2.59	0.50
24:AW:17:SER:HA	24:AW:20:GLU:CG	2.41	0.50
24:AW:51:ARG:HB2	24:AW:55:ARG:NH1	2.26	0.50
26:A4:14:ILE:CG2	26:A4:21:VAL:HG23	2.40	0.50
31:BA:481:G:H1'	31:BA:482:A:N7	2.26	0.50
31:BA:812:C:O2'	31:BA:813:U:C6	2.61	0.50
31:BA:1048:G:H2'	31:BA:1050:G:H8	1.75	0.50
31:BA:1054:C:O2'	31:BA:1055:A:C5'	2.59	0.50
31:BA:1347:G:H2'	31:BA:1373:G:O6	2.10	0.50
32:BE:200:ILE:HD12	32:BE:200:ILE:H	1.77	0.50
33:BF:8:ILE:O	33:BF:11:ARG:N	2.36	0.50
33:BF:34:LEU:C	33:BF:38:ARG:HH21	2.14	0.50
35:BH:12:LEU:HD23	35:BH:13:ILE:N	2.26	0.50
37:BJ:146:GLU:OE1	37:BJ:149:ARG:HD2	2.09	0.50
39:BL:42:ARG:NH1	39:BL:71:SER:HA	2.26	0.50
42:BO:46:LYS:HG2	42:BO:47:LYS:H	1.75	0.50
52:BC:58:A:O2'	52:BC:59:U:P	2.69	0.50
54:CA:262:A:N6	54:CA:263:A:N6	2.59	0.50
54:CA:339:C:H2'	54:CA:340:U:C6	2.45	0.50
54:CA:518:C:H1'	54:CA:529:G:C2	2.46	0.50
54:CA:562:C:N3	42:CO:16:GLU:HB3	2.26	0.50
54:CA:665:A:N3	54:CA:732:C:H2'	2.25	0.50
54:CA:758:G:O5'	54:CA:758:G:H8	1.94	0.50
54:CA:1054:C:N4	52:CB:34:G:N9	2.59	0.50
54:CA:1055:A:H4'	33:CF:161:GLU:CD	2.31	0.50
54:CA:1500:A:OP2	54:CA:1505:G:OP1	2.28	0.50
32:CE:91:PRO:HG3	32:CE:155:LEU:HD23	1.93	0.50
33:CF:60:ALA:O	33:CF:61:ALA:HB2	2.11	0.50
33:CF:83:ARG:O	33:CF:85:ARG:N	2.43	0.50
33:CF:181:ASN:HD22	33:CF:204:LEU:HB2	1.76	0.50
34:CG:84:LYS:N	34:CG:84:LYS:HD2	2.25	0.50
34:CG:144:ASP:O	34:CG:146:ILE:HD12	2.11	0.50
34:CG:199:ASN:O	34:CG:200:GLU:C	2.50	0.50
40:CM:40:LEU:HB3	40:CM:41:PRO:HD2	1.94	0.50
42:CO:28:LYS:HZ1	42:CO:33:ARG:HH22	1.56	0.50
42:CO:83:VAL:HG21	42:CO:100:ILE:CG1	2.39	0.50

*Continued on next page...*



*Continued from previous page...*

Atom-1	Atom-2	Interatomic distance (Å)	Clash overlap (Å)
52:CD:47:U:O4'	52:CD:47:U:OP2	2.29	0.50
52:CD:70:G:H2'	52:CD:71:G:C8	2.47	0.50
53:C1:39:U:H2'	53:C1:40:U:C6	2.45	0.50
55:DA:201:C:C2'	55:DA:202:U:H5'	2.41	0.50
55:DA:534:U:O2'	16:D1:49:HIS:CD2	2.64	0.50
55:DA:1103:A:H2'	55:DA:1104:C:C5'	2.33	0.50
55:DA:1231:G:H2'	55:DA:1232:G:C8	2.46	0.50
55:DA:1268:A:H2'	55:DA:1269:A:O4'	2.10	0.50
55:DA:1372:U:C5'	55:DA:1372:U:C5	2.81	0.50
55:DA:1486:A:H2'	55:DA:1487:G:H8	1.75	0.50
55:DA:1525:G:H2'	55:DA:1526:G:C8	2.46	0.50
55:DA:1655:A:H2'	55:DA:1656:C:O4'	2.12	0.50
55:DA:2092:U:C2	55:DA:2225:A:O2'	2.64	0.50
55:DA:2677:G:H2'	55:DA:2678:C:H6	1.75	0.50
4:DE:13:ARG:HB3	4:DE:21:VAL:CG1	2.39	0.50
4:DE:104:VAL:HG22	4:DE:198:VAL:HG22	1.93	0.50
4:DE:154:LYS:HD3	4:DE:155:LYS:N	2.26	0.50
6:DG:7:LEU:N	6:DG:104:GLU:OE2	2.33	0.50
6:DG:121:ASN:HD22	6:DG:122:PRO:N	2.10	0.50
6:DG:129:GLY:HA2	6:DG:169:ALA:CB	2.41	0.50
7:DH:22:GLY:O	7:DH:37:VAL:HB	2.10	0.50
8:DK:8:PRO:HG3	8:DK:14:ASP:HB2	1.92	0.50
12:DP:5:ARG:O	12:DP:6:ARG:HB3	2.09	0.50
14:DQ:32:LEU:O	14:DQ:62:LYS:HE2	2.11	0.50
1:AA:191:A:H2'	1:AA:192:C:C6	2.46	0.50
1:AA:442:G:C4'	5:AF:46:ARG:HD3	2.40	0.50
1:AA:600:G:H5'	5:AF:32:LEU:HD12	1.93	0.50
1:AA:620:G:C5'	1:AA:621:A:OP1	2.53	0.50
1:AA:757:U:H2'	1:AA:758:C:C6	2.44	0.50
1:AA:920:G:O2'	1:AA:921:G:H5'	2.11	0.50
1:AA:1072:C:H2'	1:AA:1093:G:O6	2.11	0.50
1:AA:1140:C:C4'	1:AA:1143:A:N6	2.74	0.50
1:AA:1192:G:O2'	1:AA:1193:G:H5'	2.10	0.50
1:AA:1205:U:H4'	1:AA:1206:G:OP2	2.11	0.50
1:AA:1758:G:C2	1:AA:2696:U:H5'	2.46	0.50
1:AA:1844:C:O2'	1:AA:1845:G:H5'	2.12	0.50
1:AA:1914:C:O2	1:AA:1914:C:C3'	2.58	0.50
1:AA:2655:G:C2'	1:AA:2656:U:OP2	2.59	0.50
3:AD:65:ILE:HD12	3:AD:65:ILE:C	2.31	0.50
3:AD:166:GLN:CA	3:AD:166:GLN:NE2	2.74	0.50
7:AH:22:GLY:HA3	7:AH:37:VAL:H	1.76	0.50

*Continued on next page...*

*Continued from previous page...*

Atom-1	Atom-2	Interatomic distance (Å)	Clash overlap (Å)
7:AH:89:ILE:H	7:AH:89:ILE:CD1	2.22	0.50
8:AK:84:GLY:O	8:AK:85:GLU:HB2	2.09	0.50
12:AP:134:ARG:NH2	21:AV:122:ARG:HH12	2.08	0.50
17:A2:39:LEU:HD12	17:A2:39:LEU:N	2.25	0.50
18:AS:27:LYS:O	18:AS:70:TYR:HB2	2.11	0.50
20:AU:63:LYS:NZ	20:AU:64:GLU:H	1.94	0.50
20:AU:95:LYS:CB	20:AU:100:ALA:HA	2.39	0.50
22:A3:25:ARG:HG3	22:A3:29:GLN:NE2	2.26	0.50
22:A3:50:ASN:HA	22:A3:62:LEU:HD12	1.93	0.50
31:BA:32:A:H4'	31:BA:48:C:H41	1.76	0.50
31:BA:394:G:H2'	31:BA:395:C:C6	2.45	0.50
31:BA:542:G:OP1	34:BG:10:ARG:NH2	2.39	0.50
31:BA:579:G:H2'	31:BA:580:U:C6	2.46	0.50
31:BA:676:A:O2'	31:BA:677:U:H5'	2.11	0.50
31:BA:722:A:HO2'	31:BA:723:U:H5	1.58	0.50
31:BA:890:G:O2'	31:BA:906:G:N1	2.44	0.50
31:BA:938:A:H2'	31:BA:939:G:O4'	2.11	0.50
31:BA:1129:C:C2	31:BA:1132:C:N4	2.76	0.50
32:BE:172:ILE:HG22	32:BE:172:ILE:O	2.11	0.50
33:BF:11:ARG:O	33:BF:12:LEU:C	2.50	0.50
33:BF:59:ARG:HE	33:BF:64:VAL:CG2	2.24	0.50
36:BI:48:LEU:HD13	36:BI:52:ILE:CG1	2.40	0.50
37:BJ:27:ILE:HD11	37:BJ:43:PHE:CD2	2.47	0.50
37:BJ:103:TRP:NE1	37:BJ:137:LYS:HD3	2.26	0.50
39:BL:27:THR:HG23	39:BL:31:GLN:N	2.25	0.50
47:BT:13:ASP:C	47:BT:15:MET:H	2.15	0.50
48:BU:75:ILE:C	48:BU:77:GLY:H	2.14	0.50
49:BV:41:VAL:CG1	49:BV:42:PRO:CD	2.40	0.50
54:CA:1112:C:H1'	33:CF:179:ARG:HD3	1.93	0.50
54:CA:1131:G:H1	54:CA:1144:G:H21	1.57	0.50
54:CA:1414:U:H2'	54:CA:1415:G:H8	1.76	0.50
34:CG:88:VAL:HG12	34:CG:88:VAL:O	2.11	0.50
35:CH:101:ILE:HD13	35:CH:101:ILE:H	1.76	0.50
38:CK:101:PRO:HG2	38:CK:133:LEU:HD11	1.92	0.50
39:CL:80:GLY:O	39:CL:81:ILE:C	2.49	0.50
43:CP:123:ALA:CB	43:CP:124:PRO:CD	2.86	0.50
52:CC:72:C:O2'	52:CC:73:A:H5'	2.11	0.50
55:DA:228:A:N3	55:DA:228:A:H2'	2.26	0.50
55:DA:372:G:H2'	55:DA:373:U:OP2	2.10	0.50
55:DA:531:C:H5''	55:DA:532:A:O4'	2.10	0.50
55:DA:949:C:O2'	55:DA:950:G:H5'	2.11	0.50

*Continued on next page...*

*Continued from previous page...*

Atom-1	Atom-2	Interatomic distance (Å)	Clash overlap (Å)
55:DA:1104:C:H2'	55:DA:1105:U:C6	2.46	0.50
55:DA:1188:U:H2'	55:DA:1189:A:C5'	2.41	0.50
55:DA:1535:U:O2	55:DA:1535:U:C3'	2.59	0.50
55:DA:1800:C:OP1	3:DD:264:LYS:HE2	2.11	0.50
55:DA:2723:C:C5'	13:D0:1:MET:HG2	2.40	0.50
2:DB:78:A:C2	2:DB:99:A:C4	3.00	0.50
3:DD:108:PRO:HB3	3:DD:143:HIS:HE1	1.73	0.50
4:DE:29:GLY:HA2	4:DE:180:ASN:HB3	1.92	0.50
4:DE:167:VAL:HG11	4:DE:187:ALA:O	2.11	0.50
5:DF:46:ARG:O	5:DF:47:GLY:C	2.49	0.50
5:DF:75:HIS:CE1	5:DF:82:ILE:HD12	2.46	0.50
6:DG:16:ARG:HB3	6:DG:17:PRO:HD3	1.92	0.50
6:DG:111:LEU:HB2	6:DG:112:PRO:HD3	1.93	0.50
8:DK:120:ILE:HD12	8:DK:121:LYS:N	2.26	0.50
57:DY:38:HIS:CD2	57:DY:40:LEU:O	2.65	0.50
58:DL:104:VAL:CG1	58:DL:105:LEU:N	2.61	0.50
9:DM:90:MET:HA	9:DM:90:MET:CE	2.41	0.50
11:DO:90:ARG:CZ	11:DO:91:PHE:HB3	2.41	0.50
12:DP:32:TYR:CE1	12:DP:133:ARG:HG3	2.45	0.50
12:DP:43:THR:HG1	12:DP:46:GLN:HG3	1.76	0.50
12:DP:51:ARG:O	12:DP:55:VAL:HG12	2.10	0.50
17:D2:38:LEU:H	17:D2:51:VAL:HG13	1.76	0.50
20:DU:39:VAL:CG1	20:DU:40:GLU:H	2.12	0.50
23:DZ:52:ARG:HA	23:DZ:57:GLU:HA	1.93	0.50
23:DZ:97:LEU:HD23	23:DZ:98:LEU:N	2.26	0.50
1:AA:83:G:O2'	1:AA:84:A:C8	2.65	0.50
1:AA:372:G:O2'	1:AA:373:U:P	2.69	0.50
1:AA:528:A:C8	1:AA:528:A:C3'	2.94	0.50
1:AA:649:G:H2'	1:AA:650:C:C6	2.46	0.50
1:AA:758:C:O2	1:AA:1981:A:H2	1.94	0.50
1:AA:889:C:C4	1:AA:890:A:H1'	2.46	0.50
1:AA:897:C:N3	1:AA:898:C:H5	2.08	0.50
1:AA:1062:G:H2'	1:AA:1063:G:C8	2.46	0.50
1:AA:1113:U:H2'	1:AA:1114:G:H8	1.75	0.50
1:AA:1275:A:O2'	1:AA:1276:A:C8	2.65	0.50
1:AA:1430:C:H2'	1:AA:1431:U:C6	2.46	0.50
1:AA:1786:A:H2	1:AA:2606:C:H1'	1.73	0.50
1:AA:2092:U:H5''	1:AA:2092:U:H6	1.77	0.50
1:AA:2159:G:H2'	1:AA:2160:G:H8	1.76	0.50
1:AA:2297:C:N4	1:AA:2320:A:H8	2.09	0.50
1:AA:2303:G:C2'	1:AA:2304:G:H5'	2.42	0.50

*Continued on next page...*

*Continued from previous page...*

Atom-1	Atom-2	Interatomic distance (Å)	Clash overlap (Å)
1:AA:2346:A:C2	1:AA:2383:G:C2	3.00	0.50
1:AA:2348:U:C4'	28:A6:42:TRP:HD1	2.24	0.50
1:AA:2416:C:OP1	11:AO:64:LYS:O	2.29	0.50
1:AA:2467:C:H2'	1:AA:2468:G:O4'	2.11	0.50
1:AA:2602:A:N6	52:BB:76:A:C5'	2.68	0.50
4:AE:202:LYS:N	4:AE:202:LYS:HE3	2.27	0.50
6:AG:7:LEU:HB2	6:AG:104:GLU:CD	2.32	0.50
6:AG:61:ALA:HA	6:AG:64:THR:CG2	2.42	0.50
8:AK:1:MET:HG3	8:AK:23:PRO:HA	1.94	0.50
11:AO:91:PHE:CD1	11:AO:91:PHE:N	2.79	0.50
12:AP:58:PHE:CD1	12:AP:61:GLY:HA2	2.46	0.50
14:AQ:89:ARG:O	14:AQ:90:GLY:C	2.49	0.50
17:A2:7:THR:C	17:A2:9:GLY:H	2.15	0.50
17:A2:32:THR:HG22	17:A2:58:VAL:HG12	1.93	0.50
17:A2:77:ALA:O	17:A2:78:LYS:HG2	2.11	0.50
17:A2:79:VAL:O	17:A2:80:GLN:CG	2.59	0.50
18:AS:9:TYR:H	18:AS:102:HIS:CD2	2.25	0.50
19:AT:55:ASN:O	19:AT:79:ALA:HA	2.11	0.50
20:AU:27:VAL:HG12	20:AU:39:VAL:CG1	2.40	0.50
20:AU:52:SER:N	20:AU:53:PRO:CD	2.74	0.50
31:BA:434:U:H2'	31:BA:435:C:H6	1.76	0.50
31:BA:690:G:O2'	31:BA:691:G:H5'	2.10	0.50
31:BA:765:G:N2	31:BA:813:U:H5	2.09	0.50
31:BA:780:A:C2	31:BA:803:G:C6	3.00	0.50
31:BA:980:C:H5''	31:BA:981:U:C5	2.47	0.50
31:BA:1160:G:H1	31:BA:1177:G:N2	1.97	0.50
31:BA:1176:A:N6	31:BA:1177:G:O6	2.45	0.50
32:BE:52:GLU:O	32:BE:56:ARG:HG3	2.11	0.50
36:BI:14:LEU:HD22	36:BI:19:LEU:HB2	1.93	0.50
39:BL:112:LYS:HD3	39:BL:113:LYS:O	2.12	0.50
40:BM:7:LYS:HE2	40:BM:71:LEU:HD22	1.92	0.50
40:BM:54:PHE:C	40:BM:55:LYS:HG3	2.31	0.50
40:BM:54:PHE:CG	40:BM:55:LYS:N	2.79	0.50
42:BO:102:ARG:O	42:BO:104:VAL:HG23	2.11	0.50
43:BP:81:LEU:C	43:BP:83:ASP:H	2.14	0.50
43:BP:108:ARG:NH2	43:BP:114:ARG:HG2	2.25	0.50
52:BD:59:U:C2'	52:BD:60:U:H5'	2.42	0.50
53:B1:52:U:OP1	53:B1:52:U:C4'	2.59	0.50
54:CA:107:G:H2'	54:CA:108:G:C5'	2.39	0.50
54:CA:263:A:P	50:CW:79:ARG:NH1	2.85	0.50
54:CA:280:C:C2	47:CT:38:ARG:HG3	2.46	0.50

*Continued on next page...*

*Continued from previous page...*

Atom-1	Atom-2	Interatomic distance (Å)	Clash overlap (Å)
54:CA:328:C:H4'	54:CA:329:A:O5'	2.12	0.50
54:CA:721:G:H4'	54:CA:722:A:C5'	2.42	0.50
54:CA:728:A:C6	45:CR:54:ARG:HD2	2.47	0.50
54:CA:942:G:O2'	54:CA:943:U:H5'	2.11	0.50
54:CA:1094:G:O2'	54:CA:1095:U:OP2	2.27	0.50
54:CA:1261:A:H2'	54:CA:1262:C:H5'	1.93	0.50
54:CA:1380:U:H5''	54:CA:1381:U:OP1	2.11	0.50
32:CE:95:GLN:O	32:CE:96:ARG:C	2.50	0.50
34:CG:88:VAL:HA	35:CH:97:GLY:HA2	1.92	0.50
35:CH:62:ALA:O	35:CH:65:ASN:N	2.45	0.50
35:CH:137:GLU:CA	35:CH:140:ARG:NH1	2.73	0.50
38:CK:48:TYR:HA	38:CK:60:ARG:O	2.11	0.50
38:CK:49:GLU:O	38:CK:51:VAL:HG13	2.10	0.50
38:CK:97:VAL:HG13	38:CK:98:LYS:HG3	1.93	0.50
39:CL:95:LYS:HD3	39:CL:95:LYS:C	2.31	0.50
42:CO:47:LYS:CB	42:CO:48:PRO:HD2	2.40	0.50
43:CP:7:VAL:CG1	6:DG:115:ARG:NH2	2.75	0.50
43:CP:44:ARG:C	43:CP:46:LYS:N	2.63	0.50
55:DA:92:G:H2'	55:DA:93:C:C6	2.47	0.50
55:DA:265:A:HO2'	55:DA:266:G:P	2.35	0.50
55:DA:1056:G:H1'	55:DA:1086:A:C1'	2.41	0.50
55:DA:1064:C:O3'	58:DL:89:HIS:CB	2.60	0.50
55:DA:1083:U:O5'	57:DY:41:ARG:HD3	2.10	0.50
55:DA:1278:A:H2'	55:DA:1279:G:C8	2.46	0.50
55:DA:1750:G:O2'	55:DA:1751:C:H5'	2.11	0.50
55:DA:1930:G:H2'	55:DA:1968:G:O6	2.10	0.50
55:DA:1991:U:H2'	55:DA:1992:G:C5'	2.41	0.50
55:DA:2311:A:H8	6:DG:82:LEU:HD11	1.76	0.50
3:DD:62:TYR:CG	3:DD:63:ARG:N	2.79	0.50
7:DH:16:SER:O	7:DH:17:VAL:HB	2.11	0.50
10:DN:26:LYS:HB2	10:DN:30:ALA:HB2	1.94	0.50
11:DO:140:ALA:O	11:DO:141:ALA:HB2	2.10	0.50
13:D0:17:ARG:O	13:D0:20:LEU:HB3	2.12	0.50
14:DQ:20:ARG:C	14:DQ:22:GLY:H	2.14	0.50
17:D2:81:TYR:C	17:D2:82:ARG:CG	2.80	0.50
20:DU:43:ASN:HA	20:DU:64:GLU:HA	1.93	0.50
21:DV:115:GLY:HA3	21:DV:146:ILE:HD11	1.93	0.50
21:DV:170:THR:O	21:DV:171:ILE:CB	2.58	0.50
24:DW:8:LYS:HB2	24:DW:8:LYS:NZ	2.26	0.50
25:DX:6:VAL:HG11	25:DX:47:VAL:HG13	1.92	0.50
30:D8:39:LYS:O	30:D8:43:GLN:HB2	2.11	0.50

*Continued on next page...*

*Continued from previous page...*

Atom-1	Atom-2	Interatomic distance (Å)	Clash overlap (Å)
1:AA:89:G:OP2	1:AA:90:U:H6	1.94	0.50
1:AA:234:C:O2'	1:AA:235:U:H5'	2.12	0.50
1:AA:452:G:N3	1:AA:457:A:H2	2.08	0.50
1:AA:455:C:H5''	1:AA:456:C:OP2	2.11	0.50
1:AA:529:A:C5'	1:AA:530:G:OP1	2.57	0.50
1:AA:580:C:H2'	1:AA:581:C:H6	1.75	0.50
1:AA:598:G:H5'	11:AO:11:GLY:HA3	1.94	0.50
1:AA:729:G:H5'	1:AA:730:C:H5''	1.93	0.50
1:AA:805:G:C4'	1:AA:806:C:OP2	2.59	0.50
1:AA:950:G:H2'	1:AA:951:C:C6	2.47	0.50
1:AA:1001:A:H2'	1:AA:1002:G:H5'	1.94	0.50
1:AA:1340:U:O2'	1:AA:1341:U:OP2	2.30	0.50
1:AA:1347:G:N3	29:A7:49:ARG:NH2	2.58	0.50
1:AA:1530:G:H2'	1:AA:1531:C:H6	1.76	0.50
1:AA:1728:G:N1	1:AA:1730:U:OP2	2.44	0.50
1:AA:1814:G:H2'	1:AA:1815:A:N7	2.25	0.50
1:AA:1967:C:H2'	1:AA:1968:G:C5'	2.39	0.50
1:AA:2129:C:N4	1:AA:2130:U:O4	2.44	0.50
1:AA:2178:C:O2'	1:AA:2179:C:H5'	2.11	0.50
1:AA:2528:U:O2'	1:AA:2529:G:H5''	2.11	0.50
1:AA:2563:U:H2'	1:AA:2565:A:OP2	2.10	0.50
1:AA:2848:G:HO2'	1:AA:2849:U:P	2.34	0.50
2:AB:11:C:H3'	2:AB:12:C:C5	2.46	0.50
4:AE:91:VAL:O	4:AE:91:VAL:HG13	2.11	0.50
6:AG:51:ARG:NH1	6:AG:51:ARG:CB	2.75	0.50
6:AG:108:ASN:O	26:A4:37:SER:HB2	2.11	0.50
6:AG:136:ARG:O	6:AG:154:GLY:CA	2.56	0.50
7:AH:33:LEU:HD11	7:AH:79:VAL:HG13	1.93	0.50
12:AP:133:ARG:O	12:AP:134:ARG:CB	2.59	0.50
14:AQ:61:ASN:O	14:AQ:65:VAL:HG23	2.11	0.50
16:A1:40:PHE:HE2	17:A2:83:ARG:HH22	1.59	0.50
16:A1:90:VAL:HG12	16:A1:91:ASP:N	2.26	0.50
18:AS:50:VAL:HG11	18:AS:103:ILE:HG21	1.92	0.50
20:AU:42:VAL:CG2	20:AU:65:ALA:HB3	2.41	0.50
20:AU:46:LYS:O	20:AU:48:ALA:N	2.42	0.50
20:AU:83:THR:HG22	20:AU:85:VAL:H	1.77	0.50
21:AV:178:GLU:O	21:AV:179:ASP:C	2.48	0.50
22:A3:43:THR:C	22:A3:45:PHE:H	2.14	0.50
31:BA:1020:U:H2'	31:BA:1021:G:C5'	2.40	0.50
31:BA:1056:U:C5'	33:BF:163:ALA:HB2	2.42	0.50
31:BA:1075:C:H4'	31:BA:1101:A:N6	2.26	0.50

*Continued on next page...*

*Continued from previous page...*

Atom-1	Atom-2	Interatomic distance (Å)	Clash overlap (Å)
31:BA:1106:G:H4'	33:BF:171:GLY:O	2.11	0.50
31:BA:1124:G:O2'	31:BA:1125:U:O5'	2.30	0.50
31:BA:1220:G:H4'	49:BV:34:TRP:O	2.11	0.50
31:BA:1236:A:H4'	31:BA:1304:G:H4'	1.92	0.50
32:BE:92:TYR:HE2	32:BE:151:GLY:N	2.09	0.50
33:BF:154:SER:O	33:BF:155:GLY:O	2.30	0.50
36:BI:44:GLY:O	36:BI:46:ARG:HG3	2.12	0.50
37:BJ:44:TYR:HA	37:BJ:47:CYS:SG	2.51	0.50
43:BP:110:ARG:HH11	43:BP:110:ARG:HG2	1.76	0.50
48:BU:22:VAL:O	48:BU:24:ALA:N	2.45	0.50
49:BV:47:HIS:O	49:BV:48:THR:HG23	2.11	0.50
54:CA:1054:C:H2'	54:CA:1054:C:O2	2.10	0.50
54:CA:1116:C:H2'	54:CA:1117:G:H5'	1.92	0.50
32:CE:83:MET:O	32:CE:86:GLU:N	2.44	0.50
33:CF:52:LEU:H	33:CF:52:LEU:CD2	2.24	0.50
34:CG:9:CYS:C	34:CG:11:LEU:N	2.65	0.50
38:CK:42:GLU:HG3	38:CK:109:ILE:CD1	2.37	0.50
43:CP:70:LEU:O	43:CP:74:VAL:HG23	2.11	0.50
47:CT:13:ASP:C	47:CT:15:MET:H	2.14	0.50
49:CV:25:LYS:HA	49:CV:25:LYS:HZ1	1.76	0.50
50:CW:96:GLY:O	50:CW:97:ALA:CB	2.58	0.50
55:DA:6:A:H2'	55:DA:7:G:O4'	2.12	0.50
55:DA:654(T):A:H2'	55:DA:654(U):A:O4'	2.11	0.50
55:DA:1019:U:H2'	55:DA:1020:A:C8	2.46	0.50
55:DA:1280:G:C2'	55:DA:1281:G:C5'	2.87	0.50
55:DA:1281:G:O2'	55:DA:1282:U:H5'	2.11	0.50
55:DA:1614:A:N1	18:DS:91:GLY:HA2	2.26	0.50
55:DA:1785:A:H2'	55:DA:1787:A:N7	2.26	0.50
55:DA:1831:G:H2'	55:DA:1832:C:C6	2.47	0.50
55:DA:2297:C:O2'	55:DA:2298:A:H5'	2.11	0.50
55:DA:2453:A:O2'	55:DA:2572:A:H1'	2.11	0.50
55:DA:2646:C:OP2	55:DA:2732:G:O2'	2.26	0.50
55:DA:2785:C:H2'	55:DA:2786:U:O4'	2.10	0.50
4:DE:10:GLY:O	4:DE:25:VAL:HG22	2.12	0.50
4:DE:131:ALA:O	4:DE:132:HIS:CB	2.60	0.50
7:DH:16:SER:HB3	7:DH:26:VAL:O	2.12	0.50
8:DK:52:ARG:HH11	8:DK:52:ARG:CB	2.25	0.50
57:DY:12:THR:HB	57:DY:52:PHE:CE2	2.46	0.50
57:DY:20:ALA:C	57:DY:21:GLN:O	2.45	0.50
57:DY:127:GLU:O	57:DY:128:LEU:CD2	2.51	0.50
11:DO:35:HIS:O	11:DO:36:LYS:C	2.48	0.50

*Continued on next page...*

*Continued from previous page...*

Atom-1	Atom-2	Interatomic distance (Å)	Clash overlap (Å)
12:DP:75:THR:HA	12:DP:88:GLY:O	2.11	0.50
12:DP:118:LEU:HD13	12:DP:131:ILE:HG23	1.93	0.50
16:D1:24:TYR:HE1	16:D1:39:LEU:CD2	2.25	0.50
18:DS:14:PRO:HG2	18:DS:78:GLU:CG	2.41	0.50
1:AA:141:A:C8	1:AA:1408:C:H1'	2.45	0.50
1:AA:361:G:N3	1:AA:362:U:H1'	2.26	0.50
1:AA:552:G:H2'	1:AA:553:U:O4'	2.11	0.50
1:AA:887:A:N6	1:AA:889:C:C6	2.73	0.50
1:AA:896:A:C2	21:AV:178:GLU:CG	2.90	0.50
1:AA:922:U:H2'	1:AA:923:C:H6	1.71	0.50
1:AA:1678:G:N2	1:AA:1989:G:H1	2.09	0.50
1:AA:1802:A:N1	1:AA:1822:G:H1'	2.27	0.50
1:AA:1879:C:H2'	1:AA:1880:C:H5'	1.93	0.50
1:AA:2173:A:C6	1:AA:2174:C:H1'	2.46	0.50
1:AA:2271:G:H2'	1:AA:2272:U:C6	2.46	0.50
1:AA:2495:G:OP1	22:A3:4:LYS:HE3	2.12	0.50
1:AA:2787:C:H2'	1:AA:2787:C:O2	2.11	0.50
1:AA:2808:U:H2'	1:AA:2809:A:H8	1.75	0.50
3:AD:182:LEU:O	3:AD:271:ILE:HG13	2.12	0.50
4:AE:16:ARG:O	4:AE:17:ASP:HB3	2.12	0.50
4:AE:52:LEU:O	4:AE:74:PRO:CA	2.57	0.50
4:AE:199:ARG:NH1	4:AE:199:ARG:CB	2.75	0.50
5:AF:185:ASP:HA	5:AF:188:ARG:HE	1.77	0.50
6:AG:61:ALA:HA	6:AG:64:THR:HG22	1.93	0.50
7:AH:17:VAL:HA	7:AH:26:VAL:HA	1.91	0.50
11:AO:52:GLU:CB	11:AO:55:ARG:HD2	2.41	0.50
12:AP:75:THR:HG22	12:AP:88:GLY:CA	2.28	0.50
14:AQ:14:VAL:O	14:AQ:18:ILE:HG13	2.10	0.50
15:AR:27:THR:CG2	15:AR:90:GLN:HB3	2.40	0.50
16:A1:5:LYS:O	16:A1:6:THR:C	2.50	0.50
18:AS:55:ALA:O	18:AS:56:ALA:C	2.49	0.50
22:A3:47:PRO:HB2	22:A3:51:VAL:O	2.12	0.50
31:BA:191(F):U:O2	50:BW:105:SER:HA	2.11	0.50
31:BA:277:C:H5'	47:BT:68:ARG:NH1	2.27	0.50
31:BA:373:A:C2	31:BA:374:A:C8	2.99	0.50
31:BA:394:G:H2'	31:BA:395:C:H6	1.76	0.50
31:BA:518:C:H5'	31:BA:519:C:H6	1.77	0.50
31:BA:657:G:O2'	31:BA:658:G:H5'	2.12	0.50
31:BA:1532:U:O5'	31:BA:1532:U:H6	1.94	0.50
32:BE:12:GLU:O	32:BE:14:GLY:N	2.44	0.50
32:BE:61:LEU:HG	32:BE:68:ILE:HD11	1.94	0.50

*Continued on next page...*



*Continued from previous page...*

Atom-1	Atom-2	Interatomic distance (Å)	Clash overlap (Å)
32:BE:114:ARG:HA	32:BE:117:GLU:CG	2.42	0.50
34:BG:96:LEU:HD12	34:BG:139:ARG:CZ	2.41	0.50
34:BG:100:ARG:NH1	34:BG:137:SER:CB	2.74	0.50
35:BH:72:GLN:O	35:BH:73:ASN:HB2	2.12	0.50
36:BI:1:MET:HB2	36:BI:66:GLU:HG2	1.94	0.50
37:BJ:153:HIS:C	37:BJ:155:ARG:H	2.15	0.50
38:BK:85:ARG:HG3	38:BK:85:ARG:HH11	1.76	0.50
40:BM:30:SER:HB2	40:BM:81:THR:HA	1.94	0.50
48:BU:52:PRO:O	48:BU:56:THR:HG23	2.11	0.50
52:BC:18:G:O6	52:BC:55:U:H1'	2.11	0.50
54:CA:243:A:C2	54:CA:245:C:H2'	2.47	0.50
54:CA:344:A:H3'	54:CA:346:G:O6	2.11	0.50
54:CA:346:G:C5'	15:DR:41:ARG:HD2	2.41	0.50
54:CA:381:C:H2'	54:CA:382:A:O4'	2.12	0.50
54:CA:522:C:H41	42:CO:53:ARG:NH2	2.10	0.50
54:CA:780:A:C2	54:CA:803:G:C6	3.00	0.50
54:CA:922:G:C2	54:CA:923:A:C4	3.00	0.50
54:CA:1069:C:H2'	54:CA:1070:U:O5'	2.11	0.50
54:CA:1400:C:C4'	54:CA:1401:G:OP2	2.60	0.50
32:CE:47:THR:O	32:CE:50:GLU:HB2	2.11	0.50
32:CE:168:THR:HG23	32:CE:169:LYS:H	1.77	0.50
33:CF:131:ARG:HG3	33:CF:131:ARG:NH1	2.26	0.50
34:CG:58:LEU:O	34:CG:58:LEU:HD22	2.12	0.50
34:CG:112:VAL:HG12	34:CG:116:GLN:CD	2.31	0.50
39:CL:17:VAL:HG21	39:CL:80:GLY:HA3	1.92	0.50
40:CM:31:GLY:HA2	40:CM:78:ASN:ND2	2.26	0.50
40:CM:45:ARG:HH11	40:CM:45:ARG:HG3	1.76	0.50
44:CQ:24:CYS:SG	44:CQ:27:CYS:N	2.84	0.50
45:CR:17:ARG:NH1	45:CR:77:ARG:CZ	2.75	0.50
46:CS:53:VAL:HG23	46:CS:54:GLU:N	2.26	0.50
48:CU:50:ILE:HD11	48:CU:74:ARG:NH1	2.26	0.50
52:CB:21:A:N7	52:CB:46:G:C6	2.80	0.50
55:DA:445:C:C2'	55:DA:446:G:H5'	2.41	0.50
55:DA:790:C:O2'	55:DA:791:C:H5'	2.11	0.50
55:DA:833:U:H2'	55:DA:834:C:C6	2.47	0.50
55:DA:1075:C:C4'	21:DV:195:GLU:CG	2.58	0.50
55:DA:1204:A:O2'	55:DA:1205:U:P	2.69	0.50
55:DA:1262:A:N3	27:D5:10:LYS:HE3	2.27	0.50
55:DA:1347:G:O2'	55:DA:1348:G:H5'	2.11	0.50
55:DA:1798:U:H5'	3:DD:259:THR:CG2	2.29	0.50
55:DA:1936:A:N3	55:DA:1945:G:C6	2.80	0.50

*Continued on next page...*

*Continued from previous page...*

Atom-1	Atom-2	Interatomic distance (Å)	Clash overlap (Å)
55:DA:1992:G:N2	55:DA:1996:C:O2'	2.44	0.50
3:DD:27:THR:O	3:DD:28:GLU:CB	2.59	0.50
3:DD:95:LEU:HD11	3:DD:97:TYR:HE1	1.76	0.50
57:DY:25:PHE:O	57:DY:112:LEU:HA	2.12	0.50
58:DL:52:ILE:HG12	58:DL:76:TYR:CA	2.41	0.50
58:DL:87:GLY:C	58:DL:96:VAL:HG11	2.32	0.50
9:DM:94:HIS:CD2	9:DM:97:ARG:HH21	2.30	0.50
9:DM:96:GLU:CG	9:DM:97:ARG:N	2.73	0.50
10:DN:10:VAL:HG23	10:DN:17:ARG:O	2.11	0.50
16:D1:88:ILE:HD13	16:D1:88:ILE:N	2.23	0.50
19:DT:28:PHE:N	19:DT:28:PHE:CD1	2.79	0.50
20:DU:43:ASN:CB	20:DU:64:GLU:HA	2.41	0.50
1:AA:13:A:H61	1:AA:525:U:H3'	1.77	0.50
1:AA:65:C:O2'	1:AA:66:C:H5'	2.12	0.50
1:AA:530:G:H2'	1:AA:531:C:OP2	2.11	0.50
1:AA:644:A:H61	1:AA:2349:G:H1'	1.76	0.50
1:AA:780:G:OP1	3:AD:218:ARG:NH2	2.44	0.50
1:AA:864:G:H1'	1:AA:914:C:N4	2.27	0.50
1:AA:894:C:C3'	1:AA:895:U:H6	2.08	0.50
1:AA:976:C:C5'	1:AA:1156:A:N6	2.72	0.50
1:AA:1022:G:O2'	1:AA:1023:U:OP2	2.30	0.50
1:AA:1130:U:O2	1:AA:2025:C:H5''	2.11	0.50
1:AA:1205:U:O2'	1:AA:1206:G:OP1	2.30	0.50
1:AA:1373:A:H2'	1:AA:1374:G:O4'	2.12	0.50
1:AA:1484:G:C3'	1:AA:1485:G:H5''	2.41	0.50
1:AA:1490:A:H4'	1:AA:1491:G:OP2	2.12	0.50
1:AA:1930:G:H2'	1:AA:1931:U:OP2	2.12	0.50
1:AA:1940:U:H5'	1:AA:1965:C:C5	2.47	0.50
1:AA:2173:A:H5''	1:AA:2174:C:C6	2.47	0.50
1:AA:2355:C:H5'	22:A3:36:ILE:CD1	2.33	0.50
1:AA:2898:U:C2	1:AA:2899:G:C8	3.00	0.50
2:AB:30:C:H4'	2:AB:58:A:H2	1.77	0.50
4:AE:10:GLY:O	4:AE:11:MET:CB	2.60	0.50
5:AF:117:ARG:HH22	5:AF:187:VAL:HA	1.76	0.50
6:AG:2:PRO:C	6:AG:4:ASP:H	2.15	0.50
11:AO:27:HIS:ND1	11:AO:27:HIS:N	2.59	0.50
17:A2:3:ALA:HB1	17:A2:38:LEU:HD22	1.94	0.50
21:AV:128:VAL:HG22	21:AV:129:SER:N	2.26	0.50
21:AV:180:VAL:O	21:AV:181:GLU:O	2.30	0.50
26:A4:38:LYS:C	26:A4:38:LYS:HD2	2.30	0.50
31:BA:60:A:N6	31:BA:110:C:N3	2.58	0.50

*Continued on next page...*

*Continued from previous page...*

Atom-1	Atom-2	Interatomic distance (Å)	Clash overlap (Å)
31:BA:429:U:H5'	34:BG:9:CYS:HB2	1.93	0.50
31:BA:593:G:O2'	31:BA:594:G:H5'	2.11	0.50
31:BA:1080:A:OP1	35:BH:47:LYS:HE3	2.11	0.50
31:BA:1114:C:H2'	31:BA:1115:C:H6	1.76	0.50
31:BA:1356:G:H2'	31:BA:1357:A:C8	2.46	0.50
32:BE:36:ARG:HH11	32:BE:36:ARG:HG3	1.77	0.50
33:BF:58:GLU:HB2	33:BF:65:ALA:CB	2.41	0.50
33:BF:117:ALA:HB2	33:BF:200:ALA:HB2	1.93	0.50
35:BH:140:ARG:O	35:BH:140:ARG:HG2	2.12	0.50
38:BK:63:LEU:HD22	38:BK:63:LEU:H	1.76	0.50
39:BL:4:TYR:CE2	39:BL:88:TYR:HB2	2.46	0.50
41:BN:16:SER:HA	41:BN:79:SER:O	2.12	0.50
43:BP:15:VAL:C	43:BP:17:VAL:N	2.65	0.50
43:BP:66:LEU:HA	43:BP:70:LEU:HD12	1.94	0.50
46:BS:21:VAL:O	46:BS:21:VAL:HG13	2.11	0.50
54:CA:31:G:O2'	54:CA:32:A:O5'	2.27	0.50
54:CA:41:G:H2'	54:CA:42:G:C8	2.46	0.50
54:CA:430:A:OP1	34:CG:9:CYS:HB2	2.11	0.50
54:CA:562:C:H2'	42:CO:16:GLU:O	2.10	0.50
54:CA:1178:G:C8	54:CA:1180:A:OP2	2.65	0.50
54:CA:1250:A:H2'	54:CA:1251:A:C8	2.47	0.50
32:CE:12:GLU:C	32:CE:14:GLY:N	2.65	0.50
32:CE:122:PHE:HA	32:CE:139:LYS:HZ3	1.75	0.50
32:CE:157:ARG:HG2	32:CE:158:LEU:HD12	1.94	0.50
32:CE:168:THR:HB	32:CE:192:SER:OG	2.11	0.50
33:CF:8:ILE:HG23	33:CF:16:ARG:HG2	1.94	0.50
33:CF:62:ASP:HA	33:CF:97:LYS:CD	2.42	0.50
34:CG:52:SER:HB3	34:CG:55:ALA:HB2	1.92	0.50
37:CJ:95:ARG:HG3	37:CJ:95:ARG:HH11	1.75	0.50
42:CO:60:LEU:N	42:CO:60:LEU:HD22	2.26	0.50
55:DA:270(Q):C:H2'	55:DA:270(R):G:O4'	2.12	0.50
55:DA:664:C:H4'	55:DA:941:A:OP1	2.12	0.50
55:DA:721:C:H2'	55:DA:721:C:O2	2.11	0.50
55:DA:1177:A:H5''	55:DA:1178:C:C5'	2.42	0.50
55:DA:1751:C:O2'	55:DA:1752:C:H5'	2.11	0.50
55:DA:1887:C:H2'	55:DA:1888:G:H5''	1.93	0.50
55:DA:2188:C:H2'	55:DA:2189:U:O4'	2.12	0.50
55:DA:2418:A:H2'	55:DA:2419:U:C6	2.47	0.50
55:DA:2808:U:O2'	55:DA:2809:A:H5'	2.12	0.50
2:DB:116:G:H4'	14:DQ:54:LEU:CD1	2.41	0.50
6:DG:129:GLY:HA2	6:DG:169:ALA:HB2	1.93	0.50

*Continued on next page...*

*Continued from previous page...*

Atom-1	Atom-2	Interatomic distance (Å)	Clash overlap (Å)
7:DH:103:LEU:CD2	7:DH:115:VAL:HB	2.41	0.50
7:DH:125:VAL:O	7:DH:125:VAL:HG12	2.12	0.50
57:DY:75:GLN:OE1	57:DY:109:SER:CB	2.59	0.50
58:DL:12:LEU:HD12	58:DL:13:PRO:C	2.31	0.50
58:DL:58:THR:CB	58:DL:66:THR:CG2	2.90	0.50
14:DQ:88:ASP:CG	14:DQ:90:GLY:H	2.14	0.50
15:DR:86:ILE:HG12	15:DR:86:ILE:O	2.12	0.50
21:DV:180:VAL:HG13	21:DV:181:GLU:H	1.72	0.50
26:D4:39:CYS:C	26:D4:41:PRO:CD	2.80	0.50
26:D4:50:VAL:O	26:D4:52:THR:N	2.45	0.50
27:D5:36:CYS:SG	27:D5:48:GLU:O	2.60	0.50
27:D5:40:LYS:HB2	27:D5:46:CYS:SG	2.51	0.50
27:D5:54:GLY:O	27:D5:55:ARG:C	2.49	0.50
1:AA:26:G:C2	1:AA:27:G:N2	2.80	0.50
1:AA:35:G:H2'	1:AA:36:G:O4'	2.11	0.50
1:AA:270:A:C2'	1:AA:270(A):A:H5'	2.42	0.50
1:AA:322:A:OP2	1:AA:322:A:O4'	2.30	0.50
1:AA:945:A:O4'	1:AA:946:G:OP1	2.30	0.50
1:AA:952:G:P	12:AP:16:ARG:HH22	2.35	0.50
1:AA:1161:C:C1'	17:A2:8:GLY:O	2.56	0.50
1:AA:1695:G:N7	3:AD:14:ARG:NH2	2.59	0.50
1:AA:1992:G:O2'	1:AA:1993:U:OP2	2.22	0.50
1:AA:2300:G:H2'	1:AA:2301:C:H6	1.77	0.50
1:AA:2886:G:H2'	1:AA:2887:U:H6	1.77	0.50
2:AB:7:G:H3'	2:AB:8:U:C5'	2.36	0.50
2:AB:56:G:H4'	2:AB:57:A:C8	2.46	0.50
3:AD:25:THR:C	3:AD:27:THR:H	2.14	0.50
5:AF:3:GLU:HA	5:AF:24:LEU:CD2	2.40	0.50
5:AF:65:TRP:HZ3	5:AF:73:ALA:O	1.94	0.50
6:AG:111:LEU:HB2	6:AG:112:PRO:HD3	1.92	0.50
7:AH:13:LYS:O	7:AH:15:VAL:HG13	2.11	0.50
8:AK:82:ARG:HH11	8:AK:146:ALA:H	1.60	0.50
16:A1:5:LYS:NZ	16:A1:5:LYS:CB	2.74	0.50
16:A1:17:ILE:HG23	16:A1:39:LEU:HD12	1.94	0.50
20:AU:47:LYS:HG3	20:AU:60:PHE:CD1	2.45	0.50
20:AU:47:LYS:C	20:AU:49:VAL:H	2.15	0.50
21:AV:158:PRO:O	21:AV:161:VAL:CG2	2.60	0.50
21:AV:179:ASP:O	21:AV:179:ASP:OD2	2.30	0.50
29:A7:10:ARG:O	29:A7:14:LYS:HB2	2.12	0.50
31:BA:152:A:C8	31:BA:153:C:C5	3.00	0.50
31:BA:792:A:O2'	31:BA:793:U:P	2.69	0.50

*Continued on next page...*

*Continued from previous page...*

Atom-1	Atom-2	Interatomic distance (Å)	Clash overlap (Å)
31:BA:1027:C:C2	31:BA:1028:C:C5	2.99	0.50
31:BA:1353:G:O2'	31:BA:1354:C:H5'	2.12	0.50
32:BE:114:ARG:HA	32:BE:117:GLU:HG3	1.93	0.50
33:BF:173:VAL:N	33:BF:174:PRO:HD3	2.27	0.50
42:BO:79:GLU:HG3	42:BO:80:HIS:CG	2.47	0.50
42:BO:91:LYS:HG2	42:BO:91:LYS:O	2.11	0.50
43:BP:94:ARG:HG3	43:BP:96:LEU:HG	1.94	0.50
44:BQ:26:ARG:HD3	44:BQ:43:CYS:SG	2.52	0.50
49:BV:63:THR:H	49:BV:66:MET:CE	2.01	0.50
50:BW:93:GLU:OE1	50:BW:94:ALA:N	2.45	0.50
52:BD:58:A:O2'	52:BD:59:U:P	2.70	0.50
54:CA:152:A:H62	54:CA:169:C:H42	1.58	0.50
54:CA:152:A:N6	54:CA:169:C:H42	2.10	0.50
54:CA:664:G:N2	54:CA:741:G:H1	2.07	0.50
54:CA:890:G:O2'	54:CA:906:G:N1	2.44	0.50
54:CA:1179:A:H5''	39:CL:102:LEU:O	2.11	0.50
54:CA:1189:C:H5''	33:CF:5:ILE:CG2	2.34	0.50
54:CA:1281:U:H5'	54:CA:1282:C:OP2	2.12	0.50
54:CA:1347:G:C8	39:CL:107:ARG:HB3	2.47	0.50
54:CA:1538:C:H2'	54:CA:1539:C:C6	2.46	0.50
33:CF:6:HIS:HD2	33:CF:8:ILE:H	1.60	0.50
34:CG:61:LYS:HE2	34:CG:65:ARG:HD2	1.93	0.50
35:CH:140:ARG:HH11	35:CH:140:ARG:HB3	1.77	0.50
39:CL:47:LEU:N	39:CL:47:LEU:HD13	2.27	0.50
42:CO:41:ARG:HH11	42:CO:41:ARG:HG3	1.77	0.50
47:CT:67:LYS:CA	47:CT:70:ARG:HH12	2.08	0.50
52:CD:37:MIA:H3'	52:CD:38:A:C8	2.47	0.50
52:CB:11:C:H2'	52:CB:12:U:H6	1.76	0.50
55:DA:654(C):G:C2	55:DA:654(D):G:C4	2.99	0.50
55:DA:1047:G:C2'	55:DA:1110:G:H22	2.23	0.50
55:DA:1289:C:H2'	55:DA:1290:C:H6	1.76	0.50
55:DA:1379:A:O2'	55:DA:1380:G:OP1	2.30	0.50
55:DA:1507:A:C3'	55:DA:1508:A:H5''	2.34	0.50
55:DA:1826:G:H2'	55:DA:1827:C:H6	1.76	0.50
55:DA:1887:C:C2'	55:DA:1888:G:H5''	2.41	0.50
55:DA:2035:G:H4'	55:DA:2036:C:OP2	2.12	0.50
55:DA:2119:A:N6	55:DA:2170:A:N7	2.58	0.50
55:DA:2317:C:O2'	55:DA:2318:G:H5'	2.11	0.50
55:DA:2468:G:O2'	55:DA:2469:A:O5'	2.30	0.50
2:DB:65:C:C2'	2:DB:66:A:H5'	2.41	0.50
3:DD:35:LYS:HD3	3:DD:63:ARG:C	2.32	0.50

*Continued on next page...*

*Continued from previous page...*

Atom-1	Atom-2	Interatomic distance (Å)	Clash overlap (Å)
3:DD:131:LEU:HB2	3:DD:136:ILE:CD1	2.42	0.50
7:DH:30:LYS:HB2	7:DH:79:VAL:O	2.12	0.50
56:DI:3:LEU:CD2	56:DI:4:ASP:H	2.23	0.50
8:DK:18:VAL:O	8:DK:18:VAL:HG12	2.10	0.50
57:DY:16:ASN:OD1	57:DY:16:ASN:C	2.49	0.50
57:DY:52:PHE:HD2	57:DY:52:PHE:H	1.56	0.50
57:DY:89:ALA:CA	56:DJ:15:ALA:CB	2.90	0.50
57:DY:122:VAL:C	57:DY:126:ALA:H	2.14	0.50
12:DP:20:ALA:CB	12:DP:99:PRO:HD2	2.42	0.50
13:D0:53:HIS:HA	13:D0:56:LYS:HB2	1.93	0.50
18:DS:70:TYR:HD2	18:DS:70:TYR:N	2.07	0.50
21:DV:130:PRO:HA	21:DV:133:ILE:CD1	2.37	0.50
21:DV:178:GLU:HG3	21:DV:180:VAL:CA	2.41	0.50
1:AA:17:G:H4'	16:A1:25:TRP:CZ3	2.47	0.50
1:AA:532:A:O2'	1:AA:533:G:OP2	2.30	0.50
1:AA:1050:A:H1'	1:AA:2751:G:H22	1.77	0.50
1:AA:1272:A:C5	1:AA:1618:A:H1'	2.47	0.50
1:AA:2182:G:H2'	1:AA:2183:C:C6	2.47	0.50
1:AA:2653:U:C2	1:AA:2654:A:N7	2.80	0.50
1:AA:2820:A:N3	13:A0:4:LEU:HD21	2.27	0.50
2:AB:44:G:H1'	2:AB:47:C:H42	1.76	0.50
2:AB:81:G:N2	2:AB:82:G:O6	2.44	0.50
3:AD:166:GLN:NE2	3:AD:166:GLN:HA	2.26	0.50
4:AE:24:THR:HG23	4:AE:186:GLY:HA2	1.94	0.50
4:AE:63:LEU:O	4:AE:63:LEU:HD23	2.12	0.50
5:AF:117:ARG:HG3	5:AF:122:LYS:HB2	1.92	0.50
6:AG:51:ARG:HB2	6:AG:51:ARG:CZ	2.41	0.50
15:AR:97:ALA:HB1	15:AR:98:LYS:NZ	2.26	0.50
16:A1:90:VAL:HG13	17:A2:39:LEU:HB2	1.94	0.50
17:A2:32:THR:HG22	17:A2:58:VAL:CG1	2.42	0.50
23:AZ:86:SER:O	23:AZ:87:PRO:C	2.49	0.50
24:AW:70:GLN:CG	24:AW:71:ASN:H	2.09	0.50
26:A4:58:ARG:C	26:A4:58:ARG:HD2	2.32	0.50
30:A8:32:LEU:CD2	30:A8:33:ASN:N	2.75	0.50
31:BA:713:G:H21	31:BA:777:A:C4'	2.25	0.50
31:BA:889:A:O3'	31:BA:890:G:C4'	2.56	0.50
31:BA:1118:C:O2'	31:BA:1119:C:H5'	2.12	0.50
31:BA:1178:G:N2	31:BA:1181:G:O6	2.44	0.50
31:BA:1541:U:O2	31:BA:1541:U:C2'	2.60	0.50
32:BE:163:PHE:HA	32:BE:185:ILE:HG13	1.94	0.50
33:BF:41:GLY:C	33:BF:45:LYS:HE3	2.32	0.50

*Continued on next page...*

*Continued from previous page...*

Atom-1	Atom-2	Interatomic distance (Å)	Clash overlap (Å)
36:BI:36:ARG:HG2	36:BI:36:ARG:O	2.12	0.50
38:BK:89:PRO:HA	38:BK:92:ARG:NH1	2.24	0.50
40:BM:5:ARG:HG3	40:BM:71:LEU:HD11	1.94	0.50
41:BN:84:VAL:HG11	41:BN:95:ILE:HD11	1.93	0.50
45:BR:30:ALA:HA	45:BR:85:LEU:HD11	1.93	0.50
45:BR:32:LEU:O	45:BR:36:ILE:HG13	2.11	0.50
46:BS:54:GLU:O	46:BS:57:ARG:HB2	2.12	0.50
52:BB:75:C:H3'	52:BB:75:C:C6	2.46	0.50
52:BC:18:G:N2	52:BC:58:A:O4'	2.45	0.50
53:B1:42:U:O2'	53:B1:44:U:OP2	2.27	0.50
54:CA:60:A:O2'	54:CA:61:G:OP2	2.30	0.50
54:CA:112:G:C4'	54:CA:389:A:H5''	2.41	0.50
54:CA:127:G:OP1	54:CA:635:G:H1'	2.11	0.50
54:CA:179:A:C2'	54:CA:180:U:H5'	2.42	0.50
54:CA:562:C:C2	42:CO:16:GLU:HB3	2.47	0.50
54:CA:1124:G:H8	54:CA:1124:G:OP2	1.95	0.50
54:CA:1128:C:N3	54:CA:1139:G:N1	2.60	0.50
54:CA:1240:U:OP2	37:CJ:116:ALA:HB2	2.11	0.50
33:CF:119:ARG:HH11	33:CF:119:ARG:HG3	1.77	0.50
36:CI:49:ALA:HB1	48:CU:80:PRO:HG3	1.93	0.50
37:CJ:54:THR:O	37:CJ:54:THR:HG23	2.12	0.50
39:CL:47:LEU:C	39:CL:49:PRO:HD2	2.32	0.50
39:CL:117:HIS:CD2	39:CL:123:PRO:HA	2.47	0.50
43:CP:115:LYS:O	43:CP:117:VAL:HG13	2.11	0.50
44:CQ:47:LEU:O	44:CQ:50:LYS:HG3	2.12	0.50
52:CD:18:G:O2'	52:CD:19:G:P	2.70	0.50
52:CB:18:G:O2'	52:CB:60:U:N3	2.45	0.50
55:DA:695:G:OP1	55:DA:1380:G:O2'	2.29	0.50
55:DA:805:G:N2	55:DA:829:A:OP1	2.44	0.50
55:DA:990:A:N6	55:DA:1186:G:H1'	2.27	0.50
55:DA:1062:G:N2	55:DA:1077:A:N7	2.56	0.50
55:DA:1155:A:O3'	16:D1:55:ARG:NH1	2.45	0.50
55:DA:1799:G:N3	55:DA:1800:C:H5	2.10	0.50
55:DA:2059:A:O3'	5:DF:69:HIS:HA	2.12	0.50
55:DA:2302:G:C6	55:DA:2303:G:N7	2.79	0.50
55:DA:2377:A:O2'	55:DA:2378:A:H5'	2.11	0.50
55:DA:2657:A:C4	55:DA:2665:A:N6	2.79	0.50
4:DE:35:GLN:CD	4:DE:37:ARG:HG2	2.33	0.50
4:DE:64:LYS:C	4:DE:66:HIS:N	2.64	0.50
4:DE:78:LEU:CD2	4:DE:79:ARG:HB2	2.32	0.50
5:DF:36:VAL:HG11	5:DF:183:VAL:CG1	2.41	0.50

*Continued on next page...*

Continued from previous page...

Atom-1	Atom-2	Interatomic distance (Å)	Clash overlap (Å)
5:DF:174:VAL:O	5:DF:174:VAL:CG2	2.60	0.50
6:DG:82:LEU:HA	6:DG:86:MET:SD	2.52	0.50
6:DG:95:ARG:O	6:DG:96:ARG:O	2.30	0.50
7:DH:7:LEU:N	7:DH:8:PRO:CD	2.74	0.50
57:DY:73:GLY:O	57:DY:119:ALA:CB	2.59	0.50
57:DY:122:VAL:CB	57:DY:126:ALA:CB	2.90	0.50
57:DY:122:VAL:HB	57:DY:126:ALA:HB3	1.93	0.50
58:DL:109:LYS:C	58:DL:111:LYS:H	2.13	0.50
10:DN:104:ARG:CZ	15:DR:34:VAL:HG11	2.42	0.50
16:D1:92:ARG:CZ	16:D1:94:ASN:HD22	2.25	0.50
17:D2:99:ILE:HD13	17:D2:99:ILE:N	2.25	0.50
20:DU:97:ARG:H	20:DU:97:ARG:CD	2.18	0.50
21:DV:174:VAL:C	21:DV:175:VAL:HG22	2.31	0.50
21:DV:194:PRO:HG2	21:DV:196:VAL:HG12	1.84	0.50
25:DX:38:GLU:C	25:DX:40:THR:H	2.15	0.50
28:D6:14:THR:HG22	28:D6:50:ARG:O	2.12	0.50
28:D6:20:ASN:CG	28:D6:21:TYR:N	2.61	0.50
28:D6:34:LEU:O	28:D6:36:LEU:HB3	2.12	0.50
29:D7:20:ALA:HA	29:D7:23:ARG:CZ	2.42	0.50
1:AA:200:U:H4'	23:AZ:34:THR:CG2	2.42	0.50
1:AA:704:G:HO2'	1:AA:705:A:P	2.35	0.50
1:AA:704:G:O2'	1:AA:705:A:P	2.70	0.50
1:AA:705:A:H62	1:AA:726:G:H1'	1.75	0.50
1:AA:954:G:H2'	1:AA:2274:A:C2	2.46	0.50
1:AA:2029:G:N1	1:AA:2033:A:OP1	2.45	0.50
1:AA:2111:C:O2	1:AA:2118:U:O2'	2.30	0.50
1:AA:2489:G:O2'	1:AA:2518:A:N6	2.40	0.50
4:AE:61:ARG:N	4:AE:62:PRO:HD2	2.27	0.50
7:AH:89:ILE:CD1	7:AH:90:LYS:H	2.25	0.50
8:AK:78:THR:HG23	8:AK:80:PRO:HD3	1.93	0.50
9:AM:120:LEU:HD21	9:AM:122:VAL:CG2	2.39	0.50
12:AP:33:GLY:HA2	12:AP:105:GLU:CA	2.41	0.50
14:AQ:42:ASP:C	14:AQ:44:LYS:H	2.14	0.50
16:A1:65:ILE:HD11	16:A1:96:ALA:HB3	1.92	0.50
16:A1:92:ARG:C	16:A1:94:ASN:N	2.64	0.50
20:AU:81:LYS:NZ	20:AU:97:ARG:NH2	2.59	0.50
21:AV:145:GLU:O	21:AV:145:GLU:OE1	2.30	0.50
23:AZ:96:LYS:HG3	23:AZ:97:LEU:H	1.77	0.50
26:A4:47:GLN:O	26:A4:48:ARG:C	2.51	0.50
30:A8:32:LEU:CB	30:A8:36:LYS:NZ	2.75	0.50
31:BA:517:G:C6	31:BA:531:U:H1'	2.47	0.50

Continued on next page...



*Continued from previous page...*

Atom-1	Atom-2	Interatomic distance (Å)	Clash overlap (Å)
31:BA:894:G:O2'	31:BA:895:G:H5'	2.12	0.50
31:BA:992:U:H4'	31:BA:993:G:O5'	2.12	0.50
31:BA:1001:G:H5'	31:BA:1001:G:H8	1.77	0.50
31:BA:1037:C:H6	31:BA:1037:C:O5'	1.95	0.50
31:BA:1050:G:N3	31:BA:1050:G:H2'	2.27	0.50
31:BA:1206:G:O2'	33:BF:193:TYR:HA	2.12	0.50
31:BA:1270:C:O2'	31:BA:1271:G:H5'	2.11	0.50
31:BA:1305:G:O2'	31:BA:1306:A:O5'	2.29	0.50
34:BG:9:CYS:HA	34:BG:12:CYS:H	1.77	0.50
39:BL:17:VAL:HG22	39:BL:63:ILE:HG12	1.94	0.50
42:BO:127:GLU:O	42:BO:128:ALA:HB3	2.12	0.50
43:BP:84:ILE:HG22	43:BP:85:GLY:N	2.27	0.50
44:BQ:17:LYS:O	44:BQ:20:ALA:HB3	2.12	0.50
50:BW:87:LYS:O	50:BW:88:VAL:C	2.49	0.50
52:BB:19:G:O2'	52:BB:20:U:OP2	2.29	0.50
52:BC:65:G:H2'	52:BC:66:U:H6	1.76	0.50
54:CA:191(D):U:H2'	54:CA:191(E):G:C8	2.47	0.50
54:CA:243:A:O2'	54:CA:244:U:OP2	2.26	0.50
54:CA:1003:G:N2	54:CA:1004:A:O3'	2.40	0.50
54:CA:1326:C:O2'	54:CA:1327:C:H5'	2.12	0.50
32:CE:93:VAL:HG11	32:CE:97:TRP:CD1	2.47	0.50
34:CG:150:GLU:H	34:CG:150:GLU:CD	2.15	0.50
35:CH:7:GLU:HA	35:CH:7:GLU:OE2	2.12	0.50
35:CH:126:ARG:HG3	35:CH:126:ARG:NH1	2.26	0.50
39:CL:5:TYR:HD2	39:CL:6:GLY:H	1.57	0.50
40:CM:22:LYS:HD2	40:CM:22:LYS:C	2.32	0.50
40:CM:39:PRO:CB	40:CM:70:ARG:HH12	2.20	0.50
40:CM:75:ILE:HG13	40:CM:76:ASN:N	2.23	0.50
42:CO:45:PRO:C	42:CO:46:LYS:O	2.48	0.50
45:CR:56:LEU:HA	45:CR:59:MET:CE	2.41	0.50
45:CR:76:GLU:C	45:CR:78:TYR:H	2.14	0.50
49:CV:41:VAL:HA	49:CV:44:MET:CG	2.41	0.50
55:DA:5:A:C2'	55:DA:6:A:H5'	2.42	0.50
55:DA:579:G:H2'	55:DA:580:C:C6	2.46	0.50
55:DA:654(H):G:H8	55:DA:654(H):G:O5'	1.94	0.50
55:DA:654(L):G:C4	55:DA:654(M):C:C6	2.99	0.50
55:DA:814:C:H4'	55:DA:1225:C:O2	2.11	0.50
55:DA:1680:U:O2	55:DA:1763:G:H3'	2.11	0.50
55:DA:2123:G:O2'	55:DA:2124:G:H5'	2.11	0.50
55:DA:2392:A:C2	55:DA:2424:C:N4	2.76	0.50
55:DA:2468:G:O2'	55:DA:2469:A:OP2	2.30	0.50

*Continued on next page...*

*Continued from previous page...*

Atom-1	Atom-2	Interatomic distance (Å)	Clash overlap (Å)
55:DA:2481:G:O2'	55:DA:2482:G:O5'	2.30	0.50
55:DA:2655:G:C2'	55:DA:2656:U:OP2	2.60	0.50
4:DE:34:VAL:HG23	4:DE:48:GLN:HB2	1.94	0.50
6:DG:49:ASP:HB3	6:DG:52:ILE:HG12	1.94	0.50
6:DG:115:ARG:CG	6:DG:115:ARG:HH11	2.25	0.50
7:DH:26:VAL:HG13	7:DH:27:LYS:N	2.26	0.50
7:DH:34:GLU:O	7:DH:36:PRO:HD3	2.12	0.50
56:DI:4:ASP:HA	56:DI:7:ARG:CD	2.37	0.50
8:DK:30:LEU:HB3	8:DK:36:ALA:HB3	1.92	0.50
8:DK:33:ARG:HB3	8:DK:35:LEU:HG	1.94	0.50
8:DK:129:THR:HA	8:DK:137:PRO:HA	1.94	0.50
57:DY:64:LYS:O	57:DY:65:GLU:HB2	2.11	0.50
10:DN:34:THR:O	10:DN:62:VAL:HB	2.11	0.50
12:DP:18:LYS:O	12:DP:19:GLY:O	2.30	0.50
13:D0:42:LYS:CA	13:D0:45:ARG:HH11	2.25	0.50
15:DR:29:ARG:HB2	15:DR:29:ARG:HH11	1.77	0.50
16:D1:106:PHE:O	16:D1:109:LEU:HB2	2.11	0.50
17:D2:39:LEU:HD13	17:D2:39:LEU:N	2.27	0.50
20:DU:46:LYS:O	20:DU:48:ALA:N	2.45	0.50
21:DV:116:VAL:HG12	21:DV:118:GLN:CG	2.39	0.50
26:D4:56:VAL:O	26:D4:57:GLU:C	2.50	0.50
26:D4:56:VAL:HA	26:D4:60:GLN:HG2	1.94	0.50
27:D5:42:PRO:HB2	27:D5:43:HIS:HD2	1.77	0.50
28:D6:36:LEU:C	28:D6:36:LEU:HD23	2.32	0.50
1:AA:141(A):C:O5'	1:AA:141(A):C:H6	1.95	0.49
1:AA:234:C:H2'	1:AA:235:U:C6	2.47	0.49
1:AA:288:C:H2'	1:AA:288:C:O2	2.13	0.49
1:AA:580:C:H2'	1:AA:581:C:C6	2.47	0.49
1:AA:818:G:N1	1:AA:1188:U:OP2	2.32	0.49
1:AA:919:G:H5''	2:AB:81:G:H1'	1.93	0.49
1:AA:1110:G:O2'	1:AA:1111:A:O4'	2.30	0.49
1:AA:1729:A:N6	1:AA:1731:G:N7	2.60	0.49
1:AA:2012:G:H8	1:AA:2012:G:O5'	1.95	0.49
1:AA:2210:G:O2'	1:AA:2211:G:OP1	2.24	0.49
1:AA:2346:A:H5'	1:AA:2383:G:H1'	1.93	0.49
1:AA:2654:A:C4	1:AA:2656:U:O2	2.65	0.49
2:AB:66:A:C2'	2:AB:67:G:OP2	2.60	0.49
3:AD:24:ILE:HD11	3:AD:84:TYR:N	2.27	0.49
5:AF:6:VAL:O	5:AF:6:VAL:HG12	2.12	0.49
6:AG:8:LYS:O	6:AG:11:TYR:HB3	2.12	0.49
7:AH:94:TYR:N	7:AH:94:TYR:CD1	2.80	0.49

*Continued on next page...*

Continued from previous page...

Atom-1	Atom-2	Interatomic distance (Å)	Clash overlap (Å)
8:AK:5:LEU:CD1	8:AK:19:VAL:HG12	2.30	0.49
10:AN:8:LEU:HD23	10:AN:8:LEU:N	2.26	0.49
15:AR:16:ARG:HG3	15:AR:79:HIS:HA	1.94	0.49
19:AT:89:ILE:CG2	19:AT:92:LEU:HG	2.42	0.49
20:AU:17:SER:HB3	20:AU:71:LYS:HD2	1.93	0.49
21:AV:56:VAL:HG12	21:AV:57:ILE:N	2.26	0.49
22:A3:45:PHE:CE2	22:A3:69:PHE:HE2	2.31	0.49
26:A4:50:VAL:HG22	26:A4:50:VAL:O	2.11	0.49
26:A4:51:ASP:O	26:A4:52:THR:C	2.50	0.49
26:A4:56:VAL:HG12	26:A4:57:GLU:N	2.27	0.49
31:BA:160:A:O2'	31:BA:344:A:N6	2.45	0.49
31:BA:321:A:H2'	31:BA:322:C:C6	2.47	0.49
31:BA:339:C:O2'	31:BA:340:U:H5'	2.12	0.49
31:BA:450:G:H5'	46:BS:41:PRO:O	2.12	0.49
31:BA:490:G:OP2	34:BG:132:ARG:NH2	2.39	0.49
31:BA:704:A:H2'	31:BA:704:A:N3	2.27	0.49
31:BA:737:A:H1'	36:BI:73:ASN:ND2	2.27	0.49
31:BA:942:G:N2	39:BL:124:GLN:NE2	2.58	0.49
31:BA:1064:G:HO2'	31:BA:1065:U:P	2.34	0.49
31:BA:1182:G:H4'	31:BA:1183:A:C5'	2.42	0.49
32:BE:5:ILE:HD12	32:BE:59:GLU:CB	2.42	0.49
33:BF:21:ARG:O	33:BF:22:TRP:HB3	2.12	0.49
36:BI:8:ILE:HG21	36:BI:26:ILE:CD1	2.42	0.49
37:BJ:95:ARG:HH11	37:BJ:95:ARG:HG3	1.76	0.49
37:BJ:113:GLU:HB3	37:BJ:118:VAL:CG2	2.42	0.49
39:BL:10:ARG:HD3	39:BL:75:ASP:OD1	2.12	0.49
41:BN:96:ARG:HA	41:BN:99:GLN:HG2	1.94	0.49
42:BO:33:ARG:HA	42:BO:33:ARG:HE	1.77	0.49
42:BO:55:VAL:HG12	42:BO:56:ALA:N	2.26	0.49
44:BQ:15:LYS:HE2	44:BQ:15:LYS:HA	1.94	0.49
44:BQ:39:LEU:HD13	44:BQ:47:LEU:HD12	1.94	0.49
54:CA:136:C:H2'	54:CA:137:C:H6	1.77	0.49
54:CA:464:G:O6	54:CA:466:C:H5''	2.12	0.49
54:CA:552:U:C2'	54:CA:553:A:H5'	2.41	0.49
54:CA:662:G:O2'	54:CA:836:G:C5'	2.59	0.49
54:CA:833:U:H2'	54:CA:834:C:H6	1.75	0.49
54:CA:1003:G:C2	54:CA:1004:A:H4'	2.47	0.49
54:CA:1015:A:H1'	54:CA:1218:C:O2'	2.12	0.49
54:CA:1094:G:C2'	54:CA:1095:U:OP2	2.59	0.49
54:CA:1540:U:N3	54:CA:1541:U:H1'	2.27	0.49
33:CF:70:VAL:HG21	33:CF:76:VAL:CG1	2.42	0.49

Continued on next page...

*Continued from previous page...*

Atom-1	Atom-2	Interatomic distance (Å)	Clash overlap (Å)
34:CG:47:ARG:NH2	53:C1:57:U:C5	2.63	0.49
34:CG:108:LEU:HB3	34:CG:110:PHE:CD1	2.47	0.49
35:CH:74:GLY:O	35:CH:115:VAL:HA	2.12	0.49
36:CI:19:LEU:C	36:CI:19:LEU:HD23	2.32	0.49
39:CL:79:LEU:HD13	39:CL:83:ARG:HD2	1.93	0.49
48:CU:33:ASP:O	48:CU:40:LEU:HD11	2.12	0.49
55:DA:1:G:H2'	55:DA:2:G:H8	1.76	0.49
55:DA:189:G:N1	55:DA:205:G:O2'	2.38	0.49
55:DA:191:A:H2'	55:DA:192:C:H6	1.77	0.49
55:DA:528:A:C3'	55:DA:529:A:C5'	2.86	0.49
55:DA:528:A:H3'	55:DA:529:A:H5''	1.90	0.49
55:DA:536:A:P	16:D1:53:ARG:NH1	2.85	0.49
55:DA:1046:A:O2'	57:DY:57:THR:HA	2.11	0.49
55:DA:1062:G:H2'	55:DA:1077:A:N6	2.26	0.49
55:DA:1429:G:H2'	55:DA:1430:C:H6	1.73	0.49
55:DA:1493:C:H4'	55:DA:1494:A:OP1	2.12	0.49
55:DA:1608:A:C4'	55:DA:1609:A:OP1	2.60	0.49
55:DA:1630:G:H2'	55:DA:1630(A):C:C6	2.47	0.49
55:DA:1657:C:H2'	55:DA:1658:C:C6	2.47	0.49
55:DA:1694:C:H1'	55:DA:1695:G:C2	2.46	0.49
55:DA:1695:G:H1'	3:DD:8:PRO:O	2.12	0.49
55:DA:1926:U:O4'	55:DA:1929:G:O6	2.30	0.49
55:DA:2227:A:H5'	3:DD:263:ARG:NH1	2.26	0.49
55:DA:2432:A:H2'	55:DA:2433:A:C8	2.46	0.49
55:DA:2439:A:H5'	55:DA:2439:A:H8	1.77	0.49
55:DA:2526:G:H5'	55:DA:2742:C:O2'	2.12	0.49
55:DA:2614:A:C4'	55:DA:2615:U:OP1	2.60	0.49
55:DA:2638:G:O2'	55:DA:2639:A:C8	2.65	0.49
55:DA:2690:C:OP2	13:D0:14:SER:HB3	2.12	0.49
55:DA:2712:U:O2'	55:DA:2712(A):A:OP1	2.30	0.49
55:DA:2740:A:C6	55:DA:2764:A:C8	3.00	0.49
3:DD:44:ASN:C	3:DD:44:ASN:ND2	2.64	0.49
4:DE:67:PHE:C	4:DE:69:LYS:H	2.09	0.49
4:DE:176:ILE:HG22	4:DE:179:GLU:H	1.76	0.49
6:DG:77:ILE:O	6:DG:77:ILE:CG2	2.60	0.49
57:DY:40:LEU:O	57:DY:41:ARG:CB	2.59	0.49
57:DY:43:ALA:O	57:DY:44:LEU:HB2	2.12	0.49
9:DM:60:ILE:HD13	9:DM:60:ILE:H	1.77	0.49
12:DP:109:VAL:HG13	12:DP:110:THR:H	1.76	0.49
14:DQ:66:ALA:O	14:DQ:69:VAL:CG1	2.60	0.49
26:D4:68:ARG:CZ	26:D4:68:ARG:CB	2.90	0.49

*Continued on next page...*

*Continued from previous page...*

Atom-1	Atom-2	Interatomic distance (Å)	Clash overlap (Å)
27:D5:52:TYR:O	27:D5:53:ALA:HB2	2.12	0.49
1:AA:523:C:C2'	1:AA:524:U:H5'	2.41	0.49
1:AA:655:A:C2'	1:AA:656:G:H5'	2.42	0.49
1:AA:666:G:H5''	1:AA:667:U:OP2	2.12	0.49
1:AA:779:U:OP1	3:AD:49:ILE:CG2	2.60	0.49
1:AA:859:G:HO2'	1:AA:860:U:H6	1.53	0.49
1:AA:996:A:O3'	16:A1:92:ARG:CD	2.59	0.49
1:AA:1379:A:O2'	1:AA:1380:G:OP1	2.29	0.49
1:AA:1810:A:C2'	1:AA:1811:G:H5'	2.41	0.49
1:AA:1893:C:C5	1:AA:1894:C:C5	3.00	0.49
1:AA:1935:G:H3'	1:AA:1962:C:N4	2.17	0.49
1:AA:1952:A:C5	10:AN:22:ILE:HD12	2.46	0.49
1:AA:1973:G:H2'	1:AA:1974:C:C6	2.47	0.49
1:AA:2249:U:H4'	1:AA:2275:C:C5	2.47	0.49
2:AB:110:G:C2'	2:AB:111:U:H5'	2.42	0.49
3:AD:262:ARG:NH1	3:AD:262:ARG:HG3	2.27	0.49
4:AE:72:VAL:O	4:AE:73:GLU:O	2.30	0.49
6:AG:88:ILE:O	6:AG:88:ILE:HG23	2.12	0.49
7:AH:19:VAL:HG12	7:AH:20:ALA:N	2.27	0.49
7:AH:130:ARG:NH1	7:AH:132:ARG:NH1	2.60	0.49
11:AO:92:GLU:HA	11:AO:123:LEU:CD1	2.42	0.49
11:AO:101:VAL:HG23	11:AO:107:LYS:H	1.76	0.49
12:AP:130:LYS:O	12:AP:130:LYS:HG2	2.11	0.49
13:A0:13:HIS:O	13:A0:14:SER:C	2.51	0.49
13:A0:101:ALA:O	13:A0:102:GLU:HB3	2.12	0.49
14:AQ:3:ARG:CG	14:AQ:4:LEU:N	2.75	0.49
16:A1:6:THR:O	16:A1:9:VAL:HG23	2.12	0.49
18:AS:79:GLY:O	18:AS:80:PRO:O	2.30	0.49
21:AV:74:VAL:HG13	21:AV:86:VAL:HG22	1.93	0.49
22:A3:5:LYS:HE2	52:BC:73:A:C2'	2.42	0.49
31:BA:622:A:C8	31:BA:623:C:C6	3.00	0.49
31:BA:777:A:H2'	31:BA:778:G:C8	2.47	0.49
31:BA:1117:G:H8	31:BA:1117:G:H5'	1.77	0.49
31:BA:1147:C:H2'	39:BL:16:ARG:HD3	1.94	0.49
34:BG:126:ILE:HG22	34:BG:127:THR:N	2.27	0.49
34:BG:199:ASN:O	34:BG:200:GLU:CG	2.59	0.49
34:BG:200:GLU:HG3	34:BG:201:GLN:N	2.27	0.49
37:BJ:66:VAL:HG12	37:BJ:70:LYS:HE3	1.94	0.49
38:BK:6:ILE:HD12	38:BK:6:ILE:H	1.76	0.49
39:BL:47:LEU:O	39:BL:50:LEU:HB2	2.12	0.49
43:BP:48:LEU:H	43:BP:48:LEU:CD2	2.24	0.49

*Continued on next page...*

*Continued from previous page...*

Atom-1	Atom-2	Interatomic distance (Å)	Clash overlap (Å)
54:CA:397:A:N7	54:CA:548:G:C8	2.80	0.49
54:CA:531:U:C4'	54:CA:532:A:OP1	2.60	0.49
54:CA:827:U:C5'	54:CA:828:A:OP2	2.59	0.49
54:CA:890:G:C2'	54:CA:891:U:OP2	2.60	0.49
54:CA:947:G:H2'	54:CA:948:C:H6	1.77	0.49
54:CA:1069:C:C2'	54:CA:1070:U:O5'	2.61	0.49
54:CA:1128:C:C2	54:CA:1139:G:C6	3.00	0.49
54:CA:1399:C:C2	54:CA:1502:A:N6	2.80	0.49
32:CE:20:GLU:HG2	32:CE:189:ASP:OD2	2.12	0.49
35:CH:32:VAL:HG12	35:CH:33:VAL:O	2.11	0.49
39:CL:4:TYR:CD1	39:CL:88:TYR:HB2	2.47	0.49
43:CP:7:VAL:CG2	6:DG:115:ARG:HH12	2.25	0.49
43:CP:78:ILE:O	43:CP:81:LEU:HB2	2.11	0.49
45:CR:65:ARG:HB2	45:CR:65:ARG:NH1	2.27	0.49
46:CS:43:LYS:HE2	46:CS:48:TRP:CZ3	2.47	0.49
49:CV:67:VAL:HG12	49:CV:67:VAL:O	2.12	0.49
52:CD:12:U:H2'	52:CD:13:C:O4'	2.12	0.49
52:CD:15:G:H2'	52:CD:16:U:H5'	1.94	0.49
55:DA:191:A:H2'	55:DA:192:C:C6	2.46	0.49
55:DA:1045:A:O2'	55:DA:1047:G:C4	2.62	0.49
55:DA:2469:A:O2'	12:DP:56:ARG:HG2	2.11	0.49
55:DA:2821:A:H2'	55:DA:2822:G:O4'	2.12	0.49
3:DD:61:LEU:O	3:DD:63:ARG:NH1	2.45	0.49
4:DE:68:ALA:C	4:DE:69:LYS:HG3	2.32	0.49
6:DG:4:ASP:O	6:DG:5:VAL:HB	2.12	0.49
6:DG:73:ALA:O	6:DG:84:LYS:O	2.30	0.49
56:DI:24:ILE:O	56:DI:25:ASP:C	2.49	0.49
8:DK:92:VAL:O	8:DK:120:ILE:HG23	2.12	0.49
57:DY:16:ASN:OD1	57:DY:25:PHE:CE2	2.65	0.49
57:DY:70:GLU:C	57:DY:113:GLN:CB	2.81	0.49
57:DY:139:VAL:CG2	56:DJ:6:GLU:CD	2.77	0.49
58:DL:63:ARG:CA	58:DL:63:ARG:NE	2.73	0.49
58:DL:63:ARG:HA	58:DL:63:ARG:NE	2.26	0.49
58:DL:132:ARG:O	58:DL:137:GLU:OE2	2.30	0.49
58:DL:135:GLY:C	58:DL:136:VAL:CG1	2.80	0.49
13:D0:33:ARG:NH1	27:D5:57:VAL:HG23	2.27	0.49
14:DQ:5:THR:HG1	14:DQ:8:GLU:HG3	1.74	0.49
17:D2:40:LEU:HD23	17:D2:47:VAL:HA	1.93	0.49
18:DS:4:LYS:CB	18:DS:106:ILE:HG22	2.42	0.49
21:DV:154:ASP:O	21:DV:155:LEU:C	2.50	0.49
26:D4:56:VAL:HG13	26:D4:60:GLN:CG	2.41	0.49

*Continued on next page...*

*Continued from previous page...*

Atom-1	Atom-2	Interatomic distance (Å)	Clash overlap (Å)
1:AA:566:U:H4'	1:AA:809:G:OP2	2.12	0.49
1:AA:654(S):G:O2'	1:AA:654(T):A:O4'	2.30	0.49
1:AA:807:U:O2'	1:AA:2060:A:N1	2.39	0.49
1:AA:1131:G:O2'	1:AA:1132:A:O5'	2.30	0.49
1:AA:1530:G:H2'	1:AA:1531:C:C6	2.48	0.49
1:AA:1656:C:H2'	1:AA:1657:C:H6	1.77	0.49
1:AA:1912:A:N6	1:AA:1918:A:H1'	2.27	0.49
1:AA:2656:U:O4	1:AA:2657:A:N7	2.46	0.49
1:AA:2660:A:H2'	1:AA:2661:G:O4'	2.12	0.49
1:AA:2715:C:O2'	1:AA:2716:U:H5'	2.12	0.49
1:AA:2737:G:O2'	1:AA:2738:A:H5'	2.11	0.49
1:AA:2897:U:H2'	1:AA:2898:U:C6	2.48	0.49
3:AD:174:ILE:HD12	3:AD:174:ILE:N	2.27	0.49
6:AG:56:ALA:HB2	6:AG:153:ARG:NE	2.25	0.49
6:AG:83:ARG:O	6:AG:84:LYS:C	2.51	0.49
6:AG:154:GLY:O	6:AG:155:MET:HB3	2.13	0.49
7:AH:39:PRO:O	7:AH:40:GLU:HG3	2.11	0.49
8:AK:2:LYS:HB2	8:AK:39:ALA:CB	2.42	0.49
11:AO:19:VAL:CG2	11:AO:21:ARG:HD2	2.43	0.49
13:A0:81:ASP:O	13:A0:82:GLU:HB2	2.12	0.49
14:AQ:74:ALA:O	14:AQ:75:GLU:C	2.51	0.49
15:AR:61:PHE:CE2	15:AR:76:PHE:HB2	2.47	0.49
15:AR:124:ASP:HB3	15:AR:128:GLU:OE2	2.13	0.49
21:AV:76:LEU:HA	21:AV:83:PRO:HA	1.95	0.49
24:AW:19:VAL:O	24:AW:23:LYS:HG3	2.12	0.49
26:A4:9:LEU:HG	26:A4:25:TYR:C	2.32	0.49
28:A6:41:PRO:CD	28:A6:45:LYS:C	2.75	0.49
30:A8:46:ARG:HB2	30:A8:46:ARG:NH1	2.26	0.49
30:A8:48:PHE:O	30:A8:49:VAL:HG22	2.13	0.49
31:BA:58:C:O2'	31:BA:59:A:H5'	2.13	0.49
31:BA:251:G:C4	31:BA:266:G:N7	2.80	0.49
31:BA:297:G:N2	31:BA:299:G:H3'	2.27	0.49
31:BA:1206:G:O4'	33:BF:194:GLY:N	2.45	0.49
31:BA:1399:C:C4'	31:BA:1400:C:O5'	2.54	0.49
32:BE:32:ILE:HD12	32:BE:33:TYR:H	1.77	0.49
32:BE:97:TRP:CD2	32:BE:101:MET:HG3	2.47	0.49
32:BE:228:GLY:O	32:BE:230:VAL:HG13	2.12	0.49
34:BG:107:ARG:HH12	34:BG:114:ARG:NH2	2.10	0.49
36:BI:10:LEU:HD13	36:BI:61:LEU:HD13	1.93	0.49
39:BL:43:ALA:C	39:BL:45:ALA:H	2.15	0.49
39:BL:114:TYR:CD1	40:BM:60:ARG:HG2	2.47	0.49

*Continued on next page...*

*Continued from previous page...*

Atom-1	Atom-2	Interatomic distance (Å)	Clash overlap (Å)
40:BM:96:ILE:HD13	40:BM:96:ILE:N	2.16	0.49
44:BQ:21:TYR:CD2	44:BQ:22:THR:O	2.65	0.49
50:BW:67:ALA:HA	50:BW:73:HIS:N	2.27	0.49
52:BB:37:MIA:H3'	52:BB:38:A:H8	1.76	0.49
52:BC:53:G:O2'	52:BC:54:U:H5'	2.12	0.49
52:BC:58:A:O2'	52:BC:59:U:O5'	2.24	0.49
54:CA:376:G:C5'	46:CS:5:ARG:HD2	2.41	0.49
54:CA:426:G:H2'	54:CA:427:U:C6	2.47	0.49
54:CA:484:G:O2'	54:CA:485:G:OP2	2.28	0.49
54:CA:685:G:H5'	41:CN:39:PRO:O	2.11	0.49
54:CA:848:C:O2'	54:CA:849:C:H5'	2.12	0.49
54:CA:1002:G:N3	54:CA:1003:G:C8	2.80	0.49
54:CA:1064:G:H1'	54:CA:1066:C:C6	2.47	0.49
54:CA:1074:G:H4'	32:CE:104:ASN:HB2	1.93	0.49
32:CE:185:ILE:HA	32:CE:199:TYR:O	2.13	0.49
34:CG:196:LEU:O	34:CG:198:VAL:N	2.43	0.49
37:CJ:44:TYR:C	37:CJ:46:ALA:N	2.64	0.49
37:CJ:108:ALA:O	37:CJ:111:ARG:HG3	2.12	0.49
40:CM:27:ALA:CB	40:CM:34:VAL:HG21	2.42	0.49
43:CP:116:THR:C	43:CP:117:VAL:HG13	2.33	0.49
52:CC:51:U:H2'	52:CC:52:G:H8	1.76	0.49
53:C1:32:A:H2'	53:C1:33:G:C4'	2.41	0.49
55:DA:265:A:O2'	55:DA:266:G:O5'	2.30	0.49
55:DA:371:A:H1'	55:DA:373:U:C6	2.47	0.49
55:DA:699:A:H2'	55:DA:700:G:O4'	2.12	0.49
55:DA:1080:A:H2'	58:DL:126:MET:HE2	1.94	0.49
55:DA:1081:U:O2	58:DL:115:LEU:CD2	2.60	0.49
55:DA:1177:A:H5''	55:DA:1178:C:O5'	2.13	0.49
55:DA:1386:C:H2'	55:DA:1387:C:C6	2.47	0.49
55:DA:1854:A:H3'	55:DA:1855:G:H8	1.77	0.49
55:DA:2505:G:O6	55:DA:2576:G:H2'	2.12	0.49
3:DD:35:LYS:HZ3	3:DD:104:TYR:HB2	1.75	0.49
3:DD:125:ILE:HD13	3:DD:131:LEU:HD21	1.95	0.49
3:DD:263:ARG:CB	3:DD:263:ARG:NH1	2.73	0.49
6:DG:61:ALA:HB2	6:DG:68:PRO:HD3	1.95	0.49
56:DI:27:LEU:O	56:DI:28:LYS:C	2.49	0.49
57:DY:51:LEU:CG	57:DY:82:PHE:H	2.23	0.49
57:DY:62:ALA:O	57:DY:63:LEU:O	2.29	0.49
9:DM:60:ILE:HD13	9:DM:60:ILE:N	2.27	0.49
13:D0:41:ALA:O	13:D0:43:GLU:N	2.46	0.49
15:DR:39:ARG:HG2	15:DR:40:THR:N	2.14	0.49

*Continued on next page...*



*Continued from previous page...*

Atom-1	Atom-2	Interatomic distance (Å)	Clash overlap (Å)
20:DU:12:THR:OG1	20:DU:26:LYS:HE2	2.12	0.49
20:DU:14:LEU:HD23	20:DU:14:LEU:O	2.12	0.49
20:DU:38:ILE:CG2	20:DU:66:PRO:HG3	2.43	0.49
20:DU:38:ILE:HG22	20:DU:66:PRO:HA	1.94	0.49
21:DV:86:VAL:HG12	21:DV:87:ASP:N	2.27	0.49
26:D4:14:ILE:HA	26:D4:31:ILE:O	2.12	0.49
30:D8:4:MET:O	30:D8:62:LEU:HD12	2.12	0.49
1:AA:83:G:N2	1:AA:102:G:H2'	2.27	0.49
1:AA:391:G:H2'	1:AA:392:C:C6	2.47	0.49
1:AA:479:A:H4'	1:AA:480:A:H5'	1.94	0.49
1:AA:507:A:O4'	1:AA:509:C:C2	2.66	0.49
1:AA:953:A:C4	1:AA:954:G:C8	3.00	0.49
1:AA:1005:C:N1	1:AA:1143:A:C2	2.80	0.49
1:AA:1113:U:H2'	1:AA:1114:G:C8	2.47	0.49
1:AA:1225:C:C3'	17:A2:85:LYS:HB2	2.42	0.49
1:AA:1798:U:OP2	3:AD:273:ARG:NH1	2.45	0.49
1:AA:2211:G:H2'	1:AA:2211:G:N3	2.28	0.49
1:AA:2645:G:H3'	1:AA:2646:C:H5'	1.93	0.49
3:AD:70:TRP:C	3:AD:70:TRP:HD1	2.13	0.49
3:AD:211:ARG:O	3:AD:215:LEU:HG	2.12	0.49
4:AE:73:GLU:HG3	4:AE:74:PRO:HD2	1.93	0.49
5:AF:34:TRP:CZ3	11:AO:8:PRO:HB3	2.47	0.49
5:AF:65:TRP:O	5:AF:67:GLN:N	2.45	0.49
10:AN:88:ASN:HD21	10:AN:90:GLN:CB	2.20	0.49
11:AO:47:ASP:HB3	11:AO:48:PRO:HA	1.93	0.49
12:AP:86:GLY:C	12:AP:88:GLY:N	2.61	0.49
14:AQ:29:PHE:CD2	14:AQ:30:ARG:N	2.81	0.49
17:A2:2:PHE:HD2	17:A2:42:GLY:HA2	1.76	0.49
21:AV:120:ILE:O	21:AV:121:HIS:HB2	2.11	0.49
21:AV:177:PRO:O	21:AV:178:GLU:OE1	2.30	0.49
28:A6:17:LYS:O	28:A6:18:ARG:HB3	2.12	0.49
31:BA:280:C:H2'	31:BA:280:C:O2	2.12	0.49
31:BA:328:C:HO2'	31:BA:329:A:P	2.35	0.49
31:BA:1298:C:H5	37:BJ:114:ARG:HD2	1.70	0.49
35:BH:31:LEU:HD23	35:BH:32:VAL:N	2.27	0.49
40:BM:31:GLY:O	40:BM:81:THR:HG21	2.13	0.49
41:BN:114:VAL:O	41:BN:114:VAL:HG13	2.11	0.49
42:BO:78:GLN:HG3	42:BO:79:GLU:N	2.28	0.49
43:BP:3:ARG:HA	43:BP:9:ILE:HG12	1.94	0.49
44:BQ:6:LEU:C	44:BQ:8:GLU:H	2.15	0.49
49:BV:51:VAL:HG21	49:BV:71:LEU:HB3	1.93	0.49

*Continued on next page...*

*Continued from previous page...*

Atom-1	Atom-2	Interatomic distance (Å)	Clash overlap (Å)
52:BC:8:U:O2'	52:BC:48:C:H1'	2.12	0.49
52:BC:8:U:O4'	52:BC:48:C:O2'	2.30	0.49
54:CA:450:G:N7	54:CA:481:G:C6	2.81	0.49
54:CA:801:U:H5'	54:CA:801:U:H6	1.77	0.49
54:CA:1402:C:O2	54:CA:1500:A:N1	2.46	0.49
34:CG:146:ILE:HD12	34:CG:146:ILE:H	1.76	0.49
37:CJ:16:LEU:CD2	39:CL:45:ALA:HB2	2.42	0.49
42:CO:83:VAL:CG2	42:CO:100:ILE:HG23	2.42	0.49
47:CT:63:ARG:HG2	47:CT:64:PRO:N	2.27	0.49
50:CW:39:LYS:O	50:CW:43:LEU:HG	2.13	0.49
52:CB:9:A:H2	52:CB:11:C:N4	2.10	0.49
52:CB:67:C:H2'	52:CB:68:C:C6	2.47	0.49
52:CC:40:C:H2'	52:CC:40:C:O2	2.13	0.49
53:C1:42:U:O2'	53:C1:43:U:OP1	2.28	0.49
55:DA:806:C:OP2	11:DO:41:ARG:NH2	2.45	0.49
55:DA:2108:C:O2'	55:DA:2109:U:H5'	2.12	0.49
55:DA:2163:C:OP1	55:DA:2172:U:H5	1.96	0.49
55:DA:2444:G:OP2	5:DF:68:LYS:HE3	2.13	0.49
55:DA:2618:G:H2'	55:DA:2619:C:H6	1.77	0.49
55:DA:2771:C:H5''	4:DE:202:LYS:HG2	1.95	0.49
55:DA:2817:G:N2	55:DA:2830:G:H1'	2.28	0.49
3:DD:58:HIS:CD2	3:DD:59:LYS:O	2.48	0.49
5:DF:39:TRP:CB	5:DF:101:LEU:HD22	2.43	0.49
5:DF:126:VAL:HG23	5:DF:127:GLU:N	2.27	0.49
6:DG:97:ASP:H	6:DG:100:TRP:HD1	1.59	0.49
7:DH:98:LEU:HB2	7:DH:125:VAL:CB	2.43	0.49
7:DH:126:PRO:HB2	7:DH:130:ARG:O	2.12	0.49
8:DK:52:ARG:HB3	8:DK:52:ARG:NH1	2.27	0.49
57:DY:135:ARG:NH2	56:DJ:18:LEU:HD13	2.24	0.49
58:DL:25:PRO:HA	58:DL:27:LEU:CD2	2.42	0.49
58:DL:111:LYS:HG2	58:DL:111:LYS:O	2.11	0.49
56:DJ:2:ALA:O	56:DJ:6:GLU:HG3	2.12	0.49
11:DO:148:LEU:O	11:DO:149:GLU:HG3	2.13	0.49
14:DQ:52:SER:O	14:DQ:56:LEU:CD2	2.60	0.49
17:D2:35:LEU:HD22	17:D2:57:VAL:O	2.12	0.49
18:DS:24:ILE:C	18:DS:24:ILE:HD12	2.32	0.49
21:DV:140:ASP:CG	21:DV:141:VAL:N	2.63	0.49
21:DV:146:ILE:HA	21:DV:174:VAL:CG1	2.42	0.49
21:DV:152:ALA:O	21:DV:154:ASP:C	2.51	0.49
23:DZ:51:VAL:HG11	23:DZ:74:VAL:CG2	2.42	0.49
23:DZ:63:ALA:O	23:DZ:65:SER:N	2.46	0.49

*Continued on next page...*

*Continued from previous page...*

Atom-1	Atom-2	Interatomic distance (Å)	Clash overlap (Å)
25:DX:46:ASN:O	25:DX:50:VAL:HG22	2.12	0.49
1:AA:59:U:O5'	1:AA:59:U:H6	1.94	0.49
1:AA:654(T):A:H2'	1:AA:654(U):A:O4'	2.11	0.49
1:AA:829:A:C5	1:AA:2248:C:H5'	2.48	0.49
1:AA:849:A:N1	25:AX:25:ALA:HA	2.26	0.49
1:AA:1131:G:O2'	1:AA:1132:A:O4'	2.28	0.49
1:AA:1157:G:H2'	1:AA:1158:C:H6	1.77	0.49
1:AA:1169:G:H2'	1:AA:1170:G:O4'	2.13	0.49
1:AA:1688:U:O2	1:AA:1700:A:H5'	2.12	0.49
1:AA:1995:U:H2'	1:AA:1996:C:C5	2.48	0.49
1:AA:2590:A:H2'	1:AA:2591:C:H6	1.77	0.49
4:AE:36:ARG:NH1	4:AE:36:ARG:HG2	2.27	0.49
5:AF:34:TRP:HA	11:AO:6:LEU:HD12	1.95	0.49
5:AF:84:VAL:C	5:AF:86:GLY:N	2.63	0.49
10:AN:54:GLU:C	10:AN:56:ASP:H	2.15	0.49
15:AR:50:ILE:O	15:AR:99:LEU:HD12	2.13	0.49
16:A1:102:GLU:O	16:A1:105:VAL:HG22	2.12	0.49
17:A2:40:LEU:HD23	17:A2:47:VAL:HA	1.95	0.49
17:A2:98:GLU:C	17:A2:99:ILE:HD12	2.33	0.49
21:AV:178:GLU:O	21:AV:178:GLU:OE1	2.30	0.49
24:AW:46:GLN:HA	24:AW:46:GLN:OE1	2.12	0.49
26:A4:63:TYR:CD2	49:BV:41:VAL:HA	2.48	0.49
29:A7:12:ARG:HD3	29:A7:46:VAL:CG2	2.31	0.49
31:BA:405:U:H5''	31:BA:495:A:H2	1.76	0.49
31:BA:411:A:H62	31:BA:413:G:N2	2.10	0.49
31:BA:468:A:C2'	31:BA:474:G:H5'	2.42	0.49
31:BA:652:U:C1'	31:BA:653:A:H2	2.17	0.49
31:BA:818:G:C3'	31:BA:819:A:C5'	2.90	0.49
31:BA:973:G:H1'	40:BM:55:LYS:CG	2.42	0.49
31:BA:1127:G:C2'	31:BA:1147:C:H42	2.26	0.49
31:BA:1201:A:O2'	31:BA:1202:G:OP2	2.26	0.49
31:BA:1329:A:P	43:BP:28:ALA:HB3	2.53	0.49
31:BA:1399:C:H4'	31:BA:1400:C:C5'	2.41	0.49
32:BE:54:THR:O	32:BE:57:PHE:HB3	2.12	0.49
34:BG:8:VAL:O	34:BG:11:LEU:HB2	2.12	0.49
35:BH:68:GLU:HG3	35:BH:68:GLU:O	2.12	0.49
36:BI:87:ARG:HG2	36:BI:87:ARG:NH1	2.27	0.49
37:BJ:50:ILE:O	37:BJ:54:THR:HG23	2.11	0.49
37:BJ:105:VAL:O	37:BJ:108:ALA:HB3	2.13	0.49
38:BK:91:ARG:HH11	38:BK:91:ARG:HG2	1.77	0.49
42:BO:83:VAL:CG2	42:BO:100:ILE:HG23	2.43	0.49

*Continued on next page...*

*Continued from previous page...*

Atom-1	Atom-2	Interatomic distance (Å)	Clash overlap (Å)
43:BP:34:LEU:HA	43:BP:37:THR:OG1	2.12	0.49
46:BS:52:ASP:OD2	46:BS:54:GLU:CG	2.61	0.49
47:BT:89:LEU:O	47:BT:92:ARG:HB3	2.13	0.49
52:BC:76:A:H8	52:BC:76:A:H5'	1.77	0.49
54:CA:397:A:N6	54:CA:548:G:C5	2.80	0.49
54:CA:564:C:H5'	47:CT:32:TYR:CD2	2.47	0.49
54:CA:865:A:C2	54:CA:918:A:H4'	2.47	0.49
54:CA:942:G:C2	54:CA:943:U:C6	3.00	0.49
54:CA:1288:A:H2'	54:CA:1289:A:C8	2.48	0.49
54:CA:1453:G:O6	50:CW:51:GLU:HB3	2.13	0.49
54:CA:1535:C:H5'	54:CA:1535:C:C6	2.48	0.49
32:CE:216:SER:C	32:CE:218:ALA:H	2.16	0.49
33:CF:107:GLN:CD	33:CF:107:GLN:H	2.16	0.49
34:CG:147:ALA:HB1	34:CG:181:MET:O	2.12	0.49
35:CH:79:GLU:OE1	35:CH:79:GLU:O	2.30	0.49
39:CL:5:TYR:HD2	39:CL:17:VAL:O	1.95	0.49
41:CN:69:ALA:O	41:CN:70:LYS:C	2.50	0.49
43:CP:8:GLU:OE1	43:CP:67:GLU:HB2	2.12	0.49
48:CU:23:LYS:HG3	48:CU:24:ALA:N	2.28	0.49
49:CV:88:LYS:O	49:CV:89:ALA:O	2.30	0.49
50:CW:15:ARG:O	50:CW:19:SER:HB2	2.12	0.49
52:CD:56:C:H2'	52:CD:57:G:H8	1.76	0.49
55:DA:71:A:C2	19:DT:31:HIS:CE1	2.99	0.49
55:DA:152:G:H2'	55:DA:153:C:C6	2.47	0.49
55:DA:312:G:H5'	55:DA:331:A:C2'	2.40	0.49
55:DA:602:G:O2'	55:DA:655:A:N6	2.45	0.49
55:DA:654(S):G:O2'	55:DA:654(T):A:O4'	2.30	0.49
55:DA:828:U:O2	55:DA:828:U:C2'	2.60	0.49
55:DA:1056:G:OP1	57:DY:35:LYS:CG	2.60	0.49
55:DA:1077:A:N1	55:DA:1088:A:N6	2.60	0.49
55:DA:1108:U:H2'	55:DA:1109:C:O4'	2.13	0.49
55:DA:1358:G:H2'	55:DA:1359:A:OP2	2.12	0.49
55:DA:1396:U:O2	55:DA:1396:U:H2'	2.12	0.49
55:DA:1639:U:O2'	55:DA:1640:C:H5''	2.12	0.49
55:DA:1678:G:N2	55:DA:1989:G:N2	2.58	0.49
55:DA:1869:G:H5'	55:DA:1870:C:P	2.52	0.49
55:DA:2291:U:O2'	55:DA:2374:C:O2	2.25	0.49
55:DA:2472:G:N2	55:DA:2477:C:H5''	2.26	0.49
4:DE:27:LEU:HD21	15:DR:1:MET:CE	2.42	0.49
5:DF:34:TRP:HB2	11:DO:6:LEU:HD12	1.95	0.49
5:DF:123:LEU:HD13	5:DF:192:LEU:HB3	1.92	0.49

*Continued on next page...*

*Continued from previous page...*

Atom-1	Atom-2	Interatomic distance (Å)	Clash overlap (Å)
8:DK:29:TYR:HD1	8:DK:33:ARG:HE	1.60	0.49
58:DL:20:ALA:HB3	58:DL:21:PRO:HD3	1.95	0.49
58:DL:51:ALA:C	58:DL:52:ILE:CG1	2.78	0.49
58:DL:55:VAL:HG23	58:DL:69:THR:OG1	2.13	0.49
58:DL:72:PRO:HG2	58:DL:76:TYR:CE2	2.47	0.49
58:DL:108:ALA:HA	58:DL:111:LYS:HZ2	1.76	0.49
56:DJ:7:ARG:HA	56:DJ:11:GLU:OE2	2.13	0.49
13:D0:57:ARG:HD2	13:D0:62:ALA:HB2	1.94	0.49
15:DR:32:TYR:O	15:DR:34:VAL:HG23	2.12	0.49
15:DR:136:GLN:HG3	15:DR:137:LYS:N	2.28	0.49
18:DS:42:ARG:HG2	18:DS:42:ARG:HH11	1.78	0.49
21:DV:116:VAL:O	21:DV:174:VAL:CA	2.48	0.49
24:DW:32:LEU:HD12	24:DW:57:ILE:HD12	1.93	0.49
1:AA:96:G:H4'	24:AW:48:HIS:ND1	2.28	0.49
1:AA:99:U:O2	1:AA:99:U:C2'	2.56	0.49
1:AA:142:G:H5''	1:AA:1598:C:O2'	2.12	0.49
1:AA:506:G:H4'	1:AA:507:A:O5'	2.12	0.49
1:AA:621:A:C2	1:AA:622:G:C4	3.00	0.49
1:AA:671:C:OP1	11:AO:42:SER:O	2.29	0.49
1:AA:1005:C:C6	1:AA:1143:A:N3	2.80	0.49
1:AA:1379:A:O4'	1:AA:1379:A:OP1	2.30	0.49
1:AA:2639:A:H2'	1:AA:2640:G:H5'	1.95	0.49
1:AA:2713:A:C3'	1:AA:2714:G:H5''	2.42	0.49
2:AB:82:G:N1	2:AB:95:U:O2	2.46	0.49
4:AE:14:ILE:O	4:AE:21:VAL:HG22	2.12	0.49
4:AE:65:GLY:O	4:AE:66:HIS:C	2.50	0.49
4:AE:72:VAL:O	4:AE:72:VAL:HG12	2.13	0.49
8:AK:6:LEU:HD13	8:AK:36:ALA:CA	2.38	0.49
8:AK:78:THR:CG2	8:AK:104:GLN:HE22	2.22	0.49
10:AN:4:PRO:O	10:AN:5:GLN:CB	2.43	0.49
11:AO:62:LEU:HD21	30:A8:25:MET:HB3	1.95	0.49
16:A1:50:ARG:HH11	17:A2:72:VAL:HG11	1.76	0.49
16:A1:59:ARG:O	16:A1:63:VAL:HG23	2.13	0.49
17:A2:71:LEU:CA	17:A2:86:GLY:HA3	2.43	0.49
18:AS:59:VAL:CG1	18:AS:60:ASN:N	2.75	0.49
21:AV:9:TYR:HE2	21:AV:61:LEU:HD13	1.76	0.49
23:AZ:5:CYS:CB	23:AZ:8:SER:HG	2.25	0.49
23:AZ:70:VAL:O	23:AZ:74:VAL:HG23	2.12	0.49
24:AW:38:GLN:O	24:AW:41:ILE:HG12	2.11	0.49
26:A4:14:ILE:HG13	26:A4:31:ILE:HB	1.94	0.49
31:BA:48:C:H6	31:BA:365:U:O4	1.95	0.49

*Continued on next page...*

*Continued from previous page...*

Atom-1	Atom-2	Interatomic distance (Å)	Clash overlap (Å)
31:BA:1048:G:H2'	31:BA:1050:G:C8	2.48	0.49
31:BA:1305:G:O2'	31:BA:1306:A:H8	1.83	0.49
32:BE:224:GLN:CA	32:BE:229:VAL:HG22	2.30	0.49
33:BF:117:ALA:HB2	33:BF:200:ALA:CB	2.42	0.49
34:BG:27:TYR:O	34:BG:28:SER:CB	2.61	0.49
34:BG:161:ASN:O	34:BG:164:ALA:N	2.45	0.49
47:BT:12:SER:HB3	47:BT:20:THR:HB	1.93	0.49
48:BU:32:ARG:C	48:BU:69:THR:HG21	2.33	0.49
48:BU:62:GLU:HA	48:BU:65:ILE:HD11	1.95	0.49
49:BV:58:VAL:O	49:BV:58:VAL:HG23	2.12	0.49
52:BC:66:U:H2'	52:BC:67:C:C6	2.48	0.49
53:B1:29:G:H2'	53:B1:30:C:O4'	2.12	0.49
54:CA:485:G:O2'	54:CA:486:U:P	2.71	0.49
54:CA:518:C:H1'	54:CA:529:G:N1	2.27	0.49
54:CA:826:C:C2	54:CA:827:U:O2	2.66	0.49
54:CA:957:U:O2	54:CA:960:U:H6	1.94	0.49
54:CA:1120:G:H2'	54:CA:1121:U:H6	1.77	0.49
54:CA:1157:A:N6	54:CA:1180:A:C5	2.81	0.49
54:CA:1206:G:C6	54:CA:1207:G:C5	3.01	0.49
54:CA:1210:C:H5'	54:CA:1214:C:N4	2.28	0.49
54:CA:1237:C:O2'	54:CA:1300:G:N2	2.44	0.49
54:CA:1358:U:OP2	54:CA:1359:C:N4	2.45	0.49
32:CE:19:HIS:CD2	32:CE:206:ASP:HB2	2.48	0.49
33:CF:162:GLN:CG	53:C1:54:U:O2	2.60	0.49
35:CH:12:LEU:HB3	35:CH:31:LEU:HB3	1.94	0.49
37:CJ:15:ASP:HB3	37:CJ:19:GLY:H	1.75	0.49
40:CM:96:ILE:HD13	40:CM:96:ILE:N	2.27	0.49
42:CO:27:LEU:C	42:CO:29:GLY:N	2.66	0.49
42:CO:28:LYS:NZ	42:CO:33:ARG:NH2	2.55	0.49
42:CO:28:LYS:HE3	42:CO:33:ARG:HH12	1.77	0.49
43:CP:66:LEU:HD12	43:CP:66:LEU:N	2.26	0.49
43:CP:84:ILE:HD11	49:CV:66:MET:CB	2.43	0.49
45:CR:8:LYS:HB2	45:CR:8:LYS:H2	1.76	0.49
48:CU:31:LEU:H	48:CU:31:LEU:CD2	2.26	0.49
52:CC:22:G:O2'	52:CC:23:A:H5'	2.13	0.49
55:DA:171:G:O2'	55:DA:172:C:H5'	2.11	0.49
55:DA:310:A:O2'	55:DA:311:A:H2'	2.13	0.49
55:DA:479:A:C4'	55:DA:480:A:OP1	2.60	0.49
55:DA:654(S):G:C2'	55:DA:654(T):A:C8	2.95	0.49
55:DA:1092:C:C6	55:DA:1092:C:H3'	2.47	0.49
55:DA:1163:G:O2'	55:DA:1164:G:H5'	2.13	0.49

*Continued on next page...*

*Continued from previous page...*

Atom-1	Atom-2	Interatomic distance (Å)	Clash overlap (Å)
55:DA:1179:C:H2'	55:DA:1180:C:O4'	2.12	0.49
55:DA:1358:G:C2'	55:DA:1359:A:OP2	2.61	0.49
55:DA:1538:G:C2	55:DA:1539:G:C5	3.01	0.49
55:DA:1612:C:H4'	29:D7:5:TRP:O	2.13	0.49
55:DA:2232:U:P	23:DZ:40:ARG:HH12	2.35	0.49
55:DA:2307:G:O4'	55:DA:2307:G:OP1	2.30	0.49
3:DD:70:TRP:CD1	3:DD:70:TRP:C	2.86	0.49
3:DD:236:GLY:O	3:DD:237:GLU:OE2	2.30	0.49
7:DH:123:PHE:HB3	7:DH:125:VAL:HG22	1.95	0.49
8:DK:57:ARG:O	8:DK:61:ARG:HG2	2.11	0.49
8:DK:76:THR:CG2	8:DK:139:GLN:HE22	2.24	0.49
57:DY:50:ARG:O	57:DY:83:TYR:N	2.45	0.49
57:DY:73:GLY:N	57:DY:118:THR:O	2.45	0.49
57:DY:73:GLY:CA	57:DY:112:LEU:HG	2.42	0.49
57:DY:142:LEU:O	57:DY:143:GLN:O	2.31	0.49
58:DL:44:ALA:C	58:DL:46:ALA:N	2.59	0.49
58:DL:52:ILE:CD1	58:DL:53:VAL:H	2.21	0.49
58:DL:60:TYR:O	58:DL:61:ALA:HB2	2.11	0.49
58:DL:132:ARG:O	58:DL:137:GLU:CD	2.51	0.49
9:DM:26:LEU:HG	9:DM:30:ILE:CD1	2.41	0.49
10:DN:71:ARG:NH2	10:DN:77:ILE:HG21	2.28	0.49
12:DP:110:THR:O	12:DP:113:GLN:N	2.46	0.49
16:D1:25:TRP:O	16:D1:28:ARG:HB2	2.13	0.49
19:DT:28:PHE:CE2	19:DT:92:LEU:HD11	2.48	0.49
23:DZ:60:PHE:CE2	23:DZ:91:LYS:NZ	2.78	0.49
26:D4:14:ILE:O	26:D4:14:ILE:HG23	2.13	0.49
26:D4:22:ILE:O	26:D4:23:GLU:C	2.51	0.49
1:AA:182:A:H2'	1:AA:183:C:O4'	2.12	0.49
1:AA:607:U:OP1	5:AF:103:LYS:HG3	2.11	0.49
1:AA:811:U:O4	11:AO:21:ARG:NH2	2.45	0.49
1:AA:1080:A:H2'	1:AA:1081:U:H6	1.77	0.49
1:AA:1493:C:H5'	1:AA:1494:A:OP2	2.12	0.49
1:AA:1615:C:H1'	18:AS:87:PRO:HG2	1.95	0.49
1:AA:1790:C:H5''	1:AA:1791:A:OP1	2.12	0.49
1:AA:2130:U:C4'	1:AA:2134:A:H5'	2.42	0.49
1:AA:2522:U:H2'	1:AA:2523:G:C5'	2.43	0.49
3:AD:168:ARG:HA	3:AD:173:VAL:HA	1.95	0.49
5:AF:128:ALA:C	5:AF:142:TRP:HE1	2.16	0.49
15:AR:12:SER:HB3	15:AR:15:VAL:CG1	2.41	0.49
16:A1:98:LEU:O	16:A1:100:VAL:N	2.45	0.49
25:AX:4:LEU:HD23	25:AX:57:GLU:O	2.13	0.49

*Continued on next page...*

*Continued from previous page...*

Atom-1	Atom-2	Interatomic distance (Å)	Clash overlap (Å)
31:BA:397:A:N7	31:BA:547:A:O2'	2.45	0.49
31:BA:410:G:H4'	31:BA:411:A:OP1	2.12	0.49
31:BA:1049:U:O2'	31:BA:1050:G:OP2	2.28	0.49
31:BA:1118:C:P	39:BL:104:ARG:HD3	2.53	0.49
31:BA:1213:A:N6	31:BA:1215:G:C2	2.81	0.49
31:BA:1275:A:O2'	31:BA:1276:G:H5'	2.12	0.49
31:BA:1298:C:O2'	31:BA:1299:A:C4	2.66	0.49
32:BE:67:THR:HG21	32:BE:155:LEU:HG	1.93	0.49
35:BH:34:VAL:O	35:BH:42:GLY:N	2.44	0.49
37:BJ:131:LYS:HG2	37:BJ:131:LYS:O	2.13	0.49
39:BL:3:GLN:NE2	39:BL:20:ARG:HH12	2.10	0.49
39:BL:7:THR:HG21	39:BL:9:ARG:NH2	2.27	0.49
43:BP:108:ARG:CZ	43:BP:114:ARG:HG2	2.43	0.49
49:BV:40:ILE:HD12	49:BV:71:LEU:HD23	1.94	0.49
50:BW:84:LEU:C	50:BW:84:LEU:HD13	2.32	0.49
54:CA:47:C:H6	54:CA:365:U:H2'	1.75	0.49
54:CA:119:A:H5'	54:CA:120:A:C4	2.48	0.49
54:CA:424:G:H2'	54:CA:425:G:H8	1.77	0.49
54:CA:429:U:O2'	54:CA:430:A:H5''	2.12	0.49
54:CA:538:G:OP2	42:CO:115:LYS:CG	2.60	0.49
54:CA:637:G:O2'	54:CA:638:G:H5'	2.13	0.49
54:CA:777:A:H2'	54:CA:778:G:H8	1.78	0.49
54:CA:1300:G:HO2'	54:CA:1301:U:P	2.34	0.49
33:CF:79:ARG:HH11	33:CF:79:ARG:CG	2.25	0.49
35:CH:144:THR:O	35:CH:148:VAL:HG23	2.12	0.49
37:CJ:43:PHE:O	37:CJ:46:ALA:HB3	2.12	0.49
39:CL:53:VAL:O	39:CL:54:ASP:CB	2.60	0.49
40:CM:16:LEU:HD13	40:CM:16:LEU:C	2.33	0.49
40:CM:54:PHE:C	40:CM:55:LYS:HG3	2.33	0.49
47:CT:45:HIS:O	47:CT:73:VAL:HG23	2.13	0.49
52:CC:18:G:C4	52:CC:58:A:C2	3.00	0.49
55:DA:270(T):G:O2'	55:DA:270(U):C:H5'	2.11	0.49
55:DA:498:G:N2	20:DU:47:LYS:NZ	2.61	0.49
55:DA:755:C:H2'	55:DA:756:C:C6	2.47	0.49
55:DA:852:G:O2'	55:DA:853:G:H5'	2.12	0.49
55:DA:855:G:H2'	55:DA:856:C:C6	2.47	0.49
55:DA:921:G:H4'	55:DA:2269:A:C6	2.48	0.49
55:DA:1058:U:H2'	55:DA:1059:G:H8	1.64	0.49
55:DA:1213:A:N3	55:DA:1238:G:H1'	2.27	0.49
55:DA:1946:U:H2'	55:DA:1947:C:C6	2.48	0.49
55:DA:1954:G:O2'	55:DA:1955:U:OP2	2.31	0.49

*Continued on next page...*



*Continued from previous page...*

Atom-1	Atom-2	Interatomic distance (Å)	Clash overlap (Å)
55:DA:2228:G:C5	55:DA:2229:C:C5	3.00	0.49
55:DA:2286:A:OP2	28:D6:28:ARG:CD	2.60	0.49
55:DA:2347:C:H4'	28:D6:39:TYR:HE2	1.78	0.49
55:DA:2478:A:H3'	55:DA:2479:G:H8	1.78	0.49
55:DA:2638:G:HO2'	55:DA:2639:A:H8	1.57	0.49
2:DB:40:U:O2'	2:DB:41:U:OP1	2.25	0.49
4:DE:15:PHE:HA	4:DE:19:ARG:O	2.11	0.49
5:DF:42:ALA:O	5:DF:45:ARG:HB2	2.13	0.49
5:DF:183:VAL:O	5:DF:187:VAL:HG23	2.13	0.49
6:DG:120:LEU:O	6:DG:122:PRO:HD3	2.12	0.49
8:DK:111:PRO:O	8:DK:114:LEU:HB2	2.13	0.49
57:DY:13:LEU:HD21	57:DY:62:ALA:O	2.11	0.49
57:DY:28:ASN:CG	57:DY:83:TYR:CD2	2.85	0.49
58:DL:60:TYR:HD2	58:DL:63:ARG:HB3	1.74	0.49
58:DL:69:THR:C	58:DL:70:LYS:CG	2.81	0.49
58:DL:135:GLY:C	58:DL:136:VAL:HG13	2.24	0.49
13:D0:96:ARG:HG2	13:D0:97:VAL:N	2.28	0.49
15:DR:24:PRO:HA	15:DR:49:VAL:CG1	2.33	0.49
19:DT:65:ARG:N	19:DT:65:ARG:CD	2.66	0.49
20:DU:97:ARG:N	20:DU:97:ARG:CD	2.75	0.49
21:DV:33:LEU:HG	21:DV:34:ASN:N	2.28	0.49
28:D6:20:ASN:ND2	28:D6:21:TYR:N	2.54	0.49
1:AA:91:A:C2'	1:AA:92:G:H5'	2.42	0.49
1:AA:323:G:O2'	1:AA:1205:U:O2	2.30	0.49
1:AA:908:C:OP1	12:AP:22:LYS:CG	2.61	0.49
1:AA:1069:A:H5'	1:AA:1070:A:H8	1.73	0.49
1:AA:1111:A:H4'	7:AH:3:ARG:HH11	1.78	0.49
1:AA:1210:A:C4'	1:AA:1211:U:O5'	2.59	0.49
1:AA:1344:G:H4'	1:AA:1384:A:N7	2.28	0.49
1:AA:1654:A:C2	4:AE:113:PHE:CD2	3.01	0.49
1:AA:1923:U:H2'	1:AA:1924:C:H6	1.77	0.49
1:AA:2129:C:C2'	1:AA:2130:U:H5'	2.38	0.49
2:AB:15:A:H1'	2:AB:109:G:C8	2.48	0.49
4:AE:22:PRO:O	4:AE:23:VAL:CG1	2.59	0.49
4:AE:54:GLN:O	4:AE:75:VAL:HG22	2.13	0.49
6:AG:96:ARG:O	6:AG:98:ARG:N	2.44	0.49
10:AN:2:ILE:HD11	10:AN:82:ASN:HB3	1.93	0.49
11:AO:15:ARG:HG3	11:AO:16:ARG:N	2.28	0.49
11:AO:115:LEU:HD23	11:AO:131:SER:HB2	1.94	0.49
16:A1:50:ARG:NH1	17:A2:72:VAL:CG1	2.74	0.49
17:A2:1:MET:O	17:A2:2:PHE:C	2.51	0.49

*Continued on next page...*

*Continued from previous page...*

Atom-1	Atom-2	Interatomic distance (Å)	Clash overlap (Å)
17:A2:35:LEU:HD23	17:A2:37:VAL:CG1	2.43	0.49
20:AU:89:PHE:HD1	20:AU:90:LEU:CD2	2.16	0.49
21:AV:105:VAL:HG22	21:AV:106:GLY:N	2.27	0.49
21:AV:170:THR:O	21:AV:171:ILE:CB	2.60	0.49
30:A8:48:PHE:CD1	30:A8:48:PHE:N	2.80	0.49
31:BA:42:G:H2'	31:BA:43:C:O4'	2.13	0.49
31:BA:132:C:H5'	31:BA:262:A:O2'	2.13	0.49
31:BA:191(F):U:O2'	31:BA:191:G:H5'	2.12	0.49
31:BA:277:C:H5''	47:BT:68:ARG:HH22	1.78	0.49
31:BA:336:C:O2'	31:BA:337:C:H5'	2.13	0.49
31:BA:428:G:O2'	31:BA:429:U:P	2.70	0.49
31:BA:831:U:O2'	31:BA:1539:C:OP1	2.31	0.49
31:BA:1065:U:O2'	31:BA:1066:C:OP2	2.30	0.49
31:BA:1136:U:H5''	31:BA:1137:C:C5	2.48	0.49
31:BA:1353:G:H5''	51:BX:13:ILE:HG21	1.95	0.49
31:BA:1490:C:O2'	31:BA:1491:G:H5'	2.13	0.49
32:BE:19:HIS:O	32:BE:39:ILE:HG23	2.12	0.49
32:BE:68:ILE:HD12	32:BE:68:ILE:N	2.28	0.49
32:BE:102:LEU:HD23	32:BE:182:ILE:HD12	1.95	0.49
37:BJ:29:LYS:O	37:BJ:105:VAL:HG11	2.13	0.49
39:BL:26:VAL:HG13	39:BL:61:ALA:HB3	1.95	0.49
44:BQ:60:SER:O	44:BQ:61:TRP:HB3	2.13	0.49
47:BT:52:LYS:HD2	47:BT:52:LYS:H	1.78	0.49
47:BT:62:SER:HB2	47:BT:72:ARG:NH1	2.28	0.49
52:BD:75:C:O2'	52:BD:76:A:H2	1.95	0.49
54:CA:91:C:H2'	54:CA:92:G:H5'	1.94	0.49
54:CA:265:G:H2'	54:CA:267:C:C5	2.48	0.49
54:CA:429:U:C1'	54:CA:430:A:H5''	2.37	0.49
54:CA:500:G:H2'	54:CA:501:C:H6	1.78	0.49
54:CA:625:G:H2'	54:CA:626:U:H6	1.77	0.49
54:CA:627:G:O2'	54:CA:628:G:H5'	2.13	0.49
54:CA:1097:C:H2'	54:CA:1098:C:C6	2.48	0.49
54:CA:1164:G:C6	54:CA:1173:G:C6	3.01	0.49
54:CA:1353:G:O2'	54:CA:1354:C:H5'	2.13	0.49
32:CE:127:ILE:HD11	32:CE:139:LYS:HE2	1.95	0.49
33:CF:6:HIS:HB3	44:CQ:49:HIS:HD2	1.77	0.49
33:CF:95:THR:O	33:CF:97:LYS:N	2.41	0.49
34:CG:114:ARG:NH1	34:CG:114:ARG:CG	2.72	0.49
36:CI:9:VAL:HA	36:CI:59:TYR:O	2.12	0.49
36:CI:21:LEU:O	36:CI:25:ILE:HG12	2.13	0.49
36:CI:74:ASP:O	36:CI:77:ARG:N	2.46	0.49

*Continued on next page...*

*Continued from previous page...*

Atom-1	Atom-2	Interatomic distance (Å)	Clash overlap (Å)
39:CL:65:VAL:HG21	39:CL:73:GLN:NE2	2.27	0.49
39:CL:99:LEU:HD22	39:CL:99:LEU:N	2.28	0.49
43:CP:57:ARG:HH21	26:D4:34:GLU:CB	2.24	0.49
44:CQ:12:ARG:C	44:CQ:14:PRO:CD	2.75	0.49
44:CQ:24:CYS:CB	44:CQ:40:CYS:HB3	2.42	0.49
49:CV:47:HIS:O	49:CV:62:ILE:HB	2.13	0.49
49:CV:67:VAL:HB	26:D4:59:PHE:CD1	2.48	0.49
55:DA:639:U:C2	55:DA:640:C:C5	3.00	0.49
55:DA:860:U:C2	55:DA:2268:A:O4'	2.66	0.49
55:DA:1083:U:C2'	55:DA:1085:A:OP2	2.49	0.49
55:DA:1178:C:H2'	55:DA:1179:C:C5	2.41	0.49
55:DA:1283:G:N2	55:DA:1286:A:OP2	2.45	0.49
55:DA:1654:A:OP1	13:D0:1:MET:O	2.31	0.49
55:DA:1657:C:H2'	55:DA:1658:C:H6	1.78	0.49
55:DA:1668:A:H61	55:DA:1676:A:H61	1.61	0.49
55:DA:2098:U:H2'	55:DA:2099:U:C6	2.48	0.49
55:DA:2173:A:C6	55:DA:2174:C:H1'	2.48	0.49
55:DA:2173:A:H5''	55:DA:2174:C:C5	2.48	0.49
55:DA:2305:A:H2'	55:DA:2306:C:O4'	2.12	0.49
55:DA:2355:C:O4'	22:D3:36:ILE:CD1	2.61	0.49
55:DA:2461:C:H2'	55:DA:2462:U:C6	2.47	0.49
55:DA:2475:C:H41	55:DA:2529:G:H22	1.61	0.49
55:DA:2593:U:C2	55:DA:2594:C:C5	3.01	0.49
55:DA:2835:A:H5'	55:DA:2836:U:OP1	2.13	0.49
55:DA:2846:G:P	15:DR:54:ARG:HB2	2.53	0.49
3:DD:43:ARG:HB2	3:DD:54:ARG:HB2	1.95	0.49
3:DD:134:ARG:HG2	3:DD:187:GLY:HA3	1.95	0.49
6:DG:137:GLU:CB	6:DG:152:LEU:HD22	2.43	0.49
7:DH:153:LYS:HG2	7:DH:162:ILE:CG1	2.41	0.49
56:DI:4:ASP:HA	56:DI:8:ILE:HG12	1.95	0.49
8:DK:60:GLU:CG	8:DK:61:ARG:HH12	2.22	0.49
57:DY:23:SER:CB	57:DY:68:LEU:O	2.58	0.49
58:DL:11:GLN:HB3	58:DL:41:PHE:CE1	2.46	0.49
58:DL:41:PHE:HE2	58:DL:45:THR:HG1	1.52	0.49
9:DM:38:HIS:ND1	9:DM:38:HIS:N	2.60	0.49
10:DN:3:GLN:O	10:DN:4:PRO:C	2.49	0.49
10:DN:86:ILE:HD12	10:DN:86:ILE:H	1.78	0.49
19:DT:51:VAL:HG13	19:DT:81:VAL:HG23	1.94	0.49
22:D3:32:ARG:O	22:D3:33:ALA:C	2.51	0.49
24:DW:11:GLU:HA	24:DW:14:ARG:HD2	1.95	0.49
25:DX:6:VAL:HG12	25:DX:56:VAL:HG13	1.93	0.49

*Continued on next page...*

*Continued from previous page...*

Atom-1	Atom-2	Interatomic distance (Å)	Clash overlap (Å)
28:D6:15:GLU:CG	28:D6:16:CYS:H	1.94	0.49
29:D7:46:VAL:HG12	29:D7:47:ARG:H	1.78	0.49
1:AA:227:A:O2'	1:AA:228:A:OP2	2.29	0.49
1:AA:634:C:H2'	1:AA:635:C:C6	2.48	0.49
1:AA:888:C:C2'	1:AA:889:C:OP2	2.60	0.49
1:AA:903:C:H2'	1:AA:904:C:H6	1.78	0.49
1:AA:915:C:O2'	1:AA:916:G:H5'	2.13	0.49
1:AA:996:A:H4'	16:A1:92:ARG:HD2	1.95	0.49
1:AA:1009:A:OP2	1:AA:1010:A:OP2	2.30	0.49
1:AA:1049:C:C4	7:AH:2:SER:HB2	2.48	0.49
1:AA:1213:A:N3	1:AA:1238:G:H1'	2.27	0.49
1:AA:2033:A:O2'	1:AA:2034:U:P	2.71	0.49
1:AA:2258:C:H2'	1:AA:2427:C:OP2	2.12	0.49
1:AA:2391:G:C2'	1:AA:2424:C:H41	2.26	0.49
2:AB:12:C:C5'	2:AB:13:A:OP1	2.61	0.49
3:AD:2:ALA:O	3:AD:3:VAL:CB	2.59	0.49
3:AD:201:HIS:O	3:AD:204:ILE:HG12	2.13	0.49
8:AK:91:SER:OG	8:AK:119:PRO:HB2	2.13	0.49
8:AK:111:PRO:O	8:AK:113:ARG:HG2	2.12	0.49
10:AN:63:VAL:HG23	10:AN:64:ARG:HG3	1.93	0.49
12:AP:99:PRO:HG3	21:AV:79:ARG:NH1	2.27	0.49
15:AR:28:VAL:HG22	15:AR:29:ARG:N	2.27	0.49
15:AR:77:PRO:O	15:AR:79:HIS:N	2.46	0.49
17:A2:14:VAL:HA	17:A2:18:LEU:HD13	1.95	0.49
21:AV:4:ARG:HH11	21:AV:58:VAL:HG11	1.77	0.49
22:A3:36:ILE:N	22:A3:36:ILE:CD1	2.74	0.49
25:AX:43:ILE:O	25:AX:47:VAL:HG23	2.13	0.49
26:A4:63:TYR:HE2	49:BV:41:VAL:CG2	2.24	0.49
28:A6:18:ARG:NE	28:A6:43:CYS:HB3	2.27	0.49
28:A6:48:VAL:HG22	28:A6:49:HIS:N	2.27	0.49
31:BA:517:G:H21	31:BA:530:G:P	2.36	0.49
31:BA:518:C:H2'	31:BA:530:G:N3	2.28	0.49
31:BA:737:A:H1'	36:BI:73:ASN:HD21	1.78	0.49
31:BA:991:U:O2	31:BA:993:G:H1'	2.13	0.49
32:BE:17:PHE:CD1	32:BE:42:ILE:HG23	2.48	0.49
33:BF:156:ARG:NE	33:BF:160:ALA:O	2.42	0.49
35:BH:105:VAL:HB	35:BH:106:PRO:HD3	1.95	0.49
35:BH:149:GLU:O	35:BH:153:LYS:N	2.46	0.49
40:BM:35:SER:O	40:BM:36:GLY:O	2.31	0.49
41:BN:87:THR:HG22	41:BN:87:THR:O	2.13	0.49
42:BO:22:SER:O	42:BO:24:VAL:N	2.46	0.49

*Continued on next page...*

*Continued from previous page...*

Atom-1	Atom-2	Interatomic distance (Å)	Clash overlap (Å)
52:BD:44:G:H2'	52:BD:45:U:O4'	2.12	0.49
54:CA:88:C:H5''	54:CA:89:U:OP2	2.13	0.49
54:CA:160:A:N6	54:CA:347:G:H1'	2.24	0.49
54:CA:1276:G:H2'	54:CA:1277:C:O4'	2.12	0.49
54:CA:1327:C:H2'	54:CA:1328:C:H6	1.74	0.49
33:CF:106:VAL:O	33:CF:107:GLN:C	2.51	0.49
52:CD:14:A:N6	52:CD:22:G:C5	2.80	0.49
52:CB:29:G:O2'	52:CB:30:G:H5'	2.13	0.49
52:CB:66:U:H3'	52:CB:67:C:C6	2.48	0.49
55:DA:508:G:N7	18:DS:80:PRO:HG3	2.28	0.49
55:DA:828:U:H3	55:DA:2247:A:C4'	2.25	0.49
55:DA:1092:C:H5'	55:DA:1092:C:H6	1.78	0.49
55:DA:1095:A:N3	55:DA:1095:A:C2'	2.75	0.49
55:DA:1098:A:H2'	55:DA:1099:G:H5''	1.95	0.49
55:DA:1357:U:H2'	55:DA:1358:G:O4'	2.13	0.49
55:DA:1464:C:O2'	55:DA:1528:A:H8	1.93	0.49
55:DA:1734:C:H3'	55:DA:1735:C:H5''	1.93	0.49
55:DA:1786:A:N1	55:DA:2606:C:H1'	2.27	0.49
55:DA:2355:C:H5'	22:D3:36:ILE:HD11	1.94	0.49
55:DA:2531:A:N3	55:DA:2658:C:O2'	2.34	0.49
55:DA:2562:U:O2'	10:DN:23:ARG:NH1	2.46	0.49
3:DD:92:ILE:HD13	3:DD:104:TYR:CD2	2.48	0.49
6:DG:107:LEU:O	26:D4:38:LYS:HE2	2.13	0.49
6:DG:110:ALA:C	6:DG:112:PRO:HD2	2.32	0.49
7:DH:89:ILE:HA	7:DH:162:ILE:HA	1.94	0.49
8:DK:77:LEU:CD1	8:DK:78:THR:H	2.25	0.49
8:DK:127:VAL:HA	8:DK:139:GLN:HA	1.95	0.49
58:DL:98:ARG:HH11	58:DL:98:ARG:H	1.57	0.49
9:DM:34:LEU:O	9:DM:49:GLY:HA3	2.13	0.49
12:DP:30:GLY:HA2	12:DP:107:ALA:CB	2.41	0.49
12:DP:52:VAL:O	12:DP:54:MET:N	2.46	0.49
17:D2:18:LEU:HD23	17:D2:19:LYS:N	2.28	0.49
18:DS:14:PRO:HG2	18:DS:78:GLU:HB2	1.95	0.49
18:DS:38:TYR:OH	27:D5:47:PRO:HG3	2.13	0.49
19:DT:8:ILE:N	19:DT:8:ILE:CD1	2.76	0.49
21:DV:5:LEU:O	21:DV:5:LEU:HD22	2.13	0.49
21:DV:192:ALA:HA	21:DV:193:GLU:OE1	2.12	0.49
26:D4:69:LYS:CG	26:D4:70:GLY:N	2.76	0.49
1:AA:2:G:H2'	1:AA:3:U:O4'	2.12	0.49
1:AA:116:C:C2'	1:AA:117:G:H5'	2.43	0.49
1:AA:116:C:O2'	1:AA:117:G:H5'	2.12	0.49

*Continued on next page...*

*Continued from previous page...*

Atom-1	Atom-2	Interatomic distance (Å)	Clash overlap (Å)
1:AA:195:A:C8	1:AA:197:A:OP1	2.66	0.49
1:AA:226:G:H1'	1:AA:228:A:N6	2.25	0.49
1:AA:374:A:H1'	1:AA:401:A:N6	2.27	0.49
1:AA:479:A:O2'	1:AA:480:A:O5'	2.29	0.49
1:AA:747:U:C2	27:A5:2:ALA:N	2.80	0.49
1:AA:1140:C:C4'	1:AA:1143:A:H62	2.26	0.49
1:AA:1238:G:O2'	1:AA:1239:G:H5'	2.13	0.49
1:AA:1252:G:O4'	16:A1:33:ARG:CD	2.60	0.49
1:AA:1785:A:H2'	1:AA:1787:A:N7	2.28	0.49
1:AA:1853:A:H2'	1:AA:1854:A:C8	2.48	0.49
1:AA:2126:A:H4'	1:AA:2127:G:O5'	2.13	0.49
1:AA:2396:G:O2'	23:AZ:29:GLY:HA3	2.13	0.49
2:AB:28:C:O2'	2:AB:29:A:H5'	2.13	0.49
2:AB:110:G:C2	2:AB:111:U:H1'	2.47	0.49
7:AH:125:VAL:HG22	7:AH:126:PRO:HA	1.94	0.49
8:AK:79:ILE:CA	8:AK:142:VAL:HG11	2.42	0.49
10:AN:34:THR:O	10:AN:37:ASP:HB2	2.12	0.49
19:AT:23:GLU:C	19:AT:25:LYS:H	2.16	0.49
19:AT:25:LYS:NZ	19:AT:82:GLN:OE1	2.39	0.49
19:AT:39:ILE:O	19:AT:40:LYS:C	2.51	0.49
20:AU:75:ILE:HD13	20:AU:75:ILE:C	2.33	0.49
21:AV:122:ARG:HG2	21:AV:122:ARG:NH1	2.28	0.49
22:A3:4:LYS:O	22:A3:5:LYS:O	2.30	0.49
25:AX:4:LEU:O	25:AX:36:VAL:HA	2.13	0.49
26:A4:34:GLU:CB	43:BP:57:ARG:NH1	2.75	0.49
27:A5:16:ARG:HH11	27:A5:16:ARG:CG	2.18	0.49
29:A7:34:ARG:HB2	29:A7:42:LEU:HD22	1.94	0.49
31:BA:437:U:H4'	34:BG:125:HIS:HE2	1.77	0.49
31:BA:547:A:H1'	31:BA:548:G:O4'	2.13	0.49
31:BA:658:G:H2'	31:BA:659:U:H6	1.78	0.49
31:BA:975:A:H5''	31:BA:976:G:O5'	2.13	0.49
31:BA:1004:A:C2	31:BA:1005:A:C2	3.01	0.49
31:BA:1053:G:N7	31:BA:1200:C:H5''	2.27	0.49
31:BA:1288:A:H2'	31:BA:1289:A:C8	2.48	0.49
31:BA:1502:A:C2	31:BA:1505:G:N1	2.62	0.49
32:BE:24:TRP:H	32:BE:24:TRP:HD1	1.59	0.49
32:BE:97:TRP:CZ2	32:BE:101:MET:HB2	2.47	0.49
33:BF:22:TRP:HB2	33:BF:59:ARG:HB2	1.95	0.49
39:BL:82:ALA:CB	39:BL:96:LEU:HD11	2.42	0.49
40:BM:51:ARG:CB	40:BM:60:ARG:HA	2.42	0.49
41:BN:27:ASN:ND2	41:BN:29:ILE:HG22	2.28	0.49

*Continued on next page...*

*Continued from previous page...*

Atom-1	Atom-2	Interatomic distance (Å)	Clash overlap (Å)
42:BO:19:ARG:HG2	42:BO:20:LYS:N	2.28	0.49
43:BP:36:LYS:HB2	43:BP:59:TYR:CE2	2.48	0.49
43:BP:94:ARG:HG3	43:BP:94:ARG:O	2.13	0.49
49:BV:31:ILE:CG2	49:BV:49:ILE:HA	2.43	0.49
49:BV:49:ILE:HG22	49:BV:50:ALA:H	1.77	0.49
50:BW:50:GLU:CG	50:BW:51:GLU:N	2.76	0.49
52:BC:58:A:H1'	52:BC:60:U:C6	2.47	0.49
54:CA:153:C:H2'	54:CA:154:C:H6	1.77	0.49
54:CA:255:G:O6	54:CA:266:G:O6	2.31	0.49
54:CA:258:G:C2	54:CA:259:G:C8	3.00	0.49
54:CA:369:C:OP2	54:CA:388:G:N2	2.46	0.49
54:CA:681:C:H2'	54:CA:682:G:H8	1.78	0.49
54:CA:948:C:C6	43:CP:106:ASN:ND2	2.81	0.49
54:CA:992:U:H4'	54:CA:993:G:O5'	2.13	0.49
54:CA:1003:G:H2'	54:CA:1004:A:C5'	2.16	0.49
54:CA:1139:G:C2	54:CA:1143:G:O6	2.66	0.49
34:CG:3:ARG:O	34:CG:5:ILE:HG13	2.13	0.49
34:CG:24:GLU:O	34:CG:27:TYR:HB2	2.13	0.49
39:CL:118:LYS:HB3	39:CL:118:LYS:HZ3	1.77	0.49
43:CP:120:LYS:O	43:CP:121:LYS:HB2	2.13	0.49
45:CR:3:ILE:O	45:CR:3:ILE:HG12	2.13	0.49
45:CR:26:GLU:CD	45:CR:77:ARG:HH12	2.16	0.49
46:CS:39:TYR:CZ	46:CS:41:PRO:HB3	2.48	0.49
52:CC:35:A:C3'	52:CC:36:A:H5''	2.43	0.49
53:C1:42:U:O2'	53:C1:43:U:P	2.71	0.49
55:DA:345:A:C4'	55:DA:346:A:OP1	2.59	0.49
55:DA:654(S):G:C3'	55:DA:654(T):A:C8	2.95	0.49
55:DA:660:G:H5'	5:DF:99:TYR:CE2	2.48	0.49
55:DA:686:G:N7	29:D7:5:TRP:CH2	2.81	0.49
55:DA:898:C:C3'	55:DA:899:A:C5'	2.90	0.49
55:DA:1059:G:C2	55:DA:1060:U:O4	2.65	0.49
55:DA:1639:U:C2'	55:DA:1640:C:H5''	2.43	0.49
55:DA:1681:G:O2'	55:DA:1762:A:C2'	2.61	0.49
55:DA:1853:A:N1	55:DA:2087:G:H1'	2.27	0.49
55:DA:2146:C:H4'	55:DA:2147:G:C8	2.48	0.49
55:DA:2430:A:H8	55:DA:2431:U:C5	2.30	0.49
55:DA:2661:G:H2'	55:DA:2662:A:O4'	2.13	0.49
4:DE:49:LEU:O	4:DE:50:GLY:O	2.31	0.49
5:DF:125:LEU:HA	5:DF:194:MET:O	2.12	0.49
7:DH:152:ARG:HE	7:DH:153:LYS:CE	2.26	0.49
8:DK:62:LYS:O	8:DK:66:GLU:HG2	2.13	0.49

*Continued on next page...*

*Continued from previous page...*

Atom-1	Atom-2	Interatomic distance (Å)	Clash overlap (Å)
58:DL:14:ALA:HB1	58:DL:50:ASP:HB3	1.92	0.49
58:DL:63:ARG:O	58:DL:64:SER:HB3	2.13	0.49
14:DQ:94:TYR:CE2	14:DQ:99:LYS:HG3	2.48	0.49
17:D2:62:LEU:CD1	17:D2:95:LEU:HB2	2.42	0.49
20:DU:54:LYS:O	20:DU:55:TYR:CB	2.60	0.49
20:DU:84:ARG:O	20:DU:95:LYS:HD3	2.13	0.49
23:DZ:78:LYS:O	23:DZ:78:LYS:CD	2.61	0.49
24:DW:4:SER:OG	24:DW:5:GLU:OE2	2.26	0.49
26:D4:23:GLU:CD	26:D4:23:GLU:N	2.65	0.49
28:D6:40:CYS:HA	28:D6:46:HIS:HA	1.95	0.49
1:AA:330:A:H2	1:AA:1210:A:H2'	1.77	0.48
1:AA:421:U:O2'	1:AA:422:A:P	2.71	0.48
1:AA:476:G:H4'	1:AA:502:A:N1	2.28	0.48
1:AA:487:C:N4	1:AA:488:G:C6	2.81	0.48
1:AA:610:C:H2'	1:AA:611:C:C6	2.47	0.48
1:AA:633:A:C2'	1:AA:634:C:H5'	2.42	0.48
1:AA:686:G:O6	29:A7:12:ARG:HG3	2.13	0.48
1:AA:946:G:O6	1:AA:972:G:N2	2.46	0.48
1:AA:974:G:O2'	1:AA:975:G:N7	2.33	0.48
1:AA:1173:G:H2'	1:AA:1174:A:OP2	2.13	0.48
1:AA:1372:U:H2'	1:AA:1373:A:H5'	1.95	0.48
1:AA:1971:A:C5	3:AD:241:PRO:HD3	2.48	0.48
1:AA:1993:U:H4'	4:AE:128:SER:HB2	1.94	0.48
1:AA:2115:G:H2'	1:AA:2116:G:C8	2.47	0.48
1:AA:2115:G:H2'	1:AA:2116:G:N7	2.28	0.48
1:AA:2521:C:H2'	1:AA:2522:U:O4'	2.12	0.48
3:AD:268:ARG:HD3	3:AD:269:PHE:CE1	2.48	0.48
5:AF:60:SER:O	5:AF:61:GLY:O	2.31	0.48
8:AK:58:LEU:C	8:AK:60:GLU:H	2.15	0.48
9:AM:51:PHE:CE2	9:AM:119:ARG:HD2	2.48	0.48
10:AN:35:VAL:HG11	10:AN:103:ALA:CB	2.33	0.48
15:AR:31:SER:HB3	15:AR:42:ILE:CG2	2.42	0.48
15:AR:90:GLN:CD	15:AR:91:ARG:H	2.17	0.48
20:AU:21:LYS:O	20:AU:21:LYS:HG3	2.13	0.48
21:AV:7:ALA:C	21:AV:8:TYR:CD2	2.87	0.48
21:AV:39:VAL:CG2	21:AV:44:PHE:HB2	2.42	0.48
21:AV:178:GLU:OE1	21:AV:181:GLU:O	2.30	0.48
26:A4:71:ARG:NH1	26:A4:71:ARG:HB3	2.28	0.48
31:BA:526:C:OP2	42:BO:91:LYS:HE2	2.13	0.48
31:BA:556:C:O2'	31:BA:557:G:H5'	2.13	0.48
31:BA:577:G:H1'	31:BA:816:A:N3	2.27	0.48

*Continued on next page...*



*Continued from previous page...*

Atom-1	Atom-2	Interatomic distance (Å)	Clash overlap (Å)
31:BA:748:C:O2'	31:BA:749:C:P	2.71	0.48
31:BA:777:A:H2'	31:BA:778:G:H8	1.77	0.48
31:BA:1241:G:OP2	37:BJ:38:LEU:HD21	2.13	0.48
33:BF:5:ILE:HD13	33:BF:5:ILE:O	2.13	0.48
33:BF:181:ASN:HD21	33:BF:204:LEU:HD12	1.78	0.48
35:BH:59:GLY:O	35:BH:60:TYR:C	2.51	0.48
40:BM:90:LEU:N	40:BM:91:PRO:CD	2.76	0.48
41:BN:95:ILE:CG2	41:BN:108:ILE:HD13	2.43	0.48
45:BR:17:ARG:HD3	45:BR:26:GLU:CD	2.34	0.48
45:BR:74:ASP:OD2	45:BR:76:GLU:HB3	2.13	0.48
54:CA:195:A:H1'	54:CA:222:U:O2'	2.13	0.48
54:CA:952:U:H4'	54:CA:964:A:N1	2.28	0.48
54:CA:973:G:H3'	54:CA:974:A:H5''	1.95	0.48
34:CG:29:PRO:O	34:CG:30:LYS:CB	2.61	0.48
34:CG:103:ASN:O	34:CG:106:TYR:HB3	2.11	0.48
35:CH:11:ILE:O	35:CH:12:LEU:CB	2.54	0.48
35:CH:78:HIS:CE1	35:CH:143:ARG:H	2.30	0.48
39:CL:70:LYS:O	39:CL:74:ILE:HG13	2.12	0.48
39:CL:79:LEU:HD13	39:CL:79:LEU:C	2.34	0.48
39:CL:83:ARG:C	39:CL:86:VAL:HG12	2.33	0.48
40:CM:5:ARG:NH2	40:CM:99:LYS:HD2	2.27	0.48
40:CM:101:VAL:HG22	40:CM:101:VAL:O	2.12	0.48
41:CN:81:ASP:O	41:CN:82:VAL:O	2.31	0.48
46:CS:1:MET:HG2	46:CS:2:VAL:N	2.28	0.48
47:CT:14:LYS:H	47:CT:14:LYS:HZ2	1.61	0.48
47:CT:27:PHE:CE1	47:CT:36:ILE:HD11	2.48	0.48
48:CU:31:LEU:HD23	48:CU:31:LEU:H	1.77	0.48
55:DA:118:A:OP2	55:DA:119:A:H5''	2.13	0.48
55:DA:888:C:O5'	55:DA:889:C:H5	1.95	0.48
55:DA:1056:G:O2'	55:DA:1086:A:H1'	2.13	0.48
55:DA:1080:A:O2'	58:DL:126:MET:HE2	2.13	0.48
55:DA:1537:C:C5	55:DA:1538:G:C6	3.01	0.48
55:DA:1844:C:H5''	3:DD:258:LYS:HG3	1.95	0.48
55:DA:1929:G:C5'	55:DA:1930:G:OP1	2.61	0.48
55:DA:1991:U:C2'	55:DA:1992:G:H5''	2.43	0.48
55:DA:2050:C:H2'	55:DA:2051:A:O4'	2.13	0.48
55:DA:2391:G:H2'	55:DA:2424:C:H41	1.77	0.48
55:DA:2543:G:H8	55:DA:2543:G:H5'	1.78	0.48
55:DA:2694:G:O2'	55:DA:2695:C:H5'	2.13	0.48
55:DA:2816:C:H5''	13:D0:99:LYS:NZ	2.27	0.48
55:DA:2879:C:C4'	55:DA:2880:C:OP1	2.60	0.48

*Continued on next page...*

*Continued from previous page...*

Atom-1	Atom-2	Interatomic distance (Å)	Clash overlap (Å)
3:DD:13:ARG:CZ	3:DD:16:MET:CE	2.91	0.48
3:DD:30:GLU:HG3	3:DD:63:ARG:NH2	2.27	0.48
4:DE:39:PRO:HA	4:DE:44:TYR:N	2.28	0.48
4:DE:51:PHE:CD1	4:DE:52:LEU:N	2.81	0.48
5:DF:123:LEU:HD13	5:DF:192:LEU:HD13	1.95	0.48
5:DF:206:ILE:HD12	5:DF:206:ILE:C	2.34	0.48
6:DG:106:LEU:HA	6:DG:110:ALA:CB	2.43	0.48
6:DG:133:LEU:CD2	6:DG:157:ILE:HB	2.42	0.48
7:DH:149:ARG:HG3	7:DH:162:ILE:O	2.12	0.48
57:DY:15:GLU:HG3	57:DY:19:ARG:HH22	1.78	0.48
57:DY:97:ALA:O	57:DY:98:LYS:O	2.30	0.48
9:DM:71:ILE:HD13	9:DM:71:ILE:H	1.74	0.48
9:DM:120:LEU:HD11	9:DM:122:VAL:CG2	2.43	0.48
10:DN:77:ILE:HD12	10:DN:79:PHE:CE1	2.48	0.48
20:DU:44:ILE:HD12	20:DU:45:VAL:H	1.78	0.48
21:DV:28:MET:O	21:DV:34:ASN:HA	2.12	0.48
21:DV:114:GLY:O	21:DV:116:VAL:HG23	2.12	0.48
28:D6:30:THR:HA	28:D6:31:PRO:O	2.12	0.48
30:D8:56:GLU:O	30:D8:57:ARG:C	2.51	0.48
1:AA:136:G:H2'	1:AA:137:C:H6	1.78	0.48
1:AA:142:G:H1'	19:AT:37:THR:CG2	2.35	0.48
1:AA:273(C):C:H3'	1:AA:273(D):C:H6	1.77	0.48
1:AA:311:A:O4'	1:AA:332:A:C4	2.67	0.48
1:AA:621:A:C2	1:AA:622:G:C8	3.01	0.48
1:AA:832:G:H2'	1:AA:833:U:C6	2.48	0.48
1:AA:886:C:C2	1:AA:890:A:N1	2.82	0.48
1:AA:1022:G:O2'	1:AA:1024:G:N7	2.37	0.48
1:AA:1212:G:HO2'	1:AA:1213:A:P	2.36	0.48
1:AA:1340:U:O2'	1:AA:1341:U:OP1	2.30	0.48
1:AA:1362:C:O2'	1:AA:1363:C:H5'	2.13	0.48
1:AA:1858:G:C6	1:AA:1883:G:C6	3.01	0.48
1:AA:1991:U:H2'	1:AA:1992:G:C5'	2.43	0.48
1:AA:2056:G:C2	1:AA:2057:A:C8	3.01	0.48
1:AA:2162:G:H2'	1:AA:2163:C:H6	1.78	0.48
1:AA:2695:C:H2'	1:AA:2696:U:C6	2.49	0.48
1:AA:2884:U:H2'	1:AA:2885:C:O4'	2.13	0.48
3:AD:35:LYS:NZ	3:AD:104:TYR:CB	2.65	0.48
3:AD:85:ASP:HB2	3:AD:92:ILE:CD1	2.44	0.48
4:AE:117:MET:CE	4:AE:124:GLY:HA3	2.43	0.48
4:AE:201:THR:CG2	4:AE:202:LYS:H	2.19	0.48
8:AK:47:LEU:HG	8:AK:51:ILE:CD1	2.43	0.48

*Continued on next page...*

*Continued from previous page...*

Atom-1	Atom-2	Interatomic distance (Å)	Clash overlap (Å)
8:AK:56:LYS:CG	8:AK:57:ARG:N	2.76	0.48
10:AN:23:ARG:HG3	10:AN:24:VAL:H	1.78	0.48
11:AO:110:TYR:O	11:AO:111:ARG:C	2.52	0.48
13:A0:21:TYR:OH	13:A0:43:GLU:HG2	2.13	0.48
15:AR:42:ILE:HD12	15:AR:42:ILE:N	2.28	0.48
15:AR:118:ARG:CZ	31:BA:1446:A:C6	2.96	0.48
16:A1:76:TYR:CZ	16:A1:80:ILE:HG13	2.48	0.48
21:AV:11:GLU:OE2	21:AV:12:GLY:N	2.46	0.48
22:A3:7:LEU:HD13	22:A3:7:LEU:N	2.28	0.48
23:AZ:30:VAL:O	23:AZ:30:VAL:HG23	2.14	0.48
26:A4:9:LEU:HA	26:A4:26:SER:O	2.13	0.48
29:A7:23:ARG:HH11	29:A7:23:ARG:HG3	1.78	0.48
31:BA:903:G:H2'	31:BA:904:C:C6	2.48	0.48
31:BA:1025:U:H2'	31:BA:1026:G:H8	1.78	0.48
35:BH:9:LYS:HB3	35:BH:112:LEU:HD11	1.94	0.48
40:BM:4:ILE:HD12	40:BM:74:ILE:HG13	1.94	0.48
40:BM:5:ARG:CG	40:BM:71:LEU:HD11	2.43	0.48
41:BN:57:THR:HG22	41:BN:59:TYR:H	1.78	0.48
43:BP:15:VAL:O	43:BP:19:LEU:HD23	2.14	0.48
47:BT:8:GLY:CA	47:BT:23:VAL:HG22	2.43	0.48
47:BT:65:ILE:O	47:BT:65:ILE:HG22	2.12	0.48
54:CA:11:G:H2'	54:CA:12:U:C6	2.48	0.48
54:CA:84:U:H2'	54:CA:84:U:O2	2.12	0.48
54:CA:398:C:O2'	54:CA:399:G:H5'	2.13	0.48
54:CA:543:C:P	34:CG:14:ARG:HH21	2.37	0.48
54:CA:691:G:H2'	54:CA:692:U:C6	2.48	0.48
54:CA:718:G:H1'	41:CN:116:HIS:HA	1.95	0.48
54:CA:892:A:O2'	54:CA:1415:G:H4'	2.13	0.48
54:CA:1014:A:H4'	49:CV:14:HIS:ND1	2.28	0.48
54:CA:1132:C:H2'	54:CA:1133:G:C8	2.48	0.48
54:CA:1137:C:O2'	54:CA:1138:G:H5''	2.12	0.48
32:CE:77:ALA:HB2	32:CE:211:ILE:CD1	2.42	0.48
33:CF:61:ALA:O	33:CF:62:ASP:C	2.51	0.48
34:CG:7:PRO:HB2	34:CG:10:ARG:HD2	1.94	0.48
34:CG:144:ASP:C	34:CG:146:ILE:HD12	2.34	0.48
35:CH:42:GLY:HA2	35:CH:65:ASN:O	2.12	0.48
38:CK:44:PHE:HA	38:CK:79:VAL:CG1	2.43	0.48
42:CO:89:ARG:NE	42:CO:91:LYS:HZ3	2.10	0.48
47:CT:52:LYS:HD2	47:CT:52:LYS:H	1.78	0.48
55:DA:301:G:HO2'	55:DA:302:C:H6	1.57	0.48
55:DA:526:A:H2	55:DA:2625:G:N3	2.11	0.48

*Continued on next page...*

*Continued from previous page...*

Atom-1	Atom-2	Interatomic distance (Å)	Clash overlap (Å)
55:DA:532:A:N7	55:DA:2021:C:H2'	2.28	0.48
55:DA:554:U:O2'	55:DA:556:G:C8	2.65	0.48
55:DA:821:A:H5''	55:DA:822:U:H6	1.78	0.48
55:DA:950:G:H2'	55:DA:951:C:H6	1.77	0.48
55:DA:1020:A:N6	55:DA:1141:U:O2'	2.46	0.48
55:DA:1082:U:O2	57:DY:41:ARG:NH2	2.46	0.48
55:DA:1142(A):A:C5	55:DA:1144:G:C5	3.01	0.48
55:DA:1322:A:OP1	18:DS:11:ARG:HG3	2.13	0.48
55:DA:1336:A:H2'	55:DA:1337:G:H8	1.76	0.48
55:DA:1827:C:O2	55:DA:1827:C:H2'	2.13	0.48
55:DA:1885:A:H2'	55:DA:1886:C:O4'	2.12	0.48
55:DA:1889:A:O2'	55:DA:2087:G:H5'	2.14	0.48
55:DA:1899:G:HO2'	55:DA:1900:A:P	2.35	0.48
55:DA:1946:U:C2	55:DA:1947:C:C5	3.01	0.48
55:DA:2127:G:H21	55:DA:2173:A:C1'	2.27	0.48
55:DA:2210:G:H4'	55:DA:2211:G:OP1	2.13	0.48
55:DA:2839:G:H5'	13:D0:46:GLY:HA2	1.95	0.48
8:DK:79:ILE:HG22	8:DK:79:ILE:O	2.12	0.48
10:DN:71:ARG:HG3	10:DN:71:ARG:NH1	2.25	0.48
17:D2:1:MET:HG2	17:D2:42:GLY:H	1.78	0.48
21:DV:158:PRO:C	21:DV:160:GLY:H	2.15	0.48
21:DV:174:VAL:C	21:DV:175:VAL:HG13	2.34	0.48
21:DV:190:GLU:O	21:DV:191:VAL:HB	2.13	0.48
22:D3:25:ARG:HD3	22:D3:29:GLN:HE22	1.78	0.48
23:DZ:63:ALA:O	23:DZ:64:ALA:C	2.51	0.48
25:DX:18:ASP:OD1	25:DX:18:ASP:N	2.46	0.48
28:D6:34:LEU:O	28:D6:35:GLU:C	2.51	0.48
1:AA:270(N):G:H1'	1:AA:270(P):C:H1'	1.96	0.48
1:AA:270(V):G:O2'	1:AA:270(W):G:H5'	2.13	0.48
1:AA:616:A:H2'	1:AA:617:G:O4'	2.14	0.48
1:AA:1175:U:H2'	1:AA:1176:G:C4'	2.41	0.48
1:AA:1301:A:O2'	1:AA:1302:A:H3'	2.13	0.48
1:AA:1541:U:H2'	1:AA:1542:G:O4'	2.13	0.48
1:AA:1667:G:O4'	1:AA:1667:G:OP2	2.30	0.48
1:AA:1815:A:P	3:AD:54:ARG:HH22	2.36	0.48
1:AA:1842:G:H2'	1:AA:1843:C:C6	2.47	0.48
1:AA:1888:G:H5'	1:AA:1888:G:N3	2.28	0.48
1:AA:1930:G:H2'	1:AA:1968:G:H1	1.78	0.48
1:AA:2119:A:N6	1:AA:2171:A:N3	2.62	0.48
1:AA:2346:A:H61	28:A6:28:ARG:NH2	2.11	0.48
1:AA:2366:A:H2'	1:AA:2367:G:O4'	2.12	0.48

*Continued on next page...*

*Continued from previous page...*

Atom-1	Atom-2	Interatomic distance (Å)	Clash overlap (Å)
1:AA:2387:U:C5'	1:AA:2388:A:OP2	2.62	0.48
1:AA:2713:A:H3'	1:AA:2714:G:C5'	2.43	0.48
1:AA:2864:G:O2'	1:AA:2865:U:H5'	2.12	0.48
2:AB:12:C:H4'	2:AB:13:A:C5'	2.43	0.48
2:AB:55:U:HO2'	6:AG:29:TRP:HD1	1.60	0.48
3:AD:109:ASP:HB2	3:AD:197:GLY:CA	2.43	0.48
4:AE:37:ARG:CG	4:AE:46:ALA:HB3	2.32	0.48
5:AF:8:GLN:HG2	5:AF:126:VAL:HG12	1.95	0.48
5:AF:63:LYS:HZ3	5:AF:67:GLN:HB2	1.78	0.48
5:AF:141:ALA:O	5:AF:144:LYS:HB3	2.13	0.48
12:AP:30:GLY:N	12:AP:65:PHE:HE2	2.11	0.48
12:AP:35:VAL:HG22	12:AP:36:ALA:N	2.28	0.48
15:AR:23:ARG:HG2	15:AR:120:ARG:NH1	2.29	0.48
15:AR:29:ARG:NE	15:AR:44:ASP:HB3	2.28	0.48
16:A1:90:VAL:HA	17:A2:39:LEU:HD23	1.93	0.48
17:A2:57:VAL:CG1	17:A2:99:ILE:HG13	2.43	0.48
21:AV:144:LEU:C	21:AV:144:LEU:HD12	2.33	0.48
28:A6:35:GLU:O	28:A6:36:LEU:CB	2.61	0.48
31:BA:176:C:H2'	31:BA:177:C:H6	1.78	0.48
31:BA:357:G:C2	31:BA:358:U:C5	3.02	0.48
31:BA:575:G:O2'	31:BA:576:G:P	2.71	0.48
31:BA:834:C:H2'	31:BA:835:U:H6	1.78	0.48
31:BA:977:A:H3'	31:BA:977:A:N3	2.27	0.48
31:BA:1027:C:HO2'	31:BA:1028:C:P	2.36	0.48
31:BA:1054:C:H2'	31:BA:1055:A:H5''	1.95	0.48
31:BA:1213:A:C6	31:BA:1215:G:C4	3.01	0.48
31:BA:1301:U:C4	31:BA:1303:C:C6	3.01	0.48
31:BA:1372:U:H2'	31:BA:1373:G:C5'	2.42	0.48
31:BA:1448:C:H2'	31:BA:1449:C:O4'	2.12	0.48
32:BE:161:ALA:HA	32:BE:183:PRO:O	2.13	0.48
32:BE:212:GLN:HE22	32:BE:216:SER:HB2	1.78	0.48
33:BF:64:VAL:CG2	33:BF:97:LYS:HE3	2.43	0.48
35:BH:83:GLU:HG2	35:BH:88:LYS:HD2	1.94	0.48
35:BH:146:ALA:O	35:BH:148:VAL:N	2.46	0.48
42:BO:60:LEU:N	42:BO:60:LEU:CD2	2.76	0.48
52:BB:57:G:H2'	52:BB:58:A:H5''	1.94	0.48
54:CA:50:A:O2'	54:CA:51:A:OP2	2.31	0.48
54:CA:64:G:N2	54:CA:67:C:C4	2.81	0.48
54:CA:254:G:H21	47:CT:16:GLN:NE2	2.12	0.48
54:CA:481:G:O2'	54:CA:482:A:P	2.70	0.48
54:CA:485:G:C2'	54:CA:486:U:OP2	2.61	0.48

*Continued on next page...*

*Continued from previous page...*

Atom-1	Atom-2	Interatomic distance (Å)	Clash overlap (Å)
54:CA:502:G:H2'	54:CA:503:C:H6	1.79	0.48
54:CA:509:A:C6	54:CA:510:A:N1	2.81	0.48
54:CA:676:A:O2'	54:CA:677:U:H5'	2.13	0.48
54:CA:817:C:H4'	54:CA:818:G:O5'	2.12	0.48
54:CA:982:U:C4'	54:CA:983:A:O5'	2.50	0.48
54:CA:1004:A:C2'	54:CA:1005:A:O4'	2.61	0.48
54:CA:1239:A:H1'	54:CA:1241:G:C5	2.48	0.48
54:CA:1336:C:H1'	54:CA:1337:G:C2	2.47	0.48
54:CA:1542:U:OP1	54:CA:1542:U:H4'	2.11	0.48
32:CE:11:LEU:HG	32:CE:213:LEU:HD11	1.94	0.48
32:CE:101:MET:C	32:CE:102:LEU:HD12	2.33	0.48
33:CF:33:LEU:O	33:CF:37:GLN:HG2	2.13	0.48
37:CJ:33:ASP:C	37:CJ:35:LYS:H	2.16	0.48
37:CJ:78:ARG:HG3	37:CJ:79:ARG:H	1.77	0.48
39:CL:111:ARG:O	39:CL:113:LYS:HE3	2.14	0.48
39:CL:127:LYS:CE	52:CC:34:G:OP2	2.61	0.48
43:CP:19:LEU:HB3	43:CP:25:ILE:HG21	1.94	0.48
43:CP:20:THR:C	43:CP:22:ILE:H	2.17	0.48
49:CV:44:MET:C	49:CV:62:ILE:HG21	2.34	0.48
49:CV:64:GLU:HG3	49:CV:65:ASN:N	2.27	0.48
50:CW:71:THR:CG2	50:CW:72:LEU:H	1.93	0.48
55:DA:12:U:O2	55:DA:2627:G:OP1	2.31	0.48
55:DA:222:A:O2'	55:DA:223:A:O5'	2.25	0.48
55:DA:287:C:H2'	55:DA:288:C:H6	1.78	0.48
55:DA:447:A:H2'	55:DA:473:G:N7	2.29	0.48
55:DA:465:G:N2	55:DA:466:A:C2	2.81	0.48
55:DA:646:A:N3	55:DA:646:A:H5'	2.27	0.48
55:DA:792:G:C5'	55:DA:793:A:H5'	2.30	0.48
55:DA:1682:G:H5'	55:DA:1762:A:O2'	2.13	0.48
55:DA:1954:G:O2'	55:DA:1956:U:C5	2.66	0.48
55:DA:1970:A:C5'	55:DA:1971:A:OP1	2.61	0.48
55:DA:2455:G:H2'	55:DA:2456:C:C6	2.48	0.48
55:DA:2537:U:H2'	55:DA:2538:C:C6	2.48	0.48
55:DA:2848:G:O2'	55:DA:2849:U:P	2.71	0.48
4:DE:196:VAL:O	4:DE:197:ILE:HG22	2.12	0.48
6:DG:108:ASN:O	26:D4:38:LYS:HB2	2.13	0.48
8:DK:32:PRO:C	8:DK:34:GLY:N	2.65	0.48
8:DK:61:ARG:NH2	8:DK:64:GLU:OE2	2.46	0.48
8:DK:124:GLY:H	8:DK:142:VAL:CG2	2.27	0.48
57:DY:90:ALA:HB3	56:DJ:15:ALA:H	1.78	0.48
57:DY:117:LEU:HD13	57:DY:117:LEU:N	2.27	0.48

*Continued on next page...*

*Continued from previous page...*

Atom-1	Atom-2	Interatomic distance (Å)	Clash overlap (Å)
58:DL:18:THR:HG22	58:DL:38:VAL:HG13	1.86	0.48
58:DL:25:PRO:CB	58:DL:27:LEU:HG	2.43	0.48
58:DL:101:TRP:CE2	58:DL:140:GLY:HA3	2.48	0.48
56:DJ:18:LEU:C	56:DJ:21:LYS:HB2	2.33	0.48
9:DM:43:THR:HG22	9:DM:45:ASN:HD22	1.75	0.48
9:DM:43:THR:CG2	9:DM:45:ASN:HD21	2.26	0.48
9:DM:75:TYR:C	9:DM:76:SER:O	2.48	0.48
9:DM:78:TYR:H	9:DM:78:TYR:HD1	1.60	0.48
11:DO:41:ARG:HH21	11:DO:41:ARG:CG	2.18	0.48
13:D0:53:HIS:CD2	13:D0:56:LYS:HE3	2.48	0.48
17:D2:35:LEU:CD2	17:D2:57:VAL:HG22	2.28	0.48
21:DV:51:ALA:CB	21:DV:57:ILE:HD11	2.43	0.48
21:DV:191:VAL:CB	21:DV:197:ILE:HG12	2.43	0.48
27:D5:49:CYS:HA	27:D5:58:LEU:CB	2.36	0.48
29:D7:8:ASN:ND2	29:D7:10:ARG:N	2.61	0.48
1:AA:119:A:O2'	1:AA:120:U:P	2.72	0.48
1:AA:235:U:H2'	1:AA:236:C:H6	1.77	0.48
1:AA:456:C:O2'	1:AA:457:A:O5'	2.30	0.48
1:AA:654(L):G:C4	1:AA:654(M):C:C6	3.01	0.48
1:AA:723:G:H2'	1:AA:724:U:C6	2.48	0.48
1:AA:857:C:H1'	22:A3:26:TYR:CE2	2.49	0.48
1:AA:1292:U:H2'	1:AA:1293:C:C6	2.48	0.48
1:AA:1612:C:H4'	29:A7:5:TRP:O	2.14	0.48
1:AA:2307:G:O2'	1:AA:2308:G:C5	2.64	0.48
1:AA:2309:A:H2'	1:AA:2310:A:O4'	2.13	0.48
1:AA:2317:C:C2'	1:AA:2318:G:H5'	2.43	0.48
1:AA:2414:G:H21	11:AO:67:MET:HE1	1.77	0.48
1:AA:2681:C:O2'	1:AA:2682:U:OP2	2.28	0.48
1:AA:2682:U:H5'	1:AA:2682:U:H6	1.77	0.48
1:AA:2867:G:O2'	1:AA:2868:A:C8	2.57	0.48
1:AA:2867:G:O2'	1:AA:2868:A:P	2.71	0.48
1:AA:2867:G:C2'	1:AA:2868:A:OP2	2.61	0.48
5:AF:205:ARG:O	5:AF:206:ILE:HG23	2.13	0.48
9:AM:15:LEU:HD21	9:AM:55:VAL:HG13	1.95	0.48
9:AM:134:ARG:HG2	9:AM:134:ARG:O	2.13	0.48
10:AN:86:ILE:HD12	10:AN:86:ILE:N	2.27	0.48
11:AO:62:LEU:CD2	11:AO:63:PRO:O	2.61	0.48
16:A1:50:ARG:HB2	16:A1:50:ARG:HH21	1.78	0.48
18:AS:29:LEU:HD21	18:AS:33:ARG:NH2	2.28	0.48
19:AT:14:SER:O	19:AT:17:ALA:HB3	2.13	0.48
20:AU:17:SER:OG	20:AU:18:GLY:N	2.46	0.48

*Continued on next page...*

*Continued from previous page...*

Atom-1	Atom-2	Interatomic distance (Å)	Clash overlap (Å)
21:AV:56:VAL:CG1	21:AV:57:ILE:N	2.76	0.48
26:A4:43:TYR:O	26:A4:43:TYR:CG	2.66	0.48
31:BA:746:A:O2'	31:BA:747:C:H5'	2.14	0.48
31:BA:787:A:C2	31:BA:796:C:N3	2.82	0.48
31:BA:865:A:H5'	31:BA:1078:U:O4	2.14	0.48
31:BA:1059:C:O2'	40:BM:53:PRO:HD3	2.14	0.48
31:BA:1073:U:H2'	31:BA:1074:G:C8	2.47	0.48
31:BA:1111:A:H2'	31:BA:1112:C:C6	2.49	0.48
32:BE:215:LEU:O	32:BE:218:ALA:HB3	2.13	0.48
33:BF:71:ALA:CA	33:BF:106:VAL:HB	2.43	0.48
33:BF:113:ALA:HB2	33:BF:202:ILE:HG12	1.94	0.48
34:BG:33:MET:O	34:BG:34:GLU:HB2	2.13	0.48
37:BJ:75:VAL:HG23	37:BJ:75:VAL:O	2.14	0.48
38:BK:20:TYR:CE2	38:BK:75:ARG:HD2	2.45	0.48
49:BV:31:ILE:CG2	49:BV:49:ILE:HG23	2.43	0.48
54:CA:64:G:H5''	54:CA:65:U:OP1	2.14	0.48
54:CA:93:U:C3'	54:CA:95:G:H5''	2.44	0.48
54:CA:353:A:H2'	54:CA:354:G:OP2	2.13	0.48
54:CA:392:G:H2'	54:CA:393:A:H8	1.78	0.48
54:CA:533:A:O2'	54:CA:535:A:OP2	2.19	0.48
54:CA:559:A:OP1	35:CH:126:ARG:NH2	2.45	0.48
54:CA:826:C:C5'	38:CK:12:ARG:HH21	2.24	0.48
54:CA:831:U:H2'	54:CA:832:C:H6	1.79	0.48
54:CA:895:G:H2'	54:CA:896:C:C6	2.49	0.48
54:CA:1027:C:O2'	54:CA:1028:C:P	2.70	0.48
54:CA:1054:C:O2'	54:CA:1055:A:C5'	2.60	0.48
54:CA:1149:C:P	39:CL:9:ARG:HH21	2.37	0.48
54:CA:1238:A:N6	54:CA:1299:A:H61	2.11	0.48
54:CA:1486:G:H2'	54:CA:1487:G:O4'	2.13	0.48
32:CE:117:GLU:O	32:CE:121:LEU:HB2	2.13	0.48
34:CG:108:LEU:HD23	34:CG:110:PHE:CE1	2.47	0.48
37:CJ:41:ARG:HH11	37:CJ:41:ARG:HG2	1.78	0.48
38:CK:31:PHE:O	38:CK:34:GLU:HB2	2.13	0.48
38:CK:83:ILE:HA	38:CK:136:GLU:O	2.13	0.48
38:CK:84:ARG:NH1	38:CK:86:ILE:HD13	2.28	0.48
41:CN:127:LYS:HE2	41:CN:127:LYS:CA	2.32	0.48
47:CT:63:ARG:O	47:CT:65:ILE:HD12	2.14	0.48
48:CU:22:VAL:O	48:CU:25:THR:HB	2.14	0.48
52:CD:37:MIA:H111	52:CD:38:A:H1'	1.96	0.48
55:DA:226:G:OP1	55:DA:256:A:O2'	2.31	0.48
55:DA:236:C:H2'	55:DA:237:C:H6	1.79	0.48

*Continued on next page...*



*Continued from previous page...*

Atom-1	Atom-2	Interatomic distance (Å)	Clash overlap (Å)
55:DA:1059:G:H4'	58:DL:71:THR:CB	2.43	0.48
55:DA:1082:U:OP2	57:DY:45:LYS:HG3	2.13	0.48
55:DA:1188:U:H4'	17:D2:79:VAL:HG22	1.94	0.48
55:DA:1203:G:C5'	11:DO:3:LEU:HD12	2.43	0.48
55:DA:1301:A:C8	55:DA:1303:G:C8	3.01	0.48
55:DA:1485:G:H5'	55:DA:1485:G:H8	1.78	0.48
55:DA:2212:A:H1'	55:DA:2215:G:C4	2.48	0.48
55:DA:2600:A:H2'	55:DA:2601:C:C6	2.48	0.48
55:DA:2771:C:H2'	55:DA:2772:C:H6	1.78	0.48
2:DB:79:C:H2'	2:DB:80:U:O4'	2.13	0.48
4:DE:203:LYS:O	4:DE:203:LYS:HD2	2.13	0.48
7:DH:98:LEU:HD12	7:DH:102:ALA:C	2.34	0.48
56:DI:1:MET:HB3	56:DI:5:ILE:CG2	2.43	0.48
57:DY:43:ALA:CB	57:DY:47:ASN:HA	2.41	0.48
58:DL:46:ALA:C	58:DL:48:MET:N	2.62	0.48
12:DP:118:LEU:CD1	12:DP:131:ILE:HG23	2.42	0.48
20:DU:61:ILE:HG23	20:DU:62:GLU:N	2.28	0.48
21:DV:8:TYR:HD1	21:DV:38:TYR:CZ	2.31	0.48
26:D4:13:ARG:O	26:D4:24:THR:HG21	2.14	0.48
26:D4:55:ARG:HD2	26:D4:56:VAL:H	1.79	0.48
1:AA:363(A):A:C3'	1:AA:363(B):G:H5''	2.43	0.48
1:AA:433:C:H2'	1:AA:434:U:C6	2.48	0.48
1:AA:733:G:O6	1:AA:761:A:C8	2.67	0.48
1:AA:940:G:H2'	1:AA:941:A:O4'	2.14	0.48
1:AA:971:C:C2'	1:AA:972:G:H5'	2.43	0.48
1:AA:1011:G:H4'	1:AA:1011:G:OP1	2.13	0.48
1:AA:1196:C:O4'	1:AA:1227:A:C2	2.67	0.48
1:AA:1204:A:C2'	1:AA:1205:U:OP2	2.61	0.48
1:AA:1667:G:OP2	1:AA:1667:G:H8	1.96	0.48
1:AA:1946:U:H2'	1:AA:1947:C:C6	2.49	0.48
1:AA:2146:C:C5'	1:AA:2147:G:OP1	2.59	0.48
1:AA:2190:G:H8	1:AA:2190:G:H5'	1.78	0.48
1:AA:2285:C:C5	28:A6:27:LYS:HE3	2.49	0.48
1:AA:2378:A:O2'	14:AQ:23:ARG:HD3	2.12	0.48
1:AA:2390:U:H6	1:AA:2390:U:O5'	1.96	0.48
1:AA:2821:A:OP2	13:A0:3:HIS:CE1	2.67	0.48
2:AB:10:C:O2'	2:AB:11:C:H5'	2.14	0.48
2:AB:66:A:O2'	2:AB:67:G:P	2.71	0.48
3:AD:43:ARG:NH1	3:AD:44:ASN:HD22	1.95	0.48
3:AD:69:ARG:NH2	3:AD:192:THR:HB	2.28	0.48
4:AE:25:VAL:CG1	4:AE:181:LEU:HD12	2.43	0.48

*Continued on next page...*

*Continued from previous page...*

Atom-1	Atom-2	Interatomic distance (Å)	Clash overlap (Å)
6:AG:15:VAL:HG13	6:AG:175:LEU:HB2	1.95	0.48
6:AG:38:VAL:HG13	6:AG:92:VAL:O	2.12	0.48
6:AG:94:LEU:HD23	6:AG:94:LEU:N	2.27	0.48
8:AK:72:LEU:C	8:AK:74:ASN:H	2.17	0.48
11:AO:48:PRO:CG	11:AO:49:ARG:H	2.24	0.48
11:AO:64:LYS:HZ1	30:A8:30:ARG:HA	1.77	0.48
11:AO:83:VAL:HG12	11:AO:112:LEU:CD2	2.41	0.48
11:AO:108:LYS:C	11:AO:110:TYR:H	2.17	0.48
13:A0:9:LYS:O	13:A0:11:ASN:N	2.46	0.48
13:A0:44:LEU:HD13	13:A0:44:LEU:O	2.13	0.48
13:A0:80:PHE:O	13:A0:85:PRO:HD3	2.13	0.48
15:AR:58:ASN:ND2	15:AR:58:ASN:H	2.11	0.48
20:AU:83:THR:HG22	20:AU:85:VAL:HG22	1.95	0.48
24:AW:47:ASN:O	24:AW:48:HIS:C	2.52	0.48
26:A4:63:TYR:CZ	49:BV:39:THR:HB	2.48	0.48
31:BA:48:C:C5	31:BA:364:A:H2	2.32	0.48
31:BA:179:A:H2'	31:BA:180:U:H6	1.77	0.48
31:BA:191(F):U:C2'	31:BA:191:G:H5'	2.43	0.48
31:BA:389:A:H3'	31:BA:390:C:C6	2.47	0.48
31:BA:397:A:H5'	31:BA:398:C:OP1	2.14	0.48
31:BA:631:G:O3'	31:BA:632:A:C8	2.56	0.48
31:BA:668:G:O2'	31:BA:669:U:H5'	2.14	0.48
31:BA:758:G:H5''	31:BA:880:C:H1'	1.96	0.48
31:BA:978:A:C2	31:BA:1319:A:H1'	2.48	0.48
31:BA:1054:C:C2'	31:BA:1055:A:H5''	2.44	0.48
31:BA:1206:G:C6	31:BA:1207:G:C5	3.01	0.48
31:BA:1223:C:OP1	31:BA:1224:G:H3'	2.14	0.48
31:BA:1363:A:N3	31:BA:1363:A:H2'	2.28	0.48
32:BE:17:PHE:CE2	32:BE:44:LEU:HB3	2.48	0.48
34:BG:29:PRO:CD	34:BG:30:LYS:HD3	2.44	0.48
37:BJ:148:ASN:N	37:BJ:148:ASN:HD22	2.11	0.48
38:BK:11:THR:HA	38:BK:14:ARG:NH1	2.29	0.48
39:BL:113:LYS:H	39:BL:113:LYS:CD	2.25	0.48
43:BP:90:LEU:HD13	49:BV:78:ARG:NH2	2.22	0.48
49:BV:8:GLY:O	49:BV:9:VAL:O	2.31	0.48
52:BD:8:U:C2'	52:BD:13:C:H41	2.18	0.48
54:CA:485:G:HO2'	54:CA:486:U:P	2.37	0.48
54:CA:502:G:OP1	42:CO:118:SER:CB	2.61	0.48
54:CA:788:U:C2'	54:CA:789:U:H5'	2.43	0.48
54:CA:945:G:H2'	54:CA:945:G:N3	2.28	0.48
54:CA:1028(B):C:N4	54:CA:1029:G:H1'	2.28	0.48

*Continued on next page...*

*Continued from previous page...*

Atom-1	Atom-2	Interatomic distance (Å)	Clash overlap (Å)
54:CA:1181:G:N3	54:CA:1182:G:N2	2.61	0.48
54:CA:1221:G:OP1	54:CA:1321:C:N3	2.46	0.48
54:CA:1280:A:O2'	54:CA:1281:U:OP1	2.27	0.48
54:CA:1298:C:O2'	54:CA:1299:A:C2	2.62	0.48
54:CA:1314:C:H2'	54:CA:1315:U:C6	2.48	0.48
54:CA:1355:G:H2'	54:CA:1356:G:C8	2.47	0.48
32:CE:102:LEU:HB3	32:CE:180:LEU:HD12	1.94	0.48
32:CE:167:PRO:HG2	32:CE:168:THR:H	1.78	0.48
32:CE:216:SER:C	32:CE:218:ALA:N	2.67	0.48
33:CF:123:GLN:O	33:CF:128:PHE:HB2	2.13	0.48
37:CJ:77:SER:HB2	37:CJ:84:ASN:OD1	2.14	0.48
37:CJ:85:TYR:HD1	37:CJ:154:TYR:CD1	2.31	0.48
39:CL:81:ILE:O	39:CL:85:LEU:HG	2.14	0.48
43:CP:3:ARG:NH2	43:CP:7:VAL:HG13	2.28	0.48
46:CS:14:ASN:N	46:CS:15:PRO:CD	2.75	0.48
47:CT:22:LEU:HD13	47:CT:41:LYS:HG2	1.95	0.48
49:CV:36:ARG:HB3	49:CV:51:VAL:CG1	2.43	0.48
49:CV:45:VAL:HA	49:CV:62:ILE:CG2	2.43	0.48
52:CD:71:G:H2'	52:CD:72:C:C6	2.48	0.48
52:CC:2:C:H2'	52:CC:3:C:H6	1.77	0.48
52:CC:18:G:OP2	52:CC:18:G:H4'	2.13	0.48
53:C1:38:U:H2'	53:C1:39:U:H5'	1.95	0.48
55:DA:57:C:H2'	55:DA:58:G:O5'	2.14	0.48
55:DA:140:A:H8	55:DA:1408:C:O2'	1.96	0.48
55:DA:247:G:H4'	55:DA:386:G:C5	2.48	0.48
55:DA:468:G:H4'	5:DF:62:ARG:NH1	2.28	0.48
55:DA:1064:C:H5'	58:DL:88:ALA:O	2.12	0.48
55:DA:1120:G:H2'	55:DA:1121:C:C6	2.49	0.48
55:DA:1421:G:C2	55:DA:1422:G:C8	3.02	0.48
55:DA:2296:U:C4'	55:DA:2297:C:OP1	2.56	0.48
55:DA:2517:C:C2	55:DA:2542:A:N6	2.81	0.48
55:DA:2702:U:O2'	55:DA:2703:C:P	2.71	0.48
2:DB:15:A:H1'	2:DB:109:G:N9	2.28	0.48
3:DD:35:LYS:CE	3:DD:104:TYR:HD1	2.24	0.48
6:DG:20:ILE:O	6:DG:24:GLY:HA2	2.13	0.48
6:DG:139:LEU:HA	6:DG:144:ILE:HG21	1.96	0.48
7:DH:96:ALA:HB2	7:DH:105:LEU:HB3	1.95	0.48
56:DI:7:ARG:NE	56:DI:8:ILE:HD13	2.28	0.48
8:DK:69:LYS:HG3	8:DK:136:VAL:CG2	2.43	0.48
8:DK:76:THR:CG2	8:DK:77:LEU:H	2.25	0.48
8:DK:114:LEU:O	8:DK:115:ALA:CB	2.61	0.48

*Continued on next page...*

*Continued from previous page...*

Atom-1	Atom-2	Interatomic distance (Å)	Clash overlap (Å)
57:DY:30:GLN:CD	57:DY:79:ALA:O	2.47	0.48
57:DY:88:ALA:O	56:DJ:15:ALA:CB	2.59	0.48
58:DL:28:GLY:C	58:DL:30:HIS:N	2.66	0.48
58:DL:106:GLU:HG2	58:DL:109:LYS:HD2	1.95	0.48
11:DO:144:GLU:N	11:DO:145:PRO:CD	2.74	0.48
13:D0:94:TYR:O	13:D0:117:VAL:HG12	2.14	0.48
14:DQ:20:ARG:HE	14:DQ:21:THR:HA	1.78	0.48
17:D2:22:VAL:CG1	17:D2:23:GLU:N	2.76	0.48
18:DS:12:ILE:CD1	18:DS:17:VAL:HG22	2.44	0.48
20:DU:50:ARG:CB	20:DU:53:PRO:HD2	2.44	0.48
20:DU:56:PRO:O	20:DU:57:GLN:NE2	2.47	0.48
1:AA:248:G:C2	1:AA:2431:U:H4'	2.49	0.48
1:AA:523:C:O2'	1:AA:524:U:H5'	2.13	0.48
1:AA:832:G:H5'	11:AO:38:GLN:OE1	2.13	0.48
1:AA:1069:A:C4'	1:AA:1070:A:H5''	2.35	0.48
1:AA:1378:A:O2'	1:AA:1379:A:P	2.72	0.48
1:AA:1386:C:OP2	1:AA:1396:U:C5	2.66	0.48
1:AA:1387:C:C4	1:AA:1388:G:N7	2.82	0.48
1:AA:1473:G:H2'	1:AA:1474:C:O4'	2.14	0.48
1:AA:1693:U:O2'	1:AA:1694:C:OP1	2.26	0.48
1:AA:2031:A:C6	1:AA:2498:C:H1'	2.49	0.48
1:AA:2130:U:H6	1:AA:2130:U:H3'	1.79	0.48
1:AA:2158:A:H8	1:AA:2158:A:O5'	1.96	0.48
1:AA:2206:C:H2'	1:AA:2207:C:C6	2.49	0.48
1:AA:2748:A:N7	1:AA:2757:A:N6	2.62	0.48
2:AB:87:G:N2	2:AB:89(A):A:OP1	2.47	0.48
4:AE:76:ARG:CG	4:AE:195:LEU:HD22	2.43	0.48
5:AF:107:LYS:O	5:AF:206:ILE:HG21	2.14	0.48
5:AF:165:ARG:HH11	5:AF:165:ARG:CB	2.26	0.48
6:AG:41:GLN:O	6:AG:43:LEU:HD13	2.14	0.48
6:AG:97:ASP:O	6:AG:100:TRP:N	2.47	0.48
7:AH:94:TYR:N	7:AH:94:TYR:HD1	2.12	0.48
7:AH:125:VAL:CG2	7:AH:126:PRO:HA	2.43	0.48
7:AH:140:LYS:O	7:AH:144:VAL:HG23	2.13	0.48
9:AM:56:ASN:HB3	9:AM:125:GLY:C	2.34	0.48
9:AM:76:SER:O	9:AM:78:TYR:N	2.46	0.48
9:AM:112:LEU:HA	9:AM:115:ARG:CB	2.42	0.48
10:AN:19:ILE:HG22	10:AN:43:VAL:HA	1.95	0.48
12:AP:21:THR:O	12:AP:21:THR:CG2	2.59	0.48
12:AP:42:ILE:CG2	12:AP:47:ILE:HG13	2.43	0.48
14:AQ:7:TYR:CZ	14:AQ:91:PRO:HG3	2.49	0.48

*Continued on next page...*

Continued from previous page...

Atom-1	Atom-2	Interatomic distance (Å)	Clash overlap (Å)
17:A2:81:TYR:CD1	17:A2:81:TYR:N	2.79	0.48
21:AV:94:GLU:C	21:AV:95:PRO:O	2.50	0.48
23:AZ:64:ALA:HA	23:AZ:67:ILE:HG13	1.95	0.48
23:AZ:82:LEU:HD23	23:AZ:82:LEU:N	2.22	0.48
24:AW:15:LYS:HA	24:AW:67:LYS:NZ	2.25	0.48
30:A8:54:GLU:O	30:A8:57:ARG:HB2	2.13	0.48
31:BA:91:C:C2'	31:BA:92:G:H5''	2.44	0.48
31:BA:355:C:H4'	31:BA:388:G:O2'	2.13	0.48
31:BA:714:G:H2'	31:BA:715:A:C8	2.49	0.48
31:BA:936:C:O2'	52:BD:34:G:H5'	2.13	0.48
31:BA:1101:A:C4'	31:BA:1102:A:O5'	2.59	0.48
31:BA:1338:G:C6	31:BA:1339:A:C6	3.02	0.48
31:BA:1348:U:H4'	39:BL:120:ARG:HD2	1.96	0.48
34:BG:29:PRO:HD2	34:BG:30:LYS:HE2	1.95	0.48
35:BH:48:ALA:HB1	35:BH:49:PRO:CD	2.35	0.48
40:BM:22:LYS:O	40:BM:26:ALA:N	2.47	0.48
43:BP:90:LEU:CD1	49:BV:78:ARG:NH2	2.77	0.48
46:BS:14:ASN:N	46:BS:15:PRO:CD	2.75	0.48
52:BD:75:C:HO2'	52:BD:76:A:H2	1.61	0.48
52:BC:53:G:H2'	52:BC:54:U:C6	2.47	0.48
54:CA:729:A:H2	54:CA:764:C:O2	1.96	0.48
54:CA:982:U:H5''	44:CQ:6:LEU:HD13	1.94	0.48
54:CA:1128:C:H2'	54:CA:1139:G:O6	2.13	0.48
32:CE:7:VAL:CG2	32:CE:8:LYS:N	2.77	0.48
32:CE:29:ALA:HA	32:CE:32:ILE:CG2	2.43	0.48
32:CE:200:ILE:H	32:CE:200:ILE:CD1	2.18	0.48
32:CE:204:ASN:HD21	32:CE:206:ASP:H	1.51	0.48
33:CF:189:ALA:HB3	33:CF:196:LEU:CB	2.44	0.48
34:CG:68:TYR:OH	34:CG:196:LEU:HD21	2.14	0.48
34:CG:122:ARG:O	34:CG:122:ARG:HD3	2.14	0.48
35:CH:152:ARG:HD3	38:CK:44:PHE:CE1	2.49	0.48
36:CI:69:GLU:HG2	36:CI:70:ASP:N	2.28	0.48
37:CJ:41:ARG:HG2	37:CJ:41:ARG:NH1	2.29	0.48
41:CN:67:ASP:OD2	41:CN:71:LYS:HE3	2.13	0.48
43:CP:126:LYS:OXT	52:CC:27:G:C5	2.63	0.48
45:CR:79:ARG:O	45:CR:82:ILE:HG22	2.12	0.48
46:CS:19:ILE:H	46:CS:38:TYR:HA	1.79	0.48
49:CV:7:LYS:NZ	49:CV:7:LYS:HB3	2.22	0.48
55:DA:120:U:O2	55:DA:120:U:O4'	2.29	0.48
55:DA:270(U):C:C2	55:DA:270(V):G:C8	3.01	0.48
55:DA:345:A:H2'	55:DA:347:A:H62	1.77	0.48

Continued on next page...

*Continued from previous page...*

Atom-1	Atom-2	Interatomic distance (Å)	Clash overlap (Å)
55:DA:968:G:H2'	55:DA:969:U:H6	1.79	0.48
55:DA:1188:U:H4'	17:D2:79:VAL:CG2	2.43	0.48
55:DA:1354:A:P	3:DD:38:LYS:HE2	2.53	0.48
55:DA:1557:C:OP2	55:DA:1558:A:H2'	2.13	0.48
55:DA:1581:G:H2'	55:DA:1582:C:O4'	2.14	0.48
55:DA:1698:A:H4'	55:DA:1699:G:H3'	1.95	0.48
55:DA:1893:C:C5	55:DA:1894:C:C5	3.01	0.48
55:DA:2836:U:C4	55:DA:2883:A:N6	2.81	0.48
2:DB:91:C:OP1	21:DV:79:ARG:NH2	2.46	0.48
6:DG:67:LYS:HG2	26:D4:5:ILE:HG21	1.92	0.48
8:DK:37:VAL:CG1	8:DK:38:LEU:HD12	2.43	0.48
57:DY:71:LEU:N	57:DY:113:GLN:HB3	2.29	0.48
57:DY:127:GLU:OE2	57:DY:127:GLU:CA	2.61	0.48
9:DM:42:TRP:N	16:D1:64:ARG:NH2	2.62	0.48
11:DO:127:ALA:N	11:DO:147:LEU:HD23	2.29	0.48
11:DO:146:VAL:O	11:DO:146:VAL:HG13	2.13	0.48
12:DP:90:VAL:HG13	12:DP:91:GLU:H	1.77	0.48
14:DQ:26:LEU:HD22	14:DQ:87:PHE:HD1	1.78	0.48
21:DV:105:VAL:C	21:DV:140:ASP:HA	2.32	0.48
22:D3:25:ARG:HD3	22:D3:29:GLN:NE2	2.29	0.48
29:D7:25:PRO:HA	29:D7:28:ARG:NH1	2.29	0.48
1:AA:270(K):C:O2'	1:AA:270(L):U:H5	1.96	0.48
1:AA:270(Q):C:H5'	8:AK:45:LYS:NZ	2.28	0.48
1:AA:309:G:H4'	20:AU:19:LYS:H	1.78	0.48
1:AA:479:A:H4'	1:AA:480:A:C5'	2.44	0.48
1:AA:670:A:C4'	1:AA:671:C:OP1	2.60	0.48
1:AA:792:G:H5''	1:AA:793:A:O5'	2.13	0.48
1:AA:994:C:OP2	16:A1:54:LYS:NZ	2.44	0.48
1:AA:1288:U:C4'	1:AA:1289:C:OP2	2.62	0.48
1:AA:1359:A:H2'	1:AA:1360:A:O5'	2.14	0.48
1:AA:1932:A:H61	1:AA:1968:G:H1'	1.79	0.48
1:AA:2009:G:C2'	1:AA:2010:G:H5'	2.44	0.48
1:AA:2057:A:H2'	1:AA:2058:A:O4'	2.14	0.48
1:AA:2291:U:H2'	1:AA:2292:C:H6	1.79	0.48
1:AA:2748:A:C2'	1:AA:2749:A:H5'	2.42	0.48
1:AA:2763:G:H5'	1:AA:2764:A:P	2.53	0.48
1:AA:2785:C:H2'	1:AA:2786:U:H6	1.77	0.48
3:AD:25:THR:HG22	3:AD:82:ILE:O	2.13	0.48
4:AE:199:ARG:CB	4:AE:199:ARG:HH11	2.27	0.48
5:AF:8:GLN:CD	5:AF:8:GLN:C	2.72	0.48
5:AF:50:SER:HB2	5:AF:94:PRO:HD3	1.95	0.48

*Continued on next page...*

*Continued from previous page...*

Atom-1	Atom-2	Interatomic distance (Å)	Clash overlap (Å)
5:AF:124:LEU:HG	5:AF:126:VAL:HG12	1.94	0.48
5:AF:195:ASP:OD1	5:AF:197:ASP:CB	2.61	0.48
8:AK:109:ILE:HD13	8:AK:109:ILE:N	2.09	0.48
8:AK:120:ILE:O	8:AK:121:LYS:HB2	2.14	0.48
9:AM:15:LEU:HD22	9:AM:53:VAL:O	2.14	0.48
12:AP:58:PHE:HD1	12:AP:61:GLY:HA2	1.78	0.48
12:AP:60:ARG:HD3	21:AV:185:GLU:HG3	1.96	0.48
16:A1:95:LEU:CD1	17:A2:11:GLN:HB3	2.43	0.48
17:A2:88:ARG:O	17:A2:90:PRO:HD3	2.14	0.48
19:AT:11:PRO:HG3	24:AW:37:PHE:CD2	2.49	0.48
19:AT:83:VAL:CG2	19:AT:87:GLN:HE21	2.26	0.48
20:AU:39:VAL:C	20:AU:40:GLU:OE2	2.51	0.48
20:AU:54:LYS:C	20:AU:55:TYR:CG	2.86	0.48
21:AV:28:MET:CG	21:AV:37:VAL:HG11	2.41	0.48
21:AV:94:GLU:H	21:AV:130:PRO:HD2	1.77	0.48
22:A3:48:GLY:HA3	22:A3:80:HIS:ND1	2.28	0.48
23:AZ:83:GLU:O	23:AZ:85:LEU:N	2.47	0.48
29:A7:48:LYS:CD	29:A7:49:ARG:H	2.26	0.48
30:A8:62:LEU:HB2	30:A8:63:PRO:CD	2.43	0.48
31:BA:197:A:H61	31:BA:221:C:H5'	1.78	0.48
31:BA:687:A:HO2'	31:BA:688:G:P	2.37	0.48
31:BA:1009:G:O2'	31:BA:1010:G:H5'	2.14	0.48
31:BA:1218:C:H2'	31:BA:1219:U:H6	1.75	0.48
31:BA:1305:G:N2	31:BA:1331:G:C2'	2.75	0.48
31:BA:1378:C:N3	31:BA:1379:G:H1'	2.29	0.48
36:BI:45:LEU:N	36:BI:59:TYR:CD1	2.82	0.48
40:BM:54:PHE:CG	40:BM:55:LYS:HG3	2.49	0.48
40:BM:56:HIS:O	40:BM:58:ASP:N	2.45	0.48
41:BN:91:ARG:O	41:BN:94:ALA:HB3	2.13	0.48
43:BP:15:VAL:HG22	43:BP:41:PRO:O	2.14	0.48
43:BP:81:LEU:O	43:BP:83:ASP:N	2.46	0.48
43:BP:86:CYS:SG	43:BP:86:CYS:O	2.72	0.48
46:BS:15:PRO:O	46:BS:41:PRO:HD2	2.14	0.48
48:BU:61:LYS:O	48:BU:65:ILE:HG13	2.13	0.48
49:BV:20:LEU:CD2	49:BV:43:GLU:HG2	2.43	0.48
50:BW:49:ALA:O	50:BW:53:LEU:HG	2.14	0.48
52:BC:42:C:C3'	52:BC:43:C:C5'	2.90	0.48
54:CA:267:C:OP2	47:CT:67:LYS:HD2	2.14	0.48
54:CA:402:G:OP1	34:CG:74:GLN:HG2	2.14	0.48
54:CA:555:C:H2'	54:CA:556:C:C6	2.49	0.48
54:CA:913:A:HO2'	54:CA:914:A:P	2.35	0.48

*Continued on next page...*

*Continued from previous page...*

Atom-1	Atom-2	Interatomic distance (Å)	Clash overlap (Å)
54:CA:948:C:H2'	54:CA:949:A:H8	1.79	0.48
54:CA:1004:A:C4	54:CA:1025:U:C2	3.02	0.48
54:CA:1126:U:C1'	54:CA:1280:A:N7	2.76	0.48
54:CA:1178:G:C5'	39:CL:93:ARG:HH21	2.08	0.48
32:CE:5:ILE:HD13	32:CE:5:ILE:N	2.29	0.48
33:CF:117:ALA:O	33:CF:118:GLN:C	2.52	0.48
39:CL:80:GLY:O	39:CL:82:ALA:N	2.46	0.48
42:CO:37:CYS:SG	42:CO:83:VAL:HG11	2.53	0.48
43:CP:90:LEU:HD12	43:CP:91:ARG:N	2.28	0.48
45:CR:64:ARG:CZ	45:CR:64:ARG:HB2	2.44	0.48
46:CS:71:ARG:HB2	46:CS:71:ARG:NH1	2.28	0.48
48:CU:56:THR:O	48:CU:58:LEU:HD12	2.14	0.48
49:CV:5:LEU:O	49:CV:6:LYS:O	2.30	0.48
55:DA:57:C:C2'	55:DA:58:G:O5'	2.62	0.48
55:DA:163:U:OP2	55:DA:164:U:H5	1.96	0.48
55:DA:270(U):C:H2'	55:DA:270(V):G:H8	1.79	0.48
55:DA:623:G:H2'	55:DA:624:C:C6	2.49	0.48
55:DA:747:U:C2	27:D5:2:ALA:N	2.82	0.48
55:DA:865:C:H4'	55:DA:866:A:OP1	2.13	0.48
55:DA:990:A:H5'	55:DA:1157:G:OP1	2.14	0.48
55:DA:1064:C:O3'	58:DL:89:HIS:HB3	2.13	0.48
55:DA:1080:A:C2'	58:DL:126:MET:HE2	2.43	0.48
55:DA:1449:A:N3	55:DA:1530:G:H1'	2.29	0.48
55:DA:1547:C:O2'	55:DA:1548:C:H5'	2.13	0.48
55:DA:1784:A:H4'	55:DA:1785:A:H5''	1.94	0.48
55:DA:1884:A:C3'	55:DA:1885:A:H5''	2.44	0.48
55:DA:2009:G:N3	13:D0:107:ASP:HA	2.28	0.48
55:DA:2168:G:OP1	55:DA:2168:G:H8	1.97	0.48
56:DI:20:LEU:C	56:DI:24:ILE:HG23	2.28	0.48
57:DY:16:ASN:O	57:DY:16:ASN:OD1	2.30	0.48
57:DY:30:GLN:C	57:DY:31:GLY:O	2.51	0.48
57:DY:52:PHE:C	57:DY:53:VAL:CG2	2.80	0.48
57:DY:80:VAL:CG1	57:DY:81:VAL:N	2.54	0.48
58:DL:34:ILE:HD11	58:DL:38:VAL:HG22	1.95	0.48
11:DO:45:LEU:HD12	11:DO:45:LEU:HA	1.50	0.48
14:DQ:48:LEU:CD2	14:DQ:82:ILE:HD11	2.44	0.48
20:DU:19:LYS:O	20:DU:19:LYS:HD2	2.13	0.48
20:DU:42:VAL:HB	20:DU:67:LEU:CD1	2.41	0.48
21:DV:30:ASN:HD21	21:DV:32:HIS:CD2	2.32	0.48
21:DV:191:VAL:CB	21:DV:197:ILE:CG1	2.91	0.48
27:D5:44:THR:O	27:D5:46:CYS:N	2.47	0.48

*Continued on next page...*



*Continued from previous page...*

Atom-1	Atom-2	Interatomic distance (Å)	Clash overlap (Å)
1:AA:85:G:N3	1:AA:103:A:H2	2.10	0.48
1:AA:510:C:OP1	1:AA:510:C:H3'	2.13	0.48
1:AA:947:G:H2'	1:AA:948:G:C8	2.48	0.48
1:AA:980:A:N7	1:AA:1136:G:H5''	2.29	0.48
1:AA:1098:A:C2'	1:AA:1099:G:H5''	2.43	0.48
1:AA:1558:A:O2'	1:AA:1559:G:P	2.72	0.48
1:AA:1639:U:O2'	1:AA:1640:C:H5''	2.14	0.48
1:AA:1669:A:N3	1:AA:1669:A:H2'	2.27	0.48
1:AA:1937:A:O2'	1:AA:1938:A:OP1	2.30	0.48
1:AA:2145:C:H5''	1:AA:2146:C:OP2	2.14	0.48
1:AA:2318:G:N2	14:AQ:2:ALA:N	2.57	0.48
1:AA:2369:A:H2'	1:AA:2370:G:C8	2.49	0.48
1:AA:2519:U:C4'	1:AA:2520:C:OP1	2.43	0.48
1:AA:2572:A:OP1	4:AE:144:ARG:HB2	2.13	0.48
1:AA:2633:G:H5'	1:AA:2811:G:O2'	2.13	0.48
1:AA:2819:G:C2'	1:AA:2820:A:OP2	2.61	0.48
3:AD:268:ARG:C	3:AD:269:PHE:HD1	2.17	0.48
4:AE:101:ARG:NH1	4:AE:171:GLU:HB3	2.28	0.48
4:AE:117:MET:HE1	4:AE:124:GLY:HA3	1.96	0.48
4:AE:144:ARG:HB3	4:AE:145:LYS:H	1.51	0.48
6:AG:2:PRO:O	6:AG:4:ASP:N	2.47	0.48
7:AH:44:VAL:HG22	7:AH:46:GLU:HG3	1.96	0.48
12:AP:43:THR:OG1	12:AP:45:GLN:HG2	2.13	0.48
12:AP:58:PHE:HD1	12:AP:58:PHE:O	1.96	0.48
12:AP:84:GLY:CA	22:A3:10:THR:HG21	2.44	0.48
17:A2:61:VAL:O	17:A2:93:GLU:O	2.32	0.48
21:AV:111:VAL:O	21:AV:112:ARG:C	2.51	0.48
23:AZ:83:GLU:HG2	23:AZ:84:GLY:N	2.28	0.48
25:AX:23:LEU:HD11	25:AX:53:LEU:HD13	1.95	0.48
25:AX:57:GLU:OE2	25:AX:59:VAL:HG22	2.14	0.48
31:BA:650:G:O2'	31:BA:651:C:H5'	2.12	0.48
31:BA:1024:G:OP1	31:BA:1024:G:O4'	2.32	0.48
31:BA:1145:C:O2	31:BA:1145:C:C2'	2.62	0.48
31:BA:1161:C:H2'	31:BA:1162:C:C6	2.48	0.48
31:BA:1428:A:H2'	31:BA:1429:C:C6	2.49	0.48
32:BE:5:ILE:CD1	32:BE:55:PHE:HB3	2.43	0.48
32:BE:9:GLU:C	32:BE:11:LEU:N	2.65	0.48
32:BE:137:ARG:C	32:BE:139:LYS:H	2.17	0.48
34:BG:4:TYR:CE2	34:BG:11:LEU:HD11	2.49	0.48
34:BG:9:CYS:C	34:BG:11:LEU:N	2.65	0.48
35:BH:101:ILE:HD11	35:BH:119:LEU:HD23	1.96	0.48

*Continued on next page...*

*Continued from previous page...*

Atom-1	Atom-2	Interatomic distance (Å)	Clash overlap (Å)
38:BK:64:LYS:HG2	38:BK:79:VAL:HG21	1.94	0.48
39:BL:4:TYR:HB2	39:BL:19:LEU:CB	2.40	0.48
40:BM:31:GLY:O	40:BM:32:ALA:HB2	2.14	0.48
50:BW:10:LEU:O	50:BW:12:ALA:N	2.47	0.48
52:BC:53:G:H2'	52:BC:54:U:H6	1.79	0.48
54:CA:412:A:HO2'	54:CA:413:G:P	2.36	0.48
54:CA:622:A:C8	54:CA:623:C:C6	3.02	0.48
54:CA:1172:C:H2'	54:CA:1173:G:H8	1.79	0.48
54:CA:1322:C:OP1	54:CA:1322:C:O4'	2.32	0.48
35:CH:9:LYS:CB	35:CH:112:LEU:HD11	2.43	0.48
36:CI:2:ARG:HB2	36:CI:4:TYR:CE2	2.49	0.48
36:CI:24:GLU:HA	36:CI:27:GLN:CG	2.43	0.48
36:CI:75:LEU:HD23	36:CI:79:LEU:HG	1.95	0.48
37:CJ:90:GLU:CD	37:CJ:90:GLU:H	2.16	0.48
45:CR:79:ARG:C	45:CR:82:ILE:HG22	2.34	0.48
49:CV:41:VAL:CB	49:CV:42:PRO:CA	2.74	0.48
52:CD:58:A:C6	52:CD:61:C:C6	3.02	0.48
52:CD:70:G:H2'	52:CD:71:G:H8	1.79	0.48
52:CC:46:G:H5''	52:CC:47:U:OP2	2.14	0.48
55:DA:557:U:O2	9:DM:45:ASN:HB2	2.13	0.48
55:DA:1101:U:H2'	55:DA:1102:C:H6	1.79	0.48
55:DA:2645:G:H3'	55:DA:2646:C:H5'	1.94	0.48
4:DE:13:ARG:HA	4:DE:21:VAL:HA	1.95	0.48
4:DE:21:VAL:CB	4:DE:22:PRO:HB3	2.16	0.48
6:DG:5:VAL:HG22	26:D4:25:TYR:CE2	2.48	0.48
7:DH:153:LYS:HE2	7:DH:153:LYS:CA	2.43	0.48
58:DL:13:PRO:O	58:DL:50:ASP:HA	2.14	0.48
56:DJ:14:GLN:CA	56:DJ:15:ALA:O	2.61	0.48
11:DO:108:LYS:O	11:DO:110:TYR:N	2.44	0.48
13:D0:33:ARG:HH12	27:D5:57:VAL:HG23	1.78	0.48
14:DQ:5:THR:HG1	14:DQ:7:TYR:HB3	1.76	0.48
16:D1:52:ARG:HH11	16:D1:52:ARG:CG	2.26	0.48
16:D1:92:ARG:O	16:D1:92:ARG:HD3	2.13	0.48
20:DU:44:ILE:HD12	20:DU:45:VAL:HG23	1.95	0.48
21:DV:184:ALA:O	21:DV:185:GLU:CB	2.51	0.48
21:DV:187:ALA:HB1	21:DV:193:GLU:HG2	1.90	0.48
28:D6:15:GLU:CG	28:D6:16:CYS:N	2.60	0.48
30:D8:17:THR:HG23	30:D8:21:LYS:C	2.34	0.48
1:AA:365:C:O2'	1:AA:366:C:H5'	2.14	0.48
1:AA:404:C:O2'	1:AA:405:U:P	2.72	0.48
1:AA:532:A:O2'	1:AA:533:G:P	2.69	0.48

*Continued on next page...*

*Continued from previous page...*

Atom-1	Atom-2	Interatomic distance (Å)	Clash overlap (Å)
1:AA:649:G:H2'	1:AA:650:C:H6	1.79	0.48
1:AA:896:A:C2	21:AV:178:GLU:OE2	2.57	0.48
1:AA:916:G:C2'	1:AA:917:A:H5''	2.43	0.48
1:AA:1015:G:C6	1:AA:1148:A:C6	3.01	0.48
1:AA:1254:A:H5'	1:AA:1255:U:C5'	2.43	0.48
1:AA:1272:A:C3'	1:AA:1273:U:C5'	2.92	0.48
1:AA:2052:G:O4'	4:AE:142:GLY:HA3	2.14	0.48
1:AA:2114:A:H1'	1:AA:2168:G:H1'	1.95	0.48
1:AA:2554:U:N3	52:BB:74:C:H5	2.12	0.48
3:AD:131:LEU:N	3:AD:131:LEU:CD1	2.77	0.48
5:AF:170:LEU:HD23	5:AF:172:TRP:NE1	2.28	0.48
10:AN:26:LYS:HB2	10:AN:30:ALA:HB2	1.95	0.48
10:AN:88:ASN:ND2	10:AN:90:GLN:H	2.12	0.48
11:AO:66:GLY:O	11:AO:67:MET:HB3	2.14	0.48
11:AO:109:GLY:O	11:AO:110:TYR:O	2.31	0.48
14:AQ:36:TYR:N	14:AQ:36:TYR:CD1	2.82	0.48
15:AR:92:GLY:HA2	15:AR:117:ASP:H	1.78	0.48
16:A1:58:ARG:HA	16:A1:61:TRP:HE3	1.74	0.48
20:AU:42:VAL:CG1	20:AU:67:LEU:HD13	2.44	0.48
20:AU:75:ILE:HD13	20:AU:76:CYS:N	2.29	0.48
25:AX:6:VAL:HG13	25:AX:56:VAL:HG23	1.95	0.48
26:A4:63:TYR:HE1	49:BV:39:THR:HG21	1.77	0.48
26:A4:67:TYR:CD2	26:A4:67:TYR:C	2.87	0.48
31:BA:44:G:C2	31:BA:45:U:H1'	2.48	0.48
31:BA:115:G:C2	31:BA:289:G:N7	2.82	0.48
31:BA:726:C:O2'	31:BA:727:G:H5'	2.14	0.48
31:BA:738:C:H2'	31:BA:739:C:H6	1.79	0.48
31:BA:819:A:H4'	31:BA:820:U:OP2	2.14	0.48
31:BA:923:A:O2'	31:BA:1399:C:OP2	2.31	0.48
31:BA:1145:C:H5'	31:BA:1146:A:OP1	2.13	0.48
31:BA:1253:G:N1	31:BA:1285:A:N6	2.62	0.48
31:BA:1364:U:O2'	31:BA:1365:G:OP1	2.29	0.48
31:BA:1428:A:H2'	31:BA:1429:C:O4'	2.14	0.48
33:BF:39:ILE:O	33:BF:43:LEU:HB2	2.14	0.48
34:BG:24:GLU:N	34:BG:27:TYR:HB3	2.29	0.48
34:BG:190:ASP:O	34:BG:191:ARG:C	2.52	0.48
37:BJ:111:ARG:HH12	37:BJ:122:HIS:CB	2.27	0.48
39:BL:3:GLN:HG2	39:BL:20:ARG:NH1	2.29	0.48
40:BM:24:VAL:O	40:BM:28:ARG:HB2	2.14	0.48
41:BN:48:ILE:HD11	41:BN:64:ALA:HA	1.95	0.48
41:BN:103:LEU:N	41:BN:103:LEU:HD22	2.29	0.48

*Continued on next page...*

*Continued from previous page...*

Atom-1	Atom-2	Interatomic distance (Å)	Clash overlap (Å)
46:BS:18:ARG:HD3	46:BS:35:LYS:CD	2.43	0.48
49:BV:76:PRO:HB2	49:BV:78:ARG:HH11	1.75	0.48
52:BB:9:A:HO2'	52:BB:10:G:P	2.33	0.48
52:BB:21:A:N6	52:BB:46:G:C4	2.82	0.48
52:BB:42:C:H2'	52:BB:43:C:C6	2.48	0.48
54:CA:113:G:H2'	54:CA:114:U:H6	1.78	0.48
54:CA:392:G:H5'	46:CS:12:LYS:HG3	1.94	0.48
54:CA:812:C:HO2'	54:CA:813:U:H6	1.57	0.48
54:CA:890:G:H2'	54:CA:906:G:O6	2.13	0.48
54:CA:1023:G:H3'	54:CA:1024:G:H5''	1.96	0.48
54:CA:1241:G:H2'	54:CA:1242:C:H6	1.77	0.48
54:CA:1256:A:H2	54:CA:1277:C:C2'	2.26	0.48
32:CE:161:ALA:HA	32:CE:183:PRO:O	2.14	0.48
34:CG:61:LYS:HE2	34:CG:65:ARG:CD	2.44	0.48
34:CG:142:PRO:HA	34:CG:185:PHE:O	2.14	0.48
38:CK:1:MET:O	38:CK:2:LEU:HB2	2.14	0.48
40:CM:17:ASP:C	40:CM:17:ASP:OD2	2.52	0.48
40:CM:98:ILE:HD12	40:CM:98:ILE:N	2.28	0.48
41:CN:30:VAL:HG21	41:CN:65:ALA:HA	1.95	0.48
46:CS:20:VAL:HG22	46:CS:21:VAL:H	1.79	0.48
46:CS:43:LYS:HA	46:CS:48:TRP:HB2	1.96	0.48
52:CD:40:C:H2'	52:CD:41:C:C6	2.48	0.48
55:DA:26:G:C6	55:DA:27:G:N1	2.82	0.48
55:DA:101:G:HO2'	55:DA:102:G:P	2.37	0.48
55:DA:141(A):C:H6	55:DA:141(A):C:O5'	1.97	0.48
55:DA:184:C:H2'	55:DA:185:U:C6	2.49	0.48
55:DA:299:A:H8	55:DA:299:A:OP2	1.95	0.48
55:DA:634:C:H2'	55:DA:635:C:C6	2.47	0.48
55:DA:1077:A:C2'	55:DA:1078:U:C5'	2.92	0.48
55:DA:1107:G:OP1	57:DY:56:ASN:OD1	2.32	0.48
55:DA:1151:G:H5''	16:D1:81:HIS:NE2	2.28	0.48
55:DA:1899:G:O2'	55:DA:1900:A:C5'	2.62	0.48
55:DA:1950:G:O6	55:DA:1954:G:H2'	2.14	0.48
55:DA:2210:G:H5'	55:DA:2211:G:OP2	2.14	0.48
55:DA:2732:G:H3'	55:DA:2733:A:C5'	2.40	0.48
2:DB:37:C:C2'	2:DB:38:C:H5'	2.44	0.48
4:DE:1:MET:O	4:DE:2:LYS:C	2.52	0.48
4:DE:103:ASP:CG	4:DE:201:THR:HA	2.33	0.48
7:DH:92:ILE:CD1	7:DH:160:LYS:HD3	2.44	0.48
58:DL:95:LYS:CB	58:DL:136:VAL:HG11	2.44	0.48
10:DN:1:MET:CE	10:DN:67:LYS:HG2	2.43	0.48

*Continued on next page...*

*Continued from previous page...*

Atom-1	Atom-2	Interatomic distance (Å)	Clash overlap (Å)
10:DN:36:GLY:HA2	10:DN:106:LEU:HD23	1.94	0.48
10:DN:59:LYS:O	10:DN:87:ILE:HG12	2.14	0.48
15:DR:28:VAL:CG2	15:DR:86:ILE:HG13	2.44	0.48
19:DT:88:LYS:NZ	19:DT:88:LYS:HB3	2.28	0.48
23:DZ:76:ARG:N	23:DZ:76:ARG:HD2	2.29	0.48
28:D6:52:VAL:O	28:D6:53:LYS:C	2.52	0.48
1:AA:139:G:O2'	1:AA:140:A:C2	2.66	0.48
1:AA:221:A:H1'	1:AA:233:A:H1'	1.96	0.48
1:AA:414:C:O2	1:AA:1864:U:O2'	2.27	0.48
1:AA:483:A:H3'	1:AA:484:C:C6	2.48	0.48
1:AA:937:U:H2'	1:AA:938:G:O4'	2.14	0.48
1:AA:1012:U:H3	9:AM:25:ARG:HD3	1.78	0.48
1:AA:1100:C:H2'	1:AA:1101:U:C6	2.49	0.48
1:AA:1225:C:O2'	17:A2:84:LYS:HA	2.13	0.48
1:AA:1301:A:C2'	1:AA:1302:A:H5''	2.43	0.48
1:AA:1790:C:H4'	3:AD:209:ALA:HB2	1.94	0.48
1:AA:2206:C:H2'	1:AA:2207:C:H6	1.79	0.48
1:AA:2345:G:O2'	1:AA:2382:G:H5'	2.14	0.48
1:AA:2395:C:C2	52:BD:76:A:H1'	2.49	0.48
1:AA:2432:A:C6	23:AZ:33:LYS:HB3	2.49	0.48
1:AA:2458:G:O6	1:AA:2490:G:O2'	2.29	0.48
1:AA:2543:G:H2'	1:AA:2544:G:C8	2.48	0.48
1:AA:2729:G:C6	1:AA:2730:C:C4	3.02	0.48
1:AA:2870:C:H2'	1:AA:2871:C:H5'	1.95	0.48
3:AD:132:PRO:O	3:AD:136:ILE:HD13	2.14	0.48
4:AE:39:PRO:HA	4:AE:43:GLY:CA	2.44	0.48
4:AE:61:ARG:C	4:AE:63:LEU:N	2.66	0.48
6:AG:75:LYS:HG3	6:AG:76:SER:N	2.29	0.48
11:AO:64:LYS:HG3	30:A8:30:ARG:HH12	1.78	0.48
16:A1:31:SER:O	16:A1:32:PHE:C	2.52	0.48
17:A2:18:LEU:HD23	17:A2:19:LYS:N	2.29	0.48
17:A2:65:GLY:O	17:A2:91:TYR:HB2	2.14	0.48
17:A2:85:LYS:HD3	17:A2:86:GLY:H	1.78	0.48
20:AU:49:VAL:O	20:AU:50:ARG:C	2.52	0.48
21:AV:124:ILE:HG23	21:AV:124:ILE:O	2.13	0.48
23:AZ:87:PRO:O	23:AZ:89:GLU:N	2.45	0.48
30:A8:61:LEU:CD1	30:A8:62:LEU:N	2.77	0.48
31:BA:4:U:O2'	31:BA:5:U:P	2.72	0.48
31:BA:5:U:O2	31:BA:5:U:H2'	2.13	0.48
31:BA:186:C:O2'	50:BW:82:SER:HA	2.14	0.48
31:BA:426:G:OP1	34:BG:38:TYR:OH	2.23	0.48

*Continued on next page...*

*Continued from previous page...*

Atom-1	Atom-2	Interatomic distance (Å)	Clash overlap (Å)
31:BA:509:A:H2'	31:BA:510:A:C8	2.49	0.48
31:BA:553:A:H2'	31:BA:554:C:H6	1.78	0.48
31:BA:713:G:H21	31:BA:777:A:C1'	2.25	0.48
31:BA:1043:C:O2'	31:BA:1044:A:H5'	2.14	0.48
31:BA:1171:G:O2'	31:BA:1172:C:H5'	2.14	0.48
32:BE:80:ILE:HD12	32:BE:212:GLN:HA	1.96	0.48
33:BF:76:VAL:HG23	33:BF:77:ILE:HG13	1.95	0.48
34:BG:3:ARG:NH2	34:BG:3:ARG:CB	2.77	0.48
34:BG:18:LYS:HG2	34:BG:21:LEU:HD11	1.96	0.48
34:BG:34:GLU:O	34:BG:35:ARG:CB	2.61	0.48
37:BJ:121:ALA:O	37:BJ:125:MET:HG3	2.14	0.48
52:BB:23:A:H2'	52:BB:24:G:C8	2.48	0.48
53:B1:35:A:H2'	53:B1:36:G:C8	2.48	0.48
54:CA:9:G:OP1	35:CH:121:LYS:HD2	2.14	0.48
54:CA:96:G:H2'	54:CA:97:U:O4'	2.14	0.48
54:CA:371:G:H21	54:CA:374:A:N6	2.12	0.48
54:CA:646:U:H2'	54:CA:647:C:C6	2.49	0.48
54:CA:659:U:C2	54:CA:660:G:C8	3.02	0.48
54:CA:872:A:C6	54:CA:874:G:C5	3.02	0.48
36:CI:43:LEU:HD11	48:CU:35:ARG:NH1	2.29	0.48
36:CI:98:LEU:HA	48:CU:31:LEU:HD22	1.95	0.48
37:CJ:18:TYR:OH	37:CJ:58:PRO:HG2	2.14	0.48
45:CR:39:LEU:O	45:CR:42:HIS:HB3	2.13	0.48
45:CR:76:GLU:O	45:CR:78:TYR:N	2.47	0.48
46:CS:1:MET:HG2	46:CS:2:VAL:O	2.13	0.48
49:CV:44:MET:O	49:CV:47:HIS:N	2.44	0.48
50:CW:89:ARG:O	50:CW:93:GLU:HB3	2.14	0.48
55:DA:321:G:O2'	55:DA:340:A:H1'	2.13	0.48
55:DA:363(B):G:H2'	55:DA:363(C):G:H8	1.78	0.48
55:DA:363(F):A:H1'	55:DA:364:C:C5	2.49	0.48
55:DA:447:A:N1	55:DA:454:A:H2'	2.29	0.48
55:DA:492:A:H2'	55:DA:493:G:O4'	2.14	0.48
55:DA:859:G:O2'	55:DA:860:U:OP2	2.31	0.48
55:DA:1021:A:H3'	55:DA:1021:A:H8	1.77	0.48
55:DA:1057:A:N1	55:DA:1082:U:O2	2.47	0.48
55:DA:1729:A:O2'	55:DA:1730:U:H5''	2.14	0.48
55:DA:2010:G:H5''	18:DS:42:ARG:HB2	1.95	0.48
55:DA:2345:G:O2'	55:DA:2381:C:C2'	2.61	0.48
55:DA:2567:G:H2'	55:DA:2568:C:C6	2.49	0.48
55:DA:2602:A:H5'	55:DA:2603:G:C5'	2.44	0.48
55:DA:2783:G:H2'	55:DA:2784:C:C6	2.49	0.48

*Continued on next page...*

Continued from previous page...

Atom-1	Atom-2	Interatomic distance (Å)	Clash overlap (Å)
3:DD:130:ALA:HA	3:DD:192:THR:HA	1.96	0.48
3:DD:253:GLN:HB2	3:DD:257:LEU:HG	1.95	0.48
5:DF:178:PRO:HB3	5:DF:198:ALA:CB	2.44	0.48
6:DG:88:ILE:C	6:DG:88:ILE:CD1	2.83	0.48
6:DG:151:ALA:HB3	6:DG:153:ARG:HH12	1.79	0.48
57:DY:73:GLY:CA	57:DY:112:LEU:CG	2.92	0.48
57:DY:121:ASP:O	57:DY:122:VAL:C	2.52	0.48
58:DL:53:VAL:HG12	58:DL:76:TYR:CD2	2.48	0.48
58:DL:67:PHE:O	58:DL:68:VAL:HG12	2.14	0.48
58:DL:110:GLN:C	58:DL:111:LYS:CE	2.82	0.48
9:DM:63:THR:O	9:DM:66:LYS:HG3	2.14	0.48
15:DR:16:ARG:HG2	15:DR:18:ASP:OD1	2.14	0.48
15:DR:102:ILE:HB	15:DR:110:ILE:HD11	1.92	0.48
15:DR:136:GLN:HG3	15:DR:137:LYS:H	1.78	0.48
16:D1:68:ALA:HB1	16:D1:106:PHE:CE2	2.48	0.48
16:D1:83:LEU:CD1	16:D1:113:ALA:HB2	2.44	0.48
16:D1:88:ILE:HB	16:D1:90:VAL:HG23	1.95	0.48
20:DU:45:VAL:HG12	20:DU:60:PHE:HB3	1.95	0.48
20:DU:75:ILE:HD13	20:DU:76:CYS:N	2.28	0.48
21:DV:38:TYR:O	21:DV:38:TYR:CG	2.66	0.48
21:DV:127:LYS:O	21:DV:161:VAL:CG2	2.62	0.48
21:DV:150:LEU:CD2	21:DV:154:ASP:OD1	2.62	0.48
24:DW:69:ARG:CZ	24:DW:69:ARG:HB2	2.44	0.48
1:AA:184:C:O4'	1:AA:216:A:H2	1.97	0.47
1:AA:323:G:O2'	1:AA:1205:U:C2	2.67	0.47
1:AA:374:A:H3'	1:AA:375:C:H6	1.79	0.47
1:AA:654(F):C:H6	1:AA:654(F):C:O5'	1.96	0.47
1:AA:753:C:H2'	1:AA:754:C:C6	2.49	0.47
1:AA:1198:U:C2	1:AA:1199:U:C5	3.02	0.47
1:AA:1515:C:H2'	1:AA:1516:U:H6	1.78	0.47
1:AA:1614:A:H62	18:AS:93:ALA:CB	2.22	0.47
1:AA:1688:U:O2	1:AA:1700:A:C8	2.67	0.47
1:AA:1828:G:O6	3:AD:222:ARG:HD3	2.14	0.47
1:AA:1829:A:O5'	1:AA:1830:C:H5	1.97	0.47
1:AA:2180:U:H2'	1:AA:2181:G:C8	2.49	0.47
1:AA:2331:G:O2'	1:AA:2336:A:N1	2.36	0.47
1:AA:2439:A:H4'	1:AA:2440:C:O5'	2.14	0.47
1:AA:2554:U:O2	52:BB:74:C:H5	1.96	0.47
1:AA:2749:A:H62	1:AA:2750:A:H61	1.56	0.47
1:AA:2795:G:H3'	1:AA:2797:U:H5'	1.94	0.47
5:AF:125:LEU:HD12	5:AF:196:LEU:HD23	1.96	0.47

Continued on next page...

*Continued from previous page...*

Atom-1	Atom-2	Interatomic distance (Å)	Clash overlap (Å)
12:AP:59:ARG:O	12:AP:60:ARG:HB2	2.14	0.47
17:A2:5:VAL:HG23	17:A2:37:VAL:HG21	1.95	0.47
17:A2:43:GLU:OE2	17:A2:43:GLU:HA	2.14	0.47
18:AS:75:TYR:OH	18:AS:104:THR:HG21	2.13	0.47
20:AU:33:LYS:CE	20:AU:34:LYS:HG2	2.44	0.47
28:A6:28:ARG:C	28:A6:29:ASN:HD22	2.17	0.47
30:A8:61:LEU:HD13	30:A8:62:LEU:N	2.28	0.47
31:BA:5:U:H2'	31:BA:6:G:OP2	2.13	0.47
31:BA:353:A:H5'	31:BA:353:A:C8	2.43	0.47
31:BA:477:G:H2'	31:BA:478:A:H8	1.78	0.47
31:BA:649:G:C6	31:BA:650:G:N7	2.82	0.47
31:BA:680:C:H2'	31:BA:681:C:C6	2.49	0.47
31:BA:700:G:H4'	31:BA:704:A:H1'	1.96	0.47
31:BA:877:C:H1'	38:BK:3:THR:OG1	2.12	0.47
31:BA:1190:G:OP1	33:BF:5:ILE:HD12	2.14	0.47
31:BA:1320:C:O2	49:BV:72:GLY:HA3	2.14	0.47
34:BG:19:LEU:O	34:BG:21:LEU:HG	2.14	0.47
34:BG:59:ARG:NH2	34:BG:66:ARG:HH12	2.12	0.47
34:BG:173:TRP:CD1	34:BG:174:LEU:HG	2.49	0.47
36:BI:1:MET:SD	36:BI:68:PRO:HD3	2.54	0.47
40:BM:34:VAL:CG2	40:BM:74:ILE:HG22	2.35	0.47
43:BP:15:VAL:HG23	43:BP:41:PRO:HA	1.96	0.47
46:BS:21:VAL:HG11	46:BS:34:GLU:HB3	1.95	0.47
49:BV:47:HIS:O	49:BV:48:THR:OG1	2.26	0.47
53:B1:51:U:C6	53:B1:51:U:H3'	2.49	0.47
54:CA:7:G:H5'	54:CA:298:A:O4'	2.13	0.47
54:CA:250:A:O2'	54:CA:251:G:OP2	2.29	0.47
54:CA:340:U:H2'	54:CA:341:C:C6	2.49	0.47
54:CA:405:U:C3'	54:CA:406:G:H5'	2.40	0.47
54:CA:789:U:O2	54:CA:789:U:C3'	2.61	0.47
54:CA:815:A:O2'	54:CA:1527:C:O4'	2.32	0.47
54:CA:1234:C:O2'	54:CA:1235:U:H5'	2.14	0.47
54:CA:1256:A:H2	54:CA:1277:C:H2'	1.79	0.47
32:CE:5:ILE:O	32:CE:6:THR:O	2.32	0.47
32:CE:83:MET:O	32:CE:85:ALA:N	2.47	0.47
32:CE:221:LEU:HD13	32:CE:221:LEU:C	2.34	0.47
33:CF:52:LEU:HD23	33:CF:52:LEU:N	2.29	0.47
43:CP:74:VAL:O	43:CP:78:ILE:HG13	2.14	0.47
46:CS:75:ARG:O	46:CS:77:ALA:N	2.41	0.47
50:CW:86:ARG:HG3	50:CW:86:ARG:NH1	2.28	0.47
52:CC:56:C:H42	6:DG:83:ARG:HH22	1.61	0.47

*Continued on next page...*



*Continued from previous page...*

Atom-1	Atom-2	Interatomic distance (Å)	Clash overlap (Å)
55:DA:26:G:N1	55:DA:27:G:N2	2.62	0.47
55:DA:72:U:H3	24:DW:62:THR:HG22	1.79	0.47
55:DA:338:G:N2	55:DA:339:U:H1'	2.29	0.47
55:DA:654(S):G:O2'	55:DA:654(T):A:O5'	2.17	0.47
55:DA:698:C:O2'	55:DA:734:A:N6	2.47	0.47
55:DA:756:C:N4	55:DA:757:U:C4	2.82	0.47
55:DA:881:G:C4	55:DA:882:G:H1'	2.49	0.47
55:DA:2656:U:O4	55:DA:2657:A:N7	2.46	0.47
55:DA:2712:U:OP1	55:DA:2714:G:H4'	2.14	0.47
3:DD:28:GLU:HB2	3:DD:29:PRO:HD2	1.96	0.47
3:DD:134:ARG:CB	3:DD:135:PHE:HD2	2.26	0.47
4:DE:5:LEU:O	4:DE:51:PHE:HE2	1.97	0.47
6:DG:67:LYS:CE	26:D4:6:HIS:NE2	2.67	0.47
7:DH:56:SER:OG	7:DH:58:GLU:HG3	2.13	0.47
7:DH:154:PRO:HD3	7:DH:161:GLY:C	2.34	0.47
8:DK:37:VAL:HG12	8:DK:38:LEU:N	2.28	0.47
57:DY:29:TYR:HA	57:DY:80:VAL:HG13	1.96	0.47
58:DL:21:PRO:HG2	58:DL:24:GLY:CA	2.26	0.47
56:DJ:1:MET:O	56:DJ:5:ILE:HG13	2.14	0.47
9:DM:61:ARG:HE	9:DM:61:ARG:CA	2.26	0.47
9:DM:99:LEU:HD22	9:DM:99:LEU:O	2.13	0.47
11:DO:91:PHE:HE2	11:DO:95:VAL:HG22	1.78	0.47
11:DO:112:LEU:HD11	11:DO:114:ILE:HG22	1.94	0.47
15:DR:2:ASN:O	15:DR:3:ARG:HB3	2.14	0.47
15:DR:39:ARG:CG	15:DR:40:THR:N	2.76	0.47
16:D1:78:THR:O	16:D1:79:PHE:C	2.52	0.47
21:DV:35:ARG:NH1	21:DV:35:ARG:CB	2.77	0.47
21:DV:185:GLU:OE1	21:DV:185:GLU:C	2.52	0.47
21:DV:191:VAL:CG1	21:DV:197:ILE:CB	2.49	0.47
23:DZ:58:ILE:HG21	23:DZ:87:PRO:HG3	1.96	0.47
23:DZ:85:LEU:N	23:DZ:85:LEU:CD2	2.77	0.47
24:DW:41:ILE:O	24:DW:43:GLN:N	2.47	0.47
27:D5:31:VAL:HG13	27:D5:42:PRO:HG3	1.96	0.47
28:D6:20:ASN:O	28:D6:21:TYR:HB2	2.14	0.47
1:AA:141:A:H8	1:AA:1595:G:N2	2.04	0.47
1:AA:189:G:H1	1:AA:205:G:HO2'	1.61	0.47
1:AA:270(Q):C:H4'	8:AK:45:LYS:HE3	1.95	0.47
1:AA:446:G:H4'	1:AA:449:A:N3	2.30	0.47
1:AA:859:G:C2'	1:AA:860:U:OP2	2.63	0.47
1:AA:923:C:H2'	1:AA:924:C:C6	2.49	0.47
1:AA:955:C:H5'	1:AA:956:G:P	2.54	0.47

*Continued on next page...*

*Continued from previous page...*

Atom-1	Atom-2	Interatomic distance (Å)	Clash overlap (Å)
1:AA:1061:U:H1'	1:AA:1070:A:H1'	1.96	0.47
1:AA:1204:A:N3	1:AA:1206:G:C2	2.82	0.47
1:AA:1485:G:O2'	1:AA:1486:A:H5'	2.14	0.47
1:AA:1543:A:C1'	1:AA:1545:A:O4'	2.59	0.47
1:AA:1682:G:H2'	1:AA:1683:C:H6	1.75	0.47
1:AA:1753:G:N1	1:AA:1756:G:C2	2.82	0.47
1:AA:2001:A:H2'	1:AA:2002:G:C8	2.49	0.47
1:AA:2187:G:O2'	1:AA:2188:C:H5'	2.14	0.47
1:AA:2378:A:H4'	14:AQ:23:ARG:CZ	2.44	0.47
1:AA:2851:A:H2'	1:AA:2852:G:C8	2.49	0.47
3:AD:93:ALA:N	3:AD:107:ALA:HB2	2.29	0.47
4:AE:76:ARG:HG3	4:AE:195:LEU:HD22	1.95	0.47
6:AG:97:ASP:O	6:AG:101:ILE:HG23	2.14	0.47
6:AG:139:LEU:HD12	6:AG:139:LEU:C	2.35	0.47
7:AH:23:ARG:N	7:AH:36:PRO:HA	2.29	0.47
7:AH:43:VAL:O	7:AH:43:VAL:HG23	2.14	0.47
7:AH:92:ILE:HG22	7:AH:93:GLY:N	2.28	0.47
8:AK:104:GLN:O	8:AK:105:HIS:HD2	1.97	0.47
9:AM:39:ARG:HG2	9:AM:40:PRO:HD2	1.97	0.47
13:A0:25:ALA:O	13:A0:29:LEU:HB2	2.14	0.47
15:AR:24:PRO:O	15:AR:94:ALA:HB2	2.13	0.47
16:A1:60:LEU:HD11	16:A1:64:ARG:HH21	1.80	0.47
17:A2:5:VAL:CG2	17:A2:6:LYS:N	2.77	0.47
18:AS:4:LYS:HG2	18:AS:106:ILE:CG2	2.42	0.47
20:AU:63:LYS:HA	20:AU:63:LYS:HZ3	1.77	0.47
21:AV:53:ILE:C	21:AV:70:LEU:HD21	2.33	0.47
21:AV:145:GLU:OE1	21:AV:174:VAL:HB	2.13	0.47
22:A3:55:ARG:NH1	22:A3:55:ARG:CB	2.75	0.47
26:A4:53:GLU:CG	26:A4:54:GLY:N	2.66	0.47
30:A8:60:LEU:O	30:A8:61:LEU:C	2.51	0.47
31:BA:384:G:H2'	31:BA:385:C:C6	2.49	0.47
31:BA:658:G:H2'	31:BA:659:U:C6	2.49	0.47
31:BA:674:G:H2'	31:BA:675:A:C8	2.49	0.47
31:BA:713:G:N2	31:BA:777:A:C1'	2.76	0.47
31:BA:1279:A:O2'	31:BA:1282:C:N4	2.48	0.47
31:BA:1336:C:O2'	31:BA:1337:G:OP2	2.25	0.47
32:BE:51:LEU:HD23	32:BE:201:ILE:HG23	1.97	0.47
33:BF:25:GLY:O	33:BF:27:LYS:N	2.47	0.47
34:BG:33:MET:O	34:BG:34:GLU:CB	2.61	0.47
37:BJ:18:TYR:CD2	37:BJ:59:LEU:HD22	2.47	0.47
39:BL:16:ARG:O	39:BL:63:ILE:HG23	2.14	0.47

*Continued on next page...*

*Continued from previous page...*

Atom-1	Atom-2	Interatomic distance (Å)	Clash overlap (Å)
40:BM:34:VAL:HA	40:BM:74:ILE:HA	1.95	0.47
42:BO:36:VAL:O	42:BO:58:VAL:HA	2.13	0.47
49:BV:40:ILE:CD1	49:BV:62:ILE:HD13	2.44	0.47
54:CA:128:G:C5	54:CA:129:U:C5	3.02	0.47
54:CA:191:G:N3	50:CW:105:SER:HB3	2.29	0.47
54:CA:411:A:C6	54:CA:429:U:C5	3.02	0.47
54:CA:498:A:O2'	54:CA:500:G:C5'	2.62	0.47
54:CA:647:C:O2'	54:CA:648:A:H5'	2.14	0.47
54:CA:833:U:H2'	54:CA:834:C:C6	2.49	0.47
54:CA:1028:C:C4	54:CA:1028(A):C:C5	3.03	0.47
54:CA:1336:C:H2'	54:CA:1336:C:O2	2.13	0.47
33:CF:28:GLN:HA	33:CF:31:HIS:HD2	1.78	0.47
33:CF:52:LEU:O	33:CF:115:LEU:HD21	2.14	0.47
33:CF:114:PRO:HD3	33:CF:183:ASP:OD1	2.15	0.47
35:CH:10:MET:HA	35:CH:32:VAL:HG13	1.97	0.47
35:CH:50:GLU:CD	35:CH:51:VAL:H	2.17	0.47
35:CH:153:LYS:HD3	35:CH:153:LYS:C	2.35	0.47
44:CQ:40:CYS:SG	44:CQ:42:ILE:HB	2.54	0.47
49:CV:63:THR:HG23	49:CV:65:ASN:ND2	2.26	0.47
52:CD:33:U:O5'	52:CD:33:U:H6	1.98	0.47
55:DA:331:A:H4'	55:DA:332:A:OP1	2.14	0.47
55:DA:654(J):A:C2	55:DA:654(K):C:C4	3.02	0.47
55:DA:1044:G:N3	55:DA:1111:A:N1	2.63	0.47
55:DA:1048:A:H2	55:DA:1112:G:N3	2.12	0.47
55:DA:1839:G:N3	55:DA:1839:G:H2'	2.29	0.47
55:DA:1858:G:O2'	55:DA:1884:A:N6	2.46	0.47
55:DA:1879:C:C2'	55:DA:1880:C:C5'	2.91	0.47
55:DA:2173:A:H3'	55:DA:2174:C:O4'	2.14	0.47
55:DA:2174:C:H2'	55:DA:2175:C:H6	1.79	0.47
55:DA:2286:A:OP2	28:D6:28:ARG:CG	2.62	0.47
55:DA:2290:G:H2'	55:DA:2291:U:O4'	2.15	0.47
55:DA:2698:U:H2'	55:DA:2699:C:H6	1.77	0.47
3:DD:35:LYS:HB3	3:DD:36:PRO:HA	1.96	0.47
5:DF:57:VAL:HG13	5:DF:58:ALA:H	1.78	0.47
5:DF:128:ALA:O	5:DF:129:PHE:CB	2.61	0.47
5:DF:170:LEU:HD23	5:DF:172:TRP:CZ2	2.49	0.47
6:DG:173:LEU:O	6:DG:178:PHE:HB2	2.14	0.47
7:DH:126:PRO:HG2	7:DH:130:ARG:O	2.14	0.47
7:DH:151:ILE:O	7:DH:152:ARG:HG2	2.15	0.47
8:DK:92:VAL:O	8:DK:120:ILE:CG2	2.62	0.47
57:DY:5:ARG:O	57:DY:7:VAL:HB	2.14	0.47

*Continued on next page...*

*Continued from previous page...*

Atom-1	Atom-2	Interatomic distance (Å)	Clash overlap (Å)
57:DY:132:ASP:HA	57:DY:134:LEU:HD22	1.97	0.47
10:DN:93:PRO:CG	10:DN:113:LYS:HD3	2.44	0.47
21:DV:5:LEU:O	21:DV:6:LYS:C	2.52	0.47
21:DV:5:LEU:C	21:DV:6:LYS:HG3	2.34	0.47
24:DW:13:ALA:HA	24:DW:16:LEU:CD2	2.43	0.47
28:D6:52:VAL:HG22	28:D6:53:LYS:N	2.25	0.47
1:AA:198:C:H5'	1:AA:2244:U:OP1	2.14	0.47
1:AA:372:G:N2	1:AA:401:A:OP2	2.29	0.47
1:AA:374:A:H3'	1:AA:375:C:C6	2.49	0.47
1:AA:541:C:C2	1:AA:542:C:C5	3.02	0.47
1:AA:642:G:H21	1:AA:646:A:H2	1.56	0.47
1:AA:729:G:H2'	1:AA:1775:U:O2	2.13	0.47
1:AA:851:U:H5''	25:AX:49:LYS:HD2	1.96	0.47
1:AA:911:A:H2'	12:AP:9:TYR:CZ	2.48	0.47
1:AA:1225:C:H5''	17:A2:85:LYS:HE3	1.96	0.47
1:AA:1360:A:N6	1:AA:1372:U:O4	2.47	0.47
1:AA:1537:C:O2'	1:AA:1538:G:O4'	2.28	0.47
1:AA:1694:C:H1'	1:AA:1695:G:N2	2.30	0.47
1:AA:1821:A:C2'	1:AA:1822:G:H5'	2.43	0.47
1:AA:1956:U:C4	1:AA:1957:C:C5	3.02	0.47
1:AA:1971:A:C4	3:AD:241:PRO:HD3	2.50	0.47
1:AA:2146:C:OP2	1:AA:2146:C:H6	1.97	0.47
1:AA:2311:A:C3'	1:AA:2312:U:C6	2.97	0.47
1:AA:2646:C:H2'	1:AA:2647:U:O4'	2.14	0.47
2:AB:15:A:H1'	2:AB:109:G:N9	2.28	0.47
2:AB:39:A:C2'	26:A4:1:MET:CE	2.76	0.47
2:AB:42:C:O3'	6:AG:67:LYS:NZ	2.44	0.47
4:AE:29:GLY:H	4:AE:51:PHE:HE1	1.62	0.47
4:AE:35:GLN:CG	4:AE:64:LYS:NZ	2.76	0.47
4:AE:101:ARG:CZ	4:AE:171:GLU:HB3	2.44	0.47
7:AH:54:ARG:HG3	7:AH:56:SER:O	2.14	0.47
7:AH:166:GLY:O	7:AH:167:GLU:O	2.32	0.47
10:AN:68:GLU:HB3	10:AN:78:ARG:HH11	1.78	0.47
11:AO:79:ARG:HD3	11:AO:109:GLY:HA2	1.96	0.47
12:AP:96:VAL:HG12	12:AP:96:VAL:O	2.14	0.47
13:A0:104:ARG:HH11	13:A0:104:ARG:HB2	1.80	0.47
22:A3:25:ARG:HH11	22:A3:25:ARG:HG2	1.78	0.47
28:A6:53:LYS:NZ	28:A6:53:LYS:HB3	2.29	0.47
29:A7:47:ARG:N	29:A7:47:ARG:HD3	2.29	0.47
29:A7:47:ARG:HB2	29:A7:47:ARG:NH1	2.29	0.47
31:BA:168:G:C3'	31:BA:169:C:H5''	2.44	0.47

*Continued on next page...*

*Continued from previous page...*

Atom-1	Atom-2	Interatomic distance (Å)	Clash overlap (Å)
31:BA:181:G:O2'	31:BA:182:U:P	2.71	0.47
31:BA:942:G:H2'	31:BA:943:U:H6	1.79	0.47
31:BA:1073:U:C2	31:BA:1074:G:C8	3.02	0.47
31:BA:1136:U:H6	31:BA:1136:U:O5'	1.96	0.47
34:BG:112:VAL:HG12	34:BG:116:GLN:NE2	2.29	0.47
35:BH:32:VAL:CG1	35:BH:33:VAL:H	2.26	0.47
35:BH:107:ARG:O	35:BH:110:LEU:N	2.30	0.47
35:BH:109:ILE:HG22	35:BH:109:ILE:O	2.12	0.47
36:BI:42:GLU:O	36:BI:44:GLY:N	2.47	0.47
37:BJ:113:GLU:CG	37:BJ:119:ARG:HG2	2.44	0.47
41:BN:34:ASP:HB2	41:BN:35:PRO:CD	2.44	0.47
47:BT:58:GLU:CB	47:BT:74:LEU:HB3	2.44	0.47
54:CA:425:G:O2'	54:CA:426:G:H5'	2.15	0.47
54:CA:976:G:H5'	54:CA:977:A:OP1	2.14	0.47
54:CA:1228:C:P	43:CP:108:ARG:NH2	2.87	0.47
33:CF:77:ILE:HA	33:CF:84:ILE:HB	1.95	0.47
34:CG:25:ARG:HH12	34:CG:30:LYS:HB2	1.78	0.47
38:CK:63:LEU:HB2	38:CK:65:TYR:CE1	2.49	0.47
38:CK:116:LYS:HB2	38:CK:119:LEU:HD11	1.96	0.47
39:CL:88:TYR:CZ	39:CL:89:ASN:ND2	2.82	0.47
40:CM:6:ILE:O	40:CM:71:LEU:HD12	2.13	0.47
40:CM:23:ILE:HG23	40:CM:85:LEU:HD13	1.97	0.47
44:CQ:12:ARG:CA	44:CQ:14:PRO:HD2	2.44	0.47
45:CR:12:ILE:C	45:CR:14:GLU:H	2.16	0.47
46:CS:26:ARG:NH2	46:CS:31:LYS:HE2	2.29	0.47
47:CT:58:GLU:O	47:CT:74:LEU:N	2.46	0.47
55:DA:20:C:O2'	55:DA:21:A:H5'	2.15	0.47
55:DA:74:A:H5'	55:DA:75:G:O4'	2.13	0.47
55:DA:218:A:C2	55:DA:235:U:H4'	2.48	0.47
55:DA:221:A:H1'	55:DA:233:A:H1'	1.97	0.47
55:DA:887:A:H1'	55:DA:889:C:C5	2.49	0.47
55:DA:1156:A:H4'	55:DA:1157:G:OP2	2.14	0.47
55:DA:1271:G:C2	55:DA:1617:C:H4'	2.49	0.47
55:DA:1791:A:H5'	55:DA:1792:G:OP2	2.14	0.47
55:DA:1930:G:H2'	55:DA:1968:G:C6	2.50	0.47
55:DA:2039:C:O2'	55:DA:2040:C:H5'	2.14	0.47
55:DA:2087:G:C2'	55:DA:2088:G:H5'	2.44	0.47
55:DA:2121:G:H2'	55:DA:2122:U:C6	2.49	0.47
55:DA:2205:C:O2	55:DA:2226:C:N4	2.46	0.47
55:DA:2292:C:H2'	55:DA:2293:C:C6	2.49	0.47
55:DA:2414:G:H21	11:DO:67:MET:HE3	1.78	0.47

*Continued on next page...*

*Continued from previous page...*

Atom-1	Atom-2	Interatomic distance (Å)	Clash overlap (Å)
55:DA:2540:C:C2'	55:DA:2541:A:H5'	2.44	0.47
55:DA:2784:C:O2'	4:DE:37:ARG:HD2	2.14	0.47
2:DB:42:C:H4'	6:DG:67:LYS:HD2	1.91	0.47
2:DB:55:U:H2'	2:DB:56:G:O4'	2.14	0.47
3:DD:263:ARG:HH11	3:DD:263:ARG:HB3	1.78	0.47
5:DF:54:ARG:HG2	5:DF:81:PRO:HD3	1.96	0.47
5:DF:204:ASN:C	5:DF:206:ILE:N	2.67	0.47
7:DH:126:PRO:CD	7:DH:127:GLU:N	2.47	0.47
56:DI:20:LEU:O	56:DI:21:LYS:C	2.51	0.47
8:DK:12:LEU:O	8:DK:13:GLY:O	2.33	0.47
57:DY:21:GLN:HE21	57:DY:22:GLY:H	0.54	0.47
57:DY:70:GLU:C	57:DY:113:GLN:HB3	2.34	0.47
57:DY:91:LYS:HA	57:DY:94:VAL:CB	2.43	0.47
57:DY:132:ASP:CA	57:DY:134:LEU:HD22	2.45	0.47
58:DL:21:PRO:CB	58:DL:22:PRO:HD3	2.43	0.47
9:DM:95:PRO:O	9:DM:96:GLU:OE2	2.31	0.47
15:DR:3:ARG:HD3	15:DR:7:ILE:HD11	1.97	0.47
17:D2:59:ALA:HA	17:D2:95:LEU:O	2.15	0.47
25:DX:7:LYS:C	25:DX:54:VAL:HG23	2.34	0.47
27:D5:48:GLU:CG	27:D5:59:GLU:HG3	2.45	0.47
1:AA:229:A:OP2	1:AA:229:A:H4'	2.14	0.47
1:AA:386:G:H3'	1:AA:388:G:N2	2.29	0.47
1:AA:390:A:H4'	1:AA:391:G:O5'	2.14	0.47
1:AA:529:A:C4'	1:AA:530:G:OP1	2.62	0.47
1:AA:607:U:OP1	5:AF:102:PRO:HA	2.14	0.47
1:AA:648:G:O2'	1:AA:649:G:H5'	2.14	0.47
1:AA:666:G:OP1	11:AO:47:ASP:O	2.32	0.47
1:AA:830:G:H22	1:AA:2446:G:H5'	1.79	0.47
1:AA:889:C:C5	1:AA:890:A:H1'	2.50	0.47
1:AA:897:C:H6	1:AA:897:C:P	2.37	0.47
1:AA:973:A:H1'	1:AA:1188:U:C5	2.49	0.47
1:AA:1278:A:C5'	13:A0:36:THR:HG22	2.44	0.47
1:AA:1344:G:C2	1:AA:1385:G:C8	3.03	0.47
1:AA:1761:C:N4	1:AA:1762:A:N1	2.62	0.47
1:AA:1897:G:H2'	1:AA:1898:U:C6	2.49	0.47
1:AA:2171:A:H2'	1:AA:2172:U:C6	2.48	0.47
1:AA:2329:G:H2'	1:AA:2330:G:H8	1.78	0.47
1:AA:2334:G:H4'	1:AA:2335:A:OP2	2.11	0.47
1:AA:2453:A:HO2'	1:AA:2572:A:H1'	1.80	0.47
1:AA:2552:U:O2	1:AA:2554:U:H5'	2.14	0.47
1:AA:2817:G:OP1	13:A0:42:LYS:NZ	2.44	0.47

*Continued on next page...*

*Continued from previous page...*

Atom-1	Atom-2	Interatomic distance (Å)	Clash overlap (Å)
4:AE:61:ARG:N	4:AE:62:PRO:CD	2.78	0.47
4:AE:116:VAL:HG23	4:AE:120:TRP:HD1	1.79	0.47
6:AG:64:THR:HG23	6:AG:65:GLY:N	2.29	0.47
7:AH:45:VAL:O	7:AH:45:VAL:HG13	2.14	0.47
10:AN:87:ILE:HD13	10:AN:93:PRO:HA	1.95	0.47
11:AO:84:ASN:N	11:AO:84:ASN:HD22	2.12	0.47
12:AP:11:LYS:CE	12:AP:86:GLY:O	2.62	0.47
14:AQ:25:ARG:HH11	14:AQ:25:ARG:HB2	1.77	0.47
15:AR:50:ILE:HA	15:AR:99:LEU:CD1	2.44	0.47
16:A1:17:ILE:O	16:A1:20:LEU:HB2	2.14	0.47
21:AV:175:VAL:CG2	21:AV:176:PRO:HD2	2.44	0.47
24:AW:30:ARG:HG3	24:AW:30:ARG:NH1	2.29	0.47
30:A8:50:LEU:HD12	30:A8:54:GLU:N	2.28	0.47
31:BA:182:U:OP2	31:BA:183:G:N7	2.47	0.47
31:BA:371:G:O2'	31:BA:372:C:H5'	2.14	0.47
31:BA:501:C:H2'	31:BA:502:G:C8	2.47	0.47
31:BA:869:G:H4'	31:BA:872:A:C1'	2.45	0.47
34:BG:24:GLU:HG3	34:BG:25:ARG:H	1.78	0.47
35:BH:31:LEU:HD21	35:BH:43:LEU:CD1	2.26	0.47
39:BL:3:GLN:NE2	39:BL:20:ARG:NH1	2.62	0.47
39:BL:53:VAL:C	39:BL:55:ALA:H	2.18	0.47
43:BP:49:THR:N	43:BP:52:GLU:OE1	2.47	0.47
43:BP:115:LYS:O	43:BP:116:THR:C	2.53	0.47
46:BS:59:TRP:O	46:BS:64:ALA:HB3	2.14	0.47
47:BT:58:GLU:HB2	47:BT:74:LEU:HB3	1.97	0.47
48:BU:34:TYR:HA	48:BU:40:LEU:HD11	1.97	0.47
53:B1:42:U:H5'	53:B1:42:U:H6	1.79	0.47
53:B1:53:U:HO2'	53:B1:54:U:P	2.31	0.47
54:CA:533:A:O2'	54:CA:534:U:P	2.72	0.47
54:CA:723:U:H5''	54:CA:724:G:OP2	2.15	0.47
54:CA:789:U:O4	54:CA:792:A:OP2	2.30	0.47
54:CA:794:A:H2'	54:CA:795:C:O4'	2.13	0.47
54:CA:1046:A:H3'	54:CA:1047:G:H8	1.79	0.47
54:CA:1160:G:H2'	54:CA:1161:C:O5'	2.14	0.47
54:CA:1366:C:O2'	40:CM:60:ARG:NH2	2.45	0.47
54:CA:1447:G:OP2	54:CA:1447:G:C8	2.68	0.47
54:CA:1449:C:H2'	54:CA:1450:U:C5'	2.25	0.47
32:CE:70:PHE:HB3	32:CE:81:VAL:HG13	1.96	0.47
33:CF:6:HIS:CD2	33:CF:8:ILE:H	2.31	0.47
33:CF:30:ARG:HD2	44:CQ:38:GLY:HA3	1.96	0.47
34:CG:163:GLU:C	34:CG:165:MET:H	2.17	0.47

*Continued on next page...*

*Continued from previous page...*

Atom-1	Atom-2	Interatomic distance (Å)	Clash overlap (Å)
35:CH:33:VAL:CG1	35:CH:112:LEU:HD12	2.43	0.47
36:CI:42:GLU:C	36:CI:44:GLY:N	2.66	0.47
37:CJ:95:ARG:HG2	37:CJ:99:LEU:CD1	2.44	0.47
38:CK:1:MET:HE2	38:CK:1:MET:N	2.29	0.47
39:CL:21:PRO:HA	39:CL:59:PHE:HA	1.95	0.47
39:CL:113:LYS:N	39:CL:113:LYS:CD	2.78	0.47
40:CM:4:ILE:HG22	40:CM:74:ILE:HD11	1.95	0.47
44:CQ:3:ARG:O	44:CQ:4:LYS:C	2.52	0.47
46:CS:4:ILE:HG13	46:CS:21:VAL:HG12	1.97	0.47
51:CX:3:LYS:HB3	51:CX:14:TRP:CD1	2.49	0.47
52:CD:24:G:O2'	52:CD:25:C:H5'	2.13	0.47
55:DA:774:A:C2'	55:DA:775:G:OP2	2.62	0.47
55:DA:802:A:H2'	55:DA:803:U:H5'	1.97	0.47
55:DA:1045:A:H1'	55:DA:1047:G:N3	2.29	0.47
55:DA:1838:C:H4'	55:DA:1839:G:H8	1.79	0.47
55:DA:1952:A:C6	55:DA:1953:A:C6	3.02	0.47
55:DA:2540:C:O2'	55:DA:2541:A:H5'	2.15	0.47
55:DA:2831:G:OP1	55:DA:2834:G:H4'	2.14	0.47
55:DA:2849:U:H5	15:DR:93:ARG:HH12	1.62	0.47
55:DA:2891:G:H5'	55:DA:2892:A:P	2.55	0.47
2:DB:14:U:O2'	2:DB:107:U:H4'	2.15	0.47
2:DB:82:G:N1	2:DB:95:U:O2	2.46	0.47
3:DD:35:LYS:HE2	3:DD:104:TYR:HB2	1.95	0.47
5:DF:129:PHE:C	5:DF:131:GLY:H	2.17	0.47
6:DG:112:PRO:CB	26:D4:37:SER:H	2.12	0.47
7:DH:19:VAL:O	7:DH:20:ALA:HB2	2.14	0.47
8:DK:78:THR:CG2	8:DK:141:LYS:HD2	2.45	0.47
57:DY:74:LEU:HD13	57:DY:75:GLN:CG	2.43	0.47
9:DM:137:LYS:CG	9:DM:138:LEU:N	2.75	0.47
12:DP:51:ARG:HG2	12:DP:51:ARG:NH1	2.29	0.47
12:DP:136:ALA:HB1	21:DV:52:SER:HB2	1.96	0.47
14:DQ:18:ILE:HD13	14:DQ:87:PHE:O	2.15	0.47
14:DQ:108:GLY:O	14:DQ:110:LEU:HG	2.13	0.47
15:DR:23:ARG:HA	15:DR:52:ILE:CD1	2.44	0.47
18:DS:29:LEU:HD11	18:DS:55:ALA:HB2	1.96	0.47
19:DT:12:VAL:HG11	19:DT:27:THR:HG23	1.96	0.47
19:DT:57:LEU:N	19:DT:57:LEU:CD1	2.77	0.47
21:DV:111:VAL:CG2	21:DV:145:GLU:HA	2.45	0.47
21:DV:178:GLU:HG3	21:DV:180:VAL:HA	1.96	0.47
23:DZ:21:ARG:HG3	23:DZ:35:THR:HG23	1.96	0.47
25:DX:7:LYS:HE2	25:DX:32:GLN:CA	2.44	0.47

*Continued on next page...*



*Continued from previous page...*

Atom-1	Atom-2	Interatomic distance (Å)	Clash overlap (Å)
25:DX:36:VAL:O	25:DX:37:LEU:HD23	2.15	0.47
28:D6:20:ASN:O	28:D6:21:TYR:CB	2.62	0.47
1:AA:223:A:O2'	1:AA:420:C:O2	2.31	0.47
1:AA:330:A:C2	1:AA:1210:A:H2'	2.49	0.47
1:AA:613:U:O2	1:AA:613:U:O4'	2.32	0.47
1:AA:789:A:H4'	1:AA:790:C:OP1	2.14	0.47
1:AA:954:G:N2	1:AA:955:C:H1'	2.30	0.47
1:AA:1053:C:H3'	1:AA:1054:A:C5'	2.43	0.47
1:AA:1085:A:O2'	1:AA:1086:A:P	2.72	0.47
1:AA:1406:U:C3'	1:AA:1407:C:H6	2.25	0.47
1:AA:1754:C:P	15:AR:96:ARG:HH12	2.38	0.47
1:AA:1925:C:H42	1:AA:1929:G:H21	1.62	0.47
1:AA:2540:C:O2	1:AA:2540:C:H2'	2.13	0.47
1:AA:2540:C:O2'	1:AA:2740:A:N3	2.32	0.47
1:AA:2749:A:H1'	7:AH:63:SER:OG	2.14	0.47
2:AB:40:U:H2'	2:AB:41:U:OP1	2.14	0.47
4:AE:58:ARG:HA	4:AE:58:ARG:NH2	2.27	0.47
9:AM:28:THR:HA	9:AM:106:MET:CE	2.44	0.47
9:AM:120:LEU:CD2	9:AM:122:VAL:HG23	2.38	0.47
10:AN:86:ILE:O	10:AN:87:ILE:HD13	2.15	0.47
11:AO:114:ILE:HG21	11:AO:125:VAL:HG21	1.95	0.47
12:AP:104:PHE:O	12:AP:105:GLU:O	2.32	0.47
14:AQ:73:LEU:HD13	14:AQ:73:LEU:C	2.34	0.47
16:A1:50:ARG:HH11	17:A2:72:VAL:CG1	2.28	0.47
19:AT:18:TYR:O	19:AT:21:PHE:HB2	2.14	0.47
20:AU:6:HIS:HE2	20:AU:72:VAL:CG2	2.27	0.47
22:A3:74:ARG:HG3	22:A3:74:ARG:NH1	2.26	0.47
23:AZ:96:LYS:O	23:AZ:97:LEU:C	2.53	0.47
26:A4:65:ASP:O	26:A4:66:SER:C	2.53	0.47
30:A8:6:THR:O	30:A8:7:HIS:CB	2.63	0.47
31:BA:46:G:O2'	31:BA:365:U:H1'	2.15	0.47
31:BA:109:A:C6	31:BA:326:G:C6	3.02	0.47
31:BA:178:C:O2'	31:BA:179:A:H5'	2.14	0.47
31:BA:359:U:H2'	31:BA:360:A:H8	1.77	0.47
31:BA:583:A:H2'	31:BA:584:G:O4'	2.15	0.47
31:BA:663:A:H5'	31:BA:836:G:OP1	2.15	0.47
31:BA:959:A:C3'	31:BA:960:U:H4'	2.44	0.47
31:BA:965:A:C5'	31:BA:966:G:OP1	2.61	0.47
31:BA:1024:G:C3'	31:BA:1025:U:H5''	2.44	0.47
31:BA:1126:U:N3	31:BA:1281:U:O4'	2.47	0.47
31:BA:1320:C:C2	49:BV:72:GLY:HA3	2.48	0.47

*Continued on next page...*

*Continued from previous page...*

Atom-1	Atom-2	Interatomic distance (Å)	Clash overlap (Å)
34:BG:190:ASP:O	34:BG:192:GLU:N	2.48	0.47
38:BK:29:SER:HB3	38:BK:32:LYS:HG3	1.97	0.47
39:BL:14:VAL:C	39:BL:65:VAL:HG23	2.35	0.47
40:BM:33:GLN:H	40:BM:75:ILE:HG12	1.79	0.47
40:BM:75:ILE:CG1	40:BM:76:ASN:N	2.77	0.47
43:BP:15:VAL:CG2	43:BP:41:PRO:HA	2.44	0.47
44:BQ:22:THR:O	44:BQ:23:ARG:HB2	2.13	0.47
48:BU:21:LYS:HB3	48:BU:22:VAL:H	1.45	0.47
49:BV:5:LEU:HG	49:BV:9:VAL:CA	2.36	0.47
52:BB:9:A:C2	52:BB:11:C:N4	2.80	0.47
54:CA:384:G:H2'	54:CA:385:C:C6	2.49	0.47
54:CA:489:C:H2'	54:CA:490:G:H8	1.80	0.47
54:CA:1273:G:H3'	54:CA:1274:G:H8	1.79	0.47
54:CA:1298:C:H1'	54:CA:1299:A:C6	2.49	0.47
54:CA:1316:G:H4'	44:CQ:18:VAL:CG1	2.44	0.47
54:CA:1336:C:C2'	54:CA:1337:G:OP2	2.63	0.47
54:CA:1346:A:N1	54:CA:1374:A:H5''	2.30	0.47
33:CF:34:LEU:O	33:CF:38:ARG:HG3	2.15	0.47
33:CF:35:GLU:OE2	33:CF:95:THR:HG23	2.15	0.47
34:CG:25:ARG:C	34:CG:27:TYR:H	2.11	0.47
34:CG:160:GLN:O	34:CG:163:GLU:HB3	2.14	0.47
36:CI:21:LEU:O	36:CI:24:GLU:N	2.47	0.47
36:CI:41:GLU:O	36:CI:41:GLU:HG2	2.14	0.47
40:CM:32:ALA:CB	40:CM:76:ASN:HB2	2.45	0.47
40:CM:94:VAL:HG12	40:CM:95:GLU:N	2.30	0.47
42:CO:78:GLN:O	42:CO:80:HIS:N	2.47	0.47
43:CP:16:ASP:OD2	43:CP:16:ASP:N	2.46	0.47
46:CS:51:VAL:HG12	46:CS:52:ASP:N	2.30	0.47
48:CU:26:LEU:HD22	48:CU:42:ARG:NE	2.29	0.47
48:CU:58:LEU:HD12	48:CU:58:LEU:N	2.29	0.47
55:DA:565:C:H4'	55:DA:1253:A:N6	2.30	0.47
55:DA:719:C:H2'	55:DA:720:C:C6	2.48	0.47
55:DA:851:U:C4'	25:DX:46:ASN:ND2	2.77	0.47
55:DA:888:C:O5'	55:DA:889:C:C5	2.67	0.47
55:DA:1044:G:O2'	55:DA:1045:A:H5''	2.14	0.47
55:DA:1056:G:C2	55:DA:1103:A:N7	2.81	0.47
55:DA:1242:A:C5'	55:DA:1243:G:OP2	2.63	0.47
55:DA:1360:A:C8	55:DA:1361:G:C8	3.02	0.47
55:DA:1416:G:C4	55:DA:1417:C:C5	3.03	0.47
55:DA:1427:A:H4'	55:DA:1428:C:O4'	2.14	0.47
55:DA:1503:U:H2'	55:DA:1504:C:H6	1.77	0.47

*Continued on next page...*

*Continued from previous page...*

Atom-1	Atom-2	Interatomic distance (Å)	Clash overlap (Å)
55:DA:1964:G:O2'	55:DA:1967:C:OP2	2.29	0.47
55:DA:2126:A:H4'	55:DA:2127:G:O5'	2.14	0.47
55:DA:2311:A:H3'	55:DA:2312:U:C6	2.49	0.47
55:DA:2393:A:H5'	11:DO:62:LEU:HB2	1.97	0.47
55:DA:2408:U:H2'	55:DA:2409:G:C8	2.49	0.47
55:DA:2728:U:H2'	55:DA:2729:G:C8	2.50	0.47
55:DA:2762:G:H2'	55:DA:2763:G:H5'	1.97	0.47
3:DD:166:GLN:HE21	3:DD:166:GLN:HA	1.80	0.47
4:DE:9:VAL:HG11	15:DR:7:ILE:HB	1.95	0.47
5:DF:107:LYS:O	5:DF:108:LYS:C	2.53	0.47
5:DF:178:PRO:HB2	5:DF:201:VAL:CG1	2.42	0.47
6:DG:88:ILE:O	6:DG:88:ILE:CG2	2.62	0.47
6:DG:122:PRO:C	6:DG:123:ASN:HD22	2.18	0.47
7:DH:164:TYR:O	7:DH:166:GLY:N	2.47	0.47
56:DI:26:ALA:O	56:DI:28:LYS:O	2.32	0.47
57:DY:6:ASN:C	57:DY:7:VAL:CG1	2.82	0.47
57:DY:50:ARG:CD	57:DY:51:LEU:N	2.70	0.47
57:DY:97:ALA:C	57:DY:98:LYS:O	2.53	0.47
58:DL:19:PRO:O	58:DL:20:ALA:HB3	2.13	0.47
58:DL:34:ILE:CG1	58:DL:38:VAL:HG22	2.45	0.47
9:DM:35:ARG:O	9:DM:37:LYS:N	2.48	0.47
11:DO:36:LYS:HZ3	11:DO:36:LYS:HG3	1.51	0.47
21:DV:62:PRO:O	21:DV:63:ASP:HB3	2.14	0.47
27:D5:2:ALA:O	27:D5:3:LYS:HD2	2.13	0.47
28:D6:15:GLU:OE2	28:D6:44:ARG:NH1	2.47	0.47
1:AA:27:G:H22	1:AA:512:G:H2'	1.79	0.47
1:AA:51:G:N2	1:AA:119:A:N3	2.63	0.47
1:AA:727:A:C2	3:AD:9:TYR:CD2	3.03	0.47
1:AA:1141:U:H5'	9:AM:25:ARG:NH2	2.30	0.47
1:AA:1165:U:H2'	1:AA:1166:C:H6	1.72	0.47
2:AB:14:U:O2'	2:AB:107:U:H1'	2.14	0.47
4:AE:111:ARG:HG2	13:A0:2:ARG:HH22	1.79	0.47
6:AG:151:ALA:HB3	6:AG:153:ARG:HH11	1.79	0.47
7:AH:4:ILE:HG13	7:AH:5:GLY:N	2.28	0.47
7:AH:13:LYS:HZ3	7:AH:13:LYS:HA	1.79	0.47
10:AN:16:ALA:HA	10:AN:46:ALA:HA	1.96	0.47
11:AO:114:ILE:HG12	11:AO:130:PHE:CD1	2.49	0.47
15:AR:98:LYS:HD2	15:AR:98:LYS:N	2.30	0.47
18:AS:13:SER:HA	18:AS:99:ARG:HB2	1.97	0.47
18:AS:70:TYR:N	18:AS:70:TYR:CD2	2.83	0.47
20:AU:20:TYR:N	20:AU:20:TYR:CD1	2.83	0.47

*Continued on next page...*

*Continued from previous page...*

Atom-1	Atom-2	Interatomic distance (Å)	Clash overlap (Å)
21:AV:44:PHE:CE2	21:AV:86:VAL:HG11	2.49	0.47
23:AZ:92:LYS:HZ1	23:AZ:97:LEU:CG	2.20	0.47
26:A4:56:VAL:O	26:A4:57:GLU:HB2	2.15	0.47
31:BA:247:G:O2'	31:BA:248:C:H5'	2.14	0.47
31:BA:508:C:H4'	31:BA:509:A:O5'	2.14	0.47
31:BA:707:C:O2'	31:BA:708:C:H5'	2.14	0.47
31:BA:718:G:C5'	41:BN:117:ASN:OD1	2.58	0.47
31:BA:1342:C:H1'	39:BL:124:GLN:HE21	1.76	0.47
31:BA:1342:C:O2'	31:BA:1343:G:H5'	2.15	0.47
31:BA:1365:G:H2'	31:BA:1366:C:C6	2.48	0.47
31:BA:1535:C:O2'	31:BA:1536:C:H5'	2.14	0.47
33:BF:64:VAL:HG12	33:BF:66:VAL:HG23	1.96	0.47
34:BG:19:LEU:C	34:BG:21:LEU:HG	2.35	0.47
34:BG:139:ARG:HG3	34:BG:139:ARG:NH1	2.22	0.47
35:BH:78:HIS:CG	38:BK:104:ARG:HD2	2.50	0.47
42:BO:70:ILE:CD1	42:BO:77:LEU:HD12	2.45	0.47
43:BP:49:THR:HB	43:BP:52:GLU:CG	2.43	0.47
43:BP:97:PRO:HA	43:BP:110:ARG:CD	2.44	0.47
45:BR:66:LEU:O	45:BR:69:TYR:HB3	2.14	0.47
48:BU:45:SER:C	48:BU:47:THR:H	2.18	0.47
50:BW:26:ASN:HD22	50:BW:27:LYS:H	1.62	0.47
52:BC:42:C:C2'	52:BC:43:C:H5''	2.44	0.47
53:B1:51:U:C6	53:B1:51:U:C3'	2.98	0.47
54:CA:129(A):G:H1'	54:CA:190:G:C5'	2.45	0.47
54:CA:143:A:H2	54:CA:220:G:H1	1.62	0.47
54:CA:478:A:O2'	54:CA:479:C:H5'	2.15	0.47
54:CA:715:A:H2'	54:CA:716:A:C8	2.50	0.47
54:CA:736:C:H2'	54:CA:737:A:C8	2.50	0.47
54:CA:788:U:H3	54:CA:795:C:N4	2.11	0.47
54:CA:953:G:H2'	54:CA:954:G:O4'	2.14	0.47
54:CA:1003:G:H8	54:CA:1003:G:H5'	1.80	0.47
54:CA:1102:A:C6	54:CA:1103:C:N4	2.83	0.47
54:CA:1128:C:C5'	39:CL:16:ARG:HH22	2.16	0.47
54:CA:1151:A:H5'	40:CM:40:LEU:O	2.15	0.47
54:CA:1175:G:H2'	54:CA:1176:A:H8	1.73	0.47
54:CA:1244:C:OP2	51:CX:9:ARG:HB2	2.15	0.47
54:CA:1313:U:OP2	49:CV:6:LYS:N	2.47	0.47
54:CA:1346:A:H5'	39:CL:120:ARG:HH12	1.80	0.47
33:CF:5:ILE:H	33:CF:5:ILE:CD1	2.27	0.47
35:CH:79:GLU:HB3	35:CH:92:LYS:HG3	1.95	0.47
37:CJ:87:VAL:HG21	37:CJ:154:TYR:HB2	1.96	0.47

*Continued on next page...*

*Continued from previous page...*

Atom-1	Atom-2	Interatomic distance (Å)	Clash overlap (Å)
38:CK:53:VAL:O	38:CK:54:ASP:HB2	2.14	0.47
40:CM:11:PHE:HA	40:CM:66:ARG:O	2.15	0.47
43:CP:48:LEU:N	43:CP:48:LEU:HD23	2.28	0.47
48:CU:50:ILE:N	48:CU:50:ILE:CD1	2.76	0.47
50:CW:94:ALA:O	50:CW:95:ALA:CB	2.63	0.47
52:CB:2:C:H2'	52:CB:3:C:H6	1.78	0.47
52:CB:22:G:O2'	52:CB:23:A:H5'	2.14	0.47
52:CB:25:C:C4	52:CB:26:A:C2	3.02	0.47
52:CC:21:A:N6	52:CC:46:G:H2'	2.30	0.47
55:DA:21:A:O2'	55:DA:22:C:H5'	2.15	0.47
55:DA:74:A:C5'	55:DA:75:G:O4'	2.62	0.47
55:DA:212:G:C2'	55:DA:213:A:H5'	2.45	0.47
55:DA:234:C:H2'	55:DA:235:U:O4'	2.15	0.47
55:DA:235:U:H2'	55:DA:236:C:C6	2.49	0.47
55:DA:242:G:OP2	30:D8:3:LYS:HE3	2.14	0.47
55:DA:469:G:H2'	55:DA:470:A:H5''	1.97	0.47
55:DA:916:G:C2'	55:DA:917:A:H5''	2.44	0.47
55:DA:1082:U:OP2	57:DY:45:LYS:HG2	2.15	0.47
55:DA:1278:A:H2'	55:DA:1279:G:H8	1.79	0.47
55:DA:1533:C:C2'	55:DA:1534:G:N7	2.65	0.47
55:DA:1629:U:O2	55:DA:2698:U:H5''	2.14	0.47
55:DA:1923:U:H2'	55:DA:1924:C:C6	2.49	0.47
4:DE:109:LYS:HE2	4:DE:191:PRO:HA	1.97	0.47
5:DF:164:ARG:HG3	5:DF:175:THR:OG1	2.15	0.47
6:DG:96:ARG:O	6:DG:98:ARG:N	2.48	0.47
6:DG:122:PRO:HB3	6:DG:180:PHE:HD2	1.79	0.47
7:DH:22:GLY:O	7:DH:37:VAL:N	2.48	0.47
7:DH:127:GLU:CG	7:DH:128:PRO:HD2	2.45	0.47
8:DK:27:ARG:HB2	23:DZ:71:TYR:CZ	2.49	0.47
57:DY:4:LYS:C	57:DY:5:ARG:HG3	2.35	0.47
57:DY:88:ALA:C	57:DY:92:THR:CB	2.83	0.47
58:DL:58:THR:HB	58:DL:66:THR:HG21	1.95	0.47
9:DM:131:GLN:NE2	9:DM:132:ALA:N	2.62	0.47
10:DN:8:LEU:HB2	10:DN:19:ILE:HD11	1.96	0.47
13:D0:94:TYR:C	13:D0:117:VAL:HG12	2.35	0.47
14:DQ:58:LEU:N	14:DQ:58:LEU:CD2	2.78	0.47
15:DR:29:ARG:HH12	15:DR:89:VAL:HG11	1.79	0.47
16:D1:92:ARG:HD2	16:D1:95:LEU:HD12	1.96	0.47
17:D2:48:GLY:O	17:D2:49:THR:O	2.32	0.47
18:DS:9:TYR:N	18:DS:102:HIS:HD2	2.03	0.47
1:AA:233:A:O2'	1:AA:234:C:H5'	2.15	0.47

*Continued on next page...*

*Continued from previous page...*

Atom-1	Atom-2	Interatomic distance (Å)	Clash overlap (Å)
1:AA:270(Q):C:H5'	8:AK:45:LYS:CE	2.44	0.47
1:AA:322:A:H3'	5:AF:169:ASN:ND2	2.28	0.47
1:AA:332:A:O2'	1:AA:334:C:OP2	2.26	0.47
1:AA:345:A:O2'	1:AA:346:A:P	2.72	0.47
1:AA:370:G:O2'	1:AA:371:A:OP1	2.27	0.47
1:AA:395:U:H2'	1:AA:396:G:N7	2.30	0.47
1:AA:458:G:H2'	1:AA:459:U:OP2	2.11	0.47
1:AA:528:A:N1	1:AA:2042:A:H2'	2.28	0.47
1:AA:588:U:H2'	1:AA:589:C:H6	1.79	0.47
1:AA:612:G:C5'	1:AA:612:G:H8	2.19	0.47
1:AA:758:C:O2	1:AA:758:C:H2'	2.15	0.47
1:AA:863:A:H2'	1:AA:864:G:H8	1.80	0.47
1:AA:1011:G:OP1	16:A1:75:ASN:HB3	2.15	0.47
1:AA:1061:U:O2'	1:AA:1070:A:O4'	2.33	0.47
1:AA:1151:G:H5''	16:A1:81:HIS:NE2	2.30	0.47
1:AA:1202:C:N4	1:AA:1203:G:C6	2.83	0.47
1:AA:1219:G:OP2	16:A1:19:LYS:NZ	2.48	0.47
1:AA:1462:C:H2'	1:AA:1463:C:H6	1.79	0.47
1:AA:1498:C:O4'	1:AA:1577:C:H4'	2.15	0.47
1:AA:1652:A:H62	13:A0:11:ASN:ND2	2.03	0.47
1:AA:1827:C:H1'	1:AA:1970:A:O2'	2.15	0.47
1:AA:1937:A:HO2'	1:AA:1938:A:P	2.38	0.47
1:AA:2037:G:H2'	1:AA:2038:G:H8	1.79	0.47
1:AA:2147:G:C8	1:AA:2147:G:C3'	2.97	0.47
1:AA:2169:A:H2'	1:AA:2169:A:N3	2.30	0.47
1:AA:2330:G:H1'	22:A3:41:ARG:O	2.15	0.47
1:AA:2387:U:H1'	22:A3:41:ARG:HD2	1.96	0.47
1:AA:2407:G:O5'	1:AA:2407:G:C8	2.68	0.47
1:AA:2418:A:OP2	30:A8:29:LYS:CE	2.63	0.47
1:AA:2453:A:O2'	1:AA:2572:A:H1'	2.15	0.47
1:AA:2468:G:OP1	12:AP:119:ARG:NH2	2.45	0.47
1:AA:2517:C:C2	1:AA:2542:A:N6	2.83	0.47
1:AA:2672:G:H2'	1:AA:2673:G:H5''	1.97	0.47
1:AA:2758:A:C2	7:AH:67:LEU:HD21	2.49	0.47
1:AA:2850:A:H5'	1:AA:2868:A:C2	2.49	0.47
1:AA:2861:G:O2'	1:AA:2862:G:H5'	2.15	0.47
2:AB:2:C:H2'	2:AB:3:C:H6	1.80	0.47
2:AB:14:U:O2'	2:AB:107:U:H4'	2.15	0.47
2:AB:58:A:H5'	2:AB:59:A:OP2	2.15	0.47
2:AB:93:C:O2'	2:AB:94:C:H5'	2.15	0.47
5:AF:24:LEU:O	5:AF:25:PRO:O	2.33	0.47

*Continued on next page...*

*Continued from previous page...*

Atom-1	Atom-2	Interatomic distance (Å)	Clash overlap (Å)
5:AF:110:LEU:O	5:AF:113:ALA:HB3	2.14	0.47
6:AG:7:LEU:HD22	6:AG:100:TRP:CZ3	2.49	0.47
6:AG:47:LYS:HG3	6:AG:82:LEU:HD23	1.96	0.47
7:AH:67:LEU:O	7:AH:71:LEU:HB2	2.15	0.47
9:AM:56:ASN:HB3	9:AM:126:PRO:N	2.30	0.47
12:AP:37:LEU:HD21	12:AP:130:LYS:HD2	1.96	0.47
12:AP:89:ASN:N	12:AP:89:ASN:HD22	2.12	0.47
12:AP:105:GLU:O	12:AP:105:GLU:HG3	2.14	0.47
13:A0:103:ARG:HD3	13:A0:110:PRO:HA	1.95	0.47
14:AQ:62:LYS:O	14:AQ:65:VAL:HB	2.15	0.47
14:AQ:83:LYS:HE2	14:AQ:84:GLN:HG3	1.96	0.47
14:AQ:103:GLU:O	14:AQ:106:ARG:HG3	2.15	0.47
15:AR:108:ARG:HG2	15:AR:108:ARG:O	2.15	0.47
16:A1:28:ARG:NH1	16:A1:38:THR:OG1	2.47	0.47
16:A1:102:GLU:H	16:A1:103:PRO:CD	2.28	0.47
20:AU:75:ILE:CB	20:AU:80:GLY:H	2.28	0.47
20:AU:75:ILE:CG1	20:AU:80:GLY:H	2.28	0.47
21:AV:67:LEU:HD21	21:AV:90:VAL:HG13	1.96	0.47
21:AV:73:GLN:HB3	21:AV:87:ASP:OD2	2.15	0.47
21:AV:178:GLU:C	21:AV:180:VAL:H	2.17	0.47
23:AZ:15:ALA:HB2	23:AZ:42:GLN:OE1	2.14	0.47
23:AZ:82:LEU:H	23:AZ:82:LEU:CD2	2.21	0.47
26:A4:16:CYS:C	26:A4:18:CYS:H	2.18	0.47
30:A8:37:SER:O	30:A8:38:GLY:C	2.53	0.47
30:A8:64:TYR:HB2	30:A8:65:GLU:H	1.36	0.47
31:BA:126:G:H4'	31:BA:634:C:O2	2.15	0.47
31:BA:208:U:O2'	31:BA:209:U:OP1	2.28	0.47
31:BA:209:U:HO2'	31:BA:210:U:P	2.35	0.47
31:BA:542:G:H5'	34:BG:41:GLY:CA	2.45	0.47
31:BA:791:G:C5	31:BA:792:A:N7	2.82	0.47
31:BA:913:A:H1'	31:BA:914:A:O4'	2.15	0.47
31:BA:1004:A:O5'	31:BA:1025:U:C4	2.66	0.47
31:BA:1053:G:N7	31:BA:1199:U:H3'	2.29	0.47
31:BA:1143:G:H2'	31:BA:1144:G:C8	2.50	0.47
31:BA:1157:A:N6	31:BA:1180:A:N7	2.62	0.47
31:BA:1297:C:OP2	31:BA:1297:C:H6	1.97	0.47
31:BA:1370:G:O2'	31:BA:1371:G:H5'	2.14	0.47
31:BA:1381:U:O2	31:BA:1381:U:H2'	2.15	0.47
31:BA:1455:G:OP1	50:BW:35:THR:HG21	2.15	0.47
31:BA:1502:A:O2'	31:BA:1503:A:OP1	2.23	0.47
33:BF:76:VAL:CG2	33:BF:77:ILE:H	2.28	0.47

*Continued on next page...*

*Continued from previous page...*

Atom-1	Atom-2	Interatomic distance (Å)	Clash overlap (Å)
33:BF:148:GLY:CA	33:BF:203:PHE:HB3	2.43	0.47
34:BG:9:CYS:C	34:BG:11:LEU:H	2.17	0.47
34:BG:119:GLN:OE1	34:BG:123:HIS:CD2	2.68	0.47
34:BG:200:GLU:O	34:BG:203:VAL:N	2.48	0.47
35:BH:80:ILE:CD1	35:BH:82:VAL:HG23	2.44	0.47
35:BH:129:ILE:O	35:BH:132:ALA:HB3	2.15	0.47
35:BH:144:THR:O	35:BH:147:ASP:OD2	2.33	0.47
38:BK:31:PHE:CE2	38:BK:35:ILE:HD11	2.49	0.47
39:BL:28:VAL:HG22	39:BL:63:ILE:O	2.15	0.47
40:BM:97:GLU:C	40:BM:98:ILE:HD12	2.34	0.47
42:BO:35:GLY:HA3	42:BO:58:VAL:CG1	2.45	0.47
43:BP:108:ARG:NH1	43:BP:108:ARG:HG3	2.30	0.47
44:BQ:48:ALA:CA	44:BQ:53:LEU:HD12	2.44	0.47
46:BS:75:ARG:HG3	46:BS:80:PHE:CD1	2.50	0.47
52:BB:5:G:H2'	52:BB:6:G:C8	2.46	0.47
52:BC:39:U:C2	52:BC:40:C:C5	3.03	0.47
53:B1:42:U:H4'	53:B1:43:U:OP1	2.15	0.47
54:CA:9:G:O4'	54:CA:9:G:OP2	2.33	0.47
54:CA:41:G:H2'	54:CA:42:G:H8	1.80	0.47
54:CA:184:G:O4'	54:CA:224:C:H4'	2.15	0.47
54:CA:275:G:H5'	47:CT:14:LYS:HB3	1.95	0.47
54:CA:328:C:O2	54:CA:328:C:C2'	2.63	0.47
54:CA:392:G:H2'	54:CA:393:A:C8	2.50	0.47
54:CA:630:G:C3'	54:CA:630:G:H8	2.16	0.47
54:CA:828:A:H5''	54:CA:859:A:C2	2.50	0.47
54:CA:872:A:N1	54:CA:874:G:C6	2.82	0.47
54:CA:957:U:H1'	54:CA:960:U:C6	2.49	0.47
54:CA:999:U:H2'	54:CA:1000:A:O4'	2.15	0.47
54:CA:1055:A:O2'	33:CF:161:GLU:OE1	2.33	0.47
54:CA:1139:G:N2	54:CA:1143:G:O6	2.47	0.47
32:CE:33:TYR:CD2	32:CE:43:ASP:HB2	2.48	0.47
32:CE:41:ILE:HD12	32:CE:41:ILE:N	2.29	0.47
32:CE:48:MET:C	32:CE:50:GLU:N	2.66	0.47
32:CE:60:ASP:HB3	32:CE:64:ARG:CZ	2.44	0.47
32:CE:97:TRP:CH2	32:CE:176:GLU:OE2	2.68	0.47
32:CE:212:GLN:CG	32:CE:235:SER:HB2	2.40	0.47
33:CF:91:LEU:CD1	33:CF:101:LEU:HD12	2.43	0.47
33:CF:153:VAL:HG13	33:CF:196:LEU:HD12	1.95	0.47
34:CG:8:VAL:O	34:CG:11:LEU:N	2.45	0.47
34:CG:131:ARG:HG3	34:CG:131:ARG:NH1	2.28	0.47
35:CH:78:HIS:CB	38:CK:104:ARG:HG2	2.45	0.47

*Continued on next page...*



*Continued from previous page...*

Atom-1	Atom-2	Interatomic distance (Å)	Clash overlap (Å)
36:CI:99:ALA:O	48:CU:28:GLU:HA	2.14	0.47
37:CJ:45:ASP:O	37:CJ:49:ILE:HG12	2.15	0.47
37:CJ:122:HIS:O	37:CJ:125:MET:HB2	2.14	0.47
40:CM:49:VAL:CG1	40:CM:50:ILE:N	2.78	0.47
41:CN:78:GLN:O	41:CN:103:LEU:HA	2.15	0.47
42:CO:18:VAL:O	42:CO:19:ARG:HB2	2.14	0.47
42:CO:82:VAL:HG23	42:CO:106:ASP:OD2	2.14	0.47
42:CO:90:VAL:O	42:CO:91:LYS:C	2.53	0.47
46:CS:21:VAL:HG23	46:CS:21:VAL:O	2.15	0.47
47:CT:80:GLY:O	47:CT:82:MET:HG2	2.15	0.47
50:CW:45:GLN:HB2	50:CW:91:LEU:HD22	1.96	0.47
52:CD:9:A:H5''	52:CD:10:G:OP2	2.15	0.47
53:C1:30:C:C6	53:C1:30:C:C3'	2.97	0.47
53:C1:56:U:O2'	53:C1:57:U:O5'	2.33	0.47
55:DA:33:U:O2'	55:DA:34:C:P	2.73	0.47
55:DA:77:C:H5''	24:DW:10:LEU:HD11	1.97	0.47
55:DA:321:G:O2'	55:DA:340:A:O2'	2.27	0.47
55:DA:448:U:C4	55:DA:583:G:H1'	2.50	0.47
55:DA:471:A:H8	55:DA:471:A:O5'	1.98	0.47
55:DA:510:C:O2'	55:DA:511:U:H5'	2.15	0.47
55:DA:528:A:C2	55:DA:2043:C:H4'	2.49	0.47
55:DA:633:A:H2'	55:DA:634:C:H5'	1.95	0.47
55:DA:684:G:C2	55:DA:774:A:C2	3.03	0.47
55:DA:847:U:H5	55:DA:933:A:N1	2.12	0.47
55:DA:857:C:H1'	22:D3:26:TYR:HE2	1.79	0.47
55:DA:1011:G:P	16:D1:77:SER:HG	2.38	0.47
55:DA:1074:G:H2'	55:DA:1075:C:C6	2.49	0.47
55:DA:1458:C:H5''	55:DA:1459:G:O5'	2.15	0.47
55:DA:1710:C:H2'	55:DA:1711:C:C6	2.50	0.47
55:DA:1906:G:C4	55:DA:1929:G:N2	2.83	0.47
55:DA:1978:A:H2'	55:DA:1979:C:C6	2.50	0.47
55:DA:2219:G:H2'	55:DA:2224:G:C5'	2.45	0.47
55:DA:2241:A:H2'	55:DA:2242:G:C8	2.49	0.47
55:DA:2273:A:C2'	55:DA:2274:A:H5'	2.44	0.47
55:DA:2408:U:O5'	55:DA:2408:U:H6	1.98	0.47
55:DA:2420:C:OP1	30:D8:34:TRP:N	2.46	0.47
55:DA:2477:C:O5'	55:DA:2477:C:H6	1.97	0.47
55:DA:2618:G:H2'	55:DA:2619:C:C6	2.50	0.47
55:DA:2737:G:H2'	55:DA:2738:A:C8	2.50	0.47
55:DA:2779:U:O2'	55:DA:2781:A:N7	2.42	0.47
55:DA:2811:G:OP1	4:DE:61:ARG:HG2	2.14	0.47

*Continued on next page...*

*Continued from previous page...*

Atom-1	Atom-2	Interatomic distance (Å)	Clash overlap (Å)
2:DB:35:U:H2'	2:DB:36:C:C6	2.50	0.47
3:DD:66:ASP:OD1	3:DD:68:LYS:O	2.33	0.47
3:DD:94:LEU:C	3:DD:94:LEU:CD1	2.81	0.47
4:DE:179:GLU:HB3	4:DE:181:LEU:HD23	1.95	0.47
6:DG:75:LYS:HD2	6:DG:77:ILE:HD11	1.96	0.47
6:DG:108:ASN:HA	26:D4:38:LYS:CG	2.44	0.47
7:DH:2:SER:O	7:DH:3:ARG:C	2.53	0.47
7:DH:16:SER:O	7:DH:17:VAL:HG23	2.15	0.47
7:DH:89:ILE:HD13	7:DH:90:LYS:H	1.78	0.47
7:DH:137:ASP:O	7:DH:138:LYS:HB2	2.15	0.47
56:DI:10:GLU:O	56:DI:14:GLN:CA	2.63	0.47
57:DY:38:HIS:C	57:DY:40:LEU:N	2.66	0.47
57:DY:41:ARG:O	58:DL:116:ASN:O	2.33	0.47
57:DY:59:ILE:C	57:DY:61:LEU:N	2.68	0.47
57:DY:89:ALA:CA	56:DJ:15:ALA:HB2	2.44	0.47
57:DY:116:ILE:O	57:DY:117:LEU:CB	2.59	0.47
58:DL:69:THR:O	58:DL:70:LYS:CG	2.63	0.47
58:DL:78:ILE:HG21	58:DL:131:ALA:HB2	1.97	0.47
9:DM:7:LYS:H	9:DM:7:LYS:CD	2.23	0.47
10:DN:5:GLN:O	10:DN:20:MET:CE	2.63	0.47
10:DN:12:ASP:C	10:DN:12:ASP:OD2	2.53	0.47
10:DN:31:LYS:HB3	10:DN:32:TYR:CD1	2.50	0.47
10:DN:79:PHE:HE2	10:DN:101:PRO:HB2	1.79	0.47
11:DO:79:ARG:HD3	11:DO:110:TYR:HE1	1.77	0.47
11:DO:88:LEU:HD23	11:DO:88:LEU:C	2.35	0.47
12:DP:6:ARG:O	12:DP:7:MET:HB2	2.15	0.47
12:DP:140:ALA:CB	21:DV:53:ILE:HD11	2.43	0.47
14:DQ:3:ARG:CG	14:DQ:4:LEU:N	2.75	0.47
16:D1:44:ASN:N	16:D1:44:ASN:ND2	2.59	0.47
16:D1:92:ARG:HD2	17:D2:11:GLN:HE21	1.70	0.47
19:DT:47:PHE:O	19:DT:48:LYS:C	2.53	0.47
20:DU:91:GLU:HG3	20:DU:92:ASN:N	2.30	0.47
21:DV:178:GLU:O	21:DV:179:ASP:CB	2.61	0.47
21:DV:192:ALA:CA	21:DV:193:GLU:OE1	2.62	0.47
22:D3:14:ARG:O	22:D3:15:ASP:HB2	2.13	0.47
23:DZ:15:ALA:O	23:DZ:40:ARG:HG3	2.14	0.47
1:AA:96:G:O5'	24:AW:48:HIS:ND1	2.45	0.47
1:AA:310:A:P	20:AU:18:GLY:HA2	2.54	0.47
1:AA:457:A:O2'	1:AA:458:G:OP2	2.30	0.47
1:AA:640:C:O2'	1:AA:641:C:H5'	2.15	0.47
1:AA:920:G:H2'	1:AA:921:G:H8	1.80	0.47

*Continued on next page...*

*Continued from previous page...*

Atom-1	Atom-2	Interatomic distance (Å)	Clash overlap (Å)
1:AA:957:A:N6	1:AA:959:A:C2	2.83	0.47
1:AA:988:A:H3'	25:AX:11:SER:OG	2.14	0.47
1:AA:1171:G:H1'	1:AA:1173:G:O4'	2.14	0.47
1:AA:1291:C:C5'	1:AA:1536:A:H5''	2.44	0.47
1:AA:1297:C:H2'	1:AA:1298:C:H6	1.80	0.47
1:AA:1517:G:H2'	1:AA:1518:C:C6	2.50	0.47
1:AA:1819:A:OP1	3:AD:161:THR:HG21	2.13	0.47
1:AA:1930:G:H2'	1:AA:1968:G:N1	2.30	0.47
1:AA:2113:U:H3'	1:AA:2114:A:H5'	1.96	0.47
1:AA:2133:G:O2'	1:AA:2158:A:N1	2.45	0.47
1:AA:2753:A:C3'	1:AA:2754:U:H5''	2.44	0.47
1:AA:2851:A:H2'	1:AA:2852:G:H8	1.80	0.47
1:AA:2852:G:O2'	1:AA:2853:C:H5'	2.14	0.47
2:AB:14:U:O2'	2:AB:107:U:C1'	2.62	0.47
4:AE:93:VAL:HG21	4:AE:180:ASN:HA	1.97	0.47
4:AE:93:VAL:C	4:AE:95:ILE:H	2.17	0.47
8:AK:52:ARG:HH11	8:AK:52:ARG:HG2	1.80	0.47
8:AK:100:ALA:O	8:AK:102:SER:N	2.48	0.47
12:AP:21:THR:CG2	12:AP:100:GLY:HA3	2.41	0.47
12:AP:22:LYS:HD3	12:AP:101:ARG:NH1	2.30	0.47
13:A0:63:ARG:HH11	13:A0:63:ARG:CB	2.24	0.47
15:AR:80:SER:HB3	15:AR:83:ILE:HG13	1.96	0.47
16:A1:75:ASN:HB2	16:A1:78:THR:OG1	2.15	0.47
17:A2:38:LEU:HD21	17:A2:57:VAL:HG13	1.97	0.47
17:A2:44:LYS:HG2	17:A2:45:THR:HG23	1.97	0.47
21:AV:33:LEU:O	21:AV:34:ASN:HB2	2.15	0.47
24:AW:47:ASN:O	24:AW:50:ILE:HG13	2.14	0.47
30:A8:36:LYS:HB2	30:A8:41:ILE:HG13	1.97	0.47
30:A8:61:LEU:O	30:A8:62:LEU:C	2.53	0.47
31:BA:198:G:O2'	31:BA:199:G:H5'	2.14	0.47
31:BA:302:G:N3	31:BA:556:C:H4'	2.29	0.47
31:BA:1128:C:C4	31:BA:1139:G:C2	3.03	0.47
31:BA:1161:C:H2'	31:BA:1162:C:H6	1.80	0.47
32:BE:158:LEU:H	32:BE:158:LEU:HD12	1.78	0.47
32:BE:172:ILE:H	32:BE:172:ILE:CD1	2.25	0.47
34:BG:200:GLU:HG3	34:BG:201:GLN:H	1.80	0.47
37:BJ:38:LEU:O	37:BJ:42:ILE:HG13	2.14	0.47
39:BL:3:GLN:CG	39:BL:20:ARG:NH1	2.77	0.47
39:BL:37:PHE:CE1	39:BL:74:ILE:HG12	2.49	0.47
40:BM:22:LYS:HD2	40:BM:22:LYS:C	2.35	0.47
40:BM:48:THR:CB	40:BM:62:HIS:HB3	2.43	0.47

*Continued on next page...*

*Continued from previous page...*

Atom-1	Atom-2	Interatomic distance (Å)	Clash overlap (Å)
42:BO:57:LYS:HG3	42:BO:67:THR:HG22	1.96	0.47
45:BR:33:THR:HG23	45:BR:63:ARG:NH1	2.29	0.47
47:BT:67:LYS:HG2	47:BT:68:ARG:N	2.30	0.47
47:BT:95:TYR:HD1	47:BT:98:LEU:HD12	1.79	0.47
49:BV:67:VAL:C	49:BV:69:HIS:H	2.17	0.47
50:BW:18:GLN:NE2	50:BW:22:ARG:HH12	2.13	0.47
51:BX:2:GLY:C	51:BX:4:GLY:H	2.18	0.47
52:BB:7:A:C5'	52:BB:8:U:OP2	2.53	0.47
54:CA:170:U:O2'	54:CA:171:A:H5'	2.15	0.47
54:CA:818:G:C3'	54:CA:819:A:C5'	2.93	0.47
54:CA:973:G:O4'	40:CM:55:LYS:HG2	2.15	0.47
54:CA:1037:C:H2'	54:CA:1038:C:C6	2.50	0.47
54:CA:1095:U:OP1	54:CA:1108:G:N1	2.47	0.47
54:CA:1100:C:O2	54:CA:1102:A:H5'	2.14	0.47
54:CA:1176:A:N6	54:CA:1177:G:N1	2.63	0.47
33:CF:23:TYR:O	33:CF:24:ALA:HB2	2.14	0.47
33:CF:70:VAL:O	33:CF:106:VAL:HG23	2.15	0.47
33:CF:162:GLN:HG2	53:C1:54:U:O2	2.14	0.47
34:CG:23:GLY:O	34:CG:27:TYR:HD1	1.97	0.47
34:CG:60:GLU:OE2	34:CG:198:VAL:HA	2.15	0.47
34:CG:151:LYS:HD3	34:CG:151:LYS:O	2.15	0.47
39:CL:50:LEU:HD23	39:CL:85:LEU:CD2	2.44	0.47
41:CN:21:ILE:HG13	41:CN:30:VAL:CG1	2.45	0.47
45:CR:74:ASP:OD2	45:CR:77:ARG:HD3	2.14	0.47
55:DA:3:U:C2	55:DA:4:C:C6	3.03	0.47
55:DA:138:G:H5'	55:DA:138:G:N3	2.30	0.47
55:DA:510:C:C2'	55:DA:511:U:H5'	2.44	0.47
55:DA:572:A:OP2	17:D2:78:LYS:NZ	2.43	0.47
55:DA:1071:G:N1	55:DA:1091:G:N7	2.63	0.47
55:DA:1082:U:H2'	57:DY:41:ARG:CZ	2.45	0.47
55:DA:1579:A:H2'	55:DA:1580:A:O4'	2.15	0.47
55:DA:1952:A:C6	55:DA:1953:A:N1	2.82	0.47
55:DA:2112:G:H1	55:DA:2169:A:N6	2.13	0.47
55:DA:2243:U:O2	55:DA:2434:A:C2	2.68	0.47
55:DA:2330:G:H2'	55:DA:2331:G:O4'	2.15	0.47
55:DA:2481:G:O2'	55:DA:2482:G:P	2.73	0.47
55:DA:2702:U:H2'	55:DA:2702:U:O2	2.15	0.47
55:DA:2717:G:O2'	15:DR:96:ARG:HD3	2.15	0.47
55:DA:2740:A:N6	55:DA:2764:A:C8	2.82	0.47
55:DA:2760:C:C2'	55:DA:2761:G:C5'	2.76	0.47
55:DA:2779:U:H5'	55:DA:2780:G:OP1	2.14	0.47

*Continued on next page...*

*Continued from previous page...*

Atom-1	Atom-2	Interatomic distance (Å)	Clash overlap (Å)
3:DD:2:ALA:O	3:DD:3:VAL:HB	2.15	0.47
3:DD:133:LEU:HA	3:DD:136:ILE:HD13	1.97	0.47
4:DE:134:ILE:C	4:DE:134:ILE:HD12	2.36	0.47
5:DF:63:LYS:HE2	5:DF:67:GLN:HB2	1.96	0.47
7:DH:59:ARG:HG3	7:DH:59:ARG:NH1	2.27	0.47
56:DI:24:ILE:O	56:DI:27:LEU:CB	2.61	0.47
8:DK:29:TYR:O	8:DK:32:PRO:HD2	2.14	0.47
8:DK:41:GLU:O	8:DK:45:LYS:HB2	2.15	0.47
8:DK:57:ARG:CA	8:DK:60:GLU:HB3	2.45	0.47
8:DK:64:GLU:OE1	8:DK:64:GLU:HA	2.14	0.47
57:DY:75:GLN:NE2	57:DY:75:GLN:CA	2.75	0.47
57:DY:102:LYS:CD	57:DY:103:GLY:N	2.78	0.47
56:DJ:14:GLN:H	56:DJ:17:VAL:HG23	1.79	0.47
11:DO:31:ALA:O	11:DO:32:THR:HG22	2.15	0.47
12:DP:18:LYS:O	12:DP:19:GLY:C	2.53	0.47
21:DV:192:ALA:O	21:DV:193:GLU:OE1	2.32	0.47
22:D3:3:HIS:CG	22:D3:4:LYS:N	2.83	0.47
22:D3:14:ARG:HE	22:D3:14:ARG:HB2	1.23	0.47
22:D3:50:ASN:O	22:D3:81:VAL:HG21	2.15	0.47
24:DW:53:LEU:O	24:DW:57:ILE:HG13	2.14	0.47
30:D8:15:LYS:HD3	30:D8:16:ILE:N	2.30	0.47
1:AA:21:A:O2'	1:AA:22:C:H5'	2.14	0.47
1:AA:227:A:O2'	1:AA:228:A:P	2.73	0.47
1:AA:372:G:C2'	1:AA:373:U:OP2	2.62	0.47
1:AA:471:A:H8	1:AA:471:A:O5'	1.97	0.47
1:AA:726:G:HO2'	1:AA:727:A:H8	1.62	0.47
1:AA:807:U:O2'	1:AA:808:G:H5'	2.15	0.47
1:AA:1043:C:H42	1:AA:1112:G:H1	1.63	0.47
1:AA:1093:G:O2'	1:AA:1094:U:H5'	2.15	0.47
1:AA:1287:A:OP1	13:A0:105:ARG:O	2.33	0.47
1:AA:1665:A:H2'	1:AA:1666:G:O4'	2.14	0.47
1:AA:1965:C:H2'	1:AA:1966:A:C8	2.48	0.47
1:AA:2102:U:O2'	1:AA:2103:C:H5'	2.15	0.47
1:AA:2279:G:N2	1:AA:2280:G:H1'	2.30	0.47
1:AA:2389:G:H5''	1:AA:2390:U:O4'	2.15	0.47
1:AA:2756:U:H1'	1:AA:2757:A:C8	2.50	0.47
1:AA:2780:G:OP2	9:AM:118:LYS:HE2	2.15	0.47
3:AD:166:GLN:HE21	3:AD:166:GLN:HA	1.79	0.47
4:AE:39:PRO:HA	4:AE:43:GLY:N	2.29	0.47
5:AF:17:ARG:HH11	5:AF:17:ARG:HG3	1.80	0.47
5:AF:116:ASP:OD2	11:AO:1:MET:N	2.47	0.47

*Continued on next page...*

*Continued from previous page...*

Atom-1	Atom-2	Interatomic distance (Å)	Clash overlap (Å)
6:AG:5:VAL:HG22	26:A4:25:TYR:CZ	2.50	0.47
9:AM:30:ILE:CG2	9:AM:34:LEU:HD21	2.44	0.47
9:AM:62:VAL:CG2	9:AM:66:LYS:HG3	2.39	0.47
10:AN:98:VAL:HG12	10:AN:117:LEU:HB3	1.97	0.47
11:AO:48:PRO:O	11:AO:51:PHE:N	2.47	0.47
11:AO:52:GLU:HB2	11:AO:53:GLY:H	1.60	0.47
11:AO:138:LEU:HD12	11:AO:139:LYS:N	2.30	0.47
12:AP:26:TYR:O	12:AP:27:VAL:C	2.52	0.47
12:AP:78:PRO:O	12:AP:79:LEU:HG	2.15	0.47
13:A0:41:ALA:HB1	13:A0:97:VAL:CG1	2.45	0.47
18:AS:20:VAL:O	18:AS:21:VAL:C	2.53	0.47
18:AS:75:TYR:CE2	18:AS:104:THR:HB	2.50	0.47
19:AT:12:VAL:HG22	19:AT:17:ALA:HB2	1.97	0.47
21:AV:81:ARG:O	21:AV:81:ARG:HD3	2.15	0.47
24:AW:69:ARG:CZ	24:AW:69:ARG:HB2	2.45	0.47
31:BA:22:G:H2'	31:BA:23:C:H6	1.80	0.47
31:BA:255:G:H2'	31:BA:256:U:H6	1.80	0.47
31:BA:560:U:O2'	31:BA:561:U:OP2	2.22	0.47
31:BA:641:U:C4'	31:BA:642:A:OP1	2.62	0.47
31:BA:691:G:O2'	31:BA:797:C:H4'	2.15	0.47
31:BA:916:G:H2'	31:BA:916:G:N3	2.30	0.47
31:BA:1296:C:H3'	31:BA:1297:C:H6	1.78	0.47
31:BA:1506:U:O2'	31:BA:1507:A:P	2.73	0.47
33:BF:78:GLY:HA3	33:BF:83:ARG:HB3	1.97	0.47
34:BG:38:TYR:O	34:BG:38:TYR:HD2	1.98	0.47
37:BJ:118:VAL:HG23	37:BJ:119:ARG:N	2.30	0.47
39:BL:4:TYR:HA	39:BL:88:TYR:HE1	1.80	0.47
43:BP:70:LEU:O	43:BP:74:VAL:HG23	2.15	0.47
49:BV:29:ARG:O	49:BV:30:LEU:CB	2.57	0.47
50:BW:26:ASN:HA	50:BW:29:LYS:HG2	1.96	0.47
52:BD:70:G:H2'	52:BD:71:G:C8	2.50	0.47
53:B1:43:U:C2'	53:B1:44:U:H5'	2.45	0.47
54:CA:419:C:H2'	54:CA:420:U:H5'	1.96	0.47
54:CA:602:A:H2'	54:CA:603:U:C6	2.50	0.47
54:CA:953:G:C5'	54:CA:965:A:H61	2.25	0.47
54:CA:1137:C:O2'	54:CA:1138:G:N3	2.47	0.47
54:CA:1473:A:O2'	54:CA:1474:G:H5'	2.14	0.47
32:CE:69:LEU:CD1	32:CE:91:PRO:HB2	2.43	0.47
32:CE:213:LEU:HD21	32:CE:217:ARG:HH11	1.78	0.47
37:CJ:73:MET:HG2	37:CJ:90:GLU:CA	2.42	0.47
37:CJ:78:ARG:HH11	37:CJ:78:ARG:HG3	1.80	0.47

*Continued on next page...*

*Continued from previous page...*

Atom-1	Atom-2	Interatomic distance (Å)	Clash overlap (Å)
41:CN:81:ASP:O	41:CN:82:VAL:C	2.53	0.47
43:CP:57:ARG:HH11	43:CP:57:ARG:CB	2.20	0.47
48:CU:53:ARG:NH2	48:CU:59:SER:C	2.68	0.47
52:CD:58:A:O2'	52:CD:59:U:OP1	2.32	0.47
52:CC:2:C:H2'	52:CC:3:C:C6	2.50	0.47
52:CC:68:C:H2'	52:CC:69:G:C8	2.50	0.47
55:DA:28:A:N6	55:DA:512:G:H1'	2.28	0.47
55:DA:65:C:H2'	55:DA:66:C:H6	1.78	0.47
55:DA:95:G:H5'	24:DW:46:GLN:OE1	2.15	0.47
55:DA:138:G:N2	19:DT:44:GLU:OE2	2.35	0.47
55:DA:705:A:C2	55:DA:727:A:H1'	2.50	0.47
55:DA:1059:G:C8	55:DA:1059:G:H3'	2.50	0.47
55:DA:1173:G:H4'	55:DA:1174:A:N1	2.30	0.47
55:DA:1188:U:H5'	17:D2:79:VAL:CG2	2.43	0.47
55:DA:1188:U:H2'	55:DA:1189:A:O5'	2.15	0.47
55:DA:1225:C:O2'	17:D2:85:LYS:HA	2.15	0.47
55:DA:1511:A:H2'	55:DA:1512:G:H5'	1.97	0.47
55:DA:2168:G:N2	55:DA:2170:A:OP2	2.47	0.47
55:DA:2444:G:OP2	5:DF:68:LYS:CE	2.63	0.47
55:DA:2808:U:C2'	55:DA:2809:A:H5'	2.44	0.47
55:DA:2813:A:H2'	55:DA:2814:C:O4'	2.15	0.47
2:DB:29:A:H2'	2:DB:30:C:C6	2.50	0.47
3:DD:72:LYS:HB3	3:DD:75:ILE:HD12	1.96	0.47
3:DD:177:LEU:HD12	3:DD:181:GLU:HG2	1.97	0.47
6:DG:68:PRO:HG2	6:DG:90:LEU:HD12	1.97	0.47
56:DI:4:ASP:OD2	56:DI:5:ILE:CD1	2.62	0.47
8:DK:82:ARG:O	8:DK:89:TYR:HD1	1.98	0.47
11:DO:66:GLY:O	11:DO:67:MET:CB	2.63	0.47
11:DO:81:GLN:NE2	11:DO:106:LEU:O	2.48	0.47
12:DP:103:MET:HE1	12:DP:125:LEU:HD13	1.96	0.47
13:D0:63:ARG:HA	13:D0:80:PHE:CZ	2.50	0.47
14:DQ:25:ARG:HH11	14:DQ:25:ARG:CB	2.27	0.47
14:DQ:25:ARG:HH11	14:DQ:25:ARG:HB3	1.80	0.47
14:DQ:62:LYS:HB3	14:DQ:97:ARG:CD	2.44	0.47
16:D1:107:ALA:O	16:D1:110:VAL:HB	2.14	0.47
21:DV:10:ARG:NH2	21:DV:26:GLY:O	2.48	0.47
1:AA:3:U:C2	1:AA:4:C:C6	3.03	0.47
1:AA:55:G:O2'	1:AA:127:A:N1	2.35	0.47
1:AA:322:A:H2	1:AA:339:U:O4	1.98	0.47
1:AA:608:A:N1	1:AA:621:A:N7	2.63	0.47
1:AA:610:C:H2'	1:AA:611:C:H6	1.80	0.47

*Continued on next page...*

*Continued from previous page...*

Atom-1	Atom-2	Interatomic distance (Å)	Clash overlap (Å)
1:AA:824:A:H1'	1:AA:2358:G:N7	2.30	0.47
1:AA:865:C:H2'	1:AA:865:C:O2	2.14	0.47
1:AA:923:C:H2'	1:AA:924:C:H6	1.80	0.47
1:AA:999:U:C2'	1:AA:1000:A:C5'	2.88	0.47
1:AA:1204:A:C2	1:AA:1206:G:N2	2.83	0.47
1:AA:1412:A:H2'	1:AA:1413:G:C8	2.49	0.47
1:AA:1455:G:C2	1:AA:1456:G:C8	3.03	0.47
1:AA:1517:G:H2'	1:AA:1518:C:H6	1.80	0.47
1:AA:2212:A:H1'	1:AA:2215:G:C5	2.50	0.47
1:AA:2262:U:H4'	1:AA:2328:A:C2	2.50	0.47
1:AA:2348:U:H4'	28:A6:42:TRP:CD1	2.49	0.47
2:AB:78:A:H3'	2:AB:79:C:C6	2.50	0.47
3:AD:263:ARG:HB2	3:AD:263:ARG:CZ	2.43	0.47
4:AE:199:ARG:HB2	4:AE:199:ARG:CZ	2.45	0.47
8:AK:144:VAL:O	8:AK:145:VAL:CG2	2.62	0.47
9:AM:132:ALA:O	9:AM:133:GLN:C	2.53	0.47
11:AO:31:ALA:C	11:AO:32:THR:HG23	2.35	0.47
11:AO:95:VAL:HA	11:AO:99:LEU:HD23	1.97	0.47
13:A0:28:LEU:O	13:A0:28:LEU:HD22	2.14	0.47
13:A0:31:HIS:C	13:A0:33:ARG:H	2.18	0.47
13:A0:94:TYR:O	13:A0:117:VAL:HG12	2.15	0.47
14:AQ:48:LEU:CD2	14:AQ:82:ILE:HD11	2.45	0.47
14:AQ:52:SER:O	14:AQ:56:LEU:HD21	2.15	0.47
15:AR:118:ARG:NH1	31:BA:1446:A:C6	2.83	0.47
16:A1:33:ARG:O	16:A1:37:GLU:HG3	2.14	0.47
20:AU:81:LYS:O	20:AU:96:ILE:HG22	2.15	0.47
21:AV:108:PRO:HB2	21:AV:141:VAL:O	2.02	0.47
24:AW:32:LEU:HB2	24:AW:53:LEU:HD13	1.96	0.47
26:A4:24:THR:O	26:A4:25:TYR:HB2	2.15	0.47
27:A5:6:VAL:HG22	27:A5:7:PRO:HD2	1.97	0.47
31:BA:209:U:H2'	31:BA:209:U:O2	2.13	0.47
31:BA:570:G:C6	31:BA:873:A:C2	3.03	0.47
31:BA:595:G:N1	31:BA:641:U:H2'	2.30	0.47
31:BA:686:U:O2'	31:BA:687:A:O5'	2.33	0.47
31:BA:802:A:H2'	31:BA:803:G:O4'	2.15	0.47
31:BA:953:G:H2'	31:BA:954:G:O4'	2.14	0.47
31:BA:1387:G:C4	31:BA:1388:C:C5	3.03	0.47
34:BG:59:ARG:NH2	34:BG:66:ARG:NH1	2.63	0.47
34:BG:209:ARG:HG3	34:BG:209:ARG:HH11	1.80	0.47
37:BJ:78:ARG:HD2	37:BJ:79:ARG:H	1.80	0.47
37:BJ:131:LYS:HB2	37:BJ:131:LYS:HZ3	1.79	0.47

*Continued on next page...*



*Continued from previous page...*

Atom-1	Atom-2	Interatomic distance (Å)	Clash overlap (Å)
38:BK:63:LEU:HB2	38:BK:65:TYR:CE1	2.50	0.47
40:BM:50:ILE:HA	40:BM:60:ARG:HB2	1.97	0.47
52:BD:24:G:C2'	52:BD:25:C:H5'	2.45	0.47
52:BC:37:MIA:N3	52:BC:37:MIA:H2'	2.30	0.47
53:B1:52:U:C2'	53:B1:53:U:O5'	2.63	0.47
54:CA:15:G:H4'	35:CH:24:ARG:NH1	2.29	0.47
54:CA:129(A):G:N3	54:CA:188:U:O2'	2.47	0.47
54:CA:140:A:H2'	54:CA:141:A:O4'	2.14	0.47
54:CA:255:G:O4'	47:CT:16:GLN:HB2	2.15	0.47
54:CA:262:A:C6	54:CA:263:A:N6	2.82	0.47
54:CA:430:A:H2'	54:CA:431:A:C5'	2.44	0.47
54:CA:644:G:H2'	54:CA:645:C:C5'	2.44	0.47
54:CA:1157:A:C2	54:CA:1181:G:H1'	2.50	0.47
54:CA:1178:G:N7	54:CA:1180:A:OP2	2.48	0.47
54:CA:1528:U:O2'	54:CA:1529:G:P	2.73	0.47
32:CE:55:PHE:HA	32:CE:58:ILE:HG12	1.97	0.47
33:CF:6:HIS:HB3	44:CQ:49:HIS:CD2	2.50	0.47
34:CG:43:HIS:HA	34:CG:46:LYS:HG2	1.97	0.47
34:CG:172:PRO:HD2	34:CG:173:TRP:CZ3	2.50	0.47
37:CJ:17:VAL:HG12	37:CJ:18:TYR:CD1	2.50	0.47
39:CL:65:VAL:C	39:CL:66:ARG:HG3	2.36	0.47
50:CW:87:LYS:O	50:CW:88:VAL:C	2.52	0.47
55:DA:991:C:H2'	55:DA:992:C:C6	2.49	0.47
55:DA:1110:G:H2'	55:DA:1111:A:H8	1.80	0.47
55:DA:1173:G:N3	55:DA:1175:U:C5	2.83	0.47
55:DA:1177:A:H5''	55:DA:1178:C:H5''	1.97	0.47
55:DA:1485:G:H2'	55:DA:1486:A:O5'	2.15	0.47
55:DA:2012:G:H4'	18:DS:96:ILE:CD1	2.45	0.47
55:DA:2097:C:C2'	55:DA:2098:U:H5'	2.45	0.47
55:DA:2186:G:H2'	55:DA:2187:G:C8	2.50	0.47
55:DA:2426:A:HO2'	55:DA:2427:C:P	2.38	0.47
3:DD:25:THR:O	3:DD:26:LYS:C	2.53	0.47
3:DD:89:SER:C	3:DD:159:ALA:HB2	2.35	0.47
3:DD:134:ARG:HD2	3:DD:188:GLU:OE2	2.15	0.47
5:DF:23:ASP:O	5:DF:24:LEU:O	2.32	0.47
6:DG:177:GLY:O	6:DG:179:PRO:HD3	2.15	0.47
57:DY:38:HIS:O	57:DY:96:PHE:HZ	1.97	0.47
58:DL:10:LEU:HG	58:DL:55:VAL:HG11	1.97	0.47
58:DL:20:ALA:CB	58:DL:21:PRO:CD	2.91	0.47
58:DL:21:PRO:O	58:DL:24:GLY:C	2.54	0.47
58:DL:52:ILE:CG1	58:DL:76:TYR:CA	2.93	0.47

*Continued on next page...*

*Continued from previous page...*

Atom-1	Atom-2	Interatomic distance (Å)	Clash overlap (Å)
58:DL:77:LEU:HB3	58:DL:107:ILE:HD13	1.96	0.47
9:DM:15:LEU:HB2	9:DM:134:ARG:HB2	1.95	0.47
12:DP:42:ILE:HD13	12:DP:97:VAL:HG21	1.96	0.47
14:DQ:100:ALA:O	14:DQ:103:GLU:HG2	2.15	0.47
15:DR:23:ARG:HG2	15:DR:120:ARG:NH1	2.30	0.47
21:DV:33:LEU:HD23	21:DV:90:VAL:HG21	1.97	0.47
28:D6:47:THR:HG22	28:D6:48:VAL:H	1.78	0.47
1:AA:448:U:C4	1:AA:583:G:H1'	2.50	0.46
1:AA:454:A:HO2'	1:AA:455:C:P	2.39	0.46
1:AA:742:G:O2'	1:AA:743:G:H5'	2.15	0.46
1:AA:910:A:H2	1:AA:2264:C:O2	1.97	0.46
1:AA:917:A:C2	1:AA:918:A:H1'	2.50	0.46
1:AA:1019:U:O2'	1:AA:1021:A:C2	2.63	0.46
1:AA:1288:U:H4'	1:AA:1289:C:OP2	2.15	0.46
1:AA:1342:A:OP2	19:AT:56:THR:O	2.33	0.46
1:AA:1359:A:H8	1:AA:1359:A:C5'	2.25	0.46
1:AA:1640:C:H2'	1:AA:1641:A:O4'	2.13	0.46
1:AA:2038:G:H2'	1:AA:2039:C:O4'	2.15	0.46
1:AA:2314:C:C2'	1:AA:2315:G:H5'	2.45	0.46
1:AA:2419:U:O4	30:A8:31:HIS:CE1	2.67	0.46
1:AA:2553:G:H2'	1:AA:2554:U:C4'	2.45	0.46
1:AA:2759:G:H8	1:AA:2759:G:H5'	1.80	0.46
1:AA:2780:G:O2'	1:AA:2781:A:P	2.73	0.46
2:AB:94:C:C2'	2:AB:95:U:H5'	2.46	0.46
4:AE:203:LYS:O	4:AE:204:ALA:CB	2.63	0.46
9:AM:63:THR:O	9:AM:64:GLY:O	2.32	0.46
11:AO:23:PRO:O	11:AO:24:GLY:C	2.52	0.46
11:AO:38:GLN:HG2	11:AO:45:LEU:HD13	1.97	0.46
15:AR:74:ARG:HH11	15:AR:74:ARG:HG2	1.78	0.46
16:A1:98:LEU:O	16:A1:99:ALA:HB3	2.15	0.46
17:A2:85:LYS:CG	17:A2:86:GLY:N	2.78	0.46
18:AS:69:LEU:HA	18:AS:108:GLY:O	2.15	0.46
20:AU:21:LYS:O	20:AU:21:LYS:CG	2.62	0.46
20:AU:84:ARG:HB3	20:AU:95:LYS:CE	2.45	0.46
20:AU:97:ARG:HG2	20:AU:97:ARG:NH1	2.30	0.46
22:A3:43:THR:C	22:A3:45:PHE:N	2.68	0.46
22:A3:74:ARG:HG2	22:A3:75:LEU:CD2	2.44	0.46
24:AW:46:GLN:C	24:AW:49:LYS:HE3	2.35	0.46
24:AW:56:GLN:O	24:AW:60:LEU:CD1	2.64	0.46
26:A4:58:ARG:HG3	26:A4:59:PHE:N	2.29	0.46
30:A8:50:LEU:CD1	30:A8:53:PRO:O	2.63	0.46

*Continued on next page...*

*Continued from previous page...*

Atom-1	Atom-2	Interatomic distance (Å)	Clash overlap (Å)
31:BA:24:U:H2'	31:BA:25:C:H6	1.80	0.46
31:BA:191(F):U:H2'	31:BA:191:G:C5'	2.44	0.46
31:BA:641:U:H5''	31:BA:642:A:OP1	2.15	0.46
31:BA:923:A:H2'	31:BA:924:C:C6	2.49	0.46
31:BA:1006:C:O2'	31:BA:1007:C:H5'	2.14	0.46
31:BA:1014:A:H4'	49:BV:14:HIS:CE1	2.50	0.46
31:BA:1032(A):G:H2'	31:BA:1032(B):G:C8	2.50	0.46
31:BA:1327:C:H2'	31:BA:1328:C:C6	2.49	0.46
33:BF:3:ASN:OD1	33:BF:3:ASN:N	2.48	0.46
33:BF:13:GLY:HA2	44:BQ:57:ARG:CZ	2.45	0.46
33:BF:29:TYR:OH	44:BQ:54:PRO:HD2	2.14	0.46
33:BF:79:ARG:C	33:BF:81:GLY:H	2.18	0.46
33:BF:145:GLY:O	33:BF:146:ALA:O	2.33	0.46
34:BG:4:TYR:HE2	34:BG:7:PRO:O	1.98	0.46
34:BG:26:CYS:SG	34:BG:31:CYS:O	2.73	0.46
37:BJ:57:GLU:OE2	37:BJ:60:LYS:HD3	2.15	0.46
39:BL:47:LEU:N	39:BL:47:LEU:CD1	2.78	0.46
41:BN:95:ILE:HG21	41:BN:108:ILE:HD13	1.97	0.46
43:BP:68:GLY:HA2	43:BP:71:ARG:HB3	1.96	0.46
48:BU:25:THR:HG22	48:BU:25:THR:O	2.15	0.46
48:BU:62:GLU:HA	48:BU:65:ILE:CG1	2.45	0.46
50:BW:53:LEU:HD12	50:BW:100:ILE:O	2.15	0.46
50:BW:58:LYS:HD3	50:BW:58:LYS:O	2.15	0.46
53:B1:43:U:H2'	53:B1:44:U:C5'	2.45	0.46
54:CA:1091:U:H2'	54:CA:1093:A:OP2	2.16	0.46
54:CA:1148:U:C2'	54:CA:1149:C:H5'	2.45	0.46
54:CA:1270:C:O2'	54:CA:1314:C:H5'	2.14	0.46
54:CA:1404:C:H6	54:CA:1404:C:O5'	1.97	0.46
54:CA:1453:G:H2'	50:CW:39:LYS:NZ	2.28	0.46
54:CA:1534:A:C2	53:C1:39:U:C2	3.03	0.46
32:CE:25:ASN:ND2	32:CE:193:ASP:HB3	2.31	0.46
32:CE:165:VAL:HG23	32:CE:166:ASP:N	2.25	0.46
33:CF:120:VAL:HB	33:CF:198:VAL:HG11	1.95	0.46
37:CJ:23:VAL:HG13	37:CJ:43:PHE:CE2	2.50	0.46
43:CP:19:LEU:N	43:CP:19:LEU:HD22	2.30	0.46
43:CP:119:GLY:CA	43:CP:120:LYS:HD3	2.44	0.46
45:CR:37:ASN:N	45:CR:37:ASN:HD22	2.13	0.46
49:CV:5:LEU:C	49:CV:5:LEU:HD12	2.34	0.46
52:CC:36:A:H2'	52:CC:37:MIA:O4'	2.15	0.46
53:C1:31:A:O2'	53:C1:32:A:OP1	2.33	0.46
53:C1:52:U:H2'	53:C1:53:U:C5'	2.45	0.46

*Continued on next page...*

*Continued from previous page...*

Atom-1	Atom-2	Interatomic distance (Å)	Clash overlap (Å)
53:C1:55:U:O2'	53:C1:56:U:C2	2.69	0.46
55:DA:330:A:H2	55:DA:1210:A:H2'	1.79	0.46
55:DA:802:A:C2'	55:DA:803:U:H5''	2.45	0.46
55:DA:858:U:O2'	55:DA:2268:A:C2'	2.64	0.46
55:DA:1079:C:C2'	55:DA:1080:A:C8	2.98	0.46
55:DA:1091:G:H2'	55:DA:1092:C:H5'	1.97	0.46
55:DA:1092:C:C2'	55:DA:1093:G:H5'	2.45	0.46
55:DA:1637:A:H4'	55:DA:2711:A:O2'	2.15	0.46
55:DA:1730:U:H6	55:DA:1730:U:H3'	1.79	0.46
55:DA:2543:G:H2'	55:DA:2544:G:O4'	2.16	0.46
55:DA:2688:U:H3'	55:DA:2688:U:O2	2.15	0.46
55:DA:2803:C:O2'	55:DA:2804:C:H5'	2.15	0.46
55:DA:2850:A:H2	13:D0:61:HIS:CG	2.33	0.46
3:DD:83:GLU:HG3	3:DD:92:ILE:CD1	2.44	0.46
3:DD:96:HIS:ND1	3:DD:102:LYS:HG2	2.29	0.46
4:DE:26:ILE:HG13	4:DE:196:VAL:HG21	1.96	0.46
6:DG:91:ARG:HG2	6:DG:92:VAL:N	2.30	0.46
6:DG:118:ARG:HA	6:DG:118:ARG:NE	2.28	0.46
7:DH:124:GLU:CB	7:DH:132:ARG:HG3	2.45	0.46
56:DI:8:ILE:O	56:DI:11:GLU:N	2.49	0.46
8:DK:69:LYS:HG3	8:DK:136:VAL:CB	2.43	0.46
57:DY:75:GLN:HB2	57:DY:111:LEU:HA	1.90	0.46
58:DL:56:GLU:HG2	58:DL:57:ILE:O	2.15	0.46
58:DL:98:ARG:HB3	58:DL:98:ARG:CZ	2.45	0.46
9:DM:114:ARG:O	9:DM:115:ARG:HB3	2.14	0.46
11:DO:85:LEU:CD2	11:DO:114:ILE:HD12	2.45	0.46
12:DP:90:VAL:CG1	12:DP:91:GLU:N	2.78	0.46
15:DR:18:ASP:OD1	15:DR:18:ASP:N	2.48	0.46
18:DS:22:ASP:HA	18:DS:25:ARG:HH12	1.79	0.46
20:DU:49:VAL:HG11	20:DU:50:ARG:NH2	2.30	0.46
27:D5:50:GLY:O	27:D5:51:TYR:HB2	2.14	0.46
27:D5:58:LEU:C	27:D5:60:VAL:H	2.19	0.46
29:D7:36:GLN:HG2	29:D7:36:GLN:O	2.14	0.46
1:AA:72:U:C4	1:AA:112:U:H4'	2.50	0.46
1:AA:224:G:N7	1:AA:420:C:H4'	2.30	0.46
1:AA:554:U:HO2'	1:AA:556:G:H8	1.57	0.46
1:AA:1311:G:N2	1:AA:1603:A:H62	2.12	0.46
1:AA:1357:U:H2'	1:AA:1358:G:O4'	2.15	0.46
1:AA:1825:A:C4'	3:AD:254:THR:HG21	2.44	0.46
1:AA:2033:A:H2'	1:AA:2035:G:OP2	2.15	0.46
1:AA:2050:C:H2'	1:AA:2051:A:O4'	2.15	0.46

*Continued on next page...*

*Continued from previous page...*

Atom-1	Atom-2	Interatomic distance (Å)	Clash overlap (Å)
1:AA:2281:C:O2'	1:AA:2282:G:H5'	2.15	0.46
1:AA:2288:A:H5''	1:AA:2289:G:OP2	2.16	0.46
1:AA:2311:A:H2'	1:AA:2312:U:C6	2.51	0.46
1:AA:2612:C:C5	1:AA:2613:U:H5	2.32	0.46
1:AA:2695:C:H2'	1:AA:2696:U:H6	1.80	0.46
1:AA:2807:G:C6	1:AA:2893:G:O6	2.68	0.46
1:AA:2813:A:H2'	1:AA:2814:C:O4'	2.15	0.46
2:AB:40:U:N3	2:AB:43:C:OP2	2.47	0.46
2:AB:105:G:O2'	2:AB:106:G:H5'	2.15	0.46
3:AD:35:LYS:HD3	3:AD:63:ARG:CG	2.44	0.46
4:AE:15:PHE:CB	15:AR:81:PRO:HG2	2.44	0.46
4:AE:35:GLN:CG	4:AE:64:LYS:HZ2	2.20	0.46
4:AE:47:VAL:HG23	4:AE:84:PHE:HB3	1.96	0.46
5:AF:80:ALA:O	5:AF:83:PHE:HB2	2.14	0.46
5:AF:156:LEU:HD21	5:AF:163:VAL:HG12	1.97	0.46
8:AK:123:LEU:HD22	8:AK:143:SER:CB	2.43	0.46
10:AN:49:ARG:NH1	31:BA:1422:G:O3'	2.49	0.46
11:AO:33:ARG:O	11:AO:34:GLY:O	2.33	0.46
12:AP:21:THR:O	12:AP:22:LYS:C	2.53	0.46
14:AQ:56:LEU:HG	14:AQ:58:LEU:HD22	1.98	0.46
16:A1:46:ALA:O	16:A1:47:TYR:C	2.53	0.46
17:A2:61:VAL:CG1	17:A2:62:LEU:H	2.26	0.46
17:A2:85:LYS:HG3	17:A2:86:GLY:N	2.26	0.46
20:AU:28:LYS:O	20:AU:29:GLU:O	2.32	0.46
20:AU:97:ARG:NH2	20:AU:98:VAL:HB	2.10	0.46
21:AV:175:VAL:CG2	21:AV:176:PRO:CD	2.93	0.46
23:AZ:76:ARG:CB	23:AZ:94:LEU:HD13	2.45	0.46
26:A4:63:TYR:HH	49:BV:39:THR:HB	1.74	0.46
29:A7:17:GLY:O	29:A7:21:ARG:HG2	2.16	0.46
31:BA:167:G:O2'	31:BA:168:G:H5'	2.15	0.46
31:BA:513:C:H2'	31:BA:514:C:H6	1.80	0.46
31:BA:948:C:O2'	31:BA:949:A:H5'	2.16	0.46
31:BA:977:A:N6	31:BA:1224:G:OP1	2.48	0.46
31:BA:1021:G:H8	31:BA:1021:G:H5'	1.79	0.46
31:BA:1158:C:C2'	31:BA:1158:C:O2	2.64	0.46
31:BA:1530:G:H2'	31:BA:1531:A:N7	2.30	0.46
32:BE:83:MET:SD	32:BE:234:PRO:HG2	2.55	0.46
32:BE:126:GLU:C	32:BE:128:GLU:N	2.69	0.46
32:BE:194:PRO:HG2	32:BE:195:ASP:OD1	2.15	0.46
32:BE:196:LEU:HD12	32:BE:197:VAL:HG23	1.97	0.46
33:BF:11:ARG:O	33:BF:13:GLY:N	2.47	0.46

*Continued on next page...*

*Continued from previous page...*

Atom-1	Atom-2	Interatomic distance (Å)	Clash overlap (Å)
33:BF:134:ILE:HG21	33:BF:168:ALA:HB3	1.97	0.46
34:BG:10:ARG:HG3	34:BG:10:ARG:HH11	1.80	0.46
34:BG:18:LYS:HG2	34:BG:21:LEU:HD21	1.96	0.46
35:BH:82:VAL:HG21	35:BH:141:GLN:NE2	2.30	0.46
39:BL:40:LEU:HD11	39:BL:70:LYS:CG	2.41	0.46
42:BO:41:ARG:HB3	42:BO:42:THR:H	1.63	0.46
46:BS:53:VAL:HG23	46:BS:54:GLU:N	2.30	0.46
47:BT:8:GLY:HA3	47:BT:21:VAL:HG12	1.97	0.46
49:BV:42:PRO:HA	49:BV:45:VAL:CG2	2.44	0.46
51:BX:9:ARG:CZ	51:BX:10:ARG:HA	2.46	0.46
52:BB:8:U:O2'	52:BB:9:A:C5'	2.63	0.46
53:B1:57:U:O2	53:B1:57:U:C2'	2.63	0.46
54:CA:687:A:O2'	54:CA:688:G:P	2.73	0.46
54:CA:687:A:H4'	54:CA:688:G:O5'	2.15	0.46
54:CA:719:C:O2	48:CU:50:ILE:HD13	2.15	0.46
54:CA:1004:A:O5'	54:CA:1025:U:O4	2.32	0.46
54:CA:1324:A:H2'	54:CA:1325:C:H6	1.79	0.46
32:CE:16:HIS:CD2	32:CE:210:SER:HA	2.47	0.46
33:CF:11:ARG:HB3	33:CF:14:ILE:O	2.15	0.46
34:CG:9:CYS:SG	34:CG:26:CYS:SG	3.12	0.46
38:CK:36:LEU:O	38:CK:39:LEU:HB2	2.14	0.46
38:CK:111:ILE:HG22	38:CK:112:LEU:H	1.80	0.46
39:CL:9:ARG:HB3	39:CL:14:VAL:HG13	1.97	0.46
39:CL:45:ALA:HA	39:CL:48:GLU:CD	2.35	0.46
39:CL:46:ALA:HA	39:CL:78:LYS:HB2	1.97	0.46
42:CO:20:LYS:H	42:CO:20:LYS:CD	2.18	0.46
43:CP:11:ARG:CB	43:CP:11:ARG:NH1	2.77	0.46
48:CU:82:THR:HG22	48:CU:83:GLU:N	2.30	0.46
50:CW:49:ALA:CB	50:CW:99:LEU:HB2	2.43	0.46
52:CD:2:C:OP1	52:CD:2:C:C4'	2.63	0.46
52:CB:51:U:H2'	52:CB:52:G:C8	2.49	0.46
53:C1:30:C:C4	53:C1:31:A:C8	3.03	0.46
53:C1:33:G:H2'	53:C1:34:G:N7	2.30	0.46
55:DA:76:C:OP1	24:DW:55:ARG:HD3	2.15	0.46
55:DA:297:C:H2'	55:DA:298:G:O4'	2.15	0.46
55:DA:527:C:OP2	55:DA:2779:U:C4	2.68	0.46
55:DA:723:G:H2'	55:DA:724:U:O4'	2.15	0.46
55:DA:1103:A:H5'	55:DA:1103:A:H8	1.80	0.46
55:DA:1107:G:OP1	57:DY:54:ALA:HA	2.15	0.46
55:DA:1535:U:H3'	55:DA:1536:A:C5'	2.45	0.46
55:DA:1535:U:C4	55:DA:1537:C:O2	2.68	0.46

*Continued on next page...*

*Continued from previous page...*

Atom-1	Atom-2	Interatomic distance (Å)	Clash overlap (Å)
55:DA:1578:U:H2'	55:DA:1579:A:C5'	2.45	0.46
55:DA:1652:A:O3'	55:DA:1653:G:C8	2.68	0.46
55:DA:1826:G:H2'	55:DA:1827:C:C6	2.50	0.46
55:DA:1906:G:N1	55:DA:1907:G:C5	2.83	0.46
55:DA:2198:A:HO2'	55:DA:2199:A:P	2.38	0.46
55:DA:2284:C:H41	28:D6:25:LYS:HZ1	1.63	0.46
55:DA:2346:A:HO2'	55:DA:2347:C:P	2.38	0.46
55:DA:2675:A:H61	55:DA:2732:G:H1	1.62	0.46
3:DD:136:ILE:CG2	3:DD:165:ILE:HD12	2.46	0.46
7:DH:62:LYS:O	7:DH:65:HIS:HB3	2.15	0.46
58:DL:52:ILE:CG1	58:DL:53:VAL:N	2.74	0.46
58:DL:105:LEU:CD1	58:DL:106:GLU:N	2.53	0.46
12:DP:26:TYR:O	12:DP:27:VAL:CB	2.61	0.46
12:DP:29:PHE:N	12:DP:105:GLU:OE2	2.45	0.46
14:DQ:5:THR:HG23	14:DQ:8:GLU:OE2	2.14	0.46
15:DR:29:ARG:HB2	15:DR:29:ARG:NH1	2.30	0.46
18:DS:60:ASN:N	18:DS:60:ASN:ND2	2.64	0.46
18:DS:73:ALA:HB3	18:DS:106:ILE:HD11	1.98	0.46
19:DT:44:GLU:CB	19:DT:49:VAL:O	2.63	0.46
20:DU:91:GLU:HG3	20:DU:92:ASN:OD1	2.15	0.46
22:D3:53:MET:HB3	22:D3:59:LEU:CD2	2.46	0.46
1:AA:70:G:H4'	1:AA:73:A:O4'	2.15	0.46
1:AA:302:C:H2'	1:AA:303:U:C6	2.50	0.46
1:AA:411:G:H5''	1:AA:412:A:OP1	2.15	0.46
1:AA:686:G:C5'	29:A7:11:LYS:HE2	2.43	0.46
1:AA:850:C:O3'	25:AX:49:LYS:HE2	2.14	0.46
1:AA:901:A:N3	1:AA:901:A:H2'	2.30	0.46
1:AA:1033:U:O2	1:AA:2750:A:C2	2.67	0.46
1:AA:1174:A:H5'	1:AA:1175:U:H5''	1.96	0.46
1:AA:1257:C:H4'	5:AF:83:PHE:CE2	2.51	0.46
1:AA:1511:A:H2'	1:AA:1512:G:C8	2.50	0.46
1:AA:1872:A:H5'	1:AA:1878:G:OP2	2.16	0.46
1:AA:1948:G:H8	1:AA:1948:G:C5'	2.27	0.46
1:AA:2111:C:OP2	1:AA:2145:C:N4	2.49	0.46
1:AA:2517:C:HO2'	1:AA:2518:A:H3'	1.75	0.46
1:AA:2720:U:N3	1:AA:2873:A:H2	2.10	0.46
1:AA:2729:G:C5	1:AA:2730:C:C5	3.03	0.46
1:AA:2876:G:H4'	15:AR:2:ASN:O	2.16	0.46
2:AB:16:G:O2'	2:AB:17:C:H5'	2.16	0.46
2:AB:83:G:H5''	25:AX:52:HIS:CE1	2.49	0.46
2:AB:94:C:H2'	2:AB:95:U:O4'	2.16	0.46

*Continued on next page...*

*Continued from previous page...*

Atom-1	Atom-2	Interatomic distance (Å)	Clash overlap (Å)
4:AE:16:ARG:O	4:AE:17:ASP:CB	2.62	0.46
4:AE:102:VAL:HA	4:AE:200:GLU:O	2.15	0.46
4:AE:102:VAL:HA	4:AE:201:THR:OG1	2.15	0.46
6:AG:16:ARG:HB3	6:AG:17:PRO:CD	2.45	0.46
6:AG:135:LEU:N	6:AG:135:LEU:CD1	2.78	0.46
7:AH:89:ILE:CG1	7:AH:90:LYS:N	2.79	0.46
7:AH:102:ALA:CB	7:AH:117:PRO:HD3	2.45	0.46
16:A1:50:ARG:HH11	17:A2:72:VAL:HG21	1.80	0.46
16:A1:108:GLU:C	16:A1:110:VAL:N	2.68	0.46
16:A1:113:ALA:C	16:A1:115:ALA:H	2.18	0.46
17:A2:96:ILE:HG22	17:A2:99:ILE:HD11	1.97	0.46
18:AS:6:ILE:HG23	18:AS:104:THR:OG1	2.15	0.46
21:AV:2:GLU:OE2	21:AV:4:ARG:NH2	2.47	0.46
26:A4:35:VAL:HG23	26:A4:37:SER:H	1.80	0.46
30:A8:52:LYS:H	30:A8:53:PRO:HD2	1.81	0.46
31:BA:652:U:O4	31:BA:752:G:C2'	2.62	0.46
31:BA:818:G:C2	31:BA:820:U:H2'	2.51	0.46
31:BA:836:G:C6	31:BA:851:G:C6	3.04	0.46
31:BA:1091:U:O2	31:BA:1093:A:C8	2.68	0.46
31:BA:1128:C:C2	31:BA:1139:G:C6	3.03	0.46
31:BA:1190:G:H8	31:BA:1190:G:O5'	1.99	0.46
31:BA:1273:G:H3'	31:BA:1274:G:C8	2.49	0.46
31:BA:1277:C:HO2'	31:BA:1279:A:H1'	1.80	0.46
31:BA:1499:A:C2	31:BA:1500:A:C8	3.03	0.46
32:BE:12:GLU:OE1	32:BE:16:HIS:HB2	2.15	0.46
32:BE:40:HIS:CB	32:BE:190:THR:HG21	2.40	0.46
32:BE:79:ASP:O	32:BE:82:ARG:N	2.43	0.46
35:BH:48:ALA:CB	35:BH:49:PRO:HD2	2.32	0.46
38:BK:63:LEU:HD22	38:BK:63:LEU:N	2.30	0.46
40:BM:33:GLN:H	40:BM:75:ILE:CG1	2.28	0.46
40:BM:54:PHE:CE1	40:BM:55:LYS:CE	2.98	0.46
41:BN:21:ILE:HG12	41:BN:30:VAL:HG12	1.98	0.46
42:BO:28:LYS:O	42:BO:29:GLY:C	2.54	0.46
42:BO:34:ARG:HG2	42:BO:35:GLY:N	2.30	0.46
43:BP:8:GLU:OE2	43:BP:22:ILE:HA	2.14	0.46
45:BR:62:GLN:O	45:BR:66:LEU:HD13	2.15	0.46
47:BT:80:GLY:O	47:BT:81:ARG:CB	2.64	0.46
49:BV:6:LYS:NZ	49:BV:10:PHE:HZ	2.12	0.46
52:BC:19:G:C2	52:BC:57:G:N3	2.83	0.46
54:CA:254:G:H21	47:CT:16:GLN:HE21	1.62	0.46
54:CA:346:G:H5'	15:DR:41:ARG:HD2	1.97	0.46

*Continued on next page...*



*Continued from previous page...*

Atom-1	Atom-2	Interatomic distance (Å)	Clash overlap (Å)
54:CA:843:U:H2'	54:CA:848:C:OP1	2.15	0.46
54:CA:927:G:N2	54:CA:1391:U:H1'	2.30	0.46
54:CA:1003:G:C8	54:CA:1003:G:H5'	2.51	0.46
54:CA:1003:G:N2	54:CA:1004:A:O2'	2.48	0.46
54:CA:1171:G:H2'	54:CA:1172:C:C6	2.51	0.46
54:CA:1308:U:OP1	43:CP:98:VAL:N	2.48	0.46
54:CA:1469:G:H2'	54:CA:1470:G:C8	2.50	0.46
33:CF:113:ALA:HB2	33:CF:183:ASP:HB3	1.97	0.46
33:CF:179:ARG:O	33:CF:206:GLU:HA	2.14	0.46
36:CI:78:GLU:OE2	36:CI:81:ILE:HD12	2.15	0.46
37:CJ:144:MET:HE3	52:CD:31:A:H1'	1.98	0.46
38:CK:9:MET:O	38:CK:12:ARG:N	2.49	0.46
40:CM:34:VAL:CG2	40:CM:74:ILE:HG22	2.40	0.46
40:CM:54:PHE:CE1	40:CM:55:LYS:NZ	2.79	0.46
41:CN:59:TYR:CZ	41:CN:63:LEU:HD11	2.51	0.46
43:CP:125:ARG:HD3	43:CP:126:LYS:N	2.23	0.46
45:CR:82:ILE:CG2	45:CR:83:GLU:H	2.27	0.46
46:CS:2:VAL:HG22	46:CS:3:LYS:N	2.31	0.46
48:CU:20:ALA:C	48:CU:22:VAL:H	2.19	0.46
50:CW:89:ARG:O	50:CW:93:GLU:N	2.48	0.46
55:DA:320:A:H2'	5:DF:136:THR:CG2	2.45	0.46
55:DA:498:G:N2	20:DU:47:LYS:HZ1	2.13	0.46
55:DA:530:G:C5	55:DA:2022:U:H5''	2.50	0.46
55:DA:760:G:C2'	55:DA:761:A:H5'	2.45	0.46
55:DA:1059:G:C8	55:DA:1059:G:C3'	2.99	0.46
55:DA:1360:A:H2'	55:DA:1361:G:O4'	2.14	0.46
55:DA:1419:A:H5'	55:DA:1420:U:OP2	2.16	0.46
55:DA:1782:C:H2'	55:DA:2608:G:O2'	2.15	0.46
55:DA:1932:A:H2'	55:DA:1933:G:O4'	2.15	0.46
55:DA:2469:A:O4'	55:DA:2469:A:N3	2.47	0.46
55:DA:2536:G:C6	55:DA:2537:U:C4	3.03	0.46
55:DA:2554:U:H2'	55:DA:2555:U:C6	2.50	0.46
55:DA:2872:G:C2	55:DA:2873:A:N6	2.84	0.46
3:DD:18:VAL:HG22	3:DD:211:ARG:NH2	2.30	0.46
3:DD:35:LYS:NZ	3:DD:65:ILE:HA	2.31	0.46
3:DD:72:LYS:HG2	3:DD:103:ARG:HH22	1.80	0.46
4:DE:15:PHE:CE1	4:DE:20:ALA:HB2	2.50	0.46
6:DG:125:PHE:HE1	6:DG:180:PHE:HE2	1.63	0.46
57:DY:89:ALA:CA	57:DY:92:THR:HB	2.45	0.46
56:DJ:21:LYS:O	56:DJ:24:ILE:N	2.49	0.46
9:DM:97:ARG:HA	9:DM:100:GLU:HB3	1.96	0.46

*Continued on next page...*

Continued from previous page...

Atom-1	Atom-2	Interatomic distance (Å)	Clash overlap (Å)
10:DN:8:LEU:HD13	10:DN:82:ASN:CB	2.45	0.46
11:DO:135:LEU:O	11:DO:136:GLU:C	2.53	0.46
13:D0:8:ARG:HH11	13:D0:39:PRO:HB3	1.80	0.46
15:DR:19:LEU:HD22	15:DR:86:ILE:HG22	1.97	0.46
15:DR:91:ARG:HB2	15:DR:121:ILE:CG1	2.41	0.46
17:D2:1:MET:HE2	17:D2:43:GLU:HB2	1.96	0.46
17:D2:38:LEU:O	17:D2:51:VAL:HG13	2.15	0.46
21:DV:9:TYR:CZ	21:DV:61:LEU:HD21	2.50	0.46
21:DV:162:GLU:CG	21:DV:163:LEU:H	2.28	0.46
22:D3:6:GLY:O	22:D3:7:LEU:HB2	2.14	0.46
23:DZ:90:ILE:O	23:DZ:94:LEU:HB3	2.15	0.46
1:AA:263:C:O2'	1:AA:264:C:H5'	2.15	0.46
1:AA:441:U:H2'	1:AA:442:G:C8	2.50	0.46
1:AA:607:U:C4	1:AA:608:A:N7	2.84	0.46
1:AA:691:C:H2'	1:AA:692:C:C6	2.49	0.46
1:AA:718:A:H3'	1:AA:719:C:H6	1.80	0.46
1:AA:810:U:O5'	1:AA:810:U:H6	1.99	0.46
1:AA:1007:C:H5''	9:AM:35:ARG:NH1	2.30	0.46
1:AA:1059:G:H2'	1:AA:1060:U:C5	2.50	0.46
1:AA:1335:U:O2'	1:AA:1336:A:H5'	2.16	0.46
1:AA:1788:C:O2'	1:AA:1789:A:H5'	2.15	0.46
1:AA:1906:G:C5	1:AA:1929:G:N2	2.83	0.46
1:AA:2031:A:O4'	1:AA:2031:A:OP1	2.33	0.46
1:AA:2131:G:H5'	1:AA:2132:U:C5'	2.33	0.46
1:AA:2137:C:OP1	54:CA:1000:A:H4'	2.16	0.46
1:AA:2368:C:O2'	1:AA:2369:A:H5'	2.15	0.46
1:AA:2688:U:H1'	1:AA:2721:A:N6	2.31	0.46
1:AA:2791:C:C2	1:AA:2792:G:C8	3.04	0.46
1:AA:2820:A:N6	4:AE:192:ASN:HB2	2.21	0.46
1:AA:2852:G:C2	1:AA:2853:C:C2	3.03	0.46
2:AB:43:C:OP1	6:AG:67:LYS:NZ	2.47	0.46
4:AE:58:ARG:O	4:AE:60:ASN:N	2.49	0.46
5:AF:119:ARG:HH11	5:AF:119:ARG:HG2	1.80	0.46
7:AH:86:GLU:O	7:AH:87:LEU:HB2	2.16	0.46
9:AM:34:LEU:HD12	9:AM:116:LEU:O	2.15	0.46
9:AM:41:ASP:OD1	16:A1:100:VAL:HG22	2.14	0.46
10:AN:64:ARG:NH1	10:AN:83:ALA:HB2	2.30	0.46
11:AO:86:LYS:HB3	11:AO:117:GLU:O	2.16	0.46
12:AP:16:ARG:HH11	12:AP:16:ARG:HB2	1.81	0.46
12:AP:31:ASP:OD2	12:AP:107:ALA:HA	2.14	0.46
13:A0:103:ARG:NH1	13:A0:108:GLY:O	2.49	0.46

Continued on next page...

*Continued from previous page...*

Atom-1	Atom-2	Interatomic distance (Å)	Clash overlap (Å)
14:AQ:25:ARG:NH1	14:AQ:25:ARG:HB3	2.30	0.46
16:A1:108:GLU:C	16:A1:110:VAL:H	2.19	0.46
19:AT:49:VAL:HB	19:AT:83:VAL:HG23	1.96	0.46
27:A5:40:LYS:HD2	27:A5:46:CYS:CB	2.45	0.46
28:A6:9:LEU:HD23	28:A6:10:LEU:N	2.29	0.46
31:BA:678:U:H4'	31:BA:778:G:OP1	2.16	0.46
31:BA:728:A:N1	31:BA:729:A:C6	2.83	0.46
31:BA:924:C:H5'	31:BA:1399:C:OP2	2.16	0.46
31:BA:1005:A:C2	31:BA:1006:C:C2	3.04	0.46
31:BA:1126:U:H3	31:BA:1281:U:H1'	1.79	0.46
31:BA:1324:A:H4'	31:BA:1362:C:H4'	1.95	0.46
33:BF:22:TRP:HB3	33:BF:59:ARG:HB2	1.97	0.46
33:BF:29:TYR:HE2	33:BF:33:LEU:HD13	1.79	0.46
33:BF:148:GLY:HA3	33:BF:172:ARG:O	2.15	0.46
33:BF:207:VAL:HG12	33:BF:207:VAL:O	2.15	0.46
39:BL:69:GLY:O	39:BL:70:LYS:C	2.53	0.46
48:BU:21:LYS:HD2	48:BU:21:LYS:HA	1.48	0.46
48:BU:53:ARG:C	48:BU:55:ARG:N	2.69	0.46
54:CA:74:C:N4	54:CA:75:C:N4	2.63	0.46
54:CA:530:G:O6	53:C1:51:U:H1'	2.15	0.46
54:CA:701:C:O2	54:CA:703:G:N2	2.48	0.46
54:CA:794:A:C4'	54:CA:794:A:C8	2.99	0.46
54:CA:865:A:H2'	54:CA:866:C:H6	1.80	0.46
54:CA:1002:G:C2	54:CA:1003:G:C5	3.04	0.46
54:CA:1008:C:C5'	54:CA:1008:C:H6	2.27	0.46
54:CA:1015:A:H2'	54:CA:1016:A:O4'	2.15	0.46
54:CA:1074:G:H2'	54:CA:1075:C:C6	2.50	0.46
54:CA:1175:G:N1	54:CA:1176:A:N6	2.64	0.46
32:CE:67:THR:HG21	32:CE:155:LEU:HD11	1.97	0.46
34:CG:98:GLU:OE2	34:CG:103:ASN:ND2	2.48	0.46
36:CI:41:GLU:O	36:CI:43:LEU:N	2.47	0.46
37:CJ:95:ARG:HG3	37:CJ:95:ARG:NH1	2.31	0.46
43:CP:15:VAL:O	43:CP:19:LEU:HD23	2.15	0.46
43:CP:25:ILE:HD11	43:CP:66:LEU:HD21	1.98	0.46
49:CV:25:LYS:HA	49:CV:25:LYS:NZ	2.31	0.46
52:CD:9:A:H4'	52:CD:46:G:O4'	2.16	0.46
52:CC:13:C:O2'	55:DA:1924:C:H4'	2.16	0.46
55:DA:17:G:H2'	55:DA:18:C:C6	2.49	0.46
55:DA:738:G:C6	55:DA:739:G:C2	3.04	0.46
55:DA:1022:G:N2	55:DA:1142(A):A:C2	2.73	0.46
55:DA:1335:U:OP1	19:DT:65:ARG:NE	2.48	0.46

*Continued on next page...*

*Continued from previous page...*

Atom-1	Atom-2	Interatomic distance (Å)	Clash overlap (Å)
55:DA:1339:G:N2	55:DA:1603:A:H1'	2.30	0.46
55:DA:1511:A:O2'	55:DA:1512:G:H5'	2.14	0.46
55:DA:1545(A):A:H2'	55:DA:1546:C:O4'	2.15	0.46
55:DA:1666:G:O3'	10:DN:6:THR:HG23	2.15	0.46
55:DA:1978:A:H2'	55:DA:1979:C:H6	1.79	0.46
55:DA:2044:C:H6	55:DA:2044:C:C5'	2.22	0.46
55:DA:2086:U:H2'	55:DA:2087:G:C8	2.50	0.46
55:DA:2178:C:O2'	55:DA:2179:C:H5'	2.16	0.46
55:DA:2298:A:N6	55:DA:2318:G:C8	2.73	0.46
55:DA:2439:A:H4'	55:DA:2440:C:O5'	2.16	0.46
55:DA:2469:A:N1	55:DA:2481:G:C2	2.84	0.46
55:DA:2592:G:C5	55:DA:2593:U:C5	3.04	0.46
55:DA:2655:G:O2'	55:DA:2656:U:OP2	2.33	0.46
3:DD:36:PRO:HB3	3:DD:62:TYR:O	2.16	0.46
4:DE:14:ILE:O	4:DE:15:PHE:HD2	1.89	0.46
8:DK:52:ARG:CB	8:DK:52:ARG:NH1	2.79	0.46
57:DY:12:THR:C	57:DY:14:LYS:H	2.19	0.46
57:DY:120:LYS:HA	57:DY:120:LYS:HD3	1.63	0.46
58:DL:62:ASP:OD2	58:DL:63:ARG:N	2.48	0.46
58:DL:103:GLN:O	58:DL:107:ILE:CG1	2.64	0.46
58:DL:112:MET:HE1	58:DL:123:ALA:HB2	1.94	0.46
10:DN:86:ILE:HG21	10:DN:94:ARG:HD2	1.96	0.46
11:DO:64:LYS:CB	30:D8:25:MET:HG3	2.46	0.46
11:DO:92:GLU:HG3	11:DO:121:LYS:HD2	1.97	0.46
12:DP:38:GLU:OE2	12:DP:128:LYS:HG3	2.15	0.46
14:DQ:7:TYR:HA	14:DQ:10:ARG:HH11	1.81	0.46
20:DU:51:VAL:CG2	20:DU:57:GLN:HA	2.46	0.46
24:DW:17:SER:HB2	24:DW:18:PRO:CA	2.46	0.46
27:D5:20:ARG:C	27:D5:22:HIS:H	2.19	0.46
29:D7:38:GLY:O	29:D7:39:ARG:C	2.54	0.46
1:AA:195:A:H3'	1:AA:196:A:H5'	1.98	0.46
1:AA:212:G:C2'	1:AA:213:A:H5'	2.45	0.46
1:AA:579:G:H2'	1:AA:580:C:C6	2.50	0.46
1:AA:605:C:O2	1:AA:657:U:O2'	2.27	0.46
1:AA:704:G:C2'	1:AA:705:A:OP2	2.63	0.46
1:AA:751:A:H8	1:AA:751:A:O5'	1.98	0.46
1:AA:953:A:OP2	12:AP:16:ARG:NH1	2.45	0.46
1:AA:957:A:N1	1:AA:2459:A:C8	2.84	0.46
1:AA:1300:U:H2'	1:AA:1635:G:OP1	2.16	0.46
1:AA:1372:U:C6	1:AA:1372:U:C3'	2.95	0.46
1:AA:1668:A:H4'	1:AA:1669:A:O5'	2.15	0.46

*Continued on next page...*

*Continued from previous page...*

Atom-1	Atom-2	Interatomic distance (Å)	Clash overlap (Å)
1:AA:1992:G:N2	1:AA:1996:C:O2'	2.48	0.46
1:AA:2009:G:C6	1:AA:2010:G:N7	2.84	0.46
2:AB:39:A:C2'	26:A4:1:MET:HE2	2.45	0.46
3:AD:8:PRO:HB3	3:AD:14:ARG:HE	1.80	0.46
3:AD:35:LYS:HD3	3:AD:63:ARG:CA	2.45	0.46
6:AG:51:ARG:HB3	6:AG:51:ARG:HH11	1.80	0.46
6:AG:101:ILE:HD13	26:A4:25:TYR:HB2	1.98	0.46
7:AH:156:ALA:HB3	7:AH:159:GLU:O	2.15	0.46
8:AK:110:ASP:OD2	8:AK:130:TYR:CE1	2.68	0.46
13:A0:30:THR:HA	13:A0:78:LYS:NZ	2.31	0.46
13:A0:92:GLY:O	13:A0:94:TYR:CD1	2.69	0.46
18:AS:95:ILE:O	18:AS:95:ILE:HG13	2.15	0.46
20:AU:81:LYS:HB3	20:AU:97:ARG:HD3	1.97	0.46
23:AZ:89:GLU:O	23:AZ:93:GLU:HB2	2.15	0.46
23:AZ:91:LYS:HA	23:AZ:91:LYS:CE	2.31	0.46
30:A8:47:LYS:C	30:A8:48:PHE:CD1	2.89	0.46
31:BA:274:A:H4'	31:BA:275:G:OP1	2.16	0.46
31:BA:280:C:H1'	47:BT:38:ARG:NH1	2.29	0.46
31:BA:310:G:OP1	46:BS:27:LYS:HD3	2.16	0.46
31:BA:353:A:C2'	31:BA:354:G:OP2	2.64	0.46
31:BA:528:C:H4'	31:BA:535:A:C6	2.50	0.46
31:BA:560:U:H4'	31:BA:561:U:O5'	2.16	0.46
31:BA:685:G:H5'	41:BN:39:PRO:O	2.16	0.46
31:BA:784:C:H2'	31:BA:785:G:H8	1.81	0.46
31:BA:807:A:H2'	31:BA:808:C:H6	1.75	0.46
31:BA:1095:U:OP1	31:BA:1108:G:N2	2.48	0.46
31:BA:1106:G:O2'	31:BA:1107:C:H5'	2.16	0.46
33:BF:95:THR:HG22	33:BF:97:LYS:CG	2.42	0.46
33:BF:167:TRP:O	33:BF:168:ALA:HB2	2.15	0.46
34:BG:64:LEU:CD1	34:BG:196:LEU:HD23	2.45	0.46
38:BK:12:ARG:HH12	38:BK:27:PRO:HD3	1.78	0.46
39:BL:114:TYR:HD1	40:BM:60:ARG:HG2	1.81	0.46
42:BO:90:VAL:O	42:BO:90:VAL:HG12	2.14	0.46
44:BQ:12:ARG:C	44:BQ:14:PRO:HD3	2.36	0.46
50:BW:20:LEU:O	50:BW:21:LYS:C	2.52	0.46
52:BD:18:G:C2	52:BD:57:G:O6	2.69	0.46
54:CA:75:C:H2'	54:CA:76:G:O4'	2.16	0.46
54:CA:748:C:H6	54:CA:748:C:OP2	1.97	0.46
54:CA:812:C:O2'	54:CA:813:U:OP2	2.33	0.46
54:CA:1054:C:N4	52:CB:34:G:C8	2.84	0.46
54:CA:1228:C:OP1	43:CP:108:ARG:NH2	2.47	0.46

*Continued on next page...*

*Continued from previous page...*

Atom-1	Atom-2	Interatomic distance (Å)	Clash overlap (Å)
32:CE:134:GLU:O	32:CE:137:ARG:HB3	2.15	0.46
35:CH:18:ARG:HG2	35:CH:19:MET:N	2.29	0.46
39:CL:91:ASP:C	39:CL:93:ARG:H	2.19	0.46
41:CN:43:SER:HB3	41:CN:68:ALA:HB2	1.98	0.46
43:CP:48:LEU:O	43:CP:49:THR:C	2.54	0.46
43:CP:120:LYS:HD3	43:CP:120:LYS:H	1.76	0.46
45:CR:21:ASP:OD1	45:CR:24:SER:HB2	2.16	0.46
52:CB:8:U:OP2	52:CB:8:U:H6	1.98	0.46
52:CC:18:G:N2	52:CC:57:G:H2'	2.31	0.46
55:DA:315:G:H2'	55:DA:316:C:C6	2.50	0.46
55:DA:405:U:O2	55:DA:405:U:C2'	2.59	0.46
55:DA:531:C:H5''	55:DA:532:A:C4	2.50	0.46
55:DA:654(J):A:H2	55:DA:654(L):G:N7	2.14	0.46
55:DA:1092:C:C6	55:DA:1092:C:C3'	2.98	0.46
55:DA:1104:C:O5'	55:DA:1104:C:H6	1.98	0.46
55:DA:1188:U:H2'	55:DA:1189:A:H5'	1.97	0.46
55:DA:1509:C:C3'	55:DA:1510:A:H4'	2.44	0.46
55:DA:1938:A:H5'	55:DA:1939:U:OP2	2.15	0.46
55:DA:2531:A:N6	55:DA:2662:A:H61	2.14	0.46
55:DA:2631:G:H2'	55:DA:2632:A:O5'	2.15	0.46
55:DA:2655:G:N2	55:DA:2665:A:OP2	2.49	0.46
55:DA:2712:U:O2	55:DA:2712:U:C3'	2.63	0.46
3:DD:142:VAL:HG23	3:DD:192:THR:C	2.36	0.46
3:DD:142:VAL:HG23	3:DD:193:VAL:N	2.30	0.46
3:DD:166:GLN:NE2	3:DD:166:GLN:HA	2.30	0.46
4:DE:1:MET:HB3	4:DE:200:GLU:OE1	2.15	0.46
5:DF:63:LYS:HE3	5:DF:65:TRP:O	2.16	0.46
5:DF:161:GLU:O	5:DF:164:ARG:HB3	2.15	0.46
6:DG:125:PHE:HB3	6:DG:166:ASP:HB2	1.98	0.46
7:DH:9:ILE:HG22	7:DH:51:ARG:CG	2.42	0.46
56:DI:17:VAL:CG1	56:DI:21:LYS:HE3	2.45	0.46
57:DY:25:PHE:CE1	57:DY:82:PHE:C	2.89	0.46
57:DY:54:ALA:HB3	57:DY:58:LEU:CD2	2.45	0.46
58:DL:68:VAL:CG2	58:DL:69:THR:N	2.78	0.46
58:DL:82:ALA:C	58:DL:84:LEU:N	2.69	0.46
9:DM:120:LEU:HD13	9:DM:120:LEU:C	2.36	0.46
10:DN:2:ILE:HG13	10:DN:8:LEU:HD11	1.97	0.46
12:DP:111:GLU:O	12:DP:115:MET:HG3	2.15	0.46
16:D1:86:ALA:HB3	16:D1:88:ILE:CD1	2.45	0.46
16:D1:98:LEU:C	16:D1:98:LEU:CD2	2.81	0.46
21:DV:106:GLY:O	21:DV:107:THR:OG1	2.30	0.46

*Continued on next page...*

*Continued from previous page...*

Atom-1	Atom-2	Interatomic distance (Å)	Clash overlap (Å)
21:DV:155:LEU:O	21:DV:156:LYS:C	2.54	0.46
1:AA:699:A:H2'	1:AA:700:G:O4'	2.15	0.46
1:AA:895:U:O2	1:AA:895:U:C3'	2.63	0.46
1:AA:948:G:H2'	1:AA:949:C:C6	2.50	0.46
1:AA:2233:U:H2'	1:AA:2234:G:C8	2.50	0.46
1:AA:2282:G:H4'	1:AA:2389:G:O2'	2.15	0.46
1:AA:2391:G:O2'	1:AA:2392:A:P	2.72	0.46
1:AA:2552:U:C5'	1:AA:2553:G:OP2	2.64	0.46
1:AA:2627:G:N3	1:AA:2781:A:H2	2.14	0.46
1:AA:2883:A:H3'	1:AA:2884:U:H5'	1.96	0.46
2:AB:2:C:H2'	2:AB:3:C:C6	2.50	0.46
2:AB:87:G:H3'	2:AB:88:C:H5'	1.92	0.46
3:AD:35:LYS:HE3	3:AD:64:ILE:C	2.36	0.46
4:AE:7:VAL:O	4:AE:26:ILE:O	2.34	0.46
4:AE:16:ARG:HG3	4:AE:16:ARG:HH11	1.81	0.46
5:AF:84:VAL:O	5:AF:86:GLY:N	2.49	0.46
5:AF:125:LEU:HD12	5:AF:196:LEU:CD2	2.45	0.46
7:AH:12:PRO:C	7:AH:15:VAL:HG22	2.36	0.46
7:AH:126:PRO:O	7:AH:127:GLU:O	2.32	0.46
9:AM:10:GLU:OE2	9:AM:11:PRO:HD2	2.15	0.46
12:AP:98:LYS:HB3	12:AP:99:PRO:CD	2.40	0.46
12:AP:133:ARG:HH11	12:AP:133:ARG:CG	2.29	0.46
13:A0:55:ALA:CB	13:A0:79:LEU:HD22	2.45	0.46
13:A0:66:VAL:CG1	13:A0:70:LEU:HD12	2.45	0.46
15:AR:126:ALA:C	15:AR:128:GLU:H	2.18	0.46
16:A1:50:ARG:HH21	16:A1:50:ARG:CB	2.29	0.46
16:A1:58:ARG:O	16:A1:62:ILE:HD13	2.14	0.46
16:A1:60:LEU:HD21	16:A1:64:ARG:NH2	2.31	0.46
21:AV:178:GLU:OE1	21:AV:181:GLU:N	2.49	0.46
21:AV:182:LYS:NZ	52:BB:57:G:H5'	2.30	0.46
22:A3:55:ARG:CB	22:A3:55:ARG:HH11	2.28	0.46
24:AW:56:GLN:O	24:AW:60:LEU:HD12	2.15	0.46
24:AW:71:ASN:O	24:AW:72:ALA:C	2.52	0.46
26:A4:66:SER:O	26:A4:67:TYR:O	2.33	0.46
27:A5:59:GLU:O	27:A5:60:VAL:C	2.53	0.46
31:BA:4:U:C4	38:BK:105:ARG:NH1	2.83	0.46
31:BA:36:C:H2'	31:BA:37:U:H5'	1.98	0.46
31:BA:147:G:O2'	31:BA:148:G:H5'	2.16	0.46
31:BA:228:A:H2'	31:BA:229:U:H6	1.79	0.46
31:BA:339:C:H2'	31:BA:340:U:C6	2.50	0.46
31:BA:537:G:H5''	42:BO:113:ARG:HH12	1.80	0.46

*Continued on next page...*

*Continued from previous page...*

Atom-1	Atom-2	Interatomic distance (Å)	Clash overlap (Å)
31:BA:577:G:C1'	31:BA:816:A:C4	2.98	0.46
31:BA:621:A:H2'	31:BA:622:A:C8	2.50	0.46
31:BA:623:C:C4	31:BA:624:C:C5	3.03	0.46
31:BA:889:A:O3'	31:BA:890:G:H4'	2.15	0.46
31:BA:982:U:H6	31:BA:982:U:OP1	1.99	0.46
31:BA:1198:G:H2'	31:BA:1199:U:C6	2.51	0.46
31:BA:1254:C:OP1	40:BM:45:ARG:HA	2.16	0.46
31:BA:1270:C:OP2	51:BX:24:ARG:NH2	2.49	0.46
31:BA:1347:G:N2	31:BA:1374:A:OP2	2.44	0.46
31:BA:1442:G:N7	31:BA:1446:A:C2	2.84	0.46
32:BE:85:ALA:HB1	32:BE:92:TYR:HB3	1.98	0.46
32:BE:86:GLU:O	32:BE:88:ALA:N	2.45	0.46
33:BF:18:TRP:CD1	44:BQ:54:PRO:HA	2.50	0.46
33:BF:136:GLN:O	33:BF:140:ARG:N	2.48	0.46
35:BH:13:ILE:O	35:BH:13:ILE:HG12	2.15	0.46
37:BJ:44:TYR:O	37:BJ:47:CYS:N	2.48	0.46
38:BK:39:LEU:O	38:BK:44:PHE:HB2	2.16	0.46
47:BT:59:ILE:HG22	47:BT:71:PHE:CD1	2.50	0.46
48:BU:62:GLU:O	48:BU:65:ILE:CD1	2.64	0.46
54:CA:96:G:H5'	54:CA:96:G:C8	2.43	0.46
54:CA:266:G:H5''	54:CA:268:C:N4	2.14	0.46
54:CA:424:G:O2'	54:CA:425:G:H5'	2.16	0.46
54:CA:481:G:O2'	54:CA:482:A:C8	2.64	0.46
54:CA:586:C:H1'	54:CA:878:G:O2'	2.16	0.46
54:CA:1333:A:C2	54:CA:1334:G:H1'	2.50	0.46
32:CE:213:LEU:HD23	32:CE:213:LEU:C	2.36	0.46
34:CG:152:SER:HB3	34:CG:155:LEU:HD12	1.96	0.46
35:CH:10:MET:SD	35:CH:13:ILE:CD1	3.03	0.46
35:CH:102:ALA:HB1	35:CH:106:PRO:CG	2.43	0.46
36:CI:19:LEU:HD11	36:CI:59:TYR:CE2	2.50	0.46
38:CK:115:SER:HB2	38:CK:116:LYS:HE3	1.98	0.46
42:CO:45:PRO:O	42:CO:46:LYS:O	2.34	0.46
46:CS:82:GLN:O	46:CS:83:GLU:HB3	2.16	0.46
48:CU:53:ARG:HH21	48:CU:60:ALA:N	2.12	0.46
55:DA:265:A:C2'	55:DA:266:G:O4'	2.64	0.46
55:DA:381:G:O2'	55:DA:382:G:H5'	2.16	0.46
55:DA:492:A:H2'	55:DA:493:G:C5'	2.46	0.46
55:DA:721:C:H3'	55:DA:722:A:H8	1.81	0.46
55:DA:897:C:C6	55:DA:897:C:C4'	2.98	0.46
55:DA:1062:G:N2	55:DA:1077:A:C8	2.83	0.46
55:DA:1283:G:H2'	55:DA:1285:G:OP2	2.15	0.46

*Continued on next page...*



*Continued from previous page...*

Atom-1	Atom-2	Interatomic distance (Å)	Clash overlap (Å)
55:DA:1311:G:H1'	55:DA:1313:U:O4	2.16	0.46
55:DA:1480:G:O6	55:DA:1510:A:N1	2.49	0.46
55:DA:1999:C:H2'	55:DA:2000:G:O4'	2.16	0.46
55:DA:2420:C:OP1	30:D8:34:TRP:CA	2.63	0.46
55:DA:2680:C:H5'	4:DE:189:PRO:HA	1.98	0.46
55:DA:2836:U:H2'	55:DA:2837:G:H8	1.79	0.46
2:DB:41:U:O4	6:DG:70:VAL:O	2.34	0.46
2:DB:52:A:H2'	2:DB:53:A:N7	2.30	0.46
3:DD:30:GLU:CG	3:DD:63:ARG:NH2	2.78	0.46
4:DE:50:GLY:CA	4:DE:74:PRO:HG3	2.44	0.46
4:DE:62:PRO:O	4:DE:63:LEU:C	2.52	0.46
5:DF:34:TRP:CH2	11:DO:8:PRO:HG3	2.48	0.46
6:DG:26:GLN:HE21	6:DG:27:ASN:HB2	1.80	0.46
6:DG:44:GLY:O	6:DG:47:LYS:HB2	2.16	0.46
6:DG:75:LYS:HD2	6:DG:77:ILE:CD1	2.45	0.46
56:DI:10:GLU:O	56:DI:11:GLU:C	2.53	0.46
8:DK:71:ILE:C	8:DK:74:ASN:HD21	2.19	0.46
8:DK:139:GLN:NE2	8:DK:139:GLN:O	2.49	0.46
57:DY:25:PHE:CA	57:DY:82:PHE:CE2	2.99	0.46
58:DL:12:LEU:HA	58:DL:12:LEU:HD13	1.42	0.46
58:DL:138:VAL:CG1	58:DL:139:VAL:H	2.25	0.46
9:DM:47:ALA:HB1	9:DM:116:LEU:HD21	1.97	0.46
9:DM:131:GLN:OE1	9:DM:132:ALA:HB2	2.15	0.46
13:D0:91:GLN:NE2	13:D0:91:GLN:H	2.13	0.46
15:DR:78:LEU:HD13	15:DR:78:LEU:O	2.16	0.46
16:D1:83:LEU:HD12	16:D1:88:ILE:HD11	1.97	0.46
19:DT:49:VAL:CG1	19:DT:50:LYS:N	2.78	0.46
20:DU:91:GLU:O	20:DU:92:ASN:HB3	2.16	0.46
20:DU:96:ILE:HD11	20:DU:99:CYS:SG	2.55	0.46
21:DV:61:LEU:HD22	21:DV:62:PRO:O	2.15	0.46
21:DV:194:PRO:CB	21:DV:196:VAL:CG1	2.92	0.46
29:D7:25:PRO:HA	29:D7:28:ARG:CZ	2.46	0.46
1:AA:270(B):A:C5'	1:AA:270(C):C:OP2	2.64	0.46
1:AA:273(B):C:H2'	1:AA:273(C):C:C6	2.51	0.46
1:AA:434:U:C4'	1:AA:435:C:OP1	2.50	0.46
1:AA:529:A:H2'	1:AA:529:A:N3	2.30	0.46
1:AA:621:A:H2'	1:AA:622:G:C5'	2.45	0.46
1:AA:654(S):G:H2'	1:AA:654(T):A:N9	2.30	0.46
1:AA:669:G:N3	1:AA:669:G:C2'	2.76	0.46
1:AA:806:C:OP2	11:AO:41:ARG:NH2	2.48	0.46
1:AA:1235:G:N1	1:AA:1236:G:N2	2.64	0.46

*Continued on next page...*

*Continued from previous page...*

Atom-1	Atom-2	Interatomic distance (Å)	Clash overlap (Å)
1:AA:1665:A:C2'	1:AA:1666:G:H5'	2.46	0.46
1:AA:1798:U:O2	1:AA:1802:A:H2	1.98	0.46
1:AA:2168:G:N3	1:AA:2168:G:C2'	2.78	0.46
1:AA:2219:G:C2'	1:AA:2224:G:H5'	2.45	0.46
1:AA:2580:U:H4'	4:AE:130:GLY:HA3	1.95	0.46
1:AA:2867:G:H2'	1:AA:2868:A:OP2	2.16	0.46
3:AD:16:MET:HG3	3:AD:206:LEU:O	2.15	0.46
5:AF:84:VAL:C	5:AF:86:GLY:H	2.19	0.46
6:AG:115:ARG:O	6:AG:116:ASP:HB2	2.15	0.46
7:AH:20:ALA:HB3	7:AH:23:ARG:CG	2.46	0.46
7:AH:149:ARG:C	7:AH:151:ILE:H	2.19	0.46
8:AK:68:LEU:HA	8:AK:71:ILE:CG2	2.45	0.46
8:AK:88:ILE:HG12	8:AK:121:LYS:C	2.36	0.46
8:AK:122:GLU:O	8:AK:126:TYR:OH	2.29	0.46
9:AM:9:VAL:HG11	9:AM:39:ARG:NH1	2.30	0.46
9:AM:28:THR:HA	9:AM:106:MET:HE1	1.98	0.46
10:AN:8:LEU:HD12	10:AN:84:ALA:HB2	1.97	0.46
12:AP:35:VAL:HG11	12:AP:130:LYS:HD3	1.97	0.46
14:AQ:88:ASP:CG	14:AQ:89:ARG:H	2.19	0.46
15:AR:70:VAL:HG12	15:AR:71:GLY:N	2.31	0.46
21:AV:7:ALA:HB2	21:AV:39:VAL:HG12	1.98	0.46
21:AV:148:ASP:OD1	21:AV:174:VAL:HG23	2.16	0.46
25:AX:42:ALA:O	25:AX:43:ILE:C	2.52	0.46
28:A6:25:LYS:HB2	28:A6:27:LYS:CD	2.46	0.46
30:A8:8:LYS:O	30:A8:12:LYS:HG3	2.15	0.46
31:BA:191(F):U:H3	50:BW:105:SER:HB3	1.81	0.46
31:BA:979:C:O2	44:BQ:19:ARG:HG2	2.15	0.46
31:BA:1028:C:C4	31:BA:1028(A):C:C5	3.03	0.46
31:BA:1060:C:O2'	31:BA:1061:G:H5'	2.16	0.46
31:BA:1234:C:H5'	31:BA:1364:U:O2'	2.16	0.46
31:BA:1298:C:H5''	37:BJ:114:ARG:HH12	1.81	0.46
31:BA:1323:G:H2'	31:BA:1324:A:C8	2.51	0.46
32:BE:16:HIS:NE2	32:BE:209:ARG:HD2	2.30	0.46
32:BE:67:THR:HA	32:BE:90:MET:SD	2.55	0.46
32:BE:95:GLN:O	32:BE:96:ARG:C	2.54	0.46
32:BE:219:VAL:HA	32:BE:222:ILE:CD1	2.42	0.46
34:BG:33:MET:C	34:BG:34:GLU:O	2.48	0.46
38:BK:36:LEU:O	38:BK:39:LEU:N	2.49	0.46
39:BL:118:LYS:O	39:BL:119:ALA:HB3	2.15	0.46
42:BO:117:ARG:HH11	42:BO:117:ARG:CG	2.29	0.46
43:BP:11:ARG:O	43:BP:13:LYS:N	2.47	0.46

*Continued on next page...*

*Continued from previous page...*

Atom-1	Atom-2	Interatomic distance (Å)	Clash overlap (Å)
43:BP:34:LEU:CD1	43:BP:41:PRO:HB3	2.46	0.46
44:BQ:61:TRP:OXT	44:BQ:61:TRP:CG	2.68	0.46
46:BS:19:ILE:N	46:BS:37:GLY:O	2.44	0.46
50:BW:26:ASN:HA	50:BW:29:LYS:CG	2.46	0.46
52:BB:34:G:O2'	52:BB:35:A:H5'	2.15	0.46
52:BC:75:C:H5''	52:BC:76:A:OP2	2.16	0.46
53:B1:53:U:O2'	53:B1:54:U:P	2.73	0.46
54:CA:336:C:O2'	54:CA:337:C:H5'	2.15	0.46
54:CA:502:G:P	42:CO:118:SER:HB2	2.56	0.46
54:CA:529:G:O6	42:CO:49:ASN:ND2	2.49	0.46
54:CA:556:C:H2'	54:CA:557:G:H5'	1.96	0.46
54:CA:723:U:O2	54:CA:723:U:H2'	2.16	0.46
54:CA:956:U:H5'	49:CV:87:ALA:HB2	1.98	0.46
54:CA:1155:G:O2'	54:CA:1156:G:H5'	2.16	0.46
54:CA:1324:A:H2'	54:CA:1325:C:C6	2.51	0.46
32:CE:55:PHE:CD1	32:CE:221:LEU:HG	2.51	0.46
32:CE:212:GLN:CD	32:CE:212:GLN:C	2.75	0.46
32:CE:239:VAL:HG12	32:CE:240:GLN:OE1	2.16	0.46
33:CF:45:LYS:O	33:CF:48:TYR:HB3	2.16	0.46
34:CG:188:LEU:CD2	34:CG:189:PRO:HD2	2.44	0.46
35:CH:15:ARG:HD3	53:C1:56:U:OP2	2.16	0.46
38:CK:34:GLU:CB	38:CK:118:VAL:HG21	2.38	0.46
38:CK:83:ILE:O	38:CK:83:ILE:HG23	2.16	0.46
38:CK:97:VAL:O	38:CK:100:ILE:HG13	2.15	0.46
40:CM:48:THR:HG23	40:CM:62:HIS:ND1	2.31	0.46
42:CO:19:ARG:HH11	42:CO:19:ARG:CB	2.28	0.46
42:CO:109:GLY:CA	42:CO:121:GLY:O	2.56	0.46
47:CT:13:ASP:O	47:CT:15:MET:N	2.48	0.46
55:DA:165:U:O2	55:DA:165:U:C2'	2.64	0.46
55:DA:554:U:O2'	55:DA:556:G:H8	1.97	0.46
55:DA:638:G:H2'	55:DA:639:U:H6	1.72	0.46
55:DA:879:G:C4	55:DA:880:G:H1'	2.51	0.46
55:DA:1058:U:O3'	58:DL:4:VAL:CG1	2.64	0.46
55:DA:1287:A:OP1	13:D0:105:ARG:O	2.34	0.46
55:DA:1533:C:C5'	55:DA:1534:G:OP2	2.58	0.46
55:DA:1810:A:H2'	55:DA:1811:G:O4'	2.16	0.46
55:DA:1944:U:H5''	55:DA:1945:G:OP2	2.16	0.46
55:DA:2152:G:H2'	55:DA:2153:G:C8	2.50	0.46
55:DA:2355:C:C5'	22:D3:36:ILE:HD11	2.45	0.46
55:DA:2469:A:N6	55:DA:2481:G:H1'	2.30	0.46
55:DA:2506:U:O2'	55:DA:2507:C:H5'	2.16	0.46

*Continued on next page...*

*Continued from previous page...*

Atom-1	Atom-2	Interatomic distance (Å)	Clash overlap (Å)
6:DG:77:ILE:HG22	6:DG:80:PHE:N	2.27	0.46
7:DH:26:VAL:CG1	7:DH:33:LEU:HB2	2.45	0.46
7:DH:89:ILE:HD12	7:DH:129:THR:O	2.16	0.46
8:DK:78:THR:O	8:DK:79:ILE:CB	2.63	0.46
9:DM:46:VAL:O	9:DM:47:ALA:HB3	2.15	0.46
11:DO:30:THR:OG1	11:DO:31:ALA:N	2.47	0.46
11:DO:41:ARG:HD3	11:DO:41:ARG:HA	1.65	0.46
11:DO:62:LEU:CD2	30:D8:25:MET:HB2	2.36	0.46
14:DQ:15:ARG:NE	14:DQ:88:ASP:OD1	2.48	0.46
17:D2:48:GLY:O	17:D2:49:THR:C	2.54	0.46
20:DU:48:ALA:HB2	20:DU:61:ILE:HD13	1.98	0.46
24:DW:42:GLY:C	24:DW:44:LEU:H	2.07	0.46
26:D4:37:SER:O	26:D4:38:LYS:O	2.34	0.46
28:D6:38:LYS:HA	28:D6:48:VAL:O	2.15	0.46
1:AA:818:G:O2'	1:AA:838:C:O2'	2.25	0.46
1:AA:907:U:OP1	12:AP:24:GLY:C	2.53	0.46
1:AA:913:U:O2'	1:AA:914:C:O5'	2.34	0.46
1:AA:955:C:H5'	12:AP:14:ARG:HH21	1.81	0.46
1:AA:981:A:H2	1:AA:2027:G:N3	2.13	0.46
1:AA:1019:U:H2'	1:AA:1020:A:C8	2.50	0.46
1:AA:1301:A:O2'	1:AA:1302:A:C3'	2.63	0.46
1:AA:1428:C:C5	1:AA:1569:A:H5''	2.51	0.46
1:AA:1432:C:H2'	1:AA:1433:U:O4'	2.15	0.46
1:AA:1814:G:C2	1:AA:1815:A:N6	2.84	0.46
1:AA:1820:U:C2	3:AD:202:LYS:HB3	2.50	0.46
1:AA:2239:G:P	3:AD:244:ARG:HH22	2.38	0.46
1:AA:2391:G:HO2'	1:AA:2392:A:P	2.38	0.46
1:AA:2485:G:H5''	12:AP:46:GLN:NE2	2.31	0.46
1:AA:2556:C:C2'	1:AA:2557:G:H5'	2.46	0.46
1:AA:2661:G:H2'	1:AA:2662:A:C8	2.51	0.46
1:AA:2777:G:H4'	1:AA:2778:A:H5'	1.98	0.46
1:AA:2822:G:OP1	4:AE:112:GLY:HA2	2.16	0.46
3:AD:63:ARG:O	3:AD:65:ILE:HG22	2.15	0.46
5:AF:20:LEU:HD22	5:AF:23:ASP:OD2	2.15	0.46
7:AH:91:GLY:O	7:AH:94:TYR:HB2	2.15	0.46
8:AK:129:THR:HG22	8:AK:137:PRO:CB	2.34	0.46
9:AM:98:VAL:CG2	9:AM:99:LEU:N	2.78	0.46
12:AP:93:TYR:N	12:AP:93:TYR:CD1	2.83	0.46
14:AQ:88:ASP:OD2	14:AQ:89:ARG:N	2.49	0.46
15:AR:90:GLN:CG	15:AR:91:ARG:N	2.79	0.46
16:A1:47:TYR:HA	16:A1:50:ARG:HH12	1.81	0.46

*Continued on next page...*

*Continued from previous page...*

Atom-1	Atom-2	Interatomic distance (Å)	Clash overlap (Å)
18:AS:5:ALA:HB3	18:AS:54:ALA:HB2	1.97	0.46
20:AU:68:HIS:O	20:AU:71:LYS:CG	2.64	0.46
21:AV:26:GLY:C	21:AV:37:VAL:HG22	2.36	0.46
23:AZ:73:LEU:HB3	23:AZ:90:ILE:CD1	2.46	0.46
24:AW:59:ARG:O	24:AW:60:LEU:C	2.55	0.46
28:A6:29:ASN:N	28:A6:29:ASN:HD22	2.12	0.46
31:BA:426:G:P	34:BG:36:ARG:HH21	2.38	0.46
31:BA:663:A:H2'	31:BA:664:G:O4'	2.15	0.46
31:BA:901:A:C5	31:BA:902:G:H1'	2.50	0.46
31:BA:956:U:H2'	31:BA:957:U:O4'	2.15	0.46
31:BA:1162:C:C2	31:BA:1175:G:N2	2.83	0.46
31:BA:1492:A:H1'	53:B1:50:U:HO2'	1.78	0.46
31:BA:1512:U:H2'	31:BA:1513:A:H8	1.80	0.46
32:BE:68:ILE:O	32:BE:90:MET:HB3	2.16	0.46
32:BE:72:GLY:C	32:BE:74:LYS:H	2.19	0.46
32:BE:87:ARG:O	32:BE:87:ARG:HD2	2.15	0.46
32:BE:160:ASP:O	32:BE:161:ALA:HB2	2.15	0.46
32:BE:218:ALA:O	32:BE:221:LEU:HG	2.15	0.46
33:BF:14:ILE:O	33:BF:15:THR:HB	2.15	0.46
33:BF:22:TRP:CZ3	33:BF:24:ALA:HB2	2.51	0.46
33:BF:33:LEU:C	33:BF:35:GLU:N	2.69	0.46
33:BF:59:ARG:CG	33:BF:64:VAL:HG22	2.44	0.46
34:BG:38:TYR:CE1	34:BG:45:GLN:HB3	2.50	0.46
35:BH:19:MET:CE	35:BH:24:ARG:HB3	2.45	0.46
35:BH:64:ARG:HG3	35:BH:64:ARG:HH11	1.81	0.46
37:BJ:95:ARG:HG3	37:BJ:95:ARG:NH1	2.31	0.46
38:BK:60:ARG:NH1	38:BK:60:ARG:HB2	2.31	0.46
43:BP:23:TYR:HD1	43:BP:71:ARG:CZ	2.28	0.46
43:BP:91:ARG:NH2	43:BP:103:THR:HG21	2.28	0.46
45:BR:17:ARG:NH1	45:BR:77:ARG:HH12	2.12	0.46
49:BV:8:GLY:O	49:BV:9:VAL:C	2.54	0.46
52:BB:16:U:H2'	52:BB:18:G:OP2	2.15	0.46
52:BC:1:G:C4	52:BC:2:C:C5	3.04	0.46
54:CA:321:A:C2	54:CA:333:G:C2	3.04	0.46
54:CA:344:A:C5'	54:CA:345:C:OP2	2.63	0.46
54:CA:542:G:H5'	34:CG:41:GLY:CA	2.45	0.46
54:CA:960:U:O4	54:CA:1225:A:H1'	2.16	0.46
54:CA:1027:C:HO2'	54:CA:1028:C:P	2.38	0.46
32:CE:224:GLN:C	32:CE:226:ARG:N	2.67	0.46
33:CF:83:ARG:C	33:CF:85:ARG:N	2.69	0.46
33:CF:101:LEU:HD23	33:CF:102:ASN:O	2.16	0.46

*Continued on next page...*

*Continued from previous page...*

Atom-1	Atom-2	Interatomic distance (Å)	Clash overlap (Å)
33:CF:153:VAL:HG22	33:CF:198:VAL:HG22	1.97	0.46
35:CH:32:VAL:CG2	35:CH:58:ALA:HB1	2.45	0.46
35:CH:76:ILE:HD11	35:CH:118:ILE:CD1	2.46	0.46
36:CI:18:GLN:O	36:CI:21:LEU:HB2	2.16	0.46
38:CK:94:TYR:HE1	38:CK:132:GLU:HB2	1.79	0.46
39:CL:19:LEU:CD1	39:CL:85:LEU:HB3	2.45	0.46
40:CM:5:ARG:O	40:CM:98:ILE:HA	2.16	0.46
41:CN:126:ARG:HG2	41:CN:126:ARG:NH1	2.30	0.46
43:CP:7:VAL:CG2	6:DG:115:ARG:NH1	2.78	0.46
43:CP:32:GLU:O	43:CP:35:GLU:HG2	2.16	0.46
43:CP:108:ARG:NH1	43:CP:108:ARG:HG3	2.30	0.46
49:CV:3:ARG:O	49:CV:4:SER:CB	2.61	0.46
49:CV:58:VAL:HG23	49:CV:58:VAL:O	2.16	0.46
49:CV:63:THR:CG2	49:CV:65:ASN:HD21	2.28	0.46
50:CW:9:ASN:C	50:CW:9:ASN:HD22	2.18	0.46
50:CW:17:ARG:HG3	50:CW:17:ARG:NH1	2.30	0.46
52:CD:8:U:C4'	52:CD:9:A:OP1	2.59	0.46
52:CC:35:A:H2'	52:CC:36:A:C5'	2.37	0.46
53:C1:57:U:O2	53:C1:57:U:C2'	2.64	0.46
55:DA:72:U:C5	55:DA:112:U:H4'	2.51	0.46
55:DA:118:A:H5'	55:DA:119:A:C8	2.49	0.46
55:DA:343:C:H2'	55:DA:343:C:O2	2.15	0.46
55:DA:531:C:C5	55:DA:2035:G:C2	3.04	0.46
55:DA:884:C:N3	55:DA:885:C:C4	2.84	0.46
55:DA:1094:U:O2'	55:DA:1096:A:OP1	2.33	0.46
55:DA:1231:G:H2'	55:DA:1232:G:H8	1.80	0.46
55:DA:2063:C:C4	55:DA:2064:C:C4	3.04	0.46
55:DA:2134:A:N6	55:DA:2157:G:C1'	2.76	0.46
55:DA:2199:A:H8	55:DA:2199:A:OP2	1.99	0.46
55:DA:2562:U:H4'	10:DN:25:LEU:CD2	2.46	0.46
55:DA:2629:A:O2'	55:DA:2630:G:C5'	2.64	0.46
3:DD:12:SER:O	3:DD:16:MET:HB2	2.16	0.46
3:DD:46:GLN:H	3:DD:46:GLN:HG3	1.30	0.46
4:DE:104:VAL:HG11	4:DE:188:VAL:HG23	1.97	0.46
5:DF:103:LYS:HA	5:DF:106:ARG:CG	2.32	0.46
6:DG:34:LEU:HD22	6:DG:34:LEU:C	2.36	0.46
7:DH:151:ILE:O	7:DH:152:ARG:O	2.34	0.46
57:DY:5:ARG:O	57:DY:7:VAL:N	2.49	0.46
57:DY:104:ILE:CB	57:DY:105:PRO:CD	2.94	0.46
57:DY:104:ILE:HD12	57:DY:104:ILE:HA	1.77	0.46
57:DY:135:ARG:HB3	56:DJ:10:GLU:OE2	2.15	0.46

*Continued on next page...*

Continued from previous page...

Atom-1	Atom-2	Interatomic distance (Å)	Clash overlap (Å)
58:DL:101:TRP:O	58:DL:105:LEU:HG	2.16	0.46
56:DJ:14:GLN:N	56:DJ:17:VAL:HG23	2.31	0.46
9:DM:74:ARG:NH1	9:DM:85:ILE:HD11	2.31	0.46
9:DM:91:LEU:O	9:DM:95:PRO:HG3	2.16	0.46
11:DO:12:ALA:C	11:DO:14:LYS:H	2.19	0.46
11:DO:75:ILE:CD1	11:DO:75:ILE:N	2.62	0.46
11:DO:138:LEU:O	11:DO:140:ALA:N	2.43	0.46
12:DP:20:ALA:HB3	21:DV:79:ARG:CZ	2.46	0.46
12:DP:21:THR:HB	12:DP:22:LYS:H	1.38	0.46
12:DP:140:ALA:HB1	21:DV:123:ASP:OD1	2.16	0.46
13:D0:41:ALA:C	13:D0:43:GLU:H	2.19	0.46
15:DR:104:ASN:O	15:DR:105:LEU:HB3	2.16	0.46
16:D1:108:GLU:HG3	17:D2:44:LYS:CE	2.41	0.46
17:D2:30:GLY:N	17:D2:61:VAL:HG13	2.31	0.46
20:DU:19:LYS:O	20:DU:19:LYS:CG	2.64	0.46
20:DU:94:LYS:CD	20:DU:101:LYS:HZ3	2.28	0.46
21:DV:63:ASP:O	21:DV:65:GLN:N	2.48	0.46
21:DV:82:ARG:HG3	21:DV:83:PRO:CD	2.46	0.46
28:D6:19:ARG:HA	28:D6:19:ARG:HD2	1.73	0.46
1:AA:5:A:H2'	1:AA:6:A:H8	1.81	0.46
1:AA:196:A:C2'	1:AA:805:G:O6	2.61	0.46
1:AA:396:G:O3'	23:AZ:44:PRO:HA	2.16	0.46
1:AA:644:A:O3'	1:AA:645:C:H6	1.99	0.46
1:AA:654(H):G:H3'	1:AA:654(I):C:C5'	2.46	0.46
1:AA:1171:G:H1'	1:AA:1173:G:C5'	2.46	0.46
1:AA:1880:C:H2'	1:AA:1881:C:O4'	2.15	0.46
1:AA:1924:C:C2	1:AA:1925:C:H6	2.25	0.46
1:AA:2328:A:H2'	1:AA:2329:G:H8	1.80	0.46
1:AA:2552:U:H5'	1:AA:2553:G:OP2	2.16	0.46
1:AA:2631:G:N3	1:AA:2810:A:C2	2.81	0.46
1:AA:2707:G:H5''	13:A0:68:ARG:CZ	2.46	0.46
2:AB:37:C:O2	14:AQ:95:HIS:NE2	2.49	0.46
5:AF:22:ALA:O	5:AF:24:LEU:N	2.48	0.46
6:AG:95:ARG:O	6:AG:96:ARG:O	2.34	0.46
10:AN:13:ASN:ND2	10:AN:97:ARG:HB2	2.31	0.46
11:AO:12:ALA:C	11:AO:14:LYS:H	2.18	0.46
11:AO:85:LEU:HD22	11:AO:115:LEU:O	2.16	0.46
12:AP:139:GLU:N	12:AP:139:GLU:OE1	2.48	0.46
16:A1:105:VAL:O	16:A1:106:PHE:C	2.54	0.46
17:A2:79:VAL:O	17:A2:80:GLN:CB	2.63	0.46
18:AS:92:ARG:HG2	18:AS:92:ARG:NH1	2.31	0.46

Continued on next page...

*Continued from previous page...*

Atom-1	Atom-2	Interatomic distance (Å)	Clash overlap (Å)
21:AV:82:ARG:HH11	21:AV:82:ARG:HG2	1.81	0.46
21:AV:157:LEU:C	21:AV:161:VAL:HG21	2.37	0.46
23:AZ:50:ARG:HA	23:AZ:58:ILE:O	2.16	0.46
23:AZ:76:ARG:CG	23:AZ:94:LEU:HD13	2.43	0.46
24:AW:26:ARG:HB3	24:AW:26:ARG:NH1	2.29	0.46
25:AX:31:LEU:C	25:AX:33:GLN:H	2.19	0.46
27:A5:46:CYS:SG	27:A5:48:GLU:HG2	2.56	0.46
29:A7:24:THR:C	29:A7:26:GLY:N	2.68	0.46
31:BA:181:G:HO2'	31:BA:182:U:H6	1.62	0.46
31:BA:191(F):U:H2'	31:BA:191:G:H5'	1.98	0.46
31:BA:392:G:H2'	31:BA:393:A:H8	1.81	0.46
31:BA:481:G:H2'	31:BA:483:C:H41	1.81	0.46
31:BA:793:U:O4	31:BA:1517:G:H5'	2.16	0.46
31:BA:965:A:H5''	31:BA:966:G:OP1	2.15	0.46
31:BA:1179:A:OP2	39:BL:93:ARG:NH2	2.47	0.46
31:BA:1317:C:N4	44:BQ:19:ARG:HH21	2.13	0.46
31:BA:1368:G:H4'	44:BQ:61:TRP:HZ2	1.80	0.46
32:BE:4:GLU:O	32:BE:6:THR:N	2.48	0.46
32:BE:19:HIS:O	32:BE:20:GLU:C	2.53	0.46
32:BE:19:HIS:HD1	32:BE:204:ASN:ND2	2.14	0.46
33:BF:15:THR:HG22	33:BF:16:ARG:HH12	1.80	0.46
34:BG:181:MET:O	34:BG:182:LYS:HB3	2.15	0.46
42:BO:86:ARG:HB2	42:BO:101:VAL:HG23	1.97	0.46
48:BU:36:ASN:ND2	48:BU:39:VAL:HG21	2.29	0.46
50:BW:36:LEU:CD1	50:BW:55:ILE:HG23	2.46	0.46
52:BC:44:G:H3'	52:BC:45:U:H6	1.78	0.46
54:CA:45:U:H2'	54:CA:46:G:C8	2.50	0.46
54:CA:375:U:H4'	46:CS:17:TYR:HE2	1.76	0.46
54:CA:411:A:C8	54:CA:413:G:H1'	2.50	0.46
54:CA:522:C:H41	42:CO:53:ARG:HH22	1.64	0.46
54:CA:767:A:H2'	54:CA:768:A:O4'	2.16	0.46
54:CA:1009:G:O2'	54:CA:1010:G:H5'	2.16	0.46
54:CA:1081:G:OP1	35:CH:16:THR:OG1	2.34	0.46
54:CA:1297:C:O2'	54:CA:1298:C:H6	1.98	0.46
33:CF:189:ALA:HB3	33:CF:196:LEU:HB3	1.96	0.46
34:CG:94:LEU:HD13	34:CG:191:ARG:HH11	1.81	0.46
36:CI:89:MET:O	36:CI:90:VAL:C	2.53	0.46
38:CK:39:LEU:CD1	38:CK:111:ILE:HD11	2.46	0.46
38:CK:82:HIS:CD2	38:CK:83:ILE:N	2.83	0.46
39:CL:10:ARG:HG3	39:CL:105:ASP:HB2	1.98	0.46
40:CM:64:GLU:OE2	40:CM:66:ARG:HD2	2.15	0.46

*Continued on next page...*



*Continued from previous page...*

Atom-1	Atom-2	Interatomic distance (Å)	Clash overlap (Å)
44:CQ:4:LYS:O	44:CQ:7:ILE:HG12	2.16	0.46
45:CR:39:LEU:CD1	45:CR:56:LEU:HB2	2.46	0.46
48:CU:66:LEU:CG	48:CU:70:ILE:HD11	2.46	0.46
50:CW:16:HIS:O	50:CW:19:SER:HB3	2.16	0.46
52:CC:68:C:H2'	52:CC:69:G:H8	1.79	0.46
53:C1:39:U:H2'	53:C1:40:U:H6	1.81	0.46
53:C1:44:U:O2'	53:C1:45:U:P	2.74	0.46
55:DA:338:G:H2'	55:DA:339:U:H6	1.81	0.46
55:DA:517:C:OP1	27:D5:16:ARG:NH2	2.49	0.46
55:DA:614:U:O4	5:DF:175:THR:O	2.34	0.46
55:DA:632:A:H2'	55:DA:633:A:C8	2.51	0.46
55:DA:865:C:C4'	55:DA:866:A:OP1	2.63	0.46
55:DA:928:G:H3'	55:DA:929:G:H8	1.81	0.46
55:DA:1126:A:H4'	55:DA:1127:A:O5'	2.16	0.46
55:DA:1639:U:O2'	55:DA:2699:C:H4'	2.16	0.46
55:DA:1649:G:N3	13:D0:107:ASP:HB2	2.30	0.46
55:DA:2167:U:OP2	55:DA:2167:U:C6	2.65	0.46
55:DA:2197:U:H2'	55:DA:2224:G:H1	1.80	0.46
55:DA:2443:C:OP1	5:DF:68:LYS:HD2	2.15	0.46
55:DA:2529:G:H5''	55:DA:2530:A:C5'	2.46	0.46
3:DD:177:LEU:HD12	3:DD:181:GLU:CG	2.46	0.46
4:DE:34:VAL:HG21	4:DE:77:ILE:HG21	1.98	0.46
4:DE:61:ARG:O	4:DE:63:LEU:HD23	2.16	0.46
7:DH:41:MET:HE1	7:DH:64:LEU:HB2	1.98	0.46
8:DK:9:LEU:O	8:DK:10:GLU:O	2.34	0.46
57:DY:71:LEU:HB3	57:DY:113:GLN:HG2	1.91	0.46
57:DY:73:GLY:CA	57:DY:112:LEU:CD1	2.73	0.46
58:DL:8:VAL:N	58:DL:57:ILE:HG21	2.30	0.46
58:DL:48:MET:CG	58:DL:48:MET:O	2.63	0.46
56:DJ:17:VAL:O	56:DJ:18:LEU:HG	2.16	0.46
56:DJ:21:LYS:HA	56:DJ:21:LYS:HD3	1.49	0.46
11:DO:36:LYS:CB	11:DO:40:SER:HB3	2.40	0.46
12:DP:70:PRO:HA	12:DP:94:VAL:O	2.16	0.46
13:D0:66:VAL:HG12	13:D0:70:LEU:HD12	1.97	0.46
14:DQ:5:THR:C	14:DQ:7:TYR:H	2.19	0.46
14:DQ:38:GLN:HG3	14:DQ:47:THR:CG2	2.46	0.46
14:DQ:56:LEU:HG	14:DQ:58:LEU:HD22	1.98	0.46
14:DQ:62:LYS:HB3	14:DQ:97:ARG:HD3	1.96	0.46
15:DR:28:VAL:HG21	15:DR:86:ILE:CD1	2.46	0.46
15:DR:84:GLN:HG3	15:DR:85:LYS:N	2.30	0.46
16:D1:92:ARG:NH1	17:D2:11:GLN:HB2	2.31	0.46

*Continued on next page...*

*Continued from previous page...*

Atom-1	Atom-2	Interatomic distance (Å)	Clash overlap (Å)
17:D2:44:LYS:C	17:D2:46:VAL:N	2.68	0.46
19:DT:35:THR:HG22	19:DT:38:GLU:OE1	2.16	0.46
20:DU:8:LYS:O	20:DU:27:VAL:HG21	2.15	0.46
20:DU:84:ARG:HH22	20:DU:97:ARG:CB	2.28	0.46
21:DV:81:ARG:O	21:DV:81:ARG:HG3	2.15	0.46
21:DV:102:LEU:C	21:DV:103:ARG:HD2	2.36	0.46
21:DV:191:VAL:O	21:DV:192:ALA:HB3	2.10	0.46
28:D6:16:CYS:O	28:D6:17:LYS:HB3	2.15	0.46
28:D6:18:ARG:O	28:D6:19:ARG:O	2.32	0.46
1:AA:49:A:C4'	1:AA:50:U:H5'	2.42	0.46
1:AA:276:A:C4	1:AA:277:C:H5	2.33	0.46
1:AA:460:A:H3'	1:AA:461:C:H6	1.80	0.46
1:AA:639:U:C2	1:AA:640:C:C5	3.03	0.46
1:AA:699:A:H4'	1:AA:1634:A:N7	2.31	0.46
1:AA:886:C:N3	1:AA:890:A:N1	2.64	0.46
1:AA:943:U:OP2	11:AO:36:LYS:HE3	2.16	0.46
1:AA:1060:U:H1'	1:AA:1062:G:H5'	1.98	0.46
1:AA:1204:A:O2'	1:AA:1205:U:C5'	2.60	0.46
1:AA:1733:G:C2'	1:AA:1734:C:H5'	2.46	0.46
1:AA:1779:U:C6	1:AA:1783:A:N7	2.84	0.46
1:AA:2061:G:O2'	1:AA:2062:A:P	2.74	0.46
1:AA:2188:C:H2'	1:AA:2189:U:O4'	2.16	0.46
1:AA:2567:G:H2'	1:AA:2568:C:C6	2.51	0.46
1:AA:2654:A:O2'	1:AA:2655:G:H4'	2.16	0.46
3:AD:152:GLY:O	3:AD:154:LYS:HG3	2.16	0.46
3:AD:237:GLU:O	3:AD:238:GLY:C	2.54	0.46
4:AE:58:ARG:O	4:AE:59:VAL:C	2.54	0.46
7:AH:10:PRO:HG3	7:AH:69:ARG:NE	2.31	0.46
11:AO:62:LEU:CD1	30:A8:27:THR:HG22	2.46	0.46
12:AP:137:TYR:O	12:AP:138:ASP:C	2.54	0.46
13:A0:16:HIS:O	13:A0:19:ALA:HB3	2.16	0.46
13:A0:84:ALA:N	13:A0:85:PRO:CD	2.79	0.46
15:AR:60:THR:HG22	15:AR:77:PRO:HA	1.98	0.46
17:A2:1:MET:N	17:A2:16:PRO:HD3	2.31	0.46
17:A2:75:PHE:CD2	17:A2:81:TYR:CD1	3.03	0.46
17:A2:96:ILE:CG2	17:A2:99:ILE:HD11	2.46	0.46
21:AV:57:ILE:CG2	21:AV:58:VAL:N	2.79	0.46
21:AV:144:LEU:HG	21:AV:174:VAL:CG2	2.45	0.46
21:AV:157:LEU:N	21:AV:158:PRO:CD	2.78	0.46
22:A3:2:ALA:C	22:A3:3:HIS:O	2.53	0.46
22:A3:27:GLU:HA	22:A3:67:VAL:O	2.15	0.46

*Continued on next page...*

*Continued from previous page...*

Atom-1	Atom-2	Interatomic distance (Å)	Clash overlap (Å)
24:AW:12:GLU:HG3	24:AW:13:ALA:N	2.30	0.46
24:AW:51:ARG:HH21	24:AW:55:ARG:HH22	1.63	0.46
28:A6:17:LYS:O	28:A6:18:ARG:CB	2.64	0.46
30:A8:39:LYS:O	30:A8:40:GLU:CB	2.64	0.46
31:BA:4:U:N3	38:BK:102:ARG:NH1	2.63	0.46
31:BA:388:G:H4'	31:BA:389:A:OP2	2.16	0.46
31:BA:758:G:C5'	31:BA:880:C:H1'	2.46	0.46
31:BA:1116:C:H2'	31:BA:1117:G:C5'	2.25	0.46
31:BA:1346:A:O2'	31:BA:1347:G:O4'	2.34	0.46
33:BF:18:TRP:HE1	44:BQ:53:LEU:C	2.20	0.46
33:BF:34:LEU:CB	33:BF:38:ARG:HH21	2.28	0.46
37:BJ:53:LYS:HE2	37:BJ:53:LYS:HA	1.98	0.46
38:BK:97:VAL:HA	38:BK:100:ILE:CD1	2.40	0.46
39:BL:103:THR:HG22	39:BL:105:ASP:H	1.81	0.46
47:BT:69:LYS:C	47:BT:70:ARG:HD2	2.36	0.46
48:BU:62:GLU:O	48:BU:65:ILE:HD12	2.16	0.46
49:BV:9:VAL:CG1	49:BV:10:PHE:N	2.74	0.46
52:BB:42:C:H2'	52:BB:43:C:H6	1.81	0.46
54:CA:28:G:H2'	54:CA:29:G:O4'	2.15	0.46
54:CA:108:G:N1	50:CW:15:ARG:NH2	2.56	0.46
54:CA:138:G:O2'	54:CA:139:G:H5'	2.15	0.46
54:CA:708:C:H2'	54:CA:709:G:H8	1.81	0.46
54:CA:865:A:H5'	54:CA:1078:U:C4	2.51	0.46
54:CA:1352:C:OP1	51:CX:3:LYS:NZ	2.47	0.46
54:CA:1454:G:OP1	50:CW:39:LYS:NZ	2.40	0.46
34:CG:18:LYS:NZ	34:CG:34:GLU:HG2	2.31	0.46
46:CS:20:VAL:CG2	46:CS:34:GLU:O	2.63	0.46
46:CS:55:ARG:C	46:CS:57:ARG:N	2.68	0.46
47:CT:5:VAL:HA	47:CT:59:ILE:O	2.16	0.46
49:CV:3:ARG:HH11	49:CV:3:ARG:CG	2.29	0.46
50:CW:39:LYS:HB2	50:CW:55:ILE:HG21	1.97	0.46
52:CB:69:G:H2'	52:CB:70:G:H5''	1.98	0.46
55:DA:163:U:OP2	55:DA:164:U:C5	2.69	0.46
55:DA:483:A:O5'	55:DA:484:C:H5	1.99	0.46
55:DA:536:A:OP1	16:D1:53:ARG:NH1	2.49	0.46
55:DA:558:G:OP1	9:DM:111:PRO:HD2	2.16	0.46
55:DA:687:C:O2	55:DA:687:C:H2'	2.16	0.46
55:DA:811:U:C4	11:DO:21:ARG:NH2	2.84	0.46
55:DA:1080:A:O2'	58:DL:126:MET:N	2.49	0.46
55:DA:1171:G:C6	55:DA:1174:A:C6	3.04	0.46
55:DA:1191:G:OP1	11:DO:32:THR:HB	2.16	0.46

*Continued on next page...*

*Continued from previous page...*

Atom-1	Atom-2	Interatomic distance (Å)	Clash overlap (Å)
55:DA:1509:C:H3'	55:DA:1510:A:C5'	2.46	0.46
55:DA:1557:C:H5''	55:DA:1558:A:OP2	2.15	0.46
55:DA:1813:G:H2'	55:DA:1814:G:H5'	1.98	0.46
55:DA:2134:A:C2	55:DA:2159:G:H1'	2.51	0.46
55:DA:2146:C:H4'	55:DA:2147:G:N7	2.31	0.46
55:DA:2228:G:C6	55:DA:2229:C:C4	3.03	0.46
55:DA:2361:A:OP1	30:D8:27:THR:OG1	2.33	0.46
55:DA:2747:G:O6	55:DA:2754:U:H3'	2.16	0.46
55:DA:2751:G:C2	7:DH:3:ARG:CB	2.99	0.46
2:DB:106:G:O2'	2:DB:107:U:H5'	2.17	0.46
3:DD:79:VAL:HG21	3:DD:111:LEU:HD21	1.97	0.46
6:DG:7:LEU:HD23	6:DG:7:LEU:C	2.37	0.46
6:DG:98:ARG:HA	6:DG:101:ILE:HG12	1.97	0.46
7:DH:54:ARG:HB2	7:DH:55:PRO:HD2	1.97	0.46
7:DH:127:GLU:HG2	7:DH:128:PRO:HD3	1.98	0.46
57:DY:24:PHE:CG	57:DY:25:PHE:N	2.81	0.46
58:DL:80:LYS:O	58:DL:81:ALA:HB2	2.15	0.46
10:DN:65:THR:HA	10:DN:82:ASN:HA	1.97	0.46
11:DO:38:GLN:HG2	11:DO:45:LEU:CD1	2.45	0.46
11:DO:42:SER:O	11:DO:43:GLY:C	2.51	0.46
13:D0:45:ARG:HA	13:D0:95:THR:HG21	1.98	0.46
13:D0:51:LEU:HD22	13:D0:66:VAL:HG13	1.98	0.46
15:DR:28:VAL:HG21	15:DR:86:ILE:HD11	1.98	0.46
15:DR:111:ARG:O	15:DR:112:ARG:CG	2.59	0.46
16:D1:85:LYS:HZ2	16:D1:117:GLN:HG2	1.79	0.46
19:DT:12:VAL:HG13	19:DT:17:ALA:CB	2.45	0.46
19:DT:29:TRP:CZ2	19:DT:76:ARG:NH2	2.84	0.46
30:D8:50:LEU:O	30:D8:51:ALA:C	2.53	0.46
1:AA:37:C:H4'	1:AA:451:C:OP1	2.16	0.45
1:AA:270(B):A:N1	1:AA:273:G:O2'	2.35	0.45
1:AA:332:A:O2'	1:AA:333:G:P	2.73	0.45
1:AA:383:U:O2	1:AA:385:C:N4	2.49	0.45
1:AA:449:A:C4'	16:A1:3:ARG:HH12	2.29	0.45
1:AA:536:A:H2'	1:AA:537:C:H6	1.81	0.45
1:AA:607:U:P	5:AF:103:LYS:HG3	2.56	0.45
1:AA:839:U:H2'	1:AA:840:C:H6	1.81	0.45
1:AA:849:A:H3'	1:AA:850:C:C6	2.52	0.45
1:AA:896:A:H4'	1:AA:897:C:OP1	2.15	0.45
1:AA:952:G:C6	1:AA:966:G:C6	3.04	0.45
1:AA:1084:A:H2'	1:AA:1085:A:C8	2.51	0.45
1:AA:1206:G:OP2	1:AA:1206:G:H8	1.99	0.45

*Continued on next page...*

*Continued from previous page...*

Atom-1	Atom-2	Interatomic distance (Å)	Clash overlap (Å)
1:AA:1274:A:N3	1:AA:1297:C:H1'	2.30	0.45
1:AA:1367:A:C5'	1:AA:1368:G:OP2	2.64	0.45
1:AA:1810:A:H2'	1:AA:1811:G:O4'	2.17	0.45
1:AA:1824:G:H1'	3:AD:254:THR:OG1	2.15	0.45
1:AA:2098:U:H2'	1:AA:2099:U:C6	2.52	0.45
1:AA:2173:A:C5	1:AA:2174:C:H1'	2.52	0.45
1:AA:2191:G:O2'	1:AA:2192:G:OP1	2.29	0.45
1:AA:2493:U:H2'	1:AA:2494:G:O4'	2.16	0.45
1:AA:2845:G:H5''	15:AR:54:ARG:O	2.15	0.45
4:AE:51:PHE:CE2	4:AE:52:LEU:HG	2.51	0.45
4:AE:63:LEU:O	4:AE:66:HIS:CG	2.69	0.45
4:AE:89:ASP:O	4:AE:90:THR:HB	2.15	0.45
6:AG:61:ALA:HB2	6:AG:67:LYS:HA	1.99	0.45
6:AG:115:ARG:CB	6:AG:115:ARG:HH11	2.29	0.45
6:AG:115:ARG:HA	43:BP:7:VAL:HG11	1.98	0.45
7:AH:9:ILE:HD12	7:AH:49:VAL:CG1	2.43	0.45
7:AH:29:PRO:HG2	7:AH:30:LYS:CD	2.47	0.45
9:AM:15:LEU:HD13	9:AM:15:LEU:C	2.37	0.45
10:AN:13:ASN:HD21	10:AN:97:ARG:HB2	1.82	0.45
11:AO:55:ARG:HG2	11:AO:56:SER:N	2.25	0.45
11:AO:123:LEU:HD23	11:AO:123:LEU:N	2.31	0.45
13:A0:54:LEU:HD23	13:A0:66:VAL:CG2	2.46	0.45
13:A0:92:GLY:O	13:A0:94:TYR:CE1	2.68	0.45
15:AR:85:LYS:HG3	15:AR:86:ILE:N	2.31	0.45
17:A2:16:PRO:HA	17:A2:96:ILE:O	2.15	0.45
17:A2:95:LEU:HD22	17:A2:97:LYS:HB2	1.98	0.45
19:AT:12:VAL:CG1	19:AT:27:THR:O	2.64	0.45
21:AV:103:ARG:HD3	21:AV:104:PHE:O	2.16	0.45
25:AX:46:ASN:O	25:AX:49:LYS:HB3	2.16	0.45
26:A4:59:PHE:HB3	26:A4:60:GLN:NE2	2.31	0.45
30:A8:16:ILE:HG21	30:A8:57:ARG:HH11	1.81	0.45
31:BA:277:C:H5''	47:BT:68:ARG:NH2	2.31	0.45
31:BA:579:G:H2'	31:BA:580:U:H6	1.80	0.45
31:BA:601:C:O2'	31:BA:602:A:H5'	2.16	0.45
31:BA:755:G:OP2	45:BR:65:ARG:HD3	2.15	0.45
31:BA:819:A:C4'	31:BA:820:U:OP2	2.63	0.45
31:BA:890:G:H2'	31:BA:906:G:O6	2.16	0.45
31:BA:1378:C:O2	31:BA:1378:C:H2'	2.15	0.45
32:BE:55:PHE:HD1	32:BE:221:LEU:CD2	2.30	0.45
32:BE:179:LYS:HB2	32:BE:179:LYS:HZ3	1.81	0.45
33:BF:99:VAL:O	33:BF:99:VAL:HG23	2.15	0.45

*Continued on next page...*

*Continued from previous page...*

Atom-1	Atom-2	Interatomic distance (Å)	Clash overlap (Å)
35:BH:20:GLN:O	35:BH:21:ALA:C	2.54	0.45
37:BJ:113:GLU:HB3	37:BJ:118:VAL:HG23	1.97	0.45
38:BK:28:ALA:HA	38:BK:59:LEU:HG	1.97	0.45
39:BL:46:ALA:N	39:BL:78:LYS:HZ2	2.14	0.45
42:BO:27:LEU:HB2	42:BO:33:ARG:CD	2.46	0.45
42:BO:28:LYS:C	42:BO:30:ALA:N	2.69	0.45
43:BP:7:VAL:HG22	43:BP:67:GLU:HG2	1.99	0.45
43:BP:79:LYS:HE2	43:BP:82:MET:HE3	1.97	0.45
45:BR:87:ILE:HG22	45:BR:88:ARG:N	2.22	0.45
50:BW:50:GLU:CB	50:BW:100:ILE:HG12	2.43	0.45
52:BB:22:G:O2'	52:BB:23:A:H5'	2.15	0.45
54:CA:44:G:H2'	54:CA:45:U:O4'	2.15	0.45
54:CA:61:G:P	50:CW:10:LEU:HD11	2.55	0.45
54:CA:176:C:H2'	54:CA:177:C:H6	1.81	0.45
54:CA:433:C:O2'	54:CA:434:U:H5'	2.15	0.45
54:CA:511:C:O2'	54:CA:512:U:P	2.73	0.45
54:CA:780:A:H2	54:CA:803:G:C6	2.33	0.45
54:CA:973:G:C6	54:CA:974:A:C6	3.04	0.45
54:CA:1008:C:H6	54:CA:1008:C:H5'	1.81	0.45
54:CA:1177:G:H2'	54:CA:1178:G:C4	2.50	0.45
54:CA:1343:G:H2'	54:CA:1344:C:C6	2.51	0.45
32:CE:5:ILE:CG2	32:CE:221:LEU:HA	2.46	0.45
32:CE:223:ILE:O	32:CE:226:ARG:HB3	2.16	0.45
33:CF:12:LEU:O	33:CF:16:ARG:O	2.34	0.45
33:CF:30:ARG:HB2	44:CQ:36:PHE:O	2.17	0.45
33:CF:35:GLU:O	33:CF:39:ILE:HG13	2.16	0.45
33:CF:44:GLU:O	33:CF:48:TYR:HB2	2.16	0.45
34:CG:8:VAL:C	34:CG:10:ARG:N	2.68	0.45
40:CM:4:ILE:HB	40:CM:74:ILE:CD1	2.45	0.45
42:CO:92:ASP:O	42:CO:94:PRO:HD3	2.16	0.45
43:CP:88:ARG:O	43:CP:88:ARG:HD2	2.15	0.45
44:CQ:42:ILE:O	44:CQ:43:CYS:C	2.54	0.45
46:CS:40:ASP:C	46:CS:42:ARG:N	2.69	0.45
46:CS:49:LEU:HD22	46:CS:73:LEU:HD22	1.97	0.45
47:CT:83:ASP:O	47:CT:86:GLU:HB2	2.16	0.45
49:CV:88:LYS:O	49:CV:89:ALA:C	2.54	0.45
52:CC:53:G:H2'	52:CC:54:U:H6	1.81	0.45
55:DA:314:A:O2'	55:DA:315:G:H5'	2.16	0.45
55:DA:818:G:N7	55:DA:1187:G:C6	2.84	0.45
55:DA:1059:G:O2'	58:DL:73:PRO:CG	2.64	0.45
55:DA:1204:A:N1	55:DA:1241:A:C2	2.84	0.45

*Continued on next page...*

Continued from previous page...

Atom-1	Atom-2	Interatomic distance (Å)	Clash overlap (Å)
55:DA:1444(A):A:H5'	55:DA:1445:C:OP2	2.16	0.45
55:DA:1693:U:H1'	3:DD:14:ARG:NH2	2.31	0.45
55:DA:2285:C:C5	28:D6:27:LYS:CE	2.99	0.45
55:DA:2614:A:H5''	55:DA:2615:U:OP1	2.16	0.45
55:DA:2789:C:O2'	55:DA:2790:A:H4'	2.15	0.45
55:DA:2844:G:H3'	55:DA:2845:G:H8	1.80	0.45
55:DA:2862:G:H2'	55:DA:2863:C:C6	2.51	0.45
55:DA:2875:C:O2'	15:DR:5:ALA:CB	2.64	0.45
2:DB:90:C:OP1	12:DP:16:ARG:CG	2.64	0.45
3:DD:8:PRO:HB3	3:DD:14:ARG:HB2	1.97	0.45
3:DD:106:ILE:HD11	3:DD:196:VAL:HG13	1.98	0.45
3:DD:218:ARG:HH11	3:DD:218:ARG:HG3	1.81	0.45
3:DD:238:GLY:O	3:DD:239:ARG:C	2.51	0.45
4:DE:62:PRO:C	4:DE:63:LEU:HD23	2.36	0.45
5:DF:65:TRP:CB	5:DF:66:PRO:HD2	2.45	0.45
6:DG:51:ARG:HB3	6:DG:51:ARG:NH1	2.31	0.45
8:DK:74:ASN:CG	8:DK:75:LEU:H	2.18	0.45
57:DY:12:THR:CG2	57:DY:58:LEU:HD13	2.46	0.45
57:DY:105:PRO:O	57:DY:106:GLN:O	2.34	0.45
58:DL:40:ALA:HA	58:DL:43:ALA:HB3	1.98	0.45
9:DM:94:HIS:C	9:DM:95:PRO:O	2.51	0.45
11:DO:67:MET:H	11:DO:68:GLN:NE2	2.14	0.45
13:D0:13:HIS:CE1	13:D0:15:SER:OG	2.68	0.45
21:DV:5:LEU:O	21:DV:6:LYS:HG3	2.15	0.45
21:DV:113:ALA:O	21:DV:115:GLY:N	2.49	0.45
23:DZ:21:ARG:HG3	23:DZ:35:THR:CG2	2.47	0.45
30:D8:33:ASN:O	30:D8:35:GLN:N	2.49	0.45
1:AA:270(N):G:H1'	1:AA:270(P):C:C1'	2.46	0.45
1:AA:304:G:H2'	1:AA:305:U:C6	2.51	0.45
1:AA:357:A:H2'	1:AA:358:U:C6	2.51	0.45
1:AA:594:U:H2'	1:AA:595:C:C6	2.51	0.45
1:AA:839:U:H1'	1:AA:1191:G:H1'	1.98	0.45
1:AA:918:A:C6	1:AA:919:G:H1'	2.51	0.45
1:AA:1255:U:H5'	1:AA:1256:G:H5''	1.99	0.45
1:AA:1555:G:O2'	1:AA:1556:C:H5'	2.17	0.45
1:AA:1608:A:HO2'	1:AA:1610:A:P	2.40	0.45
1:AA:1728:G:H8	1:AA:1732:A:N6	2.15	0.45
1:AA:1746:G:O2'	1:AA:1747:G:H5'	2.16	0.45
1:AA:2591:C:P	3:AD:239:ARG:HG3	2.57	0.45
1:AA:2820:A:C2	13:A0:4:LEU:HD21	2.52	0.45
2:AB:41:U:C4	6:AG:70:VAL:O	2.69	0.45

Continued on next page...

*Continued from previous page...*

Atom-1	Atom-2	Interatomic distance (Å)	Clash overlap (Å)
5:AF:75:HIS:CE1	5:AF:82:ILE:HD11	2.51	0.45
5:AF:161:GLU:O	5:AF:165:ARG:N	2.42	0.45
6:AG:125:PHE:C	6:AG:127:GLY:H	2.19	0.45
7:AH:153:LYS:O	7:AH:155:SER:N	2.49	0.45
8:AK:79:ILE:O	8:AK:79:ILE:HG22	2.16	0.45
11:AO:34:GLY:O	11:AO:35:HIS:C	2.54	0.45
12:AP:2:LEU:HD12	12:AP:2:LEU:N	2.30	0.45
12:AP:11:LYS:HE3	12:AP:86:GLY:O	2.17	0.45
14:AQ:19:LYS:O	14:AQ:20:ARG:CB	2.56	0.45
16:A1:31:SER:O	16:A1:34:LYS:N	2.50	0.45
16:A1:79:PHE:HD2	16:A1:79:PHE:C	2.18	0.45
17:A2:38:LEU:HD13	17:A2:55:ALA:HB1	1.97	0.45
20:AU:75:ILE:HG13	20:AU:79:CYS:CA	2.32	0.45
21:AV:44:PHE:CZ	21:AV:86:VAL:HG11	2.50	0.45
21:AV:106:GLY:O	21:AV:107:THR:OG1	2.31	0.45
24:AW:51:ARG:HH21	24:AW:55:ARG:NH1	2.11	0.45
27:A5:16:ARG:HD2	27:A5:20:ARG:NH2	2.31	0.45
31:BA:376:G:OP1	46:BS:67:THR:HG21	2.15	0.45
31:BA:553:A:H2'	31:BA:554:C:O4'	2.17	0.45
31:BA:972:C:O3'	40:BM:57:LYS:HG2	2.17	0.45
31:BA:1067:A:C4'	31:BA:1068:G:O5'	2.65	0.45
31:BA:1286:A:H5''	51:BX:25:LYS:CD	2.45	0.45
31:BA:1502:A:C2	31:BA:1505:G:N2	2.82	0.45
32:BE:221:LEU:HA	32:BE:224:GLN:HG2	1.97	0.45
33:BF:16:ARG:NH1	33:BF:16:ARG:HB2	2.31	0.45
41:BN:85:ARG:HE	41:BN:111:ASP:HB3	1.80	0.45
48:BU:25:THR:HG22	48:BU:42:ARG:HH12	1.81	0.45
54:CA:44:G:C2	54:CA:45:U:H1'	2.52	0.45
54:CA:233:C:H2'	54:CA:234:C:H6	1.80	0.45
54:CA:300:A:H2'	54:CA:301:G:O5'	2.17	0.45
54:CA:335:C:H2'	54:CA:336:C:C6	2.51	0.45
54:CA:974:A:OP2	44:CQ:29:ARG:NH2	2.39	0.45
54:CA:1171:G:H2'	54:CA:1172:C:H6	1.79	0.45
32:CE:20:GLU:HG3	32:CE:191:ASP:HB2	1.98	0.45
32:CE:23:ARG:HH11	32:CE:23:ARG:HG2	1.81	0.45
32:CE:115:LEU:O	32:CE:119:GLU:HB2	2.16	0.45
32:CE:178:ARG:NH2	38:CK:68:ARG:HH22	2.14	0.45
32:CE:178:ARG:HH21	38:CK:68:ARG:HH22	1.64	0.45
33:CF:5:ILE:HD13	33:CF:5:ILE:N	2.32	0.45
33:CF:188:LEU:HB3	33:CF:189:ALA:H	1.49	0.45
34:CG:4:TYR:HE2	34:CG:7:PRO:O	1.99	0.45

*Continued on next page...*



Continued from previous page...

Atom-1	Atom-2	Interatomic distance (Å)	Clash overlap (Å)
34:CG:10:ARG:HG2	34:CG:11:LEU:HG	1.98	0.45
36:CI:67:MET:SD	36:CI:75:LEU:HD13	2.57	0.45
37:CJ:12:LEU:H	37:CJ:12:LEU:CD2	2.26	0.45
37:CJ:85:TYR:CE1	37:CJ:154:TYR:HE1	2.35	0.45
38:CK:65:TYR:CD1	38:CK:65:TYR:N	2.84	0.45
39:CL:43:ALA:C	39:CL:45:ALA:H	2.19	0.45
40:CM:13:HIS:ND1	40:CM:14:LYS:N	2.64	0.45
41:CN:59:TYR:CE2	41:CN:63:LEU:HD11	2.51	0.45
43:CP:49:THR:C	43:CP:51:ALA:N	2.67	0.45
44:CQ:13:THR:O	44:CQ:14:PRO:O	2.35	0.45
45:CR:69:TYR:CE1	45:CR:73:GLU:HG3	2.51	0.45
48:CU:22:VAL:O	48:CU:23:LYS:C	2.53	0.45
52:CB:66:U:H2'	52:CB:67:C:C6	2.51	0.45
55:DA:92:G:H2'	55:DA:93:C:H6	1.81	0.45
55:DA:1059:G:O5'	55:DA:1060:U:OP2	2.34	0.45
55:DA:1710:C:H2'	55:DA:1711:C:H6	1.81	0.45
55:DA:1725:G:O2'	55:DA:1726:G:H5'	2.16	0.45
55:DA:2023:G:H4'	55:DA:2617:C:O3'	2.16	0.45
55:DA:2134:A:H62	55:DA:2157:G:C1'	2.14	0.45
55:DA:2173:A:C4	55:DA:2174:C:C1'	2.99	0.45
55:DA:2552:U:C2	55:DA:2554:U:H5'	2.51	0.45
55:DA:2729:G:N3	4:DE:187:ALA:HB2	2.32	0.45
2:DB:69:G:H2'	2:DB:70:C:C6	2.47	0.45
57:DY:23:SER:O	57:DY:24:PHE:CB	2.56	0.45
57:DY:49:ALA:CA	57:DY:84:GLU:HB2	2.45	0.45
57:DY:74:LEU:N	57:DY:74:LEU:CD1	2.79	0.45
58:DL:11:GLN:NE2	58:DL:18:THR:HA	2.31	0.45
9:DM:26:LEU:CG	9:DM:30:ILE:HD11	2.46	0.45
10:DN:80:ASP:OD2	15:DR:71:GLY:HA3	2.16	0.45
11:DO:127:ALA:CA	11:DO:147:LEU:HD23	2.45	0.45
14:DQ:85:VAL:HG23	14:DQ:112:PHE:CE1	2.51	0.45
16:D1:105:VAL:HG22	17:D2:44:LYS:HG2	1.97	0.45
20:DU:5:MET:HG2	20:DU:35:TYR:CE2	2.51	0.45
20:DU:9:LYS:HE3	20:DU:28:LYS:O	2.16	0.45
24:DW:31:GLU:HB2	24:DW:53:LEU:HD11	1.97	0.45
30:D8:48:PHE:N	30:D8:48:PHE:CD1	2.82	0.45
1:AA:69:C:H2'	1:AA:69:C:O2	2.16	0.45
1:AA:107:C:C2	1:AA:108:U:C5	3.03	0.45
1:AA:530:G:C2'	1:AA:531:C:OP2	2.64	0.45
1:AA:1195:G:O2'	1:AA:1196:C:H5'	2.15	0.45
1:AA:1288:U:H2'	1:AA:1327:C:O2	2.16	0.45

Continued on next page...

*Continued from previous page...*

Atom-1	Atom-2	Interatomic distance (Å)	Clash overlap (Å)
1:AA:1358:G:H2'	1:AA:1359:A:OP2	2.16	0.45
1:AA:1528:A:C6	1:AA:1545:A:N1	2.84	0.45
1:AA:1946:U:H2'	1:AA:1947:C:H6	1.79	0.45
1:AA:1991:U:O2'	1:AA:1992:G:H5''	2.17	0.45
1:AA:2112:G:C2'	1:AA:2113:U:H5''	2.46	0.45
1:AA:2879:C:H5'	1:AA:2880:C:OP1	2.15	0.45
2:AB:43:C:P	6:AG:67:LYS:NZ	2.90	0.45
2:AB:96:G:C6	2:AB:97:G:N7	2.85	0.45
4:AE:81:ILE:O	4:AE:82:ARG:HB3	2.17	0.45
5:AF:17:ARG:HD3	5:AF:17:ARG:C	2.36	0.45
5:AF:153:SER:HB2	5:AF:190:GLU:N	2.30	0.45
6:AG:60:LEU:C	6:AG:62:LEU:N	2.70	0.45
6:AG:63:ILE:HD11	6:AG:155:MET:HE1	1.99	0.45
6:AG:115:ARG:HA	43:BP:7:VAL:CG1	2.46	0.45
7:AH:50:VAL:HG22	7:AH:50:VAL:O	2.16	0.45
8:AK:1:MET:O	8:AK:3:VAL:HG13	2.16	0.45
8:AK:66:GLU:OE1	8:AK:66:GLU:HA	2.16	0.45
11:AO:11:GLY:O	11:AO:12:ALA:CB	2.64	0.45
12:AP:85:LYS:HG3	12:AP:86:GLY:H	1.79	0.45
16:A1:110:VAL:O	16:A1:113:ALA:HB3	2.16	0.45
18:AS:14:PRO:HB3	18:AS:18:ARG:NH2	2.29	0.45
18:AS:20:VAL:HG23	18:AS:47:VAL:HG21	1.98	0.45
25:AX:4:LEU:HD21	25:AX:56:VAL:CG1	2.43	0.45
26:A4:24:THR:HG22	26:A4:25:TYR:H	1.80	0.45
28:A6:47:THR:OG1	28:A6:48:VAL:N	2.49	0.45
31:BA:36:C:C2'	31:BA:37:U:H5'	2.46	0.45
31:BA:228:A:H2'	31:BA:229:U:C6	2.51	0.45
31:BA:339:C:H2'	31:BA:340:U:H6	1.80	0.45
31:BA:393:A:H5'	31:BA:483:C:O2'	2.17	0.45
31:BA:485:G:C2'	31:BA:486:U:OP2	2.64	0.45
31:BA:513:C:H2'	31:BA:514:C:C6	2.52	0.45
31:BA:1003:G:N3	31:BA:1004:A:O3'	2.49	0.45
31:BA:1238:A:C8	31:BA:1303:C:H1'	2.51	0.45
31:BA:1388:C:H2'	31:BA:1389:C:H6	1.81	0.45
31:BA:1452:C:C2'	31:BA:1453:G:OP2	2.64	0.45
34:BG:76:ARG:O	34:BG:79:PHE:HB3	2.17	0.45
35:BH:15:ARG:HH22	53:B1:55:U:P	2.40	0.45
37:BJ:76:ARG:HG2	37:BJ:76:ARG:NH1	2.31	0.45
39:BL:113:LYS:N	39:BL:113:LYS:CD	2.80	0.45
50:BW:26:ASN:HB3	50:BW:71:THR:OG1	2.16	0.45
54:CA:277:C:H5''	47:CT:68:ARG:NH2	2.31	0.45

*Continued on next page...*

*Continued from previous page...*

Atom-1	Atom-2	Interatomic distance (Å)	Clash overlap (Å)
54:CA:533:A:H4'	54:CA:534:U:OP1	2.16	0.45
54:CA:591:U:OP2	38:CK:30:ARG:NH1	2.48	0.45
54:CA:626:U:H2'	54:CA:627:G:H8	1.81	0.45
54:CA:657:G:C2	54:CA:658:G:C8	3.04	0.45
54:CA:674:G:H2'	54:CA:675:A:H8	1.80	0.45
54:CA:1006:C:O2'	54:CA:1007:C:H5'	2.16	0.45
54:CA:1037:C:H2'	54:CA:1038:C:H6	1.80	0.45
54:CA:1145:C:C5'	54:CA:1146:A:OP1	2.64	0.45
32:CE:78:GLN:HB3	32:CE:94:ASN:HD22	1.81	0.45
36:CI:14:LEU:HB3	36:CI:18:GLN:HE21	1.81	0.45
37:CJ:155:ARG:N	37:CJ:155:ARG:CD	2.78	0.45
49:CV:85:LYS:HG2	49:CV:86:GLU:N	2.30	0.45
52:CC:65:G:H2'	52:CC:66:U:C6	2.51	0.45
55:DA:21:A:H2'	55:DA:22:C:O4'	2.15	0.45
55:DA:26:G:H1'	55:DA:514:A:H61	1.77	0.45
55:DA:396:G:O3'	23:DZ:44:PRO:HA	2.16	0.45
55:DA:550:G:N3	55:DA:1220:A:C2	2.84	0.45
55:DA:626:U:H5'	55:DA:627:A:C5'	2.47	0.45
55:DA:752:A:H4'	55:DA:753:C:O5'	2.17	0.45
55:DA:846:C:HO2'	55:DA:847:U:P	2.39	0.45
55:DA:903:C:H2'	55:DA:904:C:C6	2.51	0.45
55:DA:979:G:H3'	55:DA:980:A:H5''	1.98	0.45
55:DA:1066:U:O2	55:DA:1066:U:C3'	2.63	0.45
55:DA:1140:C:H5''	9:DM:66:LYS:NZ	2.32	0.45
55:DA:1266:G:O2'	55:DA:1267:U:P	2.74	0.45
55:DA:1416:G:H2'	55:DA:1417:C:C6	2.51	0.45
55:DA:1445:C:H2'	55:DA:1446:C:C6	2.50	0.45
55:DA:1449:A:H5'	55:DA:1449(A):G:OP2	2.16	0.45
55:DA:1773:A:N7	55:DA:1829:A:C1'	2.80	0.45
55:DA:1956:U:C4	55:DA:1957:C:C5	3.05	0.45
55:DA:2001:A:H2'	55:DA:2002:G:C8	2.52	0.45
55:DA:2162:G:H2'	55:DA:2163:C:C6	2.52	0.45
55:DA:2533:A:H2'	55:DA:2534:A:H5'	1.98	0.45
55:DA:2887:U:O2'	55:DA:2888:C:H5'	2.16	0.45
3:DD:72:LYS:HG2	3:DD:103:ARG:NH2	2.30	0.45
3:DD:98:VAL:C	3:DD:100:GLY:H	2.19	0.45
3:DD:115:GLN:HG2	3:DD:116:GLN:O	2.16	0.45
4:DE:92:THR:HG22	4:DE:93:VAL:N	2.31	0.45
4:DE:115:GLY:O	4:DE:119:ARG:HB2	2.16	0.45
5:DF:132:VAL:HG23	5:DF:133:ASN:N	2.31	0.45
7:DH:19:VAL:CG1	7:DH:20:ALA:N	2.79	0.45

*Continued on next page...*

*Continued from previous page...*

Atom-1	Atom-2	Interatomic distance (Å)	Clash overlap (Å)
56:DI:24:ILE:C	56:DI:26:ALA:H	2.20	0.45
57:DY:17:LEU:O	57:DY:22:GLY:HA3	2.16	0.45
58:DL:112:MET:HE2	58:DL:123:ALA:H	1.81	0.45
9:DM:30:ILE:O	9:DM:34:LEU:CD2	2.64	0.45
9:DM:96:GLU:O	9:DM:98:VAL:HG12	2.16	0.45
12:DP:31:ASP:OD1	12:DP:134:ARG:HD2	2.17	0.45
13:D0:91:GLN:N	13:D0:91:GLN:NE2	2.62	0.45
20:DU:9:LYS:HA	20:DU:27:VAL:CG2	2.46	0.45
21:DV:53:ILE:HG22	21:DV:71:VAL:O	2.16	0.45
26:D4:62:ARG:O	26:D4:62:ARG:HG3	2.16	0.45
1:AA:278:A:N3	1:AA:279:C:C6	2.85	0.45
1:AA:310:A:O2'	1:AA:311:A:O5'	2.28	0.45
1:AA:621:A:H2'	1:AA:622:G:O5'	2.16	0.45
1:AA:747:U:O4'	27:A5:2:ALA:HB3	2.17	0.45
1:AA:859:G:O2'	1:AA:860:U:C6	2.69	0.45
1:AA:896:A:H2	21:AV:178:GLU:CG	2.27	0.45
1:AA:1039:G:O2'	1:AA:1040:C:H5'	2.16	0.45
1:AA:1117:G:O2'	1:AA:1118:C:H5'	2.16	0.45
1:AA:1322:A:O2'	1:AA:1323:U:H5'	2.17	0.45
1:AA:1449:A:O2'	1:AA:1530:G:N2	2.35	0.45
1:AA:1825:A:O4'	3:AD:254:THR:HG21	2.16	0.45
1:AA:2000:G:HO2'	1:AA:2689:U:H5	1.63	0.45
1:AA:2092:U:C5'	1:AA:2092:U:C6	2.99	0.45
1:AA:2335:A:HO2'	1:AA:2336:A:P	2.36	0.45
1:AA:2590:A:O2'	1:AA:2591:C:H5'	2.17	0.45
1:AA:2815:C:C2	1:AA:2816:C:C6	3.04	0.45
1:AA:2851:A:H2'	1:AA:2852:G:O5'	2.16	0.45
1:AA:2851:A:C2'	1:AA:2852:G:O5'	2.65	0.45
3:AD:43:ARG:CB	3:AD:54:ARG:HB2	2.47	0.45
3:AD:53:PHE:HA	3:AD:218:ARG:HB2	1.98	0.45
3:AD:165:ILE:HD13	3:AD:175:LEU:CD2	2.46	0.45
5:AF:21:ALA:HB3	5:AF:23:ASP:CG	2.37	0.45
8:AK:56:LYS:HG3	8:AK:57:ARG:H	1.81	0.45
8:AK:125:GLU:CA	8:AK:141:LYS:HB3	2.40	0.45
11:AO:97:PRO:O	11:AO:98:GLU:CB	2.62	0.45
14:AQ:62:LYS:HB3	14:AQ:97:ARG:CD	2.47	0.45
15:AR:96:ARG:HH11	15:AR:96:ARG:CB	2.30	0.45
17:A2:69:LYS:HA	17:A2:87:HIS:O	2.15	0.45
18:AS:75:TYR:CZ	18:AS:104:THR:HG21	2.51	0.45
20:AU:80:GLY:O	20:AU:81:LYS:HG3	2.16	0.45
21:AV:59:LEU:O	21:AV:60:GLU:HG2	2.17	0.45

*Continued on next page...*

*Continued from previous page...*

Atom-1	Atom-2	Interatomic distance (Å)	Clash overlap (Å)
27:A5:30:LEU:HA	27:A5:42:PRO:HD3	1.98	0.45
30:A8:14:VAL:CG1	30:A8:15:LYS:N	2.77	0.45
31:BA:330:C:H6	31:BA:330:C:H5''	1.80	0.45
31:BA:491:G:O2'	31:BA:492:G:H5'	2.17	0.45
31:BA:645:C:H2'	31:BA:646:U:C6	2.52	0.45
31:BA:696:A:H1'	31:BA:786:G:O2'	2.17	0.45
31:BA:1106:G:H2'	31:BA:1107:C:C6	2.49	0.45
32:BE:60:ASP:HA	32:BE:63:MET:HE2	1.97	0.45
32:BE:124:SER:C	32:BE:126:GLU:H	2.19	0.45
32:BE:212:GLN:O	32:BE:216:SER:N	2.45	0.45
33:BF:34:LEU:CG	33:BF:38:ARG:HH21	2.30	0.45
33:BF:39:ILE:C	33:BF:41:GLY:N	2.69	0.45
33:BF:125:GLU:HG2	33:BF:190:ARG:O	2.17	0.45
34:BG:61:LYS:HZ2	34:BG:62:GLN:NE2	2.14	0.45
34:BG:88:VAL:HG13	35:BH:97:GLY:CA	2.47	0.45
35:BH:91:LEU:HA	35:BH:120:THR:HG22	1.97	0.45
36:BI:8:ILE:HD12	36:BI:8:ILE:N	2.31	0.45
39:BL:3:GLN:HA	39:BL:19:LEU:O	2.17	0.45
43:BP:15:VAL:O	43:BP:17:VAL:N	2.50	0.45
43:BP:81:LEU:O	43:BP:82:MET:C	2.54	0.45
43:BP:108:ARG:HG3	43:BP:108:ARG:HH11	1.82	0.45
45:BR:3:ILE:HG22	45:BR:38:ARG:NE	2.32	0.45
46:BS:7:ALA:CB	46:BS:20:VAL:HG11	2.39	0.45
47:BT:10:VAL:HA	47:BT:20:THR:O	2.16	0.45
48:BU:50:ILE:HD12	48:BU:70:ILE:HD12	1.98	0.45
52:BD:16:U:O2	52:BD:16:U:H2'	2.16	0.45
52:BD:46:G:N2	52:BD:47:U:O2'	2.50	0.45
52:BC:15:G:H2'	52:BC:16:U:C6	2.51	0.45
54:CA:16:A:O2'	54:CA:17:U:H5'	2.16	0.45
54:CA:91:C:O2'	54:CA:92:G:H5''	2.17	0.45
54:CA:184:G:H2'	54:CA:185:A:H8	1.82	0.45
54:CA:255:G:H1'	47:CT:16:GLN:NE2	2.31	0.45
54:CA:265:G:H4'	47:CT:66:SER:CA	2.46	0.45
54:CA:382:A:H2'	54:CA:383:A:H8	1.77	0.45
54:CA:859:A:H2'	54:CA:860:A:O4'	2.17	0.45
54:CA:956:U:O2	54:CA:960:U:C5	2.69	0.45
54:CA:1060:C:C5	33:CF:2:GLY:HA3	2.50	0.45
54:CA:1337:G:H5''	54:CA:1338:G:OP1	2.15	0.45
54:CA:1346:A:H5'	39:CL:120:ARG:NH1	2.31	0.45
33:CF:29:TYR:CD1	44:CQ:36:PHE:CE1	3.05	0.45
34:CG:147:ALA:HB2	34:CG:182:LYS:CB	2.46	0.45

*Continued on next page...*

*Continued from previous page...*

Atom-1	Atom-2	Interatomic distance (Å)	Clash overlap (Å)
37:CJ:63:LYS:HG3	37:CJ:64:GLN:N	2.31	0.45
38:CK:63:LEU:N	38:CK:63:LEU:HD22	2.30	0.45
38:CK:80:ILE:HG23	38:CK:137:VAL:HG13	1.98	0.45
46:CS:81:ARG:HH11	46:CS:81:ARG:CB	2.29	0.45
47:CT:62:SER:CB	47:CT:72:ARG:NE	2.79	0.45
52:CD:58:A:H2'	52:CD:60:U:OP2	2.17	0.45
52:CD:65:G:N3	52:CD:65:G:H2'	2.31	0.45
55:DA:226:G:O2'	55:DA:227:A:P	2.74	0.45
55:DA:767:U:O2'	55:DA:768:G:H5'	2.17	0.45
55:DA:1374:G:C5	55:DA:1375:C:C5	3.04	0.45
55:DA:1385:G:HO2'	55:DA:1386:C:H6	1.61	0.45
55:DA:1638:C:H4'	55:DA:2710:C:O2	2.17	0.45
55:DA:1819:A:H5''	3:DD:158:ALA:HB3	1.97	0.45
55:DA:2399:G:H2'	55:DA:2400:G:O4'	2.17	0.45
55:DA:2415:G:H4'	11:DO:66:GLY:C	2.36	0.45
55:DA:2638:G:P	4:DE:82:ARG:NH2	2.89	0.45
55:DA:2820:A:O4'	13:D0:4:LEU:HD23	2.17	0.45
2:DB:15:A:H1'	2:DB:109:G:C4	2.51	0.45
3:DD:12:SER:HB2	3:DD:208:LYS:HB3	1.97	0.45
56:DI:16:THR:CG2	56:DI:17:VAL:HG22	2.44	0.45
57:DY:38:HIS:HB3	57:DY:40:LEU:H	1.81	0.45
9:DM:112:LEU:HD23	9:DM:112:LEU:O	2.17	0.45
11:DO:11:GLY:O	11:DO:12:ALA:HB3	2.13	0.45
12:DP:25:ASP:HA	12:DP:100:GLY:O	2.16	0.45
12:DP:118:LEU:O	12:DP:119:ARG:C	2.55	0.45
13:D0:53:HIS:HB2	13:D0:94:TYR:HE1	1.81	0.45
14:DQ:106:ARG:O	14:DQ:107:GLU:CB	2.64	0.45
15:DR:106:SER:HA	15:DR:110:ILE:HB	1.98	0.45
15:DR:133:GLU:HA	15:DR:136:GLN:HG2	1.98	0.45
17:D2:39:LEU:N	17:D2:39:LEU:CD1	2.79	0.45
23:DZ:80:LEU:O	23:DZ:80:LEU:CD2	2.64	0.45
28:D6:44:ARG:O	28:D6:45:LYS:HG2	2.17	0.45
30:D8:48:PHE:HD1	30:D8:48:PHE:N	2.12	0.45
1:AA:315:G:H2'	1:AA:316:C:O4'	2.16	0.45
1:AA:483:A:C5'	20:AU:49:VAL:HG13	2.43	0.45
1:AA:603:A:HO2'	1:AA:604:G:P	2.40	0.45
1:AA:1048:A:N6	7:AH:2:SER:OG	2.49	0.45
1:AA:1343:G:H2'	1:AA:1343:G:N3	2.31	0.45
1:AA:1575:C:H2'	1:AA:1575:C:O2	2.16	0.45
1:AA:1822:G:H5'	1:AA:1822:G:H8	1.81	0.45
1:AA:1851:U:H4'	52:BD:70:G:N2	2.32	0.45

*Continued on next page...*

*Continued from previous page...*

Atom-1	Atom-2	Interatomic distance (Å)	Clash overlap (Å)
1:AA:2059:A:H5'	1:AA:2060:A:OP2	2.17	0.45
1:AA:2154:G:O2'	1:AA:2155:G:H5'	2.17	0.45
1:AA:2271:G:H5''	22:A3:20:ARG:NE	2.31	0.45
1:AA:2393:A:H2'	1:AA:2394:C:O4'	2.17	0.45
1:AA:2451:A:H5'	52:BC:76:A:C2	2.51	0.45
1:AA:2791:C:N3	1:AA:2792:G:C5	2.85	0.45
4:AE:36:ARG:HG2	4:AE:36:ARG:HH11	1.81	0.45
4:AE:95:ILE:N	4:AE:95:ILE:CD1	2.79	0.45
5:AF:124:LEU:HG	5:AF:126:VAL:CG1	2.47	0.45
6:AG:72:ARG:HG3	6:AG:72:ARG:NH1	2.31	0.45
7:AH:29:PRO:HG2	7:AH:30:LYS:HD2	1.98	0.45
7:AH:152:ARG:O	7:AH:153:LYS:CB	2.65	0.45
11:AO:61:ARG:O	11:AO:62:LEU:CB	2.55	0.45
11:AO:124:LYS:HG3	11:AO:143:GLY:C	2.37	0.45
15:AR:16:ARG:NE	15:AR:19:LEU:HD11	2.31	0.45
15:AR:94:ALA:C	15:AR:96:ARG:N	2.68	0.45
15:AR:98:LYS:N	15:AR:98:LYS:CD	2.79	0.45
15:AR:137:LYS:NZ	15:AR:137:LYS:HB3	2.32	0.45
16:A1:83:LEU:HD12	16:A1:88:ILE:HD11	1.97	0.45
16:A1:92:ARG:NH1	17:A2:11:GLN:CD	2.69	0.45
21:AV:58:VAL:O	21:AV:59:LEU:HB2	2.15	0.45
21:AV:131:ARG:NH1	21:AV:131:ARG:CG	2.58	0.45
31:BA:414:A:OP2	31:BA:428:G:N2	2.46	0.45
31:BA:577:G:C8	31:BA:816:A:C6	3.04	0.45
31:BA:783:C:N4	31:BA:800:G:N2	2.65	0.45
31:BA:1058:G:H2'	31:BA:1059:C:H6	1.81	0.45
31:BA:1315:U:O2	31:BA:1360:A:H2	2.00	0.45
31:BA:1320:C:N3	49:BV:36:ARG:HG3	2.32	0.45
31:BA:1498:U:O2'	31:BA:1499:A:P	2.74	0.45
32:BE:100:GLY:O	32:BE:101:MET:C	2.55	0.45
32:BE:119:GLU:C	32:BE:121:LEU:H	2.20	0.45
33:BF:81:GLY:O	33:BF:82:GLU:CB	2.64	0.45
35:BH:103:GLY:O	35:BH:104:ALA:C	2.53	0.45
39:BL:53:VAL:C	39:BL:55:ALA:N	2.69	0.45
42:BO:89:ARG:HH12	42:BO:91:LYS:HA	1.82	0.45
49:BV:86:GLU:HA	49:BV:86:GLU:OE1	2.16	0.45
50:BW:23:ARG:HA	50:BW:26:ASN:HD21	1.81	0.45
50:BW:25:ARG:HG2	50:BW:29:LYS:NZ	2.32	0.45
50:BW:56:MET:HG3	50:BW:84:LEU:HD11	1.95	0.45
52:BD:44:G:H2'	52:BD:45:U:C6	2.52	0.45
54:CA:9:G:H5'	35:CH:122:GLU:OE2	2.17	0.45

*Continued on next page...*

*Continued from previous page...*

Atom-1	Atom-2	Interatomic distance (Å)	Clash overlap (Å)
54:CA:412:A:O2'	54:CA:413:G:P	2.75	0.45
54:CA:624:C:H2'	54:CA:625:G:C8	2.51	0.45
54:CA:975:A:H4'	54:CA:1358:U:H1'	1.98	0.45
54:CA:1032:A:O5'	54:CA:1032(A):G:H5''	2.16	0.45
54:CA:1091:U:O2	54:CA:1093:A:C8	2.70	0.45
54:CA:1295:G:O2'	43:CP:14:ARG:NH1	2.45	0.45
54:CA:1299:A:C6	54:CA:1301:U:C2	3.04	0.45
54:CA:1301:U:O2	54:CA:1301:U:C2'	2.64	0.45
32:CE:138:LEU:C	32:CE:140:HIS:H	2.18	0.45
33:CF:87:LEU:C	33:CF:89:GLU:N	2.67	0.45
34:CG:92:VAL:O	34:CG:96:LEU:HD22	2.16	0.45
35:CH:12:LEU:CD2	35:CH:13:ILE:N	2.77	0.45
38:CK:41:ARG:HH11	38:CK:41:ARG:HB3	1.79	0.45
38:CK:91:ARG:CG	38:CK:91:ARG:NH1	2.77	0.45
43:CP:84:ILE:HD13	49:CV:65:ASN:CG	2.36	0.45
44:CQ:8:GLU:C	44:CQ:10:ALA:H	2.20	0.45
45:CR:54:ARG:HG2	45:CR:54:ARG:NH1	2.31	0.45
46:CS:76:GLN:O	46:CS:76:GLN:CG	2.64	0.45
50:CW:13:LEU:CD1	50:CW:17:ARG:NH1	2.78	0.45
52:CD:73:A:H8	52:CD:73:A:H5'	1.80	0.45
55:DA:301:G:O2'	55:DA:302:C:P	2.74	0.45
55:DA:616:A:H4'	55:DA:617:G:OP1	2.16	0.45
55:DA:843:G:O2'	55:DA:844:C:H5'	2.16	0.45
55:DA:897:C:H5	55:DA:897:C:OP1	1.84	0.45
55:DA:1006:C:O2'	9:DM:106:MET:HB3	2.17	0.45
55:DA:1048:A:H3'	55:DA:1049:C:H5'	1.97	0.45
55:DA:1055:G:H2'	55:DA:1056:G:C5'	2.44	0.45
55:DA:1060:U:C4'	55:DA:1061:U:O5'	2.53	0.45
55:DA:1398:C:O2'	55:DA:1399:C:H5'	2.15	0.45
55:DA:1416:G:O2'	55:DA:1417:C:O5'	2.34	0.45
55:DA:1853:A:H2'	55:DA:1854:A:C8	2.52	0.45
55:DA:1902:C:H5'	3:DD:246:PRO:HD3	1.98	0.45
55:DA:2143:C:H2'	55:DA:2144:U:O4'	2.17	0.45
55:DA:2646:C:H2'	55:DA:2647:U:O4'	2.16	0.45
55:DA:2773:C:OP1	4:DE:166:THR:OG1	2.35	0.45
3:DD:134:ARG:CB	3:DD:135:PHE:CD2	2.95	0.45
4:DE:3:GLY:O	4:DE:4:ILE:HB	2.16	0.45
5:DF:117:ARG:HH21	5:DF:187:VAL:HA	1.82	0.45
6:DG:39:ILE:HB	6:DG:92:VAL:CG1	2.47	0.45
56:DI:1:MET:HB3	56:DI:5:ILE:HG22	1.98	0.45
8:DK:3:VAL:CB	8:DK:37:VAL:O	2.65	0.45

*Continued on next page...*



*Continued from previous page...*

Atom-1	Atom-2	Interatomic distance (Å)	Clash overlap (Å)
57:DY:49:ALA:HA	57:DY:83:TYR:HB3	1.98	0.45
57:DY:73:GLY:CA	57:DY:119:ALA:HA	2.47	0.45
57:DY:131:MET:C	57:DY:133:GLU:N	2.70	0.45
57:DY:138:LEU:HD22	56:DJ:22:GLN:OE1	2.16	0.45
57:DY:141:VAL:O	57:DY:142:LEU:C	2.55	0.45
12:DP:57:HIS:NE2	12:DP:116:GLU:HG2	2.31	0.45
15:DR:14:TYR:N	15:DR:14:TYR:CD1	2.83	0.45
17:D2:35:LEU:C	17:D2:37:VAL:H	2.20	0.45
21:DV:72:ARG:O	21:DV:73:GLN:HB2	2.17	0.45
21:DV:108:PRO:HG3	21:DV:142:SER:O	2.16	0.45
28:D6:14:THR:O	28:D6:49:HIS:HA	2.16	0.45
30:D8:61:LEU:C	30:D8:63:PRO:HD2	2.37	0.45
1:AA:93:C:H2'	1:AA:93:C:O2	2.17	0.45
1:AA:214:G:H21	1:AA:216:A:H1'	1.82	0.45
1:AA:284:U:O2'	1:AA:285:C:H5'	2.16	0.45
1:AA:380:U:O3'	23:AZ:16:ASN:HB2	2.17	0.45
1:AA:608:A:C2	1:AA:621:A:N7	2.85	0.45
1:AA:654(N):G:OP1	1:AA:654(N):G:C8	2.70	0.45
1:AA:685:A:OP1	1:AA:686:G:N2	2.50	0.45
1:AA:887:A:H2	43:BP:79:LYS:HE3	1.81	0.45
1:AA:894:C:H5'	1:AA:895:U:OP2	2.17	0.45
1:AA:1029:A:H2'	1:AA:1030:G:O4'	2.16	0.45
1:AA:1102:C:C2'	1:AA:1103:A:H5''	2.46	0.45
1:AA:1131:G:C8	1:AA:2025:C:H4'	2.51	0.45
1:AA:1278:A:H2'	1:AA:1279:G:C8	2.52	0.45
1:AA:1507:A:O2'	1:AA:1510:A:N1	2.49	0.45
1:AA:1639:U:C2'	1:AA:1640:C:H5''	2.46	0.45
1:AA:1930:G:N2	1:AA:1968:G:H2'	2.32	0.45
1:AA:2093:G:H21	1:AA:2198:A:N6	2.15	0.45
1:AA:2215:G:O2'	1:AA:2216:G:H5'	2.17	0.45
1:AA:2372:G:H1'	28:A6:46:HIS:HE1	1.79	0.45
1:AA:2522:U:C2'	1:AA:2523:G:H5''	2.47	0.45
1:AA:2577:A:H5''	1:AA:2578:G:H5'	1.99	0.45
1:AA:2654:A:O2'	1:AA:2655:G:C4'	2.65	0.45
1:AA:2665:A:H2'	1:AA:2666:C:H6	1.81	0.45
1:AA:2820:A:O5'	13:A0:4:LEU:CD2	2.62	0.45
1:AA:2884:U:OP2	27:A5:43:HIS:HE1	1.98	0.45
2:AB:44:G:N2	2:AB:48:A:N3	2.65	0.45
2:AB:81:G:N2	2:AB:82:G:C6	2.84	0.45
4:AE:68:ALA:HA	4:AE:71:GLY:HA2	1.98	0.45
5:AF:24:LEU:HD12	5:AF:25:PRO:HD2	1.99	0.45

*Continued on next page...*

*Continued from previous page...*

Atom-1	Atom-2	Interatomic distance (Å)	Clash overlap (Å)
6:AG:47:LYS:NZ	6:AG:81:LYS:HG2	2.32	0.45
6:AG:101:ILE:CD1	26:A4:25:TYR:HB2	2.46	0.45
7:AH:13:LYS:HA	7:AH:13:LYS:NZ	2.31	0.45
9:AM:27:ALA:HB1	9:AM:103:VAL:HG22	1.97	0.45
9:AM:129:PRO:O	9:AM:130:HIS:C	2.54	0.45
11:AO:118:GLY:O	11:AO:119:GLU:C	2.55	0.45
14:AQ:49:VAL:HG22	14:AQ:80:LEU:HD12	1.98	0.45
15:AR:102:ILE:HD12	15:AR:102:ILE:C	2.36	0.45
17:A2:10:LYS:N	17:A2:10:LYS:HD2	2.31	0.45
17:A2:98:GLU:HA	17:A2:98:GLU:OE1	2.16	0.45
18:AS:1:MET:CE	18:AS:2:GLU:H	2.30	0.45
20:AU:17:SER:HB3	20:AU:71:LYS:HB3	1.98	0.45
20:AU:40:GLU:N	20:AU:40:GLU:OE2	2.49	0.45
20:AU:89:PHE:O	20:AU:90:LEU:O	2.34	0.45
21:AV:133:ILE:N	21:AV:133:ILE:CD1	2.79	0.45
21:AV:149:SER:HB2	21:AV:151:HIS:CE1	2.52	0.45
24:AW:26:ARG:NH1	24:AW:26:ARG:CB	2.80	0.45
25:AX:19:GLN:NE2	25:AX:52:HIS:CE1	2.85	0.45
26:A4:49:PHE:CZ	43:BP:61:GLU:O	2.70	0.45
29:A7:13:ALA:O	29:A7:17:GLY:HA3	2.16	0.45
31:BA:148:G:H2'	31:BA:149:A:H8	1.82	0.45
31:BA:270:A:H2'	31:BA:271:C:O4'	2.17	0.45
31:BA:626:U:C2	31:BA:627:G:C8	3.05	0.45
31:BA:794:A:N3	31:BA:795:C:C2	2.85	0.45
31:BA:848:C:O2'	31:BA:849:C:H5'	2.16	0.45
31:BA:890:G:HO2'	31:BA:891:U:H5	1.61	0.45
31:BA:1463:C:O2'	31:BA:1464:G:H5'	2.17	0.45
32:BE:102:LEU:HD12	32:BE:102:LEU:N	2.32	0.45
33:BF:94:LEU:HD12	33:BF:95:THR:N	2.31	0.45
33:BF:148:GLY:O	33:BF:203:PHE:N	2.43	0.45
34:BG:2:GLY:O	34:BG:3:ARG:HB2	2.16	0.45
36:BI:15:ASP:OD1	36:BI:16:GLN:N	2.49	0.45
37:BJ:47:CYS:O	37:BJ:50:ILE:HB	2.17	0.45
39:BL:78:LYS:HB2	39:BL:78:LYS:HZ2	1.80	0.45
41:BN:120:ARG:HA	41:BN:121:PRO:HD3	1.79	0.45
43:BP:79:LYS:HD3	43:BP:79:LYS:C	2.36	0.45
43:BP:109:THR:HG22	43:BP:109:THR:O	2.16	0.45
54:CA:101:A:C2	54:CA:102:G:C8	3.05	0.45
54:CA:191(F):U:O2'	54:CA:191:G:H5'	2.17	0.45
54:CA:539:A:OP2	42:CO:115:LYS:HE3	2.16	0.45
54:CA:748:C:HO2'	54:CA:749:C:P	2.34	0.45

*Continued on next page...*

*Continued from previous page...*

Atom-1	Atom-2	Interatomic distance (Å)	Clash overlap (Å)
54:CA:1026:G:C2	54:CA:1027:C:H1'	2.51	0.45
54:CA:1126:U:OP2	54:CA:1281:U:O2	2.35	0.45
54:CA:1148:U:H2'	54:CA:1149:C:H5'	1.98	0.45
54:CA:1331:G:OP2	43:CP:23:TYR:CD2	2.69	0.45
54:CA:1367:C:OP1	39:CL:114:TYR:HA	2.16	0.45
54:CA:1418:A:H2	55:DA:1948:G:N3	2.14	0.45
33:CF:14:ILE:CG1	33:CF:15:THR:N	2.79	0.45
33:CF:174:PRO:C	33:CF:176:HIS:H	2.20	0.45
34:CG:52:SER:HB3	34:CG:55:ALA:CB	2.47	0.45
34:CG:74:GLN:HA	34:CG:77:ASN:HD22	1.80	0.45
34:CG:104:VAL:O	34:CG:105:VAL:C	2.55	0.45
35:CH:67:VAL:HG22	35:CH:68:GLU:N	2.31	0.45
35:CH:140:ARG:NH1	35:CH:140:ARG:CB	2.79	0.45
35:CH:148:VAL:CG2	38:CK:107:LEU:HD22	2.37	0.45
37:CJ:15:ASP:OD2	37:CJ:44:TYR:OH	2.35	0.45
37:CJ:31:MET:SD	37:CJ:36:LYS:HB2	2.57	0.45
39:CL:40:LEU:C	39:CL:42:ARG:H	2.20	0.45
42:CO:6:THR:HG23	42:CO:9:GLN:HE21	1.81	0.45
44:CQ:8:GLU:C	44:CQ:10:ALA:N	2.68	0.45
44:CQ:14:PRO:O	44:CQ:15:LYS:HB2	2.16	0.45
51:CX:12:LYS:HE2	51:CX:19:GLY:N	2.31	0.45
52:CB:9:A:HO2'	52:CB:10:G:P	2.38	0.45
55:DA:2:G:H2'	55:DA:3:U:H6	1.82	0.45
55:DA:228:A:O2'	55:DA:229:A:OP1	2.35	0.45
55:DA:321:G:HO2'	55:DA:340:A:C2'	2.30	0.45
55:DA:528:A:H3'	55:DA:529:A:C5'	2.47	0.45
55:DA:535:C:O3'	16:D1:53:ARG:NH1	2.49	0.45
55:DA:608:A:C2	55:DA:621:A:N7	2.85	0.45
55:DA:808:G:O2'	55:DA:809:G:H5'	2.16	0.45
55:DA:885:C:N3	55:DA:892:G:C2	2.85	0.45
55:DA:940:G:H3'	55:DA:941:A:H5''	1.98	0.45
55:DA:971:C:OP1	55:DA:974:G:C8	2.70	0.45
55:DA:1167:U:H2'	55:DA:1168:G:H8	1.81	0.45
55:DA:1341:U:O4	19:DT:16:LYS:HE2	2.16	0.45
55:DA:1525:G:H2'	55:DA:1526:G:H8	1.82	0.45
55:DA:1534:G:H5''	55:DA:1534:G:C8	2.51	0.45
55:DA:1970:A:H1'	55:DA:1972:A:C8	2.51	0.45
55:DA:2197:U:O2'	55:DA:2198:A:P	2.75	0.45
55:DA:2615:U:H2'	55:DA:2616:C:C6	2.51	0.45
3:DD:118:VAL:HG22	3:DD:119:ALA:N	2.32	0.45
4:DE:116:VAL:O	4:DE:117:MET:HB3	2.16	0.45

*Continued on next page...*

*Continued from previous page...*

Atom-1	Atom-2	Interatomic distance (Å)	Clash overlap (Å)
5:DF:65:TRP:CZ3	5:DF:73:ALA:O	2.69	0.45
5:DF:197:ASP:C	5:DF:199:TRP:H	2.20	0.45
7:DH:97:ARG:O	7:DH:125:VAL:HG11	2.17	0.45
57:DY:59:ILE:O	57:DY:61:LEU:N	2.49	0.45
57:DY:74:LEU:HB2	57:DY:120:LYS:HE2	1.99	0.45
58:DL:60:TYR:OH	58:DL:66:THR:CG2	2.64	0.45
58:DL:76:TYR:O	58:DL:79:ARG:N	2.50	0.45
9:DM:71:ILE:HG22	9:DM:86:PRO:HA	1.99	0.45
10:DN:104:ARG:NH1	15:DR:36:GLU:CD	2.70	0.45
11:DO:41:ARG:NH2	11:DO:41:ARG:CG	2.79	0.45
14:DQ:24:LEU:N	14:DQ:24:LEU:HD22	2.32	0.45
14:DQ:25:ARG:HB3	14:DQ:25:ARG:NH1	2.32	0.45
14:DQ:38:GLN:HG3	14:DQ:47:THR:HG21	1.98	0.45
17:D2:25:LEU:H	17:D2:92:THR:CG2	2.30	0.45
17:D2:89:GLN:HE21	17:D2:89:GLN:CA	2.07	0.45
19:DT:3:THR:O	19:DT:6:ASP:HB2	2.16	0.45
20:DU:4:LYS:O	20:DU:5:MET:O	2.35	0.45
21:DV:122:ARG:HG2	21:DV:122:ARG:NH1	2.32	0.45
26:D4:21:VAL:O	26:D4:24:THR:HG23	2.17	0.45
1:AA:61:G:OP1	24:AW:50:ILE:HD13	2.17	0.45
1:AA:222:A:O2'	1:AA:223:A:P	2.75	0.45
1:AA:301:G:O2'	1:AA:302:C:O4'	2.34	0.45
1:AA:303:U:C2	1:AA:304:G:C8	3.04	0.45
1:AA:1060:U:H1'	1:AA:1062:G:C4'	2.47	0.45
1:AA:1111:A:H5'	7:AH:3:ARG:NH1	2.32	0.45
1:AA:1195:G:N3	1:AA:1227:A:H2	2.14	0.45
1:AA:1812:A:H2'	1:AA:1813:G:C8	2.52	0.45
1:AA:1820:U:C4	3:AD:160:GLY:HA3	2.51	0.45
1:AA:2365:G:H4'	22:A3:60:PHE:CZ	2.52	0.45
1:AA:2406:U:C4	11:AO:72:PRO:HB2	2.52	0.45
1:AA:2791:C:N4	1:AA:2792:G:O6	2.49	0.45
2:AB:17:C:O2'	2:AB:18:G:H5'	2.17	0.45
3:AD:30:GLU:CG	3:AD:63:ARG:NH2	2.79	0.45
3:AD:70:TRP:O	3:AD:73:VAL:HG22	2.16	0.45
4:AE:124:GLY:HA2	4:AE:137:HIS:O	2.15	0.45
5:AF:7:TYR:O	5:AF:17:ARG:N	2.49	0.45
5:AF:63:LYS:CE	5:AF:67:GLN:CB	2.95	0.45
5:AF:103:LYS:HA	5:AF:106:ARG:HG3	1.98	0.45
8:AK:35:LEU:O	8:AK:36:ALA:HB2	2.17	0.45
12:AP:46:GLN:O	12:AP:47:ILE:C	2.54	0.45
13:A0:41:ALA:HB1	13:A0:97:VAL:HG11	1.99	0.45

*Continued on next page...*

*Continued from previous page...*

Atom-1	Atom-2	Interatomic distance (Å)	Clash overlap (Å)
14:AQ:110:LEU:HA	14:AQ:112:PHE:CE1	2.51	0.45
15:AR:1:MET:O	15:AR:3:ARG:N	2.46	0.45
15:AR:90:GLN:HE21	15:AR:90:GLN:CA	2.23	0.45
17:A2:12:TYR:CG	17:A2:20:LEU:HD21	2.52	0.45
17:A2:35:LEU:HD23	17:A2:37:VAL:HG21	1.98	0.45
17:A2:41:GLY:N	17:A2:46:VAL:CG1	2.79	0.45
17:A2:80:GLN:NE2	17:A2:80:GLN:N	2.64	0.45
21:AV:35:ARG:HB3	21:AV:35:ARG:NH1	2.32	0.45
21:AV:96:VAL:O	21:AV:96:VAL:HG12	2.15	0.45
26:A4:67:TYR:C	26:A4:67:TYR:HD2	2.20	0.45
28:A6:26:ASN:C	28:A6:27:LYS:HD3	2.36	0.45
28:A6:52:VAL:CG1	28:A6:53:LYS:N	2.80	0.45
31:BA:149:A:O2'	31:BA:150:C:H5'	2.17	0.45
31:BA:197:A:N6	31:BA:221:C:C5'	2.79	0.45
31:BA:197:A:H4'	31:BA:198:G:O5'	2.16	0.45
31:BA:210:U:O2'	31:BA:216:G:P	2.75	0.45
31:BA:278:G:O4'	31:BA:282:A:H1'	2.16	0.45
31:BA:533:A:O2'	31:BA:535:A:OP2	2.34	0.45
31:BA:560:U:H4'	31:BA:561:U:C5'	2.47	0.45
31:BA:989:C:H1'	31:BA:1016:A:H2	1.81	0.45
31:BA:1025:U:O2'	31:BA:1026:G:O4'	2.31	0.45
31:BA:1126:U:H5''	31:BA:1280:A:N7	2.32	0.45
31:BA:1372:U:OP1	39:BL:71:SER:HB3	2.16	0.45
31:BA:1411:C:H2'	31:BA:1412:C:C6	2.51	0.45
32:BE:10:LEU:O	32:BE:13:ALA:CB	2.65	0.45
32:BE:67:THR:HG22	32:BE:90:MET:CE	2.46	0.45
32:BE:67:THR:HG22	32:BE:90:MET:HE1	1.98	0.45
33:BF:115:LEU:O	33:BF:116:VAL:C	2.55	0.45
34:BG:159:ARG:O	34:BG:160:GLN:C	2.55	0.45
36:BI:53:ALA:O	36:BI:54:LYS:CB	2.64	0.45
39:BL:48:GLU:N	39:BL:49:PRO:HD2	2.32	0.45
43:BP:15:VAL:HG12	43:BP:45:VAL:HG22	1.99	0.45
48:BU:22:VAL:HG22	48:BU:23:LYS:N	2.30	0.45
49:BV:23:ASN:O	49:BV:26:GLY:N	2.48	0.45
49:BV:31:ILE:HG23	49:BV:49:ILE:HA	1.99	0.45
54:CA:328:C:HO2'	54:CA:329:A:P	2.35	0.45
54:CA:1003:G:H21	54:CA:1005:A:P	2.39	0.45
54:CA:1176:A:N6	54:CA:1177:G:C2	2.85	0.45
54:CA:1351:U:O2'	54:CA:1352:C:H5'	2.17	0.45
32:CE:70:PHE:O	32:CE:93:VAL:N	2.49	0.45
35:CH:72:GLN:C	35:CH:74:GLY:N	2.69	0.45

*Continued on next page...*

Continued from previous page...

Atom-1	Atom-2	Interatomic distance (Å)	Clash overlap (Å)
35:CH:108:ALA:O	35:CH:112:LEU:HG	2.17	0.45
35:CH:140:ARG:NH1	35:CH:140:ARG:HB2	2.32	0.45
36:CI:72:VAL:CG1	36:CI:73:ASN:N	2.78	0.45
39:CL:11:LYS:O	39:CL:11:LYS:HD2	2.17	0.45
39:CL:111:ARG:O	39:CL:113:LYS:HD2	2.17	0.45
41:CN:34:ASP:HB2	41:CN:35:PRO:CD	2.47	0.45
46:CS:19:ILE:CG2	46:CS:36:ILE:HG13	2.43	0.45
50:CW:87:LYS:O	50:CW:90:GLN:N	2.49	0.45
52:CD:59:U:H2'	52:CD:60:U:O4'	2.17	0.45
52:CB:4:C:H2'	52:CB:5:G:H8	1.82	0.45
55:DA:372:G:HO2'	55:DA:373:U:H5	1.61	0.45
55:DA:442:G:O4'	5:DF:46:ARG:HD3	2.17	0.45
55:DA:469:G:C2'	55:DA:470:A:H5''	2.46	0.45
55:DA:621:A:H2'	55:DA:622:G:H5'	1.98	0.45
55:DA:774:A:H2	55:DA:787:U:C2'	2.30	0.45
55:DA:782:A:N1	3:DD:226:MET:HE1	2.31	0.45
55:DA:1180:C:C2'	55:DA:1181:C:C5'	2.94	0.45
55:DA:1340:U:HO2'	55:DA:1602:U:H2'	1.80	0.45
55:DA:1893:C:O2'	55:DA:1894:C:H5'	2.17	0.45
55:DA:1914:C:H2'	55:DA:1915:U:O4'	2.17	0.45
55:DA:2115:G:C1'	55:DA:2171:A:H61	2.30	0.45
55:DA:2165:G:C2'	55:DA:2166:G:H5'	2.46	0.45
55:DA:2353:G:H5''	22:D3:32:ARG:NH1	2.32	0.45
55:DA:2428:G:H5''	55:DA:2429:G:OP1	2.16	0.45
55:DA:2657:A:H2'	55:DA:2658:C:H5'	1.98	0.45
2:DB:40:U:C2'	2:DB:41:U:OP1	2.65	0.45
3:DD:34:VAL:O	3:DD:34:VAL:CG1	2.59	0.45
3:DD:85:ASP:HB2	3:DD:92:ILE:HG13	1.99	0.45
4:DE:13:ARG:CA	4:DE:21:VAL:HA	2.47	0.45
4:DE:119:ARG:HB3	4:DE:120:TRP:CD1	2.52	0.45
6:DG:58:GLN:HE22	6:DG:148:MET:CE	2.30	0.45
6:DG:145:THR:HG22	26:D4:28:LYS:NZ	2.30	0.45
57:DY:10:LEU:O	57:DY:11:ALA:O	2.35	0.45
57:DY:23:SER:HB3	57:DY:68:LEU:CB	2.31	0.45
57:DY:112:LEU:HD13	57:DY:121:ASP:CG	2.34	0.45
57:DY:122:VAL:CG1	57:DY:126:ALA:HB2	2.42	0.45
58:DL:10:LEU:HB2	58:DL:11:GLN:H	1.54	0.45
58:DL:19:PRO:HD3	58:DL:38:VAL:CG1	2.43	0.45
58:DL:52:ILE:O	58:DL:53:VAL:C	2.54	0.45
9:DM:133:GLN:CB	9:DM:135:PRO:HD3	2.42	0.45
10:DN:104:ARG:HG3	10:DN:122:LEU:O	2.17	0.45

Continued on next page...

*Continued from previous page...*

Atom-1	Atom-2	Interatomic distance (Å)	Clash overlap (Å)
11:DO:19:VAL:HG13	11:DO:20:GLY:N	2.32	0.45
13:D0:96:ARG:HG3	13:D0:96:ARG:HH11	1.82	0.45
14:DQ:30:ARG:HH11	14:DQ:30:ARG:HG2	1.81	0.45
21:DV:111:VAL:HG21	21:DV:146:ILE:N	2.31	0.45
21:DV:194:PRO:O	21:DV:196:VAL:CG1	2.62	0.45
26:D4:12:ALA:HB1	26:D4:30:GLU:N	2.22	0.45
26:D4:55:ARG:O	26:D4:57:GLU:N	2.49	0.45
27:D5:2:ALA:O	27:D5:3:LYS:HB2	2.16	0.45
1:AA:908:C:OP1	12:AP:22:LYS:HG3	2.17	0.45
1:AA:918:A:H2'	1:AA:919:G:H5'	1.99	0.45
1:AA:928:G:H3'	1:AA:929:G:C8	2.52	0.45
1:AA:957:A:N6	1:AA:2494:G:N2	2.64	0.45
1:AA:1005:C:C5	1:AA:1143:A:H1'	2.51	0.45
1:AA:1699:G:O2'	1:AA:1700:A:P	2.75	0.45
1:AA:2031:A:N3	1:AA:2455:G:O2'	2.37	0.45
1:AA:2130:U:H3'	1:AA:2130:U:C6	2.52	0.45
1:AA:2239:G:OP2	3:AD:244:ARG:NH2	2.40	0.45
1:AA:2346:A:N6	28:A6:28:ARG:NH2	2.64	0.45
1:AA:2362:G:H2'	1:AA:2363:C:H5'	1.98	0.45
1:AA:2656:U:N3	1:AA:2665:A:C2	2.84	0.45
1:AA:2836:U:C4	1:AA:2883:A:N6	2.84	0.45
1:AA:2888:C:H2'	1:AA:2889:C:C6	2.52	0.45
1:AA:2898:U:C2	1:AA:2899:G:N7	2.85	0.45
3:AD:144:ALA:HB3	3:AD:192:THR:CG2	2.46	0.45
4:AE:95:ILE:H	4:AE:95:ILE:CD1	2.30	0.45
4:AE:102:VAL:HA	4:AE:201:THR:HG1	1.82	0.45
5:AF:9:ILE:HG12	5:AF:15:SER:N	2.32	0.45
5:AF:113:ALA:HB2	5:AF:183:VAL:HG12	1.98	0.45
5:AF:172:TRP:CD2	5:AF:173:VAL:HG23	2.52	0.45
7:AH:115:VAL:HG11	7:AH:148:ILE:HD12	1.98	0.45
14:AQ:66:ALA:HA	14:AQ:69:VAL:HG12	1.98	0.45
15:AR:117:ASP:OD1	15:AR:120:ARG:NE	2.43	0.45
16:A1:56:ASP:O	16:A1:59:ARG:HB2	2.16	0.45
16:A1:88:ILE:O	16:A1:90:VAL:N	2.49	0.45
17:A2:97:LYS:O	17:A2:97:LYS:HG2	2.17	0.45
19:AT:36:LYS:HE3	19:AT:54:VAL:O	2.17	0.45
20:AU:13:VAL:CG2	20:AU:14:LEU:N	2.79	0.45
21:AV:5:LEU:O	21:AV:6:LYS:C	2.55	0.45
21:AV:182:LYS:HD3	21:AV:183:LEU:H	1.82	0.45
26:A4:61:ARG:O	26:A4:62:ARG:NH1	2.49	0.45
30:A8:38:GLY:C	30:A8:41:ILE:HG22	2.36	0.45

*Continued on next page...*

*Continued from previous page...*

Atom-1	Atom-2	Interatomic distance (Å)	Clash overlap (Å)
31:BA:201:C:O2'	31:BA:208:U:P	2.75	0.45
31:BA:397:A:N3	31:BA:397:A:C3'	2.71	0.45
31:BA:560:U:H4'	31:BA:561:U:H5''	1.99	0.45
31:BA:701:C:C2'	31:BA:702:A:OP2	2.65	0.45
31:BA:984:C:O2'	31:BA:985:C:H5'	2.17	0.45
31:BA:1007:C:H2'	31:BA:1008:C:C5'	2.33	0.45
31:BA:1028(B):C:H3'	31:BA:1029:G:C5'	2.47	0.45
31:BA:1190:G:C5'	33:BF:176:HIS:NE2	2.79	0.45
31:BA:1238:A:C2	31:BA:1241:G:N3	2.85	0.45
31:BA:1261:A:H2'	31:BA:1262:C:H5'	1.97	0.45
32:BE:15:VAL:C	32:BE:16:HIS:ND1	2.70	0.45
32:BE:60:ASP:HA	32:BE:63:MET:CE	2.47	0.45
35:BH:31:LEU:CD2	35:BH:43:LEU:HD11	2.26	0.45
37:BJ:84:ASN:HB2	52:BD:37:MIA:C14	2.47	0.45
37:BJ:135:VAL:O	37:BJ:138:LYS:N	2.50	0.45
37:BJ:147:ALA:C	37:BJ:149:ARG:H	2.19	0.45
38:BK:114:THR:HG22	38:BK:130:GLY:O	2.17	0.45
39:BL:46:ALA:CA	39:BL:78:LYS:HZ2	2.29	0.45
39:BL:55:ALA:HA	39:BL:58:HIS:CD2	2.52	0.45
43:BP:5:ALA:HB2	43:BP:22:ILE:CD1	2.45	0.45
49:BV:40:ILE:HA	49:BV:44:MET:HE3	1.99	0.45
51:BX:9:ARG:NH2	51:BX:10:ARG:NE	2.62	0.45
52:BB:18:G:HO2'	52:BB:19:G:P	2.40	0.45
52:BC:18:G:C5'	52:BC:19:G:OP2	2.55	0.45
52:BC:51:U:H2'	52:BC:52:G:C8	2.52	0.45
54:CA:61:G:H2'	54:CA:62:U:O4'	2.17	0.45
54:CA:91:C:C2'	54:CA:92:G:C5'	2.94	0.45
54:CA:101:A:O2'	54:CA:102:G:H5'	2.16	0.45
54:CA:177:C:H2'	54:CA:178:C:H6	1.82	0.45
54:CA:198:G:N2	54:CA:220:G:H1'	2.31	0.45
54:CA:451:A:N7	54:CA:481:G:C2	2.85	0.45
54:CA:974:A:H1'	44:CQ:31:ARG:HE	1.82	0.45
54:CA:1132:C:H2'	54:CA:1133:G:H8	1.81	0.45
54:CA:1134:G:H2'	54:CA:1135:U:H5'	1.99	0.45
54:CA:1245:A:OP2	51:CX:9:ARG:NH1	2.50	0.45
54:CA:1333:A:H2'	54:CA:1334:G:O4'	2.17	0.45
54:CA:1343:G:C1'	39:CL:121:ARG:HH12	2.29	0.45
54:CA:1350:A:C5	54:CA:1351:U:C4	3.04	0.45
32:CE:167:PRO:HG3	32:CE:188:ALA:CB	2.47	0.45
33:CF:34:LEU:HD23	33:CF:35:GLU:N	2.32	0.45
34:CG:157:LEU:O	34:CG:161:ASN:ND2	2.50	0.45

*Continued on next page...*



*Continued from previous page...*

Atom-1	Atom-2	Interatomic distance (Å)	Clash overlap (Å)
34:CG:173:TRP:HZ3	34:CG:193:ASP:HB3	1.78	0.45
41:CN:12:ARG:CG	41:CN:13:GLN:N	2.80	0.45
43:CP:14:ARG:H	43:CP:44:ARG:HD2	1.81	0.45
45:CR:51:HIS:O	45:CR:54:ARG:HB3	2.17	0.45
46:CS:21:VAL:O	46:CS:33:ILE:HG12	2.17	0.45
52:CD:53:G:O2'	52:CD:54:U:H5'	2.17	0.45
53:C1:30:C:N3	53:C1:31:A:C8	2.84	0.45
55:DA:111:A:C2'	55:DA:112:U:H5'	2.47	0.45
55:DA:414:C:H2'	55:DA:415:A:C8	2.52	0.45
55:DA:576:U:H2'	55:DA:577:G:C8	2.52	0.45
55:DA:586:A:H5'	5:DF:89:VAL:HG21	1.98	0.45
55:DA:858:U:OP2	22:D3:77:ARG:NH2	2.33	0.45
55:DA:956:G:OP2	12:DP:14:ARG:NH2	2.50	0.45
55:DA:1032:A:H2	55:DA:1122:G:H22	1.65	0.45
55:DA:1048:A:N7	55:DA:1049:C:C5	2.85	0.45
55:DA:1059:G:N2	58:DL:126:MET:HB3	2.31	0.45
55:DA:1083:U:C5'	57:DY:41:ARG:HD3	2.47	0.45
55:DA:1086:A:H4'	55:DA:1103:A:N6	2.32	0.45
55:DA:1312:U:O2'	55:DA:1313:U:P	2.75	0.45
55:DA:1825:A:OP1	3:DD:249:PRO:HD3	2.17	0.45
55:DA:1980:G:H4'	55:DA:1981:A:OP2	2.17	0.45
55:DA:2419:U:H5'	28:D6:23:THR:HG21	1.98	0.45
55:DA:2804:C:O2'	55:DA:2805:G:H5'	2.17	0.45
4:DE:131:ALA:CB	4:DE:135:HIS:HE1	2.24	0.45
8:DK:23:PRO:O	8:DK:27:ARG:HG2	2.15	0.45
57:DY:51:LEU:HD23	57:DY:51:LEU:HA	1.57	0.45
57:DY:134:LEU:HA	57:DY:137:GLU:CB	2.46	0.45
58:DL:8:VAL:H	58:DL:57:ILE:CD1	2.30	0.45
58:DL:100:THR:O	58:DL:104:VAL:HG23	2.17	0.45
58:DL:122:ALA:C	58:DL:124:ALA:N	2.69	0.45
58:DL:145:LYS:HD2	58:DL:145:LYS:HA	1.74	0.45
9:DM:15:LEU:HD13	9:DM:15:LEU:C	2.37	0.45
9:DM:63:THR:CG2	9:DM:66:LYS:NZ	2.80	0.45
9:DM:74:ARG:O	9:DM:83:LYS:N	2.40	0.45
11:DO:75:ILE:CG1	11:DO:77:ARG:HH12	2.29	0.45
15:DR:27:THR:HA	15:DR:48:ILE:HA	1.98	0.45
15:DR:33:LYS:HE2	15:DR:84:GLN:CB	2.47	0.45
17:D2:75:PHE:C	17:D2:75:PHE:CD1	2.90	0.45
18:DS:59:VAL:HG12	18:DS:60:ASN:ND2	2.30	0.45
21:DV:92:SER:O	21:DV:94:GLU:HG2	2.16	0.45
21:DV:95:PRO:HA	21:DV:128:VAL:O	2.17	0.45

*Continued on next page...*

*Continued from previous page...*

Atom-1	Atom-2	Interatomic distance (Å)	Clash overlap (Å)
21:DV:197:ILE:O	21:DV:198:LYS:O	2.35	0.45
26:D4:30:GLU:O	26:D4:31:ILE:O	2.35	0.45
1:AA:48:G:H2'	1:AA:49:A:H2	1.82	0.45
1:AA:310:A:HO2'	1:AA:311:A:H3'	1.82	0.45
1:AA:654(J):A:H2	1:AA:654(L):G:N7	2.15	0.45
1:AA:654(M):C:H2'	1:AA:654(N):G:OP1	2.16	0.45
1:AA:1080:A:O2'	1:AA:1081:U:H5'	2.17	0.45
1:AA:1142(A):A:N7	1:AA:1144:G:C6	2.84	0.45
1:AA:1170:G:H2'	1:AA:1170:G:N3	2.31	0.45
1:AA:1613:G:C2	1:AA:1617:C:C2	3.05	0.45
1:AA:1652:A:O3'	1:AA:1653:G:C8	2.69	0.45
1:AA:1829:A:N7	1:AA:1830:C:C4	2.85	0.45
1:AA:1879:C:H2'	1:AA:1880:C:C5'	2.47	0.45
1:AA:2344:U:H4'	1:AA:2345:G:OP1	2.16	0.45
1:AA:2683:C:P	15:AR:53:ARG:HH22	2.38	0.45
1:AA:2746:U:C4'	7:AH:138:LYS:HG3	2.27	0.45
1:AA:2777:G:OP2	1:AA:2781:A:O2'	2.32	0.45
1:AA:2791:C:C4	1:AA:2792:G:C5	3.04	0.45
3:AD:112:GLN:O	3:AD:115:GLN:CB	2.65	0.45
6:AG:16:ARG:HE	6:AG:31:VAL:CG1	2.30	0.45
8:AK:144:VAL:HG12	8:AK:145:VAL:HG22	1.99	0.45
9:AM:65:LYS:O	9:AM:66:LYS:C	2.54	0.45
11:AO:64:LYS:HZ2	30:A8:30:ARG:HA	1.80	0.45
11:AO:83:VAL:CG2	11:AO:105:LEU:HD22	2.45	0.45
12:AP:134:ARG:HG2	12:AP:134:ARG:NH1	2.31	0.45
15:AR:9:LEU:O	15:AR:12:SER:HB2	2.16	0.45
16:A1:91:ASP:O	16:A1:92:ARG:O	2.35	0.45
18:AS:62:HIS:O	18:AS:63:ASP:O	2.35	0.45
20:AU:81:LYS:CE	20:AU:97:ARG:NH2	2.79	0.45
20:AU:89:PHE:HD1	20:AU:90:LEU:H	1.62	0.45
23:AZ:50:ARG:HD2	23:AZ:57:GLU:OE1	2.17	0.45
26:A4:12:ALA:HB3	26:A4:24:THR:CG2	2.43	0.45
28:A6:47:THR:HG23	28:A6:49:HIS:CE1	2.51	0.45
30:A8:41:ILE:H	30:A8:43:GLN:H	1.64	0.45
31:BA:45:U:H2'	31:BA:46:G:C8	2.52	0.45
31:BA:158:G:C2'	31:BA:159:G:H5'	2.47	0.45
31:BA:210:U:C2'	31:BA:216:G:OP2	2.64	0.45
31:BA:464:G:H1'	31:BA:468:A:H61	1.82	0.45
31:BA:511:C:H1'	31:BA:512:U:C6	2.52	0.45
31:BA:828:A:H5''	31:BA:859:A:N1	2.32	0.45
31:BA:1148:U:H2'	31:BA:1149:C:H5'	1.99	0.45

*Continued on next page...*

*Continued from previous page...*

Atom-1	Atom-2	Interatomic distance (Å)	Clash overlap (Å)
31:BA:1240:U:C5	37:BJ:32:ARG:HD2	2.52	0.45
31:BA:1512:U:N3	31:BA:1513:A:N7	2.64	0.45
32:BE:22:LYS:NZ	32:BE:22:LYS:CA	2.79	0.45
32:BE:82:ARG:HH11	32:BE:82:ARG:HG2	1.82	0.45
33:BF:86:VAL:HG23	33:BF:87:LEU:N	2.32	0.45
33:BF:180:ALA:O	33:BF:181:ASN:HB3	2.17	0.45
34:BG:199:ASN:O	34:BG:200:GLU:HG3	2.16	0.45
36:BI:14:LEU:HD23	36:BI:15:ASP:N	2.32	0.45
42:BO:117:ARG:HG2	42:BO:117:ARG:NH1	2.31	0.45
43:BP:91:ARG:NH2	43:BP:96:LEU:HB3	2.32	0.45
50:BW:13:LEU:O	50:BW:17:ARG:HG3	2.16	0.45
52:BD:19:G:H2'	52:BD:19:G:N3	2.32	0.45
52:BB:66:U:H2'	52:BB:67:C:C6	2.51	0.45
54:CA:51:A:N7	54:CA:114:U:O2'	2.47	0.45
54:CA:563:A:O2'	54:CA:566:G:O2'	2.21	0.45
54:CA:815:A:HO2'	54:CA:1527:C:C1'	2.30	0.45
54:CA:1026:G:O6	54:CA:1036:G:C2	2.70	0.45
54:CA:1156:G:H3'	54:CA:1157:A:H5''	1.99	0.45
54:CA:1200:C:C4'	54:CA:1201:A:H5''	2.40	0.45
32:CE:219:VAL:HA	32:CE:222:ILE:HD12	1.99	0.45
33:CF:164:ARG:NH2	53:C1:56:U:O4	2.50	0.45
35:CH:10:MET:CA	35:CH:32:VAL:HG13	2.47	0.45
38:CK:102:ARG:NH1	38:CK:105:ARG:NH2	2.52	0.45
38:CK:102:ARG:O	38:CK:103:VAL:C	2.54	0.45
40:CM:8:LEU:HB3	40:CM:16:LEU:HD21	1.98	0.45
40:CM:24:VAL:HG21	40:CM:37:PRO:CG	2.42	0.45
41:CN:71:LYS:O	41:CN:74:ALA:N	2.48	0.45
46:CS:72:ARG:C	46:CS:72:ARG:CD	2.85	0.45
48:CU:31:LEU:HD23	48:CU:31:LEU:N	2.30	0.45
52:CB:18:G:O2'	52:CB:19:G:P	2.74	0.45
52:CB:30:G:O2'	52:CB:31:A:H5'	2.17	0.45
55:DA:222:A:N6	55:DA:224:G:C2	2.85	0.45
55:DA:340:A:H2'	55:DA:341:G:H5'	1.99	0.45
55:DA:676:A:C8	55:DA:2069:G:N2	2.55	0.45
55:DA:740:U:H2'	55:DA:741:G:C8	2.52	0.45
55:DA:889:C:C2'	55:DA:890:A:O4'	2.48	0.45
55:DA:997:G:O2'	55:DA:998:C:H5'	2.17	0.45
55:DA:2009:G:C6	55:DA:2010:G:N7	2.85	0.45
55:DA:2642:G:O2'	55:DA:2643:G:H5'	2.17	0.45
55:DA:2654:A:C4	55:DA:2656:U:O2	2.70	0.45
55:DA:2692:C:O2'	55:DA:2693:A:H5'	2.17	0.45

*Continued on next page...*

*Continued from previous page...*

Atom-1	Atom-2	Interatomic distance (Å)	Clash overlap (Å)
55:DA:2776:A:O2'	55:DA:2781:A:O2'	2.28	0.45
55:DA:2804:C:H2'	55:DA:2805:G:H8	1.78	0.45
2:DB:43:C:H1'	6:DG:93:THR:O	2.17	0.45
3:DD:13:ARG:NH1	3:DD:16:MET:SD	2.89	0.45
3:DD:79:VAL:HG11	3:DD:111:LEU:CD1	2.47	0.45
3:DD:176:ARG:HH11	3:DD:176:ARG:CG	2.23	0.45
4:DE:1:MET:H2	4:DE:84:PHE:HD2	1.65	0.45
4:DE:48:GLN:HE21	4:DE:48:GLN:HB3	1.56	0.45
4:DE:55:ASN:C	4:DE:57:LYS:N	2.61	0.45
57:DY:16:ASN:N	57:DY:19:ARG:NH1	2.62	0.45
57:DY:55:LYS:HD2	57:DY:78:SER:O	2.17	0.45
57:DY:112:LEU:O	57:DY:113:GLN:CB	2.65	0.45
58:DL:65:PHE:HD2	58:DL:66:THR:N	2.14	0.45
10:DN:2:ILE:CD1	10:DN:82:ASN:ND2	2.78	0.45
10:DN:88:ASN:HD21	10:DN:92:GLU:HB2	1.82	0.45
11:DO:18:ARG:HB3	11:DO:19:VAL:H	1.64	0.45
11:DO:95:VAL:O	11:DO:96:THR:HG23	2.17	0.45
18:DS:1:MET:HE2	18:DS:2:GLU:H	1.82	0.45
24:DW:17:SER:CB	24:DW:18:PRO:HA	2.47	0.45
1:AA:141:A:H5''	1:AA:141(A):C:H5	1.82	0.45
1:AA:288:C:H2'	1:AA:289:A:C1'	2.47	0.45
1:AA:621:A:C2	1:AA:622:G:N9	2.85	0.45
1:AA:768:G:O2'	1:AA:769:G:H5'	2.17	0.45
1:AA:768:G:H2'	1:AA:769:G:C8	2.51	0.45
1:AA:781:A:C8	3:AD:219:PRO:HG3	2.52	0.45
1:AA:910:A:N7	12:AP:13:GLN:HG3	2.32	0.45
1:AA:945:A:H2'	1:AA:945:A:N3	2.31	0.45
1:AA:977:G:O2'	1:AA:978:G:H5'	2.17	0.45
1:AA:1055:G:H8	1:AA:1055:G:O5'	2.00	0.45
1:AA:2439:A:HO2'	1:AA:2440:C:P	2.40	0.45
1:AA:2770:G:H5'	1:AA:2771:C:OP2	2.17	0.45
1:AA:2820:A:N6	4:AE:192:ASN:CB	2.75	0.45
1:AA:2849:U:O2'	1:AA:2850:A:P	2.75	0.45
3:AD:121:PRO:HB3	3:AD:135:PHE:CE1	2.52	0.45
5:AF:32:LEU:HD23	5:AF:32:LEU:C	2.38	0.45
6:AG:48:GLU:O	6:AG:48:GLU:HG3	2.17	0.45
11:AO:110:TYR:HD2	11:AO:111:ARG:HH21	1.64	0.45
12:AP:10:ARG:HH11	12:AP:10:ARG:HG3	1.82	0.45
12:AP:120:ILE:HD13	12:AP:120:ILE:HA	1.82	0.45
14:AQ:54:LEU:O	14:AQ:56:LEU:N	2.46	0.45
15:AR:48:ILE:HD12	15:AR:48:ILE:H	1.82	0.45

*Continued on next page...*

*Continued from previous page...*

Atom-1	Atom-2	Interatomic distance (Å)	Clash overlap (Å)
15:AR:115:ARG:HD3	15:AR:115:ARG:N	2.18	0.45
15:AR:124:ASP:O	15:AR:128:GLU:HG3	2.16	0.45
19:AT:63:LYS:CE	19:AT:63:LYS:N	2.74	0.45
20:AU:20:TYR:CE2	20:AU:42:VAL:N	2.85	0.45
20:AU:81:LYS:NZ	20:AU:98:VAL:HG21	2.31	0.45
21:AV:12:GLY:O	21:AV:13:GLU:O	2.35	0.45
24:AW:48:HIS:C	24:AW:48:HIS:HD2	2.20	0.45
26:A4:56:VAL:H	26:A4:59:PHE:HB3	1.82	0.45
31:BA:511:C:N3	31:BA:512:U:C4	2.85	0.45
31:BA:619:U:N3	34:BG:134:ASP:OD2	2.34	0.45
31:BA:983:A:N1	31:BA:1222:G:N2	2.64	0.45
31:BA:1015:A:N6	31:BA:1016:A:N6	2.64	0.45
31:BA:1268:A:N3	31:BA:1326:C:O2'	2.46	0.45
31:BA:1321:C:H5'	31:BA:1322:C:H5''	1.99	0.45
33:BF:63:ASN:O	33:BF:64:VAL:CB	2.65	0.45
34:BG:3:ARG:NH2	34:BG:5:ILE:CD1	2.79	0.45
35:BH:147:ASP:OD2	35:BH:147:ASP:N	2.49	0.45
35:BH:147:ASP:O	35:BH:151:LEU:HD23	2.17	0.45
38:BK:29:SER:HB3	38:BK:32:LYS:CB	2.46	0.45
39:BL:27:THR:HA	39:BL:31:GLN:O	2.17	0.45
39:BL:78:LYS:NZ	39:BL:78:LYS:CB	2.80	0.45
39:BL:117:HIS:HD2	39:BL:123:PRO:HA	1.82	0.45
42:BO:57:LYS:HG2	42:BO:67:THR:HG22	1.99	0.45
43:BP:3:ARG:HA	43:BP:8:GLU:O	2.17	0.45
44:BQ:39:LEU:CD1	44:BQ:47:LEU:HD12	2.47	0.45
49:BV:15:LEU:HD22	49:BV:31:ILE:HD11	1.99	0.45
49:BV:19:VAL:HG22	49:BV:44:MET:HB3	1.98	0.45
52:BD:48:C:H3'	52:BD:48:C:H6	1.81	0.45
52:BB:17:C:H5'	52:BB:18:G:OP2	2.17	0.45
54:CA:291:C:O2'	54:CA:292:G:H5'	2.17	0.45
54:CA:544:G:C6	54:CA:545:C:C4	3.05	0.45
54:CA:627:G:H2'	54:CA:628:G:H8	1.82	0.45
54:CA:782:A:C8	54:CA:783:C:C5	3.05	0.45
54:CA:819:A:C5'	54:CA:820:U:OP2	2.58	0.45
54:CA:1004:A:C6	54:CA:1025:U:H1'	2.51	0.45
32:CE:21:ARG:HG2	32:CE:21:ARG:O	2.17	0.45
33:CF:76:VAL:HG21	33:CF:103:VAL:CG1	2.47	0.45
34:CG:50:ARG:NH1	53:C1:57:U:O2'	2.50	0.45
35:CH:79:GLU:HB3	35:CH:93:PRO:HD2	1.98	0.45
37:CJ:50:ILE:HG22	37:CJ:50:ILE:O	2.16	0.45
38:CK:39:LEU:HD11	38:CK:111:ILE:HD11	1.99	0.45

*Continued on next page...*

*Continued from previous page...*

Atom-1	Atom-2	Interatomic distance (Å)	Clash overlap (Å)
42:CO:28:LYS:HE3	42:CO:33:ARG:HH22	1.82	0.45
42:CO:71:PRO:CG	42:CO:99:HIS:HD2	2.26	0.45
43:CP:90:LEU:HD13	49:CV:78:ARG:NH2	2.31	0.45
43:CP:120:LYS:N	43:CP:120:LYS:CD	2.60	0.45
48:CU:51:LEU:HB2	48:CU:56:THR:CG2	2.48	0.45
52:CC:14:A:C2'	52:CC:15:G:H5'	2.47	0.45
53:C1:38:U:C2'	53:C1:39:U:H5'	2.47	0.45
55:DA:347:A:H2'	55:DA:348:G:C8	2.52	0.45
55:DA:469:G:O6	29:D7:37:LYS:CE	2.64	0.45
55:DA:503:A:O2'	55:DA:504:U:OP2	2.33	0.45
55:DA:1011:G:O2'	55:DA:1013:C:C5'	2.65	0.45
55:DA:1046:A:H5''	55:DA:1046:A:N3	2.31	0.45
55:DA:1047:G:H2'	55:DA:1110:G:N1	2.31	0.45
55:DA:1049:C:H5'	55:DA:1049:C:H6	1.80	0.45
55:DA:1106:G:H4'	57:DY:53:VAL:HG11	1.97	0.45
55:DA:1192:G:O2'	55:DA:1193:G:H5'	2.17	0.45
55:DA:1479:G:C5'	55:DA:1558:A:H2	2.29	0.45
55:DA:1498:C:O4'	55:DA:1577:C:C4'	2.65	0.45
55:DA:2079:U:H2'	55:DA:2080:G:O4'	2.16	0.45
55:DA:2168:G:O4'	55:DA:2168:G:P	2.75	0.45
55:DA:2405:G:HO2'	55:DA:2406:U:P	2.39	0.45
55:DA:2680:C:N3	55:DA:2681:C:N4	2.65	0.45
55:DA:2695:C:H2'	55:DA:2696:U:H6	1.81	0.45
2:DB:81:G:N2	2:DB:82:G:C5	2.85	0.45
3:DD:69:ARG:CD	3:DD:105:ILE:HD11	2.39	0.45
3:DD:182:LEU:HB2	3:DD:271:ILE:HB	1.99	0.45
3:DD:227:ASN:O	3:DD:230:ASP:OD2	2.34	0.45
4:DE:55:ASN:O	4:DE:57:LYS:N	2.47	0.45
5:DF:155:LEU:HD12	5:DF:174:VAL:HG22	1.99	0.45
6:DG:151:ALA:HB3	6:DG:153:ARG:HH11	1.80	0.45
7:DH:35:VAL:CG2	7:DH:75:ALA:HB2	2.47	0.45
56:DI:7:ARG:HH11	56:DI:7:ARG:CG	2.30	0.45
8:DK:10:GLU:OE2	8:DK:11:ASN:N	2.50	0.45
8:DK:25:TYR:CE2	8:DK:29:TYR:CD2	2.95	0.45
8:DK:112:LYS:O	8:DK:113:ARG:CB	2.65	0.45
57:DY:8:GLU:CD	57:DY:52:PHE:HD1	2.18	0.45
58:DL:58:THR:HG21	58:DL:66:THR:CG2	2.47	0.45
58:DL:63:ARG:HB3	58:DL:64:SER:H	1.58	0.45
58:DL:72:PRO:HD2	58:DL:73:PRO:HD3	1.98	0.45
11:DO:106:LEU:HD23	11:DO:106:LEU:HA	1.69	0.45
14:DQ:15:ARG:HG3	14:DQ:19:LYS:HE2	1.99	0.45

*Continued on next page...*

*Continued from previous page...*

Atom-1	Atom-2	Interatomic distance (Å)	Clash overlap (Å)
18:DS:1:MET:C	18:DS:64:MET:HE3	2.36	0.45
20:DU:51:VAL:HG22	20:DU:57:GLN:HA	1.99	0.45
23:DZ:7:ILE:HD13	23:DZ:69:LYS:HB3	1.99	0.45
23:DZ:19:GLN:O	23:DZ:35:THR:N	2.50	0.45
24:DW:47:ASN:ND2	24:DW:47:ASN:N	2.47	0.45
26:D4:69:LYS:CD	26:D4:70:GLY:H	2.25	0.45
27:D5:40:LYS:HG2	27:D5:46:CYS:CB	2.45	0.45
28:D6:33:LYS:C	28:D6:35:GLU:H	2.18	0.45
1:AA:99:U:C4'	1:AA:102:G:H1'	2.47	0.44
1:AA:270(C):C:O2'	1:AA:270(D):C:H5'	2.17	0.44
1:AA:736:C:H2'	1:AA:737:C:H6	1.82	0.44
1:AA:858:U:O2'	1:AA:2268:A:H1'	2.17	0.44
1:AA:1141:U:H1'	1:AA:1142(A):A:C2	2.52	0.44
1:AA:1354:A:C8	1:AA:1355:G:C8	3.05	0.44
1:AA:1861:G:O2'	1:AA:1862:G:H5'	2.17	0.44
1:AA:1946:U:C2	1:AA:1947:C:C5	3.05	0.44
1:AA:2271:G:H2'	1:AA:2272:U:H6	1.82	0.44
1:AA:2478:A:H3'	1:AA:2479:G:H8	1.82	0.44
1:AA:2614:A:H5''	1:AA:2615:U:OP1	2.17	0.44
1:AA:2791:C:C4	1:AA:2792:G:N7	2.85	0.44
1:AA:2898:U:O2'	1:AA:2899:G:H5'	2.17	0.44
4:AE:11:MET:CA	4:AE:24:THR:HA	2.47	0.44
4:AE:51:PHE:O	4:AE:52:LEU:HB2	2.17	0.44
5:AF:20:LEU:HD13	5:AF:199:TRP:CZ3	2.52	0.44
5:AF:155:LEU:CD2	5:AF:186:ILE:HA	2.47	0.44
5:AF:164:ARG:HG3	5:AF:175:THR:CG2	2.47	0.44
6:AG:16:ARG:NH1	6:AG:16:ARG:CG	2.78	0.44
7:AH:16:SER:O	7:AH:17:VAL:HB	2.18	0.44
8:AK:5:LEU:H	8:AK:5:LEU:CD1	2.24	0.44
10:AN:12:ASP:HA	10:AN:98:VAL:HA	1.99	0.44
10:AN:32:TYR:N	10:AN:32:TYR:CD1	2.84	0.44
11:AO:13:ASN:C	11:AO:15:ARG:N	2.70	0.44
11:AO:57:THR:O	11:AO:57:THR:CG2	2.59	0.44
11:AO:138:LEU:HD13	11:AO:144:GLU:HG2	1.98	0.44
13:A0:55:ALA:HA	13:A0:80:PHE:CE2	2.51	0.44
14:AQ:60:GLY:O	14:AQ:61:ASN:HB2	2.17	0.44
17:A2:52:VAL:O	17:A2:55:ALA:HB3	2.17	0.44
17:A2:57:VAL:HG12	17:A2:99:ILE:HA	1.99	0.44
20:AU:86:ARG:O	20:AU:93:GLY:N	2.49	0.44
23:AZ:92:LYS:O	23:AZ:93:GLU:C	2.54	0.44
26:A4:63:TYR:HE2	49:BV:41:VAL:CB	2.30	0.44

*Continued on next page...*

*Continued from previous page...*

Atom-1	Atom-2	Interatomic distance (Å)	Clash overlap (Å)
28:A6:17:LYS:HA	28:A6:17:LYS:CE	2.44	0.44
30:A8:32:LEU:HB2	30:A8:36:LYS:HZ1	1.82	0.44
31:BA:22:G:H2'	31:BA:23:C:C6	2.52	0.44
31:BA:29:G:O2'	31:BA:30:U:H5'	2.16	0.44
31:BA:190:G:O6	31:BA:264:U:H5''	2.16	0.44
31:BA:265:G:N2	31:BA:267:C:H5''	2.31	0.44
31:BA:280:C:O2	31:BA:280:C:C2'	2.65	0.44
31:BA:625:G:C4	31:BA:626:U:C5	3.05	0.44
31:BA:721:G:H1'	31:BA:722:A:N1	2.32	0.44
31:BA:1203:C:H2'	31:BA:1204:A:O4'	2.17	0.44
31:BA:1375:A:H4'	37:BJ:29:LYS:HZ2	1.82	0.44
31:BA:1535:C:H2'	31:BA:1536:C:H5'	1.98	0.44
32:BE:122:PHE:C	32:BE:124:SER:H	2.21	0.44
32:BE:237:ALA:O	32:BE:238:LEU:HB3	2.17	0.44
33:BF:73:PRO:HA	33:BF:76:VAL:CG1	2.47	0.44
33:BF:90:GLU:OE2	33:BF:93:LYS:HD2	2.17	0.44
35:BH:55:VAL:O	35:BH:58:ALA:HB3	2.17	0.44
35:BH:127:ASN:O	35:BH:128:PRO:C	2.55	0.44
36:BI:8:ILE:HG22	36:BI:10:LEU:HD11	1.98	0.44
36:BI:48:LEU:HD13	36:BI:52:ILE:HG13	1.98	0.44
38:BK:132:GLU:O	38:BK:134:ILE:N	2.51	0.44
39:BL:62:TYR:C	39:BL:63:ILE:HD12	2.37	0.44
39:BL:66:ARG:CZ	39:BL:66:ARG:CB	2.94	0.44
45:BR:7:GLU:O	45:BR:11:VAL:HG23	2.17	0.44
45:BR:61:GLY:O	45:BR:65:ARG:HG3	2.16	0.44
46:BS:48:TRP:CE3	46:BS:49:LEU:HB2	2.51	0.44
48:BU:22:VAL:HG11	48:BU:56:THR:HA	1.98	0.44
50:BW:8:ARG:HG2	50:BW:8:ARG:O	2.17	0.44
54:CA:191(E):G:H2'	54:CA:191(F):U:C6	2.52	0.44
54:CA:352:C:H4'	54:CA:354:G:OP1	2.17	0.44
54:CA:531:U:C5'	54:CA:532:A:OP1	2.65	0.44
54:CA:585:G:OP1	47:CT:37:LYS:HE2	2.17	0.44
54:CA:609:A:C2'	54:CA:610:G:H5'	2.46	0.44
54:CA:630:G:C8	54:CA:630:G:C4'	3.00	0.44
54:CA:1191:A:P	33:CF:3:ASN:HD21	2.40	0.44
54:CA:1228:C:P	43:CP:108:ARG:HH22	2.40	0.44
54:CA:1306:A:O2'	54:CA:1307:U:H5'	2.17	0.44
54:CA:1346:A:C4	37:CJ:10:ARG:NH1	2.84	0.44
54:CA:1347:G:H22	54:CA:1374:A:P	2.39	0.44
54:CA:1347:G:H5''	39:CL:107:ARG:HA	2.00	0.44
54:CA:1536:C:H1'	53:C1:37:G:H22	1.78	0.44

*Continued on next page...*



*Continued from previous page...*

Atom-1	Atom-2	Interatomic distance (Å)	Clash overlap (Å)
54:CA:1542:U:HO3'	54:CA:1542:U:P	2.29	0.44
33:CF:79:ARG:NH1	33:CF:82:GLU:HG3	2.31	0.44
33:CF:131:ARG:HH21	53:C1:56:U:H3	1.65	0.44
43:CP:88:ARG:HD3	43:CP:98:VAL:CG1	2.48	0.44
43:CP:123:ALA:HB1	43:CP:124:PRO:HD2	1.97	0.44
46:CS:83:GLU:HA	46:CS:83:GLU:OE2	2.17	0.44
50:CW:26:ASN:HB2	50:CW:71:THR:CG2	2.33	0.44
55:DA:102:G:OP1	24:DW:7:ARG:NH2	2.50	0.44
55:DA:270(J):G:H2'	55:DA:270(K):C:O4'	2.17	0.44
55:DA:439:G:H2'	55:DA:440:G:H8	1.81	0.44
55:DA:1010:A:H1'	55:DA:1153:C:H1'	1.98	0.44
55:DA:1278:A:OP1	13:D0:36:THR:HG22	2.17	0.44
55:DA:1487:G:C2	55:DA:1488:G:C8	3.05	0.44
55:DA:1689:A:N6	55:DA:1698:A:H2	1.87	0.44
55:DA:2331:G:C4'	22:D3:42:GLY:HA3	2.47	0.44
55:DA:2465:C:O2'	55:DA:2466:C:H5'	2.17	0.44
55:DA:2808:U:H2'	55:DA:2809:A:H5'	1.98	0.44
55:DA:2866:U:O2'	55:DA:2867:G:P	2.75	0.44
2:DB:60:C:O2'	2:DB:61:G:H5'	2.16	0.44
3:DD:13:ARG:NH2	3:DD:16:MET:HE3	2.32	0.44
3:DD:35:LYS:HD3	3:DD:63:ARG:HA	1.96	0.44
3:DD:95:LEU:HD12	3:DD:95:LEU:C	2.37	0.44
3:DD:223:GLY:C	3:DD:225:ALA:N	2.71	0.44
4:DE:72:VAL:O	4:DE:73:GLU:C	2.55	0.44
5:DF:34:TRP:CA	11:DO:6:LEU:HD12	2.47	0.44
6:DG:41:GLN:HB3	6:DG:43:LEU:HD11	1.99	0.44
6:DG:110:ALA:O	6:DG:111:LEU:C	2.56	0.44
56:DI:29:GLU:CG	56:DJ:6:GLU:CD	2.85	0.44
8:DK:52:ARG:HH11	8:DK:52:ARG:HB2	1.81	0.44
57:DY:50:ARG:H	57:DY:83:TYR:CB	2.29	0.44
58:DL:125:ARG:CD	58:DL:132:ARG:NH2	2.79	0.44
58:DL:126:MET:O	58:DL:129:GLY:N	2.37	0.44
56:DJ:13:SER:CB	56:DJ:17:VAL:HG11	2.15	0.44
11:DO:7:ARG:HA	11:DO:8:PRO:HD3	1.74	0.44
11:DO:88:LEU:HD12	11:DO:95:VAL:HG11	1.98	0.44
15:DR:45:PHE:HE2	15:DR:63:VAL:HB	1.82	0.44
16:D1:88:ILE:H	16:D1:88:ILE:CD1	2.25	0.44
22:D3:11:ARG:HB2	22:D3:11:ARG:CZ	2.45	0.44
23:DZ:8:SER:OG	23:DZ:10:LYS:HG3	2.17	0.44
23:DZ:11:ARG:HB2	23:DZ:12:PRO:HD2	1.99	0.44
24:DW:47:ASN:HD22	24:DW:47:ASN:N	1.91	0.44

*Continued on next page...*

*Continued from previous page...*

Atom-1	Atom-2	Interatomic distance (Å)	Clash overlap (Å)
26:D4:67:TYR:HB3	26:D4:68:ARG:H	1.38	0.44
1:AA:35:G:H1'	1:AA:454:A:C4	2.52	0.44
1:AA:70:G:H5''	1:AA:75:G:N2	2.33	0.44
1:AA:323:G:H2'	5:AF:169:ASN:OD1	2.17	0.44
1:AA:503:A:H4'	1:AA:504:U:H5''	1.99	0.44
1:AA:527:C:O5'	1:AA:2779:U:H5	2.01	0.44
1:AA:607:U:C5	1:AA:608:A:N7	2.85	0.44
1:AA:1001:A:C2'	1:AA:1002:G:H5'	2.48	0.44
1:AA:1028:A:H2'	1:AA:1029:A:C8	2.52	0.44
1:AA:1204:A:H2	1:AA:1241:A:C2	2.35	0.44
1:AA:1332:G:H21	1:AA:1610:A:H8	1.63	0.44
1:AA:1381:G:C2'	1:AA:1382:G:H5'	2.46	0.44
1:AA:1421:G:C2	1:AA:1422:G:N7	2.85	0.44
1:AA:1512:G:H2'	1:AA:1513:C:H6	1.81	0.44
1:AA:1599:C:OP2	19:AT:36:LYS:HD3	2.17	0.44
1:AA:2091:U:P	1:AA:2092:U:H3'	2.57	0.44
1:AA:2259:G:H1'	1:AA:2427:C:C2	2.52	0.44
1:AA:2555:U:H2'	1:AA:2556:C:H5'	1.98	0.44
1:AA:2712:U:H2'	1:AA:2713:A:H5''	1.99	0.44
2:AB:39:A:C2	2:AB:44:G:N3	2.86	0.44
3:AD:35:LYS:CE	3:AD:104:TYR:HB2	2.46	0.44
3:AD:257:LEU:HD23	3:AD:257:LEU:C	2.37	0.44
4:AE:23:VAL:O	4:AE:24:THR:OG1	2.28	0.44
5:AF:61:GLY:O	5:AF:77:ASP:CB	2.65	0.44
5:AF:162:LEU:H	5:AF:162:LEU:HD12	1.82	0.44
7:AH:86:GLU:O	7:AH:87:LEU:CG	2.65	0.44
8:AK:81:VAL:H	8:AK:143:SER:HA	1.82	0.44
9:AM:53:VAL:HG11	9:AM:128:HIS:CB	2.47	0.44
11:AO:101:VAL:HG21	11:AO:108:LYS:H	1.81	0.44
12:AP:35:VAL:HG23	12:AP:100:GLY:O	2.17	0.44
12:AP:58:PHE:O	12:AP:59:ARG:C	2.56	0.44
18:AS:20:VAL:O	18:AS:23:LEU:N	2.41	0.44
20:AU:75:ILE:HG12	20:AU:76:CYS:N	2.32	0.44
21:AV:148:ASP:O	21:AV:149:SER:OG	2.32	0.44
21:AV:157:LEU:HD22	21:AV:163:LEU:HD22	1.98	0.44
21:AV:157:LEU:O	21:AV:161:VAL:HG21	2.17	0.44
21:AV:178:GLU:OE1	21:AV:180:VAL:C	2.55	0.44
23:AZ:82:LEU:CG	23:AZ:83:GLU:N	2.73	0.44
24:AW:24:LEU:O	24:AW:24:LEU:HD23	2.17	0.44
26:A4:38:LYS:C	26:A4:40:HIS:H	2.09	0.44
26:A4:59:PHE:CE1	49:BV:67:VAL:HB	2.52	0.44

*Continued on next page...*

*Continued from previous page...*

Atom-1	Atom-2	Interatomic distance (Å)	Clash overlap (Å)
31:BA:6:G:C4	35:BH:119:LEU:HD11	2.52	0.44
31:BA:285:G:O2'	31:BA:286:G:H5'	2.17	0.44
31:BA:464:G:H8	31:BA:464:G:O5'	2.01	0.44
31:BA:624:C:H2'	31:BA:625:G:C8	2.52	0.44
31:BA:689:C:C2'	31:BA:690:G:C5'	2.91	0.44
31:BA:693:G:H2'	31:BA:694:A:O4'	2.17	0.44
31:BA:945:G:C2	31:BA:946:A:C8	3.05	0.44
31:BA:1006:C:C2	31:BA:1007:C:C5	3.05	0.44
31:BA:1228:C:H4'	43:BP:116:THR:O	2.18	0.44
32:BE:137:ARG:HD3	32:BE:137:ARG:O	2.17	0.44
33:BF:54:ARG:HG2	33:BF:54:ARG:NH1	2.27	0.44
34:BG:61:LYS:HZ2	34:BG:62:GLN:HE21	1.64	0.44
36:BI:99:ALA:N	48:BU:31:LEU:HD22	2.31	0.44
38:BK:39:LEU:HD12	38:BK:39:LEU:HA	1.81	0.44
39:BL:7:THR:HB	39:BL:83:ARG:NH1	2.32	0.44
39:BL:15:ALA:HB2	39:BL:65:VAL:CG2	2.47	0.44
39:BL:46:ALA:HA	39:BL:78:LYS:HZ2	1.81	0.44
45:BR:2:PRO:HG2	45:BR:3:ILE:HD13	1.99	0.44
52:BB:75:C:C6	52:BB:75:C:C3'	2.99	0.44
54:CA:157:G:C2'	54:CA:158:G:H5'	2.47	0.44
54:CA:302:G:N3	54:CA:556:C:H4'	2.33	0.44
54:CA:720:C:C5	54:CA:721:G:H2'	2.53	0.44
54:CA:750:G:N3	45:CR:23:GLY:HA3	2.32	0.44
54:CA:836:G:C6	54:CA:851:G:C6	3.06	0.44
54:CA:872:A:C4	54:CA:874:G:N7	2.84	0.44
54:CA:1065:U:O2'	54:CA:1066:C:OP2	2.26	0.44
54:CA:1129:C:H5'	54:CA:1130:A:C5'	2.48	0.44
54:CA:1358:U:OP1	44:CQ:35:ARG:HG3	2.17	0.44
32:CE:9:GLU:HA	32:CE:12:GLU:OE1	2.17	0.44
34:CG:76:ARG:HH11	34:CG:76:ARG:HG2	1.82	0.44
34:CG:140:VAL:HG12	34:CG:144:ASP:OD2	2.17	0.44
35:CH:6:PHE:HD2	35:CH:6:PHE:HA	1.67	0.44
37:CJ:146:GLU:O	37:CJ:149:ARG:HB2	2.18	0.44
40:CM:21:GLN:HG2	40:CM:21:GLN:O	2.16	0.44
40:CM:38:ILE:CD1	40:CM:71:LEU:HB3	2.47	0.44
41:CN:121:PRO:HD2	41:CN:126:ARG:HD3	1.99	0.44
42:CO:27:LEU:O	42:CO:29:GLY:N	2.49	0.44
46:CS:48:TRP:CZ2	46:CS:76:GLN:OE1	2.70	0.44
46:CS:82:GLN:O	46:CS:83:GLU:CB	2.65	0.44
48:CU:73:ALA:O	48:CU:76:LEU:HB2	2.17	0.44
52:CD:56:C:H6	55:DA:2169:A:N7	2.15	0.44

*Continued on next page...*

*Continued from previous page...*

Atom-1	Atom-2	Interatomic distance (Å)	Clash overlap (Å)
52:CB:8:U:H2'	52:CB:9:A:OP2	2.18	0.44
52:CC:44:G:N3	52:CC:44:G:O4'	2.50	0.44
55:DA:205:G:C2'	55:DA:206:U:OP2	2.65	0.44
55:DA:226:G:H1'	55:DA:228:A:H61	1.80	0.44
55:DA:228:A:H2'	55:DA:229:A:OP1	2.17	0.44
55:DA:388:G:H5'	23:DZ:25:LYS:HB3	1.98	0.44
55:DA:446:G:OP1	16:D1:3:ARG:HD3	2.16	0.44
55:DA:534:U:O2'	16:D1:49:HIS:HD2	2.00	0.44
55:DA:614:U:H2'	55:DA:615:G:OP1	2.16	0.44
55:DA:1022:G:C5	55:DA:1140:C:C4	3.05	0.44
55:DA:1077:A:O4'	58:DL:93:ARG:NH2	2.51	0.44
55:DA:1131:G:HO2'	55:DA:1132:A:H8	1.65	0.44
55:DA:1284:A:H2'	55:DA:1285:G:O4'	2.16	0.44
55:DA:1299:G:C5'	55:DA:1300:U:OP1	2.65	0.44
55:DA:1467:C:C5	55:DA:1546:C:H2'	2.53	0.44
55:DA:1629:U:H2'	55:DA:1630:G:O4'	2.17	0.44
55:DA:1820:U:H1'	3:DD:202:LYS:HB3	1.98	0.44
55:DA:2019:A:C2'	55:DA:2020:A:O5'	2.64	0.44
55:DA:2131:G:O5'	55:DA:2133:G:OP1	2.35	0.44
55:DA:2182:G:O2'	55:DA:2183:C:H5'	2.16	0.44
55:DA:2292:C:H2'	55:DA:2293:C:H6	1.80	0.44
2:DB:31:C:O2	2:DB:31:C:C2'	2.64	0.44
4:DE:7:VAL:CG2	4:DE:27:LEU:HD23	2.42	0.44
4:DE:69:LYS:CD	4:DE:89:ASP:OD1	2.65	0.44
4:DE:116:VAL:CG2	4:DE:122:PHE:CG	3.00	0.44
5:DF:46:ARG:CG	5:DF:46:ARG:NH1	2.72	0.44
5:DF:74:ARG:HG2	5:DF:74:ARG:O	2.16	0.44
6:DG:118:ARG:O	26:D4:43:TYR:CZ	2.70	0.44
7:DH:146:ALA:O	7:DH:150:ALA:N	2.43	0.44
7:DH:153:LYS:CE	7:DH:153:LYS:HA	2.47	0.44
8:DK:60:GLU:CG	8:DK:61:ARG:HH22	2.27	0.44
57:DY:64:LYS:N	57:DY:64:LYS:HD2	2.32	0.44
11:DO:107:LYS:HB3	11:DO:110:TYR:HD2	1.82	0.44
15:DR:57:PHE:O	15:DR:58:ASN:C	2.56	0.44
16:D1:35:ALA:O	16:D1:39:LEU:HG	2.16	0.44
21:DV:35:ARG:CB	21:DV:35:ARG:HH11	2.30	0.44
21:DV:106:GLY:O	21:DV:107:THR:CB	2.65	0.44
26:D4:3:GLU:HG3	26:D4:4:GLY:N	2.31	0.44
26:D4:12:ALA:HB1	26:D4:29:PRO:HA	1.99	0.44
30:D8:16:ILE:O	30:D8:16:ILE:HG23	2.16	0.44
1:AA:90:U:H2'	1:AA:91:A:C5'	2.47	0.44

*Continued on next page...*

*Continued from previous page...*

Atom-1	Atom-2	Interatomic distance (Å)	Clash overlap (Å)
1:AA:141:A:N6	1:AA:1596:A:H5'	2.32	0.44
1:AA:236:C:H2'	1:AA:237:C:C6	2.53	0.44
1:AA:1086:A:H4'	1:AA:1103:A:N6	2.17	0.44
1:AA:1087:G:C4	1:AA:1089:G:O2'	2.70	0.44
1:AA:1533:C:H3'	1:AA:1534:G:O4'	2.16	0.44
1:AA:1790:C:H4'	3:AD:209:ALA:CB	2.47	0.44
1:AA:2035:G:C4'	1:AA:2036:C:OP2	2.65	0.44
1:AA:2170:A:C2'	1:AA:2171:A:H5'	2.48	0.44
1:AA:2232:U:P	23:AZ:40:ARG:HH12	2.41	0.44
1:AA:2250:G:C5	12:AP:82:ARG:HG3	2.53	0.44
1:AA:2358:G:N2	1:AA:2359:C:H1'	2.32	0.44
1:AA:2790:A:O2'	1:AA:2893:G:O2'	2.33	0.44
3:AD:34:VAL:O	3:AD:35:LYS:CB	2.64	0.44
3:AD:124:PRO:HG2	3:AD:129:ASN:ND2	2.33	0.44
3:AD:224:ALA:N	3:AD:233:HIS:HB2	2.32	0.44
4:AE:7:VAL:HG13	4:AE:51:PHE:CE2	2.53	0.44
4:AE:47:VAL:HG12	4:AE:49:LEU:HD23	2.00	0.44
4:AE:79:ARG:HB3	4:AE:80:GLU:H	1.60	0.44
4:AE:118:LYS:H	4:AE:121:ASN:H	1.65	0.44
6:AG:32:PRO:HB3	6:AG:163:ALA:HB2	1.99	0.44
6:AG:78:SER:OG	52:BC:19:G:N2	2.50	0.44
7:AH:40:GLU:HB3	7:AH:41:MET:SD	2.58	0.44
7:AH:70:THR:HA	7:AH:73:ALA:HB3	1.99	0.44
7:AH:136:ILE:O	7:AH:137:ASP:HB2	2.17	0.44
8:AK:118:LYS:O	8:AK:119:PRO:O	2.36	0.44
9:AM:43:THR:HB	9:AM:46:VAL:HG11	1.99	0.44
9:AM:128:HIS:CE1	9:AM:134:ARG:CZ	3.00	0.44
11:AO:106:LEU:HD11	11:AO:112:LEU:CD2	2.40	0.44
12:AP:35:VAL:HG23	12:AP:101:ARG:O	2.17	0.44
12:AP:41:TRP:O	12:AP:42:ILE:C	2.55	0.44
14:AQ:52:SER:HB2	14:AQ:55:ALA:HB3	2.00	0.44
16:A1:50:ARG:HH11	17:A2:72:VAL:HB	1.82	0.44
18:AS:29:LEU:HD11	18:AS:51:LEU:HD11	2.00	0.44
18:AS:51:LEU:HD13	18:AS:51:LEU:C	2.36	0.44
20:AU:9:LYS:O	20:AU:27:VAL:CG2	2.66	0.44
20:AU:27:VAL:O	20:AU:27:VAL:CG2	2.65	0.44
21:AV:145:GLU:O	21:AV:146:ILE:HG12	2.16	0.44
31:BA:153:C:H2'	31:BA:154:C:C6	2.51	0.44
31:BA:198:G:H2'	31:BA:199:G:H8	1.82	0.44
31:BA:312:C:H2'	31:BA:313:A:C8	2.52	0.44
31:BA:428:G:HO2'	31:BA:429:U:P	2.40	0.44

*Continued on next page...*

*Continued from previous page...*

Atom-1	Atom-2	Interatomic distance (Å)	Clash overlap (Å)
31:BA:633:G:H2'	31:BA:634:C:H6	1.81	0.44
31:BA:657:G:H4'	45:BR:28:GLN:HG2	1.99	0.44
31:BA:713:G:H2'	31:BA:714:G:C8	2.53	0.44
31:BA:955:U:O2'	49:BV:83:HIS:HB2	2.18	0.44
31:BA:1176:A:O2'	31:BA:1177:G:H5'	2.17	0.44
31:BA:1217:C:OP1	44:BQ:9:LYS:HE3	2.17	0.44
31:BA:1328:C:H2'	31:BA:1329:A:H5'	1.99	0.44
31:BA:1466:C:H2'	31:BA:1467:G:O4'	2.16	0.44
32:BE:22:LYS:CE	32:BE:22:LYS:CA	2.93	0.44
32:BE:38:GLY:O	32:BE:39:ILE:O	2.35	0.44
33:BF:58:GLU:O	33:BF:59:ARG:HG3	2.18	0.44
33:BF:69:HIS:CD2	33:BF:104:GLN:HB2	2.53	0.44
34:BG:88:VAL:O	34:BG:92:VAL:HG23	2.17	0.44
36:BI:82:ARG:HG2	36:BI:82:ARG:NH1	2.32	0.44
40:BM:35:SER:OG	40:BM:73:ASP:HB2	2.17	0.44
40:BM:70:ARG:HH11	40:BM:70:ARG:HG3	1.81	0.44
42:BO:60:LEU:O	42:BO:61:THR:C	2.55	0.44
44:BQ:10:ALA:HB1	44:BQ:23:ARG:HB3	1.98	0.44
45:BR:33:THR:HG23	45:BR:63:ARG:HH12	1.82	0.44
48:BU:32:ARG:O	48:BU:32:ARG:HG3	2.17	0.44
48:BU:72:ARG:O	48:BU:75:ILE:N	2.50	0.44
52:BB:21:A:N7	52:BB:46:G:C6	2.86	0.44
53:B1:30:C:H2'	53:B1:31:A:C8	2.53	0.44
54:CA:113:G:H2'	54:CA:114:U:C6	2.53	0.44
54:CA:579:G:H2'	54:CA:580:U:C6	2.53	0.44
54:CA:703:G:H4'	54:CA:704:A:C5'	2.46	0.44
54:CA:857:C:H2'	54:CA:858:G:O4'	2.17	0.44
54:CA:955:U:O2'	54:CA:956:U:H5'	2.17	0.44
54:CA:1064:G:HO2'	54:CA:1065:U:P	2.39	0.44
54:CA:1540:U:C2	54:CA:1541:U:H1'	2.52	0.44
32:CE:84:GLU:HG3	32:CE:215:LEU:HD12	1.99	0.44
32:CE:167:PRO:HG2	32:CE:192:SER:OG	2.18	0.44
34:CG:8:VAL:C	34:CG:10:ARG:H	2.21	0.44
34:CG:148:VAL:CG1	34:CG:149:ALA:N	2.80	0.44
36:CI:28:ARG:HG3	36:CI:28:ARG:HH11	1.82	0.44
37:CJ:23:VAL:O	37:CJ:27:ILE:CD1	2.66	0.44
37:CJ:27:ILE:HD11	37:CJ:43:PHE:CD2	2.53	0.44
37:CJ:79:ARG:HG2	37:CJ:79:ARG:HH11	1.81	0.44
39:CL:114:TYR:CE1	40:CM:60:ARG:N	2.84	0.44
42:CO:27:LEU:HD13	42:CO:28:LYS:N	2.28	0.44
44:CQ:34:TYR:O	44:CQ:35:ARG:C	2.54	0.44

*Continued on next page...*

*Continued from previous page...*

Atom-1	Atom-2	Interatomic distance (Å)	Clash overlap (Å)
55:DA:70:G:O2'	55:DA:71:A:OP2	2.25	0.44
55:DA:197:A:N6	55:DA:2430:A:H2'	2.32	0.44
55:DA:548:A:C2'	55:DA:549:G:H5'	2.46	0.44
55:DA:828:U:O2	55:DA:828:U:H2'	2.18	0.44
55:DA:884:C:O2'	55:DA:885:C:OP1	2.35	0.44
55:DA:1027:A:N6	55:DA:1126:A:C1'	2.79	0.44
55:DA:1057:A:N7	55:DA:1086:A:N3	2.65	0.44
55:DA:1133:U:O4	55:DA:2026:C:H1'	2.17	0.44
55:DA:1181:C:C2'	55:DA:1182:A:H5'	2.46	0.44
55:DA:1188:U:C4'	17:D2:79:VAL:HG22	2.47	0.44
55:DA:1889:A:N1	55:DA:2234:G:H1'	2.32	0.44
55:DA:2020:A:O2'	55:DA:2021:C:H3'	2.16	0.44
55:DA:2198:A:O2'	55:DA:2199:A:P	2.75	0.44
55:DA:2302:G:H21	6:DG:126:ASP:HB2	1.82	0.44
55:DA:2512:C:H2'	55:DA:2513:G:O4'	2.17	0.44
55:DA:2637:U:H2'	55:DA:2638:G:O4'	2.17	0.44
55:DA:2893:G:H5''	55:DA:2894:G:C4'	2.47	0.44
2:DB:24:G:H1'	2:DB:27:C:N4	2.32	0.44
2:DB:44:G:C2	2:DB:48:A:C2	3.06	0.44
2:DB:90:C:OP1	12:DP:16:ARG:HG2	2.17	0.44
3:DD:134:ARG:HE	3:DD:134:ARG:HB3	1.59	0.44
4:DE:27:LEU:CD2	15:DR:1:MET:HE1	2.47	0.44
4:DE:87:GLU:O	4:DE:89:ASP:N	2.50	0.44
6:DG:179:PRO:HG3	26:D4:38:LYS:NZ	2.32	0.44
7:DH:4:ILE:O	7:DH:6:ARG:N	2.42	0.44
8:DK:114:LEU:HD22	8:DK:130:TYR:CE1	2.53	0.44
57:DY:98:LYS:HG3	57:DY:99:SER:O	2.18	0.44
58:DL:54:PRO:HG2	58:DL:55:VAL:N	2.33	0.44
58:DL:102:GLU:HG3	58:DL:103:GLN:N	2.32	0.44
58:DL:111:LYS:HA	58:DL:113:PRO:CG	2.41	0.44
11:DO:65:ARG:O	11:DO:66:GLY:C	2.55	0.44
11:DO:113:LYS:HE2	11:DO:115:LEU:HD23	1.98	0.44
12:DP:58:PHE:O	12:DP:61:GLY:N	2.50	0.44
13:D0:37:THR:OG1	13:D0:40:LYS:HG3	2.17	0.44
13:D0:41:ALA:C	13:D0:43:GLU:N	2.70	0.44
13:D0:85:PRO:C	13:D0:87:TYR:N	2.70	0.44
15:DR:3:ARG:HA	59:DR:204:MG:MG	1.42	0.44
15:DR:105:LEU:CD2	15:DR:105:LEU:N	2.80	0.44
16:D1:83:LEU:HD13	16:D1:113:ALA:HB2	1.98	0.44
20:DU:56:PRO:O	20:DU:57:GLN:O	2.36	0.44
21:DV:9:TYR:CE2	21:DV:61:LEU:HD21	2.52	0.44

*Continued on next page...*

*Continued from previous page...*

Atom-1	Atom-2	Interatomic distance (Å)	Clash overlap (Å)
21:DV:127:LYS:O	21:DV:161:VAL:HG21	2.17	0.44
26:D4:32:TYR:CD2	26:D4:33:VAL:N	2.79	0.44
29:D7:12:ARG:NH1	29:D7:12:ARG:HG3	2.33	0.44
30:D8:17:THR:HG22	30:D8:23:VAL:HG23	1.98	0.44
1:AA:85:G:H2'	1:AA:86:C:O4'	2.18	0.44
1:AA:111:A:H4'	24:AW:69:ARG:HH22	1.81	0.44
1:AA:414:C:O2'	1:AA:415:A:H5'	2.17	0.44
1:AA:532:A:O2'	1:AA:2021:C:N4	2.50	0.44
1:AA:654(H):G:H3'	1:AA:654(I):C:H5''	1.99	0.44
1:AA:662:G:C5'	11:AO:15:ARG:HA	2.36	0.44
1:AA:704:G:O2'	1:AA:726:G:N2	2.51	0.44
1:AA:846:C:HO2'	1:AA:847:U:C5'	2.30	0.44
1:AA:912:C:H2'	1:AA:912:C:O2	2.17	0.44
1:AA:1102:C:H2'	1:AA:1103:A:H5''	2.00	0.44
1:AA:1102:C:H2'	1:AA:1103:A:C5'	2.47	0.44
1:AA:1104:C:H6	1:AA:1104:C:O5'	2.00	0.44
1:AA:2173:A:H3'	1:AA:2174:C:H6	1.81	0.44
1:AA:2298:A:H2'	1:AA:2299:G:O4'	2.17	0.44
1:AA:2348:U:H5'	28:A6:42:TRP:CD1	2.52	0.44
1:AA:2556:C:H2'	1:AA:2557:G:O4'	2.17	0.44
1:AA:2698:U:H2'	1:AA:2699:C:H6	1.80	0.44
1:AA:2727:G:H4'	10:AN:70:LYS:HD2	1.98	0.44
2:AB:40:U:H6	2:AB:40:U:P	2.40	0.44
2:AB:78:A:N6	2:AB:98:G:H1'	2.33	0.44
3:AD:83:GLU:OE1	3:AD:104:TYR:CE2	2.71	0.44
3:AD:236:GLY:O	3:AD:237:GLU:OE1	2.34	0.44
4:AE:7:VAL:HG13	4:AE:51:PHE:HE2	1.82	0.44
4:AE:51:PHE:O	4:AE:74:PRO:CB	2.66	0.44
4:AE:51:PHE:CD2	4:AE:52:LEU:HG	2.52	0.44
5:AF:30:PRO:O	5:AF:33:LEU:N	2.51	0.44
6:AG:7:LEU:H	6:AG:104:GLU:CD	2.18	0.44
8:AK:130:TYR:O	8:AK:136:VAL:CG1	2.65	0.44
9:AM:25:ARG:O	9:AM:28:THR:HB	2.17	0.44
9:AM:46:VAL:HG13	9:AM:47:ALA:H	1.83	0.44
10:AN:49:ARG:HH22	31:BA:1423:G:C5'	2.29	0.44
11:AO:59:LEU:CD2	11:AO:60:MET:N	2.80	0.44
12:AP:33:GLY:HA2	12:AP:105:GLU:CB	2.48	0.44
13:A0:2:ARG:HH11	13:A0:2:ARG:CG	2.29	0.44
13:A0:101:ALA:HB2	27:A5:44:THR:CB	2.47	0.44
14:AQ:12:PHE:HD2	14:AQ:12:PHE:HA	1.75	0.44
14:AQ:34:HIS:HB2	14:AQ:36:TYR:CE1	2.52	0.44

*Continued on next page...*



*Continued from previous page...*

Atom-1	Atom-2	Interatomic distance (Å)	Clash overlap (Å)
18:AS:25:ARG:NH2	18:AS:74:ALA:O	2.48	0.44
18:AS:88:ARG:HB3	18:AS:92:ARG:HB3	2.00	0.44
21:AV:15:PRO:HB2	21:AV:19:ARG:NH2	2.33	0.44
21:AV:30:ASN:HA	21:AV:89:PHE:CE2	2.52	0.44
21:AV:140:ASP:HB3	21:AV:141:VAL:H	1.46	0.44
26:A4:34:GLU:HB2	26:A4:35:VAL:H	1.49	0.44
30:A8:23:VAL:HG13	30:A8:47:LYS:HB3	1.98	0.44
30:A8:56:GLU:O	30:A8:57:ARG:C	2.55	0.44
31:BA:107:G:H2'	31:BA:108:G:H5'	1.98	0.44
31:BA:259:G:O2'	31:BA:260:G:H5'	2.17	0.44
31:BA:362:G:O3'	42:BO:33:ARG:NH2	2.51	0.44
31:BA:377:G:OP1	46:BS:3:LYS:HD3	2.17	0.44
31:BA:622:A:C8	31:BA:623:C:C5	3.05	0.44
31:BA:794:A:H2'	31:BA:795:C:O4'	2.17	0.44
31:BA:873:A:H4'	31:BA:874:G:OP1	2.13	0.44
31:BA:922:G:H2'	31:BA:923:A:C8	2.52	0.44
31:BA:942:G:H21	39:BL:124:GLN:NE2	2.15	0.44
31:BA:963:G:N3	40:BM:55:LYS:NZ	2.65	0.44
31:BA:1053:G:H5'	31:BA:1054:C:C5'	2.37	0.44
31:BA:1296:C:H4'	31:BA:1302:U:O4	2.17	0.44
31:BA:1297:C:O2'	37:BJ:114:ARG:NH2	2.51	0.44
31:BA:1394:A:C5'	31:BA:1395:C:OP2	2.64	0.44
32:BE:17:PHE:HD1	32:BE:42:ILE:HG23	1.82	0.44
32:BE:74:LYS:HB3	32:BE:74:LYS:HE2	1.75	0.44
32:BE:92:TYR:CD2	32:BE:92:TYR:C	2.91	0.44
33:BF:91:LEU:C	33:BF:93:LYS:N	2.71	0.44
33:BF:129:ALA:HB1	33:BF:132:ARG:HB3	2.00	0.44
37:BJ:143:ARG:O	37:BJ:146:GLU:N	2.49	0.44
38:BK:11:THR:O	38:BK:12:ARG:C	2.56	0.44
38:BK:14:ARG:O	38:BK:14:ARG:HG2	2.17	0.44
40:BM:3:LYS:HB2	40:BM:77:PRO:HD3	2.00	0.44
42:BO:6:THR:OG1	42:BO:9:GLN:HG3	2.18	0.44
45:BR:3:ILE:HG22	45:BR:38:ARG:HH21	1.82	0.44
45:BR:26:GLU:H	45:BR:26:GLU:HG2	1.54	0.44
47:BT:25:ARG:HG3	47:BT:25:ARG:O	2.16	0.44
48:BU:43:PHE:O	48:BU:51:LEU:HG	2.18	0.44
49:BV:52:TYR:HB2	49:BV:57:HIS:CE1	2.53	0.44
49:BV:58:VAL:HG21	49:BV:75:ALA:HA	2.00	0.44
54:CA:174:C:H2'	54:CA:175:C:C6	2.50	0.44
54:CA:192:U:O4'	50:CW:103:GLY:HA2	2.17	0.44
54:CA:445:G:O2'	54:CA:446:G:H5'	2.17	0.44

*Continued on next page...*

*Continued from previous page...*

Atom-1	Atom-2	Interatomic distance (Å)	Clash overlap (Å)
54:CA:642:A:H2'	54:CA:643:C:H6	1.82	0.44
54:CA:659:U:H2'	54:CA:660:G:H8	1.81	0.44
54:CA:815:A:H4'	54:CA:816:A:OP2	2.17	0.44
54:CA:1158:C:C2	54:CA:1160:G:C8	3.05	0.44
54:CA:1455:G:OP1	50:CW:35:THR:HG21	2.17	0.44
54:CA:1535:C:H2'	54:CA:1536:C:C5'	2.47	0.44
33:CF:54:ARG:HH12	33:CF:56:ASP:CG	2.21	0.44
33:CF:78:GLY:O	33:CF:79:ARG:C	2.56	0.44
33:CF:156:ARG:HB3	33:CF:160:ALA:O	2.17	0.44
37:CJ:46:ALA:O	37:CJ:49:ILE:N	2.49	0.44
37:CJ:62:PHE:HA	37:CJ:124:LEU:HD22	1.98	0.44
37:CJ:87:VAL:HG21	37:CJ:154:TYR:CB	2.48	0.44
40:CM:34:VAL:HG13	40:CM:73:ASP:O	2.18	0.44
41:CN:21:ILE:CD1	41:CN:82:VAL:HG13	2.47	0.44
43:CP:122:LYS:HG3	43:CP:123:ALA:N	2.33	0.44
46:CS:45:THR:HG23	46:CS:46:PRO:CD	2.45	0.44
48:CU:25:THR:O	48:CU:25:THR:HG22	2.17	0.44
49:CV:32:LYS:HA	49:CV:50:ALA:HB3	1.99	0.44
49:CV:41:VAL:CG2	49:CV:67:VAL:HG22	2.41	0.44
55:DA:581:C:H2'	55:DA:582:G:C8	2.53	0.44
55:DA:784:A:N7	3:DD:229:VAL:CG2	2.81	0.44
55:DA:1206:G:C6	55:DA:1207:C:C4	3.06	0.44
55:DA:1936:A:H2'	55:DA:1945:G:O6	2.17	0.44
55:DA:2199:A:H3'	55:DA:2205:C:H6	1.82	0.44
55:DA:2213:U:H5'	23:DZ:52:ARG:HH12	1.82	0.44
55:DA:2702:U:O2'	55:DA:2703:C:C6	2.70	0.44
55:DA:2880:C:H1'	13:D0:92:GLY:O	2.17	0.44
2:DB:17:C:O2'	2:DB:18:G:H5'	2.16	0.44
3:DD:45:ASN:OD1	3:DD:45:ASN:C	2.55	0.44
5:DF:165:ARG:HH11	5:DF:165:ARG:HB3	1.83	0.44
6:DG:67:LYS:CE	26:D4:6:HIS:CE1	2.88	0.44
7:DH:9:ILE:O	7:DH:10:PRO:O	2.36	0.44
7:DH:103:LEU:CD1	7:DH:131:VAL:HG11	2.48	0.44
56:DI:29:GLU:O	56:DI:30:ALA:HB3	2.17	0.44
57:DY:6:ASN:O	57:DY:7:VAL:HG12	2.18	0.44
57:DY:102:LYS:HD2	57:DY:103:GLY:N	2.32	0.44
57:DY:134:LEU:HD21	56:DJ:19:GLU:CG	2.46	0.44
58:DL:39:LYS:O	58:DL:41:PHE:N	2.51	0.44
58:DL:55:VAL:HG13	58:DL:56:GLU:N	2.33	0.44
56:DJ:8:ILE:CA	56:DJ:11:GLU:HB2	2.48	0.44
9:DM:41:ASP:C	16:D1:64:ARG:HH22	2.19	0.44

*Continued on next page...*

*Continued from previous page...*

Atom-1	Atom-2	Interatomic distance (Å)	Clash overlap (Å)
11:DO:16:ARG:CA	11:DO:16:ARG:HE	2.30	0.44
14:DQ:35:ILE:CG2	14:DQ:69:VAL:HG11	2.48	0.44
14:DQ:59:LYS:CG	14:DQ:60:GLY:N	2.71	0.44
16:D1:8:VAL:HG23	16:D1:11:ARG:NH2	2.32	0.44
17:D2:98:GLU:OE1	17:D2:98:GLU:HA	2.18	0.44
18:DS:17:VAL:O	18:DS:20:VAL:HG22	2.18	0.44
20:DU:47:LYS:C	20:DU:49:VAL:N	2.69	0.44
21:DV:6:LYS:CE	21:DV:43:GLU:HG3	2.48	0.44
27:D5:56:LYS:C	27:D5:58:LEU:N	2.71	0.44
30:D8:36:LYS:CB	30:D8:40:GLU:HG2	2.30	0.44
1:AA:7:G:O2'	1:AA:8:A:H5'	2.18	0.44
1:AA:72:U:H1'	24:AW:58:ALA:HA	1.99	0.44
1:AA:526:A:O2'	1:AA:2043:C:O2	2.33	0.44
1:AA:558:G:C5'	9:AM:112:LEU:HD22	2.48	0.44
1:AA:582:G:H2'	1:AA:583:G:C8	2.52	0.44
1:AA:636:G:C4	11:AO:115:LEU:HD11	2.53	0.44
1:AA:654(C):G:C2'	1:AA:654(D):G:C8	3.00	0.44
1:AA:741:G:O2'	1:AA:742:G:H5'	2.18	0.44
1:AA:912:C:O2'	1:AA:913:U:H5'	2.18	0.44
1:AA:957:A:H2	1:AA:2458:G:H4'	1.82	0.44
1:AA:991:C:H2'	1:AA:992:C:H6	1.82	0.44
1:AA:1157:G:H2'	1:AA:1158:C:C6	2.53	0.44
1:AA:1278:A:H5''	13:A0:36:THR:CG2	2.46	0.44
1:AA:1285:G:N2	1:AA:1328:G:H5''	2.33	0.44
1:AA:1781:C:O2	1:AA:1781:C:H2'	2.16	0.44
1:AA:1916:A:N6	31:BA:1408:A:O2'	2.49	0.44
1:AA:2131:G:C5'	1:AA:2132:U:H5''	2.33	0.44
1:AA:2159:G:H2'	1:AA:2160:G:O4'	2.17	0.44
1:AA:2302:G:C6	1:AA:2315:G:C6	3.06	0.44
1:AA:2405:G:HO2'	1:AA:2406:U:P	2.39	0.44
1:AA:2554:U:H3	52:BB:74:C:H5	1.65	0.44
1:AA:2643:G:H2'	1:AA:2644:G:O4'	2.18	0.44
1:AA:2656:U:O4	1:AA:2665:A:C6	2.70	0.44
1:AA:2822:G:OP2	4:AE:110:GLY:O	2.36	0.44
1:AA:2840:C:H4'	13:A0:53:HIS:HD2	1.82	0.44
1:AA:2854:G:N1	1:AA:2864:G:C6	2.86	0.44
2:AB:15:A:O2'	2:AB:109:G:C8	2.58	0.44
2:AB:20:C:O2'	2:AB:21:G:H5'	2.18	0.44
3:AD:48:ARG:HG3	3:AD:48:ARG:HH11	1.82	0.44
3:AD:127:VAL:O	3:AD:127:VAL:HG12	2.17	0.44
4:AE:42:ASP:HB3	4:AE:44:TYR:CE1	2.52	0.44

*Continued on next page...*

*Continued from previous page...*

Atom-1	Atom-2	Interatomic distance (Å)	Clash overlap (Å)
4:AE:175:VAL:O	4:AE:177:PRO:CD	2.64	0.44
5:AF:114:VAL:HG21	5:AF:202:PHE:CZ	2.53	0.44
6:AG:41:GLN:HG2	6:AG:155:MET:HB3	1.98	0.44
6:AG:109:VAL:HG11	6:AG:142:PRO:HB3	1.98	0.44
8:AK:9:LEU:HD23	8:AK:9:LEU:H	1.82	0.44
12:AP:35:VAL:HG12	12:AP:130:LYS:O	2.17	0.44
15:AR:26:ASP:HB3	15:AR:91:ARG:HA	1.98	0.44
15:AR:74:ARG:HH11	15:AR:74:ARG:CB	2.30	0.44
15:AR:82:LEU:HD12	15:AR:82:LEU:H	1.80	0.44
15:AR:90:GLN:HG3	15:AR:91:ARG:N	2.33	0.44
15:AR:94:ALA:O	15:AR:96:ARG:N	2.51	0.44
17:A2:18:LEU:HD23	17:A2:19:LYS:C	2.38	0.44
17:A2:59:ALA:HB1	17:A2:94:LEU:HB3	2.00	0.44
20:AU:97:ARG:H	20:AU:97:ARG:CD	2.22	0.44
22:A3:11:ARG:O	22:A3:14:ARG:NH2	2.50	0.44
23:AZ:65:SER:O	23:AZ:66:HIS:HD2	1.99	0.44
30:A8:61:LEU:HD13	30:A8:62:LEU:H	1.82	0.44
31:BA:48:C:C5'	31:BA:49:U:OP2	2.64	0.44
31:BA:399:G:H2'	31:BA:400:C:H6	1.77	0.44
31:BA:502:G:H2'	31:BA:503:C:O4'	2.17	0.44
31:BA:646:U:H2'	31:BA:647:C:C6	2.49	0.44
31:BA:738:C:H2'	31:BA:739:C:C6	2.52	0.44
31:BA:794:A:H2	31:BA:795:C:N3	2.09	0.44
31:BA:1041:A:H2'	31:BA:1042:G:H5''	1.98	0.44
31:BA:1207:G:C5	31:BA:1208:C:C5	3.06	0.44
31:BA:1219:U:OP1	44:BQ:19:ARG:NH1	2.46	0.44
33:BF:41:GLY:O	33:BF:45:LYS:HG3	2.17	0.44
33:BF:137:ALA:O	33:BF:141:VAL:HG23	2.17	0.44
34:BG:73:ARG:O	34:BG:77:ASN:ND2	2.50	0.44
36:BI:7:ASN:O	36:BI:88:VAL:HA	2.17	0.44
37:BJ:113:GLU:HG3	37:BJ:119:ARG:HA	1.98	0.44
39:BL:41:VAL:O	39:BL:41:VAL:HG12	2.18	0.44
41:BN:59:TYR:CE1	41:BN:63:LEU:HD21	2.52	0.44
43:BP:66:LEU:O	43:BP:69:GLU:HB3	2.18	0.44
46:BS:45:THR:HB	46:BS:46:PRO:HD2	1.98	0.44
48:BU:70:ILE:HG23	48:BU:79:LEU:CD1	2.48	0.44
49:BV:47:HIS:O	49:BV:48:THR:CB	2.66	0.44
53:B1:54:U:H2'	53:B1:55:U:OP2	2.18	0.44
54:CA:177:C:OP1	50:CW:65:LYS:NZ	2.47	0.44
54:CA:751:U:H2'	54:CA:752:G:O4'	2.17	0.44
54:CA:954:G:H2'	54:CA:955:U:C6	2.53	0.44

*Continued on next page...*

*Continued from previous page...*

Atom-1	Atom-2	Interatomic distance (Å)	Clash overlap (Å)
54:CA:1005:A:H5''	54:CA:1006:C:C5	2.52	0.44
54:CA:1006:C:C2	54:CA:1007:C:C5	3.06	0.44
54:CA:1124:G:N2	54:CA:1280:A:N6	2.66	0.44
54:CA:1225:A:N3	54:CA:1225:A:C2'	2.77	0.44
54:CA:1258:G:O2'	54:CA:1259:C:H5'	2.17	0.44
54:CA:1362(A):C:H5'	54:CA:1363:A:O5'	2.17	0.44
32:CE:200:ILE:HG22	32:CE:202:PRO:HD3	1.99	0.44
32:CE:237:ALA:C	32:CE:239:VAL:H	2.20	0.44
33:CF:50:ALA:HB2	33:CF:75:VAL:HB	2.00	0.44
33:CF:108:ASN:OD1	33:CF:110:ASN:HB2	2.18	0.44
39:CL:10:ARG:HD2	39:CL:75:ASP:HB3	1.99	0.44
39:CL:66:ARG:HH11	39:CL:66:ARG:CB	2.30	0.44
39:CL:122:ALA:HB1	39:CL:123:PRO:HD2	1.98	0.44
41:CN:120:ARG:NH1	41:CN:126:ARG:NH2	2.65	0.44
44:CQ:13:THR:HG23	44:CQ:20:ALA:HB2	2.00	0.44
47:CT:3:LYS:HD3	47:CT:61:GLU:O	2.18	0.44
55:DA:84:A:H5''	20:DU:8:LYS:HG2	2.00	0.44
55:DA:221:A:O2'	55:DA:222:A:OP2	2.34	0.44
55:DA:227:A:H8	55:DA:227:A:OP2	2.01	0.44
55:DA:289:A:H2'	55:DA:290:G:O4'	2.18	0.44
55:DA:347:A:H2'	55:DA:348:G:H8	1.83	0.44
55:DA:1062:G:H1'	55:DA:1088:A:C5	2.51	0.44
55:DA:1116:C:H2'	55:DA:1117:G:H8	1.81	0.44
55:DA:1130:U:C2	55:DA:2025:C:H5''	2.52	0.44
55:DA:1173:G:C5'	55:DA:1174:A:OP1	2.56	0.44
55:DA:1203:G:H5'	11:DO:3:LEU:CD1	2.46	0.44
55:DA:1203:G:O6	55:DA:1204:A:N6	2.50	0.44
55:DA:1310:G:H2'	55:DA:1311:G:O4'	2.18	0.44
55:DA:1538:G:C2	55:DA:1539:G:C8	3.05	0.44
55:DA:1786:A:H2	55:DA:2606:C:H1'	1.79	0.44
55:DA:2158:A:O2'	55:DA:2159:G:C8	2.70	0.44
55:DA:2355:C:O3'	22:D3:24:LYS:HD2	2.17	0.44
55:DA:2581:G:H4'	55:DA:2582:G:C8	2.53	0.44
55:DA:2723:C:O3'	13:D0:1:MET:HE2	2.16	0.44
55:DA:2865:U:C4	55:DA:2866:U:C4	3.04	0.44
2:DB:11:C:H3'	2:DB:12:C:C6	2.53	0.44
2:DB:74:U:C3'	2:DB:75:G:C5'	2.95	0.44
2:DB:96:G:N2	2:DB:97:G:H1'	2.33	0.44
5:DF:88:VAL:CG1	5:DF:91:GLY:HA3	2.47	0.44
7:DH:23:ARG:HD2	7:DH:34:GLU:OE2	2.17	0.44
57:DY:93:LEU:HD22	57:DY:93:LEU:HA	1.79	0.44

*Continued on next page...*

*Continued from previous page...*

Atom-1	Atom-2	Interatomic distance (Å)	Clash overlap (Å)
57:DY:112:LEU:O	57:DY:113:GLN:CG	2.65	0.44
57:DY:143:GLN:HB3	57:DY:144:ALA:H	1.34	0.44
58:DL:146:ASP:HB2	58:DL:147:ALA:H	1.58	0.44
9:DM:65:LYS:HB2	9:DM:69:GLN:NE2	2.19	0.44
10:DN:32:TYR:CD1	10:DN:32:TYR:N	2.85	0.44
11:DO:16:ARG:HE	11:DO:16:ARG:H	1.65	0.44
13:D0:2:ARG:HH11	13:D0:2:ARG:HG3	1.83	0.44
20:DU:46:LYS:NZ	20:DU:63:LYS:HG2	2.33	0.44
20:DU:84:ARG:HH12	20:DU:97:ARG:HB3	1.80	0.44
28:D6:43:CYS:O	28:D6:44:ARG:HD3	2.17	0.44
1:AA:404:C:C1'	1:AA:406:G:C8	2.99	0.44
1:AA:570:G:H2'	1:AA:2030:A:N7	2.33	0.44
1:AA:604:G:O2'	1:AA:605:C:H5'	2.17	0.44
1:AA:747:U:C5	1:AA:2613:U:C5	3.06	0.44
1:AA:1242:A:H3'	1:AA:1243:G:H8	1.82	0.44
1:AA:1536:A:P	1:AA:1537:C:N4	2.91	0.44
1:AA:1827:C:H3'	1:AA:1828:G:H8	1.82	0.44
1:AA:1915:U:O4	31:BA:1409:C:C5'	2.66	0.44
1:AA:1966:A:C2	1:AA:2593:U:O4'	2.70	0.44
1:AA:2050:C:H1'	4:AE:156:MET:HE1	1.99	0.44
1:AA:2362:G:C2'	1:AA:2363:C:H5'	2.47	0.44
1:AA:2364:C:H2'	1:AA:2365:G:O4'	2.17	0.44
1:AA:2449:U:O2'	1:AA:2450:A:C8	2.68	0.44
1:AA:2491:U:H5'	1:AA:2570:G:H5''	1.98	0.44
2:AB:66:A:O2'	2:AB:67:G:OP2	2.32	0.44
2:AB:104:A:H5'	21:AV:72:ARG:HD3	2.00	0.44
4:AE:62:PRO:C	4:AE:64:LYS:H	2.20	0.44
4:AE:137:HIS:CB	4:AE:138:PRO:HD2	2.43	0.44
6:AG:9:ARG:HG2	6:AG:13:GLU:OE1	2.18	0.44
6:AG:51:ARG:CB	6:AG:51:ARG:HH11	2.30	0.44
6:AG:70:VAL:HG12	6:AG:90:LEU:HD11	1.99	0.44
7:AH:4:ILE:HD11	7:AH:7:LEU:HD23	1.99	0.44
8:AK:2:LYS:HB2	8:AK:39:ALA:HB3	1.99	0.44
8:AK:102:SER:OG	8:AK:103:ARG:N	2.51	0.44
12:AP:111:GLU:OE1	12:AP:133:ARG:NH2	2.51	0.44
13:A0:45:ARG:HG3	13:A0:45:ARG:HH11	1.83	0.44
13:A0:54:LEU:HD12	13:A0:54:LEU:HA	1.82	0.44
19:AT:34:ALA:HA	19:AT:38:GLU:OE2	2.18	0.44
20:AU:81:LYS:HB2	20:AU:96:ILE:HG22	1.99	0.44
21:AV:41:LEU:O	21:AV:42:VAL:C	2.55	0.44
21:AV:175:VAL:HG22	21:AV:176:PRO:HD2	2.00	0.44

*Continued on next page...*

*Continued from previous page...*

Atom-1	Atom-2	Interatomic distance (Å)	Clash overlap (Å)
31:BA:6:G:O2'	31:BA:7:G:O5'	2.31	0.44
31:BA:614:A:H2'	31:BA:615:C:O4'	2.17	0.44
31:BA:790:A:H5'	52:BC:38:A:O3'	2.17	0.44
31:BA:976:G:P	44:BQ:32:SER:H	2.40	0.44
31:BA:1054:C:OP2	31:BA:1197:G:OP2	2.36	0.44
31:BA:1326:C:C2	31:BA:1327:C:C5	3.06	0.44
31:BA:1347:G:C2'	31:BA:1348:U:OP2	2.65	0.44
33:BF:18:TRP:CZ2	44:BQ:56:VAL:O	2.70	0.44
33:BF:73:PRO:HB2	33:BF:76:VAL:CG2	2.47	0.44
33:BF:110:ASN:HD22	33:BF:144:SER:HB3	1.82	0.44
33:BF:113:ALA:HB2	33:BF:202:ILE:CG1	2.48	0.44
33:BF:114:PRO:O	33:BF:118:GLN:HG3	2.17	0.44
36:BI:1:MET:HE1	36:BI:68:PRO:HD3	2.00	0.44
36:BI:15:ASP:OD1	36:BI:15:ASP:C	2.55	0.44
38:BK:95:VAL:HG11	38:BK:133:LEU:HD12	2.00	0.44
38:BK:124:ALA:O	38:BK:128:GLY:N	2.50	0.44
39:BL:11:LYS:H	39:BL:104:ARG:HH21	1.63	0.44
39:BL:114:TYR:CD2	39:BL:114:TYR:N	2.85	0.44
40:BM:22:LYS:NZ	40:BM:23:ILE:HG12	2.33	0.44
46:BS:51:VAL:HG11	46:BS:74:LEU:HD23	1.98	0.44
47:BT:52:LYS:HD2	47:BT:52:LYS:N	2.33	0.44
48:BU:36:ASN:HD22	48:BU:39:VAL:CG2	2.30	0.44
50:BW:43:LEU:HB3	50:BW:48:LYS:HG3	1.99	0.44
53:B1:29:G:H2'	53:B1:30:C:C6	2.53	0.44
54:CA:89:U:O2'	54:CA:90:C:O5'	2.33	0.44
54:CA:335:C:H2'	54:CA:336:C:H6	1.83	0.44
54:CA:509:A:H1'	54:CA:543:C:O2'	2.18	0.44
54:CA:700:G:C2'	54:CA:701:C:H5''	2.47	0.44
54:CA:960:U:N3	54:CA:1225:A:C5	2.85	0.44
54:CA:1200:C:C2'	54:CA:1201:A:OP2	2.65	0.44
54:CA:1256:A:C2	54:CA:1277:C:H3'	2.53	0.44
32:CE:14:GLY:O	32:CE:15:VAL:HG22	2.18	0.44
32:CE:207:ALA:O	32:CE:208:ILE:C	2.55	0.44
33:CF:12:LEU:C	33:CF:14:ILE:H	2.20	0.44
40:CM:5:ARG:O	40:CM:6:ILE:HG23	2.18	0.44
40:CM:90:LEU:HD12	40:CM:90:LEU:N	2.32	0.44
43:CP:45:VAL:O	43:CP:48:LEU:HD22	2.17	0.44
43:CP:82:MET:HE2	43:CP:93:ARG:N	2.32	0.44
46:CS:6:LEU:HD11	46:CS:19:ILE:CD1	2.47	0.44
47:CT:76:LEU:HD11	47:CT:79:SER:H	1.83	0.44
48:CU:26:LEU:HD21	48:CU:42:ARG:HD2	1.99	0.44

*Continued on next page...*

Continued from previous page...

Atom-1	Atom-2	Interatomic distance (Å)	Clash overlap (Å)
49:CV:11:VAL:CG1	49:CV:16:LEU:HD22	2.48	0.44
52:CD:18:G:O2'	52:CD:19:G:OP1	2.31	0.44
52:CD:20:U:OP1	52:CD:20:U:H6	2.00	0.44
52:CD:37:MIA:H162	53:C1:43:U:O4	2.17	0.44
52:CB:10:G:H3'	52:CB:11:C:C5	2.51	0.44
52:CC:43:C:H2'	52:CC:44:G:O4'	2.17	0.44
55:DA:270(Z):U:O2'	55:DA:271(A):C:OP2	2.26	0.44
55:DA:303:U:O2'	55:DA:304:G:H5'	2.17	0.44
55:DA:578:A:H5'	55:DA:1254:A:OP1	2.17	0.44
55:DA:860:U:C4	55:DA:917:A:H2	2.35	0.44
55:DA:894:C:C6	55:DA:894:C:O5'	2.68	0.44
55:DA:1059:G:OP1	58:DL:4:VAL:HG13	2.16	0.44
55:DA:1142(A):A:C4	55:DA:1144:G:N7	2.86	0.44
55:DA:1188:U:C2'	55:DA:1189:A:C5'	2.96	0.44
55:DA:1204:A:H1'	55:DA:1206:G:N9	2.33	0.44
55:DA:1204:A:C2'	55:DA:1205:U:OP2	2.66	0.44
55:DA:1523:U:H2'	55:DA:1524:G:C8	2.53	0.44
55:DA:1556:C:H2'	55:DA:1557:C:C6	2.52	0.44
55:DA:1694:C:O2'	55:DA:1695:G:P	2.76	0.44
55:DA:1800:C:N4	55:DA:1819:A:N7	2.51	0.44
55:DA:1811:G:H2'	55:DA:1812:A:O4'	2.17	0.44
55:DA:1850:G:H2'	55:DA:1851:U:O4'	2.16	0.44
55:DA:2060:A:H1'	55:DA:2502:G:O4'	2.18	0.44
55:DA:2065:C:H1'	55:DA:2449:U:O2	2.17	0.44
55:DA:2205:C:C6	55:DA:2205:C:H5''	2.52	0.44
55:DA:2810:A:H61	55:DA:2891:G:C2'	2.30	0.44
6:DG:25:TYR:CE2	6:DG:31:VAL:HA	2.53	0.44
8:DK:114:LEU:HD22	8:DK:130:TYR:HD1	1.79	0.44
57:DY:1:MET:O	57:DY:1:MET:CG	2.64	0.44
57:DY:49:ALA:HA	57:DY:84:GLU:N	2.32	0.44
58:DL:14:ALA:HA	58:DL:50:ASP:HB3	2.00	0.44
58:DL:48:MET:O	58:DL:49:GLY:O	2.35	0.44
11:DO:16:ARG:N	11:DO:16:ARG:HE	2.16	0.44
11:DO:83:VAL:CG1	11:DO:112:LEU:CD2	2.93	0.44
12:DP:54:MET:HE1	12:DP:104:PHE:HB3	1.99	0.44
15:DR:41:ARG:NH2	15:DR:43:GLN:CB	2.81	0.44
21:DV:69:THR:HG22	21:DV:90:VAL:CA	2.43	0.44
21:DV:178:GLU:OE1	21:DV:181:GLU:N	2.50	0.44
21:DV:178:GLU:O	21:DV:180:VAL:N	2.39	0.44
21:DV:196:VAL:CA	21:DV:197:ILE:HD12	2.48	0.44
25:DX:38:GLU:O	25:DX:40:THR:N	2.51	0.44

Continued on next page...



*Continued from previous page...*

Atom-1	Atom-2	Interatomic distance (Å)	Clash overlap (Å)
26:D4:54:GLY:O	26:D4:55:ARG:O	2.35	0.44
28:D6:31:PRO:O	28:D6:32:ASN:CB	2.65	0.44
28:D6:41:PRO:HG2	28:D6:45:LYS:H	1.82	0.44
1:AA:12:U:H2'	1:AA:12:U:O2	2.16	0.44
1:AA:91:A:O2'	1:AA:92:G:H5'	2.18	0.44
1:AA:184:C:H2'	1:AA:185:U:C6	2.53	0.44
1:AA:204:A:O2'	1:AA:205:G:P	2.76	0.44
1:AA:412:A:N7	1:AA:2411:A:H2	2.16	0.44
1:AA:751:A:H5'	18:AS:90:ARG:HA	1.99	0.44
1:AA:917:A:H2'	1:AA:918:A:O5'	2.17	0.44
1:AA:1042:G:H2'	1:AA:1043:C:C6	2.53	0.44
1:AA:1125:G:C6	1:AA:1126:A:N6	2.85	0.44
1:AA:1161:C:O2'	17:A2:23:GLU:HG2	2.17	0.44
1:AA:1378:A:O2'	1:AA:1379:A:OP1	2.29	0.44
1:AA:1428:C:N4	1:AA:1569:A:H3'	2.31	0.44
1:AA:1467:C:C5	1:AA:1546:C:H2'	2.52	0.44
1:AA:1512:G:H2'	1:AA:1513:C:C6	2.52	0.44
1:AA:1683:C:C2	1:AA:1684:C:C5	3.06	0.44
1:AA:1762:A:C4'	1:AA:1763:G:OP2	2.65	0.44
1:AA:2447:G:H3'	1:AA:2500:U:OP2	2.18	0.44
1:AA:2483:C:N3	12:AP:124:LYS:NZ	2.65	0.44
1:AA:2491:U:O2'	1:AA:2492:U:H5'	2.18	0.44
1:AA:2496:C:OP1	12:AP:81:VAL:CG1	2.63	0.44
1:AA:2720:U:C2	1:AA:2873:A:H2	2.36	0.44
1:AA:2866:U:O2	1:AA:2866:U:C2'	2.61	0.44
3:AD:159:ALA:N	3:AD:196:VAL:HG11	2.26	0.44
4:AE:103:ASP:N	4:AE:200:GLU:O	2.50	0.44
6:AG:9:ARG:C	6:AG:11:TYR:H	2.21	0.44
8:AK:37:VAL:CG1	8:AK:38:LEU:N	2.81	0.44
9:AM:19:GLU:HB3	9:AM:59:LYS:HE3	1.99	0.44
11:AO:21:ARG:O	11:AO:28:GLY:HA2	2.18	0.44
11:AO:79:ARG:HG3	11:AO:109:GLY:O	2.17	0.44
12:AP:22:LYS:O	12:AP:23:GLY:C	2.56	0.44
13:A0:52:ILE:O	13:A0:55:ALA:N	2.51	0.44
14:AQ:48:LEU:HD22	14:AQ:82:ILE:HD11	2.00	0.44
20:AU:13:VAL:HG21	20:AU:72:VAL:HB	2.00	0.44
20:AU:81:LYS:HB3	20:AU:97:ARG:HD2	1.97	0.44
22:A3:43:THR:CG2	22:A3:46:LYS:HE2	2.48	0.44
31:BA:1053:G:C4'	31:BA:1054:C:H5'	2.48	0.44
31:BA:1128:C:H2'	31:BA:1130:A:C8	2.53	0.44
31:BA:1235:U:O2'	31:BA:1305:G:O5'	2.35	0.44

*Continued on next page...*

*Continued from previous page...*

Atom-1	Atom-2	Interatomic distance (Å)	Clash overlap (Å)
31:BA:1346:A:H5'	39:BL:120:ARG:HH12	1.82	0.44
31:BA:1346:A:N6	37:BJ:10:ARG:NE	2.65	0.44
31:BA:1535:C:H2'	31:BA:1536:C:O4'	2.17	0.44
34:BG:190:ASP:O	34:BG:194:LEU:HD23	2.18	0.44
35:BH:90:VAL:O	35:BH:120:THR:HA	2.18	0.44
36:BI:45:LEU:HD21	36:BI:57:GLN:CD	2.38	0.44
37:BJ:111:ARG:HH12	37:BJ:122:HIS:HB3	1.83	0.44
40:BM:47:PHE:O	40:BM:47:PHE:CD1	2.71	0.44
40:BM:69:ASN:O	40:BM:70:ARG:HB2	2.18	0.44
46:BS:48:TRP:CZ3	46:BS:49:LEU:HB2	2.52	0.44
50:BW:67:ALA:O	50:BW:73:HIS:CD2	2.70	0.44
50:BW:82:SER:O	50:BW:83:ARG:C	2.56	0.44
52:BD:57:G:C2'	52:BD:58:A:H5''	2.47	0.44
54:CA:33:A:C4	54:CA:34:C:C5	3.06	0.44
54:CA:229:U:O2'	54:CA:230:G:H5'	2.18	0.44
54:CA:428:G:H4'	54:CA:429:U:O5'	2.18	0.44
54:CA:509:A:H3'	54:CA:509:A:C8	2.52	0.44
54:CA:601:C:O2'	54:CA:602:A:H5'	2.18	0.44
54:CA:645:C:H2'	54:CA:646:U:H6	1.81	0.44
54:CA:738:C:C2	54:CA:739:C:C5	3.05	0.44
54:CA:873:A:H4'	54:CA:874:G:OP1	2.16	0.44
54:CA:1016:A:H2'	54:CA:1017:G:O4'	2.18	0.44
54:CA:1028:C:C3'	54:CA:1028(A):C:H5''	2.47	0.44
54:CA:1116:C:C2'	54:CA:1117:G:C5'	2.90	0.44
54:CA:1280:A:HO2'	54:CA:1281:U:P	2.41	0.44
54:CA:1363:A:N3	54:CA:1365:G:C6	2.86	0.44
32:CE:118:LEU:HB3	32:CE:142:LEU:HD12	1.98	0.44
32:CE:126:GLU:HG2	32:CE:126:GLU:O	2.17	0.44
34:CG:83:SER:C	34:CG:85:LYS:H	2.21	0.44
38:CK:10:LEU:HD23	38:CK:10:LEU:N	2.33	0.44
38:CK:129:VAL:HG23	38:CK:130:GLY:N	2.29	0.44
40:CM:95:GLU:HG3	40:CM:96:ILE:N	2.33	0.44
41:CN:54:ARG:O	41:CN:57:THR:HB	2.17	0.44
43:CP:25:ILE:HG13	43:CP:66:LEU:HD23	2.00	0.44
43:CP:44:ARG:C	43:CP:46:LYS:H	2.21	0.44
43:CP:82:MET:CE	43:CP:93:ARG:HA	2.45	0.44
46:CS:80:PHE:N	46:CS:80:PHE:CD1	2.86	0.44
47:CT:29:HIS:CE1	47:CT:32:TYR:HD1	2.36	0.44
55:DA:70:G:N2	55:DA:71:A:H62	2.13	0.44
55:DA:341:G:H2'	55:DA:342:G:O4'	2.17	0.44
55:DA:540:G:H3'	55:DA:541:C:H6	1.83	0.44

*Continued on next page...*

*Continued from previous page...*

Atom-1	Atom-2	Interatomic distance (Å)	Clash overlap (Å)
55:DA:552:G:H2'	55:DA:553:U:O4'	2.18	0.44
55:DA:627:A:H4'	55:DA:628:G:OP1	2.16	0.44
55:DA:637:A:OP1	11:DO:133:SER:HB3	2.18	0.44
55:DA:751:A:H5'	18:DS:90:ARG:HA	1.99	0.44
55:DA:916:G:H2'	55:DA:917:A:H5''	1.99	0.44
55:DA:1080:A:O2'	58:DL:126:MET:CE	2.66	0.44
55:DA:1083:U:C1'	55:DA:1086:A:H61	2.03	0.44
55:DA:1175:U:HO2'	55:DA:1176:G:H4'	1.79	0.44
55:DA:1653:G:C6	13:D0:9:LYS:O	2.66	0.44
55:DA:1892:C:O2'	55:DA:1893:C:H5'	2.18	0.44
55:DA:2467:C:H2'	55:DA:2468:G:O4'	2.17	0.44
2:DB:50:G:P	14:DQ:63:THR:HG23	2.56	0.44
3:DD:52:ARG:H	3:DD:52:ARG:HG3	1.61	0.44
4:DE:7:VAL:HG22	4:DE:27:LEU:CD2	2.42	0.44
4:DE:91:VAL:HG13	4:DE:95:ILE:HG12	1.99	0.44
7:DH:16:SER:OG	7:DH:17:VAL:N	2.51	0.44
8:DK:101:LEU:CD2	8:DK:107:VAL:HB	2.42	0.44
57:DY:6:ASN:O	57:DY:7:VAL:CG1	2.65	0.44
57:DY:57:THR:O	57:DY:58:LEU:C	2.56	0.44
58:DL:32:ALA:O	58:DL:64:SER:OG	2.34	0.44
9:DM:19:GLU:HG3	9:DM:59:LYS:HB3	1.99	0.44
12:DP:41:TRP:HB3	12:DP:94:VAL:HB	2.00	0.44
12:DP:78:PRO:C	12:DP:79:LEU:HG	2.38	0.44
13:D0:20:LEU:O	13:D0:21:TYR:C	2.55	0.44
13:D0:38:VAL:HG12	13:D0:42:LYS:HE3	1.99	0.44
14:DQ:78:LEU:HD11	14:DQ:107:GLU:O	2.18	0.44
16:D1:90:VAL:C	16:D1:92:ARG:N	2.68	0.44
17:D2:41:GLY:CA	17:D2:46:VAL:CG1	2.96	0.44
17:D2:62:LEU:HD12	17:D2:62:LEU:N	2.32	0.44
17:D2:66:ARG:HH11	17:D2:66:ARG:CG	2.30	0.44
17:D2:69:LYS:HA	17:D2:87:HIS:O	2.17	0.44
18:DS:34:ASN:O	18:DS:37:ARG:HB3	2.17	0.44
21:DV:105:VAL:HG12	21:DV:140:ASP:CA	2.48	0.44
21:DV:112:ARG:N	21:DV:112:ARG:CD	2.70	0.44
29:D7:47:ARG:HB2	29:D7:48:LYS:H	1.55	0.44
30:D8:22:VAL:HB	30:D8:53:PRO:HB2	1.99	0.44
1:AA:305:U:H2'	1:AA:306:U:C6	2.53	0.44
1:AA:312:G:C8	1:AA:312:G:P	3.11	0.44
1:AA:469:G:H2'	1:AA:470:A:H5''	1.98	0.44
1:AA:481:G:H2'	1:AA:507:A:N1	2.33	0.44
1:AA:548:A:C2'	1:AA:549:G:H5'	2.47	0.44

*Continued on next page...*

*Continued from previous page...*

Atom-1	Atom-2	Interatomic distance (Å)	Clash overlap (Å)
1:AA:616:A:O2'	1:AA:617:G:C5'	2.66	0.44
1:AA:688:U:H5'	1:AA:1780:A:C2	2.53	0.44
1:AA:795:C:H2'	1:AA:796:C:C6	2.52	0.44
1:AA:968:G:H2'	1:AA:969:U:C6	2.52	0.44
1:AA:1005:C:C1'	1:AA:1143:A:C2	3.01	0.44
1:AA:1058:U:H2'	1:AA:1059:G:H8	1.83	0.44
1:AA:1060:U:C1'	1:AA:1062:G:H5'	2.47	0.44
1:AA:1342:A:O2'	1:AA:1343:G:O5'	2.36	0.44
1:AA:1434:A:O2'	1:AA:1435:G:H5'	2.18	0.44
1:AA:1665:A:O2'	1:AA:1666:G:H5'	2.18	0.44
1:AA:1695:G:H2'	1:AA:1696:G:C5'	2.48	0.44
1:AA:1762:A:C5'	1:AA:1763:G:OP2	2.65	0.44
1:AA:2353:G:H2'	1:AA:2354:G:O4'	2.17	0.44
1:AA:2713:A:H3'	1:AA:2714:G:H5''	1.99	0.44
4:AE:12:THR:H	4:AE:23:VAL:HG23	1.83	0.44
12:AP:66:ILE:HG13	12:AP:67:ARG:N	2.31	0.44
13:A0:97:VAL:HG13	13:A0:114:VAL:CG2	2.47	0.44
15:AR:98:LYS:HD2	15:AR:98:LYS:H	1.82	0.44
21:AV:52:SER:O	21:AV:53:ILE:HG13	2.18	0.44
21:AV:141:VAL:CG2	21:AV:144:LEU:CD2	2.90	0.44
24:AW:32:LEU:HA	24:AW:35:LEU:HD23	1.98	0.44
25:AX:36:VAL:O	25:AX:36:VAL:HG23	2.17	0.44
31:BA:89:U:O2'	31:BA:90:C:P	2.76	0.44
31:BA:130:A:H1'	31:BA:264:U:H5'	1.99	0.44
31:BA:251:G:C2	31:BA:266:G:C6	3.06	0.44
31:BA:464:G:O6	31:BA:466:C:H5'	2.18	0.44
31:BA:568:G:N3	31:BA:574:A:H2	2.16	0.44
31:BA:666:G:C2	31:BA:741:G:C4	3.06	0.44
31:BA:748:C:H1'	31:BA:749:C:H5	1.83	0.44
31:BA:750:G:H1'	45:BR:23:GLY:H	1.81	0.44
31:BA:752:G:H1'	31:BA:754:C:N4	2.29	0.44
31:BA:950:U:H3'	43:BP:102:ARG:HH22	1.83	0.44
31:BA:1211:U:O2'	31:BA:1213:A:N3	2.51	0.44
31:BA:1300:G:O2'	31:BA:1301:U:O5'	2.25	0.44
33:BF:136:GLN:O	33:BF:137:ALA:C	2.56	0.44
33:BF:141:VAL:HG11	33:BF:202:ILE:CD1	2.47	0.44
34:BG:146:ILE:H	34:BG:146:ILE:CD1	2.28	0.44
35:BH:147:ASP:HA	35:BH:150:ARG:CB	2.47	0.44
44:BQ:15:LYS:HA	44:BQ:15:LYS:CE	2.48	0.44
48:BU:43:PHE:CA	48:BU:51:LEU:HD12	2.44	0.44
49:BV:49:ILE:HG22	49:BV:50:ALA:N	2.32	0.44

*Continued on next page...*

*Continued from previous page...*

Atom-1	Atom-2	Interatomic distance (Å)	Clash overlap (Å)
54:CA:66:G:N3	54:CA:66:G:H2'	2.33	0.44
54:CA:107:G:O2'	54:CA:108:G:H5'	2.18	0.44
54:CA:109:A:C6	54:CA:326:G:C6	3.06	0.44
54:CA:372:C:HO2'	54:CA:373:A:P	2.41	0.44
54:CA:487:A:H3'	54:CA:488:C:H6	1.83	0.44
54:CA:545:C:OP1	34:CG:61:LYS:NZ	2.50	0.44
54:CA:659:U:OP1	45:CR:9:GLN:NE2	2.51	0.44
54:CA:701:C:H1'	54:CA:703:G:N3	2.31	0.44
54:CA:945:G:C6	54:CA:1337:G:C5	3.05	0.44
54:CA:954:G:H2'	54:CA:955:U:H6	1.83	0.44
54:CA:960:U:N3	54:CA:1225:A:C8	2.76	0.44
54:CA:1002:G:N3	54:CA:1003:G:N7	2.66	0.44
54:CA:1174:G:H2'	54:CA:1175:G:C8	2.52	0.44
54:CA:1239:A:H4'	54:CA:1240:U:O5'	2.18	0.44
54:CA:1356:G:H2'	54:CA:1357:A:C8	2.52	0.44
37:CJ:26:PHE:HD1	37:CJ:101:LEU:HD22	1.83	0.44
42:CO:26:ALA:C	42:CO:27:LEU:O	2.56	0.44
46:CS:83:GLU:HG3	46:CS:84:ALA:N	2.32	0.44
47:CT:46:ASP:OD2	47:CT:51:TYR:CD1	2.71	0.44
48:CU:22:VAL:O	48:CU:25:THR:CB	2.66	0.44
48:CU:66:LEU:HG	48:CU:70:ILE:HD11	1.99	0.44
49:CV:53:ASN:HD22	49:CV:58:VAL:HG13	1.83	0.44
49:CV:63:THR:CG2	49:CV:66:MET:HE3	2.47	0.44
50:CW:14:LYS:HA	50:CW:17:ARG:NH1	2.32	0.44
52:CD:27:G:H2'	52:CD:28:G:H8	1.83	0.44
55:DA:248:G:H5'	55:DA:250:G:N7	2.32	0.44
55:DA:270(G):C:H2'	55:DA:270(H):C:H6	1.82	0.44
55:DA:616:A:H2'	55:DA:616:A:N3	2.33	0.44
55:DA:657:U:O2'	55:DA:658:C:H5'	2.18	0.44
55:DA:844:C:H2'	55:DA:845:G:O4'	2.17	0.44
55:DA:934:G:H2'	55:DA:935:C:H6	1.82	0.44
55:DA:1014:U:H2'	55:DA:1015:G:H8	1.83	0.44
55:DA:1057:A:C8	55:DA:1086:A:H2'	2.38	0.44
55:DA:1059:G:H21	58:DL:126:MET:HB3	1.82	0.44
55:DA:1077:A:H4'	58:DL:93:ARG:HH21	1.80	0.44
55:DA:1204:A:H2'	55:DA:1205:U:OP2	2.18	0.44
55:DA:1230:C:H2'	55:DA:1231:G:H8	1.83	0.44
55:DA:1578:U:H2'	55:DA:1578:U:O2	2.18	0.44
55:DA:1668:A:H4'	55:DA:1669:A:O5'	2.18	0.44
55:DA:2321:G:H2'	55:DA:2321:G:N3	2.32	0.44
55:DA:2809:A:C2	55:DA:2892:A:C4	3.05	0.44

*Continued on next page...*

Continued from previous page...

Atom-1	Atom-2	Interatomic distance (Å)	Clash overlap (Å)
4:DE:108:SER:O	4:DE:162:ALA:HA	2.18	0.44
5:DF:115:ALA:O	5:DF:116:ASP:C	2.55	0.44
6:DG:32:PRO:HA	6:DG:162:THR:OG1	2.18	0.44
6:DG:111:LEU:N	6:DG:112:PRO:CD	2.80	0.44
6:DG:181:ARG:O	6:DG:181:ARG:CG	2.64	0.44
7:DH:41:MET:HA	7:DH:53:GLU:O	2.18	0.44
7:DH:83:TYR:HB2	7:DH:84:SER:H	1.46	0.44
8:DK:9:LEU:O	8:DK:10:GLU:HG3	2.17	0.44
8:DK:124:GLY:N	8:DK:142:VAL:HG21	2.33	0.44
57:DY:135:ARG:HG2	56:DJ:10:GLU:HB3	1.99	0.44
58:DL:10:LEU:CD1	58:DL:55:VAL:HG21	2.47	0.44
11:DO:114:ILE:O	11:DO:115:LEU:HB3	2.18	0.44
19:DT:49:VAL:CG1	19:DT:83:VAL:HG13	2.48	0.44
21:DV:100:VAL:O	21:DV:124:ILE:HG22	2.18	0.44
23:DZ:80:LEU:HB2	23:DZ:82:LEU:CD2	2.47	0.44
23:DZ:83:GLU:HG2	23:DZ:84:GLY:H	1.80	0.44
25:DX:50:VAL:O	25:DX:51:ALA:C	2.55	0.44
27:D5:31:VAL:CG1	27:D5:42:PRO:HG3	2.47	0.44
1:AA:191:A:H2'	1:AA:192:C:H6	1.83	0.44
1:AA:569:U:C4	1:AA:570:G:C6	3.06	0.44
1:AA:654(S):G:O2'	1:AA:654(T):A:O5'	2.19	0.44
1:AA:733:G:H8	1:AA:733:G:O5'	2.00	0.44
1:AA:972:G:N1	1:AA:973:A:N6	2.66	0.44
1:AA:1180:C:H2'	1:AA:1181:C:O4'	2.17	0.44
1:AA:1670:C:O2	4:AE:129:HIS:NE2	2.42	0.44
1:AA:1948:G:N3	31:BA:1418:A:H2	2.15	0.44
1:AA:2115:G:N7	1:AA:2117:A:OP2	2.51	0.44
1:AA:2274:A:C5	1:AA:2276:G:C8	3.06	0.44
1:AA:2418:A:OP2	30:A8:29:LYS:HE3	2.18	0.44
1:AA:2464:C:H2'	1:AA:2465:C:C6	2.53	0.44
1:AA:2649:U:H2'	1:AA:2650:U:C6	2.52	0.44
1:AA:2734:A:C8	1:AA:2735:G:C8	3.05	0.44
3:AD:118:VAL:HG22	3:AD:119:ALA:N	2.33	0.44
4:AE:66:HIS:C	4:AE:68:ALA:N	2.63	0.44
5:AF:30:PRO:O	5:AF:31:HIS:C	2.55	0.44
5:AF:135:LYS:HB3	5:AF:138:GLU:HG3	1.99	0.44
6:AG:70:VAL:HA	6:AG:90:LEU:HD13	1.99	0.44
10:AN:64:ARG:NH1	10:AN:83:ALA:CB	2.81	0.44
11:AO:12:ALA:C	11:AO:14:LYS:N	2.70	0.44
11:AO:71:VAL:HG12	11:AO:72:PRO:HD3	1.98	0.44
14:AQ:110:LEU:CD2	14:AQ:111:GLU:N	2.80	0.44

Continued on next page...

*Continued from previous page...*

Atom-1	Atom-2	Interatomic distance (Å)	Clash overlap (Å)
20:AU:42:VAL:HG13	20:AU:65:ALA:O	2.18	0.44
25:AX:46:ASN:HD22	25:AX:46:ASN:HA	1.53	0.44
26:A4:59:PHE:HE1	49:BV:67:VAL:HB	1.83	0.44
28:A6:25:LYS:HZ2	28:A6:25:LYS:CB	2.31	0.44
28:A6:27:LYS:HB2	28:A6:27:LYS:HE2	1.72	0.44
29:A7:24:THR:O	29:A7:25:PRO:C	2.56	0.44
30:A8:26:LYS:HB2	30:A8:44:LYS:O	2.17	0.44
31:BA:347:G:C2'	31:BA:348:G:H5'	2.47	0.44
31:BA:355:C:C4'	31:BA:388:G:O2'	2.66	0.44
31:BA:496:A:H2'	31:BA:496:A:N3	2.32	0.44
31:BA:558:G:H2'	31:BA:559:A:H2	1.83	0.44
31:BA:582:U:C2	31:BA:760:G:C6	3.06	0.44
31:BA:635:G:C6	31:BA:636:U:C4	3.06	0.44
31:BA:668:G:O2'	45:BR:46:HIS:CD2	2.68	0.44
31:BA:819:A:C5'	31:BA:820:U:OP2	2.66	0.44
31:BA:834:C:H2'	31:BA:835:U:C6	2.53	0.44
31:BA:849:C:O2'	31:BA:850:U:H5'	2.18	0.44
31:BA:860:A:H2'	31:BA:861:G:O4'	2.17	0.44
31:BA:1060:C:C5'	40:BM:51:ARG:HG2	2.44	0.44
31:BA:1114:C:H2'	31:BA:1115:C:C6	2.52	0.44
31:BA:1512:U:H2'	31:BA:1513:A:C8	2.53	0.44
31:BA:1523:G:H2'	31:BA:1524:C:H6	1.83	0.44
38:BK:36:LEU:HA	38:BK:39:LEU:HB2	2.00	0.44
38:BK:85:ARG:HG3	38:BK:85:ARG:NH1	2.33	0.44
40:BM:8:LEU:HD12	40:BM:8:LEU:N	2.33	0.44
40:BM:22:LYS:CD	40:BM:26:ALA:HB2	2.43	0.44
41:BN:31:THR:O	41:BN:31:THR:HG23	2.18	0.44
41:BN:38:ASN:N	41:BN:38:ASN:ND2	2.66	0.44
42:BO:36:VAL:HG12	42:BO:37:CYS:N	2.32	0.44
43:BP:6:GLY:O	43:BP:7:VAL:HG13	2.17	0.44
52:BD:18:G:H1'	52:BD:58:A:H2	1.82	0.44
52:BD:72:C:H2'	52:BD:72:C:O2	2.17	0.44
54:CA:243:A:H2	54:CA:245:C:H2'	1.82	0.44
54:CA:468:A:H2'	54:CA:474:G:H5'	2.00	0.44
54:CA:889:A:H1'	54:CA:891:U:C6	2.52	0.44
54:CA:991:U:O2	54:CA:993:G:C8	2.69	0.44
54:CA:1088:G:O2'	54:CA:1089:G:H5'	2.18	0.44
54:CA:1125:U:O4	40:CM:5:ARG:HD3	2.18	0.44
54:CA:1158:C:H4'	32:CE:133:LYS:NZ	2.33	0.44
54:CA:1347:G:N2	54:CA:1374:A:OP2	2.51	0.44
54:CA:1521:G:H2'	54:CA:1522:U:H6	1.83	0.44

*Continued on next page...*

*Continued from previous page...*

Atom-1	Atom-2	Interatomic distance (Å)	Clash overlap (Å)
33:CF:118:GLN:O	33:CF:119:ARG:C	2.55	0.44
33:CF:174:PRO:C	33:CF:176:HIS:N	2.71	0.44
36:CI:99:ALA:O	36:CI:100:ASN:HB3	2.18	0.44
39:CL:80:GLY:C	39:CL:82:ALA:N	2.71	0.44
40:CM:54:PHE:CE1	40:CM:55:LYS:CE	3.01	0.44
42:CO:104:VAL:HG12	42:CO:105:TYR:CE1	2.53	0.44
43:CP:11:ARG:NH1	43:CP:11:ARG:HB2	2.32	0.44
51:CX:12:LYS:O	51:CX:16:GLY:N	2.50	0.44
51:CX:17:THR:O	51:CX:22:ARG:HD3	2.18	0.44
55:DA:28:A:C2	55:DA:513:A:C8	3.05	0.44
55:DA:49:A:H5''	55:DA:50:U:C3'	2.33	0.44
55:DA:185:U:H2'	55:DA:186:G:C8	2.53	0.44
55:DA:727:A:H2	3:DD:9:TYR:CD2	2.36	0.44
55:DA:772:C:H5'	55:DA:1355:G:O2'	2.17	0.44
55:DA:794:G:H2'	55:DA:795:C:C6	2.53	0.44
55:DA:888:C:C3'	55:DA:889:C:H5'	2.48	0.44
55:DA:1098:A:H2'	55:DA:1099:G:C5'	2.48	0.44
55:DA:1590:U:H2'	55:DA:1591:G:C8	2.53	0.44
55:DA:1694:C:HO2'	55:DA:1695:G:P	2.41	0.44
55:DA:1827:C:O2	55:DA:1827:C:C2'	2.64	0.44
55:DA:2025:C:H2'	55:DA:2026:C:C6	2.53	0.44
55:DA:2199:A:H5'	23:DZ:50:ARG:HH21	1.81	0.44
55:DA:2311:A:O2'	55:DA:2312:U:O4'	2.29	0.44
55:DA:2529:G:H5''	55:DA:2530:A:H5''	1.99	0.44
55:DA:2555:U:H2'	55:DA:2556:C:H5'	2.00	0.44
55:DA:2749:A:H4'	7:DH:62:LYS:HB3	2.00	0.44
55:DA:2850:A:H2	13:D0:61:HIS:CD2	2.36	0.44
2:DB:95:U:O5'	2:DB:95:U:H6	2.01	0.44
3:DD:70:TRP:HZ3	3:DD:146:GLU:CD	2.20	0.44
4:DE:188:VAL:O	4:DE:188:VAL:HG13	2.18	0.44
5:DF:110:LEU:HD11	5:DF:181:LEU:HD13	2.00	0.44
5:DF:135:LYS:O	5:DF:138:GLU:N	2.49	0.44
5:DF:179:GLU:CD	5:DF:179:GLU:N	2.72	0.44
7:DH:54:ARG:NH2	7:DH:57:ASP:OD1	2.47	0.44
57:DY:54:ALA:O	57:DY:55:LYS:C	2.56	0.44
58:DL:67:PHE:O	58:DL:68:VAL:CB	2.66	0.44
9:DM:128:HIS:O	9:DM:130:HIS:CD2	2.71	0.44
10:DN:112:MET:O	10:DN:113:LYS:C	2.57	0.44
11:DO:19:VAL:HG12	11:DO:27:HIS:HD2	1.83	0.44
15:DR:110:ILE:CG2	15:DR:111:ARG:HH11	2.31	0.44
16:D1:39:LEU:O	16:D1:40:PHE:C	2.54	0.44

*Continued on next page...*



*Continued from previous page...*

Atom-1	Atom-2	Interatomic distance (Å)	Clash overlap (Å)
16:D1:69:CYS:O	16:D1:74:LEU:HD12	2.18	0.44
16:D1:74:LEU:C	16:D1:74:LEU:HD12	2.38	0.44
16:D1:81:HIS:CD2	16:D1:117:GLN:HG3	2.52	0.44
17:D2:64:HIS:N	17:D2:64:HIS:ND1	2.63	0.44
20:DU:30:VAL:HG13	20:DU:37:VAL:HG12	1.99	0.44
23:DZ:56:GLN:NE2	23:DZ:56:GLN:H	2.14	0.44
24:DW:42:GLY:C	24:DW:44:LEU:N	2.69	0.44
26:D4:23:GLU:N	26:D4:23:GLU:OE1	2.50	0.44
26:D4:38:LYS:HA	26:D4:38:LYS:HD3	1.47	0.44
26:D4:68:ARG:CB	26:D4:71:ARG:C	2.86	0.44
1:AA:60:G:H5''	24:AW:54:LYS:NZ	2.32	0.43
1:AA:123:G:O3'	1:AA:1376:C:H4'	2.18	0.43
1:AA:138:G:N2	19:AT:50:LYS:HZ1	2.16	0.43
1:AA:182:A:H2	1:AA:433:C:O2	2.01	0.43
1:AA:281:G:O2'	1:AA:282:A:O4'	2.35	0.43
1:AA:669:G:H3'	1:AA:670:A:C8	2.52	0.43
1:AA:727:A:H2	3:AD:9:TYR:CD2	2.36	0.43
1:AA:774:A:C2	1:AA:787:U:O2'	2.70	0.43
1:AA:969:U:O5'	1:AA:969:U:H6	2.01	0.43
1:AA:981:A:C2	1:AA:2027:G:N3	2.86	0.43
1:AA:992:C:H2'	1:AA:993:G:C8	2.53	0.43
1:AA:1024:G:OP2	1:AA:1026:U:OP1	2.36	0.43
1:AA:1191:G:O2'	1:AA:1192:G:H5'	2.18	0.43
1:AA:1417:C:H2'	1:AA:1418:G:C5'	2.48	0.43
1:AA:1454:U:C4'	1:AA:1455:G:OP1	2.55	0.43
1:AA:1490:A:C4'	1:AA:1491:G:OP2	2.66	0.43
1:AA:1936:A:H2'	1:AA:1945:G:N7	2.33	0.43
1:AA:2055:C:H4'	1:AA:2056:G:H5''	2.00	0.43
1:AA:2078:C:O2'	1:AA:2079:U:H5'	2.18	0.43
1:AA:2168:G:C2	1:AA:2170:A:OP2	2.71	0.43
1:AA:2311:A:O2'	1:AA:2312:U:C5'	2.66	0.43
1:AA:2592:G:C5	1:AA:2593:U:C5	3.06	0.43
1:AA:2702:U:O2	1:AA:2702:U:C2'	2.66	0.43
1:AA:2886:G:H2'	1:AA:2887:U:C6	2.53	0.43
3:AD:45:ASN:OD1	3:AD:45:ASN:C	2.56	0.43
4:AE:14:ILE:CG1	15:AR:14:TYR:CZ	2.99	0.43
4:AE:77:ILE:HA	4:AE:78:LEU:HD23	2.00	0.43
4:AE:188:VAL:HG13	4:AE:188:VAL:O	2.18	0.43
5:AF:1:MET:O	5:AF:2:LYS:C	2.56	0.43
5:AF:53:THR:O	5:AF:57:VAL:HG23	2.17	0.43
6:AG:129:GLY:O	6:AG:161:THR:HB	2.17	0.43

*Continued on next page...*

*Continued from previous page...*

Atom-1	Atom-2	Interatomic distance (Å)	Clash overlap (Å)
7:AH:44:VAL:CG1	7:AH:51:ARG:HB2	2.48	0.43
9:AM:66:LYS:O	9:AM:67:LEU:C	2.56	0.43
10:AN:25:LEU:HB2	10:AN:38:VAL:HG23	1.99	0.43
12:AP:10:ARG:HG3	12:AP:10:ARG:NH1	2.33	0.43
13:A0:103:ARG:HD2	13:A0:108:GLY:O	2.18	0.43
18:AS:43:GLY:O	18:AS:44:ALA:C	2.56	0.43
21:AV:91:LEU:HD12	21:AV:130:PRO:HG3	1.99	0.43
21:AV:150:LEU:C	21:AV:150:LEU:CD2	2.86	0.43
23:AZ:78:LYS:CD	23:AZ:80:LEU:HD21	2.28	0.43
24:AW:40:SER:C	24:AW:42:GLY:H	2.20	0.43
25:AX:47:VAL:CG1	25:AX:56:VAL:HG21	2.47	0.43
26:A4:49:PHE:HZ	43:BP:61:GLU:O	2.01	0.43
28:A6:9:LEU:HD22	28:A6:11:LEU:HD21	1.99	0.43
28:A6:25:LYS:HB3	28:A6:25:LYS:NZ	2.33	0.43
30:A8:4:MET:HB3	30:A8:61:LEU:CD2	2.48	0.43
31:BA:511:C:N1	31:BA:512:U:C5	2.85	0.43
31:BA:1049:U:OP1	44:BQ:3:ARG:NH1	2.51	0.43
31:BA:1070:U:O2'	31:BA:1071:C:H5'	2.18	0.43
31:BA:1095:U:H2'	31:BA:1096:C:O4'	2.18	0.43
31:BA:1162:C:C2	31:BA:1175:G:C2	3.05	0.43
31:BA:1350:A:H2'	31:BA:1351:U:C6	2.52	0.43
31:BA:1508:G:O2'	31:BA:1509:C:H5'	2.18	0.43
34:BG:121:VAL:HG22	34:BG:126:ILE:HG13	2.00	0.43
35:BH:79:GLU:HB3	35:BH:93:PRO:HD2	2.00	0.43
37:BJ:74:GLU:HG2	37:BJ:91:VAL:HG22	2.00	0.43
37:BJ:140:ASP:O	37:BJ:143:ARG:HB2	2.18	0.43
38:BK:25:ASP:OD1	38:BK:25:ASP:N	2.51	0.43
40:BM:54:PHE:C	40:BM:55:LYS:CG	2.86	0.43
42:BO:27:LEU:HD11	42:BO:60:LEU:CB	2.45	0.43
43:BP:26:GLY:O	43:BP:28:ALA:N	2.50	0.43
49:BV:78:ARG:HH11	49:BV:78:ARG:HG2	1.83	0.43
52:BC:66:U:C4	52:BC:67:C:N4	2.86	0.43
54:CA:25:C:H2'	54:CA:26:A:C8	2.53	0.43
54:CA:96:G:C2	54:CA:97:U:H1'	2.53	0.43
54:CA:186(C):G:C6	54:CA:191(E):G:C6	3.06	0.43
54:CA:197:A:N7	54:CA:221:C:H4'	2.33	0.43
54:CA:404:U:H2'	54:CA:405:U:C6	2.53	0.43
54:CA:419:C:C4	54:CA:420:U:C5	3.06	0.43
54:CA:535:A:H4'	54:CA:536:C:OP1	2.13	0.43
54:CA:863:U:H2'	54:CA:865:A:OP2	2.18	0.43
54:CA:963:G:H21	40:CM:55:LYS:HZ3	1.65	0.43

*Continued on next page...*

*Continued from previous page...*

Atom-1	Atom-2	Interatomic distance (Å)	Clash overlap (Å)
54:CA:1003:G:C8	54:CA:1003:G:H3'	2.52	0.43
32:CE:33:TYR:HB2	32:CE:43:ASP:CB	2.42	0.43
32:CE:56:ARG:HH11	32:CE:56:ARG:CG	2.30	0.43
32:CE:164:VAL:O	32:CE:186:ALA:HA	2.17	0.43
32:CE:193:ASP:OD2	32:CE:193:ASP:O	2.36	0.43
34:CG:31:CYS:O	34:CG:32:ALA:HB3	2.18	0.43
34:CG:159:ARG:O	34:CG:163:GLU:HB2	2.18	0.43
35:CH:11:ILE:HD12	35:CH:105:VAL:HG13	1.99	0.43
35:CH:50:GLU:HG3	35:CH:52:PRO:CD	2.37	0.43
35:CH:78:HIS:HB2	38:CK:104:ARG:HG2	1.99	0.43
35:CH:114:GLY:O	35:CH:115:VAL:C	2.57	0.43
38:CK:94:TYR:CE1	38:CK:132:GLU:HB2	2.53	0.43
38:CK:134:ILE:O	38:CK:135:CYS:HB3	2.17	0.43
43:CP:67:GLU:CD	43:CP:68:GLY:N	2.71	0.43
45:CR:76:GLU:HA	45:CR:79:ARG:HH12	1.83	0.43
48:CU:36:ASN:O	48:CU:37:VAL:C	2.56	0.43
53:C1:38:U:H2'	53:C1:39:U:C5'	2.48	0.43
55:DA:204:A:O2'	55:DA:205:G:P	2.76	0.43
55:DA:226:G:H2'	55:DA:227:A:C8	2.53	0.43
55:DA:270(F):U:H2'	55:DA:270(G):C:H6	1.79	0.43
55:DA:498:G:H21	20:DU:47:LYS:HZ2	1.66	0.43
55:DA:587:C:OP2	11:DO:21:ARG:NH2	2.50	0.43
55:DA:805:G:H5'	55:DA:806:C:OP2	2.18	0.43
55:DA:826:U:H2'	55:DA:828:U:O4'	2.18	0.43
55:DA:858:U:O2'	55:DA:2268:A:C1'	2.66	0.43
55:DA:880:G:N3	55:DA:880:G:C2'	2.79	0.43
55:DA:887:A:H1'	55:DA:889:C:N4	2.33	0.43
55:DA:1122:G:C2	55:DA:1123:C:C6	3.07	0.43
55:DA:1494:A:H2'	55:DA:1494:A:N3	2.33	0.43
55:DA:1726:G:C2'	55:DA:1727:U:H5'	2.47	0.43
55:DA:1931:U:C5	55:DA:1969:A:N7	2.86	0.43
55:DA:2639:A:C2'	55:DA:2640:G:H5'	2.47	0.43
55:DA:2712:U:H2'	55:DA:2712(A):A:H3'	1.98	0.43
3:DD:35:LYS:CA	3:DD:64:ILE:HG22	2.48	0.43
7:DH:128:PRO:HG2	7:DH:129:THR:H	1.83	0.43
56:DI:5:ILE:O	56:DI:6:GLU:CG	2.66	0.43
8:DK:86:THR:O	8:DK:87:LYS:HB2	2.18	0.43
57:DY:50:ARG:H	57:DY:84:GLU:N	2.15	0.43
10:DN:77:ILE:O	10:DN:77:ILE:HG23	2.18	0.43
13:D0:21:TYR:OH	13:D0:43:GLU:HG2	2.18	0.43
14:DQ:83:LYS:HE2	14:DQ:84:GLN:HG3	1.99	0.43

*Continued on next page...*

*Continued from previous page...*

Atom-1	Atom-2	Interatomic distance (Å)	Clash overlap (Å)
17:D2:38:LEU:N	17:D2:51:VAL:HG13	2.33	0.43
24:DW:36:ARG:O	24:DW:40:SER:HB2	2.18	0.43
1:AA:141(A):C:H2'	1:AA:142:G:O4'	2.18	0.43
1:AA:325:G:H2'	1:AA:326:G:O4'	2.18	0.43
1:AA:686:G:N2	1:AA:788:A:N6	2.60	0.43
1:AA:774:A:H2	1:AA:787:U:O2'	2.01	0.43
1:AA:840:C:P	1:AA:932:G:H22	2.41	0.43
1:AA:846:C:H2'	1:AA:930:U:O4	2.17	0.43
1:AA:918:A:H5''	2:AB:97:G:O2'	2.18	0.43
1:AA:955:C:H2'	1:AA:955:C:O2	2.18	0.43
1:AA:959:A:C6	1:AA:960:A:N1	2.87	0.43
1:AA:966:G:H2'	1:AA:967:C:C6	2.53	0.43
1:AA:1021:A:H3'	1:AA:1021:A:H8	1.82	0.43
1:AA:1254:A:H5'	1:AA:1255:U:O5'	2.17	0.43
1:AA:2067:G:C4'	1:AA:2068:U:OP2	2.63	0.43
1:AA:2247:A:H2'	1:AA:2248:C:H6	1.83	0.43
1:AA:2473:U:O2	1:AA:2473:U:C2'	2.62	0.43
1:AA:2650:U:H2'	1:AA:2651:C:C6	2.53	0.43
1:AA:2820:A:H1'	13:A0:3:HIS:CB	2.38	0.43
2:AB:30:C:C4'	2:AB:58:A:H2	2.31	0.43
2:AB:44:G:C2	2:AB:48:A:N3	2.86	0.43
3:AD:109:ASP:N	3:AD:196:VAL:O	2.51	0.43
3:AD:132:PRO:HD2	3:AD:135:PHE:CD1	2.53	0.43
3:AD:224:ALA:HA	3:AD:233:HIS:O	2.18	0.43
4:AE:4:ILE:CD1	4:AE:28:ALA:HB3	2.44	0.43
5:AF:39:TRP:O	5:AF:40:GLN:C	2.57	0.43
5:AF:132:VAL:C	5:AF:134:GLY:H	2.18	0.43
6:AG:101:ILE:CG1	6:AG:102:PHE:N	2.79	0.43
7:AH:4:ILE:HB	7:AH:6:ARG:NE	2.33	0.43
7:AH:44:VAL:O	7:AH:50:VAL:HG23	2.17	0.43
8:AK:18:VAL:HG12	8:AK:18:VAL:O	2.17	0.43
8:AK:81:VAL:HG12	8:AK:82:ARG:N	2.33	0.43
10:AN:24:VAL:HB	10:AN:33:ALA:HB2	1.99	0.43
12:AP:110:THR:OG1	12:AP:112:GLU:HB2	2.18	0.43
13:A0:34:ILE:HG22	13:A0:114:VAL:HB	2.00	0.43
14:AQ:25:ARG:HH11	14:AQ:25:ARG:HB3	1.79	0.43
15:AR:45:PHE:CE1	15:AR:65:LYS:HE2	2.53	0.43
15:AR:76:PHE:HA	15:AR:77:PRO:HD3	1.75	0.43
16:A1:90:VAL:HA	17:A2:39:LEU:HD22	1.99	0.43
16:A1:93:LYS:CD	16:A1:93:LYS:H	2.31	0.43
16:A1:113:ALA:C	16:A1:115:ALA:N	2.70	0.43

*Continued on next page...*

*Continued from previous page...*

Atom-1	Atom-2	Interatomic distance (Å)	Clash overlap (Å)
17:A2:29:PRO:HA	17:A2:61:VAL:HG21	1.99	0.43
20:AU:76:CYS:O	20:AU:78:ALA:N	2.52	0.43
23:AZ:5:CYS:HB3	23:AZ:8:SER:OG	2.18	0.43
26:A4:55:ARG:HD2	26:A4:56:VAL:HG23	2.00	0.43
29:A7:38:GLY:O	29:A7:39:ARG:C	2.55	0.43
30:A8:55:ALA:O	30:A8:56:GLU:C	2.57	0.43
31:BA:65:U:H4'	31:BA:66:G:C5'	2.48	0.43
31:BA:412:A:N6	34:BG:35:ARG:HA	2.33	0.43
31:BA:557:G:H2'	31:BA:558:G:C8	2.52	0.43
31:BA:697:U:H3'	31:BA:698:G:H8	1.83	0.43
31:BA:748:C:HO2'	31:BA:749:C:P	2.39	0.43
31:BA:921:U:O2	35:BH:19:MET:HB3	2.17	0.43
31:BA:995:C:O2'	31:BA:996:A:H5'	2.18	0.43
31:BA:1425:U:H2'	31:BA:1426:C:C6	2.53	0.43
31:BA:1460:A:H2'	31:BA:1461:G:O4'	2.18	0.43
32:BE:51:LEU:HD23	32:BE:201:ILE:HD12	1.99	0.43
34:BG:138:TYR:CD2	34:BG:138:TYR:C	2.92	0.43
35:BH:63:ARG:O	35:BH:66:MET:HE1	2.18	0.43
36:BI:4:TYR:CE1	36:BI:92:LYS:HG2	2.53	0.43
36:BI:98:LEU:O	36:BI:98:LEU:HD12	2.18	0.43
38:BK:60:ARG:HH11	38:BK:60:ARG:HB2	1.82	0.43
42:BO:71:PRO:O	42:BO:102:ARG:NH1	2.50	0.43
43:BP:106:ASN:O	43:BP:107:ALA:HB3	2.18	0.43
44:BQ:23:ARG:O	44:BQ:24:CYS:C	2.56	0.43
45:BR:48:LYS:HA	45:BR:48:LYS:HD3	1.77	0.43
50:BW:48:LYS:O	50:BW:50:GLU:N	2.51	0.43
54:CA:10:A:H2'	54:CA:11:G:H8	1.83	0.43
54:CA:38:G:N2	54:CA:397:A:C2	2.82	0.43
54:CA:40:C:H2'	54:CA:41:G:O4'	2.19	0.43
54:CA:188:U:C2'	54:CA:189:U:C5'	2.94	0.43
54:CA:408:A:C4	54:CA:409:G:C8	3.06	0.43
54:CA:411:A:C5	54:CA:429:U:C5	3.06	0.43
54:CA:518:C:O2	54:CA:518:C:C2'	2.64	0.43
54:CA:721:G:H1'	54:CA:722:A:C2	2.54	0.43
54:CA:939:G:C6	54:CA:940:C:N4	2.85	0.43
54:CA:1000:A:H2'	54:CA:1001:G:H5'	2.00	0.43
54:CA:1266:G:N2	54:CA:1270:C:C4	2.86	0.43
54:CA:1338:G:C6	54:CA:1339:A:C6	3.06	0.43
32:CE:7:VAL:HG23	32:CE:8:LYS:HD3	2.00	0.43
32:CE:71:VAL:O	32:CE:165:VAL:HG22	2.18	0.43
33:CF:58:GLU:HB2	33:CF:65:ALA:CB	2.40	0.43

*Continued on next page...*

*Continued from previous page...*

Atom-1	Atom-2	Interatomic distance (Å)	Clash overlap (Å)
34:CG:88:VAL:O	34:CG:90:GLY:N	2.44	0.43
34:CG:107:ARG:NH2	34:CG:194:LEU:HD11	2.33	0.43
34:CG:116:GLN:O	34:CG:119:GLN:HB3	2.18	0.43
36:CI:78:GLU:HA	36:CI:81:ILE:CD1	2.47	0.43
38:CK:103:VAL:HG21	38:CK:109:ILE:C	2.38	0.43
41:CN:57:THR:HG23	41:CN:58:PRO:HD2	1.99	0.43
42:CO:101:VAL:HG11	42:CO:104:VAL:HG21	2.01	0.43
43:CP:108:ARG:NH1	43:CP:112:GLY:O	2.50	0.43
46:CS:75:ARG:C	46:CS:77:ALA:N	2.69	0.43
48:CU:76:LEU:HB3	48:CU:78:LEU:HG	2.00	0.43
50:CW:101:GLY:O	50:CW:102:GLY:C	2.56	0.43
52:CB:16:U:H2'	52:CB:17:C:H5'	2.00	0.43
52:CB:19:G:H22	52:CB:56:C:N4	2.07	0.43
53:C1:56:U:O2	53:C1:56:U:C2'	2.66	0.43
55:DA:405:U:C5'	55:DA:406:G:OP2	2.63	0.43
55:DA:481:G:C1'	55:DA:506:G:N2	2.79	0.43
55:DA:918:A:H2'	55:DA:919:G:O5'	2.18	0.43
55:DA:1042:G:H2'	55:DA:1043:C:C6	2.53	0.43
55:DA:1070:A:N6	55:DA:1096:A:C6	2.86	0.43
55:DA:1079:C:N4	55:DA:1080:A:N6	2.66	0.43
55:DA:1242:A:H5''	55:DA:1243:G:OP2	2.18	0.43
55:DA:1312:U:O2'	55:DA:1313:U:OP2	2.35	0.43
55:DA:1330:C:O2'	55:DA:1331:A:H5'	2.18	0.43
55:DA:1827:C:C2'	55:DA:1828:G:H5'	2.48	0.43
55:DA:1902:C:H2'	55:DA:1903:G:O5'	2.18	0.43
55:DA:2063:C:C5	55:DA:2064:C:C5	3.06	0.43
55:DA:2496:C:OP1	12:DP:81:VAL:CG1	2.66	0.43
55:DA:2517:C:HO2'	55:DA:2518:A:P	2.40	0.43
55:DA:2735:G:H2'	55:DA:2736:G:H8	1.84	0.43
55:DA:2884:U:H2'	55:DA:2885:C:C5'	2.48	0.43
3:DD:32:SER:O	3:DD:33:LEU:CB	2.47	0.43
6:DG:2:PRO:O	6:DG:4:ASP:N	2.50	0.43
6:DG:34:LEU:HD12	6:DG:100:TRP:CH2	2.53	0.43
6:DG:51:ARG:NH1	6:DG:51:ARG:CB	2.81	0.43
6:DG:67:LYS:H	26:D4:6:HIS:CE1	2.36	0.43
6:DG:121:ASN:C	6:DG:121:ASN:ND2	2.71	0.43
6:DG:125:PHE:CD2	6:DG:166:ASP:HB2	2.53	0.43
6:DG:146:TYR:O	6:DG:149:VAL:N	2.50	0.43
7:DH:9:ILE:HD12	7:DH:49:VAL:HG11	2.00	0.43
7:DH:155:SER:O	7:DH:156:ALA:O	2.36	0.43
8:DK:27:ARG:C	8:DK:28:ASN:HD22	2.21	0.43

*Continued on next page...*

*Continued from previous page...*

Atom-1	Atom-2	Interatomic distance (Å)	Clash overlap (Å)
8:DK:73:GLU:HB2	8:DK:136:VAL:CG2	2.48	0.43
8:DK:94:ALA:H	8:DK:116:LEU:HD13	1.83	0.43
57:DY:10:LEU:O	57:DY:11:ALA:C	2.57	0.43
57:DY:13:LEU:CD2	57:DY:62:ALA:O	2.66	0.43
57:DY:142:LEU:HD13	57:DY:143:GLN:CB	2.47	0.43
58:DL:44:ALA:C	58:DL:46:ALA:H	2.20	0.43
58:DL:58:THR:O	58:DL:59:ILE:HG12	2.17	0.43
58:DL:78:ILE:HD11	58:DL:127:ILE:CG2	2.48	0.43
58:DL:134:MET:O	58:DL:135:GLY:C	2.55	0.43
58:DL:143:GLU:O	58:DL:145:LYS:HG2	2.18	0.43
10:DN:86:ILE:H	10:DN:86:ILE:CD1	2.31	0.43
12:DP:140:ALA:O	12:DP:141:GLN:C	2.56	0.43
15:DR:67:SER:N	15:DR:70:VAL:O	2.51	0.43
15:DR:122:ASP:O	15:DR:123:GLN:O	2.36	0.43
16:D1:52:ARG:CG	16:D1:52:ARG:NH1	2.80	0.43
18:DS:58:ALA:HB1	18:DS:64:MET:HB2	1.99	0.43
20:DU:50:ARG:C	20:DU:53:PRO:HD2	2.38	0.43
21:DV:1:MET:HB3	21:DV:2:GLU:H	1.56	0.43
21:DV:182:LYS:HB3	21:DV:183:LEU:HD23	1.99	0.43
27:D5:20:ARG:C	27:D5:22:HIS:N	2.71	0.43
1:AA:26:G:H1'	1:AA:514:A:N6	2.33	0.43
1:AA:90:U:O2	1:AA:90:U:C2'	2.42	0.43
1:AA:91:A:H2'	1:AA:92:G:O4'	2.18	0.43
1:AA:312:G:OP2	1:AA:312:G:C8	2.60	0.43
1:AA:337:C:H2'	1:AA:338:G:O4'	2.19	0.43
1:AA:626:U:H5'	1:AA:627:A:C5'	2.47	0.43
1:AA:726:G:O2'	1:AA:727:A:P	2.76	0.43
1:AA:818:G:C2	1:AA:1190:G:O6	2.71	0.43
1:AA:830:G:H1'	1:AA:2448:A:C6	2.53	0.43
1:AA:995:C:H1'	16:A1:61:TRP:HZ2	1.82	0.43
1:AA:1032:A:H2	1:AA:1122:G:H22	1.65	0.43
1:AA:1187:G:O5'	1:AA:1187:G:H8	2.02	0.43
1:AA:1363:C:H2'	1:AA:1364:G:H8	1.82	0.43
1:AA:1407:C:O2	1:AA:1407:C:H2'	2.17	0.43
1:AA:1697:G:H3'	1:AA:1698:A:H5''	2.01	0.43
1:AA:2129:C:C2'	1:AA:2130:U:C5'	2.96	0.43
1:AA:2227:A:N6	1:AA:2228:G:C6	2.86	0.43
1:AA:2283:C:H2'	1:AA:2284:C:H5'	2.00	0.43
1:AA:2513:G:H2'	1:AA:2514:U:C6	2.53	0.43
1:AA:2679:A:O2'	1:AA:2680:C:H5'	2.19	0.43
4:AE:5:LEU:HD23	4:AE:5:LEU:N	2.33	0.43

*Continued on next page...*

*Continued from previous page...*

Atom-1	Atom-2	Interatomic distance (Å)	Clash overlap (Å)
5:AF:31:HIS:CB	11:AO:9:ASN:ND2	2.78	0.43
5:AF:154:VAL:HA	5:AF:191:ARG:O	2.18	0.43
6:AG:44:GLY:O	6:AG:47:LYS:HB2	2.18	0.43
6:AG:67:LYS:HD2	6:AG:67:LYS:O	2.19	0.43
6:AG:111:LEU:HD13	6:AG:120:LEU:HD21	1.99	0.43
8:AK:51:ILE:O	8:AK:53:ALA:N	2.51	0.43
8:AK:69:LYS:C	8:AK:69:LYS:HD2	2.38	0.43
8:AK:101:LEU:CG	8:AK:109:ILE:HD12	2.42	0.43
8:AK:114:LEU:HA	8:AK:130:TYR:HB2	2.00	0.43
8:AK:117:GLU:HB2	8:AK:118:LYS:H	1.50	0.43
10:AN:111:PHE:HB3	10:AN:114:ILE:CD1	2.45	0.43
11:AO:31:ALA:C	11:AO:32:THR:CG2	2.86	0.43
12:AP:28:ALA:CB	12:AP:67:ARG:NH1	2.81	0.43
14:AQ:47:THR:C	14:AQ:48:LEU:HD12	2.39	0.43
16:A1:50:ARG:HH11	17:A2:72:VAL:CG2	2.31	0.43
17:A2:46:VAL:O	17:A2:48:GLY:N	2.51	0.43
20:AU:47:LYS:HG3	20:AU:60:PHE:HD1	1.84	0.43
20:AU:75:ILE:CG1	20:AU:76:CYS:N	2.81	0.43
21:AV:93:ASP:OD1	21:AV:93:ASP:O	2.37	0.43
29:A7:47:ARG:HH11	29:A7:47:ARG:HB2	1.83	0.43
31:BA:186:C:C1'	50:BW:81:LYS:NZ	2.80	0.43
31:BA:187:C:O2	31:BA:191(A):G:C6	2.72	0.43
31:BA:452:A:HO2'	31:BA:453:A:C4'	2.29	0.43
31:BA:511:C:O2'	31:BA:512:U:H5''	2.18	0.43
31:BA:563:A:H1'	31:BA:566:G:HO2'	1.83	0.43
31:BA:733:A:O2'	31:BA:734:G:C5'	2.66	0.43
31:BA:806:C:H2'	31:BA:807:A:H8	1.82	0.43
31:BA:1069:C:O2'	31:BA:1192:C:H1'	2.18	0.43
31:BA:1187:G:H5'	31:BA:1188:A:OP2	2.17	0.43
31:BA:1190:G:P	33:BF:5:ILE:HG23	2.58	0.43
31:BA:1281:U:C2'	31:BA:1282:C:OP1	2.66	0.43
31:BA:1354:C:H2'	31:BA:1355:G:H8	1.83	0.43
32:BE:9:GLU:O	32:BE:11:LEU:N	2.51	0.43
32:BE:137:ARG:C	32:BE:139:LYS:N	2.71	0.43
32:BE:221:LEU:HA	32:BE:224:GLN:CG	2.48	0.43
33:BF:35:GLU:N	33:BF:38:ARG:NH2	2.67	0.43
35:BH:36:ASP:C	35:BH:38:GLN:H	2.22	0.43
37:BJ:50:ILE:C	37:BJ:52:GLU:H	2.21	0.43
47:BT:66:SER:C	47:BT:67:LYS:O	2.55	0.43
48:BU:50:ILE:HD11	48:BU:70:ILE:CG2	2.42	0.43
49:BV:11:VAL:HG22	49:BV:12:ASP:N	2.33	0.43

*Continued on next page...*



*Continued from previous page...*

Atom-1	Atom-2	Interatomic distance (Å)	Clash overlap (Å)
50:BW:73:HIS:O	50:BW:74:LYS:HB2	2.18	0.43
53:B1:35:A:H2'	53:B1:36:G:O4'	2.18	0.43
54:CA:96:G:O2'	54:CA:97:U:H5'	2.18	0.43
54:CA:107:G:O6	50:CW:15:ARG:HD3	2.18	0.43
54:CA:152:A:N6	54:CA:170:U:C2	2.86	0.43
54:CA:420:U:O2	54:CA:420:U:H2'	2.18	0.43
54:CA:586:C:O2'	54:CA:878:G:H4'	2.18	0.43
54:CA:616:G:N3	54:CA:616:G:H2'	2.32	0.43
54:CA:628:G:C2	54:CA:629:G:N3	2.85	0.43
54:CA:967:C:H2'	54:CA:968:A:C8	2.53	0.43
54:CA:1004:A:C8	54:CA:1036:G:N2	2.86	0.43
54:CA:1359:C:C5	44:CQ:35:ARG:HD2	2.53	0.43
32:CE:8:LYS:CE	32:CE:11:LEU:HD22	2.48	0.43
33:CF:70:VAL:CG1	33:CF:71:ALA:H	2.30	0.43
33:CF:109:PRO:C	33:CF:111:LEU:H	2.22	0.43
33:CF:126:ARG:HG2	33:CF:126:ARG:NH1	2.32	0.43
37:CJ:111:ARG:NH1	37:CJ:113:GLU:OE2	2.51	0.43
39:CL:7:THR:O	39:CL:83:ARG:HD3	2.18	0.43
39:CL:8:GLY:CA	39:CL:79:LEU:HD12	2.30	0.43
39:CL:92:TYR:O	39:CL:96:LEU:HB2	2.18	0.43
45:CR:17:ARG:HG3	45:CR:17:ARG:NH1	2.27	0.43
45:CR:61:GLY:C	45:CR:65:ARG:HH12	2.20	0.43
46:CS:21:VAL:HG22	46:CS:34:GLU:O	2.19	0.43
52:CB:64:A:C2'	52:CB:65:G:H5'	2.48	0.43
55:DA:30:G:H2'	55:DA:31:C:H6	1.84	0.43
55:DA:73:A:H8	55:DA:73:A:O5'	2.01	0.43
55:DA:74:A:O5'	55:DA:74:A:C8	2.72	0.43
55:DA:97:C:O2	55:DA:97:C:H2'	2.17	0.43
55:DA:270:A:H1'	55:DA:370:G:C2	2.53	0.43
55:DA:287:C:H2'	55:DA:288:C:C6	2.53	0.43
55:DA:373:U:O2	55:DA:423:A:C2	2.69	0.43
55:DA:824:A:H1'	55:DA:2358:G:N7	2.33	0.43
55:DA:883:G:H8	55:DA:883:G:P	2.42	0.43
55:DA:1666:G:C4'	10:DN:6:THR:HG23	2.46	0.43
55:DA:1794:U:O4'	55:DA:1900:A:C2	2.71	0.43
55:DA:2809:A:H62	55:DA:2891:G:H2'	1.83	0.43
2:DB:41:U:C4	6:DG:70:VAL:O	2.70	0.43
2:DB:58:A:H5'	2:DB:59:A:OP2	2.17	0.43
3:DD:25:THR:HG21	3:DD:82:ILE:N	2.28	0.43
3:DD:85:ASP:OD1	3:DD:85:ASP:C	2.54	0.43
3:DD:89:SER:HB2	3:DD:159:ALA:CB	2.48	0.43

*Continued on next page...*

*Continued from previous page...*

Atom-1	Atom-2	Interatomic distance (Å)	Clash overlap (Å)
3:DD:95:LEU:CD1	3:DD:97:TYR:CE1	3.01	0.43
4:DE:16:ARG:O	4:DE:17:ASP:HB2	2.18	0.43
6:DG:47:LYS:HD3	6:DG:81:LYS:CB	2.35	0.43
56:DI:27:LEU:O	56:DI:29:GLU:N	2.51	0.43
8:DK:110:ASP:OD2	8:DK:130:TYR:CE1	2.71	0.43
57:DY:28:ASN:N	57:DY:80:VAL:HG11	2.34	0.43
57:DY:50:ARG:N	57:DY:83:TYR:CA	2.80	0.43
57:DY:89:ALA:CB	57:DY:125:LEU:HD12	2.47	0.43
57:DY:133:GLU:H	57:DY:133:GLU:HG2	1.29	0.43
58:DL:54:PRO:HD2	58:DL:72:PRO:CB	2.47	0.43
58:DL:85:GLU:C	58:DL:86:LYS:HE2	2.38	0.43
58:DL:102:GLU:C	58:DL:104:VAL:N	2.72	0.43
10:DN:7:TYR:CE1	10:DN:20:MET:HB2	2.53	0.43
12:DP:2:LEU:HD13	12:DP:2:LEU:HA	1.74	0.43
13:D0:12:ARG:NH1	13:D0:12:ARG:CG	2.80	0.43
13:D0:70:LEU:HD12	13:D0:76:VAL:HG22	2.00	0.43
13:D0:75:LEU:HD13	13:D0:75:LEU:C	2.39	0.43
14:DQ:111:GLU:O	14:DQ:112:PHE:HD1	2.01	0.43
15:DR:95:ARG:HA	15:DR:95:ARG:HD2	1.81	0.43
17:D2:61:VAL:C	17:D2:62:LEU:HD12	2.37	0.43
18:DS:28:SER:HB3	18:DS:31:GLU:HB2	2.01	0.43
20:DU:43:ASN:CA	20:DU:64:GLU:HA	2.48	0.43
20:DU:77:PRO:O	20:DU:78:ALA:CB	2.66	0.43
21:DV:124:ILE:HG23	21:DV:124:ILE:O	2.19	0.43
21:DV:145:GLU:O	21:DV:146:ILE:C	2.57	0.43
24:DW:4:SER:OG	24:DW:5:GLU:N	2.51	0.43
24:DW:17:SER:OG	24:DW:67:LYS:HE3	2.17	0.43
24:DW:18:PRO:CD	24:DW:19:VAL:H	2.28	0.43
28:D6:37:ARG:O	28:D6:48:VAL:O	2.36	0.43
1:AA:141:A:H1'	1:AA:1408:C:C1'	2.47	0.43
1:AA:246:C:H4'	1:AA:385:C:O4'	2.18	0.43
1:AA:300:A:H2'	1:AA:334:C:H1'	1.99	0.43
1:AA:726:G:O2'	1:AA:727:A:H8	2.01	0.43
1:AA:870:A:C2	1:AA:871:U:H1'	2.53	0.43
1:AA:1008:C:N4	1:AA:1136:G:C6	2.87	0.43
1:AA:1162:G:H2'	1:AA:1163:G:C8	2.53	0.43
1:AA:1283:G:N2	1:AA:1285:G:H3'	2.32	0.43
1:AA:1565:C:O2'	1:AA:1566:A:H8	2.02	0.43
1:AA:1603:A:OP1	1:AA:1604:C:OP2	2.37	0.43
1:AA:2438:U:O3'	1:AA:2439:A:H3'	2.18	0.43
1:AA:2523:G:H5'	1:AA:2523:G:C8	2.45	0.43

*Continued on next page...*

*Continued from previous page...*

Atom-1	Atom-2	Interatomic distance (Å)	Clash overlap (Å)
1:AA:2649:U:H2'	1:AA:2650:U:H6	1.83	0.43
1:AA:2653:U:H6	1:AA:2653:U:O5'	2.01	0.43
1:AA:2707:G:H2'	1:AA:2708:G:H8	1.83	0.43
1:AA:2791:C:C4	1:AA:2893:G:C6	3.06	0.43
1:AA:2824:C:H2'	1:AA:2825:C:C5'	2.43	0.43
2:AB:95:U:H3'	2:AB:95:U:C6	2.53	0.43
4:AE:33:VAL:O	4:AE:33:VAL:HG13	2.18	0.43
4:AE:199:ARG:HH11	4:AE:199:ARG:HB3	1.82	0.43
6:AG:75:LYS:HD2	6:AG:77:ILE:HD11	1.99	0.43
7:AH:115:VAL:HG11	7:AH:148:ILE:CD1	2.48	0.43
8:AK:56:LYS:C	8:AK:58:LEU:N	2.71	0.43
8:AK:98:ALA:O	8:AK:99:GLU:C	2.57	0.43
8:AK:133:HIS:N	8:AK:134:PRO:HD2	2.32	0.43
9:AM:36:GLY:H	9:AM:42:TRP:HE3	1.67	0.43
11:AO:147:LEU:C	11:AO:148:LEU:HD23	2.39	0.43
13:A0:31:HIS:O	13:A0:33:ARG:N	2.52	0.43
13:A0:103:ARG:HD2	13:A0:108:GLY:C	2.38	0.43
16:A1:50:ARG:NH1	17:A2:72:VAL:HB	2.34	0.43
16:A1:50:ARG:NH1	17:A2:72:VAL:CB	2.80	0.43
21:AV:121:HIS:HB2	21:AV:171:ILE:CD1	2.48	0.43
24:AW:33:MET:O	24:AW:36:ARG:HB2	2.16	0.43
24:AW:46:GLN:H	24:AW:49:LYS:HE3	1.83	0.43
30:A8:50:LEU:HD12	30:A8:53:PRO:O	2.17	0.43
31:BA:518:C:H4'	31:BA:519:C:C5'	2.49	0.43
31:BA:627:G:O2'	31:BA:628:G:H5'	2.18	0.43
31:BA:765:G:H22	31:BA:812:C:C2'	2.32	0.43
31:BA:881:G:C6	31:BA:882:C:C4	3.06	0.43
31:BA:960:U:O2	31:BA:960:U:C2'	2.64	0.43
31:BA:1365:G:C5	31:BA:1366:C:C5	3.07	0.43
32:BE:9:GLU:C	32:BE:11:LEU:H	2.21	0.43
32:BE:101:MET:CE	32:BE:108:ILE:HG21	2.48	0.43
33:BF:88:ARG:HG2	33:BF:101:LEU:HB3	2.00	0.43
34:BG:3:ARG:HD2	34:BG:118:ARG:HE	1.83	0.43
37:BJ:78:ARG:HD2	37:BJ:79:ARG:N	2.33	0.43
38:BK:5:PRO:O	38:BK:8:ASP:HB3	2.18	0.43
40:BM:74:ILE:N	40:BM:74:ILE:CD1	2.80	0.43
42:BO:60:LEU:HD21	42:BO:66:VAL:HG22	2.01	0.43
48:BU:31:LEU:HG	48:BU:65:ILE:CD1	2.44	0.43
50:BW:14:LYS:HA	50:BW:17:ARG:NE	2.34	0.43
52:BD:71:G:H2'	52:BD:72:C:O4'	2.19	0.43
52:BC:50:U:O2'	52:BC:51:U:H5'	2.19	0.43

*Continued on next page...*

*Continued from previous page...*

Atom-1	Atom-2	Interatomic distance (Å)	Clash overlap (Å)
53:B1:28:G:O2'	53:B1:29:G:O4'	2.28	0.43
53:B1:53:U:O2'	53:B1:54:U:H5''	2.18	0.43
54:CA:74:C:H2'	54:CA:75:C:H5'	2.00	0.43
54:CA:250:A:O2'	54:CA:251:G:P	2.76	0.43
54:CA:258:G:N3	54:CA:259:G:C8	2.86	0.43
54:CA:274:A:H1'	54:CA:275:G:O4'	2.18	0.43
54:CA:397:A:N7	54:CA:547:A:O2'	2.51	0.43
54:CA:412:A:H4'	54:CA:413:G:C5'	2.48	0.43
54:CA:701:C:C2'	54:CA:702:A:OP2	2.66	0.43
54:CA:718:G:C1'	41:CN:116:HIS:HA	2.48	0.43
54:CA:794:A:C5'	54:CA:794:A:C8	2.99	0.43
54:CA:1060:C:N4	33:CF:2:GLY:HA3	2.31	0.43
54:CA:1152:A:OP1	40:CM:68:HIS:CD2	2.71	0.43
54:CA:1403:C:H1'	54:CA:1500:A:N1	2.34	0.43
35:CH:20:GLN:O	35:CH:21:ALA:O	2.35	0.43
37:CJ:6:ARG:O	37:CJ:6:ARG:HG2	2.18	0.43
37:CJ:113:GLU:HB3	37:CJ:118:VAL:HG22	2.01	0.43
42:CO:71:PRO:O	42:CO:102:ARG:HD2	2.19	0.43
45:CR:26:GLU:OE2	45:CR:77:ARG:NH1	2.49	0.43
48:CU:66:LEU:CD1	48:CU:70:ILE:HD11	2.49	0.43
52:CD:59:U:H3'	52:CD:60:U:C6	2.50	0.43
55:DA:105:C:C2	55:DA:106:C:C5	3.07	0.43
55:DA:195:A:H5''	11:DO:46:LYS:HZ1	1.83	0.43
55:DA:627:A:H4'	55:DA:628:G:H5'	1.99	0.43
55:DA:846:C:C4	55:DA:930:U:C5	3.06	0.43
55:DA:1279:G:H4'	13:D0:31:HIS:CD2	2.53	0.43
55:DA:1562:A:H2'	55:DA:1563:G:H8	1.82	0.43
55:DA:2097:C:O2'	55:DA:2098:U:H5'	2.18	0.43
55:DA:2262:U:H4'	55:DA:2328:A:C2	2.53	0.43
55:DA:2331:G:O2'	55:DA:2336:A:N1	2.36	0.43
55:DA:2880:C:O2'	13:D0:90:ARG:NH1	2.50	0.43
3:DD:73:VAL:HA	3:DD:119:ALA:O	2.18	0.43
3:DD:92:ILE:HG22	3:DD:106:ILE:HA	2.01	0.43
4:DE:103:ASP:OD2	4:DE:168:MET:CE	2.66	0.43
5:DF:57:VAL:HG13	5:DF:58:ALA:N	2.33	0.43
7:DH:6:ARG:HA	7:DH:66:GLY:HA2	2.00	0.43
57:DY:15:GLU:CD	57:DY:19:ARG:NH2	2.72	0.43
57:DY:54:ALA:O	57:DY:57:THR:HB	2.17	0.43
57:DY:74:LEU:N	57:DY:74:LEU:HD12	2.33	0.43
57:DY:135:ARG:HB2	56:DJ:19:GLU:OE2	2.19	0.43
58:DL:133:SER:C	58:DL:137:GLU:OE1	2.57	0.43

*Continued on next page...*

*Continued from previous page...*

Atom-1	Atom-2	Interatomic distance (Å)	Clash overlap (Å)
14:DQ:89:ARG:O	14:DQ:90:GLY:C	2.57	0.43
18:DS:66:GLU:C	18:DS:68:ARG:H	2.22	0.43
19:DT:39:ILE:O	19:DT:40:LYS:C	2.57	0.43
20:DU:63:LYS:HZ2	20:DU:64:GLU:HG3	1.83	0.43
21:DV:100:VAL:HG11	21:DV:137:ILE:HG13	1.99	0.43
25:DX:4:LEU:O	25:DX:36:VAL:HA	2.18	0.43
30:D8:22:VAL:CB	30:D8:53:PRO:HB2	2.49	0.43
1:AA:63:U:O2'	1:AA:64:A:C8	2.70	0.43
1:AA:73:A:H8	1:AA:73:A:O5'	2.00	0.43
1:AA:241:A:N1	1:AA:255:A:H5''	2.33	0.43
1:AA:328:U:H4'	20:AU:68:HIS:CD2	2.53	0.43
1:AA:361:G:N2	1:AA:362:U:H1'	2.33	0.43
1:AA:371:A:H1'	1:AA:373:U:C6	2.54	0.43
1:AA:442:G:C2	1:AA:444:C:C5	3.05	0.43
1:AA:598:G:H2'	1:AA:599:G:O4'	2.17	0.43
1:AA:749:C:C2	1:AA:1618:A:H2'	2.53	0.43
1:AA:974:G:C2	1:AA:1186:G:C4	3.06	0.43
1:AA:1043:C:N4	1:AA:1044:G:N7	2.67	0.43
1:AA:1144:G:H3'	1:AA:1144:G:P	2.57	0.43
1:AA:1270:C:H5''	1:AA:1271:G:C5'	2.49	0.43
1:AA:1466:G:N3	1:AA:1466:G:H2'	2.33	0.43
1:AA:1509:C:H4'	1:AA:1509:C:OP1	2.18	0.43
1:AA:1528:A:N1	1:AA:1543:A:N1	2.66	0.43
1:AA:1786:A:N1	1:AA:2606:C:C1'	2.81	0.43
1:AA:1881:C:H2'	1:AA:1881:C:O2	2.18	0.43
1:AA:1944:U:C1'	1:AA:1955:U:O4'	2.61	0.43
1:AA:1979:C:H2'	1:AA:1979:C:O2	2.18	0.43
1:AA:2652:C:O2'	1:AA:2653:U:H5'	2.18	0.43
2:AB:27:C:N4	2:AB:28:C:N4	2.66	0.43
2:AB:56:G:H4'	2:AB:57:A:H8	1.82	0.43
3:AD:268:ARG:HD3	3:AD:269:PHE:CD1	2.54	0.43
4:AE:32:PRO:O	4:AE:33:VAL:HB	2.18	0.43
4:AE:34:VAL:HG21	4:AE:78:LEU:HD13	2.00	0.43
4:AE:69:LYS:HD2	4:AE:69:LYS:HA	1.79	0.43
4:AE:108:SER:O	4:AE:162:ALA:HA	2.19	0.43
4:AE:110:GLY:HA2	4:AE:162:ALA:N	2.34	0.43
6:AG:103:LEU:HD22	6:AG:178:PHE:HZ	1.83	0.43
6:AG:125:PHE:O	6:AG:127:GLY:N	2.52	0.43
6:AG:175:LEU:O	6:AG:176:LEU:C	2.54	0.43
7:AH:105:LEU:O	7:AH:105:LEU:CD2	2.66	0.43
8:AK:91:SER:OG	8:AK:119:PRO:CB	2.67	0.43

*Continued on next page...*

*Continued from previous page...*

Atom-1	Atom-2	Interatomic distance (Å)	Clash overlap (Å)
12:AP:37:LEU:O	12:AP:99:PRO:HB3	2.19	0.43
12:AP:54:MET:O	12:AP:55:VAL:C	2.56	0.43
12:AP:55:VAL:HG13	12:AP:56:ARG:N	2.34	0.43
12:AP:134:ARG:HG2	12:AP:134:ARG:O	2.18	0.43
13:A0:13:HIS:O	13:A0:16:HIS:N	2.52	0.43
14:AQ:106:ARG:CB	14:AQ:106:ARG:CZ	2.96	0.43
15:AR:111:ARG:HH11	15:AR:111:ARG:HG3	1.84	0.43
17:A2:44:LYS:C	17:A2:46:VAL:H	2.21	0.43
17:A2:71:LEU:O	17:A2:72:VAL:O	2.37	0.43
18:AS:68:ARG:HB3	18:AS:110:LYS:H	1.84	0.43
18:AS:70:TYR:O	18:AS:107:LEU:HA	2.19	0.43
19:AT:80:ILE:HG12	19:AT:80:ILE:O	2.18	0.43
20:AU:96:ILE:HD12	20:AU:98:VAL:HG12	2.01	0.43
21:AV:57:ILE:O	21:AV:68:PRO:HA	2.18	0.43
21:AV:81:ARG:O	21:AV:81:ARG:CG	2.66	0.43
22:A3:74:ARG:CG	22:A3:74:ARG:NH1	2.78	0.43
25:AX:7:LYS:O	25:AX:54:VAL:HG13	2.18	0.43
26:A4:46:GLN:HA	26:A4:46:GLN:HE21	1.83	0.43
26:A4:51:ASP:O	26:A4:51:ASP:OD1	2.36	0.43
26:A4:59:PHE:HE1	49:BV:68:GLY:H	1.61	0.43
27:A5:33:CYS:O	27:A5:36:CYS:O	2.36	0.43
30:A8:32:LEU:CD2	30:A8:33:ASN:H	2.30	0.43
31:BA:61:G:H2'	31:BA:62:U:O4'	2.18	0.43
31:BA:194:C:C2'	31:BA:195:A:H5''	2.48	0.43
31:BA:595:G:C6	31:BA:641:U:H2'	2.54	0.43
31:BA:862:C:O2'	31:BA:874:G:H5''	2.19	0.43
31:BA:1028:C:N4	31:BA:1028(A):C:N4	2.67	0.43
31:BA:1028(A):C:H5'	31:BA:1028(A):C:H6	1.83	0.43
31:BA:1049:U:O2'	31:BA:1050:G:P	2.77	0.43
31:BA:1052:U:C2'	31:BA:1055:A:OP1	2.67	0.43
31:BA:1190:G:P	33:BF:5:ILE:HD12	2.59	0.43
31:BA:1207:G:C6	31:BA:1208:C:C4	3.06	0.43
31:BA:1313:U:C5	49:BV:4:SER:HB2	2.54	0.43
31:BA:1314:C:H2'	31:BA:1315:U:H6	1.83	0.43
32:BE:10:LEU:O	32:BE:13:ALA:HB3	2.18	0.43
32:BE:58:ILE:O	32:BE:62:ALA:N	2.52	0.43
33:BF:63:ASN:HB3	33:BF:98:ASN:HB3	2.01	0.43
34:BG:105:VAL:HG13	34:BG:110:PHE:HB2	2.01	0.43
35:BH:40:ARG:HH11	35:BH:40:ARG:HG2	1.84	0.43
36:BI:67:MET:HB2	36:BI:68:PRO:HD2	2.01	0.43
39:BL:117:HIS:C	39:BL:118:LYS:HG3	2.39	0.43

*Continued on next page...*

*Continued from previous page...*

Atom-1	Atom-2	Interatomic distance (Å)	Clash overlap (Å)
40:BM:82:ILE:HG22	40:BM:82:ILE:O	2.19	0.43
49:BV:41:VAL:O	49:BV:44:MET:SD	2.76	0.43
52:BD:51:U:H2'	52:BD:52:G:C8	2.54	0.43
52:BD:67:C:H2'	52:BD:68:C:C6	2.53	0.43
52:BB:39:U:H2'	52:BB:40:C:H6	1.82	0.43
52:BC:9:A:H5'	52:BC:46:G:O2'	2.19	0.43
54:CA:452:A:H2'	54:CA:453:A:C8	2.53	0.43
54:CA:455:C:O5'	54:CA:455:C:H6	2.01	0.43
54:CA:565:U:C5'	54:CA:566:G:H3'	2.48	0.43
54:CA:724:G:O2'	54:CA:725:G:H5'	2.19	0.43
54:CA:827:U:C5	54:CA:870:U:C4	3.07	0.43
54:CA:920:U:O4'	54:CA:1080:A:C2	2.72	0.43
54:CA:940:C:H2'	54:CA:941:G:H8	1.83	0.43
54:CA:1270:C:O2'	54:CA:1271:G:H5'	2.17	0.43
32:CE:17:PHE:HB2	32:CE:44:LEU:HD11	2.01	0.43
32:CE:169:LYS:O	32:CE:169:LYS:HD3	2.18	0.43
33:CF:27:LYS:HZ3	33:CF:27:LYS:HA	1.83	0.43
35:CH:34:VAL:HG11	35:CH:63:ARG:HG2	2.00	0.43
36:CI:16:GLN:CD	36:CI:16:GLN:H	2.21	0.43
36:CI:67:MET:HB2	36:CI:68:PRO:HD2	1.99	0.43
36:CI:98:LEU:HA	48:CU:31:LEU:CD2	2.48	0.43
37:CJ:75:VAL:O	37:CJ:75:VAL:HG23	2.18	0.43
37:CJ:140:ASP:HA	37:CJ:143:ARG:CZ	2.45	0.43
38:CK:6:ILE:CG2	38:CK:85:ARG:HH12	2.30	0.43
41:CN:58:PRO:HD3	41:CN:89:ALA:HB1	2.00	0.43
43:CP:10:PRO:O	43:CP:11:ARG:HB3	2.18	0.43
43:CP:54:VAL:O	43:CP:58:GLU:HG3	2.18	0.43
45:CR:58:MET:O	45:CR:61:GLY:N	2.51	0.43
47:CT:6:LEU:O	47:CT:58:GLU:HA	2.19	0.43
48:CU:53:ARG:O	48:CU:55:ARG:N	2.52	0.43
55:DA:372:G:O2'	55:DA:373:U:C6	2.70	0.43
55:DA:479:A:H4'	55:DA:480:A:C5'	2.49	0.43
55:DA:541:C:C2	55:DA:542:C:C5	3.07	0.43
55:DA:588:U:H1'	5:DF:90:PHE:HB3	2.01	0.43
55:DA:860:U:O2	55:DA:2268:A:O4'	2.36	0.43
55:DA:1078:U:C6	55:DA:1078:U:H3'	2.54	0.43
55:DA:1265:A:N6	55:DA:2014:A:OP2	2.52	0.43
55:DA:1324:G:C4	55:DA:1328:G:O6	2.72	0.43
55:DA:1388:G:O2'	55:DA:1389:G:H5'	2.18	0.43
55:DA:1411:C:H5'	55:DA:1412:A:OP2	2.18	0.43
55:DA:1725:G:C8	55:DA:1725:G:C5'	2.93	0.43

*Continued on next page...*

*Continued from previous page...*

Atom-1	Atom-2	Interatomic distance (Å)	Clash overlap (Å)
55:DA:2307:G:H1'	55:DA:2308:G:C2	2.53	0.43
55:DA:2313:C:H5''	6:DG:91:ARG:HD3	1.99	0.43
55:DA:2786:U:O2	4:DE:62:PRO:HG3	2.19	0.43
3:DD:167:GLY:O	3:DD:173:VAL:HG23	2.18	0.43
3:DD:264:LYS:HG2	3:DD:266:SER:HB3	2.00	0.43
4:DE:144:ARG:HB3	4:DE:145:LYS:H	1.53	0.43
5:DF:37:VAL:HG12	5:DF:41:LEU:HD12	2.00	0.43
6:DG:115:ARG:O	6:DG:116:ASP:HB2	2.18	0.43
6:DG:146:TYR:O	6:DG:148:MET:N	2.52	0.43
8:DK:31:LEU:N	8:DK:32:PRO:CD	2.82	0.43
57:DY:7:VAL:O	57:DY:10:LEU:N	2.51	0.43
57:DY:91:LYS:HZ2	57:DY:95:GLN:NE2	2.12	0.43
57:DY:117:LEU:HD21	56:DJ:24:ILE:HD11	2.00	0.43
58:DL:51:ALA:C	58:DL:52:ILE:HG13	2.38	0.43
58:DL:52:ILE:CG1	58:DL:76:TYR:N	2.82	0.43
58:DL:56:GLU:CB	58:DL:68:VAL:HG13	2.44	0.43
58:DL:59:ILE:O	58:DL:60:TYR:HB2	2.18	0.43
58:DL:109:LYS:HB2	58:DL:120:LEU:HD21	2.01	0.43
58:DL:112:MET:SD	58:DL:120:LEU:CD1	2.99	0.43
11:DO:19:VAL:CG2	11:DO:21:ARG:HD2	2.49	0.43
16:D1:72:HIS:CE1	16:D1:107:ALA:HA	2.53	0.43
17:D2:37:VAL:CG2	17:D2:37:VAL:O	2.66	0.43
17:D2:72:VAL:O	17:D2:72:VAL:HG13	2.19	0.43
27:D5:58:LEU:O	27:D5:60:VAL:N	2.43	0.43
1:AA:9:U:H5'	9:AM:115:ARG:HH22	1.84	0.43
1:AA:291:C:O2'	1:AA:292:C:H5'	2.19	0.43
1:AA:299:A:N6	1:AA:322:A:O2'	2.51	0.43
1:AA:654(C):G:C6	1:AA:654(D):G:C6	3.06	0.43
1:AA:840:C:OP2	1:AA:932:G:N2	2.48	0.43
1:AA:855:G:H2'	1:AA:856:C:C6	2.53	0.43
1:AA:943:U:O2'	1:AA:944:G:H5'	2.17	0.43
1:AA:1091:G:H2'	1:AA:1092:C:H6	1.82	0.43
1:AA:1153:C:H5'	16:A1:76:TYR:HE2	1.84	0.43
1:AA:1482:U:H5'	1:AA:1483:G:OP2	2.18	0.43
1:AA:1652:A:H4'	1:AA:1653:G:OP1	2.18	0.43
1:AA:1812:A:H2'	1:AA:1813:G:H8	1.83	0.43
1:AA:1816:G:O6	3:AD:37:LEU:HD11	2.19	0.43
1:AA:2014:A:H2'	1:AA:2015:A:C8	2.52	0.43
1:AA:2063:C:O2	1:AA:2450:A:N1	2.52	0.43
1:AA:2287:A:O2'	1:AA:2288:A:O5'	2.27	0.43
1:AA:2392:A:N1	1:AA:2424:C:N3	2.67	0.43

*Continued on next page...*



*Continued from previous page...*

Atom-1	Atom-2	Interatomic distance (Å)	Clash overlap (Å)
1:AA:2457:U:H2'	1:AA:2458:G:O4'	2.18	0.43
1:AA:2552:U:OP2	1:AA:2552:U:H6	2.02	0.43
1:AA:2720:U:H2'	1:AA:2721:A:H8	1.82	0.43
1:AA:2852:G:C6	1:AA:2853:C:C4	3.07	0.43
2:AB:45:A:OP1	2:AB:45:A:H8	2.01	0.43
2:AB:79:C:H2'	2:AB:80:U:H5'	1.99	0.43
3:AD:68:LYS:O	3:AD:70:TRP:N	2.51	0.43
3:AD:154:LYS:C	3:AD:155:LEU:HD12	2.38	0.43
3:AD:176:ARG:HH11	3:AD:176:ARG:CG	2.22	0.43
3:AD:176:ARG:NH1	3:AD:176:ARG:CG	2.80	0.43
3:AD:223:GLY:HA3	3:AD:231:HIS:CE1	2.53	0.43
5:AF:195:ASP:OD1	5:AF:197:ASP:HB3	2.18	0.43
7:AH:37:VAL:HG22	7:AH:38:SER:H	1.83	0.43
7:AH:51:ARG:HG3	7:AH:51:ARG:HH11	1.84	0.43
7:AH:87:LEU:CD2	7:AH:149:ARG:HB2	2.49	0.43
8:AK:72:LEU:CD2	8:AK:107:VAL:HG21	2.45	0.43
9:AM:46:VAL:O	9:AM:47:ALA:CB	2.67	0.43
11:AO:64:LYS:O	11:AO:66:GLY:N	2.47	0.43
12:AP:24:GLY:O	12:AP:25:ASP:CB	2.56	0.43
12:AP:50:ALA:O	12:AP:53:ALA:HB3	2.18	0.43
13:A0:72:ASP:HB3	13:A0:75:LEU:HB3	2.01	0.43
17:A2:58:VAL:HB	17:A2:98:GLU:HB2	2.00	0.43
20:AU:20:TYR:CE2	20:AU:42:VAL:HA	2.53	0.43
20:AU:47:LYS:CA	20:AU:60:PHE:HB3	2.41	0.43
21:AV:94:GLU:O	21:AV:130:PRO:HD3	2.19	0.43
26:A4:14:ILE:O	26:A4:14:ILE:HG23	2.19	0.43
28:A6:45:LYS:HB2	28:A6:46:HIS:H	1.36	0.43
30:A8:56:GLU:O	30:A8:59:LYS:N	2.44	0.43
31:BA:31:G:O2'	31:BA:32:A:OP1	2.36	0.43
31:BA:495:A:O2'	31:BA:496:A:H5''	2.18	0.43
31:BA:701:C:H1'	31:BA:703:G:N3	2.33	0.43
31:BA:788:U:H3	31:BA:795:C:N4	2.15	0.43
31:BA:811:C:O2'	31:BA:901:A:N1	2.46	0.43
31:BA:991:U:O2	31:BA:993:G:C8	2.72	0.43
31:BA:1024:G:H2'	31:BA:1025:U:O4'	2.18	0.43
31:BA:1026:G:C2	31:BA:1027:C:H1'	2.54	0.43
31:BA:1139:G:N2	31:BA:1143:G:C6	2.86	0.43
34:BG:24:GLU:CG	34:BG:25:ARG:H	2.32	0.43
34:BG:34:GLU:O	34:BG:35:ARG:CG	2.66	0.43
40:BM:4:ILE:HD12	40:BM:74:ILE:CG1	2.48	0.43
40:BM:67:THR:HG22	40:BM:67:THR:O	2.18	0.43

*Continued on next page...*

*Continued from previous page...*

Atom-1	Atom-2	Interatomic distance (Å)	Clash overlap (Å)
40:BM:92:THR:HG23	40:BM:93:GLY:N	2.34	0.43
44:BQ:6:LEU:C	44:BQ:8:GLU:N	2.72	0.43
46:BS:1:MET:HE1	46:BS:65:GLN:CB	2.48	0.43
49:BV:53:ASN:HB2	49:BV:77:THR:CG2	2.46	0.43
50:BW:68:LYS:HD2	50:BW:68:LYS:C	2.38	0.43
52:BD:9:A:H4'	52:BD:46:G:C4'	2.48	0.43
52:BD:70:G:O2'	52:BD:71:G:H5'	2.18	0.43
52:BC:14:A:C5	52:BC:22:G:C2	3.06	0.43
52:BC:17:C:C6	52:BC:17:C:H3'	2.53	0.43
54:CA:262:A:C6	54:CA:263:A:C6	3.06	0.43
54:CA:447:G:H2'	54:CA:485:G:N2	2.33	0.43
54:CA:577:G:H1'	54:CA:816:A:C4	2.54	0.43
54:CA:629:G:O3'	54:CA:630:G:O4'	2.37	0.43
54:CA:748:C:H1'	54:CA:749:C:C5	2.52	0.43
54:CA:815:A:N6	54:CA:1509:C:H1'	2.33	0.43
54:CA:976:G:C8	54:CA:1358:U:C2	3.07	0.43
54:CA:1126:U:O4	54:CA:1127:G:C2	2.71	0.43
32:CE:57:PHE:CE2	32:CE:61:LEU:HD22	2.54	0.43
32:CE:125:PRO:O	32:CE:126:GLU:HB2	2.17	0.43
33:CF:130:VAL:HG21	33:CF:157:ILE:HG23	2.01	0.43
35:CH:73:ASN:O	35:CH:73:ASN:ND2	2.52	0.43
35:CH:110:LEU:O	35:CH:115:VAL:HB	2.18	0.43
36:CI:83:ASP:N	36:CI:83:ASP:OD2	2.51	0.43
37:CJ:91:VAL:HG12	37:CJ:95:ARG:HB3	2.00	0.43
43:CP:65:LYS:HB2	43:CP:69:GLU:HB2	2.01	0.43
49:CV:33:THR:OG1	49:CV:34:TRP:N	2.52	0.43
52:CB:4:C:O2'	52:CB:5:G:H5'	2.19	0.43
55:DA:299:A:C5'	55:DA:300:A:OP2	2.66	0.43
55:DA:301:G:O2'	55:DA:302:C:O4'	2.36	0.43
55:DA:310:A:O2'	55:DA:311:A:C2'	2.67	0.43
55:DA:340:A:H2'	55:DA:341:G:C5'	2.49	0.43
55:DA:885:C:C5	55:DA:886:C:C2	3.07	0.43
55:DA:897:C:H6	55:DA:897:C:C4'	2.30	0.43
55:DA:1025:G:O2'	55:DA:1026:U:P	2.76	0.43
55:DA:1034:G:H2'	55:DA:1035:U:O4'	2.18	0.43
55:DA:1187:G:H8	55:DA:1187:G:O5'	2.02	0.43
55:DA:1235:G:C6	55:DA:1236:G:N1	2.87	0.43
55:DA:1252:G:O2'	55:DA:1253:A:O4'	2.36	0.43
55:DA:1359:A:N3	55:DA:1373:A:C2	2.86	0.43
55:DA:1879:C:C2'	55:DA:1880:C:H5'	2.46	0.43
55:DA:2340:G:HO2'	55:DA:2341:G:H5'	1.81	0.43

*Continued on next page...*

*Continued from previous page...*

Atom-1	Atom-2	Interatomic distance (Å)	Clash overlap (Å)
55:DA:2583:G:H2'	55:DA:2584:U:O2	2.17	0.43
55:DA:2657:A:H2'	55:DA:2658:C:C5'	2.48	0.43
55:DA:2846:G:OP2	15:DR:54:ARG:HB2	2.19	0.43
55:DA:2884:U:H2'	55:DA:2885:C:O4'	2.18	0.43
3:DD:96:HIS:CE1	3:DD:102:LYS:HZ3	2.35	0.43
3:DD:96:HIS:CE1	3:DD:102:LYS:HZ2	2.36	0.43
3:DD:143:HIS:HB2	3:DD:156:ALA:O	2.18	0.43
5:DF:119:ARG:HH11	5:DF:119:ARG:HG2	1.83	0.43
6:DG:34:LEU:HD22	6:DG:35:GLU:N	2.33	0.43
6:DG:83:ARG:HG2	6:DG:83:ARG:NH1	2.34	0.43
6:DG:137:GLU:HB2	6:DG:152:LEU:HD22	2.00	0.43
7:DH:124:GLU:HB2	7:DH:132:ARG:HG3	1.99	0.43
7:DH:147:ASN:ND2	7:DH:147:ASN:H	2.15	0.43
8:DK:38:LEU:H	8:DK:38:LEU:CD1	2.05	0.43
57:DY:49:ALA:O	57:DY:50:ARG:CB	2.64	0.43
57:DY:104:ILE:CG2	57:DY:105:PRO:HD2	2.48	0.43
9:DM:67:LEU:HA	9:DM:87:LEU:HD13	2.00	0.43
11:DO:75:ILE:HG12	11:DO:77:ARG:HH12	1.82	0.43
13:D0:18:LEU:O	13:D0:22:ARG:HG3	2.18	0.43
17:D2:52:VAL:O	17:D2:52:VAL:HG23	2.19	0.43
21:DV:98:MET:O	21:DV:125:LEU:HA	2.18	0.43
21:DV:108:PRO:HG2	21:DV:109:ALA:H	1.83	0.43
21:DV:140:ASP:OD2	21:DV:141:VAL:N	2.52	0.43
23:DZ:92:LYS:HB2	23:DZ:92:LYS:HE3	1.73	0.43
24:DW:14:ARG:HH11	24:DW:14:ARG:HG2	1.84	0.43
29:D7:46:VAL:O	29:D7:47:ARG:HB3	2.18	0.43
1:AA:21:A:H2'	1:AA:22:C:C6	2.54	0.43
1:AA:65:C:O2'	1:AA:456:C:O2	2.34	0.43
1:AA:554:U:H2'	1:AA:556:G:N7	2.34	0.43
1:AA:803:U:O2'	1:AA:804:A:H5'	2.19	0.43
1:AA:958:U:O2	2:AB:89(A):A:O2'	2.36	0.43
1:AA:988:A:OP2	25:AX:11:SER:HB2	2.19	0.43
1:AA:1024:G:C6	1:AA:1025:G:N1	2.86	0.43
1:AA:1152:C:H2'	1:AA:1153:C:H6	1.83	0.43
1:AA:1188:U:H2'	1:AA:1189:A:H5'	1.98	0.43
1:AA:1417:C:C2'	1:AA:1418:G:H5'	2.48	0.43
1:AA:1441:G:H2'	1:AA:1442:G:H8	1.83	0.43
1:AA:1773:A:C5	1:AA:1829:A:H1'	2.53	0.43
1:AA:1820:U:O2'	3:AD:201:HIS:CD2	2.72	0.43
1:AA:2317:C:H3'	1:AA:2318:G:H21	1.84	0.43
1:AA:2724:C:H2'	1:AA:2725:A:C8	2.53	0.43

*Continued on next page...*

*Continued from previous page...*

Atom-1	Atom-2	Interatomic distance (Å)	Clash overlap (Å)
1:AA:2741:A:N6	1:AA:2763:G:H2'	2.30	0.43
1:AA:2795:G:C3'	1:AA:2797:U:C5'	2.96	0.43
1:AA:2889:C:H3'	1:AA:2891:G:H8	1.84	0.43
2:AB:33:G:H2'	2:AB:34:U:O4'	2.18	0.43
2:AB:56:G:H5'	6:AG:27:ASN:HD21	1.83	0.43
3:AD:31:LYS:NZ	3:AD:102:LYS:NZ	2.67	0.43
3:AD:31:LYS:O	3:AD:35:LYS:O	2.36	0.43
3:AD:124:PRO:O	3:AD:129:ASN:ND2	2.48	0.43
3:AD:131:LEU:HB2	3:AD:136:ILE:CD1	2.48	0.43
3:AD:161:THR:O	3:AD:196:VAL:HG23	2.19	0.43
3:AD:218:ARG:HB3	3:AD:219:PRO:HD2	1.99	0.43
5:AF:17:ARG:HG3	5:AF:17:ARG:NH1	2.33	0.43
5:AF:68:LYS:HD2	5:AF:68:LYS:HA	1.37	0.43
6:AG:76:SER:C	6:AG:77:ILE:HD12	2.38	0.43
6:AG:107:LEU:HD11	6:AG:178:PHE:CE1	2.54	0.43
9:AM:95:PRO:C	9:AM:97:ARG:N	2.70	0.43
10:AN:8:LEU:N	10:AN:8:LEU:CD2	2.81	0.43
12:AP:101:ARG:HG3	12:AP:102:VAL:H	1.83	0.43
12:AP:139:GLU:HB2	12:AP:140:ALA:H	1.54	0.43
13:A0:37:THR:HB	13:A0:40:LYS:CG	2.49	0.43
14:AQ:106:ARG:NH1	14:AQ:106:ARG:HB3	2.27	0.43
15:AR:19:LEU:HA	15:AR:20:PRO:HD3	1.61	0.43
18:AS:66:GLU:O	18:AS:68:ARG:N	2.52	0.43
19:AT:35:THR:C	19:AT:37:THR:N	2.72	0.43
21:AV:120:ILE:HG22	21:AV:121:HIS:CD2	2.54	0.43
21:AV:147:GLY:O	21:AV:148:ASP:O	2.36	0.43
24:AW:33:MET:CG	24:AW:37:PHE:HE1	2.32	0.43
25:AX:8:LEU:HD22	25:AX:9:VAL:N	2.34	0.43
26:A4:2:LYS:CB	26:A4:6:HIS:NE2	2.75	0.43
27:A5:46:CYS:HB3	27:A5:49:CYS:SG	2.59	0.43
28:A6:20:ASN:ND2	28:A6:42:TRP:CE3	2.84	0.43
31:BA:19:C:O2'	31:BA:20:U:H5'	2.19	0.43
31:BA:60:A:O2'	31:BA:61:G:OP2	2.36	0.43
31:BA:134:A:N6	46:BS:25:ARG:HH12	2.06	0.43
31:BA:360:A:H2'	31:BA:361:G:O4'	2.18	0.43
31:BA:823:G:H21	38:BK:1:MET:HE1	1.84	0.43
31:BA:1004:A:HO2'	31:BA:1005:A:C4'	2.31	0.43
31:BA:1055:A:O2'	33:BF:156:ARG:NH2	2.52	0.43
31:BA:1067:A:O2'	31:BA:1068:G:O4'	2.34	0.43
31:BA:1095:U:C5'	31:BA:1109:C:O2	2.66	0.43
31:BA:1152:A:O2'	31:BA:1153:C:H5'	2.18	0.43

*Continued on next page...*

*Continued from previous page...*

Atom-1	Atom-2	Interatomic distance (Å)	Clash overlap (Å)
31:BA:1382:C:H2'	31:BA:1383:C:H6	1.83	0.43
31:BA:1496:C:H2'	31:BA:1497:G:O4'	2.18	0.43
32:BE:5:ILE:HB	32:BE:59:GLU:CD	2.39	0.43
32:BE:213:LEU:O	32:BE:213:LEU:HD23	2.18	0.43
33:BF:6:HIS:NE2	33:BF:184:TYR:CE2	2.87	0.43
33:BF:21:ARG:O	33:BF:58:GLU:HA	2.18	0.43
33:BF:76:VAL:HG23	33:BF:77:ILE:H	1.84	0.43
33:BF:90:GLU:O	33:BF:93:LYS:CB	2.64	0.43
33:BF:196:LEU:N	33:BF:196:LEU:HD22	2.34	0.43
39:BL:14:VAL:O	39:BL:65:VAL:HA	2.18	0.43
39:BL:117:HIS:CD2	39:BL:123:PRO:HA	2.54	0.43
42:BO:89:ARG:CG	42:BO:90:VAL:N	2.81	0.43
43:BP:17:VAL:O	43:BP:19:LEU:N	2.51	0.43
44:BQ:29:ARG:HG2	44:BQ:40:CYS:HB3	1.97	0.43
48:BU:18:ARG:HD2	48:BU:18:ARG:HA	1.73	0.43
49:BV:22:LEU:HD11	49:BV:28:LYS:O	2.18	0.43
49:BV:26:GLY:C	49:BV:27:GLU:OE1	2.57	0.43
49:BV:36:ARG:HE	49:BV:72:GLY:CA	2.32	0.43
49:BV:71:LEU:O	49:BV:73:GLU:N	2.51	0.43
52:BB:44:G:H2'	52:BB:45:U:C6	2.54	0.43
52:BC:33:U:C2	52:BC:35:A:OP2	2.72	0.43
52:BC:68:C:H2'	52:BC:69:G:C8	2.53	0.43
54:CA:210:U:O2'	54:CA:216:G:C8	2.66	0.43
54:CA:503:C:H2'	54:CA:504:C:H6	1.83	0.43
54:CA:1149:C:H2'	54:CA:1150:U:C6	2.54	0.43
54:CA:1151:A:C1'	40:CM:39:PRO:HB2	2.48	0.43
54:CA:1525:G:P	41:CN:120:ARG:HH22	2.42	0.43
32:CE:30:ARG:HG3	32:CE:31:TYR:CD1	2.52	0.43
32:CE:166:ASP:OD2	32:CE:168:THR:HG22	2.19	0.43
33:CF:29:TYR:CD2	33:CF:29:TYR:C	2.92	0.43
35:CH:12:LEU:O	35:CH:30:ALA:HA	2.19	0.43
36:CI:2:ARG:CZ	36:CI:69:GLU:HG3	2.48	0.43
39:CL:43:ALA:O	39:CL:45:ALA:N	2.52	0.43
41:CN:77:MET:HG3	41:CN:78:GLN:N	2.34	0.43
44:CQ:51:GLY:O	44:CQ:53:LEU:N	2.51	0.43
45:CR:50:HIS:O	45:CR:53:HIS:HB3	2.19	0.43
45:CR:64:ARG:HH11	45:CR:64:ARG:CG	2.31	0.43
49:CV:5:LEU:HD13	49:CV:5:LEU:O	2.18	0.43
52:CB:18:G:O2'	52:CB:19:G:O5'	2.37	0.43
53:C1:47:U:H2'	53:C1:48:U:O4'	2.19	0.43
55:DA:27:G:C2'	55:DA:28:A:OP2	2.66	0.43

*Continued on next page...*

*Continued from previous page...*

Atom-1	Atom-2	Interatomic distance (Å)	Clash overlap (Å)
55:DA:69:C:C2'	55:DA:70:G:H5'	2.47	0.43
55:DA:190:A:P	55:DA:205:G:H22	2.42	0.43
55:DA:307:G:N2	55:DA:310:A:C8	2.87	0.43
55:DA:366:C:H5	55:DA:403:U:HO2'	1.47	0.43
55:DA:442:G:N3	5:DF:48:THR:CG2	2.73	0.43
55:DA:587:C:N3	11:DO:33:ARG:NH1	2.67	0.43
55:DA:687:C:H42	55:DA:787:U:H4'	1.84	0.43
55:DA:753:C:O2'	55:DA:754:C:H5'	2.18	0.43
55:DA:784:A:H5''	3:DD:227:ASN:ND2	2.34	0.43
55:DA:994:C:OP2	16:D1:54:LYS:NZ	2.37	0.43
55:DA:1040:C:H2'	55:DA:1041:C:H6	1.83	0.43
55:DA:1075:C:C4'	21:DV:195:GLU:CD	2.87	0.43
55:DA:1078:U:C1'	55:DA:1088:A:H2	2.13	0.43
55:DA:1434:A:N6	55:DA:1558:A:N6	2.50	0.43
55:DA:1509:C:H3'	55:DA:1510:A:H5''	2.01	0.43
55:DA:1643:G:N2	55:DA:1644:C:H1'	2.34	0.43
55:DA:2037:G:H2'	55:DA:2038:G:C8	2.54	0.43
55:DA:2115:G:N3	55:DA:2171:A:N1	2.67	0.43
55:DA:2134:A:H8	55:DA:2157:G:H21	1.63	0.43
55:DA:2325:G:H8	55:DA:2325:G:O5'	2.01	0.43
55:DA:2344:U:OP1	28:D6:38:LYS:HE2	2.19	0.43
55:DA:2415:G:C4	55:DA:2416:C:C5	3.07	0.43
55:DA:2486:G:H2'	55:DA:2487:G:O4'	2.18	0.43
55:DA:2728:U:H2'	55:DA:2729:G:H8	1.83	0.43
55:DA:2772:C:C2	55:DA:2773:C:C5	3.06	0.43
55:DA:2816:C:H4'	13:D0:99:LYS:HZ1	1.84	0.43
3:DD:168:ARG:HA	3:DD:173:VAL:HA	2.01	0.43
3:DD:220:HIS:C	3:DD:220:HIS:CD2	2.90	0.43
3:DD:273:ARG:O	3:DD:273:ARG:CG	2.53	0.43
5:DF:9:ILE:CG2	5:DF:20:LEU:O	2.66	0.43
7:DH:12:PRO:HD3	7:DH:48:GLY:O	2.19	0.43
7:DH:43:VAL:O	7:DH:43:VAL:HG23	2.19	0.43
58:DL:52:ILE:HG22	58:DL:75:SER:HB2	1.81	0.43
58:DL:99:ILE:H	58:DL:138:VAL:HG22	1.83	0.43
9:DM:95:PRO:O	9:DM:96:GLU:CD	2.57	0.43
11:DO:66:GLY:O	11:DO:67:MET:HB2	2.19	0.43
21:DV:117:LEU:CD1	21:DV:118:GLN:N	2.59	0.43
26:D4:27:THR:O	26:D4:28:LYS:CB	2.67	0.43
29:D7:25:PRO:CA	29:D7:28:ARG:NH1	2.81	0.43
1:AA:51:G:N3	1:AA:119:A:C2	2.87	0.43
1:AA:560:C:H2'	1:AA:561:G:O4'	2.18	0.43

*Continued on next page...*

*Continued from previous page...*

Atom-1	Atom-2	Interatomic distance (Å)	Clash overlap (Å)
1:AA:646:A:N3	1:AA:646:A:H5'	2.32	0.43
1:AA:805:G:N2	1:AA:829:A:OP1	2.51	0.43
1:AA:836:G:H2'	1:AA:837:C:C6	2.53	0.43
1:AA:912:C:OP1	12:AP:9:TYR:HE2	2.02	0.43
1:AA:917:A:H2'	1:AA:918:A:C5'	2.49	0.43
1:AA:1342:A:C2	1:AA:1397:U:C2	3.07	0.43
1:AA:1388:G:O2'	1:AA:1389:G:H5'	2.19	0.43
1:AA:1427:A:O2'	1:AA:1428:C:OP2	2.29	0.43
1:AA:1542:G:C5	1:AA:1543:A:N1	2.87	0.43
1:AA:1547:C:H2'	1:AA:1548:C:C6	2.54	0.43
1:AA:1577:C:H2'	1:AA:1578:U:C1'	2.48	0.43
1:AA:1585:C:O2	1:AA:1585:C:C2'	2.66	0.43
1:AA:1838:C:H2'	1:AA:1898:U:O4	2.18	0.43
1:AA:2080:G:H2'	1:AA:2081:C:C6	2.54	0.43
1:AA:2293:C:C4	1:AA:2294:C:C5	3.07	0.43
1:AA:2402:C:H41	1:AA:2416:C:H1'	1.83	0.43
1:AA:2576:G:O2'	1:AA:2579:C:OP2	2.25	0.43
1:AA:2668:G:O2'	1:AA:2669:G:H5'	2.19	0.43
1:AA:2735:G:H2'	1:AA:2736:G:C8	2.45	0.43
1:AA:2780:G:H2'	1:AA:2781:A:OP1	2.18	0.43
3:AD:35:LYS:CD	3:AD:63:ARG:HB3	2.41	0.43
4:AE:37:ARG:HA	4:AE:42:ASP:CG	2.39	0.43
4:AE:52:LEU:HD12	4:AE:76:ARG:HD2	2.01	0.43
5:AF:21:ALA:C	5:AF:23:ASP:N	2.72	0.43
6:AG:151:ALA:O	6:AG:153:ARG:NH1	2.52	0.43
7:AH:7:LEU:HD12	7:AH:7:LEU:C	2.37	0.43
7:AH:35:VAL:HG12	7:AH:35:VAL:O	2.19	0.43
7:AH:45:VAL:O	7:AH:45:VAL:HG22	2.18	0.43
8:AK:8:PRO:CD	8:AK:15:VAL:HG23	2.45	0.43
11:AO:96:THR:O	11:AO:100:LEU:HD23	2.19	0.43
12:AP:52:VAL:C	12:AP:55:VAL:HG12	2.38	0.43
12:AP:56:ARG:O	12:AP:57:HIS:C	2.57	0.43
13:A0:76:VAL:CG1	13:A0:77:ARG:N	2.82	0.43
17:A2:87:HIS:ND1	17:A2:88:ARG:N	2.65	0.43
21:AV:52:SER:C	21:AV:54:HIS:H	2.22	0.43
21:AV:177:PRO:C	21:AV:178:GLU:CG	2.85	0.43
22:A3:84:LEU:H	22:A3:84:LEU:CD1	2.32	0.43
24:AW:33:MET:HG2	24:AW:37:PHE:HE1	1.82	0.43
27:A5:16:ARG:NH1	27:A5:17:ASP:OD1	2.51	0.43
28:A6:34:LEU:HG	28:A6:36:LEU:HG	1.99	0.43
29:A7:25:PRO:HD3	29:A7:28:ARG:HH22	1.83	0.43

*Continued on next page...*

*Continued from previous page...*

Atom-1	Atom-2	Interatomic distance (Å)	Clash overlap (Å)
29:A7:48:LYS:HD3	29:A7:49:ARG:H	1.83	0.43
31:BA:119:A:C2	31:BA:240:C:C5	3.07	0.43
31:BA:191(B):G:H2'	31:BA:191(C):G:O4'	2.19	0.43
31:BA:243:A:H62	31:BA:281:G:C2'	2.32	0.43
31:BA:437:U:H6	31:BA:437:U:O5'	2.02	0.43
31:BA:437:U:H2'	31:BA:438:G:O4'	2.19	0.43
31:BA:501:C:H1'	31:BA:549:C:H1'	2.00	0.43
31:BA:572:A:H5''	31:BA:917:G:H4'	2.01	0.43
31:BA:605:U:O2'	31:BA:606:G:H5'	2.18	0.43
31:BA:994:A:O2'	44:BQ:8:GLU:HG3	2.19	0.43
31:BA:1225:A:H5''	31:BA:1226:C:OP2	2.18	0.43
31:BA:1233:G:H2'	31:BA:1234:C:C6	2.53	0.43
31:BA:1349:A:O2'	31:BA:1350:A:H5'	2.19	0.43
31:BA:1512:U:C2	31:BA:1513:A:C8	3.07	0.43
32:BE:30:ARG:HB2	32:BE:46:LYS:HZ3	1.83	0.43
32:BE:97:TRP:CZ3	32:BE:176:GLU:OE2	2.72	0.43
32:BE:171:ALA:C	32:BE:173:ALA:H	2.21	0.43
32:BE:178:ARG:HH11	32:BE:178:ARG:CG	2.31	0.43
32:BE:214:ILE:C	32:BE:216:SER:N	2.72	0.43
33:BF:151:VAL:HG12	33:BF:152:ILE:N	2.33	0.43
35:BH:110:LEU:HD21	35:BH:139:LEU:HD21	2.01	0.43
35:BH:137:GLU:OE1	35:BH:141:GLN:NE2	2.52	0.43
39:BL:15:ALA:HB2	39:BL:65:VAL:HB	1.99	0.43
39:BL:40:LEU:CD1	39:BL:74:ILE:HD11	2.45	0.43
39:BL:46:ALA:HA	39:BL:78:LYS:CB	2.48	0.43
43:BP:64:TRP:HD1	43:BP:64:TRP:O	2.02	0.43
49:BV:36:ARG:HB2	49:BV:72:GLY:N	2.34	0.43
50:BW:67:ALA:O	50:BW:68:LYS:C	2.57	0.43
53:B1:56:U:HO2'	53:B1:57:U:P	2.41	0.43
54:CA:265:G:H5'	47:CT:64:PRO:O	2.19	0.43
54:CA:280:C:N3	47:CT:39:SER:OG	2.50	0.43
54:CA:310:G:OP2	46:CS:27:LYS:HE3	2.19	0.43
54:CA:464:G:O6	54:CA:466:C:C5'	2.67	0.43
54:CA:518:C:C5	54:CA:530:G:N7	2.86	0.43
54:CA:644:G:O2'	54:CA:645:C:H5'	2.18	0.43
54:CA:801:U:H2'	54:CA:802:A:O5'	2.19	0.43
54:CA:878:G:C5'	38:CK:89:PRO:HG2	2.48	0.43
54:CA:953:G:O2'	54:CA:954:G:H5'	2.19	0.43
54:CA:1133:G:N1	54:CA:1142:G:C6	2.87	0.43
54:CA:1171:G:O2'	54:CA:1172:C:H5'	2.19	0.43
54:CA:1200:C:O2'	54:CA:1201:A:P	2.77	0.43

*Continued on next page...*



*Continued from previous page...*

Atom-1	Atom-2	Interatomic distance (Å)	Clash overlap (Å)
54:CA:1297:C:O2'	37:CJ:114:ARG:NH2	2.51	0.43
33:CF:28:GLN:O	33:CF:29:TYR:C	2.58	0.43
34:CG:100:ARG:CZ	34:CG:137:SER:HA	2.48	0.43
35:CH:103:GLY:O	35:CH:107:ARG:HB3	2.19	0.43
36:CI:2:ARG:HD2	36:CI:4:TYR:OH	2.19	0.43
36:CI:89:MET:HG2	36:CI:91:VAL:HG23	2.01	0.43
42:CO:28:LYS:HB3	42:CO:30:ALA:HB2	2.01	0.43
43:CP:88:ARG:HD3	43:CP:98:VAL:HG11	1.99	0.43
45:CR:66:LEU:O	45:CR:69:TYR:HB3	2.18	0.43
47:CT:62:SER:HB3	47:CT:72:ARG:HH21	1.84	0.43
48:CU:26:LEU:CD2	48:CU:42:ARG:HD2	2.49	0.43
52:CD:44:G:O2'	52:CD:45:U:OP1	2.29	0.43
53:C1:51:U:H6	53:C1:51:U:O5'	2.02	0.43
55:DA:33:U:HO2'	55:DA:34:C:P	2.42	0.43
55:DA:271(C):U:H2'	55:DA:271:G:OP1	2.18	0.43
55:DA:464:U:O2'	55:DA:465:G:H5'	2.19	0.43
55:DA:521:G:H2'	55:DA:522:G:C8	2.54	0.43
55:DA:554:U:HO2'	55:DA:556:G:H8	1.61	0.43
55:DA:779:U:P	3:DD:49:ILE:HG12	2.59	0.43
55:DA:1082:U:C5'	57:DY:45:LYS:O	2.59	0.43
55:DA:1083:U:O5'	57:DY:41:ARG:CD	2.66	0.43
55:DA:1495:A:H1'	55:DA:1579:A:H5''	2.00	0.43
55:DA:1914:C:H3'	55:DA:1914:C:O2	2.19	0.43
55:DA:2285:C:C5	28:D6:27:LYS:NZ	2.86	0.43
5:DF:32:LEU:CD2	5:DF:108:LYS:HB3	2.48	0.43
6:DG:68:PRO:HG2	6:DG:90:LEU:CD1	2.49	0.43
6:DG:106:LEU:O	6:DG:110:ALA:HB3	2.19	0.43
7:DH:144:VAL:O	7:DH:148:ILE:HG12	2.19	0.43
8:DK:79:ILE:HD13	8:DK:79:ILE:HA	1.87	0.43
57:DY:13:LEU:O	57:DY:13:LEU:CD1	2.65	0.43
57:DY:70:GLU:C	57:DY:113:GLN:HB2	2.39	0.43
57:DY:135:ARG:HG2	56:DJ:10:GLU:HB2	2.00	0.43
58:DL:9:LYS:N	58:DL:9:LYS:HZ3	2.16	0.43
58:DL:82:ALA:HB1	58:DL:99:ILE:HD13	2.01	0.43
58:DL:106:GLU:CG	58:DL:109:LYS:HD2	2.49	0.43
9:DM:15:LEU:HB3	9:DM:136:GLU:HB3	2.01	0.43
10:DN:104:ARG:NH1	15:DR:36:GLU:OE1	2.52	0.43
12:DP:32:TYR:OH	12:DP:111:GLU:HB3	2.19	0.43
12:DP:74:TYR:CE2	12:DP:91:GLU:HG3	2.53	0.43
14:DQ:95:HIS:O	14:DQ:96:GLY:C	2.56	0.43
14:DQ:107:GLU:H	14:DQ:110:LEU:CD1	2.19	0.43

*Continued on next page...*

*Continued from previous page...*

Atom-1	Atom-2	Interatomic distance (Å)	Clash overlap (Å)
15:DR:34:VAL:HG12	15:DR:35:LYS:H	1.81	0.43
18:DS:14:PRO:HG2	18:DS:78:GLU:CB	2.47	0.43
21:DV:30:ASN:ND2	21:DV:32:HIS:CD2	2.87	0.43
21:DV:120:ILE:HB	21:DV:171:ILE:CA	2.48	0.43
24:DW:12:GLU:O	24:DW:16:LEU:HD23	2.19	0.43
1:AA:355:G:H2'	1:AA:356:G:O4'	2.19	0.43
1:AA:603:A:O2'	1:AA:604:G:P	2.77	0.43
1:AA:663:G:C6	1:AA:664:C:C4	3.07	0.43
1:AA:959:A:C6	1:AA:960:A:C2	3.07	0.43
1:AA:1012:U:O2	9:AM:25:ARG:NH1	2.52	0.43
1:AA:1055:G:N2	1:AA:1085:A:O2'	2.51	0.43
1:AA:1085:A:O2'	1:AA:1104:C:O2	2.36	0.43
1:AA:1179:C:H2'	1:AA:1180:C:C5'	2.49	0.43
1:AA:1242:A:C6	11:AO:4:SER:HB2	2.53	0.43
1:AA:1417:C:O2'	1:AA:1418:G:H5'	2.19	0.43
1:AA:1475:G:H5'	1:AA:1476:C:OP2	2.18	0.43
1:AA:1902:C:H5'	3:AD:246:PRO:HD3	2.01	0.43
1:AA:2347:C:H4'	28:A6:39:TYR:CZ	2.53	0.43
1:AA:2517:C:O2'	1:AA:2518:A:P	2.76	0.43
1:AA:2748:A:N1	1:AA:2749:A:C6	2.87	0.43
1:AA:2776:A:O2'	1:AA:2781:A:C4'	2.66	0.43
2:AB:34:U:C4	2:AB:44:G:H2'	2.54	0.43
4:AE:63:LEU:CD2	4:AE:66:HIS:HB2	2.49	0.43
4:AE:64:LYS:C	4:AE:66:HIS:N	2.72	0.43
4:AE:73:GLU:HG2	4:AE:74:PRO:CD	2.48	0.43
5:AF:40:GLN:HA	5:AF:40:GLN:HE21	1.84	0.43
6:AG:5:VAL:HA	26:A4:25:TYR:OH	2.19	0.43
7:AH:4:ILE:HD12	7:AH:6:ARG:CD	2.49	0.43
8:AK:89:TYR:HA	54:CA:357:G:O2'	2.18	0.43
9:AM:1:MET:O	9:AM:2:LYS:HB2	2.18	0.43
13:A0:41:ALA:O	13:A0:44:LEU:N	2.51	0.43
13:A0:96:ARG:HB3	13:A0:96:ARG:NH1	2.33	0.43
19:AT:35:THR:H	19:AT:38:GLU:HG2	1.84	0.43
21:AV:63:ASP:OD2	21:AV:65:GLN:HG2	2.19	0.43
22:A3:48:GLY:H	22:A3:51:VAL:HB	1.82	0.43
26:A4:17:GLY:HA3	26:A4:34:GLU:O	2.18	0.43
26:A4:50:VAL:HG11	43:BP:65:LYS:HB3	2.01	0.43
26:A4:69:LYS:C	26:A4:69:LYS:CD	2.86	0.43
28:A6:25:LYS:CA	30:A8:34:TRP:CH2	3.02	0.43
29:A7:19:ARG:NH1	29:A7:19:ARG:CG	2.77	0.43
31:BA:164:U:H2'	31:BA:165:C:C5	2.53	0.43

*Continued on next page...*

*Continued from previous page...*

Atom-1	Atom-2	Interatomic distance (Å)	Clash overlap (Å)
31:BA:210:U:O2	31:BA:210:U:C2'	2.59	0.43
31:BA:291:C:O2'	31:BA:292:G:H5'	2.19	0.43
31:BA:309:G:H1'	31:BA:608:A:C2	2.54	0.43
31:BA:452:A:H2'	31:BA:453:A:C8	2.54	0.43
31:BA:1238:A:H62	31:BA:1301:U:H3	1.66	0.43
31:BA:1517:G:H2'	31:BA:1518:A:C8	2.54	0.43
32:BE:216:SER:O	32:BE:218:ALA:N	2.51	0.43
33:BF:63:ASN:CB	33:BF:98:ASN:HB3	2.48	0.43
34:BG:20:TYR:CD1	34:BG:20:TYR:N	2.86	0.43
38:BK:26:VAL:HG23	38:BK:27:PRO:HD2	2.01	0.43
46:BS:55:ARG:O	46:BS:56:ALA:C	2.57	0.43
48:BU:23:LYS:CA	48:BU:26:LEU:HD11	2.44	0.43
49:BV:63:THR:CG2	49:BV:66:MET:HG3	2.49	0.43
50:BW:88:VAL:O	50:BW:91:LEU:HB2	2.19	0.43
52:BD:29:G:O2'	52:BD:30:G:H5'	2.18	0.43
54:CA:366:C:HO2'	54:CA:367:U:P	2.40	0.43
54:CA:397:A:H5'	54:CA:398:C:OP1	2.19	0.43
54:CA:427:U:H1'	54:CA:541:G:OP1	2.18	0.43
54:CA:452:A:C6	54:CA:453:A:C6	3.06	0.43
54:CA:452:A:C4'	46:CS:72:ARG:NH2	2.76	0.43
54:CA:555:C:OP1	42:CO:20:LYS:HE2	2.18	0.43
54:CA:575:G:H4'	54:CA:576:G:O5'	2.18	0.43
54:CA:736:C:H2'	54:CA:737:A:H8	1.84	0.43
54:CA:1355:G:H2'	54:CA:1356:G:H8	1.84	0.43
54:CA:1366:C:H2'	54:CA:1367:C:C6	2.54	0.43
33:CF:64:VAL:CG1	33:CF:66:VAL:HG23	2.47	0.43
34:CG:19:LEU:CD2	34:CG:19:LEU:N	2.82	0.43
34:CG:20:TYR:N	34:CG:20:TYR:CD1	2.87	0.43
34:CG:39:PRO:O	34:CG:44:GLY:HA3	2.19	0.43
34:CG:124:GLY:C	34:CG:126:ILE:H	2.22	0.43
36:CI:4:TYR:CD1	36:CI:92:LYS:HA	2.54	0.43
36:CI:62:TRP:CD1	48:CU:35:ARG:CZ	3.02	0.43
36:CI:83:ASP:C	36:CI:85:VAL:H	2.21	0.43
39:CL:9:ARG:HG2	39:CL:9:ARG:O	2.18	0.43
39:CL:112:LYS:HD3	39:CL:112:LYS:C	2.39	0.43
41:CN:120:ARG:HH12	41:CN:126:ARG:NH2	2.17	0.43
43:CP:7:VAL:CB	6:DG:115:ARG:HH12	2.31	0.43
44:CQ:13:THR:O	44:CQ:14:PRO:C	2.56	0.43
47:CT:68:ARG:N	47:CT:70:ARG:NH1	2.66	0.43
49:CV:83:HIS:O	49:CV:87:ALA:N	2.41	0.43
50:CW:75:ASN:OD1	50:CW:75:ASN:N	2.51	0.43

*Continued on next page...*

*Continued from previous page...*

Atom-1	Atom-2	Interatomic distance (Å)	Clash overlap (Å)
52:CB:9:A:O4'	52:CB:46:G:O4'	2.37	0.43
52:CC:47:U:O2	52:CC:47:U:C2'	2.59	0.43
55:DA:142:G:H1'	19:DT:37:THR:CG2	2.48	0.43
55:DA:226:G:C2'	55:DA:227:A:OP2	2.67	0.43
55:DA:447:A:H5''	55:DA:448:U:OP1	2.19	0.43
55:DA:500:G:N2	55:DA:502:A:H2'	2.33	0.43
55:DA:654(C):G:C2'	55:DA:654(D):G:C8	3.01	0.43
55:DA:856:C:C6	55:DA:856:C:H5''	2.54	0.43
55:DA:1081:U:H3'	55:DA:1082:U:O4'	2.19	0.43
55:DA:1191:G:H2'	55:DA:1192:G:O4'	2.19	0.43
55:DA:1212:G:N2	55:DA:1236:G:O2'	2.51	0.43
55:DA:1380:G:N2	55:DA:1570:A:C2	2.87	0.43
55:DA:1397:U:O2'	55:DA:1398:C:OP1	2.33	0.43
55:DA:1678:G:H22	55:DA:1989:G:H1	1.65	0.43
55:DA:1773:A:N7	55:DA:1829:A:H1'	2.34	0.43
55:DA:1893:C:C2'	55:DA:1894:C:H5'	2.49	0.43
55:DA:1906:G:C4	55:DA:1929:G:C2	3.07	0.43
55:DA:2163:C:OP1	55:DA:2172:U:C5	2.72	0.43
55:DA:2347:C:H4'	28:D6:39:TYR:CE2	2.54	0.43
55:DA:2667:C:H2'	55:DA:2668:G:O4'	2.18	0.43
55:DA:2847:U:OP1	15:DR:98:LYS:HD3	2.19	0.43
2:DB:45:A:H1'	6:DG:95:ARG:NH2	2.33	0.43
3:DD:13:ARG:CZ	3:DD:16:MET:HE1	2.49	0.43
3:DD:228:PRO:HD3	3:DD:234:GLY:O	2.18	0.43
4:DE:63:LEU:HG	4:DE:64:LYS:N	2.33	0.43
7:DH:127:GLU:CG	7:DH:128:PRO:CD	2.96	0.43
57:DY:29:TYR:CD2	57:DY:32:LEU:CD2	3.01	0.43
57:DY:58:LEU:CA	57:DY:62:ALA:CB	2.97	0.43
57:DY:135:ARG:HE	56:DJ:18:LEU:HD13	1.84	0.43
57:DY:136:ALA:O	57:DY:139:VAL:CB	2.62	0.43
9:DM:30:ILE:O	9:DM:34:LEU:HD22	2.18	0.43
10:DN:35:VAL:HA	10:DN:62:VAL:HG12	2.01	0.43
11:DO:75:ILE:HG12	11:DO:75:ILE:O	2.19	0.43
11:DO:127:ALA:O	11:DO:147:LEU:HD23	2.19	0.43
12:DP:80:GLU:CD	22:D3:4:LYS:HZ2	2.22	0.43
14:DQ:88:ASP:CG	14:DQ:89:ARG:N	2.71	0.43
15:DR:40:THR:O	15:DR:40:THR:HG22	2.17	0.43
15:DR:62:THR:HB	15:DR:75:ILE:HG12	2.00	0.43
15:DR:124:ASP:O	15:DR:128:GLU:N	2.51	0.43
20:DU:75:ILE:HB	20:DU:80:GLY:HA2	2.00	0.43
20:DU:81:LYS:HZ3	20:DU:98:VAL:CG1	2.29	0.43

*Continued on next page...*

*Continued from previous page...*

Atom-1	Atom-2	Interatomic distance (Å)	Clash overlap (Å)
22:D3:31:VAL:HB	22:D3:35:ASN:HD22	1.83	0.43
27:D5:48:GLU:HG3	27:D5:59:GLU:HG3	2.01	0.43
28:D6:35:GLU:OE2	28:D6:51:GLU:OE2	2.37	0.43
28:D6:36:LEU:HD23	28:D6:36:LEU:O	2.19	0.43
1:AA:588:U:C2	1:AA:589:C:C5	3.06	0.43
1:AA:605:C:H1'	1:AA:657:U:O2'	2.19	0.43
1:AA:654(I):C:O2'	1:AA:654(I):C:O2	2.34	0.43
1:AA:1073:A:OP2	1:AA:1094:U:O4	2.37	0.43
1:AA:1332:G:N2	1:AA:1610:A:C8	2.87	0.43
1:AA:1428:C:N4	1:AA:1570:A:OP2	2.36	0.43
1:AA:1543:A:H1'	1:AA:1545:A:C1'	2.47	0.43
1:AA:1554:A:C2	1:AA:1634:A:N6	2.85	0.43
1:AA:1625:C:H2'	1:AA:1626:G:O4'	2.19	0.43
1:AA:1936:A:H5''	1:AA:1937:A:O5'	2.19	0.43
1:AA:1944:U:H1'	1:AA:1955:U:C4'	2.49	0.43
1:AA:2032:G:OP2	1:AA:2454:G:O2'	2.34	0.43
1:AA:2356:C:H4'	22:A3:20:ARG:HG3	2.00	0.43
1:AA:2462:U:H2'	1:AA:2463:C:O4'	2.19	0.43
1:AA:2602:A:H4'	1:AA:2603:G:H5'	2.00	0.43
1:AA:2642:G:C5'	9:AM:78:TYR:CD2	3.02	0.43
3:AD:27:THR:C	3:AD:29:PRO:HD2	2.38	0.43
3:AD:268:ARG:HD3	3:AD:268:ARG:O	2.19	0.43
4:AE:3:GLY:O	4:AE:198:VAL:O	2.36	0.43
4:AE:16:ARG:HG3	4:AE:16:ARG:NH1	2.34	0.43
4:AE:25:VAL:HG22	4:AE:183:LEU:CD1	2.49	0.43
4:AE:29:GLY:N	4:AE:51:PHE:HE1	2.16	0.43
4:AE:146:THR:HA	4:AE:147:PRO:C	2.38	0.43
4:AE:179:GLU:HG3	4:AE:181:LEU:CD2	2.48	0.43
9:AM:97:ARG:HH11	9:AM:97:ARG:HG2	1.84	0.43
12:AP:60:ARG:O	12:AP:61:GLY:O	2.37	0.43
13:A0:44:LEU:O	13:A0:44:LEU:HD22	2.18	0.43
14:AQ:25:ARG:CB	14:AQ:25:ARG:NH1	2.78	0.43
14:AQ:61:ASN:O	14:AQ:62:LYS:C	2.57	0.43
17:A2:95:LEU:HD22	17:A2:97:LYS:HE3	2.01	0.43
20:AU:62:GLU:CG	20:AU:63:LYS:H	2.31	0.43
21:AV:150:LEU:HD23	21:AV:154:ASP:HB2	2.00	0.43
23:AZ:66:HIS:C	23:AZ:68:PRO:HD2	2.38	0.43
24:AW:39:ALA:O	24:AW:42:GLY:HA2	2.19	0.43
24:AW:64:LEU:O	24:AW:64:LEU:HD23	2.19	0.43
25:AX:54:VAL:CG1	25:AX:55:ARG:H	2.31	0.43
31:BA:39:G:N7	31:BA:547:A:C8	2.87	0.43

*Continued on next page...*

*Continued from previous page...*

Atom-1	Atom-2	Interatomic distance (Å)	Clash overlap (Å)
31:BA:115:G:H4'	31:BA:116:A:O5'	2.18	0.43
31:BA:216:G:O2'	31:BA:217:C:O4'	2.36	0.43
31:BA:642:A:N3	38:BK:113:SER:OG	2.38	0.43
31:BA:669:U:H2'	31:BA:670:G:C8	2.54	0.43
31:BA:972:C:H4'	40:BM:57:LYS:CG	2.48	0.43
31:BA:1053:G:N7	31:BA:1200:C:C5'	2.82	0.43
31:BA:1095:U:H2'	31:BA:1096:C:C6	2.54	0.43
31:BA:1122:U:C2	31:BA:1123:A:C8	3.06	0.43
31:BA:1133:G:N1	31:BA:1142:G:C6	2.87	0.43
31:BA:1294:G:O2'	31:BA:1295:G:H5'	2.19	0.43
31:BA:1303:C:H2'	31:BA:1304:G:H5'	2.00	0.43
32:BE:5:ILE:O	32:BE:5:ILE:HG23	2.19	0.43
32:BE:25:ASN:HB2	32:BE:191:ASP:O	2.19	0.43
32:BE:71:VAL:HB	32:BE:164:VAL:HG22	2.01	0.43
32:BE:121:LEU:O	32:BE:127:ILE:HG12	2.19	0.43
32:BE:158:LEU:HD12	32:BE:158:LEU:N	2.34	0.43
33:BF:126:ARG:HB2	33:BF:128:PHE:HD1	1.84	0.43
33:BF:157:ILE:C	33:BF:159:GLY:H	2.21	0.43
33:BF:164:ARG:NH2	53:B1:55:U:O4	2.50	0.43
34:BG:20:TYR:HB3	34:BG:27:TYR:CD1	2.54	0.43
34:BG:182:LYS:HG3	34:BG:182:LYS:O	2.19	0.43
39:BL:45:ALA:O	39:BL:48:GLU:HB2	2.18	0.43
40:BM:12:ASP:C	40:BM:14:LYS:H	2.22	0.43
44:BQ:46:GLU:O	44:BQ:47:LEU:C	2.57	0.43
47:BT:99:SER:O	47:BT:101:ARG:N	2.49	0.43
48:BU:56:THR:HG21	48:BU:63:GLN:OE1	2.19	0.43
49:BV:44:MET:HA	49:BV:47:HIS:HD2	1.80	0.43
52:BC:40:C:O2	52:BC:40:C:H2'	2.18	0.43
54:CA:89:U:H2'	54:CA:90:C:O5'	2.17	0.43
54:CA:428:G:O2'	54:CA:429:U:P	2.77	0.43
54:CA:442:C:O2	54:CA:442:C:H2'	2.18	0.43
54:CA:675:A:H1'	41:CN:116:HIS:CD2	2.54	0.43
54:CA:1149:C:P	39:CL:9:ARG:NH2	2.91	0.43
54:CA:1174:G:H2'	54:CA:1175:G:H8	1.84	0.43
54:CA:1360:A:H2'	54:CA:1361:G:C8	2.53	0.43
54:CA:1363:A:C1'	54:CA:1365:G:N7	2.65	0.43
32:CE:158:LEU:HD12	32:CE:158:LEU:O	2.19	0.43
34:CG:173:TRP:CE3	34:CG:193:ASP:HB3	2.54	0.43
35:CH:32:VAL:CG1	35:CH:33:VAL:N	2.82	0.43
35:CH:48:ALA:HB2	35:CH:57:LYS:HD3	2.00	0.43
39:CL:57:GLY:O	39:CL:58:HIS:C	2.56	0.43

*Continued on next page...*

*Continued from previous page...*

Atom-1	Atom-2	Interatomic distance (Å)	Clash overlap (Å)
41:CN:64:ALA:O	41:CN:65:ALA:C	2.56	0.43
42:CO:43:VAL:HG21	42:CO:93:LEU:HD22	2.00	0.43
42:CO:89:ARG:HB2	42:CO:89:ARG:HH11	1.84	0.43
44:CQ:19:ARG:O	44:CQ:21:TYR:HD1	2.01	0.43
44:CQ:42:ILE:HG22	44:CQ:46:GLU:CG	2.49	0.43
46:CS:71:ARG:HH11	46:CS:71:ARG:CB	2.32	0.43
47:CT:84:LEU:C	47:CT:86:GLU:N	2.72	0.43
49:CV:83:HIS:O	49:CV:86:GLU:CA	2.67	0.43
52:CD:13:C:C2'	52:CD:14:A:H5'	2.49	0.43
55:DA:196:A:P	11:DO:46:LYS:HZ1	2.41	0.43
55:DA:454:A:H4'	55:DA:455:C:OP2	2.16	0.43
55:DA:530:G:C6	55:DA:2022:U:H5''	2.53	0.43
55:DA:1001:A:H2'	55:DA:1002:G:O4'	2.18	0.43
55:DA:1162:G:H1'	17:D2:23:GLU:OE2	2.19	0.43
55:DA:1324:G:C2'	55:DA:1325:G:H5'	2.49	0.43
55:DA:1359:A:C2	55:DA:1373:A:C4	3.07	0.43
55:DA:1879:C:C2'	55:DA:1880:C:H5''	2.48	0.43
55:DA:2146:C:C5'	55:DA:2147:G:OP1	2.62	0.43
55:DA:2166:G:C2'	55:DA:2167:U:OP1	2.67	0.43
55:DA:2234:G:H2'	55:DA:2235:G:O4'	2.18	0.43
55:DA:2286:A:OP2	28:D6:28:ARG:HD3	2.19	0.43
55:DA:2572:A:O2'	55:DA:2573:C:OP2	2.36	0.43
55:DA:2600:A:N7	3:DD:237:GLU:HG2	2.34	0.43
55:DA:2635:C:H5'	4:DE:77:ILE:CD1	2.49	0.43
55:DA:2707:G:H2'	55:DA:2708:G:H8	1.84	0.43
4:DE:7:VAL:CG2	4:DE:8:LYS:N	2.57	0.43
4:DE:24:THR:CB	4:DE:188:VAL:HG11	2.49	0.43
4:DE:92:THR:C	4:DE:95:ILE:HD13	2.39	0.43
4:DE:92:THR:H	4:DE:95:ILE:HD11	1.83	0.43
6:DG:179:PRO:HG3	26:D4:38:LYS:HZ1	1.84	0.43
7:DH:41:MET:CE	7:DH:64:LEU:HB2	2.49	0.43
57:DY:101:PRO:CD	57:DY:102:LYS:H	2.32	0.43
57:DY:138:LEU:HD21	56:DJ:22:GLN:CD	2.34	0.43
58:DL:109:LYS:HA	58:DL:120:LEU:CD2	2.43	0.43
10:DN:106:LEU:HD23	10:DN:106:LEU:HA	1.73	0.43
15:DR:96:ARG:HB2	15:DR:96:ARG:HH11	1.81	0.43
20:DU:19:LYS:O	20:DU:20:TYR:CD1	2.72	0.43
20:DU:50:ARG:C	20:DU:52:SER:N	2.73	0.43
21:DV:151:HIS:CG	21:DV:169:GLU:O	2.72	0.43
22:D3:7:LEU:N	22:D3:7:LEU:HD22	2.34	0.43
22:D3:53:MET:HB3	22:D3:59:LEU:HD23	2.01	0.43

*Continued on next page...*

*Continued from previous page...*

Atom-1	Atom-2	Interatomic distance (Å)	Clash overlap (Å)
27:D5:58:LEU:HD13	27:D5:60:VAL:CG1	2.49	0.43
1:AA:14:A:N6	1:AA:15:G:C2	2.87	0.42
1:AA:39:C:H2'	1:AA:40:C:H6	1.83	0.42
1:AA:74:A:OP2	1:AA:74:A:C8	2.72	0.42
1:AA:214:G:H1'	1:AA:216:A:O2'	2.19	0.42
1:AA:247:G:H4'	1:AA:386:G:C6	2.53	0.42
1:AA:312:G:H8	1:AA:312:G:P	2.42	0.42
1:AA:404:C:O2'	1:AA:405:U:C5'	2.65	0.42
1:AA:528:A:H2	1:AA:2042:A:H2'	1.78	0.42
1:AA:630:G:N2	1:AA:633:A:OP2	2.45	0.42
1:AA:852:G:O2'	1:AA:853:G:H5'	2.19	0.42
1:AA:858:U:HO2'	1:AA:2268:A:H1'	1.84	0.42
1:AA:916:G:O2'	1:AA:917:A:H5''	2.19	0.42
1:AA:1121:C:H2'	1:AA:1122:G:O4'	2.19	0.42
1:AA:1264:G:C2'	1:AA:1265:A:OP1	2.67	0.42
1:AA:1298:C:O2	1:AA:1298:C:H2'	2.20	0.42
1:AA:1355:G:C4	1:AA:1356:G:C8	3.06	0.42
1:AA:1544:C:O2'	1:AA:1545:A:OP1	2.28	0.42
1:AA:2107:C:H2'	1:AA:2108:C:O4'	2.19	0.42
1:AA:2113:U:C6	1:AA:2114:A:O4'	2.71	0.42
1:AA:2393:A:H3'	1:AA:2394:C:H6	1.83	0.42
1:AA:2534:A:C2	1:AA:2535:G:H1'	2.54	0.42
1:AA:2720:U:H2'	1:AA:2721:A:C8	2.54	0.42
1:AA:2728:U:O2'	1:AA:2729:G:H5'	2.19	0.42
1:AA:2748:A:N7	1:AA:2757:A:N1	2.67	0.42
1:AA:2780:G:O2'	1:AA:2781:A:OP1	2.36	0.42
1:AA:2810:A:H61	1:AA:2891:G:C2'	2.32	0.42
2:AB:78:A:H61	2:AB:98:G:H1'	1.84	0.42
3:AD:169:GLU:HG2	3:AD:174:ILE:CD1	2.44	0.42
3:AD:222:ARG:O	3:AD:225:ALA:HB3	2.18	0.42
3:AD:270:ILE:HG22	3:AD:271:ILE:N	2.34	0.42
4:AE:179:GLU:O	4:AE:180:ASN:HB2	2.18	0.42
5:AF:8:GLN:NE2	5:AF:127:GLU:HB3	2.34	0.42
5:AF:79:GLY:CA	5:AF:86:GLY:HA2	2.42	0.42
6:AG:129:GLY:O	6:AG:130:ASN:CG	2.58	0.42
9:AM:35:ARG:NH2	9:AM:42:TRP:HH2	2.16	0.42
9:AM:89:LYS:HB3	9:AM:89:LYS:HZ2	1.83	0.42
11:AO:112:LEU:C	11:AO:112:LEU:HD13	2.39	0.42
12:AP:87:LYS:O	12:AP:88:GLY:O	2.37	0.42
12:AP:109:VAL:CG1	12:AP:110:THR:N	2.82	0.42
14:AQ:20:ARG:HE	14:AQ:21:THR:HA	1.83	0.42

*Continued on next page...*



*Continued from previous page...*

Atom-1	Atom-2	Interatomic distance (Å)	Clash overlap (Å)
14:AQ:39:ILE:O	14:AQ:47:THR:HG23	2.19	0.42
17:A2:71:LEU:CA	17:A2:86:GLY:CA	2.97	0.42
18:AS:40:ASN:O	18:AS:41:LYS:HG2	2.18	0.42
20:AU:12:THR:HG22	20:AU:26:LYS:HE2	1.97	0.42
21:AV:41:LEU:HD23	21:AV:41:LEU:C	2.38	0.42
23:AZ:6:GLU:OE1	23:AZ:60:PHE:HA	2.19	0.42
24:AW:53:LEU:O	24:AW:56:GLN:N	2.51	0.42
30:A8:32:LEU:HD23	30:A8:33:ASN:H	1.83	0.42
31:BA:197:A:O2'	31:BA:198:G:OP2	2.36	0.42
31:BA:624:C:H2'	31:BA:625:G:H8	1.83	0.42
31:BA:1269:A:C2	31:BA:1313:U:O4'	2.72	0.42
31:BA:1306:A:H2'	31:BA:1307:U:C6	2.54	0.42
31:BA:1478:C:H2'	31:BA:1479:C:H6	1.84	0.42
32:BE:55:PHE:CD1	32:BE:221:LEU:CD2	3.02	0.42
33:BF:70:VAL:O	33:BF:106:VAL:HG23	2.17	0.42
34:BG:20:TYR:HD2	34:BG:27:TYR:CD1	2.37	0.42
34:BG:90:GLY:O	34:BG:94:LEU:HG	2.18	0.42
34:BG:108:LEU:CB	34:BG:110:PHE:HE1	2.28	0.42
40:BM:6:ILE:CA	40:BM:97:GLU:O	2.67	0.42
41:BN:21:ILE:HB	41:BN:84:VAL:HG12	2.01	0.42
41:BN:93:GLN:O	41:BN:97:ALA:HB2	2.18	0.42
43:BP:88:ARG:HG2	43:BP:88:ARG:HH11	1.83	0.42
49:BV:19:VAL:HG12	49:BV:20:LEU:N	2.34	0.42
49:BV:48:THR:HG22	49:BV:61:TYR:HD1	1.84	0.42
53:B1:51:U:H3'	53:B1:51:U:H6	1.83	0.42
54:CA:373:A:H61	54:CA:391:G:H1'	1.83	0.42
54:CA:376:G:C2'	54:CA:377:G:H5'	2.49	0.42
54:CA:377:G:OP1	46:CS:3:LYS:NZ	2.49	0.42
54:CA:624:C:H4'	46:CS:10:GLY:O	2.18	0.42
54:CA:719:C:O2'	48:CU:49:LYS:HB3	2.18	0.42
54:CA:781:A:O2'	54:CA:1522:U:O2	2.35	0.42
54:CA:878:G:H2'	54:CA:879:C:C6	2.54	0.42
54:CA:922:G:H4'	35:CH:20:GLN:HA	2.01	0.42
54:CA:1107:C:C4	54:CA:1108:G:C8	3.07	0.42
54:CA:1345:U:H5''	54:CA:1346:A:OP1	2.19	0.42
54:CA:1410:G:H2'	54:CA:1411:C:H6	1.84	0.42
32:CE:28:PHE:CZ	32:CE:189:ASP:HA	2.54	0.42
33:CF:3:ASN:OD1	33:CF:3:ASN:N	2.52	0.42
33:CF:14:ILE:O	33:CF:15:THR:HB	2.18	0.42
33:CF:22:TRP:CZ2	44:CQ:54:PRO:HG2	2.53	0.42
33:CF:79:ARG:CG	33:CF:79:ARG:NH1	2.82	0.42

*Continued on next page...*

*Continued from previous page...*

Atom-1	Atom-2	Interatomic distance (Å)	Clash overlap (Å)
34:CG:92:VAL:O	34:CG:96:LEU:CD2	2.67	0.42
34:CG:132:ARG:HG2	34:CG:132:ARG:NH1	2.34	0.42
34:CG:163:GLU:O	34:CG:165:MET:N	2.52	0.42
35:CH:20:GLN:O	35:CH:21:ALA:C	2.57	0.42
35:CH:89:ILE:HG12	35:CH:91:LEU:CD1	2.49	0.42
38:CK:82:HIS:O	38:CK:137:VAL:HA	2.19	0.42
41:CN:30:VAL:O	41:CN:30:VAL:HG23	2.19	0.42
42:CO:61:THR:OG1	42:CO:62:SER:N	2.52	0.42
42:CO:83:VAL:CG2	42:CO:100:ILE:HG12	2.44	0.42
43:CP:29:ARG:HD3	43:CP:64:TRP:CE2	2.54	0.42
48:CU:66:LEU:HG	48:CU:70:ILE:CD1	2.49	0.42
52:CD:2:C:H6	52:CD:2:C:C5'	2.24	0.42
52:CD:37:MIA:H112	52:CD:38:A:H1'	1.99	0.42
52:CD:72:C:C3'	52:CD:73:A:C5'	2.97	0.42
55:DA:37:C:H4'	55:DA:451:C:OP1	2.18	0.42
55:DA:91:A:H2'	55:DA:92:G:O5'	2.19	0.42
55:DA:297:C:O2'	55:DA:298:G:H5'	2.19	0.42
55:DA:319:C:H2'	55:DA:320:A:C8	2.54	0.42
55:DA:479:A:H4'	55:DA:480:A:H5'	2.01	0.42
55:DA:781:A:H2'	55:DA:1777:U:O2'	2.19	0.42
55:DA:919:G:N2	55:DA:2269:A:OP2	2.48	0.42
55:DA:932:G:H4'	55:DA:933:A:O5'	2.19	0.42
55:DA:1312:U:H4'	55:DA:1313:U:O5'	2.18	0.42
55:DA:1786:A:N1	55:DA:2606:C:C1'	2.82	0.42
55:DA:1910:G:O2'	55:DA:1911:U:H5'	2.19	0.42
55:DA:1982:C:O2	55:DA:1982:C:H2'	2.18	0.42
55:DA:2735:G:H2'	55:DA:2736:G:C8	2.53	0.42
5:DF:117:ARG:HH11	5:DF:117:ARG:HG3	1.83	0.42
5:DF:178:PRO:HB3	5:DF:198:ALA:HB1	2.00	0.42
6:DG:47:LYS:NZ	6:DG:81:LYS:HG2	2.34	0.42
8:DK:72:LEU:CD1	8:DK:107:VAL:HG11	2.43	0.42
8:DK:93:THR:HG22	8:DK:119:PRO:CB	2.39	0.42
8:DK:112:LYS:H	8:DK:112:LYS:HG2	1.67	0.42
8:DK:121:LYS:O	8:DK:122:GLU:HB2	2.19	0.42
57:DY:7:VAL:CG1	57:DY:8:GLU:N	2.44	0.42
57:DY:63:LEU:HD23	57:DY:63:LEU:N	2.24	0.42
57:DY:91:LYS:CA	57:DY:94:VAL:HB	2.46	0.42
56:DJ:7:ARG:O	56:DJ:8:ILE:HB	2.19	0.42
10:DN:7:TYR:HE1	10:DN:20:MET:CE	2.27	0.42
10:DN:87:ILE:CD1	10:DN:91:LEU:HD12	2.48	0.42
12:DP:81:VAL:HG23	22:D3:7:LEU:HD21	2.01	0.42

*Continued on next page...*

Continued from previous page...

Atom-1	Atom-2	Interatomic distance (Å)	Clash overlap (Å)
13:D0:13:HIS:HE1	13:D0:15:SER:OG	2.01	0.42
14:DQ:18:ILE:HD12	14:DQ:88:ASP:HA	2.00	0.42
14:DQ:69:VAL:HG13	14:DQ:101:LEU:CD2	2.49	0.42
15:DR:3:ARG:O	15:DR:5:ALA:N	2.51	0.42
15:DR:19:LEU:HA	15:DR:20:PRO:HD3	1.79	0.42
15:DR:110:ILE:CG2	15:DR:111:ARG:NH1	2.82	0.42
17:D2:91:TYR:C	17:D2:91:TYR:HD1	2.21	0.42
21:DV:190:GLU:H	21:DV:193:GLU:H	1.66	0.42
22:D3:25:ARG:CD	22:D3:29:GLN:NE2	2.82	0.42
26:D4:12:ALA:HB2	26:D4:29:PRO:HA	2.00	0.42
26:D4:16:CYS:SG	26:D4:17:GLY:N	2.92	0.42
28:D6:17:LYS:HG3	28:D6:18:ARG:H	1.83	0.42
1:AA:26:G:C6	1:AA:27:G:N1	2.88	0.42
1:AA:98:G:O2'	1:AA:99:U:H5''	2.19	0.42
1:AA:125:G:OP2	29:A7:19:ARG:HD3	2.19	0.42
1:AA:460:A:H3'	1:AA:461:C:C6	2.54	0.42
1:AA:654(A):A:N1	1:AA:654(T):A:N1	2.67	0.42
1:AA:846:C:C4	1:AA:930:U:C5	3.07	0.42
1:AA:895:U:C3'	1:AA:895:U:C2	3.02	0.42
1:AA:1213:A:O2'	1:AA:1214:A:H5'	2.19	0.42
1:AA:1312:U:H3'	19:AT:63:LYS:HZ2	1.84	0.42
1:AA:1419:A:O2'	1:AA:1420:U:C6	2.72	0.42
1:AA:1554:A:H5'	1:AA:1555:G:OP2	2.19	0.42
1:AA:1771:C:H6	1:AA:1771:C:O5'	2.02	0.42
1:AA:1941:C:N4	1:AA:1965:C:H5'	2.34	0.42
1:AA:2287:A:C2'	1:AA:2288:A:O5'	2.67	0.42
3:AD:34:VAL:O	3:AD:35:LYS:HG3	2.19	0.42
3:AD:137:PRO:O	3:AD:138:VAL:C	2.58	0.42
3:AD:158:ALA:N	3:AD:161:THR:OG1	2.51	0.42
4:AE:134:ILE:O	4:AE:134:ILE:CG1	2.67	0.42
8:AK:5:LEU:HD21	8:AK:12:LEU:HB3	2.00	0.42
8:AK:82:ARG:HH11	8:AK:146:ALA:HB2	1.84	0.42
9:AM:38:HIS:CG	9:AM:39:ARG:N	2.87	0.42
9:AM:45:ASN:N	9:AM:45:ASN:ND2	2.64	0.42
14:AQ:30:ARG:HG3	14:AQ:97:ARG:NH2	2.34	0.42
16:A1:50:ARG:HG2	16:A1:53:ARG:NH2	2.33	0.42
17:A2:76:LYS:HD2	17:A2:80:GLN:O	2.19	0.42
20:AU:97:ARG:HD3	20:AU:97:ARG:N	2.20	0.42
26:A4:18:CYS:HB3	26:A4:36:CYS:HB2	1.82	0.42
26:A4:24:THR:O	26:A4:25:TYR:CB	2.67	0.42
26:A4:56:VAL:CG1	26:A4:57:GLU:N	2.81	0.42

Continued on next page...

*Continued from previous page...*

Atom-1	Atom-2	Interatomic distance (Å)	Clash overlap (Å)
27:A5:33:CYS:HB2	27:A5:36:CYS:HB2	2.00	0.42
28:A6:13:CYS:O	28:A6:14:THR:HB	2.19	0.42
30:A8:34:TRP:C	30:A8:36:LYS:H	2.21	0.42
31:BA:186:C:C1'	50:BW:81:LYS:HZ1	2.32	0.42
31:BA:563:A:H1'	31:BA:566:G:O2'	2.19	0.42
31:BA:676:A:C4	31:BA:677:U:C5	3.07	0.42
31:BA:1148:U:O2'	31:BA:1149:C:H5'	2.19	0.42
31:BA:1327:C:OP1	51:BX:12:LYS:NZ	2.52	0.42
31:BA:1329:A:OP1	43:BP:26:GLY:HA3	2.19	0.42
31:BA:1353:G:H5''	51:BX:13:ILE:CG2	2.50	0.42
31:BA:1354:C:O2'	31:BA:1355:G:H5'	2.18	0.42
32:BE:102:LEU:N	32:BE:102:LEU:CD1	2.82	0.42
33:BF:35:GLU:HG2	33:BF:39:ILE:HD11	2.01	0.42
33:BF:135:LYS:O	33:BF:139:GLN:HB2	2.18	0.42
34:BG:29:PRO:HD2	34:BG:30:LYS:CE	2.49	0.42
34:BG:34:GLU:C	34:BG:35:ARG:CG	2.84	0.42
35:BH:78:HIS:ND1	38:BK:107:LEU:CD1	2.81	0.42
36:BI:54:LYS:HA	36:BI:54:LYS:HZ2	1.84	0.42
40:BM:98:ILE:O	40:BM:99:LYS:HB2	2.19	0.42
45:BR:3:ILE:CB	45:BR:38:ARG:HH21	2.32	0.42
48:BU:37:VAL:O	48:BU:38:GLU:C	2.57	0.42
48:BU:53:ARG:NH1	48:BU:60:ALA:HB2	2.34	0.42
50:BW:43:LEU:O	50:BW:47:GLY:N	2.51	0.42
50:BW:96:GLY:O	50:BW:97:ALA:O	2.37	0.42
52:BD:54:U:H2'	52:BD:55:U:O4'	2.20	0.42
53:B1:43:U:H5'	53:B1:43:U:C6	2.46	0.42
53:B1:50:U:C3'	53:B1:51:U:H5'	2.50	0.42
54:CA:37:U:H2'	54:CA:38:G:C8	2.50	0.42
54:CA:137:C:H1'	46:CS:63:GLY:HA2	2.00	0.42
54:CA:186(C):G:C6	54:CA:191(E):G:N1	2.87	0.42
54:CA:241:C:O2'	54:CA:242:C:H5'	2.19	0.42
54:CA:312:C:N4	54:CA:313:A:N6	2.68	0.42
54:CA:537:G:C5'	42:CO:113:ARG:HH12	2.28	0.42
54:CA:1126:U:C5	54:CA:1127:G:C4	3.08	0.42
54:CA:1189:C:H4'	33:CF:10:PHE:CE1	2.55	0.42
54:CA:1284:C:H2'	54:CA:1285:A:N7	2.34	0.42
54:CA:1318:A:H1'	49:CV:37:ARG:NH2	2.34	0.42
54:CA:1443:G:C4'	54:CA:1446:A:OP2	2.66	0.42
33:CF:29:TYR:HD2	33:CF:29:TYR:C	2.23	0.42
34:CG:6:GLY:O	34:CG:7:PRO:C	2.57	0.42
35:CH:80:ILE:C	35:CH:81:GLU:HG3	2.40	0.42

*Continued on next page...*

*Continued from previous page...*

Atom-1	Atom-2	Interatomic distance (Å)	Clash overlap (Å)
35:CH:89:ILE:HG12	35:CH:91:LEU:HD13	2.00	0.42
36:CI:53:ALA:O	36:CI:55:ASP:N	2.51	0.42
37:CJ:85:TYR:CD1	37:CJ:154:TYR:CE1	3.07	0.42
41:CN:78:GLN:O	41:CN:103:LEU:HD13	2.19	0.42
43:CP:62:ASN:OD1	26:D4:49:PHE:CD2	2.70	0.42
44:CQ:29:ARG:HG3	44:CQ:29:ARG:HH11	1.84	0.42
52:CD:46:G:O3'	52:CD:47:U:H4'	2.18	0.42
52:CB:4:C:C2	52:CB:5:G:C8	3.07	0.42
52:CB:70:G:H2'	52:CB:71:G:C8	2.54	0.42
55:DA:35:G:H2'	55:DA:36:G:O4'	2.18	0.42
55:DA:189:G:H2'	55:DA:205:G:N2	2.34	0.42
55:DA:208:C:H2'	55:DA:209:C:C6	2.53	0.42
55:DA:279:C:H2'	55:DA:280:C:C6	2.53	0.42
55:DA:301:G:C4	55:DA:302:C:C5	3.08	0.42
55:DA:422:A:H2'	55:DA:423:A:C8	2.54	0.42
55:DA:443:A:H3'	5:DF:45:ARG:HH11	1.83	0.42
55:DA:553:U:H2'	55:DA:554:U:O4'	2.19	0.42
55:DA:588:U:O4	55:DA:670:A:O2'	2.29	0.42
55:DA:608:A:C8	55:DA:621:A:N6	2.87	0.42
55:DA:654(F):C:O2'	55:DA:654(G):C:OP1	2.35	0.42
55:DA:654(S):G:H2'	55:DA:654(T):A:N9	2.33	0.42
55:DA:726:G:O2'	55:DA:727:A:P	2.77	0.42
55:DA:887:A:O2'	55:DA:888:C:P	2.78	0.42
55:DA:895:U:O2	55:DA:895:U:H2'	2.19	0.42
55:DA:940:G:H2'	55:DA:941:A:O4'	2.19	0.42
55:DA:1057:A:O2'	55:DA:1058:U:OP1	2.37	0.42
55:DA:1236:G:C4'	55:DA:1237:A:OP1	2.53	0.42
55:DA:1423:G:OP1	55:DA:1492:G:O2'	2.37	0.42
55:DA:1518:C:H2'	55:DA:1519:G:H8	1.84	0.42
55:DA:1607:C:H4'	55:DA:1608:A:O5'	2.20	0.42
55:DA:1948:G:C2'	55:DA:1949:G:H5'	2.49	0.42
55:DA:2067:G:C4'	55:DA:2068:U:OP2	2.61	0.42
55:DA:2134:A:N6	55:DA:2157:G:O2'	2.51	0.42
55:DA:2146:C:H4'	55:DA:2147:G:C5	2.54	0.42
55:DA:2168:G:C2'	55:DA:2169:A:OP1	2.67	0.42
55:DA:2287:A:C5	55:DA:2289:G:C5	3.07	0.42
55:DA:2311:A:H3'	55:DA:2312:U:H5	1.75	0.42
55:DA:2555:U:H2'	55:DA:2556:C:O4'	2.19	0.42
55:DA:2590:A:H2'	55:DA:2591:C:H6	1.83	0.42
55:DA:2832:U:H4'	55:DA:2833:G:C5'	2.36	0.42
55:DA:2870:C:C2'	55:DA:2871:C:H5'	2.49	0.42

*Continued on next page...*

Continued from previous page...

Atom-1	Atom-2	Interatomic distance (Å)	Clash overlap (Å)
4:DE:59:VAL:O	4:DE:60:ASN:CG	2.58	0.42
4:DE:93:VAL:C	4:DE:95:ILE:H	2.22	0.42
4:DE:116:VAL:O	4:DE:117:MET:CB	2.67	0.42
5:DF:181:LEU:HA	5:DF:181:LEU:HD22	1.80	0.42
6:DG:14:GLU:O	6:DG:17:PRO:HG2	2.19	0.42
7:DH:80:SER:C	7:DH:81:GLU:OE1	2.58	0.42
57:DY:72:ASP:O	57:DY:112:LEU:CG	2.67	0.42
57:DY:135:ARG:CA	57:DY:138:LEU:HB3	2.45	0.42
9:DM:39:ARG:C	9:DM:41:ASP:H	2.22	0.42
11:DO:61:ARG:HE	30:D8:24:ALA:HB2	1.84	0.42
12:DP:3:MET:HB3	12:DP:93:TYR:CE1	2.55	0.42
13:D0:38:VAL:HG22	13:D0:112:ALA:HB2	2.01	0.42
13:D0:57:ARG:O	13:D0:59:ASP:N	2.52	0.42
14:DQ:26:LEU:HD22	14:DQ:87:PHE:CD1	2.54	0.42
14:DQ:49:VAL:CG1	14:DQ:76:LYS:HB2	2.49	0.42
14:DQ:71:ARG:HG2	14:DQ:104:GLY:CA	2.36	0.42
16:D1:24:TYR:HB2	16:D1:29:SER:HB3	2.02	0.42
19:DT:10:ALA:O	19:DT:28:PHE:HB3	2.19	0.42
21:DV:116:VAL:HG13	21:DV:117:LEU:H	1.84	0.42
21:DV:119:GLU:O	21:DV:121:HIS:N	2.52	0.42
23:DZ:85:LEU:HA	23:DZ:87:PRO:HD2	2.01	0.42
25:DX:2:PRO:O	25:DX:39:ASP:HB2	2.18	0.42
26:D4:24:THR:OG1	26:D4:25:TYR:N	2.49	0.42
28:D6:36:LEU:CD1	28:D6:50:ARG:NH1	2.82	0.42
1:AA:211:A:H2'	1:AA:212:G:O4'	2.19	0.42
1:AA:215:G:H4'	1:AA:216:A:H4'	2.01	0.42
1:AA:339:U:O2	1:AA:339:U:H2'	2.19	0.42
1:AA:531:C:N4	1:AA:2035:G:C6	2.87	0.42
1:AA:585:G:C6	1:AA:1253:A:OP1	2.71	0.42
1:AA:585:G:O2'	1:AA:1254:A:N6	2.49	0.42
1:AA:654(S):G:N1	1:AA:654(T):A:C2	2.87	0.42
1:AA:753:C:O5'	1:AA:753:C:H6	2.02	0.42
1:AA:897:C:C2'	1:AA:898:C:H5'	2.45	0.42
1:AA:977:G:C6	1:AA:987:G:C6	3.08	0.42
1:AA:1101:U:O2'	1:AA:1102:C:H5'	2.20	0.42
1:AA:1261:C:H2'	1:AA:1262:A:O5'	2.20	0.42
1:AA:1340:U:H2'	1:AA:1341:U:OP1	2.17	0.42
1:AA:1895:C:H1'	31:BA:702:A:H61	1.84	0.42
1:AA:2088:G:H2'	1:AA:2089:U:O4'	2.19	0.42
1:AA:2225:A:O2'	1:AA:2226:C:OP2	2.37	0.42
1:AA:2277:G:H5''	12:AP:85:LYS:HB3	2.02	0.42

Continued on next page...

*Continued from previous page...*

Atom-1	Atom-2	Interatomic distance (Å)	Clash overlap (Å)
1:AA:2335:A:O2'	1:AA:2336:A:H8	2.03	0.42
1:AA:2462:U:H2'	1:AA:2463:C:C6	2.54	0.42
1:AA:2707:G:C5'	13:A0:68:ARG:NH2	2.80	0.42
1:AA:2750:A:C5'	1:AA:2751:G:OP2	2.67	0.42
1:AA:2756:U:O4'	1:AA:2757:A:C8	2.72	0.42
2:AB:47:C:O2	2:AB:47:C:H2'	2.18	0.42
3:AD:186:HIS:HD2	3:AD:188:GLU:H	1.66	0.42
5:AF:40:GLN:OE1	5:AF:182:ASN:HB2	2.19	0.42
5:AF:118:ALA:HA	5:AF:122:LYS:O	2.19	0.42
5:AF:157:VAL:HG12	5:AF:178:PRO:HA	2.00	0.42
8:AK:140:LEU:HD12	8:AK:140:LEU:HA	1.84	0.42
10:AN:11:ALA:HB2	10:AN:64:ARG:NH2	2.34	0.42
12:AP:42:ILE:HD13	12:AP:97:VAL:CB	2.49	0.42
12:AP:77:LYS:HA	12:AP:78:PRO:HD3	1.86	0.42
12:AP:141:GLN:HE21	12:AP:141:GLN:HB3	1.60	0.42
15:AR:52:ILE:HG12	15:AR:61:PHE:HB2	2.00	0.42
17:A2:58:VAL:HB	17:A2:98:GLU:CB	2.49	0.42
18:AS:8:ARG:O	18:AS:9:TYR:HB2	2.18	0.42
21:AV:102:LEU:HD12	21:AV:121:HIS:O	2.19	0.42
21:AV:110:GLY:N	21:AV:143:GLY:CA	2.63	0.42
21:AV:110:GLY:CA	21:AV:143:GLY:HA2	2.48	0.42
23:AZ:73:LEU:O	23:AZ:76:ARG:HG2	2.20	0.42
28:A6:18:ARG:HH11	28:A6:18:ARG:HG3	1.84	0.42
30:A8:8:LYS:HB3	30:A8:12:LYS:HE3	2.00	0.42
31:BA:321:A:C2	31:BA:333:G:C2	3.07	0.42
31:BA:374:A:C6	31:BA:375:U:C4	3.07	0.42
31:BA:376:G:H5''	46:BS:5:ARG:HD3	2.01	0.42
31:BA:490:G:P	34:BG:132:ARG:HH22	2.42	0.42
31:BA:597:G:H2'	31:BA:598:U:H5'	2.00	0.42
31:BA:662:G:O2'	31:BA:836:G:H5'	2.19	0.42
31:BA:680:C:O2'	31:BA:681:C:H5'	2.19	0.42
31:BA:695:A:OP1	41:BN:52:GLY:HA3	2.19	0.42
31:BA:743:U:H2'	31:BA:744:C:C6	2.54	0.42
31:BA:1206:G:C4'	33:BF:194:GLY:H	2.33	0.42
31:BA:1233:G:OP2	39:BL:124:GLN:HG3	2.20	0.42
31:BA:1251:A:O2'	31:BA:1252:A:H5'	2.19	0.42
31:BA:1366:C:H2'	31:BA:1367:C:C6	2.54	0.42
32:BE:21:ARG:CZ	32:BE:39:ILE:HG13	2.49	0.42
32:BE:107:THR:C	32:BE:109:SER:H	2.23	0.42
33:BF:164:ARG:HG2	33:BF:165:THR:N	2.32	0.42
34:BG:14:ARG:HH11	34:BG:14:ARG:CG	2.32	0.42

*Continued on next page...*

*Continued from previous page...*

Atom-1	Atom-2	Interatomic distance (Å)	Clash overlap (Å)
35:BH:15:ARG:HH12	53:B1:55:U:P	2.41	0.42
36:BI:21:LEU:O	36:BI:24:GLU:HB3	2.20	0.42
37:BJ:12:LEU:HD23	37:BJ:28:ASN:ND2	2.34	0.42
37:BJ:15:ASP:OD2	37:BJ:44:TYR:OH	2.36	0.42
39:BL:17:VAL:HG22	39:BL:63:ILE:CG1	2.49	0.42
45:BR:21:ASP:C	45:BR:21:ASP:OD2	2.57	0.42
46:BS:19:ILE:CG2	46:BS:36:ILE:HG13	2.49	0.42
48:BU:31:LEU:CD2	48:BU:31:LEU:N	2.77	0.42
49:BV:11:VAL:HA	49:BV:38:SER:HA	2.00	0.42
50:BW:100:ILE:O	50:BW:102:GLY:N	2.43	0.42
52:BD:67:C:H2'	52:BD:68:C:H6	1.84	0.42
53:B1:32:A:H2'	53:B1:33:G:O4'	2.18	0.42
53:B1:33:G:O2'	53:B1:34:G:H5'	2.20	0.42
54:CA:31:G:O2'	54:CA:32:A:OP1	2.37	0.42
54:CA:56:U:H2'	54:CA:57:G:H8	1.81	0.42
54:CA:64:G:H4'	54:CA:65:U:O5'	2.19	0.42
54:CA:89:U:H2'	54:CA:90:C:O4'	2.20	0.42
54:CA:130:A:H1'	54:CA:264:U:H4'	2.01	0.42
54:CA:267:C:P	47:CT:67:LYS:HB2	2.59	0.42
54:CA:437:U:O2'	54:CA:438:G:H5'	2.19	0.42
54:CA:489:C:H2'	54:CA:490:G:C8	2.54	0.42
54:CA:815:A:O2'	54:CA:1527:C:C1'	2.67	0.42
54:CA:894:G:C6	54:CA:895:G:C6	3.08	0.42
54:CA:980:C:H5''	54:CA:981:U:C5	2.54	0.42
54:CA:1124:G:H21	54:CA:1280:A:N6	2.17	0.42
54:CA:1542:U:H6	54:CA:1542:U:H2'	1.56	0.42
32:CE:25:ASN:O	32:CE:27:LYS:N	2.52	0.42
33:CF:29:TYR:OH	44:CQ:54:PRO:HD2	2.19	0.42
34:CG:14:ARG:O	34:CG:14:ARG:HD3	2.19	0.42
34:CG:119:GLN:O	34:CG:123:HIS:CD2	2.72	0.42
35:CH:102:ALA:HB2	35:CH:120:THR:OG1	2.18	0.42
38:CK:33:GLU:HG2	38:CK:59:LEU:CD1	2.47	0.42
38:CK:48:TYR:O	38:CK:49:GLU:HB3	2.19	0.42
38:CK:112:LEU:HD12	38:CK:114:THR:CG2	2.49	0.42
42:CO:43:VAL:CG2	42:CO:44:THR:N	2.81	0.42
42:CO:127:GLU:N	42:CO:127:GLU:CD	2.72	0.42
46:CS:4:ILE:HD12	46:CS:4:ILE:H	1.81	0.42
48:CU:22:VAL:O	48:CU:25:THR:N	2.52	0.42
48:CU:30:ASP:C	48:CU:32:ARG:N	2.72	0.42
48:CU:31:LEU:O	48:CU:65:ILE:HG22	2.19	0.42
49:CV:64:GLU:HA	49:CV:67:VAL:CG2	2.49	0.42

*Continued on next page...*



*Continued from previous page...*

Atom-1	Atom-2	Interatomic distance (Å)	Clash overlap (Å)
49:CV:67:VAL:O	49:CV:67:VAL:CG1	2.67	0.42
50:CW:57:ARG:NH1	50:CW:102:GLY:CA	2.83	0.42
52:CD:58:A:HO2'	52:CD:59:U:P	2.42	0.42
55:DA:226:G:HO2'	55:DA:227:A:H8	1.61	0.42
55:DA:236:C:H2'	55:DA:237:C:C6	2.54	0.42
55:DA:466:A:H2	55:DA:795:C:O2	2.02	0.42
55:DA:609(A):G:C4	55:DA:610:C:C5	3.07	0.42
55:DA:654(R):C:C6	55:DA:654(R):C:O5'	2.67	0.42
55:DA:730:C:H2'	55:DA:731:C:H6	1.82	0.42
55:DA:746:A:C5	55:DA:2611:U:H5''	2.54	0.42
55:DA:1332:G:N2	55:DA:1610:A:C8	2.84	0.42
55:DA:1359:A:C8	55:DA:1359:A:OP2	2.72	0.42
55:DA:1682:G:H2'	55:DA:1683:C:H6	1.80	0.42
55:DA:1707:G:H2'	55:DA:1708:C:H6	1.84	0.42
55:DA:1788:C:OP1	3:DD:222:ARG:NH2	2.52	0.42
55:DA:1889:A:H1'	55:DA:2087:G:O4'	2.19	0.42
55:DA:2444:G:OP2	5:DF:68:LYS:NZ	2.51	0.42
55:DA:2649:U:H2'	55:DA:2650:U:H6	1.83	0.42
55:DA:2702:U:C2'	55:DA:2703:C:OP2	2.67	0.42
55:DA:2848:G:O2'	55:DA:2867:G:N2	2.52	0.42
2:DB:34:U:H5''	2:DB:35:U:OP1	2.19	0.42
3:DD:32:SER:HA	3:DD:35:LYS:O	2.18	0.42
4:DE:54:GLN:CA	4:DE:54:GLN:NE2	2.81	0.42
6:DG:81:LYS:N	6:DG:81:LYS:CD	2.78	0.42
7:DH:24:VAL:CG2	7:DH:35:VAL:HB	2.49	0.42
56:DI:5:ILE:O	56:DI:6:GLU:HB2	2.18	0.42
57:DY:74:LEU:CG	57:DY:120:LYS:HA	2.45	0.42
57:DY:142:LEU:CD1	57:DY:143:GLN:N	2.52	0.42
58:DL:13:PRO:HG2	58:DL:14:ALA:N	2.34	0.42
56:DJ:4:ASP:O	56:DJ:7:ARG:O	2.36	0.42
10:DN:104:ARG:NH1	15:DR:36:GLU:CG	2.81	0.42
11:DO:47:ASP:OD2	11:DO:49:ARG:HG2	2.20	0.42
12:DP:34:LEU:HB2	12:DP:118:LEU:HD22	2.00	0.42
12:DP:110:THR:HB	12:DP:112:GLU:CG	2.47	0.42
13:D0:75:LEU:O	13:D0:75:LEU:HD13	2.20	0.42
20:DU:50:ARG:C	20:DU:52:SER:H	2.22	0.42
21:DV:112:ARG:O	21:DV:113:ALA:HB3	2.20	0.42
25:DX:36:VAL:O	25:DX:36:VAL:HG23	2.18	0.42
27:D5:48:GLU:HG3	27:D5:59:GLU:CB	2.46	0.42
1:AA:28:A:C4	1:AA:513:A:C8	3.07	0.42
1:AA:228:A:H2'	1:AA:230:U:O4'	2.20	0.42

*Continued on next page...*

*Continued from previous page...*

Atom-1	Atom-2	Interatomic distance (Å)	Clash overlap (Å)
1:AA:335:C:O2'	1:AA:336:C:H5'	2.19	0.42
1:AA:1462:C:H2'	1:AA:1463:C:C6	2.54	0.42
1:AA:1473:G:H2'	1:AA:1474:C:H6	1.84	0.42
1:AA:1644:C:O2	1:AA:1644:C:H2'	2.19	0.42
1:AA:1685:C:H2'	1:AA:1686:C:H6	1.84	0.42
1:AA:2675:A:H61	1:AA:2732:G:H1	1.68	0.42
2:AB:9:G:H5'	14:AQ:25:ARG:NH2	2.34	0.42
3:AD:108:PRO:HA	3:AD:196:VAL:O	2.19	0.42
4:AE:4:ILE:HG13	4:AE:28:ALA:HB1	2.00	0.42
4:AE:51:PHE:O	4:AE:74:PRO:HB2	2.19	0.42
4:AE:137:HIS:CB	4:AE:138:PRO:CD	2.97	0.42
5:AF:51:THR:HG21	5:AF:92:PRO:HD2	2.01	0.42
8:AK:5:LEU:HD23	8:AK:9:LEU:HD21	2.02	0.42
8:AK:110:ASP:OD2	8:AK:113:ARG:CB	2.64	0.42
12:AP:21:THR:H	12:AP:98:LYS:HB3	1.84	0.42
13:A0:101:ALA:HB2	27:A5:44:THR:OG1	2.20	0.42
19:AT:11:PRO:HD2	24:AW:40:SER:OG	2.19	0.42
20:AU:75:ILE:HG12	20:AU:76:CYS:H	1.85	0.42
21:AV:7:ALA:C	21:AV:8:TYR:HD2	2.23	0.42
21:AV:158:PRO:O	21:AV:159:PRO:C	2.57	0.42
23:AZ:78:LYS:CD	23:AZ:80:LEU:HD11	2.49	0.42
28:A6:15:GLU:HG3	28:A6:47:THR:HG21	2.00	0.42
31:BA:130:A:C8	47:BT:63:ARG:HG3	2.54	0.42
31:BA:232:G:H1'	31:BA:262:A:N1	2.34	0.42
31:BA:327:A:O2'	31:BA:329:A:H5'	2.20	0.42
31:BA:577:G:O2'	31:BA:816:A:H2'	2.20	0.42
31:BA:671:G:H2'	31:BA:672:U:H6	1.84	0.42
31:BA:890:G:O2'	31:BA:891:U:C5	2.70	0.42
31:BA:986:A:H4'	49:BV:55:LYS:HG3	2.01	0.42
31:BA:1004:A:H2'	31:BA:1005:A:N3	2.34	0.42
32:BE:18:GLY:O	32:BE:19:HIS:ND1	2.48	0.42
32:BE:41:ILE:N	32:BE:41:ILE:CD1	2.82	0.42
34:BG:175:SER:OG	34:BG:184:LYS:HB2	2.20	0.42
38:BK:123:GLU:O	38:BK:127:LEU:HD22	2.19	0.42
40:BM:24:VAL:HG21	40:BM:37:PRO:HG3	2.01	0.42
43:BP:86:CYS:O	43:BP:89:GLY:N	2.52	0.42
43:BP:99:ARG:O	43:BP:100:GLY:C	2.57	0.42
44:BQ:51:GLY:C	44:BQ:53:LEU:H	2.23	0.42
45:BR:72:ARG:NH1	45:BR:73:GLU:OE2	2.52	0.42
45:BR:75:PRO:O	45:BR:79:ARG:HG3	2.19	0.42
47:BT:66:SER:OG	47:BT:69:LYS:HB3	2.20	0.42

*Continued on next page...*

*Continued from previous page...*

Atom-1	Atom-2	Interatomic distance (Å)	Clash overlap (Å)
47:BT:101:ARG:NH2	47:BT:101:ARG:HG2	2.35	0.42
52:BC:1:G:H2'	52:BC:2:C:H6	1.84	0.42
52:BC:7:A:O2'	52:BC:8:U:P	2.77	0.42
52:BC:68:C:H2'	52:BC:69:G:H8	1.84	0.42
54:CA:103:C:C4	54:CA:104:G:N7	2.88	0.42
54:CA:191(B):G:C2'	54:CA:191(C):G:H5'	2.48	0.42
54:CA:869:G:H4'	54:CA:872:A:N9	2.33	0.42
54:CA:1129:C:N4	54:CA:1141:C:H41	2.18	0.42
54:CA:1343:G:H1'	39:CL:121:ARG:NH1	2.33	0.42
32:CE:21:ARG:O	32:CE:22:LYS:HB2	2.19	0.42
32:CE:30:ARG:H	32:CE:30:ARG:HG2	1.66	0.42
32:CE:111:ARG:NH2	32:CE:114:ARG:HG2	2.35	0.42
32:CE:189:ASP:OD1	32:CE:205:ASP:CG	2.57	0.42
33:CF:43:LEU:O	33:CF:47:LEU:HB3	2.19	0.42
34:CG:61:LYS:HD2	34:CG:206:PHE:CE2	2.55	0.42
36:CI:29:ALA:O	36:CI:30:LEU:C	2.58	0.42
43:CP:87:TYR:C	43:CP:89:GLY:N	2.73	0.42
45:CR:4:THR:HG1	45:CR:7:GLU:HB2	1.81	0.42
45:CR:63:ARG:O	45:CR:67:LEU:HG	2.19	0.42
46:CS:8:ARG:O	46:CS:9:PHE:CD2	2.70	0.42
46:CS:48:TRP:HZ2	46:CS:76:GLN:OE1	2.02	0.42
52:CB:19:G:N2	52:CB:56:C:N3	2.67	0.42
55:DA:433:C:H2'	55:DA:434:U:C6	2.54	0.42
55:DA:593:G:H1'	30:D8:4:MET:HE1	1.99	0.42
55:DA:594:U:P	30:D8:61:LEU:HD22	2.60	0.42
55:DA:614:U:C2'	55:DA:615:G:OP1	2.67	0.42
55:DA:654(I):C:O2	55:DA:654(I):C:C2'	2.66	0.42
55:DA:1020:A:H4'	55:DA:1021:A:O5'	2.18	0.42
55:DA:1055:G:O3'	57:DY:35:LYS:CD	2.68	0.42
55:DA:1071:G:H8	55:DA:1071:G:O5'	2.01	0.42
55:DA:1082:U:H2'	57:DY:41:ARG:NE	2.34	0.42
55:DA:1173:G:H1'	55:DA:1175:U:C6	2.54	0.42
55:DA:1248:G:N2	5:DF:88:VAL:CG2	2.83	0.42
55:DA:1367:A:H5'	55:DA:1368:G:OP2	2.19	0.42
55:DA:1535:U:H2'	55:DA:1536:A:O5'	2.20	0.42
55:DA:1583:A:H2'	55:DA:1583:A:N3	2.34	0.42
55:DA:1810:A:H8	55:DA:1810:A:O5'	2.02	0.42
55:DA:2213:U:H6	55:DA:2213:U:O5'	2.01	0.42
55:DA:2627:G:N3	55:DA:2781:A:H2	2.17	0.42
55:DA:2848:G:HO2'	55:DA:2849:U:P	2.42	0.42
3:DD:122:ASP:O	3:DD:123:ALA:O	2.37	0.42

*Continued on next page...*

Continued from previous page...

Atom-1	Atom-2	Interatomic distance (Å)	Clash overlap (Å)
3:DD:174:ILE:HD12	3:DD:174:ILE:N	2.35	0.42
3:DD:183:ARG:NH1	3:DD:183:ARG:CG	2.76	0.42
4:DE:24:THR:OG1	4:DE:188:VAL:HG12	2.18	0.42
4:DE:200:GLU:O	4:DE:201:THR:C	2.57	0.42
5:DF:133:ASN:O	5:DF:135:LYS:HB2	2.20	0.42
7:DH:45:VAL:O	7:DH:45:VAL:HG13	2.19	0.42
7:DH:143:GLN:O	7:DH:146:ALA:HB3	2.19	0.42
56:DI:28:LYS:O	56:DJ:2:ALA:HB1	2.19	0.42
8:DK:29:TYR:CD1	8:DK:33:ARG:NE	2.86	0.42
57:DY:36:GLU:O	57:DY:38:HIS:CE1	2.64	0.42
57:DY:88:ALA:C	56:DJ:15:ALA:CB	2.87	0.42
58:DL:9:LYS:N	58:DL:9:LYS:CD	2.53	0.42
9:DM:4:TYR:OH	9:DM:7:LYS:HE2	2.19	0.42
11:DO:115:LEU:HB2	11:DO:131:SER:CB	2.44	0.42
15:DR:133:GLU:O	15:DR:135:ALA:N	2.52	0.42
16:D1:57:PHE:O	16:D1:58:ARG:C	2.57	0.42
20:DU:94:LYS:NZ	20:DU:101:LYS:HZ1	2.17	0.42
21:DV:172:ALA:O	21:DV:173:ALA:HB2	2.18	0.42
21:DV:198:LYS:O	21:DV:199:LYS:HB3	2.19	0.42
25:DX:5:LYS:CE	25:DX:34:GLU:OE1	2.66	0.42
25:DX:10:LYS:O	25:DX:53:LEU:HD22	2.19	0.42
26:D4:50:VAL:O	26:D4:51:ASP:C	2.57	0.42
28:D6:27:LYS:C	28:D6:28:ARG:HG2	2.39	0.42
30:D8:64:TYR:HB3	30:D8:65:GLU:H	1.43	0.42
1:AA:11:G:O2'	1:AA:12:U:H5'	2.20	0.42
1:AA:206:U:H6	1:AA:206:U:O5'	2.02	0.42
1:AA:548:A:H2'	1:AA:549:G:C5'	2.49	0.42
1:AA:631:A:H2'	1:AA:632:A:C8	2.54	0.42
1:AA:893:C:H4'	1:AA:894:C:OP1	2.20	0.42
1:AA:1206:G:OP2	1:AA:1206:G:C8	2.73	0.42
1:AA:1210:A:N3	1:AA:1212:G:N2	2.67	0.42
1:AA:1336:A:H2'	1:AA:1337:G:H8	1.84	0.42
1:AA:1507:A:N3	1:AA:1508:A:H1'	2.34	0.42
1:AA:1813:G:H1'	3:AD:50:THR:HG1	1.83	0.42
1:AA:1961:C:H5'	31:BA:1484:C:O2'	2.20	0.42
1:AA:2313:C:H2'	1:AA:2314:C:H6	1.84	0.42
1:AA:2313:C:O4'	6:AG:40:ASN:OD1	2.37	0.42
1:AA:2617:C:C4	1:AA:2618:G:N7	2.88	0.42
1:AA:2712:U:H1'	1:AA:2712(A):A:N7	2.35	0.42
4:AE:55:ASN:C	4:AE:57:LYS:N	2.73	0.42
6:AG:6:ALA:HB3	26:A4:23:GLU:OE1	2.19	0.42

Continued on next page...

*Continued from previous page...*

Atom-1	Atom-2	Interatomic distance (Å)	Clash overlap (Å)
6:AG:47:LYS:HG3	6:AG:82:LEU:CD2	2.50	0.42
6:AG:89:GLY:C	6:AG:90:LEU:HD22	2.40	0.42
6:AG:106:LEU:HA	6:AG:110:ALA:HB3	2.02	0.42
7:AH:6:ARG:C	7:AH:8:PRO:HD2	2.39	0.42
7:AH:132:ARG:O	7:AH:133:VAL:HG23	2.18	0.42
8:AK:82:ARG:HG3	8:AK:82:ARG:NH1	2.30	0.42
10:AN:119:PRO:HB2	15:AR:68:TYR:CE2	2.54	0.42
10:AN:120:GLU:CD	10:AN:122:LEU:HD21	2.40	0.42
11:AO:124:LYS:HE3	11:AO:145:PRO:HD3	2.02	0.42
13:A0:59:ASP:OD1	13:A0:61:HIS:HB3	2.19	0.42
15:AR:106:SER:O	15:AR:107:ASP:OD1	2.37	0.42
15:AR:132:LYS:CB	15:AR:136:GLN:HE22	2.33	0.42
16:A1:111:GLU:O	16:A1:112:ARG:C	2.57	0.42
18:AS:78:GLU:OE2	18:AS:99:ARG:HD2	2.19	0.42
20:AU:24:VAL:HG12	20:AU:25:GLY:N	2.35	0.42
21:AV:92:SER:C	21:AV:130:PRO:HG2	2.38	0.42
22:A3:11:ARG:NH1	52:BC:63:G:O3'	2.52	0.42
24:AW:47:ASN:O	24:AW:50:ILE:CD1	2.68	0.42
31:BA:15:G:H1'	35:BH:19:MET:HE2	2.00	0.42
31:BA:549:C:C2	31:BA:550:G:C8	3.08	0.42
31:BA:740:U:O3'	45:BR:39:LEU:HD23	2.19	0.42
31:BA:790:A:C2	31:BA:1497:G:H5''	2.54	0.42
31:BA:899:C:H2'	31:BA:900:A:O4'	2.19	0.42
31:BA:1034:G:N2	31:BA:1035:A:C5	2.87	0.42
31:BA:1154:G:N3	31:BA:1155:G:C8	2.87	0.42
31:BA:1203:C:O5'	31:BA:1203:C:H6	2.03	0.42
33:BF:91:LEU:C	33:BF:93:LYS:H	2.22	0.42
33:BF:199:LYS:HB3	33:BF:201:TYR:HE1	1.85	0.42
34:BG:16:GLY:CA	34:BG:33:MET:HE1	2.37	0.42
34:BG:79:PHE:CE1	34:BG:204:ILE:HD13	2.54	0.42
34:BG:162:LEU:HD13	34:BG:181:MET:HG2	2.01	0.42
35:BH:18:ARG:HG2	35:BH:19:MET:H	1.84	0.42
37:BJ:16:LEU:O	37:BJ:17:VAL:CG2	2.67	0.42
39:BL:27:THR:HG23	39:BL:31:GLN:H	1.84	0.42
41:BN:23:ALA:HB1	41:BN:88:GLY:N	2.34	0.42
42:BO:22:SER:C	42:BO:24:VAL:N	2.73	0.42
42:BO:55:VAL:HG22	42:BO:69:TYR:HA	2.02	0.42
43:BP:80:ARG:HB3	43:BP:80:ARG:NH1	2.34	0.42
46:BS:49:LEU:CD1	46:BS:73:LEU:HD22	2.48	0.42
48:BU:36:ASN:ND2	48:BU:39:VAL:CG2	2.83	0.42
52:BD:21:A:C2	52:BD:46:G:O6	2.72	0.42

*Continued on next page...*

*Continued from previous page...*

Atom-1	Atom-2	Interatomic distance (Å)	Clash overlap (Å)
53:B1:53:U:C1'	53:B1:54:U:OP1	2.67	0.42
54:CA:112:G:C2'	54:CA:113:G:H5'	2.49	0.42
54:CA:119:A:O2'	54:CA:120:A:OP2	2.24	0.42
54:CA:419:C:C4	54:CA:420:U:H5	2.38	0.42
54:CA:939:G:H5''	37:CJ:102:ARG:HH22	1.80	0.42
54:CA:978:A:C2	54:CA:1319:A:H1'	2.54	0.42
54:CA:1074:G:O4'	32:CE:104:ASN:HB2	2.20	0.42
54:CA:1197:G:C8	54:CA:1197:G:H5'	2.54	0.42
54:CA:1275:A:O2'	54:CA:1276:G:H5'	2.19	0.42
54:CA:1465:C:OP2	15:DR:108:ARG:NH1	2.42	0.42
54:CA:1508:G:O2'	54:CA:1509:C:H5'	2.19	0.42
32:CE:25:ASN:OD1	32:CE:27:LYS:HB2	2.19	0.42
32:CE:70:PHE:HB3	32:CE:81:VAL:CG1	2.49	0.42
32:CE:105:PHE:HE1	32:CE:152:PHE:CE1	2.38	0.42
34:CG:13:ARG:HB2	34:CG:33:MET:CE	2.50	0.42
34:CG:135:LEU:HD22	34:CG:135:LEU:N	2.32	0.42
34:CG:147:ALA:HB2	34:CG:182:LYS:HA	2.02	0.42
34:CG:161:ASN:O	34:CG:162:LEU:C	2.57	0.42
34:CG:170:VAL:HG22	34:CG:171:GLY:N	2.27	0.42
35:CH:48:ALA:HB1	35:CH:49:PRO:CD	2.49	0.42
37:CJ:57:GLU:O	37:CJ:58:PRO:C	2.58	0.42
37:CJ:106:GLN:O	37:CJ:110:GLN:HG3	2.19	0.42
38:CK:63:LEU:HD22	38:CK:63:LEU:H	1.85	0.42
39:CL:56:LEU:CD2	39:CL:57:GLY:N	2.83	0.42
41:CN:120:ARG:HA	41:CN:121:PRO:HD3	1.92	0.42
43:CP:87:TYR:HA	43:CP:90:LEU:CG	2.48	0.42
46:CS:55:ARG:O	46:CS:56:ALA:C	2.57	0.42
49:CV:30:LEU:HD13	49:CV:30:LEU:N	2.34	0.42
49:CV:42:PRO:O	49:CV:45:VAL:HG22	2.20	0.42
50:CW:99:LEU:O	50:CW:100:ILE:HB	2.19	0.42
53:C1:36:G:H5'	53:C1:37:G:OP2	2.19	0.42
55:DA:198:C:H5'	55:DA:2244:U:OP1	2.19	0.42
55:DA:654(S):G:H2'	55:DA:654(T):A:O4'	2.20	0.42
55:DA:740:U:H2'	55:DA:741:G:H8	1.85	0.42
55:DA:784:A:C5	3:DD:229:VAL:CG2	3.02	0.42
55:DA:880:G:C6	55:DA:881:G:N7	2.87	0.42
55:DA:989:G:N7	25:DX:13:ILE:HD12	2.34	0.42
55:DA:990:A:C6	55:DA:1186:G:H1'	2.54	0.42
55:DA:1025:G:C4	55:DA:1135:C:H1'	2.55	0.42
55:DA:1057:A:C6	55:DA:1086:A:H2	2.37	0.42
55:DA:1343:G:H2'	55:DA:1343:G:N3	2.33	0.42

*Continued on next page...*

*Continued from previous page...*

Atom-1	Atom-2	Interatomic distance (Å)	Clash overlap (Å)
55:DA:1542:G:H5''	55:DA:1543:A:OP2	2.19	0.42
55:DA:1830:C:O2'	55:DA:1831:G:H5'	2.19	0.42
55:DA:2129:C:H2'	55:DA:2130:U:H5'	2.01	0.42
55:DA:2131:G:OP1	55:DA:2133:G:OP2	2.36	0.42
55:DA:2266:A:H4'	55:DA:2267:A:C2	2.55	0.42
55:DA:2431:U:C2	55:DA:2433:A:OP2	2.72	0.42
55:DA:2603:G:OP2	55:DA:2603:G:H4'	2.20	0.42
55:DA:2814:C:C6	55:DA:2815:C:C5	3.08	0.42
2:DB:14:U:H4'	2:DB:106:G:H21	1.83	0.42
4:DE:34:VAL:O	4:DE:35:GLN:CB	2.68	0.42
4:DE:77:ILE:O	4:DE:78:LEU:C	2.55	0.42
6:DG:35:GLU:O	6:DG:36:LYS:HB3	2.19	0.42
6:DG:58:GLN:HE22	6:DG:148:MET:HE1	1.84	0.42
6:DG:63:ILE:HG22	6:DG:144:ILE:HD11	2.02	0.42
7:DH:85:LYS:HD2	7:DH:85:LYS:HA	1.71	0.42
7:DH:88:LEU:O	7:DH:163:TYR:N	2.43	0.42
7:DH:89:ILE:O	7:DH:90:LYS:C	2.58	0.42
7:DH:111:HIS:CE1	7:DH:112:PRO:O	2.73	0.42
8:DK:81:VAL:HG22	8:DK:143:SER:O	2.19	0.42
57:DY:13:LEU:O	57:DY:14:LYS:HE3	2.18	0.42
57:DY:25:PHE:CG	57:DY:82:PHE:CE2	2.93	0.42
57:DY:125:LEU:CD1	56:DJ:20:LEU:HD21	2.49	0.42
58:DL:19:PRO:CD	58:DL:38:VAL:HG11	2.44	0.42
10:DN:26:LYS:HB2	10:DN:30:ALA:CB	2.48	0.42
11:DO:139:LYS:HG3	11:DO:144:GLU:OE2	2.19	0.42
12:DP:38:GLU:OE2	12:DP:128:LYS:N	2.53	0.42
12:DP:48:GLU:OE1	12:DP:48:GLU:HA	2.19	0.42
13:D0:90:ARG:HH21	13:D0:118:GLU:HA	1.83	0.42
15:DR:29:ARG:NH1	15:DR:89:VAL:HG11	2.35	0.42
20:DU:86:ARG:HD2	20:DU:86:ARG:HA	1.68	0.42
21:DV:117:LEU:O	21:DV:118:GLN:O	2.38	0.42
25:DX:7:LYS:HG3	25:DX:34:GLU:CG	2.49	0.42
28:D6:15:GLU:OE2	28:D6:44:ARG:NH2	2.53	0.42
30:D8:8:LYS:HB3	30:D8:12:LYS:HE3	2.01	0.42
1:AA:13:A:O2'	1:AA:14:A:N7	2.53	0.42
1:AA:27:G:O2'	1:AA:28:A:O5'	2.38	0.42
1:AA:387:U:C4'	1:AA:388:G:O5'	2.63	0.42
1:AA:698:C:O2'	1:AA:734:A:N6	2.51	0.42
1:AA:1085:A:O2'	1:AA:1086:A:OP1	2.36	0.42
1:AA:1246:A:H5''	11:AO:15:ARG:HH12	1.84	0.42
1:AA:1423:G:H2'	1:AA:1424:G:H8	1.85	0.42

*Continued on next page...*

*Continued from previous page...*

Atom-1	Atom-2	Interatomic distance (Å)	Clash overlap (Å)
1:AA:1694:C:O2'	1:AA:1695:G:H5''	2.19	0.42
1:AA:1729:A:C6	1:AA:1731:G:C5	3.08	0.42
1:AA:1837:C:O2	1:AA:1927:A:H2	2.02	0.42
1:AA:2025:C:H2'	1:AA:2026:C:C6	2.55	0.42
1:AA:2258:C:C2'	1:AA:2427:C:OP2	2.68	0.42
1:AA:2657:A:H2'	1:AA:2658:C:C5'	2.46	0.42
1:AA:2657:A:C2'	1:AA:2658:C:H5'	2.48	0.42
1:AA:2711:A:C8	1:AA:2714:G:H1'	2.54	0.42
1:AA:2814:C:C6	1:AA:2815:C:C5	3.07	0.42
1:AA:2861:G:C4	1:AA:2862:G:C8	3.08	0.42
1:AA:2864:G:H2'	1:AA:2865:U:C6	2.55	0.42
3:AD:17:THR:O	3:AD:211:ARG:NH2	2.52	0.42
5:AF:21:ALA:HB3	5:AF:23:ASP:OD2	2.19	0.42
5:AF:41:LEU:O	5:AF:44:ARG:HG2	2.19	0.42
7:AH:93:GLY:C	7:AH:94:TYR:HD1	2.23	0.42
7:AH:122:THR:O	7:AH:123:PHE:CD2	2.72	0.42
12:AP:84:GLY:HA2	22:A3:10:THR:HG21	2.01	0.42
16:A1:92:ARG:CG	16:A1:94:ASN:HB3	2.37	0.42
17:A2:4:ILE:HA	17:A2:12:TYR:O	2.19	0.42
17:A2:78:LYS:HE2	17:A2:78:LYS:HB3	1.82	0.42
17:A2:79:VAL:HG23	17:A2:80:GLN:N	2.33	0.42
20:AU:6:HIS:NE2	20:AU:72:VAL:CG2	2.83	0.42
21:AV:56:VAL:C	21:AV:57:ILE:HD12	2.40	0.42
21:AV:60:GLU:O	21:AV:65:GLN:C	2.58	0.42
25:AX:30:ARG:O	25:AX:33:GLN:HB3	2.20	0.42
26:A4:15:ILE:H	26:A4:15:ILE:CD1	2.32	0.42
27:A5:51:TYR:HB3	27:A5:52:TYR:H	1.45	0.42
31:BA:210:U:H1'	31:BA:216:G:C8	2.55	0.42
31:BA:323:U:O4'	50:BW:19:SER:HB2	2.20	0.42
31:BA:612:C:O3'	34:BG:84:LYS:NZ	2.53	0.42
31:BA:872:A:C4	31:BA:874:G:N7	2.88	0.42
31:BA:1000:A:O2'	31:BA:1001:G:H5''	2.19	0.42
31:BA:1032:A:N7	31:BA:1032(A):G:H1'	2.35	0.42
31:BA:1064:G:O4'	31:BA:1066:C:H1'	2.20	0.42
31:BA:1232:U:P	39:BL:126:SER:HG	2.42	0.42
31:BA:1362:C:H2'	31:BA:1362(A):C:H5''	2.00	0.42
31:BA:1408:A:C5	31:BA:1409:C:C5	3.08	0.42
31:BA:1524:C:OP1	41:BN:120:ARG:NH1	2.38	0.42
31:BA:1528:U:HO2'	31:BA:1529:G:H5''	1.77	0.42
32:BE:33:TYR:HB2	32:BE:43:ASP:HA	2.02	0.42
32:BE:153:ARG:HB2	32:BE:154:LEU:H	1.56	0.42

*Continued on next page...*



*Continued from previous page...*

Atom-1	Atom-2	Interatomic distance (Å)	Clash overlap (Å)
35:BH:7:GLU:OE1	35:BH:37:ARG:NH2	2.52	0.42
37:BJ:44:TYR:C	37:BJ:46:ALA:N	2.71	0.42
37:BJ:69:VAL:HA	37:BJ:138:LYS:HD2	2.01	0.42
38:BK:86:ILE:CB	38:BK:133:LEU:HD22	2.50	0.42
40:BM:52:GLY:O	44:BQ:42:ILE:HD11	2.19	0.42
40:BM:75:ILE:CG1	40:BM:76:ASN:H	2.31	0.42
42:BO:43:VAL:HG23	42:BO:44:THR:N	2.34	0.42
43:BP:3:ARG:HD2	43:BP:9:ILE:CD1	2.29	0.42
46:BS:40:ASP:O	46:BS:48:TRP:HB2	2.19	0.42
50:BW:72:LEU:C	50:BW:72:LEU:HD23	2.40	0.42
52:BD:21:A:H61	52:BD:46:G:H22	1.66	0.42
54:CA:109:A:C8	54:CA:326:G:H2'	2.54	0.42
54:CA:141:A:C1'	54:CA:182:U:O2	2.62	0.42
54:CA:197:A:C6	54:CA:221:C:H4'	2.54	0.42
54:CA:407:G:OP1	34:CG:115:ARG:CZ	2.67	0.42
54:CA:538:G:OP1	42:CO:113:ARG:HD2	2.19	0.42
54:CA:642:A:H2'	54:CA:643:C:C6	2.54	0.42
54:CA:671:G:H2'	54:CA:672:U:C6	2.53	0.42
54:CA:715:A:H5''	54:CA:805:C:H1'	2.02	0.42
54:CA:913:A:O2'	54:CA:914:A:P	2.77	0.42
54:CA:953:G:N7	43:CP:104:ARG:NH2	2.59	0.42
54:CA:976:G:H2'	54:CA:1362:C:N3	2.34	0.42
54:CA:1157:A:OP1	54:CA:1157:A:O4'	2.37	0.42
32:CE:29:ALA:CA	32:CE:32:ILE:HG22	2.50	0.42
32:CE:88:ALA:HB2	32:CE:219:VAL:CG1	2.49	0.42
35:CH:152:ARG:HB3	38:CK:43:GLY:HA3	2.00	0.42
36:CI:15:ASP:OD1	36:CI:17:SER:HB3	2.20	0.42
37:CJ:26:PHE:HA	37:CJ:101:LEU:HD13	2.02	0.42
37:CJ:59:LEU:O	37:CJ:62:PHE:HB3	2.19	0.42
37:CJ:65:ALA:O	37:CJ:69:VAL:HG23	2.19	0.42
37:CJ:138:LYS:HE2	37:CJ:142:GLU:OE2	2.19	0.42
40:CM:51:ARG:HG3	40:CM:60:ARG:O	2.20	0.42
45:CR:62:GLN:O	45:CR:63:ARG:C	2.57	0.42
48:CU:58:LEU:HB3	48:CU:62:GLU:HB3	2.01	0.42
50:CW:36:LEU:HB3	50:CW:59:ALA:HB2	2.02	0.42
52:CD:27:G:H2'	52:CD:28:G:C8	2.54	0.42
55:DA:590:A:OP1	5:DF:95:ARG:NH1	2.52	0.42
55:DA:897:C:O2	55:DA:898:C:H1'	2.20	0.42
55:DA:943:U:OP2	11:DO:36:LYS:NZ	2.52	0.42
55:DA:962:G:H2'	55:DA:963:U:H6	1.85	0.42
55:DA:1092:C:H2'	55:DA:1093:G:H5'	2.01	0.42

*Continued on next page...*

*Continued from previous page...*

Atom-1	Atom-2	Interatomic distance (Å)	Clash overlap (Å)
55:DA:1281:G:H5'	55:DA:1281:G:H8	1.84	0.42
55:DA:1384:A:H1'	55:DA:1405:U:O4'	2.20	0.42
55:DA:1548:C:H2'	55:DA:1549:C:H6	1.84	0.42
55:DA:1735:C:C5'	55:DA:1735:C:C6	2.98	0.42
55:DA:1907:G:H2'	55:DA:1908:C:C6	2.55	0.42
55:DA:1925:C:N3	55:DA:1929:G:N2	2.67	0.42
55:DA:2287:A:C2'	55:DA:2288:A:H3'	2.49	0.42
55:DA:2439:A:H1'	55:DA:2587:A:OP1	2.19	0.42
55:DA:2565:A:H62	10:DN:28:SER:CB	2.33	0.42
55:DA:2640:G:C6	55:DA:2775:A:C2	3.08	0.42
4:DE:137:HIS:CB	4:DE:138:PRO:HD2	2.47	0.42
6:DG:53:LEU:CD2	6:DG:54:GLU:N	2.77	0.42
6:DG:61:ALA:HA	6:DG:64:THR:HG23	2.02	0.42
7:DH:19:VAL:CG1	7:DH:20:ALA:H	2.32	0.42
8:DK:11:ASN:C	8:DK:12:LEU:HD13	2.40	0.42
8:DK:78:THR:HG22	8:DK:141:LYS:HD2	2.00	0.42
8:DK:96:ASP:C	8:DK:98:ALA:N	2.71	0.42
57:DY:4:LYS:HB3	57:DY:5:ARG:CD	2.49	0.42
57:DY:73:GLY:HA3	57:DY:112:LEU:HD12	1.86	0.42
57:DY:74:LEU:HD11	57:DY:75:GLN:HG2	2.00	0.42
58:DL:52:ILE:HG13	58:DL:53:VAL:H	1.82	0.42
56:DJ:10:GLU:OE2	56:DJ:19:GLU:OE2	2.37	0.42
9:DM:39:ARG:HH11	9:DM:39:ARG:CB	2.32	0.42
11:DO:127:ALA:HB3	11:DO:130:PHE:CE2	2.54	0.42
14:DQ:52:SER:O	14:DQ:56:LEU:HD22	2.19	0.42
15:DR:33:LYS:HG3	15:DR:82:LEU:O	2.20	0.42
15:DR:76:PHE:HA	15:DR:77:PRO:HD3	1.77	0.42
15:DR:105:LEU:O	15:DR:105:LEU:CG	2.63	0.42
17:D2:44:LYS:O	17:D2:46:VAL:HG12	2.20	0.42
18:DS:95:ILE:H	18:DS:95:ILE:HG13	1.71	0.42
19:DT:21:PHE:N	19:DT:21:PHE:CD2	2.88	0.42
20:DU:42:VAL:HG12	20:DU:65:ALA:H	1.83	0.42
20:DU:50:ARG:CA	20:DU:53:PRO:HD2	2.49	0.42
21:DV:6:LYS:HB2	21:DV:7:ALA:H	1.66	0.42
21:DV:35:ARG:HH11	21:DV:35:ARG:HB2	1.84	0.42
26:D4:49:PHE:CD1	26:D4:49:PHE:N	2.84	0.42
26:D4:61:ARG:C	26:D4:63:TYR:N	2.70	0.42
30:D8:6:THR:HG22	30:D8:63:PRO:CD	2.50	0.42
30:D8:42:ARG:HH11	30:D8:42:ARG:HG2	1.84	0.42
1:AA:141:A:H5''	1:AA:141(A):C:C5	2.55	0.42
1:AA:363(F):A:C5'	1:AA:364:C:OP1	2.61	0.42

*Continued on next page...*

*Continued from previous page...*

Atom-1	Atom-2	Interatomic distance (Å)	Clash overlap (Å)
1:AA:783:A:H3'	1:AA:783:A:C8	2.54	0.42
1:AA:855:G:H2'	1:AA:856:C:H6	1.85	0.42
1:AA:958:U:OP2	12:AP:14:ARG:NH1	2.53	0.42
1:AA:1195:G:C2'	1:AA:1196:C:H5'	2.50	0.42
1:AA:1210:A:H5''	1:AA:1211:U:O5'	2.20	0.42
1:AA:1699:G:C6	1:AA:1763:G:N3	2.87	0.42
1:AA:1878:G:H2'	1:AA:1879:C:C6	2.55	0.42
1:AA:1912:A:C8	1:AA:1918:A:C2	3.08	0.42
1:AA:2187:G:C2'	1:AA:2188:C:H5'	2.50	0.42
1:AA:2195:C:O2'	1:AA:2196:C:H5'	2.20	0.42
2:AB:82:G:C2'	2:AB:83:G:H5'	2.49	0.42
3:AD:35:LYS:HE3	3:AD:63:ARG:C	2.40	0.42
3:AD:75:ILE:HG21	3:AD:99:ASP:HB2	2.00	0.42
3:AD:132:PRO:HD2	3:AD:135:PHE:HD1	1.84	0.42
4:AE:32:PRO:HD2	4:AE:51:PHE:H	1.85	0.42
4:AE:35:GLN:HB2	4:AE:48:GLN:NE2	2.35	0.42
4:AE:201:THR:C	4:AE:202:LYS:HE3	2.40	0.42
5:AF:114:VAL:O	5:AF:115:ALA:C	2.57	0.42
5:AF:178:PRO:HB3	5:AF:198:ALA:CB	2.48	0.42
6:AG:115:ARG:HB3	6:AG:115:ARG:CZ	2.49	0.42
7:AH:13:LYS:HB3	7:AH:13:LYS:HZ2	1.83	0.42
7:AH:87:LEU:O	7:AH:131:VAL:HB	2.19	0.42
7:AH:149:ARG:C	7:AH:151:ILE:N	2.73	0.42
7:AH:155:SER:O	7:AH:156:ALA:C	2.57	0.42
8:AK:40:THR:O	8:AK:44:LEU:HG	2.20	0.42
9:AM:131:GLN:NE2	9:AM:132:ALA:CB	2.83	0.42
10:AN:23:ARG:HH11	10:AN:23:ARG:CG	2.33	0.42
10:AN:104:ARG:HH22	10:AN:107:ARG:HH21	1.66	0.42
12:AP:1:MET:O	12:AP:3:MET:N	2.53	0.42
12:AP:66:ILE:C	12:AP:68:ILE:H	2.22	0.42
12:AP:66:ILE:O	12:AP:68:ILE:N	2.53	0.42
13:A0:18:LEU:CD1	13:A0:22:ARG:NE	2.82	0.42
13:A0:41:ALA:C	13:A0:43:GLU:N	2.73	0.42
13:A0:101:ALA:HB2	27:A5:44:THR:HB	2.02	0.42
14:AQ:78:LEU:HD21	14:AQ:108:GLY:HA3	2.02	0.42
15:AR:12:SER:O	15:AR:15:VAL:HG22	2.19	0.42
15:AR:20:PRO:HD2	15:AR:86:ILE:HG23	2.02	0.42
18:AS:20:VAL:CG2	18:AS:21:VAL:N	2.82	0.42
20:AU:84:ARG:CZ	20:AU:97:ARG:HB2	2.48	0.42
21:AV:12:GLY:C	21:AV:13:GLU:CG	2.87	0.42
21:AV:118:GLN:HA	21:AV:118:GLN:HE21	1.82	0.42

*Continued on next page...*

*Continued from previous page...*

Atom-1	Atom-2	Interatomic distance (Å)	Clash overlap (Å)
21:AV:141:VAL:HG22	21:AV:144:LEU:CB	2.50	0.42
26:A4:34:GLU:OE1	43:BP:3:ARG:CB	2.67	0.42
31:BA:31:G:C2'	31:BA:32:A:O5'	2.68	0.42
31:BA:201:C:C4	31:BA:209:U:C6	3.07	0.42
31:BA:231:G:O2'	31:BA:232:G:H5'	2.19	0.42
31:BA:346:G:N2	31:BA:347:G:C8	2.87	0.42
31:BA:357:G:O2'	31:BA:358:U:H5'	2.19	0.42
31:BA:397:A:H2'	31:BA:399:G:OP2	2.20	0.42
31:BA:511:C:O2'	31:BA:512:U:OP2	2.30	0.42
31:BA:581:G:N1	31:BA:759:A:OP2	2.51	0.42
31:BA:673:G:H2'	31:BA:674:G:H8	1.74	0.42
31:BA:692:U:H5	41:BN:26:ASN:OD1	2.02	0.42
31:BA:1051:C:H2'	31:BA:1052:U:C6	2.55	0.42
31:BA:1101:A:H4'	31:BA:1102:A:H4'	2.00	0.42
31:BA:1179:A:H2'	31:BA:1180:A:O4'	2.19	0.42
31:BA:1309:G:O2'	43:BP:77:ASN:ND2	2.52	0.42
31:BA:1425:U:H2'	31:BA:1426:C:H6	1.84	0.42
31:BA:1517:G:H2'	31:BA:1518:A:H8	1.85	0.42
31:BA:1524:C:H2'	31:BA:1525:G:C8	2.55	0.42
32:BE:236:TYR:HB2	32:BE:239:VAL:HB	2.02	0.42
33:BF:113:ALA:O	33:BF:115:LEU:N	2.52	0.42
33:BF:156:ARG:HD2	33:BF:193:TYR:CD1	2.55	0.42
35:BH:80:ILE:HG22	38:BK:104:ARG:NH2	2.34	0.42
37:BJ:50:ILE:C	37:BJ:52:GLU:N	2.73	0.42
38:BK:83:ILE:HG23	38:BK:83:ILE:O	2.18	0.42
39:BL:46:ALA:C	39:BL:48:GLU:H	2.21	0.42
43:BP:23:TYR:CD1	43:BP:71:ARG:CZ	3.02	0.42
43:BP:90:LEU:CD1	49:BV:78:ARG:HE	2.32	0.42
50:BW:13:LEU:HD12	50:BW:13:LEU:H	1.82	0.42
50:BW:64:ASP:OD1	50:BW:81:LYS:HD2	2.20	0.42
52:BB:18:G:O2'	52:BB:19:G:P	2.77	0.42
52:BC:74:C:H2'	52:BC:74:C:O2	2.20	0.42
54:CA:48:C:H6	54:CA:365:U:O4	2.03	0.42
54:CA:74:C:N4	54:CA:75:C:C4	2.87	0.42
54:CA:119:A:H4'	54:CA:120:A:O5'	2.19	0.42
54:CA:129(A):G:H1'	54:CA:190:G:H5'	2.02	0.42
54:CA:181:G:O2'	54:CA:182:U:H6	2.03	0.42
54:CA:342:C:H2'	54:CA:343:U:O4'	2.18	0.42
54:CA:632:A:H3'	54:CA:633:G:C8	2.50	0.42
54:CA:658:G:C4	54:CA:659:U:C5	3.08	0.42
54:CA:1051:C:H2'	54:CA:1052:U:C6	2.54	0.42

*Continued on next page...*

*Continued from previous page...*

Atom-1	Atom-2	Interatomic distance (Å)	Clash overlap (Å)
54:CA:1081:G:P	35:CH:16:THR:OG1	2.78	0.42
54:CA:1191:A:P	33:CF:3:ASN:ND2	2.93	0.42
54:CA:1308:U:H5''	43:CP:98:VAL:HB	2.01	0.42
32:CE:215:LEU:O	32:CE:219:VAL:HG23	2.20	0.42
33:CF:78:GLY:HA3	33:CF:83:ARG:CB	2.50	0.42
33:CF:110:ASN:O	33:CF:141:VAL:HG13	2.20	0.42
33:CF:173:VAL:N	33:CF:174:PRO:HD3	2.34	0.42
34:CG:3:ARG:O	34:CG:4:TYR:C	2.57	0.42
34:CG:112:VAL:HG13	34:CG:113:SER:N	2.31	0.42
34:CG:129:ASN:H	34:CG:145:GLU:HB2	1.79	0.42
38:CK:34:GLU:HB3	38:CK:118:VAL:CG2	2.41	0.42
38:CK:83:ILE:CG1	38:CK:137:VAL:HG22	2.45	0.42
41:CN:102:GLY:O	41:CN:103:LEU:C	2.58	0.42
43:CP:108:ARG:HH11	43:CP:108:ARG:HG3	1.85	0.42
50:CW:97:ALA:O	50:CW:99:LEU:N	2.45	0.42
52:CC:14:A:H2'	52:CC:15:G:H5'	2.02	0.42
55:DA:171:G:H2'	55:DA:172:C:H6	1.84	0.42
55:DA:324:A:N6	55:DA:338:G:O2'	2.53	0.42
55:DA:511:U:O4	55:DA:512:G:C2	2.73	0.42
55:DA:588:U:C2	5:DF:90:PHE:CD1	3.07	0.42
55:DA:729:G:C6	3:DD:208:LYS:HB2	2.55	0.42
55:DA:747:U:O2'	18:DS:88:ARG:HG3	2.19	0.42
55:DA:753:C:O5'	55:DA:753:C:H6	2.02	0.42
55:DA:886:C:O2	55:DA:887:A:C6	2.72	0.42
55:DA:931:G:H2'	55:DA:932:G:H5''	2.02	0.42
55:DA:1062:G:C1'	55:DA:1088:A:C5	3.03	0.42
55:DA:1079:C:C5'	55:DA:1079:C:C6	3.02	0.42
55:DA:1080:A:N3	58:DL:126:MET:HG3	2.35	0.42
55:DA:1107:G:H4'	57:DY:30:GLN:HE22	1.84	0.42
55:DA:1267:U:C5	55:DA:2012:G:C2	3.08	0.42
55:DA:1575:C:H2'	55:DA:1576:U:C6	2.55	0.42
55:DA:1817:G:P	3:DD:88:ARG:HH22	2.42	0.42
55:DA:2127:G:H21	55:DA:2173:A:H1'	1.84	0.42
55:DA:2308:G:H2'	55:DA:2310:A:C2	2.54	0.42
55:DA:2754:U:H5'	55:DA:2755:C:P	2.59	0.42
55:DA:2770:G:C5'	55:DA:2771:C:OP2	2.68	0.42
55:DA:2787:C:H1'	4:DE:62:PRO:CD	2.41	0.42
3:DD:85:ASP:HB2	3:DD:92:ILE:CG1	2.49	0.42
3:DD:147:LEU:HD12	3:DD:147:LEU:HA	1.72	0.42
4:DE:52:LEU:HD13	4:DE:75:VAL:HG23	2.01	0.42
4:DE:107:THR:O	4:DE:107:THR:HG22	2.19	0.42

*Continued on next page...*

*Continued from previous page...*

Atom-1	Atom-2	Interatomic distance (Å)	Clash overlap (Å)
4:DE:175:VAL:O	4:DE:175:VAL:HG22	2.19	0.42
5:DF:59:TYR:N	5:DF:59:TYR:CD2	2.85	0.42
6:DG:2:PRO:C	6:DG:4:ASP:N	2.73	0.42
6:DG:126:ASP:OD2	6:DG:130:ASN:HB2	2.20	0.42
8:DK:81:VAL:O	8:DK:83:ALA:N	2.52	0.42
57:DY:22:GLY:O	57:DY:67:GLY:O	2.38	0.42
57:DY:29:TYR:CE2	57:DY:32:LEU:CD2	3.02	0.42
57:DY:38:HIS:CG	57:DY:40:LEU:HB3	2.55	0.42
57:DY:54:ALA:HB3	57:DY:58:LEU:HD21	2.02	0.42
57:DY:69:PRO:N	57:DY:114:GLY:O	2.52	0.42
57:DY:71:LEU:CD2	57:DY:72:ASP:N	2.64	0.42
9:DM:26:LEU:O	9:DM:27:ALA:C	2.57	0.42
9:DM:95:PRO:O	9:DM:96:GLU:CG	2.68	0.42
11:DO:115:LEU:C	11:DO:115:LEU:HD12	2.39	0.42
14:DQ:111:GLU:C	14:DQ:112:PHE:CD1	2.93	0.42
16:D1:76:TYR:CD2	16:D1:76:TYR:C	2.92	0.42
17:D2:35:LEU:N	17:D2:35:LEU:CD2	2.81	0.42
17:D2:47:VAL:HG13	17:D2:48:GLY:H	1.85	0.42
18:DS:11:ARG:HH21	18:DS:99:ARG:N	2.18	0.42
20:DU:48:ALA:CB	20:DU:61:ILE:HD13	2.49	0.42
21:DV:141:VAL:C	21:DV:143:GLY:N	2.72	0.42
22:D3:25:ARG:HA	22:D3:29:GLN:HE22	1.82	0.42
23:DZ:8:SER:HB3	23:DZ:66:HIS:CG	2.54	0.42
23:DZ:40:ARG:NH2	23:DZ:42:GLN:HG2	2.35	0.42
29:D7:8:ASN:ND2	29:D7:10:ARG:H	2.18	0.42
1:AA:445:C:O2'	1:AA:446:G:H5'	2.19	0.42
1:AA:531:C:C5	1:AA:2035:G:C2	3.08	0.42
1:AA:675:A:N6	1:AA:676:A:N6	2.67	0.42
1:AA:685:A:N1	1:AA:787:U:H1'	2.34	0.42
1:AA:688:U:H5'	1:AA:1780:A:N1	2.35	0.42
1:AA:750:A:C2	1:AA:753:C:C6	3.08	0.42
1:AA:755:C:H2'	1:AA:756:C:H6	1.83	0.42
1:AA:811:U:O2'	1:AA:1250:G:H2'	2.20	0.42
1:AA:954:G:H2'	1:AA:2274:A:H2	1.84	0.42
1:AA:959:A:N1	1:AA:960:A:C2	2.88	0.42
1:AA:1278:A:H4'	13:A0:34:ILE:HD11	2.00	0.42
1:AA:1431:U:O2'	1:AA:1432:C:H5'	2.19	0.42
1:AA:1566:A:OP1	3:AD:211:ARG:NH1	2.52	0.42
1:AA:1906:G:C2	1:AA:1925:C:C2	3.08	0.42
1:AA:1952:A:N6	1:AA:1953:A:N1	2.68	0.42
1:AA:2285:C:H5''	1:AA:2286:A:OP2	2.19	0.42

*Continued on next page...*

*Continued from previous page...*

Atom-1	Atom-2	Interatomic distance (Å)	Clash overlap (Å)
1:AA:2415:G:C5	1:AA:2416:C:C5	3.08	0.42
1:AA:2443:C:H2'	1:AA:2444:G:H8	1.85	0.42
1:AA:2477:C:H3'	1:AA:2477:C:O2	2.20	0.42
1:AA:2534:A:H2'	1:AA:2535:G:O4'	2.20	0.42
2:AB:77:U:P	21:AV:19:ARG:HH22	2.43	0.42
2:AB:109:G:C4	2:AB:110:G:C8	3.08	0.42
3:AD:24:ILE:O	3:AD:25:THR:HG22	2.19	0.42
3:AD:147:LEU:HD11	3:AD:183:ARG:NH1	2.35	0.42
7:AH:4:ILE:HD11	7:AH:7:LEU:CB	2.49	0.42
8:AK:7:GLU:HG3	8:AK:9:LEU:H	1.84	0.42
8:AK:81:VAL:HG12	8:AK:82:ARG:O	2.19	0.42
8:AK:101:LEU:O	8:AK:102:SER:HB3	2.19	0.42
9:AM:43:THR:O	9:AM:46:VAL:HG12	2.19	0.42
11:AO:48:PRO:O	11:AO:49:ARG:C	2.58	0.42
11:AO:101:VAL:CG1	11:AO:102:ARG:N	2.83	0.42
12:AP:42:ILE:CD1	12:AP:97:VAL:HB	2.49	0.42
12:AP:54:MET:H	12:AP:54:MET:HG3	1.65	0.42
14:AQ:103:GLU:N	14:AQ:103:GLU:OE1	2.53	0.42
15:AR:90:GLN:NE2	15:AR:90:GLN:CA	2.74	0.42
16:A1:97:ASP:O	16:A1:98:LEU:O	2.37	0.42
17:A2:23:GLU:O	17:A2:92:THR:HB	2.20	0.42
18:AS:65:LEU:HD13	18:AS:67:ASP:HB2	2.00	0.42
19:AT:35:THR:O	19:AT:39:ILE:HD13	2.20	0.42
21:AV:53:ILE:HA	21:AV:70:LEU:HD21	2.01	0.42
21:AV:120:ILE:O	21:AV:121:HIS:CB	2.68	0.42
22:A3:43:THR:HG23	22:A3:46:LYS:HE2	2.01	0.42
24:AW:40:SER:C	24:AW:42:GLY:N	2.71	0.42
24:AW:43:GLN:O	24:AW:44:LEU:CG	2.62	0.42
31:BA:22:G:H4'	31:BA:885:G:C8	2.54	0.42
31:BA:160:A:C1'	31:BA:344:A:C5	3.03	0.42
31:BA:233:C:O2'	31:BA:234:C:H5'	2.20	0.42
31:BA:316:G:C2	31:BA:338:A:C2	3.07	0.42
31:BA:487:A:H2'	31:BA:488:C:O4'	2.20	0.42
31:BA:554:C:H2'	31:BA:555:C:C6	2.55	0.42
31:BA:562:C:O2'	42:BO:15:ARG:CB	2.53	0.42
31:BA:652:U:O2'	31:BA:653:A:C5'	2.67	0.42
31:BA:887:G:C3'	31:BA:888:G:C5'	2.94	0.42
31:BA:1054:C:N4	52:BB:34:G:H1'	2.35	0.42
31:BA:1211:U:H5'	31:BA:1212:U:OP1	2.20	0.42
31:BA:1240:U:C2'	31:BA:1241:G:OP1	2.68	0.42
32:BE:32:ILE:HG12	32:BE:40:HIS:CD2	2.55	0.42

*Continued on next page...*

*Continued from previous page...*

Atom-1	Atom-2	Interatomic distance (Å)	Clash overlap (Å)
32:BE:70:PHE:N	32:BE:70:PHE:CD1	2.88	0.42
33:BF:41:GLY:O	33:BF:45:LYS:HE3	2.19	0.42
33:BF:115:LEU:O	33:BF:118:GLN:N	2.52	0.42
34:BG:19:LEU:HD12	34:BG:19:LEU:H	1.85	0.42
34:BG:141:ARG:HB3	34:BG:142:PRO:CD	2.50	0.42
37:BJ:79:ARG:HG3	37:BJ:84:ASN:ND2	2.35	0.42
37:BJ:85:TYR:CE1	37:BJ:154:TYR:HE1	2.38	0.42
42:BO:20:LYS:HD3	42:BO:20:LYS:H	1.85	0.42
43:BP:73:GLU:OE1	43:BP:77:ASN:ND2	2.50	0.42
44:BQ:34:TYR:CD1	44:BQ:34:TYR:N	2.87	0.42
45:BR:3:ILE:HG22	45:BR:38:ARG:CZ	2.49	0.42
47:BT:15:MET:HE3	47:BT:18:THR:HG22	2.02	0.42
48:BU:84:LYS:HA	48:BU:84:LYS:CE	2.41	0.42
50:BW:41:ILE:HG13	50:BW:42:GLN:N	2.35	0.42
52:BB:58:A:O2'	52:BB:59:U:P	2.78	0.42
54:CA:92:G:H2'	54:CA:93:U:C6	2.55	0.42
54:CA:92:G:H5'	54:CA:92:G:H8	1.85	0.42
54:CA:133:U:OP1	50:CW:74:LYS:NZ	2.51	0.42
54:CA:177:C:P	50:CW:65:LYS:HE2	2.60	0.42
54:CA:225:C:O2'	54:CA:226:G:H5'	2.19	0.42
54:CA:372:C:O2	54:CA:372:C:H2'	2.19	0.42
54:CA:390:C:H6	54:CA:390:C:O5'	2.03	0.42
54:CA:405:U:H5''	54:CA:495:A:C2	2.53	0.42
54:CA:556:C:H2'	54:CA:557:G:C5'	2.50	0.42
54:CA:568:G:O6	42:CO:5:PRO:CD	2.63	0.42
54:CA:598:U:H2'	54:CA:599:C:H6	1.84	0.42
54:CA:697:U:H2'	54:CA:698:G:H5'	2.01	0.42
54:CA:742:G:O2'	54:CA:743:U:H5'	2.20	0.42
54:CA:1265:G:H2'	54:CA:1266:G:O4'	2.20	0.42
54:CA:1290:G:N3	54:CA:1290:G:H2'	2.34	0.42
54:CA:1352:C:H2'	54:CA:1353:G:H8	1.76	0.42
54:CA:1427:U:H2'	54:CA:1428:A:C8	2.55	0.42
54:CA:1443:G:N2	55:DA:2864:G:OP1	2.44	0.42
32:CE:78:GLN:O	32:CE:79:ASP:C	2.58	0.42
32:CE:86:GLU:O	32:CE:88:ALA:N	2.49	0.42
32:CE:235:SER:C	32:CE:237:ALA:N	2.69	0.42
33:CF:131:ARG:HH11	33:CF:131:ARG:CG	2.30	0.42
34:CG:42:GLN:O	34:CG:42:GLN:HG2	2.19	0.42
34:CG:102:ASP:HB3	34:CG:136:PRO:CB	2.49	0.42
34:CG:157:LEU:CD1	34:CG:161:ASN:HD21	2.32	0.42
35:CH:92:LYS:O	35:CH:118:ILE:HD12	2.18	0.42

*Continued on next page...*



*Continued from previous page...*

Atom-1	Atom-2	Interatomic distance (Å)	Clash overlap (Å)
35:CH:137:GLU:N	35:CH:140:ARG:HH12	2.18	0.42
36:CI:74:ASP:O	36:CI:75:LEU:C	2.58	0.42
37:CJ:25:ALA:HA	37:CJ:28:ASN:HD22	1.84	0.42
37:CJ:109:ASN:OD1	37:CJ:119:ARG:NH2	2.53	0.42
42:CO:64:TYR:HB3	42:CO:65:GLU:H	1.55	0.42
44:CQ:36:PHE:HD1	44:CQ:37:PHE:N	2.18	0.42
44:CQ:51:GLY:C	44:CQ:53:LEU:N	2.72	0.42
46:CS:74:LEU:HB3	46:CS:80:PHE:HE1	1.84	0.42
53:C1:55:U:O2'	53:C1:56:U:N1	2.53	0.42
55:DA:16:G:C2	55:DA:17:G:C8	3.07	0.42
55:DA:165:U:O2	55:DA:165:U:H3'	2.20	0.42
55:DA:165:U:C2	55:DA:171:G:C8	3.07	0.42
55:DA:526:A:C2	55:DA:2625:G:N3	2.88	0.42
55:DA:695:G:H4'	55:DA:1380:G:H5'	2.02	0.42
55:DA:833:U:H2'	55:DA:834:C:H6	1.85	0.42
55:DA:846:C:O2'	55:DA:847:U:OP2	2.32	0.42
55:DA:846:C:O2'	55:DA:847:U:P	2.77	0.42
55:DA:1082:U:C3'	58:DL:117:THR:CG2	2.98	0.42
55:DA:1142(A):A:C4	55:DA:1144:G:C8	3.08	0.42
55:DA:1644:C:O2	55:DA:1644:C:C2'	2.63	0.42
55:DA:1797:C:O2'	3:DD:259:THR:HB	2.19	0.42
55:DA:2228:G:H2'	55:DA:2229:C:C6	2.55	0.42
55:DA:2348:U:O4	55:DA:2382:G:C2	2.73	0.42
55:DA:2540:C:H2'	55:DA:2541:A:H5'	2.02	0.42
55:DA:2562:U:C1'	10:DN:23:ARG:HH11	2.26	0.42
55:DA:2814:C:C5	55:DA:2815:C:C5	3.08	0.42
3:DD:39:LYS:HB2	3:DD:62:TYR:HB2	2.01	0.42
3:DD:165:ILE:HG23	3:DD:173:VAL:HG21	2.01	0.42
4:DE:27:LEU:HD23	4:DE:27:LEU:O	2.20	0.42
4:DE:196:VAL:C	4:DE:197:ILE:CG2	2.88	0.42
5:DF:9:ILE:CD1	5:DF:125:LEU:HG	2.37	0.42
5:DF:117:ARG:NH2	5:DF:189:THR:O	2.53	0.42
5:DF:153:SER:OG	5:DF:190:GLU:N	2.53	0.42
6:DG:7:LEU:CD2	6:DG:176:LEU:HD22	2.36	0.42
6:DG:99:MET:HE2	6:DG:103:LEU:HD12	2.01	0.42
6:DG:122:PRO:HG3	6:DG:182:LYS:OXT	2.20	0.42
8:DK:56:LYS:HG3	8:DK:57:ARG:N	2.34	0.42
8:DK:128:LEU:HD13	8:DK:128:LEU:C	2.39	0.42
57:DY:71:LEU:CB	57:DY:113:GLN:CA	2.96	0.42
58:DL:112:MET:HE3	58:DL:118:THR:HA	2.02	0.42
11:DO:1:MET:HE3	11:DO:5:ASP:HB3	2.01	0.42

*Continued on next page...*

*Continued from previous page...*

Atom-1	Atom-2	Interatomic distance (Å)	Clash overlap (Å)
15:DR:49:VAL:O	15:DR:49:VAL:CG1	2.68	0.42
15:DR:107:ASP:O	15:DR:109:GLU:N	2.53	0.42
17:D2:24:LYS:HA	17:D2:92:THR:HG23	2.01	0.42
18:DS:55:ALA:O	18:DS:56:ALA:C	2.57	0.42
19:DT:52:VAL:O	19:DT:52:VAL:HG12	2.19	0.42
21:DV:106:GLY:O	21:DV:107:THR:CG2	2.67	0.42
23:DZ:91:LYS:O	23:DZ:92:LYS:C	2.58	0.42
24:DW:71:ASN:O	24:DW:72:ALA:OXT	2.37	0.42
25:DX:16:PRO:HB2	25:DX:18:ASP:OD1	2.20	0.42
27:D5:55:ARG:C	27:D5:57:VAL:N	2.73	0.42
30:D8:38:GLY:O	30:D8:42:ARG:HB3	2.20	0.42
1:AA:84:A:H3'	20:AU:8:LYS:HD2	2.01	0.42
1:AA:371:A:HO2'	1:AA:372:G:P	2.43	0.42
1:AA:404:C:C2'	1:AA:405:U:OP2	2.68	0.42
1:AA:747:U:C5	27:A5:3:LYS:HB2	2.55	0.42
1:AA:949:C:O2'	1:AA:950:G:H5'	2.20	0.42
1:AA:966:G:C6	1:AA:967:C:N4	2.88	0.42
1:AA:1007:C:H5''	9:AM:35:ARG:HH11	1.85	0.42
1:AA:1309:G:C2'	1:AA:1310:G:H5'	2.49	0.42
1:AA:1793:C:O2	1:AA:1900:A:H2	2.03	0.42
1:AA:1848:A:C4	1:AA:1849:G:C8	3.08	0.42
1:AA:2287:A:C5	1:AA:2289:G:C5	3.08	0.42
1:AA:2305:A:N1	6:AG:154:GLY:N	2.61	0.42
1:AA:2759:G:N2	7:AH:139:GLN:OE1	2.52	0.42
5:AF:25:PRO:O	5:AF:26:ALA:CB	2.68	0.42
5:AF:126:VAL:HG23	5:AF:127:GLU:N	2.34	0.42
5:AF:170:LEU:H	5:AF:170:LEU:HD12	1.85	0.42
6:AG:41:GLN:HB3	6:AG:43:LEU:HD13	2.01	0.42
6:AG:97:ASP:O	6:AG:100:TRP:HB2	2.18	0.42
7:AH:53:GLU:HA	7:AH:65:HIS:CD2	2.55	0.42
8:AK:58:LEU:C	8:AK:60:GLU:N	2.73	0.42
11:AO:64:LYS:HE3	30:A8:30:ARG:NH1	2.33	0.42
12:AP:63:LYS:HZ3	12:AP:63:LYS:HB2	1.85	0.42
14:AQ:78:LEU:HD21	14:AQ:108:GLY:CA	2.50	0.42
15:AR:26:ASP:HB2	15:AR:90:GLN:O	2.20	0.42
15:AR:50:ILE:HD12	15:AR:99:LEU:CD1	2.50	0.42
16:A1:21:ALA:O	16:A1:22:LYS:C	2.58	0.42
19:AT:55:ASN:HB2	19:AT:80:ILE:HG12	2.02	0.42
20:AU:94:LYS:HZ2	20:AU:101:LYS:NZ	2.15	0.42
21:AV:40:ASP:OD1	21:AV:42:VAL:HB	2.20	0.42
21:AV:186:GLU:O	21:AV:187:ALA:CB	2.65	0.42

*Continued on next page...*

*Continued from previous page...*

Atom-1	Atom-2	Interatomic distance (Å)	Clash overlap (Å)
22:A3:65:GLY:HA3	22:A3:81:VAL:CG1	2.50	0.42
24:AW:64:LEU:O	24:AW:67:LYS:HB2	2.19	0.42
27:A5:45:VAL:CG1	27:A5:56:LYS:HG3	2.50	0.42
28:A6:36:LEU:O	28:A6:37:ARG:C	2.59	0.42
30:A8:16:ILE:HB	30:A8:65:GLU:CA	2.45	0.42
31:BA:791:G:C6	31:BA:792:A:N7	2.87	0.42
31:BA:792:A:H1'	31:BA:794:A:N7	2.35	0.42
31:BA:924:C:H2'	31:BA:925:G:H8	1.85	0.42
31:BA:934:C:O2'	31:BA:935:A:P	2.77	0.42
31:BA:960:U:N3	31:BA:1225:A:C8	2.78	0.42
31:BA:1054:C:N4	52:BB:34:G:C1'	2.83	0.42
31:BA:1297:C:O2'	31:BA:1298:C:OP2	2.38	0.42
31:BA:1317:C:OP1	44:BQ:17:LYS:HG2	2.20	0.42
31:BA:1426:C:H2'	31:BA:1427:U:C6	2.55	0.42
32:BE:28:PHE:CE1	32:BE:31:TYR:HB2	2.55	0.42
33:BF:34:LEU:O	33:BF:34:LEU:HD12	2.20	0.42
33:BF:63:ASN:CG	33:BF:64:VAL:H	2.23	0.42
35:BH:147:ASP:HA	35:BH:150:ARG:HB3	2.01	0.42
38:BK:102:ARG:O	38:BK:104:ARG:N	2.53	0.42
39:BL:70:LYS:O	39:BL:74:ILE:HG13	2.19	0.42
40:BM:6:ILE:HG22	40:BM:98:ILE:HG13	2.02	0.42
41:BN:92:GLU:C	41:BN:94:ALA:H	2.22	0.42
43:BP:51:ALA:O	43:BP:54:VAL:N	2.52	0.42
43:BP:81:LEU:HD13	43:BP:88:ARG:CG	2.50	0.42
54:CA:269:C:H2'	54:CA:270:A:C8	2.55	0.42
54:CA:366:C:O2'	54:CA:367:U:O5'	2.37	0.42
54:CA:407:G:O2'	54:CA:408:A:H5'	2.20	0.42
54:CA:508:C:H4'	54:CA:509:A:O5'	2.20	0.42
54:CA:602:A:H2'	54:CA:603:U:H6	1.84	0.42
54:CA:631:G:O2'	54:CA:632:A:C4	2.72	0.42
54:CA:689:C:H2'	54:CA:690:G:C5'	2.47	0.42
54:CA:706:A:O4'	41:CN:29:ILE:HD13	2.19	0.42
54:CA:934:C:N4	54:CA:1344:C:C2	2.88	0.42
54:CA:967:C:H4'	39:CL:125:TYR:OH	2.20	0.42
54:CA:968:A:C4'	54:CA:969:A:OP2	2.67	0.42
54:CA:1028(A):C:H2'	54:CA:1028(B):C:O4'	2.19	0.42
54:CA:1054:C:O2'	54:CA:1055:A:O5'	2.37	0.42
54:CA:1176:A:N6	54:CA:1177:G:C5	2.87	0.42
54:CA:1213:A:N7	54:CA:1215:G:C6	2.87	0.42
54:CA:1363:A:H5''	54:CA:1364:U:OP1	2.20	0.42
54:CA:1469:G:H2'	54:CA:1470:G:H8	1.84	0.42

*Continued on next page...*

*Continued from previous page...*

Atom-1	Atom-2	Interatomic distance (Å)	Clash overlap (Å)
33:CF:140:ARG:CZ	33:CF:140:ARG:HB2	2.49	0.42
35:CH:14:ARG:NH1	35:CH:129:ILE:HD12	2.34	0.42
35:CH:28:PHE:O	35:CH:47:LYS:HA	2.20	0.42
38:CK:14:ARG:O	38:CK:18:ARG:HD3	2.20	0.42
39:CL:117:HIS:NE2	39:CL:123:PRO:HA	2.35	0.42
41:CN:12:ARG:HG2	41:CN:13:GLN:N	2.35	0.42
43:CP:53:VAL:HG12	43:CP:57:ARG:HH12	1.84	0.42
47:CT:14:LYS:HB2	47:CT:14:LYS:NZ	2.34	0.42
50:CW:43:LEU:CA	50:CW:46:GLU:HB3	2.42	0.42
52:CD:19:G:C2	55:DA:2112:G:N2	2.84	0.42
52:CC:44:G:H5''	52:CC:45:U:C5	2.55	0.42
55:DA:44:A:H8	55:DA:44:A:O5'	2.03	0.42
55:DA:271(C):U:C2'	55:DA:271:G:OP1	2.67	0.42
55:DA:1077:A:H2'	55:DA:1078:U:C5'	2.50	0.42
55:DA:1084:A:N1	55:DA:1085:A:N6	2.68	0.42
55:DA:1085:A:C3'	55:DA:1086:A:N7	2.83	0.42
55:DA:1086:A:C5'	55:DA:1103:A:N6	2.76	0.42
55:DA:1438:U:O2'	55:DA:1439:A:H5'	2.20	0.42
55:DA:1796:U:H2'	55:DA:1797:C:H6	1.78	0.42
55:DA:1830:C:H2'	55:DA:1831:G:H8	1.85	0.42
55:DA:1834:U:O2	55:DA:1970:A:C8	2.72	0.42
55:DA:2852:G:C6	55:DA:2853:C:C4	3.07	0.42
3:DD:231:HIS:ND1	3:DD:232:PRO:HD2	2.34	0.42
4:DE:103:ASP:OD1	4:DE:201:THR:HG23	2.20	0.42
4:DE:197:ILE:HD11	4:DE:199:ARG:HH12	1.85	0.42
5:DF:59:TYR:HD1	5:DF:78:ILE:HB	1.83	0.42
6:DG:122:PRO:HG3	6:DG:182:LYS:C	2.41	0.42
7:DH:12:PRO:CG	7:DH:13:LYS:N	2.83	0.42
7:DH:94:TYR:N	7:DH:94:TYR:CD1	2.88	0.42
7:DH:105:LEU:CD2	7:DH:113:VAL:HB	2.50	0.42
7:DH:136:ILE:O	7:DH:136:ILE:CG2	2.68	0.42
56:DI:3:LEU:O	56:DI:5:ILE:N	2.53	0.42
8:DK:29:TYR:CE1	8:DK:33:ARG:NE	2.88	0.42
57:DY:56:ASN:HA	57:DY:60:ARG:HG3	1.99	0.42
57:DY:71:LEU:CA	57:DY:113:GLN:CA	2.97	0.42
57:DY:138:LEU:HD12	57:DY:139:VAL:C	2.37	0.42
58:DL:78:ILE:N	58:DL:78:ILE:CD1	2.83	0.42
10:DN:101:PRO:HA	10:DN:120:GLU:O	2.20	0.42
12:DP:88:GLY:O	12:DP:89:ASN:C	2.56	0.42
12:DP:134:ARG:NH2	21:DV:122:ARG:NH1	2.68	0.42
13:D0:38:VAL:CG1	13:D0:42:LYS:HE3	2.50	0.42

*Continued on next page...*

*Continued from previous page...*

Atom-1	Atom-2	Interatomic distance (Å)	Clash overlap (Å)
14:DQ:19:LYS:HB3	14:DQ:20:ARG:H	1.76	0.42
18:DS:48:ALA:O	18:DS:49:LYS:C	2.58	0.42
20:DU:6:HIS:O	20:DU:7:VAL:HG13	2.19	0.42
23:DZ:24:ALA:HA	23:DZ:32:LYS:HD3	2.01	0.42
23:DZ:82:LEU:H	23:DZ:82:LEU:CD2	2.31	0.42
30:D8:29:LYS:HG3	30:D8:30:ARG:N	2.35	0.42
1:AA:137(A):G:H2'	1:AA:139:G:C8	2.55	0.42
1:AA:240:G:C2'	1:AA:257:A:H61	2.32	0.42
1:AA:316:C:O2	1:AA:316:C:H2'	2.19	0.42
1:AA:528:A:H2	1:AA:2043:C:C5'	2.33	0.42
1:AA:532:A:N6	1:AA:2020:A:H1'	2.35	0.42
1:AA:559:G:C2'	1:AA:560:C:H5'	2.50	0.42
1:AA:578:A:H5'	1:AA:1254:A:OP1	2.20	0.42
1:AA:708:C:O2	1:AA:708:C:H2'	2.19	0.42
1:AA:738:G:H2'	1:AA:739:G:O4'	2.20	0.42
1:AA:792:G:H2'	1:AA:2440:C:N3	2.35	0.42
1:AA:895:U:C2	1:AA:895:U:H3'	2.55	0.42
1:AA:964:C:O5'	1:AA:964:C:H6	2.02	0.42
1:AA:1396:U:O2	1:AA:1396:U:C2'	2.66	0.42
1:AA:1421:G:C2	1:AA:1422:G:C8	3.08	0.42
1:AA:1479:G:H5'	1:AA:1558:A:H2	1.85	0.42
1:AA:1642:G:O2'	1:AA:1643:G:H5'	2.20	0.42
1:AA:1698:A:O2'	1:AA:1699:G:C5'	2.54	0.42
1:AA:1726:G:C2'	1:AA:1727:U:H5'	2.50	0.42
1:AA:1863:G:H2'	1:AA:1864:U:O4'	2.20	0.42
1:AA:1956:U:C5	1:AA:1957:C:C5	3.08	0.42
1:AA:2087:G:C2'	1:AA:2088:G:H5'	2.50	0.42
1:AA:2247:A:H2'	1:AA:2248:C:C6	2.55	0.42
1:AA:2285:C:C4	28:A6:27:LYS:HE3	2.54	0.42
1:AA:2285:C:H5'	1:AA:2286:A:OP2	2.20	0.42
1:AA:2307:G:O2'	1:AA:2308:G:N7	2.53	0.42
1:AA:2346:A:H61	28:A6:28:ARG:HH22	1.68	0.42
1:AA:2354:G:C2	1:AA:2355:C:C6	3.07	0.42
1:AA:2665:A:C2	1:AA:2666:C:C5	3.08	0.42
1:AA:2768:C:N4	1:AA:2769:C:N4	2.67	0.42
1:AA:2865:U:C4	1:AA:2866:U:N3	2.85	0.42
1:AA:2868:A:H2'	1:AA:2869:G:C8	2.55	0.42
5:AF:180:GLY:O	5:AF:181:LEU:C	2.57	0.42
6:AG:20:ILE:O	6:AG:24:GLY:N	2.53	0.42
6:AG:35:GLU:O	6:AG:36:LYS:HB3	2.20	0.42
6:AG:48:GLU:HA	6:AG:48:GLU:OE2	2.20	0.42

*Continued on next page...*

*Continued from previous page...*

Atom-1	Atom-2	Interatomic distance (Å)	Clash overlap (Å)
7:AH:105:LEU:O	7:AH:105:LEU:HD22	2.20	0.42
8:AK:97:ILE:HD12	8:AK:97:ILE:N	2.34	0.42
10:AN:35:VAL:HG12	10:AN:36:GLY:N	2.35	0.42
11:AO:52:GLU:HB3	11:AO:55:ARG:HD2	2.02	0.42
11:AO:59:LEU:O	11:AO:61:ARG:N	2.53	0.42
13:A0:74:LYS:CE	13:A0:77:ARG:HH21	2.27	0.42
15:AR:51:ARG:CG	15:AR:51:ARG:NH1	2.82	0.42
16:A1:92:ARG:NH1	17:A2:11:GLN:NE2	2.68	0.42
19:AT:28:PHE:CE1	19:AT:92:LEU:HD11	2.55	0.42
19:AT:81:VAL:O	19:AT:81:VAL:HG23	2.19	0.42
20:AU:72:VAL:O	20:AU:73:ARG:CB	2.66	0.42
20:AU:84:ARG:N	20:AU:95:LYS:O	2.47	0.42
21:AV:52:SER:C	21:AV:53:ILE:HG13	2.41	0.42
21:AV:177:PRO:O	21:AV:178:GLU:CG	2.68	0.42
24:AW:49:LYS:O	24:AW:52:ASP:HB3	2.20	0.42
28:A6:10:LEU:HG	30:A8:34:TRP:CE2	2.55	0.42
28:A6:15:GLU:HG2	28:A6:16:CYS:N	2.35	0.42
31:BA:7:G:H5'	31:BA:298:A:H5'	2.01	0.42
31:BA:119:A:H4'	31:BA:120:A:O5'	2.20	0.42
31:BA:141:A:H1'	31:BA:182:U:O2	2.20	0.42
31:BA:445:G:C6	31:BA:490:G:C6	3.08	0.42
31:BA:447:G:H3'	31:BA:485:G:N2	2.34	0.42
31:BA:500:G:H2'	31:BA:501:C:H6	1.83	0.42
31:BA:555:C:H2'	31:BA:556:C:H6	1.84	0.42
31:BA:659:U:H2'	31:BA:660:G:O4'	2.20	0.42
31:BA:913:A:H1'	31:BA:914:A:C1'	2.50	0.42
31:BA:924:C:H2'	31:BA:925:G:C8	2.55	0.42
31:BA:973:G:N3	40:BM:55:LYS:CE	2.83	0.42
31:BA:1004:A:C2'	31:BA:1005:A:O4'	2.68	0.42
31:BA:1032(A):G:H2'	31:BA:1032(B):G:H8	1.85	0.42
31:BA:1357:A:N6	31:BA:1363:A:C2	2.88	0.42
31:BA:1405:G:H1'	31:BA:1519:A:O4'	2.19	0.42
31:BA:1476:G:H2'	31:BA:1477:C:C6	2.55	0.42
32:BE:16:HIS:HD2	32:BE:210:SER:HA	1.84	0.42
32:BE:236:TYR:CD1	32:BE:236:TYR:C	2.93	0.42
35:BH:24:ARG:HG3	35:BH:26:PHE:CE2	2.55	0.42
45:BR:41:GLU:O	45:BR:44:LYS:HB2	2.20	0.42
46:BS:15:PRO:HB2	46:BS:41:PRO:HG3	2.02	0.42
49:BV:20:LEU:O	49:BV:23:ASN:HB3	2.20	0.42
49:BV:63:THR:HG23	49:BV:66:MET:HG3	2.02	0.42
50:BW:44:ALA:HB1	50:BW:91:LEU:CB	2.50	0.42

*Continued on next page...*

*Continued from previous page...*

Atom-1	Atom-2	Interatomic distance (Å)	Clash overlap (Å)
50:BW:82:SER:O	50:BW:86:ARG:HB2	2.20	0.42
52:BB:67:C:H2'	52:BB:68:C:C6	2.55	0.42
54:CA:60:A:N6	54:CA:110:C:N3	2.64	0.42
54:CA:376:G:C4'	46:CS:5:ARG:HD2	2.49	0.42
54:CA:432:A:C8	54:CA:433:C:C5	3.08	0.42
54:CA:481:G:O2'	54:CA:482:A:O5'	2.38	0.42
54:CA:533:A:C5	54:CA:536:C:C4	3.08	0.42
54:CA:537:G:H2'	54:CA:538:G:C8	2.55	0.42
54:CA:638:G:O2'	54:CA:639:G:H5'	2.20	0.42
54:CA:949:A:C4'	54:CA:1364:U:O4	2.67	0.42
54:CA:1125:U:C2'	54:CA:1126:U:OP2	2.68	0.42
54:CA:1535:C:H2'	54:CA:1536:C:O4'	2.20	0.42
33:CF:172:ARG:O	33:CF:173:VAL:CG2	2.68	0.42
34:CG:166:LYS:HE2	34:CG:178:VAL:HG11	2.01	0.42
37:CJ:20:ASP:OD1	37:CJ:23:VAL:HG23	2.20	0.42
38:CK:49:GLU:HG3	38:CK:60:ARG:HB2	2.01	0.42
39:CL:9:ARG:CB	39:CL:14:VAL:HG22	2.49	0.42
42:CO:20:LYS:HB2	42:CO:21:LYS:H	1.65	0.42
43:CP:2:ALA:O	43:CP:4:ILE:HG12	2.20	0.42
43:CP:82:MET:O	43:CP:83:ASP:HB2	2.19	0.42
47:CT:13:ASP:C	47:CT:15:MET:N	2.73	0.42
48:CU:73:ALA:HB3	48:CU:79:LEU:HD12	2.02	0.42
50:CW:38:LYS:O	50:CW:39:LYS:C	2.58	0.42
52:CD:2:C:O2'	52:CD:3:C:P	2.78	0.42
52:CD:20:U:C2'	52:CD:20:U:O2	2.68	0.42
52:CB:56:C:C5	52:CB:57:G:N7	2.88	0.42
52:CC:19:G:O6	6:DG:83:ARG:NH2	2.53	0.42
55:DA:53:A:H2'	55:DA:54:G:O4'	2.20	0.42
55:DA:506:G:H5'	55:DA:509:C:H1'	2.02	0.42
55:DA:802:A:C2'	55:DA:803:U:C5'	2.98	0.42
55:DA:953:A:N1	55:DA:964:C:O2	2.53	0.42
55:DA:1048:A:OP2	55:DA:1048:A:H8	2.02	0.42
55:DA:1128:A:N7	55:DA:2489:G:O2'	2.53	0.42
55:DA:1177:A:H4'	55:DA:1178:C:C5'	2.37	0.42
55:DA:1188:U:C4'	17:D2:79:VAL:CG2	2.98	0.42
55:DA:1266:G:C5	18:DS:15:ARG:NH1	2.87	0.42
55:DA:1485:G:C2'	55:DA:1486:A:O5'	2.67	0.42
55:DA:1558:A:O2'	55:DA:1559:G:P	2.78	0.42
55:DA:1906:G:N1	55:DA:1925:C:O2	2.53	0.42
55:DA:2347:C:P	28:D6:39:TYR:OH	2.76	0.42
55:DA:2392:A:H8	11:DO:60:MET:HG3	1.77	0.42

*Continued on next page...*

*Continued from previous page...*

Atom-1	Atom-2	Interatomic distance (Å)	Clash overlap (Å)
55:DA:2572:A:HO2'	55:DA:2573:C:P	2.43	0.42
55:DA:2612:C:C5	55:DA:2613:U:H5	2.38	0.42
4:DE:50:GLY:H	4:DE:77:ILE:HA	1.82	0.42
5:DF:57:VAL:HG12	5:DF:58:ALA:N	2.35	0.42
5:DF:134:GLY:H	5:DF:162:LEU:CD2	2.31	0.42
6:DG:115:ARG:NH1	6:DG:115:ARG:HG2	2.34	0.42
7:DH:139:GLN:HG3	7:DH:140:LYS:N	2.35	0.42
57:DY:137:GLU:C	57:DY:138:LEU:O	2.55	0.42
58:DL:76:TYR:CD2	58:DL:77:LEU:CD1	3.03	0.42
9:DM:75:TYR:CD2	9:DM:76:SER:O	2.72	0.42
10:DN:48:PRO:O	10:DN:49:ARG:HG2	2.19	0.42
11:DO:13:ASN:C	11:DO:15:ARG:N	2.70	0.42
11:DO:31:ALA:C	11:DO:32:THR:HG22	2.40	0.42
12:DP:2:LEU:CB	12:DP:70:PRO:CG	2.95	0.42
16:D1:97:ASP:OD1	16:D1:101:ARG:NH1	2.53	0.42
21:DV:20:ARG:C	21:DV:22:GLY:N	2.73	0.42
21:DV:108:PRO:HG2	21:DV:109:ALA:N	2.35	0.42
23:DZ:20:ARG:HH11	23:DZ:20:ARG:HG2	1.84	0.42
26:D4:9:LEU:HD23	26:D4:9:LEU:C	2.41	0.42
26:D4:53:GLU:O	26:D4:57:GLU:CG	2.68	0.42
28:D6:41:PRO:HD2	28:D6:46:HIS:HA	2.01	0.42
1:AA:434:U:H2'	1:AA:436:C:H41	1.85	0.41
1:AA:606:U:OP2	5:AF:104:LYS:HE3	2.20	0.41
1:AA:846:C:H1'	1:AA:847:U:C6	2.54	0.41
1:AA:868:U:H2'	1:AA:869:G:O4'	2.20	0.41
1:AA:1027:A:N7	1:AA:1126:A:C2	2.88	0.41
1:AA:1608:A:O2'	1:AA:1610:A:P	2.78	0.41
1:AA:1869:G:H5'	1:AA:1870:C:P	2.60	0.41
1:AA:2072:G:C5	1:AA:2073:C:C5	3.08	0.41
1:AA:2106:G:O2'	1:AA:2107:C:H5'	2.20	0.41
1:AA:2306:C:O5'	1:AA:2307:G:C5'	2.68	0.41
1:AA:2391:G:O6	1:AA:2425:A:C8	2.66	0.41
1:AA:2880:C:O2'	13:A0:90:ARG:HD3	2.20	0.41
1:AA:2880:C:O2	13:A0:93:GLY:N	2.49	0.41
2:AB:41:U:C4	6:AG:70:VAL:HG23	2.55	0.41
3:AD:28:GLU:CB	3:AD:29:PRO:CD	2.98	0.41
5:AF:8:GLN:HE22	5:AF:127:GLU:HB3	1.84	0.41
5:AF:24:LEU:O	5:AF:25:PRO:C	2.58	0.41
5:AF:93:LYS:O	5:AF:94:PRO:C	2.58	0.41
6:AG:41:GLN:N	6:AG:90:LEU:O	2.49	0.41
7:AH:101:ARG:HG3	7:AH:117:PRO:CG	2.47	0.41

*Continued on next page...*



*Continued from previous page...*

Atom-1	Atom-2	Interatomic distance (Å)	Clash overlap (Å)
12:AP:35:VAL:CG1	12:AP:130:LYS:HB3	2.49	0.41
12:AP:54:MET:O	12:AP:57:HIS:N	2.53	0.41
12:AP:134:ARG:HG2	12:AP:134:ARG:HH11	1.83	0.41
13:A0:18:LEU:HD11	13:A0:22:ARG:CZ	2.49	0.41
15:AR:132:LYS:O	15:AR:136:GLN:HB3	2.20	0.41
16:A1:92:ARG:CB	17:A2:11:GLN:NE2	2.77	0.41
16:A1:100:VAL:C	16:A1:102:GLU:H	2.23	0.41
17:A2:61:VAL:CG1	17:A2:62:LEU:N	2.79	0.41
19:AT:47:PHE:HD2	19:AT:89:ILE:CG2	2.33	0.41
21:AV:58:VAL:O	21:AV:67:LEU:O	2.38	0.41
21:AV:120:ILE:CG2	21:AV:171:ILE:H	2.33	0.41
21:AV:133:ILE:HA	21:AV:134:PRO:HD2	1.79	0.41
23:AZ:56:GLN:HE21	23:AZ:56:GLN:HB3	1.64	0.41
24:AW:9:GLN:CA	24:AW:12:GLU:HB3	2.48	0.41
24:AW:32:LEU:O	24:AW:33:MET:C	2.56	0.41
30:A8:4:MET:CE	30:A8:61:LEU:HD23	2.49	0.41
30:A8:14:VAL:HG13	30:A8:23:VAL:O	2.20	0.41
30:A8:52:LYS:N	30:A8:53:PRO:CD	2.83	0.41
31:BA:113:G:O4'	31:BA:354:G:H4'	2.20	0.41
31:BA:189:U:C4	47:BT:72:ARG:NH1	2.77	0.41
31:BA:468:A:H2'	31:BA:474:G:C5'	2.50	0.41
31:BA:511:C:C1'	34:BG:43:HIS:NE2	2.81	0.41
31:BA:538:G:O2'	31:BA:539:A:H5'	2.20	0.41
31:BA:542:G:H2'	31:BA:543:C:C6	2.55	0.41
31:BA:668:G:H5'	45:BR:49:ASP:HA	2.01	0.41
31:BA:728:A:C2	31:BA:729:A:C5	3.08	0.41
31:BA:991:U:OP2	31:BA:991:U:H6	2.03	0.41
31:BA:1014:A:H4'	49:BV:14:HIS:CD2	2.55	0.41
31:BA:1131:G:O2'	31:BA:1132:C:H5'	2.20	0.41
31:BA:1145:C:H4'	31:BA:1146:A:H5'	2.02	0.41
31:BA:1178:G:C8	31:BA:1180:A:OP2	2.73	0.41
31:BA:1215:G:H2'	31:BA:1216:G:H5'	2.02	0.41
31:BA:1250:A:H4'	39:BL:67:GLY:HA2	2.01	0.41
31:BA:1413:A:C2	31:BA:1488:G:C2	3.08	0.41
31:BA:1429:C:O2'	31:BA:1430:C:H5'	2.20	0.41
31:BA:1535:C:H2'	31:BA:1536:C:C5'	2.50	0.41
32:BE:105:PHE:O	32:BE:107:THR:N	2.53	0.41
32:BE:224:GLN:OE1	32:BE:225:ALA:N	2.53	0.41
34:BG:13:ARG:HD2	34:BG:38:TYR:O	2.20	0.41
34:BG:15:GLU:O	34:BG:16:GLY:C	2.57	0.41
34:BG:178:VAL:O	34:BG:179:GLU:CB	2.68	0.41

*Continued on next page...*

*Continued from previous page...*

Atom-1	Atom-2	Interatomic distance (Å)	Clash overlap (Å)
39:BL:89:ASN:HB2	39:BL:92:TYR:HB2	2.01	0.41
41:BN:29:ILE:O	41:BN:29:ILE:HG13	2.10	0.41
43:BP:110:ARG:HG2	43:BP:110:ARG:NH1	2.35	0.41
45:BR:29:VAL:HG11	45:BR:67:LEU:HD21	2.02	0.41
46:BS:83:GLU:HB3	46:BS:84:ALA:H	1.63	0.41
48:BU:62:GLU:HA	48:BU:65:ILE:HG13	2.01	0.41
54:CA:66:G:H5'	54:CA:67:C:OP2	2.19	0.41
54:CA:115:G:H4'	54:CA:116:A:O5'	2.20	0.41
54:CA:262:A:N1	54:CA:263:A:C6	2.87	0.41
54:CA:280:C:C4'	54:CA:281:G:OP2	2.63	0.41
54:CA:386:C:C2'	54:CA:387:U:H5'	2.50	0.41
54:CA:408:A:H4'	34:CG:112:VAL:HG11	2.01	0.41
54:CA:517:G:H4'	54:CA:518:C:O5'	2.20	0.41
54:CA:652:U:O2'	54:CA:653:A:O5'	2.38	0.41
54:CA:1093:A:H8	54:CA:1093:A:O5'	2.03	0.41
54:CA:1112:C:H1'	33:CF:179:ARG:NH1	2.35	0.41
54:CA:1194:U:H2'	54:CA:1195:C:C6	2.55	0.41
54:CA:1240:U:OP2	37:CJ:116:ALA:CB	2.68	0.41
54:CA:1342:C:H2'	54:CA:1343:G:C8	2.54	0.41
33:CF:7:PRO:O	33:CF:11:ARG:HG2	2.20	0.41
33:CF:124:ILE:C	33:CF:126:ARG:N	2.72	0.41
34:CG:166:LYS:HB2	34:CG:166:LYS:HE3	1.88	0.41
34:CG:170:VAL:HG13	34:CG:171:GLY:N	2.35	0.41
37:CJ:16:LEU:CD1	39:CL:45:ALA:HB2	2.49	0.41
37:CJ:151:TYR:OH	41:CN:54:ARG:HD3	2.20	0.41
38:CK:18:ARG:NH2	38:CK:81:HIS:O	2.53	0.41
38:CK:104:ARG:O	38:CK:106:GLY:N	2.47	0.41
39:CL:22:GLY:O	39:CL:24:GLY:N	2.52	0.41
40:CM:15:THR:O	40:CM:16:LEU:C	2.58	0.41
40:CM:31:GLY:HA3	40:CM:81:THR:HG21	2.02	0.41
46:CS:6:LEU:HG	46:CS:17:TYR:CB	2.46	0.41
47:CT:68:ARG:HH11	47:CT:68:ARG:HG2	1.84	0.41
49:CV:69:HIS:HB3	49:CV:73:GLU:CD	2.40	0.41
52:CD:16:U:O2	52:CD:18:G:H5'	2.20	0.41
55:DA:51:G:H1'	55:DA:118:A:N6	2.35	0.41
55:DA:85:G:N3	55:DA:103:A:C2	2.88	0.41
55:DA:182:A:H1'	55:DA:433:C:O2'	2.20	0.41
55:DA:800:A:C4'	55:DA:801:G:O5'	2.66	0.41
55:DA:1082:U:O2'	58:DL:115:LEU:HD11	2.20	0.41
55:DA:1316:U:H2'	55:DA:1317:A:C8	2.55	0.41
55:DA:1934:C:C2'	55:DA:1935:G:O5'	2.68	0.41

*Continued on next page...*

*Continued from previous page...*

Atom-1	Atom-2	Interatomic distance (Å)	Clash overlap (Å)
55:DA:2012:G:O3'	18:DS:96:ILE:HG13	2.20	0.41
55:DA:2135:A:H2'	55:DA:2135:A:N3	2.34	0.41
55:DA:2328:A:H2'	55:DA:2329:G:O4'	2.20	0.41
55:DA:2556:C:H2'	55:DA:2557:G:O4'	2.19	0.41
55:DA:2656:U:H3'	55:DA:2656:U:C6	2.55	0.41
55:DA:2723:C:H4'	13:D0:1:MET:CB	2.50	0.41
3:DD:35:LYS:CB	3:DD:63:ARG:HA	2.43	0.41
3:DD:79:VAL:HG11	3:DD:111:LEU:HD11	2.01	0.41
3:DD:136:ILE:HA	3:DD:137:PRO:HD3	1.82	0.41
4:DE:54:GLN:CD	4:DE:54:GLN:N	2.73	0.41
5:DF:107:LYS:CE	5:DF:206:ILE:HD13	2.50	0.41
5:DF:129:PHE:HA	5:DF:142:TRP:CD1	2.55	0.41
6:DG:102:PHE:HZ	6:DG:157:ILE:HD13	1.85	0.41
6:DG:143:GLU:CG	26:D4:31:ILE:HD11	2.49	0.41
6:DG:145:THR:CG2	26:D4:28:LYS:NZ	2.82	0.41
7:DH:84:SER:O	7:DH:133:VAL:O	2.38	0.41
7:DH:107:VAL:HG23	7:DH:109:PHE:CE1	2.55	0.41
56:DI:3:LEU:CD2	56:DI:7:ARG:CD	2.75	0.41
56:DI:23:LEU:N	56:DI:23:LEU:CD1	2.79	0.41
8:DK:67:ARG:HD2	8:DK:68:LEU:HD13	2.01	0.41
57:DY:1:MET:CE	57:DY:3:ASN:HD21	2.32	0.41
58:DL:19:PRO:CA	58:DL:25:PRO:HD3	2.41	0.41
58:DL:21:PRO:C	58:DL:24:GLY:C	2.79	0.41
58:DL:78:ILE:N	58:DL:78:ILE:HD12	2.34	0.41
11:DO:71:VAL:HG12	11:DO:72:PRO:HD3	1.99	0.41
11:DO:95:VAL:O	11:DO:96:THR:CG2	2.68	0.41
11:DO:112:LEU:HD13	11:DO:127:ALA:HB1	2.02	0.41
11:DO:131:SER:HB3	11:DO:134:ALA:HB2	2.02	0.41
14:DQ:88:ASP:CG	14:DQ:89:ARG:H	2.23	0.41
20:DU:33:LYS:HG3	20:DU:34:LYS:N	2.33	0.41
20:DU:65:ALA:HA	20:DU:66:PRO:HD3	1.93	0.41
20:DU:88:LYS:C	20:DU:90:LEU:N	2.73	0.41
21:DV:135:GLU:HG3	21:DV:136:PHE:CD2	2.55	0.41
21:DV:177:PRO:O	21:DV:178:GLU:CG	2.68	0.41
26:D4:16:CYS:HA	26:D4:33:VAL:O	2.20	0.41
28:D6:42:TRP:O	28:D6:43:CYS:HB3	2.19	0.41
30:D8:6:THR:O	30:D8:59:LYS:O	2.38	0.41
30:D8:28:GLY:O	30:D8:29:LYS:C	2.58	0.41
1:AA:242:G:O2'	1:AA:243:U:C5	2.73	0.41
1:AA:270:A:OP2	1:AA:270(Y):G:N2	2.46	0.41
1:AA:528:A:C2	1:AA:2043:C:C5'	3.02	0.41

*Continued on next page...*

*Continued from previous page...*

Atom-1	Atom-2	Interatomic distance (Å)	Clash overlap (Å)
1:AA:607:U:C5'	5:AF:103:LYS:HD2	2.50	0.41
1:AA:807:U:H2'	1:AA:808:G:H8	1.84	0.41
1:AA:881:G:H1	1:AA:895:U:H2'	1.86	0.41
1:AA:887:A:C2'	1:AA:888:C:OP1	2.68	0.41
1:AA:961:C:H5	1:AA:2456:C:C4'	2.33	0.41
1:AA:1087:G:N2	1:AA:1090:U:C5	2.89	0.41
1:AA:1228:G:OP2	16:A1:16:LYS:NZ	2.52	0.41
1:AA:1261:C:C2'	1:AA:1262:A:O5'	2.68	0.41
1:AA:1341:U:H2'	1:AA:1397:U:O2	2.20	0.41
1:AA:1342:A:N1	1:AA:1602:U:O2	2.53	0.41
1:AA:1417:C:H2'	1:AA:1418:G:H5'	2.02	0.41
1:AA:1419:A:O2'	1:AA:1420:U:C5	2.73	0.41
1:AA:1791:A:H3'	1:AA:1792:G:H8	1.85	0.41
1:AA:1932:A:N6	1:AA:1968:G:H1'	2.35	0.41
1:AA:2320:A:O2'	1:AA:2321:G:C2	2.70	0.41
1:AA:2756:U:C1'	1:AA:2757:A:C8	3.04	0.41
2:AB:96:G:N1	2:AB:97:G:C8	2.88	0.41
4:AE:31:CYS:O	4:AE:32:PRO:O	2.37	0.41
4:AE:34:VAL:HG11	4:AE:64:LYS:CD	2.41	0.41
5:AF:203:GLN:O	5:AF:206:ILE:O	2.37	0.41
7:AH:10:PRO:O	7:AH:11:VAL:HG13	2.19	0.41
7:AH:12:PRO:O	7:AH:15:VAL:HG22	2.20	0.41
8:AK:12:LEU:HA	8:AK:12:LEU:HD12	1.78	0.41
8:AK:58:LEU:O	8:AK:60:GLU:N	2.53	0.41
10:AN:63:VAL:HG22	10:AN:83:ALA:O	2.19	0.41
11:AO:111:ARG:HA	11:AO:128:HIS:CE1	2.56	0.41
11:AO:114:ILE:HG23	11:AO:127:ALA:HB2	2.01	0.41
12:AP:86:GLY:O	12:AP:87:LYS:C	2.56	0.41
14:AQ:67:ARG:HB2	14:AQ:67:ARG:CZ	2.49	0.41
16:A1:76:TYR:OH	16:A1:93:LYS:NZ	2.51	0.41
16:A1:90:VAL:O	16:A1:91:ASP:C	2.58	0.41
16:A1:95:LEU:HD12	17:A2:11:GLN:CB	2.47	0.41
23:AZ:56:GLN:CD	23:AZ:56:GLN:H	2.23	0.41
24:AW:30:ARG:NH1	24:AW:30:ARG:CG	2.83	0.41
26:A4:61:ARG:CG	26:A4:62:ARG:HH22	2.33	0.41
30:A8:47:LYS:O	30:A8:48:PHE:CB	2.64	0.41
31:BA:243:A:H4'	31:BA:244:U:C5'	2.50	0.41
31:BA:878:G:H5''	38:BK:89:PRO:HG2	2.02	0.41
31:BA:991:U:O4	31:BA:1212:U:O2'	2.35	0.41
31:BA:1081:G:N2	31:BA:1082:G:H1'	2.35	0.41
31:BA:1216:G:C4	31:BA:1217:C:C5	3.08	0.41

*Continued on next page...*

*Continued from previous page...*

Atom-1	Atom-2	Interatomic distance (Å)	Clash overlap (Å)
31:BA:1329:A:OP1	43:BP:25:ILE:O	2.38	0.41
31:BA:1437:C:H2'	31:BA:1438:G:H8	1.85	0.41
31:BA:1452:C:H2'	31:BA:1453:G:OP2	2.20	0.41
34:BG:23:GLY:C	34:BG:24:GLU:CG	2.84	0.41
34:BG:107:ARG:HB3	34:BG:174:LEU:CD1	2.50	0.41
35:BH:78:HIS:O	35:BH:93:PRO:HD3	2.20	0.41
36:BI:75:LEU:HD21	36:BI:79:LEU:CD1	2.50	0.41
37:BJ:36:LYS:O	37:BJ:39:ALA:N	2.51	0.41
38:BK:1:MET:HE2	38:BK:1:MET:N	2.35	0.41
45:BR:64:ARG:NH1	45:BR:68:ARG:NH2	2.65	0.41
46:BS:21:VAL:O	46:BS:33:ILE:HB	2.20	0.41
52:BC:18:G:C4	52:BC:58:A:C2	3.08	0.41
54:CA:310:G:O2'	54:CA:311:C:H5'	2.20	0.41
54:CA:377:G:OP1	46:CS:3:LYS:CD	2.68	0.41
54:CA:624:C:H5''	46:CS:10:GLY:O	2.20	0.41
54:CA:653:A:H1'	38:CK:56:LYS:CD	2.47	0.41
54:CA:684:A:O2'	54:CA:685:G:H5'	2.19	0.41
54:CA:900:A:H2'	54:CA:901:A:C8	2.55	0.41
54:CA:1032(B):G:C6	54:CA:1033:G:N7	2.89	0.41
54:CA:1353:G:H2'	54:CA:1354:C:H6	1.84	0.41
54:CA:1442:G:C6	54:CA:1446:A:N6	2.87	0.41
32:CE:44:LEU:HA	32:CE:47:THR:OG1	2.20	0.41
32:CE:168:THR:HG21	32:CE:191:ASP:CG	2.40	0.41
33:CF:25:GLY:C	33:CF:27:LYS:H	2.24	0.41
34:CG:158:ILE:HG22	34:CG:159:ARG:N	2.34	0.41
34:CG:206:PHE:HD2	34:CG:207:TYR:CD1	2.38	0.41
35:CH:59:GLY:O	35:CH:60:TYR:C	2.58	0.41
35:CH:100:VAL:O	35:CH:107:ARG:NH2	2.53	0.41
35:CH:101:ILE:N	35:CH:101:ILE:CD1	2.81	0.41
37:CJ:67:GLU:OE2	37:CJ:67:GLU:HA	2.20	0.41
40:CM:12:ASP:OD2	40:CM:12:ASP:C	2.58	0.41
42:CO:60:LEU:HD21	42:CO:64:TYR:HB2	2.01	0.41
43:CP:87:TYR:C	43:CP:89:GLY:H	2.23	0.41
44:CQ:8:GLU:O	44:CQ:10:ALA:N	2.54	0.41
45:CR:37:ASN:N	45:CR:37:ASN:ND2	2.68	0.41
46:CS:20:VAL:HG21	46:CS:32:TYR:CB	2.49	0.41
52:CD:14:A:C6	52:CD:15:G:C6	3.07	0.41
52:CB:69:G:C2'	52:CB:70:G:OP1	2.67	0.41
55:DA:192:C:C2'	55:DA:193:U:H5'	2.48	0.41
55:DA:332:A:O2'	55:DA:333:G:P	2.78	0.41
55:DA:502:A:C2'	55:DA:503:A:H5'	2.49	0.41

*Continued on next page...*

*Continued from previous page...*

Atom-1	Atom-2	Interatomic distance (Å)	Clash overlap (Å)
55:DA:654(B):C:N3	55:DA:654(T):A:C2	2.88	0.41
55:DA:806:C:C5	11:DO:41:ARG:NH2	2.87	0.41
55:DA:943:U:OP1	11:DO:34:GLY:O	2.38	0.41
55:DA:1087:G:C2	55:DA:1089:G:O2'	2.73	0.41
55:DA:1474:C:O2	55:DA:1474:C:H2'	2.21	0.41
55:DA:1659:U:H2'	55:DA:1660:C:O4'	2.20	0.41
55:DA:1814:G:H4'	3:DD:51:VAL:HG21	2.02	0.41
55:DA:2059:A:N6	55:DA:2503:A:H2'	2.35	0.41
55:DA:2258:C:H4'	55:DA:2259:G:OP2	2.16	0.41
55:DA:2309:A:H8	55:DA:2309:A:O5'	2.03	0.41
55:DA:2389:G:H5''	55:DA:2390:U:O4'	2.19	0.41
55:DA:2507:C:H2'	55:DA:2508:G:O5'	2.20	0.41
55:DA:2570:G:H2'	55:DA:2571:C:C6	2.56	0.41
55:DA:2785:C:C4'	4:DE:35:GLN:HE22	2.32	0.41
55:DA:2853:C:O2'	55:DA:2854:G:H5'	2.19	0.41
2:DB:51:G:H2'	2:DB:52:A:C1'	2.50	0.41
3:DD:65:ILE:HG13	3:DD:67:PHE:CE1	2.54	0.41
3:DD:252:TRP:O	3:DD:252:TRP:CE3	2.73	0.41
5:DF:129:PHE:CD2	5:DF:163:VAL:HG21	2.55	0.41
5:DF:149:ASP:OD1	5:DF:149:ASP:N	2.49	0.41
6:DG:63:ILE:CG2	6:DG:144:ILE:HD11	2.50	0.41
6:DG:83:ARG:HG2	6:DG:83:ARG:HH11	1.85	0.41
6:DG:180:PHE:O	6:DG:182:LYS:N	2.53	0.41
7:DH:167:GLU:HA	7:DH:168:PRO:HD2	1.94	0.41
56:DI:1:MET:O	56:DI:5:ILE:CD1	2.60	0.41
58:DL:78:ILE:HG22	58:DL:79:ARG:N	2.35	0.41
58:DL:128:ALA:HB1	58:DL:132:ARG:NE	2.35	0.41
9:DM:41:ASP:OD1	9:DM:41:ASP:N	2.53	0.41
10:DN:7:TYR:CE1	10:DN:20:MET:CE	3.02	0.41
11:DO:1:MET:CE	11:DO:5:ASP:HB3	2.49	0.41
11:DO:11:GLY:O	11:DO:12:ALA:HB2	2.19	0.41
11:DO:95:VAL:C	11:DO:96:THR:HG23	2.40	0.41
13:D0:3:HIS:C	13:D0:5:LYS:H	2.15	0.41
13:D0:27:SER:O	13:D0:30:THR:HB	2.20	0.41
14:DQ:46:VAL:CG1	14:DQ:47:THR:N	2.82	0.41
14:DQ:86:ALA:O	14:DQ:87:PHE:CB	2.64	0.41
15:DR:113:LYS:HA	15:DR:113:LYS:HD2	1.83	0.41
15:DR:118:ARG:HH21	15:DR:121:ILE:HG21	1.85	0.41
17:D2:22:VAL:HG12	17:D2:23:GLU:N	2.35	0.41
17:D2:65:GLY:HA3	17:D2:91:TYR:CZ	2.55	0.41
21:DV:112:ARG:HD2	21:DV:112:ARG:H	1.79	0.41

*Continued on next page...*

*Continued from previous page...*

Atom-1	Atom-2	Interatomic distance (Å)	Clash overlap (Å)
21:DV:182:LYS:CB	21:DV:183:LEU:HD23	2.50	0.41
22:D3:36:ILE:H	22:D3:36:ILE:CD1	2.33	0.41
22:D3:37:LEU:N	22:D3:59:LEU:O	2.47	0.41
28:D6:34:LEU:HD13	28:D6:34:LEU:N	2.25	0.41
28:D6:44:ARG:O	28:D6:45:LYS:CG	2.69	0.41
30:D8:6:THR:HG22	30:D8:63:PRO:HD3	2.03	0.41
1:AA:13:A:O2'	1:AA:15:G:C5	2.57	0.41
1:AA:138:G:N2	19:AT:50:LYS:NZ	2.69	0.41
1:AA:244:A:C2	1:AA:255:A:C4	3.09	0.41
1:AA:273(C):C:H3'	1:AA:273(D):C:C6	2.54	0.41
1:AA:300:A:OP2	20:AU:84:ARG:NH1	2.54	0.41
1:AA:494:G:O5'	18:AS:8:ARG:NH1	2.53	0.41
1:AA:637:A:OP1	11:AO:133:SER:HB3	2.21	0.41
1:AA:638:G:C5	1:AA:639:U:C4	3.09	0.41
1:AA:706:A:C2	1:AA:707:G:H1'	2.55	0.41
1:AA:807:U:C2	1:AA:808:G:C8	3.08	0.41
1:AA:1249:U:H4'	16:A1:4:ALA:HB3	2.02	0.41
1:AA:1272:A:H3'	1:AA:1273:U:H5'	2.02	0.41
1:AA:1337:G:C2	1:AA:1338:G:C4	3.08	0.41
1:AA:1654:A:H2	4:AE:113:PHE:CE2	2.38	0.41
1:AA:1906:G:N2	1:AA:1925:C:C2	2.88	0.41
1:AA:2246:G:C2	1:AA:2426:A:H1'	2.55	0.41
1:AA:2285:C:N4	28:A6:25:LYS:HE3	2.36	0.41
1:AA:2336:A:H4'	1:AA:2337:G:OP1	2.18	0.41
1:AA:2415:G:H2'	1:AA:2416:C:H6	1.84	0.41
1:AA:2418:A:H2'	1:AA:2419:U:C6	2.55	0.41
1:AA:2776:A:H4'	1:AA:2777:G:C5'	2.49	0.41
1:AA:2788:C:OP1	4:AE:61:ARG:NH1	2.53	0.41
1:AA:2798:C:H5	1:AA:2799:A:C6	2.38	0.41
1:AA:2839:G:H2'	1:AA:2840:C:H6	1.85	0.41
2:AB:86:G:C2'	2:AB:87:G:H5'	2.50	0.41
3:AD:33:LEU:HD23	3:AD:34:VAL:N	2.36	0.41
4:AE:178:GLU:H	4:AE:178:GLU:HG3	1.50	0.41
5:AF:116:ASP:O	5:AF:120:GLU:HG3	2.20	0.41
6:AG:122:PRO:HG2	6:AG:123:ASN:ND2	2.35	0.41
7:AH:163:TYR:CD1	7:AH:163:TYR:N	2.77	0.41
8:AK:88:ILE:HG22	8:AK:90:GLY:N	2.35	0.41
8:AK:126:TYR:CD1	8:AK:126:TYR:N	2.88	0.41
9:AM:13:TRP:CD1	9:AM:13:TRP:N	2.88	0.41
9:AM:26:LEU:HD23	9:AM:99:LEU:CD2	2.51	0.41
10:AN:59:LYS:O	10:AN:86:ILE:HA	2.20	0.41

*Continued on next page...*

*Continued from previous page...*

Atom-1	Atom-2	Interatomic distance (Å)	Clash overlap (Å)
12:AP:56:ARG:NH2	52:BB:52:G:O3'	2.54	0.41
12:AP:89:ASN:C	12:AP:91:GLU:N	2.74	0.41
14:AQ:76:LYS:O	14:AQ:79:ALA:HB3	2.21	0.41
17:A2:13:ARG:HH11	17:A2:13:ARG:HG2	1.84	0.41
20:AU:50:ARG:CB	20:AU:53:PRO:HG3	2.42	0.41
20:AU:99:CYS:SG	20:AU:100:ALA:N	2.90	0.41
21:AV:94:GLU:HB3	21:AV:95:PRO:HD2	2.02	0.41
21:AV:97:GLU:CB	21:AV:125:LEU:HD11	2.28	0.41
23:AZ:91:LYS:O	23:AZ:92:LYS:O	2.39	0.41
26:A4:16:CYS:HB3	26:A4:19:GLY:H	1.85	0.41
31:BA:5:U:H4'	31:BA:6:G:C4	2.54	0.41
31:BA:15:G:C4	31:BA:16:A:C8	3.08	0.41
31:BA:255:G:O3'	47:BT:17:LYS:HD2	2.20	0.41
31:BA:543:C:OP1	34:BG:14:ARG:HD2	2.20	0.41
31:BA:830:G:H2'	31:BA:831:U:C6	2.55	0.41
31:BA:982:U:H5''	31:BA:983:A:OP1	2.20	0.41
31:BA:1098:C:C2	31:BA:1099:G:C8	3.08	0.41
31:BA:1118:C:H5''	39:BL:104:ARG:HG3	2.02	0.41
31:BA:1248:A:N3	39:BL:70:LYS:NZ	2.63	0.41
31:BA:1316:G:C3'	31:BA:1317:C:H5''	2.50	0.41
31:BA:1324:A:O4'	31:BA:1362:C:H4'	2.21	0.41
33:BF:44:GLU:HA	33:BF:52:LEU:HD11	2.01	0.41
33:BF:114:PRO:O	33:BF:118:GLN:OE1	2.37	0.41
35:BH:41:VAL:HG22	35:BH:113:ALA:HA	2.02	0.41
35:BH:80:ILE:HG22	38:BK:104:ARG:HE	1.82	0.41
36:BI:1:MET:CE	36:BI:68:PRO:HD3	2.50	0.41
36:BI:15:ASP:O	36:BI:19:LEU:HB2	2.21	0.41
38:BK:34:GLU:HA	38:BK:34:GLU:OE1	2.20	0.41
40:BM:3:LYS:N	40:BM:75:ILE:HA	2.36	0.41
40:BM:39:PRO:HB3	40:BM:70:ARG:HH12	1.85	0.41
45:BR:53:HIS:O	45:BR:56:LEU:HB3	2.20	0.41
45:BR:56:LEU:O	45:BR:60:VAL:HG23	2.20	0.41
47:BT:40:LYS:HD3	47:BT:42:TYR:CZ	2.55	0.41
52:BC:42:C:C3'	52:BC:43:C:H5''	2.49	0.41
54:CA:256:U:H2'	54:CA:257:G:H8	1.82	0.41
54:CA:358:U:H2'	54:CA:359:U:C6	2.55	0.41
54:CA:437:U:H2'	54:CA:438:G:H5'	2.02	0.41
54:CA:754:C:H3'	54:CA:754:C:O2	2.19	0.41
54:CA:1003:G:C3'	54:CA:1004:A:H5'	2.47	0.41
54:CA:1297:C:C2'	37:CJ:114:ARG:NH2	2.81	0.41
54:CA:1447:G:OP2	54:CA:1447:G:H8	2.02	0.41

*Continued on next page...*



*Continued from previous page...*

Atom-1	Atom-2	Interatomic distance (Å)	Clash overlap (Å)
54:CA:1525:G:OP1	41:CN:120:ARG:NH2	2.53	0.41
32:CE:217:ARG:HE	32:CE:217:ARG:HB2	1.53	0.41
34:CG:25:ARG:C	34:CG:27:TYR:N	2.68	0.41
34:CG:52:SER:O	34:CG:53:ASP:C	2.59	0.41
34:CG:187:ARG:NH2	34:CG:193:ASP:OD2	2.39	0.41
37:CJ:23:VAL:HG12	37:CJ:27:ILE:HD11	2.00	0.41
37:CJ:95:ARG:HA	37:CJ:98:SER:OG	2.20	0.41
41:CN:33:THR:HG22	41:CN:39:PRO:HA	2.03	0.41
41:CN:57:THR:HG22	41:CN:60:ALA:H	1.85	0.41
43:CP:100:GLY:O	43:CP:101:GLN:O	2.38	0.41
44:CQ:42:ILE:O	44:CQ:46:GLU:HG2	2.20	0.41
46:CS:58:TYR:CD1	46:CS:58:TYR:C	2.93	0.41
47:CT:62:SER:CB	47:CT:72:ARG:HE	2.33	0.41
50:CW:26:ASN:N	50:CW:26:ASN:HD22	2.19	0.41
52:CB:75:C:H3'	52:CB:75:C:H6	1.85	0.41
52:CC:72:C:H2'	52:CC:73:A:C5'	2.50	0.41
53:C1:46:U:H2'	53:C1:47:U:O4'	2.20	0.41
55:DA:152:G:H2'	55:DA:153:C:H6	1.85	0.41
55:DA:244:A:C2	55:DA:255:A:C4	3.08	0.41
55:DA:281:G:H1'	55:DA:360:G:N2	2.34	0.41
55:DA:498:G:H21	20:DU:47:LYS:HZ1	1.65	0.41
55:DA:600:G:H2'	55:DA:601:C:C6	2.56	0.41
55:DA:795:C:O2'	55:DA:796:C:H5'	2.20	0.41
55:DA:1059:G:P	58:DL:4:VAL:CG1	3.08	0.41
55:DA:1084:A:H1'	57:DY:53:VAL:HG21	2.02	0.41
55:DA:1084:A:C8	57:DY:53:VAL:CG1	3.03	0.41
55:DA:1157:G:O2'	25:DX:31:LEU:HD12	2.19	0.41
55:DA:1412:A:H2'	55:DA:1413:G:H8	1.85	0.41
55:DA:2167:U:C6	55:DA:2167:U:P	3.14	0.41
55:DA:2746:U:H2'	55:DA:2747:G:H5'	2.03	0.41
55:DA:2790:A:O2'	55:DA:2893:G:O2'	1.82	0.41
55:DA:2867:G:O2'	55:DA:2868:A:OP2	2.33	0.41
2:DB:80:U:C2'	2:DB:81:G:H5''	2.50	0.41
3:DD:28:GLU:CB	3:DD:29:PRO:CD	2.96	0.41
3:DD:72:LYS:HG3	3:DD:103:ARG:NH2	2.36	0.41
4:DE:6:GLY:O	4:DE:195:LEU:HD12	2.20	0.41
56:DI:29:GLU:HG3	56:DJ:6:GLU:CD	2.31	0.41
58:DL:81:ALA:O	58:DL:82:ALA:O	2.38	0.41
11:DO:112:LEU:HD22	11:DO:113:LYS:H	1.83	0.41
16:D1:95:LEU:HD22	17:D2:4:ILE:HD12	2.02	0.41
16:D1:110:VAL:O	16:D1:114:LYS:N	2.53	0.41

*Continued on next page...*

*Continued from previous page...*

Atom-1	Atom-2	Interatomic distance (Å)	Clash overlap (Å)
19:DT:49:VAL:HG13	19:DT:87:GLN:HE21	1.80	0.41
21:DV:174:VAL:HG12	21:DV:175:VAL:H	1.84	0.41
21:DV:178:GLU:O	21:DV:179:ASP:HB2	2.20	0.41
22:D3:49:LYS:O	22:D3:50:ASN:HB2	2.20	0.41
24:DW:23:LYS:HE2	24:DW:23:LYS:HB3	1.53	0.41
28:D6:26:ASN:CG	28:D6:27:LYS:N	2.73	0.41
1:AA:34:C:O2'	1:AA:35:G:O5'	2.39	0.41
1:AA:92:G:C5	1:AA:93:C:C5	3.08	0.41
1:AA:222:A:HO2'	1:AA:223:A:P	2.41	0.41
1:AA:242:G:H8	30:A8:4:MET:O	2.03	0.41
1:AA:720:C:H2'	1:AA:721:C:H6	1.85	0.41
1:AA:808:G:H2'	1:AA:809:G:C8	2.56	0.41
1:AA:859:G:O2'	1:AA:860:U:OP2	2.37	0.41
1:AA:887:A:O2'	43:BP:93:ARG:CG	2.68	0.41
1:AA:1111:A:O2'	1:AA:1112:G:C4'	2.69	0.41
1:AA:1402:C:O2'	1:AA:1403:C:H5'	2.20	0.41
1:AA:1412:A:H2'	1:AA:1413:G:H8	1.85	0.41
1:AA:1474:C:H3'	1:AA:1475:G:H8	1.85	0.41
1:AA:1731:G:N3	1:AA:1731:G:H3'	2.34	0.41
1:AA:2134:A:C2	1:AA:2159:G:H1'	2.55	0.41
1:AA:2496:C:C2'	1:AA:2497:A:O5'	2.68	0.41
1:AA:2827:C:H5'	1:AA:2828:C:OP2	2.21	0.41
3:AD:24:ILE:HD11	3:AD:84:TYR:HB2	2.01	0.41
3:AD:155:LEU:N	3:AD:155:LEU:CD1	2.80	0.41
4:AE:134:ILE:HB	4:AE:137:HIS:HB2	2.02	0.41
5:AF:36:VAL:O	5:AF:40:GLN:HG2	2.20	0.41
5:AF:202:PHE:CE1	5:AF:206:ILE:HD11	2.56	0.41
6:AG:16:ARG:HB3	6:AG:17:PRO:HD3	2.01	0.41
6:AG:109:VAL:HG11	26:A4:33:VAL:HG21	2.01	0.41
6:AG:125:PHE:C	6:AG:127:GLY:N	2.73	0.41
6:AG:153:ARG:HH11	6:AG:153:ARG:HG2	1.86	0.41
8:AK:49:ALA:C	8:AK:51:ILE:H	2.23	0.41
8:AK:82:ARG:NH1	8:AK:82:ARG:CG	2.82	0.41
9:AM:43:THR:CG2	9:AM:44:PRO:HD2	2.50	0.41
10:AN:98:VAL:HG13	10:AN:118:ALA:HA	2.02	0.41
10:AN:112:MET:O	10:AN:115:VAL:N	2.52	0.41
11:AO:1:MET:HB2	11:AO:2:LYS:H	1.66	0.41
11:AO:48:PRO:CG	11:AO:49:ARG:N	2.83	0.41
11:AO:135:LEU:HD13	11:AO:135:LEU:O	2.20	0.41
16:A1:52:ARG:O	16:A1:56:ASP:HB2	2.20	0.41
16:A1:95:LEU:O	16:A1:97:ASP:N	2.52	0.41

*Continued on next page...*

*Continued from previous page...*

Atom-1	Atom-2	Interatomic distance (Å)	Clash overlap (Å)
19:AT:18:TYR:HD1	19:AT:21:PHE:CE2	2.38	0.41
20:AU:30:VAL:O	20:AU:31:LEU:HB2	2.21	0.41
21:AV:38:TYR:CD1	21:AV:38:TYR:C	2.93	0.41
21:AV:60:GLU:CG	21:AV:61:LEU:N	2.78	0.41
21:AV:130:PRO:O	21:AV:133:ILE:HD13	2.20	0.41
26:A4:6:HIS:N	26:A4:7:PRO:HD3	2.36	0.41
26:A4:15:ILE:O	26:A4:15:ILE:HG22	2.18	0.41
26:A4:38:LYS:HB3	26:A4:39:CYS:H	1.68	0.41
27:A5:45:VAL:HG12	27:A5:56:LYS:HG3	2.02	0.41
30:A8:34:TRP:C	30:A8:36:LYS:N	2.74	0.41
31:BA:106:C:O2	31:BA:379:C:H4'	2.20	0.41
31:BA:440:A:H3'	31:BA:442:C:C6	2.49	0.41
31:BA:593:G:H2'	31:BA:594:G:O4'	2.19	0.41
31:BA:664:G:N2	31:BA:741:G:H1	2.10	0.41
31:BA:701:C:O2'	31:BA:702:A:P	2.78	0.41
31:BA:853:G:O2'	31:BA:854:G:H5'	2.20	0.41
31:BA:943:U:C2'	31:BA:944:G:H5'	2.50	0.41
31:BA:1010:G:N2	31:BA:1020:U:H1'	2.36	0.41
31:BA:1123:A:H4'	40:BM:36:GLY:HA3	2.03	0.41
31:BA:1157:A:N3	31:BA:1157:A:H2'	2.35	0.41
31:BA:1176:A:C6	31:BA:1177:G:C6	3.08	0.41
31:BA:1405:G:O4'	31:BA:1519:A:H4'	2.20	0.41
32:BE:108:ILE:O	32:BE:108:ILE:CG2	2.68	0.41
33:BF:45:LYS:HB2	33:BF:46:GLU:H	1.65	0.41
33:BF:188:LEU:CD1	33:BF:195:VAL:HG11	2.39	0.41
34:BG:17:VAL:HG11	34:BG:197:PRO:HB2	2.02	0.41
34:BG:139:ARG:NH1	34:BG:139:ARG:CG	2.83	0.41
34:BG:152:SER:O	34:BG:153:ARG:C	2.58	0.41
37:BJ:70:LYS:HA	37:BJ:71:PRO:HD2	1.90	0.41
37:BJ:80:VAL:O	37:BJ:80:VAL:HG13	2.19	0.41
41:BN:12:ARG:HG2	41:BN:13:GLN:N	2.34	0.41
43:BP:78:ILE:O	43:BP:80:ARG:N	2.53	0.41
46:BS:20:VAL:HG21	46:BS:32:TYR:HB3	2.02	0.41
47:BT:44:ALA:HA	47:BT:71:PHE:O	2.20	0.41
47:BT:68:ARG:O	47:BT:69:LYS:CB	2.67	0.41
49:BV:41:VAL:N	49:BV:44:MET:HE3	2.16	0.41
51:BX:6:ARG:O	51:BX:12:LYS:HG3	2.21	0.41
52:BD:46:G:H21	52:BD:48:C:H1'	1.85	0.41
52:BC:42:C:O2	52:BC:42:C:H2'	2.21	0.41
52:BC:62:C:H2'	52:BC:63:G:H8	1.85	0.41
54:CA:189:U:C2	47:CT:72:ARG:NH1	2.88	0.41

*Continued on next page...*

*Continued from previous page...*

Atom-1	Atom-2	Interatomic distance (Å)	Clash overlap (Å)
54:CA:333:G:H2'	54:CA:334:C:C6	2.55	0.41
54:CA:341:C:O2'	54:CA:342:C:H5'	2.20	0.41
54:CA:630:G:OP1	54:CA:630:G:O4'	2.38	0.41
54:CA:1232:U:H2'	54:CA:1233:G:O4'	2.21	0.41
54:CA:1244:C:O2'	54:CA:1245:A:H5'	2.20	0.41
54:CA:1288:A:H2'	54:CA:1289:A:H8	1.85	0.41
54:CA:1429:C:H2'	54:CA:1430:C:C6	2.55	0.41
33:CF:69:HIS:N	33:CF:69:HIS:CD2	2.89	0.41
34:CG:154:ASN:O	34:CG:155:LEU:C	2.58	0.41
35:CH:76:ILE:HD11	35:CH:118:ILE:HD13	2.01	0.41
36:CI:101:ALA:HA	48:CU:28:GLU:HG2	2.01	0.41
38:CK:40:ALA:C	38:CK:42:GLU:H	2.24	0.41
42:CO:28:LYS:HZ2	42:CO:33:ARG:HH22	1.65	0.41
43:CP:15:VAL:CG1	43:CP:19:LEU:HD21	2.50	0.41
45:CR:70:LEU:HD11	45:CR:77:ARG:HG3	2.03	0.41
50:CW:13:LEU:HD12	50:CW:14:LYS:N	2.34	0.41
52:CD:29:G:C2'	52:CD:30:G:H5'	2.50	0.41
52:CC:53:G:H2'	52:CC:54:U:C6	2.55	0.41
55:DA:270(Z):U:HO2'	55:DA:271(A):C:P	2.40	0.41
55:DA:278:A:H2'	55:DA:279:C:C6	2.55	0.41
55:DA:443:A:C3'	5:DF:45:ARG:NH1	2.80	0.41
55:DA:793:A:N6	55:DA:2073:C:OP1	2.54	0.41
55:DA:814:C:H2'	55:DA:815:C:H6	1.85	0.41
55:DA:828:U:N3	55:DA:2247:A:H4'	2.32	0.41
55:DA:930:U:O2	55:DA:930:U:O4'	2.37	0.41
55:DA:994:C:H3'	16:D1:54:LYS:HE3	2.01	0.41
55:DA:1056:G:N2	55:DA:1087:G:C6	2.82	0.41
55:DA:1069:A:H4'	55:DA:1070:A:H5''	2.02	0.41
55:DA:1082:U:O2'	58:DL:117:THR:HG23	2.21	0.41
55:DA:1204:A:C2	55:DA:1241:A:C2	3.08	0.41
55:DA:1496:A:H5'	55:DA:1497:U:OP1	2.20	0.41
55:DA:1505:C:H2'	55:DA:1505:C:O2	2.19	0.41
55:DA:1608:A:HO2'	55:DA:1610:A:P	2.43	0.41
55:DA:2213:U:H4'	23:DZ:52:ARG:HH12	1.81	0.41
55:DA:2327:A:H2'	55:DA:2328:A:O4'	2.21	0.41
3:DD:10:THR:O	3:DD:11:PRO:C	2.58	0.41
4:DE:31:CYS:HB3	4:DE:49:LEU:HD23	2.02	0.41
4:DE:176:ILE:N	4:DE:176:ILE:CD1	2.80	0.41
5:DF:203:GLN:HE21	5:DF:203:GLN:HB2	1.66	0.41
7:DH:26:VAL:CG1	7:DH:27:LYS:N	2.84	0.41
56:DI:7:ARG:HE	56:DI:8:ILE:HD13	1.81	0.41

*Continued on next page...*

*Continued from previous page...*

Atom-1	Atom-2	Interatomic distance (Å)	Clash overlap (Å)
8:DK:9:LEU:C	8:DK:10:GLU:O	2.58	0.41
8:DK:94:ALA:C	8:DK:96:ASP:N	2.73	0.41
8:DK:109:ILE:HG13	8:DK:110:ASP:N	2.36	0.41
57:DY:38:HIS:O	57:DY:39:ALA:HB3	2.20	0.41
57:DY:59:ILE:O	57:DY:60:ARG:C	2.57	0.41
57:DY:75:GLN:HG3	57:DY:110:GLY:N	2.34	0.41
57:DY:135:ARG:NH1	57:DY:138:LEU:CG	2.74	0.41
57:DY:138:LEU:O	57:DY:139:VAL:CB	2.68	0.41
58:DL:12:LEU:CB	58:DL:13:PRO:CA	2.84	0.41
10:DN:2:ILE:N	10:DN:2:ILE:HD13	2.36	0.41
10:DN:98:VAL:HG13	10:DN:117:LEU:CB	2.49	0.41
11:DO:3:LEU:HD23	11:DO:3:LEU:HA	1.89	0.41
11:DO:36:LYS:HB3	11:DO:37:GLY:H	1.64	0.41
11:DO:42:SER:C	11:DO:44:GLY:N	2.72	0.41
11:DO:91:PHE:HZ	11:DO:100:LEU:CD1	2.33	0.41
12:DP:3:MET:HA	12:DP:4:PRO:HD3	1.89	0.41
12:DP:5:ARG:O	12:DP:6:ARG:O	2.37	0.41
12:DP:23:GLY:HA2	12:DP:101:ARG:NH1	2.35	0.41
12:DP:68:ILE:HD13	12:DP:103:MET:CE	2.48	0.41
12:DP:80:GLU:HA	22:D3:4:LYS:HZ2	1.80	0.41
14:DQ:8:GLU:HG3	14:DQ:8:GLU:H	1.67	0.41
16:D1:49:HIS:O	16:D1:52:ARG:N	2.54	0.41
18:DS:12:ILE:HG23	18:DS:17:VAL:HG21	2.02	0.41
20:DU:12:THR:HG23	20:DU:26:LYS:CE	2.50	0.41
21:DV:130:PRO:O	21:DV:133:ILE:HG13	2.19	0.41
23:DZ:51:VAL:HG11	23:DZ:74:VAL:HG21	2.01	0.41
23:DZ:83:GLU:O	23:DZ:85:LEU:N	2.53	0.41
23:DZ:91:LYS:CG	23:DZ:92:LYS:H	2.21	0.41
27:D5:4:HIS:CB	27:D5:5:PRO:HD2	2.49	0.41
30:D8:22:VAL:HB	30:D8:53:PRO:CB	2.51	0.41
30:D8:26:LYS:NZ	30:D8:47:LYS:HD3	2.35	0.41
1:AA:224:G:H2'	1:AA:225:A:O4'	2.21	0.41
1:AA:277:C:H2'	1:AA:277:C:O2	2.19	0.41
1:AA:404:C:HO2'	1:AA:405:U:P	2.44	0.41
1:AA:554:U:O2'	1:AA:556:G:H8	2.01	0.41
1:AA:588:U:N3	1:AA:589:C:C4	2.89	0.41
1:AA:642:G:N1	1:AA:645:C:OP2	2.54	0.41
1:AA:709:U:H2'	1:AA:710:G:H8	1.84	0.41
1:AA:736:C:O2'	1:AA:737:C:H5'	2.20	0.41
1:AA:813:U:OP2	11:AO:23:PRO:O	2.38	0.41
1:AA:848:G:H8	1:AA:848:G:H5'	1.85	0.41

*Continued on next page...*

*Continued from previous page...*

Atom-1	Atom-2	Interatomic distance (Å)	Clash overlap (Å)
1:AA:917:A:O2'	1:AA:918:A:H5'	2.20	0.41
1:AA:993:G:H1'	17:A2:89:GLN:OE1	2.19	0.41
1:AA:1252:G:C2	1:AA:1253:A:C2	3.08	0.41
1:AA:1397:U:O2'	1:AA:1398:C:OP1	2.39	0.41
1:AA:1493:C:C4'	1:AA:1494:A:OP2	2.68	0.41
1:AA:1924:C:C4	1:AA:1925:C:C6	2.95	0.41
1:AA:2018:G:H2'	1:AA:2019:A:O4'	2.21	0.41
1:AA:2104:G:O2'	1:AA:2105:C:H5'	2.20	0.41
1:AA:2296:U:O2	1:AA:2333:A:N3	2.53	0.41
1:AA:2564:A:OP1	1:AA:2648:C:H4'	2.20	0.41
1:AA:2712(A):A:H5''	1:AA:2713:A:OP2	2.20	0.41
1:AA:2889:C:O2	1:AA:2889:C:H2'	2.21	0.41
2:AB:0:A:N6	2:AB:119:A:N6	2.68	0.41
2:AB:95:U:C6	2:AB:95:U:C3'	3.04	0.41
3:AD:48:ARG:HH11	3:AD:48:ARG:CG	2.34	0.41
3:AD:131:LEU:HB2	3:AD:136:ILE:HD11	2.02	0.41
6:AG:112:PRO:HB2	26:A4:37:SER:CA	2.48	0.41
6:AG:131:TYR:HB3	6:AG:159:VAL:HG11	2.02	0.41
10:AN:97:ARG:NH1	31:BA:339:C:OP2	2.54	0.41
10:AN:120:GLU:OE2	10:AN:122:LEU:HD21	2.20	0.41
11:AO:91:PHE:HD1	11:AO:91:PHE:N	2.18	0.41
11:AO:131:SER:O	11:AO:132:LYS:C	2.59	0.41
13:A0:34:ILE:HD13	13:A0:34:ILE:HA	1.78	0.41
14:AQ:108:GLY:O	14:AQ:109:GLY:C	2.59	0.41
18:AS:20:VAL:HG23	18:AS:21:VAL:N	2.35	0.41
18:AS:57:ASN:O	18:AS:58:ALA:C	2.59	0.41
21:AV:23:LYS:HB3	21:AV:38:TYR:CD1	2.56	0.41
22:A3:37:LEU:HG	22:A3:60:PHE:HA	2.02	0.41
22:A3:83:PRO:O	22:A3:84:LEU:C	2.59	0.41
23:AZ:80:LEU:C	23:AZ:81:LYS:NZ	2.70	0.41
24:AW:9:GLN:O	24:AW:13:ALA:N	2.50	0.41
24:AW:53:LEU:HD22	24:AW:57:ILE:CD1	2.47	0.41
24:AW:63:VAL:O	24:AW:67:LYS:HD3	2.20	0.41
26:A4:15:ILE:N	26:A4:15:ILE:CD1	2.83	0.41
28:A6:44:ARG:HG2	28:A6:44:ARG:HH11	1.84	0.41
31:BA:31:G:HO2'	31:BA:32:A:P	2.44	0.41
31:BA:64:G:H4'	31:BA:66:G:OP1	2.19	0.41
31:BA:236:G:H2'	31:BA:237:C:H6	1.86	0.41
31:BA:765:G:H21	31:BA:813:U:H5	1.68	0.41
31:BA:801:U:H2'	31:BA:802:A:O5'	2.19	0.41
31:BA:823:G:H2'	31:BA:824:C:C6	2.56	0.41

*Continued on next page...*

*Continued from previous page...*

Atom-1	Atom-2	Interatomic distance (Å)	Clash overlap (Å)
31:BA:872:A:C4	31:BA:874:G:C8	3.08	0.41
31:BA:890:G:C2'	31:BA:891:U:OP2	2.68	0.41
31:BA:958:A:C6	31:BA:959:A:C6	3.09	0.41
31:BA:958:A:C2	49:BV:55:LYS:HB2	2.55	0.41
31:BA:1120:G:H2'	31:BA:1121:U:C6	2.54	0.41
31:BA:1148:U:H4'	39:BL:14:VAL:CG1	2.51	0.41
31:BA:1214:C:C5'	31:BA:1215:G:OP2	2.60	0.41
31:BA:1352:C:H2'	31:BA:1353:G:H8	1.78	0.41
32:BE:17:PHE:CZ	32:BE:44:LEU:HB3	2.56	0.41
32:BE:180:LEU:O	32:BE:181:PHE:HB2	2.21	0.41
33:BF:116:VAL:HG11	33:BF:141:VAL:CG2	2.49	0.41
33:BF:157:ILE:C	33:BF:159:GLY:N	2.74	0.41
36:BI:9:VAL:C	36:BI:10:LEU:HD12	2.40	0.41
37:BJ:41:ARG:O	37:BJ:45:ASP:HB2	2.20	0.41
39:BL:15:ALA:HB2	39:BL:65:VAL:HG23	2.03	0.41
39:BL:56:LEU:O	39:BL:56:LEU:HD23	2.21	0.41
40:BM:37:PRO:HA	40:BM:72:VAL:HG22	2.03	0.41
44:BQ:15:LYS:O	44:BQ:16:PHE:O	2.39	0.41
48:BU:53:ARG:C	48:BU:55:ARG:H	2.22	0.41
49:BV:24:ALA:O	49:BV:25:LYS:HB2	2.20	0.41
50:BW:67:ALA:O	50:BW:69:GLY:N	2.53	0.41
52:BD:34:G:H2'	52:BD:35:A:O4'	2.21	0.41
54:CA:48:C:C4'	54:CA:49:U:OP2	2.66	0.41
54:CA:230:G:H2'	54:CA:231:G:O4'	2.20	0.41
54:CA:649:G:C4	54:CA:650:G:C8	3.09	0.41
54:CA:922:G:N3	54:CA:1398:A:H2	2.18	0.41
54:CA:959:A:C2	54:CA:1221:G:N3	2.82	0.41
54:CA:1121:U:H2'	54:CA:1122:U:C6	2.56	0.41
54:CA:1213:A:C5	54:CA:1215:G:C4	3.09	0.41
54:CA:1262:C:C4	54:CA:1263:C:N4	2.88	0.41
54:CA:1346:A:C5	37:CJ:10:ARG:CZ	3.03	0.41
32:CE:224:GLN:O	32:CE:226:ARG:N	2.54	0.41
33:CF:76:VAL:HG21	33:CF:103:VAL:HG13	2.02	0.41
34:CG:85:LYS:HG2	34:CG:86:LYS:O	2.19	0.41
36:CI:37:VAL:CG1	36:CI:38:GLU:N	2.82	0.41
43:CP:7:VAL:HG21	6:DG:115:ARG:NH1	2.36	0.41
47:CT:67:LYS:CA	47:CT:70:ARG:NH1	2.73	0.41
49:CV:41:VAL:CG1	49:CV:45:VAL:N	2.83	0.41
50:CW:44:ALA:HB1	50:CW:91:LEU:HB2	2.03	0.41
50:CW:59:ALA:O	50:CW:63:ILE:HG13	2.20	0.41
52:CB:31:A:H2'	52:CB:32:U:H5'	2.01	0.41

*Continued on next page...*

*Continued from previous page...*

Atom-1	Atom-2	Interatomic distance (Å)	Clash overlap (Å)
52:CB:57:G:C4'	21:DV:182:LYS:NZ	2.81	0.41
55:DA:26:G:C6	55:DA:27:G:C2	3.08	0.41
55:DA:181:A:C2	55:DA:182:A:C4	3.07	0.41
55:DA:571:A:C8	55:DA:575:A:N6	2.89	0.41
55:DA:589:C:H2'	55:DA:590:A:C8	2.55	0.41
55:DA:675:A:O2'	55:DA:676:A:H5'	2.20	0.41
55:DA:1060:U:O2'	55:DA:1061:U:P	2.78	0.41
55:DA:1061:U:O4'	55:DA:1070:A:N3	2.53	0.41
55:DA:1638:C:H2'	55:DA:1639:U:O4'	2.20	0.41
55:DA:1642:G:O2'	55:DA:1643:G:H5'	2.21	0.41
55:DA:1773:A:C5	55:DA:1829:A:H1'	2.55	0.41
55:DA:1952:A:C5	10:DN:22:ILE:HD12	2.56	0.41
55:DA:2791:C:C2	55:DA:2792:G:C8	3.08	0.41
3:DD:130:ALA:HB2	3:DD:192:THR:HB	2.02	0.41
5:DF:24:LEU:O	5:DF:25:PRO:C	2.58	0.41
5:DF:68:LYS:HG2	5:DF:69:HIS:CD2	2.55	0.41
6:DG:80:PHE:C	6:DG:81:LYS:HG2	2.40	0.41
6:DG:106:LEU:HD12	6:DG:110:ALA:CB	2.50	0.41
6:DG:115:ARG:CG	6:DG:115:ARG:NH1	2.81	0.41
7:DH:103:LEU:O	7:DH:103:LEU:HD23	2.21	0.41
57:DY:3:ASN:O	57:DY:5:ARG:N	2.54	0.41
57:DY:7:VAL:HG13	57:DY:8:GLU:CB	2.50	0.41
57:DY:50:ARG:CA	57:DY:83:TYR:HA	2.49	0.41
58:DL:44:ALA:O	58:DL:45:THR:C	2.59	0.41
56:DJ:18:LEU:HA	56:DJ:21:LYS:CG	2.51	0.41
56:DJ:28:LYS:HG2	56:DJ:29:GLU:N	2.35	0.41
11:DO:94:GLU:O	11:DO:95:VAL:HB	2.21	0.41
13:D0:37:THR:HG1	13:D0:40:LYS:HG3	1.85	0.41
13:D0:96:ARG:HD3	13:D0:98:LEU:HD21	2.02	0.41
17:D2:58:VAL:HG21	17:D2:100:ARG:HH12	1.84	0.41
17:D2:98:GLU:HB3	17:D2:100:ARG:HG3	2.02	0.41
21:DV:28:MET:CE	21:DV:67:LEU:HD13	2.49	0.41
21:DV:177:PRO:O	21:DV:178:GLU:HG2	2.19	0.41
23:DZ:58:ILE:CG2	23:DZ:87:PRO:HG3	2.51	0.41
24:DW:10:LEU:HD23	24:DW:10:LEU:HA	1.77	0.41
25:DX:8:LEU:HD23	25:DX:53:LEU:O	2.21	0.41
29:D7:15:THR:HG22	29:D7:16:HIS:CE1	2.56	0.41
30:D8:14:VAL:CG1	30:D8:15:LYS:N	2.83	0.41
1:AA:140:A:H1'	1:AA:1408:C:O2'	2.21	0.41
1:AA:297:C:O2'	1:AA:298:G:H5'	2.20	0.41
1:AA:372:G:O2'	1:AA:373:U:C5	2.73	0.41

*Continued on next page...*



*Continued from previous page...*

Atom-1	Atom-2	Interatomic distance (Å)	Clash overlap (Å)
1:AA:587:C:O2'	1:AA:588:U:P	2.79	0.41
1:AA:588:U:H1'	5:AF:90:PHE:HB3	2.03	0.41
1:AA:718:A:H8	1:AA:718:A:O5'	2.03	0.41
1:AA:1108:U:H2'	1:AA:1109:C:O4'	2.20	0.41
1:AA:1362:C:C2'	1:AA:1363:C:H5'	2.51	0.41
1:AA:1365:A:H5'	23:AZ:12:PRO:HG2	2.03	0.41
1:AA:1398:C:O2'	1:AA:1399:C:H5'	2.21	0.41
1:AA:2130:U:H1'	1:AA:2134:A:O4'	2.21	0.41
1:AA:2283:C:C6	1:AA:2389:G:H2'	2.56	0.41
1:AA:2388:A:H5'	1:AA:2389:G:OP2	2.20	0.41
1:AA:2425:A:H4'	1:AA:2426:A:O5'	2.20	0.41
1:AA:2641:G:P	9:AM:74:ARG:HH21	2.44	0.41
1:AA:2742:C:C4	1:AA:2763:G:N2	2.88	0.41
1:AA:2759:G:C6	1:AA:2760:C:C4	3.09	0.41
3:AD:11:PRO:C	3:AD:13:ARG:H	2.23	0.41
3:AD:61:LEU:HD12	3:AD:61:LEU:HA	1.80	0.41
6:AG:9:ARG:C	6:AG:11:TYR:N	2.74	0.41
6:AG:145:THR:OG1	6:AG:148:MET:HB2	2.20	0.41
7:AH:11:VAL:HG23	7:AH:11:VAL:O	2.19	0.41
8:AK:79:ILE:C	8:AK:142:VAL:HG21	2.40	0.41
8:AK:102:SER:HA	8:AK:106:GLY:CA	2.51	0.41
10:AN:64:ARG:O	10:AN:82:ASN:HA	2.21	0.41
14:AQ:26:LEU:O	14:AQ:26:LEU:CD2	2.65	0.41
18:AS:29:LEU:CD1	18:AS:51:LEU:HD11	2.51	0.41
21:AV:14:LYS:HA	21:AV:15:PRO:HD3	1.89	0.41
21:AV:33:LEU:HD23	21:AV:90:VAL:HG21	2.01	0.41
21:AV:177:PRO:O	21:AV:178:GLU:HG3	2.21	0.41
22:A3:70:GLN:NE2	22:A3:80:HIS:HE2	2.19	0.41
23:AZ:58:ILE:HG22	23:AZ:60:PHE:CE1	2.55	0.41
23:AZ:97:LEU:O	23:AZ:98:LEU:OXT	2.39	0.41
24:AW:60:LEU:HD12	24:AW:60:LEU:N	2.35	0.41
26:A4:4:GLY:O	26:A4:5:ILE:HB	2.20	0.41
31:BA:84:U:H3'	31:BA:85:U:C4	2.56	0.41
31:BA:518:C:C5'	31:BA:519:C:O5'	2.68	0.41
31:BA:711:G:HO2'	31:BA:712:A:H5'	1.86	0.41
31:BA:795:C:C5	31:BA:796:C:C5	3.09	0.41
31:BA:930:C:C2'	31:BA:931:C:H5'	2.51	0.41
31:BA:971:G:C6	31:BA:1365:G:H5'	2.55	0.41
31:BA:1156:G:C3'	31:BA:1157:A:H5''	2.51	0.41
31:BA:1206:G:H4'	33:BF:192:THR:C	2.41	0.41
32:BE:12:GLU:O	32:BE:13:ALA:C	2.58	0.41

*Continued on next page...*

*Continued from previous page...*

Atom-1	Atom-2	Interatomic distance (Å)	Clash overlap (Å)
32:BE:83:MET:O	32:BE:86:GLU:N	2.53	0.41
33:BF:32:LEU:O	33:BF:35:GLU:CB	2.68	0.41
33:BF:94:LEU:HD12	33:BF:94:LEU:C	2.40	0.41
33:BF:127:ARG:HG2	33:BF:127:ARG:NH1	2.34	0.41
34:BG:52:SER:H	34:BG:55:ALA:HB3	1.85	0.41
34:BG:60:GLU:OE1	34:BG:202:LEU:HD12	2.21	0.41
36:BI:53:ALA:O	36:BI:54:LYS:HB3	2.20	0.41
36:BI:69:GLU:CD	36:BI:69:GLU:H	2.23	0.41
39:BL:99:LEU:N	39:BL:99:LEU:HD22	2.36	0.41
44:BQ:47:LEU:HB2	44:BQ:53:LEU:CD1	2.49	0.41
45:BR:64:ARG:HG2	45:BR:64:ARG:HH11	1.84	0.41
45:BR:66:LEU:O	45:BR:67:LEU:C	2.58	0.41
47:BT:34:LYS:O	47:BT:35:VAL:C	2.58	0.41
49:BV:9:VAL:O	49:BV:10:PHE:CG	2.73	0.41
49:BV:52:TYR:HA	49:BV:57:HIS:HA	2.02	0.41
50:BW:48:LYS:O	50:BW:49:ALA:C	2.59	0.41
52:BB:16:U:H2'	52:BB:17:C:H5'	2.03	0.41
54:CA:60:A:HO2'	54:CA:61:G:P	2.43	0.41
54:CA:73:G:N7	54:CA:99:C:N3	2.68	0.41
54:CA:372:C:O2'	54:CA:373:A:P	2.78	0.41
54:CA:390:C:O3'	46:CS:28:ARG:NH2	2.52	0.41
54:CA:449:C:C5	54:CA:450:G:C4	3.08	0.41
54:CA:458:C:H2'	54:CA:464:G:H8	1.85	0.41
54:CA:506:G:C6	54:CA:507:C:C4	3.09	0.41
54:CA:545:C:O2'	54:CA:549:C:OP1	2.38	0.41
54:CA:626:U:H2'	54:CA:627:G:C8	2.56	0.41
54:CA:642:A:N3	38:CK:113:SER:OG	2.39	0.41
54:CA:673:G:O3'	36:CI:87:ARG:NH2	2.53	0.41
54:CA:706:A:O2'	41:CN:31:THR:CG2	2.69	0.41
54:CA:778:G:H8	54:CA:778:G:O5'	2.03	0.41
54:CA:894:G:C6	54:CA:895:G:C5	3.08	0.41
54:CA:1148:U:H2'	54:CA:1149:C:O4'	2.21	0.41
54:CA:1200:C:H4'	54:CA:1201:A:C5'	2.42	0.41
54:CA:1389:C:H2'	54:CA:1390:U:O4'	2.21	0.41
32:CE:95:GLN:HE21	32:CE:147:LYS:CE	2.33	0.41
33:CF:84:ILE:O	33:CF:84:ILE:HG12	2.21	0.41
35:CH:76:ILE:CB	35:CH:77:PRO:HD2	2.49	0.41
35:CH:118:ILE:HG13	35:CH:119:LEU:N	2.35	0.41
42:CO:120:TYR:O	42:CO:121:GLY:C	2.59	0.41
43:CP:27:LYS:HB3	43:CP:31:LYS:HE3	2.03	0.41
43:CP:27:LYS:O	43:CP:31:LYS:HG3	2.20	0.41

*Continued on next page...*

Continued from previous page...

Atom-1	Atom-2	Interatomic distance (Å)	Clash overlap (Å)
43:CP:108:ARG:H	43:CP:108:ARG:CD	2.25	0.41
43:CP:123:ALA:HA	43:CP:124:PRO:HD3	1.61	0.41
45:CR:9:GLN:HA	45:CR:12:ILE:HD12	2.03	0.41
48:CU:26:LEU:HD13	48:CU:42:ARG:NH1	2.35	0.41
49:CV:14:HIS:CD2	49:CV:35:SER:HB2	2.51	0.41
50:CW:38:LYS:O	50:CW:41:ILE:HG13	2.21	0.41
51:CX:2:GLY:O	51:CX:4:GLY:N	2.54	0.41
52:CD:45:U:C5'	52:CD:46:G:OP1	2.63	0.41
55:DA:57:C:H2'	55:DA:58:G:O4'	2.21	0.41
55:DA:70:G:H8	55:DA:70:G:OP2	2.03	0.41
55:DA:146:G:H2'	55:DA:147:U:O4'	2.21	0.41
55:DA:164:U:C5	55:DA:165:U:H5	2.39	0.41
55:DA:238:C:O2'	55:DA:608:A:H1'	2.21	0.41
55:DA:653:A:H5''	55:DA:654:A:OP2	2.19	0.41
55:DA:669:G:N3	55:DA:669:G:H2'	2.35	0.41
55:DA:857:C:C4	55:DA:858:U:C4	3.09	0.41
55:DA:860:U:O4	55:DA:917:A:H2	2.04	0.41
55:DA:1126:A:OP1	55:DA:1126:A:H8	2.04	0.41
55:DA:1138:G:O2'	9:DM:105:GLY:HA3	2.20	0.41
55:DA:1374:G:C6	55:DA:1375:C:C4	3.08	0.41
55:DA:1586:A:N3	55:DA:1586:A:O4'	2.53	0.41
55:DA:1813:G:O2'	3:DD:44:ASN:HA	2.21	0.41
55:DA:2311:A:H8	6:DG:88:ILE:HG13	1.85	0.41
55:DA:2321:G:N3	55:DA:2321:G:C2'	2.84	0.41
55:DA:2817:G:C5	55:DA:2830:G:C2	3.08	0.41
2:DB:42:C:O2	6:DG:93:THR:N	2.40	0.41
3:DD:122:ASP:OD2	3:DD:122:ASP:N	2.53	0.41
4:DE:34:VAL:HG23	4:DE:48:GLN:HB3	2.03	0.41
6:DG:31:VAL:O	6:DG:31:VAL:HG13	2.21	0.41
6:DG:112:PRO:HB3	26:D4:37:SER:CA	2.51	0.41
57:DY:19:ARG:NH1	57:DY:84:GLU:CD	2.61	0.41
57:DY:48:GLY:C	57:DY:84:GLU:CB	2.83	0.41
57:DY:62:ALA:C	57:DY:63:LEU:CD2	2.77	0.41
58:DL:19:PRO:HG2	58:DL:38:VAL:HG21	2.03	0.41
58:DL:104:VAL:HG12	58:DL:105:LEU:CA	2.49	0.41
56:DJ:23:LEU:HD22	56:DJ:23:LEU:HA	1.99	0.41
9:DM:39:ARG:HB3	9:DM:39:ARG:HH11	1.83	0.41
9:DM:71:ILE:N	9:DM:71:ILE:CD1	2.70	0.41
11:DO:37:GLY:O	11:DO:38:GLN:CB	2.69	0.41
11:DO:85:LEU:O	11:DO:88:LEU:HD23	2.21	0.41
12:DP:76:LYS:HG3	12:DP:77:LYS:O	2.21	0.41

Continued on next page...

*Continued from previous page...*

Atom-1	Atom-2	Interatomic distance (Å)	Clash overlap (Å)
13:D0:31:HIS:C	13:D0:33:ARG:H	2.24	0.41
15:DR:57:PHE:CG	15:DR:58:ASN:N	2.88	0.41
15:DR:85:LYS:HE2	15:DR:87:ASP:CG	2.41	0.41
16:D1:105:VAL:HG11	17:D2:40:LEU:HD13	2.02	0.41
20:DU:78:ALA:HB3	20:DU:81:LYS:CE	2.49	0.41
21:DV:31:ARG:HE	21:DV:31:ARG:HB2	1.54	0.41
21:DV:72:ARG:HH11	21:DV:72:ARG:CG	2.31	0.41
24:DW:8:LYS:NZ	24:DW:8:LYS:CB	2.84	0.41
24:DW:17:SER:CB	24:DW:18:PRO:CA	2.99	0.41
24:DW:69:ARG:O	24:DW:70:GLN:O	2.39	0.41
26:D4:8:LYS:O	26:D4:9:LEU:HB3	2.20	0.41
29:D7:8:ASN:ND2	29:D7:8:ASN:O	2.47	0.41
1:AA:71:A:O2'	1:AA:72:U:OP2	2.39	0.41
1:AA:218:A:H8	1:AA:218:A:O5'	2.04	0.41
1:AA:456:C:H6	1:AA:456:C:H3'	1.85	0.41
1:AA:536:A:H2'	1:AA:537:C:O4'	2.21	0.41
1:AA:571:A:C6	1:AA:575:A:C8	3.08	0.41
1:AA:734:A:H2'	1:AA:735:A:O4'	2.20	0.41
1:AA:896:A:H2	21:AV:178:GLU:CD	2.24	0.41
1:AA:1103:A:H2'	1:AA:1104:C:C5'	2.49	0.41
1:AA:1225:C:O2'	17:A2:85:LYS:N	2.36	0.41
1:AA:1312:U:HO2'	1:AA:1314:C:H41	1.65	0.41
1:AA:1851:U:O2'	52:BD:71:G:H1'	2.20	0.41
1:AA:1965:C:H2'	1:AA:1966:A:H8	1.86	0.41
1:AA:2729:G:O2'	4:AE:170:LEU:HD11	2.20	0.41
1:AA:2784:C:C4'	4:AE:41:LYS:O	2.64	0.41
1:AA:2848:G:H2'	1:AA:2867:G:H22	1.85	0.41
2:AB:7:G:C2'	2:AB:8:U:H5''	2.50	0.41
3:AD:43:ARG:HB3	3:AD:54:ARG:HB2	2.03	0.41
3:AD:111:LEU:HD22	3:AD:115:GLN:NE2	2.36	0.41
3:AD:156:ALA:O	3:AD:157:ARG:HB3	2.20	0.41
4:AE:48:GLN:O	4:AE:78:LEU:HB2	2.21	0.41
4:AE:48:GLN:CD	4:AE:78:LEU:HD12	2.40	0.41
5:AF:20:LEU:HD13	5:AF:199:TRP:HH2	1.85	0.41
5:AF:84:VAL:O	5:AF:85:GLY:C	2.59	0.41
5:AF:164:ARG:HD3	5:AF:175:THR:OG1	2.21	0.41
5:AF:192:LEU:HD21	5:AF:194:MET:HG2	2.02	0.41
6:AG:7:LEU:HD22	6:AG:100:TRP:HZ3	1.85	0.41
6:AG:114:ILE:CD1	6:AG:140:ILE:HG21	2.50	0.41
7:AH:10:PRO:HB2	7:AH:50:VAL:CG1	2.51	0.41
8:AK:10:GLU:OE2	8:AK:11:ASN:N	2.54	0.41

*Continued on next page...*

*Continued from previous page...*

Atom-1	Atom-2	Interatomic distance (Å)	Clash overlap (Å)
10:AN:101:PRO:O	10:AN:102:VAL:HG13	2.21	0.41
11:AO:38:GLN:HG2	11:AO:45:LEU:CD1	2.49	0.41
13:A0:77:ARG:O	13:A0:80:PHE:N	2.53	0.41
13:A0:79:LEU:C	13:A0:79:LEU:CD2	2.89	0.41
14:AQ:71:ARG:O	14:AQ:75:GLU:HG3	2.19	0.41
14:AQ:106:ARG:HA	14:AQ:110:LEU:HD11	2.01	0.41
15:AR:54:ARG:HH11	15:AR:54:ARG:HG2	1.85	0.41
15:AR:64:ARG:HA	15:AR:72:VAL:O	2.20	0.41
15:AR:80:SER:HA	15:AR:81:PRO:HD3	1.84	0.41
16:A1:100:VAL:C	16:A1:102:GLU:N	2.74	0.41
17:A2:98:GLU:O	17:A2:99:ILE:HB	2.21	0.41
19:AT:64:LYS:HD3	19:AT:73:ARG:CD	2.50	0.41
21:AV:60:GLU:HG3	21:AV:61:LEU:O	2.21	0.41
21:AV:99:TYR:CE1	21:AV:125:LEU:HB2	2.56	0.41
21:AV:116:VAL:CG1	21:AV:117:LEU:N	2.72	0.41
22:A3:72:ARG:CZ	22:A3:75:LEU:HD12	2.51	0.41
24:AW:30:ARG:O	24:AW:31:GLU:C	2.58	0.41
24:AW:68:ARG:NH1	24:AW:68:ARG:CG	2.84	0.41
26:A4:40:HIS:N	26:A4:41:PRO:CD	2.83	0.41
28:A6:25:LYS:HB3	30:A8:34:TRP:CZ2	2.56	0.41
31:BA:216:G:O2'	31:BA:217:C:C6	2.50	0.41
31:BA:356:A:H2'	31:BA:357:G:O4'	2.21	0.41
31:BA:422:C:HO2'	31:BA:423:G:N2	2.17	0.41
31:BA:556:C:C2'	31:BA:557:G:H5'	2.51	0.41
31:BA:575:G:O2'	31:BA:576:G:O5'	2.35	0.41
31:BA:659:U:H2'	31:BA:660:G:C8	2.56	0.41
31:BA:679:C:H2'	31:BA:680:C:C6	2.55	0.41
31:BA:687:A:H1'	31:BA:688:G:O4'	2.21	0.41
31:BA:1256:A:H61	31:BA:1278:U:P	2.42	0.41
31:BA:1320:C:N4	31:BA:1321:C:H41	2.19	0.41
31:BA:1359:C:O5'	31:BA:1359:C:H6	2.04	0.41
32:BE:15:VAL:O	32:BE:15:VAL:HG12	2.19	0.41
32:BE:193:ASP:OD2	32:BE:193:ASP:O	2.37	0.41
37:BJ:35:LYS:NZ	37:BJ:38:LEU:HD22	2.36	0.41
40:BM:31:GLY:O	40:BM:78:ASN:ND2	2.53	0.41
41:BN:34:ASP:C	41:BN:34:ASP:OD2	2.59	0.41
41:BN:66:LEU:O	41:BN:67:ASP:C	2.59	0.41
45:BR:2:PRO:HG2	45:BR:3:ILE:CD1	2.50	0.41
47:BT:10:VAL:HG21	47:BT:55:ASP:HB2	2.03	0.41
53:B1:46:U:O2'	53:B1:47:U:H5'	2.20	0.41
54:CA:16:A:C2'	54:CA:17:U:H5'	2.51	0.41

*Continued on next page...*

*Continued from previous page...*

Atom-1	Atom-2	Interatomic distance (Å)	Clash overlap (Å)
54:CA:439:A:C4	54:CA:496:A:C2	3.08	0.41
54:CA:533:A:O2'	54:CA:534:U:O5'	2.39	0.41
54:CA:562:C:O2'	42:CO:15:ARG:CB	2.48	0.41
54:CA:743:U:H2'	54:CA:744:C:C6	2.55	0.41
54:CA:812:C:O2'	54:CA:813:U:H6	2.03	0.41
54:CA:1100:C:O2'	54:CA:1101:A:H5'	2.21	0.41
54:CA:1228:C:OP2	43:CP:108:ARG:NH2	2.54	0.41
32:CE:204:ASN:ND2	32:CE:204:ASN:C	2.74	0.41
33:CF:70:VAL:HG12	33:CF:72:LYS:N	2.05	0.41
33:CF:83:ARG:C	33:CF:85:ARG:H	2.24	0.41
35:CH:48:ALA:HB1	35:CH:49:PRO:HD2	2.03	0.41
35:CH:92:LYS:HA	35:CH:93:PRO:HD2	1.92	0.41
41:CN:90:GLY:O	41:CN:91:ARG:C	2.59	0.41
43:CP:15:VAL:HG12	43:CP:19:LEU:CD2	2.50	0.41
43:CP:40:ASN:ND2	43:CP:42:ALA:HB3	2.33	0.41
43:CP:108:ARG:HH11	43:CP:108:ARG:CG	2.33	0.41
47:CT:27:PHE:HB2	47:CT:28:PRO:CD	2.50	0.41
52:CD:49:C:O5'	52:CD:49:C:H6	2.04	0.41
52:CB:28:G:H2'	52:CB:29:G:H8	1.86	0.41
55:DA:119:A:C4'	55:DA:120:U:OP1	2.68	0.41
55:DA:241:A:O4'	55:DA:243:U:C6	2.73	0.41
55:DA:319:C:H2'	55:DA:320:A:O4'	2.20	0.41
55:DA:357:A:H2'	55:DA:358:U:C6	2.55	0.41
55:DA:422:A:C6	55:DA:423:A:C6	3.08	0.41
55:DA:709:U:H2'	55:DA:710:G:C8	2.56	0.41
55:DA:774:A:H2'	55:DA:775:G:OP2	2.21	0.41
55:DA:809:G:O2'	55:DA:810:U:H5'	2.21	0.41
55:DA:1059:G:N2	58:DL:126:MET:C	2.72	0.41
55:DA:1060:U:C5	58:DL:74:ALA:HB2	2.45	0.41
55:DA:1099:G:H3'	55:DA:1099:G:C8	2.55	0.41
55:DA:1348:G:C2'	55:DA:1349:A:C5'	2.93	0.41
55:DA:1510:A:O2'	55:DA:1511:A:C8	2.74	0.41
55:DA:1893:C:H2'	55:DA:1894:C:C5'	2.50	0.41
55:DA:2115:G:H1'	55:DA:2171:A:N6	2.34	0.41
55:DA:2152:G:H2'	55:DA:2153:G:H8	1.86	0.41
55:DA:2275:C:O2	12:DP:83:MET:HG2	2.21	0.41
55:DA:2286:A:H8	55:DA:2287:A:C6	2.38	0.41
55:DA:2377:A:H2'	55:DA:2378:A:C8	2.56	0.41
55:DA:2473:U:O2	55:DA:2473:U:H2'	2.20	0.41
55:DA:2485:G:O2'	55:DA:2486:G:H5'	2.21	0.41
55:DA:2505:G:H2'	55:DA:2576:G:O6	2.20	0.41

*Continued on next page...*

Continued from previous page...

Atom-1	Atom-2	Interatomic distance (Å)	Clash overlap (Å)
55:DA:2588:G:O2'	55:DA:2589:A:H5'	2.19	0.41
3:DD:176:ARG:NH1	3:DD:176:ARG:CG	2.82	0.41
4:DE:27:LEU:HD21	15:DR:1:MET:HE1	2.03	0.41
4:DE:92:THR:HG22	4:DE:93:VAL:H	1.86	0.41
6:DG:7:LEU:HD22	6:DG:100:TRP:CE3	2.56	0.41
6:DG:16:ARG:NH1	6:DG:16:ARG:CG	2.75	0.41
6:DG:111:LEU:HD13	6:DG:120:LEU:HD21	2.03	0.41
7:DH:32:GLU:O	7:DH:33:LEU:HD23	2.20	0.41
57:DY:16:ASN:ND2	57:DY:25:PHE:CE2	2.86	0.41
57:DY:26:LEU:CD2	57:DY:112:LEU:HB3	2.51	0.41
58:DL:144:VAL:HG22	58:DL:145:LYS:N	2.35	0.41
56:DJ:18:LEU:HA	56:DJ:18:LEU:HD23	1.70	0.41
10:DN:77:ILE:O	10:DN:77:ILE:CG2	2.68	0.41
12:DP:10:ARG:H	12:DP:10:ARG:HG2	1.64	0.41
13:D0:56:LYS:C	13:D0:58:GLY:N	2.72	0.41
13:D0:79:LEU:HA	13:D0:83:ILE:CG1	2.43	0.41
16:D1:108:GLU:OE1	16:D1:112:ARG:HG2	2.21	0.41
17:D2:6:LYS:HA	17:D2:11:GLN:HA	2.02	0.41
18:DS:34:ASN:O	18:DS:35:ILE:C	2.58	0.41
21:DV:33:LEU:O	21:DV:34:ASN:HB2	2.20	0.41
23:DZ:63:ALA:C	23:DZ:65:SER:N	2.71	0.41
23:DZ:87:PRO:O	23:DZ:89:GLU:N	2.54	0.41
24:DW:43:GLN:O	24:DW:44:LEU:CG	2.69	0.41
27:D5:13:LYS:HG2	27:D5:16:ARG:NH2	2.35	0.41
27:D5:58:LEU:N	27:D5:58:LEU:HD12	2.36	0.41
28:D6:11:LEU:HG	28:D6:51:GLU:HG3	2.02	0.41
1:AA:714:U:H2'	1:AA:716:A:OP2	2.21	0.41
1:AA:898:C:N4	1:AA:899:A:C6	2.88	0.41
1:AA:996:A:H2'	1:AA:997:G:H8	1.86	0.41
1:AA:1066:U:O5'	1:AA:1066:U:H6	2.03	0.41
1:AA:1082:U:H6	1:AA:1082:U:O5'	2.04	0.41
1:AA:1725:G:N3	1:AA:1725:G:H2'	2.35	0.41
1:AA:1819:A:O2'	1:AA:1820:U:OP2	2.26	0.41
1:AA:1857:G:N2	1:AA:1886:C:N4	2.68	0.41
1:AA:2258:C:C4'	1:AA:2259:G:OP2	2.65	0.41
1:AA:2420:C:OP1	30:A8:34:TRP:HB3	2.21	0.41
1:AA:2576:G:H3'	1:AA:2576:G:N3	2.36	0.41
1:AA:2691:C:H5'	1:AA:2691:C:H6	1.86	0.41
1:AA:2712:U:O2'	1:AA:2712(A):A:P	2.78	0.41
1:AA:2715:C:H2'	1:AA:2716:U:H6	1.85	0.41
1:AA:2762:G:H5'	1:AA:2763:G:OP2	2.20	0.41

Continued on next page...

*Continued from previous page...*

Atom-1	Atom-2	Interatomic distance (Å)	Clash overlap (Å)
1:AA:2798:C:H5	1:AA:2799:A:N6	2.19	0.41
1:AA:2839:G:H4'	13:A0:49:ASP:CB	2.50	0.41
1:AA:2888:C:C2	1:AA:2889:C:C6	3.08	0.41
3:AD:79:VAL:O	3:AD:79:VAL:HG12	2.19	0.41
3:AD:172:TYR:HD1	3:AD:185:VAL:C	2.24	0.41
5:AF:18:ARG:O	5:AF:19:GLU:CB	2.67	0.41
5:AF:31:HIS:NE2	5:AF:35:GLU:OE1	2.51	0.41
7:AH:107:VAL:HG23	7:AH:109:PHE:CE1	2.56	0.41
8:AK:93:THR:H	8:AK:96:ASP:HB2	1.86	0.41
9:AM:6:PRO:C	9:AM:7:LYS:HZ3	2.23	0.41
9:AM:19:GLU:C	9:AM:21:LYS:H	2.24	0.41
11:AO:95:VAL:HG23	11:AO:125:VAL:HG23	2.02	0.41
15:AR:62:THR:HG22	15:AR:75:ILE:HG23	2.02	0.41
15:AR:103:ARG:O	15:AR:105:LEU:N	2.54	0.41
15:AR:124:ASP:C	15:AR:126:ALA:N	2.73	0.41
20:AU:47:LYS:HG3	20:AU:60:PHE:CB	2.45	0.41
21:AV:33:LEU:CG	21:AV:34:ASN:N	2.83	0.41
21:AV:102:LEU:HD21	21:AV:124:ILE:HG21	2.01	0.41
21:AV:132:ASN:O	21:AV:132:ASN:OD1	2.38	0.41
26:A4:12:ALA:HB3	26:A4:29:PRO:O	2.20	0.41
28:A6:24:GLU:O	30:A8:34:TRP:CZ3	2.74	0.41
30:A8:6:THR:OG1	30:A8:8:LYS:HE3	2.21	0.41
30:A8:40:GLU:O	30:A8:41:ILE:HB	2.20	0.41
31:BA:158:G:H2'	31:BA:159:G:H5'	2.02	0.41
31:BA:173:U:H1'	31:BA:197:A:C6	2.55	0.41
31:BA:484:G:H4'	31:BA:485:G:O5'	2.20	0.41
31:BA:706:A:O4'	41:BN:29:ILE:HD11	2.20	0.41
31:BA:792:A:N3	31:BA:794:A:N7	2.68	0.41
31:BA:797:C:O2'	31:BA:798:G:H5'	2.19	0.41
31:BA:1028:C:N4	31:BA:1028(A):C:H41	2.18	0.41
31:BA:1133:G:H2'	31:BA:1134:G:H8	1.85	0.41
31:BA:1313:U:H5	49:BV:4:SER:HB2	1.85	0.41
32:BE:56:ARG:HH11	32:BE:56:ARG:CG	2.34	0.41
32:BE:69:LEU:C	32:BE:69:LEU:HD23	2.41	0.41
32:BE:151:GLY:C	32:BE:153:ARG:H	2.22	0.41
33:BF:62:ASP:HA	33:BF:97:LYS:CD	2.50	0.41
33:BF:62:ASP:HA	33:BF:97:LYS:HD2	2.02	0.41
34:BG:165:MET:CE	34:BG:168:ARG:HB2	2.48	0.41
34:BG:173:TRP:HB2	34:BG:187:ARG:O	2.21	0.41
34:BG:173:TRP:CZ3	34:BG:193:ASP:HB3	2.56	0.41
35:BH:12:LEU:CD2	35:BH:13:ILE:N	2.84	0.41

*Continued on next page...*



*Continued from previous page...*

Atom-1	Atom-2	Interatomic distance (Å)	Clash overlap (Å)
39:BL:53:VAL:HG13	39:BL:95:LYS:HE3	2.03	0.41
41:BN:27:ASN:CG	41:BN:28:THR:N	2.73	0.41
45:BR:39:LEU:HD13	45:BR:39:LEU:O	2.20	0.41
46:BS:51:VAL:CG1	46:BS:52:ASP:N	2.82	0.41
50:BW:67:ALA:CB	50:BW:73:HIS:HA	2.51	0.41
54:CA:134:A:H61	46:CS:25:ARG:NH1	2.18	0.41
54:CA:186:C:O3'	50:CW:82:SER:HA	2.21	0.41
54:CA:392:G:C5'	46:CS:12:LYS:HG3	2.50	0.41
54:CA:877:C:H5''	38:CK:88:LYS:CD	2.51	0.41
54:CA:943:U:H2'	54:CA:944:G:H5'	2.03	0.41
54:CA:1297:C:C2'	54:CA:1298:C:OP2	2.68	0.41
54:CA:1347:G:OP2	39:CL:107:ARG:HG2	2.21	0.41
54:CA:1422:G:H2'	54:CA:1423:G:H8	1.86	0.41
54:CA:1476:G:H2'	54:CA:1477:C:C6	2.56	0.41
32:CE:48:MET:O	32:CE:49:GLU:C	2.59	0.41
33:CF:83:ARG:O	33:CF:86:VAL:HG22	2.21	0.41
33:CF:119:ARG:HG3	33:CF:119:ARG:NH1	2.34	0.41
34:CG:67:ILE:HG22	34:CG:68:TYR:CD1	2.56	0.41
39:CL:3:GLN:HB3	39:CL:20:ARG:CD	2.44	0.41
41:CN:103:LEU:H	41:CN:103:LEU:CD2	2.33	0.41
43:CP:15:VAL:HG11	43:CP:34:LEU:HD21	2.03	0.41
45:CR:65:ARG:HB2	45:CR:65:ARG:HH11	1.84	0.41
45:CR:79:ARG:HA	45:CR:82:ILE:CG2	2.51	0.41
46:CS:9:PHE:HB3	46:CS:10:GLY:H	1.64	0.41
49:CV:3:ARG:O	49:CV:4:SER:HB3	2.21	0.41
49:CV:41:VAL:HG12	49:CV:45:VAL:H	1.86	0.41
49:CV:42:PRO:CD	26:D4:63:TYR:HE2	2.33	0.41
52:CB:5:G:O2'	52:CB:6:G:H5'	2.21	0.41
52:CC:17:C:P	52:CC:17:C:H6	2.44	0.41
53:C1:33:G:C2'	53:C1:34:G:C8	2.96	0.41
55:DA:50:U:C4'	55:DA:51:G:OP2	2.59	0.41
55:DA:387:U:C4'	55:DA:388:G:O5'	2.63	0.41
55:DA:467:G:O2'	55:DA:468:G:H5'	2.21	0.41
55:DA:568:U:H5'	55:DA:945:A:C2	2.56	0.41
55:DA:707:G:H2'	55:DA:708:C:O4'	2.21	0.41
55:DA:863:A:O2'	55:DA:864:G:H5'	2.21	0.41
55:DA:974:G:N2	55:DA:989:G:O2'	2.53	0.41
55:DA:1248:G:C4	16:D1:3:ARG:HG3	2.55	0.41
55:DA:1510:A:OP1	55:DA:1511:A:C5'	2.60	0.41
55:DA:1590:U:H2'	55:DA:1591:G:H8	1.84	0.41
55:DA:1668:A:H61	55:DA:1676:A:N6	2.18	0.41

*Continued on next page...*

Continued from previous page...

Atom-1	Atom-2	Interatomic distance (Å)	Clash overlap (Å)
55:DA:1718:G:C3'	55:DA:1725:G:C5'	2.97	0.41
55:DA:2126:A:O2'	55:DA:2127:G:C5'	2.67	0.41
55:DA:2284:C:H41	28:D6:25:LYS:NZ	2.18	0.41
55:DA:2304:G:N2	6:DG:156:ASP:CG	2.60	0.41
55:DA:2314:C:O2'	55:DA:2315:G:H5'	2.19	0.41
55:DA:2401:U:C2'	55:DA:2402:C:H5''	2.46	0.41
55:DA:2517:C:O2'	55:DA:2518:A:H3'	2.20	0.41
2:DB:21:G:H5'	2:DB:21:G:C8	2.52	0.41
2:DB:48:A:H4'	14:DQ:95:HIS:HD2	1.86	0.41
3:DD:181:GLU:HA	3:DD:272:ALA:CB	2.40	0.41
5:DF:9:ILE:HA	5:DF:10:PRO:HD2	1.86	0.41
6:DG:85:GLY:O	6:DG:86:MET:CB	2.68	0.41
8:DK:29:TYR:O	8:DK:33:ARG:HB2	2.20	0.41
8:DK:99:GLU:HG2	8:DK:103:ARG:HH21	1.80	0.41
57:DY:21:GLN:NE2	57:DY:21:GLN:C	2.65	0.41
58:DL:112:MET:HG2	58:DL:120:LEU:HB2	2.02	0.41
9:DM:42:TRP:HA	9:DM:48:MET:CE	2.51	0.41
11:DO:82:GLY:HA2	11:DO:113:LYS:O	2.21	0.41
15:DR:33:LYS:HG3	15:DR:82:LEU:C	2.41	0.41
17:D2:15:GLU:O	17:D2:18:LEU:HB2	2.21	0.41
17:D2:44:LYS:HE2	17:D2:44:LYS:HB3	1.81	0.41
18:DS:11:ARG:NH2	18:DS:99:ARG:N	2.69	0.41
18:DS:15:ARG:CA	18:DS:18:ARG:HD2	2.48	0.41
18:DS:110:LYS:HA	18:DS:110:LYS:HD2	1.78	0.41
21:DV:154:ASP:HB2	21:DV:155:LEU:H	1.59	0.41
23:DZ:54:ALA:HB2	23:DZ:80:LEU:CD2	2.51	0.41
27:D5:60:VAL:CG1	27:D5:60:VAL:OXT	2.69	0.41
28:D6:42:TRP:O	28:D6:43:CYS:CB	2.68	0.41
1:AA:26:G:N1	1:AA:27:G:N2	2.69	0.41
1:AA:29:U:H2'	1:AA:30:G:C8	2.56	0.41
1:AA:71:A:C8	1:AA:71:A:H5'	2.55	0.41
1:AA:116:C:H2'	1:AA:117:G:H5'	2.02	0.41
1:AA:270(F):U:C2	1:AA:270(G):C:C5	3.09	0.41
1:AA:270(G):C:H2'	1:AA:270(H):C:H6	1.83	0.41
1:AA:270(K):C:C3'	1:AA:270(L):U:H5''	2.51	0.41
1:AA:278:A:O2'	1:AA:279:C:P	2.78	0.41
1:AA:389:G:H22	11:AO:72:PRO:HG2	1.85	0.41
1:AA:602:G:C2	1:AA:656:G:C6	3.09	0.41
1:AA:608:A:N6	1:AA:609:A:C6	2.88	0.41
1:AA:773:U:C5'	3:AD:47:GLY:HA2	2.51	0.41
1:AA:813:U:C2	1:AA:814:C:C5	3.09	0.41

Continued on next page...

*Continued from previous page...*

Atom-1	Atom-2	Interatomic distance (Å)	Clash overlap (Å)
1:AA:858:U:O2'	1:AA:2268:A:O2'	2.30	0.41
1:AA:858:U:H5''	1:AA:859:G:OP2	2.20	0.41
1:AA:944:G:OP1	1:AA:945:A:H3'	2.21	0.41
1:AA:982:C:H6	1:AA:982:C:O5'	2.03	0.41
1:AA:993:G:H4'	17:A2:70:ILE:HD12	2.03	0.41
1:AA:1071:G:O4'	1:AA:1089:G:N7	2.54	0.41
1:AA:1150:C:O2'	1:AA:1151:G:H5'	2.21	0.41
1:AA:1179:C:C2'	1:AA:1180:C:H5''	2.51	0.41
1:AA:1268:A:H2'	1:AA:1269:A:O4'	2.21	0.41
1:AA:1275:A:O2'	1:AA:1276:A:H8	2.04	0.41
1:AA:1277:G:O2'	13:A0:24:GLN:NE2	2.45	0.41
1:AA:1342:A:N7	1:AA:1345:C:C6	2.88	0.41
1:AA:1352:U:O2	1:AA:1570:A:H2	2.04	0.41
1:AA:1371:G:O2'	1:AA:1372:U:C5	2.60	0.41
1:AA:1410:G:H2'	1:AA:1411:C:H6	1.81	0.41
1:AA:1515:C:H2'	1:AA:1516:U:C6	2.54	0.41
1:AA:1606:G:H4'	1:AA:1608:A:C2	2.56	0.41
1:AA:1629:U:H2'	1:AA:1630:G:C8	2.56	0.41
1:AA:1666:G:H4'	10:AN:6:THR:HG23	2.02	0.41
1:AA:1766:U:O2	1:AA:1766:U:H2'	2.19	0.41
1:AA:1824:G:C2'	1:AA:1825:A:H5'	2.50	0.41
1:AA:1917:U:H2'	1:AA:1918:A:O4'	2.21	0.41
1:AA:2060:A:O2'	1:AA:2061:G:OP2	2.35	0.41
1:AA:2080:G:H2'	1:AA:2081:C:H6	1.86	0.41
1:AA:2127:G:C2'	1:AA:2128:C:H5''	2.51	0.41
1:AA:2199:A:N1	1:AA:2226:C:N4	2.69	0.41
1:AA:2291:U:OP1	1:AA:2380:C:O2'	2.36	0.41
1:AA:2331:G:O4'	22:A3:42:GLY:HA3	2.20	0.41
1:AA:2681:C:C2'	1:AA:2682:U:OP2	2.68	0.41
1:AA:2776:A:O2'	1:AA:2777:G:P	2.78	0.41
1:AA:2892:A:N7	1:AA:2893:G:C5	2.89	0.41
2:AB:8:U:H2'	2:AB:9:G:H8	1.85	0.41
3:AD:4:LYS:HZ2	3:AD:20:ASP:HA	1.83	0.41
3:AD:134:ARG:HG3	3:AD:135:PHE:CD2	2.55	0.41
4:AE:33:VAL:HG12	4:AE:90:THR:H	1.85	0.41
7:AH:15:VAL:HG23	7:AH:17:VAL:HG23	2.02	0.41
7:AH:91:GLY:O	7:AH:92:ILE:C	2.58	0.41
7:AH:102:ALA:HA	7:AH:117:PRO:CD	2.42	0.41
8:AK:46:ALA:O	8:AK:50:ARG:HG2	2.21	0.41
8:AK:145:VAL:O	8:AK:146:ALA:C	2.60	0.41
9:AM:111:PRO:HA	9:AM:114:ARG:HH12	1.79	0.41

*Continued on next page...*

*Continued from previous page...*

Atom-1	Atom-2	Interatomic distance (Å)	Clash overlap (Å)
9:AM:134:ARG:CG	9:AM:134:ARG:O	2.67	0.41
11:AO:42:SER:O	11:AO:44:GLY:N	2.54	0.41
11:AO:127:ALA:HB3	11:AO:130:PHE:CE2	2.56	0.41
12:AP:16:ARG:HH11	12:AP:16:ARG:CG	2.33	0.41
13:A0:51:LEU:HD22	13:A0:66:VAL:HG13	2.02	0.41
14:AQ:7:TYR:CE2	14:AQ:91:PRO:HG3	2.56	0.41
14:AQ:12:PHE:C	14:AQ:14:VAL:H	2.24	0.41
15:AR:6:LEU:CA	15:AR:9:LEU:HD12	2.50	0.41
15:AR:11:GLU:O	15:AR:14:TYR:HD1	2.04	0.41
15:AR:50:ILE:HA	15:AR:50:ILE:HD12	1.85	0.41
16:A1:25:TRP:CD1	16:A1:25:TRP:C	2.94	0.41
16:A1:97:ASP:C	16:A1:98:LEU:O	2.59	0.41
17:A2:18:LEU:HD23	17:A2:18:LEU:C	2.41	0.41
17:A2:85:LYS:CD	17:A2:86:GLY:H	2.34	0.41
18:AS:6:ILE:HG23	18:AS:103:ILE:O	2.20	0.41
18:AS:88:ARG:HH11	18:AS:88:ARG:HG2	1.85	0.41
20:AU:8:LYS:HG3	20:AU:94:LYS:HZ1	1.86	0.41
20:AU:91:GLU:CG	20:AU:92:ASN:N	2.75	0.41
21:AV:53:ILE:O	21:AV:70:LEU:HD21	2.21	0.41
21:AV:137:ILE:HG22	21:AV:138:GLU:N	2.36	0.41
23:AZ:90:ILE:HG23	23:AZ:91:LYS:N	2.35	0.41
24:AW:16:LEU:O	24:AW:20:GLU:HB2	2.21	0.41
25:AX:6:VAL:HG23	25:AX:35:ARG:O	2.20	0.41
25:AX:24:LYS:O	25:AX:25:ALA:C	2.59	0.41
25:AX:42:ALA:O	25:AX:45:GLY:N	2.53	0.41
26:A4:18:CYS:N	26:A4:36:CYS:SG	2.93	0.41
26:A4:52:THR:HG21	43:BP:65:LYS:CE	2.50	0.41
26:A4:63:TYR:CD2	49:BV:41:VAL:HG13	2.56	0.41
27:A5:31:VAL:HG13	27:A5:42:PRO:HG3	2.02	0.41
29:A7:24:THR:O	29:A7:26:GLY:N	2.53	0.41
30:A8:61:LEU:O	30:A8:64:TYR:N	2.53	0.41
31:BA:50:A:N6	31:BA:361:G:C4'	2.84	0.41
31:BA:66:G:H2'	31:BA:66:G:N3	2.35	0.41
31:BA:282:A:N7	31:BA:283:C:C5	2.89	0.41
31:BA:389:A:C2	31:BA:390:C:H1'	2.56	0.41
31:BA:407:G:H2'	31:BA:408:A:C8	2.56	0.41
31:BA:432:A:H3'	31:BA:433:C:H6	1.84	0.41
31:BA:597:G:H2'	31:BA:598:U:C5'	2.51	0.41
31:BA:865:A:H5'	31:BA:1078:U:C4	2.56	0.41
31:BA:941:G:H2'	31:BA:942:G:O5'	2.21	0.41
31:BA:1026:G:C2'	31:BA:1027:C:H5'	2.50	0.41

*Continued on next page...*

*Continued from previous page...*

Atom-1	Atom-2	Interatomic distance (Å)	Clash overlap (Å)
31:BA:1102:A:C6	31:BA:1103:C:N4	2.89	0.41
31:BA:1135:U:HO2'	31:BA:1136:U:H5	1.65	0.41
31:BA:1154:G:C2	31:BA:1155:G:C8	3.09	0.41
32:BE:24:TRP:HA	32:BE:191:ASP:HA	2.03	0.41
32:BE:167:PRO:CG	32:BE:188:ALA:HB2	2.42	0.41
32:BE:189:ASP:HB3	32:BE:203:GLY:O	2.20	0.41
32:BE:193:ASP:OD2	32:BE:196:LEU:HG	2.21	0.41
33:BF:19:GLU:HG2	33:BF:19:GLU:O	2.21	0.41
33:BF:63:ASN:H	33:BF:97:LYS:HD2	1.85	0.41
33:BF:97:LYS:O	33:BF:99:VAL:N	2.54	0.41
34:BG:29:PRO:HD2	34:BG:30:LYS:CD	2.51	0.41
35:BH:7:GLU:OE1	35:BH:37:ARG:NE	2.52	0.41
35:BH:91:LEU:HD12	35:BH:120:THR:HG22	2.03	0.41
36:BI:89:MET:SD	48:BU:76:LEU:HD11	2.60	0.41
36:BI:91:VAL:CG1	48:BU:72:ARG:NH2	2.84	0.41
36:BI:92:LYS:HB3	36:BI:92:LYS:HE2	1.86	0.41
37:BJ:18:TYR:O	37:BJ:19:GLY:C	2.58	0.41
37:BJ:31:MET:SD	37:BJ:34:GLY:HA2	2.61	0.41
37:BJ:36:LYS:HB2	37:BJ:36:LYS:NZ	2.36	0.41
38:BK:1:MET:H3	38:BK:1:MET:CE	2.34	0.41
40:BM:7:LYS:HG2	40:BM:71:LEU:HB2	2.03	0.41
40:BM:21:GLN:O	40:BM:21:GLN:HG2	2.20	0.41
40:BM:26:ALA:HB3	40:BM:85:LEU:HD21	2.02	0.41
42:BO:69:TYR:CD1	42:BO:70:ILE:N	2.89	0.41
43:BP:45:VAL:O	43:BP:45:VAL:HG12	2.21	0.41
43:BP:63:THR:HG22	43:BP:64:TRP:N	2.35	0.41
44:BQ:22:THR:O	44:BQ:23:ARG:CB	2.69	0.41
44:BQ:22:THR:HB	44:BQ:23:ARG:H	1.79	0.41
46:BS:38:TYR:CZ	46:BS:50:LYS:CB	3.03	0.41
46:BS:45:THR:C	46:BS:47:ASP:H	2.24	0.41
46:BS:66:PRO:CG	46:BS:71:ARG:HG3	2.50	0.41
49:BV:19:VAL:HG11	49:BV:44:MET:HB3	1.97	0.41
50:BW:10:LEU:HD22	50:BW:11:SER:N	2.36	0.41
51:BX:9:ARG:HH21	51:BX:10:ARG:CG	2.33	0.41
52:BD:70:G:H2'	52:BD:71:G:H8	1.86	0.41
52:BC:21:A:H2'	52:BC:46:G:O6	2.20	0.41
52:BC:42:C:H2'	52:BC:43:C:C5'	2.51	0.41
54:CA:17:U:C2	54:CA:18:C:C5	3.09	0.41
54:CA:65:U:C5	54:CA:381:C:C4	3.09	0.41
54:CA:427:U:O5'	54:CA:427:U:H6	2.03	0.41
54:CA:453:A:C6	54:CA:454:C:C4	3.08	0.41

*Continued on next page...*

*Continued from previous page...*

Atom-1	Atom-2	Interatomic distance (Å)	Clash overlap (Å)
54:CA:511:C:HO2'	54:CA:512:U:H6	1.68	0.41
54:CA:578:C:O2'	54:CA:728:A:H1'	2.20	0.41
54:CA:630:G:C8	54:CA:630:G:H5''	2.53	0.41
54:CA:652:U:O2'	54:CA:653:A:C5'	2.69	0.41
54:CA:659:U:O2'	54:CA:660:G:H5'	2.21	0.41
54:CA:694:A:H2'	54:CA:695:A:O4'	2.21	0.41
54:CA:729:A:O2'	54:CA:730:G:H5'	2.21	0.41
54:CA:820:U:C4'	54:CA:821:G:OP2	2.55	0.41
54:CA:973:G:N3	40:CM:55:LYS:CE	2.84	0.41
54:CA:986:A:H1'	49:CV:54:GLY:O	2.21	0.41
54:CA:1004:A:C6	54:CA:1025:U:C1'	3.03	0.41
54:CA:1127:G:H2'	54:CA:1128:C:C6	2.56	0.41
54:CA:1224:G:C6	54:CA:1322:C:H1'	2.55	0.41
54:CA:1237:C:C1'	54:CA:1334:G:H21	2.32	0.41
54:CA:1308:U:O2'	54:CA:1309:G:H5'	2.21	0.41
54:CA:1364:U:O2	54:CA:1364:U:C2'	2.66	0.41
54:CA:1423:G:OP1	10:DN:49:ARG:NH2	2.54	0.41
32:CE:80:ILE:HG21	32:CE:211:ILE:HG22	2.02	0.41
32:CE:130:ARG:HA	32:CE:131:PRO:HD3	1.92	0.41
33:CF:115:LEU:HD23	33:CF:118:GLN:OE1	2.21	0.41
34:CG:163:GLU:OE2	34:CG:163:GLU:HA	2.20	0.41
34:CG:196:LEU:N	34:CG:196:LEU:CD1	2.80	0.41
35:CH:33:VAL:HG12	35:CH:34:VAL:N	2.35	0.41
35:CH:79:GLU:OE2	38:CK:104:ARG:HA	2.20	0.41
36:CI:5:GLU:HG3	36:CI:93:SER:OG	2.20	0.41
36:CI:17:SER:O	36:CI:20:ALA:HB3	2.21	0.41
36:CI:82:ARG:HB2	36:CI:85:VAL:CG2	2.50	0.41
38:CK:40:ALA:C	38:CK:42:GLU:N	2.74	0.41
38:CK:43:GLY:O	38:CK:64:LYS:HD2	2.21	0.41
39:CL:99:LEU:N	39:CL:99:LEU:CD2	2.84	0.41
39:CL:118:LYS:O	39:CL:119:ALA:CB	2.62	0.41
40:CM:4:ILE:O	40:CM:74:ILE:HD13	2.20	0.41
40:CM:16:LEU:HD23	40:CM:94:VAL:HG13	2.03	0.41
40:CM:38:ILE:HG13	40:CM:71:LEU:HB3	2.02	0.41
41:CN:33:THR:HG21	41:CN:37:GLY:O	2.20	0.41
43:CP:83:ASP:N	43:CP:93:ARG:NH2	2.64	0.41
44:CQ:21:TYR:OH	44:CQ:23:ARG:NH2	2.54	0.41
46:CS:82:GLN:HE21	46:CS:82:GLN:HB3	1.53	0.41
47:CT:33:GLY:O	47:CT:34:LYS:C	2.58	0.41
47:CT:59:ILE:HG22	47:CT:71:PHE:HB3	2.01	0.41
47:CT:62:SER:HB3	47:CT:72:ARG:NH2	2.36	0.41

*Continued on next page...*

*Continued from previous page...*

Atom-1	Atom-2	Interatomic distance (Å)	Clash overlap (Å)
47:CT:92:ARG:O	47:CT:95:TYR:HB2	2.21	0.41
48:CU:23:LYS:HB2	48:CU:56:THR:O	2.20	0.41
48:CU:47:THR:O	48:CU:83:GLU:N	2.52	0.41
48:CU:56:THR:CB	48:CU:58:LEU:HD13	2.49	0.41
50:CW:33:ILE:HD13	50:CW:62:LEU:HB3	2.02	0.41
50:CW:84:LEU:HD13	50:CW:84:LEU:C	2.41	0.41
52:CD:18:G:C2'	52:CD:19:G:O5'	2.69	0.41
52:CD:42:C:H6	52:CD:42:C:H5'	1.85	0.41
52:CB:56:C:C5	55:DA:896:A:O2'	2.72	0.41
52:CC:66:U:H3'	52:CC:67:C:H6	1.85	0.41
53:C1:32:A:OP2	53:C1:33:G:OP2	2.39	0.41
53:C1:53:U:O2'	53:C1:54:U:C5'	2.67	0.41
53:C1:55:U:O5'	53:C1:55:U:C6	2.74	0.41
55:DA:65:C:O2'	55:DA:66:C:H5'	2.21	0.41
55:DA:139:G:N2	55:DA:1596:A:H4'	2.34	0.41
55:DA:195:A:H5''	11:DO:46:LYS:NZ	2.36	0.41
55:DA:270(G):C:H2'	55:DA:270(H):C:C6	2.55	0.41
55:DA:270(M):U:H1'	55:DA:270(N):G:C5	2.55	0.41
55:DA:358:U:H6	55:DA:358:U:O5'	2.03	0.41
55:DA:527:C:OP2	55:DA:2779:U:O4	2.39	0.41
55:DA:531:C:H5''	55:DA:532:A:N9	2.36	0.41
55:DA:563:G:C4	55:DA:2018:G:C2	3.09	0.41
55:DA:607:U:O4	55:DA:608:A:C6	2.74	0.41
55:DA:608:A:C8	55:DA:619:G:N2	2.89	0.41
55:DA:764:A:O4'	3:DD:213:ARG:HG3	2.21	0.41
55:DA:784:A:N7	3:DD:229:VAL:HG22	2.35	0.41
55:DA:802:A:H2'	55:DA:803:U:H5''	2.03	0.41
55:DA:819:A:C4	55:DA:1189:A:C2	3.08	0.41
55:DA:885:C:OP1	55:DA:885:C:O4'	2.39	0.41
55:DA:977:G:C6	55:DA:987:G:C6	3.09	0.41
55:DA:1068:G:H4'	55:DA:1096:A:H2	1.85	0.41
55:DA:1082:U:O2'	58:DL:117:THR:CG2	2.69	0.41
55:DA:1083:U:H2'	55:DA:1084:A:H5'	2.02	0.41
55:DA:1086:A:H2	57:DY:41:ARG:HH21	1.58	0.41
55:DA:1287:A:N6	13:D0:106:GLY:O	2.50	0.41
55:DA:1311:G:C2	19:DT:60:ARG:NH1	2.80	0.41
55:DA:1376:C:O2'	55:DA:1377:G:H5'	2.21	0.41
55:DA:1392:A:C6	55:DA:1393:A:C6	3.09	0.41
55:DA:1567:A:OP2	3:DD:86:PRO:HB3	2.21	0.41
55:DA:1669:A:H2'	55:DA:1670:C:H5'	2.01	0.41
55:DA:1671:U:O2	55:DA:1673:U:H3'	2.21	0.41

*Continued on next page...*

*Continued from previous page...*

Atom-1	Atom-2	Interatomic distance (Å)	Clash overlap (Å)
55:DA:1707:G:H2'	55:DA:1708:C:C6	2.56	0.41
55:DA:1760:A:C6	55:DA:1761:C:N4	2.89	0.41
55:DA:1838:C:N4	55:DA:1898:U:H2'	2.36	0.41
55:DA:1862:G:O2'	55:DA:1863:G:H5'	2.21	0.41
55:DA:2033:A:H2'	55:DA:2035:G:OP2	2.21	0.41
55:DA:2102:U:H2'	55:DA:2103:C:H6	1.81	0.41
55:DA:2110:G:O2'	55:DA:2111:C:P	2.79	0.41
55:DA:2250:G:H8	55:DA:2496:C:H5''	1.85	0.41
55:DA:2359:C:H2'	55:DA:2360:A:C8	2.56	0.41
55:DA:2695:C:H2'	55:DA:2696:U:C6	2.55	0.41
55:DA:2789:C:HO2'	55:DA:2790:A:C4'	2.32	0.41
55:DA:2887:U:C2	55:DA:2888:C:C5	3.09	0.41
2:DB:12:C:O2	22:D3:74:ARG:NH1	2.54	0.41
2:DB:66:A:O2'	2:DB:67:G:P	2.78	0.41
3:DD:137:PRO:HB2	3:DD:140:THR:HG23	2.03	0.41
3:DD:137:PRO:HB2	3:DD:140:THR:CG2	2.50	0.41
4:DE:60:ASN:OD1	4:DE:61:ARG:N	2.54	0.41
4:DE:104:VAL:HG11	4:DE:188:VAL:CG2	2.50	0.41
5:DF:36:VAL:HG11	5:DF:183:VAL:HG11	2.02	0.41
5:DF:63:LYS:CE	5:DF:67:GLN:HB2	2.51	0.41
5:DF:150:GLY:HA2	5:DF:172:TRP:CE3	2.56	0.41
6:DG:33:ARG:H	6:DG:162:THR:HG1	1.67	0.41
6:DG:39:ILE:HB	6:DG:92:VAL:HG13	2.03	0.41
6:DG:49:ASP:HB3	6:DG:52:ILE:CG1	2.51	0.41
7:DH:55:PRO:HG2	7:DH:61:HIS:CE1	2.55	0.41
7:DH:152:ARG:CG	7:DH:153:LYS:HE3	2.50	0.41
56:DI:15:ALA:O	56:DI:19:GLU:CG	2.67	0.41
56:DI:27:LEU:HB2	56:DI:28:LYS:H	1.66	0.41
56:DI:29:GLU:OE2	56:DJ:6:GLU:OE2	2.38	0.41
8:DK:21:VAL:O	8:DK:22:LYS:C	2.59	0.41
8:DK:37:VAL:CG1	8:DK:38:LEU:N	2.84	0.41
8:DK:47:LEU:O	8:DK:51:ILE:HG13	2.20	0.41
8:DK:78:THR:HB	8:DK:79:ILE:H	1.53	0.41
8:DK:128:LEU:HD22	8:DK:128:LEU:HA	1.94	0.41
8:DK:144:VAL:O	8:DK:145:VAL:HG22	2.21	0.41
57:DY:40:LEU:O	57:DY:41:ARG:HB2	2.20	0.41
57:DY:135:ARG:O	57:DY:139:VAL:N	2.54	0.41
57:DY:136:ALA:C	57:DY:139:VAL:HB	2.40	0.41
58:DL:18:THR:HG23	58:DL:42:ASN:OD1	2.20	0.41
56:DJ:8:ILE:HA	56:DJ:11:GLU:CB	2.51	0.41
9:DM:15:LEU:HA	9:DM:53:VAL:HG23	2.03	0.41

*Continued on next page...*



*Continued from previous page...*

Atom-1	Atom-2	Interatomic distance (Å)	Clash overlap (Å)
9:DM:35:ARG:HD3	9:DM:37:LYS:HD3	2.01	0.41
10:DN:38:VAL:HA	10:DN:61:VAL:HA	2.03	0.41
11:DO:34:GLY:O	11:DO:35:HIS:HB2	2.21	0.41
11:DO:125:VAL:HG11	11:DO:138:LEU:HD22	2.03	0.41
14:DQ:52:SER:O	14:DQ:56:LEU:HD21	2.21	0.41
14:DQ:74:ALA:O	14:DQ:75:GLU:C	2.59	0.41
14:DQ:102:ALA:O	14:DQ:105:ALA:HB3	2.20	0.41
15:DR:80:SER:HA	15:DR:81:PRO:HD3	1.86	0.41
16:D1:33:ARG:O	16:D1:37:GLU:HB2	2.20	0.41
16:D1:74:LEU:C	16:D1:74:LEU:CD1	2.89	0.41
18:DS:88:ARG:HA	18:DS:88:ARG:HD2	1.80	0.41
19:DT:41:ASN:N	19:DT:41:ASN:ND2	2.66	0.41
19:DT:83:VAL:CG1	19:DT:87:GLN:HB2	2.51	0.41
20:DU:38:ILE:HG22	20:DU:66:PRO:CA	2.50	0.41
20:DU:94:LYS:CE	20:DU:101:LYS:NZ	2.84	0.41
21:DV:61:LEU:C	21:DV:62:PRO:O	2.58	0.41
21:DV:111:VAL:HG21	21:DV:146:ILE:HG13	1.99	0.41
21:DV:128:VAL:CG2	21:DV:129:SER:H	2.26	0.41
22:D3:70:GLN:OE1	22:D3:72:ARG:HD3	2.20	0.41
23:DZ:21:ARG:O	23:DZ:32:LYS:HA	2.21	0.41
23:DZ:69:LYS:O	23:DZ:73:LEU:HG	2.20	0.41
26:D4:18:CYS:HB3	26:D4:19:GLY:H	1.18	0.41
26:D4:55:ARG:O	26:D4:56:VAL:C	2.59	0.41
27:D5:40:LYS:CD	27:D5:46:CYS:HB3	2.50	0.41
30:D8:4:MET:O	30:D8:62:LEU:CD1	2.69	0.41
1:AA:15:G:O2'	1:AA:16:G:H5'	2.21	0.41
1:AA:276:A:C8	1:AA:278:A:N7	2.89	0.41
1:AA:324:A:N6	1:AA:338:G:O2'	2.47	0.41
1:AA:528:A:C2	1:AA:2043:C:H4'	2.56	0.41
1:AA:1042:G:H2'	1:AA:1043:C:H6	1.85	0.41
1:AA:1278:A:H2'	1:AA:1279:G:H8	1.85	0.41
1:AA:1340:U:H1'	1:AA:1603:A:H5'	2.03	0.41
1:AA:1493:C:C4	1:AA:2210:G:C8	3.09	0.41
1:AA:1500:G:C5	1:AA:1501:C:C5	3.09	0.41
1:AA:1601:G:H2'	1:AA:1602:U:O4'	2.21	0.41
1:AA:1904:G:O2'	1:AA:1905:C:H5'	2.21	0.41
1:AA:1948:G:C8	1:AA:1948:G:C5'	2.99	0.41
1:AA:2248:C:H3'	1:AA:2249:U:H6	1.86	0.41
1:AA:2290:G:O2'	1:AA:2381:C:H1'	2.21	0.41
1:AA:2399:G:H2'	1:AA:2400:G:O4'	2.21	0.41
1:AA:2415:G:H2'	1:AA:2416:C:C6	2.56	0.41

*Continued on next page...*

*Continued from previous page...*

Atom-1	Atom-2	Interatomic distance (Å)	Clash overlap (Å)
1:AA:2586:C:O2'	1:AA:2587:A:H5'	2.20	0.41
1:AA:2672:G:C2'	1:AA:2673:G:H5''	2.50	0.41
1:AA:2688:U:O2	1:AA:2719:G:N1	2.53	0.41
1:AA:2820:A:H8	4:AE:109:LYS:HE3	0.70	0.41
1:AA:2848:G:O2'	1:AA:2867:G:N2	2.53	0.41
3:AD:146:GLU:HA	3:AD:153:ALA:HA	2.03	0.41
4:AE:53:PRO:HG2	4:AE:54:GLN:N	2.27	0.41
4:AE:91:VAL:HG22	4:AE:95:ILE:HD11	2.03	0.41
4:AE:179:GLU:CB	4:AE:181:LEU:HD23	2.50	0.41
6:AG:178:PHE:HB3	6:AG:180:PHE:HE1	1.86	0.41
7:AH:168:PRO:HG2	7:AH:169:VAL:N	2.34	0.41
8:AK:7:GLU:O	8:AK:9:LEU:HD23	2.20	0.41
9:AM:66:LYS:O	9:AM:68:GLU:N	2.54	0.41
10:AN:68:GLU:HB3	10:AN:78:ARG:NH1	2.36	0.41
12:AP:133:ARG:CG	12:AP:133:ARG:NH1	2.83	0.41
13:A0:85:PRO:C	13:A0:87:TYR:H	2.25	0.41
14:AQ:24:LEU:HD22	14:AQ:24:LEU:H	1.85	0.41
16:A1:105:VAL:HG23	16:A1:106:PHE:H	1.86	0.41
17:A2:1:MET:CG	17:A2:42:GLY:HA3	2.51	0.41
19:AT:26:TYR:O	19:AT:81:VAL:HG22	2.21	0.41
19:AT:40:LYS:HA	19:AT:51:VAL:HG11	2.03	0.41
19:AT:50:LYS:O	19:AT:51:VAL:HB	2.21	0.41
22:A3:31:VAL:HB	22:A3:35:ASN:ND2	2.20	0.41
23:AZ:69:LYS:HA	23:AZ:72:GLU:HB3	2.03	0.41
23:AZ:95:LEU:HD22	23:AZ:96:LYS:HG2	2.03	0.41
26:A4:24:THR:CG2	26:A4:25:TYR:H	2.29	0.41
27:A5:3:LYS:HE3	27:A5:3:LYS:CA	2.42	0.41
28:A6:18:ARG:HE	28:A6:44:ARG:HH12	1.67	0.41
28:A6:52:VAL:O	28:A6:53:LYS:C	2.60	0.41
31:BA:191(C):G:C2	31:BA:191(D):U:H1'	2.56	0.41
31:BA:412:A:C6	34:BG:35:ARG:HB3	2.56	0.41
31:BA:484:G:O2'	31:BA:485:G:P	2.79	0.41
31:BA:632:A:H3'	31:BA:632:A:OP2	2.21	0.41
31:BA:778:G:O2'	41:BN:120:ARG:O	2.33	0.41
31:BA:803:G:H2'	31:BA:804:U:C6	2.56	0.41
31:BA:815:A:O2'	31:BA:1527:C:H1'	2.21	0.41
31:BA:1027:C:H2'	31:BA:1028:C:H6	1.80	0.41
31:BA:1124:G:HO2'	31:BA:1125:U:P	2.44	0.41
31:BA:1288:A:H2'	31:BA:1289:A:H8	1.86	0.41
31:BA:1502:A:H2	31:BA:1505:G:C2	2.35	0.41
32:BE:28:PHE:O	32:BE:28:PHE:CD1	2.74	0.41

*Continued on next page...*

Continued from previous page...

Atom-1	Atom-2	Interatomic distance (Å)	Clash overlap (Å)
33:BF:18:TRP:NE1	44:BQ:54:PRO:CA	2.80	0.41
33:BF:19:GLU:O	33:BF:20:SER:HB2	2.21	0.41
34:BG:20:TYR:HA	34:BG:21:LEU:HD12	2.02	0.41
37:BJ:36:LYS:O	37:BJ:39:ALA:HB3	2.21	0.41
38:BK:111:ILE:O	38:BK:134:ILE:HB	2.21	0.41
39:BL:16:ARG:HB3	39:BL:18:PHE:CE1	2.56	0.41
44:BQ:12:ARG:CZ	44:BQ:14:PRO:CG	2.99	0.41
46:BS:20:VAL:CG2	46:BS:32:TYR:CB	2.99	0.41
50:BW:83:ARG:HH11	50:BW:83:ARG:HG2	1.86	0.41
52:BB:10:G:HO2'	52:BB:11:C:P	2.43	0.41
54:CA:47:C:H5''	54:CA:48:C:OP1	2.20	0.41
54:CA:503:C:C2	54:CA:504:C:C5	3.09	0.41
54:CA:598:U:H2'	54:CA:599:C:C6	2.55	0.41
54:CA:742:G:OP2	45:CR:35:ARG:NH2	2.53	0.41
54:CA:1021:G:H2'	54:CA:1022:G:O4'	2.21	0.41
54:CA:1073:U:H2'	54:CA:1074:G:H8	1.86	0.41
54:CA:1349:A:OP2	39:CL:118:LYS:NZ	2.54	0.41
54:CA:1533:C:H2'	54:CA:1534:A:O4'	2.21	0.41
54:CA:1542:U:OP2	54:CA:1542:U:C3'	2.68	0.41
32:CE:204:ASN:ND2	32:CE:205:ASP:N	2.67	0.41
34:CG:4:TYR:CE2	34:CG:7:PRO:O	2.74	0.41
38:CK:21:LYS:HE2	38:CK:21:LYS:HB2	1.94	0.41
38:CK:100:ILE:CB	38:CK:125:ARG:HH12	2.34	0.41
38:CK:105:ARG:O	38:CK:105:ARG:HD3	2.21	0.41
42:CO:46:LYS:HG2	42:CO:47:LYS:H	1.85	0.41
43:CP:54:VAL:HG12	43:CP:58:GLU:OE2	2.21	0.41
43:CP:126:LYS:CG	52:CC:26:A:OP2	2.69	0.41
45:CR:2:PRO:HB2	45:CR:3:ILE:H	1.63	0.41
45:CR:58:MET:O	45:CR:59:MET:C	2.59	0.41
48:CU:19:LYS:HD2	48:CU:19:LYS:HA	1.63	0.41
48:CU:43:PHE:O	48:CU:51:LEU:HG	2.21	0.41
50:CW:12:ALA:C	50:CW:14:LYS:N	2.74	0.41
50:CW:104:LEU:HD12	50:CW:105:SER:N	2.35	0.41
52:CD:14:A:H2'	52:CD:15:G:C8	2.56	0.41
52:CB:20:U:O2	52:CB:20:U:H2'	2.20	0.41
55:DA:252:G:OP2	11:DO:50:ARG:NH1	2.54	0.41
55:DA:345:A:O2'	55:DA:347:A:N7	2.54	0.41
55:DA:483:A:H4'	20:DU:49:VAL:HG13	2.03	0.41
55:DA:605:C:H1'	55:DA:657:U:O2'	2.21	0.41
55:DA:607:U:O2	55:DA:620:G:C8	2.73	0.41
55:DA:687:C:O2	55:DA:687:C:C2'	2.68	0.41

Continued on next page...

*Continued from previous page...*

Atom-1	Atom-2	Interatomic distance (Å)	Clash overlap (Å)
55:DA:695:G:N2	55:DA:696:G:H1'	2.35	0.41
55:DA:782:A:N1	3:DD:226:MET:CE	2.83	0.41
55:DA:813:U:H2'	55:DA:814:C:H6	1.82	0.41
55:DA:887:A:H1'	55:DA:889:C:C4	2.56	0.41
55:DA:928:G:H3'	55:DA:929:G:C8	2.56	0.41
55:DA:1027:A:C6	55:DA:1126:A:C4	3.09	0.41
55:DA:1205:U:C4'	55:DA:1206:G:OP2	2.67	0.41
55:DA:1270:C:H5''	55:DA:1271:G:C5'	2.50	0.41
55:DA:1485:G:H5'	55:DA:1485:G:C8	2.56	0.41
55:DA:1508:A:O2'	55:DA:1509:C:O5'	2.39	0.41
55:DA:1512:G:C5	55:DA:1513:C:C4	3.08	0.41
55:DA:1827:C:O2'	55:DA:1828:G:H5'	2.20	0.41
55:DA:1893:C:H2'	55:DA:1894:C:H5'	2.03	0.41
55:DA:2335:A:HO2'	55:DA:2336:A:P	2.44	0.41
55:DA:2584:U:H6	55:DA:2585:U:N3	2.19	0.41
55:DA:2683:C:H2'	55:DA:2684:U:H6	1.85	0.41
55:DA:2723:C:H4'	13:D0:1:MET:CG	2.47	0.41
55:DA:2723:C:O5'	55:DA:2723:C:H6	2.02	0.41
2:DB:77:U:P	21:DV:19:ARG:NH2	2.92	0.41
4:DE:70:ALA:O	4:DE:71:GLY:O	2.39	0.41
5:DF:89:VAL:O	5:DF:91:GLY:N	2.49	0.41
6:DG:54:GLU:HA	6:DG:57:ALA:HB3	2.02	0.41
6:DG:115:ARG:HH11	6:DG:115:ARG:CB	2.33	0.41
7:DH:26:VAL:HG11	7:DH:33:LEU:HB2	2.03	0.41
7:DH:86:GLU:HB2	7:DH:87:LEU:H	1.56	0.41
7:DH:89:ILE:CD1	7:DH:89:ILE:N	2.83	0.41
57:DY:93:LEU:HG	57:DY:126:ALA:HB1	2.00	0.41
57:DY:132:ASP:OD2	56:DJ:10:GLU:OE1	2.38	0.41
58:DL:13:PRO:CD	58:DL:14:ALA:H	2.34	0.41
58:DL:52:ILE:HG12	58:DL:76:TYR:N	2.36	0.41
58:DL:64:SER:O	58:DL:65:PHE:CB	2.61	0.41
58:DL:80:LYS:C	58:DL:80:LYS:CD	2.88	0.41
9:DM:120:LEU:HD13	9:DM:122:VAL:HG23	2.01	0.41
11:DO:112:LEU:O	11:DO:128:HIS:HB2	2.21	0.41
11:DO:131:SER:N	11:DO:134:ALA:HB3	2.36	0.41
12:DP:4:PRO:HG3	12:DP:69:PHE:HE2	1.86	0.41
13:D0:54:LEU:HD12	13:D0:54:LEU:HA	1.71	0.41
14:DQ:103:GLU:C	14:DQ:105:ALA:N	2.73	0.41
15:DR:41:ARG:HG2	15:DR:41:ARG:NH1	2.34	0.41
16:D1:98:LEU:HD23	16:D1:99:ALA:N	2.36	0.41
17:D2:9:GLY:O	17:D2:10:LYS:HG3	2.21	0.41

*Continued on next page...*

*Continued from previous page...*

Atom-1	Atom-2	Interatomic distance (Å)	Clash overlap (Å)
17:D2:30:GLY:O	17:D2:60:GLU:OE2	2.39	0.41
21:DV:123:ASP:O	21:DV:124:ILE:HB	2.20	0.41
24:DW:13:ALA:O	24:DW:14:ARG:C	2.59	0.41
1:AA:13:A:C2	1:AA:526:A:C8	3.09	0.40
1:AA:71:A:N3	1:AA:73:A:N6	2.69	0.40
1:AA:256:A:C2	1:AA:257:A:C4	3.10	0.40
1:AA:270:A:C2	1:AA:366:C:H4'	2.56	0.40
1:AA:321:G:HO2'	1:AA:340:A:HO2'	1.63	0.40
1:AA:370:G:HO2'	1:AA:371:A:P	2.43	0.40
1:AA:388:G:N7	1:AA:390:A:H2'	2.37	0.40
1:AA:563:G:C6	1:AA:564:C:C4	3.10	0.40
1:AA:726:G:O2'	1:AA:727:A:O5'	2.39	0.40
1:AA:728:G:C4	1:AA:730:C:C5	3.09	0.40
1:AA:792:G:O2'	1:AA:2072:G:H1'	2.22	0.40
1:AA:1515:C:C2	1:AA:1516:U:C5	3.09	0.40
1:AA:1669:A:H5''	1:AA:2550:G:OP1	2.21	0.40
1:AA:1754:C:O2	1:AA:2717:G:H5'	2.21	0.40
1:AA:1792:G:C5'	3:AD:205:VAL:HG13	2.52	0.40
1:AA:1966:A:HO2'	1:AA:1967:C:P	2.44	0.40
1:AA:1966:A:O2'	1:AA:1967:C:P	2.80	0.40
1:AA:2054:A:C2	27:A5:8:LYS:HB2	2.56	0.40
1:AA:2276:G:OP2	12:AP:84:GLY:N	2.53	0.40
1:AA:2285:C:H5''	28:A6:28:ARG:NH1	2.37	0.40
1:AA:2304:G:N2	6:AG:156:ASP:OD2	2.39	0.40
1:AA:2481:G:C2'	1:AA:2482:G:OP2	2.69	0.40
1:AA:2503:A:O2'	1:AA:2505:G:P	2.79	0.40
1:AA:2674:G:H2'	1:AA:2675:A:O4'	2.21	0.40
1:AA:2789:C:HO2'	1:AA:2790:A:C4'	2.31	0.40
1:AA:2840:C:H2'	1:AA:2841:C:C6	2.57	0.40
3:AD:49:ILE:O	3:AD:49:ILE:HG12	2.19	0.40
3:AD:242:ARG:H	3:AD:242:ARG:CD	2.17	0.40
4:AE:22:PRO:HB2	4:AE:186:GLY:HA3	2.01	0.40
4:AE:44:TYR:O	4:AE:45:THR:HB	2.20	0.40
4:AE:93:VAL:O	4:AE:95:ILE:N	2.54	0.40
4:AE:197:ILE:O	4:AE:197:ILE:CG1	2.69	0.40
8:AK:7:GLU:HG3	8:AK:9:LEU:N	2.36	0.40
8:AK:89:TYR:HB3	54:CA:368:U:N3	2.36	0.40
9:AM:51:PHE:CZ	9:AM:119:ARG:HD2	2.56	0.40
11:AO:112:LEU:HD22	11:AO:112:LEU:C	2.41	0.40
12:AP:14:ARG:O	12:AP:15:GLY:O	2.39	0.40
15:AR:1:MET:C	15:AR:3:ARG:H	2.24	0.40

*Continued on next page...*

*Continued from previous page...*

Atom-1	Atom-2	Interatomic distance (Å)	Clash overlap (Å)
15:AR:92:GLY:HA2	15:AR:117:ASP:N	2.36	0.40
16:A1:83:LEU:CD1	16:A1:88:ILE:HD11	2.52	0.40
17:A2:6:LYS:H	17:A2:37:VAL:HB	1.86	0.40
20:AU:97:ARG:HG2	20:AU:97:ARG:HH11	1.86	0.40
22:A3:4:LYS:O	22:A3:5:LYS:C	2.60	0.40
22:A3:11:ARG:H	22:A3:11:ARG:HG2	1.62	0.40
28:A6:9:LEU:CD2	28:A6:10:LEU:N	2.84	0.40
28:A6:15:GLU:O	28:A6:16:CYS:CB	2.69	0.40
28:A6:26:ASN:OD1	28:A6:28:ARG:N	2.45	0.40
31:BA:109:A:C8	31:BA:326:G:H2'	2.56	0.40
31:BA:252:U:C2	31:BA:253:U:C5	3.09	0.40
31:BA:406:G:H2'	31:BA:407:G:C8	2.55	0.40
31:BA:542:G:H2'	31:BA:543:C:H6	1.86	0.40
31:BA:687:A:N1	31:BA:704:A:N7	2.69	0.40
31:BA:1025:U:O2'	31:BA:1026:G:C5'	2.68	0.40
31:BA:1072:G:H2'	31:BA:1073:U:O4'	2.21	0.40
31:BA:1288:A:H2'	31:BA:1289:A:O4'	2.22	0.40
31:BA:1326:C:H2'	31:BA:1327:C:C6	2.55	0.40
31:BA:1350:A:H2'	31:BA:1351:U:H6	1.85	0.40
31:BA:1360:A:H2'	31:BA:1361:G:C8	2.56	0.40
31:BA:1538:C:C4	31:BA:1539:C:C5	3.08	0.40
32:BE:95:GLN:O	32:BE:96:ARG:O	2.39	0.40
32:BE:216:SER:C	32:BE:218:ALA:N	2.74	0.40
32:BE:236:TYR:HA	32:BE:239:VAL:CG2	2.50	0.40
33:BF:164:ARG:CG	33:BF:165:THR:H	2.29	0.40
35:BH:67:VAL:HG22	35:BH:68:GLU:O	2.21	0.40
38:BK:13:ILE:O	38:BK:15:ASN:N	2.55	0.40
38:BK:26:VAL:O	38:BK:27:PRO:C	2.60	0.40
38:BK:84:ARG:HH11	38:BK:84:ARG:HG2	1.87	0.40
39:BL:39:GLY:O	39:BL:41:VAL:N	2.54	0.40
41:BN:43:SER:HB3	41:BN:68:ALA:HB2	2.02	0.40
42:BO:12:ARG:HE	42:BO:12:ARG:HB2	1.64	0.40
43:BP:20:THR:C	43:BP:22:ILE:H	2.24	0.40
43:BP:23:TYR:HB3	43:BP:67:GLU:HA	2.03	0.40
43:BP:87:TYR:CE1	43:BP:91:ARG:HD3	2.56	0.40
44:BQ:35:ARG:HG3	44:BQ:36:PHE:N	2.36	0.40
52:BD:30:G:N2	52:BD:31:A:H1'	2.37	0.40
52:BD:64:A:N3	52:BD:65:G:H1'	2.36	0.40
54:CA:12:U:H4'	54:CA:526:C:H4'	2.04	0.40
54:CA:124:G:H2'	54:CA:125:U:O4'	2.20	0.40
54:CA:254:G:N2	47:CT:16:GLN:HE21	2.18	0.40

*Continued on next page...*

*Continued from previous page...*

Atom-1	Atom-2	Interatomic distance (Å)	Clash overlap (Å)
54:CA:323:U:H2'	54:CA:324:G:O4'	2.21	0.40
54:CA:532:A:H2'	54:CA:533:A:OP1	2.21	0.40
54:CA:620:C:C2	34:CG:135:LEU:HG	2.56	0.40
54:CA:784:C:H2'	54:CA:785:G:H8	1.86	0.40
54:CA:794:A:H1'	54:CA:1506:U:O4	2.21	0.40
54:CA:1005:A:H3'	54:CA:1006:C:C5'	2.50	0.40
54:CA:1027:C:H2'	54:CA:1028:C:H6	1.80	0.40
32:CE:203:GLY:O	32:CE:204:ASN:C	2.59	0.40
33:CF:8:ILE:HG22	33:CF:12:LEU:HD23	2.03	0.40
34:CG:6:GLY:O	34:CG:8:VAL:HG23	2.20	0.40
34:CG:54:TYR:HE1	34:CG:209:ARG:HH2	1.69	0.40
34:CG:108:LEU:O	34:CG:176:LEU:HD22	2.21	0.40
37:CJ:78:ARG:NH1	37:CJ:79:ARG:O	2.54	0.40
38:CK:4:ASP:OD2	38:CK:4:ASP:C	2.59	0.40
38:CK:100:ILE:HA	38:CK:101:PRO:HD3	1.76	0.40
39:CL:61:ALA:HB1	39:CL:63:ILE:CD1	2.50	0.40
40:CM:62:HIS:CD2	40:CM:62:HIS:N	2.85	0.40
41:CN:99:GLN:HG2	41:CN:105:VAL:HG11	2.03	0.40
42:CO:84:LEU:HD22	42:CO:104:VAL:HG11	2.03	0.40
45:CR:12:ILE:C	45:CR:14:GLU:N	2.74	0.40
47:CT:9:VAL:O	47:CT:21:VAL:HA	2.21	0.40
47:CT:77:VAL:O	47:CT:78:GLU:CB	2.63	0.40
47:CT:86:GLU:O	47:CT:87:LYS:C	2.60	0.40
50:CW:89:ARG:NH2	50:CW:89:ARG:HG3	2.34	0.40
52:CD:14:A:C5	52:CD:22:G:C2	3.09	0.40
55:DA:17:G:H2'	55:DA:18:C:H6	1.86	0.40
55:DA:727:A:C2	3:DD:9:TYR:CD2	3.10	0.40
55:DA:728:G:H4'	3:DD:13:ARG:HD2	2.03	0.40
55:DA:894:C:C2'	55:DA:895:U:H6	2.31	0.40
55:DA:1046:A:N3	55:DA:1046:A:O4'	2.54	0.40
55:DA:1339:G:H21	55:DA:1603:A:H1'	1.86	0.40
55:DA:1388:G:C2'	55:DA:1389:G:H5'	2.51	0.40
55:DA:1535:U:H3	55:DA:1536:A:H3'	1.86	0.40
55:DA:1575:C:H2'	55:DA:1576:U:O4'	2.21	0.40
55:DA:1778:U:H3'	55:DA:1784:A:N6	2.36	0.40
55:DA:1899:G:O2'	55:DA:1900:A:O5'	2.40	0.40
55:DA:1952:A:C6	10:DN:22:ILE:HD12	2.56	0.40
55:DA:2245:U:H2'	55:DA:2436:G:OP2	2.21	0.40
55:DA:2443:C:H2'	55:DA:2444:G:H8	1.86	0.40
55:DA:2657:A:C2	55:DA:2665:A:C8	3.09	0.40
2:DB:12:C:H4'	2:DB:13:A:H5''	2.02	0.40

*Continued on next page...*

*Continued from previous page...*

Atom-1	Atom-2	Interatomic distance (Å)	Clash overlap (Å)
2:DB:40:U:H3'	2:DB:41:U:H5''	2.02	0.40
2:DB:77:U:OP1	21:DV:19:ARG:NH2	2.54	0.40
3:DD:35:LYS:NZ	3:DD:104:TYR:HD1	2.18	0.40
3:DD:72:LYS:HB3	3:DD:72:LYS:HE3	1.90	0.40
3:DD:133:LEU:HG	3:DD:189:CYS:O	2.20	0.40
3:DD:155:LEU:O	3:DD:156:ALA:C	2.60	0.40
3:DD:258:LYS:HB2	3:DD:258:LYS:HE3	1.86	0.40
4:DE:4:ILE:O	4:DE:4:ILE:HG22	2.20	0.40
4:DE:29:GLY:HA2	4:DE:180:ASN:CB	2.52	0.40
7:DH:83:TYR:HA	7:DH:135:GLY:H	1.86	0.40
7:DH:166:GLY:O	7:DH:167:GLU:C	2.59	0.40
56:DI:13:SER:O	56:DI:16:THR:CG2	2.66	0.40
57:DY:74:LEU:HD22	57:DY:74:LEU:O	2.20	0.40
57:DY:88:ALA:O	57:DY:90:ALA:N	2.55	0.40
58:DL:50:ASP:H	58:DL:53:VAL:HG22	1.82	0.40
56:DJ:8:ILE:HA	56:DJ:8:ILE:HD12	1.73	0.40
12:DP:66:ILE:N	12:DP:104:PHE:O	2.49	0.40
13:D0:1:MET:SD	13:D0:1:MET:N	2.83	0.40
13:D0:81:ASP:O	13:D0:82:GLU:CG	2.68	0.40
14:DQ:24:LEU:CD1	14:DQ:41:ASP:HB2	2.51	0.40
17:D2:35:LEU:O	17:D2:36:PRO:C	2.60	0.40
18:DS:14:PRO:HG2	18:DS:78:GLU:HG3	2.03	0.40
22:D3:53:MET:HE3	22:D3:57:PHE:HA	2.04	0.40
24:DW:71:ASN:O	24:DW:72:ALA:C	2.59	0.40
27:D5:12:SER:C	27:D5:14:ALA:N	2.75	0.40
28:D6:24:GLU:HB3	28:D6:25:LYS:H	1.46	0.40
28:D6:33:LYS:C	28:D6:35:GLU:N	2.75	0.40
30:D8:2:PRO:O	30:D8:3:LYS:C	2.59	0.40
30:D8:65:GLU:CD	30:D8:65:GLU:N	2.73	0.40
1:AA:13:A:C5'	1:AA:14:A:OP1	2.66	0.40
1:AA:287:C:H2'	1:AA:288:C:C6	2.57	0.40
1:AA:1021:A:H3'	1:AA:1021:A:C8	2.55	0.40
1:AA:1095:A:N3	1:AA:1095:A:C2'	2.84	0.40
1:AA:1140:C:C5'	1:AA:1143:A:N6	2.83	0.40
1:AA:1453:A:H5''	1:AA:1454:U:OP2	2.21	0.40
1:AA:1822:G:O2'	1:AA:1823:G:H5'	2.22	0.40
1:AA:1921:G:O2'	1:AA:1922:G:H5'	2.21	0.40
1:AA:2228:G:H2'	1:AA:2229:C:O4'	2.21	0.40
2:AB:40:U:C2'	2:AB:45:A:H61	2.33	0.40
3:AD:237:GLU:O	3:AD:239:ARG:N	2.54	0.40
3:AD:266:SER:O	3:AD:267:SER:O	2.39	0.40

*Continued on next page...*



*Continued from previous page...*

Atom-1	Atom-2	Interatomic distance (Å)	Clash overlap (Å)
5:AF:8:GLN:HG3	5:AF:126:VAL:CA	2.32	0.40
6:AG:64:THR:HG23	6:AG:66:GLN:N	2.21	0.40
6:AG:170:ARG:O	6:AG:174:GLU:HB2	2.21	0.40
9:AM:4:TYR:OH	9:AM:6:PRO:HA	2.22	0.40
10:AN:10:VAL:HG21	10:AN:17:ARG:HA	2.02	0.40
11:AO:62:LEU:HD21	30:A8:25:MET:CB	2.50	0.40
11:AO:88:LEU:HD11	11:AO:95:VAL:CB	2.51	0.40
12:AP:2:LEU:H	12:AP:2:LEU:CD1	2.34	0.40
12:AP:3:MET:HA	12:AP:4:PRO:HD3	1.88	0.40
12:AP:21:THR:O	12:AP:22:LYS:O	2.39	0.40
16:A1:91:ASP:OD2	16:A1:96:ALA:CB	2.70	0.40
17:A2:1:MET:H2	17:A2:16:PRO:HD3	1.86	0.40
20:AU:76:CYS:O	20:AU:77:PRO:C	2.60	0.40
21:AV:109:ALA:O	21:AV:110:GLY:C	2.59	0.40
21:AV:122:ARG:H	21:AV:122:ARG:HG3	1.70	0.40
21:AV:127:LYS:HB3	21:AV:162:GLU:HB2	2.01	0.40
21:AV:177:PRO:C	21:AV:180:VAL:H	2.24	0.40
22:A3:14:ARG:HB3	22:A3:15:ASP:H	1.75	0.40
22:A3:26:TYR:O	22:A3:29:GLN:HB2	2.21	0.40
22:A3:54:GLY:O	22:A3:56:ASP:N	2.54	0.40
24:AW:10:LEU:HD13	24:AW:59:ARG:HD2	2.01	0.40
27:A5:16:ARG:CG	27:A5:16:ARG:NH1	2.82	0.40
28:A6:26:ASN:C	28:A6:28:ARG:N	2.74	0.40
31:BA:19:C:H5'	35:BH:86:ALA:HB3	2.02	0.40
31:BA:236:G:H2'	31:BA:237:C:C6	2.57	0.40
31:BA:468:A:H2'	31:BA:474:G:H5'	2.02	0.40
31:BA:476:G:O2'	31:BA:477:G:H5'	2.22	0.40
31:BA:547:A:O2'	31:BA:548:G:O4'	2.39	0.40
31:BA:554:C:H2'	31:BA:555:C:H6	1.86	0.40
31:BA:1004:A:C5	31:BA:1025:U:C2	3.08	0.40
31:BA:1095:U:OP1	31:BA:1108:G:N1	2.53	0.40
31:BA:1275:A:C2'	31:BA:1276:G:H5'	2.51	0.40
32:BE:19:HIS:HB3	32:BE:20:GLU:H	1.58	0.40
32:BE:92:TYR:CE2	32:BE:151:GLY:CA	3.03	0.40
32:BE:97:TRP:O	32:BE:98:LEU:C	2.59	0.40
32:BE:165:VAL:CG2	32:BE:166:ASP:N	2.83	0.40
33:BF:76:VAL:O	33:BF:83:ARG:HG3	2.21	0.40
33:BF:79:ARG:N	33:BF:79:ARG:NE	2.63	0.40
33:BF:119:ARG:HD3	33:BF:123:GLN:NE2	2.36	0.40
33:BF:130:VAL:O	33:BF:134:ILE:HG12	2.20	0.40
33:BF:134:ILE:HG23	33:BF:151:VAL:HB	2.04	0.40

*Continued on next page...*

*Continued from previous page...*

Atom-1	Atom-2	Interatomic distance (Å)	Clash overlap (Å)
34:BG:108:LEU:CG	34:BG:110:PHE:HE1	2.34	0.40
34:BG:194:LEU:HD22	34:BG:194:LEU:N	2.37	0.40
35:BH:111:GLU:C	35:BH:113:ALA:N	2.75	0.40
35:BH:111:GLU:O	35:BH:113:ALA:N	2.48	0.40
35:BH:125:SER:O	35:BH:131:ILE:HD11	2.20	0.40
36:BI:12:PRO:HD3	36:BI:58:GLY:HA2	2.02	0.40
39:BL:28:VAL:HG13	39:BL:63:ILE:O	2.21	0.40
39:BL:83:ARG:HA	39:BL:86:VAL:HG12	2.03	0.40
42:BO:61:THR:OG1	42:BO:62:SER:N	2.55	0.40
45:BR:54:ARG:CG	45:BR:58:MET:HE2	2.51	0.40
45:BR:60:VAL:O	45:BR:64:ARG:HB2	2.21	0.40
48:BU:36:ASN:ND2	48:BU:39:VAL:HB	2.35	0.40
48:BU:55:ARG:HH11	48:BU:55:ARG:HG3	1.85	0.40
52:BD:58:A:N6	52:BD:61:C:C2	2.90	0.40
52:BB:68:C:H2'	52:BB:69:G:C8	2.56	0.40
52:BC:17:C:H3'	52:BC:17:C:H6	1.86	0.40
54:CA:14:U:H2'	54:CA:16:A:OP2	2.21	0.40
54:CA:54:C:O2	54:CA:54:C:H2'	2.21	0.40
54:CA:102:G:C6	54:CA:103:C:C4	3.09	0.40
54:CA:342:C:C2	54:CA:348:G:N2	2.89	0.40
54:CA:486:U:O2'	54:CA:487:A:H5'	2.22	0.40
54:CA:502:G:OP1	42:CO:118:SER:N	2.39	0.40
54:CA:510:A:N3	54:CA:543:C:H1'	2.36	0.40
54:CA:1218:C:H2'	54:CA:1219:U:H6	1.81	0.40
54:CA:1347:G:O2'	54:CA:1348:U:C6	2.74	0.40
54:CA:1532:U:O2	53:C1:40:U:O4	2.39	0.40
59:CA:2207:MG:MG	46:CS:24:ALA:HB1	1.47	0.40
33:CF:172:ARG:O	33:CF:173:VAL:HG22	2.22	0.40
34:CG:19:LEU:HD23	34:CG:19:LEU:N	2.36	0.40
34:CG:133:VAL:HG11	34:CG:138:TYR:CD1	2.55	0.40
35:CH:105:VAL:N	35:CH:106:PRO:HD2	2.37	0.40
36:CI:44:GLY:HA2	36:CI:59:TYR:CZ	2.57	0.40
37:CJ:87:VAL:HG11	37:CJ:155:ARG:HA	2.03	0.40
38:CK:29:SER:CB	38:CK:32:LYS:HE2	2.52	0.40
39:CL:59:PHE:CD1	39:CL:59:PHE:N	2.88	0.40
40:CM:32:ALA:HB2	40:CM:76:ASN:HB2	2.03	0.40
46:CS:39:TYR:CD2	46:CS:73:LEU:HD11	2.56	0.40
47:CT:27:PHE:HD1	47:CT:28:PRO:O	2.04	0.40
51:CX:15:ARG:NH1	51:CX:15:ARG:CG	2.82	0.40
53:C1:44:U:HO2'	53:C1:45:U:P	2.44	0.40
55:DA:466:A:H2'	55:DA:467:G:H5'	2.03	0.40

*Continued on next page...*

*Continued from previous page...*

Atom-1	Atom-2	Interatomic distance (Å)	Clash overlap (Å)
55:DA:528:A:C2	55:DA:2043:C:O5'	2.75	0.40
55:DA:630:G:N2	55:DA:633:A:C8	2.88	0.40
55:DA:704:G:O2'	55:DA:726:G:N2	2.53	0.40
55:DA:1040:C:H2'	55:DA:1041:C:C6	2.55	0.40
55:DA:1312:U:HO2'	55:DA:1313:U:P	2.43	0.40
55:DA:1482:U:C5'	55:DA:1483:G:OP2	2.58	0.40
55:DA:1695:G:H2'	55:DA:1696:G:O4'	2.21	0.40
55:DA:1982:C:H5''	55:DA:1983:C:OP2	2.21	0.40
55:DA:2331:G:H4'	22:D3:42:GLY:HA3	2.04	0.40
55:DA:2563:U:H2'	55:DA:2565:A:OP2	2.20	0.40
2:DB:15:A:C5'	2:DB:16:G:H8	2.32	0.40
3:DD:32:SER:HA	3:DD:36:PRO:HD3	2.02	0.40
4:DE:65:GLY:O	4:DE:67:PHE:N	2.55	0.40
4:DE:77:ILE:O	4:DE:78:LEU:O	2.39	0.40
4:DE:118:LYS:HE3	13:D0:1:MET:HE3	2.03	0.40
5:DF:51:THR:HG21	5:DF:92:PRO:HD2	2.03	0.40
6:DG:5:VAL:HG22	26:D4:25:TYR:CD2	2.57	0.40
6:DG:102:PHE:CZ	6:DG:157:ILE:HD13	2.56	0.40
56:DI:22:GLN:NE2	57:DY:140:GLY:O	2.54	0.40
8:DK:52:ARG:O	8:DK:56:LYS:HB3	2.21	0.40
8:DK:77:LEU:HD13	8:DK:78:THR:O	2.21	0.40
8:DK:144:VAL:HG22	8:DK:145:VAL:H	1.84	0.40
57:DY:135:ARG:HD2	57:DY:138:LEU:CG	2.51	0.40
58:DL:18:THR:HG23	58:DL:42:ASN:CG	2.41	0.40
58:DL:19:PRO:HB3	58:DL:25:PRO:HG2	2.04	0.40
58:DL:19:PRO:HB3	58:DL:34:ILE:HG12	2.04	0.40
9:DM:42:TRP:N	16:D1:64:ARG:HH22	2.19	0.40
12:DP:10:ARG:O	12:DP:11:LYS:HB2	2.21	0.40
12:DP:23:GLY:CA	12:DP:101:ARG:NH1	2.84	0.40
12:DP:54:MET:HB3	12:DP:55:VAL:H	1.76	0.40
20:DU:42:VAL:CG1	20:DU:43:ASN:N	2.83	0.40
20:DU:48:ALA:O	20:DU:49:VAL:C	2.59	0.40
21:DV:7:ALA:O	21:DV:61:LEU:HA	2.21	0.40
21:DV:53:ILE:H	21:DV:71:VAL:HG13	1.84	0.40
22:D3:40:GLN:NE2	22:D3:57:PHE:O	2.50	0.40
25:DX:6:VAL:HG11	25:DX:47:VAL:CG1	2.51	0.40
26:D4:2:LYS:HA	26:D4:2:LYS:HD2	1.92	0.40
1:AA:44:A:O2'	1:AA:45:G:H5'	2.21	0.40
1:AA:447:A:H5''	1:AA:448:U:OP1	2.21	0.40
1:AA:498:G:H21	20:AU:47:LYS:HZ1	1.69	0.40
1:AA:622:G:C2'	1:AA:623:G:H5'	2.52	0.40

*Continued on next page...*

*Continued from previous page...*

Atom-1	Atom-2	Interatomic distance (Å)	Clash overlap (Å)
1:AA:769:G:O2'	1:AA:770:G:H5'	2.21	0.40
1:AA:986:C:H2'	1:AA:987:G:H5'	2.02	0.40
1:AA:1049:C:H42	7:AH:2:SER:CB	2.30	0.40
1:AA:1185:C:H5''	1:AA:1186:G:OP1	2.21	0.40
1:AA:1225:C:O3'	17:A2:85:LYS:CB	2.62	0.40
1:AA:1283:G:H2'	1:AA:1285:G:OP2	2.22	0.40
1:AA:1295:C:H2'	1:AA:1296:G:C8	2.56	0.40
1:AA:1360:A:C6	1:AA:1372:U:O4	2.74	0.40
1:AA:1419:A:C8	1:AA:1579:A:N6	2.89	0.40
1:AA:1527:G:H5''	1:AA:1528:A:OP1	2.22	0.40
1:AA:1758:G:C2	1:AA:2696:U:C5'	3.03	0.40
1:AA:2305:A:C6	6:AG:154:GLY:HA3	2.56	0.40
1:AA:2591:C:H2'	1:AA:2592:G:C8	2.56	0.40
1:AA:2692:C:O2'	1:AA:2693:A:H5'	2.22	0.40
1:AA:2756:U:O4	1:AA:2759:G:O6	2.39	0.40
1:AA:2778:A:C5'	1:AA:2779:U:OP2	2.61	0.40
2:AB:15:A:C2'	2:AB:16:G:OP1	2.70	0.40
2:AB:81:G:C8	2:AB:96:G:N2	2.90	0.40
3:AD:35:LYS:HD3	3:AD:63:ARG:HG3	2.03	0.40
3:AD:142:VAL:HG23	3:AD:193:VAL:CA	2.41	0.40
4:AE:12:THR:HB	4:AE:13:ARG:H	1.67	0.40
4:AE:32:PRO:HB2	4:AE:33:VAL:H	1.70	0.40
4:AE:55:ASN:O	4:AE:57:LYS:N	2.44	0.40
4:AE:111:ARG:NE	4:AE:160:TYR:CE1	2.81	0.40
6:AG:4:ASP:HB3	6:AG:5:VAL:H	1.75	0.40
7:AH:143:GLN:HE22	7:AH:147:ASN:CG	2.25	0.40
8:AK:19:VAL:HG22	8:AK:20:ASP:N	2.36	0.40
9:AM:95:PRO:C	9:AM:97:ARG:H	2.24	0.40
10:AN:11:ALA:O	10:AN:98:VAL:HG23	2.21	0.40
10:AN:43:VAL:HG21	10:AN:52:VAL:CG1	2.52	0.40
11:AO:45:LEU:HD12	11:AO:45:LEU:HA	1.78	0.40
11:AO:84:ASN:CB	11:AO:116:GLY:HA3	2.51	0.40
15:AR:24:PRO:HD3	15:AR:52:ILE:HD12	2.04	0.40
19:AT:12:VAL:HG13	19:AT:27:THR:O	2.20	0.40
21:AV:20:ARG:HG2	21:AV:20:ARG:NH1	2.33	0.40
21:AV:127:LYS:HE3	21:AV:162:GLU:HG3	2.03	0.40
22:A3:72:ARG:NH1	22:A3:72:ARG:CG	2.84	0.40
23:AZ:67:ILE:HB	23:AZ:68:PRO:HD3	2.04	0.40
25:AX:23:LEU:HD11	25:AX:53:LEU:HD12	2.02	0.40
25:AX:29:ARG:HG3	25:AX:29:ARG:NH1	2.36	0.40
26:A4:11:PRO:HA	26:A4:25:TYR:H	1.84	0.40

*Continued on next page...*

*Continued from previous page...*

Atom-1	Atom-2	Interatomic distance (Å)	Clash overlap (Å)
28:A6:31:PRO:HG2	28:A6:33:LYS:HB2	2.03	0.40
30:A8:30:ARG:O	30:A8:31:HIS:ND1	2.55	0.40
31:BA:49:U:C2	31:BA:361:G:N2	2.90	0.40
31:BA:686:U:C2	31:BA:687:A:N7	2.90	0.40
31:BA:712:A:H2'	31:BA:713:G:O4'	2.21	0.40
31:BA:720:C:H6	31:BA:720:C:O5'	2.04	0.40
31:BA:778:G:C6	31:BA:779:C:C4	3.09	0.40
31:BA:849:C:H2'	31:BA:850:U:O4'	2.21	0.40
31:BA:1028(A):C:H2'	31:BA:1028(B):C:C6	2.56	0.40
31:BA:1345:U:C2	31:BA:1377:A:C6	3.09	0.40
31:BA:1346:A:C4	31:BA:1348:U:C2	3.10	0.40
31:BA:1506:U:O2'	31:BA:1507:A:OP1	2.37	0.40
32:BE:52:GLU:O	32:BE:53:ARG:C	2.59	0.40
32:BE:59:GLU:CA	32:BE:221:LEU:HD13	2.50	0.40
33:BF:132:ARG:HE	33:BF:136:GLN:HE22	1.68	0.40
36:BI:15:ASP:OD2	34:CG:27:TYR:OH	2.39	0.40
36:BI:35:ALA:HB2	36:BI:67:MET:HB3	2.03	0.40
37:BJ:109:ASN:HA	37:BJ:119:ARG:HH21	1.86	0.40
40:BM:78:ASN:O	40:BM:80:LYS:N	2.55	0.40
43:BP:56:LEU:HD13	43:BP:60:VAL:HG21	2.04	0.40
46:BS:1:MET:O	46:BS:3:LYS:HG3	2.22	0.40
46:BS:39:TYR:CZ	46:BS:41:PRO:HA	2.56	0.40
46:BS:56:ALA:O	46:BS:60:LEU:HG	2.22	0.40
54:CA:112:G:C5'	54:CA:389:A:H4'	2.46	0.40
54:CA:363:A:H62	42:CO:28:LYS:CD	2.34	0.40
54:CA:375:U:C2	54:CA:376:G:C8	3.10	0.40
54:CA:401:C:H2'	54:CA:402:G:H8	1.87	0.40
54:CA:865:A:H2'	54:CA:866:C:O4'	2.22	0.40
54:CA:1245:A:OP2	51:CX:9:ARG:NH2	2.49	0.40
34:CG:62:GLN:OE1	34:CG:65:ARG:HD3	2.21	0.40
35:CH:41:VAL:HG11	35:CH:113:ALA:HB2	2.01	0.40
35:CH:103:GLY:C	35:CH:106:PRO:HD2	2.42	0.40
36:CI:52:ILE:O	36:CI:53:ALA:HB3	2.22	0.40
37:CJ:99:LEU:HD23	37:CJ:102:ARG:NH1	2.36	0.40
39:CL:112:LYS:C	39:CL:113:LYS:HD2	2.42	0.40
40:CM:89:ASP:C	40:CM:91:PRO:HD3	2.42	0.40
42:CO:28:LYS:O	42:CO:30:ALA:N	2.55	0.40
45:CR:78:TYR:CZ	45:CR:82:ILE:HD12	2.55	0.40
47:CT:10:VAL:HG13	47:CT:19:VAL:HB	2.03	0.40
50:CW:89:ARG:C	50:CW:91:LEU:H	2.24	0.40
52:CD:58:A:N6	52:CD:61:C:C1'	2.84	0.40

*Continued on next page...*

*Continued from previous page...*

Atom-1	Atom-2	Interatomic distance (Å)	Clash overlap (Å)
55:DA:31:C:H4'	55:DA:1238:G:H4'	2.03	0.40
55:DA:217:G:H2'	55:DA:218:A:O4'	2.21	0.40
55:DA:364:C:O2	55:DA:364:C:H2'	2.21	0.40
55:DA:448:U:O4	55:DA:583:G:H1'	2.22	0.40
55:DA:637:A:HO2'	55:DA:638:G:P	2.44	0.40
55:DA:1027:A:H61	55:DA:1126:A:C1'	2.34	0.40
55:DA:1057:A:C8	55:DA:1086:A:C2'	3.01	0.40
55:DA:1060:U:C5	58:DL:74:ALA:HB1	2.55	0.40
55:DA:1107:G:H2'	55:DA:1108:U:C6	2.57	0.40
55:DA:1221:C:H2'	55:DA:1222:C:H6	1.85	0.40
55:DA:1272:A:H3'	55:DA:1273:U:H5'	2.02	0.40
55:DA:1387:C:C2	55:DA:1388:G:C8	3.09	0.40
55:DA:1523:U:H2'	55:DA:1524:G:H8	1.86	0.40
55:DA:2129:C:C2'	55:DA:2130:U:H5'	2.51	0.40
55:DA:2314:C:C2	55:DA:2315:G:C8	3.09	0.40
55:DA:2340:G:H2'	55:DA:2341:G:H8	1.86	0.40
55:DA:2545:G:H2'	55:DA:2546:U:O4'	2.20	0.40
55:DA:2688:U:H1'	55:DA:2721:A:H62	1.85	0.40
55:DA:2787:C:O2	55:DA:2787:C:H2'	2.21	0.40
55:DA:2838:G:H1'	13:D0:45:ARG:NH2	2.31	0.40
2:DB:85:G:C2	2:DB:86:G:C8	3.09	0.40
3:DD:92:ILE:HG22	3:DD:105:ILE:O	2.21	0.40
3:DD:112:GLN:OE1	3:DD:115:GLN:OE1	2.40	0.40
3:DD:241:PRO:O	3:DD:242:ARG:HB2	2.22	0.40
4:DE:103:ASP:OD2	4:DE:168:MET:HE1	2.21	0.40
6:DG:67:LYS:CB	26:D4:5:ILE:HG22	2.52	0.40
8:DK:144:VAL:CG2	8:DK:145:VAL:N	2.82	0.40
57:DY:17:LEU:CD1	57:DY:25:PHE:HE2	2.35	0.40
57:DY:18:GLU:O	57:DY:19:ARG:CB	2.69	0.40
57:DY:35:LYS:HA	57:DY:35:LYS:HZ2	1.83	0.40
57:DY:58:LEU:C	57:DY:62:ALA:HB2	2.40	0.40
58:DL:9:LYS:NZ	58:DL:9:LYS:HB3	2.37	0.40
58:DL:49:GLY:HA3	58:DL:50:ASP:CB	2.31	0.40
58:DL:107:ILE:HG21	58:DL:107:ILE:HD13	1.78	0.40
58:DL:125:ARG:O	58:DL:128:ALA:CB	2.70	0.40
58:DL:132:ARG:HD3	58:DL:137:GLU:OE2	2.21	0.40
9:DM:57:ALA:O	9:DM:58:ASP:CB	2.69	0.40
9:DM:57:ALA:C	9:DM:58:ASP:OD1	2.59	0.40
9:DM:112:LEU:O	9:DM:114:ARG:O	2.38	0.40
10:DN:3:GLN:HB2	10:DN:4:PRO:HD2	2.03	0.40
11:DO:50:ARG:NH2	11:DO:50:ARG:HB2	2.36	0.40

*Continued on next page...*

*Continued from previous page...*

Atom-1	Atom-2	Interatomic distance (Å)	Clash overlap (Å)
14:DQ:103:GLU:OE1	14:DQ:103:GLU:CA	2.70	0.40
14:DQ:106:ARG:HG3	14:DQ:106:ARG:H	1.67	0.40
15:DR:88:ILE:HD12	15:DR:88:ILE:C	2.41	0.40
17:D2:49:THR:O	17:D2:50:PRO:C	2.60	0.40
19:DT:31:HIS:CD2	19:DT:33:LYS:N	2.89	0.40
20:DU:101:LYS:HG2	20:DU:101:LYS:O	2.21	0.40
21:DV:102:LEU:HD12	21:DV:122:ARG:HA	2.03	0.40
21:DV:128:VAL:CG2	21:DV:129:SER:N	2.81	0.40
1:AA:117:G:C6	1:AA:119:A:C6	3.10	0.40
1:AA:307:G:H21	1:AA:330:A:N6	2.14	0.40
1:AA:602:G:N2	1:AA:656:G:C5	2.89	0.40
1:AA:663:G:C5	1:AA:664:C:C5	3.09	0.40
1:AA:721:C:O2	1:AA:721:C:H2'	2.20	0.40
1:AA:858:U:HO2'	1:AA:2268:A:C1'	2.33	0.40
1:AA:898:C:C5	1:AA:899:A:N7	2.90	0.40
1:AA:910:A:H2'	1:AA:2264:C:O2'	2.22	0.40
1:AA:1000:A:H5'	1:AA:1000:A:H8	1.86	0.40
1:AA:1140:C:H1'	1:AA:1143:A:C8	2.56	0.40
1:AA:1210:A:P	1:AA:1212:G:H5'	2.61	0.40
1:AA:1263:U:O3'	27:A5:11:THR:OG1	2.40	0.40
1:AA:1309:G:H2'	1:AA:1310:G:C5'	2.52	0.40
1:AA:1889:A:O2'	1:AA:2087:G:H5'	2.21	0.40
1:AA:2017:U:H4'	27:A5:8:LYS:O	2.20	0.40
1:AA:2157:G:O2'	1:AA:2158:A:O4'	2.40	0.40
1:AA:2271:G:OP1	22:A3:18:ALA:HB1	2.22	0.40
1:AA:2275:C:O2	12:AP:83:MET:CG	2.67	0.40
1:AA:2354:G:H2'	1:AA:2354:G:N3	2.36	0.40
1:AA:2556:C:H2'	1:AA:2557:G:C5'	2.52	0.40
1:AA:2718:G:C6	1:AA:2719:G:C5	3.08	0.40
1:AA:2892:A:N6	1:AA:2893:G:C2	2.90	0.40
6:AG:34:LEU:CD2	6:AG:159:VAL:HG23	2.50	0.40
6:AG:83:ARG:HH11	6:AG:83:ARG:HG2	1.87	0.40
6:AG:153:ARG:NH1	6:AG:153:ARG:HG2	2.37	0.40
6:AG:169:ALA:O	6:AG:170:ARG:C	2.59	0.40
8:AK:69:LYS:O	8:AK:73:GLU:HB2	2.22	0.40
8:AK:109:ILE:HB	8:AK:110:ASP:H	1.67	0.40
8:AK:142:VAL:CG2	8:AK:143:SER:N	2.55	0.40
9:AM:46:VAL:HG13	9:AM:48:MET:HG3	2.03	0.40
9:AM:115:ARG:HG2	9:AM:115:ARG:NH1	2.36	0.40
10:AN:2:ILE:CD1	10:AN:6:THR:HG21	2.44	0.40
12:AP:55:VAL:CG1	12:AP:56:ARG:N	2.84	0.40

*Continued on next page...*

*Continued from previous page...*

Atom-1	Atom-2	Interatomic distance (Å)	Clash overlap (Å)
15:AR:49:VAL:HG13	15:AR:49:VAL:O	2.21	0.40
16:A1:101:ARG:O	16:A1:102:GLU:CG	2.70	0.40
17:A2:47:VAL:O	17:A2:47:VAL:HG13	2.22	0.40
18:AS:36:LEU:HD13	18:AS:48:ALA:CA	2.52	0.40
18:AS:92:ARG:HD3	18:AS:94:ASP:OD2	2.20	0.40
21:AV:104:PHE:C	21:AV:105:VAL:CG1	2.88	0.40
23:AZ:87:PRO:HA	23:AZ:90:ILE:CG2	2.27	0.40
26:A4:12:ALA:N	26:A4:24:THR:CB	2.85	0.40
26:A4:53:GLU:OE2	26:A4:58:ARG:CB	2.62	0.40
26:A4:55:ARG:O	26:A4:55:ARG:CG	2.70	0.40
27:A5:40:LYS:CE	27:A5:46:CYS:H	2.33	0.40
29:A7:8:ASN:ND2	29:A7:10:ARG:N	2.68	0.40
31:BA:69:G:C2	31:BA:73:G:N7	2.90	0.40
31:BA:123:C:OP1	31:BA:311:C:O2'	2.27	0.40
31:BA:338:A:N6	31:BA:351:G:H1	2.19	0.40
31:BA:342:C:C4	31:BA:343:U:C4	3.09	0.40
31:BA:392:G:H2'	31:BA:393:A:C8	2.56	0.40
31:BA:457:C:N4	31:BA:458:C:N4	2.69	0.40
31:BA:543:C:OP1	34:BG:14:ARG:CD	2.70	0.40
31:BA:1065:U:C2'	31:BA:1066:C:OP2	2.69	0.40
31:BA:1207:G:H2'	31:BA:1208:C:H6	1.86	0.40
31:BA:1219:U:C4	31:BA:1220:G:N7	2.89	0.40
31:BA:1405:G:H1'	31:BA:1519:A:C4'	2.52	0.40
31:BA:1541:U:O2'	31:BA:1542:U:H5'	2.21	0.40
32:BE:209:ARG:HG3	32:BE:240:GLN:NE2	2.36	0.40
33:BF:116:VAL:HG21	33:BF:141:VAL:HG22	2.03	0.40
33:BF:178:LEU:C	33:BF:180:ALA:N	2.72	0.40
34:BG:26:CYS:HA	34:BG:31:CYS:CA	2.51	0.40
34:BG:209:ARG:HG3	34:BG:209:ARG:NH1	2.36	0.40
37:BJ:6:ARG:O	37:BJ:7:ALA:C	2.60	0.40
37:BJ:50:ILE:O	37:BJ:52:GLU:N	2.55	0.40
39:BL:4:TYR:CE2	39:BL:88:TYR:CB	3.04	0.40
42:BO:79:GLU:HG3	42:BO:80:HIS:CD2	2.56	0.40
43:BP:19:LEU:HD23	43:BP:19:LEU:H	1.86	0.40
43:BP:23:TYR:O	43:BP:66:LEU:HB2	2.21	0.40
43:BP:81:LEU:HB3	43:BP:89:GLY:HA2	2.02	0.40
45:BR:6:GLU:H	45:BR:6:GLU:CD	2.24	0.40
45:BR:9:GLN:O	45:BR:10:LYS:C	2.60	0.40
49:BV:20:LEU:C	49:BV:22:LEU:N	2.73	0.40
51:BX:8:THR:CG2	51:BX:9:ARG:N	2.85	0.40
52:BC:25:C:O2'	52:BC:26:A:H5'	2.21	0.40

*Continued on next page...*



*Continued from previous page...*

Atom-1	Atom-2	Interatomic distance (Å)	Clash overlap (Å)
52:BC:66:U:N3	52:BC:67:C:C4	2.90	0.40
53:B1:43:U:H6	53:B1:43:U:C5'	2.30	0.40
54:CA:96:G:C6	54:CA:97:U:O2	2.74	0.40
54:CA:177:C:O2'	54:CA:178:C:H5'	2.22	0.40
54:CA:184:G:O2'	54:CA:185:A:H5'	2.22	0.40
54:CA:436:C:H2'	54:CA:437:U:O4'	2.20	0.40
54:CA:483:C:O5'	54:CA:483:C:H6	2.05	0.40
54:CA:659:U:H2'	54:CA:660:G:C8	2.57	0.40
54:CA:958:A:C8	49:CV:55:LYS:HD2	2.56	0.40
54:CA:1146:A:H8	54:CA:1146:A:H5'	1.85	0.40
54:CA:1160:G:H2'	54:CA:1160:G:N3	2.36	0.40
54:CA:1339:A:H2'	54:CA:1340:A:O4'	2.21	0.40
32:CE:68:ILE:O	32:CE:90:MET:HB3	2.21	0.40
32:CE:100:GLY:O	32:CE:102:LEU:N	2.55	0.40
33:CF:46:GLU:C	33:CF:48:TYR:H	2.25	0.40
34:CG:79:PHE:CZ	34:CG:204:ILE:HA	2.57	0.40
35:CH:105:VAL:H	35:CH:106:PRO:HD2	1.85	0.40
36:CI:3:ARG:HH11	36:CI:3:ARG:HG3	1.86	0.40
36:CI:75:LEU:HD21	36:CI:79:LEU:HD11	2.03	0.40
40:CM:12:ASP:OD2	40:CM:14:LYS:HB3	2.21	0.40
43:CP:12:ASN:OD1	43:CP:12:ASN:N	2.54	0.40
45:CR:76:GLU:C	45:CR:78:TYR:N	2.74	0.40
55:DA:868:U:H2'	55:DA:869:G:O4'	2.20	0.40
55:DA:878:A:C2	55:DA:879:G:C8	3.10	0.40
55:DA:885:C:N4	55:DA:892:G:C6	2.86	0.40
55:DA:1163:G:P	17:D2:24:LYS:HZ1	2.45	0.40
55:DA:1179:C:H2'	55:DA:1180:C:C4'	2.50	0.40
55:DA:1372:U:C6	55:DA:1372:U:C3'	3.04	0.40
55:DA:1448:G:O2'	55:DA:1528:A:N6	2.54	0.40
55:DA:1648:C:C2	55:DA:1649:G:C8	3.09	0.40
55:DA:1794:U:C2	55:DA:1795:C:C5	3.10	0.40
55:DA:2136:C:H6	55:DA:2136:C:O5'	2.05	0.40
55:DA:2302:G:C6	55:DA:2315:G:C6	3.10	0.40
55:DA:2498:C:O2'	55:DA:2499:C:H5'	2.22	0.40
55:DA:2562:U:C2'	55:DA:2563:U:H5'	2.51	0.40
55:DA:2584:U:O2	55:DA:2584:U:O4'	2.38	0.40
55:DA:2754:U:H5''	55:DA:2755:C:OP2	2.19	0.40
55:DA:2859:G:O2'	55:DA:2860:A:H5'	2.22	0.40
3:DD:9:TYR:CZ	3:DD:13:ARG:HD3	2.56	0.40
3:DD:10:THR:C	3:DD:11:PRO:O	2.57	0.40
3:DD:120:GLY:HA3	3:DD:122:ASP:OD2	2.22	0.40

*Continued on next page...*

*Continued from previous page...*

Atom-1	Atom-2	Interatomic distance (Å)	Clash overlap (Å)
3:DD:132:PRO:O	3:DD:133:LEU:C	2.58	0.40
4:DE:93:VAL:C	4:DE:95:ILE:N	2.74	0.40
5:DF:33:LEU:HD12	5:DF:33:LEU:HA	1.94	0.40
6:DG:9:ARG:C	6:DG:11:TYR:N	2.75	0.40
7:DH:59:ARG:NH1	7:DH:59:ARG:CG	2.83	0.40
7:DH:121:ILE:CG2	7:DH:122:THR:N	2.84	0.40
7:DH:121:ILE:HG22	7:DH:122:THR:N	2.36	0.40
8:DK:144:VAL:O	8:DK:145:VAL:CG2	2.69	0.40
57:DY:75:GLN:NE2	57:DY:75:GLN:HA	2.37	0.40
57:DY:139:VAL:CG1	57:DY:140:GLY:N	2.84	0.40
58:DL:45:THR:O	58:DL:49:GLY:HA2	2.21	0.40
58:DL:52:ILE:CD1	58:DL:76:TYR:CB	2.53	0.40
58:DL:83:GLY:N	58:DL:99:ILE:HD13	2.36	0.40
9:DM:67:LEU:O	9:DM:88:GLU:CG	2.58	0.40
11:DO:3:LEU:C	11:DO:5:ASP:H	2.25	0.40
12:DP:52:VAL:O	12:DP:53:ALA:C	2.58	0.40
13:D0:48:VAL:O	13:D0:49:ASP:C	2.59	0.40
14:DQ:14:VAL:HG13	14:DQ:15:ARG:N	2.35	0.40
15:DR:34:VAL:CG1	15:DR:35:LYS:N	2.83	0.40
16:D1:95:LEU:HD13	17:D2:4:ILE:CG2	2.51	0.40
18:DS:18:ARG:HH11	18:DS:18:ARG:HG2	1.87	0.40
18:DS:24:ILE:C	18:DS:24:ILE:CD1	2.90	0.40
18:DS:29:LEU:HD21	18:DS:33:ARG:NE	2.36	0.40
21:DV:82:ARG:HH11	21:DV:82:ARG:CG	2.32	0.40
21:DV:158:PRO:HA	21:DV:159:PRO:HD3	1.93	0.40
28:D6:28:ARG:HH11	28:D6:28:ARG:CB	2.28	0.40
1:AA:67:U:H2'	1:AA:68:G:C8	2.54	0.40
1:AA:110:G:C2	1:AA:111:A:C8	3.10	0.40
1:AA:363(A):A:C3'	1:AA:363(B):G:C5'	3.00	0.40
1:AA:396:G:H8	1:AA:396:G:O5'	2.05	0.40
1:AA:439:G:H2'	1:AA:440:G:C8	2.57	0.40
1:AA:527:C:O2	1:AA:527:C:O4'	2.35	0.40
1:AA:632:A:O2'	1:AA:2404:C:H5'	2.22	0.40
1:AA:752:A:O2'	1:AA:753:C:P	2.76	0.40
1:AA:976:C:H4'	1:AA:1156:A:N7	2.35	0.40
1:AA:1023:U:OP2	1:AA:1024:G:N7	2.54	0.40
1:AA:1060:U:OP1	1:AA:1060:U:H6	2.05	0.40
1:AA:1379:A:HO2'	1:AA:1380:G:P	2.43	0.40
1:AA:1409:C:O2'	1:AA:1410:G:H5'	2.21	0.40
1:AA:1439:A:H2'	1:AA:1440:G:O4'	2.21	0.40
1:AA:1516:U:C2	1:AA:1517:G:C8	3.09	0.40

*Continued on next page...*

*Continued from previous page...*

Atom-1	Atom-2	Interatomic distance (Å)	Clash overlap (Å)
1:AA:1848:A:H2'	1:AA:1849:G:O4'	2.22	0.40
1:AA:1951:U:H2'	1:AA:1953:A:OP2	2.21	0.40
1:AA:2033:A:O2'	1:AA:2034:U:OP1	2.40	0.40
1:AA:2173:A:H5''	1:AA:2174:C:H5	1.83	0.40
1:AA:2243:U:H2'	1:AA:2244:U:C6	2.56	0.40
1:AA:2321:G:H2'	1:AA:2321:G:N3	2.36	0.40
1:AA:2359:C:H2'	1:AA:2360:A:O4'	2.21	0.40
1:AA:2889:C:H3'	1:AA:2891:G:C8	2.56	0.40
2:AB:40:U:C2	26:A4:1:MET:CE	3.04	0.40
2:AB:73:A:N3	2:AB:73:A:H2'	2.36	0.40
3:AD:33:LEU:N	3:AD:35:LYS:O	2.41	0.40
3:AD:35:LYS:CG	3:AD:64:ILE:HG23	2.51	0.40
3:AD:195:ALA:O	3:AD:196:VAL:C	2.59	0.40
4:AE:60:ASN:ND2	4:AE:61:ARG:H	2.19	0.40
4:AE:179:GLU:HG3	4:AE:181:LEU:HD23	2.03	0.40
5:AF:64:ILE:HG13	5:AF:65:TRP:CG	2.57	0.40
7:AH:32:GLU:O	7:AH:33:LEU:HD23	2.22	0.40
7:AH:33:LEU:HD21	7:AH:136:ILE:O	2.21	0.40
7:AH:109:PHE:CZ	7:AH:152:ARG:HD3	2.56	0.40
8:AK:82:ARG:HE	54:CA:56:U:C4'	2.23	0.40
8:AK:97:ILE:HD12	8:AK:97:ILE:H	1.86	0.40
11:AO:85:LEU:HD23	11:AO:85:LEU:N	2.32	0.40
14:AQ:38:GLN:HG3	14:AQ:47:THR:HG21	2.03	0.40
14:AQ:107:GLU:H	14:AQ:110:LEU:HD12	1.87	0.40
14:AQ:108:GLY:O	14:AQ:110:LEU:HB2	2.20	0.40
18:AS:82:LEU:HD22	18:AS:84:ARG:HH22	1.86	0.40
20:AU:20:TYR:CZ	20:AU:42:VAL:HA	2.56	0.40
21:AV:18:LEU:HD12	21:AV:18:LEU:N	2.37	0.40
23:AZ:41:ARG:HG3	23:AZ:41:ARG:NH1	2.36	0.40
31:BA:4:U:O2'	31:BA:5:U:OP1	2.35	0.40
31:BA:52:G:O2'	31:BA:53:A:H5'	2.20	0.40
31:BA:324:G:N1	31:BA:327:A:OP2	2.54	0.40
31:BA:363:A:C8	42:BO:33:ARG:NH2	2.89	0.40
31:BA:554:C:C2	31:BA:555:C:C5	3.10	0.40
31:BA:701:C:H4'	31:BA:702:A:H5''	2.02	0.40
31:BA:754:C:H3'	31:BA:754:C:O2	2.22	0.40
31:BA:978:A:C6	31:BA:1318:A:C5	3.09	0.40
31:BA:1057:G:C2'	31:BA:1058:G:H5'	2.51	0.40
31:BA:1079:G:C6	31:BA:1080:A:N6	2.89	0.40
31:BA:1174:G:C2	31:BA:1175:G:C5	3.10	0.40
31:BA:1199:U:C4'	40:BM:54:PHE:CE1	3.04	0.40

*Continued on next page...*

*Continued from previous page...*

Atom-1	Atom-2	Interatomic distance (Å)	Clash overlap (Å)
31:BA:1363:A:N3	31:BA:1365:G:O6	2.55	0.40
31:BA:1512:U:C2	31:BA:1513:A:N7	2.90	0.40
32:BE:19:HIS:O	32:BE:20:GLU:O	2.39	0.40
32:BE:82:ARG:O	32:BE:86:GLU:HG3	2.21	0.40
33:BF:141:VAL:O	33:BF:141:VAL:HG12	2.21	0.40
34:BG:107:ARG:HB3	34:BG:174:LEU:HD13	2.03	0.40
36:BI:15:ASP:OD2	36:BI:18:GLN:HG3	2.22	0.40
38:BK:82:HIS:HB3	38:BK:138:TRP:CE2	2.56	0.40
41:BN:91:ARG:HG2	41:BN:91:ARG:NH1	2.33	0.40
42:BO:104:VAL:O	42:BO:105:TYR:HB2	2.20	0.40
43:BP:80:ARG:HB3	43:BP:80:ARG:CZ	2.51	0.40
43:BP:88:ARG:NH1	43:BP:88:ARG:HG2	2.37	0.40
48:BU:81:PHE:C	48:BU:82:THR:HG1	2.22	0.40
51:BX:24:ARG:O	51:BX:25:LYS:O	2.40	0.40
52:BD:26:A:N6	52:BD:44:G:H1	2.18	0.40
54:CA:191:G:O2'	54:CA:192:U:H5'	2.21	0.40
54:CA:329:A:H4'	54:CA:330:C:OP1	2.17	0.40
54:CA:342:C:C4	54:CA:343:U:C4	3.10	0.40
54:CA:730:G:C5	54:CA:731:G:H1'	2.56	0.40
54:CA:817:C:C4	54:CA:819:A:H1'	2.56	0.40
54:CA:831:U:H2'	54:CA:832:C:C6	2.56	0.40
54:CA:842:C:H5'	54:CA:843:U:OP1	2.22	0.40
54:CA:948:C:C4	43:CP:106:ASN:ND2	2.84	0.40
54:CA:949:A:H1'	54:CA:1364:U:H3	1.87	0.40
54:CA:1085:U:H4'	54:CA:1086:U:OP2	2.19	0.40
54:CA:1156:G:H3'	54:CA:1157:A:C5'	2.51	0.40
54:CA:1298:C:H4'	54:CA:1299:A:N9	2.37	0.40
32:CE:18:GLY:CA	32:CE:42:ILE:HG22	2.52	0.40
32:CE:52:GLU:CG	32:CE:56:ARG:HH12	2.27	0.40
32:CE:79:ASP:O	32:CE:83:MET:HG2	2.22	0.40
33:CF:29:TYR:CD1	44:CQ:36:PHE:HE1	2.40	0.40
33:CF:122:GLU:O	33:CF:126:ARG:HG3	2.21	0.40
33:CF:153:VAL:HG13	33:CF:196:LEU:CD1	2.51	0.40
34:CG:53:ASP:OD2	34:CG:57:ARG:NH1	2.49	0.40
34:CG:96:LEU:HD22	34:CG:96:LEU:H	1.86	0.40
34:CG:206:PHE:C	34:CG:208:SER:H	2.25	0.40
36:CI:17:SER:O	36:CI:18:GLN:C	2.60	0.40
37:CJ:78:ARG:HD3	37:CJ:156:TRP:HB3	2.04	0.40
37:CJ:132:GLY:CA	37:CJ:135:VAL:HG23	2.52	0.40
39:CL:40:LEU:CD1	39:CL:70:LYS:HG2	2.51	0.40
39:CL:61:ALA:HB1	39:CL:63:ILE:HD11	2.04	0.40

*Continued on next page...*

*Continued from previous page...*

Atom-1	Atom-2	Interatomic distance (Å)	Clash overlap (Å)
40:CM:53:PRO:HA	44:CQ:42:ILE:HD11	2.03	0.40
41:CN:128:ALA:HB1	53:C1:39:U:OP1	2.22	0.40
42:CO:117:ARG:HB3	42:CO:122:THR:O	2.21	0.40
43:CP:26:GLY:O	43:CP:27:LYS:C	2.60	0.40
43:CP:108:ARG:O	43:CP:109:THR:C	2.59	0.40
45:CR:10:LYS:O	45:CR:14:GLU:HB2	2.22	0.40
46:CS:20:VAL:CG2	46:CS:32:TYR:HB2	2.52	0.40
46:CS:40:ASP:OD2	46:CS:42:ARG:CB	2.68	0.40
46:CS:59:TRP:HA	46:CS:62:VAL:HG22	2.04	0.40
47:CT:40:LYS:HD2	47:CT:42:TYR:CZ	2.56	0.40
55:DA:78:A:H2'	55:DA:79:G:H8	1.87	0.40
55:DA:547:A:H2'	55:DA:548:A:N9	2.36	0.40
55:DA:621:A:C2	55:DA:622:G:C5	3.09	0.40
55:DA:658:C:C2	55:DA:659:C:C5	3.09	0.40
55:DA:851:U:O4'	25:DX:46:ASN:ND2	2.55	0.40
55:DA:1058:U:H5''	58:DL:4:VAL:HG12	2.04	0.40
55:DA:1240:U:O2'	55:DA:1241:A:C5'	2.67	0.40
55:DA:1472:A:H2'	55:DA:1473:G:C8	2.55	0.40
55:DA:1483:G:C2	55:DA:1484:G:C5	3.10	0.40
55:DA:1534:G:C8	55:DA:1534:G:C5'	3.05	0.40
55:DA:2097:C:H2'	55:DA:2098:U:O4'	2.22	0.40
55:DA:2104:G:O2'	55:DA:2105:C:H5'	2.22	0.40
55:DA:2373:G:H2'	55:DA:2374:C:C6	2.56	0.40
55:DA:2404:C:O3'	11:DO:77:ARG:NH2	2.54	0.40
55:DA:2547:U:H2'	55:DA:2548:G:C8	2.57	0.40
55:DA:2628:C:H1'	55:DA:2781:A:C4	2.56	0.40
55:DA:2656:U:C6	55:DA:2656:U:C3'	3.04	0.40
55:DA:2770:G:H5''	55:DA:2771:C:OP2	2.22	0.40
55:DA:2784:C:H4'	4:DE:41:LYS:O	2.22	0.40
55:DA:2870:C:H5'	13:D0:61:HIS:CE1	2.54	0.40
55:DA:2895:U:H2'	55:DA:2896:C:O4'	2.22	0.40
2:DB:74:U:C2'	2:DB:75:G:C5'	2.82	0.40
3:DD:10:THR:CG2	3:DD:13:ARG:HB2	2.50	0.40
3:DD:48:ARG:NH1	3:DD:48:ARG:HG3	2.37	0.40
3:DD:222:ARG:NH1	3:DD:224:ALA:HB3	2.37	0.40
4:DE:27:LEU:HD21	15:DR:1:MET:HE2	2.02	0.40
6:DG:53:LEU:HD23	6:DG:54:GLU:CA	2.52	0.40
56:DI:7:ARG:O	56:DI:7:ARG:HG2	2.20	0.40
56:DI:17:VAL:CB	56:DI:21:LYS:HE3	2.52	0.40
57:DY:4:LYS:O	57:DY:5:ARG:HG3	2.22	0.40
57:DY:9:LEU:HD13	57:DY:10:LEU:CA	2.46	0.40

*Continued on next page...*

Continued from previous page...

Atom-1	Atom-2	Interatomic distance (Å)	Clash overlap (Å)
57:DY:27:VAL:O	57:DY:28:ASN:CB	2.54	0.40
57:DY:51:LEU:HD22	57:DY:82:PHE:N	2.26	0.40
57:DY:127:GLU:OE2	57:DY:127:GLU:HA	2.21	0.40
58:DL:34:ILE:O	58:DL:34:ILE:CG2	2.65	0.40
58:DL:52:ILE:HD11	58:DL:73:PRO:HA	2.04	0.40
58:DL:136:VAL:CG2	58:DL:137:GLU:N	2.83	0.40
9:DM:6:PRO:C	9:DM:7:LYS:HZ2	2.23	0.40
9:DM:39:ARG:HH12	9:DM:41:ASP:CG	2.25	0.40
10:DN:10:VAL:HG23	10:DN:17:ARG:C	2.42	0.40
10:DN:36:GLY:HA2	10:DN:106:LEU:CD2	2.51	0.40
10:DN:77:ILE:HG12	15:DR:74:ARG:HG3	2.04	0.40
11:DO:113:LYS:HA	11:DO:129:ALA:O	2.22	0.40
11:DO:126:VAL:HG13	11:DO:145:PRO:CB	2.52	0.40
14:DQ:20:ARG:C	14:DQ:22:GLY:N	2.74	0.40
23:DZ:47:GLN:OE1	23:DZ:47:GLN:HA	2.21	0.40
25:DX:7:LYS:HG3	25:DX:34:GLU:HG2	2.02	0.40
26:D4:33:VAL:O	26:D4:34:GLU:C	2.60	0.40
30:D8:23:VAL:HG11	30:D8:46:ARG:HB3	2.00	0.40
30:D8:62:LEU:HD23	30:D8:62:LEU:HA	2.00	0.40

All (2) symmetry-related close contacts are listed below. The label for Atom-2 includes the symmetry operator and encoded unit-cell translations to be applied.

Atom-1	Atom-2	Interatomic distance (Å)	Clash overlap (Å)
1:AA:363:G:O6	31:BA:86:U:OP1[3_555]	2.10	0.10
16:A1:84:LYS:NZ	55:DA:654(I):C:O2'[2_465]	2.12	0.08

## 5.3 Torsion angles [i](#)

### 5.3.1 Protein backbone [i](#)

In the following table, the Percentiles column shows the percent Ramachandran outliers of the chain as a percentile score with respect to all X-ray entries followed by that with respect to entries of similar resolution.

The Analysed column shows the number of residues for which the backbone conformation was analysed, and the total number of residues.

Mol	Chain	Analysed	Favoured	Allowed	Outliers	Percentiles
3	AD	270/276 (98%)	201 (74%)	45 (17%)	24 (9%)	<b>1</b> <b>4</b>

Continued on next page...

*Continued from previous page...*

Mol	Chain	Analysed	Favoured	Allowed	Outliers	Percentiles	
3	DD	270/276 (98%)	193 (72%)	61 (23%)	16 (6%)	1	10
4	AE	203/206 (98%)	105 (52%)	48 (24%)	50 (25%)	0	0
4	DE	203/206 (98%)	120 (59%)	36 (18%)	47 (23%)	0	0
5	AF	206/210 (98%)	136 (66%)	41 (20%)	29 (14%)	0	1
5	DF	200/210 (95%)	157 (78%)	29 (14%)	14 (7%)	1	7
6	AG	179/182 (98%)	127 (71%)	36 (20%)	16 (9%)	1	4
6	DG	179/182 (98%)	124 (69%)	30 (17%)	25 (14%)	0	1
7	AH	168/180 (93%)	80 (48%)	51 (30%)	37 (22%)	0	0
7	DH	168/180 (93%)	94 (56%)	43 (26%)	31 (18%)	0	0
8	AK	144/148 (97%)	83 (58%)	34 (24%)	27 (19%)	0	0
8	DK	144/148 (97%)	76 (53%)	41 (28%)	27 (19%)	0	0
9	AM	136/140 (97%)	95 (70%)	25 (18%)	16 (12%)	0	1
9	DM	136/140 (97%)	106 (78%)	16 (12%)	14 (10%)	0	3
10	AN	120/122 (98%)	98 (82%)	17 (14%)	5 (4%)	3	16
10	DN	120/122 (98%)	104 (87%)	12 (10%)	4 (3%)	4	21
11	AO	148/150 (99%)	73 (49%)	30 (20%)	45 (30%)	0	0
11	DO	148/150 (99%)	88 (60%)	27 (18%)	33 (22%)	0	0
12	AP	139/141 (99%)	73 (52%)	39 (28%)	27 (19%)	0	0
12	DP	139/141 (99%)	91 (66%)	28 (20%)	20 (14%)	0	1
13	A0	115/118 (98%)	84 (73%)	20 (17%)	11 (10%)	0	3
13	D0	116/118 (98%)	87 (75%)	17 (15%)	12 (10%)	0	3
14	AQ	109/112 (97%)	68 (62%)	21 (19%)	20 (18%)	0	0
14	DQ	109/112 (97%)	70 (64%)	21 (19%)	18 (16%)	0	0
15	AR	135/146 (92%)	98 (73%)	25 (18%)	12 (9%)	1	4
15	DR	135/146 (92%)	92 (68%)	27 (20%)	16 (12%)	0	1
16	A1	115/118 (98%)	79 (69%)	27 (24%)	9 (8%)	1	5
16	D1	115/118 (98%)	96 (84%)	11 (10%)	8 (7%)	1	7
17	A2	99/101 (98%)	60 (61%)	17 (17%)	22 (22%)	0	0
17	D2	99/101 (98%)	80 (81%)	9 (9%)	10 (10%)	0	3
18	AS	111/113 (98%)	82 (74%)	21 (19%)	8 (7%)	1	6
18	DS	111/113 (98%)	87 (78%)	20 (18%)	4 (4%)	3	20

*Continued on next page...*

Continued from previous page...

Mol	Chain	Analysed	Favoured	Allowed	Outliers	Percentiles	
19	AT	90/96 (94%)	66 (73%)	17 (19%)	7 (8%)	1	5
19	DT	90/96 (94%)	75 (83%)	13 (14%)	2 (2%)	6	29
20	AU	100/110 (91%)	48 (48%)	22 (22%)	30 (30%)	0	0
20	DU	100/110 (91%)	64 (64%)	11 (11%)	25 (25%)	0	0
21	AV	185/206 (90%)	90 (49%)	45 (24%)	50 (27%)	0	0
21	DV	198/206 (96%)	102 (52%)	46 (23%)	50 (25%)	0	0
22	A3	82/85 (96%)	56 (68%)	16 (20%)	10 (12%)	0	1
22	D3	82/85 (96%)	62 (76%)	14 (17%)	6 (7%)	1	6
23	AZ	95/98 (97%)	73 (77%)	10 (10%)	12 (13%)	0	1
23	DZ	95/98 (97%)	74 (78%)	13 (14%)	8 (8%)	1	5
24	AW	67/72 (93%)	42 (63%)	17 (25%)	8 (12%)	0	1
24	DW	67/72 (93%)	52 (78%)	8 (12%)	7 (10%)	0	3
25	AX	57/60 (95%)	46 (81%)	6 (10%)	5 (9%)	1	4
25	DX	57/60 (95%)	49 (86%)	5 (9%)	3 (5%)	2	12
26	A4	69/71 (97%)	26 (38%)	14 (20%)	29 (42%)	0	0
26	D4	69/71 (97%)	35 (51%)	12 (17%)	22 (32%)	0	0
27	A5	57/60 (95%)	40 (70%)	9 (16%)	8 (14%)	0	1
27	D5	57/60 (95%)	35 (61%)	9 (16%)	13 (23%)	0	0
28	A6	43/54 (80%)	15 (35%)	12 (28%)	16 (37%)	0	0
28	D6	43/54 (80%)	19 (44%)	9 (21%)	15 (35%)	0	0
29	A7	47/49 (96%)	41 (87%)	6 (13%)	0	100	100
29	D7	47/49 (96%)	40 (85%)	5 (11%)	2 (4%)	2	16
30	A8	62/65 (95%)	37 (60%)	11 (18%)	14 (23%)	0	0
30	D8	62/65 (95%)	43 (69%)	9 (14%)	10 (16%)	0	0
32	BE	235/256 (92%)	137 (58%)	62 (26%)	36 (15%)	0	0
32	CE	235/256 (92%)	140 (60%)	58 (25%)	37 (16%)	0	0
33	BF	204/239 (85%)	135 (66%)	40 (20%)	29 (14%)	0	1
33	CF	203/239 (85%)	137 (68%)	49 (24%)	17 (8%)	1	5
34	BG	206/209 (99%)	134 (65%)	43 (21%)	29 (14%)	0	1
34	CG	206/209 (99%)	124 (60%)	59 (29%)	23 (11%)	0	2
35	BH	149/162 (92%)	115 (77%)	22 (15%)	12 (8%)	1	5

Continued on next page...



*Continued from previous page...*

Mol	Chain	Analysed	Favoured	Allowed	Outliers	Percentiles	
35	CH	149/162 (92%)	115 (77%)	26 (17%)	8 (5%)	2	12
36	BI	99/101 (98%)	79 (80%)	15 (15%)	5 (5%)	2	13
36	CI	99/101 (98%)	66 (67%)	26 (26%)	7 (7%)	1	6
37	BJ	153/156 (98%)	115 (75%)	26 (17%)	12 (8%)	1	5
37	CJ	153/156 (98%)	120 (78%)	26 (17%)	7 (5%)	2	15
38	BK	136/138 (99%)	104 (76%)	21 (15%)	11 (8%)	1	5
38	CK	136/138 (99%)	101 (74%)	30 (22%)	5 (4%)	3	19
39	BL	125/128 (98%)	89 (71%)	28 (22%)	8 (6%)	1	8
39	CL	125/128 (98%)	93 (74%)	19 (15%)	13 (10%)	0	3
40	BM	97/105 (92%)	61 (63%)	24 (25%)	12 (12%)	0	1
40	CM	97/105 (92%)	71 (73%)	19 (20%)	7 (7%)	1	6
41	BN	117/129 (91%)	87 (74%)	21 (18%)	9 (8%)	1	5
41	CN	117/129 (91%)	90 (77%)	24 (20%)	3 (3%)	5	26
42	BO	123/132 (93%)	81 (66%)	19 (15%)	23 (19%)	0	0
42	CO	123/132 (93%)	85 (69%)	17 (14%)	21 (17%)	0	0
43	BP	119/126 (94%)	80 (67%)	23 (19%)	16 (13%)	0	1
43	CP	123/126 (98%)	77 (63%)	22 (18%)	24 (20%)	0	0
44	BQ	58/61 (95%)	39 (67%)	12 (21%)	7 (12%)	0	1
44	CQ	58/61 (95%)	37 (64%)	12 (21%)	9 (16%)	0	0
45	BR	86/89 (97%)	67 (78%)	16 (19%)	3 (4%)	3	20
45	CR	86/89 (97%)	66 (77%)	14 (16%)	6 (7%)	1	7
46	BS	82/88 (93%)	57 (70%)	19 (23%)	6 (7%)	1	6
46	CS	82/88 (93%)	54 (66%)	22 (27%)	6 (7%)	1	6
47	BT	98/105 (93%)	78 (80%)	11 (11%)	9 (9%)	1	4
47	CT	98/105 (93%)	75 (76%)	17 (17%)	6 (6%)	1	9
48	BU	70/88 (80%)	45 (64%)	16 (23%)	9 (13%)	0	1
48	CU	70/88 (80%)	51 (73%)	11 (16%)	8 (11%)	0	2
49	BV	81/93 (87%)	47 (58%)	23 (28%)	11 (14%)	0	1
49	CV	86/93 (92%)	56 (65%)	16 (19%)	14 (16%)	0	0
50	BW	97/106 (92%)	55 (57%)	29 (30%)	13 (13%)	0	1
50	CW	97/106 (92%)	65 (67%)	20 (21%)	12 (12%)	0	1

*Continued on next page...*

*Continued from previous page...*

Mol	Chain	Analysed	Favoured	Allowed	Outliers	Percentiles	
51	BX	23/27 (85%)	16 (70%)	4 (17%)	3 (13%)	0	1
51	CX	23/27 (85%)	18 (78%)	3 (13%)	2 (9%)	1	4
56	DI	28/125 (22%)	6 (21%)	6 (21%)	16 (57%)	0	0
56	DJ	28/125 (22%)	10 (36%)	8 (29%)	10 (36%)	0	0
57	DY	143/173 (83%)	30 (21%)	36 (25%)	77 (54%)	0	0
58	DL	143/147 (97%)	46 (32%)	29 (20%)	68 (48%)	0	0
All	All	11776/12624 (93%)	7791 (66%)	2307 (20%)	1678 (14%)	0	1

All (1678) Ramachandran outliers are listed below:

Mol	Chain	Res	Type
3	AD	3	VAL
3	AD	25	THR
3	AD	26	LYS
3	AD	28	GLU
3	AD	33	LEU
3	AD	58	HIS
3	AD	157	ARG
3	AD	196	VAL
3	AD	225	ALA
3	AD	237	GLU
3	AD	267	SER
3	AD	268	ARG
4	AE	2	LYS
4	AE	4	ILE
4	AE	9	VAL
4	AE	11	MET
4	AE	23	VAL
4	AE	32	PRO
4	AE	33	VAL
4	AE	53	PRO
4	AE	59	VAL
4	AE	60	ASN
4	AE	61	ARG
4	AE	71	GLY
4	AE	72	VAL
4	AE	77	ILE
4	AE	78	LEU
4	AE	88	GLY
4	AE	92	THR

*Continued on next page...*

*Continued from previous page...*

<b>Mol</b>	<b>Chain</b>	<b>Res</b>	<b>Type</b>
4	AE	118	LYS
4	AE	131	ALA
4	AE	132	HIS
4	AE	133	LYS
5	AF	2	LYS
5	AF	21	ALA
5	AF	25	PRO
5	AF	59	TYR
5	AF	61	GLY
5	AF	62	ARG
5	AF	89	VAL
5	AF	123	LEU
5	AF	129	PHE
5	AF	176	LEU
6	AG	14	GLU
6	AG	96	ARG
6	AG	117	PHE
7	AH	23	ARG
7	AH	50	VAL
7	AH	81	GLU
7	AH	87	LEU
7	AH	92	ILE
7	AH	126	PRO
7	AH	127	GLU
7	AH	130	ARG
7	AH	152	ARG
7	AH	153	LYS
7	AH	167	GLU
8	AK	30	LEU
8	AK	77	LEU
8	AK	78	THR
8	AK	88	ILE
8	AK	100	ALA
8	AK	102	SER
8	AK	117	GLU
8	AK	131	LYS
8	AK	142	VAL
8	AK	144	VAL
9	AM	17	ASP
9	AM	18	ALA
9	AM	50	ASP
9	AM	56	ASN

*Continued on next page...*

*Continued from previous page...*

<b>Mol</b>	<b>Chain</b>	<b>Res</b>	<b>Type</b>
9	AM	63	THR
9	AM	64	GLY
9	AM	130	HIS
9	AM	133	GLN
10	AN	48	PRO
11	AO	10	PRO
11	AO	15	ARG
11	AO	17	LYS
11	AO	19	VAL
11	AO	25	SER
11	AO	34	GLY
11	AO	35	HIS
11	AO	38	GLN
11	AO	49	ARG
11	AO	56	SER
11	AO	57	THR
11	AO	58	THR
11	AO	60	MET
11	AO	62	LEU
11	AO	64	LYS
11	AO	66	GLY
11	AO	94	GLU
11	AO	108	LYS
11	AO	110	TYR
11	AO	111	ARG
11	AO	147	LEU
12	AP	2	LEU
12	AP	11	LYS
12	AP	25	ASP
12	AP	61	GLY
12	AP	79	LEU
12	AP	90	VAL
12	AP	105	GLU
12	AP	130	LYS
12	AP	134	ARG
12	AP	138	ASP
12	AP	139	GLU
13	A0	10	LEU
13	A0	82	GLU
14	AQ	12	PHE
14	AQ	14	VAL
14	AQ	55	ALA

*Continued on next page...*

*Continued from previous page...*

<b>Mol</b>	<b>Chain</b>	<b>Res</b>	<b>Type</b>
14	AQ	56	LEU
14	AQ	86	ALA
14	AQ	87	PHE
14	AQ	88	ASP
14	AQ	89	ARG
14	AQ	107	GLU
15	AR	3	ARG
15	AR	78	LEU
15	AR	84	GLN
15	AR	86	ILE
15	AR	107	ASP
16	A1	90	VAL
16	A1	91	ASP
16	A1	98	LEU
17	A2	44	LYS
17	A2	45	THR
17	A2	47	VAL
17	A2	49	THR
17	A2	71	LEU
17	A2	72	VAL
17	A2	79	VAL
17	A2	84	LYS
17	A2	85	LYS
18	AS	45	TYR
18	AS	63	ASP
18	AS	80	PRO
19	AT	68	ARG
20	AU	17	SER
20	AU	21	LYS
20	AU	29	GLU
20	AU	49	VAL
20	AU	50	ARG
20	AU	63	LYS
20	AU	72	VAL
20	AU	77	PRO
20	AU	78	ALA
20	AU	85	VAL
20	AU	89	PHE
20	AU	90	LEU
20	AU	102	CYS
21	AV	6	LYS
21	AV	31	ARG

*Continued on next page...*

*Continued from previous page...*

<b>Mol</b>	<b>Chain</b>	<b>Res</b>	<b>Type</b>
21	AV	34	ASN
21	AV	61	LEU
21	AV	62	PRO
21	AV	65	GLN
21	AV	93	ASP
21	AV	96	VAL
21	AV	107	THR
21	AV	108	PRO
21	AV	112	ARG
21	AV	115	GLY
21	AV	117	LEU
21	AV	141	VAL
21	AV	148	ASP
21	AV	149	SER
21	AV	155	LEU
21	AV	171	ILE
21	AV	177	PRO
21	AV	179	ASP
21	AV	184	ALA
21	AV	186	GLU
22	A3	5	LYS
22	A3	7	LEU
22	A3	15	ASP
22	A3	84	LEU
23	AZ	30	VAL
23	AZ	82	LEU
23	AZ	84	GLY
23	AZ	93	GLU
24	AW	16	LEU
24	AW	17	SER
24	AW	43	GLN
24	AW	44	LEU
24	AW	47	ASN
24	AW	48	HIS
24	AW	70	GLN
26	A4	8	LYS
26	A4	12	ALA
26	A4	22	ILE
26	A4	26	SER
26	A4	34	GLU
26	A4	39	CYS
26	A4	40	HIS

*Continued on next page...*

*Continued from previous page...*

<b>Mol</b>	<b>Chain</b>	<b>Res</b>	<b>Type</b>
26	A4	42	PHE
26	A4	51	ASP
26	A4	53	GLU
26	A4	56	VAL
26	A4	66	SER
26	A4	67	TYR
26	A4	68	ARG
27	A5	4	HIS
27	A5	53	ALA
27	A5	58	LEU
28	A6	16	CYS
28	A6	19	ARG
28	A6	23	THR
28	A6	44	ARG
30	A8	31	HIS
30	A8	32	LEU
30	A8	34	TRP
30	A8	41	ILE
30	A8	48	PHE
30	A8	49	VAL
30	A8	50	LEU
30	A8	51	ALA
30	A8	61	LEU
30	A8	62	LEU
30	A8	64	TYR
32	BE	7	VAL
32	BE	39	ILE
32	BE	74	LYS
32	BE	96	ARG
32	BE	191	ASP
32	BE	194	PRO
32	BE	195	ASP
32	BE	229	VAL
32	BE	232	PRO
32	BE	238	LEU
33	BF	4	LYS
33	BF	12	LEU
33	BF	18	TRP
33	BF	45	LYS
33	BF	61	ALA
33	BF	98	ASN
33	BF	101	LEU

*Continued on next page...*

*Continued from previous page...*

<b>Mol</b>	<b>Chain</b>	<b>Res</b>	<b>Type</b>
33	BF	127	ARG
33	BF	146	ALA
33	BF	155	GLY
33	BF	165	THR
34	BG	14	ARG
34	BG	17	VAL
34	BG	20	TYR
34	BG	24	GLU
34	BG	27	TYR
34	BG	40	PRO
34	BG	150	GLU
34	BG	151	LYS
34	BG	189	PRO
34	BG	190	ASP
35	BH	146	ALA
36	BI	15	ASP
38	BK	91	ARG
38	BK	101	PRO
38	BK	103	VAL
38	BK	105	ARG
39	BL	40	LEU
40	BM	57	LYS
41	BN	106	LYS
42	BO	18	VAL
42	BO	19	ARG
42	BO	47	LYS
42	BO	63	GLY
42	BO	64	TYR
42	BO	65	GLU
42	BO	79	GLU
43	BP	4	ILE
43	BP	12	ASN
43	BP	25	ILE
43	BP	116	THR
44	BQ	14	PRO
44	BQ	16	PHE
44	BQ	23	ARG
44	BQ	29	ARG
47	BT	69	LYS
48	BU	19	LYS
48	BU	20	ALA
48	BU	21	LYS

*Continued on next page...*



*Continued from previous page...*

<b>Mol</b>	<b>Chain</b>	<b>Res</b>	<b>Type</b>
49	BV	9	VAL
49	BV	24	ALA
49	BV	30	LEU
49	BV	42	PRO
49	BV	43	GLU
49	BV	48	THR
50	BW	11	SER
50	BW	49	ALA
50	BW	71	THR
51	BX	25	LYS
32	CE	6	THR
32	CE	15	VAL
32	CE	96	ARG
32	CE	122	PHE
32	CE	126	GLU
32	CE	195	ASP
32	CE	208	ILE
32	CE	230	VAL
32	CE	235	SER
32	CE	237	ALA
33	CF	12	LEU
33	CF	79	ARG
33	CF	189	ALA
34	CG	7	PRO
34	CG	28	SER
34	CG	30	LYS
34	CG	151	LYS
34	CG	178	VAL
35	CH	21	ALA
35	CH	77	PRO
35	CH	115	VAL
35	CH	146	ALA
36	CI	42	GLU
37	CJ	53	LYS
38	CK	103	VAL
39	CL	23	ASN
39	CL	41	VAL
39	CL	55	ALA
39	CL	95	LYS
40	CM	57	LYS
41	CN	82	VAL
42	CO	18	VAL

*Continued on next page...*

*Continued from previous page...*

<b>Mol</b>	<b>Chain</b>	<b>Res</b>	<b>Type</b>
42	CO	27	LEU
42	CO	46	LYS
42	CO	47	LYS
42	CO	48	PRO
42	CO	62	SER
42	CO	64	TYR
42	CO	65	GLU
42	CO	79	GLU
42	CO	91	LYS
43	CP	4	ILE
43	CP	12	ASN
43	CP	28	ALA
43	CP	60	VAL
43	CP	67	GLU
43	CP	101	GLN
43	CP	116	THR
43	CP	118	ALA
43	CP	122	LYS
44	CQ	14	PRO
44	CQ	16	PHE
44	CQ	23	ARG
44	CQ	36	PHE
46	CS	49	LEU
47	CT	78	GLU
47	CT	81	ARG
48	CU	21	LYS
49	CV	3	ARG
49	CV	5	LEU
49	CV	45	VAL
49	CV	82	GLY
49	CV	83	HIS
50	CW	49	ALA
50	CW	95	ALA
50	CW	100	ILE
3	DD	28	GLU
3	DD	33	LEU
3	DD	122	ASP
3	DD	123	ALA
4	DE	2	LYS
4	DE	15	PHE
4	DE	19	ARG
4	DE	21	VAL

*Continued on next page...*

*Continued from previous page...*

<b>Mol</b>	<b>Chain</b>	<b>Res</b>	<b>Type</b>
4	DE	22	PRO
4	DE	35	GLN
4	DE	37	ARG
4	DE	54	GLN
4	DE	61	ARG
4	DE	62	PRO
4	DE	64	LYS
4	DE	68	ALA
4	DE	72	VAL
4	DE	79	ARG
4	DE	88	GLY
4	DE	118	LYS
4	DE	132	HIS
4	DE	154	LYS
4	DE	169	ASN
4	DE	187	ALA
5	DF	24	LEU
5	DF	66	PRO
5	DF	73	ALA
5	DF	89	VAL
5	DF	128	ALA
5	DF	134	GLY
6	DG	14	GLU
6	DG	96	ARG
7	DH	10	PRO
7	DH	12	PRO
7	DH	16	SER
7	DH	17	VAL
7	DH	20	ALA
7	DH	27	LYS
7	DH	83	TYR
7	DH	86	GLU
7	DH	92	ILE
7	DH	126	PRO
7	DH	127	GLU
7	DH	138	LYS
7	DH	153	LYS
7	DH	154	PRO
7	DH	155	SER
7	DH	156	ALA
7	DH	167	GLU
7	DH	169	VAL

*Continued on next page...*

*Continued from previous page...*

<b>Mol</b>	<b>Chain</b>	<b>Res</b>	<b>Type</b>
56	DI	3	LEU
56	DI	6	GLU
56	DI	10	GLU
56	DI	13	SER
56	DI	20	LEU
56	DI	21	LYS
56	DI	24	ILE
8	DK	13	GLY
8	DK	15	VAL
8	DK	77	LEU
8	DK	78	THR
8	DK	79	ILE
8	DK	115	ALA
8	DK	134	PRO
57	DY	2	PRO
57	DY	3	ASN
57	DY	4	LYS
57	DY	6	ASN
57	DY	8	GLU
57	DY	9	LEU
57	DY	11	ALA
57	DY	23	SER
57	DY	25	PHE
57	DY	28	ASN
57	DY	32	LEU
57	DY	43	ALA
57	DY	44	LEU
57	DY	47	ASN
57	DY	50	ARG
57	DY	53	VAL
57	DY	57	THR
57	DY	58	LEU
57	DY	62	ALA
57	DY	63	LEU
57	DY	64	LYS
57	DY	71	LEU
57	DY	74	LEU
57	DY	78	SER
57	DY	83	TYR
57	DY	88	ALA
57	DY	97	ALA
57	DY	102	LYS

*Continued on next page...*

*Continued from previous page...*

<b>Mol</b>	<b>Chain</b>	<b>Res</b>	<b>Type</b>
57	DY	104	ILE
57	DY	106	GLN
57	DY	108	LYS
57	DY	113	GLN
57	DY	117	LEU
57	DY	120	LYS
57	DY	121	ASP
57	DY	122	VAL
57	DY	123	GLU
57	DY	127	GLU
57	DY	129	PRO
57	DY	130	THR
57	DY	131	MET
57	DY	132	ASP
57	DY	133	GLU
57	DY	142	LEU
57	DY	143	GLN
58	DL	4	VAL
58	DL	7	VAL
58	DL	12	LEU
58	DL	14	ALA
58	DL	18	THR
58	DL	20	ALA
58	DL	33	ASN
58	DL	39	LYS
58	DL	48	MET
58	DL	49	GLY
58	DL	50	ASP
58	DL	52	ILE
58	DL	53	VAL
58	DL	54	PRO
58	DL	57	ILE
58	DL	60	TYR
58	DL	63	ARG
58	DL	64	SER
58	DL	66	THR
58	DL	68	VAL
58	DL	70	LYS
58	DL	72	PRO
58	DL	75	SER
58	DL	81	ALA
58	DL	82	ALA

*Continued on next page...*

*Continued from previous page...*

<b>Mol</b>	<b>Chain</b>	<b>Res</b>	<b>Type</b>
58	DL	87	GLY
58	DL	90	LYS
58	DL	102	GLU
58	DL	104	VAL
58	DL	113	PRO
58	DL	114	ASP
58	DL	116	ASN
58	DL	121	GLU
58	DL	126	MET
58	DL	136	VAL
58	DL	139	VAL
58	DL	141	ALA
58	DL	143	GLU
58	DL	146	ASP
56	DJ	4	ASP
56	DJ	8	ILE
56	DJ	18	LEU
56	DJ	19	GLU
56	DJ	29	GLU
9	DM	9	VAL
9	DM	22	THR
9	DM	58	ASP
9	DM	134	ARG
10	DN	97	ARG
11	DO	6	LEU
11	DO	10	PRO
11	DO	15	ARG
11	DO	16	ARG
11	DO	19	VAL
11	DO	25	SER
11	DO	27	HIS
11	DO	31	ALA
11	DO	36	LYS
11	DO	38	GLN
11	DO	57	THR
11	DO	67	MET
11	DO	106	LEU
11	DO	149	GLU
12	DP	19	GLY
12	DP	22	LYS
12	DP	88	GLY
12	DP	135	ASP

*Continued on next page...*

*Continued from previous page...*

<b>Mol</b>	<b>Chain</b>	<b>Res</b>	<b>Type</b>
12	DP	139	GLU
13	D0	3	HIS
13	D0	4	LEU
13	D0	58	GLY
14	DQ	11	LYS
14	DQ	14	VAL
14	DQ	19	LYS
14	DQ	61	ASN
14	DQ	88	ASP
14	DQ	89	ARG
14	DQ	107	GLU
15	DR	2	ASN
15	DR	3	ARG
15	DR	42	ILE
15	DR	58	ASN
15	DR	105	LEU
15	DR	123	GLN
15	DR	124	ASP
16	D1	90	VAL
16	D1	91	ASP
16	D1	93	LYS
16	D1	117	GLN
17	D2	45	THR
17	D2	49	THR
17	D2	79	VAL
18	DS	67	ASP
19	DT	68	ARG
20	DU	5	MET
20	DU	11	ASP
20	DU	20	TYR
20	DU	45	VAL
20	DU	49	VAL
20	DU	50	ARG
20	DU	57	GLN
20	DU	63	LYS
20	DU	77	PRO
20	DU	78	ALA
20	DU	80	GLY
21	DV	7	ALA
21	DV	107	THR
21	DV	112	ARG
21	DV	118	GLN

*Continued on next page...*

*Continued from previous page...*

<b>Mol</b>	<b>Chain</b>	<b>Res</b>	<b>Type</b>
21	DV	124	ILE
21	DV	140	ASP
21	DV	143	GLY
21	DV	146	ILE
21	DV	153	SER
21	DV	154	ASP
21	DV	155	LEU
21	DV	161	VAL
21	DV	175	VAL
21	DV	180	VAL
21	DV	184	ALA
21	DV	185	GLU
21	DV	187	ALA
21	DV	191	VAL
21	DV	192	ALA
21	DV	194	PRO
21	DV	197	ILE
21	DV	198	LYS
21	DV	199	LYS
22	D3	4	LYS
22	D3	9	SER
24	DW	16	LEU
24	DW	43	GLN
24	DW	47	ASN
24	DW	48	HIS
24	DW	70	GLN
26	D4	14	ILE
26	D4	31	ILE
26	D4	38	LYS
26	D4	39	CYS
26	D4	40	HIS
26	D4	46	GLN
26	D4	50	VAL
26	D4	51	ASP
26	D4	53	GLU
26	D4	55	ARG
26	D4	56	VAL
26	D4	57	GLU
27	D5	4	HIS
27	D5	35	GLU
27	D5	43	HIS
27	D5	47	PRO

*Continued on next page...*



*Continued from previous page...*

<b>Mol</b>	<b>Chain</b>	<b>Res</b>	<b>Type</b>
27	D5	53	ALA
28	D6	15	GLU
28	D6	19	ARG
28	D6	21	TYR
28	D6	31	PRO
28	D6	32	ASN
28	D6	43	CYS
28	D6	45	LYS
28	D6	46	HIS
29	D7	48	LYS
30	D8	7	HIS
30	D8	31	HIS
30	D8	52	LYS
30	D8	62	LEU
3	AD	144	ALA
3	AD	156	ALA
3	AD	238	GLY
4	AE	25	VAL
4	AE	50	GLY
4	AE	51	PHE
4	AE	54	GLN
4	AE	58	ARG
4	AE	64	LYS
4	AE	94	GLU
4	AE	130	GLY
4	AE	152	LYS
4	AE	187	ALA
4	AE	200	GLU
4	AE	204	ALA
5	AF	3	GLU
5	AF	5	ALA
5	AF	11	VAL
5	AF	17	ARG
5	AF	19	GLU
5	AF	66	PRO
5	AF	84	VAL
5	AF	125	LEU
5	AF	127	GLU
5	AF	128	ALA
5	AF	132	VAL
6	AG	3	LEU
6	AG	5	VAL

*Continued on next page...*

*Continued from previous page...*

<b>Mol</b>	<b>Chain</b>	<b>Res</b>	<b>Type</b>
7	AH	3	ARG
7	AH	12	PRO
7	AH	27	LYS
7	AH	83	TYR
7	AH	84	SER
7	AH	141	VAL
7	AH	155	SER
7	AH	168	PRO
7	AH	169	VAL
8	AK	12	LEU
8	AK	73	GLU
8	AK	101	LEU
8	AK	119	PRO
8	AK	140	LEU
8	AK	143	SER
8	AK	145	VAL
9	AM	2	LYS
10	AN	5	GLN
11	AO	5	ASP
11	AO	6	LEU
11	AO	16	ARG
11	AO	29	LYS
11	AO	36	LYS
11	AO	47	ASP
11	AO	90	ARG
11	AO	116	GLY
11	AO	119	GLU
11	AO	141	ALA
11	AO	146	VAL
12	AP	15	GLY
12	AP	22	LYS
12	AP	23	GLY
12	AP	88	GLY
12	AP	140	ALA
13	A0	11	ASN
13	A0	14	SER
13	A0	42	LYS
13	A0	93	GLY
13	A0	102	GLU
14	AQ	4	LEU
14	AQ	11	LYS
14	AQ	57	LYS

*Continued on next page...*

*Continued from previous page...*

<b>Mol</b>	<b>Chain</b>	<b>Res</b>	<b>Type</b>
14	AQ	96	GLY
14	AQ	109	GLY
15	AR	2	ASN
15	AR	97	ALA
15	AR	104	ASN
15	AR	115	ARG
16	A1	9	VAL
17	A2	38	LEU
17	A2	67	GLY
17	A2	80	GLN
18	AS	65	LEU
18	AS	67	ASP
18	AS	110	LYS
20	AU	3	VAL
20	AU	39	VAL
20	AU	44	ILE
20	AU	57	GLN
20	AU	59	GLY
20	AU	73	ARG
20	AU	99	CYS
21	AV	12	GLY
21	AV	13	GLU
21	AV	38	TYR
21	AV	53	ILE
21	AV	63	ASP
21	AV	64	GLY
21	AV	78	LYS
21	AV	105	VAL
21	AV	140	ASP
21	AV	142	SER
21	AV	143	GLY
21	AV	145	GLU
21	AV	146	ILE
21	AV	180	VAL
21	AV	181	GLU
21	AV	185	GLU
22	A3	3	HIS
22	A3	4	LYS
22	A3	55	ARG
22	A3	73	GLY
23	AZ	28	GLY
23	AZ	31	GLY

*Continued on next page...*

*Continued from previous page...*

<b>Mol</b>	<b>Chain</b>	<b>Res</b>	<b>Type</b>
23	AZ	92	LYS
23	AZ	96	LYS
25	AX	13	ILE
25	AX	26	LEU
26	A4	36	CYS
26	A4	38	LYS
26	A4	46	GLN
26	A4	50	VAL
27	A5	48	GLU
27	A5	56	LYS
27	A5	57	VAL
28	A6	45	LYS
30	A8	30	ARG
30	A8	40	GLU
32	BE	6	THR
32	BE	13	ALA
32	BE	18	GLY
32	BE	20	GLU
32	BE	73	THR
32	BE	87	ARG
32	BE	97	TRP
32	BE	216	SER
32	BE	217	ARG
33	BF	22	TRP
33	BF	26	LYS
33	BF	34	LEU
33	BF	47	LEU
33	BF	64	VAL
33	BF	129	ALA
33	BF	164	ARG
34	BG	4	TYR
34	BG	15	GLU
34	BG	28	SER
34	BG	171	GLY
35	BH	98	THR
35	BH	128	PRO
35	BH	129	ILE
35	BH	147	ASP
36	BI	13	ASN
37	BJ	7	ALA
37	BJ	8	GLU
37	BJ	14	PRO

*Continued on next page...*

*Continued from previous page...*

<b>Mol</b>	<b>Chain</b>	<b>Res</b>	<b>Type</b>
37	BJ	17	VAL
38	BK	133	LEU
39	BL	21	PRO
39	BL	44	VAL
39	BL	100	GLY
39	BL	121	ARG
40	BM	16	LEU
40	BM	36	GLY
40	BM	51	ARG
40	BM	59	SER
40	BM	75	ILE
41	BN	54	ARG
41	BN	128	ALA
42	BO	23	LYS
42	BO	27	LEU
42	BO	43	VAL
42	BO	51	ALA
42	BO	89	ARG
42	BO	91	LYS
42	BO	92	ASP
43	BP	7	VAL
43	BP	62	ASN
43	BP	86	CYS
43	BP	100	GLY
46	BS	64	ALA
46	BS	83	GLU
47	BT	33	GLY
47	BT	66	SER
47	BT	81	ARG
48	BU	22	VAL
49	BV	70	LYS
49	BV	82	GLY
50	BW	47	GLY
50	BW	61	SER
50	BW	68	LYS
50	BW	73	HIS
50	BW	95	ALA
50	BW	103	GLY
51	BX	3	LYS
32	CE	5	ILE
32	CE	18	GLY
32	CE	83	MET

*Continued on next page...*

*Continued from previous page...*

<b>Mol</b>	<b>Chain</b>	<b>Res</b>	<b>Type</b>
32	CE	84	GLU
32	CE	165	VAL
32	CE	194	PRO
32	CE	209	ARG
32	CE	216	SER
33	CF	24	ALA
33	CF	61	ALA
33	CF	66	VAL
33	CF	145	GLY
34	CG	40	PRO
34	CG	41	GLY
34	CG	51	PRO
34	CG	150	GLU
34	CG	155	LEU
34	CG	186	LEU
34	CG	200	GLU
35	CH	12	LEU
37	CJ	7	ALA
38	CK	129	VAL
38	CK	133	LEU
39	CL	109	VAL
40	CM	30	SER
40	CM	36	GLY
41	CN	91	ARG
42	CO	43	VAL
42	CO	116	SER
42	CO	117	ARG
42	CO	121	GLY
43	CP	6	GLY
43	CP	106	ASN
44	CQ	29	ARG
44	CQ	52	GLN
45	CR	77	ARG
45	CR	80	ALA
46	CS	69	THR
46	CS	83	GLU
47	CT	14	LYS
48	CU	20	ALA
48	CU	37	VAL
49	CV	6	LYS
49	CV	9	VAL
49	CV	26	GLY

*Continued on next page...*

*Continued from previous page...*

<b>Mol</b>	<b>Chain</b>	<b>Res</b>	<b>Type</b>
49	CV	39	THR
49	CV	41	VAL
49	CV	88	LYS
50	CW	11	SER
50	CW	96	GLY
50	CW	102	GLY
50	CW	103	GLY
51	CX	3	LYS
51	CX	9	ARG
3	DD	144	ALA
3	DD	239	ARG
3	DD	257	LEU
4	DE	4	ILE
4	DE	29	GLY
4	DE	50	GLY
4	DE	71	GLY
4	DE	78	LEU
4	DE	89	ASP
4	DE	92	THR
4	DE	185	LYS
4	DE	189	PRO
5	DF	67	GLN
5	DF	132	VAL
5	DF	181	LEU
6	DG	4	ASP
6	DG	5	VAL
6	DG	24	GLY
6	DG	97	ASP
6	DG	110	ALA
6	DG	124	SER
6	DG	137	GLU
6	DG	150	ASP
7	DH	3	ARG
7	DH	21	PRO
7	DH	87	LEU
7	DH	90	LYS
7	DH	128	PRO
7	DH	151	ILE
56	DI	9	LYS
56	DI	19	GLU
56	DI	25	ASP
8	DK	9	LEU

*Continued on next page...*

*Continued from previous page...*

<b>Mol</b>	<b>Chain</b>	<b>Res</b>	<b>Type</b>
8	DK	36	ALA
8	DK	102	SER
8	DK	104	GLN
8	DK	131	LYS
57	DY	5	ARG
57	DY	7	VAL
57	DY	16	ASN
57	DY	19	ARG
57	DY	27	VAL
57	DY	31	GLY
57	DY	34	ALA
57	DY	48	GLY
57	DY	49	ALA
57	DY	69	PRO
57	DY	72	ASP
57	DY	73	GLY
57	DY	80	VAL
57	DY	87	VAL
57	DY	89	ALA
57	DY	95	GLN
57	DY	103	GLY
57	DY	107	VAL
57	DY	138	LEU
57	DY	140	GLY
57	DY	141	VAL
57	DY	144	ALA
58	DL	17	ALA
58	DL	41	PHE
58	DL	61	ALA
58	DL	65	PHE
58	DL	77	LEU
58	DL	88	ALA
58	DL	110	GLN
58	DL	133	SER
58	DL	135	GLY
58	DL	144	VAL
58	DL	145	LYS
56	DJ	12	LEU
56	DJ	13	SER
56	DJ	16	THR
9	DM	23	LEU
9	DM	36	GLY

*Continued on next page...*



*Continued from previous page...*

<b>Mol</b>	<b>Chain</b>	<b>Res</b>	<b>Type</b>
10	DN	5	GLN
11	DO	12	ALA
11	DO	29	LYS
11	DO	65	ARG
11	DO	120	ALA
11	DO	125	VAL
11	DO	141	ALA
11	DO	148	LEU
12	DP	59	ARG
12	DP	62	GLY
12	DP	89	ASN
12	DP	99	PRO
12	DP	105	GLU
13	D0	82	GLU
13	D0	86	ARG
14	DQ	4	LEU
14	DQ	12	PHE
14	DQ	57	LYS
14	DQ	96	GLY
14	DQ	109	GLY
15	DR	20	PRO
17	D2	48	GLY
17	D2	50	PRO
17	D2	53	GLU
18	DS	66	GLU
20	DU	41	GLY
20	DU	47	LYS
20	DU	58	GLY
20	DU	91	GLU
20	DU	98	VAL
20	DU	102	CYS
21	DV	31	ARG
21	DV	60	GLU
21	DV	64	GLY
21	DV	93	ASP
21	DV	110	GLY
21	DV	136	PHE
21	DV	178	GLU
21	DV	181	GLU
21	DV	182	LYS
21	DV	188	ALA
22	D3	84	LEU

*Continued on next page...*

*Continued from previous page...*

<b>Mol</b>	<b>Chain</b>	<b>Res</b>	<b>Type</b>
23	DZ	78	LYS
23	DZ	79	GLY
23	DZ	82	LEU
23	DZ	84	GLY
23	DZ	91	LYS
24	DW	15	LYS
24	DW	42	GLY
25	DX	13	ILE
25	DX	39	ASP
26	D4	8	LYS
26	D4	18	CYS
26	D4	43	TYR
26	D4	66	SER
27	D5	45	VAL
27	D5	58	LEU
28	D6	33	LYS
28	D6	34	LEU
28	D6	35	GLU
28	D6	44	ARG
30	D8	49	VAL
30	D8	64	TYR
3	AD	159	ALA
3	AD	239	ARG
3	AD	263	ARG
4	AE	8	LYS
4	AE	15	PHE
4	AE	17	ASP
4	AE	29	GLY
4	AE	45	THR
4	AE	66	HIS
5	AF	126	VAL
6	AG	81	LYS
6	AG	97	ASP
6	AG	126	ASP
6	AG	155	MET
7	AH	8	PRO
7	AH	10	PRO
7	AH	16	SER
7	AH	21	PRO
7	AH	160	LYS
7	AH	162	ILE
8	AK	59	ALA

*Continued on next page...*

*Continued from previous page...*

<b>Mol</b>	<b>Chain</b>	<b>Res</b>	<b>Type</b>
8	AK	83	ALA
8	AK	89	TYR
9	AM	67	LEU
9	AM	127	ASP
10	AN	12	ASP
10	AN	120	GLU
11	AO	42	SER
11	AO	63	PRO
12	AP	4	PRO
12	AP	21	THR
12	AP	67	ARG
12	AP	104	PHE
13	A0	3	HIS
13	A0	88	ARG
14	AQ	61	ASN
15	AR	103	ARG
15	AR	116	ALA
16	A1	32	PHE
17	A2	2	PHE
17	A2	37	VAL
17	A2	50	PRO
17	A2	98	GLU
18	AS	32	ALA
18	AS	56	ALA
19	AT	22	ALA
19	AT	60	ARG
21	AV	7	ALA
21	AV	66	SER
21	AV	124	ILE
21	AV	136	PHE
21	AV	158	PRO
22	A3	82	ARG
23	AZ	88	LYS
25	AX	27	GLY
26	A4	25	TYR
26	A4	52	THR
26	A4	57	GLU
26	A4	65	ASP
27	A5	52	TYR
27	A5	55	ARG
28	A6	14	THR
28	A6	15	GLU

*Continued on next page...*

*Continued from previous page...*

<b>Mol</b>	<b>Chain</b>	<b>Res</b>	<b>Type</b>
28	A6	49	HIS
32	BE	98	LEU
32	BE	101	MET
32	BE	153	ARG
32	BE	154	LEU
32	BE	161	ALA
33	BF	20	SER
33	BF	100	ALA
33	BF	156	ARG
33	BF	168	ALA
33	BF	179	ARG
34	BG	25	ARG
34	BG	161	ASN
34	BG	182	LYS
34	BG	200	GLU
35	BH	104	ALA
36	BI	44	GLY
37	BJ	121	ALA
38	BK	104	ARG
38	BK	108	GLY
39	BL	54	ASP
41	BN	117	ASN
42	BO	29	GLY
42	BO	42	THR
42	BO	45	PRO
42	BO	90	VAL
43	BP	27	LYS
43	BP	84	ILE
43	BP	106	ASN
45	BR	24	SER
45	BR	88	ARG
46	BS	43	LYS
46	BS	53	VAL
46	BS	81	ARG
47	BT	12	SER
47	BT	74	LEU
47	BT	94	ASN
48	BU	31	LEU
48	BU	37	VAL
48	BU	59	SER
49	BV	81	ARG
50	BW	105	SER

*Continued on next page...*

*Continued from previous page...*

<b>Mol</b>	<b>Chain</b>	<b>Res</b>	<b>Type</b>
32	CE	75	LYS
32	CE	129	GLU
32	CE	155	LEU
32	CE	207	ALA
32	CE	217	ARG
32	CE	229	VAL
33	CF	45	LYS
33	CF	107	GLN
33	CF	117	ALA
33	CF	188	LEU
34	CG	48	ALA
34	CG	73	ARG
34	CG	79	PHE
34	CG	143	GLY
34	CG	164	ALA
34	CG	181	MET
36	CI	40	VAL
36	CI	43	LEU
36	CI	54	LYS
36	CI	70	ASP
36	CI	84	ASN
37	CJ	14	PRO
37	CJ	55	GLY
37	CJ	59	LEU
40	CM	27	ALA
40	CM	59	SER
42	CO	23	LYS
42	CO	115	LYS
43	CP	14	ARG
43	CP	30	ALA
43	CP	59	TYR
43	CP	100	GLY
43	CP	107	ALA
43	CP	124	PRO
44	CQ	44	LEU
45	CR	76	GLU
46	CS	48	TRP
46	CS	76	GLN
47	CT	30	PRO
48	CU	23	LYS
48	CU	54	ARG
48	CU	87	ARG

*Continued on next page...*

*Continued from previous page...*

<b>Mol</b>	<b>Chain</b>	<b>Res</b>	<b>Type</b>
50	CW	99	LEU
3	DD	26	LYS
3	DD	30	GLU
3	DD	111	LEU
3	DD	224	ALA
4	DE	7	VAL
4	DE	8	LYS
4	DE	53	PRO
4	DE	66	HIS
4	DE	204	ALA
6	DG	48	GLU
6	DG	113	ARG
6	DG	115	ARG
6	DG	143	GLU
7	DH	168	PRO
56	DI	5	ILE
56	DI	18	LEU
56	DI	27	LEU
8	DK	39	ALA
8	DK	87	LYS
8	DK	98	ALA
8	DK	100	ALA
8	DK	109	ILE
8	DK	110	ASP
57	DY	20	ALA
57	DY	45	LYS
57	DY	70	GLU
57	DY	77	PRO
58	DL	16	LYS
58	DL	21	PRO
58	DL	28	GLY
58	DL	40	ALA
58	DL	51	ALA
58	DL	73	PRO
58	DL	101	TRP
58	DL	111	LYS
58	DL	125	ARG
58	DL	138	VAL
9	DM	76	SER
9	DM	114	ARG
9	DM	127	ASP
10	DN	112	MET

*Continued on next page...*

*Continued from previous page...*

<b>Mol</b>	<b>Chain</b>	<b>Res</b>	<b>Type</b>
11	DO	62	LEU
11	DO	66	GLY
12	DP	6	ARG
12	DP	27	VAL
12	DP	53	ALA
12	DP	91	GLU
12	DP	104	PHE
13	D0	45	ARG
13	D0	59	ASP
13	D0	88	ARG
14	DQ	20	ARG
15	DR	39	ARG
15	DR	55	ASN
15	DR	108	ARG
15	DR	116	ALA
15	DR	134	GLU
16	D1	115	ALA
17	D2	54	GLY
18	DS	80	PRO
20	DU	48	ALA
20	DU	92	ASN
21	DV	13	GLU
21	DV	34	ASN
21	DV	51	ALA
21	DV	171	ILE
22	D3	10	THR
22	D3	15	ASP
25	DX	52	HIS
26	D4	19	GLY
26	D4	23	GLU
26	D4	42	PHE
27	D5	36	CYS
27	D5	55	ARG
30	D8	6	THR
30	D8	29	LYS
30	D8	34	TRP
30	D8	63	PRO
3	AD	64	ILE
4	AE	49	LEU
4	AE	52	LEU
4	AE	68	ALA
4	AE	179	GLU

*Continued on next page...*

*Continued from previous page...*

<b>Mol</b>	<b>Chain</b>	<b>Res</b>	<b>Type</b>
5	AF	86	GLY
5	AF	133	ASN
6	AG	85	GLY
7	AH	13	LYS
7	AH	80	SER
7	AH	102	ALA
8	AK	58	LEU
8	AK	85	GLU
9	AM	23	LEU
11	AO	4	SER
11	AO	21	ARG
11	AO	48	PRO
11	AO	104	GLY
11	AO	106	LEU
12	AP	6	ARG
12	AP	29	PHE
12	AP	31	ASP
14	AQ	97	ARG
16	A1	92	ARG
16	A1	93	LYS
16	A1	102	GLU
17	A2	87	HIS
19	AT	67	GLY
20	AU	9	LYS
20	AU	43	ASN
20	AU	91	GLU
22	A3	67	VAL
23	AZ	97	LEU
26	A4	7	PRO
26	A4	37	SER
28	A6	13	CYS
28	A6	24	GLU
32	BE	5	ILE
32	BE	19	HIS
32	BE	26	PRO
32	BE	130	ARG
32	BE	150	SER
32	BE	177	ALA
32	BE	190	THR
33	BF	82	GLU
33	BF	107	GLN
34	BG	3	ARG

*Continued on next page...*



*Continued from previous page...*

<b>Mol</b>	<b>Chain</b>	<b>Res</b>	<b>Type</b>
34	BG	56	VAL
34	BG	89	THR
34	BG	110	PHE
34	BG	181	MET
35	BH	21	ALA
35	BH	112	LEU
36	BI	12	PRO
36	BI	43	LEU
37	BJ	97	GLN
37	BJ	116	ALA
37	BJ	150	ALA
38	BK	2	LEU
38	BK	76	PRO
39	BL	111	ARG
40	BM	70	ARG
40	BM	99	LYS
41	BN	62	GLN
41	BN	89	ALA
41	BN	93	GLN
42	BO	61	THR
42	BO	123	LYS
43	BP	5	ALA
43	BP	42	ALA
43	BP	79	LYS
44	BQ	15	LYS
47	BT	68	ARG
48	BU	82	THR
50	BW	10	LEU
50	BW	25	ARG
32	CE	26	PRO
32	CE	78	GLN
32	CE	139	LYS
32	CE	225	ALA
32	CE	238	LEU
33	CF	4	LYS
33	CF	47	LEU
33	CF	81	GLY
33	CF	125	GLU
34	CG	27	TYR
34	CG	189	PRO
35	CH	128	PRO
39	CL	11	LYS

*Continued on next page...*

*Continued from previous page...*

<b>Mol</b>	<b>Chain</b>	<b>Res</b>	<b>Type</b>
39	CL	44	VAL
39	CL	54	ASP
39	CL	117	HIS
41	CN	103	LEU
43	CP	21	TYR
43	CP	45	VAL
43	CP	49	THR
43	CP	68	GLY
44	CQ	22	THR
45	CR	23	GLY
47	CT	34	LYS
49	CV	4	SER
49	CV	78	ARG
3	DD	3	VAL
3	DD	46	GLN
4	DE	57	LYS
4	DE	82	ARG
4	DE	86	PRO
4	DE	90	THR
5	DF	25	PRO
5	DF	47	GLY
5	DF	130	ALA
6	DG	36	LYS
6	DG	86	MET
6	DG	116	ASP
6	DG	181	ARG
7	DH	81	GLU
7	DH	152	ARG
56	DI	16	THR
56	DI	28	LYS
8	DK	10	GLU
8	DK	12	LEU
8	DK	18	VAL
8	DK	113	ARG
8	DK	118	LYS
8	DK	133	HIS
57	DY	24	PHE
57	DY	98	LYS
57	DY	101	PRO
58	DL	59	ILE
58	DL	117	THR
58	DL	142	PRO

*Continued on next page...*

*Continued from previous page...*

<b>Mol</b>	<b>Chain</b>	<b>Res</b>	<b>Type</b>
56	DJ	14	GLN
9	DM	135	PRO
11	DO	35	HIS
11	DO	90	ARG
11	DO	93	GLY
11	DO	95	VAL
11	DO	136	GLU
11	DO	147	LEU
12	DP	18	LYS
13	D0	42	LYS
13	D0	117	VAL
14	DQ	75	GLU
14	DQ	97	ARG
14	DQ	110	LEU
15	DR	36	GLU
15	DR	57	PHE
16	D1	24	TYR
16	D1	92	ARG
17	D2	36	PRO
18	DS	65	LEU
19	DT	91	ALA
20	DU	39	VAL
21	DV	6	LYS
21	DV	53	ILE
21	DV	114	GLY
21	DV	158	PRO
21	DV	164	ALA
21	DV	195	GLU
23	DZ	64	ALA
23	DZ	97	LEU
26	D4	24	THR
27	D5	42	PRO
27	D5	59	GLU
29	D7	47	ARG
3	AD	125	ILE
3	AD	127	VAL
3	AD	240	ALA
3	AD	271	ILE
4	AE	82	ARG
5	AF	124	LEU
6	AG	47	LYS
6	AG	86	MET

*Continued on next page...*

*Continued from previous page...*

<b>Mol</b>	<b>Chain</b>	<b>Res</b>	<b>Type</b>
6	AG	124	SER
6	AG	136	ARG
6	AG	176	LEU
6	AG	181	ARG
7	AH	17	VAL
7	AH	49	VAL
7	AH	99	VAL
7	AH	137	ASP
8	AK	50	ARG
8	AK	136	VAL
9	AM	3	THR
10	AN	68	GLU
11	AO	7	ARG
11	AO	43	GLY
12	AP	7	MET
12	AP	24	GLY
13	A0	107	ASP
14	AQ	51	ALA
14	AQ	62	LYS
14	AQ	90	GLY
14	AQ	94	TYR
15	AR	57	PHE
17	A2	62	LEU
17	A2	99	ILE
19	AT	51	VAL
19	AT	61	GLY
20	AU	58	GLY
21	AV	42	VAL
21	AV	95	PRO
21	AV	121	HIS
21	AV	163	LEU
21	AV	170	THR
23	AZ	87	PRO
26	A4	15	ILE
28	A6	35	GLU
28	A6	36	LEU
28	A6	51	GLU
28	A6	52	VAL
32	BE	52	GLU
33	BF	15	THR
33	BF	66	VAL
34	BG	31	CYS

*Continued on next page...*

*Continued from previous page...*

<b>Mol</b>	<b>Chain</b>	<b>Res</b>	<b>Type</b>
34	BG	160	GLN
35	BH	105	VAL
37	BJ	51	GLN
37	BJ	111	ARG
37	BJ	117	ALA
37	BJ	154	TYR
38	BK	14	ARG
39	BL	66	ARG
40	BM	54	PHE
41	BN	65	ALA
42	BO	26	ALA
43	BP	67	GLU
44	BQ	19	ARG
44	BQ	52	GLN
46	BS	57	ARG
49	BV	10	PHE
49	BV	72	GLY
32	CE	8	LYS
32	CE	13	ALA
32	CE	67	THR
32	CE	87	ARG
32	CE	101	MET
33	CF	84	ILE
34	CG	20	TYR
35	CH	52	PRO
35	CH	129	ILE
37	CJ	17	VAL
39	CL	21	PRO
39	CL	56	LEU
42	CO	12	ARG
42	CO	28	LYS
42	CO	51	ALA
42	CO	123	LYS
43	CP	3	ARG
43	CP	70	LEU
43	CP	121	LYS
44	CQ	12	ARG
46	CS	41	PRO
3	DD	45	ASN
3	DD	159	ALA
4	DE	33	VAL
4	DE	46	ALA

*Continued on next page...*

*Continued from previous page...*

<b>Mol</b>	<b>Chain</b>	<b>Res</b>	<b>Type</b>
5	DF	8	GLN
6	DG	3	LEU
6	DG	6	ALA
6	DG	117	PHE
7	DH	110	SER
8	DK	33	ARG
8	DK	145	VAL
57	DY	68	LEU
58	DL	99	ILE
58	DL	105	LEU
9	DM	40	PRO
10	DN	117	LEU
11	DO	109	GLY
12	DP	11	LYS
12	DP	67	ARG
13	D0	14	SER
13	D0	75	LEU
14	DQ	21	THR
15	DR	4	GLY
16	D1	9	VAL
17	D2	30	GLY
20	DU	55	TYR
23	DZ	92	LYS
26	D4	9	LEU
26	D4	28	LYS
27	D5	51	TYR
28	D6	24	GLU
28	D6	27	LYS
3	AD	106	ILE
4	AE	73	GLU
4	AE	135	HIS
4	AE	169	ASN
4	AE	189	PRO
5	AF	28	ILE
7	AH	39	PRO
8	AK	135	GLU
9	AM	110	GLY
11	AO	12	ALA
11	AO	107	LYS
16	A1	73	GLY
20	AU	22	GLY
20	AU	52	SER

*Continued on next page...*

*Continued from previous page...*

<b>Mol</b>	<b>Chain</b>	<b>Res</b>	<b>Type</b>
20	AU	55	TYR
21	AV	134	PRO
24	AW	67	LYS
25	AX	59	VAL
26	A4	23	GLU
26	A4	24	THR
26	A4	48	ARG
26	A4	70	GLY
28	A6	17	LYS
30	A8	38	GLY
32	BE	80	ILE
32	BE	83	MET
32	BE	106	LYS
32	BE	122	PHE
34	BG	90	GLY
40	BM	32	ALA
42	BO	75	HIS
42	BO	117	ARG
43	BP	38	GLY
47	BT	64	PRO
48	BU	23	LYS
51	BX	17	THR
32	CE	213	LEU
32	CE	236	TYR
34	CG	32	ALA
39	CL	127	LYS
42	CO	19	ARG
45	CR	16	ALA
50	CW	84	LEU
50	CW	97	ALA
3	DD	169	GLU
4	DE	39	PRO
4	DE	47	VAL
6	DG	82	LEU
6	DG	84	LYS
6	DG	85	GLY
6	DG	112	PRO
7	DH	55	PRO
7	DH	111	HIS
56	DI	4	ASP
8	DK	82	ARG
9	DM	97	ARG

*Continued on next page...*

*Continued from previous page...*

<b>Mol</b>	<b>Chain</b>	<b>Res</b>	<b>Type</b>
11	DO	7	ARG
11	DO	71	VAL
21	DV	105	VAL
21	DV	115	GLY
21	DV	141	VAL
21	DV	173	ALA
28	D6	30	THR
5	AF	14	PRO
7	AH	142	GLY
8	AK	109	ILE
9	AM	77	GLY
11	AO	71	VAL
20	AU	61	ILE
28	A6	48	VAL
33	BF	116	VAL
34	BG	5	ILE
35	BH	51	VAL
35	BH	59	GLY
40	BM	74	ILE
41	BN	90	GLY
45	BR	86	GLY
38	CK	83	ILE
39	CL	81	ILE
40	CM	91	PRO
49	CV	31	ILE
4	DE	190	GLY
57	DY	105	PRO
57	DY	139	VAL
9	DM	6	PRO
20	DU	3	VAL
21	DV	111	VAL
21	DV	193	GLU
5	AF	30	PRO
7	AH	151	ILE
11	AO	8	PRO
12	AP	47	ILE
17	A2	30	GLY
20	AU	7	VAL
25	AX	43	ILE
34	BG	124	GLY
35	BH	39	GLY
32	CE	80	ILE

*Continued on next page...*



*Continued from previous page...*

<b>Mol</b>	<b>Chain</b>	<b>Res</b>	<b>Type</b>
38	CK	73	ASP
47	CT	33	GLY
48	CU	22	VAL
48	CU	39	VAL
4	DE	55	ASN
4	DE	130	GLY
5	DF	30	PRO
7	DH	7	LEU
20	DU	56	PRO
20	DU	96	ILE
21	DV	94	GLU
5	AF	114	VAL
17	A2	36	PRO
20	AU	53	PRO
50	BW	97	ALA
33	CF	96	GLY
34	CG	105	VAL
37	CJ	19	GLY
45	CR	18	PHE
50	CW	63	ILE
50	CW	88	VAL
4	DE	93	VAL
9	DM	111	PRO
11	DO	47	ASP
22	D3	8	GLY
4	AE	173	VAL
7	AH	79	VAL
12	AP	52	VAL
17	A2	29	PRO
19	AT	24	GLY
21	AV	165	VAL
23	AZ	36	GLY
34	BG	178	VAL
38	BK	53	VAL
40	BM	93	GLY
36	CI	37	VAL
40	CM	37	PRO
4	DE	75	VAL
58	DL	55	VAL
58	DL	78	ILE
56	DJ	24	ILE
12	DP	81	VAL

*Continued on next page...*

*Continued from previous page...*

Mol	Chain	Res	Type
12	DP	109	VAL
14	DQ	82	ILE
17	D2	28	GLU
20	DU	52	SER
27	D5	57	VAL
13	A0	106	GLY
33	BF	41	GLY
9	AM	126	PRO
58	DL	13	PRO
4	AE	147	PRO
8	AK	132	PRO

### 5.3.2 Protein sidechains [i](#)

In the following table, the Percentiles column shows the percent sidechain outliers of the chain as a percentile score with respect to all X-ray entries followed by that with respect to entries of similar resolution.

The Analysed column shows the number of residues for which the sidechain conformation was analysed, and the total number of residues.

Mol	Chain	Analysed	Rotameric	Outliers	Percentiles	
3	AD	214/218 (98%)	182 (85%)	32 (15%)	3	12
3	DD	214/218 (98%)	181 (85%)	33 (15%)	2	11
4	AE	165/166 (99%)	146 (88%)	19 (12%)	5	22
4	DE	165/166 (99%)	128 (78%)	37 (22%)	1	3
5	AF	165/166 (99%)	151 (92%)	14 (8%)	10	37
5	DF	161/166 (97%)	136 (84%)	25 (16%)	2	11
6	AG	155/156 (99%)	138 (89%)	17 (11%)	6	25
6	DG	155/156 (99%)	134 (86%)	21 (14%)	4	16
7	AH	142/148 (96%)	130 (92%)	12 (8%)	10	37
7	DH	142/148 (96%)	117 (82%)	25 (18%)	2	8
8	AK	122/124 (98%)	105 (86%)	17 (14%)	3	15
8	DK	122/124 (98%)	92 (75%)	30 (25%)	0	2
9	AM	117/119 (98%)	100 (86%)	17 (14%)	3	13
9	DM	117/119 (98%)	102 (87%)	15 (13%)	4	18
10	AN	100/100 (100%)	83 (83%)	17 (17%)	2	9

*Continued on next page...*

*Continued from previous page...*

Mol	Chain	Analysed	Rotameric	Outliers	Percentiles	
10	DN	100/100 (100%)	84 (84%)	16 (16%)	2	11
11	AO	116/116 (100%)	91 (78%)	25 (22%)	1	4
11	DO	116/116 (100%)	84 (72%)	32 (28%)	0	1
12	AP	111/111 (100%)	91 (82%)	20 (18%)	1	7
12	DP	111/111 (100%)	97 (87%)	14 (13%)	4	18
13	A0	100/101 (99%)	88 (88%)	12 (12%)	5	20
13	D0	101/101 (100%)	83 (82%)	18 (18%)	2	8
14	AQ	87/88 (99%)	76 (87%)	11 (13%)	4	18
14	DQ	87/88 (99%)	74 (85%)	13 (15%)	3	13
15	AR	120/127 (94%)	98 (82%)	22 (18%)	1	7
15	DR	120/127 (94%)	96 (80%)	24 (20%)	1	5
16	A1	93/94 (99%)	82 (88%)	11 (12%)	5	21
16	D1	93/94 (99%)	77 (83%)	16 (17%)	2	9
17	A2	82/82 (100%)	72 (88%)	10 (12%)	5	19
17	D2	82/82 (100%)	64 (78%)	18 (22%)	1	4
18	AS	92/92 (100%)	80 (87%)	12 (13%)	4	18
18	DS	92/92 (100%)	79 (86%)	13 (14%)	3	15
19	AT	74/78 (95%)	67 (90%)	7 (10%)	8	31
19	DT	74/78 (95%)	66 (89%)	8 (11%)	6	25
20	AU	85/91 (93%)	61 (72%)	24 (28%)	0	1
20	DU	85/91 (93%)	66 (78%)	19 (22%)	1	3
21	AV	164/179 (92%)	130 (79%)	34 (21%)	1	5
21	DV	173/179 (97%)	131 (76%)	42 (24%)	0	2
22	A3	66/67 (98%)	59 (89%)	7 (11%)	6	26
22	D3	66/67 (98%)	59 (89%)	7 (11%)	6	26
23	AZ	82/83 (99%)	70 (85%)	12 (15%)	3	13
23	DZ	82/83 (99%)	71 (87%)	11 (13%)	4	16
24	AW	64/67 (96%)	58 (91%)	6 (9%)	8	32
24	DW	64/67 (96%)	53 (83%)	11 (17%)	2	9
25	AX	51/52 (98%)	42 (82%)	9 (18%)	2	8
25	DX	51/52 (98%)	48 (94%)	3 (6%)	19	50

*Continued on next page...*

*Continued from previous page...*

Mol	Chain	Analysed	Rotameric	Outliers	Percentiles	
26	A4	63/63 (100%)	45 (71%)	18 (29%)	0	1
26	D4	63/63 (100%)	49 (78%)	14 (22%)	1	4
27	A5	51/52 (98%)	45 (88%)	6 (12%)	5	21
27	D5	51/52 (98%)	36 (71%)	15 (29%)	0	1
28	A6	44/52 (85%)	31 (70%)	13 (30%)	0	1
28	D6	44/52 (85%)	28 (64%)	16 (36%)	0	0
29	A7	42/42 (100%)	34 (81%)	8 (19%)	1	6
29	D7	42/42 (100%)	38 (90%)	4 (10%)	8	31
30	A8	54/55 (98%)	43 (80%)	11 (20%)	1	5
30	D8	54/55 (98%)	39 (72%)	15 (28%)	0	1
32	BE	205/220 (93%)	187 (91%)	18 (9%)	10	36
32	CE	205/220 (93%)	183 (89%)	22 (11%)	6	26
33	BF	160/188 (85%)	140 (88%)	20 (12%)	4	18
33	CF	159/188 (85%)	146 (92%)	13 (8%)	11	38
34	BG	180/181 (99%)	155 (86%)	25 (14%)	3	15
34	CG	180/181 (99%)	160 (89%)	20 (11%)	6	24
35	BH	116/123 (94%)	103 (89%)	13 (11%)	6	24
35	CH	116/123 (94%)	101 (87%)	15 (13%)	4	18
36	BI	90/90 (100%)	81 (90%)	9 (10%)	7	28
36	CI	90/90 (100%)	85 (94%)	5 (6%)	21	52
37	BJ	126/127 (99%)	114 (90%)	12 (10%)	8	31
37	CJ	126/127 (99%)	118 (94%)	8 (6%)	18	48
38	BK	119/119 (100%)	112 (94%)	7 (6%)	19	50
38	CK	119/119 (100%)	110 (92%)	9 (8%)	13	41
39	BL	98/99 (99%)	86 (88%)	12 (12%)	5	19
39	CL	98/99 (99%)	84 (86%)	14 (14%)	3	14
40	BM	89/92 (97%)	79 (89%)	10 (11%)	6	24
40	CM	89/92 (97%)	80 (90%)	9 (10%)	7	28
41	BN	90/99 (91%)	85 (94%)	5 (6%)	21	52
41	CN	90/99 (91%)	88 (98%)	2 (2%)	52	78
42	BO	104/109 (95%)	91 (88%)	13 (12%)	4	18

*Continued on next page...*

Continued from previous page...

Mol	Chain	Analysed	Rotameric	Outliers	Percentiles	
42	CO	104/109 (95%)	93 (89%)	11 (11%)	6	26
43	BP	97/101 (96%)	86 (89%)	11 (11%)	6	23
43	CP	100/101 (99%)	82 (82%)	18 (18%)	1	7
44	BQ	49/50 (98%)	42 (86%)	7 (14%)	3	14
44	CQ	49/50 (98%)	43 (88%)	6 (12%)	5	19
45	BR	79/80 (99%)	73 (92%)	6 (8%)	13	41
45	CR	79/80 (99%)	72 (91%)	7 (9%)	9	34
46	BS	72/74 (97%)	66 (92%)	6 (8%)	11	38
46	CS	72/74 (97%)	61 (85%)	11 (15%)	2	12
47	BT	95/97 (98%)	91 (96%)	4 (4%)	30	62
47	CT	95/97 (98%)	89 (94%)	6 (6%)	18	48
48	BU	63/77 (82%)	51 (81%)	12 (19%)	1	6
48	CU	63/77 (82%)	51 (81%)	12 (19%)	1	6
49	BV	72/80 (90%)	59 (82%)	13 (18%)	1	7
49	CV	75/80 (94%)	53 (71%)	22 (29%)	0	1
50	BW	76/82 (93%)	65 (86%)	11 (14%)	3	13
50	CW	76/82 (93%)	69 (91%)	7 (9%)	9	33
51	BX	20/22 (91%)	17 (85%)	3 (15%)	3	12
51	CX	20/22 (91%)	19 (95%)	1 (5%)	24	57
56	DI	26/90 (29%)	15 (58%)	11 (42%)	0	0
56	DJ	26/90 (29%)	14 (54%)	12 (46%)	0	0
57	DY	117/135 (87%)	47 (40%)	70 (60%)	0	0
58	DL	109/111 (98%)	52 (48%)	57 (52%)	0	0
All	All	9931/10424 (95%)	8408 (85%)	1523 (15%)	2	12

All (1523) residues with a non-rotameric sidechain are listed below:

Mol	Chain	Res	Type
3	AD	10	THR
3	AD	21	PHE
3	AD	24	ILE
3	AD	48	ARG
3	AD	49	ILE
3	AD	61	LEU

Continued on next page...

*Continued from previous page...*

<b>Mol</b>	<b>Chain</b>	<b>Res</b>	<b>Type</b>
3	AD	64	ILE
3	AD	65	ILE
3	AD	70	TRP
3	AD	73	VAL
3	AD	94	LEU
3	AD	95	LEU
3	AD	105	ILE
3	AD	106	ILE
3	AD	131	LEU
3	AD	138	VAL
3	AD	147	LEU
3	AD	150	LYS
3	AD	157	ARG
3	AD	161	THR
3	AD	166	GLN
3	AD	168	ARG
3	AD	192	THR
3	AD	198	ASN
3	AD	211	ARG
3	AD	237	GLU
3	AD	242	ARG
3	AD	244	ARG
3	AD	255	LYS
3	AD	260	ARG
3	AD	268	ARG
3	AD	271	ILE
4	AE	4	ILE
4	AE	5	LEU
4	AE	37	ARG
4	AE	49	LEU
4	AE	59	VAL
4	AE	78	LEU
4	AE	79	ARG
4	AE	107	THR
4	AE	119	ARG
4	AE	132	HIS
4	AE	134	ILE
4	AE	144	ARG
4	AE	154	LYS
4	AE	167	VAL
4	AE	178	GLU
4	AE	197	ILE

*Continued on next page...*

*Continued from previous page...*

<b>Mol</b>	<b>Chain</b>	<b>Res</b>	<b>Type</b>
4	AE	200	GLU
4	AE	202	LYS
4	AE	203	LYS
5	AF	7	TYR
5	AF	17	ARG
5	AF	40	GLN
5	AF	48	THR
5	AF	52	LYS
5	AF	65	TRP
5	AF	66	PRO
5	AF	68	LYS
5	AF	70	THR
5	AF	74	ARG
5	AF	88	VAL
5	AF	96	ASP
5	AF	125	LEU
5	AF	165	ARG
6	AG	7	LEU
6	AG	16	ARG
6	AG	67	LYS
6	AG	80	PHE
6	AG	88	ILE
6	AG	91	ARG
6	AG	95	ARG
6	AG	101	ILE
6	AG	115	ARG
6	AG	118	ARG
6	AG	121	ASN
6	AG	123	ASN
6	AG	135	LEU
6	AG	139	LEU
6	AG	156	ASP
6	AG	159	VAL
6	AG	174	GLU
7	AH	4	ILE
7	AH	6	ARG
7	AH	13	LYS
7	AH	32	GLU
7	AH	54	ARG
7	AH	81	GLU
7	AH	85	LYS
7	AH	89	ILE

*Continued on next page...*

*Continued from previous page...*

<b>Mol</b>	<b>Chain</b>	<b>Res</b>	<b>Type</b>
7	AH	105	LEU
7	AH	116	GLU
7	AH	143	GLN
7	AH	163	TYR
8	AK	1	MET
8	AK	5	LEU
8	AK	14	ASP
8	AK	48	GLU
8	AK	52	ARG
8	AK	54	GLN
8	AK	56	LYS
8	AK	62	LYS
8	AK	82	ARG
8	AK	99	GLU
8	AK	102	SER
8	AK	109	ILE
8	AK	117	GLU
8	AK	126	TYR
8	AK	130	TYR
8	AK	133	HIS
8	AK	135	GLU
9	AM	1	MET
9	AM	7	LYS
9	AM	32	THR
9	AM	42	TRP
9	AM	45	ASN
9	AM	48	MET
9	AM	50	ASP
9	AM	71	ILE
9	AM	87	LEU
9	AM	96	GLU
9	AM	99	LEU
9	AM	111	PRO
9	AM	112	LEU
9	AM	127	ASP
9	AM	131	GLN
9	AM	137	LYS
9	AM	138	LEU
10	AN	7	TYR
10	AN	8	LEU
10	AN	9	GLU
10	AN	24	VAL

*Continued on next page...*



*Continued from previous page...*

<b>Mol</b>	<b>Chain</b>	<b>Res</b>	<b>Type</b>
10	AN	29	ASN
10	AN	32	TYR
10	AN	38	VAL
10	AN	48	PRO
10	AN	49	ARG
10	AN	66	LYS
10	AN	69	ILE
10	AN	73	ASP
10	AN	78	ARG
10	AN	80	ASP
10	AN	97	ARG
10	AN	99	PHE
10	AN	104	ARG
11	AO	10	PRO
11	AO	21	ARG
11	AO	27	HIS
11	AO	32	THR
11	AO	36	LYS
11	AO	52	GLU
11	AO	55	ARG
11	AO	59	LEU
11	AO	62	LEU
11	AO	65	ARG
11	AO	67	MET
11	AO	75	ILE
11	AO	81	GLN
11	AO	85	LEU
11	AO	91	PHE
11	AO	98	GLU
11	AO	110	TYR
11	AO	112	LEU
11	AO	115	LEU
11	AO	117	GLU
11	AO	136	GLU
11	AO	138	LEU
11	AO	144	GLU
11	AO	147	LEU
11	AO	148	LEU
12	AP	3	MET
12	AP	8	LYS
12	AP	14	ARG
12	AP	16	ARG

*Continued on next page...*

*Continued from previous page...*

<b>Mol</b>	<b>Chain</b>	<b>Res</b>	<b>Type</b>
12	AP	22	LYS
12	AP	29	PHE
12	AP	38	GLU
12	AP	45	GLN
12	AP	56	ARG
12	AP	63	LYS
12	AP	82	ARG
12	AP	83	MET
12	AP	89	ASN
12	AP	103	MET
12	AP	110	THR
12	AP	113	GLN
12	AP	115	MET
12	AP	133	ARG
12	AP	139	GLU
12	AP	141	GLN
13	A0	11	ASN
13	A0	15	SER
13	A0	18	LEU
13	A0	34	ILE
13	A0	67	LEU
13	A0	71	GLN
13	A0	74	LYS
13	A0	76	VAL
13	A0	79	LEU
13	A0	89	ASP
13	A0	104	ARG
13	A0	118	GLU
14	AQ	12	PHE
14	AQ	15	ARG
14	AQ	19	LYS
14	AQ	20	ARG
14	AQ	23	ARG
14	AQ	36	TYR
14	AQ	56	LEU
14	AQ	57	LYS
14	AQ	58	LEU
14	AQ	103	GLU
14	AQ	110	LEU
15	AR	8	LYS
15	AR	9	LEU
15	AR	11	GLU

*Continued on next page...*

*Continued from previous page...*

<b>Mol</b>	<b>Chain</b>	<b>Res</b>	<b>Type</b>
15	AR	16	ARG
15	AR	27	THR
15	AR	29	ARG
15	AR	30	VAL
15	AR	35	LYS
15	AR	41	ARG
15	AR	51	ARG
15	AR	58	ASN
15	AR	59	THR
15	AR	74	ARG
15	AR	78	LEU
15	AR	93	ARG
15	AR	95	ARG
15	AR	98	LYS
15	AR	99	LEU
15	AR	103	ARG
15	AR	115	ARG
15	AR	124	ASP
15	AR	137	LYS
16	A1	5	LYS
16	A1	31	SER
16	A1	37	GLU
16	A1	52	ARG
16	A1	56	ASP
16	A1	64	ARG
16	A1	74	LEU
16	A1	78	THR
16	A1	79	PHE
16	A1	88	ILE
16	A1	98	LEU
17	A2	15	GLU
17	A2	28	GLU
17	A2	35	LEU
17	A2	44	LYS
17	A2	64	HIS
17	A2	74	LYS
17	A2	75	PHE
17	A2	80	GLN
17	A2	81	TYR
17	A2	82	ARG
18	AS	11	ARG
18	AS	14	PRO

*Continued on next page...*

*Continued from previous page...*

<b>Mol</b>	<b>Chain</b>	<b>Res</b>	<b>Type</b>
18	AS	37	ARG
18	AS	39	THR
18	AS	51	LEU
18	AS	59	VAL
18	AS	65	LEU
18	AS	70	TYR
18	AS	88	ARG
18	AS	96	ILE
18	AS	107	LEU
18	AS	113	LYS
19	AT	12	VAL
19	AT	48	LYS
19	AT	57	LEU
19	AT	63	LYS
19	AT	69	TYR
19	AT	76	ARG
19	AT	80	ILE
20	AU	3	VAL
20	AU	7	VAL
20	AU	12	THR
20	AU	20	TYR
20	AU	26	LYS
20	AU	28	LYS
20	AU	33	LYS
20	AU	43	ASN
20	AU	50	ARG
20	AU	55	TYR
20	AU	57	GLN
20	AU	60	PHE
20	AU	62	GLU
20	AU	63	LYS
20	AU	67	LEU
20	AU	71	LYS
20	AU	75	ILE
20	AU	76	CYS
20	AU	77	PRO
20	AU	85	VAL
20	AU	86	ARG
20	AU	95	LYS
20	AU	96	ILE
20	AU	97	ARG
21	AV	2	GLU

*Continued on next page...*

*Continued from previous page...*

<b>Mol</b>	<b>Chain</b>	<b>Res</b>	<b>Type</b>
21	AV	8	TYR
21	AV	14	LYS
21	AV	29	TYR
21	AV	38	TYR
21	AV	61	LEU
21	AV	63	ASP
21	AV	67	LEU
21	AV	72	ARG
21	AV	77	ASP
21	AV	81	ARG
21	AV	96	VAL
21	AV	105	VAL
21	AV	108	PRO
21	AV	112	ARG
21	AV	117	LEU
21	AV	118	GLN
21	AV	119	GLU
21	AV	122	ARG
21	AV	131	ARG
21	AV	140	ASP
21	AV	142	SER
21	AV	145	GLU
21	AV	146	ILE
21	AV	156	LYS
21	AV	157	LEU
21	AV	159	PRO
21	AV	161	VAL
21	AV	162	GLU
21	AV	163	LEU
21	AV	178	GLU
21	AV	182	LYS
21	AV	183	LEU
21	AV	186	GLU
22	A3	3	HIS
22	A3	5	LYS
22	A3	7	LEU
22	A3	25	ARG
22	A3	36	ILE
22	A3	64	ASP
22	A3	74	ARG
23	AZ	4	VAL
23	AZ	34	THR

*Continued on next page...*

*Continued from previous page...*

<b>Mol</b>	<b>Chain</b>	<b>Res</b>	<b>Type</b>
23	AZ	38	SER
23	AZ	56	GLN
23	AZ	78	LYS
23	AZ	80	LEU
23	AZ	81	LYS
23	AZ	83	GLU
23	AZ	87	PRO
23	AZ	90	ILE
23	AZ	91	LYS
23	AZ	95	LEU
24	AW	9	GLN
24	AW	48	HIS
24	AW	50	ILE
24	AW	53	LEU
24	AW	57	ILE
24	AW	62	THR
25	AX	4	LEU
25	AX	6	VAL
25	AX	8	LEU
25	AX	24	LYS
25	AX	38	GLU
25	AX	40	THR
25	AX	46	ASN
25	AX	52	HIS
25	AX	60	GLU
26	A4	1	MET
26	A4	2	LYS
26	A4	7	PRO
26	A4	8	LYS
26	A4	9	LEU
26	A4	18	CYS
26	A4	23	GLU
26	A4	33	VAL
26	A4	36	CYS
26	A4	38	LYS
26	A4	39	CYS
26	A4	47	GLN
26	A4	55	ARG
26	A4	58	ARG
26	A4	60	GLN
26	A4	62	ARG
26	A4	67	TYR

*Continued on next page...*

*Continued from previous page...*

<b>Mol</b>	<b>Chain</b>	<b>Res</b>	<b>Type</b>
26	A4	69	LYS
27	A5	3	LYS
27	A5	4	HIS
27	A5	29	THR
27	A5	49	CYS
27	A5	51	TYR
27	A5	52	TYR
28	A6	9	LEU
28	A6	17	LYS
28	A6	21	TYR
28	A6	25	LYS
28	A6	27	LYS
28	A6	29	ASN
28	A6	30	THR
28	A6	37	ARG
28	A6	39	TYR
28	A6	45	LYS
28	A6	46	HIS
28	A6	52	VAL
28	A6	53	LYS
29	A7	4	THR
29	A7	8	ASN
29	A7	9	ARG
29	A7	32	LYS
29	A7	43	THR
29	A7	47	ARG
29	A7	48	LYS
29	A7	49	ARG
30	A8	25	MET
30	A8	32	LEU
30	A8	34	TRP
30	A8	40	GLU
30	A8	41	ILE
30	A8	46	ARG
30	A8	48	PHE
30	A8	54	GLU
30	A8	56	GLU
30	A8	61	LEU
30	A8	64	TYR
32	BE	12	GLU
32	BE	19	HIS
32	BE	22	LYS

*Continued on next page...*

*Continued from previous page...*

<b>Mol</b>	<b>Chain</b>	<b>Res</b>	<b>Type</b>
32	BE	23	ARG
32	BE	56	ARG
32	BE	80	ILE
32	BE	92	TYR
32	BE	111	ARG
32	BE	113	HIS
32	BE	121	LEU
32	BE	137	ARG
32	BE	140	HIS
32	BE	145	LEU
32	BE	163	PHE
32	BE	178	ARG
32	BE	187	LEU
32	BE	224	GLN
32	BE	232	PRO
33	BF	5	ILE
33	BF	16	ARG
33	BF	17	ASP
33	BF	18	TRP
33	BF	27	LYS
33	BF	28	GLN
33	BF	29	TYR
33	BF	43	LEU
33	BF	62	ASP
33	BF	79	ARG
33	BF	82	GLU
33	BF	85	ARG
33	BF	101	LEU
33	BF	119	ARG
33	BF	127	ARG
33	BF	131	ARG
33	BF	156	ARG
33	BF	170	GLN
33	BF	193	TYR
33	BF	196	LEU
34	BG	19	LEU
34	BG	21	LEU
34	BG	24	GLU
34	BG	25	ARG
34	BG	26	CYS
34	BG	29	PRO
34	BG	30	LYS

*Continued on next page...*



*Continued from previous page...*

<b>Mol</b>	<b>Chain</b>	<b>Res</b>	<b>Type</b>
34	BG	36	ARG
34	BG	38	TYR
34	BG	58	LEU
34	BG	61	LYS
34	BG	86	LYS
34	BG	97	LEU
34	BG	107	ARG
34	BG	108	LEU
34	BG	110	PHE
34	BG	119	GLN
34	BG	122	ARG
34	BG	135	LEU
34	BG	138	TYR
34	BG	150	GLU
34	BG	155	LEU
34	BG	187	ARG
34	BG	191	ARG
34	BG	209	ARG
35	BH	5	ASP
35	BH	6	PHE
35	BH	12	LEU
35	BH	13	ILE
35	BH	20	GLN
35	BH	24	ARG
35	BH	26	PHE
35	BH	33	VAL
35	BH	72	GLN
35	BH	78	HIS
35	BH	79	GLU
35	BH	101	ILE
35	BH	126	ARG
36	BI	1	MET
36	BI	15	ASP
36	BI	28	ARG
36	BI	36	ARG
36	BI	54	LYS
36	BI	55	ASP
36	BI	78	GLU
36	BI	95	GLU
36	BI	98	LEU
37	BJ	8	GLU
37	BJ	12	LEU

*Continued on next page...*

*Continued from previous page...*

<b>Mol</b>	<b>Chain</b>	<b>Res</b>	<b>Type</b>
37	BJ	14	PRO
37	BJ	29	LYS
37	BJ	33	ASP
37	BJ	54	THR
37	BJ	57	GLU
37	BJ	64	GLN
37	BJ	84	ASN
37	BJ	136	LYS
37	BJ	137	LYS
37	BJ	151	TYR
38	BK	1	MET
38	BK	25	ASP
38	BK	30	ARG
38	BK	52	ASP
38	BK	63	LEU
38	BK	81	HIS
38	BK	104	ARG
39	BL	10	ARG
39	BL	12	GLU
39	BL	20	ARG
39	BL	75	ASP
39	BL	95	LYS
39	BL	102	LEU
39	BL	104	ARG
39	BL	112	LYS
39	BL	113	LYS
39	BL	114	TYR
39	BL	121	ARG
39	BL	125	TYR
40	BM	16	LEU
40	BM	22	LYS
40	BM	25	GLU
40	BM	47	PHE
40	BM	57	LYS
40	BM	62	HIS
40	BM	74	ILE
40	BM	79	ARG
40	BM	80	LYS
40	BM	96	ILE
41	BN	29	ILE
41	BN	30	VAL
41	BN	54	ARG

*Continued on next page...*

*Continued from previous page...*

<b>Mol</b>	<b>Chain</b>	<b>Res</b>	<b>Type</b>
41	BN	116	HIS
41	BN	120	ARG
42	BO	17	LYS
42	BO	20	LYS
42	BO	23	LYS
42	BO	27	LEU
42	BO	39	VAL
42	BO	41	ARG
42	BO	42	THR
42	BO	46	LYS
42	BO	47	LYS
42	BO	64	TYR
42	BO	65	GLU
42	BO	66	VAL
42	BO	84	LEU
43	BP	19	LEU
43	BP	64	TRP
43	BP	70	LEU
43	BP	73	GLU
43	BP	79	LYS
43	BP	80	ARG
43	BP	82	MET
43	BP	83	ASP
43	BP	86	CYS
43	BP	88	ARG
43	BP	108	ARG
44	BQ	6	LEU
44	BQ	8	GLU
44	BQ	15	LYS
44	BQ	18	VAL
44	BQ	29	ARG
44	BQ	44	LEU
44	BQ	61	TRP
45	BR	3	ILE
45	BR	10	LYS
45	BR	26	GLU
45	BR	38	ARG
45	BR	41	GLU
45	BR	82	ILE
46	BS	20	VAL
46	BS	27	LYS
46	BS	54	GLU

*Continued on next page...*

*Continued from previous page...*

<b>Mol</b>	<b>Chain</b>	<b>Res</b>	<b>Type</b>
46	BS	55	ARG
46	BS	69	THR
46	BS	72	ARG
47	BT	49	GLU
47	BT	52	LYS
47	BT	68	ARG
47	BT	74	LEU
48	BU	21	LYS
48	BU	23	LYS
48	BU	26	LEU
48	BU	31	LEU
48	BU	37	VAL
48	BU	38	GLU
48	BU	47	THR
48	BU	54	ARG
48	BU	58	LEU
48	BU	69	THR
48	BU	81	PHE
48	BU	87	ARG
49	BV	6	LYS
49	BV	20	LEU
49	BV	22	LEU
49	BV	23	ASN
49	BV	27	GLU
49	BV	29	ARG
49	BV	37	ARG
49	BV	39	THR
49	BV	41	VAL
49	BV	44	MET
49	BV	77	THR
49	BV	78	ARG
49	BV	86	GLU
50	BW	10	LEU
50	BW	24	LEU
50	BW	26	ASN
50	BW	29	LYS
50	BW	36	LEU
50	BW	50	GLU
50	BW	64	ASP
50	BW	68	LYS
50	BW	73	HIS
50	BW	83	ARG

*Continued on next page...*

*Continued from previous page...*

<b>Mol</b>	<b>Chain</b>	<b>Res</b>	<b>Type</b>
50	BW	93	GLU
51	BX	9	ARG
51	BX	15	ARG
51	BX	26	LYS
32	CE	5	ILE
32	CE	8	LYS
32	CE	15	VAL
32	CE	16	HIS
32	CE	24	TRP
32	CE	36	ARG
32	CE	67	THR
32	CE	75	LYS
32	CE	82	ARG
32	CE	96	ARG
32	CE	146	GLN
32	CE	158	LEU
32	CE	178	ARG
32	CE	187	LEU
32	CE	192	SER
32	CE	195	ASP
32	CE	196	LEU
32	CE	200	ILE
32	CE	204	ASN
32	CE	212	GLN
32	CE	215	LEU
32	CE	236	TYR
33	CF	5	ILE
33	CF	12	LEU
33	CF	16	ARG
33	CF	17	ASP
33	CF	21	ARG
33	CF	27	LYS
33	CF	29	TYR
33	CF	34	LEU
33	CF	85	ARG
33	CF	94	LEU
33	CF	165	THR
33	CF	188	LEU
33	CF	196	LEU
34	CG	3	ARG
34	CG	7	PRO
34	CG	10	ARG

*Continued on next page...*

*Continued from previous page...*

<b>Mol</b>	<b>Chain</b>	<b>Res</b>	<b>Type</b>
34	CG	19	LEU
34	CG	33	MET
34	CG	79	PHE
34	CG	86	LYS
34	CG	110	PHE
34	CG	114	ARG
34	CG	122	ARG
34	CG	127	THR
34	CG	131	ARG
34	CG	135	LEU
34	CG	150	GLU
34	CG	154	ASN
34	CG	190	ASP
34	CG	193	ASP
34	CG	196	LEU
34	CG	200	GLU
34	CG	201	GLN
35	CH	6	PHE
35	CH	10	MET
35	CH	12	LEU
35	CH	16	THR
35	CH	20	GLN
35	CH	26	PHE
35	CH	41	VAL
35	CH	47	LYS
35	CH	60	TYR
35	CH	73	ASN
35	CH	79	GLU
35	CH	91	LEU
35	CH	101	ILE
35	CH	131	ILE
35	CH	153	LYS
36	CI	63	TYR
36	CI	69	GLU
36	CI	83	ASP
36	CI	98	LEU
36	CI	100	ASN
37	CJ	8	GLU
37	CJ	12	LEU
37	CJ	20	ASP
37	CJ	63	LYS
37	CJ	72	ARG

*Continued on next page...*

*Continued from previous page...*

<b>Mol</b>	<b>Chain</b>	<b>Res</b>	<b>Type</b>
37	CJ	104	LEU
37	CJ	137	LYS
37	CJ	155	ARG
38	CK	1	MET
38	CK	10	LEU
38	CK	25	ASP
38	CK	26	VAL
38	CK	41	ARG
38	CK	65	TYR
38	CK	70	GLN
38	CK	82	HIS
38	CK	105	ARG
39	CL	9	ARG
39	CL	47	LEU
39	CL	48	GLU
39	CL	66	ARG
39	CL	75	ASP
39	CL	83	ARG
39	CL	95	LYS
39	CL	102	LEU
39	CL	110	GLU
39	CL	112	LYS
39	CL	113	LYS
39	CL	114	TYR
39	CL	121	ARG
39	CL	128	ARG
40	CM	22	LYS
40	CM	45	ARG
40	CM	47	PHE
40	CM	57	LYS
40	CM	62	HIS
40	CM	74	ILE
40	CM	80	LYS
40	CM	95	GLU
40	CM	96	ILE
41	CN	29	ILE
41	CN	117	ASN
42	CO	20	LYS
42	CO	27	LEU
42	CO	41	ARG
42	CO	47	LYS
42	CO	53	ARG

*Continued on next page...*

*Continued from previous page...*

<b>Mol</b>	<b>Chain</b>	<b>Res</b>	<b>Type</b>
42	CO	60	LEU
42	CO	62	SER
42	CO	83	VAL
42	CO	85	ILE
42	CO	89	ARG
42	CO	127	GLU
43	CP	3	ARG
43	CP	11	ARG
43	CP	48	LEU
43	CP	56	LEU
43	CP	57	ARG
43	CP	64	TRP
43	CP	66	LEU
43	CP	67	GLU
43	CP	69	GLU
43	CP	70	LEU
43	CP	88	ARG
43	CP	101	GLN
43	CP	108	ARG
43	CP	114	ARG
43	CP	117	VAL
43	CP	120	LYS
43	CP	125	ARG
43	CP	126	LYS
44	CQ	12	ARG
44	CQ	14	PRO
44	CQ	24	CYS
44	CQ	41	ARG
44	CQ	44	LEU
44	CQ	50	LYS
45	CR	3	ILE
45	CR	8	LYS
45	CR	26	GLU
45	CR	39	LEU
45	CR	65	ARG
45	CR	74	ASP
45	CR	77	ARG
46	CS	1	MET
46	CS	4	ILE
46	CS	32	TYR
46	CS	48	TRP
46	CS	55	ARG

*Continued on next page...*



*Continued from previous page...*

<b>Mol</b>	<b>Chain</b>	<b>Res</b>	<b>Type</b>
46	CS	67	THR
46	CS	69	THR
46	CS	72	ARG
46	CS	75	ARG
46	CS	81	ARG
46	CS	82	GLN
47	CT	12	SER
47	CT	14	LYS
47	CT	35	VAL
47	CT	52	LYS
47	CT	59	ILE
47	CT	74	LEU
48	CU	18	ARG
48	CU	26	LEU
48	CU	29	PHE
48	CU	31	LEU
48	CU	32	ARG
48	CU	44	LEU
48	CU	46	GLU
48	CU	53	ARG
48	CU	54	ARG
48	CU	55	ARG
48	CU	84	LYS
48	CU	88	LYS
49	CV	3	ARG
49	CV	4	SER
49	CV	5	LEU
49	CV	6	LYS
49	CV	7	LYS
49	CV	10	PHE
49	CV	12	ASP
49	CV	15	LEU
49	CV	25	LYS
49	CV	28	LYS
49	CV	29	ARG
49	CV	30	LEU
49	CV	37	ARG
49	CV	41	VAL
49	CV	61	TYR
49	CV	63	THR
49	CV	65	ASN
49	CV	79	THR

*Continued on next page...*

*Continued from previous page...*

<b>Mol</b>	<b>Chain</b>	<b>Res</b>	<b>Type</b>
49	CV	81	ARG
49	CV	85	LYS
49	CV	86	GLU
49	CV	88	LYS
50	CW	9	ASN
50	CW	24	LEU
50	CW	26	ASN
50	CW	51	GLU
50	CW	75	ASN
50	CW	93	GLU
50	CW	99	LEU
51	CX	6	ARG
3	DD	10	THR
3	DD	17	THR
3	DD	20	ASP
3	DD	26	LYS
3	DD	28	GLU
3	DD	32	SER
3	DD	43	ARG
3	DD	44	ASN
3	DD	46	GLN
3	DD	49	ILE
3	DD	61	LEU
3	DD	64	ILE
3	DD	65	ILE
3	DD	71	ASP
3	DD	95	LEU
3	DD	99	ASP
3	DD	106	ILE
3	DD	131	LEU
3	DD	135	PHE
3	DD	138	VAL
3	DD	157	ARG
3	DD	166	GLN
3	DD	192	THR
3	DD	212	SER
3	DD	217	ARG
3	DD	221	VAL
3	DD	226	MET
3	DD	229	VAL
3	DD	230	ASP
3	DD	237	GLU

*Continued on next page...*

*Continued from previous page...*

<b>Mol</b>	<b>Chain</b>	<b>Res</b>	<b>Type</b>
3	DD	257	LEU
3	DD	259	THR
3	DD	261	LYS
4	DE	2	LYS
4	DE	4	ILE
4	DE	13	ARG
4	DE	14	ILE
4	DE	16	ARG
4	DE	26	ILE
4	DE	27	LEU
4	DE	37	ARG
4	DE	41	LYS
4	DE	47	VAL
4	DE	49	LEU
4	DE	52	LEU
4	DE	54	GLN
4	DE	62	PRO
4	DE	63	LEU
4	DE	67	PHE
4	DE	73	GLU
4	DE	75	VAL
4	DE	79	ARG
4	DE	82	ARG
4	DE	85	ASN
4	DE	89	ASP
4	DE	98	PRO
4	DE	101	ARG
4	DE	113	PHE
4	DE	117	MET
4	DE	119	ARG
4	DE	144	ARG
4	DE	163	GLU
4	DE	166	THR
4	DE	170	LEU
4	DE	175	VAL
4	DE	178	GLU
4	DE	179	GLU
4	DE	197	ILE
4	DE	202	LYS
4	DE	203	LYS
5	DF	6	VAL
5	DF	7	TYR

*Continued on next page...*

*Continued from previous page...*

<b>Mol</b>	<b>Chain</b>	<b>Res</b>	<b>Type</b>
5	DF	25	PRO
5	DF	33	LEU
5	DF	45	ARG
5	DF	48	THR
5	DF	60	SER
5	DF	65	TRP
5	DF	66	PRO
5	DF	67	GLN
5	DF	74	ARG
5	DF	78	ILE
5	DF	104	LYS
5	DF	117	ARG
5	DF	127	GLU
5	DF	140	LEU
5	DF	158	THR
5	DF	164	ARG
5	DF	165	ARG
5	DF	169	ASN
5	DF	181	LEU
5	DF	191	ARG
5	DF	192	LEU
5	DF	203	GLN
5	DF	206	ILE
6	DG	16	ARG
6	DG	34	LEU
6	DG	45	GLU
6	DG	49	ASP
6	DG	60	LEU
6	DG	67	LYS
6	DG	71	THR
6	DG	79	ASN
6	DG	88	ILE
6	DG	90	LEU
6	DG	95	ARG
6	DG	97	ASP
6	DG	108	ASN
6	DG	112	PRO
6	DG	115	ARG
6	DG	118	ARG
6	DG	121	ASN
6	DG	139	LEU
6	DG	147	ASP

*Continued on next page...*

*Continued from previous page...*

<b>Mol</b>	<b>Chain</b>	<b>Res</b>	<b>Type</b>
6	DG	159	VAL
6	DG	174	GLU
7	DH	3	ARG
7	DH	4	ILE
7	DH	7	LEU
7	DH	12	PRO
7	DH	32	GLU
7	DH	41	MET
7	DH	42	ARG
7	DH	50	VAL
7	DH	54	ARG
7	DH	83	TYR
7	DH	85	LYS
7	DH	86	GLU
7	DH	88	LEU
7	DH	89	ILE
7	DH	104	GLU
7	DH	105	LEU
7	DH	124	GLU
7	DH	132	ARG
7	DH	143	GLN
7	DH	152	ARG
7	DH	153	LYS
7	DH	154	PRO
7	DH	155	SER
7	DH	158	HIS
7	DH	160	LYS
56	DI	7	ARG
56	DI	8	ILE
56	DI	11	GLU
56	DI	13	SER
56	DI	17	VAL
56	DI	20	LEU
56	DI	22	GLN
56	DI	23	LEU
56	DI	24	ILE
56	DI	28	LYS
56	DI	29	GLU
8	DK	1	MET
8	DK	2	LYS
8	DK	6	LEU
8	DK	9	LEU

*Continued on next page...*

*Continued from previous page...*

<b>Mol</b>	<b>Chain</b>	<b>Res</b>	<b>Type</b>
8	DK	10	GLU
8	DK	12	LEU
8	DK	25	TYR
8	DK	28	ASN
8	DK	33	ARG
8	DK	38	LEU
8	DK	41	GLU
8	DK	57	ARG
8	DK	64	GLU
8	DK	70	GLU
8	DK	71	ILE
8	DK	74	ASN
8	DK	77	LEU
8	DK	78	THR
8	DK	85	GLU
8	DK	88	ILE
8	DK	110	ASP
8	DK	113	ARG
8	DK	114	LEU
8	DK	118	LYS
8	DK	120	ILE
8	DK	126	TYR
8	DK	131	LYS
8	DK	134	PRO
8	DK	135	GLU
8	DK	139	GLN
57	DY	1	MET
57	DY	2	PRO
57	DY	5	ARG
57	DY	9	LEU
57	DY	13	LEU
57	DY	14	LYS
57	DY	15	GLU
57	DY	17	LEU
57	DY	19	ARG
57	DY	21	GLN
57	DY	24	PHE
57	DY	25	PHE
57	DY	26	LEU
57	DY	27	VAL
57	DY	29	TYR
57	DY	32	LEU

*Continued on next page...*

*Continued from previous page...*

<b>Mol</b>	<b>Chain</b>	<b>Res</b>	<b>Type</b>
57	DY	33	PRO
57	DY	35	LYS
57	DY	36	GLU
57	DY	38	HIS
57	DY	41	ARG
57	DY	42	GLN
57	DY	45	LYS
57	DY	46	GLN
57	DY	47	ASN
57	DY	50	ARG
57	DY	52	PHE
57	DY	53	VAL
57	DY	56	ASN
57	DY	58	LEU
57	DY	59	ILE
57	DY	60	ARG
57	DY	61	LEU
57	DY	63	LEU
57	DY	64	LYS
57	DY	68	LEU
57	DY	70	GLU
57	DY	71	LEU
57	DY	72	ASP
57	DY	74	LEU
57	DY	75	GLN
57	DY	82	PHE
57	DY	86	PRO
57	DY	91	LYS
57	DY	92	THR
57	DY	93	LEU
57	DY	98	LYS
57	DY	99	SER
57	DY	100	ASN
57	DY	101	PRO
57	DY	102	LYS
57	DY	104	ILE
57	DY	108	LYS
57	DY	111	LEU
57	DY	112	LEU
57	DY	115	GLN
57	DY	116	ILE
57	DY	117	LEU

*Continued on next page...*

*Continued from previous page...*

<b>Mol</b>	<b>Chain</b>	<b>Res</b>	<b>Type</b>
57	DY	120	LYS
57	DY	122	VAL
57	DY	128	LEU
57	DY	130	THR
57	DY	131	MET
57	DY	132	ASP
57	DY	133	GLU
57	DY	134	LEU
57	DY	137	GLU
57	DY	138	LEU
57	DY	139	VAL
57	DY	142	LEU
58	DL	5	VAL
58	DL	8	VAL
58	DL	9	LYS
58	DL	10	LEU
58	DL	11	GLN
58	DL	12	LEU
58	DL	13	PRO
58	DL	18	THR
58	DL	27	LEU
58	DL	29	GLN
58	DL	30	HIS
58	DL	36	GLU
58	DL	37	PHE
58	DL	41	PHE
58	DL	45	THR
58	DL	48	MET
58	DL	52	ILE
58	DL	54	PRO
58	DL	55	VAL
58	DL	57	ILE
58	DL	58	THR
58	DL	59	ILE
58	DL	60	TYR
58	DL	63	ARG
58	DL	65	PHE
58	DL	66	THR
58	DL	70	LYS
58	DL	76	TYR
58	DL	80	LYS
58	DL	85	GLU

*Continued on next page...*



*Continued from previous page...*

<b>Mol</b>	<b>Chain</b>	<b>Res</b>	<b>Type</b>
58	DL	86	LYS
58	DL	89	HIS
58	DL	90	LYS
58	DL	95	LYS
58	DL	96	VAL
58	DL	98	ARG
58	DL	100	THR
58	DL	101	TRP
58	DL	102	GLU
58	DL	103	GLN
58	DL	106	GLU
58	DL	109	LYS
58	DL	111	LYS
58	DL	112	MET
58	DL	113	PRO
58	DL	116	ASN
58	DL	117	THR
58	DL	119	ASP
58	DL	120	LEU
58	DL	121	GLU
58	DL	126	MET
58	DL	127	ILE
58	DL	130	SER
58	DL	137	GLU
58	DL	139	VAL
58	DL	143	GLU
58	DL	146	ASP
56	DJ	1	MET
56	DJ	3	LEU
56	DJ	7	ARG
56	DJ	8	ILE
56	DJ	9	LYS
56	DJ	10	GLU
56	DJ	11	GLU
56	DJ	12	LEU
56	DJ	16	THR
56	DJ	19	GLU
56	DJ	23	LEU
56	DJ	24	ILE
9	DM	2	LYS
9	DM	7	LYS
9	DM	9	VAL

*Continued on next page...*

*Continued from previous page...*

<b>Mol</b>	<b>Chain</b>	<b>Res</b>	<b>Type</b>
9	DM	35	ARG
9	DM	45	ASN
9	DM	48	MET
9	DM	53	VAL
9	DM	60	ILE
9	DM	61	ARG
9	DM	71	ILE
9	DM	87	LEU
9	DM	90	MET
9	DM	96	GLU
9	DM	127	ASP
9	DM	131	GLN
10	DN	2	ILE
10	DN	8	LEU
10	DN	9	GLU
10	DN	19	ILE
10	DN	20	MET
10	DN	23	ARG
10	DN	24	VAL
10	DN	31	LYS
10	DN	32	TYR
10	DN	38	VAL
10	DN	49	ARG
10	DN	69	ILE
10	DN	77	ILE
10	DN	78	ARG
10	DN	94	ARG
10	DN	98	VAL
11	DO	5	ASP
11	DO	16	ARG
11	DO	19	VAL
11	DO	21	ARG
11	DO	27	HIS
11	DO	29	LYS
11	DO	30	THR
11	DO	42	SER
11	DO	45	LEU
11	DO	50	ARG
11	DO	58	THR
11	DO	59	LEU
11	DO	61	ARG
11	DO	62	LEU

*Continued on next page...*

*Continued from previous page...*

<b>Mol</b>	<b>Chain</b>	<b>Res</b>	<b>Type</b>
11	DO	64	LYS
11	DO	65	ARG
11	DO	67	MET
11	DO	68	GLN
11	DO	75	ILE
11	DO	76	LYS
11	DO	81	GLN
11	DO	88	LEU
11	DO	90	ARG
11	DO	101	VAL
11	DO	105	LEU
11	DO	106	LEU
11	DO	114	ILE
11	DO	119	GLU
11	DO	126	VAL
11	DO	135	LEU
11	DO	138	LEU
11	DO	144	GLU
12	DP	10	ARG
12	DP	21	THR
12	DP	26	TYR
12	DP	45	GLN
12	DP	55	VAL
12	DP	59	ARG
12	DP	79	LEU
12	DP	81	VAL
12	DP	82	ARG
12	DP	83	MET
12	DP	96	VAL
12	DP	99	PRO
12	DP	109	VAL
12	DP	132	VAL
13	D0	6	SER
13	D0	9	LYS
13	D0	10	LEU
13	D0	16	HIS
13	D0	18	LEU
13	D0	29	LEU
13	D0	44	LEU
13	D0	54	LEU
13	D0	56	LYS
13	D0	57	ARG

*Continued on next page...*

*Continued from previous page...*

<b>Mol</b>	<b>Chain</b>	<b>Res</b>	<b>Type</b>
13	D0	60	LEU
13	D0	71	GLN
13	D0	79	LEU
13	D0	91	GLN
13	D0	96	ARG
13	D0	104	ARG
13	D0	105	ARG
13	D0	118	GLU
14	DQ	12	PHE
14	DQ	17	ARG
14	DQ	19	LYS
14	DQ	20	ARG
14	DQ	44	LYS
14	DQ	52	SER
14	DQ	56	LEU
14	DQ	58	LEU
14	DQ	69	VAL
14	DQ	89	ARG
14	DQ	103	GLU
14	DQ	106	ARG
14	DQ	111	GLU
15	DR	11	GLU
15	DR	14	TYR
15	DR	23	ARG
15	DR	26	ASP
15	DR	27	THR
15	DR	30	VAL
15	DR	42	ILE
15	DR	58	ASN
15	DR	62	THR
15	DR	65	LYS
15	DR	74	ARG
15	DR	78	LEU
15	DR	84	GLN
15	DR	86	ILE
15	DR	88	ILE
15	DR	90	GLN
15	DR	95	ARG
15	DR	99	LEU
15	DR	105	LEU
15	DR	106	SER
15	DR	111	ARG

*Continued on next page...*

*Continued from previous page...*

<b>Mol</b>	<b>Chain</b>	<b>Res</b>	<b>Type</b>
15	DR	112	ARG
15	DR	125	ARG
15	DR	128	GLU
16	D1	5	LYS
16	D1	8	VAL
16	D1	19	LYS
16	D1	27	LEU
16	D1	31	SER
16	D1	44	ASN
16	D1	60	LEU
16	D1	74	LEU
16	D1	76	TYR
16	D1	78	THR
16	D1	83	LEU
16	D1	88	ILE
16	D1	92	ARG
16	D1	98	LEU
16	D1	108	GLU
16	D1	111	GLU
17	D2	14	VAL
17	D2	19	LYS
17	D2	21	ARG
17	D2	32	THR
17	D2	35	LEU
17	D2	36	PRO
17	D2	38	LEU
17	D2	39	LEU
17	D2	44	LYS
17	D2	49	THR
17	D2	57	VAL
17	D2	64	HIS
17	D2	66	ARG
17	D2	73	SER
17	D2	89	GLN
17	D2	91	TYR
17	D2	95	LEU
17	D2	99	ILE
18	DS	1	MET
18	DS	11	ARG
18	DS	16	LYS
18	DS	42	ARG
18	DS	65	LEU

*Continued on next page...*

*Continued from previous page...*

<b>Mol</b>	<b>Chain</b>	<b>Res</b>	<b>Type</b>
18	DS	67	ASP
18	DS	69	LEU
18	DS	70	TYR
18	DS	76	VAL
18	DS	88	ARG
18	DS	96	ILE
18	DS	99	ARG
18	DS	107	LEU
19	DT	27	THR
19	DT	28	PHE
19	DT	41	ASN
19	DT	57	LEU
19	DT	65	ARG
19	DT	76	ARG
19	DT	81	VAL
19	DT	88	LYS
20	DU	14	LEU
20	DU	19	LYS
20	DU	26	LYS
20	DU	27	VAL
20	DU	34	LYS
20	DU	45	VAL
20	DU	51	VAL
20	DU	57	GLN
20	DU	61	ILE
20	DU	71	LYS
20	DU	75	ILE
20	DU	77	PRO
20	DU	86	ARG
20	DU	87	LYS
20	DU	89	PHE
20	DU	90	LEU
20	DU	95	LYS
20	DU	97	ARG
20	DU	98	VAL
21	DV	5	LEU
21	DV	6	LYS
21	DV	11	GLU
21	DV	14	LYS
21	DV	19	ARG
21	DV	38	TYR
21	DV	53	ILE

*Continued on next page...*

*Continued from previous page...*

<b>Mol</b>	<b>Chain</b>	<b>Res</b>	<b>Type</b>
21	DV	61	LEU
21	DV	76	LEU
21	DV	77	ASP
21	DV	80	ARG
21	DV	81	ARG
21	DV	87	ASP
21	DV	93	ASP
21	DV	97	GLU
21	DV	105	VAL
21	DV	111	VAL
21	DV	112	ARG
21	DV	117	LEU
21	DV	119	GLU
21	DV	122	ARG
21	DV	141	VAL
21	DV	142	SER
21	DV	148	ASP
21	DV	150	LEU
21	DV	151	HIS
21	DV	153	SER
21	DV	154	ASP
21	DV	162	GLU
21	DV	169	GLU
21	DV	177	PRO
21	DV	179	ASP
21	DV	180	VAL
21	DV	182	LYS
21	DV	183	LEU
21	DV	185	GLU
21	DV	186	GLU
21	DV	193	GLU
21	DV	196	VAL
21	DV	197	ILE
21	DV	198	LYS
21	DV	199	LYS
22	D3	10	THR
22	D3	11	ARG
22	D3	14	ARG
22	D3	36	ILE
22	D3	41	ARG
22	D3	55	ARG
22	D3	64	ASP

*Continued on next page...*

*Continued from previous page...*

<b>Mol</b>	<b>Chain</b>	<b>Res</b>	<b>Type</b>
23	DZ	41	ARG
23	DZ	51	VAL
23	DZ	56	GLN
23	DZ	57	GLU
23	DZ	76	ARG
23	DZ	78	LYS
23	DZ	80	LEU
23	DZ	81	LYS
23	DZ	83	GLU
23	DZ	91	LYS
23	DZ	95	LEU
24	DW	5	GLU
24	DW	7	ARG
24	DW	15	LYS
24	DW	16	LEU
24	DW	22	GLU
24	DW	32	LEU
24	DW	35	LEU
24	DW	47	ASN
24	DW	52	ASP
24	DW	53	LEU
24	DW	64	LEU
25	DX	8	LEU
25	DX	17	LYS
25	DX	38	GLU
26	D4	15	ILE
26	D4	16	CYS
26	D4	23	GLU
26	D4	32	TYR
26	D4	33	VAL
26	D4	36	CYS
26	D4	38	LYS
26	D4	42	PHE
26	D4	49	PHE
26	D4	55	ARG
26	D4	59	PHE
26	D4	61	ARG
26	D4	68	ARG
26	D4	69	LYS
27	D5	3	LYS
27	D5	4	HIS
27	D5	6	VAL

*Continued on next page...*



*Continued from previous page...*

<b>Mol</b>	<b>Chain</b>	<b>Res</b>	<b>Type</b>
27	D5	25	LEU
27	D5	26	THR
27	D5	29	THR
27	D5	30	LEU
27	D5	36	CYS
27	D5	37	LYS
27	D5	40	LYS
27	D5	51	TYR
27	D5	52	TYR
27	D5	56	LYS
27	D5	57	VAL
27	D5	58	LEU
28	D6	9	LEU
28	D6	10	LEU
28	D6	11	LEU
28	D6	17	LYS
28	D6	19	ARG
28	D6	24	GLU
28	D6	27	LYS
28	D6	31	PRO
28	D6	34	LEU
28	D6	36	LEU
28	D6	37	ARG
28	D6	38	LYS
28	D6	39	TYR
28	D6	40	CYS
28	D6	42	TRP
28	D6	44	ARG
29	D7	4	THR
29	D7	8	ASN
29	D7	24	THR
29	D7	30	VAL
30	D8	8	LYS
30	D8	14	VAL
30	D8	15	LYS
30	D8	17	THR
30	D8	30	ARG
30	D8	35	GLN
30	D8	43	GLN
30	D8	44	LYS
30	D8	47	LYS
30	D8	48	PHE

*Continued on next page...*

*Continued from previous page...*

Mol	Chain	Res	Type
30	D8	49	VAL
30	D8	52	LYS
30	D8	56	GLU
30	D8	63	PRO
30	D8	65	GLU

Sometimes sidechains can be flipped to improve hydrogen bonding and reduce clashes. All (317) such sidechains are listed below:

Mol	Chain	Res	Type
3	AD	44	ASN
3	AD	58	HIS
3	AD	116	GLN
3	AD	126	GLN
3	AD	166	GLN
3	AD	186	HIS
3	AD	198	ASN
3	AD	201	HIS
4	AE	48	GLN
4	AE	55	ASN
4	AE	60	ASN
4	AE	66	HIS
4	AE	192	ASN
5	AF	8	GLN
5	AF	75	HIS
5	AF	169	ASN
6	AG	26	GLN
6	AG	40	ASN
6	AG	41	GLN
6	AG	108	ASN
6	AG	121	ASN
6	AG	123	ASN
7	AH	143	GLN
7	AH	147	ASN
8	AK	43	ASN
8	AK	54	GLN
8	AK	105	HIS
9	AM	45	ASN
9	AM	94	HIS
9	AM	131	GLN
9	AM	133	GLN
10	AN	3	GLN
10	AN	5	GLN

*Continued on next page...*

*Continued from previous page...*

<b>Mol</b>	<b>Chain</b>	<b>Res</b>	<b>Type</b>
10	AN	82	ASN
11	AO	9	ASN
11	AO	84	ASN
12	AP	12	GLN
12	AP	89	ASN
12	AP	113	GLN
12	AP	141	GLN
13	A0	11	ASN
13	A0	23	ASN
13	A0	24	GLN
13	A0	61	HIS
13	A0	71	GLN
13	A0	91	GLN
15	AR	58	ASN
15	AR	90	GLN
15	AR	136	GLN
16	A1	49	HIS
16	A1	66	ASN
16	A1	72	HIS
16	A1	104	GLN
17	A2	11	GLN
17	A2	80	GLN
18	AS	34	ASN
18	AS	40	ASN
18	AS	57	ASN
18	AS	102	HIS
19	AT	41	ASN
19	AT	55	ASN
19	AT	87	GLN
20	AU	43	ASN
20	AU	57	GLN
21	AV	32	HIS
21	AV	34	ASN
21	AV	55	HIS
21	AV	75	ASN
21	AV	132	ASN
22	A3	29	GLN
22	A3	35	ASN
22	A3	40	GLN
22	A3	70	GLN
23	AZ	56	GLN
23	AZ	66	HIS

*Continued on next page...*

*Continued from previous page...*

<b>Mol</b>	<b>Chain</b>	<b>Res</b>	<b>Type</b>
24	AW	56	GLN
24	AW	65	ASN
25	AX	19	GLN
25	AX	33	GLN
25	AX	46	ASN
25	AX	52	HIS
26	A4	40	HIS
26	A4	46	GLN
26	A4	60	GLN
27	A5	23	HIS
27	A5	43	HIS
28	A6	29	ASN
28	A6	32	ASN
29	A7	8	ASN
32	BE	37	ASN
32	BE	40	HIS
32	BE	94	ASN
32	BE	135	GLN
32	BE	146	GLN
32	BE	212	GLN
33	BF	69	HIS
33	BF	98	ASN
33	BF	110	ASN
33	BF	123	GLN
33	BF	136	GLN
33	BF	162	GLN
33	BF	170	GLN
33	BF	181	ASN
34	BG	42	GLN
34	BG	45	GLN
34	BG	62	GLN
34	BG	119	GLN
34	BG	123	HIS
34	BG	160	GLN
35	BH	20	GLN
35	BH	65	ASN
35	BH	141	GLN
36	BI	7	ASN
36	BI	27	GLN
36	BI	32	ASN
36	BI	57	GLN
36	BI	73	ASN

*Continued on next page...*

*Continued from previous page...*

<b>Mol</b>	<b>Chain</b>	<b>Res</b>	<b>Type</b>
36	BI	100	ASN
37	BJ	13	GLN
37	BJ	28	ASN
37	BJ	97	GLN
37	BJ	106	GLN
38	BK	15	ASN
38	BK	82	HIS
39	BL	3	GLN
39	BL	58	HIS
39	BL	124	GLN
40	BM	56	HIS
40	BM	68	HIS
40	BM	78	ASN
40	BM	84	GLN
41	BN	38	ASN
41	BN	93	GLN
42	BO	8	ASN
42	BO	9	GLN
42	BO	49	ASN
42	BO	75	HIS
43	BP	77	ASN
43	BP	92	HIS
43	BP	101	GLN
44	BQ	49	HIS
45	BR	13	GLN
45	BR	37	ASN
45	BR	46	HIS
46	BS	76	GLN
47	BT	16	GLN
47	BT	26	GLN
49	BV	14	HIS
49	BV	23	ASN
49	BV	47	HIS
49	BV	56	GLN
50	BW	18	GLN
50	BW	26	ASN
32	CE	37	ASN
32	CE	40	HIS
32	CE	76	GLN
32	CE	78	GLN
32	CE	94	ASN
32	CE	95	GLN

*Continued on next page...*

*Continued from previous page...*

<b>Mol</b>	<b>Chain</b>	<b>Res</b>	<b>Type</b>
32	CE	110	GLN
32	CE	146	GLN
32	CE	204	ASN
32	CE	212	GLN
33	CF	28	GLN
33	CF	31	HIS
33	CF	69	HIS
33	CF	170	GLN
33	CF	176	HIS
33	CF	181	ASN
34	CG	77	ASN
34	CG	119	GLN
34	CG	160	GLN
34	CG	161	ASN
34	CG	201	GLN
35	CH	20	GLN
35	CH	72	GLN
35	CH	73	ASN
35	CH	78	HIS
36	CI	18	GLN
36	CI	27	GLN
36	CI	32	ASN
36	CI	64	GLN
37	CJ	37	ASN
37	CJ	86	GLN
37	CJ	106	GLN
37	CJ	122	HIS
38	CK	15	ASN
39	CL	58	HIS
39	CL	124	GLN
40	CM	68	HIS
40	CM	78	ASN
41	CN	13	GLN
41	CN	117	ASN
42	CO	9	GLN
42	CO	49	ASN
43	CP	62	ASN
43	CP	77	ASN
43	CP	92	HIS
43	CP	101	GLN
44	CQ	49	HIS
45	CR	9	GLN

*Continued on next page...*

*Continued from previous page...*

<b>Mol</b>	<b>Chain</b>	<b>Res</b>	<b>Type</b>
45	CR	37	ASN
46	CS	14	ASN
46	CS	76	GLN
46	CS	82	GLN
47	CT	16	GLN
47	CT	94	ASN
49	CV	23	ASN
49	CV	47	HIS
49	CV	65	ASN
50	CW	9	ASN
50	CW	18	GLN
50	CW	26	ASN
50	CW	90	GLN
3	DD	58	HIS
3	DD	96	HIS
3	DD	116	GLN
3	DD	126	GLN
3	DD	166	GLN
3	DD	186	HIS
3	DD	198	ASN
3	DD	201	HIS
3	DD	220	HIS
3	DD	227	ASN
4	DE	35	GLN
4	DE	135	HIS
4	DE	143	ASN
4	DE	159	HIS
4	DE	192	ASN
5	DF	40	GLN
5	DF	67	GLN
5	DF	69	HIS
5	DF	133	ASN
5	DF	169	ASN
5	DF	203	GLN
5	DF	204	ASN
6	DG	26	GLN
6	DG	41	GLN
6	DG	58	GLN
6	DG	79	ASN
6	DG	121	ASN
6	DG	123	ASN
7	DH	139	GLN

*Continued on next page...*

*Continued from previous page...*

<b>Mol</b>	<b>Chain</b>	<b>Res</b>	<b>Type</b>
7	DH	147	ASN
8	DK	43	ASN
8	DK	74	ASN
8	DK	105	HIS
8	DK	139	GLN
57	DY	3	ASN
57	DY	21	GLN
57	DY	28	ASN
57	DY	46	GLN
57	DY	47	ASN
57	DY	95	GLN
57	DY	113	GLN
9	DM	45	ASN
9	DM	69	GLN
9	DM	94	HIS
9	DM	128	HIS
9	DM	130	HIS
9	DM	131	GLN
10	DN	82	ASN
11	DO	9	ASN
11	DO	68	GLN
11	DO	81	GLN
12	DP	12	GLN
12	DP	89	ASN
12	DP	141	GLN
13	D0	3	HIS
13	D0	13	HIS
13	D0	16	HIS
13	D0	23	ASN
13	D0	24	GLN
13	D0	53	HIS
13	D0	61	HIS
13	D0	91	GLN
14	DQ	34	HIS
15	DR	43	GLN
15	DR	55	ASN
15	DR	84	GLN
15	DR	90	GLN
15	DR	136	GLN
16	D1	49	HIS
16	D1	71	GLN
16	D1	72	HIS

*Continued on next page...*



*Continued from previous page...*

Mol	Chain	Res	Type
16	D1	94	ASN
17	D2	11	GLN
17	D2	89	GLN
18	DS	57	ASN
18	DS	60	ASN
18	DS	61	ASN
18	DS	102	HIS
19	DT	31	HIS
19	DT	41	ASN
19	DT	55	ASN
19	DT	87	GLN
20	DU	57	GLN
21	DV	32	HIS
21	DV	55	HIS
21	DV	75	ASN
22	D3	29	GLN
22	D3	35	ASN
23	DZ	56	GLN
23	DZ	66	HIS
24	DW	56	GLN
24	DW	65	ASN
25	DX	19	GLN
25	DX	46	ASN
25	DX	52	HIS
26	D4	6	HIS
26	D4	47	GLN
26	D4	60	GLN
27	D5	4	HIS
27	D5	43	HIS
28	D6	20	ASN
29	D7	8	ASN
29	D7	36	GLN

### 5.3.3 RNA [i](#)

Mol	Chain	Analysed	Backbone Outliers	Pucker Outliers
1	AA	2908/2909 (99%)	771 (26%)	318 (10%)
2	AB	121/122 (99%)	24 (19%)	6 (4%)
2	DB	121/122 (99%)	27 (22%)	5 (4%)
31	BA	1516/1516 (100%)	331 (21%)	130 (8%)
52	BB	74/76 (97%)	28 (37%)	8 (10%)

*Continued on next page...*

*Continued from previous page...*

Mol	Chain	Analysed	Backbone Outliers	Pucker Outliers
52	BC	74/76 (97%)	19 (25%)	6 (8%)
52	BD	74/76 (97%)	15 (20%)	3 (4%)
52	CB	74/76 (97%)	25 (33%)	8 (10%)
52	CC	74/76 (97%)	18 (24%)	7 (9%)
52	CD	74/76 (97%)	23 (31%)	5 (6%)
53	B1	29/30 (96%)	12 (41%)	4 (13%)
53	C1	29/30 (96%)	10 (34%)	4 (13%)
54	CA	1514/1515 (99%)	321 (21%)	138 (9%)
55	DA	2911/2912 (99%)	806 (27%)	374 (12%)
All	All	9593/9612 (99%)	2430 (25%)	1016 (10%)

All (2430) RNA backbone outliers are listed below:

Mol	Chain	Res	Type
1	AA	5	A
1	AA	13	A
1	AA	14	A
1	AA	28	A
1	AA	34	C
1	AA	35	G
1	AA	46	C
1	AA	49	A
1	AA	50	U
1	AA	51	G
1	AA	60	G
1	AA	61	G
1	AA	69	C
1	AA	70	G
1	AA	71	A
1	AA	72	U
1	AA	73	A
1	AA	74	A
1	AA	75	G
1	AA	83	G
1	AA	84	A
1	AA	85	G
1	AA	88	G
1	AA	90	U
1	AA	91	A
1	AA	93	C
1	AA	99	U
1	AA	101	G

*Continued on next page...*

*Continued from previous page...*

<b>Mol</b>	<b>Chain</b>	<b>Res</b>	<b>Type</b>
1	AA	102	G
1	AA	119	A
1	AA	120	U
1	AA	121	G
1	AA	126	A
1	AA	129	C
1	AA	137	C
1	AA	138	G
1	AA	140	A
1	AA	155	C
1	AA	161	U
1	AA	162	U
1	AA	171	G
1	AA	174	C
1	AA	175	G
1	AA	178	G
1	AA	196	A
1	AA	204	A
1	AA	205	G
1	AA	206	U
1	AA	215	G
1	AA	216	A
1	AA	221	A
1	AA	222	A
1	AA	223	A
1	AA	228	A
1	AA	229	A
1	AA	232	G
1	AA	233	A
1	AA	241	A
1	AA	242	G
1	AA	243	U
1	AA	248	G
1	AA	249	C
1	AA	250	G
1	AA	261	G
1	AA	265	A
1	AA	266	G
1	AA	267	C
1	AA	270(B)	A
1	AA	270(K)	C
1	AA	270(L)	U

*Continued on next page...*

*Continued from previous page...*

<b>Mol</b>	<b>Chain</b>	<b>Res</b>	<b>Type</b>
1	AA	270(M)	U
1	AA	270(N)	G
1	AA	270(O)	U
1	AA	270(P)	C
1	AA	270(Z)	U
1	AA	271(C)	U
1	AA	271	G
1	AA	273(D)	C
1	AA	274	G
1	AA	278	A
1	AA	279	C
1	AA	283	A
1	AA	284	U
1	AA	288	C
1	AA	289	A
1	AA	301	G
1	AA	311	A
1	AA	312	G
1	AA	316	C
1	AA	322	A
1	AA	323	G
1	AA	324	A
1	AA	329	G
1	AA	330	A
1	AA	332	A
1	AA	333	G
1	AA	346	A
1	AA	352	G
1	AA	353	G
1	AA	356	G
1	AA	363	G
1	AA	363(A)	A
1	AA	363(B)	G
1	AA	363(E)	U
1	AA	363(F)	A
1	AA	364	C
1	AA	371	A
1	AA	372	G
1	AA	385	C
1	AA	386	G
1	AA	387	U
1	AA	388	G

*Continued on next page...*

*Continued from previous page...*

<b>Mol</b>	<b>Chain</b>	<b>Res</b>	<b>Type</b>
1	AA	390	A
1	AA	391	G
1	AA	395	U
1	AA	396	G
1	AA	404	C
1	AA	405	U
1	AA	406	G
1	AA	411	G
1	AA	412	A
1	AA	422	A
1	AA	428	A
1	AA	435	C
1	AA	442	G
1	AA	443	A
1	AA	444	C
1	AA	446	G
1	AA	448	U
1	AA	449	A
1	AA	455	C
1	AA	456	C
1	AA	457	A
1	AA	458	G
1	AA	459	U
1	AA	470	A
1	AA	475	U
1	AA	480	A
1	AA	481	G
1	AA	482	A
1	AA	494	G
1	AA	504	U
1	AA	505	A
1	AA	507	A
1	AA	508	G
1	AA	509	C
1	AA	512	G
1	AA	527	C
1	AA	530	G
1	AA	531	C
1	AA	533	G
1	AA	563	G
1	AA	573	G
1	AA	574	C

*Continued on next page...*

*Continued from previous page...*

<b>Mol</b>	<b>Chain</b>	<b>Res</b>	<b>Type</b>
1	AA	575	A
1	AA	588	U
1	AA	604	G
1	AA	607	U
1	AA	612	G
1	AA	614	U
1	AA	615	G
1	AA	616	A
1	AA	617	G
1	AA	620	G
1	AA	621	A
1	AA	622	G
1	AA	627	A
1	AA	628	G
1	AA	638	G
1	AA	645	C
1	AA	646	A
1	AA	654	A
1	AA	654(E)	C
1	AA	654(F)	C
1	AA	654(G)	C
1	AA	654(H)	G
1	AA	654(I)	C
1	AA	654(J)	A
1	AA	654(K)	C
1	AA	654(L)	G
1	AA	654(N)	G
1	AA	654(S)	G
1	AA	654(T)	A
1	AA	657	U
1	AA	666	G
1	AA	668	G
1	AA	670	A
1	AA	671	C
1	AA	686	G
1	AA	687	C
1	AA	705	A
1	AA	707	G
1	AA	708	C
1	AA	722	A
1	AA	727	A
1	AA	730	C

*Continued on next page...*

*Continued from previous page...*

<b>Mol</b>	<b>Chain</b>	<b>Res</b>	<b>Type</b>
1	AA	739	G
1	AA	740	U
1	AA	746	A
1	AA	747	U
1	AA	753	C
1	AA	763	G
1	AA	775	G
1	AA	776	G
1	AA	777	A
1	AA	782	A
1	AA	784	A
1	AA	785	G
1	AA	789	A
1	AA	790	C
1	AA	791	C
1	AA	792	G
1	AA	793	A
1	AA	800	A
1	AA	801	G
1	AA	802	A
1	AA	805	G
1	AA	806	C
1	AA	811	U
1	AA	812	C
1	AA	819	A
1	AA	827	U
1	AA	828	U
1	AA	830	G
1	AA	831	G
1	AA	847	U
1	AA	848	G
1	AA	857	C
1	AA	859	G
1	AA	860	U
1	AA	866	A
1	AA	878	A
1	AA	882	G
1	AA	883	G
1	AA	884	C
1	AA	886	C
1	AA	888	C
1	AA	889	C

*Continued on next page...*

*Continued from previous page...*

<b>Mol</b>	<b>Chain</b>	<b>Res</b>	<b>Type</b>
1	AA	894	C
1	AA	895	U
1	AA	896	A
1	AA	897	C
1	AA	898	C
1	AA	899	A
1	AA	901	A
1	AA	910	A
1	AA	917	A
1	AA	918	A
1	AA	919	G
1	AA	926	A
1	AA	931	G
1	AA	932	G
1	AA	933	A
1	AA	941	A
1	AA	944	G
1	AA	945	A
1	AA	946	G
1	AA	947	G
1	AA	955	C
1	AA	956	G
1	AA	957	A
1	AA	958	U
1	AA	959	A
1	AA	961	C
1	AA	962	G
1	AA	973	A
1	AA	974	G
1	AA	983	A
1	AA	986	C
1	AA	989	G
1	AA	990	A
1	AA	991	C
1	AA	996	A
1	AA	1000	A
1	AA	1008	C
1	AA	1009	A
1	AA	1011	G
1	AA	1012	U
1	AA	1013	C
1	AA	1020	A

*Continued on next page...*



*Continued from previous page...*

<b>Mol</b>	<b>Chain</b>	<b>Res</b>	<b>Type</b>
1	AA	1021	A
1	AA	1022	G
1	AA	1023	U
1	AA	1025	G
1	AA	1026	U
1	AA	1027	A
1	AA	1044	G
1	AA	1045	A
1	AA	1046	A
1	AA	1047	G
1	AA	1048	A
1	AA	1054	A
1	AA	1056	G
1	AA	1060	U
1	AA	1061	U
1	AA	1070	A
1	AA	1071	G
1	AA	1086	A
1	AA	1087	G
1	AA	1088	A
1	AA	1090	U
1	AA	1095	A
1	AA	1096	A
1	AA	1097	U
1	AA	1099	G
1	AA	1103	A
1	AA	1112	G
1	AA	1126	A
1	AA	1127	A
1	AA	1130	U
1	AA	1131	G
1	AA	1135	C
1	AA	1136	G
1	AA	1142	U
1	AA	1142(A)	A
1	AA	1144	G
1	AA	1155	A
1	AA	1156	A
1	AA	1157	G
1	AA	1170	G
1	AA	1171	G
1	AA	1173	G

*Continued on next page...*

*Continued from previous page...*

<b>Mol</b>	<b>Chain</b>	<b>Res</b>	<b>Type</b>
1	AA	1174	A
1	AA	1175	U
1	AA	1176	G
1	AA	1177	A
1	AA	1178	C
1	AA	1180	C
1	AA	1195	G
1	AA	1204	A
1	AA	1205	U
1	AA	1206	G
1	AA	1211	U
1	AA	1212	G
1	AA	1213	A
1	AA	1220	A
1	AA	1221	C
1	AA	1225	C
1	AA	1236	G
1	AA	1237	A
1	AA	1238	G
1	AA	1244	G
1	AA	1247	A
1	AA	1248	G
1	AA	1249	U
1	AA	1251	C
1	AA	1252	G
1	AA	1253	A
1	AA	1254	A
1	AA	1255	U
1	AA	1256	G
1	AA	1265	A
1	AA	1266	G
1	AA	1271	G
1	AA	1272	A
1	AA	1273	U
1	AA	1276	A
1	AA	1281	G
1	AA	1289	C
1	AA	1300	U
1	AA	1301	A
1	AA	1302	A
1	AA	1303	G
1	AA	1313	U

*Continued on next page...*

*Continued from previous page...*

<b>Mol</b>	<b>Chain</b>	<b>Res</b>	<b>Type</b>
1	AA	1314	C
1	AA	1319	G
1	AA	1321	A
1	AA	1325	G
1	AA	1326	U
1	AA	1329	U
1	AA	1330	C
1	AA	1332	G
1	AA	1333	C
1	AA	1341	U
1	AA	1342	A
1	AA	1343	G
1	AA	1344	G
1	AA	1345	C
1	AA	1349	A
1	AA	1359	A
1	AA	1367	A
1	AA	1372	U
1	AA	1379	A
1	AA	1380	G
1	AA	1384	A
1	AA	1385	G
1	AA	1396	U
1	AA	1397	U
1	AA	1398	C
1	AA	1407	C
1	AA	1416	G
1	AA	1419	A
1	AA	1420	U
1	AA	1427	A
1	AA	1428	C
1	AA	1444(A)	A
1	AA	1449	A
1	AA	1449(A)	G
1	AA	1451	C
1	AA	1453	A
1	AA	1454	U
1	AA	1455	G
1	AA	1459	G
1	AA	1461	G
1	AA	1467	C
1	AA	1471	A

*Continued on next page...*

*Continued from previous page...*

<b>Mol</b>	<b>Chain</b>	<b>Res</b>	<b>Type</b>
1	AA	1475	G
1	AA	1478	G
1	AA	1482	U
1	AA	1483	G
1	AA	1485	G
1	AA	1488	G
1	AA	1490	A
1	AA	1491	G
1	AA	1493	C
1	AA	1494	A
1	AA	1497	U
1	AA	1498	C
1	AA	1502	C
1	AA	1505	C
1	AA	1508	A
1	AA	1509	C
1	AA	1510	A
1	AA	1522	G
1	AA	1534	G
1	AA	1535	U
1	AA	1537	C
1	AA	1538	G
1	AA	1543	A
1	AA	1544	C
1	AA	1545	A
1	AA	1554	A
1	AA	1555	G
1	AA	1558	A
1	AA	1559	G
1	AA	1560	G
1	AA	1565	C
1	AA	1566	A
1	AA	1567	A
1	AA	1569	A
1	AA	1578	U
1	AA	1579	A
1	AA	1585	C
1	AA	1586	A
1	AA	1588	C
1	AA	1602	U
1	AA	1603	A
1	AA	1607	C

*Continued on next page...*

*Continued from previous page...*

<b>Mol</b>	<b>Chain</b>	<b>Res</b>	<b>Type</b>
1	AA	1608	A
1	AA	1611	C
1	AA	1616	A
1	AA	1617	C
1	AA	1618	A
1	AA	1619	G
1	AA	1632	A
1	AA	1635	G
1	AA	1640	C
1	AA	1647	G
1	AA	1648	C
1	AA	1653	G
1	AA	1654	A
1	AA	1667	G
1	AA	1668	A
1	AA	1669	A
1	AA	1674	G
1	AA	1675	C
1	AA	1681	G
1	AA	1694	C
1	AA	1695	G
1	AA	1696	G
1	AA	1698	A
1	AA	1699	G
1	AA	1700	A
1	AA	1701	A
1	AA	1706	U
1	AA	1707	G
1	AA	1725	G
1	AA	1729	A
1	AA	1731	G
1	AA	1735	C
1	AA	1756	G
1	AA	1758	G
1	AA	1759	A
1	AA	1761	C
1	AA	1762	A
1	AA	1763	G
1	AA	1764	G
1	AA	1773	A
1	AA	1780	A
1	AA	1781	C

*Continued on next page...*

*Continued from previous page...*

<b>Mol</b>	<b>Chain</b>	<b>Res</b>	<b>Type</b>
1	AA	1782	C
1	AA	1784	A
1	AA	1785	A
1	AA	1787	A
1	AA	1791	A
1	AA	1800	C
1	AA	1801	G
1	AA	1802	A
1	AA	1815	A
1	AA	1816	G
1	AA	1820	U
1	AA	1821	A
1	AA	1822	G
1	AA	1827	C
1	AA	1828	G
1	AA	1829	A
1	AA	1835	G
1	AA	1839	G
1	AA	1847	A
1	AA	1848	A
1	AA	1858	G
1	AA	1869	G
1	AA	1870	C
1	AA	1878	G
1	AA	1880	C
1	AA	1882	C
1	AA	1888	G
1	AA	1889	A
1	AA	1900	A
1	AA	1906	G
1	AA	1914	C
1	AA	1917	U
1	AA	1919	A
1	AA	1925	C
1	AA	1929	G
1	AA	1930	G
1	AA	1931	U
1	AA	1937	A
1	AA	1938	A
1	AA	1939	U
1	AA	1940	U
1	AA	1941	C

*Continued on next page...*

*Continued from previous page...*

<b>Mol</b>	<b>Chain</b>	<b>Res</b>	<b>Type</b>
1	AA	1943	U
1	AA	1944	U
1	AA	1948	G
1	AA	1955	U
1	AA	1956	U
1	AA	1963	U
1	AA	1964	G
1	AA	1965	C
1	AA	1966	A
1	AA	1967	C
1	AA	1970	A
1	AA	1971	A
1	AA	1972	A
1	AA	1980	G
1	AA	1981	A
1	AA	1982	C
1	AA	1987	G
1	AA	1993	U
1	AA	1996	C
1	AA	1997	G
1	AA	2019	A
1	AA	2022	U
1	AA	2023	G
1	AA	2027	G
1	AA	2031	A
1	AA	2032	G
1	AA	2033	A
1	AA	2034	U
1	AA	2036	C
1	AA	2043	C
1	AA	2051	A
1	AA	2052	G
1	AA	2055	C
1	AA	2056	G
1	AA	2059	A
1	AA	2060	A
1	AA	2061	G
1	AA	2062	A
1	AA	2063	C
1	AA	2067	G
1	AA	2068	U
1	AA	2069	G

*Continued on next page...*

*Continued from previous page...*

<b>Mol</b>	<b>Chain</b>	<b>Res</b>	<b>Type</b>
1	AA	2092	U
1	AA	2093	G
1	AA	2099	U
1	AA	2108	C
1	AA	2111	C
1	AA	2112	G
1	AA	2113	U
1	AA	2114	A
1	AA	2115	G
1	AA	2118	U
1	AA	2119	A
1	AA	2120	G
1	AA	2126	A
1	AA	2127	G
1	AA	2128	C
1	AA	2130	U
1	AA	2132	U
1	AA	2133	G
1	AA	2136	C
1	AA	2146	C
1	AA	2147	G
1	AA	2159	G
1	AA	2166	G
1	AA	2168	G
1	AA	2172	U
1	AA	2173	A
1	AA	2190	G
1	AA	2192	G
1	AA	2193	G
1	AA	2198	A
1	AA	2210	G
1	AA	2211	G
1	AA	2212	A
1	AA	2215	G
1	AA	2226	C
1	AA	2239	G
1	AA	2249	U
1	AA	2250	G
1	AA	2251	G
1	AA	2259	G
1	AA	2266	A
1	AA	2267	A

*Continued on next page...*



*Continued from previous page...*

<b>Mol</b>	<b>Chain</b>	<b>Res</b>	<b>Type</b>
1	AA	2268	A
1	AA	2275	C
1	AA	2276	G
1	AA	2279	G
1	AA	2283	C
1	AA	2289	G
1	AA	2297	C
1	AA	2307	G
1	AA	2308	G
1	AA	2311	A
1	AA	2312	U
1	AA	2319	G
1	AA	2320	A
1	AA	2322	A
1	AA	2325	G
1	AA	2334	G
1	AA	2335	A
1	AA	2337	G
1	AA	2345	G
1	AA	2346	A
1	AA	2347	C
1	AA	2349	G
1	AA	2350	C
1	AA	2354	G
1	AA	2383	G
1	AA	2384	G
1	AA	2385	C
1	AA	2388	A
1	AA	2390	U
1	AA	2392	A
1	AA	2400	G
1	AA	2402	C
1	AA	2406	U
1	AA	2407	G
1	AA	2423	U
1	AA	2424	C
1	AA	2425	A
1	AA	2426	A
1	AA	2427	C
1	AA	2428	G
1	AA	2429	G
1	AA	2430	A

*Continued on next page...*

*Continued from previous page...*

<b>Mol</b>	<b>Chain</b>	<b>Res</b>	<b>Type</b>
1	AA	2434	A
1	AA	2435	A
1	AA	2439	A
1	AA	2440	C
1	AA	2441	C
1	AA	2447	G
1	AA	2448	A
1	AA	2449	U
1	AA	2450	A
1	AA	2458	G
1	AA	2459	A
1	AA	2469	A
1	AA	2470	G
1	AA	2476	A
1	AA	2478	A
1	AA	2482	G
1	AA	2484	G
1	AA	2490	G
1	AA	2491	U
1	AA	2497	A
1	AA	2498	C
1	AA	2502	G
1	AA	2503	A
1	AA	2504	U
1	AA	2505	G
1	AA	2506	U
1	AA	2507	C
1	AA	2518	A
1	AA	2519	U
1	AA	2520	C
1	AA	2523	G
1	AA	2529	G
1	AA	2531	A
1	AA	2534	A
1	AA	2543	G
1	AA	2552	U
1	AA	2554	U
1	AA	2566	A
1	AA	2567	G
1	AA	2573	C
1	AA	2574	G
1	AA	2581	G

*Continued on next page...*

*Continued from previous page...*

<b>Mol</b>	<b>Chain</b>	<b>Res</b>	<b>Type</b>
1	AA	2582	G
1	AA	2585	U
1	AA	2586	C
1	AA	2602	A
1	AA	2603	G
1	AA	2609	U
1	AA	2610	C
1	AA	2611	U
1	AA	2612	C
1	AA	2613	U
1	AA	2614	A
1	AA	2615	U
1	AA	2629	A
1	AA	2630	G
1	AA	2637	U
1	AA	2645	G
1	AA	2646	C
1	AA	2654	A
1	AA	2655	G
1	AA	2656	U
1	AA	2665	A
1	AA	2673	G
1	AA	2682	U
1	AA	2690	C
1	AA	2691	C
1	AA	2702	U
1	AA	2703	C
1	AA	2712	U
1	AA	2712(A)	A
1	AA	2713	A
1	AA	2714	G
1	AA	2725	A
1	AA	2733	A
1	AA	2748	A
1	AA	2750	A
1	AA	2751	G
1	AA	2752	C
1	AA	2754	U
1	AA	2756	U
1	AA	2757	A
1	AA	2759	G
1	AA	2762	G

*Continued on next page...*

*Continued from previous page...*

<b>Mol</b>	<b>Chain</b>	<b>Res</b>	<b>Type</b>
1	AA	2763	G
1	AA	2765	A
1	AA	2766	G
1	AA	2777	G
1	AA	2778	A
1	AA	2779	U
1	AA	2780	G
1	AA	2781	A
1	AA	2790	A
1	AA	2791	C
1	AA	2797	U
1	AA	2799	A
1	AA	2808	U
1	AA	2820	A
1	AA	2833	G
1	AA	2834	G
1	AA	2836	U
1	AA	2848	G
1	AA	2849	U
1	AA	2850	A
1	AA	2860	A
1	AA	2866	U
1	AA	2867	G
1	AA	2868	A
1	AA	2872	G
1	AA	2874	C
1	AA	2879	C
1	AA	2880	C
1	AA	2898	U
2	AB	8	U
2	AB	12	C
2	AB	13	A
2	AB	14	U
2	AB	15	A
2	AB	16	G
2	AB	25	A
2	AB	31	C
2	AB	35	U
2	AB	41	U
2	AB	42	C
2	AB	45	A
2	AB	52	A

*Continued on next page...*

*Continued from previous page...*

<b>Mol</b>	<b>Chain</b>	<b>Res</b>	<b>Type</b>
2	AB	53	A
2	AB	57	A
2	AB	67	G
2	AB	73	A
2	AB	75	G
2	AB	88	C
2	AB	89	G
2	AB	89(A)	A
2	AB	96	G
2	AB	109	G
2	AB	112	G
31	BA	5	U
31	BA	6	G
31	BA	31	G
31	BA	32	A
31	BA	39	G
31	BA	48	C
31	BA	49	U
31	BA	50	A
31	BA	51	A
31	BA	61	G
31	BA	65	U
31	BA	66	G
31	BA	76	G
31	BA	78	G
31	BA	81	G
31	BA	84	U
31	BA	85	U
31	BA	86	U
31	BA	87	A
31	BA	90	C
31	BA	91	C
31	BA	92	G
31	BA	96	G
31	BA	101	A
31	BA	109	A
31	BA	110	C
31	BA	116	A
31	BA	120	A
31	BA	121	C
31	BA	122	G
31	BA	129(A)	G

*Continued on next page...*

*Continued from previous page...*

<b>Mol</b>	<b>Chain</b>	<b>Res</b>	<b>Type</b>
31	BA	130	A
31	BA	131	C
31	BA	163	C
31	BA	169	C
31	BA	173	U
31	BA	174	C
31	BA	182	U
31	BA	189	U
31	BA	190	G
31	BA	191(D)	U
31	BA	191(E)	G
31	BA	191(F)	U
31	BA	195	A
31	BA	197	A
31	BA	198	G
31	BA	201	C
31	BA	208	U
31	BA	209	U
31	BA	210	U
31	BA	216	G
31	BA	244	U
31	BA	245	C
31	BA	247	G
31	BA	251	G
31	BA	252	U
31	BA	265	G
31	BA	266	G
31	BA	267	C
31	BA	275	G
31	BA	279	A
31	BA	280	C
31	BA	281	G
31	BA	282	A
31	BA	289	G
31	BA	306	G
31	BA	316	G
31	BA	328	C
31	BA	329	A
31	BA	330	C
31	BA	332	G
31	BA	344	A
31	BA	345	C

*Continued on next page...*

*Continued from previous page...*

<b>Mol</b>	<b>Chain</b>	<b>Res</b>	<b>Type</b>
31	BA	346	G
31	BA	350	G
31	BA	352	C
31	BA	353	A
31	BA	354	G
31	BA	367	U
31	BA	368	U
31	BA	373	A
31	BA	389	A
31	BA	397	A
31	BA	398	C
31	BA	411	A
31	BA	412	A
31	BA	413	G
31	BA	414	A
31	BA	421	U
31	BA	422	C
31	BA	423	G
31	BA	428	G
31	BA	429	U
31	BA	430	A
31	BA	438	G
31	BA	439	A
31	BA	442	C
31	BA	451	A
31	BA	465	A
31	BA	467	G
31	BA	478	A
31	BA	482	A
31	BA	484	G
31	BA	485	G
31	BA	494	U
31	BA	495	A
31	BA	496	A
31	BA	497	U
31	BA	500	G
31	BA	505	G
31	BA	508	C
31	BA	509	A
31	BA	510	A
31	BA	511	C
31	BA	517	G

*Continued on next page...*

*Continued from previous page...*

<b>Mol</b>	<b>Chain</b>	<b>Res</b>	<b>Type</b>
31	BA	518	C
31	BA	519	C
31	BA	527	G
31	BA	530	G
31	BA	531	U
31	BA	532	A
31	BA	533	A
31	BA	534	U
31	BA	536	C
31	BA	548	G
31	BA	559	A
31	BA	560	U
31	BA	561	U
31	BA	562	C
31	BA	563	A
31	BA	566	G
31	BA	567	G
31	BA	572	A
31	BA	573	A
31	BA	575	G
31	BA	576	G
31	BA	577	G
31	BA	596	C
31	BA	598	U
31	BA	630	G
31	BA	632	A
31	BA	633	G
31	BA	642	A
31	BA	653	A
31	BA	665	A
31	BA	687	A
31	BA	688	G
31	BA	697	U
31	BA	701	C
31	BA	702	A
31	BA	703	G
31	BA	704	A
31	BA	721	G
31	BA	724	G
31	BA	731	G
31	BA	749	C
31	BA	753	A

*Continued on next page...*



*Continued from previous page...*

<b>Mol</b>	<b>Chain</b>	<b>Res</b>	<b>Type</b>
31	BA	754	C
31	BA	755	G
31	BA	793	U
31	BA	801	U
31	BA	802	A
31	BA	813	U
31	BA	815	A
31	BA	816	A
31	BA	817	C
31	BA	818	G
31	BA	819	A
31	BA	820	U
31	BA	821	G
31	BA	828	A
31	BA	841	U
31	BA	842	C
31	BA	843	U
31	BA	848	C
31	BA	855	G
31	BA	859	A
31	BA	871	U
31	BA	872	A
31	BA	873	A
31	BA	874	G
31	BA	885	G
31	BA	888	G
31	BA	889	A
31	BA	890	G
31	BA	914	A
31	BA	926	G
31	BA	927	G
31	BA	934	C
31	BA	935	A
31	BA	960	U
31	BA	961	U
31	BA	966	G
31	BA	968	A
31	BA	969	A
31	BA	974	A
31	BA	976	G
31	BA	977	A
31	BA	978	A

*Continued on next page...*

*Continued from previous page...*

<b>Mol</b>	<b>Chain</b>	<b>Res</b>	<b>Type</b>
31	BA	982	U
31	BA	983	A
31	BA	991	U
31	BA	992	U
31	BA	993	G
31	BA	994	A
31	BA	1001	G
31	BA	1004	A
31	BA	1005	A
31	BA	1008	C
31	BA	1021	G
31	BA	1024	G
31	BA	1025	U
31	BA	1028	C
31	BA	1028(A)	C
31	BA	1029	G
31	BA	1032(A)	G
31	BA	1036	G
31	BA	1042	G
31	BA	1050	G
31	BA	1053	G
31	BA	1054	C
31	BA	1055	A
31	BA	1064	G
31	BA	1065	U
31	BA	1066	C
31	BA	1068	G
31	BA	1085	U
31	BA	1086	U
31	BA	1094	G
31	BA	1095	U
31	BA	1101	A
31	BA	1102	A
31	BA	1117	G
31	BA	1118	C
31	BA	1124	G
31	BA	1125	U
31	BA	1127	G
31	BA	1128	C
31	BA	1130	A
31	BA	1131	G
31	BA	1137	C

*Continued on next page...*

*Continued from previous page...*

<b>Mol</b>	<b>Chain</b>	<b>Res</b>	<b>Type</b>
31	BA	1138	G
31	BA	1139	G
31	BA	1140	C
31	BA	1146	A
31	BA	1157	A
31	BA	1158	C
31	BA	1159	U
31	BA	1160	G
31	BA	1161	C
31	BA	1178	G
31	BA	1181	G
31	BA	1183	A
31	BA	1184	G
31	BA	1187	G
31	BA	1192	C
31	BA	1196	U
31	BA	1197	G
31	BA	1200	C
31	BA	1201	A
31	BA	1202	G
31	BA	1212	U
31	BA	1215	G
31	BA	1224	G
31	BA	1225	A
31	BA	1226	C
31	BA	1227	A
31	BA	1238	A
31	BA	1240	U
31	BA	1256	A
31	BA	1257	U
31	BA	1273	G
31	BA	1278	U
31	BA	1280	A
31	BA	1282	C
31	BA	1285	A
31	BA	1286	A
31	BA	1287	A
31	BA	1297	C
31	BA	1298	C
31	BA	1299	A
31	BA	1303	C
31	BA	1305	G

*Continued on next page...*

*Continued from previous page...*

<b>Mol</b>	<b>Chain</b>	<b>Res</b>	<b>Type</b>
31	BA	1317	C
31	BA	1320	C
31	BA	1321	C
31	BA	1322	C
31	BA	1323	G
31	BA	1331	G
31	BA	1335	C
31	BA	1337	G
31	BA	1338	G
31	BA	1345	U
31	BA	1347	G
31	BA	1348	U
31	BA	1362(A)	C
31	BA	1363	A
31	BA	1364	U
31	BA	1365	G
31	BA	1381	U
31	BA	1394	A
31	BA	1395	C
31	BA	1396	A
31	BA	1397	C
31	BA	1398	A
31	BA	1400	C
31	BA	1401	G
31	BA	1419	G
31	BA	1442	G
31	BA	1443	G
31	BA	1446	A
31	BA	1450	U
31	BA	1451	A
31	BA	1452	C
31	BA	1453	G
31	BA	1454	G
31	BA	1492	A
31	BA	1499	A
31	BA	1502	A
31	BA	1503	A
31	BA	1504	G
31	BA	1506	U
31	BA	1507	A
31	BA	1517	G
31	BA	1520	G

*Continued on next page...*

*Continued from previous page...*

<b>Mol</b>	<b>Chain</b>	<b>Res</b>	<b>Type</b>
31	BA	1528	U
31	BA	1529	G
31	BA	1530	G
31	BA	1533	C
31	BA	1538	C
31	BA	1541	U
52	BD	8	U
52	BD	9	A
52	BD	10	G
52	BD	16	U
52	BD	17	C
52	BD	20	U
52	BD	22	G
52	BD	36	A
52	BD	42	C
52	BD	46	G
52	BD	49	C
52	BD	58	A
52	BD	59	U
52	BD	61	C
52	BD	73	A
52	BB	8	U
52	BB	9	A
52	BB	10	G
52	BB	11	C
52	BB	16	U
52	BB	17	C
52	BB	18	G
52	BB	19	G
52	BB	20	U
52	BB	21	A
52	BB	22	G
52	BB	24	G
52	BB	25	C
52	BB	26	A
52	BB	27	G
52	BB	41	C
52	BB	44	G
52	BB	46	G
52	BB	47	U
52	BB	49	C
52	BB	58	A

*Continued on next page...*

*Continued from previous page...*

<b>Mol</b>	<b>Chain</b>	<b>Res</b>	<b>Type</b>
52	BB	59	U
52	BB	61	C
52	BB	70	G
52	BB	73	A
52	BB	74	C
52	BB	75	C
52	BB	76	A
52	BC	8	U
52	BC	9	A
52	BC	10	G
52	BC	17	C
52	BC	18	G
52	BC	19	G
52	BC	21	A
52	BC	22	G
52	BC	29	G
52	BC	43	C
52	BC	44	G
52	BC	46	G
52	BC	47	U
52	BC	48	C
52	BC	49	C
52	BC	58	A
52	BC	59	U
52	BC	61	C
52	BC	76	A
53	B1	32	A
53	B1	37	G
53	B1	42	U
53	B1	43	U
53	B1	49	U
53	B1	51	U
53	B1	52	U
53	B1	53	U
53	B1	54	U
53	B1	55	U
53	B1	56	U
53	B1	57	U
54	CA	9	G
54	CA	13	U
54	CA	14	U
54	CA	31	G

*Continued on next page...*

*Continued from previous page...*

<b>Mol</b>	<b>Chain</b>	<b>Res</b>	<b>Type</b>
54	CA	32	A
54	CA	39	G
54	CA	48	C
54	CA	49	U
54	CA	50	A
54	CA	51	A
54	CA	61	G
54	CA	64	G
54	CA	65	U
54	CA	66	G
54	CA	76	G
54	CA	78	G
54	CA	84	U
54	CA	85	U
54	CA	86	U
54	CA	87	A
54	CA	88	C
54	CA	89	U
54	CA	90	C
54	CA	91	C
54	CA	92	G
54	CA	95	G
54	CA	96	G
54	CA	97	U
54	CA	101	A
54	CA	109	A
54	CA	110	C
54	CA	116	A
54	CA	120	A
54	CA	121	C
54	CA	122	G
54	CA	130	A
54	CA	131	C
54	CA	144	G
54	CA	147	G
54	CA	163	C
54	CA	172	A
54	CA	173	U
54	CA	174	C
54	CA	183	G
54	CA	190	G
54	CA	191(A)	G

*Continued on next page...*

*Continued from previous page...*

<b>Mol</b>	<b>Chain</b>	<b>Res</b>	<b>Type</b>
54	CA	195	A
54	CA	197	A
54	CA	198	G
54	CA	209	U
54	CA	231	G
54	CA	244	U
54	CA	245	C
54	CA	247	G
54	CA	251	G
54	CA	252	U
54	CA	266	G
54	CA	267	C
54	CA	275	G
54	CA	281	G
54	CA	289	G
54	CA	305	G
54	CA	306	G
54	CA	315	A
54	CA	316	G
54	CA	321	A
54	CA	328	C
54	CA	329	A
54	CA	330	C
54	CA	332	G
54	CA	344	A
54	CA	345	C
54	CA	346	G
54	CA	352	C
54	CA	353	A
54	CA	354	G
54	CA	367	U
54	CA	368	U
54	CA	373	A
54	CA	388	G
54	CA	389	A
54	CA	397	A
54	CA	411	A
54	CA	412	A
54	CA	413	G
54	CA	414	A
54	CA	422	C
54	CA	423	G

*Continued on next page...*



*Continued from previous page...*

<b>Mol</b>	<b>Chain</b>	<b>Res</b>	<b>Type</b>
54	CA	428	G
54	CA	429	U
54	CA	430	A
54	CA	451	A
54	CA	482	A
54	CA	484	G
54	CA	485	G
54	CA	486	U
54	CA	495	A
54	CA	496	A
54	CA	497	U
54	CA	500	G
54	CA	508	C
54	CA	509	A
54	CA	510	A
54	CA	511	C
54	CA	517	G
54	CA	518	C
54	CA	519	C
54	CA	527	G
54	CA	531	U
54	CA	532	A
54	CA	533	A
54	CA	534	U
54	CA	536	C
54	CA	548	G
54	CA	559	A
54	CA	560	U
54	CA	561	U
54	CA	563	A
54	CA	566	G
54	CA	567	G
54	CA	572	A
54	CA	573	A
54	CA	575	G
54	CA	576	G
54	CA	577	G
54	CA	596	C
54	CA	616	G
54	CA	629	G
54	CA	630	G
54	CA	631	G

*Continued on next page...*

*Continued from previous page...*

<b>Mol</b>	<b>Chain</b>	<b>Res</b>	<b>Type</b>
54	CA	632	A
54	CA	642	A
54	CA	665	A
54	CA	666	G
54	CA	688	G
54	CA	701	C
54	CA	702	A
54	CA	703	G
54	CA	704	A
54	CA	721	G
54	CA	722	A
54	CA	731	G
54	CA	749	C
54	CA	754	C
54	CA	755	G
54	CA	791	G
54	CA	793	U
54	CA	794	A
54	CA	801	U
54	CA	802	A
54	CA	813	U
54	CA	815	A
54	CA	816	A
54	CA	817	C
54	CA	818	G
54	CA	819	A
54	CA	820	U
54	CA	821	G
54	CA	828	A
54	CA	841	U
54	CA	843	U
54	CA	848	C
54	CA	859	A
54	CA	871	U
54	CA	872	A
54	CA	873	A
54	CA	874	G
54	CA	885	G
54	CA	889	A
54	CA	890	G
54	CA	891	U
54	CA	902	G

*Continued on next page...*

*Continued from previous page...*

<b>Mol</b>	<b>Chain</b>	<b>Res</b>	<b>Type</b>
54	CA	914	A
54	CA	920	U
54	CA	926	G
54	CA	927	G
54	CA	934	C
54	CA	935	A
54	CA	960	U
54	CA	961	U
54	CA	966	G
54	CA	968	A
54	CA	969	A
54	CA	971	G
54	CA	972	C
54	CA	974	A
54	CA	975	A
54	CA	976	G
54	CA	977	A
54	CA	978	A
54	CA	982	U
54	CA	983	A
54	CA	991	U
54	CA	992	U
54	CA	993	G
54	CA	994	A
54	CA	1001	G
54	CA	1002	G
54	CA	1003	G
54	CA	1004	A
54	CA	1005	A
54	CA	1008	C
54	CA	1024	G
54	CA	1025	U
54	CA	1028	C
54	CA	1028(A)	C
54	CA	1029	G
54	CA	1032(A)	G
54	CA	1036	G
54	CA	1040	U
54	CA	1050	G
54	CA	1054	C
54	CA	1055	A
54	CA	1064	G

*Continued on next page...*

*Continued from previous page...*

<b>Mol</b>	<b>Chain</b>	<b>Res</b>	<b>Type</b>
54	CA	1065	U
54	CA	1066	C
54	CA	1068	G
54	CA	1085	U
54	CA	1086	U
54	CA	1094	G
54	CA	1095	U
54	CA	1101	A
54	CA	1102	A
54	CA	1117	G
54	CA	1124	G
54	CA	1125	U
54	CA	1126	U
54	CA	1127	G
54	CA	1130	A
54	CA	1131	G
54	CA	1136	U
54	CA	1137	C
54	CA	1138	G
54	CA	1139	G
54	CA	1140	C
54	CA	1146	A
54	CA	1157	A
54	CA	1158	C
54	CA	1159	U
54	CA	1160	G
54	CA	1177	G
54	CA	1178	G
54	CA	1179	A
54	CA	1181	G
54	CA	1182	G
54	CA	1183	A
54	CA	1191	A
54	CA	1196	U
54	CA	1197	G
54	CA	1200	C
54	CA	1201	A
54	CA	1202	G
54	CA	1212	U
54	CA	1215	G
54	CA	1224	G
54	CA	1225	A

*Continued on next page...*

*Continued from previous page...*

<b>Mol</b>	<b>Chain</b>	<b>Res</b>	<b>Type</b>
54	CA	1227	A
54	CA	1238	A
54	CA	1240	U
54	CA	1241	G
54	CA	1256	A
54	CA	1257	U
54	CA	1273	G
54	CA	1280	A
54	CA	1281	U
54	CA	1282	C
54	CA	1285	A
54	CA	1286	A
54	CA	1287	A
54	CA	1298	C
54	CA	1299	A
54	CA	1301	U
54	CA	1303	C
54	CA	1305	G
54	CA	1317	C
54	CA	1320	C
54	CA	1322	C
54	CA	1331	G
54	CA	1335	C
54	CA	1336	C
54	CA	1338	G
54	CA	1346	A
54	CA	1347	G
54	CA	1348	U
54	CA	1362(A)	C
54	CA	1363	A
54	CA	1364	U
54	CA	1365	G
54	CA	1370	G
54	CA	1381	U
54	CA	1395	C
54	CA	1396	A
54	CA	1397	C
54	CA	1398	A
54	CA	1400	C
54	CA	1401	G
54	CA	1419	G
54	CA	1442	G

*Continued on next page...*

*Continued from previous page...*

<b>Mol</b>	<b>Chain</b>	<b>Res</b>	<b>Type</b>
54	CA	1443	G
54	CA	1446	A
54	CA	1447	G
54	CA	1450	U
54	CA	1452	C
54	CA	1453	G
54	CA	1454	G
54	CA	1487	G
54	CA	1492	A
54	CA	1499	A
54	CA	1502	A
54	CA	1503	A
54	CA	1504	G
54	CA	1505	G
54	CA	1506	U
54	CA	1507	A
54	CA	1517	G
54	CA	1520	G
54	CA	1529	G
54	CA	1530	G
54	CA	1531	A
54	CA	1535	C
54	CA	1542	U
52	CD	2	C
52	CD	3	C
52	CD	8	U
52	CD	9	A
52	CD	13	C
52	CD	14	A
52	CD	17	C
52	CD	19	G
52	CD	21	A
52	CD	22	G
52	CD	42	C
52	CD	44	G
52	CD	45	U
52	CD	46	G
52	CD	47	U
52	CD	48	C
52	CD	49	C
52	CD	55	U
52	CD	56	C

*Continued on next page...*

*Continued from previous page...*

<b>Mol</b>	<b>Chain</b>	<b>Res</b>	<b>Type</b>
52	CD	59	U
52	CD	61	C
52	CD	73	A
52	CD	76	A
52	CB	8	U
52	CB	9	A
52	CB	10	G
52	CB	11	C
52	CB	16	U
52	CB	17	C
52	CB	18	G
52	CB	19	G
52	CB	20	U
52	CB	21	A
52	CB	22	G
52	CB	24	G
52	CB	26	A
52	CB	27	G
52	CB	41	C
52	CB	44	G
52	CB	47	U
52	CB	49	C
52	CB	58	A
52	CB	59	U
52	CB	70	G
52	CB	71	G
52	CB	74	C
52	CB	75	C
52	CB	76	A
52	CC	7	A
52	CC	8	U
52	CC	9	A
52	CC	10	G
52	CC	17	C
52	CC	18	G
52	CC	19	G
52	CC	20	U
52	CC	21	A
52	CC	29	G
52	CC	36	A
52	CC	45	U
52	CC	47	U

*Continued on next page...*

*Continued from previous page...*

<b>Mol</b>	<b>Chain</b>	<b>Res</b>	<b>Type</b>
52	CC	48	C
52	CC	58	A
52	CC	59	U
52	CC	61	C
52	CC	76	A
53	C1	32	A
53	C1	37	G
53	C1	40	U
53	C1	43	U
53	C1	45	U
53	C1	46	U
53	C1	53	U
53	C1	54	U
53	C1	56	U
53	C1	57	U
55	DA	5	A
55	DA	13	A
55	DA	14	A
55	DA	28	A
55	DA	34	C
55	DA	35	G
55	DA	46	C
55	DA	50	U
55	DA	51	G
55	DA	52	A
55	DA	63	U
55	DA	64	A
55	DA	70	G
55	DA	71	A
55	DA	72	U
55	DA	73	A
55	DA	74	A
55	DA	75	G
55	DA	84	A
55	DA	85	G
55	DA	88	G
55	DA	90	U
55	DA	91	A
55	DA	99	U
55	DA	101	G
55	DA	102	G
55	DA	118	A

*Continued on next page...*



*Continued from previous page...*

<b>Mol</b>	<b>Chain</b>	<b>Res</b>	<b>Type</b>
55	DA	119	A
55	DA	120	U
55	DA	121	G
55	DA	126	A
55	DA	138	G
55	DA	140	A
55	DA	165	U
55	DA	196	A
55	DA	197	A
55	DA	204	A
55	DA	205	G
55	DA	206	U
55	DA	214	G
55	DA	215	G
55	DA	216	A
55	DA	221	A
55	DA	222	A
55	DA	223	A
55	DA	227	A
55	DA	229	A
55	DA	230	U
55	DA	232	G
55	DA	233	A
55	DA	241	A
55	DA	242	G
55	DA	243	U
55	DA	248	G
55	DA	249	C
55	DA	250	G
55	DA	265	A
55	DA	266	G
55	DA	269	U
55	DA	270(L)	U
55	DA	270(M)	U
55	DA	270(O)	U
55	DA	270(P)	C
55	DA	271(A)	C
55	DA	271(C)	U
55	DA	271	G
55	DA	274	G
55	DA	275	G
55	DA	277	C

*Continued on next page...*

*Continued from previous page...*

<b>Mol</b>	<b>Chain</b>	<b>Res</b>	<b>Type</b>
55	DA	279	C
55	DA	284	U
55	DA	299	A
55	DA	301	G
55	DA	305	U
55	DA	311	A
55	DA	321	G
55	DA	322	A
55	DA	323	G
55	DA	324	A
55	DA	329	G
55	DA	330	A
55	DA	332	A
55	DA	333	G
55	DA	345	A
55	DA	346	A
55	DA	352	G
55	DA	353	G
55	DA	363	G
55	DA	364	C
55	DA	371	A
55	DA	372	G
55	DA	373	U
55	DA	386	G
55	DA	387	U
55	DA	388	G
55	DA	390	A
55	DA	391	G
55	DA	396	G
55	DA	403	U
55	DA	404	C
55	DA	405	U
55	DA	406	G
55	DA	411	G
55	DA	412	A
55	DA	421	U
55	DA	428	A
55	DA	434	U
55	DA	435	C
55	DA	442	G
55	DA	443	A
55	DA	444	C

*Continued on next page...*

*Continued from previous page...*

<b>Mol</b>	<b>Chain</b>	<b>Res</b>	<b>Type</b>
55	DA	446	G
55	DA	447	A
55	DA	448	U
55	DA	449	A
55	DA	454	A
55	DA	455	C
55	DA	456	C
55	DA	457	A
55	DA	458	G
55	DA	470	A
55	DA	475	U
55	DA	479	A
55	DA	480	A
55	DA	481	G
55	DA	482	A
55	DA	504	U
55	DA	505	A
55	DA	506	G
55	DA	508	G
55	DA	509	C
55	DA	526	A
55	DA	527	C
55	DA	528	A
55	DA	529	A
55	DA	531	C
55	DA	532	A
55	DA	533	G
55	DA	537	C
55	DA	539	G
55	DA	546	C
55	DA	549	G
55	DA	563	G
55	DA	572	A
55	DA	573	G
55	DA	574	C
55	DA	575	A
55	DA	586	A
55	DA	588	U
55	DA	603	A
55	DA	604	G
55	DA	607	U
55	DA	614	U

*Continued on next page...*

*Continued from previous page...*

<b>Mol</b>	<b>Chain</b>	<b>Res</b>	<b>Type</b>
55	DA	615	G
55	DA	616	A
55	DA	617	G
55	DA	621	A
55	DA	627	A
55	DA	628	G
55	DA	638	G
55	DA	644	A
55	DA	645	C
55	DA	646	A
55	DA	650	C
55	DA	651	G
55	DA	654	A
55	DA	654(E)	C
55	DA	654(F)	C
55	DA	654(G)	C
55	DA	654(H)	G
55	DA	654(I)	C
55	DA	654(J)	A
55	DA	654(K)	C
55	DA	654(L)	G
55	DA	654(N)	G
55	DA	654(S)	G
55	DA	654(T)	A
55	DA	670	A
55	DA	671	C
55	DA	686	G
55	DA	687	C
55	DA	702	G
55	DA	705	A
55	DA	722	A
55	DA	726	G
55	DA	730	C
55	DA	739	G
55	DA	747	U
55	DA	753	C
55	DA	762	U
55	DA	763	G
55	DA	775	G
55	DA	776	G
55	DA	777	A
55	DA	782	A

*Continued on next page...*

*Continued from previous page...*

<b>Mol</b>	<b>Chain</b>	<b>Res</b>	<b>Type</b>
55	DA	784	A
55	DA	785	G
55	DA	789	A
55	DA	790	C
55	DA	791	C
55	DA	792	G
55	DA	793	A
55	DA	794	G
55	DA	800	A
55	DA	801	G
55	DA	803	U
55	DA	805	G
55	DA	806	C
55	DA	811	U
55	DA	812	C
55	DA	819	A
55	DA	827	U
55	DA	828	U
55	DA	830	G
55	DA	831	G
55	DA	845	G
55	DA	847	U
55	DA	857	C
55	DA	858	U
55	DA	859	G
55	DA	860	U
55	DA	865	C
55	DA	866	A
55	DA	871	U
55	DA	878	A
55	DA	880	G
55	DA	881	G
55	DA	882	G
55	DA	883	G
55	DA	884	C
55	DA	885	C
55	DA	886	C
55	DA	887	A
55	DA	888	C
55	DA	889	C
55	DA	892	G
55	DA	893	C

*Continued on next page...*

*Continued from previous page...*

<b>Mol</b>	<b>Chain</b>	<b>Res</b>	<b>Type</b>
55	DA	896	A
55	DA	897	C
55	DA	898	C
55	DA	899	A
55	DA	900	A
55	DA	901	A
55	DA	906	G
55	DA	910	A
55	DA	913	U
55	DA	914	C
55	DA	917	A
55	DA	919	G
55	DA	930	U
55	DA	931	G
55	DA	933	A
55	DA	941	A
55	DA	946	G
55	DA	957	A
55	DA	958	U
55	DA	959	A
55	DA	961	C
55	DA	962	G
55	DA	973	A
55	DA	974	G
55	DA	975	G
55	DA	983	A
55	DA	989	G
55	DA	990	A
55	DA	991	C
55	DA	996	A
55	DA	1005	C
55	DA	1008	C
55	DA	1009	A
55	DA	1011	G
55	DA	1012	U
55	DA	1013	C
55	DA	1020	A
55	DA	1021	A
55	DA	1022	G
55	DA	1023	U
55	DA	1025	G
55	DA	1026	U

*Continued on next page...*

*Continued from previous page...*

<b>Mol</b>	<b>Chain</b>	<b>Res</b>	<b>Type</b>
55	DA	1027	A
55	DA	1034	G
55	DA	1044	G
55	DA	1045	A
55	DA	1046	A
55	DA	1047	G
55	DA	1048	A
55	DA	1049	C
55	DA	1050	A
55	DA	1054	A
55	DA	1055	G
55	DA	1056	G
55	DA	1057	A
55	DA	1058	U
55	DA	1059	G
55	DA	1060	U
55	DA	1061	U
55	DA	1062	G
55	DA	1066	U
55	DA	1067	A
55	DA	1068	G
55	DA	1070	A
55	DA	1071	G
55	DA	1074	G
55	DA	1076	C
55	DA	1077	A
55	DA	1078	U
55	DA	1079	C
55	DA	1080	A
55	DA	1082	U
55	DA	1084	A
55	DA	1085	A
55	DA	1086	A
55	DA	1088	A
55	DA	1090	U
55	DA	1092	C
55	DA	1093	G
55	DA	1095	A
55	DA	1096	A
55	DA	1097	U
55	DA	1099	G
55	DA	1103	A

*Continued on next page...*

*Continued from previous page...*

<b>Mol</b>	<b>Chain</b>	<b>Res</b>	<b>Type</b>
55	DA	1104	C
55	DA	1110	G
55	DA	1126	A
55	DA	1127	A
55	DA	1128	A
55	DA	1131	G
55	DA	1135	C
55	DA	1136	G
55	DA	1142	U
55	DA	1142(A)	A
55	DA	1143	A
55	DA	1144	G
55	DA	1152	C
55	DA	1155	A
55	DA	1156	A
55	DA	1157	G
55	DA	1170	G
55	DA	1173	G
55	DA	1174	A
55	DA	1175	U
55	DA	1176	G
55	DA	1178	C
55	DA	1179	C
55	DA	1180	C
55	DA	1181	C
55	DA	1195	G
55	DA	1204	A
55	DA	1205	U
55	DA	1206	G
55	DA	1211	U
55	DA	1212	G
55	DA	1213	A
55	DA	1220	A
55	DA	1221	C
55	DA	1236	G
55	DA	1237	A
55	DA	1238	G
55	DA	1241	A
55	DA	1242	A
55	DA	1247	A
55	DA	1248	G
55	DA	1249	U

*Continued on next page...*



*Continued from previous page...*

<b>Mol</b>	<b>Chain</b>	<b>Res</b>	<b>Type</b>
55	DA	1251	C
55	DA	1252	G
55	DA	1253	A
55	DA	1254	A
55	DA	1256	G
55	DA	1265	A
55	DA	1266	G
55	DA	1269	A
55	DA	1271	G
55	DA	1272	A
55	DA	1273	U
55	DA	1275	A
55	DA	1276	A
55	DA	1281	G
55	DA	1286	A
55	DA	1288	U
55	DA	1289	C
55	DA	1300	U
55	DA	1301	A
55	DA	1302	A
55	DA	1303	G
55	DA	1311	G
55	DA	1313	U
55	DA	1314	C
55	DA	1319	G
55	DA	1320	C
55	DA	1321	A
55	DA	1325	G
55	DA	1326	U
55	DA	1327	C
55	DA	1329	U
55	DA	1330	C
55	DA	1333	C
55	DA	1334	G
55	DA	1340	U
55	DA	1341	U
55	DA	1342	A
55	DA	1343	G
55	DA	1344	G
55	DA	1345	C
55	DA	1349	A
55	DA	1359	A

*Continued on next page...*

*Continued from previous page...*

<b>Mol</b>	<b>Chain</b>	<b>Res</b>	<b>Type</b>
55	DA	1360	A
55	DA	1365	A
55	DA	1368	G
55	DA	1372	U
55	DA	1379	A
55	DA	1380	G
55	DA	1384	A
55	DA	1385	G
55	DA	1386	C
55	DA	1389	G
55	DA	1395	A
55	DA	1396	U
55	DA	1397	U
55	DA	1398	C
55	DA	1406	U
55	DA	1407	C
55	DA	1411	C
55	DA	1416	G
55	DA	1419	A
55	DA	1420	U
55	DA	1421	G
55	DA	1427	A
55	DA	1428	C
55	DA	1429	G
55	DA	1444(A)	A
55	DA	1449	A
55	DA	1449(A)	G
55	DA	1451	C
55	DA	1453	A
55	DA	1454	U
55	DA	1455	G
55	DA	1459	G
55	DA	1460	A
55	DA	1461	G
55	DA	1467	C
55	DA	1471	A
55	DA	1475	G
55	DA	1482	U
55	DA	1483	G
55	DA	1485	G
55	DA	1490	A
55	DA	1491	G

*Continued on next page...*

*Continued from previous page...*

<b>Mol</b>	<b>Chain</b>	<b>Res</b>	<b>Type</b>
55	DA	1493	C
55	DA	1494	A
55	DA	1497	U
55	DA	1505	C
55	DA	1506	C
55	DA	1508	A
55	DA	1510	A
55	DA	1511	A
55	DA	1514	U
55	DA	1527	G
55	DA	1533	C
55	DA	1534	G
55	DA	1535	U
55	DA	1536	A
55	DA	1537	C
55	DA	1543	A
55	DA	1544	C
55	DA	1545	A
55	DA	1555	G
55	DA	1558	A
55	DA	1559	G
55	DA	1560	G
55	DA	1565	C
55	DA	1566	A
55	DA	1567	A
55	DA	1568	G
55	DA	1569	A
55	DA	1578	U
55	DA	1579	A
55	DA	1585	C
55	DA	1586	A
55	DA	1598	C
55	DA	1603	A
55	DA	1607	C
55	DA	1608	A
55	DA	1609	A
55	DA	1611	C
55	DA	1615	C
55	DA	1616	A
55	DA	1617	C
55	DA	1618	A
55	DA	1619	G

*Continued on next page...*

*Continued from previous page...*

<b>Mol</b>	<b>Chain</b>	<b>Res</b>	<b>Type</b>
55	DA	1634	A
55	DA	1635	G
55	DA	1640	C
55	DA	1647	G
55	DA	1648	C
55	DA	1652	A
55	DA	1653	G
55	DA	1654	A
55	DA	1667	G
55	DA	1668	A
55	DA	1674	G
55	DA	1675	C
55	DA	1676	A
55	DA	1682	G
55	DA	1693	U
55	DA	1694	C
55	DA	1695	G
55	DA	1698	A
55	DA	1699	G
55	DA	1700	A
55	DA	1706	U
55	DA	1707	G
55	DA	1725	G
55	DA	1729	A
55	DA	1730	U
55	DA	1731	G
55	DA	1733	G
55	DA	1735	C
55	DA	1742	C
55	DA	1743	G
55	DA	1758	G
55	DA	1759	A
55	DA	1763	G
55	DA	1764	G
55	DA	1773	A
55	DA	1780	A
55	DA	1781	C
55	DA	1782	C
55	DA	1785	A
55	DA	1786	A
55	DA	1787	A
55	DA	1791	A

*Continued on next page...*

*Continued from previous page...*

<b>Mol</b>	<b>Chain</b>	<b>Res</b>	<b>Type</b>
55	DA	1799	G
55	DA	1800	C
55	DA	1801	G
55	DA	1802	A
55	DA	1815	A
55	DA	1816	G
55	DA	1819	A
55	DA	1820	U
55	DA	1821	A
55	DA	1828	G
55	DA	1829	A
55	DA	1833	U
55	DA	1835	G
55	DA	1839	G
55	DA	1847	A
55	DA	1848	A
55	DA	1858	G
55	DA	1869	G
55	DA	1870	C
55	DA	1878	G
55	DA	1880	C
55	DA	1882	C
55	DA	1885	A
55	DA	1888	G
55	DA	1900	A
55	DA	1906	G
55	DA	1912	A
55	DA	1913	A
55	DA	1914	C
55	DA	1918	A
55	DA	1919	A
55	DA	1930	G
55	DA	1931	U
55	DA	1934	C
55	DA	1935	G
55	DA	1937	A
55	DA	1938	A
55	DA	1939	U
55	DA	1940	U
55	DA	1941	C
55	DA	1943	U
55	DA	1944	U

*Continued on next page...*

*Continued from previous page...*

<b>Mol</b>	<b>Chain</b>	<b>Res</b>	<b>Type</b>
55	DA	1945	G
55	DA	1954	G
55	DA	1955	U
55	DA	1956	U
55	DA	1963	U
55	DA	1964	G
55	DA	1965	C
55	DA	1966	A
55	DA	1967	C
55	DA	1969	A
55	DA	1970	A
55	DA	1971	A
55	DA	1972	A
55	DA	1980	G
55	DA	1981	A
55	DA	1982	C
55	DA	1986	A
55	DA	1993	U
55	DA	1997	G
55	DA	2020	A
55	DA	2021	C
55	DA	2022	U
55	DA	2023	G
55	DA	2031	A
55	DA	2032	G
55	DA	2033	A
55	DA	2034	U
55	DA	2036	C
55	DA	2043	C
55	DA	2044	C
55	DA	2051	A
55	DA	2052	G
55	DA	2055	C
55	DA	2056	G
55	DA	2059	A
55	DA	2060	A
55	DA	2061	G
55	DA	2062	A
55	DA	2067	G
55	DA	2068	U
55	DA	2069	G
55	DA	2092	U

*Continued on next page...*

*Continued from previous page...*

<b>Mol</b>	<b>Chain</b>	<b>Res</b>	<b>Type</b>
55	DA	2093	G
55	DA	2099	U
55	DA	2111	C
55	DA	2113	U
55	DA	2114	A
55	DA	2115	G
55	DA	2116	G
55	DA	2118	U
55	DA	2120	G
55	DA	2126	A
55	DA	2127	G
55	DA	2128	C
55	DA	2132	U
55	DA	2133	G
55	DA	2135	A
55	DA	2136	C
55	DA	2146	C
55	DA	2147	G
55	DA	2159	G
55	DA	2166	G
55	DA	2167	U
55	DA	2168	G
55	DA	2171	A
55	DA	2173	A
55	DA	2176	A
55	DA	2190	G
55	DA	2198	A
55	DA	2199	A
55	DA	2210	G
55	DA	2211	G
55	DA	2212	A
55	DA	2213	U
55	DA	2215	G
55	DA	2225	A
55	DA	2226	C
55	DA	2239	G
55	DA	2245	U
55	DA	2251	G
55	DA	2259	G
55	DA	2275	C
55	DA	2283	C
55	DA	2286	A

*Continued on next page...*

*Continued from previous page...*

<b>Mol</b>	<b>Chain</b>	<b>Res</b>	<b>Type</b>
55	DA	2288	A
55	DA	2289	G
55	DA	2290	G
55	DA	2296	U
55	DA	2297	C
55	DA	2305	A
55	DA	2307	G
55	DA	2308	G
55	DA	2309	A
55	DA	2311	A
55	DA	2319	G
55	DA	2320	A
55	DA	2321	G
55	DA	2325	G
55	DA	2326	C
55	DA	2334	G
55	DA	2335	A
55	DA	2336	A
55	DA	2337	G
55	DA	2345	G
55	DA	2346	A
55	DA	2347	C
55	DA	2350	C
55	DA	2382	G
55	DA	2383	G
55	DA	2384	G
55	DA	2385	C
55	DA	2390	U
55	DA	2392	A
55	DA	2402	C
55	DA	2403	C
55	DA	2406	U
55	DA	2407	G
55	DA	2424	C
55	DA	2425	A
55	DA	2426	A
55	DA	2427	C
55	DA	2429	G
55	DA	2430	A
55	DA	2432	A
55	DA	2435	A
55	DA	2439	A

*Continued on next page...*



*Continued from previous page...*

<b>Mol</b>	<b>Chain</b>	<b>Res</b>	<b>Type</b>
55	DA	2440	C
55	DA	2441	C
55	DA	2447	G
55	DA	2448	A
55	DA	2449	U
55	DA	2450	A
55	DA	2458	G
55	DA	2459	A
55	DA	2469	A
55	DA	2470	G
55	DA	2474	C
55	DA	2475	C
55	DA	2476	A
55	DA	2478	A
55	DA	2482	G
55	DA	2483	C
55	DA	2484	G
55	DA	2491	U
55	DA	2497	A
55	DA	2502	G
55	DA	2503	A
55	DA	2504	U
55	DA	2505	G
55	DA	2506	U
55	DA	2507	C
55	DA	2508	G
55	DA	2517	C
55	DA	2518	A
55	DA	2519	U
55	DA	2520	C
55	DA	2529	G
55	DA	2531	A
55	DA	2534	A
55	DA	2542	A
55	DA	2543	G
55	DA	2554	U
55	DA	2567	G
55	DA	2573	C
55	DA	2581	G
55	DA	2582	G
55	DA	2585	U
55	DA	2586	C

*Continued on next page...*

*Continued from previous page...*

<b>Mol</b>	<b>Chain</b>	<b>Res</b>	<b>Type</b>
55	DA	2599	G
55	DA	2602	A
55	DA	2609	U
55	DA	2610	C
55	DA	2611	U
55	DA	2612	C
55	DA	2613	U
55	DA	2614	A
55	DA	2615	U
55	DA	2629	A
55	DA	2645	G
55	DA	2646	C
55	DA	2654	A
55	DA	2655	G
55	DA	2665	A
55	DA	2673	G
55	DA	2675	A
55	DA	2682	U
55	DA	2690	C
55	DA	2691	C
55	DA	2702	U
55	DA	2703	C
55	DA	2712	U
55	DA	2712(A)	A
55	DA	2713	A
55	DA	2714	G
55	DA	2726	U
55	DA	2730	C
55	DA	2733	A
55	DA	2750	A
55	DA	2751	G
55	DA	2752	C
55	DA	2756	U
55	DA	2757	A
55	DA	2758	A
55	DA	2761	G
55	DA	2765	A
55	DA	2766	G
55	DA	2776	A
55	DA	2777	G
55	DA	2778	A
55	DA	2779	U

*Continued on next page...*

*Continued from previous page...*

<b>Mol</b>	<b>Chain</b>	<b>Res</b>	<b>Type</b>
55	DA	2780	G
55	DA	2781	A
55	DA	2790	A
55	DA	2791	C
55	DA	2793	G
55	DA	2797	U
55	DA	2799	A
55	DA	2820	A
55	DA	2833	G
55	DA	2834	G
55	DA	2835	A
55	DA	2836	U
55	DA	2845	G
55	DA	2848	G
55	DA	2849	U
55	DA	2866	U
55	DA	2867	G
55	DA	2872	G
55	DA	2874	C
55	DA	2879	C
55	DA	2880	C
55	DA	2892	A
55	DA	2894	G
2	DB	10	C
2	DB	12	C
2	DB	13	A
2	DB	15	A
2	DB	21	G
2	DB	24	G
2	DB	25	A
2	DB	27	C
2	DB	34	U
2	DB	35	U
2	DB	40	U
2	DB	41	U
2	DB	42	C
2	DB	45	A
2	DB	52	A
2	DB	53	A
2	DB	56	G
2	DB	57	A
2	DB	66	A

*Continued on next page...*

*Continued from previous page...*

<b>Mol</b>	<b>Chain</b>	<b>Res</b>	<b>Type</b>
2	DB	67	G
2	DB	73	A
2	DB	75	G
2	DB	81	G
2	DB	88	C
2	DB	89	G
2	DB	109	G
2	DB	112	G

All (1016) RNA pucker outliers are listed below:

<b>Mol</b>	<b>Chain</b>	<b>Res</b>	<b>Type</b>
1	AA	13	A
1	AA	27	G
1	AA	33	U
1	AA	34	C
1	AA	49	A
1	AA	51	G
1	AA	60	G
1	AA	70	G
1	AA	71	A
1	AA	72	U
1	AA	74	A
1	AA	83	G
1	AA	84	A
1	AA	119	A
1	AA	120	U
1	AA	125	G
1	AA	128	C
1	AA	139	G
1	AA	177	G
1	AA	196	A
1	AA	199	A
1	AA	204	A
1	AA	205	G
1	AA	214	G
1	AA	215	G
1	AA	221	A
1	AA	222	A
1	AA	227	A
1	AA	241	A
1	AA	242	G

*Continued on next page...*

*Continued from previous page...*

<b>Mol</b>	<b>Chain</b>	<b>Res</b>	<b>Type</b>
1	AA	249	C
1	AA	265	A
1	AA	271(B)	G
1	AA	278	A
1	AA	283	A
1	AA	301	G
1	AA	321	G
1	AA	322	A
1	AA	323	G
1	AA	329	G
1	AA	331	A
1	AA	332	A
1	AA	345	A
1	AA	352	G
1	AA	363(F)	A
1	AA	370	G
1	AA	371	A
1	AA	387	U
1	AA	390	A
1	AA	403	U
1	AA	404	C
1	AA	411	G
1	AA	421	U
1	AA	434	U
1	AA	442	G
1	AA	446	G
1	AA	447	A
1	AA	448	U
1	AA	454	A
1	AA	455	C
1	AA	456	C
1	AA	458	G
1	AA	474	G
1	AA	479	A
1	AA	503	A
1	AA	506	G
1	AA	508	G
1	AA	527	C
1	AA	529	A
1	AA	531	C
1	AA	532	A
1	AA	571	A

*Continued on next page...*

*Continued from previous page...*

<b>Mol</b>	<b>Chain</b>	<b>Res</b>	<b>Type</b>
1	AA	573	G
1	AA	574	C
1	AA	587	C
1	AA	603	A
1	AA	616	A
1	AA	620	G
1	AA	627	A
1	AA	637	A
1	AA	654(F)	C
1	AA	654(J)	A
1	AA	654(M)	C
1	AA	654(S)	G
1	AA	669	G
1	AA	670	A
1	AA	685	A
1	AA	686	G
1	AA	704	G
1	AA	726	G
1	AA	728	G
1	AA	739	G
1	AA	746	A
1	AA	752	A
1	AA	762	U
1	AA	764	A
1	AA	775	G
1	AA	776	G
1	AA	788	A
1	AA	789	A
1	AA	790	C
1	AA	791	C
1	AA	792	G
1	AA	793	A
1	AA	800	A
1	AA	801	G
1	AA	805	G
1	AA	811	U
1	AA	829	A
1	AA	830	G
1	AA	846	C
1	AA	856	C
1	AA	858	U
1	AA	859	G

*Continued on next page...*

*Continued from previous page...*

<b>Mol</b>	<b>Chain</b>	<b>Res</b>	<b>Type</b>
1	AA	865	C
1	AA	877	U
1	AA	888	C
1	AA	893	C
1	AA	896	A
1	AA	913	U
1	AA	930	U
1	AA	932	G
1	AA	945	A
1	AA	957	A
1	AA	961	C
1	AA	973	A
1	AA	974(A)	C
1	AA	989	G
1	AA	1008	C
1	AA	1020	A
1	AA	1022	G
1	AA	1060	U
1	AA	1085	A
1	AA	1126	A
1	AA	1130	U
1	AA	1156	A
1	AA	1171	G
1	AA	1173	G
1	AA	1204	A
1	AA	1205	U
1	AA	1210	A
1	AA	1212	G
1	AA	1236	G
1	AA	1237	A
1	AA	1247	A
1	AA	1248	G
1	AA	1250	G
1	AA	1251	C
1	AA	1272	A
1	AA	1275	A
1	AA	1286	A
1	AA	1288	U
1	AA	1300	U
1	AA	1301	A
1	AA	1302	A
1	AA	1312	U

*Continued on next page...*

*Continued from previous page...*

<b>Mol</b>	<b>Chain</b>	<b>Res</b>	<b>Type</b>
1	AA	1320	C
1	AA	1325	G
1	AA	1329	U
1	AA	1332	G
1	AA	1340	U
1	AA	1344	G
1	AA	1372	U
1	AA	1378	A
1	AA	1379	A
1	AA	1385	G
1	AA	1396	U
1	AA	1397	U
1	AA	1427	A
1	AA	1428	C
1	AA	1451	C
1	AA	1453	A
1	AA	1454	U
1	AA	1490	A
1	AA	1493	C
1	AA	1497	U
1	AA	1554	A
1	AA	1558	A
1	AA	1565	C
1	AA	1566	A
1	AA	1567	A
1	AA	1602	U
1	AA	1607	C
1	AA	1608	A
1	AA	1609	A
1	AA	1610	A
1	AA	1615	C
1	AA	1617	C
1	AA	1618	A
1	AA	1634	A
1	AA	1647	G
1	AA	1652	A
1	AA	1653	G
1	AA	1668	A
1	AA	1674	G
1	AA	1681	G
1	AA	1693	U
1	AA	1694	C

*Continued on next page...*



*Continued from previous page...*

<b>Mol</b>	<b>Chain</b>	<b>Res</b>	<b>Type</b>
1	AA	1698	A
1	AA	1699	G
1	AA	1706	U
1	AA	1758	G
1	AA	1762	A
1	AA	1780	A
1	AA	1784	A
1	AA	1786	A
1	AA	1799	G
1	AA	1800	C
1	AA	1801	G
1	AA	1815	A
1	AA	1818	U
1	AA	1819	A
1	AA	1820	U
1	AA	1900	A
1	AA	1918	A
1	AA	1929	G
1	AA	1930	G
1	AA	1936	A
1	AA	1937	A
1	AA	1938	A
1	AA	1939	U
1	AA	1940	U
1	AA	1943	U
1	AA	1944	U
1	AA	1954	G
1	AA	1955	U
1	AA	1962	C
1	AA	1963	U
1	AA	1964	G
1	AA	1966	A
1	AA	1970	A
1	AA	1980	G
1	AA	1992	G
1	AA	1996	C
1	AA	2021	C
1	AA	2022	U
1	AA	2032	G
1	AA	2033	A
1	AA	2035	G
1	AA	2051	A

*Continued on next page...*

*Continued from previous page...*

<b>Mol</b>	<b>Chain</b>	<b>Res</b>	<b>Type</b>
1	AA	2060	A
1	AA	2061	G
1	AA	2062	A
1	AA	2067	G
1	AA	2092	U
1	AA	2110	G
1	AA	2126	A
1	AA	2158	A
1	AA	2191	G
1	AA	2210	G
1	AA	2211	G
1	AA	2225	A
1	AA	2238	G
1	AA	2249	U
1	AA	2250	G
1	AA	2258	C
1	AA	2266	A
1	AA	2275	C
1	AA	2282	G
1	AA	2286	A
1	AA	2288	A
1	AA	2296	U
1	AA	2311	A
1	AA	2319	G
1	AA	2334	G
1	AA	2336	A
1	AA	2344	U
1	AA	2345	G
1	AA	2346	A
1	AA	2384	G
1	AA	2391	G
1	AA	2405	G
1	AA	2406	U
1	AA	2422	A
1	AA	2423	U
1	AA	2425	A
1	AA	2426	A
1	AA	2439	A
1	AA	2447	G
1	AA	2448	A
1	AA	2449	U
1	AA	2458	G

*Continued on next page...*

*Continued from previous page...*

<b>Mol</b>	<b>Chain</b>	<b>Res</b>	<b>Type</b>
1	AA	2481	G
1	AA	2490	G
1	AA	2497	A
1	AA	2503	A
1	AA	2506	U
1	AA	2517	C
1	AA	2518	A
1	AA	2519	U
1	AA	2566	A
1	AA	2572	A
1	AA	2581	G
1	AA	2602	A
1	AA	2609	U
1	AA	2610	C
1	AA	2613	U
1	AA	2614	A
1	AA	2655	G
1	AA	2681	C
1	AA	2689	U
1	AA	2690	C
1	AA	2712	U
1	AA	2713	A
1	AA	2756	U
1	AA	2776	A
1	AA	2778	A
1	AA	2779	U
1	AA	2780	G
1	AA	2790	A
1	AA	2835	A
1	AA	2848	G
1	AA	2849	U
1	AA	2859	G
1	AA	2866	U
1	AA	2867	G
1	AA	2873	A
1	AA	2879	C
2	AB	11	C
2	AB	12	C
2	AB	34	U
2	AB	56	G
2	AB	66	A
2	AB	108	C

*Continued on next page...*

*Continued from previous page...*

<b>Mol</b>	<b>Chain</b>	<b>Res</b>	<b>Type</b>
31	BA	4	U
31	BA	5	U
31	BA	7	G
31	BA	13	U
31	BA	30	U
31	BA	31	G
31	BA	47	C
31	BA	48	C
31	BA	49	U
31	BA	50	A
31	BA	51	A
31	BA	60	A
31	BA	65	U
31	BA	86	U
31	BA	89	U
31	BA	109	A
31	BA	115	G
31	BA	119	A
31	BA	121	C
31	BA	129(A)	G
31	BA	173	U
31	BA	181	G
31	BA	197	A
31	BA	201	C
31	BA	208	U
31	BA	209	U
31	BA	210	U
31	BA	243	A
31	BA	244	U
31	BA	246	A
31	BA	250	A
31	BA	251	G
31	BA	274	A
31	BA	279	A
31	BA	280	C
31	BA	305	G
31	BA	327	A
31	BA	328	C
31	BA	329	A
31	BA	351	G
31	BA	366	C
31	BA	367	U

*Continued on next page...*

*Continued from previous page...*

<b>Mol</b>	<b>Chain</b>	<b>Res</b>	<b>Type</b>
31	BA	372	C
31	BA	388	G
31	BA	410	G
31	BA	412	A
31	BA	428	G
31	BA	429	U
31	BA	451	A
31	BA	481	G
31	BA	484	G
31	BA	495	A
31	BA	498	A
31	BA	508	C
31	BA	509	A
31	BA	518	C
31	BA	531	U
31	BA	532	A
31	BA	533	A
31	BA	535	A
31	BA	547	A
31	BA	559	A
31	BA	560	U
31	BA	562	C
31	BA	566	G
31	BA	575	G
31	BA	576	G
31	BA	631	G
31	BA	632	A
31	BA	641	U
31	BA	653	A
31	BA	687	A
31	BA	701	C
31	BA	748	C
31	BA	753	A
31	BA	792	A
31	BA	812	C
31	BA	815	A
31	BA	817	C
31	BA	818	G
31	BA	819	A
31	BA	820	U
31	BA	870	U
31	BA	871	U

*Continued on next page...*

*Continued from previous page...*

<b>Mol</b>	<b>Chain</b>	<b>Res</b>	<b>Type</b>
31	BA	872	A
31	BA	873	A
31	BA	913	A
31	BA	934	C
31	BA	965	A
31	BA	968	A
31	BA	975	A
31	BA	982	U
31	BA	992	U
31	BA	1023	G
31	BA	1027	C
31	BA	1049	U
31	BA	1065	U
31	BA	1067	A
31	BA	1085	U
31	BA	1101	A
31	BA	1124	G
31	BA	1126	U
31	BA	1139	G
31	BA	1182	G
31	BA	1201	A
31	BA	1214	C
31	BA	1224	G
31	BA	1226	C
31	BA	1239	A
31	BA	1256	A
31	BA	1281	U
31	BA	1285	A
31	BA	1297	C
31	BA	1302	U
31	BA	1346	A
31	BA	1347	G
31	BA	1363	A
31	BA	1380	U
31	BA	1394	A
31	BA	1396	A
31	BA	1399	C
31	BA	1400	C
31	BA	1452	C
31	BA	1498	U
31	BA	1502	A
31	BA	1503	A

*Continued on next page...*

*Continued from previous page...*

<b>Mol</b>	<b>Chain</b>	<b>Res</b>	<b>Type</b>
31	BA	1504	G
31	BA	1506	U
31	BA	1528	U
31	BA	1529	G
52	BD	8	U
52	BD	9	A
52	BD	58	A
52	BB	7	A
52	BB	8	U
52	BB	9	A
52	BB	10	G
52	BB	18	G
52	BB	19	G
52	BB	58	A
52	BB	74	C
52	BC	7	A
52	BC	9	A
52	BC	18	G
52	BC	43	C
52	BC	46	G
52	BC	58	A
53	B1	42	U
53	B1	51	U
53	B1	53	U
53	B1	56	U
54	CA	7	G
54	CA	30	U
54	CA	31	G
54	CA	47	C
54	CA	48	C
54	CA	49	U
54	CA	50	A
54	CA	51	A
54	CA	60	A
54	CA	64	G
54	CA	65	U
54	CA	85	U
54	CA	89	U
54	CA	109	A
54	CA	115	G
54	CA	119	A
54	CA	121	C

*Continued on next page...*

*Continued from previous page...*

<b>Mol</b>	<b>Chain</b>	<b>Res</b>	<b>Type</b>
54	CA	173	U
54	CA	197	A
54	CA	243	A
54	CA	244	U
54	CA	246	A
54	CA	250	A
54	CA	251	G
54	CA	266	G
54	CA	274	A
54	CA	279	A
54	CA	280	C
54	CA	281	G
54	CA	305	G
54	CA	315	A
54	CA	327	A
54	CA	328	C
54	CA	329	A
54	CA	351	G
54	CA	366	C
54	CA	367	U
54	CA	372	C
54	CA	388	G
54	CA	410	G
54	CA	412	A
54	CA	428	G
54	CA	429	U
54	CA	451	A
54	CA	481	G
54	CA	484	G
54	CA	485	G
54	CA	495	A
54	CA	496	A
54	CA	498	A
54	CA	508	C
54	CA	509	A
54	CA	511	C
54	CA	517	G
54	CA	530	G
54	CA	531	U
54	CA	533	A
54	CA	535	A
54	CA	547	A

*Continued on next page...*



*Continued from previous page...*

<b>Mol</b>	<b>Chain</b>	<b>Res</b>	<b>Type</b>
54	CA	559	A
54	CA	560	U
54	CA	562	C
54	CA	566	G
54	CA	575	G
54	CA	576	G
54	CA	595	G
54	CA	630	G
54	CA	631	G
54	CA	641	U
54	CA	653	A
54	CA	687	A
54	CA	701	C
54	CA	703	G
54	CA	717	C
54	CA	721	G
54	CA	748	C
54	CA	753	A
54	CA	792	A
54	CA	812	C
54	CA	815	A
54	CA	817	C
54	CA	819	A
54	CA	820	U
54	CA	871	U
54	CA	873	A
54	CA	884	U
54	CA	889	A
54	CA	890	G
54	CA	913	A
54	CA	934	C
54	CA	960	U
54	CA	965	A
54	CA	968	A
54	CA	971	G
54	CA	975	A
54	CA	976	G
54	CA	982	U
54	CA	992	U
54	CA	993	G
54	CA	1027	C
54	CA	1049	U

*Continued on next page...*

*Continued from previous page...*

<b>Mol</b>	<b>Chain</b>	<b>Res</b>	<b>Type</b>
54	CA	1054	C
54	CA	1064	G
54	CA	1065	U
54	CA	1067	A
54	CA	1085	U
54	CA	1094	G
54	CA	1101	A
54	CA	1139	G
54	CA	1159	U
54	CA	1182	G
54	CA	1200	C
54	CA	1201	A
54	CA	1214	C
54	CA	1224	G
54	CA	1226	C
54	CA	1239	A
54	CA	1280	A
54	CA	1285	A
54	CA	1297	C
54	CA	1300	G
54	CA	1345	U
54	CA	1347	G
54	CA	1363	A
54	CA	1380	U
54	CA	1394	A
54	CA	1396	A
54	CA	1399	C
54	CA	1400	C
54	CA	1443	G
54	CA	1452	C
54	CA	1498	U
54	CA	1502	A
54	CA	1503	A
54	CA	1504	G
54	CA	1506	U
54	CA	1528	U
54	CA	1529	G
52	CD	2	C
52	CD	8	U
52	CD	18	G
52	CD	45	U
52	CD	58	A

*Continued on next page...*

*Continued from previous page...*

<b>Mol</b>	<b>Chain</b>	<b>Res</b>	<b>Type</b>
52	CB	7	A
52	CB	8	U
52	CB	9	A
52	CB	10	G
52	CB	18	G
52	CB	19	G
52	CB	58	A
52	CB	74	C
52	CC	7	A
52	CC	9	A
52	CC	19	G
52	CC	20	U
52	CC	46	G
52	CC	48	C
52	CC	58	A
53	C1	31	A
53	C1	42	U
53	C1	44	U
53	C1	56	U
55	DA	13	A
55	DA	27	G
55	DA	33	U
55	DA	34	C
55	DA	49	A
55	DA	50	U
55	DA	51	G
55	DA	60	G
55	DA	63	U
55	DA	70	G
55	DA	71	A
55	DA	72	U
55	DA	74	A
55	DA	84	A
55	DA	90	U
55	DA	99	U
55	DA	101	G
55	DA	119	A
55	DA	120	U
55	DA	125	G
55	DA	139	G
55	DA	177	G
55	DA	196	A

*Continued on next page...*

*Continued from previous page...*

<b>Mol</b>	<b>Chain</b>	<b>Res</b>	<b>Type</b>
55	DA	199	A
55	DA	204	A
55	DA	205	G
55	DA	215	G
55	DA	221	A
55	DA	222	A
55	DA	226	G
55	DA	227	A
55	DA	228	A
55	DA	229	A
55	DA	232	G
55	DA	241	A
55	DA	242	G
55	DA	249	C
55	DA	265	A
55	DA	270(Z)	U
55	DA	271(B)	G
55	DA	278	A
55	DA	283	A
55	DA	301	G
55	DA	311	A
55	DA	321	G
55	DA	322	A
55	DA	323	G
55	DA	329	G
55	DA	331	A
55	DA	332	A
55	DA	345	A
55	DA	352	G
55	DA	363(F)	A
55	DA	370	G
55	DA	371	A
55	DA	372	G
55	DA	386	G
55	DA	387	U
55	DA	390	A
55	DA	403	U
55	DA	404	C
55	DA	405	U
55	DA	411	G
55	DA	421	U
55	DA	434	U

*Continued on next page...*

*Continued from previous page...*

<b>Mol</b>	<b>Chain</b>	<b>Res</b>	<b>Type</b>
55	DA	442	G
55	DA	446	G
55	DA	447	A
55	DA	448	U
55	DA	454	A
55	DA	455	C
55	DA	457	A
55	DA	458	G
55	DA	474	G
55	DA	479	A
55	DA	481	G
55	DA	503	A
55	DA	506	G
55	DA	508	G
55	DA	527	C
55	DA	528	A
55	DA	529	A
55	DA	530	G
55	DA	531	C
55	DA	532	A
55	DA	562	U
55	DA	571	A
55	DA	573	G
55	DA	574	C
55	DA	587	C
55	DA	603	A
55	DA	614	U
55	DA	616	A
55	DA	620	G
55	DA	627	A
55	DA	637	A
55	DA	654(F)	C
55	DA	654(I)	C
55	DA	654(J)	A
55	DA	654(M)	C
55	DA	654(S)	G
55	DA	669	G
55	DA	670	A
55	DA	685	A
55	DA	686	G
55	DA	704	G
55	DA	726	G

*Continued on next page...*

*Continued from previous page...*

<b>Mol</b>	<b>Chain</b>	<b>Res</b>	<b>Type</b>
55	DA	739	G
55	DA	746	A
55	DA	752	A
55	DA	762	U
55	DA	764	A
55	DA	775	G
55	DA	776	G
55	DA	788	A
55	DA	789	A
55	DA	790	C
55	DA	791	C
55	DA	792	G
55	DA	793	A
55	DA	800	A
55	DA	801	G
55	DA	805	G
55	DA	811	U
55	DA	829	A
55	DA	830	G
55	DA	846	C
55	DA	856	C
55	DA	858	U
55	DA	859	G
55	DA	865	C
55	DA	877	U
55	DA	884	C
55	DA	887	A
55	DA	888	C
55	DA	895	U
55	DA	896	A
55	DA	913	U
55	DA	930	U
55	DA	932	G
55	DA	945	A
55	DA	957	A
55	DA	961	C
55	DA	973	A
55	DA	974(A)	C
55	DA	989	G
55	DA	995	C
55	DA	1008	C
55	DA	1011	G

*Continued on next page...*

*Continued from previous page...*

<b>Mol</b>	<b>Chain</b>	<b>Res</b>	<b>Type</b>
55	DA	1012	U
55	DA	1020	A
55	DA	1022	G
55	DA	1025	G
55	DA	1026	U
55	DA	1033	U
55	DA	1056	G
55	DA	1057	A
55	DA	1060	U
55	DA	1085	A
55	DA	1126	A
55	DA	1128	A
55	DA	1130	U
55	DA	1131	G
55	DA	1142(A)	A
55	DA	1143	A
55	DA	1156	A
55	DA	1173	G
55	DA	1175	U
55	DA	1178	C
55	DA	1204	A
55	DA	1205	U
55	DA	1210	A
55	DA	1211	U
55	DA	1212	G
55	DA	1220	A
55	DA	1236	G
55	DA	1237	A
55	DA	1247	A
55	DA	1250	G
55	DA	1251	C
55	DA	1252	G
55	DA	1253	A
55	DA	1265	A
55	DA	1266	G
55	DA	1272	A
55	DA	1275	A
55	DA	1286	A
55	DA	1288	U
55	DA	1300	U
55	DA	1301	A
55	DA	1302	A

*Continued on next page...*

*Continued from previous page...*

<b>Mol</b>	<b>Chain</b>	<b>Res</b>	<b>Type</b>
55	DA	1312	U
55	DA	1320	C
55	DA	1324	G
55	DA	1325	G
55	DA	1329	U
55	DA	1332	G
55	DA	1340	U
55	DA	1341	U
55	DA	1342	A
55	DA	1344	G
55	DA	1378	A
55	DA	1379	A
55	DA	1385	G
55	DA	1396	U
55	DA	1397	U
55	DA	1427	A
55	DA	1428	C
55	DA	1451	C
55	DA	1453	A
55	DA	1454	U
55	DA	1458	C
55	DA	1490	A
55	DA	1493	C
55	DA	1497	U
55	DA	1543	A
55	DA	1544	C
55	DA	1554	A
55	DA	1558	A
55	DA	1559	G
55	DA	1565	C
55	DA	1566	A
55	DA	1567	A
55	DA	1602	U
55	DA	1607	C
55	DA	1608	A
55	DA	1609	A
55	DA	1610	A
55	DA	1615	C
55	DA	1616	A
55	DA	1617	C
55	DA	1618	A
55	DA	1634	A

*Continued on next page...*



*Continued from previous page...*

<b>Mol</b>	<b>Chain</b>	<b>Res</b>	<b>Type</b>
55	DA	1647	G
55	DA	1652	A
55	DA	1653	G
55	DA	1667	G
55	DA	1674	G
55	DA	1681	G
55	DA	1693	U
55	DA	1694	C
55	DA	1698	A
55	DA	1699	G
55	DA	1706	U
55	DA	1758	G
55	DA	1762	A
55	DA	1780	A
55	DA	1781	C
55	DA	1784	A
55	DA	1786	A
55	DA	1799	G
55	DA	1800	C
55	DA	1801	G
55	DA	1815	A
55	DA	1818	U
55	DA	1819	A
55	DA	1820	U
55	DA	1828	G
55	DA	1838	C
55	DA	1899	G
55	DA	1900	A
55	DA	1912	A
55	DA	1913	A
55	DA	1918	A
55	DA	1925	C
55	DA	1929	G
55	DA	1930	G
55	DA	1936	A
55	DA	1937	A
55	DA	1939	U
55	DA	1940	U
55	DA	1943	U
55	DA	1944	U
55	DA	1954	G
55	DA	1955	U

*Continued on next page...*

*Continued from previous page...*

<b>Mol</b>	<b>Chain</b>	<b>Res</b>	<b>Type</b>
55	DA	1962	C
55	DA	1964	G
55	DA	1966	A
55	DA	1970	A
55	DA	1980	G
55	DA	1992	G
55	DA	1996	C
55	DA	2021	C
55	DA	2022	U
55	DA	2032	G
55	DA	2033	A
55	DA	2035	G
55	DA	2051	A
55	DA	2060	A
55	DA	2061	G
55	DA	2067	G
55	DA	2092	U
55	DA	2110	G
55	DA	2126	A
55	DA	2158	A
55	DA	2197	U
55	DA	2198	A
55	DA	2210	G
55	DA	2211	G
55	DA	2225	A
55	DA	2238	G
55	DA	2249	U
55	DA	2250	G
55	DA	2258	C
55	DA	2266	A
55	DA	2275	C
55	DA	2282	G
55	DA	2286	A
55	DA	2288	A
55	DA	2296	U
55	DA	2307	G
55	DA	2308	G
55	DA	2311	A
55	DA	2318	G
55	DA	2319	G
55	DA	2320	A
55	DA	2334	G

*Continued on next page...*

*Continued from previous page...*

<b>Mol</b>	<b>Chain</b>	<b>Res</b>	<b>Type</b>
55	DA	2335	A
55	DA	2336	A
55	DA	2344	U
55	DA	2345	G
55	DA	2346	A
55	DA	2382	G
55	DA	2384	G
55	DA	2391	G
55	DA	2405	G
55	DA	2423	U
55	DA	2425	A
55	DA	2426	A
55	DA	2439	A
55	DA	2447	G
55	DA	2448	A
55	DA	2449	U
55	DA	2458	G
55	DA	2468	G
55	DA	2481	G
55	DA	2490	G
55	DA	2503	A
55	DA	2506	U
55	DA	2507	C
55	DA	2517	C
55	DA	2519	U
55	DA	2566	A
55	DA	2572	A
55	DA	2581	G
55	DA	2585	U
55	DA	2602	A
55	DA	2609	U
55	DA	2610	C
55	DA	2613	U
55	DA	2614	A
55	DA	2638	G
55	DA	2645	G
55	DA	2654	A
55	DA	2681	C
55	DA	2689	U
55	DA	2690	C
55	DA	2712	U
55	DA	2713	A

*Continued on next page...*

Continued from previous page...

Mol	Chain	Res	Type
55	DA	2725	A
55	DA	2726	U
55	DA	2732	G
55	DA	2750	A
55	DA	2756	U
55	DA	2776	A
55	DA	2778	A
55	DA	2790	A
55	DA	2820	A
55	DA	2832	U
55	DA	2835	A
55	DA	2848	G
55	DA	2866	U
55	DA	2873	A
55	DA	2879	C
2	DB	12	C
2	DB	24	G
2	DB	34	U
2	DB	56	G
2	DB	66	A

## 5.4 Non-standard residues in protein, DNA, RNA chains [i](#)

6 non-standard protein/DNA/RNA residues are modelled in this entry.

In the following table, the Counts columns list the number of bonds (or angles) for which Mogul statistics could be retrieved, the number of bonds (or angles) that are observed in the model and the number of bonds (or angles) that are defined in the Chemical Component Dictionary. The Link column lists molecule types, if any, to which the group is linked. The Z score for a bond length (or angle) is the number of standard deviations the observed value is removed from the expected value. A bond length (or angle) with  $|Z| > 2$  is considered an outlier worth inspection. RMSZ is the root-mean-square of all Z scores of the bond lengths (or angles).

Mol	Type	Chain	Res	Link	Bond lengths			Bond angles		
					Counts	RMSZ	# Z  > 2	Counts	RMSZ	# Z  > 2
52	MIA	CB	37	52	24,31,32	1.78	3 (12%)	26,44,47	3.35	5 (19%)
52	MIA	BD	37	52	24,31,32	2.00	4 (16%)	26,44,47	3.09	6 (23%)
52	MIA	BB	37	52	24,31,32	1.86	4 (16%)	26,44,47	3.09	6 (23%)
52	MIA	BC	37	52	24,31,32	1.63	2 (8%)	26,44,47	2.81	6 (23%)
52	MIA	CD	37	52	24,31,32	1.94	4 (16%)	26,44,47	2.84	6 (23%)
52	MIA	CC	37	52	24,31,32	1.89	4 (16%)	26,44,47	2.81	6 (23%)

In the following table, the Chirals column lists the number of chiral outliers, the number of chiral centers analysed, the number of these observed in the model and the number defined in the Chemical Component Dictionary. Similar counts are reported in the Torsion and Rings columns. '-' means no outliers of that kind were identified.

Mol	Type	Chain	Res	Link	Chirals	Torsions	Rings
52	MIA	CB	37	52	-	4/11/33/34	0/3/3/3
52	MIA	BD	37	52	-	2/11/33/34	0/3/3/3
52	MIA	BB	37	52	-	2/11/33/34	0/3/3/3
52	MIA	BC	37	52	-	2/11/33/34	0/3/3/3
52	MIA	CD	37	52	-	4/11/33/34	0/3/3/3
52	MIA	CC	37	52	-	0/11/33/34	0/3/3/3

All (21) bond length outliers are listed below:

Mol	Chain	Res	Type	Atoms	Z	Observed(Å)	Ideal(Å)
52	CB	37	MIA	C13-C14	6.49	1.51	1.32
52	CC	37	MIA	C13-C14	6.48	1.51	1.32
52	BD	37	MIA	C13-C14	6.43	1.50	1.32
52	BB	37	MIA	C13-C14	6.41	1.50	1.32
52	CD	37	MIA	C13-C14	6.40	1.50	1.32
52	BC	37	MIA	C13-C14	6.33	1.50	1.32
52	BD	37	MIA	C2-S10	5.77	1.80	1.75
52	CD	37	MIA	C2-S10	5.34	1.80	1.75
52	CC	37	MIA	C2-S10	4.71	1.79	1.75
52	BB	37	MIA	C2-S10	4.31	1.79	1.75
52	CB	37	MIA	C2-S10	3.84	1.79	1.75
52	BC	37	MIA	C12-C13	-3.13	1.34	1.48
52	BD	37	MIA	C12-C13	-3.03	1.34	1.48
52	CC	37	MIA	C12-C13	-2.93	1.34	1.48
52	BB	37	MIA	C12-C13	-2.88	1.35	1.48
52	CD	37	MIA	C12-C13	-2.81	1.35	1.48
52	CB	37	MIA	C12-C13	-2.79	1.35	1.48
52	BD	37	MIA	C6-N1	2.43	1.36	1.32
52	CD	37	MIA	C6-N1	2.23	1.35	1.32
52	CC	37	MIA	C6-N1	2.20	1.35	1.32
52	BB	37	MIA	C8-N7	-2.04	1.31	1.34

All (35) bond angle outliers are listed below:

Mol	Chain	Res	Type	Atoms	Z	Observed(°)	Ideal(°)
52	CB	37	MIA	C12-N6-C6	-12.70	103.74	122.55
52	BB	37	MIA	C11-S10-C2	10.55	110.15	102.27

*Continued on next page...*

*Continued from previous page...*

Mol	Chain	Res	Type	Atoms	Z	Observed(°)	Ideal(°)
52	BD	37	MIA	C11-S10-C2	10.29	109.95	102.27
52	CD	37	MIA	C11-S10-C2	10.25	109.92	102.27
52	BC	37	MIA	C12-N6-C6	-9.94	107.82	122.55
52	BD	37	MIA	C12-N6-C6	-9.59	108.35	122.55
52	CC	37	MIA	C11-S10-C2	9.42	109.30	102.27
52	CB	37	MIA	C11-S10-C2	9.40	109.29	102.27
52	BB	37	MIA	C12-N6-C6	-8.78	109.55	122.55
52	CC	37	MIA	C12-N6-C6	-8.25	110.33	122.55
52	CD	37	MIA	C12-N6-C6	-7.71	111.12	122.55
52	BC	37	MIA	C11-S10-C2	7.48	107.86	102.27
52	CB	37	MIA	C5-C6-N1	-3.97	117.52	120.81
52	CD	37	MIA	C5-C6-N1	-3.94	117.54	120.81
52	BD	37	MIA	C5-C6-N1	-3.83	117.63	120.81
52	BD	37	MIA	C12-C13-C14	-3.81	119.73	127.14
52	BC	37	MIA	C5-C6-N1	-3.73	117.72	120.81
52	BB	37	MIA	C5-C6-N1	-3.70	117.74	120.81
52	CC	37	MIA	C5-C6-N1	-3.65	117.78	120.81
52	BC	37	MIA	C12-C13-C14	-3.46	120.41	127.14
52	BB	37	MIA	C2-N3-C4	-3.30	110.78	115.32
52	BC	37	MIA	C2-N3-C4	-3.30	110.78	115.32
52	CB	37	MIA	C2-N3-C4	-3.29	110.79	115.32
52	BB	37	MIA	C12-C13-C14	-3.27	120.79	127.14
52	CC	37	MIA	C2-N3-C4	-3.24	110.86	115.32
52	CD	37	MIA	C2-N3-C4	-3.18	110.94	115.32
52	BD	37	MIA	C2-N3-C4	-3.15	110.98	115.32
52	CC	37	MIA	C12-C13-C14	-3.05	121.21	127.14
52	CD	37	MIA	C12-C13-C14	-2.66	121.96	127.14
52	CC	37	MIA	C16-C14-C15	2.61	120.36	114.60
52	BB	37	MIA	C16-C14-C15	2.59	120.33	114.60
52	BC	37	MIA	C16-C14-C15	2.49	120.11	114.60
52	CD	37	MIA	C16-C14-C15	2.39	119.89	114.60
52	CB	37	MIA	C16-C14-C15	2.35	119.79	114.60
52	BD	37	MIA	C16-C14-C15	2.16	119.37	114.60

There are no chirality outliers.

All (14) torsion outliers are listed below:

Mol	Chain	Res	Type	Atoms
52	BD	37	MIA	N1-C2-S10-C11
52	BD	37	MIA	N3-C2-S10-C11
52	BB	37	MIA	N6-C12-C13-C14
52	BC	37	MIA	N1-C2-S10-C11

*Continued on next page...*

*Continued from previous page...*

Mol	Chain	Res	Type	Atoms
52	CD	37	MIA	N1-C2-S10-C11
52	CD	37	MIA	N3-C2-S10-C11
52	CB	37	MIA	N3-C2-S10-C11
52	CB	37	MIA	N6-C12-C13-C14
52	BC	37	MIA	N3-C2-S10-C11
52	BB	37	MIA	C3'-C4'-C5'-O5'
52	CD	37	MIA	C3'-C4'-C5'-O5'
52	CB	37	MIA	N1-C6-N6-C12
52	CB	37	MIA	C5-C6-N6-C12
52	CD	37	MIA	N6-C12-C13-C14

There are no ring outliers.

6 monomers are involved in 25 short contacts:

Mol	Chain	Res	Type	Clashes	Symm-Clashes
52	CB	37	MIA	6	0
52	BD	37	MIA	8	0
52	BB	37	MIA	2	0
52	BC	37	MIA	1	0
52	CD	37	MIA	7	0
52	CC	37	MIA	1	0

## 5.5 Carbohydrates [i](#)

There are no monosaccharides in this entry.

## 5.6 Ligand geometry [i](#)

Of 5351 ligands modelled in this entry, 5351 are monoatomic - leaving 0 for Mogul analysis.

There are no bond length outliers.

There are no bond angle outliers.

There are no chirality outliers.

There are no torsion outliers.

There are no ring outliers.

No monomer is involved in short contacts.

## 5.7 Other polymers [i](#)

There are no such residues in this entry.

## 5.8 Polymer linkage issues [i](#)

The following chains have linkage breaks:

Mol	Chain	Number of breaks
31	BA	1

All chain breaks are listed below:

Model	Chain	Residue-1	Atom-1	Residue-2	Atom-2	Distance (Å)
1	BA	889:A	O3'	890:G	P	1.30



## 6 Fit of model and data i

### 6.1 Protein, DNA and RNA chains i

In the following table, the column labelled ‘#RSRZ> 2’ contains the number (and percentage) of RSRZ outliers, followed by percent RSRZ outliers for the chain as percentile scores relative to all X-ray entries and entries of similar resolution. The OWAB column contains the minimum, median, 95<sup>th</sup> percentile and maximum values of the occupancy-weighted average B-factor per residue. The column labelled ‘Q< 0.9’ lists the number of (and percentage) of residues with an average occupancy less than 0.9.

Mol	Chain	Analysed	<RSRZ>	#RSRZ>2	OWAB(Å <sup>2</sup> )	Q<0.9
1	AA	2909/2909 (100%)	-0.16	74 (2%) 57 34	24, 64, 192, 200	0
2	AB	122/122 (100%)	-0.26	2 (1%) 72 51	71, 95, 122, 159	0
2	DB	122/122 (100%)	-0.36	1 (0%) 86 72	43, 62, 79, 132	0
3	AD	272/276 (98%)	0.24	4 (1%) 73 54	29, 49, 71, 94	0
3	DD	272/276 (98%)	0.00	2 (0%) 87 75	15, 35, 58, 78	0
4	AE	205/206 (99%)	1.02	40 (19%) 1 0	41, 77, 115, 121	0
4	DE	205/206 (99%)	0.37	9 (4%) 34 17	16, 49, 92, 103	0
5	AF	208/210 (99%)	0.40	16 (7%) 13 5	33, 67, 130, 143	0
5	DF	202/210 (96%)	-0.20	1 (0%) 91 81	10, 43, 77, 88	0
6	AG	181/182 (99%)	1.04	35 (19%) 1 0	86, 105, 124, 138	0
6	DG	181/182 (99%)	0.20	6 (3%) 46 24	55, 70, 98, 109	0
7	AH	170/180 (94%)	2.75	92 (54%) 0 0	124, 158, 180, 187	0
7	DH	170/180 (94%)	0.34	7 (4%) 37 18	48, 84, 96, 100	0
8	AK	146/148 (98%)	0.47	11 (7%) 14 5	58, 93, 117, 128	0
8	DK	146/148 (98%)	0.61	13 (8%) 9 3	46, 93, 108, 114	0
9	AM	138/140 (98%)	1.36	31 (22%) 0 0	59, 83, 108, 111	0
9	DM	138/140 (98%)	-0.03	2 (1%) 75 56	31, 48, 85, 96	0
10	AN	122/122 (100%)	1.07	19 (15%) 2 1	42, 68, 81, 87	0
10	DN	122/122 (100%)	0.19	1 (0%) 86 72	24, 44, 58, 66	0
11	AO	150/150 (100%)	0.32	7 (4%) 31 15	43, 83, 109, 137	0
11	DO	150/150 (100%)	0.04	4 (2%) 54 31	23, 54, 87, 117	0
12	AP	141/141 (100%)	1.40	35 (24%) 0 0	49, 84, 112, 122	0
12	DP	141/141 (100%)	-0.03	3 (2%) 63 43	28, 48, 77, 95	0
13	A0	117/118 (99%)	-0.06	0 100 100	41, 60, 80, 91	0

*Continued on next page...*

Continued from previous page...

Mol	Chain	Analysed	<RSRZ>	#RSRZ>2	OWAB(Å <sup>2</sup> )	Q<0.9
13	D0	118/118 (100%)	-0.41	0 100 100	21, 47, 68, 78	0
14	AQ	111/112 (99%)	0.10	4 (3%) 42 22	71, 97, 127, 137	0
14	DQ	111/112 (99%)	0.28	8 (7%) 15 6	44, 63, 84, 97	0
15	AR	137/146 (93%)	0.09	6 (4%) 34 17	57, 77, 123, 139	0
15	DR	137/146 (93%)	0.28	5 (3%) 42 22	38, 59, 103, 134	0
16	A1	117/118 (99%)	1.06	20 (17%) 1 0	42, 76, 109, 122	0
16	D1	117/118 (99%)	-0.34	2 (1%) 70 49	25, 39, 64, 101	0
17	A2	101/101 (100%)	1.46	34 (33%) 0 0	41, 94, 110, 113	0
17	D2	101/101 (100%)	-0.09	3 (2%) 50 27	18, 60, 77, 83	0
18	AS	113/113 (100%)	0.40	3 (2%) 54 31	39, 57, 84, 106	0
18	DS	113/113 (100%)	-0.35	1 (0%) 84 69	28, 40, 64, 109	0
19	AT	92/96 (95%)	0.19	3 (3%) 46 24	45, 62, 86, 90	0
19	DT	92/96 (95%)	-0.34	0 100 100	24, 41, 60, 65	0
20	AU	102/110 (92%)	1.09	17 (16%) 1 1	58, 83, 144, 149	0
20	DU	102/110 (92%)	-0.07	5 (4%) 29 14	44, 71, 114, 123	0
21	AV	187/206 (90%)	2.65	106 (56%) 0 0	96, 128, 171, 184	0
21	DV	200/206 (97%)	0.92	36 (18%) 1 0	48, 97, 155, 163	0
22	A3	84/85 (98%)	0.24	6 (7%) 16 6	52, 71, 99, 110	0
22	D3	84/85 (98%)	-0.11	3 (3%) 42 22	25, 44, 80, 96	0
23	AZ	97/98 (98%)	0.49	9 (9%) 8 3	39, 61, 102, 111	0
23	DZ	97/98 (98%)	0.33	4 (4%) 37 18	23, 50, 98, 120	0
24	AW	69/72 (95%)	0.09	3 (4%) 35 17	48, 71, 115, 141	0
24	DW	69/72 (95%)	-0.17	1 (1%) 75 56	29, 53, 84, 104	0
25	AX	59/60 (98%)	1.49	14 (23%) 0 0	60, 81, 101, 112	0
25	DX	59/60 (98%)	-0.14	1 (1%) 70 49	32, 50, 73, 89	0
26	A4	71/71 (100%)	3.13	49 (69%) 0 0	126, 151, 157, 158	0
26	D4	71/71 (100%)	1.10	13 (18%) 1 0	95, 125, 138, 143	0
27	A5	59/60 (98%)	0.78	8 (13%) 3 1	45, 65, 140, 145	0
27	D5	59/60 (98%)	0.53	10 (16%) 1 0	19, 57, 159, 165	0
28	A6	45/54 (83%)	1.86	18 (40%) 0 0	126, 140, 154, 156	0
28	D6	45/54 (83%)	3.82	33 (73%) 0 0	86, 120, 140, 143	0

Continued on next page...

Continued from previous page...

Mol	Chain	Analysed	<RSRZ>	#RSRZ>2	OWAB(Å <sup>2</sup> )	Q<0.9
29	A7	49/49 (100%)	0.11	2 (4%) 37 18	30, 40, 98, 125	0
29	D7	49/49 (100%)	-0.30	2 (4%) 37 18	16, 25, 82, 109	0
30	A8	64/65 (98%)	0.44	3 (4%) 31 15	45, 64, 95, 120	0
30	D8	64/65 (98%)	-0.11	0 100 100	25, 39, 55, 98	0
31	BA	1516/1516 (100%)	-0.51	8 (0%) 91 81	32, 82, 155, 200	0
32	BE	237/256 (92%)	0.44	21 (8%) 9 3	83, 120, 159, 171	0
32	CE	237/256 (92%)	0.31	15 (6%) 20 8	65, 104, 144, 155	0
33	BF	206/239 (86%)	0.52	18 (8%) 10 4	82, 108, 137, 147	0
33	CF	205/239 (85%)	0.85	29 (14%) 2 1	54, 85, 115, 122	0
34	BG	208/209 (99%)	0.02	4 (1%) 66 46	57, 76, 93, 103	0
34	CG	208/209 (99%)	0.20	5 (2%) 59 37	62, 80, 99, 104	0
35	BH	151/162 (93%)	-0.21	1 (0%) 87 75	68, 82, 104, 117	0
35	CH	151/162 (93%)	-0.02	1 (0%) 87 75	49, 69, 99, 114	0
36	BI	101/101 (100%)	0.68	11 (10%) 5 2	55, 73, 90, 109	0
36	CI	101/101 (100%)	0.25	1 (0%) 82 67	47, 73, 83, 109	0
37	BJ	155/156 (99%)	0.48	7 (4%) 33 16	69, 93, 115, 124	0
37	CJ	155/156 (99%)	0.19	9 (5%) 23 10	59, 85, 104, 117	0
38	BK	138/138 (100%)	-0.34	0 100 100	73, 85, 101, 109	0
38	CK	138/138 (100%)	-0.33	0 100 100	56, 74, 86, 89	0
39	BL	127/128 (99%)	-0.20	4 (3%) 49 26	81, 114, 130, 141	0
39	CL	127/128 (99%)	-0.29	1 (0%) 86 72	58, 105, 125, 134	0
40	BM	99/105 (94%)	-0.30	2 (2%) 65 44	87, 121, 137, 139	0
40	CM	99/105 (94%)	0.31	7 (7%) 16 6	57, 106, 131, 133	0
41	BN	119/129 (92%)	1.11	25 (21%) 1 0	54, 77, 104, 125	0
41	CN	119/129 (92%)	0.85	15 (12%) 3 1	50, 70, 102, 120	0
42	BO	125/132 (94%)	0.70	12 (9%) 8 2	54, 74, 91, 124	0
42	CO	125/132 (94%)	0.51	13 (10%) 6 2	38, 51, 79, 111	0
43	BP	121/126 (96%)	0.47	13 (10%) 6 2	82, 118, 131, 135	0
43	CP	125/126 (99%)	-0.02	5 (4%) 38 19	57, 92, 111, 123	0
44	BQ	60/61 (98%)	-0.21	0 100 100	78, 99, 117, 122	0
44	CQ	60/61 (98%)	-0.30	0 100 100	65, 76, 88, 99	0

Continued on next page...

Continued from previous page...

Mol	Chain	Analysed	<RSRZ>	#RSRZ>2	OWAB(Å <sup>2</sup> )	Q<0.9
45	BR	88/89 (98%)	-0.05	1 (1%) 80 64	52, 74, 102, 112	0
45	CR	88/89 (98%)	-0.14	1 (1%) 80 64	43, 65, 93, 95	0
46	BS	84/88 (95%)	-0.66	0 100 100	57, 71, 92, 113	0
46	CS	84/88 (95%)	-0.65	1 (1%) 79 61	53, 78, 103, 128	0
47	BT	100/105 (95%)	-0.06	3 (3%) 50 27	60, 80, 106, 128	0
47	CT	100/105 (95%)	-0.31	1 (1%) 82 67	56, 77, 94, 110	0
48	BU	72/88 (81%)	0.64	9 (12%) 3 1	59, 75, 115, 121	0
48	CU	72/88 (81%)	0.45	3 (4%) 36 18	56, 68, 105, 117	0
49	BV	83/93 (89%)	0.50	9 (10%) 5 2	112, 124, 144, 151	0
49	CV	88/93 (94%)	0.28	6 (6%) 17 7	80, 98, 123, 141	0
50	BW	99/106 (93%)	-0.44	1 (1%) 82 67	61, 88, 128, 132	0
50	CW	99/106 (93%)	-0.45	0 100 100	60, 85, 120, 124	0
51	BX	25/27 (92%)	-0.44	0 100 100	92, 114, 122, 125	0
51	CX	25/27 (92%)	-0.53	0 100 100	84, 93, 110, 118	0
52	BB	75/76 (98%)	1.15	19 (25%) 0 0	82, 170, 186, 188	0
52	BC	75/76 (98%)	-0.06	1 (1%) 77 59	52, 85, 121, 139	0
52	BD	75/76 (98%)	0.22	4 (5%) 26 12	60, 156, 184, 192	0
52	CB	75/76 (98%)	1.08	15 (20%) 1 0	49, 148, 176, 180	0
52	CC	75/76 (98%)	0.04	2 (2%) 54 31	33, 67, 101, 114	0
52	CD	75/76 (98%)	0.60	8 (10%) 6 2	45, 151, 177, 181	0
53	B1	30/30 (100%)	0.17	1 (3%) 46 24	67, 153, 197, 198	0
53	C1	30/30 (100%)	1.00	6 (20%) 1 0	45, 141, 192, 194	0
54	CA	1515/1515 (100%)	-0.42	7 (0%) 91 81	27, 72, 153, 200	0
55	DA	2912/2912 (100%)	-0.15	53 (1%) 68 47	11, 42, 174, 200	0
56	DI	30/125 (24%)	1.40	6 (20%) 1 0	121, 127, 132, 143	0
56	DJ	30/125 (24%)	1.41	7 (23%) 0 0	124, 129, 137, 138	0
57	DY	145/173 (83%)	0.83	27 (18%) 1 0	132, 157, 169, 177	0
58	DL	145/147 (98%)	2.11	66 (45%) 0 0	128, 199, 200, 200	0
All	All	21582/22236 (97%)	0.13	1331 (6%) 20 9	10, 73, 158, 200	0

All (1331) RSRZ outliers are listed below:

Mol	Chain	Res	Type	RSRZ
55	DA	654(L)	G	17.7
55	DA	654(K)	C	16.8
1	AA	2901	C	15.9
21	AV	187	ALA	15.5
1	AA	654(I)	C	13.7
21	AV	186	GLU	13.7
1	AA	654(J)	A	13.1
1	AA	654(L)	G	13.0
55	DA	654(J)	A	12.5
27	D5	54	GLY	12.4
55	DA	654(I)	C	11.6
1	AA	2797	U	11.4
55	DA	163	U	11.1
7	AH	48	GLY	10.8
1	AA	2900	A	10.7
21	AV	184	ALA	10.6
7	AH	18	GLU	10.2
1	AA	2902	C	10.1
1	AA	654(M)	C	9.7
16	A1	91	ASP	9.6
1	AA	654(H)	G	9.6
7	AH	32	GLU	9.5
1	AA	654(K)	C	9.3
28	D6	22	ALA	9.3
7	AH	24	VAL	9.1
1	AA	2798	C	8.8
7	AH	31	GLY	8.8
7	AH	43	VAL	8.8
20	AU	46	LYS	8.7
1	AA	1176	G	8.7
1	AA	2899	G	8.7
9	AM	1	MET	8.6
7	AH	128	PRO	8.5
1	AA	4	C	8.5
21	AV	179	ASP	8.4
26	A4	64	GLY	8.4
55	DA	2901	C	8.4
54	CA	86	U	8.3
1	AA	3	U	8.2
55	DA	2798	C	8.2
20	AU	48	ALA	8.1
21	AV	185	GLU	8.0
1	AA	2799	A	8.0

*Continued on next page...*

*Continued from previous page...*

<b>Mol</b>	<b>Chain</b>	<b>Res</b>	<b>Type</b>	<b>RSRZ</b>
21	AV	121	HIS	7.9
28	D6	29	ASN	7.9
1	AA	1067	A	7.9
21	AV	180	VAL	7.8
1	AA	2	G	7.6
4	AE	69	LYS	7.6
7	AH	30	LYS	7.5
58	DL	147	ALA	7.5
12	AP	33	GLY	7.5
58	DL	96	VAL	7.4
12	AP	91	GLU	7.4
20	AU	47	LYS	7.4
28	D6	13	CYS	7.4
17	A2	45	THR	7.4
7	AH	99	VAL	7.3
28	D6	49	HIS	7.3
55	DA	654(O)	G	7.3
43	BP	7	VAL	7.3
1	AA	654(G)	C	7.2
26	A4	40	HIS	7.2
15	DR	2	ASN	7.2
4	DE	205	ALA	7.1
7	AH	29	PRO	7.1
27	A5	2	ALA	7.0
7	AH	105	LEU	7.0
8	AK	146	ALA	7.0
16	A1	118	GLY	6.9
28	D6	42	TRP	6.9
57	DY	28	ASN	6.9
58	DL	87	GLY	6.9
26	A4	45	GLY	6.9
24	AW	72	ALA	6.8
55	DA	654(H)	G	6.8
52	BB	71	G	6.8
55	DA	654(M)	C	6.7
7	AH	52	VAL	6.7
57	DY	135	ARG	6.7
58	DL	97	GLY	6.7
28	D6	23	THR	6.6
21	AV	181	GLU	6.6
7	AH	53	GLU	6.5
7	AH	35	VAL	6.5

*Continued on next page...*

*Continued from previous page...*

<b>Mol</b>	<b>Chain</b>	<b>Res</b>	<b>Type</b>	<b>RSRZ</b>
52	BB	76	A	6.5
52	CB	71	G	6.5
21	AV	176	PRO	6.5
55	DA	164	U	6.4
12	AP	141	GLN	6.4
16	D1	117	GLN	6.4
28	D6	20	ASN	6.4
5	AF	10	PRO	6.3
20	AU	49	VAL	6.3
55	DA	654(N)	G	6.3
20	AU	52	SER	6.2
7	AH	23	ARG	6.2
1	AA	1066	U	6.2
55	DA	654(P)	G	6.2
1	AA	654(F)	C	6.2
20	AU	102	CYS	6.1
58	DL	146	ASP	6.1
27	A5	59	GLU	6.1
7	AH	47	GLU	6.0
57	DY	12	THR	6.0
14	AQ	2	ALA	6.0
9	AM	134	ARG	5.9
28	D6	26	ASN	5.9
42	BO	129	ALA	5.9
4	AE	205	ALA	5.9
58	DL	51	ALA	5.9
55	DA	2902	C	5.9
26	A4	44	THR	5.9
54	CA	85	U	5.9
11	DO	149	GLU	5.9
58	DL	50	ASP	5.8
30	A8	65	GLU	5.8
21	AV	107	THR	5.8
52	BB	72	C	5.8
18	DS	113	LYS	5.8
58	DL	48	MET	5.8
43	BP	84	ILE	5.8
21	DV	148	ASP	5.8
42	BO	128	ALA	5.8
58	DL	88	ALA	5.8
1	AA	2795	G	5.8
28	A6	41	PRO	5.7

*Continued on next page...*

*Continued from previous page...*

<b>Mol</b>	<b>Chain</b>	<b>Res</b>	<b>Type</b>	<b>RSRZ</b>
7	AH	17	VAL	5.7
26	D4	30	GLU	5.7
7	AH	49	VAL	5.7
41	BN	12	ARG	5.6
7	AH	44	VAL	5.6
42	CO	129	ALA	5.6
7	AH	103	LEU	5.6
32	CE	231	GLU	5.6
5	AF	14	PRO	5.6
21	AV	155	LEU	5.6
7	AH	107	VAL	5.6
21	AV	168	GLU	5.6
21	AV	183	LEU	5.5
7	AH	39	PRO	5.5
4	AE	76	ARG	5.5
6	AG	182	LYS	5.5
25	AX	29	ARG	5.5
26	A4	13	ARG	5.5
1	AA	2801	A	5.5
17	D2	36	PRO	5.5
26	A4	29	PRO	5.5
58	DL	77	LEU	5.4
26	A4	39	CYS	5.4
7	AH	98	LEU	5.4
58	DL	94	GLU	5.4
28	A6	14	THR	5.4
48	BU	88	LYS	5.4
11	AO	150	ALA	5.4
26	A4	37	SER	5.4
7	AH	125	VAL	5.3
21	AV	79	ARG	5.3
21	DV	177	PRO	5.3
21	AV	113	ALA	5.3
7	AH	25	LYS	5.3
16	A1	89	GLU	5.3
55	DA	654(F)	C	5.3
28	D6	43	CYS	5.3
1	AA	654(B)	C	5.3
55	DA	4	C	5.3
17	A2	36	PRO	5.3
28	D6	53	LYS	5.3
21	AV	150	LEU	5.2

*Continued on next page...*



*Continued from previous page...*

<b>Mol</b>	<b>Chain</b>	<b>Res</b>	<b>Type</b>	<b>RSRZ</b>
32	CE	233	SER	5.2
7	AH	34	GLU	5.2
52	BB	17	C	5.2
55	DA	654(G)	C	5.2
28	D6	21	TYR	5.2
28	D6	32	ASN	5.2
6	AG	2	PRO	5.2
49	BV	86	GLU	5.2
55	DA	654(R)	C	5.2
28	D6	14	THR	5.2
28	A6	42	TRP	5.2
57	DY	83	TYR	5.1
28	D6	41	PRO	5.1
52	CD	12	U	5.1
1	AA	2790	A	5.1
21	AV	170	THR	5.1
26	A4	14	ILE	5.1
26	A4	49	PHE	5.1
20	AU	50	ARG	5.1
12	AP	37	LEU	5.1
21	AV	146	ILE	5.1
55	DA	654(E)	C	5.1
26	A4	46	GLN	5.1
21	AV	182	LYS	5.0
22	D3	85	ALA	5.0
14	DQ	109	GLY	5.0
7	AH	26	VAL	5.0
30	A8	64	TYR	5.0
26	A4	28	LYS	5.0
21	AV	149	SER	4.9
1	AA	1093	G	4.9
16	A1	117	GLN	4.9
7	DH	83	TYR	4.9
24	AW	71	ASN	4.9
21	AV	82	ARG	4.9
21	DV	195	GLU	4.9
21	AV	165	VAL	4.9
55	DA	277	C	4.9
5	AF	12	LEU	4.9
54	CA	84	U	4.9
55	DA	1	G	4.9
53	C1	56	U	4.9

*Continued on next page...*

*Continued from previous page...*

<b>Mol</b>	<b>Chain</b>	<b>Res</b>	<b>Type</b>	<b>RSRZ</b>
55	DA	654(Q)	C	4.9
6	AG	39	ILE	4.8
5	AF	1	MET	4.8
26	A4	30	GLU	4.8
28	D6	12	GLU	4.8
7	AH	11	VAL	4.8
3	AD	26	LYS	4.8
41	CN	11	LYS	4.8
49	CV	87	ALA	4.8
27	D5	58	LEU	4.8
1	AA	1098	A	4.8
12	AP	65	PHE	4.7
7	AH	33	LEU	4.7
16	A1	90	VAL	4.7
27	D5	59	GLU	4.7
58	DL	141	ALA	4.7
58	DL	95	LYS	4.7
21	AV	177	PRO	4.7
15	AR	2	ASN	4.7
7	AH	123	PHE	4.7
7	AH	101	ARG	4.7
32	BE	232	PRO	4.7
26	A4	27	THR	4.7
28	D6	34	LEU	4.7
55	DA	2797	U	4.7
26	A4	55	ARG	4.7
15	DR	106	SER	4.7
41	CN	12	ARG	4.7
21	AV	97	GLU	4.7
12	AP	32	TYR	4.7
27	D5	2	ALA	4.7
7	AH	126	PRO	4.6
41	BN	13	GLN	4.6
25	AX	60	GLU	4.6
21	AV	2	GLU	4.6
55	DA	2799	A	4.6
21	AV	173	ALA	4.6
7	AH	19	VAL	4.6
17	A2	101	GLY	4.6
21	AV	122	ARG	4.6
21	DV	181	GLU	4.6
21	AV	162	GLU	4.6

*Continued on next page...*

*Continued from previous page...*

<b>Mol</b>	<b>Chain</b>	<b>Res</b>	<b>Type</b>	<b>RSRZ</b>
55	DA	2899	G	4.6
7	AH	129	THR	4.6
7	DH	101	ARG	4.6
58	DL	64	SER	4.6
14	AQ	108	GLY	4.5
17	A2	40	LEU	4.5
12	AP	23	GLY	4.5
43	BP	85	GLY	4.5
6	AG	152	LEU	4.5
26	A4	18	CYS	4.5
4	AE	70	ALA	4.5
1	AA	1177	A	4.5
58	DL	45	THR	4.5
12	AP	36	ALA	4.5
26	A4	65	ASP	4.5
4	AE	59	VAL	4.5
7	AH	84	SER	4.5
27	D5	53	ALA	4.5
58	DL	90	LYS	4.5
1	AA	2896	C	4.4
23	DZ	96	LYS	4.4
1	AA	1095	A	4.4
55	DA	2801	A	4.4
43	CP	125	ARG	4.4
28	A6	13	CYS	4.4
16	D1	118	GLY	4.4
41	CN	129	SER	4.4
1	AA	1068	G	4.4
12	AP	1	MET	4.4
20	AU	86	ARG	4.4
12	AP	90	VAL	4.4
58	DL	85	GLU	4.4
21	AV	118	GLN	4.4
1	AA	654(D)	G	4.3
17	A2	57	VAL	4.3
24	AW	43	GLN	4.3
26	A4	63	TYR	4.3
12	AP	104	PHE	4.3
26	A4	42	PHE	4.3
8	DK	139	GLN	4.3
9	AM	133	GLN	4.3
28	D6	40	CYS	4.3

*Continued on next page...*

*Continued from previous page...*

<b>Mol</b>	<b>Chain</b>	<b>Res</b>	<b>Type</b>	<b>RSRZ</b>
48	CU	17	SER	4.3
7	AH	114	VAL	4.3
7	AH	96	ALA	4.3
28	D6	47	THR	4.2
7	AH	148	ILE	4.2
43	BP	8	GLU	4.2
33	CF	88	ARG	4.2
23	DZ	94	LEU	4.2
37	BJ	156	TRP	4.2
48	CU	88	LYS	4.2
58	DL	21	PRO	4.2
7	DH	34	GLU	4.2
21	DV	188	ALA	4.2
21	DV	194	PRO	4.2
33	CF	90	GLU	4.2
4	AE	54	GLN	4.2
26	A4	31	ILE	4.2
27	A5	53	ALA	4.2
52	CB	17	C	4.2
28	D6	19	ARG	4.2
7	AH	81	GLU	4.2
21	AV	172	ALA	4.2
5	AF	13	SER	4.2
32	BE	219	VAL	4.2
16	A1	85	LYS	4.2
17	A2	1	MET	4.2
52	CB	45	U	4.2
55	DA	2900	A	4.2
21	AV	175	VAL	4.2
58	DL	89	HIS	4.2
49	BV	43	GLU	4.2
3	DD	26	LYS	4.2
9	AM	9	VAL	4.2
9	AM	43	THR	4.2
4	AE	77	ILE	4.2
55	DA	2795	G	4.1
21	AV	114	GLY	4.1
26	A4	33	VAL	4.1
9	AM	8	GLN	4.1
7	AH	116	GLU	4.1
12	AP	103	MET	4.1
52	CD	6	G	4.1

*Continued on next page...*

*Continued from previous page...*

<b>Mol</b>	<b>Chain</b>	<b>Res</b>	<b>Type</b>	<b>RSRZ</b>
1	AA	2898	U	4.1
7	AH	46	GLU	4.1
56	DJ	4	ASP	4.1
49	BV	44	MET	4.1
4	AE	72	VAL	4.1
37	CJ	139	GLU	4.1
29	A7	49	ARG	4.1
52	CB	73	A	4.1
21	AV	161	VAL	4.1
15	DR	1	MET	4.1
21	AV	68	PRO	4.1
9	AM	10	GLU	4.1
20	AU	51	VAL	4.1
52	CB	70	G	4.1
55	DA	896	A	4.0
58	DL	138	VAL	4.0
1	AA	2793	G	4.0
58	DL	13	PRO	4.0
21	AV	178	GLU	4.0
28	A6	25	LYS	4.0
47	BT	101	ARG	4.0
2	AB	1(M)	A	4.0
11	AO	149	GLU	4.0
41	CN	128	ALA	4.0
57	DY	116	ILE	4.0
26	A4	7	PRO	4.0
52	BD	17	C	4.0
21	AV	50	GLN	3.9
21	AV	169	GLU	3.9
55	DA	888	C	3.9
21	AV	72	ARG	3.9
21	DV	147	GLY	3.9
28	D6	18	ARG	3.9
7	AH	140	LYS	3.9
7	AH	102	ALA	3.9
21	AV	156	LYS	3.9
7	AH	82	GLY	3.9
52	BB	3	C	3.9
21	DV	179	ASP	3.9
14	DQ	108	GLY	3.9
33	CF	66	VAL	3.9
8	DK	146	ALA	3.9

*Continued on next page...*

*Continued from previous page...*

<b>Mol</b>	<b>Chain</b>	<b>Res</b>	<b>Type</b>	<b>RSRZ</b>
17	A2	32	THR	3.9
55	DA	887	A	3.9
12	AP	105	GLU	3.9
55	DA	3	U	3.9
58	DL	44	ALA	3.9
7	AH	16	SER	3.9
17	A2	14	VAL	3.9
21	AV	142	SER	3.8
8	AK	76	THR	3.8
26	A4	12	ALA	3.8
58	DL	14	ALA	3.8
12	AP	31	ASP	3.8
1	AA	1509	C	3.8
7	AH	37	VAL	3.8
33	BF	46	GLU	3.8
41	BN	35	PRO	3.8
58	DL	27	LEU	3.8
27	D5	57	VAL	3.8
7	DH	23	ARG	3.8
21	AV	152	ALA	3.8
41	BN	129	SER	3.8
58	DL	47	ASN	3.8
26	A4	10	VAL	3.8
21	DV	184	ALA	3.8
17	A2	99	ILE	3.8
6	AG	178	PHE	3.8
7	AH	124	GLU	3.8
57	DY	129	PRO	3.8
2	AB	88	C	3.8
27	D5	60	VAL	3.7
52	CB	72	C	3.7
26	A4	9	LEU	3.7
26	A4	43	TYR	3.7
20	AU	60	PHE	3.7
28	D6	51	GLU	3.7
58	DL	49	GLY	3.7
15	DR	135	ALA	3.7
7	AH	95	ARG	3.7
36	CI	101	ALA	3.7
5	AF	11	VAL	3.7
9	AM	37	LYS	3.7
28	D6	45	LYS	3.7

*Continued on next page...*

*Continued from previous page...*

Mol	Chain	Res	Type	RSRZ
12	AP	106	VAL	3.7
9	AM	36	GLY	3.7
21	AV	164	ALA	3.7
58	DL	16	LYS	3.7
10	AN	42	SER	3.7
57	DY	108	LYS	3.7
26	A4	36	CYS	3.7
33	CF	166	GLU	3.7
52	CB	76	A	3.7
25	AX	53	LEU	3.6
4	DE	204	ALA	3.6
8	AK	145	VAL	3.6
58	DL	104	VAL	3.6
41	CN	16	SER	3.6
55	DA	165	U	3.6
1	AA	2794	C	3.6
25	AX	30	ARG	3.6
21	AV	171	ILE	3.6
52	CD	5	G	3.6
52	BD	12	U	3.6
36	BI	1	MET	3.6
26	A4	32	TYR	3.6
48	BU	17	SER	3.6
28	A6	49	HIS	3.6
27	A5	52	TYR	3.6
33	CF	101	LEU	3.6
10	AN	81	ASP	3.6
1	AA	1065	U	3.6
28	A6	50	ARG	3.6
1	AA	654(O)	G	3.6
12	AP	63	LYS	3.5
6	AG	118	ARG	3.5
28	A6	21	TYR	3.5
11	AO	92	GLU	3.5
55	DA	2794	C	3.5
58	DL	30	HIS	3.5
7	AH	28	GLY	3.5
43	BP	5	ALA	3.5
57	DY	100	ASN	3.5
28	D6	50	ARG	3.5
7	AH	40	GLU	3.5
6	AG	166	ASP	3.5

*Continued on next page...*

*Continued from previous page...*

<b>Mol</b>	<b>Chain</b>	<b>Res</b>	<b>Type</b>	<b>RSRZ</b>
58	DL	79	ARG	3.5
4	DE	187	ALA	3.5
7	AH	83	TYR	3.5
28	D6	39	TYR	3.5
21	AV	145	GLU	3.5
24	DW	43	GLN	3.5
21	AV	80	ARG	3.5
32	BE	4	GLU	3.5
9	AM	138	LEU	3.5
9	DM	130	HIS	3.5
8	AK	140	LEU	3.5
52	CD	13	C	3.5
32	BE	228	GLY	3.5
12	AP	99	PRO	3.4
6	DG	182	LYS	3.4
9	AM	60	ILE	3.4
16	A1	109	LEU	3.4
26	A4	52	THR	3.4
32	BE	221	LEU	3.4
57	DY	109	SER	3.4
9	AM	41	ASP	3.4
55	DA	270(L)	U	3.4
31	BA	1029	G	3.4
25	AX	28	LEU	3.4
42	CO	39	VAL	3.4
4	DE	68	ALA	3.4
16	A1	116	ALA	3.4
41	BN	109	VAL	3.4
4	AE	1	MET	3.4
1	AA	654(E)	C	3.4
21	AV	138	GLU	3.4
4	AE	85	ASN	3.4
21	AV	106	GLY	3.4
18	AS	113	LYS	3.4
5	AF	20	LEU	3.4
58	DL	43	ALA	3.4
4	AE	51	PHE	3.4
14	DQ	107	GLU	3.4
12	AP	7	MET	3.4
23	AZ	98	LEU	3.4
55	DA	276	A	3.4
9	AM	12	ARG	3.4

*Continued on next page...*



*Continued from previous page...*

<b>Mol</b>	<b>Chain</b>	<b>Res</b>	<b>Type</b>	<b>RSRZ</b>
21	DV	107	THR	3.4
12	AP	38	GLU	3.4
7	AH	55	PRO	3.4
56	DI	12	LEU	3.4
26	A4	16	CYS	3.4
58	DL	93	ARG	3.4
7	AH	72	ILE	3.4
7	AH	9	ILE	3.4
21	AV	115	GLY	3.4
6	AG	179	PRO	3.3
20	AU	59	GLY	3.3
53	C1	28	G	3.3
10	AN	12	ASP	3.3
32	CE	229	VAL	3.3
52	BB	75	C	3.3
14	AQ	60	GLY	3.3
55	DA	2141	G	3.3
4	AE	198	VAL	3.3
54	CA	87	A	3.3
21	DV	170	THR	3.3
29	D7	49	ARG	3.3
32	BE	36	ARG	3.3
21	AV	174	VAL	3.3
12	AP	60	ARG	3.3
6	AG	155	MET	3.3
7	AH	131	VAL	3.3
33	CF	84	ILE	3.3
21	DV	198	LYS	3.3
52	BB	73	A	3.3
4	AE	68	ALA	3.3
21	DV	197	ILE	3.3
5	AF	2	LYS	3.3
34	CG	169	LYS	3.3
33	BF	85	ARG	3.3
40	CM	91	PRO	3.3
43	BP	16	ASP	3.3
7	AH	36	PRO	3.3
17	D2	45	THR	3.3
7	AH	41	MET	3.3
26	D4	31	ILE	3.3
49	CV	86	GLU	3.3
41	CN	17	GLY	3.3

*Continued on next page...*

*Continued from previous page...*

<b>Mol</b>	<b>Chain</b>	<b>Res</b>	<b>Type</b>	<b>RSRZ</b>
43	BP	6	GLY	3.3
1	AA	5	A	3.3
56	DJ	22	GLN	3.3
12	AP	100	GLY	3.3
21	AV	124	ILE	3.3
33	BF	77	ILE	3.3
7	AH	45	VAL	3.3
33	CF	58	GLU	3.2
4	AE	204	ALA	3.2
26	D4	61	ARG	3.2
6	AG	82	LEU	3.2
27	A5	58	LEU	3.2
58	DL	26	ALA	3.2
1	AA	2802	G	3.2
8	DK	135	GLU	3.2
7	AH	80	SER	3.2
23	DZ	80	LEU	3.2
17	A2	46	VAL	3.2
28	D6	48	VAL	3.2
28	A6	51	GLU	3.2
53	C1	57	U	3.2
41	BN	17	GLY	3.2
58	DL	73	PRO	3.2
5	AF	133	ASN	3.2
43	CP	8	GLU	3.2
32	BE	6	THR	3.2
23	AZ	54	ALA	3.2
4	AE	29	GLY	3.2
21	DV	106	GLY	3.2
21	DV	180	VAL	3.2
42	BO	39	VAL	3.2
1	AA	1	G	3.2
1	AA	654(N)	G	3.2
7	AH	50	VAL	3.2
49	CV	89	ALA	3.2
8	DK	72	LEU	3.2
26	A4	19	GLY	3.2
55	DA	162	U	3.1
9	AM	51	PHE	3.1
7	AH	38	SER	3.1
49	BV	47	HIS	3.1
58	DL	145	LYS	3.1

*Continued on next page...*

*Continued from previous page...*

<b>Mol</b>	<b>Chain</b>	<b>Res</b>	<b>Type</b>	<b>RSRZ</b>
21	AV	112	ARG	3.1
21	DV	146	ILE	3.1
26	A4	71	ARG	3.1
39	BL	56	LEU	3.1
7	AH	89	ILE	3.1
9	AM	13	TRP	3.1
12	AP	20	ALA	3.1
17	A2	70	ILE	3.1
57	DY	82	PHE	3.1
21	AV	127	LYS	3.1
48	BU	23	LYS	3.1
42	CO	56	ALA	3.1
21	AV	144	LEU	3.1
23	AZ	2	SER	3.1
52	CB	2	C	3.1
4	AE	84	PHE	3.1
9	AM	40	PRO	3.1
4	AE	40	GLU	3.1
21	AV	56	VAL	3.1
28	D6	52	VAL	3.1
7	AH	170	ARG	3.1
17	A2	91	TYR	3.1
32	CE	61	LEU	3.1
58	DL	92	GLY	3.1
6	DG	2	PRO	3.1
26	A4	53	GLU	3.1
5	AF	207	GLY	3.1
10	AN	13	ASN	3.1
4	AE	74	PRO	3.1
7	AH	141	VAL	3.1
21	AV	140	ASP	3.1
58	DL	144	VAL	3.1
55	DA	5	A	3.1
23	AZ	95	LEU	3.1
58	DL	17	ALA	3.1
33	BF	88	ARG	3.1
39	CL	95	LYS	3.1
41	BN	16	SER	3.1
54	CA	345	C	3.1
17	A2	5	VAL	3.1
41	CN	36	ASP	3.1
8	AK	72	LEU	3.1

*Continued on next page...*

*Continued from previous page...*

<b>Mol</b>	<b>Chain</b>	<b>Res</b>	<b>Type</b>	<b>RSRZ</b>
21	AV	151	HIS	3.1
17	A2	44	LYS	3.1
49	CV	88	LYS	3.1
21	AV	71	VAL	3.0
58	DL	6	ALA	3.0
8	AK	71	ILE	3.0
28	A6	26	ASN	3.0
42	BO	65	GLU	3.0
33	BF	67	THR	3.0
41	BN	18	ARG	3.0
57	DY	90	ALA	3.0
21	AV	160	GLY	3.0
32	BE	222	ILE	3.0
26	A4	22	ILE	3.0
42	BO	64	TYR	3.0
28	A6	12	GLU	3.0
56	DI	8	ILE	3.0
6	AG	115	ARG	3.0
6	AG	116	ASP	3.0
21	AV	102	LEU	3.0
21	AV	148	ASP	3.0
11	DO	150	ALA	3.0
23	AZ	3	LYS	3.0
25	AX	8	LEU	3.0
33	CF	98	ASN	3.0
27	D5	51	TYR	3.0
41	BN	68	ALA	3.0
28	D6	24	GLU	3.0
58	DL	28	GLY	3.0
26	A4	11	PRO	3.0
12	AP	26	TYR	3.0
58	DL	20	ALA	3.0
1	AA	1064	C	3.0
52	BB	74	C	3.0
1	AA	945	A	3.0
4	AE	50	GLY	3.0
21	DV	149	SER	3.0
26	A4	70	GLY	3.0
10	AN	57	VAL	3.0
26	D4	40	HIS	3.0
1	AA	654(C)	G	3.0
55	DA	2	G	3.0

*Continued on next page...*

*Continued from previous page...*

<b>Mol</b>	<b>Chain</b>	<b>Res</b>	<b>Type</b>	<b>RSRZ</b>
33	CF	99	VAL	3.0
6	AG	34	LEU	3.0
8	AK	75	LEU	3.0
8	DK	140	LEU	3.0
9	AM	116	LEU	3.0
49	BV	29	ARG	3.0
34	BG	179	GLU	3.0
10	AN	51	ALA	3.0
7	AH	76	VAL	3.0
28	A6	34	LEU	3.0
10	AN	65	THR	3.0
36	BI	39	LYS	3.0
33	CF	19	GLU	3.0
33	BF	84	ILE	3.0
21	AV	86	VAL	3.0
33	CF	87	LEU	3.0
42	BO	55	VAL	3.0
55	DA	885	C	3.0
26	A4	20	ASN	3.0
33	CF	102	ASN	3.0
31	BA	1028(B)	C	2.9
6	AG	157	ILE	2.9
58	DL	25	PRO	2.9
20	AU	45	VAL	2.9
53	B1	55	U	2.9
5	AF	208	GLY	2.9
6	AG	145	THR	2.9
32	CE	133	LYS	2.9
21	AV	163	LEU	2.9
26	A4	21	VAL	2.9
3	DD	34	VAL	2.9
25	AX	55	ARG	2.9
32	BE	220	ASP	2.9
37	CJ	52	GLU	2.9
10	AN	52	VAL	2.9
21	DV	191	VAL	2.9
52	BB	70	G	2.9
28	D6	25	LYS	2.9
42	CO	28	LYS	2.9
43	BP	4	ILE	2.9
11	AO	13	ASN	2.9
43	CP	123	ALA	2.9

*Continued on next page...*

*Continued from previous page...*

<b>Mol</b>	<b>Chain</b>	<b>Res</b>	<b>Type</b>	<b>RSRZ</b>
21	AV	69	THR	2.9
6	AG	41	GLN	2.9
21	AV	120	ILE	2.9
21	AV	154	ASP	2.9
17	A2	56	SER	2.9
21	AV	99	TYR	2.9
58	DL	74	ALA	2.9
28	A6	20	ASN	2.9
6	AG	137	GLU	2.9
52	CD	11	C	2.9
17	A2	35	LEU	2.9
16	A1	71	GLN	2.9
26	A4	25	TYR	2.9
49	CV	61	TYR	2.9
52	BB	10	G	2.9
9	DM	134	ARG	2.9
21	AV	4	ARG	2.9
20	AU	88	LYS	2.9
4	AE	181	LEU	2.9
1	AA	654(P)	G	2.9
5	AF	7	TYR	2.9
49	BV	28	LYS	2.9
32	CE	232	PRO	2.9
7	AH	51	ARG	2.8
21	AV	95	PRO	2.8
1	AA	654(R)	C	2.8
7	AH	94	TYR	2.8
52	BD	11	C	2.8
54	CA	1030	C	2.8
55	DA	270(K)	C	2.8
25	AX	27	GLY	2.8
21	DV	105	VAL	2.8
48	BU	20	ALA	2.8
4	AE	88	GLY	2.8
4	AE	4	ILE	2.8
9	AM	14	VAL	2.8
26	A4	15	ILE	2.8
26	D4	69	LYS	2.8
32	BE	218	ALA	2.8
56	DJ	19	GLU	2.8
1	AA	1099	G	2.8
7	AH	100	GLY	2.8

*Continued on next page...*

*Continued from previous page...*

<b>Mol</b>	<b>Chain</b>	<b>Res</b>	<b>Type</b>	<b>RSRZ</b>
21	AV	76	LEU	2.8
21	AV	83	PRO	2.8
21	AV	123	ASP	2.8
58	DL	65	PHE	2.8
58	DL	142	PRO	2.8
42	BO	56	ALA	2.8
57	DY	99	SER	2.8
43	BP	121	LYS	2.8
4	DE	7	VAL	2.8
1	AA	654(Q)	C	2.8
7	AH	136	ILE	2.8
25	AX	47	VAL	2.8
33	BF	108	ASN	2.8
41	BN	14	VAL	2.8
4	AE	73	GLU	2.8
10	AN	56	ASP	2.8
6	AG	146	TYR	2.8
7	AH	145	ALA	2.8
27	D5	55	ARG	2.8
43	CP	122	LYS	2.8
48	BU	87	ARG	2.8
58	DL	86	LYS	2.8
4	AE	35	GLN	2.8
57	DY	115	GLN	2.8
9	AM	53	VAL	2.8
16	A1	64	ARG	2.8
21	AV	21	ALA	2.8
16	A1	88	ILE	2.8
7	AH	85	LYS	2.8
21	DV	182	LYS	2.8
52	BB	44	G	2.8
4	DE	21	VAL	2.8
15	AR	36	GLU	2.8
28	A6	40	CYS	2.8
4	AE	46	ALA	2.8
21	AV	18	LEU	2.8
48	BU	26	LEU	2.8
4	AE	34	VAL	2.8
20	AU	89	PHE	2.8
26	A4	68	ARG	2.8
42	BO	57	LYS	2.8
33	CF	104	GLN	2.7

*Continued on next page...*

*Continued from previous page...*

<b>Mol</b>	<b>Chain</b>	<b>Res</b>	<b>Type</b>	<b>RSRZ</b>
52	CD	17	C	2.8
28	D6	11	LEU	2.7
21	DV	172	ALA	2.7
36	BI	100	ASN	2.7
37	CJ	78	ARG	2.7
21	AV	139	VAL	2.7
4	AE	48	GLN	2.7
37	CJ	156	TRP	2.7
26	A4	56	VAL	2.7
33	CF	65	ALA	2.7
58	DL	78	ILE	2.7
12	DP	1	MET	2.7
32	BE	163	PHE	2.7
32	BE	229	VAL	2.7
52	BB	16	U	2.7
57	DY	80	VAL	2.7
21	AV	167	PRO	2.7
40	CM	33	GLN	2.7
6	AG	147	ASP	2.7
56	DI	21	LYS	2.7
27	A5	60	VAL	2.7
32	BE	70	PHE	2.7
49	BV	41	VAL	2.7
57	DY	77	PRO	2.7
4	AE	89	ASP	2.7
16	A1	111	GLU	2.7
1	AA	1092	C	2.7
8	DK	8	PRO	2.7
17	A2	26	ASP	2.7
7	AH	115	VAL	2.7
28	A6	27	LYS	2.7
32	BE	5	ILE	2.7
21	DV	196	VAL	2.7
42	CO	38	THR	2.7
4	AE	81	ILE	2.7
9	AM	6	PRO	2.7
40	CM	23	ILE	2.7
10	AN	22	ILE	2.7
4	AE	159	HIS	2.7
33	CF	103	VAL	2.7
1	AA	887	A	2.7
21	AV	24	LEU	2.7

*Continued on next page...*



*Continued from previous page...*

<b>Mol</b>	<b>Chain</b>	<b>Res</b>	<b>Type</b>	<b>RSRZ</b>
53	C1	55	U	2.7
58	DL	12	LEU	2.7
7	AH	104	GLU	2.7
45	BR	2	PRO	2.7
41	BN	21	ILE	2.7
6	AG	43	LEU	2.6
32	BE	215	LEU	2.6
52	BB	45	U	2.6
21	DV	145	GLU	2.6
36	BI	38	GLU	2.6
21	DV	144	LEU	2.6
4	AE	38	THR	2.6
21	DV	160	GLY	2.6
7	AH	132	ARG	2.6
1	AA	654(S)	G	2.6
21	AV	116	VAL	2.6
21	AV	119	GLU	2.6
26	A4	34	GLU	2.6
28	D6	30	THR	2.6
7	AH	71	LEU	2.6
19	AT	92	LEU	2.6
33	CF	39	ILE	2.6
56	DI	30	ALA	2.6
7	AH	13	LYS	2.6
31	BA	1030	C	2.6
32	CE	217	ARG	2.6
58	DL	15	GLY	2.6
21	AV	78	LYS	2.6
23	AZ	96	LYS	2.6
8	DK	117	GLU	2.6
12	AP	97	VAL	2.6
14	DQ	104	GLY	2.6
43	BP	88	ARG	2.6
8	AK	139	GLN	2.6
12	DP	89	ASN	2.6
17	A2	20	LEU	2.6
9	AM	136	GLU	2.6
17	A2	58	VAL	2.6
37	CJ	81	GLY	2.6
41	CN	80	VAL	2.6
33	CF	56	ASP	2.6
3	AD	236	GLY	2.6

*Continued on next page...*

*Continued from previous page...*

<b>Mol</b>	<b>Chain</b>	<b>Res</b>	<b>Type</b>	<b>RSRZ</b>
23	DZ	97	LEU	2.6
41	BN	128	ALA	2.6
43	BP	60	VAL	2.6
21	AV	28	MET	2.6
49	BV	25	LYS	2.6
52	BB	47	U	2.6
21	AV	20	ARG	2.6
26	D4	37	SER	2.6
34	CG	133	VAL	2.6
31	BA	1035	A	2.6
40	CM	4	ILE	2.6
7	AH	56	SER	2.6
22	A3	9	SER	2.6
7	AH	113	VAL	2.6
17	D2	37	VAL	2.6
33	CF	153	VAL	2.6
11	AO	148	LEU	2.6
14	DQ	110	LEU	2.6
32	CE	215	LEU	2.6
58	DL	99	ILE	2.6
1	AA	896	A	2.6
52	CD	14	A	2.6
7	AH	75	ALA	2.6
52	CB	20	U	2.6
56	DJ	15	ALA	2.6
21	DV	193	GLU	2.6
20	AU	44	ILE	2.6
57	DY	130	THR	2.6
26	D4	60	GLN	2.5
33	CF	60	ALA	2.5
21	AV	157	LEU	2.5
9	AM	16	ILE	2.5
26	A4	8	LYS	2.5
26	D4	28	LYS	2.5
21	AV	128	VAL	2.5
10	DN	122	LEU	2.5
25	AX	26	LEU	2.5
12	AP	68	ILE	2.5
41	BN	95	ILE	2.5
55	DA	2131	G	2.5
21	DV	121	HIS	2.5
9	AM	42	TRP	2.5

*Continued on next page...*

*Continued from previous page...*

<b>Mol</b>	<b>Chain</b>	<b>Res</b>	<b>Type</b>	<b>RSRZ</b>
16	A1	73	GLY	2.5
21	AV	93	ASP	2.5
21	AV	104	PHE	2.5
26	A4	47	GLN	2.5
33	BF	68	VAL	2.5
21	AV	5	LEU	2.5
16	A1	72	HIS	2.5
32	CE	222	ILE	2.5
3	AD	237	GLU	2.5
30	A8	63	PRO	2.5
56	DI	11	GLU	2.5
5	AF	22	ALA	2.5
28	D6	46	HIS	2.5
58	DL	136	VAL	2.5
40	CM	90	LEU	2.5
6	AG	75	LYS	2.5
6	DG	137	GLU	2.5
21	AV	74	VAL	2.5
21	AV	143	GLY	2.5
33	CF	76	VAL	2.5
37	BJ	65	ALA	2.5
45	CR	89	GLY	2.5
54	CA	1542	U	2.5
37	BJ	84	ASN	2.5
21	DV	192	ALA	2.5
39	BL	53	VAL	2.5
41	BN	39	PRO	2.5
57	DY	50	ARG	2.5
4	AE	177	PRO	2.5
7	AH	8	PRO	2.5
41	BN	33	THR	2.5
6	AG	62	LEU	2.5
33	CF	91	LEU	2.5
21	AV	55	HIS	2.5
41	CN	48	ILE	2.5
52	BB	11	C	2.5
23	AZ	61	ARG	2.5
26	D4	39	CYS	2.5
37	CJ	79	ARG	2.5
8	DK	75	LEU	2.5
58	DL	55	VAL	2.5
22	A3	85	ALA	2.5

*Continued on next page...*

*Continued from previous page...*

<b>Mol</b>	<b>Chain</b>	<b>Res</b>	<b>Type</b>	<b>RSRZ</b>
27	D5	52	TYR	2.5
42	CO	64	TYR	2.5
21	AV	110	GLY	2.4
32	CE	230	VAL	2.4
41	CN	82	VAL	2.4
12	AP	140	ALA	2.4
58	DL	128	ALA	2.4
21	AV	44	PHE	2.4
35	CH	152	ARG	2.4
17	A2	93	GLU	2.4
32	BE	231	GLU	2.4
4	AE	49	LEU	2.4
28	D6	38	LYS	2.4
43	CP	126	LYS	2.4
17	A2	27	ALA	2.4
55	DA	2132	U	2.4
26	A4	5	ILE	2.4
10	AN	11	ALA	2.4
41	CN	15	ALA	2.4
4	DE	69	LYS	2.4
8	DK	141	LYS	2.4
14	DQ	111	GLU	2.4
37	BJ	86	GLN	2.4
58	DL	36	GLU	2.4
55	DA	654(A)	A	2.4
17	A2	63	GLY	2.4
21	DV	151	HIS	2.4
7	DH	136	ILE	2.4
8	DK	74	ASN	2.4
37	BJ	88	PRO	2.4
3	AD	147	LEU	2.4
41	BN	84	VAL	2.4
52	CC	17	C	2.4
23	AZ	97	LEU	2.4
26	D4	64	GLY	2.4
58	DL	31	GLY	2.4
55	DA	886	C	2.4
15	DR	21	GLU	2.4
41	BN	99	GLN	2.4
6	AG	112	PRO	2.4
47	BT	100	LYS	2.4
1	AA	2897	U	2.4

*Continued on next page...*

*Continued from previous page...*

<b>Mol</b>	<b>Chain</b>	<b>Res</b>	<b>Type</b>	<b>RSRZ</b>
16	A1	113	ALA	2.4
21	AV	9	TYR	2.4
1	AA	888	C	2.4
6	AG	52	ILE	2.4
32	BE	217	ARG	2.4
52	CB	7	A	2.4
25	AX	54	VAL	2.4
11	DO	144	GLU	2.4
21	DV	63	ASP	2.4
1	AA	898	C	2.4
9	AM	52	VAL	2.4
14	DQ	83	LYS	2.4
25	DX	60	GLU	2.4
26	D4	32	TYR	2.4
36	BI	71	ARG	2.4
37	CJ	84	ASN	2.4
22	A3	2	ALA	2.4
42	BO	68	ALA	2.4
7	AH	137	ASP	2.4
22	D3	5	LYS	2.4
56	DI	4	ASP	2.4
12	AP	19	GLY	2.4
12	AP	24	GLY	2.4
17	A2	73	SER	2.4
26	D4	33	VAL	2.4
21	AV	14	LYS	2.4
33	BF	149	ALA	2.4
58	DL	135	GLY	2.4
58	DL	75	SER	2.4
28	D6	16	CYS	2.4
32	BE	46	LYS	2.4
42	BO	127	GLU	2.4
58	DL	143	GLU	2.4
16	A1	80	ILE	2.4
20	AU	65	ALA	2.4
41	BN	19	ALA	2.4
53	C1	29	G	2.3
1	AA	2138	C	2.3
4	DE	72	VAL	2.3
32	BE	7	VAL	2.3
11	AO	1	MET	2.3
1	AA	1094	U	2.3

*Continued on next page...*

*Continued from previous page...*

<b>Mol</b>	<b>Chain</b>	<b>Res</b>	<b>Type</b>	<b>RSRZ</b>
33	BF	144	SER	2.3
34	BG	152	SER	2.3
6	AG	142	PRO	2.3
15	AR	37	GLY	2.3
37	BJ	153	HIS	2.3
21	DV	178	GLU	2.3
33	CF	89	GLU	2.3
12	AP	66	ILE	2.3
19	AT	69	TYR	2.3
39	BL	4	TYR	2.3
41	CN	98	LEU	2.3
21	AV	147	GLY	2.3
48	BU	86	VAL	2.3
17	A2	64	HIS	2.3
1	AA	2139	C	2.3
6	DG	88	ILE	2.3
7	AH	169	VAL	2.3
34	CG	145	GLU	2.3
36	BI	31	GLU	2.3
10	AN	19	ILE	2.3
33	BF	87	LEU	2.3
48	BU	24	ALA	2.3
48	BU	34	TYR	2.3
7	DH	125	VAL	2.3
48	CU	18	ARG	2.3
6	AG	40	ASN	2.3
6	AG	108	ASN	2.3
8	DK	76	THR	2.3
12	AP	22	LYS	2.3
21	AV	117	LEU	2.3
25	AX	20	LYS	2.3
41	BN	31	THR	2.3
26	A4	35	VAL	2.3
1	AA	1100	C	2.3
4	AE	87	GLU	2.3
43	BP	11	ARG	2.3
52	CB	47	U	2.3
52	CC	44	G	2.3
16	A1	115	ALA	2.3
52	BB	9	A	2.3
20	DU	102	CYS	2.3
21	AV	91	LEU	2.3

*Continued on next page...*

*Continued from previous page...*

<b>Mol</b>	<b>Chain</b>	<b>Res</b>	<b>Type</b>	<b>RSRZ</b>
31	BA	1129	C	2.3
4	AE	36	ARG	2.3
5	AF	18	ARG	2.3
33	CF	169	ALA	2.3
50	BW	106	ALA	2.3
28	A6	36	LEU	2.3
7	AH	121	ILE	2.3
16	A1	104	GLN	2.3
12	DP	20	ALA	2.3
52	BB	4	C	2.3
58	DL	39	LYS	2.3
58	DL	56	GLU	2.3
21	AV	125	LEU	2.3
21	AV	159	PRO	2.3
43	BP	82	MET	2.3
34	CG	152	SER	2.3
14	DQ	76	LYS	2.3
7	AH	54	ARG	2.3
15	AR	34	VAL	2.3
55	DA	890	A	2.3
17	A2	34	GLU	2.2
7	AH	87	LEU	2.2
21	AV	59	LEU	2.2
21	AV	81	ARG	2.2
25	AX	44	ARG	2.2
37	CJ	140	ASP	2.2
57	DY	16	ASN	2.2
53	C1	53	U	2.2
8	DK	71	ILE	2.2
58	DL	22	PRO	2.2
33	CF	51	GLY	2.2
28	A6	29	ASN	2.2
55	DA	2151	G	2.2
20	DU	53	PRO	2.2
8	AK	78	THR	2.2
33	BF	102	ASN	2.2
6	AG	111	LEU	2.2
6	AG	64	THR	2.2
57	DY	89	ALA	2.2
7	DH	113	VAL	2.2
17	A2	37	VAL	2.2
17	A2	47	VAL	2.2

*Continued on next page...*

*Continued from previous page...*

<b>Mol</b>	<b>Chain</b>	<b>Res</b>	<b>Type</b>	<b>RSRZ</b>
20	AU	2	ARG	2.2
21	DV	171	ILE	2.2
52	BB	2	C	2.2
52	CB	13	C	2.2
36	BI	6	VAL	2.2
15	AR	40	THR	2.2
21	AV	25	PRO	2.2
6	AG	60	LEU	2.2
55	DA	654(U)	A	2.2
57	DY	26	LEU	2.2
7	AH	90	LYS	2.2
42	BO	59	ARG	2.2
12	AP	30	GLY	2.2
7	AH	117	PRO	2.2
32	CE	160	ASP	2.2
37	CJ	16	LEU	2.2
17	A2	96	ILE	2.2
40	BM	34	VAL	2.2
56	DJ	24	ILE	2.2
6	AG	69	ALA	2.2
17	A2	12	TYR	2.2
57	DY	136	ALA	2.2
6	AG	90	LEU	2.2
8	AK	77	LEU	2.2
12	AP	29	PHE	2.2
32	BE	14	GLY	2.2
1	AA	1096	A	2.2
4	DE	62	PRO	2.2
21	DV	98	MET	2.2
57	DY	118	THR	2.2
33	CF	82	GLU	2.2
42	CO	79	GLU	2.2
22	A3	7	LEU	2.2
42	BO	41	ARG	2.2
57	DY	29	TYR	2.2
58	DL	131	ALA	2.2
52	CB	23	A	2.2
56	DJ	25	ASP	2.2
41	BN	80	VAL	2.2
42	CO	40	VAL	2.2
42	CO	67	THR	2.2
1	AA	2146	C	2.2

*Continued on next page...*



*Continued from previous page...*

<b>Mol</b>	<b>Chain</b>	<b>Res</b>	<b>Type</b>	<b>RSRZ</b>
52	CB	69	G	2.2
32	CE	68	ILE	2.2
33	BF	56	ASP	2.2
9	AM	7	LYS	2.2
8	DK	123	LEU	2.1
17	A2	94	LEU	2.1
33	BF	101	LEU	2.1
1	AA	897	C	2.1
33	CF	100	ALA	2.1
33	BF	20	SER	2.1
1	AA	2132	U	2.1
52	CD	47	U	2.1
10	AN	58	VAL	2.1
41	BN	92	GLU	2.1
10	AN	91	LEU	2.1
17	A2	51	VAL	2.1
18	AS	109	GLU	2.1
32	CE	214	ILE	2.1
4	AE	10	GLY	2.1
8	AK	12	LEU	2.1
42	CO	61	THR	2.1
34	CG	146	ILE	2.1
41	BN	30	VAL	2.1
34	BG	37	PRO	2.1
21	AV	67	LEU	2.1
9	AM	56	ASN	2.1
47	BT	11	VAL	2.1
1	AA	654(A)	A	2.1
1	AA	2141	G	2.1
1	AA	2155	G	2.1
7	AH	22	GLY	2.1
17	A2	16	PRO	2.1
5	AF	21	ALA	2.1
6	AG	63	ILE	2.1
7	AH	97	ARG	2.1
9	AM	119	ARG	2.1
1	AA	1070	A	2.1
21	AV	136	PHE	2.1
37	BJ	62	PHE	2.1
16	A1	110	VAL	2.1
22	A3	3	HIS	2.1
35	BH	155	GLU	2.1

*Continued on next page...*

*Continued from previous page...*

<b>Mol</b>	<b>Chain</b>	<b>Res</b>	<b>Type</b>	<b>RSRZ</b>
19	AT	89	ILE	2.1
33	CF	67	THR	2.1
55	DA	2140	C	2.1
34	BG	169	LYS	2.1
11	DO	91	PHE	2.1
2	DB	1(M)	A	2.1
1	AA	889	C	2.1
1	AA	2792	G	2.1
22	A3	12	ASN	2.1
29	D7	48	LYS	2.1
1	AA	2803	C	2.1
52	BB	56	C	2.1
14	AQ	107	GLU	2.1
4	AE	41	LYS	2.1
15	AR	35	LYS	2.1
20	DU	49	VAL	2.1
5	DF	24	LEU	2.1
12	AP	92	GLY	2.1
22	D3	84	LEU	2.1
32	CE	228	GLY	2.1
52	BC	76	A	2.1
57	DY	92	THR	2.1
58	DL	67	PHE	2.1
9	AM	98	VAL	2.1
12	AP	102	VAL	2.1
4	AE	78	LEU	2.1
23	AZ	36	GLY	2.1
36	BI	34	GLY	2.1
6	DG	181	ARG	2.1
17	A2	3	ALA	2.1
27	A5	47	PRO	2.1
33	BF	60	ALA	2.1
58	DL	139	VAL	2.1
6	DG	52	ILE	2.1
33	BF	57	ILE	2.1
10	AN	25	LEU	2.1
55	DA	654(S)	G	2.1
21	DV	23	LYS	2.1
21	DV	108	PRO	2.1
29	A7	46	VAL	2.1
1	AA	2820	A	2.1
4	AE	3	GLY	2.1

*Continued on next page...*

*Continued from previous page...*

<b>Mol</b>	<b>Chain</b>	<b>Res</b>	<b>Type</b>	<b>RSRZ</b>
20	DU	52	SER	2.1
41	CN	101	SER	2.1
40	CM	89	ASP	2.1
18	AS	30	GLU	2.0
20	DU	50	ARG	2.0
28	A6	52	VAL	2.0
33	CF	201	TYR	2.0
42	CO	65	GLU	2.0
10	AN	38	VAL	2.0
39	BL	21	PRO	2.0
42	CO	128	ALA	2.0
57	DY	119	ALA	2.0
10	AN	122	LEU	2.0
26	A4	26	SER	2.0
55	DA	654(T)	A	2.0
46	CS	84	ALA	2.0
58	DL	53	VAL	2.0
10	AN	34	THR	2.0
12	AP	64	ILE	2.0
17	A2	25	LEU	2.0
1	AA	2157	G	2.0
31	BA	1032(B)	G	2.0
52	BD	5	G	2.0
52	CB	10	G	2.0
6	AG	181	ARG	2.0
42	CO	59	ARG	2.0
47	CT	101	ARG	2.0
9	AM	50	ASP	2.0
21	AV	63	ASP	2.0
21	AV	135	GLU	2.0
32	CE	95	GLN	2.0
25	AX	15	TYR	2.0
16	A1	74	LEU	2.0
26	A4	69	LYS	2.0
49	CV	15	LEU	2.0
40	BM	10	GLY	2.0
41	BN	86	GLY	2.0
41	CN	127	LYS	2.0
41	BN	91	ARG	2.0
49	BV	68	GLY	2.0
33	BF	105	GLU	2.0
6	AG	149	VAL	2.0

*Continued on next page...*

*Continued from previous page...*

Mol	Chain	Res	Type	RSRZ
21	AV	100	VAL	2.0
27	A5	51	TYR	2.0
32	BE	156	LYS	2.0
36	BI	37	VAL	2.0
41	BN	50	TYR	2.0
57	DY	76	GLY	2.0
7	AH	119	GLU	2.0
7	AH	153	LYS	2.0
9	AM	137	LYS	2.0
31	BA	841	U	2.0
21	DV	174	VAL	2.0
26	D4	63	TYR	2.0
40	CM	24	VAL	2.0
41	CN	95	ILE	2.0
11	AO	91	PHE	2.0
31	BA	1033	G	2.0
5	AF	175	THR	2.0
7	AH	159	GLU	2.0
10	AN	96	THR	2.0
56	DJ	10	GLU	2.0
55	DA	2145	C	2.0
4	AE	184	VAL	2.0
9	AM	87	LEU	2.0
33	CF	130	VAL	2.0
36	BI	36	ARG	2.0
36	BI	72	VAL	2.0
57	DY	81	VAL	2.0
58	DL	4	VAL	2.0

## 6.2 Non-standard residues in protein, DNA, RNA chains [\(i\)](#)

In the following table, the Atoms column lists the number of modelled atoms in the group and the number defined in the chemical component dictionary. The B-factors column lists the minimum, median, 95<sup>th</sup> percentile and maximum values of B factors of atoms in the group. The column labelled 'Q< 0.9' lists the number of atoms with occupancy less than 0.9.

Mol	Type	Chain	Res	Atoms	RSCC	RSR	B-factors(Å <sup>2</sup> )	Q<0.9
52	MIA	BD	37	29/30	0.89	0.21	107,111,115,115	0
52	MIA	CD	37	29/30	0.92	0.27	106,108,109,110	0
52	MIA	BB	37	29/30	0.94	0.19	83,88,98,99	0
52	MIA	BC	37	29/30	0.95	0.19	70,75,80,81	0
52	MIA	CB	37	29/30	0.96	0.23	53,57,62,63	0

*Continued on next page...*

Continued from previous page...

Mol	Type	Chain	Res	Atoms	RSCC	RSR	B-factors(Å <sup>2</sup> )	Q<0.9
52	MIA	CC	37	29/30	0.97	0.21	49,53,60,61	0

### 6.3 Carbohydrates [i](#)

There are no monosaccharides in this entry.

### 6.4 Ligands [i](#)

In the following table, the Atoms column lists the number of modelled atoms in the group and the number defined in the chemical component dictionary. The B-factors column lists the minimum, median, 95<sup>th</sup> percentile and maximum values of B factors of atoms in the group. The column labelled 'Q< 0.9' lists the number of atoms with occupancy less than 0.9.

Mol	Type	Chain	Res	Atoms	RSCC	RSR	B-factors(Å <sup>2</sup> )	Q<0.9
59	MG	DA	3647	1/1	-0.04	0.80	108,108,108,108	0
59	MG	BA	1725	1/1	0.09	0.31	109,109,109,109	0
59	MG	BA	2128	1/1	0.10	0.15	108,108,108,108	0
59	MG	BA	1821	1/1	0.15	0.19	93,93,93,93	0
59	MG	AW	101	1/1	0.18	0.64	97,97,97,97	0
59	MG	BA	1857	1/1	0.18	0.27	122,122,122,122	0
59	MG	BD	116	1/1	0.23	0.37	129,129,129,129	0
59	MG	DA	4641	1/1	0.25	0.68	134,134,134,134	0
59	MG	DA	3611	1/1	0.27	0.58	115,115,115,115	0
59	MG	CA	1685	1/1	0.28	0.28	80,80,80,80	0
59	MG	AA	4130	1/1	0.29	0.25	107,107,107,107	0
59	MG	AA	4134	1/1	0.29	0.11	117,117,117,117	0
59	MG	AA	3402	1/1	0.30	0.17	66,66,66,66	0
59	MG	AA	3073	1/1	0.30	0.34	71,71,71,71	0
59	MG	CA	2062	1/1	0.30	0.28	85,85,85,85	0
59	MG	BA	2150	1/1	0.31	0.29	96,96,96,96	0
59	MG	CA	1856	1/1	0.31	0.23	81,81,81,81	0
59	MG	DA	3989	1/1	0.33	0.12	110,110,110,110	0
59	MG	BA	1724	1/1	0.34	0.34	100,100,100,100	0
59	MG	CB	114	1/1	0.34	0.16	71,71,71,71	0
59	MG	BA	1866	1/1	0.35	0.32	111,111,111,111	0
59	MG	CA	1934	1/1	0.36	0.15	110,110,110,110	0
59	MG	CA	1852	1/1	0.37	0.29	143,143,143,143	0
59	MG	CB	121	1/1	0.37	0.15	101,101,101,101	0
59	MG	DA	4733	1/1	0.37	0.30	84,84,84,84	0
59	MG	BD	111	1/1	0.38	0.15	74,74,74,74	0
59	MG	AA	4042	1/1	0.38	0.19	88,88,88,88	0

Continued on next page...

Continued from previous page...

Mol	Type	Chain	Res	Atoms	RSCC	RSR	B-factors(Å <sup>2</sup> )	Q<0.9
59	MG	DA	4129	1/1	0.39	0.09	109,109,109,109	0
59	MG	CA	1887	1/1	0.39	0.32	92,92,92,92	0
59	MG	DA	4698	1/1	0.39	0.82	104,104,104,104	0
59	MG	BA	2187	1/1	0.39	0.24	107,107,107,107	0
59	MG	CA	2241	1/1	0.40	0.23	98,98,98,98	0
59	MG	CA	1970	1/1	0.40	0.21	100,100,100,100	0
59	MG	BA	1828	1/1	0.41	0.46	114,114,114,114	0
59	MG	DA	4433	1/1	0.41	0.17	90,90,90,90	0
59	MG	AA	4133	1/1	0.41	0.50	127,127,127,127	0
59	MG	DA	3757	1/1	0.41	0.89	128,128,128,128	0
59	MG	BE	305	1/1	0.41	0.21	95,95,95,95	0
59	MG	DV	301	1/1	0.41	0.38	108,108,108,108	0
59	MG	BA	1798	1/1	0.42	0.34	93,93,93,93	0
59	MG	AA	4046	1/1	0.42	0.18	111,111,111,111	0
59	MG	BA	1662	1/1	0.42	0.18	91,91,91,91	0
59	MG	DA	4627	1/1	0.42	0.23	80,80,80,80	0
59	MG	BA	1917	1/1	0.43	0.17	64,64,64,64	0
59	MG	CA	2304	1/1	0.44	0.57	124,124,124,124	0
59	MG	BA	2275	1/1	0.44	0.17	145,145,145,145	0
59	MG	CA	2122	1/1	0.45	0.26	123,123,123,123	0
59	MG	DA	3367	1/1	0.45	0.63	91,91,91,91	0
59	MG	DA	4572	1/1	0.45	1.39	76,76,76,76	0
59	MG	DA	3573	1/1	0.45	0.17	84,84,84,84	0
59	MG	AA	3423	1/1	0.45	0.48	99,99,99,99	0
59	MG	AA	3376	1/1	0.45	0.31	116,116,116,116	0
59	MG	AB	209	1/1	0.45	0.17	104,104,104,104	0
59	MG	CB	116	1/1	0.45	0.23	89,89,89,89	0
59	MG	CA	1946	1/1	0.46	0.45	112,112,112,112	0
59	MG	BA	2107	1/1	0.46	0.18	83,83,83,83	0
59	MG	CD	130	1/1	0.46	0.23	84,84,84,84	0
59	MG	CA	1703	1/1	0.46	0.19	49,49,49,49	0
59	MG	DA	4826	1/1	0.46	0.34	71,71,71,71	0
59	MG	DA	4995	1/1	0.46	0.07	121,121,121,121	0
59	MG	AA	3848	1/1	0.46	0.23	90,90,90,90	0
59	MG	BA	1929	1/1	0.47	0.09	85,85,85,85	0
59	MG	CA	1925	1/1	0.47	0.51	115,115,115,115	0
59	MG	BD	109	1/1	0.47	0.39	139,139,139,139	0
59	MG	AA	4075	1/1	0.47	0.61	132,132,132,132	0
59	MG	CA	2314	1/1	0.47	0.30	92,92,92,92	0
59	MG	DA	4535	1/1	0.47	0.38	89,89,89,89	0
59	MG	AQ	205	1/1	0.47	0.48	94,94,94,94	0
59	MG	DA	3628	1/1	0.48	0.35	92,92,92,92	0

Continued on next page...

Continued from previous page...

Mol	Type	Chain	Res	Atoms	RSCC	RSR	B-factors(Å <sup>2</sup> )	Q<0.9
59	MG	DA	4951	1/1	0.48	0.34	102,102,102,102	0
59	MG	AA	3781	1/1	0.48	0.15	104,104,104,104	0
59	MG	DA	5015	1/1	0.48	0.58	102,102,102,102	0
59	MG	CA	2019	1/1	0.48	0.24	68,68,68,68	0
59	MG	CA	2121	1/1	0.49	0.26	125,125,125,125	0
59	MG	AA	3942	1/1	0.49	0.25	85,85,85,85	0
59	MG	BB	106	1/1	0.49	0.40	116,116,116,116	0
59	MG	CA	2287	1/1	0.49	0.28	119,119,119,119	0
59	MG	CA	1955	1/1	0.49	0.18	58,58,58,58	0
59	MG	CA	2167	1/1	0.50	0.22	97,97,97,97	0
59	MG	AA	3903	1/1	0.50	0.19	95,95,95,95	0
59	MG	AA	3442	1/1	0.50	0.08	128,128,128,128	0
59	MG	AA	3667	1/1	0.50	0.28	79,79,79,79	0
59	MG	BA	2062	1/1	0.50	0.21	75,75,75,75	0
59	MG	CT	202	1/1	0.50	0.23	85,85,85,85	0
59	MG	CD	126	1/1	0.51	0.20	88,88,88,88	0
59	MG	DA	4871	1/1	0.51	0.32	86,86,86,86	0
59	MG	DA	3678	1/1	0.51	0.49	123,123,123,123	0
59	MG	CS	106	1/1	0.51	0.33	77,77,77,77	0
59	MG	BA	2149	1/1	0.51	0.17	82,82,82,82	0
59	MG	DB	209	1/1	0.51	0.57	77,77,77,77	0
59	MG	DA	4783	1/1	0.51	0.38	93,93,93,93	0
59	MG	BC	116	1/1	0.52	0.20	107,107,107,107	0
59	MG	DA	4115	1/1	0.52	0.35	81,81,81,81	0
59	MG	BA	2033	1/1	0.52	0.15	94,94,94,94	0
59	MG	AA	3904	1/1	0.52	0.18	77,77,77,77	0
59	MG	DA	4927	1/1	0.52	0.21	160,160,160,160	0
59	MG	AA	3852	1/1	0.52	0.42	67,67,67,67	0
59	MG	CA	2236	1/1	0.52	0.29	104,104,104,104	0
59	MG	BA	2215	1/1	0.52	0.24	79,79,79,79	0
59	MG	DA	5058	1/1	0.52	0.43	103,103,103,103	0
59	MG	AA	3657	1/1	0.52	0.36	89,89,89,89	0
59	MG	CA	2295	1/1	0.52	0.19	110,110,110,110	0
59	MG	BA	1858	1/1	0.53	0.34	141,141,141,141	0
59	MG	DA	4007	1/1	0.53	0.14	110,110,110,110	0
59	MG	DA	3418	1/1	0.53	0.23	60,60,60,60	0
59	MG	DA	3530	1/1	0.53	0.25	73,73,73,73	0
59	MG	BQ	101	1/1	0.53	0.34	66,66,66,66	0
59	MG	BA	2043	1/1	0.53	0.17	109,109,109,109	0
59	MG	AA	3361	1/1	0.53	0.19	93,93,93,93	0
59	MG	DA	4593	1/1	0.53	0.28	65,65,65,65	0
59	MG	DA	5042	1/1	0.53	0.39	106,106,106,106	0

Continued on next page...

Continued from previous page...

Mol	Type	Chain	Res	Atoms	RSCC	RSR	B-factors(Å <sup>2</sup> )	Q<0.9
59	MG	BA	2198	1/1	0.53	0.76	139,139,139,139	0
59	MG	AA	3717	1/1	0.53	0.42	106,106,106,106	0
59	MG	AA	3113	1/1	0.53	0.21	85,85,85,85	0
59	MG	DA	4973	1/1	0.54	0.51	115,115,115,115	0
59	MG	BA	1985	1/1	0.54	0.16	105,105,105,105	0
59	MG	AA	4137	1/1	0.54	0.26	90,90,90,90	0
59	MG	BA	2099	1/1	0.54	0.13	67,67,67,67	0
59	MG	CA	1750	1/1	0.54	0.20	82,82,82,82	0
59	MG	DA	5067	1/1	0.54	0.32	119,119,119,119	0
59	MG	CA	2269	1/1	0.54	0.17	71,71,71,71	0
59	MG	BA	2213	1/1	0.54	0.47	114,114,114,114	0
59	MG	AA	3828	1/1	0.55	0.34	113,113,113,113	0
59	MG	BA	1788	1/1	0.55	0.18	53,53,53,53	0
59	MG	BA	2097	1/1	0.55	0.31	94,94,94,94	0
59	MG	BA	1644	1/1	0.55	0.39	102,102,102,102	0
59	MG	AA	3303	1/1	0.55	0.24	94,94,94,94	0
59	MG	BA	1710	1/1	0.55	0.34	90,90,90,90	0
59	MG	D0	203	1/1	0.55	0.57	97,97,97,97	0
59	MG	AA	3819	1/1	0.55	0.26	94,94,94,94	0
59	MG	CD	104	1/1	0.56	0.41	74,74,74,74	0
59	MG	AA	3567	1/1	0.56	0.18	82,82,82,82	0
59	MG	CD	129	1/1	0.56	0.25	95,95,95,95	0
59	MG	DA	4716	1/1	0.56	0.10	77,77,77,77	0
59	MG	CA	2132	1/1	0.56	0.16	80,80,80,80	0
59	MG	AA	3868	1/1	0.56	0.19	80,80,80,80	0
59	MG	AA	3888	1/1	0.56	0.17	79,79,79,79	0
59	MG	DA	5077	1/1	0.56	0.47	102,102,102,102	0
59	MG	BA	1840	1/1	0.56	0.14	156,156,156,156	0
59	MG	DB	269	1/1	0.56	0.44	91,91,91,91	0
59	MG	DA	4905	1/1	0.56	0.27	90,90,90,90	0
59	MG	AA	4019	1/1	0.56	0.39	99,99,99,99	0
59	MG	AA	3408	1/1	0.57	0.29	61,61,61,61	0
59	MG	AA	3869	1/1	0.57	0.27	68,68,68,68	0
59	MG	AA	3872	1/1	0.57	0.36	90,90,90,90	0
59	MG	AA	3059	1/1	0.57	0.23	68,68,68,68	0
59	MG	DA	4952	1/1	0.57	0.39	86,86,86,86	0
59	MG	CA	2076	1/1	0.57	0.26	113,113,113,113	0
59	MG	BA	1956	1/1	0.57	0.59	111,111,111,111	0
59	MG	AA	3894	1/1	0.57	0.32	86,86,86,86	0
59	MG	BA	2170	1/1	0.58	0.38	151,151,151,151	0
59	MG	CA	2250	1/1	0.58	0.27	88,88,88,88	0
59	MG	CA	1694	1/1	0.58	0.17	56,56,56,56	0

Continued on next page...



*Continued from previous page...*

Mol	Type	Chain	Res	Atoms	RSCC	RSR	B-factors(Å <sup>2</sup> )	Q<0.9
59	MG	DA	3598	1/1	0.58	0.47	116,116,116,116	0
59	MG	CA	2284	1/1	0.58	0.15	85,85,85,85	0
59	MG	BA	2258	1/1	0.58	0.16	77,77,77,77	0
59	MG	BA	1804	1/1	0.58	0.09	105,105,105,105	0
59	MG	CA	1848	1/1	0.58	0.28	100,100,100,100	0
59	MG	BA	1899	1/1	0.58	0.14	57,57,57,57	0
59	MG	AA	4009	1/1	0.58	0.17	99,99,99,99	0
59	MG	DA	4136	1/1	0.59	0.29	47,47,47,47	0
59	MG	AQ	204	1/1	0.59	0.13	80,80,80,80	0
59	MG	BB	111	1/1	0.59	0.09	90,90,90,90	0
59	MG	BA	2167	1/1	0.59	0.18	101,101,101,101	0
59	MG	AA	3305	1/1	0.59	0.18	47,47,47,47	0
59	MG	BA	1756	1/1	0.59	0.16	69,69,69,69	0
59	MG	BA	2112	1/1	0.59	0.25	101,101,101,101	0
59	MG	DA	3955	1/1	0.59	0.37	120,120,120,120	0
59	MG	CA	1717	1/1	0.59	0.21	67,67,67,67	0
59	MG	DA	4728	1/1	0.59	0.47	86,86,86,86	0
59	MG	BA	2052	1/1	0.59	0.14	128,128,128,128	0
59	MG	DA	4045	1/1	0.59	0.09	134,134,134,134	0
59	MG	AA	3807	1/1	0.59	0.17	87,87,87,87	0
59	MG	DA	4842	1/1	0.59	0.29	65,65,65,65	0
59	MG	CD	125	1/1	0.59	0.31	88,88,88,88	0
59	MG	BA	1931	1/1	0.60	0.22	68,68,68,68	0
59	MG	DA	4490	1/1	0.60	0.07	125,125,125,125	0
59	MG	AA	4070	1/1	0.60	0.18	60,60,60,60	0
59	MG	DA	4949	1/1	0.60	0.15	71,71,71,71	0
59	MG	CC	105	1/1	0.60	0.24	71,71,71,71	0
59	MG	CA	1921	1/1	0.60	0.24	52,52,52,52	0
59	MG	DA	3375	1/1	0.60	0.37	64,64,64,64	0
59	MG	DA	3984	1/1	0.60	0.40	117,117,117,117	0
59	MG	DA	4672	1/1	0.60	0.36	95,95,95,95	0
59	MG	BA	2230	1/1	0.60	0.28	111,111,111,111	0
59	MG	BA	2247	1/1	0.60	0.23	82,82,82,82	0
59	MG	DA	3535	1/1	0.60	0.24	69,69,69,69	0
59	MG	CA	1774	1/1	0.60	0.17	78,78,78,78	0
59	MG	DA	4779	1/1	0.60	0.52	92,92,92,92	0
59	MG	CA	1676	1/1	0.60	0.22	89,89,89,89	0
59	MG	DF	320	1/1	0.60	0.24	58,58,58,58	0
59	MG	BA	2137	1/1	0.60	0.12	119,119,119,119	0
59	MG	DA	4321	1/1	0.60	0.28	70,70,70,70	0
59	MG	AA	3898	1/1	0.61	0.45	112,112,112,112	0
59	MG	AA	3998	1/1	0.61	0.23	86,86,86,86	0

*Continued on next page...*

Continued from previous page...

Mol	Type	Chain	Res	Atoms	RSCC	RSR	B-factors( $\text{\AA}^2$ )	Q<0.9
59	MG	AB	226	1/1	0.61	0.14	88,88,88,88	0
59	MG	AB	233	1/1	0.61	0.22	86,86,86,86	0
59	MG	CA	2290	1/1	0.61	0.26	103,103,103,103	0
59	MG	BA	1782	1/1	0.61	0.55	100,100,100,100	0
59	MG	CA	1994	1/1	0.61	0.30	94,94,94,94	0
59	MG	BA	2115	1/1	0.61	0.27	118,118,118,118	0
59	MG	AA	3570	1/1	0.61	0.22	78,78,78,78	0
59	MG	AA	4107	1/1	0.61	0.49	98,98,98,98	0
59	MG	CA	2114	1/1	0.61	0.34	111,111,111,111	0
59	MG	AA	3591	1/1	0.61	0.22	106,106,106,106	0
59	MG	DA	5054	1/1	0.61	0.71	67,67,67,67	0
59	MG	BD	102	1/1	0.61	0.24	84,84,84,84	0
59	MG	BA	1817	1/1	0.61	0.15	63,63,63,63	0
59	MG	DA	3904	1/1	0.61	0.14	105,105,105,105	0
59	MG	AA	4041	1/1	0.61	0.28	101,101,101,101	0
59	MG	CB	108	1/1	0.61	0.19	87,87,87,87	0
59	MG	AA	3922	1/1	0.61	0.46	65,65,65,65	0
59	MG	BA	1663	1/1	0.61	0.16	94,94,94,94	0
59	MG	DA	4803	1/1	0.61	0.29	82,82,82,82	0
59	MG	DA	4701	1/1	0.62	0.30	64,64,64,64	0
59	MG	BA	2138	1/1	0.62	0.18	74,74,74,74	0
59	MG	AA	3595	1/1	0.62	0.36	103,103,103,103	0
59	MG	AB	229	1/1	0.62	0.14	67,67,67,67	0
59	MG	BA	2010	1/1	0.62	0.17	61,61,61,61	0
59	MG	AA	3403	1/1	0.62	0.23	60,60,60,60	0
59	MG	BA	2036	1/1	0.62	0.27	86,86,86,86	0
59	MG	CA	2253	1/1	0.62	0.30	85,85,85,85	0
59	MG	CA	2263	1/1	0.62	0.39	98,98,98,98	0
59	MG	BA	2037	1/1	0.62	0.12	132,132,132,132	0
59	MG	BA	1696	1/1	0.62	0.17	73,73,73,73	0
59	MG	DB	276	1/1	0.62	0.21	66,66,66,66	0
59	MG	BA	1772	1/1	0.62	0.40	75,75,75,75	0
59	MG	DA	4681	1/1	0.62	0.43	118,118,118,118	0
59	MG	DU	211	1/1	0.62	0.26	116,116,116,116	0
59	MG	CB	107	1/1	0.62	0.24	106,106,106,106	0
59	MG	CK	207	1/1	0.63	0.30	80,80,80,80	0
59	MG	AA	3118	1/1	0.63	0.13	52,52,52,52	0
59	MG	BF	301	1/1	0.63	0.17	104,104,104,104	0
59	MG	AA	4128	1/1	0.63	0.18	116,116,116,116	0
59	MG	CD	118	1/1	0.63	0.50	97,97,97,97	0
59	MG	DA	3773	1/1	0.63	0.23	70,70,70,70	0
59	MG	DA	3793	1/1	0.63	0.27	81,81,81,81	0

Continued on next page...

Continued from previous page...

Mol	Type	Chain	Res	Atoms	RSCC	RSR	B-factors(Å <sup>2</sup> )	Q<0.9
59	MG	AA	3565	1/1	0.63	0.36	89,89,89,89	0
59	MG	BA	2243	1/1	0.63	0.55	114,114,114,114	0
59	MG	AA	3685	1/1	0.63	0.28	65,65,65,65	0
59	MG	AA	3218	1/1	0.63	0.24	65,65,65,65	0
59	MG	BA	2212	1/1	0.63	0.21	91,91,91,91	0
59	MG	CE	305	1/1	0.63	0.27	95,95,95,95	0
59	MG	DA	4082	1/1	0.63	0.56	75,75,75,75	0
59	MG	DA	4700	1/1	0.63	0.26	75,75,75,75	0
59	MG	AA	3447	1/1	0.64	0.17	71,71,71,71	0
59	MG	AA	3824	1/1	0.64	0.21	94,94,94,94	0
59	MG	CA	1799	1/1	0.64	0.19	85,85,85,85	0
59	MG	BA	1988	1/1	0.64	0.40	95,95,95,95	0
59	MG	AA	3160	1/1	0.64	0.21	64,64,64,64	0
59	MG	DA	4338	1/1	0.64	0.46	80,80,80,80	0
59	MG	CT	201	1/1	0.64	0.23	99,99,99,99	0
59	MG	DA	4746	1/1	0.64	0.18	98,98,98,98	0
59	MG	CA	2051	1/1	0.64	0.32	89,89,89,89	0
59	MG	DA	4780	1/1	0.64	0.17	62,62,62,62	0
59	MG	CA	2057	1/1	0.64	0.15	111,111,111,111	0
59	MG	CA	1684	1/1	0.64	0.26	103,103,103,103	0
59	MG	DA	4809	1/1	0.64	0.47	59,59,59,59	0
59	MG	AA	3340	1/1	0.64	0.15	90,90,90,90	0
59	MG	AA	4150	1/1	0.64	0.22	82,82,82,82	0
59	MG	AA	3174	1/1	0.64	0.26	63,63,63,63	0
59	MG	DA	4657	1/1	0.64	0.24	58,58,58,58	0
59	MG	BA	2042	1/1	0.64	0.09	95,95,95,95	0
60	ZN	A4	101	1/1	0.64	0.59	200,200,200,200	0
59	MG	DA	3503	1/1	0.65	0.20	71,71,71,71	0
59	MG	CA	2065	1/1	0.65	0.45	87,87,87,87	0
59	MG	BA	2029	1/1	0.65	0.16	76,76,76,76	0
59	MG	AB	225	1/1	0.65	0.16	125,125,125,125	0
59	MG	DA	3575	1/1	0.65	0.51	112,112,112,112	0
59	MG	AA	3254	1/1	0.65	0.13	76,76,76,76	0
59	MG	CA	1700	1/1	0.65	0.18	39,39,39,39	0
59	MG	AA	4044	1/1	0.65	0.42	93,93,93,93	0
59	MG	AA	3878	1/1	0.65	0.21	84,84,84,84	0
59	MG	CB	115	1/1	0.65	0.39	97,97,97,97	0
59	MG	DA	4492	1/1	0.65	0.34	66,66,66,66	0
59	MG	AA	3290	1/1	0.65	0.20	78,78,78,78	0
59	MG	DB	261	1/1	0.65	0.35	91,91,91,91	0
59	MG	AA	3908	1/1	0.65	0.66	68,68,68,68	0
59	MG	AA	4099	1/1	0.65	0.30	96,96,96,96	0

Continued on next page...

Continued from previous page...

Mol	Type	Chain	Res	Atoms	RSCC	RSR	B-factors(Å <sup>2</sup> )	Q<0.9
59	MG	DA	4829	1/1	0.65	0.29	106,106,106,106	0
59	MG	DA	3283	1/1	0.65	0.36	87,87,87,87	0
59	MG	BA	1632	1/1	0.65	0.33	68,68,68,68	0
59	MG	AA	3753	1/1	0.65	0.17	91,91,91,91	0
59	MG	DV	305	1/1	0.65	0.35	86,86,86,86	0
59	MG	BE	301	1/1	0.65	0.15	63,63,63,63	0
59	MG	DA	3581	1/1	0.66	0.32	91,91,91,91	0
59	MG	AA	3975	1/1	0.66	0.21	76,76,76,76	0
59	MG	CG	312	1/1	0.66	0.29	104,104,104,104	0
59	MG	DA	4201	1/1	0.66	0.14	57,57,57,57	0
59	MG	BA	2124	1/1	0.66	0.18	72,72,72,72	0
59	MG	DA	5041	1/1	0.66	0.39	57,57,57,57	0
59	MG	DA	4735	1/1	0.66	0.37	88,88,88,88	0
59	MG	BA	1906	1/1	0.66	0.22	107,107,107,107	0
59	MG	DA	3649	1/1	0.66	0.18	71,71,71,71	0
59	MG	AA	3324	1/1	0.66	0.17	43,43,43,43	0
59	MG	AA	4004	1/1	0.66	0.28	78,78,78,78	0
59	MG	AA	3668	1/1	0.66	0.23	71,71,71,71	0
59	MG	CA	2103	1/1	0.66	0.27	111,111,111,111	0
59	MG	BL	201	1/1	0.66	0.20	86,86,86,86	0
59	MG	DA	3490	1/1	0.66	0.36	64,64,64,64	0
59	MG	CA	1960	1/1	0.66	0.11	91,91,91,91	0
59	MG	AA	3508	1/1	0.66	0.21	61,61,61,61	0
59	MG	DS	207	1/1	0.66	0.35	109,109,109,109	0
59	MG	AA	3554	1/1	0.66	0.14	86,86,86,86	0
59	MG	CA	2002	1/1	0.66	0.09	112,112,112,112	0
59	MG	DA	4933	1/1	0.66	0.32	64,64,64,64	0
59	MG	CA	2318	1/1	0.66	0.18	112,112,112,112	0
59	MG	BA	2040	1/1	0.67	0.34	93,93,93,93	0
59	MG	DA	4448	1/1	0.67	0.23	95,95,95,95	0
59	MG	DA	3832	1/1	0.67	0.34	55,55,55,55	0
59	MG	CA	1825	1/1	0.67	0.14	90,90,90,90	0
59	MG	CA	1840	1/1	0.67	0.19	84,84,84,84	0
59	MG	DA	5050	1/1	0.67	0.33	83,83,83,83	0
59	MG	CA	1980	1/1	0.67	0.38	83,83,83,83	0
59	MG	CA	1843	1/1	0.67	0.13	99,99,99,99	0
59	MG	AU	204	1/1	0.67	0.29	87,87,87,87	0
59	MG	DA	4031	1/1	0.67	0.33	79,79,79,79	0
59	MG	BA	1785	1/1	0.67	0.32	67,67,67,67	0
59	MG	DB	252	1/1	0.67	0.29	101,101,101,101	0
59	MG	DA	4839	1/1	0.67	0.28	75,75,75,75	0
59	MG	DA	4668	1/1	0.67	0.56	72,72,72,72	0

Continued on next page...

Continued from previous page...

Mol	Type	Chain	Res	Atoms	RSCC	RSR	B-factors( $\text{\AA}^2$ )	Q<0.9
59	MG	AA	3435	1/1	0.67	0.14	69,69,69,69	0
59	MG	AA	4073	1/1	0.67	0.11	84,84,84,84	0
59	MG	DA	4911	1/1	0.67	0.24	85,85,85,85	0
59	MG	D0	211	1/1	0.67	0.33	89,89,89,89	0
59	MG	AA	3434	1/1	0.67	0.12	65,65,65,65	0
59	MG	BG	307	1/1	0.67	0.17	85,85,85,85	0
59	MG	BA	2172	1/1	0.67	0.32	75,75,75,75	0
59	MG	CA	2084	1/1	0.67	0.12	77,77,77,77	0
59	MG	CA	1632	1/1	0.67	0.36	65,65,65,65	0
59	MG	DA	3847	1/1	0.68	0.26	81,81,81,81	0
59	MG	DA	4929	1/1	0.68	0.43	52,52,52,52	0
59	MG	BA	2184	1/1	0.68	0.17	101,101,101,101	0
59	MG	AA	3124	1/1	0.68	0.35	71,71,71,71	0
59	MG	CA	2126	1/1	0.68	0.12	59,59,59,59	0
59	MG	CK	208	1/1	0.68	0.21	69,69,69,69	0
59	MG	AA	3923	1/1	0.68	0.15	107,107,107,107	0
59	MG	AA	3719	1/1	0.68	0.49	97,97,97,97	0
59	MG	CA	2230	1/1	0.68	0.14	92,92,92,92	0
59	MG	AS	203	1/1	0.68	0.46	72,72,72,72	0
59	MG	AA	3552	1/1	0.68	0.25	90,90,90,90	0
59	MG	DA	4128	1/1	0.68	0.34	85,85,85,85	0
59	MG	AA	4106	1/1	0.68	0.28	88,88,88,88	0
59	MG	BA	1832	1/1	0.68	0.21	89,89,89,89	0
59	MG	AA	3433	1/1	0.68	0.24	64,64,64,64	0
59	MG	DA	4317	1/1	0.68	0.21	61,61,61,61	0
59	MG	BA	2250	1/1	0.68	0.21	90,90,90,90	0
59	MG	DA	4795	1/1	0.68	0.25	66,66,66,66	0
59	MG	AA	3491	1/1	0.68	0.19	68,68,68,68	0
59	MG	CA	1658	1/1	0.68	0.21	48,48,48,48	0
59	MG	DA	4810	1/1	0.68	0.26	62,62,62,62	0
59	MG	DA	4815	1/1	0.68	0.25	53,53,53,53	0
59	MG	BA	2153	1/1	0.68	0.11	100,100,100,100	0
59	MG	D0	209	1/1	0.68	0.27	91,91,91,91	0
59	MG	BA	2070	1/1	0.68	0.28	89,89,89,89	0
59	MG	DA	3741	1/1	0.68	0.42	76,76,76,76	0
59	MG	BA	1995	1/1	0.68	0.17	84,84,84,84	0
59	MG	CA	2105	1/1	0.68	0.43	94,94,94,94	0
59	MG	AA	4060	1/1	0.68	0.13	70,70,70,70	0
59	MG	DA	3258	1/1	0.68	0.17	83,83,83,83	0
59	MG	BS	106	1/1	0.69	0.33	100,100,100,100	0
59	MG	DA	4431	1/1	0.69	0.20	87,87,87,87	0
59	MG	DA	3582	1/1	0.69	0.25	63,63,63,63	0

Continued on next page...

*Continued from previous page...*

Mol	Type	Chain	Res	Atoms	RSCC	RSR	B-factors(Å <sup>2</sup> )	Q<0.9
59	MG	BW	207	1/1	0.69	0.16	85,85,85,85	0
59	MG	DA	4461	1/1	0.69	0.37	88,88,88,88	0
59	MG	AA	3744	1/1	0.69	0.20	64,64,64,64	0
59	MG	BA	1698	1/1	0.69	0.58	104,104,104,104	0
59	MG	DA	4496	1/1	0.69	0.37	81,81,81,81	0
59	MG	DA	4928	1/1	0.69	0.17	78,78,78,78	0
59	MG	DA	4534	1/1	0.69	0.22	118,118,118,118	0
59	MG	AA	3325	1/1	0.69	0.22	50,50,50,50	0
59	MG	DA	4948	1/1	0.69	0.51	126,126,126,126	0
59	MG	BA	1722	1/1	0.69	0.29	54,54,54,54	0
59	MG	DA	4573	1/1	0.69	0.34	102,102,102,102	0
59	MG	AA	3767	1/1	0.69	0.24	78,78,78,78	0
59	MG	BA	2018	1/1	0.69	0.24	84,84,84,84	0
59	MG	BA	2122	1/1	0.69	0.19	107,107,107,107	0
59	MG	DA	4656	1/1	0.69	0.29	71,71,71,71	0
59	MG	AA	3438	1/1	0.69	0.08	99,99,99,99	0
59	MG	AB	212	1/1	0.69	0.11	83,83,83,83	0
59	MG	AA	3441	1/1	0.69	0.17	102,102,102,102	0
59	MG	BA	1639	1/1	0.69	0.27	72,72,72,72	0
59	MG	BA	2265	1/1	0.69	0.33	111,111,111,111	0
59	MG	AA	4051	1/1	0.69	0.29	106,106,106,106	0
59	MG	BA	1913	1/1	0.69	0.16	73,73,73,73	0
59	MG	DA	3205	1/1	0.69	0.30	65,65,65,65	0
59	MG	DB	210	1/1	0.69	0.23	89,89,89,89	0
59	MG	DB	244	1/1	0.69	0.34	68,68,68,68	0
59	MG	AA	3122	1/1	0.69	0.18	73,73,73,73	0
59	MG	CA	2303	1/1	0.69	0.26	102,102,102,102	0
59	MG	DB	263	1/1	0.69	0.24	80,80,80,80	0
59	MG	BA	2161	1/1	0.69	0.19	114,114,114,114	0
59	MG	CA	2308	1/1	0.69	0.36	107,107,107,107	0
59	MG	DA	4753	1/1	0.69	0.31	68,68,68,68	0
59	MG	DY	202	1/1	0.69	0.18	91,91,91,91	0
59	MG	AA	3821	1/1	0.69	0.17	69,69,69,69	0
59	MG	CA	1754	1/1	0.69	0.35	80,80,80,80	0
59	MG	CE	302	1/1	0.69	0.30	98,98,98,98	0
59	MG	BA	1673	1/1	0.69	0.20	73,73,73,73	0
59	MG	BL	202	1/1	0.69	0.14	64,64,64,64	0
59	MG	DA	4302	1/1	0.69	0.10	102,102,102,102	0
59	MG	BA	2067	1/1	0.69	0.17	95,95,95,95	0
59	MG	D6	103	1/1	0.69	0.43	63,63,63,63	0
59	MG	BS	101	1/1	0.69	0.13	76,76,76,76	0
59	MG	BF	302	1/1	0.70	0.24	105,105,105,105	0

*Continued on next page...*

Continued from previous page...

Mol	Type	Chain	Res	Atoms	RSCC	RSR	B-factors(Å <sup>2</sup> )	Q<0.9
59	MG	BG	306	1/1	0.70	0.22	108,108,108,108	0
59	MG	BA	1620	1/1	0.70	0.25	50,50,50,50	0
59	MG	BA	2169	1/1	0.70	0.18	98,98,98,98	0
59	MG	BA	2244	1/1	0.70	0.41	113,113,113,113	0
59	MG	BA	1915	1/1	0.70	0.33	69,69,69,69	0
59	MG	DA	5065	1/1	0.70	0.39	89,89,89,89	0
59	MG	BA	1665	1/1	0.70	0.29	61,61,61,61	0
59	MG	AA	3678	1/1	0.70	0.12	49,49,49,49	0
59	MG	DA	3621	1/1	0.70	0.19	51,51,51,51	0
59	MG	DA	3622	1/1	0.70	0.28	69,69,69,69	0
59	MG	DB	214	1/1	0.70	0.27	76,76,76,76	0
59	MG	CA	1920	1/1	0.70	0.32	85,85,85,85	0
59	MG	AA	3338	1/1	0.70	0.16	72,72,72,72	0
59	MG	DA	4885	1/1	0.70	0.37	92,92,92,92	0
59	MG	BA	2267	1/1	0.70	0.26	91,91,91,91	0
59	MG	CA	2099	1/1	0.70	0.11	94,94,94,94	0
59	MG	CW	201	1/1	0.70	0.41	89,89,89,89	0
59	MG	DA	3370	1/1	0.70	0.28	73,73,73,73	0
59	MG	DA	4417	1/1	0.70	0.30	64,64,64,64	0
59	MG	BA	1859	1/1	0.70	0.51	146,146,146,146	0
59	MG	DA	3403	1/1	0.70	0.37	89,89,89,89	0
59	MG	BA	1769	1/1	0.70	0.29	87,87,87,87	0
59	MG	DS	201	1/1	0.70	0.32	88,88,88,88	0
59	MG	AA	4112	1/1	0.70	0.39	89,89,89,89	0
59	MG	DA	4462	1/1	0.70	0.20	74,74,74,74	0
59	MG	DA	4485	1/1	0.70	0.07	138,138,138,138	0
59	MG	AA	3948	1/1	0.70	0.16	72,72,72,72	0
59	MG	DA	5005	1/1	0.70	0.32	75,75,75,75	0
59	MG	DA	5011	1/1	0.70	0.31	76,76,76,76	0
59	MG	CA	1841	1/1	0.71	0.11	85,85,85,85	0
59	MG	DA	3769	1/1	0.71	0.35	72,72,72,72	0
59	MG	CA	2077	1/1	0.71	0.14	96,96,96,96	0
59	MG	DA	3113	1/1	0.71	0.28	73,73,73,73	0
59	MG	DA	3795	1/1	0.71	0.34	88,88,88,88	0
59	MG	DA	3120	1/1	0.71	0.23	57,57,57,57	0
59	MG	DA	4971	1/1	0.71	0.27	79,79,79,79	0
59	MG	AB	223	1/1	0.71	0.17	112,112,112,112	0
59	MG	DA	3206	1/1	0.71	0.30	76,76,76,76	0
59	MG	AA	3333	1/1	0.71	0.52	59,59,59,59	0
59	MG	DA	3262	1/1	0.71	0.47	72,72,72,72	0
59	MG	BD	125	1/1	0.71	0.30	105,105,105,105	0
59	MG	DA	3314	1/1	0.71	0.13	83,83,83,83	0

Continued on next page...

Continued from previous page...

Mol	Type	Chain	Res	Atoms	RSCC	RSR	B-factors(Å <sup>2</sup> )	Q<0.9
59	MG	DA	3326	1/1	0.71	0.20	63,63,63,63	0
59	MG	DA	5046	1/1	0.71	0.20	77,77,77,77	0
59	MG	AA	3705	1/1	0.71	0.28	87,87,87,87	0
59	MG	DA	4723	1/1	0.71	0.17	71,71,71,71	0
59	MG	CG	302	1/1	0.71	0.14	67,67,67,67	0
59	MG	CG	303	1/1	0.71	0.11	73,73,73,73	0
59	MG	AA	3419	1/1	0.71	0.38	82,82,82,82	0
59	MG	BA	2064	1/1	0.71	0.10	90,90,90,90	0
59	MG	AA	3116	1/1	0.71	0.44	85,85,85,85	0
59	MG	BA	1968	1/1	0.71	0.50	96,96,96,96	0
59	MG	AK	203	1/1	0.71	0.16	86,86,86,86	0
59	MG	DB	226	1/1	0.71	0.20	40,40,40,40	0
59	MG	BA	2183	1/1	0.71	0.20	107,107,107,107	0
59	MG	AA	3623	1/1	0.71	0.23	50,50,50,50	0
59	MG	CD	101	1/1	0.71	0.20	85,85,85,85	0
59	MG	AA	3920	1/1	0.71	0.17	85,85,85,85	0
59	MG	AA	3633	1/1	0.71	0.21	41,41,41,41	0
59	MG	DB	274	1/1	0.71	0.21	79,79,79,79	0
59	MG	AA	3161	1/1	0.71	0.18	63,63,63,63	0
59	MG	AA	3564	1/1	0.71	0.24	67,67,67,67	0
59	MG	BQ	102	1/1	0.71	0.10	63,63,63,63	0
59	MG	DM	202	1/1	0.71	0.43	48,48,48,48	0
59	MG	DA	4838	1/1	0.71	0.34	67,67,67,67	0
59	MG	AA	4054	1/1	0.71	0.13	74,74,74,74	0
59	MG	CA	2033	1/1	0.71	0.14	73,73,73,73	0
59	MG	DA	4488	1/1	0.71	0.55	89,89,89,89	0
59	MG	AA	3346	1/1	0.71	0.27	58,58,58,58	0
59	MG	AA	3480	1/1	0.71	0.25	70,70,70,70	0
59	MG	DA	3658	1/1	0.71	0.26	60,60,60,60	0
59	MG	DA	4916	1/1	0.71	0.16	88,88,88,88	0
59	MG	AA	3995	1/1	0.71	0.33	103,103,103,103	0
59	MG	BA	2139	1/1	0.71	0.11	82,82,82,82	0
59	MG	CA	2214	1/1	0.72	0.16	104,104,104,104	0
59	MG	CA	2217	1/1	0.72	0.32	93,93,93,93	0
59	MG	CA	1962	1/1	0.72	0.19	76,76,76,76	0
59	MG	AA	3542	1/1	0.72	0.19	54,54,54,54	0
59	MG	AZ	101	1/1	0.72	0.23	83,83,83,83	0
59	MG	AA	4059	1/1	0.72	0.17	54,54,54,54	0
59	MG	AA	3593	1/1	0.72	0.20	80,80,80,80	0
59	MG	CA	2010	1/1	0.72	0.55	104,104,104,104	0
59	MG	DA	4230	1/1	0.72	0.31	41,41,41,41	0
59	MG	AA	3990	1/1	0.72	0.56	134,134,134,134	0

Continued on next page...



Continued from previous page...

Mol	Type	Chain	Res	Atoms	RSCC	RSR	B-factors(Å <sup>2</sup> )	Q<0.9
59	MG	DA	4307	1/1	0.72	0.30	57,57,57,57	0
59	MG	DA	4769	1/1	0.72	0.24	68,68,68,68	0
59	MG	DA	4773	1/1	0.72	0.31	81,81,81,81	0
59	MG	CB	105	1/1	0.72	0.31	76,76,76,76	0
59	MG	CA	1828	1/1	0.72	0.35	100,100,100,100	0
59	MG	BA	1635	1/1	0.72	0.35	102,102,102,102	0
59	MG	DA	4784	1/1	0.72	0.16	74,74,74,74	0
59	MG	BA	1757	1/1	0.72	0.27	39,39,39,39	0
59	MG	AA	4131	1/1	0.72	0.18	99,99,99,99	0
59	MG	AA	3692	1/1	0.72	0.26	85,85,85,85	0
59	MG	BA	1867	1/1	0.72	0.32	121,121,121,121	0
59	MG	AA	3833	1/1	0.72	0.19	80,80,80,80	0
59	MG	BA	2205	1/1	0.72	0.17	109,109,109,109	0
59	MG	CA	2097	1/1	0.72	0.16	82,82,82,82	0
59	MG	DA	3183	1/1	0.72	0.51	97,97,97,97	0
59	MG	CA	1893	1/1	0.72	0.12	54,54,54,54	0
59	MG	CA	1896	1/1	0.72	0.16	73,73,73,73	0
59	MG	AA	3675	1/1	0.72	0.15	71,71,71,71	0
59	MG	DA	4883	1/1	0.72	0.34	96,96,96,96	0
59	MG	AA	4007	1/1	0.72	0.30	94,94,94,94	0
59	MG	DA	3274	1/1	0.72	0.41	67,67,67,67	0
59	MG	AA	4153	1/1	0.72	0.29	109,109,109,109	0
59	MG	DA	3307	1/1	0.72	0.20	59,59,59,59	0
59	MG	D1	206	1/1	0.72	0.28	68,68,68,68	0
59	MG	DA	3854	1/1	0.72	0.15	72,72,72,72	0
59	MG	BM	201	1/1	0.72	0.23	64,64,64,64	0
59	MG	AA	4155	1/1	0.72	0.23	80,80,80,80	0
59	MG	DU	215	1/1	0.72	0.44	76,76,76,76	0
59	MG	DA	3983	1/1	0.72	0.22	57,57,57,57	0
59	MG	CR	101	1/1	0.72	0.19	89,89,89,89	0
59	MG	BA	2234	1/1	0.72	0.25	108,108,108,108	0
59	MG	BA	1816	1/1	0.72	0.20	71,71,71,71	0
59	MG	DA	4648	1/1	0.73	0.27	61,61,61,61	0
59	MG	AA	4116	1/1	0.73	0.26	98,98,98,98	0
59	MG	AA	4000	1/1	0.73	0.24	91,91,91,91	0
59	MG	DA	4053	1/1	0.73	0.23	75,75,75,75	0
59	MG	DA	4055	1/1	0.73	0.20	68,68,68,68	0
59	MG	CD	128	1/1	0.73	0.20	66,66,66,66	0
59	MG	DA	4980	1/1	0.73	0.48	79,79,79,79	0
59	MG	CA	1858	1/1	0.73	0.14	73,73,73,73	0
59	MG	AA	3915	1/1	0.73	0.32	105,105,105,105	0
59	MG	DA	3577	1/1	0.73	0.33	101,101,101,101	0

Continued on next page...

Continued from previous page...

Mol	Type	Chain	Res	Atoms	RSCC	RSR	B-factors(Å <sup>2</sup> )	Q<0.9
59	MG	CA	1890	1/1	0.73	0.09	69,69,69,69	0
59	MG	DA	5032	1/1	0.73	0.27	82,82,82,82	0
59	MG	DA	4149	1/1	0.73	0.30	70,70,70,70	0
59	MG	CA	2291	1/1	0.73	0.16	80,80,80,80	0
59	MG	CA	1892	1/1	0.73	0.24	68,68,68,68	0
59	MG	DA	4277	1/1	0.73	0.34	66,66,66,66	0
59	MG	AR	201	1/1	0.73	0.11	71,71,71,71	0
59	MG	BA	2003	1/1	0.73	0.17	98,98,98,98	0
59	MG	CA	2307	1/1	0.73	0.15	76,76,76,76	0
59	MG	AA	3265	1/1	0.73	0.40	71,71,71,71	0
59	MG	AB	219	1/1	0.73	0.15	75,75,75,75	0
59	MG	DA	4357	1/1	0.73	0.29	53,53,53,53	0
59	MG	DA	4364	1/1	0.73	0.12	90,90,90,90	0
59	MG	DA	4366	1/1	0.73	0.22	62,62,62,62	0
59	MG	BA	1789	1/1	0.73	0.33	105,105,105,105	0
59	MG	BS	103	1/1	0.73	0.20	83,83,83,83	0
59	MG	CA	1937	1/1	0.73	0.15	73,73,73,73	0
59	MG	BA	2262	1/1	0.73	0.14	90,90,90,90	0
59	MG	CA	2123	1/1	0.73	0.30	100,100,100,100	0
59	MG	BW	205	1/1	0.73	0.18	91,91,91,91	0
59	MG	DA	4474	1/1	0.73	0.62	54,54,54,54	0
59	MG	BA	2264	1/1	0.73	0.14	79,79,79,79	0
59	MG	BX	101	1/1	0.73	0.26	74,74,74,74	0
59	MG	CK	209	1/1	0.73	0.20	60,60,60,60	0
59	MG	AA	3883	1/1	0.73	0.32	100,100,100,100	0
59	MG	DA	4872	1/1	0.73	0.58	106,106,106,106	0
59	MG	AA	3342	1/1	0.73	0.15	63,63,63,63	0
59	MG	DA	4526	1/1	0.73	0.27	53,53,53,53	0
59	MG	DA	4892	1/1	0.73	1.12	133,133,133,133	0
59	MG	DA	4904	1/1	0.73	0.31	71,71,71,71	0
59	MG	CA	2224	1/1	0.73	0.17	83,83,83,83	0
59	MG	BA	1612	1/1	0.73	0.49	90,90,90,90	0
59	MG	AA	4036	1/1	0.73	0.10	68,68,68,68	0
59	MG	BA	1629	1/1	0.73	0.27	76,76,76,76	0
59	MG	AA	3224	1/1	0.73	0.18	63,63,63,63	0
59	MG	AA	4151	1/1	0.73	0.13	108,108,108,108	0
59	MG	CD	123	1/1	0.73	0.25	120,120,120,120	0
59	MG	BA	1770	1/1	0.74	0.20	67,67,67,67	0
59	MG	CA	2117	1/1	0.74	0.34	84,84,84,84	0
59	MG	DA	4574	1/1	0.74	0.31	73,73,73,73	0
59	MG	BA	2276	1/1	0.74	0.41	128,128,128,128	0
59	MG	BA	2182	1/1	0.74	0.17	110,110,110,110	0

Continued on next page...

Continued from previous page...

Mol	Type	Chain	Res	Atoms	RSCC	RSR	B-factors(Å <sup>2</sup> )	Q<0.9
59	MG	AA	3964	1/1	0.74	0.37	111,111,111,111	0
59	MG	CA	1634	1/1	0.74	0.24	91,91,91,91	0
59	MG	DA	3377	1/1	0.74	0.33	83,83,83,83	0
59	MG	AA	3966	1/1	0.74	0.40	75,75,75,75	0
59	MG	CA	2166	1/1	0.74	0.31	91,91,91,91	0
59	MG	BA	2110	1/1	0.74	0.31	91,91,91,91	0
59	MG	BG	302	1/1	0.74	0.13	63,63,63,63	0
59	MG	AA	4014	1/1	0.74	0.17	84,84,84,84	0
59	MG	CD	108	1/1	0.74	0.42	97,97,97,97	0
59	MG	CA	1949	1/1	0.74	0.14	60,60,60,60	0
59	MG	BA	2022	1/1	0.74	0.10	104,104,104,104	0
59	MG	BA	2206	1/1	0.74	0.16	106,106,106,106	0
59	MG	AA	3382	1/1	0.74	0.21	83,83,83,83	0
59	MG	CA	1714	1/1	0.74	0.31	66,66,66,66	0
59	MG	AB	218	1/1	0.74	0.18	81,81,81,81	0
59	MG	AA	3397	1/1	0.74	0.17	56,56,56,56	0
59	MG	BA	2220	1/1	0.74	0.38	86,86,86,86	0
59	MG	AA	3563	1/1	0.74	0.23	67,67,67,67	0
59	MG	A8	102	1/1	0.74	0.20	68,68,68,68	0
59	MG	AA	3825	1/1	0.74	0.29	81,81,81,81	0
59	MG	AA	4079	1/1	0.74	0.21	92,92,92,92	0
59	MG	DB	211	1/1	0.74	0.41	90,90,90,90	0
59	MG	DA	4782	1/1	0.74	0.23	83,83,83,83	0
59	MG	DB	219	1/1	0.74	0.31	70,70,70,70	0
59	MG	DA	4381	1/1	0.74	0.25	88,88,88,88	0
59	MG	DA	4391	1/1	0.74	0.19	52,52,52,52	0
59	MG	DA	4413	1/1	0.74	0.23	65,65,65,65	0
59	MG	BA	1936	1/1	0.74	0.25	80,80,80,80	0
59	MG	AA	4087	1/1	0.74	0.22	89,89,89,89	0
59	MG	CA	2063	1/1	0.74	0.17	78,78,78,78	0
59	MG	AA	3946	1/1	0.74	0.07	98,98,98,98	0
59	MG	BD	107	1/1	0.74	0.13	71,71,71,71	0
59	MG	CA	2312	1/1	0.74	0.25	78,78,78,78	0
59	MG	BA	2164	1/1	0.74	0.15	78,78,78,78	0
59	MG	CA	1855	1/1	0.74	0.10	79,79,79,79	0
59	MG	DA	3813	1/1	0.74	0.14	96,96,96,96	0
59	MG	AA	3817	1/1	0.74	0.17	66,66,66,66	0
59	MG	AO	206	1/1	0.74	0.57	53,53,53,53	0
59	MG	DA	4879	1/1	0.74	0.53	62,62,62,62	0
59	MG	BD	122	1/1	0.74	0.38	100,100,100,100	0
59	MG	DA	4512	1/1	0.74	0.67	100,100,100,100	0
59	MG	DA	4520	1/1	0.74	0.23	84,84,84,84	0

Continued on next page...

Continued from previous page...

Mol	Type	Chain	Res	Atoms	RSCC	RSR	B-factors(Å <sup>2</sup> )	Q<0.9
59	MG	DA	3859	1/1	0.74	0.31	92,92,92,92	0
59	MG	DA	3278	1/1	0.74	0.31	62,62,62,62	0
59	MG	BA	2081	1/1	0.74	0.28	69,69,69,69	0
59	MG	DA	4536	1/1	0.74	0.31	64,64,64,64	0
59	MG	DA	4545	1/1	0.74	0.73	90,90,90,90	0
59	MG	AA	3060	1/1	0.75	0.12	76,76,76,76	0
59	MG	DA	3674	1/1	0.75	0.16	62,62,62,62	0
59	MG	BA	2119	1/1	0.75	0.16	67,67,67,67	0
59	MG	CA	2129	1/1	0.75	0.19	75,75,75,75	0
59	MG	AA	3897	1/1	0.75	0.20	103,103,103,103	0
59	MG	CA	2137	1/1	0.75	0.19	88,88,88,88	0
59	MG	BA	1815	1/1	0.75	0.22	119,119,119,119	0
59	MG	CA	1834	1/1	0.75	0.09	67,67,67,67	0
59	MG	CA	2192	1/1	0.75	0.13	60,60,60,60	0
59	MG	AA	3756	1/1	0.75	0.20	65,65,65,65	0
59	MG	BA	1926	1/1	0.75	0.11	53,53,53,53	0
59	MG	AA	3698	1/1	0.75	0.18	64,64,64,64	0
59	MG	DA	5052	1/1	0.75	0.23	49,49,49,49	0
59	MG	AA	3154	1/1	0.75	0.19	59,59,59,59	0
59	MG	BC	112	1/1	0.75	0.16	57,57,57,57	0
59	MG	DA	4793	1/1	0.75	0.27	86,86,86,86	0
59	MG	DA	5066	1/1	0.75	0.34	61,61,61,61	0
59	MG	DA	4483	1/1	0.75	0.23	64,64,64,64	0
59	MG	CA	2030	1/1	0.75	0.22	72,72,72,72	0
59	MG	DA	3906	1/1	0.75	0.16	90,90,90,90	0
59	MG	CA	1854	1/1	0.75	0.18	67,67,67,67	0
59	MG	DA	4814	1/1	0.75	0.36	114,114,114,114	0
59	MG	CD	110	1/1	0.75	0.10	77,77,77,77	0
59	MG	BK	204	1/1	0.75	0.24	74,74,74,74	0
59	MG	AA	3984	1/1	0.75	0.18	98,98,98,98	0
59	MG	DA	3487	1/1	0.75	0.21	62,62,62,62	0
59	MG	AA	3707	1/1	0.75	0.12	63,63,63,63	0
59	MG	AA	3710	1/1	0.75	0.21	76,76,76,76	0
59	MG	BA	1659	1/1	0.75	0.11	71,71,71,71	0
59	MG	AA	4111	1/1	0.75	0.15	108,108,108,108	0
59	MG	DA	3562	1/1	0.75	0.40	73,73,73,73	0
59	MG	BA	2077	1/1	0.75	0.16	74,74,74,74	0
59	MG	CA	1894	1/1	0.75	0.23	60,60,60,60	0
59	MG	AA	3037	1/1	0.75	0.36	107,107,107,107	0
59	MG	AA	3718	1/1	0.75	0.32	84,84,84,84	0
59	MG	CB	112	1/1	0.75	0.13	77,77,77,77	0
59	MG	DA	4154	1/1	0.75	0.36	74,74,74,74	0

Continued on next page...

Continued from previous page...

Mol	Type	Chain	Res	Atoms	RSCC	RSR	B-factors(Å <sup>2</sup> )	Q<0.9
59	MG	DA	4915	1/1	0.75	0.40	64,64,64,64	0
59	MG	DA	4190	1/1	0.75	0.08	70,70,70,70	0
59	MG	AA	3490	1/1	0.75	0.15	102,102,102,102	0
59	MG	BA	2014	1/1	0.75	0.14	64,64,64,64	0
59	MG	CA	1929	1/1	0.75	0.19	40,40,40,40	0
59	MG	DA	4297	1/1	0.75	0.38	100,100,100,100	0
59	MG	BA	1873	1/1	0.75	0.19	109,109,109,109	0
59	MG	DV	302	1/1	0.75	0.15	87,87,87,87	0
59	MG	AA	3658	1/1	0.75	0.23	64,64,64,64	0
59	MG	CC	113	1/1	0.75	0.38	85,85,85,85	0
59	MG	BD	105	1/1	0.75	0.31	87,87,87,87	0
59	MG	BA	1774	1/1	0.76	0.19	53,53,53,53	0
59	MG	CA	2213	1/1	0.76	0.11	84,84,84,84	0
59	MG	AA	4040	1/1	0.76	0.23	67,67,67,67	0
59	MG	AA	3728	1/1	0.76	0.19	70,70,70,70	0
59	MG	DA	3392	1/1	0.76	0.26	76,76,76,76	0
59	MG	AA	3649	1/1	0.76	0.20	96,96,96,96	0
59	MG	DA	4587	1/1	0.76	0.21	71,71,71,71	0
59	MG	AA	3440	1/1	0.76	0.19	75,75,75,75	0
59	MG	DA	4620	1/1	0.76	0.24	84,84,84,84	0
59	MG	CA	2234	1/1	0.76	0.21	81,81,81,81	0
59	MG	DA	4956	1/1	0.76	0.43	118,118,118,118	0
59	MG	AA	3274	1/1	0.76	0.32	70,70,70,70	0
59	MG	BA	2068	1/1	0.76	0.47	90,90,90,90	0
59	MG	DA	4121	1/1	0.76	0.15	77,77,77,77	0
59	MG	DA	4985	1/1	0.76	0.40	88,88,88,88	0
59	MG	DA	3526	1/1	0.76	0.16	46,46,46,46	0
59	MG	AA	4049	1/1	0.76	0.28	115,115,115,115	0
59	MG	BA	2176	1/1	0.76	0.15	99,99,99,99	0
59	MG	BB	108	1/1	0.76	0.25	94,94,94,94	0
59	MG	AA	3757	1/1	0.76	0.21	56,56,56,56	0
59	MG	DA	4184	1/1	0.76	0.33	61,61,61,61	0
59	MG	AA	3428	1/1	0.76	0.42	101,101,101,101	0
59	MG	BA	1678	1/1	0.76	0.33	77,77,77,77	0
59	MG	AA	3245	1/1	0.76	0.28	69,69,69,69	0
59	MG	DA	4275	1/1	0.76	0.35	78,78,78,78	0
59	MG	BA	2104	1/1	0.76	0.46	80,80,80,80	0
59	MG	AA	4003	1/1	0.76	0.07	109,109,109,109	0
59	MG	DA	4739	1/1	0.76	0.37	77,77,77,77	0
59	MG	DA	4742	1/1	0.76	0.17	128,128,128,128	0
59	MG	BA	1830	1/1	0.76	0.30	90,90,90,90	0
59	MG	AA	4140	1/1	0.76	0.19	74,74,74,74	0

Continued on next page...

*Continued from previous page...*

Mol	Type	Chain	Res	Atoms	RSCC	RSR	B-factors( $\text{\AA}^2$ )	Q<0.9
59	MG	AA	3870	1/1	0.76	0.11	69,69,69,69	0
59	MG	BA	1851	1/1	0.76	0.29	142,142,142,142	0
59	MG	AA	3292	1/1	0.76	0.34	79,79,79,79	0
59	MG	AA	3071	1/1	0.76	0.31	16,16,16,16	0
59	MG	CC	115	1/1	0.76	0.34	69,69,69,69	0
59	MG	DA	3108	1/1	0.76	0.27	76,76,76,76	0
59	MG	CA	2317	1/1	0.76	0.20	104,104,104,104	0
59	MG	DA	3695	1/1	0.76	0.23	131,131,131,131	0
59	MG	CA	1709	1/1	0.76	0.17	55,55,55,55	0
59	MG	DA	3162	1/1	0.76	0.24	45,45,45,45	0
59	MG	AA	3187	1/1	0.76	0.25	68,68,68,68	0
59	MG	AA	4015	1/1	0.76	0.39	104,104,104,104	0
59	MG	AA	4097	1/1	0.76	0.47	109,109,109,109	0
59	MG	DA	4454	1/1	0.76	0.54	51,51,51,51	0
59	MG	DY	201	1/1	0.76	0.23	100,100,100,100	0
59	MG	DA	3219	1/1	0.76	0.22	48,48,48,48	0
59	MG	AA	3725	1/1	0.76	0.21	89,89,89,89	0
59	MG	DA	4831	1/1	0.76	0.24	82,82,82,82	0
59	MG	CG	310	1/1	0.76	0.13	96,96,96,96	0
59	MG	DA	3843	1/1	0.76	0.22	53,53,53,53	0
59	MG	CA	1767	1/1	0.76	0.18	80,80,80,80	0
59	MG	CA	1956	1/1	0.76	0.14	74,74,74,74	0
59	MG	AA	3726	1/1	0.76	0.16	60,60,60,60	0
59	MG	DA	3894	1/1	0.76	0.17	101,101,101,101	0
59	MG	DA	4494	1/1	0.76	0.34	84,84,84,84	0
59	MG	CA	1792	1/1	0.76	0.07	58,58,58,58	0
59	MG	CA	2180	1/1	0.76	0.18	66,66,66,66	0
59	MG	DA	3912	1/1	0.76	0.23	89,89,89,89	0
59	MG	DA	3919	1/1	0.76	0.32	76,76,76,76	0
59	MG	CA	2184	1/1	0.76	0.38	83,83,83,83	0
59	MG	BB	109	1/1	0.77	0.18	119,119,119,119	0
59	MG	BA	1937	1/1	0.77	0.38	71,71,71,71	0
59	MG	CA	2191	1/1	0.77	0.15	99,99,99,99	0
59	MG	CJ	201	1/1	0.77	0.26	89,89,89,89	0
59	MG	DA	3790	1/1	0.77	0.27	66,66,66,66	0
59	MG	CK	205	1/1	0.77	0.16	75,75,75,75	0
59	MG	AA	3732	1/1	0.77	0.12	76,76,76,76	0
59	MG	CA	2193	1/1	0.77	0.34	86,86,86,86	0
59	MG	AB	207	1/1	0.77	0.16	74,74,74,74	0
59	MG	CA	1624	1/1	0.77	0.15	80,80,80,80	0
59	MG	AA	3743	1/1	0.77	0.43	71,71,71,71	0
59	MG	CA	2042	1/1	0.77	0.15	57,57,57,57	0

*Continued on next page...*

Continued from previous page...

Mol	Type	Chain	Res	Atoms	RSCC	RSR	B-factors(Å <sup>2</sup> )	Q<0.9
59	MG	BA	2163	1/1	0.77	0.14	105,105,105,105	0
59	MG	DA	3883	1/1	0.77	0.15	74,74,74,74	0
59	MG	DA	3887	1/1	0.77	0.36	68,68,68,68	0
59	MG	DA	3889	1/1	0.77	0.14	80,80,80,80	0
59	MG	DA	3332	1/1	0.77	0.42	82,82,82,82	0
59	MG	DA	3344	1/1	0.77	0.62	90,90,90,90	0
59	MG	DA	4539	1/1	0.77	0.34	85,85,85,85	0
59	MG	DA	3365	1/1	0.77	0.34	45,45,45,45	0
59	MG	AB	210	1/1	0.77	0.22	81,81,81,81	0
59	MG	A2	201	1/1	0.77	0.31	66,66,66,66	0
59	MG	AA	3353	1/1	0.77	0.33	83,83,83,83	0
59	MG	DA	4575	1/1	0.77	0.29	68,68,68,68	0
59	MG	CA	2246	1/1	0.77	0.18	91,91,91,91	0
59	MG	AB	214	1/1	0.77	0.31	105,105,105,105	0
59	MG	AA	3747	1/1	0.77	0.16	53,53,53,53	0
59	MG	DA	4626	1/1	0.77	0.17	56,56,56,56	0
59	MG	DA	3992	1/1	0.77	0.25	61,61,61,61	0
59	MG	DA	5013	1/1	0.77	0.16	54,54,54,54	0
59	MG	DA	4638	1/1	0.77	0.26	56,56,56,56	0
59	MG	CA	1699	1/1	0.77	0.12	40,40,40,40	0
59	MG	DA	4015	1/1	0.77	0.40	57,57,57,57	0
59	MG	DA	4650	1/1	0.77	0.30	83,83,83,83	0
59	MG	DA	3481	1/1	0.77	0.32	93,93,93,93	0
59	MG	BA	1803	1/1	0.77	0.38	90,90,90,90	0
59	MG	CA	2278	1/1	0.77	0.25	84,84,84,84	0
59	MG	CA	2282	1/1	0.77	0.20	128,128,128,128	0
59	MG	DA	3509	1/1	0.77	0.39	47,47,47,47	0
59	MG	DA	4690	1/1	0.77	0.28	86,86,86,86	0
59	MG	DA	4084	1/1	0.77	0.27	79,79,79,79	0
59	MG	AA	3605	1/1	0.77	0.12	66,66,66,66	0
59	MG	AA	3613	1/1	0.77	0.14	84,84,84,84	0
59	MG	AA	4012	1/1	0.77	0.24	85,85,85,85	0
59	MG	AA	3287	1/1	0.77	0.14	66,66,66,66	0
59	MG	CA	2109	1/1	0.77	0.11	74,74,74,74	0
59	MG	DA	4731	1/1	0.77	0.19	63,63,63,63	0
59	MG	CA	2302	1/1	0.77	0.13	77,77,77,77	0
59	MG	BA	1920	1/1	0.77	0.26	86,86,86,86	0
59	MG	DB	231	1/1	0.77	0.49	83,83,83,83	0
59	MG	DB	233	1/1	0.77	0.15	45,45,45,45	0
59	MG	DB	240	1/1	0.77	0.26	84,84,84,84	0
59	MG	AB	227	1/1	0.77	0.28	82,82,82,82	0
59	MG	BD	113	1/1	0.77	0.13	78,78,78,78	0

Continued on next page...

Continued from previous page...

Mol	Type	Chain	Res	Atoms	RSCC	RSR	B-factors(Å <sup>2</sup> )	Q<0.9
59	MG	BA	1927	1/1	0.77	0.20	51,51,51,51	0
59	MG	AA	3417	1/1	0.77	0.11	58,58,58,58	0
59	MG	DA	4757	1/1	0.77	0.17	46,46,46,46	0
59	MG	DB	273	1/1	0.77	0.24	100,100,100,100	0
59	MG	DA	3613	1/1	0.77	0.31	68,68,68,68	0
59	MG	DA	4771	1/1	0.77	0.60	92,92,92,92	0
59	MG	DE	308	1/1	0.77	0.94	83,83,83,83	0
59	MG	CC	109	1/1	0.77	0.19	49,49,49,49	0
59	MG	BD	123	1/1	0.77	0.20	82,82,82,82	0
59	MG	DA	3626	1/1	0.77	0.19	84,84,84,84	0
59	MG	AA	3284	1/1	0.77	0.14	78,78,78,78	0
59	MG	DA	3631	1/1	0.77	0.21	60,60,60,60	0
59	MG	DA	3633	1/1	0.77	0.29	48,48,48,48	0
59	MG	DA	3013	1/1	0.77	0.22	50,50,50,50	0
59	MG	BD	126	1/1	0.77	0.41	133,133,133,133	0
59	MG	DA	3654	1/1	0.77	0.17	40,40,40,40	0
59	MG	DS	206	1/1	0.77	0.24	60,60,60,60	0
59	MG	CA	1968	1/1	0.77	0.23	90,90,90,90	0
59	MG	DU	207	1/1	0.77	0.20	97,97,97,97	0
59	MG	DA	3665	1/1	0.77	0.19	110,110,110,110	0
59	MG	AA	4023	1/1	0.77	0.12	73,73,73,73	0
59	MG	DA	3676	1/1	0.77	0.51	70,70,70,70	0
59	MG	DA	3130	1/1	0.77	0.26	73,73,73,73	0
59	MG	DA	3679	1/1	0.77	0.07	69,69,69,69	0
59	MG	BH	205	1/1	0.77	0.10	78,78,78,78	0
59	MG	D7	104	1/1	0.77	0.25	47,47,47,47	0
59	MG	DA	4442	1/1	0.77	0.19	49,49,49,49	0
59	MG	DA	3592	1/1	0.78	0.21	81,81,81,81	0
59	MG	CA	1997	1/1	0.78	0.46	96,96,96,96	0
59	MG	AA	3943	1/1	0.78	0.20	65,65,65,65	0
59	MG	DA	3122	1/1	0.78	0.32	75,75,75,75	0
59	MG	DA	4582	1/1	0.78	0.25	69,69,69,69	0
59	MG	BA	1792	1/1	0.78	0.32	79,79,79,79	0
59	MG	DA	4100	1/1	0.78	0.23	72,72,72,72	0
59	MG	DA	3160	1/1	0.78	0.31	48,48,48,48	0
59	MG	DA	3624	1/1	0.78	0.27	74,74,74,74	0
59	MG	CA	2208	1/1	0.78	0.15	81,81,81,81	0
59	MG	AA	3422	1/1	0.78	0.14	73,73,73,73	0
59	MG	DA	3195	1/1	0.78	0.28	50,50,50,50	0
59	MG	AA	4083	1/1	0.78	0.16	74,74,74,74	0
59	MG	AA	3363	1/1	0.78	0.27	74,74,74,74	0
59	MG	BA	2028	1/1	0.78	0.26	77,77,77,77	0

Continued on next page...



Continued from previous page...

Mol	Type	Chain	Res	Atoms	RSCC	RSR	B-factors( $\text{\AA}^2$ )	Q<0.9
59	MG	DA	4185	1/1	0.78	0.44	88,88,88,88	0
59	MG	DA	4998	1/1	0.78	0.36	110,110,110,110	0
59	MG	DA	4660	1/1	0.78	0.24	73,73,73,73	0
59	MG	DA	3257	1/1	0.78	0.25	66,66,66,66	0
59	MG	CA	2047	1/1	0.78	0.12	80,80,80,80	0
59	MG	BA	1912	1/1	0.78	0.30	82,82,82,82	0
59	MG	BM	203	1/1	0.78	0.24	91,91,91,91	0
59	MG	BA	1814	1/1	0.78	0.12	115,115,115,115	0
59	MG	DA	4279	1/1	0.78	0.12	72,72,72,72	0
59	MG	AA	4089	1/1	0.78	0.16	107,107,107,107	0
59	MG	AA	4141	1/1	0.78	0.11	88,88,88,88	0
59	MG	DA	4717	1/1	0.78	0.33	80,80,80,80	0
59	MG	DA	5053	1/1	0.78	0.51	101,101,101,101	0
59	MG	DA	3682	1/1	0.78	0.16	83,83,83,83	0
59	MG	DA	4316	1/1	0.78	0.24	67,67,67,67	0
59	MG	CA	2251	1/1	0.78	0.16	93,93,93,93	0
59	MG	AA	3321	1/1	0.78	0.17	69,69,69,69	0
59	MG	CD	109	1/1	0.78	0.12	70,70,70,70	0
59	MG	DA	5076	1/1	0.78	0.33	85,85,85,85	0
59	MG	DA	3766	1/1	0.78	0.24	77,77,77,77	0
59	MG	BA	2140	1/1	0.78	0.30	103,103,103,103	0
59	MG	DA	4744	1/1	0.78	0.30	70,70,70,70	0
59	MG	BA	1923	1/1	0.78	0.35	81,81,81,81	0
59	MG	DA	4752	1/1	0.78	0.20	84,84,84,84	0
59	MG	DB	216	1/1	0.78	0.18	43,43,43,43	0
59	MG	AA	3905	1/1	0.78	0.10	86,86,86,86	0
59	MG	AA	3775	1/1	0.78	0.48	91,91,91,91	0
59	MG	AA	3330	1/1	0.78	0.20	111,111,111,111	0
59	MG	AA	3396	1/1	0.78	0.17	58,58,58,58	0
59	MG	DA	4421	1/1	0.78	0.25	64,64,64,64	0
59	MG	DA	3385	1/1	0.78	0.27	85,85,85,85	0
59	MG	DB	245	1/1	0.78	0.15	59,59,59,59	0
59	MG	BA	1834	1/1	0.78	0.14	70,70,70,70	0
59	MG	BD	108	1/1	0.78	0.13	82,82,82,82	0
59	MG	DA	3408	1/1	0.78	0.14	41,41,41,41	0
59	MG	CB	101	1/1	0.78	0.33	64,64,64,64	0
59	MG	DA	3873	1/1	0.78	0.46	119,119,119,119	0
59	MG	CA	1935	1/1	0.78	0.17	45,45,45,45	0
59	MG	DA	4473	1/1	0.78	0.34	60,60,60,60	0
59	MG	BA	1839	1/1	0.78	0.29	136,136,136,136	0
59	MG	DE	312	1/1	0.78	0.16	74,74,74,74	0
59	MG	DF	309	1/1	0.78	0.24	46,46,46,46	0

Continued on next page...

*Continued from previous page...*

Mol	Type	Chain	Res	Atoms	RSCC	RSR	B-factors( $\text{\AA}^2$ )	Q<0.9
59	MG	DA	4481	1/1	0.78	0.24	62,62,62,62	0
59	MG	AA	3837	1/1	0.78	0.28	116,116,116,116	0
59	MG	DA	3494	1/1	0.78	0.27	59,59,59,59	0
59	MG	DY	204	1/1	0.78	0.14	85,85,85,85	0
59	MG	AA	4068	1/1	0.78	0.16	58,58,58,58	0
59	MG	CA	1772	1/1	0.78	0.21	62,62,62,62	0
59	MG	D0	207	1/1	0.78	0.33	58,58,58,58	0
59	MG	BD	114	1/1	0.78	0.14	93,93,93,93	0
59	MG	DA	4834	1/1	0.78	0.26	78,78,78,78	0
59	MG	D1	201	1/1	0.78	0.24	49,49,49,49	0
59	MG	BA	1969	1/1	0.78	0.11	71,71,71,71	0
59	MG	CA	2313	1/1	0.78	0.34	128,128,128,128	0
59	MG	AA	3812	1/1	0.78	0.21	83,83,83,83	0
59	MG	DA	4865	1/1	0.78	0.26	67,67,67,67	0
59	MG	CA	1818	1/1	0.78	0.21	101,101,101,101	0
59	MG	AA	3077	1/1	0.78	0.14	63,63,63,63	0
59	MG	CA	2173	1/1	0.78	0.15	71,71,71,71	0
59	MG	BA	2102	1/1	0.78	0.12	85,85,85,85	0
59	MG	AU	202	1/1	0.78	0.23	76,76,76,76	0
59	MG	DA	3586	1/1	0.78	0.39	83,83,83,83	0
59	MG	DW	105	1/1	0.78	0.21	81,81,81,81	0
59	MG	DA	4540	1/1	0.78	0.24	88,88,88,88	0
59	MG	DA	4037	1/1	0.78	0.22	81,81,81,81	0
59	MG	DA	4552	1/1	0.78	0.27	83,83,83,83	0
59	MG	DA	4940	1/1	0.79	0.32	69,69,69,69	0
59	MG	BA	2257	1/1	0.79	0.10	85,85,85,85	0
59	MG	BA	2130	1/1	0.79	0.13	86,86,86,86	0
59	MG	BA	1741	1/1	0.79	0.21	85,85,85,85	0
59	MG	BD	124	1/1	0.79	0.11	104,104,104,104	0
59	MG	AA	3548	1/1	0.79	0.29	59,59,59,59	0
59	MG	AZ	102	1/1	0.79	0.22	50,50,50,50	0
59	MG	AA	3418	1/1	0.79	0.48	91,91,91,91	0
59	MG	DA	4244	1/1	0.79	0.13	44,44,44,44	0
59	MG	DA	4265	1/1	0.79	0.31	95,95,95,95	0
59	MG	DA	4993	1/1	0.79	0.21	139,139,139,139	0
59	MG	BA	2269	1/1	0.79	0.19	80,80,80,80	0
59	MG	A7	102	1/1	0.79	0.41	59,59,59,59	0
59	MG	CA	1899	1/1	0.79	0.19	49,49,49,49	0
59	MG	AA	4121	1/1	0.79	0.14	66,66,66,66	0
59	MG	BA	1890	1/1	0.79	0.36	72,72,72,72	0
59	MG	BA	1606	1/1	0.79	0.15	93,93,93,93	0
59	MG	AA	3298	1/1	0.79	0.13	38,38,38,38	0

*Continued on next page...*

Continued from previous page...

Mol	Type	Chain	Res	Atoms	RSCC	RSR	B-factors(Å <sup>2</sup> )	Q<0.9
59	MG	DA	5033	1/1	0.79	0.11	75,75,75,75	0
59	MG	CA	2178	1/1	0.79	0.13	92,92,92,92	0
59	MG	DA	3745	1/1	0.79	0.31	49,49,49,49	0
59	MG	CS	104	1/1	0.79	0.17	125,125,125,125	0
59	MG	AB	220	1/1	0.79	0.17	79,79,79,79	0
59	MG	BG	301	1/1	0.79	0.08	67,67,67,67	0
59	MG	CA	1646	1/1	0.79	0.13	53,53,53,53	0
59	MG	CA	1942	1/1	0.79	0.51	105,105,105,105	0
59	MG	DA	5056	1/1	0.79	0.61	98,98,98,98	0
59	MG	AA	3799	1/1	0.79	0.38	93,93,93,93	0
59	MG	AA	3739	1/1	0.79	0.22	86,86,86,86	0
59	MG	AA	3864	1/1	0.79	0.11	48,48,48,48	0
59	MG	DA	4418	1/1	0.79	0.30	96,96,96,96	0
59	MG	AA	3973	1/1	0.79	0.16	86,86,86,86	0
59	MG	BK	201	1/1	0.79	0.34	96,96,96,96	0
59	MG	BA	1802	1/1	0.79	0.29	75,75,75,75	0
59	MG	BK	205	1/1	0.79	0.36	86,86,86,86	0
59	MG	AA	3665	1/1	0.79	0.40	80,80,80,80	0
59	MG	DA	3870	1/1	0.79	0.33	67,67,67,67	0
59	MG	DA	3872	1/1	0.79	0.15	75,75,75,75	0
59	MG	DA	3425	1/1	0.79	0.30	63,63,63,63	0
59	MG	AA	3981	1/1	0.79	0.27	131,131,131,131	0
59	MG	BA	1928	1/1	0.79	0.14	67,67,67,67	0
59	MG	AG	202	1/1	0.79	0.10	83,83,83,83	0
59	MG	BA	2188	1/1	0.79	0.37	102,102,102,102	0
59	MG	BA	2191	1/1	0.79	0.13	73,73,73,73	0
59	MG	DA	4806	1/1	0.79	0.19	59,59,59,59	0
59	MG	CB	103	1/1	0.79	0.15	53,53,53,53	0
59	MG	DA	3908	1/1	0.79	0.20	124,124,124,124	0
59	MG	CA	1761	1/1	0.79	0.27	65,65,65,65	0
59	MG	CA	2023	1/1	0.79	0.36	79,79,79,79	0
59	MG	DA	4817	1/1	0.79	0.26	78,78,78,78	0
59	MG	DA	4823	1/1	0.79	0.24	71,71,71,71	0
59	MG	AG	203	1/1	0.79	0.16	97,97,97,97	0
59	MG	DA	4827	1/1	0.79	0.41	87,87,87,87	0
59	MG	DA	3549	1/1	0.79	0.17	40,40,40,40	0
59	MG	DA	4518	1/1	0.79	0.24	49,49,49,49	0
59	MG	DA	3556	1/1	0.79	0.35	107,107,107,107	0
59	MG	CA	2270	1/1	0.79	0.16	68,68,68,68	0
59	MG	AA	3561	1/1	0.79	0.15	45,45,45,45	0
59	MG	AA	4149	1/1	0.79	0.23	125,125,125,125	0
59	MG	DA	3576	1/1	0.79	0.43	102,102,102,102	0

Continued on next page...

*Continued from previous page...*

Mol	Type	Chain	Res	Atoms	RSCC	RSR	B-factors( $\text{\AA}^2$ )	Q<0.9
59	MG	DO	211	1/1	0.79	0.30	53,53,53,53	0
59	MG	BW	202	1/1	0.79	0.11	73,73,73,73	0
59	MG	AA	3985	1/1	0.79	0.23	97,97,97,97	0
59	MG	DA	4874	1/1	0.79	0.45	84,84,84,84	0
59	MG	DA	4542	1/1	0.79	0.23	37,37,37,37	0
59	MG	AA	4093	1/1	0.79	0.56	114,114,114,114	0
59	MG	AA	3344	1/1	0.79	0.16	76,76,76,76	0
59	MG	DA	4886	1/1	0.79	0.41	60,60,60,60	0
59	MG	BA	2219	1/1	0.79	0.17	60,60,60,60	0
59	MG	DA	3596	1/1	0.79	0.19	76,76,76,76	0
59	MG	BA	2111	1/1	0.79	0.28	79,79,79,79	0
59	MG	AA	3049	1/1	0.79	0.21	48,48,48,48	0
59	MG	BA	1712	1/1	0.79	0.35	56,56,56,56	0
59	MG	BA	1994	1/1	0.79	0.15	107,107,107,107	0
59	MG	DA	4917	1/1	0.79	0.33	61,61,61,61	0
59	MG	DA	4924	1/1	0.79	0.18	75,75,75,75	0
59	MG	D3	107	1/1	0.79	0.16	53,53,53,53	0
59	MG	AA	3416	1/1	0.79	0.35	78,78,78,78	0
59	MG	AA	3371	1/1	0.79	0.08	63,63,63,63	0
59	MG	DA	4625	1/1	0.79	0.29	67,67,67,67	0
59	MG	AA	3927	1/1	0.79	0.17	76,76,76,76	0
59	MG	BA	1930	1/1	0.80	0.24	62,62,62,62	0
59	MG	BS	105	1/1	0.80	0.11	89,89,89,89	0
59	MG	AA	4094	1/1	0.80	0.34	57,57,57,57	0
59	MG	A0	201	1/1	0.80	0.17	61,61,61,61	0
59	MG	DA	4040	1/1	0.80	0.28	59,59,59,59	0
59	MG	DA	4937	1/1	0.80	0.28	78,78,78,78	0
59	MG	BA	2216	1/1	0.80	0.36	91,91,91,91	0
59	MG	DA	4943	1/1	0.80	0.41	81,81,81,81	0
59	MG	CB	106	1/1	0.80	0.35	97,97,97,97	0
59	MG	DA	4612	1/1	0.80	0.46	79,79,79,79	0
59	MG	AA	3986	1/1	0.80	0.13	88,88,88,88	0
59	MG	DA	4062	1/1	0.80	0.18	49,49,49,49	0
59	MG	AA	3873	1/1	0.80	0.24	87,87,87,87	0
59	MG	CA	2035	1/1	0.80	0.10	68,68,68,68	0
59	MG	BA	2224	1/1	0.80	0.20	83,83,83,83	0
59	MG	DA	4976	1/1	0.80	0.68	98,98,98,98	0
59	MG	BA	1679	1/1	0.80	0.17	50,50,50,50	0
59	MG	CA	2273	1/1	0.80	0.14	65,65,65,65	0
59	MG	DA	4986	1/1	0.80	0.20	63,63,63,63	0
59	MG	CA	2050	1/1	0.80	0.28	80,80,80,80	0
59	MG	AA	4160	1/1	0.80	0.26	74,74,74,74	0

*Continued on next page...*

*Continued from previous page...*

Mol	Type	Chain	Res	Atoms	RSCC	RSR	B-factors(Å <sup>2</sup> )	Q<0.9
59	MG	DA	4997	1/1	0.80	0.18	50,50,50,50	0
59	MG	CA	1835	1/1	0.80	0.27	114,114,114,114	0
59	MG	BA	1984	1/1	0.80	0.09	84,84,84,84	0
59	MG	DA	4151	1/1	0.80	0.25	66,66,66,66	0
59	MG	DA	5012	1/1	0.80	0.25	100,100,100,100	0
59	MG	AA	3608	1/1	0.80	0.17	86,86,86,86	0
59	MG	BA	1987	1/1	0.80	0.18	83,83,83,83	0
59	MG	DA	4688	1/1	0.80	0.41	83,83,83,83	0
59	MG	AA	3880	1/1	0.80	0.14	102,102,102,102	0
59	MG	DA	5037	1/1	0.80	0.15	84,84,84,84	0
59	MG	AA	3934	1/1	0.80	0.20	93,93,93,93	0
59	MG	AA	3526	1/1	0.80	0.14	75,75,75,75	0
59	MG	A3	104	1/1	0.80	0.13	83,83,83,83	0
59	MG	AA	3527	1/1	0.80	0.16	34,34,34,34	0
59	MG	BA	1854	1/1	0.80	0.39	84,84,84,84	0
59	MG	DA	4269	1/1	0.80	0.53	72,72,72,72	0
59	MG	BA	2144	1/1	0.80	0.18	75,75,75,75	0
59	MG	DA	3657	1/1	0.80	0.15	74,74,74,74	0
59	MG	CA	2108	1/1	0.80	0.14	78,78,78,78	0
59	MG	AA	3631	1/1	0.80	0.13	58,58,58,58	0
59	MG	BA	2274	1/1	0.80	0.17	82,82,82,82	0
59	MG	AA	4126	1/1	0.80	0.31	87,87,87,87	0
59	MG	CA	2320	1/1	0.80	0.11	81,81,81,81	0
59	MG	AA	3413	1/1	0.80	0.49	95,95,95,95	0
59	MG	BA	2157	1/1	0.80	0.13	72,72,72,72	0
59	MG	DA	4331	1/1	0.80	0.27	63,63,63,63	0
59	MG	CF	301	1/1	0.80	0.24	75,75,75,75	0
59	MG	AA	3645	1/1	0.80	0.26	46,46,46,46	0
59	MG	CA	2124	1/1	0.80	0.41	94,94,94,94	0
59	MG	BA	1605	1/1	0.80	0.10	56,56,56,56	0
59	MG	DA	4778	1/1	0.80	0.23	66,66,66,66	0
59	MG	DB	228	1/1	0.80	0.65	91,91,91,91	0
59	MG	BA	1869	1/1	0.80	0.12	73,73,73,73	0
59	MG	CH	202	1/1	0.80	0.12	62,62,62,62	0
59	MG	DA	4404	1/1	0.80	0.18	68,68,68,68	0
59	MG	DA	3770	1/1	0.80	0.41	88,88,88,88	0
59	MG	BA	1771	1/1	0.80	0.41	74,74,74,74	0
59	MG	DA	3775	1/1	0.80	0.18	87,87,87,87	0
59	MG	AB	224	1/1	0.80	0.15	85,85,85,85	0
59	MG	CA	2164	1/1	0.80	0.18	103,103,103,103	0
59	MG	AA	3853	1/1	0.80	0.15	55,55,55,55	0
59	MG	AA	3253	1/1	0.80	0.21	50,50,50,50	0

*Continued on next page...*

*Continued from previous page...*

Mol	Type	Chain	Res	Atoms	RSCC	RSR	B-factors(Å <sup>2</sup> )	Q<0.9
59	MG	DA	3824	1/1	0.80	0.37	73,73,73,73	0
59	MG	BA	1621	1/1	0.80	0.60	120,120,120,120	0
59	MG	AA	3144	1/1	0.80	0.21	69,69,69,69	0
59	MG	DA	3844	1/1	0.80	0.20	109,109,109,109	0
59	MG	AA	4020	1/1	0.80	0.27	85,85,85,85	0
59	MG	AA	3165	1/1	0.80	0.22	53,53,53,53	0
59	MG	DG	203	1/1	0.80	0.21	64,64,64,64	0
59	MG	DH	205	1/1	0.80	0.16	77,77,77,77	0
59	MG	DA	3856	1/1	0.80	0.26	70,70,70,70	0
59	MG	CA	1954	1/1	0.80	0.49	90,90,90,90	0
59	MG	CV	103	1/1	0.80	0.14	84,84,84,84	0
59	MG	BA	1793	1/1	0.80	0.11	57,57,57,57	0
59	MG	BA	1796	1/1	0.80	0.42	77,77,77,77	0
59	MG	DO	218	1/1	0.80	0.19	74,74,74,74	0
59	MG	DA	3423	1/1	0.80	0.12	58,58,58,58	0
59	MG	CD	103	1/1	0.80	0.41	75,75,75,75	0
59	MG	DA	4852	1/1	0.80	0.28	142,142,142,142	0
59	MG	DA	4863	1/1	0.80	0.22	83,83,83,83	0
59	MG	DA	3473	1/1	0.80	0.19	44,44,44,44	0
59	MG	D1	202	1/1	0.80	0.24	57,57,57,57	0
59	MG	DA	4504	1/1	0.80	0.36	82,82,82,82	0
59	MG	CA	2194	1/1	0.80	0.20	101,101,101,101	0
59	MG	AA	4024	1/1	0.80	0.30	95,95,95,95	0
59	MG	CA	2210	1/1	0.80	0.11	144,144,144,144	0
59	MG	AA	3497	1/1	0.80	0.26	80,80,80,80	0
59	MG	AK	202	1/1	0.80	0.11	75,75,75,75	0
59	MG	DA	3913	1/1	0.80	0.32	120,120,120,120	0
59	MG	AA	3212	1/1	0.80	0.36	78,78,78,78	0
59	MG	DA	3511	1/1	0.80	0.30	42,42,42,42	0
59	MG	DA	3525	1/1	0.80	0.18	43,43,43,43	0
59	MG	DA	4910	1/1	0.80	0.13	67,67,67,67	0
59	MG	CA	2220	1/1	0.80	0.32	112,112,112,112	0
59	MG	BQ	103	1/1	0.80	0.17	69,69,69,69	0
59	MG	DA	4549	1/1	0.80	0.13	98,98,98,98	0
59	MG	BA	2209	1/1	0.80	0.11	56,56,56,56	0
59	MG	BA	2066	1/1	0.81	0.39	105,105,105,105	0
59	MG	AU	206	1/1	0.81	0.25	75,75,75,75	0
59	MG	CA	2120	1/1	0.81	0.30	84,84,84,84	0
59	MG	AA	3902	1/1	0.81	0.11	111,111,111,111	0
59	MG	DA	3842	1/1	0.81	0.10	54,54,54,54	0
59	MG	DA	4890	1/1	0.81	0.39	96,96,96,96	0
59	MG	B1	101	1/1	0.81	0.25	60,60,60,60	0

*Continued on next page...*

*Continued from previous page...*

Mol	Type	Chain	Res	Atoms	RSCC	RSR	B-factors( $\text{\AA}^2$ )	Q<0.9
59	MG	CA	1916	1/1	0.81	0.11	61,61,61,61	0
59	MG	CF	302	1/1	0.81	0.22	79,79,79,79	0
59	MG	DA	3345	1/1	0.81	0.42	80,80,80,80	0
59	MG	DA	4495	1/1	0.81	0.48	111,111,111,111	0
59	MG	DA	3356	1/1	0.81	0.30	58,58,58,58	0
59	MG	AA	3485	1/1	0.81	0.37	91,91,91,91	0
59	MG	AA	3805	1/1	0.81	0.33	94,94,94,94	0
59	MG	DA	4516	1/1	0.81	0.25	53,53,53,53	0
59	MG	BI	201	1/1	0.81	0.09	47,47,47,47	0
59	MG	DA	3371	1/1	0.81	0.25	73,73,73,73	0
59	MG	DA	3879	1/1	0.81	0.14	83,83,83,83	0
59	MG	CA	1928	1/1	0.81	0.16	78,78,78,78	0
59	MG	DA	4934	1/1	0.81	0.30	61,61,61,61	0
59	MG	BA	1932	1/1	0.81	0.12	107,107,107,107	0
59	MG	CA	2139	1/1	0.81	0.09	96,96,96,96	0
59	MG	CA	2149	1/1	0.81	0.39	103,103,103,103	0
59	MG	DA	3396	1/1	0.81	0.33	46,46,46,46	0
59	MG	BA	2083	1/1	0.81	0.17	86,86,86,86	0
59	MG	DA	3404	1/1	0.81	0.30	65,65,65,65	0
59	MG	DA	3406	1/1	0.81	0.31	59,59,59,59	0
59	MG	CA	2165	1/1	0.81	0.15	101,101,101,101	0
59	MG	DA	4562	1/1	0.81	0.23	46,46,46,46	0
59	MG	DA	3412	1/1	0.81	0.29	68,68,68,68	0
59	MG	BA	2093	1/1	0.81	0.36	106,106,106,106	0
59	MG	DA	3968	1/1	0.81	0.30	55,55,55,55	0
59	MG	CM	203	1/1	0.81	0.67	89,89,89,89	0
59	MG	DA	4577	1/1	0.81	0.32	57,57,57,57	0
59	MG	AA	3855	1/1	0.81	0.10	72,72,72,72	0
59	MG	AA	3806	1/1	0.81	0.11	79,79,79,79	0
59	MG	CA	2175	1/1	0.81	0.21	89,89,89,89	0
59	MG	DA	4605	1/1	0.81	0.38	70,70,70,70	0
59	MG	DA	4006	1/1	0.81	0.42	71,71,71,71	0
59	MG	BA	1949	1/1	0.81	0.32	85,85,85,85	0
59	MG	BA	1729	1/1	0.81	0.38	69,69,69,69	0
59	MG	BA	1967	1/1	0.81	0.36	77,77,77,77	0
59	MG	DA	5014	1/1	0.81	0.29	64,64,64,64	0
59	MG	DA	3498	1/1	0.81	0.23	44,44,44,44	0
59	MG	DA	5027	1/1	0.81	0.41	85,85,85,85	0
59	MG	CA	2186	1/1	0.81	0.18	121,121,121,121	0
59	MG	AA	3914	1/1	0.81	0.21	78,78,78,78	0
59	MG	BA	1755	1/1	0.81	0.15	56,56,56,56	0
59	MG	AA	3997	1/1	0.81	0.16	78,78,78,78	0

*Continued on next page...*

*Continued from previous page...*

Mol	Type	Chain	Res	Atoms	RSCC	RSR	B-factors( $\text{\AA}^2$ )	Q<0.9
59	MG	CD	106	1/1	0.81	0.27	88,88,88,88	0
59	MG	AA	4056	1/1	0.81	0.10	74,74,74,74	0
59	MG	DA	4658	1/1	0.81	0.26	76,76,76,76	0
59	MG	CA	2200	1/1	0.81	0.12	73,73,73,73	0
59	MG	DA	4665	1/1	0.81	0.20	76,76,76,76	0
59	MG	CA	1963	1/1	0.81	0.11	71,71,71,71	0
59	MG	CD	111	1/1	0.81	0.40	69,69,69,69	0
59	MG	CA	1966	1/1	0.81	0.19	69,69,69,69	0
59	MG	DA	4122	1/1	0.81	0.55	105,105,105,105	0
59	MG	DA	4123	1/1	0.81	0.18	75,75,75,75	0
59	MG	CA	1747	1/1	0.81	0.14	51,51,51,51	0
59	MG	BA	1762	1/1	0.81	0.29	78,78,78,78	0
59	MG	DA	4134	1/1	0.81	0.28	34,34,34,34	0
59	MG	DB	207	1/1	0.81	0.12	64,64,64,64	0
59	MG	DA	4705	1/1	0.81	0.58	93,93,93,93	0
59	MG	DA	4713	1/1	0.81	0.32	75,75,75,75	0
59	MG	BA	1766	1/1	0.81	0.11	74,74,74,74	0
59	MG	CA	1755	1/1	0.81	0.22	75,75,75,75	0
59	MG	CA	2222	1/1	0.81	0.14	72,72,72,72	0
59	MG	DA	4727	1/1	0.81	0.15	69,69,69,69	0
59	MG	CA	1759	1/1	0.81	0.28	75,75,75,75	0
59	MG	DA	4177	1/1	0.81	0.29	52,52,52,52	0
59	MG	AA	3114	1/1	0.81	0.33	97,97,97,97	0
59	MG	CA	2233	1/1	0.81	0.23	60,60,60,60	0
59	MG	AA	3359	1/1	0.81	0.10	48,48,48,48	0
59	MG	BA	2238	1/1	0.81	0.14	95,95,95,95	0
59	MG	DA	4208	1/1	0.81	0.35	74,74,74,74	0
59	MG	DB	246	1/1	0.81	0.17	52,52,52,52	0
59	MG	DA	4215	1/1	0.81	0.23	53,53,53,53	0
59	MG	DA	4223	1/1	0.81	0.20	60,60,60,60	0
59	MG	BW	208	1/1	0.81	0.19	62,62,62,62	0
59	MG	DB	267	1/1	0.81	0.17	73,73,73,73	0
59	MG	CA	2027	1/1	0.81	0.44	110,110,110,110	0
59	MG	DA	4263	1/1	0.81	0.18	66,66,66,66	0
59	MG	BA	1865	1/1	0.81	0.12	75,75,75,75	0
59	MG	BA	2132	1/1	0.81	0.13	87,87,87,87	0
59	MG	AA	3496	1/1	0.81	0.10	63,63,63,63	0
59	MG	DE	311	1/1	0.81	0.24	42,42,42,42	0
59	MG	CA	2255	1/1	0.81	0.29	95,95,95,95	0
59	MG	CA	2259	1/1	0.81	0.20	67,67,67,67	0
59	MG	DA	4781	1/1	0.81	0.46	105,105,105,105	0
59	MG	CA	2041	1/1	0.81	0.16	64,64,64,64	0

*Continued on next page...*



*Continued from previous page...*

Mol	Type	Chain	Res	Atoms	RSCC	RSR	B-factors( $\text{\AA}^2$ )	Q<0.9
59	MG	CC	106	1/1	0.81	0.24	60,60,60,60	0
59	MG	AA	3360	1/1	0.81	0.19	95,95,95,95	0
59	MG	CA	1827	1/1	0.81	0.25	101,101,101,101	0
59	MG	CA	2272	1/1	0.81	0.09	147,147,147,147	0
59	MG	DA	4802	1/1	0.81	0.33	75,75,75,75	0
59	MG	DM	206	1/1	0.81	0.39	85,85,85,85	0
59	MG	CC	123	1/1	0.81	0.17	74,74,74,74	0
59	MG	DO	216	1/1	0.81	0.35	58,58,58,58	0
59	MG	AA	3444	1/1	0.81	0.32	81,81,81,81	0
59	MG	AA	3928	1/1	0.81	0.14	71,71,71,71	0
59	MG	AA	3296	1/1	0.81	0.23	55,55,55,55	0
59	MG	DA	4360	1/1	0.81	0.12	57,57,57,57	0
59	MG	BA	1642	1/1	0.81	0.17	45,45,45,45	0
59	MG	AA	3452	1/1	0.81	0.19	97,97,97,97	0
59	MG	AA	3882	1/1	0.81	0.18	77,77,77,77	0
59	MG	BD	117	1/1	0.81	0.27	115,115,115,115	0
59	MG	D1	208	1/1	0.81	0.19	58,58,58,58	0
59	MG	BA	2154	1/1	0.81	0.18	73,73,73,73	0
59	MG	DA	3727	1/1	0.81	0.31	49,49,49,49	0
59	MG	AA	3474	1/1	0.81	0.16	65,65,65,65	0
59	MG	DT	106	1/1	0.81	0.49	69,69,69,69	0
59	MG	DA	4833	1/1	0.81	0.33	76,76,76,76	0
59	MG	CA	2094	1/1	0.81	0.25	87,87,87,87	0
59	MG	AA	3545	1/1	0.81	0.19	56,56,56,56	0
59	MG	DU	217	1/1	0.81	0.26	110,110,110,110	0
59	MG	AA	3341	1/1	0.81	0.16	57,57,57,57	0
59	MG	AA	3895	1/1	0.81	0.09	51,51,51,51	0
59	MG	DA	4851	1/1	0.81	0.20	139,139,139,139	0
59	MG	CA	2311	1/1	0.81	0.30	81,81,81,81	0
59	MG	AA	3841	1/1	0.81	0.25	85,85,85,85	0
59	MG	AA	4100	1/1	0.81	0.07	103,103,103,103	0
59	MG	DA	3268	1/1	0.81	0.27	50,50,50,50	0
59	MG	AA	3482	1/1	0.81	0.22	58,58,58,58	0
59	MG	DA	3121	1/1	0.82	0.30	51,51,51,51	0
59	MG	DA	4614	1/1	0.82	0.38	78,78,78,78	0
59	MG	CA	1763	1/1	0.82	0.17	39,39,39,39	0
59	MG	BD	103	1/1	0.82	0.17	58,58,58,58	0
59	MG	AA	3276	1/1	0.82	0.18	46,46,46,46	0
59	MG	BA	1647	1/1	0.82	0.21	78,78,78,78	0
59	MG	DA	4630	1/1	0.82	0.35	89,89,89,89	0
59	MG	DA	3619	1/1	0.82	0.17	59,59,59,59	0
59	MG	DA	3168	1/1	0.82	0.17	40,40,40,40	0

*Continued on next page...*

*Continued from previous page...*

Mol	Type	Chain	Res	Atoms	RSCC	RSR	B-factors( $\text{\AA}^2$ )	Q<0.9
59	MG	DA	3180	1/1	0.82	0.12	77,77,77,77	0
59	MG	CA	1981	1/1	0.82	0.20	78,78,78,78	0
59	MG	DA	3190	1/1	0.82	0.27	60,60,60,60	0
59	MG	DA	3191	1/1	0.82	0.20	60,60,60,60	0
59	MG	DA	4990	1/1	0.82	0.27	70,70,70,70	0
59	MG	BA	1652	1/1	0.82	0.32	40,40,40,40	0
59	MG	CA	2181	1/1	0.82	0.17	73,73,73,73	0
59	MG	DA	3645	1/1	0.82	0.15	61,61,61,61	0
59	MG	CG	307	1/1	0.82	0.14	106,106,106,106	0
59	MG	BA	1656	1/1	0.82	0.18	57,57,57,57	0
59	MG	DA	3245	1/1	0.82	0.24	41,41,41,41	0
59	MG	DA	3247	1/1	0.82	0.23	72,72,72,72	0
59	MG	BA	1939	1/1	0.82	0.34	81,81,81,81	0
59	MG	DA	4691	1/1	0.82	0.14	114,114,114,114	0
59	MG	DA	3660	1/1	0.82	0.19	46,46,46,46	0
59	MG	AA	4110	1/1	0.82	0.09	102,102,102,102	0
59	MG	DA	3260	1/1	0.82	0.27	60,60,60,60	0
59	MG	CI	201	1/1	0.82	0.14	56,56,56,56	0
59	MG	DA	3267	1/1	0.82	0.30	72,72,72,72	0
59	MG	BA	2162	1/1	0.82	0.12	115,115,115,115	0
59	MG	BA	2270	1/1	0.82	0.30	100,100,100,100	0
59	MG	DA	3277	1/1	0.82	0.43	67,67,67,67	0
59	MG	BA	2069	1/1	0.82	0.49	105,105,105,105	0
59	MG	AA	3714	1/1	0.82	0.20	70,70,70,70	0
59	MG	DA	3306	1/1	0.82	0.17	61,61,61,61	0
59	MG	DA	3747	1/1	0.82	0.12	75,75,75,75	0
59	MG	DA	3748	1/1	0.82	0.26	66,66,66,66	0
59	MG	AA	3387	1/1	0.82	0.16	40,40,40,40	0
59	MG	DA	3309	1/1	0.82	0.28	56,56,56,56	0
59	MG	CA	2209	1/1	0.82	0.17	68,68,68,68	0
59	MG	AF	301	1/1	0.82	0.11	73,73,73,73	0
59	MG	CR	103	1/1	0.82	0.20	70,70,70,70	0
59	MG	AA	3993	1/1	0.82	0.15	91,91,91,91	0
59	MG	BA	1971	1/1	0.82	0.34	98,98,98,98	0
59	MG	DA	4761	1/1	0.82	0.30	78,78,78,78	0
59	MG	DA	4765	1/1	0.82	0.09	120,120,120,120	0
59	MG	DA	4367	1/1	0.82	0.20	65,65,65,65	0
59	MG	DA	4376	1/1	0.82	0.20	60,60,60,60	0
59	MG	DA	3348	1/1	0.82	0.17	54,54,54,54	0
59	MG	DA	4388	1/1	0.82	0.27	80,80,80,80	0
59	MG	CA	2216	1/1	0.82	0.16	89,89,89,89	0
59	MG	A5	103	1/1	0.82	0.12	54,54,54,54	0

*Continued on next page...*

*Continued from previous page...*

Mol	Type	Chain	Res	Atoms	RSCC	RSR	B-factors(Å <sup>2</sup> )	Q<0.9
59	MG	CA	2049	1/1	0.82	0.39	113,113,113,113	0
59	MG	DA	3831	1/1	0.82	0.12	61,61,61,61	0
59	MG	AA	3243	1/1	0.82	0.27	99,99,99,99	0
59	MG	DA	3836	1/1	0.82	0.45	85,85,85,85	0
59	MG	AA	3285	1/1	0.82	0.12	62,62,62,62	0
59	MG	AA	3820	1/1	0.82	0.37	59,59,59,59	0
59	MG	DA	4440	1/1	0.82	0.35	54,54,54,54	0
59	MG	BB	112	1/1	0.82	0.23	107,107,107,107	0
59	MG	DA	4447	1/1	0.82	0.23	63,63,63,63	0
59	MG	CA	1864	1/1	0.82	0.28	82,82,82,82	0
59	MG	BA	2186	1/1	0.82	0.16	79,79,79,79	0
59	MG	DB	271	1/1	0.82	0.68	72,72,72,72	0
59	MG	CA	2075	1/1	0.82	0.21	84,84,84,84	0
59	MG	DA	3857	1/1	0.82	0.48	78,78,78,78	0
59	MG	AA	3724	1/1	0.82	0.23	65,65,65,65	0
59	MG	DE	306	1/1	0.82	0.11	45,45,45,45	0
59	MG	AA	3822	1/1	0.82	0.34	77,77,77,77	0
59	MG	CA	2080	1/1	0.82	0.28	83,83,83,83	0
59	MG	B1	102	1/1	0.82	0.10	72,72,72,72	0
59	MG	BA	1720	1/1	0.82	0.49	95,95,95,95	0
59	MG	DF	318	1/1	0.82	0.25	69,69,69,69	0
59	MG	DA	4486	1/1	0.82	0.14	63,63,63,63	0
59	MG	AA	3606	1/1	0.82	0.20	97,97,97,97	0
59	MG	AA	3566	1/1	0.82	0.19	65,65,65,65	0
59	MG	CA	1912	1/1	0.82	0.41	81,81,81,81	0
59	MG	DA	3891	1/1	0.82	0.13	82,82,82,82	0
59	MG	DA	3452	1/1	0.82	0.29	68,68,68,68	0
59	MG	DL	201	1/1	0.82	0.10	94,94,94,94	0
59	MG	BA	2118	1/1	0.82	0.26	83,83,83,83	0
59	MG	BA	1805	1/1	0.82	0.42	99,99,99,99	0
59	MG	DA	4859	1/1	0.82	0.23	91,91,91,91	0
59	MG	BA	2120	1/1	0.82	0.10	67,67,67,67	0
59	MG	BA	2021	1/1	0.82	0.12	84,84,84,84	0
59	MG	AA	3701	1/1	0.82	0.13	55,55,55,55	0
59	MG	AA	3519	1/1	0.82	0.13	63,63,63,63	0
59	MG	BA	2217	1/1	0.82	0.14	108,108,108,108	0
59	MG	BA	1731	1/1	0.82	0.29	46,46,46,46	0
59	MG	DA	3979	1/1	0.82	0.31	82,82,82,82	0
59	MG	CB	113	1/1	0.82	0.18	72,72,72,72	0
59	MG	DA	3512	1/1	0.82	0.28	66,66,66,66	0
59	MG	AA	3804	1/1	0.82	0.15	94,94,94,94	0
59	MG	D2	210	1/1	0.82	0.56	98,98,98,98	0

*Continued on next page...*

*Continued from previous page...*

Mol	Type	Chain	Res	Atoms	RSCC	RSR	B-factors(Å <sup>2</sup> )	Q<0.9
59	MG	BA	2136	1/1	0.82	0.11	117,117,117,117	0
59	MG	DS	202	1/1	0.82	0.24	71,71,71,71	0
59	MG	DA	4896	1/1	0.82	0.19	74,74,74,74	0
59	MG	DA	3528	1/1	0.82	0.14	45,45,45,45	0
59	MG	CA	2297	1/1	0.82	0.17	71,71,71,71	0
59	MG	BA	1638	1/1	0.82	0.20	51,51,51,51	0
59	MG	BW	201	1/1	0.82	0.17	88,88,88,88	0
59	MG	DA	4570	1/1	0.82	0.23	59,59,59,59	0
59	MG	BA	1822	1/1	0.82	0.09	97,97,97,97	0
59	MG	AT	101	1/1	0.82	0.55	70,70,70,70	0
59	MG	BA	1829	1/1	0.82	0.17	75,75,75,75	0
59	MG	CA	2142	1/1	0.82	0.51	110,110,110,110	0
59	MG	BA	2141	1/1	0.82	0.26	80,80,80,80	0
59	MG	CA	2150	1/1	0.82	0.17	85,85,85,85	0
59	MG	DX	102	1/1	0.82	0.14	62,62,62,62	0
59	MG	CA	2160	1/1	0.82	0.20	96,96,96,96	0
59	MG	AA	3089	1/1	0.82	0.37	70,70,70,70	0
59	MG	BA	2148	1/1	0.82	0.14	110,110,110,110	0
59	MG	DA	4240	1/1	0.83	0.43	70,70,70,70	0
59	MG	BA	2009	1/1	0.83	0.13	63,63,63,63	0
59	MG	DA	4978	1/1	0.83	0.28	57,57,57,57	0
59	MG	DA	3407	1/1	0.83	0.33	70,70,70,70	0
59	MG	AA	3238	1/1	0.83	0.18	63,63,63,63	0
59	MG	AA	4064	1/1	0.83	0.11	76,76,76,76	0
59	MG	BA	1777	1/1	0.83	0.23	57,57,57,57	0
59	MG	DA	4276	1/1	0.83	1.07	75,75,75,75	0
59	MG	AA	3148	1/1	0.83	0.13	53,53,53,53	0
59	MG	CA	1712	1/1	0.83	0.34	67,67,67,67	0
59	MG	DA	4284	1/1	0.83	0.22	52,52,52,52	0
59	MG	DA	4295	1/1	0.83	0.17	48,48,48,48	0
59	MG	DA	4296	1/1	0.83	0.63	105,105,105,105	0
59	MG	DA	3447	1/1	0.83	0.22	48,48,48,48	0
59	MG	DA	3820	1/1	0.83	0.11	97,97,97,97	0
59	MG	CA	1951	1/1	0.83	0.08	82,82,82,82	0
59	MG	DA	4310	1/1	0.83	0.19	56,56,56,56	0
59	MG	DA	3829	1/1	0.83	0.12	66,66,66,66	0
59	MG	AA	4011	1/1	0.83	0.30	122,122,122,122	0
59	MG	AA	3951	1/1	0.83	0.09	98,98,98,98	0
59	MG	DA	4328	1/1	0.83	0.32	59,59,59,59	0
59	MG	DA	4329	1/1	0.83	0.21	63,63,63,63	0
59	MG	DA	3484	1/1	0.83	0.34	76,76,76,76	0
59	MG	AA	3286	1/1	0.83	0.18	67,67,67,67	0

*Continued on next page...*

*Continued from previous page...*

Mol	Type	Chain	Res	Atoms	RSCC	RSR	B-factors(Å <sup>2</sup> )	Q<0.9
59	MG	BW	203	1/1	0.83	0.29	125,125,125,125	0
59	MG	CA	2155	1/1	0.83	0.19	65,65,65,65	0
59	MG	BA	2030	1/1	0.83	0.33	71,71,71,71	0
59	MG	AA	3448	1/1	0.83	0.28	93,93,93,93	0
59	MG	AA	4082	1/1	0.83	0.17	75,75,75,75	0
59	MG	AA	4016	1/1	0.83	0.37	111,111,111,111	0
59	MG	BA	2142	1/1	0.83	0.15	84,84,84,84	0
59	MG	DA	3514	1/1	0.83	0.32	94,94,94,94	0
59	MG	CA	2169	1/1	0.83	0.36	95,95,95,95	0
59	MG	DA	4398	1/1	0.83	0.24	46,46,46,46	0
59	MG	CA	1979	1/1	0.83	0.13	58,58,58,58	0
59	MG	A1	201	1/1	0.83	0.17	60,60,60,60	0
59	MG	AA	3188	1/1	0.83	0.22	52,52,52,52	0
59	MG	AA	3765	1/1	0.83	0.30	74,74,74,74	0
59	MG	CA	1787	1/1	0.83	0.08	59,59,59,59	0
59	MG	AA	3910	1/1	0.83	0.12	76,76,76,76	0
59	MG	DA	3182	1/1	0.83	0.34	65,65,65,65	0
59	MG	CA	1794	1/1	0.83	0.19	124,124,124,124	0
59	MG	DA	3574	1/1	0.83	0.08	71,71,71,71	0
59	MG	BA	2151	1/1	0.83	0.20	81,81,81,81	0
59	MG	BA	1688	1/1	0.83	0.32	61,61,61,61	0
59	MG	DA	4451	1/1	0.83	0.32	63,63,63,63	0
59	MG	AA	3670	1/1	0.83	0.14	54,54,54,54	0
59	MG	AA	4035	1/1	0.83	0.20	75,75,75,75	0
59	MG	DA	4800	1/1	0.83	0.16	49,49,49,49	0
59	MG	DA	3931	1/1	0.83	0.16	83,83,83,83	0
59	MG	DA	3948	1/1	0.83	0.16	127,127,127,127	0
59	MG	BA	2160	1/1	0.83	0.15	95,95,95,95	0
59	MG	DA	4478	1/1	0.83	0.23	65,65,65,65	0
59	MG	AA	3517	1/1	0.83	0.27	69,69,69,69	0
59	MG	AA	3879	1/1	0.83	0.12	91,91,91,91	0
59	MG	AB	211	1/1	0.83	0.35	77,77,77,77	0
59	MG	CA	2045	1/1	0.83	0.18	66,66,66,66	0
59	MG	DA	3605	1/1	0.83	0.14	29,29,29,29	0
59	MG	DA	3606	1/1	0.83	0.39	88,88,88,88	0
59	MG	DD	313	1/1	0.83	0.15	64,64,64,64	0
59	MG	AA	4103	1/1	0.83	0.25	54,54,54,54	0
59	MG	AA	3189	1/1	0.83	0.13	52,52,52,52	0
59	MG	DA	4009	1/1	0.83	0.17	98,98,98,98	0
59	MG	AA	3796	1/1	0.83	0.19	94,94,94,94	0
59	MG	DA	4502	1/1	0.83	0.35	62,62,62,62	0
59	MG	DA	4021	1/1	0.83	0.33	76,76,76,76	0

*Continued on next page...*

*Continued from previous page...*

Mol	Type	Chain	Res	Atoms	RSCC	RSR	B-factors( $\text{\AA}^2$ )	Q<0.9
59	MG	DA	3266	1/1	0.83	0.34	57,57,57,57	0
59	MG	CA	1850	1/1	0.83	0.20	100,100,100,100	0
59	MG	CA	2221	1/1	0.83	0.13	72,72,72,72	0
59	MG	AA	4109	1/1	0.83	0.13	81,81,81,81	0
59	MG	BA	2087	1/1	0.83	0.20	81,81,81,81	0
59	MG	DA	4533	1/1	0.83	0.53	88,88,88,88	0
59	MG	AA	3477	1/1	0.83	0.28	65,65,65,65	0
59	MG	DA	4060	1/1	0.83	0.09	52,52,52,52	0
59	MG	BB	110	1/1	0.83	0.19	69,69,69,69	0
59	MG	DA	3641	1/1	0.83	0.23	60,60,60,60	0
59	MG	AB	221	1/1	0.83	0.17	61,61,61,61	0
59	MG	AA	3335	1/1	0.83	0.18	83,83,83,83	0
59	MG	DP	204	1/1	0.83	0.23	51,51,51,51	0
59	MG	CA	2237	1/1	0.83	0.17	62,62,62,62	0
59	MG	AA	3638	1/1	0.83	0.32	51,51,51,51	0
59	MG	D0	208	1/1	0.83	0.24	72,72,72,72	0
59	MG	DA	4551	1/1	0.83	0.32	118,118,118,118	0
59	MG	AA	3936	1/1	0.83	0.24	83,83,83,83	0
59	MG	AA	4119	1/1	0.83	0.36	112,112,112,112	0
59	MG	BA	1765	1/1	0.83	0.17	82,82,82,82	0
59	MG	BK	202	1/1	0.83	0.30	80,80,80,80	0
59	MG	CD	112	1/1	0.83	0.13	142,142,142,142	0
59	MG	BA	2189	1/1	0.83	0.11	140,140,140,140	0
59	MG	CA	2258	1/1	0.83	0.18	75,75,75,75	0
59	MG	AA	3309	1/1	0.83	0.14	54,54,54,54	0
59	MG	CA	2260	1/1	0.83	0.13	67,67,67,67	0
59	MG	CA	1638	1/1	0.83	0.23	51,51,51,51	0
59	MG	DT	101	1/1	0.83	0.16	54,54,54,54	0
59	MG	DA	4180	1/1	0.83	0.23	66,66,66,66	0
59	MG	DA	4595	1/1	0.83	0.34	84,84,84,84	0
59	MG	CA	2266	1/1	0.83	0.23	73,73,73,73	0
59	MG	DA	3739	1/1	0.83	0.17	51,51,51,51	0
59	MG	DA	4186	1/1	0.83	0.24	45,45,45,45	0
59	MG	DU	218	1/1	0.83	0.49	73,73,73,73	0
59	MG	DA	4617	1/1	0.83	0.20	54,54,54,54	0
59	MG	AA	4124	1/1	0.83	0.18	107,107,107,107	0
59	MG	DA	4200	1/1	0.83	0.18	61,61,61,61	0
59	MG	AA	3315	1/1	0.83	0.16	49,49,49,49	0
59	MG	DZ	104	1/1	0.83	0.50	59,59,59,59	0
59	MG	BA	2001	1/1	0.83	0.34	96,96,96,96	0
59	MG	DA	4629	1/1	0.83	0.26	107,107,107,107	0
59	MG	CA	1677	1/1	0.83	0.26	89,89,89,89	0

*Continued on next page...*

*Continued from previous page...*

Mol	Type	Chain	Res	Atoms	RSCC	RSR	B-factors(Å <sup>2</sup> )	Q<0.9
59	MG	BA	2208	1/1	0.83	0.35	105,105,105,105	0
59	MG	AA	4005	1/1	0.83	0.12	63,63,63,63	0
59	MG	DA	3507	1/1	0.84	0.20	66,66,66,66	0
59	MG	DA	4498	1/1	0.84	0.08	82,82,82,82	0
59	MG	DA	3949	1/1	0.84	0.15	132,132,132,132	0
59	MG	AA	3332	1/1	0.84	0.10	83,83,83,83	0
59	MG	CA	1791	1/1	0.84	0.15	87,87,87,87	0
59	MG	CB	109	1/1	0.84	0.10	60,60,60,60	0
59	MG	AA	3445	1/1	0.84	0.13	63,63,63,63	0
59	MG	BA	2113	1/1	0.84	0.30	92,92,92,92	0
59	MG	AA	3569	1/1	0.84	0.19	75,75,75,75	0
59	MG	AR	204	1/1	0.84	0.08	76,76,76,76	0
59	MG	DA	4004	1/1	0.84	0.62	90,90,90,90	0
59	MG	CA	2059	1/1	0.84	0.15	95,95,95,95	0
59	MG	DA	4925	1/1	0.84	0.28	73,73,73,73	0
59	MG	BA	2221	1/1	0.84	0.13	75,75,75,75	0
59	MG	AA	3350	1/1	0.84	0.12	36,36,36,36	0
59	MG	BA	1827	1/1	0.84	0.17	101,101,101,101	0
59	MG	BA	1704	1/1	0.84	0.18	67,67,67,67	0
59	MG	DA	4544	1/1	0.84	0.30	76,76,76,76	0
59	MG	CC	112	1/1	0.84	0.13	63,63,63,63	0
59	MG	BA	2237	1/1	0.84	0.11	77,77,77,77	0
59	MG	AA	4066	1/1	0.84	0.17	82,82,82,82	0
59	MG	AA	4142	1/1	0.84	0.39	104,104,104,104	0
59	MG	BA	1718	1/1	0.84	0.26	43,43,43,43	0
59	MG	DA	3077	1/1	0.84	0.15	47,47,47,47	0
59	MG	CA	2286	1/1	0.84	0.16	67,67,67,67	0
59	MG	AA	3740	1/1	0.84	0.13	60,60,60,60	0
59	MG	DA	4066	1/1	0.84	0.11	59,59,59,59	0
59	MG	DA	4080	1/1	0.84	0.34	89,89,89,89	0
59	MG	DA	4576	1/1	0.84	0.39	87,87,87,87	0
59	MG	DA	3118	1/1	0.84	0.30	69,69,69,69	0
59	MG	AA	3827	1/1	0.84	0.21	62,62,62,62	0
59	MG	DA	4982	1/1	0.84	0.60	53,53,53,53	0
59	MG	CA	1851	1/1	0.84	0.10	100,100,100,100	0
59	MG	DA	4592	1/1	0.84	0.29	77,77,77,77	0
59	MG	BA	2255	1/1	0.84	0.14	61,61,61,61	0
59	MG	AA	3575	1/1	0.84	0.31	51,51,51,51	0
59	MG	DA	4597	1/1	0.84	0.15	59,59,59,59	0
59	MG	DA	3610	1/1	0.84	0.12	45,45,45,45	0
59	MG	DA	3154	1/1	0.84	0.29	46,46,46,46	0
59	MG	DA	4125	1/1	0.84	0.32	76,76,76,76	0

*Continued on next page...*

*Continued from previous page...*

Mol	Type	Chain	Res	Atoms	RSCC	RSR	B-factors( $\text{\AA}^2$ )	Q<0.9
59	MG	AA	3831	1/1	0.84	0.13	77,77,77,77	0
59	MG	BA	1852	1/1	0.84	0.17	105,105,105,105	0
59	MG	AA	3672	1/1	0.84	0.16	55,55,55,55	0
59	MG	CA	2305	1/1	0.84	0.25	81,81,81,81	0
59	MG	CA	1860	1/1	0.84	0.26	107,107,107,107	0
59	MG	AA	3576	1/1	0.84	0.17	37,37,37,37	0
59	MG	CA	1885	1/1	0.84	0.29	49,49,49,49	0
59	MG	AA	3421	1/1	0.84	0.12	43,43,43,43	0
59	MG	AA	3393	1/1	0.84	0.15	63,63,63,63	0
59	MG	BA	1862	1/1	0.84	0.12	77,77,77,77	0
59	MG	CA	2316	1/1	0.84	0.26	75,75,75,75	0
59	MG	DA	5043	1/1	0.84	0.10	73,73,73,73	0
59	MG	DA	5044	1/1	0.84	0.49	93,93,93,93	0
59	MG	DA	3646	1/1	0.84	0.27	53,53,53,53	0
59	MG	DA	3208	1/1	0.84	0.26	72,72,72,72	0
59	MG	DA	5051	1/1	0.84	0.40	103,103,103,103	0
59	MG	AA	3541	1/1	0.84	0.18	49,49,49,49	0
59	MG	DA	3652	1/1	0.84	0.16	93,93,93,93	0
59	MG	DA	4663	1/1	0.84	0.21	69,69,69,69	0
59	MG	AA	3697	1/1	0.84	0.28	78,78,78,78	0
59	MG	BA	2032	1/1	0.84	0.24	70,70,70,70	0
59	MG	DA	4222	1/1	0.84	0.29	54,54,54,54	0
59	MG	CA	2321	1/1	0.84	0.19	90,90,90,90	0
59	MG	DA	3659	1/1	0.84	0.23	61,61,61,61	0
59	MG	BC	114	1/1	0.84	0.20	58,58,58,58	0
59	MG	DA	3661	1/1	0.84	0.15	68,68,68,68	0
59	MG	DA	4693	1/1	0.84	0.30	62,62,62,62	0
59	MG	DA	4252	1/1	0.84	0.19	60,60,60,60	0
59	MG	CA	1910	1/1	0.84	0.24	54,54,54,54	0
59	MG	AA	3766	1/1	0.84	0.20	86,86,86,86	0
59	MG	DB	212	1/1	0.84	0.27	71,71,71,71	0
59	MG	AA	4095	1/1	0.84	0.15	58,58,58,58	0
59	MG	AA	3182	1/1	0.84	0.18	60,60,60,60	0
59	MG	AA	3543	1/1	0.84	0.14	77,77,77,77	0
59	MG	AA	3544	1/1	0.84	0.19	62,62,62,62	0
59	MG	DB	227	1/1	0.84	0.14	59,59,59,59	0
59	MG	CG	309	1/1	0.84	0.36	78,78,78,78	0
59	MG	DA	4724	1/1	0.84	0.24	89,89,89,89	0
59	MG	BA	1905	1/1	0.84	0.11	74,74,74,74	0
59	MG	DA	4285	1/1	0.84	0.36	70,70,70,70	0
59	MG	DA	3736	1/1	0.84	0.17	100,100,100,100	0
59	MG	AA	3789	1/1	0.84	0.18	55,55,55,55	0

*Continued on next page...*



*Continued from previous page...*

Mol	Type	Chain	Res	Atoms	RSCC	RSR	B-factors(Å <sup>2</sup> )	Q<0.9
59	MG	DA	4734	1/1	0.84	0.40	71,71,71,71	0
59	MG	BA	2060	1/1	0.84	0.38	73,73,73,73	0
59	MG	BH	204	1/1	0.84	0.17	72,72,72,72	0
59	MG	DA	4741	1/1	0.84	0.20	62,62,62,62	0
59	MG	AA	3102	1/1	0.84	0.15	65,65,65,65	0
59	MG	CA	1940	1/1	0.84	0.26	67,67,67,67	0
59	MG	DA	4745	1/1	0.84	0.28	53,53,53,53	0
59	MG	DA	3320	1/1	0.84	0.13	14,14,14,14	0
59	MG	DA	3761	1/1	0.84	0.15	90,90,90,90	0
59	MG	DA	3765	1/1	0.84	0.28	61,61,61,61	0
59	MG	BA	2063	1/1	0.84	0.11	65,65,65,65	0
59	MG	CA	1680	1/1	0.84	0.23	40,40,40,40	0
59	MG	DA	3343	1/1	0.84	0.36	58,58,58,58	0
59	MG	AA	4022	1/1	0.84	0.17	62,62,62,62	0
59	MG	DA	4770	1/1	0.84	0.29	93,93,93,93	0
59	MG	AA	3320	1/1	0.84	0.20	69,69,69,69	0
59	MG	BK	203	1/1	0.84	0.09	69,69,69,69	0
59	MG	DA	4775	1/1	0.84	0.40	86,86,86,86	0
59	MG	DA	4776	1/1	0.84	0.07	72,72,72,72	0
59	MG	BA	1780	1/1	0.84	0.48	85,85,85,85	0
59	MG	AA	3712	1/1	0.84	0.31	57,57,57,57	0
59	MG	DA	3809	1/1	0.84	0.20	82,82,82,82	0
59	MG	AA	3065	1/1	0.84	0.17	60,60,60,60	0
59	MG	DA	4379	1/1	0.84	0.15	74,74,74,74	0
59	MG	AA	3958	1/1	0.84	0.31	94,94,94,94	0
59	MG	AA	3959	1/1	0.84	0.33	96,96,96,96	0
59	MG	AD	312	1/1	0.84	0.22	79,79,79,79	0
59	MG	CA	1715	1/1	0.84	0.12	62,62,62,62	0
59	MG	DA	4798	1/1	0.84	0.11	72,72,72,72	0
59	MG	DA	4403	1/1	0.84	0.28	83,83,83,83	0
59	MG	AA	3407	1/1	0.84	0.43	78,78,78,78	0
59	MG	DA	4409	1/1	0.84	0.25	75,75,75,75	0
59	MG	CD	102	1/1	0.84	0.20	64,64,64,64	0
59	MG	CA	1730	1/1	0.84	0.10	38,38,38,38	0
59	MG	CA	1743	1/1	0.84	0.17	81,81,81,81	0
59	MG	AA	3235	1/1	0.84	0.21	48,48,48,48	0
59	MG	DA	4430	1/1	0.84	0.18	83,83,83,83	0
59	MG	CA	1987	1/1	0.84	0.23	73,73,73,73	0
59	MG	AA	3146	1/1	0.84	0.24	78,78,78,78	0
59	MG	D2	209	1/1	0.84	0.32	74,74,74,74	0
59	MG	CA	2219	1/1	0.84	0.22	57,57,57,57	0
59	MG	DA	3411	1/1	0.84	0.20	56,56,56,56	0

*Continued on next page...*

*Continued from previous page...*

Mol	Type	Chain	Res	Atoms	RSCC	RSR	B-factors(Å <sup>2</sup> )	Q<0.9
59	MG	DA	4828	1/1	0.84	0.29	103,103,103,103	0
59	MG	AA	3886	1/1	0.84	0.38	103,103,103,103	0
59	MG	AA	3976	1/1	0.84	0.20	86,86,86,86	0
59	MG	AA	3374	1/1	0.84	0.15	46,46,46,46	0
59	MG	DT	102	1/1	0.84	0.23	60,60,60,60	0
59	MG	CA	2016	1/1	0.84	0.46	80,80,80,80	0
59	MG	DU	205	1/1	0.84	0.34	75,75,75,75	0
59	MG	DA	3439	1/1	0.84	0.34	86,86,86,86	0
59	MG	DA	3882	1/1	0.84	0.36	43,43,43,43	0
59	MG	AA	3271	1/1	0.84	0.31	83,83,83,83	0
59	MG	DA	3451	1/1	0.84	0.51	76,76,76,76	0
59	MG	BS	109	1/1	0.84	0.15	110,110,110,110	0
59	MG	DA	3471	1/1	0.84	0.21	27,27,27,27	0
59	MG	CD	127	1/1	0.84	0.55	101,101,101,101	0
59	MG	DA	4864	1/1	0.84	0.27	93,93,93,93	0
59	MG	CA	1766	1/1	0.84	0.22	59,59,59,59	0
59	MG	CA	2235	1/1	0.84	0.23	70,70,70,70	0
59	MG	BA	2106	1/1	0.84	0.31	104,104,104,104	0
59	MG	BA	1943	1/1	0.84	0.14	72,72,72,72	0
59	MG	BA	1676	1/1	0.84	0.17	84,84,84,84	0
59	MG	CA	1780	1/1	0.84	0.28	56,56,56,56	0
59	MG	CA	1784	1/1	0.84	0.20	54,54,54,54	0
59	MG	CA	2182	1/1	0.85	0.24	78,78,78,78	0
59	MG	BA	1957	1/1	0.85	0.41	80,80,80,80	0
59	MG	BA	1964	1/1	0.85	0.46	78,78,78,78	0
59	MG	CA	2187	1/1	0.85	0.42	80,80,80,80	0
59	MG	AB	206	1/1	0.85	0.16	76,76,76,76	0
59	MG	DA	3653	1/1	0.85	0.30	61,61,61,61	0
59	MG	DA	4133	1/1	0.85	0.19	47,47,47,47	0
59	MG	AA	3885	1/1	0.85	0.19	51,51,51,51	0
59	MG	DA	3302	1/1	0.85	0.34	50,50,50,50	0
59	MG	DA	4947	1/1	0.85	0.33	87,87,87,87	0
59	MG	AA	4017	1/1	0.85	0.14	96,96,96,96	0
59	MG	BA	1721	1/1	0.85	0.20	71,71,71,71	0
59	MG	AA	3317	1/1	0.85	0.17	57,57,57,57	0
59	MG	DA	4173	1/1	0.85	0.18	60,60,60,60	0
59	MG	DA	4598	1/1	0.85	0.23	71,71,71,71	0
59	MG	DA	4960	1/1	0.85	0.25	77,77,77,77	0
59	MG	CA	2204	1/1	0.85	0.28	87,87,87,87	0
59	MG	DA	4611	1/1	0.85	0.20	82,82,82,82	0
59	MG	AA	3354	1/1	0.85	0.07	53,53,53,53	0
59	MG	AA	3760	1/1	0.85	0.36	85,85,85,85	0

*Continued on next page...*

*Continued from previous page...*

Mol	Type	Chain	Res	Atoms	RSCC	RSR	B-factors( $\text{\AA}^2$ )	Q<0.9
59	MG	AA	3533	1/1	0.85	0.18	44,44,44,44	0
59	MG	AA	3198	1/1	0.85	0.20	34,34,34,34	0
59	MG	AA	4025	1/1	0.85	0.23	86,86,86,86	0
59	MG	CA	2007	1/1	0.85	0.31	78,78,78,78	0
59	MG	BA	1743	1/1	0.85	0.08	43,43,43,43	0
59	MG	DA	3721	1/1	0.85	0.15	51,51,51,51	0
59	MG	DA	4994	1/1	0.85	0.19	98,98,98,98	0
59	MG	DA	3722	1/1	0.85	0.20	83,83,83,83	0
59	MG	AA	3210	1/1	0.85	0.18	39,39,39,39	0
59	MG	CA	1795	1/1	0.85	0.19	109,109,109,109	0
59	MG	DA	3366	1/1	0.85	0.13	35,35,35,35	0
59	MG	DA	4231	1/1	0.85	0.49	42,42,42,42	0
59	MG	DA	4653	1/1	0.85	0.21	69,69,69,69	0
59	MG	AA	3773	1/1	0.85	0.21	76,76,76,76	0
59	MG	CA	1800	1/1	0.85	0.07	89,89,89,89	0
59	MG	CA	1813	1/1	0.85	0.33	116,116,116,116	0
59	MG	DA	5019	1/1	0.85	0.21	62,62,62,62	0
59	MG	DA	5026	1/1	0.85	1.09	42,42,42,42	0
59	MG	AA	3088	1/1	0.85	0.15	51,51,51,51	0
59	MG	AA	3163	1/1	0.85	0.22	65,65,65,65	0
59	MG	AA	3693	1/1	0.85	0.16	52,52,52,52	0
59	MG	BA	2019	1/1	0.85	0.36	80,80,80,80	0
59	MG	AA	3792	1/1	0.85	0.53	82,82,82,82	0
59	MG	AA	4118	1/1	0.85	0.13	67,67,67,67	0
59	MG	DA	4685	1/1	0.85	0.21	64,64,64,64	0
59	MG	AA	3729	1/1	0.85	0.33	69,69,69,69	0
59	MG	AA	3912	1/1	0.85	0.37	91,91,91,91	0
59	MG	DA	5047	1/1	0.85	0.32	79,79,79,79	0
59	MG	CA	2248	1/1	0.85	0.18	72,72,72,72	0
59	MG	DA	4292	1/1	0.85	0.26	62,62,62,62	0
59	MG	BA	1886	1/1	0.85	0.37	64,64,64,64	0
59	MG	DA	3409	1/1	0.85	0.24	44,44,44,44	0
59	MG	CA	1844	1/1	0.85	0.13	57,57,57,57	0
59	MG	DA	3797	1/1	0.85	0.20	95,95,95,95	0
59	MG	CA	1846	1/1	0.85	0.13	90,90,90,90	0
59	MG	DA	5060	1/1	0.85	0.21	64,64,64,64	0
59	MG	AA	4050	1/1	0.85	0.09	70,70,70,70	0
59	MG	DA	3814	1/1	0.85	0.19	67,67,67,67	0
59	MG	CA	1849	1/1	0.85	0.21	75,75,75,75	0
59	MG	DA	5074	1/1	0.85	0.09	67,67,67,67	0
59	MG	BA	1894	1/1	0.85	0.47	83,83,83,83	0
59	MG	DA	4327	1/1	0.85	0.20	51,51,51,51	0

*Continued on next page...*

*Continued from previous page...*

Mol	Type	Chain	Res	Atoms	RSCC	RSR	B-factors( $\text{\AA}^2$ )	Q<0.9
59	MG	DA	3435	1/1	0.85	0.21	49,49,49,49	0
59	MG	DA	4730	1/1	0.85	0.20	57,57,57,57	0
59	MG	AA	3797	1/1	0.85	0.28	96,96,96,96	0
59	MG	BE	304	1/1	0.85	0.38	85,85,85,85	0
59	MG	BA	1903	1/1	0.85	0.04	71,71,71,71	0
59	MG	DA	4347	1/1	0.85	0.23	58,58,58,58	0
59	MG	AF	306	1/1	0.85	0.17	77,77,77,77	0
59	MG	DA	3462	1/1	0.85	0.28	56,56,56,56	0
59	MG	AA	3571	1/1	0.85	0.24	57,57,57,57	0
59	MG	DA	3472	1/1	0.85	0.32	55,55,55,55	0
59	MG	CA	2092	1/1	0.85	0.43	94,94,94,94	0
59	MG	BA	1650	1/1	0.85	0.06	52,52,52,52	0
59	MG	CA	1603	1/1	0.85	0.42	80,80,80,80	0
59	MG	DB	234	1/1	0.85	0.20	64,64,64,64	0
59	MG	BA	2046	1/1	0.85	0.17	95,95,95,95	0
59	MG	DA	4386	1/1	0.85	0.18	49,49,49,49	0
59	MG	BA	2051	1/1	0.85	0.22	108,108,108,108	0
59	MG	CC	111	1/1	0.85	0.31	68,68,68,68	0
59	MG	DA	4397	1/1	0.85	0.14	56,56,56,56	0
59	MG	BA	1783	1/1	0.85	0.20	81,81,81,81	0
59	MG	AA	3738	1/1	0.85	0.19	66,66,66,66	0
59	MG	AH	201	1/1	0.85	0.09	78,78,78,78	0
59	MG	DB	268	1/1	0.85	0.25	81,81,81,81	0
59	MG	DA	4405	1/1	0.85	0.17	40,40,40,40	0
59	MG	DA	4407	1/1	0.85	0.34	85,85,85,85	0
59	MG	AA	3367	1/1	0.85	0.28	49,49,49,49	0
59	MG	C1	102	1/1	0.85	0.22	68,68,68,68	0
59	MG	AA	3219	1/1	0.85	0.30	81,81,81,81	0
59	MG	AA	4001	1/1	0.85	0.25	83,83,83,83	0
59	MG	DA	3523	1/1	0.85	0.41	82,82,82,82	0
59	MG	DA	3898	1/1	0.85	0.10	130,130,130,130	0
59	MG	DA	3900	1/1	0.85	0.09	143,143,143,143	0
59	MG	CA	1897	1/1	0.85	0.40	71,71,71,71	0
59	MG	AA	3584	1/1	0.85	0.55	85,85,85,85	0
59	MG	CA	1683	1/1	0.85	0.20	47,47,47,47	0
59	MG	AA	3810	1/1	0.85	0.28	85,85,85,85	0
59	MG	CA	1914	1/1	0.85	0.12	58,58,58,58	0
59	MG	DH	203	1/1	0.85	0.18	78,78,78,78	0
59	MG	DA	3538	1/1	0.85	0.20	79,79,79,79	0
59	MG	CA	1915	1/1	0.85	0.12	108,108,108,108	0
59	MG	DA	4458	1/1	0.85	0.16	51,51,51,51	0
59	MG	AA	3931	1/1	0.85	0.20	86,86,86,86	0

*Continued on next page...*

*Continued from previous page...*

Mol	Type	Chain	Res	Atoms	RSCC	RSR	B-factors(Å <sup>2</sup> )	Q<0.9
59	MG	CA	1693	1/1	0.85	0.21	60,60,60,60	0
59	MG	AA	3432	1/1	0.85	0.30	83,83,83,83	0
59	MG	CA	1698	1/1	0.85	0.35	101,101,101,101	0
59	MG	DA	4477	1/1	0.85	0.19	61,61,61,61	0
59	MG	DA	3974	1/1	0.85	0.42	61,61,61,61	0
59	MG	BA	2075	1/1	0.85	0.53	101,101,101,101	0
59	MG	DA	3981	1/1	0.85	0.51	87,87,87,87	0
59	MG	DA	3169	1/1	0.85	0.17	59,59,59,59	0
59	MG	AA	3935	1/1	0.85	0.14	55,55,55,55	0
59	MG	CA	2152	1/1	0.85	0.39	42,42,42,42	0
59	MG	CA	2154	1/1	0.85	0.16	75,75,75,75	0
59	MG	DA	4837	1/1	0.85	0.18	55,55,55,55	0
59	MG	DA	3189	1/1	0.85	0.22	26,26,26,26	0
59	MG	AA	3064	1/1	0.85	0.27	90,90,90,90	0
59	MG	BA	1933	1/1	0.85	0.29	63,63,63,63	0
59	MG	CA	2162	1/1	0.85	0.09	79,79,79,79	0
59	MG	BA	2195	1/1	0.85	0.14	67,67,67,67	0
59	MG	BA	2084	1/1	0.85	0.29	90,90,90,90	0
59	MG	AA	3751	1/1	0.85	0.22	48,48,48,48	0
59	MG	DA	4505	1/1	0.85	0.27	97,97,97,97	0
59	MG	DA	3214	1/1	0.85	0.35	57,57,57,57	0
59	MG	AA	4013	1/1	0.85	0.09	119,119,119,119	0
59	MG	DA	4041	1/1	0.85	0.32	101,101,101,101	0
59	MG	DA	4042	1/1	0.85	0.34	71,71,71,71	0
59	MG	DA	4044	1/1	0.85	0.09	107,107,107,107	0
59	MG	DA	4881	1/1	0.85	0.26	85,85,85,85	0
59	MG	DA	3230	1/1	0.85	0.23	43,43,43,43	0
59	MG	DA	4050	1/1	0.85	0.21	66,66,66,66	0
59	MG	BA	1699	1/1	0.85	0.23	90,90,90,90	0
59	MG	AA	3752	1/1	0.85	0.21	71,71,71,71	0
59	MG	DA	3255	1/1	0.85	0.25	72,72,72,72	0
59	MG	DU	219	1/1	0.85	0.19	72,72,72,72	0
59	MG	BA	1707	1/1	0.85	0.35	59,59,59,59	0
59	MG	DA	4899	1/1	0.85	0.19	65,65,65,65	0
59	MG	DV	303	1/1	0.85	0.18	67,67,67,67	0
59	MG	BA	1951	1/1	0.85	0.34	78,78,78,78	0
59	MG	DA	4543	1/1	0.85	0.13	60,60,60,60	0
59	MG	DZ	101	1/1	0.85	0.21	87,87,87,87	0
59	MG	CA	2179	1/1	0.85	0.23	80,80,80,80	0
59	MG	CA	1752	1/1	0.85	0.16	53,53,53,53	0
59	MG	DA	3640	1/1	0.85	0.18	54,54,54,54	0
59	MG	AA	3097	1/1	0.85	0.10	73,73,73,73	0

*Continued on next page...*

*Continued from previous page...*

Mol	Type	Chain	Res	Atoms	RSCC	RSR	B-factors( $\text{\AA}^2$ )	Q<0.9
59	MG	DA	4102	1/1	0.85	0.19	70,70,70,70	0
59	MG	D7	105	1/1	0.85	0.17	52,52,52,52	0
59	MG	DA	3642	1/1	0.85	0.19	42,42,42,42	0
59	MG	BA	1657	1/1	0.86	0.29	63,63,63,63	0
59	MG	DA	4493	1/1	0.86	0.30	107,107,107,107	0
59	MG	CA	1990	1/1	0.86	0.14	64,64,64,64	0
59	MG	DA	3518	1/1	0.86	0.21	65,65,65,65	0
59	MG	DA	3520	1/1	0.86	0.22	95,95,95,95	0
59	MG	DA	4497	1/1	0.86	0.36	43,43,43,43	0
59	MG	AF	305	1/1	0.86	0.27	89,89,89,89	0
59	MG	CA	1996	1/1	0.86	0.25	94,94,94,94	0
59	MG	CA	1765	1/1	0.86	0.35	56,56,56,56	0
59	MG	AA	3632	1/1	0.86	0.22	43,43,43,43	0
59	MG	CA	2005	1/1	0.86	0.10	55,55,55,55	0
59	MG	DA	4513	1/1	0.86	0.16	75,75,75,75	0
59	MG	AA	3288	1/1	0.86	0.08	51,51,51,51	0
59	MG	DA	3994	1/1	0.86	0.39	48,48,48,48	0
59	MG	DA	3998	1/1	0.86	0.38	46,46,46,46	0
59	MG	DA	4524	1/1	0.86	0.41	50,50,50,50	0
59	MG	CA	1770	1/1	0.86	0.16	56,56,56,56	0
59	MG	DA	3547	1/1	0.86	0.41	68,68,68,68	0
59	MG	AA	3524	1/1	0.86	0.14	50,50,50,50	0
59	MG	CA	2017	1/1	0.86	0.22	57,57,57,57	0
59	MG	BA	2089	1/1	0.86	0.09	56,56,56,56	0
59	MG	DA	3567	1/1	0.86	0.17	47,47,47,47	0
59	MG	DA	3572	1/1	0.86	0.22	51,51,51,51	0
59	MG	CC	124	1/1	0.86	0.30	77,77,77,77	0
59	MG	BA	2092	1/1	0.86	0.15	77,77,77,77	0
59	MG	AA	3988	1/1	0.86	0.27	64,64,64,64	0
59	MG	DA	4954	1/1	0.86	0.11	73,73,73,73	0
59	MG	DA	4955	1/1	0.86	0.31	82,82,82,82	0
59	MG	CA	2028	1/1	0.86	0.23	71,71,71,71	0
59	MG	CA	2252	1/1	0.86	0.13	85,85,85,85	0
59	MG	DA	4961	1/1	0.86	0.21	68,68,68,68	0
59	MG	AA	3989	1/1	0.86	0.16	74,74,74,74	0
59	MG	AA	3454	1/1	0.86	0.17	67,67,67,67	0
59	MG	DA	4559	1/1	0.86	0.26	52,52,52,52	0
59	MG	DA	3119	1/1	0.86	0.25	60,60,60,60	0
59	MG	AA	4052	1/1	0.86	0.11	73,73,73,73	0
59	MG	AA	3460	1/1	0.86	0.13	28,28,28,28	0
59	MG	DA	4983	1/1	0.86	0.34	53,53,53,53	0
59	MG	AA	3334	1/1	0.86	0.17	46,46,46,46	0

*Continued on next page...*

*Continued from previous page...*

Mol	Type	Chain	Res	Atoms	RSCC	RSR	B-factors( $\text{\AA}^2$ )	Q<0.9
59	MG	AA	3539	1/1	0.86	0.09	50,50,50,50	0
59	MG	DA	4079	1/1	0.86	0.25	66,66,66,66	0
59	MG	AA	3110	1/1	0.86	0.20	59,59,59,59	0
59	MG	CA	2268	1/1	0.86	0.27	86,86,86,86	0
59	MG	DA	4580	1/1	0.86	0.18	69,69,69,69	0
59	MG	DA	3161	1/1	0.86	0.31	55,55,55,55	0
59	MG	CA	2048	1/1	0.86	0.15	77,77,77,77	0
59	MG	DA	5002	1/1	0.86	0.17	89,89,89,89	0
59	MG	DA	3617	1/1	0.86	0.32	82,82,82,82	0
59	MG	CA	1802	1/1	0.86	0.13	76,76,76,76	0
59	MG	AA	3213	1/1	0.86	0.18	51,51,51,51	0
59	MG	AR	205	1/1	0.86	0.25	54,54,54,54	0
59	MG	BA	2225	1/1	0.86	0.13	98,98,98,98	0
59	MG	DA	4600	1/1	0.86	0.23	57,57,57,57	0
59	MG	BA	1981	1/1	0.86	0.11	68,68,68,68	0
59	MG	DA	4127	1/1	0.86	0.29	70,70,70,70	0
59	MG	CA	2060	1/1	0.86	0.12	44,44,44,44	0
59	MG	DA	3629	1/1	0.86	0.14	29,29,29,29	0
59	MG	BA	2232	1/1	0.86	0.14	103,103,103,103	0
59	MG	AA	3180	1/1	0.86	0.14	62,62,62,62	0
59	MG	DA	5038	1/1	0.86	0.21	84,84,84,84	0
59	MG	DA	4621	1/1	0.86	0.30	92,92,92,92	0
59	MG	BA	1831	1/1	0.86	0.11	81,81,81,81	0
59	MG	DA	4143	1/1	0.86	0.27	63,63,63,63	0
59	MG	AA	3925	1/1	0.86	0.17	71,71,71,71	0
59	MG	BA	2242	1/1	0.86	0.18	57,57,57,57	0
59	MG	DA	3643	1/1	0.86	0.24	62,62,62,62	0
59	MG	DA	4159	1/1	0.86	0.18	62,62,62,62	0
59	MG	DA	3207	1/1	0.86	0.34	45,45,45,45	0
59	MG	AA	3484	1/1	0.86	0.10	66,66,66,66	0
59	MG	AA	3194	1/1	0.86	0.14	56,56,56,56	0
59	MG	AA	4074	1/1	0.86	0.22	94,94,94,94	0
59	MG	BA	2127	1/1	0.86	0.10	50,50,50,50	0
59	MG	AA	3733	1/1	0.86	0.23	72,72,72,72	0
59	MG	BA	2256	1/1	0.86	0.27	76,76,76,76	0
59	MG	DA	3655	1/1	0.86	0.45	86,86,86,86	0
59	MG	AA	3736	1/1	0.86	0.18	72,72,72,72	0
59	MG	BA	2131	1/1	0.86	0.18	61,61,61,61	0
59	MG	DA	4210	1/1	0.86	0.21	53,53,53,53	0
59	MG	AA	3420	1/1	0.86	0.26	68,68,68,68	0
59	MG	CA	2106	1/1	0.86	0.11	83,83,83,83	0
59	MG	AA	3596	1/1	0.86	0.14	65,65,65,65	0

*Continued on next page...*

*Continued from previous page...*

Mol	Type	Chain	Res	Atoms	RSCC	RSR	B-factors( $\text{\AA}^2$ )	Q<0.9
59	MG	AA	3938	1/1	0.86	0.24	76,76,76,76	0
59	MG	DA	3668	1/1	0.86	0.13	80,80,80,80	0
59	MG	AA	3054	1/1	0.86	0.10	44,44,44,44	0
59	MG	CA	1859	1/1	0.86	0.28	106,106,106,106	0
59	MG	DA	4246	1/1	0.86	0.19	64,64,64,64	0
59	MG	DA	4699	1/1	0.86	0.28	92,92,92,92	0
59	MG	CA	2118	1/1	0.86	0.18	82,82,82,82	0
59	MG	DB	225	1/1	0.86	0.14	76,76,76,76	0
59	MG	B1	104	1/1	0.86	0.09	116,116,116,116	0
59	MG	CA	2324	1/1	0.86	0.30	89,89,89,89	0
59	MG	AA	3689	1/1	0.86	0.09	61,61,61,61	0
59	MG	CA	1617	1/1	0.86	0.18	33,33,33,33	0
59	MG	BA	1744	1/1	0.86	0.20	54,54,54,54	0
59	MG	AA	3944	1/1	0.86	0.14	71,71,71,71	0
59	MG	DA	3728	1/1	0.86	0.27	42,42,42,42	0
59	MG	DA	4280	1/1	0.86	0.09	91,91,91,91	0
59	MG	CA	1633	1/1	0.86	0.52	105,105,105,105	0
59	MG	DA	3311	1/1	0.86	0.19	65,65,65,65	0
59	MG	CA	2127	1/1	0.86	0.43	88,88,88,88	0
59	MG	DB	254	1/1	0.86	0.28	66,66,66,66	0
59	MG	AA	3813	1/1	0.86	0.13	99,99,99,99	0
59	MG	DA	3322	1/1	0.86	0.14	36,36,36,36	0
59	MG	AA	4096	1/1	0.86	0.40	114,114,114,114	0
59	MG	DA	3751	1/1	0.86	0.17	97,97,97,97	0
59	MG	BA	2146	1/1	0.86	0.27	81,81,81,81	0
59	MG	AB	216	1/1	0.86	0.23	53,53,53,53	0
59	MG	CA	1675	1/1	0.86	0.32	53,53,53,53	0
59	MG	CA	1905	1/1	0.86	0.16	81,81,81,81	0
59	MG	AB	217	1/1	0.86	0.37	87,87,87,87	0
59	MG	CK	203	1/1	0.86	0.46	68,68,68,68	0
59	MG	AA	3884	1/1	0.86	0.16	94,94,94,94	0
59	MG	CA	1913	1/1	0.86	0.15	52,52,52,52	0
59	MG	DE	309	1/1	0.86	0.45	49,49,49,49	0
59	MG	CA	1678	1/1	0.86	0.49	65,65,65,65	0
59	MG	DA	4336	1/1	0.86	0.28	73,73,73,73	0
59	MG	CA	1679	1/1	0.86	0.29	60,60,60,60	0
59	MG	BA	1892	1/1	0.86	0.09	75,75,75,75	0
59	MG	DA	4352	1/1	0.86	0.30	69,69,69,69	0
59	MG	CA	1919	1/1	0.86	0.13	50,50,50,50	0
59	MG	DG	205	1/1	0.86	0.30	64,64,64,64	0
59	MG	DH	202	1/1	0.86	0.16	59,59,59,59	0
59	MG	BA	2152	1/1	0.86	0.20	83,83,83,83	0

*Continued on next page...*



*Continued from previous page...*

Mol	Type	Chain	Res	Atoms	RSCC	RSR	B-factors( $\text{\AA}^2$ )	Q<0.9
59	MG	DA	4362	1/1	0.86	0.44	74,74,74,74	0
59	MG	BA	1768	1/1	0.86	0.20	75,75,75,75	0
59	MG	BA	2039	1/1	0.86	0.21	138,138,138,138	0
59	MG	AA	3096	1/1	0.86	0.18	67,67,67,67	0
59	MG	CA	2170	1/1	0.86	0.11	70,70,70,70	0
59	MG	CA	2172	1/1	0.86	0.30	95,95,95,95	0
59	MG	BA	1624	1/1	0.86	0.18	84,84,84,84	0
59	MG	DA	4385	1/1	0.86	0.15	55,55,55,55	0
59	MG	DO	212	1/1	0.86	0.30	44,44,44,44	0
59	MG	AA	3557	1/1	0.86	0.32	89,89,89,89	0
59	MG	DA	3835	1/1	0.86	0.16	61,61,61,61	0
59	MG	BA	2044	1/1	0.86	0.09	62,62,62,62	0
59	MG	AA	4102	1/1	0.86	0.21	90,90,90,90	0
59	MG	D0	205	1/1	0.86	0.35	41,41,41,41	0
59	MG	DA	4801	1/1	0.86	0.18	54,54,54,54	0
59	MG	CA	1938	1/1	0.86	0.18	87,87,87,87	0
59	MG	CA	1701	1/1	0.86	0.20	56,56,56,56	0
59	MG	CA	1941	1/1	0.86	0.41	91,91,91,91	0
59	MG	AA	3749	1/1	0.86	0.36	33,33,33,33	0
59	MG	CA	2185	1/1	0.86	0.11	87,87,87,87	0
59	MG	BA	2166	1/1	0.86	0.12	96,96,96,96	0
59	MG	CA	1948	1/1	0.86	0.11	97,97,97,97	0
59	MG	DA	3864	1/1	0.86	0.15	69,69,69,69	0
59	MG	CA	2190	1/1	0.86	0.13	62,62,62,62	0
59	MG	DA	4825	1/1	0.86	0.21	63,63,63,63	0
59	MG	BA	1776	1/1	0.86	0.09	79,79,79,79	0
59	MG	AA	4105	1/1	0.86	0.10	106,106,106,106	0
59	MG	AA	3750	1/1	0.86	0.10	66,66,66,66	0
59	MG	DA	3465	1/1	0.86	0.38	56,56,56,56	0
59	MG	AA	3612	1/1	0.86	0.28	106,106,106,106	0
59	MG	CA	2197	1/1	0.86	0.13	107,107,107,107	0
59	MG	CA	2198	1/1	0.86	0.11	81,81,81,81	0
59	MG	AA	4033	1/1	0.86	0.34	83,83,83,83	0
59	MG	DU	208	1/1	0.86	0.21	52,52,52,52	0
59	MG	DU	209	1/1	0.86	0.37	96,96,96,96	0
59	MG	DA	3483	1/1	0.86	0.26	61,61,61,61	0
59	MG	DA	4452	1/1	0.86	0.21	50,50,50,50	0
59	MG	CA	1732	1/1	0.86	0.17	48,48,48,48	0
59	MG	DA	4455	1/1	0.86	0.21	45,45,45,45	0
59	MG	BA	2178	1/1	0.86	0.28	141,141,141,141	0
59	MG	DA	3901	1/1	0.86	0.22	30,30,30,30	0
59	MG	DA	4860	1/1	0.86	0.26	64,64,64,64	0

*Continued on next page...*

*Continued from previous page...*

Mol	Type	Chain	Res	Atoms	RSCC	RSR	B-factors( $\text{\AA}^2$ )	Q<0.9
59	MG	CA	1745	1/1	0.86	0.26	56,56,56,56	0
59	MG	DA	3905	1/1	0.86	0.21	61,61,61,61	0
59	MG	D3	102	1/1	0.86	0.17	47,47,47,47	0
59	MG	BA	1784	1/1	0.86	0.09	54,54,54,54	0
59	MG	DA	3907	1/1	0.86	0.15	83,83,83,83	0
59	MG	DA	3495	1/1	0.86	0.21	51,51,51,51	0
59	MG	BA	1646	1/1	0.86	0.15	82,82,82,82	0
59	MG	AA	3369	1/1	0.86	0.15	81,81,81,81	0
59	MG	AA	3426	1/1	0.86	0.10	64,64,64,64	0
59	MG	DA	3920	1/1	0.86	0.21	50,50,50,50	0
59	MG	AA	3628	1/1	0.86	0.35	62,62,62,62	0
59	MG	AA	3266	1/1	0.86	0.19	73,73,73,73	0
59	MG	AT	103	1/1	0.87	0.21	85,85,85,85	0
59	MG	DA	3564	1/1	0.87	0.41	83,83,83,83	0
59	MG	DA	3990	1/1	0.87	0.13	31,31,31,31	0
59	MG	C1	104	1/1	0.87	0.24	71,71,71,71	0
59	MG	DA	4909	1/1	0.87	0.26	70,70,70,70	0
59	MG	AA	3835	1/1	0.87	0.15	56,56,56,56	0
59	MG	DA	3997	1/1	0.87	0.16	57,57,57,57	0
59	MG	CA	2022	1/1	0.87	0.32	88,88,88,88	0
59	MG	AU	203	1/1	0.87	0.23	74,74,74,74	0
59	MG	AB	208	1/1	0.87	0.09	57,57,57,57	0
59	MG	AA	4021	1/1	0.87	0.09	80,80,80,80	0
59	MG	AA	3461	1/1	0.87	0.19	58,58,58,58	0
59	MG	AA	3464	1/1	0.87	0.20	61,61,61,61	0
59	MG	AA	3611	1/1	0.87	0.08	70,70,70,70	0
59	MG	DA	4522	1/1	0.87	0.25	64,64,64,64	0
59	MG	DA	4028	1/1	0.87	0.24	48,48,48,48	0
59	MG	DA	4029	1/1	0.87	0.16	65,65,65,65	0
59	MG	DA	4532	1/1	0.87	0.44	45,45,45,45	0
59	MG	BA	2171	1/1	0.87	0.34	132,132,132,132	0
59	MG	DA	3588	1/1	0.87	0.14	54,54,54,54	0
59	MG	AA	3795	1/1	0.87	0.13	106,106,106,106	0
59	MG	DA	3142	1/1	0.87	0.28	73,73,73,73	0
59	MG	CA	2043	1/1	0.87	0.51	100,100,100,100	0
59	MG	DA	3600	1/1	0.87	0.20	59,59,59,59	0
59	MG	AB	215	1/1	0.87	0.14	70,70,70,70	0
59	MG	BA	1748	1/1	0.87	0.30	66,66,66,66	0
59	MG	DA	4051	1/1	0.87	0.22	94,94,94,94	0
59	MG	BA	1888	1/1	0.87	0.28	67,67,67,67	0
59	MG	DA	4958	1/1	0.87	0.16	64,64,64,64	0
59	MG	A7	101	1/1	0.87	0.73	77,77,77,77	0

*Continued on next page...*

*Continued from previous page...*

Mol	Type	Chain	Res	Atoms	RSCC	RSR	B-factors(Å <sup>2</sup> )	Q<0.9
59	MG	BA	2050	1/1	0.87	0.26	85,85,85,85	0
59	MG	AA	4032	1/1	0.87	0.46	102,102,102,102	0
59	MG	CA	2056	1/1	0.87	0.64	120,120,120,120	0
59	MG	CA	1817	1/1	0.87	0.14	85,85,85,85	0
59	MG	A7	103	1/1	0.87	0.30	45,45,45,45	0
59	MG	DA	4571	1/1	0.87	0.15	61,61,61,61	0
59	MG	DA	3623	1/1	0.87	0.33	89,89,89,89	0
59	MG	BA	1896	1/1	0.87	0.07	83,83,83,83	0
59	MG	BA	1898	1/1	0.87	0.15	49,49,49,49	0
59	MG	DA	3193	1/1	0.87	0.15	71,71,71,71	0
59	MG	DA	4110	1/1	0.87	0.24	51,51,51,51	0
59	MG	BD	106	1/1	0.87	0.40	91,91,91,91	0
59	MG	BA	1758	1/1	0.87	0.21	54,54,54,54	0
59	MG	DA	4581	1/1	0.87	0.14	55,55,55,55	0
59	MG	AA	3690	1/1	0.87	0.20	64,64,64,64	0
59	MG	DA	4583	1/1	0.87	0.17	51,51,51,51	0
59	MG	BA	2197	1/1	0.87	0.25	136,136,136,136	0
59	MG	A8	104	1/1	0.87	0.29	68,68,68,68	0
59	MG	BA	2201	1/1	0.87	0.29	85,85,85,85	0
59	MG	AA	3439	1/1	0.87	0.15	71,71,71,71	0
59	MG	DA	3644	1/1	0.87	0.35	84,84,84,84	0
59	MG	CA	1845	1/1	0.87	0.09	108,108,108,108	0
59	MG	AA	3863	1/1	0.87	0.18	72,72,72,72	0
59	MG	DA	4604	1/1	0.87	0.17	111,111,111,111	0
59	MG	BA	2207	1/1	0.87	0.42	103,103,103,103	0
59	MG	DA	4610	1/1	0.87	0.09	114,114,114,114	0
59	MG	CA	2309	1/1	0.87	0.31	92,92,92,92	0
59	MG	DA	3256	1/1	0.87	0.23	50,50,50,50	0
59	MG	AA	3476	1/1	0.87	0.16	47,47,47,47	0
59	MG	AA	3294	1/1	0.87	0.13	64,64,64,64	0
59	MG	BA	2210	1/1	0.87	0.09	78,78,78,78	0
59	MG	DA	4168	1/1	0.87	0.14	33,33,33,33	0
59	MG	DA	3656	1/1	0.87	0.24	81,81,81,81	0
59	MG	AA	3529	1/1	0.87	0.15	29,29,29,29	0
59	MG	DA	3263	1/1	0.87	0.15	24,24,24,24	0
59	MG	AA	3171	1/1	0.87	0.45	50,50,50,50	0
59	MG	BA	2080	1/1	0.87	0.12	61,61,61,61	0
59	MG	BB	107	1/1	0.87	0.21	83,83,83,83	0
59	MG	AA	3052	1/1	0.87	0.17	60,60,60,60	0
59	MG	AA	3540	1/1	0.87	0.27	61,61,61,61	0
59	MG	DA	3672	1/1	0.87	0.30	76,76,76,76	0
59	MG	AA	3025	1/1	0.87	0.29	38,38,38,38	0

*Continued on next page...*

*Continued from previous page...*

Mol	Type	Chain	Res	Atoms	RSCC	RSR	B-factors( $\text{\AA}^2$ )	Q<0.9
59	MG	AA	3999	1/1	0.87	0.15	57,57,57,57	0
59	MG	CA	1865	1/1	0.87	0.19	67,67,67,67	0
59	MG	DA	5063	1/1	0.87	0.39	52,52,52,52	0
59	MG	DA	4218	1/1	0.87	0.10	51,51,51,51	0
59	MG	CA	1878	1/1	0.87	0.15	26,26,26,26	0
59	MG	AB	230	1/1	0.87	0.16	76,76,76,76	0
59	MG	DA	3689	1/1	0.87	0.20	67,67,67,67	0
59	MG	DA	3690	1/1	0.87	0.27	111,111,111,111	0
59	MG	DA	4234	1/1	0.87	0.28	37,37,37,37	0
59	MG	BC	106	1/1	0.87	0.14	58,58,58,58	0
59	MG	DA	3715	1/1	0.87	0.21	75,75,75,75	0
59	MG	BA	2091	1/1	0.87	0.37	108,108,108,108	0
59	MG	CG	306	1/1	0.87	0.11	124,124,124,124	0
59	MG	DA	4258	1/1	0.87	0.32	64,64,64,64	0
59	MG	DB	213	1/1	0.87	0.27	64,64,64,64	0
59	MG	AA	3358	1/1	0.87	0.15	95,95,95,95	0
59	MG	DB	215	1/1	0.87	0.32	66,66,66,66	0
59	MG	BC	115	1/1	0.87	0.13	106,106,106,106	0
59	MG	AB	234	1/1	0.87	0.25	105,105,105,105	0
59	MG	CA	2138	1/1	0.87	0.42	91,91,91,91	0
59	MG	DA	3333	1/1	0.87	0.19	78,78,78,78	0
59	MG	BA	2096	1/1	0.87	0.27	51,51,51,51	0
59	MG	AD	311	1/1	0.87	0.13	54,54,54,54	0
59	MG	AA	3036	1/1	0.87	0.07	36,36,36,36	0
59	MG	DA	4281	1/1	0.87	0.22	51,51,51,51	0
59	MG	DA	4720	1/1	0.87	0.13	88,88,88,88	0
59	MG	CK	202	1/1	0.87	0.24	79,79,79,79	0
59	MG	BA	1934	1/1	0.87	0.54	84,84,84,84	0
59	MG	CA	1907	1/1	0.87	0.26	66,66,66,66	0
59	MG	AE	304	1/1	0.87	0.19	83,83,83,83	0
59	MG	AA	3583	1/1	0.87	0.43	72,72,72,72	0
59	MG	CA	2156	1/1	0.87	0.32	92,92,92,92	0
59	MG	CA	1627	1/1	0.87	0.24	49,49,49,49	0
59	MG	CQ	104	1/1	0.87	0.08	56,56,56,56	0
59	MG	DB	266	1/1	0.87	0.18	51,51,51,51	0
59	MG	AA	3329	1/1	0.87	0.12	66,66,66,66	0
59	MG	BA	2246	1/1	0.87	0.19	125,125,125,125	0
59	MG	DA	4740	1/1	0.87	0.29	78,78,78,78	0
59	MG	BA	1940	1/1	0.87	0.36	79,79,79,79	0
59	MG	AA	3590	1/1	0.87	0.10	78,78,78,78	0
59	MG	BA	2251	1/1	0.87	0.43	89,89,89,89	0
59	MG	AG	201	1/1	0.87	0.12	86,86,86,86	0

*Continued on next page...*

*Continued from previous page...*

Mol	Type	Chain	Res	Atoms	RSCC	RSR	B-factors(Å <sup>2</sup> )	Q<0.9
59	MG	DD	301	1/1	0.87	0.41	45,45,45,45	0
59	MG	BA	1661	1/1	0.87	0.13	83,83,83,83	0
59	MG	BA	2114	1/1	0.87	0.10	71,71,71,71	0
59	MG	DA	3815	1/1	0.87	0.21	83,83,83,83	0
59	MG	AA	4006	1/1	0.87	0.11	65,65,65,65	0
59	MG	DA	4342	1/1	0.87	0.29	93,93,93,93	0
59	MG	DA	4343	1/1	0.87	0.30	58,58,58,58	0
59	MG	DA	4345	1/1	0.87	0.12	58,58,58,58	0
59	MG	AA	3080	1/1	0.87	0.14	41,41,41,41	0
59	MG	DA	4349	1/1	0.87	0.31	77,77,77,77	0
59	MG	DG	201	1/1	0.87	0.26	68,68,68,68	0
59	MG	DA	3825	1/1	0.87	0.16	77,77,77,77	0
59	MG	DA	3828	1/1	0.87	0.19	70,70,70,70	0
59	MG	BA	1959	1/1	0.87	0.21	64,64,64,64	0
59	MG	AA	3229	1/1	0.87	0.19	56,56,56,56	0
59	MG	BA	1806	1/1	0.87	0.16	78,78,78,78	0
59	MG	BA	2268	1/1	0.87	0.17	87,87,87,87	0
59	MG	DA	3424	1/1	0.87	0.12	47,47,47,47	0
59	MG	DA	3840	1/1	0.87	0.13	58,58,58,58	0
59	MG	BA	1668	1/1	0.87	0.12	56,56,56,56	0
59	MG	AA	3499	1/1	0.87	0.29	101,101,101,101	0
59	MG	DA	4788	1/1	0.87	0.10	97,97,97,97	0
59	MG	BA	2272	1/1	0.87	0.23	75,75,75,75	0
59	MG	DA	4794	1/1	0.87	0.35	86,86,86,86	0
59	MG	AA	3772	1/1	0.87	0.15	103,103,103,103	0
59	MG	BA	1978	1/1	0.87	0.31	73,73,73,73	0
59	MG	CA	1950	1/1	0.87	0.21	86,86,86,86	0
59	MG	D0	202	1/1	0.87	0.21	62,62,62,62	0
59	MG	AA	3553	1/1	0.87	0.21	73,73,73,73	0
59	MG	BA	1820	1/1	0.87	0.13	84,84,84,84	0
59	MG	AA	3830	1/1	0.87	0.08	83,83,83,83	0
59	MG	DA	4805	1/1	0.87	0.33	74,74,74,74	0
59	MG	BA	1680	1/1	0.87	0.11	55,55,55,55	0
59	MG	CA	1959	1/1	0.87	0.17	56,56,56,56	0
59	MG	DR	204	1/1	0.87	0.19	40,40,40,40	0
59	MG	BA	1683	1/1	0.87	0.15	51,51,51,51	0
59	MG	DA	3874	1/1	0.87	0.51	69,69,69,69	0
59	MG	CA	1961	1/1	0.87	0.30	70,70,70,70	0
59	MG	DA	4414	1/1	0.87	0.16	59,59,59,59	0
59	MG	D1	210	1/1	0.87	0.35	66,66,66,66	0
59	MG	DA	4821	1/1	0.87	0.14	54,54,54,54	0
59	MG	CA	2201	1/1	0.87	0.09	80,80,80,80	0

*Continued on next page...*

*Continued from previous page...*

Mol	Type	Chain	Res	Atoms	RSCC	RSR	B-factors( $\text{\AA}^2$ )	Q<0.9
59	MG	BA	1991	1/1	0.87	0.29	91,91,91,91	0
59	MG	AA	3366	1/1	0.87	0.09	53,53,53,53	0
59	MG	DA	4422	1/1	0.87	0.31	71,71,71,71	0
59	MG	AA	4080	1/1	0.87	0.47	71,71,71,71	0
59	MG	CA	1729	1/1	0.87	0.27	46,46,46,46	0
59	MG	DA	3496	1/1	0.87	0.14	47,47,47,47	0
59	MG	AA	3960	1/1	0.87	0.17	101,101,101,101	0
59	MG	AA	3779	1/1	0.87	0.13	86,86,86,86	0
59	MG	CA	2215	1/1	0.87	0.19	63,63,63,63	0
59	MG	BA	2007	1/1	0.87	0.22	106,106,106,106	0
59	MG	BA	1700	1/1	0.87	0.23	46,46,46,46	0
59	MG	CA	1746	1/1	0.87	0.35	62,62,62,62	0
59	MG	DU	213	1/1	0.87	0.34	70,70,70,70	0
59	MG	CA	1988	1/1	0.87	0.10	57,57,57,57	0
59	MG	AA	4084	1/1	0.87	0.08	86,86,86,86	0
59	MG	AA	4154	1/1	0.87	0.20	89,89,89,89	0
59	MG	DA	3522	1/1	0.87	0.35	63,63,63,63	0
59	MG	DA	4861	1/1	0.87	0.28	74,74,74,74	0
59	MG	CC	108	1/1	0.87	0.14	57,57,57,57	0
59	MG	BA	2017	1/1	0.87	0.47	85,85,85,85	0
59	MG	AA	4018	1/1	0.87	0.34	56,56,56,56	0
59	MG	AA	3965	1/1	0.87	0.09	111,111,111,111	0
59	MG	AA	4090	1/1	0.87	0.11	78,78,78,78	0
59	MG	BA	1853	1/1	0.87	0.23	103,103,103,103	0
59	MG	DA	3957	1/1	0.87	0.14	62,62,62,62	0
59	MG	DW	101	1/1	0.87	0.26	49,49,49,49	0
59	MG	CC	118	1/1	0.87	0.24	66,66,66,66	0
59	MG	BA	2158	1/1	0.87	0.41	77,77,77,77	0
59	MG	DA	3975	1/1	0.87	0.14	50,50,50,50	0
59	MG	D7	101	1/1	0.87	0.33	52,52,52,52	0
59	MG	BA	2026	1/1	0.87	0.11	128,128,128,128	0
59	MG	CC	125	1/1	0.87	0.14	52,52,52,52	0
59	MG	DA	3560	1/1	0.87	0.19	36,36,36,36	0
59	MG	DA	4506	1/1	0.88	0.30	65,65,65,65	0
59	MG	AA	3437	1/1	0.88	0.13	51,51,51,51	0
59	MG	BA	1996	1/1	0.88	0.32	86,86,86,86	0
59	MG	DA	3215	1/1	0.88	0.19	84,84,84,84	0
59	MG	BA	2000	1/1	0.88	0.17	93,93,93,93	0
59	MG	DA	4048	1/1	0.88	0.10	75,75,75,75	0
59	MG	DA	4920	1/1	0.88	0.16	61,61,61,61	0
59	MG	DA	3226	1/1	0.88	0.21	44,44,44,44	0
59	MG	CE	303	1/1	0.88	0.12	83,83,83,83	0

*Continued on next page...*

*Continued from previous page...*

Mol	Type	Chain	Res	Atoms	RSCC	RSR	B-factors( $\text{\AA}^2$ )	Q<0.9
59	MG	DA	3627	1/1	0.88	0.20	40,40,40,40	0
59	MG	DA	4054	1/1	0.88	0.62	108,108,108,108	0
59	MG	AA	3502	1/1	0.88	0.20	55,55,55,55	0
59	MG	DA	4057	1/1	0.88	0.32	87,87,87,87	0
59	MG	CE	306	1/1	0.88	0.22	96,96,96,96	0
59	MG	DA	4935	1/1	0.88	0.70	105,105,105,105	0
59	MG	BA	1872	1/1	0.88	0.27	103,103,103,103	0
59	MG	DA	4063	1/1	0.88	0.20	52,52,52,52	0
59	MG	AA	3979	1/1	0.88	0.34	94,94,94,94	0
59	MG	DA	3634	1/1	0.88	0.24	54,54,54,54	0
59	MG	BA	2218	1/1	0.88	0.17	80,80,80,80	0
59	MG	BA	1773	1/1	0.88	0.19	80,80,80,80	0
59	MG	DA	4083	1/1	0.88	0.23	52,52,52,52	0
59	MG	AA	3636	1/1	0.88	0.09	48,48,48,48	0
59	MG	DA	4095	1/1	0.88	0.27	115,115,115,115	0
59	MG	BA	2013	1/1	0.88	0.10	67,67,67,67	0
59	MG	CA	1756	1/1	0.88	0.15	53,53,53,53	0
59	MG	CA	1953	1/1	0.88	0.07	80,80,80,80	0
59	MG	DA	4566	1/1	0.88	0.18	64,64,64,64	0
59	MG	AA	3637	1/1	0.88	0.12	54,54,54,54	0
59	MG	DA	4119	1/1	0.88	0.12	47,47,47,47	0
59	MG	BA	2125	1/1	0.88	0.11	65,65,65,65	0
59	MG	BA	2227	1/1	0.88	0.32	72,72,72,72	0
59	MG	AA	3746	1/1	0.88	0.14	66,66,66,66	0
59	MG	BA	1667	1/1	0.88	0.22	62,62,62,62	0
59	MG	BD	110	1/1	0.88	0.10	81,81,81,81	0
59	MG	A1	204	1/1	0.88	0.85	65,65,65,65	0
59	MG	DA	4984	1/1	0.88	0.28	90,90,90,90	0
59	MG	AA	3703	1/1	0.88	0.08	51,51,51,51	0
59	MG	AA	3917	1/1	0.88	0.30	98,98,98,98	0
59	MG	CA	1777	1/1	0.88	0.32	49,49,49,49	0
59	MG	AA	3270	1/1	0.88	0.26	72,72,72,72	0
59	MG	DA	4139	1/1	0.88	0.21	36,36,36,36	0
59	MG	CA	1972	1/1	0.88	0.30	68,68,68,68	0
59	MG	DA	4996	1/1	0.88	0.18	85,85,85,85	0
59	MG	BA	1786	1/1	0.88	0.39	57,57,57,57	0
59	MG	AA	3867	1/1	0.88	0.10	41,41,41,41	0
59	MG	DA	5000	1/1	0.88	0.45	71,71,71,71	0
59	MG	CA	1789	1/1	0.88	0.05	99,99,99,99	0
59	MG	DA	4155	1/1	0.88	0.34	89,89,89,89	0
59	MG	CA	1982	1/1	0.88	0.19	59,59,59,59	0
59	MG	DA	4603	1/1	0.88	0.23	55,55,55,55	0

*Continued on next page...*

*Continued from previous page...*

Mol	Type	Chain	Res	Atoms	RSCC	RSR	B-factors( $\text{\AA}^2$ )	Q<0.9
59	MG	CA	2188	1/1	0.88	0.08	79,79,79,79	0
59	MG	CA	1984	1/1	0.88	0.28	49,49,49,49	0
59	MG	CV	102	1/1	0.88	0.15	63,63,63,63	0
59	MG	AA	3364	1/1	0.88	0.21	57,57,57,57	0
59	MG	DA	3347	1/1	0.88	0.27	29,29,29,29	0
59	MG	AA	3994	1/1	0.88	0.11	68,68,68,68	0
59	MG	DA	5028	1/1	0.88	0.18	66,66,66,66	0
59	MG	DA	5031	1/1	0.88	0.34	68,68,68,68	0
59	MG	AA	3022	1/1	0.88	0.24	63,63,63,63	0
59	MG	BA	1916	1/1	0.88	0.16	56,56,56,56	0
59	MG	DA	3713	1/1	0.88	0.36	70,70,70,70	0
59	MG	BB	105	1/1	0.88	0.10	85,85,85,85	0
59	MG	BA	2253	1/1	0.88	0.11	103,103,103,103	0
59	MG	BA	1689	1/1	0.88	0.07	64,64,64,64	0
59	MG	DA	4211	1/1	0.88	0.20	47,47,47,47	0
59	MG	CD	107	1/1	0.88	0.16	57,57,57,57	0
59	MG	CA	2004	1/1	0.88	0.13	61,61,61,61	0
59	MG	DA	3376	1/1	0.88	0.12	18,18,18,18	0
59	MG	CA	1812	1/1	0.88	0.13	45,45,45,45	0
59	MG	DA	4649	1/1	0.88	0.20	41,41,41,41	0
59	MG	DA	4227	1/1	0.88	0.08	51,51,51,51	0
59	MG	DA	3384	1/1	0.88	0.32	56,56,56,56	0
59	MG	AA	3181	1/1	0.88	0.20	51,51,51,51	0
59	MG	AA	3713	1/1	0.88	0.20	83,83,83,83	0
59	MG	DA	4236	1/1	0.88	0.12	52,52,52,52	0
59	MG	AA	3816	1/1	0.88	0.44	73,73,73,73	0
59	MG	DA	4661	1/1	0.88	0.23	76,76,76,76	0
59	MG	DA	4241	1/1	0.88	0.21	55,55,55,55	0
59	MG	DA	3397	1/1	0.88	0.21	65,65,65,65	0
59	MG	CA	2211	1/1	0.88	0.48	90,90,90,90	0
59	MG	DA	3758	1/1	0.88	0.24	100,100,100,100	0
59	MG	CD	121	1/1	0.88	0.10	133,133,133,133	0
59	MG	CD	122	1/1	0.88	0.38	84,84,84,84	0
59	MG	DA	4264	1/1	0.88	0.17	58,58,58,58	0
59	MG	BA	2261	1/1	0.88	0.07	81,81,81,81	0
59	MG	AA	3478	1/1	0.88	0.15	59,59,59,59	0
59	MG	BC	101	1/1	0.88	0.13	53,53,53,53	0
59	MG	AA	3818	1/1	0.88	0.34	80,80,80,80	0
59	MG	AA	3661	1/1	0.88	0.26	70,70,70,70	0
59	MG	DA	3414	1/1	0.88	0.25	45,45,45,45	0
59	MG	BA	2047	1/1	0.88	0.18	107,107,107,107	0
59	MG	DA	3419	1/1	0.88	0.18	32,32,32,32	0

*Continued on next page...*



*Continued from previous page...*

Mol	Type	Chain	Res	Atoms	RSCC	RSR	B-factors( $\text{\AA}^2$ )	Q<0.9
59	MG	AA	3356	1/1	0.88	0.12	62,62,62,62	0
59	MG	DA	3805	1/1	0.88	0.30	66,66,66,66	0
59	MG	AA	3405	1/1	0.88	0.37	73,73,73,73	0
59	MG	DA	4719	1/1	0.88	0.23	54,54,54,54	0
59	MG	CA	2034	1/1	0.88	0.24	61,61,61,61	0
59	MG	DB	229	1/1	0.88	0.17	83,83,83,83	0
59	MG	DA	3431	1/1	0.88	0.36	61,61,61,61	0
59	MG	BA	1714	1/1	0.88	0.23	69,69,69,69	0
59	MG	DA	4726	1/1	0.88	0.29	71,71,71,71	0
59	MG	DB	238	1/1	0.88	0.44	100,100,100,100	0
59	MG	CA	2228	1/1	0.88	0.25	75,75,75,75	0
59	MG	CA	2040	1/1	0.88	0.15	56,56,56,56	0
59	MG	BA	2057	1/1	0.88	0.10	103,103,103,103	0
59	MG	DA	4311	1/1	0.88	0.31	83,83,83,83	0
59	MG	DA	4313	1/1	0.88	0.22	56,56,56,56	0
59	MG	DB	253	1/1	0.88	0.15	74,74,74,74	0
59	MG	B1	103	1/1	0.88	0.36	67,67,67,67	0
59	MG	DB	255	1/1	0.88	0.17	63,63,63,63	0
59	MG	AA	3530	1/1	0.88	0.15	50,50,50,50	0
59	MG	AA	3083	1/1	0.88	0.15	33,33,33,33	0
59	MG	CA	1611	1/1	0.88	0.12	39,39,39,39	0
59	MG	AB	231	1/1	0.88	0.21	94,94,94,94	0
59	MG	AA	3770	1/1	0.88	0.11	70,70,70,70	0
59	MG	DA	3838	1/1	0.88	0.31	80,80,80,80	0
59	MG	DA	3474	1/1	0.88	0.26	41,41,41,41	0
59	MG	CB	117	1/1	0.88	0.17	68,68,68,68	0
59	MG	DA	4341	1/1	0.88	0.12	59,59,59,59	0
59	MG	CA	1853	1/1	0.88	0.16	61,61,61,61	0
59	MG	CC	103	1/1	0.88	0.12	39,39,39,39	0
59	MG	DA	4760	1/1	0.88	0.23	55,55,55,55	0
59	MG	DE	303	1/1	0.88	0.21	52,52,52,52	0
59	MG	DA	3485	1/1	0.88	0.33	77,77,77,77	0
59	MG	BE	303	1/1	0.88	0.17	94,94,94,94	0
59	MG	AA	3536	1/1	0.88	0.24	46,46,46,46	0
59	MG	DA	3492	1/1	0.88	0.25	53,53,53,53	0
59	MG	DA	3493	1/1	0.88	0.13	50,50,50,50	0
59	MG	DE	314	1/1	0.88	0.69	67,67,67,67	0
59	MG	DF	303	1/1	0.88	0.17	28,28,28,28	0
59	MG	DA	3863	1/1	0.88	0.23	69,69,69,69	0
59	MG	DF	311	1/1	0.88	0.28	57,57,57,57	0
59	MG	AA	3890	1/1	0.88	0.15	103,103,103,103	0
59	MG	CA	2058	1/1	0.88	0.20	73,73,73,73	0

*Continued on next page...*

*Continued from previous page...*

Mol	Type	Chain	Res	Atoms	RSCC	RSR	B-factors(Å <sup>2</sup> )	Q<0.9
59	MG	AA	3255	1/1	0.88	0.21	46,46,46,46	0
59	MG	AE	302	1/1	0.88	0.39	74,74,74,74	0
59	MG	BA	1734	1/1	0.88	0.14	76,76,76,76	0
59	MG	DH	201	1/1	0.88	0.16	48,48,48,48	0
59	MG	DA	4378	1/1	0.88	0.18	48,48,48,48	0
59	MG	CA	1861	1/1	0.88	0.22	87,87,87,87	0
59	MG	DA	3881	1/1	0.88	0.51	86,86,86,86	0
59	MG	CA	1648	1/1	0.88	0.17	36,36,36,36	0
59	MG	AA	3041	1/1	0.88	0.10	81,81,81,81	0
59	MG	DA	4791	1/1	0.88	0.34	69,69,69,69	0
59	MG	DA	4387	1/1	0.88	0.33	57,57,57,57	0
59	MG	BA	2173	1/1	0.88	0.13	98,98,98,98	0
59	MG	DA	3513	1/1	0.88	0.32	50,50,50,50	0
59	MG	DO	206	1/1	0.88	0.32	51,51,51,51	0
59	MG	DA	3890	1/1	0.88	0.47	86,86,86,86	0
59	MG	AA	4076	1/1	0.88	0.07	113,113,113,113	0
59	MG	DA	3892	1/1	0.88	0.51	46,46,46,46	0
59	MG	AA	3622	1/1	0.88	0.11	43,43,43,43	0
59	MG	BA	2179	1/1	0.88	0.14	101,101,101,101	0
59	MG	C1	106	1/1	0.88	0.35	89,89,89,89	0
59	MG	BA	1960	1/1	0.88	0.14	68,68,68,68	0
59	MG	DA	3023	1/1	0.88	0.32	57,57,57,57	0
59	MG	CA	2274	1/1	0.88	0.16	54,54,54,54	0
59	MG	DA	3102	1/1	0.88	0.32	61,61,61,61	0
59	MG	CA	2277	1/1	0.88	0.13	103,103,103,103	0
59	MG	AA	3963	1/1	0.88	0.20	62,62,62,62	0
59	MG	DA	4820	1/1	0.88	0.22	56,56,56,56	0
59	MG	BA	1966	1/1	0.88	0.16	82,82,82,82	0
59	MG	BA	2085	1/1	0.88	0.46	102,102,102,102	0
59	MG	CA	2101	1/1	0.88	0.15	68,68,68,68	0
59	MG	BA	1841	1/1	0.88	0.06	108,108,108,108	0
59	MG	DA	3559	1/1	0.88	0.10	23,23,23,23	0
59	MG	DA	3933	1/1	0.88	0.36	113,113,113,113	0
59	MG	DA	3945	1/1	0.88	0.08	58,58,58,58	0
59	MG	CA	1692	1/1	0.88	0.11	51,51,51,51	0
59	MG	CA	1902	1/1	0.88	0.21	52,52,52,52	0
59	MG	DS	204	1/1	0.88	0.43	75,75,75,75	0
59	MG	DA	3136	1/1	0.88	0.27	63,63,63,63	0
59	MG	CA	2293	1/1	0.88	0.13	80,80,80,80	0
59	MG	DA	3568	1/1	0.88	0.20	54,54,54,54	0
59	MG	DA	4456	1/1	0.88	0.32	59,59,59,59	0
59	MG	DA	3570	1/1	0.88	0.38	71,71,71,71	0

*Continued on next page...*

*Continued from previous page...*

Mol	Type	Chain	Res	Atoms	RSCC	RSR	B-factors( $\text{\AA}^2$ )	Q<0.9
59	MG	AA	3414	1/1	0.88	0.29	56,56,56,56	0
59	MG	AA	4147	1/1	0.88	0.22	66,66,66,66	0
59	MG	DA	4857	1/1	0.88	0.20	56,56,56,56	0
59	MG	AA	3205	1/1	0.88	0.31	71,71,71,71	0
59	MG	CA	2116	1/1	0.88	0.14	79,79,79,79	0
59	MG	AA	3362	1/1	0.88	0.11	62,62,62,62	0
59	MG	AA	4086	1/1	0.88	0.23	76,76,76,76	0
59	MG	AA	3839	1/1	0.88	0.20	63,63,63,63	0
59	MG	CA	1702	1/1	0.88	0.14	45,45,45,45	0
59	MG	DA	4869	1/1	0.88	0.24	44,44,44,44	0
59	MG	AO	204	1/1	0.88	0.27	43,43,43,43	0
59	MG	DA	3184	1/1	0.88	0.27	40,40,40,40	0
59	MG	DA	3188	1/1	0.88	0.26	60,60,60,60	0
59	MG	DV	304	1/1	0.88	0.27	77,77,77,77	0
59	MG	DA	3595	1/1	0.88	0.23	38,38,38,38	0
59	MG	BA	1767	1/1	0.88	0.16	50,50,50,50	0
59	MG	BA	1864	1/1	0.88	0.09	95,95,95,95	0
59	MG	BA	1990	1/1	0.88	0.20	82,82,82,82	0
59	MG	BS	104	1/1	0.88	0.16	76,76,76,76	0
59	MG	CA	1926	1/1	0.88	0.12	88,88,88,88	0
59	MG	DA	3607	1/1	0.88	0.17	79,79,79,79	0
59	MG	DW	107	1/1	0.88	0.75	70,70,70,70	0
59	MG	DA	3200	1/1	0.88	0.20	67,67,67,67	0
59	MG	D5	107	1/1	0.88	0.27	59,59,59,59	0
59	MG	D6	102	1/1	0.88	0.15	45,45,45,45	0
59	MG	AA	4088	1/1	0.88	0.13	97,97,97,97	0
59	MG	DA	4901	1/1	0.88	0.33	84,84,84,84	0
59	MG	DA	4903	1/1	0.88	0.13	69,69,69,69	0
59	MG	CA	1728	1/1	0.88	0.32	76,76,76,76	0
59	MG	D8	103	1/1	0.88	0.21	76,76,76,76	0
59	MG	D8	104	1/1	0.88	0.55	50,50,50,50	0
59	MG	AA	3974	1/1	0.88	0.12	65,65,65,65	0
59	MG	DA	3364	1/1	0.89	0.28	54,54,54,54	0
59	MG	DA	4918	1/1	0.89	0.14	48,48,48,48	0
59	MG	DA	4099	1/1	0.89	0.10	55,55,55,55	0
59	MG	DA	4529	1/1	0.89	0.29	75,75,75,75	0
59	MG	AA	4063	1/1	0.89	0.16	75,75,75,75	0
59	MG	AA	4002	1/1	0.89	0.12	93,93,93,93	0
59	MG	DA	4103	1/1	0.89	0.46	85,85,85,85	0
59	MG	DA	4105	1/1	0.89	0.17	62,62,62,62	0
59	MG	DA	3669	1/1	0.89	0.20	68,68,68,68	0
59	MG	AA	3068	1/1	0.89	0.10	40,40,40,40	0

*Continued on next page...*

*Continued from previous page...*

Mol	Type	Chain	Res	Atoms	RSCC	RSR	B-factors( $\text{\AA}^2$ )	Q<0.9
59	MG	DA	3673	1/1	0.89	0.12	61,61,61,61	0
59	MG	AF	302	1/1	0.89	0.18	69,69,69,69	0
59	MG	DA	4938	1/1	0.89	0.12	55,55,55,55	0
59	MG	AA	3876	1/1	0.89	0.16	67,67,67,67	0
59	MG	DA	3372	1/1	0.89	0.18	54,54,54,54	0
59	MG	DA	4945	1/1	0.89	0.25	78,78,78,78	0
59	MG	CA	2046	1/1	0.89	0.14	67,67,67,67	0
59	MG	CA	1873	1/1	0.89	0.08	51,51,51,51	0
59	MG	AA	3642	1/1	0.89	0.24	56,56,56,56	0
59	MG	AA	3117	1/1	0.89	0.27	72,72,72,72	0
59	MG	DA	3692	1/1	0.89	0.07	60,60,60,60	0
59	MG	DA	3693	1/1	0.89	0.13	108,108,108,108	0
59	MG	AA	3546	1/1	0.89	0.31	52,52,52,52	0
59	MG	AA	3651	1/1	0.89	0.17	41,41,41,41	0
59	MG	DA	4957	1/1	0.89	0.07	86,86,86,86	0
59	MG	DA	3714	1/1	0.89	0.25	21,21,21,21	0
59	MG	BA	2004	1/1	0.89	0.12	69,69,69,69	0
59	MG	CA	2232	1/1	0.89	0.35	86,86,86,86	0
59	MG	DA	3401	1/1	0.89	0.33	45,45,45,45	0
59	MG	DA	3725	1/1	0.89	0.13	22,22,22,22	0
59	MG	DA	4156	1/1	0.89	0.18	47,47,47,47	0
59	MG	AA	3153	1/1	0.89	0.11	40,40,40,40	0
59	MG	AA	3425	1/1	0.89	0.15	44,44,44,44	0
59	MG	DA	3405	1/1	0.89	0.22	43,43,43,43	0
59	MG	AA	3660	1/1	0.89	0.29	68,68,68,68	0
59	MG	CA	1708	1/1	0.89	0.19	58,58,58,58	0
59	MG	CA	2061	1/1	0.89	0.21	50,50,50,50	0
59	MG	DA	4590	1/1	0.89	0.55	81,81,81,81	0
59	MG	DA	4989	1/1	0.89	0.25	66,66,66,66	0
59	MG	BW	204	1/1	0.89	0.19	90,90,90,90	0
59	MG	CA	2242	1/1	0.89	0.16	84,84,84,84	0
59	MG	DA	4187	1/1	0.89	0.12	46,46,46,46	0
59	MG	AN	201	1/1	0.89	0.34	118,118,118,118	0
59	MG	CA	2064	1/1	0.89	0.25	66,66,66,66	0
59	MG	DA	4599	1/1	0.89	0.17	50,50,50,50	0
59	MG	DA	3417	1/1	0.89	0.20	62,62,62,62	0
59	MG	AA	4081	1/1	0.89	0.31	49,49,49,49	0
59	MG	CA	2071	1/1	0.89	0.28	100,100,100,100	0
59	MG	DA	5004	1/1	0.89	0.25	80,80,80,80	0
59	MG	CA	2073	1/1	0.89	0.35	41,41,41,41	0
59	MG	AA	3955	1/1	0.89	0.30	66,66,66,66	0
59	MG	BA	2226	1/1	0.89	0.39	101,101,101,101	0

*Continued on next page...*

*Continued from previous page...*

Mol	Type	Chain	Res	Atoms	RSCC	RSR	B-factors( $\text{\AA}^2$ )	Q<0.9
59	MG	CA	1911	1/1	0.89	0.12	56,56,56,56	0
59	MG	AA	3141	1/1	0.89	0.35	66,66,66,66	0
59	MG	AA	3159	1/1	0.89	0.19	61,61,61,61	0
59	MG	DA	4229	1/1	0.89	0.22	48,48,48,48	0
59	MG	DA	5020	1/1	0.89	0.16	63,63,63,63	0
59	MG	DA	3446	1/1	0.89	0.24	66,66,66,66	0
59	MG	DA	4622	1/1	0.89	0.37	54,54,54,54	0
59	MG	CA	2086	1/1	0.89	0.22	83,83,83,83	0
59	MG	CA	2087	1/1	0.89	0.23	95,95,95,95	0
59	MG	DA	3799	1/1	0.89	0.25	83,83,83,83	0
59	MG	DA	4237	1/1	0.89	0.27	78,78,78,78	0
59	MG	BA	2020	1/1	0.89	0.13	90,90,90,90	0
59	MG	DA	4634	1/1	0.89	0.44	82,82,82,82	0
59	MG	DA	5040	1/1	0.89	0.31	90,90,90,90	0
59	MG	DA	4636	1/1	0.89	0.20	64,64,64,64	0
59	MG	DA	4637	1/1	0.89	0.24	80,80,80,80	0
59	MG	DA	3456	1/1	0.89	0.24	60,60,60,60	0
59	MG	BA	2233	1/1	0.89	0.14	100,100,100,100	0
59	MG	DA	4644	1/1	0.89	0.12	64,64,64,64	0
59	MG	DA	4645	1/1	0.89	0.21	59,59,59,59	0
59	MG	DA	4646	1/1	0.89	0.21	69,69,69,69	0
59	MG	CA	2096	1/1	0.89	0.12	60,60,60,60	0
59	MG	DA	4248	1/1	0.89	0.50	89,89,89,89	0
59	MG	DA	4250	1/1	0.89	0.30	49,49,49,49	0
59	MG	AA	3252	1/1	0.89	0.19	38,38,38,38	0
59	MG	DA	3816	1/1	0.89	0.47	89,89,89,89	0
59	MG	DA	4262	1/1	0.89	0.24	47,47,47,47	0
59	MG	CC	114	1/1	0.89	0.12	73,73,73,73	0
59	MG	DA	5061	1/1	0.89	0.33	71,71,71,71	0
59	MG	DA	3822	1/1	0.89	0.30	55,55,55,55	0
59	MG	AA	4159	1/1	0.89	0.14	67,67,67,67	0
59	MG	DA	4266	1/1	0.89	0.13	64,64,64,64	0
59	MG	CC	116	1/1	0.89	0.10	66,66,66,66	0
59	MG	DA	5069	1/1	0.89	0.14	66,66,66,66	0
59	MG	DA	5070	1/1	0.89	0.17	51,51,51,51	0
59	MG	DA	4273	1/1	0.89	0.28	74,74,74,74	0
59	MG	DA	3827	1/1	0.89	0.14	97,97,97,97	0
59	MG	DA	4679	1/1	0.89	0.18	47,47,47,47	0
59	MG	AR	202	1/1	0.89	0.12	64,64,64,64	0
59	MG	BA	2241	1/1	0.89	0.22	78,78,78,78	0
59	MG	BA	2027	1/1	0.89	0.24	107,107,107,107	0
59	MG	AA	3892	1/1	0.89	0.29	84,84,84,84	0

*Continued on next page...*

*Continued from previous page...*

Mol	Type	Chain	Res	Atoms	RSCC	RSR	B-factors( $\text{\AA}^2$ )	Q<0.9
59	MG	CC	127	1/1	0.89	0.49	89,89,89,89	0
59	MG	DA	4282	1/1	0.89	0.14	60,60,60,60	0
59	MG	CA	2107	1/1	0.89	0.23	73,73,73,73	0
59	MG	AA	3771	1/1	0.89	0.37	79,79,79,79	0
59	MG	BA	1677	1/1	0.89	0.26	52,52,52,52	0
59	MG	DA	4294	1/1	0.89	0.11	83,83,83,83	0
59	MG	DB	222	1/1	0.89	0.30	43,43,43,43	0
59	MG	CA	2289	1/1	0.89	0.18	75,75,75,75	0
59	MG	AA	3215	1/1	0.89	0.16	72,72,72,72	0
59	MG	DA	3025	1/1	0.89	0.18	44,44,44,44	0
59	MG	BD	120	1/1	0.89	0.46	90,90,90,90	0
59	MG	DA	3095	1/1	0.89	0.29	27,27,27,27	0
59	MG	CA	2292	1/1	0.89	0.11	67,67,67,67	0
59	MG	AA	3406	1/1	0.89	0.24	32,32,32,32	0
59	MG	BA	1919	1/1	0.89	0.30	59,59,59,59	0
59	MG	DB	235	1/1	0.89	0.22	65,65,65,65	0
59	MG	DB	237	1/1	0.89	0.10	57,57,57,57	0
59	MG	DA	4315	1/1	0.89	0.10	67,67,67,67	0
59	MG	DA	3862	1/1	0.89	0.16	71,71,71,71	0
59	MG	AA	3193	1/1	0.89	0.17	99,99,99,99	0
59	MG	CA	2298	1/1	0.89	0.09	68,68,68,68	0
59	MG	DA	4325	1/1	0.89	0.42	45,45,45,45	0
59	MG	DA	4732	1/1	0.89	0.11	71,71,71,71	0
59	MG	AA	3289	1/1	0.89	0.24	90,90,90,90	0
59	MG	DA	3517	1/1	0.89	0.10	29,29,29,29	0
59	MG	AA	3368	1/1	0.89	0.28	87,87,87,87	0
59	MG	DB	260	1/1	0.89	0.12	63,63,63,63	0
59	MG	BA	2041	1/1	0.89	0.44	91,91,91,91	0
59	MG	DA	4332	1/1	0.89	0.13	53,53,53,53	0
59	MG	AA	3784	1/1	0.89	0.21	64,64,64,64	0
59	MG	AA	3836	1/1	0.89	0.29	62,62,62,62	0
59	MG	CA	1776	1/1	0.89	0.41	62,62,62,62	0
59	MG	DA	3152	1/1	0.89	0.24	52,52,52,52	0
59	MG	AA	3786	1/1	0.89	0.51	107,107,107,107	0
59	MG	CA	2310	1/1	0.89	0.12	127,127,127,127	0
59	MG	CA	1778	1/1	0.89	0.39	69,69,69,69	0
59	MG	DA	4754	1/1	0.89	0.29	71,71,71,71	0
59	MG	CA	2135	1/1	0.89	0.07	92,92,92,92	0
59	MG	DD	307	1/1	0.89	0.34	50,50,50,50	0
59	MG	DD	311	1/1	0.89	0.13	65,65,65,65	0
59	MG	AA	3982	1/1	0.89	0.11	71,71,71,71	0
59	MG	CA	1782	1/1	0.89	0.35	50,50,50,50	0

*Continued on next page...*

*Continued from previous page...*

Mol	Type	Chain	Res	Atoms	RSCC	RSR	B-factors( $\text{\AA}^2$ )	Q<0.9
59	MG	DA	4359	1/1	0.89	0.26	47,47,47,47	0
59	MG	DA	3172	1/1	0.89	0.28	37,37,37,37	0
59	MG	CA	1783	1/1	0.89	0.14	56,56,56,56	0
59	MG	DA	3181	1/1	0.89	0.25	40,40,40,40	0
59	MG	DA	3561	1/1	0.89	0.20	51,51,51,51	0
59	MG	AA	3680	1/1	0.89	0.34	71,71,71,71	0
59	MG	CA	2147	1/1	0.89	0.16	69,69,69,69	0
59	MG	DF	305	1/1	0.89	0.10	54,54,54,54	0
59	MG	BA	1808	1/1	0.89	0.17	70,70,70,70	0
59	MG	BA	1812	1/1	0.89	0.27	136,136,136,136	0
59	MG	DF	312	1/1	0.89	0.13	75,75,75,75	0
59	MG	AV	301	1/1	0.89	0.11	67,67,67,67	0
59	MG	CE	301	1/1	0.89	0.25	61,61,61,61	0
59	MG	BA	1706	1/1	0.89	0.29	52,52,52,52	0
59	MG	AA	3791	1/1	0.89	0.25	65,65,65,65	0
59	MG	AA	3683	1/1	0.89	0.16	46,46,46,46	0
59	MG	AA	3347	1/1	0.89	0.21	66,66,66,66	0
59	MG	DA	4394	1/1	0.89	0.44	69,69,69,69	0
59	MG	AA	3005	1/1	0.89	0.20	17,17,17,17	0
59	MG	DA	3947	1/1	0.89	0.07	72,72,72,72	0
59	MG	DK	201	1/1	0.89	0.24	71,71,71,71	0
59	MG	BA	1715	1/1	0.89	0.28	75,75,75,75	0
59	MG	AA	3220	1/1	0.89	0.17	70,70,70,70	0
59	MG	DA	3954	1/1	0.89	0.44	52,52,52,52	0
59	MG	AA	3195	1/1	0.89	0.25	82,82,82,82	0
59	MG	CG	304	1/1	0.89	0.10	95,95,95,95	0
59	MG	AA	3800	1/1	0.89	0.10	55,55,55,55	0
59	MG	DA	4804	1/1	0.89	0.31	69,69,69,69	0
59	MG	DA	3971	1/1	0.89	0.21	66,66,66,66	0
59	MG	DA	3218	1/1	0.89	0.33	47,47,47,47	0
59	MG	AA	3572	1/1	0.89	0.15	64,64,64,64	0
59	MG	CG	308	1/1	0.89	0.26	100,100,100,100	0
59	MG	DA	4811	1/1	0.89	0.23	97,97,97,97	0
59	MG	DA	4813	1/1	0.89	0.38	78,78,78,78	0
59	MG	CA	1610	1/1	0.89	0.26	48,48,48,48	0
59	MG	DA	3604	1/1	0.89	0.13	57,57,57,57	0
59	MG	AA	4115	1/1	0.89	0.28	73,73,73,73	0
59	MG	CA	1612	1/1	0.89	0.17	57,57,57,57	0
59	MG	BA	1963	1/1	0.89	0.13	83,83,83,83	0
59	MG	CH	203	1/1	0.89	0.29	70,70,70,70	0
59	MG	CA	1995	1/1	0.89	0.13	48,48,48,48	0
59	MG	AA	3574	1/1	0.89	0.21	57,57,57,57	0

*Continued on next page...*

*Continued from previous page...*

Mol	Type	Chain	Res	Atoms	RSCC	RSR	B-factors( $\text{\AA}^2$ )	Q<0.9
59	MG	DA	4449	1/1	0.89	0.20	64,64,64,64	0
59	MG	DA	3615	1/1	0.89	0.45	112,112,112,112	0
59	MG	DA	3259	1/1	0.89	0.34	60,60,60,60	0
59	MG	CA	1838	1/1	0.89	0.30	122,122,122,122	0
59	MG	D2	208	1/1	0.89	0.36	71,71,71,71	0
59	MG	CA	2000	1/1	0.89	0.10	99,99,99,99	0
59	MG	CK	204	1/1	0.89	0.09	60,60,60,60	0
59	MG	BA	1603	1/1	0.89	0.39	58,58,58,58	0
59	MG	DA	4019	1/1	0.89	0.14	91,91,91,91	0
59	MG	DS	203	1/1	0.89	0.28	54,54,54,54	0
59	MG	AA	3379	1/1	0.89	0.09	70,70,70,70	0
59	MG	DA	4026	1/1	0.89	0.21	55,55,55,55	0
59	MG	AA	4055	1/1	0.89	0.35	110,110,110,110	0
59	MG	BA	1737	1/1	0.89	0.27	59,59,59,59	0
59	MG	DA	4854	1/1	0.89	0.23	66,66,66,66	0
59	MG	DA	3275	1/1	0.89	0.42	64,64,64,64	0
59	MG	DA	4480	1/1	0.89	0.28	77,77,77,77	0
59	MG	CK	210	1/1	0.89	0.19	71,71,71,71	0
59	MG	CA	1637	1/1	0.89	0.26	45,45,45,45	0
59	MG	DA	4484	1/1	0.89	0.35	50,50,50,50	0
59	MG	DA	3281	1/1	0.89	0.21	38,38,38,38	0
59	MG	CA	2011	1/1	0.89	0.16	62,62,62,62	0
59	MG	CA	2014	1/1	0.89	0.10	56,56,56,56	0
59	MG	AA	3225	1/1	0.89	0.11	18,18,18,18	0
59	MG	DA	4491	1/1	0.89	0.12	66,66,66,66	0
59	MG	BA	2088	1/1	0.89	0.33	98,98,98,98	0
59	MG	DA	4876	1/1	0.89	0.30	61,61,61,61	0
59	MG	CA	2018	1/1	0.89	0.33	106,106,106,106	0
59	MG	BA	1974	1/1	0.89	0.28	109,109,109,109	0
59	MG	CA	1650	1/1	0.89	0.23	36,36,36,36	0
59	MG	CV	101	1/1	0.89	0.09	53,53,53,53	0
59	MG	AA	4123	1/1	0.89	0.14	55,55,55,55	0
59	MG	D3	103	1/1	0.89	0.22	23,23,23,23	0
59	MG	DA	3324	1/1	0.89	0.15	42,42,42,42	0
59	MG	CA	2199	1/1	0.89	0.10	106,106,106,106	0
59	MG	CA	1666	1/1	0.89	0.36	60,60,60,60	0
59	MG	DA	4898	1/1	0.89	0.25	58,58,58,58	0
59	MG	AA	3933	1/1	0.89	0.43	115,115,115,115	0
59	MG	DA	4900	1/1	0.89	0.45	76,76,76,76	0
59	MG	AA	3808	1/1	0.89	0.17	75,75,75,75	0
59	MG	D4	101	1/1	0.89	0.36	96,96,96,96	0
59	MG	DA	4508	1/1	0.89	0.33	58,58,58,58	0

*Continued on next page...*



*Continued from previous page...*

Mol	Type	Chain	Res	Atoms	RSCC	RSR	B-factors(Å <sup>2</sup> )	Q<0.9
59	MG	DA	4077	1/1	0.89	0.20	51,51,51,51	0
59	MG	CA	2206	1/1	0.89	0.12	52,52,52,52	0
59	MG	DA	4906	1/1	0.89	0.26	96,96,96,96	0
59	MG	BA	1753	1/1	0.89	0.14	69,69,69,69	0
59	MG	BA	1986	1/1	0.89	0.09	78,78,78,78	0
59	MG	BA	1626	1/1	0.89	0.30	68,68,68,68	0
59	MG	DA	4521	1/1	0.89	0.16	47,47,47,47	0
59	MG	D8	105	1/1	0.89	0.35	44,44,44,44	0
59	MG	CA	2037	1/1	0.89	0.32	75,75,75,75	0
59	MG	AA	3211	1/1	0.90	0.32	56,56,56,56	0
59	MG	BA	2076	1/1	0.90	0.13	85,85,85,85	0
59	MG	AA	4101	1/1	0.90	0.27	99,99,99,99	0
59	MG	CA	2069	1/1	0.90	0.09	74,74,74,74	0
59	MG	DA	3173	1/1	0.90	0.18	36,36,36,36	0
59	MG	DA	3584	1/1	0.90	0.23	63,63,63,63	0
59	MG	CA	2070	1/1	0.90	0.10	68,68,68,68	0
59	MG	BA	1778	1/1	0.90	0.37	49,49,49,49	0
59	MG	AA	3525	1/1	0.90	0.13	36,36,36,36	0
59	MG	DA	4034	1/1	0.90	0.39	71,71,71,71	0
59	MG	DA	3594	1/1	0.90	0.09	49,49,49,49	0
59	MG	DA	4038	1/1	0.90	0.54	103,103,103,103	0
59	MG	DA	4503	1/1	0.90	0.28	96,96,96,96	0
59	MG	BA	2082	1/1	0.90	0.16	96,96,96,96	0
59	MG	BC	111	1/1	0.90	0.08	63,63,63,63	0
59	MG	AA	3949	1/1	0.90	0.06	71,71,71,71	0
59	MG	AA	3950	1/1	0.90	0.06	63,63,63,63	0
59	MG	DA	4509	1/1	0.90	0.29	64,64,64,64	0
59	MG	DA	4510	1/1	0.90	0.38	78,78,78,78	0
59	MG	DA	3603	1/1	0.90	0.29	20,20,20,20	0
59	MG	CA	2081	1/1	0.90	0.18	107,107,107,107	0
59	MG	BA	1645	1/1	0.90	0.30	88,88,88,88	0
59	MG	CA	1857	1/1	0.90	0.27	105,105,105,105	0
59	MG	DA	4052	1/1	0.90	0.16	178,178,178,178	0
59	MG	BA	2086	1/1	0.90	0.21	83,83,83,83	0
59	MG	CA	2306	1/1	0.90	0.39	90,90,90,90	0
59	MG	DA	4942	1/1	0.90	0.09	82,82,82,82	0
59	MG	AA	3239	1/1	0.90	0.07	51,51,51,51	0
59	MG	DA	4525	1/1	0.90	0.21	108,108,108,108	0
59	MG	AA	3278	1/1	0.90	0.28	59,59,59,59	0
59	MG	AA	3573	1/1	0.90	0.20	44,44,44,44	0
59	MG	CA	1863	1/1	0.90	0.17	66,66,66,66	0
59	MG	AA	4027	1/1	0.90	0.22	72,72,72,72	0

*Continued on next page...*

*Continued from previous page...*

Mol	Type	Chain	Res	Atoms	RSCC	RSR	B-factors( $\text{\AA}^2$ )	Q<0.9
59	MG	DA	3620	1/1	0.90	0.19	58,58,58,58	0
59	MG	AA	3241	1/1	0.90	0.15	59,59,59,59	0
59	MG	BA	1950	1/1	0.90	0.23	62,62,62,62	0
59	MG	AA	3386	1/1	0.90	0.11	51,51,51,51	0
59	MG	DA	4081	1/1	0.90	0.15	67,67,67,67	0
59	MG	DA	3221	1/1	0.90	0.32	43,43,43,43	0
59	MG	BA	1955	1/1	0.90	0.30	74,74,74,74	0
59	MG	DA	3229	1/1	0.90	0.10	33,33,33,33	0
59	MG	DA	4964	1/1	0.90	0.20	73,73,73,73	0
59	MG	DA	4967	1/1	0.90	0.17	74,74,74,74	0
59	MG	AA	3008	1/1	0.90	0.24	31,31,31,31	0
59	MG	DA	4547	1/1	0.90	0.23	46,46,46,46	0
59	MG	DA	4975	1/1	0.90	0.19	78,78,78,78	0
59	MG	AF	303	1/1	0.90	0.12	68,68,68,68	0
59	MG	CA	1625	1/1	0.90	0.36	68,68,68,68	0
59	MG	DA	3252	1/1	0.90	0.24	29,29,29,29	0
59	MG	DA	3253	1/1	0.90	0.16	15,15,15,15	0
59	MG	BA	1958	1/1	0.90	0.08	80,80,80,80	0
59	MG	DA	4108	1/1	0.90	0.21	74,74,74,74	0
59	MG	DA	4568	1/1	0.90	0.29	55,55,55,55	0
59	MG	BA	2105	1/1	0.90	0.17	117,117,117,117	0
59	MG	AA	3578	1/1	0.90	0.15	33,33,33,33	0
59	MG	DA	4117	1/1	0.90	0.29	58,58,58,58	0
59	MG	AA	3470	1/1	0.90	0.20	76,76,76,76	0
59	MG	BA	2109	1/1	0.90	0.43	93,93,93,93	0
59	MG	CA	1901	1/1	0.90	0.20	65,65,65,65	0
59	MG	AA	3671	1/1	0.90	0.22	102,102,102,102	0
59	MG	AA	3968	1/1	0.90	0.12	77,77,77,77	0
59	MG	AA	3537	1/1	0.90	0.65	56,56,56,56	0
59	MG	DA	3651	1/1	0.90	0.18	40,40,40,40	0
59	MG	DA	5001	1/1	0.90	0.21	75,75,75,75	0
59	MG	AA	3538	1/1	0.90	0.15	45,45,45,45	0
59	MG	BA	1675	1/1	0.90	0.10	28,28,28,28	0
59	MG	DA	3270	1/1	0.90	0.25	90,90,90,90	0
59	MG	DA	5006	1/1	0.90	0.18	61,61,61,61	0
59	MG	DA	4588	1/1	0.90	0.38	41,41,41,41	0
59	MG	CA	1660	1/1	0.90	0.27	79,79,79,79	0
59	MG	DA	4591	1/1	0.90	0.30	107,107,107,107	0
59	MG	CA	1661	1/1	0.90	0.31	59,59,59,59	0
59	MG	CA	2133	1/1	0.90	0.12	67,67,67,67	0
59	MG	DA	5017	1/1	0.90	0.18	55,55,55,55	0
59	MG	DA	4148	1/1	0.90	0.39	63,63,63,63	0

*Continued on next page...*

*Continued from previous page...*

Mol	Type	Chain	Res	Atoms	RSCC	RSR	B-factors(Å <sup>2</sup> )	Q<0.9
59	MG	CA	2134	1/1	0.90	0.22	89,89,89,89	0
59	MG	DA	5025	1/1	0.90	0.22	100,100,100,100	0
59	MG	BA	1813	1/1	0.90	0.10	94,94,94,94	0
59	MG	CA	1672	1/1	0.90	0.27	57,57,57,57	0
59	MG	DA	3284	1/1	0.90	0.20	27,27,27,27	0
59	MG	DA	5030	1/1	0.90	0.45	93,93,93,93	0
59	MG	DA	3662	1/1	0.90	0.25	73,73,73,73	0
59	MG	DA	3290	1/1	0.90	0.22	33,33,33,33	0
59	MG	DA	4163	1/1	0.90	0.14	55,55,55,55	0
59	MG	DA	4608	1/1	0.90	0.17	47,47,47,47	0
59	MG	DA	4164	1/1	0.90	0.13	29,29,29,29	0
59	MG	DA	3294	1/1	0.90	0.16	28,28,28,28	0
59	MG	BA	2116	1/1	0.90	0.06	54,54,54,54	0
59	MG	BA	2117	1/1	0.90	0.25	109,109,109,109	0
59	MG	BA	2266	1/1	0.90	0.14	91,91,91,91	0
59	MG	CA	2145	1/1	0.90	0.22	80,80,80,80	0
59	MG	AK	201	1/1	0.90	0.22	64,64,64,64	0
59	MG	CA	2148	1/1	0.90	0.13	69,69,69,69	0
59	MG	BA	1973	1/1	0.90	0.09	81,81,81,81	0
59	MG	AA	3135	1/1	0.90	0.20	19,19,19,19	0
59	MG	DA	3684	1/1	0.90	0.42	56,56,56,56	0
59	MG	BA	1975	1/1	0.90	0.30	109,109,109,109	0
59	MG	AA	3748	1/1	0.90	0.09	84,84,84,84	0
59	MG	BA	1979	1/1	0.90	0.22	73,73,73,73	0
59	MG	DA	5057	1/1	0.90	0.57	97,97,97,97	0
59	MG	BA	1980	1/1	0.90	0.09	102,102,102,102	0
59	MG	DA	3342	1/1	0.90	0.30	55,55,55,55	0
59	MG	DA	4217	1/1	0.90	0.24	57,57,57,57	0
59	MG	DA	5062	1/1	0.90	0.30	94,94,94,94	0
59	MG	CA	2157	1/1	0.90	0.21	79,79,79,79	0
59	MG	AA	3893	1/1	0.90	0.15	67,67,67,67	0
59	MG	CP	202	1/1	0.90	0.16	63,63,63,63	0
59	MG	DA	4224	1/1	0.90	0.09	90,90,90,90	0
59	MG	BA	2129	1/1	0.90	0.08	75,75,75,75	0
59	MG	AA	3679	1/1	0.90	0.42	70,70,70,70	0
59	MG	DA	5071	1/1	0.90	0.30	101,101,101,101	0
59	MG	DA	3352	1/1	0.90	0.44	80,80,80,80	0
59	MG	DA	4652	1/1	0.90	0.17	71,71,71,71	0
59	MG	AA	3475	1/1	0.90	0.30	85,85,85,85	0
59	MG	DA	4655	1/1	0.90	0.13	79,79,79,79	0
59	MG	AA	3983	1/1	0.90	0.27	126,126,126,126	0
59	MG	DA	3732	1/1	0.90	0.43	60,60,60,60	0

*Continued on next page...*

*Continued from previous page...*

Mol	Type	Chain	Res	Atoms	RSCC	RSR	B-factors(Å <sup>2</sup> )	Q<0.9
59	MG	DA	3735	1/1	0.90	0.26	76,76,76,76	0
59	MG	BA	2133	1/1	0.90	0.15	122,122,122,122	0
59	MG	AA	3357	1/1	0.90	1.30	91,91,91,91	0
59	MG	AA	4058	1/1	0.90	0.15	63,63,63,63	0
59	MG	DA	4245	1/1	0.90	0.18	73,73,73,73	0
59	MG	DA	3743	1/1	0.90	0.40	65,65,65,65	0
59	MG	DA	3368	1/1	0.90	0.19	31,31,31,31	0
59	MG	CA	1704	1/1	0.90	0.23	46,46,46,46	0
59	MG	AA	3247	1/1	0.90	0.11	47,47,47,47	0
59	MG	DA	4683	1/1	0.90	0.32	100,100,100,100	0
59	MG	BG	304	1/1	0.90	0.40	79,79,79,79	0
59	MG	DA	3373	1/1	0.90	0.33	40,40,40,40	0
59	MG	DA	3374	1/1	0.90	0.17	84,84,84,84	0
59	MG	BG	305	1/1	0.90	0.23	70,70,70,70	0
59	MG	DA	4692	1/1	0.90	0.33	74,74,74,74	0
59	MG	AA	3604	1/1	0.90	0.09	74,74,74,74	0
59	MG	AA	4143	1/1	0.90	0.49	112,112,112,112	0
59	MG	DA	3767	1/1	0.90	0.45	88,88,88,88	0
59	MG	AA	4146	1/1	0.90	0.22	90,90,90,90	0
59	MG	CA	1726	1/1	0.90	0.18	48,48,48,48	0
59	MG	DA	3387	1/1	0.90	0.13	47,47,47,47	0
59	MG	DA	3390	1/1	0.90	0.17	83,83,83,83	0
59	MG	DA	4715	1/1	0.90	0.31	58,58,58,58	0
59	MG	DA	3781	1/1	0.90	0.13	73,73,73,73	0
59	MG	AA	3044	1/1	0.90	0.32	36,36,36,36	0
59	MG	DA	3393	1/1	0.90	0.45	88,88,88,88	0
59	MG	BA	1835	1/1	0.90	0.26	72,72,72,72	0
59	MG	DB	257	1/1	0.90	0.24	57,57,57,57	0
59	MG	DB	258	1/1	0.90	0.38	77,77,77,77	0
59	MG	AA	3056	1/1	0.90	0.13	63,63,63,63	0
59	MG	BA	2002	1/1	0.90	0.23	73,73,73,73	0
59	MG	AA	3145	1/1	0.90	0.25	61,61,61,61	0
59	MG	CA	1744	1/1	0.90	0.18	55,55,55,55	0
59	MG	AA	3436	1/1	0.90	0.24	127,127,127,127	0
59	MG	CA	1974	1/1	0.90	0.08	55,55,55,55	0
59	MG	AA	4069	1/1	0.90	0.21	80,80,80,80	0
59	MG	AA	3829	1/1	0.90	0.08	88,88,88,88	0
59	MG	DA	4304	1/1	0.90	0.23	94,94,94,94	0
59	MG	AU	201	1/1	0.90	0.20	51,51,51,51	0
59	MG	BA	2012	1/1	0.90	0.41	72,72,72,72	0
59	MG	DA	4737	1/1	0.90	0.22	85,85,85,85	0
59	MG	BM	202	1/1	0.90	0.32	81,81,81,81	0

*Continued on next page...*

*Continued from previous page...*

Mol	Type	Chain	Res	Atoms	RSCC	RSR	B-factors( $\text{\AA}^2$ )	Q<0.9
59	MG	DD	308	1/1	0.90	0.68	53,53,53,53	0
59	MG	AA	3067	1/1	0.90	0.16	37,37,37,37	0
59	MG	AA	3913	1/1	0.90	0.14	38,38,38,38	0
59	MG	AA	3549	1/1	0.90	0.17	44,44,44,44	0
59	MG	CA	1992	1/1	0.90	0.11	77,77,77,77	0
59	MG	AU	205	1/1	0.90	0.18	69,69,69,69	0
59	MG	AB	201	1/1	0.90	0.14	42,42,42,42	0
59	MG	DA	4326	1/1	0.90	0.28	56,56,56,56	0
59	MG	AB	203	1/1	0.90	0.20	37,37,37,37	0
59	MG	DE	313	1/1	0.90	0.20	73,73,73,73	0
59	MG	AB	204	1/1	0.90	0.07	54,54,54,54	0
59	MG	AA	3769	1/1	0.90	0.09	80,80,80,80	0
59	MG	DA	4759	1/1	0.90	0.32	91,91,91,91	0
59	MG	AA	4078	1/1	0.90	0.11	82,82,82,82	0
59	MG	CA	1771	1/1	0.90	0.21	44,44,44,44	0
59	MG	DA	4764	1/1	0.90	0.49	85,85,85,85	0
59	MG	BA	1738	1/1	0.90	0.28	59,59,59,59	0
59	MG	DA	4766	1/1	0.90	0.21	67,67,67,67	0
59	MG	DA	3448	1/1	0.90	0.28	40,40,40,40	0
59	MG	AZ	103	1/1	0.90	0.13	75,75,75,75	0
59	MG	DG	204	1/1	0.90	0.50	104,104,104,104	0
59	MG	DA	3851	1/1	0.90	0.23	72,72,72,72	0
59	MG	AA	3261	1/1	0.90	0.16	40,40,40,40	0
59	MG	DA	3453	1/1	0.90	0.23	56,56,56,56	0
59	MG	DA	3455	1/1	0.90	0.33	58,58,58,58	0
59	MG	AA	3918	1/1	0.90	0.12	90,90,90,90	0
59	MG	BA	1745	1/1	0.90	0.25	38,38,38,38	0
59	MG	DA	4354	1/1	0.90	0.31	65,65,65,65	0
59	MG	BA	2174	1/1	0.90	0.40	125,125,125,125	0
59	MG	DA	3468	1/1	0.90	0.20	49,49,49,49	0
59	MG	CB	118	1/1	0.90	0.09	73,73,73,73	0
59	MG	AA	3337	1/1	0.90	0.23	51,51,51,51	0
59	MG	BA	1750	1/1	0.90	0.29	65,65,65,65	0
59	MG	DN	202	1/1	0.90	0.12	65,65,65,65	0
59	MG	DA	4365	1/1	0.90	0.31	61,61,61,61	0
59	MG	DA	4792	1/1	0.90	0.21	113,113,113,113	0
59	MG	BA	1893	1/1	0.90	0.07	54,54,54,54	0
59	MG	DA	3875	1/1	0.90	0.33	116,116,116,116	0
59	MG	DA	4369	1/1	0.90	0.38	78,78,78,78	0
59	MG	DP	203	1/1	0.90	0.39	92,92,92,92	0
59	MG	DA	4374	1/1	0.90	0.49	77,77,77,77	0
59	MG	DA	3480	1/1	0.90	0.18	46,46,46,46	0

*Continued on next page...*

*Continued from previous page...*

Mol	Type	Chain	Res	Atoms	RSCC	RSR	B-factors( $\text{\AA}^2$ )	Q<0.9
59	MG	CA	2020	1/1	0.90	0.17	67,67,67,67	0
59	MG	AA	3409	1/1	0.90	0.21	56,56,56,56	0
59	MG	BA	1754	1/1	0.90	0.21	68,68,68,68	0
59	MG	AA	3172	1/1	0.90	0.21	67,67,67,67	0
59	MG	AA	3560	1/1	0.90	0.20	37,37,37,37	0
59	MG	A8	103	1/1	0.90	0.13	62,62,62,62	0
59	MG	DQ	201	1/1	0.90	0.18	51,51,51,51	0
59	MG	CA	2238	1/1	0.90	0.26	65,65,65,65	0
59	MG	CA	2239	1/1	0.90	0.13	65,65,65,65	0
59	MG	AA	3027	1/1	0.90	0.17	60,60,60,60	0
59	MG	DA	4396	1/1	0.90	0.47	85,85,85,85	0
59	MG	AA	3103	1/1	0.90	0.17	45,45,45,45	0
59	MG	CC	120	1/1	0.90	0.28	44,44,44,44	0
59	MG	D1	211	1/1	0.90	0.33	49,49,49,49	0
59	MG	BA	1909	1/1	0.90	0.34	66,66,66,66	0
59	MG	CA	2247	1/1	0.90	0.15	103,103,103,103	0
59	MG	BA	2192	1/1	0.90	0.17	102,102,102,102	0
59	MG	AA	3106	1/1	0.90	0.18	17,17,17,17	0
59	MG	DA	4408	1/1	0.90	0.23	54,54,54,54	0
59	MG	AA	3514	1/1	0.90	0.34	49,49,49,49	0
59	MG	AA	3856	1/1	0.90	0.32	86,86,86,86	0
59	MG	AA	3862	1/1	0.90	0.21	75,75,75,75	0
59	MG	CA	1821	1/1	0.90	0.07	51,51,51,51	0
59	MG	DA	4830	1/1	0.90	0.30	64,64,64,64	0
59	MG	CA	2256	1/1	0.90	0.24	110,110,110,110	0
59	MG	DT	104	1/1	0.90	0.33	74,74,74,74	0
59	MG	DT	105	1/1	0.90	0.32	84,84,84,84	0
59	MG	BD	118	1/1	0.90	0.24	107,107,107,107	0
59	MG	DA	3050	1/1	0.90	0.11	46,46,46,46	0
59	MG	BA	2202	1/1	0.90	0.41	87,87,87,87	0
59	MG	DA	3940	1/1	0.90	0.24	64,64,64,64	0
59	MG	AA	3788	1/1	0.90	0.21	87,87,87,87	0
59	MG	DA	4438	1/1	0.90	0.40	89,89,89,89	0
59	MG	DA	4849	1/1	0.90	0.25	55,55,55,55	0
59	MG	CA	1833	1/1	0.90	0.06	57,57,57,57	0
59	MG	CA	2264	1/1	0.90	0.27	77,77,77,77	0
59	MG	DA	4446	1/1	0.90	0.11	54,54,54,54	0
59	MG	CA	2265	1/1	0.90	0.09	64,64,64,64	0
59	MG	AA	3446	1/1	0.90	0.36	90,90,90,90	0
59	MG	DA	3531	1/1	0.90	0.23	53,53,53,53	0
59	MG	CA	2267	1/1	0.90	0.25	80,80,80,80	0
59	MG	DA	4862	1/1	0.90	0.12	66,66,66,66	0

*Continued on next page...*

*Continued from previous page...*

Mol	Type	Chain	Res	Atoms	RSCC	RSR	B-factors(Å <sup>2</sup> )	Q<0.9
59	MG	AA	3723	1/1	0.90	0.37	79,79,79,79	0
59	MG	DA	3542	1/1	0.90	0.25	51,51,51,51	0
59	MG	CA	2053	1/1	0.90	0.14	74,74,74,74	0
59	MG	D3	106	1/1	0.90	0.36	58,58,58,58	0
59	MG	BA	1922	1/1	0.90	0.11	71,71,71,71	0
59	MG	DA	4870	1/1	0.90	0.16	82,82,82,82	0
59	MG	DZ	103	1/1	0.90	0.14	87,87,87,87	0
59	MG	DA	3123	1/1	0.90	0.42	65,65,65,65	0
59	MG	AA	3272	1/1	0.90	0.31	54,54,54,54	0
59	MG	DA	3131	1/1	0.90	0.17	32,32,32,32	0
59	MG	BA	1924	1/1	0.90	0.45	78,78,78,78	0
59	MG	CA	1842	1/1	0.90	0.13	78,78,78,78	0
59	MG	DA	4880	1/1	0.90	0.20	110,110,110,110	0
59	MG	DA	3143	1/1	0.90	0.37	61,61,61,61	0
59	MG	DA	3147	1/1	0.90	0.15	45,45,45,45	0
59	MG	DA	4884	1/1	0.90	0.16	73,73,73,73	0
59	MG	DA	3149	1/1	0.90	0.19	18,18,18,18	0
59	MG	AA	3794	1/1	0.90	0.17	70,70,70,70	0
59	MG	DA	4482	1/1	0.90	0.41	80,80,80,80	0
59	MG	D8	101	1/1	0.90	0.17	42,42,42,42	0
59	MG	BA	1633	1/1	0.90	0.20	45,45,45,45	0
59	MG	DA	4895	1/1	0.90	0.21	77,77,77,77	0
59	MG	CA	2279	1/1	0.90	0.22	67,67,67,67	0
59	MG	BA	1775	1/1	0.90	0.38	93,93,93,93	0
59	MG	BA	2245	1/1	0.91	0.28	71,71,71,71	0
59	MG	BA	1799	1/1	0.91	0.12	55,55,55,55	0
59	MG	AA	3625	1/1	0.91	0.20	64,64,64,64	0
59	MG	BA	2249	1/1	0.91	0.18	66,66,66,66	0
59	MG	DA	4922	1/1	0.91	0.32	99,99,99,99	0
59	MG	CA	1909	1/1	0.91	0.33	69,69,69,69	0
59	MG	AA	3758	1/1	0.91	0.20	65,65,65,65	0
59	MG	BA	1660	1/1	0.91	0.20	101,101,101,101	0
59	MG	CA	1659	1/1	0.91	0.15	41,41,41,41	0
59	MG	DA	4088	1/1	0.91	0.33	83,83,83,83	0
59	MG	DA	4089	1/1	0.91	0.13	63,63,63,63	0
59	MG	DA	4092	1/1	0.91	0.20	99,99,99,99	0
59	MG	AA	3178	1/1	0.91	0.23	41,41,41,41	0
59	MG	DA	4098	1/1	0.91	0.13	43,43,43,43	0
59	MG	CA	2140	1/1	0.91	0.07	110,110,110,110	0
59	MG	DA	3291	1/1	0.91	0.35	59,59,59,59	0
59	MG	AA	3268	1/1	0.91	0.31	60,60,60,60	0
59	MG	DA	4537	1/1	0.91	0.31	58,58,58,58	0

*Continued on next page...*

*Continued from previous page...*

Mol	Type	Chain	Res	Atoms	RSCC	RSR	B-factors(Å <sup>2</sup> )	Q<0.9
59	MG	DA	3299	1/1	0.91	0.14	33,33,33,33	0
59	MG	AA	3532	1/1	0.91	0.31	87,87,87,87	0
59	MG	DA	4541	1/1	0.91	0.30	58,58,58,58	0
59	MG	CA	2146	1/1	0.91	0.22	85,85,85,85	0
59	MG	AA	3179	1/1	0.91	0.16	38,38,38,38	0
59	MG	AA	3143	1/1	0.91	0.11	37,37,37,37	0
59	MG	AA	3081	1/1	0.91	0.14	61,61,61,61	0
59	MG	CM	201	1/1	0.91	0.22	74,74,74,74	0
59	MG	BA	1671	1/1	0.91	0.25	50,50,50,50	0
59	MG	CA	2151	1/1	0.91	0.14	60,60,60,60	0
59	MG	CA	1924	1/1	0.91	0.16	88,88,88,88	0
59	MG	DA	4558	1/1	0.91	0.26	86,86,86,86	0
59	MG	AA	4136	1/1	0.91	0.27	71,71,71,71	0
59	MG	DA	4962	1/1	0.91	0.25	77,77,77,77	0
59	MG	AA	3050	1/1	0.91	0.20	59,59,59,59	0
59	MG	AO	203	1/1	0.91	0.11	47,47,47,47	0
59	MG	DA	3340	1/1	0.91	0.24	37,37,37,37	0
59	MG	DA	3341	1/1	0.91	0.39	49,49,49,49	0
59	MG	CA	1682	1/1	0.91	0.26	36,36,36,36	0
59	MG	CA	2158	1/1	0.91	0.14	58,58,58,58	0
59	MG	AA	3991	1/1	0.91	0.22	73,73,73,73	0
59	MG	DA	4142	1/1	0.91	0.19	29,29,29,29	0
59	MG	AA	4061	1/1	0.91	0.27	79,79,79,79	0
59	MG	AA	3639	1/1	0.91	0.30	55,55,55,55	0
59	MG	AQ	201	1/1	0.91	0.18	56,56,56,56	0
59	MG	BA	2126	1/1	0.91	0.15	74,74,74,74	0
59	MG	AQ	202	1/1	0.91	0.12	94,94,94,94	0
59	MG	DA	3685	1/1	0.91	0.22	59,59,59,59	0
59	MG	AQ	203	1/1	0.91	0.28	67,67,67,67	0
59	MG	CA	1943	1/1	0.91	0.34	73,73,73,73	0
59	MG	CA	2171	1/1	0.91	0.14	115,115,115,115	0
59	MG	AA	3248	1/1	0.91	0.33	78,78,78,78	0
59	MG	BA	1690	1/1	0.91	0.07	66,66,66,66	0
59	MG	DA	3711	1/1	0.91	0.25	85,85,85,85	0
59	MG	DA	4174	1/1	0.91	0.20	49,49,49,49	0
59	MG	AA	3643	1/1	0.91	0.26	61,61,61,61	0
59	MG	AA	4067	1/1	0.91	0.19	86,86,86,86	0
59	MG	AA	3776	1/1	0.91	0.14	84,84,84,84	0
59	MG	BA	2134	1/1	0.91	0.09	62,62,62,62	0
59	MG	AA	3777	1/1	0.91	0.11	58,58,58,58	0
59	MG	CD	116	1/1	0.91	0.15	78,78,78,78	0
59	MG	DA	5008	1/1	0.91	0.25	57,57,57,57	0

*Continued on next page...*



*Continued from previous page...*

Mol	Type	Chain	Res	Atoms	RSCC	RSR	B-factors( $\text{\AA}^2$ )	Q<0.9
59	MG	DA	5010	1/1	0.91	0.32	68,68,68,68	0
59	MG	AA	3844	1/1	0.91	0.33	94,94,94,94	0
59	MG	DA	4193	1/1	0.91	0.59	78,78,78,78	0
59	MG	CA	1710	1/1	0.91	0.17	30,30,30,30	0
59	MG	BA	1999	1/1	0.91	0.19	77,77,77,77	0
59	MG	BA	1849	1/1	0.91	0.14	74,74,74,74	0
59	MG	AA	4152	1/1	0.91	0.21	77,77,77,77	0
59	MG	CA	1716	1/1	0.91	0.31	66,66,66,66	0
59	MG	DA	4615	1/1	0.91	0.29	123,123,123,123	0
59	MG	DA	4616	1/1	0.91	0.38	72,72,72,72	0
59	MG	AA	3644	1/1	0.91	0.10	56,56,56,56	0
59	MG	CA	1964	1/1	0.91	0.14	41,41,41,41	0
59	MG	CA	1965	1/1	0.91	0.06	81,81,81,81	0
59	MG	DA	4221	1/1	0.91	0.19	49,49,49,49	0
59	MG	CA	1718	1/1	0.91	0.30	60,60,60,60	0
59	MG	CA	1722	1/1	0.91	0.18	50,50,50,50	0
59	MG	A1	205	1/1	0.91	0.26	79,79,79,79	0
59	MG	DA	3755	1/1	0.91	0.09	70,70,70,70	0
59	MG	CA	1971	1/1	0.91	0.16	54,54,54,54	0
59	MG	DA	5039	1/1	0.91	0.28	75,75,75,75	0
59	MG	BA	2143	1/1	0.91	0.12	138,138,138,138	0
59	MG	DA	4635	1/1	0.91	0.22	71,71,71,71	0
59	MG	DA	3760	1/1	0.91	0.25	78,78,78,78	0
59	MG	AA	3313	1/1	0.91	0.18	83,83,83,83	0
59	MG	CA	1975	1/1	0.91	0.33	71,71,71,71	0
59	MG	BA	2006	1/1	0.91	0.23	71,71,71,71	0
59	MG	AS	201	1/1	0.91	0.54	67,67,67,67	0
59	MG	DA	5049	1/1	0.91	0.29	80,80,80,80	0
59	MG	AS	202	1/1	0.91	0.11	63,63,63,63	0
59	MG	AA	3647	1/1	0.91	0.12	25,25,25,25	0
59	MG	AA	3249	1/1	0.91	0.22	41,41,41,41	0
59	MG	BA	1863	1/1	0.91	0.05	81,81,81,81	0
59	MG	DA	4247	1/1	0.91	0.17	48,48,48,48	0
59	MG	DA	5055	1/1	0.91	0.27	69,69,69,69	0
59	MG	BK	206	1/1	0.91	0.22	108,108,108,108	0
59	MG	AA	3929	1/1	0.91	0.07	104,104,104,104	0
59	MG	AA	4162	1/1	0.91	0.29	94,94,94,94	0
59	MG	DA	5059	1/1	0.91	0.19	66,66,66,66	0
59	MG	DA	4254	1/1	0.91	0.46	83,83,83,83	0
59	MG	AA	4166	1/1	0.91	0.16	142,142,142,142	0
59	MG	DA	4261	1/1	0.91	0.20	65,65,65,65	0
59	MG	AA	3722	1/1	0.91	0.12	50,50,50,50	0

*Continued on next page...*

*Continued from previous page...*

Mol	Type	Chain	Res	Atoms	RSCC	RSR	B-factors( $\text{\AA}^2$ )	Q<0.9
59	MG	BA	1726	1/1	0.91	0.25	62,62,62,62	0
59	MG	DA	4662	1/1	0.91	0.33	101,101,101,101	0
59	MG	DA	3434	1/1	0.91	0.23	41,41,41,41	0
59	MG	AB	202	1/1	0.91	0.25	51,51,51,51	0
59	MG	DA	3811	1/1	0.91	0.15	101,101,101,101	0
59	MG	DA	4268	1/1	0.91	0.18	58,58,58,58	0
59	MG	DA	5072	1/1	0.91	0.15	58,58,58,58	0
59	MG	DA	4675	1/1	0.91	0.28	73,73,73,73	0
59	MG	AA	3857	1/1	0.91	0.42	65,65,65,65	0
59	MG	DA	4680	1/1	0.91	0.08	71,71,71,71	0
59	MG	BA	2023	1/1	0.91	0.20	67,67,67,67	0
59	MG	CA	1764	1/1	0.91	0.08	48,48,48,48	0
59	MG	CA	2227	1/1	0.91	0.45	78,78,78,78	0
59	MG	DA	3819	1/1	0.91	0.16	68,68,68,68	0
59	MG	BA	1874	1/1	0.91	0.10	93,93,93,93	0
59	MG	DA	3821	1/1	0.91	0.20	81,81,81,81	0
59	MG	CA	2006	1/1	0.91	0.14	67,67,67,67	0
59	MG	BA	1877	1/1	0.91	0.15	75,75,75,75	0
59	MG	DA	3454	1/1	0.91	0.24	51,51,51,51	0
59	MG	BA	1878	1/1	0.91	0.14	75,75,75,75	0
59	MG	DA	4290	1/1	0.91	0.45	74,74,74,74	0
59	MG	DB	224	1/1	0.91	0.24	51,51,51,51	0
59	MG	BA	2168	1/1	0.91	0.08	73,73,73,73	0
59	MG	DA	3458	1/1	0.91	0.38	54,54,54,54	0
59	MG	AA	3345	1/1	0.91	0.23	55,55,55,55	0
59	MG	DA	3463	1/1	0.91	0.39	61,61,61,61	0
59	MG	DA	3464	1/1	0.91	0.29	53,53,53,53	0
59	MG	DA	4300	1/1	0.91	0.15	45,45,45,45	0
59	MG	AA	3282	1/1	0.91	0.08	64,64,64,64	0
59	MG	DA	3466	1/1	0.91	0.20	79,79,79,79	0
59	MG	BT	202	1/1	0.91	0.10	76,76,76,76	0
59	MG	DB	236	1/1	0.91	0.15	49,49,49,49	0
59	MG	AA	3221	1/1	0.91	0.33	63,63,63,63	0
59	MG	C1	101	1/1	0.91	0.43	156,156,156,156	0
59	MG	AA	3866	1/1	0.91	0.32	96,96,96,96	0
59	MG	DA	4314	1/1	0.91	0.26	67,67,67,67	0
59	MG	BA	2035	1/1	0.91	0.15	91,91,91,91	0
59	MG	DA	3850	1/1	0.91	0.26	51,51,51,51	0
59	MG	AA	3183	1/1	0.91	0.21	29,29,29,29	0
59	MG	DA	4319	1/1	0.91	0.23	67,67,67,67	0
59	MG	AA	3322	1/1	0.91	0.17	58,58,58,58	0
59	MG	CA	2024	1/1	0.91	0.05	96,96,96,96	0

*Continued on next page...*

*Continued from previous page...*

Mol	Type	Chain	Res	Atoms	RSCC	RSR	B-factors(Å <sup>2</sup> )	Q<0.9
59	MG	AA	3663	1/1	0.91	0.24	61,61,61,61	0
59	MG	DA	4738	1/1	0.91	0.10	55,55,55,55	0
59	MG	BA	1897	1/1	0.91	0.21	65,65,65,65	0
59	MG	DA	3860	1/1	0.91	0.31	55,55,55,55	0
59	MG	BA	2180	1/1	0.91	0.33	88,88,88,88	0
59	MG	DA	4330	1/1	0.91	0.14	56,56,56,56	0
59	MG	DA	3083	1/1	0.91	0.22	9,9,9,9	0
59	MG	DA	3094	1/1	0.91	0.29	23,23,23,23	0
59	MG	CA	2031	1/1	0.91	0.22	77,77,77,77	0
59	MG	DA	4751	1/1	0.91	0.20	121,121,121,121	0
59	MG	AW	102	1/1	0.91	0.38	56,56,56,56	0
59	MG	BA	1749	1/1	0.91	0.08	30,30,30,30	0
59	MG	DB	275	1/1	0.91	0.15	50,50,50,50	0
59	MG	DA	3111	1/1	0.91	0.38	64,64,64,64	0
59	MG	AA	3208	1/1	0.91	0.17	30,30,30,30	0
59	MG	DD	302	1/1	0.91	0.35	58,58,58,58	0
59	MG	DD	306	1/1	0.91	0.17	51,51,51,51	0
59	MG	CA	1793	1/1	0.91	0.15	74,74,74,74	0
59	MG	A6	101	1/1	0.91	0.07	55,55,55,55	0
59	MG	AA	3503	1/1	0.91	0.17	23,23,23,23	0
59	MG	DA	4351	1/1	0.91	0.17	43,43,43,43	0
59	MG	CA	1798	1/1	0.91	0.19	139,139,139,139	0
59	MG	AA	3185	1/1	0.91	0.20	29,29,29,29	0
59	MG	DA	4355	1/1	0.91	0.50	79,79,79,79	0
59	MG	BA	2049	1/1	0.91	0.24	55,55,55,55	0
59	MG	DE	310	1/1	0.91	0.27	52,52,52,52	0
59	MG	BA	1910	1/1	0.91	0.09	59,59,59,59	0
59	MG	DA	3516	1/1	0.91	0.21	53,53,53,53	0
59	MG	CA	1807	1/1	0.91	0.18	63,63,63,63	0
59	MG	DA	3135	1/1	0.91	0.14	35,35,35,35	0
59	MG	DA	3896	1/1	0.91	0.14	69,69,69,69	0
59	MG	DF	304	1/1	0.91	0.17	29,29,29,29	0
59	MG	DA	3519	1/1	0.91	0.16	36,36,36,36	0
59	MG	BA	1911	1/1	0.91	0.41	76,76,76,76	0
59	MG	DA	3521	1/1	0.91	0.31	61,61,61,61	0
59	MG	AA	3801	1/1	0.91	0.09	90,90,90,90	0
59	MG	DF	313	1/1	0.91	0.16	68,68,68,68	0
59	MG	DF	315	1/1	0.91	0.24	76,76,76,76	0
59	MG	BA	2196	1/1	0.91	0.20	65,65,65,65	0
59	MG	DA	4377	1/1	0.91	0.17	46,46,46,46	0
59	MG	DF	325	1/1	0.91	0.14	47,47,47,47	0
59	MG	AA	3802	1/1	0.91	0.26	78,78,78,78	0

*Continued on next page...*

*Continued from previous page...*

Mol	Type	Chain	Res	Atoms	RSCC	RSR	B-factors( $\text{\AA}^2$ )	Q<0.9
59	MG	DA	3148	1/1	0.91	0.46	67,67,67,67	0
59	MG	BA	2058	1/1	0.91	0.15	104,104,104,104	0
59	MG	BA	2199	1/1	0.91	0.17	107,107,107,107	0
59	MG	AA	3597	1/1	0.91	0.24	63,63,63,63	0
59	MG	DA	3918	1/1	0.91	0.32	50,50,50,50	0
59	MG	BD	121	1/1	0.91	0.27	79,79,79,79	0
59	MG	DA	3536	1/1	0.91	0.32	48,48,48,48	0
59	MG	AA	3603	1/1	0.91	0.08	80,80,80,80	0
59	MG	DA	3539	1/1	0.91	0.24	93,93,93,93	0
59	MG	BA	2203	1/1	0.91	0.19	118,118,118,118	0
59	MG	DA	3543	1/1	0.91	0.28	62,62,62,62	0
59	MG	DA	3166	1/1	0.91	0.29	56,56,56,56	0
59	MG	DM	201	1/1	0.91	0.20	29,29,29,29	0
59	MG	AA	4098	1/1	0.91	0.48	83,83,83,83	0
59	MG	DM	203	1/1	0.91	0.14	59,59,59,59	0
59	MG	DM	204	1/1	0.91	1.30	67,67,67,67	0
59	MG	DA	3552	1/1	0.91	0.19	45,45,45,45	0
59	MG	DN	201	1/1	0.91	0.27	50,50,50,50	0
59	MG	AA	3510	1/1	0.91	0.12	26,26,26,26	0
59	MG	AA	3674	1/1	0.91	0.24	61,61,61,61	0
59	MG	DO	207	1/1	0.91	0.12	37,37,37,37	0
59	MG	DA	4812	1/1	0.91	0.18	87,87,87,87	0
59	MG	BB	101	1/1	0.91	0.11	76,76,76,76	0
59	MG	DA	3960	1/1	0.91	0.17	54,54,54,54	0
59	MG	BA	1607	1/1	0.91	0.25	74,74,74,74	0
59	MG	AA	3084	1/1	0.91	0.11	55,55,55,55	0
59	MG	DA	4818	1/1	0.91	0.28	80,80,80,80	0
59	MG	AA	4026	1/1	0.91	0.20	53,53,53,53	0
59	MG	BA	2211	1/1	0.91	0.24	78,78,78,78	0
59	MG	DA	3976	1/1	0.91	0.62	37,37,37,37	0
59	MG	DA	4424	1/1	0.91	0.13	46,46,46,46	0
59	MG	DA	4426	1/1	0.91	0.49	75,75,75,75	0
59	MG	DA	4427	1/1	0.91	0.15	53,53,53,53	0
59	MG	AA	3676	1/1	0.91	0.46	81,81,81,81	0
59	MG	DA	3186	1/1	0.91	0.16	39,39,39,39	0
59	MG	DR	201	1/1	0.91	0.14	72,72,72,72	0
59	MG	DA	3187	1/1	0.91	0.23	45,45,45,45	0
59	MG	CA	2074	1/1	0.91	0.07	61,61,61,61	0
59	MG	DA	3986	1/1	0.91	0.19	51,51,51,51	0
59	MG	D1	205	1/1	0.91	0.32	55,55,55,55	0
59	MG	BA	2073	1/1	0.91	0.08	81,81,81,81	0
59	MG	BA	1623	1/1	0.91	0.09	53,53,53,53	0

*Continued on next page...*

*Continued from previous page...*

Mol	Type	Chain	Res	Atoms	RSCC	RSR	B-factors( $\text{\AA}^2$ )	Q<0.9
59	MG	AA	4028	1/1	0.91	0.23	81,81,81,81	0
59	MG	BB	113	1/1	0.91	0.16	142,142,142,142	0
59	MG	D2	204	1/1	0.91	0.47	51,51,51,51	0
59	MG	DA	3995	1/1	0.91	0.29	71,71,71,71	0
59	MG	DA	4848	1/1	0.91	0.21	67,67,67,67	0
59	MG	DA	4450	1/1	0.91	0.24	68,68,68,68	0
59	MG	DA	3580	1/1	0.91	0.31	58,58,58,58	0
59	MG	AA	3394	1/1	0.91	0.16	45,45,45,45	0
59	MG	AA	3559	1/1	0.91	0.19	50,50,50,50	0
59	MG	DA	4856	1/1	0.91	0.17	49,49,49,49	0
59	MG	DS	205	1/1	0.91	0.17	58,58,58,58	0
59	MG	DA	4005	1/1	0.91	0.38	84,84,84,84	0
59	MG	AA	3262	1/1	0.91	0.20	76,76,76,76	0
59	MG	AA	3969	1/1	0.91	0.15	60,60,60,60	0
59	MG	AA	4037	1/1	0.91	0.11	43,43,43,43	0
59	MG	BA	2222	1/1	0.91	0.08	102,102,102,102	0
59	MG	DA	4466	1/1	0.91	0.25	73,73,73,73	0
59	MG	DA	4472	1/1	0.91	0.21	56,56,56,56	0
59	MG	AB	236	1/1	0.91	0.22	64,64,64,64	0
59	MG	BA	1935	1/1	0.91	0.22	95,95,95,95	0
59	MG	AD	302	1/1	0.91	0.17	71,71,71,71	0
59	MG	AD	307	1/1	0.91	0.19	51,51,51,51	0
59	MG	DU	210	1/1	0.91	0.42	107,107,107,107	0
59	MG	CA	2102	1/1	0.91	0.17	57,57,57,57	0
59	MG	DA	3223	1/1	0.91	0.34	45,45,45,45	0
59	MG	BA	2228	1/1	0.91	0.22	98,98,98,98	0
59	MG	DA	4878	1/1	0.91	0.29	50,50,50,50	0
59	MG	DA	4036	1/1	0.91	0.19	55,55,55,55	0
59	MG	AA	3682	1/1	0.91	0.13	75,75,75,75	0
59	MG	AA	3427	1/1	0.91	0.07	47,47,47,47	0
59	MG	DA	4039	1/1	0.91	0.36	75,75,75,75	0
59	MG	AA	3074	1/1	0.91	0.23	51,51,51,51	0
59	MG	DA	3246	1/1	0.91	0.16	34,34,34,34	0
59	MG	CA	1877	1/1	0.91	0.13	100,100,100,100	0
59	MG	DA	4888	1/1	0.91	0.44	76,76,76,76	0
59	MG	DA	4889	1/1	0.91	0.38	75,75,75,75	0
59	MG	BA	1947	1/1	0.91	0.15	53,53,53,53	0
59	MG	CA	2111	1/1	0.91	0.06	75,75,75,75	0
59	MG	DA	4893	1/1	0.91	0.21	99,99,99,99	0
59	MG	DA	4894	1/1	0.91	0.21	63,63,63,63	0
59	MG	DA	4046	1/1	0.91	0.10	52,52,52,52	0
59	MG	DA	3254	1/1	0.91	0.26	25,25,25,25	0

*Continued on next page...*

*Continued from previous page...*

Mol	Type	Chain	Res	Atoms	RSCC	RSR	B-factors( $\text{\AA}^2$ )	Q<0.9
59	MG	DA	4897	1/1	0.91	0.22	76,76,76,76	0
59	MG	CA	1882	1/1	0.91	0.27	55,55,55,55	0
59	MG	CA	1616	1/1	0.91	0.23	39,39,39,39	0
59	MG	BA	2235	1/1	0.91	0.09	69,69,69,69	0
59	MG	D5	102	1/1	0.91	0.15	24,24,24,24	0
59	MG	D5	105	1/1	0.91	0.13	63,63,63,63	0
59	MG	DA	4501	1/1	0.91	0.26	54,54,54,54	0
59	MG	D5	108	1/1	0.91	0.34	63,63,63,63	0
59	MG	AA	3431	1/1	0.91	0.14	53,53,53,53	0
59	MG	BA	1648	1/1	0.91	0.26	50,50,50,50	0
59	MG	AA	3471	1/1	0.91	0.17	77,77,77,77	0
59	MG	AA	4120	1/1	0.91	0.24	87,87,87,87	0
59	MG	DA	4908	1/1	0.91	0.15	64,64,64,64	0
59	MG	DA	4059	1/1	0.91	0.16	103,103,103,103	0
59	MG	BA	1654	1/1	0.91	0.29	53,53,53,53	0
59	MG	AA	4048	1/1	0.91	0.14	93,93,93,93	0
59	MG	DA	4914	1/1	0.91	0.21	44,44,44,44	0
59	MG	CA	1635	1/1	0.91	0.30	21,21,21,21	0
60	ZN	D4	103	1/1	0.91	0.36	200,200,200,200	0
59	MG	DA	4554	1/1	0.92	0.34	81,81,81,81	0
59	MG	DA	4557	1/1	0.92	0.09	56,56,56,56	0
59	MG	DA	3686	1/1	0.92	0.19	70,70,70,70	0
59	MG	BA	2095	1/1	0.92	0.27	67,67,67,67	0
59	MG	AA	3051	1/1	0.92	0.23	62,62,62,62	0
59	MG	DA	3691	1/1	0.92	0.16	69,69,69,69	0
59	MG	AD	303	1/1	0.92	0.51	62,62,62,62	0
59	MG	DA	4569	1/1	0.92	0.17	37,37,37,37	0
59	MG	CD	115	1/1	0.92	0.50	85,85,85,85	0
59	MG	AA	3921	1/1	0.92	0.09	44,44,44,44	0
59	MG	CD	117	1/1	0.92	0.19	58,58,58,58	0
59	MG	BA	1976	1/1	0.92	0.15	147,147,147,147	0
59	MG	AD	310	1/1	0.92	0.26	42,42,42,42	0
59	MG	AA	3137	1/1	0.92	0.23	25,25,25,25	0
59	MG	DA	4166	1/1	0.92	0.32	41,41,41,41	0
59	MG	AA	3614	1/1	0.92	0.14	62,62,62,62	0
59	MG	AA	3798	1/1	0.92	0.08	47,47,47,47	0
59	MG	BA	1983	1/1	0.92	0.05	80,80,80,80	0
59	MG	DA	4974	1/1	0.92	0.19	57,57,57,57	0
59	MG	DA	4176	1/1	0.92	0.14	53,53,53,53	0
59	MG	BA	1856	1/1	0.92	0.11	60,60,60,60	0
59	MG	CA	1785	1/1	0.92	0.29	63,63,63,63	0
59	MG	BB	102	1/1	0.92	0.08	55,55,55,55	0

*Continued on next page...*

*Continued from previous page...*

Mol	Type	Chain	Res	Atoms	RSCC	RSR	B-factors( $\text{\AA}^2$ )	Q<0.9
59	MG	DA	4589	1/1	0.92	0.35	58,58,58,58	0
59	MG	BA	2229	1/1	0.92	0.12	67,67,67,67	0
59	MG	AA	3742	1/1	0.92	0.08	70,70,70,70	0
59	MG	AA	4138	1/1	0.92	0.33	57,57,57,57	0
59	MG	DA	4188	1/1	0.92	0.10	39,39,39,39	0
59	MG	BA	1615	1/1	0.92	0.19	81,81,81,81	0
59	MG	CA	2008	1/1	0.92	0.13	56,56,56,56	0
59	MG	DA	4992	1/1	0.92	0.26	88,88,88,88	0
59	MG	CA	2009	1/1	0.92	0.13	61,61,61,61	0
59	MG	DA	3746	1/1	0.92	0.18	36,36,36,36	0
59	MG	BA	1861	1/1	0.92	0.11	78,78,78,78	0
59	MG	BA	1742	1/1	0.92	0.25	46,46,46,46	0
59	MG	DA	3750	1/1	0.92	0.44	101,101,101,101	0
59	MG	DA	4214	1/1	0.92	0.18	50,50,50,50	0
59	MG	CA	2012	1/1	0.92	0.25	69,69,69,69	0
59	MG	DA	3754	1/1	0.92	0.08	107,107,107,107	0
59	MG	CA	1796	1/1	0.92	0.14	67,67,67,67	0
59	MG	AA	3018	1/1	0.92	0.16	22,22,22,22	0
59	MG	BA	1992	1/1	0.92	0.17	95,95,95,95	0
59	MG	AA	3411	1/1	0.92	0.18	73,73,73,73	0
59	MG	DA	5007	1/1	0.92	0.45	82,82,82,82	0
59	MG	AA	3865	1/1	0.92	0.19	62,62,62,62	0
59	MG	CA	1805	1/1	0.92	0.06	52,52,52,52	0
59	MG	CA	2021	1/1	0.92	0.09	63,63,63,63	0
59	MG	BC	102	1/1	0.92	0.10	78,78,78,78	0
59	MG	DA	3768	1/1	0.92	0.15	77,77,77,77	0
59	MG	DA	4623	1/1	0.92	0.17	47,47,47,47	0
59	MG	DA	4233	1/1	0.92	0.36	69,69,69,69	0
59	MG	CA	1808	1/1	0.92	0.19	148,148,148,148	0
59	MG	DA	5018	1/1	0.92	0.27	89,89,89,89	0
59	MG	AA	3624	1/1	0.92	0.30	38,38,38,38	0
59	MG	BC	107	1/1	0.92	0.31	65,65,65,65	0
59	MG	BA	1998	1/1	0.92	0.13	76,76,76,76	0
59	MG	CC	110	1/1	0.92	0.21	71,71,71,71	0
59	MG	DA	3787	1/1	0.92	0.13	114,114,114,114	0
59	MG	DA	3789	1/1	0.92	0.13	45,45,45,45	0
59	MG	DA	3421	1/1	0.92	0.21	56,56,56,56	0
59	MG	DA	3792	1/1	0.92	0.40	92,92,92,92	0
59	MG	DA	3422	1/1	0.92	0.15	41,41,41,41	0
59	MG	DA	4642	1/1	0.92	0.25	57,57,57,57	0
59	MG	DA	5035	1/1	0.92	0.24	51,51,51,51	0
59	MG	AA	3199	1/1	0.92	0.34	75,75,75,75	0

*Continued on next page...*

*Continued from previous page...*

Mol	Type	Chain	Res	Atoms	RSCC	RSR	B-factors( $\text{\AA}^2$ )	Q<0.9
59	MG	AA	3568	1/1	0.92	0.20	41,41,41,41	0
59	MG	DA	4253	1/1	0.92	0.27	62,62,62,62	0
59	MG	CA	1822	1/1	0.92	0.09	56,56,56,56	0
59	MG	CA	1823	1/1	0.92	0.09	67,67,67,67	0
59	MG	BA	1752	1/1	0.92	0.18	48,48,48,48	0
59	MG	BA	1631	1/1	0.92	0.25	48,48,48,48	0
59	MG	AA	3291	1/1	0.92	0.16	34,34,34,34	0
59	MG	CA	1829	1/1	0.92	0.07	61,61,61,61	0
59	MG	CA	2245	1/1	0.92	0.41	133,133,133,133	0
59	MG	CA	1830	1/1	0.92	0.04	59,59,59,59	0
59	MG	DA	4267	1/1	0.92	0.48	72,72,72,72	0
59	MG	DA	3450	1/1	0.92	0.45	75,75,75,75	0
59	MG	BA	1876	1/1	0.92	0.07	62,62,62,62	0
59	MG	DA	4271	1/1	0.92	0.74	53,53,53,53	0
59	MG	BA	2005	1/1	0.92	0.04	75,75,75,75	0
59	MG	AA	3481	1/1	0.92	0.17	61,61,61,61	0
59	MG	DA	4667	1/1	0.92	0.20	46,46,46,46	0
59	MG	DA	3823	1/1	0.92	0.10	81,81,81,81	0
59	MG	CA	1836	1/1	0.92	0.52	131,131,131,131	0
59	MG	C1	103	1/1	0.92	0.13	64,64,64,64	0
59	MG	AA	3941	1/1	0.92	0.16	57,57,57,57	0
59	MG	CA	1604	1/1	0.92	0.24	10,10,10,10	0
59	MG	BA	1636	1/1	0.92	0.29	44,44,44,44	0
59	MG	DA	4682	1/1	0.92	0.31	63,63,63,63	0
59	MG	DA	3019	1/1	0.92	0.34	20,20,20,20	0
59	MG	AA	3038	1/1	0.92	0.23	68,68,68,68	0
59	MG	DA	3833	1/1	0.92	0.14	65,65,65,65	0
59	MG	CA	2257	1/1	0.92	0.26	60,60,60,60	0
59	MG	DA	3042	1/1	0.92	0.20	21,21,21,21	0
59	MG	BA	2135	1/1	0.92	0.23	77,77,77,77	0
59	MG	DA	3839	1/1	0.92	0.17	54,54,54,54	0
59	MG	DA	4694	1/1	0.92	0.15	56,56,56,56	0
59	MG	DA	4695	1/1	0.92	0.14	52,52,52,52	0
59	MG	DA	3064	1/1	0.92	0.15	35,35,35,35	0
59	MG	DB	203	1/1	0.92	0.34	46,46,46,46	0
59	MG	DB	204	1/1	0.92	0.10	23,23,23,23	0
59	MG	DA	3074	1/1	0.92	0.22	22,22,22,22	0
59	MG	CA	1615	1/1	0.92	0.19	60,60,60,60	0
59	MG	DA	4303	1/1	0.92	0.15	47,47,47,47	0
59	MG	AA	3809	1/1	0.92	0.15	84,84,84,84	0
59	MG	DA	4709	1/1	0.92	0.25	81,81,81,81	0
59	MG	DA	3475	1/1	0.92	0.23	51,51,51,51	0

*Continued on next page...*



*Continued from previous page...*

Mol	Type	Chain	Res	Atoms	RSCC	RSR	B-factors(Å <sup>2</sup> )	Q<0.9
59	MG	DA	4309	1/1	0.92	0.09	36,36,36,36	0
59	MG	CA	2262	1/1	0.92	0.09	61,61,61,61	0
59	MG	AA	3293	1/1	0.92	0.11	45,45,45,45	0
59	MG	DB	217	1/1	0.92	0.25	46,46,46,46	0
59	MG	DA	3096	1/1	0.92	0.15	7,7,7,7	0
59	MG	AO	202	1/1	0.92	0.13	55,55,55,55	0
59	MG	DA	3107	1/1	0.92	0.17	43,43,43,43	0
59	MG	DA	3858	1/1	0.92	0.13	49,49,49,49	0
59	MG	AA	3877	1/1	0.92	0.28	109,109,109,109	0
59	MG	DA	3488	1/1	0.92	0.25	37,37,37,37	0
59	MG	AA	3384	1/1	0.92	0.27	47,47,47,47	0
59	MG	CA	1628	1/1	0.92	0.36	42,42,42,42	0
59	MG	DB	230	1/1	0.92	0.56	87,87,87,87	0
59	MG	AO	205	1/1	0.92	0.18	52,52,52,52	0
59	MG	DA	3869	1/1	0.92	0.25	83,83,83,83	0
59	MG	AA	3695	1/1	0.92	0.15	49,49,49,49	0
59	MG	AA	4161	1/1	0.92	0.15	68,68,68,68	0
59	MG	AA	3119	1/1	0.92	0.12	46,46,46,46	0
59	MG	AA	3120	1/1	0.92	0.40	59,59,59,59	0
59	MG	DA	3500	1/1	0.92	0.12	57,57,57,57	0
59	MG	DA	3501	1/1	0.92	0.25	51,51,51,51	0
59	MG	DA	4337	1/1	0.92	0.21	58,58,58,58	0
59	MG	AA	3954	1/1	0.92	0.23	71,71,71,71	0
59	MG	DA	4340	1/1	0.92	0.26	60,60,60,60	0
59	MG	DB	248	1/1	0.92	0.18	76,76,76,76	0
59	MG	DA	3124	1/1	0.92	0.20	36,36,36,36	0
59	MG	BA	1907	1/1	0.92	0.15	56,56,56,56	0
59	MG	DA	3885	1/1	0.92	0.11	57,57,57,57	0
59	MG	DA	4750	1/1	0.92	0.15	68,68,68,68	0
59	MG	AA	3640	1/1	0.92	0.22	45,45,45,45	0
59	MG	BA	1658	1/1	0.92	0.14	49,49,49,49	0
59	MG	CA	2280	1/1	0.92	0.07	84,84,84,84	0
59	MG	CA	1651	1/1	0.92	0.18	33,33,33,33	0
59	MG	CA	1652	1/1	0.92	0.29	39,39,39,39	0
59	MG	DA	4758	1/1	0.92	0.33	71,71,71,71	0
59	MG	CA	2079	1/1	0.92	0.24	83,83,83,83	0
59	MG	CA	1654	1/1	0.92	0.22	48,48,48,48	0
59	MG	AA	3957	1/1	0.92	0.15	74,74,74,74	0
59	MG	DB	270	1/1	0.92	0.26	61,61,61,61	0
59	MG	AA	3233	1/1	0.92	0.20	55,55,55,55	0
59	MG	DB	272	1/1	0.92	0.13	81,81,81,81	0
59	MG	CA	1875	1/1	0.92	0.12	71,71,71,71	0

*Continued on next page...*

*Continued from previous page...*

Mol	Type	Chain	Res	Atoms	RSCC	RSR	B-factors( $\text{\AA}^2$ )	Q<0.9
59	MG	DA	3157	1/1	0.92	0.41	58,58,58,58	0
59	MG	DA	4363	1/1	0.92	0.13	42,42,42,42	0
59	MG	DA	3158	1/1	0.92	0.10	28,28,28,28	0
59	MG	AA	3280	1/1	0.92	0.26	56,56,56,56	0
59	MG	BA	2156	1/1	0.92	0.11	90,90,90,90	0
59	MG	CA	1879	1/1	0.92	0.43	58,58,58,58	0
59	MG	DA	3911	1/1	0.92	0.12	115,115,115,115	0
59	MG	DA	4777	1/1	0.92	0.24	96,96,96,96	0
59	MG	DD	310	1/1	0.92	0.45	64,64,64,64	0
59	MG	DA	3165	1/1	0.92	0.31	46,46,46,46	0
59	MG	CA	1665	1/1	0.92	0.15	31,31,31,31	0
59	MG	DA	3534	1/1	0.92	0.37	49,49,49,49	0
59	MG	AA	3105	1/1	0.92	0.21	50,50,50,50	0
59	MG	CA	2300	1/1	0.92	0.16	119,119,119,119	0
59	MG	CA	1668	1/1	0.92	0.21	88,88,88,88	0
59	MG	AA	3961	1/1	0.92	0.29	54,54,54,54	0
59	MG	DA	4787	1/1	0.92	0.35	85,85,85,85	0
59	MG	AA	3962	1/1	0.92	0.31	57,57,57,57	0
59	MG	BA	2038	1/1	0.92	0.25	80,80,80,80	0
59	MG	DA	3544	1/1	0.92	0.18	51,51,51,51	0
59	MG	DF	302	1/1	0.92	0.27	46,46,46,46	0
59	MG	CA	2104	1/1	0.92	0.07	67,67,67,67	0
59	MG	A1	203	1/1	0.92	0.21	77,77,77,77	0
59	MG	AA	3283	1/1	0.92	0.08	74,74,74,74	0
59	MG	BH	201	1/1	0.92	0.23	55,55,55,55	0
59	MG	DA	3558	1/1	0.92	0.34	64,64,64,64	0
59	MG	DA	3958	1/1	0.92	0.11	55,55,55,55	0
59	MG	BH	202	1/1	0.92	0.10	61,61,61,61	0
59	MG	DF	314	1/1	0.92	0.22	58,58,58,58	0
59	MG	DA	3962	1/1	0.92	0.15	81,81,81,81	0
59	MG	AA	3823	1/1	0.92	0.17	89,89,89,89	0
59	MG	DF	319	1/1	0.92	0.15	67,67,67,67	0
59	MG	AA	3588	1/1	0.92	0.17	82,82,82,82	0
59	MG	CA	1904	1/1	0.92	0.37	74,74,74,74	0
59	MG	CA	2115	1/1	0.92	0.29	78,78,78,78	0
59	MG	DA	3566	1/1	0.92	0.10	21,21,21,21	0
59	MG	BA	1674	1/1	0.92	0.11	45,45,45,45	0
59	MG	BA	1925	1/1	0.92	0.13	55,55,55,55	0
59	MG	CA	1688	1/1	0.92	0.18	42,42,42,42	0
59	MG	DA	3202	1/1	0.92	0.20	37,37,37,37	0
59	MG	AB	213	1/1	0.92	0.12	60,60,60,60	0
59	MG	DA	4816	1/1	0.92	0.22	66,66,66,66	0

*Continued on next page...*

*Continued from previous page...*

Mol	Type	Chain	Res	Atoms	RSCC	RSR	B-factors( $\text{\AA}^2$ )	Q<0.9
59	MG	DA	3987	1/1	0.92	0.20	53,53,53,53	0
59	MG	DK	202	1/1	0.92	0.13	66,66,66,66	0
59	MG	AA	3399	1/1	0.92	0.19	75,75,75,75	0
59	MG	DA	4819	1/1	0.92	0.26	64,64,64,64	0
59	MG	CA	2322	1/1	0.92	0.21	88,88,88,88	0
59	MG	AA	3826	1/1	0.92	0.20	92,92,92,92	0
59	MG	DA	3993	1/1	0.92	0.21	51,51,51,51	0
59	MG	DA	4824	1/1	0.92	0.23	71,71,71,71	0
59	MG	DA	3213	1/1	0.92	0.39	53,53,53,53	0
59	MG	AA	3505	1/1	0.92	0.16	55,55,55,55	0
59	MG	BA	1801	1/1	0.92	0.23	40,40,40,40	0
59	MG	AA	3971	1/1	0.92	0.18	85,85,85,85	0
59	MG	CE	304	1/1	0.92	0.12	62,62,62,62	0
59	MG	BA	2055	1/1	0.92	0.08	89,89,89,89	0
59	MG	DA	3222	1/1	0.92	0.09	42,42,42,42	0
59	MG	DA	4832	1/1	0.92	0.17	86,86,86,86	0
59	MG	CA	2128	1/1	0.92	0.39	101,101,101,101	0
59	MG	DO	214	1/1	0.92	0.78	61,61,61,61	0
59	MG	DA	4008	1/1	0.92	0.17	49,49,49,49	0
59	MG	DA	4836	1/1	0.92	0.13	41,41,41,41	0
59	MG	DP	201	1/1	0.92	0.19	29,29,29,29	0
59	MG	DP	202	1/1	0.92	0.23	53,53,53,53	0
59	MG	AA	3655	1/1	0.92	0.08	50,50,50,50	0
59	MG	DA	3228	1/1	0.92	0.16	36,36,36,36	0
59	MG	CA	2130	1/1	0.92	0.23	117,117,117,117	0
59	MG	AA	3592	1/1	0.92	0.16	63,63,63,63	0
59	MG	DA	4846	1/1	0.92	0.18	73,73,73,73	0
59	MG	D0	206	1/1	0.92	0.14	45,45,45,45	0
59	MG	DA	3231	1/1	0.92	0.15	9,9,9,9	0
59	MG	DA	3232	1/1	0.92	0.26	61,61,61,61	0
59	MG	AA	3458	1/1	0.92	0.10	49,49,49,49	0
59	MG	AA	3550	1/1	0.92	0.22	82,82,82,82	0
59	MG	DA	4853	1/1	0.92	0.21	80,80,80,80	0
59	MG	DA	4468	1/1	0.92	0.27	60,60,60,60	0
59	MG	DR	202	1/1	0.92	0.52	60,60,60,60	0
59	MG	AB	222	1/1	0.92	0.12	85,85,85,85	0
59	MG	DA	3248	1/1	0.92	0.46	70,70,70,70	0
59	MG	CA	2136	1/1	0.92	0.23	77,77,77,77	0
59	MG	BA	1809	1/1	0.92	0.14	114,114,114,114	0
59	MG	BA	1695	1/1	0.92	0.18	44,44,44,44	0
59	MG	AA	3115	1/1	0.92	0.36	76,76,76,76	0
59	MG	BA	1942	1/1	0.92	0.10	63,63,63,63	0

*Continued on next page...*

*Continued from previous page...*

Mol	Type	Chain	Res	Atoms	RSCC	RSR	B-factors( $\text{\AA}^2$ )	Q<0.9
59	MG	AA	3662	1/1	0.92	0.08	51,51,51,51	0
59	MG	BA	1945	1/1	0.92	0.14	56,56,56,56	0
59	MG	D2	206	1/1	0.92	0.21	55,55,55,55	0
59	MG	D2	207	1/1	0.92	0.12	68,68,68,68	0
59	MG	CH	205	1/1	0.92	0.18	87,87,87,87	0
59	MG	CH	206	1/1	0.92	0.18	70,70,70,70	0
59	MG	A3	102	1/1	0.92	0.18	83,83,83,83	0
59	MG	BT	201	1/1	0.92	0.45	110,110,110,110	0
59	MG	CA	1725	1/1	0.92	0.18	55,55,55,55	0
59	MG	BA	2193	1/1	0.92	0.41	76,76,76,76	0
59	MG	CA	1727	1/1	0.92	0.23	56,56,56,56	0
59	MG	A3	103	1/1	0.92	0.12	55,55,55,55	0
59	MG	DA	3630	1/1	0.92	0.27	71,71,71,71	0
59	MG	BA	1701	1/1	0.92	0.13	59,59,59,59	0
59	MG	BA	1703	1/1	0.92	0.12	40,40,40,40	0
59	MG	CA	1731	1/1	0.92	0.14	56,56,56,56	0
59	MG	DA	3637	1/1	0.92	0.28	63,63,63,63	0
59	MG	DA	3639	1/1	0.92	0.21	66,66,66,66	0
59	MG	DA	4065	1/1	0.92	0.11	58,58,58,58	0
59	MG	BA	2079	1/1	0.92	0.17	99,99,99,99	0
59	MG	CK	211	1/1	0.92	0.17	57,57,57,57	0
59	MG	CA	1738	1/1	0.92	0.29	66,66,66,66	0
59	MG	CM	202	1/1	0.92	0.23	86,86,86,86	0
59	MG	DA	3289	1/1	0.92	0.19	27,27,27,27	0
59	MG	CA	1741	1/1	0.92	0.13	66,66,66,66	0
59	MG	CN	202	1/1	0.92	0.20	64,64,64,64	0
59	MG	DU	214	1/1	0.92	0.27	62,62,62,62	0
59	MG	DA	4511	1/1	0.92	0.15	90,90,90,90	0
59	MG	CA	2159	1/1	0.92	0.12	46,46,46,46	0
59	MG	DA	3298	1/1	0.92	0.17	97,97,97,97	0
59	MG	DA	4514	1/1	0.92	0.27	80,80,80,80	0
59	MG	DA	4515	1/1	0.92	0.20	60,60,60,60	0
59	MG	AA	3314	1/1	0.92	0.12	74,74,74,74	0
59	MG	AA	3404	1/1	0.92	0.42	77,77,77,77	0
59	MG	DA	3303	1/1	0.92	0.41	46,46,46,46	0
59	MG	BA	1823	1/1	0.92	0.08	84,84,84,84	0
59	MG	AA	3467	1/1	0.92	0.29	55,55,55,55	0
59	MG	CS	105	1/1	0.92	0.14	69,69,69,69	0
59	MG	BD	101	1/1	0.92	0.35	86,86,86,86	0
59	MG	BA	1709	1/1	0.92	0.29	53,53,53,53	0
59	MG	DA	4912	1/1	0.92	0.14	42,42,42,42	0
59	MG	DA	4527	1/1	0.92	0.11	53,53,53,53	0

*Continued on next page...*

*Continued from previous page...*

Mol	Type	Chain	Res	Atoms	RSCC	RSR	B-factors( $\text{\AA}^2$ )	Q<0.9
59	MG	AA	3521	1/1	0.92	0.15	32,32,32,32	0
59	MG	DA	4530	1/1	0.92	0.17	72,72,72,72	0
59	MG	DW	103	1/1	0.92	0.21	78,78,78,78	0
59	MG	CT	203	1/1	0.92	0.14	54,54,54,54	0
59	MG	CA	1753	1/1	0.92	0.40	56,56,56,56	0
59	MG	DA	3325	1/1	0.92	0.24	62,62,62,62	0
59	MG	AA	3149	1/1	0.92	0.26	61,61,61,61	0
59	MG	D5	101	1/1	0.92	0.21	31,31,31,31	0
59	MG	DA	4923	1/1	0.92	0.10	74,74,74,74	0
59	MG	D5	104	1/1	0.92	0.12	38,38,38,38	0
59	MG	DA	4118	1/1	0.92	0.14	96,96,96,96	0
59	MG	DA	3327	1/1	0.92	0.17	48,48,48,48	0
59	MG	DA	4926	1/1	0.92	0.10	46,46,46,46	0
59	MG	AA	3846	1/1	0.92	0.39	88,88,88,88	0
59	MG	AA	3125	1/1	0.92	0.22	51,51,51,51	0
59	MG	BA	1833	1/1	0.92	0.22	71,71,71,71	0
59	MG	BA	2090	1/1	0.92	0.14	119,119,119,119	0
59	MG	AA	3562	1/1	0.92	0.11	55,55,55,55	0
59	MG	AB	235	1/1	0.92	0.08	81,81,81,81	0
59	MG	BD	112	1/1	0.92	0.21	78,78,78,78	0
59	MG	DA	3680	1/1	0.92	0.23	76,76,76,76	0
59	MG	CA	1977	1/1	0.92	0.14	64,64,64,64	0
59	MG	D8	106	1/1	0.92	0.08	41,41,41,41	0
59	MG	AA	3919	1/1	0.92	0.08	59,59,59,59	0
59	MG	BA	2094	1/1	0.92	0.14	50,50,50,50	0
59	MG	BS	102	1/1	0.93	0.06	69,69,69,69	0
59	MG	DA	4930	1/1	0.93	0.26	73,73,73,73	0
59	MG	DA	4528	1/1	0.93	0.15	65,65,65,65	0
59	MG	AA	3858	1/1	0.93	0.21	76,76,76,76	0
59	MG	BA	1889	1/1	0.93	0.07	37,37,37,37	0
59	MG	A7	104	1/1	0.93	0.27	88,88,88,88	0
59	MG	CA	1958	1/1	0.93	0.18	75,75,75,75	0
59	MG	A8	101	1/1	0.93	0.09	45,45,45,45	0
59	MG	DA	4104	1/1	0.93	0.36	76,76,76,76	0
59	MG	AA	3197	1/1	0.93	0.11	50,50,50,50	0
59	MG	DA	4944	1/1	0.93	0.22	56,56,56,56	0
59	MG	DA	4106	1/1	0.93	0.13	65,65,65,65	0
59	MG	DA	4538	1/1	0.93	0.27	92,92,92,92	0
59	MG	DA	3315	1/1	0.93	0.26	28,28,28,28	0
59	MG	DA	3317	1/1	0.93	0.13	86,86,86,86	0
59	MG	DA	3318	1/1	0.93	0.14	72,72,72,72	0
59	MG	AA	3100	1/1	0.93	0.10	34,34,34,34	0

*Continued on next page...*

*Continued from previous page...*

Mol	Type	Chain	Res	Atoms	RSCC	RSR	B-factors( $\text{\AA}^2$ )	Q<0.9
59	MG	CA	1734	1/1	0.93	0.12	38,38,38,38	0
59	MG	CA	1737	1/1	0.93	0.20	77,77,77,77	0
59	MG	AA	3023	1/1	0.93	0.21	59,59,59,59	0
59	MG	AA	3556	1/1	0.93	0.20	74,74,74,74	0
59	MG	CA	1742	1/1	0.93	0.13	40,40,40,40	0
59	MG	DA	4124	1/1	0.93	0.08	58,58,58,58	0
59	MG	DA	3330	1/1	0.93	0.10	70,70,70,70	0
59	MG	DA	3331	1/1	0.93	0.26	68,68,68,68	0
59	MG	BA	2175	1/1	0.93	0.17	81,81,81,81	0
59	MG	DA	4966	1/1	0.93	0.14	64,64,64,64	0
59	MG	AA	3201	1/1	0.93	0.10	71,71,71,71	0
59	MG	DA	4132	1/1	0.93	0.31	40,40,40,40	0
59	MG	DA	4560	1/1	0.93	0.15	61,61,61,61	0
59	MG	DA	3336	1/1	0.93	0.13	36,36,36,36	0
59	MG	DA	4564	1/1	0.93	0.16	39,39,39,39	0
59	MG	AA	3558	1/1	0.93	0.12	50,50,50,50	0
59	MG	BA	1902	1/1	0.93	0.33	71,71,71,71	0
59	MG	DA	4979	1/1	0.93	0.26	47,47,47,47	0
59	MG	BW	206	1/1	0.93	0.07	56,56,56,56	0
59	MG	DA	4141	1/1	0.93	0.55	66,66,66,66	0
59	MG	AB	232	1/1	0.93	0.27	70,70,70,70	0
59	MG	CD	119	1/1	0.93	0.14	60,60,60,60	0
59	MG	CA	1976	1/1	0.93	0.21	88,88,88,88	0
59	MG	BA	2181	1/1	0.93	0.17	93,93,93,93	0
59	MG	CA	1978	1/1	0.93	0.07	93,93,93,93	0
59	MG	AA	3737	1/1	0.93	0.13	55,55,55,55	0
59	MG	DA	4991	1/1	0.93	0.21	123,123,123,123	0
59	MG	DA	3355	1/1	0.93	0.31	64,64,64,64	0
59	MG	DA	4578	1/1	0.93	0.16	95,95,95,95	0
59	MG	AA	4104	1/1	0.93	0.37	71,71,71,71	0
59	MG	DA	3359	1/1	0.93	0.30	43,43,43,43	0
59	MG	DA	3363	1/1	0.93	0.07	36,36,36,36	0
59	MG	AA	3410	1/1	0.93	0.29	84,84,84,84	0
59	MG	AA	3947	1/1	0.93	0.24	84,84,84,84	0
59	MG	CA	1983	1/1	0.93	0.33	43,43,43,43	0
59	MG	BA	1622	1/1	0.93	0.09	64,64,64,64	0
59	MG	CA	1986	1/1	0.93	0.13	95,95,95,95	0
59	MG	DA	3723	1/1	0.93	0.21	19,19,19,19	0
59	MG	AA	3673	1/1	0.93	0.27	56,56,56,56	0
59	MG	AA	3803	1/1	0.93	0.17	72,72,72,72	0
59	MG	DA	4182	1/1	0.93	0.40	82,82,82,82	0
59	MG	DA	4596	1/1	0.93	0.33	63,63,63,63	0

*Continued on next page...*

*Continued from previous page...*

Mol	Type	Chain	Res	Atoms	RSCC	RSR	B-factors( $\text{\AA}^2$ )	Q<0.9
59	MG	DA	4183	1/1	0.93	0.10	53,53,53,53	0
59	MG	AA	3258	1/1	0.93	0.44	81,81,81,81	0
59	MG	DA	3730	1/1	0.93	0.28	47,47,47,47	0
59	MG	BA	2054	1/1	0.93	0.19	68,68,68,68	0
59	MG	DA	4601	1/1	0.93	0.20	88,88,88,88	0
59	MG	BA	1627	1/1	0.93	0.37	60,60,60,60	0
59	MG	DA	5016	1/1	0.93	0.19	106,106,106,106	0
59	MG	BA	2056	1/1	0.93	0.27	69,69,69,69	0
59	MG	CB	110	1/1	0.93	0.10	39,39,39,39	0
59	MG	DA	4606	1/1	0.93	0.69	41,41,41,41	0
59	MG	DA	4192	1/1	0.93	0.57	65,65,65,65	0
59	MG	DA	5022	1/1	0.93	0.09	82,82,82,82	0
59	MG	DA	5023	1/1	0.93	0.21	62,62,62,62	0
59	MG	CB	111	1/1	0.93	0.15	54,54,54,54	0
59	MG	DA	3378	1/1	0.93	0.36	55,55,55,55	0
59	MG	DA	3382	1/1	0.93	0.35	47,47,47,47	0
59	MG	DA	4202	1/1	0.93	0.42	69,69,69,69	0
59	MG	DA	4207	1/1	0.93	0.34	84,84,84,84	0
59	MG	AA	3512	1/1	0.93	0.09	31,31,31,31	0
59	MG	AA	3953	1/1	0.93	0.13	60,60,60,60	0
59	MG	CA	1999	1/1	0.93	0.14	63,63,63,63	0
59	MG	AA	4113	1/1	0.93	0.50	92,92,92,92	0
59	MG	DA	3391	1/1	0.93	0.42	84,84,84,84	0
59	MG	AA	3618	1/1	0.93	0.15	89,89,89,89	0
59	MG	DA	4624	1/1	0.93	0.12	68,68,68,68	0
59	MG	AA	3412	1/1	0.93	0.17	30,30,30,30	0
59	MG	CA	2218	1/1	0.93	0.20	82,82,82,82	0
59	MG	AA	3956	1/1	0.93	0.44	93,93,93,93	0
59	MG	CC	101	1/1	0.93	0.22	41,41,41,41	0
59	MG	BD	119	1/1	0.93	0.40	84,84,84,84	0
59	MG	CC	104	1/1	0.93	0.08	23,23,23,23	0
59	MG	BA	2065	1/1	0.93	0.14	73,73,73,73	0
59	MG	AA	3162	1/1	0.93	0.10	48,48,48,48	0
59	MG	AA	3127	1/1	0.93	0.09	46,46,46,46	0
59	MG	AA	3881	1/1	0.93	0.12	72,72,72,72	0
59	MG	DA	4640	1/1	0.93	0.21	66,66,66,66	0
59	MG	AA	3453	1/1	0.93	0.09	123,123,123,123	0
59	MG	AF	307	1/1	0.93	0.24	63,63,63,63	0
59	MG	CA	1788	1/1	0.93	0.07	79,79,79,79	0
59	MG	BA	2072	1/1	0.93	0.14	72,72,72,72	0
59	MG	AA	3626	1/1	0.93	0.22	48,48,48,48	0
59	MG	DA	4243	1/1	0.93	0.17	59,59,59,59	0

*Continued on next page...*

*Continued from previous page...*

Mol	Type	Chain	Res	Atoms	RSCC	RSR	B-factors( $\text{\AA}^2$ )	Q<0.9
59	MG	AA	4039	1/1	0.93	0.16	95,95,95,95	0
59	MG	BB	103	1/1	0.93	0.11	77,77,77,77	0
59	MG	BB	104	1/1	0.93	0.14	71,71,71,71	0
59	MG	AA	3415	1/1	0.93	0.06	63,63,63,63	0
59	MG	AA	3263	1/1	0.93	0.67	57,57,57,57	0
59	MG	AA	3264	1/1	0.93	0.15	43,43,43,43	0
59	MG	AA	4132	1/1	0.93	0.17	68,68,68,68	0
59	MG	DA	3801	1/1	0.93	0.64	96,96,96,96	0
59	MG	DA	3426	1/1	0.93	0.41	39,39,39,39	0
59	MG	DA	4255	1/1	0.93	0.30	54,54,54,54	0
59	MG	AA	3887	1/1	0.93	0.17	70,70,70,70	0
59	MG	DA	4260	1/1	0.93	0.18	56,56,56,56	0
59	MG	DA	5073	1/1	0.93	0.47	127,127,127,127	0
59	MG	AA	4045	1/1	0.93	0.10	57,57,57,57	0
59	MG	DA	3812	1/1	0.93	0.10	73,73,73,73	0
59	MG	AA	4135	1/1	0.93	0.14	64,64,64,64	0
59	MG	AA	3236	1/1	0.93	0.05	20,20,20,20	0
59	MG	CA	2249	1/1	0.93	0.09	68,68,68,68	0
59	MG	DA	4676	1/1	0.93	0.46	82,82,82,82	0
59	MG	DB	208	1/1	0.93	0.10	46,46,46,46	0
59	MG	DA	4677	1/1	0.93	0.18	61,61,61,61	0
59	MG	DA	4678	1/1	0.93	0.13	68,68,68,68	0
59	MG	C1	105	1/1	0.93	0.43	89,89,89,89	0
59	MG	AA	4047	1/1	0.93	0.10	59,59,59,59	0
59	MG	DA	3008	1/1	0.93	0.26	10,10,10,10	0
59	MG	BA	2223	1/1	0.93	0.30	71,71,71,71	0
59	MG	AA	3967	1/1	0.93	0.17	63,63,63,63	0
59	MG	CA	1814	1/1	0.93	0.07	42,42,42,42	0
59	MG	DA	4274	1/1	0.93	0.17	41,41,41,41	0
59	MG	DA	4689	1/1	0.93	0.12	67,67,67,67	0
59	MG	CA	2038	1/1	0.93	0.09	74,74,74,74	0
59	MG	AA	3755	1/1	0.93	0.08	63,63,63,63	0
59	MG	DA	3046	1/1	0.93	0.30	12,12,12,12	0
59	MG	DA	3457	1/1	0.93	0.28	76,76,76,76	0
59	MG	AO	207	1/1	0.93	0.33	102,102,102,102	0
59	MG	BC	108	1/1	0.93	0.13	81,81,81,81	0
59	MG	BC	110	1/1	0.93	0.14	56,56,56,56	0
59	MG	BA	1946	1/1	0.93	0.15	70,70,70,70	0
59	MG	DA	3078	1/1	0.93	0.26	17,17,17,17	0
59	MG	BA	1664	1/1	0.93	0.32	58,58,58,58	0
59	MG	DA	3084	1/1	0.93	0.29	10,10,10,10	0
59	MG	DA	4706	1/1	0.93	0.35	89,89,89,89	0

*Continued on next page...*



*Continued from previous page...*

Mol	Type	Chain	Res	Atoms	RSCC	RSR	B-factors(Å <sup>2</sup> )	Q<0.9
59	MG	DA	4707	1/1	0.93	0.31	86,86,86,86	0
59	MG	BA	1948	1/1	0.93	0.34	75,75,75,75	0
59	MG	AP	201	1/1	0.93	0.16	95,95,95,95	0
59	MG	BA	2231	1/1	0.93	0.30	89,89,89,89	0
59	MG	DA	3098	1/1	0.93	0.12	34,34,34,34	0
59	MG	DA	4299	1/1	0.93	0.11	72,72,72,72	0
59	MG	DA	3100	1/1	0.93	0.19	36,36,36,36	0
59	MG	DA	3476	1/1	0.93	0.10	27,27,27,27	0
59	MG	DA	3479	1/1	0.93	0.29	74,74,74,74	0
59	MG	AA	3891	1/1	0.93	0.30	105,105,105,105	0
59	MG	DA	4305	1/1	0.93	0.19	46,46,46,46	0
59	MG	DA	3853	1/1	0.93	0.24	71,71,71,71	0
59	MG	DB	256	1/1	0.93	0.15	65,65,65,65	0
59	MG	AA	3164	1/1	0.93	0.27	79,79,79,79	0
59	MG	CA	2052	1/1	0.93	0.19	54,54,54,54	0
59	MG	AA	3972	1/1	0.93	0.65	60,60,60,60	0
59	MG	AA	3029	1/1	0.93	0.20	46,46,46,46	0
59	MG	DA	3486	1/1	0.93	0.20	58,58,58,58	0
59	MG	DB	264	1/1	0.93	0.13	44,44,44,44	0
59	MG	DB	265	1/1	0.93	0.21	81,81,81,81	0
59	MG	DA	3117	1/1	0.93	0.17	58,58,58,58	0
59	MG	CA	1601	1/1	0.93	0.08	41,41,41,41	0
59	MG	DA	3489	1/1	0.93	0.11	41,41,41,41	0
59	MG	CA	1602	1/1	0.93	0.16	89,89,89,89	0
59	MG	DA	4320	1/1	0.93	0.17	50,50,50,50	0
59	MG	DA	3867	1/1	0.93	0.25	100,100,100,100	0
59	MG	DA	4322	1/1	0.93	0.33	65,65,65,65	0
59	MG	BA	2236	1/1	0.93	0.26	82,82,82,82	0
59	MG	CA	2275	1/1	0.93	0.23	42,42,42,42	0
59	MG	BA	1810	1/1	0.93	0.11	93,93,93,93	0
59	MG	CA	1608	1/1	0.93	0.31	48,48,48,48	0
59	MG	BA	1811	1/1	0.93	0.04	65,65,65,65	0
59	MG	DA	3128	1/1	0.93	0.17	31,31,31,31	0
59	MG	DA	3878	1/1	0.93	0.26	60,60,60,60	0
59	MG	AA	3295	1/1	0.93	0.34	62,62,62,62	0
59	MG	DA	4335	1/1	0.93	0.20	50,50,50,50	0
59	MG	DD	309	1/1	0.93	0.26	57,57,57,57	0
59	MG	CA	2281	1/1	0.93	0.12	100,100,100,100	0
59	MG	AA	3269	1/1	0.93	0.26	61,61,61,61	0
59	MG	CA	2283	1/1	0.93	0.11	68,68,68,68	0
59	MG	AA	3762	1/1	0.93	0.18	63,63,63,63	0
59	MG	DA	3510	1/1	0.93	0.43	56,56,56,56	0

*Continued on next page...*

*Continued from previous page...*

Mol	Type	Chain	Res	Atoms	RSCC	RSR	B-factors( $\text{\AA}^2$ )	Q<0.9
59	MG	DA	4762	1/1	0.93	0.23	77,77,77,77	0
59	MG	DA	4763	1/1	0.93	0.45	51,51,51,51	0
59	MG	CA	2066	1/1	0.93	0.32	77,77,77,77	0
59	MG	AA	3977	1/1	0.93	0.32	56,56,56,56	0
59	MG	CA	2288	1/1	0.93	0.24	74,74,74,74	0
59	MG	AA	3978	1/1	0.93	0.48	70,70,70,70	0
59	MG	CA	1623	1/1	0.93	0.31	49,49,49,49	0
59	MG	CA	2072	1/1	0.93	0.30	48,48,48,48	0
59	MG	BA	2108	1/1	0.93	0.22	154,154,154,154	0
59	MG	DA	4774	1/1	0.93	0.16	70,70,70,70	0
59	MG	AA	3700	1/1	0.93	0.20	58,58,58,58	0
59	MG	CA	1626	1/1	0.93	0.19	38,38,38,38	0
59	MG	DF	310	1/1	0.93	0.12	49,49,49,49	0
59	MG	AA	4062	1/1	0.93	0.14	81,81,81,81	0
59	MG	BA	1681	1/1	0.93	0.17	43,43,43,43	0
59	MG	DA	3163	1/1	0.93	0.19	39,39,39,39	0
59	MG	DA	3524	1/1	0.93	0.07	32,32,32,32	0
59	MG	CA	2078	1/1	0.93	0.20	75,75,75,75	0
59	MG	DF	316	1/1	0.93	0.21	84,84,84,84	0
59	MG	DA	3909	1/1	0.93	0.25	69,69,69,69	0
59	MG	CA	2301	1/1	0.93	0.14	55,55,55,55	0
59	MG	A1	202	1/1	0.93	0.46	61,61,61,61	0
59	MG	DF	321	1/1	0.93	0.50	55,55,55,55	0
59	MG	DA	4786	1/1	0.93	0.14	81,81,81,81	0
59	MG	BA	1684	1/1	0.93	0.13	36,36,36,36	0
59	MG	DA	4368	1/1	0.93	0.15	51,51,51,51	0
59	MG	DA	4789	1/1	0.93	0.21	46,46,46,46	0
59	MG	DA	3914	1/1	0.93	0.09	36,36,36,36	0
59	MG	DA	4373	1/1	0.93	0.20	62,62,62,62	0
59	MG	BA	1824	1/1	0.93	0.11	107,107,107,107	0
59	MG	BA	1825	1/1	0.93	0.10	121,121,121,121	0
59	MG	DA	3176	1/1	0.93	0.23	39,39,39,39	0
59	MG	DA	3922	1/1	0.93	0.21	69,69,69,69	0
59	MG	DA	3924	1/1	0.93	0.16	48,48,48,48	0
59	MG	DA	3930	1/1	0.93	0.22	72,72,72,72	0
59	MG	DA	4382	1/1	0.93	0.13	67,67,67,67	0
59	MG	DA	4383	1/1	0.93	0.45	85,85,85,85	0
59	MG	AA	3900	1/1	0.93	0.32	105,105,105,105	0
59	MG	AA	3901	1/1	0.93	0.19	52,52,52,52	0
59	MG	CA	2091	1/1	0.93	0.25	68,68,68,68	0
59	MG	DA	3943	1/1	0.93	0.08	47,47,47,47	0
59	MG	CA	1642	1/1	0.93	0.10	25,25,25,25	0

*Continued on next page...*

*Continued from previous page...*

Mol	Type	Chain	Res	Atoms	RSCC	RSR	B-factors( $\text{\AA}^2$ )	Q<0.9
59	MG	DA	4392	1/1	0.93	0.14	52,52,52,52	0
59	MG	AA	3019	1/1	0.93	0.30	31,31,31,31	0
59	MG	BA	1692	1/1	0.93	0.23	34,34,34,34	0
59	MG	CA	1866	1/1	0.93	0.20	109,109,109,109	0
59	MG	DA	3951	1/1	0.93	0.25	136,136,136,136	0
59	MG	DA	4399	1/1	0.93	0.25	47,47,47,47	0
59	MG	DA	3548	1/1	0.93	0.24	58,58,58,58	0
59	MG	CA	2098	1/1	0.93	0.09	64,64,64,64	0
59	MG	DA	3551	1/1	0.93	0.28	29,29,29,29	0
59	MG	AA	3242	1/1	0.93	0.25	56,56,56,56	0
59	MG	DA	3553	1/1	0.93	0.39	89,89,89,89	0
59	MG	BA	2121	1/1	0.93	0.32	84,84,84,84	0
59	MG	DA	4412	1/1	0.93	0.13	82,82,82,82	0
59	MG	BA	1982	1/1	0.93	0.12	96,96,96,96	0
59	MG	DA	3970	1/1	0.93	0.22	50,50,50,50	0
59	MG	DA	3192	1/1	0.93	0.27	95,95,95,95	0
59	MG	D0	204	1/1	0.93	0.19	27,27,27,27	0
59	MG	AA	3061	1/1	0.93	0.21	35,35,35,35	0
59	MG	CA	1657	1/1	0.93	0.19	35,35,35,35	0
59	MG	DA	3196	1/1	0.93	0.29	43,43,43,43	0
59	MG	DA	3978	1/1	0.93	0.56	82,82,82,82	0
59	MG	AA	3307	1/1	0.93	0.19	50,50,50,50	0
59	MG	DA	3980	1/1	0.93	0.59	65,65,65,65	0
59	MG	DA	3565	1/1	0.93	0.20	55,55,55,55	0
59	MG	AA	3987	1/1	0.93	0.16	54,54,54,54	0
59	MG	DA	4432	1/1	0.93	0.16	58,58,58,58	0
59	MG	DA	3203	1/1	0.93	0.45	59,59,59,59	0
59	MG	DA	4436	1/1	0.93	0.06	76,76,76,76	0
59	MG	DA	4840	1/1	0.93	0.29	111,111,111,111	0
59	MG	DA	3204	1/1	0.93	0.15	50,50,50,50	0
59	MG	DA	4843	1/1	0.93	0.30	72,72,72,72	0
59	MG	D1	207	1/1	0.93	0.25	64,64,64,64	0
59	MG	DA	3569	1/1	0.93	0.20	21,21,21,21	0
59	MG	AA	4072	1/1	0.93	0.13	56,56,56,56	0
59	MG	CA	1888	1/1	0.93	0.41	72,72,72,72	0
59	MG	AT	102	1/1	0.93	0.14	57,57,57,57	0
59	MG	CA	1663	1/1	0.93	0.10	52,52,52,52	0
59	MG	CA	2112	1/1	0.93	0.14	78,78,78,78	0
59	MG	AA	3392	1/1	0.93	0.14	63,63,63,63	0
59	MG	AT	104	1/1	0.93	0.29	89,89,89,89	0
59	MG	CA	1895	1/1	0.93	0.15	58,58,58,58	0
59	MG	DA	4001	1/1	0.93	0.22	121,121,121,121	0

*Continued on next page...*

*Continued from previous page...*

Mol	Type	Chain	Res	Atoms	RSCC	RSR	B-factors( $\text{\AA}^2$ )	Q<0.9
59	MG	BA	1843	1/1	0.93	0.07	63,63,63,63	0
59	MG	BA	1846	1/1	0.93	0.13	63,63,63,63	0
59	MG	BA	1848	1/1	0.93	0.10	56,56,56,56	0
59	MG	AA	3308	1/1	0.93	0.10	38,38,38,38	0
59	MG	AA	3349	1/1	0.93	0.11	42,42,42,42	0
59	MG	DA	3591	1/1	0.93	0.15	16,16,16,16	0
59	MG	DA	4866	1/1	0.93	0.23	53,53,53,53	0
59	MG	DA	4868	1/1	0.93	0.13	70,70,70,70	0
59	MG	AA	3273	1/1	0.93	0.15	30,30,30,30	0
59	MG	DA	4469	1/1	0.93	0.43	52,52,52,52	0
59	MG	AA	3715	1/1	0.93	0.08	47,47,47,47	0
59	MG	DT	107	1/1	0.93	0.21	73,73,73,73	0
59	MG	AA	3716	1/1	0.93	0.12	74,74,74,74	0
59	MG	AA	3653	1/1	0.93	0.14	58,58,58,58	0
59	MG	DA	4476	1/1	0.93	0.11	64,64,64,64	0
59	MG	CG	311	1/1	0.93	0.20	150,150,150,150	0
59	MG	BG	303	1/1	0.93	0.10	59,59,59,59	0
59	MG	AA	3351	1/1	0.93	0.10	62,62,62,62	0
59	MG	AA	3782	1/1	0.93	0.43	101,101,101,101	0
59	MG	BA	1719	1/1	0.93	0.18	43,43,43,43	0
59	MG	CA	1691	1/1	0.93	0.16	33,33,33,33	0
59	MG	BA	1860	1/1	0.93	0.07	60,60,60,60	0
59	MG	AA	3845	1/1	0.93	0.11	54,54,54,54	0
59	MG	CK	201	1/1	0.93	0.33	102,102,102,102	0
59	MG	BA	2145	1/1	0.93	0.20	96,96,96,96	0
59	MG	CA	1695	1/1	0.93	0.23	50,50,50,50	0
59	MG	AA	3192	1/1	0.93	0.11	39,39,39,39	0
59	MG	CA	1922	1/1	0.93	0.09	84,84,84,84	0
59	MG	CK	206	1/1	0.93	0.21	62,62,62,62	0
59	MG	AA	3721	1/1	0.93	0.69	82,82,82,82	0
59	MG	AA	3849	1/1	0.93	0.39	59,59,59,59	0
59	MG	D3	104	1/1	0.93	0.20	32,32,32,32	0
59	MG	DA	3264	1/1	0.93	0.26	28,28,28,28	0
59	MG	AA	3787	1/1	0.93	0.12	70,70,70,70	0
59	MG	DA	3625	1/1	0.93	0.34	19,19,19,19	0
59	MG	DA	4499	1/1	0.93	0.21	51,51,51,51	0
59	MG	AA	3246	1/1	0.93	0.20	45,45,45,45	0
59	MG	BA	1728	1/1	0.93	0.14	47,47,47,47	0
59	MG	BA	2015	1/1	0.93	0.16	71,71,71,71	0
59	MG	DA	3272	1/1	0.93	0.25	29,29,29,29	0
59	MG	CA	1705	1/1	0.93	0.30	54,54,54,54	0
59	MG	AA	3854	1/1	0.93	0.25	71,71,71,71	0

*Continued on next page...*

*Continued from previous page...*

Mol	Type	Chain	Res	Atoms	RSCC	RSR	B-factors( $\text{\AA}^2$ )	Q<0.9
59	MG	BA	1730	1/1	0.93	0.12	37,37,37,37	0
59	MG	A5	102	1/1	0.93	0.27	28,28,28,28	0
59	MG	DA	3636	1/1	0.93	0.10	46,46,46,46	0
59	MG	DA	4070	1/1	0.93	0.22	45,45,45,45	0
59	MG	DA	4073	1/1	0.93	0.33	106,106,106,106	0
59	MG	CA	2153	1/1	0.93	0.12	76,76,76,76	0
59	MG	AA	4091	1/1	0.93	0.13	107,107,107,107	0
59	MG	BA	1875	1/1	0.93	0.08	125,125,125,125	0
59	MG	BA	1736	1/1	0.93	0.14	53,53,53,53	0
59	MG	DA	4919	1/1	0.93	0.31	58,58,58,58	0
59	MG	AA	3142	1/1	0.93	0.09	12,12,12,12	0
59	MG	DA	4921	1/1	0.93	0.27	67,67,67,67	0
59	MG	DA	4519	1/1	0.93	0.13	118,118,118,118	0
59	MG	AA	3157	1/1	0.93	0.31	73,73,73,73	0
59	MG	DA	3293	1/1	0.93	0.12	35,35,35,35	0
59	MG	AA	3123	1/1	0.93	0.20	47,47,47,47	0
59	MG	BA	2165	1/1	0.93	0.10	61,61,61,61	0
59	MG	BA	1887	1/1	0.93	0.17	56,56,56,56	0
59	MG	DA	4093	1/1	0.93	0.25	85,85,85,85	0
59	MG	BH	203	1/1	0.94	0.13	89,89,89,89	0
59	MG	DA	4116	1/1	0.94	0.36	78,78,78,78	0
59	MG	DA	3349	1/1	0.94	0.31	56,56,56,56	0
59	MG	AA	3534	1/1	0.94	0.18	32,32,32,32	0
59	MG	DA	3681	1/1	0.94	0.08	73,73,73,73	0
59	MG	DA	4941	1/1	0.94	0.52	88,88,88,88	0
59	MG	DA	4120	1/1	0.94	0.11	48,48,48,48	0
59	MG	CC	107	1/1	0.94	0.38	56,56,56,56	0
59	MG	AA	4157	1/1	0.94	0.10	76,76,76,76	0
59	MG	BA	1918	1/1	0.94	0.07	74,74,74,74	0
59	MG	BA	1790	1/1	0.94	0.09	56,56,56,56	0
59	MG	AA	4158	1/1	0.94	0.14	93,93,93,93	0
59	MG	DA	4126	1/1	0.94	0.25	57,57,57,57	0
59	MG	BA	1670	1/1	0.94	0.11	50,50,50,50	0
59	MG	AA	3832	1/1	0.94	0.14	63,63,63,63	0
59	MG	AA	3301	1/1	0.94	0.17	50,50,50,50	0
59	MG	CA	1669	1/1	0.94	0.21	40,40,40,40	0
59	MG	AA	3834	1/1	0.94	0.19	79,79,79,79	0
59	MG	CA	1674	1/1	0.94	0.37	60,60,60,60	0
59	MG	CC	119	1/1	0.94	0.16	46,46,46,46	0
59	MG	DA	4137	1/1	0.94	0.21	39,39,39,39	0
59	MG	AA	3302	1/1	0.94	0.13	32,32,32,32	0
59	MG	CC	122	1/1	0.94	0.23	69,69,69,69	0

*Continued on next page...*

*Continued from previous page...*

Mol	Type	Chain	Res	Atoms	RSCC	RSR	B-factors( $\text{\AA}^2$ )	Q<0.9
59	MG	DA	3717	1/1	0.94	0.10	1,1,1,1	0
59	MG	AA	3327	1/1	0.94	0.21	45,45,45,45	0
59	MG	CA	1862	1/1	0.94	0.10	122,122,122,122	0
59	MG	DA	4970	1/1	0.94	0.35	87,87,87,87	0
59	MG	CA	2261	1/1	0.94	0.13	66,66,66,66	0
59	MG	AA	3256	1/1	0.94	0.21	62,62,62,62	0
59	MG	DA	4153	1/1	0.94	0.23	48,48,48,48	0
59	MG	AA	3702	1/1	0.94	0.17	62,62,62,62	0
59	MG	AA	3840	1/1	0.94	0.12	77,77,77,77	0
59	MG	BP	201	1/1	0.94	0.12	61,61,61,61	0
59	MG	CA	1871	1/1	0.94	0.14	98,98,98,98	0
59	MG	BA	2177	1/1	0.94	0.25	67,67,67,67	0
59	MG	AA	3166	1/1	0.94	0.11	65,65,65,65	0
59	MG	AA	3842	1/1	0.94	0.13	67,67,67,67	0
59	MG	AA	3704	1/1	0.94	0.13	59,59,59,59	0
59	MG	DA	4170	1/1	0.94	0.32	46,46,46,46	0
59	MG	DA	4171	1/1	0.94	0.14	45,45,45,45	0
59	MG	DA	4988	1/1	0.94	0.13	64,64,64,64	0
59	MG	DA	3395	1/1	0.94	0.37	42,42,42,42	0
59	MG	DA	3018	1/1	0.94	0.24	20,20,20,20	0
59	MG	DA	4175	1/1	0.94	0.29	59,59,59,59	0
59	MG	DA	4585	1/1	0.94	0.17	76,76,76,76	0
59	MG	DA	4586	1/1	0.94	0.24	78,78,78,78	0
59	MG	AA	3355	1/1	0.94	0.34	48,48,48,48	0
59	MG	DA	3400	1/1	0.94	0.24	48,48,48,48	0
59	MG	DA	4178	1/1	0.94	0.40	61,61,61,61	0
59	MG	BA	1685	1/1	0.94	0.13	45,45,45,45	0
59	MG	DA	4181	1/1	0.94	0.20	81,81,81,81	0
59	MG	DA	4999	1/1	0.94	0.24	74,74,74,74	0
59	MG	CA	1884	1/1	0.94	0.14	64,64,64,64	0
59	MG	AA	3486	1/1	0.94	0.19	60,60,60,60	0
59	MG	AA	3847	1/1	0.94	0.17	84,84,84,84	0
59	MG	DA	3048	1/1	0.94	0.14	15,15,15,15	0
59	MG	DA	3756	1/1	0.94	0.29	126,126,126,126	0
59	MG	DA	3049	1/1	0.94	0.20	25,25,25,25	0
59	MG	BA	2185	1/1	0.94	0.41	81,81,81,81	0
59	MG	DA	3759	1/1	0.94	0.13	84,84,84,84	0
59	MG	DA	3054	1/1	0.94	0.15	11,11,11,11	0
59	MG	DA	4602	1/1	0.94	0.34	71,71,71,71	0
59	MG	DA	3055	1/1	0.94	0.41	21,21,21,21	0
59	MG	DA	4195	1/1	0.94	0.39	66,66,66,66	0
59	MG	DA	4197	1/1	0.94	0.19	51,51,51,51	0

*Continued on next page...*

*Continued from previous page...*

Mol	Type	Chain	Res	Atoms	RSCC	RSR	B-factors(Å <sup>2</sup> )	Q<0.9
59	MG	DA	3762	1/1	0.94	0.18	89,89,89,89	0
59	MG	BS	107	1/1	0.94	0.11	90,90,90,90	0
59	MG	AA	3708	1/1	0.94	0.15	49,49,49,49	0
59	MG	DA	4206	1/1	0.94	0.16	45,45,45,45	0
59	MG	DA	3415	1/1	0.94	0.46	49,49,49,49	0
59	MG	AA	3930	1/1	0.94	0.66	46,46,46,46	0
59	MG	BA	1941	1/1	0.94	0.11	58,58,58,58	0
59	MG	DA	3081	1/1	0.94	0.34	24,24,24,24	0
59	MG	DA	5024	1/1	0.94	0.15	43,43,43,43	0
59	MG	DA	3772	1/1	0.94	0.16	65,65,65,65	0
59	MG	DA	4618	1/1	0.94	0.17	61,61,61,61	0
59	MG	DA	4619	1/1	0.94	0.17	49,49,49,49	0
59	MG	CA	2082	1/1	0.94	0.09	63,63,63,63	0
59	MG	BU	1601	1/1	0.94	0.09	56,56,56,56	0
59	MG	DA	3777	1/1	0.94	0.29	107,107,107,107	0
59	MG	DA	3088	1/1	0.94	0.27	12,12,12,12	0
59	MG	DA	3090	1/1	0.94	0.15	13,13,13,13	0
59	MG	DA	5034	1/1	0.94	0.34	76,76,76,76	0
59	MG	AA	3586	1/1	0.94	0.04	41,41,41,41	0
59	MG	AA	3443	1/1	0.94	0.21	77,77,77,77	0
59	MG	DA	3791	1/1	0.94	0.26	109,109,109,109	0
59	MG	DA	3429	1/1	0.94	0.30	30,30,30,30	0
59	MG	DA	3430	1/1	0.94	0.19	60,60,60,60	0
59	MG	DA	4633	1/1	0.94	0.25	66,66,66,66	0
59	MG	AA	3306	1/1	0.94	0.29	49,49,49,49	0
59	MG	AA	4092	1/1	0.94	0.16	90,90,90,90	0
59	MG	CA	1706	1/1	0.94	0.19	41,41,41,41	0
59	MG	DA	4235	1/1	0.94	0.13	44,44,44,44	0
59	MG	CA	1903	1/1	0.94	0.14	56,56,56,56	0
59	MG	DA	4639	1/1	0.94	0.12	75,75,75,75	0
59	MG	DA	3802	1/1	0.94	0.11	88,88,88,88	0
59	MG	DA	4238	1/1	0.94	0.22	52,52,52,52	0
59	MG	DA	3803	1/1	0.94	0.14	54,54,54,54	0
59	MG	DA	3103	1/1	0.94	0.38	49,49,49,49	0
59	MG	DA	3104	1/1	0.94	0.10	42,42,42,42	0
59	MG	AA	3495	1/1	0.94	0.27	56,56,56,56	0
59	MG	AA	3168	1/1	0.94	0.26	48,48,48,48	0
59	MG	CA	2294	1/1	0.94	0.14	80,80,80,80	0
59	MG	AA	3785	1/1	0.94	0.27	89,89,89,89	0
59	MG	DA	3115	1/1	0.94	0.23	34,34,34,34	0
59	MG	CA	2100	1/1	0.94	0.17	40,40,40,40	0
59	MG	DA	4654	1/1	0.94	0.17	69,69,69,69	0

*Continued on next page...*

*Continued from previous page...*

Mol	Type	Chain	Res	Atoms	RSCC	RSR	B-factors(Å <sup>2</sup> )	Q<0.9
59	MG	DA	3818	1/1	0.94	0.11	71,71,71,71	0
59	MG	AA	3652	1/1	0.94	0.09	44,44,44,44	0
59	MG	BA	1705	1/1	0.94	0.41	52,52,52,52	0
59	MG	BA	1952	1/1	0.94	0.32	70,70,70,70	0
59	MG	DA	4659	1/1	0.94	0.18	68,68,68,68	0
59	MG	AA	3016	1/1	0.94	0.14	9,9,9,9	0
59	MG	DA	4259	1/1	0.94	0.18	54,54,54,54	0
59	MG	DA	3459	1/1	0.94	0.08	63,63,63,63	0
59	MG	AA	3860	1/1	0.94	0.09	83,83,83,83	0
59	MG	BD	104	1/1	0.94	0.25	51,51,51,51	0
59	MG	CA	1720	1/1	0.94	0.38	80,80,80,80	0
59	MG	BA	2204	1/1	0.94	0.19	70,70,70,70	0
59	MG	DA	4671	1/1	0.94	0.22	72,72,72,72	0
59	MG	CA	1723	1/1	0.94	0.19	61,61,61,61	0
59	MG	AA	3861	1/1	0.94	0.30	99,99,99,99	0
59	MG	DA	3469	1/1	0.94	0.28	63,63,63,63	0
59	MG	DA	3132	1/1	0.94	0.37	34,34,34,34	0
59	MG	AA	3654	1/1	0.94	0.18	59,59,59,59	0
59	MG	BA	1711	1/1	0.94	0.22	68,68,68,68	0
59	MG	DA	3837	1/1	0.94	0.28	61,61,61,61	0
59	MG	DA	3138	1/1	0.94	0.21	44,44,44,44	0
59	MG	DA	3139	1/1	0.94	0.28	45,45,45,45	0
59	MG	AA	3184	1/1	0.94	0.24	49,49,49,49	0
59	MG	BA	1962	1/1	0.94	0.13	73,73,73,73	0
59	MG	DA	4278	1/1	0.94	0.34	62,62,62,62	0
59	MG	AA	3656	1/1	0.94	0.17	37,37,37,37	0
59	MG	A6	102	1/1	0.94	0.07	60,60,60,60	0
59	MG	DB	220	1/1	0.94	0.10	79,79,79,79	0
59	MG	CA	2315	1/1	0.94	0.25	94,94,94,94	0
59	MG	DA	3848	1/1	0.94	0.45	35,35,35,35	0
59	MG	DA	3849	1/1	0.94	0.12	63,63,63,63	0
59	MG	DA	3150	1/1	0.94	0.30	39,39,39,39	0
59	MG	DA	4289	1/1	0.94	0.31	53,53,53,53	0
59	MG	DA	3151	1/1	0.94	0.25	49,49,49,49	0
59	MG	CA	2119	1/1	0.94	0.25	76,76,76,76	0
59	MG	BA	1717	1/1	0.94	0.17	55,55,55,55	0
59	MG	DA	3855	1/1	0.94	0.11	85,85,85,85	0
59	MG	DA	4703	1/1	0.94	0.30	49,49,49,49	0
59	MG	CA	1930	1/1	0.94	0.12	42,42,42,42	0
59	MG	CA	1931	1/1	0.94	0.23	64,64,64,64	0
59	MG	CA	1932	1/1	0.94	0.23	51,51,51,51	0
59	MG	DA	3491	1/1	0.94	0.13	78,78,78,78	0

*Continued on next page...*



*Continued from previous page...*

Mol	Type	Chain	Res	Atoms	RSCC	RSR	B-factors(Å <sup>2</sup> )	Q<0.9
59	MG	DA	4710	1/1	0.94	0.22	102,102,102,102	0
59	MG	DB	239	1/1	0.94	0.44	81,81,81,81	0
59	MG	DA	4712	1/1	0.94	0.45	43,43,43,43	0
59	MG	DB	241	1/1	0.94	0.17	66,66,66,66	0
59	MG	DB	242	1/1	0.94	0.31	61,61,61,61	0
59	MG	DA	4301	1/1	0.94	0.16	37,37,37,37	0
59	MG	AA	3311	1/1	0.94	0.30	49,49,49,49	0
59	MG	DA	3861	1/1	0.94	0.19	77,77,77,77	0
59	MG	CA	2323	1/1	0.94	0.31	88,88,88,88	0
59	MG	DB	250	1/1	0.94	0.32	74,74,74,74	0
59	MG	AA	3451	1/1	0.94	0.11	89,89,89,89	0
59	MG	DA	3164	1/1	0.94	0.27	53,53,53,53	0
59	MG	AA	3598	1/1	0.94	0.18	79,79,79,79	0
59	MG	CA	1740	1/1	0.94	0.27	48,48,48,48	0
59	MG	BA	1845	1/1	0.94	0.11	92,92,92,92	0
59	MG	AA	3602	1/1	0.94	0.08	102,102,102,102	0
59	MG	AA	3214	1/1	0.94	0.12	56,56,56,56	0
59	MG	AA	3727	1/1	0.94	0.22	54,54,54,54	0
59	MG	BA	2098	1/1	0.94	0.29	73,73,73,73	0
59	MG	DA	3178	1/1	0.94	0.27	49,49,49,49	0
59	MG	DA	4318	1/1	0.94	0.14	50,50,50,50	0
59	MG	CA	1947	1/1	0.94	0.12	82,82,82,82	0
59	MG	BA	1850	1/1	0.94	0.13	90,90,90,90	0
59	MG	DA	4736	1/1	0.94	0.17	77,77,77,77	0
59	MG	AA	3339	1/1	0.94	0.13	50,50,50,50	0
59	MG	CA	1749	1/1	0.94	0.13	68,68,68,68	0
59	MG	DA	3884	1/1	0.94	0.27	60,60,60,60	0
59	MG	DA	3515	1/1	0.94	0.11	28,28,28,28	0
59	MG	BA	2103	1/1	0.94	0.14	80,80,80,80	0
59	MG	CA	1952	1/1	0.94	0.14	94,94,94,94	0
59	MG	AA	3424	1/1	0.94	0.13	54,54,54,54	0
59	MG	CA	2143	1/1	0.94	0.20	57,57,57,57	0
59	MG	CA	2144	1/1	0.94	0.20	61,61,61,61	0
59	MG	DA	4749	1/1	0.94	0.22	78,78,78,78	0
59	MG	AA	3666	1/1	0.94	0.20	52,52,52,52	0
59	MG	DD	303	1/1	0.94	0.13	16,16,16,16	0
59	MG	DA	4334	1/1	0.94	0.46	70,70,70,70	0
59	MG	AA	3457	1/1	0.94	0.11	57,57,57,57	0
59	MG	AA	4114	1/1	0.94	0.16	92,92,92,92	0
59	MG	AD	306	1/1	0.94	0.12	44,44,44,44	0
59	MG	DA	4755	1/1	0.94	0.25	80,80,80,80	0
59	MG	DA	3194	1/1	0.94	0.21	57,57,57,57	0

*Continued on next page...*

*Continued from previous page...*

Mol	Type	Chain	Res	Atoms	RSCC	RSR	B-factors( $\text{\AA}^2$ )	Q<0.9
59	MG	BA	1733	1/1	0.94	0.07	46,46,46,46	0
59	MG	DE	301	1/1	0.94	0.18	19,19,19,19	0
59	MG	DA	3527	1/1	0.94	0.12	46,46,46,46	0
59	MG	AA	3735	1/1	0.94	0.07	50,50,50,50	0
59	MG	DA	3198	1/1	0.94	0.17	21,21,21,21	0
59	MG	DA	4344	1/1	0.94	0.35	63,63,63,63	0
59	MG	DA	3199	1/1	0.94	0.31	29,29,29,29	0
59	MG	BA	1614	1/1	0.94	0.33	73,73,73,73	0
59	MG	AA	4038	1/1	0.94	0.14	77,77,77,77	0
59	MG	AA	3607	1/1	0.94	0.09	94,94,94,94	0
59	MG	BA	1989	1/1	0.94	0.04	75,75,75,75	0
59	MG	DF	301	1/1	0.94	0.17	28,28,28,28	0
59	MG	DA	4353	1/1	0.94	0.48	45,45,45,45	0
59	MG	AA	3400	1/1	0.94	0.21	58,58,58,58	0
59	MG	CA	1768	1/1	0.94	0.14	48,48,48,48	0
59	MG	DA	4356	1/1	0.94	0.44	76,76,76,76	0
59	MG	AA	3515	1/1	0.94	0.15	20,20,20,20	0
59	MG	AA	3516	1/1	0.94	0.14	35,35,35,35	0
59	MG	BA	2240	1/1	0.94	0.07	86,86,86,86	0
59	MG	AA	4122	1/1	0.94	0.08	83,83,83,83	0
59	MG	DA	3926	1/1	0.94	0.35	49,49,49,49	0
59	MG	CA	2161	1/1	0.94	0.19	96,96,96,96	0
59	MG	DA	3550	1/1	0.94	0.23	96,96,96,96	0
59	MG	DA	3932	1/1	0.94	0.20	53,53,53,53	0
59	MG	DF	317	1/1	0.94	0.09	64,64,64,64	0
59	MG	CA	1973	1/1	0.94	0.27	65,65,65,65	0
59	MG	DA	3939	1/1	0.94	0.12	47,47,47,47	0
59	MG	DA	4785	1/1	0.94	0.13	75,75,75,75	0
59	MG	BA	1625	1/1	0.94	0.28	74,74,74,74	0
59	MG	DF	322	1/1	0.94	0.81	40,40,40,40	0
59	MG	DA	4371	1/1	0.94	0.27	57,57,57,57	0
59	MG	DA	3942	1/1	0.94	0.17	64,64,64,64	0
59	MG	DA	3220	1/1	0.94	0.16	37,37,37,37	0
59	MG	BA	1868	1/1	0.94	0.07	65,65,65,65	0
59	MG	BA	1997	1/1	0.94	0.40	87,87,87,87	0
59	MG	AA	3279	1/1	0.94	0.17	45,45,45,45	0
59	MG	AA	3099	1/1	0.94	0.11	33,33,33,33	0
59	MG	DA	3227	1/1	0.94	0.44	52,52,52,52	0
59	MG	DH	204	1/1	0.94	0.38	87,87,87,87	0
59	MG	DA	3953	1/1	0.94	0.16	84,84,84,84	0
59	MG	AA	3615	1/1	0.94	0.08	47,47,47,47	0
59	MG	CP	203	1/1	0.94	0.23	77,77,77,77	0

*Continued on next page...*

*Continued from previous page...*

Mol	Type	Chain	Res	Atoms	RSCC	RSR	B-factors(Å <sup>2</sup> )	Q<0.9
59	MG	CQ	103	1/1	0.94	0.15	51,51,51,51	0
59	MG	BA	1630	1/1	0.94	0.21	78,78,78,78	0
59	MG	DY	203	1/1	0.94	0.18	75,75,75,75	0
59	MG	AA	4127	1/1	0.94	0.20	52,52,52,52	0
59	MG	DA	3234	1/1	0.94	0.24	17,17,17,17	0
59	MG	CR	102	1/1	0.94	0.16	43,43,43,43	0
59	MG	DA	4807	1/1	0.94	0.29	68,68,68,68	0
59	MG	CA	1786	1/1	0.94	0.22	93,93,93,93	0
59	MG	DA	3571	1/1	0.94	0.29	93,93,93,93	0
59	MG	CS	101	1/1	0.94	0.09	61,61,61,61	0
59	MG	CS	102	1/1	0.94	0.15	65,65,65,65	0
59	MG	DA	3250	1/1	0.94	0.19	13,13,13,13	0
59	MG	DO	205	1/1	0.94	0.30	52,52,52,52	0
59	MG	AA	3811	1/1	0.94	0.11	58,58,58,58	0
59	MG	CA	2176	1/1	0.94	0.06	62,62,62,62	0
59	MG	DO	208	1/1	0.94	0.23	59,59,59,59	0
59	MG	DO	210	1/1	0.94	0.34	53,53,53,53	0
59	MG	AA	3032	1/1	0.94	0.20	28,28,28,28	0
59	MG	AA	3745	1/1	0.94	0.18	57,57,57,57	0
59	MG	DA	3982	1/1	0.94	0.38	106,106,106,106	0
59	MG	BA	1882	1/1	0.94	0.29	42,42,42,42	0
59	MG	DO	217	1/1	0.94	0.35	52,52,52,52	0
59	MG	AA	3619	1/1	0.94	0.08	64,64,64,64	0
59	MG	CA	1989	1/1	0.94	0.22	60,60,60,60	0
59	MG	BA	2008	1/1	0.94	0.07	50,50,50,50	0
59	MG	DA	4415	1/1	0.94	0.14	74,74,74,74	0
59	MG	CA	1991	1/1	0.94	0.12	76,76,76,76	0
59	MG	D0	201	1/1	0.94	0.30	37,37,37,37	0
59	MG	DA	3590	1/1	0.94	0.19	46,46,46,46	0
59	MG	DA	3261	1/1	0.94	0.20	34,34,34,34	0
59	MG	CV	104	1/1	0.94	0.17	86,86,86,86	0
59	MG	DA	4423	1/1	0.94	0.29	73,73,73,73	0
59	MG	DA	3593	1/1	0.94	0.28	29,29,29,29	0
59	MG	AA	3429	1/1	0.94	0.14	60,60,60,60	0
59	MG	CA	1993	1/1	0.94	0.08	91,91,91,91	0
59	MG	DA	4428	1/1	0.94	0.17	64,64,64,64	0
59	MG	D0	210	1/1	0.94	0.15	75,75,75,75	0
59	MG	DA	4429	1/1	0.94	0.15	55,55,55,55	0
59	MG	AA	3318	1/1	0.94	0.28	65,65,65,65	0
59	MG	DA	3597	1/1	0.94	0.36	23,23,23,23	0
59	MG	BA	2263	1/1	0.94	0.23	71,71,71,71	0
59	MG	BA	2011	1/1	0.94	0.19	64,64,64,64	0

*Continued on next page...*

*Continued from previous page...*

Mol	Type	Chain	Res	Atoms	RSCC	RSR	B-factors(Å <sup>2</sup> )	Q<0.9
59	MG	DA	3269	1/1	0.94	0.09	36,36,36,36	0
59	MG	DA	4437	1/1	0.94	0.25	27,27,27,27	0
59	MG	AA	4053	1/1	0.94	0.17	63,63,63,63	0
59	MG	DA	4845	1/1	0.94	0.60	43,43,43,43	0
59	MG	BA	1643	1/1	0.94	0.37	53,53,53,53	0
59	MG	BA	1891	1/1	0.94	0.09	60,60,60,60	0
59	MG	D1	209	1/1	0.94	0.27	65,65,65,65	0
59	MG	DA	4012	1/1	0.94	0.35	63,63,63,63	0
59	MG	DA	4014	1/1	0.94	0.22	50,50,50,50	0
59	MG	CA	2196	1/1	0.94	0.12	62,62,62,62	0
59	MG	DA	4018	1/1	0.94	0.17	75,75,75,75	0
59	MG	DA	3608	1/1	0.94	0.27	60,60,60,60	0
59	MG	AA	3681	1/1	0.94	0.07	65,65,65,65	0
59	MG	CA	1806	1/1	0.94	0.13	98,98,98,98	0
59	MG	AA	3155	1/1	0.94	0.16	46,46,46,46	0
59	MG	DA	3614	1/1	0.94	0.20	53,53,53,53	0
59	MG	AA	3473	1/1	0.94	0.13	63,63,63,63	0
59	MG	CA	1618	1/1	0.94	0.12	24,24,24,24	0
59	MG	DA	4035	1/1	0.94	0.54	52,52,52,52	0
59	MG	DA	3285	1/1	0.94	0.41	56,56,56,56	0
59	MG	DA	3287	1/1	0.94	0.23	78,78,78,78	0
59	MG	DA	3288	1/1	0.94	0.13	52,52,52,52	0
59	MG	CA	2203	1/1	0.94	0.11	84,84,84,84	0
59	MG	CA	1621	1/1	0.94	0.16	45,45,45,45	0
59	MG	AA	4139	1/1	0.94	0.10	67,67,67,67	0
59	MG	CA	1815	1/1	0.94	0.09	66,66,66,66	0
59	MG	CA	1816	1/1	0.94	0.14	86,86,86,86	0
59	MG	AA	4057	1/1	0.94	0.20	74,74,74,74	0
59	MG	DU	201	1/1	0.94	0.13	36,36,36,36	0
59	MG	CA	2013	1/1	0.94	0.11	46,46,46,46	0
59	MG	DA	3301	1/1	0.94	0.11	29,29,29,29	0
59	MG	BA	1649	1/1	0.94	0.25	63,63,63,63	0
59	MG	CA	1820	1/1	0.94	0.08	67,67,67,67	0
59	MG	DA	3304	1/1	0.94	0.13	43,43,43,43	0
59	MG	AA	3684	1/1	0.94	0.17	58,58,58,58	0
59	MG	DU	212	1/1	0.94	0.73	75,75,75,75	0
59	MG	DA	3635	1/1	0.94	0.19	33,33,33,33	0
59	MG	BA	1901	1/1	0.94	0.08	82,82,82,82	0
59	MG	AA	3035	1/1	0.94	0.07	17,17,17,17	0
59	MG	DA	4489	1/1	0.94	0.20	42,42,42,42	0
59	MG	AA	3754	1/1	0.94	0.13	73,73,73,73	0
59	MG	DA	3312	1/1	0.94	0.34	49,49,49,49	0

*Continued on next page...*

*Continued from previous page...*

Mol	Type	Chain	Res	Atoms	RSCC	RSR	B-factors(Å <sup>2</sup> )	Q<0.9
59	MG	DA	3313	1/1	0.94	0.26	48,48,48,48	0
59	MG	CB	102	1/1	0.94	0.10	65,65,65,65	0
59	MG	AA	3687	1/1	0.94	0.17	43,43,43,43	0
59	MG	CB	104	1/1	0.94	0.13	51,51,51,51	0
59	MG	DA	4067	1/1	0.94	0.09	39,39,39,39	0
59	MG	D3	101	1/1	0.94	0.31	33,33,33,33	0
59	MG	AA	3627	1/1	0.94	0.28	37,37,37,37	0
59	MG	DA	4071	1/1	0.94	0.25	55,55,55,55	0
59	MG	AA	4148	1/1	0.94	0.28	87,87,87,87	0
59	MG	DA	3321	1/1	0.94	0.29	34,34,34,34	0
59	MG	DA	3648	1/1	0.94	0.17	51,51,51,51	0
59	MG	AA	3075	1/1	0.94	0.14	33,33,33,33	0
59	MG	CA	2026	1/1	0.94	0.07	69,69,69,69	0
59	MG	CA	2225	1/1	0.94	0.13	70,70,70,70	0
59	MG	DZ	105	1/1	0.94	0.40	54,54,54,54	0
59	MG	BA	2155	1/1	0.94	0.15	71,71,71,71	0
59	MG	DA	4507	1/1	0.94	0.16	88,88,88,88	0
59	MG	DW	104	1/1	0.94	0.16	49,49,49,49	0
59	MG	CA	1641	1/1	0.94	0.17	28,28,28,28	0
59	MG	DW	106	1/1	0.94	0.19	61,61,61,61	0
59	MG	DA	4085	1/1	0.94	0.21	60,60,60,60	0
59	MG	DX	101	1/1	0.94	0.15	59,59,59,59	0
59	MG	DA	4086	1/1	0.94	0.23	98,98,98,98	0
59	MG	DA	3328	1/1	0.94	0.12	56,56,56,56	0
59	MG	AA	3372	1/1	0.94	0.15	52,52,52,52	0
59	MG	CA	1645	1/1	0.94	0.21	74,74,74,74	0
59	MG	CA	2032	1/1	0.94	0.24	69,69,69,69	0
59	MG	BA	2034	1/1	0.94	0.21	68,68,68,68	0
59	MG	DA	4096	1/1	0.94	0.38	73,73,73,73	0
59	MG	DA	4097	1/1	0.94	0.19	64,64,64,64	0
59	MG	D6	101	1/1	0.94	0.27	63,63,63,63	0
59	MG	AA	4065	1/1	0.94	0.18	68,68,68,68	0
59	MG	DA	3337	1/1	0.94	0.27	44,44,44,44	0
59	MG	DA	3338	1/1	0.94	0.10	49,49,49,49	0
59	MG	CA	1649	1/1	0.94	0.08	47,47,47,47	0
59	MG	DA	4523	1/1	0.94	0.16	51,51,51,51	0
59	MG	BA	2159	1/1	0.94	0.19	89,89,89,89	0
59	MG	CB	120	1/1	0.94	0.38	100,100,100,100	0
59	MG	AA	3373	1/1	0.94	0.15	48,48,48,48	0
59	MG	AA	3907	1/1	0.94	1.04	57,57,57,57	0
59	MG	DA	4107	1/1	0.94	0.15	49,49,49,49	0
59	MG	D8	109	1/1	0.94	0.15	69,69,69,69	0

*Continued on next page...*

*Continued from previous page...*

Mol	Type	Chain	Res	Atoms	RSCC	RSR	B-factors( $\text{\AA}^2$ )	Q<0.9
59	MG	CA	1653	1/1	0.94	0.27	47,47,47,47	0
59	MG	AA	3761	1/1	0.94	0.13	40,40,40,40	0
59	MG	AA	3343	1/1	0.95	0.29	48,48,48,48	0
59	MG	DA	4628	1/1	0.95	0.17	94,94,94,94	0
59	MG	BA	2147	1/1	0.95	0.06	107,107,107,107	0
59	MG	CA	1605	1/1	0.95	0.19	36,36,36,36	0
59	MG	DA	4632	1/1	0.95	0.15	71,71,71,71	0
59	MG	DA	3916	1/1	0.95	0.34	36,36,36,36	0
59	MG	BA	2271	1/1	0.95	0.30	106,106,106,106	0
59	MG	AA	3774	1/1	0.95	0.18	79,79,79,79	0
59	MG	CA	1957	1/1	0.95	0.31	56,56,56,56	0
59	MG	DA	4286	1/1	0.95	0.24	49,49,49,49	0
59	MG	DA	4287	1/1	0.95	0.20	73,73,73,73	0
59	MG	DA	4288	1/1	0.95	0.22	72,72,72,72	0
59	MG	DA	3921	1/1	0.95	0.21	24,24,24,24	0
59	MG	CA	1781	1/1	0.95	0.16	45,45,45,45	0
59	MG	AA	3551	1/1	0.95	0.35	44,44,44,44	0
59	MG	DA	3601	1/1	0.95	0.12	1,1,1,1	0
59	MG	DA	3927	1/1	0.95	0.14	66,66,66,66	0
59	MG	DA	3928	1/1	0.95	0.07	49,49,49,49	0
59	MG	DA	3929	1/1	0.95	0.07	73,73,73,73	0
59	MG	CA	2131	1/1	0.95	0.20	61,61,61,61	0
59	MG	AA	3899	1/1	0.95	0.20	46,46,46,46	0
59	MG	DA	3329	1/1	0.95	0.26	57,57,57,57	0
59	MG	CA	1614	1/1	0.95	0.21	41,41,41,41	0
59	MG	DA	3934	1/1	0.95	0.08	45,45,45,45	0
59	MG	AA	3375	1/1	0.95	0.32	61,61,61,61	0
59	MG	DA	3073	1/1	0.95	0.21	16,16,16,16	0
59	MG	DA	4306	1/1	0.95	0.23	45,45,45,45	0
59	MG	AA	3310	1/1	0.95	0.19	47,47,47,47	0
59	MG	DA	3334	1/1	0.95	0.30	40,40,40,40	0
59	MG	DA	3335	1/1	0.95	0.15	32,32,32,32	0
59	MG	DA	3946	1/1	0.95	0.13	82,82,82,82	0
59	MG	AA	3131	1/1	0.95	0.15	34,34,34,34	0
59	MG	AA	3838	1/1	0.95	0.10	102,102,102,102	0
59	MG	DA	4664	1/1	0.95	0.14	66,66,66,66	0
59	MG	CA	1620	1/1	0.95	0.16	39,39,39,39	0
59	MG	CA	1967	1/1	0.95	0.21	56,56,56,56	0
59	MG	DA	3952	1/1	0.95	0.12	46,46,46,46	0
59	MG	BA	1687	1/1	0.95	0.06	41,41,41,41	0
59	MG	CA	2141	1/1	0.95	0.17	60,60,60,60	0
59	MG	DA	4673	1/1	0.95	0.45	91,91,91,91	0

*Continued on next page...*

*Continued from previous page...*

Mol	Type	Chain	Res	Atoms	RSCC	RSR	B-factors( $\text{\AA}^2$ )	Q<0.9
59	MG	DA	4674	1/1	0.95	0.30	93,93,93,93	0
59	MG	CA	2319	1/1	0.95	0.28	60,60,60,60	0
59	MG	DA	3093	1/1	0.95	0.20	13,13,13,13	0
59	MG	DA	5045	1/1	0.95	0.24	72,72,72,72	0
59	MG	CA	1969	1/1	0.95	0.14	85,85,85,85	0
59	MG	DA	4323	1/1	0.95	0.21	56,56,56,56	0
59	MG	AA	3780	1/1	0.95	0.28	69,69,69,69	0
59	MG	DA	3961	1/1	0.95	0.15	41,41,41,41	0
59	MG	AA	3072	1/1	0.95	0.24	21,21,21,21	0
59	MG	BA	1921	1/1	0.95	0.09	85,85,85,85	0
59	MG	DA	3969	1/1	0.95	0.12	48,48,48,48	0
59	MG	DA	4684	1/1	0.95	0.11	36,36,36,36	0
59	MG	DA	3350	1/1	0.95	0.14	50,50,50,50	0
59	MG	DA	4687	1/1	0.95	0.17	76,76,76,76	0
59	MG	DA	3351	1/1	0.95	0.22	39,39,39,39	0
59	MG	DA	3099	1/1	0.95	0.28	48,48,48,48	0
59	MG	AA	3906	1/1	0.95	0.30	67,67,67,67	0
59	MG	BA	1691	1/1	0.95	0.04	65,65,65,65	0
59	MG	DA	3977	1/1	0.95	0.09	71,71,71,71	0
59	MG	DA	3357	1/1	0.95	0.15	59,59,59,59	0
59	MG	AA	3086	1/1	0.95	0.23	35,35,35,35	0
59	MG	DA	4339	1/1	0.95	0.27	71,71,71,71	0
59	MG	BA	1693	1/1	0.95	0.31	46,46,46,46	0
59	MG	AA	3783	1/1	0.95	0.22	86,86,86,86	0
59	MG	DA	5068	1/1	0.95	0.16	64,64,64,64	0
59	MG	CA	1801	1/1	0.95	0.12	44,44,44,44	0
59	MG	AA	4125	1/1	0.95	0.10	69,69,69,69	0
59	MG	DA	3112	1/1	0.95	0.31	49,49,49,49	0
59	MG	DA	4704	1/1	0.95	0.26	62,62,62,62	0
59	MG	BA	1697	1/1	0.95	0.43	52,52,52,52	0
59	MG	AA	3909	1/1	0.95	0.42	90,90,90,90	0
59	MG	DA	4348	1/1	0.95	0.33	62,62,62,62	0
59	MG	DA	3988	1/1	0.95	0.37	59,59,59,59	0
59	MG	DA	3116	1/1	0.95	0.23	63,63,63,63	0
59	MG	BA	2048	1/1	0.95	0.28	95,95,95,95	0
59	MG	AD	304	1/1	0.95	0.08	65,65,65,65	0
59	MG	AD	305	1/1	0.95	0.25	53,53,53,53	0
59	MG	AA	3843	1/1	0.95	0.18	81,81,81,81	0
59	MG	AA	3455	1/1	0.95	0.09	22,22,22,22	0
59	MG	AD	309	1/1	0.95	0.35	48,48,48,48	0
59	MG	DA	4358	1/1	0.95	0.15	56,56,56,56	0
59	MG	DA	4722	1/1	0.95	0.15	109,109,109,109	0

*Continued on next page...*

*Continued from previous page...*

Mol	Type	Chain	Res	Atoms	RSCC	RSR	B-factors( $\text{\AA}^2$ )	Q<0.9
59	MG	BA	1818	1/1	0.95	0.32	57,57,57,57	0
59	MG	AA	3511	1/1	0.95	0.15	26,26,26,26	0
59	MG	DA	4361	1/1	0.95	0.37	47,47,47,47	0
59	MG	DA	4003	1/1	0.95	0.38	39,39,39,39	0
59	MG	CA	2163	1/1	0.95	0.19	61,61,61,61	0
59	MG	AA	3030	1/1	0.95	0.19	45,45,45,45	0
59	MG	DA	3386	1/1	0.95	0.40	69,69,69,69	0
59	MG	BA	1601	1/1	0.95	0.20	27,27,27,27	0
59	MG	DA	3388	1/1	0.95	0.12	33,33,33,33	0
59	MG	BA	1708	1/1	0.95	0.25	57,57,57,57	0
59	MG	DA	4010	1/1	0.95	0.12	91,91,91,91	0
59	MG	DA	4011	1/1	0.95	0.17	52,52,52,52	0
59	MG	DA	3134	1/1	0.95	0.43	44,44,44,44	0
59	MG	CH	204	1/1	0.95	0.27	93,93,93,93	0
59	MG	BA	2061	1/1	0.95	0.32	70,70,70,70	0
59	MG	DB	232	1/1	0.95	0.38	54,54,54,54	0
59	MG	DA	3664	1/1	0.95	0.24	60,60,60,60	0
59	MG	CA	2168	1/1	0.95	0.23	108,108,108,108	0
59	MG	BA	1602	1/1	0.95	0.20	20,20,20,20	0
59	MG	DA	4380	1/1	0.95	0.20	61,61,61,61	0
59	MG	DA	3140	1/1	0.95	0.29	26,26,26,26	0
59	MG	DA	3399	1/1	0.95	0.22	52,52,52,52	0
59	MG	DA	4747	1/1	0.95	1.00	71,71,71,71	0
59	MG	DA	3141	1/1	0.95	0.24	42,42,42,42	0
59	MG	CA	1824	1/1	0.95	0.15	102,102,102,102	0
59	MG	DA	4032	1/1	0.95	0.21	86,86,86,86	0
59	MG	DA	4033	1/1	0.95	0.22	103,103,103,103	0
59	MG	AA	3259	1/1	0.95	0.44	57,57,57,57	0
59	MG	DA	4389	1/1	0.95	0.35	60,60,60,60	0
59	MG	DA	3144	1/1	0.95	0.20	36,36,36,36	0
59	MG	DB	249	1/1	0.95	0.24	84,84,84,84	0
59	MG	DA	3146	1/1	0.95	0.22	55,55,55,55	0
59	MG	DA	4393	1/1	0.95	0.18	53,53,53,53	0
59	MG	CA	1826	1/1	0.95	0.05	83,83,83,83	0
59	MG	AA	3062	1/1	0.95	0.09	29,29,29,29	0
59	MG	CA	2174	1/1	0.95	0.14	100,100,100,100	0
59	MG	BA	1944	1/1	0.95	0.37	71,71,71,71	0
59	MG	CA	2003	1/1	0.95	0.24	77,77,77,77	0
59	MG	AA	3617	1/1	0.95	0.06	59,59,59,59	0
59	MG	DB	259	1/1	0.95	0.35	69,69,69,69	0
59	MG	AA	3352	1/1	0.95	0.10	28,28,28,28	0
59	MG	CA	1831	1/1	0.95	0.13	132,132,132,132	0

*Continued on next page...*



*Continued from previous page...*

Mol	Type	Chain	Res	Atoms	RSCC	RSR	B-factors(Å <sup>2</sup> )	Q<0.9
59	MG	DA	3416	1/1	0.95	0.17	62,62,62,62	0
59	MG	CA	1664	1/1	0.95	0.11	22,22,22,22	0
59	MG	DA	3159	1/1	0.95	0.15	47,47,47,47	0
59	MG	BA	1608	1/1	0.95	0.12	47,47,47,47	0
59	MG	DA	3700	1/1	0.95	0.28	39,39,39,39	0
59	MG	DA	3707	1/1	0.95	0.11	28,28,28,28	0
59	MG	DA	3708	1/1	0.95	0.25	9,9,9,9	0
59	MG	DA	3710	1/1	0.95	0.28	14,14,14,14	0
59	MG	DA	4056	1/1	0.95	0.44	62,62,62,62	0
59	MG	CL	201	1/1	0.95	0.09	54,54,54,54	0
59	MG	DA	3712	1/1	0.95	0.20	25,25,25,25	0
59	MG	BA	1609	1/1	0.95	0.16	36,36,36,36	0
59	MG	CA	1667	1/1	0.95	0.25	50,50,50,50	0
59	MG	DA	4425	1/1	0.95	0.27	109,109,109,109	0
59	MG	CA	1837	1/1	0.95	0.15	79,79,79,79	0
59	MG	DA	4064	1/1	0.95	0.12	56,56,56,56	0
59	MG	CN	201	1/1	0.95	0.10	33,33,33,33	0
59	MG	DD	304	1/1	0.95	0.88	66,66,66,66	0
59	MG	DA	3718	1/1	0.95	0.08	25,25,25,25	0
59	MG	DA	3719	1/1	0.95	0.25	29,29,29,29	0
59	MG	DA	3720	1/1	0.95	0.21	46,46,46,46	0
59	MG	AA	3730	1/1	0.95	0.09	58,58,58,58	0
59	MG	DA	4072	1/1	0.95	0.11	48,48,48,48	0
59	MG	BA	1613	1/1	0.95	0.45	84,84,84,84	0
59	MG	DD	312	1/1	0.95	0.16	37,37,37,37	0
59	MG	AA	3992	1/1	0.95	0.14	75,75,75,75	0
59	MG	DA	4078	1/1	0.95	0.21	65,65,65,65	0
59	MG	DA	3171	1/1	0.95	0.28	36,36,36,36	0
59	MG	DE	305	1/1	0.95	0.10	44,44,44,44	0
59	MG	DA	3433	1/1	0.95	0.23	43,43,43,43	0
59	MG	CA	1673	1/1	0.95	0.20	97,97,97,97	0
59	MG	AA	3319	1/1	0.95	0.14	85,85,85,85	0
59	MG	DA	3438	1/1	0.95	0.18	32,32,32,32	0
59	MG	DA	3175	1/1	0.95	0.20	21,21,21,21	0
59	MG	BA	1954	1/1	0.95	0.19	104,104,104,104	0
59	MG	DA	3177	1/1	0.95	0.24	39,39,39,39	0
59	MG	DA	4087	1/1	0.95	0.18	45,45,45,45	0
59	MG	DE	315	1/1	0.95	0.37	77,77,77,77	0
59	MG	DA	4453	1/1	0.95	0.24	49,49,49,49	0
59	MG	AA	3395	1/1	0.95	0.29	88,88,88,88	0
59	MG	DA	3449	1/1	0.95	0.22	50,50,50,50	0
59	MG	DA	3179	1/1	0.95	0.26	52,52,52,52	0

*Continued on next page...*

*Continued from previous page...*

Mol	Type	Chain	Res	Atoms	RSCC	RSR	B-factors( $\text{\AA}^2$ )	Q<0.9
59	MG	CA	2195	1/1	0.95	0.13	76,76,76,76	0
59	MG	DF	306	1/1	0.95	0.31	46,46,46,46	0
59	MG	DA	4094	1/1	0.95	0.15	41,41,41,41	0
59	MG	BA	2078	1/1	0.95	0.18	79,79,79,79	0
59	MG	AA	3734	1/1	0.95	0.25	49,49,49,49	0
59	MG	DA	4467	1/1	0.95	0.19	50,50,50,50	0
59	MG	CS	103	1/1	0.95	0.10	74,74,74,74	0
59	MG	AA	3468	1/1	0.95	0.09	22,22,22,22	0
59	MG	DA	4470	1/1	0.95	0.16	41,41,41,41	0
59	MG	DA	3752	1/1	0.95	0.11	103,103,103,103	0
59	MG	AA	3469	1/1	0.95	0.22	42,42,42,42	0
59	MG	DA	4101	1/1	0.95	0.24	82,82,82,82	0
59	MG	DA	4475	1/1	0.95	0.17	50,50,50,50	0
59	MG	CA	1681	1/1	0.95	0.18	24,24,24,24	0
59	MG	BV	101	1/1	0.95	0.12	73,73,73,73	0
59	MG	CA	2202	1/1	0.95	0.28	47,47,47,47	0
59	MG	DF	324	1/1	0.95	0.25	76,76,76,76	0
59	MG	DA	3460	1/1	0.95	0.25	46,46,46,46	0
59	MG	BA	1844	1/1	0.95	0.17	118,118,118,118	0
59	MG	AA	3094	1/1	0.95	0.14	21,21,21,21	0
59	MG	AA	4144	1/1	0.95	0.12	100,100,100,100	0
59	MG	BA	1847	1/1	0.95	0.09	74,74,74,74	0
59	MG	DA	3764	1/1	0.95	0.19	98,98,98,98	0
59	MG	CA	1689	1/1	0.95	0.14	58,58,58,58	0
59	MG	DA	3467	1/1	0.95	0.45	75,75,75,75	0
59	MG	AA	3045	1/1	0.95	0.29	51,51,51,51	0
59	MG	AA	3167	1/1	0.95	0.16	61,61,61,61	0
59	MG	DA	3197	1/1	0.95	0.10	19,19,19,19	0
59	MG	AA	3076	1/1	0.95	0.11	35,35,35,35	0
59	MG	DA	3771	1/1	0.95	0.09	92,92,92,92	0
59	MG	AA	3055	1/1	0.95	0.17	33,33,33,33	0
59	MG	AO	201	1/1	0.95	0.16	50,50,50,50	0
59	MG	CD	105	1/1	0.95	0.41	62,62,62,62	0
59	MG	CA	1696	1/1	0.95	0.18	33,33,33,33	0
59	MG	DA	3779	1/1	0.95	0.35	155,155,155,155	0
59	MG	AA	3079	1/1	0.95	0.09	40,40,40,40	0
59	MG	DA	4500	1/1	0.95	0.12	53,53,53,53	0
59	MG	DA	3783	1/1	0.95	0.06	63,63,63,63	0
59	MG	DM	205	1/1	0.95	1.02	51,51,51,51	0
59	MG	DA	3785	1/1	0.95	0.17	88,88,88,88	0
59	MG	AA	3121	1/1	0.95	0.30	85,85,85,85	0
59	MG	AA	3635	1/1	0.95	0.13	54,54,54,54	0

*Continued on next page...*

*Continued from previous page...*

Mol	Type	Chain	Res	Atoms	RSCC	RSR	B-factors(Å <sup>2</sup> )	Q<0.9
59	MG	DO	202	1/1	0.95	0.22	35,35,35,35	0
59	MG	DO	203	1/1	0.95	0.35	32,32,32,32	0
59	MG	CA	2044	1/1	0.95	0.11	65,65,65,65	0
59	MG	AA	3688	1/1	0.95	0.31	59,59,59,59	0
59	MG	DA	3209	1/1	0.95	0.25	33,33,33,33	0
59	MG	DA	3210	1/1	0.95	0.21	32,32,32,32	0
59	MG	AA	3939	1/1	0.95	0.18	54,54,54,54	0
59	MG	DA	3796	1/1	0.95	0.17	26,26,26,26	0
59	MG	DA	4145	1/1	0.95	0.21	44,44,44,44	0
59	MG	CD	113	1/1	0.95	0.09	75,75,75,75	0
59	MG	BA	1977	1/1	0.95	0.06	85,85,85,85	0
59	MG	DA	3216	1/1	0.95	0.37	54,54,54,54	0
59	MG	DA	4152	1/1	0.95	0.24	54,54,54,54	0
59	MG	DA	3217	1/1	0.95	0.20	28,28,28,28	0
59	MG	AA	3202	1/1	0.95	0.20	31,31,31,31	0
59	MG	AA	3535	1/1	0.95	0.56	58,58,58,58	0
59	MG	DA	3806	1/1	0.95	0.25	55,55,55,55	0
59	MG	DA	3808	1/1	0.95	0.12	77,77,77,77	0
59	MG	BA	1746	1/1	0.95	0.10	40,40,40,40	0
59	MG	CA	1707	1/1	0.95	0.40	54,54,54,54	0
59	MG	CA	2231	1/1	0.95	0.18	95,95,95,95	0
59	MG	CA	1883	1/1	0.95	0.07	43,43,43,43	0
59	MG	BA	2100	1/1	0.95	0.21	69,69,69,69	0
59	MG	CA	2054	1/1	0.95	0.08	62,62,62,62	0
59	MG	DA	3502	1/1	0.95	0.58	74,74,74,74	0
59	MG	CA	2055	1/1	0.95	0.29	60,60,60,60	0
59	MG	AA	3691	1/1	0.95	0.18	79,79,79,79	0
59	MG	DA	4891	1/1	0.95	0.32	86,86,86,86	0
59	MG	AA	4085	1/1	0.95	0.07	60,60,60,60	0
59	MG	DQ	202	1/1	0.95	0.14	42,42,42,42	0
59	MG	AA	3176	1/1	0.95	0.20	33,33,33,33	0
59	MG	BA	1751	1/1	0.95	0.15	62,62,62,62	0
59	MG	DR	203	1/1	0.95	0.20	84,84,84,84	0
59	MG	DA	3233	1/1	0.95	0.13	26,26,26,26	0
59	MG	AA	3945	1/1	0.95	0.12	108,108,108,108	0
59	MG	AA	3874	1/1	0.95	0.12	90,90,90,90	0
59	MG	AA	4164	1/1	0.95	0.16	80,80,80,80	0
59	MG	AA	3875	1/1	0.95	0.06	67,67,67,67	0
59	MG	BA	1871	1/1	0.95	0.03	74,74,74,74	0
59	MG	CA	1721	1/1	0.95	0.14	39,39,39,39	0
59	MG	AA	3580	1/1	0.95	0.08	50,50,50,50	0
59	MG	CA	1900	1/1	0.95	0.09	74,74,74,74	0

*Continued on next page...*

*Continued from previous page...*

Mol	Type	Chain	Res	Atoms	RSCC	RSR	B-factors( $\text{\AA}^2$ )	Q<0.9
59	MG	BA	1651	1/1	0.95	0.27	72,72,72,72	0
59	MG	D2	201	1/1	0.95	0.18	48,48,48,48	0
59	MG	AA	3150	1/1	0.95	0.13	29,29,29,29	0
59	MG	DA	4546	1/1	0.95	0.27	67,67,67,67	0
59	MG	BA	1760	1/1	0.95	0.23	85,85,85,85	0
59	MG	DA	4548	1/1	0.95	0.12	53,53,53,53	0
59	MG	AA	3040	1/1	0.95	0.21	37,37,37,37	0
59	MG	BA	1763	1/1	0.95	0.25	57,57,57,57	0
59	MG	AA	3585	1/1	0.95	0.15	45,45,45,45	0
59	MG	DA	3841	1/1	0.95	0.13	50,50,50,50	0
59	MG	DA	4556	1/1	0.95	0.16	41,41,41,41	0
59	MG	CA	1908	1/1	0.95	0.26	61,61,61,61	0
59	MG	BA	1879	1/1	0.95	0.43	46,46,46,46	0
59	MG	BA	1881	1/1	0.95	0.24	46,46,46,46	0
59	MG	AA	3031	1/1	0.95	0.06	34,34,34,34	0
59	MG	DA	3532	1/1	0.95	0.33	49,49,49,49	0
59	MG	DA	4563	1/1	0.95	0.31	77,77,77,77	0
59	MG	CB	119	1/1	0.95	0.03	69,69,69,69	0
59	MG	DA	3265	1/1	0.95	0.34	47,47,47,47	0
59	MG	DA	4567	1/1	0.95	0.11	51,51,51,51	0
59	MG	BA	1883	1/1	0.95	0.42	64,64,64,64	0
59	MG	BA	1884	1/1	0.95	0.46	67,67,67,67	0
59	MG	DU	204	1/1	0.95	0.10	62,62,62,62	0
59	MG	AA	3304	1/1	0.95	0.14	36,36,36,36	0
59	MG	DA	3540	1/1	0.95	0.22	74,74,74,74	0
59	MG	CA	1739	1/1	0.95	0.10	43,43,43,43	0
59	MG	DA	4932	1/1	0.95	0.21	69,69,69,69	0
59	MG	AA	3646	1/1	0.95	0.11	62,62,62,62	0
59	MG	AA	3104	1/1	0.95	0.29	54,54,54,54	0
59	MG	DA	4226	1/1	0.95	0.20	45,45,45,45	0
59	MG	AA	3648	1/1	0.95	0.16	43,43,43,43	0
59	MG	AA	3488	1/1	0.95	0.15	68,68,68,68	0
59	MG	DA	4939	1/1	0.95	0.50	57,57,57,57	0
59	MG	AA	3706	1/1	0.95	0.21	44,44,44,44	0
59	MG	DA	4579	1/1	0.95	0.16	81,81,81,81	0
59	MG	AA	4031	1/1	0.95	0.10	84,84,84,84	0
59	MG	DA	4232	1/1	0.95	0.33	68,68,68,68	0
59	MG	DA	3279	1/1	0.95	0.39	45,45,45,45	0
59	MG	DA	3280	1/1	0.95	0.12	32,32,32,32	0
59	MG	AA	3156	1/1	0.95	0.20	55,55,55,55	0
59	MG	DA	3868	1/1	0.95	0.28	72,72,72,72	0
59	MG	DA	3554	1/1	0.95	0.32	51,51,51,51	0

*Continued on next page...*

*Continued from previous page...*

Mol	Type	Chain	Res	Atoms	RSCC	RSR	B-factors(Å <sup>2</sup> )	Q<0.9
59	MG	DA	4950	1/1	0.95	0.28	125,125,125,125	0
59	MG	DA	3282	1/1	0.95	0.08	12,12,12,12	0
59	MG	DA	4239	1/1	0.95	0.13	62,62,62,62	0
59	MG	D3	105	1/1	0.95	0.32	48,48,48,48	0
59	MG	DA	4953	1/1	0.95	0.12	63,63,63,63	0
59	MG	BA	1666	1/1	0.95	0.12	43,43,43,43	0
59	MG	BC	105	1/1	0.95	0.07	75,75,75,75	0
59	MG	BA	2252	1/1	0.95	0.08	70,70,70,70	0
59	MG	DA	3286	1/1	0.95	0.42	54,54,54,54	0
59	MG	DA	3877	1/1	0.95	0.12	37,37,37,37	0
59	MG	AA	3082	1/1	0.95	0.15	48,48,48,48	0
59	MG	DW	102	1/1	0.95	0.19	37,37,37,37	0
59	MG	AA	4034	1/1	0.95	0.11	100,100,100,100	0
59	MG	BC	109	1/1	0.95	0.09	72,72,72,72	0
59	MG	DA	4249	1/1	0.95	0.29	55,55,55,55	0
59	MG	AA	3493	1/1	0.95	0.07	76,76,76,76	0
59	MG	AA	3711	1/1	0.95	0.26	69,69,69,69	0
59	MG	BA	2016	1/1	0.95	0.10	78,78,78,78	0
59	MG	BC	113	1/1	0.95	0.07	54,54,54,54	0
59	MG	CA	1939	1/1	0.95	0.06	81,81,81,81	0
59	MG	D4	102	1/1	0.95	0.19	86,86,86,86	0
59	MG	DA	4257	1/1	0.95	0.20	59,59,59,59	0
59	MG	BA	2260	1/1	0.95	0.18	77,77,77,77	0
59	MG	D5	103	1/1	0.95	0.19	32,32,32,32	0
59	MG	DA	4607	1/1	0.95	0.16	64,64,64,64	0
59	MG	BA	1781	1/1	0.95	0.15	69,69,69,69	0
59	MG	BA	1672	1/1	0.95	0.29	39,39,39,39	0
59	MG	AA	3494	1/1	0.95	0.10	69,69,69,69	0
59	MG	CA	1945	1/1	0.95	0.14	78,78,78,78	0
59	MG	DA	3305	1/1	0.95	0.18	21,21,21,21	0
59	MG	DA	3897	1/1	0.95	0.18	27,27,27,27	0
59	MG	AA	4108	1/1	0.95	0.13	136,136,136,136	0
59	MG	DA	3578	1/1	0.95	0.09	62,62,62,62	0
59	MG	AA	3043	1/1	0.95	0.04	42,42,42,42	0
59	MG	DA	3902	1/1	0.95	0.10	64,64,64,64	0
59	MG	DA	3308	1/1	0.95	0.50	75,75,75,75	0
59	MG	CA	1769	1/1	0.95	0.16	42,42,42,42	0
59	MG	AA	3216	1/1	0.95	0.21	40,40,40,40	0
59	MG	DA	3003	1/1	0.95	0.20	11,11,11,11	0
59	MG	BA	1908	1/1	0.95	0.30	79,79,79,79	0
59	MG	DA	3010	1/1	0.95	0.15	10,10,10,10	0
59	MG	BA	2024	1/1	0.95	0.10	111,111,111,111	0

*Continued on next page...*

*Continued from previous page...*

Mol	Type	Chain	Res	Atoms	RSCC	RSR	B-factors( $\text{\AA}^2$ )	Q<0.9
59	MG	AA	3158	1/1	0.96	0.21	55,55,55,55	0
59	MG	BA	1797	1/1	0.96	0.25	63,63,63,63	0
59	MG	AA	3014	1/1	0.96	0.14	20,20,20,20	0
59	MG	DA	4324	1/1	0.96	0.13	49,49,49,49	0
59	MG	CA	2189	1/1	0.96	0.09	77,77,77,77	0
59	MG	BA	1694	1/1	0.96	0.26	47,47,47,47	0
59	MG	AA	3449	1/1	0.96	0.20	82,82,82,82	0
59	MG	DA	3666	1/1	0.96	0.11	53,53,53,53	0
59	MG	DA	5021	1/1	0.96	0.15	112,112,112,112	0
59	MG	DA	3667	1/1	0.96	0.27	74,74,74,74	0
59	MG	DA	3402	1/1	0.96	0.15	24,24,24,24	0
59	MG	DA	3156	1/1	0.96	0.24	27,27,27,27	0
59	MG	DA	3671	1/1	0.96	0.41	40,40,40,40	0
59	MG	CA	2025	1/1	0.96	0.20	95,95,95,95	0
59	MG	DA	4669	1/1	0.96	0.26	71,71,71,71	0
59	MG	CA	1869	1/1	0.96	0.14	69,69,69,69	0
59	MG	CA	1870	1/1	0.96	0.10	58,58,58,58	0
59	MG	DA	3675	1/1	0.96	0.16	44,44,44,44	0
59	MG	DA	3996	1/1	0.96	0.10	63,63,63,63	0
59	MG	AD	308	1/1	0.96	1.02	58,58,58,58	0
59	MG	CA	2029	1/1	0.96	0.22	115,115,115,115	0
59	MG	DA	4000	1/1	0.96	0.11	50,50,50,50	0
59	MG	CA	1872	1/1	0.96	0.08	74,74,74,74	0
59	MG	AA	3173	1/1	0.96	0.12	14,14,14,14	0
59	MG	AA	3380	1/1	0.96	0.09	25,25,25,25	0
59	MG	DA	3413	1/1	0.96	0.32	45,45,45,45	0
59	MG	AA	3594	1/1	0.96	0.11	78,78,78,78	0
59	MG	BA	1914	1/1	0.96	0.10	55,55,55,55	0
59	MG	AA	3911	1/1	0.96	0.19	69,69,69,69	0
59	MG	DA	4350	1/1	0.96	0.21	54,54,54,54	0
59	MG	DA	4686	1/1	0.96	0.38	59,59,59,59	0
59	MG	CA	2036	1/1	0.96	0.05	83,83,83,83	0
59	MG	CA	1881	1/1	0.96	0.30	48,48,48,48	0
59	MG	DA	5048	1/1	0.96	0.18	64,64,64,64	0
59	MG	CA	2205	1/1	0.96	0.33	70,70,70,70	0
59	MG	AD	313	1/1	0.96	0.18	39,39,39,39	0
59	MG	DA	3174	1/1	0.96	0.09	30,30,30,30	0
59	MG	CA	2207	1/1	0.96	0.15	70,70,70,70	0
59	MG	DA	4016	1/1	0.96	0.07	40,40,40,40	0
59	MG	AA	3498	1/1	0.96	0.20	52,52,52,52	0
59	MG	DA	3704	1/1	0.96	0.22	33,33,33,33	0
59	MG	DA	4697	1/1	0.96	0.41	76,76,76,76	0

*Continued on next page...*

*Continued from previous page...*

Mol	Type	Chain	Res	Atoms	RSCC	RSR	B-factors( $\text{\AA}^2$ )	Q<0.9
59	MG	DA	3705	1/1	0.96	0.07	1,1,1,1	0
59	MG	AA	3093	1/1	0.96	0.11	39,39,39,39	0
59	MG	AA	3244	1/1	0.96	0.28	55,55,55,55	0
59	MG	DA	3709	1/1	0.96	0.15	46,46,46,46	0
59	MG	DA	4030	1/1	0.96	0.26	84,84,84,84	0
59	MG	CA	1886	1/1	0.96	0.12	43,43,43,43	0
59	MG	AA	3385	1/1	0.96	0.18	34,34,34,34	0
59	MG	BA	1610	1/1	0.96	0.11	25,25,25,25	0
59	MG	BA	2031	1/1	0.96	0.11	71,71,71,71	0
59	MG	DA	4708	1/1	0.96	0.14	46,46,46,46	0
59	MG	CA	1891	1/1	0.96	0.26	56,56,56,56	0
59	MG	AA	3599	1/1	0.96	0.14	110,110,110,110	0
59	MG	DA	3716	1/1	0.96	0.23	13,13,13,13	0
59	MG	DA	3436	1/1	0.96	0.16	48,48,48,48	0
59	MG	CA	1733	1/1	0.96	0.28	55,55,55,55	0
59	MG	AA	3601	1/1	0.96	0.10	73,73,73,73	0
59	MG	DA	3441	1/1	0.96	0.22	43,43,43,43	0
59	MG	DA	3442	1/1	0.96	0.14	45,45,45,45	0
59	MG	DA	4043	1/1	0.96	0.19	82,82,82,82	0
59	MG	DB	202	1/1	0.96	0.28	48,48,48,48	0
59	MG	DA	4721	1/1	0.96	0.11	75,75,75,75	0
59	MG	DA	3445	1/1	0.96	0.33	59,59,59,59	0
59	MG	DB	205	1/1	0.96	0.20	27,27,27,27	0
59	MG	CA	1735	1/1	0.96	0.12	42,42,42,42	0
59	MG	DA	3724	1/1	0.96	0.30	45,45,45,45	0
59	MG	DA	4047	1/1	0.96	0.10	44,44,44,44	0
59	MG	AA	3851	1/1	0.96	0.11	60,60,60,60	0
59	MG	AA	3659	1/1	0.96	0.17	67,67,67,67	0
59	MG	CA	2223	1/1	0.96	0.21	67,67,67,67	0
59	MG	CA	1898	1/1	0.96	0.09	59,59,59,59	0
59	MG	DA	4390	1/1	0.96	0.24	53,53,53,53	0
59	MG	BA	1618	1/1	0.96	0.08	34,34,34,34	0
59	MG	DA	3733	1/1	0.96	0.10	40,40,40,40	0
59	MG	CD	114	1/1	0.96	0.28	79,79,79,79	0
59	MG	CA	2226	1/1	0.96	0.12	53,53,53,53	0
59	MG	DA	3738	1/1	0.96	0.14	45,45,45,45	0
59	MG	BA	1819	1/1	0.96	0.17	61,61,61,61	0
59	MG	DA	3740	1/1	0.96	0.12	49,49,49,49	0
59	MG	BA	1713	1/1	0.96	0.37	48,48,48,48	0
59	MG	CA	2229	1/1	0.96	0.10	109,109,109,109	0
59	MG	BA	1619	1/1	0.96	0.31	31,31,31,31	0
59	MG	CD	120	1/1	0.96	0.06	98,98,98,98	0

*Continued on next page...*

*Continued from previous page...*

Mol	Type	Chain	Res	Atoms	RSCC	RSR	B-factors( $\text{\AA}^2$ )	Q<0.9
59	MG	DA	3201	1/1	0.96	0.21	45,45,45,45	0
59	MG	AA	3021	1/1	0.96	0.23	26,26,26,26	0
59	MG	DA	3461	1/1	0.96	0.11	34,34,34,34	0
59	MG	DA	4411	1/1	0.96	0.16	42,42,42,42	0
59	MG	AA	3506	1/1	0.96	0.23	27,27,27,27	0
59	MG	AA	3996	1/1	0.96	0.13	49,49,49,49	0
59	MG	CD	124	1/1	0.96	0.45	73,73,73,73	0
59	MG	DA	4074	1/1	0.96	0.19	54,54,54,54	0
59	MG	DA	4416	1/1	0.96	0.25	74,74,74,74	0
59	MG	DA	4075	1/1	0.96	0.10	25,25,25,25	0
59	MG	CA	1906	1/1	0.96	0.23	50,50,50,50	0
59	MG	DA	4420	1/1	0.96	0.12	40,40,40,40	0
59	MG	AA	3042	1/1	0.96	0.16	35,35,35,35	0
59	MG	AA	3555	1/1	0.96	0.15	60,60,60,60	0
59	MG	DB	243	1/1	0.96	0.13	53,53,53,53	0
59	MG	AA	3388	1/1	0.96	0.20	46,46,46,46	0
59	MG	AA	3391	1/1	0.96	0.16	39,39,39,39	0
59	MG	DA	3470	1/1	0.96	0.18	52,52,52,52	0
59	MG	DA	3211	1/1	0.96	0.31	43,43,43,43	0
59	MG	CA	2068	1/1	0.96	0.12	89,89,89,89	0
59	MG	DA	3763	1/1	0.96	0.21	8,8,8,8	0
59	MG	CA	1751	1/1	0.96	0.22	34,34,34,34	0
59	MG	BA	1723	1/1	0.96	0.26	63,63,63,63	0
59	MG	AA	3462	1/1	0.96	0.15	32,32,32,32	0
59	MG	AA	4077	1/1	0.96	0.23	67,67,67,67	0
59	MG	AA	3610	1/1	0.96	0.05	69,69,69,69	0
59	MG	AA	3669	1/1	0.96	0.13	44,44,44,44	0
59	MG	CA	1917	1/1	0.96	0.15	64,64,64,64	0
59	MG	CA	1918	1/1	0.96	0.44	86,86,86,86	0
59	MG	AA	3196	1/1	0.96	0.15	29,29,29,29	0
59	MG	BA	1838	1/1	0.96	0.16	91,91,91,91	0
59	MG	DA	4445	1/1	0.96	0.18	21,21,21,21	0
59	MG	DA	3224	1/1	0.96	0.11	31,31,31,31	0
59	MG	AA	4156	1/1	0.96	0.17	59,59,59,59	0
59	MG	DA	3778	1/1	0.96	0.10	18,18,18,18	0
59	MG	AA	3297	1/1	0.96	0.20	58,58,58,58	0
59	MG	DA	3780	1/1	0.96	0.16	32,32,32,32	0
59	MG	BA	1732	1/1	0.96	0.44	62,62,62,62	0
59	MG	BA	2059	1/1	0.96	0.19	67,67,67,67	0
59	MG	CA	2083	1/1	0.96	0.17	87,87,87,87	0
59	MG	DA	3786	1/1	0.96	0.18	68,68,68,68	0
59	MG	DA	4790	1/1	0.96	0.12	53,53,53,53	0

*Continued on next page...*



*Continued from previous page...*

Mol	Type	Chain	Res	Atoms	RSCC	RSR	B-factors( $\text{\AA}^2$ )	Q<0.9
59	MG	AA	3152	1/1	0.96	0.08	28,28,28,28	0
59	MG	CA	1927	1/1	0.96	0.12	62,62,62,62	0
59	MG	DA	4457	1/1	0.96	0.13	75,75,75,75	0
59	MG	BA	1637	1/1	0.96	0.25	57,57,57,57	0
59	MG	DA	4459	1/1	0.96	0.33	35,35,35,35	0
59	MG	DA	4797	1/1	0.96	0.28	88,88,88,88	0
59	MG	DA	4113	1/1	0.96	0.07	45,45,45,45	0
59	MG	DA	4799	1/1	0.96	0.46	98,98,98,98	0
59	MG	DA	4114	1/1	0.96	0.20	61,61,61,61	0
59	MG	DA	4464	1/1	0.96	0.18	51,51,51,51	0
59	MG	CA	2088	1/1	0.96	0.20	65,65,65,65	0
59	MG	DA	3235	1/1	0.96	0.13	25,25,25,25	0
59	MG	DA	3497	1/1	0.96	0.41	38,38,38,38	0
59	MG	DA	3794	1/1	0.96	0.30	38,38,38,38	0
59	MG	DA	3237	1/1	0.96	0.14	13,13,13,13	0
59	MG	DA	4471	1/1	0.96	0.15	46,46,46,46	0
59	MG	DA	3240	1/1	0.96	0.22	32,32,32,32	0
59	MG	DA	3241	1/1	0.96	0.22	20,20,20,20	0
59	MG	CA	2089	1/1	0.96	0.19	63,63,63,63	0
59	MG	DE	307	1/1	0.96	0.18	62,62,62,62	0
59	MG	DA	3800	1/1	0.96	0.13	33,33,33,33	0
59	MG	CA	2090	1/1	0.96	0.12	69,69,69,69	0
59	MG	DA	3506	1/1	0.96	0.15	46,46,46,46	0
59	MG	CA	1622	1/1	0.96	0.15	51,51,51,51	0
59	MG	DA	3508	1/1	0.96	0.36	56,56,56,56	0
59	MG	CC	102	1/1	0.96	0.15	28,28,28,28	0
59	MG	DA	3807	1/1	0.96	0.12	59,59,59,59	0
59	MG	DA	4131	1/1	0.96	0.25	34,34,34,34	0
59	MG	BA	1735	1/1	0.96	0.07	40,40,40,40	0
59	MG	AA	3328	1/1	0.96	0.15	32,32,32,32	0
59	MG	DA	4822	1/1	0.96	0.09	39,39,39,39	0
59	MG	CA	2095	1/1	0.96	0.13	64,64,64,64	0
59	MG	AA	4008	1/1	0.96	0.25	78,78,78,78	0
59	MG	CA	1933	1/1	0.96	0.18	60,60,60,60	0
59	MG	DF	307	1/1	0.96	0.37	27,27,27,27	0
59	MG	CA	2271	1/1	0.96	0.12	55,55,55,55	0
59	MG	CA	1773	1/1	0.96	0.12	45,45,45,45	0
59	MG	AA	3937	1/1	0.96	0.19	67,67,67,67	0
59	MG	DA	3817	1/1	0.96	0.17	46,46,46,46	0
59	MG	CA	1936	1/1	0.96	0.11	55,55,55,55	0
59	MG	DA	4146	1/1	0.96	0.34	72,72,72,72	0
59	MG	DA	4147	1/1	0.96	0.33	42,42,42,42	0

*Continued on next page...*

*Continued from previous page...*

Mol	Type	Chain	Res	Atoms	RSCC	RSR	B-factors( $\text{\AA}^2$ )	Q<0.9
59	MG	BA	1740	1/1	0.96	0.09	42,42,42,42	0
59	MG	AA	3518	1/1	0.96	0.06	17,17,17,17	0
59	MG	CA	1630	1/1	0.96	0.15	52,52,52,52	0
59	MG	CA	1631	1/1	0.96	0.18	42,42,42,42	0
59	MG	AA	4163	1/1	0.96	0.38	102,102,102,102	0
59	MG	CC	117	1/1	0.96	0.14	45,45,45,45	0
59	MG	AA	3299	1/1	0.96	0.12	82,82,82,82	0
59	MG	DA	4841	1/1	0.96	0.27	80,80,80,80	0
59	MG	DA	3826	1/1	0.96	0.23	33,33,33,33	0
59	MG	AA	3002	1/1	0.96	0.11	14,14,14,14	0
59	MG	DA	4161	1/1	0.96	0.39	61,61,61,61	0
59	MG	CA	1944	1/1	0.96	0.08	61,61,61,61	0
59	MG	DA	4847	1/1	0.96	0.17	117,117,117,117	0
59	MG	BA	2071	1/1	0.96	0.30	93,93,93,93	0
59	MG	DA	4165	1/1	0.96	0.12	35,35,35,35	0
59	MG	CA	2110	1/1	0.96	0.10	62,62,62,62	0
59	MG	AA	3677	1/1	0.96	0.13	60,60,60,60	0
59	MG	AA	3871	1/1	0.96	0.15	51,51,51,51	0
59	MG	DA	3533	1/1	0.96	0.14	47,47,47,47	0
59	MG	DA	4855	1/1	0.96	0.12	74,74,74,74	0
59	MG	CA	1639	1/1	0.96	0.20	43,43,43,43	0
59	MG	BA	2074	1/1	0.96	0.45	77,77,77,77	0
59	MG	AA	3398	1/1	0.96	0.24	30,30,30,30	0
59	MG	CA	1790	1/1	0.96	0.09	81,81,81,81	0
59	MG	CA	1643	1/1	0.96	0.22	51,51,51,51	0
59	MG	CA	1644	1/1	0.96	0.16	24,24,24,24	0
59	MG	DA	4179	1/1	0.96	0.16	57,57,57,57	0
59	MG	AA	3620	1/1	0.96	0.10	55,55,55,55	0
59	MG	DA	3002	1/1	0.96	0.28	11,11,11,11	0
59	MG	BO	201	1/1	0.96	0.10	72,72,72,72	0
59	MG	DA	3846	1/1	0.96	0.13	64,64,64,64	0
59	MG	DA	3545	1/1	0.96	0.11	36,36,36,36	0
59	MG	DA	3005	1/1	0.96	0.26	17,17,17,17	0
59	MG	BA	1965	1/1	0.96	0.31	110,110,110,110	0
59	MG	CA	2299	1/1	0.96	0.19	111,111,111,111	0
59	MG	DO	204	1/1	0.96	0.30	44,44,44,44	0
59	MG	DA	3012	1/1	0.96	0.32	19,19,19,19	0
59	MG	DA	4189	1/1	0.96	0.08	60,60,60,60	0
59	MG	DA	4877	1/1	0.96	0.15	77,77,77,77	0
59	MG	BP	202	1/1	0.96	0.19	50,50,50,50	0
59	MG	DA	3015	1/1	0.96	0.25	30,30,30,30	0
59	MG	CA	1797	1/1	0.96	0.14	52,52,52,52	0

*Continued on next page...*

*Continued from previous page...*

Mol	Type	Chain	Res	Atoms	RSCC	RSR	B-factors( $\text{\AA}^2$ )	Q<0.9
59	MG	AA	3621	1/1	0.96	0.04	46,46,46,46	0
59	MG	DO	213	1/1	0.96	0.29	96,96,96,96	0
59	MG	DA	3555	1/1	0.96	0.14	49,49,49,49	0
59	MG	DA	3021	1/1	0.96	0.31	26,26,26,26	0
59	MG	DA	3296	1/1	0.96	0.19	19,19,19,19	0
59	MG	BA	2190	1/1	0.96	0.11	62,62,62,62	0
59	MG	AA	3331	1/1	0.96	0.20	41,41,41,41	0
59	MG	DA	3029	1/1	0.96	0.22	7,7,7,7	0
59	MG	DA	3036	1/1	0.96	0.31	14,14,14,14	0
59	MG	DA	4209	1/1	0.96	0.18	83,83,83,83	0
59	MG	DA	3039	1/1	0.96	0.19	10,10,10,10	0
59	MG	DA	3866	1/1	0.96	0.26	59,59,59,59	0
59	MG	DA	4212	1/1	0.96	0.21	54,54,54,54	0
59	MG	DA	3041	1/1	0.96	0.26	20,20,20,20	0
59	MG	AA	3250	1/1	0.96	0.10	24,24,24,24	0
59	MG	BA	1655	1/1	0.96	0.32	58,58,58,58	0
59	MG	CA	1803	1/1	0.96	0.12	36,36,36,36	0
59	MG	CA	1804	1/1	0.96	0.24	67,67,67,67	0
59	MG	DA	4555	1/1	0.96	0.10	43,43,43,43	0
59	MG	CA	1656	1/1	0.96	0.39	43,43,43,43	0
59	MG	DA	3053	1/1	0.96	0.43	24,24,24,24	0
59	MG	BA	1970	1/1	0.96	0.15	141,141,141,141	0
59	MG	AA	3098	1/1	0.96	0.21	45,45,45,45	0
59	MG	DA	3061	1/1	0.96	0.17	23,23,23,23	0
59	MG	DA	4907	1/1	0.96	0.56	57,57,57,57	0
59	MG	DA	4228	1/1	0.96	0.15	50,50,50,50	0
59	MG	BA	1972	1/1	0.96	0.10	53,53,53,53	0
59	MG	DA	3880	1/1	0.96	0.38	44,44,44,44	0
59	MG	DA	3066	1/1	0.96	0.25	17,17,17,17	0
59	MG	DA	3069	1/1	0.96	0.29	16,16,16,16	0
59	MG	DA	4913	1/1	0.96	0.22	74,74,74,74	0
59	MG	AA	3528	1/1	0.96	0.56	46,46,46,46	0
59	MG	AA	3814	1/1	0.96	0.19	67,67,67,67	0
59	MG	DA	3076	1/1	0.96	0.24	13,13,13,13	0
59	MG	BS	108	1/1	0.96	0.10	91,91,91,91	0
59	MG	DA	3888	1/1	0.96	0.09	55,55,55,55	0
59	MG	D1	212	1/1	0.96	0.34	53,53,53,53	0
59	MG	BA	2200	1/1	0.96	0.14	102,102,102,102	0
59	MG	AA	3952	1/1	0.96	0.19	71,71,71,71	0
59	MG	AA	3815	1/1	0.96	0.11	61,61,61,61	0
59	MG	AA	3200	1/1	0.96	0.34	83,83,83,83	0
59	MG	DA	3085	1/1	0.96	0.38	43,43,43,43	0

*Continued on next page...*

*Continued from previous page...*

Mol	Type	Chain	Res	Atoms	RSCC	RSR	B-factors( $\text{\AA}^2$ )	Q<0.9
59	MG	AA	3085	1/1	0.96	0.07	29,29,29,29	0
59	MG	AA	3479	1/1	0.96	0.13	59,59,59,59	0
59	MG	DA	3091	1/1	0.96	0.18	31,31,31,31	0
59	MG	BA	1764	1/1	0.96	0.08	50,50,50,50	0
59	MG	AA	4030	1/1	0.96	0.17	66,66,66,66	0
59	MG	AA	3630	1/1	0.96	0.37	55,55,55,55	0
59	MG	DA	4584	1/1	0.96	0.15	40,40,40,40	0
59	MG	AA	3336	1/1	0.96	0.10	122,122,122,122	0
59	MG	DA	3097	1/1	0.96	0.17	21,21,21,21	0
59	MG	AA	3004	1/1	0.96	0.18	7,7,7,7	0
59	MG	DA	3339	1/1	0.96	0.12	68,68,68,68	0
59	MG	AA	3204	1/1	0.96	0.09	68,68,68,68	0
59	MG	CA	1985	1/1	0.96	0.18	61,61,61,61	0
59	MG	BA	1669	1/1	0.96	0.25	32,32,32,32	0
59	MG	AA	3634	1/1	0.96	0.28	52,52,52,52	0
59	MG	BA	1880	1/1	0.96	0.16	60,60,60,60	0
59	MG	DU	202	1/1	0.96	0.13	17,17,17,17	0
59	MG	DU	203	1/1	0.96	0.17	45,45,45,45	0
59	MG	DA	4594	1/1	0.96	0.48	62,62,62,62	0
59	MG	DA	3609	1/1	0.96	0.14	76,76,76,76	0
59	MG	DA	3915	1/1	0.96	0.15	28,28,28,28	0
59	MG	BA	2101	1/1	0.96	0.24	124,124,124,124	0
59	MG	DA	3917	1/1	0.96	0.14	77,77,77,77	0
59	MG	DA	3346	1/1	0.96	0.42	49,49,49,49	0
59	MG	CF	303	1/1	0.96	0.78	79,79,79,79	0
59	MG	DA	3110	1/1	0.96	0.10	35,35,35,35	0
59	MG	AA	3889	1/1	0.96	0.10	73,73,73,73	0
59	MG	AA	3694	1/1	0.96	0.09	56,56,56,56	0
59	MG	DA	3923	1/1	0.96	0.17	70,70,70,70	0
59	MG	AA	3257	1/1	0.96	0.14	36,36,36,36	0
59	MG	DA	3114	1/1	0.96	0.33	47,47,47,47	0
59	MG	DA	3353	1/1	0.96	0.16	22,22,22,22	0
59	MG	AA	3579	1/1	0.96	0.14	83,83,83,83	0
59	MG	DA	4609	1/1	0.96	0.14	48,48,48,48	0
59	MG	CA	1686	1/1	0.96	0.28	35,35,35,35	0
59	MG	BA	1993	1/1	0.96	0.13	60,60,60,60	0
59	MG	BA	1885	1/1	0.96	0.25	44,44,44,44	0
59	MG	DA	4963	1/1	0.96	0.12	63,63,63,63	0
59	MG	DA	4613	1/1	0.96	0.32	64,64,64,64	0
59	MG	DA	4965	1/1	0.96	0.36	61,61,61,61	0
59	MG	DA	3360	1/1	0.96	0.28	36,36,36,36	0
59	MG	DA	3361	1/1	0.96	0.13	50,50,50,50	0

*Continued on next page...*

*Continued from previous page...*

Mol	Type	Chain	Res	Atoms	RSCC	RSR	B-factors( $\text{\AA}^2$ )	Q<0.9
59	MG	DA	3362	1/1	0.96	0.24	35,35,35,35	0
59	MG	DA	3935	1/1	0.96	0.21	75,75,75,75	0
59	MG	DA	4972	1/1	0.96	0.20	80,80,80,80	0
59	MG	DZ	102	1/1	0.96	0.24	49,49,49,49	0
59	MG	CA	1690	1/1	0.96	0.10	43,43,43,43	0
59	MG	AA	3234	1/1	0.96	0.12	54,54,54,54	0
59	MG	DA	3941	1/1	0.96	0.09	61,61,61,61	0
59	MG	AB	228	1/1	0.96	0.10	64,64,64,64	0
59	MG	AA	3699	1/1	0.96	0.32	59,59,59,59	0
59	MG	DA	3944	1/1	0.96	0.10	72,72,72,72	0
59	MG	AA	3581	1/1	0.96	0.23	55,55,55,55	0
59	MG	DA	4293	1/1	0.96	0.38	54,54,54,54	0
59	MG	AA	3582	1/1	0.96	0.28	54,54,54,54	0
59	MG	DA	3126	1/1	0.96	0.28	63,63,63,63	0
59	MG	DA	3127	1/1	0.96	0.15	32,32,32,32	0
59	MG	DA	3638	1/1	0.96	0.17	78,78,78,78	0
59	MG	DA	3950	1/1	0.96	0.26	117,117,117,117	0
59	MG	AA	3970	1/1	0.96	0.10	47,47,47,47	0
59	MG	CA	1697	1/1	0.96	0.26	44,44,44,44	0
59	MG	AA	3024	1/1	0.96	0.10	61,61,61,61	0
59	MG	A5	101	1/1	0.96	0.14	23,23,23,23	0
59	MG	AA	3768	1/1	0.96	0.19	79,79,79,79	0
59	MG	BA	1895	1/1	0.96	0.26	54,54,54,54	0
59	MG	D5	106	1/1	0.96	0.36	58,58,58,58	0
59	MG	AA	3641	1/1	0.96	0.13	46,46,46,46	0
59	MG	DA	3137	1/1	0.96	0.36	31,31,31,31	0
59	MG	DA	4308	1/1	0.96	0.17	71,71,71,71	0
59	MG	DA	3383	1/1	0.96	0.11	49,49,49,49	0
59	MG	CA	2177	1/1	0.96	0.19	116,116,116,116	0
59	MG	DA	4643	1/1	0.96	0.21	59,59,59,59	0
59	MG	AA	3260	1/1	0.96	0.19	44,44,44,44	0
59	MG	AD	301	1/1	0.96	0.09	36,36,36,36	0
59	MG	AA	3169	1/1	0.96	0.09	11,11,11,11	0
59	MG	D8	102	1/1	0.96	0.40	37,37,37,37	0
59	MG	DA	4647	1/1	0.96	0.32	84,84,84,84	0
59	MG	BA	1900	1/1	0.96	0.10	83,83,83,83	0
59	MG	DA	3389	1/1	0.96	0.20	48,48,48,48	0
59	MG	AA	3170	1/1	0.96	0.20	32,32,32,32	0
59	MG	D8	108	1/1	0.96	0.17	52,52,52,52	0
59	MG	CA	2183	1/1	0.96	0.07	62,62,62,62	0
59	MG	AA	3587	1/1	0.96	0.12	55,55,55,55	0
60	ZN	BQ	104	1/1	0.96	0.11	97,97,97,97	0

*Continued on next page...*

*Continued from previous page...*

Mol	Type	Chain	Res	Atoms	RSCC	RSR	B-factors(Å <sup>2</sup> )	Q<0.9
60	ZN	CG	301	1/1	0.96	0.24	74,74,74,74	0
59	MG	BA	1795	1/1	0.96	0.32	67,67,67,67	0
59	MG	DA	3369	1/1	0.97	0.21	16,16,16,16	0
59	MG	DA	4796	1/1	0.97	0.26	45,45,45,45	0
59	MG	CA	2067	1/1	0.97	0.16	89,89,89,89	0
59	MG	BA	1961	1/1	0.97	0.05	49,49,49,49	0
59	MG	CC	126	1/1	0.97	0.08	55,55,55,55	0
59	MG	DA	4531	1/1	0.97	0.23	57,57,57,57	0
59	MG	AA	3277	1/1	0.97	0.07	42,42,42,42	0
59	MG	AA	3090	1/1	0.97	0.17	42,42,42,42	0
59	MG	AA	3401	1/1	0.97	0.36	46,46,46,46	0
59	MG	AA	3091	1/1	0.97	0.38	59,59,59,59	0
59	MG	AA	3092	1/1	0.97	0.18	16,16,16,16	0
59	MG	DA	4272	1/1	0.97	0.28	56,56,56,56	0
59	MG	DB	218	1/1	0.97	0.28	44,44,44,44	0
59	MG	DA	3784	1/1	0.97	0.16	52,52,52,52	0
59	MG	DA	4013	1/1	0.97	0.39	42,42,42,42	0
59	MG	CG	305	1/1	0.97	0.10	80,80,80,80	0
59	MG	DB	223	1/1	0.97	0.07	58,58,58,58	0
59	MG	DA	3381	1/1	0.97	0.24	66,66,66,66	0
59	MG	AA	3281	1/1	0.97	0.10	45,45,45,45	0
59	MG	DA	4017	1/1	0.97	0.19	69,69,69,69	0
59	MG	DA	3788	1/1	0.97	0.10	50,50,50,50	0
59	MG	AA	3932	1/1	0.97	0.09	56,56,56,56	0
59	MG	DA	4020	1/1	0.97	0.21	153,153,153,153	0
59	MG	AA	3450	1/1	0.97	0.18	59,59,59,59	0
59	MG	DA	4022	1/1	0.97	0.55	41,41,41,41	0
59	MG	DA	3004	1/1	0.97	0.17	9,9,9,9	0
59	MG	DA	4550	1/1	0.97	0.20	61,61,61,61	0
59	MG	DA	4027	1/1	0.97	0.28	59,59,59,59	0
59	MG	AA	3063	1/1	0.97	0.14	27,27,27,27	0
59	MG	DA	4553	1/1	0.97	0.20	69,69,69,69	0
59	MG	DA	3006	1/1	0.97	0.13	14,14,14,14	0
59	MG	AA	3207	1/1	0.97	0.20	30,30,30,30	0
59	MG	BA	1682	1/1	0.97	0.28	51,51,51,51	0
59	MG	DA	3579	1/1	0.97	0.24	21,21,21,21	0
59	MG	BC	103	1/1	0.97	0.09	51,51,51,51	0
59	MG	CH	201	1/1	0.97	0.30	55,55,55,55	0
59	MG	BC	104	1/1	0.97	0.15	45,45,45,45	0
59	MG	DA	4561	1/1	0.97	0.58	43,43,43,43	0
59	MG	AA	3013	1/1	0.97	0.14	49,49,49,49	0
59	MG	DA	3394	1/1	0.97	0.31	43,43,43,43	0

*Continued on next page...*

*Continued from previous page...*

Mol	Type	Chain	Res	Atoms	RSCC	RSR	B-factors( $\text{\AA}^2$ )	Q<0.9
59	MG	DA	4298	1/1	0.97	0.37	62,62,62,62	0
59	MG	DA	4565	1/1	0.97	0.24	119,119,119,119	0
59	MG	DA	3587	1/1	0.97	0.24	21,21,21,21	0
59	MG	DB	251	1/1	0.97	0.14	49,49,49,49	0
59	MG	DA	3804	1/1	0.97	0.28	36,36,36,36	0
59	MG	CA	2212	1/1	0.97	0.15	69,69,69,69	0
59	MG	DA	3020	1/1	0.97	0.14	21,21,21,21	0
59	MG	AA	4071	1/1	0.97	0.17	70,70,70,70	0
59	MG	AA	3209	1/1	0.97	0.21	77,77,77,77	0
59	MG	BA	1686	1/1	0.97	0.27	34,34,34,34	0
59	MG	DA	4844	1/1	0.97	0.12	58,58,58,58	0
59	MG	DA	3810	1/1	0.97	0.18	39,39,39,39	0
59	MG	DA	3026	1/1	0.97	0.39	17,17,17,17	0
59	MG	DA	3027	1/1	0.97	0.11	15,15,15,15	0
59	MG	CA	1832	1/1	0.97	0.15	115,115,115,115	0
59	MG	DA	3035	1/1	0.97	0.20	15,15,15,15	0
59	MG	AA	3323	1/1	0.97	0.11	48,48,48,48	0
59	MG	DA	3599	1/1	0.97	0.17	6,6,6,6	0
59	MG	DA	3038	1/1	0.97	0.14	13,13,13,13	0
59	MG	DA	3225	1/1	0.97	0.10	39,39,39,39	0
59	MG	BA	1779	1/1	0.97	0.27	45,45,45,45	0
59	MG	AA	4145	1/1	0.97	0.23	77,77,77,77	0
59	MG	DA	3410	1/1	0.97	0.09	64,64,64,64	0
59	MG	DA	4858	1/1	0.97	0.27	69,69,69,69	0
59	MG	AA	3456	1/1	0.97	0.13	20,20,20,20	0
59	MG	DA	3044	1/1	0.97	0.31	18,18,18,18	0
59	MG	DA	4061	1/1	0.97	0.09	54,54,54,54	0
59	MG	DA	3045	1/1	0.97	0.28	23,23,23,23	0
59	MG	BA	1604	1/1	0.97	0.22	47,47,47,47	0
59	MG	AA	3629	1/1	0.97	0.25	45,45,45,45	0
59	MG	CA	1839	1/1	0.97	0.13	55,55,55,55	0
59	MG	DA	3612	1/1	0.97	0.15	64,64,64,64	0
59	MG	DA	4867	1/1	0.97	0.26	62,62,62,62	0
59	MG	AA	3175	1/1	0.97	0.10	29,29,29,29	0
59	MG	DA	4068	1/1	0.97	0.12	50,50,50,50	0
59	MG	DA	3830	1/1	0.97	0.56	39,39,39,39	0
59	MG	AA	3686	1/1	0.97	0.15	49,49,49,49	0
59	MG	DA	3236	1/1	0.97	0.20	20,20,20,20	0
59	MG	DA	3616	1/1	0.97	0.21	64,64,64,64	0
59	MG	DA	4875	1/1	0.97	0.07	88,88,88,88	0
59	MG	DA	3834	1/1	0.97	0.20	57,57,57,57	0
59	MG	DE	302	1/1	0.97	0.22	8,8,8,8	0

*Continued on next page...*

*Continued from previous page...*

Mol	Type	Chain	Res	Atoms	RSCC	RSR	B-factors(Å <sup>2</sup> )	Q<0.9
59	MG	AA	3520	1/1	0.97	0.15	75,75,75,75	0
59	MG	DE	304	1/1	0.97	0.15	47,47,47,47	0
59	MG	DA	3238	1/1	0.97	0.17	18,18,18,18	0
59	MG	BA	1787	1/1	0.97	0.23	49,49,49,49	0
59	MG	DA	3060	1/1	0.97	0.27	19,19,19,19	0
59	MG	DA	3243	1/1	0.97	0.29	48,48,48,48	0
59	MG	CA	1719	1/1	0.97	0.09	62,62,62,62	0
59	MG	DA	3427	1/1	0.97	0.12	44,44,44,44	0
59	MG	DA	3062	1/1	0.97	0.21	19,19,19,19	0
59	MG	AA	4010	1/1	0.97	0.11	74,74,74,74	0
59	MG	DA	3065	1/1	0.97	0.11	6,6,6,6	0
59	MG	DA	3845	1/1	0.97	0.12	54,54,54,54	0
59	MG	DA	4346	1/1	0.97	0.21	44,44,44,44	0
59	MG	DA	3249	1/1	0.97	0.14	13,13,13,13	0
59	MG	AA	3020	1/1	0.97	0.19	27,27,27,27	0
59	MG	DA	3251	1/1	0.97	0.11	12,12,12,12	0
59	MG	CA	1847	1/1	0.97	0.13	95,95,95,95	0
59	MG	AA	3365	1/1	0.97	0.25	39,39,39,39	0
59	MG	AA	3326	1/1	0.97	0.10	22,22,22,22	0
59	MG	DA	3852	1/1	0.97	0.38	55,55,55,55	0
59	MG	DF	308	1/1	0.97	0.51	30,30,30,30	0
59	MG	DA	3440	1/1	0.97	0.13	57,57,57,57	0
59	MG	DA	3075	1/1	0.97	0.24	19,19,19,19	0
59	MG	AA	3066	1/1	0.97	0.12	17,17,17,17	0
59	MG	DA	3443	1/1	0.97	0.08	54,54,54,54	0
59	MG	DA	4902	1/1	0.97	0.19	82,82,82,82	0
59	MG	AA	3463	1/1	0.97	0.07	3,3,3,3	0
59	MG	CQ	102	1/1	0.97	0.19	51,51,51,51	0
59	MG	DA	3079	1/1	0.97	0.26	37,37,37,37	0
59	MG	BA	1616	1/1	0.97	0.27	47,47,47,47	0
59	MG	BA	1702	1/1	0.97	0.22	33,33,33,33	0
59	MG	CA	1609	1/1	0.97	0.15	31,31,31,31	0
59	MG	AA	3151	1/1	0.97	0.19	60,60,60,60	0
59	MG	CA	2240	1/1	0.97	0.25	70,70,70,70	0
59	MG	DA	4631	1/1	0.97	0.17	67,67,67,67	0
59	MG	DF	323	1/1	0.97	0.72	37,37,37,37	0
59	MG	AA	3033	1/1	0.97	0.23	41,41,41,41	0
59	MG	DA	4109	1/1	0.97	0.24	61,61,61,61	0
59	MG	CA	2113	1/1	0.97	0.29	68,68,68,68	0
59	MG	DG	202	1/1	0.97	0.07	47,47,47,47	0
59	MG	DA	4112	1/1	0.97	0.08	45,45,45,45	0
59	MG	BA	1800	1/1	0.97	0.20	66,66,66,66	0

*Continued on next page...*



*Continued from previous page...*

Mol	Type	Chain	Res	Atoms	RSCC	RSR	B-factors( $\text{\AA}^2$ )	Q<0.9
59	MG	CA	1613	1/1	0.97	0.12	41,41,41,41	0
59	MG	BA	2194	1/1	0.97	0.18	40,40,40,40	0
59	MG	DA	3871	1/1	0.97	0.45	49,49,49,49	0
59	MG	AA	3370	1/1	0.97	0.29	64,64,64,64	0
59	MG	DA	3271	1/1	0.97	0.24	33,33,33,33	0
59	MG	CA	1736	1/1	0.97	0.17	30,30,30,30	0
59	MG	AA	3026	1/1	0.97	0.38	38,38,38,38	0
59	MG	AA	3070	1/1	0.97	0.14	35,35,35,35	0
59	MG	AA	3759	1/1	0.97	0.09	59,59,59,59	0
59	MG	AA	3101	1/1	0.97	0.29	38,38,38,38	0
59	MG	DA	4384	1/1	0.97	0.28	64,64,64,64	0
59	MG	CA	2254	1/1	0.97	0.18	56,56,56,56	0
59	MG	AA	3058	1/1	0.97	0.12	25,25,25,25	0
59	MG	DA	3106	1/1	0.97	0.13	56,56,56,56	0
59	MG	DA	4931	1/1	0.97	0.42	41,41,41,41	0
59	MG	DA	4651	1/1	0.97	0.09	66,66,66,66	0
59	MG	DA	3663	1/1	0.97	0.09	79,79,79,79	0
59	MG	CA	1867	1/1	0.97	0.10	99,99,99,99	0
59	MG	CA	1868	1/1	0.97	0.07	29,29,29,29	0
59	MG	DA	4936	1/1	0.97	0.74	52,52,52,52	0
59	MG	DA	4130	1/1	0.97	0.37	29,29,29,29	0
59	MG	DO	201	1/1	0.97	0.12	32,32,32,32	0
59	MG	AA	4165	1/1	0.97	0.10	64,64,64,64	0
59	MG	AA	3007	1/1	0.97	0.22	24,24,24,24	0
59	MG	BA	1628	1/1	0.97	0.23	49,49,49,49	0
59	MG	CA	1998	1/1	0.97	0.11	90,90,90,90	0
59	MG	DA	4135	1/1	0.97	0.27	59,59,59,59	0
59	MG	AA	3763	1/1	0.97	0.12	48,48,48,48	0
59	MG	AA	3764	1/1	0.97	0.17	53,53,53,53	0
59	MG	DA	4400	1/1	0.97	0.24	83,83,83,83	0
59	MG	DA	4946	1/1	0.97	0.52	62,62,62,62	0
59	MG	DA	4402	1/1	0.97	0.48	35,35,35,35	0
59	MG	BA	1716	1/1	0.97	0.22	56,56,56,56	0
59	MG	DA	4140	1/1	0.97	0.23	47,47,47,47	0
59	MG	AA	3126	1/1	0.97	0.22	58,58,58,58	0
59	MG	DA	4406	1/1	0.97	0.38	54,54,54,54	0
59	MG	DA	4670	1/1	0.97	0.26	61,61,61,61	0
59	MG	AA	3028	1/1	0.97	0.12	15,15,15,15	0
59	MG	AA	4029	1/1	0.97	0.06	80,80,80,80	0
59	MG	DA	3677	1/1	0.97	0.25	78,78,78,78	0
59	MG	DA	4410	1/1	0.97	0.26	59,59,59,59	0
59	MG	CA	1880	1/1	0.97	0.09	35,35,35,35	0

*Continued on next page...*

*Continued from previous page...*

Mol	Type	Chain	Res	Atoms	RSCC	RSR	B-factors( $\text{\AA}^2$ )	Q<0.9
59	MG	BA	1634	1/1	0.97	0.27	37,37,37,37	0
59	MG	DA	3903	1/1	0.97	0.27	42,42,42,42	0
59	MG	AA	3128	1/1	0.97	0.23	32,32,32,32	0
59	MG	DA	4150	1/1	0.97	0.18	47,47,47,47	0
59	MG	DA	3300	1/1	0.97	0.17	27,27,27,27	0
59	MG	AA	3130	1/1	0.97	0.28	24,24,24,24	0
59	MG	DA	3683	1/1	0.97	0.13	56,56,56,56	0
59	MG	AR	203	1/1	0.97	0.05	55,55,55,55	0
59	MG	CA	1636	1/1	0.97	0.16	16,16,16,16	0
59	MG	DA	4968	1/1	0.97	0.21	65,65,65,65	0
59	MG	DA	4969	1/1	0.97	0.10	75,75,75,75	0
59	MG	DA	3910	1/1	0.97	0.10	143,143,143,143	0
59	MG	DA	4158	1/1	0.97	0.08	47,47,47,47	0
59	MG	CA	1757	1/1	0.97	0.13	26,26,26,26	0
59	MG	DA	4160	1/1	0.97	0.33	53,53,53,53	0
59	MG	DA	3688	1/1	0.97	0.23	42,42,42,42	0
59	MG	AA	3383	1/1	0.97	0.14	24,24,24,24	0
59	MG	CA	2276	1/1	0.97	0.16	69,69,69,69	0
59	MG	D1	204	1/1	0.97	0.23	59,59,59,59	0
59	MG	DA	4977	1/1	0.97	0.34	94,94,94,94	0
59	MG	CA	1760	1/1	0.97	0.31	69,69,69,69	0
59	MG	AA	3650	1/1	0.97	0.10	70,70,70,70	0
59	MG	BA	1640	1/1	0.97	0.28	27,27,27,27	0
59	MG	DA	3310	1/1	0.97	0.13	30,30,30,30	0
59	MG	DA	3696	1/1	0.97	0.16	19,19,19,19	0
59	MG	DA	4435	1/1	0.97	0.14	53,53,53,53	0
59	MG	BA	1727	1/1	0.97	0.15	52,52,52,52	0
59	MG	DA	3701	1/1	0.97	0.32	10,10,10,10	0
59	MG	DA	3702	1/1	0.97	0.12	36,36,36,36	0
59	MG	D2	205	1/1	0.97	0.31	84,84,84,84	0
59	MG	DA	4702	1/1	0.97	0.24	48,48,48,48	0
59	MG	DA	3703	1/1	0.97	0.31	12,12,12,12	0
59	MG	BA	1641	1/1	0.97	0.14	53,53,53,53	0
59	MG	DA	4444	1/1	0.97	0.13	51,51,51,51	0
59	MG	DA	3499	1/1	0.97	0.14	70,70,70,70	0
59	MG	AA	3300	1/1	0.97	0.28	38,38,38,38	0
59	MG	AA	3709	1/1	0.97	0.20	66,66,66,66	0
59	MG	AA	3231	1/1	0.97	0.09	43,43,43,43	0
59	MG	CA	2285	1/1	0.97	0.17	135,135,135,135	0
59	MG	DA	3504	1/1	0.97	0.26	30,30,30,30	0
59	MG	BA	2123	1/1	0.97	0.10	90,90,90,90	0
59	MG	DA	3319	1/1	0.97	0.15	46,46,46,46	0

*Continued on next page...*

*Continued from previous page...*

Mol	Type	Chain	Res	Atoms	RSCC	RSR	B-factors( $\text{\AA}^2$ )	Q<0.9
59	MG	DS	208	1/1	0.97	0.18	54,54,54,54	0
59	MG	AA	3430	1/1	0.97	0.06	81,81,81,81	0
59	MG	AA	3087	1/1	0.97	0.17	20,20,20,20	0
59	MG	DA	5003	1/1	0.97	0.31	76,76,76,76	0
59	MG	DA	4718	1/1	0.97	0.07	69,69,69,69	0
59	MG	DA	3937	1/1	0.97	0.12	67,67,67,67	0
59	MG	DA	3938	1/1	0.97	0.08	96,96,96,96	0
59	MG	AA	3132	1/1	0.97	0.27	44,44,44,44	0
59	MG	AA	3547	1/1	0.97	0.15	47,47,47,47	0
59	MG	AA	3778	1/1	0.97	0.10	53,53,53,53	0
59	MG	CA	1775	1/1	0.97	0.32	51,51,51,51	0
59	MG	DA	4196	1/1	0.97	0.17	43,43,43,43	0
59	MG	DU	206	1/1	0.97	0.12	47,47,47,47	0
59	MG	DA	4463	1/1	0.97	0.23	62,62,62,62	0
59	MG	AA	3010	1/1	0.97	0.22	19,19,19,19	0
59	MG	DA	4465	1/1	0.97	0.26	48,48,48,48	0
59	MG	DA	4198	1/1	0.97	0.17	45,45,45,45	0
59	MG	DA	4199	1/1	0.97	0.43	48,48,48,48	0
59	MG	AA	4043	1/1	0.97	0.71	132,132,132,132	0
59	MG	CA	1655	1/1	0.97	0.12	18,18,18,18	0
59	MG	CA	2296	1/1	0.97	0.06	68,68,68,68	0
59	MG	DA	4204	1/1	0.97	0.18	45,45,45,45	0
59	MG	DU	216	1/1	0.97	0.17	80,80,80,80	0
59	MG	BA	1739	1/1	0.97	0.34	67,67,67,67	0
59	MG	AA	3487	1/1	0.97	0.14	72,72,72,72	0
59	MG	BA	1938	1/1	0.97	0.18	69,69,69,69	0
59	MG	BA	1653	1/1	0.97	0.37	47,47,47,47	0
59	MG	DA	3729	1/1	0.97	0.23	52,52,52,52	0
59	MG	AA	3389	1/1	0.97	0.15	67,67,67,67	0
59	MG	DA	4743	1/1	0.97	0.29	96,96,96,96	0
59	MG	DA	5029	1/1	0.97	0.29	39,39,39,39	0
59	MG	AA	3390	1/1	0.97	0.23	46,46,46,46	0
59	MG	AA	3136	1/1	0.97	0.24	38,38,38,38	0
59	MG	DA	3734	1/1	0.97	0.06	55,55,55,55	0
59	MG	DA	4216	1/1	0.97	0.24	52,52,52,52	0
59	MG	DA	4748	1/1	0.97	0.09	83,83,83,83	0
59	MG	AA	4117	1/1	0.97	0.07	96,96,96,96	0
59	MG	BA	2239	1/1	0.97	0.13	63,63,63,63	0
59	MG	DA	3959	1/1	0.97	0.21	59,59,59,59	0
59	MG	DA	3737	1/1	0.97	0.24	36,36,36,36	0
59	MG	AA	3980	1/1	0.97	0.38	65,65,65,65	0
59	MG	AA	3237	1/1	0.97	0.07	36,36,36,36	0

*Continued on next page...*

*Continued from previous page...*

Mol	Type	Chain	Res	Atoms	RSCC	RSR	B-factors( $\text{\AA}^2$ )	Q<0.9
59	MG	DA	4225	1/1	0.97	0.11	83,83,83,83	0
59	MG	DA	4756	1/1	0.97	0.18	57,57,57,57	0
59	MG	DA	3964	1/1	0.97	0.11	68,68,68,68	0
59	MG	DA	3967	1/1	0.97	0.10	80,80,80,80	0
59	MG	AA	3107	1/1	0.97	0.27	32,32,32,32	0
59	MG	DA	3167	1/1	0.97	0.12	48,48,48,48	0
59	MG	DA	3742	1/1	0.97	0.15	65,65,65,65	0
59	MG	AA	3664	1/1	0.97	0.13	68,68,68,68	0
59	MG	CA	1670	1/1	0.97	0.36	46,46,46,46	0
59	MG	DA	3170	1/1	0.97	0.28	16,16,16,16	0
59	MG	BA	2045	1/1	0.97	0.05	66,66,66,66	0
59	MG	BD	115	1/1	0.97	0.09	61,61,61,61	0
59	MG	DA	3537	1/1	0.97	0.11	43,43,43,43	0
59	MG	CA	1923	1/1	0.97	0.13	48,48,48,48	0
59	MG	AA	3850	1/1	0.97	0.25	41,41,41,41	0
59	MG	A3	101	1/1	0.97	0.28	40,40,40,40	0
59	MG	DA	3541	1/1	0.97	0.11	19,19,19,19	0
59	MG	AA	3609	1/1	0.97	0.14	72,72,72,72	0
59	MG	DA	4242	1/1	0.97	0.17	49,49,49,49	0
59	MG	BA	2248	1/1	0.97	0.07	61,61,61,61	0
59	MG	DA	3985	1/1	0.97	0.24	81,81,81,81	0
59	MG	AA	3139	1/1	0.97	0.07	45,45,45,45	0
59	MG	AA	3108	1/1	0.97	0.19	41,41,41,41	0
59	MG	AA	3790	1/1	0.97	0.55	60,60,60,60	0
59	MG	D7	102	1/1	0.97	0.23	41,41,41,41	0
59	MG	D7	103	1/1	0.97	0.28	45,45,45,45	0
59	MG	AA	3275	1/1	0.97	0.21	58,58,58,58	0
59	MG	BA	2053	1/1	0.97	0.13	90,90,90,90	0
59	MG	AA	3012	1/1	0.97	0.27	21,21,21,21	0
59	MG	BA	1759	1/1	0.97	0.18	77,77,77,77	0
59	MG	AA	4129	1/1	0.97	0.10	86,86,86,86	0
59	MG	BA	1761	1/1	0.97	0.26	58,58,58,58	0
59	MG	CA	1810	1/1	0.97	0.11	61,61,61,61	0
59	MG	DA	4256	1/1	0.97	0.41	115,115,115,115	0
59	MG	D8	107	1/1	0.97	0.23	44,44,44,44	0
59	MG	DA	5075	1/1	0.97	0.28	50,50,50,50	0
59	MG	CC	121	1/1	0.97	0.15	49,49,49,49	0
59	MG	CA	1811	1/1	0.97	0.06	46,46,46,46	0
59	MG	DA	3999	1/1	0.97	0.26	83,83,83,83	0
59	MG	DA	3557	1/1	0.97	0.13	55,55,55,55	0
59	MG	AA	3312	1/1	0.97	0.13	40,40,40,40	0
59	MG	CA	2093	1/1	0.98	0.10	64,64,64,64	0

*Continued on next page...*

*Continued from previous page...*

Mol	Type	Chain	Res	Atoms	RSCC	RSR	B-factors(Å <sup>2</sup> )	Q<0.9
59	MG	DA	3670	1/1	0.98	0.21	78,78,78,78	0
59	MG	CA	1819	1/1	0.98	0.11	72,72,72,72	0
59	MG	BA	1611	1/1	0.98	0.16	37,37,37,37	0
59	MG	CA	2001	1/1	0.98	0.22	75,75,75,75	0
59	MG	BA	1794	1/1	0.98	0.22	49,49,49,49	0
59	MG	DA	3133	1/1	0.98	0.31	45,45,45,45	0
59	MG	CA	1647	1/1	0.98	0.20	13,13,13,13	0
59	MG	AA	3381	1/1	0.98	0.16	32,32,32,32	0
59	MG	AA	3048	1/1	0.98	0.21	41,41,41,41	0
59	MG	AA	3111	1/1	0.98	0.14	46,46,46,46	0
59	MG	DA	4370	1/1	0.98	0.21	74,74,74,74	0
59	MG	AA	3206	1/1	0.98	0.10	40,40,40,40	0
59	MG	DA	4372	1/1	0.98	0.15	53,53,53,53	0
59	MG	AA	3039	1/1	0.98	0.23	30,30,30,30	0
59	MG	BA	1617	1/1	0.98	0.34	44,44,44,44	0
59	MG	DA	4767	1/1	0.98	0.28	52,52,52,52	0
59	MG	DA	4768	1/1	0.98	0.13	64,64,64,64	0
59	MG	DA	4375	1/1	0.98	0.25	52,52,52,52	0
59	MG	DA	3398	1/1	0.98	0.19	75,75,75,75	0
59	MG	AA	3720	1/1	0.98	0.55	52,52,52,52	0
59	MG	BA	1870	1/1	0.98	0.10	119,119,119,119	0
59	MG	DA	4194	1/1	0.98	0.14	37,37,37,37	0
59	MG	AA	3924	1/1	0.98	0.09	79,79,79,79	0
59	MG	DA	3687	1/1	0.98	0.16	41,41,41,41	0
59	MG	DA	4981	1/1	0.98	0.41	41,41,41,41	0
59	MG	DA	3011	1/1	0.98	0.35	1,1,1,1	0
59	MG	DA	3145	1/1	0.98	0.26	39,39,39,39	0
59	MG	AA	3001	1/1	0.98	0.18	21,21,21,21	0
59	MG	AA	3492	1/1	0.98	0.06	48,48,48,48	0
59	MG	AA	3186	1/1	0.98	0.09	19,19,19,19	0
59	MG	DA	4987	1/1	0.98	0.32	37,37,37,37	0
59	MG	DA	3546	1/1	0.98	0.28	29,29,29,29	0
59	MG	DA	4203	1/1	0.98	0.14	50,50,50,50	0
59	MG	DA	3694	1/1	0.98	0.17	41,41,41,41	0
59	MG	DA	4205	1/1	0.98	0.16	37,37,37,37	0
59	MG	DA	3273	1/1	0.98	0.15	18,18,18,18	0
59	MG	DA	3017	1/1	0.98	0.22	7,7,7,7	0
59	MG	DA	4024	1/1	0.98	0.07	47,47,47,47	0
59	MG	DA	3698	1/1	0.98	0.12	35,35,35,35	0
59	MG	DA	4395	1/1	0.98	0.19	46,46,46,46	0
59	MG	DA	3699	1/1	0.98	0.29	1,1,1,1	0
59	MG	AA	3034	1/1	0.98	0.12	41,41,41,41	0

*Continued on next page...*

*Continued from previous page...*

Mol	Type	Chain	Res	Atoms	RSCC	RSR	B-factors( $\text{\AA}^2$ )	Q<0.9
59	MG	DA	3276	1/1	0.98	0.29	34,34,34,34	0
59	MG	DA	4213	1/1	0.98	0.24	49,49,49,49	0
59	MG	BA	1807	1/1	0.98	0.15	63,63,63,63	0
59	MG	DA	4401	1/1	0.98	0.30	87,87,87,87	0
59	MG	CA	1748	1/1	0.98	0.27	27,27,27,27	0
59	MG	DA	3153	1/1	0.98	0.26	26,26,26,26	0
59	MG	CA	1662	1/1	0.98	0.06	19,19,19,19	0
59	MG	DA	3706	1/1	0.98	0.26	20,20,20,20	0
59	MG	DA	4219	1/1	0.98	0.21	60,60,60,60	0
59	MG	DA	3155	1/1	0.98	0.18	32,32,32,32	0
59	MG	DA	5009	1/1	0.98	0.25	66,66,66,66	0
59	MG	DA	3022	1/1	0.98	0.30	12,12,12,12	0
59	MG	AA	3240	1/1	0.98	0.22	34,34,34,34	0
59	MG	DA	3865	1/1	0.98	0.14	87,87,87,87	0
59	MG	AA	3003	1/1	0.98	0.10	12,12,12,12	0
59	MG	AA	3134	1/1	0.98	0.16	22,22,22,22	0
59	MG	DA	4808	1/1	0.98	0.50	61,61,61,61	0
59	MG	AA	3006	1/1	0.98	0.19	14,14,14,14	0
59	MG	DA	3028	1/1	0.98	0.20	18,18,18,18	0
59	MG	AA	3589	1/1	0.98	0.28	139,139,139,139	0
59	MG	DA	3031	1/1	0.98	0.23	3,3,3,3	0
59	MG	DA	3032	1/1	0.98	0.25	6,6,6,6	0
59	MG	AA	3011	1/1	0.98	0.18	17,17,17,17	0
59	MG	DA	4419	1/1	0.98	0.14	57,57,57,57	0
59	MG	AA	3731	1/1	0.98	0.08	79,79,79,79	0
59	MG	DA	3428	1/1	0.98	0.24	38,38,38,38	0
59	MG	DA	3876	1/1	0.98	0.43	52,52,52,52	0
59	MG	DA	3037	1/1	0.98	0.16	1,1,1,1	0
59	MG	DA	3295	1/1	0.98	0.21	14,14,14,14	0
59	MG	DO	209	1/1	0.98	0.16	60,60,60,60	0
59	MG	BA	1953	1/1	0.98	0.11	68,68,68,68	0
59	MG	DA	3432	1/1	0.98	0.23	46,46,46,46	0
59	MG	AA	3500	1/1	0.98	0.18	22,22,22,22	0
59	MG	DA	3040	1/1	0.98	0.23	14,14,14,14	0
59	MG	DA	3726	1/1	0.98	0.08	1,1,1,1	0
59	MG	AA	3501	1/1	0.98	0.14	24,24,24,24	0
59	MG	AA	3078	1/1	0.98	0.24	44,44,44,44	0
59	MG	AA	3940	1/1	0.98	0.31	61,61,61,61	0
59	MG	AA	3017	1/1	0.98	0.35	29,29,29,29	0
59	MG	DA	3731	1/1	0.98	0.09	35,35,35,35	0
59	MG	AA	3217	1/1	0.98	0.44	57,57,57,57	0
59	MG	AA	3140	1/1	0.98	0.21	57,57,57,57	0

*Continued on next page...*

*Continued from previous page...*

Mol	Type	Chain	Res	Atoms	RSCC	RSR	B-factors( $\text{\AA}^2$ )	Q<0.9
59	MG	AA	3507	1/1	0.98	0.21	30,30,30,30	0
59	MG	DA	4439	1/1	0.98	0.10	58,58,58,58	0
59	MG	DA	4835	1/1	0.98	0.11	65,65,65,65	0
59	MG	DA	4251	1/1	0.98	0.15	51,51,51,51	0
59	MG	DA	4441	1/1	0.98	0.17	62,62,62,62	0
59	MG	DA	3893	1/1	0.98	0.17	7,7,7,7	0
59	MG	DA	4443	1/1	0.98	0.56	36,36,36,36	0
59	MG	AE	301	1/1	0.98	0.18	35,35,35,35	0
59	MG	DA	4069	1/1	0.98	0.11	24,24,24,24	0
59	MG	DA	3895	1/1	0.98	0.24	14,14,14,14	0
59	MG	DA	3444	1/1	0.98	0.36	56,56,56,56	0
59	MG	DA	3585	1/1	0.98	0.28	10,10,10,10	0
59	MG	DA	3052	1/1	0.98	0.14	19,19,19,19	0
59	MG	DA	3899	1/1	0.98	0.20	8,8,8,8	0
59	MG	AA	3465	1/1	0.98	0.07	28,28,28,28	0
59	MG	DA	4076	1/1	0.98	0.11	27,27,27,27	0
59	MG	AE	303	1/1	0.98	0.23	39,39,39,39	0
59	MG	BA	1826	1/1	0.98	0.08	75,75,75,75	0
59	MG	DA	3057	1/1	0.98	0.23	6,6,6,6	0
59	MG	D1	203	1/1	0.98	0.10	42,42,42,42	0
59	MG	DA	3059	1/1	0.98	0.13	8,8,8,8	0
59	MG	DA	3744	1/1	0.98	0.11	58,58,58,58	0
59	MG	DA	3185	1/1	0.98	0.25	54,54,54,54	0
59	MG	AA	3466	1/1	0.98	0.03	37,37,37,37	0
59	MG	DA	5064	1/1	0.98	0.12	61,61,61,61	0
59	MG	DA	4460	1/1	0.98	0.14	61,61,61,61	0
59	MG	AA	3741	1/1	0.98	0.22	63,63,63,63	0
59	MG	DA	4270	1/1	0.98	0.18	46,46,46,46	0
59	MG	AA	3600	1/1	0.98	0.09	46,46,46,46	0
59	MG	DA	3063	1/1	0.98	0.38	23,23,23,23	0
59	MG	D2	202	1/1	0.98	0.20	52,52,52,52	0
59	MG	CA	1687	1/1	0.98	0.20	46,46,46,46	0
59	MG	AA	3046	1/1	0.98	0.34	38,38,38,38	0
59	MG	DA	3753	1/1	0.98	0.07	62,62,62,62	0
59	MG	DA	4090	1/1	0.98	0.06	52,52,52,52	0
59	MG	CA	1606	1/1	0.98	0.13	22,22,22,22	0
59	MG	DA	3068	1/1	0.98	0.18	15,15,15,15	0
59	MG	DA	3602	1/1	0.98	0.36	61,61,61,61	0
59	MG	CA	1607	1/1	0.98	0.21	20,20,20,20	0
59	MG	DB	201	1/1	0.98	0.35	25,25,25,25	0
59	MG	DA	4666	1/1	0.98	0.36	60,60,60,60	0
59	MG	DA	3070	1/1	0.98	0.25	24,24,24,24	0

*Continued on next page...*

*Continued from previous page...*

Mol	Type	Chain	Res	Atoms	RSCC	RSR	B-factors( $\text{\AA}^2$ )	Q<0.9
59	MG	DA	3071	1/1	0.98	0.21	13,13,13,13	0
59	MG	DA	4283	1/1	0.98	0.13	63,63,63,63	0
59	MG	DA	3072	1/1	0.98	0.29	9,9,9,9	0
59	MG	CA	1779	1/1	0.98	0.31	38,38,38,38	0
59	MG	AF	304	1/1	0.98	0.28	42,42,42,42	0
59	MG	DA	4479	1/1	0.98	0.07	50,50,50,50	0
59	MG	DT	103	1/1	0.98	0.21	40,40,40,40	0
59	MG	AA	3793	1/1	0.98	0.44	63,63,63,63	0
59	MG	BA	2254	1/1	0.98	0.08	53,53,53,53	0
59	MG	AA	3177	1/1	0.98	0.19	26,26,26,26	0
59	MG	DA	4882	1/1	0.98	0.16	74,74,74,74	0
59	MG	AA	3896	1/1	0.98	0.13	99,99,99,99	0
59	MG	DA	4291	1/1	0.98	0.13	58,58,58,58	0
59	MG	BA	1904	1/1	0.98	0.21	38,38,38,38	0
59	MG	DA	3080	1/1	0.98	0.37	31,31,31,31	0
59	MG	DA	4887	1/1	0.98	0.16	87,87,87,87	0
59	MG	AA	3513	1/1	0.98	0.29	28,28,28,28	0
59	MG	DB	221	1/1	0.98	0.17	35,35,35,35	0
59	MG	CA	1874	1/1	0.98	0.08	55,55,55,55	0
59	MG	BA	2259	1/1	0.98	0.18	101,101,101,101	0
59	MG	CA	1876	1/1	0.98	0.12	79,79,79,79	0
59	MG	BA	1836	1/1	0.98	0.07	57,57,57,57	0
59	MG	DA	3774	1/1	0.98	0.13	37,37,37,37	0
59	MG	DA	3936	1/1	0.98	0.08	61,61,61,61	0
59	MG	DA	3477	1/1	0.98	0.24	171,171,171,171	0
59	MG	DA	3776	1/1	0.98	0.12	46,46,46,46	0
59	MG	DA	3478	1/1	0.98	0.10	18,18,18,18	0
59	MG	AA	3251	1/1	0.98	0.18	24,24,24,24	0
59	MG	DA	3212	1/1	0.98	0.20	30,30,30,30	0
59	MG	AB	205	1/1	0.98	0.07	54,54,54,54	0
59	MG	DA	3482	1/1	0.98	0.12	39,39,39,39	0
59	MG	DA	3782	1/1	0.98	0.10	38,38,38,38	0
59	MG	DA	4696	1/1	0.98	0.18	57,57,57,57	0
59	MG	DA	3092	1/1	0.98	0.12	3,3,3,3	0
59	MG	CA	1619	1/1	0.98	0.16	24,24,24,24	0
59	MG	AA	3069	1/1	0.98	0.12	29,29,29,29	0
59	MG	AA	3222	1/1	0.98	0.18	28,28,28,28	0
59	MG	BA	1842	1/1	0.98	0.06	92,92,92,92	0
59	MG	DA	3632	1/1	0.98	0.10	52,52,52,52	0
59	MG	AA	3472	1/1	0.98	0.17	59,59,59,59	0
59	MG	AA	3047	1/1	0.98	0.08	28,28,28,28	0
59	MG	AA	3095	1/1	0.98	0.18	18,18,18,18	0

*Continued on next page...*



*Continued from previous page...*

Mol	Type	Chain	Res	Atoms	RSCC	RSR	B-factors( $\text{\AA}^2$ )	Q<0.9
59	MG	AA	3226	1/1	0.98	0.07	68,68,68,68	0
59	MG	DB	247	1/1	0.98	0.09	61,61,61,61	0
59	MG	DA	3354	1/1	0.98	0.16	66,66,66,66	0
59	MG	DA	3956	1/1	0.98	0.27	45,45,45,45	0
59	MG	DA	3101	1/1	0.98	0.33	45,45,45,45	0
59	MG	AA	3109	1/1	0.98	0.27	40,40,40,40	0
59	MG	DA	4517	1/1	0.98	0.23	97,97,97,97	0
59	MG	CA	1889	1/1	0.98	0.12	59,59,59,59	0
59	MG	DA	4714	1/1	0.98	0.17	87,87,87,87	0
59	MG	DA	3358	1/1	0.98	0.27	23,23,23,23	0
59	MG	DA	3798	1/1	0.98	0.18	30,30,30,30	0
59	MG	AA	3523	1/1	0.98	0.23	42,42,42,42	0
59	MG	DA	3963	1/1	0.98	0.15	59,59,59,59	0
59	MG	DA	3105	1/1	0.98	0.19	16,16,16,16	0
59	MG	DA	3965	1/1	0.98	0.07	78,78,78,78	0
59	MG	CA	1713	1/1	0.98	0.42	57,57,57,57	0
59	MG	DB	262	1/1	0.98	0.45	89,89,89,89	0
59	MG	CA	1629	1/1	0.98	0.22	34,34,34,34	0
59	MG	DA	4333	1/1	0.98	0.12	52,52,52,52	0
59	MG	AA	3230	1/1	0.98	0.17	51,51,51,51	0
59	MG	DA	3109	1/1	0.98	0.20	18,18,18,18	0
59	MG	BA	2273	1/1	0.98	0.16	94,94,94,94	0
59	MG	DA	3972	1/1	0.98	0.16	41,41,41,41	0
59	MG	AA	3316	1/1	0.98	0.10	47,47,47,47	0
59	MG	DA	3505	1/1	0.98	0.35	51,51,51,51	0
59	MG	AA	3203	1/1	0.98	0.12	40,40,40,40	0
59	MG	AA	3616	1/1	0.98	0.08	42,42,42,42	0
59	MG	AA	3859	1/1	0.98	0.18	80,80,80,80	0
59	MG	DA	4157	1/1	0.98	0.23	37,37,37,37	0
59	MG	CA	1809	1/1	0.98	0.24	82,82,82,82	0
59	MG	BE	302	1/1	0.98	0.09	59,59,59,59	0
59	MG	AA	3377	1/1	0.98	0.14	19,19,19,19	0
59	MG	CA	2085	1/1	0.98	0.16	58,58,58,58	0
59	MG	BA	1855	1/1	0.98	0.23	76,76,76,76	0
59	MG	DA	3244	1/1	0.98	0.15	97,97,97,97	0
59	MG	DD	305	1/1	0.98	0.68	78,78,78,78	0
59	MG	AA	3378	1/1	0.98	0.12	50,50,50,50	0
59	MG	CA	1640	1/1	0.98	0.05	28,28,28,28	0
59	MG	AA	3232	1/1	0.98	0.08	25,25,25,25	0
59	MG	DA	4169	1/1	0.98	0.29	71,71,71,71	0
59	MG	DA	3379	1/1	0.98	0.16	36,36,36,36	0
59	MG	AA	3348	1/1	0.98	0.13	26,26,26,26	0

*Continued on next page...*

*Continued from previous page...*

Mol	Type	Chain	Res	Atoms	RSCC	RSR	B-factors(Å <sup>2</sup> )	Q<0.9
59	MG	BA	1791	1/1	0.98	0.10	55,55,55,55	0
59	MG	DA	3125	1/1	0.98	0.49	37,37,37,37	0
60	ZN	CQ	101	1/1	0.98	0.09	114,114,114,114	0
59	MG	AA	3531	1/1	0.98	0.26	26,26,26,26	0
59	MG	DD	314	1/1	0.99	0.74	32,32,32,32	0
59	MG	DA	4850	1/1	0.99	0.15	38,38,38,38	0
59	MG	DA	3529	1/1	0.99	0.30	84,84,84,84	0
59	MG	AA	3522	1/1	0.99	0.04	14,14,14,14	0
59	MG	AA	3228	1/1	0.99	0.06	53,53,53,53	0
59	MG	AA	3138	1/1	0.99	0.17	19,19,19,19	0
59	MG	DA	4959	1/1	0.99	0.15	45,45,45,45	0
59	MG	DA	4167	1/1	0.99	0.28	44,44,44,44	0
59	MG	DA	3024	1/1	0.99	0.20	9,9,9,9	0
59	MG	DA	3991	1/1	0.99	0.07	96,96,96,96	0
59	MG	D2	203	1/1	0.99	0.19	57,57,57,57	0
59	MG	CA	1762	1/1	0.99	0.11	49,49,49,49	0
59	MG	AA	3504	1/1	0.99	0.16	31,31,31,31	0
59	MG	DA	4172	1/1	0.99	0.23	41,41,41,41	0
59	MG	DA	3082	1/1	0.99	0.23	27,27,27,27	0
59	MG	AA	3147	1/1	0.99	0.12	60,60,60,60	0
59	MG	AA	3015	1/1	0.99	0.15	19,19,19,19	0
59	MG	CA	2039	1/1	0.99	0.11	66,66,66,66	0
59	MG	DA	3086	1/1	0.99	0.19	17,17,17,17	0
59	MG	DA	3087	1/1	0.99	0.17	15,15,15,15	0
59	MG	DA	3030	1/1	0.99	0.20	3,3,3,3	0
59	MG	DA	3089	1/1	0.99	0.36	23,23,23,23	0
59	MG	DA	4002	1/1	0.99	0.15	42,42,42,42	0
59	MG	AA	3009	1/1	0.99	0.16	18,18,18,18	0
59	MG	DA	3618	1/1	0.99	0.11	14,14,14,14	0
59	MG	DB	206	1/1	0.99	0.04	34,34,34,34	0
59	MG	DA	4091	1/1	0.99	0.10	42,42,42,42	0
59	MG	DA	4873	1/1	0.99	0.17	49,49,49,49	0
59	MG	CA	1671	1/1	0.99	0.32	24,24,24,24	0
59	MG	DA	3033	1/1	0.99	0.28	13,13,13,13	0
59	MG	DA	4772	1/1	0.99	0.11	46,46,46,46	0
59	MG	DA	3925	1/1	0.99	0.06	25,25,25,25	0
59	MG	DA	3034	1/1	0.99	0.24	11,11,11,11	0
59	MG	DA	3697	1/1	0.99	0.18	6,6,6,6	0
59	MG	AA	3489	1/1	0.99	0.30	63,63,63,63	0
59	MG	DA	4191	1/1	0.99	0.21	48,48,48,48	0
59	MG	AA	3509	1/1	0.99	0.16	19,19,19,19	0
59	MG	AA	3133	1/1	0.99	0.10	25,25,25,25	0

*Continued on next page...*

*Continued from previous page...*

Mol	Type	Chain	Res	Atoms	RSCC	RSR	B-factors(Å <sup>2</sup> )	Q<0.9
59	MG	AA	3112	1/1	0.99	0.18	102,102,102,102	0
59	MG	AA	3053	1/1	0.99	0.15	30,30,30,30	0
59	MG	AA	3916	1/1	0.99	0.15	93,93,93,93	0
59	MG	BA	1747	1/1	0.99	0.18	50,50,50,50	0
59	MG	AA	3459	1/1	0.99	0.32	30,30,30,30	0
59	MG	DA	4487	1/1	0.99	0.20	94,94,94,94	0
59	MG	DA	3043	1/1	0.99	0.23	23,23,23,23	0
59	MG	AA	3577	1/1	0.99	0.08	80,80,80,80	0
59	MG	CA	2015	1/1	0.99	0.10	57,57,57,57	0
59	MG	DA	3420	1/1	0.99	0.32	51,51,51,51	0
59	MG	CA	1711	1/1	0.99	0.13	62,62,62,62	0
59	MG	DA	4023	1/1	0.99	0.09	41,41,41,41	0
59	MG	DA	4111	1/1	0.99	0.09	54,54,54,54	0
59	MG	DA	3047	1/1	0.99	0.18	1,1,1,1	0
59	MG	DA	4025	1/1	0.99	0.07	48,48,48,48	0
59	MG	CA	2125	1/1	0.99	0.28	79,79,79,79	0
59	MG	DA	3563	1/1	0.99	0.14	44,44,44,44	0
59	MG	AA	3129	1/1	0.99	0.14	31,31,31,31	0
59	MG	BA	2214	1/1	0.99	0.15	90,90,90,90	0
59	MG	DA	3292	1/1	0.99	0.11	48,48,48,48	0
59	MG	DA	3051	1/1	0.99	0.23	17,17,17,17	0
59	MG	AA	3223	1/1	0.99	0.15	14,14,14,14	0
59	MG	DA	3001	1/1	0.99	0.25	8,8,8,8	0
59	MG	AA	3190	1/1	0.99	0.21	26,26,26,26	0
59	MG	DA	4312	1/1	0.99	0.20	49,49,49,49	0
59	MG	DA	3297	1/1	0.99	0.20	27,27,27,27	0
59	MG	AA	3267	1/1	0.99	0.09	49,49,49,49	0
59	MG	DA	3056	1/1	0.99	0.21	12,12,12,12	0
59	MG	DA	4220	1/1	0.99	0.10	40,40,40,40	0
59	MG	AA	3191	1/1	0.99	0.28	31,31,31,31	0
59	MG	DA	3058	1/1	0.99	0.19	15,15,15,15	0
59	MG	CA	2243	1/1	0.99	0.12	53,53,53,53	0
59	MG	DA	3437	1/1	0.99	0.15	47,47,47,47	0
59	MG	DA	4711	1/1	0.99	0.15	94,94,94,94	0
59	MG	DA	3239	1/1	0.99	0.35	37,37,37,37	0
59	MG	CA	2244	1/1	0.99	0.18	126,126,126,126	0
59	MG	DA	3007	1/1	0.99	0.33	10,10,10,10	0
59	MG	DA	3242	1/1	0.99	0.25	18,18,18,18	0
59	MG	AA	3057	1/1	0.99	0.19	49,49,49,49	0
59	MG	DA	3583	1/1	0.99	0.21	3,3,3,3	0
59	MG	DA	3886	1/1	0.99	0.04	48,48,48,48	0
59	MG	DA	4049	1/1	0.99	0.20	33,33,33,33	0

*Continued on next page...*

Continued from previous page...

Mol	Type	Chain	Res	Atoms	RSCC	RSR	B-factors( $\text{\AA}^2$ )	Q<0.9
59	MG	DA	4138	1/1	0.99	0.11	54,54,54,54	0
59	MG	DO	215	1/1	0.99	0.09	41,41,41,41	0
59	MG	DA	3009	1/1	0.99	0.18	10,10,10,10	0
59	MG	DA	3966	1/1	0.99	0.09	41,41,41,41	0
59	MG	AA	3227	1/1	0.99	0.14	30,30,30,30	0
59	MG	AA	3926	1/1	0.99	0.11	52,52,52,52	0
59	MG	DA	5036	1/1	0.99	0.22	52,52,52,52	0
59	MG	DA	4725	1/1	0.99	0.21	56,56,56,56	0
59	MG	BA	2025	1/1	0.99	0.17	90,90,90,90	0
59	MG	DA	4144	1/1	0.99	0.31	45,45,45,45	0
59	MG	DA	3067	1/1	0.99	0.40	14,14,14,14	0
59	MG	DA	4729	1/1	0.99	0.36	39,39,39,39	0
59	MG	DA	3589	1/1	0.99	0.14	7,7,7,7	0
59	MG	DA	4434	1/1	0.99	0.18	59,59,59,59	0
59	MG	AA	3483	1/1	0.99	0.42	65,65,65,65	0
59	MG	DA	4058	1/1	0.99	0.13	81,81,81,81	0
59	MG	DA	3973	1/1	0.99	0.13	60,60,60,60	0
59	MG	DA	3380	1/1	0.99	0.13	55,55,55,55	0
59	MG	DA	3014	1/1	0.99	0.37	7,7,7,7	0
59	MG	DA	3129	1/1	0.99	0.22	14,14,14,14	0
59	MG	DA	3316	1/1	0.99	0.11	43,43,43,43	0
59	MG	BA	1837	1/1	0.99	0.10	88,88,88,88	0
59	MG	DA	3016	1/1	0.99	0.17	4,4,4,4	0
59	MG	CA	1724	1/1	0.99	0.20	45,45,45,45	0
59	MG	AA	3696	1/1	0.99	0.15	47,47,47,47	0
59	MG	DA	3749	1/1	0.99	0.05	92,92,92,92	0
60	ZN	BG	308	1/1	0.99	0.25	71,71,71,71	0
59	MG	CP	201	1/1	0.99	0.08	54,54,54,54	0
59	MG	CA	1758	1/1	0.99	0.12	52,52,52,52	0
59	MG	DA	3323	1/1	0.99	0.21	41,41,41,41	0
59	MG	DA	4162	1/1	0.99	0.28	59,59,59,59	0
59	MG	DA	3650	1/1	1.00	0.17	37,37,37,37	0

## 6.5 Other polymers i

There are no such residues in this entry.