



# Full wwPDB X-ray Structure Validation Report ⓘ

Oct 5, 2023 – 12:03 AM EDT

PDB ID : 6V6O  
Title : EGFR(T790M/V948R) in complex with LN2380  
Authors : Heppner, D.E.; Eck, M.J.  
Deposited on : 2019-12-05  
Resolution : 2.10 Å(reported)

This is a Full wwPDB X-ray Structure Validation Report for a publicly released PDB entry.

We welcome your comments at [validation@mail.wwpdb.org](mailto:validation@mail.wwpdb.org)

A user guide is available at

<https://www.wwpdb.org/validation/2017/XrayValidationReportHelp>

with specific help available everywhere you see the ⓘ symbol.

The types of validation reports are described at

<http://www.wwpdb.org/validation/2017/FAQs#types>.

---

The following versions of software and data (see [references ⓘ](#)) were used in the production of this report:

MolProbity : **FAILED**  
Mogul : 1.8.5 (274361), CSD as541be (2020)  
Xtrriage (Phenix) : 1.13  
EDS : **FAILED**  
buster-report : 1.1.7 (2018)  
Percentile statistics : 20191225.v01 (using entries in the PDB archive December 25th 2019)  
Ideal geometry (proteins) : Engh & Huber (2001)  
Ideal geometry (DNA, RNA) : Parkinson et al. (1996)  
Validation Pipeline (wwPDB-VP) : 2.35.1

## 1 Overall quality at a glance

The following experimental techniques were used to determine the structure:

*X-RAY DIFFRACTION*

The reported resolution of this entry is 2.10 Å.

There are no overall percentile quality scores available for this entry.

MolProbity and EDS failed to run properly - the sequence quality summary graphics cannot be shown.

## 2 Entry composition [i](#)

There are 4 unique types of molecules in this entry. The entry contains 21480 atoms, of which 0 are hydrogens and 0 are deuteriums.

In the tables below, the ZeroOcc column contains the number of atoms modelled with zero occupancy, the AltConf column contains the number of residues with at least one atom in alternate conformation and the Trace column contains the number of residues modelled with at most 2 atoms.

- Molecule 1 is a protein called Epidermal growth factor receptor.

Mol	Chain	Residues	Atoms					ZeroOcc	AltConf	Trace
			Total	C	N	O	S			
1	D	314	Total 2530	C 1619	N 428	O 464	S 19	0	1	0
1	A	307	Total 2470	C 1585	N 420	O 446	S 19	0	0	0
1	B	314	Total 2521	C 1614	N 427	O 461	S 19	0	0	0
1	C	297	Total 2390	C 1538	N 406	O 427	S 19	0	0	0
1	E	303	Total 2445	C 1568	N 414	O 444	S 19	0	1	0
1	F	299	Total 2419	C 1553	N 409	O 438	S 19	0	1	0
1	G	294	Total 2378	C 1526	N 404	O 429	S 19	0	1	0
1	H	299	Total 2413	C 1550	N 408	O 437	S 18	0	1	0

There are 16 discrepancies between the modelled and reference sequences:

Chain	Residue	Modelled	Actual	Comment	Reference
D	790	MET	THR	engineered mutation	UNP P00533
D	948	ARG	VAL	engineered mutation	UNP P00533
A	790	MET	THR	engineered mutation	UNP P00533
A	948	ARG	VAL	engineered mutation	UNP P00533
B	790	MET	THR	engineered mutation	UNP P00533
B	948	ARG	VAL	engineered mutation	UNP P00533
C	790	MET	THR	engineered mutation	UNP P00533
C	948	ARG	VAL	engineered mutation	UNP P00533
E	790	MET	THR	engineered mutation	UNP P00533
E	948	ARG	VAL	engineered mutation	UNP P00533
F	790	MET	THR	engineered mutation	UNP P00533
F	948	ARG	VAL	engineered mutation	UNP P00533
G	790	MET	THR	engineered mutation	UNP P00533

*Continued on next page...*



Mol	Chain	Residues	Atoms					ZeroOcc	AltConf
3	D	1	Total 36	C 27	F 1	N 5	O 3	0	0
3	A	1	Total 36	C 27	F 1	N 5	O 3	0	0
3	B	1	Total 36	C 27	F 1	N 5	O 3	0	0
3	C	1	Total 36	C 27	F 1	N 5	O 3	0	0
3	E	1	Total 36	C 27	F 1	N 5	O 3	0	0
3	F	1	Total 36	C 27	F 1	N 5	O 3	0	0
3	G	1	Total 36	C 27	F 1	N 5	O 3	0	0
3	H	1	Total 36	C 27	F 1	N 5	O 3	0	0

- Molecule 4 is water.

Mol	Chain	Residues	Atoms		ZeroOcc	AltConf
4	D	196	Total 196	O 196	0	0
4	A	172	Total 172	O 172	0	0
4	B	286	Total 286	O 286	0	0
4	C	219	Total 219	O 219	0	0
4	E	212	Total 212	O 212	0	0
4	F	156	Total 156	O 156	0	0
4	G	188	Total 188	O 188	0	0
4	H	189	Total 189	O 189	0	0

MolProbity and EDS failed to run properly - this section is therefore empty.

### 3 Data and refinement statistics i

EDS failed to run properly - this section is therefore incomplete.

Property	Value	Source
Space group	P 1 21 1	Depositor
Cell constants a, b, c, $\alpha$ , $\beta$ , $\gamma$	71.55Å 102.36Å 173.57Å 90.00° 101.30° 90.00°	Depositor
Resolution (Å)	69.83 – 2.10	Depositor
% Data completeness (in resolution range)	98.5 (69.83-2.10)	Depositor
$R_{merge}$	0.12	Depositor
$R_{sym}$	(Not available)	Depositor
$\langle I/\sigma(I) \rangle$ <sup>1</sup>	3.63 (at 2.10Å)	Xtrriage
Refinement program	PHENIX 1.17.1_3660	Depositor
R, $R_{free}$	0.195 , 0.221	Depositor
Wilson B-factor (Å <sup>2</sup> )	22.4	Xtrriage
Anisotropy	0.806	Xtrriage
L-test for twinning <sup>2</sup>	$\langle  L  \rangle = 0.50$ , $\langle L^2 \rangle = 0.33$	Xtrriage
Estimated twinning fraction	0.019 for h,-k,-h-l	Xtrriage
Total number of atoms	21480	wwPDB-VP
Average B, all atoms (Å <sup>2</sup> )	31.0	wwPDB-VP

Xtrriage's analysis on translational NCS is as follows: *The analyses of the Patterson function reveals a significant off-origin peak that is 54.79 % of the origin peak, indicating pseudo-translational symmetry. The chance of finding a peak of this or larger height randomly in a structure without pseudo-translational symmetry is equal to 3.4707e-05. The detected translational NCS is most likely also responsible for the elevated intensity ratio.*

<sup>1</sup>Intensities estimated from amplitudes.

<sup>2</sup>Theoretical values of  $\langle |L| \rangle$ ,  $\langle L^2 \rangle$  for acentric reflections are 0.5, 0.333 respectively for untwinned datasets, and 0.375, 0.2 for perfectly twinned datasets.

## 4 Model quality [i](#)

### 4.1 Standard geometry [i](#)

MolProbity failed to run properly - this section is therefore empty.

### 4.2 Too-close contacts [i](#)

MolProbity failed to run properly - this section is therefore empty.

### 4.3 Torsion angles [i](#)

#### 4.3.1 Protein backbone [i](#)

MolProbity failed to run properly - this section is therefore empty.

#### 4.3.2 Protein sidechains [i](#)

MolProbity failed to run properly - this section is therefore empty.

#### 4.3.3 RNA [i](#)

MolProbity failed to run properly - this section is therefore empty.

### 4.4 Non-standard residues in protein, DNA, RNA chains [i](#)

There are no non-standard protein/DNA/RNA residues in this entry.

### 4.5 Carbohydrates [i](#)

There are no monosaccharides in this entry.

### 4.6 Ligand geometry [i](#)

Of 16 ligands modelled in this entry, 8 are monoatomic - leaving 8 for Mogul analysis.

In the following table, the Counts columns list the number of bonds (or angles) for which Mogul statistics could be retrieved, the number of bonds (or angles) that are observed in the model and the number of bonds (or angles) that are defined in the Chemical Component Dictionary. The Link column lists molecule types, if any, to which the group is linked. The Z score for a bond

length (or angle) is the number of standard deviations the observed value is removed from the expected value. A bond length (or angle) with  $|Z| > 2$  is considered an outlier worth inspection. RMSZ is the root-mean-square of all Z scores of the bond lengths (or angles).

Mol	Type	Chain	Res	Link	Bond lengths			Bond angles		
					Counts	RMSZ	# Z  > 2	Counts	RMSZ	# Z  > 2
3	QQM	A	1202	1	37,39,39	5.94	26 (70%)	46,53,53	1.58	9 (19%)
3	QQM	B	1202	1	37,39,39	5.95	26 (70%)	46,53,53	1.51	9 (19%)
3	QQM	E	1202	1	37,39,39	5.96	26 (70%)	46,53,53	1.57	11 (23%)
3	QQM	G	1301	1	37,39,39	5.95	25 (67%)	46,53,53	1.52	10 (21%)
3	QQM	C	1202	1	37,39,39	5.98	26 (70%)	46,53,53	2.19	11 (23%)
3	QQM	D	1202	1	37,39,39	5.94	25 (67%)	46,53,53	1.52	11 (23%)
3	QQM	F	1202	1	37,39,39	5.94	26 (70%)	46,53,53	1.56	10 (21%)
3	QQM	H	1202	1	37,39,39	5.93	25 (67%)	46,53,53	1.51	9 (19%)

In the following table, the Chirals column lists the number of chiral outliers, the number of chiral centers analysed, the number of these observed in the model and the number defined in the Chemical Component Dictionary. Similar counts are reported in the Torsion and Rings columns. '-' means no outliers of that kind were identified.

Mol	Type	Chain	Res	Link	Chirals	Torsions	Rings
3	QQM	A	1202	1	-	5/24/24/24	0/4/4/4
3	QQM	B	1202	1	-	5/24/24/24	0/4/4/4
3	QQM	E	1202	1	-	6/24/24/24	0/4/4/4
3	QQM	G	1301	1	-	2/24/24/24	0/4/4/4
3	QQM	C	1202	1	-	7/24/24/24	0/4/4/4
3	QQM	D	1202	1	-	5/24/24/24	0/4/4/4
3	QQM	F	1202	1	-	4/24/24/24	0/4/4/4
3	QQM	H	1202	1	-	6/24/24/24	0/4/4/4

All (205) bond length outliers are listed below:

Mol	Chain	Res	Type	Atoms	Z	Observed(Å)	Ideal(Å)
3	G	1301	QQM	C32-C30	10.26	1.56	1.39
3	C	1202	QQM	C32-C30	10.25	1.56	1.39
3	H	1202	QQM	C32-C30	10.21	1.56	1.39
3	F	1202	QQM	C32-C30	10.20	1.56	1.39
3	E	1202	QQM	C32-C30	10.19	1.56	1.39
3	A	1202	QQM	C32-C30	10.10	1.55	1.39
3	B	1202	QQM	C32-C30	9.99	1.55	1.39
3	D	1202	QQM	C32-C30	9.79	1.55	1.39

*Continued on next page...*



*Continued from previous page...*

Mol	Chain	Res	Type	Atoms	Z	Observed(Å)	Ideal(Å)
3	E	1202	QQM	C27-C26	9.59	1.56	1.38
3	A	1202	QQM	C27-C26	9.56	1.56	1.38
3	D	1202	QQM	C27-C26	9.55	1.56	1.38
3	F	1202	QQM	C27-C26	9.50	1.56	1.38
3	H	1202	QQM	C27-C26	9.50	1.56	1.38
3	B	1202	QQM	C27-C26	9.44	1.55	1.38
3	G	1301	QQM	C27-C26	9.32	1.55	1.38
3	C	1202	QQM	C27-C26	9.05	1.55	1.38
3	A	1202	QQM	C04-C07	8.84	1.54	1.37
3	D	1202	QQM	C04-C07	8.83	1.54	1.37
3	B	1202	QQM	C04-C07	8.80	1.54	1.37
3	G	1301	QQM	C04-C07	8.78	1.54	1.37
3	C	1202	QQM	C04-C07	8.77	1.54	1.37
3	F	1202	QQM	C04-C07	8.75	1.54	1.37
3	H	1202	QQM	C14-C15	8.71	1.59	1.49
3	H	1202	QQM	C04-C07	8.71	1.54	1.37
3	E	1202	QQM	C04-C07	8.70	1.54	1.37
3	B	1202	QQM	C14-C15	8.65	1.58	1.49
3	E	1202	QQM	C10-C07	8.64	1.54	1.37
3	H	1202	QQM	C10-C07	8.62	1.54	1.37
3	G	1301	QQM	C14-C15	8.62	1.58	1.49
3	G	1301	QQM	C10-C07	8.60	1.54	1.37
3	F	1202	QQM	C10-C07	8.58	1.53	1.37
3	B	1202	QQM	C10-C07	8.55	1.53	1.37
3	C	1202	QQM	C10-C07	8.54	1.53	1.37
3	C	1202	QQM	C14-C15	8.54	1.58	1.49
3	D	1202	QQM	C10-C07	8.52	1.53	1.37
3	A	1202	QQM	C14-C15	8.52	1.58	1.49
3	D	1202	QQM	C21-N11	8.51	1.53	1.38
3	A	1202	QQM	C10-C07	8.49	1.53	1.37
3	D	1202	QQM	C14-C15	8.48	1.58	1.49
3	F	1202	QQM	C14-C15	8.46	1.58	1.49
3	C	1202	QQM	C21-N11	8.45	1.53	1.38
3	B	1202	QQM	C21-N11	8.39	1.53	1.38
3	E	1202	QQM	C21-N08	8.38	1.50	1.34
3	F	1202	QQM	C21-N08	8.36	1.50	1.34
3	C	1202	QQM	C12-C10	8.36	1.54	1.38
3	G	1301	QQM	C21-N08	8.35	1.50	1.34
3	A	1202	QQM	C21-N11	8.33	1.53	1.38
3	H	1202	QQM	C12-C10	8.33	1.53	1.38
3	B	1202	QQM	C21-N08	8.32	1.50	1.34
3	A	1202	QQM	C21-N08	8.32	1.50	1.34

*Continued on next page...*

*Continued from previous page...*

Mol	Chain	Res	Type	Atoms	Z	Observed(Å)	Ideal(Å)
3	G	1301	QQM	C12-C10	8.31	1.53	1.38
3	E	1202	QQM	C12-C10	8.31	1.53	1.38
3	E	1202	QQM	C21-N11	8.31	1.53	1.38
3	C	1202	QQM	C21-N08	8.31	1.50	1.34
3	D	1202	QQM	C21-N08	8.30	1.50	1.34
3	F	1202	QQM	C21-N11	8.29	1.53	1.38
3	B	1202	QQM	C12-C10	8.27	1.53	1.38
3	F	1202	QQM	C12-C10	8.24	1.53	1.38
3	G	1301	QQM	C21-N11	8.23	1.53	1.38
3	H	1202	QQM	C21-N08	8.18	1.49	1.34
3	A	1202	QQM	C12-C10	8.17	1.53	1.38
3	D	1202	QQM	C12-C10	8.16	1.53	1.38
3	E	1202	QQM	C14-C15	8.08	1.58	1.49
3	H	1202	QQM	C21-N11	8.05	1.52	1.38
3	C	1202	QQM	C32-C29	8.01	1.52	1.39
3	A	1202	QQM	C26-C30	7.94	1.52	1.39
3	H	1202	QQM	C26-C30	7.94	1.52	1.39
3	E	1202	QQM	C26-C30	7.93	1.52	1.39
3	B	1202	QQM	C26-C30	7.89	1.52	1.39
3	A	1202	QQM	C04-C01	7.88	1.53	1.38
3	F	1202	QQM	C26-C30	7.87	1.52	1.39
3	D	1202	QQM	C04-C01	7.85	1.53	1.38
3	B	1202	QQM	C04-C01	7.85	1.53	1.38
3	E	1202	QQM	C32-C29	7.83	1.51	1.39
3	D	1202	QQM	C26-C30	7.81	1.52	1.39
3	G	1301	QQM	C32-C29	7.80	1.51	1.39
3	H	1202	QQM	C32-C29	7.80	1.51	1.39
3	C	1202	QQM	C04-C01	7.79	1.52	1.38
3	G	1301	QQM	C04-C01	7.79	1.52	1.38
3	C	1202	QQM	C29-C28	7.79	1.57	1.40
3	H	1202	QQM	C04-C01	7.78	1.52	1.38
3	A	1202	QQM	C32-C29	7.73	1.51	1.39
3	F	1202	QQM	C04-C01	7.72	1.52	1.38
3	F	1202	QQM	C32-C29	7.70	1.51	1.39
3	G	1301	QQM	C26-C30	7.65	1.52	1.39
3	E	1202	QQM	C04-C01	7.59	1.52	1.38
3	C	1202	QQM	C26-C30	7.59	1.52	1.39
3	B	1202	QQM	C32-C29	7.50	1.51	1.39
3	D	1202	QQM	C32-C29	7.30	1.50	1.39
3	D	1202	QQM	C27-C28	7.20	1.54	1.39
3	A	1202	QQM	C27-C28	7.15	1.54	1.39
3	C	1202	QQM	C01-C14	7.12	1.54	1.39

*Continued on next page...*

*Continued from previous page...*

Mol	Chain	Res	Type	Atoms	Z	Observed(Å)	Ideal(Å)
3	D	1202	QQM	C01-C14	7.11	1.54	1.39
3	F	1202	QQM	C27-C28	7.10	1.54	1.39
3	G	1301	QQM	C01-C14	7.10	1.54	1.39
3	G	1301	QQM	C29-C28	7.10	1.55	1.40
3	H	1202	QQM	C01-C14	7.10	1.54	1.39
3	A	1202	QQM	C01-C14	7.10	1.54	1.39
3	B	1202	QQM	C01-C14	7.09	1.54	1.39
3	E	1202	QQM	C27-C28	7.07	1.54	1.39
3	F	1202	QQM	C01-C14	7.07	1.54	1.39
3	B	1202	QQM	C27-C28	7.04	1.54	1.39
3	H	1202	QQM	C27-C28	7.03	1.54	1.39
3	E	1202	QQM	C01-C14	7.02	1.54	1.39
3	G	1301	QQM	C27-C28	7.00	1.54	1.39
3	B	1202	QQM	C29-C28	6.98	1.55	1.40
3	A	1202	QQM	C29-C28	6.94	1.55	1.40
3	E	1202	QQM	C23-C16	6.93	1.57	1.49
3	D	1202	QQM	C29-C28	6.93	1.55	1.40
3	F	1202	QQM	C29-C28	6.92	1.55	1.40
3	C	1202	QQM	C27-C28	6.92	1.54	1.39
3	E	1202	QQM	C29-C28	6.92	1.55	1.40
3	B	1202	QQM	C24-C25	6.92	1.52	1.38
3	F	1202	QQM	C24-C25	6.90	1.52	1.38
3	E	1202	QQM	C24-C25	6.89	1.52	1.38
3	G	1301	QQM	C24-C25	6.89	1.52	1.38
3	D	1202	QQM	C23-C16	6.88	1.56	1.49
3	D	1202	QQM	C24-C25	6.88	1.52	1.38
3	A	1202	QQM	C24-C25	6.88	1.52	1.38
3	A	1202	QQM	C25-N08	6.87	1.49	1.34
3	F	1202	QQM	C25-N08	6.83	1.49	1.34
3	H	1202	QQM	C12-C14	6.82	1.53	1.39
3	B	1202	QQM	C25-N08	6.81	1.48	1.34
3	G	1301	QQM	C25-N08	6.81	1.48	1.34
3	C	1202	QQM	C24-C25	6.79	1.52	1.38
3	E	1202	QQM	C25-N08	6.79	1.48	1.34
3	H	1202	QQM	C29-C28	6.79	1.54	1.40
3	B	1202	QQM	C12-C14	6.78	1.53	1.39
3	D	1202	QQM	C25-N08	6.78	1.48	1.34
3	D	1202	QQM	C12-C14	6.77	1.53	1.39
3	H	1202	QQM	C24-C25	6.77	1.52	1.38
3	C	1202	QQM	C25-N08	6.77	1.48	1.34
3	F	1202	QQM	C12-C14	6.77	1.53	1.39
3	B	1202	QQM	C23-C16	6.75	1.56	1.49

*Continued on next page...*

*Continued from previous page...*

Mol	Chain	Res	Type	Atoms	Z	Observed(Å)	Ideal(Å)
3	C	1202	QQM	C12-C14	6.75	1.53	1.39
3	E	1202	QQM	C12-C14	6.74	1.53	1.39
3	G	1301	QQM	C12-C14	6.74	1.53	1.39
3	A	1202	QQM	C12-C14	6.72	1.53	1.39
3	H	1202	QQM	C23-C16	6.64	1.56	1.49
3	H	1202	QQM	C25-N08	6.63	1.48	1.34
3	G	1301	QQM	C23-C16	6.60	1.56	1.49
3	C	1202	QQM	C23-C16	6.59	1.56	1.49
3	F	1202	QQM	C23-C16	6.38	1.56	1.49
3	A	1202	QQM	C23-C16	6.15	1.56	1.49
3	G	1301	QQM	C22-C23	5.62	1.49	1.39
3	C	1202	QQM	C22-C23	5.59	1.49	1.39
3	B	1202	QQM	C22-C23	5.50	1.49	1.39
3	D	1202	QQM	C22-C23	5.47	1.49	1.39
3	F	1202	QQM	C22-C23	5.43	1.49	1.39
3	E	1202	QQM	C22-C23	5.42	1.49	1.39
3	A	1202	QQM	C22-C23	5.40	1.49	1.39
3	E	1202	QQM	C24-C23	5.36	1.50	1.39
3	D	1202	QQM	C24-C23	5.34	1.50	1.39
3	H	1202	QQM	C22-C23	5.33	1.49	1.39
3	B	1202	QQM	C24-C23	5.32	1.50	1.39
3	F	1202	QQM	C24-C23	5.29	1.50	1.39
3	G	1301	QQM	C24-C23	5.29	1.50	1.39
3	A	1202	QQM	C24-C23	5.26	1.50	1.39
3	C	1202	QQM	O06-C28	5.24	1.45	1.37
3	C	1202	QQM	C24-C23	5.22	1.50	1.39
3	D	1202	QQM	C22-C21	5.19	1.52	1.39
3	H	1202	QQM	C24-C23	5.15	1.50	1.39
3	C	1202	QQM	C22-C21	5.12	1.52	1.39
3	B	1202	QQM	C22-C21	5.11	1.52	1.39
3	G	1301	QQM	C22-C21	5.10	1.52	1.39
3	E	1202	QQM	C22-C21	5.08	1.52	1.39
3	F	1202	QQM	C22-C21	5.03	1.52	1.39
3	H	1202	QQM	C22-C21	5.00	1.52	1.39
3	D	1202	QQM	C33-N13	4.97	1.46	1.35
3	A	1202	QQM	C22-C21	4.94	1.52	1.39
3	E	1202	QQM	O06-C28	4.91	1.45	1.37
3	A	1202	QQM	C33-N13	4.84	1.46	1.35
3	A	1202	QQM	O06-C28	4.81	1.44	1.37
3	E	1202	QQM	C33-N13	4.78	1.46	1.35
3	B	1202	QQM	C33-N13	4.77	1.46	1.35
3	H	1202	QQM	O06-C28	4.76	1.44	1.37

*Continued on next page...*

*Continued from previous page...*

Mol	Chain	Res	Type	Atoms	Z	Observed(Å)	Ideal(Å)
3	F	1202	QQM	O06-C28	4.76	1.44	1.37
3	H	1202	QQM	C33-N13	4.74	1.46	1.35
3	F	1202	QQM	C33-N13	4.74	1.46	1.35
3	C	1202	QQM	C33-N13	4.69	1.46	1.35
3	G	1301	QQM	O06-C28	4.68	1.44	1.37
3	D	1202	QQM	O06-C28	4.67	1.44	1.37
3	B	1202	QQM	O06-C28	4.66	1.44	1.37
3	G	1301	QQM	C33-N13	4.59	1.45	1.35
3	E	1202	QQM	C30-N13	4.52	1.50	1.41
3	A	1202	QQM	C30-N13	4.47	1.50	1.41
3	C	1202	QQM	C30-N13	4.43	1.50	1.41
3	H	1202	QQM	C30-N13	4.41	1.50	1.41
3	F	1202	QQM	C30-N13	4.38	1.50	1.41
3	D	1202	QQM	C30-N13	4.35	1.50	1.41
3	B	1202	QQM	C30-N13	4.33	1.50	1.41
3	G	1301	QQM	C30-N13	4.20	1.50	1.41
3	E	1202	QQM	O06-C31	2.55	1.50	1.42
3	G	1301	QQM	O06-C31	2.54	1.50	1.42
3	B	1202	QQM	O06-C31	2.53	1.50	1.42
3	A	1202	QQM	O06-C31	2.51	1.50	1.42
3	F	1202	QQM	O06-C31	2.49	1.50	1.42
3	D	1202	QQM	O06-C31	2.49	1.50	1.42
3	H	1202	QQM	O06-C31	2.47	1.50	1.42
3	C	1202	QQM	O06-C31	2.26	1.49	1.42
3	C	1202	QQM	C29-N11	2.12	1.45	1.39
3	A	1202	QQM	C29-N11	2.05	1.45	1.39
3	E	1202	QQM	C29-N11	2.03	1.45	1.39
3	B	1202	QQM	C29-N11	2.03	1.45	1.39
3	F	1202	QQM	C29-N11	2.02	1.45	1.39

All (80) bond angle outliers are listed below:

Mol	Chain	Res	Type	Atoms	Z	Observed(°)	Ideal(°)
3	C	1202	QQM	O06-C28-C29	9.31	126.23	114.80
3	C	1202	QQM	O06-C28-C27	-5.59	114.78	124.37
3	G	1301	QQM	O06-C28-C29	4.04	119.76	114.80
3	B	1202	QQM	O06-C28-C29	3.72	119.37	114.80
3	F	1202	QQM	O06-C28-C29	3.72	119.36	114.80
3	D	1202	QQM	O06-C28-C29	3.65	119.28	114.80
3	E	1202	QQM	O06-C28-C29	3.63	119.26	114.80
3	H	1202	QQM	C24-C25-N08	-3.60	119.49	123.96
3	A	1202	QQM	O06-C28-C29	3.56	119.17	114.80

*Continued on next page...*

*Continued from previous page...*

Mol	Chain	Res	Type	Atoms	Z	Observed(°)	Ideal(°)
3	A	1202	QQM	C22-C21-N08	-3.32	118.12	122.75
3	E	1202	QQM	C24-C25-N08	-3.23	119.94	123.96
3	D	1202	QQM	C22-C21-N08	-3.15	118.36	122.75
3	C	1202	QQM	C22-C21-N08	-3.10	118.43	122.75
3	B	1202	QQM	C24-C25-N08	-3.09	120.12	123.96
3	F	1202	QQM	C22-C21-N08	-3.05	118.50	122.75
3	H	1202	QQM	O06-C28-C29	3.04	118.53	114.80
3	B	1202	QQM	C22-C21-N08	-3.03	118.53	122.75
3	F	1202	QQM	C24-C25-N08	-2.99	120.25	123.96
3	A	1202	QQM	C24-C25-N08	-2.98	120.25	123.96
3	G	1301	QQM	C24-C25-N08	-2.97	120.27	123.96
3	D	1202	QQM	C24-C25-N08	-2.93	120.32	123.96
3	C	1202	QQM	C24-C25-N08	-2.90	120.35	123.96
3	G	1301	QQM	C22-C21-N08	-2.88	118.73	122.75
3	A	1202	QQM	C25-N08-C21	2.85	121.26	117.22
3	H	1202	QQM	N02-C17-N05	-2.80	107.33	115.89
3	B	1202	QQM	N02-C17-N05	-2.79	107.38	115.89
3	E	1202	QQM	N02-C17-N05	-2.74	107.51	115.89
3	D	1202	QQM	N02-C17-N05	-2.71	107.60	115.89
3	A	1202	QQM	N02-C17-N05	-2.71	107.62	115.89
3	E	1202	QQM	C22-C21-N08	-2.69	119.00	122.75
3	F	1202	QQM	N02-C17-N05	-2.68	107.70	115.89
3	C	1202	QQM	N02-C17-N05	-2.67	107.74	115.89
3	H	1202	QQM	C18-C17-N02	2.66	129.99	122.54
3	G	1301	QQM	N02-C17-N05	-2.66	107.77	115.89
3	C	1202	QQM	C30-N13-C33	-2.65	122.86	127.50
3	C	1202	QQM	C34-C33-N13	2.62	121.75	114.75
3	F	1202	QQM	C25-N08-C21	2.59	120.89	117.22
3	C	1202	QQM	C25-N08-C21	2.58	120.88	117.22
3	B	1202	QQM	C25-N08-C21	2.57	120.87	117.22
3	D	1202	QQM	C30-N13-C33	-2.52	123.08	127.50
3	G	1301	QQM	C25-N08-C21	2.51	120.78	117.22
3	C	1202	QQM	C31-O06-C28	2.51	121.31	117.53
3	D	1202	QQM	C25-N08-C21	2.50	120.77	117.22
3	E	1202	QQM	C30-N13-C33	-2.48	123.16	127.50
3	H	1202	QQM	C25-N08-C21	2.46	120.71	117.22
3	H	1202	QQM	C22-C21-N08	-2.44	119.35	122.75
3	A	1202	QQM	C16-C15-N05	-2.43	107.20	113.76
3	E	1202	QQM	C01-C14-C15	-2.42	116.78	120.61
3	G	1301	QQM	O06-C28-C27	-2.42	120.23	124.37
3	E	1202	QQM	C25-N08-C21	2.36	120.57	117.22
3	H	1202	QQM	C16-C15-N05	-2.36	107.39	113.76

*Continued on next page...*

*Continued from previous page...*

Mol	Chain	Res	Type	Atoms	Z	Observed(°)	Ideal(°)
3	E	1202	QQM	C34-C33-N13	2.35	121.04	114.75
3	B	1202	QQM	C31-O06-C28	-2.34	114.00	117.53
3	E	1202	QQM	C15-C16-N02	-2.34	107.44	113.76
3	D	1202	QQM	C31-O06-C28	-2.33	114.01	117.53
3	G	1301	QQM	C31-O06-C28	-2.31	114.04	117.53
3	F	1202	QQM	C16-C15-N05	-2.31	107.54	113.76
3	C	1202	QQM	C16-C15-N05	-2.29	107.57	113.76
3	F	1202	QQM	C30-N13-C33	-2.29	123.49	127.50
3	F	1202	QQM	C34-C33-N13	2.28	120.84	114.75
3	H	1202	QQM	C30-N13-C33	-2.26	123.54	127.50
3	B	1202	QQM	C16-C15-N05	-2.24	107.71	113.76
3	D	1202	QQM	C15-C16-N02	-2.23	107.73	113.76
3	G	1301	QQM	C30-N13-C33	-2.23	123.60	127.50
3	D	1202	QQM	C23-C22-C21	2.23	121.78	118.97
3	B	1202	QQM	C15-C16-N02	-2.22	107.77	113.76
3	G	1301	QQM	C16-C15-N05	-2.22	107.78	113.76
3	B	1202	QQM	O06-C28-C27	-2.19	120.61	124.37
3	G	1301	QQM	C15-C16-N02	-2.18	107.87	113.76
3	E	1202	QQM	C18-C17-N02	2.16	128.59	122.54
3	D	1202	QQM	C16-C15-N05	-2.16	107.93	113.76
3	C	1202	QQM	C15-C16-N02	-2.15	107.96	113.76
3	A	1202	QQM	C22-C23-C16	-2.14	116.04	120.15
3	A	1202	QQM	C34-C33-N13	2.13	120.44	114.75
3	F	1202	QQM	C15-C16-N02	-2.11	108.08	113.76
3	H	1202	QQM	C15-C16-N02	-2.09	108.12	113.76
3	E	1202	QQM	C16-C15-N05	-2.08	108.14	113.76
3	F	1202	QQM	O06-C28-C27	-2.04	120.87	124.37
3	A	1202	QQM	C15-C16-N02	-2.04	108.26	113.76
3	D	1202	QQM	C34-C33-N13	2.03	120.17	114.75

There are no chirality outliers.

All (40) torsion outliers are listed below:

Mol	Chain	Res	Type	Atoms
3	C	1202	QQM	C29-C28-O06-C31
3	C	1202	QQM	C27-C28-O06-C31
3	D	1202	QQM	C18-C19-C20-O03
3	B	1202	QQM	C18-C19-C20-O03
3	C	1202	QQM	C18-C19-C20-O03
3	E	1202	QQM	C18-C19-C20-O03
3	H	1202	QQM	C18-C19-C20-O03
3	D	1202	QQM	C01-C14-C15-N05

*Continued on next page...*

*Continued from previous page...*

Mol	Chain	Res	Type	Atoms
3	D	1202	QQM	C12-C14-C15-N05
3	A	1202	QQM	C12-C14-C15-N05
3	F	1202	QQM	C01-C14-C15-N05
3	F	1202	QQM	C12-C14-C15-N05
3	A	1202	QQM	C18-C19-C20-O03
3	A	1202	QQM	C01-C14-C15-N05
3	B	1202	QQM	C01-C14-C15-N05
3	D	1202	QQM	O09-C33-C34-C35
3	B	1202	QQM	C12-C14-C15-N05
3	C	1202	QQM	C01-C14-C15-N05
3	C	1202	QQM	C12-C14-C15-N05
3	E	1202	QQM	C01-C14-C15-N05
3	D	1202	QQM	N13-C33-C34-C35
3	E	1202	QQM	C12-C14-C15-N05
3	G	1301	QQM	C12-C14-C15-N05
3	H	1202	QQM	C01-C14-C15-N05
3	H	1202	QQM	C12-C14-C15-N05
3	G	1301	QQM	C01-C14-C15-N05
3	A	1202	QQM	N13-C33-C34-C35
3	B	1202	QQM	N13-C33-C34-C35
3	C	1202	QQM	N13-C33-C34-C35
3	F	1202	QQM	N13-C33-C34-C35
3	H	1202	QQM	N13-C33-C34-C35
3	A	1202	QQM	O09-C33-C34-C35
3	B	1202	QQM	O09-C33-C34-C35
3	C	1202	QQM	O09-C33-C34-C35
3	E	1202	QQM	O09-C33-C34-C35
3	F	1202	QQM	O09-C33-C34-C35
3	H	1202	QQM	O09-C33-C34-C35
3	E	1202	QQM	N05-C17-C18-C19
3	H	1202	QQM	N05-C17-C18-C19
3	E	1202	QQM	N13-C33-C34-C35

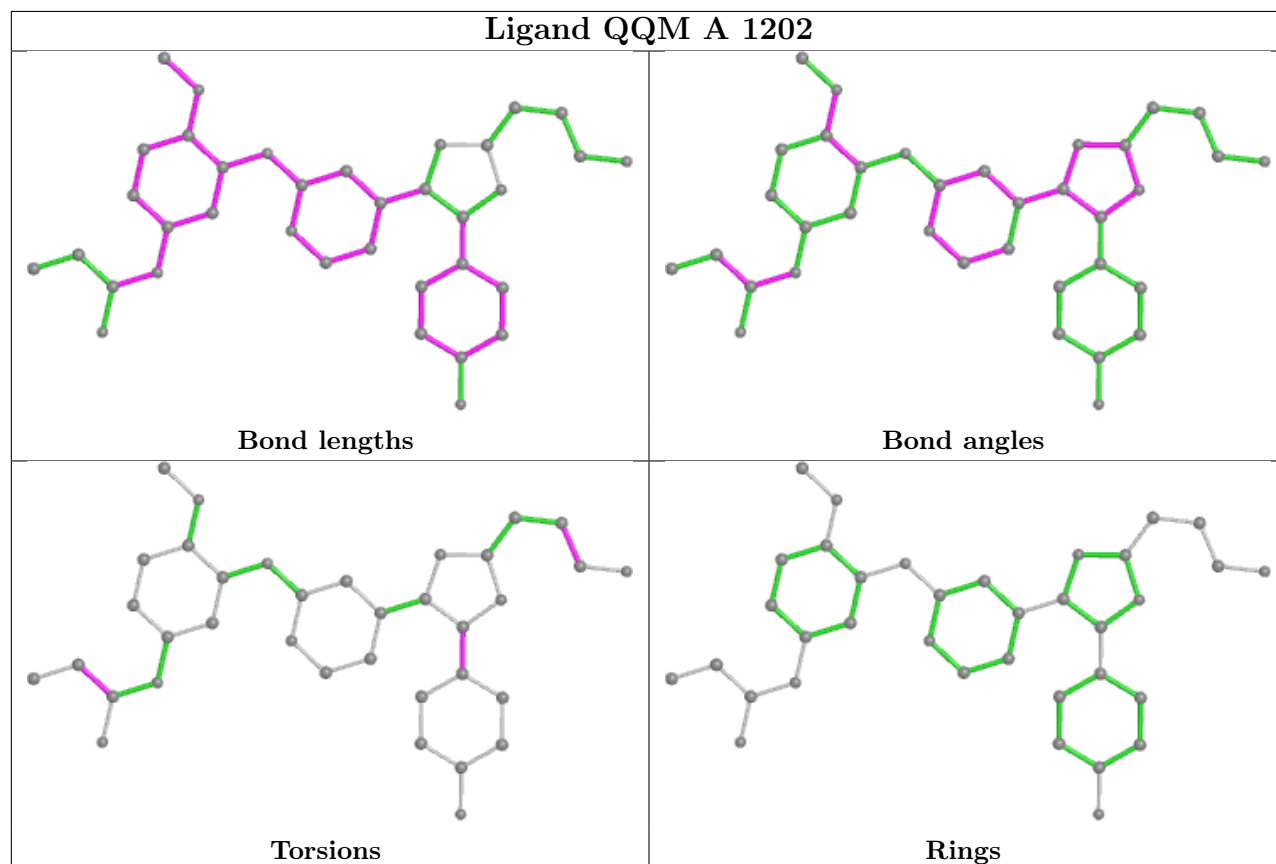
There are no ring outliers.

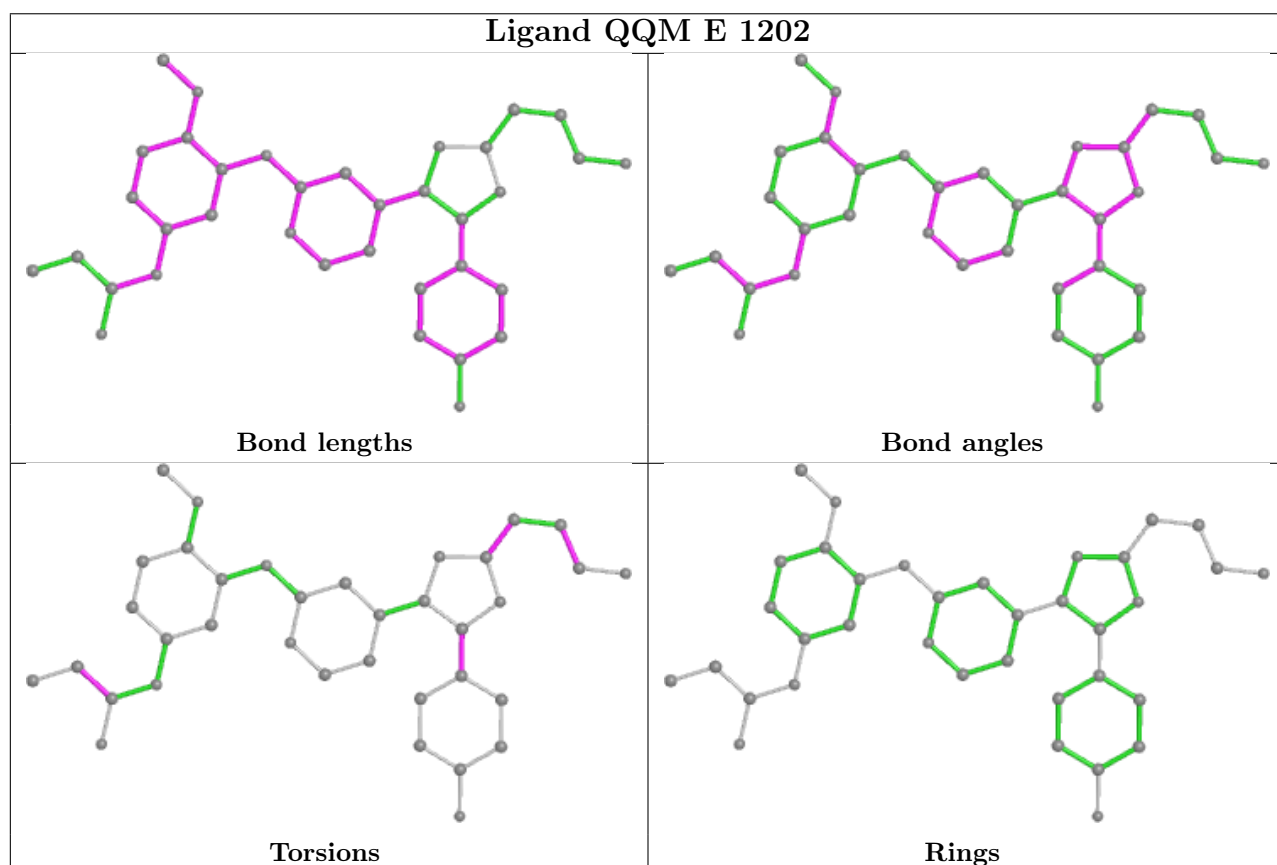
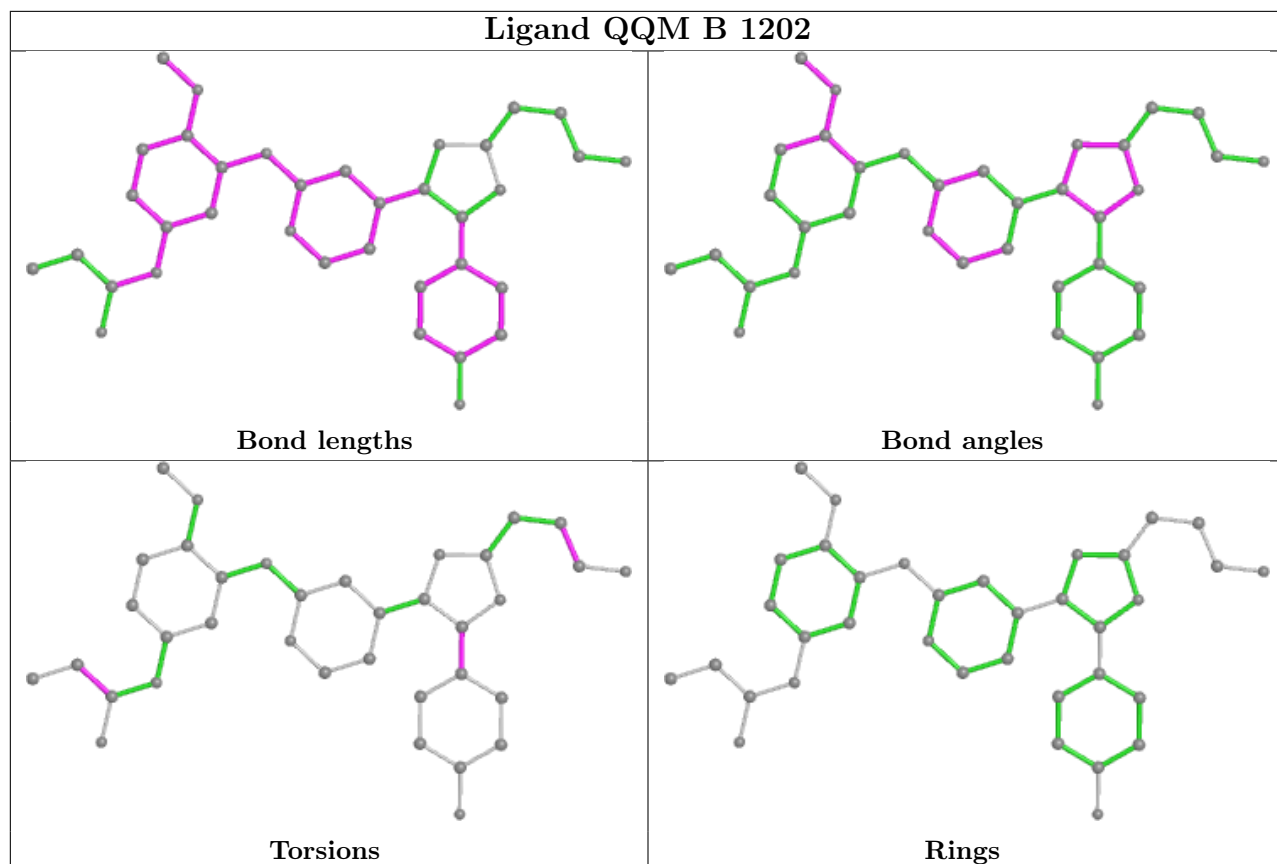
No monomer is involved in short contacts.

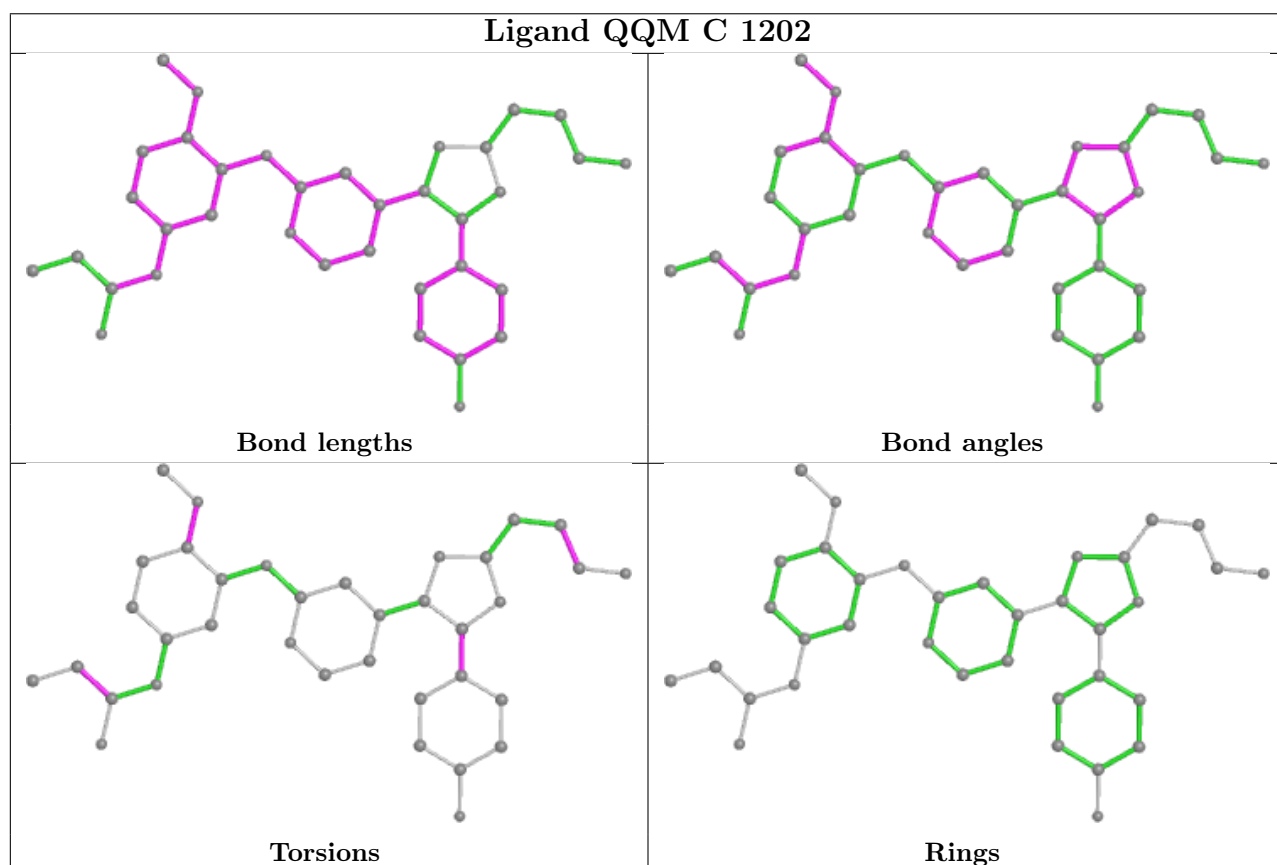
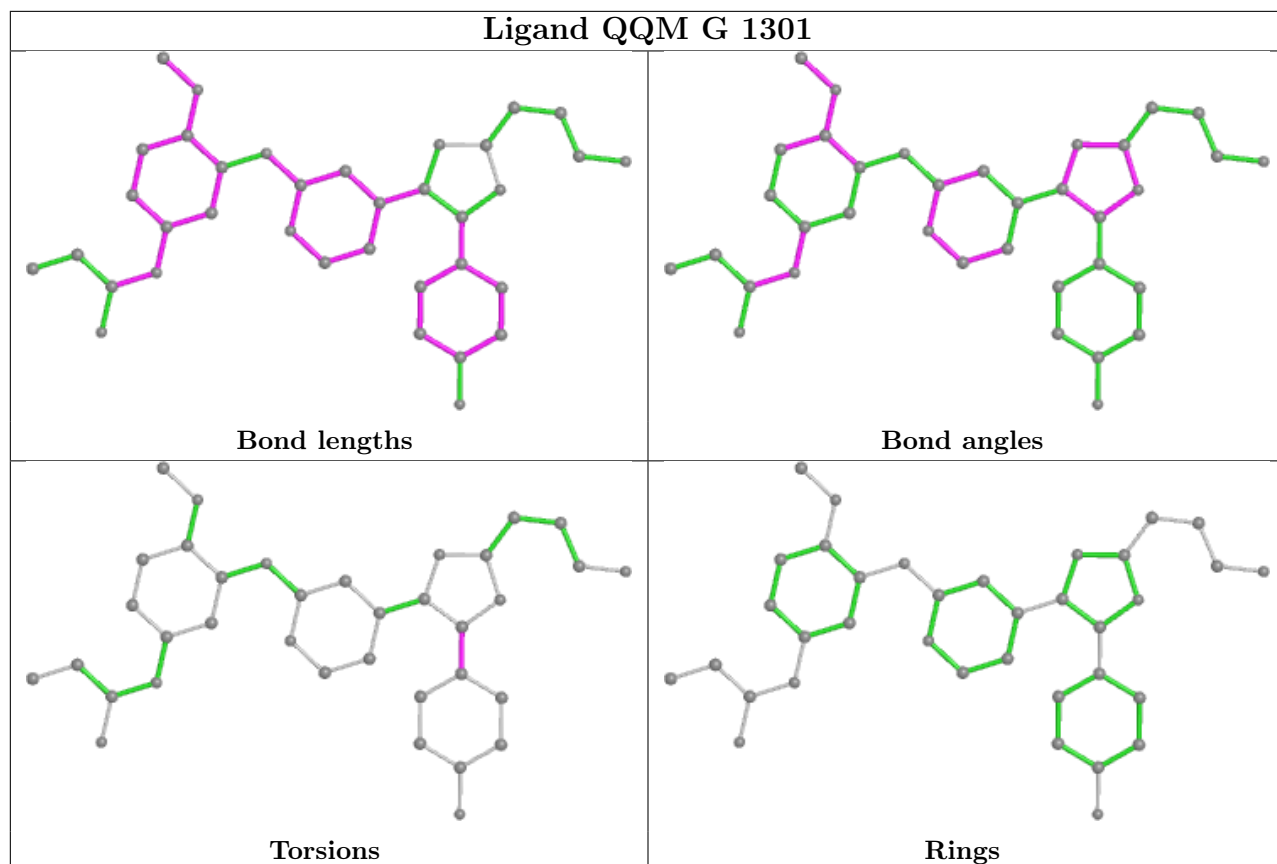
The following is a two-dimensional graphical depiction of Mogul quality analysis of bond lengths, bond angles, torsion angles, and ring geometry for all instances of the Ligand of Interest. In addition, ligands with molecular weight > 250 and outliers as shown on the validation Tables will also be included. For torsion angles, if less than 5% of the Mogul distribution of torsion angles is within 10 degrees of the torsion angle in question, then that torsion angle is considered an outlier. Any bond that is central to one or more torsion angles identified as an outlier by Mogul will be highlighted in the graph. For rings, the root-mean-square deviation (RMSD) between the ring

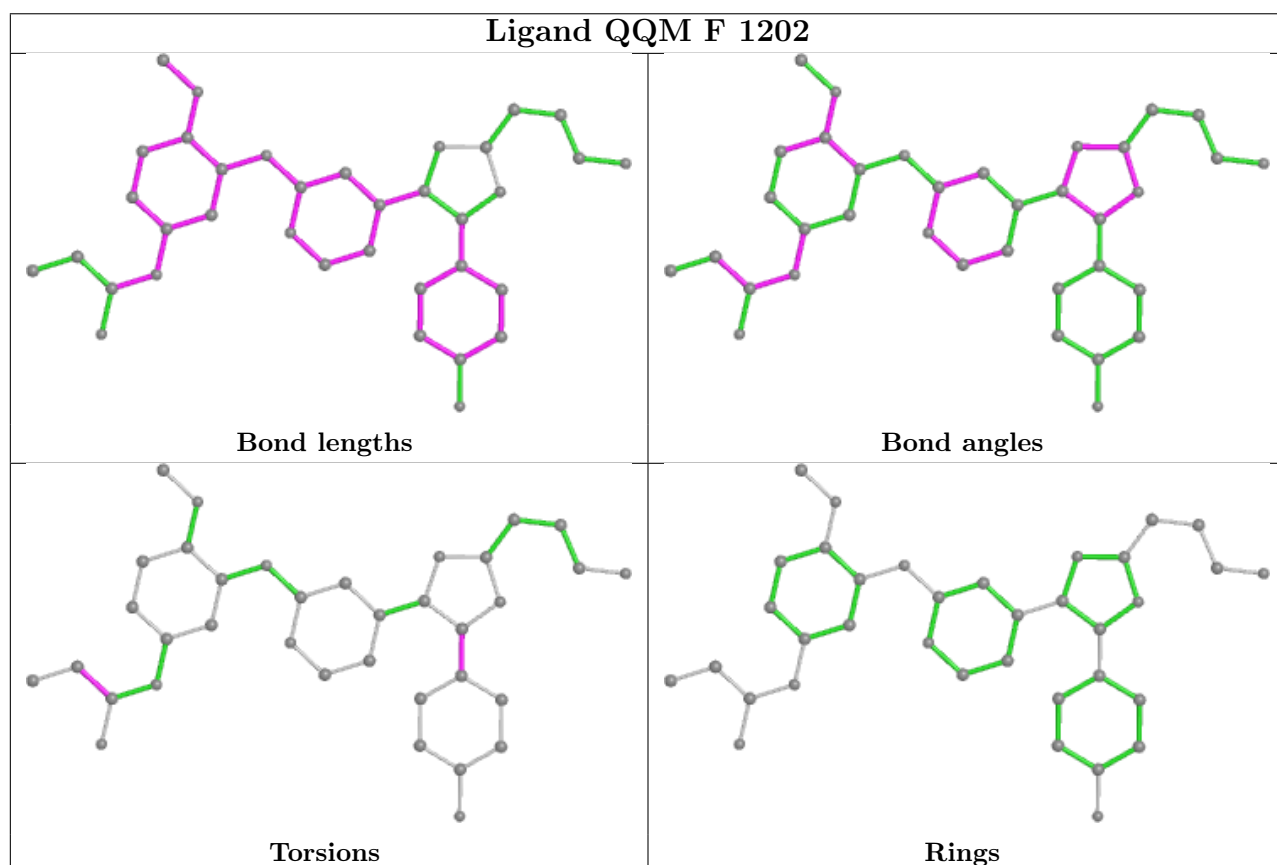
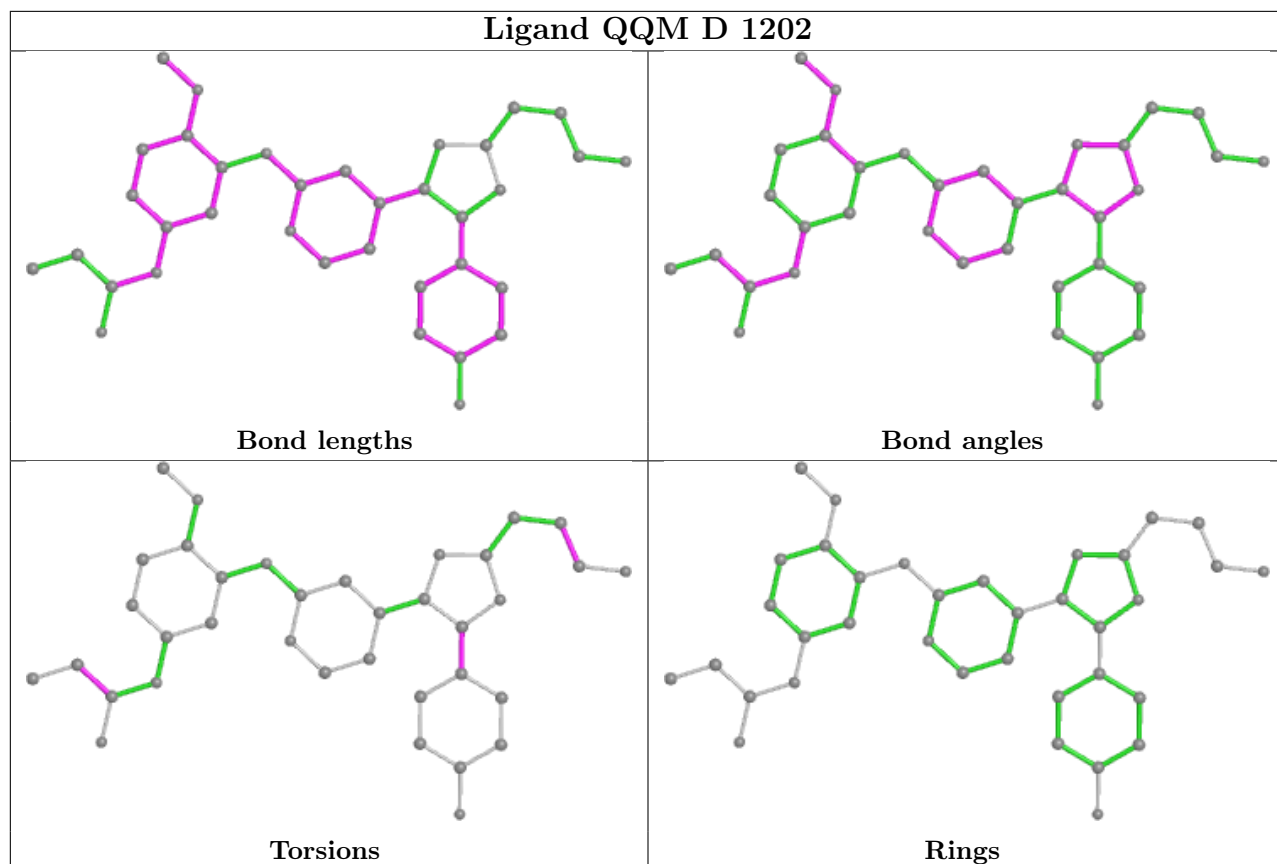


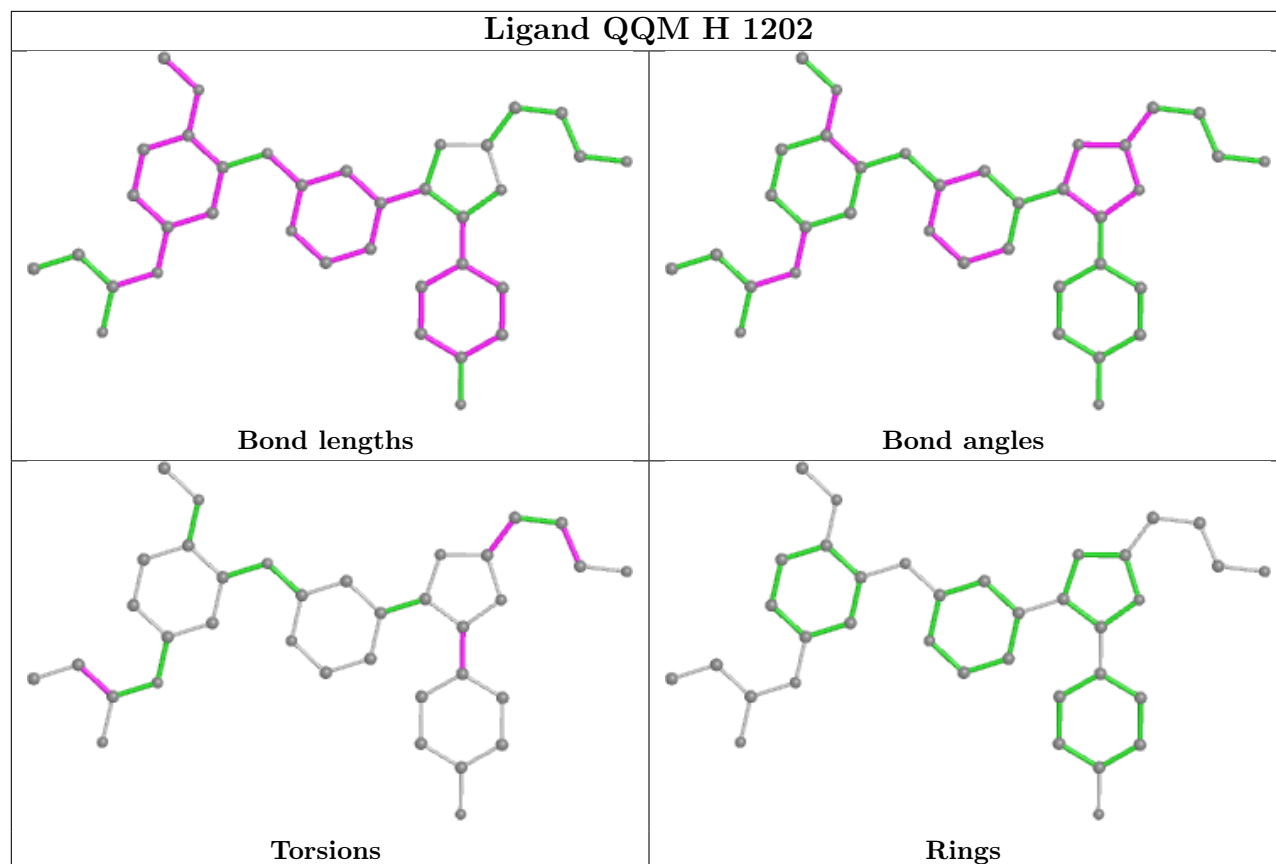
in question and similar rings identified by Mogul is calculated over all ring torsion angles. If the average RMSD is greater than 60 degrees and the minimal RMSD between the ring in question and any Mogul-identified rings is also greater than 60 degrees, then that ring is considered an outlier. The outliers are highlighted in purple. The color gray indicates Mogul did not find sufficient equivalents in the CSD to analyse the geometry.











#### 4.7 Other polymers [i](#)

There are no such residues in this entry.

#### 4.8 Polymer linkage issues [i](#)

There are no chain breaks in this entry.

## 5 Fit of model and data [i](#)

### 5.1 Protein, DNA and RNA chains [i](#)

EDS failed to run properly - this section is therefore empty.

### 5.2 Non-standard residues in protein, DNA, RNA chains [i](#)

EDS failed to run properly - this section is therefore empty.

### 5.3 Carbohydrates [i](#)

EDS failed to run properly - this section is therefore empty.

### 5.4 Ligands [i](#)

EDS failed to run properly - this section is therefore empty.

### 5.5 Other polymers [i](#)

EDS failed to run properly - this section is therefore empty.