



# Full wwPDB X-ray Structure Validation Report ⓘ

Sep 15, 2023 – 02:53 AM EDT

PDB ID : 4V7N  
Title : Glycoamine kinase, beta-beta homodimer from marine worm *Namalycastis* sp., with transition state analog Mg(II)-ADP-NO<sub>3</sub>-glycoamine.  
Authors : Lim, K.; Pullalarevu, S.; Herzberg, O.  
Deposited on : 2009-12-15  
Resolution : 2.30 Å(reported)

This is a Full wwPDB X-ray Structure Validation Report for a publicly released PDB entry.

We welcome your comments at [validation@mail.wwpdb.org](mailto:validation@mail.wwpdb.org)

A user guide is available at

<https://www.wwpdb.org/validation/2017/XrayValidationReportHelp>

with specific help available everywhere you see the ⓘ symbol.

The types of validation reports are described at

<http://www.wwpdb.org/validation/2017/FAQs#types>.

---

The following versions of software and data (see [references ⓘ](#)) were used in the production of this report:

MolProbity : 4.02b-467  
Mogul : 1.8.5 (274361), CSD as541be (2020)  
Xtriage (Phenix) : 1.13  
EDS : 2.35.1  
buster-report : 1.1.7 (2018)  
Percentile statistics : 20191225.v01 (using entries in the PDB archive December 25th 2019)  
Refmac : 5.8.0158  
CCP4 : 7.0.044 (Gargrove)  
Ideal geometry (proteins) : Engh & Huber (2001)  
Ideal geometry (DNA, RNA) : Parkinson et al. (1996)  
Validation Pipeline (wwPDB-VP) : 2.35.1

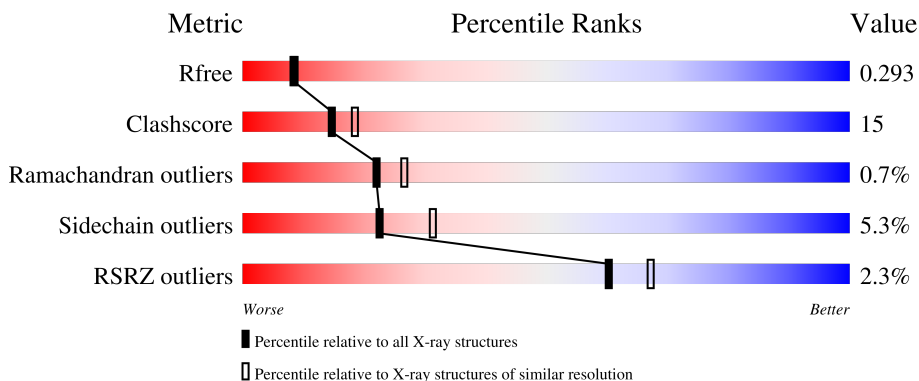
# 1 Overall quality at a glance i

The following experimental techniques were used to determine the structure:

*X-RAY DIFFRACTION*

The reported resolution of this entry is 2.30 Å.

Percentile scores (ranging between 0-100) for global validation metrics of the entry are shown in the following graphic. The table shows the number of entries on which the scores are based.



Metric	Whole archive (#Entries)	Similar resolution (#Entries, resolution range(Å))
$R_{free}$	130704	5042 (2.30-2.30)
Clashscore	141614	5643 (2.30-2.30)
Ramachandran outliers	138981	5575 (2.30-2.30)
Sidechain outliers	138945	5575 (2.30-2.30)
RSRZ outliers	127900	4938 (2.30-2.30)

The table below summarises the geometric issues observed across the polymeric chains and their fit to the electron density. The red, orange, yellow and green segments of the lower bar indicate the fraction of residues that contain outliers for  $\geq 3$ , 2, 1 and 0 types of geometric quality criteria respectively. A grey segment represents the fraction of residues that are not modelled. The numeric value for each fraction is indicated below the corresponding segment, with a dot representing fractions  $\leq 5\%$ . The upper red bar (where present) indicates the fraction of residues that have poor fit to the electron density. The numeric value is given above the bar.

Mol	Chain	Length	Quality of chain
1	AA	390	
1	AB	390	
1	AC	390	
1	AD	390	
1	AE	390	

*Continued on next page...*

Continued from previous page...

Mol	Chain	Length	Quality of chain
1	AF	390	3% 66% 29% ..
1	AG	390	% 67% 24% • 6%
1	AH	390	5% 54% 42% ..
1	AI	390	% 60% 31% • 6%
1	AJ	390	2% 66% 29% ..
1	AK	390	% 65% 27% • 6%
1	AL	390	3% 71% 25% ..
1	AM	390	2% 65% 27% • 6%
1	AN	390	3% 65% 31% ..
1	AO	390	3% 62% 30% • 6%
1	AP	390	5% 63% 32% ...
1	AQ	390	% 65% 25% • 6%
1	AR	390	2% 65% 28% ..
1	BA	390	2% 61% 30% • 6%
1	BB	390	3% 65% 33% ..
1	BC	390	% 62% 30% • 6%
1	BD	390	3% 61% 36% ..
1	BE	390	2% 63% 29% • 6%
1	BF	390	2% 62% 34% ..
1	BG	390	% 62% 29% • 6%
1	BH	390	3% 71% 24% ..
1	BI	390	% 59% 32% • 6%
1	BJ	390	3% 68% 29% ..
1	BK	390	% 65% 27% • 6%
1	BL	390	4% 56% 38% ..

Continued on next page...

*Continued from previous page...*

Mol	Chain	Length	Quality of chain
1	BM	390	<p>2% 64% 27% 6%</p>
1	BN	390	<p>5% 63% 32% 6%</p>
1	BO	390	<p>% 68% 24% 6%</p>
1	BP	390	<p>3% 68% 28% 6%</p>
1	BQ	390	<p>2% 61% 31% 6%</p>
1	BR	390	<p>4% 68% 27% 6%</p>

## 2 Entry composition

There are 6 unique types of molecules in this entry. The entry contains 113311 atoms, of which 0 are hydrogens and 0 are deuteriums.

In the tables below, the ZeroOcc column contains the number of atoms modelled with zero occupancy, the AltConf column contains the number of residues with at least one atom in alternate conformation and the Trace column contains the number of residues modelled with at most 2 atoms.

- Molecule 1 is a protein called Glycoamine kinase beta chain.

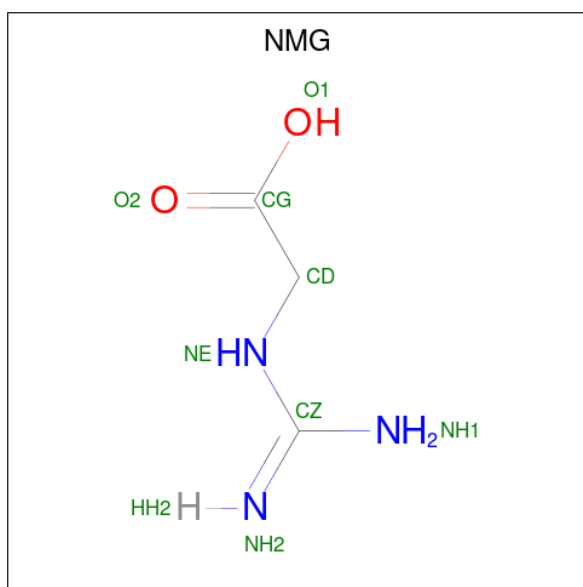
Mol	Chain	Residues	Atoms					ZeroOcc	AltConf	Trace
			Total	C	N	O	S			
1	AA	366	Total 2901	C 1828	N 511	O 541	S 21	0	0	0
1	AB	387	Total 3074	C 1939	N 543	O 571	S 21	0	0	0
1	AC	367	Total 2910	C 1834	N 513	O 542	S 21	0	0	0
1	AD	382	Total 3032	C 1912	N 537	O 562	S 21	0	0	0
1	AE	367	Total 2910	C 1834	N 513	O 542	S 21	0	0	0
1	AF	385	Total 3061	C 1930	N 541	O 569	S 21	0	0	0
1	AG	367	Total 2910	C 1834	N 513	O 542	S 21	0	0	0
1	AH	384	Total 3052	C 1925	N 539	O 567	S 21	0	0	0
1	AI	366	Total 2901	C 1828	N 511	O 541	S 21	0	0	0
1	AJ	385	Total 3061	C 1930	N 541	O 569	S 21	0	0	0
1	AK	367	Total 2910	C 1834	N 513	O 542	S 21	0	0	0
1	AL	384	Total 3052	C 1925	N 539	O 567	S 21	0	0	0
1	AM	367	Total 2910	C 1834	N 513	O 542	S 21	0	0	0
1	AN	382	Total 3032	C 1912	N 537	O 562	S 21	0	0	0
1	AO	366	Total 2901	C 1828	N 511	O 541	S 21	0	0	0
1	AP	381	Total 3021	C 1903	N 536	O 561	S 21	0	0	0

*Continued on next page...*

Continued from previous page...

Mol	Chain	Residues	Atoms					ZeroOcc	AltConf	Trace
			Total	C	N	O	S			
1	AQ	366	2901	1828	511	541	21	0	0	0
1	AR	379	3005	1892	533	559	21	0	0	0
1	BA	367	2910	1834	513	542	21	0	0	0
1	BB	388	3080	1942	544	573	21	0	0	0
1	BC	367	2910	1834	513	542	21	0	0	0
1	BD	385	3061	1930	541	569	21	0	0	0
1	BE	367	2910	1834	513	542	21	0	0	0
1	BF	382	3032	1912	537	562	21	0	0	0
1	BG	367	2910	1834	513	542	21	0	0	0
1	BH	382	3032	1912	537	562	21	0	0	0
1	BI	367	2910	1834	513	542	21	0	0	0
1	BJ	385	3061	1930	541	569	21	0	0	0
1	BK	367	2910	1834	513	542	21	0	0	0
1	BL	381	3021	1903	536	561	21	0	0	0
1	BM	367	2910	1834	513	542	21	0	0	0
1	BN	382	3032	1912	537	562	21	0	0	0
1	BO	367	2910	1834	513	542	21	0	0	0
1	BP	382	3032	1912	537	562	21	0	0	0
1	BQ	366	2901	1828	511	541	21	0	0	0
1	BR	381	3021	1903	536	561	21	0	0	0

- Molecule 2 is GUANIDINO ACETATE (three-letter code: NMG) (formula: C<sub>3</sub>H<sub>7</sub>N<sub>3</sub>O<sub>2</sub>).



Mol	Chain	Residues	Atoms				ZeroOcc	AltConf
			Total	C	N	O		
2	AA	1	8	3	3	2	0	0
2	AB	1	8	3	3	2	0	0
2	AC	1	8	3	3	2	0	0
2	AD	1	8	3	3	2	0	0
2	AE	1	8	3	3	2	0	0
2	AF	1	8	3	3	2	0	0
2	AG	1	8	3	3	2	0	0
2	AH	1	8	3	3	2	0	0
2	AI	1	8	3	3	2	0	0
2	AJ	1	8	3	3	2	0	0
2	AK	1	8	3	3	2	0	0
2	AL	1	8	3	3	2	0	0
2	AM	1	8	3	3	2	0	0
2	AN	1	8	3	3	2	0	0

Continued on next page...

*Continued from previous page...*

Mol	Chain	Residues	Atoms				ZeroOcc	AltConf
			Total	C	N	O		
2	AO	1	8	3	3	2	0	0
2	AP	1	8	3	3	2	0	0
2	AQ	1	8	3	3	2	0	0
2	AR	1	8	3	3	2	0	0
2	BA	1	8	3	3	2	0	0
2	BB	1	8	3	3	2	0	0
2	BC	1	8	3	3	2	0	0
2	BD	1	8	3	3	2	0	0
2	BE	1	8	3	3	2	0	0
2	BF	1	8	3	3	2	0	0
2	BG	1	8	3	3	2	0	0
2	BH	1	8	3	3	2	0	0
2	BI	1	8	3	3	2	0	0
2	BJ	1	8	3	3	2	0	0
2	BK	1	8	3	3	2	0	0
2	BL	1	8	3	3	2	0	0
2	BM	1	8	3	3	2	0	0
2	BN	1	8	3	3	2	0	0
2	BO	1	8	3	3	2	0	0
2	BP	1	8	3	3	2	0	0
2	BQ	1	8	3	3	2	0	0

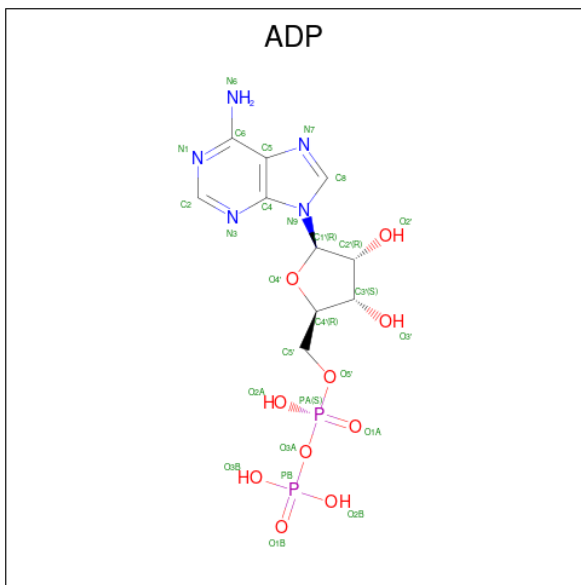
*Continued on next page...*



Continued from previous page...

Mol	Chain	Residues	Atoms				ZeroOcc	AltConf
2	BR	1	Total	C	N	O	0	0
			8	3	3	2		

- Molecule 3 is ADENOSINE-5'-DIPHOSPHATE (three-letter code: ADP) (formula:  $C_{10}H_{15}N_5O_{10}P_2$ ).



Mol	Chain	Residues	Atoms					ZeroOcc	AltConf
3	AA	1	Total	C	N	O	P	0	0
			27	10	5	10	2		
3	AB	1	Total	C	N	O	P	0	0
			27	10	5	10	2		
3	AC	1	Total	C	N	O	P	0	0
			27	10	5	10	2		
3	AD	1	Total	C	N	O	P	0	0
			27	10	5	10	2		
3	AE	1	Total	C	N	O	P	0	0
			27	10	5	10	2		
3	AF	1	Total	C	N	O	P	0	0
			27	10	5	10	2		
3	AG	1	Total	C	N	O	P	0	0
			27	10	5	10	2		
3	AH	1	Total	C	N	O	P	0	0
			27	10	5	10	2		
3	AI	1	Total	C	N	O	P	0	0
			27	10	5	10	2		
3	AJ	1	Total	C	N	O	P	0	0
			27	10	5	10	2		

Continued on next page...

*Continued from previous page...*

Mol	Chain	Residues	Atoms					ZeroOcc	AltConf
3	AK	1	Total	C	N	O	P	0	0
			27	10	5	10	2		
3	AL	1	Total	C	N	O	P	0	0
			27	10	5	10	2		
3	AM	1	Total	C	N	O	P	0	0
			27	10	5	10	2		
3	AN	1	Total	C	N	O	P	0	0
			27	10	5	10	2		
3	AO	1	Total	C	N	O	P	0	0
			27	10	5	10	2		
3	AP	1	Total	C	N	O	P	0	0
			27	10	5	10	2		
3	AQ	1	Total	C	N	O	P	0	0
			27	10	5	10	2		
3	AR	1	Total	C	N	O	P	0	0
			27	10	5	10	2		
3	BA	1	Total	C	N	O	P	0	0
			27	10	5	10	2		
3	BB	1	Total	C	N	O	P	0	0
			27	10	5	10	2		
3	BC	1	Total	C	N	O	P	0	0
			27	10	5	10	2		
3	BD	1	Total	C	N	O	P	0	0
			27	10	5	10	2		
3	BE	1	Total	C	N	O	P	0	0
			27	10	5	10	2		
3	BF	1	Total	C	N	O	P	0	0
			27	10	5	10	2		
3	BG	1	Total	C	N	O	P	0	0
			27	10	5	10	2		
3	BH	1	Total	C	N	O	P	0	0
			27	10	5	10	2		
3	BI	1	Total	C	N	O	P	0	0
			27	10	5	10	2		
3	BJ	1	Total	C	N	O	P	0	0
			27	10	5	10	2		
3	BK	1	Total	C	N	O	P	0	0
			27	10	5	10	2		
3	BL	1	Total	C	N	O	P	0	0
			27	10	5	10	2		
3	BM	1	Total	C	N	O	P	0	0
			27	10	5	10	2		

*Continued on next page...*

*Continued from previous page...*

Mol	Chain	Residues	Atoms					ZeroOcc	AltConf
3	BN	1	Total	C	N	O	P	0	0
			27	10	5	10	2		
3	BO	1	Total	C	N	O	P	0	0
			27	10	5	10	2		
3	BP	1	Total	C	N	O	P	0	0
			27	10	5	10	2		
3	BQ	1	Total	C	N	O	P	0	0
			27	10	5	10	2		
3	BR	1	Total	C	N	O	P	0	0
			27	10	5	10	2		

- Molecule 4 is MAGNESIUM ION (three-letter code: MG) (formula: Mg).

Mol	Chain	Residues	Atoms		ZeroOcc	AltConf
4	AA	1	Total	Mg	0	0
			1	1		
4	AB	1	Total	Mg	0	0
			1	1		
4	AC	1	Total	Mg	0	0
			1	1		
4	AD	1	Total	Mg	0	0
			1	1		
4	AE	1	Total	Mg	0	0
			1	1		
4	AF	1	Total	Mg	0	0
			1	1		
4	AG	1	Total	Mg	0	0
			1	1		
4	AH	1	Total	Mg	0	0
			1	1		
4	AI	1	Total	Mg	0	0
			1	1		
4	AJ	1	Total	Mg	0	0
			1	1		
4	AK	1	Total	Mg	0	0
			1	1		
4	AL	1	Total	Mg	0	0
			1	1		
4	AM	1	Total	Mg	0	0
			1	1		
4	AN	1	Total	Mg	0	0
			1	1		

*Continued on next page...*

*Continued from previous page...*

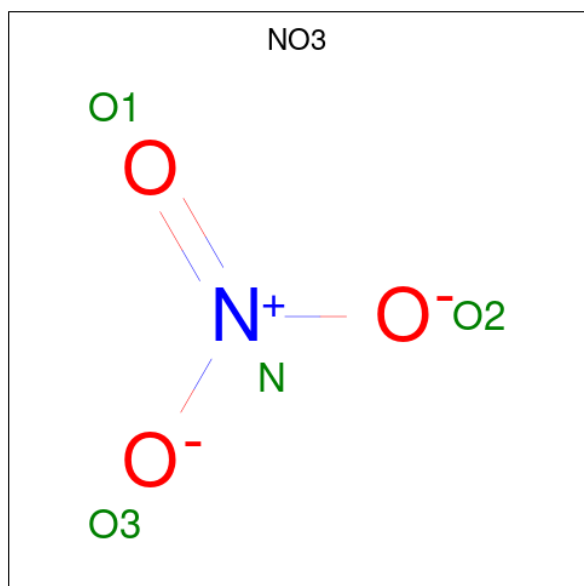
Mol	Chain	Residues	Atoms	ZeroOcc	AltConf
4	AO	1	Total Mg 1 1	0	0
4	AP	1	Total Mg 1 1	0	0
4	AQ	1	Total Mg 1 1	0	0
4	AR	1	Total Mg 1 1	0	0
4	BA	1	Total Mg 1 1	0	0
4	BB	1	Total Mg 1 1	0	0
4	BC	1	Total Mg 1 1	0	0
4	BD	1	Total Mg 1 1	0	0
4	BE	1	Total Mg 1 1	0	0
4	BF	1	Total Mg 1 1	0	0
4	BG	1	Total Mg 1 1	0	0
4	BH	1	Total Mg 1 1	0	0
4	BI	1	Total Mg 1 1	0	0
4	BJ	1	Total Mg 1 1	0	0
4	BK	1	Total Mg 1 1	0	0
4	BL	1	Total Mg 1 1	0	0
4	BM	1	Total Mg 1 1	0	0
4	BN	1	Total Mg 1 1	0	0
4	BO	1	Total Mg 1 1	0	0
4	BP	1	Total Mg 1 1	0	0
4	BQ	1	Total Mg 1 1	0	0

*Continued on next page...*

*Continued from previous page...*

Mol	Chain	Residues	Atoms		ZeroOcc	AltConf
			Total	Mg		
4	BR	1	1	1	0	0

- Molecule 5 is NITRATE ION (three-letter code: NO3) (formula: NO<sub>3</sub>).



Mol	Chain	Residues	Atoms			ZeroOcc	AltConf
			Total	N	O		
5	AA	1	4	1	3	0	0
5	AB	1	4	1	3	0	0
5	AC	1	4	1	3	0	0
5	AD	1	4	1	3	0	0
5	AE	1	4	1	3	0	0
5	AF	1	4	1	3	0	0
5	AG	1	4	1	3	0	0
5	AH	1	4	1	3	0	0
5	AI	1	4	1	3	0	0
5	AJ	1	4	1	3	0	0

*Continued on next page...*

*Continued from previous page...*

Mol	Chain	Residues	Atoms			ZeroOcc	AltConf
			Total	N	O		
5	AK	1	4	1	3	0	0
5	AL	1	4	1	3	0	0
5	AM	1	4	1	3	0	0
5	AN	1	4	1	3	0	0
5	AO	1	4	1	3	0	0
5	AP	1	4	1	3	0	0
5	AQ	1	4	1	3	0	0
5	AR	1	4	1	3	0	0
5	BA	1	4	1	3	0	0
5	BB	1	4	1	3	0	0
5	BC	1	4	1	3	0	0
5	BD	1	4	1	3	0	0
5	BE	1	4	1	3	0	0
5	BF	1	4	1	3	0	0
5	BG	1	4	1	3	0	0
5	BH	1	4	1	3	0	0
5	BI	1	4	1	3	0	0
5	BJ	1	4	1	3	0	0
5	BK	1	4	1	3	0	0
5	BL	1	4	1	3	0	0
5	BM	1	4	1	3	0	0

*Continued on next page...*

*Continued from previous page...*

Mol	Chain	Residues	Atoms			ZeroOcc	AltConf
5	BN	1	Total	N	O	0	0
			4	1	3		
5	BO	1	Total	N	O	0	0
			4	1	3		
5	BP	1	Total	N	O	0	0
			4	1	3		
5	BQ	1	Total	N	O	0	0
			4	1	3		
5	BR	1	Total	N	O	0	0
			4	1	3		

- Molecule 6 is water.

Mol	Chain	Residues	Atoms		ZeroOcc	AltConf
6	AA	106	Total	O	0	0
			106	106		
6	AB	138	Total	O	0	0
			138	138		
6	AC	116	Total	O	0	0
			116	116		
6	AD	149	Total	O	0	0
			149	149		
6	AE	154	Total	O	0	0
			154	154		
6	AF	117	Total	O	0	0
			117	117		
6	AG	131	Total	O	0	0
			131	131		
6	AH	88	Total	O	0	0
			88	88		
6	AI	111	Total	O	0	0
			111	111		
6	AJ	137	Total	O	0	0
			137	137		
6	AK	125	Total	O	0	0
			125	125		
6	AL	156	Total	O	0	0
			156	156		
6	AM	149	Total	O	0	0
			149	149		
6	AN	116	Total	O	0	0
			116	116		

*Continued on next page...*

*Continued from previous page...*

Mol	Chain	Residues	Atoms		ZeroOcc	AltConf
6	AO	113	Total 113	O 113	0	0
6	AP	172	Total 172	O 172	0	0
6	AQ	167	Total 167	O 167	0	0
6	AR	166	Total 166	O 166	0	0
6	BA	99	Total 99	O 99	0	0
6	BB	130	Total 130	O 130	0	0
6	BC	155	Total 155	O 155	0	0
6	BD	110	Total 110	O 110	0	0
6	BE	117	Total 117	O 117	0	0
6	BF	144	Total 144	O 144	0	0
6	BG	131	Total 131	O 131	0	0
6	BH	145	Total 145	O 145	0	0
6	BI	118	Total 118	O 118	0	0
6	BJ	145	Total 145	O 145	0	0
6	BK	127	Total 127	O 127	0	0
6	BL	90	Total 90	O 90	0	0
6	BM	141	Total 141	O 141	0	0
6	BN	116	Total 116	O 116	0	0
6	BO	173	Total 173	O 173	0	0
6	BP	151	Total 151	O 151	0	0
6	BQ	105	Total 105	O 105	0	0

*Continued on next page...*



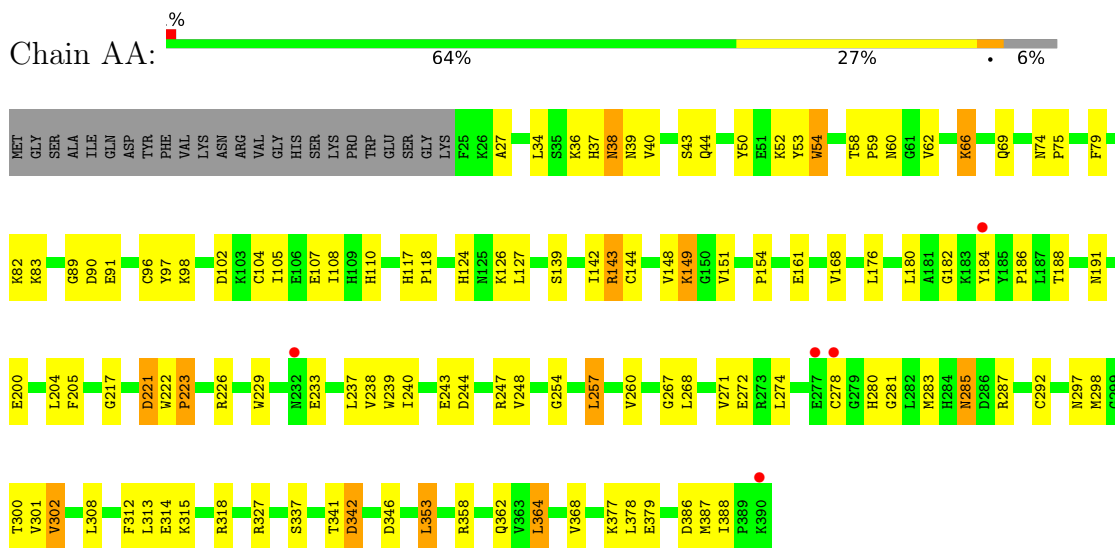
*Continued from previous page...*

<b>Mol</b>	<b>Chain</b>	<b>Residues</b>	<b>Atoms</b>		<b>ZeroOcc</b>	<b>AltConf</b>
6	BR	166	Total 166	O 166	0	0

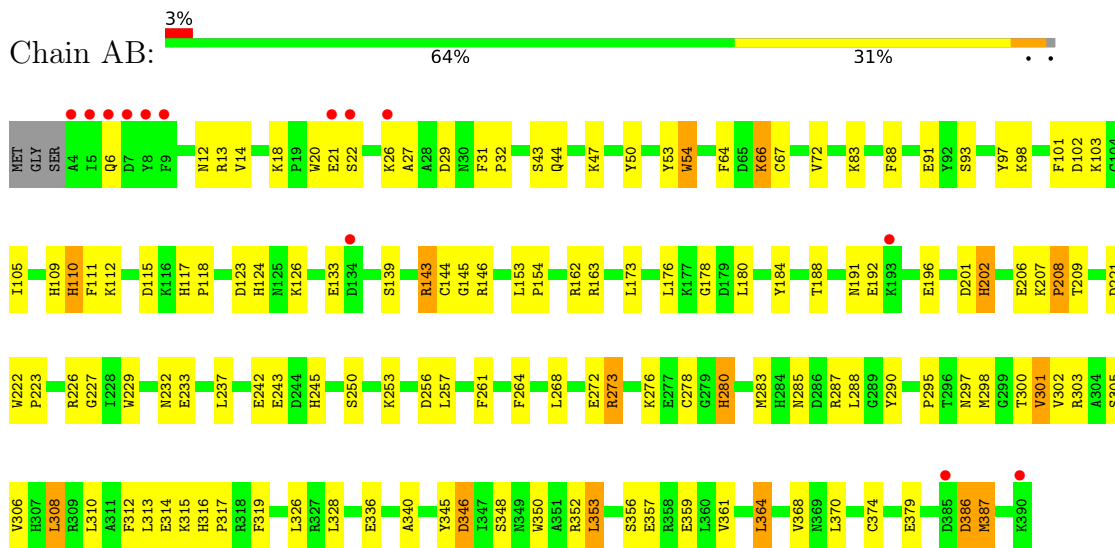
### 3 Residue-property plots i

These plots are drawn for all protein, RNA, DNA and oligosaccharide chains in the entry. The first graphic for a chain summarises the proportions of the various outlier classes displayed in the second graphic. The second graphic shows the sequence view annotated by issues in geometry and electron density. Residues are color-coded according to the number of geometric quality criteria for which they contain at least one outlier: green = 0, yellow = 1, orange = 2 and red = 3 or more. A red dot above a residue indicates a poor fit to the electron density ( $RSRZ > 2$ ). Stretches of 2 or more consecutive residues without any outlier are shown as a green connector. Residues present in the sample, but not in the model, are shown in grey.

- Molecule 1: Glycoamine kinase beta chain

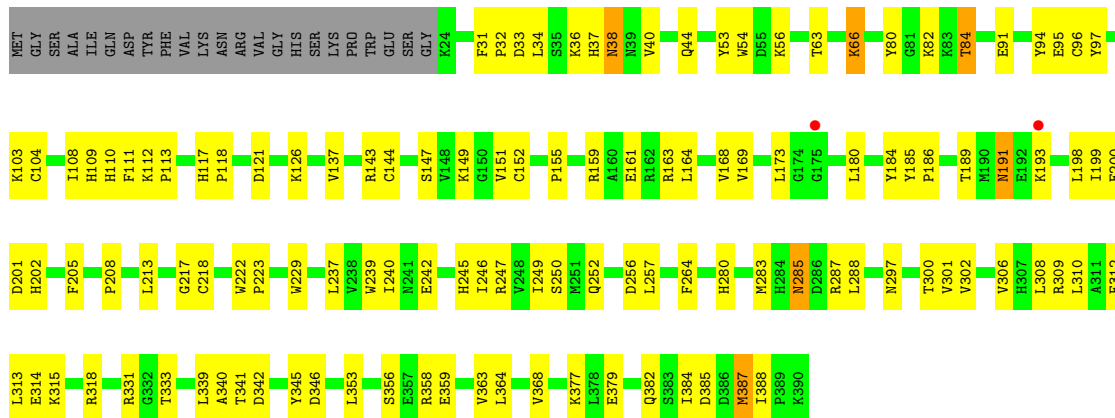


- Molecule 1: Glycoamine kinase beta chain

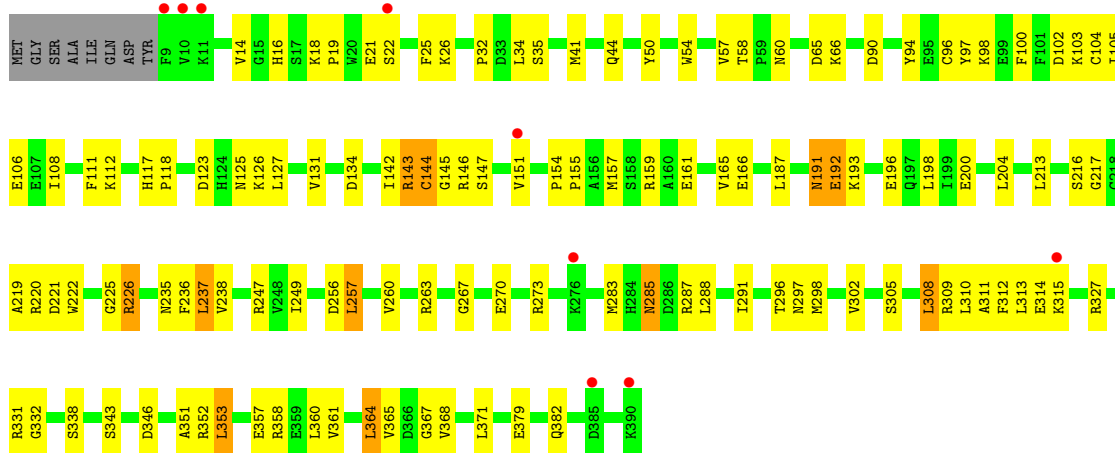


- Molecule 1: Glycoamine kinase beta chain

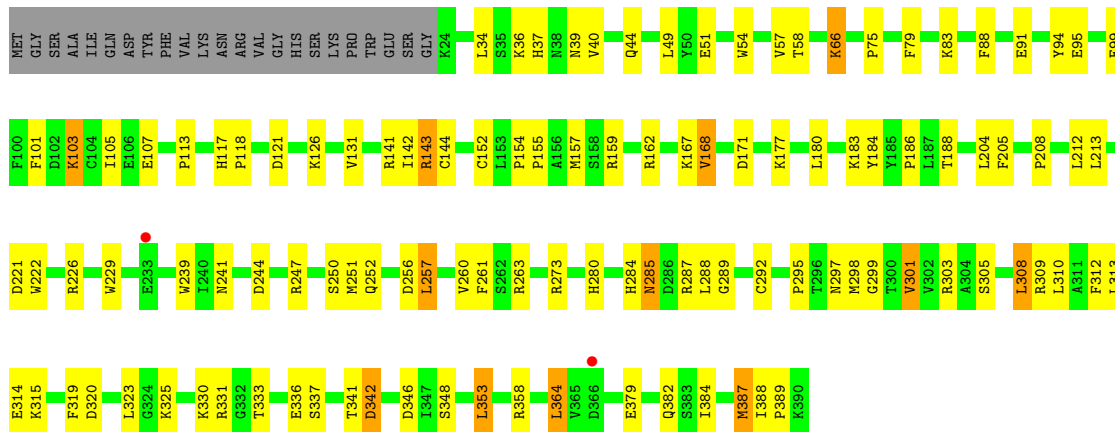




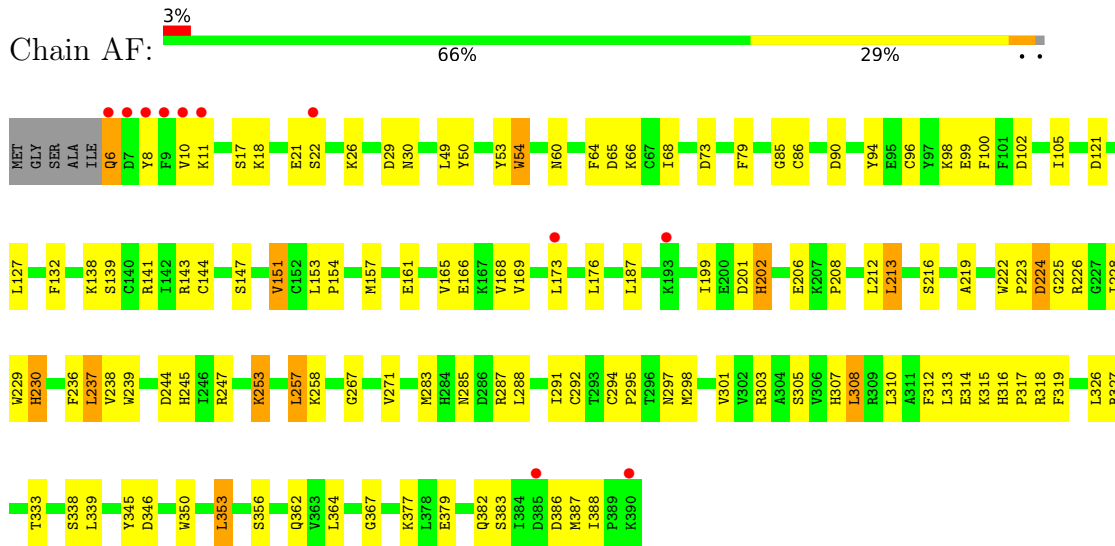
• Molecule 1: Glycoyamine kinase beta chain



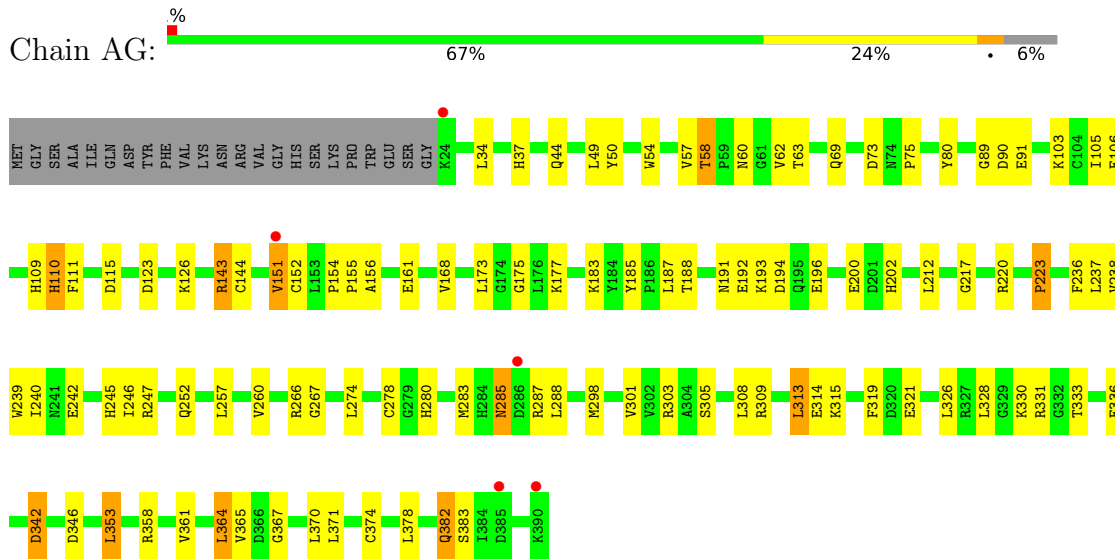
• Molecule 1: Glycoyamine kinase beta chain



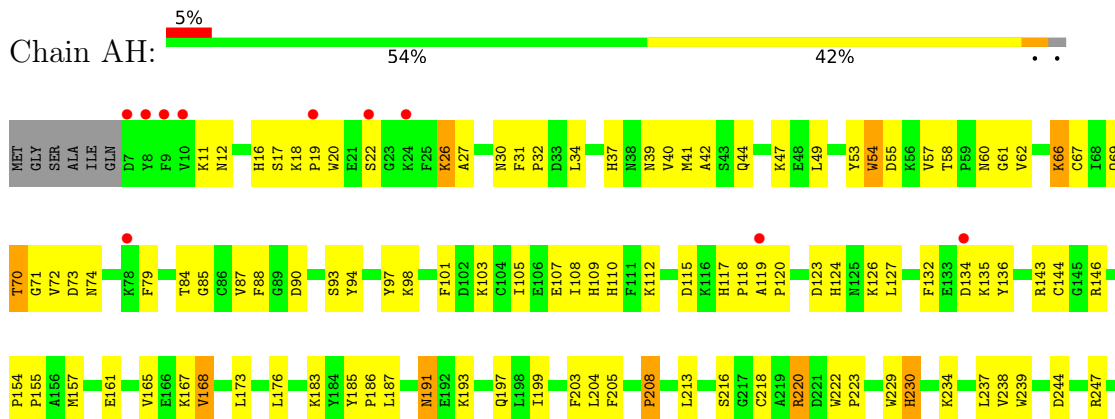
• Molecule 1: Glycoyamine kinase beta chain

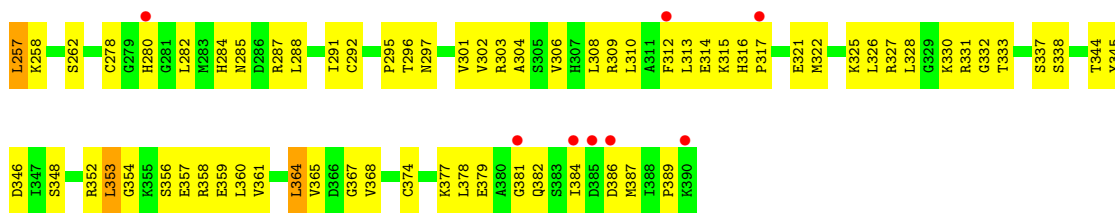


• Molecule 1: Glycoyamine kinase beta chain

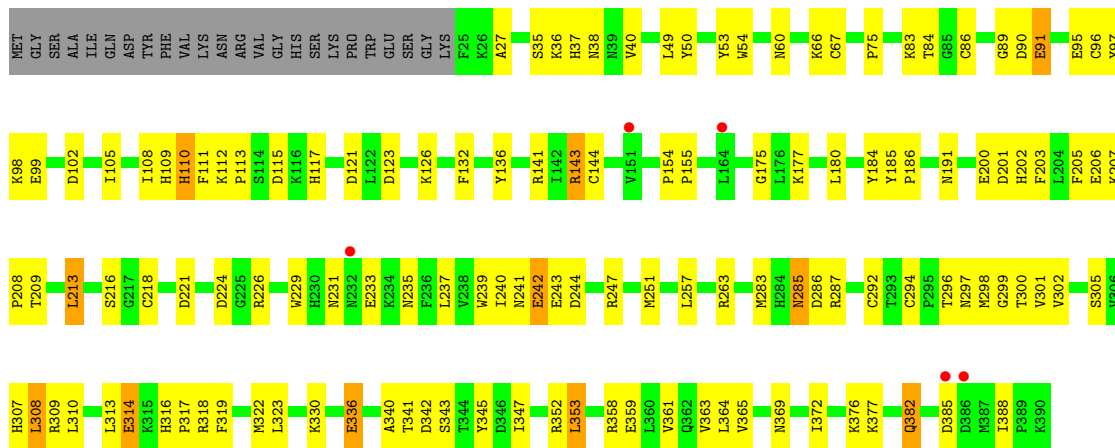


• Molecule 1: Glycoyamine kinase beta chain

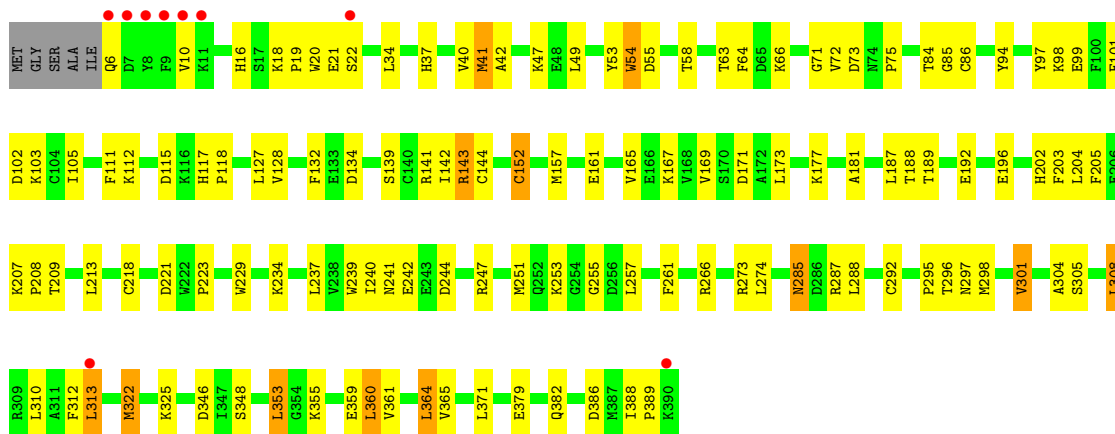




• Molecule 1: Glycoamine kinase beta chain

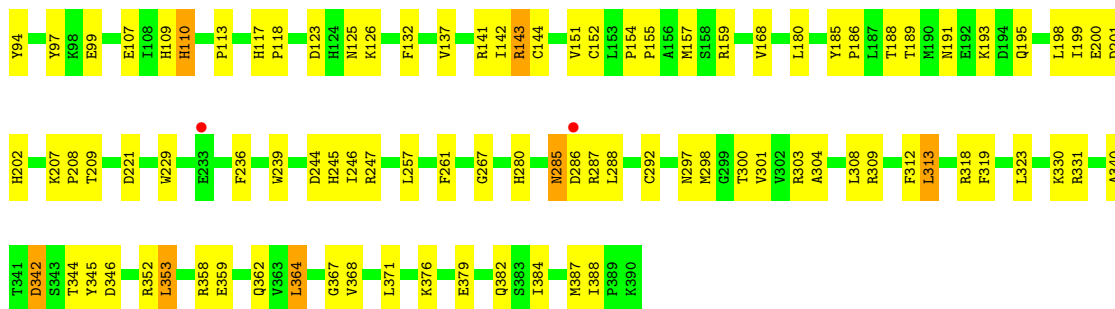


• Molecule 1: Glycoamine kinase beta chain

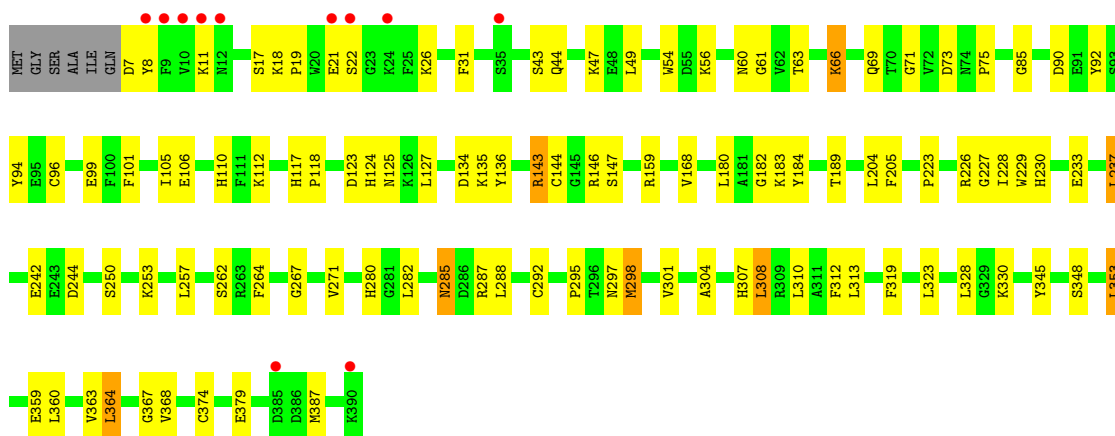
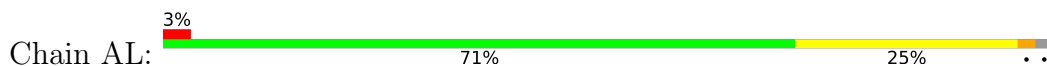


• Molecule 1: Glycoamine kinase beta chain

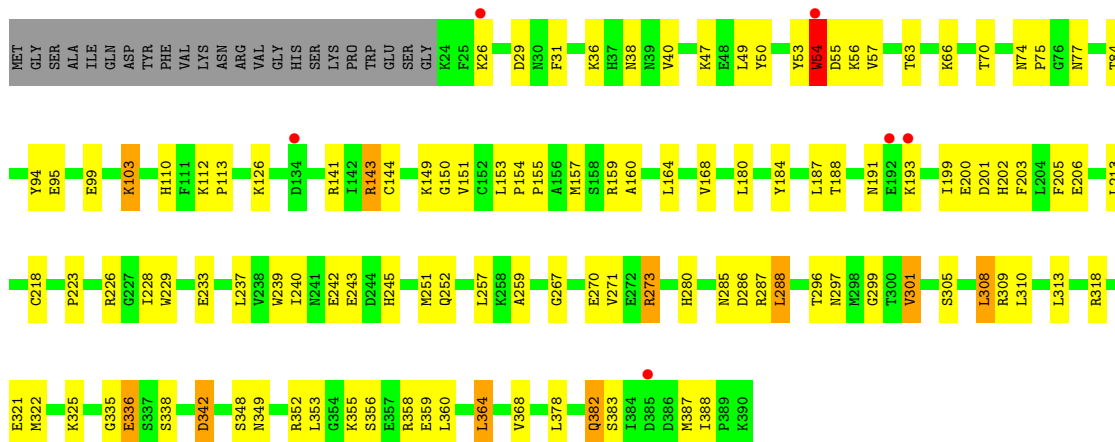




- Molecule 1: Glycoyamine kinase beta chain

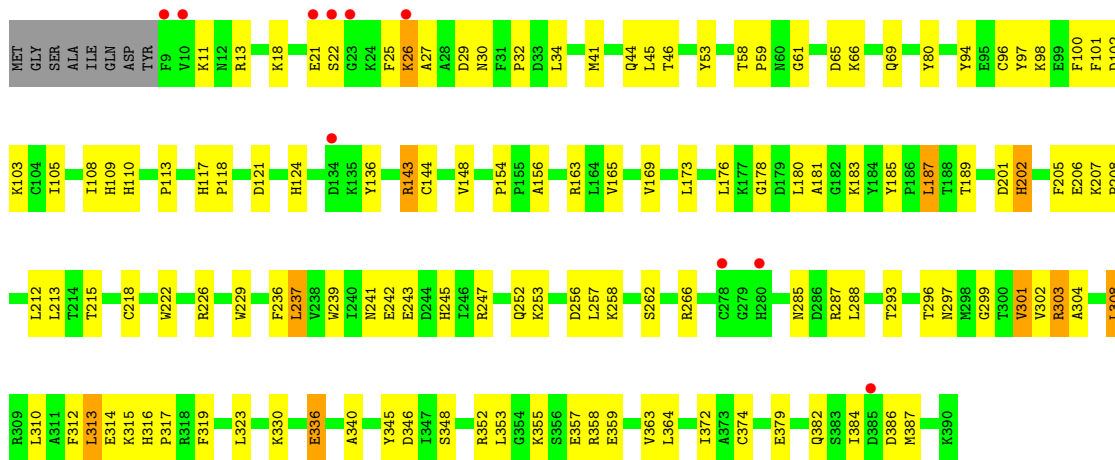


- Molecule 1: Glycoyamine kinase beta chain

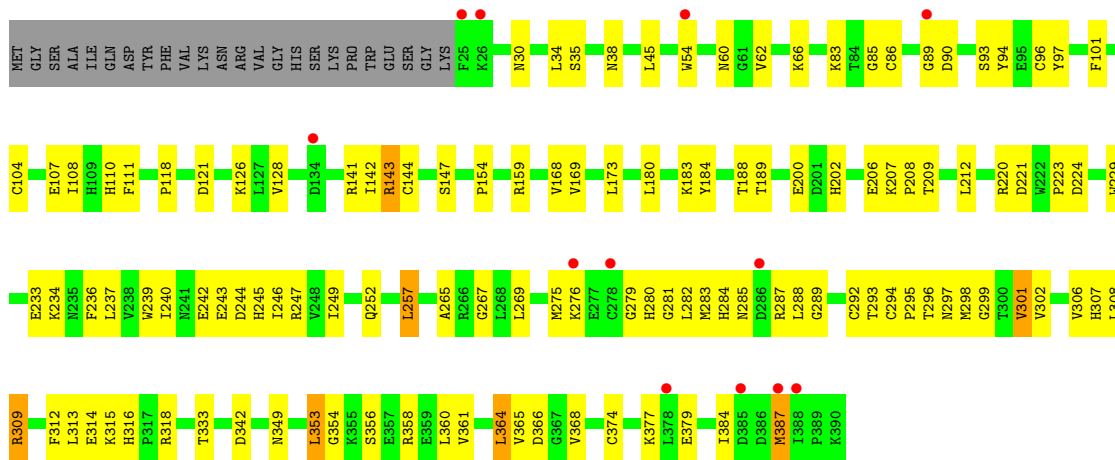


- Molecule 1: Glycoyamine kinase beta chain

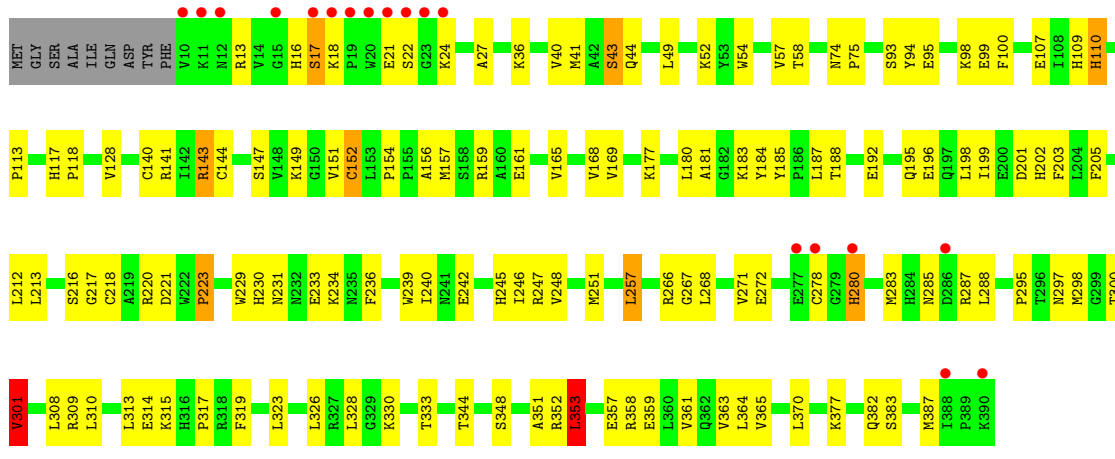




• Molecule 1: Glycocyamine kinase beta chain



• Molecule 1: Glycocyamine kinase beta chain

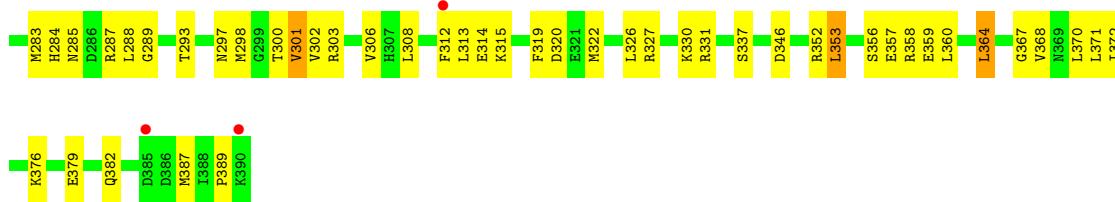


• Molecule 1: Glycocyamine kinase beta chain

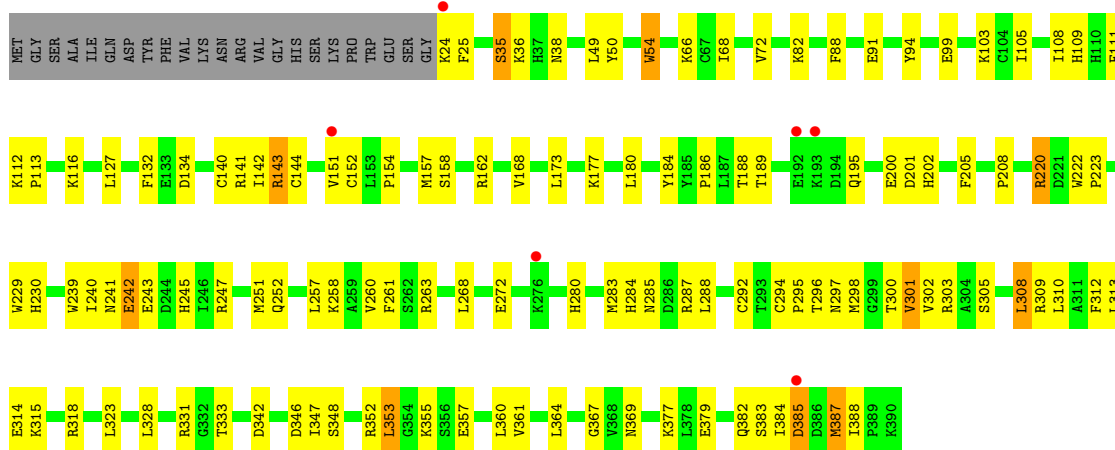




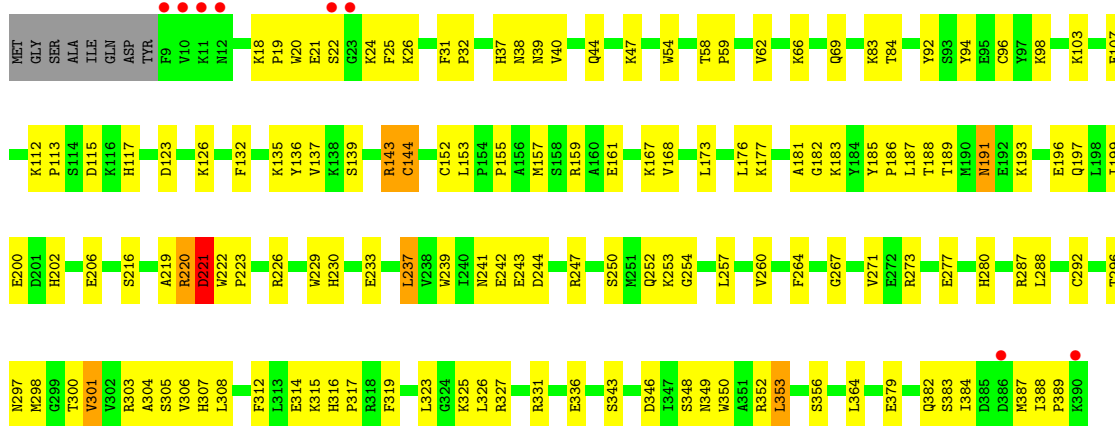




• Molecule 1: Glycoyamine kinase beta chain

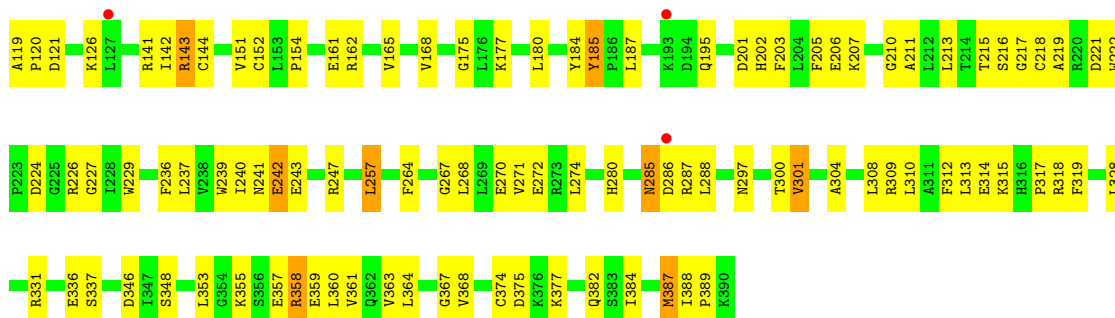


• Molecule 1: Glycoyamine kinase beta chain

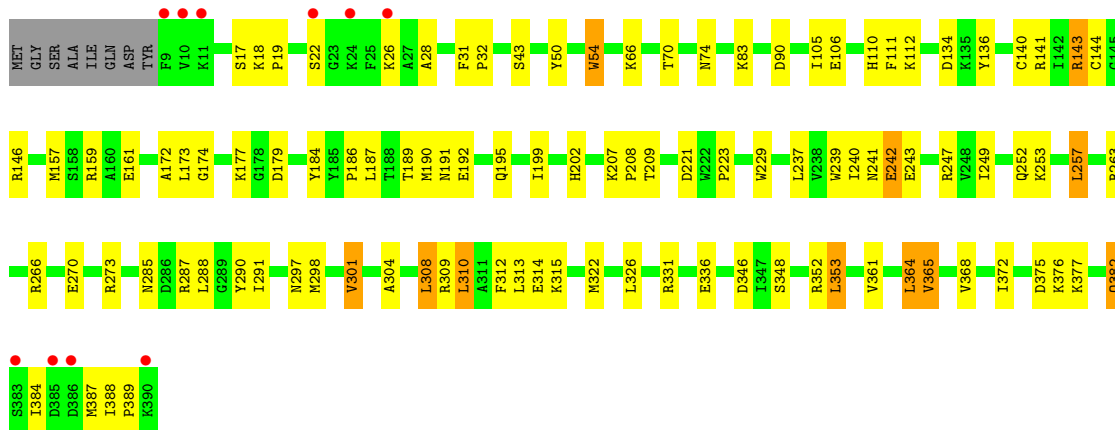
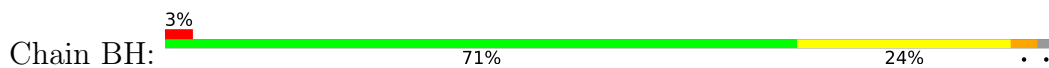


• Molecule 1: Glycoyamine kinase beta chain

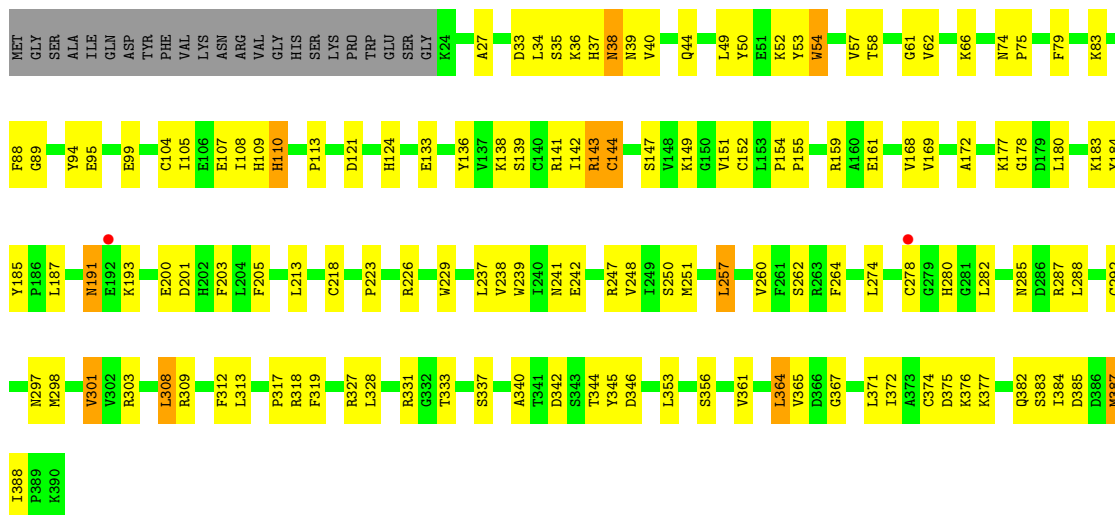




• Molecule 1: Glycoyamine kinase beta chain

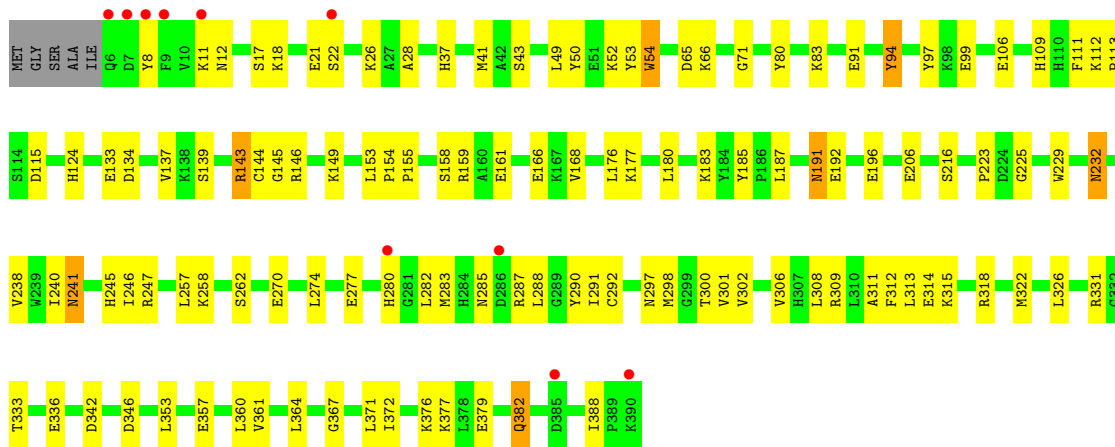


• Molecule 1: Glycoyamine kinase beta chain

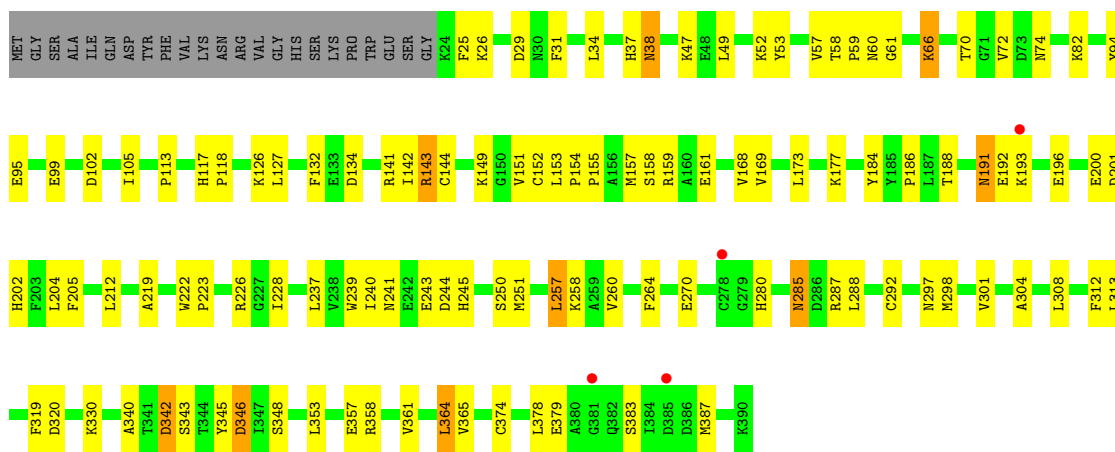


• Molecule 1: Glycoyamine kinase beta chain

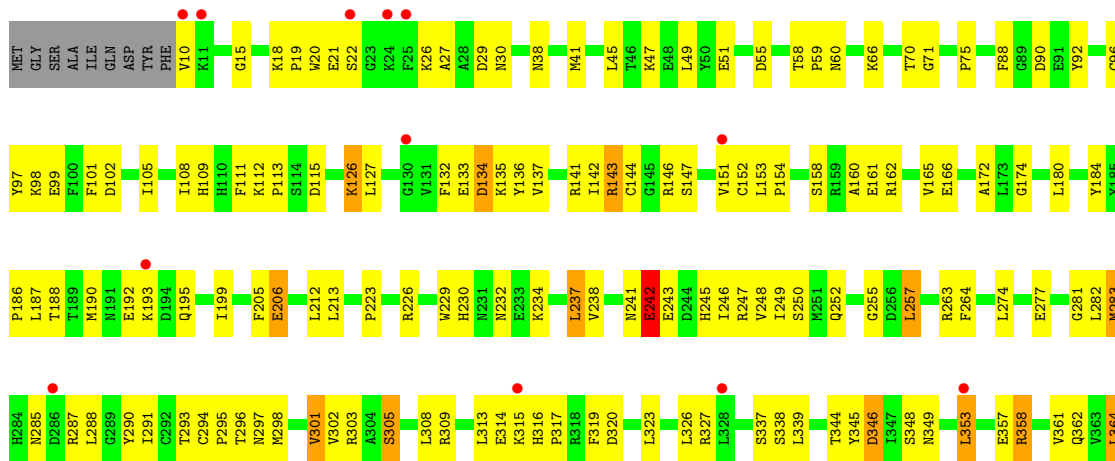




• Molecule 1: Glycoxyamine kinase beta chain

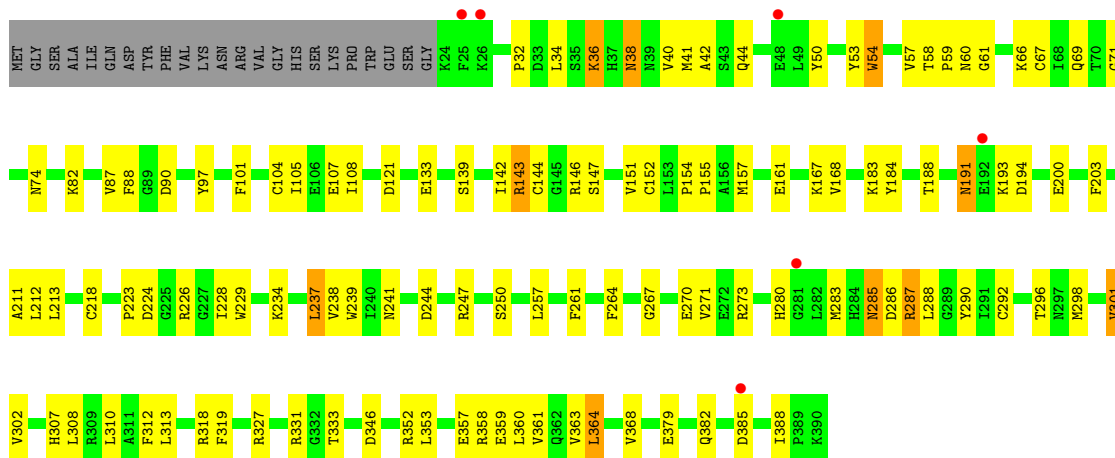


• Molecule 1: Glycoxyamine kinase beta chain

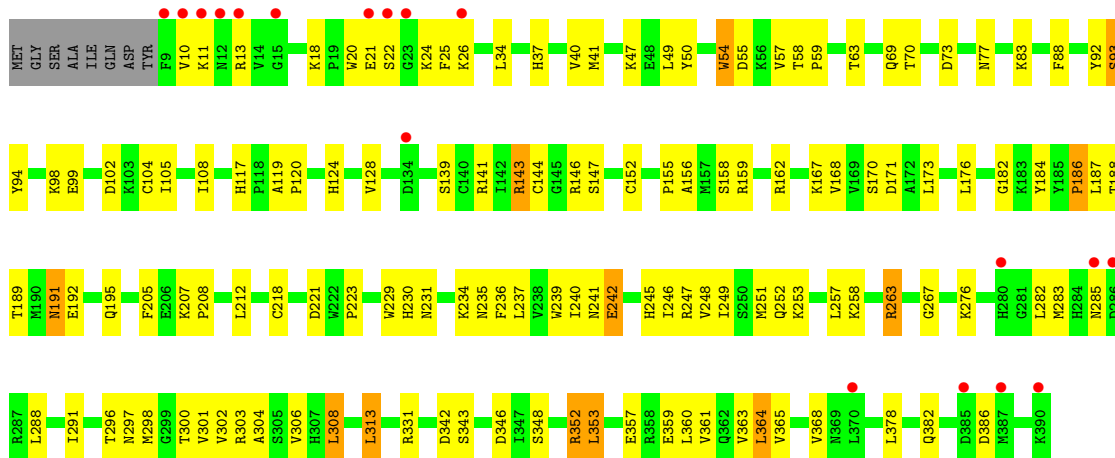




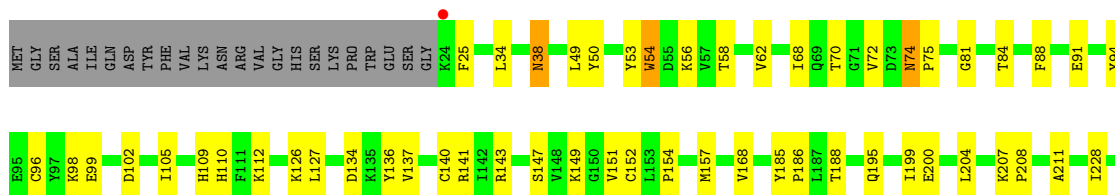
- Molecule 1: Glycoyamine kinase beta chain

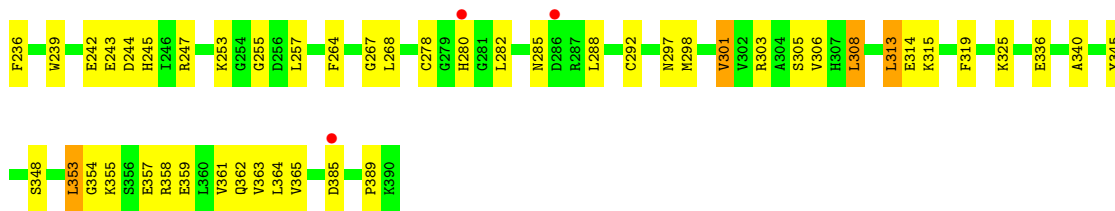


- Molecule 1: Glycoyamine kinase beta chain

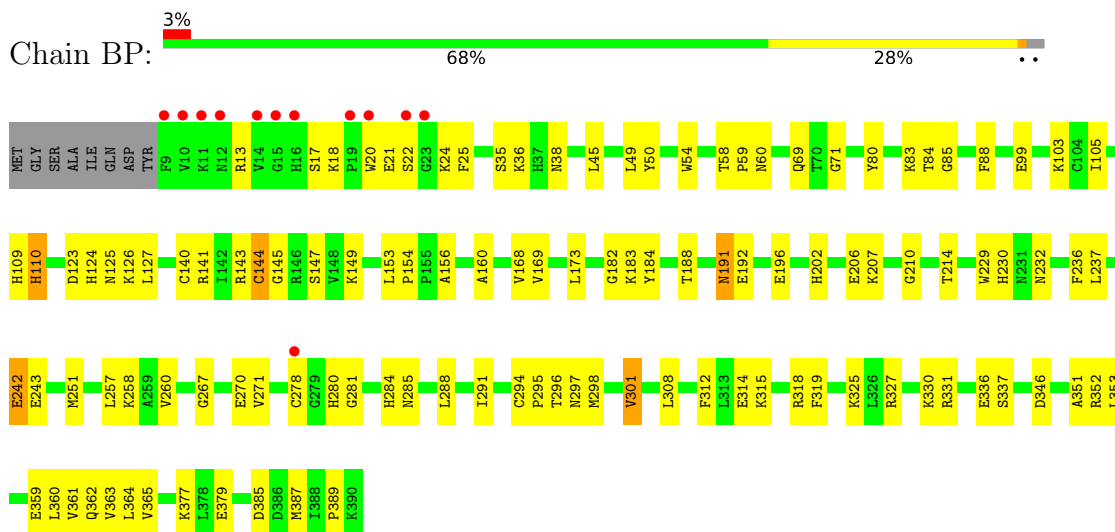


- Molecule 1: Glycoyamine kinase beta chain

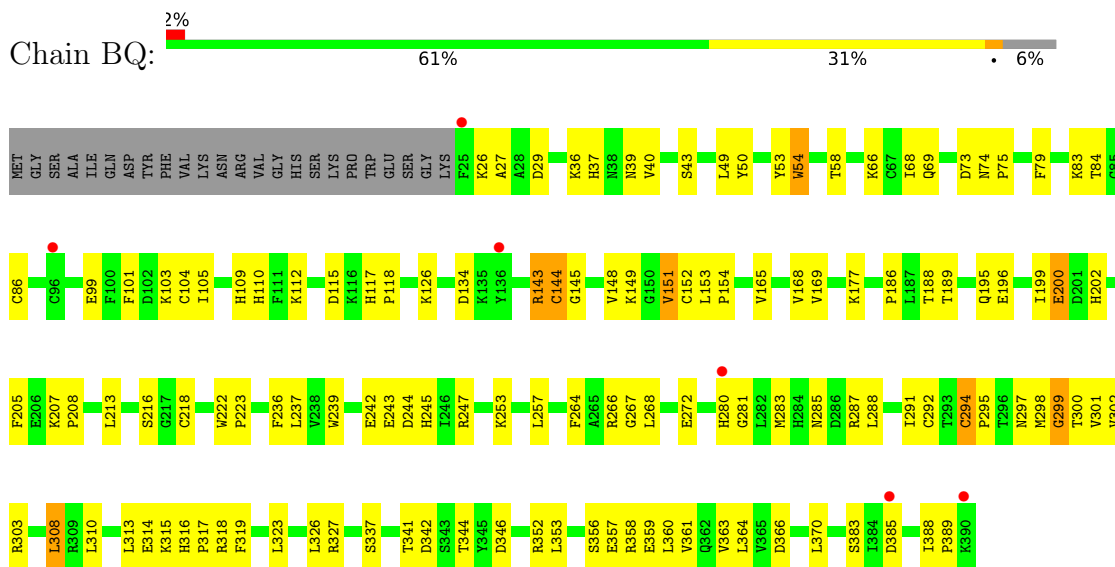




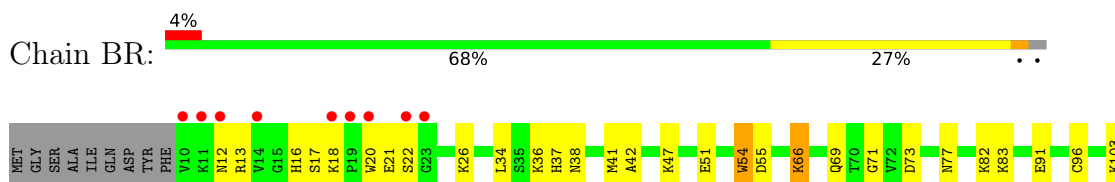
- Molecule 1: Glycoamine kinase beta chain

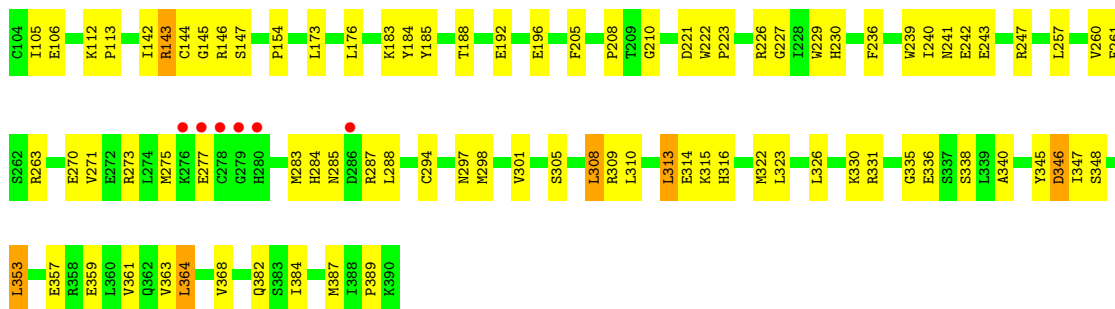


- Molecule 1: Glycoamine kinase beta chain



- Molecule 1: Glycoamine kinase beta chain





## 4 Data and refinement statistics i

Property	Value	Source
Space group	P 1 21 1	Depositor
Cell constants a, b, c, $\alpha$ , $\beta$ , $\gamma$	243.11Å 114.27Å 259.90Å 90.00° 90.25° 90.00°	Depositor
Resolution (Å)	20.00 – 2.30 33.05 – 2.30	Depositor EDS
% Data completeness (in resolution range)	(Not available) (20.00-2.30) 92.1 (33.05-2.30)	Depositor EDS
$R_{merge}$	0.09	Depositor
$R_{sym}$	(Not available)	Depositor
$\langle I/\sigma(I) \rangle$ <sup>1</sup>	3.56 (at 2.29Å)	Xtrriage
Refinement program	PHENIX	Depositor
R, $R_{free}$	0.197 , 0.263 0.235 , 0.293	Depositor DCC
$R_{free}$ test set	30531 reflections (5.00%)	wwPDB-VP
Wilson B-factor (Å <sup>2</sup> )	22.2	Xtrriage
Anisotropy	0.185	Xtrriage
Bulk solvent $k_{sol}$ (e/Å <sup>3</sup> ), $B_{sol}$ (Å <sup>2</sup> )	0.34 , 22.2	EDS
L-test for twinning <sup>2</sup>	$\langle  L  \rangle = 0.48$ , $\langle L^2 \rangle = 0.31$	Xtrriage
Estimated twinning fraction	0.430 for h,-k,-l	Xtrriage
$F_o, F_c$ correlation	0.94	EDS
Total number of atoms	113311	wwPDB-VP
Average B, all atoms (Å <sup>2</sup> )	27.0	wwPDB-VP

Xtrriage's analysis on translational NCS is as follows: *The analyses of the Patterson function reveals a significant off-origin peak that is 38.54 % of the origin peak, indicating pseudo-translational symmetry. The chance of finding a peak of this or larger height randomly in a structure without pseudo-translational symmetry is equal to 3.6308e-04. The detected translational NCS is most likely also responsible for the elevated intensity ratio.*

<sup>1</sup>Intensities estimated from amplitudes.

<sup>2</sup>Theoretical values of  $\langle |L| \rangle$ ,  $\langle L^2 \rangle$  for acentric reflections are 0.5, 0.333 respectively for untwinned datasets, and 0.375, 0.2 for perfectly twinned datasets.



## 5 Model quality i

### 5.1 Standard geometry i

Bond lengths and bond angles in the following residue types are not validated in this section: NMG, ADP, MG, NO3

The Z score for a bond length (or angle) is the number of standard deviations the observed value is removed from the expected value. A bond length (or angle) with  $|Z| > 5$  is considered an outlier worth inspection. RMSZ is the root-mean-square of all Z scores of the bond lengths (or angles).

Mol	Chain	Bond lengths		Bond angles	
		RMSZ	# Z  >5	RMSZ	# Z  >5
1	AA	0.34	0/2963	0.51	0/3986
1	AB	0.37	0/3142	0.55	0/4227
1	AC	0.34	0/2972	0.53	0/3997
1	AD	0.38	0/3099	0.55	0/4168
1	AE	0.35	0/2972	0.52	0/3997
1	AF	0.37	0/3129	0.56	0/4209
1	AG	0.35	0/2972	0.53	1/3997 (0.0%)
1	AH	0.35	0/3120	0.53	0/4197
1	AI	0.34	0/2963	0.52	0/3986
1	AJ	0.37	0/3129	0.53	0/4209
1	AK	0.35	0/2972	0.52	0/3997
1	AL	0.38	0/3120	0.55	0/4197
1	AM	0.35	0/2972	0.54	0/3997
1	AN	0.37	0/3099	0.54	0/4168
1	AO	0.34	0/2963	0.53	0/3986
1	AP	0.39	0/3087	0.55	1/4152 (0.0%)
1	AQ	0.35	0/2963	0.53	0/3986
1	AR	0.38	0/3071	0.55	0/4131
1	BA	0.33	0/2972	0.51	0/3997
1	BB	0.36	0/3148	0.55	1/4235 (0.0%)
1	BC	0.34	0/2972	0.53	0/3997
1	BD	0.36	0/3129	0.54	0/4209
1	BE	0.34	0/2972	0.52	0/3997
1	BF	0.38	0/3099	0.56	0/4168
1	BG	0.35	0/2972	0.52	0/3997
1	BH	0.38	0/3099	0.55	0/4168
1	BI	0.36	0/2972	0.54	0/3997
1	BJ	0.37	0/3129	0.55	0/4209
1	BK	0.35	0/2972	0.54	0/3997
1	BL	0.36	0/3087	0.54	0/4152
1	BM	0.34	0/2972	0.53	0/3997
1	BN	0.35	0/3099	0.54	0/4168

Mol	Chain	Bond lengths		Bond angles	
		RMSZ	# Z  >5	RMSZ	# Z  >5
1	BO	0.36	0/2972	0.54	0/3997
1	BP	0.37	0/3099	0.55	0/4168
1	BQ	0.34	0/2963	0.53	0/3986
1	BR	0.39	0/3087	0.57	1/4152 (0.0%)
All	All	0.36	0/109423	0.54	4/147178 (0.0%)

There are no bond length outliers.

All (4) bond angle outliers are listed below:

Mol	Chain	Res	Type	Atoms	Z	Observed(°)	Ideal(°)
1	BB	308	LEU	CA-CB-CG	5.41	127.75	115.30
1	AP	353	LEU	CA-CB-CG	5.32	127.53	115.30
1	AG	364	LEU	CA-CB-CG	5.26	127.40	115.30
1	BR	353	LEU	CA-CB-CG	5.04	126.90	115.30

There are no chirality outliers.

There are no planarity outliers.

## 5.2 Too-close contacts [i](#)

In the following table, the Non-H and H(model) columns list the number of non-hydrogen atoms and hydrogen atoms in the chain respectively. The H(added) column lists the number of hydrogen atoms added and optimized by MolProbity. The Clashes column lists the number of clashes within the asymmetric unit, whereas Symm-Clashes lists symmetry-related clashes.

Mol	Chain	Non-H	H(model)	H(added)	Clashes	Symm-Clashes
1	AA	2901	0	2866	94	0
1	AB	3074	0	3034	107	0
1	AC	2910	0	2879	88	0
1	AD	3032	0	2997	81	0
1	AE	2910	0	2879	83	0
1	AF	3061	0	3018	96	0
1	AG	2910	0	2879	78	0
1	AH	3052	0	3010	141	0
1	AI	2901	0	2866	89	0
1	AJ	3061	0	3018	85	0
1	AK	2910	0	2879	89	0
1	AL	3052	0	3010	79	0
1	AM	2910	0	2879	82	0
1	AN	3032	0	2997	96	0

*Continued on next page...*

*Continued from previous page...*

Mol	Chain	Non-H	H(model)	H(added)	Clashes	Symm-Clashes
1	AO	2901	0	2866	93	0
1	AP	3021	0	2988	108	0
1	AQ	2901	0	2866	85	0
1	AR	3005	0	2966	97	0
1	BA	2910	0	2879	93	0
1	BB	3080	0	3039	98	0
1	BC	2910	0	2879	90	0
1	BD	3061	0	3018	115	0
1	BE	2910	0	2879	102	0
1	BF	3032	0	2997	115	0
1	BG	2910	0	2879	90	0
1	BH	3032	0	2997	81	0
1	BI	2910	0	2879	107	0
1	BJ	3061	0	3018	78	0
1	BK	2910	0	2879	92	0
1	BL	3021	0	2988	119	0
1	BM	2910	0	2879	83	0
1	BN	3032	0	2997	101	0
1	BO	2910	0	2879	71	0
1	BP	3032	0	2997	77	0
1	BQ	2901	0	2866	95	0
1	BR	3021	0	2988	85	0
2	AA	8	0	5	0	0
2	AB	8	0	5	2	0
2	AC	8	0	5	0	0
2	AD	8	0	5	0	0
2	AE	8	0	5	1	0
2	AF	8	0	5	0	0
2	AG	8	0	5	2	0
2	AH	8	0	5	0	0
2	AI	8	0	5	1	0
2	AJ	8	0	5	0	0
2	AK	8	0	5	0	0
2	AL	8	0	5	0	0
2	AM	8	0	5	1	0
2	AN	8	0	5	1	0
2	AO	8	0	5	1	0
2	AP	8	0	5	0	0
2	AQ	8	0	5	0	0
2	AR	8	0	5	0	0
2	BA	8	0	5	0	0
2	BB	8	0	5	1	0

*Continued on next page...*

*Continued from previous page...*

Mol	Chain	Non-H	H(model)	H(added)	Clashes	Symm-Clashes
2	BC	8	0	5	0	0
2	BD	8	0	5	1	0
2	BE	8	0	5	0	0
2	BF	8	0	5	0	0
2	BG	8	0	5	0	0
2	BH	8	0	5	1	0
2	BI	8	0	5	0	0
2	BJ	8	0	5	1	0
2	BK	8	0	5	0	0
2	BL	8	0	5	0	0
2	BM	8	0	5	0	0
2	BN	8	0	5	0	0
2	BO	8	0	5	2	0
2	BP	8	0	5	0	0
2	BQ	8	0	5	0	0
2	BR	8	0	5	1	0
3	AA	27	0	12	1	0
3	AB	27	0	12	2	0
3	AC	27	0	12	1	0
3	AD	27	0	12	0	0
3	AE	27	0	12	4	0
3	AF	27	0	12	7	0
3	AG	27	0	12	2	0
3	AH	27	0	12	3	0
3	AI	27	0	12	3	0
3	AJ	27	0	12	3	0
3	AK	27	0	12	5	0
3	AL	27	0	12	1	0
3	AM	27	0	12	2	0
3	AN	27	0	12	1	0
3	AO	27	0	12	4	0
3	AP	27	0	12	5	0
3	AQ	27	0	12	3	0
3	AR	27	0	12	2	0
3	BA	27	0	12	3	0
3	BB	27	0	12	4	0
3	BC	27	0	12	1	0
3	BD	27	0	12	3	0
3	BE	27	0	12	4	0
3	BF	27	0	12	4	0
3	BG	27	0	12	3	0
3	BH	27	0	12	2	0

*Continued on next page...*

*Continued from previous page...*

Mol	Chain	Non-H	H(model)	H(added)	Clashes	Symm-Clashes
3	BI	27	0	12	2	0
3	BJ	27	0	12	2	0
3	BK	27	0	12	1	0
3	BL	27	0	12	2	0
3	BM	27	0	12	4	0
3	BN	27	0	12	3	0
3	BO	27	0	12	2	0
3	BP	27	0	12	2	0
3	BQ	27	0	12	3	0
3	BR	27	0	12	3	0
4	AA	1	0	0	0	0
4	AB	1	0	0	0	0
4	AC	1	0	0	0	0
4	AD	1	0	0	0	0
4	AE	1	0	0	0	0
4	AF	1	0	0	0	0
4	AG	1	0	0	0	0
4	AH	1	0	0	0	0
4	AI	1	0	0	0	0
4	AJ	1	0	0	0	0
4	AK	1	0	0	0	0
4	AL	1	0	0	0	0
4	AM	1	0	0	0	0
4	AN	1	0	0	0	0
4	AO	1	0	0	0	0
4	AP	1	0	0	0	0
4	AQ	1	0	0	0	0
4	AR	1	0	0	0	0
4	BA	1	0	0	0	0
4	BB	1	0	0	0	0
4	BC	1	0	0	0	0
4	BD	1	0	0	0	0
4	BE	1	0	0	0	0
4	BF	1	0	0	0	0
4	BG	1	0	0	0	0
4	BH	1	0	0	0	0
4	BI	1	0	0	0	0
4	BJ	1	0	0	0	0
4	BK	1	0	0	0	0
4	BL	1	0	0	0	0
4	BM	1	0	0	0	0
4	BN	1	0	0	0	0

*Continued on next page...*

*Continued from previous page...*

Mol	Chain	Non-H	H(model)	H(added)	Clashes	Symm-Clashes
4	BO	1	0	0	0	0
4	BP	1	0	0	0	0
4	BQ	1	0	0	0	0
4	BR	1	0	0	0	0
5	AA	4	0	0	0	0
5	AB	4	0	0	0	0
5	AC	4	0	0	0	0
5	AD	4	0	0	1	0
5	AE	4	0	0	0	0
5	AF	4	0	0	0	0
5	AG	4	0	0	0	0
5	AH	4	0	0	0	0
5	AI	4	0	0	0	0
5	AJ	4	0	0	0	0
5	AK	4	0	0	0	0
5	AL	4	0	0	0	0
5	AM	4	0	0	0	0
5	AN	4	0	0	0	0
5	AO	4	0	0	1	0
5	AP	4	0	0	0	0
5	AQ	4	0	0	0	0
5	AR	4	0	0	1	0
5	BA	4	0	0	0	0
5	BB	4	0	0	1	0
5	BC	4	0	0	0	0
5	BD	4	0	0	1	0
5	BE	4	0	0	0	0
5	BF	4	0	0	0	0
5	BG	4	0	0	0	0
5	BH	4	0	0	1	0
5	BI	4	0	0	0	0
5	BJ	4	0	0	0	0
5	BK	4	0	0	1	0
5	BL	4	0	0	0	0
5	BM	4	0	0	0	0
5	BN	4	0	0	0	0
5	BO	4	0	0	0	0
5	BP	4	0	0	0	0
5	BQ	4	0	0	0	0
5	BR	4	0	0	1	0
6	AA	106	0	0	6	0
6	AB	138	0	0	12	0

*Continued on next page...*

*Continued from previous page...*

Mol	Chain	Non-H	H(model)	H(added)	Clashes	Symm-Clashes
6	AC	116	0	0	5	0
6	AD	149	0	0	3	0
6	AE	154	0	0	6	0
6	AF	117	0	0	9	0
6	AG	131	0	0	4	0
6	AH	88	0	0	5	0
6	AI	111	0	0	3	0
6	AJ	137	0	0	5	0
6	AK	125	0	0	8	0
6	AL	156	0	0	5	0
6	AM	149	0	0	8	0
6	AN	116	0	0	7	0
6	AO	113	0	0	7	0
6	AP	172	0	0	14	0
6	AQ	167	0	0	10	0
6	AR	166	0	0	5	0
6	BA	99	0	0	2	0
6	BB	130	0	0	2	0
6	BC	155	0	0	4	0
6	BD	110	0	0	12	0
6	BE	117	0	0	7	0
6	BF	144	0	0	6	0
6	BG	131	0	0	5	0
6	BH	145	0	0	13	0
6	BI	118	0	0	9	0
6	BJ	145	0	0	7	0
6	BK	127	0	0	4	0
6	BL	90	0	0	6	0
6	BM	141	0	0	9	0
6	BN	116	0	0	6	0
6	BO	173	0	0	6	0
6	BP	151	0	0	9	0
6	BQ	105	0	0	13	0
6	BR	166	0	0	10	0
All	All	113311	0	106446	3296	0

The all-atom clashscore is defined as the number of clashes found per 1000 atoms (including hydrogen atoms). The all-atom clashscore for this structure is 15.

All (3296) close contacts within the same asymmetric unit are listed below, sorted by their clash magnitude.

Atom-1	Atom-2	Interatomic distance (Å)	Clash overlap (Å)
1:AK:126:LYS:HB2	1:AK:358:ARG:HD2	1.38	1.04
1:AD:285:ASN:HB2	1:AD:291:ILE:HD11	1.40	1.02
1:BC:126:LYS:HB2	1:BC:358:ARG:HD2	1.39	1.02
1:BB:285:ASN:HD22	1:BB:288:LEU:H	1.06	1.00
1:AL:285:ASN:HD22	1:AL:288:LEU:H	1.03	0.99
1:AO:285:ASN:HD22	1:AO:288:LEU:H	1.10	0.99
1:AF:377:LYS:HG3	1:AF:387:MET:HE1	1.45	0.98
1:BK:191:ASN:HD21	1:BK:193:LYS:HB2	1.29	0.97
1:AA:297:ASN:HB3	1:AA:301:VAL:HG13	1.45	0.95
1:BD:285:ASN:HD22	1:BD:288:LEU:H	1.02	0.94
1:AL:285:ASN:ND2	1:AL:288:LEU:H	1.66	0.93
1:AQ:285:ASN:HD22	1:AQ:288:LEU:H	1.17	0.92
1:AH:285:ASN:HD22	1:AH:288:LEU:N	1.68	0.92
1:BJ:285:ASN:HD22	1:BJ:288:LEU:H	1.11	0.92
1:BF:305:SER:HB3	1:BF:348:SER:HB3	1.52	0.91
1:AF:295:PRO:O	1:AF:298:MET:HE2	1.69	0.91
1:AP:239:TRP:HB2	1:AP:247:ARG:HB2	1.53	0.91
1:BN:285:ASN:HD22	1:BN:288:LEU:H	1.14	0.90
1:AD:308:LEU:HD13	1:AD:310:LEU:HD11	1.53	0.89
1:AJ:239:TRP:HB2	1:AJ:247:ARG:HB2	1.54	0.89
3:AI:402:ADP:O2B	3:AI:402:ADP:H5'2	1.72	0.88
1:AH:285:ASN:ND2	1:AH:288:LEU:H	1.73	0.87
1:AM:126:LYS:HB2	1:AM:358:ARG:HD2	1.57	0.87
1:AA:36:LYS:HG3	6:AA:630:HOH:O	1.74	0.87
1:BH:285:ASN:HD22	1:BH:288:LEU:H	1.22	0.87
1:BL:134:ASP:HB2	6:BL:520:HOH:O	1.74	0.86
1:BA:191:ASN:HD21	1:BA:193:LYS:HB2	1.41	0.86
1:BI:285:ASN:HD22	1:BI:288:LEU:H	1.24	0.86
1:AP:188:THR:HG22	1:AP:223:PRO:HG2	1.57	0.86
1:AH:285:ASN:HD22	1:AH:288:LEU:H	0.89	0.85
1:AP:357:GLU:O	1:AP:361:VAL:HG23	1.77	0.85
1:BQ:285:ASN:HD22	1:BQ:288:LEU:H	1.25	0.85
1:AG:89:GLY:HA2	1:AG:155:PRO:HG2	1.56	0.84
1:BL:188:THR:HG22	1:BL:223:PRO:HG2	1.57	0.84
1:BD:285:ASN:HD22	1:BD:288:LEU:N	1.75	0.84
1:BF:253:LYS:HE2	6:BF:550:HOH:O	1.78	0.84
1:AR:314:GLU:HG2	1:AR:315:LYS:HD2	1.58	0.83
1:AP:278:CYS:HB3	1:AP:280:HIS:CE1	2.13	0.83
1:BN:285:ASN:ND2	1:BN:288:LEU:HG	1.93	0.83
1:AF:285:ASN:HD22	1:AF:288:LEU:H	1.24	0.83
1:AG:192:GLU:O	1:AG:196:GLU:HG3	1.79	0.83
1:BG:285:ASN:ND2	1:BG:287:ARG:H	1.76	0.82

*Continued on next page...*



*Continued from previous page...*

Atom-1	Atom-2	Interatomic distance (Å)	Clash overlap (Å)
1:BM:239:TRP:HB2	1:BM:247:ARG:HB2	1.59	0.82
1:AE:297:ASN:HB3	1:AE:301:VAL:HG13	1.59	0.82
1:AR:144:CYS:HB3	1:AR:302:VAL:HG22	1.60	0.82
1:BL:298:MET:HE3	1:BL:353:LEU:HD12	1.62	0.81
1:BO:239:TRP:HB2	1:BO:247:ARG:HB2	1.63	0.81
1:AA:285:ASN:ND2	1:AA:287:ARG:H	1.78	0.81
1:BF:159:ARG:HG3	1:BF:221:ASP:OD2	1.79	0.81
1:BH:285:ASN:HD22	1:BH:288:LEU:N	1.78	0.81
1:BP:377:LYS:HG3	1:BP:387:MET:HE1	1.60	0.81
1:AG:50:TYR:O	1:AG:54:TRP:HB3	1.81	0.81
1:AA:40:VAL:HG13	1:AA:107:GLU:OE1	1.81	0.80
1:BB:208:PRO:HG3	1:BB:222:TRP:CE2	2.15	0.80
1:BL:314:GLU:HB2	1:BL:345:TYR:OH	1.80	0.80
1:BG:101:PHE:O	1:BG:105:ILE:HG13	1.81	0.80
1:AP:18:LYS:O	1:AP:21:GLU:HG2	1.81	0.80
1:AI:285:ASN:HD22	1:AI:287:ARG:H	1.25	0.80
1:BG:213:LEU:HD12	1:BG:218:CYS:HB2	1.62	0.80
1:AL:244:ASP:OD1	1:AL:292:CYS:HB3	1.82	0.79
1:AK:239:TRP:HB2	1:AK:247:ARG:HB2	1.64	0.79
1:BE:168:VAL:HG13	1:BE:280:HIS:CE1	2.18	0.79
1:AQ:188:THR:HG22	1:AQ:223:PRO:HG2	1.65	0.79
1:BL:285:ASN:HD22	1:BL:288:LEU:H	1.31	0.78
1:BM:285:ASN:HD22	1:BM:286:ASP:N	1.80	0.78
1:BN:364:LEU:O	1:BN:368:VAL:HG23	1.82	0.78
1:AQ:313:LEU:HD22	1:AQ:319:PHE:CD1	2.18	0.78
1:AE:126:LYS:HB2	1:AE:358:ARG:HD2	1.64	0.78
1:AO:239:TRP:HB2	1:AO:247:ARG:HB2	1.66	0.78
1:BQ:359:GLU:O	1:BQ:363:VAL:HG23	1.83	0.78
1:BL:297:ASN:HB3	1:BL:301:VAL:HG13	1.64	0.78
1:BA:298:MET:HE3	1:BA:353:LEU:HD12	1.64	0.77
1:BQ:196:GLU:O	1:BQ:200:GLU:HB2	1.84	0.77
1:BG:331:ARG:HB2	1:BG:346:ASP:HB3	1.67	0.77
1:BM:285:ASN:ND2	1:BM:287:ARG:H	1.81	0.77
1:AM:94:TYR:HD1	1:AM:95:GLU:HG2	1.50	0.77
1:BJ:113:PRO:HA	1:BJ:287:ARG:NH2	1.99	0.77
1:AK:151:VAL:HG12	1:AK:152:CYS:O	1.84	0.77
1:AN:143:ARG:HG2	1:AN:144:CYS:N	2.00	0.77
1:BP:123:ASP:OD1	1:BP:125:ASN:HB2	1.84	0.77
1:AN:98:LYS:HE3	1:AN:102:ASP:OD2	1.83	0.77
1:BG:285:ASN:HD22	1:BG:287:ARG:H	1.31	0.77
1:AP:188:THR:HG23	6:AP:628:HOH:O	1.83	0.77

*Continued on next page...*

*Continued from previous page...*

Atom-1	Atom-2	Interatomic distance (Å)	Clash overlap (Å)
1:AJ:49:LEU:HD21	1:AJ:99:GLU:HG2	1.66	0.76
1:AN:359:GLU:O	1:AN:363:VAL:HG23	1.86	0.76
1:BC:44:GLN:OE1	1:BC:103:LYS:HE3	1.85	0.76
1:BL:285:ASN:HB2	1:BL:291:ILE:HD11	1.66	0.76
1:BK:49:LEU:HD21	1:BK:99:GLU:HG2	1.65	0.76
1:BM:191:ASN:ND2	1:BM:193:LYS:H	1.83	0.76
1:BI:40:VAL:HG13	1:BI:107:GLU:OE1	1.86	0.76
1:AK:352:ARG:HG2	1:AK:352:ARG:HH11	1.51	0.76
1:BA:341:THR:O	1:BA:342:ASP:HB2	1.86	0.76
1:AN:208:PRO:HG3	1:AN:222:TRP:CE2	2.21	0.76
1:BL:58:THR:HG22	1:BL:96:CYS:SG	2.26	0.75
1:AO:126:LYS:HB2	1:AO:358:ARG:HD2	1.68	0.75
1:BB:285:ASN:ND2	1:BB:288:LEU:H	1.83	0.75
1:BL:247:ARG:HD2	6:BL:556:HOH:O	1.85	0.75
1:BR:188:THR:HG22	1:BR:223:PRO:HG2	1.68	0.75
1:BM:188:THR:HG23	6:BM:542:HOH:O	1.86	0.75
1:AG:285:ASN:HD22	1:AG:288:LEU:H	1.34	0.75
1:AD:302:VAL:HG21	1:AD:357:GLU:HG3	1.67	0.75
1:AN:18:LYS:HB2	1:AN:21:GLU:HG2	1.69	0.75
1:BA:321:GLU:O	1:BA:325:LYS:HG3	1.87	0.75
1:BN:302:VAL:O	1:BN:352:ARG:HD3	1.86	0.75
1:AM:50:TYR:O	1:AM:54:TRP:HB3	1.87	0.74
1:BP:188:THR:HG23	6:BP:537:HOH:O	1.86	0.74
1:AF:237:LEU:HD12	1:AF:237:LEU:N	2.02	0.74
1:AK:352:ARG:HH11	1:AK:352:ARG:CG	2.00	0.74
1:AE:239:TRP:HH2	3:AE:402:ADP:H5'2	1.51	0.74
1:AQ:285:ASN:ND2	1:AQ:287:ARG:H	1.85	0.74
1:BA:191:ASN:ND2	1:BA:193:LYS:HB2	2.02	0.74
1:AL:189:THR:HB	1:AR:36:LYS:HG2	1.68	0.74
1:BI:187:LEU:HD23	1:BI:223:PRO:HB3	1.69	0.74
1:BO:305:SER:HB3	1:BO:348:SER:HB3	1.68	0.74
1:BO:152:CYS:SG	1:BP:17:SER:HB3	2.28	0.74
1:AN:108:ILE:HD13	1:AN:296:THR:HG22	1.70	0.73
1:AP:359:GLU:O	1:AP:363:VAL:HG23	1.87	0.73
1:BF:188:THR:HG23	6:BF:544:HOH:O	1.87	0.73
1:AA:39:ASN:HA	1:AA:82:LYS:HE3	1.70	0.73
1:AF:208:PRO:HG3	1:AF:222:TRP:CE2	2.23	0.73
1:BR:357:GLU:O	1:BR:361:VAL:HG23	1.88	0.73
1:AC:285:ASN:ND2	1:AC:287:ARG:H	1.86	0.73
1:BF:18:LYS:HD3	1:BF:20:TRP:CZ2	2.23	0.73
1:BC:239:TRP:HB2	1:BC:247:ARG:HB2	1.71	0.73

*Continued on next page...*

*Continued from previous page...*

Atom-1	Atom-2	Interatomic distance (Å)	Clash overlap (Å)
1:BK:38:ASN:HD21	1:BK:82:LYS:HG3	1.54	0.73
1:BI:317:PRO:HB2	1:BQ:253:LYS:HD2	1.71	0.73
1:BL:384:ILE:HA	1:BL:387:MET:HG3	1.69	0.73
1:BO:314:GLU:HG2	1:BO:315:LYS:HD2	1.70	0.73
1:BB:239:TRP:HB2	1:BB:247:ARG:HB2	1.71	0.73
1:BJ:285:ASN:HD22	1:BJ:288:LEU:N	1.87	0.73
1:AA:142:ILE:HG13	1:AA:260:VAL:HG12	1.70	0.72
1:AA:176:LEU:HD12	1:AA:229:TRP:CH2	2.24	0.72
1:AJ:189:THR:O	1:AP:36:LYS:HG2	1.89	0.72
1:AJ:297:ASN:HB3	1:AJ:301:VAL:HG13	1.69	0.72
1:BI:36:LYS:HG3	6:BI:505:HOH:O	1.89	0.72
1:BQ:126:LYS:HB2	1:BQ:358:ARG:HD2	1.70	0.72
1:BQ:188:THR:HG22	1:BQ:223:PRO:HG2	1.72	0.72
1:BR:308:LEU:HD13	1:BR:310:LEU:HD11	1.71	0.72
1:BJ:143:ARG:HG2	1:BJ:144:CYS:N	2.04	0.72
1:BP:285:ASN:HB2	1:BP:291:ILE:HD11	1.71	0.72
1:AP:213:LEU:HD12	1:AP:218:CYS:HB2	1.72	0.72
1:BG:285:ASN:HD22	1:BG:287:ARG:N	1.87	0.72
1:AM:285:ASN:ND2	1:AM:287:ARG:H	1.88	0.72
1:BH:297:ASN:HB3	1:BH:301:VAL:HG13	1.72	0.72
1:BL:166:GLU:HG3	1:BL:184:TYR:OH	1.89	0.72
1:BN:57:VAL:HG22	1:BN:63:THR:HG22	1.70	0.72
1:BO:325:LYS:HD3	1:BO:389:PRO:HB2	1.70	0.72
1:BC:108:ILE:HG21	1:BC:296:THR:HG22	1.70	0.72
1:BF:137:VAL:HG13	1:BF:306:VAL:HB	1.70	0.72
1:AH:88:PHE:HD2	1:AH:93:SER:HB2	1.54	0.71
1:AL:308:LEU:HD13	1:AL:310:LEU:HD11	1.72	0.71
1:BM:50:TYR:O	1:BM:54:TRP:HB3	1.89	0.71
1:AC:191:ASN:ND2	1:AC:193:LYS:H	1.87	0.71
1:BP:202:HIS:HB3	3:BP:402:ADP:H1'	1.71	0.71
1:AQ:168:VAL:HG13	1:AQ:280:HIS:CE1	2.25	0.71
1:AF:326:LEU:HD13	1:AF:367:GLY:HA2	1.72	0.71
1:AE:142:ILE:HD12	1:AE:261:PHE:HA	1.72	0.71
1:AH:313:LEU:HD12	1:AH:374:CYS:HB2	1.73	0.71
1:BO:278:CYS:HB3	1:BO:280:HIS:CE1	2.26	0.71
1:AO:285:ASN:HD22	1:AO:288:LEU:N	1.87	0.71
1:AA:312:PHE:CZ	1:AA:379:GLU:HG3	2.26	0.71
1:AA:34:LEU:HA	1:AA:37:HIS:ND1	2.06	0.71
1:AC:318:ARG:HD3	1:AC:388:ILE:HD13	1.71	0.71
1:BE:140:CYS:HB2	1:BE:260:VAL:HG21	1.71	0.71
1:BE:239:TRP:HB2	1:BE:247:ARG:HB2	1.72	0.71

*Continued on next page...*

*Continued from previous page...*

Atom-1	Atom-2	Interatomic distance (Å)	Clash overlap (Å)
1:BQ:143:ARG:HG2	1:BQ:144:CYS:N	2.04	0.71
1:AM:285:ASN:HD22	1:AM:288:LEU:H	1.38	0.70
1:AP:140:CYS:HB3	1:AP:257:LEU:HD23	1.72	0.70
1:BE:346:ASP:HB2	6:BE:596:HOH:O	1.90	0.70
1:BF:253:LYS:HE3	6:BF:503:HOH:O	1.90	0.70
1:AF:239:TRP:HB2	1:AF:247:ARG:HB2	1.72	0.70
1:AJ:188:THR:HG22	1:AJ:223:PRO:HG2	1.73	0.70
1:BI:201:ASP:HB3	1:BI:203:PHE:CE2	2.25	0.70
1:BL:313:LEU:HD23	1:BL:313:LEU:O	1.91	0.70
1:AI:285:ASN:ND2	1:AI:287:ARG:H	1.89	0.70
1:AK:66:LYS:O	1:AK:66:LYS:HD3	1.91	0.70
1:BO:168:VAL:HG13	1:BO:280:HIS:CE1	2.26	0.70
1:AG:126:LYS:HB2	1:AG:358:ARG:HD2	1.73	0.70
1:AH:304:ALA:O	1:AH:348:SER:HB2	1.90	0.70
1:AP:143:ARG:HG2	1:AP:144:CYS:N	2.05	0.70
1:BR:41:MET:HE2	1:BR:71:GLY:HA3	1.72	0.70
1:AM:143:ARG:HG2	1:AM:144:CYS:N	2.06	0.70
1:BC:309:ARG:NH1	1:BC:342:ASP:OD1	2.23	0.70
1:BC:313:LEU:CD1	1:BC:374:CYS:HB3	2.22	0.70
1:BH:372:ILE:HG22	1:BH:376:LYS:HE2	1.74	0.70
1:AG:202:HIS:HB3	3:AG:402:ADP:H1'	1.74	0.70
3:AM:402:ADP:H5'1	3:AM:402:ADP:O2B	1.91	0.70
1:AQ:303:ARG:NH2	3:AQ:402:ADP:O2A	2.23	0.70
1:BJ:292:CYS:HB2	1:BJ:297:ASN:O	1.92	0.70
1:AE:336:GLU:OE2	2:AE:401:NMG:NE	2.23	0.70
1:AI:98:LYS:HE3	1:AI:102:ASP:OD2	1.92	0.70
1:AF:187:LEU:HD23	1:AF:223:PRO:HB3	1.71	0.69
1:BN:297:ASN:HB3	1:BN:301:VAL:HG13	1.72	0.69
1:AK:331:ARG:HB2	1:AK:346:ASP:HB3	1.74	0.69
1:BJ:28:ALA:HB2	6:BJ:591:HOH:O	1.92	0.69
1:AD:94:TYR:OH	1:AD:98:LYS:HE3	1.92	0.69
1:AM:286:ASP:HB2	6:AM:545:HOH:O	1.92	0.69
1:AN:94:TYR:CE1	1:AN:288:LEU:HD11	2.28	0.69
1:AK:60:ASN:HB2	1:AK:90:ASP:OD2	1.92	0.69
1:AM:336:GLU:HB2	3:AM:402:ADP:O1A	1.92	0.69
1:AQ:278:CYS:HB3	1:AQ:280:HIS:CE1	2.27	0.69
1:BK:188:THR:HG22	1:BK:223:PRO:HG2	1.73	0.69
1:AA:149:LYS:HB3	1:AA:281:GLY:O	1.93	0.69
1:BH:143:ARG:HG2	1:BH:144:CYS:N	2.08	0.69
1:BI:385:ASP:HB2	1:BQ:134:ASP:OD2	1.92	0.69
1:BL:60:ASN:HD22	1:BL:90:ASP:HB2	1.58	0.69

*Continued on next page...*

*Continued from previous page...*

Atom-1	Atom-2	Interatomic distance (Å)	Clash overlap (Å)
1:AQ:126:LYS:HB2	1:AQ:358:ARG:HD2	1.73	0.69
1:BH:352:ARG:CG	1:BH:352:ARG:HH11	2.06	0.69
1:BP:143:ARG:HG2	1:BP:144:CYS:N	2.07	0.69
1:BD:8:TYR:HD2	1:BD:11:LYS:HZ3	1.39	0.69
1:AF:8:TYR:HD2	1:AF:11:LYS:HZ3	1.40	0.68
1:AH:314:GLU:HG2	6:AH:519:HOH:O	1.93	0.68
1:AP:233:GLU:HB2	6:AP:609:HOH:O	1.91	0.68
1:BC:143:ARG:HD3	1:BC:303:ARG:HB3	1.75	0.68
1:BH:134:ASP:HB2	6:BH:632:HOH:O	1.93	0.68
1:AH:302:VAL:HG21	1:AH:357:GLU:HG3	1.75	0.68
1:AI:318:ARG:HD3	1:AI:388:ILE:HD13	1.74	0.68
1:AN:310:LEU:HD22	1:AN:313:LEU:HB3	1.75	0.68
3:AP:402:ADP:H5'1	3:AP:402:ADP:O2B	1.92	0.68
1:BF:155:PRO:HB3	1:BF:216:SER:O	1.94	0.68
1:BL:162:ARG:HD3	1:BL:226:ARG:HD2	1.74	0.68
1:BQ:236:PHE:CE1	1:BQ:267:GLY:HA3	2.29	0.68
1:AC:186:PRO:HG2	1:AC:189:THR:OG1	1.93	0.68
1:AQ:213:LEU:HD12	1:AQ:218:CYS:HB2	1.73	0.68
1:BO:91:GLU:OE2	1:BO:149:LYS:HE2	1.93	0.68
1:AB:154:PRO:HG2	1:AB:243:GLU:O	1.93	0.68
1:AG:151:VAL:HG22	1:AG:161:GLU:HG2	1.75	0.68
1:AM:285:ASN:HD21	1:AM:287:ARG:HB2	1.58	0.68
1:AQ:143:ARG:HG3	6:AQ:501:HOH:O	1.92	0.68
1:BO:50:TYR:O	1:BO:54:TRP:HB3	1.94	0.68
1:AB:278:CYS:HB3	1:AB:280:HIS:CE1	2.29	0.68
1:AJ:204:LEU:HD12	1:AJ:205:PHE:H	1.57	0.68
1:AF:285:ASN:HB2	1:AF:291:ILE:HD11	1.76	0.68
1:AG:37:HIS:CD2	1:AG:75:PRO:HA	2.29	0.68
1:AQ:385:ASP:HB3	6:AQ:528:HOH:O	1.93	0.68
1:AL:328:LEU:HD11	1:AL:367:GLY:HA3	1.75	0.68
1:BF:331:ARG:HG2	1:BF:336:GLU:HA	1.75	0.68
1:BG:168:VAL:HG13	1:BG:280:HIS:CE1	2.29	0.68
1:AA:297:ASN:HB3	1:AA:301:VAL:CG1	2.23	0.68
3:AH:402:ADP:H5'1	3:AH:402:ADP:O2B	1.92	0.68
1:AR:189:THR:O	1:BE:36:LYS:HG2	1.93	0.68
1:BB:66:LYS:O	1:BB:66:LYS:HD3	1.93	0.68
1:BK:94:TYR:CZ	1:BK:288:LEU:HD11	2.29	0.68
1:BN:128:VAL:HG11	1:BO:358:ARG:NH2	2.08	0.68
1:BO:195:GLN:O	1:BO:199:ILE:HG13	1.93	0.68
1:BN:285:ASN:HD22	1:BN:288:LEU:N	1.90	0.68
1:BD:297:ASN:HB3	1:BD:301:VAL:HG13	1.76	0.67

*Continued on next page...*

*Continued from previous page...*

Atom-1	Atom-2	Interatomic distance (Å)	Clash overlap (Å)
1:BB:247:ARG:NH1	3:BB:402:ADP:O1B	2.25	0.67
1:BI:384:ILE:HA	1:BI:387:MET:HG3	1.76	0.67
1:AF:239:TRP:HH2	3:AF:402:ADP:H5'2	1.59	0.67
1:BN:117:HIS:ND1	1:BN:353:LEU:HD23	2.10	0.67
1:BN:168:VAL:O	1:BN:171:ASP:HB2	1.93	0.67
1:AD:367:GLY:O	1:AD:371:LEU:HG	1.95	0.67
1:BB:166:GLU:OE1	1:BB:225:GLY:HA2	1.94	0.67
1:AD:98:LYS:HE2	1:AD:102:ASP:OD2	1.94	0.67
1:BD:239:TRP:HB2	1:BD:247:ARG:HB2	1.74	0.67
1:AA:188:THR:HG22	1:AA:223:PRO:HG2	1.77	0.67
1:AB:314:GLU:HG3	1:AB:315:LYS:HD2	1.77	0.67
1:AH:330:LYS:HE3	1:AH:345:TYR:HE2	1.59	0.67
1:AN:101:PHE:O	1:AN:105:ILE:HG13	1.95	0.67
1:AO:188:THR:HG23	6:AO:505:HOH:O	1.95	0.67
1:AN:302:VAL:O	1:AN:352:ARG:HD3	1.94	0.67
1:BE:287:ARG:HD3	6:BE:541:HOH:O	1.95	0.67
1:AB:308:LEU:HD13	1:AB:310:LEU:HD11	1.77	0.67
1:AL:312:PHE:CE2	1:AL:379:GLU:HA	2.30	0.67
1:BO:68:ILE:O	1:BO:72:VAL:HG23	1.95	0.67
1:AA:34:LEU:HA	1:AA:37:HIS:CE1	2.30	0.67
1:AF:236:PHE:C	1:AF:237:LEU:HD12	2.16	0.67
1:AH:168:VAL:HG13	1:AH:280:HIS:CE1	2.29	0.67
1:BD:98:LYS:HE3	1:BD:102:ASP:OD2	1.95	0.67
1:BG:328:LEU:HD11	1:BG:367:GLY:HA3	1.76	0.67
1:BL:41:MET:HE2	1:BL:71:GLY:HA3	1.77	0.67
1:AD:134:ASP:HB2	6:AD:636:HOH:O	1.95	0.67
1:AD:314:GLU:HG3	1:AD:315:LYS:HD2	1.76	0.66
1:AJ:161:GLU:O	1:AJ:165:VAL:HG23	1.94	0.66
1:AE:284:HIS:CE1	1:AE:289:GLY:HA2	2.29	0.66
1:AH:108:ILE:HG21	1:AH:296:THR:HG22	1.77	0.66
1:BC:54:TRP:HZ3	6:BC:604:HOH:O	1.76	0.66
1:BL:361:VAL:O	1:BL:365:VAL:HG23	1.95	0.66
1:BE:323:LEU:HD21	1:BE:347:ILE:HD12	1.78	0.66
1:BM:285:ASN:HD22	1:BM:287:ARG:H	1.43	0.66
1:AA:143:ARG:HG2	1:AA:144:CYS:N	2.08	0.66
1:AK:191:ASN:HD21	1:AK:193:LYS:HB2	1.60	0.66
1:BR:239:TRP:HB2	1:BR:247:ARG:HB2	1.76	0.66
1:AE:180:LEU:O	1:AE:229:TRP:HH2	1.79	0.66
1:AA:300:THR:OG1	1:AA:302:VAL:HB	1.95	0.66
1:AG:188:THR:HG23	6:AG:536:HOH:O	1.95	0.66
3:BL:402:ADP:O2B	3:BL:402:ADP:H5'2	1.96	0.66

*Continued on next page...*

*Continued from previous page...*

Atom-1	Atom-2	Interatomic distance (Å)	Clash overlap (Å)
1:AJ:322:MET:HG3	1:AJ:389:PRO:HD2	1.78	0.66
1:AL:253:LYS:HE3	6:AR:502:HOH:O	1.95	0.66
1:BM:38:ASN:ND2	1:BM:82:LYS:HE3	2.11	0.66
1:AB:356:SER:OG	1:AB:359:GLU:HG3	1.96	0.66
1:AF:314:GLU:HG3	1:AF:315:LYS:HD2	1.77	0.66
1:BG:152:CYS:SG	1:BH:17:SER:HB3	2.35	0.66
1:BQ:36:LYS:HE3	6:BQ:579:HOH:O	1.95	0.66
1:AI:207:LYS:O	1:AI:209:THR:HG23	1.96	0.65
1:AR:384:ILE:HB	1:AR:387:MET:HG3	1.76	0.65
1:AB:364:LEU:O	1:AB:368:VAL:HG23	1.96	0.65
1:BK:191:ASN:ND2	1:BK:193:LYS:HB2	2.08	0.65
1:BC:285:ASN:HD22	1:BC:288:LEU:H	1.45	0.65
1:BL:230:HIS:ND1	1:BL:234:LYS:HG3	2.12	0.65
1:AA:168:VAL:HG13	1:AA:280:HIS:CE1	2.31	0.65
1:AC:280:HIS:HE1	6:AC:545:HOH:O	1.78	0.65
1:BB:302:VAL:O	1:BB:352:ARG:HD3	1.95	0.65
1:BD:322:MET:HG3	1:BD:389:PRO:HD2	1.79	0.65
1:BK:244:ASP:OD1	1:BK:292:CYS:HB3	1.97	0.65
1:BO:357:GLU:O	1:BO:361:VAL:HG23	1.97	0.65
1:BD:252:GLN:NE2	1:BD:256:ASP:HB3	2.12	0.65
1:BK:141:ARG:HG3	1:BK:251:MET:HB3	1.76	0.65
1:BN:239:TRP:HB2	1:BN:247:ARG:HB2	1.78	0.65
1:BN:285:ASN:ND2	1:BN:288:LEU:H	1.92	0.65
1:BQ:143:ARG:HG3	6:BQ:505:HOH:O	1.96	0.65
1:AB:313:LEU:CD2	1:AB:319:PHE:CD1	2.80	0.65
1:AH:364:LEU:O	1:AH:368:VAL:HG23	1.97	0.65
1:AO:60:ASN:HB2	1:AO:90:ASP:OD2	1.96	0.65
1:AO:188:THR:HG22	1:AO:223:PRO:HG2	1.77	0.65
1:AR:285:ASN:HD22	1:AR:288:LEU:H	1.45	0.65
1:BD:123:ASP:OD1	1:BD:125:ASN:HB2	1.96	0.65
1:BJ:146:ARG:HD2	1:BJ:282:LEU:HD13	1.79	0.65
1:BJ:191:ASN:HB2	6:BQ:503:HOH:O	1.97	0.65
1:BN:357:GLU:O	1:BN:361:VAL:HG23	1.96	0.65
1:AB:98:LYS:HE3	1:AB:102:ASP:OD2	1.96	0.65
1:BL:143:ARG:HG2	1:BL:144:CYS:N	2.12	0.65
1:AF:285:ASN:ND2	1:AF:287:ARG:H	1.95	0.65
1:AG:44:GLN:OE1	1:AG:103:LYS:HE3	1.96	0.65
1:AR:175:GLY:O	1:AR:177:LYS:HG2	1.97	0.65
1:BG:36:LYS:HG3	6:BG:626:HOH:O	1.97	0.65
1:AC:285:ASN:HD22	1:AC:288:LEU:H	1.44	0.65
1:AD:104:CYS:O	1:AD:108:ILE:HG13	1.96	0.65

*Continued on next page...*

*Continued from previous page...*

Atom-1	Atom-2	Interatomic distance (Å)	Clash overlap (Å)
1:BE:298:MET:CE	1:BE:353:LEU:HD12	2.27	0.65
1:BR:305:SER:HB3	1:BR:348:SER:HB3	1.79	0.65
1:AM:53:TYR:O	1:AM:55:ASP:N	2.29	0.64
1:AN:247:ARG:HD2	6:AN:504:HOH:O	1.96	0.64
1:BA:352:ARG:HG2	1:BA:352:ARG:HH11	1.62	0.64
1:BC:304:ALA:O	1:BC:348:SER:HB2	1.97	0.64
1:BD:199:ILE:HD13	1:BD:206:GLU:HA	1.79	0.64
1:BP:192:GLU:O	1:BP:196:GLU:HG3	1.97	0.64
1:AG:236:PHE:CE1	1:AG:267:GLY:HA3	2.32	0.64
1:AK:53:TYR:OH	1:AK:99:GLU:HB3	1.97	0.64
1:BG:357:GLU:O	1:BG:361:VAL:HG23	1.97	0.64
1:BL:26:LYS:O	1:BL:29:ASP:HB2	1.97	0.64
1:BR:205:PHE:CG	1:BR:242:GLU:HG3	2.33	0.64
1:AC:297:ASN:HB3	1:AC:301:VAL:HG13	1.79	0.64
1:AE:314:GLU:HG3	1:AE:315:LYS:HD2	1.78	0.64
1:AI:50:TYR:O	1:AI:54:TRP:HB3	1.97	0.64
1:AR:331:ARG:NH1	1:AR:336:GLU:HB2	2.12	0.64
1:BO:98:LYS:HE3	1:BO:102:ASP:OD2	1.96	0.64
1:BQ:285:ASN:HD22	1:BQ:288:LEU:N	1.96	0.64
1:AF:153:LEU:O	1:AF:157:MET:HB3	1.97	0.64
1:AG:188:THR:HG22	1:AG:223:PRO:HG2	1.79	0.64
1:BB:312:PHE:CZ	1:BB:379:GLU:HG3	2.32	0.64
1:BD:49:LEU:HD21	1:BD:99:GLU:HG2	1.78	0.64
1:BD:143:ARG:NH1	3:BD:402:ADP:O3B	2.30	0.64
1:BE:180:LEU:O	1:BE:229:TRP:HH2	1.81	0.64
1:BH:177:LYS:HB3	6:BH:595:HOH:O	1.95	0.64
1:AF:26:LYS:N	1:AF:29:ASP:OD2	2.25	0.64
1:AF:313:LEU:HD22	1:AF:319:PHE:CD1	2.32	0.64
1:AG:105:ILE:HG12	1:AG:298:MET:CE	2.27	0.64
1:BC:44:GLN:OE1	1:BC:103:LYS:HB3	1.98	0.64
1:BD:256:ASP:OD2	1:BD:259:ALA:HB2	1.97	0.64
1:BI:57:VAL:HG11	1:BI:61:GLY:HA2	1.79	0.64
1:BL:257:LEU:HD11	1:BL:364:LEU:HD13	1.79	0.64
1:BR:359:GLU:O	1:BR:363:VAL:HG23	1.97	0.64
1:AM:321:GLU:O	1:AM:325:LYS:HG3	1.98	0.64
1:BB:105:ILE:HG23	1:BB:298:MET:HE1	1.79	0.64
1:BQ:40:VAL:HG12	1:BQ:104:CYS:SG	2.37	0.64
1:BR:210:GLY:HA3	6:BR:592:HOH:O	1.97	0.64
1:AK:195:GLN:O	1:AK:199:ILE:HG13	1.98	0.64
1:AP:113:PRO:HA	1:AP:287:ARG:NH2	2.13	0.64
1:BD:284:HIS:CE1	1:BD:289:GLY:HA2	2.32	0.64

*Continued on next page...*



*Continued from previous page...*

Atom-1	Atom-2	Interatomic distance (Å)	Clash overlap (Å)
1:BI:57:VAL:CG1	1:BI:61:GLY:HA2	2.28	0.64
1:BL:60:ASN:HD22	1:BL:90:ASP:CB	2.11	0.64
1:BO:336:GLU:OE2	2:BO:401:NMG:NE	2.29	0.64
1:AD:142:ILE:HD11	1:AD:257:LEU:HD22	1.80	0.64
1:AH:187:LEU:HD23	1:AH:223:PRO:HB2	1.79	0.64
1:BG:180:LEU:O	1:BG:229:TRP:HH2	1.81	0.64
1:BJ:318:ARG:HD3	1:BJ:388:ILE:HD12	1.80	0.64
1:BQ:285:ASN:HB2	1:BQ:291:ILE:HD11	1.80	0.64
1:BR:205:PHE:CD1	1:BR:242:GLU:HG3	2.33	0.64
1:AD:166:GLU:OE1	1:AD:225:GLY:HA2	1.98	0.64
1:AH:328:LEU:HD11	1:AH:367:GLY:HA3	1.79	0.64
1:AL:250:SER:HB3	1:AL:264:PHE:HB2	1.79	0.64
1:AO:97:TYR:HB2	1:AO:101:PHE:CE2	2.33	0.64
1:AR:239:TRP:HB2	1:AR:247:ARG:HB2	1.79	0.64
1:BQ:285:ASN:HB3	1:BQ:288:LEU:HB2	1.80	0.64
1:AB:188:THR:HG21	6:AB:619:HOH:O	1.98	0.63
1:AK:313:LEU:HD12	1:AK:371:LEU:O	1.98	0.63
1:AO:297:ASN:O	1:AO:301:VAL:HG13	1.98	0.63
1:BK:38:ASN:ND2	1:BK:82:LYS:HG3	2.13	0.63
1:AI:239:TRP:HB2	1:AI:247:ARG:HB2	1.79	0.63
1:BA:108:ILE:HG21	1:BA:296:THR:HG22	1.81	0.63
1:BA:213:LEU:HD12	1:BA:218:CYS:HB2	1.79	0.63
1:BK:132:PHE:HZ	1:BK:365:VAL:HG22	1.63	0.63
1:AD:143:ARG:HG2	1:AD:144:CYS:N	2.13	0.63
1:AE:121:ASP:OD2	1:AE:358:ARG:HD3	1.99	0.63
1:AN:213:LEU:HD12	1:AN:218:CYS:HB2	1.79	0.63
1:BD:109:HIS:O	1:BD:110:HIS:HB2	1.98	0.63
1:BG:121:ASP:OD2	1:BG:358:ARG:HD3	1.97	0.63
1:BG:384:ILE:HA	1:BG:387:MET:HG3	1.78	0.63
1:BI:191:ASN:HD21	1:BI:193:LYS:HB2	1.61	0.63
1:AH:297:ASN:HB3	1:AH:301:VAL:HG13	1.80	0.63
1:AR:287:ARG:HD3	6:AR:663:HOH:O	1.98	0.63
1:BF:219:ALA:O	1:BF:222:TRP:HB2	1.97	0.63
1:AB:313:LEU:HD12	1:AB:374:CYS:HB2	1.80	0.63
1:AP:184:TYR:CE1	1:AP:240:ILE:HD12	2.34	0.63
1:BF:152:CYS:HB2	1:BF:161:GLU:OE1	1.99	0.63
1:BI:385:ASP:HB2	1:BQ:134:ASP:CG	2.19	0.63
1:BL:274:LEU:HB3	6:BL:581:HOH:O	1.99	0.63
1:AK:68:ILE:O	1:AK:72:VAL:HG23	1.98	0.63
1:BH:314:GLU:HG3	1:BH:315:LYS:HD2	1.80	0.63
1:BM:168:VAL:HG13	1:BM:280:HIS:CE1	2.34	0.63

*Continued on next page...*

*Continued from previous page...*

Atom-1	Atom-2	Interatomic distance (Å)	Clash overlap (Å)
1:BO:38:ASN:C	1:BO:38:ASN:HD22	2.02	0.63
1:AI:108:ILE:HG21	1:AI:296:THR:HG22	1.81	0.63
1:BO:303:ARG:NE	3:BO:402:ADP:O3B	2.28	0.63
1:BQ:326:LEU:HD11	1:BQ:370:LEU:HD23	1.80	0.63
1:AQ:36:LYS:HG2	1:BF:189:THR:O	1.99	0.63
1:AH:94:TYR:CZ	1:AH:288:LEU:HD11	2.35	0.62
1:BC:378:LEU:HD21	1:BC:384:ILE:HG12	1.81	0.62
1:BD:142:ILE:HD11	1:BD:257:LEU:CD2	2.29	0.62
1:AF:244:ASP:OD1	1:AF:292:CYS:HB3	1.98	0.62
1:AN:330:LYS:HE3	1:AN:345:TYR:CE2	2.34	0.62
1:AR:331:ARG:HB2	1:AR:346:ASP:HB3	1.81	0.62
1:BI:183:LYS:HD3	1:BI:185:TYR:CE2	2.34	0.62
1:AE:384:ILE:O	1:AE:388:ILE:HD12	2.00	0.62
1:AK:236:PHE:CZ	1:AK:267:GLY:HA3	2.33	0.62
1:BG:39:ASN:HB2	1:BG:83:LYS:O	1.99	0.62
1:BQ:314:GLU:HG3	1:BQ:315:LYS:HD2	1.81	0.62
1:AK:52:LYS:NZ	1:AK:99:GLU:OE2	2.32	0.62
1:BF:250:SER:HB3	1:BF:264:PHE:HB2	1.79	0.62
1:BR:20:TRP:HA	1:BR:54:TRP:CH2	2.34	0.62
1:AG:321:GLU:HA	1:AM:233:GLU:OE2	1.99	0.62
1:AH:356:SER:OG	1:AH:359:GLU:HG3	1.99	0.62
1:BH:106:GLU:OE2	1:BH:112:LYS:HG2	2.00	0.62
1:BJ:154:PRO:HD3	1:BJ:245:HIS:CD2	2.34	0.62
1:BP:105:ILE:HG12	1:BP:298:MET:HE3	1.82	0.62
1:BP:140:CYS:HB2	1:BP:260:VAL:HG21	1.80	0.62
1:AB:305:SER:HB3	1:AB:348:SER:HB3	1.81	0.62
2:BB:401:NMG:NH1	5:BB:404:NO3:N	2.48	0.62
1:BD:153:LEU:HD21	1:BD:283:MET:HE3	1.81	0.62
1:AG:109:HIS:O	1:AG:110:HIS:HB2	1.99	0.62
1:AK:180:LEU:HD13	1:AK:267:GLY:HA2	1.82	0.62
1:AK:297:ASN:HB3	1:AK:301:VAL:HG13	1.81	0.62
1:AR:308:LEU:HD13	1:AR:310:LEU:HD11	1.81	0.62
1:BG:317:PRO:HB2	1:BO:253:LYS:HD2	1.80	0.62
1:BM:32:PRO:HD3	1:BN:159:ARG:NH2	2.15	0.62
1:BN:176:LEU:HD13	1:BN:229:TRP:CH2	2.34	0.62
1:BR:142:ILE:HG13	1:BR:260:VAL:HG12	1.81	0.62
1:AB:233:GLU:HG3	6:AB:515:HOH:O	1.99	0.62
1:AD:191:ASN:HD21	1:AD:193:LYS:HB2	1.64	0.62
1:AI:91:GLU:HB2	1:AI:283:MET:SD	2.40	0.62
1:BG:154:PRO:HG2	1:BG:243:GLU:O	1.99	0.62
1:BL:314:GLU:HG3	1:BL:315:LYS:HD2	1.81	0.62

*Continued on next page...*

*Continued from previous page...*

Atom-1	Atom-2	Interatomic distance (Å)	Clash overlap (Å)
1:AH:374:CYS:O	1:AH:378:LEU:HG	1.99	0.62
1:AR:168:VAL:HG13	1:AR:280:HIS:CE1	2.34	0.62
1:BK:102:ASP:OD2	1:BK:113:PRO:HB3	1.99	0.62
1:AH:11:LYS:HA	1:AH:61:GLY:CA	2.30	0.62
1:BJ:357:GLU:O	1:BJ:361:VAL:HG23	2.00	0.62
1:BN:189:THR:HG21	6:BN:592:HOH:O	1.99	0.62
1:AA:151:VAL:CG1	1:AA:161:GLU:HB3	2.29	0.61
1:AD:161:GLU:O	1:AD:165:VAL:HG23	1.99	0.61
1:AG:69:GLN:HE21	1:AG:73:ASP:CG	2.03	0.61
1:AI:207:LYS:O	1:AI:209:THR:N	2.33	0.61
1:AE:285:ASN:ND2	1:AE:287:ARG:H	1.98	0.61
1:AG:34:LEU:HA	1:AG:37:HIS:ND1	2.15	0.61
1:AJ:18:LYS:HB2	1:AJ:21:GLU:HG2	1.82	0.61
1:AN:313:LEU:HD23	1:AN:319:PHE:CD1	2.35	0.61
1:AP:313:LEU:CD2	1:AP:319:PHE:CD1	2.82	0.61
1:AQ:285:ASN:ND2	1:AQ:288:LEU:H	1.93	0.61
1:AR:331:ARG:HG3	6:AR:504:HOH:O	1.99	0.61
1:AR:359:GLU:O	1:AR:363:VAL:HG23	2.00	0.61
1:AC:318:ARG:CD	1:AC:388:ILE:HD13	2.30	0.61
1:AN:253:LYS:HE2	1:BA:321:GLU:OE2	2.01	0.61
1:BH:159:ARG:NH1	1:BH:221:ASP:OD1	2.31	0.61
1:BJ:297:ASN:HB3	1:BJ:301:VAL:HG13	1.82	0.61
1:BP:49:LEU:HD21	1:BP:99:GLU:HG2	1.82	0.61
1:AO:314:GLU:HG2	1:AO:315:LYS:HD2	1.81	0.61
1:AR:124:HIS:O	1:AR:258:LYS:HE3	2.01	0.61
1:AD:352:ARG:HG2	1:AD:352:ARG:HH11	1.66	0.61
1:BK:285:ASN:HD22	1:BK:287:ARG:N	1.98	0.61
1:BL:98:LYS:HE3	1:BL:102:ASP:OD2	2.00	0.61
1:BN:231:ASN:OD1	1:BN:234:LYS:N	2.32	0.61
1:AH:123:ASP:OD2	1:AH:126:LYS:HG2	2.01	0.61
1:AP:358:ARG:HH21	1:AP:359:GLU:HG3	1.66	0.61
1:BA:52:LYS:HE2	1:BA:53:TYR:CE2	2.36	0.61
1:BJ:183:LYS:HD3	1:BJ:185:TYR:CZ	2.35	0.61
1:BP:38:ASN:HA	6:BP:559:HOH:O	2.01	0.61
1:AB:184:TYR:CE1	1:AB:227:GLY:HA3	2.34	0.61
1:AG:143:ARG:HG2	1:AG:144:CYS:N	2.16	0.61
1:AG:212:LEU:HD23	2:AG:401:NMG:NH1	2.16	0.61
1:AR:98:LYS:HE3	1:AR:102:ASP:OD2	2.01	0.61
1:BA:24:LYS:HG3	1:BA:25:PHE:H	1.66	0.61
1:BK:126:LYS:HB2	1:BK:358:ARG:HD2	1.81	0.61
1:BK:226:ARG:HG3	1:BK:241:ASN:O	2.01	0.61

*Continued on next page...*

*Continued from previous page...*

Atom-1	Atom-2	Interatomic distance (Å)	Clash overlap (Å)
1:AB:301:VAL:O	1:AB:301:VAL:HG12	2.01	0.61
1:AD:123:ASP:OD1	1:AD:125:ASN:HB2	2.01	0.61
1:AP:247:ARG:HD2	6:AP:503:HOH:O	2.01	0.61
1:AR:252:GLN:HG3	1:AR:253:LYS:O	2.01	0.61
1:BB:39:ASN:OD1	1:BB:41:MET:HB3	2.00	0.61
1:AB:103:LYS:HG2	6:AB:591:HOH:O	2.01	0.61
1:AO:361:VAL:O	1:AO:365:VAL:HG23	2.00	0.61
1:BD:252:GLN:HE22	1:BD:256:ASP:HB3	1.66	0.61
1:BF:331:ARG:HB2	1:BF:346:ASP:HB3	1.83	0.61
1:BG:143:ARG:HG2	1:BG:144:CYS:N	2.15	0.61
1:BI:141:ARG:HG3	1:BI:251:MET:HB3	1.81	0.61
1:AE:152:CYS:SG	1:AF:17:SER:HB3	2.41	0.61
1:AN:44:GLN:HB3	1:AN:103:LYS:HB2	1.83	0.61
1:AP:154:PRO:HA	1:AP:157:MET:HG2	1.83	0.61
1:BA:192:GLU:HG2	1:BA:196:GLU:OE2	2.01	0.61
1:BA:295:PRO:O	1:BA:298:MET:HG3	2.00	0.61
1:BC:50:TYR:O	1:BC:54:TRP:HB3	2.01	0.61
1:BC:192:GLU:O	1:BC:196:GLU:HG3	2.00	0.61
1:BC:385:ASP:HA	1:BC:388:ILE:HD12	1.83	0.61
1:AH:239:TRP:HB2	1:AH:247:ARG:HB2	1.82	0.60
1:AH:292:CYS:HB2	1:AH:297:ASN:O	1.99	0.60
1:AK:113:PRO:HA	1:AK:287:ARG:NH2	2.15	0.60
1:AP:229:TRP:CE3	1:AP:230:HIS:HA	2.36	0.60
1:AB:310:LEU:O	1:AB:314:GLU:HG2	2.01	0.60
1:AF:50:TYR:O	1:AF:54:TRP:HB3	2.01	0.60
1:AJ:188:THR:HG23	6:AJ:560:HOH:O	2.00	0.60
1:AM:267:GLY:O	1:AM:271:VAL:HG23	2.01	0.60
1:AQ:352:ARG:HH11	1:AQ:352:ARG:HG2	1.64	0.60
1:BF:143:ARG:HD3	1:BF:303:ARG:HB3	1.82	0.60
1:BF:244:ASP:OD1	1:BF:292:CYS:HB3	2.01	0.60
1:BH:270:GLU:OE1	1:BH:273:ARG:NH1	2.34	0.60
1:BL:281:GLY:O	1:BL:282:LEU:HD23	2.00	0.60
1:BO:188:THR:HG23	6:BO:519:HOH:O	2.02	0.60
1:AC:63:THR:OG1	1:AC:66:LYS:HB2	2.01	0.60
1:AD:236:PHE:CE1	1:AD:267:GLY:HA3	2.37	0.60
1:AH:47:LYS:HG3	6:AH:512:HOH:O	2.01	0.60
1:AI:184:TYR:CE1	1:AI:240:ILE:HD12	2.36	0.60
1:AK:376:LYS:HB2	6:AK:529:HOH:O	2.01	0.60
1:AM:297:ASN:HB3	1:AM:301:VAL:HG13	1.83	0.60
1:AO:366:ASP:OD2	1:AR:126:LYS:HD2	2.01	0.60
1:AQ:297:ASN:HB3	1:AQ:301:VAL:HG13	1.83	0.60

*Continued on next page...*

*Continued from previous page...*

Atom-1	Atom-2	Interatomic distance (Å)	Clash overlap (Å)
1:BA:238:VAL:HA	1:BA:247:ARG:O	2.01	0.60
1:BG:285:ASN:HD22	1:BG:286:ASP:N	1.99	0.60
1:BH:312:PHE:HB2	1:BH:375:ASP:OD1	2.00	0.60
1:BN:146:ARG:HB3	1:BN:282:LEU:HD22	1.83	0.60
1:BI:95:GLU:HG3	6:BI:524:HOH:O	2.02	0.60
1:BL:188:THR:CG2	1:BL:223:PRO:HG2	2.30	0.60
1:BP:18:LYS:O	1:BP:21:GLU:HG2	2.02	0.60
1:AA:126:LYS:HB2	1:AA:358:ARG:HD2	1.84	0.60
1:AG:191:ASN:HD21	1:AG:193:LYS:HB2	1.65	0.60
1:AK:330:LYS:HE3	1:AK:345:TYR:CE2	2.35	0.60
1:AN:165:VAL:O	1:AN:169:VAL:HG23	2.01	0.60
1:AO:93:SER:O	1:AO:101:PHE:HE2	1.84	0.60
1:AR:184:TYR:CE1	1:AR:240:ILE:HD12	2.37	0.60
1:BE:144:CYS:HB3	1:BE:302:VAL:HG22	1.82	0.60
1:BK:158:SER:OG	1:BK:161:GLU:HG3	2.01	0.60
1:BK:285:ASN:ND2	1:BK:287:ARG:H	2.00	0.60
1:AB:109:HIS:O	1:AB:110:HIS:HB2	2.01	0.60
1:AJ:167:LYS:HD3	1:AJ:171:ASP:OD2	2.00	0.60
1:AO:184:TYR:CE1	1:AO:240:ILE:HD12	2.37	0.60
1:BF:202:HIS:HB3	3:BF:402:ADP:H1'	1.82	0.60
1:BG:142:ILE:HG22	1:BG:264:PHE:CD1	2.37	0.60
1:BH:364:LEU:HD22	1:BH:368:VAL:HG23	1.83	0.60
1:BJ:240:ILE:O	1:BJ:241:ASN:HB2	2.01	0.60
1:BP:285:ASN:HD22	1:BP:288:LEU:H	1.50	0.60
1:BR:314:GLU:HB2	1:BR:345:TYR:OH	2.00	0.60
1:AK:143:ARG:HG2	1:AK:144:CYS:N	2.15	0.60
1:BI:297:ASN:HB3	1:BI:301:VAL:HG13	1.84	0.60
1:BJ:314:GLU:HG3	1:BJ:315:LYS:HD2	1.83	0.60
1:BL:27:ALA:HB3	1:BL:51:GLU:HG2	1.83	0.60
1:BL:108:ILE:HD13	1:BL:296:THR:HG22	1.84	0.60
1:BL:147:SER:HA	1:BL:245:HIS:HB2	1.84	0.60
1:AA:53:TYR:CE2	1:AA:97:TYR:HA	2.37	0.60
1:AA:341:THR:HG23	6:AA:629:HOH:O	2.01	0.60
1:AB:316:HIS:CD2	1:AB:317:PRO:HD2	2.36	0.60
1:AJ:101:PHE:O	1:AJ:105:ILE:HG13	2.01	0.60
1:AP:212:LEU:O	1:AP:216:SER:HB3	2.01	0.60
1:BC:98:LYS:HG3	1:BC:102:ASP:OD2	2.02	0.60
1:BD:49:LEU:HD11	1:BD:103:LYS:HE2	1.82	0.60
1:BG:184:TYR:OH	1:BG:227:GLY:HA3	2.02	0.60
1:BI:143:ARG:HG2	1:BI:144:CYS:N	2.16	0.60
1:BG:168:VAL:HG13	1:BG:280:HIS:ND1	2.16	0.60

*Continued on next page...*

*Continued from previous page...*

Atom-1	Atom-2	Interatomic distance (Å)	Clash overlap (Å)
1:BH:308:LEU:HD13	1:BH:310:LEU:HD21	1.84	0.60
1:BK:313:LEU:O	1:BK:313:LEU:HD23	2.02	0.60
1:BQ:153:LEU:HD21	1:BQ:283:MET:SD	2.42	0.60
1:AH:71:GLY:HA3	1:AH:85:GLY:O	2.02	0.60
1:AH:191:ASN:HD21	1:AH:193:LYS:HB2	1.67	0.60
1:AL:18:LYS:HB2	1:AL:21:GLU:HG2	1.83	0.60
1:BI:247:ARG:NH1	3:BI:402:ADP:O1B	2.35	0.60
1:AA:244:ASP:OD1	1:AA:292:CYS:HB3	2.02	0.59
1:AB:297:ASN:HB3	1:AB:301:VAL:HG13	1.82	0.59
1:AO:111:PHE:CE1	1:AO:353:LEU:HD22	2.37	0.59
1:AQ:41:MET:HE3	1:AQ:71:GLY:HA3	1.84	0.59
1:AR:189:THR:HB	1:BE:36:LYS:HE2	1.84	0.59
1:BD:105:ILE:HG12	1:BD:298:MET:HE2	1.84	0.59
1:BF:296:THR:O	1:BF:352:ARG:HD2	2.02	0.59
1:AO:104:CYS:O	1:AO:108:ILE:HG13	2.02	0.59
1:BB:117:HIS:ND1	1:BB:118:PRO:HD2	2.16	0.59
1:AE:142:ILE:HG13	1:AE:260:VAL:HG12	1.83	0.59
1:AG:69:GLN:NE2	1:AG:73:ASP:OD1	2.34	0.59
1:AP:177:LYS:HA	1:AP:181:ALA:HB2	1.83	0.59
1:BP:294:CYS:SG	1:BP:296:THR:HG23	2.42	0.59
1:AF:143:ARG:HG2	1:AF:144:CYS:N	2.17	0.59
1:AQ:36:LYS:HG3	6:AQ:539:HOH:O	2.01	0.59
1:BD:143:ARG:HD3	1:BD:303:ARG:HB3	1.84	0.59
1:BF:31:PHE:CE2	1:BF:47:LYS:HE3	2.38	0.59
1:BM:53:TYR:CZ	1:BM:97:TYR:HA	2.38	0.59
1:BR:192:GLU:O	1:BR:196:GLU:HG3	2.02	0.59
1:AG:239:TRP:HB2	1:AG:247:ARG:HB2	1.83	0.59
1:AP:285:ASN:ND2	1:AP:288:LEU:H	2.00	0.59
1:BA:44:GLN:NE2	1:BA:107:GLU:OE1	2.35	0.59
1:BJ:187:LEU:HB3	1:BJ:223:PRO:HB2	1.84	0.59
1:BQ:84:THR:HG22	1:BQ:86:CYS:SG	2.43	0.59
1:BQ:168:VAL:HG13	1:BQ:280:HIS:CE1	2.38	0.59
1:AA:50:TYR:O	1:AA:54:TRP:HB3	2.02	0.59
1:AJ:98:LYS:HE3	1:AJ:102:ASP:OD2	2.02	0.59
1:AM:94:TYR:CD1	1:AM:95:GLU:HG2	2.36	0.59
1:AR:104:CYS:O	1:AR:108:ILE:HG13	2.03	0.59
1:BD:105:ILE:HG12	1:BD:298:MET:CE	2.33	0.59
1:BE:151:VAL:CG1	1:BE:152:CYS:N	2.65	0.59
1:AE:36:LYS:HE2	6:AE:590:HOH:O	2.02	0.59
1:AP:151:VAL:HG12	1:AP:152:CYS:O	2.02	0.59
1:BF:143:ARG:HG2	1:BF:144:CYS:N	2.17	0.59

*Continued on next page...*

*Continued from previous page...*

Atom-1	Atom-2	Interatomic distance (Å)	Clash overlap (Å)
1:BI:49:LEU:HD21	1:BI:99:GLU:HG2	1.85	0.59
1:BI:312:PHE:HB2	1:BI:375:ASP:OD1	2.02	0.59
1:AB:184:TYR:HE1	1:AB:227:GLY:HA3	1.68	0.59
1:AB:188:THR:HG22	1:AB:223:PRO:HG2	1.85	0.59
1:AB:285:ASN:ND2	1:AB:288:LEU:H	2.01	0.59
1:BO:385:ASP:HB2	6:BO:525:HOH:O	2.01	0.59
1:BP:331:ARG:HB2	1:BP:346:ASP:HB3	1.84	0.59
1:AI:297:ASN:HB3	1:AI:301:VAL:HG13	1.84	0.59
1:AO:224:ASP:HB2	6:AO:549:HOH:O	2.01	0.59
1:AR:113:PRO:HA	1:AR:287:ARG:NH2	2.17	0.59
1:BC:364:LEU:HD22	1:BC:368:VAL:HG23	1.84	0.59
1:BE:252:GLN:OE1	1:BE:263:ARG:NH2	2.30	0.59
1:BK:298:MET:HG2	6:BK:547:HOH:O	2.02	0.59
1:BO:361:VAL:O	1:BO:365:VAL:HG23	2.03	0.59
1:AC:252:GLN:NE2	1:AC:256:ASP:HB3	2.17	0.59
1:AK:298:MET:CE	1:AK:353:LEU:HD12	2.32	0.59
1:AN:124:HIS:O	1:AN:258:LYS:HE3	2.02	0.59
1:AQ:144:CYS:HA	1:AQ:301:VAL:O	2.03	0.59
1:BI:104:CYS:O	1:BI:108:ILE:HG13	2.03	0.59
1:AA:285:ASN:HD22	1:AA:287:ARG:N	2.01	0.58
1:AC:217:GLY:HA2	6:AC:564:HOH:O	2.02	0.58
1:BD:31:PHE:CD1	1:BD:32:PRO:HD2	2.38	0.58
1:BF:123:ASP:OD2	1:BF:126:LYS:HG2	2.02	0.58
1:BF:298:MET:CE	1:BF:353:LEU:HD12	2.33	0.58
1:BI:308:LEU:O	1:BI:344:THR:HA	2.03	0.58
1:AM:188:THR:HG23	6:AM:563:HOH:O	2.03	0.58
1:BD:90:ASP:HB2	6:BD:522:HOH:O	2.03	0.58
1:BG:268:LEU:O	1:BG:272:GLU:HG3	2.03	0.58
1:AC:84:THR:HG23	1:AC:108:ILE:HD11	1.85	0.58
1:AK:191:ASN:ND2	1:AK:193:LYS:H	2.01	0.58
1:AK:331:ARG:NH1	3:AK:402:ADP:O2A	2.35	0.58
1:BD:313:LEU:HD23	1:BD:313:LEU:O	2.03	0.58
1:BF:191:ASN:HD21	1:BF:193:LYS:HB2	1.68	0.58
1:BH:322:MET:HG3	1:BH:389:PRO:HD2	1.84	0.58
1:AC:53:TYR:CZ	1:AC:97:TYR:HA	2.37	0.58
1:AF:229:TRP:CE3	1:AF:230:HIS:HA	2.38	0.58
1:AH:157:MET:HE2	1:AH:161:GLU:HB3	1.86	0.58
1:AN:285:ASN:HD22	1:AN:288:LEU:H	1.50	0.58
1:BB:374:CYS:O	1:BB:378:LEU:HG	2.04	0.58
1:BC:27:ALA:HB2	1:BC:54:TRP:CD1	2.38	0.58
1:BJ:206:GLU:HG2	6:BJ:518:HOH:O	2.03	0.58

*Continued on next page...*

*Continued from previous page...*

Atom-1	Atom-2	Interatomic distance (Å)	Clash overlap (Å)
1:AI:175:GLY:O	1:AI:177:LYS:HE2	2.03	0.58
1:AK:27:ALA:HB2	1:AK:54:TRP:NE1	2.18	0.58
1:AO:384:ILE:HB	1:AO:387:MET:HG3	1.86	0.58
1:AP:212:LEU:HB3	6:AP:597:HOH:O	2.03	0.58
1:AQ:142:ILE:HD12	1:AQ:261:PHE:HA	1.84	0.58
1:BA:288:LEU:HD22	1:BA:353:LEU:HD11	1.86	0.58
1:BB:53:TYR:HB3	1:BB:97:TYR:HD2	1.69	0.58
1:BI:250:SER:HB3	1:BI:264:PHE:HB2	1.84	0.58
1:BN:59:PRO:HG2	1:BN:92:TYR:CE2	2.39	0.58
1:AH:332:GLY:HA3	1:AH:338:SER:O	2.04	0.58
1:AL:312:PHE:CE1	1:AL:379:GLU:HG3	2.38	0.58
1:BA:104:CYS:O	1:BA:108:ILE:HG13	2.03	0.58
1:BD:60:ASN:HB2	1:BD:90:ASP:OD2	2.04	0.58
1:BE:105:ILE:HG12	1:BE:298:MET:CE	2.33	0.58
1:BN:144:CYS:HA	1:BN:301:VAL:O	2.03	0.58
1:BQ:149:LYS:HB3	1:BQ:281:GLY:O	2.02	0.58
1:AC:168:VAL:HG13	1:AC:280:HIS:CE1	2.38	0.58
1:AI:95:GLU:HG3	6:AI:580:HOH:O	2.04	0.58
1:AJ:213:LEU:HD12	1:AJ:218:CYS:HB2	1.84	0.58
1:AP:268:LEU:O	1:AP:272:GLU:HG3	2.03	0.58
1:AE:301:VAL:O	1:AE:301:VAL:HG12	2.03	0.58
1:AQ:60:ASN:HB2	1:AQ:90:ASP:OD2	2.04	0.58
1:AQ:196:GLU:O	1:AQ:200:GLU:HB2	2.04	0.58
1:BA:236:PHE:CZ	1:BA:267:GLY:HA3	2.38	0.58
1:BC:144:CYS:HA	1:BC:301:VAL:O	2.03	0.58
1:BD:201:ASP:HB3	1:BD:203:PHE:CE2	2.38	0.58
1:BI:151:VAL:HG12	1:BI:152:CYS:N	2.19	0.58
1:BI:318:ARG:HA	6:BI:553:HOH:O	2.04	0.58
1:BR:154:PRO:HG2	1:BR:243:GLU:O	2.04	0.58
1:AA:267:GLY:O	1:AA:271:VAL:HG23	2.04	0.58
1:AH:44:GLN:NE2	1:AH:107:GLU:OE1	2.36	0.58
1:BB:183:LYS:HD3	1:BB:185:TYR:CE2	2.39	0.58
1:BC:367:GLY:O	1:BC:371:LEU:HG	2.04	0.58
1:BH:331:ARG:HB2	1:BH:346:ASP:HB3	1.85	0.58
1:BK:285:ASN:HD22	1:BK:287:ARG:H	1.52	0.58
1:BN:300:THR:HB	1:BN:302:VAL:HG23	1.86	0.58
1:BO:112:LYS:HG3	6:BO:671:HOH:O	2.02	0.58
1:AJ:295:PRO:O	1:AJ:298:MET:HG3	2.04	0.58
1:AJ:322:MET:HG3	1:AJ:388:ILE:HG23	1.85	0.58
1:AN:313:LEU:CD1	1:AN:374:CYS:HB2	2.34	0.58
1:AO:83:LYS:HE2	6:AO:513:HOH:O	2.04	0.58

*Continued on next page...*



*Continued from previous page...*

Atom-1	Atom-2	Interatomic distance (Å)	Clash overlap (Å)
1:BE:173:LEU:HD13	1:BE:229:TRP:CG	2.38	0.58
1:BK:113:PRO:HD3	6:BK:542:HOH:O	2.04	0.58
1:BM:244:ASP:OD1	1:BM:292:CYS:HB3	2.04	0.58
1:BP:124:HIS:O	1:BP:258:LYS:HE3	2.04	0.58
1:BD:142:ILE:HD11	1:BD:257:LEU:HD23	1.85	0.57
1:BH:184:TYR:CD2	1:BH:186:PRO:HD3	2.39	0.57
1:AI:141:ARG:HG3	1:AI:251:MET:HB3	1.85	0.57
1:AJ:192:GLU:O	1:AJ:196:GLU:HG3	2.04	0.57
1:AR:212:LEU:O	1:AR:216:SER:HB3	2.04	0.57
1:AG:336:GLU:OE2	2:AG:401:NMG:NE	2.36	0.57
1:AJ:143:ARG:HG3	6:AJ:508:HOH:O	2.04	0.57
1:AM:309:ARG:NH1	1:AM:342:ASP:OD1	2.36	0.57
1:BR:384:ILE:HA	1:BR:387:MET:HG3	1.86	0.57
1:AC:38:ASN:ND2	1:AC:82:LYS:HE3	2.18	0.57
1:AH:313:LEU:HD23	1:AH:313:LEU:O	2.04	0.57
1:AM:305:SER:HB3	1:AM:348:SER:HB3	1.86	0.57
1:AP:13:ARG:HD3	1:AP:156:ALA:O	2.04	0.57
1:AR:34:LEU:HD11	1:AR:45:LEU:HD23	1.87	0.57
1:BA:154:PRO:N	1:BA:155:PRO:HD2	2.19	0.57
1:BE:208:PRO:HG3	1:BE:222:TRP:CD2	2.38	0.57
1:BP:319:PHE:HB3	6:BP:565:HOH:O	2.03	0.57
1:BQ:223:PRO:HD2	6:BQ:522:HOH:O	2.05	0.57
1:AN:310:LEU:HD22	1:AN:313:LEU:CB	2.34	0.57
3:BD:402:ADP:H2'	6:BD:502:HOH:O	2.04	0.57
1:BG:37:HIS:CD2	1:BG:75:PRO:HA	2.39	0.57
1:BK:144:CYS:HG	1:BK:264:PHE:HZ	1.51	0.57
1:AC:285:ASN:HD22	1:AC:287:ARG:H	1.53	0.57
1:AH:146:ARG:HD2	1:AH:282:LEU:HD13	1.87	0.57
1:AQ:141:ARG:HB2	1:AQ:251:MET:HB3	1.87	0.57
1:BK:38:ASN:C	1:BK:38:ASN:HD22	2.07	0.57
1:AH:88:PHE:CD2	1:AH:93:SER:HB2	2.38	0.57
1:AH:176:LEU:HD12	1:AH:229:TRP:CZ2	2.40	0.57
1:AI:144:CYS:HA	1:AI:301:VAL:O	2.05	0.57
1:AI:323:LEU:HD13	1:AI:330:LYS:HB2	1.86	0.57
1:BN:94:TYR:HE2	1:BN:102:ASP:OD1	1.86	0.57
1:AB:29:ASP:HA	6:AB:624:HOH:O	2.05	0.57
1:AD:142:ILE:HD11	1:AD:257:LEU:CD2	2.35	0.57
1:AD:142:ILE:HG13	1:AD:260:VAL:HG12	1.85	0.57
1:AE:184:TYR:CD2	1:AE:186:PRO:HD3	2.39	0.57
1:AF:338:SER:O	1:AF:339:LEU:HD23	2.04	0.57
1:AG:374:CYS:O	1:AG:378:LEU:HG	2.04	0.57

*Continued on next page...*

*Continued from previous page...*

Atom-1	Atom-2	Interatomic distance (Å)	Clash overlap (Å)
1:AJ:305:SER:HB3	1:AJ:348:SER:HB3	1.87	0.57
1:AK:364:LEU:HD22	1:AK:368:VAL:HG23	1.86	0.57
1:AQ:167:LYS:HD3	1:AQ:171:ASP:OD2	2.04	0.57
1:BB:331:ARG:HB2	1:BB:346:ASP:HB3	1.86	0.57
1:BE:141:ARG:NH1	3:BE:402:ADP:O2B	2.37	0.57
1:BF:94:TYR:CZ	1:BF:288:LEU:HD11	2.40	0.57
1:BL:60:ASN:ND2	1:BL:90:ASP:HB2	2.19	0.57
1:BL:252:GLN:OE1	1:BL:263:ARG:NH2	2.38	0.57
1:AE:57:VAL:HG12	1:AE:58:THR:O	2.05	0.57
1:AN:180:LEU:HD23	6:AN:600:HOH:O	2.04	0.57
1:AO:285:ASN:ND2	1:AO:288:LEU:H	1.91	0.57
1:AO:309:ARG:NH1	1:AO:342:ASP:OD1	2.37	0.57
1:AP:313:LEU:HD21	1:AP:319:PHE:CD1	2.39	0.57
1:BA:201:ASP:O	1:BA:202:HIS:HB2	2.04	0.57
1:BD:298:MET:HG2	6:BD:547:HOH:O	2.04	0.57
1:BH:285:ASN:ND2	1:BH:287:ARG:H	2.02	0.57
1:AF:237:LEU:N	1:AF:237:LEU:CD1	2.68	0.57
1:AO:128:VAL:HG21	1:AR:358:ARG:NH2	2.20	0.57
1:BE:298:MET:HE3	1:BE:353:LEU:HD12	1.85	0.57
1:BN:94:TYR:CZ	1:BN:288:LEU:HD11	2.39	0.57
1:BR:106:GLU:OE2	1:BR:112:LYS:HE2	2.05	0.57
1:AD:312:PHE:CZ	1:AD:379:GLU:HG3	2.39	0.56
1:AG:168:VAL:HG13	1:AG:280:HIS:CE1	2.41	0.56
1:AL:124:HIS:O	1:AL:127:LEU:HB2	2.05	0.56
1:AQ:36:LYS:HG2	1:BF:189:THR:HB	1.86	0.56
1:BL:161:GLU:O	1:BL:165:VAL:HG23	2.05	0.56
1:BN:188:THR:HG23	6:BN:518:HOH:O	2.04	0.56
1:AF:151:VAL:HA	6:AF:584:HOH:O	2.03	0.56
1:BA:152:CYS:SG	1:BB:17:SER:HB3	2.45	0.56
1:BG:202:HIS:HB3	3:BG:402:ADP:H1'	1.87	0.56
1:BK:144:CYS:HA	1:BK:301:VAL:O	2.04	0.56
1:BL:252:GLN:HB2	6:BL:533:HOH:O	2.05	0.56
1:BN:18:LYS:O	1:BN:21:GLU:HG2	2.05	0.56
1:AA:105:ILE:HG12	1:AA:298:MET:HE1	1.87	0.56
1:AC:169:VAL:O	1:AC:173:LEU:HG	2.05	0.56
1:AD:159:ARG:NH1	1:AD:221:ASP:OD1	2.39	0.56
1:AH:384:ILE:HG22	1:AH:387:MET:HE2	1.86	0.56
1:AI:60:ASN:HB2	1:AI:90:ASP:OD2	2.06	0.56
1:AN:312:PHE:CZ	1:AN:379:GLU:HG3	2.40	0.56
1:AO:316:HIS:CE1	1:AO:318:ARG:HB2	2.41	0.56
1:AP:168:VAL:HG13	1:AP:280:HIS:CE1	2.40	0.56

*Continued on next page...*

*Continued from previous page...*

Atom-1	Atom-2	Interatomic distance (Å)	Clash overlap (Å)
1:AP:213:LEU:HD12	1:AP:218:CYS:CB	2.35	0.56
1:BC:372:ILE:HG22	1:BC:376:LYS:HE2	1.87	0.56
1:BD:33:ASP:C	1:BD:34:LEU:HD23	2.26	0.56
1:BE:318:ARG:HD3	1:BE:388:ILE:HD13	1.87	0.56
1:BG:313:LEU:HD23	1:BG:313:LEU:O	2.06	0.56
1:BR:285:ASN:HD22	1:BR:288:LEU:HB2	1.68	0.56
1:AC:184:TYR:CE1	1:AC:240:ILE:HD12	2.41	0.56
1:AC:309:ARG:NH1	1:AC:342:ASP:OD1	2.37	0.56
1:AG:328:LEU:HD11	1:AG:367:GLY:HA3	1.87	0.56
1:AN:13:ARG:NH1	1:AN:156:ALA:O	2.38	0.56
1:BA:357:GLU:O	1:BA:361:VAL:HG23	2.04	0.56
1:BB:183:LYS:HG2	1:BB:184:TYR:N	2.21	0.56
1:BF:191:ASN:ND2	1:BF:193:LYS:H	2.02	0.56
1:BF:303:ARG:NE	3:BF:402:ADP:O3B	2.33	0.56
1:BN:245:HIS:O	1:BN:246:ILE:HG13	2.04	0.56
1:BQ:288:LEU:O	1:BQ:299:GLY:HA2	2.06	0.56
1:AC:161:GLU:O	1:AC:164:LEU:HB3	2.05	0.56
1:AK:297:ASN:HA	1:AK:352:ARG:HD2	1.87	0.56
1:BL:18:LYS:O	1:BL:21:GLU:HG2	2.06	0.56
1:AB:264:PHE:CZ	1:AB:268:LEU:HD22	2.41	0.56
1:AE:247:ARG:NH1	3:AE:402:ADP:O1B	2.39	0.56
1:AG:37:HIS:HD2	1:AG:75:PRO:HA	1.70	0.56
1:AH:183:LYS:HB3	1:AH:185:TYR:CZ	2.39	0.56
1:AJ:173:LEU:HD13	1:AJ:229:TRP:CG	2.41	0.56
1:AJ:47:LYS:HG3	6:AJ:605:HOH:O	2.04	0.56
6:AQ:633:HOH:O	1:BF:183:LYS:HD2	2.05	0.56
1:AR:355:LYS:HB2	1:AR:360:LEU:HD21	1.87	0.56
1:BG:297:ASN:HB3	1:BG:301:VAL:HG13	1.86	0.56
1:BL:187:LEU:HD11	1:BL:195:GLN:NE2	2.21	0.56
1:AK:49:LEU:HD21	1:AK:99:GLU:HG2	1.87	0.56
1:AM:270:GLU:OE1	1:AM:273:ARG:NH1	2.39	0.56
1:AM:335:GLY:O	1:AM:338:SER:OG	2.22	0.56
1:AR:298:MET:HA	1:AR:301:VAL:HG22	1.88	0.56
1:BD:39:ASN:HA	1:BD:82:LYS:HE2	1.87	0.56
1:BR:12:ASN:HA	6:BR:645:HOH:O	2.04	0.56
1:AA:285:ASN:HD21	1:AA:287:ARG:HB2	1.71	0.56
1:AB:305:SER:CB	1:AB:348:SER:HB3	2.36	0.56
1:AF:318:ARG:NH1	1:AF:388:ILE:HD12	2.21	0.56
1:AM:154:PRO:HA	1:AM:157:MET:SD	2.46	0.56
1:AQ:267:GLY:O	1:AQ:271:VAL:HG23	2.05	0.56
1:BB:84:THR:HG23	1:BB:108:ILE:HD11	1.86	0.56

*Continued on next page...*

*Continued from previous page...*

Atom-1	Atom-2	Interatomic distance (Å)	Clash overlap (Å)
1:BC:69:GLN:NE2	1:BC:73:ASP:OD1	2.37	0.56
1:BE:297:ASN:HB3	1:BE:301:VAL:HG13	1.88	0.56
1:BF:157:MET:HA	1:BF:161:GLU:OE1	2.05	0.56
1:BF:304:ALA:O	1:BF:348:SER:HB2	2.06	0.56
1:BK:297:ASN:HB3	1:BK:301:VAL:HG13	1.88	0.56
1:AA:285:ASN:HD22	1:AA:287:ARG:H	1.47	0.56
1:AB:201:ASP:O	1:AB:202:HIS:HB2	2.06	0.56
1:AG:89:GLY:HA2	1:AG:155:PRO:CG	2.31	0.56
1:AI:298:MET:CE	1:AI:353:LEU:HD12	2.36	0.56
1:AK:303:ARG:NE	3:AK:402:ADP:O3B	2.34	0.56
1:AK:364:LEU:HD22	1:AK:368:VAL:CG2	2.36	0.56
1:AL:292:CYS:SG	1:AL:301:VAL:HG11	2.46	0.56
3:AO:402:ADP:O2B	3:AO:402:ADP:H5'1	2.06	0.56
1:BA:38:ASN:ND2	6:BA:605:HOH:O	2.38	0.56
1:BL:144:CYS:HB3	1:BL:302:VAL:HG22	1.88	0.56
1:BO:147:SER:O	1:BO:282:LEU:HA	2.06	0.56
1:BP:314:GLU:HG3	1:BP:315:LYS:HD2	1.88	0.56
1:BQ:352:ARG:HG2	1:BQ:352:ARG:HH11	1.71	0.56
1:AN:384:ILE:HB	1:AN:387:MET:HG3	1.86	0.55
1:BA:313:LEU:HD22	1:BA:319:PHE:CD1	2.41	0.55
1:BC:127:LEU:HD23	1:BC:258:LYS:HG3	1.87	0.55
1:BL:229:TRP:HE3	1:BL:229:TRP:O	1.88	0.55
1:AG:298:MET:HE1	1:AG:353:LEU:HD12	1.87	0.55
1:AL:189:THR:HB	1:AR:36:LYS:CG	2.37	0.55
1:AM:349:ASN:HD22	1:AM:360:LEU:HD22	1.71	0.55
1:BD:132:PHE:HE1	1:BD:257:LEU:HD12	1.72	0.55
1:BL:313:LEU:HD12	1:BL:374:CYS:HB2	1.88	0.55
1:BM:313:LEU:O	1:BM:313:LEU:HD23	2.06	0.55
1:BM:359:GLU:O	1:BM:363:VAL:HG23	2.07	0.55
1:BN:108:ILE:HG21	1:BN:296:THR:HG22	1.88	0.55
1:BR:243:GLU:HB3	6:BR:566:HOH:O	2.05	0.55
1:AA:39:ASN:CA	1:AA:82:LYS:HE3	2.35	0.55
1:AJ:355:LYS:HB2	1:AJ:360:LEU:HD21	1.88	0.55
1:AL:295:PRO:O	1:AL:298:MET:HG3	2.06	0.55
1:BE:331:ARG:HB2	1:BE:346:ASP:HB3	1.88	0.55
1:BJ:180:LEU:O	1:BJ:229:TRP:HH2	1.89	0.55
1:BL:238:VAL:HG22	1:BL:248:VAL:HA	1.88	0.55
1:BL:305:SER:HB2	1:BL:348:SER:HB3	1.87	0.55
1:BR:113:PRO:HA	1:BR:287:ARG:NH2	2.21	0.55
1:AF:212:LEU:HB3	6:AF:561:HOH:O	2.06	0.55
1:AH:306:VAL:HG13	1:AH:364:LEU:HD11	1.87	0.55

*Continued on next page...*

*Continued from previous page...*

Atom-1	Atom-2	Interatomic distance (Å)	Clash overlap (Å)
1:AK:352:ARG:CG	1:AK:352:ARG:NH1	2.63	0.55
1:AN:312:PHE:CE1	1:AN:379:GLU:HG3	2.41	0.55
1:AP:192:GLU:O	1:AP:196:GLU:HG3	2.07	0.55
1:BC:292:CYS:SG	1:BC:301:VAL:HG11	2.46	0.55
1:BF:233:GLU:HG3	6:BF:638:HOH:O	2.05	0.55
1:BF:305:SER:CB	1:BF:348:SER:HB3	2.31	0.55
1:AH:187:LEU:HD23	1:AH:223:PRO:CB	2.35	0.55
1:AI:313:LEU:HD22	1:AI:319:PHE:CD1	2.41	0.55
1:AI:385:ASP:HA	1:AI:388:ILE:HD12	1.87	0.55
1:BC:105:ILE:HG12	1:BC:298:MET:CE	2.36	0.55
1:BM:121:ASP:OD2	1:BM:358:ARG:HD3	2.05	0.55
1:AB:117:HIS:ND1	1:AB:118:PRO:HD2	2.22	0.55
1:AD:127:LEU:HD11	1:AD:361:VAL:HG12	1.88	0.55
1:AN:189:THR:HB	1:BA:36:LYS:HG2	1.89	0.55
1:AR:310:LEU:O	1:AR:314:GLU:HB3	2.07	0.55
1:BD:285:ASN:ND2	1:BD:288:LEU:H	1.87	0.55
1:BH:111:PHE:CG	1:BH:353:LEU:HD13	2.40	0.55
1:BI:142:ILE:HD11	1:BI:257:LEU:CD2	2.37	0.55
1:BI:384:ILE:CA	1:BI:387:MET:HG3	2.36	0.55
1:BN:359:GLU:O	1:BN:363:VAL:HG23	2.07	0.55
1:BQ:247:ARG:NH1	3:BQ:402:ADP:O1B	2.36	0.55
1:AE:331:ARG:HB2	1:AE:346:ASP:HB3	1.88	0.55
1:AG:274:LEU:O	1:AG:278:CYS:SG	2.63	0.55
1:AH:197:GLN:HB3	6:AH:545:HOH:O	2.05	0.55
1:AQ:298:MET:HE3	1:AQ:353:LEU:HD12	1.87	0.55
1:AR:13:ARG:HD3	1:AR:156:ALA:O	2.07	0.55
1:BB:59:PRO:HD2	1:BB:92:TYR:CD1	2.42	0.55
1:BD:267:GLY:O	1:BD:271:VAL:HG23	2.06	0.55
1:BF:298:MET:HE3	1:BF:353:LEU:HD12	1.89	0.55
1:BJ:112:LYS:O	1:BJ:115:ASP:HB2	2.07	0.55
1:AG:285:ASN:ND2	1:AG:288:LEU:H	2.03	0.55
1:AJ:187:LEU:HB3	1:AJ:223:PRO:HB2	1.89	0.55
1:BE:314:GLU:HG2	1:BE:315:LYS:HD2	1.87	0.55
1:BI:152:CYS:SG	1:BJ:17:SER:HB3	2.47	0.55
1:BQ:357:GLU:O	1:BQ:361:VAL:HG23	2.06	0.55
1:AH:203:PHE:CZ	1:AH:234:LYS:HE2	2.41	0.55
1:AL:168:VAL:HG13	1:AL:280:HIS:CE1	2.41	0.55
1:AQ:298:MET:HG2	6:AQ:570:HOH:O	2.06	0.55
1:BB:146:ARG:HB3	1:BB:282:LEU:HD22	1.89	0.55
1:BH:239:TRP:HB2	1:BH:247:ARG:HB2	1.88	0.55
1:BN:285:ASN:HB2	1:BN:291:ILE:HD11	1.89	0.55

*Continued on next page...*

*Continued from previous page...*

Atom-1	Atom-2	Interatomic distance (Å)	Clash overlap (Å)
1:AF:6:GLN:O	1:AF:10:VAL:HG23	2.07	0.55
1:AF:85:GLY:O	1:AF:86:CYS:HB3	2.06	0.55
1:AI:143:ARG:HG3	6:AI:532:HOH:O	2.06	0.55
1:BF:59:PRO:HD2	1:BF:92:TYR:CD1	2.42	0.55
1:BG:34:LEU:HA	1:BG:37:HIS:ND1	2.22	0.55
1:BG:285:ASN:ND2	1:BG:286:ASP:N	2.55	0.55
1:AA:148:VAL:O	1:AA:283:MET:HE3	2.06	0.54
1:AC:213:LEU:HD12	1:AC:218:CYS:HB2	1.88	0.54
1:AE:40:VAL:HG13	1:AE:107:GLU:OE1	2.07	0.54
1:AI:313:LEU:O	1:AI:313:LEU:HD23	2.07	0.54
1:AM:313:LEU:HD11	1:AM:322:MET:HE1	1.89	0.54
1:BH:136:TYR:HE2	1:BH:375:ASP:OD2	1.90	0.54
1:BH:223:PRO:HD2	6:BH:567:HOH:O	2.06	0.54
1:BJ:192:GLU:O	1:BJ:196:GLU:HG3	2.08	0.54
1:BL:127:LEU:HD12	1:BL:362:GLN:OE1	2.07	0.54
1:BN:34:LEU:HA	1:BN:37:HIS:ND1	2.21	0.54
1:BN:235:ASN:HB2	1:BN:263:ARG:NH1	2.23	0.54
1:AB:336:GLU:OE2	2:AB:401:NMG:NE	2.34	0.54
1:AI:205:PHE:HB2	1:AI:242:GLU:OE2	2.07	0.54
1:AM:205:PHE:HD2	1:AM:239:TRP:CD2	2.25	0.54
1:AN:154:PRO:HG2	1:AN:243:GLU:O	2.07	0.54
1:AO:30:ASN:OD1	1:AP:159:ARG:HB2	2.07	0.54
1:BA:34:LEU:HA	1:BA:37:HIS:ND1	2.21	0.54
1:BF:230:HIS:HB3	1:BF:237:LEU:HD23	1.88	0.54
1:BP:270:GLU:HA	1:BP:270:GLU:OE2	2.06	0.54
1:BQ:148:VAL:HG12	1:BQ:148:VAL:O	2.06	0.54
1:AC:318:ARG:HD3	1:AC:388:ILE:CD1	2.38	0.54
1:AK:359:GLU:O	1:AK:362:GLN:HB3	2.07	0.54
1:AP:141:ARG:HG3	1:AP:251:MET:HB3	1.87	0.54
1:AR:146:ARG:HD2	1:AR:282:LEU:HD13	1.90	0.54
1:BE:205:PHE:HB2	1:BE:242:GLU:OE2	2.06	0.54
1:BE:252:GLN:HG2	1:BE:260:VAL:HG22	1.88	0.54
1:BE:296:THR:O	1:BE:352:ARG:HG3	2.07	0.54
1:BN:246:ILE:O	1:BN:247:ARG:HG2	2.07	0.54
1:AD:285:ASN:ND2	1:AD:287:ARG:H	2.05	0.54
1:AG:105:ILE:HG12	1:AG:298:MET:HE2	1.88	0.54
1:AG:266:ARG:HG3	6:AG:572:HOH:O	2.06	0.54
1:AG:331:ARG:HB2	1:AG:346:ASP:HB3	1.88	0.54
1:AM:270:GLU:OE2	1:AM:273:ARG:HD3	2.07	0.54
1:AN:205:PHE:HB3	1:AN:239:TRP:CZ3	2.42	0.54
1:AN:213:LEU:HD12	1:AN:218:CYS:CB	2.38	0.54

*Continued on next page...*

*Continued from previous page...*

Atom-1	Atom-2	Interatomic distance (Å)	Clash overlap (Å)
1:AN:313:LEU:HD11	1:AN:374:CYS:HB2	1.88	0.54
1:BF:37:HIS:O	1:BK:177:LYS:HB3	2.07	0.54
1:BK:285:ASN:HD22	1:BK:288:LEU:H	1.55	0.54
1:BN:143:ARG:HG2	1:BN:144:CYS:N	2.21	0.54
1:BO:127:LEU:HD12	1:BO:362:GLN:OE1	2.08	0.54
1:AI:35:SER:HB3	1:AO:189:THR:OG1	2.07	0.54
1:AK:48:GLU:N	6:AK:566:HOH:O	2.38	0.54
1:BA:143:ARG:HG2	1:BA:144:CYS:N	2.22	0.54
1:BH:352:ARG:CG	1:BH:352:ARG:NH1	2.70	0.54
1:BI:39:ASN:HB2	1:BI:83:LYS:O	2.06	0.54
1:BM:310:LEU:HD13	1:BM:313:LEU:HD22	1.90	0.54
1:BR:34:LEU:HA	1:BR:37:HIS:ND1	2.22	0.54
1:AC:94:TYR:CZ	1:AC:288:LEU:HD11	2.43	0.54
1:AD:14:VAL:HG12	1:AD:16:HIS:CD2	2.42	0.54
1:AK:285:ASN:ND2	1:AK:287:ARG:H	2.06	0.54
1:AM:75:PRO:HD2	6:AM:522:HOH:O	2.06	0.54
1:AN:187:LEU:HD22	1:AN:226:ARG:HB3	1.89	0.54
1:AO:108:ILE:HG21	1:AO:296:THR:HG22	1.90	0.54
1:BA:251:MET:O	1:BA:252:GLN:HB3	2.08	0.54
1:BD:70:THR:HG22	6:BD:566:HOH:O	2.08	0.54
1:BD:143:ARG:NH1	1:BD:303:ARG:HD3	2.23	0.54
1:BN:205:PHE:CG	1:BN:242:GLU:HG3	2.42	0.54
1:BP:13:ARG:HG2	6:BP:566:HOH:O	2.08	0.54
1:BR:188:THR:CG2	1:BR:223:PRO:HG2	2.37	0.54
1:AH:193:LYS:HG3	1:AM:193:LYS:HE3	1.89	0.54
1:AH:314:GLU:HG2	1:AH:315:LYS:HD2	1.90	0.54
1:AK:94:TYR:CZ	1:AK:288:LEU:HD11	2.41	0.54
1:AN:314:GLU:HG3	1:AN:315:LYS:HD2	1.90	0.54
1:AP:95:GLU:HG3	6:AP:653:HOH:O	2.06	0.54
1:BA:122:LEU:HD12	1:BA:269:LEU:HD21	1.89	0.54
1:BC:302:VAL:O	1:BC:352:ARG:HD3	2.06	0.54
1:BD:314:GLU:HG3	1:BD:315:LYS:HD2	1.89	0.54
1:BG:185:TYR:CD1	1:BG:185:TYR:N	2.76	0.54
1:BG:205:PHE:HD2	1:BG:239:TRP:CD2	2.25	0.54
1:BM:302:VAL:O	1:BM:352:ARG:HD3	2.06	0.54
1:BN:247:ARG:NH1	3:BN:402:ADP:O1B	2.41	0.54
1:BQ:37:HIS:CD2	1:BQ:75:PRO:HA	2.43	0.54
1:AH:34:LEU:HD13	1:AH:42:ALA:HA	1.90	0.54
1:AQ:39:ASN:C	1:AQ:82:LYS:HE2	2.27	0.54
1:BH:207:LYS:O	1:BH:209:THR:N	2.35	0.54
1:BH:352:ARG:HH11	1:BH:352:ARG:HG2	1.72	0.54

*Continued on next page...*

*Continued from previous page...*

Atom-1	Atom-2	Interatomic distance (Å)	Clash overlap (Å)
1:BJ:372:ILE:HG22	1:BJ:376:LYS:HE2	1.89	0.54
1:BK:66:LYS:HG3	1:BL:15:GLY:O	2.08	0.54
1:BK:340:ALA:HB2	1:BK:345:TYR:CE2	2.42	0.54
1:AC:126:LYS:HB2	1:AC:358:ARG:HD2	1.89	0.54
1:AD:154:PRO:HA	1:AD:157:MET:SD	2.47	0.54
1:AK:50:TYR:O	1:AK:54:TRP:HB3	2.07	0.54
1:AO:141:ARG:HH21	1:AO:249:ILE:HD13	1.72	0.54
1:BA:67:CYS:O	1:BA:86:CYS:HA	2.07	0.54
1:BB:53:TYR:HB3	1:BB:97:TYR:CD2	2.43	0.54
1:BK:34:LEU:HD21	1:BK:72:VAL:HG22	1.89	0.54
1:AF:303:ARG:NH2	3:AF:402:ADP:O2A	2.41	0.54
3:AF:402:ADP:H5'1	3:AF:402:ADP:O2B	2.08	0.54
1:AL:147:SER:HG	1:AL:292:CYS:HA	1.73	0.54
1:BA:201:ASP:HB3	1:BA:203:PHE:CE2	2.42	0.54
1:BE:220:ARG:HG2	1:BF:69:GLN:NE2	2.22	0.54
1:BI:285:ASN:ND2	1:BI:287:ARG:H	2.05	0.54
1:BM:57:VAL:CG1	1:BM:61:GLY:HA2	2.38	0.54
1:BO:359:GLU:O	1:BO:363:VAL:HG23	2.08	0.54
1:BR:313:LEU:HD23	1:BR:316:HIS:HB3	1.90	0.54
1:AA:151:VAL:HG11	1:AA:161:GLU:HB3	1.90	0.53
1:AB:66:LYS:O	1:AB:66:LYS:HD3	2.06	0.53
1:AD:237:LEU:HD12	1:AD:237:LEU:N	2.23	0.53
1:BB:183:LYS:HD3	1:BB:185:TYR:CZ	2.43	0.53
1:BC:66:LYS:HE3	1:BD:16:HIS:CD2	2.44	0.53
1:BF:18:LYS:O	1:BF:21:GLU:HG2	2.08	0.53
1:BH:364:LEU:HD22	1:BH:368:VAL:CG2	2.38	0.53
1:BL:346:ASP:OD1	1:BL:346:ASP:O	2.26	0.53
1:BM:191:ASN:HD21	1:BM:193:LYS:HB2	1.72	0.53
1:BO:53:TYR:OH	1:BO:99:GLU:HB3	2.08	0.53
1:BP:109:HIS:O	1:BP:110:HIS:HB2	2.07	0.53
1:BQ:110:HIS:CD2	1:BQ:327:ARG:CZ	2.91	0.53
1:AB:83:LYS:HD2	2:AB:401:NMG:O1	2.09	0.53
1:AD:143:ARG:NH2	1:AD:297:ASN:OD1	2.40	0.53
1:AF:121:ASP:HB3	1:AF:356:SER:HB2	1.90	0.53
1:AH:26:LYS:O	1:AH:27:ALA:C	2.47	0.53
1:AH:203:PHE:CE1	1:AH:234:LYS:HB3	2.42	0.53
1:AK:318:ARG:HD3	1:AK:388:ILE:HD13	1.89	0.53
1:AM:36:LYS:HG2	1:BB:189:THR:O	2.08	0.53
1:AM:154:PRO:HG2	1:AM:243:GLU:O	2.07	0.53
1:AP:323:LEU:HD13	1:AP:330:LYS:HB2	1.90	0.53
1:BC:361:VAL:O	1:BC:365:VAL:HG23	2.07	0.53

*Continued on next page...*



*Continued from previous page...*

Atom-1	Atom-2	Interatomic distance (Å)	Clash overlap (Å)
1:BG:217:GLY:HA2	6:BG:507:HOH:O	2.07	0.53
1:BG:331:ARG:HB2	1:BG:346:ASP:CB	2.38	0.53
1:BH:189:THR:O	1:BP:36:LYS:HG2	2.09	0.53
1:BI:94:TYR:CE1	1:BI:288:LEU:HD11	2.43	0.53
1:BI:147:SER:O	1:BI:282:LEU:HA	2.09	0.53
1:BJ:50:TYR:O	1:BJ:54:TRP:HB3	2.08	0.53
1:BR:308:LEU:HD13	1:BR:310:LEU:CD1	2.38	0.53
1:AA:60:ASN:HB2	1:AA:90:ASP:OD2	2.08	0.53
1:AD:105:ILE:HG12	1:AD:298:MET:HE1	1.89	0.53
1:AF:64:PHE:O	1:AF:68:ILE:HG12	2.07	0.53
1:AH:208:PRO:HD3	1:AH:222:TRP:CZ2	2.43	0.53
1:AQ:31:PHE:CD1	1:AQ:32:PRO:HD2	2.44	0.53
1:AQ:285:ASN:ND2	1:AQ:287:ARG:N	2.55	0.53
1:AR:331:ARG:HH11	1:AR:336:GLU:HB2	1.71	0.53
1:BC:109:HIS:O	1:BC:110:HIS:HB2	2.08	0.53
1:BK:142:ILE:HD12	1:BK:260:VAL:HG12	1.89	0.53
1:BN:187:LEU:HB3	1:BN:223:PRO:HB2	1.90	0.53
1:BN:296:THR:O	1:BN:352:ARG:HG3	2.08	0.53
3:BR:402:ADP:O1B	5:BR:404:NO3:N	2.42	0.53
1:AB:346:ASP:C	1:AB:346:ASP:OD1	2.47	0.53
1:AC:117:HIS:HE1	1:AC:300:THR:HG23	1.73	0.53
1:AP:180:LEU:O	1:AP:229:TRP:HH2	1.91	0.53
1:BA:384:ILE:O	1:BA:388:ILE:HG13	2.08	0.53
1:BD:105:ILE:HG23	1:BD:298:MET:HE1	1.91	0.53
1:BE:151:VAL:HG13	1:BE:152:CYS:N	2.24	0.53
1:BG:83:LYS:NZ	6:BG:502:HOH:O	2.40	0.53
1:BK:313:LEU:HD22	1:BK:319:PHE:CD1	2.43	0.53
1:BN:128:VAL:HG11	1:BO:358:ARG:HH21	1.72	0.53
1:BN:285:ASN:HD22	1:BN:288:LEU:HG	1.70	0.53
1:AB:300:THR:HB	1:AB:302:VAL:HG23	1.91	0.53
1:AE:285:ASN:HD22	1:AE:287:ARG:H	1.57	0.53
1:AH:330:LYS:HE3	1:AH:345:TYR:CE2	2.42	0.53
1:AL:319:PHE:O	1:AL:323:LEU:HG	2.08	0.53
1:AN:303:ARG:HB2	1:AN:352:ARG:NH1	2.24	0.53
1:BB:121:ASP:O	1:BB:357:GLU:HB2	2.09	0.53
1:BD:195:GLN:O	1:BD:199:ILE:HG13	2.08	0.53
1:BD:213:LEU:HG	1:BD:213:LEU:O	2.09	0.53
1:BG:239:TRP:HB2	1:BG:247:ARG:HB2	1.90	0.53
1:AB:31:PHE:HD1	1:AB:50:TYR:CD2	2.25	0.53
1:AH:285:ASN:HB2	1:AH:291:ILE:HD11	1.90	0.53
1:AM:154:PRO:N	1:AM:155:PRO:HD2	2.23	0.53

*Continued on next page...*

*Continued from previous page...*

Atom-1	Atom-2	Interatomic distance (Å)	Clash overlap (Å)
1:BF:197:GLN:NE2	1:BF:200:GLU:OE1	2.41	0.53
1:BO:56:LYS:NZ	1:BO:96:CYS:HA	2.24	0.53
1:BR:314:GLU:CG	1:BR:315:LYS:HD2	2.38	0.53
1:AB:285:ASN:HD22	1:AB:288:LEU:H	1.56	0.53
1:AD:106:GLU:HG3	1:AD:111:PHE:O	2.08	0.53
1:AH:18:LYS:HB3	1:AH:20:TRP:CE2	2.43	0.53
1:AP:52:LYS:NZ	1:AP:99:GLU:OE2	2.42	0.53
1:AP:326:LEU:HD21	1:AP:370:LEU:HD23	1.91	0.53
1:AQ:284:HIS:CE1	1:AQ:289:GLY:HA2	2.44	0.53
1:AQ:285:ASN:HD22	1:AQ:288:LEU:N	1.97	0.53
1:BI:142:ILE:HD12	1:BI:260:VAL:HG12	1.91	0.53
1:BN:105:ILE:HG12	1:BN:298:MET:HE1	1.91	0.53
1:AB:143:ARG:HD2	3:AB:402:ADP:O2B	2.09	0.53
1:AE:36:LYS:O	1:AE:75:PRO:HB2	2.08	0.53
1:AF:297:ASN:HB3	1:AF:301:VAL:HG13	1.90	0.53
1:AI:226:ARG:HG3	1:AI:241:ASN:O	2.09	0.53
1:AN:80:TYR:HB2	6:AN:584:HOH:O	2.09	0.53
1:AO:183:LYS:HG2	1:AO:184:TYR:N	2.24	0.53
1:AP:195:GLN:O	1:AP:199:ILE:HG13	2.09	0.53
1:BO:236:PHE:CE1	1:BO:267:GLY:HA3	2.43	0.53
1:BP:149:LYS:HB2	1:BP:281:GLY:O	2.08	0.53
1:AE:288:LEU:HD22	1:AE:353:LEU:HD11	1.90	0.53
1:AH:44:GLN:OE1	1:AH:44:GLN:HA	2.09	0.53
1:AH:94:TYR:CZ	1:AH:98:LYS:HG3	2.44	0.53
1:AJ:359:GLU:HG3	6:AJ:625:HOH:O	2.08	0.53
1:AK:66:LYS:NZ	1:AK:155:PRO:O	2.41	0.53
1:AL:374:CYS:SG	1:AL:387:MET:HE2	2.49	0.53
1:BG:37:HIS:O	1:BO:185:TYR:HE2	1.92	0.53
1:BN:252:GLN:HG3	6:BN:595:HOH:O	2.09	0.53
1:BQ:39:ASN:HB2	1:BQ:83:LYS:O	2.09	0.53
1:AC:250:SER:HB3	1:AC:264:PHE:HB2	1.91	0.53
1:AD:32:PRO:HB2	1:AD:34:LEU:HD21	1.90	0.53
1:AD:351:ALA:O	1:AD:360:LEU:HD22	2.08	0.53
1:AH:40:VAL:HB	1:AH:84:THR:O	2.08	0.53
1:AL:159:ARG:HA	6:AL:598:HOH:O	2.09	0.53
1:AL:285:ASN:ND2	1:AL:287:ARG:H	2.06	0.53
1:AM:159:ARG:HB2	1:AN:30:ASN:OD1	2.09	0.53
1:AM:228:ILE:HG23	1:AM:228:ILE:O	2.09	0.53
1:AM:285:ASN:ND2	1:AM:287:ARG:N	2.56	0.53
1:BA:267:GLY:O	1:BA:271:VAL:HG23	2.09	0.53
1:BH:253:LYS:HE3	6:BH:505:HOH:O	2.09	0.53

*Continued on next page...*

*Continued from previous page...*

Atom-1	Atom-2	Interatomic distance (Å)	Clash overlap (Å)
1:BL:316:HIS:CG	1:BL:317:PRO:HD2	2.44	0.53
1:BN:40:VAL:HG12	1:BN:104:CYS:SG	2.48	0.53
1:BQ:109:HIS:O	1:BQ:110:HIS:HB2	2.09	0.53
1:AD:285:ASN:HD22	1:AD:287:ARG:H	1.55	0.52
1:AD:361:VAL:O	1:AD:365:VAL:HG23	2.08	0.52
1:AH:213:LEU:HD12	1:AH:218:CYS:HB3	1.90	0.52
1:AH:230:HIS:C	1:AH:230:HIS:ND1	2.63	0.52
1:AJ:285:ASN:ND2	1:AJ:287:ARG:H	2.07	0.52
1:AO:121:ASP:HB3	1:AO:356:SER:HB2	1.91	0.52
1:BA:69:GLN:NE2	1:BA:73:ASP:OD1	2.42	0.52
1:BC:175:GLY:O	1:BC:177:LYS:HE2	2.09	0.52
1:BI:361:VAL:O	1:BI:365:VAL:HG23	2.09	0.52
1:AF:147:SER:HB2	1:AF:283:MET:HB2	1.91	0.52
1:AI:340:ALA:HB2	1:AI:345:TYR:CE2	2.44	0.52
1:AO:298:MET:HE3	1:AO:353:LEU:HD12	1.91	0.52
1:AP:310:LEU:HD13	1:AP:313:LEU:HD22	1.92	0.52
1:BA:238:VAL:HG22	1:BA:248:VAL:HG22	1.92	0.52
1:BB:205:PHE:HD2	1:BB:239:TRP:CD2	2.27	0.52
1:BE:168:VAL:HG13	1:BE:280:HIS:ND1	2.23	0.52
1:BE:312:PHE:CZ	1:BE:379:GLU:HG3	2.43	0.52
1:BI:109:HIS:O	1:BI:110:HIS:HB2	2.09	0.52
1:BJ:283:MET:HG2	1:BJ:291:ILE:HB	1.89	0.52
1:BK:25:PHE:CD1	1:BL:160:ALA:HB1	2.44	0.52
1:AH:222:TRP:CD1	1:AH:223:PRO:HB3	2.45	0.52
1:AN:121:ASP:OD2	1:AN:358:ARG:HD3	2.09	0.52
1:AR:250:SER:OG	1:AR:260:VAL:HG13	2.10	0.52
1:BK:34:LEU:HA	1:BK:37:HIS:ND1	2.23	0.52
1:BP:182:GLY:HA3	1:BP:229:TRP:CZ2	2.44	0.52
1:BP:206:GLU:HG3	1:BP:207:LYS:O	2.10	0.52
1:AJ:18:LYS:HB3	1:AJ:20:TRP:CZ2	2.44	0.52
1:AJ:165:VAL:HB	1:AJ:241:ASN:HD21	1.75	0.52
1:AK:40:VAL:HG13	1:AK:107:GLU:OE1	2.10	0.52
1:AO:60:ASN:O	1:AP:17:SER:HA	2.10	0.52
1:BD:313:LEU:HD22	1:BD:319:PHE:CD1	2.44	0.52
1:BF:137:VAL:CG1	1:BF:306:VAL:HB	2.39	0.52
1:BH:105:ILE:HG12	1:BH:298:MET:HE3	1.91	0.52
1:BH:146:ARG:HD2	1:BH:290:TYR:CD1	2.45	0.52
1:BN:49:LEU:HD21	1:BN:99:GLU:HG2	1.91	0.52
1:AA:110:HIS:CD2	1:AA:327:ARG:CZ	2.93	0.52
1:AA:154:PRO:HG2	1:AA:243:GLU:O	2.10	0.52
1:AC:285:ASN:ND2	1:AC:288:LEU:H	2.07	0.52

*Continued on next page...*

*Continued from previous page...*

Atom-1	Atom-2	Interatomic distance (Å)	Clash overlap (Å)
1:AK:143:ARG:HH22	1:AK:297:ASN:CG	2.13	0.52
1:AL:267:GLY:O	1:AL:271:VAL:HG23	2.10	0.52
1:AR:292:CYS:SG	1:AR:301:VAL:HG11	2.49	0.52
1:BC:143:ARG:HG3	6:BC:502:HOH:O	2.09	0.52
1:BF:176:LEU:HD12	1:BF:229:TRP:CZ2	2.45	0.52
1:BG:35:SER:HB3	1:BO:186:PRO:HG2	1.90	0.52
1:BI:303:ARG:NH2	3:BI:402:ADP:O2A	2.41	0.52
1:BL:205:PHE:CD1	1:BL:242:GLU:HG3	2.44	0.52
1:BM:331:ARG:NH1	3:BM:402:ADP:O2A	2.42	0.52
1:BN:184:TYR:CE1	1:BN:240:ILE:HD12	2.45	0.52
1:AA:38:ASN:HD22	1:AA:38:ASN:C	2.13	0.52
1:AA:79:PHE:CD2	1:AA:337:SER:HA	2.45	0.52
1:AA:257:LEU:HD11	1:AA:364:LEU:HD12	1.91	0.52
1:AD:147:SER:HB2	1:AD:283:MET:HB2	1.90	0.52
1:AE:325:LYS:HD3	1:AE:389:PRO:HB2	1.92	0.52
1:AM:126:LYS:HG3	1:AM:358:ARG:HH11	1.75	0.52
1:AM:359:GLU:HG2	1:AP:128:VAL:CG2	2.40	0.52
1:AP:57:VAL:HG12	1:AP:58:THR:O	2.10	0.52
1:BC:84:THR:HG22	1:BC:86:CYS:SG	2.49	0.52
1:BC:309:ARG:NH1	1:BC:342:ASP:O	2.42	0.52
1:BE:50:TYR:O	1:BE:54:TRP:HB3	2.10	0.52
1:BH:285:ASN:HB2	1:BH:291:ILE:HD11	1.92	0.52
1:BI:121:ASP:HB3	1:BI:356:SER:HB2	1.92	0.52
1:BK:132:PHE:CZ	1:BK:365:VAL:HG22	2.45	0.52
1:BN:143:ARG:HG3	6:BN:508:HOH:O	2.09	0.52
1:AC:56:LYS:NZ	6:AC:599:HOH:O	2.41	0.52
1:AG:285:ASN:ND2	1:AG:287:ARG:H	2.07	0.52
1:AH:109:HIS:O	1:AH:110:HIS:HB2	2.09	0.52
1:AQ:165:VAL:O	1:AQ:169:VAL:HG23	2.09	0.52
1:AQ:326:LEU:O	1:AQ:328:LEU:HG	2.09	0.52
1:BC:27:ALA:HB2	1:BC:54:TRP:NE1	2.25	0.52
1:BF:247:ARG:NH1	3:BF:402:ADP:O1B	2.43	0.52
1:BQ:356:SER:O	1:BQ:360:LEU:HG	2.10	0.52
1:AB:242:GLU:CD	1:AB:243:GLU:H	2.12	0.52
1:AJ:204:LEU:HD12	1:AJ:205:PHE:N	2.25	0.52
1:AK:201:ASP:O	1:AK:202:HIS:HB2	2.09	0.52
1:BB:183:LYS:HG2	1:BB:184:TYR:H	1.73	0.52
1:BF:188:THR:HG22	1:BF:223:PRO:HG2	1.92	0.52
1:BK:31:PHE:CE2	1:BK:47:LYS:HG2	2.44	0.52
1:BN:342:ASP:O	1:BN:343:SER:HB2	2.09	0.52
1:BR:145:GLY:O	1:BR:146:ARG:HD3	2.09	0.52

*Continued on next page...*

*Continued from previous page...*

Atom-1	Atom-2	Interatomic distance (Å)	Clash overlap (Å)
1:AE:44:GLN:HB3	1:AE:103:LYS:HE2	1.92	0.52
1:AI:307:HIS:CD2	3:AI:402:ADP:C6	2.98	0.52
1:AN:65:ASP:O	1:AN:69:GLN:HB2	2.10	0.52
1:AP:351:ALA:C	1:AP:352:ARG:HG2	2.30	0.52
1:BC:188:THR:HG22	1:BC:223:PRO:HG2	1.91	0.52
1:BE:109:HIS:HE1	1:BE:296:THR:O	1.93	0.52
1:BG:161:GLU:O	1:BG:165:VAL:HG23	2.09	0.52
1:AA:151:VAL:HG13	1:AA:161:GLU:HB3	1.91	0.52
1:AF:228:ILE:HD11	1:AF:237:LEU:HD23	1.92	0.52
1:AK:34:LEU:HD13	1:AK:42:ALA:HA	1.91	0.52
1:AL:297:ASN:HB3	1:AL:301:VAL:HG13	1.92	0.52
1:AN:285:ASN:HD22	1:AN:288:LEU:CB	2.23	0.52
1:AO:143:ARG:HG2	1:AO:144:CYS:N	2.25	0.52
1:AO:313:LEU:O	1:AO:313:LEU:HD23	2.10	0.52
1:AP:57:VAL:HG12	1:AP:58:THR:N	2.24	0.52
1:BB:384:ILE:HA	1:BB:387:MET:HG3	1.92	0.52
1:BD:229:TRP:HB3	1:BD:238:VAL:HB	1.91	0.52
1:BE:105:ILE:HG12	1:BE:298:MET:HE2	1.92	0.52
1:BE:113:PRO:HA	1:BE:287:ARG:HH22	1.75	0.52
1:BF:173:LEU:HD13	1:BF:229:TRP:CG	2.44	0.52
1:BF:220:ARG:O	1:BF:222:TRP:N	2.43	0.52
1:AD:106:GLU:HG3	1:AD:112:LYS:HA	1.92	0.51
1:AG:152:CYS:SG	1:AH:17:SER:HB3	2.51	0.51
1:AM:164:LEU:HB2	6:AM:569:HOH:O	2.09	0.51
1:AO:377:LYS:HG3	1:AO:387:MET:CE	2.40	0.51
1:BI:143:ARG:HA	1:BI:248:VAL:O	2.11	0.51
1:BI:238:VAL:HA	1:BI:247:ARG:O	2.10	0.51
1:BL:184:TYR:CD2	1:BL:186:PRO:HD3	2.45	0.51
1:AM:168:VAL:HG13	1:AM:280:HIS:CE1	2.45	0.51
1:AM:187:LEU:HB2	1:AM:226:ARG:O	2.10	0.51
1:BB:26:LYS:O	1:BB:29:ASP:HB2	2.10	0.51
1:BE:24:LYS:HE3	1:BE:25:PHE:CE2	2.44	0.51
1:BH:202:HIS:HB3	3:BH:402:ADP:H1'	1.91	0.51
1:BL:111:PHE:CE1	1:BL:115:ASP:HB3	2.45	0.51
1:BL:143:ARG:NH2	1:BL:297:ASN:OD1	2.43	0.51
1:BN:364:LEU:HD22	1:BN:368:VAL:CG2	2.39	0.51
1:AA:285:ASN:ND2	1:AA:287:ARG:N	2.52	0.51
1:AL:135:LYS:HD3	1:AL:136:TYR:CE1	2.46	0.51
1:AN:285:ASN:ND2	1:AN:288:LEU:HD12	2.25	0.51
1:BD:8:TYR:HD2	1:BD:11:LYS:NZ	2.08	0.51
1:AC:94:TYR:CD1	1:AC:95:GLU:HG2	2.46	0.51

*Continued on next page...*

*Continued from previous page...*

Atom-1	Atom-2	Interatomic distance (Å)	Clash overlap (Å)
1:AH:312:PHE:CE2	1:AH:379:GLU:HA	2.45	0.51
1:AN:32:PRO:HB2	1:AN:34:LEU:HD21	1.92	0.51
1:BA:313:LEU:HD23	1:BA:313:LEU:O	2.10	0.51
1:BB:99:GLU:HG2	1:BB:99:GLU:O	2.09	0.51
1:BB:236:PHE:CZ	1:BB:267:GLY:HA3	2.45	0.51
1:BC:177:LYS:HD2	1:BH:43:SER:CB	2.41	0.51
1:BD:34:LEU:HA	1:BD:37:HIS:ND1	2.26	0.51
1:BE:66:LYS:O	1:BE:66:LYS:HD3	2.10	0.51
1:BE:357:GLU:O	1:BE:361:VAL:HG23	2.11	0.51
1:BN:10:VAL:HG12	1:BN:11:LYS:N	2.25	0.51
1:AD:270:GLU:HA	1:AD:270:GLU:OE2	2.10	0.51
1:AE:312:PHE:CZ	1:AE:379:GLU:HG3	2.46	0.51
1:AH:203:PHE:CE2	1:AH:234:LYS:HE2	2.46	0.51
1:AM:359:GLU:HG2	1:AP:128:VAL:HG22	1.91	0.51
1:AP:49:LEU:HD21	1:AP:99:GLU:HG2	1.92	0.51
1:BL:144:CYS:HA	1:BL:301:VAL:O	2.09	0.51
1:BM:318:ARG:HD3	1:BM:388:ILE:HD13	1.92	0.51
1:BP:361:VAL:O	1:BP:365:VAL:HG23	2.11	0.51
1:AB:31:PHE:CE1	1:AB:47:LYS:HA	2.46	0.51
1:AC:364:LEU:O	1:AC:368:VAL:HG23	2.11	0.51
1:AD:41:MET:HG2	1:AD:100:PHE:CZ	2.46	0.51
1:AE:49:LEU:HD21	1:AE:99:GLU:CD	2.31	0.51
1:AI:294:CYS:SG	1:AI:296:THR:OG1	2.65	0.51
1:AP:247:ARG:NH1	3:AP:402:ADP:O1B	2.44	0.51
1:AR:141:ARG:HD2	1:AR:251:MET:CE	2.40	0.51
1:BE:184:TYR:CE1	1:BE:240:ILE:HD12	2.46	0.51
1:BE:377:LYS:HG2	6:BE:586:HOH:O	2.11	0.51
1:BF:112:LYS:O	1:BF:115:ASP:HB2	2.11	0.51
1:BO:278:CYS:CB	1:BO:280:HIS:CE1	2.93	0.51
1:AA:142:ILE:HG13	1:AA:260:VAL:CG1	2.40	0.51
1:AJ:84:THR:HG22	1:AJ:86:CYS:H	1.76	0.51
1:AK:36:LYS:HG3	6:AK:554:HOH:O	2.10	0.51
1:AP:94:TYR:OH	1:AP:98:LYS:HE3	2.11	0.51
1:BE:91:GLU:HB2	1:BE:283:MET:CE	2.41	0.51
1:BH:31:PHE:CD1	1:BH:32:PRO:HD2	2.46	0.51
1:BO:285:ASN:HB3	1:BO:288:LEU:HB2	1.93	0.51
1:BP:18:LYS:HB3	1:BP:20:TRP:CE2	2.46	0.51
1:AA:184:TYR:CE1	1:AA:240:ILE:HD12	2.46	0.51
1:AD:19:PRO:O	1:AD:25:PHE:HB2	2.11	0.51
1:AD:222:TRP:HA	1:AD:226:ARG:HH12	1.76	0.51
1:AE:40:VAL:O	1:AE:44:GLN:HG2	2.10	0.51

*Continued on next page...*

*Continued from previous page...*

Atom-1	Atom-2	Interatomic distance (Å)	Clash overlap (Å)
1:AF:212:LEU:HD12	1:AF:216:SER:HB3	1.93	0.51
6:AF:505:HOH:O	1:AI:177:LYS:HD3	2.10	0.51
1:AH:112:LYS:O	1:AH:115:ASP:HB2	2.11	0.51
1:AJ:63:THR:OG1	1:AJ:66:LYS:HB2	2.11	0.51
1:AL:134:ASP:HB2	6:AL:562:HOH:O	2.10	0.51
1:AL:364:LEU:O	1:AL:368:VAL:HG23	2.10	0.51
1:AM:199:ILE:HD13	1:AM:206:GLU:HA	1.92	0.51
1:AP:217:GLY:O	1:AP:220:ARG:NE	2.44	0.51
1:BC:48:GLU:HB2	6:BC:638:HOH:O	2.09	0.51
1:BF:44:GLN:HA	1:BF:44:GLN:OE1	2.11	0.51
1:BK:204:LEU:HD12	1:BK:205:PHE:H	1.76	0.51
1:BL:180:LEU:O	1:BL:229:TRP:HH2	1.92	0.51
1:AA:66:LYS:O	1:AA:66:LYS:HD3	2.11	0.51
1:AH:155:PRO:HB3	1:AH:216:SER:O	2.11	0.51
1:AI:205:PHE:CG	1:AI:242:GLU:HG3	2.46	0.51
1:AI:314:GLU:OE1	1:AI:343:SER:HA	2.11	0.51
1:AJ:6:GLN:O	1:AJ:10:VAL:HG23	2.10	0.51
1:AK:142:ILE:HA	1:AK:304:ALA:HA	1.92	0.51
1:AK:285:ASN:HD22	1:AK:287:ARG:H	1.59	0.51
1:AN:285:ASN:ND2	1:AN:288:LEU:H	2.09	0.51
1:BG:310:LEU:O	1:BG:314:GLU:HB3	2.11	0.51
1:BL:282:LEU:O	1:BL:283:MET:C	2.49	0.51
1:BN:306:VAL:HG23	1:BN:308:LEU:HB2	1.93	0.51
1:BO:140:CYS:SG	1:BO:306:VAL:HG12	2.51	0.51
1:AB:357:GLU:O	1:AB:361:VAL:HG23	2.11	0.51
1:AE:177:LYS:HB3	1:AL:43:SER:HA	1.92	0.51
1:AF:98:LYS:HE3	1:AF:102:ASP:OD2	2.11	0.50
1:AG:220:ARG:HG2	1:AH:69:GLN:NE2	2.25	0.50
1:AI:36:LYS:HE2	1:AO:189:THR:HB	1.93	0.50
1:AN:285:ASN:HD22	1:AN:288:LEU:N	2.08	0.50
1:BB:20:TRP:CG	1:BB:55:ASP:HB3	2.45	0.50
1:BC:166:GLU:OE1	1:BC:225:GLY:HA2	2.10	0.50
1:BF:297:ASN:HB3	1:BF:301:VAL:HG13	1.93	0.50
1:BM:60:ASN:ND2	1:BM:90:ASP:OD2	2.41	0.50
1:BP:351:ALA:O	1:BP:360:LEU:HD22	2.11	0.50
1:AK:244:ASP:OD1	1:AK:292:CYS:HB3	2.11	0.50
1:AL:285:ASN:HD22	1:AL:288:LEU:N	1.88	0.50
1:AO:168:VAL:HG13	1:AO:280:HIS:CE1	2.47	0.50
1:AP:165:VAL:O	1:AP:169:VAL:HG23	2.11	0.50
1:AP:298:MET:HE3	1:AP:353:LEU:HD12	1.92	0.50
1:AR:278:CYS:HB3	1:AR:280:HIS:CE1	2.47	0.50

*Continued on next page...*

*Continued from previous page...*

Atom-1	Atom-2	Interatomic distance (Å)	Clash overlap (Å)
1:BA:91:GLU:OE2	1:BA:149:LYS:HE2	2.11	0.50
1:BB:284:HIS:HE1	6:BB:613:HOH:O	1.93	0.50
1:BC:313:LEU:HD11	1:BC:322:MET:HE1	1.92	0.50
1:BD:320:ASP:OD1	1:BD:330:LYS:NZ	2.40	0.50
1:BH:140:CYS:HB3	1:BH:257:LEU:HD23	1.93	0.50
1:BH:141:ARG:HD3	3:BH:402:ADP:C8	2.46	0.50
1:BI:183:LYS:HG2	1:BI:184:TYR:N	2.25	0.50
1:BJ:166:GLU:CD	1:BJ:225:GLY:HA2	2.32	0.50
1:BO:244:ASP:OD1	1:BO:292:CYS:HB3	2.11	0.50
1:AE:384:ILE:HA	1:AE:387:MET:HG3	1.92	0.50
1:AI:296:THR:O	1:AI:352:ARG:HG3	2.11	0.50
1:AL:184:TYR:OH	1:AL:227:GLY:HA3	2.11	0.50
1:AR:18:LYS:HB2	1:AR:21:GLU:CD	2.31	0.50
1:BG:318:ARG:HD3	1:BG:388:ILE:HD13	1.94	0.50
1:BI:257:LEU:HD11	1:BI:364:LEU:HD12	1.93	0.50
1:AD:235:ASN:HB2	1:AD:263:ARG:NH1	2.27	0.50
1:AI:66:LYS:NZ	1:AI:216:SER:O	2.45	0.50
1:AJ:18:LYS:HB3	1:AJ:20:TRP:CE2	2.47	0.50
1:AJ:322:MET:CG	1:AJ:389:PRO:HD2	2.41	0.50
1:AK:154:PRO:HA	1:AK:157:MET:SD	2.52	0.50
1:AP:143:ARG:NH1	3:AP:402:ADP:O3B	2.45	0.50
1:AQ:38:ASN:ND2	1:AQ:82:LYS:HE3	2.26	0.50
1:BA:346:ASP:C	1:BA:346:ASP:OD1	2.50	0.50
1:BD:154:PRO:HD2	1:BD:293:THR:OG1	2.12	0.50
1:BF:39:ASN:HB2	1:BF:83:LYS:O	2.11	0.50
1:BK:127:LEU:HD23	1:BK:258:LYS:HG3	1.92	0.50
1:BQ:154:PRO:HG2	1:BQ:243:GLU:O	2.12	0.50
1:BR:308:LEU:CD1	1:BR:310:LEU:HD11	2.40	0.50
1:AA:217:GLY:HA2	6:AA:609:HOH:O	2.11	0.50
1:AB:26:LYS:N	1:AB:29:ASP:OD2	2.33	0.50
1:AF:238:VAL:HA	1:AF:247:ARG:O	2.12	0.50
1:AF:312:PHE:CZ	1:AF:379:GLU:HG3	2.47	0.50
1:AK:126:LYS:HB2	1:AK:358:ARG:CD	2.27	0.50
1:AM:160:ALA:HB1	1:AN:25:PHE:CD1	2.46	0.50
1:BA:151:VAL:HG12	1:BA:152:CYS:O	2.12	0.50
1:BC:108:ILE:CG2	1:BC:296:THR:HG22	2.40	0.50
1:BC:177:LYS:HD2	1:BH:43:SER:HA	1.94	0.50
1:BD:143:ARG:NH2	1:BD:297:ASN:OD1	2.45	0.50
1:BD:229:TRP:O	1:BD:238:VAL:N	2.43	0.50
1:BJ:245:HIS:C	1:BJ:246:ILE:HG13	2.32	0.50
1:BK:346:ASP:C	1:BK:346:ASP:OD1	2.49	0.50

*Continued on next page...*



*Continued from previous page...*

Atom-1	Atom-2	Interatomic distance (Å)	Clash overlap (Å)
1:BR:364:LEU:HD22	1:BR:368:VAL:HG23	1.93	0.50
1:AA:27:ALA:HB2	1:AA:54:TRP:CD1	2.47	0.50
1:AG:168:VAL:HG13	1:AG:280:HIS:ND1	2.26	0.50
1:AG:303:ARG:NH2	3:AG:402:ADP:O2A	2.45	0.50
1:AH:134:ASP:HB2	6:AH:516:HOH:O	2.11	0.50
1:AL:49:LEU:HD21	1:AL:99:GLU:HG2	1.93	0.50
1:AL:182:GLY:HA3	1:AL:230:HIS:O	2.12	0.50
1:AL:183:LYS:HD2	6:AR:637:HOH:O	2.11	0.50
1:AO:297:ASN:HB3	1:AO:301:VAL:HG13	1.94	0.50
1:AP:149:LYS:HA	1:AP:283:MET:HG3	1.93	0.50
1:BB:316:HIS:CG	1:BB:317:PRO:HD2	2.46	0.50
1:BF:135:LYS:HG2	1:BF:135:LYS:O	2.11	0.50
1:BP:45:LEU:HD11	1:BP:50:TYR:HB2	1.93	0.50
1:BP:126:LYS:HD2	1:BQ:366:ASP:OD2	2.11	0.50
1:BQ:145:GLY:H	1:BQ:301:VAL:HG12	1.76	0.50
1:BQ:314:GLU:CG	1:BQ:315:LYS:HD2	2.41	0.50
1:AC:285:ASN:HD21	1:AC:287:ARG:HB2	1.76	0.50
1:AC:340:ALA:HB2	1:AC:345:TYR:CE2	2.47	0.50
1:AG:191:ASN:ND2	1:AG:193:LYS:HB2	2.26	0.50
1:AM:153:LEU:C	1:AM:155:PRO:HD2	2.32	0.50
1:AN:69:GLN:HG3	6:AN:566:HOH:O	2.12	0.50
1:BA:57:VAL:CG1	1:BA:61:GLY:HA2	2.41	0.50
1:BA:297:ASN:HB3	1:BA:301:VAL:HG13	1.94	0.50
1:BJ:158:SER:OG	1:BJ:161:GLU:HG3	2.12	0.50
1:BP:232:ASN:HB2	6:BP:528:HOH:O	2.11	0.50
1:BQ:79:PHE:HB3	6:BQ:513:HOH:O	2.11	0.50
1:AB:124:HIS:HA	1:AB:261:PHE:CE2	2.47	0.50
1:AE:34:LEU:HA	1:AE:37:HIS:ND1	2.27	0.50
1:AH:185:TYR:HE1	1:AH:230:HIS:CE1	2.30	0.50
1:AI:84:THR:N	2:AI:401:NMG:O2	2.34	0.50
6:AM:569:HOH:O	1:AN:25:PHE:HE1	1.94	0.50
1:AO:159:ARG:HD3	1:AO:221:ASP:OD1	2.11	0.50
1:BA:47:LYS:O	1:BA:51:GLU:HB2	2.12	0.50
1:BA:314:GLU:CG	1:BA:315:LYS:HD2	2.41	0.50
1:BB:364:LEU:HD22	1:BB:368:VAL:HG23	1.94	0.50
1:BE:355:LYS:HB2	1:BE:360:LEU:HD21	1.93	0.50
1:BF:18:LYS:HD3	1:BF:20:TRP:HZ2	1.74	0.50
1:BG:142:ILE:HG22	1:BG:264:PHE:CE1	2.47	0.50
1:BG:357:GLU:H	1:BG:357:GLU:CD	2.15	0.50
1:BI:62:VAL:HG11	1:BI:89:GLY:HA3	1.93	0.50
1:BK:250:SER:CB	1:BK:264:PHE:HB2	2.42	0.50

*Continued on next page...*

*Continued from previous page...*

Atom-1	Atom-2	Interatomic distance (Å)	Clash overlap (Å)
1:BR:284:HIS:CD2	1:BR:285:ASN:O	2.64	0.50
1:AB:188:THR:CG2	1:AB:223:PRO:HG2	2.42	0.50
1:AC:152:CYS:HB2	1:AC:161:GLU:OE1	2.12	0.50
1:AE:101:PHE:O	1:AE:105:ILE:HG13	2.12	0.50
1:AN:18:LYS:O	1:AN:21:GLU:HG2	2.12	0.50
1:AN:113:PRO:HA	1:AN:287:ARG:NH2	2.27	0.50
1:BA:40:VAL:HB	1:BA:84:THR:HA	1.94	0.50
1:BA:66:LYS:HE3	1:BB:16:HIS:CD2	2.47	0.50
1:BB:297:ASN:HB3	1:BB:301:VAL:HG13	1.93	0.50
1:BC:121:ASP:OD2	1:BC:358:ARG:HD3	2.12	0.50
1:BN:69:GLN:NE2	1:BN:73:ASP:OD1	2.43	0.50
1:BP:141:ARG:HG3	1:BP:251:MET:HB3	1.93	0.50
1:BR:183:LYS:HD3	1:BR:185:TYR:CE2	2.46	0.50
1:BR:277:GLU:O	1:BR:277:GLU:HG2	2.11	0.50
1:AB:112:LYS:O	1:AB:115:ASP:HB2	2.11	0.49
1:AD:126:LYS:HB2	1:AD:358:ARG:HD2	1.94	0.49
1:AD:191:ASN:ND2	1:AD:193:LYS:H	2.09	0.49
1:AN:165:VAL:HG11	1:AN:241:ASN:OD1	2.12	0.49
1:AN:236:PHE:C	1:AN:237:LEU:HG	2.32	0.49
1:AP:361:VAL:O	1:AP:365:VAL:HG23	2.12	0.49
1:AQ:188:THR:HG23	6:AQ:535:HOH:O	2.11	0.49
1:BE:240:ILE:HA	1:BE:245:HIS:O	2.12	0.49
1:BE:288:LEU:CD2	1:BE:353:LEU:HD11	2.42	0.49
1:BF:18:LYS:HB3	1:BF:20:TRP:CZ2	2.47	0.49
1:BF:303:ARG:NH2	3:BF:402:ADP:O2A	2.45	0.49
1:BM:228:ILE:HD11	1:BM:237:LEU:HD23	1.93	0.49
1:BM:313:LEU:HD21	1:BM:319:PHE:CD1	2.47	0.49
1:BA:247:ARG:NH1	3:BA:502:ADP:O1B	2.43	0.49
1:BB:152:CYS:HB2	1:BB:161:GLU:OE1	2.13	0.49
1:BC:224:ASP:O	1:BC:226:ARG:HD2	2.12	0.49
1:BE:177:LYS:HD3	6:BE:575:HOH:O	2.11	0.49
1:BJ:49:LEU:HD21	1:BJ:99:GLU:HG2	1.94	0.49
1:BN:143:ARG:NH2	1:BN:297:ASN:OD1	2.45	0.49
1:BP:278:CYS:HB3	1:BP:280:HIS:CE1	2.48	0.49
1:BR:105:ILE:CD1	1:BR:298:MET:HE1	2.42	0.49
1:AB:14:VAL:HG23	6:AB:526:HOH:O	2.11	0.49
1:AE:320:ASP:OD1	1:AE:330:LYS:NZ	2.43	0.49
1:AH:183:LYS:HD3	1:AH:185:TYR:HE2	1.78	0.49
1:AR:179:ASP:CG	1:AR:266:ARG:HH12	2.16	0.49
1:AR:352:ARG:HG2	1:AR:352:ARG:HH11	1.77	0.49
1:BA:98:LYS:HE3	1:BA:102:ASP:OD2	2.12	0.49

*Continued on next page...*

*Continued from previous page...*

Atom-1	Atom-2	Interatomic distance (Å)	Clash overlap (Å)
1:BB:239:TRP:HH2	3:BB:402:ADP:H5'2	1.76	0.49
1:BB:357:GLU:O	1:BB:361:VAL:HG23	2.13	0.49
1:BB:377:LYS:HG3	1:BB:387:MET:CE	2.42	0.49
1:BE:188:THR:HG22	1:BE:223:PRO:HG2	1.93	0.49
1:BG:184:TYR:CE1	1:BG:240:ILE:HD12	2.47	0.49
1:BJ:285:ASN:ND2	1:BJ:287:ARG:H	2.10	0.49
1:BM:313:LEU:HD23	1:BM:313:LEU:C	2.32	0.49
1:BP:267:GLY:O	1:BP:271:VAL:HG23	2.12	0.49
1:AH:199:ILE:HG13	1:AH:204:LEU:HD23	1.94	0.49
1:AK:303:ARG:NH2	3:AK:402:ADP:O2A	2.45	0.49
1:BC:151:VAL:CG1	1:BC:152:CYS:N	2.75	0.49
1:BG:38:ASN:HD22	1:BG:38:ASN:C	2.16	0.49
1:BG:126:LYS:HB2	1:BG:358:ARG:HD2	1.94	0.49
1:BI:285:ASN:ND2	1:BI:288:LEU:H	2.03	0.49
1:BK:257:LEU:HD11	1:BK:364:LEU:HD12	1.95	0.49
1:BR:143:ARG:HG3	6:BR:501:HOH:O	2.11	0.49
1:AB:350:TRP:C	1:AB:350:TRP:CD1	2.86	0.49
1:AE:159:ARG:NH2	1:AF:65:ASP:OD1	2.45	0.49
1:AG:187:LEU:HB3	1:AG:223:PRO:HB2	1.94	0.49
1:AH:57:VAL:HG13	1:AH:62:VAL:O	2.12	0.49
1:AL:56:LYS:HE2	1:AL:96:CYS:SG	2.52	0.49
1:AQ:237:LEU:N	1:AQ:237:LEU:HD12	2.28	0.49
1:BB:331:ARG:NH1	1:BB:336:GLU:HB2	2.28	0.49
1:BH:322:MET:O	1:BH:326:LEU:HG	2.13	0.49
1:BH:372:ILE:CG2	1:BH:376:LYS:HE2	2.43	0.49
1:BJ:318:ARG:HD3	1:BJ:388:ILE:CD1	2.41	0.49
1:BK:94:TYR:CD1	1:BK:95:GLU:HG2	2.47	0.49
1:BK:154:PRO:N	1:BK:155:PRO:HD2	2.27	0.49
1:BM:67:CYS:HB3	1:BM:87:VAL:O	2.12	0.49
1:AA:105:ILE:HG12	1:AA:298:MET:CE	2.42	0.49
1:AA:278:CYS:HB3	1:AA:280:HIS:CE1	2.48	0.49
1:AB:18:LYS:HB3	1:AB:20:TRP:CZ2	2.48	0.49
1:AC:310:LEU:O	1:AC:314:GLU:HG2	2.12	0.49
1:AF:201:ASP:O	1:AF:202:HIS:HB2	2.12	0.49
1:AL:94:TYR:CZ	1:AL:288:LEU:HD11	2.48	0.49
1:AL:147:SER:OG	1:AL:292:CYS:HA	2.13	0.49
1:AL:285:ASN:ND2	1:AL:288:LEU:N	2.49	0.49
1:AM:112:LYS:HB3	1:AM:113:PRO:HD2	1.95	0.49
1:AM:180:LEU:O	1:AM:229:TRP:HH2	1.95	0.49
1:AM:356:SER:OG	1:AM:359:GLU:HG3	2.13	0.49
1:AN:41:MET:HG2	1:AN:100:PHE:HZ	1.77	0.49

*Continued on next page...*

*Continued from previous page...*

Atom-1	Atom-2	Interatomic distance (Å)	Clash overlap (Å)
1:AQ:278:CYS:HB3	1:AQ:280:HIS:HE1	1.75	0.49
1:AQ:313:LEU:HD12	1:AQ:371:LEU:O	2.12	0.49
1:AR:298:MET:CA	1:AR:301:VAL:HG22	2.43	0.49
1:BD:121:ASP:HB3	1:BD:356:SER:HB2	1.94	0.49
1:BE:24:LYS:HE3	1:BE:25:PHE:HE2	1.77	0.49
1:BE:113:PRO:HA	1:BE:287:ARG:NH2	2.28	0.49
1:BF:177:LYS:HA	1:BF:181:ALA:HB2	1.95	0.49
1:BL:142:ILE:HG22	1:BL:142:ILE:O	2.12	0.49
1:BR:147:SER:HB2	1:BR:283:MET:HB2	1.95	0.49
1:AA:222:TRP:HA	1:AA:226:ARG:NH1	2.27	0.49
1:AC:285:ASN:HD22	1:AC:287:ARG:N	2.11	0.49
1:AM:286:ASP:HB3	6:AM:589:HOH:O	2.12	0.49
3:AO:402:ADP:O2B	3:AO:402:ADP:C5'	2.60	0.49
1:AQ:44:GLN:OE1	1:AQ:103:LYS:HB3	2.12	0.49
1:AR:287:ARG:NH1	1:AR:288:LEU:HD21	2.28	0.49
1:BB:321:GLU:O	1:BB:325:LYS:HG3	2.13	0.49
1:BD:141:ARG:HG3	1:BD:251:MET:HB3	1.95	0.49
1:BE:247:ARG:NH1	3:BE:402:ADP:O1B	2.46	0.49
1:BF:139:SER:HA	1:BF:254:GLY:O	2.12	0.49
1:BJ:346:ASP:C	1:BJ:346:ASP:OD1	2.51	0.49
1:BM:143:ARG:HG3	6:BM:530:HOH:O	2.13	0.49
1:BO:297:ASN:HB3	1:BO:301:VAL:HG13	1.94	0.49
1:BQ:303:ARG:NH2	3:BQ:402:ADP:O2A	2.45	0.49
1:AB:176:LEU:HD12	1:AB:229:TRP:CZ2	2.48	0.49
1:AB:192:GLU:O	1:AB:196:GLU:HG3	2.12	0.49
1:AC:159:ARG:NH2	1:AD:65:ASP:OD1	2.34	0.49
1:AG:183:LYS:HD3	1:AG:185:TYR:CE2	2.48	0.49
1:BE:308:LEU:HD13	1:BE:310:LEU:HD21	1.94	0.49
1:BF:316:HIS:CD2	1:BF:384:ILE:HD11	2.48	0.49
1:BL:187:LEU:HB3	1:BL:226:ARG:O	2.12	0.49
1:BM:146:ARG:HA	6:BM:569:HOH:O	2.12	0.49
1:BM:212:LEU:HB3	6:BM:603:HOH:O	2.11	0.49
1:BP:285:ASN:ND2	1:BP:288:LEU:H	2.09	0.49
1:AA:314:GLU:HG3	1:AA:315:LYS:HD2	1.93	0.49
1:AF:168:VAL:HG12	1:AF:169:VAL:N	2.27	0.49
1:AI:37:HIS:CD2	1:AI:75:PRO:HA	2.48	0.49
1:AI:298:MET:HE1	1:AI:353:LEU:HD12	1.94	0.49
1:AJ:53:TYR:OH	1:AJ:99:GLU:HB3	2.12	0.49
1:AR:50:TYR:O	1:AR:54:TRP:HB3	2.13	0.49
1:AR:308:LEU:HD22	1:AR:310:LEU:HG	1.95	0.49
1:BD:322:MET:HG3	1:BD:389:PRO:CD	2.41	0.49

*Continued on next page...*

*Continued from previous page...*

Atom-1	Atom-2	Interatomic distance (Å)	Clash overlap (Å)
1:BE:141:ARG:HG3	1:BE:251:MET:HB3	1.95	0.49
1:BG:314:GLU:HG3	1:BG:315:LYS:HD2	1.94	0.49
1:BH:309:ARG:HG2	6:BH:596:HOH:O	2.12	0.49
1:BI:52:LYS:HE2	1:BI:53:TYR:CE2	2.48	0.49
1:BI:287:ARG:NH1	6:BI:567:HOH:O	2.44	0.49
1:BK:346:ASP:HB2	6:BK:501:HOH:O	2.11	0.49
1:BL:303:ARG:HA	1:BL:349:ASN:HD21	1.78	0.49
1:BM:69:GLN:HG3	1:BM:69:GLN:O	2.11	0.49
1:BM:250:SER:HB3	1:BM:264:PHE:HB2	1.94	0.49
1:BO:49:LEU:HD21	1:BO:99:GLU:HG2	1.95	0.49
1:AA:239:TRP:HB2	1:AA:247:ARG:HB2	1.95	0.49
1:AA:346:ASP:C	1:AA:346:ASP:OD1	2.51	0.49
1:AB:278:CYS:HB3	1:AB:280:HIS:HE1	1.74	0.49
1:AB:313:LEU:HD21	1:AB:319:PHE:CD1	2.47	0.49
1:AD:247:ARG:HB3	6:AD:525:HOH:O	2.12	0.49
1:AF:267:GLY:O	1:AF:271:VAL:HG23	2.13	0.49
1:BA:89:GLY:HA2	1:BA:155:PRO:HG2	1.95	0.49
1:BA:156:ALA:HB1	1:BB:16:HIS:HA	1.95	0.49
1:BJ:312:PHE:CZ	1:BJ:379:GLU:HG3	2.48	0.49
1:BM:38:ASN:HD21	1:BM:82:LYS:HE3	1.78	0.49
1:BO:81:GLY:HA2	6:BO:537:HOH:O	2.11	0.49
1:BR:66:LYS:O	1:BR:66:LYS:HD3	2.12	0.49
1:AB:143:ARG:HG2	1:AB:144:CYS:N	2.27	0.48
1:AC:137:VAL:HG13	1:AC:306:VAL:HB	1.95	0.48
1:AC:191:ASN:HD21	1:AC:193:LYS:H	1.58	0.48
1:AE:341:THR:O	1:AE:342:ASP:CB	2.61	0.48
1:AO:147:SER:HA	1:AO:245:HIS:HB2	1.95	0.48
1:AP:159:ARG:HD3	1:AP:221:ASP:OD1	2.13	0.48
1:BC:168:VAL:HG13	1:BC:280:HIS:CE1	2.48	0.48
1:BD:171:ASP:O	1:BD:174:GLY:N	2.46	0.48
1:BE:331:ARG:NH1	3:BE:402:ADP:O2A	2.45	0.48
1:BI:36:LYS:HG2	1:BQ:189:THR:HB	1.95	0.48
1:BM:34:LEU:HD13	1:BM:42:ALA:CB	2.42	0.48
1:BQ:26:LYS:O	1:BQ:29:ASP:HB2	2.13	0.48
1:AC:94:TYR:HD1	1:AC:95:GLU:HG2	1.79	0.48
1:AH:124:HIS:CE1	1:AH:262:SER:HB2	2.48	0.48
1:AI:83:LYS:HZ1	1:AI:336:GLU:HG3	1.78	0.48
1:AJ:49:LEU:CD2	1:AJ:99:GLU:HG2	2.38	0.48
1:AL:180:LEU:O	1:AL:229:TRP:HH2	1.95	0.48
1:AP:187:LEU:HB3	1:AP:223:PRO:HB2	1.94	0.48
1:AQ:152:CYS:SG	1:AR:17:SER:HB3	2.53	0.48

*Continued on next page...*

*Continued from previous page...*

Atom-1	Atom-2	Interatomic distance (Å)	Clash overlap (Å)
1:AQ:222:TRP:CG	1:AQ:223:PRO:HA	2.48	0.48
1:AQ:247:ARG:NH1	3:AQ:402:ADP:O1B	2.46	0.48
1:AQ:361:VAL:O	1:AQ:365:VAL:HG23	2.13	0.48
1:BA:153:LEU:HB3	1:BA:155:PRO:HD2	1.95	0.48
1:BE:151:VAL:HG13	1:BE:152:CYS:H	1.78	0.48
1:BI:94:TYR:CZ	1:BI:288:LEU:HD11	2.48	0.48
1:BI:242:GLU:HB3	6:BI:526:HOH:O	2.13	0.48
1:BI:297:ASN:HB3	1:BI:301:VAL:CG1	2.43	0.48
1:BM:307:HIS:CE1	3:BM:402:ADP:C2	3.01	0.48
1:AH:303:ARG:HG3	1:AH:352:ARG:NH1	2.29	0.48
1:AL:319:PHE:CE1	1:AL:323:LEU:HD21	2.49	0.48
1:AO:244:ASP:OD1	1:AO:292:CYS:HB3	2.13	0.48
1:AP:213:LEU:HD13	6:AP:608:HOH:O	2.14	0.48
1:BA:236:PHE:CE1	1:BA:267:GLY:HA3	2.48	0.48
1:BB:284:HIS:CD2	1:BB:285:ASN:O	2.66	0.48
1:BH:110:HIS:HE1	6:BH:545:HOH:O	1.96	0.48
1:BK:168:VAL:HG13	1:BK:280:HIS:CE1	2.48	0.48
1:BN:139:SER:OG	3:BN:402:ADP:N1	2.45	0.48
1:BO:354:GLY:O	1:BO:355:LYS:HG3	2.13	0.48
1:AB:153:LEU:HB3	1:AB:154:PRO:HD2	1.95	0.48
1:AC:104:CYS:O	1:AC:108:ILE:HG13	2.14	0.48
1:AE:168:VAL:HG22	1:AE:280:HIS:CE1	2.48	0.48
1:AH:67:CYS:HB3	1:AH:87:VAL:O	2.13	0.48
1:AJ:111:PHE:CG	1:AJ:353:LEU:HD13	2.48	0.48
1:AN:262:SER:O	1:AN:266:ARG:HB2	2.13	0.48
1:AO:169:VAL:O	1:AO:173:LEU:HG	2.13	0.48
1:AQ:318:ARG:CZ	1:AQ:388:ILE:HD12	2.43	0.48
1:BA:288:LEU:O	1:BA:299:GLY:HA2	2.13	0.48
1:BB:94:TYR:OH	1:BB:287:ARG:NH1	2.42	0.48
1:BB:327:ARG:NH1	1:BB:350:TRP:CD1	2.81	0.48
1:BC:318:ARG:HD3	1:BC:388:ILE:HD13	1.95	0.48
1:BF:301:VAL:O	1:BF:301:VAL:HG12	2.13	0.48
1:BF:384:ILE:HA	1:BF:387:MET:HG3	1.94	0.48
1:BG:247:ARG:NH1	3:BG:402:ADP:O1B	2.46	0.48
1:BH:377:LYS:HG3	1:BH:387:MET:HE2	1.96	0.48
1:BI:374:CYS:HB3	1:BI:384:ILE:HD13	1.95	0.48
1:BK:105:ILE:CD1	1:BK:298:MET:HE1	2.43	0.48
1:BK:153:LEU:C	1:BK:155:PRO:HD2	2.34	0.48
1:BM:226:ARG:HG3	1:BM:241:ASN:O	2.13	0.48
1:AE:188:THR:HG23	6:AE:545:HOH:O	2.13	0.48
1:AF:30:ASN:ND2	1:AF:50:TYR:OH	2.45	0.48

*Continued on next page...*

*Continued from previous page...*

Atom-1	Atom-2	Interatomic distance (Å)	Clash overlap (Å)
1:AL:92:TYR:O	1:AL:96:CYS:HB2	2.14	0.48
1:AP:314:GLU:HG3	1:AP:315:LYS:HD2	1.96	0.48
1:BC:151:VAL:HG12	1:BC:152:CYS:N	2.29	0.48
1:BL:250:SER:HB3	1:BL:264:PHE:HB2	1.96	0.48
1:BL:293:THR:HB	6:BL:516:HOH:O	2.13	0.48
1:BM:213:LEU:HD12	1:BM:218:CYS:HB2	1.94	0.48
1:AC:312:PHE:CE1	1:AC:379:GLU:HG3	2.49	0.48
1:AD:352:ARG:HH11	1:AD:352:ARG:CG	2.26	0.48
1:AK:110:HIS:HE1	6:AK:621:HOH:O	1.95	0.48
1:AQ:314:GLU:HG3	1:AQ:315:LYS:HD2	1.96	0.48
1:BA:285:ASN:HB3	1:BA:288:LEU:HB2	1.95	0.48
1:BB:322:MET:HE2	1:BB:388:ILE:HG12	1.94	0.48
1:BC:111:PHE:CG	1:BC:353:LEU:HD13	2.48	0.48
1:BC:201:ASP:O	1:BC:202:HIS:HB2	2.12	0.48
1:BC:312:PHE:CZ	1:BC:379:GLU:HG3	2.49	0.48
1:BD:33:ASP:O	1:BD:34:LEU:HD23	2.14	0.48
1:BE:154:PRO:HG2	1:BE:243:GLU:O	2.13	0.48
1:BI:328:LEU:HD11	1:BI:367:GLY:HA3	1.96	0.48
1:BJ:91:GLU:OE2	1:BJ:149:LYS:HG3	2.13	0.48
1:BL:213:LEU:HD13	6:BL:509:HOH:O	2.13	0.48
1:BM:191:ASN:HD21	1:BM:193:LYS:H	1.59	0.48
1:BQ:101:PHE:O	1:BQ:105:ILE:HG13	2.13	0.48
1:BQ:151:VAL:HG12	1:BQ:245:HIS:CE1	2.48	0.48
1:AD:108:ILE:HG21	1:AD:296:THR:HG22	1.94	0.48
1:AD:305:SER:HB2	1:AD:346:ASP:OD1	2.13	0.48
1:AE:288:LEU:O	1:AE:299:GLY:HA2	2.14	0.48
1:AH:18:LYS:HB3	1:AH:20:TRP:CZ2	2.49	0.48
1:AJ:152:CYS:HB2	1:AJ:161:GLU:OE1	2.14	0.48
1:AJ:177:LYS:HA	1:AJ:181:ALA:HB2	1.96	0.48
1:AO:34:LEU:CD1	1:AO:45:LEU:HD23	2.43	0.48
1:AQ:49:LEU:O	1:AQ:53:TYR:HB2	2.13	0.48
1:AR:183:LYS:O	1:AR:185:TYR:CE1	2.67	0.48
1:BA:143:ARG:NH2	1:BA:297:ASN:OD1	2.47	0.48
1:BB:39:ASN:O	1:BB:40:VAL:C	2.51	0.48
1:BI:313:LEU:HD12	1:BI:371:LEU:O	2.13	0.48
1:BI:331:ARG:HB2	1:BI:346:ASP:HB3	1.95	0.48
1:BO:109:HIS:O	1:BO:110:HIS:HB2	2.14	0.48
1:AD:285:ASN:HD22	1:AD:287:ARG:N	2.12	0.48
1:AJ:20:TRP:HB3	1:AJ:54:TRP:CE2	2.48	0.48
1:AM:285:ASN:ND2	1:AM:287:ARG:HB2	2.27	0.48
1:BA:146:ARG:NH2	1:BA:268:LEU:HD21	2.29	0.48

*Continued on next page...*

*Continued from previous page...*

Atom-1	Atom-2	Interatomic distance (Å)	Clash overlap (Å)
1:BB:377:LYS:HG3	1:BB:387:MET:HE2	1.96	0.48
1:BC:154:PRO:HG2	1:BC:243:GLU:O	2.14	0.48
1:BC:237:LEU:HD12	1:BC:237:LEU:N	2.29	0.48
1:BE:88:PHE:HD1	1:BE:292:CYS:O	1.97	0.48
1:BF:113:PRO:HA	1:BF:287:ARG:NH2	2.28	0.48
1:BI:180:LEU:O	1:BI:229:TRP:HH2	1.97	0.48
1:BJ:18:LYS:O	1:BJ:21:GLU:HG2	2.14	0.48
1:BK:49:LEU:HD21	1:BK:99:GLU:CG	2.40	0.48
1:BM:32:PRO:HD3	1:BN:159:ARG:HH21	1.78	0.48
1:BM:270:GLU:OE1	1:BM:273:ARG:NH1	2.47	0.48
1:AC:155:PRO:HD3	1:AC:218:CYS:SG	2.54	0.48
1:AH:353:LEU:HD22	1:AH:354:GLY:N	2.29	0.48
1:AI:361:VAL:O	1:AI:365:VAL:HG23	2.14	0.48
1:AK:207:LYS:O	1:AK:209:THR:N	2.44	0.48
1:AM:57:VAL:HG22	1:AM:63:THR:HG22	1.96	0.48
1:AP:328:LEU:HA	1:AP:348:SER:O	2.14	0.48
1:AR:127:LEU:HB3	1:AR:258:LYS:HD2	1.96	0.48
1:BG:359:GLU:O	1:BG:363:VAL:HG23	2.14	0.48
1:BI:113:PRO:HA	1:BI:287:ARG:NH2	2.28	0.48
1:BL:165:VAL:HB	1:BL:241:ASN:HD21	1.79	0.48
1:BQ:154:PRO:HD3	1:BQ:245:HIS:CD2	2.49	0.48
1:AE:208:PRO:HA	1:AE:213:LEU:HD23	1.96	0.48
1:AG:75:PRO:HD2	6:AG:568:HOH:O	2.14	0.48
1:AH:183:LYS:HD3	1:AH:185:TYR:CE2	2.48	0.48
1:AI:121:ASP:OD2	1:AI:358:ARG:HD3	2.12	0.48
1:AQ:84:THR:HG21	1:AQ:295:PRO:HD2	1.95	0.48
1:AQ:364:LEU:HD22	1:AQ:368:VAL:HG23	1.95	0.48
1:BC:313:LEU:HD13	1:BC:374:CYS:HB3	1.96	0.48
1:BI:205:PHE:CD1	1:BI:242:GLU:HG3	2.49	0.48
1:BK:143:ARG:HG2	1:BK:144:CYS:N	2.28	0.48
1:BK:143:ARG:HG3	6:BK:506:HOH:O	2.14	0.48
1:BK:191:ASN:ND2	1:BK:193:LYS:H	2.11	0.48
1:BM:66:LYS:O	1:BM:66:LYS:HD3	2.14	0.48
1:BR:384:ILE:CA	1:BR:387:MET:HG3	2.44	0.48
1:AA:39:ASN:HB2	1:AA:83:LYS:O	2.14	0.47
1:AB:312:PHE:CE1	1:AB:379:GLU:HG3	2.49	0.47
1:AC:159:ARG:O	1:AC:163:ARG:HD2	2.14	0.47
1:AC:180:LEU:O	1:AC:229:TRP:HH2	1.96	0.47
1:AD:41:MET:HG2	1:AD:100:PHE:HZ	1.79	0.47
1:AF:288:LEU:HD22	1:AF:353:LEU:HD11	1.95	0.47
1:AF:314:GLU:OE1	1:AF:345:TYR:OH	2.26	0.47

*Continued on next page...*



*Continued from previous page...*

Atom-1	Atom-2	Interatomic distance (Å)	Clash overlap (Å)
1:AH:303:ARG:HG3	1:AH:352:ARG:HH12	1.79	0.47
1:AK:144:CYS:HA	1:AK:301:VAL:O	2.14	0.47
1:AP:180:LEU:O	1:AP:229:TRP:CH2	2.67	0.47
1:BA:183:LYS:HD3	1:BA:185:TYR:CE2	2.49	0.47
1:BE:94:TYR:CZ	1:BE:288:LEU:HD11	2.48	0.47
1:BG:211:ALA:O	1:BG:215:THR:HG23	2.14	0.47
1:BJ:176:LEU:C	1:BJ:177:LYS:HG2	2.34	0.47
1:BK:184:TYR:CD2	1:BK:186:PRO:HD3	2.49	0.47
1:BK:285:ASN:HD21	1:BK:287:ARG:HB2	1.79	0.47
1:BP:285:ASN:ND2	1:BP:288:LEU:HG	2.29	0.47
1:AE:159:ARG:HG3	1:AE:221:ASP:OD2	2.14	0.47
1:AG:361:VAL:O	1:AG:365:VAL:HG23	2.14	0.47
1:AH:30:ASN:ND2	1:AH:30:ASN:O	2.47	0.47
1:AH:204:LEU:HG	1:AH:205:PHE:N	2.29	0.47
1:BE:208:PRO:HG3	1:BE:222:TRP:CE2	2.49	0.47
1:BF:305:SER:HB3	1:BF:348:SER:CB	2.35	0.47
1:BF:314:GLU:OE2	1:BF:343:SER:HB3	2.14	0.47
1:BG:143:ARG:NH1	3:BG:402:ADP:O3B	2.48	0.47
1:BG:236:PHE:CZ	1:BG:267:GLY:HA3	2.49	0.47
1:BJ:94:TYR:OH	1:BJ:287:ARG:NH1	2.46	0.47
1:BJ:153:LEU:HD22	6:BJ:587:HOH:O	2.13	0.47
1:BP:18:LYS:HD2	1:BP:21:GLU:OE2	2.14	0.47
1:BQ:195:GLN:NE2	6:BQ:531:HOH:O	2.47	0.47
1:AC:147:SER:HB2	1:AC:283:MET:HB2	1.97	0.47
1:AF:143:ARG:NH2	1:AF:297:ASN:OD1	2.47	0.47
1:AF:213:LEU:HD23	1:AF:219:ALA:HB2	1.96	0.47
1:AH:303:ARG:NH2	3:AH:402:ADP:O2A	2.46	0.47
1:AJ:247:ARG:NH1	3:AJ:402:ADP:O1B	2.47	0.47
1:AK:247:ARG:NH1	3:AK:402:ADP:O1B	2.47	0.47
1:AL:298:MET:HB2	1:AL:353:LEU:HG	1.96	0.47
1:BC:98:LYS:HE3	1:BC:102:ASP:OD2	2.14	0.47
1:BD:187:LEU:HB3	1:BD:223:PRO:HB2	1.95	0.47
1:BE:288:LEU:HD22	1:BE:353:LEU:HD11	1.96	0.47
1:BI:105:ILE:HD13	1:BI:298:MET:HE1	1.95	0.47
1:BI:364:LEU:O	1:BI:364:LEU:HD22	2.14	0.47
1:BK:52:LYS:HE2	1:BK:53:TYR:CE2	2.49	0.47
1:BK:312:PHE:CZ	1:BK:379:GLU:HG3	2.49	0.47
1:BL:126:LYS:HB2	1:BL:358:ARG:HD3	1.95	0.47
1:BM:34:LEU:HD13	1:BM:42:ALA:HB2	1.96	0.47
1:BO:34:LEU:HD12	6:BO:640:HOH:O	2.13	0.47
1:BQ:295:PRO:O	1:BQ:298:MET:HE2	2.14	0.47

*Continued on next page...*

*Continued from previous page...*

Atom-1	Atom-2	Interatomic distance (Å)	Clash overlap (Å)
1:AD:155:PRO:HB3	1:AD:216:SER:O	2.15	0.47
1:AG:175:GLY:O	1:AG:177:LYS:HE2	2.14	0.47
1:AI:40:VAL:HG23	1:AI:84:THR:HA	1.96	0.47
1:AI:359:GLU:O	1:AI:363:VAL:HG23	2.14	0.47
1:AL:11:LYS:HA	1:AL:61:GLY:HA3	1.97	0.47
1:AL:237:LEU:HD12	1:AL:237:LEU:N	2.30	0.47
1:BF:226:ARG:HG3	1:BF:241:ASN:O	2.14	0.47
1:BK:204:LEU:HD13	1:BK:228:ILE:HB	1.97	0.47
1:BN:331:ARG:HB2	1:BN:346:ASP:HB3	1.96	0.47
1:BR:38:ASN:HA	6:BR:618:HOH:O	2.14	0.47
1:AA:40:VAL:O	1:AA:44:GLN:HG2	2.15	0.47
1:AE:143:ARG:NH2	1:AE:297:ASN:OD1	2.39	0.47
1:AF:79:PHE:HD1	1:AF:339:LEU:CD2	2.27	0.47
1:AH:108:ILE:CG2	1:AH:296:THR:HG22	2.43	0.47
1:AH:208:PRO:HG3	1:AH:222:TRP:CD1	2.48	0.47
1:AH:321:GLU:HG2	1:AH:325:LYS:HE3	1.96	0.47
1:AK:123:ASP:OD1	1:AK:125:ASN:HB2	2.14	0.47
1:AO:312:PHE:CZ	1:AO:379:GLU:HG3	2.49	0.47
1:AQ:143:ARG:HG2	1:AQ:144:CYS:N	2.27	0.47
1:BB:137:VAL:CG1	1:BB:255:GLY:HA2	2.45	0.47
1:BG:213:LEU:CD1	1:BG:218:CYS:HB2	2.38	0.47
1:BG:257:LEU:O	1:BG:257:LEU:HD22	2.14	0.47
1:BI:50:TYR:O	1:BI:54:TRP:HB3	2.14	0.47
1:BL:195:GLN:O	1:BL:199:ILE:HG13	2.15	0.47
1:BM:285:ASN:HD22	1:BM:285:ASN:C	2.18	0.47
1:AC:300:THR:O	1:AC:302:VAL:HG23	2.15	0.47
1:AH:70:THR:O	1:AH:74:ASN:ND2	2.47	0.47
1:AI:27:ALA:HB2	1:AI:54:TRP:NE1	2.30	0.47
1:AP:201:ASP:HB3	1:AP:203:PHE:CE2	2.50	0.47
1:BA:143:ARG:O	1:BA:302:VAL:HA	2.15	0.47
1:BF:230:HIS:CB	1:BF:237:LEU:HD23	2.45	0.47
1:BL:147:SER:HB2	1:BL:283:MET:HB2	1.96	0.47
1:BL:378:LEU:HD21	1:BL:384:ILE:HG23	1.96	0.47
1:BM:101:PHE:O	1:BM:105:ILE:HG13	2.15	0.47
1:BN:70:THR:HG21	1:BN:212:LEU:HD13	1.96	0.47
1:BP:285:ASN:HD22	1:BP:288:LEU:CB	2.28	0.47
1:BP:318:ARG:NH1	1:BP:385:ASP:OD2	2.48	0.47
1:BQ:285:ASN:ND2	1:BQ:288:LEU:HG	2.30	0.47
1:AA:38:ASN:C	1:AA:38:ASN:ND2	2.67	0.47
1:AA:110:HIS:CD2	1:AA:327:ARG:NH2	2.83	0.47
1:AA:341:THR:O	1:AA:342:ASP:HB2	2.14	0.47

*Continued on next page...*

*Continued from previous page...*

Atom-1	Atom-2	Interatomic distance (Å)	Clash overlap (Å)
1:AB:105:ILE:HG12	1:AB:298:MET:CE	2.45	0.47
1:AD:332:GLY:HA3	1:AD:338:SER:O	2.13	0.47
1:AE:105:ILE:HG12	1:AE:298:MET:HE1	1.97	0.47
1:AE:167:LYS:HD3	1:AE:171:ASP:OD2	2.14	0.47
1:AE:239:TRP:HB2	1:AE:247:ARG:HB2	1.96	0.47
1:AF:53:TYR:OH	1:AF:99:GLU:HB2	2.15	0.47
1:AG:246:ILE:O	1:AG:247:ARG:HD3	2.15	0.47
1:AH:208:PRO:HD3	1:AH:222:TRP:CE2	2.50	0.47
1:AH:285:ASN:ND2	1:AH:288:LEU:N	2.46	0.47
1:AI:66:LYS:HE3	1:AJ:16:HIS:NE2	2.30	0.47
1:AI:154:PRO:HG2	1:AI:243:GLU:O	2.13	0.47
1:AK:27:ALA:HB2	1:AK:54:TRP:CD1	2.49	0.47
1:AK:109:HIS:O	1:AK:110:HIS:HB2	2.14	0.47
1:AL:223:PRO:O	1:AL:226:ARG:HD3	2.14	0.47
1:AM:49:LEU:HD22	1:AM:53:TYR:CE1	2.49	0.47
1:AM:201:ASP:HB3	1:AM:203:PHE:CE2	2.49	0.47
1:AM:213:LEU:HD12	1:AM:218:CYS:HB3	1.97	0.47
1:AN:109:HIS:O	1:AN:110:HIS:HB2	2.15	0.47
1:AO:285:ASN:HD21	1:AO:287:ARG:HB2	1.80	0.47
1:AP:143:ARG:HG3	6:AP:503:HOH:O	2.15	0.47
1:AP:143:ARG:HA	1:AP:248:VAL:O	2.14	0.47
1:AP:377:LYS:HG2	6:AP:601:HOH:O	2.14	0.47
1:AQ:91:GLU:HB2	1:AQ:283:MET:SD	2.54	0.47
1:AR:248:VAL:C	1:AR:249:ILE:HG13	2.34	0.47
1:BA:303:ARG:NE	3:BA:502:ADP:O3B	2.46	0.47
1:BB:55:ASP:OD1	1:BB:55:ASP:N	2.47	0.47
1:BD:94:TYR:CZ	1:BD:288:LEU:HD11	2.50	0.47
1:BF:250:SER:CB	1:BF:264:PHE:HB2	2.43	0.47
1:BH:186:PRO:HG2	1:BP:35:SER:HB3	1.97	0.47
1:BH:242:GLU:CG	1:BH:243:GLU:H	2.26	0.47
1:BI:27:ALA:HB2	1:BI:54:TRP:NE1	2.29	0.47
1:BI:239:TRP:HB2	1:BI:247:ARG:HB2	1.96	0.47
1:BK:157:MET:HE3	1:BK:245:HIS:HE2	1.80	0.47
1:BK:188:THR:CG2	1:BK:223:PRO:HG2	2.42	0.47
1:BK:285:ASN:ND2	1:BK:288:LEU:H	2.12	0.47
1:BL:370:LEU:O	1:BL:373:ALA:HB3	2.15	0.47
1:BM:74:ASN:OD1	1:BM:211:ALA:HB1	2.14	0.47
1:BO:136:TYR:O	1:BO:308:LEU:HD23	2.15	0.47
1:BP:210:GLY:O	1:BP:214:THR:HG23	2.15	0.47
1:BR:184:TYR:CE1	1:BR:240:ILE:HD12	2.50	0.47
1:BR:346:ASP:C	1:BR:346:ASP:OD1	2.51	0.47

*Continued on next page...*

*Continued from previous page...*

Atom-1	Atom-2	Interatomic distance (Å)	Clash overlap (Å)
1:AF:153:LEU:HB3	1:AF:154:PRO:HD2	1.96	0.47
1:AG:89:GLY:CA	1:AG:155:PRO:HG2	2.37	0.47
1:AK:384:ILE:HB	1:AK:387:MET:HG3	1.96	0.47
1:AL:66:LYS:HD2	1:AL:66:LYS:O	2.15	0.47
1:AN:215:THR:HG21	6:AN:596:HOH:O	2.15	0.47
1:AR:41:MET:CE	1:AR:71:GLY:HA3	2.45	0.47
1:AR:300:THR:O	1:AR:302:VAL:HG23	2.15	0.47
1:BD:77:ASN:ND2	1:BD:83:LYS:HE2	2.30	0.47
1:BD:312:PHE:CZ	1:BD:379:GLU:HG3	2.49	0.47
1:BF:182:GLY:HA3	1:BF:230:HIS:O	2.15	0.47
1:BH:364:LEU:O	1:BH:368:VAL:HG23	2.15	0.47
1:BI:83:LYS:HD3	1:BI:83:LYS:HA	1.38	0.47
3:BK:402:ADP:O1B	5:BK:404:NO3:O2	2.33	0.47
1:AB:256:ASP:HB3	6:AB:573:HOH:O	2.15	0.47
1:AH:135:LYS:HD3	1:AH:136:TYR:CE1	2.49	0.47
1:AH:316:HIS:CD2	1:AH:317:PRO:HD2	2.50	0.47
1:AJ:18:LYS:O	1:AJ:21:GLU:HG2	2.15	0.47
1:AQ:285:ASN:HD21	1:AQ:287:ARG:HB2	1.78	0.47
1:AR:144:CYS:HA	1:AR:301:VAL:O	2.14	0.47
1:BB:111:PHE:CD2	1:BB:353:LEU:HD13	2.50	0.47
1:BC:228:ILE:HD11	1:BC:237:LEU:HD23	1.95	0.47
1:BC:326:LEU:O	1:BC:327:ARG:HB2	2.14	0.47
1:BN:361:VAL:O	1:BN:365:VAL:HG23	2.15	0.47
1:BO:88:PHE:CE2	1:BO:94:TYR:HB2	2.50	0.47
1:BQ:202:HIS:HB3	3:BQ:402:ADP:H1'	1.95	0.47
1:AC:314:GLU:HG3	1:AC:315:LYS:HD2	1.97	0.47
1:AF:294:CYS:HB3	1:AF:297:ASN:HD22	1.79	0.47
1:AL:106:GLU:OE2	1:AL:112:LYS:HE2	2.14	0.47
1:AP:231:ASN:ND2	6:AP:609:HOH:O	2.48	0.47
1:AR:164:LEU:O	1:AR:168:VAL:HG23	2.15	0.47
1:BA:168:VAL:HG13	1:BA:280:HIS:ND1	2.30	0.47
1:BE:116:LYS:HG3	1:BE:287:ARG:HA	1.97	0.47
1:BF:59:PRO:HD2	1:BF:92:TYR:CG	2.50	0.47
1:BG:162:ARG:HH12	1:BG:221:ASP:HB2	1.80	0.47
1:BL:20:TRP:CG	1:BL:55:ASP:HB3	2.50	0.47
1:BL:298:MET:CE	1:BL:353:LEU:HD12	2.38	0.47
1:BM:44:GLN:NE2	1:BM:107:GLU:OE1	2.48	0.47
1:BM:88:PHE:HD1	1:BM:292:CYS:O	1.98	0.47
1:BO:136:TYR:HB3	1:BO:308:LEU:CD2	2.44	0.47
1:BR:38:ASN:OD1	1:BR:82:LYS:HE3	2.14	0.47
1:AB:44:GLN:HB3	1:AB:103:LYS:HE3	1.97	0.46

*Continued on next page...*

*Continued from previous page...*

Atom-1	Atom-2	Interatomic distance (Å)	Clash overlap (Å)
1:AD:331:ARG:NH1	5:AD:404:NO3:O2	2.47	0.46
1:AF:285:ASN:HD22	1:AF:288:LEU:N	2.02	0.46
1:AG:106:GLU:O	1:AG:110:HIS:N	2.46	0.46
1:AI:201:ASP:HB3	1:AI:203:PHE:CE2	2.50	0.46
1:AO:245:HIS:C	1:AO:246:ILE:HG13	2.35	0.46
1:AQ:155:PRO:HG3	1:AQ:293:THR:HG23	1.96	0.46
1:BA:87:VAL:HB	1:BA:293:THR:HG22	1.96	0.46
1:BA:195:GLN:O	1:BA:199:ILE:HG13	2.15	0.46
1:BC:244:ASP:OD1	1:BC:292:CYS:HB3	2.15	0.46
1:BD:184:TYR:OH	1:BD:227:GLY:HA3	2.14	0.46
1:BD:368:VAL:O	1:BD:372:ILE:HG13	2.16	0.46
1:BE:142:ILE:HD12	1:BE:261:PHE:HA	1.97	0.46
1:BE:205:PHE:CD1	1:BE:242:GLU:HG3	2.50	0.46
1:BE:309:ARG:NH1	1:BE:342:ASP:OD1	2.48	0.46
1:BG:141:ARG:NH2	6:BG:518:HOH:O	2.46	0.46
1:BJ:144:CYS:HA	1:BJ:301:VAL:O	2.14	0.46
1:BM:364:LEU:HD22	1:BM:368:VAL:HG23	1.97	0.46
1:BN:88:PHE:HD2	1:BN:93:SER:HB3	1.80	0.46
1:AB:66:LYS:HD3	1:AB:66:LYS:C	2.36	0.46
1:AB:206:GLU:HG2	6:AB:529:HOH:O	2.16	0.46
1:AB:288:LEU:HD22	1:AB:353:LEU:HD11	1.97	0.46
1:AE:183:LYS:HG2	1:AE:184:TYR:N	2.30	0.46
1:AG:80:TYR:CD2	1:AG:330:LYS:HE2	2.50	0.46
1:AI:112:LYS:HB3	1:AI:113:PRO:HD2	1.96	0.46
1:AN:18:LYS:HB2	1:AN:21:GLU:CG	2.42	0.46
1:AO:207:LYS:O	1:AO:209:THR:N	2.47	0.46
1:AO:236:PHE:CE1	1:AO:267:GLY:HA3	2.50	0.46
1:AP:24:LYS:NZ	6:AP:639:HOH:O	2.47	0.46
1:AP:300:THR:C	1:AP:301:VAL:HG23	2.36	0.46
1:BB:53:TYR:CE2	1:BB:97:TYR:HA	2.50	0.46
1:BJ:155:PRO:HB3	1:BJ:216:SER:O	2.15	0.46
1:BM:133:GLU:HB2	6:BM:531:HOH:O	2.15	0.46
1:BP:154:PRO:HG2	1:BP:243:GLU:O	2.15	0.46
1:AA:58:THR:HB	1:AA:59:PRO:HD2	1.98	0.46
1:AA:110:HIS:HD2	1:AA:327:ARG:CZ	2.28	0.46
1:AF:223:PRO:O	1:AF:226:ARG:HB2	2.16	0.46
1:AJ:203:PHE:CE2	1:AJ:234:LYS:HE2	2.50	0.46
1:AK:186:PRO:HG2	1:AK:189:THR:OG1	2.15	0.46
1:AL:31:PHE:CE1	1:AL:47:LYS:HA	2.50	0.46
1:AQ:352:ARG:HG2	1:AQ:352:ARG:NH1	2.31	0.46
1:AQ:382:GLN:HE21	1:AQ:382:GLN:HB2	1.52	0.46

*Continued on next page...*

*Continued from previous page...*

Atom-1	Atom-2	Interatomic distance (Å)	Clash overlap (Å)
1:AQ:384:ILE:HA	1:AQ:387:MET:HG3	1.98	0.46
1:AR:355:LYS:HB2	1:AR:360:LEU:CD2	2.45	0.46
1:BA:66:LYS:NZ	1:BA:216:SER:O	2.48	0.46
1:BA:372:ILE:HG22	1:BA:376:LYS:HE2	1.97	0.46
1:BC:105:ILE:HG12	1:BC:298:MET:HE1	1.98	0.46
1:BD:137:VAL:HG13	1:BD:306:VAL:HB	1.98	0.46
1:BN:77:ASN:ND2	1:BN:83:LYS:HE2	2.30	0.46
1:BQ:247:ARG:HG2	6:BQ:519:HOH:O	2.16	0.46
1:BQ:285:ASN:ND2	1:BQ:287:ARG:H	2.14	0.46
1:AA:313:LEU:HA	1:AA:378:LEU:HD12	1.96	0.46
1:AB:64:PHE:O	1:AB:67:CYS:HB2	2.16	0.46
1:AB:139:SER:HB3	1:AB:253:LYS:HA	1.97	0.46
1:AB:154:PRO:HD3	1:AB:245:HIS:CD2	2.50	0.46
1:AE:222:TRP:HA	1:AE:226:ARG:NH1	2.30	0.46
1:AH:312:PHE:CD2	1:AH:379:GLU:HA	2.51	0.46
1:AM:184:TYR:CE1	1:AM:240:ILE:HD12	2.50	0.46
1:AN:45:LEU:HD12	1:AN:46:THR:H	1.80	0.46
1:AR:66:LYS:C	1:AR:66:LYS:HD3	2.36	0.46
1:BC:331:ARG:HB2	1:BC:346:ASP:HB3	1.97	0.46
1:BD:45:LEU:O	1:BI:178:GLY:HA2	2.16	0.46
1:BF:267:GLY:O	1:BF:271:VAL:HG23	2.14	0.46
1:BH:28:ALA:HB2	6:BH:613:HOH:O	2.14	0.46
1:BL:326:LEU:O	1:BL:327:ARG:HB2	2.14	0.46
1:BM:229:TRP:HB3	1:BM:238:VAL:HB	1.98	0.46
1:BN:54:TRP:CD1	1:BN:55:ASP:N	2.83	0.46
1:BN:297:ASN:O	1:BN:301:VAL:HG22	2.16	0.46
1:BO:319:PHE:HB3	6:BO:617:HOH:O	2.14	0.46
1:AA:247:ARG:NH1	3:AA:502:ADP:O1B	2.49	0.46
1:AE:126:LYS:CB	1:AE:358:ARG:HD2	2.39	0.46
1:AE:143:ARG:HG2	1:AE:144:CYS:N	2.29	0.46
1:AG:173:LEU:HD11	1:AG:238:VAL:HG11	1.97	0.46
1:AG:175:GLY:HA2	1:AG:177:LYS:NZ	2.31	0.46
1:AJ:202:HIS:HB3	3:AJ:402:ADP:H1'	1.97	0.46
1:AL:307:HIS:CD2	3:AL:402:ADP:C6	3.03	0.46
1:AO:128:VAL:HG21	1:AR:358:ARG:HH21	1.81	0.46
1:AR:186:PRO:CG	1:BE:35:SER:HB3	2.45	0.46
1:BB:116:LYS:HG3	1:BB:287:ARG:HA	1.98	0.46
1:BE:143:ARG:HG3	6:BE:600:HOH:O	2.16	0.46
1:BE:312:PHE:CE2	1:BE:379:GLU:HA	2.50	0.46
1:BH:285:ASN:ND2	1:BH:288:LEU:H	2.02	0.46
1:BK:304:ALA:O	1:BK:348:SER:HB2	2.15	0.46

*Continued on next page...*

*Continued from previous page...*

Atom-1	Atom-2	Interatomic distance (Å)	Clash overlap (Å)
1:BQ:143:ARG:NH1	1:BQ:303:ARG:HD3	2.30	0.46
1:AB:302:VAL:O	1:AB:352:ARG:HD3	2.16	0.46
1:AH:312:PHE:CZ	1:AH:379:GLU:HG3	2.50	0.46
1:AH:377:LYS:HE2	1:AH:387:MET:SD	2.56	0.46
1:AM:144:CYS:HA	1:AM:301:VAL:O	2.15	0.46
1:AN:252:GLN:NE2	1:AN:256:ASP:HB3	2.30	0.46
1:AO:202:HIS:HB3	3:AO:402:ADP:H1'	1.98	0.46
1:BG:206:GLU:HG3	1:BG:207:LYS:O	2.15	0.46
1:BH:184:TYR:CE2	1:BH:186:PRO:HD3	2.51	0.46
1:BI:297:ASN:C	1:BI:301:VAL:HG13	2.35	0.46
1:BL:190:MET:SD	1:BL:195:GLN:HB2	2.56	0.46
1:BL:313:LEU:CD2	1:BL:319:PHE:CD1	2.98	0.46
1:BL:377:LYS:HG3	1:BL:387:MET:CE	2.45	0.46
1:BM:157:MET:CE	1:BM:161:GLU:HB3	2.45	0.46
1:BQ:27:ALA:HB2	1:BQ:54:TRP:CD1	2.51	0.46
1:BR:105:ILE:HG12	1:BR:298:MET:CE	2.46	0.46
1:BR:314:GLU:HG3	1:BR:315:LYS:HD2	1.97	0.46
1:AC:37:HIS:CE1	6:AC:526:HOH:O	2.68	0.46
1:AE:105:ILE:HG12	1:AE:298:MET:CE	2.45	0.46
1:AF:301:VAL:O	1:AF:301:VAL:HG12	2.16	0.46
1:AG:237:LEU:HD12	1:AG:237:LEU:N	2.31	0.46
1:AH:11:LYS:HA	1:AH:61:GLY:HA2	1.97	0.46
1:AM:40:VAL:CG2	1:AM:84:THR:HA	2.46	0.46
1:AP:109:HIS:O	1:AP:110:HIS:HB2	2.15	0.46
1:AP:220:ARG:O	1:AP:221:ASP:HB2	2.16	0.46
1:AR:49:LEU:HD21	1:AR:99:GLU:HG2	1.98	0.46
1:AR:228:ILE:HD11	1:AR:237:LEU:HD23	1.98	0.46
1:BA:326:LEU:O	1:BA:327:ARG:HB2	2.14	0.46
1:BC:148:VAL:HG21	1:BC:165:VAL:HG13	1.97	0.46
1:BD:222:TRP:HA	1:BD:226:ARG:HH12	1.80	0.46
1:BG:285:ASN:ND2	1:BG:287:ARG:N	2.50	0.46
1:BH:285:ASN:ND2	1:BH:288:LEU:HG	2.30	0.46
1:BI:40:VAL:O	1:BI:44:GLN:HG2	2.16	0.46
1:BM:312:PHE:CZ	1:BM:379:GLU:HG3	2.51	0.46
1:BN:124:HIS:O	1:BN:258:LYS:HE3	2.15	0.46
1:BO:152:CYS:O	1:BO:157:MET:HE3	2.16	0.46
1:BP:278:CYS:HB3	1:BP:280:HIS:HE1	1.81	0.46
1:BP:294:CYS:O	1:BP:297:ASN:N	2.44	0.46
1:BP:312:PHE:CZ	1:BP:379:GLU:HG3	2.51	0.46
1:BR:66:LYS:HE3	6:BR:616:HOH:O	2.15	0.46
1:AB:105:ILE:CD1	1:AB:298:MET:HE1	2.46	0.46

*Continued on next page...*

*Continued from previous page...*

Atom-1	Atom-2	Interatomic distance (Å)	Clash overlap (Å)
1:AC:91:GLU:OE2	1:AC:149:LYS:HE2	2.15	0.46
1:AF:60:ASN:HD22	1:AF:90:ASP:CB	2.29	0.46
1:AF:153:LEU:HD23	1:AF:245:HIS:CE1	2.51	0.46
1:AL:60:ASN:HB2	1:AL:90:ASP:OD2	2.16	0.46
1:AM:26:LYS:N	1:AM:29:ASP:OD2	2.44	0.46
1:AQ:202:HIS:HB3	3:AQ:402:ADP:H1'	1.97	0.46
1:AR:188:THR:HG23	6:AR:520:HOH:O	2.16	0.46
1:BB:31:PHE:CE1	1:BB:47:LYS:HA	2.51	0.46
1:BB:267:GLY:O	1:BB:271:VAL:HG23	2.15	0.46
1:BH:144:CYS:HA	1:BH:301:VAL:O	2.16	0.46
1:BI:110:HIS:CE1	1:BI:327:ARG:NH1	2.84	0.46
1:BI:191:ASN:ND2	1:BI:193:LYS:HB2	2.30	0.46
1:BI:285:ASN:HD22	1:BI:288:LEU:N	2.03	0.46
1:BI:340:ALA:HB2	1:BI:345:TYR:CD2	2.50	0.46
1:BJ:80:TYR:HD1	1:BJ:331:ARG:HA	1.80	0.46
1:BK:70:THR:HG21	1:BK:212:LEU:CD1	2.46	0.46
1:BN:207:LYS:HB3	1:BN:208:PRO:HD2	1.96	0.46
1:BQ:297:ASN:HB3	1:BQ:301:VAL:HG13	1.97	0.46
1:AF:327:ARG:O	1:AF:350:TRP:HB3	2.16	0.46
1:AG:57:VAL:HG12	1:AG:58:THR:N	2.31	0.46
1:AI:49:LEU:HD21	1:AI:99:GLU:HG2	1.96	0.46
1:AI:117:HIS:HE1	1:AI:300:THR:HG23	1.81	0.46
1:AL:123:ASP:OD1	1:AL:125:ASN:HB2	2.16	0.46
1:AO:377:LYS:HG3	1:AO:387:MET:HE1	1.98	0.46
1:AQ:50:TYR:O	1:AQ:54:TRP:HB3	2.16	0.46
1:AQ:196:GLU:HA	1:AQ:199:ILE:HD12	1.98	0.46
1:BA:301:VAL:O	1:BA:301:VAL:HG12	2.15	0.46
1:BC:168:VAL:HG13	1:BC:280:HIS:ND1	2.30	0.46
1:BD:242:GLU:CG	1:BD:243:GLU:H	2.29	0.46
1:BH:361:VAL:O	1:BH:365:VAL:HG23	2.16	0.46
1:BI:226:ARG:HG3	1:BI:241:ASN:O	2.16	0.46
1:BJ:124:HIS:ND1	1:BJ:262:SER:HB2	2.31	0.46
1:BJ:145:GLY:H	1:BJ:301:VAL:CG1	2.29	0.46
1:BN:252:GLN:OE1	1:BN:263:ARG:NH2	2.49	0.46
1:BO:151:VAL:HG12	1:BO:245:HIS:CE1	2.50	0.46
1:BR:305:SER:HA	1:BR:347:ILE:O	2.16	0.46
1:AE:273:ARG:NH2	6:AE:651:HOH:O	2.49	0.46
1:AI:244:ASP:OD1	1:AI:292:CYS:HB3	2.16	0.46
1:AL:44:GLN:OE1	1:AL:44:GLN:HA	2.16	0.46
1:BB:144:CYS:HA	1:BB:301:VAL:O	2.16	0.46
1:BB:228:ILE:HG12	1:BB:229:TRP:N	2.30	0.46

*Continued on next page...*



*Continued from previous page...*

Atom-1	Atom-2	Interatomic distance (Å)	Clash overlap (Å)
1:BE:108:ILE:HG21	1:BE:296:THR:HG22	1.98	0.46
1:BK:159:ARG:HB2	1:BL:30:ASN:OD1	2.16	0.46
1:BL:151:VAL:HG12	1:BL:152:CYS:N	2.31	0.46
1:BL:151:VAL:HG12	1:BL:152:CYS:O	2.16	0.46
1:BM:267:GLY:O	1:BM:271:VAL:HG23	2.16	0.46
1:BN:298:MET:HE2	1:BN:298:MET:HB2	1.76	0.46
1:AC:359:GLU:O	1:AC:363:VAL:HG23	2.16	0.45
1:AD:18:LYS:O	1:AD:21:GLU:HG2	2.16	0.45
1:AG:252:GLN:HG2	1:AG:260:VAL:CG2	2.47	0.45
1:AH:297:ASN:HB3	1:AH:301:VAL:CG1	2.44	0.45
1:AM:288:LEU:O	1:AM:299:GLY:HA2	2.17	0.45
1:AO:298:MET:HE2	1:AO:298:MET:HB2	1.39	0.45
1:AQ:35:SER:HB3	1:BF:186:PRO:CG	2.46	0.45
1:AQ:47:LYS:HG3	6:AQ:567:HOH:O	2.16	0.45
1:AR:179:ASP:OD1	1:AR:180:LEU:HG	2.16	0.45
1:BA:201:ASP:O	1:BA:202:HIS:CB	2.64	0.45
1:BA:219:ALA:HB3	6:BA:602:HOH:O	2.15	0.45
1:BA:321:GLU:CG	1:BA:325:LYS:HE3	2.46	0.45
1:BB:60:ASN:HB2	1:BB:90:ASP:OD2	2.16	0.45
1:BG:240:ILE:O	1:BG:241:ASN:HB2	2.15	0.45
1:BK:313:LEU:HA	1:BK:378:LEU:HD12	1.97	0.45
1:BL:172:ALA:C	1:BL:174:GLY:H	2.19	0.45
1:BO:70:THR:O	1:BO:74:ASN:ND2	2.44	0.45
1:BP:13:ARG:NH1	1:BP:156:ALA:O	2.44	0.45
1:AB:18:LYS:HB2	1:AB:21:GLU:HG2	1.98	0.45
1:AC:318:ARG:NE	1:AC:388:ILE:HD13	2.31	0.45
1:AH:53:TYR:CZ	1:AH:97:TYR:HA	2.51	0.45
1:AL:330:LYS:HE3	1:AL:345:TYR:CE2	2.51	0.45
1:AM:252:GLN:HE22	1:AM:259:ALA:HB3	1.80	0.45
1:AR:24:LYS:HE3	1:AR:25:PHE:CE2	2.52	0.45
1:AR:141:ARG:HD2	1:AR:251:MET:HE3	1.98	0.45
1:AR:353:LEU:C	1:AR:353:LEU:HD22	2.37	0.45
1:BE:186:PRO:HG2	1:BE:189:THR:OG1	2.16	0.45
1:BF:117:HIS:CE1	1:BF:300:THR:HG23	2.51	0.45
1:BF:352:ARG:HH11	1:BF:352:ARG:CG	2.30	0.45
1:BJ:137:VAL:HG13	1:BJ:306:VAL:HB	1.98	0.45
1:BL:158:SER:OG	1:BL:161:GLU:HG3	2.16	0.45
1:BP:83:LYS:HZ1	1:BP:336:GLU:CG	2.29	0.45
1:BQ:53:TYR:OH	1:BQ:99:GLU:HB3	2.16	0.45
1:AA:124:HIS:CD2	1:AA:124:HIS:H	2.34	0.45
1:AA:144:CYS:HA	1:AA:301:VAL:O	2.16	0.45

*Continued on next page...*

*Continued from previous page...*

Atom-1	Atom-2	Interatomic distance (Å)	Clash overlap (Å)
1:AB:53:TYR:CZ	1:AB:97:TYR:HA	2.51	0.45
1:AC:199:ILE:HG12	1:AC:205:PHE:O	2.16	0.45
1:AC:222:TRP:CD1	1:AC:223:PRO:HB3	2.51	0.45
1:AE:212:LEU:HB3	6:AE:630:HOH:O	2.14	0.45
1:AE:308:LEU:HD22	1:AE:310:LEU:HG	1.98	0.45
1:AG:80:TYR:CG	1:AG:330:LYS:HE2	2.51	0.45
1:AG:238:VAL:HA	1:AG:247:ARG:O	2.16	0.45
1:AH:322:MET:HG3	1:AH:389:PRO:CD	2.46	0.45
1:AI:224:ASP:C	1:AI:224:ASP:OD1	2.55	0.45
1:AI:298:MET:HB2	1:AI:298:MET:HE3	1.82	0.45
1:AK:141:ARG:HD3	3:AK:402:ADP:C8	2.51	0.45
1:AO:94:TYR:HA	1:AO:101:PHE:CD2	2.52	0.45
1:AP:117:HIS:ND1	1:AP:118:PRO:HD2	2.32	0.45
1:AP:141:ARG:HD3	3:AP:402:ADP:C8	2.51	0.45
1:AR:285:ASN:HD22	1:AR:288:LEU:N	2.13	0.45
1:BB:18:LYS:HB2	1:BB:21:GLU:HG2	1.98	0.45
1:BB:172:ALA:O	1:BB:274:LEU:HD13	2.16	0.45
1:BE:91:GLU:O	1:BE:91:GLU:HG2	2.16	0.45
1:BE:208:PRO:HD3	1:BE:222:TRP:CZ2	2.51	0.45
1:BH:143:ARG:HG3	6:BH:519:HOH:O	2.16	0.45
1:BI:121:ASP:CB	1:BI:356:SER:HB2	2.46	0.45
1:BK:313:LEU:CD2	1:BK:319:PHE:CD1	3.00	0.45
1:BM:41:MET:HE2	1:BM:71:GLY:HA3	1.97	0.45
6:BQ:581:HOH:O	1:BR:16:HIS:HB3	2.15	0.45
1:AC:38:ASN:HD21	1:AC:82:LYS:HE3	1.80	0.45
1:AD:309:ARG:O	1:AD:310:LEU:HD23	2.16	0.45
1:AE:157:MET:HE1	1:AE:162:ARG:HA	1.97	0.45
1:AE:244:ASP:OD1	1:AE:292:CYS:HB3	2.15	0.45
1:AG:58:THR:HG23	1:AG:62:VAL:O	2.17	0.45
1:AJ:253:LYS:HD2	1:AP:317:PRO:HB2	1.99	0.45
1:AJ:312:PHE:CZ	1:AJ:379:GLU:HG2	2.51	0.45
1:AN:53:TYR:CZ	1:AN:97:TYR:HA	2.51	0.45
1:AO:188:THR:HG21	6:AO:570:HOH:O	2.17	0.45
1:AP:297:ASN:HB3	1:AP:301:VAL:CG1	2.46	0.45
1:BA:91:GLU:HB2	1:BA:283:MET:SD	2.56	0.45
1:BA:168:VAL:HG12	1:BA:169:VAL:N	2.30	0.45
1:BA:239:TRP:HB2	1:BA:247:ARG:HB2	1.99	0.45
1:BD:10:VAL:HG13	6:BD:567:HOH:O	2.16	0.45
1:BD:176:LEU:C	1:BD:177:LYS:HG2	2.37	0.45
1:BD:207:LYS:O	1:BD:209:THR:N	2.43	0.45
1:BE:109:HIS:CE1	1:BE:296:THR:O	2.69	0.45

*Continued on next page...*

*Continued from previous page...*

Atom-1	Atom-2	Interatomic distance (Å)	Clash overlap (Å)
1:BF:352:ARG:HH11	1:BF:352:ARG:HG2	1.81	0.45
1:BL:105:ILE:O	1:BL:109:HIS:HB2	2.16	0.45
1:BL:301:VAL:O	1:BL:301:VAL:HG12	2.16	0.45
1:BM:385:ASP:HA	1:BM:388:ILE:HD12	1.98	0.45
1:BN:50:TYR:O	1:BN:54:TRP:HB3	2.17	0.45
1:BN:297:ASN:ND2	6:BN:507:HOH:O	2.44	0.45
1:BO:264:PHE:CZ	1:BO:268:LEU:HD22	2.51	0.45
1:BP:145:GLY:H	1:BP:301:VAL:CG1	2.30	0.45
1:BQ:319:PHE:CZ	1:BQ:323:LEU:HD11	2.52	0.45
1:BR:47:LYS:O	1:BR:51:GLU:HB2	2.16	0.45
1:BR:54:TRP:CD1	1:BR:55:ASP:N	2.84	0.45
1:BR:309:ARG:HG2	6:BR:574:HOH:O	2.15	0.45
1:AA:182:GLY:N	1:AA:229:TRP:CZ2	2.84	0.45
1:AB:313:LEU:HD23	1:AB:313:LEU:O	2.17	0.45
1:AE:252:GLN:OE1	1:AE:263:ARG:NH2	2.50	0.45
1:AH:69:GLN:HE21	1:AH:73:ASP:CG	2.20	0.45
1:AI:302:VAL:O	1:AI:352:ARG:HD3	2.17	0.45
1:AJ:143:ARG:HG2	1:AJ:144:CYS:N	2.31	0.45
1:AK:285:ASN:HD22	1:AK:287:ARG:N	2.15	0.45
1:AL:304:ALA:O	1:AL:348:SER:HB2	2.16	0.45
1:AO:288:LEU:O	1:AO:299:GLY:HA2	2.17	0.45
1:AP:266:ARG:NH2	6:AP:555:HOH:O	2.39	0.45
1:AQ:166:GLU:OE2	1:AQ:184:TYR:OH	2.29	0.45
1:BD:364:LEU:O	1:BD:368:VAL:HG23	2.16	0.45
1:BF:44:GLN:NE2	1:BF:107:GLU:OE1	2.50	0.45
1:BJ:183:LYS:HD3	1:BJ:185:TYR:CE2	2.52	0.45
1:AI:313:LEU:HD11	1:AI:322:MET:HE1	1.99	0.45
1:AQ:239:TRP:CE3	1:AQ:247:ARG:HG3	2.51	0.45
1:BC:184:TYR:CE1	1:BC:240:ILE:HD12	2.52	0.45
1:BD:159:ARG:O	1:BD:163:ARG:HG3	2.16	0.45
1:BD:222:TRP:HA	1:BD:226:ARG:NH1	2.32	0.45
1:BD:240:ILE:O	1:BD:241:ASN:HB2	2.16	0.45
1:BF:314:GLU:HG3	1:BF:315:LYS:HD2	1.97	0.45
1:BG:55:ASP:OD1	1:BG:55:ASP:N	2.45	0.45
1:BG:151:VAL:HG12	1:BG:152:CYS:O	2.17	0.45
1:BG:313:LEU:CD2	1:BG:319:PHE:CD1	2.99	0.45
1:BM:270:GLU:OE2	1:BM:273:ARG:HD3	2.16	0.45
1:BN:98:LYS:HE3	1:BN:102:ASP:OD2	2.16	0.45
1:BN:143:ARG:HD3	1:BN:303:ARG:HB3	1.99	0.45
1:AD:151:VAL:HG11	1:AD:165:VAL:CG2	2.47	0.45
1:AI:309:ARG:NH1	1:AI:342:ASP:OD1	2.49	0.45

*Continued on next page...*

*Continued from previous page...*

Atom-1	Atom-2	Interatomic distance (Å)	Clash overlap (Å)
1:AJ:273:ARG:NH2	1:AJ:274:LEU:HD21	2.32	0.45
1:BB:176:LEU:HD21	1:BB:270:GLU:HB3	1.99	0.45
1:BF:153:LEU:C	1:BF:155:PRO:CD	2.85	0.45
1:BG:175:GLY:O	1:BG:177:LYS:HE2	2.17	0.45
1:BH:157:MET:HA	1:BH:161:GLU:OE1	2.16	0.45
1:BK:58:THR:C	1:BK:60:ASN:H	2.20	0.45
1:BL:374:CYS:HB3	1:BL:384:ILE:HG21	1.99	0.45
1:BM:191:ASN:OD1	1:BM:194:ASP:HB2	2.16	0.45
1:BO:278:CYS:HB3	1:BO:280:HIS:HE1	1.75	0.45
1:BP:191:ASN:ND2	6:BP:621:HOH:O	2.46	0.45
1:AA:139:SER:HA	1:AA:254:GLY:O	2.16	0.45
1:AB:105:ILE:HG12	1:AB:298:MET:HE1	1.97	0.45
1:AB:207:LYS:O	1:AB:209:THR:N	2.47	0.45
1:AC:109:HIS:O	1:AC:110:HIS:HB2	2.17	0.45
1:AH:377:LYS:HG3	1:AH:387:MET:CE	2.47	0.45
1:AI:318:ARG:HD3	1:AI:388:ILE:CD1	2.45	0.45
1:AK:142:ILE:HD12	1:AK:261:PHE:HA	1.98	0.45
1:AL:359:GLU:O	1:AL:363:VAL:HG23	2.16	0.45
1:AN:308:LEU:HD22	1:AN:310:LEU:HG	1.98	0.45
1:AO:285:ASN:ND2	1:AO:288:LEU:HG	2.32	0.45
1:BD:300:THR:HB	1:BD:302:VAL:HG23	1.97	0.45
1:BE:111:PHE:CD1	1:BE:353:LEU:HD22	2.51	0.45
1:BF:319:PHE:CE1	1:BF:323:LEU:HD11	2.51	0.45
1:BI:33:ASP:C	1:BI:33:ASP:OD1	2.56	0.45
1:BJ:258:LYS:HB3	6:BJ:625:HOH:O	2.16	0.45
1:BL:18:LYS:HA	1:BL:19:PRO:HD2	1.79	0.45
1:BQ:308:LEU:O	1:BQ:344:THR:HA	2.17	0.45
6:BQ:599:HOH:O	1:BR:188:THR:HG21	2.16	0.45
1:BR:184:TYR:OH	1:BR:227:GLY:HA3	2.16	0.45
1:AB:295:PRO:HA	1:AB:298:MET:SD	2.57	0.45
1:AI:123:ASP:HB3	1:AI:126:LYS:HG3	1.99	0.45
1:AI:313:LEU:HD11	1:AI:322:MET:CE	2.47	0.45
1:AL:63:THR:HB	6:AL:521:HOH:O	2.16	0.45
1:AR:186:PRO:HG2	1:BE:35:SER:HB3	1.99	0.45
1:BA:66:LYS:HE3	1:BB:16:HIS:NE2	2.32	0.45
1:BA:352:ARG:HH11	1:BA:352:ARG:CG	2.29	0.45
1:BE:268:LEU:O	1:BE:272:GLU:HG3	2.17	0.45
1:BG:267:GLY:O	1:BG:271:VAL:HG23	2.16	0.45
1:BI:151:VAL:HG13	1:BI:161:GLU:HB3	1.98	0.45
1:BI:201:ASP:HB3	1:BI:203:PHE:CD2	2.51	0.45
1:BJ:377:LYS:HE3	1:BJ:382:GLN:HB3	1.98	0.45

*Continued on next page...*

*Continued from previous page...*

Atom-1	Atom-2	Interatomic distance (Å)	Clash overlap (Å)
1:BL:377:LYS:HG3	1:BL:387:MET:HE2	1.99	0.45
1:BR:271:VAL:O	1:BR:275:MET:HG2	2.17	0.45
1:AA:268:LEU:O	1:AA:272:GLU:HG3	2.17	0.45
1:AB:273:ARG:O	1:AB:276:LYS:HB3	2.16	0.45
1:AC:33:ASP:C	1:AC:33:ASP:OD1	2.56	0.45
1:AE:141:ARG:HG3	1:AE:251:MET:HB3	1.99	0.45
1:AE:305:SER:HB3	1:AE:348:SER:HB3	1.99	0.45
1:AF:79:PHE:HD1	1:AF:339:LEU:HD21	1.82	0.45
1:AJ:73:ASP:O	1:AJ:75:PRO:HD2	2.17	0.45
1:AJ:285:ASN:HD22	1:AJ:287:ARG:H	1.65	0.45
1:AJ:285:ASN:HD22	1:AJ:287:ARG:N	2.14	0.45
1:AJ:361:VAL:O	1:AJ:365:VAL:HG23	2.17	0.45
1:AK:117:HIS:HA	1:AK:118:PRO:HD2	1.80	0.45
1:AM:336:GLU:OE2	2:AM:401:NMG:NE	2.49	0.45
1:AO:276:LYS:O	1:AO:276:LYS:HG2	2.17	0.45
1:AR:60:ASN:HB2	1:AR:90:ASP:OD2	2.16	0.45
1:AR:285:ASN:ND2	1:AR:288:LEU:HG	2.32	0.45
1:BB:137:VAL:HG12	1:BB:255:GLY:HA2	1.99	0.45
1:BB:143:ARG:O	1:BB:302:VAL:HA	2.17	0.45
1:BC:313:LEU:HA	1:BC:378:LEU:HD12	1.99	0.45
1:BD:352:ARG:HG2	1:BD:352:ARG:HH11	1.82	0.45
1:BE:141:ARG:HD3	3:BE:402:ADP:C8	2.52	0.45
1:BF:84:THR:OG1	1:BF:296:THR:HG23	2.18	0.45
1:BG:224:ASP:O	1:BG:226:ARG:HD2	2.16	0.45
1:BI:35:SER:HB3	1:BQ:186:PRO:CG	2.47	0.45
1:BJ:41:MET:SD	1:BJ:41:MET:C	2.95	0.45
1:BK:201:ASP:O	1:BK:202:HIS:HB2	2.16	0.45
1:BL:229:TRP:O	1:BL:229:TRP:CE3	2.69	0.45
1:BQ:143:ARG:NH2	1:BQ:297:ASN:OD1	2.47	0.45
1:AA:143:ARG:HA	1:AA:248:VAL:O	2.17	0.44
1:AA:184:TYR:CD2	1:AA:186:PRO:HD3	2.52	0.44
1:AA:285:ASN:HD22	1:AA:285:ASN:C	2.21	0.44
1:AB:303:ARG:HB2	1:AB:352:ARG:NH1	2.32	0.44
1:AF:308:LEU:HD22	1:AF:310:LEU:HD21	1.99	0.44
1:AH:358:ARG:HE	1:AH:358:ARG:HB3	1.58	0.44
1:AI:108:ILE:CG2	1:AI:296:THR:HG22	2.48	0.44
1:AJ:37:HIS:NE2	1:AJ:72:VAL:O	2.45	0.44
1:AJ:71:GLY:HA3	1:AJ:85:GLY:O	2.16	0.44
1:AL:69:GLN:NE2	1:AL:73:ASP:OD1	2.50	0.44
1:AN:117:HIS:HE1	1:AN:355:LYS:O	1.99	0.44
1:AN:212:LEU:HD23	2:AN:401:NMG:NH1	2.32	0.44

*Continued on next page...*

*Continued from previous page...*

Atom-1	Atom-2	Interatomic distance (Å)	Clash overlap (Å)
1:AN:302:VAL:HG21	1:AN:357:GLU:HG3	1.99	0.44
1:AO:144:CYS:HB3	1:AO:302:VAL:HG22	1.98	0.44
1:AO:265:ALA:O	1:AO:269:LEU:HD12	2.17	0.44
1:AO:387:MET:H	1:AO:387:MET:HG2	1.44	0.44
1:AP:278:CYS:HB3	1:AP:280:HIS:HE1	1.76	0.44
1:AR:101:PHE:O	1:AR:105:ILE:HG13	2.16	0.44
1:BA:57:VAL:HG12	1:BA:58:THR:O	2.17	0.44
1:BE:132:PHE:HE2	1:BE:369:ASN:OD1	2.00	0.44
1:BG:201:ASP:HB3	1:BG:203:PHE:CE2	2.52	0.44
1:BG:312:PHE:HB2	1:BG:375:ASP:OD1	2.17	0.44
1:BK:70:THR:O	1:BK:74:ASN:ND2	2.42	0.44
1:BL:141:ARG:NH1	3:BL:402:ADP:O2B	2.49	0.44
1:BP:71:GLY:HA3	1:BP:85:GLY:O	2.17	0.44
1:AD:314:GLU:CG	1:AD:315:LYS:HD2	2.44	0.44
1:AD:364:LEU:HD22	1:AD:368:VAL:HG23	1.98	0.44
1:AE:117:HIS:ND1	1:AE:118:PRO:HD2	2.32	0.44
1:AH:34:LEU:HD22	1:AH:37:HIS:CD2	2.53	0.44
1:AH:346:ASP:C	1:AH:346:ASP:OD1	2.56	0.44
1:AJ:84:THR:OG1	1:AJ:296:THR:HG23	2.17	0.44
1:AM:188:THR:HG22	1:AM:223:PRO:HG2	1.99	0.44
1:AN:26:LYS:HG3	1:AN:29:ASP:OD2	2.17	0.44
1:AN:41:MET:HG2	1:AN:100:PHE:CZ	2.52	0.44
1:AR:124:HIS:HA	1:AR:261:PHE:CE2	2.52	0.44
1:BA:126:LYS:H	1:BA:126:LYS:HG2	1.62	0.44
1:BD:213:LEU:HD12	1:BD:218:CYS:HB3	1.98	0.44
1:BD:326:LEU:HD11	1:BD:370:LEU:HD23	1.98	0.44
1:BE:127:LEU:HB3	1:BE:258:LYS:HE3	1.98	0.44
1:BE:284:HIS:CD2	1:BE:285:ASN:O	2.70	0.44
1:BF:168:VAL:HG13	1:BF:280:HIS:CE1	2.53	0.44
1:BF:242:GLU:CD	1:BF:243:GLU:H	2.18	0.44
1:BF:349:ASN:HB2	6:BF:515:HOH:O	2.17	0.44
1:BK:152:CYS:O	1:BK:157:MET:HE3	2.17	0.44
1:BK:205:PHE:CE2	1:BK:239:TRP:HB3	2.51	0.44
1:BQ:152:CYS:SG	1:BR:17:SER:HB3	2.57	0.44
1:BR:226:ARG:HG3	1:BR:241:ASN:O	2.17	0.44
1:AE:204:LEU:HG	1:AE:205:PHE:N	2.32	0.44
1:AE:295:PRO:O	1:AE:298:MET:HE2	2.18	0.44
1:AF:223:PRO:O	1:AF:224:ASP:C	2.56	0.44
1:AF:230:HIS:C	1:AF:230:HIS:HD1	2.20	0.44
1:AG:305:SER:HB2	1:AG:346:ASP:OD1	2.18	0.44
1:AG:313:LEU:HD22	1:AG:319:PHE:CD1	2.52	0.44

*Continued on next page...*

*Continued from previous page...*

Atom-1	Atom-2	Interatomic distance (Å)	Clash overlap (Å)
1:AH:39:ASN:C	1:AH:39:ASN:OD1	2.56	0.44
1:AH:278:CYS:HB3	1:AH:280:HIS:CE1	2.52	0.44
1:AL:18:LYS:HA	1:AL:19:PRO:HD2	1.80	0.44
1:AO:62:VAL:HG11	1:AO:89:GLY:HA3	2.00	0.44
1:AP:147:SER:HB2	1:AP:283:MET:HB2	1.99	0.44
1:AP:267:GLY:O	1:AP:271:VAL:HG23	2.17	0.44
1:AP:295:PRO:O	1:AP:298:MET:HE1	2.17	0.44
1:AR:26:LYS:HG3	1:AR:29:ASP:OD2	2.17	0.44
1:AR:57:VAL:HG12	1:AR:61:GLY:HA2	1.98	0.44
1:BD:79:PHE:CD2	1:BD:337:SER:HA	2.52	0.44
1:BE:229:TRP:O	1:BE:230:HIS:HB3	2.18	0.44
1:BE:346:ASP:OD1	1:BE:346:ASP:O	2.36	0.44
1:BF:31:PHE:HA	1:BF:32:PRO:HD3	1.67	0.44
1:BG:210:GLY:HA2	6:BG:530:HOH:O	2.17	0.44
1:BH:110:HIS:CE1	6:BH:545:HOH:O	2.69	0.44
1:BH:173:LEU:HD13	1:BH:229:TRP:CG	2.52	0.44
1:BI:57:VAL:HG12	1:BI:58:THR:N	2.33	0.44
1:BL:166:GLU:HG2	1:BL:166:GLU:O	2.18	0.44
1:BM:151:VAL:CG1	1:BM:152:CYS:N	2.80	0.44
1:BO:126:LYS:HB2	1:BO:358:ARG:HD2	1.98	0.44
1:BQ:186:PRO:HG2	1:BQ:189:THR:OG1	2.16	0.44
1:BQ:318:ARG:HD3	1:BQ:388:ILE:HD13	1.99	0.44
1:AA:297:ASN:CB	1:AA:301:VAL:HG13	2.32	0.44
1:AF:105:ILE:HG12	1:AF:298:MET:CE	2.47	0.44
1:AH:18:LYS:HA	1:AH:19:PRO:HD2	1.86	0.44
1:AH:247:ARG:NH1	3:AH:402:ADP:O1B	2.48	0.44
1:AI:213:LEU:HG	1:AI:213:LEU:O	2.16	0.44
1:AJ:169:VAL:HG12	1:AJ:240:ILE:HD11	1.99	0.44
1:AJ:308:LEU:HD13	1:AJ:310:LEU:HD11	2.00	0.44
1:AJ:312:PHE:CD1	1:AJ:379:GLU:HG3	2.52	0.44
1:AJ:325:LYS:HD3	1:AJ:389:PRO:HB2	1.99	0.44
1:AK:39:ASN:O	1:AK:43:SER:HB2	2.17	0.44
1:AN:316:HIS:HA	1:AN:317:PRO:HD2	1.75	0.44
1:AO:307:HIS:CD2	3:AO:402:ADP:C6	3.06	0.44
1:BC:117:HIS:HB2	1:BC:287:ARG:O	2.17	0.44
1:BF:18:LYS:HB3	1:BF:20:TRP:CE2	2.52	0.44
1:BG:313:LEU:HD12	1:BG:374:CYS:HB2	1.98	0.44
1:BI:34:LEU:HA	1:BI:37:HIS:ND1	2.33	0.44
1:BI:94:TYR:CD1	1:BI:95:GLU:HG2	2.53	0.44
1:BI:110:HIS:HE1	6:BI:612:HOH:O	2.00	0.44
1:BL:135:LYS:HD3	1:BL:136:TYR:CE1	2.52	0.44

*Continued on next page...*

*Continued from previous page...*

Atom-1	Atom-2	Interatomic distance (Å)	Clash overlap (Å)
1:BM:364:LEU:HD22	1:BM:368:VAL:CG2	2.47	0.44
1:BN:105:ILE:HG12	1:BN:298:MET:CE	2.46	0.44
1:BN:162:ARG:HG2	1:BN:241:ASN:ND2	2.32	0.44
1:BO:313:LEU:O	1:BO:313:LEU:HD22	2.17	0.44
1:BQ:268:LEU:O	1:BQ:272:GLU:HG3	2.18	0.44
1:AA:52:LYS:HE2	1:AA:53:TYR:CE2	2.52	0.44
1:AE:95:GLU:HG3	6:AE:595:HOH:O	2.17	0.44
1:AF:139:SER:HB3	1:AF:253:LYS:HA	2.00	0.44
1:AH:69:GLN:O	1:AH:72:VAL:N	2.48	0.44
1:AJ:40:VAL:O	1:AJ:41:MET:C	2.56	0.44
1:AJ:117:HIS:HA	1:AJ:118:PRO:HD2	1.80	0.44
1:AM:70:THR:O	1:AM:74:ASN:ND2	2.49	0.44
1:AN:136:TYR:CD2	1:AN:372:ILE:HG23	2.53	0.44
1:AO:154:PRO:HG2	1:AO:243:GLU:O	2.18	0.44
1:AP:168:VAL:HG13	1:AP:280:HIS:ND1	2.32	0.44
1:AR:250:SER:HB3	1:AR:264:PHE:HB2	2.00	0.44
1:BB:89:GLY:O	1:BB:90:ASP:HB3	2.18	0.44
1:BC:359:GLU:O	1:BC:362:GLN:N	2.50	0.44
1:BD:143:ARG:HH11	3:BD:402:ADP:PB	2.40	0.44
1:BE:49:LEU:HD21	1:BE:99:GLU:HG2	2.00	0.44
1:BE:298:MET:HE3	1:BE:298:MET:HB2	1.83	0.44
1:BF:44:GLN:O	1:BF:103:LYS:HE2	2.18	0.44
1:BF:58:THR:OG1	1:BF:62:VAL:HB	2.18	0.44
1:BG:219:ALA:O	1:BG:222:TRP:HB2	2.16	0.44
1:BH:240:ILE:O	1:BH:241:ASN:HB2	2.18	0.44
1:BI:38:ASN:C	1:BI:38:ASN:HD22	2.20	0.44
1:BJ:285:ASN:ND2	1:BJ:288:LEU:H	1.94	0.44
1:BK:250:SER:HB2	1:BK:264:PHE:HB2	1.98	0.44
1:BK:320:ASP:OD1	1:BK:330:LYS:NZ	2.43	0.44
1:BN:41:MET:SD	1:BN:41:MET:C	2.96	0.44
1:BO:38:ASN:C	1:BO:38:ASN:ND2	2.71	0.44
1:BO:301:VAL:O	1:BO:301:VAL:HG12	2.17	0.44
1:BP:24:LYS:HE3	1:BP:25:PHE:CE2	2.53	0.44
1:BQ:66:LYS:NZ	1:BQ:216:SER:O	2.50	0.44
1:AA:69:GLN:NE2	1:AB:221:ASP:OD1	2.50	0.44
1:AD:50:TYR:O	1:AD:54:TRP:HB3	2.18	0.44
1:AF:105:ILE:HG12	1:AF:298:MET:HE3	1.99	0.44
1:AF:258:LYS:HD2	6:AF:567:HOH:O	2.17	0.44
1:AH:326:LEU:O	1:AH:327:ARG:HB2	2.18	0.44
1:AJ:132:PHE:N	1:AJ:255:GLY:O	2.48	0.44
1:AO:93:SER:O	1:AO:101:PHE:CE2	2.66	0.44

*Continued on next page...*



*Continued from previous page...*

Atom-1	Atom-2	Interatomic distance (Å)	Clash overlap (Å)
1:AO:243:GLU:O	1:AO:243:GLU:HG2	2.17	0.44
1:AP:27:ALA:HB2	1:AP:54:TRP:NE1	2.31	0.44
1:AQ:285:ASN:HD22	1:AQ:287:ARG:N	2.16	0.44
1:AR:370:LEU:O	1:AR:373:ALA:HB3	2.17	0.44
1:BF:40:VAL:HG13	1:BF:107:GLU:CD	2.38	0.44
1:BF:319:PHE:CZ	1:BF:323:LEU:HD11	2.52	0.44
1:BG:314:GLU:CG	1:BG:315:LYS:HD2	2.47	0.44
1:BJ:8:TYR:O	1:BJ:12:ASN:ND2	2.51	0.44
1:BJ:52:LYS:HE2	1:BJ:53:TYR:CZ	2.52	0.44
1:BJ:139:SER:OG	3:BJ:402:ADP:N1	2.50	0.44
1:BL:362:GLN:NE2	1:BL:366:ASP:OD1	2.49	0.44
1:BM:139:SER:OG	3:BM:402:ADP:N1	2.46	0.44
1:BM:285:ASN:HD22	1:BM:287:ARG:N	2.14	0.44
1:BN:245:HIS:C	1:BN:246:ILE:HG13	2.37	0.44
1:BN:253:LYS:HE3	1:BN:253:LYS:HB2	1.88	0.44
1:BO:25:PHE:CD1	1:BP:160:ALA:HB1	2.52	0.44
1:BP:69:GLN:HB3	6:BP:596:HOH:O	2.18	0.44
1:BP:285:ASN:HB2	1:BP:291:ILE:CD1	2.45	0.44
1:BP:327:ARG:HA	1:BP:327:ARG:HD2	1.81	0.44
1:BQ:244:ASP:OD1	1:BQ:292:CYS:HB3	2.18	0.44
1:BR:176:LEU:HD21	1:BR:270:GLU:HB3	2.00	0.44
1:AA:204:LEU:HG	1:AA:205:PHE:N	2.33	0.44
1:AC:331:ARG:HB2	1:AC:346:ASP:HB3	2.00	0.44
1:AG:191:ASN:OD1	1:AG:194:ASP:HB2	2.18	0.44
1:AH:79:PHE:CD2	1:AH:337:SER:HA	2.53	0.44
1:AI:285:ASN:HD22	1:AI:287:ARG:N	2.03	0.44
1:AI:298:MET:HE3	1:AI:353:LEU:HD12	2.00	0.44
1:AP:40:VAL:O	1:AP:43:SER:HB2	2.18	0.44
1:AR:387:MET:H	1:AR:387:MET:HG2	1.52	0.44
1:BC:105:ILE:HG12	1:BC:298:MET:HE2	2.00	0.44
1:BD:85:GLY:HA2	6:BD:554:HOH:O	2.18	0.44
1:BD:298:MET:CE	1:BD:353:LEU:HD12	2.47	0.44
1:BE:308:LEU:HD22	1:BE:310:LEU:HD21	1.98	0.44
1:BG:377:LYS:HE3	1:BG:382:GLN:HB3	1.99	0.44
1:BH:304:ALA:O	1:BH:348:SER:HB2	2.17	0.44
2:BH:401:NMG:NH1	5:BH:404:NO3:N	2.65	0.44
1:BL:49:LEU:HD21	1:BL:99:GLU:HG2	1.99	0.44
1:BR:173:LEU:HD13	1:BR:229:TRP:CG	2.52	0.44
1:BR:229:TRP:O	1:BR:230:HIS:HB3	2.18	0.44
1:BR:322:MET:HG3	1:BR:389:PRO:HD2	2.00	0.44
1:BR:335:GLY:O	1:BR:338:SER:N	2.50	0.44

*Continued on next page...*

*Continued from previous page...*

Atom-1	Atom-2	Interatomic distance (Å)	Clash overlap (Å)
1:AC:112:LYS:HB3	1:AC:113:PRO:CD	2.47	0.44
1:AC:249:ILE:HG22	1:AC:250:SER:N	2.33	0.44
1:AE:303:ARG:NH2	3:AE:402:ADP:O2A	2.50	0.44
1:AL:125:ASN:C	1:AL:127:LEU:H	2.21	0.44
1:AL:295:PRO:O	1:AL:298:MET:CG	2.65	0.44
1:AM:382:GLN:HE21	1:AM:382:GLN:HB2	1.59	0.44
1:AR:189:THR:OG1	1:BE:35:SER:HB2	2.18	0.44
1:AR:285:ASN:HD22	1:AR:288:LEU:HG	1.82	0.44
1:BB:208:PRO:HG3	1:BB:222:TRP:NE1	2.32	0.44
1:BD:143:ARG:HG2	1:BD:144:CYS:N	2.31	0.44
1:BD:300:THR:HB	1:BD:302:VAL:CG2	2.48	0.44
1:BI:124:HIS:CE1	1:BI:262:SER:HB2	2.53	0.44
1:BI:136:TYR:CE2	1:BI:372:ILE:HG23	2.53	0.44
1:BK:270:GLU:HA	1:BK:270:GLU:OE2	2.18	0.44
1:BK:285:ASN:HB3	1:BK:288:LEU:HB2	1.98	0.44
1:BL:319:PHE:CZ	1:BL:323:LEU:HD11	2.53	0.44
1:BM:191:ASN:ND2	1:BM:193:LYS:N	2.61	0.44
1:BM:313:LEU:CD2	1:BM:319:PHE:CD1	3.01	0.44
1:AA:312:PHE:CE1	1:AA:379:GLU:HG3	2.53	0.44
1:AC:34:LEU:HA	1:AC:37:HIS:CE1	2.53	0.44
1:AD:285:ASN:HB3	1:AD:288:LEU:HB2	1.99	0.44
1:AD:327:ARG:HB3	6:AD:520:HOH:O	2.18	0.44
1:AF:199:ILE:HD13	1:AF:206:GLU:HA	2.00	0.44
1:AH:41:MET:C	1:AH:41:MET:SD	2.96	0.44
1:AH:185:TYR:HA	1:AH:186:PRO:HD3	1.72	0.44
1:AI:111:PHE:CE1	1:AI:115:ASP:HB3	2.53	0.44
1:AM:313:LEU:HA	1:AM:378:LEU:HD12	1.99	0.44
1:AQ:332:GLY:HA3	1:AQ:338:SER:O	2.18	0.44
1:BC:221:ASP:O	1:BC:224:ASP:HB2	2.18	0.44
1:BE:82:LYS:HD3	6:BE:608:HOH:O	2.17	0.44
1:BE:309:ARG:NH1	1:BE:342:ASP:O	2.50	0.44
1:BI:88:PHE:HD1	1:BI:292:CYS:O	2.01	0.44
1:BK:57:VAL:CG1	1:BK:61:GLY:HA2	2.48	0.44
1:BK:357:GLU:H	1:BK:357:GLU:CD	2.20	0.44
1:BP:169:VAL:O	1:BP:173:LEU:HG	2.17	0.44
1:BP:359:GLU:O	1:BP:363:VAL:HG23	2.18	0.44
1:BQ:264:PHE:CE2	1:BQ:268:LEU:HD22	2.53	0.44
1:AD:57:VAL:HG12	1:AD:58:THR:O	2.18	0.43
1:AE:221:ASP:N	1:AF:73:ASP:OD1	2.50	0.43
1:AG:382:GLN:HE21	1:AG:382:GLN:HB2	1.53	0.43
1:AO:142:ILE:HD11	1:AO:257:LEU:CD2	2.47	0.43

*Continued on next page...*

*Continued from previous page...*

Atom-1	Atom-2	Interatomic distance (Å)	Clash overlap (Å)
1:AO:220:ARG:HB3	1:AO:221:ASP:OD2	2.17	0.43
1:AP:41:MET:HG2	1:AP:100:PHE:CZ	2.53	0.43
1:AR:356:SER:OG	1:AR:359:GLU:HG3	2.17	0.43
1:BC:331:ARG:NH1	3:BC:402:ADP:O2A	2.51	0.43
2:BD:401:NMG:NH1	5:BD:404:NO3:N	2.66	0.43
1:BF:325:LYS:HD3	1:BF:389:PRO:O	2.18	0.43
1:BQ:308:LEU:HD13	1:BQ:310:LEU:HD21	1.99	0.43
1:AA:117:HIS:HA	1:AA:118:PRO:HD2	1.78	0.43
1:AF:239:TRP:CH2	3:AF:402:ADP:H5'2	2.47	0.43
1:AF:346:ASP:HB2	6:AF:520:HOH:O	2.18	0.43
1:AH:34:LEU:HD22	1:AH:37:HIS:CG	2.53	0.43
1:AJ:142:ILE:HD12	1:AJ:261:PHE:HA	2.00	0.43
1:AK:285:ASN:HD22	1:AK:285:ASN:C	2.22	0.43
1:AM:143:ARG:HG3	6:AM:558:HOH:O	2.18	0.43
1:AM:364:LEU:HD22	1:AM:368:VAL:HG23	1.99	0.43
1:AP:18:LYS:HB2	1:AP:21:GLU:CD	2.39	0.43
1:AP:309:ARG:HA	1:AP:344:THR:HA	2.00	0.43
1:AQ:140:CYS:HB2	1:AQ:260:VAL:HG21	1.99	0.43
1:AR:244:ASP:OD1	1:AR:292:CYS:HB3	2.18	0.43
1:BB:18:LYS:O	1:BB:21:GLU:HG2	2.19	0.43
1:BI:382:GLN:HB3	1:BI:383:SER:H	1.57	0.43
1:BJ:300:THR:O	1:BJ:302:VAL:HG23	2.18	0.43
1:BK:169:VAL:O	1:BK:173:LEU:HG	2.17	0.43
1:BM:142:ILE:CD1	1:BM:261:PHE:HA	2.48	0.43
1:BN:58:THR:HB	1:BN:59:PRO:HD2	1.99	0.43
1:BN:188:THR:HG22	1:BN:223:PRO:HG2	1.98	0.43
1:BN:360:LEU:HD23	1:BN:360:LEU:HA	1.85	0.43
1:BQ:50:TYR:O	1:BQ:54:TRP:HB3	2.18	0.43
1:BQ:302:VAL:HG21	1:BQ:357:GLU:HG3	1.99	0.43
1:BR:34:LEU:HD13	1:BR:42:ALA:HA	2.00	0.43
1:BR:270:GLU:OE1	1:BR:273:ARG:NH1	2.47	0.43
1:AC:201:ASP:O	1:AC:202:HIS:HB2	2.18	0.43
1:AG:309:ARG:NH1	1:AG:342:ASP:O	2.51	0.43
1:AH:54:TRP:CD1	1:AH:55:ASP:N	2.86	0.43
1:AK:198:LEU:HD23	1:AK:198:LEU:HA	1.86	0.43
1:AK:330:LYS:HE3	1:AK:345:TYR:HE2	1.84	0.43
1:AQ:153:LEU:HB3	1:AQ:154:PRO:HD2	2.01	0.43
1:AQ:298:MET:CG	6:AQ:570:HOH:O	2.66	0.43
1:AQ:384:ILE:CA	1:AQ:387:MET:HG3	2.48	0.43
1:BB:154:PRO:HA	1:BB:157:MET:HG2	2.00	0.43
1:BC:159:ARG:HD3	1:BC:221:ASP:OD1	2.19	0.43

*Continued on next page...*

*Continued from previous page...*

Atom-1	Atom-2	Interatomic distance (Å)	Clash overlap (Å)
1:BC:213:LEU:HD12	1:BC:218:CYS:HB2	2.00	0.43
1:BF:137:VAL:HA	1:BF:307:HIS:O	2.18	0.43
1:BF:239:TRP:HB2	1:BF:247:ARG:HB2	2.00	0.43
1:BH:301:VAL:O	1:BH:301:VAL:HG12	2.18	0.43
1:BM:40:VAL:HG12	1:BM:104:CYS:SG	2.58	0.43
1:BM:147:SER:HB2	1:BM:283:MET:HB2	2.00	0.43
1:BN:70:THR:HG21	1:BN:212:LEU:CD1	2.48	0.43
1:BR:336:GLU:OE2	2:BR:401:NMG:NE	2.49	0.43
1:AA:180:LEU:O	1:AA:229:TRP:HH2	2.01	0.43
1:AB:88:PHE:HE2	1:AB:101:PHE:CD2	2.37	0.43
1:AF:166:GLU:OE1	1:AF:225:GLY:HA2	2.18	0.43
1:AF:314:GLU:CG	1:AF:315:LYS:HD2	2.48	0.43
1:AH:154:PRO:O	1:AH:220:ARG:NH2	2.51	0.43
1:AI:136:TYR:O	1:AI:308:LEU:HD23	2.18	0.43
1:AJ:285:ASN:HD22	1:AJ:288:LEU:H	1.65	0.43
1:AK:188:THR:HG23	6:AK:515:HOH:O	2.17	0.43
1:AL:143:ARG:HG3	6:AL:505:HOH:O	2.19	0.43
1:AP:57:VAL:CG1	1:AP:58:THR:N	2.81	0.43
1:AR:153:LEU:HB3	1:AR:154:PRO:HD2	1.99	0.43
1:BA:77:ASN:ND2	1:BA:80:TYR:O	2.52	0.43
1:BB:101:PHE:O	1:BB:105:ILE:HG13	2.18	0.43
1:BC:250:SER:OG	1:BC:263:ARG:HD2	2.17	0.43
1:BD:43:SER:HA	1:BI:177:LYS:HD3	2.01	0.43
1:BJ:168:VAL:HG13	1:BJ:280:HIS:CE1	2.53	0.43
1:BJ:274:LEU:HA	1:BJ:277:GLU:HB2	2.00	0.43
1:BK:357:GLU:O	1:BK:361:VAL:HG23	2.18	0.43
1:BL:309:ARG:HA	1:BL:344:THR:HA	2.00	0.43
1:BL:320:ASP:O	1:BL:323:LEU:HB2	2.18	0.43
1:BP:168:VAL:HG13	1:BP:280:HIS:CE1	2.53	0.43
1:BQ:222:TRP:HA	1:BQ:223:PRO:HA	1.83	0.43
1:BR:222:TRP:CG	1:BR:223:PRO:HA	2.53	0.43
1:AB:18:LYS:O	1:AB:21:GLU:HG2	2.18	0.43
1:AB:27:ALA:HB2	1:AB:54:TRP:CE2	2.54	0.43
1:AB:145:GLY:H	1:AB:301:VAL:CG1	2.32	0.43
1:AC:40:VAL:O	1:AC:44:GLN:HG2	2.18	0.43
1:AK:245:HIS:C	1:AK:246:ILE:HG13	2.38	0.43
1:AN:26:LYS:O	1:AN:27:ALA:C	2.57	0.43
1:AN:183:LYS:HD3	1:AN:185:TYR:CE2	2.53	0.43
1:AO:314:GLU:CG	1:AO:315:LYS:HD2	2.47	0.43
1:AR:142:ILE:HD12	1:AR:261:PHE:HA	1.99	0.43
1:AR:151:VAL:HG12	1:AR:152:CYS:O	2.18	0.43

*Continued on next page...*

*Continued from previous page...*

Atom-1	Atom-2	Interatomic distance (Å)	Clash overlap (Å)
1:BC:364:LEU:HD22	1:BC:368:VAL:CG2	2.47	0.43
1:BD:121:ASP:O	1:BD:357:GLU:HB2	2.18	0.43
1:BE:201:ASP:O	1:BE:202:HIS:HB2	2.18	0.43
1:BH:18:LYS:HA	1:BH:19:PRO:HD2	1.72	0.43
1:BI:318:ARG:HD3	1:BI:388:ILE:HD13	2.00	0.43
1:BK:219:ALA:O	1:BK:222:TRP:HB2	2.18	0.43
1:BN:195:GLN:HE21	1:BN:195:GLN:HB2	1.67	0.43
1:BQ:239:TRP:HB2	1:BQ:247:ARG:HB2	2.00	0.43
1:AB:18:LYS:HB2	1:AB:21:GLU:CD	2.39	0.43
1:AB:88:PHE:HE2	1:AB:101:PHE:CG	2.37	0.43
1:AD:298:MET:CE	1:AD:353:LEU:HD12	2.48	0.43
1:AH:126:LYS:O	1:AH:358:ARG:HD2	2.18	0.43
1:AI:341:THR:O	1:AI:342:ASP:CB	2.66	0.43
1:AK:297:ASN:OD1	1:AK:352:ARG:NE	2.49	0.43
1:AK:312:PHE:CZ	1:AK:379:GLU:HG3	2.54	0.43
1:AM:31:PHE:O	1:AN:163:ARG:NH2	2.43	0.43
1:AM:157:MET:HE3	1:AM:245:HIS:HE2	1.84	0.43
1:AN:340:ALA:HB2	1:AN:345:TYR:CE2	2.54	0.43
1:AO:206:GLU:HB2	6:AO:522:HOH:O	2.17	0.43
1:AP:285:ASN:HD22	1:AP:288:LEU:H	1.65	0.43
1:BA:144:CYS:HB3	1:BA:302:VAL:HG22	2.00	0.43
1:BA:237:LEU:N	1:BA:237:LEU:HD12	2.33	0.43
1:BB:140:CYS:SG	1:BB:306:VAL:HG12	2.59	0.43
1:BB:322:MET:CE	1:BB:388:ILE:HG12	2.49	0.43
1:BC:84:THR:HG23	1:BC:108:ILE:HD11	1.99	0.43
1:BC:212:LEU:O	1:BC:216:SER:HB3	2.17	0.43
1:BD:153:LEU:HD21	1:BD:283:MET:CE	2.45	0.43
1:BE:305:SER:CB	1:BE:348:SER:HB3	2.47	0.43
1:BI:372:ILE:HG22	1:BI:376:LYS:HE2	1.99	0.43
1:BL:112:LYS:O	1:BL:287:ARG:NH2	2.52	0.43
1:BN:34:LEU:HA	1:BN:37:HIS:CE1	2.53	0.43
1:BQ:49:LEU:HD11	1:BQ:103:LYS:HE2	2.00	0.43
1:AA:176:LEU:HD23	1:AA:274:LEU:HD11	2.01	0.43
3:AB:402:ADP:H2'	6:AB:532:HOH:O	2.18	0.43
1:AG:60:ASN:HD22	1:AG:90:ASP:HB2	1.83	0.43
1:AH:327:ARG:O	1:AH:328:LEU:HD23	2.19	0.43
1:AH:331:ARG:HB2	1:AH:346:ASP:HB3	2.01	0.43
1:AJ:112:LYS:N	1:AJ:115:ASP:OD2	2.41	0.43
1:AJ:141:ARG:HG3	1:AJ:251:MET:HB3	2.01	0.43
1:AN:285:ASN:HD22	1:AN:288:LEU:HB2	1.83	0.43
1:AQ:154:PRO:HG2	1:AQ:243:GLU:O	2.18	0.43

*Continued on next page...*

*Continued from previous page...*

Atom-1	Atom-2	Interatomic distance (Å)	Clash overlap (Å)
1:BA:49:LEU:HD21	1:BA:99:GLU:HG2	2.01	0.43
1:BA:314:GLU:HG3	1:BA:315:LYS:HD2	2.01	0.43
1:BC:111:PHE:HE2	1:BC:287:ARG:NH2	2.17	0.43
1:BD:372:ILE:HG22	1:BD:376:LYS:HE2	2.00	0.43
1:BE:384:ILE:HA	1:BE:387:MET:HG3	1.99	0.43
1:BG:40:VAL:HB	1:BG:84:THR:HA	1.99	0.43
1:BG:66:LYS:NZ	1:BG:216:SER:O	2.52	0.43
1:BK:228:ILE:HD11	1:BK:237:LEU:HD23	2.01	0.43
1:BQ:153:LEU:HB3	1:BQ:154:PRO:HD2	2.00	0.43
1:BQ:199:ILE:HG12	1:BQ:205:PHE:O	2.19	0.43
1:BQ:346:ASP:C	1:BQ:346:ASP:OD1	2.57	0.43
1:AC:94:TYR:CE2	1:AC:288:LEU:HD11	2.54	0.43
1:AC:185:TYR:HA	1:AC:186:PRO:HD2	1.92	0.43
1:AE:305:SER:CB	1:AE:348:SER:HB3	2.48	0.43
1:AI:233:GLU:OE1	1:AI:235:ASN:ND2	2.47	0.43
1:AM:335:GLY:O	1:AM:336:GLU:C	2.57	0.43
1:AP:212:LEU:O	1:AP:216:SER:CB	2.66	0.43
1:AQ:91:GLU:OE2	1:AQ:149:LYS:HE2	2.18	0.43
1:AR:307:HIS:CE1	3:AR:402:ADP:C2	3.07	0.43
1:BD:18:LYS:HA	1:BD:19:PRO:HD2	1.84	0.43
1:BF:24:LYS:HE3	1:BF:25:PHE:CE2	2.52	0.43
1:BL:59:PRO:HD2	1:BL:92:TYR:CG	2.54	0.43
1:BL:199:ILE:HD13	1:BL:206:GLU:HA	2.00	0.43
1:BM:108:ILE:HG21	1:BM:296:THR:HG22	1.99	0.43
1:BN:147:SER:HB3	1:BN:283:MET:HE3	2.00	0.43
1:BN:248:VAL:C	1:BN:249:ILE:HG13	2.39	0.43
1:BR:298:MET:HG2	6:BR:575:HOH:O	2.17	0.43
1:AA:98:LYS:HG3	1:AA:102:ASP:OD2	2.19	0.43
1:AC:31:PHE:HA	1:AC:32:PRO:HD2	1.89	0.43
1:AC:168:VAL:HG13	1:AC:280:HIS:ND1	2.33	0.43
1:AC:385:ASP:OD1	1:AC:385:ASP:C	2.57	0.43
1:AK:117:HIS:CE1	1:AK:300:THR:HG23	2.54	0.43
1:AK:367:GLY:HA3	6:AK:578:HOH:O	2.17	0.43
1:AO:283:MET:HB2	6:AO:578:HOH:O	2.18	0.43
1:AO:284:HIS:CE1	1:AO:289:GLY:HA2	2.54	0.43
1:AP:93:SER:O	1:AP:94:TYR:C	2.57	0.43
1:AQ:35:SER:HB3	1:BF:186:PRO:HG2	2.01	0.43
1:BB:366:ASP:HB3	1:BC:126:LYS:HD2	1.99	0.43
1:BC:268:LEU:O	1:BC:272:GLU:HG3	2.19	0.43
1:BE:294:CYS:HA	1:BE:295:PRO:HD3	1.91	0.43
1:BF:326:LEU:O	1:BF:327:ARG:HB2	2.18	0.43

*Continued on next page...*

*Continued from previous page...*

Atom-1	Atom-2	Interatomic distance (Å)	Clash overlap (Å)
1:BG:328:LEU:HD22	1:BG:364:LEU:HD23	2.01	0.43
1:BH:237:LEU:HD12	1:BH:237:LEU:N	2.34	0.43
1:BH:285:ASN:HB3	1:BH:288:LEU:HB2	1.99	0.43
1:BI:159:ARG:NH2	1:BJ:65:ASP:OD1	2.45	0.43
1:BI:168:VAL:HG12	1:BI:169:VAL:N	2.33	0.43
1:BJ:154:PRO:HD3	1:BJ:245:HIS:NE2	2.33	0.43
1:BK:38:ASN:ND2	1:BK:38:ASN:C	2.71	0.43
1:BN:18:LYS:HB2	1:BN:21:GLU:CD	2.38	0.43
1:BN:57:VAL:CG1	1:BN:58:THR:N	2.81	0.43
1:BO:154:PRO:HG2	1:BO:243:GLU:O	2.17	0.43
1:BO:285:ASN:ND2	1:BO:288:LEU:HG	2.33	0.43
1:BR:91:GLU:HG3	1:BR:283:MET:CG	2.48	0.43
1:AA:341:THR:O	1:AA:342:ASP:CB	2.67	0.43
1:AB:290:TYR:HB3	6:AB:506:HOH:O	2.19	0.43
1:AI:67:CYS:O	1:AI:86:CYS:HA	2.18	0.43
1:AK:340:ALA:HB1	1:AK:344:THR:O	2.19	0.43
1:AL:146:ARG:HD2	1:AL:282:LEU:HD13	2.00	0.43
1:AO:281:GLY:O	1:AO:282:LEU:HD23	2.19	0.43
1:AO:313:LEU:CD1	1:AO:374:CYS:HB2	2.49	0.43
1:BB:34:LEU:HD13	1:BB:42:ALA:HA	1.99	0.43
1:BD:297:ASN:O	1:BD:301:VAL:HG13	2.19	0.43
1:BF:132:PHE:CD1	1:BF:137:VAL:HG21	2.54	0.43
1:BF:222:TRP:HA	1:BF:223:PRO:HA	1.82	0.43
1:BJ:94:TYR:CZ	1:BJ:288:LEU:HD11	2.54	0.43
1:BJ:106:GLU:HG3	1:BJ:112:LYS:HA	2.01	0.43
1:BJ:232:ASN:OD1	1:BJ:232:ASN:N	2.52	0.43
1:BN:13:ARG:NH1	1:BN:156:ALA:O	2.52	0.43
1:BN:141:ARG:HG3	1:BN:251:MET:HB3	2.00	0.43
1:BO:340:ALA:HB2	1:BO:345:TYR:CE2	2.54	0.43
1:BR:176:LEU:HD23	1:BR:176:LEU:HA	1.78	0.43
1:BR:236:PHE:HB2	1:BR:263:ARG:HD3	2.00	0.43
1:BR:331:ARG:NH1	3:BR:402:ADP:O2A	2.52	0.43
1:AB:326:LEU:HD11	1:AB:370:LEU:HD23	2.01	0.42
1:AC:300:THR:OG1	1:AC:302:VAL:HB	2.18	0.42
1:AC:384:ILE:HA	1:AC:387:MET:HG3	2.01	0.42
1:AE:57:VAL:HG12	1:AE:58:THR:N	2.33	0.42
1:AF:98:LYS:O	1:AF:98:LYS:HG2	2.17	0.42
3:AI:402:ADP:O2B	3:AI:402:ADP:C5'	2.55	0.42
1:AJ:244:ASP:OD1	1:AJ:292:CYS:HB3	2.19	0.42
1:AK:83:LYS:NZ	6:AK:516:HOH:O	2.52	0.42
1:AR:143:ARG:CD	1:AR:303:ARG:HB3	2.48	0.42

*Continued on next page...*

*Continued from previous page...*

Atom-1	Atom-2	Interatomic distance (Å)	Clash overlap (Å)
1:AR:384:ILE:CB	1:AR:387:MET:HG3	2.45	0.42
1:BE:208:PRO:HG3	1:BE:222:TRP:CG	2.54	0.42
1:BF:327:ARG:NH1	6:BF:533:HOH:O	2.52	0.42
1:BH:90:ASP:HB2	6:BH:594:HOH:O	2.18	0.42
1:BK:192:GLU:O	1:BK:196:GLU:HG3	2.19	0.42
1:BL:153:LEU:HB3	1:BL:154:PRO:HD2	2.01	0.42
1:BL:368:VAL:HA	1:BL:371:LEU:HD12	2.01	0.42
1:BM:331:ARG:HB2	1:BM:346:ASP:HB3	2.00	0.42
1:AA:247:ARG:HD2	6:AA:628:HOH:O	2.19	0.42
1:AE:154:PRO:N	1:AE:155:PRO:HD2	2.33	0.42
1:AE:319:PHE:O	1:AE:323:LEU:HG	2.19	0.42
1:AE:384:ILE:CA	1:AE:387:MET:HG3	2.50	0.42
1:AF:79:PHE:HA	1:AF:339:LEU:HD21	2.01	0.42
1:AF:316:HIS:HA	1:AF:317:PRO:HD2	1.79	0.42
1:AG:156:ALA:HB1	1:AH:16:HIS:HA	2.00	0.42
1:AH:173:LEU:HD11	1:AH:238:VAL:HG11	2.01	0.42
1:AI:316:HIS:HA	1:AI:317:PRO:HD2	1.84	0.42
1:AJ:94:TYR:CZ	1:AJ:288:LEU:HD11	2.54	0.42
1:AK:34:LEU:HD22	1:AK:37:HIS:CD2	2.54	0.42
1:AL:117:HIS:HA	1:AL:118:PRO:HD2	1.85	0.42
1:AM:149:LYS:HG3	1:AM:150:GLY:N	2.35	0.42
1:AO:349:ASN:HD22	1:AO:360:LEU:HD22	1.84	0.42
1:AP:205:PHE:HD2	1:AP:239:TRP:CD2	2.37	0.42
1:AQ:58:THR:HG22	1:AQ:96:CYS:SG	2.59	0.42
1:AR:41:MET:HE2	1:AR:71:GLY:HA3	2.02	0.42
1:AR:290:TYR:O	1:AR:298:MET:HA	2.19	0.42
1:BB:271:VAL:O	1:BB:275:MET:HG2	2.19	0.42
1:BC:151:VAL:HG13	1:BC:161:GLU:HB3	2.00	0.42
1:BD:14:VAL:HG23	6:BD:520:HOH:O	2.18	0.42
1:BD:358:ARG:HH21	1:BD:359:GLU:HG3	1.82	0.42
1:BH:172:ALA:C	1:BH:174:GLY:H	2.23	0.42
1:BI:278:CYS:HB3	1:BI:280:HIS:CE1	2.54	0.42
1:BM:144:CYS:HA	1:BM:301:VAL:O	2.18	0.42
1:BM:290:TYR:HB3	6:BM:569:HOH:O	2.17	0.42
1:AA:301:VAL:O	1:AA:301:VAL:HG12	2.19	0.42
1:AB:173:LEU:HD23	1:AB:173:LEU:HA	1.80	0.42
1:AD:123:ASP:OD2	1:AD:126:LYS:HG2	2.19	0.42
1:AF:94:TYR:HE1	6:AF:523:HOH:O	2.03	0.42
1:AH:31:PHE:HA	1:AH:32:PRO:HD3	1.87	0.42
1:AI:89:GLY:HA2	1:AI:155:PRO:HG2	2.01	0.42
1:AJ:54:TRP:CD1	1:AJ:55:ASP:N	2.87	0.42

*Continued on next page...*



*Continued from previous page...*

Atom-1	Atom-2	Interatomic distance (Å)	Clash overlap (Å)
1:AJ:313:LEU:HD12	1:AJ:371:LEU:O	2.20	0.42
1:AK:331:ARG:HB2	1:AK:346:ASP:CB	2.45	0.42
1:AL:183:LYS:HG2	1:AL:184:TYR:N	2.33	0.42
1:AM:318:ARG:HD3	1:AM:388:ILE:CD1	2.49	0.42
1:BA:340:ALA:HB2	1:BA:345:TYR:CD2	2.54	0.42
1:BB:105:ILE:CG2	1:BB:298:MET:HE1	2.46	0.42
1:BB:241:ASN:HA	1:BB:244:ASP:O	2.20	0.42
1:BD:132:PHE:CE1	1:BD:257:LEU:HD12	2.51	0.42
1:BE:158:SER:CB	1:BF:19:PRO:HG3	2.50	0.42
1:BE:346:ASP:OD1	1:BE:346:ASP:C	2.58	0.42
1:BH:190:MET:SD	1:BH:195:GLN:HB2	2.58	0.42
1:BM:223:PRO:O	1:BM:224:ASP:C	2.57	0.42
1:BN:47:LYS:HG3	6:BN:530:HOH:O	2.19	0.42
1:BN:155:PRO:HG3	1:BN:218:CYS:SG	2.59	0.42
1:BN:184:TYR:CD2	1:BN:186:PRO:HD3	2.54	0.42
1:BN:304:ALA:O	1:BN:348:SER:HB2	2.19	0.42
1:BO:136:TYR:O	1:BO:308:LEU:HA	2.19	0.42
1:BO:207:LYS:HB3	1:BO:208:PRO:HD2	2.02	0.42
1:BP:20:TRP:HB3	1:BP:54:TRP:CH2	2.54	0.42
1:BR:308:LEU:HD13	1:BR:310:LEU:CG	2.49	0.42
1:AB:91:GLU:CD	1:AB:283:MET:HG3	2.39	0.42
1:AC:34:LEU:HA	1:AC:37:HIS:ND1	2.35	0.42
1:AG:314:GLU:HG2	1:AG:315:LYS:HD2	2.01	0.42
1:AJ:34:LEU:HD13	1:AJ:42:ALA:HA	2.00	0.42
1:AL:124:HIS:ND1	1:AL:262:SER:HB2	2.34	0.42
1:AL:184:TYR:CZ	1:AL:227:GLY:HA3	2.54	0.42
1:AL:250:SER:CB	1:AL:264:PHE:HB2	2.45	0.42
1:AN:201:ASP:O	1:AN:202:HIS:HB2	2.19	0.42
1:AN:222:TRP:HA	1:AN:226:ARG:NH1	2.35	0.42
1:AP:74:ASN:HA	1:AP:75:PRO:HD2	1.88	0.42
1:AP:198:LEU:HD23	6:AP:630:HOH:O	2.19	0.42
1:AP:236:PHE:CZ	1:AP:267:GLY:HA3	2.54	0.42
1:AP:313:LEU:HD23	1:AP:319:PHE:CD1	2.53	0.42
1:BB:83:LYS:NZ	1:BB:336:GLU:OE2	2.53	0.42
1:BB:126:LYS:HB2	1:BB:358:ARG:HD3	2.02	0.42
1:BB:307:HIS:CE1	3:BB:402:ADP:C2	3.08	0.42
1:BD:205:PHE:HD2	1:BD:239:TRP:CD2	2.36	0.42
1:BE:141:ARG:NE	6:BE:532:HOH:O	2.45	0.42
1:BF:298:MET:HE3	1:BF:298:MET:HB2	1.80	0.42
1:BJ:8:TYR:HD2	1:BJ:11:LYS:HZ3	1.67	0.42
1:BL:305:SER:CB	1:BL:348:SER:HB3	2.49	0.42

*Continued on next page...*

*Continued from previous page...*

Atom-1	Atom-2	Interatomic distance (Å)	Clash overlap (Å)
1:BM:183:LYS:HG2	1:BM:184:TYR:N	2.34	0.42
1:BM:360:LEU:O	1:BM:363:VAL:HB	2.19	0.42
1:BP:80:TYR:CD1	1:BP:330:LYS:HG2	2.54	0.42
1:BQ:318:ARG:HD3	1:BQ:388:ILE:CD1	2.49	0.42
1:AB:146:ARG:NH2	1:AB:272:GLU:OE1	2.49	0.42
1:AC:91:GLU:HB2	1:AC:283:MET:CE	2.49	0.42
1:AF:138:LYS:HD2	6:AF:560:HOH:O	2.19	0.42
1:AF:143:ARG:HG3	6:AF:504:HOH:O	2.20	0.42
1:AG:217:GLY:HA2	6:AG:532:HOH:O	2.20	0.42
1:AG:240:ILE:HA	1:AG:245:HIS:O	2.19	0.42
1:AG:367:GLY:O	1:AG:371:LEU:HG	2.19	0.42
1:AH:60:ASN:HB2	1:AH:90:ASP:OD2	2.19	0.42
1:AH:119:ALA:HA	1:AH:120:PRO:HD3	1.87	0.42
1:AH:309:ARG:HA	1:AH:344:THR:HA	2.01	0.42
1:AH:361:VAL:O	1:AH:365:VAL:HG23	2.20	0.42
1:AI:305:SER:HA	1:AI:347:ILE:O	2.18	0.42
1:AI:385:ASP:HB3	6:AI:520:HOH:O	2.19	0.42
1:AK:152:CYS:SG	1:AL:17:SER:HB3	2.59	0.42
1:BC:126:LYS:HB2	1:BC:358:ARG:CD	2.29	0.42
1:BD:40:VAL:HG23	1:BD:84:THR:HA	2.01	0.42
1:BE:112:LYS:HB3	1:BE:113:PRO:HD2	2.02	0.42
1:BE:300:THR:HB	1:BE:302:VAL:HG23	2.00	0.42
1:BK:154:PRO:HG2	1:BK:243:GLU:O	2.18	0.42
1:BL:59:PRO:HD2	1:BL:92:TYR:CD1	2.54	0.42
1:BL:357:GLU:OE1	1:BL:357:GLU:N	2.40	0.42
1:BP:285:ASN:HD22	1:BP:288:LEU:N	2.15	0.42
1:BQ:149:LYS:N	1:BQ:281:GLY:O	2.52	0.42
1:BR:340:ALA:HB2	1:BR:345:TYR:CE2	2.54	0.42
1:AA:221:ASP:HA	1:AB:72:VAL:HG12	2.02	0.42
1:AA:377:LYS:HG3	1:AA:387:MET:CE	2.50	0.42
1:AB:18:LYS:HB3	1:AB:20:TRP:CE2	2.54	0.42
1:AC:198:LEU:HD23	1:AC:198:LEU:HA	1.91	0.42
1:AH:101:PHE:O	1:AH:105:ILE:HG13	2.20	0.42
1:AI:185:TYR:HA	1:AI:186:PRO:HD2	1.87	0.42
1:AI:310:LEU:O	1:AI:314:GLU:HB3	2.19	0.42
1:AL:31:PHE:CZ	1:AL:47:LYS:HG2	2.54	0.42
1:AO:384:ILE:CB	1:AO:387:MET:HG3	2.49	0.42
1:AR:237:LEU:O	1:AR:238:VAL:HG23	2.20	0.42
1:BB:152:CYS:HB2	1:BB:161:GLU:CD	2.40	0.42
1:BD:73:ASP:C	1:BD:75:PRO:HD3	2.40	0.42
1:BD:79:PHE:HB3	6:BD:578:HOH:O	2.20	0.42

*Continued on next page...*

*Continued from previous page...*

Atom-1	Atom-2	Interatomic distance (Å)	Clash overlap (Å)
1:BD:297:ASN:HB3	1:BD:301:VAL:CG1	2.47	0.42
1:BE:143:ARG:HD3	1:BE:303:ARG:HB3	2.00	0.42
1:BF:143:ARG:HH22	1:BF:297:ASN:CG	2.22	0.42
1:BF:327:ARG:O	1:BF:350:TRP:HB3	2.20	0.42
1:BG:187:LEU:HD11	1:BG:195:GLN:HG3	2.02	0.42
1:BJ:290:TYR:O	1:BJ:298:MET:HA	2.19	0.42
1:BM:285:ASN:OD1	1:BM:288:LEU:HD12	2.20	0.42
1:BN:173:LEU:HD13	1:BN:229:TRP:CG	2.55	0.42
1:BP:84:THR:HB	6:BP:609:HOH:O	2.18	0.42
1:BQ:177:LYS:HD3	6:BQ:603:HOH:O	2.18	0.42
1:BR:184:TYR:CZ	1:BR:227:GLY:HA3	2.54	0.42
1:AB:250:SER:CB	1:AB:264:PHE:HB2	2.50	0.42
1:AH:193:LYS:HG3	1:AM:193:LYS:CE	2.49	0.42
1:AI:180:LEU:O	1:AI:229:TRP:HH2	2.02	0.42
1:AJ:66:LYS:O	1:AJ:66:LYS:HD3	2.20	0.42
1:AL:312:PHE:CZ	1:AL:379:GLU:HG3	2.55	0.42
1:AN:144:CYS:HA	1:AN:301:VAL:O	2.19	0.42
1:AN:288:LEU:O	1:AN:299:GLY:HA2	2.20	0.42
1:AO:66:LYS:HE2	1:AP:16:HIS:CD2	2.55	0.42
1:AO:212:LEU:HD13	6:AO:550:HOH:O	2.19	0.42
1:AQ:155:PRO:HD3	1:AQ:218:CYS:SG	2.59	0.42
1:BB:244:ASP:OD1	1:BB:292:CYS:HB3	2.20	0.42
1:BB:285:ASN:ND2	1:BB:287:ARG:H	2.18	0.42
1:BC:273:ARG:O	1:BC:277:GLU:HB2	2.20	0.42
1:BD:79:PHE:CE2	1:BD:337:SER:HB2	2.55	0.42
1:BG:300:THR:C	1:BG:301:VAL:HG23	2.40	0.42
1:BI:213:LEU:HD12	1:BI:218:CYS:HB2	2.02	0.42
1:BL:358:ARG:HE	1:BL:358:ARG:HB3	1.53	0.42
1:BO:141:ARG:HD2	3:BO:402:ADP:C4	2.55	0.42
1:BQ:301:VAL:HG12	1:BQ:301:VAL:O	2.20	0.42
1:BQ:316:HIS:HA	1:BQ:317:PRO:HD2	1.86	0.42
1:BR:142:ILE:HD12	1:BR:261:PHE:HA	2.02	0.42
1:AC:36:LYS:HA	6:AC:518:HOH:O	2.19	0.42
1:AE:180:LEU:O	1:AE:229:TRP:CH2	2.67	0.42
1:AF:127:LEU:HA	1:AF:127:LEU:HD12	1.87	0.42
1:AF:287:ARG:NH1	6:AF:523:HOH:O	2.51	0.42
1:AF:307:HIS:CD2	3:AF:402:ADP:C6	3.07	0.42
1:AG:57:VAL:HG22	1:AG:63:THR:HG22	2.02	0.42
1:AH:49:LEU:HD23	1:AH:49:LEU:HA	1.92	0.42
1:AI:36:LYS:HG2	1:AO:189:THR:O	2.20	0.42
1:AI:105:ILE:HG12	1:AI:298:MET:CE	2.50	0.42

*Continued on next page...*

*Continued from previous page...*

Atom-1	Atom-2	Interatomic distance (Å)	Clash overlap (Å)
1:AL:8:TYR:CD2	1:AL:11:LYS:HE2	2.54	0.42
1:AM:31:PHE:CE1	1:AM:47:LYS:HA	2.55	0.42
1:AN:11:LYS:HA	1:AN:61:GLY:HA2	2.01	0.42
1:AO:34:LEU:HD11	1:AO:45:LEU:HD23	2.02	0.42
1:BA:157:MET:HE2	1:BA:161:GLU:HB2	2.01	0.42
1:BB:44:GLN:HG3	1:BB:103:LYS:O	2.20	0.42
1:BB:367:GLY:O	1:BB:371:LEU:HG	2.19	0.42
1:BD:327:ARG:HA	6:BD:537:HOH:O	2.20	0.42
1:BD:360:LEU:HD23	1:BD:360:LEU:HA	1.87	0.42
1:BE:162:ARG:HG2	1:BE:241:ASN:ND2	2.34	0.42
1:BF:94:TYR:CZ	1:BF:98:LYS:HG3	2.55	0.42
1:BG:364:LEU:O	1:BG:368:VAL:HG23	2.19	0.42
1:BH:70:THR:O	1:BH:74:ASN:ND2	2.53	0.42
1:BI:79:PHE:HB3	6:BI:521:HOH:O	2.19	0.42
1:BI:138:LYS:O	1:BI:139:SER:HB3	2.20	0.42
1:BJ:360:LEU:HD23	1:BJ:360:LEU:HA	1.87	0.42
1:BK:26:LYS:O	1:BK:29:ASP:HB2	2.19	0.42
1:BL:112:LYS:HB3	1:BL:113:PRO:CD	2.50	0.42
1:BL:246:ILE:O	1:BL:247:ARG:HG2	2.20	0.42
1:BL:295:PRO:O	1:BL:298:MET:HE1	2.20	0.42
1:BM:327:ARG:HA	1:BM:327:ARG:HD2	1.90	0.42
1:BO:105:ILE:HG12	1:BO:298:MET:CE	2.50	0.42
1:BO:136:TYR:HB3	1:BO:308:LEU:HD21	2.01	0.42
1:BR:184:TYR:CE1	1:BR:227:GLY:HA3	2.55	0.42
1:BR:313:LEU:HD23	1:BR:316:HIS:CB	2.50	0.42
1:AA:298:MET:CE	1:AA:353:LEU:HD12	2.49	0.42
1:AC:245:HIS:C	1:AC:246:ILE:HG13	2.40	0.42
1:AD:131:VAL:HG22	1:AD:256:ASP:OD1	2.20	0.42
1:AM:355:LYS:NZ	6:AM:560:HOH:O	2.53	0.42
1:AN:108:ILE:HD13	1:AN:296:THR:CG2	2.45	0.42
1:AN:319:PHE:CZ	1:AN:323:LEU:HD11	2.55	0.42
1:AO:275:MET:HE3	1:AO:280:HIS:HB2	2.02	0.42
1:BB:202:HIS:HB3	3:BB:402:ADP:H1'	2.02	0.42
1:BD:8:TYR:HA	1:BD:11:LYS:HZ3	1.84	0.42
1:BD:250:SER:OG	1:BD:260:VAL:HG13	2.19	0.42
1:BG:94:TYR:CZ	1:BG:288:LEU:HD11	2.55	0.42
1:BI:49:LEU:HD23	1:BI:49:LEU:HA	1.93	0.42
1:BJ:8:TYR:CD2	1:BJ:11:LYS:HE2	2.54	0.42
1:BJ:159:ARG:HG3	6:BJ:533:HOH:O	2.18	0.42
1:BJ:309:ARG:NH1	1:BJ:342:ASP:OD1	2.53	0.42
3:BJ:402:ADP:H8	3:BJ:402:ADP:H5'1	1.85	0.42

*Continued on next page...*

*Continued from previous page...*

Atom-1	Atom-2	Interatomic distance (Å)	Clash overlap (Å)
1:BK:205:PHE:HD2	1:BK:239:TRP:CG	2.37	0.42
1:BL:192:GLU:O	1:BL:193:LYS:C	2.58	0.42
1:BM:346:ASP:C	1:BM:346:ASP:OD1	2.58	0.42
1:BQ:79:PHE:CD2	1:BQ:337:SER:HA	2.55	0.42
1:BR:18:LYS:HB2	1:BR:21:GLU:CD	2.40	0.42
1:AB:12:ASN:O	1:AB:14:VAL:N	2.52	0.42
1:AB:374:CYS:SG	1:AB:387:MET:CE	3.08	0.42
1:AE:88:PHE:HE2	1:AE:101:PHE:CD2	2.38	0.42
1:AE:94:TYR:CZ	1:AE:288:LEU:HD11	2.55	0.42
1:AF:127:LEU:HD12	1:AF:362:GLN:OE1	2.20	0.42
1:AF:147:SER:HB2	1:AF:283:MET:CB	2.50	0.42
1:AH:144:CYS:HA	1:AH:301:VAL:O	2.20	0.42
1:AI:377:LYS:HE3	1:AI:382:GLN:HB3	2.01	0.42
1:AJ:386:ASP:OD1	1:AJ:386:ASP:N	2.45	0.42
1:AK:36:LYS:HD3	1:AQ:189:THR:O	2.20	0.42
1:AK:80:TYR:CZ	1:AK:330:LYS:HE2	2.55	0.42
1:AM:349:ASN:ND2	1:AM:360:LEU:HD13	2.35	0.42
1:AO:237:LEU:HD12	1:AO:237:LEU:N	2.34	0.42
1:AO:292:CYS:HB3	1:AO:293:THR:H	1.65	0.42
1:BB:274:LEU:HD23	1:BB:274:LEU:HA	1.91	0.42
1:BD:285:ASN:ND2	1:BD:287:ARG:H	2.18	0.42
1:BD:358:ARG:NH2	6:BD:509:HOH:O	2.52	0.42
1:BF:112:LYS:O	1:BF:115:ASP:N	2.40	0.42
1:BF:117:HIS:HB2	1:BF:353:LEU:HD21	2.02	0.42
1:BF:273:ARG:O	1:BF:277:GLU:HB2	2.20	0.42
1:BH:195:GLN:O	1:BH:199:ILE:HG13	2.20	0.42
1:BI:226:ARG:CG	1:BI:241:ASN:O	2.68	0.42
1:BJ:109:HIS:C	1:BJ:111:PHE:N	2.71	0.42
1:BJ:238:VAL:HA	1:BJ:247:ARG:O	2.20	0.42
1:BJ:270:GLU:HA	1:BJ:270:GLU:OE2	2.20	0.42
1:BK:313:LEU:HD12	1:BK:374:CYS:HB2	2.01	0.42
6:BQ:526:HOH:O	1:BR:36:LYS:HD2	2.19	0.42
1:AC:38:ASN:HD22	1:AC:38:ASN:C	2.22	0.41
1:AH:66:LYS:O	1:AH:66:LYS:HD3	2.20	0.41
1:AH:183:LYS:HB3	1:AH:185:TYR:OH	2.19	0.41
1:AI:109:HIS:O	1:AI:110:HIS:HB2	2.20	0.41
1:AP:285:ASN:ND2	1:AP:288:LEU:N	2.67	0.41
1:AR:176:LEU:HD12	1:AR:229:TRP:CZ2	2.55	0.41
1:BG:388:ILE:HA	1:BG:389:PRO:HD3	1.82	0.41
1:BI:144:CYS:HB3	1:BI:264:PHE:HZ	1.85	0.41
1:BN:191:ASN:ND2	1:BN:192:GLU:N	2.68	0.41

*Continued on next page...*

*Continued from previous page...*

Atom-1	Atom-2	Interatomic distance (Å)	Clash overlap (Å)
1:BO:74:ASN:OD1	1:BO:211:ALA:HB1	2.20	0.41
1:BQ:69:GLN:HE21	1:BQ:73:ASP:CG	2.24	0.41
1:BR:69:GLN:HE21	1:BR:73:ASP:CG	2.23	0.41
1:BR:143:ARG:NH2	1:BR:297:ASN:OD1	2.42	0.41
1:BR:345:TYR:CD1	1:BR:345:TYR:N	2.87	0.41
1:AB:326:LEU:O	1:AB:328:LEU:HG	2.20	0.41
1:AC:80:TYR:CE2	1:AC:339:LEU:HD22	2.55	0.41
1:AD:198:LEU:HB3	1:AD:204:LEU:HB2	2.02	0.41
1:AG:37:HIS:CD2	1:AG:75:PRO:CA	3.01	0.41
1:AH:127:LEU:HB3	1:AH:258:LYS:HE3	2.02	0.41
1:AJ:213:LEU:HD12	1:AJ:218:CYS:CB	2.47	0.41
1:AN:178:GLY:C	1:AN:180:LEU:H	2.23	0.41
1:AO:279:GLY:O	1:AO:280:HIS:CD2	2.73	0.41
1:AQ:257:LEU:O	1:AQ:257:LEU:HD22	2.20	0.41
1:AQ:357:GLU:O	1:AQ:361:VAL:HG23	2.19	0.41
1:BA:58:THR:HB	1:BA:59:PRO:HD2	2.02	0.41
1:BB:157:MET:HE2	1:BB:161:GLU:HB3	2.02	0.41
1:BC:94:TYR:CZ	1:BC:288:LEU:HD11	2.55	0.41
1:BH:106:GLU:OE2	1:BH:112:LYS:HE2	2.19	0.41
1:BI:172:ALA:O	1:BI:274:LEU:HD13	2.19	0.41
1:BK:240:ILE:O	1:BK:241:ASN:HB2	2.20	0.41
1:BL:88:PHE:HE2	1:BL:101:PHE:CD2	2.38	0.41
1:BL:338:SER:O	1:BL:339:LEU:HD23	2.20	0.41
1:BN:141:ARG:HD3	3:BN:402:ADP:C5	2.55	0.41
1:BQ:213:LEU:HD12	1:BQ:218:CYS:HB2	2.03	0.41
1:BQ:298:MET:HB2	1:BQ:298:MET:HE3	1.92	0.41
1:BR:18:LYS:O	1:BR:21:GLU:HG2	2.20	0.41
1:AB:93:SER:O	1:AB:97:TYR:CD1	2.73	0.41
1:AB:208:PRO:HD3	1:AB:222:TRP:CZ2	2.55	0.41
1:AD:145:GLY:O	1:AD:146:ARG:HD3	2.21	0.41
1:AH:12:ASN:OD1	1:AH:18:LYS:HE3	2.21	0.41
1:AH:117:HIS:HA	1:AH:118:PRO:HD2	1.91	0.41
1:AH:287:ARG:NH2	1:AH:288:LEU:HD21	2.35	0.41
1:AI:201:ASP:O	1:AI:202:HIS:HB2	2.20	0.41
1:AI:235:ASN:HB2	1:AI:263:ARG:NH1	2.35	0.41
1:AK:132:PHE:CB	1:AK:137:VAL:HG21	2.51	0.41
1:AL:71:GLY:HA3	1:AL:85:GLY:O	2.20	0.41
1:AL:101:PHE:O	1:AL:105:ILE:HG13	2.19	0.41
1:AM:53:TYR:O	1:AM:56:LYS:N	2.47	0.41
1:AM:53:TYR:OH	1:AM:99:GLU:HB3	2.21	0.41
1:AN:180:LEU:O	1:AN:229:TRP:HH2	2.03	0.41

*Continued on next page...*

*Continued from previous page...*

Atom-1	Atom-2	Interatomic distance (Å)	Clash overlap (Å)
1:AP:297:ASN:HB3	1:AP:301:VAL:HG13	2.02	0.41
1:BC:89:GLY:HA2	1:BC:155:PRO:HG2	2.01	0.41
1:BI:151:VAL:CG1	1:BI:152:CYS:N	2.83	0.41
1:BJ:37:HIS:HD2	1:BJ:71:GLY:O	2.03	0.41
1:BL:237:LEU:HD12	1:BL:237:LEU:N	2.35	0.41
1:BL:274:LEU:O	1:BL:277:GLU:N	2.53	0.41
1:BN:24:LYS:HE3	1:BN:25:PHE:CE2	2.54	0.41
1:BN:236:PHE:CZ	1:BN:267:GLY:HA3	2.55	0.41
1:BP:143:ARG:HG3	6:BP:508:HOH:O	2.20	0.41
1:BP:229:TRP:CE3	1:BP:230:HIS:HA	2.55	0.41
1:BR:277:GLU:O	1:BR:277:GLU:CG	2.69	0.41
3:BR:402:ADP:H2'	6:BR:502:HOH:O	2.21	0.41
1:AC:377:LYS:HG3	1:AC:387:MET:CE	2.51	0.41
1:AD:270:GLU:OE2	1:AD:273:ARG:HD3	2.19	0.41
1:AE:39:ASN:HB2	1:AE:83:LYS:O	2.21	0.41
1:AH:88:PHE:HE2	1:AH:94:TYR:HA	1.84	0.41
1:AH:356:SER:O	1:AH:360:LEU:HG	2.20	0.41
1:AK:168:VAL:HG13	1:AK:280:HIS:CE1	2.56	0.41
1:AL:285:ASN:ND2	1:AL:287:ARG:N	2.69	0.41
1:AM:99:GLU:O	1:AM:103:LYS:HG3	2.21	0.41
1:AM:201:ASP:O	1:AM:202:HIS:HB2	2.20	0.41
1:AO:118:PRO:HD2	1:AO:354:GLY:HA2	2.03	0.41
1:AP:202:HIS:HB3	3:AP:402:ADP:H1'	2.02	0.41
1:AQ:66:LYS:HE2	1:AR:16:HIS:NE2	2.36	0.41
1:AR:143:ARG:HD3	1:AR:303:ARG:HB3	2.02	0.41
1:AR:184:TYR:CD2	1:AR:186:PRO:HD3	2.55	0.41
1:BB:49:LEU:HD13	1:BB:100:PHE:HA	2.02	0.41
1:BB:287:ARG:HH11	1:BB:287:ARG:HD3	1.74	0.41
1:BH:187:LEU:HB3	1:BH:223:PRO:HB2	2.02	0.41
1:BH:384:ILE:O	1:BH:388:ILE:HG13	2.20	0.41
1:BK:34:LEU:HA	1:BK:37:HIS:CE1	2.55	0.41
1:BK:342:ASP:O	1:BK:343:SER:HB2	2.21	0.41
1:BL:314:GLU:CG	1:BL:315:LYS:HD2	2.49	0.41
1:BN:313:LEU:HA	1:BN:378:LEU:HD12	2.01	0.41
1:BQ:112:LYS:O	1:BQ:115:ASP:HB2	2.20	0.41
1:BQ:294:CYS:HB2	6:BQ:532:HOH:O	2.19	0.41
1:BR:77:ASN:ND2	1:BR:83:LYS:HE2	2.35	0.41
1:AA:66:LYS:HD3	1:AA:66:LYS:C	2.41	0.41
1:AB:31:PHE:HE1	1:AB:50:TYR:HB2	1.85	0.41
1:AB:123:ASP:OD2	1:AB:126:LYS:HG2	2.20	0.41
1:AC:144:CYS:HA	1:AC:301:VAL:O	2.20	0.41

*Continued on next page...*

*Continued from previous page...*

Atom-1	Atom-2	Interatomic distance (Å)	Clash overlap (Å)
1:AD:302:VAL:HG21	1:AD:357:GLU:CG	2.43	0.41
1:AF:141:ARG:HB3	1:AF:305:SER:OG	2.20	0.41
1:AI:285:ASN:HD22	1:AI:286:ASP:N	2.19	0.41
1:AL:205:PHE:HB2	1:AL:242:GLU:OE2	2.21	0.41
1:AN:148:VAL:H	1:AN:245:HIS:HD1	1.68	0.41
1:AO:233:GLU:O	1:AO:234:LYS:HB2	2.20	0.41
1:AO:316:HIS:HE1	1:AO:318:ARG:HB2	1.81	0.41
1:BB:142:ILE:HG13	1:BB:260:VAL:CG1	2.51	0.41
1:BE:154:PRO:HA	1:BE:157:MET:SD	2.60	0.41
1:BG:242:GLU:CG	1:BG:243:GLU:H	2.33	0.41
1:BG:270:GLU:O	1:BG:274:LEU:HG	2.20	0.41
1:BH:50:TYR:O	1:BH:54:TRP:HB3	2.20	0.41
1:BK:58:THR:C	1:BK:60:ASN:N	2.74	0.41
1:BM:203:PHE:CE2	1:BM:234:LYS:HE3	2.56	0.41
3:BM:402:ADP:H2'	6:BM:525:HOH:O	2.21	0.41
1:BN:182:GLY:HA3	1:BN:230:HIS:O	2.20	0.41
1:BP:88:PHE:CE1	1:BP:295:PRO:HG3	2.55	0.41
1:BQ:266:ARG:HA	6:BQ:552:HOH:O	2.19	0.41
1:AB:302:VAL:HG21	1:AB:357:GLU:HG3	2.02	0.41
1:AD:143:ARG:HB2	1:AD:249:ILE:HG12	2.02	0.41
1:AD:311:ALA:O	1:AD:315:LYS:NZ	2.41	0.41
1:AF:49:LEU:HD13	1:AF:100:PHE:HB2	2.03	0.41
1:AF:139:SER:CB	1:AF:253:LYS:HA	2.50	0.41
1:AG:44:GLN:OE1	1:AG:103:LYS:HB3	2.20	0.41
1:AH:84:THR:HG21	1:AH:295:PRO:HG2	2.03	0.41
1:AI:206:GLU:HG3	1:AI:207:LYS:O	2.20	0.41
1:AL:228:ILE:HD11	1:AL:237:LEU:HD23	2.02	0.41
1:AP:245:HIS:O	1:AP:246:ILE:HG13	2.21	0.41
1:AQ:70:THR:HG22	6:AQ:523:HOH:O	2.20	0.41
1:AQ:111:PHE:CE1	1:AQ:115:ASP:HB2	2.56	0.41
3:AR:402:ADP:O1B	5:AR:404:NO3:N	2.54	0.41
1:BA:50:TYR:O	1:BA:54:TRP:HB3	2.21	0.41
1:BA:265:ALA:O	1:BA:269:LEU:HG	2.20	0.41
1:BB:151:VAL:CG1	1:BB:157:MET:HE3	2.51	0.41
1:BD:73:ASP:O	1:BD:75:PRO:HD3	2.20	0.41
1:BD:367:GLY:O	1:BD:371:LEU:HG	2.21	0.41
1:BL:144:CYS:SG	1:BL:146:ARG:NH1	2.93	0.41
1:BO:84:THR:OG1	2:BO:401:NMG:O2	2.22	0.41
1:AA:38:ASN:HA	6:AA:608:HOH:O	2.21	0.41
1:AA:104:CYS:O	1:AA:108:ILE:HD12	2.20	0.41
1:AA:318:ARG:HA	6:AA:620:HOH:O	2.20	0.41

*Continued on next page...*



*Continued from previous page...*

Atom-1	Atom-2	Interatomic distance (Å)	Clash overlap (Å)
1:AC:384:ILE:CA	1:AC:387:MET:HG3	2.51	0.41
1:AD:309:ARG:HA	1:AD:343:SER:O	2.20	0.41
1:AG:49:LEU:HD23	1:AG:49:LEU:HA	1.93	0.41
1:AG:91:GLU:HB2	1:AG:283:MET:CE	2.51	0.41
1:AG:111:PHE:CE1	1:AG:115:ASP:HB3	2.55	0.41
1:AG:326:LEU:HD21	1:AG:370:LEU:HD23	2.01	0.41
1:AI:53:TYR:CZ	1:AI:97:TYR:HA	2.55	0.41
1:AI:117:HIS:CE1	1:AI:300:THR:HG23	2.56	0.41
1:AJ:64:PHE:HB2	1:AJ:97:TYR:CE2	2.55	0.41
1:AK:185:TYR:HA	1:AK:186:PRO:HD2	1.85	0.41
1:AK:323:LEU:HD13	1:AK:330:LYS:HB2	2.03	0.41
1:AM:141:ARG:HG3	1:AM:251:MET:HB3	2.03	0.41
1:AM:308:LEU:HD13	1:AM:310:LEU:HD11	2.03	0.41
1:AN:243:GLU:HB3	6:AN:615:HOH:O	2.20	0.41
1:AO:85:GLY:O	1:AO:86:CYS:HB3	2.21	0.41
1:AO:313:LEU:HD11	1:AO:374:CYS:HB2	2.01	0.41
1:AP:152:CYS:HB2	1:AP:161:GLU:OE2	2.20	0.41
1:AR:176:LEU:HD12	1:AR:229:TRP:CH2	2.56	0.41
1:BA:284:HIS:CD2	1:BA:285:ASN:O	2.74	0.41
1:BF:157:MET:HB2	1:BF:161:GLU:OE1	2.19	0.41
1:BF:199:ILE:HD13	1:BF:206:GLU:HA	2.02	0.41
1:BF:298:MET:HE1	1:BF:353:LEU:HD12	2.02	0.41
1:BF:388:ILE:HA	1:BF:389:PRO:HD3	1.88	0.41
1:BG:38:ASN:HD21	1:BG:82:LYS:HE3	1.84	0.41
1:BG:111:PHE:HE2	1:BG:287:ARG:HH21	1.67	0.41
1:BH:83:LYS:NZ	1:BH:336:GLU:OE2	2.49	0.41
1:BH:249:ILE:HD13	6:BH:580:HOH:O	2.20	0.41
1:BK:117:HIS:ND1	1:BK:118:PRO:HD2	2.35	0.41
1:BM:142:ILE:HD12	1:BM:261:PHE:HA	2.02	0.41
1:BM:154:PRO:N	1:BM:155:PRO:HD2	2.35	0.41
1:BN:18:LYS:HB2	1:BN:21:GLU:HG2	2.03	0.41
1:BP:58:THR:O	1:BP:60:ASN:N	2.54	0.41
1:BP:88:PHE:O	1:BP:153:LEU:HD12	2.20	0.41
1:BQ:207:LYS:HB3	1:BQ:208:PRO:HD2	2.03	0.41
1:BQ:319:PHE:O	1:BQ:323:LEU:HG	2.20	0.41
1:AA:127:LEU:HD12	1:AA:362:GLN:OE1	2.21	0.41
1:AB:31:PHE:HA	1:AB:32:PRO:HD2	1.72	0.41
1:AC:117:HIS:HA	1:AC:118:PRO:HD2	1.93	0.41
1:AF:173:LEU:HD23	1:AF:176:LEU:HD11	2.03	0.41
1:AF:346:ASP:OD2	3:AF:402:ADP:C8	2.73	0.41
1:AG:154:PRO:N	1:AG:155:PRO:HD2	2.35	0.41

*Continued on next page...*

*Continued from previous page...*

Atom-1	Atom-2	Interatomic distance (Å)	Clash overlap (Å)
1:AH:161:GLU:O	1:AH:165:VAL:HG23	2.21	0.41
1:AH:244:ASP:OD2	1:AH:247:ARG:NE	2.52	0.41
1:AH:309:ARG:O	1:AH:310:LEU:HD23	2.21	0.41
1:AJ:205:PHE:HD2	1:AJ:239:TRP:CG	2.38	0.41
1:AJ:207:LYS:O	1:AJ:209:THR:N	2.53	0.41
1:AK:384:ILE:HA	1:AK:387:MET:HG3	2.03	0.41
1:AL:360:LEU:HA	1:AL:360:LEU:HD23	1.83	0.41
1:AN:143:ARG:NH2	1:AN:297:ASN:OD1	2.38	0.41
1:AN:208:PRO:HG3	1:AN:222:TRP:NE1	2.36	0.41
1:AP:333:THR:O	1:AP:333:THR:HG22	2.19	0.41
1:AQ:247:ARG:NE	6:AQ:655:HOH:O	2.54	0.41
1:AR:18:LYS:HD3	1:AR:20:TRP:CZ2	2.55	0.41
1:BA:71:GLY:N	1:BA:85:GLY:O	2.54	0.41
1:BD:250:SER:OG	1:BD:263:ARG:NH1	2.51	0.41
1:BE:298:MET:HE1	1:BE:353:LEU:HD12	2.00	0.41
1:BF:196:GLU:O	1:BF:200:GLU:HB2	2.20	0.41
1:BG:304:ALA:O	1:BG:348:SER:HB2	2.21	0.41
1:BG:313:LEU:HD23	1:BG:313:LEU:C	2.41	0.41
1:BH:179:ASP:CG	1:BH:266:ARG:HH12	2.24	0.41
1:BI:74:ASN:HA	1:BI:75:PRO:HD2	1.84	0.41
1:BJ:83:LYS:NZ	1:BJ:336:GLU:HG2	2.35	0.41
1:BL:112:LYS:O	1:BL:115:ASP:HB2	2.21	0.41
1:BP:141:ARG:NH1	3:BP:402:ADP:O2B	2.51	0.41
1:BP:236:PHE:CE1	1:BP:267:GLY:HA3	2.55	0.41
1:AA:221:ASP:HA	1:AB:72:VAL:CG1	2.51	0.41
1:AA:318:ARG:HD3	1:AA:388:ILE:CD1	2.51	0.41
1:AB:222:TRP:HA	1:AB:223:PRO:HA	1.76	0.41
1:AB:290:TYR:O	1:AB:298:MET:HA	2.21	0.41
1:AC:111:PHE:HE2	1:AC:287:ARG:NH2	2.19	0.41
1:AC:208:PRO:HA	1:AC:213:LEU:HD23	2.03	0.41
1:AD:96:CYS:C	1:AD:97:TYR:CD2	2.95	0.41
1:AD:222:TRP:HA	1:AD:226:ARG:NH1	2.34	0.41
1:AD:238:VAL:HA	1:AD:247:ARG:O	2.21	0.41
1:AE:66:LYS:NZ	1:AE:155:PRO:O	2.43	0.41
1:AE:79:PHE:CD2	1:AE:337:SER:HA	2.55	0.41
1:AE:113:PRO:HA	1:AE:287:ARG:NH2	2.35	0.41
1:AE:285:ASN:HD22	1:AE:287:ARG:N	2.19	0.41
1:AE:295:PRO:O	1:AE:298:MET:CE	2.69	0.41
3:AE:402:ADP:H5'1	3:AE:402:ADP:O2B	2.20	0.41
1:AF:201:ASP:O	1:AF:202:HIS:CB	2.69	0.41
1:AH:292:CYS:SG	1:AH:301:VAL:HG11	2.60	0.41

*Continued on next page...*

*Continued from previous page...*

Atom-1	Atom-2	Interatomic distance (Å)	Clash overlap (Å)
1:AJ:18:LYS:HA	1:AJ:19:PRO:HD2	1.80	0.41
1:AJ:127:LEU:HG	1:AJ:128:VAL:N	2.36	0.41
1:AJ:157:MET:HE1	1:AJ:165:VAL:HG21	2.03	0.41
1:AK:53:TYR:CE2	1:AK:97:TYR:HA	2.56	0.41
1:AK:159:ARG:HG3	1:AK:221:ASP:OD2	2.20	0.41
1:AK:342:ASP:N	6:AK:615:HOH:O	2.53	0.41
1:AN:206:GLU:HG3	1:AN:207:LYS:O	2.21	0.41
1:AN:336:GLU:HB3	3:AN:402:ADP:O2A	2.21	0.41
1:AO:180:LEU:O	1:AO:229:TRP:HH2	2.04	0.41
1:AO:257:LEU:HD11	1:AO:364:LEU:CD1	2.51	0.41
1:AO:294:CYS:HA	1:AO:295:PRO:HD3	1.93	0.41
2:AO:401:NMG:NH1	5:AO:404:NO3:O2	2.54	0.41
1:AP:43:SER:HB3	1:AP:44:GLN:NE2	2.36	0.41
1:AP:234:LYS:N	6:AP:609:HOH:O	2.53	0.41
1:AP:377:LYS:HG3	1:AP:387:MET:SD	2.60	0.41
1:AR:242:GLU:CD	1:AR:243:GLU:H	2.24	0.41
1:BA:141:ARG:HH21	1:BA:249:ILE:HD13	1.86	0.41
1:BB:111:PHE:CG	1:BB:353:LEU:HD13	2.55	0.41
1:BB:326:LEU:HB3	6:BB:540:HOH:O	2.20	0.41
1:BC:267:GLY:O	1:BC:270:GLU:HB2	2.21	0.41
1:BC:372:ILE:CG2	1:BC:376:LYS:HE2	2.50	0.41
1:BD:57:VAL:HG12	1:BD:58:THR:N	2.35	0.41
1:BD:139:SER:HB2	1:BD:252:GLN:O	2.20	0.41
1:BD:285:ASN:CB	1:BD:288:LEU:HB2	2.51	0.41
1:BE:195:GLN:HE21	1:BE:195:GLN:HB2	1.62	0.41
1:BE:328:LEU:HD11	1:BE:367:GLY:HA3	2.01	0.41
1:BF:38:ASN:HB2	1:BK:177:LYS:HD2	2.03	0.41
1:BF:220:ARG:C	1:BF:222:TRP:H	2.24	0.41
1:BH:252:GLN:OE1	1:BH:263:ARG:NH2	2.53	0.41
1:BH:382:GLN:HE21	1:BH:382:GLN:HB2	1.70	0.41
1:BI:66:LYS:NZ	1:BI:155:PRO:O	2.54	0.41
1:BI:133:GLU:HB2	6:BI:514:HOH:O	2.20	0.41
1:BI:313:LEU:HD22	1:BI:319:PHE:CD1	2.56	0.41
1:BI:377:LYS:HB2	1:BI:384:ILE:CG2	2.51	0.41
1:BL:96:CYS:HB3	1:BL:97:TYR:CE2	2.56	0.41
1:BM:58:THR:HB	1:BM:59:PRO:HD2	2.03	0.41
1:BN:119:ALA:HA	1:BN:120:PRO:HD3	1.95	0.41
1:BO:204:LEU:CD1	1:BO:228:ILE:HB	2.51	0.41
1:BP:325:LYS:HD3	1:BP:389:PRO:HB2	2.02	0.41
1:BQ:117:HIS:HA	1:BQ:118:PRO:HD2	1.86	0.41
1:BQ:352:ARG:HG2	1:BQ:352:ARG:NH1	2.34	0.41

*Continued on next page...*

*Continued from previous page...*

Atom-1	Atom-2	Interatomic distance (Å)	Clash overlap (Å)
1:BR:323:LEU:HD13	1:BR:330:LYS:HB2	2.03	0.41
1:AA:62:VAL:HG11	1:AA:89:GLY:HA3	2.01	0.41
1:AA:313:LEU:O	1:AA:313:LEU:HD23	2.21	0.41
1:AA:364:LEU:HD22	1:AA:368:VAL:HG23	2.03	0.41
1:AB:163:ARG:HG3	6:AB:523:HOH:O	2.21	0.41
1:AD:117:HIS:HA	1:AD:118:PRO:HD2	1.87	0.41
1:AF:132:PHE:HE1	1:AF:257:LEU:HB2	1.86	0.41
1:AF:314:GLU:HA	1:AF:319:PHE:CD2	2.56	0.41
1:AJ:139:SER:OG	3:AJ:402:ADP:N1	2.44	0.41
1:AJ:285:ASN:ND2	1:AJ:288:LEU:H	2.18	0.41
1:AJ:304:ALA:CB	1:AJ:364:LEU:HD12	2.51	0.41
1:AK:180:LEU:O	1:AK:229:TRP:HH2	2.03	0.41
1:AM:285:ASN:HD22	1:AM:287:ARG:N	2.18	0.41
1:AN:169:VAL:O	1:AN:173:LEU:HG	2.20	0.41
1:AN:205:PHE:HB3	1:AN:239:TRP:CH2	2.56	0.41
1:AP:40:VAL:HG13	1:AP:107:GLU:OE1	2.21	0.41
1:AR:212:LEU:HD12	1:AR:216:SER:HB3	2.03	0.41
1:BA:168:VAL:HG13	1:BA:280:HIS:CE1	2.56	0.41
1:BG:98:LYS:HE3	1:BG:102:ASP:OD2	2.20	0.41
1:BL:38:ASN:N	1:BL:75:PRO:O	2.50	0.41
1:BL:105:ILE:HG12	1:BL:298:MET:CE	2.51	0.41
1:BM:298:MET:HG2	6:BM:597:HOH:O	2.21	0.41
1:BO:137:VAL:CG1	1:BO:255:GLY:HA2	2.51	0.41
1:BP:183:LYS:HG2	1:BP:184:TYR:N	2.36	0.41
1:AA:91:GLU:O	1:AA:91:GLU:HG2	2.19	0.40
1:AB:178:GLY:C	1:AB:180:LEU:H	2.24	0.40
1:AB:386:ASP:OD1	1:AB:386:ASP:N	2.54	0.40
1:AC:205:PHE:HD2	1:AC:239:TRP:CD2	2.39	0.40
1:AC:247:ARG:NH1	3:AC:402:ADP:O1B	2.53	0.40
1:AD:217:GLY:O	1:AD:220:ARG:NE	2.50	0.40
1:AF:229:TRP:CE3	1:AF:229:TRP:C	2.94	0.40
1:AG:370:LEU:HD12	1:AG:370:LEU:O	2.21	0.40
1:AJ:34:LEU:HD21	1:AJ:72:VAL:HG22	2.02	0.40
1:AP:183:LYS:HD3	1:AP:185:TYR:CE2	2.56	0.40
1:BC:206:GLU:HG3	6:BC:617:HOH:O	2.21	0.40
1:BG:56:LYS:HE2	1:BG:96:CYS:SG	2.62	0.40
1:BH:352:ARG:NH1	1:BH:352:ARG:HG3	2.35	0.40
1:BI:340:ALA:HB2	1:BI:345:TYR:CE2	2.55	0.40
1:BI:384:ILE:CB	1:BI:387:MET:HG3	2.52	0.40
1:BK:144:CYS:SG	1:BK:264:PHE:HZ	2.44	0.40
1:BL:137:VAL:HG12	1:BL:255:GLY:HA2	2.03	0.40

*Continued on next page...*

*Continued from previous page...*

Atom-1	Atom-2	Interatomic distance (Å)	Clash overlap (Å)
1:BM:357:GLU:O	1:BM:361:VAL:HG23	2.21	0.40
1:BR:326:LEU:HB3	6:BR:522:HOH:O	2.21	0.40
1:AB:133:GLU:HG3	6:AB:572:HOH:O	2.21	0.40
1:AC:44:GLN:OE1	1:AC:103:LYS:HE3	2.22	0.40
1:AC:121:ASP:HB3	1:AC:356:SER:HB2	2.03	0.40
1:AC:168:VAL:HG12	1:AC:169:VAL:N	2.36	0.40
1:AD:192:GLU:O	1:AD:196:GLU:HG3	2.21	0.40
1:AE:36:LYS:HG2	6:AE:590:HOH:O	2.21	0.40
1:AE:131:VAL:HG22	1:AE:256:ASP:OD1	2.21	0.40
1:AE:250:SER:OG	1:AE:263:ARG:NH1	2.54	0.40
1:AF:141:ARG:HD2	3:AF:402:ADP:C4	2.56	0.40
1:AH:313:LEU:HA	1:AH:378:LEU:CD1	2.50	0.40
1:AI:372:ILE:HG22	1:AI:376:LYS:HE2	2.03	0.40
1:AM:187:LEU:HB3	1:AM:223:PRO:HB2	2.03	0.40
1:AN:117:HIS:HA	1:AN:118:PRO:HD2	1.86	0.40
1:AO:108:ILE:HD13	1:AO:296:THR:HG22	2.04	0.40
1:AQ:37:HIS:O	1:BF:185:TYR:HE2	2.04	0.40
1:BA:132:PHE:O	1:BA:255:GLY:HA3	2.20	0.40
1:BA:331:ARG:NH1	3:BA:502:ADP:O2A	2.50	0.40
1:BB:187:LEU:HD11	1:BB:204:LEU:HD21	2.04	0.40
1:BC:151:VAL:HG12	1:BC:152:CYS:O	2.21	0.40
1:BE:208:PRO:HD3	1:BE:222:TRP:CE2	2.56	0.40
1:BF:135:LYS:HD3	1:BF:136:TYR:CE1	2.57	0.40
1:BI:154:PRO:N	1:BI:155:PRO:HD2	2.36	0.40
1:BJ:133:GLU:HG3	6:BJ:504:HOH:O	2.21	0.40
1:BJ:314:GLU:CG	1:BJ:315:LYS:HD2	2.51	0.40
1:BJ:336:GLU:OE2	2:BJ:401:NMG:NE	2.27	0.40
1:BJ:367:GLY:O	1:BJ:371:LEU:HG	2.21	0.40
1:BL:290:TYR:O	1:BL:298:MET:HA	2.21	0.40
1:BL:294:CYS:HA	1:BL:295:PRO:HD3	1.84	0.40
1:BN:20:TRP:HB3	1:BN:54:TRP:CZ2	2.56	0.40
1:BP:352:ARG:HH11	1:BP:352:ARG:HG2	1.86	0.40
1:AA:74:ASN:HA	1:AA:75:PRO:HD2	1.92	0.40
1:AC:384:ILE:HB	1:AC:387:MET:HG3	2.03	0.40
1:AD:200:GLU:O	1:AD:200:GLU:HG2	2.21	0.40
1:AE:226:ARG:HG3	1:AE:241:ASN:O	2.21	0.40
1:AE:257:LEU:HD11	1:AE:364:LEU:HD13	2.04	0.40
1:AE:382:GLN:HE21	1:AE:382:GLN:HB2	1.69	0.40
1:AG:175:GLY:HA2	1:AG:177:LYS:HZ1	1.85	0.40
1:AI:205:PHE:CD1	1:AI:242:GLU:HG3	2.56	0.40
1:AL:233:GLU:HG3	6:AL:618:HOH:O	2.21	0.40

*Continued on next page...*

*Continued from previous page...*

Atom-1	Atom-2	Interatomic distance (Å)	Clash overlap (Å)
1:AM:296:THR:O	1:AM:352:ARG:HD2	2.22	0.40
1:AN:176:LEU:O	1:AN:181:ALA:HA	2.20	0.40
1:AN:293:THR:HB	6:AN:501:HOH:O	2.22	0.40
1:AN:304:ALA:O	1:AN:348:SER:HB2	2.21	0.40
1:AP:41:MET:HG2	1:AP:100:PHE:HZ	1.86	0.40
1:AQ:34:LEU:HD21	1:AQ:72:VAL:HG22	2.01	0.40
1:AR:66:LYS:HD3	1:AR:66:LYS:O	2.20	0.40
1:BB:364:LEU:HD22	1:BB:364:LEU:O	2.21	0.40
1:BD:285:ASN:ND2	1:BD:288:LEU:N	2.57	0.40
1:BF:316:HIS:HA	1:BF:317:PRO:HD2	1.87	0.40
1:BG:70:THR:HB	1:BG:216:SER:HB3	2.03	0.40
1:BI:309:ARG:NH1	6:BI:596:HOH:O	2.48	0.40
1:BJ:8:TYR:HA	1:BJ:11:LYS:HZ3	1.87	0.40
1:BJ:322:MET:HE2	1:BJ:388:ILE:HG12	2.04	0.40
1:BL:47:LYS:O	1:BL:51:GLU:HB2	2.22	0.40
1:BL:242:GLU:OE1	1:BL:243:GLU:N	2.50	0.40
1:BM:318:ARG:NH1	1:BM:385:ASP:OD2	2.54	0.40
1:BO:74:ASN:HA	1:BO:75:PRO:HD2	1.84	0.40
1:BO:353:LEU:HD22	1:BO:354:GLY:N	2.37	0.40
1:BP:18:LYS:HB2	1:BP:21:GLU:HG2	2.03	0.40
1:BP:83:LYS:NZ	1:BP:336:GLU:OE2	2.54	0.40
1:BP:284:HIS:CD2	1:BP:285:ASN:O	2.74	0.40
1:AA:238:VAL:HA	1:AA:247:ARG:O	2.22	0.40
1:AB:111:PHE:CE1	1:AB:353:LEU:HD22	2.56	0.40
1:AB:162:ARG:HH12	1:AB:221:ASP:HB2	1.86	0.40
1:AB:340:ALA:HB2	1:AB:345:TYR:CD2	2.56	0.40
1:AF:18:LYS:O	1:AF:21:GLU:HG2	2.21	0.40
1:AF:318:ARG:CZ	1:AF:388:ILE:HD12	2.51	0.40
1:AH:132:PHE:HE1	1:AH:257:LEU:HD12	1.86	0.40
1:AH:183:LYS:NZ	6:AH:575:HOH:O	2.40	0.40
1:AH:203:PHE:HE1	1:AH:234:LYS:O	2.04	0.40
1:AI:155:PRO:HD3	1:AI:218:CYS:SG	2.61	0.40
1:AJ:134:ASP:HB2	6:AJ:556:HOH:O	2.22	0.40
1:AL:312:PHE:CD2	1:AL:379:GLU:HA	2.56	0.40
1:AN:189:THR:HB	1:BA:36:LYS:CG	2.51	0.40
1:AN:374:CYS:HA	1:AN:387:MET:HE2	2.03	0.40
1:AP:298:MET:HE2	1:AP:298:MET:HB2	1.67	0.40
1:AQ:294:CYS:HA	1:AQ:295:PRO:HD3	1.93	0.40
1:AR:175:GLY:O	1:AR:177:LYS:CG	2.67	0.40
1:BA:105:ILE:HG12	1:BA:298:MET:CE	2.52	0.40
1:BC:40:VAL:N	1:BC:82:LYS:HE2	2.36	0.40

*Continued on next page...*

*Continued from previous page...*

Atom-1	Atom-2	Interatomic distance (Å)	Clash overlap (Å)
1:BD:320:ASP:N	6:BD:571:HOH:O	2.51	0.40
1:BD:331:ARG:HB2	1:BD:346:ASP:HB3	2.04	0.40
1:BE:68:ILE:O	1:BE:72:VAL:HG23	2.21	0.40
1:BE:385:ASP:HA	1:BE:388:ILE:HD12	2.03	0.40
1:BH:83:LYS:HB2	6:BH:637:HOH:O	2.21	0.40
1:BK:70:THR:HG21	1:BK:212:LEU:HD12	2.02	0.40
1:BL:45:LEU:HD12	1:BL:45:LEU:HA	1.92	0.40
1:BN:40:VAL:O	1:BN:41:MET:C	2.60	0.40
1:BO:236:PHE:CZ	1:BO:267:GLY:HA3	2.56	0.40
1:BQ:117:HIS:HE1	1:BQ:300:THR:HG23	1.87	0.40
1:BR:294:CYS:O	1:BR:297:ASN:HB2	2.22	0.40
1:AB:143:ARG:HG3	6:AB:505:HOH:O	2.20	0.40
1:AB:313:LEU:HD23	1:AB:313:LEU:C	2.42	0.40
1:AD:44:GLN:OE1	1:AD:103:LYS:HE3	2.22	0.40
1:AD:60:ASN:HB2	1:AD:90:ASP:OD2	2.21	0.40
1:AD:213:LEU:CD2	1:AD:219:ALA:HB2	2.51	0.40
1:AF:161:GLU:O	1:AF:165:VAL:HG23	2.22	0.40
1:AH:229:TRP:HB3	1:AH:238:VAL:HB	2.03	0.40
1:AH:284:HIS:CD2	1:AH:285:ASN:N	2.89	0.40
1:AH:297:ASN:CB	1:AH:301:VAL:HG13	2.50	0.40
1:AI:132:PHE:HE2	1:AI:369:ASN:OD1	2.03	0.40
1:AK:313:LEU:HD22	1:AK:319:PHE:CD1	2.56	0.40
1:AL:73:ASP:O	1:AL:75:PRO:HD3	2.22	0.40
1:AL:204:LEU:HG	1:AL:205:PHE:O	2.22	0.40
1:AN:58:THR:HB	1:AN:59:PRO:HD2	2.03	0.40
1:AN:346:ASP:OD1	1:AN:346:ASP:C	2.59	0.40
1:AO:306:VAL:HG21	1:AO:368:VAL:HG21	2.03	0.40
1:AO:360:LEU:HD23	1:AO:360:LEU:HA	1.84	0.40
1:AP:358:ARG:NH1	6:AP:612:HOH:O	2.55	0.40
1:AQ:185:TYR:HA	1:AQ:186:PRO:HD2	1.88	0.40
1:BB:312:PHE:CE2	1:BB:379:GLU:HA	2.56	0.40
1:BC:222:TRP:CD1	1:BC:223:PRO:HB3	2.57	0.40
1:BC:294:CYS:HA	1:BC:295:PRO:HD3	1.92	0.40
1:BC:327:ARG:HA	1:BC:327:ARG:HD2	1.84	0.40
1:BD:12:ASN:OD1	1:BD:18:LYS:HE3	2.21	0.40
1:BD:18:LYS:O	1:BD:21:GLU:HG2	2.20	0.40
1:BD:154:PRO:HA	1:BD:157:MET:SD	2.62	0.40
1:BD:287:ARG:NH1	6:BD:527:HOH:O	2.55	0.40
1:BF:187:LEU:HD12	1:BF:187:LEU:HA	1.66	0.40
1:BF:252:GLN:HG2	1:BF:260:VAL:CG2	2.51	0.40
1:BF:312:PHE:CZ	1:BF:379:GLU:HG3	2.57	0.40

*Continued on next page...*

Continued from previous page...

Atom-1	Atom-2	Interatomic distance (Å)	Clash overlap (Å)
1:BG:119:ALA:HA	1:BG:120:PRO:HD3	1.96	0.40
1:BG:355:LYS:HB2	1:BG:360:LEU:HD21	2.03	0.40
1:BH:247:ARG:HD2	6:BH:519:HOH:O	2.22	0.40
1:BH:352:ARG:HH11	1:BH:352:ARG:HG3	1.86	0.40
1:BJ:311:ALA:HB3	6:BJ:531:HOH:O	2.22	0.40
1:BJ:326:LEU:HD13	1:BJ:367:GLY:CA	2.51	0.40
1:BL:141:ARG:HH21	1:BL:249:ILE:HD13	1.87	0.40
1:BM:36:LYS:HG3	6:BM:602:HOH:O	2.21	0.40
1:BN:364:LEU:HD22	1:BN:368:VAL:HG23	2.02	0.40
1:BO:58:THR:HG23	1:BO:62:VAL:O	2.21	0.40
1:BP:127:LEU:HD12	1:BP:362:GLN:OE1	2.21	0.40
1:BQ:74:ASN:HA	1:BQ:75:PRO:HD2	1.95	0.40
1:BQ:110:HIS:NE2	1:BQ:327:ARG:NH1	2.69	0.40
1:BQ:165:VAL:O	1:BQ:169:VAL:HG23	2.21	0.40
1:BQ:388:ILE:HA	1:BQ:389:PRO:HD3	1.83	0.40

There are no symmetry-related clashes.

## 5.3 Torsion angles [i](#)

### 5.3.1 Protein backbone [i](#)

In the following table, the Percentiles column shows the percent Ramachandran outliers of the chain as a percentile score with respect to all X-ray entries followed by that with respect to entries of similar resolution.

The Analysed column shows the number of residues for which the backbone conformation was analysed, and the total number of residues.

Mol	Chain	Analysed	Favoured	Allowed	Outliers	Percentiles	
1	AA	364/390 (93%)	335 (92%)	29 (8%)	0	100	100
1	AB	385/390 (99%)	360 (94%)	21 (6%)	4 (1%)	15	17
1	AC	365/390 (94%)	338 (93%)	26 (7%)	1 (0%)	41	50
1	AD	380/390 (97%)	359 (94%)	21 (6%)	0	100	100
1	AE	365/390 (94%)	344 (94%)	19 (5%)	2 (0%)	29	35
1	AF	383/390 (98%)	361 (94%)	20 (5%)	2 (0%)	29	35
1	AG	365/390 (94%)	338 (93%)	23 (6%)	4 (1%)	14	15
1	AH	382/390 (98%)	337 (88%)	41 (11%)	4 (1%)	15	17

Continued on next page...



Continued from previous page...

Mol	Chain	Analysed	Favoured	Allowed	Outliers	Percentiles	
1	AI	364/390 (93%)	340 (93%)	21 (6%)	3 (1%)	19	23
1	AJ	383/390 (98%)	352 (92%)	27 (7%)	4 (1%)	15	17
1	AK	365/390 (94%)	347 (95%)	17 (5%)	1 (0%)	41	50
1	AL	382/390 (98%)	362 (95%)	20 (5%)	0	100	100
1	AM	365/390 (94%)	336 (92%)	24 (7%)	5 (1%)	11	11
1	AN	380/390 (97%)	351 (92%)	26 (7%)	3 (1%)	19	23
1	AO	364/390 (93%)	342 (94%)	18 (5%)	4 (1%)	14	15
1	AP	379/390 (97%)	355 (94%)	21 (6%)	3 (1%)	19	23
1	AQ	364/390 (93%)	342 (94%)	21 (6%)	1 (0%)	41	50
1	AR	377/390 (97%)	351 (93%)	22 (6%)	4 (1%)	14	15
1	BA	365/390 (94%)	337 (92%)	23 (6%)	5 (1%)	11	11
1	BB	386/390 (99%)	358 (93%)	24 (6%)	4 (1%)	15	17
1	BC	365/390 (94%)	341 (93%)	23 (6%)	1 (0%)	41	50
1	BD	383/390 (98%)	351 (92%)	29 (8%)	3 (1%)	19	23
1	BE	365/390 (94%)	337 (92%)	25 (7%)	3 (1%)	19	23
1	BF	380/390 (97%)	344 (90%)	33 (9%)	3 (1%)	19	23
1	BG	365/390 (94%)	334 (92%)	29 (8%)	2 (0%)	29	35
1	BH	380/390 (97%)	353 (93%)	23 (6%)	4 (1%)	14	15
1	BI	365/390 (94%)	342 (94%)	22 (6%)	1 (0%)	41	50
1	BJ	383/390 (98%)	355 (93%)	26 (7%)	2 (0%)	29	35
1	BK	365/390 (94%)	341 (93%)	23 (6%)	1 (0%)	41	50
1	BL	379/390 (97%)	331 (87%)	40 (11%)	8 (2%)	7	5
1	BM	365/390 (94%)	345 (94%)	19 (5%)	1 (0%)	41	50
1	BN	380/390 (97%)	349 (92%)	26 (7%)	5 (1%)	12	12
1	BO	365/390 (94%)	344 (94%)	19 (5%)	2 (0%)	29	35
1	BP	380/390 (97%)	348 (92%)	29 (8%)	3 (1%)	19	23
1	BQ	364/390 (93%)	342 (94%)	20 (6%)	2 (0%)	29	35
1	BR	379/390 (97%)	353 (93%)	24 (6%)	2 (0%)	29	35
All	All	13426/14040 (96%)	12455 (93%)	874 (6%)	97 (1%)	22	26

All (97) Ramachandran outliers are listed below:

Mol	Chain	Res	Type
1	AH	168	VAL
1	AM	54	TRP
1	AM	336	GLU
1	BG	242	GLU
1	BH	242	GLU
1	BL	206	GLU
1	BQ	242	GLU
1	AB	13	ARG
1	AF	202	HIS
1	AG	200	GLU
1	AH	167	LYS
1	AP	17	SER
1	BA	301	VAL
1	BB	385	ASP
1	BD	115	ASP
1	BF	220	ARG
1	BJ	94	TYR
1	BL	283	MET
1	BL	381	GLY
1	BP	242	GLU
1	AG	123	ASP
1	AG	301	VAL
1	AJ	242	GLU
1	AM	242	GLU
1	AO	208	PRO
1	AP	242	GLU
1	BA	202	HIS
1	BA	342	ASP
1	BD	17	SER
1	BF	221	ASP
1	BJ	241	ASN
1	BL	133	GLU
1	BL	134	ASP
1	BL	242	GLU
1	BN	152	CYS
1	BN	186	PRO
1	BN	242	GLU
1	BO	242	GLU
1	AB	202	HIS
1	AK	208	PRO
1	AO	35	SER
1	AR	134	ASP
1	BB	13	ARG

*Continued on next page...*

*Continued from previous page...*

<b>Mol</b>	<b>Chain</b>	<b>Res</b>	<b>Type</b>
1	BB	242	GLU
1	BE	220	ARG
1	BG	301	VAL
1	BL	126	LYS
1	BR	208	PRO
1	AB	301	VAL
1	AC	242	GLU
1	AG	242	GLU
1	AH	208	PRO
1	AM	77	ASN
1	AN	202	HIS
1	AN	242	GLU
1	AO	242	GLU
1	AR	242	GLU
1	AR	356	SER
1	BA	242	GLU
1	BH	208	PRO
1	BH	365	VAL
1	BP	59	PRO
1	BQ	299	GLY
1	AE	301	VAL
1	AE	342	ASP
1	AF	224	ASP
1	AI	231	ASN
1	AJ	41	MET
1	AJ	208	PRO
1	BC	283	MET
1	BE	242	GLU
1	BE	301	VAL
1	BF	301	VAL
1	BL	301	VAL
1	BN	93	SER
1	BN	158	SER
1	AB	208	PRO
1	AH	381	GLY
1	AI	299	GLY
1	AN	301	VAL
1	AR	281	GLY
1	AI	208	PRO
1	AJ	301	VAL
1	AP	301	VAL
1	BM	301	VAL

*Continued on next page...*

*Continued from previous page...*

Mol	Chain	Res	Type
1	BP	301	VAL
1	AQ	118	PRO
1	BO	301	VAL
1	AM	301	VAL
1	AO	301	VAL
1	BD	301	VAL
1	BI	301	VAL
1	BK	59	PRO
1	BR	301	VAL
1	BA	168	VAL
1	BB	301	VAL
1	BH	301	VAL

### 5.3.2 Protein sidechains [i](#)

In the following table, the Percentiles column shows the percent sidechain outliers of the chain as a percentile score with respect to all X-ray entries followed by that with respect to entries of similar resolution.

The Analysed column shows the number of residues for which the sidechain conformation was analysed, and the total number of residues.

Mol	Chain	Analysed	Rotameric	Outliers	Percentiles	
1	AA	315/335 (94%)	294 (93%)	21 (7%)	16	21
1	AB	333/335 (99%)	311 (93%)	22 (7%)	16	22
1	AC	316/335 (94%)	297 (94%)	19 (6%)	19	26
1	AD	329/335 (98%)	311 (94%)	18 (6%)	21	30
1	AE	316/335 (94%)	300 (95%)	16 (5%)	24	33
1	AF	332/335 (99%)	314 (95%)	18 (5%)	22	30
1	AG	316/335 (94%)	301 (95%)	15 (5%)	26	37
1	AH	331/335 (99%)	312 (94%)	19 (6%)	20	28
1	AI	315/335 (94%)	296 (94%)	19 (6%)	19	26
1	AJ	332/335 (99%)	313 (94%)	19 (6%)	20	28
1	AK	316/335 (94%)	301 (95%)	15 (5%)	26	37
1	AL	331/335 (99%)	315 (95%)	16 (5%)	25	36
1	AM	316/335 (94%)	296 (94%)	20 (6%)	18	24
1	AN	329/335 (98%)	313 (95%)	16 (5%)	25	35

*Continued on next page...*

*Continued from previous page...*

Mol	Chain	Analysed	Rotameric	Outliers	Percentiles	
1	AO	315/335 (94%)	300 (95%)	15 (5%)	25	36
1	AP	328/335 (98%)	314 (96%)	14 (4%)	29	40
1	AQ	315/335 (94%)	295 (94%)	20 (6%)	18	24
1	AR	326/335 (97%)	303 (93%)	23 (7%)	14	19
1	BA	316/335 (94%)	301 (95%)	15 (5%)	26	37
1	BB	334/335 (100%)	317 (95%)	17 (5%)	24	33
1	BC	316/335 (94%)	303 (96%)	13 (4%)	30	43
1	BD	332/335 (99%)	313 (94%)	19 (6%)	20	28
1	BE	316/335 (94%)	299 (95%)	17 (5%)	22	30
1	BF	329/335 (98%)	311 (94%)	18 (6%)	21	30
1	BG	316/335 (94%)	301 (95%)	15 (5%)	26	37
1	BH	329/335 (98%)	315 (96%)	14 (4%)	29	40
1	BI	316/335 (94%)	299 (95%)	17 (5%)	22	30
1	BJ	332/335 (99%)	315 (95%)	17 (5%)	24	33
1	BK	316/335 (94%)	299 (95%)	17 (5%)	22	30
1	BL	328/335 (98%)	310 (94%)	18 (6%)	21	30
1	BM	316/335 (94%)	300 (95%)	16 (5%)	24	33
1	BN	329/335 (98%)	310 (94%)	19 (6%)	20	27
1	BO	316/335 (94%)	305 (96%)	11 (4%)	36	50
1	BP	329/335 (98%)	316 (96%)	13 (4%)	31	44
1	BQ	315/335 (94%)	296 (94%)	19 (6%)	19	26
1	BR	328/335 (98%)	311 (95%)	17 (5%)	23	32
All	All	11624/12060 (96%)	11007 (95%)	617 (5%)	22	31

All (617) residues with a non-rotameric sidechain are listed below:

Mol	Chain	Res	Type
1	AA	38	ASN
1	AA	43	SER
1	AA	54	TRP
1	AA	66	LYS
1	AA	96	CYS
1	AA	143	ARG
1	AA	149	LYS

*Continued on next page...*

*Continued from previous page...*

<b>Mol</b>	<b>Chain</b>	<b>Res</b>	<b>Type</b>
1	AA	191	ASN
1	AA	200	GLU
1	AA	221	ASP
1	AA	223	PRO
1	AA	233	GLU
1	AA	237	LEU
1	AA	257	LEU
1	AA	285	ASN
1	AA	302	VAL
1	AA	308	LEU
1	AA	342	ASP
1	AA	353	LEU
1	AA	364	LEU
1	AA	386	ASP
1	AB	6	GLN
1	AB	22	SER
1	AB	43	SER
1	AB	54	TRP
1	AB	66	LYS
1	AB	110	HIS
1	AB	143	ARG
1	AB	191	ASN
1	AB	226	ARG
1	AB	232	ASN
1	AB	237	LEU
1	AB	257	LEU
1	AB	273	ARG
1	AB	280	HIS
1	AB	287	ARG
1	AB	306	VAL
1	AB	308	LEU
1	AB	346	ASP
1	AB	353	LEU
1	AB	364	LEU
1	AB	386	ASP
1	AB	387	MET
1	AC	38	ASN
1	AC	54	TRP
1	AC	66	LYS
1	AC	84	THR
1	AC	96	CYS
1	AC	143	ARG

*Continued on next page...*

*Continued from previous page...*

<b>Mol</b>	<b>Chain</b>	<b>Res</b>	<b>Type</b>
1	AC	151	VAL
1	AC	191	ASN
1	AC	200	GLU
1	AC	237	LEU
1	AC	257	LEU
1	AC	285	ASN
1	AC	308	LEU
1	AC	313	LEU
1	AC	333	THR
1	AC	341	THR
1	AC	353	LEU
1	AC	382	GLN
1	AC	387	MET
1	AD	22	SER
1	AD	26	LYS
1	AD	35	SER
1	AD	66	LYS
1	AD	143	ARG
1	AD	144	CYS
1	AD	187	LEU
1	AD	191	ASN
1	AD	192	GLU
1	AD	226	ARG
1	AD	237	LEU
1	AD	257	LEU
1	AD	285	ASN
1	AD	308	LEU
1	AD	313	LEU
1	AD	353	LEU
1	AD	364	LEU
1	AD	382	GLN
1	AE	51	GLU
1	AE	54	TRP
1	AE	66	LYS
1	AE	91	GLU
1	AE	103	LYS
1	AE	143	ARG
1	AE	168	VAL
1	AE	257	LEU
1	AE	285	ASN
1	AE	308	LEU
1	AE	309	ARG

*Continued on next page...*

*Continued from previous page...*

<b>Mol</b>	<b>Chain</b>	<b>Res</b>	<b>Type</b>
1	AE	313	LEU
1	AE	333	THR
1	AE	353	LEU
1	AE	364	LEU
1	AE	387	MET
1	AF	6	GLN
1	AF	22	SER
1	AF	54	TRP
1	AF	66	LYS
1	AF	96	CYS
1	AF	151	VAL
1	AF	213	LEU
1	AF	230	HIS
1	AF	237	LEU
1	AF	253	LYS
1	AF	257	LEU
1	AF	308	LEU
1	AF	333	THR
1	AF	353	LEU
1	AF	364	LEU
1	AF	382	GLN
1	AF	383	SER
1	AF	386	ASP
1	AG	58	THR
1	AG	110	HIS
1	AG	143	ARG
1	AG	151	VAL
1	AG	223	PRO
1	AG	257	LEU
1	AG	285	ASN
1	AG	308	LEU
1	AG	313	LEU
1	AG	333	THR
1	AG	342	ASP
1	AG	353	LEU
1	AG	364	LEU
1	AG	382	GLN
1	AG	383	SER
1	AH	22	SER
1	AH	26	LYS
1	AH	54	TRP
1	AH	58	THR

*Continued on next page...*



*Continued from previous page...*

<b>Mol</b>	<b>Chain</b>	<b>Res</b>	<b>Type</b>
1	AH	66	LYS
1	AH	70	THR
1	AH	103	LYS
1	AH	143	ARG
1	AH	191	ASN
1	AH	220	ARG
1	AH	230	HIS
1	AH	237	LEU
1	AH	257	LEU
1	AH	308	LEU
1	AH	333	THR
1	AH	353	LEU
1	AH	364	LEU
1	AH	382	GLN
1	AH	386	ASP
1	AI	38	ASN
1	AI	91	GLU
1	AI	96	CYS
1	AI	110	HIS
1	AI	143	ARG
1	AI	191	ASN
1	AI	200	GLU
1	AI	213	LEU
1	AI	221	ASP
1	AI	237	LEU
1	AI	242	GLU
1	AI	257	LEU
1	AI	285	ASN
1	AI	308	LEU
1	AI	314	GLU
1	AI	336	GLU
1	AI	353	LEU
1	AI	364	LEU
1	AI	382	GLN
1	AJ	22	SER
1	AJ	54	TRP
1	AJ	58	THR
1	AJ	103	LYS
1	AJ	143	ARG
1	AJ	152	CYS
1	AJ	221	ASP
1	AJ	237	LEU

*Continued on next page...*

*Continued from previous page...*

<b>Mol</b>	<b>Chain</b>	<b>Res</b>	<b>Type</b>
1	AJ	257	LEU
1	AJ	266	ARG
1	AJ	285	ASN
1	AJ	308	LEU
1	AJ	313	LEU
1	AJ	322	MET
1	AJ	346	ASP
1	AJ	353	LEU
1	AJ	360	LEU
1	AJ	364	LEU
1	AJ	382	GLN
1	AK	38	ASN
1	AK	43	SER
1	AK	110	HIS
1	AK	143	ARG
1	AK	200	GLU
1	AK	257	LEU
1	AK	285	ASN
1	AK	286	ASP
1	AK	308	LEU
1	AK	309	ARG
1	AK	313	LEU
1	AK	342	ASP
1	AK	353	LEU
1	AK	364	LEU
1	AK	382	GLN
1	AL	7	ASP
1	AL	22	SER
1	AL	26	LYS
1	AL	54	TRP
1	AL	66	LYS
1	AL	110	HIS
1	AL	143	ARG
1	AL	144	CYS
1	AL	237	LEU
1	AL	257	LEU
1	AL	285	ASN
1	AL	298	MET
1	AL	308	LEU
1	AL	313	LEU
1	AL	353	LEU
1	AL	364	LEU

*Continued on next page...*

*Continued from previous page...*

<b>Mol</b>	<b>Chain</b>	<b>Res</b>	<b>Type</b>
1	AM	38	ASN
1	AM	54	TRP
1	AM	66	LYS
1	AM	103	LYS
1	AM	110	HIS
1	AM	143	ARG
1	AM	151	VAL
1	AM	191	ASN
1	AM	200	GLU
1	AM	237	LEU
1	AM	257	LEU
1	AM	273	ARG
1	AM	288	LEU
1	AM	308	LEU
1	AM	342	ASP
1	AM	353	LEU
1	AM	364	LEU
1	AM	382	GLN
1	AM	383	SER
1	AM	387	MET
1	AN	22	SER
1	AN	26	LYS
1	AN	66	LYS
1	AN	96	CYS
1	AN	143	ARG
1	AN	187	LEU
1	AN	237	LEU
1	AN	257	LEU
1	AN	303	ARG
1	AN	308	LEU
1	AN	313	LEU
1	AN	336	GLU
1	AN	353	LEU
1	AN	364	LEU
1	AN	382	GLN
1	AN	386	ASP
1	AO	38	ASN
1	AO	54	TRP
1	AO	96	CYS
1	AO	107	GLU
1	AO	110	HIS
1	AO	143	ARG

*Continued on next page...*

*Continued from previous page...*

<b>Mol</b>	<b>Chain</b>	<b>Res</b>	<b>Type</b>
1	AO	200	GLU
1	AO	252	GLN
1	AO	257	LEU
1	AO	308	LEU
1	AO	309	ARG
1	AO	333	THR
1	AO	353	LEU
1	AO	364	LEU
1	AO	387	MET
1	AP	22	SER
1	AP	43	SER
1	AP	110	HIS
1	AP	143	ARG
1	AP	152	CYS
1	AP	223	PRO
1	AP	257	LEU
1	AP	280	HIS
1	AP	301	VAL
1	AP	308	LEU
1	AP	353	LEU
1	AP	364	LEU
1	AP	382	GLN
1	AP	383	SER
1	AQ	38	ASN
1	AQ	54	TRP
1	AQ	91	GLU
1	AQ	96	CYS
1	AQ	134	ASP
1	AQ	143	ARG
1	AQ	149	LYS
1	AQ	167	LYS
1	AQ	200	GLU
1	AQ	223	PRO
1	AQ	237	LEU
1	AQ	257	LEU
1	AQ	266	ARG
1	AQ	286	ASP
1	AQ	308	LEU
1	AQ	337	SER
1	AQ	353	LEU
1	AQ	364	LEU
1	AQ	382	GLN

*Continued on next page...*

*Continued from previous page...*

<b>Mol</b>	<b>Chain</b>	<b>Res</b>	<b>Type</b>
1	AQ	387	MET
1	AR	22	SER
1	AR	26	LYS
1	AR	43	SER
1	AR	66	LYS
1	AR	90	ASP
1	AR	143	ARG
1	AR	152	CYS
1	AR	191	ASN
1	AR	206	GLU
1	AR	240	ILE
1	AR	250	SER
1	AR	253	LYS
1	AR	257	LEU
1	AR	287	ARG
1	AR	298	MET
1	AR	308	LEU
1	AR	313	LEU
1	AR	314	GLU
1	AR	333	THR
1	AR	353	LEU
1	AR	364	LEU
1	AR	382	GLN
1	AR	383	SER
1	BA	38	ASN
1	BA	54	TRP
1	BA	91	GLU
1	BA	143	ARG
1	BA	149	LYS
1	BA	195	GLN
1	BA	200	GLU
1	BA	237	LEU
1	BA	257	LEU
1	BA	286	ASP
1	BA	308	LEU
1	BA	333	THR
1	BA	346	ASP
1	BA	353	LEU
1	BA	382	GLN
1	BB	6	GLN
1	BB	7	ASP
1	BB	22	SER

*Continued on next page...*

*Continued from previous page...*

<b>Mol</b>	<b>Chain</b>	<b>Res</b>	<b>Type</b>
1	BB	26	LYS
1	BB	35	SER
1	BB	54	TRP
1	BB	66	LYS
1	BB	152	CYS
1	BB	191	ASN
1	BB	223	PRO
1	BB	257	LEU
1	BB	266	ARG
1	BB	291	ILE
1	BB	308	LEU
1	BB	313	LEU
1	BB	353	LEU
1	BB	364	LEU
1	BC	91	GLU
1	BC	143	ARG
1	BC	257	LEU
1	BC	285	ASN
1	BC	286	ASP
1	BC	308	LEU
1	BC	313	LEU
1	BC	333	THR
1	BC	342	ASP
1	BC	353	LEU
1	BC	364	LEU
1	BC	383	SER
1	BC	387	MET
1	BD	6	GLN
1	BD	22	SER
1	BD	26	LYS
1	BD	54	TRP
1	BD	66	LYS
1	BD	110	HIS
1	BD	143	ARG
1	BD	151	VAL
1	BD	168	VAL
1	BD	191	ASN
1	BD	195	GLN
1	BD	213	LEU
1	BD	226	ARG
1	BD	257	LEU
1	BD	308	LEU

*Continued on next page...*

*Continued from previous page...*

<b>Mol</b>	<b>Chain</b>	<b>Res</b>	<b>Type</b>
1	BD	353	LEU
1	BD	364	LEU
1	BD	382	GLN
1	BD	387	MET
1	BE	35	SER
1	BE	38	ASN
1	BE	54	TRP
1	BE	103	LYS
1	BE	134	ASP
1	BE	143	ARG
1	BE	200	GLU
1	BE	257	LEU
1	BE	308	LEU
1	BE	313	LEU
1	BE	333	THR
1	BE	353	LEU
1	BE	364	LEU
1	BE	382	GLN
1	BE	383	SER
1	BE	385	ASP
1	BE	387	MET
1	BF	22	SER
1	BF	26	LYS
1	BF	54	TRP
1	BF	66	LYS
1	BF	96	CYS
1	BF	143	ARG
1	BF	144	CYS
1	BF	167	LYS
1	BF	191	ASN
1	BF	221	ASP
1	BF	237	LEU
1	BF	257	LEU
1	BF	308	LEU
1	BF	353	LEU
1	BF	356	SER
1	BF	364	LEU
1	BF	382	GLN
1	BF	383	SER
1	BG	38	ASN
1	BG	54	TRP
1	BG	96	CYS

*Continued on next page...*

*Continued from previous page...*

<b>Mol</b>	<b>Chain</b>	<b>Res</b>	<b>Type</b>
1	BG	143	ARG
1	BG	185	TYR
1	BG	237	LEU
1	BG	257	LEU
1	BG	285	ASN
1	BG	308	LEU
1	BG	309	ARG
1	BG	336	GLU
1	BG	337	SER
1	BG	353	LEU
1	BG	358	ARG
1	BG	387	MET
1	BH	22	SER
1	BH	26	LYS
1	BH	54	TRP
1	BH	66	LYS
1	BH	143	ARG
1	BH	191	ASN
1	BH	192	GLU
1	BH	257	LEU
1	BH	308	LEU
1	BH	310	LEU
1	BH	313	LEU
1	BH	353	LEU
1	BH	364	LEU
1	BH	382	GLN
1	BI	38	ASN
1	BI	54	TRP
1	BI	110	HIS
1	BI	143	ARG
1	BI	144	CYS
1	BI	149	LYS
1	BI	191	ASN
1	BI	200	GLU
1	BI	237	LEU
1	BI	257	LEU
1	BI	308	LEU
1	BI	333	THR
1	BI	337	SER
1	BI	342	ASP
1	BI	353	LEU
1	BI	364	LEU

*Continued on next page...*



*Continued from previous page...*

<b>Mol</b>	<b>Chain</b>	<b>Res</b>	<b>Type</b>
1	BI	387	MET
1	BJ	22	SER
1	BJ	26	LYS
1	BJ	43	SER
1	BJ	54	TRP
1	BJ	66	LYS
1	BJ	97	TYR
1	BJ	134	ASP
1	BJ	143	ARG
1	BJ	191	ASN
1	BJ	232	ASN
1	BJ	257	LEU
1	BJ	308	LEU
1	BJ	313	LEU
1	BJ	333	THR
1	BJ	353	LEU
1	BJ	364	LEU
1	BJ	382	GLN
1	BK	38	ASN
1	BK	66	LYS
1	BK	134	ASP
1	BK	143	ARG
1	BK	149	LYS
1	BK	151	VAL
1	BK	191	ASN
1	BK	200	GLU
1	BK	257	LEU
1	BK	285	ASN
1	BK	308	LEU
1	BK	342	ASP
1	BK	346	ASP
1	BK	353	LEU
1	BK	364	LEU
1	BK	383	SER
1	BK	387	MET
1	BL	10	VAL
1	BL	22	SER
1	BL	66	LYS
1	BL	70	THR
1	BL	132	PHE
1	BL	143	ARG
1	BL	212	LEU

*Continued on next page...*

*Continued from previous page...*

<b>Mol</b>	<b>Chain</b>	<b>Res</b>	<b>Type</b>
1	BL	232	ASN
1	BL	237	LEU
1	BL	242	GLU
1	BL	257	LEU
1	BL	305	SER
1	BL	308	LEU
1	BL	337	SER
1	BL	346	ASP
1	BL	353	LEU
1	BL	358	ARG
1	BL	364	LEU
1	BM	36	LYS
1	BM	38	ASN
1	BM	54	TRP
1	BM	143	ARG
1	BM	167	LYS
1	BM	191	ASN
1	BM	200	GLU
1	BM	237	LEU
1	BM	257	LEU
1	BM	285	ASN
1	BM	287	ARG
1	BM	308	LEU
1	BM	333	THR
1	BM	353	LEU
1	BM	364	LEU
1	BM	382	GLN
1	BN	22	SER
1	BN	26	LYS
1	BN	54	TRP
1	BN	143	ARG
1	BN	167	LYS
1	BN	170	SER
1	BN	191	ASN
1	BN	221	ASP
1	BN	237	LEU
1	BN	257	LEU
1	BN	263	ARG
1	BN	276	LYS
1	BN	308	LEU
1	BN	313	LEU
1	BN	352	ARG

*Continued on next page...*

*Continued from previous page...*

<b>Mol</b>	<b>Chain</b>	<b>Res</b>	<b>Type</b>
1	BN	353	LEU
1	BN	364	LEU
1	BN	382	GLN
1	BN	386	ASP
1	BO	38	ASN
1	BO	54	TRP
1	BO	74	ASN
1	BO	134	ASP
1	BO	143	ARG
1	BO	200	GLU
1	BO	257	LEU
1	BO	308	LEU
1	BO	313	LEU
1	BO	353	LEU
1	BO	364	LEU
1	BP	22	SER
1	BP	103	LYS
1	BP	110	HIS
1	BP	144	CYS
1	BP	147	SER
1	BP	191	ASN
1	BP	237	LEU
1	BP	242	GLU
1	BP	257	LEU
1	BP	308	LEU
1	BP	337	SER
1	BP	353	LEU
1	BP	364	LEU
1	BQ	43	SER
1	BQ	54	TRP
1	BQ	58	THR
1	BQ	68	ILE
1	BQ	143	ARG
1	BQ	144	CYS
1	BQ	151	VAL
1	BQ	200	GLU
1	BQ	237	LEU
1	BQ	257	LEU
1	BQ	294	CYS
1	BQ	308	LEU
1	BQ	313	LEU
1	BQ	341	THR

*Continued on next page...*

*Continued from previous page...*

Mol	Chain	Res	Type
1	BQ	342	ASP
1	BQ	353	LEU
1	BQ	364	LEU
1	BQ	383	SER
1	BQ	385	ASP
1	BR	13	ARG
1	BR	22	SER
1	BR	26	LYS
1	BR	54	TRP
1	BR	66	LYS
1	BR	96	CYS
1	BR	103	LYS
1	BR	143	ARG
1	BR	144	CYS
1	BR	221	ASP
1	BR	257	LEU
1	BR	308	LEU
1	BR	313	LEU
1	BR	346	ASP
1	BR	353	LEU
1	BR	364	LEU
1	BR	382	GLN

Sometimes sidechains can be flipped to improve hydrogen bonding and reduce clashes. All (164) such sidechains are listed below:

Mol	Chain	Res	Type
1	AA	110	HIS
1	AA	124	HIS
1	AA	191	ASN
1	AA	285	ASN
1	AA	382	GLN
1	AB	195	GLN
1	AB	197	GLN
1	AB	280	HIS
1	AB	285	ASN
1	AC	38	ASN
1	AC	110	HIS
1	AC	191	ASN
1	AC	195	GLN
1	AC	280	HIS
1	AC	284	HIS
1	AC	285	ASN

*Continued on next page...*

*Continued from previous page...*

<b>Mol</b>	<b>Chain</b>	<b>Res</b>	<b>Type</b>
1	AC	382	GLN
1	AD	191	ASN
1	AD	195	GLN
1	AD	285	ASN
1	AE	284	HIS
1	AE	285	ASN
1	AF	6	GLN
1	AF	60	ASN
1	AF	195	GLN
1	AF	285	ASN
1	AF	307	HIS
1	AG	60	ASN
1	AG	195	GLN
1	AG	284	HIS
1	AG	285	ASN
1	AG	382	GLN
1	AH	16	HIS
1	AH	69	GLN
1	AH	77	ASN
1	AH	124	HIS
1	AH	195	GLN
1	AH	280	HIS
1	AH	284	HIS
1	AH	285	ASN
1	AH	316	HIS
1	AI	195	GLN
1	AI	285	ASN
1	AI	307	HIS
1	AI	382	GLN
1	AJ	124	HIS
1	AJ	195	GLN
1	AJ	284	HIS
1	AJ	285	ASN
1	AK	38	ASN
1	AK	74	ASN
1	AK	110	HIS
1	AK	191	ASN
1	AK	285	ASN
1	AK	382	GLN
1	AL	69	GLN
1	AL	195	GLN
1	AL	284	HIS

*Continued on next page...*

*Continued from previous page...*

<b>Mol</b>	<b>Chain</b>	<b>Res</b>	<b>Type</b>
1	AL	285	ASN
1	AL	369	ASN
1	AM	195	GLN
1	AM	285	ASN
1	AM	382	GLN
1	AN	195	GLN
1	AN	285	ASN
1	AN	382	GLN
1	AO	38	ASN
1	AO	60	ASN
1	AO	124	HIS
1	AO	197	GLN
1	AO	280	HIS
1	AO	284	HIS
1	AO	285	ASN
1	AO	369	ASN
1	AO	382	GLN
1	AP	124	HIS
1	AP	195	GLN
1	AP	280	HIS
1	AP	285	ASN
1	AP	382	GLN
1	AQ	38	ASN
1	AQ	195	GLN
1	AQ	280	HIS
1	AQ	284	HIS
1	AQ	285	ASN
1	AQ	382	GLN
1	AR	195	GLN
1	AR	280	HIS
1	AR	285	ASN
1	BA	38	ASN
1	BA	60	ASN
1	BA	195	GLN
1	BA	284	HIS
1	BA	285	ASN
1	BA	382	GLN
1	BB	284	HIS
1	BB	285	ASN
1	BC	285	ASN
1	BC	382	GLN
1	BD	195	GLN

*Continued on next page...*

*Continued from previous page...*

<b>Mol</b>	<b>Chain</b>	<b>Res</b>	<b>Type</b>
1	BD	232	ASN
1	BD	284	HIS
1	BD	285	ASN
1	BD	382	GLN
1	BE	38	ASN
1	BE	195	GLN
1	BE	284	HIS
1	BE	382	GLN
1	BF	191	ASN
1	BF	195	GLN
1	BF	197	GLN
1	BF	285	ASN
1	BG	284	HIS
1	BG	285	ASN
1	BH	60	ASN
1	BH	110	HIS
1	BH	195	GLN
1	BH	284	HIS
1	BH	285	ASN
1	BI	38	ASN
1	BI	69	GLN
1	BI	110	HIS
1	BI	195	GLN
1	BI	285	ASN
1	BJ	110	HIS
1	BJ	125	ASN
1	BJ	191	ASN
1	BJ	195	GLN
1	BJ	280	HIS
1	BJ	284	HIS
1	BJ	285	ASN
1	BK	38	ASN
1	BK	191	ASN
1	BK	195	GLN
1	BK	285	ASN
1	BK	382	GLN
1	BL	60	ASN
1	BL	195	GLN
1	BL	241	ASN
1	BL	285	ASN
1	BM	38	ASN
1	BM	195	GLN

*Continued on next page...*

*Continued from previous page...*

Mol	Chain	Res	Type
1	BM	285	ASN
1	BM	307	HIS
1	BN	16	HIS
1	BN	191	ASN
1	BN	285	ASN
1	BO	38	ASN
1	BO	285	ASN
1	BO	382	GLN
1	BP	195	GLN
1	BP	280	HIS
1	BP	285	ASN
1	BP	369	ASN
1	BQ	77	ASN
1	BQ	124	HIS
1	BQ	195	GLN
1	BQ	285	ASN
1	BQ	369	ASN
1	BR	69	GLN
1	BR	195	GLN
1	BR	280	HIS
1	BR	285	ASN
1	BR	382	GLN

### 5.3.3 RNA [i](#)

There are no RNA molecules in this entry.

## 5.4 Non-standard residues in protein, DNA, RNA chains [i](#)

There are no non-standard protein/DNA/RNA residues in this entry.

## 5.5 Carbohydrates [i](#)

There are no monosaccharides in this entry.

## 5.6 Ligand geometry [i](#)

Of 144 ligands modelled in this entry, 36 are monoatomic - leaving 108 for Mogul analysis.

In the following table, the Counts columns list the number of bonds (or angles) for which Mogul statistics could be retrieved, the number of bonds (or angles) that are observed in the model and



the number of bonds (or angles) that are defined in the Chemical Component Dictionary. The Link column lists molecule types, if any, to which the group is linked. The Z score for a bond length (or angle) is the number of standard deviations the observed value is removed from the expected value. A bond length (or angle) with  $|Z| > 2$  is considered an outlier worth inspection. RMSZ is the root-mean-square of all Z scores of the bond lengths (or angles).

Mol	Type	Chain	Res	Link	Bond lengths			Bond angles		
					Counts	RMSZ	# Z  > 2	Counts	RMSZ	# Z  > 2
3	ADP	BD	402	4	24,29,29	0.99	1 (4%)	29,45,45	1.20	2 (6%)
3	ADP	BC	402	4	24,29,29	0.95	1 (4%)	29,45,45	1.31	3 (10%)
3	ADP	BK	402	4	24,29,29	1.08	3 (12%)	29,45,45	1.30	4 (13%)
3	ADP	BL	402	4	24,29,29	0.97	1 (4%)	29,45,45	1.32	3 (10%)
2	NMG	BO	401	-	7,7,7	0.67	0	8,8,8	2.26	2 (25%)
3	ADP	AM	402	4	24,29,29	1.03	1 (4%)	29,45,45	1.25	3 (10%)
5	NO3	BC	404	4	1,3,3	3.76	1 (100%)	0,3,3	-	-
2	NMG	BD	401	-	7,7,7	0.82	0	8,8,8	1.96	1 (12%)
5	NO3	BK	404	4	1,3,3	3.52	1 (100%)	0,3,3	-	-
2	NMG	BL	401	-	7,7,7	0.79	0	8,8,8	1.94	1 (12%)
3	ADP	AG	402	4	24,29,29	0.99	2 (8%)	29,45,45	1.37	4 (13%)
5	NO3	BD	404	4	1,3,3	3.51	1 (100%)	0,3,3	-	-
2	NMG	BM	401	-	7,7,7	0.74	0	8,8,8	1.85	1 (12%)
3	ADP	AA	502	4	24,29,29	1.03	1 (4%)	29,45,45	1.25	2 (6%)
2	NMG	BK	401	-	7,7,7	0.76	0	8,8,8	1.99	1 (12%)
3	ADP	BI	402	4	24,29,29	0.99	2 (8%)	29,45,45	1.49	5 (17%)
5	NO3	BG	404	4	1,3,3	3.53	1 (100%)	0,3,3	-	-
3	ADP	BB	402	4	24,29,29	0.99	1 (4%)	29,45,45	1.26	3 (10%)
5	NO3	AG	404	4	1,3,3	3.74	1 (100%)	0,3,3	-	-
2	NMG	AP	401	-	7,7,7	0.74	0	8,8,8	1.80	1 (12%)
5	NO3	AM	404	4	1,3,3	3.49	1 (100%)	0,3,3	-	-
5	NO3	BR	404	4	1,3,3	3.68	1 (100%)	0,3,3	-	-
3	ADP	AF	402	4	24,29,29	1.04	2 (8%)	29,45,45	1.28	2 (6%)
3	ADP	AI	402	4	24,29,29	1.01	1 (4%)	29,45,45	1.42	4 (13%)
5	NO3	AB	404	4	1,3,3	3.39	1 (100%)	0,3,3	-	-
5	NO3	AI	404	4	1,3,3	3.79	1 (100%)	0,3,3	-	-
5	NO3	AA	504	4	1,3,3	3.56	1 (100%)	0,3,3	-	-
2	NMG	BP	401	-	7,7,7	0.81	0	8,8,8	2.60	1 (12%)
5	NO3	BE	404	4	1,3,3	3.52	1 (100%)	0,3,3	-	-
3	ADP	AN	402	4	24,29,29	1.06	1 (4%)	29,45,45	1.41	3 (10%)

Mol	Type	Chain	Res	Link	Bond lengths			Bond angles		
					Counts	RMSZ	# Z  > 2	Counts	RMSZ	# Z  > 2
2	NMG	BJ	401	-	7,7,7	0.77	0	8,8,8	2.14	2 (25%)
3	ADP	AC	402	4	24,29,29	1.01	1 (4%)	29,45,45	1.27	2 (6%)
2	NMG	AJ	401	-	7,7,7	0.75	0	8,8,8	1.84	1 (12%)
3	ADP	AD	402	4	24,29,29	1.03	2 (8%)	29,45,45	1.26	3 (10%)
3	ADP	AR	402	4	24,29,29	0.97	1 (4%)	29,45,45	1.34	3 (10%)
5	NO3	AJ	404	4	1,3,3	3.55	1 (100%)	0,3,3	-	-
5	NO3	AL	404	4	1,3,3	3.62	1 (100%)	0,3,3	-	-
3	ADP	AB	402	4	24,29,29	0.97	1 (4%)	29,45,45	1.31	3 (10%)
5	NO3	AR	404	4	1,3,3	3.73	1 (100%)	0,3,3	-	-
3	ADP	BH	402	4	24,29,29	1.01	2 (8%)	29,45,45	1.06	2 (6%)
5	NO3	BA	504	4	1,3,3	3.57	1 (100%)	0,3,3	-	-
5	NO3	BL	404	4	1,3,3	3.67	1 (100%)	0,3,3	-	-
2	NMG	BN	401	-	7,7,7	0.81	0	8,8,8	1.76	1 (12%)
2	NMG	BQ	401	-	7,7,7	0.82	0	8,8,8	1.50	1 (12%)
3	ADP	AK	402	4	24,29,29	1.03	1 (4%)	29,45,45	1.30	3 (10%)
5	NO3	AN	404	4	1,3,3	3.53	1 (100%)	0,3,3	-	-
2	NMG	BB	401	-	7,7,7	0.78	0	8,8,8	2.85	2 (25%)
5	NO3	BO	404	4	1,3,3	3.61	1 (100%)	0,3,3	-	-
2	NMG	AR	401	-	7,7,7	0.75	0	8,8,8	2.68	1 (12%)
2	NMG	AC	401	-	7,7,7	0.79	0	8,8,8	1.94	1 (12%)
5	NO3	AF	404	4	1,3,3	3.53	1 (100%)	0,3,3	-	-
5	NO3	AH	404	4	1,3,3	3.54	1 (100%)	0,3,3	-	-
2	NMG	AG	401	-	7,7,7	0.73	0	8,8,8	1.54	1 (12%)
3	ADP	BE	402	4	24,29,29	1.10	3 (12%)	29,45,45	1.23	3 (10%)
5	NO3	AD	404	4	1,3,3	3.53	1 (100%)	0,3,3	-	-
2	NMG	AK	401	-	7,7,7	0.74	0	8,8,8	1.31	1 (12%)
3	ADP	BJ	402	4	24,29,29	0.97	1 (4%)	29,45,45	1.42	6 (20%)
3	ADP	BO	402	4	24,29,29	0.98	1 (4%)	29,45,45	1.41	4 (13%)
2	NMG	AF	401	-	7,7,7	0.95	0	8,8,8	2.17	2 (25%)
3	ADP	AP	402	4	24,29,29	0.97	1 (4%)	29,45,45	1.45	4 (13%)
2	NMG	BG	401	-	7,7,7	0.78	0	8,8,8	1.55	2 (25%)
5	NO3	BJ	404	4	1,3,3	3.47	1 (100%)	0,3,3	-	-
3	ADP	BP	402	4	24,29,29	0.91	1 (4%)	29,45,45	1.52	7 (24%)
2	NMG	AH	401	-	7,7,7	0.76	0	8,8,8	1.85	1 (12%)
3	ADP	BQ	402	4	24,29,29	1.01	2 (8%)	29,45,45	1.31	3 (10%)

Mol	Type	Chain	Res	Link	Bond lengths			Bond angles		
					Counts	RMSZ	# Z  > 2	Counts	RMSZ	# Z  > 2
3	ADP	AE	402	4	24,29,29	1.07	2 (8%)	29,45,45	1.27	4 (13%)
2	NMG	AE	401	-	7,7,7	0.76	0	8,8,8	2.44	2 (25%)
3	ADP	BN	402	4	24,29,29	0.98	1 (4%)	29,45,45	1.39	3 (10%)
5	NO3	AO	404	4	1,3,3	3.52	1 (100%)	0,3,3	-	-
2	NMG	BF	401	-	7,7,7	0.79	0	8,8,8	2.22	1 (12%)
3	ADP	AQ	402	4	24,29,29	0.98	1 (4%)	29,45,45	1.41	5 (17%)
2	NMG	AQ	401	-	7,7,7	0.78	0	8,8,8	2.93	1 (12%)
2	NMG	BA	501	-	7,7,7	0.76	0	8,8,8	2.05	1 (12%)
5	NO3	BN	404	4	1,3,3	3.54	1 (100%)	0,3,3	-	-
5	NO3	BQ	404	4	1,3,3	3.59	1 (100%)	0,3,3	-	-
5	NO3	BF	404	4	1,3,3	3.75	1 (100%)	0,3,3	-	-
2	NMG	BC	401	-	7,7,7	0.78	0	8,8,8	1.73	1 (12%)
2	NMG	AM	401	-	7,7,7	0.90	0	8,8,8	1.82	1 (12%)
2	NMG	AB	401	-	7,7,7	0.80	0	8,8,8	2.58	1 (12%)
2	NMG	AO	401	-	7,7,7	0.77	0	8,8,8	1.63	1 (12%)
5	NO3	AC	404	4	1,3,3	3.56	1 (100%)	0,3,3	-	-
2	NMG	AN	401	-	7,7,7	0.74	0	8,8,8	2.06	1 (12%)
2	NMG	BE	401	-	7,7,7	0.77	0	8,8,8	1.92	1 (12%)
2	NMG	AL	401	-	7,7,7	0.78	0	8,8,8	1.96	1 (12%)
2	NMG	AD	401	-	7,7,7	0.74	0	8,8,8	1.72	1 (12%)
2	NMG	AA	501	-	7,7,7	0.75	0	8,8,8	2.12	1 (12%)
3	ADP	BR	402	4	24,29,29	0.96	1 (4%)	29,45,45	1.38	4 (13%)
3	ADP	AO	402	4	24,29,29	1.00	1 (4%)	29,45,45	1.23	3 (10%)
2	NMG	BI	401	-	7,7,7	0.81	0	8,8,8	2.40	2 (25%)
5	NO3	BM	404	4	1,3,3	3.56	1 (100%)	0,3,3	-	-
3	ADP	AL	402	4	24,29,29	1.07	1 (4%)	29,45,45	1.26	3 (10%)
3	ADP	BA	502	4	24,29,29	0.98	2 (8%)	29,45,45	1.34	5 (17%)
3	ADP	BF	402	4	24,29,29	0.97	1 (4%)	29,45,45	1.63	7 (24%)
5	NO3	AQ	404	4	1,3,3	3.58	1 (100%)	0,3,3	-	-
5	NO3	AK	404	4	1,3,3	3.60	1 (100%)	0,3,3	-	-
3	ADP	AJ	402	4	24,29,29	0.98	1 (4%)	29,45,45	1.36	4 (13%)
3	ADP	BG	402	4	24,29,29	1.02	2 (8%)	29,45,45	1.26	2 (6%)
3	ADP	AH	402	4	24,29,29	1.03	2 (8%)	29,45,45	1.20	3 (10%)
2	NMG	BR	401	-	7,7,7	0.88	0	8,8,8	2.46	1 (12%)
5	NO3	BI	404	4	1,3,3	3.69	1 (100%)	0,3,3	-	-

Mol	Type	Chain	Res	Link	Bond lengths			Bond angles		
					Counts	RMSZ	# Z  > 2	Counts	RMSZ	# Z  > 2
5	NO3	BH	404	4	1,3,3	3.59	1 (100%)	0,3,3	-	-
5	NO3	BB	404	4	1,3,3	3.75	1 (100%)	0,3,3	-	-
5	NO3	BP	404	-	1,3,3	3.56	1 (100%)	0,3,3	-	-
5	NO3	AP	404	4	1,3,3	3.52	1 (100%)	0,3,3	-	-
5	NO3	AE	404	4	1,3,3	3.75	1 (100%)	0,3,3	-	-
2	NMG	AI	401	-	7,7,7	0.77	0	8,8,8	2.09	2 (25%)
3	ADP	BM	402	4	24,29,29	0.99	1 (4%)	29,45,45	1.42	4 (13%)
2	NMG	BH	401	-	7,7,7	0.86	0	8,8,8	1.67	1 (12%)

In the following table, the Chirals column lists the number of chiral outliers, the number of chiral centers analysed, the number of these observed in the model and the number defined in the Chemical Component Dictionary. Similar counts are reported in the Torsion and Rings columns. '-' means no outliers of that kind were identified.

Mol	Type	Chain	Res	Link	Chirals	Torsions	Rings
2	NMG	AL	401	-	-	0/5/5/5	-
3	ADP	AD	402	4	-	5/12/32/32	0/3/3/3
3	ADP	AR	402	4	-	5/12/32/32	0/3/3/3
3	ADP	BD	402	4	-	6/12/32/32	0/3/3/3
2	NMG	AD	401	-	-	0/5/5/5	-
3	ADP	BC	402	4	-	3/12/32/32	0/3/3/3
3	ADP	BE	402	4	-	4/12/32/32	0/3/3/3
3	ADP	BK	402	4	-	6/12/32/32	0/3/3/3
3	ADP	BL	402	4	-	1/12/32/32	0/3/3/3
2	NMG	BO	401	-	-	0/5/5/5	-
2	NMG	AA	501	-	-	1/5/5/5	-
3	ADP	AM	402	4	-	8/12/32/32	0/3/3/3
3	ADP	BR	402	4	-	3/12/32/32	0/3/3/3
2	NMG	AK	401	-	-	1/5/5/5	-
2	NMG	BD	401	-	-	0/5/5/5	-
3	ADP	BJ	402	4	-	4/12/32/32	0/3/3/3
2	NMG	BL	401	-	-	0/5/5/5	-
3	ADP	BO	402	4	-	5/12/32/32	0/3/3/3
3	ADP	AO	402	4	-	4/12/32/32	0/3/3/3
3	ADP	AG	402	4	-	4/12/32/32	0/3/3/3
2	NMG	BI	401	-	-	1/5/5/5	-
3	ADP	AB	402	4	-	4/12/32/32	0/3/3/3
2	NMG	AF	401	-	-	0/5/5/5	-

Continued on next page...

*Continued from previous page...*

Mol	Type	Chain	Res	Link	Chirals	Torsions	Rings
3	ADP	AP	402	4	-	5/12/32/32	0/3/3/3
3	ADP	BH	402	4	-	4/12/32/32	0/3/3/3
3	ADP	AL	402	4	-	2/12/32/32	0/3/3/3
3	ADP	BA	502	4	-	6/12/32/32	0/3/3/3
2	NMG	BM	401	-	-	0/5/5/5	-
2	NMG	BG	401	-	-	0/5/5/5	-
3	ADP	BF	402	4	-	2/12/32/32	0/3/3/3
3	ADP	AA	502	4	-	2/12/32/32	0/3/3/3
2	NMG	BK	401	-	-	1/5/5/5	-
3	ADP	BI	402	4	-	5/12/32/32	0/3/3/3
3	ADP	BP	402	4	-	5/12/32/32	0/3/3/3
2	NMG	AH	401	-	-	0/5/5/5	-
2	NMG	BN	401	-	-	1/5/5/5	-
2	NMG	AP	401	-	-	0/5/5/5	-
3	ADP	BB	402	4	-	2/12/32/32	0/3/3/3
3	ADP	AJ	402	4	-	7/12/32/32	0/3/3/3
2	NMG	BQ	401	-	-	0/5/5/5	-
3	ADP	AK	402	4	-	1/12/32/32	0/3/3/3
3	ADP	BQ	402	4	-	9/12/32/32	0/3/3/3
3	ADP	BG	402	4	-	3/12/32/32	0/3/3/3
3	ADP	AF	402	4	-	2/12/32/32	0/3/3/3
3	ADP	AE	402	4	-	5/12/32/32	0/3/3/3
3	ADP	AI	402	4	-	1/12/32/32	0/3/3/3
3	ADP	AH	402	4	-	3/12/32/32	0/3/3/3
2	NMG	AE	401	-	-	0/5/5/5	-
2	NMG	BB	401	-	-	0/5/5/5	-
3	ADP	BN	402	4	-	5/12/32/32	0/3/3/3
2	NMG	BR	401	-	-	0/5/5/5	-
2	NMG	BF	401	-	-	0/5/5/5	-
3	ADP	AQ	402	4	-	5/12/32/32	0/3/3/3
2	NMG	AQ	401	-	-	0/5/5/5	-
2	NMG	AR	401	-	-	0/5/5/5	-
2	NMG	BA	501	-	-	0/5/5/5	-
2	NMG	AC	401	-	-	0/5/5/5	-
2	NMG	BP	401	-	-	0/5/5/5	-
3	ADP	AN	402	4	-	4/12/32/32	0/3/3/3
2	NMG	BJ	401	-	-	0/5/5/5	-
3	ADP	AC	402	4	-	2/12/32/32	0/3/3/3

*Continued on next page...*

*Continued from previous page...*

Mol	Type	Chain	Res	Link	Chirals	Torsions	Rings
2	NMG	AI	401	-	-	0/5/5/5	-
2	NMG	BC	401	-	-	0/5/5/5	-
2	NMG	AM	401	-	-	0/5/5/5	-
2	NMG	AB	401	-	-	0/5/5/5	-
2	NMG	AG	401	-	-	0/5/5/5	-
2	NMG	AO	401	-	-	2/5/5/5	-
2	NMG	BH	401	-	-	0/5/5/5	-
2	NMG	AJ	401	-	-	0/5/5/5	-
3	ADP	BM	402	4	-	5/12/32/32	0/3/3/3
2	NMG	AN	401	-	-	0/5/5/5	-
2	NMG	BE	401	-	-	2/5/5/5	-

All (86) bond length outliers are listed below:

Mol	Chain	Res	Type	Atoms	Z	Observed(Å)	Ideal(Å)
5	AI	404	NO3	O1-N	3.79	1.41	1.24
5	BC	404	NO3	O1-N	3.76	1.41	1.24
5	AE	404	NO3	O1-N	3.75	1.41	1.24
5	BF	404	NO3	O1-N	3.75	1.41	1.24
5	BB	404	NO3	O1-N	3.75	1.41	1.24
5	AG	404	NO3	O1-N	3.74	1.41	1.24
5	AR	404	NO3	O1-N	3.73	1.41	1.24
5	BI	404	NO3	O1-N	3.69	1.41	1.24
5	BR	404	NO3	O1-N	3.68	1.41	1.24
5	BL	404	NO3	O1-N	3.67	1.41	1.24
5	AL	404	NO3	O1-N	3.62	1.40	1.24
5	BO	404	NO3	O1-N	3.61	1.40	1.24
5	AK	404	NO3	O1-N	3.60	1.40	1.24
5	BQ	404	NO3	O1-N	3.59	1.40	1.24
5	BH	404	NO3	O1-N	3.59	1.40	1.24
5	AQ	404	NO3	O1-N	3.58	1.40	1.24
5	BA	504	NO3	O1-N	3.57	1.40	1.24
5	BP	404	NO3	O1-N	3.56	1.40	1.24
5	AC	404	NO3	O1-N	3.56	1.40	1.24
5	AA	504	NO3	O1-N	3.56	1.40	1.24
5	BM	404	NO3	O1-N	3.56	1.40	1.24
5	AJ	404	NO3	O1-N	3.55	1.40	1.24
5	AH	404	NO3	O1-N	3.54	1.40	1.24
5	BN	404	NO3	O1-N	3.54	1.40	1.24
5	AD	404	NO3	O1-N	3.53	1.40	1.24
5	AF	404	NO3	O1-N	3.53	1.40	1.24
5	AN	404	NO3	O1-N	3.53	1.40	1.24

*Continued on next page...*

*Continued from previous page...*

Mol	Chain	Res	Type	Atoms	Z	Observed(Å)	Ideal(Å)
5	BG	404	NO3	O1-N	3.53	1.40	1.24
5	BK	404	NO3	O1-N	3.52	1.40	1.24
5	BE	404	NO3	O1-N	3.52	1.40	1.24
5	AO	404	NO3	O1-N	3.52	1.40	1.24
5	AP	404	NO3	O1-N	3.52	1.40	1.24
5	BD	404	NO3	O1-N	3.51	1.40	1.24
5	AM	404	NO3	O1-N	3.49	1.40	1.24
5	BJ	404	NO3	O1-N	3.47	1.40	1.24
5	AB	404	NO3	O1-N	3.39	1.39	1.24
3	AM	402	ADP	C5-C4	2.69	1.48	1.40
3	AL	402	ADP	C5-C4	2.65	1.47	1.40
3	AR	402	ADP	C5-C4	2.62	1.47	1.40
3	BE	402	ADP	C5-C4	2.62	1.47	1.40
3	AD	402	ADP	C5-C4	2.62	1.47	1.40
3	BQ	402	ADP	C5-C4	2.60	1.47	1.40
3	AH	402	ADP	C5-C4	2.57	1.47	1.40
3	BR	402	ADP	C5-C4	2.56	1.47	1.40
3	AN	402	ADP	C5-C4	2.55	1.47	1.40
3	AE	402	ADP	C5-C4	2.55	1.47	1.40
3	AF	402	ADP	C5-C4	2.55	1.47	1.40
3	AA	502	ADP	C5-C4	2.55	1.47	1.40
3	AO	402	ADP	C5-C4	2.52	1.47	1.40
3	AP	402	ADP	C5-C4	2.51	1.47	1.40
3	BN	402	ADP	C5-C4	2.51	1.47	1.40
3	AE	402	ADP	O4'-C1'	2.49	1.44	1.41
3	BC	402	ADP	C5-C4	2.48	1.47	1.40
3	AI	402	ADP	C5-C4	2.46	1.47	1.40
3	AC	402	ADP	C5-C4	2.46	1.47	1.40
3	BD	402	ADP	C5-C4	2.44	1.47	1.40
3	BA	502	ADP	C5-C4	2.43	1.47	1.40
3	BB	402	ADP	C5-C4	2.41	1.47	1.40
3	BO	402	ADP	C5-C4	2.40	1.47	1.40
3	BE	402	ADP	O4'-C1'	2.39	1.44	1.41
3	AQ	402	ADP	C5-C4	2.37	1.47	1.40
3	BP	402	ADP	C5-C4	2.37	1.47	1.40
3	BF	402	ADP	C5-C4	2.36	1.47	1.40
3	AB	402	ADP	C5-C4	2.36	1.47	1.40
3	BH	402	ADP	C5-C4	2.35	1.47	1.40
3	BK	402	ADP	C5-C4	2.33	1.47	1.40
3	BJ	402	ADP	C5-C4	2.30	1.47	1.40
3	AJ	402	ADP	C5-C4	2.30	1.47	1.40
3	AK	402	ADP	C5-C4	2.27	1.46	1.40

*Continued on next page...*

*Continued from previous page...*

Mol	Chain	Res	Type	Atoms	Z	Observed(Å)	Ideal(Å)
3	BI	402	ADP	C5-C4	2.27	1.46	1.40
3	BL	402	ADP	C5-C4	2.26	1.46	1.40
3	BM	402	ADP	C5-C4	2.26	1.46	1.40
3	BG	402	ADP	C5-C4	2.25	1.46	1.40
3	BK	402	ADP	C2'-C1'	-2.21	1.50	1.53
3	BG	402	ADP	O4'-C1'	2.21	1.44	1.41
3	AD	402	ADP	C2-N3	2.19	1.35	1.32
3	BE	402	ADP	C2-N3	2.17	1.35	1.32
3	BK	402	ADP	O4'-C1'	2.17	1.44	1.41
3	BH	402	ADP	O4'-C1'	2.14	1.44	1.41
3	BQ	402	ADP	C2-N3	2.12	1.35	1.32
3	AF	402	ADP	C2-N3	2.10	1.35	1.32
3	AG	402	ADP	C5-C4	2.09	1.46	1.40
3	BA	502	ADP	O4'-C1'	2.09	1.44	1.41
3	AG	402	ADP	O4'-C1'	2.07	1.44	1.41
3	AH	402	ADP	C2-N3	2.06	1.35	1.32
3	BI	402	ADP	C2-N3	2.01	1.35	1.32

All (172) bond angle outliers are listed below:

Mol	Chain	Res	Type	Atoms	Z	Observed(°)	Ideal(°)
2	AQ	401	NMG	CD-NE-CZ	7.90	130.02	122.43
2	BB	401	NMG	CD-NE-CZ	7.52	129.66	122.43
2	AR	401	NMG	CD-NE-CZ	7.27	129.42	122.43
2	BP	401	NMG	CD-NE-CZ	7.02	129.17	122.43
2	AB	401	NMG	CD-NE-CZ	6.79	128.96	122.43
2	BR	401	NMG	CD-NE-CZ	6.58	128.75	122.43
2	AE	401	NMG	CD-NE-CZ	6.35	128.53	122.43
2	BI	401	NMG	CD-NE-CZ	6.27	128.46	122.43
2	BF	401	NMG	CD-NE-CZ	5.81	128.01	122.43
2	BO	401	NMG	CD-NE-CZ	5.73	127.94	122.43
2	AA	501	NMG	CD-NE-CZ	5.60	127.81	122.43
2	AF	401	NMG	CD-NE-CZ	5.54	127.76	122.43
2	BJ	401	NMG	CD-NE-CZ	5.48	127.69	122.43
2	AN	401	NMG	CD-NE-CZ	5.44	127.65	122.43
2	BA	501	NMG	CD-NE-CZ	5.32	127.54	122.43
2	AI	401	NMG	CD-NE-CZ	5.30	127.52	122.43
2	BD	401	NMG	CD-NE-CZ	5.05	127.29	122.43
2	BK	401	NMG	CD-NE-CZ	5.00	127.23	122.43
2	BL	401	NMG	CD-NE-CZ	4.96	127.20	122.43
2	AC	401	NMG	CD-NE-CZ	4.93	127.17	122.43
2	AL	401	NMG	CD-NE-CZ	4.92	127.15	122.43

*Continued on next page...*



*Continued from previous page...*

Mol	Chain	Res	Type	Atoms	Z	Observed(°)	Ideal(°)
2	BE	401	NMG	CD-NE-CZ	4.83	127.07	122.43
2	AH	401	NMG	CD-NE-CZ	4.77	127.01	122.43
2	AM	401	NMG	CD-NE-CZ	4.58	126.83	122.43
2	AJ	401	NMG	CD-NE-CZ	4.55	126.81	122.43
2	BN	401	NMG	CD-NE-CZ	4.55	126.80	122.43
2	AP	401	NMG	CD-NE-CZ	4.53	126.78	122.43
2	BM	401	NMG	CD-NE-CZ	4.52	126.77	122.43
3	AP	402	ADP	N3-C2-N1	-4.25	122.03	128.68
2	BC	401	NMG	CD-NE-CZ	4.20	126.47	122.43
2	BH	401	NMG	CD-NE-CZ	4.18	126.44	122.43
3	AK	402	ADP	N3-C2-N1	-4.16	122.18	128.68
3	BF	402	ADP	N3-C2-N1	-4.14	122.21	128.68
2	AD	401	NMG	CD-NE-CZ	4.11	126.38	122.43
2	AO	401	NMG	CD-NE-CZ	4.03	126.30	122.43
3	BO	402	ADP	N3-C2-N1	-3.97	122.47	128.68
3	BG	402	ADP	N3-C2-N1	-3.89	122.60	128.68
3	BM	402	ADP	N3-C2-N1	-3.87	122.63	128.68
3	BP	402	ADP	N3-C2-N1	-3.84	122.68	128.68
3	BA	502	ADP	N3-C2-N1	-3.83	122.70	128.68
3	BR	402	ADP	N3-C2-N1	-3.81	122.72	128.68
3	BJ	402	ADP	N3-C2-N1	-3.79	122.75	128.68
3	BC	402	ADP	N3-C2-N1	-3.76	122.80	128.68
3	BN	402	ADP	N3-C2-N1	-3.73	122.84	128.68
3	AJ	402	ADP	N3-C2-N1	-3.72	122.86	128.68
3	AB	402	ADP	N3-C2-N1	-3.70	122.89	128.68
3	AM	402	ADP	N3-C2-N1	-3.62	123.02	128.68
3	BI	402	ADP	N3-C2-N1	-3.59	123.07	128.68
3	AF	402	ADP	N3-C2-N1	-3.53	123.15	128.68
3	BD	402	ADP	N3-C2-N1	-3.53	123.17	128.68
2	BQ	401	NMG	CD-NE-CZ	3.52	125.82	122.43
2	BG	401	NMG	CD-NE-CZ	3.47	125.76	122.43
3	AG	402	ADP	N3-C2-N1	-3.45	123.28	128.68
3	AQ	402	ADP	N3-C2-N1	-3.45	123.29	128.68
2	AG	401	NMG	CD-NE-CZ	3.43	125.73	122.43
3	AD	402	ADP	N3-C2-N1	-3.42	123.33	128.68
3	BQ	402	ADP	N3-C2-N1	-3.41	123.36	128.68
3	AO	402	ADP	N3-C2-N1	-3.38	123.39	128.68
3	BF	402	ADP	O4'-C4'-C5'	-3.38	98.25	109.37
3	AN	402	ADP	C4-C5-N7	-3.36	105.89	109.40
3	BL	402	ADP	N3-C2-N1	-3.31	123.50	128.68
3	AC	402	ADP	N3-C2-N1	-3.31	123.51	128.68
3	AE	402	ADP	N3-C2-N1	-3.30	123.52	128.68

*Continued on next page...*

*Continued from previous page...*

Mol	Chain	Res	Type	Atoms	Z	Observed(°)	Ideal(°)
3	AN	402	ADP	N3-C2-N1	-3.29	123.53	128.68
3	AR	402	ADP	N3-C2-N1	-3.29	123.53	128.68
3	AI	402	ADP	N3-C2-N1	-3.29	123.54	128.68
3	BK	402	ADP	N3-C2-N1	-3.27	123.57	128.68
3	BB	402	ADP	N3-C2-N1	-3.26	123.58	128.68
3	BH	402	ADP	N3-C2-N1	-3.22	123.64	128.68
3	AL	402	ADP	N3-C2-N1	-3.20	123.68	128.68
3	AA	502	ADP	N3-C2-N1	-3.19	123.69	128.68
3	BE	402	ADP	N3-C2-N1	-3.12	123.81	128.68
3	BM	402	ADP	C1'-N9-C4	-3.08	121.23	126.64
3	BK	402	ADP	C4-C5-N7	-2.96	106.31	109.40
3	AQ	402	ADP	C4-C5-N7	-2.95	106.33	109.40
3	AH	402	ADP	C4-C5-N7	-2.90	106.38	109.40
3	AN	402	ADP	PA-O3A-PB	-2.90	122.89	132.83
3	BJ	402	ADP	C1'-N9-C4	-2.88	121.58	126.64
3	BB	402	ADP	C4-C5-N7	-2.87	106.41	109.40
3	AH	402	ADP	N3-C2-N1	-2.84	124.24	128.68
2	AK	401	NMG	CD-NE-CZ	2.84	125.16	122.43
3	BN	402	ADP	C4-C5-N7	-2.82	106.47	109.40
3	BP	402	ADP	O2B-PB-O3A	2.77	113.93	104.64
3	AI	402	ADP	C1'-N9-C4	-2.73	121.84	126.64
3	AR	402	ADP	C4-C5-N7	-2.73	106.56	109.40
3	AG	402	ADP	C4-C5-N7	-2.72	106.56	109.40
3	BM	402	ADP	C4-C5-N7	-2.71	106.57	109.40
3	AI	402	ADP	C4-C5-N7	-2.68	106.61	109.40
3	BF	402	ADP	C1'-N9-C4	-2.68	121.94	126.64
3	AP	402	ADP	C4-C5-N7	-2.68	106.61	109.40
3	BF	402	ADP	C2-N1-C6	2.66	123.31	118.75
3	AD	402	ADP	C4-C5-N7	-2.66	106.63	109.40
3	AF	402	ADP	C4-C5-N7	-2.64	106.65	109.40
3	BR	402	ADP	C4-C5-N7	-2.64	106.65	109.40
3	BE	402	ADP	C4-C5-N7	-2.61	106.68	109.40
3	AA	502	ADP	C4-C5-N7	-2.59	106.70	109.40
3	AG	402	ADP	C1'-N9-C4	-2.55	122.15	126.64
3	BL	402	ADP	C4-C5-N7	-2.53	106.76	109.40
3	BF	402	ADP	PA-O3A-PB	-2.52	124.18	132.83
3	BA	502	ADP	O3B-PB-O2B	2.52	117.27	107.64
3	BI	402	ADP	C1'-N9-C4	-2.52	122.22	126.64
3	BR	402	ADP	C1'-N9-C4	-2.51	122.23	126.64
3	BI	402	ADP	O2B-PB-O3A	2.50	113.03	104.64
3	BQ	402	ADP	C4-C5-N7	-2.48	106.82	109.40
3	BJ	402	ADP	O4'-C4'-C5'	-2.47	101.25	109.37

*Continued on next page...*

*Continued from previous page...*

Mol	Chain	Res	Type	Atoms	Z	Observed(°)	Ideal(°)
3	AB	402	ADP	C4-C5-N7	-2.47	106.83	109.40
3	AM	402	ADP	C2-N1-C6	2.44	122.92	118.75
3	AB	402	ADP	C1'-N9-C4	-2.43	122.38	126.64
3	BP	402	ADP	PA-O3A-PB	2.42	141.12	132.83
3	BN	402	ADP	C2-N1-C6	2.41	122.88	118.75
3	AM	402	ADP	C1'-N9-C4	-2.40	122.43	126.64
3	BP	402	ADP	C4-C5-N7	-2.39	106.90	109.40
3	AC	402	ADP	C4-C5-N7	-2.39	106.91	109.40
3	AP	402	ADP	C2-N1-C6	2.39	122.83	118.75
3	BP	402	ADP	C3'-C2'-C1'	2.37	104.55	100.98
3	AI	402	ADP	C2-N1-C6	2.35	122.77	118.75
3	AH	402	ADP	PA-O3A-PB	-2.35	124.78	132.83
3	BJ	402	ADP	C2-N1-C6	2.34	122.76	118.75
3	BK	402	ADP	O3'-C3'-C4'	-2.34	104.29	111.05
3	AE	402	ADP	C4-C5-N7	-2.33	106.97	109.40
3	BR	402	ADP	C2-N1-C6	2.33	122.74	118.75
3	BF	402	ADP	O5'-C5'-C4'	2.32	116.99	108.99
3	BK	402	ADP	C1'-N9-C4	-2.31	122.59	126.64
3	BO	402	ADP	C2-N1-C6	2.30	122.69	118.75
3	BB	402	ADP	O3A-PB-O1B	-2.27	98.61	111.19
2	AE	401	NMG	O1-CG-CD	2.26	120.60	112.74
3	BM	402	ADP	C2-N1-C6	2.26	122.62	118.75
3	AJ	402	ADP	C2-N1-C6	2.26	122.61	118.75
3	BG	402	ADP	C4-C5-N7	-2.25	107.06	109.40
3	BA	502	ADP	O3A-PB-O1B	-2.24	98.75	111.19
3	BF	402	ADP	C4-C5-N7	-2.24	107.06	109.40
3	AQ	402	ADP	C2-N1-C6	2.23	122.58	118.75
3	BD	402	ADP	C4-C5-N7	-2.23	107.07	109.40
2	BO	401	NMG	O1-CG-CD	2.22	120.45	112.74
3	AP	402	ADP	C3'-C2'-C1'	2.22	104.31	100.98
3	AQ	402	ADP	O3A-PB-O1B	-2.21	98.91	111.19
3	BE	402	ADP	O3B-PB-O2B	2.21	116.09	107.64
3	BL	402	ADP	C1'-N9-C4	-2.21	122.76	126.64
3	AK	402	ADP	O3B-PB-O2B	2.20	116.04	107.64
3	BC	402	ADP	C2-N1-C6	2.20	122.51	118.75
3	BI	402	ADP	C4-C5-N7	-2.19	107.11	109.40
3	AR	402	ADP	C2-N1-C6	2.19	122.51	118.75
3	BC	402	ADP	O3B-PB-O2B	2.19	116.00	107.64
3	BA	502	ADP	C2-N1-C6	2.18	122.49	118.75
3	AO	402	ADP	C4-C5-N7	-2.18	107.13	109.40
3	BA	502	ADP	C4-C5-N7	-2.17	107.14	109.40
2	BI	401	NMG	O1-CG-CD	2.16	120.25	112.74

*Continued on next page...*

*Continued from previous page...*

Mol	Chain	Res	Type	Atoms	Z	Observed(°)	Ideal(°)
2	BG	401	NMG	O1-CG-CD	2.14	120.19	112.74
3	AL	402	ADP	C4-C5-N7	-2.14	107.17	109.40
3	AG	402	ADP	PA-O3A-PB	-2.13	125.51	132.83
3	AJ	402	ADP	O4'-C4'-C5'	-2.13	102.37	109.37
3	BO	402	ADP	C4-C5-N7	-2.12	107.19	109.40
2	BB	401	NMG	O1-CG-CD	2.12	120.10	112.74
2	BJ	401	NMG	O1-CG-CD	2.11	120.08	112.74
2	AI	401	NMG	O1-CG-CD	2.10	120.04	112.74
3	AK	402	ADP	PA-O3A-PB	-2.09	125.64	132.83
3	BP	402	ADP	O3A-PB-O1B	-2.09	99.58	111.19
3	BP	402	ADP	C2-N1-C6	2.08	122.32	118.75
2	AF	401	NMG	O1-CG-CD	2.08	119.97	112.74
3	BJ	402	ADP	C4-C5-N7	-2.08	107.23	109.40
3	AD	402	ADP	C2-N1-C6	2.08	122.31	118.75
3	BQ	402	ADP	C3'-C2'-C1'	2.07	104.10	100.98
3	BH	402	ADP	C2'-C3'-C4'	2.07	106.67	102.64
3	BI	402	ADP	PA-O3A-PB	-2.05	125.80	132.83
3	AJ	402	ADP	C4-C5-N7	-2.05	107.27	109.40
3	AQ	402	ADP	PA-O3A-PB	-2.05	125.81	132.83
3	AE	402	ADP	O3A-PB-O1B	-2.04	99.86	111.19
3	AL	402	ADP	C1'-N9-C4	-2.03	123.07	126.64
3	AE	402	ADP	C2'-C3'-C4'	2.03	106.59	102.64
3	BJ	402	ADP	O5'-C5'-C4'	2.02	115.95	108.99
3	BO	402	ADP	O5'-PA-O1A	-2.01	101.20	109.07
3	AO	402	ADP	O3B-PB-O2B	2.01	115.32	107.64

There are no chirality outliers.

All (156) torsion outliers are listed below:

Mol	Chain	Res	Type	Atoms
2	AK	401	NMG	CG-CD-NE-CZ
3	AB	402	ADP	C5'-O5'-PA-O1A
3	AD	402	ADP	C5'-O5'-PA-O3A
3	AD	402	ADP	O4'-C4'-C5'-O5'
3	AE	402	ADP	C5'-O5'-PA-O2A
3	AE	402	ADP	C5'-O5'-PA-O3A
3	AG	402	ADP	C5'-O5'-PA-O2A
3	AG	402	ADP	C5'-O5'-PA-O3A
3	AJ	402	ADP	PA-O3A-PB-O2B
3	AM	402	ADP	PA-O3A-PB-O2B
3	AM	402	ADP	PB-O3A-PA-O5'
3	AM	402	ADP	C5'-O5'-PA-O1A

*Continued on next page...*

*Continued from previous page...*

Mol	Chain	Res	Type	Atoms
3	AM	402	ADP	C5'-O5'-PA-O2A
3	AM	402	ADP	C5'-O5'-PA-O3A
3	AN	402	ADP	C5'-O5'-PA-O1A
3	AN	402	ADP	C5'-O5'-PA-O2A
3	AN	402	ADP	C5'-O5'-PA-O3A
3	AO	402	ADP	C5'-O5'-PA-O3A
3	AP	402	ADP	C5'-O5'-PA-O2A
3	AP	402	ADP	C5'-O5'-PA-O3A
3	AQ	402	ADP	C5'-O5'-PA-O1A
3	AQ	402	ADP	C5'-O5'-PA-O2A
3	AQ	402	ADP	C5'-O5'-PA-O3A
3	AR	402	ADP	C5'-O5'-PA-O3A
3	BA	502	ADP	C5'-O5'-PA-O1A
3	BA	502	ADP	C5'-O5'-PA-O3A
3	BD	402	ADP	C5'-O5'-PA-O3A
3	BE	402	ADP	C5'-O5'-PA-O2A
3	BE	402	ADP	C5'-O5'-PA-O3A
3	BG	402	ADP	PA-O3A-PB-O2B
3	BG	402	ADP	O4'-C4'-C5'-O5'
3	BH	402	ADP	PA-O3A-PB-O3B
3	BI	402	ADP	C5'-O5'-PA-O1A
3	BI	402	ADP	C5'-O5'-PA-O2A
3	BI	402	ADP	C5'-O5'-PA-O3A
3	BJ	402	ADP	C5'-O5'-PA-O2A
3	BJ	402	ADP	C5'-O5'-PA-O3A
3	BJ	402	ADP	O4'-C4'-C5'-O5'
3	BK	402	ADP	PA-O3A-PB-O2B
3	BK	402	ADP	C5'-O5'-PA-O2A
3	BK	402	ADP	C5'-O5'-PA-O3A
3	BM	402	ADP	PA-O3A-PB-O2B
3	BM	402	ADP	C5'-O5'-PA-O2A
3	BM	402	ADP	C5'-O5'-PA-O3A
3	BN	402	ADP	C5'-O5'-PA-O1A
3	BN	402	ADP	C5'-O5'-PA-O2A
3	BN	402	ADP	C5'-O5'-PA-O3A
3	BO	402	ADP	C5'-O5'-PA-O1A
3	BO	402	ADP	C5'-O5'-PA-O2A
3	BO	402	ADP	C5'-O5'-PA-O3A
3	BP	402	ADP	PA-O3A-PB-O2B
3	BQ	402	ADP	C5'-O5'-PA-O1A
3	BQ	402	ADP	C5'-O5'-PA-O2A
3	BQ	402	ADP	C5'-O5'-PA-O3A

*Continued on next page...*

*Continued from previous page...*

Mol	Chain	Res	Type	Atoms
3	AA	502	ADP	O4'-C4'-C5'-O5'
3	AC	402	ADP	O4'-C4'-C5'-O5'
3	AL	402	ADP	O4'-C4'-C5'-O5'
3	AO	402	ADP	O4'-C4'-C5'-O5'
3	BB	402	ADP	O4'-C4'-C5'-O5'
3	BD	402	ADP	O4'-C4'-C5'-O5'
3	BK	402	ADP	O4'-C4'-C5'-O5'
3	BM	402	ADP	O4'-C4'-C5'-O5'
3	BN	402	ADP	C3'-C4'-C5'-O5'
3	BO	402	ADP	O4'-C4'-C5'-O5'
3	AD	402	ADP	C3'-C4'-C5'-O5'
3	AF	402	ADP	O4'-C4'-C5'-O5'
3	AF	402	ADP	C3'-C4'-C5'-O5'
3	AP	402	ADP	C3'-C4'-C5'-O5'
3	BB	402	ADP	C3'-C4'-C5'-O5'
3	BC	402	ADP	O4'-C4'-C5'-O5'
3	BC	402	ADP	C3'-C4'-C5'-O5'
3	BN	402	ADP	O4'-C4'-C5'-O5'
3	BO	402	ADP	C3'-C4'-C5'-O5'
3	AP	402	ADP	O4'-C4'-C5'-O5'
2	AO	401	NMG	NE-CD-CG-O2
3	AE	402	ADP	O4'-C4'-C5'-O5'
3	AH	402	ADP	O4'-C4'-C5'-O5'
3	AJ	402	ADP	C3'-C4'-C5'-O5'
3	AR	402	ADP	O4'-C4'-C5'-O5'
3	BH	402	ADP	O4'-C4'-C5'-O5'
3	BQ	402	ADP	O4'-C4'-C5'-O5'
3	AB	402	ADP	O4'-C4'-C5'-O5'
3	AB	402	ADP	C3'-C4'-C5'-O5'
3	AE	402	ADP	C3'-C4'-C5'-O5'
3	AL	402	ADP	C3'-C4'-C5'-O5'
3	AM	402	ADP	O4'-C4'-C5'-O5'
3	AM	402	ADP	C3'-C4'-C5'-O5'
3	AR	402	ADP	C3'-C4'-C5'-O5'
3	BD	402	ADP	C3'-C4'-C5'-O5'
3	BA	502	ADP	PA-O3A-PB-O1B
3	BQ	402	ADP	PA-O3A-PB-O1B
2	BE	401	NMG	CG-CD-NE-CZ
2	BI	401	NMG	CG-CD-NE-CZ
2	BK	401	NMG	CG-CD-NE-CZ
2	BN	401	NMG	CG-CD-NE-CZ
2	AO	401	NMG	NE-CD-CG-O1

*Continued on next page...*

*Continued from previous page...*

Mol	Chain	Res	Type	Atoms
3	BA	502	ADP	PB-O3A-PA-O1A
3	BQ	402	ADP	PB-O3A-PA-O1A
3	AC	402	ADP	C3'-C4'-C5'-O5'
3	BK	402	ADP	C3'-C4'-C5'-O5'
3	AJ	402	ADP	PB-O3A-PA-O5'
3	BP	402	ADP	PB-O3A-PA-O5'
3	AA	502	ADP	C3'-C4'-C5'-O5'
3	BR	402	ADP	PA-O3A-PB-O1B
3	BQ	402	ADP	PA-O3A-PB-O3B
3	AH	402	ADP	C5'-O5'-PA-O3A
3	AJ	402	ADP	C5'-O5'-PA-O3A
3	AH	402	ADP	C3'-C4'-C5'-O5'
3	AQ	402	ADP	PB-O3A-PA-O1A
3	BI	402	ADP	PB-O3A-PA-O1A
3	AD	402	ADP	C5'-O5'-PA-O1A
3	AD	402	ADP	C5'-O5'-PA-O2A
3	AE	402	ADP	C5'-O5'-PA-O1A
3	AG	402	ADP	C5'-O5'-PA-O1A
3	AO	402	ADP	C5'-O5'-PA-O1A
3	AO	402	ADP	C5'-O5'-PA-O2A
3	AP	402	ADP	C5'-O5'-PA-O1A
3	AR	402	ADP	C5'-O5'-PA-O1A
3	AR	402	ADP	C5'-O5'-PA-O2A
3	BD	402	ADP	C5'-O5'-PA-O1A
3	BD	402	ADP	C5'-O5'-PA-O2A
3	BE	402	ADP	C5'-O5'-PA-O1A
3	BJ	402	ADP	C5'-O5'-PA-O1A
3	BK	402	ADP	C5'-O5'-PA-O1A
3	BM	402	ADP	C5'-O5'-PA-O1A
3	BH	402	ADP	C3'-C4'-C5'-O5'
3	BP	402	ADP	O4'-C4'-C5'-O5'
3	BQ	402	ADP	C3'-C4'-C5'-O5'
2	AA	501	NMG	CG-CD-NE-CZ
3	AQ	402	ADP	PB-O3A-PA-O2A
3	BI	402	ADP	PB-O3A-PA-O2A
3	BQ	402	ADP	PB-O3A-PA-O2A
3	AI	402	ADP	O4'-C4'-C5'-O5'
3	AJ	402	ADP	O4'-C4'-C5'-O5'
3	BD	402	ADP	PA-O3A-PB-O1B
3	BA	502	ADP	PB-O3A-PA-O2A
3	BE	402	ADP	PB-O3A-PA-O1A
3	AJ	402	ADP	PA-O3A-PB-O1B

*Continued on next page...*

*Continued from previous page...*

Mol	Chain	Res	Type	Atoms
3	BG	402	ADP	PA-O3A-PB-O1B
3	BP	402	ADP	PA-O3A-PB-O1B
2	BE	401	NMG	NE-CD-CG-O2
3	AG	402	ADP	O4'-C4'-C5'-O5'
3	BL	402	ADP	O4'-C4'-C5'-O5'
3	AM	402	ADP	PA-O3A-PB-O3B
3	BR	402	ADP	PA-O3A-PB-O2B
3	BR	402	ADP	PA-O3A-PB-O3B
3	AB	402	ADP	C5'-O5'-PA-O3A
3	BF	402	ADP	O4'-C4'-C5'-O5'
3	AJ	402	ADP	C5'-O5'-PA-O1A
3	AK	402	ADP	C5'-O5'-PA-O1A
3	BA	502	ADP	C5'-O5'-PA-O2A
3	BC	402	ADP	C5'-O5'-PA-O1A
3	BF	402	ADP	C5'-O5'-PA-O1A
3	BH	402	ADP	C5'-O5'-PA-O1A
3	AN	402	ADP	O4'-C4'-C5'-O5'
3	BP	402	ADP	C3'-C4'-C5'-O5'

There are no ring outliers.

56 monomers are involved in 114 short contacts:

Mol	Chain	Res	Type	Clashes	Symm-Clashes
3	BD	402	ADP	3	0
3	BC	402	ADP	1	0
3	BK	402	ADP	1	0
3	BL	402	ADP	2	0
2	BO	401	NMG	2	0
3	AM	402	ADP	2	0
2	BD	401	NMG	1	0
5	BK	404	NO3	1	0
3	AG	402	ADP	2	0
5	BD	404	NO3	1	0
3	AA	502	ADP	1	0
3	BI	402	ADP	2	0
3	BB	402	ADP	4	0
5	BR	404	NO3	1	0
3	AF	402	ADP	7	0
3	AI	402	ADP	3	0
3	AN	402	ADP	1	0
2	BJ	401	NMG	1	0
3	AC	402	ADP	1	0

*Continued on next page...*

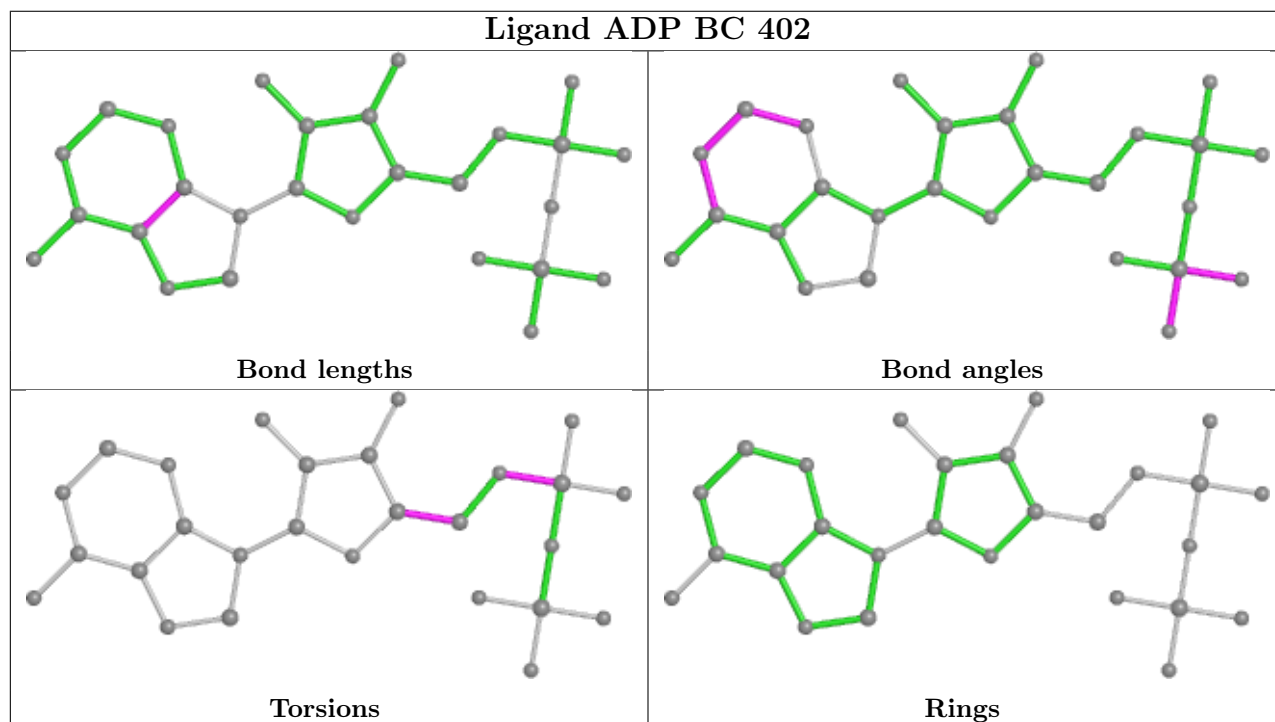
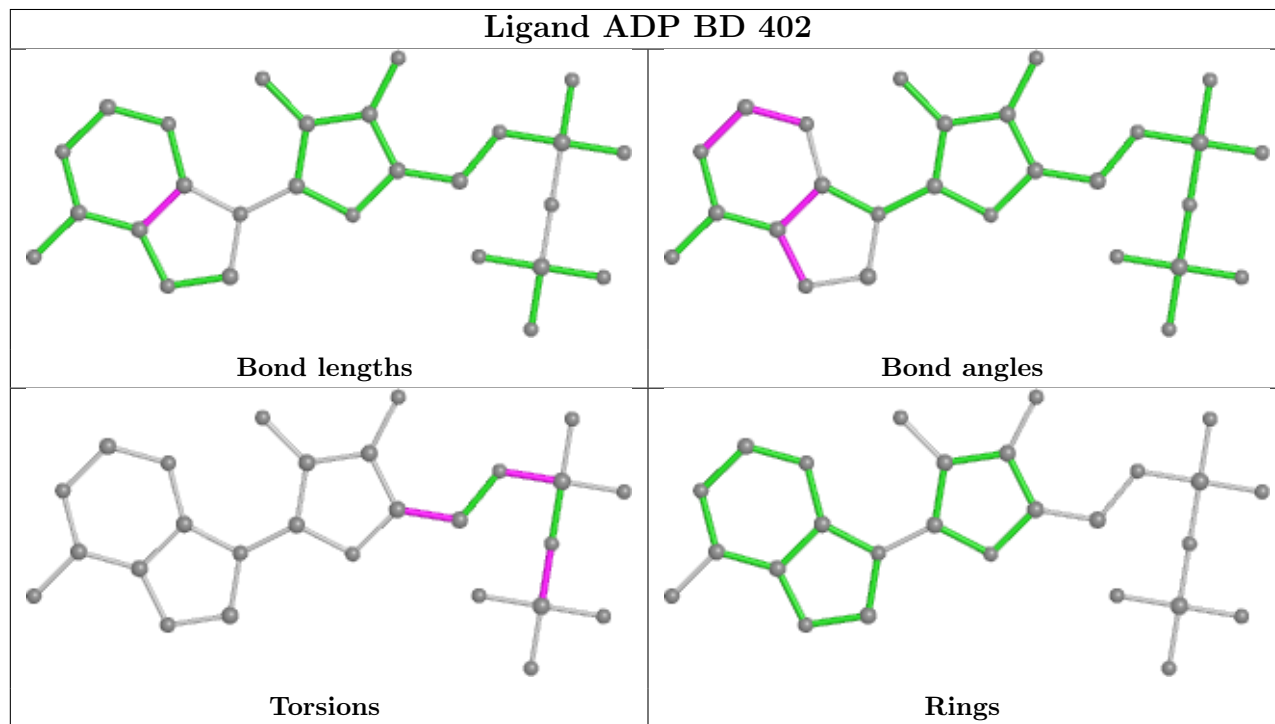


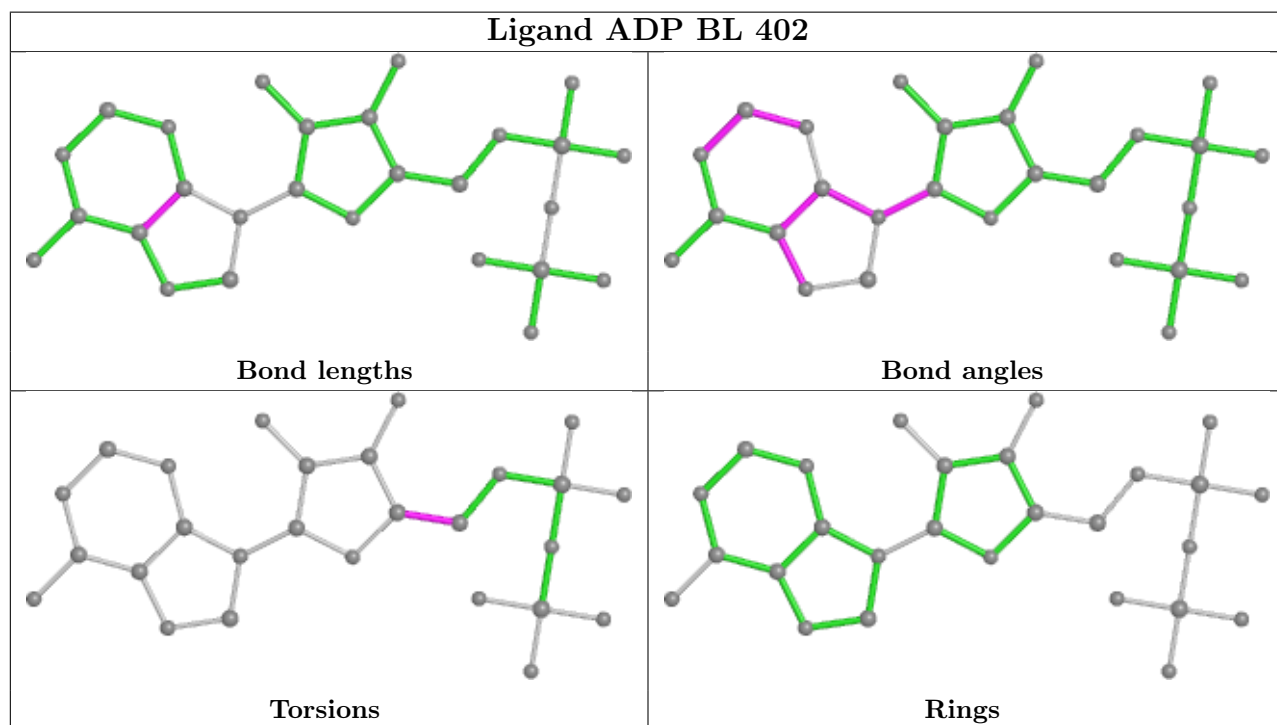
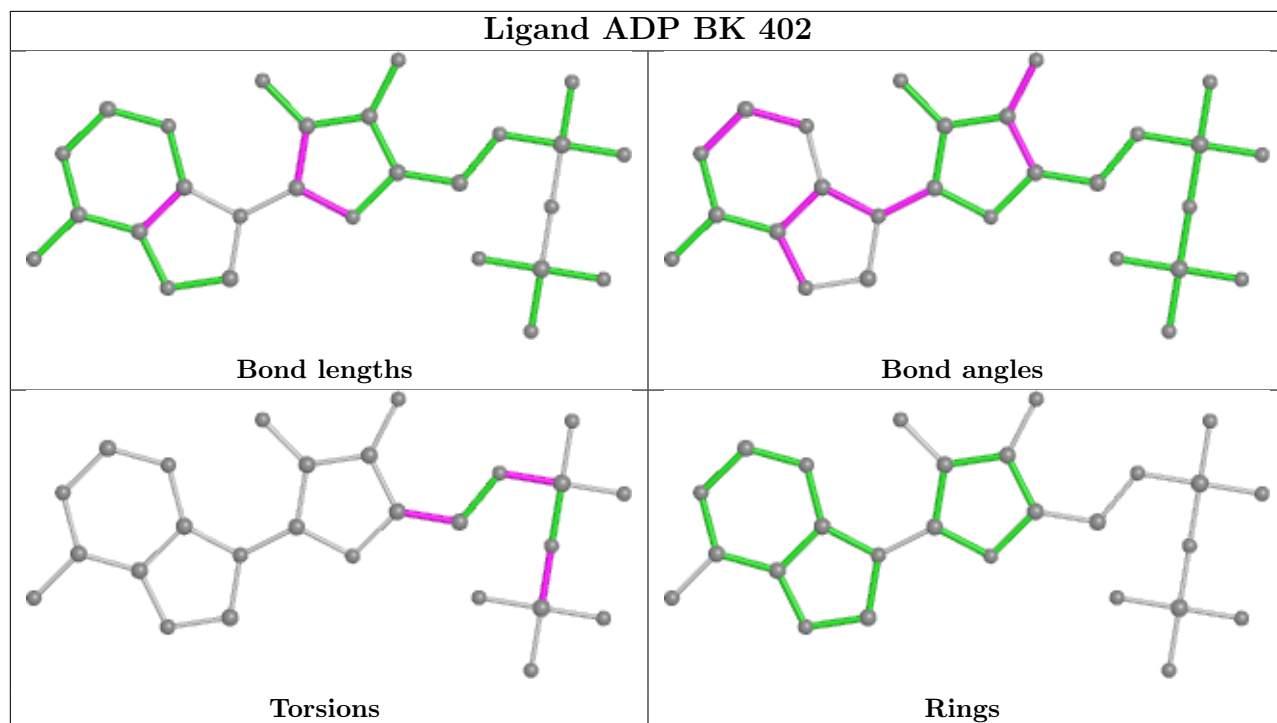
*Continued from previous page...*

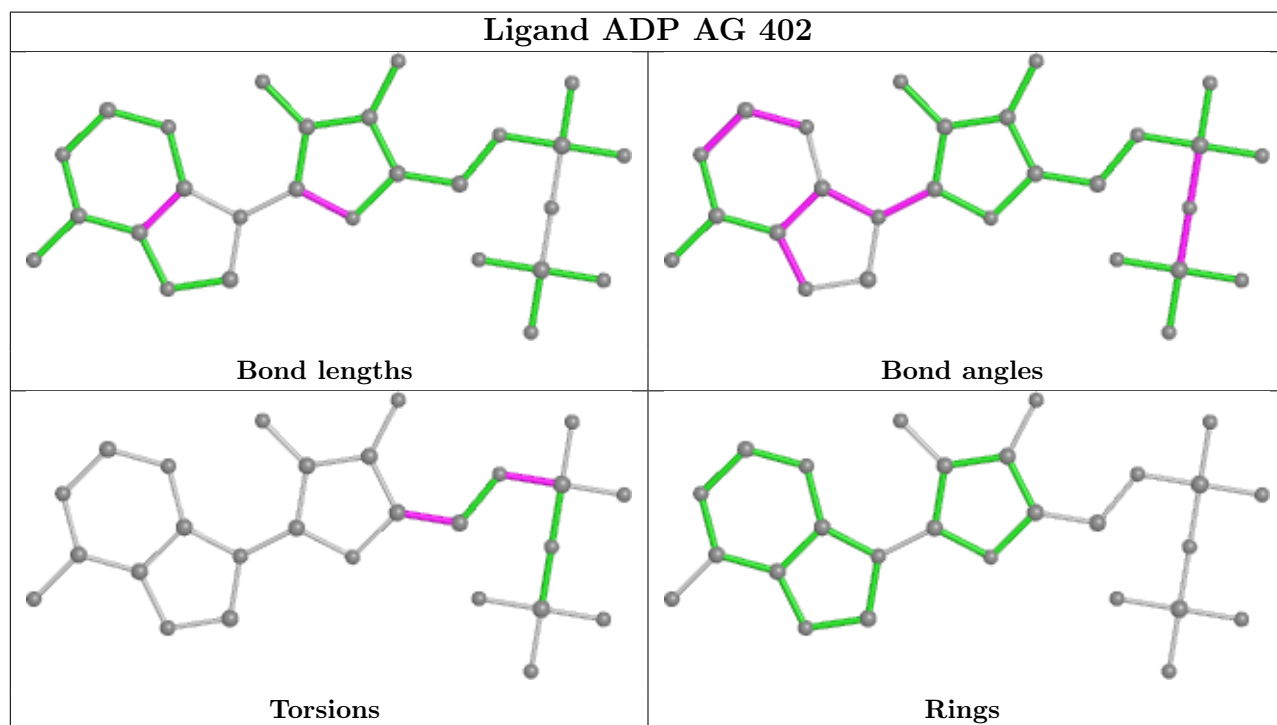
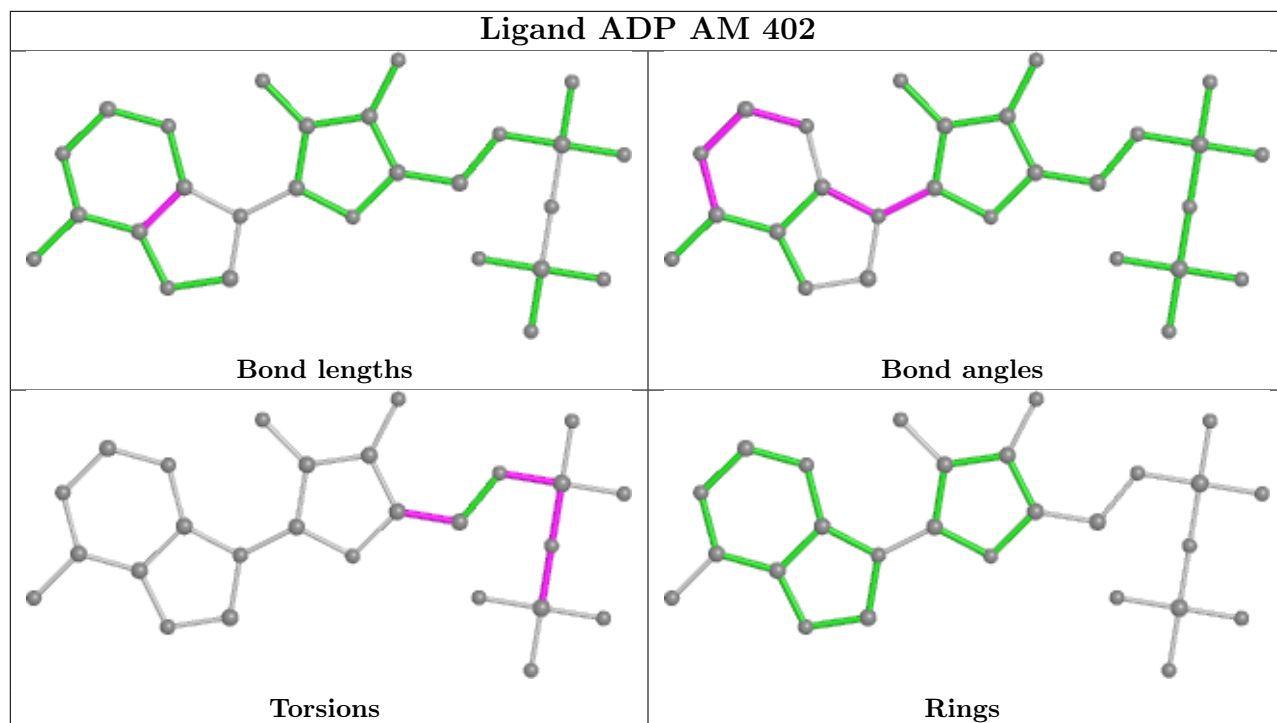
Mol	Chain	Res	Type	Clashes	Symm-Clashes
3	AR	402	ADP	2	0
3	AB	402	ADP	2	0
5	AR	404	NO3	1	0
3	BH	402	ADP	2	0
3	AK	402	ADP	5	0
2	BB	401	NMG	1	0
2	AG	401	NMG	2	0
3	BE	402	ADP	4	0
5	AD	404	NO3	1	0
3	BJ	402	ADP	2	0
3	BO	402	ADP	2	0
3	AP	402	ADP	5	0
3	BP	402	ADP	2	0
3	BQ	402	ADP	3	0
3	AE	402	ADP	4	0
2	AE	401	NMG	1	0
3	BN	402	ADP	3	0
5	AO	404	NO3	1	0
3	AQ	402	ADP	3	0
2	AM	401	NMG	1	0
2	AB	401	NMG	2	0
2	AO	401	NMG	1	0
2	AN	401	NMG	1	0
3	BR	402	ADP	3	0
3	AO	402	ADP	4	0
3	AL	402	ADP	1	0
3	BA	502	ADP	3	0
3	BF	402	ADP	4	0
3	AJ	402	ADP	3	0
3	BG	402	ADP	3	0
3	AH	402	ADP	3	0
2	BR	401	NMG	1	0
5	BH	404	NO3	1	0
5	BB	404	NO3	1	0
2	AI	401	NMG	1	0
3	BM	402	ADP	4	0
2	BH	401	NMG	1	0

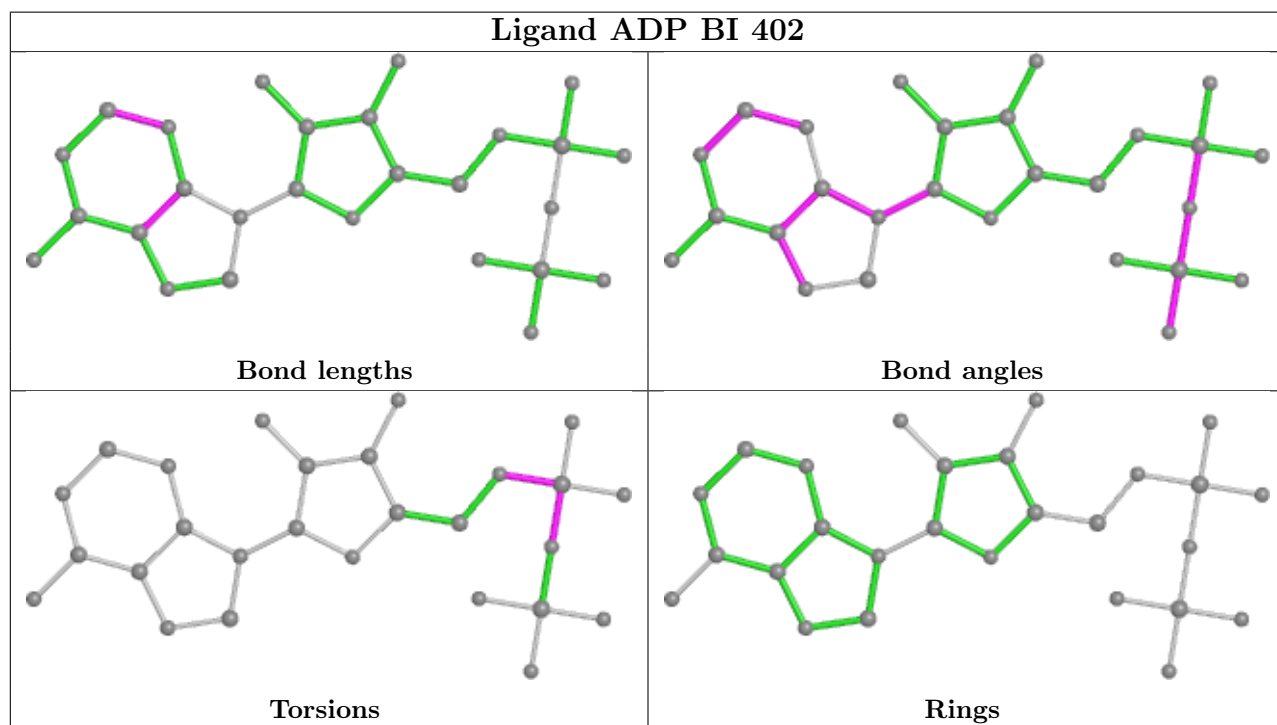
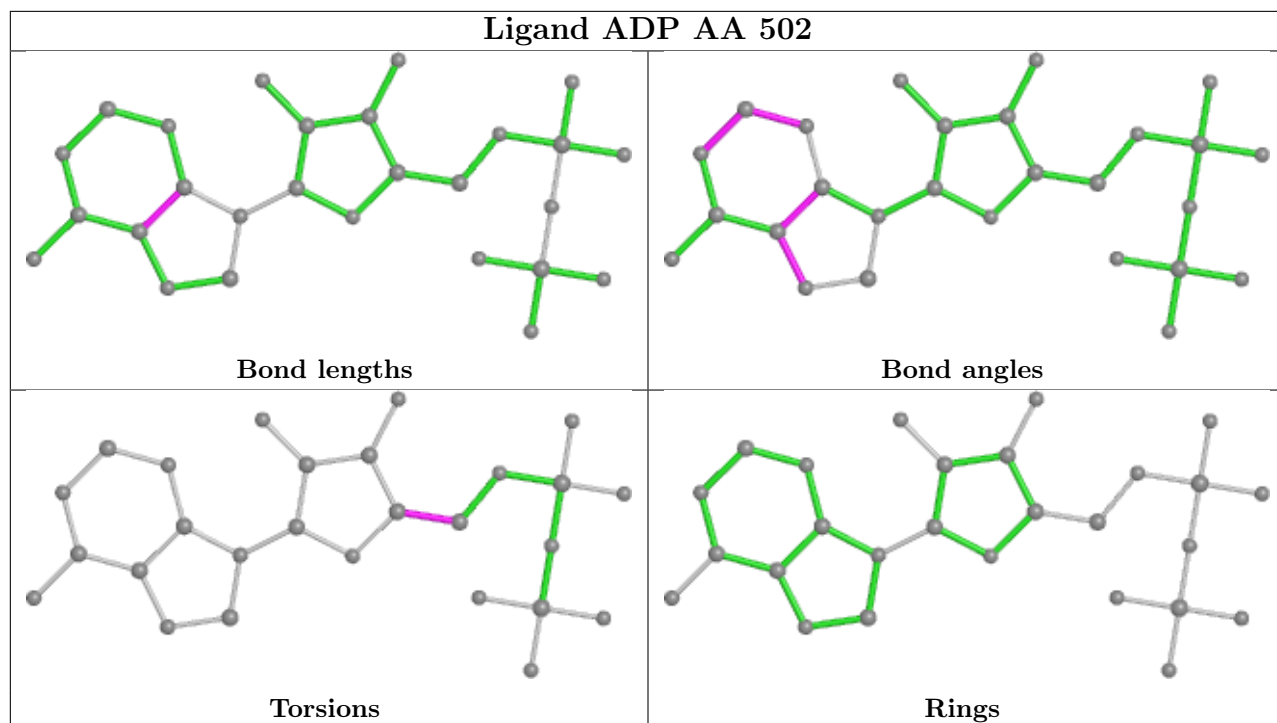
The following is a two-dimensional graphical depiction of Mogul quality analysis of bond lengths, bond angles, torsion angles, and ring geometry for all instances of the Ligand of Interest. In addition, ligands with molecular weight > 250 and outliers as shown on the validation Tables will also be included. For torsion angles, if less than 5% of the Mogul distribution of torsion angles is within 10 degrees of the torsion angle in question, then that torsion angle is considered an outlier.

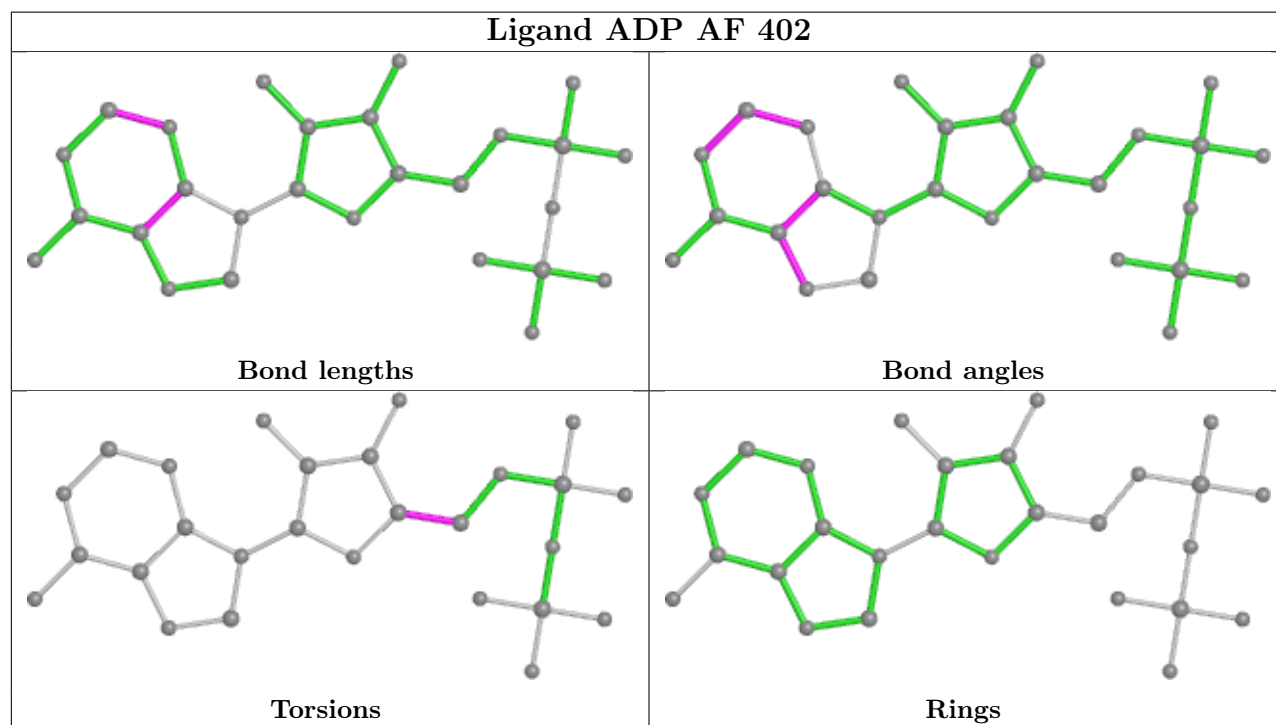
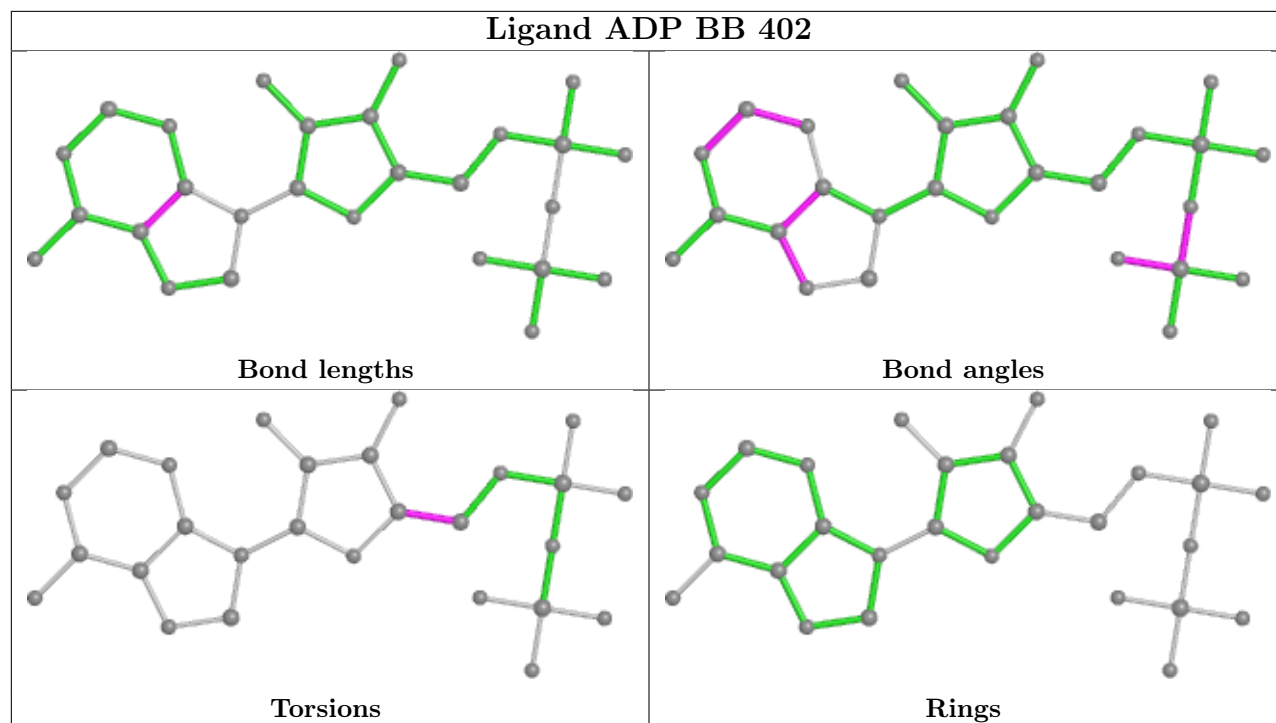
Any bond that is central to one or more torsion angles identified as an outlier by Mogul will be highlighted in the graph. For rings, the root-mean-square deviation (RMSD) between the ring in question and similar rings identified by Mogul is calculated over all ring torsion angles. If the average RMSD is greater than 60 degrees and the minimal RMSD between the ring in question and any Mogul-identified rings is also greater than 60 degrees, then that ring is considered an outlier. The outliers are highlighted in purple. The color gray indicates Mogul did not find sufficient equivalents in the CSD to analyse the geometry.

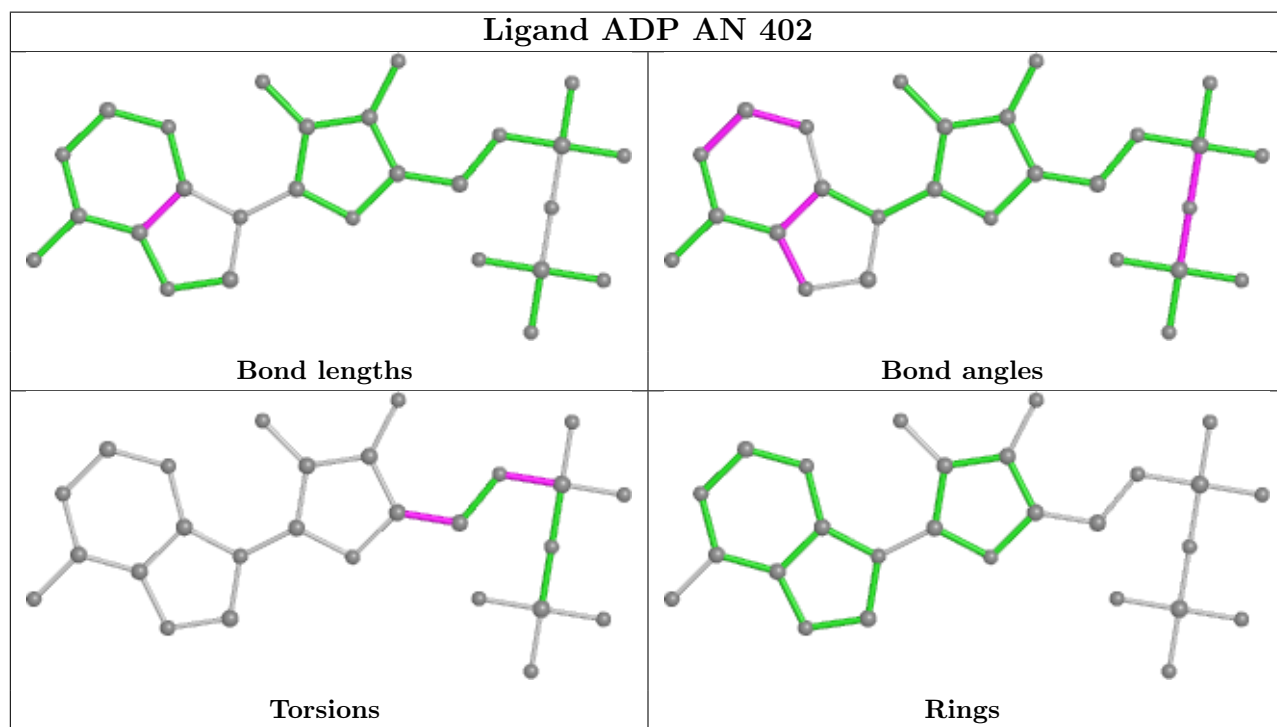
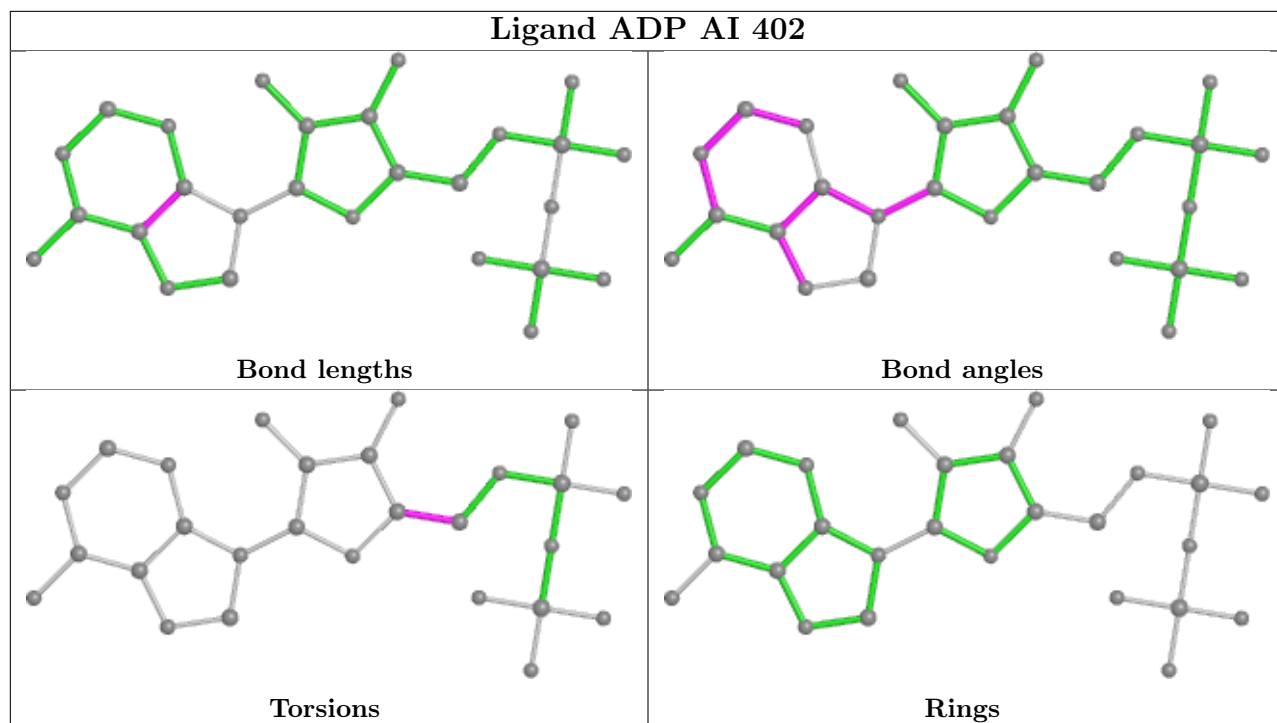


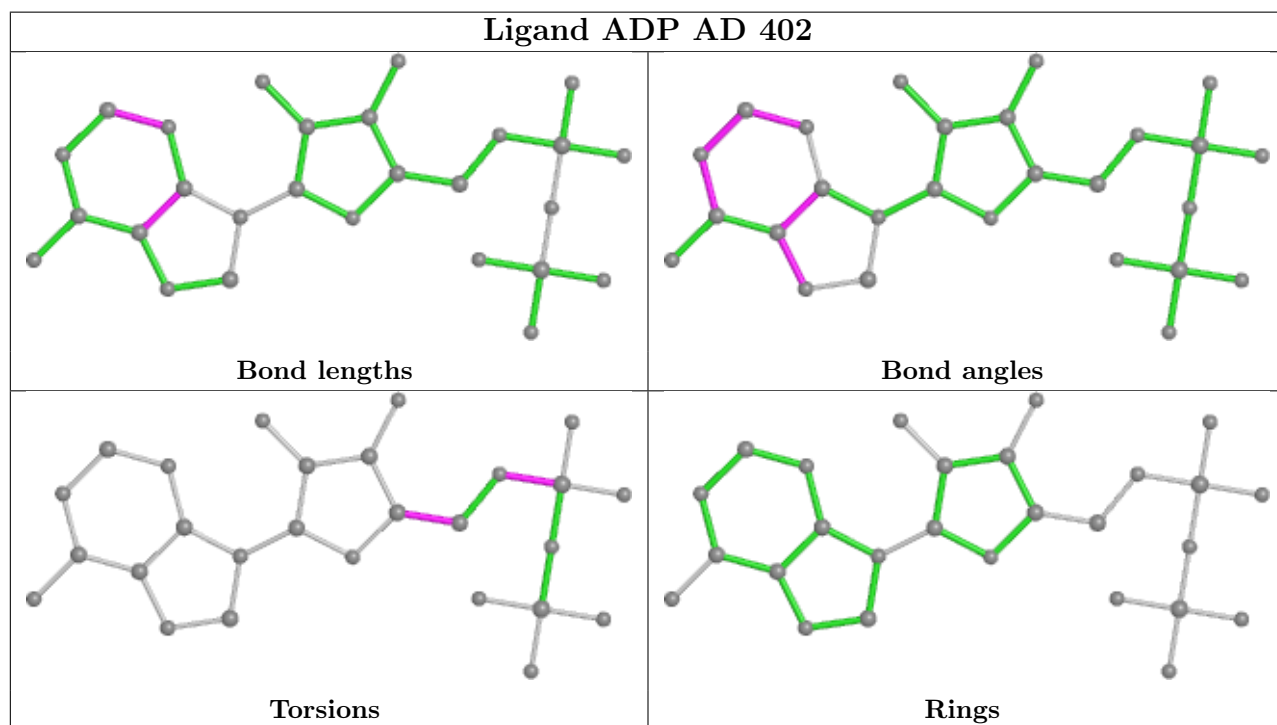
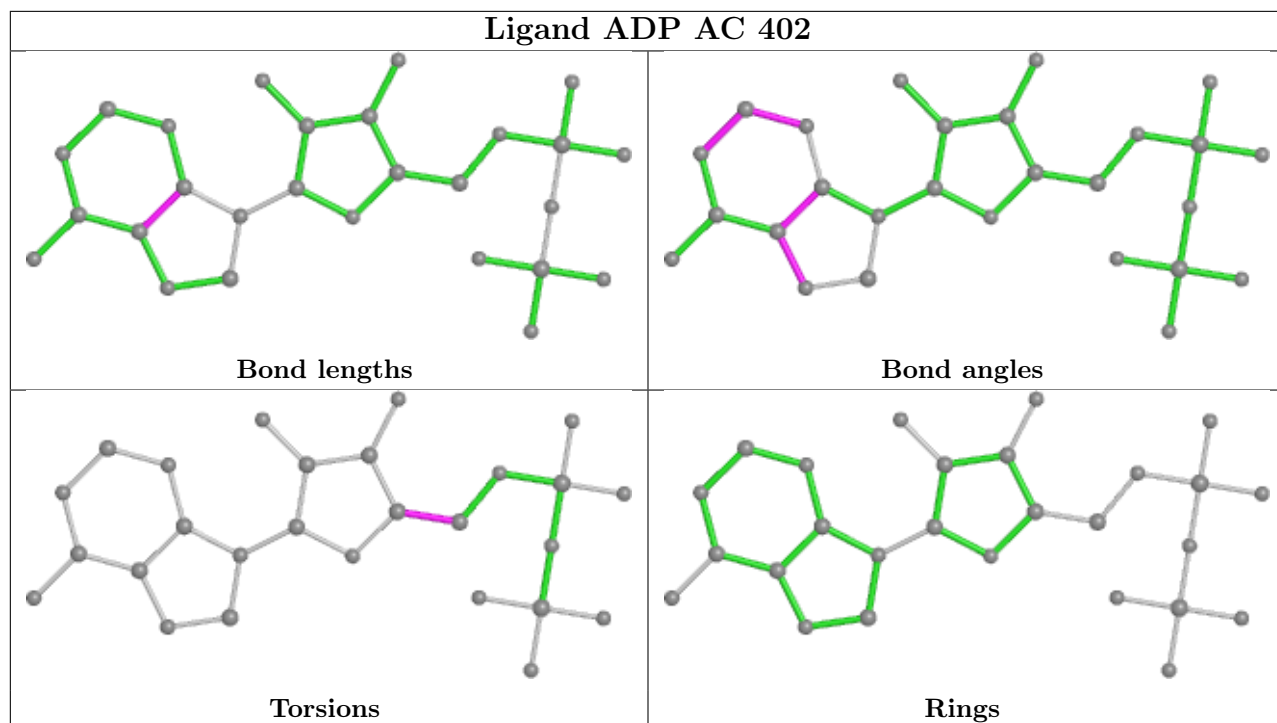




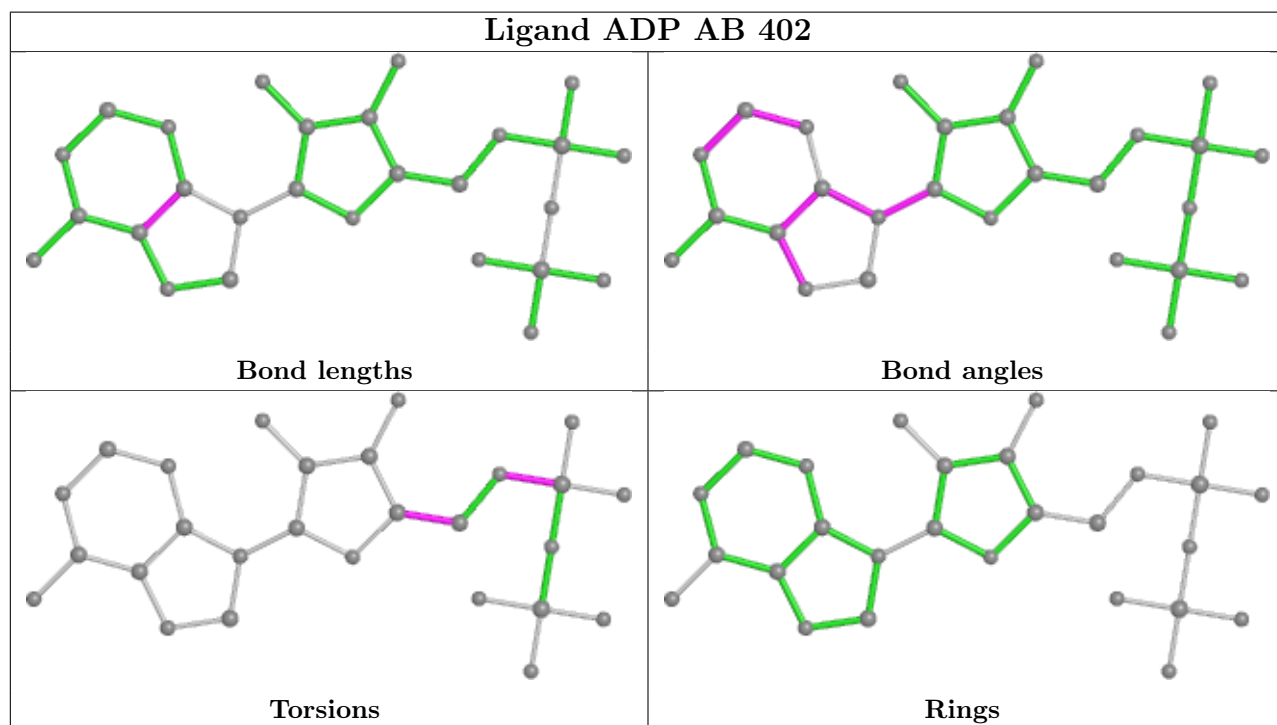
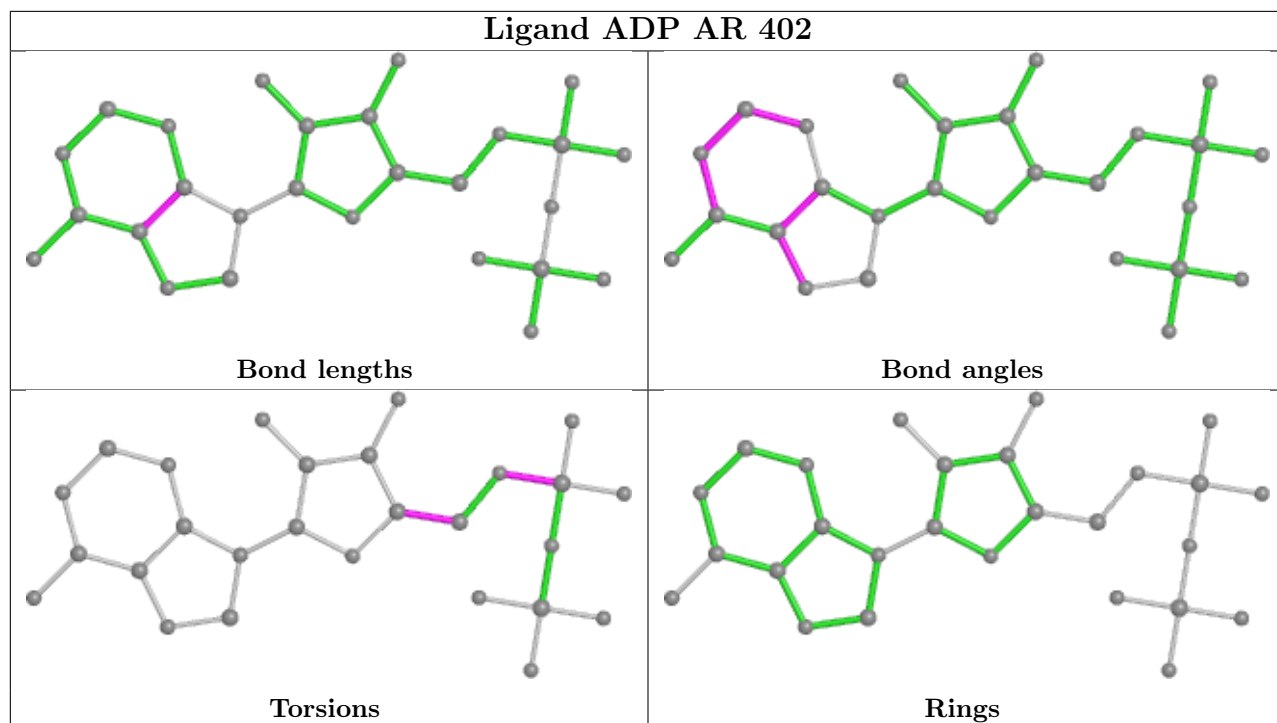


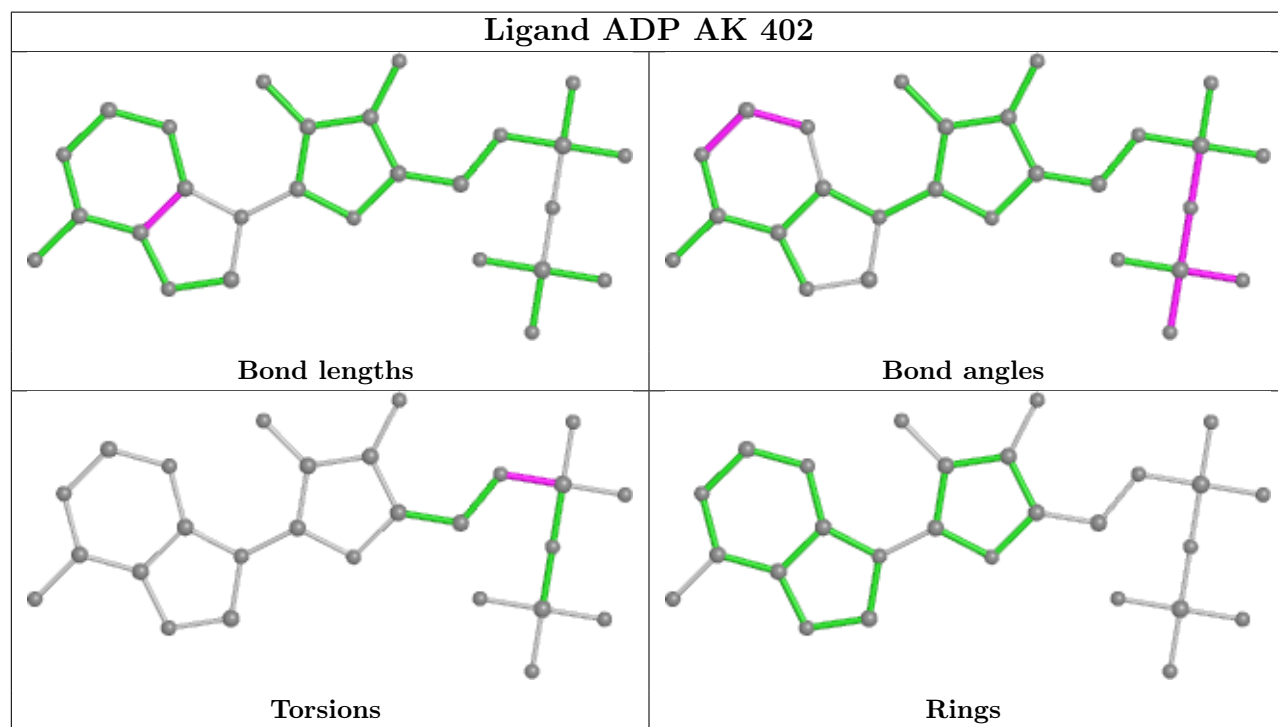
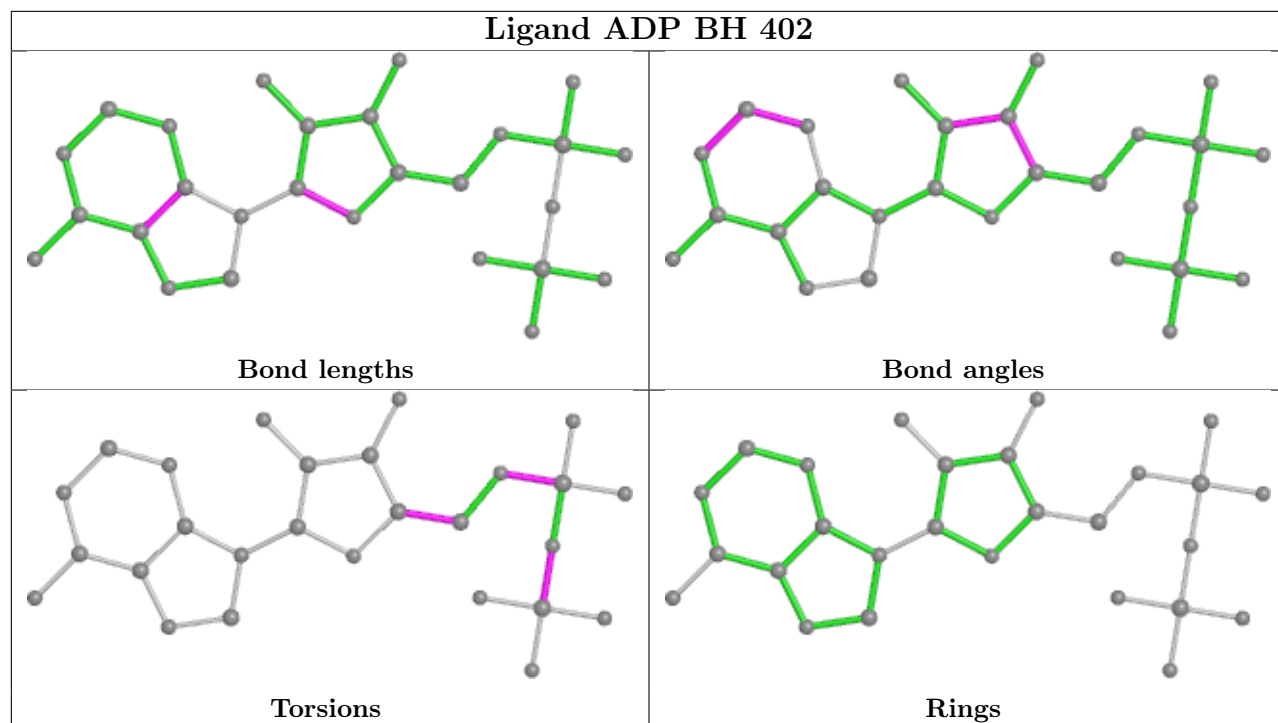


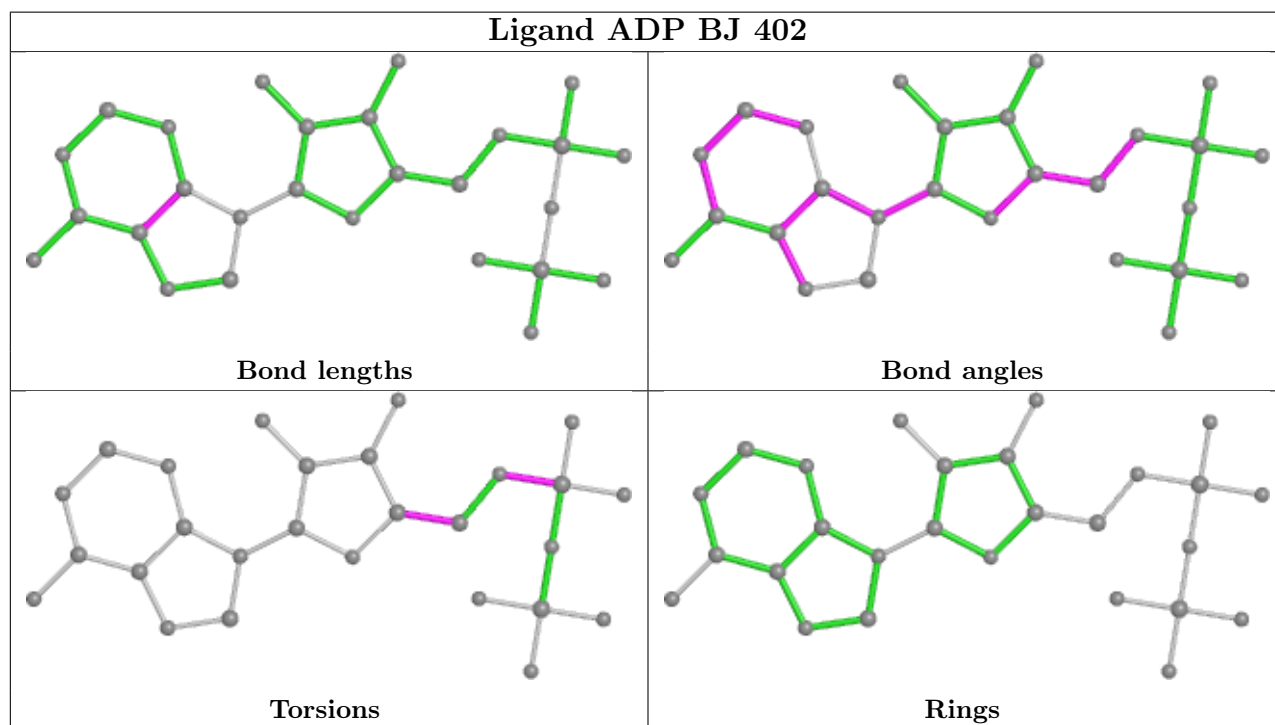
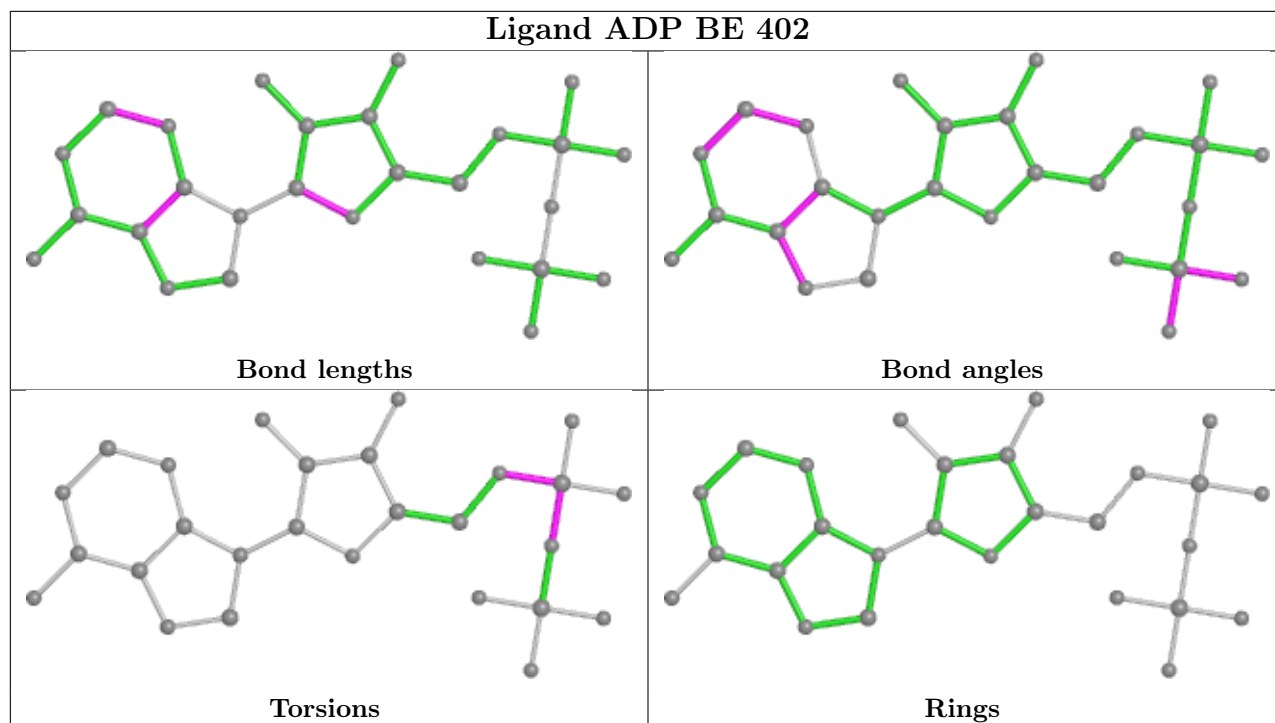


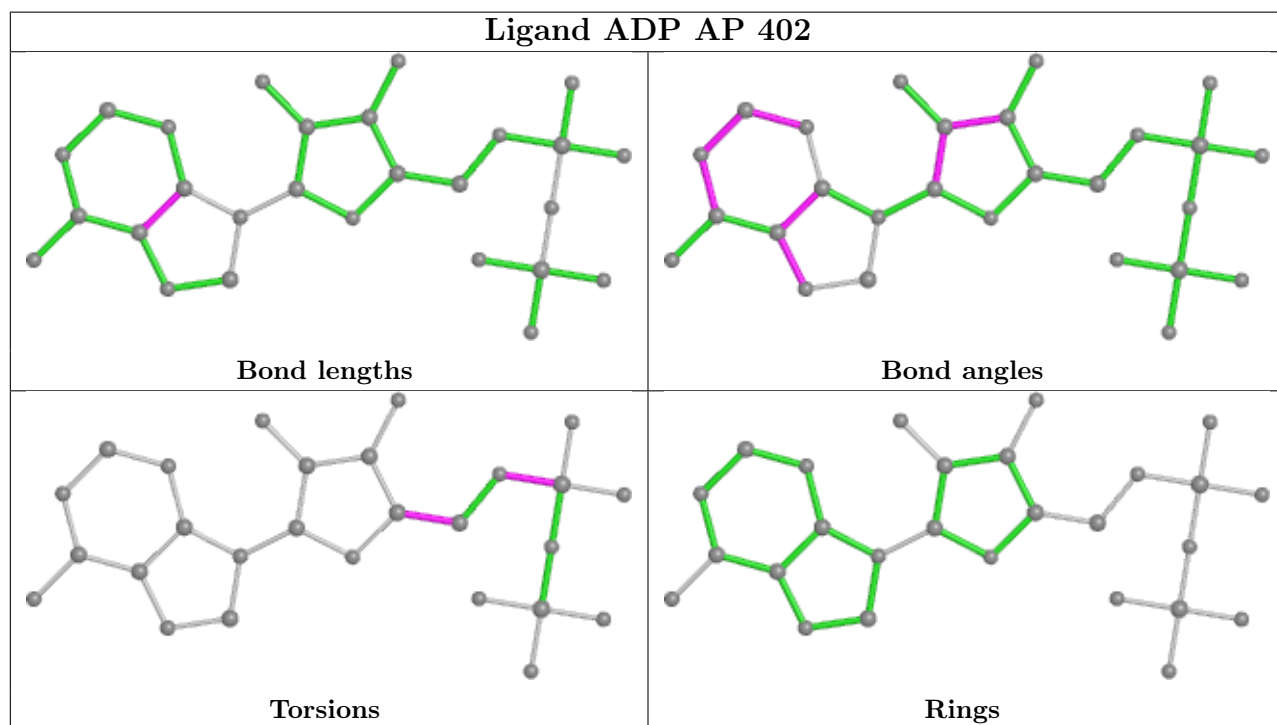
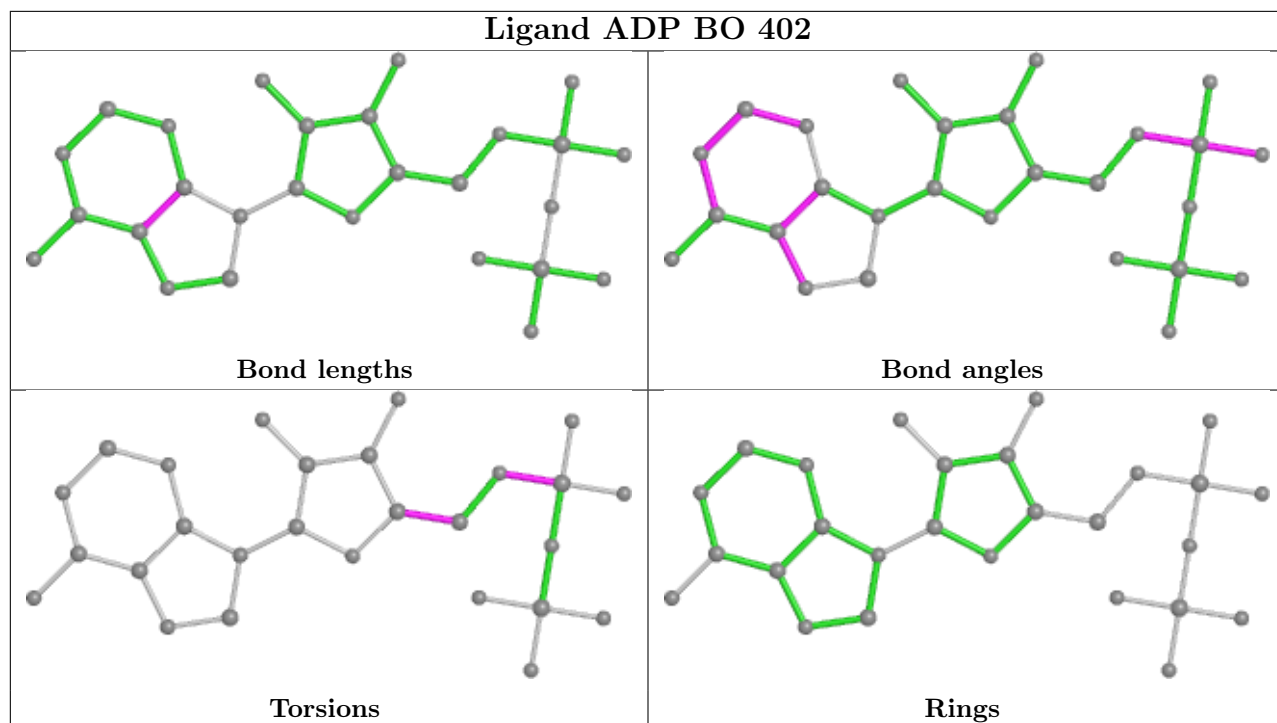


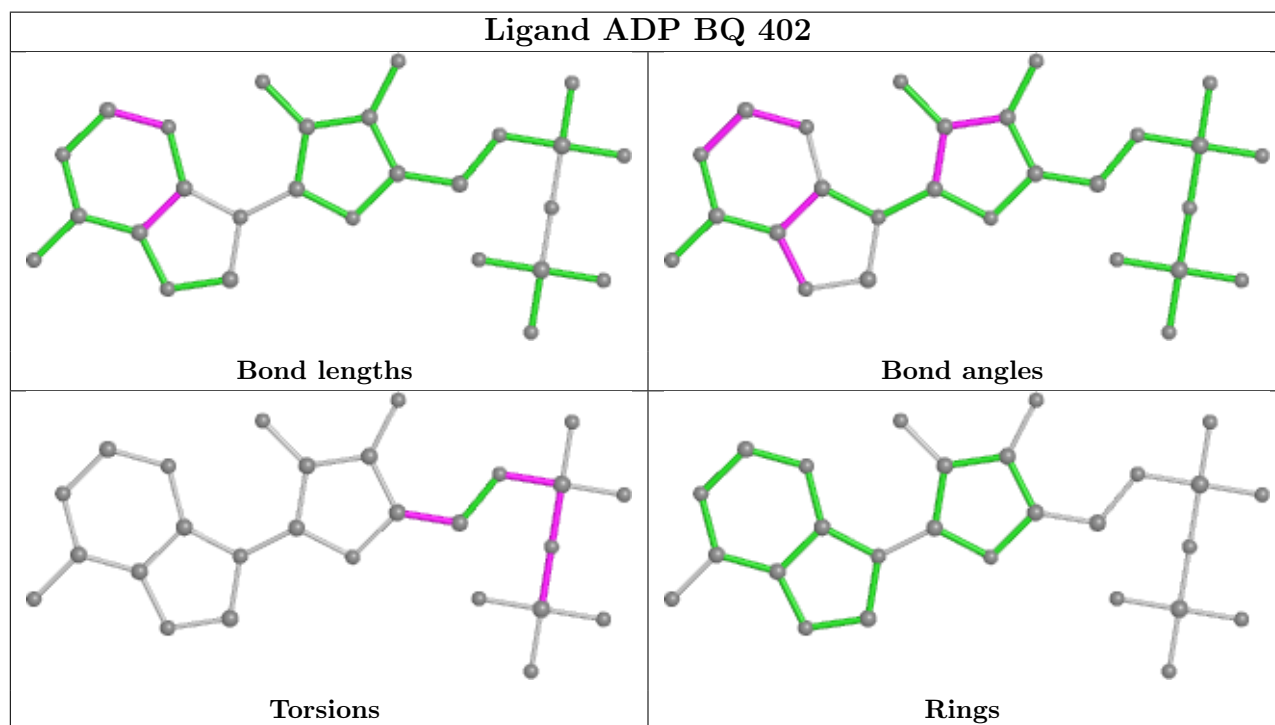
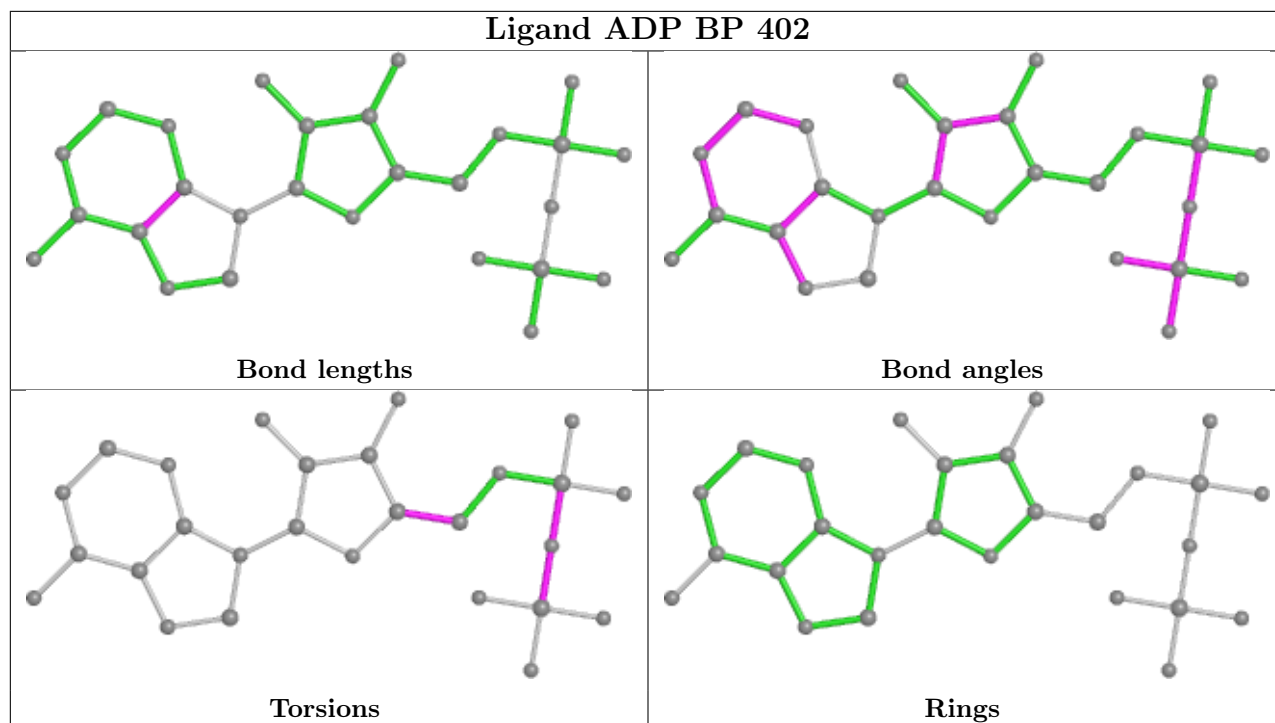


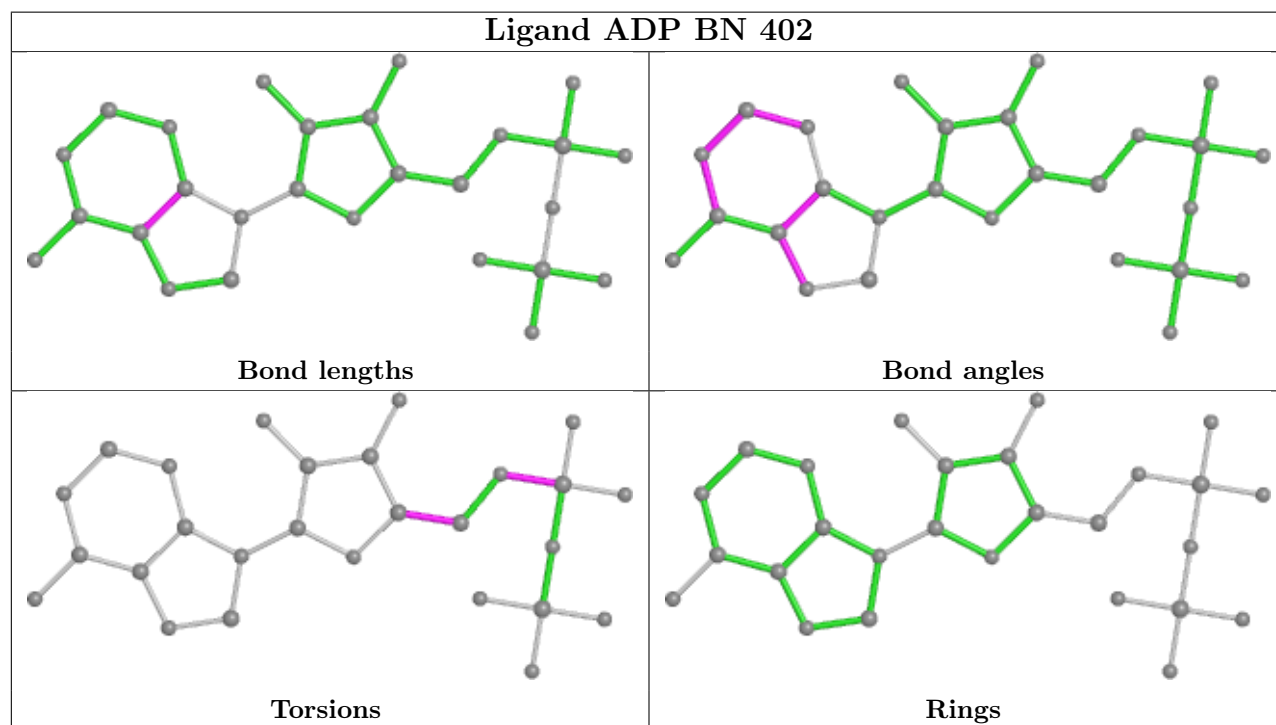
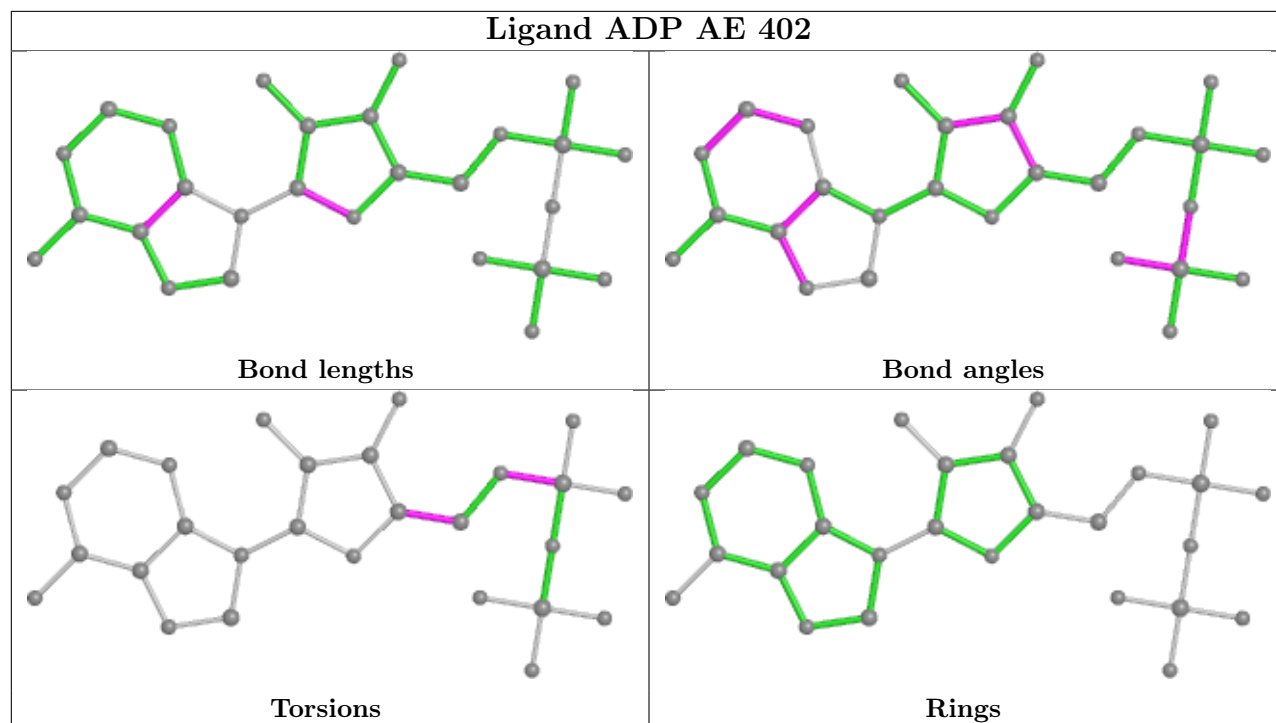


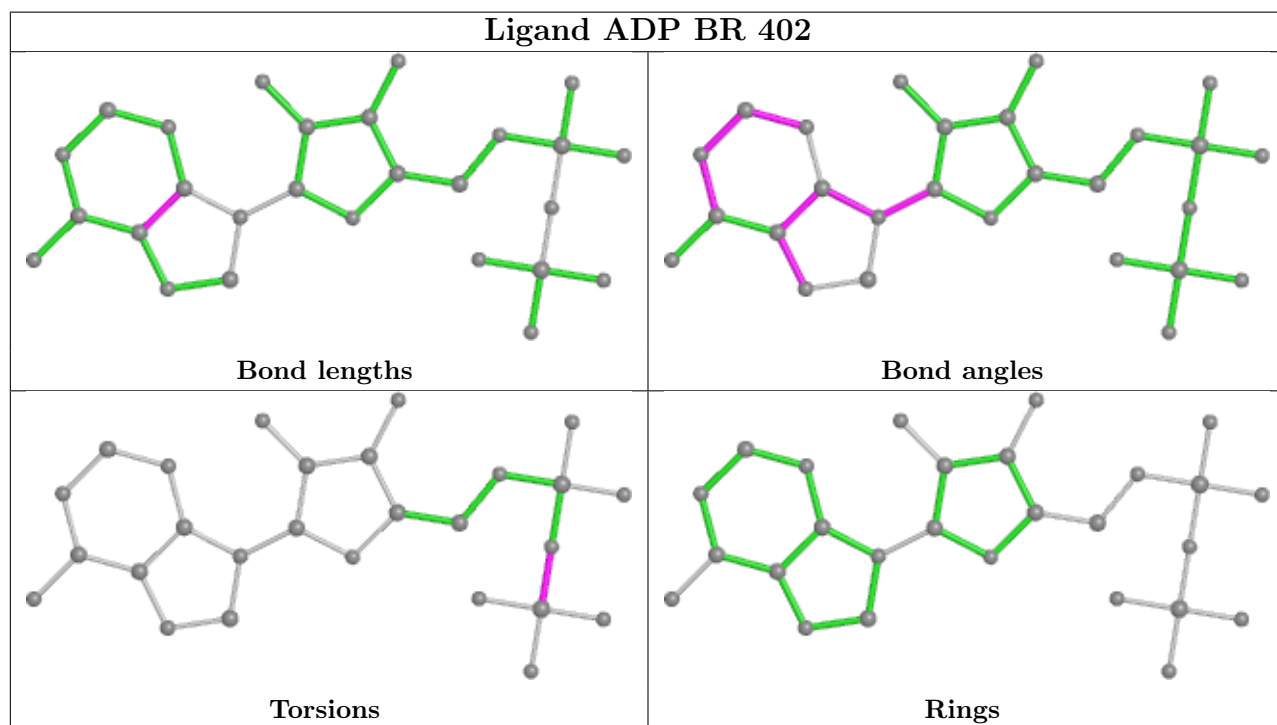
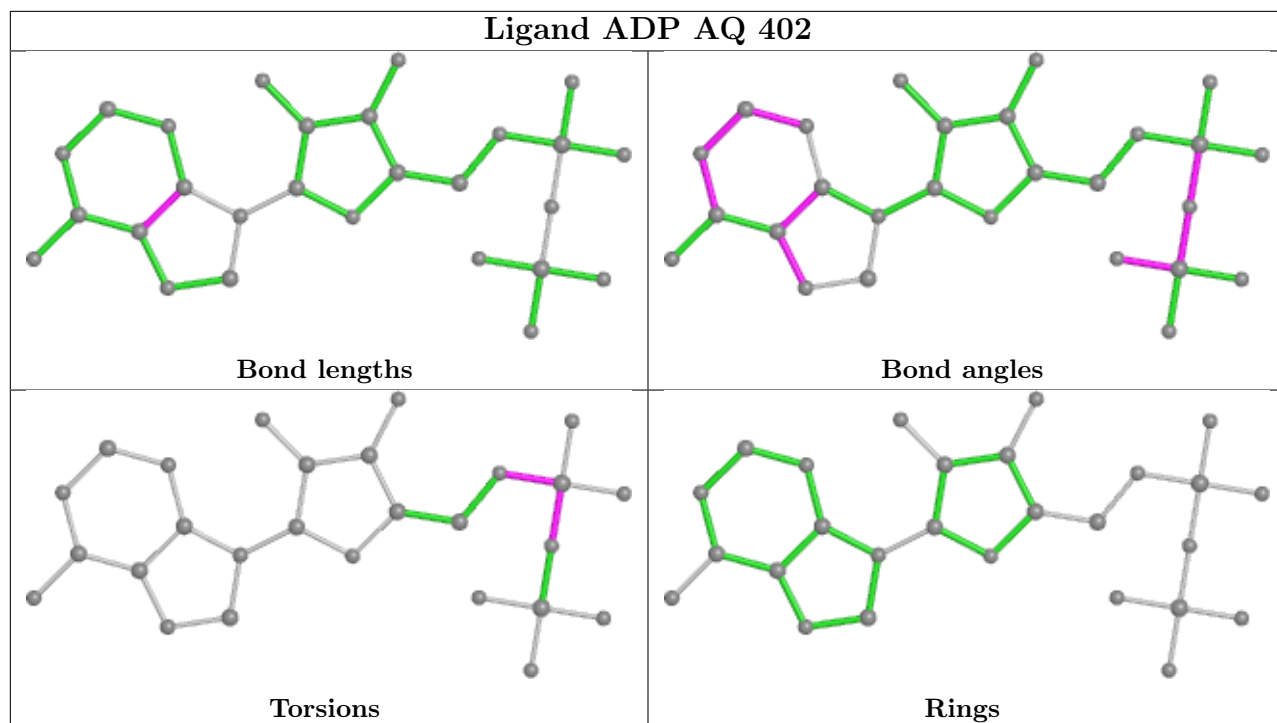


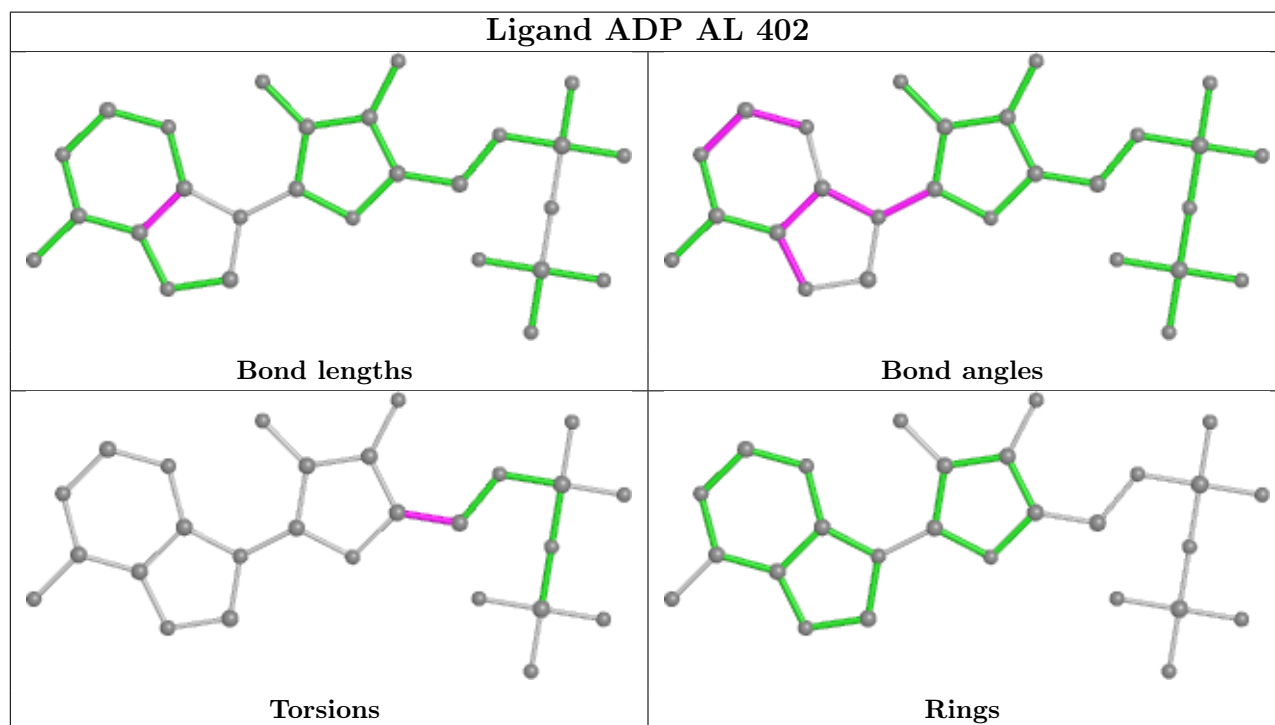
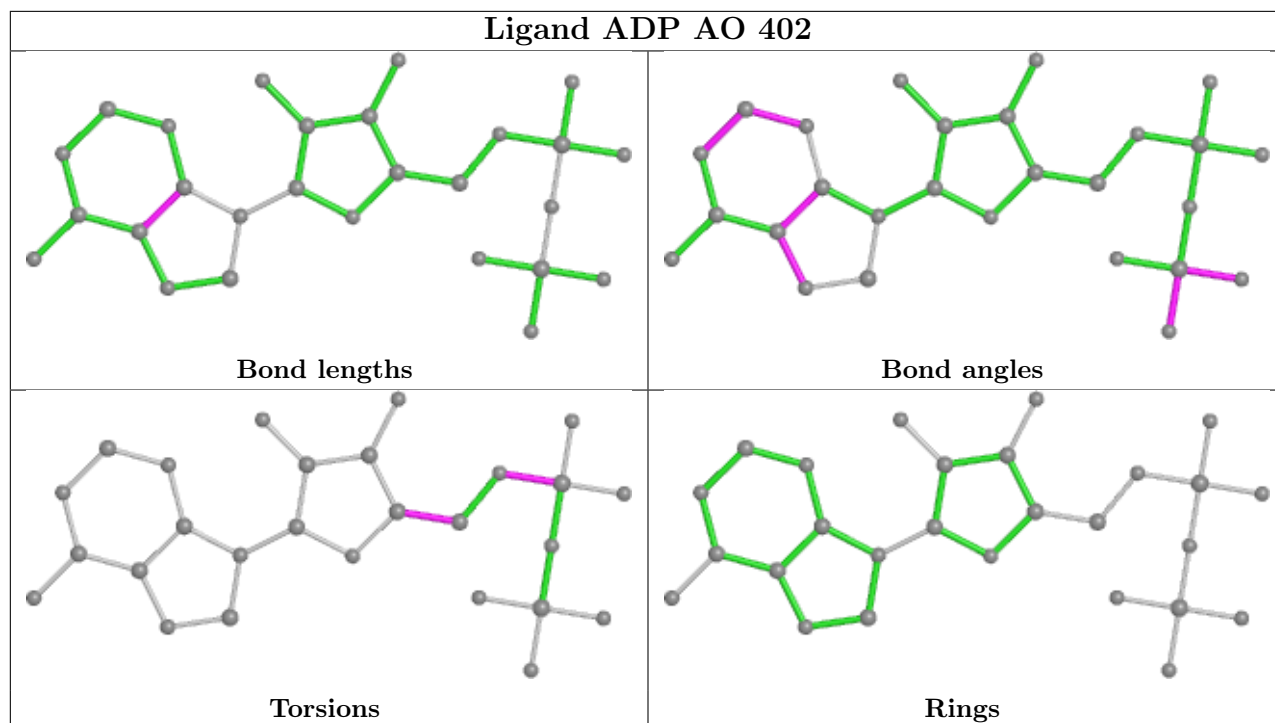




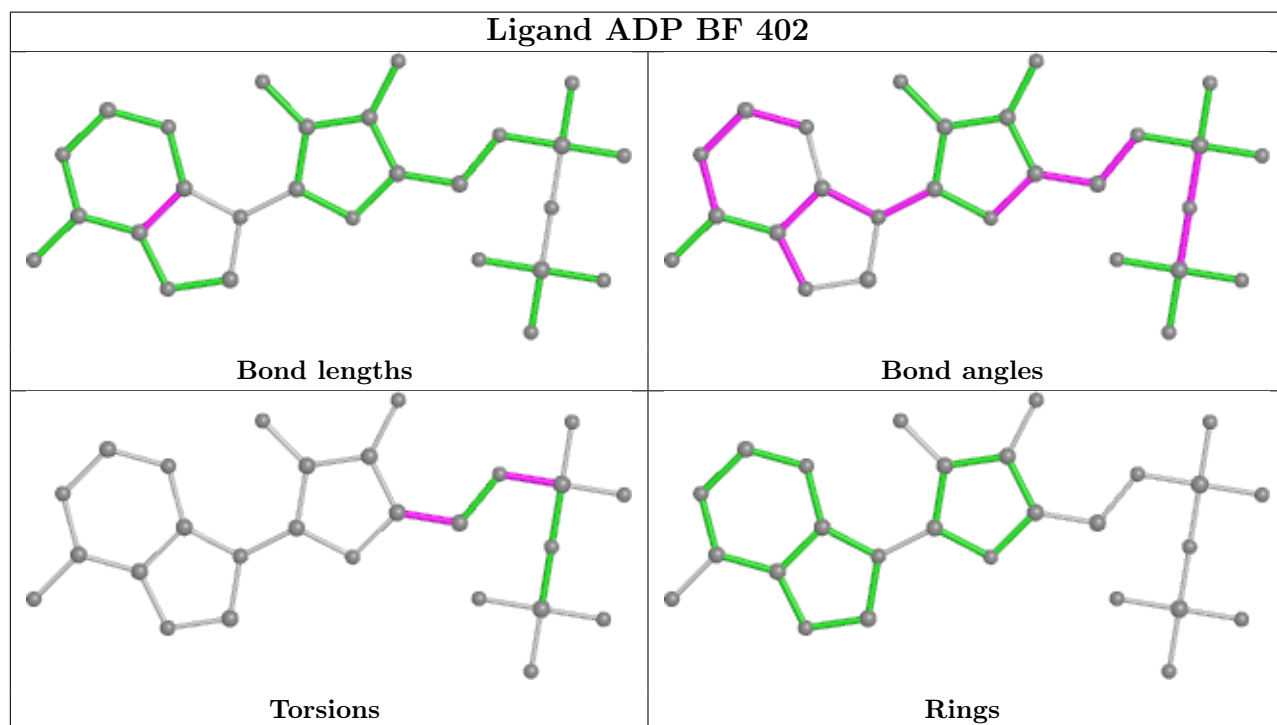
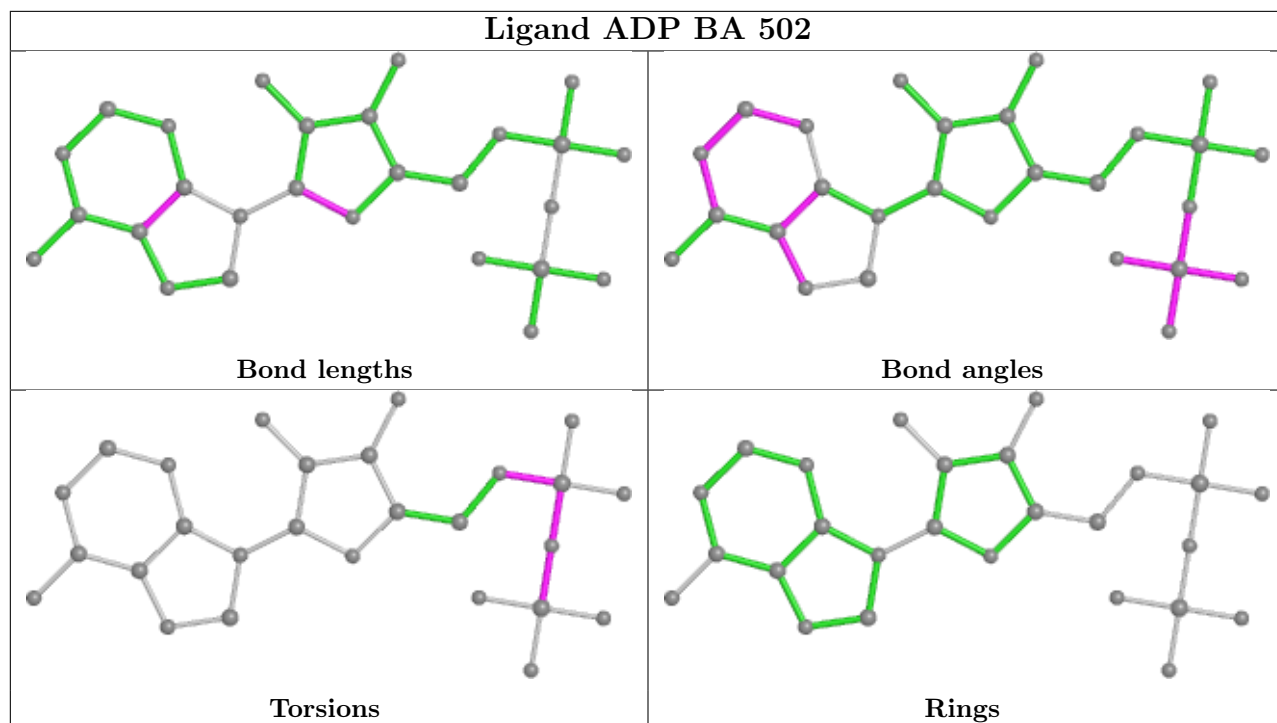


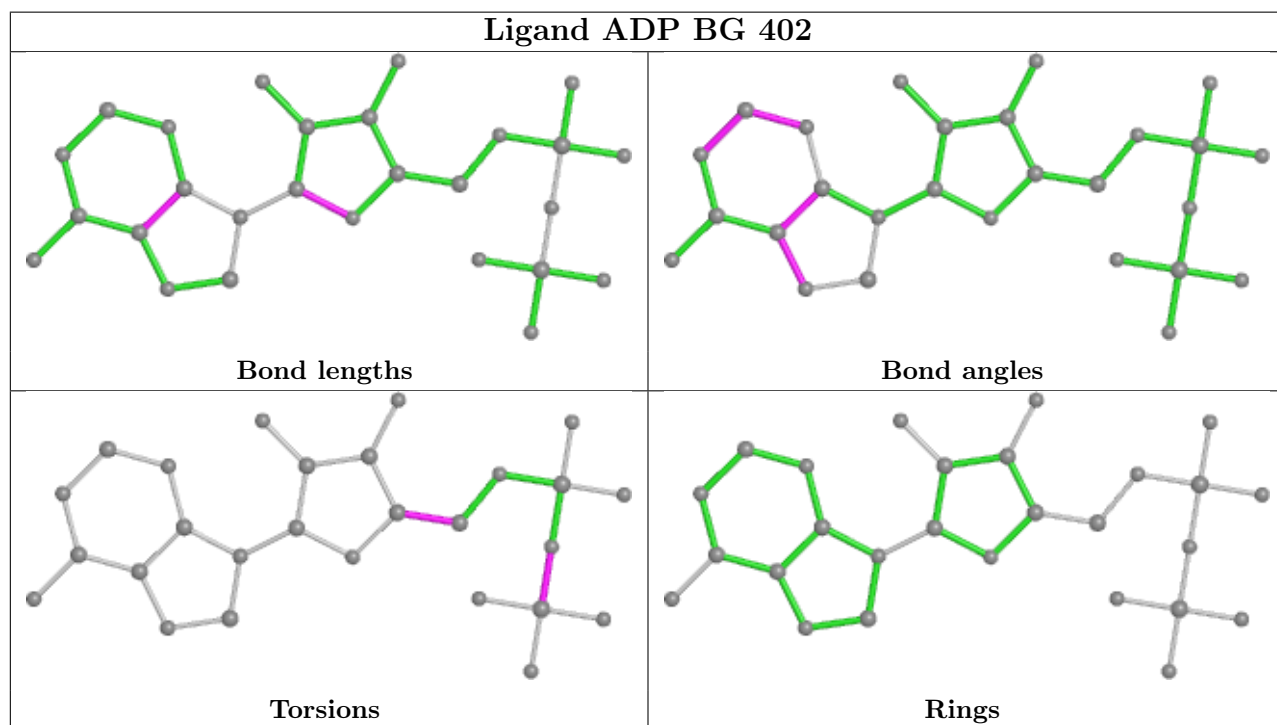
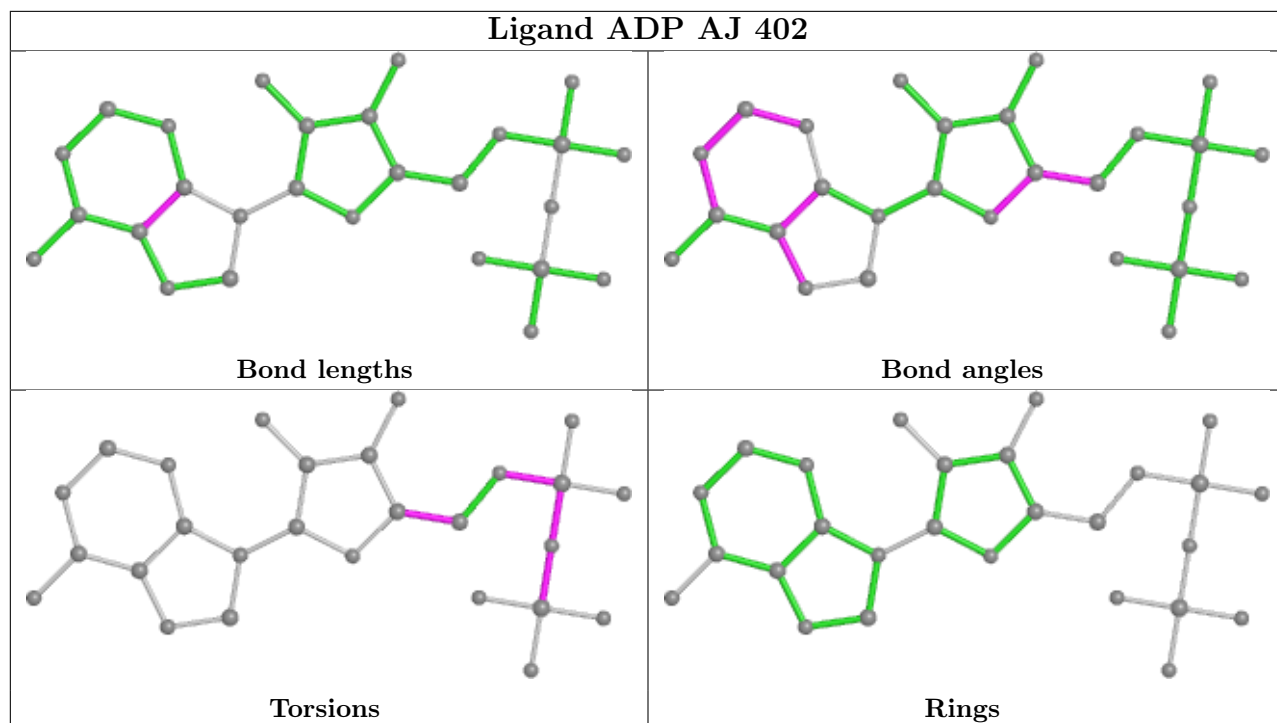


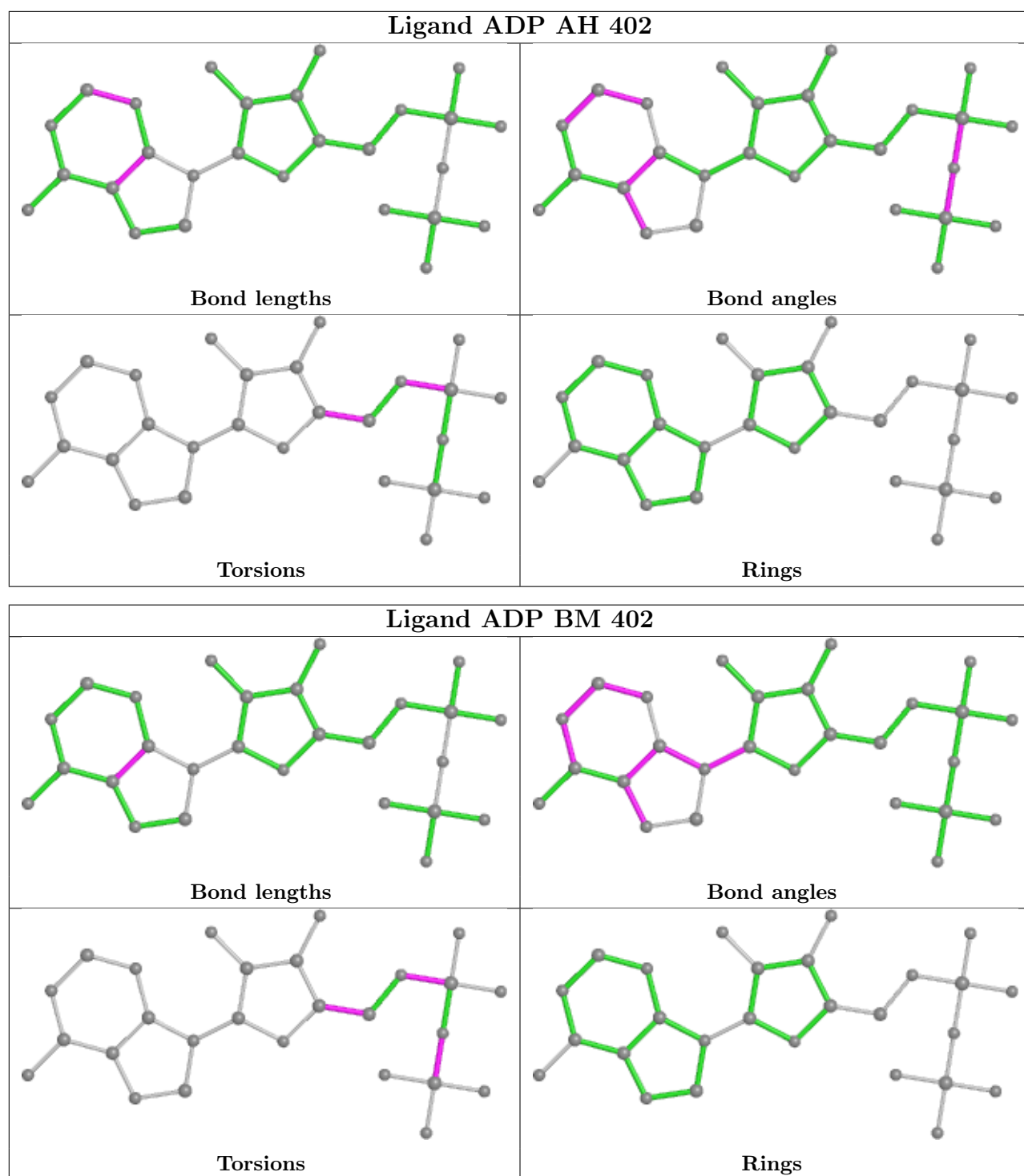












## 5.7 Other polymers [\(i\)](#)

There are no such residues in this entry.

## 5.8 Polymer linkage issues

There are no chain breaks in this entry.

## 6 Fit of model and data [i](#)

### 6.1 Protein, DNA and RNA chains [i](#)

In the following table, the column labelled '#RSRZ > 2' contains the number (and percentage) of RSRZ outliers, followed by percent RSRZ outliers for the chain as percentile scores relative to all X-ray entries and entries of similar resolution. The OWAB column contains the minimum, median, 95<sup>th</sup> percentile and maximum values of the occupancy-weighted average B-factor per residue. The column labelled 'Q < 0.9' lists the number of (and percentage) of residues with an average occupancy less than 0.9.

Mol	Chain	Analysed	<RSRZ>	#RSRZ>2	OWAB(Å <sup>2</sup> )	Q<0.9
1	AA	366/390 (93%)	0.33	5 (1%) 75 80	18, 30, 47, 54	0
1	AB	387/390 (99%)	0.25	13 (3%) 45 52	15, 25, 46, 57	0
1	AC	367/390 (94%)	0.27	2 (0%) 91 94	15, 29, 45, 54	0
1	AD	382/390 (97%)	0.20	9 (2%) 59 66	14, 25, 41, 58	0
1	AE	367/390 (94%)	0.16	2 (0%) 91 94	17, 25, 41, 55	0
1	AF	385/390 (98%)	0.27	11 (2%) 51 58	16, 27, 46, 59	0
1	AG	367/390 (94%)	0.21	5 (1%) 75 80	18, 27, 43, 54	0
1	AH	384/390 (98%)	0.47	18 (4%) 31 38	18, 30, 47, 61	0
1	AI	366/390 (93%)	0.22	5 (1%) 75 80	17, 28, 42, 51	0
1	AJ	385/390 (98%)	0.23	9 (2%) 60 67	16, 24, 43, 59	0
1	AK	367/390 (94%)	0.17	2 (0%) 91 94	17, 27, 43, 56	0
1	AL	384/390 (98%)	0.16	11 (2%) 51 58	14, 23, 41, 57	0
1	AM	367/390 (94%)	0.22	6 (1%) 72 77	17, 25, 40, 50	0
1	AN	382/390 (97%)	0.32	10 (2%) 56 63	16, 26, 43, 53	0
1	AO	366/390 (93%)	0.39	12 (3%) 46 53	18, 30, 45, 54	0
1	AP	381/390 (97%)	0.28	18 (4%) 31 38	15, 23, 39, 56	0
1	AQ	366/390 (93%)	0.15	5 (1%) 75 80	16, 25, 39, 51	0
1	AR	379/390 (97%)	0.18	9 (2%) 59 66	15, 23, 40, 50	0
1	BA	367/390 (94%)	0.36	8 (2%) 62 69	18, 30, 47, 54	0
1	BB	388/390 (99%)	0.23	13 (3%) 45 52	15, 25, 46, 58	0
1	BC	367/390 (94%)	0.17	4 (1%) 80 85	17, 26, 40, 52	0
1	BD	385/390 (98%)	0.30	11 (2%) 51 58	16, 27, 46, 59	0
1	BE	367/390 (94%)	0.25	6 (1%) 72 77	18, 29, 45, 53	0
1	BF	382/390 (97%)	0.14	8 (2%) 63 70	13, 24, 42, 55	0

Continued on next page...

*Continued from previous page...*

Mol	Chain	Analysed	<RSRZ>	#RSRZ>2	OWAB(Å <sup>2</sup> )	Q<0.9
1	BG	367/390 (94%)	0.20	4 (1%) 80 85	16, 27, 42, 54	0
1	BH	382/390 (97%)	0.15	10 (2%) 56 63	15, 23, 41, 55	0
1	BI	367/390 (94%)	0.16	2 (0%) 91 94	17, 26, 41, 51	0
1	BJ	385/390 (98%)	0.20	10 (2%) 56 63	17, 25, 42, 61	0
1	BK	367/390 (94%)	0.20	4 (1%) 80 85	17, 26, 42, 50	0
1	BL	381/390 (97%)	0.48	16 (4%) 36 43	20, 31, 48, 59	0
1	BM	367/390 (94%)	0.23	6 (1%) 72 77	17, 26, 41, 51	0
1	BN	382/390 (97%)	0.39	18 (4%) 31 38	18, 27, 44, 52	0
1	BO	367/390 (94%)	0.13	4 (1%) 80 85	16, 25, 40, 51	0
1	BP	382/390 (97%)	0.23	12 (3%) 49 56	15, 24, 41, 50	0
1	BQ	366/390 (93%)	0.39	6 (1%) 72 77	19, 30, 44, 53	0
1	BR	381/390 (97%)	0.23	15 (3%) 39 46	15, 24, 40, 51	0
All	All	13498/14040 (96%)	0.25	309 (2%) 60 67	13, 26, 44, 61	0

All (309) RSRZ outliers are listed below:

Mol	Chain	Res	Type	RSRZ
1	BJ	7	ASP	8.5
1	AN	21	GLU	8.4
1	BJ	6	GLN	7.4
1	BP	22	SER	7.3
1	BR	22	SER	7.1
1	AD	9	PHE	7.0
1	AR	22	SER	6.8
1	AP	22	SER	6.6
1	AJ	6	GLN	6.5
1	AF	8	TYR	6.5
1	BH	22	SER	6.2
1	BR	280	HIS	6.1
1	AP	278	CYS	6.1
1	AN	22	SER	6.0
1	AN	10	VAL	5.9
1	AJ	8	TYR	5.6
1	BD	6	GLN	5.5
1	BN	9	PHE	5.5
1	AL	8	TYR	5.3
1	AF	7	ASP	5.2
1	AP	12	ASN	5.1

*Continued on next page...*

*Continued from previous page...*

<b>Mol</b>	<b>Chain</b>	<b>Res</b>	<b>Type</b>	<b>RSRZ</b>
1	BD	390	LYS	5.1
1	AP	11	LYS	5.0
1	AP	280	HIS	4.9
1	BN	22	SER	4.9
1	AB	6	GLN	4.9
1	AH	8	TYR	4.8
1	AH	390	LYS	4.6
1	AD	390	LYS	4.5
1	AP	277	GLU	4.5
1	BP	20	TRP	4.4
1	AL	390	LYS	4.4
1	BJ	8	TYR	4.4
1	BJ	9	PHE	4.4
1	BL	11	LYS	4.3
1	AB	4	ALA	4.3
1	AM	385	ASP	4.3
1	AP	10	VAL	4.2
1	BR	278	CYS	4.2
1	AF	6	GLN	4.1
1	BH	9	PHE	4.1
1	AO	385	ASP	4.1
1	BN	11	LYS	4.1
1	BN	280	HIS	4.0
1	BR	12	ASN	4.0
1	BN	15	GLY	4.0
1	BL	385	ASP	4.0
1	AD	10	VAL	3.9
1	AH	384	ILE	3.9
1	BD	8	TYR	3.9
1	AP	23	GLY	3.8
1	BH	10	VAL	3.8
1	BF	9	PHE	3.8
1	AH	9	PHE	3.7
1	BL	10	VAL	3.7
1	BN	10	VAL	3.7
1	BP	19	PRO	3.7
1	BR	20	TRP	3.7
1	AF	22	SER	3.7
1	BB	6	GLN	3.7
1	BL	193	LYS	3.6
1	AL	9	PHE	3.6
1	BP	11	LYS	3.6

*Continued on next page...*

*Continued from previous page...*

<b>Mol</b>	<b>Chain</b>	<b>Res</b>	<b>Type</b>	<b>RSRZ</b>
1	BR	10	VAL	3.5
1	BQ	390	LYS	3.5
1	AB	7	ASP	3.4
1	BB	22	SER	3.4
1	AQ	280	HIS	3.4
1	BJ	22	SER	3.4
1	BC	24	LYS	3.4
1	AP	20	TRP	3.3
1	AB	9	PHE	3.3
1	BD	22	SER	3.3
1	AH	22	SER	3.3
1	BJ	11	LYS	3.3
1	AJ	22	SER	3.3
1	AM	134	ASP	3.2
1	BB	386	ASP	3.2
1	BD	385	ASP	3.2
1	BH	385	ASP	3.2
1	AF	390	LYS	3.2
1	AN	385	ASP	3.2
1	BL	130	GLY	3.2
1	BP	12	ASN	3.2
1	AF	11	LYS	3.2
1	BN	12	ASN	3.2
1	BL	390	LYS	3.2
1	AF	193	LYS	3.1
1	AR	24	LYS	3.1
1	AO	378	LEU	3.1
1	BQ	136	TYR	3.1
1	BM	385	ASP	3.1
1	BN	390	LYS	3.1
1	BD	278	CYS	3.1
1	BA	309	ARG	3.1
1	AH	385	ASP	3.1
1	AB	22	SER	3.1
1	AJ	390	LYS	3.0
1	AF	9	PHE	3.0
1	AB	385	ASP	3.0
1	BG	127	LEU	3.0
1	AL	10	VAL	3.0
1	AI	385	ASP	3.0
1	BB	390	LYS	3.0
1	BF	10	VAL	3.0

*Continued on next page...*



*Continued from previous page...*

<b>Mol</b>	<b>Chain</b>	<b>Res</b>	<b>Type</b>	<b>RSRZ</b>
1	AI	164	LEU	2.9
1	AP	390	LYS	2.9
1	BH	11	LYS	2.9
1	AN	280	HIS	2.9
1	AF	385	ASP	2.9
1	AN	23	GLY	2.9
1	AM	54	TRP	2.9
1	BA	233	GLU	2.9
1	AN	134	ASP	2.9
1	BH	390	LYS	2.9
1	BP	16	HIS	2.9
1	BB	5	ILE	2.9
1	BP	10	VAL	2.8
1	AB	5	ILE	2.8
1	AQ	385	ASP	2.8
1	BQ	385	ASP	2.8
1	AI	232	ASN	2.8
1	AP	286	ASP	2.8
1	BO	280	HIS	2.8
1	BR	23	GLY	2.8
1	BO	385	ASP	2.8
1	AB	134	ASP	2.8
1	BN	13	ARG	2.8
1	AR	21	GLU	2.8
1	AQ	384	ILE	2.8
1	BK	278	CYS	2.8
1	AP	19	PRO	2.7
1	BH	24	LYS	2.8
1	BK	193	LYS	2.8
1	BB	134	ASP	2.7
1	BB	10	VAL	2.7
1	BF	12	ASN	2.7
1	AD	385	ASP	2.7
1	AH	10	VAL	2.7
1	AN	9	PHE	2.7
1	BD	9	PHE	2.7
1	AA	390	LYS	2.7
1	AJ	7	ASP	2.7
1	BB	385	ASP	2.7
1	BE	385	ASP	2.7
1	BQ	280	HIS	2.7
1	AO	388	ILE	2.7

*Continued on next page...*

*Continued from previous page...*

<b>Mol</b>	<b>Chain</b>	<b>Res</b>	<b>Type</b>	<b>RSRZ</b>
1	AH	312	PHE	2.7
1	AO	278	CYS	2.7
1	BK	385	ASP	2.7
1	AH	24	LYS	2.7
1	BL	315	LYS	2.7
1	BL	22	SER	2.7
1	AQ	286	ASP	2.7
1	AR	286	ASP	2.7
1	BD	134	ASP	2.7
1	BN	385	ASP	2.7
1	AB	26	LYS	2.7
1	AN	278	CYS	2.7
1	AA	277	GLU	2.7
1	BE	192	GLU	2.7
1	BG	193	LYS	2.7
1	BD	312	PHE	2.7
1	AL	22	SER	2.6
1	BF	11	LYS	2.6
1	AE	233	GLU	2.6
1	BD	10	VAL	2.6
1	BE	24	LYS	2.6
1	BL	381	GLY	2.6
1	BN	134	ASP	2.6
1	BN	285	ASN	2.6
1	AH	317	PRO	2.6
1	BF	390	LYS	2.6
1	AL	385	ASP	2.6
1	AG	286	ASP	2.6
1	AD	11	LYS	2.6
1	AP	18	LYS	2.6
1	AF	173	LEU	2.5
1	BR	276	LYS	2.5
1	AD	22	SER	2.5
1	AH	119	ALA	2.5
1	AA	232	ASN	2.5
1	BG	24	LYS	2.5
1	BM	48	GLU	2.5
1	BR	286	ASP	2.5
1	AH	381	GLY	2.5
1	BL	353	LEU	2.5
1	AI	386	ASP	2.5
1	BP	9	PHE	2.5

*Continued on next page...*

*Continued from previous page...*

<b>Mol</b>	<b>Chain</b>	<b>Res</b>	<b>Type</b>	<b>RSRZ</b>
1	BA	54	TRP	2.5
1	AO	286	ASP	2.5
1	BM	25	PHE	2.4
1	AK	233	GLU	2.4
1	AO	387	MET	2.4
1	AR	20	TRP	2.4
1	AH	134	ASP	2.4
1	BA	385	ASP	2.4
1	AF	10	VAL	2.4
1	BP	14	VAL	2.4
1	BR	14	VAL	2.4
1	AP	15	GLY	2.4
1	AH	7	ASP	2.4
1	AG	390	LYS	2.4
1	AP	17	SER	2.4
1	AR	12	ASN	2.4
1	AB	390	LYS	2.4
1	AO	134	ASP	2.4
1	BB	7	ASP	2.4
1	BI	278	CYS	2.4
1	BO	24	LYS	2.4
1	BR	279	GLY	2.4
1	AP	388	ILE	2.3
1	AO	26	LYS	2.3
1	BQ	25	PHE	2.3
1	BP	15	GLY	2.3
1	BR	277	GLU	2.3
1	BF	386	ASP	2.3
1	BH	383	SER	2.3
1	BJ	280	HIS	2.3
1	BF	23	GLY	2.3
1	AA	278	CYS	2.3
1	AB	21	GLU	2.3
1	AP	21	GLU	2.3
1	BB	21	GLU	2.3
1	BC	386	ASP	2.3
1	BJ	286	ASP	2.3
1	BL	286	ASP	2.3
1	BN	286	ASP	2.3
1	BJ	390	LYS	2.3
1	AK	286	ASP	2.3
1	BJ	385	ASP	2.3

*Continued on next page...*

*Continued from previous page...*

<b>Mol</b>	<b>Chain</b>	<b>Res</b>	<b>Type</b>	<b>RSRZ</b>
1	BC	193	LYS	2.3
1	BE	193	LYS	2.3
1	BB	354	GLY	2.3
1	BK	381	GLY	2.3
1	BN	23	GLY	2.3
1	BA	386	ASP	2.3
1	BG	286	ASP	2.3
1	BH	26	LYS	2.3
1	BR	11	LYS	2.3
1	BR	18	LYS	2.3
1	AC	175	GLY	2.2
1	AO	89	GLY	2.2
1	AM	26	LYS	2.2
1	AG	151	VAL	2.2
1	AJ	9	PHE	2.2
1	AG	24	LYS	2.2
1	BN	370	LEU	2.2
1	AB	8	TYR	2.2
1	AH	386	ASP	2.2
1	BP	278	CYS	2.2
1	BL	25	PHE	2.2
1	AO	54	TRP	2.2
1	BE	276	LYS	2.2
1	AA	184	TYR	2.2
1	BR	19	PRO	2.2
1	AD	151	VAL	2.2
1	BF	22	SER	2.2
1	AL	21	GLU	2.2
1	BA	192	GLU	2.2
1	BB	280	HIS	2.2
1	BI	192	GLU	2.2
1	AJ	10	VAL	2.2
1	BB	3	SER	2.2
1	BE	151	VAL	2.2
1	BQ	96	CYS	2.2
1	AL	11	LYS	2.2
1	AO	276	LYS	2.2
1	BD	185	TYR	2.2
1	AR	23	GLY	2.2
1	AM	193	LYS	2.2
1	AN	26	LYS	2.2
1	AJ	313	LEU	2.2

*Continued on next page...*

*Continued from previous page...*

Mol	Chain	Res	Type	RSRZ
1	AG	385	ASP	2.2
1	AL	12	ASN	2.1
1	AI	151	VAL	2.1
1	BH	386	ASP	2.1
1	BM	281	GLY	2.1
1	BP	23	GLY	2.1
1	AM	192	GLU	2.1
1	AE	366	ASP	2.1
1	BO	286	ASP	2.1
1	BL	328	LEU	2.1
1	AB	193	LYS	2.1
1	AD	315	LYS	2.1
1	AH	78	LYS	2.1
1	AO	25	PHE	2.1
1	BM	192	GLU	2.1
1	BL	371	LEU	2.1
1	AH	280	HIS	2.1
1	BN	387	MET	2.1
1	AP	24	LYS	2.1
1	AQ	78	LYS	2.1
1	BL	24	LYS	2.1
1	BM	26	LYS	2.1
1	AR	278	CYS	2.1
1	BC	233	GLU	2.0
1	BN	26	LYS	2.0
1	AL	35	SER	2.0
1	AH	19	PRO	2.0
1	BL	151	VAL	2.0
1	BN	21	GLU	2.0
1	AC	193	LYS	2.0
1	AD	276	LYS	2.0
1	AJ	11	LYS	2.0
1	AL	24	LYS	2.0
1	BA	24	LYS	2.0
1	BA	177	LYS	2.0
1	AR	16	HIS	2.0

## 6.2 Non-standard residues in protein, DNA, RNA chains

There are no non-standard protein/DNA/RNA residues in this entry.

### 6.3 Carbohydrates [i](#)

There are no monosaccharides in this entry.

### 6.4 Ligands [i](#)

In the following table, the Atoms column lists the number of modelled atoms in the group and the number defined in the chemical component dictionary. The B-factors column lists the minimum, median, 95<sup>th</sup> percentile and maximum values of B factors of atoms in the group. The column labelled 'Q< 0.9' lists the number of atoms with occupancy less than 0.9.

Mol	Type	Chain	Res	Atoms	RSCC	RSR	B-factors(Å <sup>2</sup> )	Q<0.9
5	NO3	BQ	404	4/4	0.78	0.18	25,26,26,27	0
5	NO3	AR	404	4/4	0.80	0.22	21,22,27,29	0
4	MG	BR	403	1/1	0.84	0.50	37,37,37,37	0
5	NO3	AN	404	4/4	0.84	0.32	22,24,25,26	0
2	NMG	AN	401	8/8	0.84	0.26	21,24,31,31	0
5	NO3	BG	404	4/4	0.84	0.23	21,22,25,27	0
5	NO3	BL	404	4/4	0.84	0.32	25,31,33,33	0
2	NMG	BM	401	8/8	0.84	0.22	22,24,25,26	0
5	NO3	AI	404	4/4	0.85	0.21	22,25,28,28	0
5	NO3	AM	404	4/4	0.85	0.18	22,25,26,28	0
5	NO3	BB	404	4/4	0.85	0.18	20,21,24,24	0
5	NO3	BR	404	4/4	0.85	0.21	14,19,22,22	0
5	NO3	AP	404	4/4	0.86	0.25	20,21,24,27	0
2	NMG	BD	401	8/8	0.86	0.24	20,23,24,24	0
5	NO3	BA	504	4/4	0.86	0.22	25,27,28,31	0
5	NO3	AK	404	4/4	0.86	0.24	24,25,27,28	0
5	NO3	AE	404	4/4	0.87	0.16	21,23,23,25	0
2	NMG	BE	401	8/8	0.88	0.21	25,28,29,31	0
5	NO3	AF	404	4/4	0.88	0.29	21,22,25,26	0
2	NMG	BK	401	8/8	0.88	0.16	21,25,26,29	0
2	NMG	AP	401	8/8	0.88	0.27	19,22,24,25	0
4	MG	AL	403	1/1	0.88	0.18	22,22,22,22	0
2	NMG	AE	401	8/8	0.88	0.21	18,21,23,25	0
5	NO3	AC	404	4/4	0.88	0.23	22,24,26,27	0
5	NO3	BC	404	4/4	0.89	0.20	16,21,24,24	0
5	NO3	BD	404	4/4	0.89	0.21	21,23,23,27	0
5	NO3	AJ	404	4/4	0.89	0.19	18,24,27,27	0
5	NO3	BK	404	4/4	0.89	0.14	21,21,22,24	0
2	NMG	AF	401	8/8	0.89	0.15	17,22,26,27	0
2	NMG	BL	401	8/8	0.89	0.19	28,32,34,36	0
2	NMG	BH	401	8/8	0.89	0.17	18,22,24,24	0
2	NMG	AQ	401	8/8	0.90	0.20	16,20,21,25	0

*Continued on next page...*

*Continued from previous page...*

Mol	Type	Chain	Res	Atoms	RSCC	RSR	B-factors( $\text{\AA}^2$ )	Q<0.9
2	NMG	BC	401	8/8	0.90	0.17	16,22,25,25	0
2	NMG	AC	401	8/8	0.90	0.17	22,24,26,27	0
5	NO3	BF	404	4/4	0.90	0.29	18,21,22,25	0
2	NMG	AK	401	8/8	0.90	0.18	20,24,25,29	0
5	NO3	AO	404	4/4	0.90	0.28	23,25,28,36	0
2	NMG	BN	401	8/8	0.90	0.22	21,22,25,26	0
5	NO3	AH	404	4/4	0.90	0.20	21,23,25,26	0
2	NMG	BQ	401	8/8	0.90	0.23	25,28,33,33	0
2	NMG	AA	501	8/8	0.91	0.20	20,23,25,25	0
2	NMG	AD	401	8/8	0.91	0.14	18,24,26,26	0
2	NMG	AO	401	8/8	0.91	0.19	22,27,32,32	0
2	NMG	AH	401	8/8	0.91	0.21	21,23,30,34	0
5	NO3	BH	404	4/4	0.91	0.16	20,21,22,23	0
2	NMG	BF	401	8/8	0.91	0.15	16,19,24,24	0
2	NMG	BP	401	8/8	0.91	0.12	15,17,20,24	0
5	NO3	BO	404	4/4	0.91	0.18	23,23,23,28	0
5	NO3	BP	404	4/4	0.91	0.13	18,20,22,24	0
2	NMG	BG	401	8/8	0.91	0.18	20,23,25,25	0
3	ADP	AO	402	27/27	0.91	0.17	19,24,28,31	0
2	NMG	BI	401	8/8	0.92	0.17	23,26,27,27	0
4	MG	AO	403	1/1	0.92	0.20	18,18,18,18	0
4	MG	BH	403	1/1	0.92	0.33	19,19,19,19	0
2	NMG	BO	401	8/8	0.92	0.15	21,26,28,29	0
5	NO3	BI	404	4/4	0.92	0.14	19,20,25,25	0
2	NMG	AI	401	8/8	0.92	0.14	18,22,24,27	0
5	NO3	AD	404	4/4	0.92	0.15	24,29,29,30	0
5	NO3	BN	404	4/4	0.92	0.17	23,24,24,26	0
2	NMG	AB	401	8/8	0.92	0.12	16,23,28,28	0
3	ADP	AF	402	27/27	0.92	0.16	21,27,30,35	0
2	NMG	BB	401	8/8	0.92	0.21	14,20,22,23	0
3	ADP	BL	402	27/27	0.92	0.15	23,29,34,38	0
4	MG	BQ	403	1/1	0.93	0.21	12,12,12,12	0
3	ADP	AI	402	27/27	0.93	0.16	18,24,29,33	0
5	NO3	AA	504	4/4	0.93	0.10	25,26,27,28	0
2	NMG	BA	501	8/8	0.93	0.14	21,26,27,28	0
2	NMG	AJ	401	8/8	0.93	0.17	19,24,26,30	0
5	NO3	AQ	404	4/4	0.93	0.20	18,22,22,22	0
4	MG	AG	403	1/1	0.93	0.21	18,18,18,18	0
2	NMG	AR	401	8/8	0.93	0.18	18,21,24,24	0
2	NMG	BJ	401	8/8	0.93	0.12	25,26,28,29	0
4	MG	AP	403	1/1	0.93	0.25	25,25,25,25	0
3	ADP	AH	402	27/27	0.93	0.15	20,26,30,37	0

*Continued on next page...*

*Continued from previous page...*

Mol	Type	Chain	Res	Atoms	RSCC	RSR	B-factors( $\text{\AA}^2$ )	Q<0.9
3	ADP	BP	402	27/27	0.94	0.14	14,18,21,21	0
5	NO3	AL	404	4/4	0.94	0.27	20,21,22,22	0
4	MG	AF	403	1/1	0.94	0.24	12,12,12,12	0
3	ADP	AE	402	27/27	0.94	0.15	18,21,23,28	0
2	NMG	AG	401	8/8	0.94	0.15	16,21,22,25	0
4	MG	AM	403	1/1	0.94	0.18	13,13,13,13	0
4	MG	AN	403	1/1	0.94	0.18	13,13,13,13	0
2	NMG	AL	401	8/8	0.94	0.15	17,19,21,22	0
2	NMG	BR	401	8/8	0.94	0.14	15,17,22,23	0
4	MG	AR	403	1/1	0.94	0.23	11,11,11,11	0
3	ADP	AJ	402	27/27	0.94	0.14	15,18,22,25	0
3	ADP	AK	402	27/27	0.94	0.14	17,22,24,26	0
5	NO3	BE	404	4/4	0.94	0.13	24,25,26,29	0
3	ADP	AN	402	27/27	0.94	0.14	13,20,23,23	0
3	ADP	AA	502	27/27	0.94	0.15	23,28,31,35	0
5	NO3	AB	404	4/4	0.94	0.16	16,17,23,23	0
3	ADP	AP	402	27/27	0.94	0.15	17,21,26,30	0
3	ADP	AQ	402	27/27	0.94	0.15	14,18,22,23	0
3	ADP	BA	502	27/27	0.94	0.15	21,25,29,32	0
5	NO3	BM	404	4/4	0.94	0.18	21,22,24,24	0
3	ADP	BC	402	27/27	0.94	0.15	13,20,22,24	0
5	NO3	AG	404	4/4	0.94	0.11	19,21,25,27	0
3	ADP	AC	402	27/27	0.94	0.13	24,27,32,33	0
3	ADP	BN	402	27/27	0.94	0.13	10,20,23,26	0
3	ADP	BO	402	27/27	0.94	0.14	12,18,21,25	0
4	MG	BC	403	1/1	0.95	0.20	11,11,11,11	0
4	MG	BD	403	1/1	0.95	0.17	21,21,21,21	0
4	MG	BF	403	1/1	0.95	0.22	11,11,11,11	0
2	NMG	AM	401	8/8	0.95	0.13	17,20,21,24	0
4	MG	BN	403	1/1	0.95	0.34	22,22,22,22	0
3	ADP	AL	402	27/27	0.95	0.12	14,18,21,23	0
3	ADP	AM	402	27/27	0.95	0.14	17,20,24,25	0
3	ADP	BQ	402	27/27	0.95	0.15	16,22,28,29	0
3	ADP	BR	402	27/27	0.95	0.13	13,17,21,23	0
4	MG	AB	403	1/1	0.95	0.25	11,11,11,11	0
4	MG	AD	403	1/1	0.95	0.24	13,13,13,13	0
3	ADP	BB	402	27/27	0.95	0.14	18,21,23,26	0
3	ADP	AD	402	27/27	0.95	0.14	16,21,24,27	0
5	NO3	BJ	404	4/4	0.95	0.15	22,24,25,29	0
4	MG	AH	403	1/1	0.95	0.16	16,16,16,16	0
3	ADP	BD	402	27/27	0.95	0.14	19,25,28,31	0
3	ADP	BE	402	27/27	0.95	0.14	19,25,29,31	0

*Continued on next page...*



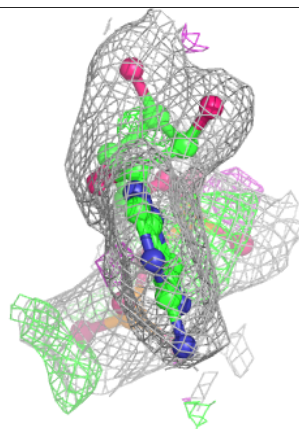
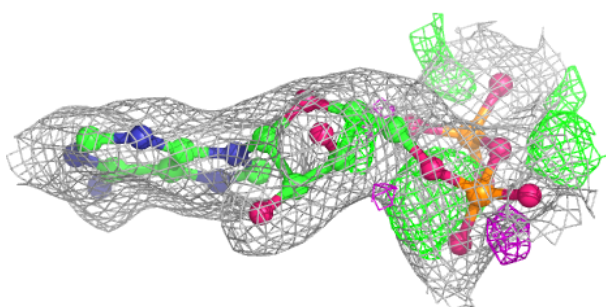
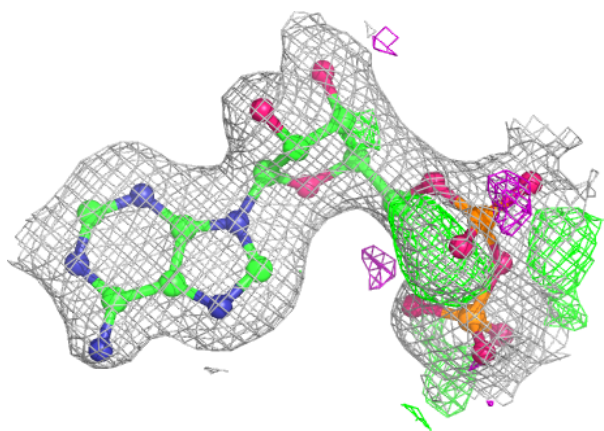
*Continued from previous page...*

Mol	Type	Chain	Res	Atoms	RSCC	RSR	B-factors( $\text{\AA}^2$ )	Q<0.9
3	ADP	BF	402	27/27	0.95	0.14	13,18,22,24	0
3	ADP	BG	402	27/27	0.95	0.15	21,27,29,30	0
3	ADP	BI	402	27/27	0.95	0.13	16,21,25,27	0
3	ADP	AG	402	27/27	0.95	0.14	17,21,25,27	0
4	MG	BB	403	1/1	0.95	0.18	18,18,18,18	0
3	ADP	BJ	402	27/27	0.96	0.12	12,18,20,21	0
4	MG	AQ	403	1/1	0.96	0.25	15,15,15,15	0
4	MG	AK	403	1/1	0.96	0.26	12,12,12,12	0
4	MG	BA	503	1/1	0.96	0.20	13,13,13,13	0
4	MG	AC	403	1/1	0.96	0.22	16,16,16,16	0
3	ADP	BK	402	27/27	0.96	0.14	12,19,23,25	0
3	ADP	BH	402	27/27	0.96	0.12	14,17,21,23	0
3	ADP	AR	402	27/27	0.96	0.13	11,19,21,24	0
4	MG	AE	403	1/1	0.97	0.33	15,15,15,15	0
4	MG	BO	403	1/1	0.97	0.23	10,10,10,10	0
4	MG	AJ	403	1/1	0.97	0.18	10,10,10,10	0
4	MG	BE	403	1/1	0.97	0.16	14,14,14,14	0
3	ADP	AB	402	27/27	0.97	0.11	14,18,21,22	0
4	MG	BG	403	1/1	0.97	0.30	20,20,20,20	0
3	ADP	BM	402	27/27	0.97	0.11	13,20,23,26	0
4	MG	BK	403	1/1	0.97	0.20	11,11,11,11	0
4	MG	AI	403	1/1	0.98	0.17	15,15,15,15	0
4	MG	BP	403	1/1	0.98	0.20	8,8,8,8	0
4	MG	BL	403	1/1	0.98	0.22	18,18,18,18	0
4	MG	BM	403	1/1	0.98	0.21	9,9,9,9	0
4	MG	BJ	403	1/1	0.98	0.22	12,12,12,12	0
4	MG	BI	403	1/1	0.99	0.21	10,10,10,10	0
4	MG	AA	503	1/1	0.99	0.22	16,16,16,16	0

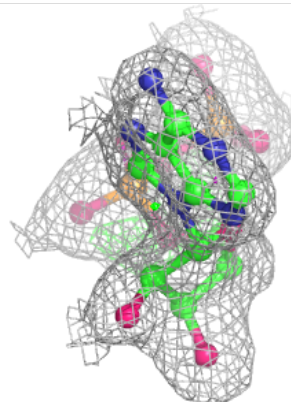
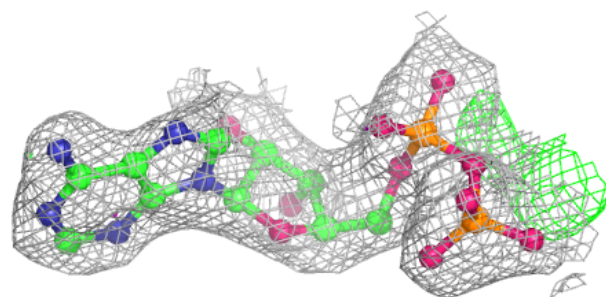
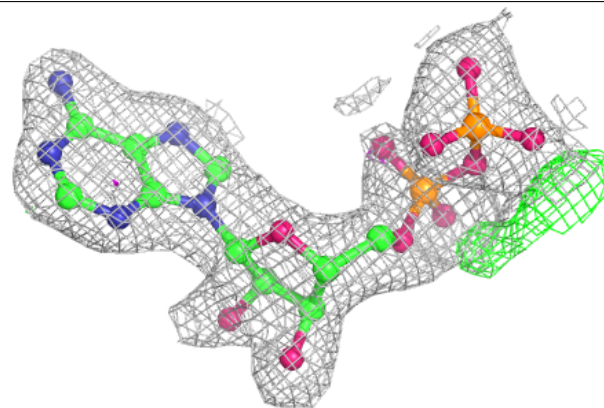
The following is a graphical depiction of the model fit to experimental electron density of all instances of the Ligand of Interest. In addition, ligands with molecular weight > 250 and outliers as shown on the geometry validation Tables will also be included. Each fit is shown from different orientation to approximate a three-dimensional view.

**Electron density around ADP AO 402:**

$2mF_o-DF_c$  (at 0.7 rmsd) in gray  
 $mF_o-DF_c$  (at 3 rmsd) in purple (negative)  
and green (positive)

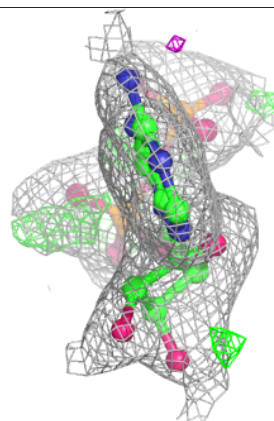
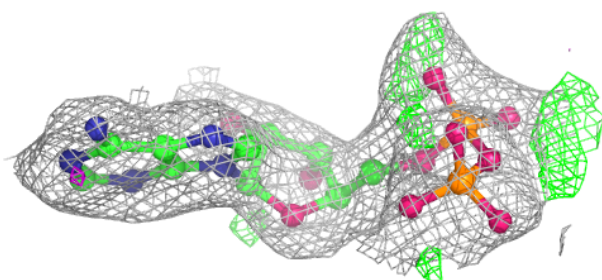
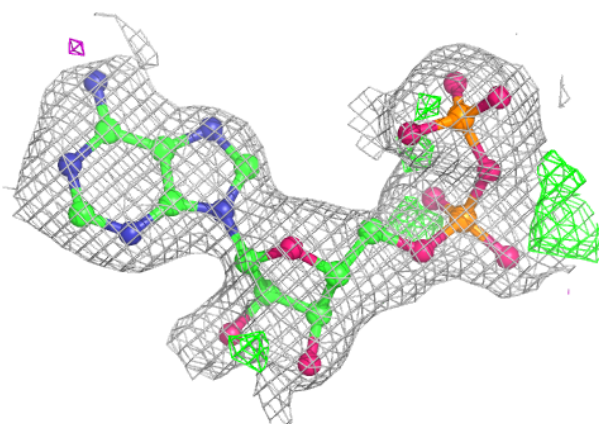
**Electron density around ADP AF 402:**

$2mF_o-DF_c$  (at 0.7 rmsd) in gray  
 $mF_o-DF_c$  (at 3 rmsd) in purple (negative)  
and green (positive)

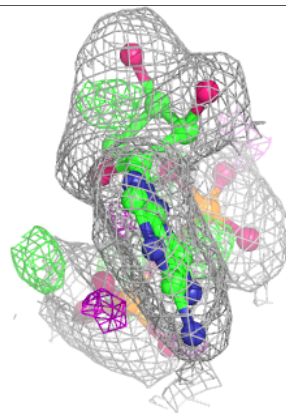
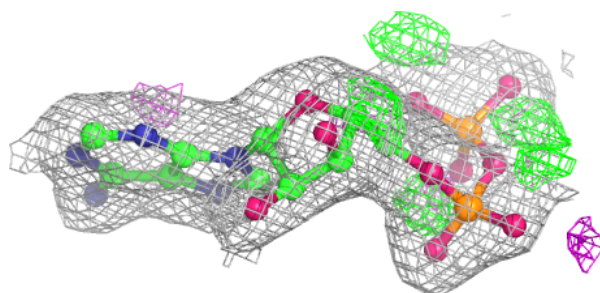
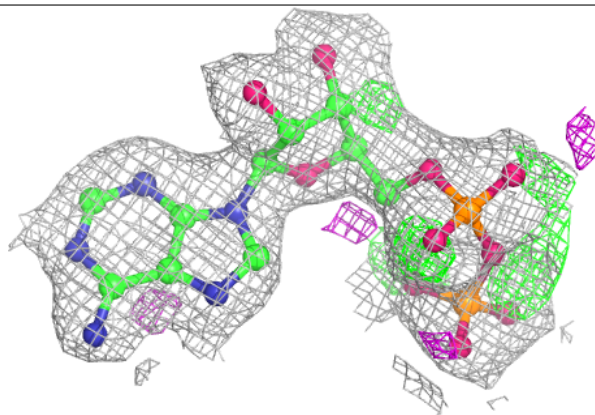


**Electron density around ADP BL 402:**

$2mF_o-DF_c$  (at 0.7 rmsd) in gray  
 $mF_o-DF_c$  (at 3 rmsd) in purple (negative)  
and green (positive)

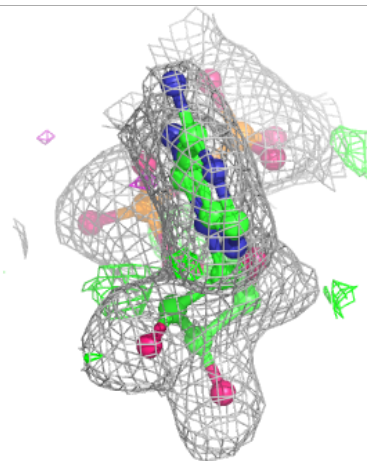
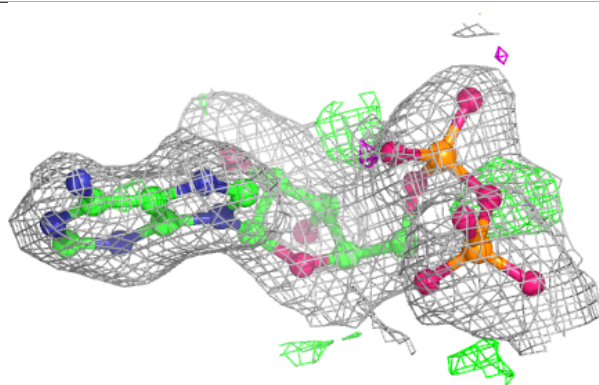
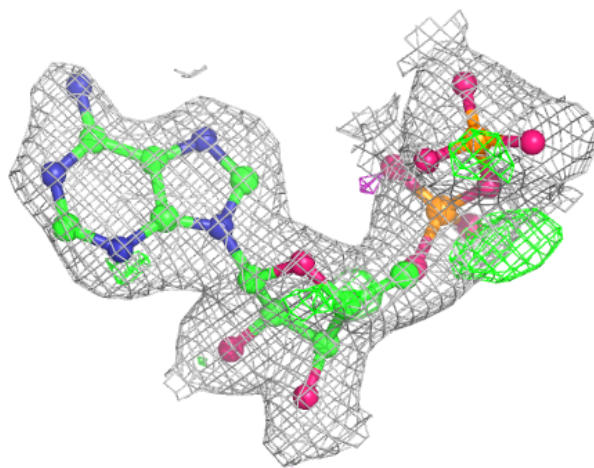
**Electron density around ADP AI 402:**

$2mF_o-DF_c$  (at 0.7 rmsd) in gray  
 $mF_o-DF_c$  (at 3 rmsd) in purple (negative)  
and green (positive)



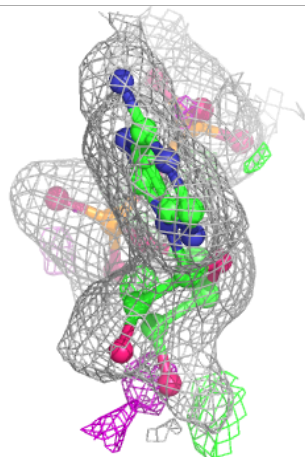
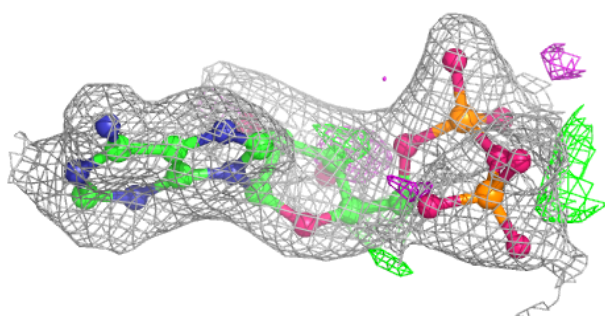
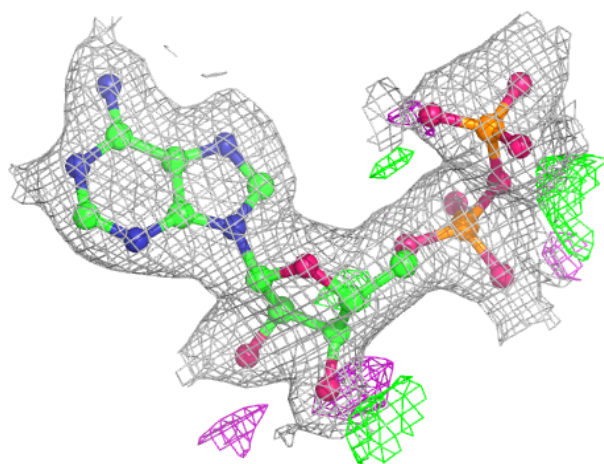
**Electron density around ADP AH 402:**

$2mF_o-DF_c$  (at 0.7 rmsd) in gray  
 $mF_o-DF_c$  (at 3 rmsd) in purple (negative)  
and green (positive)



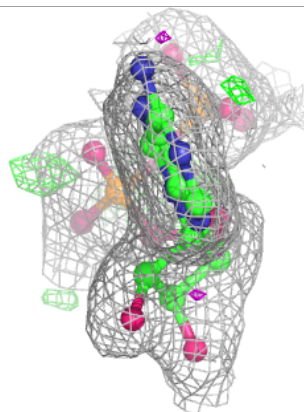
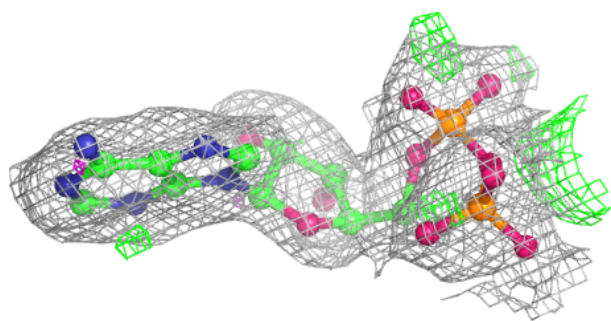
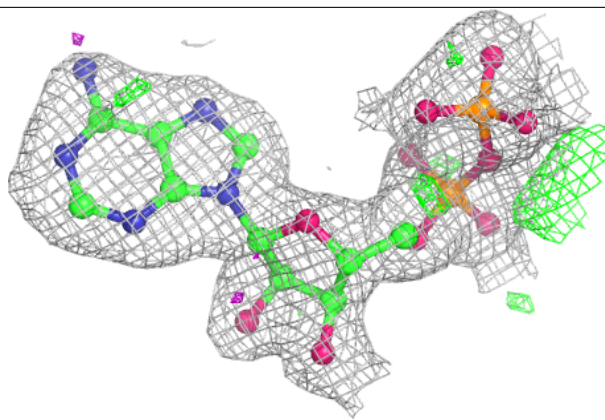
**Electron density around ADP BP 402:**

$2mF_o-DF_c$  (at 0.7 rmsd) in gray  
 $mF_o-DF_c$  (at 3 rmsd) in purple (negative)  
and green (positive)

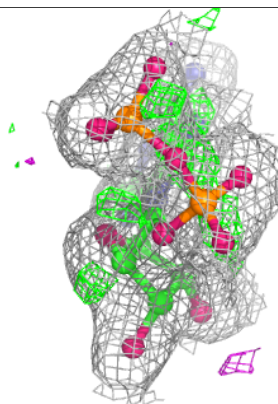
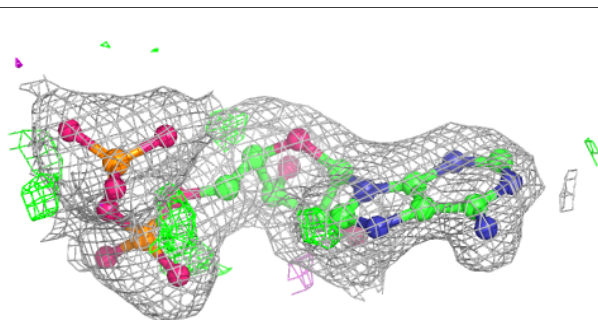
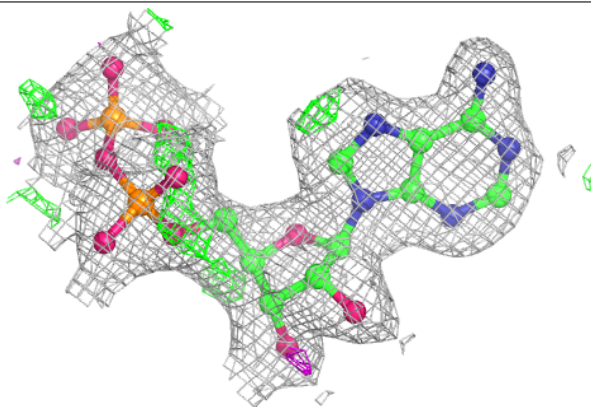


**Electron density around ADP AE 402:**

$2mF_o-DF_c$  (at 0.7 rmsd) in gray  
 $mF_o-DF_c$  (at 3 rmsd) in purple (negative)  
and green (positive)

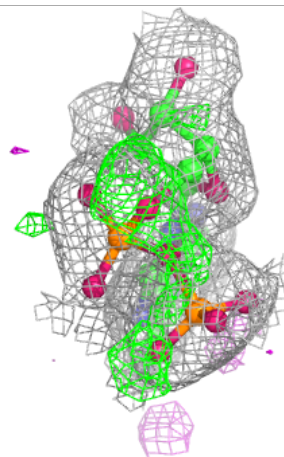
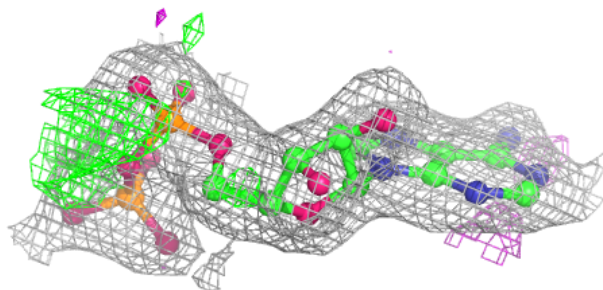
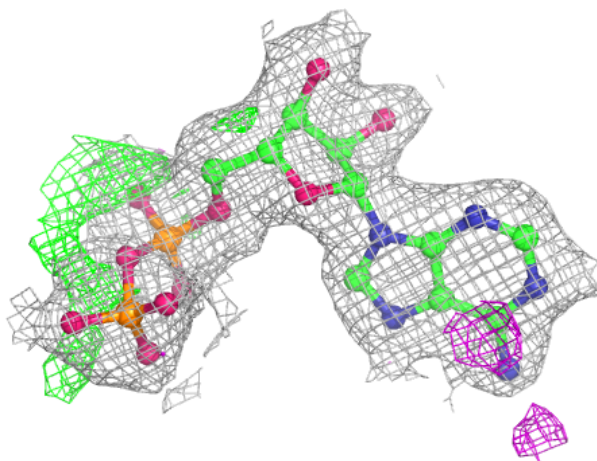
**Electron density around ADP AJ 402:**

$2mF_o-DF_c$  (at 0.7 rmsd) in gray  
 $mF_o-DF_c$  (at 3 rmsd) in purple (negative)  
and green (positive)



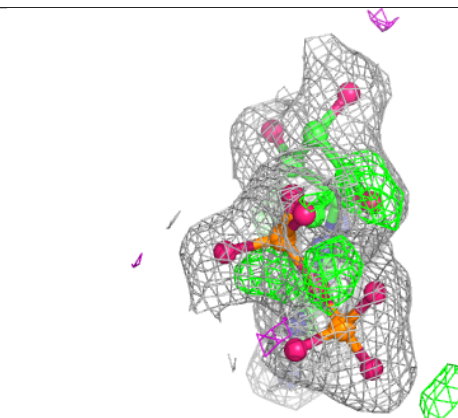
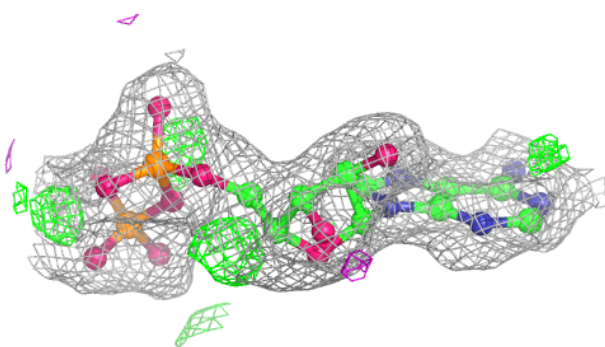
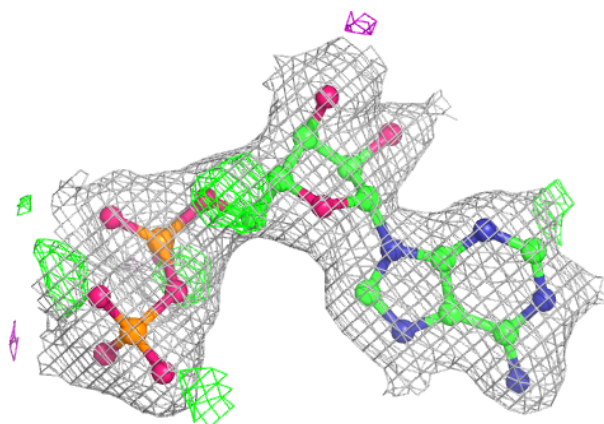
**Electron density around ADP AK 402:**

$2mF_o-DF_c$  (at 0.7 rmsd) in gray  
 $mF_o-DF_c$  (at 3 rmsd) in purple (negative)  
and green (positive)

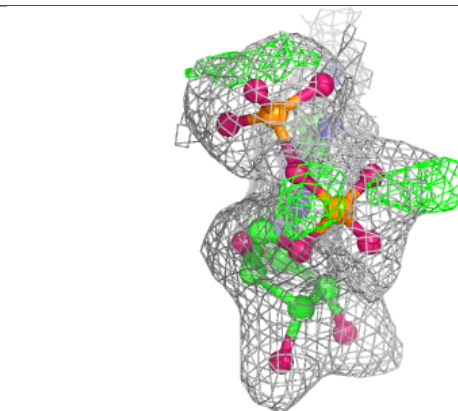
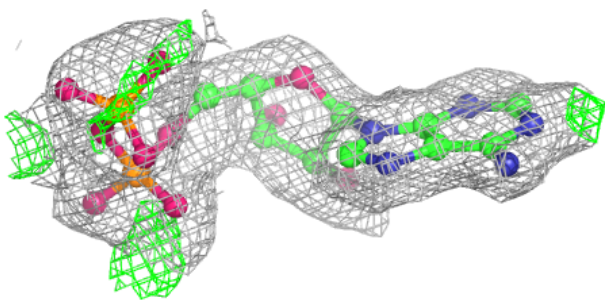
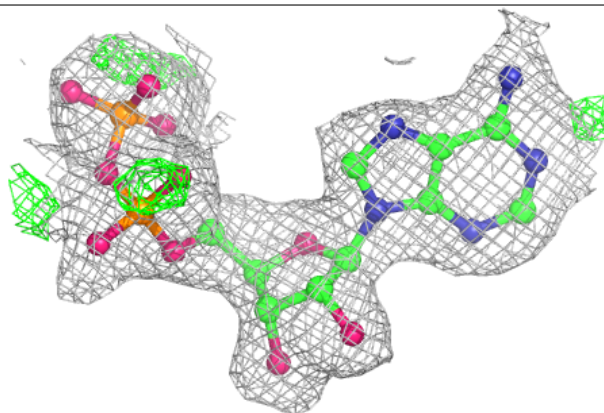


**Electron density around ADP AN 402:**

$2mF_o-DF_c$  (at 0.7 rmsd) in gray  
 $mF_o-DF_c$  (at 3 rmsd) in purple (negative)  
and green (positive)

**Electron density around ADP AA 502:**

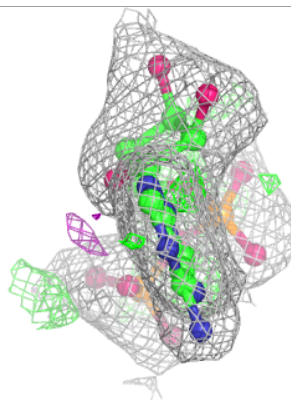
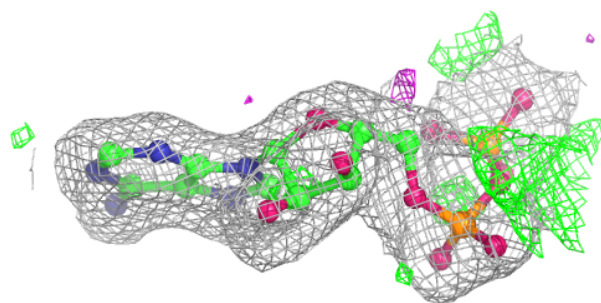
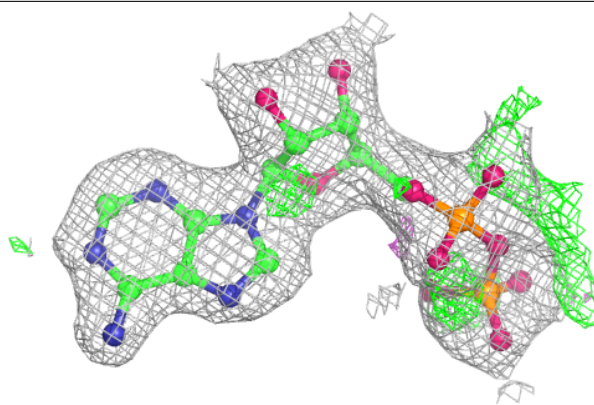
$2mF_o-DF_c$  (at 0.7 rmsd) in gray  
 $mF_o-DF_c$  (at 3 rmsd) in purple (negative)  
and green (positive)



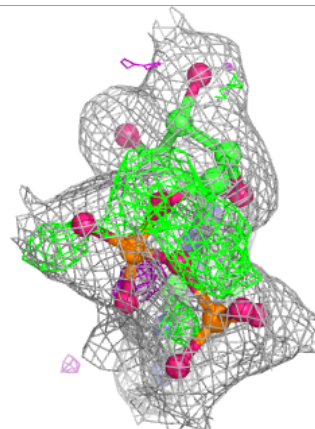
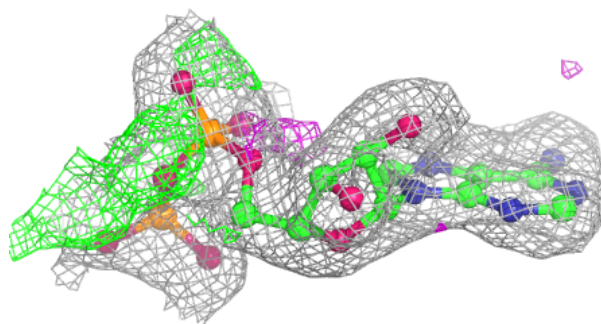
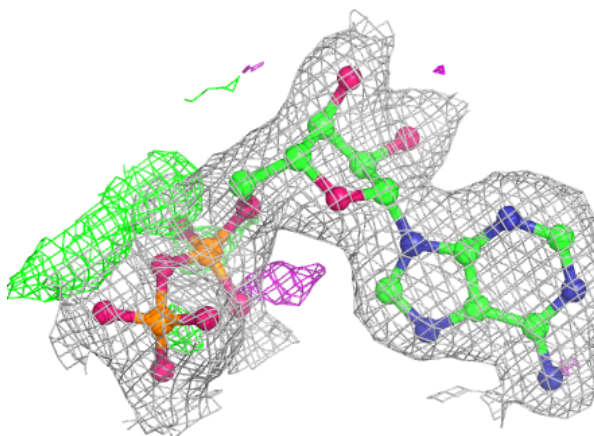


**Electron density around ADP AP 402:**

$2mF_o-DF_c$  (at 0.7 rmsd) in gray  
 $mF_o-DF_c$  (at 3 rmsd) in purple (negative)  
and green (positive)

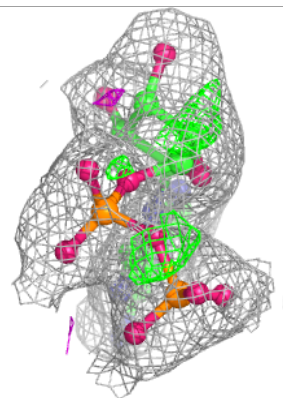
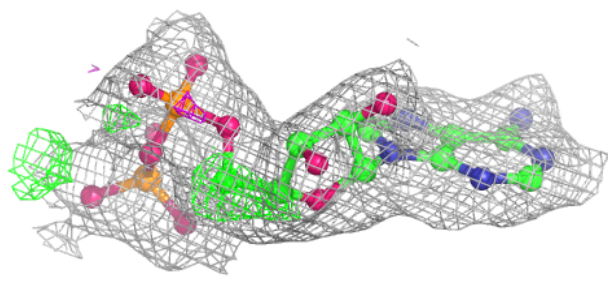
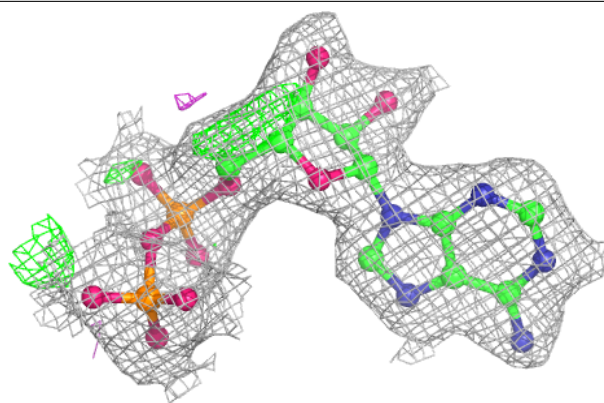
**Electron density around ADP AQ 402:**

$2mF_o-DF_c$  (at 0.7 rmsd) in gray  
 $mF_o-DF_c$  (at 3 rmsd) in purple (negative)  
and green (positive)

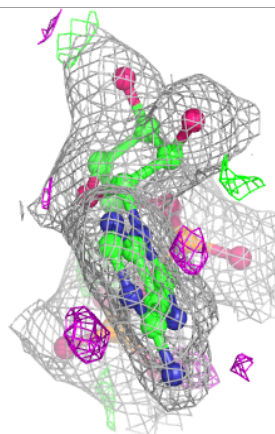
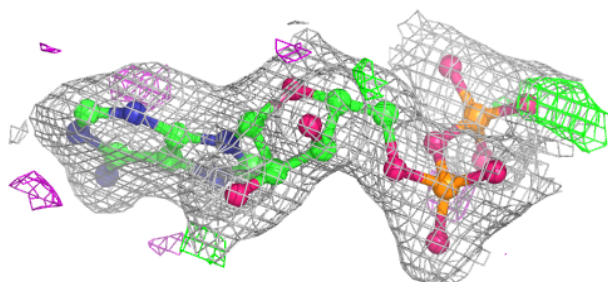
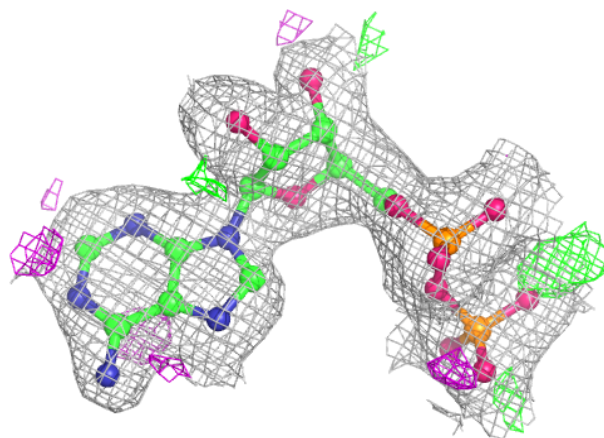


**Electron density around ADP BA 502:**

$2mF_o-DF_c$  (at 0.7 rmsd) in gray  
 $mF_o-DF_c$  (at 3 rmsd) in purple (negative)  
and green (positive)

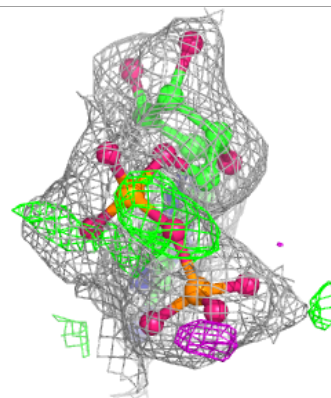
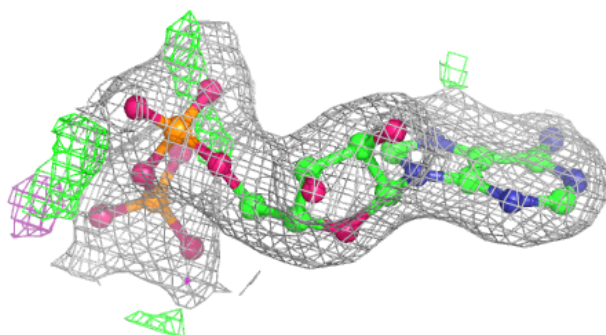
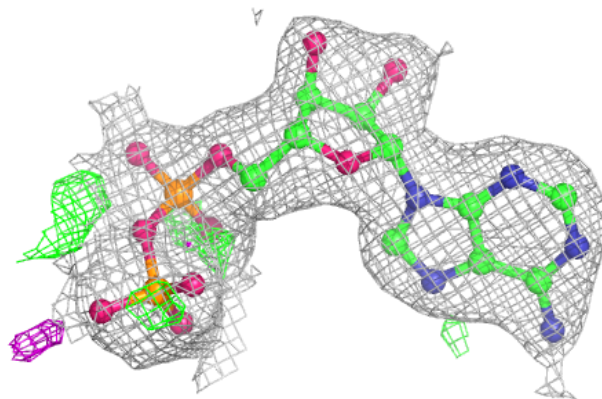
**Electron density around ADP BC 402:**

$2mF_o-DF_c$  (at 0.7 rmsd) in gray  
 $mF_o-DF_c$  (at 3 rmsd) in purple (negative)  
and green (positive)

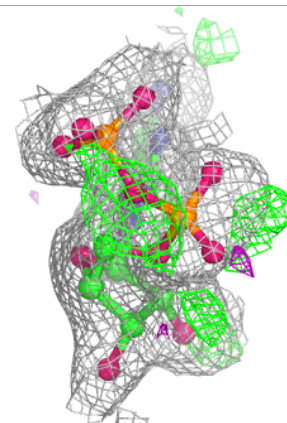
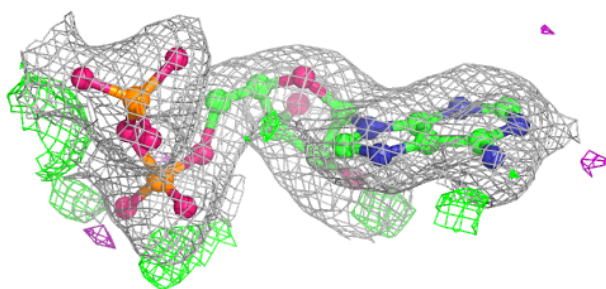
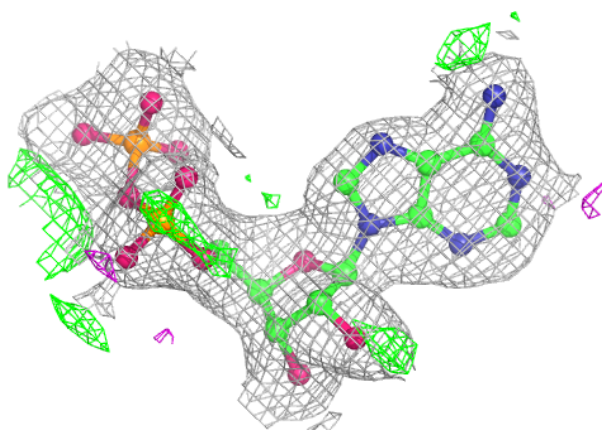


**Electron density around ADP AC 402:**

$2mF_o-DF_c$  (at 0.7 rmsd) in gray  
 $mF_o-DF_c$  (at 3 rmsd) in purple (negative)  
and green (positive)

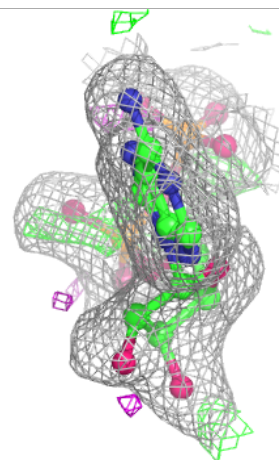
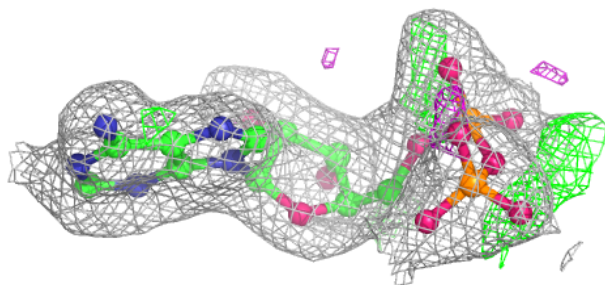
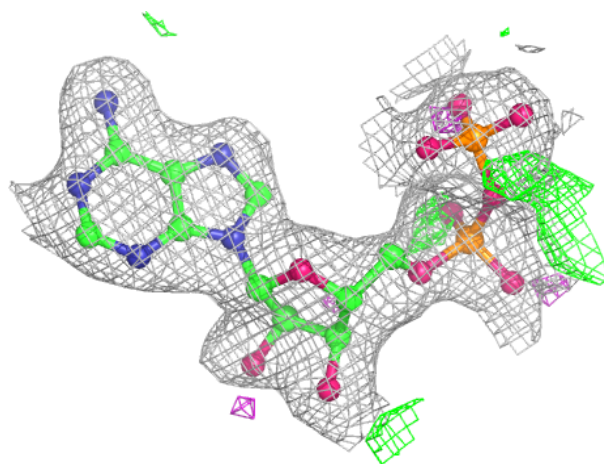
**Electron density around ADP BN 402:**

$2mF_o-DF_c$  (at 0.7 rmsd) in gray  
 $mF_o-DF_c$  (at 3 rmsd) in purple (negative)  
and green (positive)



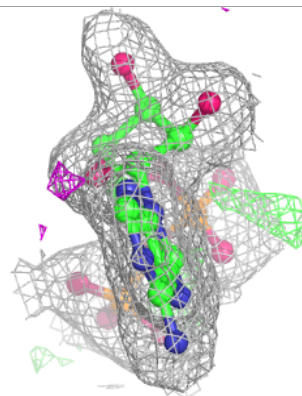
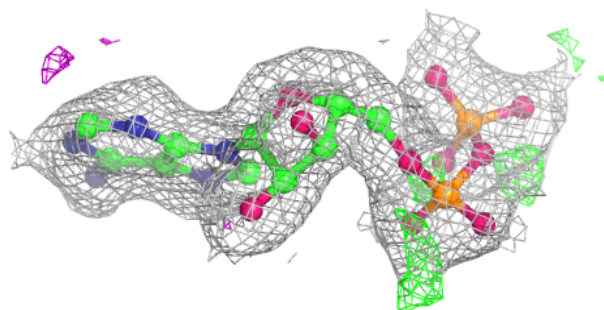
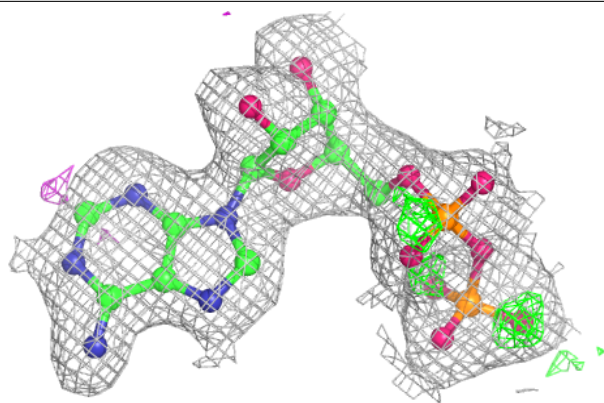
**Electron density around ADP BO 402:**

$2mF_o-DF_c$  (at 0.7 rmsd) in gray  
 $mF_o-DF_c$  (at 3 rmsd) in purple (negative)  
and green (positive)

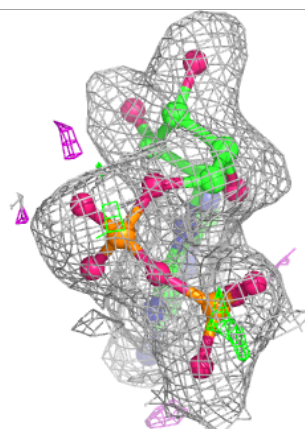
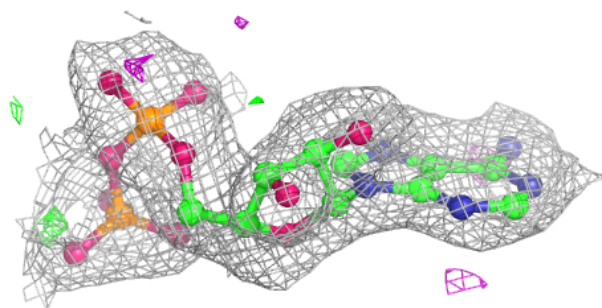
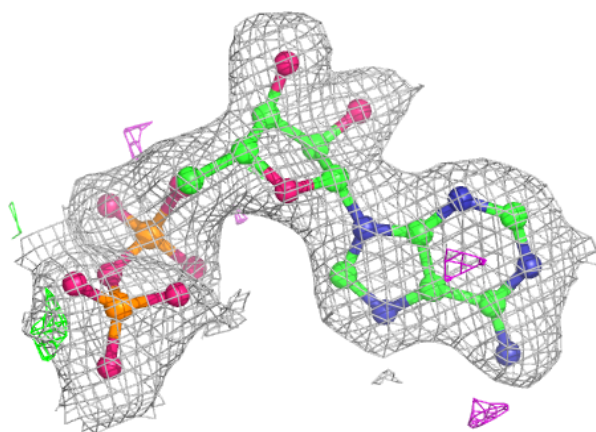


**Electron density around ADP AL 402:**

$2mF_o-DF_c$  (at 0.7 rmsd) in gray  
 $mF_o-DF_c$  (at 3 rmsd) in purple (negative)  
and green (positive)

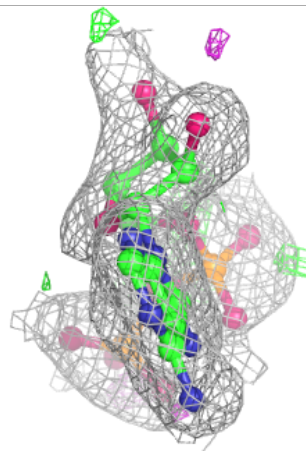
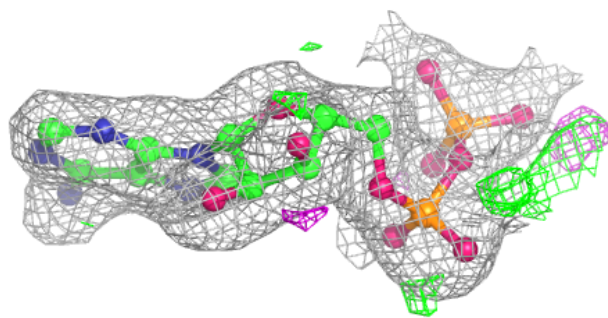
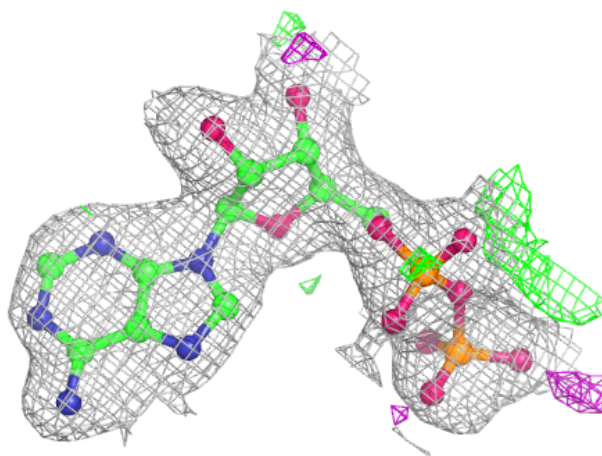
**Electron density around ADP AM 402:**

$2mF_o-DF_c$  (at 0.7 rmsd) in gray  
 $mF_o-DF_c$  (at 3 rmsd) in purple (negative)  
and green (positive)



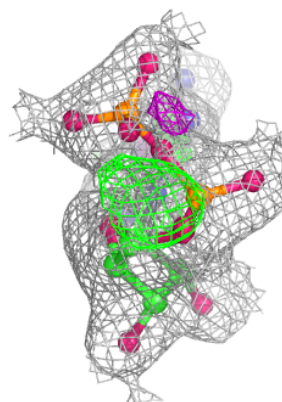
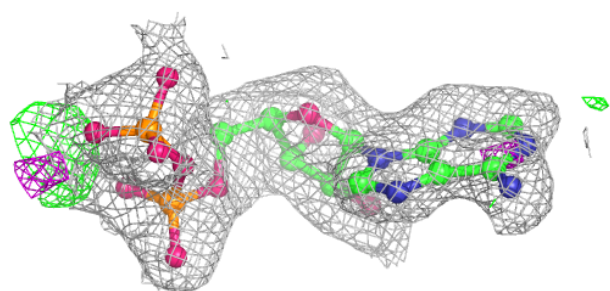
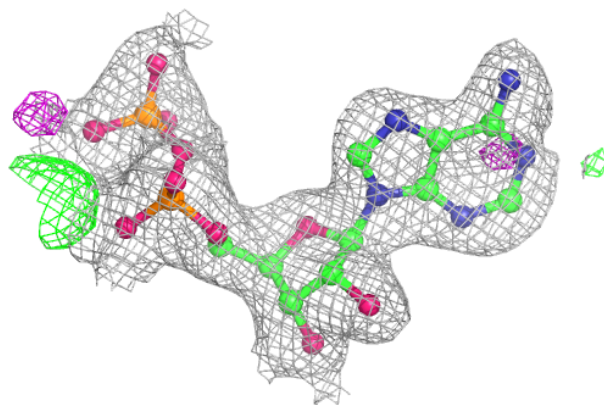
**Electron density around ADP BQ 402:**

$2mF_o-DF_c$  (at 0.7 rmsd) in gray  
 $mF_o-DF_c$  (at 3 rmsd) in purple (negative)  
and green (positive)

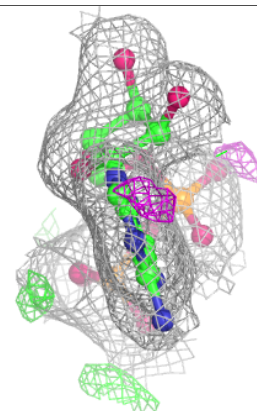
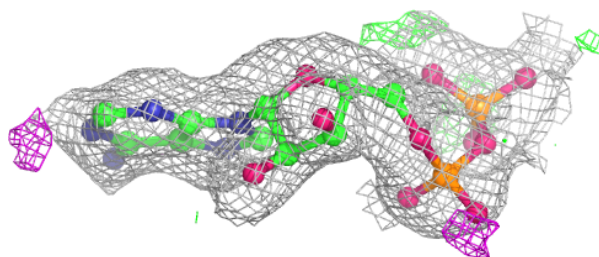
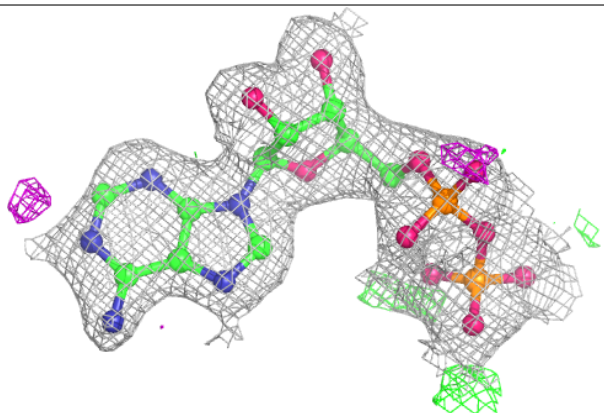


**Electron density around ADP BR 402:**

$2mF_o-DF_c$  (at 0.7 rmsd) in gray  
 $mF_o-DF_c$  (at 3 rmsd) in purple (negative)  
and green (positive)

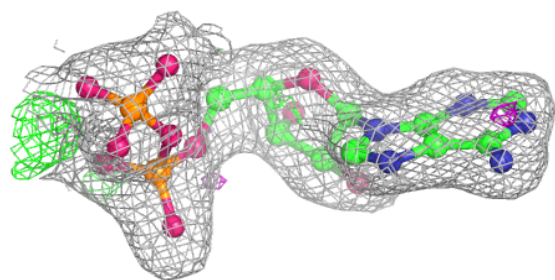
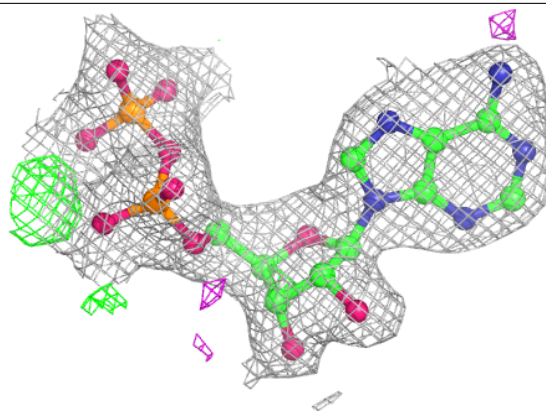
**Electron density around ADP BB 402:**

$2mF_o-DF_c$  (at 0.7 rmsd) in gray  
 $mF_o-DF_c$  (at 3 rmsd) in purple (negative)  
and green (positive)

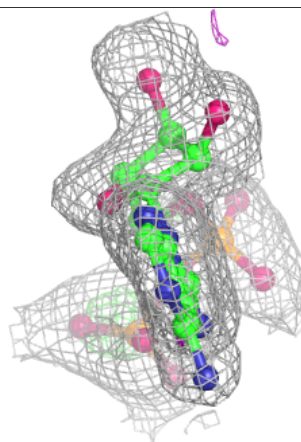
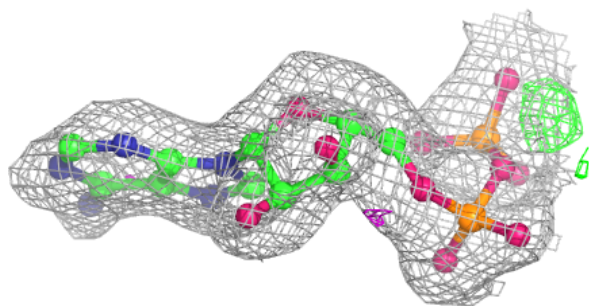
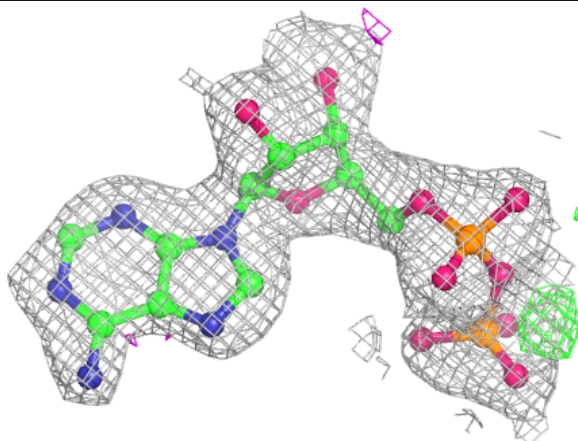


**Electron density around ADP AD 402:**

$2mF_o-DF_c$  (at 0.7 rmsd) in gray  
 $mF_o-DF_c$  (at 3 rmsd) in purple (negative)  
and green (positive)

**Electron density around ADP BD 402:**

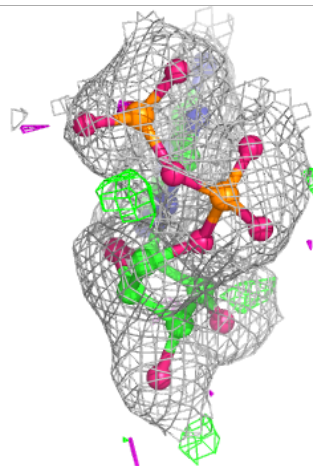
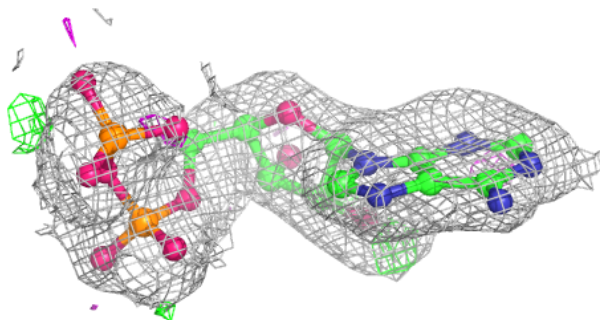
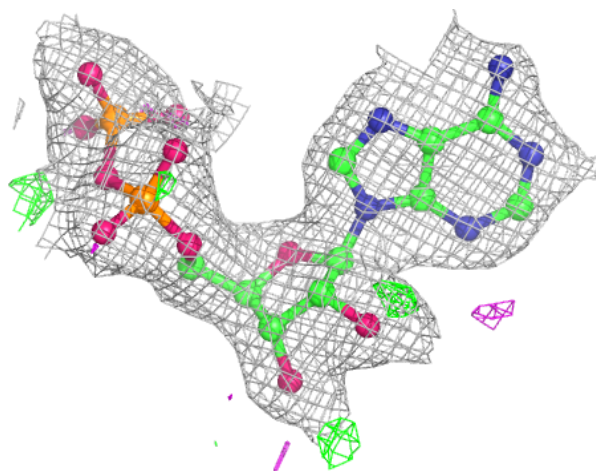
$2mF_o-DF_c$  (at 0.7 rmsd) in gray  
 $mF_o-DF_c$  (at 3 rmsd) in purple (negative)  
and green (positive)





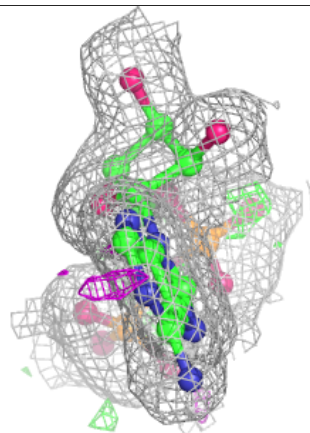
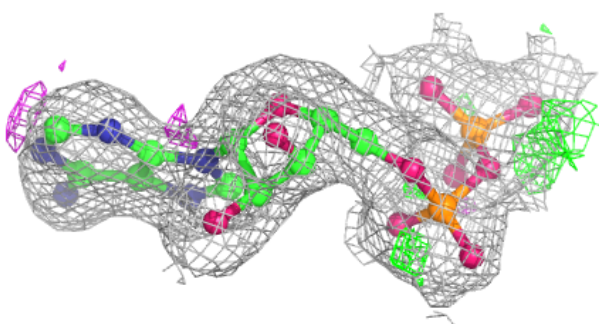
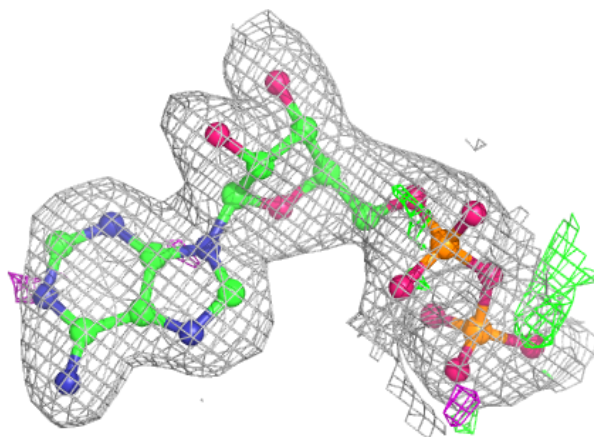
**Electron density around ADP BE 402:**

$2mF_o-DF_c$  (at 0.7 rmsd) in gray  
 $mF_o-DF_c$  (at 3 rmsd) in purple (negative)  
and green (positive)



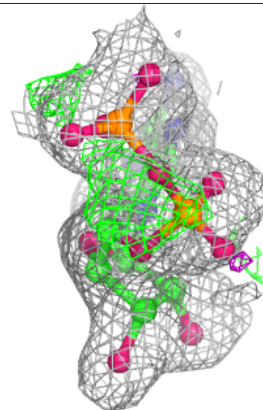
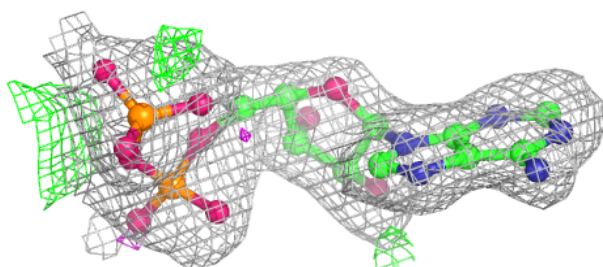
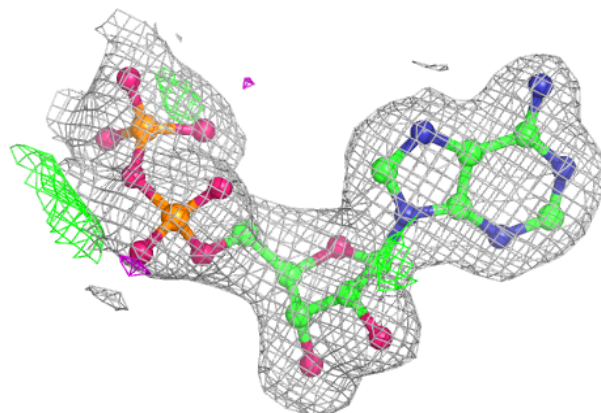
**Electron density around ADP BF 402:**

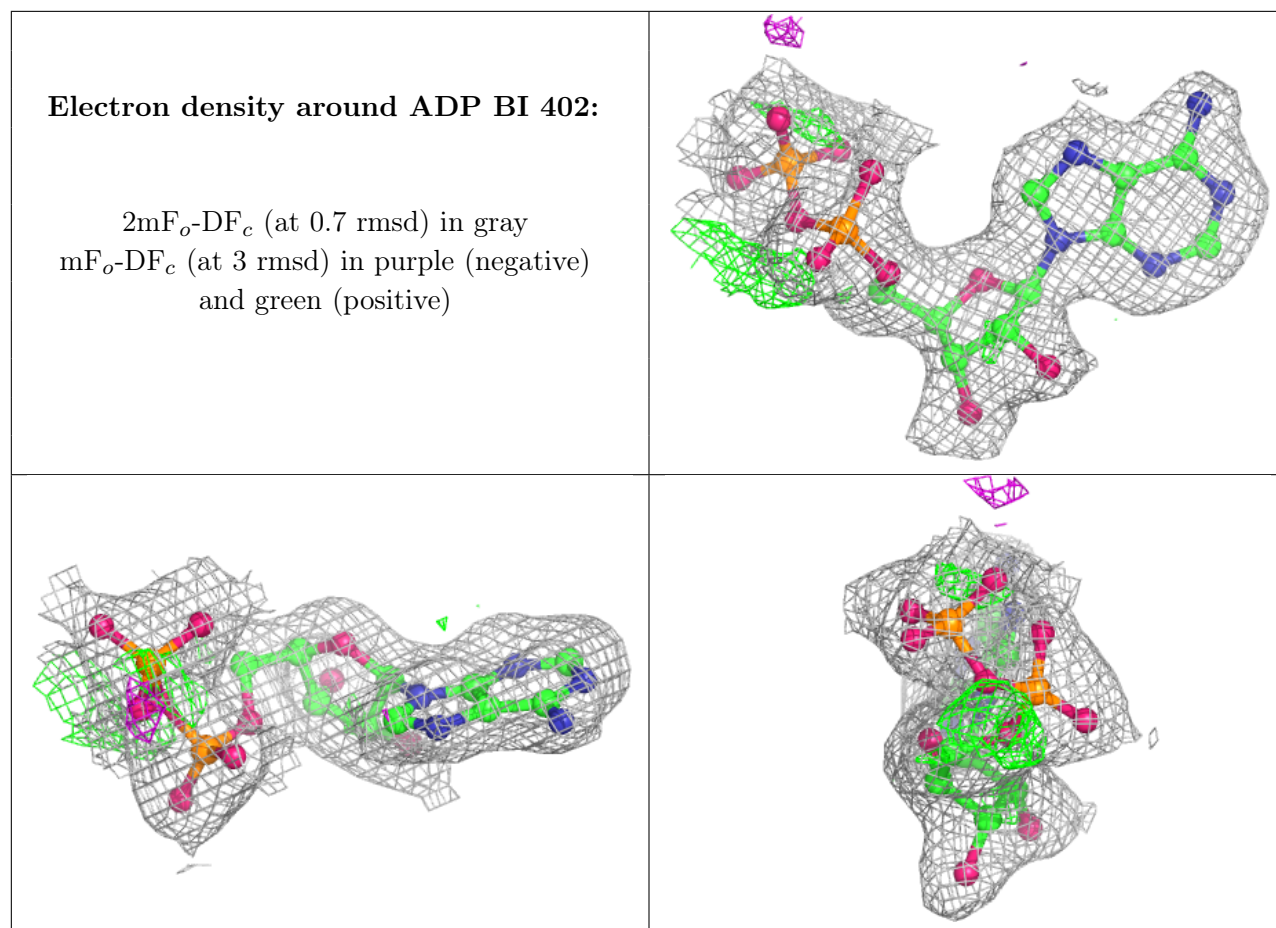
$2mF_o-DF_c$  (at 0.7 rmsd) in gray  
 $mF_o-DF_c$  (at 3 rmsd) in purple (negative)  
and green (positive)



**Electron density around ADP BG 402:**

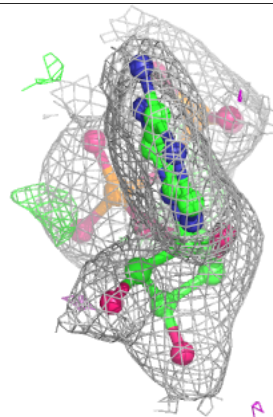
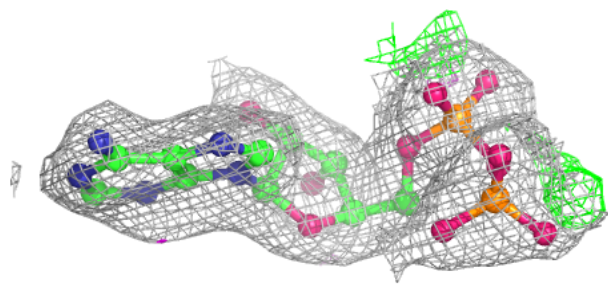
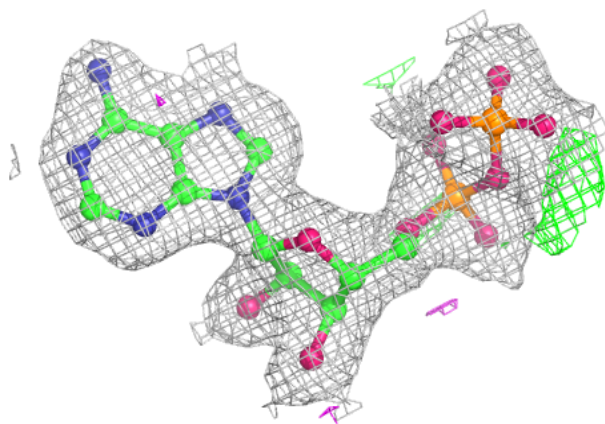
$2mF_o-DF_c$  (at 0.7 rmsd) in gray  
 $mF_o-DF_c$  (at 3 rmsd) in purple (negative)  
and green (positive)





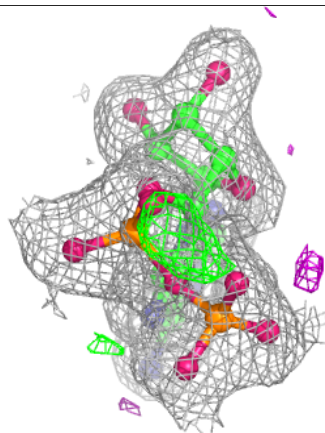
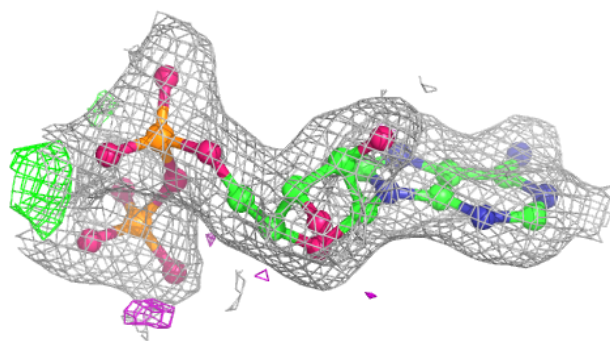
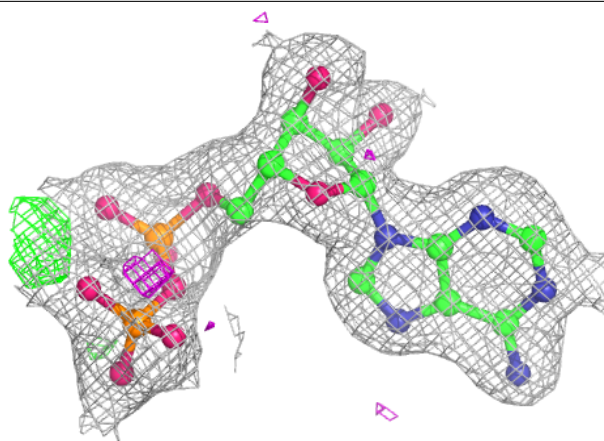
**Electron density around ADP AG 402:**

$2mF_o-DF_c$  (at 0.7 rmsd) in gray  
 $mF_o-DF_c$  (at 3 rmsd) in purple (negative)  
and green (positive)



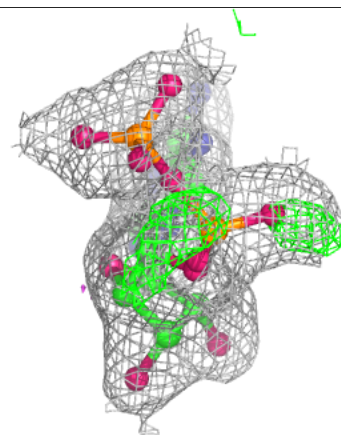
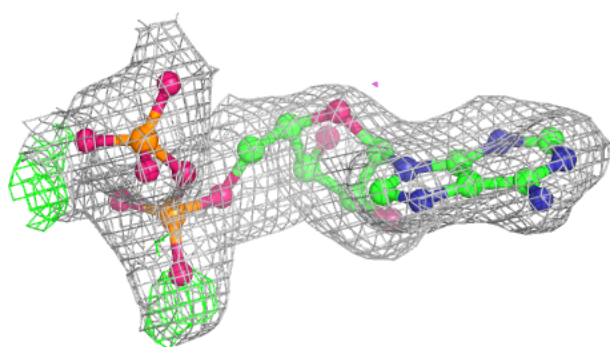
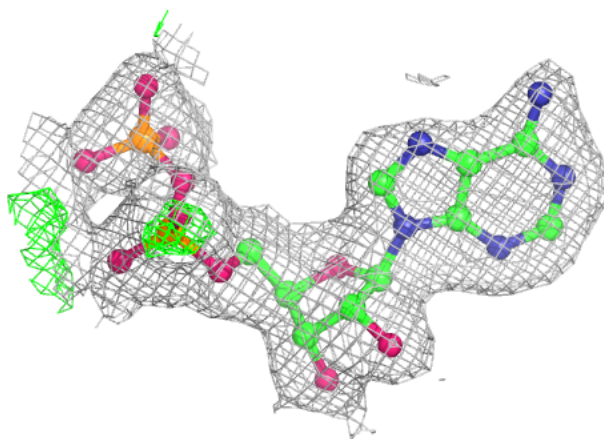
**Electron density around ADP BJ 402:**

$2mF_o-DF_c$  (at 0.7 rmsd) in gray  
 $mF_o-DF_c$  (at 3 rmsd) in purple (negative)  
and green (positive)



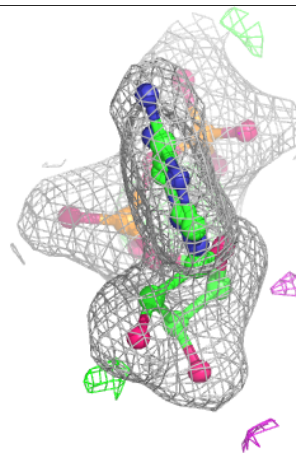
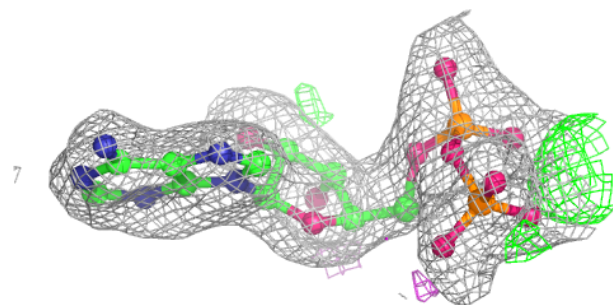
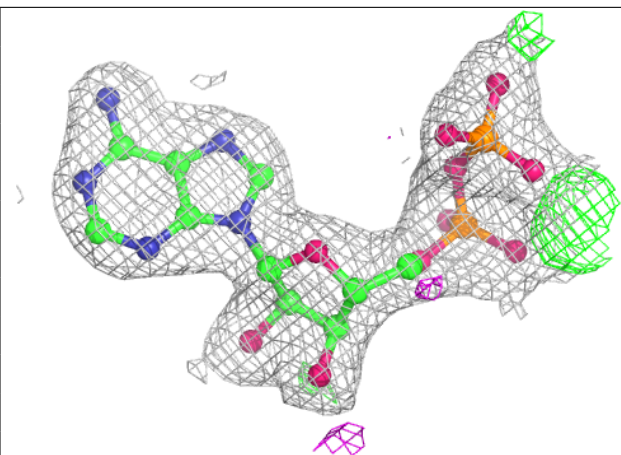
**Electron density around ADP BK 402:**

$2mF_o-DF_c$  (at 0.7 rmsd) in gray  
 $mF_o-DF_c$  (at 3 rmsd) in purple (negative)  
and green (positive)



**Electron density around ADP BH 402:**

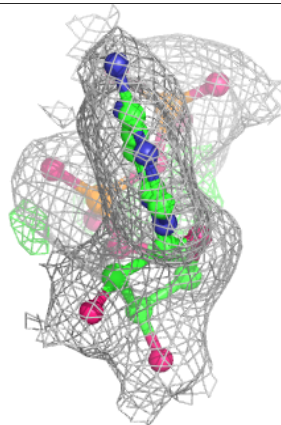
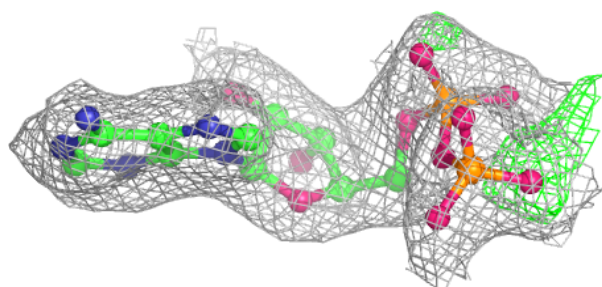
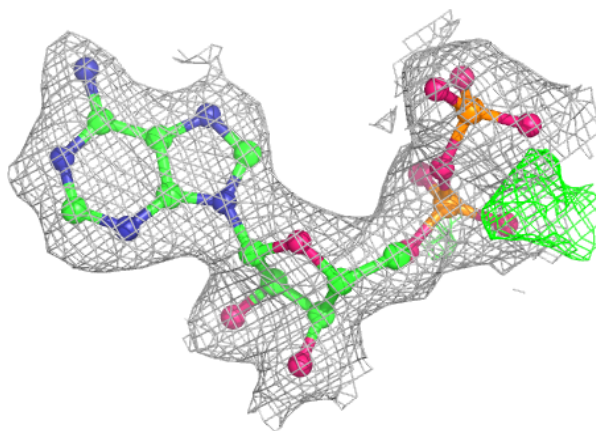
$2mF_o-DF_c$  (at 0.7 rmsd) in gray  
 $mF_o-DF_c$  (at 3 rmsd) in purple (negative)  
and green (positive)





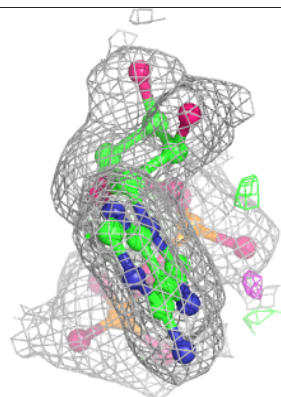
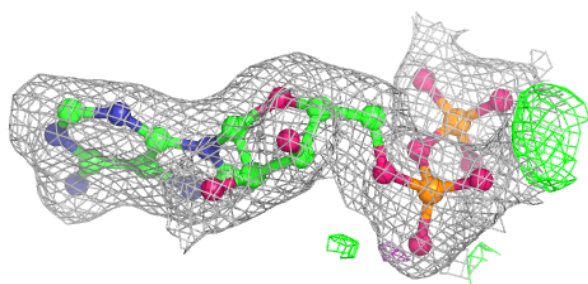
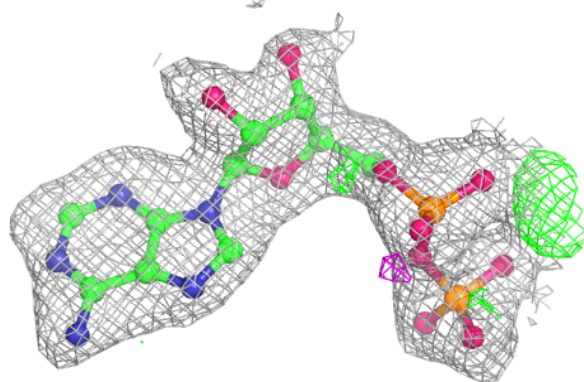
**Electron density around ADP AR 402:**

$2mF_o-DF_c$  (at 0.7 rmsd) in gray  
 $mF_o-DF_c$  (at 3 rmsd) in purple (negative)  
and green (positive)

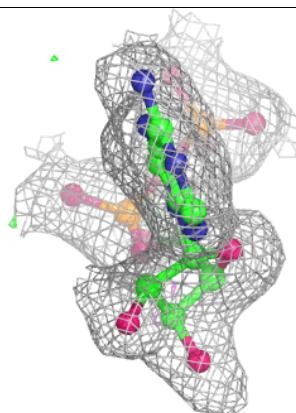
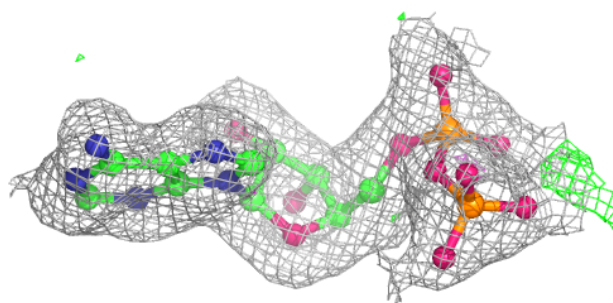
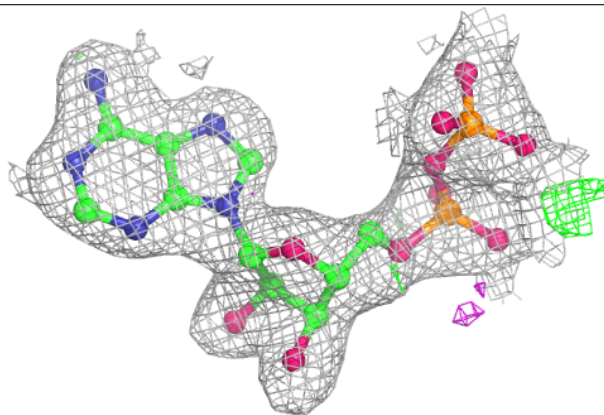


**Electron density around ADP AB 402:**

$2mF_o-DF_c$  (at 0.7 rmsd) in gray  
 $mF_o-DF_c$  (at 3 rmsd) in purple (negative)  
and green (positive)

**Electron density around ADP BM 402:**

$2mF_o-DF_c$  (at 0.7 rmsd) in gray  
 $mF_o-DF_c$  (at 3 rmsd) in purple (negative)  
and green (positive)



## 6.5 Other polymers [i](#)

There are no such residues in this entry.