



Full wwPDB X-ray Structure Validation Report ⓘ

Oct 9, 2023 – 10:04 PM EDT

PDB ID : 4V7V
Title : Crystal structure of the E. coli ribosome bound to clindamycin.
Authors : Dunkle, J.A.; Xiong, L.; Mankin, A.S.; Cate, J.H.D.
Deposited on : 2010-08-16
Resolution : 3.29 Å(reported)

This is a Full wwPDB X-ray Structure Validation Report for a publicly released PDB entry.

We welcome your comments at validation@mail.wwpdb.org

A user guide is available at

<https://www.wwpdb.org/validation/2017/XrayValidationReportHelp>

with specific help available everywhere you see the ⓘ symbol.

The types of validation reports are described at

<http://www.wwpdb.org/validation/2017/FAQs#types>.

The following versions of software and data (see [references ⓘ](#)) were used in the production of this report:

MolProbity : 4.02b-467
Mogul : 1.8.5 (274361), CSD as541be (2020)
Xtriage (Phenix) : 1.13
EDS : 2.35.1
buster-report : 1.1.7 (2018)
Percentile statistics : 20191225.v01 (using entries in the PDB archive December 25th 2019)
Refmac : 5.8.0158
CCP4 : 7.0.044 (Gargrove)
Ideal geometry (proteins) : Engh & Huber (2001)
Ideal geometry (DNA, RNA) : Parkinson et al. (1996)
Validation Pipeline (wwPDB-VP) : 2.35.1

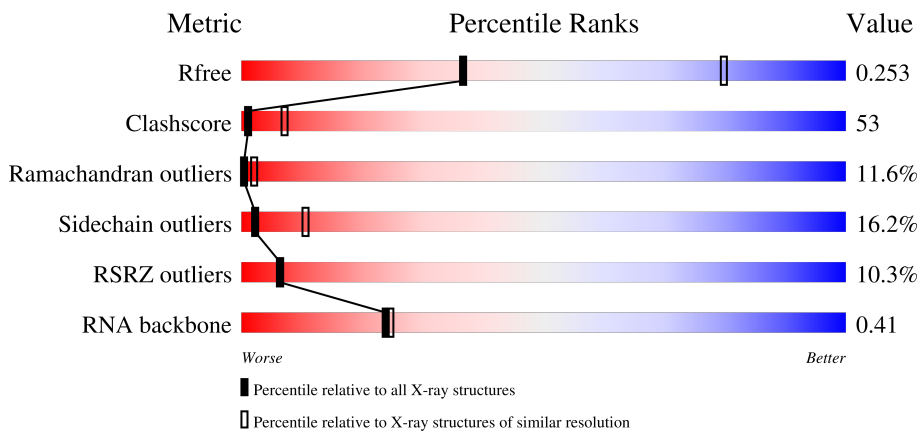
1 Overall quality at a glance i

The following experimental techniques were used to determine the structure:

X-RAY DIFFRACTION

The reported resolution of this entry is 3.29 Å.

Percentile scores (ranging between 0-100) for global validation metrics of the entry are shown in the following graphic. The table shows the number of entries on which the scores are based.



Metric	Whole archive (#Entries)	Similar resolution (#Entries, resolution range(Å))
R_{free}	130704	1177 (3.32-3.24)
Clashscore	141614	1044 (3.30-3.26)
Ramachandran outliers	138981	1026 (3.30-3.26)
Sidechain outliers	138945	1025 (3.30-3.26)
RSRZ outliers	127900	1141 (3.32-3.24)
RNA backbone	3102	1091 (3.66-2.90)

The table below summarises the geometric issues observed across the polymeric chains and their fit to the electron density. The red, orange, yellow and green segments of the lower bar indicate the fraction of residues that contain outliers for ≥ 3 , 2, 1 and 0 types of geometric quality criteria respectively. A grey segment represents the fraction of residues that are not modelled. The numeric value for each fraction is indicated below the corresponding segment, with a dot representing fractions $\leq 5\%$. The upper red bar (where present) indicates the fraction of residues that have poor fit to the electron density. The numeric value is given above the bar.

Mol	Chain	Length	Quality of chain
1	AA	1533	
2	AB	218	
2	CB	218	
3	AC	206	

Continued on next page...

Continued from previous page...

Mol	Chain	Length	Quality of chain
3	CC	206	
4	AD	205	
4	CD	205	
5	AE	150	
5	CE	150	
6	AF	100	
6	CF	100	
7	AG	151	
8	AH	129	
8	CH	129	
9	AI	127	
9	CI	127	
10	AJ	98	
10	CJ	98	
11	AK	117	
11	CK	117	
12	AL	123	
12	CL	123	
13	AM	114	
14	AN	100	
14	CN	100	
15	AO	88	
15	CO	88	
16	AP	82	
17	AQ	80	

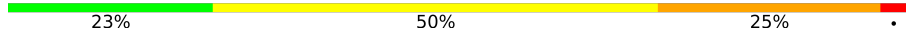
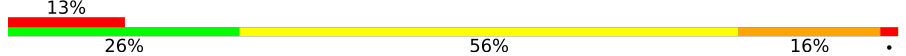



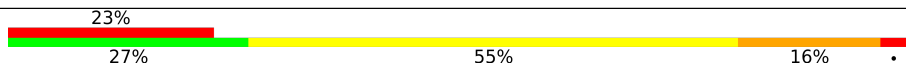
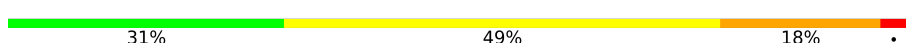
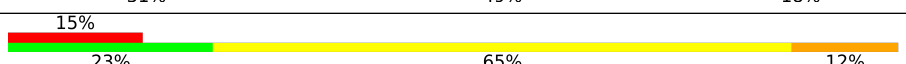









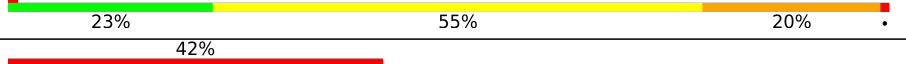

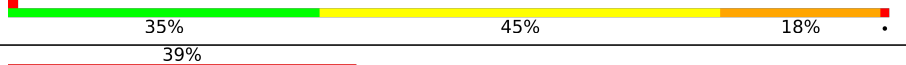
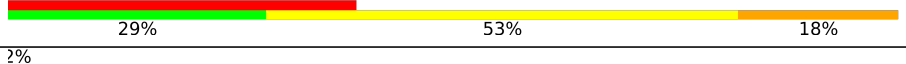
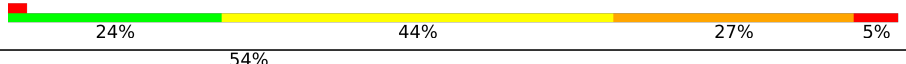
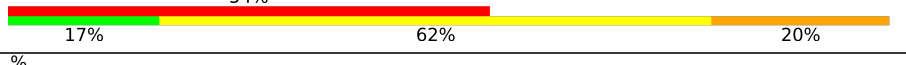
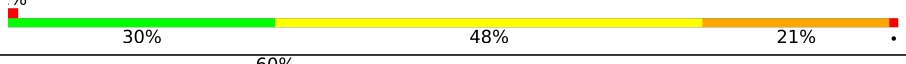
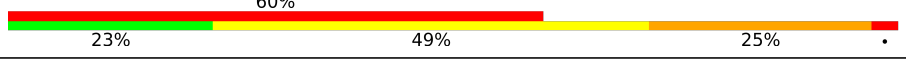
Continued on next page...

Continued from previous page...

Mol	Chain	Length	Quality of chain
17	CQ	80	
18	AR	55	
18	CR	55	
19	AS	79	
19	CS	79	
20	AT	85	
20	CT	85	
21	AU	51	
21	CU	51	
22	BA	2903	
22	DA	2903	
23	BB	118	
24	BC	271	
24	DC	271	
25	BD	209	
25	DD	209	
26	BE	201	
26	DE	201	
27	BF	177	
28	BG	176	
28	DG	176	
29	BH	149	
29	DH	149	
30	BI	141	
30	DI	141	




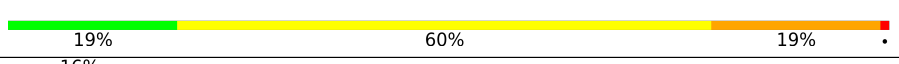
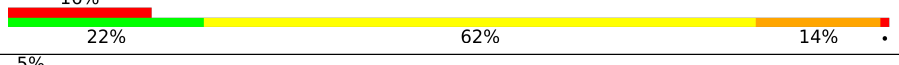
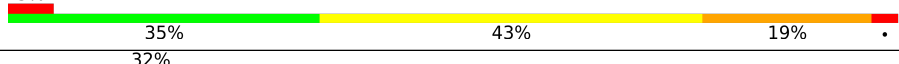
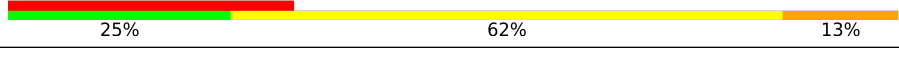
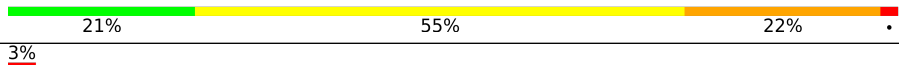
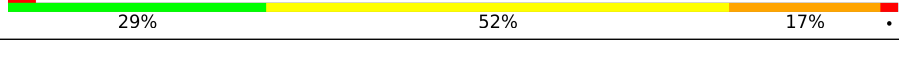










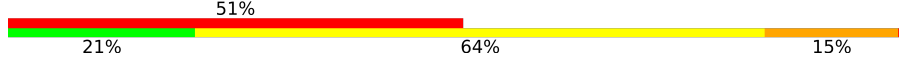
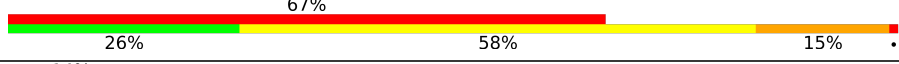
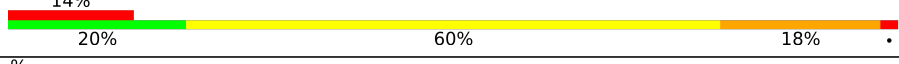

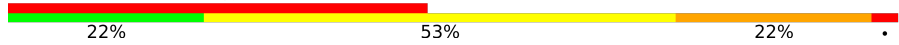

Continued on next page...

Continued from previous page...

Mol	Chain	Length	Quality of chain
31	BJ	142	 23% 50% 25% .
31	DJ	142	 13% 26% 56% 16% .
32	BK	122	 20% 46% 31% .
32	DK	122	 17% 17% 53% 28% .
33	BL	143	 29% 50% 19% .
33	DL	143	 23% 27% 55% 16% .
34	BM	136	 31% 49% 18% .
34	DM	136	 15% 23% 65% 12% .
35	BN	120	 28% 56% 15% .
35	DN	120	 25% 14% 64% 20% .
36	BO	116	 34% 53% 14% .
36	DO	116	 41% 29% 59% 9% .
37	BP	114	 18% 52% 26% .
37	DP	114	 20% 20% 59% 19% .
38	BQ	117	 32% 50% 16% .
38	DQ	117	 17% 30% 50% 21% .
39	BR	103	 23% 55% 20% .
39	DR	103	 42% 29% 54% 17% .
40	BS	110	 35% 45% 18% .
40	DS	110	 39% 29% 53% 18% .
41	BT	93	 2% 24% 44% 27% 5% .
41	DT	93	 54% 17% 62% 20% .
42	BU	102	 30% 48% 21% .
42	DU	102	 60% 23% 49% 25% .
43	BV	94	 40% 47% 13%

Continued on next page...

Continued from previous page...

Mol	Chain	Length	Quality of chain
43	DV	94	
44	BW	79	
44	DW	79	
45	BX	77	
45	DX	77	
46	BY	63	
46	DY	63	
47	BZ	58	
47	DZ	58	
48	B0	56	
48	D0	56	
49	B1	50	
49	D1	50	
50	B2	46	
50	D2	46	
51	B3	64	
51	D3	64	
52	B4	38	
52	D4	38	
53	CA	1530	
54	CG	150	
55	CM	113	
56	CP	80	
57	DB	117	
58	DF	178	

The following table lists non-polymeric compounds, carbohydrate monomers and non-standard residues in protein, DNA, RNA chains that are outliers for geometric or electron-density-fit criteria:

Mol	Type	Chain	Res	Chirality	Geometry	Clashes	Electron density
59	MG	CA	1624	-	-	-	X
59	MG	CA	1628	-	-	-	X
59	MG	DA	3003	-	-	-	X
59	MG	DA	3005	-	-	-	X
59	MG	DA	3007	-	-	-	X
59	MG	DA	3010	-	-	-	X
59	MG	DA	3019	-	-	-	X
59	MG	DA	3025	-	-	-	X
59	MG	DA	3027	-	-	-	X
59	MG	DA	3056	-	-	-	X
59	MG	DA	3059	-	-	-	X
59	MG	DA	3061	-	-	-	X
59	MG	DA	3062	-	-	-	X
59	MG	DA	3073	-	-	-	X
59	MG	DA	3075	-	-	-	X
59	MG	DA	3107	-	-	-	X
59	MG	DA	3108	-	-	-	X
59	MG	DA	3124	-	-	-	X
59	MG	DA	3129	-	-	-	X
59	MG	DE	301	-	-	-	X
59	MG	DJ	201	-	-	-	X

2 Entry composition [i](#)

There are 62 unique types of molecules in this entry. The entry contains 284501 atoms, of which 0 are hydrogens and 0 are deuteriums.

In the tables below, the ZeroOcc column contains the number of atoms modelled with zero occupancy, the AltConf column contains the number of residues with at least one atom in alternate conformation and the Trace column contains the number of residues modelled with at most 2 atoms.

- Molecule 1 is a RNA chain called 16S rRNA.

Mol	Chain	Residues	Atoms					ZeroOcc	AltConf	Trace
			Total	C	N	O	P			
1	AA	1533	32895	14671	6036	10655	1533	0	0	0

- Molecule 2 is a protein called 30S ribosomal protein S2.

Mol	Chain	Residues	Atoms					ZeroOcc	AltConf	Trace
			Total	C	N	O	S			
2	AB	218	1705	1081	305	312	7	0	0	0
2	CB	218	1705	1081	305	312	7	0	0	0

- Molecule 3 is a protein called 30S ribosomal protein S3.

Mol	Chain	Residues	Atoms					ZeroOcc	AltConf	Trace
			Total	C	N	O	S			
3	AC	206	1625	1028	305	289	3	0	0	0
3	CC	206	1625	1028	305	289	3	0	0	0

- Molecule 4 is a protein called 30S ribosomal protein S4.

Mol	Chain	Residues	Atoms					ZeroOcc	AltConf	Trace
			Total	C	N	O	S			
4	AD	205	1643	1026	315	298	4	0	0	0
4	CD	205	1643	1026	315	298	4	0	0	0

- Molecule 5 is a protein called 30S ribosomal protein S5.

Mol	Chain	Residues	Atoms					ZeroOcc	AltConf	Trace
			Total	C	N	O	S			
5	AE	150	1106	687	211	202	6	0	0	0

Continued on next page...

Continued from previous page...

Mol	Chain	Residues	Atoms					ZeroOcc	AltConf	Trace
			Total	C	N	O	S			
5	CE	150	1106	687	211	202	6	0	0	0

- Molecule 6 is a protein called 30S ribosomal protein S6.

Mol	Chain	Residues	Atoms					ZeroOcc	AltConf	Trace
			Total	C	N	O	S			
6	AF	100	818	515	148	149	6	0	0	0
6	CF	100	818	515	148	149	6	0	0	0

- Molecule 7 is a protein called 30S ribosomal protein S7.

Mol	Chain	Residues	Atoms					ZeroOcc	AltConf	Trace
			Total	C	N	O	S			
7	AG	151	1182	735	227	216	4	0	0	0

- Molecule 8 is a protein called 30S ribosomal protein S8.

Mol	Chain	Residues	Atoms					ZeroOcc	AltConf	Trace
			Total	C	N	O	S			
8	AH	129	979	616	173	184	6	0	0	0
8	CH	129	979	616	173	184	6	0	0	0

- Molecule 9 is a protein called 30S ribosomal protein S9.

Mol	Chain	Residues	Atoms					ZeroOcc	AltConf	Trace
			Total	C	N	O	S			
9	AI	127	1022	634	206	179	3	0	0	0
9	CI	127	1022	634	206	179	3	0	0	0

- Molecule 10 is a protein called 30S ribosomal protein S10.

Mol	Chain	Residues	Atoms					ZeroOcc	AltConf	Trace
			Total	C	N	O	S			
10	AJ	98	787	493	150	143	1	0	0	0
10	CJ	98	787	493	150	143	1	0	0	0

- Molecule 11 is a protein called 30S ribosomal protein S11.

Mol	Chain	Residues	Atoms					ZeroOcc	AltConf	Trace
11	AK	117	Total	C	N	O	S	0	0	0
			877	540	174	160	3			
11	CK	117	Total	C	N	O	S	0	0	0
			877	540	174	160	3			

- Molecule 12 is a protein called 30S ribosomal protein S12.

Mol	Chain	Residues	Atoms					ZeroOcc	AltConf	Trace
12	AL	123	Total	C	N	O	S	0	0	0
			955	590	196	165	4			
12	CL	123	Total	C	N	O	S	0	0	0
			955	590	196	165	4			

- Molecule 13 is a protein called 30S ribosomal protein S13.

Mol	Chain	Residues	Atoms					ZeroOcc	AltConf	Trace
13	AM	114	Total	C	N	O	S	0	0	0
			884	546	178	157	3			

- Molecule 14 is a protein called 30S ribosomal protein S14.

Mol	Chain	Residues	Atoms					ZeroOcc	AltConf	Trace
14	AN	96	Total	C	N	O	S	0	0	0
			774	483	160	128	3			
14	CN	95	Total	C	N	O	S	0	0	0
			769	480	159	127	3			

- Molecule 15 is a protein called 30S ribosomal protein S15.

Mol	Chain	Residues	Atoms					ZeroOcc	AltConf	Trace
15	AO	88	Total	C	N	O	S	0	0	0
			714	439	144	130	1			
15	CO	88	Total	C	N	O	S	0	0	0
			714	439	144	130	1			

- Molecule 16 is a protein called 30S ribosomal protein S16.

Mol	Chain	Residues	Atoms					ZeroOcc	AltConf	Trace
16	AP	82	Total	C	N	O	S	0	0	0
			649	406	128	114	1			

- Molecule 17 is a protein called 30S ribosomal protein S17.

Mol	Chain	Residues	Atoms					ZeroOcc	AltConf	Trace
17	AQ	80	Total	C	N	O	S	0	0	0
			649	411	121	114	3			
17	CQ	80	Total	C	N	O	S	0	0	0
			649	411	121	114	3			

- Molecule 18 is a protein called 30S ribosomal protein S18.

Mol	Chain	Residues	Atoms					ZeroOcc	AltConf	Trace
18	AR	55	Total	C	N	O		0	0	0
			456	288	86	82				
18	CR	55	Total	C	N	O		0	0	0
			456	288	86	82				

- Molecule 19 is a protein called 30S ribosomal protein S19.

Mol	Chain	Residues	Atoms					ZeroOcc	AltConf	Trace
19	AS	79	Total	C	N	O	S	0	0	0
			638	408	120	108	2			
19	CS	79	Total	C	N	O	S	0	0	0
			638	408	120	108	2			

- Molecule 20 is a protein called 30S ribosomal protein S20.

Mol	Chain	Residues	Atoms					ZeroOcc	AltConf	Trace
20	AT	85	Total	C	N	O	S	0	0	0
			665	411	137	114	3			
20	CT	85	Total	C	N	O	S	0	0	0
			665	411	137	114	3			

- Molecule 21 is a protein called 30S ribosomal protein S21.

Mol	Chain	Residues	Atoms					ZeroOcc	AltConf	Trace
21	AU	51	Total	C	N	O	S	0	0	0
			426	265	86	74	1			
21	CU	51	Total	C	N	O	S	0	0	0
			426	265	86	74	1			

- Molecule 22 is a RNA chain called 23S rRNA.

Mol	Chain	Residues	Atoms					ZeroOcc	AltConf	Trace
22	BA	2854	Total	C	N	O	P	0	0	0
			61274	27334	11279	19807	2854			

Continued on next page...

Continued from previous page...

Mol	Chain	Residues	Atoms					ZeroOcc	AltConf	Trace
			Total	C	N	O	P			
22	DA	2841	60995	27210	11229	19715	2841	0	0	0

- Molecule 23 is a RNA chain called 5S rRNA.

Mol	Chain	Residues	Atoms					ZeroOcc	AltConf	Trace
			Total	C	N	O	P			
23	BB	118	2529	1126	464	821	118	0	0	0

- Molecule 24 is a protein called 50S ribosomal protein L2.

Mol	Chain	Residues	Atoms					ZeroOcc	AltConf	Trace
			Total	C	N	O	S			
24	BC	271	2083	1288	423	365	7	0	0	0
24	DC	271	2083	1288	423	365	7	0	0	0

- Molecule 25 is a protein called 50S ribosomal protein L3.

Mol	Chain	Residues	Atoms					ZeroOcc	AltConf	Trace
			Total	C	N	O	S			
25	BD	209	1565	979	288	294	4	0	0	0
25	DD	209	1565	979	288	294	4	0	0	0

- Molecule 26 is a protein called 50S ribosomal protein L4.

Mol	Chain	Residues	Atoms					ZeroOcc	AltConf	Trace
			Total	C	N	O	S			
26	BE	201	1552	974	283	290	5	0	0	0
26	DE	201	1552	974	283	290	5	0	0	0

- Molecule 27 is a protein called 50S ribosomal protein L5.

Mol	Chain	Residues	Atoms					ZeroOcc	AltConf	Trace
			Total	C	N	O	S			
27	BF	177	1411	899	249	257	6	0	0	0

- Molecule 28 is a protein called 50S ribosomal protein L6.

Mol	Chain	Residues	Atoms					ZeroOcc	AltConf	Trace
28	BG	176	Total	C	N	O	S	0	0	0
			1323	832	243	246	2			
28	DG	176	Total	C	N	O	S	0	0	0
			1323	832	243	246	2			

- Molecule 29 is a protein called 50S ribosomal protein L9.

Mol	Chain	Residues	Atoms					ZeroOcc	AltConf	Trace
29	BH	149	Total	C	N	O	S	0	0	0
			1111	699	197	214	1			
29	DH	149	Total	C	N	O	S	0	0	0
			1111	699	197	214	1			

- Molecule 30 is a protein called 50S ribosomal protein L11.

Mol	Chain	Residues	Atoms					ZeroOcc	AltConf	Trace
30	BI	141	Total	C	N	O	S	0	0	0
			1032	651	179	196	6			
30	DI	141	Total	C	N	O	S	0	0	0
			1032	651	179	196	6			

- Molecule 31 is a protein called 50S ribosomal protein L13.

Mol	Chain	Residues	Atoms					ZeroOcc	AltConf	Trace
31	BJ	142	Total	C	N	O	S	0	0	0
			1129	714	212	199	4			
31	DJ	142	Total	C	N	O	S	0	0	0
			1129	714	212	199	4			

- Molecule 32 is a protein called 50S ribosomal protein L14.

Mol	Chain	Residues	Atoms					ZeroOcc	AltConf	Trace
32	BK	122	Total	C	N	O	S	0	0	0
			939	587	180	166	6			
32	DK	122	Total	C	N	O	S	0	0	0
			939	587	180	166	6			

- Molecule 33 is a protein called 50S ribosomal protein L15.

Mol	Chain	Residues	Atoms					ZeroOcc	AltConf	Trace
33	BL	143	Total	C	N	O	S	0	0	0
			1045	649	206	189	1			

Continued on next page...

Continued from previous page...

Mol	Chain	Residues	Atoms					ZeroOcc	AltConf	Trace
33	DL	143	Total	C	N	O	S	0	0	0
			1045	649	206	189	1			

- Molecule 34 is a protein called 50S ribosomal protein L16.

Mol	Chain	Residues	Atoms					ZeroOcc	AltConf	Trace
34	BM	136	Total	C	N	O	S	0	0	0
			1074	686	205	177	6			
34	DM	136	Total	C	N	O	S	0	0	0
			1074	686	205	177	6			

- Molecule 35 is a protein called 50S ribosomal protein L17.

Mol	Chain	Residues	Atoms					ZeroOcc	AltConf	Trace
35	BN	120	Total	C	N	O	S	0	0	0
			961	593	196	167	5			
35	DN	120	Total	C	N	O	S	0	0	0
			961	593	196	167	5			

- Molecule 36 is a protein called 50S ribosomal protein L18.

Mol	Chain	Residues	Atoms				ZeroOcc	AltConf	Trace
36	BO	116	Total	C	N	O	0	0	0
			892	552	178	162			
36	DO	116	Total	C	N	O	0	0	0
			892	552	178	162			

- Molecule 37 is a protein called 50S ribosomal protein L19.

Mol	Chain	Residues	Atoms					ZeroOcc	AltConf	Trace
37	BP	114	Total	C	N	O	S	0	0	0
			917	574	179	163	1			
37	DP	114	Total	C	N	O	S	0	0	0
			917	574	179	163	1			

- Molecule 38 is a protein called 50S ribosomal protein L20.

Mol	Chain	Residues	Atoms				ZeroOcc	AltConf	Trace
38	BQ	117	Total	C	N	O	0	0	0
			947	604	192	151			
38	DQ	117	Total	C	N	O	0	0	0
			947	604	192	151			

- Molecule 39 is a protein called 50S ribosomal protein L21.

Mol	Chain	Residues	Atoms					ZeroOcc	AltConf	Trace
			Total	C	N	O	S			
39	BR	103	Total 816	C 516	N 153	O 145	S 2	0	0	0
39	DR	103	Total 816	C 516	N 153	O 145	S 2	0	0	0

- Molecule 40 is a protein called 50S ribosomal protein L22.

Mol	Chain	Residues	Atoms					ZeroOcc	AltConf	Trace
			Total	C	N	O	S			
40	BS	110	Total 857	C 532	N 166	O 156	S 3	0	0	0
40	DS	110	Total 857	C 532	N 166	O 156	S 3	0	0	0

- Molecule 41 is a protein called 50S ribosomal protein L23.

Mol	Chain	Residues	Atoms					ZeroOcc	AltConf	Trace
			Total	C	N	O	S			
41	BT	93	Total 739	C 466	N 139	O 132	S 2	0	0	0
41	DT	93	Total 739	C 466	N 139	O 132	S 2	0	0	0

- Molecule 42 is a protein called 50S ribosomal protein L24.

Mol	Chain	Residues	Atoms				ZeroOcc	AltConf	Trace
			Total	C	N	O			
42	BU	102	Total 780	C 492	N 146	O 142	0	0	0
42	DU	102	Total 780	C 492	N 146	O 142	0	0	0

- Molecule 43 is a protein called 50S ribosomal protein L25.

Mol	Chain	Residues	Atoms					ZeroOcc	AltConf	Trace
			Total	C	N	O	S			
43	BV	94	Total 753	C 479	N 137	O 134	S 3	0	0	0
43	DV	94	Total 753	C 479	N 137	O 134	S 3	0	0	0

- Molecule 44 is a protein called 50S ribosomal protein L27.

Mol	Chain	Residues	Atoms					ZeroOcc	AltConf	Trace
44	BW	79	Total	C	N	O	S	0	0	0
			596	367	120	108	1			
44	DW	79	Total	C	N	O	S	0	0	0
			596	367	120	108	1			

- Molecule 45 is a protein called 50S ribosomal protein L28.

Mol	Chain	Residues	Atoms					ZeroOcc	AltConf	Trace
45	BX	77	Total	C	N	O	S	0	0	0
			625	388	129	106	2			
45	DX	77	Total	C	N	O	S	0	0	0
			625	388	129	106	2			

- Molecule 46 is a protein called 50S ribosomal protein L29.

Mol	Chain	Residues	Atoms					ZeroOcc	AltConf	Trace
46	BY	63	Total	C	N	O	S	0	0	0
			509	313	99	95	2			
46	DY	63	Total	C	N	O	S	0	0	0
			509	313	99	95	2			

- Molecule 47 is a protein called 50S ribosomal protein L30.

Mol	Chain	Residues	Atoms					ZeroOcc	AltConf	Trace
47	BZ	58	Total	C	N	O	S	0	0	0
			449	281	87	79	2			
47	DZ	58	Total	C	N	O	S	0	0	0
			449	281	87	79	2			

- Molecule 48 is a protein called 50S ribosomal protein L32.

Mol	Chain	Residues	Atoms					ZeroOcc	AltConf	Trace
48	B0	56	Total	C	N	O	S	0	0	0
			444	269	94	80	1			
48	D0	56	Total	C	N	O	S	0	0	0
			444	269	94	80	1			

- Molecule 49 is a protein called 50S ribosomal protein L33.

Mol	Chain	Residues	Atoms				ZeroOcc	AltConf	Trace
49	B1	50	Total	C	N	O	0	0	0
			410	263	75	72			

Continued on next page...

Continued from previous page...

Mol	Chain	Residues	Atoms				ZeroOcc	AltConf	Trace
			Total	C	N	O			
49	D1	50	410	263	75	72	0	0	0

- Molecule 50 is a protein called 50S ribosomal protein L34.

Mol	Chain	Residues	Atoms					ZeroOcc	AltConf	Trace
			Total	C	N	O	S			
50	B2	46	377	228	90	57	2	0	0	0
50	D2	46	377	228	90	57	2	0	0	0

- Molecule 51 is a protein called 50S ribosomal protein L35.

Mol	Chain	Residues	Atoms					ZeroOcc	AltConf	Trace
			Total	C	N	O	S			
51	B3	64	504	323	105	74	2	0	0	0
51	D3	64	504	323	105	74	2	0	0	0

- Molecule 52 is a protein called 50S ribosomal protein L36.

Mol	Chain	Residues	Atoms					ZeroOcc	AltConf	Trace
			Total	C	N	O	S			
52	B4	38	302	185	65	48	4	0	0	0
52	D4	38	302	185	65	48	4	0	0	0

- Molecule 53 is a RNA chain called 16S rRNA.

Mol	Chain	Residues	Atoms					ZeroOcc	AltConf	Trace
			Total	C	N	O	P			
53	CA	1530	32831	14642	6024	10635	1530	0	0	0

- Molecule 54 is a protein called 30S ribosomal protein S7.

Mol	Chain	Residues	Atoms					ZeroOcc	AltConf	Trace
			Total	C	N	O	S			
54	CG	150	1175	730	226	215	4	0	0	0

- Molecule 55 is a protein called 30S ribosomal protein S13.

Mol	Chain	Residues	Atoms					ZeroOcc	AltConf	Trace
55	CM	113	Total	C	N	O	S	0	0	0
			877	541	177	156	3			

- Molecule 56 is a protein called 30S ribosomal protein S16.

Mol	Chain	Residues	Atoms					ZeroOcc	AltConf	Trace
56	CP	80	Total	C	N	O	S	0	0	0
			639	400	126	112	1			

- Molecule 57 is a RNA chain called 5S rRNA.

Mol	Chain	Residues	Atoms					ZeroOcc	AltConf	Trace
57	DB	117	Total	C	N	O	P	0	0	0
			2507	1116	459	815	117			

- Molecule 58 is a protein called 50S ribosomal protein L5.

Mol	Chain	Residues	Atoms					ZeroOcc	AltConf	Trace
58	DF	178	Total	C	N	O	S	0	0	0
			1420	905	251	258	6			

- Molecule 59 is MAGNESIUM ION (three-letter code: MG) (formula: Mg).

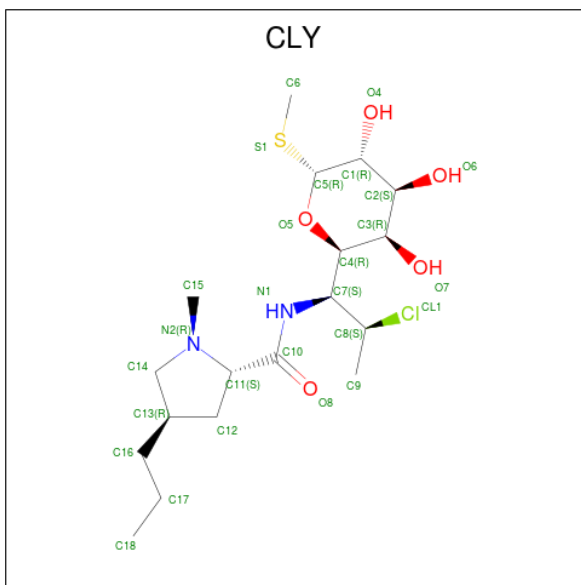
Mol	Chain	Residues	Atoms		ZeroOcc	AltConf
59	AA	42	Total	Mg	0	0
			42	42		
59	AN	1	Total	Mg	0	0
			1	1		
59	BA	134	Total	Mg	0	0
			134	134		
59	BB	4	Total	Mg	0	0
			4	4		
59	BL	1	Total	Mg	0	0
			1	1		
59	CA	42	Total	Mg	0	0
			42	42		
59	DA	132	Total	Mg	0	0
			132	132		
59	DB	1	Total	Mg	0	0
			1	1		
59	DC	2	Total	Mg	0	0
			2	2		

Continued on next page...

Continued from previous page...

Mol	Chain	Residues	Atoms	ZeroOcc	AltConf
59	DE	1	Total Mg 1 1	0	0
59	DJ	1	Total Mg 1 1	0	0

- Molecule 60 is CLINDAMYCIN (three-letter code: CLY) (formula: C₁₈H₃₃ClN₂O₅S).



Mol	Chain	Residues	Atoms	ZeroOcc	AltConf
60	BA	1	Total C Cl N O S 27 18 1 2 5 1	0	0

- Molecule 61 is ZINC ION (three-letter code: ZN) (formula: Zn).

Mol	Chain	Residues	Atoms	ZeroOcc	AltConf
61	B4	1	Total Zn 1 1	0	0
61	D4	1	Total Zn 1 1	0	0

- Molecule 62 is water.

Mol	Chain	Residues	Atoms	ZeroOcc	AltConf
62	AA	197	Total O 197 197	0	0
62	AE	1	Total O 1 1	0	0

Continued on next page...

Continued from previous page...

Mol	Chain	Residues	Atoms	ZeroOcc	AltConf
62	AL	1	Total O 1 1	0	0
62	AN	6	Total O 6 6	0	0
62	AT	2	Total O 2 2	0	0
62	AU	1	Total O 1 1	0	0
62	BA	601	Total O 601 601	0	0
62	BB	20	Total O 20 20	0	0
62	BC	8	Total O 8 8	0	0
62	BD	4	Total O 4 4	0	0
62	BE	1	Total O 1 1	0	0
62	BL	3	Total O 3 3	0	0
62	BN	3	Total O 3 3	0	0
62	BQ	1	Total O 1 1	0	0
62	BR	1	Total O 1 1	0	0
62	BT	3	Total O 3 3	0	0
62	B2	2	Total O 2 2	0	0
62	B3	2	Total O 2 2	0	0
62	B4	1	Total O 1 1	0	0
62	CA	193	Total O 193 193	0	0
62	CE	4	Total O 4 4	0	0
62	CI	1	Total O 1 1	0	0
62	CL	1	Total O 1 1	0	0

Continued on next page...

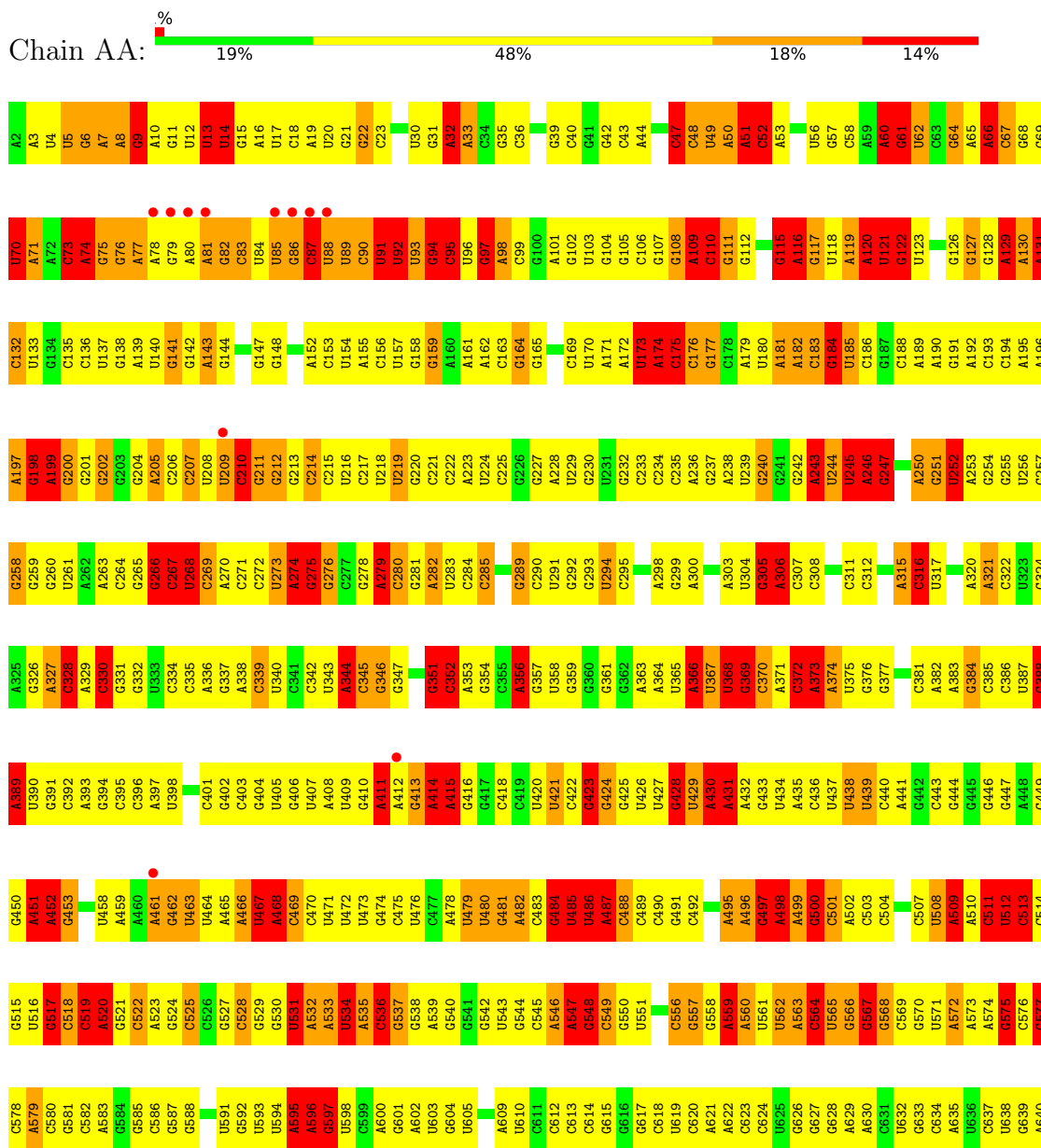
Continued from previous page...

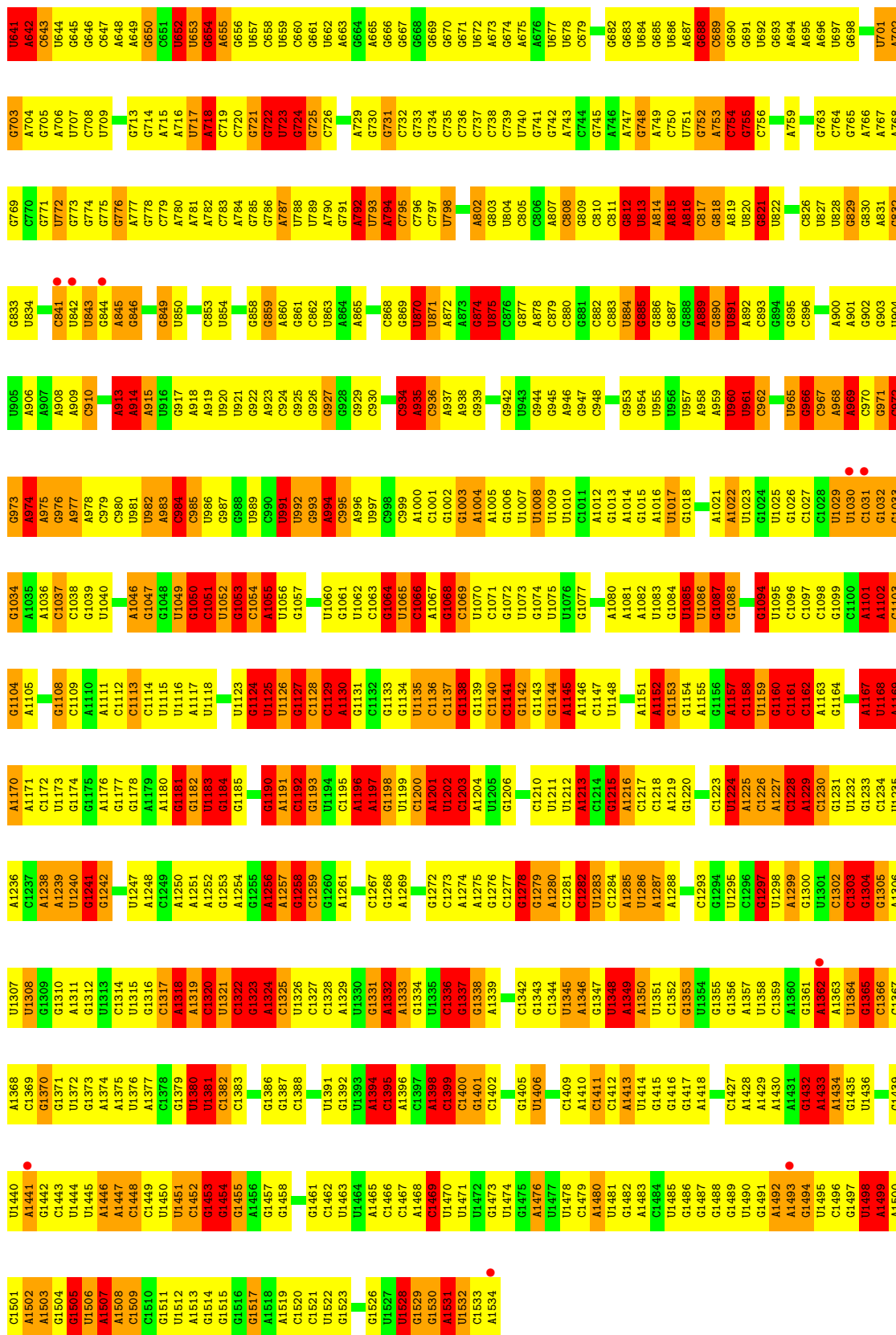
Mol	Chain	Residues	Atoms		ZeroOcc	AltConf
62	CN	3	Total 3	O 3	0	0
62	CT	3	Total 3	O 3	0	0
62	CU	2	Total 2	O 2	0	0
62	DA	599	Total 599	O 599	0	0
62	DB	4	Total 4	O 4	0	0
62	DC	9	Total 9	O 9	0	0
62	DD	2	Total 2	O 2	0	0
62	DE	3	Total 3	O 3	0	0
62	DJ	5	Total 5	O 5	0	0
62	DL	5	Total 5	O 5	0	0
62	DN	3	Total 3	O 3	0	0
62	DT	3	Total 3	O 3	0	0
62	DU	2	Total 2	O 2	0	0
62	DV	1	Total 1	O 1	0	0
62	D2	2	Total 2	O 2	0	0
62	D3	1	Total 1	O 1	0	0
62	D4	4	Total 4	O 4	0	0

3 Residue-property plots [i](#)

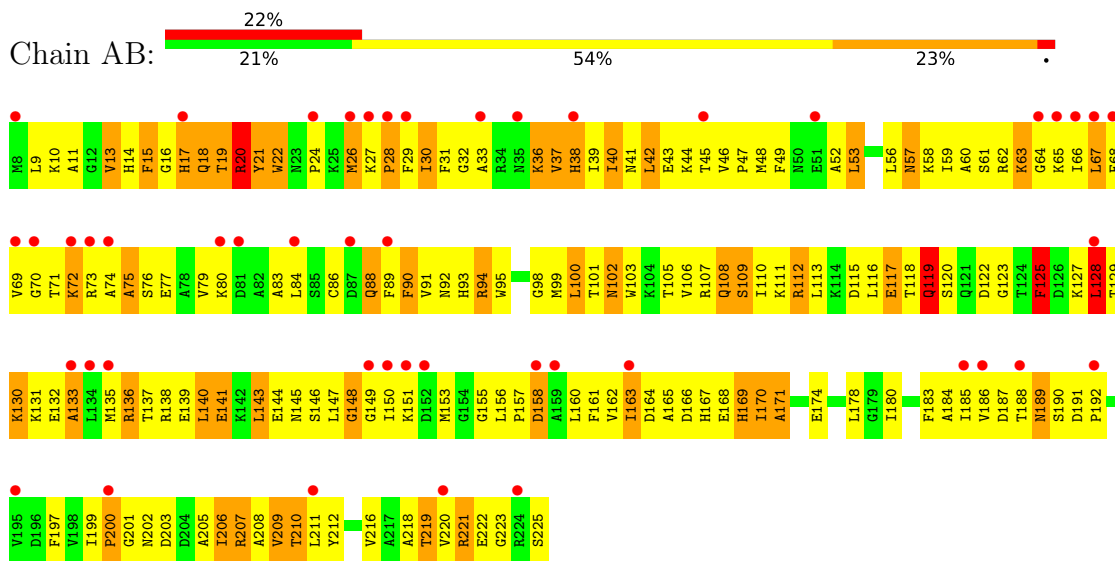
These plots are drawn for all protein, RNA, DNA and oligosaccharide chains in the entry. The first graphic for a chain summarises the proportions of the various outlier classes displayed in the second graphic. The second graphic shows the sequence view annotated by issues in geometry and electron density. Residues are color-coded according to the number of geometric quality criteria for which they contain at least one outlier: green = 0, yellow = 1, orange = 2 and red = 3 or more. A red dot above a residue indicates a poor fit to the electron density ($RSRZ > 2$). Stretches of 2 or more consecutive residues without any outlier are shown as a green connector. Residues present in the sample, but not in the model, are shown in grey.

- Molecule 1: 16S rRNA

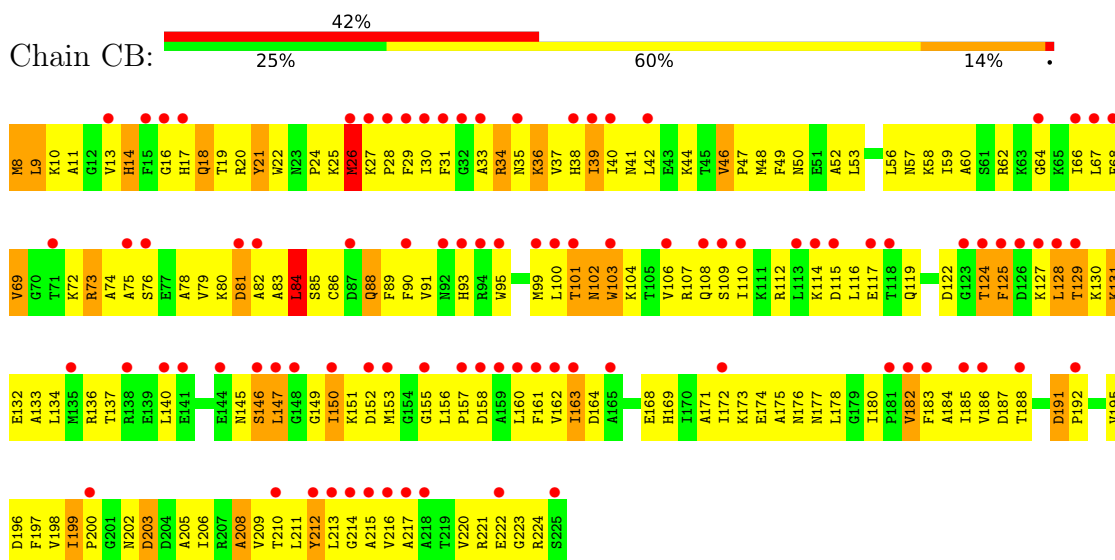




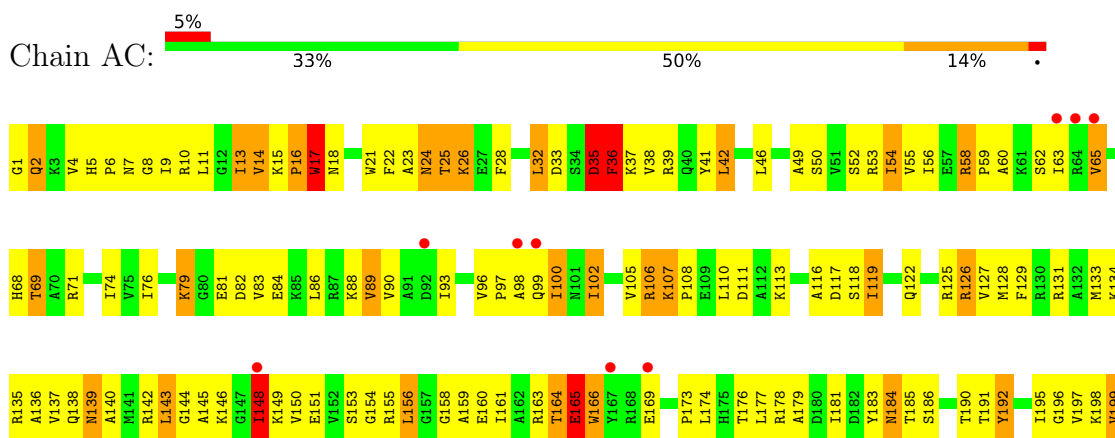
• Molecule 2: 30S ribosomal protein S2



• Molecule 2: 30S ribosomal protein S2

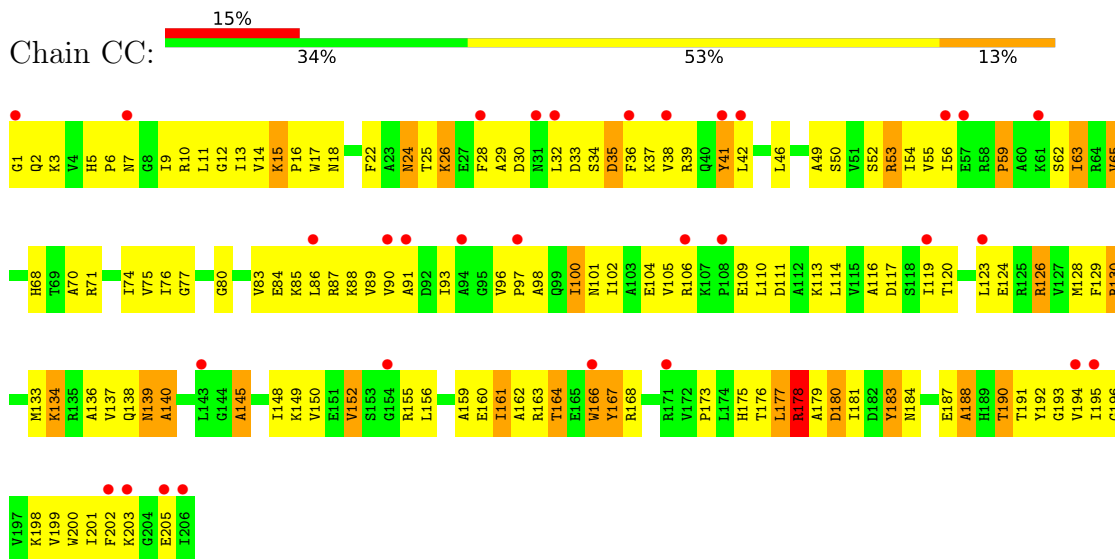


• Molecule 3: 30S ribosomal protein S3

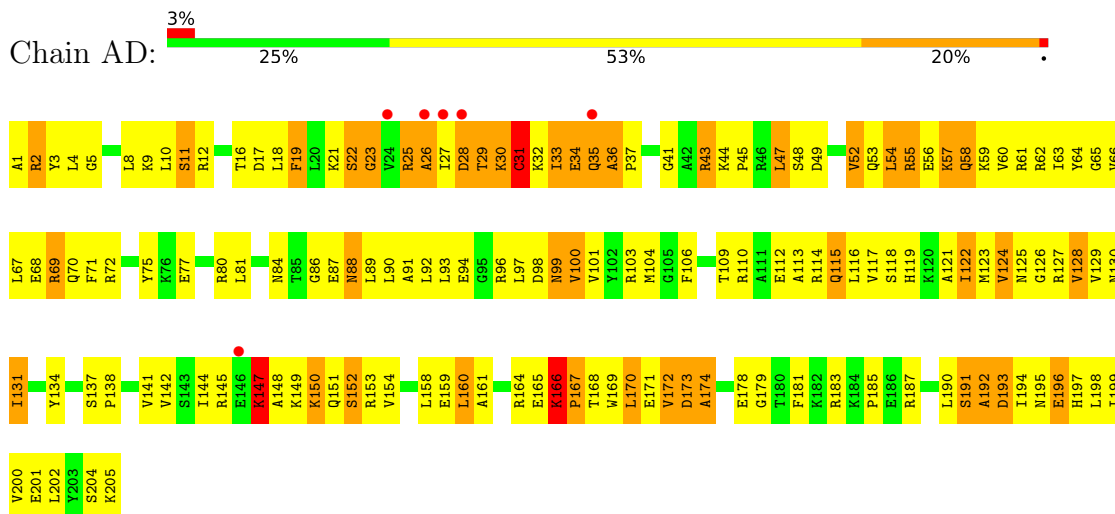




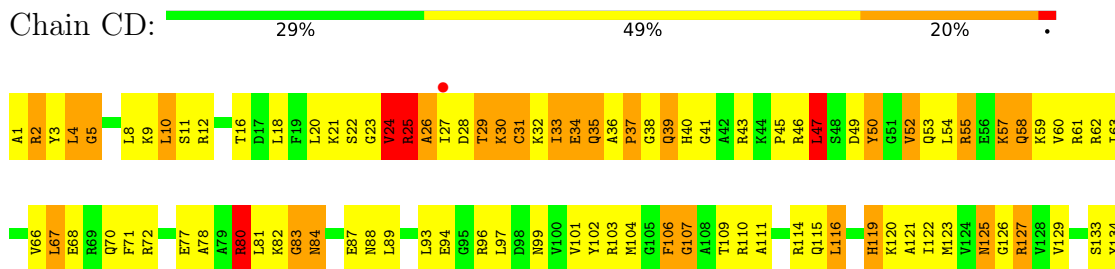
• Molecule 3: 30S ribosomal protein S3

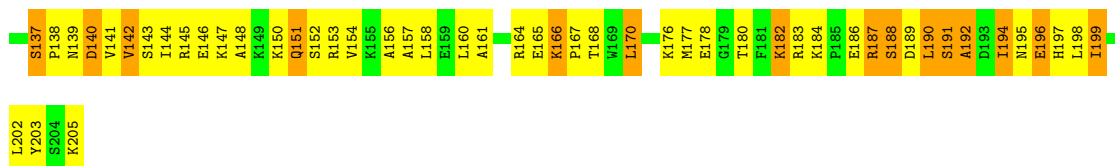


• Molecule 4: 30S ribosomal protein S4




• Molecule 4: 30S ribosomal protein S4

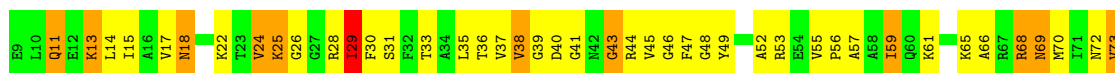




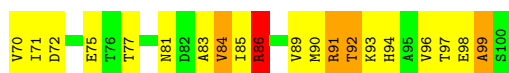
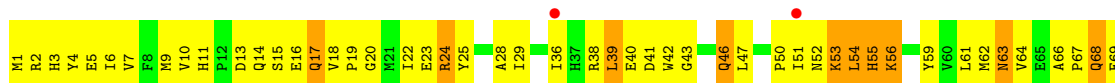
- Molecule 5: 30S ribosomal protein S5



- Molecule 5: 30S ribosomal protein S5

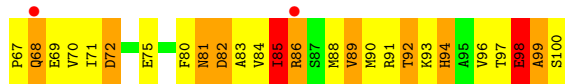
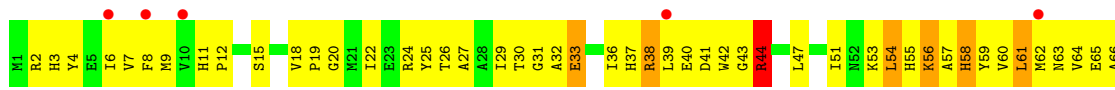


- Molecule 6: 30S ribosomal protein S6

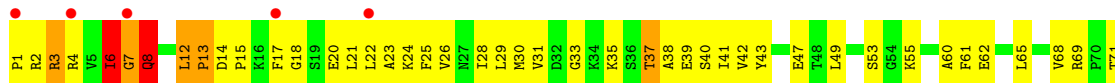


- Molecule 6: 30S ribosomal protein S6

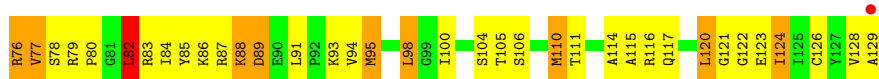
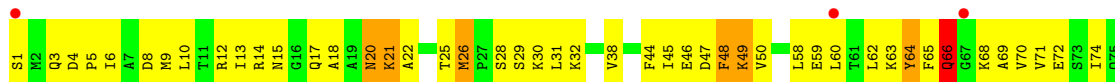




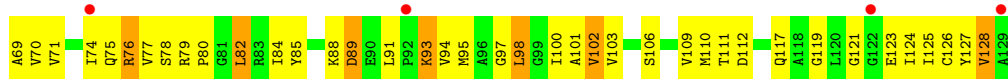
• Molecule 7: 30S ribosomal protein S7



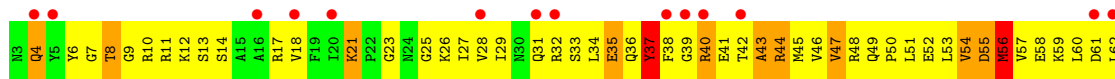
• Molecule 8: 30S ribosomal protein S8

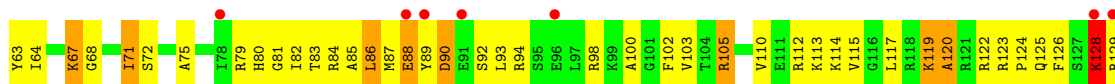


• Molecule 8: 30S ribosomal protein S8

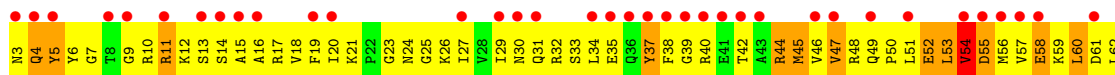


• Molecule 9: 30S ribosomal protein S9

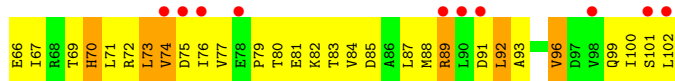
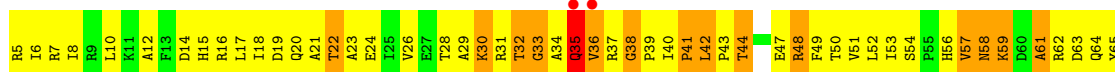





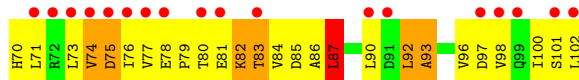
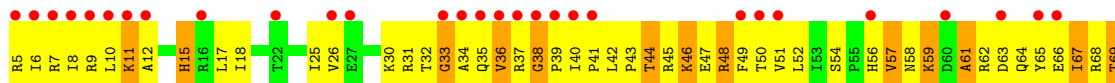
• Molecule 9: 30S ribosomal protein S9



• Molecule 10: 30S ribosomal protein S10



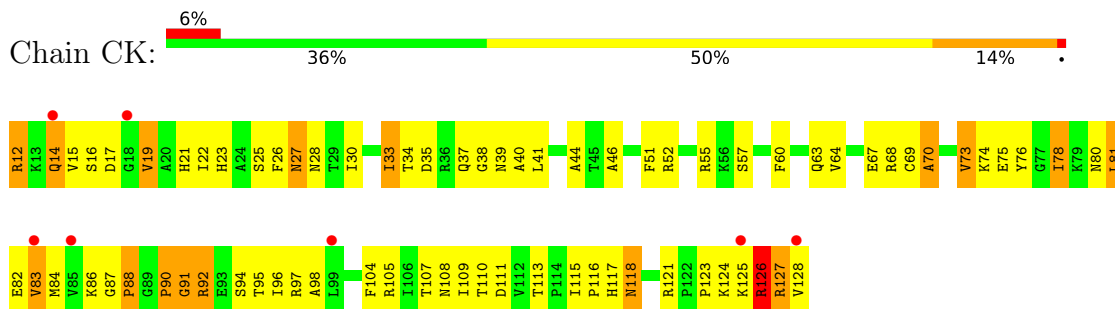
• Molecule 10: 30S ribosomal protein S10



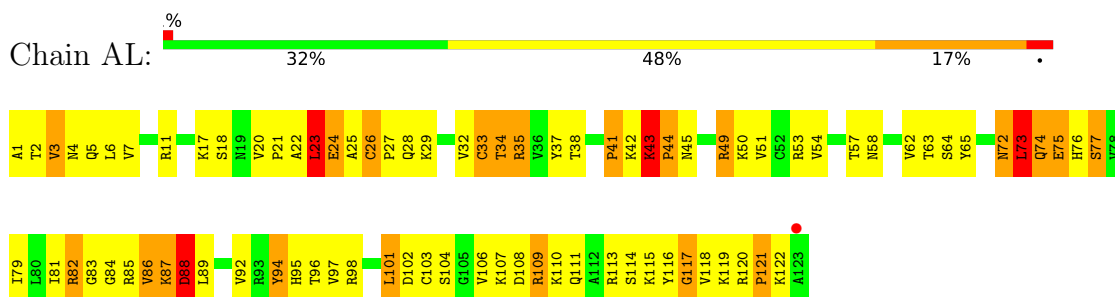
• Molecule 11: 30S ribosomal protein S11



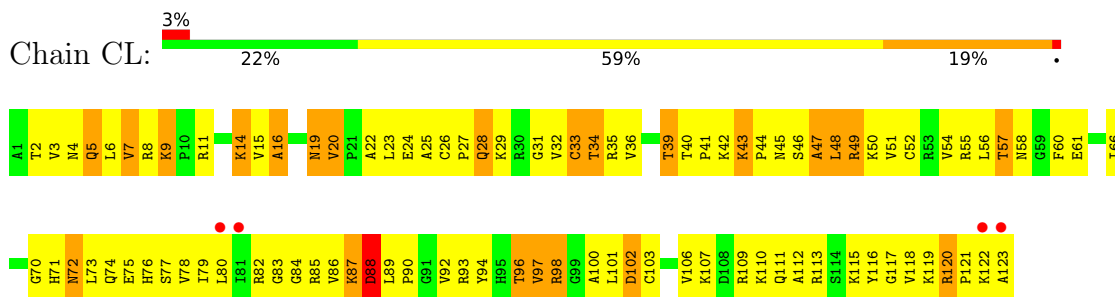
- Molecule 11: 30S ribosomal protein S11



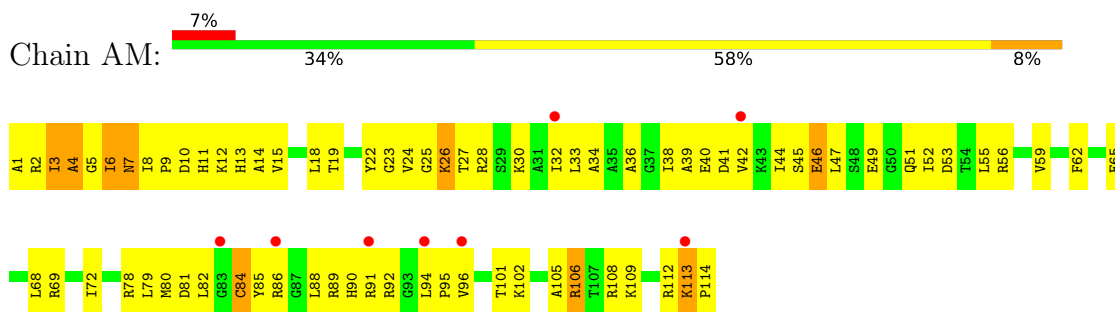
- Molecule 12: 30S ribosomal protein S12



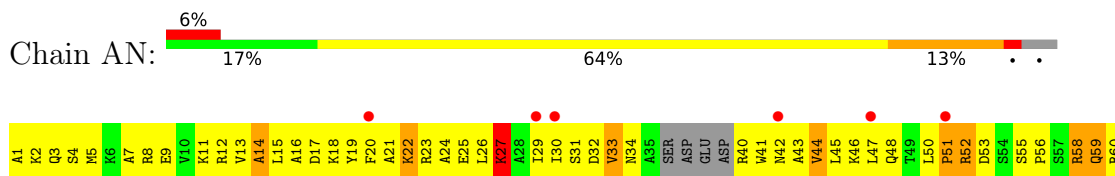
- Molecule 12: 30S ribosomal protein S12



- Molecule 13: 30S ribosomal protein S13

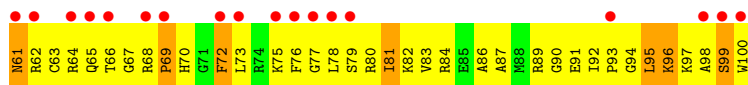
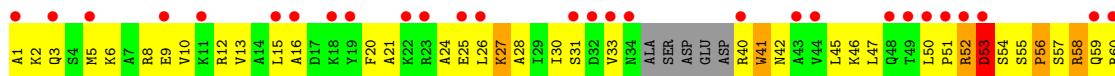


- Molecule 14: 30S ribosomal protein S14

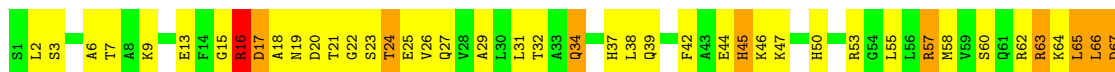
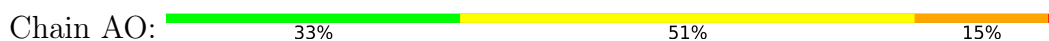




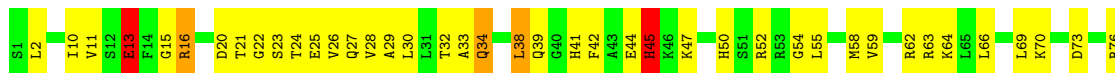
- Molecule 14: 30S ribosomal protein S14



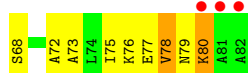
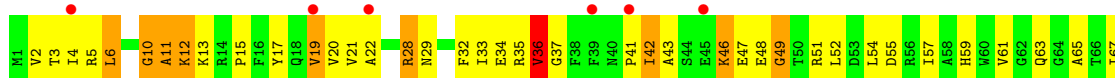
- Molecule 15: 30S ribosomal protein S15



- Molecule 15: 30S ribosomal protein S15




- Molecule 16: 30S ribosomal protein S16



- Molecule 17: 30S ribosomal protein S17





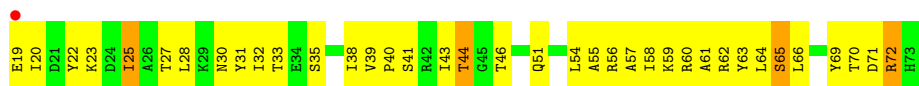
• Molecule 17: 30S ribosomal protein S17



• Molecule 18: 30S ribosomal protein S18



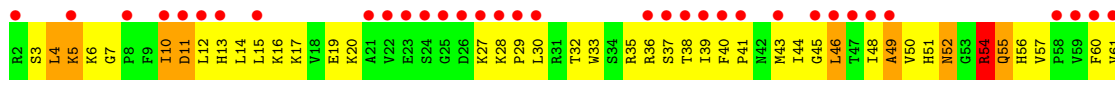
• Molecule 18: 30S ribosomal protein S18

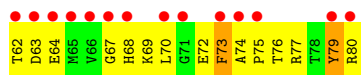


• Molecule 19: 30S ribosomal protein S19

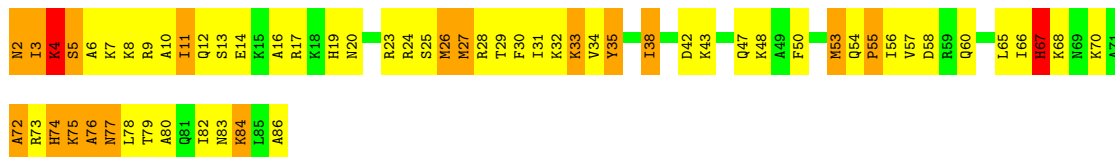
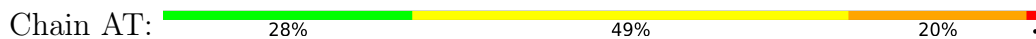


• Molecule 19: 30S ribosomal protein S19

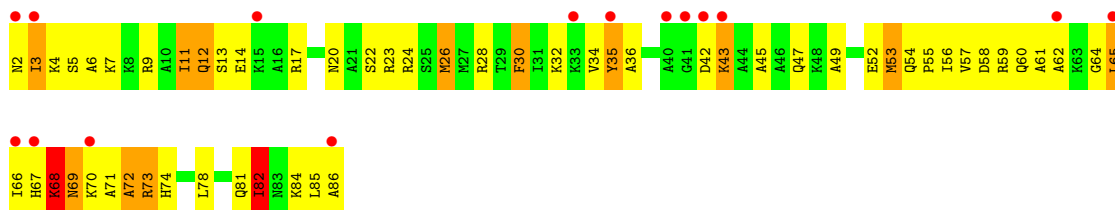




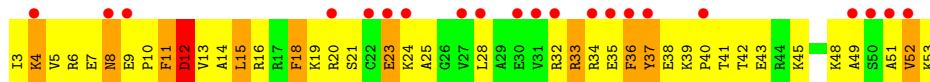
- Molecule 20: 30S ribosomal protein S20



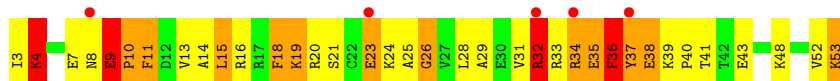
- Molecule 20: 30S ribosomal protein S20



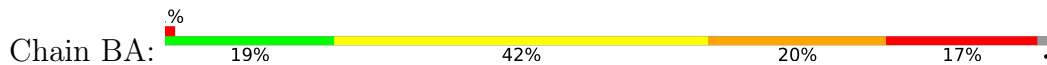
- Molecule 21: 30S ribosomal protein S21

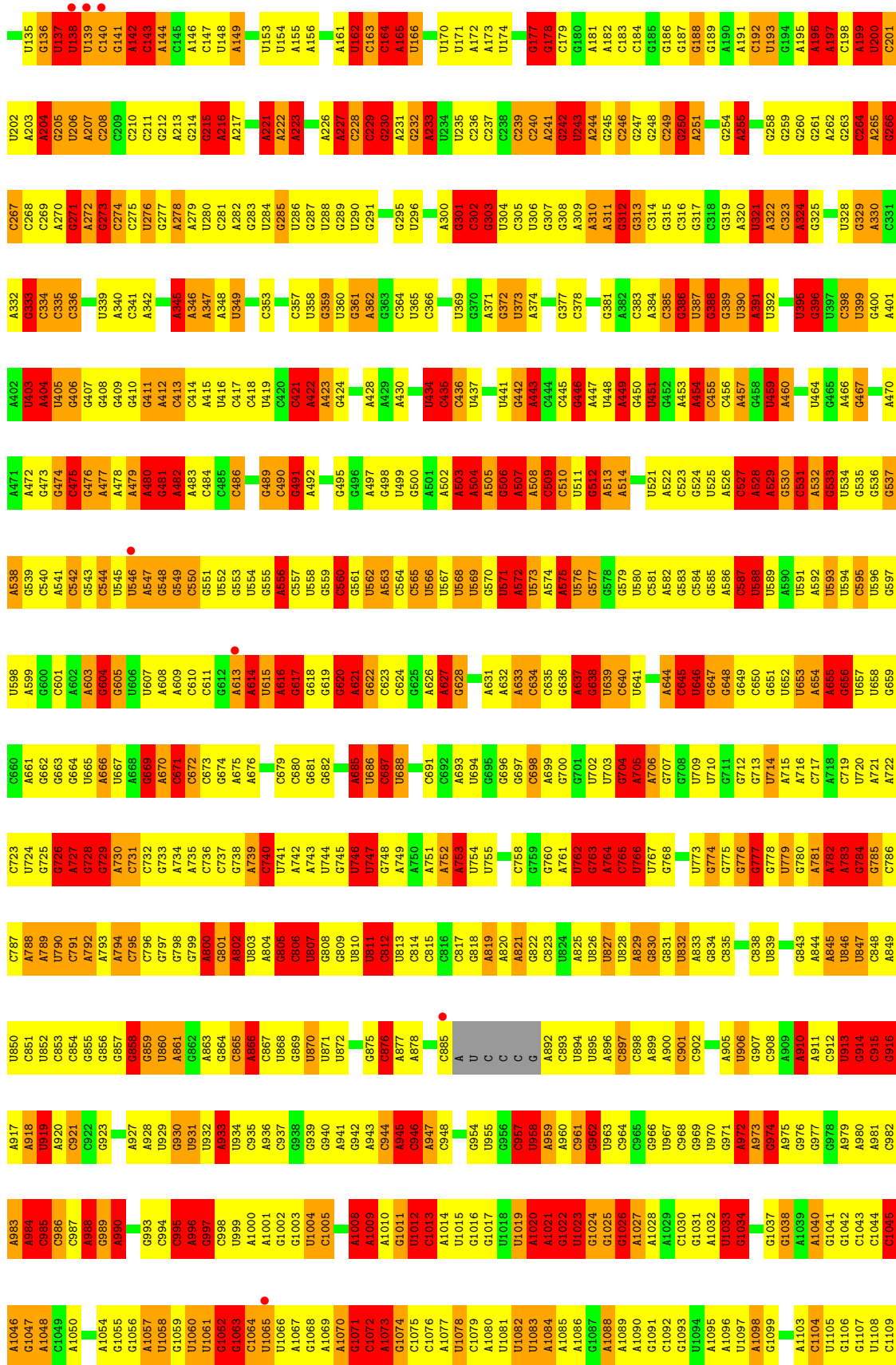


- Molecule 21: 30S ribosomal protein S21



- Molecule 22: 23S rRNA


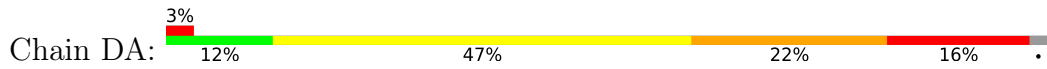




C1958	A1885	G1893	A1762	G1697	G1633	G1567	A1496	A1431	G1368	A1261	U1173	G1110
G1959	U1886	G1824	G1763	A1698	A1634	G1568	U1497	G1432	G1369	U1241	U1174	A1111
A1960	C1887	U1825	C1764	G1699	A1635	A1569	C1498	A1433	G1371	U1242	U1175	A1112
C1961	G1888	G1826	U1765	A1700	A1636	A1570	C1499	A1434	U1372	C1243	A1176	U1113
U1963	A1889	G1827	G1766	A1701	A1637	A1571	G1500	G1435	A1373	G1244	G1177	U1114
G1964	C1892	U1828	G1767	G1702	C1638	A1576	A1501	G1436	G1374	G1245	G1178	G1115
C1965	G1830	A1829	U1768	G1703	A1641	U1577	A1502	C1437	U1375	A1246	G1179	G1116
A1900	C1831	C1830	U1770	C1706	G1642	U1578	A1503	U1438	C1376	A1247	U1180	C1117
G1967	A1901	C1832	U1771	G1707	G1643	U1579	A1504	A1439	G1377	G1248	U1181	C1118
C1968	C1902	G1833	A1772	C1708	G1644	A1580	A1505	U1440	A1378	G1250	G1182	U1119
A1969	G1903	U1834	A1773	G1709	G1645	A1581	A1506	U1441	U1379	G1251	U1183	U1120
U1970	G1904	G1835	C1774	U1710	G1646	C1582	A1507	G1444	G1380	G1252	U1184	G1121
C1971	C1905	U1835	U1775	A1711	A1647	A1583	A1509	C1446	G1382	A1253	U1185	G1122
G1972	G1906	G1838	G1776	U1712	U1648	A1584	A1510	U1447	A1383	A1254	G1186	A1126
G1973	G1907	C1839	U1777	A1713	C1649	C1585	G1511	C1448	A1384	U1255	G1187	A1127
C1974	G1910	U1841	U1778	U1714	A1650	A1586	A1512	A1450	A1385	U1256	U1188	G1128
A1978	U1911	U1842	U1779	G1715	G1651	G1587	A1513	C1451	A1386	C1257	A1189	A1129
U1979	A1912	C1843	U1780	U1716	A1652	G1588	G1514	G1445	G1387	U1258	U1190	U1130
G1980	U1913	U1844	U1781	G1717	C1653	U1589	A1515	A1452	A1388	A1259	G1191	G1131
A1981	A1914	C1845	A1783	U1719	A1654	A1590	G1516	C1454	G1389	C1261	C1196	U1132
C1982	C1914	G1846	U1784	G1720	A1655	A1591	G1521	G1455	A1392	A1265	G1197	A1134
G1983	A1916	A1847	A1785	U1721	C1656	C1592	A1522	U1457	A1393	G1266	U1198	C1135
U1984	U1917	A1848	A1786	A1722	U1657	A1593	U1523	U1458	U1394	U1267	U1199	G1136
C1985	A1918	G1849	A1787	G1723	G1658	C1595	G1524	G1459	A1395	A1268	G1200	G1137
A1986	A1919	U1850	C1788	U1724	A1659	A1596	A1525	U1460	U1396	A1269	U1201	G1138
C1987	C1920	U1851	A1789	G1725	A1660	A1597	C1533	C1461	G1397	C1270	G1202	G1139
U1990	G1921	A1852	C1790	U1726	U1662	A1598	U1534	C1462	C1398	C1271	U1203	C1140
G1991	U1922	U1853	A1791	C1727	G1663	U1599	U1535	A1465	C1399	A1272	A1204	U1141
U1992	U1923	U1854	U1792	C1728	A1664	A1599	A1536	U1466	U1400	U1273	A1205	A1142
C1993	A1927	U1855	A1794	U1729	A1665	U1600	U1537	U1467	G1401	A1274	G1207	A1143
U1994	U1928	U1856	C1795	U1730	A1666	G1602	A1538	U1468	U1402	A1275	C1207	A1144
C1995	A1929	G1857	U1796	G1731	G1667	C1604	U1539	A1469	A1403	A1276	G1210	C1145
U1996	G1930	U1858	C1797	C1732	A1668	C1605	G1540	A1470	C1404	G1277	C1211	G1153
C1997	U1931	U1859	U1798	G1733	A1669	C1606	U1541	A1471	U1405	A1278	U1148	U1148
A1998	U1932	G1860	C1800	U1735	U1671	A1608	U1542	C1472	U1406	G1279	G1212	G1149
U1999	A1932	U1861	A1801	U1736	A1672	A1609	G1543	G1473	U1409	G1280	A1214	C1150
C2000	G1935	G1862	A1802	U1737	G1673	A1610	G1544	U1474	G1410	G1281	A1151	A1151
A2003	A1936	U1863	A1803	G1738	G1674	C1611	G1546	G1475	U1411	U1282	G1218	C1152
G2004	C1937	U1864	C1804	U1739	C1675	C1612	C1547	U1476	U1412	G1283	U1219	G1154
A2005	A1938	G1865	A1805	G1740	A1676	G1613	A1548	A1477	A1413	A1284	G1220	G1155
C2006	U1939	G1866	C1806	U1741	A1677	A1614	A1549	G1478	C1414	A1285	C1221	A1156
A2013	U1940	C1868	G1807	A1744	U1680	C1615	C1550	G1479	U1415	A1287	U1222	G1157
A2014	C1941	G1869	A1808	A1745	G1681	A1616	A1553	U1480	G1416	G1288	U1224	C1158
A2015	C1942	U1870	A1809	U1746	G1682	C1617	U1554	U1481	C1417	G1289	G1225	U1159
U2016	U1943	A1871	A1810	U1747	A1683	A1618	U1554	G1482	G1418	C1290	U1226	G1160
U2017	G1945	A1872	G1811	C1748	G1684	G1619	G1555	G1483	A1419	C1291	A1227	C1161
G2018	U1946	C1873	U1749	A1749	C1685	U1620	C1556	U1484	A1420	G1292	G1228	G1162
A2019	C1947	U1874	G1750	G1750	U1688	U1621	C1557	U1485	G1421	C1293	C1229	C1163
A2020	A1815	A1876	A1754	A1754	U1688	G1622	C1588	U1486	G1422	U1294	U1294	C1164
C2021	C1816	A1877	U1755	A1755	A1689	U1623	U1559	U1487	G1423	C1295	C1233	A1166
U2022	G1817	G1878	U1756	G1756	A1690	U1624	G1560	U1487	G1424	G1296	U1234	G1166
C2023	A1818	A1879	U1757	A1757	C1691	C1625	C1561	A1490	G1425	C1297	G1235	C1167
G2024	A1819	U1758	U1758	U1758	U1692	A1626	U1562	A1491	G1426	C1298	G1236	G1168
C2025	U1820	U1759	U1759	U1759	U1693	G1627	U1563	G1492	A1427	G1299	A1237	A1169
U2026	A1821	C1760	U1760	U1760	C1694	G1628	C1564	A1493	G1428	A1300	G1238	C1170
C2027	C1822	C1761	C1761	C1761	A1696	A1632	A1566	A1494	G1429	A1302	U1240	C1172

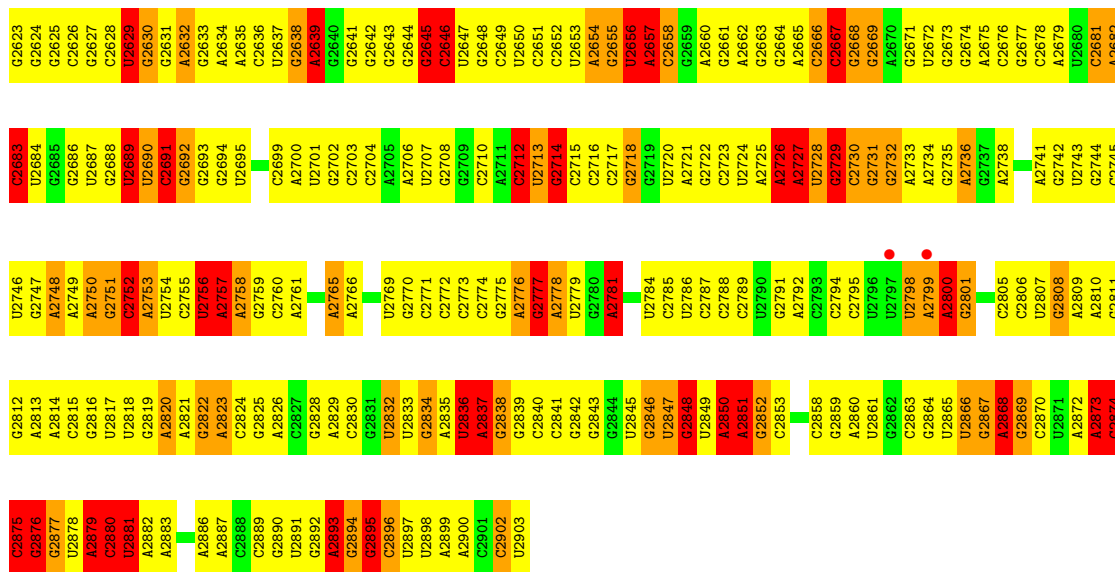
U2028	U2092	G2157	G2218	A2287	U2348	G2415	A2476	U2537	G2599	G2667	G2762	A2799	C2863
G2029	G2093	A	G2224	A2288	G2349	C2416	U2477	C2538	A2600	G2668	A2753	A2800	G2864
A2030	A2094	G	A2225	G2289	C2350	A2417	A2478	C2539	G2601	G2669	A2754	G2801	U2865
A2031	A2095	C	G2226	G2290	G2351	A2418	U2479	C2540	A2602	A2670	G2741	G2802	U2866
G2032	C2096	C	C2227	U2291	A2352	A2419	A2480	G2541	G2603	G2671	G2742	G2803	A2867
A2033	C2103	C	A2227	U2292	A2353	C2420	G2481	A2542	U2604	U2672	U2743	U2804	A2868
U2034	C2104	A	G2228	G2293	C2354	C2421	C2482	C2543	U2605	G2673	G2744	C2805	G2869
G2035	U2105	C	U2229	G2294	C2355	U2422	G2484	G2544	C2606	C2674	G2745	C2806	C2870
C2036	U2106	C	U2230	G2295	C2356	U2423	G2485	G2545	G2607	A2675	G2746	U2807	C2871
A2037	G2107	U	U2231	U2296	A2357	A2424	C2486	U2546	C2608	G2676	G2747	G2808	A2872
U2038	G2107	U	C2232	A2297	A2358	A2425	C2487	G2547	U2609	A2679	U2748	A2809	A2873
U2039	A2108	C	U2233	A2298	A2359	A2426	U2488	U2548	C2610	C2680	A2749	C2810	C2874
G2040	U2109	A	G2234	U2299	G2360	C2427	U2489	G2549	C2611	U2680	A2750	G2811	C2875
U2041	G2110	A	G2235	C2300	G2361	G2428	G2490	G2550	C2612	C2681	A2751	G2812	
A2042	U	U	U2236	G2303	C2362	G2429	U2491	C2551	U2613	A2682	C2751	A2813	
C2043	U	U	G2237	G2303	G2363	A2430	U2492	U2552	A2614	C2683	C2752	G2814	
C2044	U	U	G2237	G2303	G2363	A2430	U2492	U2552	A2614	C2683	C2752	G2814	
C2045	U	U	G2237	G2303	G2363	A2430	U2492	U2552	A2614	C2683	C2752	G2814	
G2046	U	U	G2237	G2303	G2363	A2430	U2492	U2552	A2614	C2683	C2752	G2814	
G2049	U	U	G2237	G2303	G2363	A2430	U2492	U2552	A2614	C2683	C2752	G2814	
C2050	U	U	G2237	G2303	G2363	A2430	U2492	U2552	A2614	C2683	C2752	G2814	
A2051	U	U	G2237	G2303	G2363	A2430	U2492	U2552	A2614	C2683	C2752	G2814	
A2052	U	U	G2237	G2303	G2363	A2430	U2492	U2552	A2614	C2683	C2752	G2814	
G2053	U	U	G2237	G2303	G2363	A2430	U2492	U2552	A2614	C2683	C2752	G2814	
G2054	U	U	G2237	G2303	G2363	A2430	U2492	U2552	A2614	C2683	C2752	G2814	
C2055	U	U	G2237	G2303	G2363	A2430	U2492	U2552	A2614	C2683	C2752	G2814	
C2056	U	U	G2237	G2303	G2363	A2430	U2492	U2552	A2614	C2683	C2752	G2814	
G2057	U	U	G2237	G2303	G2363	A2430	U2492	U2552	A2614	C2683	C2752	G2814	
A2058	U	U	G2237	G2303	G2363	A2430	U2492	U2552	A2614	C2683	C2752	G2814	
A2059	U	U	G2237	G2303	G2363	A2430	U2492	U2552	A2614	C2683	C2752	G2814	
A2060	U	U	G2237	G2303	G2363	A2430	U2492	U2552	A2614	C2683	C2752	G2814	
A2061	U	U	G2237	G2303	G2363	A2430	U2492	U2552	A2614	C2683	C2752	G2814	
A2062	U	U	G2237	G2303	G2363	A2430	U2492	U2552	A2614	C2683	C2752	G2814	
C2063	U	U	G2237	G2303	G2363	A2430	U2492	U2552	A2614	C2683	C2752	G2814	
C2064	U	U	G2237	G2303	G2363	A2430	U2492	U2552	A2614	C2683	C2752	G2814	
C2065	U	U	G2237	G2303	G2363	A2430	U2492	U2552	A2614	C2683	C2752	G2814	
C2066	U	U	G2237	G2303	G2363	A2430	U2492	U2552	A2614	C2683	C2752	G2814	
G2067	U	U	G2237	G2303	G2363	A2430	U2492	U2552	A2614	C2683	C2752	G2814	
U2068	G2133	C2196	U2265	A2327	U2393	G2465	G2517	G2578	G2643	G2709	G2764	A2811	
G2069	A2136	C2196	U2266	A2327	U2393	G2465	G2517	G2578	G2643	G2709	G2764	A2811	
A2070	A2137	C2196	A2267	A2328	C2394	G2456	G2518	G2579	G2644	C2710	A2778	A2811	
A2071	G2138	C2196	A2268	A2329	C2395	U2457	G2519	U2580	G2645	C2711	U2779	G2812	
A2072	U2139	C2196	G2269	U2330	G2396	G2458	G2520	G2581	G2646	C2712	A2781	G2812	
U2076	G2140	G2200	A2270	G2331	G2397	A2459	G2521	G2582	U2647	C2713	G2782	G2812	
A2077	G2141	U2202	G2271	C2332	G2400	U2460	C2522	G2583	G2648	C2714	U2783	G2812	
G2078	A2142	U2203	U2272	A2333	A2401	A2461	U2523	G2584	G2649	C2715	U2784	G2812	
U2079	G2143	G2204	A2273	A2334	U2402	A2462	G2524	U2585	U2650	C2716	C2785	G2812	
A2080	G2144	A2205	A2274	A2335	U2403	A2463	G2525	U2586	U2651	C2717	C2786	G2812	
U2081	G2145	A2206	C2275	A2336	G2404	G2464	G2526	U2587	U2652	U2720	U2787	G2812	
A2082	C2146	C2207	G2276	A2337	U2404	G2465	G2527	U2588	U2653	U2721	U2788	G2812	
G2083	G2148	G2209	G2277	C2338	G2405	C2466	C2528	G2589	U2654	G2722	C2789	G2812	
U2086	U2149	U2210	A2278	A2339	A2406	A2467	U2529	A2590	G2655	G2723	C2790	G2812	
A2087	G2150	A2211	G2279	A2340	U2407	A2468	A2530	C2591	G2656	U2724	G2791	G2812	
G2088	U2151	A2212	G2280	A2341	U2408	A2469	A2531	C2592	G2661	A2725	A2792	G2812	
A2089	C2152	A2213	G2281	A2342	G2409	A2470	A2532	U2593	G2662	A2726	C2793	G2812	
C2090	G2153	A2214	C2282	U2343	G2410	A2471	A2533	U2594	G2663	A2727	C2794	G2812	
A2091	A2154	C2214	C2283	U2344	A2411	G2472	A2534	C2595	G2664	U2728	C2795	G2812	
C2092	G2155	C2215	A2284	U2345	A2412	U2473	A2535	C2596	G2665	C2729	U2796	G2812	
G2093	A2156	C2216	A2285	A2346	A2413	U2474	A2536	C2597	G2666	C2730	U2797	G2812	
C2094	G2156	G2217	G2286	A2347	G2414	C2475	G2536	A2598	C2667	G2731	U2798	G2812	

• Molecule 22: 23S rRNA

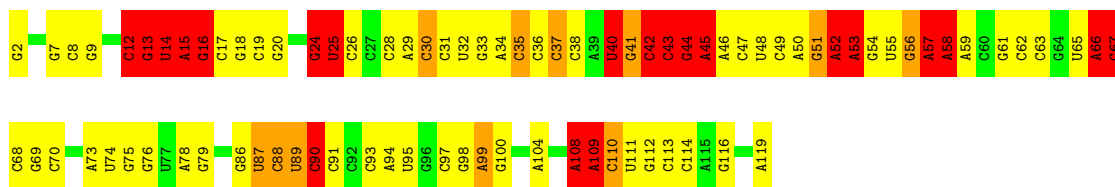


G1667	C1600	U1474	U1412	G1351	G1289	G1227	G1166	C1102	G1042	A880	G0916	G885
A1668	G1601	G1475	A1413	U1352	C1290	G1228	G1167	A1103	C1043	A891	A917	G886
A1669	U1602	U1476	C1414	A1353	G1291	C1229	C1168	C1104	C1044	A982	C917	G887
C1670	A1603	A1477	U1415	A1354	G1292	A1230	G1169	U1105	C1045	A983	U919	G888
U1671	C1604	G1478	G1416	G1355	G1293	U1231	A1169	G1106	A1046	A984	C921	G889
A1672	A1605	G1479	G1417	G1356	G1294	G1232	C1170	G1107	G1047	A985	C922	U860
G1673	C1606	C1480	G1418	C1357	C1297	U1233	G1171	U1108	A1048	A861	C923	A861
G1674	A1607	U1481	A1419	G1358	C1298	G1236	G1172	C1109	C1049	C987	C924	G862
C1675	A1608	A1420	A1420	A1359	G1299	G1238	U1173	G1110	A1050	A988	G924	A863
A1676	A1609	G1421	G1421	G1360	A1300	A1237	A1174	A1111	G1051	A990	G925	G864
A1677	G1610	U1484	G1422	G1361	G1301	G1238	A1175	G1112	C1052	A991	G926	G865
A1678	C1611	U1485	G1425	C1362	A1302	G1239	U1176	U1113	C1053	C991	A927	A866
G1681	C1612	U1489	G1426	G1363	G1303	U1240	G1177	A1054	A1054	C992	A928	G867
A1682	A1614	A1490	G1428	A1364	A1304	A1241	C1178	G1055	C1059	G993	U929	U868
A1683	A1615	A1491	C1428	C1365	C1305	U1242	U1179	G1056	A1059	C994	G930	G869
A1684	U1616	G1492	C1429	G1368	A1307	G1245	U1180	G1057	A1060	C995	U931	U870
C1685	A1617	G1493	G1430	G1369	A1308	A1246	U1181	U1058	A1061	C996	U932	U871
A1686	A1618	A1494	A1431	G1370	G1309	A1247	G1182	U1059	A1062	A996	A933	U872
G1687	G1619	A1495	G1432	G1371	G1310	G1248	U1183	U1060	C998	C997	U934	C873
U1688	C1620	U1496	A1433	G1372	G1311	U1249	U1184	U1061	U999	U999	C935	G874
A1689	U1621	U1497	A1434	A1373	U1312	G1250	G1186	G1063	A1000	A1000	A936	G875
U1693	U1622	C1498	G1435	G1374	U1313	G1251	U1187	C1064	A1001	A1001	C937	C876
A1694	G1626	A1499	G1436	U1375	C1314	G1252	U1188	C1065	C1005	C1005	G940	A878
G1695	G1627	G1501	U1438	G1377	U1316	A1254	G1190	U1066	C1006	C1006	A941	G
G1696	C1628	A1502	A1440	A1378	U1317	U1255	G1191	A1067	C1007	C1007	G942	G
G1697	U1629	A1503	U1449	U1379	U1318	U1256	G1192	G1068	A1008	A1008	A943	G
A1698	A1630	A1504	G1441	G1380	C1319	C1257	U1193	A1069	A1009	A1009	C944	G
G1699	G1631	A1505	G1442	G1381	C1320	U1258	G1194	A1070	A1010	A1010	A945	G
A1700	U1632	U1506	U1443	G1382	A1321	G1259	U1195	G1071	G1011	G1011	C946	U
U1701	G1633	C1507	G1444	A1383	A1322	A1260	C1196	G1072	U1012	U1012	A947	C
G1702	A1634	A1508	G1445	A1384	C1323	C1261	G1197	A1073	C1013	C1013	C948	U
A1703	A1635	A1509	G1446	A1385	G1324	A1262	C1200	G1074	A1014	A1014	G949	A
G1704	U1636	A1510	C1447	C1386	U1325	U1263	G1201	C1075	U1015	U1015	G953	C
G1705	A1637	G1511	G1448	A1387	U1326	A1264	U1202	C1076	G1016	G1016	G954	C
G1706	C1638	C1512	G1451	G1388	A1327	A1265	G1203	G1077	G1017	G1017	U955	C
G1707	A1640	U1513	U1452	G1389	A1328	G1266	U1203	C1078	U1018	U1018	G956	C
C1708	G1645	A1514	A1453	U1390	A1329	U1267	A1204	C1079	U1019	U1019	C957	A
U1709	A1646	G1515	C1454	U1391	C1330	U1268	U1205	A1080	A1020	A1020	U958	C
A1711	C1647	U1516	G1455	A1392	U1331	A1269	G1206	U1081	A1021	A1021	A959	U
U1712	U1648	C1517	C1456	A1393	G1332	C1270	C1207	U1082	G1022	G1022	A960	U
A1713	G1649	U1518	U1457	U1394	G1333	G1271	A1208	U1083	U1023	U1023	C961	A
U1714	A1650	A1519	U1458	A1395	A1334	A1272	U1209	A1084	G1024	G1024	G962	C
G1715	A1651	U1520	U1459	U1396	C1335	U1273	G1210	A1085	G1025	G1025	U963	C898
U1716	A1652	A1521	G1460	C1397	A1336	A1274	C1211	A1086	G1026	G1026	C964	A899
A1717	G1653	U1522	C1461	C1398	G1337	A1275	G1212	G1087	A1027	A1027	C965	A900
G1718	A1654	A1523	C1462	C1399	G1338	A1276	A1213	A1088	A1028	A1028	C966	C901
A1655	A1655	A1524	G1463	U1400	G1339	G1277	G1214	A1089	A1029	A1029	U967	C902
A1656	A1656	U1525	U1401	G1401	U1340	G1278	A1215	A1090	C1030	C1030	C968	G903
A1657	A1657	C1526	G1402	U1402	G1341	G1279	G1216	G1091	G1031	G1031	U970	G904
A1658	A1658	G1527	A1403	A1403	A1342	G1280	U1217	C1092	A1032	A1032	G971	A905
A1659	A1659	U1528	C1404	C1404	A1343	G1281	G1218	G1093	G1033	G1033	G972	C908
A1660	A1660	G1529	U1405	U1344	G1343	U1282	G1220	U1094	G1034	G1034	A972	C909
A1661	A1661	U1530	U1406	U1406	U1344	U1283	G1221	A1095	U1035	U1035	A973	A909
A1662	A1662	C1531	G1407	G1407	G1345	G1284	U1222	A1096	G1036	G1036	A974	A910
A1663	A1663	U1532	U1408	U1408	A1347	A1285	G1223	U1097	G1037	G1037	A975	A911
A1664	A1664	C1533	U1409	U1409	C1348	A1286	U1224	A1098	G1038	G1038	G976	C912
A1665	A1665	U1534	G1410	G1410	C1349	A1287	G1225	G1099	A1039	A1039	G977	U913
A1666	A1666	C1535	G1411	U1411	C1350	G1288	A1226	C1100	A1040	A1040	G978	G914
A1667	A1667	A1535	G1473	G1473	C1350	G1288	A1226	U1101	G1041	G1041	A979	C915

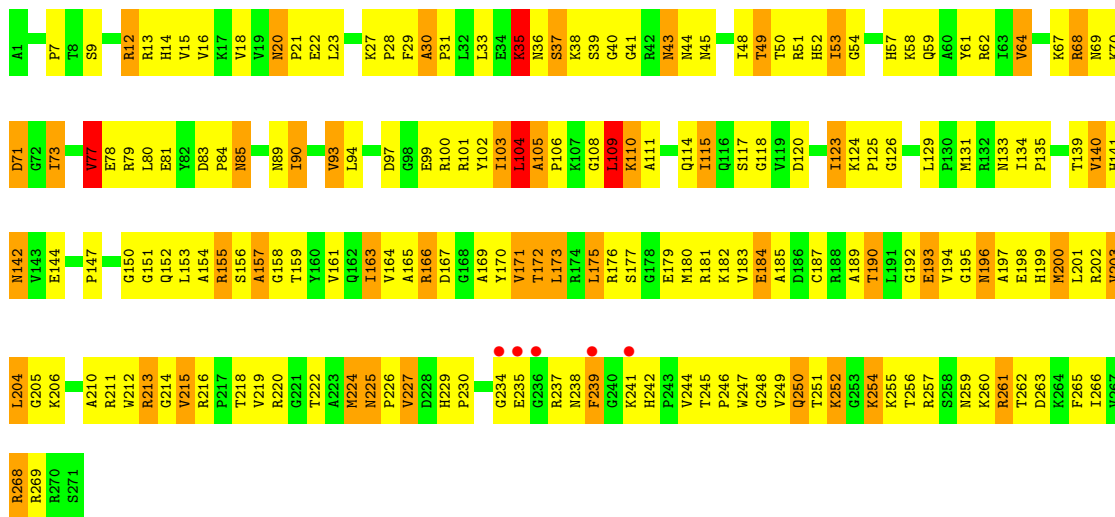
U2562	C2501	A2433	G2370	A2309	U2249	U2185	G	U1995	C1925	U1859	C1794	G1783
U2563	G2502	A2434	G2371	C2310	G2250	G2186	A	C1996	U1926	U1859	C1795	G1784
A2564	A2503	A2435	U2372	A2311	G2251	U2187	G	C1997	A1927	G1862	U1796	A1795
A2565	U2504	G2373	G2373	U2312	G2252	U2188	G	C2063	A1928	G1862	U1797	U1736
A2566	G2505	G2374	G2374	A2313	G2253	U2189	C	C1999	G1929	U1865	U1798	G1737
U2568	U2506	A2439	G2375	A2314	G2254	G2190	U	C2000	G1930	U1866	G1799	G1738
G2569	C2507	G2440	A2376	G2315	G2255	A2191	U	C2001	U1931	G1867	A1739	A1739
G2570	G2508	U2441	A2377	G2316	G2256	U2192	U	U2007	A1932	C1868	G1740	G1740
U2571	G2509	A2378	U2257	A2317	U2257	U2193	G2133	U2008	G1933	G1869	A1802	C1741
A2572	C2379	G2378	G2258	G2318	U2195	U2196	A2134	C2009	C1934	C1870	A1803	U1742
G2444	G2380	U2259	U2259	U2319	C2196	C2197	A2135	A2009	G1935	A1871	C1804	G1743
G2445	U2320	G2260	G2260	U2320	U2197	A2136	G2136	G2010	A1936	A1872	A1805	G1744
G2446	G2321	C2261	A2137	U2137	A2138	U2137	U2137	G2011	A1937	C1873	A1745	A1745
G2447	G2383	U2262	G2138	A2139	U2075	U2074	G2138	G2012	A1938	C1874	A1746	A1746
U2448	U2384	C2263	U2139	U2139	U2075	U2075	U2139	U1940	G1875	A1808	A1808	U1747
U2449	C2385	C2264	G2140	G2201	U2076	A2013	G2140	U1940	A1876	A1809	A1809	U1748
A2450	U2386	U2265	G2141	U2202	A2077	A2015	A2141	C1941	G1877	A1810	A1810	U1751
A2451	U2387	A2266	A2142	U2203	A2078	A2016	A2142	C1942	G1878	A1811	A1811	G1752
G2454	U2388	A2267	G2143	G2204	U2079	U2017	G2143	U1943	U1879	U1812	U1812	C1753
G2455	G2389	A2268	G2144	A2205	A2080	G2018	G2144	U1944	U1880	G1813	G1813	A1754
G2456	U2390	G2269	C2145	C2206	U2085	A2019	C2145	G1945	C1881	G1814	G1814	A1755
U2457	G2391	A2270	C2146	C2207	U2086	A2020	C2146	U1946	U1882	A1815	A1815	G1756
G2458	A2392	G2271	A2147	C2208	U2087	C2021	A2147	U1951	U1883	C1816	C1816	G1757
A2459	U2393	U2272	G2148	G2209	G2087	U2022	G2148	U1952	G1884	A1817	A1817	A1757
G2460	C2394	A2273	U2149	U2210	A2088	U2022	U2149	A1952	A1885	U1818	U1818	U1758
U2461	C2395	A2274	G2150	A2211	G2088	G2088	G2150	A1953	U1886	A1819	A1819	A1759
G2462	G2396	C2275	U2151	U2212	U2091	U2091	U2151	G1954	C1887	U1820	U1820	C1760
G2463	U2401	G2276	C2152	U2213	U2092	U2092	C2152	U1955	G1888	A1821	A1821	C1761
G2464	U2402	A2277	C2153	C2214	G2093	G2093	C2153	U1956	A1889	A1822	A1822	A1762
C2465	C2403	A2278	A2154	G2215	A2094	A2094	A2154	C1957	G1890	G1823	G1823	G1763
C2466	G2404	G2279	G2216	G2216	A2095	A2095	U2155	U1957	A1891	G1824	G1824	C1764
C2467	U2405	A2280	G2156	G2217	C2096	G2096	G2156	C1961	U1895	U1825	U1825	U1765
A2468	A2406	A2281	G2157	G2218	A2097	A2097	G2157	C1962	G1896	G1826	G1826	G1766
A2469	A2407	G2282	U2158	U2219	U2098	U2098	U2158	U1963	G1897	U1827	U1827	G1767
G2470	U2408	A2283	C2159	U2220	U2099	U2099	C2159	G1964	G1898	G1828	G1828	C1768
U2473	G2409	A2284	C2160	G2221	G2100	G2100	C2160	C1965	A1899	A1829	A1829	U1769
U2474	G2410	C2285	C2161	C2222	A2101	A2101	C2161	A1966	U1899	U1830	U1830	G1770
C2475	A2411	G2286	G2162	G2223	C2102	C2102	G2162	C1967	A1900	G1833	G1833	C1771
A2476	A2412	A2287	A2163	G2224	C2103	C2103	A2163	G1968	A1901	C1834	C1834	A1772
A2477	G2413	A2288	C2164	A2225	U2105	U2105	C2164	A1969	G1902	U1835	U1835	A1773
A2478	G2414	G2289	C2165	C2226	U2106	U2106	C2165	U1970	G1903	G1836	G1836	U1774
G2481	G2415	G2290	C2166	A2227	U2107	U2107	C2166	A2042	G1904	C1837	C1837	U1775
A2482	C2416	U2291	G2167	G2228	G2107	G2107	G2167	C2043	G1905	G1838	G1838	G1776
A2483	C2417	U2292	C2168	U2229	A2108	A2108	C2168	C2044	G1906	U1777	U1777	G1776
G2488	U2418	G2293	A2169	G2230	U2109	U2109	A2169	G2045	G1907	U1778	U1778	U1778
U2489	A2419	C2294	C2170	U2231	G2110	G2110	C2170	G2046	G1975	G1840	G1840	U1779
U2490	U2420	G2295	U2171	C2232	U	U	U2171	C2047	G1910	A1760	A1760	A1760
U2491	C2421	U2296	U2172	U2233	U	U	U2172	G2048	G1911	U1761	U1761	U1761
U2492	G2422	U2297	G2173	U2234	U	U	U2173	U2041	A1912	U1762	U1762	U1762
U2493	C2423	A2298	C2174	G2235	A	A	C2174	A2042	U1913	A1763	A1763	A1763
U2494	U2423	U2299	C2175	U2236	G	G	C2175	A2051	C1914	G1846	G1846	G1846
U2495	U2424	C2300	A2176	G2237	A	A	A2176	A2052	G1915	A1764	A1764	A1764
U2496	A2425	C2301	C2362	G2238	C	C	C2362	A2053	C1985	A1847	A1847	A1847
U2497	A2426	U2302	G2363	U2239	U	U	U2302	A2054	U1917	A1767	A1767	A1767
U2498	C2427	G2303	G2364	U2240	C	C	G2364	G2055	G1849	C1788	C1788	C1788
U2499	U2425	U2304	G2365	U2241	U	U	U2304	G2056	A1918	A1769	A1769	A1769
U2500	G2429	U2305	A2366	U2242	G	G	A2366	C2057	C1920	C1790	C1790	C1790
	A2430	C2306	G2367	U2243	U	U	A2430	U1992	G1921	A1854	A1854	A1854
	U2431	G2307	C2368	U2244	U	U	U2431	G1993	G1857	G1857	G1857	G1857
	A2432	G2308	A2369	C2248	G	G	A2432	C1994	C1924	C1793	C1793	C1793



• Molecule 23: 5S rRNA

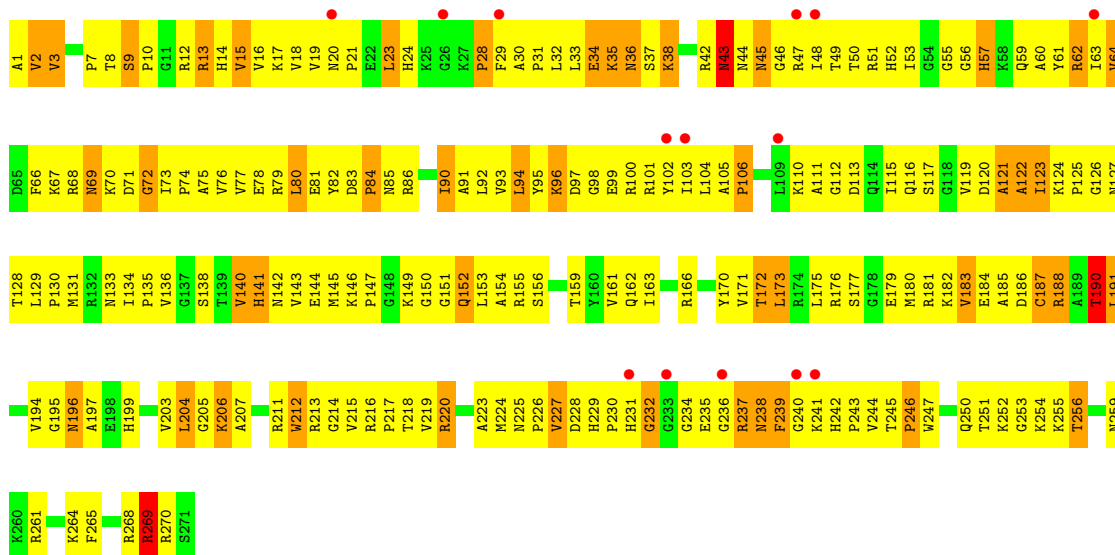


• Molecule 24: 50S ribosomal protein L2

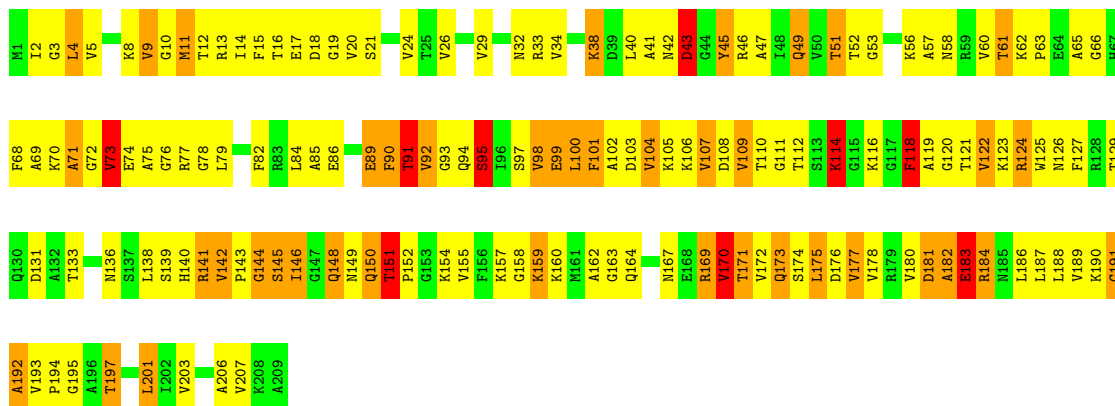


• Molecule 24: 50S ribosomal protein L2

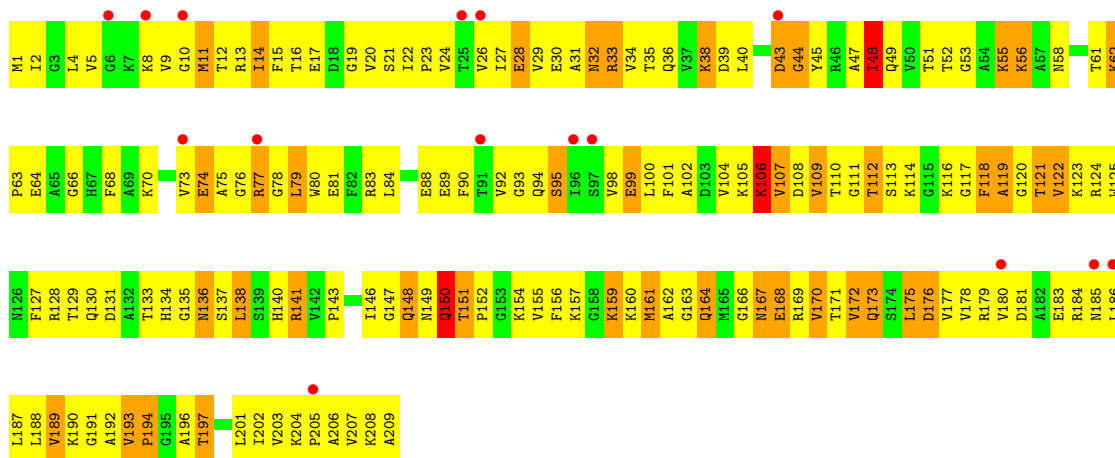




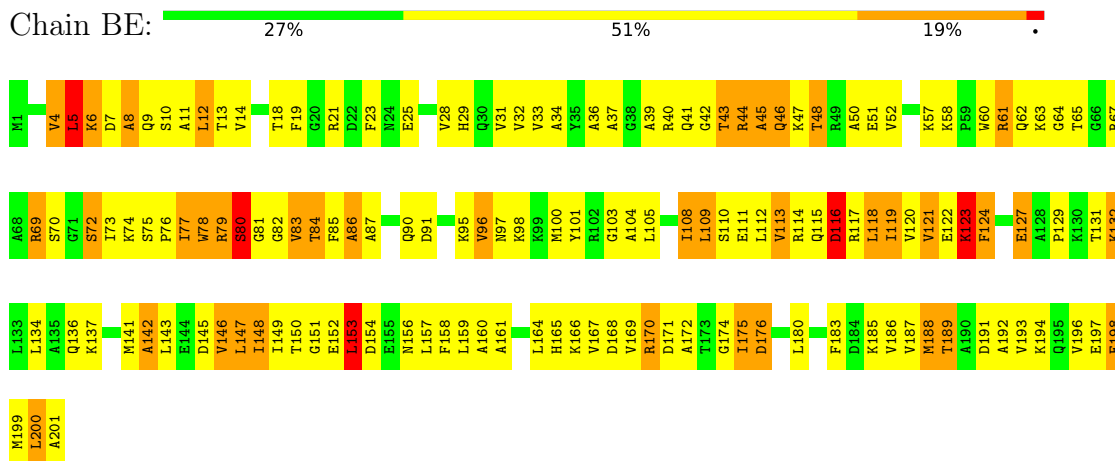
• Molecule 25: 50S ribosomal protein L3



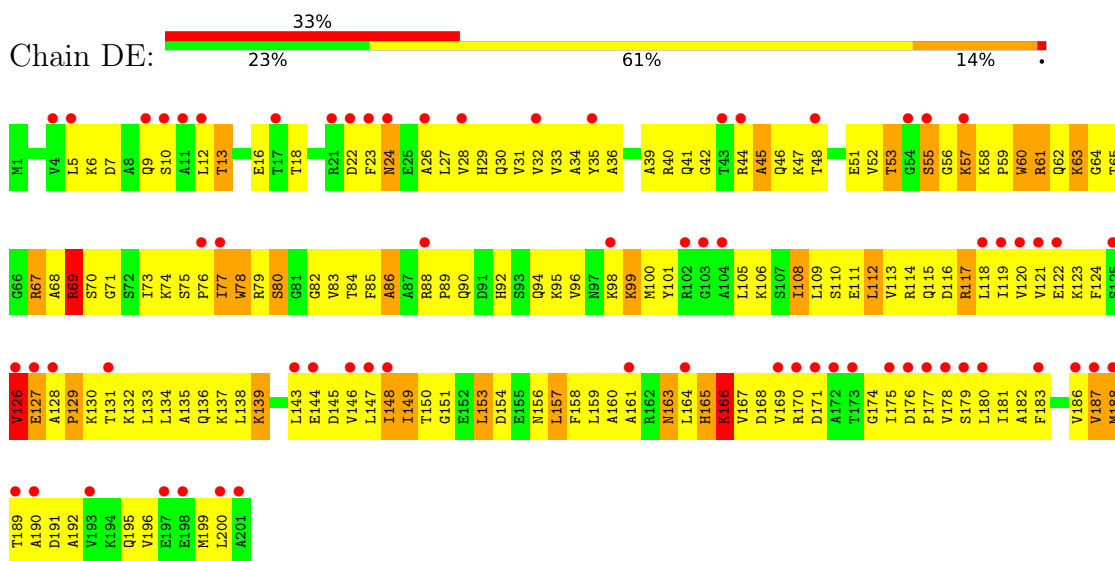
• Molecule 25: 50S ribosomal protein L3



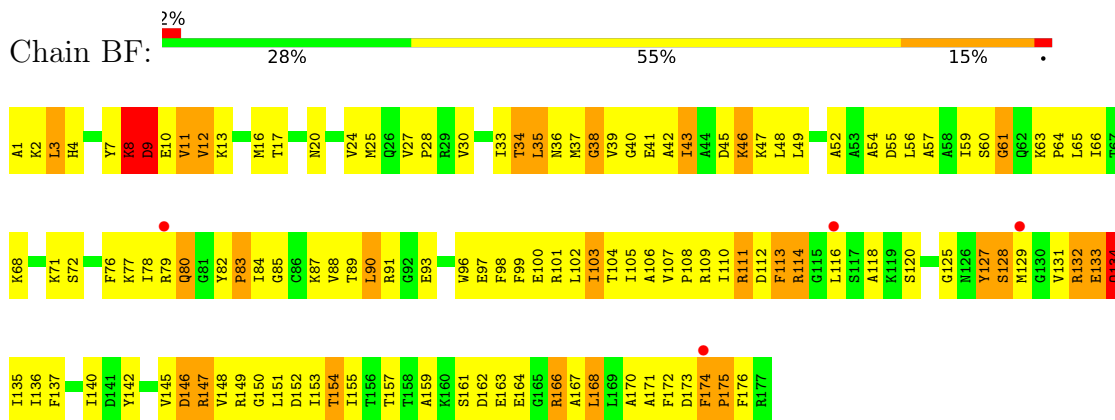
- Molecule 26: 50S ribosomal protein L4



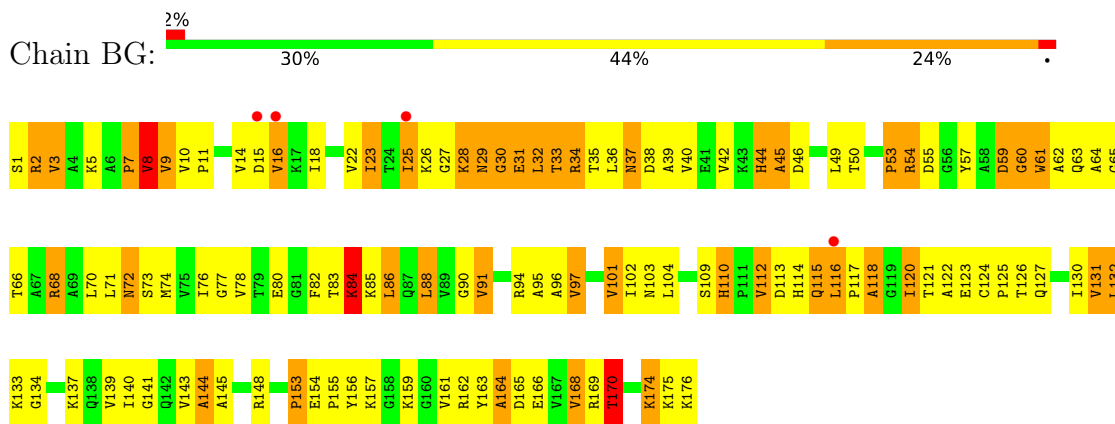
- Molecule 26: 50S ribosomal protein L4



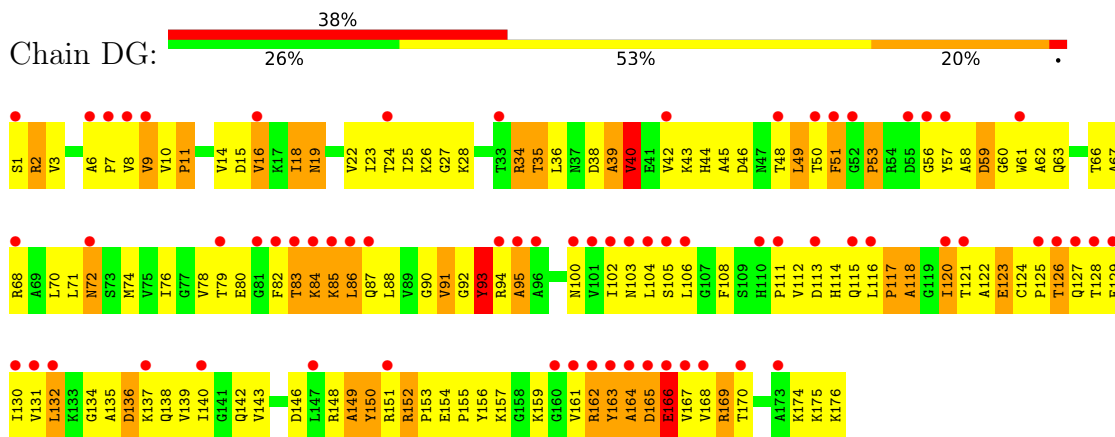
- Molecule 27: 50S ribosomal protein L5



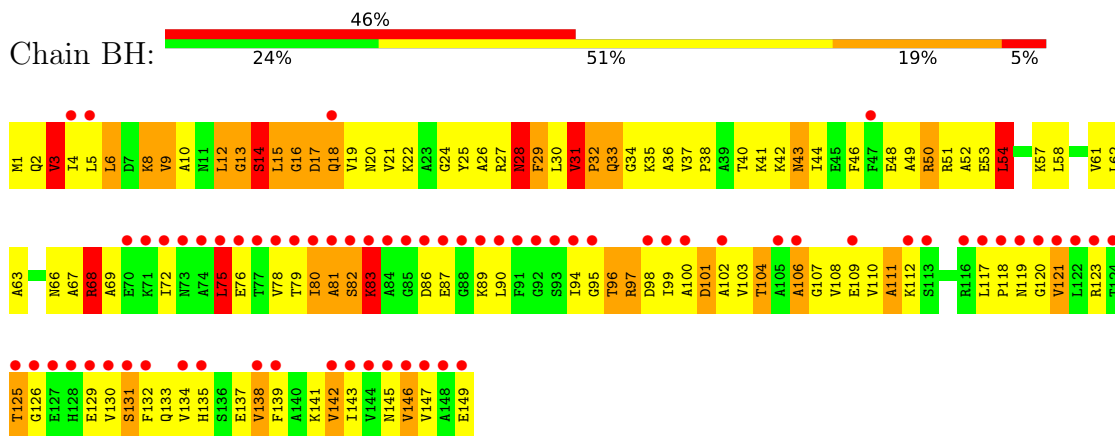
- Molecule 28: 50S ribosomal protein L6



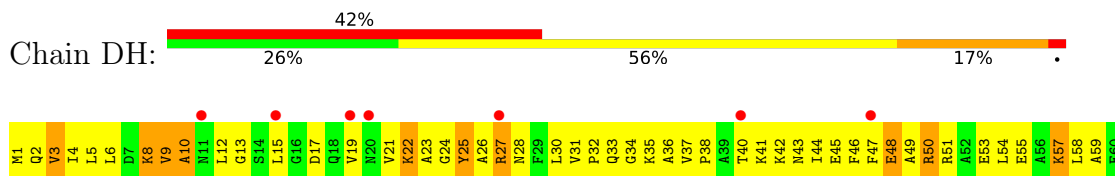
• Molecule 28: 50S ribosomal protein L6

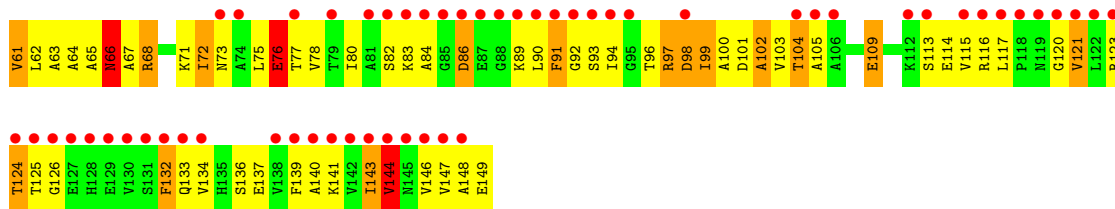


• Molecule 29: 50S ribosomal protein L9

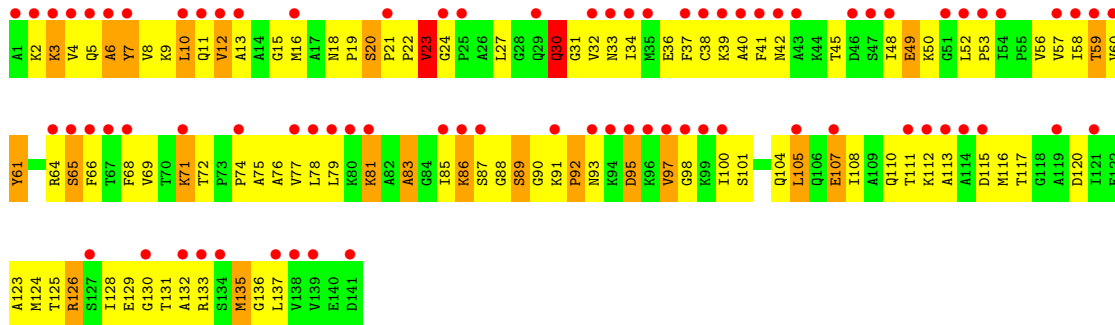


• Molecule 29: 50S ribosomal protein L9

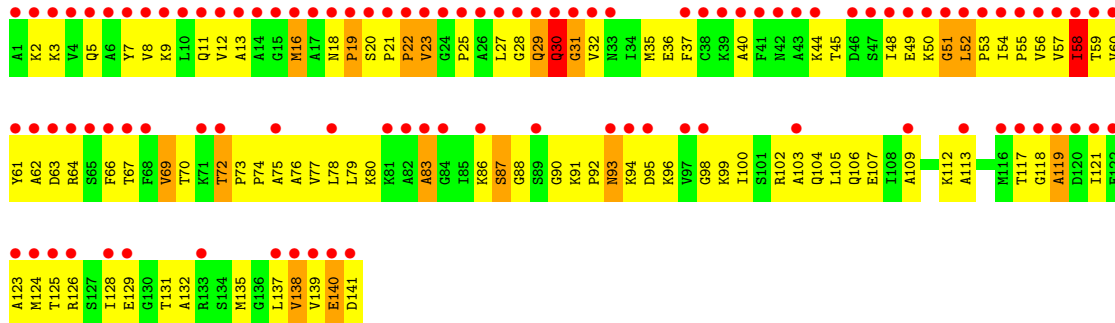
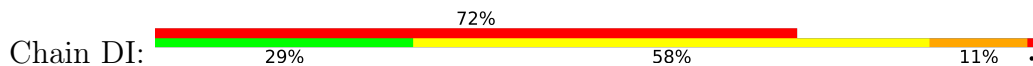





• Molecule 30: 50S ribosomal protein L11



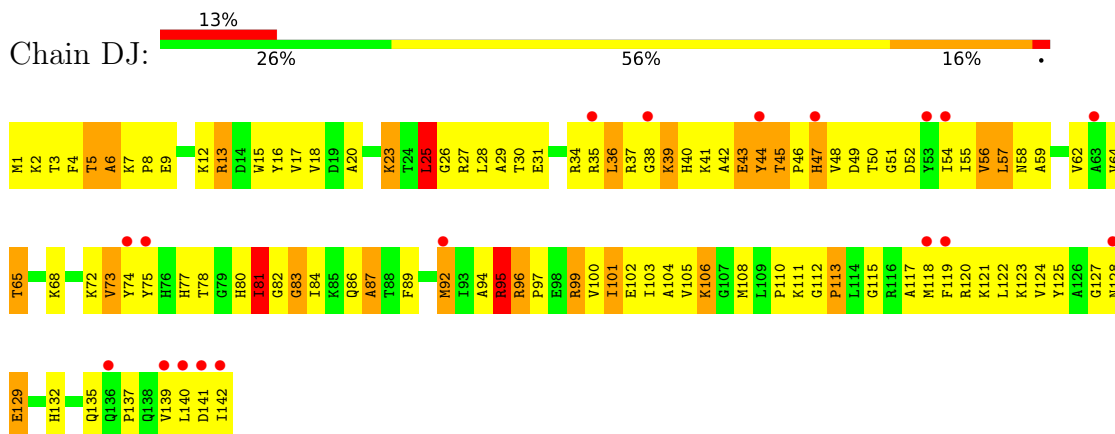
• Molecule 30: 50S ribosomal protein L11



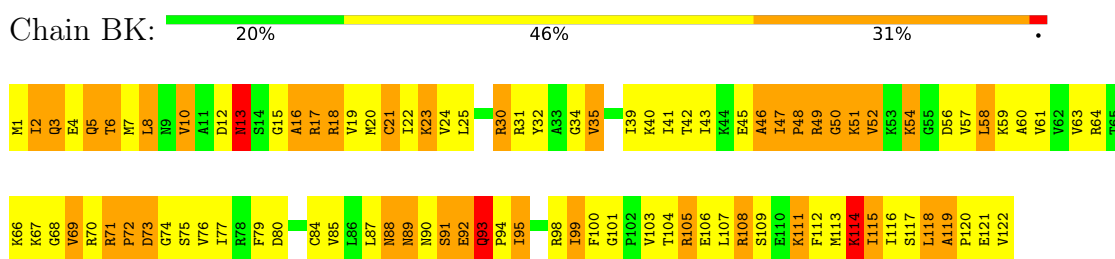
• Molecule 31: 50S ribosomal protein L13



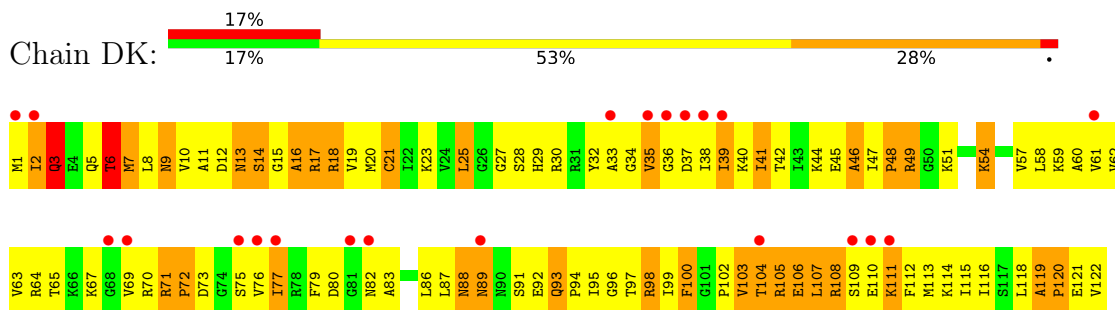
• Molecule 31: 50S ribosomal protein L13



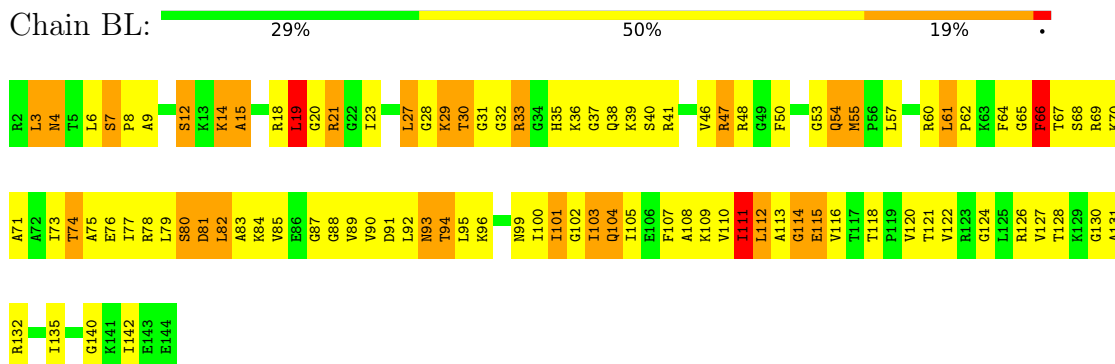
• Molecule 32: 50S ribosomal protein L14



• Molecule 32: 50S ribosomal protein L14

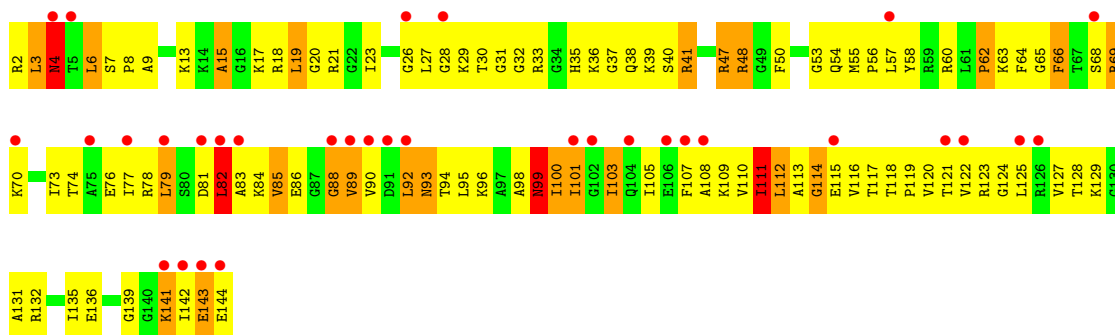


• Molecule 33: 50S ribosomal protein L15



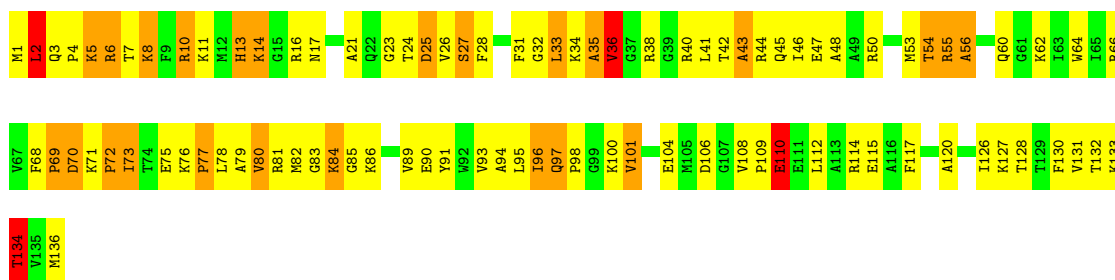
• Molecule 33: 50S ribosomal protein L15





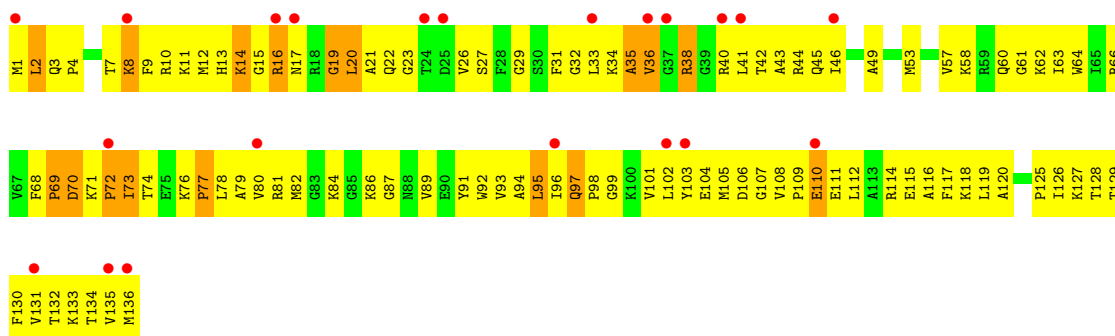
- Molecule 34: 50S ribosomal protein L16

Chain BM: 31% 49% 18%



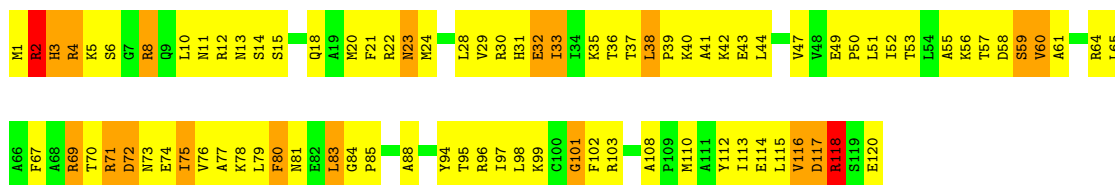
- Molecule 34: 50S ribosomal protein L16

Chain DM: 15% 23% 65% 12%

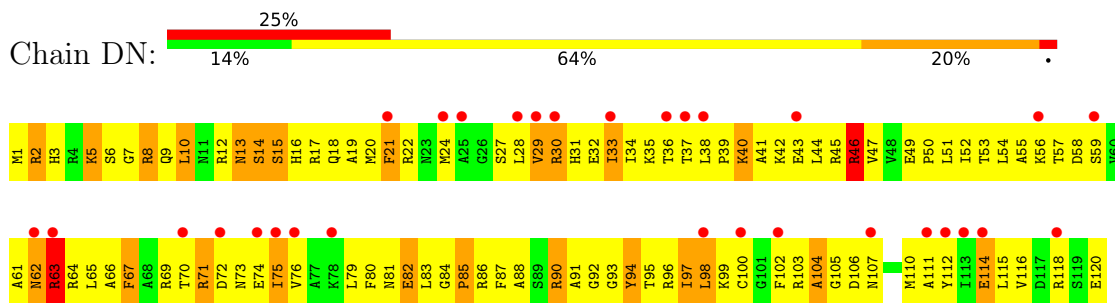


- Molecule 35: 50S ribosomal protein L17


Chain BN: 28% 56% 15%



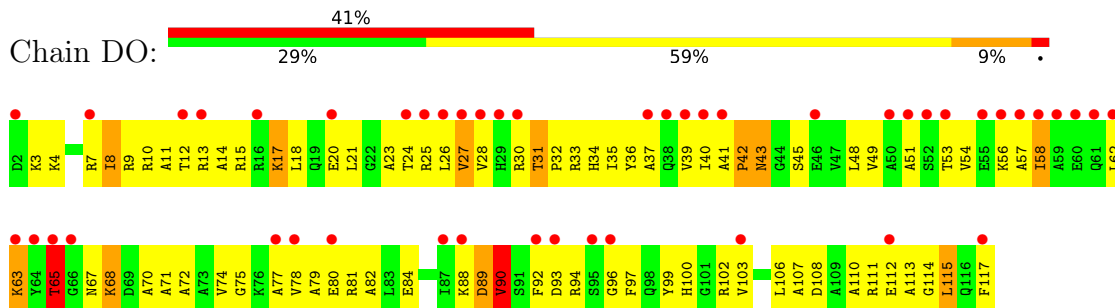
- Molecule 35: 50S ribosomal protein L17



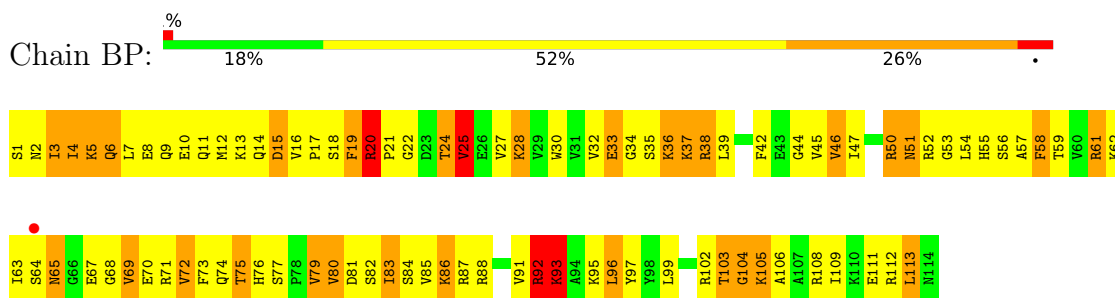
• Molecule 36: 50S ribosomal protein L18



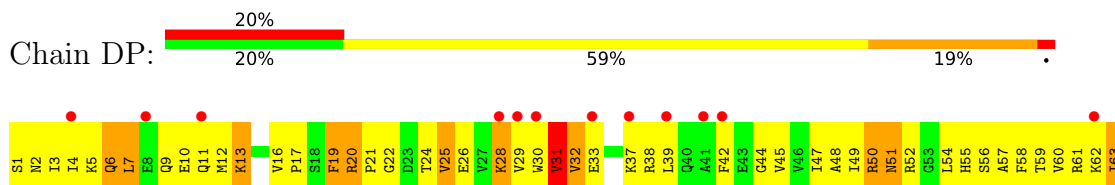
• Molecule 36: 50S ribosomal protein L18

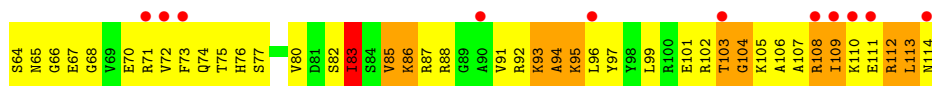


• Molecule 37: 50S ribosomal protein L19



• Molecule 37: 50S ribosomal protein L19

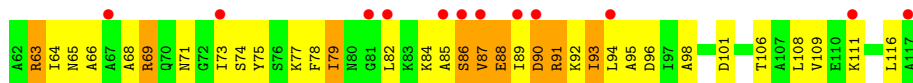
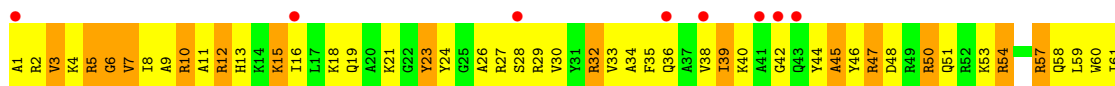




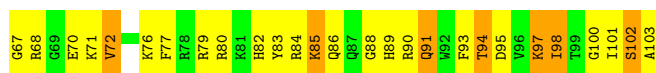
• Molecule 38: 50S ribosomal protein L20



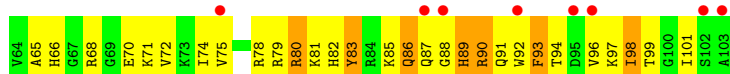
• Molecule 38: 50S ribosomal protein L20



• Molecule 39: 50S ribosomal protein L21

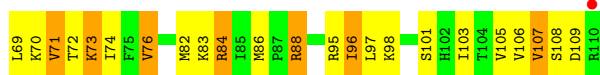
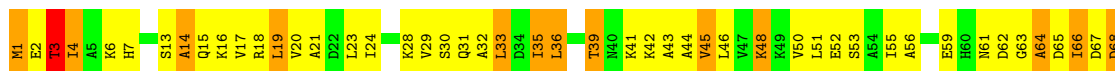


• Molecule 39: 50S ribosomal protein L21


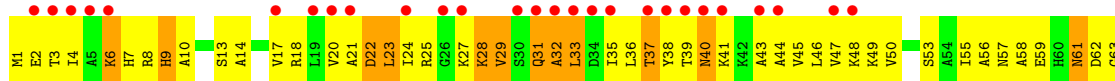


• Molecule 40: 50S ribosomal protein L22

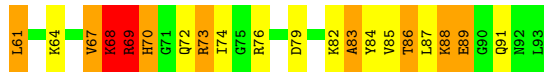




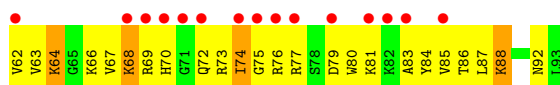
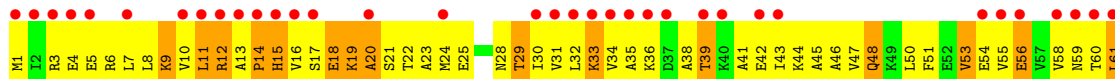
• Molecule 40: 50S ribosomal protein L22



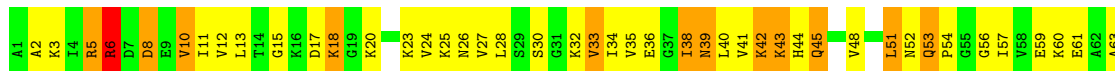
• Molecule 41: 50S ribosomal protein L23



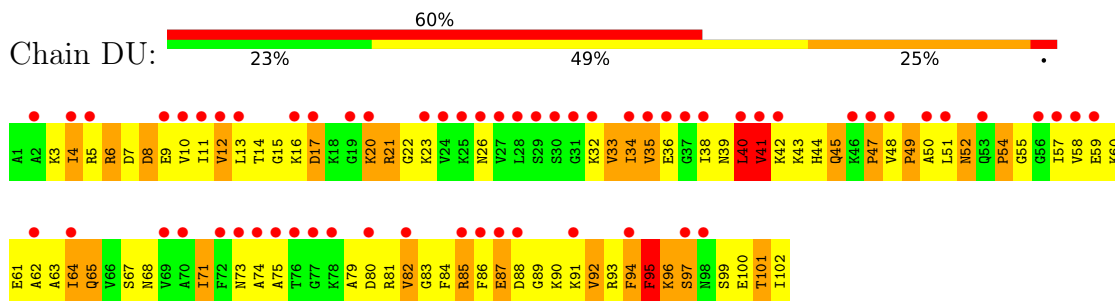
• Molecule 41: 50S ribosomal protein L23



• Molecule 42: 50S ribosomal protein L24



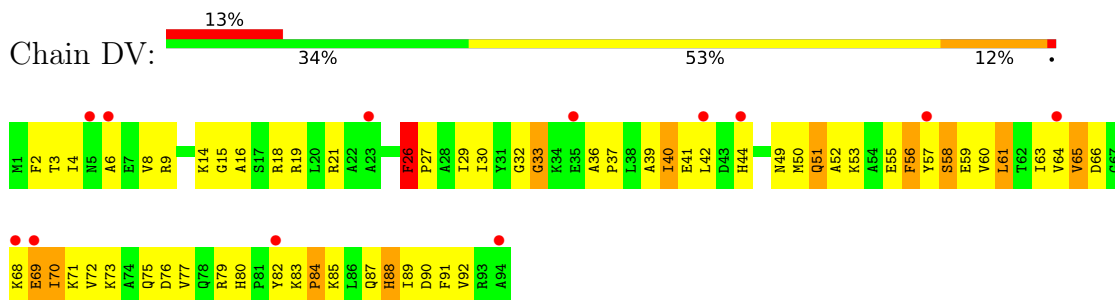
• Molecule 42: 50S ribosomal protein L24



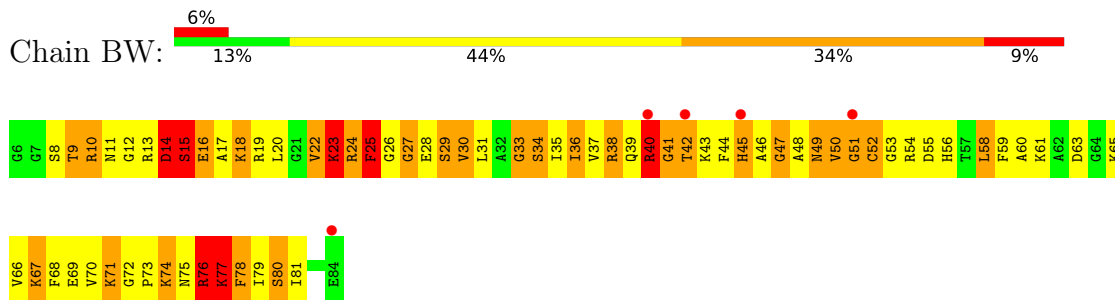
- Molecule 43: 50S ribosomal protein L25



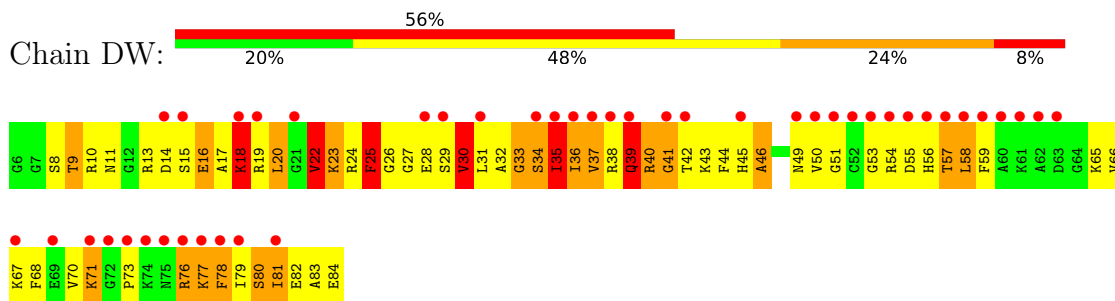
- Molecule 43: 50S ribosomal protein L25



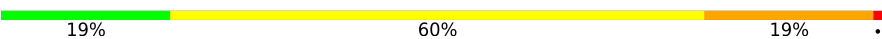
- Molecule 44: 50S ribosomal protein L27

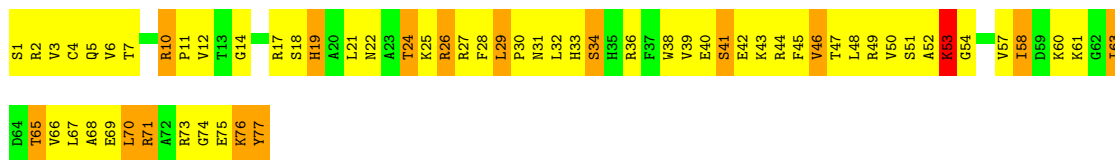


- Molecule 44: 50S ribosomal protein L27



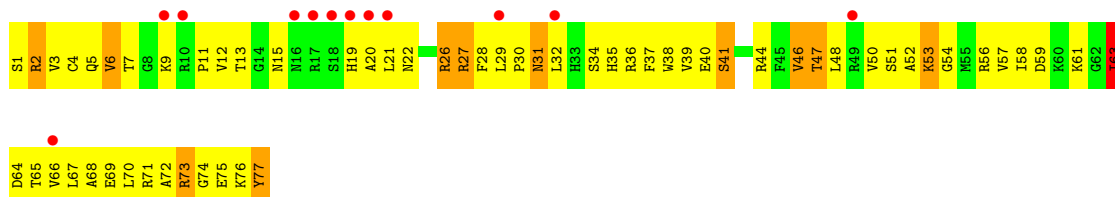
- Molecule 45: 50S ribosomal protein L28

Chain BX: 



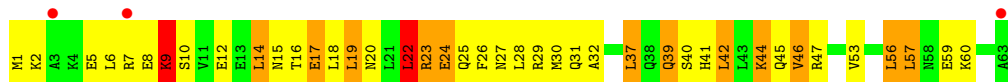
- Molecule 45: 50S ribosomal protein L28

Chain DX: 



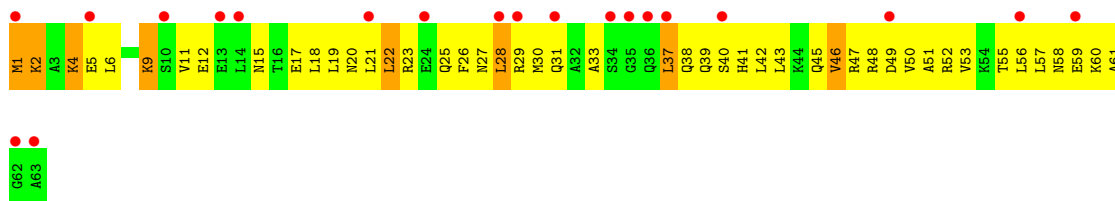
- Molecule 46: 50S ribosomal protein L29

Chain BY: 



- Molecule 46: 50S ribosomal protein L29

Chain DY: 



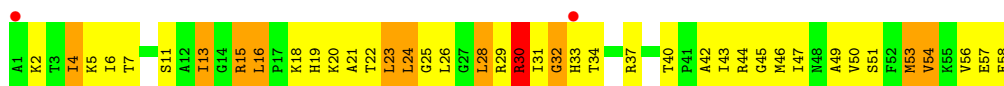
- Molecule 47: 50S ribosomal protein L30

Chain BZ: 

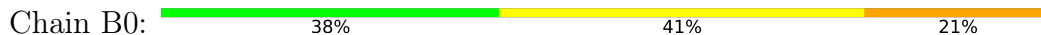


- Molecule 47: 50S ribosomal protein L30

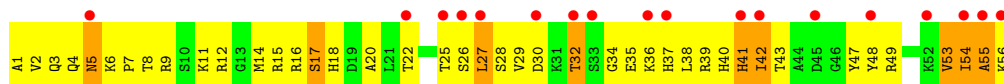
Chain DZ: 



- Molecule 48: 50S ribosomal protein L32



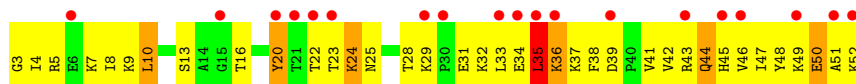
- Molecule 48: 50S ribosomal protein L32



- Molecule 49: 50S ribosomal protein L33



- Molecule 49: 50S ribosomal protein L33



- Molecule 50: 50S ribosomal protein L34



- Molecule 50: 50S ribosomal protein L34



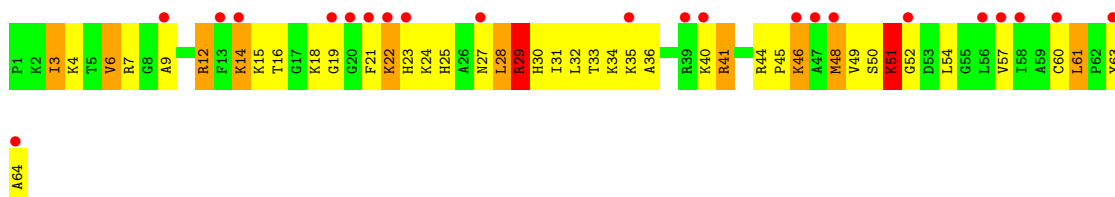
- Molecule 51: 50S ribosomal protein L35

Chain B3: 



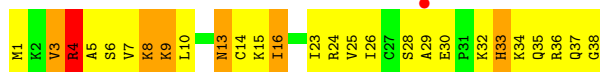
• Molecule 51: 50S ribosomal protein L35

Chain D3: 



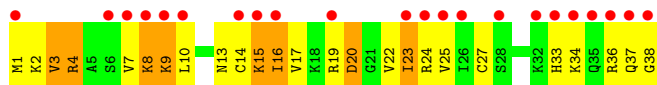
• Molecule 52: 50S ribosomal protein L36

Chain B4: 




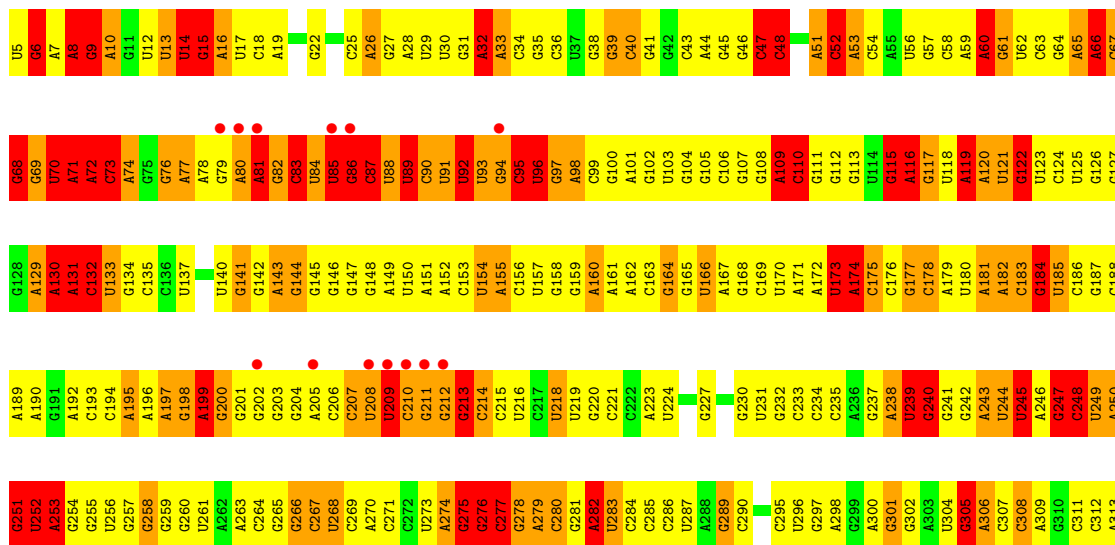
• Molecule 52: 50S ribosomal protein L36

Chain D4: 

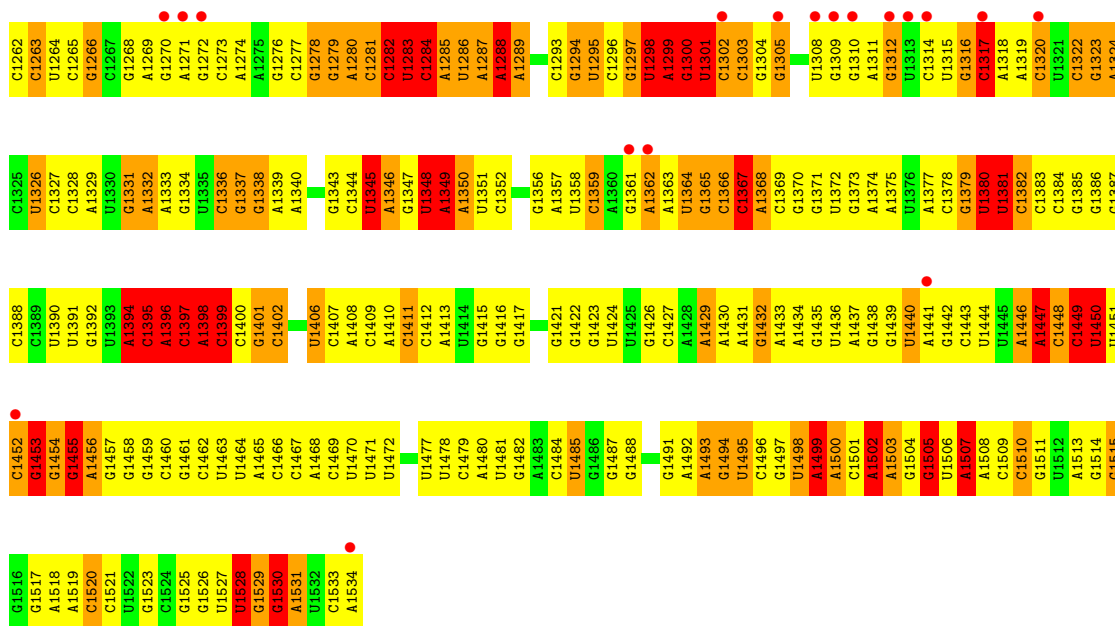


• Molecule 53: 16S rRNA

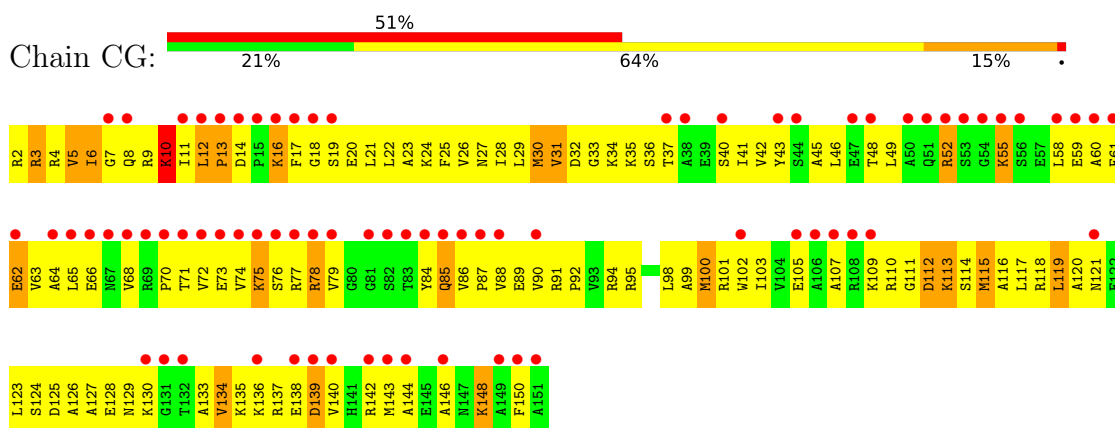
Chain CA: 



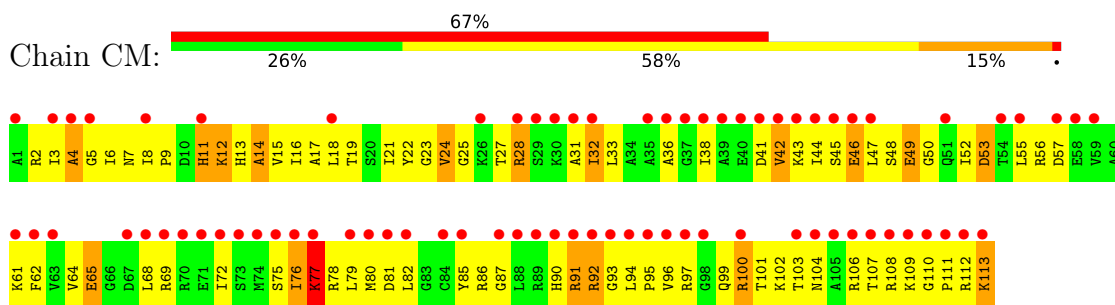
A1201	G1138	U1073	G1013	G983	G888	U822	A759	G700	C634	G566	G594	U459	G376	C314
U1202	G1139	G1074	A1014	G984	A889	C823	G760	G700	A635	G567	G505	C440	G377	A315
C1203	C1140	U1075	G1015	U985	G890	G824	G761	U701	U636	G568	G506	A441	G378	C316
A1204	C1141	U1076	A1016	U986	U891	A825	U762	A702	C569	G569	G507	A442	C379	U317
U1205	G1142	G1077	U1017	U987	G892	C826	G763	G703	U508	G570	U508	C443	G380	G318
G1206	G1143	U1078	G1018	A968	A893	U827	G764	A704	U571	U571	A509	G444	C381	G319
C1207	G1144	G1079	A1019	A969	G894	U828	G765	G705	A572	A572	A510	G445	A382	A320
C1208	A1145	A1080	G1020	U960	G895	U829	A766	A706	A642	A642	C811	G448	A383	A321
C1209	A1146	A1081	A1021	U961	C896	G829	G769	U707	C843	A574	U512	G448	G394	C322
C1210	C1147	A1082	C1022	C897	C897	G833	G769	C708	U644	U644	C513	G448	C385	G322
U1211	C1148	A1083	U1023	G962	C898	U834	C770	C708	G576	G576	C514	A451	A325	A325
U1212	C1149	G1084	G1024	A964	C899	U835	G771	U709	G577	G577	G515	A452	G367	G326
A1213	A1150	U1085	U1025	U985	A900	G836	U772	G711	G647	G647	U516	A453	U367	G327
C1214	A1151	U1086	G1026	G966	A901	U837	G773	A712	A648	A648	G517	A454	G388	C328
G1215	A1152	C1087	C1027	C967	G902	G838	G774	G713	A649	C580	G518	A455	A329	A329
A1216	G1153	G1088	U1028	C968	G903	G839	G775	G714	G650	G581	C519	A456	C330	C330
C1217	C1154	U1089	U1029	G969	U904	C841	G776	A715	C651	C582	A520	A457	G331	G331
G1218	U1155	U1090	U1030	C970	U904	U842	A777	A716	U652	G583	G521	U458	C392	G332
A1219	G1156	U1091	C1031	G971	A909	U843	G778	U717	U663	G584	C522	A459	G394	G394
G1220	A1157	A1092	G1032	G972	C910	G844	G778	A718	G654	G585	A523	A460	C395	C395
G1221	C1158	C1093	G1033	G973	C910	A845	A781	C719	A655	C586	A523	A461	C396	C396
G1222	U1159	U1094	A913	A974	A913	U846	A782	C720	G656	G587	G527	A462	A397	A397
C1223	G1160	A1035	A914	A975	A914	C847	C783	G721	U657	G588	C528	U463	U398	U398
U1224	C1161	C1096	C1037	A976	A915	C848	A784	G722	C658	G589	G529	U464	G337	G337
A1225	C1162	C1097	U1037	A977	U916	G849	G785	U723	U659	G590	G530	A465	G399	G399
C1226	U1165	C1098	C1038	A978	G917	G853	G786	G724	U668	G591	U591	A466	C400	C400
A1227	G1166	G1099	G1039	C979	A918	C854	A787	C719	A663	A532	U592	A467	G404	G404
C1228	U1167	C1100	U1040	C980	A919	U854	U788	C726	G664	A533	A532	U467	U405	U405
A1229	A1168	A1101	G1041	U981	U920	U855	U789	G727	A665	A534	U534	C469	A406	A406
C1230	A1169	A1102	A1042	U982	U921	U856	A790	A728	G666	A597	A535	U473	U407	U407
G1231	A1170	C1103	G1043	A983	G922	G857	G791	A729	G667	U598	C586	U474	A408	A408
U1232	A1171	A1044	A1044	C984	A923	G858	A792	G730	G668	C599	G587	C474	U409	U409
G1233	A1172	A1105	C1045	C985	C924	A860	U793	G731	G669	G599	G588	C475	G410	G410
U1234	U1173	G1106	G1047	U986	G925	C861	A794	C732	G670	A539	A539	U476	A411	A411
U1235	U1173	C1107	U1048	G987	G926	C862	C795	G733	G671	G604	G540	C477	A412	A412
A1236	U1173	G1108	G1048	G988	G927	U863	C796	G734	U672	U605	G541	A478	G413	G413
C1237	U1176	U1049	U1049	U989	G928	A864	C797	C735	A673	G606	G542	U479	C352	C352
A1238	G1177	G1050	G1050	C990	C928	A865	U798	C736	G674	A607	U543	U480	A414	A414
A1239	G1178	C1051	C1051	U991	C831	A866	G799	C737	A675	A608	G544	A481	A415	A415
U1240	A1179	U1052	U1052	U992	C932	C866	G800	C738	A676	A609	C545	A482	G416	G416
G1241	A1180	G1053	G1053	G993	G933	C867	U801	C739	U677	U610	A546	C483	G417	G417
G1242	G1181	C1054	C1054	A994	C934	C868	A802	C740	C680	C611	A547	U484	A356	A356
C1243	G1182	A1055	A1055	C995	A935	U870	G803	G741	A681	C612	G548	U485	G357	G357
C1244	U1183	U1056	U1056	A996	C936	U871	U804	G742	G682	C613	C549	U486	G359	G359
C1245	G1184	G1057	G1057	U997	A837	A872	A807	A743	G683	G614	G550	A487	G360	G360
U1246	G1185	U1058	U1058	C998	A938	A873	C808	C744	G684	G615	U551	C488	G361	G361
U1247	G1186	C1059	C1059	C999	G939	G874	G809	G745	U684	U684	U552	G491	G425	G425
A1248	U1189	U1060	U1060	A1000	G940	U875	G809	A746	G685	G616	A553	C491	U426	U426
C1249	G1190	G1061	G1061	C1001	G941	C876	C810	A747	U686	C618	A554	C492	U427	U427
A1250	A1191	U1062	U1062	G1002	G942	G877	C811	G748	A687	U619	U555	A493	G428	G428
A1251	C1128	C1063	C1063	G1003	U943	C878	G812	A749	C688	C556	C556	C494	U429	U429
A1252	C1129	G1064	G1064	A1004	G944	A879	U813	C750	G689	G623	G557	A495	A450	A450
A1253	C1193	U1065	U1065	A1005	G945	C880	A814	U751	G690	C624	G558	A496	A431	A431
A1254	U1194	C1066	C1066	G1006	A946	C881	A815	G752	G691	U625	A559	G497	A332	A332
G1255	C1195	A1067	A1067	U1007	G947	C882	A816	U692	A560	A560	A560	A498	A433	A433
A1256	U1196	G1068	G1068	U1008	C948	C883	C817	C754	G693	A629	U561	A499	U434	A371
A1257	A1197	C1069	C1069	U1009	A949	U884	G818	G755	A694	A630	U562	G500	A435	A435
G1258	G1198	U1070	U1070	C1010	U950	C885	A819	C756	A695	C631	A563	C501	C436	C436
C1259	C1136	C1071	C1071	A1011	G951	C886	U820	U757	A696	U632	C564	A373	U437	A373
C1260	C1137	G1072	G1072	A1012	U952	C887	G821	C758	U697	G633	U565	C503	U438	U438



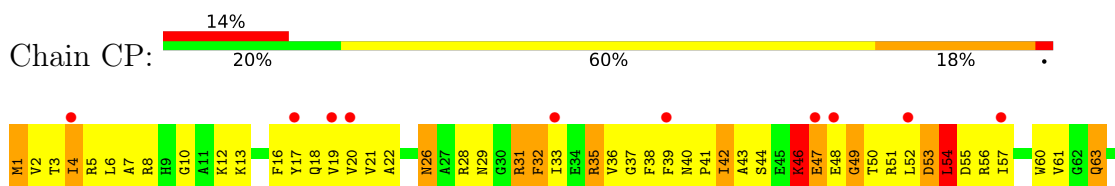
• Molecule 54: 30S ribosomal protein S7



• Molecule 55: 30S ribosomal protein S13

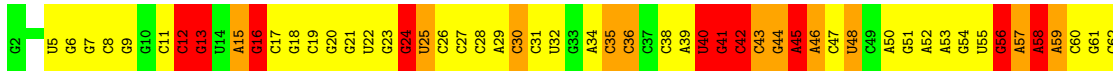
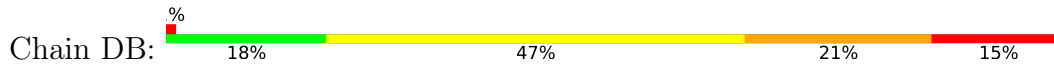


• Molecule 56: 30S ribosomal protein S16

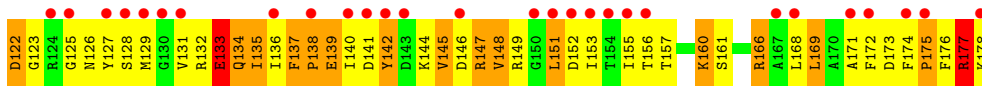
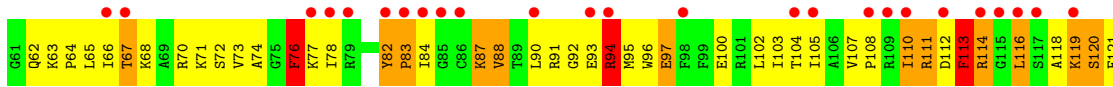
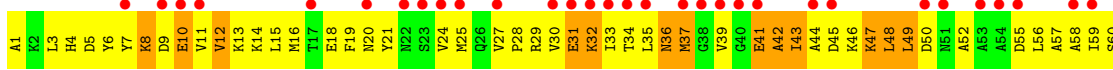




• Molecule 57: 5S rRNA



• Molecule 58: 50S ribosomal protein L5



4 Data and refinement statistics

Property	Value	Source
Space group	P 21 21 21	Depositor
Cell constants a, b, c, α , β , γ	211.08Å 434.46Å 618.92Å 90.00° 90.00° 90.00°	Depositor
Resolution (Å)	76.35 – 3.29 76.35 – 3.29	Depositor EDS
% Data completeness (in resolution range)	77.5 (76.35-3.29) 77.5 (76.35-3.29)	Depositor EDS
R_{merge}	0.12	Depositor
R_{sym}	(Not available)	Depositor
$\langle I/\sigma(I) \rangle$ ¹	1.65 (at 3.26Å)	Xtrriage
Refinement program	PHENIX ?, PHENIX (phenix.refine)	Depositor
R, R_{free}	0.189 , 0.241 0.202 , 0.253	Depositor DCC
R_{free} test set	14080 reflections (2.01%)	wwPDB-VP
Wilson B-factor (Å ²)	66.6	Xtrriage
Anisotropy	0.324	Xtrriage
Bulk solvent k_{sol} (e/Å ³), B_{sol} (Å ²)	0.23 , 77.7	EDS
L-test for twinning ²	$\langle L \rangle = 0.48$, $\langle L^2 \rangle = 0.31$	Xtrriage
Estimated twinning fraction	No twinning to report.	Xtrriage
F_o, F_c correlation	0.93	EDS
Total number of atoms	284501	wwPDB-VP
Average B, all atoms (Å ²)	103.0	wwPDB-VP

Xtrriage's analysis on translational NCS is as follows: *The largest off-origin peak in the Patterson function is 2.60% of the height of the origin peak. No significant pseudotranslation is detected.*

¹Intensities estimated from amplitudes.

²Theoretical values of $\langle |L| \rangle$, $\langle L^2 \rangle$ for acentric reflections are 0.5, 0.333 respectively for untwinned datasets, and 0.375, 0.2 for perfectly twinned datasets.

5 Model quality i

5.1 Standard geometry i

Bond lengths and bond angles in the following residue types are not validated in this section: ZN, CLY, MG

The Z score for a bond length (or angle) is the number of standard deviations the observed value is removed from the expected value. A bond length (or angle) with $|Z| > 5$ is considered an outlier worth inspection. RMSZ is the root-mean-square of all Z scores of the bond lengths (or angles).

Mol	Chain	Bond lengths		Bond angles	
		RMSZ	# Z >5	RMSZ	# Z >5
1	AA	0.50	2/36834 (0.0%)	1.24	439/57462 (0.8%)
2	AB	0.24	0/1736	0.44	0/2338
2	CB	0.23	0/1736	0.44	0/2338
3	AC	0.26	0/1652	0.48	0/2225
3	CC	0.22	0/1652	0.42	0/2225
4	AD	0.29	0/1665	0.50	0/2227
4	CD	0.32	0/1665	0.55	0/2227
5	AE	0.31	0/1119	0.56	0/1504
5	CE	0.35	1/1119 (0.1%)	0.53	0/1504
6	AF	0.28	0/836	0.47	0/1128
6	CF	0.26	0/836	0.48	0/1128
7	AG	0.23	0/1196	0.45	0/1602
8	AH	0.30	0/989	0.52	0/1326
8	CH	0.26	0/989	0.49	0/1326
9	AI	0.24	0/1034	0.45	0/1375
9	CI	0.21	0/1034	0.41	0/1375
10	AJ	0.24	0/797	0.47	0/1077
10	CJ	0.21	0/797	0.45	0/1077
11	AK	0.26	0/893	0.51	0/1205
11	CK	0.26	0/893	0.50	0/1205
12	AL	0.35	0/969	0.66	1/1300 (0.1%)
12	CL	0.29	0/969	0.54	0/1300
13	AM	0.23	0/893	0.47	0/1193
14	AN	0.26	0/785	0.46	0/1043
14	CN	0.21	0/780	0.37	0/1036
15	AO	0.29	0/722	0.45	0/964
15	CO	0.25	0/722	0.42	0/964
16	AP	0.30	0/659	0.48	0/884
17	AQ	0.35	0/658	0.56	0/881
17	CQ	0.27	0/658	0.49	0/881
18	AR	0.28	0/463	0.47	0/621
18	CR	0.26	0/463	0.45	0/621

Mol	Chain	Bond lengths		Bond angles	
		RMSZ	# Z >5	RMSZ	# Z >5
19	AS	0.24	0/653	0.43	0/877
19	CS	0.20	0/653	0.41	0/877
20	AT	0.31	0/671	0.52	0/888
20	CT	0.25	0/671	0.49	0/888
21	AU	0.27	0/431	0.45	0/570
21	CU	0.32	0/431	0.57	0/570
22	BA	0.73	7/68626 (0.0%)	1.54	1278/107056 (1.2%)
22	DA	0.45	2/68314 (0.0%)	1.23	934/106569 (0.9%)
23	BB	0.68	0/2828	1.42	40/4410 (0.9%)
24	BC	0.40	0/2122	0.67	0/2852
24	DC	0.29	0/2122	0.51	0/2852
25	BD	0.51	0/1586	0.72	1/2134 (0.0%)
25	DD	0.28	0/1586	0.54	0/2134
26	BE	0.42	0/1571	0.63	0/2113
26	DE	0.24	0/1571	0.46	0/2113
27	BF	0.32	0/1435	0.52	0/1926
28	BG	0.36	0/1343	0.59	0/1816
28	DG	0.22	0/1343	0.44	0/1816
29	BH	0.27	0/1122	0.47	0/1515
29	DH	0.25	0/1122	0.51	2/1515 (0.1%)
30	BI	0.23	0/1046	0.47	0/1410
30	DI	0.20	0/1046	0.42	0/1410
31	BJ	0.52	0/1152	0.77	0/1551
31	DJ	0.26	0/1152	0.55	1/1551 (0.1%)
32	BK	0.49	0/948	0.71	0/1268
32	DK	0.29	0/948	0.52	0/1268
33	BL	0.41	0/1054	0.71	1/1403 (0.1%)
33	DL	0.25	0/1054	0.50	0/1403
34	BM	0.46	0/1093	0.68	0/1460
34	DM	0.27	0/1093	0.46	0/1460
35	BN	0.42	0/974	0.68	0/1301
35	DN	0.26	0/974	0.48	0/1301
36	BO	0.39	0/902	0.59	0/1209
36	DO	0.21	0/902	0.40	0/1209
37	BP	0.45	0/929	0.71	0/1242
37	DP	0.27	0/929	0.47	0/1242
38	BQ	0.55	0/960	0.69	0/1278
38	DQ	0.27	0/960	0.44	0/1278
39	BR	0.54	0/829	0.72	0/1107
39	DR	0.26	0/829	0.49	0/1107
40	BS	0.51	0/864	0.73	0/1156
40	DS	0.26	0/864	0.50	0/1156
41	BT	0.43	0/745	0.68	0/994

Mol	Chain	Bond lengths		Bond angles	
		RMSZ	# Z >5	RMSZ	# Z >5
41	DT	0.22	0/745	0.45	0/994
42	BU	0.39	0/788	0.67	0/1051
42	DU	0.22	0/788	0.45	0/1051
43	BV	0.41	0/766	0.60	0/1025
43	DV	0.23	0/766	0.42	0/1025
44	BW	0.49	0/603	0.77	0/797
44	DW	0.25	0/603	0.46	0/797
45	BX	0.39	0/635	0.66	0/848
45	DX	0.26	0/635	0.52	0/848
46	BY	0.36	0/510	0.60	0/677
46	DY	0.21	0/510	0.42	0/677
47	BZ	0.51	0/453	0.73	0/605
47	DZ	0.25	0/453	0.50	0/605
48	B0	0.44	0/450	0.69	0/599
48	D0	0.26	0/450	0.48	0/599
49	B1	0.36	0/417	0.54	0/554
49	D1	0.24	0/417	0.44	0/554
50	B2	0.45	0/380	0.62	0/498
50	D2	0.25	0/380	0.47	0/498
51	B3	0.44	0/513	0.62	0/676
51	D3	0.25	0/513	0.49	0/676
52	B4	0.47	0/303	0.74	0/397
52	D4	0.32	0/303	0.45	0/397
53	CA	0.46	3/36762 (0.0%)	1.18	421/57350 (0.7%)
54	CG	0.21	0/1188	0.42	0/1591
55	CM	0.19	0/885	0.39	0/1181
56	CP	0.27	0/649	0.49	0/870
57	DB	0.43	1/2803 (0.0%)	1.07	30/4371 (0.7%)
58	DF	0.22	0/1444	0.45	0/1937
All	All	0.51	16/306773 (0.0%)	1.17	3148/458565 (0.7%)

Chiral center outliers are detected by calculating the chiral volume of a chiral center and verifying if the center is modelled as a planar moiety or with the opposite hand. A planarity outlier is detected by checking planarity of atoms in a peptide group, atoms in a mainchain group or atoms of a sidechain that are expected to be planar.

Mol	Chain	#Chirality outliers	#Planarity outliers
25	BD	0	1
31	BJ	0	1
35	BN	0	1
58	DF	0	1
All	All	0	4

All (16) bond length outliers are listed below:

Mol	Chain	Res	Type	Atoms	Z	Observed(Å)	Ideal(Å)
53	CA	1396	A	O3'-P	-16.33	1.41	1.61
1	AA	1047	G	O3'-P	-13.54	1.45	1.61
22	BA	1905	C	O3'-P	-12.21	1.46	1.61
22	BA	2197	U	O3'-P	-9.98	1.49	1.61
22	BA	876	C	O3'-P	-9.54	1.49	1.61
57	DB	107	G	O3'-P	-8.40	1.51	1.61
22	BA	2092	U	O3'-P	-7.44	1.52	1.61
22	BA	1142	A	N9-C4	-6.53	1.33	1.37
22	DA	1929	G	O3'-P	6.36	1.68	1.61
22	BA	1038	G	O3'-P	6.25	1.68	1.61
53	CA	8	A	O3'-P	-6.01	1.53	1.61
22	DA	901	C	O3'-P	5.98	1.68	1.61
22	BA	984	A	N9-C4	-5.68	1.34	1.37
5	CE	73	VAL	C-N	5.22	1.46	1.34
53	CA	26	A	O3'-P	-5.09	1.55	1.61
1	AA	557	G	O3'-P	-5.01	1.55	1.61

All (3148) bond angle outliers are listed below:

Mol	Chain	Res	Type	Atoms	Z	Observed(°)	Ideal(°)
22	DA	2586	U	N1-C1'-C2'	-16.52	92.53	114.00
22	BA	627	A	P-O3'-C3'	15.92	138.81	119.70
22	BA	531	C	P-O3'-C3'	15.89	138.77	119.70
1	AA	1047	G	P-O3'-C3'	-15.60	100.98	119.70
22	BA	2068	U	N1-C1'-C2'	-15.16	94.30	114.00
22	DA	2283	C	N1-C1'-C2'	-14.98	94.52	114.00
22	BA	2752	C	N1-C1'-C2'	-14.87	94.67	114.00
22	BA	2424	C	P-O3'-C3'	-14.87	101.86	119.70
22	BA	1185	G	P-O3'-C3'	-14.78	101.97	119.70
22	BA	805	G	P-O3'-C3'	14.63	137.26	119.70
22	BA	687	C	N1-C1'-C2'	-14.54	95.10	114.00
22	BA	1330	C	N1-C1'-C2'	-14.53	95.12	114.00
22	BA	1461	C	N1-C1'-C2'	-14.41	95.27	114.00
22	BA	2283	C	N1-C1'-C2'	-14.31	95.40	114.00
22	BA	2800	A	P-O3'-C3'	14.29	136.85	119.70
22	DA	2197	U	P-O3'-C3'	14.29	136.85	119.70
22	DA	2137	U	N1-C1'-C2'	-14.24	95.49	114.00
22	BA	2500	U	O4'-C1'-N1	-14.19	96.85	108.20
22	DA	2504	U	N1-C1'-C2'	-14.02	95.77	114.00
22	BA	49	A	P-O3'-C3'	14.01	136.51	119.70
22	BA	302	C	N1-C1'-C2'	-14.00	95.80	114.00
22	BA	728	G	P-O3'-C3'	13.98	136.48	119.70

Continued on next page...

Continued from previous page...

Mol	Chain	Res	Type	Atoms	Z	Observed(°)	Ideal(°)
22	DA	946	C	N1-C1'-C2'	-13.92	95.90	114.00
22	BA	2613	U	O4'-C1'-N1	13.91	119.33	108.20
22	BA	92	U	N1-C1'-C2'	-13.88	95.95	114.00
22	BA	449	A	P-O3'-C3'	-13.85	103.08	119.70
53	CA	132	C	N1-C1'-C2'	-13.77	96.10	114.00
22	DA	2646	C	N1-C1'-C2'	-13.69	96.20	114.00
22	BA	704	G	P-O3'-C3'	13.62	136.05	119.70
23	BB	90	C	N1-C1'-C2'	-13.62	96.30	114.00
22	BA	1635	A	P-O3'-C3'	-13.61	103.37	119.70
22	BA	227	A	P-O3'-C3'	13.60	136.02	119.70
22	BA	766	U	N1-C1'-C2'	-13.52	96.43	114.00
22	DA	740	C	N1-C1'-C2'	-13.50	96.45	114.00
22	BA	1993	U	N1-C1'-C2'	-13.46	96.50	114.00
22	BA	1815	A	P-O3'-C3'	13.38	135.76	119.70
53	CA	328	C	P-O3'-C3'	13.37	135.74	119.70
1	AA	1202	U	N1-C1'-C2'	-13.36	96.64	114.00
22	BA	2691	C	N1-C1'-C2'	-13.15	96.90	114.00
22	BA	562	U	O4'-C1'-N1	-13.10	97.72	108.20
22	BA	614	A	P-O3'-C3'	12.96	135.25	119.70
22	DA	304	U	N1-C1'-C2'	-12.82	97.33	114.00
22	BA	1603	A	P-O3'-C3'	-12.77	104.38	119.70
22	DA	672	C	N1-C1'-C2'	-12.75	97.42	114.00
22	BA	1023	U	N1-C1'-C2'	-12.65	97.56	114.00
22	DA	1675	C	N1-C1'-C2'	-12.56	97.67	114.00
22	BA	669	G	P-O3'-C3'	12.53	134.73	119.70
22	BA	229	C	N1-C1'-C2'	-12.51	97.73	114.00
22	BA	2848	G	P-O3'-C3'	12.45	134.64	119.70
22	BA	1758	U	P-O3'-C3'	12.40	134.59	119.70
53	CA	1230	C	N1-C1'-C2'	-12.40	97.88	114.00
22	DA	2880	C	N1-C1'-C2'	-12.34	97.95	114.00
22	BA	995	C	O4'-C1'-N1	-12.29	98.36	108.20
22	BA	2197	U	P-O3'-C3'	12.28	134.43	119.70
22	BA	2287	A	P-O3'-C3'	12.20	134.34	119.70
22	BA	2347	C	N1-C1'-C2'	-12.20	98.15	114.00
22	BA	1151	A	P-O3'-C3'	-12.19	105.07	119.70
22	BA	2284	A	P-O3'-C3'	-12.18	105.08	119.70
22	BA	1272	A	P-O3'-C3'	12.15	134.28	119.70
22	BA	1653	G	P-O3'-C3'	12.12	134.25	119.70
22	BA	2137	U	N1-C1'-C2'	-12.09	98.28	114.00
1	AA	52	C	N1-C1'-C2'	-12.07	98.31	114.00
53	CA	352	C	N1-C1'-C2'	-12.06	98.32	114.00
53	CA	1086	U	N1-C1'-C2'	-12.06	98.33	114.00

Continued on next page...

Continued from previous page...

Mol	Chain	Res	Type	Atoms	Z	Observed(°)	Ideal(°)
23	BB	57	A	P-O3'-C3'	-12.05	105.24	119.70
22	DA	992	C	N1-C1'-C2'	-12.04	98.35	114.00
22	DA	673	C	N1-C1'-C2'	-11.99	98.41	114.00
53	CA	1396	A	P-O3'-C3'	11.99	134.09	119.70
57	DB	110	C	N1-C1'-C2'	-11.99	98.42	114.00
22	BA	858	G	P-O3'-C3'	11.95	134.04	119.70
1	AA	972	C	N1-C1'-C2'	-11.95	98.47	114.00
22	DA	2881	U	N1-C1'-C2'	-11.94	98.48	114.00
22	DA	87	U	N1-C1'-C2'	-11.93	98.49	114.00
22	DA	2339	C	N1-C1'-C2'	-11.90	98.52	114.00
22	BA	2613	U	P-O3'-C3'	11.89	133.96	119.70
22	DA	2226	C	N1-C1'-C2'	-11.87	98.57	114.00
22	DA	1997	C	N1-C1'-C2'	-11.86	98.58	114.00
53	CA	891	U	N1-C1'-C2'	-11.85	98.59	114.00
53	CA	520	A	P-O3'-C3'	-11.84	105.49	119.70
22	BA	196	A	P-O3'-C3'	11.84	133.91	119.70
22	BA	1859	U	N1-C1'-C2'	-11.83	98.62	114.00
53	CA	14	U	N1-C1'-C2'	-11.82	98.63	114.00
22	DA	2095	A	P-O3'-C3'	-11.81	105.53	119.70
22	DA	2137	U	P-O3'-C3'	-11.80	105.54	119.70
22	BA	2266	A	P-O3'-C3'	11.79	133.85	119.70
22	DA	1013	C	N1-C1'-C2'	-11.76	98.72	114.00
22	DA	860	U	N1-C1'-C2'	-11.75	98.73	114.00
22	BA	1111	A	P-O3'-C3'	11.73	133.78	119.70
22	DA	235	U	N1-C1'-C2'	-11.73	98.76	114.00
22	DA	1023	U	N1-C1'-C2'	-11.72	98.76	114.00
22	BA	740	C	N1-C1'-C2'	-11.71	98.77	114.00
22	DA	1782	U	N1-C1'-C2'	-11.69	98.80	114.00
22	DA	2440	C	N1-C1'-C2'	-11.69	98.81	114.00
22	DA	1972	G	P-O3'-C3'	-11.68	105.68	119.70
22	BA	1997	C	N1-C1'-C2'	-11.67	98.83	114.00
22	DA	2615	U	N1-C1'-C2'	-11.67	98.83	114.00
22	BA	373	U	N1-C1'-C2'	-11.62	98.89	114.00
22	DA	61	C	N1-C1'-C2'	-11.59	98.94	114.00
22	DA	991	C	N1-C1'-C2'	-11.57	98.95	114.00
22	DA	1782	U	P-O3'-C3'	-11.55	105.84	119.70
53	CA	248	C	N1-C1'-C2'	-11.53	99.01	114.00
22	BA	2609	U	O4'-C1'-N1	11.53	117.42	108.20
22	BA	1654	A	N9-C1'-C2'	-11.51	99.04	114.00
53	CA	245	U	N1-C1'-C2'	-11.51	99.04	114.00
22	BA	2497	A	P-O3'-C3'	11.49	133.49	119.70
22	DA	961	C	P-O3'-C3'	11.46	133.45	119.70

Continued on next page...

Continued from previous page...

Mol	Chain	Res	Type	Atoms	Z	Observed(°)	Ideal(°)
22	DA	2611	C	N1-C1'-C2'	-11.46	99.11	114.00
22	BA	1675	C	N1-C1'-C2'	-11.41	99.16	114.00
22	BA	1499	C	N1-C1'-C2'	-11.41	99.17	114.00
22	BA	1647	U	O4'-C1'-N1	11.40	117.32	108.20
22	BA	435	C	N1-C1'-C2'	-11.39	99.19	114.00
22	BA	2727	A	P-O3'-C3'	-11.39	106.03	119.70
22	DA	765	C	N1-C1'-C2'	-11.38	99.21	114.00
22	BA	2712	C	P-O3'-C3'	11.38	133.35	119.70
1	AA	51	A	P-O3'-C3'	11.35	133.32	119.70
22	BA	390	U	P-O3'-C3'	11.33	133.30	119.70
22	DA	1822	C	P-O3'-C3'	-11.33	106.11	119.70
1	AA	512	U	N1-C1'-C2'	-11.32	99.28	114.00
22	BA	2517	C	P-O3'-C3'	11.32	133.28	119.70
53	CA	512	U	N1-C1'-C2'	-11.32	99.29	114.00
53	CA	252	U	N1-C1'-C2'	-11.31	99.30	114.00
22	BA	739	A	P-O3'-C3'	11.29	133.25	119.70
22	BA	1602	U	P-O3'-C3'	11.28	133.24	119.70
22	DA	1064	C	N1-C1'-C2'	-11.23	99.41	114.00
1	AA	1528	U	P-O3'-C3'	11.22	133.16	119.70
22	DA	2691	C	N1-C1'-C2'	-11.21	99.43	114.00
22	BA	475	C	N1-C1'-C2'	-11.19	99.45	114.00
22	DA	234	U	N1-C1'-C2'	-11.19	99.45	114.00
22	DA	2520	C	N1-C1'-C2'	-11.19	99.46	114.00
22	BA	2517	C	O4'-C1'-N1	11.18	117.14	108.20
1	AA	821	G	P-O3'-C3'	-11.16	106.31	119.70
53	CA	92	U	N1-C1'-C2'	-11.16	99.50	114.00
22	DA	336	C	N1-C1'-C2'	-11.15	99.50	114.00
53	CA	66	A	P-O3'-C3'	-11.14	106.33	119.70
22	BA	2023	C	N1-C1'-C2'	-11.14	99.52	114.00
22	BA	250	G	P-O3'-C3'	-11.13	106.35	119.70
22	BA	1112	G	P-O3'-C3'	-11.12	106.36	119.70
53	CA	96	U	N1-C1'-C2'	-11.10	99.57	114.00
1	AA	267	C	N1-C1'-C2'	-11.10	99.58	114.00
57	DB	90	C	N1-C1'-C2'	-11.09	99.58	114.00
22	DA	2348	U	N1-C1'-C2'	-11.09	99.59	114.00
22	BA	2035	G	P-O3'-C3'	11.08	132.99	119.70
22	DA	1648	U	N1-C1'-C2'	-11.06	99.62	114.00
1	AA	1345	U	O4'-C1'-N1	11.05	117.04	108.20
22	DA	1683	U	N1-C1'-C2'	-11.04	99.65	114.00
22	DA	2586	U	P-O3'-C3'	-11.02	106.48	119.70
1	AA	1162	C	N1-C1'-C2'	-10.99	99.71	114.00
22	BA	1967	C	N1-C1'-C2'	-10.99	99.71	114.00

Continued on next page...

Continued from previous page...

Mol	Chain	Res	Type	Atoms	Z	Observed(°)	Ideal(°)
22	DA	1932	A	P-O3'-C3'	-10.98	106.52	119.70
22	BA	2312	U	N1-C1'-C2'	-10.95	99.76	114.00
22	BA	2504	U	N1-C1'-C2'	-10.95	99.77	114.00
53	CA	486	U	P-O3'-C3'	-10.95	106.56	119.70
22	DA	2616	C	N1-C1'-C2'	-10.93	99.79	114.00
1	AA	32	A	P-O3'-C3'	-10.93	106.58	119.70
22	BA	531	C	O4'-C1'-N1	-10.91	99.47	108.20
22	BA	1956	U	N1-C1'-C2'	-10.89	99.84	114.00
22	BA	200	U	N1-C1'-C2'	-10.88	99.86	114.00
22	BA	1965	C	N1-C1'-C2'	-10.88	99.86	114.00
22	DA	2492	U	N1-C1'-C2'	-10.88	99.86	114.00
22	DA	1931	U	P-O3'-C3'	-10.88	106.65	119.70
22	DA	2068	U	N1-C1'-C2'	-10.87	99.87	114.00
22	DA	164	C	N1-C1'-C2'	-10.87	99.87	114.00
22	BA	2581	G	P-O3'-C3'	10.87	132.74	119.70
22	BA	783	A	P-O3'-C3'	-10.85	106.68	119.70
22	DA	2876	G	P-O3'-C3'	-10.85	106.68	119.70
22	BA	2036	C	N1-C1'-C2'	-10.84	99.91	114.00
22	DA	1417	C	N1-C1'-C2'	-10.83	99.92	114.00
22	BA	506	G	P-O3'-C3'	10.83	132.69	119.70
1	AA	1398	A	P-O3'-C3'	-10.82	106.71	119.70
1	AA	486	U	N1-C1'-C2'	-10.81	99.95	114.00
1	AA	352	C	N1-C1'-C2'	-10.80	99.96	114.00
22	BA	1417	C	N1-C1'-C2'	-10.79	99.97	114.00
22	BA	613	A	P-O3'-C3'	10.77	132.62	119.70
22	BA	2440	C	N1-C1'-C2'	-10.76	100.01	114.00
22	BA	61	C	N1-C1'-C2'	-10.76	100.01	114.00
22	DA	1249	U	N1-C1'-C2'	-10.73	100.05	114.00
22	BA	1626	A	P-O3'-C3'	10.71	132.55	119.70
22	BA	1249	U	N1-C1'-C2'	-10.70	100.09	114.00
22	DA	2063	C	N1-C1'-C2'	-10.69	100.10	114.00
22	DA	576	U	N1-C1'-C2'	-10.69	100.10	114.00
22	BA	2498	C	N1-C1'-C2'	-10.69	100.11	114.00
22	DA	2037	A	P-O3'-C3'	-10.69	106.88	119.70
22	BA	1427	A	P-O3'-C3'	10.65	132.48	119.70
1	AA	268	U	N1-C1'-C2'	-10.63	100.18	114.00
22	BA	2630	G	P-O3'-C3'	-10.63	106.94	119.70
22	BA	2431	U	N1-C1'-C2'	-10.63	100.19	114.00
53	CA	1217	C	N1-C1'-C2'	-10.63	100.19	114.00
22	DA	1682	G	P-O3'-C3'	-10.61	106.97	119.70
22	BA	1782	U	N1-C1'-C2'	-10.61	100.21	114.00
22	BA	1681	G	P-O3'-C3'	10.60	132.42	119.70

Continued on next page...

Continued from previous page...

Mol	Chain	Res	Type	Atoms	Z	Observed(°)	Ideal(°)
22	BA	1012	U	O4'-C1'-N1	10.57	116.66	108.20
22	BA	1013	C	N1-C1'-C2'	-10.57	100.26	114.00
22	DA	859	G	P-O3'-C3'	10.57	132.38	119.70
22	BA	2729	G	P-O3'-C3'	-10.56	107.03	119.70
1	AA	577	G	P-O3'-C3'	-10.54	107.06	119.70
53	CA	643	C	N1-C1'-C2'	-10.53	100.31	114.00
22	BA	301	G	P-O3'-C3'	10.50	132.30	119.70
22	BA	1045	C	P-O3'-C3'	10.49	132.29	119.70
22	BA	962	G	P-O3'-C3'	-10.48	107.13	119.70
22	DA	1291	C	N1-C1'-C2'	-10.46	100.40	114.00
22	BA	2836	U	N1-C1'-C2'	-10.45	100.41	114.00
22	BA	2645	G	P-O3'-C3'	10.45	132.24	119.70
22	BA	1816	C	P-O3'-C3'	-10.44	107.17	119.70
1	AA	1336	C	P-O3'-C3'	10.43	132.22	119.70
22	BA	2021	C	O4'-C1'-N1	10.43	116.55	108.20
22	BA	2214	C	N1-C1'-C2'	-10.43	100.44	114.00
1	AA	1203	C	N1-C1'-C2'	-10.42	100.46	114.00
22	BA	915	C	N1-C1'-C2'	-10.40	100.48	114.00
22	BA	865	C	P-O3'-C3'	10.39	132.17	119.70
22	BA	1786	A	O4'-C1'-N9	10.39	116.51	108.20
22	DA	206	U	N1-C1'-C2'	-10.39	100.49	114.00
1	AA	513	C	N1-C1'-C2'	-10.38	100.51	114.00
22	DA	224	U	N1-C1'-C2'	-10.36	100.53	114.00
22	BA	481	G	P-O3'-C3'	10.33	132.09	119.70
22	DA	2214	C	N1-C1'-C2'	-10.32	100.58	114.00
1	AA	330	C	N1-C1'-C2'	-10.30	100.61	114.00
22	DA	933	A	P-O3'-C3'	-10.30	107.34	119.70
22	BA	1997	C	P-O3'-C3'	-10.28	107.37	119.70
22	BA	2319	G	P-O3'-C3'	10.27	132.02	119.70
22	BA	726	G	P-O3'-C3'	10.24	131.99	119.70
1	AA	1399	C	P-O3'-C3'	10.22	131.96	119.70
1	AA	1228	C	N1-C1'-C2'	-10.19	100.75	114.00
22	BA	646	U	N1-C1'-C2'	-10.18	100.77	114.00
22	BA	2385	C	N1-C1'-C2'	-10.18	100.77	114.00
53	CA	1367	C	N1-C1'-C2'	-10.16	100.79	114.00
22	BA	206	U	N1-C1'-C2'	-10.15	100.80	114.00
22	DA	588	U	N1-C1'-C2'	-10.15	100.81	114.00
22	DA	484	C	N1-C1'-C2'	-10.14	100.81	114.00
1	AA	1432	G	P-O3'-C3'	10.14	131.87	119.70
1	AA	1282	C	N1-C1'-C2'	-10.14	100.82	114.00
1	AA	1303	C	N1-C1'-C2'	-10.13	100.83	114.00
22	BA	2656	U	N1-C1'-C2'	-10.13	100.83	114.00

Continued on next page...

Continued from previous page...

Mol	Chain	Res	Type	Atoms	Z	Observed(°)	Ideal(°)
53	CA	1528	U	P-O3'-C3'	10.13	131.86	119.70
22	DA	915	C	N1-C1'-C2'	-10.12	100.84	114.00
1	AA	175	C	N1-C1'-C2'	-10.11	100.85	114.00
22	BA	1941	C	N1-C1'-C2'	-10.11	100.86	114.00
22	DA	1289	C	N1-C1'-C2'	-10.09	100.88	114.00
22	BA	2424	C	N1-C1'-C2'	-10.08	100.89	114.00
22	BA	783	A	N9-C1'-C2'	-10.08	100.90	114.00
22	BA	1648	U	N1-C1'-C2'	-10.05	100.94	114.00
22	BA	1971	U	N1-C1'-C2'	-10.04	100.95	114.00
22	DA	1498	C	N1-C1'-C2'	-10.04	100.95	114.00
23	BB	42	C	N1-C1'-C2'	-10.03	100.96	114.00
53	CA	330	C	N1-C1'-C2'	-10.03	100.97	114.00
1	AA	1192	C	N1-C1'-C2'	-10.02	100.97	114.00
22	DA	459	U	N1-C1'-C2'	-10.02	100.97	114.00
53	CA	428	G	P-O3'-C3'	10.00	131.71	119.70
22	DA	1418	G	P-O3'-C3'	-10.00	107.70	119.70
57	DB	68	C	N1-C1'-C2'	-10.00	101.00	114.00
53	CA	1283	U	N1-C1'-C2'	-9.99	101.01	112.00
1	AA	13	U	P-O3'-C3'	9.98	131.67	119.70
22	DA	2498	C	N1-C1'-C2'	-9.98	101.03	112.00
22	BA	14	A	P-O3'-C3'	-9.97	107.73	119.70
22	DA	1982	U	N1-C1'-C2'	-9.97	101.03	112.00
1	AA	564	C	N1-C1'-C2'	-9.97	101.03	112.00
23	BB	44	G	P-O3'-C3'	9.96	131.65	119.70
22	DA	2249	U	P-O3'-C3'	9.96	131.65	119.70
22	DA	2645	G	P-O3'-C3'	9.95	131.63	119.70
22	BA	421	C	P-O3'-C3'	9.94	131.63	119.70
22	BA	2459	A	P-O3'-C3'	-9.94	107.77	119.70
22	DA	1967	C	N1-C1'-C2'	-9.93	101.08	112.00
1	AA	1051	C	N1-C1'-C2'	-9.93	101.08	112.00
53	CA	1068	G	P-O3'-C3'	-9.92	107.79	119.70
22	DA	2283	C	P-O3'-C3'	-9.92	107.79	119.70
1	AA	1224	U	P-O3'-C3'	9.92	131.60	119.70
22	BA	784	G	P-O3'-C3'	9.91	131.59	119.70
1	AA	961	U	N1-C1'-C2'	-9.91	101.10	112.00
22	BA	2880	C	N1-C1'-C2'	-9.90	101.11	112.00
1	AA	315	A	P-O3'-C3'	9.90	131.58	119.70
53	CA	509	A	P-O3'-C3'	-9.90	107.82	119.70
22	BA	164	C	N1-C1'-C2'	-9.88	101.13	112.00
22	DA	250	G	P-O3'-C3'	-9.87	107.85	119.70
1	AA	969	A	P-O3'-C3'	-9.86	107.86	119.70
22	BA	1732	C	P-O3'-C3'	9.86	131.53	119.70

Continued on next page...

Continued from previous page...

Mol	Chain	Res	Type	Atoms	Z	Observed(°)	Ideal(°)
22	BA	812	C	N1-C1'-C2'	-9.85	101.16	112.00
1	AA	14	U	P-O3'-C3'	-9.84	107.89	119.70
1	AA	1141	C	N1-C1'-C2'	-9.84	101.18	112.00
22	BA	1964	G	P-O3'-C3'	9.84	131.50	119.70
22	BA	2511	U	N1-C1'-C2'	-9.83	101.19	112.00
22	BA	403	U	P-O3'-C3'	9.82	131.48	119.70
22	BA	2210	U	P-O3'-C3'	9.82	131.48	119.70
22	BA	946	C	N1-C1'-C2'	-9.81	101.20	112.00
53	CA	110	C	N1-C1'-C2'	-9.80	101.22	112.00
22	DA	2299	U	N1-C1'-C2'	-9.79	101.23	112.00
1	AA	547	A	P-O3'-C3'	9.78	131.44	119.70
53	CA	132	C	O4'-C1'-N1	9.78	116.02	108.20
22	BA	2520	C	P-O3'-C3'	-9.77	107.97	119.70
22	DA	1956	U	N1-C1'-C2'	-9.77	101.26	112.00
22	DA	1267	U	N1-C1'-C2'	-9.75	101.27	112.00
1	AA	891	U	N1-C1'-C2'	-9.74	101.28	112.00
22	BA	404	A	P-O3'-C3'	9.74	131.39	119.70
1	AA	66	A	P-O3'-C3'	-9.73	108.02	119.70
53	CA	577	G	P-O3'-C3'	-9.73	108.03	119.70
53	CA	1449	C	N1-C1'-C2'	-9.71	101.32	112.00
22	BA	1021	A	P-O3'-C3'	-9.70	108.06	119.70
1	AA	1320	C	N1-C1'-C2'	-9.70	101.33	112.00
22	BA	2835	A	P-O3'-C3'	9.70	131.34	119.70
22	BA	2894	G	P-O3'-C3'	-9.67	108.09	119.70
22	DA	2347	C	N1-C1'-C2'	-9.66	101.38	112.00
22	BA	906	U	O4'-C1'-N1	9.65	115.92	108.20
22	BA	1324	G	O4'-C1'-N9	9.65	115.92	108.20
22	BA	2226	C	N1-C1'-C2'	-9.65	101.39	112.00
22	BA	1009	A	P-O3'-C3'	-9.64	108.13	119.70
22	BA	2542	A	P-O3'-C3'	9.62	131.25	119.70
22	DA	1276	A	P-O3'-C3'	-9.62	108.16	119.70
22	BA	2611	C	N1-C1'-C2'	-9.61	101.43	112.00
22	BA	2611	C	P-O3'-C3'	-9.60	108.18	119.70
1	AA	1152	A	P-O3'-C3'	-9.60	108.19	119.70
22	BA	512	G	O4'-C1'-N9	9.59	115.87	108.20
22	BA	685	A	P-O3'-C3'	9.59	131.21	119.70
22	BA	1524	G	P-O3'-C3'	-9.58	108.20	119.70
53	CA	564	C	N1-C1'-C2'	-9.58	101.46	112.00
22	BA	503	A	P-O3'-C3'	9.57	131.19	119.70
53	CA	248	C	O4'-C1'-N1	9.57	115.86	108.20
22	BA	1522	A	P-O3'-C3'	9.57	131.19	119.70
22	BA	637	A	P-O3'-C3'	9.56	131.17	119.70

Continued on next page...

Continued from previous page...

Mol	Chain	Res	Type	Atoms	Z	Observed(°)	Ideal(°)
53	CA	344	A	P-O3'-C3'	9.55	131.16	119.70
22	BA	2808	G	P-O3'-C3'	9.55	131.16	119.70
53	CA	821	G	P-O3'-C3'	-9.54	108.25	119.70
22	BA	1210	G	P-O3'-C3'	9.54	131.15	119.70
22	BA	2874	C	N1-C1'-C2'	-9.54	101.51	112.00
22	BA	2215	C	P-O3'-C3'	-9.53	108.27	119.70
1	AA	119	A	P-O3'-C3'	9.51	131.12	119.70
22	BA	2333	A	P-O3'-C3'	9.51	131.11	119.70
22	BA	197	A	P-O5'-C5'	-9.51	105.69	120.90
1	AA	9	G	P-O3'-C3'	-9.50	108.30	119.70
22	BA	2554	U	O4'-C1'-N1	-9.45	100.64	108.20
22	BA	995	C	P-O3'-C3'	9.45	131.03	119.70
53	CA	331	G	P-O3'-C3'	-9.45	108.36	119.70
1	AA	512	U	P-O3'-C3'	-9.44	108.37	119.70
22	DA	445	C	N1-C1'-C2'	-9.44	101.62	112.00
22	BA	1682	G	P-O3'-C3'	-9.43	108.39	119.70
1	AA	1224	U	O4'-C1'-N1	9.40	115.72	108.20
22	BA	1634	A	P-O3'-C3'	9.39	130.97	119.70
22	DA	991	C	P-O3'-C3'	-9.38	108.45	119.70
53	CA	992	U	P-O3'-C3'	9.38	130.95	119.70
53	CA	1161	C	N1-C1'-C2'	-9.37	101.69	112.00
22	DA	2458	G	O4'-C1'-N9	9.37	115.70	108.20
22	BA	1931	U	N1-C1'-C2'	-9.36	101.70	112.00
53	CA	439	U	N1-C1'-C2'	-9.36	101.71	112.00
22	DA	606	U	N1-C1'-C2'	-9.35	101.71	112.00
53	CA	316	C	N1-C1'-C2'	-9.35	101.71	112.00
22	DA	673	C	O4'-C1'-N1	9.34	115.67	108.20
22	BA	2072	C	P-O3'-C3'	-9.34	108.50	119.70
22	DA	2875	C	N1-C1'-C2'	-9.34	101.73	112.00
1	AA	812	G	P-O3'-C3'	9.33	130.90	119.70
22	BA	2656	U	P-O3'-C3'	-9.32	108.51	119.70
22	BA	2425	A	P-O3'-C3'	9.32	130.88	119.70
22	BA	2866	U	O4'-C1'-N1	9.31	115.65	108.20
22	BA	1918	A	P-O3'-C3'	9.31	130.88	119.70
22	BA	249	C	N1-C1'-C2'	9.29	126.08	114.00
1	AA	368	U	N1-C1'-C2'	-9.29	101.78	112.00
1	AA	792	A	P-O3'-C3'	9.29	130.85	119.70
22	BA	2879	A	P-O3'-C3'	9.29	130.85	119.70
22	BA	396	G	P-O3'-C3'	-9.27	108.57	119.70
1	AA	1181	G	P-O3'-C3'	9.26	130.81	119.70
22	BA	811	U	P-O3'-C3'	9.25	130.80	119.70
22	BA	1555	G	P-O3'-C3'	-9.24	108.61	119.70

Continued on next page...

Continued from previous page...

Mol	Chain	Res	Type	Atoms	Z	Observed(°)	Ideal(°)
53	CA	718	A	P-O3'-C3'	-9.24	108.61	119.70
53	CA	816	A	P-O3'-C3'	-9.24	108.61	119.70
22	DA	1556	C	N1-C1'-C2'	-9.24	101.84	112.00
22	BA	729	G	P-O5'-C5'	-9.23	106.13	120.90
22	BA	556	A	P-O5'-C5'	-9.23	106.14	120.90
22	DA	1991	U	O4'-C1'-N1	-9.22	100.82	108.20
22	DA	831	G	P-O3'-C3'	-9.22	108.64	119.70
22	BA	528	A	P-O3'-C3'	-9.21	108.65	119.70
22	BA	249	C	P-O3'-C3'	9.20	130.74	119.70
22	BA	1619	G	P-O3'-C3'	-9.17	108.69	119.70
1	AA	1157	A	P-O3'-C3'	9.17	130.70	119.70
22	DA	86	G	P-O3'-C3'	-9.16	108.71	119.70
22	DA	829	A	P-O3'-C3'	9.15	130.68	119.70
22	BA	790	U	P-O3'-C3'	-9.14	108.73	119.70
22	BA	1971	U	P-O3'-C3'	-9.14	108.73	119.70
22	DA	868	U	N1-C1'-C2'	-9.13	101.96	112.00
53	CA	95	C	N1-C1'-C2'	-9.12	101.97	112.00
22	DA	2043	C	O4'-C1'-N1	-9.12	100.90	108.20
22	BA	1398	C	N1-C1'-C2'	-9.11	101.98	112.00
53	CA	513	C	N1-C1'-C2'	-9.10	102.00	112.00
1	AA	984	C	N1-C1'-C2'	-9.09	102.00	112.00
1	AA	173	U	O4'-C1'-N1	9.08	115.46	108.20
22	BA	451	U	O4'-C1'-N1	9.07	115.46	108.20
22	DA	2573	C	N1-C1'-C2'	-9.07	102.02	112.00
22	BA	1816	C	N1-C1'-C2'	-9.07	102.02	112.00
22	BA	2335	A	P-O3'-C3'	-9.07	108.81	119.70
22	DA	1539	U	N1-C1'-C2'	-9.06	102.03	112.00
22	DA	1779	U	O4'-C1'-N1	9.06	115.45	108.20
22	BA	802	A	P-O3'-C3'	-9.06	108.83	119.70
1	AA	704	A	P-O3'-C3'	-9.04	108.86	119.70
1	AA	1047	G	OP2-P-O3'	9.03	125.08	105.20
22	BA	919	U	O4'-C1'-N1	-9.04	100.97	108.20
22	BA	2490	G	P-O3'-C3'	9.03	130.54	119.70
22	DA	1838	C	O4'-C1'-N1	9.03	115.43	108.20
22	BA	1866	A	P-O3'-C3'	-9.03	108.87	119.70
53	CA	9	G	P-O3'-C3'	-9.02	108.87	119.70
22	BA	138	U	N1-C1'-C2'	-9.02	102.08	112.00
22	DA	60	G	P-O3'-C3'	9.01	130.51	119.70
22	BA	1204	A	P-O3'-C3'	9.01	130.51	119.70
22	BA	1135	C	N1-C1'-C2'	-9.00	102.10	112.00
22	DA	2458	G	P-O3'-C3'	9.00	130.50	119.70
22	BA	811	U	O4'-C1'-N1	9.00	115.40	108.20

Continued on next page...

Continued from previous page...

Mol	Chain	Res	Type	Atoms	Z	Observed(°)	Ideal(°)
22	DA	2429	G	P-O3'-C3'	-8.99	108.92	119.70
22	BA	2092	U	OP2-P-O3'	8.98	124.97	105.20
22	BA	1568	G	P-O3'-C3'	-8.97	108.94	119.70
22	DA	2225	A	P-O3'-C3'	8.97	130.46	119.70
22	DA	1565	C	P-O3'-C3'	8.96	130.46	119.70
22	DA	1776	G	P-O3'-C3'	-8.96	108.95	119.70
1	AA	686	U	O4'-C1'-N1	8.95	115.36	108.20
1	AA	815	A	P-O3'-C3'	8.95	130.44	119.70
53	CA	794	A	P-O3'-C3'	-8.95	108.96	119.70
22	BA	1144	A	P-O3'-C3'	-8.95	108.96	119.70
53	CA	109	A	P-O3'-C3'	8.94	130.43	119.70
1	AA	87	C	N1-C1'-C2'	-8.94	102.17	112.00
22	BA	2629	U	P-O3'-C3'	8.94	130.43	119.70
22	DA	451	U	O4'-C1'-N1	8.94	115.35	108.20
22	BA	2756	U	P-O3'-C3'	8.94	130.42	119.70
53	CA	13	U	P-O3'-C3'	8.94	130.42	119.70
22	BA	126	A	P-O3'-C3'	-8.93	108.99	119.70
22	BA	2289	G	P-O3'-C3'	-8.91	109.00	119.70
22	DA	128	C	N1-C1'-C2'	-8.91	102.19	112.00
53	CA	348	G	P-O3'-C3'	-8.91	109.01	119.70
22	BA	1693	U	P-O3'-C3'	8.90	130.39	119.70
22	BA	1848	A	P-O3'-C3'	-8.90	109.02	119.70
22	BA	1716	U	N1-C1'-C2'	-8.89	102.22	112.00
22	BA	1324	G	P-O3'-C3'	8.88	130.36	119.70
22	DA	862	G	P-O3'-C3'	-8.88	109.05	119.70
22	BA	164	C	P-O3'-C3'	-8.87	109.05	119.70
22	BA	1455	G	P-O3'-C3'	-8.87	109.05	119.70
22	BA	143	C	N1-C1'-C2'	-8.87	102.25	112.00
22	DA	1667	G	P-O3'-C3'	8.87	130.34	119.70
22	BA	2866	U	P-O3'-C3'	8.86	130.33	119.70
53	CA	688	G	P-O3'-C3'	-8.84	109.09	119.70
53	CA	277	C	N1-C1'-C2'	-8.84	102.28	112.00
22	DA	1963	U	N1-C1'-C2'	-8.84	102.28	112.00
22	BA	2615	U	P-O3'-C3'	-8.83	109.10	119.70
1	AA	517	G	P-O3'-C3'	8.83	130.30	119.70
22	DA	606	U	O4'-C1'-N1	8.83	115.27	108.20
22	DA	1119	U	O4'-C1'-N1	8.83	115.26	108.20
22	BA	985	C	N1-C1'-C2'	-8.83	102.29	112.00
22	BA	1325	U	O4'-C1'-N1	8.82	115.26	108.20
1	AA	1064	G	P-O3'-C3'	8.82	130.28	119.70
22	DA	224	U	P-O3'-C3'	-8.82	109.12	119.70
1	AA	1196	A	P-O3'-C3'	8.82	130.28	119.70

Continued on next page...

Continued from previous page...

Mol	Chain	Res	Type	Atoms	Z	Observed(°)	Ideal(°)
1	AA	1200	C	P-O3'-C3'	8.81	130.27	119.70
22	DA	444	C	O4'-C1'-N1	8.81	115.25	108.20
53	CA	52	C	N1-C1'-C2'	-8.79	102.33	112.00
22	BA	2225	A	P-O3'-C3'	8.78	130.24	119.70
1	AA	1395	C	N1-C1'-C2'	-8.78	102.34	112.00
22	BA	243	U	N1-C1'-C2'	-8.78	102.34	112.00
1	AA	14	U	N1-C1'-C2'	-8.77	102.35	112.00
22	BA	727	A	P-O3'-C3'	-8.75	109.20	119.70
1	AA	1348	U	N1-C1'-C2'	-8.75	102.38	112.00
22	BA	2511	U	P-O3'-C3'	-8.74	109.22	119.70
22	DA	533	G	P-O3'-C3'	-8.74	109.22	119.70
22	BA	2801	G	P-O5'-C5'	-8.73	106.93	120.90
22	DA	1536	C	P-O3'-C3'	8.73	130.18	119.70
22	BA	2585	U	O4'-C1'-N1	8.73	115.18	108.20
22	DA	2404	U	N1-C1'-C2'	-8.72	102.40	112.00
22	BA	84	A	P-O3'-C3'	8.72	130.17	119.70
22	DA	1386	C	N1-C1'-C2'	-8.70	102.43	112.00
53	CA	817	C	P-O3'-C3'	8.69	130.13	119.70
22	BA	208	C	C6-N1-C2	8.69	123.78	120.30
22	BA	2391	G	P-O3'-C3'	8.68	130.12	119.70
22	BA	474	G	P-O3'-C3'	8.68	130.12	119.70
22	BA	61	C	P-O3'-C3'	-8.68	109.29	119.70
22	BA	2312	U	P-O3'-C3'	-8.68	109.29	119.70
22	BA	2646	C	N1-C1'-C2'	-8.67	102.46	112.00
53	CA	110	C	P-O3'-C3'	-8.66	109.30	119.70
22	DA	1613	G	P-O3'-C3'	-8.66	109.31	119.70
22	BA	2573	C	N1-C1'-C2'	-8.65	102.48	112.00
53	CA	85	U	P-O3'-C3'	8.65	130.08	119.70
1	AA	974	A	P-O3'-C3'	8.63	130.06	119.70
22	BA	2732	G	P-O3'-C3'	8.64	130.06	119.70
22	DA	1780	A	P-O3'-C3'	8.64	130.06	119.70
22	BA	2458	G	P-O3'-C3'	8.63	130.06	119.70
22	BA	1942	C	P-O5'-C5'	-8.63	107.09	120.90
22	DA	1983	G	P-O3'-C3'	-8.63	109.35	119.70
22	DA	413	C	N1-C1'-C2'	-8.63	102.51	112.00
22	DA	957	C	P-O3'-C3'	8.62	130.05	119.70
22	BA	1787	A	P-O3'-C3'	-8.62	109.36	119.70
22	DA	1817	G	P-O3'-C3'	-8.62	109.36	119.70
22	DA	1816	C	O4'-C1'-N1	8.60	115.08	108.20
22	DA	531	C	P-O3'-C3'	8.60	130.02	119.70
1	AA	1184	G	P-O3'-C3'	-8.59	109.39	119.70
22	BA	1045	C	O4'-C1'-N1	8.59	115.07	108.20

Continued on next page...

Continued from previous page...

Mol	Chain	Res	Type	Atoms	Z	Observed(°)	Ideal(°)
22	BA	1240	U	O4'-C1'-N1	-8.58	101.34	108.20
22	BA	1615	C	O4'-C1'-N1	8.58	115.06	108.20
53	CA	874	G	P-O3'-C3'	-8.58	109.41	119.70
22	DA	413	C	P-O3'-C3'	-8.57	109.41	119.70
1	AA	316	C	N1-C1'-C2'	-8.57	102.57	112.00
1	AA	373	A	P-O3'-C3'	-8.56	109.42	119.70
22	BA	2836	U	P-O3'-C3'	-8.55	109.44	119.70
1	AA	279	A	P-O3'-C3'	8.55	129.96	119.70
22	BA	1963	U	N1-C1'-C2'	-8.54	102.60	112.00
22	BA	2034	U	N1-C1'-C2'	-8.53	102.62	112.00
1	AA	431	A	P-O3'-C3'	-8.53	109.47	119.70
57	DB	88	C	P-O3'-C3'	8.53	129.93	119.70
23	BB	43	C	P-O3'-C3'	-8.52	109.48	119.70
22	DA	335	C	N1-C1'-C2'	-8.52	102.63	112.00
22	BA	1942	C	P-O3'-C3'	-8.51	109.49	119.70
22	BA	572	A	O5'-P-OP2	-8.50	98.05	105.70
22	BA	1849	G	P-O3'-C3'	-8.50	109.50	119.70
22	BA	858	G	O4'-C1'-N9	8.49	115.00	108.20
23	BB	67	G	P-O3'-C3'	-8.49	109.51	119.70
22	BA	1329	U	P-O3'-C3'	8.48	129.88	119.70
53	CA	1148	U	N1-C1'-C2'	-8.48	102.67	112.00
22	DA	687	C	N1-C1'-C2'	-8.48	102.67	112.00
22	DA	2024	G	P-O3'-C3'	-8.48	109.53	119.70
22	BA	2321	U	N1-C1'-C2'	-8.47	102.68	112.00
53	CA	349	A	P-O3'-C3'	-8.46	109.55	119.70
22	DA	1428	C	O4'-C1'-N1	8.45	114.96	108.20
22	BA	782	A	P-O3'-C3'	8.45	129.84	119.70
1	AA	511	C	P-O3'-C3'	8.45	129.84	119.70
22	BA	1063	G	P-O3'-C3'	-8.45	109.56	119.70
22	BA	2893	A	P-O3'-C3'	8.45	129.84	119.70
53	CA	239	U	N1-C1'-C2'	-8.43	102.73	112.00
53	CA	486	U	N1-C1'-C2'	-8.43	102.73	112.00
22	DA	2683	C	N1-C1'-C2'	-8.42	102.73	112.00
22	BA	783	A	N7-C8-N9	8.42	118.01	113.80
22	BA	2776	A	P-O3'-C3'	8.42	129.80	119.70
22	DA	805	G	P-O3'-C3'	8.42	129.80	119.70
53	CA	1528	U	O4'-C1'-N1	8.41	114.93	108.20
22	DA	1965	C	N1-C1'-C2'	-8.40	102.76	112.00
22	DA	2023	C	P-O3'-C3'	-8.40	109.62	119.70
22	BA	395	U	P-O3'-C3'	8.38	129.76	119.70
22	BA	1398	C	P-O3'-C3'	-8.38	109.64	119.70
53	CA	534	U	N1-C1'-C2'	-8.38	102.78	112.00

Continued on next page...

Continued from previous page...

Mol	Chain	Res	Type	Atoms	Z	Observed(°)	Ideal(°)
22	DA	1758	U	N1-C1'-C2'	8.38	124.89	114.00
1	AA	1203	C	P-O3'-C3'	-8.38	109.65	119.70
57	DB	87	U	P-O3'-C3'	8.38	129.75	119.70
22	BA	567	U	P-O3'-C3'	-8.37	109.65	119.70
22	BA	1859	U	P-O3'-C3'	-8.37	109.65	119.70
1	AA	500	G	P-O3'-C3'	-8.36	109.66	119.70
22	BA	1236	G	P-O3'-C3'	8.36	129.73	119.70
22	BA	1247	A	P-O3'-C3'	8.36	129.73	119.70
22	DA	1396	U	P-O3'-C3'	8.35	129.72	119.70
22	BA	2428	G	P-O3'-C3'	-8.35	109.69	119.70
22	DA	867	C	N1-C1'-C2'	-8.35	102.82	112.00
22	BA	1013	C	P-O3'-C3'	-8.34	109.69	119.70
22	BA	1606	C	O4'-C1'-N1	-8.34	101.53	108.20
1	AA	1167	A	P-O3'-C3'	8.34	129.71	119.70
22	BA	604	G	P-O3'-C3'	-8.34	109.69	119.70
53	CA	1051	C	N1-C1'-C2'	-8.32	102.84	112.00
22	DA	976	G	P-O3'-C3'	-8.32	109.71	119.70
22	BA	1273	U	N1-C1'-C2'	-8.32	102.85	112.00
1	AA	1502	A	P-O3'-C3'	8.32	129.68	119.70
22	BA	13	A	P-O3'-C3'	8.31	129.68	119.70
22	BA	2423	U	P-O3'-C3'	8.31	129.68	119.70
53	CA	1202	U	N1-C1'-C2'	-8.31	102.85	112.00
22	BA	2384	U	P-O3'-C3'	8.31	129.67	119.70
1	AA	245	U	N1-C1'-C2'	-8.30	102.87	112.00
22	BA	687	C	P-O3'-C3'	-8.30	109.74	119.70
53	CA	701	U	P-O3'-C3'	8.30	129.66	119.70
22	BA	1809	A	P-O3'-C3'	-8.29	109.75	119.70
22	BA	783	A	N1-C6-N6	8.29	123.58	118.60
22	DA	2036	C	N1-C1'-C2'	-8.29	102.88	112.00
22	BA	1459	G	P-O3'-C3'	-8.29	109.76	119.70
1	AA	415	A	P-O3'-C3'	-8.28	109.77	119.70
22	DA	235	U	P-O3'-C3'	-8.27	109.78	119.70
22	BA	507	A	P-O3'-C3'	-8.27	109.78	119.70
1	AA	1332	A	P-O3'-C3'	-8.26	109.78	119.70
22	BA	746	U	P-O3'-C3'	8.26	129.61	119.70
22	BA	2297	A	P-O3'-C3'	-8.25	109.80	119.70
22	DA	92	U	N1-C1'-C2'	-8.25	102.93	112.00
22	DA	1557	C	N1-C1'-C2'	-8.25	102.93	112.00
22	DA	1207	C	N1-C1'-C2'	-8.24	102.94	112.00
22	BA	2757	A	P-O3'-C3'	-8.23	109.82	119.70
22	DA	2501	C	O4'-C1'-N1	8.23	114.79	108.20
53	CA	173	U	O4'-C1'-N1	8.23	114.79	108.20

Continued on next page...

Continued from previous page...

Mol	Chain	Res	Type	Atoms	Z	Observed(°)	Ideal(°)
1	AA	724	G	P-O3'-C3'	-8.23	109.82	119.70
1	AA	972	C	P-O3'-C3'	-8.23	109.83	119.70
22	DA	1931	U	N1-C1'-C2'	-8.22	102.95	112.00
22	BA	196	A	O4'-C1'-N9	8.22	114.77	108.20
22	DA	1822	C	N1-C1'-C2'	-8.21	102.97	112.00
22	BA	2492	U	N1-C1'-C2'	-8.21	102.97	112.00
22	BA	1048	A	P-O3'-C3'	-8.20	109.86	119.70
22	BA	860	U	N1-C1'-C2'	-8.20	102.98	112.00
22	BA	2581	G	O4'-C1'-N9	8.20	114.76	108.20
22	BA	1332	G	P-O3'-C3'	8.20	129.53	119.70
57	DB	68	C	O4'-C1'-N1	8.20	114.76	108.20
22	BA	335	C	P-O3'-C3'	-8.19	109.87	119.70
22	BA	1255	U	P-O3'-C3'	8.19	129.53	119.70
22	DA	217	A	P-O3'-C3'	-8.18	109.88	119.70
1	AA	252	U	N1-C1'-C2'	-8.18	103.01	112.00
22	BA	1962	C	P-O3'-C3'	8.17	129.51	119.70
1	AA	816	A	P-O3'-C3'	-8.17	109.90	119.70
53	CA	1381	U	N1-C1'-C2'	-8.17	103.01	112.00
22	BA	783	A	C5-N7-C8	-8.17	99.82	103.90
22	BA	2689	U	O4'-C1'-N1	8.15	114.72	108.20
22	BA	2336	A	P-O3'-C3'	8.14	129.47	119.70
22	BA	1326	U	N1-C1'-C2'	-8.14	103.05	112.00
22	BA	137	U	O4'-C1'-N1	-8.14	101.69	108.20
1	AA	388	G	P-O3'-C3'	8.13	129.46	119.70
53	CA	548	G	P-O3'-C3'	-8.12	109.96	119.70
22	BA	1184	U	O4'-C1'-N1	-8.12	101.71	108.20
53	CA	734	G	P-O3'-C3'	-8.12	109.96	119.70
22	BA	243	U	P-O3'-C3'	-8.11	109.96	119.70
22	BA	204	A	P-O3'-C3'	8.11	129.43	119.70
22	DA	2848	G	P-O3'-C3'	8.10	129.43	119.70
1	AA	122	G	P-O3'-C3'	-8.10	109.98	119.70
22	DA	2497	A	P-O3'-C3'	8.10	129.42	119.70
22	BA	931	U	P-O3'-C3'	8.10	129.41	119.70
22	BA	1667	G	P-O3'-C3'	8.09	129.41	119.70
22	BA	1920	C	N1-C1'-C2'	-8.09	103.10	112.00
1	AA	934	C	O4'-C1'-N1	8.09	114.67	108.20
22	BA	1159	U	O4'-C1'-N1	8.09	114.67	108.20
22	BA	1565	C	N1-C1'-C2'	8.09	124.51	114.00
53	CA	792	A	P-O3'-C3'	8.07	129.39	119.70
22	BA	531	C	N1-C1'-C2'	8.07	124.49	114.00
1	AA	1066	C	N1-C1'-C2'	-8.06	103.13	112.00
53	CA	1498	U	P-O3'-C3'	8.06	129.38	119.70

Continued on next page...

Continued from previous page...

Mol	Chain	Res	Type	Atoms	Z	Observed(°)	Ideal(°)
22	DA	2581	G	P-O3'-C3'	8.06	129.37	119.70
53	CA	1224	U	P-O3'-C3'	8.06	129.37	119.70
22	BA	1954	G	P-O3'-C3'	8.05	129.37	119.70
22	BA	482	A	P-O3'-C3'	-8.05	110.04	119.70
22	DA	243	U	N1-C1'-C2'	-8.05	103.15	112.00
1	AA	870	U	P-O3'-C3'	8.04	129.35	119.70
22	DA	1560	G	P-O3'-C3'	-8.04	110.05	119.70
53	CA	1399	C	P-O3'-C3'	8.04	129.35	119.70
53	CA	1401	G	P-O3'-C3'	-8.03	110.06	119.70
1	AA	754	C	N1-C1'-C2'	-8.03	103.17	112.00
22	DA	763	G	P-O3'-C3'	-8.03	110.07	119.70
53	CA	1052	U	N1-C1'-C2'	-8.02	103.17	112.00
22	DA	2063	C	P-O3'-C3'	-8.02	110.07	119.70
22	BA	2021	C	P-O3'-C3'	8.02	129.32	119.70
22	DA	1816	C	N1-C1'-C2'	-8.02	103.18	112.00
22	BA	2064	C	N1-C1'-C2'	-8.02	103.18	112.00
22	DA	162	U	P-O3'-C3'	8.01	129.31	119.70
22	BA	527	C	P-O3'-C3'	8.01	129.31	119.70
53	CA	1502	A	P-O3'-C3'	8.01	129.31	119.70
22	DA	726	G	P-O3'-C3'	8.00	129.30	119.70
1	AA	519	C	P-O3'-C3'	-8.00	110.10	119.70
22	DA	2712	C	O4'-C1'-N1	8.00	114.60	108.20
1	AA	1125	U	P-O3'-C3'	8.00	129.30	119.70
22	BA	27	G	P-O3'-C3'	7.99	129.29	119.70
22	DA	1400	U	N1-C1'-C2'	-7.99	103.21	112.00
1	AA	316	C	P-O3'-C3'	-7.98	110.12	119.70
22	DA	2061	G	P-O3'-C3'	7.98	129.28	119.70
22	BA	1942	C	N1-C1'-C2'	-7.98	103.23	112.00
22	BA	2800	A	O3'-P-O5'	-7.98	88.84	104.00
23	BB	42	C	P-O3'-C3'	-7.98	110.13	119.70
22	DA	984	A	P-O3'-C3'	7.98	129.27	119.70
22	DA	1785	A	P-O3'-C3'	-7.97	110.13	119.70
22	DA	1558	C	P-O3'-C3'	7.97	129.26	119.70
22	BA	16	C	P-O3'-C3'	-7.97	110.14	119.70
22	BA	621	A	P-O3'-C3'	-7.96	110.14	119.70
53	CA	32	A	P-O3'-C3'	-7.96	110.14	119.70
22	DA	527	C	P-O3'-C3'	7.95	129.24	119.70
22	BA	616	A	P-O3'-C3'	-7.95	110.16	119.70
22	BA	2286	G	P-O3'-C3'	7.95	129.24	119.70
22	BA	783	A	C6-C5-N7	-7.95	126.73	132.30
53	CA	68	G	P-O3'-C3'	-7.95	110.16	119.70
22	BA	1416	G	P-O3'-C3'	7.95	129.24	119.70

Continued on next page...

Continued from previous page...

Mol	Chain	Res	Type	Atoms	Z	Observed(°)	Ideal(°)
22	BA	385	C	O4'-C1'-N1	-7.94	101.85	108.20
22	BA	178	G	P-O3'-C3'	-7.94	110.17	119.70
1	AA	717	U	P-O3'-C3'	7.93	129.22	119.70
53	CA	1395	C	N1-C1'-C2'	-7.93	103.28	112.00
22	BA	560	C	O4'-C1'-N1	-7.92	101.86	108.20
22	BA	373	U	P-O3'-C3'	-7.92	110.19	119.70
22	DA	1945	G	P-O3'-C3'	-7.92	110.19	119.70
1	AA	1053	G	P-O3'-C3'	7.91	129.20	119.70
22	BA	2791	G	P-O3'-C3'	-7.91	110.21	119.70
22	DA	1818	U	O4'-C1'-N1	7.90	114.52	108.20
53	CA	527	G	P-O3'-C3'	-7.90	110.22	119.70
22	BA	2849	U	O4'-C1'-N1	-7.89	101.89	108.20
1	AA	173	U	P-O3'-C3'	7.89	129.16	119.70
22	BA	302	C	P-O3'-C3'	-7.88	110.24	119.70
22	BA	266	G	P-O3'-C3'	-7.88	110.24	119.70
22	BA	2325	G	P-O3'-C3'	-7.88	110.25	119.70
1	AA	1197	A	P-O3'-C3'	-7.87	110.25	119.70
1	AA	534	U	N1-C1'-C2'	-7.86	103.36	112.00
22	DA	2629	U	P-O3'-C3'	7.86	129.13	119.70
1	AA	641	U	P-O3'-C3'	7.85	129.12	119.70
53	CA	1066	C	N1-C1'-C2'	-7.85	103.36	112.00
22	DA	1963	U	P-O3'-C3'	-7.85	110.28	119.70
22	DA	1603	A	P-O3'-C3'	-7.84	110.29	119.70
22	DA	1626	A	P-O3'-C3'	7.84	129.11	119.70
22	DA	2493	U	P-O3'-C3'	-7.84	110.29	119.70
22	BA	1499	C	O4'-C1'-N1	7.83	114.47	108.20
22	BA	795	C	O4'-C1'-N1	-7.82	101.95	108.20
22	DA	222	A	P-O3'-C3'	7.82	129.08	119.70
22	BA	975	A	P-O3'-C3'	-7.81	110.33	119.70
22	DA	2259	U	N1-C1'-C2'	-7.80	103.42	112.00
22	DA	1829	A	P-O3'-C3'	-7.80	110.34	119.70
22	BA	241	A	P-O3'-C3'	7.80	129.06	119.70
22	BA	1654	A	P-O3'-C3'	-7.80	110.34	119.70
53	CA	564	C	P-O3'-C3'	-7.80	110.34	119.70
22	DA	622	G	P-O3'-C3'	-7.79	110.35	119.70
22	BA	2809	A	P-O5'-C5'	-7.79	108.43	120.90
1	AA	1256	A	P-O3'-C3'	7.79	129.05	119.70
22	BA	2324	U	N1-C1'-C2'	7.79	124.13	114.00
22	DA	397	U	N1-C1'-C2'	-7.79	103.44	112.00
22	BA	1476	U	N1-C1'-C2'	-7.78	103.44	112.00
22	DA	2052	A	P-O3'-C3'	-7.78	110.37	119.70
22	DA	1013	C	P-O3'-C3'	-7.77	110.38	119.70

Continued on next page...

Continued from previous page...

Mol	Chain	Res	Type	Atoms	Z	Observed(°)	Ideal(°)
1	AA	875	U	P-O3'-C3'	-7.76	110.38	119.70
22	BA	1329	U	O4'-C1'-N1	7.76	114.41	108.20
22	BA	2258	C	P-O3'-C3'	7.76	129.02	119.70
22	BA	764	A	O4'-C1'-N9	7.76	114.41	108.20
22	DA	304	U	P-O3'-C3'	-7.76	110.39	119.70
22	DA	2349	G	P-O3'-C3'	-7.75	110.39	119.70
1	AA	642	A	P-O3'-C3'	-7.75	110.39	119.70
22	DA	2150	C	N1-C1'-C2'	-7.75	103.47	112.00
22	BA	807	U	P-O5'-C5'	-7.74	108.51	120.90
22	BA	1821	A	P-O3'-C3'	-7.74	110.41	119.70
22	BA	774	G	P-O3'-C3'	7.73	128.98	119.70
22	BA	933	A	P-O3'-C3'	-7.73	110.42	119.70
22	DA	705	A	P-O3'-C3'	-7.73	110.42	119.70
22	BA	1674	G	P-O3'-C3'	7.73	128.97	119.70
22	BA	2501	C	P-O3'-C3'	-7.72	110.43	119.70
22	BA	193	U	O4'-C1'-N1	7.72	114.38	108.20
22	BA	2681	C	P-O3'-C3'	7.72	128.96	119.70
22	DA	2314	A	P-O3'-C3'	-7.72	110.44	119.70
22	BA	1330	C	P-O3'-C3'	-7.71	110.44	119.70
22	BA	2510	C	O4'-C1'-N1	-7.71	102.03	108.20
22	DA	36	G	P-O3'-C3'	-7.71	110.45	119.70
22	DA	1612	C	N1-C1'-C2'	-7.71	103.52	112.00
1	AA	559	A	O4'-C1'-N9	7.71	114.37	108.20
22	BA	2215	C	N1-C1'-C2'	-7.71	103.52	112.00
1	AA	722	G	P-O3'-C3'	-7.70	110.46	119.70
53	CA	374	A	P-O3'-C3'	-7.70	110.46	119.70
22	BA	1128	G	O4'-C1'-N9	7.69	114.35	108.20
1	AA	268	U	P-O3'-C3'	-7.69	110.47	119.70
22	BA	1110	G	P-O3'-C3'	7.69	128.93	119.70
22	BA	1996	C	P-O3'-C3'	7.69	128.93	119.70
22	DA	2023	C	N1-C1'-C2'	-7.68	103.55	112.00
22	BA	1537	G	P-O3'-C3'	-7.68	110.48	119.70
22	BA	1828	G	P-O3'-C3'	7.68	128.92	119.70
53	CA	132	C	P-O3'-C3'	-7.68	110.48	119.70
22	DA	860	U	P-O3'-C3'	-7.68	110.49	119.70
22	BA	1654	A	C3'-C2'-C1'	7.67	107.64	101.50
22	BA	91	A	P-O3'-C3'	7.67	128.90	119.70
22	BA	2071	A	P-O3'-C3'	7.67	128.90	119.70
22	BA	2699	C	C6-N1-C2	7.67	123.37	120.30
22	DA	784	G	O4'-C1'-N9	7.66	114.33	108.20
53	CA	1147	C	N1-C1'-C2'	-7.66	103.57	112.00
22	DA	1993	U	N1-C1'-C2'	-7.66	103.57	112.00

Continued on next page...

Continued from previous page...

Mol	Chain	Res	Type	Atoms	Z	Observed(°)	Ideal(°)
22	BA	781	A	P-O3'-C3'	7.66	128.89	119.70
22	BA	2510	C	P-O5'-C5'	-7.66	108.65	120.90
53	CA	884	U	O4'-C1'-N1	7.65	114.32	108.20
53	CA	14	U	P-O3'-C3'	-7.65	110.52	119.70
53	CA	979	C	N1-C1'-C2'	-7.65	103.58	112.00
22	DA	964	C	N1-C1'-C2'	-7.65	103.58	112.00
22	BA	489	G	P-O3'-C3'	7.65	128.88	119.70
22	DA	1954	G	P-O3'-C3'	7.65	128.88	119.70
53	CA	717	U	N1-C1'-C2'	7.64	123.93	114.00
22	BA	2250	G	O4'-C1'-N9	-7.64	102.09	108.20
22	BA	1126	A	P-O3'-C3'	7.63	128.86	119.70
53	CA	1348	U	N1-C1'-C2'	-7.63	103.60	112.00
53	CA	1530	G	P-O3'-C3'	-7.63	110.54	119.70
22	BA	790	U	N1-C1'-C2'	-7.63	103.61	112.00
1	AA	536	C	N1-C1'-C2'	-7.63	103.61	112.00
1	AA	1190	G	P-O3'-C3'	7.63	128.85	119.70
22	BA	321	U	O4'-C1'-N1	7.63	114.30	108.20
22	DA	122	G	P-O3'-C3'	-7.63	110.55	119.70
23	BB	109	A	P-O3'-C3'	-7.62	110.55	119.70
53	CA	1495	U	P-O3'-C3'	7.62	128.85	119.70
22	BA	1265	A	P-O3'-C3'	7.62	128.85	119.70
22	BA	1256	G	P-O3'-C3'	-7.62	110.56	119.70
22	BA	2006	C	O4'-C1'-N1	-7.62	102.11	108.20
22	BA	324	A	P-O3'-C3'	-7.61	110.57	119.70
22	DA	121	G	P-O3'-C3'	-7.60	110.58	119.70
1	AA	480	U	O4'-C1'-N1	7.60	114.28	108.20
22	BA	406	G	P-O3'-C3'	-7.60	110.58	119.70
53	CA	962	C	N1-C1'-C2'	-7.59	103.64	112.00
22	BA	1759	A	P-O3'-C3'	-7.59	110.59	119.70
1	AA	1349	A	P-O3'-C3'	-7.59	110.59	119.70
22	BA	2606	C	C6-N1-C2	7.59	123.34	120.30
22	BA	2214	C	P-O3'-C3'	-7.59	110.59	119.70
1	AA	884	U	P-O3'-C3'	7.59	128.80	119.70
1	AA	131	A	P-O3'-C3'	-7.58	110.61	119.70
22	DA	15	G	P-O3'-C3'	-7.58	110.61	119.70
22	BA	92	U	P-O3'-C3'	-7.57	110.61	119.70
22	DA	2712	C	P-O3'-C3'	7.57	128.79	119.70
22	DA	2249	U	N1-C1'-C2'	7.57	123.84	114.00
1	AA	1345	U	P-O3'-C3'	7.57	128.78	119.70
23	BB	40	U	P-O3'-C3'	7.57	128.78	119.70
22	BA	1286	A	P-O3'-C3'	7.57	128.78	119.70
22	DA	2286	G	P-O3'-C3'	7.56	128.78	119.70

Continued on next page...

Continued from previous page...

Mol	Chain	Res	Type	Atoms	Z	Observed(°)	Ideal(°)
1	AA	369	G	P-O3'-C3'	-7.56	110.62	119.70
53	CA	382	A	P-O3'-C3'	7.56	128.78	119.70
22	DA	1135	C	N1-C1'-C2'	-7.56	103.68	112.00
53	CA	536	C	N1-C1'-C2'	-7.56	103.68	112.00
22	DA	2428	G	P-O3'-C3'	-7.56	110.63	119.70
22	BA	1300	G	P-O3'-C3'	7.56	128.77	119.70
1	AA	960	U	P-O3'-C3'	7.55	128.77	119.70
22	BA	2603	G	P-O3'-C3'	-7.55	110.64	119.70
1	AA	1297	G	P-O3'-C3'	7.55	128.76	119.70
1	AA	1322	C	P-O3'-C3'	7.55	128.76	119.70
23	BB	12	C	P-O3'-C3'	7.55	128.76	119.70
22	DA	1655	A	P-O3'-C3'	-7.55	110.64	119.70
22	BA	1611	C	P-O3'-C3'	-7.54	110.65	119.70
22	BA	2832	U	P-O3'-C3'	7.54	128.75	119.70
22	BA	2645	G	O4'-C1'-N9	7.54	114.23	108.20
22	DA	1839	G	P-O3'-C3'	-7.54	110.66	119.70
1	AA	430	A	P-O3'-C3'	-7.53	110.66	119.70
22	DA	2656	U	N1-C1'-C2'	-7.53	103.72	112.00
22	DA	1980	G	P-O3'-C3'	7.53	128.73	119.70
22	DA	2459	A	P-O3'-C3'	-7.53	110.67	119.70
1	AA	129	A	P-O3'-C3'	7.52	128.72	119.70
53	CA	704	A	P-O3'-C3'	-7.52	110.67	119.70
22	BA	673	C	C6-N1-C2	7.52	123.31	120.30
22	DA	1256	G	P-O3'-C3'	-7.52	110.68	119.70
22	BA	2035	G	O4'-C1'-N9	7.52	114.21	108.20
22	BA	2346	A	P-O3'-C3'	7.52	128.72	119.70
1	AA	688	G	P-O3'-C3'	-7.52	110.68	119.70
1	AA	875	U	N1-C1'-C2'	-7.51	103.73	112.00
22	DA	2493	U	N1-C1'-C2'	-7.51	103.74	112.00
1	AA	1141	C	O4'-C1'-N1	7.51	114.21	108.20
22	BA	1970	A	P-O3'-C3'	7.51	128.71	119.70
57	DB	40	U	P-O3'-C3'	7.51	128.71	119.70
1	AA	792	A	O4'-C1'-N9	7.50	114.20	108.20
22	BA	85	G	P-O3'-C3'	-7.50	110.70	119.70
22	BA	1858	A	P-O3'-C3'	-7.50	110.70	119.70
1	AA	85	U	P-O3'-C3'	7.50	128.70	119.70
22	BA	1644	C	O4'-C1'-N1	-7.50	102.20	108.20
22	BA	2678	C	C6-N1-C2	7.50	123.30	120.30
22	DA	1267	U	O4'-C1'-N1	7.50	114.20	108.20
22	DA	1700	A	P-O3'-C3'	-7.50	110.70	119.70
22	DA	2284	A	P-O3'-C3'	-7.50	110.70	119.70
22	DA	990	A	P-O3'-C3'	-7.49	110.71	119.70

Continued on next page...

Continued from previous page...

Mol	Chain	Res	Type	Atoms	Z	Observed(°)	Ideal(°)
1	AA	1453	G	P-O3'-C3'	-7.48	110.72	119.70
22	DA	1915	U	N1-C1'-C2'	-7.48	103.77	112.00
53	CA	122	G	P-O3'-C3'	-7.48	110.72	119.70
1	AA	184	G	P-O3'-C3'	-7.48	110.73	119.70
22	DA	2251	G	P-O3'-C3'	-7.48	110.73	119.70
22	BA	1237	A	P-O3'-C3'	7.47	128.67	119.70
22	BA	914	G	P-O3'-C3'	-7.47	110.73	119.70
1	AA	485	U	P-O3'-C3'	7.47	128.66	119.70
1	AA	1394	A	P-O3'-C3'	7.47	128.66	119.70
1	AA	718	A	P-O3'-C3'	-7.47	110.74	119.70
22	DA	1522	A	P-O3'-C3'	7.46	128.66	119.70
22	DA	2837	A	P-O3'-C3'	-7.46	110.74	119.70
22	DA	2406	A	P-O3'-C3'	7.46	128.66	119.70
1	AA	1433	A	P-O3'-C3'	-7.46	110.75	119.70
22	DA	656	G	P-O3'-C3'	-7.46	110.75	119.70
53	CA	277	C	P-O3'-C3'	-7.46	110.75	119.70
22	DA	778	G	P-O3'-C3'	-7.46	110.75	119.70
22	BA	2712	C	N1-C1'-C2'	7.46	123.70	114.00
1	AA	1365	G	P-O3'-C3'	-7.45	110.76	119.70
53	CA	1202	U	P-O3'-C3'	-7.45	110.76	119.70
22	BA	1396	U	O4'-C1'-N1	7.45	114.16	108.20
22	BA	1739	A	P-O3'-C3'	-7.45	110.76	119.70
22	BA	784	G	O4'-C1'-N9	-7.45	102.24	108.20
22	DA	2382	G	P-O3'-C3'	7.44	128.63	119.70
22	DA	1918	A	P-O3'-C3'	7.44	128.62	119.70
1	AA	110	C	N1-C1'-C2'	-7.43	103.82	112.00
22	BA	2030	A	P-O3'-C3'	7.43	128.62	119.70
22	BA	2755	C	O4'-C1'-N1	-7.43	102.25	108.20
22	DA	846	U	O4'-C1'-N1	7.43	114.15	108.20
22	BA	972	A	P-O3'-C3'	7.43	128.62	119.70
22	BA	2016	U	O4'-C1'-N1	-7.43	102.26	108.20
53	CA	1282	C	N1-C1'-C2'	-7.43	103.83	112.00
22	BA	1558	C	P-O3'-C3'	7.42	128.61	119.70
53	CA	1301	U	P-O3'-C3'	-7.42	110.79	119.70
22	DA	2387	U	N1-C1'-C2'	-7.42	103.83	112.00
22	DA	575	A	P-O3'-C3'	-7.42	110.80	119.70
22	BA	1779	U	C5-C6-N1	-7.42	118.99	122.70
22	DA	790	U	O4'-C1'-N1	7.42	114.13	108.20
22	DA	867	C	O4'-C1'-N1	7.42	114.13	108.20
22	BA	1178	C	O4'-C1'-N1	7.41	114.13	108.20
22	DA	76	C	N1-C1'-C2'	-7.41	103.85	112.00
22	DA	2312	U	P-O3'-C3'	-7.41	110.81	119.70

Continued on next page...

Continued from previous page...

Mol	Chain	Res	Type	Atoms	Z	Observed(°)	Ideal(°)
22	DA	1010	A	P-O3'-C3'	-7.41	110.81	119.70
22	BA	2559	C	O4'-C1'-N1	-7.41	102.28	108.20
53	CA	686	U	O4'-C1'-N1	7.41	114.12	108.20
22	BA	765	C	N1-C1'-C2'	-7.40	103.86	112.00
53	CA	511	C	P-O3'-C3'	7.40	128.58	119.70
22	BA	2469	A	P-O3'-C3'	-7.39	110.83	119.70
1	AA	1200	C	N1-C1'-C2'	7.39	123.61	114.00
22	BA	728	G	O3'-P-O5'	-7.38	89.97	104.00
1	AA	1362	A	O4'-C1'-N9	7.37	114.10	108.20
22	BA	230	G	P-O3'-C3'	-7.37	110.86	119.70
22	BA	741	U	P-O5'-C5'	-7.37	109.11	120.90
22	BA	812	C	P-O3'-C3'	-7.37	110.86	119.70
22	BA	1022	G	P-O3'-C3'	7.36	128.54	119.70
22	BA	1213	A	P-O5'-C5'	-7.36	109.12	120.90
22	DA	2197	U	OP1-P-O3'	7.36	121.40	105.20
1	AA	1124	G	P-O3'-C3'	7.36	128.53	119.70
22	BA	1490	A	P-O3'-C3'	7.36	128.53	119.70
53	CA	517	G	P-O3'-C3'	7.36	128.53	119.70
53	CA	519	C	N1-C1'-C2'	-7.36	103.91	112.00
22	DA	1556	C	P-O3'-C3'	-7.36	110.87	119.70
23	BB	108	A	P-O3'-C3'	7.35	128.52	119.70
53	CA	1227	A	P-O3'-C3'	7.35	128.52	119.70
1	AA	1302	C	N1-C1'-C2'	-7.35	103.91	112.00
22	DA	2267	A	P-O3'-C3'	-7.35	110.88	119.70
22	DA	961	C	N1-C1'-C2'	7.34	123.54	114.00
22	DA	2836	U	N1-C1'-C2'	-7.34	103.93	112.00
1	AA	1258	G	P-O3'-C3'	-7.34	110.90	119.70
22	BA	62	U	O4'-C1'-N1	7.34	114.07	108.20
22	DA	91	A	P-O3'-C3'	7.34	128.50	119.70
53	CA	1345	U	O4'-C1'-N1	7.33	114.07	108.20
22	BA	587	C	N1-C1'-C2'	7.33	123.53	114.00
1	AA	174	A	P-O3'-C3'	-7.32	110.91	119.70
22	DA	325	G	P-O3'-C3'	-7.32	110.91	119.70
22	BA	990	A	P-O3'-C3'	-7.32	110.91	119.70
22	DA	868	U	P-O3'-C3'	-7.32	110.92	119.70
53	CA	884	U	P-O3'-C3'	7.32	128.48	119.70
1	AA	813	U	P-O3'-C3'	-7.32	110.92	119.70
22	BA	303	G	P-O3'-C3'	-7.31	110.92	119.70
22	BA	1333	G	P-O5'-C5'	-7.31	109.20	120.90
22	DA	1272	A	P-O3'-C3'	7.31	128.47	119.70
53	CA	512	U	P-O3'-C3'	-7.30	110.94	119.70
22	BA	2384	U	N1-C1'-C2'	7.30	123.49	114.00

Continued on next page...

Continued from previous page...

Mol	Chain	Res	Type	Atoms	Z	Observed(°)	Ideal(°)
22	BA	1386	C	P-O3'-C3'	-7.30	110.94	119.70
22	BA	2586	U	O4'-C1'-N1	7.30	114.04	108.20
22	BA	1034	G	P-O3'-C3'	-7.30	110.94	119.70
22	DA	353	C	P-O3'-C3'	7.29	128.45	119.70
1	AA	575	G	P-O3'-C3'	7.29	128.45	119.70
1	AA	965	U	P-O3'-C3'	7.29	128.44	119.70
53	CA	52	C	P-O3'-C3'	-7.29	110.95	119.70
22	BA	645	C	P-O3'-C3'	7.28	128.44	119.70
53	CA	116	A	P-O3'-C3'	-7.28	110.96	119.70
22	DA	164	C	P-O3'-C3'	-7.28	110.96	119.70
1	AA	597	G	P-O3'-C3'	-7.28	110.97	119.70
22	BA	2051	A	P-O3'-C3'	7.28	128.43	119.70
22	DA	1389	G	P-O3'-C3'	-7.27	110.98	119.70
22	DA	2752	C	N1-C1'-C2'	-7.26	104.01	112.00
22	BA	1129	A	P-O3'-C3'	-7.26	110.99	119.70
22	BA	1838	C	P-O3'-C3'	7.25	128.41	119.70
22	BA	1865	U	P-O3'-C3'	7.25	128.41	119.70
22	DA	1674	G	P-O3'-C3'	7.25	128.41	119.70
22	DA	945	A	O4'-C1'-N9	7.25	114.00	108.20
22	BA	620	G	P-O3'-C3'	7.24	128.39	119.70
1	AA	934	C	P-O3'-C3'	7.23	128.38	119.70
22	BA	2447	G	P-O3'-C3'	7.23	128.38	119.70
22	DA	1144	A	P-O3'-C3'	-7.23	111.03	119.70
22	BA	2578	G	P-O3'-C3'	-7.23	111.03	119.70
1	AA	531	U	P-O3'-C3'	7.22	128.37	119.70
22	BA	794	A	P-O3'-C3'	-7.22	111.03	119.70
1	AA	1229	A	P-O3'-C3'	-7.22	111.04	119.70
22	DA	532	A	P-O3'-C3'	7.22	128.36	119.70
22	DA	2572	A	P-O3'-C3'	7.22	128.36	119.70
22	BA	1733	G	P-O3'-C3'	-7.21	111.04	119.70
1	AA	536	C	P-O3'-C3'	-7.21	111.05	119.70
22	BA	119	A	P-O3'-C3'	7.20	128.34	119.70
1	AA	411	A	P-O3'-C3'	7.20	128.34	119.70
22	BA	1963	U	P-O3'-C3'	-7.20	111.06	119.70
53	CA	733	G	P-O3'-C3'	7.20	128.34	119.70
22	DA	1636	U	P-O3'-C3'	-7.20	111.06	119.70
22	DA	1802	A	P-O3'-C3'	-7.20	111.06	119.70
53	CA	389	A	P-O3'-C3'	-7.19	111.07	119.70
1	AA	169	C	O4'-C1'-N1	7.19	113.95	108.20
53	CA	936	C	O4'-C1'-N1	7.19	113.95	108.20
22	DA	2289	G	P-O3'-C3'	-7.19	111.08	119.70
22	BA	2880	C	P-O3'-C3'	-7.19	111.08	119.70

Continued on next page...

Continued from previous page...

Mol	Chain	Res	Type	Atoms	Z	Observed(°)	Ideal(°)
1	AA	306	A	P-O3'-C3'	-7.18	111.08	119.70
22	DA	1997	C	P-O3'-C3'	-7.18	111.08	119.70
22	BA	1714	U	O4'-C1'-N1	-7.18	102.46	108.20
22	BA	2566	A	P-O3'-C3'	7.17	128.31	119.70
1	AA	509	A	P-O3'-C3'	-7.17	111.10	119.70
22	BA	2344	U	N1-C1'-C2'	7.17	123.32	114.00
22	DA	1430	G	P-O3'-C3'	-7.17	111.10	119.70
1	AA	1101	A	P-O3'-C3'	7.16	128.29	119.70
22	BA	2638	G	P-O3'-C3'	7.16	128.29	119.70
22	BA	2259	U	P-O5'-C5'	-7.16	109.45	120.90
53	CA	73	C	N1-C1'-C2'	-7.15	104.13	112.00
1	AA	794	A	P-O3'-C3'	-7.15	111.12	119.70
22	DA	397	U	O4'-C1'-N1	7.15	113.92	108.20
22	BA	988	A	P-O3'-C3'	7.15	128.28	119.70
22	DA	207	A	P-O3'-C3'	-7.15	111.12	119.70
22	BA	1865	U	N1-C1'-C2'	7.15	123.29	114.00
22	BA	1602	U	O4'-C1'-N1	7.14	113.91	108.20
22	DA	1647	U	P-O3'-C3'	7.14	128.27	119.70
23	BB	16	G	P-O3'-C3'	-7.14	111.14	119.70
22	DA	1206	G	P-O3'-C3'	-7.14	111.14	119.70
1	AA	913	A	P-O3'-C3'	7.13	128.26	119.70
22	BA	206	U	P-O3'-C3'	-7.13	111.14	119.70
22	BA	958	U	N1-C1'-C2'	-7.13	104.16	112.00
22	BA	2259	U	P-O3'-C3'	-7.12	111.16	119.70
22	BA	2021	C	O3'-P-O5'	-7.12	90.47	104.00
22	DA	2384	U	N1-C1'-C2'	7.12	123.25	114.00
22	BA	2498	C	P-O3'-C3'	-7.12	111.16	119.70
22	BA	1320	C	N1-C1'-C2'	7.11	123.25	114.00
22	BA	2307	G	P-O3'-C3'	7.11	128.23	119.70
53	CA	1395	C	P-O3'-C3'	-7.10	111.18	119.70
1	AA	366	A	P-O3'-C3'	7.10	128.22	119.70
53	CA	1455	G	P-O3'-C3'	-7.10	111.18	119.70
22	BA	2573	C	O4'-C1'-N1	-7.10	102.52	108.20
22	DA	777	G	N9-C1'-C2'	-7.09	104.20	112.00
22	BA	1491	G	P-O3'-C3'	-7.09	111.20	119.70
22	BA	2034	U	P-O3'-C3'	-7.09	111.20	119.70
22	BA	2284	A	P-O5'-C5'	-7.09	109.56	120.90
22	BA	390	U	N1-C1'-C2'	7.08	123.21	114.00
1	AA	122	G	N9-C1'-C2'	-7.08	104.21	112.00
22	DA	2868	A	P-O3'-C3'	-7.08	111.21	119.70
22	BA	1839	G	P-O3'-C3'	-7.08	111.21	119.70
1	AA	559	A	P-O3'-C3'	7.08	128.19	119.70

Continued on next page...

Continued from previous page...

Mol	Chain	Res	Type	Atoms	Z	Observed(°)	Ideal(°)
53	CA	73	C	O4'-C1'-N1	7.08	113.86	108.20
22	BA	34	U	P-O3'-C3'	7.07	128.19	119.70
22	BA	1267	U	N1-C1'-C2'	-7.07	104.22	112.00
22	BA	2093	G	N9-C1'-C2'	-7.07	104.22	112.00
22	BA	2682	A	P-O3'-C3'	-7.07	111.21	119.70
53	CA	1065	U	O4'-C1'-N1	7.07	113.86	108.20
1	AA	282	A	P-O3'-C3'	-7.07	111.22	119.70
1	AA	889	A	P-O3'-C3'	7.07	128.18	119.70
22	DA	730	A	P-O3'-C3'	-7.07	111.22	119.70
22	DA	669	G	P-O3'-C3'	7.07	128.18	119.70
22	BA	2063	C	N1-C1'-C2'	-7.06	104.23	112.00
22	BA	588	U	N1-C1'-C2'	-7.06	104.23	112.00
53	CA	596	A	P-O3'-C3'	-7.06	111.23	119.70
1	AA	1064	G	O4'-C1'-N9	7.05	113.84	108.20
1	AA	1282	C	P-O3'-C3'	-7.05	111.24	119.70
22	DA	629	G	P-O3'-C3'	-7.04	111.25	119.70
1	AA	1395	C	P-O5'-C5'	-7.04	109.63	120.90
22	BA	2707	U	O4'-C1'-N1	-7.04	102.57	108.20
22	BA	2267	A	P-O5'-C5'	-7.04	109.64	120.90
53	CA	240	G	P-O3'-C3'	-7.04	111.25	119.70
53	CA	705	G	P-O3'-C3'	-7.04	111.25	119.70
22	DA	1901	A	P-O3'-C3'	-7.03	111.26	119.70
22	DA	1683	U	P-O3'-C3'	-7.03	111.27	119.70
22	DA	460	A	P-O3'-C3'	-7.03	111.27	119.70
22	DA	1141	U	P-O3'-C3'	7.02	128.13	119.70
22	DA	2250	G	O4'-C1'-N9	-7.02	102.59	108.20
53	CA	547	A	P-O3'-C3'	7.01	128.12	119.70
22	DA	2217	G	P-O3'-C3'	-7.01	111.28	119.70
22	DA	2874	C	P-O3'-C3'	-7.01	111.29	119.70
53	CA	453	G	P-O3'-C3'	-7.00	111.30	119.70
22	DA	229	C	N1-C1'-C2'	-7.00	104.30	112.00
22	DA	324	A	P-O3'-C3'	-7.00	111.30	119.70
22	BA	2613	U	O3'-P-O5'	-7.00	90.71	104.00
22	DA	1799	G	P-O3'-C3'	7.00	128.09	119.70
1	AA	243	A	P-O3'-C3'	6.99	128.09	119.70
22	DA	49	A	P-O3'-C3'	6.99	128.09	119.70
22	DA	992	C	P-O3'-C3'	-6.99	111.31	119.70
22	DA	2199	A	P-O3'-C3'	-6.99	111.31	119.70
22	DA	2874	C	N1-C1'-C2'	-6.99	104.31	112.00
1	AA	115	G	P-O3'-C3'	6.99	128.08	119.70
22	DA	1079	C	N1-C1'-C2'	-6.99	104.32	112.00
22	DA	1707	G	P-O3'-C3'	-6.98	111.32	119.70

Continued on next page...

Continued from previous page...

Mol	Chain	Res	Type	Atoms	Z	Observed(°)	Ideal(°)
22	BA	2197	U	N1-C1'-C2'	6.98	123.07	114.00
22	BA	434	U	O4'-C1'-N1	6.97	113.78	108.20
22	BA	1417	C	P-O3'-C3'	-6.97	111.33	119.70
22	BA	2863	C	C6-N1-C2	6.97	123.09	120.30
23	BB	40	U	O4'-C1'-N1	6.97	113.78	108.20
22	DA	2339	C	P-O3'-C3'	-6.97	111.34	119.70
1	AA	884	U	O4'-C1'-N1	6.97	113.77	108.20
22	DA	162	U	O4'-C1'-N1	6.96	113.77	108.20
22	DA	2603	G	P-O3'-C3'	-6.96	111.34	119.70
1	AA	654	G	P-O3'-C3'	-6.96	111.35	119.70
22	DA	1347	A	P-O3'-C3'	-6.96	111.35	119.70
22	DA	704	G	P-O3'-C3'	6.96	128.05	119.70
53	CA	498	A	P-O3'-C3'	-6.95	111.36	119.70
22	BA	61	C	P-O5'-C5'	-6.95	109.78	120.90
1	AA	960	U	N1-C1'-C2'	6.95	123.03	114.00
53	CA	962	C	O4'-C1'-N1	6.95	113.76	108.20
22	BA	2092	U	OP1-P-O3'	-6.94	89.92	105.20
22	BA	763	G	P-O3'-C3'	-6.94	111.37	119.70
22	DA	1965	C	O4'-C1'-N1	-6.94	102.65	108.20
1	AA	717	U	N1-C1'-C2'	6.94	123.02	114.00
22	BA	1627	G	P-O3'-C3'	-6.94	111.37	119.70
22	DA	1397	U	N1-C1'-C2'	6.94	123.02	114.00
1	AA	1395	C	O4'-C1'-N1	-6.94	102.65	108.20
1	AA	1183	U	N1-C1'-C2'	-6.94	104.37	112.00
22	DA	2714	G	P-O3'-C3'	-6.94	111.38	119.70
22	DA	2282	G	P-O3'-C3'	6.93	128.02	119.70
22	DA	1569	A	P-O3'-C3'	-6.93	111.38	119.70
22	BA	1965	C	P-O5'-C5'	-6.93	109.81	120.90
22	BA	177	G	P-O3'-C3'	6.93	128.01	119.70
22	BA	1885	A	P-O3'-C3'	-6.92	111.39	119.70
22	DA	916	G	P-O3'-C3'	-6.92	111.39	119.70
22	BA	434	U	P-O3'-C3'	6.92	128.00	119.70
22	BA	1238	G	N9-C1'-C2'	-6.92	104.39	112.00
22	DA	913	U	P-O3'-C3'	6.92	128.00	119.70
1	AA	1129	C	P-O3'-C3'	6.92	128.00	119.70
22	DA	2667	C	N1-C1'-C2'	-6.91	104.40	112.00
22	BA	449	A	P-O5'-C5'	-6.91	109.84	120.90
53	CA	802	A	P-O3'-C3'	6.91	127.99	119.70
22	DA	1460	U	P-O3'-C3'	6.91	127.99	119.70
1	AA	374	A	P-O3'-C3'	-6.91	111.41	119.70
22	BA	865	C	O4'-C1'-N1	6.91	113.73	108.20
22	BA	1493	C	P-O3'-C3'	6.91	127.99	119.70

Continued on next page...

Continued from previous page...

Mol	Chain	Res	Type	Atoms	Z	Observed(°)	Ideal(°)
22	DA	1247	A	P-O3'-C3'	6.91	127.99	119.70
1	AA	1162	C	P-O3'-C3'	-6.90	111.42	119.70
22	BA	2681	C	O4'-C1'-N1	6.90	113.72	108.20
53	CA	372	C	O4'-C1'-N1	6.90	113.72	108.20
22	DA	1967	C	P-O3'-C3'	-6.90	111.42	119.70
1	AA	528	C	O4'-C1'-N1	-6.89	102.68	108.20
1	AA	73	C	N1-C1'-C2'	-6.89	104.42	112.00
22	DA	1019	U	O4'-C1'-N1	6.89	113.71	108.20
22	BA	913	U	P-O3'-C3'	6.89	127.97	119.70
53	CA	316	C	P-O3'-C3'	-6.89	111.44	119.70
22	BA	765	C	P-O3'-C3'	-6.88	111.44	119.70
22	BA	1839	G	N9-C1'-C2'	-6.88	104.43	112.00
22	BA	2044	C	P-O3'-C3'	-6.88	111.45	119.70
22	DA	2272	U	O4'-C1'-N1	-6.88	102.70	108.20
1	AA	175	C	P-O3'-C3'	-6.87	111.45	119.70
22	DA	2757	A	P-O3'-C3'	-6.87	111.45	119.70
22	BA	2733	A	P-O3'-C3'	-6.87	111.45	119.70
1	AA	984	C	P-O3'-C3'	-6.87	111.45	119.70
22	BA	2440	C	C3'-C2'-C1'	6.87	107.00	101.50
22	DA	1787	A	P-O3'-C3'	-6.87	111.46	119.70
22	DA	1941	C	N1-C1'-C2'	-6.87	104.45	112.00
1	AA	513	C	P-O3'-C3'	-6.86	111.46	119.70
1	AA	564	C	P-O3'-C3'	-6.86	111.46	119.70
22	BA	199	A	P-O3'-C3'	6.86	127.94	119.70
22	DA	421	C	P-O3'-C3'	6.86	127.93	119.70
22	BA	2797	U	P-O3'-C3'	6.85	127.92	119.70
22	DA	73	A	P-O3'-C3'	-6.85	111.48	119.70
22	DA	670	A	P-O3'-C3'	6.85	127.92	119.70
22	BA	691	C	C6-N1-C2	6.84	123.04	120.30
1	AA	1380	U	P-O3'-C3'	6.84	127.91	119.70
57	DB	24	G	P-O3'-C3'	6.84	127.91	119.70
22	BA	1945	G	P-O3'-C3'	-6.84	111.50	119.70
53	CA	184	G	P-O3'-C3'	-6.84	111.50	119.70
53	CA	1152	A	P-O3'-C3'	-6.84	111.50	119.70
1	AA	486	U	P-O5'-C5'	-6.83	109.97	120.90
22	BA	1615	C	P-O3'-C3'	6.83	127.89	119.70
22	BA	2492	U	P-O3'-C3'	-6.83	111.51	119.70
1	AA	486	U	P-O3'-C3'	-6.82	111.51	119.70
22	BA	2850	A	P-O3'-C3'	-6.82	111.51	119.70
1	AA	813	U	N1-C1'-C2'	-6.82	104.50	112.00
22	DA	1654	A	C3'-C2'-C1'	6.82	106.96	101.50
22	BA	2335	A	C3'-C2'-C1'	6.82	106.95	101.50

Continued on next page...

Continued from previous page...

Mol	Chain	Res	Type	Atoms	Z	Observed(°)	Ideal(°)
1	AA	596	A	P-O3'-C3'	-6.82	111.52	119.70
22	DA	510	C	N1-C1'-C2'	-6.82	104.50	112.00
22	BA	1664	A	P-O5'-C5'	-6.82	110.00	120.90
1	AA	991	U	P-O3'-C3'	6.81	127.87	119.70
22	DA	2646	C	O4'-C1'-N1	-6.80	102.76	108.20
22	BA	1456	G	P-O3'-C3'	-6.80	111.54	119.70
22	BA	2745	C	P-O5'-C5'	-6.80	110.02	120.90
22	BA	221	A	P-O3'-C3'	6.80	127.86	119.70
22	DA	129	C	N1-C1'-C2'	-6.80	104.52	112.00
22	DA	1305	C	O4'-C1'-N1	6.80	113.64	108.20
22	DA	1615	C	N1-C1'-C2'	6.80	122.84	114.00
22	BA	2052	A	P-O5'-C5'	-6.80	110.03	120.90
22	BA	2392	A	P-O3'-C3'	-6.80	111.54	119.70
22	BA	2065	C	O4'-C1'-N1	-6.79	102.77	108.20
23	BB	45	A	P-O3'-C3'	-6.79	111.55	119.70
22	BA	73	A	P-O3'-C3'	-6.78	111.57	119.70
53	CA	15	G	P-O3'-C3'	-6.78	111.57	119.70
22	BA	2423	U	O4'-C1'-N1	-6.77	102.78	108.20
22	BA	958	U	P-O3'-C3'	-6.77	111.58	119.70
1	AA	1401	G	P-O3'-C3'	-6.77	111.58	119.70
22	BA	1340	U	O3'-P-O5'	-6.76	91.15	104.00
22	BA	1130	U	P-O3'-C3'	6.76	127.81	119.70
22	BA	1965	C	P-O3'-C3'	-6.76	111.59	119.70
22	DA	958	U	P-O3'-C3'	-6.76	111.59	119.70
22	BA	509	C	P-O3'-C3'	-6.75	111.60	119.70
1	AA	1476	A	P-O3'-C3'	-6.75	111.60	119.70
22	DA	2391	G	P-O3'-C3'	6.75	127.80	119.70
22	DA	304	U	O4'-C1'-N1	6.75	113.60	108.20
22	BA	386	G	O4'-C1'-N9	6.74	113.59	108.20
22	BA	827	U	O4'-C1'-N1	6.74	113.59	108.20
22	BA	1238	G	P-O3'-C3'	-6.74	111.61	119.70
22	DA	1114	C	N1-C1'-C2'	-6.74	104.59	112.00
53	CA	500	G	P-O3'-C3'	-6.74	111.62	119.70
22	BA	996	A	P-O3'-C3'	-6.74	111.62	119.70
1	AA	1087	G	P-O3'-C3'	-6.73	111.62	119.70
22	DA	628	G	P-O3'-C3'	-6.73	111.63	119.70
22	DA	1900	A	P-O3'-C3'	6.72	127.77	119.70
22	DA	407	G	P-O3'-C3'	-6.72	111.63	119.70
22	BA	946	C	C3'-C2'-C1'	6.72	106.87	101.50
22	DA	1557	C	P-O3'-C3'	-6.72	111.64	119.70
53	CA	575	G	P-O3'-C3'	6.71	127.76	119.70
22	DA	336	C	P-O3'-C3'	-6.71	111.64	119.70

Continued on next page...

Continued from previous page...

Mol	Chain	Res	Type	Atoms	Z	Observed(°)	Ideal(°)
1	AA	121	U	O4'-C1'-N1	-6.71	102.83	108.20
53	CA	559	A	P-O3'-C3'	6.71	127.75	119.70
1	AA	961	U	P-O3'-C3'	-6.71	111.65	119.70
22	BA	1560	G	P-O3'-C3'	-6.71	111.65	119.70
22	BA	2760	C	O4'-C1'-N1	-6.71	102.83	108.20
53	CA	1230	C	P-O3'-C3'	-6.71	111.65	119.70
22	DA	2023	C	O4'-C1'-N1	6.70	113.56	108.20
22	DA	2409	G	P-O3'-C3'	-6.70	111.66	119.70
53	CA	1401	G	N9-C1'-C2'	-6.70	104.63	112.00
22	BA	740	C	P-O5'-C5'	-6.70	110.18	120.90
22	BA	2520	C	N1-C1'-C2'	-6.70	104.63	112.00
22	DA	2490	G	P-O3'-C3'	6.69	127.72	119.70
22	DA	811	U	O4'-C1'-N1	6.68	113.55	108.20
22	DA	335	C	O4'-C1'-N1	6.68	113.55	108.20
22	DA	861	A	P-O3'-C3'	-6.68	111.68	119.70
22	DA	1455	G	P-O3'-C3'	-6.68	111.68	119.70
22	BA	2820	A	P-O3'-C3'	6.68	127.72	119.70
22	DA	1072	C	O4'-C1'-N1	6.68	113.54	108.20
53	CA	974	A	P-O3'-C3'	6.68	127.71	119.70
22	BA	585	G	P-O3'-C3'	6.67	127.70	119.70
22	BA	1204	A	O4'-C1'-N9	6.67	113.53	108.20
53	CA	1143	G	P-O3'-C3'	-6.67	111.70	119.70
1	AA	305	G	P-O3'-C3'	6.66	127.69	119.70
1	AA	595	A	P-O3'-C3'	6.66	127.69	119.70
1	AA	1068	G	P-O3'-C3'	-6.66	111.71	119.70
22	BA	2067	G	P-O3'-C3'	6.66	127.69	119.70
22	DA	2324	U	P-O3'-C3'	6.65	127.69	119.70
22	BA	1498	C	N1-C1'-C2'	-6.65	104.68	112.00
53	CA	89	U	N1-C1'-C2'	-6.65	104.68	112.00
22	BA	1968	G	N9-C1'-C2'	-6.65	104.68	112.00
1	AA	519	C	N1-C1'-C2'	-6.65	104.69	112.00
22	BA	2609	U	P-O3'-C3'	6.65	127.68	119.70
22	DA	1008	A	P-O3'-C3'	6.65	127.68	119.70
22	DA	571	U	P-O3'-C3'	6.65	127.68	119.70
1	AA	1228	C	P-O3'-C3'	-6.64	111.73	119.70
23	BB	52	A	P-O3'-C3'	6.64	127.67	119.70
22	DA	484	C	O4'-C1'-N1	6.64	113.51	108.20
22	DA	2267	A	N9-C1'-C2'	-6.64	104.70	112.00
22	DA	777	G	P-O3'-C3'	-6.64	111.74	119.70
22	DA	2060	A	P-O3'-C3'	6.64	127.66	119.70
22	DA	2616	C	P-O3'-C3'	-6.64	111.74	119.70
1	AA	109	A	P-O3'-C3'	6.63	127.66	119.70

Continued on next page...

Continued from previous page...

Mol	Chain	Res	Type	Atoms	Z	Observed(°)	Ideal(°)
22	BA	566	U	P-O3'-C3'	-6.63	111.74	119.70
53	CA	428	G	O4'-C1'-N9	6.63	113.51	108.20
22	DA	2447	G	O4'-C1'-N9	6.63	113.51	108.20
1	AA	688	G	N9-C1'-C2'	-6.63	104.70	112.00
22	BA	961	C	O4'-C1'-N1	6.63	113.50	108.20
1	AA	511	C	N1-C1'-C2'	6.63	122.62	114.00
1	AA	1469	C	P-O5'-C5'	-6.63	110.29	120.90
22	BA	753	A	P-O3'-C3'	-6.63	111.75	119.70
22	BA	2202	U	O4'-C1'-N1	6.63	113.50	108.20
22	DA	1213	A	P-O3'-C3'	-6.63	111.75	119.70
22	DA	1386	C	O4'-C1'-N1	6.63	113.50	108.20
1	AA	1320	C	P-O3'-C3'	-6.63	111.75	119.70
1	AA	1507	A	P-O3'-C3'	-6.63	111.75	119.70
31	DJ	25	LEU	CA-CB-CG	6.63	130.54	115.30
1	AA	874	G	P-O3'-C3'	-6.62	111.75	119.70
22	BA	454	A	P-O3'-C3'	6.62	127.64	119.70
53	CA	1184	G	P-O3'-C3'	-6.62	111.76	119.70
22	BA	1993	U	C3'-C2'-C1'	6.62	106.79	101.50
22	DA	672	C	P-O3'-C3'	-6.62	111.76	119.70
53	CA	507	C	O4'-C1'-N1	6.61	113.49	108.20
53	CA	717	U	P-O3'-C3'	6.61	127.63	119.70
53	CA	70	U	P-O3'-C3'	6.60	127.62	119.70
53	CA	129	A	P-O3'-C3'	6.60	127.62	119.70
22	BA	2390	U	O4'-C1'-N1	6.60	113.48	108.20
22	BA	1385	A	P-O3'-C3'	6.59	127.61	119.70
22	DA	915	C	P-O3'-C3'	-6.59	111.79	119.70
22	DA	1717	A	P-O3'-C3'	-6.59	111.79	119.70
22	DA	811	U	P-O3'-C3'	6.59	127.61	119.70
22	BA	783	A	C4-N9-C1'	6.58	138.15	126.30
53	CA	315	A	P-O3'-C3'	6.58	127.60	119.70
53	CA	388	G	P-O3'-C3'	6.58	127.60	119.70
22	BA	1378	A	P-O3'-C3'	6.58	127.59	119.70
22	DA	530	G	P-O3'-C3'	-6.58	111.81	119.70
22	BA	1646	C	O4'-C1'-N1	6.58	113.46	108.20
1	AA	95	C	P-O3'-C3'	-6.57	111.81	119.70
53	CA	482	A	P-O3'-C3'	-6.57	111.81	119.70
22	BA	1127	A	P-O3'-C3'	-6.57	111.81	119.70
53	CA	1211	U	P-O3'-C3'	6.57	127.59	119.70
22	DA	1606	C	P-O3'-C3'	6.57	127.58	119.70
22	DA	1733	G	P-O3'-C3'	-6.57	111.82	119.70
22	BA	975	A	N9-C1'-C2'	-6.57	104.77	112.00
22	BA	2621	G	O5'-P-OP2	-6.57	99.79	105.70

Continued on next page...

Continued from previous page...

Mol	Chain	Res	Type	Atoms	Z	Observed(°)	Ideal(°)
22	BA	255	A	O4'-C1'-N9	-6.57	102.95	108.20
22	DA	1993	U	P-O3'-C3'	-6.57	111.82	119.70
1	AA	173	U	N1-C1'-C2'	6.56	122.53	114.00
22	BA	961	C	P-O3'-C3'	6.56	127.58	119.70
22	BA	2507	C	O4'-C1'-N1	6.56	113.45	108.20
22	DA	1568	G	P-O3'-C3'	-6.56	111.83	119.70
22	BA	2426	A	P-O3'-C3'	6.56	127.57	119.70
22	DA	1136	G	P-O3'-C3'	-6.56	111.83	119.70
22	DA	2567	G	P-O3'-C3'	-6.55	111.83	119.70
22	BA	1289	C	P-O3'-C3'	-6.55	111.84	119.70
22	DA	1649	G	P-O3'-C3'	-6.55	111.84	119.70
53	CA	1200	C	P-O3'-C3'	6.55	127.56	119.70
1	AA	47	C	P-O3'-C3'	6.55	127.56	119.70
22	BA	1538	G	P-O3'-C3'	-6.54	111.85	119.70
22	DA	1615	C	P-O3'-C3'	6.54	127.55	119.70
22	DA	1650	A	P-O3'-C3'	-6.54	111.85	119.70
22	BA	1761	C	O4'-C1'-N1	-6.53	102.97	108.20
22	BA	391	A	N9-C1'-C2'	-6.53	104.82	112.00
53	CA	1398	A	P-O3'-C3'	-6.53	111.87	119.70
53	CA	536	C	P-O3'-C3'	-6.52	111.87	119.70
22	BA	571	U	O4'-C1'-N1	6.52	113.42	108.20
22	DA	230	G	P-O3'-C3'	-6.52	111.87	119.70
1	AA	965	U	N1-C1'-C2'	6.52	122.48	114.00
22	DA	1289	C	P-O3'-C3'	-6.52	111.88	119.70
22	DA	1399	C	N1-C1'-C2'	-6.51	104.84	112.00
22	BA	1675	C	O4'-C1'-N1	6.51	113.41	108.20
22	BA	1072	C	N1-C1'-C2'	-6.51	104.84	112.00
53	CA	436	C	O4'-C1'-N1	-6.51	102.99	108.20
22	DA	1600	C	O4'-C1'-N1	-6.51	102.99	108.20
57	DB	107	G	P-O3'-C3'	6.51	127.51	119.70
22	DA	1941	C	P-O3'-C3'	-6.50	111.89	119.70
22	BA	2072	C	O4'-C1'-N1	-6.50	103.00	108.20
22	BA	588	U	C3'-C2'-C1'	6.50	106.70	101.50
22	BA	2029	G	P-O3'-C3'	-6.50	111.90	119.70
22	BA	2493	U	P-O3'-C3'	-6.50	111.90	119.70
53	CA	130	A	P-O3'-C3'	6.50	127.50	119.70
53	CA	282	A	P-O3'-C3'	-6.50	111.91	119.70
53	CA	1367	C	O4'-C1'-N1	6.49	113.39	108.20
22	BA	2821	A	P-O3'-C3'	-6.49	111.92	119.70
22	BA	640	C	O4'-C1'-N1	-6.49	103.01	108.20
22	BA	1611	C	P-O5'-C5'	-6.49	110.52	120.90
22	DA	271	G	P-O3'-C3'	6.49	127.48	119.70

Continued on next page...

Continued from previous page...

Mol	Chain	Res	Type	Atoms	Z	Observed(°)	Ideal(°)
1	AA	372	C	O4'-C1'-N1	6.48	113.39	108.20
22	DA	2609	U	N1-C1'-C2'	6.48	122.42	114.00
22	BA	1476	U	C3'-C2'-C1'	6.48	106.68	101.50
1	AA	935	A	C3'-C2'-C1'	6.48	106.68	101.50
22	BA	1266	G	P-O3'-C3'	6.47	127.47	119.70
22	DA	2240	U	O4'-C1'-N1	6.47	113.38	108.20
22	BA	2504	U	P-O5'-C5'	-6.46	110.56	120.90
22	BA	2777	G	P-O3'-C3'	-6.46	111.94	119.70
22	DA	901	C	P-O3'-C3'	6.46	127.45	119.70
22	DA	1498	C	P-O3'-C3'	-6.45	111.96	119.70
22	DA	1612	C	O4'-C1'-N1	6.45	113.36	108.20
22	DA	1810	A	P-O3'-C3'	-6.45	111.96	119.70
22	DA	2542	A	P-O3'-C3'	6.45	127.44	119.70
23	BB	25	U	N1-C1'-C2'	-6.45	104.91	112.00
53	CA	47	C	P-O3'-C3'	6.44	127.43	119.70
53	CA	1507	A	P-O3'-C3'	-6.44	111.97	119.70
1	AA	1381	U	N1-C1'-C2'	-6.44	104.91	112.00
22	DA	206	U	P-O3'-C3'	-6.44	111.97	119.70
1	AA	1201	A	P-O3'-C3'	6.44	127.42	119.70
22	BA	865	C	N1-C2-O2	-6.43	115.04	118.90
53	CA	1128	C	O4'-C1'-N1	6.43	113.35	108.20
1	AA	547	A	O4'-C1'-N9	6.43	113.34	108.20
22	BA	74	A	P-O3'-C3'	6.43	127.41	119.70
53	CA	13	U	N1-C1'-C2'	6.43	122.36	114.00
22	DA	2284	A	N9-C1'-C2'	-6.43	104.93	112.00
22	BA	1981	A	P-O3'-C3'	-6.42	111.99	119.70
22	BA	2319	G	O4'-C1'-N9	6.42	113.34	108.20
22	DA	2226	C	C3'-C2'-C1'	6.42	106.64	101.50
1	AA	423	G	C3'-C2'-C1'	6.42	106.64	101.50
22	DA	143	C	N1-C1'-C2'	-6.42	104.94	112.00
22	DA	1611	C	N1-C1'-C2'	-6.42	104.94	112.00
22	BA	764	A	P-O3'-C3'	6.42	127.41	119.70
53	CA	688	G	N9-C1'-C2'	-6.42	104.94	112.00
22	BA	1499	C	C3'-C2'-C1'	6.42	106.63	101.50
22	DA	1397	U	P-O3'-C3'	6.42	127.40	119.70
22	BA	1254	A	C3'-C2'-C1'	6.42	106.63	101.50
22	DA	1304	A	P-O3'-C3'	-6.41	112.00	119.70
22	DA	1811	G	P-O3'-C3'	-6.41	112.00	119.70
22	DA	2683	C	P-O3'-C3'	-6.41	112.00	119.70
53	CA	722	G	P-O3'-C3'	-6.41	112.01	119.70
1	AA	94	G	P-O3'-C3'	6.41	127.39	119.70
22	BA	2542	A	O4'-C1'-N9	6.41	113.33	108.20

Continued on next page...

Continued from previous page...

Mol	Chain	Res	Type	Atoms	Z	Observed(°)	Ideal(°)
53	CA	9	G	N9-C1'-C2'	-6.41	104.95	112.00
53	CA	247	G	P-O3'-C3'	-6.41	112.01	119.70
22	DA	1451	C	O4'-C1'-N1	6.41	113.33	108.20
22	DA	2895	G	P-O3'-C3'	-6.41	112.01	119.70
1	AA	1085	U	P-O3'-C3'	6.41	127.39	119.70
53	CA	1160	G	P-O3'-C3'	-6.41	112.01	119.70
1	AA	95	C	N1-C1'-C2'	-6.41	104.95	112.00
22	DA	1838	C	P-O3'-C3'	6.41	127.39	119.70
22	BA	32	C	O4'-C1'-N1	6.40	113.32	108.20
22	BA	656	G	P-O3'-C3'	-6.40	112.02	119.70
22	BA	2447	G	O4'-C1'-N9	6.40	113.32	108.20
53	CA	960	U	O4'-C1'-N1	6.40	113.32	108.20
22	BA	197	A	P-O3'-C3'	-6.40	112.03	119.70
22	DA	2447	G	P-O3'-C3'	6.39	127.37	119.70
53	CA	1298	U	P-O3'-C3'	6.39	127.37	119.70
22	BA	406	G	N9-C1'-C2'	-6.39	104.97	112.00
22	BA	1627	G	N9-C1'-C2'	-6.39	104.97	112.00
53	CA	793	U	P-O3'-C3'	-6.38	112.04	119.70
53	CA	87	C	N1-C1'-C2'	-6.38	104.98	112.00
22	DA	858	G	P-O3'-C3'	6.38	127.35	119.70
22	DA	1265	A	P-O3'-C3'	6.38	127.35	119.70
22	DA	2299	U	O4'-C1'-N1	6.38	113.30	108.20
22	BA	2639	A	P-O5'-C5'	-6.38	110.70	120.90
22	BA	731	C	O4'-C1'-N1	-6.38	103.10	108.20
53	CA	305	G	P-O3'-C3'	6.37	127.35	119.70
1	AA	1304	G	P-O3'-C3'	-6.37	112.06	119.70
53	CA	567	G	C3'-C2'-C1'	6.37	106.59	101.50
22	DA	2582	G	N9-C1'-C2'	-6.37	105.00	112.00
22	BA	783	A	C4-C5-N7	6.37	113.88	110.70
53	CA	96	U	P-O3'-C3'	-6.37	112.06	119.70
23	BB	87	U	O4'-C1'-N1	6.36	113.29	108.20
22	DA	480	A	P-O3'-C3'	-6.36	112.06	119.70
53	CA	914	A	C3'-C2'-C1'	6.36	106.59	101.50
22	BA	2337	G	P-O3'-C3'	-6.36	112.07	119.70
22	DA	1333	G	P-O3'-C3'	-6.36	112.07	119.70
1	AA	497	G	P-O3'-C3'	-6.35	112.08	119.70
1	AA	487	A	P-O3'-C3'	-6.35	112.08	119.70
22	DA	1314	C	N1-C1'-C2'	-6.35	105.01	112.00
22	BA	529	A	C8-N9-C4	6.35	108.34	105.80
22	BA	2715	C	O4'-C1'-N1	-6.35	103.12	108.20
1	AA	344	A	O4'-C1'-N9	6.34	113.28	108.20
22	BA	1213	A	N9-C1'-C2'	-6.34	105.02	112.00

Continued on next page...

Continued from previous page...

Mol	Chain	Res	Type	Atoms	Z	Observed(°)	Ideal(°)
22	BA	2312	U	O4'-C1'-N1	6.34	113.28	108.20
22	DA	2299	U	P-O3'-C3'	-6.34	112.09	119.70
22	DA	1983	G	N9-C1'-C2'	-6.34	105.02	112.00
22	DA	2873	A	O4'-C1'-N9	6.34	113.27	108.20
22	BA	506	G	O4'-C1'-N9	6.34	113.27	108.20
1	AA	275	G	P-O3'-C3'	-6.34	112.09	119.70
53	CA	253	A	P-O3'-C3'	-6.34	112.09	119.70
22	BA	2347	C	C3'-C2'-C1'	6.34	106.57	101.50
22	BA	2629	U	N1-C1'-C2'	6.34	122.24	114.00
22	DA	2034	U	P-O3'-C3'	-6.34	112.09	119.70
53	CA	891	U	P-O3'-C3'	-6.33	112.10	119.70
53	CA	1499	A	P-O3'-C3'	-6.33	112.10	119.70
22	BA	233	A	P-O3'-C3'	-6.33	112.11	119.70
53	CA	86	G	P-O3'-C3'	6.33	127.30	119.70
22	DA	673	C	P-O3'-C3'	-6.33	112.11	119.70
22	DA	1027	A	P-O3'-C3'	-6.33	112.11	119.70
1	AA	74	A	P-O3'-C3'	-6.32	112.11	119.70
22	DA	802	A	P-O3'-C3'	-6.32	112.12	119.70
22	DA	129	C	P-O3'-C3'	-6.32	112.12	119.70
22	BA	395	U	N1-C1'-C2'	6.32	122.21	114.00
22	DA	397	U	P-O3'-C3'	-6.32	112.12	119.70
1	AA	267	C	C3'-C2'-C1'	6.31	106.55	101.50
22	BA	323	C	O4'-C1'-N1	6.31	113.25	108.20
22	BA	1146	C	O4'-C1'-N1	6.31	113.25	108.20
22	DA	765	C	C3'-C2'-C1'	6.31	106.55	101.50
22	DA	959	A	C3'-C2'-C1'	6.31	106.55	101.50
22	BA	2023	C	P-O3'-C3'	-6.31	112.13	119.70
22	DA	638	G	P-O3'-C3'	-6.31	112.13	119.70
22	BA	1707	G	P-O3'-C3'	-6.30	112.14	119.70
22	BA	2226	C	P-O3'-C3'	-6.30	112.14	119.70
22	DA	2850	A	P-O3'-C3'	-6.30	112.14	119.70
29	DH	48	GLU	O-C-N	6.30	132.78	122.70
22	DA	1619	G	N9-C1'-C2'	-6.30	105.07	112.00
22	BA	1617	C	C6-N1-C2	6.30	122.82	120.30
53	CA	486	U	O4'-C1'-N1	-6.29	103.16	108.20
53	CA	755	G	P-O3'-C3'	-6.29	112.14	119.70
22	BA	2582	G	P-O3'-C3'	-6.29	112.15	119.70
22	DA	1064	C	P-O3'-C3'	-6.29	112.15	119.70
22	BA	2321	U	O4'-C1'-N1	-6.29	103.17	108.20
22	DA	1078	U	O4'-C1'-N1	6.29	113.23	108.20
22	DA	1848	A	P-O3'-C3'	-6.29	112.15	119.70
22	BA	1320	C	P-O3'-C3'	6.28	127.24	119.70

Continued on next page...

Continued from previous page...

Mol	Chain	Res	Type	Atoms	Z	Observed(°)	Ideal(°)
1	AA	1168	U	O4'-C1'-N1	6.28	113.22	108.20
22	BA	671	C	O4'-C1'-N1	6.28	113.22	108.20
22	DA	2210	U	P-O3'-C3'	6.28	127.23	119.70
53	CA	173	U	P-O3'-C3'	6.28	127.23	119.70
53	CA	980	C	O4'-C1'-N1	6.28	113.22	108.20
22	DA	1758	U	P-O3'-C3'	6.28	127.23	119.70
1	AA	339	C	O4'-C1'-N1	6.28	113.22	108.20
53	CA	654	G	C3'-C2'-C1'	6.28	106.52	101.50
53	CA	1495	U	OP1-P-O3'	6.27	118.99	105.20
1	AA	47	C	N1-C1'-C2'	6.27	122.15	114.00
22	BA	2725	A	P-O3'-C3'	6.27	127.22	119.70
22	BA	806	C	P-O5'-C5'	-6.26	110.88	120.90
22	BA	1665	A	P-O3'-C3'	-6.26	112.18	119.70
22	DA	752	A	O4'-C1'-N9	6.26	113.21	108.20
22	DA	783	A	C3'-C2'-C1'	6.26	106.51	101.50
22	DA	2689	U	O4'-C1'-N1	6.26	113.21	108.20
1	AA	1365	G	N9-C1'-C2'	-6.26	105.11	112.00
22	BA	2714	G	P-O3'-C3'	-6.26	112.19	119.70
22	DA	964	C	C3'-C2'-C1'	6.26	106.51	101.50
22	DA	1236	G	P-O3'-C3'	6.26	127.21	119.70
53	CA	803	G	C3'-C2'-C1'	6.25	106.50	101.50
1	AA	971	G	C4-N9-C1'	-6.25	118.37	126.50
22	BA	763	G	C3'-C2'-C1'	6.25	106.50	101.50
22	BA	914	G	N9-C1'-C2'	-6.25	105.13	112.00
22	BA	1817	G	P-O3'-C3'	-6.24	112.21	119.70
22	DA	1291	C	O4'-C1'-N1	6.24	113.19	108.20
22	DA	2150	C	P-O3'-C3'	-6.24	112.21	119.70
53	CA	531	U	O4'-C1'-N1	6.24	113.19	108.20
22	BA	637	A	O4'-C1'-N9	6.24	113.19	108.20
22	BA	2469	A	N9-C1'-C2'	-6.24	105.14	112.00
22	DA	1617	C	O4'-C1'-N1	6.24	113.19	108.20
22	DA	2136	G	P-O3'-C3'	-6.24	112.22	119.70
1	AA	652	U	P-O3'-C3'	6.23	127.18	119.70
22	DA	1739	A	P-O3'-C3'	-6.23	112.22	119.70
22	DA	1803	A	P-O3'-C3'	-6.23	112.22	119.70
22	BA	63	A	P-O3'-C3'	-6.23	112.23	119.70
22	DA	2143	C	P-O3'-C3'	6.23	127.17	119.70
22	BA	2874	C	P-O5'-C5'	-6.23	110.94	120.90
22	DA	1399	C	P-O3'-C3'	-6.22	112.23	119.70
22	DA	1602	U	P-O3'-C3'	6.22	127.17	119.70
22	BA	655	A	P-O3'-C3'	6.22	127.16	119.70
22	DA	1430	G	C3'-C2'-C1'	6.21	106.47	101.50

Continued on next page...

Continued from previous page...

Mol	Chain	Res	Type	Atoms	Z	Observed(°)	Ideal(°)
22	BA	1456	G	N9-C1'-C2'	-6.21	105.17	112.00
22	BA	1714	U	N1-C1'-C2'	-6.21	105.17	112.00
22	DA	87	U	P-O3'-C3'	-6.21	112.25	119.70
22	DA	1554	U	P-O3'-C3'	6.21	127.16	119.70
22	DA	2438	U	O4'-C1'-N1	6.21	113.17	108.20
1	AA	199	A	C3'-C2'-C1'	6.21	106.47	101.50
22	DA	404	A	P-O3'-C3'	6.21	127.15	119.70
53	CA	1196	A	P-O3'-C3'	6.21	127.15	119.70
22	BA	996	A	C3'-C2'-C1'	6.20	106.46	101.50
22	BA	740	C	O5'-P-OP2	-6.19	100.13	105.70
22	BA	229	C	C3'-C2'-C1'	6.19	106.45	101.50
22	BA	1058	U	O4'-C1'-N1	6.19	113.15	108.20
1	AA	451	A	P-O3'-C3'	6.19	127.12	119.70
22	BA	333	G	P-O3'-C3'	-6.18	112.28	119.70
22	BA	2036	C	P-O3'-C3'	-6.18	112.28	119.70
53	CA	1201	A	P-O3'-C3'	6.18	127.12	119.70
1	AA	247	G	P-O3'-C3'	-6.18	112.28	119.70
1	AA	1498	U	P-O3'-C3'	6.18	127.12	119.70
1	AA	1161	C	N1-C1'-C2'	-6.18	105.20	112.00
22	BA	1758	U	N1-C1'-C2'	6.18	122.03	114.00
23	BB	15	A	P-O5'-C5'	-6.18	111.02	120.90
22	DA	2339	C	O4'-C1'-N1	6.18	113.14	108.20
22	DA	2520	C	C3'-C2'-C1'	6.18	106.44	101.50
1	AA	110	C	P-O5'-C5'	-6.17	111.02	120.90
22	BA	2393	U	O4'-C1'-N1	6.17	113.14	108.20
22	BA	421	C	N1-C1'-C2'	6.17	122.02	114.00
53	CA	1485	U	O4'-C1'-N1	6.17	113.14	108.20
23	BB	90	C	P-O3'-C3'	-6.17	112.30	119.70
22	DA	2147	A	P-O3'-C3'	-6.17	112.30	119.70
22	BA	2450	A	C3'-C2'-C1'	6.17	106.44	101.50
22	BA	2093	G	P-O3'-C3'	-6.17	112.30	119.70
22	BA	777	G	P-O3'-C3'	-6.16	112.30	119.70
22	DA	449	A	C3'-C2'-C1'	6.16	106.43	101.50
22	DA	1020	A	P-O3'-C3'	6.16	127.09	119.70
1	AA	654	G	C3'-C2'-C1'	6.16	106.43	101.50
53	CA	1505	G	C3'-C2'-C1'	6.16	106.43	101.50
22	BA	1698	A	P-O3'-C3'	6.16	127.09	119.70
53	CA	306	A	N9-C1'-C2'	-6.15	105.23	112.00
53	CA	381	C	P-O3'-C3'	6.15	127.08	119.70
22	DA	2334	U	P-O3'-C3'	6.15	127.08	119.70
22	DA	2777	G	C3'-C2'-C1'	6.15	106.42	101.50
22	DA	2033	A	P-O3'-C3'	6.15	127.08	119.70

Continued on next page...

Continued from previous page...

Mol	Chain	Res	Type	Atoms	Z	Observed(°)	Ideal(°)
22	BA	1287	A	C3'-C2'-C1'	6.14	106.41	101.50
22	DA	1475	G	P-O3'-C3'	6.14	127.07	119.70
22	BA	2425	A	O4'-C1'-N9	6.14	113.11	108.20
22	DA	947	A	C3'-C2'-C1'	6.14	106.41	101.50
57	DB	107	G	OP1-P-O3'	6.14	118.71	105.20
22	BA	572	A	P-O5'-C5'	-6.14	111.08	120.90
22	BA	1700	A	P-O3'-C3'	-6.14	112.33	119.70
22	BA	640	C	C6-N1-C2	6.13	122.75	120.30
22	DA	2498	C	P-O3'-C3'	-6.13	112.34	119.70
1	AA	1066	C	P-O3'-C3'	-6.13	112.34	119.70
53	CA	438	U	P-O3'-C3'	6.13	127.06	119.70
22	DA	774	G	P-O3'-C3'	6.13	127.05	119.70
53	CA	885	G	P-O3'-C3'	-6.12	112.35	119.70
22	DA	1268	A	C3'-C2'-C1'	6.12	106.40	101.50
1	AA	389	A	P-O3'-C3'	-6.12	112.35	119.70
22	BA	1494	A	P-O3'-C3'	-6.12	112.35	119.70
53	CA	961	U	N1-C1'-C2'	-6.12	105.27	112.00
22	BA	1461	C	P-O3'-C3'	-6.12	112.35	119.70
22	BA	1829	A	N9-C1'-C2'	-6.12	105.27	112.00
22	BA	2326	C	P-O3'-C3'	6.12	127.05	119.70
1	AA	1336	C	O4'-C1'-N1	6.12	113.10	108.20
22	BA	388	G	P-O3'-C3'	-6.12	112.36	119.70
22	BA	121	G	N9-C1'-C2'	-6.12	105.27	112.00
22	BA	435	C	C3'-C2'-C1'	6.12	106.39	101.50
22	DA	28	A	C3'-C2'-C1'	6.11	106.39	101.50
22	DA	2143	C	O4'-C1'-N1	6.11	113.09	108.20
22	DA	2450	A	P-O3'-C3'	-6.11	112.36	119.70
53	CA	83	C	O4'-C1'-N1	6.11	113.09	108.20
22	BA	2842	G	N1-C6-O6	6.11	123.57	119.90
22	BA	829	A	P-O3'-C3'	6.11	127.03	119.70
22	BA	974	G	C5-N7-C8	-6.11	101.25	104.30
22	BA	2771	C	O4'-C1'-N1	-6.11	103.32	108.20
53	CA	1087	G	P-O3'-C3'	-6.10	112.38	119.70
22	DA	1320	C	P-O3'-C3'	6.10	127.02	119.70
1	AA	110	C	C3'-C2'-C1'	6.10	106.38	101.50
22	BA	2034	U	N3-C4-O4	6.10	123.67	119.40
22	DA	1803	A	C3'-C2'-C1'	6.10	106.38	101.50
22	DA	1982	U	P-O3'-C3'	-6.10	112.38	119.70
22	DA	2875	C	O4'-C1'-N1	6.10	113.08	108.20
22	BA	1647	U	P-O3'-C3'	6.09	127.01	119.70
53	CA	429	U	O4'-C1'-N1	6.09	113.08	108.20
22	BA	1706	C	O4'-C1'-N1	6.09	113.08	108.20

Continued on next page...

Continued from previous page...

Mol	Chain	Res	Type	Atoms	Z	Observed(°)	Ideal(°)
22	BA	2036	C	C3'-C2'-C1'	6.09	106.38	101.50
1	AA	246	A	P-O3'-C3'	6.09	127.01	119.70
22	BA	386	G	P-O3'-C3'	6.09	127.01	119.70
22	DA	1695	G	P-O3'-C3'	-6.09	112.39	119.70
22	BA	1234	U	P-O3'-C3'	-6.09	112.40	119.70
53	CA	92	U	P-O3'-C3'	-6.08	112.40	119.70
53	CA	183	C	O4'-C1'-N1	6.08	113.07	108.20
22	DA	2585	U	P-O3'-C3'	6.08	127.00	119.70
22	BA	33	C	P-O3'-C3'	6.08	127.00	119.70
22	DA	702	U	O4'-C1'-N1	6.08	113.07	108.20
22	DA	2348	U	O4'-C1'-N1	6.08	113.06	108.20
22	DA	1327	A	C3'-C2'-C1'	6.08	106.36	101.50
22	BA	2347	C	P-O3'-C3'	-6.07	112.41	119.70
22	DA	1314	C	C3'-C2'-C1'	6.07	106.36	101.50
22	BA	2511	U	P-O5'-C5'	-6.07	111.19	120.90
22	DA	2836	U	P-O3'-C3'	-6.07	112.42	119.70
1	AA	971	G	O4'-C1'-N9	6.07	113.05	108.20
22	DA	2582	G	P-O3'-C3'	-6.07	112.42	119.70
22	BA	1429	G	P-O3'-C3'	-6.07	112.42	119.70
22	DA	605	G	C3'-C2'-C1'	6.06	106.35	101.50
22	DA	1716	U	N1-C1'-C2'	-6.06	105.33	112.00
1	AA	275	G	C8-N9-C4	-6.06	103.97	106.40
22	BA	215	G	P-O3'-C3'	6.06	126.98	119.70
22	BA	1379	U	O4'-C1'-N1	-6.06	103.35	108.20
1	AA	108	G	O4'-C1'-N9	6.06	113.05	108.20
53	CA	979	C	P-O3'-C3'	-6.06	112.43	119.70
22	BA	1019	U	P-O3'-C3'	6.06	126.97	119.70
1	AA	966	G	C3'-C2'-C1'	6.05	106.34	101.50
22	DA	913	U	O4'-C1'-N1	6.05	113.04	108.20
22	DA	2239	G	P-O3'-C3'	-6.05	112.44	119.70
22	DA	2504	U	O4'-C1'-N1	6.05	113.04	108.20
22	BA	335	C	P-O5'-C5'	-6.05	111.22	120.90
22	BA	381	G	P-O5'-C5'	-6.05	111.22	120.90
1	AA	414	A	C3'-C2'-C1'	6.05	106.34	101.50
1	AA	85	U	N1-C1'-C2'	6.05	121.86	114.00
22	BA	1675	C	P-O3'-C3'	-6.05	112.44	119.70
1	AA	198	G	C3'-C2'-C1'	6.04	106.34	101.50
22	BA	1872	A	C3'-C2'-C1'	6.04	106.34	101.50
1	AA	1055	A	P-O3'-C3'	-6.04	112.45	119.70
1	AA	1202	U	O4'-C1'-N1	6.04	113.03	108.20
53	CA	913	A	P-O3'-C3'	6.04	126.95	119.70
22	DA	1635	A	P-O3'-C3'	-6.04	112.45	119.70

Continued on next page...

Continued from previous page...

Mol	Chain	Res	Type	Atoms	Z	Observed(°)	Ideal(°)
22	BA	805	G	P-O5'-C5'	-6.04	111.24	120.90
22	BA	35	G	C3'-C2'-C1'	6.04	106.33	101.50
53	CA	84	U	O4'-C1'-N1	6.04	113.03	108.20
22	DA	476	G	P-O3'-C3'	-6.04	112.45	119.70
22	BA	1732	C	O4'-C1'-N1	6.04	113.03	108.20
1	AA	641	U	N1-C1'-C2'	6.04	121.85	114.00
22	DA	861	A	C3'-C2'-C1'	6.04	106.33	101.50
22	DA	1996	C	P-O3'-C3'	6.04	126.94	119.70
22	DA	1136	G	N9-C1'-C2'	-6.03	105.36	112.00
22	DA	2214	C	P-O3'-C3'	-6.03	112.46	119.70
53	CA	60	A	P-O3'-C3'	6.03	126.94	119.70
1	AA	1348	U	P-O3'-C3'	-6.03	112.47	119.70
22	BA	2715	C	P-O3'-C3'	-6.03	112.47	119.70
22	BA	1314	C	O4'-C1'-N1	-6.03	103.38	108.20
22	DA	1636	U	N1-C1'-C2'	-6.03	105.37	112.00
22	DA	973	A	P-O3'-C3'	6.02	126.93	119.70
22	BA	2250	G	C5-N7-C8	-6.02	101.29	104.30
22	DA	1717	A	C3'-C2'-C1'	6.02	106.32	101.50
53	CA	116	A	N9-C1'-C2'	-6.02	105.38	112.00
22	BA	369	U	P-O3'-C3'	6.02	126.92	119.70
22	BA	103	A	P-O3'-C3'	-6.01	112.48	119.70
22	BA	1734	G	P-O3'-C3'	-6.01	112.48	119.70
22	DA	1398	C	P-O3'-C3'	-6.01	112.48	119.70
1	AA	914	A	C3'-C2'-C1'	6.01	106.31	101.50
22	BA	2321	U	P-O3'-C3'	-6.01	112.48	119.70
22	DA	865	C	P-O3'-C3'	6.01	126.92	119.70
22	DA	1962	C	P-O3'-C3'	6.01	126.91	119.70
22	DA	374	A	C3'-C2'-C1'	6.01	106.31	101.50
22	BA	671	C	C4-C5-C6	6.01	120.40	117.40
22	BA	2030	A	C5-N7-C8	6.01	106.90	103.90
53	CA	253	A	C3'-C2'-C1'	6.01	106.30	101.50
53	CA	486	U	P-O5'-C5'	-6.01	111.29	120.90
22	DA	1415	U	O4'-C1'-N1	6.01	113.00	108.20
53	CA	429	U	P-O3'-C3'	6.00	126.91	119.70
22	BA	1071	G	P-O3'-C3'	6.00	126.91	119.70
22	BA	1330	C	C3'-C2'-C1'	6.00	106.30	101.50
22	DA	976	G	C3'-C2'-C1'	6.00	106.30	101.50
22	BA	120	U	P-O5'-C5'	-6.00	111.30	120.90
22	DA	1063	G	P-O3'-C3'	-6.00	112.50	119.70
1	AA	245	U	P-O3'-C3'	-6.00	112.50	119.70
22	BA	974	G	C4-C5-N7	6.00	113.20	110.80
22	BA	1499	C	P-O3'-C3'	-6.00	112.50	119.70

Continued on next page...

Continued from previous page...

Mol	Chain	Res	Type	Atoms	Z	Observed(°)	Ideal(°)
22	BA	1838	C	O4'-C1'-N1	6.00	113.00	108.20
22	BA	2842	G	P-O5'-C5'	-6.00	111.31	120.90
53	CA	547	A	O4'-C1'-N9	6.00	113.00	108.20
22	DA	77	G	C3'-C2'-C1'	6.00	106.30	101.50
22	DA	1669	A	C3'-C2'-C1'	6.00	106.30	101.50
22	BA	1762	A	O4'-C1'-N9	-5.99	103.41	108.20
22	BA	2030	A	C4-C5-N7	-5.99	107.70	110.70
23	BB	51	G	P-O3'-C3'	5.99	126.89	119.70
1	AA	885	G	N9-C1'-C2'	-5.99	105.41	112.00
22	BA	2353	G	P-O5'-C5'	-5.99	111.32	120.90
22	DA	958	U	N1-C1'-C2'	-5.99	105.41	112.00
22	BA	1936	A	C2-N3-C4	-5.99	107.61	110.60
22	BA	2639	A	N9-C1'-C2'	-5.99	105.41	112.00
23	BB	14	U	P-O3'-C3'	5.99	126.89	119.70
22	DA	618	G	P-O3'-C3'	-5.99	112.51	119.70
22	DA	2800	A	C3'-C2'-C1'	5.99	106.29	101.50
1	AA	1496	C	P-O3'-C3'	-5.99	112.52	119.70
22	BA	491	G	P-O3'-C3'	-5.99	112.52	119.70
22	DA	273	G	P-O3'-C3'	-5.98	112.52	119.70
1	AA	81	A	P-O3'-C3'	5.98	126.88	119.70
1	AA	1323	G	P-O3'-C3'	-5.98	112.52	119.70
22	BA	860	U	C3'-C2'-C1'	5.98	106.28	101.50
22	BA	2307	G	O4'-C1'-N9	5.98	112.98	108.20
22	BA	505	A	P-O3'-C3'	-5.97	112.53	119.70
22	BA	1997	C	O4'-C1'-N1	5.97	112.98	108.20
22	DA	2881	U	P-O3'-C3'	-5.97	112.53	119.70
22	BA	1287	A	P-O3'-C3'	-5.97	112.53	119.70
22	BA	1560	G	C3'-C2'-C1'	5.97	106.28	101.50
22	BA	2043	C	O4'-C1'-N1	-5.97	103.42	108.20
53	CA	308	C	P-O3'-C3'	-5.97	112.54	119.70
22	BA	1396	U	P-O3'-C3'	5.96	126.86	119.70
22	DA	576	U	C3'-C2'-C1'	5.96	106.27	101.50
22	DA	546	U	O4'-C1'-N1	5.96	112.97	108.20
22	DA	673	C	C3'-C2'-C1'	5.96	106.27	101.50
22	DA	1274	A	P-O3'-C3'	-5.96	112.55	119.70
22	DA	638	G	C3'-C2'-C1'	5.96	106.27	101.50
22	DA	1077	A	P-O3'-C3'	-5.96	112.55	119.70
22	DA	1034	G	C3'-C2'-C1'	5.96	106.27	101.50
1	AA	1229	A	C3'-C2'-C1'	5.95	106.26	101.50
22	BA	2296	U	P-O3'-C3'	5.95	126.84	119.70
22	DA	2609	U	P-O3'-C3'	5.95	126.84	119.70
22	DA	163	C	N1-C1'-C2'	-5.95	105.45	112.00

Continued on next page...

Continued from previous page...

Mol	Chain	Res	Type	Atoms	Z	Observed(°)	Ideal(°)
1	AA	91	U	N1-C1'-C2'	-5.95	105.46	112.00
22	BA	60	G	P-O3'-C3'	5.95	126.84	119.70
53	CA	406	G	C5-C6-O6	-5.95	125.03	128.60
22	BA	1996	C	N1-C1'-C2'	5.95	121.73	114.00
22	BA	2463	C	N1-C2-O2	-5.95	115.33	118.90
53	CA	511	C	N1-C1'-C2'	5.95	121.73	114.00
22	DA	2275	C	P-O3'-C3'	5.94	126.83	119.70
1	AA	1202	U	C3'-C2'-C1'	5.94	106.25	101.50
53	CA	1161	C	P-O3'-C3'	-5.94	112.57	119.70
22	DA	1782	U	O4'-C1'-N1	5.94	112.95	108.20
22	BA	1920	C	P-O3'-C3'	-5.94	112.57	119.70
53	CA	85	U	N1-C1'-C2'	5.94	121.72	114.00
22	BA	705	A	P-O3'-C3'	-5.94	112.57	119.70
22	BA	1020	A	P-O3'-C3'	5.94	126.83	119.70
22	BA	593	U	O5'-P-OP2	-5.94	100.36	105.70
22	BA	691	C	C5-C6-N1	-5.94	118.03	121.00
53	CA	174	A	P-O3'-C3'	-5.94	112.58	119.70
22	DA	1649	G	N9-C1'-C2'	-5.94	105.47	112.00
22	DA	424	G	C3'-C2'-C1'	5.93	106.25	101.50
22	BA	2068	U	P-O3'-C3'	-5.93	112.58	119.70
22	BA	2251	G	P-O3'-C3'	-5.93	112.58	119.70
22	DA	407	G	C3'-C2'-C1'	5.93	106.25	101.50
22	DA	1865	U	N1-C1'-C2'	5.93	121.71	114.00
53	CA	740	U	O4'-C1'-N1	5.93	112.94	108.20
22	BA	459	U	P-O3'-C3'	-5.93	112.58	119.70
22	BA	1901	A	P-O3'-C3'	-5.93	112.58	119.70
23	BB	58	A	P-O3'-C3'	-5.93	112.59	119.70
22	DA	1700	A	C3'-C2'-C1'	5.93	106.24	101.50
22	DA	2036	C	P-O3'-C3'	-5.93	112.58	119.70
53	CA	1217	C	P-O3'-C3'	-5.93	112.59	119.70
53	CA	1288	A	C3'-C2'-C1'	5.93	106.24	101.50
1	AA	971	G	C8-N9-C1'	5.92	134.70	127.00
22	BA	617	G	P-O3'-C3'	-5.92	112.59	119.70
22	BA	962	G	P-O5'-C5'	-5.92	111.42	120.90
22	BA	1839	G	P-O5'-C5'	-5.92	111.42	120.90
22	BA	2275	C	N1-C1'-C2'	5.92	121.70	114.00
22	BA	811	U	O3'-P-O5'	-5.92	92.75	104.00
1	AA	267	C	O4'-C1'-N1	5.92	112.94	108.20
53	CA	1381	U	P-O3'-C3'	-5.92	112.60	119.70
22	BA	2714	G	N9-C1'-C2'	-5.92	105.49	112.00
22	DA	492	A	C3'-C2'-C1'	5.92	106.23	101.50
53	CA	184	G	C3'-C2'-C1'	5.91	106.23	101.50

Continued on next page...

Continued from previous page...

Mol	Chain	Res	Type	Atoms	Z	Observed(°)	Ideal(°)
22	DA	1633	G	P-O3'-C3'	5.91	126.80	119.70
1	AA	755	G	C3'-C2'-C1'	5.91	106.23	101.50
22	DA	1207	C	P-O3'-C3'	-5.91	112.61	119.70
1	AA	369	G	C3'-C2'-C1'	5.91	106.23	101.50
22	BA	1273	U	C3'-C2'-C1'	5.91	106.23	101.50
22	DA	104	A	C3'-C2'-C1'	5.91	106.23	101.50
22	DA	2387	U	C3'-C2'-C1'	5.91	106.23	101.50
22	BA	2036	C	O4'-C1'-N1	5.91	112.93	108.20
22	DA	1286	A	P-O3'-C3'	5.91	126.79	119.70
1	AA	534	U	P-O3'-C3'	-5.91	112.61	119.70
22	DA	424	G	N9-C1'-C2'	-5.90	105.50	112.00
22	BA	1326	U	C3'-C2'-C1'	5.90	106.22	101.50
53	CA	347	G	P-O3'-C3'	-5.90	112.62	119.70
33	BL	19	LEU	CA-CB-CG	5.90	128.87	115.30
22	DA	2217	G	C3'-C2'-C1'	5.90	106.22	101.50
1	AA	1349	A	C3'-C2'-C1'	5.90	106.22	101.50
1	AA	1381	U	P-O3'-C3'	-5.90	112.62	119.70
22	DA	442	G	P-O3'-C3'	5.90	126.78	119.70
1	AA	596	A	C3'-C2'-C1'	5.90	106.22	101.50
22	BA	2427	C	C3'-C2'-C1'	5.90	106.22	101.50
22	DA	963	U	O4'-C1'-N1	5.90	112.92	108.20
22	DA	1888	G	O4'-C1'-N9	5.90	112.92	108.20
22	DA	2333	A	P-O3'-C3'	5.90	126.78	119.70
22	DA	2338	C	O4'-C1'-N1	5.90	112.92	108.20
22	BA	63	A	N9-C1'-C2'	-5.90	105.52	112.00
22	DA	1829	A	N9-C1'-C2'	-5.89	105.52	112.00
22	DA	2868	A	C3'-C2'-C1'	5.89	106.22	101.50
22	DA	273	G	C3'-C2'-C1'	5.89	106.21	101.50
22	DA	1811	G	C3'-C2'-C1'	5.89	106.21	101.50
22	BA	2752	C	C3'-C2'-C1'	5.89	106.21	101.50
22	DA	1965	C	P-O3'-C3'	-5.89	112.63	119.70
22	DA	2582	G	C3'-C2'-C1'	5.89	106.21	101.50
22	BA	538	A	N1-C2-N3	5.89	132.24	129.30
22	BA	2052	A	N9-C1'-C2'	-5.88	105.53	112.00
22	DA	1333	G	C3'-C2'-C1'	5.88	106.21	101.50
22	DA	1970	A	P-O3'-C3'	5.88	126.76	119.70
53	CA	643	C	C3'-C2'-C1'	5.88	106.21	101.50
22	DA	1110	G	P-O3'-C3'	5.88	126.76	119.70
1	AA	274	A	O4'-C1'-N9	5.88	112.91	108.20
22	BA	2325	G	C3'-C2'-C1'	5.88	106.20	101.50
53	CA	452	A	C3'-C2'-C1'	5.88	106.20	101.50
22	DA	1735	A	C3'-C2'-C1'	5.88	106.20	101.50

Continued on next page...

Continued from previous page...

Mol	Chain	Res	Type	Atoms	Z	Observed(°)	Ideal(°)
1	AA	1129	C	N1-C1'-C2'	5.88	121.64	114.00
53	CA	276	G	P-O3'-C3'	-5.88	112.65	119.70
22	DA	2334	U	N1-C1'-C2'	5.88	121.64	114.00
22	BA	2868	A	P-O3'-C3'	-5.88	112.65	119.70
22	DA	1993	U	C3'-C2'-C1'	5.88	106.20	101.50
22	DA	783	A	P-O3'-C3'	-5.88	112.65	119.70
22	DA	1839	G	N9-C1'-C2'	-5.88	105.54	112.00
1	AA	373	A	N9-C1'-C2'	-5.87	105.54	112.00
22	BA	2616	C	O4'-C1'-N1	5.87	112.90	108.20
22	BA	2746	U	P-O3'-C3'	-5.87	112.65	119.70
22	BA	2820	A	O3'-P-O5'	-5.87	92.85	104.00
57	DB	45	A	P-O3'-C3'	-5.87	112.65	119.70
22	DA	1274	A	C3'-C2'-C1'	5.87	106.20	101.50
22	BA	480	A	C3'-C2'-C1'	5.87	106.19	101.50
22	BA	747	U	C3'-C2'-C1'	5.87	106.19	101.50
53	CA	1217	C	O4'-C1'-N1	5.87	112.89	108.20
1	AA	935	A	P-O3'-C3'	-5.86	112.66	119.70
22	BA	2878	U	C5-C6-N1	-5.86	119.77	122.70
22	DA	1558	C	O4'-C1'-N1	5.86	112.89	108.20
22	DA	1722	A	P-O3'-C3'	-5.86	112.67	119.70
22	DA	2752	C	O4'-C1'-N1	5.86	112.89	108.20
22	DA	1839	G	C3'-C2'-C1'	5.86	106.19	101.50
22	BA	1919	A	N9-C1'-C2'	-5.86	105.56	112.00
53	CA	72	A	P-O3'-C3'	-5.86	112.67	119.70
53	CA	575	G	C4-N9-C1'	-5.86	118.89	126.50
22	BA	443	A	P-O5'-C5'	-5.86	111.53	120.90
53	CA	14	U	C3'-C2'-C1'	5.86	106.19	101.50
22	DA	1916	A	C3'-C2'-C1'	5.86	106.19	101.50
22	DA	2440	C	P-O3'-C3'	-5.86	112.67	119.70
22	BA	1142	A	C2-N3-C4	-5.85	107.67	110.60
53	CA	1380	U	P-O3'-C3'	5.85	126.72	119.70
22	DA	1290	C	O4'-C1'-N1	5.85	112.88	108.20
22	BA	777	G	N9-C1'-C2'	-5.85	105.56	112.00
22	BA	2777	G	O4'-C1'-N9	-5.85	103.52	108.20
53	CA	67	C	O4'-C1'-N1	5.85	112.88	108.20
53	CA	199	A	C3'-C2'-C1'	5.85	106.18	101.50
1	AA	1192	C	O4'-C1'-N1	5.85	112.88	108.20
22	BA	2689	U	C2-N1-C1'	-5.85	110.68	117.70
22	BA	70	G	P-O3'-C3'	5.85	126.72	119.70
53	CA	373	A	N9-C1'-C2'	-5.85	105.57	112.00
22	DA	14	A	C3'-C2'-C1'	5.85	106.18	101.50
22	BA	1696	G	N9-C1'-C2'	-5.85	105.57	112.00

Continued on next page...

Continued from previous page...

Mol	Chain	Res	Type	Atoms	Z	Observed(°)	Ideal(°)
22	DA	1114	C	O4'-C1'-N1	5.84	112.88	108.20
1	AA	1401	G	N9-C1'-C2'	-5.84	105.57	112.00
22	BA	2842	G	C5-C6-O6	-5.84	125.09	128.60
22	BA	273	G	C3'-C2'-C1'	5.84	106.17	101.50
22	DA	606	U	P-O3'-C3'	-5.84	112.69	119.70
1	AA	116	A	N9-C1'-C2'	-5.84	105.58	112.00
22	BA	1022	G	N1-C6-O6	-5.84	116.40	119.90
22	BA	2195	U	O4'-C1'-N1	5.84	112.87	108.20
22	BA	2768	U	P-O3'-C3'	-5.84	112.69	119.70
22	DA	321	U	O4'-C1'-N1	5.84	112.87	108.20
22	DA	531	C	N1-C1'-C2'	5.84	121.59	114.00
22	BA	621	A	C3'-C2'-C1'	5.84	106.17	101.50
22	DA	395	U	N1-C1'-C2'	5.84	121.59	114.00
22	BA	1943	U	N1-C1'-C2'	5.83	121.58	114.00
22	DA	244	A	C3'-C2'-C1'	5.83	106.17	101.50
22	BA	1510	G	C3'-C2'-C1'	5.83	106.17	101.50
22	BA	2149	U	N1-C1'-C2'	-5.83	105.59	112.00
22	DA	2450	A	C3'-C2'-C1'	5.83	106.17	101.50
22	BA	1156	A	P-O3'-C3'	5.83	126.69	119.70
23	BB	88	C	O4'-C1'-N1	-5.83	103.54	108.20
22	DA	740	C	C3'-C2'-C1'	5.83	106.16	101.50
22	DA	2199	A	C3'-C2'-C1'	5.83	106.16	101.50
23	BB	53	A	C3'-C2'-C1'	5.83	106.16	101.50
22	BA	246	C	N1-C2-O2	-5.83	115.41	118.90
23	BB	67	G	P-O5'-C5'	-5.83	111.58	120.90
22	BA	1129	A	C3'-C2'-C1'	5.82	106.16	101.50
22	BA	1820	U	O4'-C1'-N1	5.82	112.86	108.20
22	BA	1884	G	O4'-C1'-N9	5.82	112.86	108.20
53	CA	1226	C	P-O3'-C3'	5.82	126.69	119.70
22	BA	62	U	P-O3'-C3'	5.82	126.69	119.70
22	DA	1809	A	P-O3'-C3'	-5.82	112.71	119.70
1	AA	1365	G	C3'-C2'-C1'	5.82	106.16	101.50
22	BA	1734	G	C3'-C2'-C1'	5.82	106.16	101.50
22	DA	1821	A	P-O3'-C3'	-5.82	112.72	119.70
1	AA	1213	A	P-O3'-C3'	5.82	126.68	119.70
22	BA	1568	G	C3'-C2'-C1'	5.82	106.16	101.50
23	BB	67	G	C3'-C2'-C1'	5.82	106.16	101.50
53	CA	68	G	C3'-C2'-C1'	5.82	106.16	101.50
22	BA	945	A	P-O3'-C3'	5.82	126.68	119.70
22	DA	52	A	C3'-C2'-C1'	5.82	106.15	101.50
22	DA	1649	G	C3'-C2'-C1'	5.82	106.15	101.50
22	DA	2064	C	N1-C1'-C2'	-5.82	105.60	112.00

Continued on next page...

Continued from previous page...

Mol	Chain	Res	Type	Atoms	Z	Observed(°)	Ideal(°)
1	AA	994	A	P-O3'-C3'	-5.81	112.72	119.70
22	BA	1394	U	O4'-C1'-N1	-5.81	103.55	108.20
22	DA	2498	C	C3'-C2'-C1'	5.81	106.15	101.50
22	BA	1242	U	O4'-C1'-N1	5.81	112.85	108.20
22	BA	2034	U	C3'-C2'-C1'	5.81	106.15	101.50
22	BA	2505	G	O5'-P-OP2	-5.81	100.47	105.70
22	BA	2752	C	P-O3'-C3'	-5.81	112.73	119.70
22	BA	671	C	N1-C1'-C2'	-5.81	105.61	112.00
22	BA	2713	U	O4'-C1'-N1	5.81	112.85	108.20
22	DA	217	A	C3'-C2'-C1'	5.81	106.15	101.50
22	DA	1654	A	P-O3'-C3'	-5.81	112.73	119.70
1	AA	266	G	P-O3'-C3'	5.81	126.67	119.70
22	DA	2646	C	P-O3'-C3'	-5.81	112.73	119.70
57	DB	90	C	P-O3'-C3'	-5.81	112.73	119.70
1	AA	438	U	O4'-C1'-N1	5.80	112.84	108.20
22	BA	302	C	C3'-C2'-C1'	5.80	106.14	101.50
22	BA	2137	U	P-O3'-C3'	-5.80	112.74	119.70
1	AA	497	G	C3'-C2'-C1'	5.80	106.14	101.50
22	BA	2801	G	P-O3'-C3'	-5.80	112.74	119.70
22	DA	1400	U	P-O3'-C3'	-5.80	112.74	119.70
22	DA	2729	G	C3'-C2'-C1'	5.80	106.14	101.50
22	BA	2755	C	P-O3'-C3'	5.80	126.66	119.70
22	DA	302	C	N1-C1'-C2'	-5.80	105.62	112.00
22	BA	1693	U	N1-C1'-C2'	5.79	121.53	114.00
53	CA	81	A	P-O3'-C3'	5.79	126.65	119.70
22	BA	628	G	P-O3'-C3'	-5.79	112.75	119.70
22	DA	2505	G	C3'-C2'-C1'	5.79	106.14	101.50
22	BA	2395	C	O4'-C1'-N1	-5.79	103.57	108.20
53	CA	577	G	C3'-C2'-C1'	5.79	106.13	101.50
57	DB	111	U	P-O3'-C3'	-5.79	112.75	119.70
22	DA	460	A	C3'-C2'-C1'	5.79	106.13	101.50
22	BA	2468	A	P-O3'-C3'	5.79	126.65	119.70
22	BA	814	C	C6-N1-C2	5.79	122.61	120.30
22	BA	2809	A	P-O3'-C3'	-5.79	112.75	119.70
53	CA	6	G	C3'-C2'-C1'	5.79	106.13	101.50
1	AA	1087	G	C3'-C2'-C1'	5.79	106.13	101.50
53	CA	331	G	C3'-C2'-C1'	5.79	106.13	101.50
22	BA	1839	G	C3'-C2'-C1'	5.78	106.12	101.50
22	DA	947	A	P-O3'-C3'	-5.78	112.76	119.70
22	DA	1493	C	P-O3'-C3'	5.78	126.64	119.70
1	AA	14	U	P-O5'-C5'	-5.78	111.65	120.90
22	DA	2639	A	P-O3'-C3'	-5.78	112.76	119.70

Continued on next page...

Continued from previous page...

Mol	Chain	Res	Type	Atoms	Z	Observed(°)	Ideal(°)
1	AA	534	U	C3'-C2'-C1'	5.78	106.12	101.50
53	CA	328	C	O4'-C1'-N1	-5.78	103.58	108.20
1	AA	1362	A	P-O3'-C3'	5.78	126.63	119.70
22	DA	2458	G	C4-N9-C1'	5.78	134.01	126.50
22	DA	2638	G	P-O3'-C3'	5.78	126.63	119.70
22	BA	1716	U	C3'-C2'-C1'	5.78	106.12	101.50
22	BA	876	C	P-O3'-C3'	5.77	126.63	119.70
57	DB	107	G	O3'-P-O5'	-5.77	93.03	104.00
22	BA	2238	G	P-O3'-C3'	5.77	126.63	119.70
22	BA	2879	A	O4'-C1'-N9	5.77	112.82	108.20
22	BA	984	A	N1-C6-N6	5.77	122.06	118.60
53	CA	1128	C	P-O3'-C3'	-5.77	112.78	119.70
22	DA	2492	U	C3'-C2'-C1'	5.77	106.12	101.50
22	BA	604	G	N9-C1'-C2'	-5.77	105.66	112.00
22	BA	2267	A	C3'-C2'-C1'	5.77	106.11	101.50
53	CA	996	A	P-O3'-C3'	-5.76	112.78	119.70
53	CA	6	G	P-O3'-C3'	-5.76	112.78	119.70
1	AA	175	C	C3'-C2'-C1'	5.76	106.11	101.50
22	BA	729	G	C3'-C2'-C1'	5.76	106.11	101.50
22	BA	2656	U	C3'-C2'-C1'	5.76	106.11	101.50
53	CA	1191	A	P-O3'-C3'	-5.76	112.79	119.70
22	DA	391	A	C3'-C2'-C1'	5.76	106.11	101.50
22	DA	1389	G	C3'-C2'-C1'	5.76	106.11	101.50
22	BA	628	G	P-O5'-C5'	-5.76	111.69	120.90
22	BA	1669	A	C3'-C2'-C1'	5.76	106.11	101.50
22	BA	2543	G	P-O3'-C3'	-5.76	112.79	119.70
22	BA	1045	C	N1-C1'-C2'	5.75	121.48	114.00
1	AA	97	G	C3'-C2'-C1'	5.75	106.10	101.50
1	AA	487	A	C3'-C2'-C1'	5.75	106.10	101.50
22	BA	1130	U	N1-C1'-C2'	5.75	121.48	114.00
1	AA	479	U	O4'-C1'-N1	5.75	112.80	108.20
22	BA	2239	G	P-O5'-C5'	-5.75	111.70	120.90
22	BA	2699	C	P-O3'-C3'	-5.75	112.80	119.70
22	BA	1033	U	O4'-C1'-N1	5.75	112.80	108.20
53	CA	497	G	C3'-C2'-C1'	5.75	106.10	101.50
22	DA	1821	A	C3'-C2'-C1'	5.75	106.10	101.50
22	DA	992	C	O4'-C1'-N1	5.75	112.80	108.20
22	DA	1027	A	C3'-C2'-C1'	5.75	106.10	101.50
22	BA	1293	C	O4'-C1'-N1	-5.74	103.61	108.20
22	BA	2382	G	P-O3'-C3'	5.74	126.59	119.70
1	AA	1191	A	C3'-C2'-C1'	5.74	106.09	101.50
1	AA	597	G	C3'-C2'-C1'	5.74	106.09	101.50

Continued on next page...

Continued from previous page...

Mol	Chain	Res	Type	Atoms	Z	Observed(°)	Ideal(°)
53	CA	885	G	C3'-C2'-C1'	5.74	106.09	101.50
22	DA	2459	A	C3'-C2'-C1'	5.74	106.09	101.50
53	CA	527	G	N9-C1'-C2'	-5.74	105.69	112.00
22	BA	1821	A	N9-C1'-C2'	-5.73	105.69	112.00
1	AA	1241	G	C3'-C2'-C1'	5.73	106.09	101.50
1	AA	1451	U	N1-C1'-C2'	5.73	121.45	114.00
22	BA	345	A	P-O3'-C3'	5.73	126.58	119.70
22	BA	566	U	C6-N1-C2	5.73	124.44	121.00
22	DA	1303	G	P-O3'-C3'	-5.73	112.82	119.70
1	AA	509	A	C3'-C2'-C1'	5.73	106.08	101.50
1	AA	794	A	C3'-C2'-C1'	5.73	106.08	101.50
22	DA	747	U	P-O3'-C3'	-5.73	112.82	119.70
22	DA	1388	G	C3'-C2'-C1'	5.73	106.08	101.50
1	AA	328	C	O4'-C1'-N1	5.73	112.78	108.20
1	AA	121	U	N1-C1'-C2'	-5.72	105.70	112.00
1	AA	1050	G	P-O3'-C3'	-5.72	112.83	119.70
22	BA	2442	C	N1-C2-O2	-5.72	115.47	118.90
22	DA	1021	A	C3'-C2'-C1'	5.72	106.08	101.50
22	BA	230	G	N9-C1'-C2'	-5.72	105.71	112.00
22	DA	2150	C	C3'-C2'-C1'	5.72	106.08	101.50
53	CA	71	A	C3'-C2'-C1'	5.72	106.08	101.50
1	AA	536	C	C3'-C2'-C1'	5.72	106.08	101.50
22	BA	1791	A	C8-N9-C4	5.72	108.09	105.80
53	CA	794	A	C3'-C2'-C1'	5.72	106.08	101.50
22	DA	1735	A	P-O3'-C3'	-5.72	112.84	119.70
22	BA	2086	U	O4'-C1'-N1	5.72	112.77	108.20
53	CA	15	G	C3'-C2'-C1'	5.72	106.07	101.50
53	CA	520	A	C3'-C2'-C1'	5.72	106.07	101.50
22	DA	2683	C	C3'-C2'-C1'	5.72	106.07	101.50
22	BA	1560	G	N9-C1'-C2'	-5.71	105.72	112.00
22	BA	2239	G	P-O3'-C3'	-5.71	112.84	119.70
22	DA	2489	U	O4'-C1'-N1	5.71	112.77	108.20
22	BA	142	A	P-O3'-C3'	-5.71	112.84	119.70
1	AA	984	C	C3'-C2'-C1'	5.71	106.07	101.50
1	AA	1215	G	P-O3'-C3'	-5.71	112.85	119.70
22	BA	165	A	C3'-C2'-C1'	5.71	106.07	101.50
22	BA	975	A	P-O5'-C5'	-5.71	111.76	120.90
22	BA	1706	C	P-O3'-C3'	5.71	126.55	119.70
22	BA	2500	U	P-O5'-C5'	-5.71	111.76	120.90
22	BA	2503	A	P-O3'-C3'	5.71	126.55	119.70
22	DA	749	A	P-O3'-C3'	-5.71	112.85	119.70
53	CA	641	U	P-O3'-C3'	5.71	126.55	119.70

Continued on next page...

Continued from previous page...

Mol	Chain	Res	Type	Atoms	Z	Observed(°)	Ideal(°)
22	DA	1415	U	P-O3'-C3'	5.71	126.55	119.70
22	BA	2431	U	P-O3'-C3'	-5.71	112.85	119.70
57	DB	58	A	C3'-C2'-C1'	5.71	106.07	101.50
53	CA	1147	C	P-O3'-C3'	-5.71	112.85	119.70
22	DA	1010	A	C3'-C2'-C1'	5.71	106.06	101.50
1	AA	279	A	N1-C6-N6	5.70	122.02	118.60
1	AA	816	A	C3'-C2'-C1'	5.70	106.06	101.50
53	CA	95	C	P-O3'-C3'	-5.70	112.86	119.70
22	BA	1633	G	P-O3'-C3'	5.70	126.54	119.70
53	CA	596	A	C3'-C2'-C1'	5.70	106.06	101.50
53	CA	1127	G	C3'-C2'-C1'	5.70	106.06	101.50
1	AA	1528	U	O4'-C1'-N1	5.70	112.76	108.20
22	DA	2429	G	C4-N9-C1'	5.70	133.91	126.50
22	BA	2285	C	P-O5'-C5'	-5.69	111.79	120.90
22	BA	1112	G	N9-C1'-C2'	-5.69	105.74	112.00
22	BA	2392	A	P-O5'-C5'	-5.69	111.79	120.90
22	BA	1681	G	N1-C6-O6	5.69	123.31	119.90
22	DA	868	U	C3'-C2'-C1'	5.69	106.05	101.50
57	DB	45	A	C3'-C2'-C1'	5.69	106.05	101.50
1	AA	1145	A	P-O3'-C3'	5.69	126.53	119.70
22	DA	783	A	N9-C1'-C2'	-5.69	105.74	112.00
22	DA	1273	U	P-O3'-C3'	-5.69	112.88	119.70
1	AA	1169	A	C3'-C2'-C1'	5.69	106.05	101.50
22	BA	1026	G	C3'-C2'-C1'	5.69	106.05	101.50
1	AA	498	A	C3'-C2'-C1'	5.68	106.05	101.50
22	BA	653	U	P-O3'-C3'	5.68	126.52	119.70
22	DA	2714	G	N9-C1'-C2'	-5.68	105.75	112.00
22	BA	199	A	O4'-C1'-N9	5.68	112.75	108.20
53	CA	1282	C	P-O3'-C3'	-5.68	112.88	119.70
22	DA	510	C	C3'-C2'-C1'	5.68	106.05	101.50
22	DA	945	A	P-O3'-C3'	5.68	126.52	119.70
22	DA	2052	A	N9-C1'-C2'	-5.68	105.75	112.00
1	AA	1413	A	P-O3'-C3'	-5.68	112.88	119.70
22	BA	1780	A	O4'-C1'-N9	5.68	112.74	108.20
22	DA	2214	C	C3'-C2'-C1'	5.68	106.04	101.50
22	BA	251	A	O3'-P-O5'	-5.68	93.21	104.00
1	AA	5	U	P-O3'-C3'	5.68	126.51	119.70
22	BA	562	U	N1-C1'-C2'	5.68	121.38	114.00
22	DA	445	C	P-O3'-C3'	-5.68	112.89	119.70
22	DA	1267	U	P-O3'-C3'	-5.68	112.89	119.70
22	DA	1555	G	C3'-C2'-C1'	5.68	106.04	101.50
22	DA	1654	A	N9-C1'-C2'	-5.68	105.75	112.00

Continued on next page...

Continued from previous page...

Mol	Chain	Res	Type	Atoms	Z	Observed(°)	Ideal(°)
57	DB	41	G	P-O3'-C3'	-5.68	112.89	119.70
22	BA	1280	G	P-O5'-C5'	-5.67	111.82	120.90
53	CA	414	A	C3'-C2'-C1'	5.67	106.04	101.50
22	DA	424	G	P-O3'-C3'	-5.67	112.89	119.70
57	DB	40	U	N1-C1'-C2'	5.67	121.38	114.00
22	BA	242	G	P-O3'-C3'	5.67	126.51	119.70
22	DA	73	A	C3'-C2'-C1'	5.67	106.04	101.50
22	DA	2289	G	C3'-C2'-C1'	5.67	106.04	101.50
22	BA	1648	U	C3'-C2'-C1'	5.67	106.04	101.50
53	CA	1064	G	P-O3'-C3'	5.67	126.51	119.70
1	AA	116	A	P-O3'-C3'	-5.67	112.90	119.70
53	CA	1345	U	P-O3'-C3'	5.67	126.50	119.70
1	AA	1433	A	C3'-C2'-C1'	5.67	106.03	101.50
22	BA	1411	U	O4'-C1'-N1	5.67	112.73	108.20
53	CA	1161	C	O4'-C1'-N1	5.67	112.73	108.20
53	CA	1148	U	P-O3'-C3'	-5.67	112.90	119.70
22	DA	334	C	O4'-C1'-N1	5.67	112.73	108.20
22	DA	919	U	O4'-C1'-N1	-5.67	103.67	108.20
1	AA	498	A	P-O3'-C3'	-5.66	112.90	119.70
22	BA	575	A	P-O3'-C3'	-5.66	112.90	119.70
22	BA	957	C	N1-C1'-C2'	5.66	121.36	114.00
53	CA	282	A	C3'-C2'-C1'	5.66	106.03	101.50
22	DA	628	G	C3'-C2'-C1'	5.66	106.03	101.50
22	BA	848	C	P-O3'-C3'	-5.66	112.91	119.70
22	BA	2402	U	O4'-C1'-N1	5.66	112.73	108.20
1	AA	808	C	O4'-C1'-N1	5.66	112.73	108.20
1	AA	1162	C	C3'-C2'-C1'	5.66	106.03	101.50
22	BA	835	C	N1-C1'-C2'	-5.66	105.78	112.00
53	CA	369	G	P-O3'-C3'	-5.66	112.91	119.70
53	CA	1141	C	N1-C1'-C2'	-5.66	105.78	112.00
53	CA	1367	C	P-O3'-C3'	-5.66	112.91	119.70
22	DA	916	G	C3'-C2'-C1'	5.66	106.03	101.50
22	DA	2440	C	C3'-C2'-C1'	5.66	106.03	101.50
22	BA	1829	A	P-O3'-C3'	-5.66	112.91	119.70
53	CA	32	A	C3'-C2'-C1'	5.66	106.02	101.50
22	DA	1144	A	C3'-C2'-C1'	5.66	106.02	101.50
22	DA	1956	U	C3'-C2'-C1'	5.66	106.03	101.50
57	DB	16	G	C3'-C2'-C1'	5.66	106.03	101.50
22	DA	1089	A	P-O3'-C3'	5.65	126.48	119.70
53	CA	331	G	N9-C1'-C2'	-5.65	105.78	112.00
22	DA	412	A	C3'-C2'-C1'	5.65	106.02	101.50
22	DA	2620	C	O4'-C1'-N1	-5.65	103.68	108.20

Continued on next page...

Continued from previous page...

Mol	Chain	Res	Type	Atoms	Z	Observed(°)	Ideal(°)
23	BB	25	U	C3'-C2'-C1'	5.65	106.02	101.50
22	BA	1510	G	P-O3'-C3'	-5.65	112.92	119.70
22	BA	312	G	P-O3'-C3'	-5.65	112.92	119.70
22	BA	504	A	P-O5'-C5'	-5.65	111.86	120.90
22	BA	2430	A	O4'-C1'-N9	5.65	112.72	108.20
53	CA	119	A	P-O3'-C3'	5.65	126.48	119.70
22	BA	2250	G	C4-C5-N7	5.65	113.06	110.80
1	AA	184	G	C3'-C2'-C1'	5.64	106.02	101.50
22	BA	178	G	N9-C1'-C2'	-5.64	105.79	112.00
22	BA	200	U	C3'-C2'-C1'	5.64	106.02	101.50
22	BA	1384	A	N1-C6-N6	5.64	121.99	118.60
22	DA	765	C	P-O3'-C3'	-5.64	112.93	119.70
22	DA	2615	U	C3'-C2'-C1'	5.64	106.01	101.50
22	BA	621	A	N9-C1'-C2'	-5.64	105.80	112.00
22	BA	2579	C	P-O3'-C3'	-5.64	112.94	119.70
53	CA	251	G	P-O3'-C3'	5.64	126.47	119.70
22	DA	393	C	O4'-C1'-N1	5.64	112.71	108.20
22	DA	656	G	C3'-C2'-C1'	5.64	106.01	101.50
22	BA	120	U	P-O3'-C3'	5.64	126.46	119.70
22	BA	2613	U	OP2-P-O3'	5.64	117.60	105.20
22	DA	2616	C	C3'-C2'-C1'	5.64	106.01	101.50
22	DA	1759	A	P-O3'-C3'	-5.63	112.94	119.70
22	BA	2359	C	P-O5'-C5'	-5.63	111.89	120.90
22	BA	2830	C	P-O3'-C3'	-5.63	112.94	119.70
22	DA	629	G	C3'-C2'-C1'	5.63	106.00	101.50
22	BA	1256	G	C8-N9-C4	-5.63	104.15	106.40
22	BA	1913	A	P-O3'-C3'	5.63	126.45	119.70
53	CA	721	G	P-O3'-C3'	5.63	126.45	119.70
53	CA	1148	U	C3'-C2'-C1'	5.63	106.00	101.50
22	BA	814	C	C5-C6-N1	-5.63	118.19	121.00
22	DA	1901	A	C3'-C2'-C1'	5.63	106.00	101.50
22	DA	1919	A	P-O3'-C3'	-5.63	112.95	119.70
22	BA	73	A	C3'-C2'-C1'	5.62	106.00	101.50
1	AA	316	C	C3'-C2'-C1'	5.62	106.00	101.50
22	BA	2211	A	P-O3'-C3'	5.62	126.45	119.70
22	DA	389	G	P-O3'-C3'	-5.62	112.96	119.70
22	BA	1942	C	C3'-C2'-C1'	5.62	106.00	101.50
22	DA	1400	U	C3'-C2'-C1'	5.62	105.99	101.50
22	DA	1428	C	C3'-C2'-C1'	-5.62	97.00	101.50
22	DA	1997	C	C3'-C2'-C1'	5.62	106.00	101.50
22	DA	2506	U	P-O3'-C3'	-5.62	112.96	119.70
22	DA	1675	C	C3'-C2'-C1'	5.62	105.99	101.50

Continued on next page...

Continued from previous page...

Mol	Chain	Res	Type	Atoms	Z	Observed(°)	Ideal(°)
22	BA	1538	G	C3'-C2'-C1'	5.62	105.99	101.50
22	DA	2875	C	P-O3'-C3'	-5.62	112.96	119.70
22	DA	1815	A	P-O3'-C3'	5.61	126.44	119.70
22	DA	1945	G	C3'-C2'-C1'	5.61	105.99	101.50
1	AA	467	U	O4'-C1'-N1	5.61	112.69	108.20
22	BA	243	U	C3'-C2'-C1'	5.61	105.99	101.50
1	AA	1337	G	P-O3'-C3'	-5.61	112.97	119.70
22	BA	2407	A	C3'-C2'-C1'	5.61	105.99	101.50
1	AA	1130	A	P-O3'-C3'	-5.60	112.97	119.70
22	BA	2249	U	N1-C1'-C2'	5.60	121.29	114.00
53	CA	439	U	P-O5'-C5'	-5.60	111.93	120.90
53	CA	792	A	O4'-C1'-N9	5.60	112.68	108.20
22	DA	827	U	P-O3'-C3'	5.60	126.42	119.70
22	BA	264	C	N1-C2-O2	5.60	122.26	118.90
22	BA	1695	G	P-O3'-C3'	-5.60	112.98	119.70
22	BA	1929	G	P-O3'-C3'	5.60	126.42	119.70
53	CA	1300	G	P-O3'-C3'	-5.60	112.98	119.70
22	DA	1401	G	C3'-C2'-C1'	5.60	105.98	101.50
57	DB	110	C	P-O3'-C3'	-5.60	112.98	119.70
22	BA	2682	A	P-O5'-C5'	-5.60	111.94	120.90
53	CA	1160	G	N9-C1'-C2'	-5.60	105.84	112.00
1	AA	548	G	C3'-C2'-C1'	5.60	105.98	101.50
22	BA	2480	C	P-O3'-C3'	-5.60	112.98	119.70
53	CA	1398	A	N9-C1'-C2'	-5.60	105.84	112.00
22	BA	100	U	P-O3'-C3'	5.60	126.42	119.70
22	BA	1808	A	P-O3'-C3'	5.60	126.42	119.70
22	DA	1324	G	P-O3'-C3'	5.60	126.42	119.70
22	DA	2409	G	C3'-C2'-C1'	5.60	105.98	101.50
22	DA	2656	U	P-O3'-C3'	-5.60	112.98	119.70
1	AA	642	A	N9-C1'-C2'	-5.59	105.85	112.00
22	BA	2324	U	P-O3'-C3'	5.59	126.41	119.70
22	BA	2452	C	O4'-C1'-N1	-5.59	103.72	108.20
22	BA	2797	U	N1-C1'-C2'	5.59	121.27	114.00
22	BA	2821	A	N9-C1'-C2'	-5.59	105.84	112.00
22	DA	860	U	C3'-C2'-C1'	5.59	105.98	101.50
1	AA	1192	C	C3'-C2'-C1'	5.59	105.97	101.50
1	AA	91	U	C3'-C2'-C1'	5.59	105.97	101.50
22	BA	1858	A	C3'-C2'-C1'	5.59	105.97	101.50
53	CA	213	G	P-O3'-C3'	-5.59	112.99	119.70
53	CA	734	G	C3'-C2'-C1'	5.59	105.97	101.50
22	DA	990	A	C3'-C2'-C1'	5.59	105.97	101.50
53	CA	1449	C	C3'-C2'-C1'	5.59	105.97	101.50

Continued on next page...

Continued from previous page...

Mol	Chain	Res	Type	Atoms	Z	Observed(°)	Ideal(°)
22	DA	1157	G	C3'-C2'-C1'	5.59	105.97	101.50
22	DA	1498	C	C3'-C2'-C1'	5.59	105.97	101.50
22	BA	512	G	P-O3'-C3'	5.59	126.41	119.70
22	BA	1009	A	C3'-C2'-C1'	5.59	105.97	101.50
22	BA	2551	C	O4'-C1'-N1	5.59	112.67	108.20
22	DA	1695	G	C3'-C2'-C1'	5.59	105.97	101.50
22	BA	1379	U	C3'-C2'-C1'	5.58	105.97	101.50
1	AA	1127	G	P-O3'-C3'	-5.58	113.00	119.70
22	BA	783	A	C8-N9-C4	-5.58	103.57	105.80
22	BA	860	U	N3-C2-O2	-5.58	118.29	122.20
53	CA	1053	G	P-O3'-C3'	5.58	126.40	119.70
1	AA	1050	G	C3'-C2'-C1'	5.58	105.97	101.50
22	BA	568	U	O4'-C1'-N1	5.58	112.67	108.20
22	BA	1780	A	P-O3'-C3'	5.58	126.40	119.70
22	BA	2391	G	C8-N9-C1'	5.58	134.25	127.00
53	CA	209	U	P-O3'-C3'	5.58	126.40	119.70
22	DA	2314	A	C3'-C2'-C1'	5.58	105.97	101.50
22	DA	1009	A	C3'-C2'-C1'	5.58	105.96	101.50
22	DA	1636	U	C3'-C2'-C1'	5.58	105.96	101.50
22	DA	2364	C	O4'-C1'-N1	5.58	112.66	108.20
22	DA	2493	U	C3'-C2'-C1'	5.58	105.96	101.50
22	BA	2637	U	N1-C2-O2	-5.58	118.90	122.80
22	DA	1982	U	C3'-C2'-C1'	5.58	105.96	101.50
22	BA	766	U	P-O3'-C3'	-5.58	113.01	119.70
53	CA	652	U	P-O3'-C3'	5.58	126.39	119.70
22	DA	2348	U	P-O3'-C3'	-5.58	113.01	119.70
1	AA	131	A	C3'-C2'-C1'	5.57	105.96	101.50
22	DA	1760	C	C3'-C2'-C1'	5.57	105.96	101.50
22	DA	231	A	C3'-C2'-C1'	5.57	105.96	101.50
22	DA	747	U	N1-C1'-C2'	-5.57	105.87	112.00
22	BA	616	A	C3'-C2'-C1'	5.57	105.96	101.50
22	BA	1272	A	O4'-C1'-N9	5.57	112.66	108.20
22	DA	103	A	C3'-C2'-C1'	5.57	105.96	101.50
22	DA	1398	C	N1-C1'-C2'	-5.57	105.87	112.00
22	DA	2024	G	C3'-C2'-C1'	5.57	105.95	101.50
22	DA	2504	U	C3'-C2'-C1'	5.57	105.95	101.50
22	BA	2626	C	C6-N1-C2	5.57	122.53	120.30
22	DA	52	A	P-O3'-C3'	-5.57	113.02	119.70
1	AA	875	U	C3'-C2'-C1'	5.57	105.95	101.50
22	BA	765	C	C3'-C2'-C1'	5.57	105.95	101.50
22	BA	962	G	N1-C6-O6	5.57	123.24	119.90
22	DA	687	C	C3'-C2'-C1'	5.57	105.95	101.50

Continued on next page...

Continued from previous page...

Mol	Chain	Res	Type	Atoms	Z	Observed(°)	Ideal(°)
22	DA	2468	A	P-O3'-C3'	5.57	126.38	119.70
22	BA	1394	U	P-O3'-C3'	5.56	126.38	119.70
22	BA	1452	G	C5-N7-C8	-5.56	101.52	104.30
22	DA	2880	C	C3'-C2'-C1'	5.56	105.95	101.50
22	BA	1695	G	C3'-C2'-C1'	5.56	105.95	101.50
22	BA	1809	A	P-O5'-C5'	-5.56	112.00	120.90
22	BA	1992	G	P-O3'-C3'	5.56	126.37	119.70
22	BA	2783	U	P-O5'-C5'	-5.56	112.01	120.90
22	DA	325	G	C3'-C2'-C1'	5.56	105.95	101.50
1	AA	468	A	C3'-C2'-C1'	5.56	105.95	101.50
1	AA	752	G	P-O3'-C3'	5.56	126.37	119.70
22	DA	2063	C	C3'-C2'-C1'	5.56	105.94	101.50
22	BA	1728	C	O4'-C1'-N1	5.56	112.64	108.20
22	BA	2491	U	O5'-P-OP2	-5.56	100.70	105.70
22	DA	1648	U	C3'-C2'-C1'	5.56	105.94	101.50
1	AA	49	U	P-O3'-C3'	5.55	126.36	119.70
22	BA	577	G	OP2-P-O3'	5.55	117.42	105.20
22	BA	2427	C	P-O3'-C3'	-5.55	113.03	119.70
22	DA	778	G	N9-C1'-C2'	-5.55	105.89	112.00
1	AA	210	C	P-O3'-C3'	5.55	126.36	119.70
22	DA	2832	U	O4'-C1'-N1	5.55	112.64	108.20
1	AA	61	G	C3'-C2'-C1'	5.55	105.94	101.50
1	AA	1531	A	C3'-C2'-C1'	5.55	105.94	101.50
22	BA	1971	U	C3'-C2'-C1'	5.55	105.94	101.50
53	CA	960	U	P-O3'-C3'	5.55	126.36	119.70
22	DA	223	A	P-O3'-C3'	-5.55	113.04	119.70
1	AA	1318	A	P-O3'-C3'	5.55	126.36	119.70
22	BA	1013	C	C3'-C2'-C1'	5.55	105.94	101.50
22	BA	2151	U	O4'-C1'-N1	5.55	112.64	108.20
22	BA	2880	C	P-O5'-C5'	-5.55	112.02	120.90
22	DA	2573	C	P-O3'-C3'	-5.55	113.04	119.70
1	AA	520	A	P-O3'-C3'	-5.55	113.04	119.70
22	BA	34	U	O4'-C1'-N1	-5.55	103.76	108.20
22	BA	997	G	N1-C2-N3	5.55	127.23	123.90
22	BA	2645	G	C4-N9-C1'	5.55	133.71	126.50
22	DA	370	G	P-O3'-C3'	5.54	126.35	119.70
22	BA	1452	G	N7-C8-N9	5.54	115.87	113.10
22	BA	2463	C	P-O3'-C3'	-5.54	113.05	119.70
22	DA	1857	G	P-O3'-C3'	5.54	126.35	119.70
1	AA	1051	C	C3'-C2'-C1'	5.54	105.93	101.50
22	BA	2064	C	C3'-C2'-C1'	5.54	105.93	101.50
53	CA	439	U	C3'-C2'-C1'	5.54	105.93	101.50

Continued on next page...

Continued from previous page...

Mol	Chain	Res	Type	Atoms	Z	Observed(°)	Ideal(°)
22	DA	572	A	O4'-C1'-N9	-5.54	103.77	108.20
22	BA	1611	C	N1-C1'-C2'	-5.54	105.91	112.00
1	AA	1324	A	C3'-C2'-C1'	5.54	105.93	101.50
22	BA	790	U	O4'-C1'-N1	5.54	112.63	108.20
53	CA	239	U	P-O3'-C3'	-5.54	113.05	119.70
53	CA	548	G	C3'-C2'-C1'	5.54	105.93	101.50
22	DA	746	U	N1-C1'-C2'	5.54	121.20	114.00
22	BA	2014	A	N1-C2-N3	-5.54	126.53	129.30
22	BA	2873	A	P-O3'-C3'	5.54	126.34	119.70
22	BA	336	C	P-O5'-C5'	-5.54	112.04	120.90
22	BA	2020	A	O5'-P-OP2	-5.54	100.72	105.70
53	CA	68	G	N9-C1'-C2'	-5.54	105.91	112.00
53	CA	996	A	C3'-C2'-C1'	5.54	105.93	101.50
1	AA	1282	C	C3'-C2'-C1'	5.53	105.93	101.50
22	BA	1941	C	C3'-C2'-C1'	5.53	105.93	101.50
22	BA	2283	C	C3'-C2'-C1'	5.53	105.93	101.50
53	CA	1440	U	P-O3'-C3'	5.53	126.34	119.70
22	DA	35	G	C3'-C2'-C1'	5.53	105.93	101.50
22	DA	2850	A	C3'-C2'-C1'	5.53	105.93	101.50
53	CA	643	C	P-O3'-C3'	-5.53	113.06	119.70
22	DA	2216	G	P-O3'-C3'	-5.53	113.06	119.70
22	BA	812	C	C3'-C2'-C1'	5.53	105.92	101.50
22	BA	2391	G	O4'-C1'-N9	5.53	112.62	108.20
22	DA	1739	A	C3'-C2'-C1'	5.53	105.92	101.50
22	DA	2239	G	C3'-C2'-C1'	5.53	105.92	101.50
53	CA	995	C	P-O3'-C3'	-5.53	113.06	119.70
22	DA	1346	G	P-O3'-C3'	-5.53	113.07	119.70
22	BA	120	U	O4'-C1'-N1	-5.53	103.78	108.20
53	CA	369	G	C3'-C2'-C1'	5.53	105.92	101.50
22	DA	788	A	P-O3'-C3'	5.53	126.33	119.70
1	AA	1399	C	N1-C1'-C2'	5.53	121.18	114.00
22	BA	391	A	P-O3'-C3'	-5.53	113.07	119.70
53	CA	341	C	O4'-C1'-N1	5.53	112.62	108.20
53	CA	374	A	C3'-C2'-C1'	5.53	105.92	101.50
22	DA	2276	G	C3'-C2'-C1'	5.53	105.92	101.50
22	BA	765	C	P-O5'-C5'	-5.52	112.06	120.90
22	BA	569	U	N1-C2-O2	-5.52	118.94	122.80
53	CA	755	G	C3'-C2'-C1'	5.52	105.92	101.50
22	BA	1635	A	N9-C1'-C2'	-5.52	105.93	112.00
22	BA	2820	A	O4'-C1'-N9	-5.52	103.78	108.20
53	CA	373	A	P-O3'-C3'	-5.52	113.08	119.70
22	DA	671	C	N1-C1'-C2'	-5.52	105.93	112.00

Continued on next page...

Continued from previous page...

Mol	Chain	Res	Type	Atoms	Z	Observed(°)	Ideal(°)
22	DA	763	G	C3'-C2'-C1'	5.52	105.91	101.50
22	DA	1981	A	P-O5'-C5'	-5.52	112.07	120.90
22	DA	2216	G	C3'-C2'-C1'	5.52	105.91	101.50
22	BA	237	C	O4'-C1'-N1	5.52	112.61	108.20
22	BA	957	C	P-O3'-C3'	5.52	126.32	119.70
22	DA	1981	A	P-O3'-C3'	-5.52	113.08	119.70
22	BA	206	U	C3'-C2'-C1'	5.51	105.91	101.50
22	BA	1818	U	P-O3'-C3'	5.51	126.32	119.70
53	CA	1215	G	P-O3'-C3'	-5.51	113.08	119.70
22	DA	443	A	C3'-C2'-C1'	5.51	105.91	101.50
22	DA	481	G	O4'-C1'-N9	5.51	112.61	108.20
22	BA	2309	A	C3'-C2'-C1'	5.51	105.91	101.50
22	DA	622	G	C3'-C2'-C1'	5.51	105.91	101.50
22	DA	1290	C	N1-C1'-C2'	-5.51	105.94	112.00
22	BA	584	C	O4'-C1'-N1	5.51	112.61	108.20
53	CA	485	U	O4'-C1'-N1	-5.51	103.79	108.20
53	CA	1395	C	C3'-C2'-C1'	5.51	105.91	101.50
1	AA	52	C	P-O3'-C3'	-5.51	113.09	119.70
53	CA	811	C	P-O3'-C3'	5.51	126.31	119.70
22	DA	1782	U	C3'-C2'-C1'	5.51	105.91	101.50
22	DA	992	C	C3'-C2'-C1'	5.50	105.90	101.50
22	BA	388	G	C3'-C2'-C1'	5.50	105.90	101.50
22	BA	446	G	P-O3'-C3'	5.50	126.30	119.70
53	CA	643	C	O4'-C1'-N1	5.50	112.60	108.20
57	DB	111	U	N1-C1'-C2'	-5.50	105.94	112.00
22	BA	2239	G	C3'-C2'-C1'	5.50	105.90	101.50
53	CA	132	C	C3'-C2'-C1'	5.50	105.90	101.50
53	CA	1349	A	C3'-C2'-C1'	5.50	105.90	101.50
22	DA	221	A	P-O3'-C3'	5.50	126.30	119.70
22	DA	335	C	P-O3'-C3'	-5.50	113.10	119.70
22	BA	2790	U	O4'-C1'-N1	5.50	112.60	108.20
53	CA	1094	G	P-O3'-C3'	5.50	126.30	119.70
22	BA	2282	G	P-O3'-C3'	5.50	126.29	119.70
1	AA	1102	A	P-O3'-C3'	-5.49	113.11	119.70
57	DB	89	U	O4'-C1'-N1	5.49	112.59	108.20
22	DA	1456	G	C3'-C2'-C1'	5.49	105.89	101.50
22	BA	1892	C	P-O5'-C5'	-5.49	112.12	120.90
22	DA	959	A	P-O3'-C3'	-5.49	113.11	119.70
22	BA	672	C	O5'-P-OP2	-5.49	100.76	105.70
22	BA	986	C	O4'-C1'-N1	5.49	112.59	108.20
22	BA	1128	G	O5'-P-OP2	-5.49	100.76	105.70
53	CA	1160	G	C3'-C2'-C1'	5.49	105.89	101.50

Continued on next page...

Continued from previous page...

Mol	Chain	Res	Type	Atoms	Z	Observed(°)	Ideal(°)
22	DA	1682	G	C3'-C2'-C1'	5.49	105.89	101.50
22	BA	810	U	O4'-C1'-N1	5.49	112.59	108.20
22	BA	2226	C	C3'-C2'-C1'	5.49	105.89	101.50
53	CA	508	U	P-O3'-C3'	5.49	126.28	119.70
22	BA	1321	A	C3'-C2'-C1'	5.49	105.89	101.50
22	BA	1885	A	C3'-C2'-C1'	5.49	105.89	101.50
22	BA	2809	A	C3'-C2'-C1'	5.49	105.89	101.50
22	BA	490	C	P-O5'-C5'	-5.48	112.13	120.90
53	CA	245	U	C3'-C2'-C1'	5.48	105.89	101.50
53	CA	1202	U	C3'-C2'-C1'	5.48	105.89	101.50
22	DA	1919	A	C3'-C2'-C1'	5.48	105.89	101.50
22	BA	33	C	N1-C1'-C2'	5.48	121.13	114.00
57	DB	110	C	C3'-C2'-C1'	5.48	105.89	101.50
22	BA	1941	C	O4'-C1'-N1	-5.48	103.82	108.20
22	DA	615	U	N1-C1'-C2'	5.48	121.12	114.00
1	AA	1304	G	C3'-C2'-C1'	5.48	105.88	101.50
22	BA	806	C	N1-C1'-C2'	-5.48	105.97	112.00
22	BA	1662	U	P-O5'-C5'	-5.48	112.13	120.90
23	BB	42	C	C3'-C2'-C1'	5.48	105.88	101.50
22	DA	572	A	P-O3'-C3'	-5.48	113.13	119.70
22	BA	727	A	C3'-C2'-C1'	5.48	105.88	101.50
22	BA	1386	C	N1-C1'-C2'	-5.48	105.97	112.00
22	BA	1980	G	P-O3'-C3'	5.48	126.27	119.70
53	CA	316	C	C3'-C2'-C1'	5.48	105.88	101.50
22	DA	510	C	P-O3'-C3'	-5.48	113.13	119.70
22	BA	2249	U	P-O3'-C3'	5.47	126.27	119.70
22	BA	1218	G	N1-C6-O6	5.47	123.18	119.90
22	BA	2488	G	N1-C6-O6	5.47	123.18	119.90
22	DA	762	U	P-O3'-C3'	5.47	126.27	119.70
22	BA	369	U	N1-C1'-C2'	5.47	121.11	114.00
22	BA	2030	A	C6-C5-N7	5.47	136.13	132.30
1	AA	64	G	P-O3'-C3'	5.47	126.26	119.70
1	AA	74	A	C3'-C2'-C1'	5.47	105.87	101.50
1	AA	415	A	C3'-C2'-C1'	5.47	105.88	101.50
22	BA	28	A	C3'-C2'-C1'	5.47	105.87	101.50
22	BA	2005	A	P-O3'-C3'	5.47	126.26	119.70
22	DA	1734	G	C3'-C2'-C1'	5.47	105.87	101.50
22	DA	2064	C	C3'-C2'-C1'	5.47	105.87	101.50
53	CA	1397	C	P-O3'-C3'	-5.46	113.14	119.70
22	DA	2136	G	C3'-C2'-C1'	5.46	105.87	101.50
22	DA	1429	G	P-O3'-C3'	-5.46	113.14	119.70
1	AA	885	G	P-O3'-C3'	-5.46	113.14	119.70

Continued on next page...

Continued from previous page...

Mol	Chain	Res	Type	Atoms	Z	Observed(°)	Ideal(°)
22	BA	249	C	O4'-C1'-N1	-5.46	103.83	108.20
22	BA	572	A	C3'-C2'-C1'	5.46	105.87	101.50
22	BA	628	G	N9-C1'-C2'	-5.46	105.99	112.00
22	BA	2068	U	C3'-C2'-C1'	5.46	105.87	101.50
53	CA	131	A	C3'-C2'-C1'	5.46	105.87	101.50
22	BA	1073	A	C3'-C2'-C1'	5.46	105.87	101.50
22	BA	1606	C	P-O3'-C3'	5.46	126.25	119.70
22	BA	1782	U	P-O3'-C3'	-5.46	113.15	119.70
22	BA	2873	A	O4'-C1'-N9	5.46	112.57	108.20
53	CA	347	G	C3'-C2'-C1'	5.46	105.87	101.50
22	DA	705	A	N9-C1'-C2'	-5.46	106.00	112.00
22	BA	958	U	O4'-C1'-N1	-5.46	103.83	108.20
1	AA	198	G	P-O3'-C3'	-5.45	113.16	119.70
1	AA	116	A	C3'-C2'-C1'	5.45	105.86	101.50
22	BA	1620	G	P-O3'-C3'	-5.45	113.16	119.70
22	BA	1739	A	C3'-C2'-C1'	5.45	105.86	101.50
53	CA	705	G	C3'-C2'-C1'	5.45	105.86	101.50
1	AA	414	A	P-O3'-C3'	-5.45	113.16	119.70
23	BB	24	G	P-O3'-C3'	5.45	126.24	119.70
53	CA	566	G	P-O3'-C3'	5.45	126.24	119.70
1	AA	718	A	C3'-C2'-C1'	5.45	105.86	101.50
22	DA	794	A	C3'-C2'-C1'	5.45	105.86	101.50
22	DA	2392	A	P-O3'-C3'	-5.45	113.17	119.70
22	DA	2756	U	N1-C1'-C2'	5.45	121.08	114.00
22	DA	2781	A	C3'-C2'-C1'	5.45	105.86	101.50
22	BA	1791	A	N9-C4-C5	-5.44	103.62	105.80
22	DA	2895	G	C3'-C2'-C1'	5.44	105.86	101.50
22	DA	230	G	C3'-C2'-C1'	5.44	105.85	101.50
1	AA	60	A	P-O3'-C3'	5.44	126.23	119.70
53	CA	352	C	C3'-C2'-C1'	5.44	105.85	101.50
1	AA	351	G	O4'-C1'-N9	5.44	112.55	108.20
22	BA	2137	U	C3'-C2'-C1'	5.44	105.85	101.50
22	DA	1206	G	C3'-C2'-C1'	5.44	105.85	101.50
22	BA	2059	A	O4'-C1'-N9	5.43	112.55	108.20
53	CA	1326	U	O4'-C1'-N1	5.43	112.55	108.20
1	AA	1323	G	C3'-C2'-C1'	5.43	105.85	101.50
53	CA	497	G	P-O3'-C3'	-5.43	113.18	119.70
22	DA	3	U	O4'-C1'-N1	5.43	112.55	108.20
22	DA	1329	U	P-O3'-C3'	5.43	126.22	119.70
22	DA	1347	A	C3'-C2'-C1'	5.43	105.85	101.50
22	DA	2727	A	P-O3'-C3'	-5.43	113.18	119.70
1	AA	452	A	P-O3'-C3'	-5.43	113.18	119.70

Continued on next page...

Continued from previous page...

Mol	Chain	Res	Type	Atoms	Z	Observed(°)	Ideal(°)
22	BA	2901	C	O4'-C1'-N1	-5.43	103.86	108.20
1	AA	1138	G	P-O3'-C3'	-5.43	113.18	119.70
22	BA	1456	G	C3'-C2'-C1'	5.43	105.84	101.50
22	BA	1779	U	P-O5'-C5'	-5.43	112.21	120.90
22	DA	2386	A	C3'-C2'-C1'	5.43	105.84	101.50
1	AA	1050	G	N9-C1'-C2'	-5.43	106.03	112.00
53	CA	889	A	P-O3'-C3'	5.43	126.21	119.70
1	AA	1184	G	N9-C1'-C2'	-5.42	106.03	112.00
53	CA	213	G	C3'-C2'-C1'	5.42	105.84	101.50
53	CA	815	A	P-O3'-C3'	5.42	126.21	119.70
53	CA	885	G	N9-C1'-C2'	-5.42	106.03	112.00
22	DA	1738	G	P-O3'-C3'	5.42	126.21	119.70
22	DA	1929	G	OP1-P-O3'	5.42	117.13	105.20
22	DA	618	G	C3'-C2'-C1'	5.42	105.84	101.50
22	BA	1782	U	O4'-C1'-N1	5.42	112.54	108.20
22	BA	2181	U	O4'-C1'-N1	-5.42	103.86	108.20
22	BA	2383	G	C3'-C2'-C1'	5.42	105.84	101.50
22	DA	2034	U	N1-C1'-C2'	-5.42	106.04	112.00
1	AA	1337	G	C3'-C2'-C1'	5.42	105.83	101.50
22	BA	456	C	P-O5'-C5'	-5.42	112.23	120.90
22	BA	762	U	P-O3'-C3'	5.42	126.20	119.70
22	BA	1535	A	O4'-C1'-N9	5.42	112.53	108.20
53	CA	821	G	C3'-C2'-C1'	5.42	105.83	101.50
22	DA	1939	U	P-O3'-C3'	5.42	126.20	119.70
22	BA	2843	G	P-O3'-C3'	5.42	126.20	119.70
53	CA	1507	A	N9-C1'-C2'	-5.42	106.04	112.00
22	BA	1429	G	C3'-C2'-C1'	5.41	105.83	101.50
22	DA	1655	A	C3'-C2'-C1'	5.41	105.83	101.50
22	DA	1796	U	O4'-C1'-N1	5.41	112.53	108.20
22	DA	2337	G	C3'-C2'-C1'	5.41	105.83	101.50
22	BA	2089	C	P-O3'-C3'	-5.41	113.20	119.70
22	BA	2034	U	C5-C4-O4	-5.41	122.65	125.90
22	BA	2215	C	P-O5'-C5'	-5.41	112.24	120.90
53	CA	1515	G	N1-C6-O6	5.41	123.15	119.90
22	DA	2612	C	O4'-C1'-N1	5.41	112.53	108.20
1	AA	914	A	P-O3'-C3'	-5.41	113.21	119.70
22	BA	921	C	P-O5'-C5'	-5.41	112.25	120.90
53	CA	174	A	C3'-C2'-C1'	5.41	105.83	101.50
53	CA	277	C	C3'-C2'-C1'	5.41	105.83	101.50
53	CA	891	U	C3'-C2'-C1'	5.41	105.83	101.50
22	DA	946	C	C3'-C2'-C1'	5.41	105.83	101.50
22	DA	1996	C	N1-C1'-C2'	5.41	121.03	114.00

Continued on next page...

Continued from previous page...

Mol	Chain	Res	Type	Atoms	Z	Observed(°)	Ideal(°)
22	DA	2386	A	P-O3'-C3'	-5.41	113.21	119.70
22	BA	35	G	P-O5'-C5'	-5.41	112.25	120.90
1	AA	1505	G	C3'-C2'-C1'	5.41	105.83	101.50
22	BA	336	C	O4'-C1'-N1	-5.41	103.88	108.20
22	DA	234	U	C3'-C2'-C1'	5.41	105.82	101.50
22	DA	2408	U	O4'-C1'-N1	5.41	112.53	108.20
22	BA	2033	A	C2-N3-C4	5.40	113.30	110.60
22	DA	637	A	P-O3'-C3'	5.40	126.19	119.70
22	BA	1253	A	O4'-C1'-N9	-5.40	103.88	108.20
22	BA	2405	G	P-O3'-C3'	5.40	126.18	119.70
22	DA	2611	C	P-O3'-C3'	-5.40	113.22	119.70
1	AA	961	U	C3'-C2'-C1'	5.40	105.82	101.50
22	BA	779	U	N1-C1'-C2'	-5.40	106.06	112.00
22	BA	2575	C	O4'-C1'-N1	5.40	112.52	108.20
22	BA	2840	C	C6-N1-C2	5.40	122.46	120.30
22	DA	2639	A	C3'-C2'-C1'	5.40	105.82	101.50
22	BA	1062	G	C3'-C2'-C1'	5.40	105.82	101.50
22	BA	1802	A	C3'-C2'-C1'	5.40	105.82	101.50
53	CA	931	C	O4'-C1'-N1	5.40	112.52	108.20
22	DA	1077	A	C3'-C2'-C1'	5.40	105.82	101.50
22	DA	1048	A	P-O3'-C3'	5.40	126.18	119.70
22	BA	595	C	C6-N1-C2	5.39	122.46	120.30
22	BA	1303	G	P-O3'-C3'	-5.39	113.23	119.70
22	BA	2874	C	C3'-C2'-C1'	5.39	105.82	101.50
22	DA	672	C	C3'-C2'-C1'	5.39	105.81	101.50
22	DA	2429	G	C3'-C2'-C1'	5.39	105.81	101.50
22	DA	2851	A	C3'-C2'-C1'	5.39	105.81	101.50
22	BA	673	C	P-O5'-C5'	-5.39	112.27	120.90
22	BA	1267	U	C3'-C2'-C1'	5.39	105.81	101.50
22	BA	1459	G	C3'-C2'-C1'	5.39	105.81	101.50
22	DA	222	A	O4'-C1'-N9	5.39	112.51	108.20
53	CA	1087	G	C3'-C2'-C1'	5.39	105.81	101.50
1	AA	772	U	P-O3'-C3'	-5.39	113.23	119.70
22	BA	2417	C	N1-C2-O2	-5.39	115.67	118.90
53	CA	1052	U	C3'-C2'-C1'	5.39	105.81	101.50
22	DA	1023	U	C3'-C2'-C1'	5.39	105.81	101.50
22	DA	1565	C	N1-C1'-C2'	5.39	121.01	114.00
22	DA	2657	A	C3'-C2'-C1'	5.39	105.81	101.50
22	BA	1707	G	C3'-C2'-C1'	5.39	105.81	101.50
25	BD	10	GLY	N-CA-C	5.39	126.56	113.10
22	DA	87	U	C3'-C2'-C1'	5.39	105.81	101.50
22	DA	991	C	C3'-C2'-C1'	5.39	105.81	101.50

Continued on next page...

Continued from previous page...

Mol	Chain	Res	Type	Atoms	Z	Observed(°)	Ideal(°)
1	AA	1499	A	C3'-C2'-C1'	5.38	105.81	101.50
22	BA	571	U	P-O3'-C3'	5.38	126.16	119.70
22	DA	304	U	C3'-C2'-C1'	5.38	105.81	101.50
22	DA	2405	G	P-O3'-C3'	5.38	126.16	119.70
57	DB	90	C	C3'-C2'-C1'	5.38	105.81	101.50
1	AA	1094	G	P-O3'-C3'	5.38	126.16	119.70
22	BA	539	G	P-O5'-C5'	-5.38	112.29	120.90
22	BA	671	C	C3'-C2'-C1'	5.38	105.81	101.50
22	BA	910	A	C3'-C2'-C1'	5.38	105.80	101.50
22	BA	1714	U	C3'-C2'-C1'	5.38	105.81	101.50
53	CA	1225	A	P-O3'-C3'	5.38	126.16	119.70
53	CA	1367	C	C3'-C2'-C1'	5.38	105.81	101.50
22	DA	727	A	C3'-C2'-C1'	5.38	105.81	101.50
57	DB	12	C	O4'-C1'-N1	-5.38	103.89	108.20
22	BA	1765	U	P-O3'-C3'	-5.38	113.24	119.70
53	CA	519	C	C3'-C2'-C1'	5.38	105.80	101.50
22	DA	1653	G	O4'-C1'-N9	5.38	112.50	108.20
1	AA	522	C	C6-N1-C2	5.38	122.45	120.30
22	BA	230	G	C3'-C2'-C1'	5.38	105.80	101.50
22	BA	638	G	C3'-C2'-C1'	5.38	105.80	101.50
22	BA	1669	A	C8-N9-C4	-5.38	103.65	105.80
22	BA	2339	C	O4'-C1'-N1	5.38	112.50	108.20
22	BA	2769	U	P-O3'-C3'	-5.38	113.25	119.70
23	BB	114	C	C6-N1-C2	5.38	122.45	120.30
22	DA	427	U	O4'-C1'-N1	5.38	112.50	108.20
22	DA	1733	G	N9-C1'-C2'	-5.38	106.08	112.00
1	AA	174	A	C3'-C2'-C1'	5.38	105.80	101.50
22	DA	1941	C	C3'-C2'-C1'	5.38	105.80	101.50
22	BA	997	G	C2-N3-C4	-5.37	109.21	111.90
22	BA	1759	A	C3'-C2'-C1'	5.37	105.80	101.50
22	BA	2448	A	N1-C6-N6	5.37	121.82	118.60
53	CA	48	C	O4'-C1'-N1	5.37	112.50	108.20
22	DA	1802	A	C3'-C2'-C1'	5.37	105.80	101.50
22	DA	2349	G	C3'-C2'-C1'	5.37	105.80	101.50
22	BA	127	A	C3'-C2'-C1'	5.37	105.80	101.50
22	BA	223	A	P-O3'-C3'	-5.37	113.25	119.70
22	BA	2259	U	C3'-C2'-C1'	5.37	105.80	101.50
22	DA	604	G	P-O3'-C3'	-5.37	113.25	119.70
53	CA	70	U	O4'-C1'-N1	5.37	112.50	108.20
22	BA	1866	A	C3'-C2'-C1'	5.37	105.79	101.50
22	DA	989	G	P-O3'-C3'	5.37	126.14	119.70
1	AA	1228	C	C3'-C2'-C1'	5.37	105.79	101.50

Continued on next page...

Continued from previous page...

Mol	Chain	Res	Type	Atoms	Z	Observed(°)	Ideal(°)
12	AL	23	LEU	N-CA-C	5.37	125.49	111.00
22	BA	1276	A	P-O3'-C3'	-5.37	113.26	119.70
22	BA	2364	C	C6-N1-C2	5.37	122.45	120.30
22	BA	192	C	P-O5'-C5'	-5.36	112.32	120.90
22	BA	2520	C	O4'-C1'-N1	5.36	112.49	108.20
22	DA	1047	G	P-O3'-C3'	5.36	126.14	119.70
22	BA	216	A	P-O3'-C3'	-5.36	113.27	119.70
22	BA	324	A	C3'-C2'-C1'	5.36	105.79	101.50
53	CA	536	C	C3'-C2'-C1'	5.36	105.79	101.50
22	DA	477	A	P-O3'-C3'	-5.36	113.27	119.70
22	DA	1848	A	N9-C1'-C2'	-5.36	106.10	112.00
22	BA	571	U	C5-C6-N1	-5.36	120.02	122.70
22	BA	1289	C	C3'-C2'-C1'	5.36	105.79	101.50
22	DA	15	G	C3'-C2'-C1'	5.36	105.79	101.50
1	AA	1447	A	O4'-C1'-N9	5.36	112.48	108.20
53	CA	512	U	C3'-C2'-C1'	5.36	105.78	101.50
1	AA	268	U	C3'-C2'-C1'	5.36	105.78	101.50
1	AA	564	C	C3'-C2'-C1'	5.36	105.78	101.50
22	BA	783	A	C2-N3-C4	-5.36	107.92	110.60
22	BA	1164	C	C5-C6-N1	-5.36	118.32	121.00
22	BA	2499	C	P-O5'-C5'	-5.36	112.33	120.90
22	DA	826	U	P-O3'-C3'	-5.36	113.27	119.70
22	BA	454	A	C4'-C3'-C2'	5.35	107.95	102.60
22	BA	142	A	C3'-C2'-C1'	5.35	105.78	101.50
22	BA	399	U	P-O3'-C3'	5.35	126.12	119.70
22	BA	1494	A	C3'-C2'-C1'	5.35	105.78	101.50
22	BA	1931	U	C3'-C2'-C1'	5.35	105.78	101.50
23	BB	15	A	P-O3'-C3'	5.35	126.12	119.70
22	DA	1405	U	O4'-C1'-N1	5.35	112.48	108.20
22	DA	1961	C	O4'-C1'-N1	5.35	112.48	108.20
1	AA	64	G	O4'-C1'-N9	5.35	112.48	108.20
22	BA	2275	C	P-O3'-C3'	5.35	126.12	119.70
23	BB	13	G	P-O3'-C3'	-5.35	113.28	119.70
53	CA	513	C	C3'-C2'-C1'	5.35	105.78	101.50
1	AA	32	A	C3'-C2'-C1'	5.35	105.78	101.50
1	AA	120	A	O4'-C1'-N9	-5.35	103.92	108.20
22	DA	2036	C	C3'-C2'-C1'	5.35	105.78	101.50
22	DA	2611	C	C3'-C2'-C1'	5.35	105.78	101.50
22	BA	644	A	P-O3'-C3'	-5.35	113.28	119.70
22	DA	61	C	C3'-C2'-C1'	5.35	105.78	101.50
1	AA	1160	G	P-O3'-C3'	-5.34	113.29	119.70
22	BA	1266	G	O4'-C1'-N9	-5.34	103.92	108.20

Continued on next page...

Continued from previous page...

Mol	Chain	Res	Type	Atoms	Z	Observed(°)	Ideal(°)
53	CA	252	U	C3'-C2'-C1'	5.34	105.78	101.50
22	DA	1759	A	C3'-C2'-C1'	5.34	105.77	101.50
22	BA	1788	C	C4-C5-C6	5.34	120.07	117.40
22	BA	1996	C	OP1-P-O3'	5.34	116.95	105.20
22	BA	2450	A	N9-C1'-C2'	-5.34	106.12	112.00
53	CA	424	G	P-O3'-C3'	-5.34	113.29	119.70
22	BA	14	A	P-O5'-C5'	-5.34	112.36	120.90
22	DA	389	G	C3'-C2'-C1'	5.34	105.77	101.50
1	AA	1381	U	C3'-C2'-C1'	5.34	105.77	101.50
22	BA	1919	A	C3'-C2'-C1'	5.34	105.77	101.50
22	BA	2645	G	C6-C5-N7	-5.34	127.20	130.40
53	CA	575	G	C8-N9-C1'	5.34	133.94	127.00
22	BA	1848	A	C3'-C2'-C1'	5.33	105.77	101.50
22	BA	2508	G	C2-N3-C4	-5.33	109.23	111.90
53	CA	369	G	N9-C1'-C2'	-5.33	106.13	112.00
22	DA	196	A	P-O3'-C3'	5.33	126.10	119.70
22	BA	126	A	C3'-C2'-C1'	5.33	105.77	101.50
22	DA	2094	A	C3'-C2'-C1'	5.33	105.77	101.50
1	AA	513	C	C3'-C2'-C1'	5.33	105.76	101.50
22	BA	1157	G	C3'-C2'-C1'	5.33	105.76	101.50
22	BA	2611	C	P-O5'-C5'	-5.33	112.37	120.90
22	BA	510	C	O5'-P-OP2	-5.33	100.91	105.70
22	BA	572	A	O4'-C1'-N9	-5.33	103.94	108.20
22	BA	2511	U	C3'-C2'-C1'	5.33	105.76	101.50
53	CA	349	A	N9-C1'-C2'	-5.33	106.14	112.00
22	BA	988	A	N1-C6-N6	5.32	121.79	118.60
22	DA	1683	U	C3'-C2'-C1'	5.32	105.76	101.50
22	BA	2573	C	P-O3'-C3'	-5.32	113.32	119.70
22	BA	422	A	P-O3'-C3'	-5.32	113.32	119.70
22	BA	638	G	P-O3'-C3'	-5.32	113.32	119.70
22	BA	1497	U	N1-C1'-C2'	5.32	120.91	114.00
53	CA	1143	G	C3'-C2'-C1'	5.32	105.75	101.50
57	DB	13	G	C3'-C2'-C1'	5.32	105.75	101.50
22	BA	17	G	N1-C6-O6	5.32	123.09	119.90
22	BA	1063	G	C3'-C2'-C1'	5.32	105.75	101.50
53	CA	1288	A	P-O3'-C3'	-5.32	113.32	119.70
22	DA	1916	A	P-O3'-C3'	-5.32	113.32	119.70
53	CA	509	A	C3'-C2'-C1'	5.31	105.75	101.50
53	CA	755	G	N9-C1'-C2'	-5.31	106.16	112.00
53	CA	1299	A	P-O3'-C3'	-5.31	113.33	119.70
22	BA	2197	U	O3'-P-O5'	-5.31	93.91	104.00
22	BA	475	C	P-O5'-C5'	-5.31	112.41	120.90

Continued on next page...

Continued from previous page...

Mol	Chain	Res	Type	Atoms	Z	Observed(°)	Ideal(°)
22	BA	2720	U	C6-N1-C2	5.31	124.19	121.00
22	DA	575	A	C3'-C2'-C1'	5.31	105.75	101.50
22	DA	2339	C	C3'-C2'-C1'	5.31	105.75	101.50
22	BA	1784	A	P-O3'-C3'	5.31	126.07	119.70
23	BB	66	A	P-O3'-C3'	5.31	126.07	119.70
22	DA	627	A	P-O3'-C3'	5.31	126.07	119.70
22	BA	1663	G	P-O5'-C5'	-5.30	112.41	120.90
53	CA	96	U	C3'-C2'-C1'	5.30	105.74	101.50
22	DA	229	C	P-O3'-C3'	-5.30	113.33	119.70
22	DA	1451	C	P-O3'-C3'	5.30	126.06	119.70
57	DB	111	U	C3'-C2'-C1'	5.30	105.74	101.50
22	DA	749	A	C3'-C2'-C1'	5.30	105.74	101.50
22	BA	482	A	O5'-P-OP2	-5.30	100.93	105.70
22	BA	1990	C	N1-C1'-C2'	-5.30	106.17	112.00
22	BA	2025	C	P-O3'-C3'	5.30	126.06	119.70
22	BA	2197	U	O4'-C1'-N1	-5.30	103.96	108.20
22	DA	1024	G	C3'-C2'-C1'	5.30	105.74	101.50
1	AA	316	C	O4'-C1'-N1	5.30	112.44	108.20
22	BA	1157	G	P-O3'-C3'	-5.30	113.34	119.70
53	CA	803	G	P-O3'-C3'	-5.30	113.34	119.70
22	DA	61	C	P-O3'-C3'	-5.30	113.34	119.70
22	DA	1535	A	P-O3'-C3'	5.30	126.06	119.70
22	DA	1760	C	N1-C1'-C2'	-5.30	106.17	112.00
22	BA	1785	A	C3'-C2'-C1'	5.30	105.74	101.50
22	BA	2060	A	P-O3'-C3'	5.30	126.06	119.70
22	DA	1050	A	P-O3'-C3'	-5.30	113.34	119.70
22	BA	1956	U	C3'-C2'-C1'	5.29	105.74	101.50
22	BA	2541	A	C2-N3-C4	5.29	113.25	110.60
53	CA	451	A	P-O3'-C3'	5.29	126.05	119.70
22	BA	396	G	P-O5'-C5'	-5.29	112.43	120.90
1	AA	484	G	P-O3'-C3'	5.29	126.05	119.70
22	BA	1437	C	P-O5'-C5'	-5.29	112.43	120.90
22	BA	1289	C	P-O5'-C5'	-5.29	112.44	120.90
22	BA	2836	U	C3'-C2'-C1'	5.29	105.73	101.50
53	CA	392	C	O4'-C1'-N1	5.29	112.43	108.20
22	BA	52	A	C3'-C2'-C1'	5.29	105.73	101.50
22	BA	1022	G	N9-C4-C5	5.29	107.52	105.40
22	BA	914	G	C4-N9-C1'	5.29	133.37	126.50
22	BA	2136	G	C3'-C2'-C1'	5.29	105.73	101.50
53	CA	1141	C	P-O3'-C3'	-5.29	113.36	119.70
22	DA	2873	A	P-O3'-C3'	5.29	126.04	119.70
1	AA	1046	A	O4'-C1'-N9	5.28	112.43	108.20

Continued on next page...

Continued from previous page...

Mol	Chain	Res	Type	Atoms	Z	Observed(°)	Ideal(°)
1	AA	821	G	C3'-C2'-C1'	5.28	105.72	101.50
22	DA	2024	G	N9-C1'-C2'	-5.28	106.19	112.00
22	BA	1461	C	C3'-C2'-C1'	5.28	105.72	101.50
22	BA	1829	A	C3'-C2'-C1'	5.28	105.72	101.50
22	DA	530	G	C3'-C2'-C1'	5.28	105.72	101.50
1	AA	519	C	C3'-C2'-C1'	5.28	105.72	101.50
22	BA	1968	G	P-O3'-C3'	-5.28	113.37	119.70
22	DA	1512	C	O4'-C1'-N1	5.28	112.42	108.20
53	CA	1086	U	C3'-C2'-C1'	5.27	105.72	101.50
22	DA	177	G	P-O3'-C3'	5.27	126.03	119.70
22	BA	2146	C	O4'-C1'-N1	5.27	112.42	108.20
22	BA	2432	A	N1-C6-N6	5.27	121.76	118.60
22	DA	1136	G	C3'-C2'-C1'	5.27	105.72	101.50
22	BA	740	C	C3'-C2'-C1'	5.27	105.72	101.50
22	DA	92	U	C3'-C2'-C1'	5.27	105.72	101.50
22	DA	726	G	O4'-C1'-N9	5.27	112.42	108.20
22	DA	1510	G	C3'-C2'-C1'	5.27	105.72	101.50
22	DA	1635	A	P-O5'-C5'	-5.27	112.47	120.90
22	BA	565	C	C6-N1-C2	5.27	122.41	120.30
22	BA	2543	G	P-O5'-C5'	-5.27	112.47	120.90
53	CA	1336	C	P-O3'-C3'	5.27	126.02	119.70
22	BA	531	C	OP2-P-O3'	5.27	116.79	105.20
22	DA	397	U	C3'-C2'-C1'	5.27	105.71	101.50
53	CA	366	A	P-O3'-C3'	5.27	126.02	119.70
22	BA	1635	A	P-O5'-C5'	-5.26	112.48	120.90
22	DA	413	C	C3'-C2'-C1'	5.26	105.71	101.50
22	DA	1418	G	C3'-C2'-C1'	5.26	105.71	101.50
22	DA	1557	C	C3'-C2'-C1'	5.26	105.71	101.50
22	DA	1613	G	C3'-C2'-C1'	5.26	105.71	101.50
22	BA	1651	G	O3'-P-O5'	-5.26	94.00	104.00
1	AA	13	U	N1-C1'-C2'	5.26	120.84	114.00
22	DA	2893	A	P-O3'-C3'	5.26	126.01	119.70
1	AA	1152	A	C3'-C2'-C1'	5.26	105.71	101.50
22	BA	1497	U	O4'-C1'-N1	5.26	112.41	108.20
22	DA	1814	G	P-O3'-C3'	5.26	126.01	119.70
22	BA	1776	G	N1-C6-O6	5.26	123.05	119.90
22	DA	2615	U	P-O3'-C3'	-5.26	113.39	119.70
1	AA	512	U	C3'-C2'-C1'	5.25	105.70	101.50
22	BA	2149	U	C3'-C2'-C1'	5.25	105.70	101.50
1	AA	525	C	O4'-C1'-N1	5.25	112.40	108.20
1	AA	567	G	C3'-C2'-C1'	5.25	105.70	101.50
22	BA	729	G	P-O3'-C3'	-5.25	113.40	119.70

Continued on next page...

Continued from previous page...

Mol	Chain	Res	Type	Atoms	Z	Observed(°)	Ideal(°)
22	BA	866	A	N9-C1'-C2'	-5.25	106.22	112.00
53	CA	1284	C	P-O3'-C3'	5.25	126.00	119.70
22	DA	1386	C	P-O3'-C3'	-5.25	113.40	119.70
22	BA	1128	G	P-O3'-C3'	5.25	126.00	119.70
22	BA	2030	A	C5-C6-N6	5.25	127.90	123.70
22	DA	336	C	C3'-C2'-C1'	5.25	105.70	101.50
22	DA	2876	G	C3'-C2'-C1'	5.25	105.70	101.50
22	BA	1115	G	P-O3'-C3'	5.25	126.00	119.70
22	DA	1785	A	C3'-C2'-C1'	5.25	105.70	101.50
22	DA	2275	C	N1-C1'-C2'	5.25	120.82	114.00
22	DA	2504	U	P-O3'-C3'	-5.25	113.41	119.70
22	BA	794	A	P-O5'-C5'	-5.24	112.51	120.90
22	BA	2070	A	N1-C6-N6	5.24	121.75	118.60
22	DA	2881	U	C3'-C2'-C1'	5.24	105.69	101.50
22	BA	117	G	P-O5'-C5'	-5.24	112.52	120.90
22	BA	303	G	C3'-C2'-C1'	5.24	105.69	101.50
22	BA	1967	C	C3'-C2'-C1'	5.24	105.69	101.50
53	CA	1394	A	P-O3'-C3'	5.24	125.99	119.70
22	DA	1026	G	C3'-C2'-C1'	5.24	105.69	101.50
22	BA	681	G	P-O5'-C5'	-5.24	112.52	120.90
22	BA	783	A	C8-N9-C1'	-5.24	118.27	127.70
53	CA	364	A	P-O3'-C3'	5.24	125.99	119.70
22	DA	1981	A	C3'-C2'-C1'	5.24	105.69	101.50
22	DA	2683	C	O4'-C1'-N1	5.24	112.39	108.20
57	DB	56	G	P-O3'-C3'	5.24	125.98	119.70
22	BA	1273	U	P-O5'-C5'	-5.24	112.52	120.90
53	CA	1455	G	C3'-C2'-C1'	5.24	105.69	101.50
22	DA	235	U	C3'-C2'-C1'	5.24	105.69	101.50
22	DA	421	C	N1-C1'-C2'	5.24	120.81	114.00
22	BA	2750	A	C4'-C3'-C2'	5.23	107.83	102.60
22	DA	1256	G	C3'-C2'-C1'	5.23	105.69	101.50
1	AA	642	A	C3'-C2'-C1'	5.23	105.69	101.50
22	BA	2064	C	P-O5'-C5'	-5.23	112.53	120.90
22	BA	2839	G	P-O3'-C3'	5.23	125.98	119.70
22	DA	122	G	C3'-C2'-C1'	5.23	105.69	101.50
22	BA	2239	G	N9-C1'-C2'	-5.23	106.25	112.00
22	BA	2716	C	N1-C1'-C2'	-5.23	106.25	112.00
22	DA	1612	C	C3'-C2'-C1'	5.23	105.69	101.50
22	DA	2338	C	P-O3'-C3'	-5.23	113.42	119.70
22	DA	2419	U	O4'-C1'-N1	5.23	112.38	108.20
22	BA	569	U	N3-C2-O2	5.23	125.86	122.20
22	BA	996	A	N9-C1'-C2'	-5.23	106.25	112.00

Continued on next page...

Continued from previous page...

Mol	Chain	Res	Type	Atoms	Z	Observed(°)	Ideal(°)
22	BA	990	A	O4'-C1'-N9	-5.23	104.02	108.20
22	DA	406	G	P-O3'-C3'	-5.23	113.43	119.70
22	BA	1458	U	P-O3'-C3'	5.22	125.97	119.70
22	BA	1555	G	C3'-C2'-C1'	5.22	105.68	101.50
22	BA	2249	U	C4'-C3'-C2'	5.22	107.82	102.60
22	BA	2380	C	P-O5'-C5'	-5.22	112.54	120.90
22	BA	2687	U	P-O5'-C5'	-5.22	112.54	120.90
53	CA	247	G	C3'-C2'-C1'	5.22	105.68	101.50
22	DA	1992	G	P-O3'-C3'	5.22	125.97	119.70
22	DA	2225	A	O4'-C1'-N9	5.22	112.38	108.20
22	BA	435	C	P-O5'-C5'	-5.22	112.54	120.90
53	CA	115	G	P-O3'-C3'	5.22	125.97	119.70
22	DA	1417	C	O4'-C1'-N1	5.22	112.38	108.20
22	DA	1681	G	P-O3'-C3'	5.22	125.97	119.70
22	DA	2757	A	C3'-C2'-C1'	5.22	105.68	101.50
1	AA	889	A	O4'-C1'-N9	5.22	112.38	108.20
1	AA	1064	G	C4-N9-C1'	-5.22	119.71	126.50
22	BA	687	C	C3'-C2'-C1'	5.22	105.68	101.50
53	CA	722	G	C3'-C2'-C1'	5.22	105.68	101.50
22	DA	1733	G	C3'-C2'-C1'	5.22	105.68	101.50
22	BA	240	C	O4'-C1'-N1	-5.22	104.03	108.20
22	BA	1452	G	C6-C5-N7	-5.22	127.27	130.40
53	CA	389	A	C3'-C2'-C1'	5.22	105.68	101.50
53	CA	979	C	C3'-C2'-C1'	5.22	105.67	101.50
22	DA	13	A	P-O3'-C3'	5.22	125.96	119.70
22	DA	207	A	C3'-C2'-C1'	5.22	105.67	101.50
1	AA	1320	C	C3'-C2'-C1'	5.22	105.67	101.50
1	AA	1324	A	P-O3'-C3'	-5.22	113.44	119.70
1	AA	994	A	C3'-C2'-C1'	5.22	105.67	101.50
22	BA	2615	U	C3'-C2'-C1'	5.22	105.67	101.50
22	DA	862	G	N9-C1'-C2'	-5.22	106.26	112.00
22	BA	529	A	C4-C5-C6	-5.21	114.39	117.00
22	BA	930	G	O4'-C1'-N9	5.21	112.37	108.20
22	BA	2309	A	P-O3'-C3'	-5.21	113.44	119.70
23	BB	57	A	P-O5'-C5'	-5.21	112.56	120.90
53	CA	821	G	N9-C1'-C2'	-5.21	106.26	112.00
22	DA	2846	G	P-O3'-C3'	-5.21	113.44	119.70
22	BA	75	G	P-O3'-C3'	-5.21	113.44	119.70
22	BA	2850	A	P-O5'-C5'	-5.21	112.56	120.90
22	DA	302	C	O4'-C1'-N1	5.21	112.37	108.20
22	DA	1556	C	C3'-C2'-C1'	5.21	105.67	101.50
22	DA	143	C	C3'-C2'-C1'	5.21	105.67	101.50

Continued on next page...

Continued from previous page...

Mol	Chain	Res	Type	Atoms	Z	Observed(°)	Ideal(°)
22	DA	1291	C	C3'-C2'-C1'	5.21	105.67	101.50
22	BA	1008	A	P-O3'-C3'	5.21	125.95	119.70
22	DA	324	A	C3'-C2'-C1'	5.21	105.67	101.50
22	DA	1129	A	P-O3'-C3'	-5.21	113.45	119.70
22	BA	459	U	N1-C1'-C2'	-5.21	106.27	112.00
22	BA	800	A	P-O3'-C3'	5.21	125.95	119.70
1	AA	61	G	P-O3'-C3'	-5.20	113.46	119.70
1	AA	70	U	P-O3'-C3'	5.20	125.94	119.70
1	AA	431	A	C3'-C2'-C1'	5.20	105.66	101.50
1	AA	723	U	P-O3'-C3'	-5.20	113.45	119.70
22	DA	336	C	O4'-C1'-N1	5.20	112.36	108.20
22	DA	224	U	C3'-C2'-C1'	5.20	105.66	101.50
1	AA	346	G	C3'-C2'-C1'	5.20	105.66	101.50
1	AA	755	G	N9-C1'-C2'	-5.20	106.28	112.00
22	BA	2834	G	C3'-C2'-C1'	5.20	105.66	101.50
53	CA	421	U	P-O3'-C3'	5.20	125.94	119.70
53	CA	874	G	C3'-C2'-C1'	5.20	105.66	101.50
22	DA	121	G	C3'-C2'-C1'	5.20	105.66	101.50
22	BA	1985	C	P-O5'-C5'	-5.20	112.58	120.90
22	DA	2069	G	N9-C1'-C2'	-5.20	106.28	112.00
22	DA	2881	U	O4'-C1'-N1	5.20	112.36	108.20
22	DA	482	A	P-O3'-C3'	-5.20	113.46	119.70
1	AA	1169	A	P-O3'-C3'	-5.20	113.47	119.70
22	BA	2691	C	P-O3'-C3'	-5.20	113.47	119.70
53	CA	891	U	O4'-C1'-N1	5.20	112.36	108.20
22	DA	505	A	P-O3'-C3'	-5.20	113.47	119.70
22	BA	1806	C	P-O3'-C3'	-5.19	113.47	119.70
22	BA	1992	G	C4'-C3'-C2'	5.19	107.79	102.60
22	DA	1558	C	N1-C1'-C2'	5.19	120.75	114.00
22	BA	1968	G	P-O5'-C5'	-5.19	112.59	120.90
22	DA	164	C	C3'-C2'-C1'	5.19	105.65	101.50
22	DA	1013	C	C3'-C2'-C1'	5.19	105.65	101.50
1	AA	14	U	C3'-C2'-C1'	5.19	105.65	101.50
22	BA	503	A	O4'-C1'-N9	5.19	112.35	108.20
22	BA	507	A	C3'-C2'-C1'	5.19	105.65	101.50
22	BA	2428	G	N9-C1'-C2'	-5.19	106.29	112.00
22	DA	772	C	O4'-C1'-N1	5.19	112.35	108.20
22	DA	1208	C	O4'-C1'-N1	5.19	112.35	108.20
22	DA	2581	G	O4'-C1'-N9	5.19	112.35	108.20
22	DA	2836	U	C3'-C2'-C1'	5.19	105.65	101.50
22	BA	2445	G	P-O3'-C3'	-5.19	113.48	119.70
22	DA	2603	G	C3'-C2'-C1'	5.19	105.65	101.50

Continued on next page...

Continued from previous page...

Mol	Chain	Res	Type	Atoms	Z	Observed(°)	Ideal(°)
1	AA	430	A	N9-C1'-C2'	-5.18	106.30	112.00
22	BA	475	C	O4'-C1'-N1	-5.18	104.05	108.20
22	BA	1497	U	P-O3'-C3'	5.18	125.92	119.70
22	BA	2060	A	O4'-C1'-N9	5.18	112.35	108.20
53	CA	1510	C	O4'-C1'-N1	-5.18	104.05	108.20
22	DA	2567	G	C3'-C2'-C1'	5.18	105.65	101.50
23	BB	48	U	P-O5'-C5'	-5.18	112.61	120.90
53	CA	52	C	C3'-C2'-C1'	5.18	105.65	101.50
22	DA	730	A	C3'-C2'-C1'	5.18	105.65	101.50
1	AA	1068	G	C3'-C2'-C1'	5.18	105.64	101.50
22	BA	957	C	C2-N3-C4	5.18	122.49	119.90
53	CA	1283	U	C3'-C2'-C1'	5.18	105.64	101.50
22	DA	2450	A	N9-C1'-C2'	-5.18	106.30	112.00
1	AA	52	C	C3'-C2'-C1'	5.18	105.64	101.50
1	AA	874	G	C3'-C2'-C1'	5.18	105.64	101.50
22	BA	672	C	C5-C6-N1	-5.18	118.41	121.00
22	BA	2354	C	O4'-C1'-N1	-5.18	104.06	108.20
53	CA	110	C	C3'-C2'-C1'	5.18	105.64	101.50
22	DA	2667	C	P-O3'-C3'	-5.18	113.49	119.70
22	BA	566	U	P-O5'-C5'	-5.17	112.62	120.90
22	BA	1786	A	P-O3'-C3'	5.17	125.91	119.70
22	BA	1943	U	P-O3'-C3'	5.17	125.91	119.70
22	DA	964	C	O4'-C1'-N1	5.17	112.34	108.20
57	DB	16	G	P-O3'-C3'	-5.17	113.49	119.70
22	DA	104	A	P-O3'-C3'	-5.17	113.49	119.70
53	CA	1317	C	O4'-C1'-N1	5.17	112.34	108.20
22	DA	1569	A	C3'-C2'-C1'	5.17	105.64	101.50
22	BA	1313	U	C3'-C2'-C1'	5.17	105.64	101.50
22	BA	2781	A	C3'-C2'-C1'	5.17	105.64	101.50
53	CA	563	A	P-O3'-C3'	-5.17	113.50	119.70
53	CA	1530	G	C3'-C2'-C1'	5.17	105.63	101.50
22	DA	946	C	P-O3'-C3'	-5.17	113.50	119.70
53	CA	1450	U	O4'-C1'-N1	5.16	112.33	108.20
1	AA	724	G	N9-C1'-C2'	-5.16	106.32	112.00
22	BA	2424	C	N3-C4-N4	-5.16	114.39	118.00
22	BA	2491	U	P-O5'-C5'	-5.16	112.64	120.90
22	BA	776	G	O4'-C1'-N9	-5.16	104.07	108.20
22	BA	806	C	P-O3'-C3'	-5.16	113.51	119.70
53	CA	1184	G	C3'-C2'-C1'	5.16	105.63	101.50
22	DA	77	G	P-O3'-C3'	-5.16	113.51	119.70
22	DA	2337	G	P-O3'-C3'	-5.16	113.51	119.70
1	AA	1202	U	P-O3'-C3'	-5.16	113.51	119.70

Continued on next page...

Continued from previous page...

Mol	Chain	Res	Type	Atoms	Z	Observed(°)	Ideal(°)
22	DA	1810	A	C3'-C2'-C1'	5.16	105.62	101.50
22	BA	2692	G	P-O3'-C3'	-5.15	113.52	119.70
22	DA	250	G	C3'-C2'-C1'	5.15	105.62	101.50
1	AA	972	C	O4'-C1'-N1	5.15	112.32	108.20
22	BA	1023	U	C3'-C2'-C1'	5.15	105.62	101.50
22	BA	1082	U	O4'-C1'-N1	5.15	112.32	108.20
22	DA	1276	A	C3'-C2'-C1'	5.15	105.62	101.50
22	DA	1943	U	N1-C1'-C2'	5.15	120.70	114.00
1	AA	722	G	C3'-C2'-C1'	5.15	105.62	101.50
22	BA	628	G	C3'-C2'-C1'	5.15	105.62	101.50
22	BA	1165	A	P-O3'-C3'	5.15	125.88	119.70
53	CA	1217	C	C3'-C2'-C1'	5.15	105.62	101.50
22	DA	459	U	P-O3'-C3'	-5.15	113.52	119.70
22	DA	1080	A	P-O3'-C3'	-5.15	113.52	119.70
1	AA	330	C	C3'-C2'-C1'	5.15	105.62	101.50
22	BA	373	U	C3'-C2'-C1'	5.15	105.62	101.50
22	BA	542	C	O4'-C1'-N1	5.15	112.32	108.20
22	DA	197	A	P-O3'-C3'	-5.15	113.52	119.70
22	BA	2322	A	C3'-C2'-C1'	5.15	105.62	101.50
22	BA	208	C	C5-C6-N1	-5.14	118.43	121.00
22	BA	223	A	C3'-C2'-C1'	5.14	105.62	101.50
22	BA	607	U	N1-C1'-C2'	-5.14	106.34	112.00
22	BA	1612	C	O4'-C1'-N1	-5.14	104.08	108.20
22	BA	1714	U	P-O3'-C3'	-5.14	113.53	119.70
22	DA	933	A	O4'-C1'-N9	-5.14	104.08	108.20
22	DA	1456	G	P-O3'-C3'	-5.14	113.53	119.70
22	DA	2299	U	C3'-C2'-C1'	5.14	105.61	101.50
22	DA	2874	C	C3'-C2'-C1'	5.14	105.62	101.50
1	AA	1055	A	N9-C1'-C2'	-5.14	106.34	112.00
22	BA	1859	U	C3'-C2'-C1'	5.14	105.61	101.50
57	DB	42	C	P-O3'-C3'	-5.14	113.53	119.70
22	BA	398	C	P-O5'-C5'	-5.14	112.67	120.90
22	DA	739	A	P-O3'-C3'	5.14	125.87	119.70
22	BA	386	G	N3-C4-N9	-5.14	122.92	126.00
22	BA	1693	U	O4'-C1'-N1	5.14	112.31	108.20
53	CA	238	A	P-O3'-C3'	5.14	125.87	119.70
22	BA	1249	U	C3'-C2'-C1'	5.14	105.61	101.50
22	DA	1050	A	C3'-C2'-C1'	5.14	105.61	101.50
22	DA	2879	A	P-O3'-C3'	5.14	125.86	119.70
1	AA	567	G	N9-C1'-C2'	-5.13	106.35	112.00
22	BA	2691	C	C3'-C2'-C1'	5.13	105.61	101.50
53	CA	437	U	O4'-C1'-N1	-5.13	104.09	108.20

Continued on next page...

Continued from previous page...

Mol	Chain	Res	Type	Atoms	Z	Observed(°)	Ideal(°)
53	CA	1129	C	P-O3'-C3'	5.13	125.86	119.70
22	DA	1324	G	O4'-C1'-N9	5.13	112.31	108.20
22	DA	1401	G	P-O3'-C3'	-5.13	113.54	119.70
22	BA	459	U	C3'-C2'-C1'	5.13	105.61	101.50
22	DA	588	U	C3'-C2'-C1'	5.13	105.61	101.50
1	AA	1509	C	C6-N1-C2	5.13	122.35	120.30
22	BA	593	U	O4'-C1'-N1	5.13	112.31	108.20
22	BA	1021	A	O4'-C1'-N9	-5.13	104.09	108.20
22	BA	1537	G	C3'-C2'-C1'	5.13	105.61	101.50
22	BA	2093	G	C3'-C2'-C1'	5.13	105.61	101.50
22	DA	1993	U	O4'-C1'-N1	5.13	112.31	108.20
22	BA	2757	A	N9-C1'-C2'	-5.13	106.36	112.00
53	CA	389	A	N9-C1'-C2'	-5.13	106.36	112.00
22	DA	1329	U	N1-C1'-C2'	5.13	120.67	114.00
22	BA	239	C	O4'-C1'-N1	5.13	112.30	108.20
53	CA	352	C	P-O3'-C3'	-5.13	113.55	119.70
22	DA	615	U	P-O3'-C3'	5.13	125.86	119.70
22	BA	698	C	C6-N1-C2	5.13	122.35	120.30
22	BA	918	A	P-O5'-C5'	-5.13	112.70	120.90
22	BA	1682	G	C3'-C2'-C1'	5.13	105.60	101.50
22	BA	2199	A	O4'-C1'-N9	-5.13	104.10	108.20
53	CA	72	A	C3'-C2'-C1'	5.12	105.60	101.50
53	CA	122	G	C3'-C2'-C1'	5.12	105.60	101.50
22	DA	1938	A	P-O3'-C3'	5.12	125.85	119.70
29	DH	48	GLU	CA-C-N	-5.12	105.93	117.20
22	BA	312	G	C3'-C2'-C1'	5.12	105.60	101.50
22	BA	1953	A	P-O5'-C5'	-5.12	112.71	120.90
22	BA	2295	C	C6-N1-C2	5.12	122.35	120.30
22	DA	1812	U	O4'-C1'-N1	5.12	112.30	108.20
22	BA	2725	A	C8-N9-C4	5.12	107.85	105.80
1	AA	356	A	O4'-C1'-N9	5.12	112.30	108.20
1	AA	468	A	P-O3'-C3'	-5.12	113.56	119.70
22	BA	1218	G	C6-C5-N7	-5.12	127.33	130.40
22	BA	2442	C	OP1-P-O3'	5.12	116.46	105.20
53	CA	64	G	P-O3'-C3'	5.12	125.84	119.70
22	BA	1452	G	C8-N9-C4	-5.12	104.35	106.40
22	BA	1304	A	P-O5'-C5'	-5.12	112.72	120.90
22	BA	1788	C	O5'-P-OP2	-5.12	101.10	105.70
22	BA	2453	A	N1-C6-N6	5.12	121.67	118.60
22	DA	406	G	C3'-C2'-C1'	5.12	105.59	101.50
22	DA	824	U	P-O3'-C3'	-5.12	113.56	119.70
22	DA	2459	A	N9-C1'-C2'	-5.12	106.37	112.00

Continued on next page...

Continued from previous page...

Mol	Chain	Res	Type	Atoms	Z	Observed(°)	Ideal(°)
22	BA	806	C	C3'-C2'-C1'	5.11	105.59	101.50
22	BA	2364	C	O4'-C1'-N1	5.11	112.29	108.20
22	BA	2781	A	N9-C1'-C2'	-5.11	106.38	112.00
22	DA	199	A	O4'-C1'-N9	5.11	112.29	108.20
22	DA	1034	G	P-O3'-C3'	-5.11	113.56	119.70
22	DA	1783	A	O5'-P-OP2	-5.11	101.10	105.70
22	BA	2502	G	O4'-C1'-N9	5.11	112.29	108.20
22	BA	2449	U	N3-C4-O4	5.11	122.98	119.40
1	AA	430	A	C3'-C2'-C1'	5.11	105.59	101.50
1	AA	1192	C	P-O3'-C3'	-5.11	113.57	119.70
22	BA	2356	U	O4'-C1'-N1	5.11	112.29	108.20
22	DA	1396	U	N1-C1'-C2'	5.11	120.64	114.00
1	AA	245	U	C3'-C2'-C1'	5.11	105.59	101.50
22	BA	1605	C	N1-C2-O2	-5.11	115.84	118.90
22	BA	2258	C	C4'-C3'-C2'	5.11	107.71	102.60
22	BA	2385	C	C3'-C2'-C1'	5.11	105.59	101.50
53	CA	448	A	O4'-C1'-N9	5.11	112.29	108.20
53	CA	1128	C	C3'-C2'-C1'	5.11	105.59	101.50
22	DA	1722	A	C3'-C2'-C1'	5.11	105.59	101.50
22	BA	2639	A	P-O3'-C3'	-5.11	113.57	119.70
22	DA	1915	U	C3'-C2'-C1'	5.11	105.58	101.50
22	BA	1547	C	P-O3'-C3'	-5.10	113.58	119.70
53	CA	1499	A	N9-C1'-C2'	-5.10	106.39	112.00
22	DA	480	A	C3'-C2'-C1'	5.10	105.58	101.50
22	DA	1515	A	O4'-C1'-N9	5.10	112.28	108.20
1	AA	1203	C	O4'-C1'-N1	5.10	112.28	108.20
22	BA	1956	U	P-O5'-C5'	-5.10	112.74	120.90
53	CA	374	A	N9-C1'-C2'	-5.10	106.39	112.00
53	CA	828	U	O4'-C1'-N1	5.10	112.28	108.20
1	AA	498	A	N9-C1'-C2'	-5.10	106.39	112.00
1	AA	1215	G	C3'-C2'-C1'	5.10	105.58	101.50
53	CA	430	A	P-O3'-C3'	-5.10	113.58	119.70
53	CA	1447	A	P-O3'-C3'	5.10	125.82	119.70
22	DA	197	A	C3'-C2'-C1'	5.10	105.58	101.50
1	AA	1395	C	C3'-C2'-C1'	5.10	105.58	101.50
53	CA	353	A	O4'-C1'-N9	5.10	112.28	108.20
22	DA	1012	U	O4'-C1'-N1	5.10	112.28	108.20
1	AA	1258	G	C3'-C2'-C1'	5.10	105.58	101.50
22	BA	2150	C	O4'-C1'-N1	5.10	112.28	108.20
22	BA	2407	A	P-O3'-C3'	-5.10	113.58	119.70
22	BA	2797	U	O4'-C1'-N1	5.10	112.28	108.20
22	BA	2806	C	O4'-C1'-N1	5.10	112.28	108.20

Continued on next page...

Continued from previous page...

Mol	Chain	Res	Type	Atoms	Z	Observed(°)	Ideal(°)
53	CA	984	C	O4'-C1'-N1	5.10	112.28	108.20
22	DA	2505	G	C8-N9-C4	-5.10	104.36	106.40
22	DA	2639	A	N9-C1'-C2'	-5.10	106.39	112.00
22	BA	1664	A	O3'-P-O5'	-5.10	94.32	104.00
22	BA	2013	A	C8-N9-C4	5.10	107.84	105.80
22	DA	2543	G	C3'-C2'-C1'	5.10	105.58	101.50
22	BA	2490	G	O3'-P-O5'	5.09	113.68	104.00
22	DA	1653	G	P-O3'-C3'	5.09	125.81	119.70
1	AA	1278	G	P-O3'-C3'	5.09	125.81	119.70
22	BA	271	G	P-O3'-C3'	5.09	125.81	119.70
22	BA	533	G	C3'-C2'-C1'	5.09	105.57	101.50
22	BA	832	U	C5-C6-N1	-5.09	120.16	122.70
22	BA	2451	A	P-O3'-C3'	-5.09	113.59	119.70
22	BA	2611	C	O4'-C1'-N1	5.09	112.27	108.20
22	BA	1809	A	C3'-C2'-C1'	5.09	105.57	101.50
22	DA	776	G	O4'-C1'-N9	-5.09	104.13	108.20
22	DA	802	A	C3'-C2'-C1'	5.09	105.57	101.50
22	BA	143	C	O4'-C1'-N1	5.09	112.27	108.20
22	BA	255	A	C2-N3-C4	-5.09	108.06	110.60
1	AA	1332	A	C3'-C2'-C1'	5.09	105.57	101.50
22	BA	486	C	O4'-C1'-N1	-5.09	104.13	108.20
22	BA	974	G	P-O3'-C3'	5.09	125.80	119.70
22	BA	1541	C	P-O3'-C3'	-5.09	113.60	119.70
22	DA	1493	C	N1-C1'-C2'	5.09	120.61	114.00
22	DA	2347	C	C3'-C2'-C1'	5.09	105.57	101.50
22	DA	2847	U	P-O3'-C3'	5.09	125.80	119.70
1	AA	279	A	O4'-C1'-N9	-5.08	104.13	108.20
1	AA	1108	G	P-O3'-C3'	-5.08	113.60	119.70
22	BA	656	G	P-O5'-C5'	-5.08	112.77	120.90
53	CA	508	U	O4'-C1'-N1	5.08	112.27	108.20
1	AA	1380	U	O4'-C1'-N1	5.08	112.26	108.20
22	DA	915	C	C3'-C2'-C1'	5.08	105.56	101.50
22	BA	2281	A	P-O5'-C5'	-5.08	112.77	120.90
22	BA	2597	G	P-O3'-C3'	5.08	125.80	119.70
22	DA	505	A	C3'-C2'-C1'	5.08	105.56	101.50
22	DA	1458	U	O4'-C1'-N1	5.08	112.26	108.20
22	DA	2429	G	C8-N9-C1'	-5.08	120.40	127.00
53	CA	1152	A	C3'-C2'-C1'	5.08	105.56	101.50
22	BA	1618	A	P-O3'-C3'	5.08	125.79	119.70
22	DA	265	A	O4'-C1'-N9	5.08	112.26	108.20
22	BA	2729	G	N9-C1'-C2'	-5.07	106.42	112.00
22	BA	2874	C	P-O3'-C3'	-5.07	113.61	119.70

Continued on next page...

Continued from previous page...

Mol	Chain	Res	Type	Atoms	Z	Observed(°)	Ideal(°)
22	DA	2757	A	N9-C1'-C2'	-5.07	106.42	112.00
22	BA	2689	U	C5-C4-O4	5.07	128.94	125.90
53	CA	349	A	C3'-C2'-C1'	5.07	105.56	101.50
1	AA	428	G	P-O3'-C3'	5.07	125.78	119.70
22	BA	2567	G	P-O3'-C3'	-5.07	113.62	119.70
22	BA	2630	G	C3'-C2'-C1'	5.07	105.55	101.50
1	AA	372	C	P-O3'-C3'	5.07	125.78	119.70
22	BA	2037	A	P-O5'-C5'	-5.07	112.80	120.90
22	BA	2194	U	P-O3'-C3'	-5.07	113.62	119.70
23	BB	86	G	P-O3'-C3'	-5.07	113.62	119.70
22	DA	477	A	C3'-C2'-C1'	5.07	105.55	101.50
53	CA	1453	G	C3'-C2'-C1'	5.06	105.55	101.50
1	AA	1531	A	P-O3'-C3'	-5.06	113.62	119.70
22	BA	996	A	O5'-P-OP2	-5.06	101.14	105.70
53	CA	199	A	P-O3'-C3'	-5.06	113.62	119.70
22	DA	1919	A	N9-C1'-C2'	-5.06	106.43	112.00
22	BA	2469	A	C3'-C2'-C1'	5.06	105.55	101.50
22	BA	1120	G	C2-N3-C4	-5.06	109.37	111.90
22	BA	916	G	P-O5'-C5'	-5.06	112.81	120.90
22	BA	962	G	N9-C1'-C2'	-5.06	106.44	112.00
53	CA	1029	U	O4'-C1'-N1	5.06	112.25	108.20
22	DA	321	U	P-O3'-C3'	5.06	125.77	119.70
22	DA	2726	A	P-O3'-C3'	5.06	125.77	119.70
22	DA	1080	A	C3'-C2'-C1'	5.06	105.55	101.50
1	AA	966	G	N9-C1'-C2'	-5.05	106.44	112.00
1	AA	1102	A	C3'-C2'-C1'	5.05	105.54	101.50
53	CA	1449	C	P-O3'-C3'	-5.05	113.64	119.70
1	AA	247	G	N9-C1'-C2'	-5.05	106.44	112.00
22	DA	445	C	C3'-C2'-C1'	5.05	105.54	101.50
1	AA	438	U	P-O3'-C3'	5.05	125.76	119.70
1	AA	813	U	O4'-C1'-N1	5.05	112.24	108.20
22	BA	1343	G	C3'-C2'-C1'	5.05	105.54	101.50
22	BA	2684	U	O5'-P-OP2	-5.05	101.15	105.70
22	BA	2769	U	O4'-C1'-N1	5.05	112.24	108.20
22	BA	2778	A	P-O3'-C3'	5.05	125.76	119.70
53	CA	1191	A	C3'-C2'-C1'	5.05	105.54	101.50
22	BA	865	C	N3-C2-O2	5.05	125.44	121.90
22	BA	1306	C	O4'-C1'-N1	5.05	112.24	108.20
22	BA	1669	A	O4'-C1'-N9	5.05	112.24	108.20
23	BB	58	A	C3'-C2'-C1'	5.05	105.54	101.50
22	BA	2492	U	P-O5'-C5'	-5.05	112.82	120.90
53	CA	218	U	O4'-C1'-N1	5.05	112.24	108.20

Continued on next page...

Continued from previous page...

Mol	Chain	Res	Type	Atoms	Z	Observed(°)	Ideal(°)
53	CA	1051	C	O4'-C1'-N1	5.05	112.24	108.20
1	AA	1395	C	P-O3'-C3'	-5.05	113.64	119.70
22	BA	2506	U	N1-C1'-C2'	5.05	120.56	114.00
22	BA	2547	A	P-O3'-C3'	5.05	125.76	119.70
22	DA	606	U	C3'-C2'-C1'	5.05	105.54	101.50
22	DA	2267	A	C4-N9-C1'	5.05	135.38	126.30
22	BA	1799	G	P-O3'-C3'	5.04	125.75	119.70
53	CA	12	U	O4'-C1'-N1	5.04	112.24	108.20
22	DA	1539	U	P-O3'-C3'	-5.04	113.65	119.70
1	AA	1454	G	C3'-C2'-C1'	5.04	105.53	101.50
22	BA	1144	A	N9-C1'-C2'	-5.04	106.45	112.00
22	BA	1341	G	P-O5'-C5'	-5.04	112.83	120.90
22	BA	1417	C	C3'-C2'-C1'	5.04	105.53	101.50
22	BA	2781	A	P-O3'-C3'	-5.04	113.65	119.70
53	CA	499	A	P-O3'-C3'	5.04	125.75	119.70
22	DA	2731	G	P-O3'-C3'	-5.04	113.65	119.70
22	BA	333	G	P-O5'-C5'	-5.04	112.83	120.90
22	BA	2018	G	O5'-P-OP1	5.04	116.75	110.70
22	DA	491	G	C3'-C2'-C1'	5.04	105.53	101.50
22	DA	1399	C	C3'-C2'-C1'	5.04	105.53	101.50
22	BA	2293	G	P-O5'-C5'	-5.04	112.84	120.90
22	BA	2342	C	P-O5'-C5'	-5.04	112.84	120.90
22	DA	2137	U	O4'-C1'-N1	5.04	112.23	108.20
22	BA	391	A	C3'-C2'-C1'	5.04	105.53	101.50
22	BA	1669	A	P-O3'-C3'	-5.04	113.66	119.70
23	BB	43	C	C3'-C2'-C1'	5.04	105.53	101.50
22	BA	821	A	OP1-P-O3'	5.04	116.28	105.20
53	CA	595	A	P-O3'-C3'	5.04	125.74	119.70
22	DA	831	G	C3'-C2'-C1'	5.04	105.53	101.50
22	BA	633	A	P-O3'-C3'	5.03	125.74	119.70
22	BA	1322	A	P-O3'-C3'	5.03	125.74	119.70
22	BA	1498	C	P-O3'-C3'	-5.03	113.66	119.70
53	CA	697	U	O4'-C1'-N1	5.03	112.23	108.20
53	CA	719	C	O4'-C1'-N1	5.03	112.23	108.20
22	DA	1602	U	N1-C1'-C2'	5.03	120.54	114.00
22	DA	2035	G	O4'-C1'-N9	5.03	112.23	108.20
53	CA	423	G	C3'-C2'-C1'	5.03	105.52	101.50
53	CA	500	G	C3'-C2'-C1'	5.03	105.53	101.50
22	DA	1539	U	C3'-C2'-C1'	5.03	105.52	101.50
22	DA	2729	G	P-O3'-C3'	-5.03	113.66	119.70
22	BA	2682	A	C3'-C2'-C1'	5.03	105.52	101.50
22	DA	1491	G	C3'-C2'-C1'	5.03	105.52	101.50

Continued on next page...

Continued from previous page...

Mol	Chain	Res	Type	Atoms	Z	Observed(°)	Ideal(°)
1	AA	1303	C	C3'-C2'-C1'	5.03	105.52	101.50
22	BA	866	A	P-O3'-C3'	-5.03	113.67	119.70
53	CA	1031	C	P-O3'-C3'	5.03	125.73	119.70
22	DA	1064	C	C3'-C2'-C1'	5.03	105.52	101.50
22	BA	974	G	N7-C8-N9	5.03	115.61	113.10
22	BA	1281	G	P-O5'-C5'	-5.03	112.86	120.90
22	BA	2490	G	C4'-C3'-C2'	5.03	107.63	102.60
53	CA	47	C	N1-C1'-C2'	5.03	120.53	114.00
1	AA	1064	G	C8-N9-C1'	5.02	133.53	127.00
22	BA	674	G	P-O5'-C5'	-5.02	112.86	120.90
23	BB	45	A	C3'-C2'-C1'	5.02	105.52	101.50
53	CA	1181	G	P-O3'-C3'	5.02	125.73	119.70
22	DA	2030	A	P-O3'-C3'	5.02	125.73	119.70
22	BA	944	C	O4'-C1'-N1	5.02	112.22	108.20
22	DA	1457	U	O4'-C1'-N1	5.02	112.22	108.20
22	DA	1619	G	P-O3'-C3'	-5.02	113.67	119.70
22	BA	1451	C	N1-C1'-C2'	5.02	120.53	114.00
22	BA	1771	C	N1-C2-O2	-5.02	115.89	118.90
22	DA	589	U	O4'-C1'-N1	5.02	112.22	108.20
1	AA	813	U	C3'-C2'-C1'	5.02	105.52	101.50
22	BA	1524	G	C3'-C2'-C1'	5.02	105.52	101.50
22	BA	2894	G	C3'-C2'-C1'	5.02	105.52	101.50
22	DA	2404	U	C3'-C2'-C1'	5.02	105.52	101.50
22	DA	2440	C	O4'-C1'-N1	5.02	112.22	108.20
22	BA	2347	C	O4'-C1'-N1	5.02	112.21	108.20
22	BA	2637	U	N3-C2-O2	5.02	125.71	122.20
53	CA	527	G	C3'-C2'-C1'	5.02	105.51	101.50
22	BA	870	U	O4'-C1'-N1	5.01	112.21	108.20
22	BA	1135	C	C3'-C2'-C1'	5.01	105.51	101.50
22	BA	1681	G	C5-C6-O6	-5.01	125.59	128.60
22	BA	2681	C	C6-N1-C2	5.01	122.31	120.30
22	DA	1346	G	C3'-C2'-C1'	5.01	105.51	101.50
22	BA	739	A	C4'-C3'-C2'	5.01	107.61	102.60
53	CA	306	A	O4'-C1'-N9	-5.01	104.19	108.20
22	DA	1675	C	P-O3'-C3'	-5.01	113.68	119.70
22	BA	913	U	C4'-C3'-C2'	5.01	107.61	102.60
22	DA	1560	G	C3'-C2'-C1'	5.01	105.51	101.50
22	DA	2573	C	C3'-C2'-C1'	5.01	105.51	101.50
22	DA	2837	A	C3'-C2'-C1'	5.01	105.51	101.50
1	AA	1158	C	N1-C1'-C2'	-5.01	106.49	112.00
22	BA	162	U	N1-C1'-C2'	5.01	120.51	114.00
22	BA	860	U	P-O3'-C3'	-5.01	113.69	119.70

Continued on next page...

Continued from previous page...

Mol	Chain	Res	Type	Atoms	Z	Observed(°)	Ideal(°)
53	CA	1161	C	C3'-C2'-C1'	5.01	105.51	101.50
22	DA	2622	U	O4'-C1'-N1	5.01	112.21	108.20
22	BA	334	C	OP1-P-O3'	5.01	116.21	105.20
22	BA	1612	C	N1-C2-O2	-5.01	115.90	118.90
22	BA	1700	A	N9-C1'-C2'	-5.01	106.49	112.00
53	CA	275	G	P-O3'-C3'	-5.01	113.69	119.70
53	CA	498	A	C3'-C2'-C1'	5.01	105.50	101.50
22	DA	396	G	C3'-C2'-C1'	5.01	105.51	101.50
22	DA	2489	U	P-O3'-C3'	5.01	125.71	119.70
22	DA	2543	G	P-O3'-C3'	-5.01	113.69	119.70
1	AA	92	U	C3'-C2'-C1'	5.00	105.50	101.50
22	BA	1267	U	P-O3'-C3'	-5.00	113.69	119.70
22	BA	266	G	C3'-C2'-C1'	5.00	105.50	101.50
22	BA	1821	A	C3'-C2'-C1'	5.00	105.50	101.50
22	DA	199	A	P-O3'-C3'	5.00	125.70	119.70
22	BA	25	U	C5-C4-O4	-5.00	122.90	125.90
23	BB	45	A	N9-C1'-C2'	-5.00	106.50	112.00
53	CA	73	C	P-O3'-C3'	-5.00	113.70	119.70

There are no chirality outliers.

All (4) planarity outliers are listed below:

Mol	Chain	Res	Type	Group
25	BD	9	VAL	Peptide
31	BJ	43	GLU	Peptide
35	BN	101	GLY	Peptide
58	DF	177	ARG	Mainchain

5.2 Too-close contacts [i](#)

In the following table, the Non-H and H(model) columns list the number of non-hydrogen atoms and hydrogen atoms in the chain respectively. The H(added) column lists the number of hydrogen atoms added and optimized by MolProbity. The Clashes column lists the number of clashes within the asymmetric unit, whereas Symm-Clashes lists symmetry-related clashes.

Mol	Chain	Non-H	H(model)	H(added)	Clashes	Symm-Clashes
1	AA	32895	0	16553	1994	0
2	AB	1705	0	1731	279	0
2	CB	1705	0	1732	233	0
3	AC	1625	0	1699	178	0
3	CC	1625	0	1699	193	0

Continued on next page...

Continued from previous page...

Mol	Chain	Non-H	H(model)	H(added)	Clashes	Symm-Clashes
4	AD	1643	0	1710	243	0
4	CD	1643	0	1710	224	0
5	AE	1106	0	1148	206	0
5	CE	1106	0	1148	145	0
6	AF	818	0	808	111	0
6	CF	818	0	808	117	0
7	AG	1182	0	1240	130	0
8	AH	979	0	1034	136	0
8	CH	979	0	1034	126	0
9	AI	1022	0	1070	133	0
9	CI	1022	0	1070	164	0
10	AJ	787	0	828	141	0
10	CJ	787	0	828	148	0
11	AK	877	0	887	140	0
11	CK	877	0	887	128	0
12	AL	955	0	1019	127	0
12	CL	955	0	1019	156	0
13	AM	884	0	944	94	0
14	AN	774	0	827	136	0
14	CN	769	0	822	130	0
15	AO	714	0	737	84	0
15	CO	714	0	737	61	0
16	AP	649	0	666	79	0
17	AQ	649	0	691	100	0
17	CQ	649	0	691	112	0
18	AR	456	0	478	53	0
18	CR	456	0	478	57	0
19	AS	638	0	665	74	0
19	CS	638	0	665	109	0
20	AT	665	0	714	97	0
20	CT	665	0	714	86	0
21	AU	426	0	449	116	0
21	CU	426	0	449	92	0
22	BA	61274	0	30819	3248	0
22	DA	60995	0	30679	5259	0
23	BB	2529	0	1281	118	0
24	BC	2083	0	2157	287	0
24	DC	2083	0	2157	345	0
25	BD	1565	0	1616	269	0
25	DD	1565	0	1616	291	0
26	BE	1552	0	1619	203	0
26	DE	1552	0	1619	266	0

Continued on next page...

Continued from previous page...

Mol	Chain	Non-H	H(model)	H(added)	Clashes	Symm-Clashes
27	BF	1411	0	1447	208	0
28	BG	1323	0	1374	211	0
28	DG	1323	0	1374	199	0
29	BH	1111	0	1148	166	0
29	DH	1111	0	1148	175	0
30	BI	1032	0	1088	114	0
30	DI	1032	0	1088	120	0
31	BJ	1129	0	1162	216	0
31	DJ	1129	0	1162	202	0
32	BK	939	0	1012	164	0
32	DK	939	0	1012	183	0
33	BL	1045	0	1117	169	0
33	DL	1045	0	1117	192	0
34	BM	1074	0	1157	146	0
34	DM	1074	0	1157	150	0
35	BN	961	0	1000	123	0
35	DN	961	0	1000	207	0
36	BO	892	0	923	92	0
36	DO	892	0	923	107	0
37	BP	917	0	965	195	0
37	DP	917	0	965	172	0
38	BQ	947	0	1022	191	0
38	DQ	947	0	1022	180	0
39	BR	816	0	839	138	0
39	DR	816	0	839	137	0
40	BS	857	0	922	110	0
40	DS	857	0	922	131	0
41	BT	739	0	807	156	0
41	DT	739	0	807	159	0
42	BU	780	0	834	84	0
42	DU	780	0	834	133	0
43	BV	753	0	780	76	0
43	DV	753	0	780	108	0
44	BW	596	0	610	229	0
44	DW	596	0	610	174	0
45	BX	625	0	655	104	0
45	DX	625	0	655	114	0
46	BY	509	0	543	69	0
46	DY	509	0	543	102	0
47	BZ	449	0	491	58	0
47	DZ	449	0	491	58	0
48	B0	444	0	461	32	0

Continued on next page...

Continued from previous page...

Mol	Chain	Non-H	H(model)	H(added)	Clashes	Symm-Clashes
48	D0	444	0	461	75	0
49	B1	410	0	440	57	0
49	D1	410	0	440	53	0
50	B2	377	0	418	36	0
50	D2	377	0	418	66	0
51	B3	504	0	574	53	0
51	D3	504	0	574	67	0
52	B4	302	0	340	47	0
52	D4	302	0	342	41	0
53	CA	32831	0	16521	2416	0
54	CG	1175	0	1230	194	0
55	CM	877	0	937	167	0
56	CP	639	0	656	101	0
57	DB	2507	0	1270	234	0
58	DF	1420	0	1460	282	0
59	AA	42	0	0	0	0
59	AN	1	0	0	0	0
59	BA	134	0	0	0	0
59	BB	4	0	0	0	0
59	BL	1	0	0	0	0
59	CA	42	0	0	0	0
59	DA	132	0	0	0	0
59	DB	1	0	0	0	0
59	DC	2	0	0	0	0
59	DE	1	0	0	0	0
59	DJ	1	0	0	0	0
60	BA	27	0	32	2	0
61	B4	1	0	0	0	0
61	D4	1	0	0	0	0
62	AA	197	0	0	5	0
62	AE	1	0	0	0	0
62	AL	1	0	0	0	0
62	AN	6	0	0	2	0
62	AT	2	0	0	0	0
62	AU	1	0	0	0	0
62	B2	2	0	0	0	0
62	B3	2	0	0	1	0
62	B4	1	0	0	0	0
62	BA	601	0	0	48	0
62	BB	20	0	0	1	0
62	BC	8	0	0	0	0
62	BD	4	0	0	1	0

Continued on next page...

Continued from previous page...

Mol	Chain	Non-H	H(model)	H(added)	Clashes	Symm-Clashes
62	BE	1	0	0	1	0
62	BL	3	0	0	1	0
62	BN	3	0	0	1	0
62	BQ	1	0	0	0	0
62	BR	1	0	0	1	0
62	BT	3	0	0	0	0
62	CA	193	0	0	7	0
62	CE	4	0	0	0	0
62	CI	1	0	0	0	0
62	CL	1	0	0	0	0
62	CN	3	0	0	0	0
62	CT	3	0	0	0	0
62	CU	2	0	0	0	0
62	D2	2	0	0	0	0
62	D3	1	0	0	0	0
62	D4	4	0	0	0	0
62	DA	599	0	0	28	0
62	DB	4	0	0	0	0
62	DC	9	0	0	2	0
62	DD	2	0	0	0	0
62	DE	3	0	0	0	0
62	DJ	5	0	0	0	0
62	DL	5	0	0	1	0
62	DN	3	0	0	0	0
62	DT	3	0	0	1	0
62	DU	2	0	0	0	0
62	DV	1	0	0	0	0
All	All	284501	0	190871	25099	0

The all-atom clashscore is defined as the number of clashes found per 1000 atoms (including hydrogen atoms). The all-atom clashscore for this structure is 53.

All (25099) close contacts within the same asymmetric unit are listed below, sorted by their clash magnitude.

Atom-1	Atom-2	Interatomic distance (Å)	Clash overlap (Å)
22:BA:900:A:C2'	22:BA:901:C:H5'	1.40	1.46
2:AB:108:GLN:O	2:AB:110:ILE:N	1.58	1.37
22:BA:1073:A:C2'	22:BA:1074:G:H5''	1.54	1.35
2:CB:93:HIS:CG	2:CB:145:ASN:O	1.88	1.27
28:BG:84:LYS:HG3	28:BG:132:LEU:N	1.49	1.26
22:DA:1915:U:H2'	22:DA:1916:A:C8	1.71	1.26

Continued on next page...

Continued from previous page...

Atom-1	Atom-2	Interatomic distance (Å)	Clash overlap (Å)
53:CA:989:U:C2'	53:CA:990:C:H5'	1.67	1.25
31:BJ:111:LYS:HD3	31:BJ:112:GLY:N	1.50	1.25
22:BA:2197:U:O2'	22:BA:2198:A:H2'	1.30	1.24
22:DA:2800:A:O2'	22:DA:2801:G:H4'	1.25	1.24
22:DA:1401:G:H2'	22:DA:1402:U:C6	1.74	1.23
24:BC:246:PRO:HG2	24:BC:247:TRP:CZ3	1.75	1.22
53:CA:82:G:O2'	53:CA:83:C:H4'	1.38	1.22
1:AA:174:A:O2'	1:AA:175:C:H5'	1.41	1.21
38:BQ:63:ARG:NH1	38:BQ:96:ASP:HA	1.56	1.20
53:CA:987:G:H2'	53:CA:988:G:C8	1.77	1.19
44:DW:27:GLY:CA	44:DW:31:LEU:HD11	1.71	1.19
22:BA:900:A:H2'	22:BA:901:C:C5'	1.71	1.19
2:AB:110:ILE:CD1	2:AB:147:LEU:HD13	1.73	1.19
22:DA:1492:G:H3'	22:DA:1493:C:H5'	1.21	1.19
22:BA:751:A:H5''	22:BA:752:A:OP1	1.41	1.18
37:BP:50:ARG:HG2	37:BP:57:ALA:N	1.54	1.18
22:DA:1537:G:C2'	22:DA:1538:G:H4'	1.74	1.18
53:CA:1014:A:H4'	19:CS:13:HIS:CD2	1.78	1.17
1:AA:94:G:H4'	1:AA:95:C:C5'	1.73	1.17
5:AE:80:LEU:HD23	5:AE:122:VAL:HG11	1.22	1.17
1:AA:874:G:O2'	1:AA:875:U:H5'	1.42	1.17
22:BA:1071:G:H1'	22:BA:1089:A:N7	1.59	1.17
39:BR:42:ALA:HA	39:BR:46:GLU:HB2	1.26	1.17
28:BG:8:VAL:HG11	28:BG:49:LEU:HB2	1.23	1.16
31:BJ:44:TYR:HB2	38:BQ:63:ARG:HB3	1.23	1.16
12:CL:43:LYS:HB3	12:CL:44:PRO:CD	1.75	1.16
23:BB:30:C:H2'	23:BB:31:C:H5'	1.27	1.16
9:CI:51:LEU:HG	9:CI:86:LEU:HD22	1.19	1.16
11:AK:126:ARG:HB2	21:AU:33:ARG:NH1	1.57	1.16
28:BG:83:THR:HA	28:BG:84:LYS:NZ	1.59	1.16
22:DA:1024:G:H3'	22:DA:1025:G:C5'	1.74	1.16
22:DA:1024:G:C3'	22:DA:1025:G:H5''	1.75	1.16
17:AQ:18:LYS:HA	17:AQ:47:ASP:HB2	1.22	1.16
44:BW:18:LYS:HA	44:BW:36:ILE:HG13	1.27	1.16
41:DT:39:THR:HG21	41:DT:42:GLU:HB2	1.28	1.15
32:BK:18:ARG:HH11	32:BK:18:ARG:HG3	1.03	1.15
38:BQ:91:ARG:HD3	39:BR:11:GLN:HG3	1.19	1.15
5:CE:13:LYS:HE2	5:CE:13:LYS:HA	1.28	1.15
38:DQ:27:ARG:HA	38:DQ:33:VAL:CG1	1.75	1.15
33:BL:27:LEU:H	33:BL:27:LEU:HD12	1.09	1.15
22:BA:1179:G:C5	22:BA:1180:U:H1'	1.82	1.15

Continued on next page...

Continued from previous page...

Atom-1	Atom-2	Interatomic distance (Å)	Clash overlap (Å)
28:BG:83:THR:HA	28:BG:84:LYS:HZ3	1.07	1.15
31:BJ:37:ARG:HA	31:BJ:118:MET:HE2	1.22	1.15
53:CA:519:C:H2'	53:CA:520:A:C8	1.81	1.15
22:DA:1021:A:O2'	22:DA:1022:G:H4'	1.46	1.15
35:BN:103:ARG:HD3	35:BN:110:MET:HE3	1.29	1.14
53:CA:72:A:O2'	53:CA:73:C:H5'	1.46	1.14
22:DA:1537:G:H2'	22:DA:1538:G:H4'	1.28	1.14
1:AA:842:U:H3'	1:AA:843:U:H5''	1.18	1.14
53:CA:1378:C:H3'	53:CA:1379:G:H5''	1.30	1.14
32:BK:10:VAL:HG21	32:BK:16:ALA:HB1	1.25	1.14
53:CA:1226:C:H41	55:CM:102:LYS:HA	1.11	1.14
22:DA:996:A:H4'	38:DQ:91:ARG:HD2	1.25	1.14
22:BA:2352:A:C2	44:BW:30:VAL:HG11	1.81	1.14
22:DA:1784:A:H4'	22:DA:1785:A:O5'	1.41	1.14
53:CA:988:G:O2'	53:CA:989:U:H5'	1.48	1.14
44:DW:37:VAL:HG12	44:DW:55:ASP:HB2	1.19	1.14
24:BC:16:VAL:H	24:BC:203:VAL:HG12	1.04	1.13
38:BQ:69:ARG:HH21	38:BQ:69:ARG:HB2	1.02	1.13
32:DK:71:ARG:HB3	32:DK:72:PRO:CD	1.78	1.13
6:CF:18:VAL:HG21	6:CF:58:HIS:CD2	1.83	1.13
22:DA:1492:G:H3'	22:DA:1493:C:C5'	1.77	1.13
4:AD:47:LEU:HD21	4:AD:52:VAL:HG12	1.29	1.13
22:BA:1073:A:C3'	22:BA:1074:G:H5''	1.78	1.13
53:CA:1422:G:H5''	32:DK:48:PRO:HB3	1.24	1.13
3:AC:76:ILE:HD11	3:AC:102:ILE:HG12	1.31	1.12
22:DA:604:G:O2'	22:DA:605:G:H5'	1.45	1.12
2:AB:40:ILE:HD13	2:AB:201:GLY:HA2	1.27	1.12
22:BA:2510:C:H5'	22:BA:2510:C:C6	1.83	1.12
39:BR:49:ILE:HD12	39:BR:52:PRO:CA	1.77	1.12
57:DB:110:C:O2'	57:DB:111:U:H5'	1.48	1.12
1:AA:1395:C:H5'	1:AA:1395:C:H6	1.13	1.12
2:AB:89:PHE:HB3	2:AB:149:GLY:HA2	1.14	1.12
21:AU:9:GLU:CG	21:AU:10:PRO:HD3	1.80	1.12
11:CK:70:ALA:HA	11:CK:73:VAL:HG22	1.26	1.12
26:DE:47:LYS:HB3	26:DE:51:GLU:HB2	1.28	1.12
12:CL:43:LYS:CB	12:CL:44:PRO:HD2	1.80	1.11
22:DA:2631:G:H2'	22:DA:2632:A:H5''	1.19	1.11
34:DM:27:SER:H	34:DM:66:ARG:NH2	1.48	1.11
6:AF:6:ILE:HG12	6:AF:89:VAL:HG23	1.13	1.11
20:AT:43:LYS:HB3	20:AT:86:ALA:HB1	1.20	1.11
2:CB:46:VAL:HG13	2:CB:47:PRO:HD3	1.22	1.11

Continued on next page...

Continued from previous page...

Atom-1	Atom-2	Interatomic distance (Å)	Clash overlap (Å)
1:AA:566:G:H4'	1:AA:567:G:OP1	1.45	1.11
39:BR:49:ILE:CD1	39:BR:52:PRO:HA	1.79	1.11
53:CA:1182:G:C4'	53:CA:1183:U:H5'	1.81	1.11
22:DA:2060:A:H2'	26:DE:63:LYS:HZ3	1.06	1.11
1:AA:243:A:H4'	1:AA:244:U:C5'	1.81	1.11
22:BA:1045:C:H5''	22:BA:1046:A:H5'	1.33	1.11
27:BF:35:LEU:HB3	27:BF:153:ILE:CG2	1.79	1.11
38:BQ:27:ARG:HG3	38:BQ:27:ARG:HH11	1.09	1.11
49:B1:33:LEU:H	49:B1:51:ALA:HB3	1.00	1.11
22:DA:2296:U:H4'	22:DA:2297:A:OP1	1.39	1.11
29:BH:31:VAL:HB	29:BH:32:PRO:CD	1.80	1.11
21:CU:24:LYS:HG3	21:CU:25:ALA:H	1.03	1.11
6:AF:16:GLU:CG	4:CD:191:SER:HB2	1.81	1.10
22:BA:646:U:H3'	22:BA:647:G:H5''	1.25	1.10
22:BA:1073:A:H2'	22:BA:1074:G:H5''	1.13	1.10
25:BD:99:GLU:HG3	25:BD:100:LEU:H	0.94	1.10
53:CA:1183:U:H3'	53:CA:1184:G:H5''	1.30	1.10
22:DA:2135:A:C3'	22:DA:2136:G:H5''	1.81	1.10
22:BA:1458:U:H4'	22:BA:1459:G:O5'	1.51	1.10
32:BK:10:VAL:CG2	32:BK:16:ALA:HB1	1.81	1.10
36:BO:59:ALA:HA	36:BO:62:LEU:HD12	1.24	1.10
44:BW:24:ARG:HD2	44:BW:25:PHE:N	1.65	1.10
44:BW:37:VAL:HG12	44:BW:38:ARG:H	1.06	1.10
53:CA:238:A:H2'	53:CA:239:U:H5''	1.23	1.10
1:AA:975:A:H4'	1:AA:976:G:H5'	1.20	1.10
5:AE:153:ALA:HA	5:AE:156:ARG:HB2	1.32	1.10
7:AG:12:LEU:H	7:AG:12:LEU:HD22	1.13	1.10
22:BA:2431:U:H6	22:BA:2431:U:H5'	1.10	1.10
35:DN:28:LEU:HD21	35:DN:115:LEU:HD21	1.16	1.10
39:DR:39:LEU:HA	39:DR:49:ILE:HG21	1.31	1.10
1:AA:158:G:C2'	1:AA:159:G:H5''	1.80	1.10
20:CT:23:ARG:HB3	20:CT:60:GLN:HE22	1.16	1.10
22:DA:217:A:H2'	22:DA:218:A:C8	1.86	1.10
24:DC:144:GLU:HA	24:DC:151:GLY:HA2	1.28	1.10
1:AA:1007:U:H2'	1:AA:1008:U:H5''	1.33	1.10
36:BO:40:ILE:HG12	36:BO:47:VAL:HG12	1.32	1.10
43:BV:10:LYS:HD3	43:BV:10:LYS:H	1.02	1.10
22:DA:33:C:O2'	22:DA:34:U:H5'	1.50	1.10
33:DL:79:LEU:HA	33:DL:82:LEU:HD11	1.33	1.10
40:BS:88:ARG:HG2	40:BS:88:ARG:HH21	0.98	1.09
4:CD:2:ARG:NH2	4:CD:114:ARG:HD3	1.67	1.09

Continued on next page...

Continued from previous page...

Atom-1	Atom-2	Interatomic distance (Å)	Clash overlap (Å)
6:CF:11:HIS:CD2	6:CF:54:LEU:HD21	1.85	1.09
22:DA:2060:A:H2'	26:DE:63:LYS:NZ	1.64	1.09
22:DA:2214:C:O2'	22:DA:2215:C:H5'	1.52	1.09
22:DA:2689:U:H4'	22:DA:2690:U:OP2	1.51	1.09
15:AO:63:ARG:HD3	15:AO:87:ARG:HH22	1.04	1.09
22:BA:636:G:C5	33:BL:111:ILE:HD11	1.87	1.09
27:BF:40:GLY:CA	27:BF:84:ILE:HD11	1.82	1.09
53:CA:373:A:O2'	53:CA:374:A:H5'	1.52	1.09
22:DA:1565:C:O2'	22:DA:1566:A:H2'	1.52	1.09
22:DA:1639:C:C2'	22:DA:1640:A:H5''	1.82	1.09
57:DB:58:A:H2'	57:DB:59:A:C8	1.88	1.09
38:DQ:61:ILE:HD11	38:DQ:92:LYS:HD3	1.29	1.09
27:BF:35:LEU:HB3	27:BF:153:ILE:HG22	1.26	1.09
38:BQ:4:LYS:HG3	38:BQ:5:ARG:H	1.11	1.09
4:CD:25:ARG:NH1	4:CD:30:LYS:HG2	1.68	1.09
1:AA:204:G:H3'	1:AA:205:A:H5''	1.19	1.09
22:BA:2510:C:H5'	22:BA:2510:C:H6	1.02	1.09
53:CA:989:U:H2'	53:CA:990:C:H5'	1.14	1.09
11:AK:87:GLY:N	11:AK:113:THR:HG22	1.67	1.09
29:BH:89:LYS:HG2	29:BH:90:LEU:H	1.16	1.09
53:CA:987:G:H2'	53:CA:988:G:H8	0.92	1.09
38:DQ:87:VAL:HG21	39:DR:52:PRO:HD3	1.09	1.09
1:AA:721:G:H4'	1:AA:722:G:O5'	1.42	1.08
22:BA:2352:A:N1	44:BW:30:VAL:HG11	1.66	1.08
10:CJ:64:GLN:HB2	14:CN:98:ALA:HB3	1.26	1.08
11:CK:44:ALA:HB3	11:CK:69:CYS:HB2	1.34	1.08
22:DA:1639:C:H2'	22:DA:1640:A:H5''	1.27	1.08
22:DA:1817:G:O2'	22:DA:1818:U:H5'	1.54	1.08
44:DW:40:ARG:HH11	44:DW:40:ARG:HG2	0.94	1.08
9:AI:40:ARG:HA	9:AI:44:ARG:HB3	1.33	1.08
5:CE:29:ILE:HG23	5:CE:30:PHE:H	1.13	1.08
21:CU:16:ARG:HG3	21:CU:19:LYS:HG2	1.15	1.08
35:DN:37:THR:CG2	35:DN:39:PRO:HD2	1.83	1.08
26:BE:119:ILE:CD1	26:BE:187:VAL:HA	1.84	1.08
44:BW:9:THR:HG23	44:BW:10:ARG:HD3	1.30	1.08
39:DR:27:ILE:HG22	39:DR:28:ALA:H	1.09	1.08
22:BA:900:A:C2'	22:BA:901:C:C5'	2.30	1.08
22:BA:1238:G:O2'	22:BA:1239:G:H5'	1.52	1.08
34:BM:35:ALA:O	34:BM:36:VAL:HB	1.54	1.08
53:CA:1152:A:H2'	53:CA:1153:G:C8	1.89	1.08
22:DA:2199:A:H2'	22:DA:2200:C:C6	1.89	1.08

Continued on next page...

Continued from previous page...

Atom-1	Atom-2	Interatomic distance (Å)	Clash overlap (Å)
51:D3:35:LYS:HB2	51:D3:40:LYS:HD3	1.25	1.08
12:AL:49:ARG:HH11	12:AL:49:ARG:HG2	0.95	1.08
29:BH:31:VAL:HB	29:BH:32:PRO:HD2	1.32	1.08
22:DA:2051:A:H4'	22:DA:2052:A:OP1	1.37	1.08
22:DA:2136:G:H2'	22:DA:2137:U:C5	1.88	1.08
53:CA:1168:U:H2'	53:CA:1168:U:O2	1.52	1.07
54:CG:74:VAL:HG13	54:CG:140:VAL:HG13	1.31	1.07
22:DA:1313:U:H2'	22:DA:1313:U:O2	1.47	1.07
26:DE:148:ILE:HD13	26:DE:187:VAL:HG21	1.12	1.07
1:AA:1021:A:H2'	1:AA:1022:A:H5''	1.28	1.07
4:AD:109:THR:HG23	4:AD:112:GLU:H	1.13	1.07
25:BD:97:SER:O	25:BD:99:GLU:HG2	1.53	1.07
44:BW:28:GLU:HB3	44:BW:31:LEU:HD21	1.08	1.07
46:BY:32:ALA:HB2	46:BY:37:LEU:HD12	1.32	1.07
53:CA:120:A:C2'	53:CA:121:U:H5''	1.84	1.07
4:CD:2:ARG:HH21	4:CD:114:ARG:HD3	0.91	1.07
19:CS:40:PHE:HB3	19:CS:41:PRO:HD2	1.27	1.07
22:BA:1179:G:H3'	22:BA:1180:U:H4'	1.33	1.07
25:BD:106:LYS:HB3	25:BD:206:ALA:HB3	1.27	1.07
31:BJ:37:ARG:HA	31:BJ:118:MET:CE	1.84	1.07
33:BL:55:MET:HE2	33:BL:55:MET:HA	1.27	1.07
54:CG:22:LEU:HA	54:CG:25:PHE:HB3	1.23	1.07
8:CH:103:VAL:HG12	8:CH:124:ILE:HA	1.30	1.07
10:CJ:84:VAL:HG23	10:CJ:85:ASP:H	1.08	1.07
22:DA:1060:U:H4'	22:DA:1061:U:O5'	1.54	1.07
2:AB:9:LEU:HD12	2:AB:42:LEU:HD13	1.27	1.07
2:AB:110:ILE:HD11	2:AB:147:LEU:HD13	1.30	1.07
25:BD:16:THR:HG23	25:BD:18:ASP:OD1	1.53	1.07
25:BD:169:ARG:O	25:BD:170:VAL:HG13	1.55	1.07
2:CB:206:ILE:HA	2:CB:209:VAL:HG22	1.33	1.07
6:CF:92:THR:HG22	6:CF:94:HIS:H	1.20	1.07
22:DA:449:A:O2'	22:DA:450:G:H5'	1.52	1.07
22:DA:589:U:O2'	22:DA:590:A:H5'	1.55	1.07
22:DA:1079:C:H41	22:DA:1088:A:H5''	1.09	1.07
1:AA:1129:C:H5''	9:AI:17:ARG:NH2	1.68	1.07
37:BP:50:ARG:HD3	37:BP:56:SER:HB3	1.09	1.07
53:CA:1046:A:O2'	53:CA:1047:G:H5'	1.55	1.07
22:DA:1474:U:H2'	22:DA:1475:G:H5'	1.37	1.07
22:DA:1935:G:H1'	22:DA:1964:G:N2	1.68	1.07
22:DA:2093:G:O6	22:DA:2225:A:C8	2.08	1.07
32:DK:38:ILE:HG12	32:DK:61:VAL:HG12	1.34	1.07

Continued on next page...

Continued from previous page...

Atom-1	Atom-2	Interatomic distance (Å)	Clash overlap (Å)
52:D4:16:ILE:HG12	52:D4:25:VAL:HG22	1.15	1.07
1:AA:158:G:H2'	1:AA:159:G:H5''	1.11	1.06
9:AI:98:ARG:CG	9:AI:103:VAL:HG21	1.85	1.06
53:CA:597:G:H2'	53:CA:598:U:H5'	1.32	1.06
22:DA:959:A:H2'	22:DA:960:A:C8	1.89	1.06
1:AA:374:A:H5''	1:AA:452:A:C2	1.90	1.06
1:AA:1065:U:H5''	1:AA:1190:G:N2	1.70	1.06
22:BA:1060:U:C4'	22:BA:1061:U:H5'	1.85	1.06
32:BK:21:CYS:HB2	32:BK:39:ILE:HD11	1.25	1.06
53:CA:575:G:H4'	53:CA:576:C:O5'	1.55	1.06
52:D4:7:VAL:HG13	52:D4:8:LYS:H	1.15	1.06
22:BA:762:U:H4'	22:BA:763:G:O5'	1.49	1.06
53:CA:987:G:C2'	53:CA:988:G:H8	1.68	1.06
25:DD:8:LYS:HB2	25:DD:201:LEU:HD11	1.38	1.06
1:AA:1238:A:H5'	1:AA:1336:C:H41	1.14	1.06
22:BA:946:C:O2'	22:BA:947:A:H5'	1.54	1.06
24:BC:131:MET:HA	24:BC:134:ILE:HD12	1.27	1.06
22:BA:1060:U:H4'	22:BA:1061:U:C5'	1.86	1.06
38:BQ:49:ARG:HH11	38:BQ:49:ARG:HG3	1.20	1.06
53:CA:1148:U:O2'	53:CA:1149:C:H5'	1.56	1.06
2:AB:66:ILE:HB	2:AB:88:GLN:HB3	1.37	1.05
42:BU:73:ASN:ND2	42:BU:76:THR:HG23	1.71	1.05
4:CD:25:ARG:NH1	4:CD:25:ARG:HG2	1.53	1.05
5:CE:29:ILE:HG23	5:CE:30:PHE:N	1.64	1.05
22:DA:873:C:H4'	34:DM:64:TRP:NE1	1.70	1.05
9:AI:32:ARG:HG2	9:AI:36:GLN:HB3	1.34	1.05
53:CA:6:G:H2'	53:CA:6:G:N3	1.66	1.05
54:CG:91:ARG:HG2	54:CG:92:PRO:HD2	1.34	1.05
55:CM:95:PRO:HD3	55:CM:108:ARG:HG2	1.38	1.05
22:DA:197:A:H62	22:DA:2430:A:H2'	0.88	1.05
22:DA:1127:A:O2'	22:DA:1128:G:H5'	1.55	1.05
32:DK:70:ARG:HB3	32:DK:76:VAL:HG22	1.31	1.05
49:B1:16:THR:HB	49:B1:41:VAL:HG21	1.31	1.05
22:DA:84:A:H4'	22:DA:85:G:O5'	1.56	1.05
22:DA:491:G:H2'	22:DA:492:A:C8	1.90	1.05
22:DA:2092:U:H4'	22:DA:2093:G:OP1	1.57	1.05
26:DE:130:LYS:HB3	26:DE:133:LEU:HB3	1.37	1.05
33:DL:17:LYS:NZ	33:DL:19:LEU:HD22	1.68	1.05
11:AK:108:ASN:HB3	21:AU:6:ARG:HG2	1.36	1.05
22:BA:2585:U:O2'	22:BA:2586:U:H5'	1.57	1.05
25:BD:172:VAL:O	25:BD:173:GLN:HB2	1.56	1.05

Continued on next page...

Continued from previous page...

Atom-1	Atom-2	Interatomic distance (Å)	Clash overlap (Å)
32:DK:111:LYS:H	32:DK:111:LYS:HE3	1.17	1.05
4:CD:25:ARG:HH11	4:CD:25:ARG:CG	1.70	1.05
26:DE:170:ARG:HH22	26:DE:176:ASP:HB2	1.20	1.05
29:DH:115:VAL:HG12	29:DH:132:PHE:HB2	1.35	1.05
35:DN:37:THR:HG22	35:DN:39:PRO:HD2	1.05	1.05
30:BI:79:LEU:HA	30:BI:83:ALA:HB3	1.34	1.04
37:BP:50:ARG:CB	37:BP:57:ALA:H	1.70	1.04
2:CB:114:LYS:HE3	2:CB:151:LYS:HB2	1.34	1.04
24:DC:122:ALA:HB3	24:DC:127:ASN:ND2	1.71	1.04
1:AA:243:A:H4'	1:AA:244:U:H5''	1.39	1.04
2:AB:163:ILE:HG23	2:AB:164:ASP:H	1.16	1.04
5:AE:81:GLN:HG2	5:AE:149:PRO:HG3	1.39	1.04
22:BA:2269:G:H4'	44:BW:18:LYS:HE2	1.36	1.04
53:CA:33:A:H2'	53:CA:34:C:H6	1.19	1.04
17:CQ:30:HIS:HE1	17:CQ:32:ILE:HG13	1.17	1.04
25:DD:36:GLN:HG3	25:DD:38:LYS:HZ1	1.21	1.04
10:AJ:29:ALA:HB1	10:AJ:36:VAL:HG21	1.39	1.04
22:BA:1287:A:H5'	35:BN:103:ARG:HD2	1.38	1.04
41:BT:39:THR:HB	41:BT:42:GLU:HB2	1.33	1.04
22:DA:1662:U:H2'	22:DA:1663:G:H5''	1.39	1.04
6:AF:16:GLU:HG2	4:CD:191:SER:CB	1.87	1.04
17:AQ:16:MET:HB2	17:AQ:19:SER:HB3	1.34	1.04
29:BH:96:THR:O	29:BH:97:ARG:HG3	1.56	1.04
2:CB:79:VAL:HA	2:CB:213:LEU:HD21	1.38	1.04
2:CB:114:LYS:HA	2:CB:117:GLU:HG2	1.35	1.04
3:CC:190:THR:HG22	3:CC:191:THR:H	1.20	1.04
22:DA:382:A:H2'	22:DA:383:C:H5''	1.39	1.04
37:DP:9:GLN:HB3	37:DP:12:MET:HE2	1.36	1.04
1:AA:1129:C:H5''	9:AI:17:ARG:HH22	0.87	1.04
53:CA:982:U:H4'	53:CA:983:A:O5'	1.57	1.04
25:DD:34:VAL:HG12	25:DD:48:ILE:HD11	1.32	1.04
1:AA:1239:A:H62	1:AA:1299:A:N6	1.54	1.03
53:CA:987:G:O2'	53:CA:988:G:H5'	1.58	1.03
20:CT:73:ARG:HH11	20:CT:73:ARG:CG	1.71	1.03
22:DA:297:G:H5''	42:DU:84:PHE:HB2	1.38	1.03
40:BS:73:LYS:HE3	40:BS:74:ILE:H	1.22	1.03
22:DA:491:G:H2'	22:DA:492:A:H8	1.17	1.03
25:DD:124:ARG:HD3	25:DD:125:TRP:CD1	1.92	1.03
1:AA:415:A:H2'	1:AA:416:G:C8	1.94	1.03
5:AE:153:ALA:HA	5:AE:156:ARG:CB	1.89	1.03
27:BF:43:ILE:HG22	27:BF:82:TYR:CE1	1.92	1.03

Continued on next page...

Continued from previous page...

Atom-1	Atom-2	Interatomic distance (Å)	Clash overlap (Å)
53:CA:764:C:H2'	53:CA:765:G:H5'	1.36	1.03
24:DC:122:ALA:HB3	24:DC:127:ASN:HD22	1.24	1.03
11:AK:87:GLY:H	11:AK:113:THR:HG22	0.90	1.03
21:AU:52:VAL:HG13	21:AU:53:LYS:H	1.21	1.03
32:BK:71:ARG:CB	32:BK:72:PRO:HD3	1.86	1.03
44:BW:39:GLN:HG2	44:BW:41:GLY:H	1.19	1.03
22:DA:668:A:H2'	22:DA:670:A:H62	1.18	1.03
22:DA:1032:A:H1'	52:D4:23:ILE:HD13	1.41	1.03
22:DA:1645:G:OP1	22:DA:1646:C:H5'	1.57	1.03
25:DD:114:LYS:HD2	25:DD:116:LYS:NZ	1.72	1.03
28:BG:104:LEU:HB2	28:BG:112:VAL:CG2	1.88	1.03
8:CH:76:ARG:HD3	8:CH:77:VAL:N	1.71	1.03
22:DA:234:U:O2'	22:DA:235:U:H5'	1.58	1.03
22:BA:1179:G:C6	22:BA:1180:U:H1'	1.94	1.02
53:CA:335:C:H2'	53:CA:336:A:C8	1.94	1.02
5:CE:103:GLY:O	5:CE:104:ILE:HG22	1.58	1.02
11:CK:126:ARG:HB2	21:CU:33:ARG:HD2	1.36	1.02
22:DA:2135:A:H3'	22:DA:2136:G:H5''	1.05	1.02
58:DF:137:PHE:HB2	58:DF:138:PRO:HD2	1.37	1.02
1:AA:545:C:H5'	4:AD:68:GLU:HG3	1.39	1.02
1:AA:1361:G:H2'	1:AA:1362:A:H5'	1.41	1.02
2:AB:108:GLN:O	2:AB:111:LYS:N	1.91	1.02
17:AQ:45:VAL:HG21	17:AQ:60:ILE:HD13	1.34	1.02
22:BA:2503:A:H4'	22:BA:2504:U:OP1	1.56	1.02
38:BQ:69:ARG:HH21	38:BQ:69:ARG:CB	1.72	1.02
10:CJ:15:HIS:HA	10:CJ:18:ILE:HG22	1.40	1.02
22:DA:2646:C:H5'	22:DA:2646:C:H6	1.20	1.02
57:DB:24:G:H1'	57:DB:27:C:N4	1.74	1.02
2:AB:46:VAL:HB	2:AB:47:PRO:HD3	1.42	1.02
22:BA:1141:U:H4'	22:BA:1142:A:O5'	1.60	1.02
53:CA:254:G:H21	17:CQ:17:GLU:HG3	1.25	1.02
53:CA:335:C:H2'	53:CA:336:A:H8	1.24	1.02
21:CU:35:GLU:HG3	21:CU:36:PHE:H	1.23	1.02
38:DQ:27:ARG:HA	38:DQ:33:VAL:HG11	1.36	1.02
44:DW:18:LYS:HD3	44:DW:19:ARG:N	1.74	1.02
1:AA:1138:G:N3	1:AA:1138:G:H2'	1.71	1.02
25:BD:61:THR:OG1	25:BD:63:PRO:HD2	1.60	1.02
44:BW:28:GLU:HB3	44:BW:31:LEU:CD2	1.88	1.02
44:BW:51:GLY:HA3	44:BW:59:PHE:CZ	1.94	1.02
53:CA:1086:U:H5'	53:CA:1086:U:H6	1.18	1.02
53:CA:1221:G:H4'	19:CS:35:ARG:NH2	1.74	1.02

Continued on next page...

Continued from previous page...

Atom-1	Atom-2	Interatomic distance (Å)	Clash overlap (Å)
22:DA:2092:U:O2'	22:DA:2093:G:H5'	1.60	1.02
2:AB:69:VAL:HB	2:AB:162:VAL:HG12	1.42	1.02
14:AN:15:LEU:HD23	14:AN:18:LYS:HD2	1.38	1.02
15:AO:63:ARG:HD3	15:AO:87:ARG:NH2	1.73	1.02
4:CD:25:ARG:HH12	4:CD:30:LYS:HG2	1.17	1.02
5:CE:76:ASN:O	5:CE:79:THR:HG22	1.58	1.02
22:DA:1731:G:O2'	22:DA:1732:C:H5''	1.60	1.02
1:AA:1411:C:C2'	1:AA:1412:C:H5'	1.90	1.01
11:AK:109:ILE:HB	21:AU:5:VAL:CG2	1.90	1.01
33:BL:74:THR:HG22	33:BL:107:PHE:HB2	1.40	1.01
22:DA:197:A:N6	22:DA:2430:A:H2'	1.74	1.01
22:DA:1635:A:O2'	22:DA:1636:U:H5'	1.60	1.01
22:DA:1931:U:H2'	22:DA:1932:A:H8	1.18	1.01
1:AA:430:A:O2'	1:AA:431:A:H5'	1.60	1.01
13:AM:2:ARG:O	13:AM:3:ILE:HG12	1.60	1.01
37:BP:21:PRO:HA	37:BP:46:VAL:CG1	1.91	1.01
53:CA:1249:C:H2'	53:CA:1250:A:H5''	1.39	1.01
21:CU:16:ARG:CG	21:CU:19:LYS:HG2	1.90	1.01
45:DX:53:LYS:HA	45:DX:56:ARG:HB3	1.41	1.01
22:BA:1784:A:H4'	22:BA:1785:A:O5'	1.58	1.01
22:BA:2150:C:H2'	22:BA:2151:U:C5	1.95	1.01
50:B2:3:ARG:HH21	50:B2:3:ARG:HG2	1.20	1.01
53:CA:1299:A:H2'	53:CA:1299:A:N3	1.71	1.01
22:DA:922:C:H1'	44:DW:22:VAL:HG21	1.35	1.01
12:AL:24:GLU:HB2	12:AL:26:CYS:SG	1.99	1.01
19:AS:28:LYS:HB3	19:AS:29:PRO:HD2	1.42	1.01
33:BL:93:ASN:HD22	33:BL:94:THR:N	1.58	1.01
53:CA:238:A:C2'	53:CA:239:U:H5''	1.91	1.01
4:CD:55:ARG:HA	4:CD:55:ARG:HH11	1.21	1.01
9:CI:51:LEU:HG	9:CI:86:LEU:CD2	1.91	1.01
22:DA:861:A:H2'	22:DA:862:G:H8	1.23	1.01
25:DD:124:ARG:HD3	25:DD:125:TRP:NE1	1.76	1.01
29:DH:93:SER:HB3	29:DH:121:VAL:HG21	1.40	1.01
22:BA:1045:C:C5'	22:BA:1046:A:H5'	1.90	1.01
54:CG:134:VAL:HB	54:CG:137:ARG:HH21	1.22	1.01
22:DA:2063:C:O2'	22:DA:2064:C:H5'	1.61	1.01
15:AO:63:ARG:HG2	15:AO:87:ARG:HH12	1.24	1.00
31:BJ:6:ALA:HB3	31:BJ:45:THR:HG21	1.41	1.00
33:BL:109:LYS:HG2	33:BL:126:ARG:HB3	1.41	1.00
38:BQ:93:ILE:HG23	38:BQ:94:LEU:H	1.26	1.00
38:BQ:97:ILE:HD11	38:BQ:105:PHE:HB2	1.41	1.00

Continued on next page...

Continued from previous page...

Atom-1	Atom-2	Interatomic distance (Å)	Clash overlap (Å)
2:CB:93:HIS:ND1	2:CB:145:ASN:O	1.94	1.00
8:CH:76:ARG:HD3	8:CH:77:VAL:H	1.20	1.00
10:CJ:57:VAL:HG22	10:CJ:58:ASN:H	1.22	1.00
22:DA:573:U:H4'	22:DA:574:A:OP1	1.59	1.00
22:DA:802:A:H2'	22:DA:803:U:C6	1.94	1.00
22:DA:1508:A:H4'	22:DA:1509:A:OP1	1.58	1.00
37:DP:91:VAL:HG22	37:DP:109:ILE:HG21	1.43	1.00
1:AA:1319:A:H4'	1:AA:1320:C:OP1	1.61	1.00
2:AB:42:LEU:HG	2:AB:43:GLU:HG3	1.42	1.00
16:AP:4:ILE:HG12	16:AP:21:VAL:HG22	1.40	1.00
22:BA:265:A:H4'	22:BA:266:G:OP1	1.57	1.00
37:BP:4:ILE:HG22	37:BP:5:LYS:H	1.26	1.00
51:B3:31:ILE:HD11	51:B3:34:LYS:HD2	1.43	1.00
52:B4:9:LYS:HD3	52:B4:9:LYS:H	1.21	1.00
53:CA:245:U:O2'	53:CA:246:A:H5'	1.60	1.00
24:DC:144:GLU:HB3	24:DC:187:CYS:HB2	1.43	1.00
32:DK:7:MET:HA	32:DK:7:MET:CE	1.89	1.00
1:AA:94:G:H4'	1:AA:95:C:O5'	1.59	1.00
1:AA:747:A:H5'	1:AA:748:G:OP2	1.61	1.00
11:AK:87:GLY:H	11:AK:113:THR:CG2	1.75	1.00
24:BC:180:MET:HG3	24:BC:268:ARG:HH11	1.27	1.00
41:BT:30:ILE:HG23	41:BT:85:VAL:HB	1.44	1.00
44:BW:46:ALA:HB3	44:BW:79:ILE:O	1.62	1.00
22:DA:412:A:O2'	22:DA:413:C:H5'	1.62	1.00
22:DA:2283:C:O2'	22:DA:2284:A:H5'	1.61	1.00
29:DH:80:ILE:HB	29:DH:101:ASP:CB	1.90	1.00
21:AU:9:GLU:HG3	21:AU:10:PRO:CD	1.92	1.00
22:BA:1084:A:H2'	22:BA:1085:A:H8	1.23	1.00
41:BT:67:VAL:HG12	41:BT:76:ARG:HG3	1.41	1.00
11:CK:78:ILE:H	11:CK:78:ILE:HD13	1.22	1.00
22:DA:61:C:O2'	22:DA:62:U:H5'	1.62	1.00
22:DA:2321:U:O2	22:DA:2321:U:H3'	1.62	1.00
23:BB:90:C:H5''	23:BB:90:C:H6	1.26	1.00
23:BB:116:G:H4'	36:BO:54:VAL:HG22	1.43	1.00
22:DA:834:G:H1'	22:DA:2358:A:N3	1.75	1.00
22:BA:923:G:H21	44:BW:23:LYS:HZ3	1.05	1.00
22:BA:1060:U:H4'	22:BA:1061:U:H5'	1.01	1.00
53:CA:1152:A:H2'	53:CA:1153:G:H8	1.19	1.00
10:CJ:40:ILE:HG22	10:CJ:42:LEU:HD12	1.43	1.00
22:DA:1555:G:O2'	22:DA:1556:C:H5'	1.62	1.00
22:DA:1965:C:H3'	22:DA:1966:A:C5'	1.92	1.00

Continued on next page...

Continued from previous page...

Atom-1	Atom-2	Interatomic distance (Å)	Clash overlap (Å)
1:AA:982:U:H4'	1:AA:983:A:O5'	1.59	1.00
2:AB:108:GLN:HG2	2:AB:109:SER:H	1.27	1.00
22:BA:2203:U:H5''	22:BA:2204:G:OP1	1.62	1.00
53:CA:1068:G:O2'	53:CA:1069:C:H5'	1.60	1.00
2:CB:19:THR:HG22	2:CB:37:VAL:HG23	1.41	1.00
3:CC:109:GLU:HG2	3:CC:139:ASN:HB2	1.42	1.00
12:CL:42:LYS:HG2	12:CL:43:LYS:H	1.26	1.00
22:DA:1237:A:C2	22:DA:1238:G:H1'	1.96	1.00
29:DH:90:LEU:HB2	29:DH:123:ARG:HB3	1.40	1.00
31:BJ:21:THR:HG22	31:BJ:22:GLY:N	1.74	0.99
46:BY:32:ALA:CB	46:BY:37:LEU:HD12	1.92	0.99
53:CA:982:U:H1'	53:CA:983:A:N7	1.77	0.99
22:DA:232:G:H4'	22:DA:233:A:OP1	1.61	0.99
24:DC:75:ALA:HB2	24:DC:95:TYR:CD1	1.97	0.99
25:DD:106:LYS:HB3	25:DD:206:ALA:CB	1.91	0.99
1:AA:1129:C:C5'	9:AI:17:ARG:HH22	1.74	0.99
1:AA:1395:C:H5'	1:AA:1395:C:C6	1.95	0.99
35:BN:103:ARG:HD3	35:BN:110:MET:CE	1.92	0.99
22:DA:647:G:H2'	22:DA:648:G:H8	1.23	0.99
22:DA:862:G:H2'	22:DA:863:A:H8	1.26	0.99
44:DW:23:LYS:HD2	44:DW:24:ARG:N	1.78	0.99
1:AA:94:G:H4'	1:AA:95:C:H5''	1.42	0.99
10:AJ:80:THR:HB	10:AJ:83:THR:HG22	1.43	0.99
22:BA:855:G:H21	44:BW:23:LYS:HG2	1.22	0.99
22:BA:958:U:H5'	22:BA:958:U:H6	1.22	0.99
31:BJ:99:ARG:O	31:BJ:103:ILE:HG23	1.62	0.99
41:BT:29:THR:HG22	41:BT:86:THR:HG22	1.44	0.99
44:BW:19:ARG:HA	44:BW:34:SER:HA	1.44	0.99
53:CA:1143:G:H2'	53:CA:1144:G:H8	1.25	0.99
22:DA:1069:A:O2'	22:DA:1070:A:H5'	1.63	0.99
32:DK:71:ARG:CB	32:DK:72:PRO:HD3	1.91	0.99
31:BJ:73:VAL:HG23	31:BJ:74:TYR:H	1.23	0.99
44:BW:18:LYS:CA	44:BW:36:ILE:HG13	1.91	0.99
24:DC:62:ARG:HG2	24:DC:62:ARG:HH21	1.28	0.99
2:AB:89:PHE:HB3	2:AB:149:GLY:CA	1.92	0.99
7:AG:26:VAL:HG12	7:AG:42:VAL:HG21	1.41	0.99
16:AP:22:ALA:HB2	16:AP:32:PHE:HA	1.40	0.99
22:BA:232:G:H4'	22:BA:233:A:OP1	1.61	0.99
27:BF:129:MET:HG3	27:BF:153:ILE:CD1	1.92	0.99
3:CC:26:LYS:HA	3:CC:26:LYS:HE3	1.39	0.99
22:DA:861:A:H2'	22:DA:862:G:C8	1.97	0.99

Continued on next page...

Continued from previous page...

Atom-1	Atom-2	Interatomic distance (Å)	Clash overlap (Å)
35:DN:37:THR:HG22	35:DN:39:PRO:CD	1.93	0.99
1:AA:1127:G:O2'	1:AA:1128:C:H5'	1.62	0.99
2:AB:116:LEU:HD12	2:AB:140:LEU:HD11	1.43	0.99
22:BA:1799:G:H4'	22:BA:1800:C:O5'	1.61	0.99
24:BC:12:ARG:HH11	24:BC:12:ARG:HG2	1.28	0.99
52:B4:36:ARG:HG2	52:B4:37:GLN:H	1.21	0.99
4:CD:2:ARG:NH2	4:CD:114:ARG:HH11	1.60	0.99
22:DA:876:C:H3'	22:DA:877:A:H8	1.25	0.99
22:DA:2304:G:H22	22:DA:2312:U:H3	1.00	0.99
33:BL:29:LYS:HG2	33:BL:30:THR:HG23	1.41	0.99
53:CA:1124:G:H4'	53:CA:1125:U:OP1	1.54	0.99
22:DA:197:A:H62	22:DA:2430:A:C2'	1.75	0.99
28:DG:18:ILE:HD12	28:DG:42:VAL:HG13	1.43	0.99
4:AD:43:ARG:O	4:AD:45:PRO:HD3	1.60	0.99
7:AG:114:SER:HB3	7:AG:117:LEU:HG	1.44	0.99
12:AL:33:CYS:HA	12:AL:54:VAL:HA	1.45	0.99
27:BF:134:GLN:H	27:BF:134:GLN:NE2	1.59	0.99
18:CR:72:ARG:HE	18:CR:72:ARG:H	1.10	0.99
22:DA:2408:U:O2'	22:DA:2409:G:H5'	1.63	0.99
38:DQ:57:ARG:NH1	38:DQ:92:LYS:HE2	1.77	0.99
25:BD:99:GLU:CG	25:BD:100:LEU:H	1.72	0.99
25:BD:151:THR:HG22	25:BD:152:PRO:CD	1.93	0.99
22:DA:2646:C:H5'	22:DA:2646:C:C6	1.96	0.99
22:DA:2875:C:O2'	22:DA:2876:G:H8	1.44	0.99
4:AD:172:VAL:HG22	4:AD:173:ASP:H	1.27	0.99
40:BS:73:LYS:HE3	40:BS:73:LYS:HA	1.45	0.99
53:CA:243:A:H4'	53:CA:244:U:H5'	1.44	0.99
53:CA:1182:G:H4'	53:CA:1183:U:H5'	1.03	0.99
22:DA:1731:G:H4'	22:DA:1732:C:OP1	1.61	0.99
22:DA:2267:A:N6	22:DA:2272:U:H3	1.61	0.98
14:AN:60:ARG:O	14:AN:61:ASN:HB2	1.62	0.98
44:DW:27:GLY:HA2	44:DW:31:LEU:CD1	1.93	0.98
6:AF:3:HIS:H	6:AF:92:THR:HG23	1.24	0.98
19:AS:50:VAL:HG21	19:AS:70:LEU:HB3	1.45	0.98
53:CA:547:A:H4'	53:CA:548:G:O5'	1.62	0.98
5:AE:11:GLN:HE21	5:AE:11:GLN:HA	1.27	0.98
31:BJ:81:ILE:HG23	31:BJ:82:GLY:H	1.26	0.98
6:CF:86:ARG:NH1	18:CR:63:TYR:HB3	1.76	0.98
22:DA:1669:A:H2'	22:DA:1669:A:N3	1.74	0.98
58:DF:43:ILE:HG23	58:DF:44:ALA:H	1.26	0.98
4:AD:25:ARG:HH11	4:AD:30:LYS:HE3	1.27	0.98

Continued on next page...

Continued from previous page...

Atom-1	Atom-2	Interatomic distance (Å)	Clash overlap (Å)
4:CD:77:GLU:HG3	4:CD:81:LEU:HD11	1.45	0.98
55:CM:12:LYS:HA	55:CM:12:LYS:HE3	1.43	0.98
22:DA:1116:G:C2	22:DA:1117:C:C5	2.51	0.98
24:DC:147:PRO:HD3	24:DC:184:GLU:HG3	1.40	0.98
8:AH:6:ILE:HB	8:AH:76:ARG:HH12	1.24	0.98
22:BA:2790:U:H4'	22:BA:2791:G:OP1	1.58	0.98
37:BP:50:ARG:CD	37:BP:56:SER:HB3	1.93	0.98
34:DM:42:THR:HG22	34:DM:44:ARG:H	1.26	0.98
1:AA:267:C:O2'	1:AA:268:U:H5'	1.63	0.98
12:AL:89:LEU:HB3	12:AL:92:VAL:HG21	1.43	0.98
22:BA:1967:C:O2'	22:BA:1968:G:H5'	1.64	0.98
22:BA:2637:U:C2'	22:BA:2638:G:H5'	1.94	0.98
39:BR:51:VAL:HB	39:BR:52:PRO:CD	1.93	0.98
53:CA:721:G:H4'	53:CA:722:G:O5'	1.63	0.98
53:CA:1329:A:H5''	55:CM:25:GLY:H	1.27	0.98
53:CA:1452:C:H4'	53:CA:1453:G:O5'	1.60	0.98
22:DA:2346:A:H3'	22:DA:2347:C:H5''	1.44	0.98
11:AK:126:ARG:HB2	21:AU:33:ARG:HH12	1.22	0.98
24:BC:251:THR:HG22	24:BC:252:LYS:H	1.27	0.98
55:CM:64:VAL:HG12	55:CM:65:GLU:H	1.28	0.98
31:DJ:73:VAL:HG23	31:DJ:74:TYR:H	1.28	0.98
1:AA:1021:A:C2'	1:AA:1022:A:H5''	1.94	0.98
12:AL:49:ARG:HG2	12:AL:49:ARG:NH1	1.73	0.98
22:DA:302:C:O2'	22:DA:303:G:H8	1.45	0.98
35:DN:92:GLY:H	35:DN:94:TYR:HE1	1.08	0.98
32:BK:18:ARG:H	32:BK:45:GLU:HB2	1.28	0.98
52:B4:9:LYS:H	52:B4:9:LYS:CD	1.77	0.98
2:CB:162:VAL:HG13	2:CB:184:ALA:HB2	1.45	0.98
22:DA:1056:G:H1'	22:DA:1103:A:H61	1.27	0.98
22:DA:1116:G:C2	22:DA:1117:C:C6	2.52	0.98
22:DA:1931:U:H2'	22:DA:1932:A:C8	1.99	0.98
44:DW:17:ALA:O	44:DW:18:LYS:HB3	1.64	0.98
1:AA:842:U:H3'	1:AA:843:U:C5'	1.94	0.97
22:BA:923:G:N3	44:BW:23:LYS:HE2	1.78	0.97
23:BB:30:C:C2'	23:BB:31:C:H5'	1.94	0.97
53:CA:120:A:C3'	53:CA:121:U:H5''	1.92	0.97
11:CK:74:LYS:HA	11:CK:78:ILE:HD11	1.46	0.97
22:DA:2094:A:O2'	22:DA:2095:A:H5''	1.63	0.97
58:DF:74:ALA:HB3	58:DF:78:ILE:HB	1.46	0.97
1:AA:204:G:H3'	1:AA:205:A:C5'	1.91	0.97
1:AA:495:A:H4'	1:AA:496:A:O5'	1.62	0.97

Continued on next page...

Continued from previous page...

Atom-1	Atom-2	Interatomic distance (Å)	Clash overlap (Å)
53:CA:374:A:H5''	53:CA:452:A:N1	1.79	0.97
1:AA:206:C:H2'	1:AA:207:C:O4'	1.63	0.97
22:BA:2197:U:O2'	22:BA:2198:A:C2'	2.11	0.97
38:BQ:65:ASN:HD21	38:BQ:69:ARG:HH22	1.02	0.97
53:CA:94:G:H4'	53:CA:95:C:OP1	1.63	0.97
22:DA:1391:U:H4'	41:DT:19:LYS:HZ1	1.29	0.97
42:DU:47:PRO:HB3	42:DU:54:PRO:HG3	1.44	0.97
1:AA:411:A:O2'	1:AA:413:G:H5''	1.63	0.97
26:BE:119:ILE:HD11	26:BE:187:VAL:HA	1.44	0.97
36:BO:31:THR:HG22	36:BO:34:HIS:H	1.30	0.97
44:BW:51:GLY:HA3	44:BW:59:PHE:CE2	1.99	0.97
54:CG:88:VAL:HG22	54:CG:89:GLU:H	1.28	0.97
40:DS:29:VAL:HG11	40:DS:55:ILE:HD11	1.46	0.97
25:BD:51:THR:HG21	25:BD:68:PHE:HE2	1.26	0.97
41:BT:39:THR:HB	41:BT:42:GLU:CB	1.93	0.97
22:DA:335:C:O2'	22:DA:336:C:H6	1.46	0.97
22:DA:1458:U:O3'	22:DA:1459:G:H4'	1.64	0.97
22:DA:2807:U:H3'	22:DA:2808:G:H5''	1.42	0.97
37:DP:9:GLN:HB3	37:DP:12:MET:CE	1.94	0.97
45:DX:31:ASN:HD22	45:DX:31:ASN:H	1.11	0.97
54:CG:45:ALA:HB1	54:CG:120:ALA:HB2	1.45	0.97
28:BG:104:LEU:HB2	28:BG:112:VAL:HG21	1.42	0.97
44:DW:13:ARG:HG3	44:DW:14:ASP:H	1.29	0.97
25:BD:99:GLU:HG3	25:BD:100:LEU:N	1.79	0.97
22:DA:915:C:O2'	22:DA:916:G:H5'	1.62	0.97
37:DP:91:VAL:HG11	37:DP:96:LEU:HD11	1.45	0.97
21:AU:16:ARG:NH1	21:AU:19:LYS:HG3	1.79	0.97
28:BG:120:ILE:HD13	28:BG:121:THR:N	1.79	0.97
22:DA:915:C:H2'	22:DA:916:G:C8	1.99	0.97
22:DA:921:C:H2'	22:DA:922:C:H5'	1.41	0.97
29:DH:93:SER:CB	29:DH:121:VAL:HG21	1.94	0.97
22:BA:1056:G:H5''	22:BA:1057:A:H5'	1.46	0.97
33:BL:110:VAL:O	33:BL:111:ILE:HB	1.62	0.97
45:BX:34:SER:HA	45:BX:49:ARG:HA	1.47	0.97
2:CB:89:PHE:HE2	2:CB:152:ASP:HB2	1.29	0.97
4:CD:30:LYS:HD3	4:CD:30:LYS:N	1.78	0.97
44:BW:43:LYS:HE2	44:BW:68:PHE:HE1	1.30	0.96
46:BY:56:LEU:O	46:BY:57:LEU:HB3	1.64	0.96
52:B4:10:LEU:HB2	52:B4:33:HIS:HD2	1.28	0.96
58:DF:177:ARG:NE	58:DF:178:LYS:H	1.63	0.96
1:AA:89:U:O2'	1:AA:90:C:H5''	1.65	0.96

Continued on next page...

Continued from previous page...

Atom-1	Atom-2	Interatomic distance (Å)	Clash overlap (Å)
53:CA:1228:C:HO2'	53:CA:1229:A:H8	1.05	0.96
22:DA:1346:G:O2'	22:DA:1347:A:H8	1.48	0.96
22:DA:1760:C:H2'	22:DA:1761:C:H6	1.26	0.96
22:DA:2668:G:HO2'	22:DA:2669:G:H8	0.98	0.96
5:AE:93:VAL:HG21	5:AE:139:THR:HG22	1.45	0.96
22:BA:528:A:H5''	31:BJ:116:ARG:HH22	1.27	0.96
27:BF:43:ILE:HG22	27:BF:82:TYR:HE1	1.30	0.96
28:BG:73:SER:HA	28:BG:76:ILE:CG2	1.94	0.96
29:BH:90:LEU:HB2	29:BH:123:ARG:HB3	1.46	0.96
31:BJ:44:TYR:CD2	38:BQ:63:ARG:HG2	2.00	0.96
37:BP:21:PRO:HA	37:BP:46:VAL:HG12	1.42	0.96
56:CP:22:ALA:HA	56:CP:33:ILE:HG13	1.46	0.96
25:BD:12:THR:HG22	25:BD:13:ARG:N	1.80	0.96
36:BO:49:VAL:HG21	36:BO:82:ALA:HA	1.47	0.96
53:CA:320:A:O2'	53:CA:1435:G:H1'	1.66	0.96
22:DA:2714:G:H2'	22:DA:2715:C:H6	1.27	0.96
25:DD:106:LYS:HB3	25:DD:206:ALA:HB3	1.44	0.96
40:BS:88:ARG:HH21	40:BS:88:ARG:CG	1.78	0.96
53:CA:197:A:C6	53:CA:221:C:H4'	2.01	0.96
53:CA:664:G:H22	53:CA:741:G:H1	1.07	0.96
26:DE:149:ILE:HG23	26:DE:188:MET:CA	1.96	0.96
30:DI:74:PRO:HB2	30:DI:77:VAL:HG22	1.46	0.96
9:AI:98:ARG:HG2	9:AI:103:VAL:HG21	1.41	0.96
22:DA:82:U:H2'	22:DA:83:A:H5''	1.48	0.96
30:DI:113:ALA:HB1	30:DI:124:MET:SD	2.06	0.96
35:DN:62:ASN:O	35:DN:63:ARG:HB2	1.65	0.96
52:D4:16:ILE:CG1	52:D4:25:VAL:HG22	1.93	0.96
1:AA:8:A:H62	4:AD:204:SER:HB2	1.31	0.96
22:BA:137:U:H5''	22:BA:140:C:C5	2.00	0.96
25:BD:186:LEU:HD11	37:BP:3:ILE:HD11	1.48	0.96
38:BQ:97:ILE:HD11	38:BQ:105:PHE:CB	1.95	0.96
22:DA:876:C:H5''	22:DA:876:C:O2	1.65	0.96
22:DA:2585:U:O2'	22:DA:2586:U:H5'	1.66	0.96
24:DC:146:LYS:HB2	24:DC:149:LYS:HB2	1.44	0.96
31:DJ:17:VAL:HG23	31:DJ:137:PRO:HB2	1.48	0.96
22:BA:571:U:H4'	22:BA:572:A:OP1	1.63	0.96
28:BG:73:SER:HA	28:BG:76:ILE:HG22	1.48	0.96
53:CA:1202:U:H2'	53:CA:1203:C:H6	1.31	0.96
11:CK:27:ASN:N	11:CK:27:ASN:HD22	1.64	0.96
22:DA:1673:G:C2'	22:DA:1674:G:H5'	1.96	0.96
51:D3:15:LYS:HZ1	51:D3:19:GLY:HA2	1.28	0.96

Continued on next page...

Continued from previous page...

Atom-1	Atom-2	Interatomic distance (Å)	Clash overlap (Å)
2:AB:20:ARG:HA	2:AB:20:ARG:NH1	1.81	0.95
5:AE:153:ALA:CA	5:AE:156:ARG:HB2	1.95	0.95
6:AF:3:HIS:H	6:AF:92:THR:CG2	1.78	0.95
22:BA:675:A:H4'	26:BE:62:GLN:NE2	1.81	0.95
53:CA:1045:C:H2'	53:CA:1046:A:H5'	1.46	0.95
22:DA:1116:G:N3	22:DA:1117:C:C6	2.33	0.95
21:AU:9:GLU:HG3	21:AU:10:PRO:HD3	0.97	0.95
28:BG:59:ASP:HB2	28:BG:63:GLN:HG2	1.45	0.95
31:BJ:124:VAL:HG23	31:BJ:125:TYR:H	1.28	0.95
53:CA:1157:A:H4'	53:CA:1158:C:O5'	1.64	0.95
54:CG:63:VAL:HG11	54:CG:127:ALA:HB2	1.48	0.95
22:DA:2135:A:H3'	22:DA:2136:G:C5'	1.95	0.95
8:AH:9:MET:HE1	8:AH:32:LYS:HA	1.46	0.95
22:BA:1509:A:H1'	22:BA:1510:G:H5'	1.47	0.95
32:BK:116:ILE:HD12	32:BK:117:SER:N	1.82	0.95
40:BS:88:ARG:HG2	40:BS:88:ARG:NH2	1.73	0.95
41:BT:39:THR:HG22	41:BT:41:ALA:HB3	1.46	0.95
3:CC:166:TRP:O	3:CC:167:TYR:HB2	1.66	0.95
17:CQ:46:HIS:HB2	17:CQ:70:LYS:HE3	1.45	0.95
22:DA:1965:C:H3'	22:DA:1966:A:H5''	1.43	0.95
22:DA:2439:A:H4'	22:DA:2440:C:O5'	1.64	0.95
16:AP:73:ALA:O	16:AP:77:GLU:HB2	1.66	0.95
2:CB:130:LYS:HA	2:CB:133:ALA:HB3	1.48	0.95
22:DA:1399:C:O2'	22:DA:1400:U:H5'	1.66	0.95
44:DW:27:GLY:HA2	44:DW:31:LEU:HD11	0.98	0.95
44:DW:40:ARG:HH11	44:DW:40:ARG:CG	1.79	0.95
51:D3:41:ARG:HG3	51:D3:41:ARG:HH21	1.29	0.95
36:BO:59:ALA:HA	36:BO:62:LEU:CD1	1.96	0.95
22:DA:83:A:H61	22:DA:101:A:H5'	1.31	0.95
22:DA:2378:A:H2'	22:DA:2379:G:H5'	1.48	0.95
6:AF:86:ARG:CZ	18:AR:63:TYR:HB3	1.96	0.95
27:BF:40:GLY:HA2	27:BF:84:ILE:HD11	1.45	0.95
33:BL:19:LEU:HB2	33:BL:27:LEU:HD22	1.45	0.95
38:BQ:93:ILE:HG23	38:BQ:94:LEU:N	1.77	0.95
53:CA:960:U:O2'	53:CA:1223:C:H4'	1.67	0.95
53:CA:1458:G:O2'	20:CT:22:SER:HB3	1.65	0.95
54:CG:59:GLU:OE2	54:CG:63:VAL:HG23	1.65	0.95
31:BJ:6:ALA:CB	31:BJ:45:THR:HG21	1.97	0.95
40:BS:59:GLU:HA	40:BS:64:ALA:HB2	1.48	0.95
22:DA:1307:A:N6	22:DA:1606:C:H6	1.65	0.95
9:AI:51:LEU:HB3	9:AI:56:MET:HG2	1.48	0.95

Continued on next page...

Continued from previous page...

Atom-1	Atom-2	Interatomic distance (Å)	Clash overlap (Å)
53:CA:1218:C:H2'	53:CA:1219:A:C8	2.02	0.95
2:CB:74:ALA:HB1	2:CB:206:ILE:HD11	1.49	0.95
29:DH:132:PHE:CZ	29:DH:134:VAL:HB	2.00	0.95
32:DK:71:ARG:HB3	32:DK:72:PRO:HD3	0.97	0.95
1:AA:974:A:H4'	1:AA:975:A:H5'	1.44	0.95
7:AG:61:PHE:CE1	7:AG:65:LEU:HD22	2.01	0.95
22:BA:1073:A:H2'	22:BA:1074:G:C5'	1.97	0.95
40:BS:84:ARG:HB2	40:BS:96:ILE:HD11	1.48	0.95
8:CH:1:SER:HB3	8:CH:3:GLN:HG3	1.45	0.95
8:CH:93:LYS:HD3	8:CH:93:LYS:H	1.30	0.95
58:DF:42:ALA:HB2	58:DF:49:LEU:HD21	1.48	0.95
29:DH:3:VAL:HG12	29:DH:38:PRO:HA	1.49	0.95
38:BQ:69:ARG:HB2	38:BQ:69:ARG:NH2	1.81	0.95
22:DA:207:A:H2'	22:DA:208:C:H6	1.32	0.95
1:AA:451:A:H4'	1:AA:452:A:O5'	1.66	0.94
1:AA:1157:A:H1'	1:AA:1181:G:C2	2.02	0.94
8:AH:105:THR:HG21	8:AH:120:LEU:HD13	1.48	0.94
54:CG:91:ARG:HG2	54:CG:92:PRO:CD	1.97	0.94
55:CM:33:LEU:HB3	55:CM:38:ILE:HB	1.47	0.94
22:DA:395:U:HO2'	22:DA:396:G:H8	1.00	0.94
22:DA:1391:U:H4'	41:DT:19:LYS:NZ	1.82	0.94
40:DS:20:VAL:HG23	40:DS:23:LEU:HD12	1.46	0.94
12:AL:43:LYS:HB2	12:AL:44:PRO:CD	1.97	0.94
38:BQ:27:ARG:HH11	38:BQ:27:ARG:CG	1.80	0.94
53:CA:990:C:H2'	53:CA:991:U:O4'	1.68	0.94
53:CA:1278:G:H4'	53:CA:1279:G:C5'	1.97	0.94
12:CL:79:ILE:HD12	12:CL:96:THR:HG21	1.49	0.94
57:DB:58:A:H2'	57:DB:59:A:H8	1.29	0.94
57:DB:112:G:H21	36:DO:45:SER:HA	1.31	0.94
38:DQ:91:ARG:NH1	39:DR:10:LYS:HB3	1.82	0.94
44:DW:49:ASN:ND2	44:DW:81:ILE:HG23	1.82	0.94
3:AC:76:ILE:HA	3:AC:83:VAL:HG23	1.45	0.94
3:AC:143:LEU:H	3:AC:143:LEU:HD22	1.28	0.94
4:AD:36:ALA:HA	4:AD:41:GLY:HA3	1.43	0.94
4:AD:129:VAL:HG13	4:AD:131:ILE:CD1	1.96	0.94
6:AF:16:GLU:HG2	4:CD:191:SER:HB2	0.95	0.94
22:BA:1929:G:H4'	22:BA:1930:G:OP1	1.65	0.94
28:BG:23:ILE:H	28:BG:23:ILE:HD12	1.31	0.94
30:BI:15:GLY:HA2	30:BI:50:LYS:HB3	1.47	0.94
33:BL:30:THR:O	33:BL:33:ARG:HG2	1.68	0.94
26:DE:128:ALA:HB1	26:DE:129:PRO:HD2	1.48	0.94

Continued on next page...

Continued from previous page...

Atom-1	Atom-2	Interatomic distance (Å)	Clash overlap (Å)
33:DL:117:THR:HG22	33:DL:118:THR:H	1.32	0.94
45:DX:6:VAL:HG22	45:DX:7:THR:HG23	1.49	0.94
50:D2:34:ARG:HB3	50:D2:42:LEU:HD11	1.45	0.94
1:AA:110:C:H2'	1:AA:111:G:C8	2.02	0.94
1:AA:439:U:H2'	1:AA:440:C:H5'	1.48	0.94
22:DA:975:A:O2'	22:DA:976:G:H8	1.49	0.94
35:DN:71:ARG:HH21	35:DN:71:ARG:HB2	1.31	0.94
40:DS:24:ILE:HG22	40:DS:35:ILE:HD11	1.48	0.94
24:BC:166:ARG:O	24:BC:166:ARG:HG3	1.64	0.94
28:BG:120:ILE:HD11	28:BG:132:LEU:HB2	1.46	0.94
44:BW:76:ARG:HH21	44:BW:76:ARG:CG	1.81	0.94
46:BY:9:LYS:HB3	46:BY:12:GLU:HG3	1.47	0.94
52:B4:10:LEU:HB2	52:B4:33:HIS:CD2	2.01	0.94
2:CB:163:ILE:HG23	2:CB:185:ILE:HD11	1.48	0.94
22:DA:247:G:H4'	22:DA:386:G:C5	2.01	0.94
22:DA:333:G:HO2'	22:DA:334:C:H6	1.04	0.94
22:DA:2291:U:H2'	22:DA:2292:U:C6	2.02	0.94
22:DA:2360:G:H1'	33:DL:60:ARG:HH21	1.30	0.94
37:DP:50:ARG:HB3	37:DP:57:ALA:H	1.32	0.94
45:DX:53:LYS:HA	45:DX:56:ARG:CB	1.96	0.94
4:AD:55:ARG:HH12	4:AD:58:GLN:HG2	1.32	0.94
14:AN:40:ARG:NH1	14:AN:44:VAL:HG11	1.82	0.94
17:AQ:45:VAL:HG21	17:AQ:60:ILE:CD1	1.96	0.94
25:BD:5:VAL:H	25:BD:32:ASN:HD21	1.01	0.94
53:CA:1143:G:H2'	53:CA:1144:G:C8	2.01	0.94
53:CA:1279:G:H5''	10:CJ:9:ARG:HH22	1.31	0.94
53:CA:1285:A:H4'	53:CA:1286:U:OP1	1.66	0.94
54:CG:68:VAL:HG22	54:CG:134:VAL:HG12	1.50	0.94
54:CG:100:MET:CE	54:CG:100:MET:H	1.81	0.94
22:DA:2748:A:H1'	28:DG:66:THR:HG22	1.49	0.94
25:DD:114:LYS:HD2	25:DD:116:LYS:HZ2	1.26	0.94
31:DJ:44:TYR:HB2	38:DQ:63:ARG:CZ	1.97	0.94
45:DX:63:ILE:CD1	45:DX:64:ASP:H	1.80	0.94
1:AA:619:U:H3	4:AD:130:ASN:HB3	1.30	0.94
3:AC:156:LEU:HD12	3:AC:156:LEU:H	1.30	0.94
11:AK:126:ARG:CB	21:AU:33:ARG:HH12	1.80	0.94
22:BA:1070:A:C2	30:BI:9:LYS:HG2	2.03	0.94
27:BF:129:MET:CE	27:BF:153:ILE:HD11	1.98	0.94
29:BH:18:GLN:HE21	29:BH:18:GLN:HA	1.30	0.94
33:BL:91:ASP:H	33:BL:94:THR:HG21	1.32	0.94
53:CA:348:G:H2'	53:CA:349:A:H8	1.33	0.94

Continued on next page...

Continued from previous page...

Atom-1	Atom-2	Interatomic distance (Å)	Clash overlap (Å)
2:CB:46:VAL:HG13	2:CB:47:PRO:CD	1.98	0.94
6:CF:90:MET:CE	18:CR:60:ARG:HD3	1.98	0.94
22:DA:616:A:HO2'	22:DA:617:G:H8	1.00	0.94
22:DA:1026:G:O2'	22:DA:1027:A:H5'	1.67	0.94
22:DA:1069:A:H4'	22:DA:1070:A:O5'	1.68	0.94
22:DA:1857:G:H1'	22:DA:1884:G:H22	1.30	0.94
57:DB:69:G:C8	57:DB:70:C:C5	2.55	0.94
28:DG:112:VAL:HG13	28:DG:150:TYR:HE1	1.33	0.94
41:DT:29:THR:HB	41:DT:87:LEU:H	1.33	0.94
42:DU:58:VAL:CG1	42:DU:60:LYS:HG2	1.98	0.94
17:AQ:31:PRO:HB2	17:AQ:32:ILE:HD12	1.45	0.94
22:BA:250:G:H2'	22:BA:251:A:C8	2.03	0.94
25:BD:159:LYS:HZ2	25:BD:160:LYS:N	1.65	0.94
35:BN:72:ASP:OD1	35:BN:75:ILE:HG23	1.68	0.94
37:BP:50:ARG:CG	37:BP:57:ALA:N	2.31	0.94
12:CL:43:LYS:HB3	12:CL:44:PRO:HD2	0.95	0.94
51:D3:35:LYS:CB	51:D3:40:LYS:HD3	1.97	0.94
1:AA:795:C:H5''	1:AA:796:C:OP2	1.67	0.94
1:AA:1468:A:C2'	1:AA:1469:C:H5''	1.98	0.94
2:AB:36:LYS:HA	2:AB:36:LYS:HE3	1.49	0.94
5:AE:80:LEU:HD23	5:AE:122:VAL:CG1	1.96	0.94
29:BH:8:LYS:O	29:BH:9:VAL:HB	1.66	0.94
22:DA:946:C:HO2'	22:DA:947:A:H8	0.97	0.94
7:AG:121:ASN:O	7:AG:125:ASP:HB2	1.68	0.93
53:CA:960:U:C5'	53:CA:961:U:H5''	1.98	0.93
53:CA:1348:U:HO2'	53:CA:1349:A:H8	0.97	0.93
22:DA:118:A:N3	22:DA:178:G:H1'	1.83	0.93
24:BC:16:VAL:N	24:BC:203:VAL:HG12	1.81	0.93
31:BJ:2:LYS:HD3	31:BJ:2:LYS:N	1.83	0.93
41:BT:32:LEU:H	41:BT:83:ALA:HB3	1.30	0.93
22:DA:1126:A:H4'	22:DA:1127:A:O5'	1.68	0.93
22:DA:2311:A:H4'	22:DA:2312:U:OP2	1.66	0.93
57:DB:45:A:H2'	57:DB:46:A:C8	2.02	0.93
2:AB:127:LYS:HG3	2:AB:128:LEU:H	1.32	0.93
11:AK:124:LYS:NZ	21:AU:33:ARG:HH21	1.66	0.93
17:AQ:22:VAL:HG21	17:AQ:60:ILE:HD11	1.49	0.93
53:CA:1458:G:O2'	20:CT:22:SER:CB	2.16	0.93
22:DA:589:U:H2'	22:DA:590:A:H8	1.33	0.93
22:DA:2517:C:O2'	22:DA:2518:A:H3'	1.68	0.93
8:AH:6:ILE:HB	8:AH:76:ARG:NH1	1.82	0.93
21:AU:3:ILE:HA	21:AU:19:LYS:HZ2	1.34	0.93

Continued on next page...

Continued from previous page...

Atom-1	Atom-2	Interatomic distance (Å)	Clash overlap (Å)
22:BA:2431:U:H5'	22:BA:2431:U:C6	2.03	0.93
22:BA:2757:A:N1	28:BG:66:THR:HG21	1.83	0.93
26:BE:79:ARG:HG2	26:BE:80:SER:H	1.32	0.93
53:CA:274:A:HO2'	53:CA:275:G:H8	0.93	0.93
21:CU:24:LYS:HG3	21:CU:25:ALA:N	1.78	0.93
22:DA:118:A:OP2	22:DA:119:A:H3'	1.68	0.93
22:DA:2880:C:H1'	35:DN:93:GLY:H	1.33	0.93
22:BA:1020:A:H4'	22:BA:1021:A:O5'	1.67	0.93
22:DA:2216:G:O2'	22:DA:2217:G:H8	1.49	0.93
36:DO:17:LYS:HE3	36:DO:17:LYS:O	1.67	0.93
5:AE:87:VAL:HG12	5:AE:92:ARG:HA	1.47	0.93
6:AF:6:ILE:CG1	6:AF:89:VAL:HG23	1.99	0.93
9:AI:40:ARG:CA	9:AI:44:ARG:HB3	1.98	0.93
44:BW:9:THR:CG2	44:BW:10:ARG:HD3	1.97	0.93
8:CH:93:LYS:HD3	8:CH:93:LYS:N	1.84	0.93
32:DK:87:LEU:HD12	32:DK:92:GLU:HA	1.48	0.93
1:AA:511:C:O2'	1:AA:512:U:H5''	1.69	0.93
22:BA:443:A:N7	26:BE:40:ARG:HD3	1.83	0.93
53:CA:251:G:H4'	53:CA:252:U:C5'	1.99	0.93
53:CA:1139:G:H4'	53:CA:1140:C:O5'	1.69	0.93
38:DQ:27:ARG:HA	38:DQ:33:VAL:HG12	1.50	0.93
1:AA:497:G:O2'	1:AA:498:A:H5'	1.68	0.93
14:AN:40:ARG:HH12	14:AN:44:VAL:HG11	1.32	0.93
28:BG:8:VAL:O	28:BG:9:VAL:HG12	1.68	0.93
4:CD:144:ILE:HD11	4:CD:154:VAL:HG21	1.51	0.93
56:CP:75:ILE:HA	56:CP:78:VAL:HG23	1.49	0.93
22:DA:1267:U:HO2'	22:DA:1268:A:H8	0.96	0.93
22:BA:335:C:H5''	42:BU:81:ARG:HD3	1.49	0.93
22:BA:859:G:N2	22:BA:916:G:H2'	1.83	0.93
41:BT:29:THR:HA	41:BT:86:THR:HA	1.51	0.93
54:CG:91:ARG:CG	54:CG:92:PRO:HD2	1.98	0.93
22:DA:249:C:H5''	22:DA:2394:C:O2'	1.69	0.93
53:CA:166:U:H2'	53:CA:167:A:H5'	1.51	0.93
53:CA:209:U:H5''	53:CA:210:C:OP2	1.69	0.93
22:DA:2199:A:H2'	22:DA:2200:C:H6	1.34	0.93
58:DF:91:ARG:HH21	58:DF:91:ARG:HB3	1.31	0.93
40:DS:47:VAL:HG12	40:DS:103:ILE:HG12	1.49	0.93
1:AA:706:A:O2'	11:AK:30:ILE:HD11	1.69	0.92
5:AE:133:ILE:H	5:AE:133:ILE:HD12	1.34	0.92
28:BG:120:ILE:HD13	28:BG:121:THR:H	1.30	0.92
30:BI:23:VAL:HB	30:BI:27:LEU:HB3	1.49	0.92

Continued on next page...

Continued from previous page...

Atom-1	Atom-2	Interatomic distance (Å)	Clash overlap (Å)
39:BR:4:VAL:HG23	39:BR:39:LEU:HG	1.49	0.92
53:CA:330:C:HO2'	53:CA:331:G:H8	0.94	0.92
22:DA:1345:C:HO2'	22:DA:1346:G:H8	0.96	0.92
26:DE:119:ILE:HD13	26:DE:143:LEU:HD21	1.51	0.92
22:BA:284:U:H2'	22:BA:285:G:H8	1.34	0.92
24:BC:131:MET:HA	24:BC:134:ILE:CD1	1.98	0.92
32:BK:71:ARG:HB2	32:BK:72:PRO:HD3	1.51	0.92
54:CG:22:LEU:HA	54:CG:25:PHE:CB	2.00	0.92
5:AE:110:MET:HA	5:AE:113:VAL:HG13	1.51	0.92
22:BA:728:G:HO2'	22:BA:730:A:H8	1.05	0.92
25:BD:9:VAL:HG22	25:BD:26:VAL:HB	1.48	0.92
43:BV:10:LYS:HD3	43:BV:10:LYS:N	1.80	0.92
20:CT:23:ARG:HB3	20:CT:60:GLN:NE2	1.83	0.92
22:DA:873:C:H4'	34:DM:64:TRP:HE1	1.29	0.92
32:DK:21:CYS:HA	32:DK:41:ILE:HD12	1.50	0.92
1:AA:1197:A:O2'	1:AA:1198:G:H5'	1.70	0.92
2:AB:9:LEU:HD23	2:AB:11:ALA:H	1.31	0.92
5:AE:14:LEU:HB2	5:AE:36:THR:HG22	1.51	0.92
6:AF:92:THR:O	6:AF:93:LYS:HG2	1.70	0.92
22:BA:1707:G:H2'	22:BA:1708:C:C6	2.05	0.92
53:CA:519:C:O2'	53:CA:520:A:H5'	1.67	0.92
4:CD:66:VAL:HG22	4:CD:96:ARG:NH1	1.85	0.92
22:DA:164:C:O2'	22:DA:165:A:H5'	1.70	0.92
22:DA:1552:A:O2'	22:DA:1553:A:H5'	1.67	0.92
35:DN:90:ARG:NH2	35:DN:116:VAL:HG11	1.83	0.92
42:DU:33:VAL:O	42:DU:34:ILE:HG13	1.67	0.92
5:AE:113:VAL:HG21	5:AE:140:ILE:HD12	1.51	0.92
22:BA:1438:U:O2'	22:BA:1439:A:H5'	1.70	0.92
27:BF:134:GLN:H	27:BF:134:GLN:HE21	1.02	0.92
53:CA:1226:C:N4	55:CM:102:LYS:HA	1.83	0.92
22:DA:2267:A:H61	22:DA:2272:U:H3	0.93	0.92
25:DD:137:SER:C	25:DD:138:LEU:HD22	1.89	0.92
41:DT:50:LEU:HD23	41:DT:51:PHE:H	1.32	0.92
42:DU:47:PRO:HB3	42:DU:54:PRO:CG	1.99	0.92
1:AA:975:A:H4'	1:AA:976:G:C5'	1.98	0.92
16:AP:28:ARG:HE	16:AP:29:ASN:HD21	1.01	0.92
22:BA:1085:A:H3'	22:BA:1086:A:C2	2.04	0.92
22:BA:1682:G:H2'	22:BA:1683:U:C6	2.04	0.92
25:BD:107:VAL:HG21	25:BD:177:VAL:HG13	1.51	0.92
31:BJ:4:PHE:O	31:BJ:44:TYR:CE1	2.22	0.92
34:BM:40:ARG:HB2	34:BM:93:VAL:HG21	1.50	0.92

Continued on next page...

Continued from previous page...

Atom-1	Atom-2	Interatomic distance (Å)	Clash overlap (Å)
37:BP:112:ARG:C	37:BP:113:LEU:HD23	1.90	0.92
2:CB:110:ILE:HD13	2:CB:151:LYS:HA	1.51	0.92
17:CQ:3:LYS:NZ	17:CQ:6:THR:HG21	1.85	0.92
57:DB:50:A:C2	57:DB:51:G:H1'	2.05	0.92
22:BA:2197:U:HO2'	22:BA:2198:A:H2'	1.32	0.92
43:BV:10:LYS:H	43:BV:10:LYS:CD	1.77	0.92
53:CA:694:A:H3'	53:CA:695:A:H5''	1.48	0.92
4:CD:109:THR:HG22	4:CD:111:ALA:H	1.34	0.92
22:DA:1534:U:H6	22:DA:1538:G:H1	1.17	0.92
50:D2:31:LEU:HA	50:D2:34:ARG:HB2	1.50	0.92
22:BA:646:U:C3'	22:BA:647:G:H5''	2.00	0.92
22:BA:856:G:H1'	44:BW:23:LYS:HB3	1.49	0.92
22:BA:1063:G:OP1	30:BI:76:ALA:HB3	1.70	0.92
37:BP:50:ARG:HB3	37:BP:57:ALA:H	1.34	0.92
12:CL:109:ARG:HB2	12:CL:118:VAL:HG21	1.47	0.92
26:DE:59:PRO:HB2	26:DE:67:ARG:NH2	1.85	0.92
26:DE:166:LYS:HE2	26:DE:166:LYS:HA	1.52	0.92
1:AA:439:U:C2'	1:AA:440:C:H5'	1.99	0.92
1:AA:1202:U:O2'	1:AA:1203:C:H5'	1.70	0.92
1:AA:1499:A:O2'	1:AA:1500:A:H5'	1.70	0.92
20:AT:82:ILE:O	20:AT:86:ALA:HB3	1.68	0.92
28:BG:84:LYS:HG3	28:BG:132:LEU:H	1.12	0.92
53:CA:566:G:H4'	53:CA:567:G:OP1	1.69	0.92
53:CA:936:C:O2'	53:CA:937:A:H8	1.52	0.92
22:DA:1655:A:H2'	22:DA:1656:C:C6	2.04	0.92
22:DA:1913:A:H4'	22:DA:1914:C:OP1	1.67	0.92
22:DA:2023:C:O2'	22:DA:2024:G:H8	1.52	0.92
22:DA:2612:C:H5''	22:DA:2613:U:OP1	1.70	0.92
24:DC:16:VAL:N	24:DC:203:VAL:HG12	1.84	0.92
22:BA:1157:G:O2'	47:BZ:31:ILE:HD11	1.70	0.92
22:BA:1695:G:C8	24:BC:7:PRO:HG2	2.05	0.92
37:BP:50:ARG:HD3	37:BP:56:SER:CB	1.98	0.92
40:BS:73:LYS:HE3	40:BS:74:ILE:N	1.85	0.92
22:DA:637:A:H4'	22:DA:638:G:O5'	1.65	0.92
42:DU:14:THR:HB	42:DU:68:ASN:HB3	1.49	0.92
49:D1:25:ASN:HB3	49:D1:28:THR:OG1	1.70	0.92
6:AF:40:GLU:HB2	6:AF:42:TRP:HE1	1.33	0.91
21:CU:39:LYS:N	21:CU:40:PRO:HD2	1.85	0.91
33:DL:79:LEU:HB2	33:DL:113:ALA:H	1.33	0.91
1:AA:275:G:O2'	1:AA:276:G:H5'	1.71	0.91
27:BF:114:ARG:HD2	27:BF:114:ARG:H	1.34	0.91

Continued on next page...

Continued from previous page...

Atom-1	Atom-2	Interatomic distance (Å)	Clash overlap (Å)
28:BG:86:LEU:HD12	28:BG:86:LEU:H	1.35	0.91
53:CA:32:A:H2'	53:CA:33:A:C8	2.05	0.91
22:DA:95:A:H1'	46:DY:40:SER:HB2	1.49	0.91
22:DA:1258:U:H2'	22:DA:1259:G:H8	1.33	0.91
22:DA:2520:C:HO2'	22:DA:2521:C:H6	0.98	0.91
1:AA:1157:A:H4'	1:AA:1158:C:H5''	1.53	0.91
10:AJ:29:ALA:CB	10:AJ:36:VAL:HG21	1.99	0.91
12:AL:27:PRO:HB2	12:AL:28:GLN:OE1	1.67	0.91
46:BY:7:ARG:H	46:BY:60:LYS:HZ1	1.15	0.91
3:CC:29:ALA:HB1	14:CN:64:ARG:HH12	1.35	0.91
4:CD:29:THR:HG22	4:CD:30:LYS:HD3	1.50	0.91
22:DA:2756:U:O2'	22:DA:2757:A:H5'	1.69	0.91
31:DJ:111:LYS:HB2	31:DJ:115:GLY:CA	2.00	0.91
1:AA:1050:G:O2'	1:AA:1051:C:H5'	1.70	0.91
39:BR:28:ALA:O	39:BR:63:VAL:HG21	1.70	0.91
3:CC:29:ALA:HB1	14:CN:64:ARG:NH1	1.86	0.91
22:DA:762:U:H4'	22:DA:763:G:O5'	1.69	0.91
22:DA:862:G:H2'	22:DA:863:A:C8	2.05	0.91
41:DT:39:THR:CG2	41:DT:42:GLU:HB2	2.01	0.91
47:DZ:20:LYS:O	47:DZ:24:LEU:HD13	1.70	0.91
14:AN:22:LYS:HG3	14:AN:23:ARG:H	1.35	0.91
32:BK:113:MET:SD	32:BK:116:ILE:HD11	2.10	0.91
53:CA:481:G:H4'	53:CA:482:A:OP1	1.68	0.91
53:CA:1172:C:O2'	53:CA:1173:U:H5'	1.70	0.91
8:CH:28:SER:HA	8:CH:58:LEU:HD12	1.53	0.91
43:BV:80:HIS:ND1	43:BV:81:PRO:HD2	1.86	0.91
6:CF:61:LEU:HD13	6:CF:62:MET:H	1.35	0.91
54:CG:110:ARG:HG3	54:CG:111:GLY:H	1.35	0.91
22:DA:2385:C:HO2'	22:DA:2386:A:H8	1.16	0.91
29:DH:83:LYS:HE2	29:DH:149:GLU:HB3	1.49	0.91
22:BA:1073:A:C2'	22:BA:1074:G:C5'	2.48	0.91
22:BA:1455:G:H8	22:BA:1455:G:H5'	1.33	0.91
40:BS:18:ARG:HG2	40:BS:76:VAL:HG13	1.50	0.91
5:CE:24:VAL:HG23	5:CE:26:GLY:H	1.35	0.91
22:DA:1078:U:H4'	22:DA:1079:C:C5'	2.01	0.91
22:DA:2683:C:O2'	22:DA:2684:U:H5'	1.71	0.91
37:DP:50:ARG:HB3	37:DP:57:ALA:N	1.86	0.91
6:AF:36:ILE:HG22	6:AF:64:VAL:HG22	1.53	0.91
21:AU:3:ILE:HA	21:AU:19:LYS:NZ	1.84	0.91
24:BC:16:VAL:H	24:BC:203:VAL:CG1	1.83	0.91
49:B1:33:LEU:N	49:B1:51:ALA:HB3	1.85	0.91

Continued on next page...

Continued from previous page...

Atom-1	Atom-2	Interatomic distance (Å)	Clash overlap (Å)
53:CA:1182:G:H4'	53:CA:1183:U:C5'	1.97	0.91
53:CA:1213:A:O2'	53:CA:1214:C:H5'	1.71	0.91
22:DA:1760:C:H2'	22:DA:1761:C:C6	2.06	0.91
22:DA:2093:G:N3	22:DA:2094:A:C8	2.39	0.91
22:DA:2850:A:O2'	22:DA:2851:A:H5'	1.70	0.91
57:DB:56:G:H4'	57:DB:57:A:O5'	1.70	0.91
57:DB:58:A:C2'	57:DB:59:A:H8	1.83	0.91
41:DT:43:ILE:HG21	41:DT:58:VAL:HG11	1.52	0.91
43:DV:77:VAL:HA	43:DV:89:ILE:HG22	1.53	0.91
22:BA:372:G:H5''	45:BX:60:LYS:HE3	1.51	0.91
4:CD:2:ARG:HH21	4:CD:114:ARG:CD	1.83	0.91
4:CD:25:ARG:HG2	4:CD:25:ARG:HH11	0.79	0.91
22:DA:510:C:H2'	22:DA:511:U:C6	2.05	0.91
22:DA:2688:G:H1'	22:DA:2721:A:N6	1.85	0.91
34:DM:41:LEU:HD23	34:DM:46:ILE:HG22	1.52	0.91
2:AB:110:ILE:CD1	2:AB:147:LEU:CD1	2.48	0.91
14:AN:22:LYS:HG3	14:AN:23:ARG:N	1.85	0.91
22:BA:826:U:O2'	33:BL:53:GLY:HA3	1.68	0.91
22:BA:942:G:H2'	22:BA:943:A:H5'	1.53	0.91
32:BK:10:VAL:CB	32:BK:16:ALA:HB1	2.01	0.91
38:BQ:8:ILE:HD12	38:BQ:9:ALA:N	1.86	0.91
43:BV:44:HIS:HE1	43:BV:86:LEU:H	1.18	0.91
17:CQ:46:HIS:HB2	17:CQ:70:LYS:CE	2.01	0.91
22:DA:1754:A:OP1	37:DP:93:LYS:HE3	1.71	0.91
57:DB:24:G:H1'	57:DB:27:C:H42	1.32	0.91
1:AA:560:A:H5'	1:AA:566:G:N2	1.85	0.90
22:BA:1733:G:HO2'	22:BA:1734:G:H8	0.90	0.90
22:BA:2211:A:OP2	22:BA:2211:A:H4'	1.68	0.90
53:CA:642:A:N7	8:CH:106:SER:HA	1.86	0.90
2:CB:99:MET:HA	2:CB:106:VAL:HG21	1.51	0.90
21:CU:24:LYS:CG	21:CU:25:ALA:H	1.84	0.90
22:DA:915:C:H2'	22:DA:916:G:H8	1.34	0.90
31:DJ:35:ARG:HG2	31:DJ:40:HIS:CD2	2.05	0.90
34:DM:42:THR:HB	34:DM:45:GLN:HG3	1.53	0.90
35:DN:38:LEU:HB3	35:DN:39:PRO:HD3	1.53	0.90
35:DN:71:ARG:HB2	35:DN:71:ARG:NH2	1.87	0.90
3:AC:166:TRP:H	3:AC:166:TRP:HE3	1.10	0.90
44:BW:76:ARG:HH21	44:BW:76:ARG:HG3	1.33	0.90
22:DA:664:G:H4'	22:DA:941:A:OP1	1.70	0.90
22:DA:1022:G:H22	22:DA:1142:A:H2	1.14	0.90
22:DA:1327:A:H2'	22:DA:1328:A:H8	1.34	0.90

Continued on next page...

Continued from previous page...

Atom-1	Atom-2	Interatomic distance (Å)	Clash overlap (Å)
22:DA:2461:A:H1'	22:DA:2492:U:H3	1.34	0.90
22:DA:2631:G:C2'	22:DA:2632:A:H5''	2.01	0.90
30:DI:57:VAL:HG12	30:DI:58:ILE:H	1.33	0.90
36:DO:115:LEU:H	36:DO:115:LEU:HD13	1.34	0.90
1:AA:545:C:H2'	1:AA:546:A:H5'	1.52	0.90
2:AB:13:VAL:HG22	2:AB:207:ARG:HH22	1.34	0.90
11:AK:100:ASN:HB2	11:AK:106:ILE:CG2	2.02	0.90
22:BA:2703:C:H2'	22:BA:2704:C:H6	1.37	0.90
29:BH:5:LEU:HD13	29:BH:13:GLY:HA2	1.50	0.90
53:CA:484:G:H4'	53:CA:485:U:O5'	1.71	0.90
53:CA:1086:U:O2'	53:CA:1087:G:H5'	1.71	0.90
10:CJ:15:HIS:HE1	10:CJ:68:ARG:HD3	1.37	0.90
22:DA:1116:G:N3	22:DA:1117:C:C5	2.39	0.90
22:DA:1673:G:H2'	22:DA:1674:G:H5'	1.53	0.90
22:DA:2389:G:H5''	22:DA:2390:U:H5'	1.53	0.90
22:DA:2415:G:H4'	33:DL:66:PHE:HB2	1.52	0.90
1:AA:251:G:H4'	1:AA:252:U:O5'	1.68	0.90
5:AE:148:SER:O	5:AE:152:VAL:HG13	1.71	0.90
22:BA:1286:A:H4'	22:BA:1287:A:OP1	1.70	0.90
12:CL:79:ILE:HD12	12:CL:96:THR:CG2	2.00	0.90
14:CN:76:PHE:HE2	14:CN:92:ILE:HG21	1.37	0.90
22:DA:989:G:H4'	22:DA:990:A:OP1	1.69	0.90
28:DG:126:THR:HG22	28:DG:127:GLN:H	1.35	0.90
33:DL:17:LYS:HZ1	33:DL:19:LEU:HD22	1.36	0.90
11:AK:124:LYS:CE	21:AU:33:ARG:HH21	1.82	0.90
22:BA:646:U:H3'	22:BA:647:G:C5'	2.01	0.90
22:BA:2339:C:H2'	22:BA:2340:A:H8	1.37	0.90
28:BG:86:LEU:HB3	28:BG:162:ARG:O	1.71	0.90
53:CA:1102:A:O2'	53:CA:1103:C:H5'	1.70	0.90
22:DA:320:A:H2'	26:DE:131:THR:OG1	1.71	0.90
31:DJ:74:TYR:HE2	31:DJ:103:ILE:HD11	1.35	0.90
1:AA:1343:G:H1'	9:AI:122:ARG:NH1	1.86	0.90
28:BG:85:LYS:HG2	28:BG:131:VAL:HG12	1.50	0.90
4:CD:29:THR:HG22	4:CD:30:LYS:CD	2.00	0.90
9:CI:27:ILE:HD13	9:CI:62:LEU:HB3	1.54	0.90
12:CL:3:VAL:HG23	12:CL:4:ASN:H	1.35	0.90
14:CN:33:VAL:HG22	14:CN:40:ARG:HH21	1.36	0.90
22:DA:1611:C:HO2'	22:DA:1612:C:H6	0.90	0.90
6:AF:97:THR:O	6:AF:98:GLU:HG2	1.72	0.90
41:BT:61:LEU:C	41:BT:61:LEU:HD12	1.92	0.90
53:CA:988:G:C2'	53:CA:989:U:H5'	1.99	0.90

Continued on next page...

Continued from previous page...

Atom-1	Atom-2	Interatomic distance (Å)	Clash overlap (Å)
22:DA:1870:C:H5''	22:DA:1871:A:H2	1.37	0.90
29:DH:1:MET:HB3	29:DH:21:VAL:O	1.72	0.90
37:DP:20:ARG:HG2	37:DP:112:ARG:HH12	1.34	0.90
5:AE:14:LEU:HD13	5:AE:14:LEU:O	1.70	0.90
22:BA:1084:A:H2'	22:BA:1085:A:C8	2.05	0.90
31:BJ:111:LYS:CD	31:BJ:112:GLY:N	2.33	0.90
6:CF:43:GLY:HA2	6:CF:58:HIS:CE1	2.06	0.90
22:DA:142:A:H2'	22:DA:143:C:C6	2.07	0.90
22:DA:447:A:H5'	22:DA:449:A:C5	2.07	0.90
22:DA:1807:G:H2'	22:DA:1808:A:H5'	1.54	0.90
22:DA:1929:G:H4'	22:DA:1930:G:OP1	1.71	0.90
24:DC:224:MET:SD	24:DC:229:HIS:HB2	2.12	0.90
31:DJ:45:THR:HG21	31:DJ:50:THR:HG23	1.52	0.90
17:AQ:7:LEU:HD23	17:AQ:24:ILE:HD13	1.54	0.90
20:AT:43:LYS:CB	20:AT:86:ALA:HB1	2.00	0.90
22:BA:479:A:O2'	22:BA:481:G:H5'	1.72	0.90
28:BG:84:LYS:CG	28:BG:132:LEU:H	1.84	0.90
44:BW:23:LYS:HD2	44:BW:24:ARG:N	1.86	0.90
22:DA:1417:C:O2'	22:DA:1418:G:H5'	1.71	0.90
25:DD:89:GLU:HG2	25:DD:94:GLN:HE22	1.37	0.90
30:DI:45:THR:HG23	30:DI:54:ILE:HD13	1.54	0.90
32:DK:118:LEU:C	32:DK:120:PRO:HD2	1.91	0.90
33:DL:92:LEU:CD2	33:DL:124:GLY:HA3	2.00	0.90
38:DQ:87:VAL:HG21	39:DR:52:PRO:CD	2.02	0.90
1:AA:633:G:O2'	1:AA:634:C:H5'	1.72	0.90
14:AN:19:TYR:O	14:AN:22:LYS:HB3	1.72	0.90
22:BA:528:A:H5''	22:BA:528:A:H8	1.36	0.90
53:CA:348:G:O2'	53:CA:349:A:H5'	1.72	0.90
53:CA:781:A:H2'	53:CA:782:A:H5'	1.54	0.90
22:DA:822:G:O6	22:DA:943:A:H2	1.55	0.90
22:DA:2348:U:O2'	22:DA:2349:G:H8	1.52	0.90
25:DD:141:ARG:HB3	25:DD:141:ARG:NH1	1.87	0.90
30:DI:91:LYS:HB3	30:DI:94:LYS:HB2	1.53	0.90
1:AA:1123:U:H4'	10:AJ:39:PRO:HD2	1.53	0.89
1:AA:1314:C:OP2	19:AS:5:LYS:HD2	1.72	0.89
25:BD:104:VAL:O	25:BD:177:VAL:HG21	1.72	0.89
38:BQ:97:ILE:HD11	38:BQ:105:PHE:CA	2.02	0.89
41:BT:32:LEU:H	41:BT:83:ALA:CB	1.84	0.89
53:CA:1086:U:H5'	53:CA:1086:U:C6	2.08	0.89
26:DE:119:ILE:CD1	26:DE:143:LEU:HD21	2.02	0.89
26:DE:149:ILE:O	26:DE:188:MET:HA	1.72	0.89

Continued on next page...

Continued from previous page...

Atom-1	Atom-2	Interatomic distance (Å)	Clash overlap (Å)
58:DF:91:ARG:HA	58:DF:95:MET:SD	2.13	0.89
35:DN:73:ASN:HA	35:DN:76:VAL:HG22	1.52	0.89
42:DU:92:VAL:HB	42:DU:101:THR:CG2	2.02	0.89
44:DW:40:ARG:HG2	44:DW:40:ARG:NH1	1.75	0.89
1:AA:60:A:H4'	1:AA:61:G:O5'	1.70	0.89
53:CA:279:A:H5''	53:CA:280:C:H3'	1.54	0.89
53:CA:519:C:H2'	53:CA:520:A:H8	1.34	0.89
53:CA:960:U:H4'	53:CA:961:U:C5'	2.02	0.89
17:CQ:30:HIS:CE1	17:CQ:32:ILE:HG13	2.05	0.89
22:DA:1996:C:H4'	22:DA:1997:C:OP1	1.70	0.89
25:DD:107:VAL:HG12	25:DD:109:VAL:HG23	1.52	0.89
58:DF:103:ILE:HA	58:DF:107:VAL:HG21	1.52	0.89
31:DJ:99:ARG:HA	31:DJ:102:GLU:HB3	1.52	0.89
34:DM:34:LYS:HB2	34:DM:131:VAL:CG2	2.03	0.89
16:AP:28:ARG:NE	16:AP:29:ASN:HD21	1.69	0.89
29:BH:68:ARG:NH2	29:BH:72:ILE:HG21	1.87	0.89
22:DA:811:U:H5''	22:DA:812:C:OP2	1.71	0.89
22:DA:973:A:H1'	22:DA:1188:U:C6	2.06	0.89
22:DA:995:C:O2	31:DJ:3:THR:HG23	1.71	0.89
29:DH:41:LYS:HA	29:DH:44:ILE:HG12	1.55	0.89
5:AE:80:LEU:CD2	5:AE:122:VAL:HG11	2.01	0.89
9:AI:32:ARG:HG2	9:AI:36:GLN:CB	2.01	0.89
11:AK:28:ASN:OD1	11:AK:46:ALA:HB3	1.72	0.89
22:BA:1885:A:H2'	22:BA:1886:U:C6	2.08	0.89
26:BE:112:LEU:HD13	26:BE:186:VAL:HG11	1.53	0.89
22:DA:91:A:O2'	22:DA:92:U:H5''	1.72	0.89
29:DH:84:ALA:HB3	29:DH:148:ALA:CB	2.03	0.89
1:AA:158:G:H2'	1:AA:159:G:C5'	2.02	0.89
5:AE:80:LEU:HD12	5:AE:146:MET:CE	2.03	0.89
5:AE:110:MET:O	5:AE:114:LEU:HB2	1.73	0.89
22:BA:1654:A:H1'	25:BD:118:PHE:CD1	2.07	0.89
22:BA:1993:U:H4'	25:BD:133:THR:HG21	1.55	0.89
37:BP:50:ARG:CG	37:BP:57:ALA:H	1.84	0.89
37:BP:61:ARG:HG2	37:BP:70:GLU:HG2	1.54	0.89
44:BW:24:ARG:HD3	44:BW:65:LYS:HE2	1.53	0.89
53:CA:239:U:H5'	53:CA:239:U:H6	1.33	0.89
22:DA:593:U:H2'	22:DA:594:U:C6	2.08	0.89
22:DA:1915:U:H2'	22:DA:1916:A:H8	1.07	0.89
22:DA:2093:G:N2	22:DA:2094:A:C4	2.40	0.89
1:AA:792:A:H4'	1:AA:793:U:O5'	1.72	0.89
22:BA:84:A:H62	22:BA:101:A:H2	0.97	0.89

Continued on next page...

Continued from previous page...

Atom-1	Atom-2	Interatomic distance (Å)	Clash overlap (Å)
22:BA:506:G:H4'	22:BA:507:A:H5'	1.55	0.89
22:BA:2654:A:H4'	22:BA:2655:G:OP1	1.70	0.89
23:BB:33:G:O2'	23:BB:34:A:H5'	1.73	0.89
2:CB:127:LYS:HE2	2:CB:136:ARG:HH21	1.34	0.89
3:CC:76:ILE:HD11	3:CC:102:ILE:HD11	1.54	0.89
22:DA:876:C:H3'	22:DA:877:A:C8	2.08	0.89
42:DU:95:PHE:HD1	42:DU:95:PHE:H	1.18	0.89
6:AF:3:HIS:N	6:AF:92:THR:HG23	1.87	0.89
44:BW:37:VAL:HG12	44:BW:38:ARG:N	1.84	0.89
53:CA:135:C:O2	56:CP:1:MET:HB2	1.72	0.89
4:CD:89:LEU:HD23	4:CD:199:ILE:HD11	1.53	0.89
22:DA:96:C:H4'	46:DY:41:HIS:CD2	2.07	0.89
22:DA:1965:C:H5'	22:DA:1966:A:H5''	1.54	0.89
40:DS:8:ARG:O	40:DS:9:HIS:HB2	1.70	0.89
1:AA:877:G:H21	8:AH:1:SER:HB2	1.38	0.89
24:BC:33:LEU:CD2	24:BC:62:ARG:HD3	2.02	0.89
48:B0:39:ARG:HB2	48:B0:39:ARG:HH11	1.36	0.89
51:B3:26:ALA:O	51:B3:27:ASN:HB2	1.72	0.89
10:CJ:15:HIS:CE1	10:CJ:68:ARG:HD3	2.07	0.89
22:DA:1116:G:C4	22:DA:1117:C:C5	2.60	0.89
41:DT:14:PRO:O	41:DT:15:HIS:HB2	1.73	0.89
3:AC:128:MET:HB3	3:AC:131:ARG:HG3	1.53	0.89
19:AS:4:LEU:HD22	19:AS:8:PRO:HA	1.55	0.89
4:CD:143:SER:HB3	4:CD:178:GLU:HG3	1.55	0.89
22:DA:279:A:H61	22:DA:361:G:H1'	1.37	0.89
22:BA:84:A:H4'	22:BA:85:G:O5'	1.70	0.89
53:CA:491:G:O2'	53:CA:492:C:H5'	1.70	0.89
22:DA:739:A:H4'	22:DA:740:C:OP1	1.69	0.89
22:DA:1181:U:H2'	22:DA:1182:G:H8	1.37	0.89
22:DA:1327:A:H2'	22:DA:1328:A:C8	2.07	0.89
37:DP:28:LYS:HB2	37:DP:28:LYS:HZ2	1.37	0.89
1:AA:545:C:H5'	4:AD:68:GLU:CG	2.02	0.88
1:AA:1299:A:H2'	1:AA:1299:A:N3	1.88	0.88
2:AB:108:GLN:C	2:AB:110:ILE:N	2.19	0.88
22:BA:1023:U:H5'	22:BA:1023:U:H6	1.35	0.88
28:BG:140:ILE:HD12	28:BG:141:GLY:N	1.88	0.88
35:BN:65:LEU:HD11	35:BN:69:ARG:NH2	1.88	0.88
39:BR:39:LEU:HA	39:BR:49:ILE:HG21	1.54	0.88
53:CA:174:A:O2'	53:CA:175:C:H5'	1.71	0.88
10:CJ:35:GLN:HG2	10:CJ:76:ILE:HG23	1.54	0.88
41:DT:87:LEU:HD23	41:DT:88:LYS:N	1.87	0.88

Continued on next page...

Continued from previous page...

Atom-1	Atom-2	Interatomic distance (Å)	Clash overlap (Å)
1:AA:531:U:H4'	1:AA:532:A:O5'	1.73	0.88
4:AD:25:ARG:NH1	4:AD:30:LYS:HE3	1.88	0.88
22:BA:765:C:O2'	22:BA:766:U:H5'	1.73	0.88
23:BB:28:C:C2'	23:BB:29:A:H5'	2.03	0.88
37:BP:59:THR:HG23	37:BP:72:VAL:HG13	1.55	0.88
53:CA:989:U:C2'	53:CA:990:C:C5'	2.51	0.88
6:CF:92:THR:O	6:CF:93:LYS:HG2	1.73	0.88
10:CJ:12:ALA:HB3	10:CJ:18:ILE:HB	1.53	0.88
22:DA:279:A:N6	22:DA:361:G:H1'	1.88	0.88
37:DP:86:LYS:HA	37:DP:86:LYS:HZ2	1.36	0.88
1:AA:423:G:H2'	1:AA:423:G:N3	1.86	0.88
5:AE:45:VAL:HG21	5:AE:117:ALA:HA	1.52	0.88
38:BQ:63:ARG:CZ	38:BQ:96:ASP:HA	2.02	0.88
38:BQ:91:ARG:HD3	39:BR:11:GLN:CG	2.03	0.88
39:BR:25:LEU:H	39:BR:94:THR:CG2	1.85	0.88
3:CC:113:LYS:HG3	3:CC:184:ASN:ND2	1.88	0.88
20:CT:2:ASN:N	20:CT:7:LYS:HZ3	1.72	0.88
22:DA:1338:G:H4'	41:DT:18:GLU:OE2	1.73	0.88
58:DF:48:LEU:HG	58:DF:49:LEU:HD22	1.52	0.88
32:DK:35:VAL:HG23	32:DK:36:GLY:H	1.38	0.88
38:DQ:71:ASN:ND2	38:DQ:106:THR:HA	1.89	0.88
42:DU:45:GLN:HA	42:DU:45:GLN:HE21	1.38	0.88
44:DW:28:GLU:H	44:DW:31:LEU:HD21	1.34	0.88
46:DY:20:ASN:HD22	46:DY:50:VAL:HG22	1.38	0.88
47:DZ:4:ILE:HD12	47:DZ:58:GLU:HA	1.53	0.88
22:BA:915:C:H6	22:BA:915:C:H5''	1.36	0.88
22:BA:1779:U:H5	22:BA:1784:A:N7	1.70	0.88
53:CA:983:A:O2'	53:CA:984:C:H5'	1.73	0.88
22:DA:310:A:O2'	22:DA:311:A:H8	1.55	0.88
22:DA:2800:A:C4	22:DA:2801:G:H1'	2.09	0.88
58:DF:64:PRO:HA	58:DF:88:VAL:HG22	1.55	0.88
5:AE:155:LYS:HA	5:AE:158:LYS:NZ	1.88	0.88
22:BA:2328:A:H2'	22:BA:2329:U:C6	2.08	0.88
32:BK:18:ARG:HG3	32:BK:18:ARG:NH1	1.83	0.88
40:BS:59:GLU:HA	40:BS:64:ALA:CB	2.03	0.88
46:BY:24:GLU:O	46:BY:28:LEU:HB2	1.73	0.88
53:CA:940:C:H5'	54:CG:101:ARG:NH2	1.89	0.88
53:CA:960:U:H5'	53:CA:961:U:H5''	1.54	0.88
53:CA:984:C:O2'	53:CA:985:C:C6	2.26	0.88
10:CJ:40:ILE:HG22	10:CJ:42:LEU:CD1	2.02	0.88
22:DA:783:A:H2	22:DA:1778:U:H4'	1.36	0.88

Continued on next page...

Continued from previous page...

Atom-1	Atom-2	Interatomic distance (Å)	Clash overlap (Å)
22:DA:1345:C:H3'	22:DA:1345:C:OP2	1.72	0.88
2:AB:71:THR:HG22	2:AB:72:LYS:H	1.37	0.88
25:BD:12:THR:CG2	25:BD:13:ARG:H	1.86	0.88
47:BZ:6:ILE:O	47:BZ:34:THR:HA	1.74	0.88
53:CA:91:U:HO2'	53:CA:92:U:H6	1.09	0.88
53:CA:170:U:O2'	53:CA:171:A:H5'	1.74	0.88
53:CA:1159:U:H5	53:CA:1182:G:HO2'	0.93	0.88
22:DA:806:C:H2'	22:DA:807:U:H6	1.36	0.88
25:DD:184:ARG:HH22	37:DP:6:GLN:HE21	1.19	0.88
39:DR:68:ARG:HD2	39:DR:92:TRP:CH2	2.08	0.88
51:D3:32:LEU:HA	51:D3:35:LYS:HG3	1.54	0.88
1:AA:32:A:H2'	1:AA:33:A:C8	2.07	0.88
1:AA:1256:A:H1'	1:AA:1258:G:C5	2.09	0.88
13:AM:113:LYS:H	13:AM:114:PRO:CD	1.87	0.88
41:BT:39:THR:CG2	41:BT:41:ALA:HB3	2.03	0.88
43:BV:80:HIS:HD2	43:BV:83:LYS:N	1.70	0.88
21:AU:39:LYS:H	21:AU:40:PRO:HD2	1.39	0.88
28:BG:126:THR:HG22	28:BG:127:GLN:H	1.36	0.88
37:BP:91:VAL:O	37:BP:92:ARG:HG2	1.73	0.88
53:CA:1278:G:H4'	53:CA:1279:G:O5'	1.70	0.88
22:DA:1401:G:H2'	22:DA:1402:U:H6	1.33	0.88
57:DB:65:U:H3'	57:DB:108:A:N6	1.89	0.88
2:AB:148:GLY:O	2:AB:151:LYS:HG2	1.72	0.88
10:AJ:53:ILE:HG22	10:AJ:61:ALA:HB1	1.56	0.88
32:BK:76:VAL:HB	37:BP:72:VAL:CG2	2.04	0.88
33:BL:27:LEU:H	33:BL:27:LEU:CD1	1.87	0.88
53:CA:764:C:C2'	53:CA:765:G:H5'	2.03	0.88
22:DA:320:A:H4'	22:DA:322:A:N7	1.89	0.88
22:DA:1387:A:N6	22:DA:1401:G:C6	2.41	0.88
4:AD:167:PRO:HB2	4:AD:170:LEU:HD11	1.56	0.88
22:BA:475:C:H5'	22:BA:475:C:H6	1.39	0.88
22:BA:1585:C:C2'	22:BA:1586:A:H5'	2.04	0.88
24:BC:180:MET:HG3	24:BC:268:ARG:NH1	1.87	0.88
44:BW:17:ALA:HA	44:BW:35:ILE:HG23	1.54	0.88
56:CP:67:ILE:HG12	56:CP:72:ALA:HB2	1.54	0.88
19:CS:40:PHE:CB	19:CS:41:PRO:HD2	2.02	0.88
22:DA:1141:U:H4'	22:DA:1142:A:O5'	1.72	0.88
22:DA:1324:G:H1'	22:DA:1616:A:N6	1.89	0.88
1:AA:620:C:C2	4:AD:131:ILE:HG21	2.09	0.87
11:AK:108:ASN:CB	21:AU:6:ARG:HG2	2.02	0.87
21:AU:13:VAL:HG13	21:AU:15:LEU:HG	1.55	0.87

Continued on next page...

Continued from previous page...

Atom-1	Atom-2	Interatomic distance (Å)	Clash overlap (Å)
25:BD:45:TYR:HD1	25:BD:45:TYR:H	1.21	0.87
39:BR:16:GLU:HA	39:BR:98:ILE:HG22	1.55	0.87
53:CA:1493:A:H3'	22:DA:1913:A:H62	1.39	0.87
22:DA:1716:U:O2'	22:DA:1717:A:H8	1.58	0.87
22:DA:1830:C:H5'	24:DC:14:HIS:CE1	2.08	0.87
22:DA:2136:G:H2'	22:DA:2137:U:C6	2.08	0.87
28:DG:106:LEU:HB2	28:DG:108:PHE:HE1	1.38	0.87
37:DP:86:LYS:HA	37:DP:86:LYS:NZ	1.88	0.87
38:DQ:4:LYS:HE3	38:DQ:7:VAL:HG13	1.55	0.87
22:BA:1347:A:O2'	22:BA:1348:C:H5'	1.74	0.87
22:BA:2508:G:H2'	22:BA:2509:G:O5'	1.74	0.87
32:BK:4:GLU:OE2	32:BK:23:LYS:HE2	1.73	0.87
42:BU:52:ASN:C	42:BU:54:PRO:HD2	1.94	0.87
44:BW:19:ARG:NH1	44:BW:22:VAL:HG11	1.89	0.87
22:DA:1440:U:O2'	22:DA:1441:G:H5'	1.74	0.87
22:DA:2143:C:H5'	22:DA:2144:G:OP2	1.74	0.87
38:DQ:87:VAL:CG2	39:DR:52:PRO:HD3	2.01	0.87
44:DW:18:LYS:HD3	44:DW:19:ARG:H	1.35	0.87
1:AA:174:A:HO2'	1:AA:175:C:H5'	1.39	0.87
4:AD:117:VAL:N	4:AD:122:ILE:HD11	1.90	0.87
11:AK:88:PRO:HD3	21:AU:28:LEU:HD13	1.56	0.87
22:BA:1416:G:HO2'	22:BA:1417:C:H6	0.95	0.87
53:CA:68:G:N2	53:CA:152:A:H1'	1.89	0.87
22:DA:2023:C:HO2'	22:DA:2024:G:H8	0.87	0.87
25:DD:107:VAL:HG13	25:DD:203:VAL:HG23	1.57	0.87
38:DQ:78:PHE:CE1	38:DQ:82:LEU:HD11	2.10	0.87
44:DW:37:VAL:CG1	44:DW:55:ASP:HB2	2.03	0.87
1:AA:390:U:H2'	1:AA:391:G:C8	2.09	0.87
8:AH:29:SER:HB3	8:AH:32:LYS:HG3	1.53	0.87
24:BC:140:VAL:CG1	24:BC:189:ALA:HB1	2.04	0.87
29:BH:32:PRO:HB3	45:BX:38:TRP:HB3	1.57	0.87
31:BJ:111:LYS:HE2	31:BJ:115:GLY:H	1.40	0.87
10:CJ:84:VAL:HG23	10:CJ:85:ASP:N	1.90	0.87
22:DA:230:G:HO2'	22:DA:231:A:H8	0.95	0.87
11:AK:22:ILE:HD13	11:AK:95:THR:HG21	1.56	0.87
22:BA:1510:G:H2'	22:BA:1511:G:H8	1.38	0.87
6:CF:3:HIS:ND1	6:CF:92:THR:HG23	1.88	0.87
22:DA:1078:U:H4'	22:DA:1079:C:H5''	1.56	0.87
22:DA:1280:G:H2'	22:DA:1281:G:H5'	1.56	0.87
22:DA:1453:A:H4'	22:DA:1454:C:OP2	1.73	0.87
42:DU:35:VAL:HG12	42:DU:36:GLU:H	1.37	0.87

Continued on next page...

Continued from previous page...

Atom-1	Atom-2	Interatomic distance (Å)	Clash overlap (Å)
45:DX:31:ASN:H	45:DX:31:ASN:ND2	1.72	0.87
14:AN:44:VAL:HG23	14:AN:45:LEU:H	1.39	0.87
54:CG:14:ASP:HB3	54:CG:18:GLY:H	1.40	0.87
9:CI:51:LEU:CG	9:CI:86:LEU:HD22	2.03	0.87
22:DA:1069:A:N6	22:DA:1073:A:H5''	1.89	0.87
22:DA:1313:U:O2'	22:DA:1314:C:H5'	1.75	0.87
25:DD:141:ARG:HB3	25:DD:141:ARG:HH11	1.38	0.87
26:DE:60:TRP:CZ2	26:DE:71:GLY:HA2	2.10	0.87
36:DO:18:LEU:HD13	36:DO:25:ARG:HG2	1.55	0.87
1:AA:274:A:O2'	1:AA:275:G:C8	2.27	0.87
1:AA:1239:A:H4'	1:AA:1240:U:C5'	2.05	0.87
22:BA:1062:G:OP1	22:BA:1070:A:H4'	1.75	0.87
25:BD:151:THR:HG22	25:BD:152:PRO:N	1.85	0.87
38:BQ:63:ARG:HH12	38:BQ:96:ASP:CA	1.87	0.87
43:BV:80:HIS:CD2	43:BV:83:LYS:HB2	2.09	0.87
4:CD:34:GLU:O	4:CD:37:PRO:HD3	1.74	0.87
22:DA:45:G:H5'	22:DA:46:G:H5'	1.56	0.87
22:DA:1967:C:H6	22:DA:1967:C:H5''	1.40	0.87
22:DA:2800:A:O2'	22:DA:2801:G:C4'	2.19	0.87
24:DC:128:THR:CG2	24:DC:188:ARG:HB3	2.05	0.87
28:DG:93:TYR:H	28:DG:93:TYR:HD2	1.20	0.87
34:DM:61:GLY:HA2	34:DM:107:GLY:HA3	1.53	0.87
1:AA:16:A:O2'	1:AA:17:U:H5'	1.75	0.87
1:AA:49:U:O4	1:AA:365:U:H5	1.57	0.87
22:BA:1590:A:H2'	22:BA:1591:A:H8	1.36	0.87
22:BA:1873:G:O2'	22:BA:1874:C:H5'	1.75	0.87
22:BA:2602:A:H4'	22:BA:2603:G:OP2	1.75	0.87
33:BL:95:LEU:HD22	33:BL:100:ILE:HG12	1.54	0.87
38:BQ:97:ILE:CD1	38:BQ:105:PHE:HB2	2.05	0.87
22:DA:921:C:C2'	22:DA:922:C:H5'	2.03	0.87
22:DA:2514:U:H2'	22:DA:2515:C:H6	1.40	0.87
1:AA:198:G:O2'	1:AA:199:A:H8	1.58	0.87
1:AA:1411:C:H2'	1:AA:1412:C:H5'	1.55	0.87
22:BA:545:U:H2'	22:BA:546:U:H4'	1.54	0.87
22:BA:2051:A:H4'	22:BA:2052:A:OP1	1.72	0.87
53:CA:239:U:H5'	53:CA:239:U:C6	2.10	0.87
10:CJ:52:LEU:HD23	10:CJ:62:ARG:HG2	1.56	0.87
55:CM:78:ARG:HH21	55:CM:79:LEU:HD23	1.37	0.87
22:DA:526:A:N6	22:DA:2626:C:H4'	1.90	0.87
22:DA:1447:C:H2'	22:DA:1448:G:C8	2.10	0.87
22:DA:1469:A:H2'	22:DA:1470:A:C8	2.10	0.87

Continued on next page...

Continued from previous page...

Atom-1	Atom-2	Interatomic distance (Å)	Clash overlap (Å)
1:AA:202:G:H21	1:AA:466:A:H61	1.18	0.86
29:BH:31:VAL:CB	29:BH:32:PRO:HD2	2.05	0.86
35:BN:71:ARG:HH21	35:BN:71:ARG:CG	1.88	0.86
37:BP:105:LYS:HA	37:BP:108:ARG:HH21	1.40	0.86
48:B0:9:ARG:HH21	48:B0:9:ARG:HG3	1.38	0.86
53:CA:994:A:N6	53:CA:1216:A:H5'	1.90	0.86
5:CE:104:ILE:H	5:CE:122:VAL:H	1.17	0.86
22:DA:674:G:O2'	26:DE:69:ARG:HG2	1.74	0.86
22:DA:1919:A:O2'	22:DA:1920:C:H5'	1.75	0.86
29:DH:72:ILE:HD11	29:DH:141:LYS:H	1.40	0.86
33:DL:47:ARG:HH21	33:DL:47:ARG:HG2	1.40	0.86
51:D3:15:LYS:NZ	51:D3:19:GLY:HA2	1.90	0.86
17:AQ:79:GLU:C	17:AQ:80:LYS:HD3	1.96	0.86
22:BA:1150:C:H2'	22:BA:1151:A:O5'	1.75	0.86
53:CA:91:U:O2'	53:CA:92:U:H5''	1.74	0.86
53:CA:238:A:H2'	53:CA:239:U:C5'	2.04	0.86
3:CC:181:ILE:HG12	3:CC:202:PHE:HB2	1.57	0.86
57:DB:45:A:H2'	57:DB:46:A:H8	1.38	0.86
33:DL:92:LEU:HD22	33:DL:124:GLY:HA3	1.56	0.86
35:DN:35:LYS:HG2	35:DN:112:TYR:CE1	2.09	0.86
36:DO:23:ALA:O	36:DO:42:PRO:HG3	1.75	0.86
38:DQ:87:VAL:HG11	39:DR:52:PRO:HG3	1.55	0.86
1:AA:563:A:H2'	1:AA:563:A:N3	1.89	0.86
1:AA:1279:G:H2'	1:AA:1279:G:N3	1.88	0.86
54:CG:71:THR:HG23	54:CG:72:VAL:HG23	1.54	0.86
21:CU:15:LEU:O	21:CU:15:LEU:HD12	1.75	0.86
22:DA:1388:G:O2'	22:DA:1389:G:H5'	1.75	0.86
31:BJ:73:VAL:HG23	31:BJ:74:TYR:N	1.91	0.86
38:BQ:63:ARG:HH12	38:BQ:96:ASP:HA	1.28	0.86
44:BW:23:LYS:HD2	44:BW:24:ARG:H	1.36	0.86
22:DA:1870:C:H5''	22:DA:1871:A:C2	2.10	0.86
31:DJ:25:LEU:HD12	31:DJ:64:VAL:HA	1.57	0.86
36:DO:53:THR:HB	36:DO:65:THR:HG22	1.58	0.86
43:DV:61:LEU:HD23	43:DV:61:LEU:H	1.40	0.86
1:AA:109:A:H2'	1:AA:326:G:H21	1.40	0.86
1:AA:571:U:H5''	1:AA:572:A:OP2	1.76	0.86
4:AD:145:ARG:HH11	4:AD:147:LYS:HE3	1.38	0.86
10:AJ:51:VAL:HB	14:AN:80:ARG:HB2	1.55	0.86
22:BA:2492:U:O2'	22:BA:2493:U:H5'	1.74	0.86
31:BJ:77:HIS:HD2	31:BJ:79:GLY:H	1.23	0.86
3:CC:110:LEU:HD21	3:CC:203:LYS:HD2	1.54	0.86

Continued on next page...

Continued from previous page...

Atom-1	Atom-2	Interatomic distance (Å)	Clash overlap (Å)
4:CD:176:LYS:HG3	4:CD:178:GLU:HB2	1.57	0.86
12:CL:97:VAL:O	12:CL:97:VAL:HG23	1.72	0.86
22:DA:28:A:O2'	22:DA:29:U:H5'	1.74	0.86
22:DA:2776:A:H4'	22:DA:2777:G:O5'	1.76	0.86
22:DA:2847:U:H2'	22:DA:2848:G:H5'	1.58	0.86
28:DG:120:ILE:HG13	28:DG:140:ILE:HG22	1.55	0.86
33:DL:124:GLY:H	33:DL:143:GLU:HG3	1.38	0.86
1:AA:1240:U:H3'	1:AA:1241:G:H5'	1.55	0.86
22:BA:65:U:H2'	22:BA:66:C:H6	1.40	0.86
22:BA:2136:G:H2'	22:BA:2137:U:H5	1.39	0.86
24:BC:77:VAL:O	24:BC:77:VAL:HG23	1.75	0.86
28:BG:115:GLN:CD	28:BG:115:GLN:H	1.79	0.86
44:BW:23:LYS:O	44:BW:66:VAL:HB	1.75	0.86
44:BW:37:VAL:CG1	44:BW:38:ARG:H	1.88	0.86
3:CC:140:ALA:O	3:CC:145:ALA:HB3	1.75	0.86
3:CC:152:VAL:HG23	3:CC:156:LEU:HD21	1.55	0.86
14:CN:40:ARG:NH1	19:CS:6:LYS:HB2	1.90	0.86
22:DA:246:C:H2'	22:DA:247:G:H5'	1.55	0.86
22:DA:1605:C:H4'	22:DA:1610:A:C6	2.10	0.86
57:DB:42:C:H41	58:DF:87:LYS:NZ	1.72	0.86
58:DF:39:VAL:HG22	58:DF:49:LEU:HG	1.57	0.86
32:DK:39:ILE:HD11	32:DK:62:VAL:HG23	1.56	0.86
38:DQ:60:TRP:O	38:DQ:63:ARG:HG2	1.76	0.86
46:DY:28:LEU:HD11	46:DY:43:LEU:HD13	1.55	0.86
1:AA:545:C:C2'	1:AA:546:A:H5'	2.06	0.86
2:AB:71:THR:O	2:AB:72:LYS:HG2	1.76	0.86
8:AH:63:LYS:O	8:AH:70:VAL:HG23	1.75	0.86
22:BA:1870:C:H4'	22:BA:1871:A:OP1	1.73	0.86
22:BA:1941:C:H5'	22:BA:1941:C:C6	2.11	0.86
38:BQ:8:ILE:HD12	38:BQ:8:ILE:C	1.96	0.86
20:CT:73:ARG:HH11	20:CT:73:ARG:HG2	1.40	0.86
22:DA:15:G:OP1	48:D0:20:ALA:HB2	1.75	0.86
22:DA:802:A:O2'	22:DA:803:U:H5'	1.74	0.86
22:DA:2210:U:H4'	22:DA:2211:A:C5'	2.05	0.86
57:DB:42:C:O2'	57:DB:43:C:H5'	1.75	0.86
58:DF:39:VAL:HA	58:DF:49:LEU:HG	1.58	0.86
45:DX:63:ILE:HD12	45:DX:64:ASP:H	1.39	0.86
1:AA:1068:G:O2'	1:AA:1069:C:H5'	1.75	0.86
3:AC:119:ILE:HG21	3:AC:197:VAL:HG11	1.57	0.86
22:BA:1471:G:H2'	22:BA:1472:C:H6	1.41	0.86
53:CA:154:U:H2'	53:CA:155:A:H5'	1.55	0.86

Continued on next page...

Continued from previous page...

Atom-1	Atom-2	Interatomic distance (Å)	Clash overlap (Å)
53:CA:794:A:H2'	53:CA:795:C:C6	2.10	0.86
22:DA:338:G:H2'	22:DA:339:U:H5'	1.55	0.86
22:DA:2582:G:O2'	22:DA:2583:G:H5'	1.75	0.86
1:AA:667:G:H4'	15:AO:50:HIS:CE1	2.10	0.86
31:BJ:88:THR:HG22	31:BJ:91:GLU:CG	2.05	0.86
34:BM:108:VAL:HG13	34:BM:109:PRO:HD2	1.57	0.86
38:BQ:97:ILE:C	38:BQ:97:ILE:HD12	1.96	0.86
53:CA:413:G:N1	4:CD:32:LYS:HE3	1.91	0.86
2:CB:26:MET:HE2	2:CB:29:PHE:HD2	1.38	0.86
22:DA:1422:G:H4'	22:DA:1493:C:OP1	1.76	0.86
57:DB:12:C:H4'	57:DB:13:G:OP1	1.76	0.86
22:BA:90:U:H2'	22:BA:91:A:C8	2.10	0.86
22:BA:1073:A:C3'	22:BA:1074:G:C5'	2.54	0.86
25:BD:12:THR:CG2	25:BD:13:ARG:N	2.39	0.86
28:BG:84:LYS:HD2	28:BG:133:LYS:HG2	1.56	0.86
33:BL:27:LEU:HD12	33:BL:27:LEU:N	1.87	0.86
37:BP:17:PRO:HG3	37:BP:83:ILE:O	1.76	0.86
53:CA:345:C:H4'	53:CA:346:G:H5''	1.58	0.86
53:CA:1118:U:H1'	53:CA:1179:A:C4	2.10	0.86
20:CT:60:GLN:HB3	20:CT:65:LEU:HD12	1.57	0.86
22:DA:192:C:H2'	22:DA:193:U:H5'	1.55	0.86
22:DA:1700:A:O2'	22:DA:1701:A:H5'	1.76	0.86
58:DF:104:THR:HG22	58:DF:105:ILE:HG13	1.57	0.86
1:AA:654:G:H2'	1:AA:655:A:H8	1.41	0.85
11:AK:14:GLN:HA	11:AK:76:TYR:O	1.76	0.85
31:BJ:18:VAL:HG22	31:BJ:140:LEU:CD1	2.06	0.85
46:BY:9:LYS:HA	46:BY:9:LYS:NZ	1.90	0.85
53:CA:33:A:H2'	53:CA:34:C:C6	2.10	0.85
53:CA:72:A:N6	53:CA:99:C:H1'	1.90	0.85
53:CA:1493:A:H3'	22:DA:1913:A:N6	1.91	0.85
9:CI:10:ARG:HG3	9:CI:14:SER:O	1.75	0.85
22:DA:141:G:H3'	22:DA:142:A:O4'	1.76	0.85
22:DA:1447:C:H2'	22:DA:1448:G:H8	1.40	0.85
29:DH:97:ARG:O	29:DH:98:ASP:HB2	1.76	0.85
38:DQ:4:LYS:HZ2	38:DQ:6:GLY:HA3	1.41	0.85
39:DR:27:ILE:HG22	39:DR:28:ALA:N	1.90	0.85
22:BA:357:C:H2'	22:BA:358:U:C6	2.11	0.85
22:BA:1417:C:O2'	22:BA:1418:G:H5'	1.75	0.85
22:BA:1498:C:HO2'	22:BA:1499:C:H6	1.22	0.85
22:DA:1207:C:HO2'	22:DA:1208:C:H6	0.89	0.85
22:DA:2617:U:H2'	22:DA:2618:G:H5'	1.58	0.85

Continued on next page...

Continued from previous page...

Atom-1	Atom-2	Interatomic distance (Å)	Clash overlap (Å)
1:AA:662:U:H2'	1:AA:663:A:C8	2.11	0.85
19:AS:39:ILE:HD11	19:AS:70:LEU:HD23	1.58	0.85
22:BA:1073:A:H3'	22:BA:1074:G:C5'	2.06	0.85
25:BD:186:LEU:HD11	37:BP:3:ILE:CD1	2.07	0.85
53:CA:1217:C:O2'	53:CA:1218:C:H6	1.59	0.85
22:DA:999:U:O2'	22:DA:1000:A:H5'	1.75	0.85
57:DB:40:U:O2	57:DB:43:C:H2'	1.75	0.85
25:DD:10:GLY:O	25:DD:11:MET:HB2	1.76	0.85
28:DG:86:LEU:HA	28:DG:163:TYR:HB3	1.58	0.85
4:AD:69:ARG:HA	4:AD:69:ARG:HE	1.41	0.85
5:AE:89:THR:HG22	5:AE:90:GLY:N	1.91	0.85
26:BE:189:THR:OG1	26:BE:191:ASP:HB3	1.75	0.85
27:BF:134:GLN:HE21	27:BF:134:GLN:N	1.74	0.85
33:BL:78:ARG:HB3	33:BL:113:ALA:HB3	1.58	0.85
53:CA:197:A:N6	53:CA:221:C:H4'	1.91	0.85
53:CA:1086:U:H6	53:CA:1086:U:C5'	1.89	0.85
53:CA:1139:G:H4'	53:CA:1140:C:C5'	2.07	0.85
54:CG:64:ALA:HB2	54:CG:126:ALA:HB1	1.57	0.85
1:AA:204:G:H1'	1:AA:465:A:C2	2.11	0.85
1:AA:390:U:H2'	1:AA:391:G:H8	1.42	0.85
1:AA:968:A:H4'	1:AA:969:A:OP2	1.76	0.85
22:BA:197:A:N6	22:BA:2430:A:H2'	1.90	0.85
22:BA:1073:A:H3'	22:BA:1074:G:H5''	1.57	0.85
22:BA:1590:A:H2'	22:BA:1591:A:C8	2.10	0.85
22:BA:2103:C:H2'	22:BA:2104:C:H5'	1.57	0.85
26:BE:31:VAL:HG21	26:BE:104:ALA:HB2	1.58	0.85
39:BR:39:LEU:HA	39:BR:49:ILE:CG2	2.07	0.85
53:CA:51:A:H4'	53:CA:52:C:C5'	2.05	0.85
19:CS:40:PHE:HB3	19:CS:41:PRO:CD	2.06	0.85
22:DA:181:A:H2	22:DA:434:U:H1'	1.40	0.85
25:DD:118:PHE:CD1	25:DD:119:ALA:N	2.44	0.85
37:DP:63:ILE:HA	37:DP:68:GLY:HA2	1.58	0.85
5:AE:83:PRO:HB3	5:AE:96:GLN:NE2	1.91	0.85
21:AU:19:LYS:HE2	21:AU:19:LYS:CA	2.06	0.85
22:BA:1019:U:H3	22:BA:1142:A:H62	1.23	0.85
35:BN:53:THR:HA	35:BN:56:LYS:HG3	1.59	0.85
36:BO:30:ARG:HG2	36:BO:31:THR:H	1.41	0.85
53:CA:818:G:H3'	53:CA:819:A:H5'	1.56	0.85
53:CA:972:C:O2'	10:CJ:57:VAL:HG23	1.75	0.85
53:CA:1101:A:H4'	53:CA:1102:A:O5'	1.76	0.85
54:CG:137:ARG:CZ	54:CG:138:GLU:HG2	2.07	0.85

Continued on next page...

Continued from previous page...

Atom-1	Atom-2	Interatomic distance (Å)	Clash overlap (Å)
22:DA:532:A:H3'	38:DQ:27:ARG:NH1	1.92	0.85
22:DA:873:C:H4'	34:DM:64:TRP:CD1	2.10	0.85
28:DG:124:CYS:HB3	28:DG:130:ILE:HA	1.56	0.85
32:DK:94:PRO:HG3	32:DK:115:ILE:HD12	1.59	0.85
1:AA:1157:A:H1'	1:AA:1181:G:N2	1.90	0.85
4:AD:145:ARG:HD2	4:AD:147:LYS:HE2	1.58	0.85
6:AF:17:GLN:HG2	4:CD:188:SER:HB2	1.55	0.85
22:BA:1050:A:C2	22:BA:2751:G:C5	2.64	0.85
32:BK:71:ARG:HB3	32:BK:72:PRO:HD3	1.57	0.85
53:CA:932:C:H5''	54:CG:2:ARG:HD3	1.58	0.85
22:DA:95:A:H4'	46:DY:38:GLN:O	1.75	0.85
22:DA:671:C:O2'	22:DA:672:C:H5'	1.75	0.85
22:DA:1915:U:O2'	22:DA:1916:A:H5'	1.76	0.85
22:DA:2284:A:O2'	22:DA:2285:C:H5'	1.77	0.85
57:DB:67:G:HO2'	57:DB:68:C:H6	1.21	0.85
43:DV:30:ILE:HG12	43:DV:91:PHE:HB2	1.58	0.85
1:AA:87:C:H2'	1:AA:88:U:H6	1.42	0.85
2:AB:19:THR:HA	2:AB:37:VAL:HG23	1.57	0.85
8:AH:74:ILE:CD1	8:AH:128:VAL:HG22	2.06	0.85
31:BJ:111:LYS:HD3	31:BJ:112:GLY:H	1.07	0.85
34:BM:40:ARG:HB2	34:BM:93:VAL:CG2	2.05	0.85
41:BT:48:GLN:HE21	41:BT:48:GLN:HA	1.41	0.85
2:CB:147:LEU:HD12	2:CB:147:LEU:H	1.41	0.85
8:CH:23:ALA:HA	8:CH:62:LEU:HD23	1.59	0.85
10:CJ:64:GLN:CB	14:CN:98:ALA:HB3	2.06	0.85
26:DE:112:LEU:HD12	26:DE:118:LEU:HD13	1.57	0.85
1:AA:129:A:O2'	1:AA:130:A:H5''	1.77	0.85
1:AA:1338:G:H2'	1:AA:1339:A:C8	2.10	0.85
10:AJ:42:LEU:HB3	10:AJ:43:PRO:HD2	1.57	0.85
10:AJ:65:TYR:HB3	14:AN:95:LEU:HD11	1.57	0.85
22:BA:1455:G:H5'	22:BA:1455:G:C8	2.11	0.85
24:BC:14:HIS:O	24:BC:203:VAL:HG11	1.76	0.85
26:BE:119:ILE:HD13	26:BE:187:VAL:HA	1.59	0.85
53:CA:1147:C:H4'	9:CI:6:TYR:CE1	2.12	0.85
53:CA:1242:G:C2	53:CA:1243:C:H1'	2.12	0.85
53:CA:1268:G:H21	53:CA:1327:C:H1'	1.42	0.85
22:DA:1511:G:HO2'	22:DA:1512:C:H6	1.23	0.85
22:DA:2389:G:C5'	22:DA:2390:U:H5'	2.07	0.85
24:DC:8:THR:O	24:DC:9:SER:HB3	1.77	0.85
58:DF:177:ARG:CD	58:DF:178:LYS:H	1.90	0.85
29:DH:116:ARG:O	29:DH:117:LEU:HG	1.76	0.85

Continued on next page...

Continued from previous page...

Atom-1	Atom-2	Interatomic distance (Å)	Clash overlap (Å)
34:DM:36:VAL:HG22	43:DV:82:TYR:HB2	1.59	0.85
46:DY:57:LEU:HD13	46:DY:60:LYS:HE3	1.58	0.85
2:AB:17:HIS:CD2	2:AB:202:ASN:HD21	1.94	0.85
6:AF:3:HIS:CB	6:AF:92:THR:HG23	2.07	0.85
22:BA:216:A:H2'	22:BA:217:A:H8	1.41	0.85
22:BA:1714:U:H2'	22:BA:1714:U:O2	1.77	0.85
24:BC:16:VAL:N	24:BC:203:VAL:CG1	2.39	0.85
53:CA:1396:A:H4'	53:CA:1397:C:O5'	1.75	0.85
22:DA:533:G:OP1	38:DQ:27:ARG:HD3	1.76	0.85
22:DA:878:A:H4'	22:DA:898:C:H42	1.40	0.85
22:DA:1258:U:H2'	22:DA:1259:G:C8	2.10	0.85
25:DD:51:THR:CG2	25:DD:76:GLY:HA3	2.05	0.85
36:DO:11:ALA:HB2	36:DO:96:GLY:N	1.92	0.85
5:AE:100:GLU:HB3	5:AE:121:ASN:HA	1.59	0.84
17:AQ:13:SER:O	17:AQ:16:MET:HE2	1.77	0.84
25:BD:106:LYS:N	25:BD:106:LYS:HD2	1.90	0.84
31:BJ:111:LYS:CD	31:BJ:112:GLY:H	1.88	0.84
20:CT:74:HIS:O	20:CT:78:LEU:HB2	1.76	0.84
22:DA:1012:U:O4	31:DJ:30:THR:HG21	1.76	0.84
22:DA:1070:A:H5'	22:DA:1071:G:H5''	1.59	0.84
22:DA:2093:G:C2	22:DA:2094:A:C5	2.65	0.84
22:DA:2319:G:O2'	22:DA:2321:U:O4	1.94	0.84
58:DF:59:ILE:HD13	58:DF:137:PHE:HZ	1.41	0.84
42:DU:3:LYS:HG2	42:DU:84:PHE:HZ	1.42	0.84
1:AA:1277:C:HO2'	1:AA:1279:G:H8	0.86	0.84
1:AA:1352:C:H2'	1:AA:1353:G:C8	2.11	0.84
4:AD:195:ASN:O	4:AD:196:GLU:HG3	1.76	0.84
53:CA:87:C:O2'	53:CA:88:U:H4'	1.77	0.84
10:CJ:15:HIS:HA	10:CJ:18:ILE:CG2	2.07	0.84
17:CQ:3:LYS:HZ3	17:CQ:6:THR:HG21	1.40	0.84
32:DK:60:ALA:HA	32:DK:87:LEU:HD23	1.56	0.84
1:AA:339:C:H2'	1:AA:340:U:H6	1.42	0.84
11:AK:100:ASN:HB2	11:AK:106:ILE:HG21	1.59	0.84
22:BA:760:G:H2'	22:BA:761:A:H5'	1.60	0.84
22:BA:1347:A:C2'	22:BA:1348:C:H5'	2.07	0.84
50:B2:34:ARG:NH1	50:B2:39:ARG:HG2	1.93	0.84
53:CA:1322:C:O2'	53:CA:1323:G:H5'	1.77	0.84
53:CA:1504:G:C3'	53:CA:1505:G:H5'	2.07	0.84
22:DA:2466:C:OP1	52:D4:4:ARG:HB3	1.78	0.84
58:DF:91:ARG:HB3	58:DF:91:ARG:NH2	1.91	0.84
31:DJ:59:ALA:O	31:DJ:62:VAL:HG12	1.77	0.84

Continued on next page...

Continued from previous page...

Atom-1	Atom-2	Interatomic distance (Å)	Clash overlap (Å)
38:DQ:87:VAL:HG12	38:DQ:88:GLU:H	1.42	0.84
41:DT:44:LYS:O	41:DT:48:GLN:HG2	1.78	0.84
43:DV:4:ILE:HB	43:DV:63:ILE:HG13	1.58	0.84
1:AA:366:A:O2'	1:AA:394:G:N2	2.10	0.84
12:AL:62:VAL:HG21	12:AL:94:TYR:CE2	2.12	0.84
53:CA:66:A:H2'	53:CA:66:A:N3	1.91	0.84
53:CA:1458:G:O3'	20:CT:22:SER:HA	1.76	0.84
22:DA:207:A:H2'	22:DA:208:C:C6	2.12	0.84
31:DJ:74:TYR:CE2	31:DJ:103:ILE:HD11	2.11	0.84
21:AU:19:LYS:HE2	21:AU:19:LYS:HA	1.57	0.84
22:BA:196:A:H2'	22:BA:805:G:O6	1.77	0.84
22:BA:1945:G:H2'	22:BA:1946:U:H6	1.42	0.84
28:BG:83:THR:HA	28:BG:84:LYS:CE	2.08	0.84
38:BQ:91:ARG:HB3	38:BQ:93:ILE:HG22	1.57	0.84
52:B4:9:LYS:O	52:B4:10:LEU:HD23	1.77	0.84
2:CB:162:VAL:HG13	2:CB:184:ALA:CB	2.08	0.84
4:CD:2:ARG:HE	4:CD:114:ARG:HD2	1.41	0.84
11:CK:81:LEU:HD11	11:CK:104:PHE:CD2	2.12	0.84
17:CQ:61:ARG:HG2	17:CQ:75:VAL:HG11	1.60	0.84
22:DA:172:A:H2'	22:DA:173:A:H8	1.42	0.84
22:DA:616:A:O2'	22:DA:617:G:H8	1.61	0.84
22:DA:1277:G:H5'	35:DN:20:MET:CE	2.07	0.84
26:DE:170:ARG:NH2	26:DE:176:ASP:HB2	1.91	0.84
33:DL:57:LEU:HD12	33:DL:60:ARG:HD2	1.58	0.84
1:AA:1370:G:O5'	9:AI:110:VAL:HG21	1.77	0.84
22:BA:153:U:O2'	22:BA:154:U:H5'	1.77	0.84
22:BA:2093:G:O2'	22:BA:2094:A:H5'	1.77	0.84
24:BC:12:ARG:HH11	24:BC:12:ARG:CG	1.89	0.84
28:BG:70:LEU:O	28:BG:74:MET:HG3	1.78	0.84
53:CA:987:G:C4	53:CA:988:G:N7	2.46	0.84
53:CA:989:U:O2'	53:CA:990:C:C5'	2.25	0.84
53:CA:1058:G:OP1	3:CC:198:LYS:HE2	1.77	0.84
3:CC:63:ILE:HG12	3:CC:65:VAL:HG23	1.59	0.84
3:CC:148:ILE:HD13	3:CC:201:ILE:HG12	1.60	0.84
22:DA:1359:A:C2	22:DA:1360:G:H1'	2.13	0.84
22:DA:1521:G:C6	22:DA:1522:A:N6	2.44	0.84
22:DA:2001:C:H4'	22:DA:2689:U:H2'	1.58	0.84
22:DA:2636:C:H2'	22:DA:2637:U:H6	1.42	0.84
22:DA:2838:G:H1'	35:DN:45:ARG:HH22	1.41	0.84
34:DM:35:ALA:HB3	34:DM:99:GLY:H	1.41	0.84
40:DS:29:VAL:CG1	40:DS:55:ILE:HD11	2.07	0.84

Continued on next page...

Continued from previous page...

Atom-1	Atom-2	Interatomic distance (Å)	Clash overlap (Å)
2:AB:101:THR:HG22	2:AB:174:GLU:OE1	1.78	0.84
5:AE:109:ALA:O	5:AE:110:MET:HG2	1.77	0.84
9:AI:119:LYS:HG3	9:AI:122:ARG:HB3	1.58	0.84
16:AP:22:ALA:CB	16:AP:32:PHE:HA	2.06	0.84
22:BA:855:G:N3	44:BW:23:LYS:HD3	1.92	0.84
22:BA:1082:U:H5'	30:BI:117:THR:O	1.78	0.84
22:BA:2813:A:H2	22:BA:2887:A:N6	1.75	0.84
24:BC:93:VAL:HG13	24:BC:94:LEU:N	1.90	0.84
27:BF:34:THR:HG23	27:BF:89:THR:HG23	1.57	0.84
22:DA:382:A:H2'	22:DA:383:C:C5'	2.07	0.84
22:DA:480:A:H3'	22:DA:481:G:C5'	2.07	0.84
22:DA:1116:G:N2	22:DA:1117:C:C2	2.45	0.84
22:DA:2190:G:H5'	22:DA:2191:A:OP2	1.77	0.84
22:DA:2401:U:H3'	22:DA:2402:U:H5''	1.59	0.84
22:DA:2714:G:H2'	22:DA:2715:C:C6	2.12	0.84
58:DF:147:ARG:O	58:DF:148:VAL:HG22	1.78	0.84
1:AA:194:C:O2'	1:AA:195:A:H5'	1.77	0.84
12:AL:23:LEU:CB	12:AL:58:ASN:HD22	1.90	0.84
41:BT:87:LEU:HB2	41:BT:91:GLN:HG2	1.57	0.84
2:CB:26:MET:HE2	2:CB:29:PHE:CD2	2.13	0.84
2:CB:160:LEU:HD13	2:CB:180:ILE:HG21	1.59	0.84
22:DA:142:A:O2'	22:DA:143:C:H5'	1.77	0.84
22:DA:617:G:HO2'	22:DA:618:G:H8	0.86	0.84
40:DS:14:ALA:O	40:DS:18:ARG:HB2	1.77	0.84
46:DY:2:LYS:HD2	46:DY:4:LYS:HE3	1.60	0.84
4:AD:47:LEU:CD2	4:AD:52:VAL:HG12	2.07	0.84
8:AH:21:LYS:HE2	8:AH:22:ALA:H	1.42	0.84
22:BA:1085:A:H3'	22:BA:1086:A:H2	1.41	0.84
26:BE:111:GLU:HG2	26:BE:114:ARG:NH1	1.93	0.84
26:BE:146:VAL:HG23	26:BE:167:VAL:CG2	2.08	0.84
35:BN:33:ILE:HD11	35:BN:118:ARG:HD2	1.59	0.84
51:B3:31:ILE:O	51:B3:35:LYS:HE3	1.78	0.84
53:CA:47:C:O2'	53:CA:48:C:H5'	1.76	0.84
53:CA:79:G:H2'	53:CA:80:A:H8	1.42	0.84
22:DA:2286:G:H4'	22:DA:2287:A:O4'	1.78	0.84
52:D4:16:ILE:HG12	52:D4:25:VAL:CG2	2.02	0.84
4:AD:11:SER:HA	4:AD:18:LEU:HD12	1.59	0.84
7:AG:61:PHE:HE1	7:AG:65:LEU:HD22	1.43	0.84
22:BA:269:C:H2'	22:BA:270:A:H5'	1.58	0.84
22:BA:1378:A:O2'	22:BA:1379:U:O5'	1.96	0.84
22:BA:2135:A:HO2'	22:BA:2136:G:H8	1.26	0.84

Continued on next page...

Continued from previous page...

Atom-1	Atom-2	Interatomic distance (Å)	Clash overlap (Å)
22:BA:2358:A:H61	33:BL:54:GLN:HE22	1.24	0.84
53:CA:961:U:O2'	53:CA:962:C:H6	1.59	0.84
53:CA:1202:U:H2'	53:CA:1203:C:C6	2.12	0.84
53:CA:1293:C:H2'	53:CA:1294:G:C8	2.13	0.84
3:CC:110:LEU:O	3:CC:110:LEU:HD23	1.77	0.84
9:CI:51:LEU:HB2	9:CI:56:MET:SD	2.17	0.84
22:DA:279:A:C2	22:DA:362:A:H4'	2.13	0.84
22:DA:2429:G:H3'	22:DA:2429:G:OP2	1.78	0.84
22:DA:2492:U:O2'	22:DA:2493:U:H5'	1.78	0.84
24:DC:152:GLN:HE21	24:DC:152:GLN:H	1.21	0.84
43:DV:44:HIS:NE2	43:DV:85:LYS:HB2	1.92	0.84
1:AA:415:A:H2'	1:AA:416:G:H8	1.40	0.83
22:BA:1050:A:C2	22:BA:2751:G:C4	2.66	0.83
25:BD:13:ARG:HH12	37:BP:74:GLN:HE21	1.26	0.83
26:BE:76:PRO:HA	26:BE:82:GLY:HA3	1.60	0.83
48:B0:42:ILE:CD1	48:B0:48:TYR:HB2	2.07	0.83
12:CL:42:LYS:HG2	12:CL:43:LYS:N	1.92	0.83
22:DA:575:A:O2'	22:DA:576:U:H5'	1.77	0.83
22:DA:1056:G:H1'	22:DA:1103:A:N6	1.93	0.83
22:DA:1060:U:C4'	22:DA:1061:U:H2'	2.08	0.83
28:DG:167:VAL:HG23	28:DG:168:VAL:H	1.42	0.83
29:DH:8:LYS:HD2	29:DH:9:VAL:N	1.92	0.83
34:DM:27:SER:H	34:DM:66:ARG:HH22	1.20	0.83
38:DQ:16:ILE:HG23	38:DQ:38:VAL:HG21	1.58	0.83
2:AB:218:ALA:HA	2:AB:221:ARG:HH21	1.44	0.83
9:AI:83:THR:HG21	9:AI:102:PHE:HB3	1.60	0.83
53:CA:631:C:H3'	53:CA:632:U:H5'	1.59	0.83
53:CA:1493:A:H8	22:DA:1913:A:H61	1.23	0.83
11:CK:111:ASP:H	21:CU:3:ILE:N	1.76	0.83
22:DA:78:U:O2'	22:DA:79:C:H5'	1.78	0.83
22:DA:558:U:OP1	31:DJ:113:PRO:HD2	1.77	0.83
1:AA:121:U:H6	1:AA:121:U:H5''	1.43	0.83
1:AA:1441:A:H62	1:AA:1461:G:H21	1.26	0.83
2:AB:67:LEU:HD21	2:AB:91:VAL:HG23	1.59	0.83
7:AG:86:VAL:HG22	7:AG:150:PHE:HB3	1.58	0.83
12:AL:1:ALA:HB3	12:AL:5:GLN:OE1	1.78	0.83
20:AT:43:LYS:HB3	20:AT:86:ALA:CB	2.06	0.83
22:BA:1079:C:N4	22:BA:1088:A:H2	1.76	0.83
25:BD:110:THR:HG23	25:BD:171:THR:HG22	1.60	0.83
35:BN:1:MET:O	35:BN:2:ARG:HB2	1.76	0.83
37:BP:28:LYS:HB2	37:BP:82:SER:HB3	1.60	0.83

Continued on next page...

Continued from previous page...

Atom-1	Atom-2	Interatomic distance (Å)	Clash overlap (Å)
37:BP:57:ALA:HB1	37:BP:73:PHE:O	1.78	0.83
43:BV:20:LEU:HD23	43:BV:25:LYS:HB2	1.59	0.83
53:CA:77:A:H2'	53:CA:78:A:C8	2.12	0.83
53:CA:1038:C:H2'	53:CA:1039:G:C8	2.12	0.83
12:CL:66:ILE:HD13	12:CL:73:LEU:HD12	1.59	0.83
22:DA:637:A:OP2	33:DL:112:LEU:HD22	1.78	0.83
22:DA:1931:U:C2'	22:DA:1932:A:H8	1.91	0.83
25:DD:48:ILE:HG22	25:DD:84:LEU:HD23	1.59	0.83
1:AA:468:A:O2'	1:AA:469:C:H5'	1.78	0.83
1:AA:496:A:H2'	1:AA:496:A:N3	1.92	0.83
12:AL:23:LEU:HB2	12:AL:58:ASN:HD22	1.43	0.83
12:AL:49:ARG:HH11	12:AL:49:ARG:CG	1.85	0.83
22:BA:866:A:O2'	22:BA:867:C:H5'	1.78	0.83
22:BA:1069:A:O2'	22:BA:1070:A:H5''	1.77	0.83
22:BA:2801:G:O2'	22:BA:2802:G:H5'	1.79	0.83
46:BY:7:ARG:H	46:BY:60:LYS:NZ	1.77	0.83
54:CG:41:ILE:HG21	54:CG:115:MET:CE	2.08	0.83
22:DA:704:G:H2'	22:DA:726:G:H22	1.44	0.83
41:DT:29:THR:H	41:DT:87:LEU:HB2	1.42	0.83
1:AA:718:A:C8	11:AK:117:HIS:HB3	2.13	0.83
1:AA:1251:A:H2'	1:AA:1252:A:C8	2.14	0.83
4:AD:60:VAL:HA	4:AD:63:ILE:HG22	1.60	0.83
22:BA:1199:U:H2'	22:BA:1200:C:C6	2.13	0.83
23:BB:52:A:H4'	23:BB:53:A:OP1	1.74	0.83
28:BG:88:LEU:HD11	28:BG:95:ALA:HB2	1.58	0.83
41:BT:28:ASN:HA	41:BT:91:GLN:NE2	1.94	0.83
22:DA:739:A:O2'	22:DA:740:C:C5	2.31	0.83
22:DA:1039:A:H2	22:DA:1116:G:H22	1.25	0.83
22:DA:2461:A:H1'	22:DA:2492:U:N3	1.92	0.83
24:DC:52:HIS:HA	24:DC:216:ARG:HB2	1.59	0.83
38:DQ:4:LYS:CD	38:DQ:7:VAL:HG22	2.08	0.83
1:AA:724:G:O2'	1:AA:725:G:H5'	1.78	0.83
1:AA:765:G:H1	1:AA:812:G:HO2'	1.19	0.83
22:BA:915:C:O2'	22:BA:916:G:H5'	1.78	0.83
22:BA:1414:C:C4	22:BA:1415:U:H5	1.96	0.83
22:BA:2510:C:H6	22:BA:2510:C:C5'	1.89	0.83
36:BO:58:ILE:O	36:BO:62:LEU:HD11	1.79	0.83
22:DA:2339:C:HO2'	22:DA:2340:A:H8	0.86	0.83
30:DI:104:GLN:HA	30:DI:107:GLU:HB2	1.60	0.83
42:DU:54:PRO:HG2	42:DU:55:GLY:H	1.40	0.83
1:AA:210:C:H4'	1:AA:211:G:N2	1.94	0.83

Continued on next page...

Continued from previous page...

Atom-1	Atom-2	Interatomic distance (Å)	Clash overlap (Å)
22:BA:1707:G:H2'	22:BA:1708:C:H6	1.43	0.83
24:BC:158:GLY:H	24:BC:194:VAL:HG13	1.40	0.83
31:BJ:117:ALA:HA	31:BJ:120:ARG:NH2	1.94	0.83
37:BP:3:ILE:HD13	37:BP:3:ILE:O	1.77	0.83
38:BQ:93:ILE:CG2	38:BQ:94:LEU:H	1.90	0.83
53:CA:694:A:C3'	53:CA:695:A:H5''	2.09	0.83
54:CG:41:ILE:HG21	54:CG:115:MET:HE2	1.61	0.83
22:DA:1387:A:H5'	22:DA:1469:A:H1'	1.60	0.83
22:DA:2345:G:H4'	22:DA:2346:A:H5''	1.59	0.83
57:DB:94:A:OP1	43:DV:19:ARG:HD3	1.77	0.83
29:DH:68:ARG:CD	29:DH:71:LYS:HD3	2.07	0.83
31:DJ:6:ALA:HB3	31:DJ:45:THR:HB	1.61	0.83
4:AD:21:LYS:O	4:AD:21:LYS:HD3	1.78	0.83
38:BQ:4:LYS:HG3	38:BQ:5:ARG:N	1.93	0.83
38:BQ:27:ARG:HG3	38:BQ:27:ARG:NH1	1.92	0.83
38:BQ:40:LYS:HB2	38:BQ:40:LYS:NZ	1.93	0.83
49:B1:7:LYS:HA	49:B1:23:THR:HG22	1.60	0.83
53:CA:1446:A:H2'	53:CA:1447:A:H5'	1.61	0.83
22:DA:426:C:O2'	22:DA:427:U:H5'	1.79	0.83
28:DG:148:ARG:HB2	28:DG:152:ARG:NH2	1.94	0.83
51:D3:22:LYS:H	51:D3:48:MET:HB3	1.44	0.83
29:BH:94:ILE:HG21	29:BH:99:ILE:HG12	1.59	0.83
32:BK:114:LYS:O	32:BK:118:LEU:HD13	1.79	0.83
6:CF:86:ARG:HD3	18:CR:63:TYR:O	1.77	0.83
9:CI:11:ARG:HD3	9:CI:106:ASP:OD1	1.78	0.83
22:DA:389:G:C8	22:DA:2413:G:H4'	2.14	0.83
43:DV:63:ILE:O	43:DV:70:ILE:HD11	1.79	0.83
2:AB:139:GLU:O	2:AB:143:LEU:HD23	1.79	0.83
34:BM:2:LEU:HD23	34:BM:69:PRO:HD2	1.60	0.83
45:BX:5:GLN:NE2	45:BX:49:ARG:H	1.77	0.83
53:CA:496:A:N3	53:CA:496:A:H2'	1.91	0.83
53:CA:989:U:O2'	53:CA:990:C:H5''	1.79	0.83
53:CA:1520:C:H2'	53:CA:1521:C:C6	2.12	0.83
55:CM:64:VAL:HG12	55:CM:65:GLU:HG3	1.59	0.83
56:CP:52:LEU:HD21	56:CP:75:ILE:HG12	1.59	0.83
22:DA:241:A:H4'	22:DA:242:G:OP1	1.77	0.83
22:DA:443:A:H61	26:DE:36:ALA:HB1	1.43	0.83
22:DA:1751:U:H2'	22:DA:1752:C:C6	2.13	0.83
26:DE:148:ILE:CD1	26:DE:187:VAL:HG21	2.03	0.83
19:AS:43:MET:O	19:AS:61:VAL:HG21	1.79	0.82
22:BA:636:G:C4	33:BL:111:ILE:HD11	2.13	0.82

Continued on next page...

Continued from previous page...

Atom-1	Atom-2	Interatomic distance (Å)	Clash overlap (Å)
24:BC:210:ALA:O	24:BC:215:VAL:HG23	1.79	0.82
31:BJ:56:VAL:HG12	31:BJ:57:LEU:N	1.94	0.82
8:CH:85:TYR:CD2	8:CH:123:GLU:HB2	2.14	0.82
17:CQ:19:SER:HB3	17:CQ:70:LYS:NZ	1.93	0.82
22:DA:616:A:C2'	22:DA:617:G:H8	1.91	0.82
58:DF:39:VAL:HG13	58:DF:49:LEU:CD2	2.09	0.82
49:D1:32:LYS:HE3	49:D1:52:LYS:OXT	1.79	0.82
6:AF:42:TRP:HZ2	6:AF:61:LEU:HD22	1.44	0.82
9:AI:98:ARG:HG3	9:AI:103:VAL:HG21	1.59	0.82
22:BA:1865:U:O2'	22:BA:1866:A:H5''	1.78	0.82
22:BA:2573:C:OP1	62:BA:3705:HOH:O	1.95	0.82
53:CA:117:G:O2'	53:CA:118:U:H5'	1.79	0.82
53:CA:1005:A:C5	53:CA:1006:G:H1'	2.13	0.82
11:CK:55:ARG:H	11:CK:55:ARG:HD2	1.41	0.82
24:DC:94:LEU:HD13	24:DC:100:ARG:HD3	1.59	0.82
49:D1:7:LYS:HD3	51:D3:33:THR:HG21	1.60	0.82
1:AA:1063:C:H2'	1:AA:1064:G:C8	2.15	0.82
1:AA:1303:C:O2'	1:AA:1304:G:H5'	1.78	0.82
2:AB:9:LEU:HD23	2:AB:11:ALA:N	1.94	0.82
2:AB:137:THR:HA	2:AB:140:LEU:HD13	1.60	0.82
3:AC:35:ASP:OD1	3:AC:56:ILE:HG21	1.79	0.82
12:AL:72:ASN:ND2	12:AL:73:LEU:H	1.78	0.82
12:AL:89:LEU:HB3	12:AL:92:VAL:CG2	2.10	0.82
22:BA:559:G:C2'	22:BA:560:C:H5'	2.10	0.82
22:BA:559:G:H2'	22:BA:560:C:H5'	1.61	0.82
22:BA:1734:G:O2'	22:BA:1735:A:H8	1.62	0.82
29:BH:62:LEU:HD12	29:BH:63:ALA:N	1.94	0.82
40:BS:73:LYS:HA	40:BS:73:LYS:CE	2.04	0.82
49:B1:33:LEU:H	49:B1:51:ALA:CB	1.89	0.82
53:CA:1264:U:H2'	53:CA:1265:C:C6	2.14	0.82
2:CB:114:LYS:CE	2:CB:151:LYS:HB2	2.09	0.82
22:DA:27:G:H1'	22:DA:513:A:N6	1.94	0.82
22:DA:1079:C:N4	22:DA:1088:A:H5''	1.92	0.82
22:DA:2215:C:HO2'	22:DA:2216:G:H8	1.27	0.82
31:DJ:5:THR:HA	31:DJ:44:TYR:CD2	2.14	0.82
45:DX:31:ASN:HD22	45:DX:31:ASN:N	1.76	0.82
1:AA:6:G:O6	5:AE:98:ALA:HB1	1.79	0.82
1:AA:374:A:H5''	1:AA:452:A:N1	1.93	0.82
2:AB:110:ILE:HD12	2:AB:147:LEU:CD1	2.10	0.82
44:BW:39:GLN:HG2	44:BW:41:GLY:N	1.95	0.82
53:CA:1329:A:H5''	55:CM:25:GLY:N	1.93	0.82

Continued on next page...

Continued from previous page...

Atom-1	Atom-2	Interatomic distance (Å)	Clash overlap (Å)
4:CD:33:ILE:O	4:CD:35:GLN:HG2	1.79	0.82
55:CM:13:HIS:HB3	55:CM:16:ILE:HD13	1.62	0.82
22:DA:614:A:H4'	22:DA:616:A:H62	1.44	0.82
57:DB:58:A:C2'	57:DB:59:A:C8	2.60	0.82
29:DH:27:ARG:NH1	45:DX:59:ASP:HA	1.93	0.82
29:DH:84:ALA:HB3	29:DH:148:ALA:HB2	1.61	0.82
48:D0:28:SER:HB3	48:D0:39:ARG:HE	1.43	0.82
1:AA:1167:A:C8	1:AA:1169:A:N6	2.47	0.82
11:AK:19:VAL:HG22	11:AK:82:GLU:HG2	1.61	0.82
12:AL:2:THR:HB	12:AL:5:GLN:HG3	1.60	0.82
22:BA:215:G:H4'	22:BA:216:A:H4'	1.61	0.82
22:BA:675:A:H4'	26:BE:62:GLN:HE22	1.43	0.82
22:BA:1813:G:N3	24:BC:49:THR:HG21	1.94	0.82
22:BA:1931:U:O2'	22:BA:1932:A:H5'	1.78	0.82
22:BA:2508:G:H1'	22:BA:2554:U:O2'	1.80	0.82
22:BA:2637:U:H2'	22:BA:2638:G:H5'	1.61	0.82
22:BA:2870:C:C5	22:BA:2871:U:C5	2.68	0.82
32:BK:51:LYS:HG3	32:BK:95:ILE:HD11	1.60	0.82
33:BL:104:GLN:HA	33:BL:104:GLN:HE21	1.44	0.82
35:BN:85:PRO:HA	35:BN:88:ALA:HB2	1.60	0.82
42:BU:38:ILE:HG22	42:BU:39:ASN:N	1.92	0.82
53:CA:1125:U:C5	10:CJ:40:ILE:HG12	2.14	0.82
5:CE:44:ARG:HG2	5:CE:72:ASN:HA	1.58	0.82
22:DA:1534:U:H6	22:DA:1538:G:N1	1.75	0.82
3:AC:18:ASN:HB3	3:AC:39:ARG:HH12	1.44	0.82
4:AD:33:ILE:O	4:AD:34:GLU:HB3	1.76	0.82
22:BA:1941:C:H5'	22:BA:1941:C:H6	1.43	0.82
28:BG:18:ILE:HD11	28:BG:42:VAL:HG13	1.61	0.82
34:BM:35:ALA:O	34:BM:128:THR:HA	1.79	0.82
37:BP:63:ILE:HA	37:BP:68:GLY:HA2	1.58	0.82
40:BS:18:ARG:O	40:BS:19:LEU:HB2	1.78	0.82
53:CA:73:C:HO2'	53:CA:74:A:H8	0.86	0.82
2:CB:49:PHE:HA	2:CB:52:ALA:HB3	1.61	0.82
2:CB:67:LEU:HD12	2:CB:157:PRO:HG3	1.61	0.82
3:CC:12:GLY:O	3:CC:13:ILE:HD13	1.80	0.82
22:DA:1808:A:O3'	22:DA:1809:A:H8	1.61	0.82
26:DE:105:LEU:HD12	26:DE:200:LEU:HD11	1.61	0.82
41:DT:10:VAL:HG23	41:DT:11:LEU:HD12	1.61	0.82
1:AA:1192:C:H2'	1:AA:1193:G:O4'	1.78	0.82
3:AC:134:LYS:HE3	3:AC:138:GLN:NE2	1.94	0.82
14:AN:50:LEU:HB3	14:AN:51:PRO:HD2	1.60	0.82

Continued on next page...

Continued from previous page...

Atom-1	Atom-2	Interatomic distance (Å)	Clash overlap (Å)
22:BA:616:A:O2'	22:BA:617:G:H5'	1.80	0.82
24:BC:77:VAL:HA	24:BC:93:VAL:HA	1.60	0.82
26:BE:119:ILE:HD11	26:BE:187:VAL:CG2	2.08	0.82
32:BK:21:CYS:HA	32:BK:41:ILE:HD12	1.60	0.82
11:CK:126:ARG:HB2	21:CU:33:ARG:CD	2.10	0.82
12:CL:20:VAL:HB	12:CL:23:LEU:HD12	1.59	0.82
22:DA:810:U:O4	33:DL:30:THR:HG22	1.78	0.82
29:DH:31:VAL:HB	29:DH:32:PRO:HD3	1.61	0.82
40:DS:6:LYS:NZ	40:DS:104:THR:HG23	1.95	0.82
52:D4:19:ARG:O	52:D4:20:ASP:HB2	1.79	0.82
22:BA:619:G:H5''	22:BA:620:G:OP2	1.79	0.82
34:BM:73:ILE:HG21	34:BM:91:TYR:CZ	2.14	0.82
40:BS:4:ILE:CG2	40:BS:106:VAL:HG22	2.09	0.82
8:CH:78:SER:HB2	8:CH:124:ILE:O	1.80	0.82
22:DA:503:A:H4'	22:DA:504:A:O5'	1.80	0.82
22:DA:1307:A:H62	22:DA:1606:C:H6	0.86	0.82
22:DA:2756:U:H4'	22:DA:2757:A:O5'	1.80	0.82
35:DN:73:ASN:CA	35:DN:76:VAL:HG22	2.09	0.82
1:AA:1285:A:H5'	1:AA:1286:U:C4	2.13	0.82
18:AR:40:PRO:HB2	18:AR:42:ARG:HG2	1.60	0.82
22:BA:1045:C:H5''	22:BA:1046:A:C5'	2.09	0.82
29:BH:67:ALA:HA	29:BH:138:VAL:HB	1.60	0.82
31:BJ:26:GLY:HA2	31:BJ:29:ALA:HB3	1.62	0.82
33:BL:110:VAL:HG12	33:BL:111:ILE:N	1.94	0.82
38:BQ:49:ARG:HG3	38:BQ:49:ARG:NH1	1.88	0.82
53:CA:1054:C:O2'	53:CA:1055:A:H5''	1.79	0.82
2:CB:67:LEU:CD1	2:CB:157:PRO:HG3	2.10	0.82
10:CJ:57:VAL:HG22	10:CJ:58:ASN:N	1.95	0.82
22:DA:618:G:O2'	22:DA:619:G:H5'	1.79	0.82
22:DA:1038:G:H2'	22:DA:1039:A:C5'	2.10	0.82
22:DA:2752:C:H2'	22:DA:2753:A:C8	2.15	0.82
25:DD:108:ASP:OD1	25:DD:207:VAL:HG23	1.77	0.82
42:DU:58:VAL:HG13	42:DU:60:LYS:HG2	1.60	0.82
51:D3:6:VAL:HG12	51:D3:9:ALA:H	1.44	0.82
12:AL:64:SER:OG	12:AL:96:THR:HG23	1.79	0.82
17:AQ:18:LYS:HA	17:AQ:47:ASP:CB	2.08	0.82
22:BA:800:A:H4'	22:BA:801:G:O5'	1.80	0.82
22:BA:859:G:H22	22:BA:916:G:H2'	1.43	0.82
25:BD:120:GLY:HA2	25:BD:162:ALA:CB	2.09	0.82
39:BR:27:ILE:HG13	39:BR:33:VAL:HG12	1.59	0.82
25:DD:119:ALA:HB3	25:DD:163:GLY:H	1.43	0.82

Continued on next page...

Continued from previous page...

Atom-1	Atom-2	Interatomic distance (Å)	Clash overlap (Å)
41:DT:38:ALA:HB1	41:DT:81:LYS:NZ	1.93	0.82
11:AK:109:ILE:HB	21:AU:5:VAL:HG23	1.62	0.81
17:AQ:46:HIS:HA	17:AQ:70:LYS:HE3	1.61	0.81
22:BA:1791:A:O2'	24:BC:205:GLY:HA2	1.80	0.81
28:BG:162:ARG:NH1	28:BG:168:VAL:HG21	1.95	0.81
31:BJ:43:GLU:O	31:BJ:45:THR:HG22	1.80	0.81
35:BN:38:LEU:O	35:BN:38:LEU:HD12	1.80	0.81
38:BQ:65:ASN:HD21	38:BQ:69:ARG:NH2	1.77	0.81
38:BQ:109:VAL:HG12	38:BQ:113:LYS:HD2	1.60	0.81
49:B1:16:THR:HB	49:B1:41:VAL:CG2	2.10	0.81
20:CT:57:VAL:HG12	20:CT:71:ALA:HB2	1.60	0.81
32:DK:61:VAL:HG11	32:DK:112:PHE:HE2	1.45	0.81
1:AA:243:A:H4'	1:AA:244:U:H5'	1.60	0.81
1:AA:1007:U:C2'	1:AA:1008:U:H5''	2.08	0.81
14:AN:15:LEU:N	14:AN:18:LYS:HE2	1.96	0.81
22:BA:228:C:H4'	22:BA:229:C:H5''	1.61	0.81
22:BA:2396:G:O2'	22:BA:2397:G:H5'	1.80	0.81
24:BC:93:VAL:CG1	24:BC:94:LEU:N	2.42	0.81
35:BN:23:ASN:H	35:BN:23:ASN:HD22	1.25	0.81
37:BP:50:ARG:CD	37:BP:51:ASN:H	1.93	0.81
37:BP:102:ARG:O	37:BP:103:THR:HG22	1.78	0.81
12:CL:84:GLY:H	12:CL:94:TYR:HA	1.44	0.81
22:DA:100:U:H1'	22:DA:101:A:C5	2.15	0.81
22:DA:678:C:H2'	22:DA:679:C:C6	2.14	0.81
22:DA:2053:G:C2'	22:DA:2054:A:H5'	2.10	0.81
22:DA:2748:A:H1'	28:DG:66:THR:CG2	2.10	0.81
57:DB:110:C:O2'	57:DB:111:U:C5'	2.28	0.81
1:AA:473:U:H2'	1:AA:474:G:H8	1.44	0.81
1:AA:1021:A:H2'	1:AA:1022:A:C5'	2.10	0.81
5:AE:81:GLN:HG2	5:AE:149:PRO:CG	2.10	0.81
5:AE:89:THR:HG22	5:AE:90:GLY:H	1.45	0.81
5:AE:135:VAL:O	5:AE:139:THR:HG23	1.81	0.81
10:AJ:36:VAL:HG22	10:AJ:76:ILE:HG23	1.61	0.81
19:AS:6:LYS:HE2	19:AS:6:LYS:HA	1.62	0.81
22:BA:1110:G:HO2'	22:BA:1111:A:H8	1.27	0.81
22:BA:1188:U:C2'	22:BA:1189:A:H5'	2.10	0.81
22:BA:2352:A:C2	44:BW:30:VAL:CG1	2.63	0.81
27:BF:104:THR:HG22	27:BF:105:ILE:HG23	1.63	0.81
33:BL:77:ILE:HD11	33:BL:108:ALA:HB1	1.59	0.81
33:BL:95:LEU:HD13	33:BL:100:ILE:HD11	1.61	0.81
41:BT:31:VAL:C	41:BT:32:LEU:HD23	2.01	0.81

Continued on next page...

Continued from previous page...

Atom-1	Atom-2	Interatomic distance (Å)	Clash overlap (Å)
53:CA:113:G:H21	53:CA:353:A:H8	1.26	0.81
53:CA:597:G:C2'	53:CA:598:U:H5'	2.10	0.81
22:DA:172:A:H2'	22:DA:173:A:C8	2.15	0.81
22:DA:672:C:O2'	22:DA:673:C:H5'	1.79	0.81
22:DA:867:C:O2'	22:DA:868:U:H6	1.62	0.81
22:DA:2544:G:H5'	22:DA:2645:G:N7	1.95	0.81
22:DA:2798:U:H5'	22:DA:2800:A:N7	1.95	0.81
57:DB:57:A:O2'	57:DB:58:A:H8	1.63	0.81
25:DD:40:LEU:HA	25:DD:44:GLY:HA2	1.60	0.81
28:DG:16:VAL:HG11	28:DG:44:HIS:CD2	2.15	0.81
28:DG:164:ALA:O	28:DG:165:ASP:HB2	1.78	0.81
41:DT:39:THR:HG21	41:DT:42:GLU:CB	2.08	0.81
49:D1:16:THR:HG21	49:D1:42:VAL:HG23	1.62	0.81
17:AQ:12:VAL:HG13	17:AQ:16:MET:HE1	1.63	0.81
24:BC:20:ASN:HB3	24:BC:23:LEU:HD23	1.61	0.81
26:BE:127:GLU:CD	26:BE:127:GLU:H	1.83	0.81
53:CA:1225:A:H4'	19:CS:77:ARG:NH1	1.94	0.81
22:DA:397:U:OP1	45:DX:30:PRO:HA	1.81	0.81
22:DA:2135:A:H2'	22:DA:2136:G:O4'	1.80	0.81
22:DA:2311:A:H5'	22:DA:2312:U:C5	2.15	0.81
57:DB:17:C:O2'	57:DB:18:G:H5'	1.80	0.81
22:BA:1022:G:N2	22:BA:1142:A:C2	2.48	0.81
22:BA:1469:A:H2'	22:BA:1470:A:C8	2.16	0.81
22:BA:1558:C:H4'	22:BA:1559:U:O5'	1.78	0.81
27:BF:131:VAL:HG22	27:BF:151:LEU:H	1.45	0.81
28:BG:11:PRO:O	28:BG:14:VAL:HG22	1.80	0.81
39:BR:42:ALA:HA	39:BR:46:GLU:CB	2.08	0.81
47:BZ:6:ILE:HD11	47:BZ:47:ILE:HD11	1.62	0.81
53:CA:239:U:H6	53:CA:239:U:C5'	1.94	0.81
2:CB:19:THR:HG22	2:CB:37:VAL:CG2	2.11	0.81
15:CO:47:LYS:HD2	15:CO:47:LYS:H	1.45	0.81
56:CP:44:SER:H	56:CP:46:LYS:NZ	1.78	0.81
22:DA:1839:G:O2'	22:DA:1840:G:H5'	1.81	0.81
22:DA:2093:G:C6	22:DA:2225:A:C8	2.68	0.81
22:DA:2425:A:H4'	22:DA:2426:A:O5'	1.79	0.81
37:DP:109:ILE:O	37:DP:110:LYS:HG3	1.81	0.81
41:DT:50:LEU:HD23	41:DT:51:PHE:N	1.95	0.81
46:DY:18:LEU:O	46:DY:22:LEU:HD13	1.79	0.81
47:DZ:30:ARG:NH2	47:DZ:33:HIS:HB2	1.94	0.81
2:AB:40:ILE:CD1	2:AB:201:GLY:HA2	2.10	0.81
6:AF:3:HIS:HB2	6:AF:92:THR:HG23	1.63	0.81

Continued on next page...

Continued from previous page...

Atom-1	Atom-2	Interatomic distance (Å)	Clash overlap (Å)
22:BA:580:U:H2'	22:BA:581:C:H6	1.45	0.81
22:BA:1330:C:O2'	22:BA:1331:G:H5'	1.79	0.81
22:BA:2336:A:N6	44:BW:40:ARG:HB3	1.96	0.81
22:BA:2339:C:H2'	22:BA:2340:A:C8	2.16	0.81
32:BK:91:SER:O	32:BK:93:GLN:HB2	1.79	0.81
40:BS:42:LYS:O	40:BS:42:LYS:HD3	1.81	0.81
53:CA:876:C:H1'	8:CH:11:THR:HG21	1.60	0.81
5:CE:74:ALA:O	5:CE:75:LEU:HB2	1.79	0.81
22:DA:1611:C:O2'	22:DA:1612:C:H6	1.62	0.81
57:DB:57:A:HO2'	57:DB:58:A:H8	1.29	0.81
26:DE:130:LYS:HG3	26:DE:133:LEU:HD13	1.62	0.81
46:DY:17:GLU:HG3	46:DY:53:VAL:HG11	1.63	0.81
50:D2:19:ARG:NH2	50:D2:19:ARG:HB3	1.96	0.81
8:AH:63:LYS:HB2	8:AH:70:VAL:HG21	1.60	0.81
22:BA:747:U:C5	22:BA:2613:U:C5	2.68	0.81
22:BA:930:G:H1'	47:BZ:24:LEU:HD21	1.63	0.81
22:BA:959:A:H62	34:BM:82:MET:HE3	1.45	0.81
22:BA:1945:G:H2'	22:BA:1946:U:C6	2.15	0.81
53:CA:513:C:O2'	53:CA:514:C:H6	1.64	0.81
53:CA:1011:C:H2'	53:CA:1012:A:H8	1.44	0.81
17:CQ:29:LYS:HE2	17:CQ:36:PHE:CZ	2.16	0.81
22:DA:600:G:H5''	26:DE:27:LEU:HD22	1.61	0.81
22:DA:673:C:O2'	22:DA:674:G:H5'	1.81	0.81
22:DA:1676:A:C2	22:DA:1993:U:H5'	2.15	0.81
22:DA:2378:A:C2'	22:DA:2379:G:H5'	2.11	0.81
33:DL:119:PRO:HB3	33:DL:139:GLY:O	1.80	0.81
38:DQ:27:ARG:CA	38:DQ:33:VAL:HG11	2.10	0.81
21:AU:16:ARG:HH11	21:AU:19:LYS:HG3	1.44	0.81
22:BA:815:C:OP1	39:BR:85:LYS:HE2	1.80	0.81
22:BA:2820:A:H3'	22:BA:2820:A:H8	1.45	0.81
25:BD:101:PHE:HE2	25:BD:203:VAL:HG22	1.44	0.81
33:BL:96:LYS:HA	33:BL:101:ILE:HG22	1.62	0.81
36:BO:31:THR:CG2	36:BO:34:HIS:H	1.93	0.81
38:BQ:91:ARG:NH2	38:BQ:93:ILE:HD13	1.96	0.81
53:CA:82:G:HO2'	53:CA:83:C:H4'	1.40	0.81
53:CA:948:C:H5''	55:CM:104:ASN:HB3	1.62	0.81
3:CC:5:HIS:NE2	3:CC:183:TYR:HE2	1.77	0.81
56:CP:75:ILE:HA	56:CP:78:VAL:CG2	2.11	0.81
20:CT:73:ARG:HH11	20:CT:73:ARG:HG3	1.45	0.81
22:DA:83:A:N6	22:DA:101:A:H5'	1.94	0.81
22:DA:716:A:H2'	22:DA:717:C:H5''	1.63	0.81

Continued on next page...

Continued from previous page...

Atom-1	Atom-2	Interatomic distance (Å)	Clash overlap (Å)
22:DA:1097:U:H2'	22:DA:1098:A:O4'	1.80	0.81
22:DA:1360:G:H2'	22:DA:1361:G:H5'	1.61	0.81
22:DA:1714:U:H3'	22:DA:1715:G:C5'	2.11	0.81
1:AA:488:C:O2'	1:AA:489:C:H5'	1.81	0.81
1:AA:1151:A:O2'	1:AA:1152:A:H5''	1.79	0.81
2:AB:59:ILE:HD12	2:AB:60:ALA:N	1.96	0.81
2:AB:86:CYS:SG	2:AB:221:ARG:HB2	2.21	0.81
22:BA:871:U:OP1	34:BM:5:LYS:HG3	1.81	0.81
22:BA:1011:G:O2'	22:BA:1013:C:H5''	1.81	0.81
22:BA:1585:C:H2'	22:BA:1586:A:O4'	1.80	0.81
29:BH:2:GLN:O	29:BH:3:VAL:HG22	1.80	0.81
33:BL:91:ASP:H	33:BL:94:THR:CG2	1.92	0.81
2:CB:119:GLN:HG3	2:CB:124:THR:HG21	1.62	0.81
5:CE:29:ILE:CG2	5:CE:30:PHE:N	2.39	0.81
54:CG:4:ARG:NH2	54:CG:6:ILE:HB	1.96	0.81
22:DA:802:A:H2'	22:DA:803:U:H6	1.43	0.81
22:DA:870:U:H2'	22:DA:871:U:H5'	1.63	0.81
22:DA:1023:U:H5'	22:DA:1023:U:H6	1.46	0.81
22:DA:1401:G:H2'	22:DA:1402:U:C5	2.16	0.81
22:DA:2757:A:N1	28:DG:66:THR:HG21	1.96	0.81
34:DM:8:LYS:HA	34:DM:8:LYS:HE3	1.60	0.81
47:DZ:16:LEU:H	47:DZ:16:LEU:HD22	1.46	0.81
1:AA:109:A:H2'	1:AA:326:G:N2	1.95	0.81
2:AB:163:ILE:HG23	2:AB:164:ASP:N	1.96	0.81
22:BA:784:G:C6	24:BC:227:VAL:HG11	2.16	0.81
2:CB:114:LYS:CA	2:CB:117:GLU:HG2	2.10	0.81
2:CB:206:ILE:HA	2:CB:209:VAL:CG2	2.10	0.81
9:CI:90:ASP:HB3	9:CI:93:LEU:HD23	1.62	0.81
21:CU:35:GLU:HG3	21:CU:36:PHE:N	1.96	0.81
22:DA:574:A:H4'	22:DA:575:A:C5'	2.11	0.81
22:DA:1076:C:O2	30:DI:92:PRO:HG2	1.81	0.81
32:DK:2:ILE:HG22	32:DK:3:GLN:N	1.95	0.81
46:DY:28:LEU:HG	46:DY:42:LEU:HD22	1.63	0.81
8:AH:12:ARG:HH11	8:AH:26:MET:HB2	1.46	0.80
22:BA:923:G:N2	44:BW:23:LYS:HZ3	1.79	0.80
22:BA:1026:G:H2'	22:BA:1027:A:C8	2.15	0.80
22:BA:2502:G:H5'	22:BA:2503:A:H5''	1.62	0.80
24:BC:33:LEU:HD23	24:BC:62:ARG:HD3	1.60	0.80
32:BK:47:ILE:HG13	32:BK:48:PRO:HD2	1.63	0.80
34:BM:71:LYS:HD3	34:BM:95:LEU:HD13	1.63	0.80
39:BR:21:ARG:HG3	39:BR:95:ASP:OD1	1.81	0.80

Continued on next page...

Continued from previous page...

Atom-1	Atom-2	Interatomic distance (Å)	Clash overlap (Å)
49:B1:24:LYS:HE2	49:B1:52:LYS:HB2	1.61	0.80
49:B1:49:LYS:HG2	49:B1:50:GLU:H	1.45	0.80
3:CC:126:ARG:HA	3:CC:126:ARG:HE	1.45	0.80
4:CD:195:ASN:HB3	4:CD:197:HIS:CD2	2.16	0.80
22:DA:381:G:C5'	45:DX:15:ASN:HD22	1.93	0.80
22:DA:447:A:H5'	22:DA:449:A:N7	1.96	0.80
22:DA:629:G:OP1	51:D3:16:THR:HB	1.80	0.80
22:DA:1490:A:H8	24:DC:73:ILE:HD12	1.44	0.80
22:DA:1989:G:H2'	22:DA:1990:C:H5'	1.64	0.80
22:DA:2662:A:H2'	22:DA:2663:G:O4'	1.81	0.80
57:DB:42:C:H41	58:DF:87:LYS:HZ3	1.27	0.80
57:DB:42:C:H2'	57:DB:43:C:C6	2.16	0.80
31:DJ:111:LYS:HB2	31:DJ:115:GLY:HA3	1.63	0.80
37:DP:56:SER:O	37:DP:75:THR:HG22	1.81	0.80
41:DT:20:ALA:HB1	41:DT:31:VAL:HG21	1.61	0.80
1:AA:1251:A:H2'	1:AA:1252:A:H8	1.46	0.80
4:AD:151:GLN:H	4:AD:154:VAL:CG1	1.93	0.80
10:AJ:14:ASP:HB3	10:AJ:17:LEU:HB3	1.61	0.80
22:BA:2210:U:H4'	22:BA:2211:A:O5'	1.81	0.80
22:BA:2355:G:H4'	44:BW:20:LEU:HD13	1.63	0.80
25:BD:12:THR:HG22	25:BD:13:ARG:H	1.44	0.80
28:BG:60:GLY:O	28:BG:61:TRP:HB2	1.80	0.80
51:B3:21:PHE:HB2	51:B3:49:VAL:CG1	2.10	0.80
53:CA:1422:G:C5'	32:DK:48:PRO:HB3	2.10	0.80
2:CB:114:LYS:HA	2:CB:117:GLU:CG	2.10	0.80
8:CH:85:TYR:CE2	8:CH:123:GLU:HB2	2.15	0.80
56:CP:8:ARG:HB3	56:CP:28:ARG:NH1	1.96	0.80
22:DA:674:G:H1'	26:DE:69:ARG:HE	1.47	0.80
22:DA:878:A:H3'	22:DA:878:A:N3	1.95	0.80
22:DA:945:A:H5'	22:DA:946:C:OP2	1.80	0.80
22:DA:975:A:HO2'	22:DA:976:G:H8	0.82	0.80
22:DA:2408:U:O2'	22:DA:2409:G:C5'	2.28	0.80
26:DE:126:VAL:HG11	26:DE:134:LEU:HD22	1.63	0.80
34:DM:112:LEU:HD13	34:DM:112:LEU:O	1.80	0.80
41:DT:43:ILE:CG2	41:DT:58:VAL:HG11	2.11	0.80
43:DV:9:ARG:HG2	43:DV:39:ALA:O	1.80	0.80
1:AA:198:G:HO2'	1:AA:199:A:H8	0.82	0.80
1:AA:1303:C:H2'	1:AA:1304:G:C8	2.16	0.80
5:AE:37:VAL:CG1	5:AE:116:VAL:HG21	2.12	0.80
22:BA:1849:G:O2'	22:BA:1850:G:H5'	1.82	0.80
50:B2:3:ARG:HG2	50:B2:3:ARG:NH2	1.85	0.80

Continued on next page...

Continued from previous page...

Atom-1	Atom-2	Interatomic distance (Å)	Clash overlap (Å)
53:CA:157:U:O2'	53:CA:158:G:H5'	1.81	0.80
10:CJ:30:LYS:CG	10:CJ:36:VAL:HG22	2.10	0.80
22:DA:647:G:H2'	22:DA:648:G:C8	2.13	0.80
22:DA:2091:C:N4	22:DA:2092:U:C5	2.49	0.80
57:DB:44:G:H5''	58:DF:91:ARG:CZ	2.10	0.80
58:DF:48:LEU:HD23	58:DF:48:LEU:H	1.45	0.80
51:D3:18:LYS:HD2	51:D3:19:GLY:H	1.47	0.80
22:BA:272:A:HO2'	22:BA:273:G:H8	1.27	0.80
22:BA:714:U:H5'	22:BA:715:A:OP2	1.81	0.80
31:BJ:81:ILE:HG23	31:BJ:82:GLY:N	1.95	0.80
44:BW:39:GLN:HG3	44:BW:42:THR:N	1.95	0.80
50:B2:43:THR:O	50:B2:44:VAL:HB	1.80	0.80
53:CA:51:A:H4'	53:CA:52:C:H5'	1.60	0.80
53:CA:1145:A:O2'	53:CA:1146:A:H5''	1.80	0.80
4:CD:2:ARG:HE	4:CD:114:ARG:CD	1.94	0.80
10:CJ:80:THR:O	10:CJ:84:VAL:HG22	1.82	0.80
14:CN:76:PHE:CE2	14:CN:92:ILE:HG21	2.15	0.80
22:DA:1491:G:O2'	22:DA:1492:G:H5'	1.80	0.80
30:DI:55:PRO:HG2	30:DI:70:THR:HG23	1.63	0.80
33:DL:23:ILE:HG13	39:DR:82:HIS:CE1	2.17	0.80
44:DW:9:THR:HG23	44:DW:10:ARG:HG3	1.64	0.80
47:DZ:4:ILE:CD1	47:DZ:58:GLU:HA	2.11	0.80
1:AA:183:C:O2'	1:AA:184:G:H5'	1.81	0.80
1:AA:1314:C:C5	19:AS:5:LYS:HD3	2.15	0.80
22:BA:269:C:C2'	22:BA:270:A:H5'	2.10	0.80
22:BA:666:A:H4'	33:BL:48:ARG:HD2	1.64	0.80
22:BA:2226:C:O2'	22:BA:2227:A:H5'	1.81	0.80
31:BJ:37:ARG:CA	31:BJ:118:MET:HE2	2.10	0.80
47:BZ:24:LEU:HD23	47:BZ:24:LEU:C	2.01	0.80
53:CA:78:A:H2'	53:CA:79:G:C8	2.17	0.80
53:CA:1226:C:H41	55:CM:102:LYS:CA	1.94	0.80
53:CA:1284:C:H5''	53:CA:1285:A:OP2	1.80	0.80
6:CF:18:VAL:HG21	6:CF:58:HIS:HD2	1.47	0.80
54:CG:100:MET:H	54:CG:100:MET:HE3	1.47	0.80
20:CT:22:SER:O	20:CT:26:MET:HB2	1.82	0.80
22:DA:153:U:O2'	22:DA:154:U:H5'	1.82	0.80
22:DA:1519:G:H5'	22:DA:1520:U:OP2	1.81	0.80
22:DA:2331:G:H1'	44:DW:40:ARG:HB3	1.62	0.80
57:DB:90:C:H6	57:DB:90:C:H5''	1.44	0.80
28:DG:115:GLN:HG2	28:DG:116:LEU:N	1.96	0.80
39:DR:39:LEU:O	39:DR:40:MET:HB2	1.79	0.80

Continued on next page...

Continued from previous page...

Atom-1	Atom-2	Interatomic distance (Å)	Clash overlap (Å)
40:DS:49:LYS:HB3	40:DS:49:LYS:NZ	1.97	0.80
1:AA:567:G:H5'	1:AA:567:G:H8	1.45	0.80
1:AA:1238:A:H5'	1:AA:1336:C:N4	1.94	0.80
10:AJ:14:ASP:CB	10:AJ:17:LEU:HB3	2.11	0.80
14:AN:83:VAL:HG12	14:AN:84:ARG:N	1.96	0.80
25:BD:106:LYS:HD2	25:BD:106:LYS:H	1.44	0.80
34:BM:43:ALA:O	34:BM:46:ILE:HG13	1.82	0.80
53:CA:962:C:O2'	53:CA:963:G:H8	1.65	0.80
4:CD:43:ARG:O	4:CD:45:PRO:HD3	1.82	0.80
54:CG:142:ARG:O	54:CG:146:ALA:HB3	1.82	0.80
11:CK:63:GLN:HB2	11:CK:98:ALA:HB2	1.63	0.80
56:CP:8:ARG:HB3	56:CP:28:ARG:HH11	1.47	0.80
22:DA:84:A:C4	22:DA:103:A:N6	2.49	0.80
22:DA:484:C:N4	22:DA:497:A:C2	2.49	0.80
22:DA:616:A:H2'	22:DA:617:G:C8	2.16	0.80
22:DA:765:C:H2'	22:DA:766:U:C6	2.16	0.80
22:DA:1038:G:H2'	22:DA:1039:A:H5'	1.63	0.80
25:DD:187:LEU:HD12	25:DD:188:LEU:H	1.46	0.80
2:AB:131:LYS:O	2:AB:135:MET:HB2	1.82	0.80
12:AL:23:LEU:HB2	12:AL:58:ASN:ND2	1.96	0.80
22:BA:243:U:OP1	51:B3:5:THR:HG21	1.82	0.80
22:BA:876:C:H2'	22:BA:877:A:O4'	1.80	0.80
22:BA:1734:G:HO2'	22:BA:1735:A:H8	0.82	0.80
22:BA:2315:G:O2'	22:BA:2316:G:H5'	1.81	0.80
25:BD:174:SER:O	25:BD:175:LEU:HB2	1.78	0.80
29:BH:82:SER:O	29:BH:83:LYS:HB2	1.82	0.80
37:BP:59:THR:HG23	37:BP:72:VAL:CG1	2.11	0.80
53:CA:6:G:N3	53:CA:6:G:C2'	2.45	0.80
53:CA:397:A:N7	53:CA:547:A:O2'	2.15	0.80
53:CA:987:G:O2'	53:CA:988:G:C5'	2.30	0.80
22:DA:484:C:HO2'	22:DA:485:C:H6	1.29	0.80
22:DA:859:G:N2	22:DA:916:G:H2'	1.96	0.80
22:DA:1078:U:H4'	22:DA:1079:C:O5'	1.81	0.80
22:DA:1275:A:N7	35:DN:16:HIS:HB2	1.97	0.80
22:DA:2825:G:H3'	22:DA:2826:A:H8	1.45	0.80
29:DH:84:ALA:H	29:DH:148:ALA:HA	1.47	0.80
1:AA:1256:A:H5''	3:AC:26:LYS:HE2	1.64	0.80
29:BH:89:LYS:HG2	29:BH:90:LEU:N	1.97	0.80
40:BS:29:VAL:HG13	40:BS:55:ILE:HD11	1.64	0.80
53:CA:177:G:O2'	53:CA:1448:C:H4'	1.82	0.80
53:CA:247:G:O6	53:CA:278:G:C6	2.35	0.80

Continued on next page...

Continued from previous page...

Atom-1	Atom-2	Interatomic distance (Å)	Clash overlap (Å)
53:CA:1046:A:O2'	53:CA:1047:G:C5'	2.30	0.80
9:CI:105:ARG:HH11	9:CI:107:ALA:HA	1.46	0.80
12:CL:83:GLY:HA2	12:CL:94:TYR:HD1	1.47	0.80
22:DA:1265:A:H4'	22:DA:1266:G:O5'	1.80	0.80
22:DA:1649:G:O2'	22:DA:1650:A:H5'	1.81	0.80
22:DA:1812:U:H2'	22:DA:1813:G:H8	1.47	0.80
28:DG:1:SER:HB2	28:DG:61:TRP:HB3	1.63	0.80
41:DT:3:ARG:HD2	41:DT:42:GLU:HG2	1.62	0.80
52:D4:7:VAL:HG13	52:D4:8:LYS:N	1.95	0.80
1:AA:1336:C:O2'	1:AA:1337:G:OP2	2.00	0.80
2:AB:202:ASN:ND2	2:AB:205:ALA:HB2	1.96	0.80
4:AD:100:VAL:HG12	4:AD:100:VAL:O	1.81	0.80
22:BA:1970:A:H4'	22:BA:1971:U:O5'	1.82	0.80
22:BA:2063:C:H5'	22:BA:2063:C:H6	1.45	0.80
51:B3:56:LEU:HD23	51:B3:56:LEU:H	1.46	0.80
53:CA:94:G:O2'	53:CA:95:C:H5'	1.80	0.80
53:CA:183:C:O2'	53:CA:184:G:H5'	1.80	0.80
53:CA:926:G:H3'	53:CA:1505:G:H21	1.46	0.80
53:CA:1090:U:H2'	53:CA:1091:U:H6	1.47	0.80
45:DX:58:ILE:HG12	45:DX:66:VAL:HG11	1.64	0.80
2:AB:86:CYS:HB2	2:AB:88:GLN:HG3	1.63	0.80
32:BK:8:LEU:HD23	32:BK:8:LEU:N	1.97	0.80
40:BS:96:ILE:O	40:BS:96:ILE:HG13	1.80	0.80
44:BW:28:GLU:CB	44:BW:31:LEU:HD21	2.03	0.80
2:CB:185:ILE:HA	2:CB:199:ILE:HG13	1.63	0.80
54:CG:49:LEU:O	54:CG:49:LEU:HD13	1.82	0.80
8:CH:23:ALA:HA	8:CH:62:LEU:CD2	2.12	0.80
22:DA:1355:G:O2'	22:DA:1356:G:H5'	1.82	0.80
22:DA:2074:U:O2'	22:DA:2075:U:H5'	1.82	0.80
22:DA:2092:U:O2'	22:DA:2093:G:C5'	2.30	0.80
29:DH:5:LEU:O	29:DH:6:LEU:HD12	1.82	0.80
29:DH:78:VAL:HB	29:DH:144:VAL:HA	1.63	0.80
51:D3:41:ARG:HH21	51:D3:41:ARG:CG	1.94	0.80
9:AI:112:ARG:HH22	10:AJ:64:GLN:HE22	1.26	0.79
22:BA:638:G:H2'	22:BA:639:U:C6	2.17	0.79
24:BC:171:VAL:CG2	24:BC:185:ALA:HA	2.11	0.79
25:BD:186:LEU:CD1	37:BP:3:ILE:HD11	2.11	0.79
39:BR:51:VAL:HB	39:BR:52:PRO:HD3	1.63	0.79
41:BT:28:ASN:HA	41:BT:91:GLN:HE22	1.46	0.79
43:BV:80:HIS:HD2	43:BV:83:LYS:H	1.29	0.79
53:CA:1213:A:O2'	53:CA:1214:C:C5'	2.29	0.79

Continued on next page...

Continued from previous page...

Atom-1	Atom-2	Interatomic distance (Å)	Clash overlap (Å)
10:CJ:5:ARG:HG2	10:CJ:79:PRO:HG3	1.63	0.79
14:CN:66:THR:CG2	14:CN:82:LYS:HE3	2.12	0.79
17:CQ:23:ALA:C	17:CQ:24:ILE:HD12	2.02	0.79
17:CQ:68:LYS:O	17:CQ:69:THR:HG23	1.81	0.79
22:DA:528:A:C2	22:DA:2042:A:H2'	2.16	0.79
22:DA:1474:U:C2'	22:DA:1475:G:H5'	2.12	0.79
22:DA:2420:C:OP1	51:D3:33:THR:HB	1.83	0.79
22:DA:2758:A:H2'	22:DA:2759:G:H5'	1.63	0.79
24:DC:140:VAL:CG2	24:DC:161:VAL:HB	2.12	0.79
25:DD:12:THR:HG22	25:DD:13:ARG:O	1.82	0.79
1:AA:204:G:C3'	1:AA:205:A:H5''	2.09	0.79
10:AJ:91:ASP:C	10:AJ:92:LEU:HD23	2.02	0.79
25:BD:106:LYS:HB3	25:BD:206:ALA:CB	2.10	0.79
33:BL:95:LEU:HD22	33:BL:100:ILE:CG1	2.11	0.79
34:BM:46:ILE:HD12	34:BM:47:GLU:N	1.96	0.79
35:BN:73:ASN:O	35:BN:76:VAL:HG12	1.82	0.79
53:CA:371:A:O2'	53:CA:372:C:H5'	1.82	0.79
53:CA:1038:C:H2'	53:CA:1039:G:H8	1.47	0.79
12:CL:48:LEU:HD23	12:CL:48:LEU:N	1.96	0.79
22:DA:477:A:O2'	22:DA:478:A:H8	1.63	0.79
22:DA:1607:C:H4'	22:DA:1608:A:C8	2.17	0.79
22:DA:2094:A:O2'	22:DA:2095:A:C5'	2.29	0.79
22:DA:2519:U:C6	22:DA:2542:A:N6	2.50	0.79
26:DE:29:HIS:HA	26:DE:32:VAL:HG22	1.63	0.79
33:DL:98:ALA:O	33:DL:100:ILE:HG22	1.82	0.79
1:AA:654:G:H2'	1:AA:655:A:C8	2.16	0.79
1:AA:1234:C:C2'	1:AA:1235:U:H5'	2.12	0.79
22:BA:1064:C:H5'	30:BI:88:GLY:HA3	1.63	0.79
23:BB:57:A:O2'	23:BB:58:A:H5'	1.82	0.79
28:BG:86:LEU:HD12	28:BG:86:LEU:N	1.95	0.79
30:BI:53:PRO:HD2	30:BI:77:VAL:HG21	1.64	0.79
32:BK:51:LYS:HE3	32:BK:52:VAL:HG12	1.62	0.79
35:BN:33:ILE:HD12	35:BN:33:ILE:N	1.97	0.79
42:BU:73:ASN:HD22	42:BU:76:THR:H	1.30	0.79
53:CA:704:A:H2'	53:CA:705:G:C8	2.17	0.79
53:CA:1347:G:H22	53:CA:1373:G:H2'	1.47	0.79
22:DA:448:U:H5''	62:DA:3240:HOH:O	1.81	0.79
22:DA:1846:G:H5''	22:DA:1847:A:OP2	1.81	0.79
22:DA:2512:C:H2'	22:DA:2513:A:O4'	1.82	0.79
25:DD:30:GLU:HG2	25:DD:185:ASN:ND2	1.98	0.79
26:DE:139:LYS:HB2	26:DE:139:LYS:NZ	1.97	0.79

Continued on next page...

Continued from previous page...

Atom-1	Atom-2	Interatomic distance (Å)	Clash overlap (Å)
28:DG:83:THR:C	28:DG:84:LYS:HD3	2.02	0.79
31:DJ:110:PRO:HG2	31:DJ:111:LYS:HG2	1.63	0.79
38:DQ:77:LYS:HE2	38:DQ:116:LEU:HD21	1.64	0.79
1:AA:246:A:H4'	1:AA:247:G:OP1	1.81	0.79
3:AC:25:THR:HG23	14:AN:75:LYS:HD3	1.65	0.79
3:AC:118:SER:O	3:AC:122:GLN:HG2	1.81	0.79
9:AI:23:GLY:H	9:AI:60:LEU:HA	1.46	0.79
11:AK:107:THR:HG22	11:AK:108:ASN:ND2	1.98	0.79
21:AU:10:PRO:O	21:AU:11:PHE:HB3	1.81	0.79
22:BA:529:A:H4'	22:BA:530:G:OP1	1.82	0.79
22:BA:1644:C:C2'	22:BA:1645:G:H5'	2.13	0.79
24:BC:94:LEU:HD13	24:BC:100:ARG:HD3	1.63	0.79
27:BF:40:GLY:C	27:BF:84:ILE:HD11	2.03	0.79
28:BG:84:LYS:N	28:BG:84:LYS:HE2	1.97	0.79
31:BJ:21:THR:HG22	31:BJ:22:GLY:H	1.45	0.79
31:BJ:88:THR:HG22	31:BJ:91:GLU:HB2	1.65	0.79
53:CA:327:A:O2'	53:CA:329:A:H5''	1.82	0.79
53:CA:1304:G:H1'	53:CA:1333:A:H61	1.46	0.79
53:CA:1520:C:H2'	53:CA:1521:C:H6	1.47	0.79
3:CC:76:ILE:HA	3:CC:83:VAL:HG13	1.65	0.79
10:CJ:26:VAL:O	10:CJ:30:LYS:HB3	1.82	0.79
14:CN:66:THR:HG23	14:CN:82:LYS:HE3	1.63	0.79
22:DA:79:C:H2'	22:DA:80:G:O4'	1.83	0.79
22:DA:1361:G:O2'	22:DA:1362:C:H5'	1.82	0.79
22:DA:1364:G:C8	45:DX:1:SER:HB2	2.17	0.79
22:DA:1915:U:C2'	22:DA:1916:A:H8	1.92	0.79
22:DA:2051:A:C4'	22:DA:2052:A:OP1	2.28	0.79
25:DD:4:LEU:HD12	25:DD:32:ASN:OD1	1.81	0.79
4:AD:29:THR:C	4:AD:30:LYS:HD3	2.03	0.79
22:BA:527:C:H4'	22:BA:528:A:O5'	1.83	0.79
22:BA:855:G:N2	44:BW:23:LYS:HG2	1.95	0.79
22:BA:1257:C:H5'	26:BE:78:TRP:CZ3	2.18	0.79
22:BA:1935:G:H1'	22:BA:1964:G:N2	1.98	0.79
25:BD:107:VAL:HG13	25:BD:203:VAL:HG23	1.62	0.79
31:BJ:88:THR:HG22	31:BJ:91:GLU:CB	2.12	0.79
37:BP:63:ILE:HG22	37:BP:63:ILE:O	1.83	0.79
8:CH:65:PHE:CD2	8:CH:66:GLN:HG2	2.18	0.79
21:CU:39:LYS:H	21:CU:40:PRO:HD2	1.48	0.79
22:DA:1694:C:H4'	22:DA:1695:G:H5''	1.65	0.79
22:DA:2149:U:HO2'	22:DA:2150:C:H6	1.28	0.79
22:DA:2285:C:H2'	22:DA:2286:G:H5''	1.64	0.79

Continued on next page...

Continued from previous page...

Atom-1	Atom-2	Interatomic distance (Å)	Clash overlap (Å)
22:DA:2360:G:C1'	33:DL:60:ARG:HH21	1.96	0.79
1:AA:116:A:H2'	1:AA:117:G:C8	2.18	0.79
1:AA:409:U:OP1	4:AD:23:GLY:HA3	1.81	0.79
1:AA:414:A:H2'	1:AA:415:A:H8	1.48	0.79
1:AA:1343:G:H4'	9:AI:123:ARG:HB3	1.62	0.79
1:AA:1409:C:O2'	1:AA:1410:A:H5'	1.81	0.79
8:AH:21:LYS:HE2	8:AH:22:ALA:N	1.97	0.79
22:BA:2321:U:H3'	22:BA:2322:A:H5'	1.63	0.79
26:BE:108:ILE:HD11	26:BE:180:LEU:HB3	1.65	0.79
26:BE:147:LEU:HB3	26:BE:186:VAL:HG23	1.64	0.79
35:BN:8:ARG:HB3	35:BN:10:LEU:CD2	2.13	0.79
53:CA:1347:G:N2	53:CA:1373:G:H2'	1.98	0.79
2:CB:9:LEU:HD12	2:CB:11:ALA:C	2.03	0.79
4:CD:144:ILE:CD1	4:CD:154:VAL:HG21	2.13	0.79
22:DA:1080:A:HO2'	22:DA:1081:U:H6	1.29	0.79
22:DA:1204:A:H4'	22:DA:1205:A:C5'	2.12	0.79
22:DA:1326:U:HO2'	22:DA:1327:A:H8	1.29	0.79
22:DA:1489:C:H4'	22:DA:1490:A:OP1	1.83	0.79
22:DA:2771:C:H2'	22:DA:2772:C:H6	1.46	0.79
1:AA:1003:G:N2	1:AA:1005:A:H5'	1.97	0.79
4:AD:104:MET:HG2	4:AD:170:LEU:HD22	1.65	0.79
17:AQ:18:LYS:CA	17:AQ:47:ASP:HB2	2.10	0.79
22:BA:1867:G:O2'	22:BA:1868:C:H5'	1.83	0.79
46:BY:17:GLU:HG3	46:BY:18:LEU:N	1.96	0.79
53:CA:559:A:H4'	53:CA:560:A:O5'	1.80	0.79
22:DA:867:C:HO2'	22:DA:868:U:H6	0.83	0.79
22:DA:1116:G:N1	22:DA:1117:C:C4	2.51	0.79
22:DA:2068:U:H5''	22:DA:2068:U:H6	1.47	0.79
22:DA:2093:G:C6	22:DA:2225:A:N7	2.50	0.79
22:DA:2688:G:H1'	22:DA:2721:A:H61	1.46	0.79
29:DH:59:ALA:HA	29:DH:63:ALA:HB3	1.64	0.79
37:DP:105:LYS:HA	37:DP:108:ARG:NE	1.97	0.79
1:AA:107:G:H2'	1:AA:108:G:H5'	1.64	0.79
3:AC:131:ARG:O	3:AC:135:ARG:HG2	1.83	0.79
10:AJ:19:ASP:HA	10:AJ:22:THR:HB	1.65	0.79
10:AJ:65:TYR:CB	14:AN:95:LEU:HD11	2.12	0.79
16:AP:22:ALA:HA	16:AP:33:ILE:HG13	1.64	0.79
22:BA:2509:G:C3'	22:BA:2510:C:H5''	2.12	0.79
25:BD:151:THR:HG22	25:BD:152:PRO:HD3	1.62	0.79
30:BI:100:ILE:HG22	30:BI:101:SER:H	1.47	0.79
31:BJ:4:PHE:O	31:BJ:44:TYR:HE1	1.61	0.79

Continued on next page...

Continued from previous page...

Atom-1	Atom-2	Interatomic distance (Å)	Clash overlap (Å)
31:BJ:13:ARG:O	31:BJ:14:ASP:HB2	1.83	0.79
41:BT:31:VAL:HA	41:BT:83:ALA:HB3	1.64	0.79
53:CA:820:U:H4'	53:CA:821:G:OP2	1.79	0.79
53:CA:962:C:HO2'	53:CA:963:G:H8	0.82	0.79
2:CB:103:TRP:HA	2:CB:106:VAL:HB	1.63	0.79
22:DA:1231:U:H2'	22:DA:1232:G:C8	2.18	0.79
22:DA:1647:U:H5''	22:DA:1648:U:OP1	1.82	0.79
22:DA:2092:U:C4'	22:DA:2093:G:OP1	2.30	0.79
22:DA:2586:U:O2'	22:DA:2587:A:H5'	1.82	0.79
22:DA:2651:C:O2'	22:DA:2652:C:H5'	1.83	0.79
40:DS:24:ILE:HG22	40:DS:35:ILE:CD1	2.12	0.79
6:AF:6:ILE:HG12	6:AF:89:VAL:CG2	2.05	0.79
14:AN:15:LEU:HD23	14:AN:18:LYS:CD	2.13	0.79
22:BA:409:G:O2'	22:BA:410:G:H5'	1.82	0.79
22:BA:1498:C:O2'	22:BA:1499:C:H6	1.64	0.79
29:BH:117:LEU:HD11	29:BH:130:VAL:HG11	1.64	0.79
37:BP:83:ILE:C	37:BP:83:ILE:HD13	2.03	0.79
38:BQ:10:ARG:HB2	38:BQ:10:ARG:HH11	1.48	0.79
53:CA:1142:G:H2'	53:CA:1143:G:C8	2.18	0.79
53:CA:1328:C:H5''	55:CM:27:THR:HG21	1.65	0.79
22:DA:677:A:O2'	22:DA:2071:A:H5'	1.82	0.79
22:DA:1116:G:N2	22:DA:1117:C:N1	2.30	0.79
22:DA:2602:A:OP1	22:DA:2602:A:H3'	1.82	0.79
58:DF:41:GLU:HG2	58:DF:42:ALA:H	1.46	0.79
40:DS:86:MET:CE	40:DS:87:PRO:HD2	2.12	0.79
41:DT:48:GLN:HA	41:DT:48:GLN:HE21	1.48	0.79
12:AL:81:ILE:HD11	12:AL:94:TYR:CG	2.18	0.79
22:BA:74:A:H4'	22:BA:75:G:O5'	1.81	0.79
22:BA:303:G:H2'	22:BA:304:U:H6	1.48	0.79
22:BA:1937:A:H5''	62:BA:3459:HOH:O	1.83	0.79
29:BH:8:LYS:O	29:BH:13:GLY:HA3	1.83	0.79
44:BW:67:LYS:HB3	44:BW:80:SER:H	1.48	0.79
53:CA:15:G:H2'	53:CA:16:A:H8	1.48	0.79
53:CA:668:G:O2'	15:CO:45:HIS:HB3	1.83	0.79
11:CK:70:ALA:HA	11:CK:73:VAL:CG2	2.10	0.79
22:DA:170:U:H2'	22:DA:171:U:H6	1.46	0.79
22:DA:202:U:H3'	22:DA:203:A:C8	2.18	0.79
22:DA:2423:U:H5''	22:DA:2424:C:OP1	1.82	0.79
22:DA:2838:G:H1'	35:DN:45:ARG:NH2	1.98	0.79
24:DC:16:VAL:H	24:DC:203:VAL:HG12	1.46	0.79
35:DN:103:ARG:HB2	35:DN:110:MET:CG	2.12	0.79

Continued on next page...

Continued from previous page...

Atom-1	Atom-2	Interatomic distance (Å)	Clash overlap (Å)
3:AC:52:SER:HB2	3:AC:111:ASP:OD2	1.83	0.78
4:AD:109:THR:HG23	4:AD:112:GLU:N	1.97	0.78
7:AG:29:LEU:O	7:AG:29:LEU:HD23	1.82	0.78
10:AJ:57:VAL:HG22	10:AJ:58:ASN:H	1.45	0.78
22:BA:475:C:O2'	22:BA:476:G:H5'	1.83	0.78
22:BA:1657:U:O3'	25:BD:138:LEU:HD23	1.83	0.78
31:BJ:98:GLU:HB3	31:BJ:124:VAL:HG21	1.64	0.78
53:CA:1239:A:H5''	54:CG:118:ARG:HH12	1.48	0.78
22:DA:740:C:C5	22:DA:1981:A:C2	2.71	0.78
22:DA:857:G:H1'	44:DW:19:ARG:NE	1.98	0.78
22:DA:1441:G:H2'	22:DA:1442:U:H6	1.45	0.78
26:DE:110:SER:O	26:DE:113:VAL:HG12	1.83	0.78
22:BA:869:G:O2'	34:BM:8:LYS:HD3	1.82	0.78
22:BA:2509:G:C2'	22:BA:2510:C:H5''	2.13	0.78
37:BP:80:VAL:O	37:BP:81:ASP:HB3	1.82	0.78
53:CA:254:G:O2'	53:CA:255:G:H5'	1.83	0.78
53:CA:752:G:H1'	53:CA:754:C:N4	1.98	0.78
22:DA:411:G:H4'	22:DA:412:A:OP1	1.83	0.78
22:DA:2311:A:H5'	22:DA:2312:U:C6	2.18	0.78
31:DJ:117:ALA:HA	31:DJ:120:ARG:HD2	1.64	0.78
38:DQ:64:ILE:HD12	38:DQ:95:ALA:HB1	1.64	0.78
1:AA:654:G:O2'	1:AA:655:A:H5'	1.82	0.78
22:BA:852:U:H2'	22:BA:853:C:C6	2.18	0.78
22:BA:1334:G:C2'	22:BA:1335:C:H5'	2.13	0.78
22:BA:2321:U:H3'	22:BA:2322:A:C5'	2.13	0.78
46:BY:5:GLU:O	46:BY:8:GLU:HB2	1.83	0.78
53:CA:953:G:C6	53:CA:1229:A:N6	2.52	0.78
22:DA:90:U:H3'	22:DA:91:A:H5''	1.65	0.78
22:DA:1049:C:O2'	22:DA:1050:A:H5'	1.83	0.78
22:DA:1116:G:C2	22:DA:1117:C:C4	2.71	0.78
22:DA:1511:G:O2'	22:DA:1512:C:H6	1.66	0.78
22:DA:1552:A:H2'	22:DA:1552:A:N3	1.98	0.78
22:DA:1799:G:H4'	22:DA:1800:C:O5'	1.83	0.78
22:DA:2529:G:H4'	28:DG:174:LYS:HD3	1.64	0.78
35:DN:90:ARG:HH21	35:DN:116:VAL:HG11	1.47	0.78
38:DQ:4:LYS:NZ	38:DQ:6:GLY:HA3	1.99	0.78
38:DQ:10:ARG:HA	38:DQ:13:HIS:HB2	1.65	0.78
6:AF:81:ASN:OD1	6:AF:83:ALA:HB3	1.83	0.78
9:AI:28:VAL:HB	9:AI:63:TYR:HD2	1.45	0.78
22:BA:1076:C:H2'	22:BA:1077:A:H8	1.48	0.78
22:BA:2888:C:H2'	22:BA:2889:C:H6	1.48	0.78

Continued on next page...

Continued from previous page...

Atom-1	Atom-2	Interatomic distance (Å)	Clash overlap (Å)
31:BJ:25:LEU:HD22	31:BJ:25:LEU:C	2.03	0.78
37:BP:50:ARG:HG2	37:BP:57:ALA:H	1.42	0.78
53:CA:330:C:O2'	53:CA:331:G:H8	1.65	0.78
2:CB:44:LYS:O	2:CB:48:MET:HG3	1.84	0.78
8:CH:68:LYS:HD3	8:CH:69:ALA:H	1.47	0.78
22:DA:587:C:H1'	22:DA:671:C:H5'	1.65	0.78
22:DA:1441:G:H2'	22:DA:1442:U:C6	2.19	0.78
22:DA:1590:A:H2'	22:DA:1591:A:C8	2.18	0.78
22:DA:2603:G:OP2	22:DA:2603:G:H4'	1.81	0.78
33:DL:17:LYS:HZ3	33:DL:19:LEU:HD22	1.46	0.78
34:DM:136:MET:HE1	43:DV:57:TYR:HD2	1.48	0.78
43:DV:70:ILE:N	43:DV:70:ILE:HD13	1.99	0.78
49:D1:51:ALA:O	49:D1:52:LYS:HB2	1.82	0.78
1:AA:1103:C:H2'	1:AA:1104:G:O4'	1.84	0.78
8:AH:74:ILE:HD12	8:AH:128:VAL:HG22	1.63	0.78
22:BA:197:A:H62	22:BA:2430:A:H2'	1.46	0.78
22:BA:289:G:H2'	22:BA:290:U:O4'	1.83	0.78
22:BA:603:A:H4'	22:BA:604:G:O5'	1.81	0.78
22:BA:760:G:C2'	22:BA:761:A:H5'	2.13	0.78
22:BA:1277:G:H5'	35:BN:20:MET:CE	2.14	0.78
22:BA:1534:U:H5'	22:BA:1535:A:OP1	1.83	0.78
22:BA:2210:U:H4'	22:BA:2211:A:C5'	2.14	0.78
26:BE:79:ARG:HG2	26:BE:80:SER:N	1.99	0.78
30:BI:33:ASN:HB3	30:BI:36:GLU:HB2	1.66	0.78
44:BW:77:LYS:O	44:BW:78:PHE:HB2	1.82	0.78
53:CA:1349:A:H2'	53:CA:1350:A:C8	2.17	0.78
53:CA:1387:G:H2'	53:CA:1388:C:H6	1.47	0.78
21:CU:33:ARG:NH1	21:CU:34:ARG:HD3	1.99	0.78
22:DA:639:U:H2'	22:DA:640:C:H6	1.49	0.78
22:DA:1635:A:H2'	22:DA:1636:U:H6	1.49	0.78
57:DB:57:A:C6	58:DF:25:MET:HG2	2.19	0.78
32:DK:111:LYS:HE3	32:DK:111:LYS:N	1.98	0.78
42:DU:14:THR:HG23	42:DU:15:GLY:H	1.48	0.78
1:AA:439:U:H2'	1:AA:440:C:C5'	2.14	0.78
1:AA:546:A:P	4:AD:68:GLU:HB2	2.23	0.78
1:AA:1111:A:O2'	1:AA:1112:C:H5'	1.82	0.78
22:BA:1032:A:H1'	52:B4:23:ILE:HD13	1.64	0.78
22:BA:1956:U:O2'	22:BA:1957:C:H5'	1.84	0.78
22:BA:2431:U:H6	22:BA:2431:U:C5'	1.91	0.78
22:BA:2502:G:H5'	22:BA:2503:A:C5'	2.14	0.78
27:BF:131:VAL:CG2	27:BF:151:LEU:HG	2.14	0.78

Continued on next page...

Continued from previous page...

Atom-1	Atom-2	Interatomic distance (Å)	Clash overlap (Å)
31:BJ:31:GLU:HG3	31:BJ:142:ILE:HG21	1.65	0.78
33:BL:93:ASN:ND2	33:BL:94:THR:N	2.31	0.78
38:BQ:73:ILE:HD11	38:BQ:77:LYS:HB3	1.65	0.78
39:BR:25:LEU:H	39:BR:94:THR:HG23	1.48	0.78
44:BW:23:LYS:HE3	44:BW:24:ARG:HG3	1.65	0.78
44:BW:43:LYS:HE2	44:BW:68:PHE:CE1	2.18	0.78
2:CB:125:PHE:HD1	2:CB:137:THR:HG22	1.49	0.78
54:CG:107:ALA:O	54:CG:118:ARG:HB3	1.82	0.78
14:CN:87:ALA:HB2	14:CN:92:ILE:HD12	1.63	0.78
56:CP:4:ILE:HD12	56:CP:4:ILE:N	1.99	0.78
22:DA:991:C:O2'	22:DA:992:C:H5'	1.83	0.78
57:DB:17:C:H42	57:DB:68:C:H42	1.28	0.78
34:DM:7:THR:HG22	34:DM:9:PHE:H	1.46	0.78
39:DR:89:HIS:NE2	39:DR:91:GLN:HB2	1.99	0.78
42:DU:90:LYS:HE2	42:DU:92:VAL:HG12	1.64	0.78
47:DZ:18:LYS:O	47:DZ:22:THR:HG23	1.83	0.78
22:BA:480:A:OP2	42:BU:43:LYS:HD2	1.84	0.78
22:BA:794:A:H2'	22:BA:795:C:C6	2.19	0.78
24:BC:246:PRO:HG2	24:BC:247:TRP:CE3	2.17	0.78
28:BG:30:GLY:HA3	28:BG:78:VAL:HG12	1.65	0.78
53:CA:73:C:O2'	53:CA:74:A:H8	1.64	0.78
53:CA:513:C:HO2'	53:CA:514:C:H6	0.81	0.78
53:CA:522:C:H41	12:CL:49:ARG:HH22	1.30	0.78
21:CU:19:LYS:HZ3	21:CU:19:LYS:N	1.81	0.78
22:DA:2092:U:H4'	22:DA:2093:G:H5''	1.65	0.78
22:DA:2210:U:H4'	22:DA:2211:A:O5'	1.83	0.78
22:DA:2214:C:O2'	22:DA:2215:C:C5'	2.31	0.78
26:DE:130:LYS:CB	26:DE:133:LEU:HB3	2.13	0.78
42:DU:26:ASN:OD1	42:DU:34:ILE:HD12	1.82	0.78
1:AA:1239:A:H62	1:AA:1299:A:H62	1.29	0.78
5:AE:155:LYS:HD2	5:AE:156:ARG:H	1.48	0.78
22:BA:1188:U:O2'	22:BA:1189:A:H5'	1.84	0.78
22:BA:2311:A:H1'	27:BF:78:ILE:HD13	1.65	0.78
22:BA:2507:C:C3'	22:BA:2508:G:H5''	2.14	0.78
22:BA:2591:C:OP1	24:BC:237:ARG:HG3	1.83	0.78
24:BC:93:VAL:CG1	24:BC:94:LEU:H	1.97	0.78
36:BO:7:ARG:HA	36:BO:10:ARG:NH2	1.99	0.78
38:BQ:65:ASN:ND2	38:BQ:69:ARG:HH22	1.79	0.78
44:BW:18:LYS:N	44:BW:36:ILE:HG13	1.99	0.78
51:B3:56:LEU:H	51:B3:56:LEU:CD2	1.96	0.78
53:CA:665:A:H2'	53:CA:725:G:N2	1.99	0.78

Continued on next page...

Continued from previous page...

Atom-1	Atom-2	Interatomic distance (Å)	Clash overlap (Å)
4:CD:170:LEU:HA	4:CD:182:LYS:HB2	1.65	0.78
22:DA:1808:A:H62	45:DX:27:ARG:HH11	1.32	0.78
22:DA:2287:A:O2'	22:DA:2288:A:H3'	1.84	0.78
2:AB:22:TRP:O	2:AB:22:TRP:CG	2.37	0.78
5:AE:80:LEU:HD12	5:AE:146:MET:HE3	1.66	0.78
9:AI:51:LEU:HB3	9:AI:56:MET:CG	2.14	0.78
22:BA:357:C:H2'	22:BA:358:U:H6	1.49	0.78
26:BE:110:SER:O	26:BE:113:VAL:HG12	1.83	0.78
33:BL:95:LEU:HD22	33:BL:100:ILE:CD1	2.13	0.78
38:BQ:6:GLY:HA2	38:BQ:9:ALA:HB3	1.66	0.78
38:BQ:10:ARG:HB2	38:BQ:10:ARG:NH1	1.98	0.78
38:BQ:40:LYS:HB2	38:BQ:40:LYS:HZ3	1.46	0.78
38:BQ:97:ILE:HD12	38:BQ:97:ILE:O	1.83	0.78
41:BT:28:ASN:C	41:BT:91:GLN:HE22	1.87	0.78
53:CA:369:G:OP2	53:CA:388:G:N2	2.15	0.78
53:CA:560:A:H5'	53:CA:566:G:N2	1.99	0.78
53:CA:987:G:N3	53:CA:988:G:C8	2.52	0.78
3:CC:129:PHE:CE1	3:CC:156:LEU:HB3	2.18	0.78
22:DA:127:A:N7	50:D2:46:LYS:HE3	1.99	0.78
22:DA:143:C:H2'	22:DA:144:A:C8	2.19	0.78
22:DA:617:G:O2'	22:DA:618:G:H8	1.67	0.78
22:DA:1080:A:O2'	22:DA:1081:U:H6	1.67	0.78
22:DA:1347:A:O2'	22:DA:1348:C:H5'	1.84	0.78
51:D3:18:LYS:CD	51:D3:19:GLY:H	1.96	0.78
18:AR:33:THR:HG21	18:AR:37:LYS:HB2	1.66	0.78
27:BF:151:LEU:HD12	27:BF:152:ASP:N	1.99	0.78
28:BG:22:VAL:HG22	28:BG:36:LEU:HD11	1.66	0.78
45:BX:30:PRO:HB2	45:BX:32:LEU:CD1	2.14	0.78
53:CA:366:A:O2'	53:CA:394:G:N2	2.17	0.78
22:DA:183:C:H2'	22:DA:184:C:H5'	1.66	0.78
22:DA:482:A:N6	22:DA:506:G:C4	2.51	0.78
22:DA:607:U:O4	22:DA:619:G:H2'	1.82	0.78
22:DA:616:A:H2'	22:DA:617:G:H8	1.48	0.78
22:DA:629:G:O2'	22:DA:630:G:H5'	1.84	0.78
22:DA:1455:G:HO2'	22:DA:1456:G:H8	1.31	0.78
22:DA:2339:C:O2'	22:DA:2340:A:H8	1.66	0.78
25:DD:107:VAL:HG21	25:DD:177:VAL:HG11	1.65	0.78
32:DK:7:MET:HA	32:DK:7:MET:HE3	1.64	0.78
37:DP:50:ARG:HA	37:DP:57:ALA:O	1.84	0.78
41:DT:29:THR:H	41:DT:87:LEU:CB	1.97	0.78
1:AA:116:A:H2'	1:AA:117:G:H8	1.48	0.77

Continued on next page...

Continued from previous page...

Atom-1	Atom-2	Interatomic distance (Å)	Clash overlap (Å)
1:AA:481:G:HO2'	1:AA:482:A:H8	1.30	0.77
1:AA:519:C:H2'	1:AA:520:A:C8	2.19	0.77
17:AQ:45:VAL:HG13	17:AQ:72:TRP:O	1.85	0.77
18:AR:33:THR:CG2	18:AR:37:LYS:HB2	2.14	0.77
21:AU:36:PHE:HA	21:AU:39:LYS:HE2	1.66	0.77
22:BA:284:U:H2'	22:BA:285:G:C8	2.18	0.77
22:BA:1664:A:H5''	22:BA:1665:A:OP2	1.83	0.77
22:BA:2887:A:H2'	22:BA:2887:A:N3	1.99	0.77
30:BI:3:LYS:HD2	30:BI:4:VAL:HG23	1.66	0.77
38:BQ:73:ILE:HD11	38:BQ:77:LYS:CB	2.12	0.77
53:CA:1239:A:H1'	53:CA:1241:G:C4	2.19	0.77
53:CA:1454:G:O2'	53:CA:1455:G:H5''	1.84	0.77
22:DA:508:A:H62	40:DS:9:HIS:CE1	2.02	0.77
22:DA:1439:A:N7	22:DA:1440:U:C1'	2.47	0.77
22:DA:2311:A:H1'	58:DF:78:ILE:HD11	1.67	0.77
28:DG:88:LEU:HD13	28:DG:93:TYR:HB3	1.65	0.77
29:DH:90:LEU:CB	29:DH:123:ARG:HB3	2.14	0.77
40:DS:66:ILE:HD13	40:DS:66:ILE:H	1.48	0.77
1:AA:279:A:H5''	1:AA:281:G:H5'	1.66	0.77
22:BA:620:G:H4'	22:BA:621:A:O5'	1.83	0.77
24:BC:251:THR:HG22	24:BC:252:LYS:N	1.99	0.77
26:BE:161:ALA:HA	26:BE:164:LEU:HB2	1.66	0.77
28:BG:22:VAL:HG22	28:BG:36:LEU:CD1	2.15	0.77
38:BQ:43:GLN:HE21	39:BR:77:PHE:HB3	1.47	0.77
38:BQ:86:SER:HB2	39:BR:50:GLY:O	1.83	0.77
40:BS:73:LYS:HE3	40:BS:73:LYS:CA	2.13	0.77
41:BT:40:LYS:H	41:BT:43:ILE:CG2	1.97	0.77
45:BX:76:LYS:HG3	45:BX:77:TYR:H	1.49	0.77
53:CA:654:G:H2'	53:CA:655:A:C8	2.20	0.77
53:CA:920:U:H2'	53:CA:921:U:C6	2.19	0.77
53:CA:1450:U:H4'	53:CA:1451:U:C5	2.19	0.77
56:CP:48:GLU:HG3	56:CP:51:ARG:HH21	1.49	0.77
17:CQ:18:LYS:HD3	17:CQ:48:GLU:OE2	1.84	0.77
22:DA:338:G:C2'	22:DA:339:U:H5'	2.13	0.77
22:DA:511:U:H4'	22:DA:1235:G:H4'	1.63	0.77
22:DA:1998:A:H2'	22:DA:1999:C:H6	1.47	0.77
22:DA:2199:A:O2'	22:DA:2200:C:H5'	1.84	0.77
34:DM:19:GLY:H	34:DM:38:ARG:NH2	1.81	0.77
30:BI:104:GLN:O	30:BI:105:LEU:HB2	1.84	0.77
53:CA:79:G:H2'	53:CA:80:A:C8	2.19	0.77
53:CA:177:G:O2'	53:CA:1448:C:H5''	1.83	0.77

Continued on next page...

Continued from previous page...

Atom-1	Atom-2	Interatomic distance (Å)	Clash overlap (Å)
53:CA:519:C:O2'	53:CA:520:A:C5'	2.31	0.77
22:DA:996:A:C4'	38:DQ:91:ARG:HD2	2.12	0.77
22:DA:1204:A:H4'	22:DA:1205:A:O5'	1.82	0.77
29:DH:6:LEU:HD13	29:DH:36:ALA:HA	1.66	0.77
4:AD:117:VAL:HA	4:AD:122:ILE:HD11	1.66	0.77
22:BA:528:A:H8	22:BA:528:A:C5'	1.97	0.77
22:BA:1063:G:H2'	22:BA:1064:C:H6	1.49	0.77
22:BA:1079:C:C4	22:BA:1088:A:H2	2.01	0.77
32:BK:101:GLY:O	32:BK:120:PRO:HD2	1.83	0.77
53:CA:212:G:O2'	53:CA:213:G:H5'	1.85	0.77
53:CA:818:G:C3'	53:CA:819:A:H5'	2.14	0.77
53:CA:986:U:C2'	53:CA:987:G:H5'	2.14	0.77
53:CA:1493:A:H8	22:DA:1913:A:N6	1.82	0.77
54:CG:59:GLU:HG3	54:CG:60:ALA:N	1.99	0.77
10:CJ:64:GLN:HB2	14:CN:98:ALA:CB	2.13	0.77
56:CP:5:ARG:HA	56:CP:71:VAL:HG11	1.66	0.77
22:DA:1309:G:OP1	50:D2:9:VAL:HG12	1.85	0.77
22:DA:1537:G:O2'	22:DA:1538:G:H4'	1.84	0.77
25:DD:36:GLN:HG3	25:DD:38:LYS:NZ	1.99	0.77
26:DE:47:LYS:CB	26:DE:51:GLU:HB2	2.14	0.77
58:DF:12:VAL:HA	58:DF:15:LEU:HB2	1.67	0.77
58:DF:49:LEU:HD22	58:DF:49:LEU:H	1.47	0.77
41:DT:69:ARG:O	41:DT:74:ILE:HD12	1.83	0.77
1:AA:1184:G:O2'	1:AA:1185:G:H5'	1.84	0.77
4:AD:10:LEU:HD22	4:AD:62:ARG:HG3	1.65	0.77
4:AD:61:ARG:NH2	4:AD:67:LEU:HD23	1.98	0.77
22:BA:301:G:HO2'	22:BA:302:C:C5'	1.97	0.77
22:BA:704:G:O2'	22:BA:726:G:N2	2.17	0.77
22:BA:1486:U:H2'	22:BA:1487:U:H6	1.48	0.77
40:BS:4:ILE:HG21	40:BS:106:VAL:HG22	1.66	0.77
3:CC:148:ILE:HD13	3:CC:201:ILE:CD1	2.14	0.77
22:DA:614:A:C4'	22:DA:616:A:H62	1.98	0.77
22:DA:2056:G:H21	48:D0:1:ALA:H3	1.31	0.77
25:DD:122:VAL:HA	25:DD:127:PHE:H	1.48	0.77
26:DE:149:ILE:HG23	26:DE:188:MET:HA	1.66	0.77
31:DJ:111:LYS:HB2	31:DJ:115:GLY:N	2.00	0.77
32:DK:13:ASN:HD21	32:DK:97:THR:H	1.31	0.77
1:AA:513:C:H2'	1:AA:514:C:C6	2.20	0.77
1:AA:684:U:H1'	11:AK:39:ASN:O	1.85	0.77
7:AG:143:MET:HA	7:AG:143:MET:CE	2.15	0.77
24:BC:104:LEU:O	24:BC:105:ALA:HB2	1.83	0.77

Continued on next page...

Continued from previous page...

Atom-1	Atom-2	Interatomic distance (Å)	Clash overlap (Å)
29:BH:68:ARG:HH22	29:BH:72:ILE:HG21	1.48	0.77
37:BP:80:VAL:HG12	37:BP:81:ASP:N	2.00	0.77
38:BQ:85:ALA:O	38:BQ:88:GLU:HB2	1.83	0.77
44:BW:22:VAL:O	44:BW:25:PHE:HD2	1.67	0.77
53:CA:642:A:C8	8:CH:106:SER:HA	2.20	0.77
53:CA:844:G:O2'	53:CA:845:A:H5''	1.85	0.77
3:CC:190:THR:HG22	3:CC:191:THR:N	1.99	0.77
5:CE:80:LEU:HD13	5:CE:80:LEU:O	1.85	0.77
5:CE:80:LEU:N	5:CE:121:ASN:HD21	1.83	0.77
54:CG:28:ILE:HG21	54:CG:100:MET:HG3	1.66	0.77
8:CH:17:GLN:NE2	8:CH:71:VAL:HG23	2.00	0.77
21:CU:39:LYS:N	21:CU:40:PRO:CD	2.45	0.77
22:DA:959:A:C2'	22:DA:960:A:C8	2.68	0.77
57:DB:88:C:OP2	57:DB:88:C:H3'	1.84	0.77
25:DD:151:THR:HG22	25:DD:152:PRO:HD3	1.64	0.77
32:DK:2:ILE:O	32:DK:3:GLN:HG2	1.83	0.77
33:DL:73:ILE:O	33:DL:105:ILE:HG23	1.85	0.77
40:DS:27:LYS:O	40:DS:71:VAL:HG12	1.84	0.77
41:DT:5:GLU:OE2	46:DY:18:LEU:HD21	1.84	0.77
5:AE:148:SER:O	5:AE:152:VAL:CG1	2.33	0.77
9:AI:34:LEU:HD11	9:AI:47:VAL:HG21	1.67	0.77
22:BA:900:A:H2'	22:BA:901:C:H5'	0.77	0.77
22:BA:1339:G:H21	22:BA:1603:A:H1'	1.49	0.77
22:BA:1682:G:H2'	22:BA:1683:U:H6	1.45	0.77
41:BT:32:LEU:HD23	41:BT:32:LEU:N	1.99	0.77
53:CA:511:C:O2'	53:CA:512:U:H5''	1.83	0.77
53:CA:765:G:C8	53:CA:812:G:C2	2.73	0.77
53:CA:969:A:O2'	53:CA:970:C:H5'	1.85	0.77
2:CB:95:TRP:HZ2	2:CB:100:LEU:HD13	1.49	0.77
22:DA:1799:G:H8	24:DC:179:GLU:OE1	1.67	0.77
22:DA:2392:A:C8	22:DA:2429:G:C2	2.73	0.77
22:DA:2800:A:C2'	22:DA:2801:G:H4'	2.15	0.77
36:DO:13:ARG:O	36:DO:17:LYS:HB2	1.83	0.77
38:DQ:60:TRP:CZ2	38:DQ:93:ILE:HB	2.20	0.77
1:AA:701:U:O2	1:AA:701:U:H2'	1.83	0.77
2:AB:9:LEU:CD1	2:AB:42:LEU:HD13	2.12	0.77
14:AN:13:VAL:HA	14:AN:59:GLN:OE1	1.84	0.77
28:BG:96:ALA:HB3	28:BG:103:ASN:HB3	1.67	0.77
28:BG:162:ARG:CZ	28:BG:168:VAL:HG21	2.14	0.77
38:BQ:88:GLU:OE1	38:BQ:88:GLU:C	2.22	0.77
46:BY:9:LYS:HA	46:BY:9:LYS:HZ1	1.45	0.77

Continued on next page...

Continued from previous page...

Atom-1	Atom-2	Interatomic distance (Å)	Clash overlap (Å)
53:CA:456:A:H2'	53:CA:457:G:H8	1.50	0.77
53:CA:1382:C:O2'	53:CA:1383:C:H5'	1.84	0.77
8:CH:74:ILE:HG13	8:CH:128:VAL:HG13	1.66	0.77
11:CK:51:PHE:O	11:CK:52:ARG:HD2	1.84	0.77
55:CM:13:HIS:HB3	55:CM:16:ILE:HB	1.67	0.77
22:DA:1751:U:H2'	22:DA:1752:C:H6	1.48	0.77
22:DA:2331:G:C1'	44:DW:40:ARG:HB3	2.13	0.77
22:DA:2847:U:C2'	22:DA:2848:G:H5'	2.15	0.77
57:DB:111:U:O2'	57:DB:112:G:C8	2.38	0.77
31:DJ:23:LYS:HB3	31:DJ:28:LEU:HD13	1.66	0.77
2:AB:75:ALA:O	2:AB:79:VAL:HG23	1.85	0.77
4:AD:62:ARG:NE	4:AD:62:ARG:HA	1.98	0.77
17:AQ:45:VAL:CG2	17:AQ:60:ILE:HD13	2.15	0.77
22:BA:276:U:O2'	22:BA:278:A:N7	2.18	0.77
27:BF:114:ARG:HD2	27:BF:114:ARG:N	2.00	0.77
49:B1:16:THR:CB	49:B1:41:VAL:HG21	2.14	0.77
53:CA:976:G:H5'	53:CA:977:A:OP2	1.85	0.77
22:DA:484:C:O2'	22:DA:485:C:H6	1.68	0.77
22:DA:1739:A:H2'	22:DA:1740:G:C8	2.20	0.77
1:AA:202:G:N2	1:AA:466:A:H61	1.83	0.77
20:AT:8:LYS:HA	20:AT:11:ILE:CG2	2.14	0.77
22:BA:434:U:H4'	22:BA:435:C:OP1	1.85	0.77
22:BA:443:A:C5	26:BE:40:ARG:HD3	2.20	0.77
22:BA:1386:C:H2'	22:BA:1387:A:C8	2.20	0.77
24:BC:106:PRO:HA	24:BC:141:HIS:CE1	2.20	0.77
27:BF:131:VAL:HG21	27:BF:151:LEU:HG	1.67	0.77
28:BG:23:ILE:HD12	28:BG:23:ILE:N	2.00	0.77
32:BK:19:VAL:HG22	32:BK:41:ILE:HG13	1.67	0.77
53:CA:1127:G:O2'	53:CA:1128:C:H5'	1.84	0.77
5:CE:103:GLY:HA3	5:CE:121:ASN:HA	1.66	0.77
6:CF:18:VAL:O	6:CF:22:ILE:HG12	1.84	0.77
10:CJ:51:VAL:HB	14:CN:80:ARG:HB2	1.67	0.77
11:CK:27:ASN:HD22	11:CK:27:ASN:H	1.32	0.77
22:DA:95:A:H2'	22:DA:96:C:H5''	1.66	0.77
22:DA:391:A:O2'	22:DA:392:U:H5'	1.85	0.77
22:DA:1812:U:H2'	22:DA:1813:G:C8	2.19	0.77
22:DA:1847:A:HO2'	22:DA:1848:A:H8	1.32	0.77
22:DA:2291:U:H2'	22:DA:2292:U:H6	1.48	0.77
25:DD:11:MET:HE1	25:DD:192:ALA:HA	1.67	0.77
34:DM:36:VAL:HG13	43:DV:82:TYR:CD1	2.20	0.77
42:DU:92:VAL:HB	42:DU:101:THR:HG21	1.67	0.77

Continued on next page...

Continued from previous page...

Atom-1	Atom-2	Interatomic distance (Å)	Clash overlap (Å)
1:AA:1202:U:O2'	1:AA:1203:C:C5'	2.32	0.76
1:AA:1215:G:O2'	1:AA:1216:A:H5'	1.85	0.76
1:AA:1324:A:O2'	1:AA:1325:C:H6	1.68	0.76
1:AA:1361:G:C2'	1:AA:1362:A:H5'	2.15	0.76
17:AQ:22:VAL:HG21	17:AQ:60:ILE:CD1	2.15	0.76
22:BA:1993:U:H4'	25:BD:133:THR:CG2	2.15	0.76
22:BA:2146:C:H4'	22:BA:2147:A:O5'	1.84	0.76
22:BA:2585:U:O2'	22:BA:2586:U:C5'	2.33	0.76
25:BD:151:THR:CG2	25:BD:152:PRO:HD3	2.16	0.76
41:BT:39:THR:O	41:BT:40:LYS:HB2	1.84	0.76
53:CA:1387:G:H2'	53:CA:1388:C:C6	2.20	0.76
6:CF:11:HIS:HD2	6:CF:54:LEU:HD21	1.47	0.76
22:DA:502:A:H5'	22:DA:503:A:OP2	1.85	0.76
22:DA:781:A:H5''	22:DA:782:A:OP1	1.85	0.76
24:DC:15:VAL:HG22	24:DC:205:GLY:HA3	1.67	0.76
28:DG:48:THR:O	28:DG:49:LEU:HB2	1.86	0.76
31:DJ:45:THR:HG21	31:DJ:50:THR:CG2	2.15	0.76
35:DN:54:LEU:HD11	35:DN:66:ALA:HB2	1.66	0.76
37:DP:50:ARG:CB	37:DP:57:ALA:H	1.98	0.76
4:AD:117:VAL:CA	4:AD:122:ILE:HD11	2.15	0.76
5:AE:114:LEU:HD21	5:AE:122:VAL:HG21	1.67	0.76
7:AG:99:ALA:O	7:AG:103:ILE:HG13	1.85	0.76
10:AJ:74:VAL:HG12	10:AJ:75:ASP:N	1.97	0.76
22:BA:65:U:H2'	22:BA:66:C:C6	2.20	0.76
22:BA:1676:A:C2	22:BA:1993:U:H5'	2.20	0.76
25:BD:97:SER:C	25:BD:99:GLU:HG2	2.05	0.76
34:BM:23:GLY:O	34:BM:101:VAL:HG12	1.85	0.76
49:B1:47:ILE:HD12	49:B1:47:ILE:H	1.50	0.76
2:CB:150:ILE:HD11	2:CB:153:MET:CE	2.14	0.76
22:DA:329:G:O6	42:DU:16:LYS:HB2	1.84	0.76
22:DA:684:G:H5'	50:D2:16:HIS:CE1	2.20	0.76
22:DA:724:U:H2'	22:DA:725:G:O4'	1.85	0.76
22:DA:740:C:C6	22:DA:1981:A:C2	2.73	0.76
22:DA:1056:G:C1'	22:DA:1103:A:H61	1.98	0.76
22:DA:1635:A:H2'	22:DA:1636:U:C6	2.20	0.76
22:DA:2829:A:H2'	22:DA:2830:C:H5'	1.67	0.76
28:DG:112:VAL:HG13	28:DG:150:TYR:CE1	2.20	0.76
33:DL:73:ILE:O	33:DL:105:ILE:HA	1.85	0.76
1:AA:414:A:O2'	1:AA:415:A:H5'	1.85	0.76
4:AD:145:ARG:NH1	4:AD:147:LYS:HE3	1.99	0.76
28:BG:148:ARG:HD2	28:BG:163:TYR:CE2	2.21	0.76

Continued on next page...

Continued from previous page...

Atom-1	Atom-2	Interatomic distance (Å)	Clash overlap (Å)
41:BT:32:LEU:N	41:BT:83:ALA:HB3	2.00	0.76
44:BW:40:ARG:H	44:BW:56:HIS:HB3	1.49	0.76
53:CA:1148:U:O2'	53:CA:1149:C:C5'	2.33	0.76
5:CE:95:MET:HB3	5:CE:124:ALA:HB2	1.66	0.76
56:CP:41:PRO:O	56:CP:42:ILE:HD13	1.84	0.76
22:DA:1307:A:O2'	22:DA:1308:A:H5'	1.86	0.76
22:DA:2666:C:H2'	22:DA:2667:C:H5'	1.65	0.76
24:DC:255:LYS:O	24:DC:256:THR:HG23	1.84	0.76
25:DD:51:THR:HG23	25:DD:76:GLY:HA3	1.66	0.76
25:DD:119:ALA:CB	25:DD:163:GLY:H	1.98	0.76
58:DF:76:PHE:HD2	58:DF:76:PHE:H	1.33	0.76
37:DP:88:ARG:HH11	37:DP:112:ARG:NH2	1.84	0.76
1:AA:198:G:N2	1:AA:220:G:H1'	2.00	0.76
1:AA:386:C:H2'	1:AA:387:U:H5'	1.67	0.76
2:AB:66:ILE:HB	2:AB:88:GLN:CB	2.13	0.76
2:AB:162:VAL:HG22	2:AB:184:ALA:HB2	1.66	0.76
22:BA:1182:G:H2'	22:BA:1183:U:O4'	1.86	0.76
32:BK:2:ILE:HG21	32:BK:39:ILE:HD12	1.66	0.76
49:B1:27:ARG:O	49:B1:30:PRO:HD3	1.85	0.76
22:DA:686:U:O4	50:D2:12:ARG:HG3	1.84	0.76
22:DA:1207:C:O2'	22:DA:1208:C:H6	1.67	0.76
22:DA:2714:G:O2'	22:DA:2715:C:H5'	1.85	0.76
28:DG:162:ARG:H	28:DG:162:ARG:HD2	1.50	0.76
29:DH:12:LEU:HD12	29:DH:12:LEU:O	1.86	0.76
31:DJ:2:LYS:HB2	31:DJ:2:LYS:NZ	2.00	0.76
38:DQ:79:ILE:HD13	38:DQ:79:ILE:C	2.05	0.76
42:DU:81:ARG:HD2	42:DU:81:ARG:N	2.00	0.76
1:AA:263:A:H2'	1:AA:264:C:C5	2.20	0.76
2:AB:108:GLN:HG2	2:AB:109:SER:N	1.98	0.76
8:AH:88:LYS:HG3	8:AH:89:ASP:N	1.99	0.76
22:BA:1698:A:H4'	22:BA:1699:G:O5'	1.84	0.76
22:BA:1833:C:H2'	22:BA:1834:U:H6	1.49	0.76
33:BL:78:ARG:HB3	33:BL:113:ALA:CB	2.15	0.76
22:DA:70:G:O2'	22:DA:71:A:C5'	2.34	0.76
22:DA:241:A:H1'	22:DA:243:U:C5	2.19	0.76
22:DA:727:A:H2'	22:DA:728:G:C8	2.20	0.76
22:DA:2807:U:C3'	22:DA:2808:G:H5''	2.15	0.76
25:DD:202:ILE:HD12	25:DD:202:ILE:N	1.99	0.76
58:DF:65:LEU:HD23	58:DF:65:LEU:H	1.51	0.76
34:DM:19:GLY:H	34:DM:38:ARG:HH21	1.32	0.76
1:AA:1202:U:H2'	1:AA:1203:C:C6	2.21	0.76

Continued on next page...

Continued from previous page...

Atom-1	Atom-2	Interatomic distance (Å)	Clash overlap (Å)
5:AE:120:HIS:O	5:AE:121:ASN:HB3	1.84	0.76
22:BA:1061:U:H3'	22:BA:1062:G:H5''	1.68	0.76
22:BA:2134:A:O2'	22:BA:2135:A:H5''	1.86	0.76
22:BA:2180:U:H2'	22:BA:2181:U:H5	1.51	0.76
22:BA:2275:C:O2'	34:BM:84:LYS:HA	1.86	0.76
19:CS:35:ARG:HA	19:CS:70:LEU:HB2	1.68	0.76
22:DA:454:A:H4'	22:DA:455:C:OP2	1.86	0.76
22:DA:806:C:H2'	22:DA:807:U:C6	2.21	0.76
22:DA:1064:C:O2'	22:DA:1065:U:H5'	1.86	0.76
22:DA:1790:C:O2'	24:DC:207:ALA:HB2	1.84	0.76
31:DJ:106:LYS:HB2	31:DJ:119:PHE:HE2	1.49	0.76
33:DL:62:PRO:O	51:D3:12:ARG:HB3	1.84	0.76
40:DS:7:HIS:CE1	40:DS:10:ALA:HA	2.21	0.76
41:DT:1:MET:HG2	41:DT:4:GLU:HA	1.68	0.76
2:AB:209:VAL:HG23	2:AB:210:THR:H	1.51	0.76
5:AE:105:ILE:HD11	5:AE:123:LEU:HD23	1.68	0.76
22:BA:272:A:O2'	22:BA:273:G:H8	1.68	0.76
22:BA:1157:G:O2'	22:BA:1158:C:H5'	1.86	0.76
22:BA:2572:A:N7	25:BD:150:GLN:HB3	2.00	0.76
53:CA:1533:C:H2'	53:CA:1534:A:H5''	1.65	0.76
22:DA:379:G:C6	22:DA:396:G:O6	2.39	0.76
24:DC:173:LEU:HD22	24:DC:181:ARG:O	1.85	0.76
14:AN:46:LYS:HD2	19:AS:12:LEU:HD21	1.68	0.76
17:AQ:80:LYS:HZ3	17:AQ:80:LYS:HB2	1.49	0.76
22:BA:558:U:OP1	31:BJ:111:LYS:HE3	1.86	0.76
22:BA:994:C:H3'	38:BQ:53:LYS:HE2	1.66	0.76
22:BA:2231:U:C2'	22:BA:2232:C:H5'	2.16	0.76
30:BI:7:TYR:HB3	30:BI:58:ILE:H	1.50	0.76
40:BS:24:ILE:HD12	40:BS:32:ALA:HA	1.66	0.76
3:CC:18:ASN:HD21	3:CC:53:ARG:NH1	1.84	0.76
4:CD:115:GLN:HE22	4:CD:153:ARG:NH2	1.84	0.76
17:CQ:45:VAL:HG11	17:CQ:60:ILE:CG2	2.16	0.76
22:DA:92:U:H2'	22:DA:93:G:O4'	1.86	0.76
22:DA:140:C:H5'	22:DA:141:G:N2	2.01	0.76
22:DA:794:A:H2'	22:DA:795:C:C6	2.20	0.76
22:DA:1716:U:HO2'	22:DA:1717:A:H8	0.78	0.76
22:DA:2430:A:H5'	22:DA:2431:U:OP2	1.85	0.76
22:DA:2716:C:O2'	22:DA:2717:C:H5'	1.84	0.76
1:AA:386:C:C2'	1:AA:387:U:H5'	2.14	0.76
1:AA:475:C:H2'	1:AA:476:U:H6	1.50	0.76
1:AA:1277:C:O2'	1:AA:1279:G:H8	1.66	0.76

Continued on next page...

Continued from previous page...

Atom-1	Atom-2	Interatomic distance (Å)	Clash overlap (Å)
1:AA:1285:A:H5'	1:AA:1286:U:O4	1.86	0.76
2:AB:110:ILE:HD11	2:AB:147:LEU:CD1	2.12	0.76
8:AH:28:SER:HB2	8:AH:58:LEU:HB2	1.68	0.76
22:BA:1254:A:H5''	22:BA:1255:U:H5''	1.67	0.76
22:BA:1936:A:H2	22:BA:1943:U:C5	2.04	0.76
24:BC:28:PRO:HG2	24:BC:33:LEU:HD11	1.68	0.76
27:BF:72:SER:HB2	27:BF:80:GLN:HB2	1.66	0.76
53:CA:413:G:C2	4:CD:32:LYS:HE3	2.21	0.76
53:CA:748:G:H2'	53:CA:749:A:C8	2.21	0.76
53:CA:1067:A:H1'	53:CA:1068:G:C8	2.19	0.76
4:CD:34:GLU:O	4:CD:36:ALA:N	2.18	0.76
54:CG:117:LEU:HA	54:CG:121:ASN:HB2	1.66	0.76
17:CQ:4:ILE:HG22	17:CQ:5:ARG:H	1.51	0.76
22:DA:1817:G:HO2'	22:DA:1818:U:H5'	1.50	0.76
22:DA:2447:G:C8	22:DA:2500:U:H2'	2.21	0.76
22:DA:2726:A:O2'	32:DK:67:LYS:NZ	2.18	0.76
29:DH:61:VAL:HG13	29:DH:62:LEU:HG	1.66	0.76
34:DM:34:LYS:HB3	34:DM:129:THR:HG22	1.66	0.76
1:AA:1317:C:H2'	1:AA:1318:A:H5'	1.68	0.76
20:AT:68:LYS:HB2	20:AT:68:LYS:NZ	2.01	0.76
22:BA:195:A:N7	62:BA:3750:HOH:O	2.18	0.76
22:BA:588:U:H1'	26:BE:85:PHE:CD1	2.21	0.76
22:BA:1450:G:C6	22:BA:1451:C:N4	2.54	0.76
22:BA:1839:G:H2'	22:BA:1840:G:H8	1.48	0.76
22:BA:2820:A:H3'	22:BA:2820:A:C8	2.20	0.76
25:BD:91:THR:O	25:BD:93:GLY:N	2.18	0.76
31:BJ:43:GLU:O	31:BJ:45:THR:CG2	2.34	0.76
31:BJ:74:TYR:HB2	31:BJ:87:ALA:O	1.86	0.76
42:BU:97:SER:O	42:BU:98:ASN:HB3	1.84	0.76
53:CA:801:U:H2'	53:CA:802:A:H8	1.51	0.76
53:CA:1380:U:H4'	53:CA:1381:U:OP1	1.85	0.76
12:CL:3:VAL:HG23	12:CL:4:ASN:N	2.00	0.76
22:DA:85:G:O2'	22:DA:86:G:H5''	1.85	0.76
22:DA:1655:A:H2'	22:DA:1656:C:H6	1.50	0.76
22:DA:1739:A:H2'	22:DA:1740:G:H8	1.51	0.76
22:DA:2360:G:H1'	33:DL:60:ARG:NH2	2.01	0.76
22:DA:2868:A:H2'	22:DA:2869:G:C8	2.21	0.76
25:DD:38:LYS:NZ	25:DD:38:LYS:HB3	2.00	0.76
25:DD:148:GLN:HG2	25:DD:152:PRO:HG2	1.68	0.76
29:DH:90:LEU:HB3	29:DH:123:ARG:HD2	1.67	0.76
30:DI:51:GLY:O	30:DI:52:LEU:HB2	1.86	0.76

Continued on next page...

Continued from previous page...

Atom-1	Atom-2	Interatomic distance (Å)	Clash overlap (Å)
47:DZ:30:ARG:HH21	47:DZ:33:HIS:HB2	1.51	0.76
50:D2:19:ARG:HB3	50:D2:19:ARG:HH21	1.50	0.76
1:AA:1507:A:O2'	1:AA:1508:A:H5'	1.85	0.75
3:AC:154:GLY:O	3:AC:195:ILE:HG12	1.85	0.75
4:AD:106:PHE:CD1	4:AD:144:ILE:HD11	2.20	0.75
22:BA:1110:G:O2'	22:BA:1111:A:H8	1.68	0.75
23:BB:89:U:H3'	23:BB:90:C:H5''	1.68	0.75
52:B4:36:ARG:HG2	52:B4:37:GLN:N	1.99	0.75
53:CA:1051:C:O2'	53:CA:1052:U:O5'	2.04	0.75
17:CQ:61:ARG:HG2	17:CQ:75:VAL:CG1	2.16	0.75
22:DA:381:G:H5''	45:DX:15:ASN:HD22	1.50	0.75
22:DA:404:A:H5'	22:DA:405:U:OP1	1.85	0.75
22:DA:1213:A:O2'	22:DA:1214:A:H5'	1.85	0.75
22:DA:1394:U:H4'	22:DA:1603:A:H4'	1.68	0.75
58:DF:113:PHE:CE2	58:DF:116:LEU:HD22	2.21	0.75
35:DN:5:LYS:HG2	35:DN:6:SER:H	1.49	0.75
38:DQ:34:ALA:O	38:DQ:38:VAL:HG23	1.86	0.75
42:DU:10:VAL:HG12	42:DU:71:ILE:HA	1.68	0.75
2:AB:53:LEU:HA	2:AB:56:LEU:HB3	1.66	0.75
20:AT:27:MET:HE1	20:AT:57:VAL:HG22	1.67	0.75
22:BA:2356:U:H4'	44:BW:16:GLU:HG3	1.66	0.75
43:BV:29:ILE:HG12	43:BV:30:ILE:H	1.51	0.75
53:CA:120:A:H3'	53:CA:121:U:H5''	1.67	0.75
8:CH:1:SER:CB	8:CH:3:GLN:HG3	2.16	0.75
22:DA:740:C:C5'	22:DA:1784:A:H3'	2.17	0.75
22:DA:1742:U:H2'	22:DA:1743:G:H8	1.50	0.75
25:DD:133:THR:HG23	25:DD:134:HIS:N	2.01	0.75
32:DK:69:VAL:HG11	32:DK:106:GLU:HG2	1.68	0.75
41:DT:6:ARG:O	41:DT:9:LYS:HD2	1.85	0.75
44:DW:20:LEU:HD11	44:DW:35:ILE:HG13	1.68	0.75
1:AA:250:A:H4'	1:AA:251:G:O5'	1.86	0.75
1:AA:725:G:O2'	1:AA:726:C:H5'	1.86	0.75
19:AS:51:HIS:CD2	19:AS:53:GLY:H	2.04	0.75
20:AT:26:MET:CE	20:AT:56:ILE:HD11	2.15	0.75
22:BA:84:A:N6	22:BA:101:A:H2	1.80	0.75
22:BA:751:A:C5'	22:BA:752:A:OP1	2.30	0.75
22:BA:933:A:H2'	22:BA:933:A:N3	2.00	0.75
22:BA:2214:C:H2'	22:BA:2215:C:C6	2.22	0.75
38:BQ:63:ARG:HD2	38:BQ:64:ILE:N	2.01	0.75
41:BT:50:LEU:H	41:BT:50:LEU:HD12	1.52	0.75
53:CA:784:A:H2'	53:CA:785:G:C8	2.21	0.75

Continued on next page...

Continued from previous page...

Atom-1	Atom-2	Interatomic distance (Å)	Clash overlap (Å)
54:CG:4:ARG:HD2	54:CG:5:VAL:H	1.49	0.75
9:CI:45:MET:HE2	9:CI:48:ARG:HG3	1.69	0.75
22:DA:249:C:O2	22:DA:249:C:H2'	1.86	0.75
22:DA:600:G:C5'	26:DE:27:LEU:HD22	2.16	0.75
22:DA:1364:G:N7	45:DX:1:SER:HB2	2.02	0.75
22:DA:1492:G:C3'	22:DA:1493:C:C5'	2.62	0.75
22:DA:1962:C:H4'	22:DA:1963:U:OP1	1.86	0.75
22:DA:2321:U:O2	22:DA:2321:U:C3'	2.33	0.75
57:DB:83:G:OP1	47:DZ:16:LEU:HD21	1.86	0.75
26:DE:134:LEU:HA	26:DE:137:LYS:CB	2.17	0.75
58:DF:49:LEU:HA	58:DF:52:ALA:HB3	1.67	0.75
30:DI:106:GLN:HA	30:DI:109:ALA:HB3	1.68	0.75
34:DM:35:ALA:HB3	34:DM:99:GLY:N	2.01	0.75
38:DQ:24:TYR:O	38:DQ:27:ARG:HB3	1.86	0.75
38:DQ:91:ARG:HH11	39:DR:10:LYS:HB3	1.49	0.75
40:DS:25:ARG:HG3	40:DS:74:ILE:HG22	1.67	0.75
41:DT:25:GLU:OE1	41:DT:30:ILE:HD13	1.87	0.75
42:DU:3:LYS:HG2	42:DU:84:PHE:CZ	2.21	0.75
46:DY:4:LYS:HD3	46:DY:4:LYS:H	1.51	0.75
47:DZ:16:LEU:HD23	47:DZ:19:HIS:CD2	2.22	0.75
1:AA:996:A:C2	1:AA:1046:A:H5'	2.22	0.75
6:AF:5:GLU:HG3	6:AF:63:ASN:OD1	1.86	0.75
22:BA:1248:G:OP2	26:BE:44:ARG:NH1	2.19	0.75
22:BA:1565:C:O2'	22:BA:1566:A:H2'	1.86	0.75
23:BB:66:A:H4'	23:BB:67:G:OP1	1.84	0.75
36:BO:31:THR:HG22	36:BO:34:HIS:N	2.01	0.75
40:BS:17:VAL:HG12	40:BS:76:VAL:HG11	1.67	0.75
52:B4:10:LEU:HD12	52:B4:33:HIS:HB3	1.67	0.75
53:CA:246:A:C4	53:CA:282:A:N6	2.54	0.75
53:CA:597:G:H2'	53:CA:598:U:C5'	2.13	0.75
53:CA:1135:U:H5'	53:CA:1136:C:OP2	1.85	0.75
2:CB:162:VAL:CG1	2:CB:184:ALA:HB2	2.16	0.75
3:CC:120:THR:HG23	3:CC:187:GLU:O	1.86	0.75
55:CM:68:LEU:HD22	55:CM:69:ARG:HH11	1.50	0.75
22:DA:196:A:H61	22:DA:831:G:H21	1.34	0.75
22:DA:249:C:H4'	22:DA:250:G:O5'	1.87	0.75
22:DA:370:G:N1	22:DA:424:G:C5	2.54	0.75
22:DA:1480:C:H2'	22:DA:1481:U:O4'	1.87	0.75
22:DA:1742:U:H2'	22:DA:1743:G:C8	2.21	0.75
22:DA:1808:A:N6	45:DX:27:ARG:HH11	1.84	0.75
22:DA:2626:C:C2'	22:DA:2627:G:H5'	2.16	0.75

Continued on next page...

Continued from previous page...

Atom-1	Atom-2	Interatomic distance (Å)	Clash overlap (Å)
57:DB:44:G:H3'	58:DF:91:ARG:HE	1.52	0.75
36:DO:26:LEU:HD23	36:DO:92:PHE:CE1	2.21	0.75
39:DR:62:GLU:HB3	39:DR:97:LYS:HB3	1.67	0.75
41:DT:60:THR:HG22	41:DT:83:ALA:HA	1.65	0.75
42:DU:43:LYS:HE3	42:DU:45:GLN:CD	2.07	0.75
1:AA:255:G:H4'	17:AQ:18:LYS:HE3	1.66	0.75
1:AA:461:A:H3'	1:AA:461:A:N3	2.02	0.75
1:AA:486:U:C6	1:AA:486:U:H5''	2.22	0.75
1:AA:1046:A:O2'	1:AA:1047:G:H5'	1.87	0.75
3:AC:143:LEU:HD22	3:AC:143:LEU:N	2.00	0.75
3:AC:156:LEU:HD12	3:AC:156:LEU:N	2.01	0.75
10:AJ:52:LEU:HD23	10:AJ:62:ARG:CG	2.17	0.75
15:AO:29:ALA:HA	15:AO:84:LEU:HD21	1.67	0.75
20:AT:82:ILE:HD12	20:AT:83:ASN:N	2.01	0.75
22:BA:1498:C:O2'	22:BA:1499:C:C6	2.38	0.75
22:BA:1499:C:O2'	22:BA:1500:G:H5'	1.86	0.75
22:BA:2135:A:O2'	22:BA:2136:G:H8	1.69	0.75
22:BA:2180:U:H2'	22:BA:2181:U:C5	2.21	0.75
22:BA:2207:C:H2'	22:BA:2208:C:H6	1.51	0.75
23:BB:45:A:H2'	23:BB:46:A:H8	1.52	0.75
25:BD:47:ALA:HA	25:BD:84:LEU:HG	1.66	0.75
28:BG:7:PRO:O	28:BG:8:VAL:HB	1.85	0.75
28:BG:126:THR:HG22	28:BG:127:GLN:N	2.00	0.75
31:BJ:44:TYR:HB2	38:BQ:63:ARG:CB	2.12	0.75
53:CA:795:C:H5''	11:CK:127:ARG:HH21	1.50	0.75
3:CC:41:TYR:HE1	3:CC:89:VAL:CG1	1.98	0.75
14:CN:60:ARG:HG2	14:CN:61:ASN:H	1.50	0.75
22:DA:95:A:H2'	22:DA:96:C:C5'	2.16	0.75
22:DA:1310:G:H2'	22:DA:1311:G:O4'	1.85	0.75
22:DA:1507:C:H5'	22:DA:1508:A:OP2	1.87	0.75
29:DH:84:ALA:N	29:DH:148:ALA:HA	2.00	0.75
44:DW:16:GLU:OE2	44:DW:16:GLU:HA	1.85	0.75
47:DZ:16:LEU:H	47:DZ:16:LEU:CD2	2.00	0.75
1:AA:345:C:H3'	37:BP:33:GLU:OE1	1.86	0.75
1:AA:433:G:C2'	1:AA:434:U:H5'	2.16	0.75
1:AA:1218:C:H2'	1:AA:1219:A:C8	2.21	0.75
20:AT:33:LYS:HE2	20:AT:33:LYS:N	2.02	0.75
22:BA:1340:U:H4'	22:BA:1341:G:OP2	1.84	0.75
24:BC:77:VAL:O	24:BC:77:VAL:CG2	2.33	0.75
53:CA:802:A:O2'	53:CA:803:G:H5'	1.87	0.75
54:CG:135:LYS:O	54:CG:139:ASP:HB2	1.86	0.75

Continued on next page...

Continued from previous page...

Atom-1	Atom-2	Interatomic distance (Å)	Clash overlap (Å)
8:CH:11:THR:HG22	8:CH:14:ARG:HH12	1.52	0.75
11:CK:23:HIS:HB3	11:CK:30:ILE:HB	1.69	0.75
20:CT:57:VAL:HG12	20:CT:71:ALA:CB	2.17	0.75
22:DA:388:G:N7	22:DA:390:U:H2'	2.02	0.75
22:DA:685:A:H5'	22:DA:686:U:OP1	1.85	0.75
58:DF:30:VAL:HA	58:DF:157:THR:HG22	1.68	0.75
1:AA:688:G:H5''	1:AA:688:G:H8	1.52	0.75
7:AG:112:ASP:HB2	7:AG:118:ARG:CG	2.15	0.75
16:AP:52:LEU:O	16:AP:54:LEU:HD12	1.87	0.75
22:BA:491:G:H2'	22:BA:492:A:C8	2.22	0.75
25:BD:89:GLU:HG3	25:BD:94:GLN:OE1	1.86	0.75
44:BW:23:LYS:CE	44:BW:24:ARG:HG3	2.17	0.75
9:CI:24:ASN:O	9:CI:61:ASP:HA	1.85	0.75
22:DA:1060:U:H1'	22:DA:1062:G:OP2	1.87	0.75
22:DA:1809:A:C2	22:DA:1810:A:C4	2.74	0.75
22:DA:1809:A:O2'	22:DA:1810:A:H8	1.68	0.75
22:DA:1815:A:H4'	22:DA:1816:C:OP1	1.86	0.75
22:DA:1912:A:H62	22:DA:1917:U:H3	1.34	0.75
57:DB:69:G:C4	57:DB:70:C:C6	2.75	0.75
25:DD:94:GLN:HG2	25:DD:94:GLN:O	1.87	0.75
29:DH:68:ARG:HD3	29:DH:71:LYS:HD3	1.66	0.75
37:DP:22:GLY:HA3	37:DP:91:VAL:HG21	1.67	0.75
52:D4:7:VAL:CG1	52:D4:8:LYS:H	1.97	0.75
1:AA:338:A:N1	1:AA:351:G:O6	2.19	0.75
1:AA:374:A:OP1	1:AA:452:A:N1	2.20	0.75
1:AA:966:G:H2'	1:AA:967:C:C5	2.21	0.75
2:AB:77:GLU:HB2	2:AB:80:LYS:HE2	1.69	0.75
2:AB:112:ARG:O	2:AB:116:LEU:HD23	1.87	0.75
7:AG:71:THR:O	7:AG:90:VAL:HG12	1.87	0.75
9:AI:44:ARG:HG3	9:AI:45:MET:HE1	1.69	0.75
22:BA:178:G:O2'	22:BA:179:C:H5'	1.87	0.75
31:BJ:25:LEU:HD22	31:BJ:26:GLY:N	2.01	0.75
31:BJ:39:LYS:HA	31:BJ:43:GLU:HG3	1.68	0.75
41:BT:29:THR:CG2	41:BT:86:THR:HG22	2.17	0.75
44:BW:9:THR:OG1	44:BW:10:ARG:N	2.15	0.75
49:B1:8:ILE:HG23	49:B1:51:ALA:HA	1.67	0.75
53:CA:223:A:H2'	53:CA:224:U:H6	1.51	0.75
53:CA:348:G:H2'	53:CA:349:A:C8	2.19	0.75
53:CA:564:C:H5'	53:CA:564:C:H6	1.51	0.75
53:CA:1125:U:C6	10:CJ:40:ILE:HG12	2.22	0.75
9:CI:71:ILE:CD1	9:CI:72:SER:H	2.00	0.75

Continued on next page...

Continued from previous page...

Atom-1	Atom-2	Interatomic distance (Å)	Clash overlap (Å)
12:CL:106:VAL:HG23	12:CL:116:TYR:HB3	1.69	0.75
22:DA:92:U:O2'	22:DA:93:G:H5'	1.87	0.75
22:DA:121:G:O2'	22:DA:122:G:H5'	1.87	0.75
22:DA:395:U:O2'	22:DA:396:G:H8	1.70	0.75
22:DA:414:C:H5''	22:DA:1879:C:O2'	1.87	0.75
22:DA:602:A:H1'	22:DA:656:G:N2	2.02	0.75
22:DA:1010:A:O2'	22:DA:1011:G:H5''	1.87	0.75
22:DA:1676:A:H2	22:DA:1993:U:H5'	1.50	0.75
22:DA:1912:A:N6	22:DA:1917:U:H3	1.85	0.75
22:DA:2699:C:H2'	22:DA:2700:A:C8	2.21	0.75
25:DD:68:PHE:HB3	25:DD:73:VAL:HA	1.69	0.75
26:DE:108:ILE:HD11	26:DE:181:ILE:HB	1.67	0.75
34:DM:33:LEU:CD2	34:DM:128:THR:HB	2.17	0.75
38:DQ:78:PHE:CZ	38:DQ:82:LEU:HD11	2.22	0.75
1:AA:92:U:H2'	1:AA:93:U:C5	2.21	0.75
1:AA:826:C:H5'	8:AH:12:ARG:HH21	1.51	0.75
6:AF:86:ARG:HD2	18:AR:63:TYR:O	1.87	0.75
10:AJ:56:HIS:HD2	10:AJ:57:VAL:HG12	1.51	0.75
21:AU:16:ARG:HH11	21:AU:19:LYS:CG	1.98	0.75
22:BA:894:U:H2'	22:BA:895:U:C6	2.21	0.75
22:BA:1179:G:C5	22:BA:1180:U:C1'	2.69	0.75
25:BD:169:ARG:O	25:BD:170:VAL:CG1	2.35	0.75
29:BH:18:GLN:HE21	29:BH:18:GLN:CA	2.00	0.75
29:BH:38:PRO:HB2	29:BH:40:THR:HG23	1.69	0.75
30:BI:115:ASP:O	30:BI:116:MET:HG2	1.86	0.75
37:BP:92:ARG:O	37:BP:93:LYS:HB2	1.87	0.75
41:BT:40:LYS:CA	41:BT:43:ILE:HG23	2.16	0.75
44:BW:47:GLY:O	44:BW:49:ASN:N	2.20	0.75
53:CA:32:A:H2'	53:CA:33:A:H8	1.49	0.75
53:CA:1499:A:O2'	53:CA:1500:A:H5'	1.85	0.75
3:CC:91:ALA:HB2	3:CC:98:ALA:HB3	1.67	0.75
22:DA:138:U:H2'	22:DA:140:C:H1'	1.68	0.75
22:DA:1965:C:H2'	22:DA:1966:A:C8	2.22	0.75
57:DB:75:G:H1	57:DB:102:G:H22	1.35	0.75
32:DK:94:PRO:HG3	32:DK:115:ILE:CD1	2.17	0.75
1:AA:94:G:C4'	1:AA:95:C:H5''	2.17	0.74
20:AT:53:MET:O	20:AT:56:ILE:HG22	1.87	0.74
22:BA:26:G:H1'	22:BA:514:A:N6	2.02	0.74
22:BA:141:G:H5'	22:BA:142:A:C8	2.22	0.74
22:BA:915:C:H5''	22:BA:915:C:C6	2.21	0.74
22:BA:2286:G:O6	49:B1:22:THR:HG21	1.86	0.74

Continued on next page...

Continued from previous page...

Atom-1	Atom-2	Interatomic distance (Å)	Clash overlap (Å)
25:BD:13:ARG:HH12	37:BP:74:GLN:NE2	1.84	0.74
27:BF:106:ALA:N	27:BF:108:PRO:HD2	2.01	0.74
39:BR:27:ILE:HD13	39:BR:27:ILE:H	1.51	0.74
51:B3:22:LYS:HA	51:B3:47:ALA:O	1.87	0.74
53:CA:335:C:O2	53:CA:1433:A:H2	1.69	0.74
2:CB:95:TRP:CZ2	2:CB:100:LEU:HD13	2.22	0.74
22:DA:195:A:C6	22:DA:198:C:C5	2.75	0.74
22:DA:216:A:N3	22:DA:217:A:C8	2.55	0.74
22:DA:312:G:H5'	22:DA:331:C:O2'	1.87	0.74
22:DA:942:G:H2'	22:DA:943:A:H5'	1.69	0.74
22:DA:1714:U:H3'	22:DA:1715:G:H5'	1.68	0.74
22:DA:1759:A:H2'	22:DA:1760:C:C6	2.22	0.74
22:DA:2311:A:H3'	22:DA:2312:U:H6	1.51	0.74
24:DC:28:PRO:HB3	24:DC:62:ARG:HH22	1.50	0.74
25:DD:16:THR:CG2	25:DD:20:VAL:HB	2.17	0.74
25:DD:16:THR:HG22	25:DD:20:VAL:HB	1.68	0.74
25:DD:34:VAL:CG1	25:DD:48:ILE:HD11	2.16	0.74
26:DE:29:HIS:HA	26:DE:32:VAL:CG2	2.17	0.74
58:DF:43:ILE:HD13	58:DF:82:TYR:HE2	1.51	0.74
31:DJ:8:PRO:HG2	31:DJ:9:GLU:H	1.52	0.74
35:DN:73:ASN:HA	35:DN:76:VAL:CG2	2.17	0.74
36:DO:94:ARG:HD2	36:DO:97:PHE:O	1.87	0.74
1:AA:723:U:H5''	21:AU:48:LYS:HG2	1.66	0.74
1:AA:862:C:C2'	1:AA:863:U:H5'	2.17	0.74
5:AE:45:VAL:CG2	5:AE:117:ALA:HA	2.17	0.74
25:BD:5:VAL:H	25:BD:32:ASN:ND2	1.83	0.74
31:BJ:21:THR:CG2	31:BJ:22:GLY:N	2.49	0.74
31:BJ:65:THR:HG22	31:BJ:68:LYS:HE3	1.68	0.74
35:BN:3:HIS:O	35:BN:4:ARG:HB2	1.85	0.74
37:BP:4:ILE:HG22	37:BP:5:LYS:N	2.02	0.74
53:CA:1011:C:H2'	53:CA:1012:A:C8	2.22	0.74
53:CA:1218:C:H2'	53:CA:1219:A:H8	1.49	0.74
53:CA:1241:G:H2'	53:CA:1242:G:H8	1.52	0.74
22:DA:389:G:O2'	22:DA:390:U:H5'	1.86	0.74
57:DB:86:G:H2'	57:DB:87:U:H5''	1.67	0.74
25:DD:4:LEU:HB3	25:DD:32:ASN:HD21	1.52	0.74
25:DD:89:GLU:HG2	25:DD:94:GLN:NE2	2.02	0.74
40:DS:20:VAL:HG23	40:DS:23:LEU:CD1	2.16	0.74
1:AA:254:G:O2'	1:AA:255:G:H5'	1.87	0.74
1:AA:1279:G:H1'	1:AA:1282:C:N4	2.02	0.74
1:AA:1399:C:H4'	1:AA:1400:C:O5'	1.86	0.74

Continued on next page...

Continued from previous page...

Atom-1	Atom-2	Interatomic distance (Å)	Clash overlap (Å)
4:AD:106:PHE:CG	4:AD:144:ILE:HD11	2.22	0.74
21:AU:35:GLU:O	21:AU:36:PHE:HB2	1.87	0.74
22:BA:528:A:C2	22:BA:2042:A:H2'	2.22	0.74
22:BA:1060:U:O4'	22:BA:1062:G:H5''	1.86	0.74
22:BA:1150:C:C2'	22:BA:1151:A:O5'	2.36	0.74
22:BA:1644:C:H2'	22:BA:1645:G:H5'	1.67	0.74
22:BA:2352:A:C6	44:BW:30:VAL:HG11	2.21	0.74
22:BA:2510:C:C6	22:BA:2510:C:C5'	2.67	0.74
22:BA:2572:A:C8	25:BD:150:GLN:HB3	2.22	0.74
39:BR:27:ILE:HD13	39:BR:27:ILE:N	2.02	0.74
44:BW:28:GLU:HG3	44:BW:29:SER:H	1.51	0.74
44:BW:37:VAL:HG13	44:BW:55:ASP:O	1.87	0.74
53:CA:1003:G:N2	53:CA:1005:A:H5''	2.02	0.74
53:CA:1372:U:H5''	9:CI:71:ILE:HD11	1.68	0.74
2:CB:78:ALA:O	2:CB:213:LEU:HD23	1.87	0.74
9:CI:17:ARG:HB2	9:CI:65:THR:HB	1.67	0.74
22:DA:397:U:OP2	45:DX:9:LYS:HE2	1.87	0.74
22:DA:469:G:P	26:DE:55:SER:HB3	2.28	0.74
22:DA:811:U:H1'	22:DA:1251:C:C2	2.21	0.74
22:DA:834:G:H1'	22:DA:2358:A:C2	2.22	0.74
22:DA:992:C:O3'	39:DR:74:ILE:HD13	1.88	0.74
22:DA:1345:C:H5''	22:DA:1396:U:O4	1.87	0.74
22:DA:2552:U:C2	22:DA:2554:U:H5'	2.23	0.74
58:DF:42:ALA:CB	58:DF:49:LEU:HD21	2.17	0.74
41:DT:19:LYS:HE2	41:DT:23:ALA:HB3	1.69	0.74
44:DW:77:LYS:N	44:DW:77:LYS:HZ2	1.85	0.74
1:AA:683:G:H21	11:AK:39:ASN:HA	1.52	0.74
1:AA:1356:G:H2'	1:AA:1357:A:C8	2.23	0.74
13:AM:26:LYS:O	13:AM:30:LYS:HG3	1.87	0.74
22:BA:1602:U:O4	62:BA:3706:HOH:O	2.05	0.74
26:BE:146:VAL:HG23	26:BE:167:VAL:HG23	1.67	0.74
31:BJ:44:TYR:HD1	31:BJ:44:TYR:O	1.69	0.74
31:BJ:103:ILE:O	31:BJ:103:ILE:HD12	1.88	0.74
32:BK:59:LYS:HE2	32:BK:89:ASN:O	1.87	0.74
32:BK:71:ARG:CB	32:BK:72:PRO:CD	2.65	0.74
34:BM:71:LYS:HB3	34:BM:93:VAL:O	1.87	0.74
42:BU:5:ARG:O	42:BU:8:ASP:HB2	1.88	0.74
53:CA:1108:G:H5''	3:CC:175:HIS:CE1	2.22	0.74
56:CP:74:LEU:O	56:CP:78:VAL:HG23	1.86	0.74
22:DA:5:A:C2	22:DA:2899:A:C2	2.76	0.74
22:DA:1056:G:N2	22:DA:1102:C:H5	1.85	0.74

Continued on next page...

Continued from previous page...

Atom-1	Atom-2	Interatomic distance (Å)	Clash overlap (Å)
24:DC:173:LEU:HD22	24:DC:173:LEU:H	1.53	0.74
41:DT:38:ALA:HB1	41:DT:81:LYS:HZ3	1.47	0.74
43:DV:73:LYS:O	43:DV:92:VAL:HG22	1.85	0.74
1:AA:209:U:H5'	1:AA:210:C:OP2	1.87	0.74
1:AA:443:C:O2'	1:AA:444:G:H5'	1.88	0.74
1:AA:785:G:C2'	1:AA:786:G:H5'	2.17	0.74
2:AB:58:LYS:NZ	2:AB:62:ARG:HG3	2.03	0.74
22:BA:900:A:C3'	22:BA:901:C:H5'	2.17	0.74
22:BA:1415:U:O2	22:BA:1415:U:H2'	1.87	0.74
22:BA:1996:C:H4'	22:BA:1997:C:OP1	1.87	0.74
22:BA:2558:C:C2'	22:BA:2559:C:H5'	2.17	0.74
30:BI:78:LEU:HD13	30:BI:108:ILE:HG23	1.69	0.74
42:BU:27:VAL:HA	42:BU:33:VAL:HG12	1.68	0.74
53:CA:1258:G:O2'	53:CA:1259:C:H5'	1.88	0.74
4:CD:32:LYS:O	4:CD:33:ILE:HG22	1.87	0.74
14:CN:68:ARG:HG3	14:CN:69:PRO:HD2	1.69	0.74
14:CN:76:PHE:CE2	14:CN:92:ILE:HD13	2.23	0.74
56:CP:75:ILE:HG23	56:CP:80:LYS:HD2	1.69	0.74
22:DA:382:A:C2'	22:DA:383:C:H5''	2.16	0.74
22:DA:412:A:N7	22:DA:2412:A:H1'	2.03	0.74
22:DA:460:A:H2'	22:DA:461:C:O4'	1.86	0.74
22:DA:749:A:H1'	22:DA:1618:A:OP1	1.87	0.74
22:DA:1467:U:H2'	22:DA:1468:U:H5'	1.69	0.74
22:DA:1554:U:H5''	22:DA:1555:G:OP2	1.86	0.74
25:DD:137:SER:HB3	25:DD:138:LEU:HD22	1.69	0.74
29:DH:61:VAL:HG13	29:DH:62:LEU:H	1.53	0.74
1:AA:49:U:C2	1:AA:361:G:N2	2.55	0.74
2:AB:20:ARG:HA	2:AB:20:ARG:HH11	1.53	0.74
6:AF:40:GLU:CB	6:AF:42:TRP:HE1	2.00	0.74
7:AG:119:LEU:HD21	7:AG:123:LEU:HD23	1.68	0.74
12:AL:23:LEU:HG	12:AL:24:GLU:H	1.52	0.74
26:BE:124:PHE:CZ	26:BE:148:ILE:HD12	2.22	0.74
29:BH:125:THR:HG23	29:BH:126:GLY:H	1.53	0.74
34:BM:42:THR:HG23	34:BM:45:GLN:OE1	1.86	0.74
39:BR:45:GLU:OE2	39:BR:45:GLU:HA	1.86	0.74
44:BW:24:ARG:HD3	44:BW:65:LYS:CE	2.18	0.74
44:BW:37:VAL:HG22	44:BW:55:ASP:O	1.87	0.74
53:CA:166:U:C2'	53:CA:167:A:H5'	2.17	0.74
10:CJ:47:GLU:HB2	10:CJ:67:ILE:HG13	1.69	0.74
11:CK:27:ASN:N	11:CK:27:ASN:ND2	2.36	0.74
55:CM:78:ARG:NH2	55:CM:79:LEU:HD23	2.02	0.74

Continued on next page...

Continued from previous page...

Atom-1	Atom-2	Interatomic distance (Å)	Clash overlap (Å)
22:DA:287:G:O2'	22:DA:288:U:H5'	1.88	0.74
22:DA:634:C:H2'	22:DA:635:C:C6	2.23	0.74
22:DA:1027:A:O2'	22:DA:1028:A:H8	1.70	0.74
22:DA:1682:G:H2'	22:DA:1683:U:C5	2.23	0.74
22:DA:1809:A:O2'	22:DA:1810:A:C8	2.40	0.74
22:DA:2503:A:H4'	22:DA:2504:U:OP1	1.86	0.74
26:DE:108:ILE:HD13	26:DE:108:ILE:O	1.87	0.74
26:DE:128:ALA:HB1	26:DE:129:PRO:CD	2.17	0.74
29:DH:143:ILE:O	29:DH:144:VAL:HG13	1.87	0.74
34:DM:38:ARG:O	34:DM:126:ILE:HG21	1.85	0.74
38:DQ:91:ARG:HG3	39:DR:11:GLN:CD	2.07	0.74
44:DW:8:SER:O	44:DW:9:THR:HB	1.86	0.74
1:AA:375:U:H4'	16:AP:17:TYR:HE2	1.53	0.74
1:AA:1143:G:H2'	1:AA:1144:G:H8	1.53	0.74
1:AA:1343:G:H1'	9:AI:122:ARG:HH12	1.53	0.74
2:AB:89:PHE:CZ	2:AB:153:MET:HB2	2.23	0.74
7:AG:3:ARG:HG3	7:AG:4:ARG:H	1.53	0.74
14:AN:40:ARG:HH12	14:AN:44:VAL:HG21	1.51	0.74
21:AU:7:GLU:HB2	21:AU:11:PHE:CE1	2.23	0.74
22:BA:1085:A:H2'	22:BA:1086:A:N3	2.03	0.74
30:BI:79:LEU:HD13	30:BI:135:MET:SD	2.28	0.74
53:CA:754:C:H2'	53:CA:754:C:O2	1.88	0.74
22:DA:216:A:O2'	22:DA:217:A:H8	1.69	0.74
22:DA:1166:G:N2	22:DA:1184:U:H1'	2.01	0.74
22:DA:2142:A:H2'	22:DA:2143:C:H4'	1.68	0.74
22:DA:2390:U:OP2	51:D3:34:LYS:HE2	1.88	0.74
25:DD:137:SER:CB	25:DD:138:LEU:HD22	2.18	0.74
39:DR:39:LEU:CB	39:DR:49:ILE:HD13	2.18	0.74
1:AA:1442:G:H2'	1:AA:1443:C:H6	1.53	0.74
4:AD:37:PRO:HD2	4:AD:41:GLY:HA2	1.70	0.74
14:AN:40:ARG:HH12	14:AN:44:VAL:CG1	2.00	0.74
16:AP:79:ASN:O	16:AP:80:LYS:HB2	1.87	0.74
22:BA:28:A:O2'	22:BA:29:U:H5'	1.88	0.74
24:BC:20:ASN:HD21	24:BC:22:GLU:HG2	1.51	0.74
24:BC:144:GLU:HA	24:BC:151:GLY:HA2	1.69	0.74
25:BD:5:VAL:N	25:BD:32:ASN:HD21	1.83	0.74
26:BE:153:LEU:C	26:BE:153:LEU:HD12	2.08	0.74
31:BJ:44:TYR:O	31:BJ:44:TYR:CD1	2.40	0.74
44:BW:30:VAL:HG22	44:BW:30:VAL:O	1.86	0.74
44:BW:30:VAL:HA	44:BW:60:ALA:HB3	1.69	0.74
52:B4:37:GLN:O	52:B4:37:GLN:HG2	1.86	0.74

Continued on next page...

Continued from previous page...

Atom-1	Atom-2	Interatomic distance (Å)	Clash overlap (Å)
53:CA:1346:A:N1	54:CG:9:ARG:NH2	2.35	0.74
4:CD:58:GLN:O	4:CD:62:ARG:HG2	1.88	0.74
14:CN:52:ARG:HA	14:CN:52:ARG:NE	2.02	0.74
19:CS:54:ARG:HG2	19:CS:55:GLN:H	1.52	0.74
22:DA:206:U:O2'	22:DA:207:A:H5'	1.87	0.74
22:DA:335:C:HO2'	22:DA:336:C:H6	0.75	0.74
22:DA:1027:A:O2'	22:DA:1028:A:C8	2.40	0.74
22:DA:1080:A:O2'	22:DA:1081:U:C6	2.39	0.74
22:DA:2529:G:H4'	28:DG:174:LYS:CD	2.17	0.74
31:DJ:57:LEU:HD11	31:DJ:129:GLU:H	1.51	0.74
1:AA:274:A:O2'	1:AA:275:G:H8	1.68	0.74
2:AB:13:VAL:CG2	2:AB:207:ARG:HH22	2.00	0.74
2:AB:133:ALA:O	2:AB:137:THR:HG23	1.87	0.74
2:AB:149:GLY:O	2:AB:153:MET:HE3	1.88	0.74
4:AD:61:ARG:HH21	4:AD:67:LEU:HD23	1.50	0.74
5:AE:79:THR:HB	5:AE:121:ASN:ND2	2.03	0.74
6:AF:36:ILE:HG22	6:AF:64:VAL:CG2	2.18	0.74
9:AI:44:ARG:HG3	9:AI:45:MET:CE	2.17	0.74
22:BA:1179:G:H3'	22:BA:1180:U:C4'	2.14	0.74
22:BA:1927:A:H2'	22:BA:1928:A:C8	2.23	0.74
22:BA:2334:U:H4'	22:BA:2335:A:OP2	1.87	0.74
30:BI:126:ARG:HA	30:BI:129:GLU:HB2	1.69	0.74
34:BM:54:THR:O	34:BM:56:ALA:N	2.19	0.74
37:BP:51:ASN:O	37:BP:52:ARG:HG2	1.88	0.74
38:BQ:111:LYS:CE	39:BR:50:GLY:HA2	2.18	0.74
53:CA:17:U:H2'	53:CA:18:C:C6	2.23	0.74
53:CA:968:A:N3	53:CA:1062:U:H4'	2.03	0.74
53:CA:1304:G:H1'	53:CA:1333:A:N6	2.03	0.74
53:CA:1361:G:H2'	53:CA:1362:A:H5'	1.70	0.74
22:DA:456:C:O2'	41:DT:73:ARG:HG3	1.87	0.74
22:DA:720:U:H2'	22:DA:721:A:C8	2.23	0.74
22:DA:865:C:H5''	22:DA:866:A:OP1	1.88	0.74
22:DA:1417:C:H4'	22:DA:1587:G:H21	1.50	0.74
22:DA:1919:A:H2'	22:DA:1920:C:H6	1.52	0.74
31:DJ:45:THR:H	31:DJ:46:PRO:HD3	1.53	0.74
40:DS:70:LYS:H	40:DS:70:LYS:HE3	1.52	0.74
2:AB:212:TYR:O	2:AB:216:VAL:HG23	1.87	0.74
6:AF:38:ARG:NH2	6:AF:96:VAL:HG23	2.03	0.74
22:BA:1287:A:OP2	35:BN:103:ARG:HG3	1.88	0.74
22:BA:2508:G:C2'	22:BA:2509:G:O5'	2.36	0.74
53:CA:775:G:C2'	53:CA:776:G:H5'	2.17	0.74

Continued on next page...

Continued from previous page...

Atom-1	Atom-2	Interatomic distance (Å)	Clash overlap (Å)
21:CU:16:ARG:HG3	21:CU:19:LYS:CG	2.07	0.74
22:DA:1439:A:C2	22:DA:1553:A:N7	2.56	0.74
22:DA:2353:G:H1'	44:DW:30:VAL:HG13	1.69	0.74
24:DC:179:GLU:HA	24:DC:269:ARG:O	1.88	0.74
28:DG:72:ASN:O	28:DG:76:ILE:HG12	1.88	0.74
30:DI:5:GLN:OE1	30:DI:59:THR:HG21	1.87	0.74
35:DN:103:ARG:HD3	35:DN:110:MET:SD	2.27	0.74
41:DT:29:THR:HB	41:DT:87:LEU:N	2.03	0.74
13:AM:40:GLU:HG3	13:AM:41:ASP:N	2.03	0.73
22:BA:412:A:O2'	22:BA:413:C:H5'	1.87	0.73
22:BA:947:A:HO2'	22:BA:984:A:H2	1.35	0.73
22:BA:1252:G:N3	38:BQ:32:ARG:HG2	2.03	0.73
22:BA:1654:A:H4'	25:BD:118:PHE:CZ	2.23	0.73
25:BD:38:LYS:O	25:BD:46:ARG:HA	1.88	0.73
27:BF:82:TYR:HD2	27:BF:83:PRO:HD2	1.53	0.73
28:BG:112:VAL:HG23	28:BG:113:ASP:H	1.53	0.73
53:CA:15:G:H2'	53:CA:16:A:C8	2.23	0.73
53:CA:97:G:C6	53:CA:98:A:H1'	2.23	0.73
53:CA:654:G:H2'	53:CA:655:A:H8	1.53	0.73
53:CA:828:U:H2'	53:CA:829:G:O5'	1.88	0.73
54:CG:24:LYS:O	54:CG:28:ILE:HG12	1.88	0.73
55:CM:12:LYS:HB3	55:CM:17:ALA:HB2	1.70	0.73
22:DA:464:U:H1'	22:DA:686:U:H5	1.51	0.73
22:DA:2136:G:H2'	22:DA:2137:U:H5	1.50	0.73
22:DA:2882:A:C5'	35:DN:96:ARG:HD3	2.18	0.73
47:DZ:16:LEU:HD22	47:DZ:16:LEU:N	2.03	0.73
49:D1:8:ILE:HD11	49:D1:52:LYS:HE3	1.70	0.73
1:AA:179:A:C2'	1:AA:180:U:H5'	2.17	0.73
1:AA:598:U:H4'	8:AH:85:TYR:CD1	2.23	0.73
1:AA:1239:A:N6	1:AA:1299:A:N6	2.34	0.73
1:AA:1348:U:O2'	1:AA:1349:A:H5'	1.87	0.73
6:AF:18:VAL:O	6:AF:22:ILE:HD12	1.87	0.73
11:AK:106:ILE:HD13	11:AK:106:ILE:O	1.88	0.73
20:AT:53:MET:HE1	20:AT:57:VAL:HG21	1.68	0.73
24:BC:18:VAL:O	24:BC:18:VAL:HG13	1.88	0.73
28:BG:63:GLN:HA	28:BG:63:GLN:OE1	1.87	0.73
29:BH:14:SER:OG	29:BH:17:ASP:HB2	1.88	0.73
32:BK:61:VAL:CG2	32:BK:87:LEU:HD11	2.18	0.73
33:BL:77:ILE:CD1	33:BL:108:ALA:HB1	2.16	0.73
53:CA:536:C:H2'	53:CA:537:G:H8	1.52	0.73
53:CA:1014:A:H4'	19:CS:13:HIS:HD2	1.50	0.73

Continued on next page...

Continued from previous page...

Atom-1	Atom-2	Interatomic distance (Å)	Clash overlap (Å)
4:CD:115:GLN:HE22	4:CD:153:ARG:HH22	1.36	0.73
22:DA:2056:G:C2	22:DA:2057:G:C8	2.76	0.73
22:DA:2468:A:O2'	22:DA:2469:A:H8	1.71	0.73
22:DA:2626:C:O2'	22:DA:2627:G:H5'	1.87	0.73
13:AM:3:ILE:HA	13:AM:56:ARG:NH1	2.03	0.73
22:BA:855:G:H1'	44:BW:23:LYS:HD3	1.70	0.73
22:BA:2231:U:O2'	22:BA:2232:C:H5'	1.88	0.73
23:BB:89:U:H3'	23:BB:90:C:C5'	2.18	0.73
28:BG:33:THR:C	28:BG:34:ARG:HD3	2.08	0.73
34:BM:8:LYS:HD2	34:BM:8:LYS:N	2.00	0.73
41:BT:29:THR:HA	41:BT:86:THR:CA	2.18	0.73
44:BW:24:ARG:CD	44:BW:25:PHE:N	2.50	0.73
53:CA:90:C:O2'	53:CA:91:U:C6	2.39	0.73
53:CA:91:U:O2'	53:CA:92:U:H6	1.70	0.73
53:CA:663:A:O2'	53:CA:664:G:H5'	1.88	0.73
22:DA:53:A:C2	22:DA:179:C:H4'	2.23	0.73
22:DA:469:G:OP2	26:DE:55:SER:HB3	1.87	0.73
22:DA:1918:A:H4'	22:DA:1919:A:OP1	1.86	0.73
22:DA:2303:G:H5'	58:DF:121:PHE:CE1	2.24	0.73
22:DA:2823:A:C5	22:DA:2824:C:C5	2.75	0.73
26:DE:6:LYS:HE3	26:DE:7:ASP:OD2	1.88	0.73
26:DE:133:LEU:O	26:DE:137:LYS:HB2	1.87	0.73
29:DH:80:ILE:HB	29:DH:101:ASP:HB2	1.66	0.73
35:DN:37:THR:HB	35:DN:40:LYS:HB2	1.71	0.73
1:AA:452:A:H2'	1:AA:453:G:O4'	1.87	0.73
1:AA:1314:C:O2'	1:AA:1315:U:H5'	1.88	0.73
12:AL:43:LYS:HB2	12:AL:44:PRO:HD3	1.70	0.73
22:BA:319:G:C4	22:BA:333:G:N2	2.57	0.73
22:BA:1494:A:H2'	22:BA:1495:A:C8	2.23	0.73
22:BA:1867:G:C2'	22:BA:1868:C:H5'	2.19	0.73
22:BA:2336:A:H61	44:BW:40:ARG:HB3	1.50	0.73
23:BB:49:C:O2'	23:BB:50:A:H5'	1.88	0.73
24:BC:106:PRO:CA	24:BC:141:HIS:HE1	2.00	0.73
25:BD:120:GLY:HA2	25:BD:162:ALA:HB1	1.71	0.73
27:BF:127:TYR:O	27:BF:128:SER:HB2	1.88	0.73
34:BM:13:HIS:O	34:BM:14:LYS:CB	2.35	0.73
37:BP:50:ARG:HD2	37:BP:51:ASN:N	2.02	0.73
39:BR:21:ARG:NH2	39:BR:93:PHE:CE1	2.57	0.73
44:BW:9:THR:HG23	44:BW:10:ARG:CD	2.14	0.73
44:BW:14:ASP:O	44:BW:15:SER:HB2	1.89	0.73
53:CA:410:G:OP1	4:CD:25:ARG:HD2	1.88	0.73

Continued on next page...

Continued from previous page...

Atom-1	Atom-2	Interatomic distance (Å)	Clash overlap (Å)
53:CA:719:C:H3'	53:CA:720:C:C6	2.23	0.73
3:CC:9:ILE:HD12	14:CN:97:LYS:HD3	1.68	0.73
22:DA:2542:A:H4'	22:DA:2543:G:C5'	2.18	0.73
58:DF:147:ARG:HG2	58:DF:149:ARG:HH12	1.51	0.73
37:DP:22:GLY:HA3	37:DP:91:VAL:CG2	2.19	0.73
42:DU:35:VAL:HG12	42:DU:36:GLU:N	2.03	0.73
22:BA:142:A:H2'	22:BA:143:C:C5	2.23	0.73
22:BA:528:A:H5''	31:BJ:116:ARG:NH2	2.02	0.73
22:BA:1056:G:O2'	22:BA:1086:A:H1'	1.88	0.73
22:BA:1941:C:H2'	22:BA:1942:C:C6	2.24	0.73
22:BA:2425:A:H5'	22:BA:2427:C:H5'	1.71	0.73
27:BF:45:ASP:HB3	27:BF:48:LEU:HB2	1.70	0.73
28:BG:8:VAL:CG1	28:BG:49:LEU:HB2	2.10	0.73
29:BH:147:VAL:HG12	29:BH:149:GLU:HG3	1.70	0.73
38:BQ:85:ALA:O	38:BQ:86:SER:C	2.25	0.73
53:CA:961:U:HO2'	53:CA:962:C:H6	0.77	0.73
4:CD:89:LEU:CD2	4:CD:199:ILE:HD11	2.18	0.73
55:CM:78:ARG:HH21	55:CM:79:LEU:CD2	2.01	0.73
22:DA:374:A:H2'	22:DA:375:G:H8	1.51	0.73
22:DA:1821:A:H5'	24:DC:156:SER:OG	1.88	0.73
22:DA:2052:A:O2'	22:DA:2053:G:H5'	1.88	0.73
22:DA:2304:G:N2	22:DA:2312:U:H3	1.83	0.73
24:DC:93:VAL:CG1	24:DC:101:ARG:H	2.00	0.73
32:DK:61:VAL:HG11	32:DK:112:PHE:CE2	2.22	0.73
38:DQ:4:LYS:HE3	38:DQ:7:VAL:HG22	1.70	0.73
39:DR:48:LYS:HD2	39:DR:48:LYS:H	1.53	0.73
1:AA:731:G:OP1	1:AA:766:A:H1'	1.87	0.73
1:AA:1468:A:H2'	1:AA:1469:C:H5''	1.70	0.73
3:AC:156:LEU:H	3:AC:156:LEU:CD1	2.02	0.73
5:AE:156:ARG:O	5:AE:158:LYS:N	2.22	0.73
7:AG:119:LEU:CD2	7:AG:123:LEU:HD23	2.18	0.73
11:AK:124:LYS:HE2	11:AK:124:LYS:C	2.09	0.73
22:BA:946:C:O2'	22:BA:947:A:C5'	2.36	0.73
26:BE:119:ILE:HD11	26:BE:187:VAL:HG22	1.70	0.73
33:BL:111:ILE:HD12	33:BL:128:THR:HG21	1.70	0.73
44:BW:17:ALA:O	44:BW:18:LYS:HB3	1.88	0.73
44:BW:47:GLY:C	44:BW:49:ASN:H	1.91	0.73
53:CA:120:A:O2'	53:CA:121:U:H5''	1.89	0.73
53:CA:252:U:H2'	53:CA:253:A:C8	2.23	0.73
53:CA:987:G:N3	53:CA:988:G:N7	2.37	0.73
4:CD:121:ALA:O	4:CD:145:ARG:HB2	1.88	0.73

Continued on next page...

Continued from previous page...

Atom-1	Atom-2	Interatomic distance (Å)	Clash overlap (Å)
54:CG:134:VAL:HB	54:CG:137:ARG:NH2	2.02	0.73
22:DA:638:G:H2'	22:DA:639:U:C6	2.23	0.73
22:DA:1537:G:H2'	22:DA:1538:G:C4'	2.13	0.73
22:DA:1965:C:C3'	22:DA:1966:A:H5''	2.17	0.73
22:DA:1965:C:C5'	22:DA:1966:A:H5''	2.18	0.73
32:DK:108:ARG:HA	32:DK:116:ILE:HD13	1.70	0.73
35:DN:22:ARG:HG3	35:DN:70:THR:HA	1.71	0.73
1:AA:707:U:OP1	11:AK:86:LYS:HE3	1.88	0.73
2:AB:32:GLY:HA3	2:AB:39:ILE:HG12	1.69	0.73
2:AB:42:LEU:HG	2:AB:43:GLU:N	2.03	0.73
4:AD:121:ALA:C	4:AD:122:ILE:HD13	2.08	0.73
10:AJ:57:VAL:HG22	10:AJ:58:ASN:N	2.03	0.73
11:AK:13:LYS:O	11:AK:14:GLN:HB3	1.89	0.73
32:BK:19:VAL:HG22	32:BK:41:ILE:CG1	2.19	0.73
55:CM:64:VAL:HG12	55:CM:65:GLU:N	2.01	0.73
22:DA:797:G:OP1	26:DE:57:LYS:HG2	1.88	0.73
22:DA:1288:G:C8	22:DA:1327:A:N6	2.56	0.73
22:DA:1698:A:H1'	22:DA:1700:A:OP2	1.89	0.73
22:DA:1830:C:H5'	24:DC:14:HIS:HE1	1.53	0.73
22:DA:2214:C:H2'	22:DA:2215:C:C6	2.22	0.73
22:DA:2614:A:H4'	22:DA:2615:U:OP1	1.88	0.73
24:DC:159:THR:O	24:DC:194:VAL:HG12	1.88	0.73
1:AA:797:C:OP2	11:AK:125:LYS:HG3	1.88	0.73
16:AP:48:GLU:HG3	16:AP:49:GLY:N	2.04	0.73
22:BA:201:C:H2'	22:BA:202:U:H5'	1.71	0.73
22:BA:1321:A:H2'	22:BA:1322:A:C8	2.23	0.73
22:BA:1913:A:OP1	22:BA:1913:A:H4'	1.88	0.73
22:BA:2287:A:C2	22:BA:2289:G:C6	2.77	0.73
22:BA:2321:U:H6	22:BA:2321:U:H5''	1.53	0.73
25:BD:150:GLN:O	25:BD:150:GLN:HG3	1.88	0.73
41:BT:73:ARG:HB3	41:BT:73:ARG:CZ	2.18	0.73
46:BY:9:LYS:CB	46:BY:12:GLU:HG3	2.18	0.73
53:CA:369:G:O2'	53:CA:370:C:H5'	1.89	0.73
4:CD:2:ARG:NE	4:CD:114:ARG:HD2	2.03	0.73
56:CP:20:VAL:HA	56:CP:36:VAL:HG12	1.71	0.73
22:DA:602:A:H4'	22:DA:604:G:O3'	1.87	0.73
22:DA:740:C:H5''	22:DA:1784:A:H3'	1.69	0.73
22:DA:1049:C:O2	22:DA:1113:U:H4'	1.88	0.73
22:DA:1590:A:H2'	22:DA:1591:A:H8	1.53	0.73
22:DA:2136:G:C2'	22:DA:2137:U:C6	2.71	0.73
31:DJ:13:ARG:HG2	31:DJ:51:GLY:O	1.88	0.73

Continued on next page...

Continued from previous page...

Atom-1	Atom-2	Interatomic distance (Å)	Clash overlap (Å)
35:DN:75:ILE:HD12	35:DN:79:LEU:HD12	1.69	0.73
44:DW:18:LYS:H	44:DW:36:ILE:CG1	2.02	0.73
22:BA:1919:A:O2'	22:BA:1920:C:H5'	1.88	0.73
24:BC:255:LYS:O	24:BC:257:ARG:N	2.18	0.73
26:BE:46:GLN:HG3	26:BE:87:ALA:H	1.53	0.73
27:BF:9:ASP:O	27:BF:10:GLU:HB2	1.87	0.73
47:BZ:12:ALA:HA	47:BZ:15:ARG:HD3	1.70	0.73
53:CA:821:G:H2'	53:CA:822:U:C6	2.23	0.73
53:CA:994:A:N3	53:CA:995:C:C6	2.57	0.73
53:CA:1190:G:O2'	53:CA:1191:A:P	2.46	0.73
56:CP:71:VAL:O	56:CP:74:LEU:HB2	1.88	0.73
22:DA:118:A:H1'	22:DA:178:G:O4'	1.89	0.73
22:DA:412:A:O2'	22:DA:413:C:C5'	2.35	0.73
22:DA:590:A:H2'	22:DA:591:U:H6	1.52	0.73
29:DH:41:LYS:HA	29:DH:44:ILE:CG1	2.18	0.73
32:DK:87:LEU:HD12	32:DK:92:GLU:CA	2.17	0.73
9:AI:9:GLY:HA2	9:AI:80:HIS:HD2	1.53	0.73
10:AJ:32:THR:HG23	10:AJ:33:GLY:H	1.53	0.73
22:BA:242:G:OP2	51:B3:2:LYS:HE2	1.88	0.73
22:BA:271:G:O2'	22:BA:272:A:H5''	1.88	0.73
22:BA:1315:C:O2'	22:BA:1316:U:H5'	1.89	0.73
22:BA:2210:U:C2	22:BA:2212:A:N7	2.56	0.73
27:BF:35:LEU:HB3	27:BF:153:ILE:HG23	1.69	0.73
30:BI:33:ASN:HD22	30:BI:64:ARG:NH2	1.85	0.73
32:BK:43:ILE:N	32:BK:43:ILE:HD13	2.04	0.73
37:BP:21:PRO:HA	37:BP:46:VAL:HG11	1.70	0.73
40:BS:48:LYS:O	40:BS:52:GLU:HG3	1.87	0.73
41:BT:32:LEU:O	41:BT:34:VAL:HG13	1.89	0.73
44:BW:24:ARG:CD	44:BW:65:LYS:HE2	2.19	0.73
53:CA:162:A:H2'	53:CA:163:C:O4'	1.88	0.73
53:CA:1168:U:O2	53:CA:1168:U:C2'	2.35	0.73
3:CC:137:VAL:O	3:CC:140:ALA:HB3	1.89	0.73
6:CF:2:ARG:NH2	6:CF:91:ARG:HB2	2.04	0.73
12:CL:89:LEU:HB3	12:CL:92:VAL:HG21	1.68	0.73
21:CU:38:GLU:HA	21:CU:41:THR:OG1	1.88	0.73
22:DA:999:U:C2'	22:DA:1000:A:H5'	2.18	0.73
22:DA:1021:A:C2'	22:DA:1022:G:H4'	2.18	0.73
35:DN:32:GLU:OE1	35:DN:115:LEU:HD12	1.88	0.73
40:DS:71:VAL:O	40:DS:71:VAL:HG13	1.89	0.73
46:DY:19:LEU:HA	46:DY:22:LEU:HB2	1.71	0.73
1:AA:1240:U:H3'	1:AA:1241:G:C5'	2.19	0.72

Continued on next page...

Continued from previous page...

Atom-1	Atom-2	Interatomic distance (Å)	Clash overlap (Å)
5:AE:155:LYS:HA	5:AE:158:LYS:HZ3	1.54	0.72
11:AK:52:ARG:HD2	11:AK:56:LYS:HD3	1.69	0.72
16:AP:48:GLU:HG3	16:AP:49:GLY:H	1.54	0.72
22:BA:2291:U:H2'	22:BA:2292:U:C6	2.23	0.72
22:BA:2438:U:O2'	22:BA:2439:A:H5''	1.89	0.72
24:BC:16:VAL:HB	24:BC:203:VAL:HB	1.70	0.72
28:BG:10:VAL:O	28:BG:10:VAL:HG23	1.88	0.72
31:BJ:84:ILE:O	31:BJ:84:ILE:HG13	1.89	0.72
32:BK:7:MET:C	32:BK:8:LEU:HD23	2.08	0.72
53:CA:116:A:O2'	53:CA:117:G:H5'	1.89	0.72
53:CA:537:G:H2'	53:CA:538:G:C8	2.23	0.72
53:CA:643:C:O2'	53:CA:644:U:H5'	1.89	0.72
53:CA:1046:A:H2'	53:CA:1047:G:O5'	1.89	0.72
53:CA:1183:U:C3'	53:CA:1184:G:H5''	2.15	0.72
3:CC:148:ILE:CD1	3:CC:201:ILE:HG12	2.19	0.72
4:CD:156:ALA:O	4:CD:160:LEU:HD23	1.88	0.72
10:CJ:5:ARG:C	10:CJ:6:ILE:HD12	2.10	0.72
22:DA:108:G:H2'	22:DA:109:C:C6	2.24	0.72
22:DA:527:C:H2'	22:DA:527:C:O2	1.87	0.72
22:DA:589:U:HO2'	22:DA:590:A:H5'	1.52	0.72
22:DA:1325:U:H4'	22:DA:1326:U:OP1	1.89	0.72
24:DC:62:ARG:HH21	24:DC:62:ARG:CG	2.01	0.72
30:DI:104:GLN:HA	30:DI:107:GLU:CB	2.18	0.72
33:DL:110:VAL:HB	33:DL:127:VAL:HA	1.71	0.72
34:DM:66:ARG:CZ	34:DM:101:VAL:HG11	2.19	0.72
35:DN:24:MET:HG2	35:DN:44:LEU:HD22	1.70	0.72
42:DU:73:ASN:HB3	42:DU:95:PHE:HE2	1.53	0.72
2:AB:116:LEU:CD1	2:AB:140:LEU:HD11	2.19	0.72
3:AC:54:ILE:C	3:AC:54:ILE:HD12	2.09	0.72
3:AC:139:ASN:HA	3:AC:142:ARG:HB2	1.72	0.72
9:AI:50:PRO:HG3	9:AI:82:ILE:HD12	1.71	0.72
22:BA:186:G:H2'	22:BA:187:G:H8	1.54	0.72
22:BA:729:G:N3	22:BA:729:G:H2'	2.03	0.72
22:BA:1190:G:OP1	33:BL:32:GLY:HA2	1.89	0.72
35:BN:117:ASP:O	35:BN:118:ARG:HB2	1.88	0.72
50:B2:24:THR:HG23	50:B2:27:GLY:H	1.52	0.72
53:CA:321:A:C1'	53:CA:1435:G:O2'	2.37	0.72
53:CA:1299:A:O2'	53:CA:1300:G:H4'	1.88	0.72
3:CC:36:PHE:HE1	14:CN:91:GLU:HB3	1.54	0.72
54:CG:12:LEU:HD22	54:CG:13:PRO:O	1.90	0.72
22:DA:828:U:C5	22:DA:829:A:N6	2.57	0.72

Continued on next page...

Continued from previous page...

Atom-1	Atom-2	Interatomic distance (Å)	Clash overlap (Å)
22:DA:1722:A:N6	22:DA:1738:G:H1'	2.04	0.72
22:DA:1734:G:C2'	22:DA:1735:A:H8	2.01	0.72
22:DA:2267:A:N6	22:DA:2272:U:N3	2.27	0.72
22:DA:2286:G:H4'	22:DA:2287:A:C1'	2.19	0.72
22:DA:2296:U:H5	36:DO:9:ARG:HH22	1.35	0.72
33:DL:20:GLY:HA2	33:DL:28:GLY:HA2	1.69	0.72
34:DM:40:ARG:HB2	34:DM:93:VAL:HG21	1.71	0.72
42:DU:81:ARG:HD2	42:DU:81:ARG:H	1.53	0.72
22:BA:979:A:H2'	22:BA:982:C:H42	1.52	0.72
22:BA:1682:G:C8	22:BA:1757:A:C2	2.76	0.72
35:BN:116:VAL:HG22	35:BN:116:VAL:O	1.88	0.72
37:BP:33:GLU:HG3	37:BP:34:GLY:H	1.54	0.72
43:BV:80:HIS:CD2	43:BV:83:LYS:H	2.06	0.72
52:B4:9:LYS:C	52:B4:10:LEU:HD23	2.09	0.72
53:CA:60:A:H4'	53:CA:61:G:O5'	1.87	0.72
53:CA:802:A:C2'	53:CA:803:G:H5'	2.19	0.72
53:CA:825:A:H2'	53:CA:826:C:H6	1.54	0.72
53:CA:1053:G:O6	53:CA:1199:U:H2'	1.89	0.72
53:CA:1455:G:H2'	53:CA:1456:A:C8	2.24	0.72
53:CA:1526:G:OP1	21:CU:38:GLU:HG3	1.88	0.72
22:DA:226:A:C2	22:DA:230:G:O6	2.42	0.72
22:DA:242:G:H8	51:D3:3:ILE:O	1.72	0.72
22:DA:374:A:H2'	22:DA:375:G:C8	2.25	0.72
22:DA:1817:G:O2'	22:DA:1818:U:C5'	2.36	0.72
44:DW:39:GLN:HE22	44:DW:58:LEU:HD23	1.51	0.72
49:D1:16:THR:CG2	49:D1:42:VAL:HG23	2.19	0.72
1:AA:1349:A:H2'	1:AA:1350:A:C8	2.23	0.72
4:AD:160:LEU:H	4:AD:160:LEU:HD13	1.53	0.72
11:AK:66:ALA:HB1	11:AK:99:LEU:HD13	1.70	0.72
12:AL:43:LYS:HZ2	12:AL:44:PRO:HD2	1.53	0.72
15:AO:57:ARG:HH11	15:AO:57:ARG:HB3	1.53	0.72
20:AT:66:ILE:HD11	20:AT:70:LYS:HE3	1.71	0.72
22:BA:693:A:H2'	22:BA:694:U:O4'	1.88	0.72
22:BA:936:A:H2'	22:BA:937:C:H6	1.53	0.72
22:BA:942:G:C2'	22:BA:943:A:H5'	2.17	0.72
22:BA:2148:G:H2'	22:BA:2149:U:O4'	1.90	0.72
24:BC:158:GLY:N	24:BC:194:VAL:HG13	2.02	0.72
28:BG:97:VAL:HG22	28:BG:102:ILE:HG12	1.69	0.72
53:CA:438:U:H2'	53:CA:494:G:O6	1.89	0.72
53:CA:642:A:O2'	53:CA:643:C:C6	2.41	0.72
53:CA:704:A:H2'	53:CA:705:G:H8	1.55	0.72

Continued on next page...

Continued from previous page...

Atom-1	Atom-2	Interatomic distance (Å)	Clash overlap (Å)
53:CA:808:C:OP1	15:CO:47:LYS:HE2	1.88	0.72
53:CA:982:U:H1'	53:CA:983:A:C8	2.24	0.72
53:CA:1316:G:N2	53:CA:1318:A:H3'	2.04	0.72
2:CB:79:VAL:HA	2:CB:213:LEU:CD2	2.15	0.72
3:CC:14:VAL:HG12	3:CC:14:VAL:O	1.86	0.72
11:CK:121:ARG:NH2	21:CU:35:GLU:HB2	2.05	0.72
22:DA:1309:G:H4'	50:D2:7:PRO:HB2	1.71	0.72
22:DA:1847:A:O2'	22:DA:1848:A:C8	2.42	0.72
22:DA:2201:G:H2'	22:DA:2202:U:H6	1.53	0.72
22:DA:2259:U:O2'	22:DA:2260:C:C6	2.43	0.72
22:DA:2275:C:O2'	34:DM:84:LYS:HA	1.89	0.72
26:DE:29:HIS:HB2	33:DL:6:LEU:HD21	1.70	0.72
26:DE:58:LYS:HB3	26:DE:60:TRP:HE1	1.54	0.72
33:DL:79:LEU:HB3	33:DL:114:GLY:H	1.54	0.72
43:DV:59:GLU:HG2	43:DV:60:VAL:H	1.51	0.72
1:AA:1356:G:H2'	1:AA:1357:A:H8	1.54	0.72
6:AF:42:TRP:CZ2	6:AF:61:LEU:HD22	2.24	0.72
12:AL:113:ARG:HB3	12:AL:118:VAL:HB	1.72	0.72
16:AP:28:ARG:HE	16:AP:29:ASN:ND2	1.84	0.72
22:BA:417:C:H2'	22:BA:418:C:H6	1.54	0.72
22:BA:1105:U:H2'	22:BA:1106:G:H8	1.53	0.72
22:BA:1964:G:H4'	22:BA:1965:C:OP2	1.88	0.72
22:BA:2336:A:N6	44:BW:40:ARG:HD2	2.04	0.72
24:BC:203:VAL:O	24:BC:204:LEU:HB2	1.87	0.72
45:BX:5:GLN:HE21	45:BX:49:ARG:H	1.37	0.72
53:CA:282:A:H2'	53:CA:283:U:H6	1.53	0.72
53:CA:491:G:C2'	53:CA:492:C:H5'	2.19	0.72
53:CA:961:U:OP1	53:CA:961:U:H3'	1.88	0.72
24:DC:64:VAL:HG11	24:DC:66:PHE:CZ	2.23	0.72
29:DH:57:LYS:O	29:DH:57:LYS:HD2	1.89	0.72
40:DS:9:HIS:H	40:DS:102:HIS:CE1	2.07	0.72
44:DW:37:VAL:HG12	44:DW:55:ASP:CB	2.10	0.72
51:D3:32:LEU:HA	51:D3:35:LYS:CG	2.20	0.72
1:AA:92:U:H2'	1:AA:93:U:C6	2.23	0.72
1:AA:363:A:OP1	12:AL:57:THR:HG21	1.89	0.72
1:AA:375:U:H4'	16:AP:17:TYR:CE2	2.25	0.72
1:AA:633:G:H2'	1:AA:634:C:H6	1.55	0.72
13:AM:89:ARG:HD2	13:AM:95:PRO:O	1.89	0.72
22:BA:1813:G:N3	24:BC:49:THR:CG2	2.53	0.72
22:BA:2065:C:H1'	22:BA:2449:U:H3	1.55	0.72
33:BL:29:LYS:HG2	33:BL:30:THR:CG2	2.18	0.72

Continued on next page...

Continued from previous page...

Atom-1	Atom-2	Interatomic distance (Å)	Clash overlap (Å)
33:BL:110:VAL:HG11	33:BL:131:ALA:HB1	1.71	0.72
41:BT:28:ASN:CA	41:BT:91:GLN:HE22	2.01	0.72
44:BW:67:LYS:O	44:BW:68:PHE:HB2	1.90	0.72
48:B0:9:ARG:HH21	48:B0:9:ARG:CG	2.01	0.72
53:CA:814:A:H5'	53:CA:1511:G:H4'	1.71	0.72
53:CA:1146:A:O2'	53:CA:1147:C:H5'	1.90	0.72
2:CB:59:ILE:HA	2:CB:62:ARG:HD3	1.71	0.72
54:CG:16:LYS:HE2	9:CI:45:MET:SD	2.29	0.72
55:CM:32:ILE:HD13	55:CM:32:ILE:O	1.89	0.72
22:DA:128:C:H6	22:DA:128:C:H5''	1.53	0.72
22:DA:217:A:C2'	22:DA:218:A:C8	2.70	0.72
22:DA:445:C:H2'	22:DA:446:G:C8	2.23	0.72
22:DA:1307:A:C2'	22:DA:1308:A:H5'	2.19	0.72
22:DA:1413:A:H2'	22:DA:1414:C:C6	2.24	0.72
22:DA:1586:A:H2'	22:DA:1587:G:H8	1.54	0.72
22:DA:1789:A:H5''	24:DC:218:THR:O	1.90	0.72
22:DA:1965:C:H6	22:DA:1965:C:H5''	1.53	0.72
22:DA:2232:C:P	45:DX:26:ARG:HH12	2.13	0.72
29:DH:84:ALA:HB3	29:DH:148:ALA:CA	2.20	0.72
34:DM:27:SER:N	34:DM:66:ARG:NH2	2.32	0.72
1:AA:61:G:H2'	1:AA:62:U:C6	2.25	0.72
1:AA:80:A:C2	1:AA:81:A:H1'	2.24	0.72
1:AA:853:C:C2'	1:AA:854:U:H5'	2.19	0.72
22:BA:1746:A:H2'	22:BA:1747:U:C6	2.25	0.72
24:BC:106:PRO:CA	24:BC:141:HIS:CE1	2.73	0.72
28:BG:117:PRO:HD2	28:BG:120:ILE:HG21	1.71	0.72
45:BX:34:SER:CA	45:BX:49:ARG:HA	2.19	0.72
53:CA:58:C:O2'	53:CA:59:A:H5'	1.90	0.72
2:CB:89:PHE:CE2	2:CB:152:ASP:HB2	2.20	0.72
3:CC:39:ARG:HG2	3:CC:54:ILE:HD13	1.71	0.72
10:CJ:42:LEU:HB3	10:CJ:43:PRO:HD2	1.70	0.72
11:CK:74:LYS:HG3	11:CK:78:ILE:CD1	2.20	0.72
20:CT:26:MET:HE1	20:CT:30:PHE:HD1	1.55	0.72
22:DA:716:A:C2'	22:DA:717:C:H5''	2.20	0.72
22:DA:976:G:HO2'	22:DA:977:G:H8	1.37	0.72
22:DA:1011:G:O2'	22:DA:1013:C:H5''	1.90	0.72
22:DA:1153:C:H2'	22:DA:1154:G:C8	2.25	0.72
22:DA:1231:U:H2'	22:DA:1232:G:H8	1.51	0.72
22:DA:1827:U:C4'	22:DA:1970:A:O2'	2.38	0.72
22:DA:2210:U:C4'	22:DA:2211:A:H5'	2.20	0.72
22:DA:2720:U:H5''	37:DP:52:ARG:HH21	1.52	0.72

Continued on next page...

Continued from previous page...

Atom-1	Atom-2	Interatomic distance (Å)	Clash overlap (Å)
24:DC:94:LEU:HB2	24:DC:100:ARG:HD2	1.71	0.72
25:DD:107:VAL:HG21	25:DD:177:VAL:CG1	2.20	0.72
25:DD:149:ASN:O	25:DD:152:PRO:HD2	1.88	0.72
22:BA:2327:A:H2'	22:BA:2328:A:C8	2.24	0.72
27:BF:129:MET:HE2	27:BF:153:ILE:HD11	1.72	0.72
29:BH:44:ILE:O	29:BH:48:GLU:HB2	1.88	0.72
33:BL:74:THR:CG2	33:BL:107:PHE:HB2	2.19	0.72
43:BV:80:HIS:CD2	43:BV:83:LYS:N	2.57	0.72
44:BW:18:LYS:HA	44:BW:36:ILE:CG1	2.15	0.72
53:CA:523:A:H61	12:CL:49:ARG:HH12	1.35	0.72
53:CA:668:G:O2'	53:CA:669:G:H5'	1.89	0.72
53:CA:1305:G:H22	53:CA:1331:G:H2'	1.55	0.72
2:CB:168:GLU:O	2:CB:172:ILE:HG12	1.90	0.72
3:CC:120:THR:HG22	3:CC:120:THR:O	1.90	0.72
22:DA:181:A:C2	22:DA:434:U:H1'	2.22	0.72
22:DA:225:C:H2'	22:DA:226:A:O4'	1.90	0.72
22:DA:616:A:H4'	26:DE:101:TYR:CZ	2.25	0.72
22:DA:876:C:O2	22:DA:876:C:C5'	2.38	0.72
22:DA:1308:A:H2'	22:DA:1309:G:O4'	1.90	0.72
22:DA:1455:G:O2'	22:DA:1456:G:H8	1.73	0.72
22:DA:1716:U:O2'	22:DA:1717:A:H5'	1.88	0.72
30:DI:96:LYS:HE2	30:DI:138:VAL:HG11	1.71	0.72
5:AE:149:PRO:O	5:AE:152:VAL:HG22	1.90	0.72
11:AK:124:LYS:NZ	21:AU:33:ARG:NH2	2.38	0.72
22:BA:1510:G:H2'	22:BA:1511:G:C8	2.23	0.72
30:BI:33:ASN:HD22	30:BI:64:ARG:HH22	1.36	0.72
38:BQ:111:LYS:NZ	39:BR:50:GLY:HA2	2.05	0.72
45:BX:67:LEU:HD13	45:BX:77:TYR:CE1	2.25	0.72
53:CA:157:U:C2'	53:CA:158:G:H5'	2.19	0.72
53:CA:1046:A:N1	53:CA:1213:A:N1	2.38	0.72
53:CA:1071:C:H5''	5:CE:53:ARG:HD2	1.71	0.72
53:CA:1370:G:H5''	9:CI:110:VAL:HG21	1.72	0.72
4:CD:115:GLN:NE2	4:CD:153:ARG:NH2	2.37	0.72
9:CI:18:VAL:HG11	9:CI:82:ILE:HA	1.71	0.72
56:CP:75:ILE:CG2	56:CP:80:LYS:HD2	2.20	0.72
22:DA:475:C:H2'	22:DA:476:G:C8	2.25	0.72
22:DA:538:A:H5''	31:DJ:7:LYS:NZ	2.04	0.72
22:DA:674:G:O3'	26:DE:60:TRP:HH2	1.72	0.72
22:DA:1071:G:O2'	22:DA:1072:C:H5'	1.88	0.72
57:DB:44:G:H3'	58:DF:91:ARG:NE	2.05	0.72
34:DM:119:LEU:O	34:DM:119:LEU:HD23	1.89	0.72

Continued on next page...

Continued from previous page...

Atom-1	Atom-2	Interatomic distance (Å)	Clash overlap (Å)
37:DP:28:LYS:HG2	37:DP:39:LEU:HD23	1.72	0.72
1:AA:914:A:H2'	1:AA:915:A:H8	1.52	0.72
22:BA:39:G:H2'	22:BA:40:U:C6	2.25	0.72
22:BA:100:U:H4'	22:BA:101:A:O5'	1.90	0.72
22:BA:303:G:H2'	22:BA:304:U:C6	2.24	0.72
22:BA:747:U:O2	22:BA:2014:A:H1'	1.90	0.72
22:BA:1063:G:H2'	22:BA:1064:C:C6	2.25	0.72
22:BA:1676:A:H2	22:BA:1993:U:H5'	1.53	0.72
22:BA:1815:A:H1'	22:BA:1817:G:C8	2.24	0.72
22:BA:2391:G:O2'	22:BA:2424:C:N4	2.22	0.72
23:BB:45:A:H2'	23:BB:46:A:C8	2.25	0.72
23:BB:90:C:H5''	23:BB:90:C:C6	2.18	0.72
28:BG:73:SER:CA	28:BG:76:ILE:HG22	2.17	0.72
29:BH:130:VAL:HG23	29:BH:131:SER:H	1.55	0.72
38:BQ:111:LYS:HE2	39:BR:50:GLY:HA2	1.71	0.72
41:BT:4:GLU:OE1	41:BT:6:ARG:HG3	1.89	0.72
46:BY:9:LYS:HB3	46:BY:12:GLU:CG	2.19	0.72
6:CF:25:TYR:O	6:CF:29:ILE:HD13	1.89	0.72
9:CI:35:GLU:HA	9:CI:39:GLY:HA3	1.71	0.72
10:CJ:84:VAL:CG2	10:CJ:85:ASP:H	1.92	0.72
12:CL:6:LEU:HA	12:CL:9:LYS:O	1.89	0.72
12:CL:72:ASN:HD22	12:CL:72:ASN:H	1.35	0.72
21:CU:33:ARG:HH12	21:CU:34:ARG:HD3	1.55	0.72
22:DA:1277:G:H5'	35:DN:20:MET:HE1	1.70	0.72
22:DA:1935:G:H1	22:DA:1962:C:H2'	1.54	0.72
22:DA:2054:A:C2	22:DA:2616:C:N3	2.58	0.72
22:DA:2147:A:OP1	22:DA:2147:A:H4'	1.89	0.72
57:DB:52:A:N6	36:DO:33:ARG:HE	1.88	0.72
31:DJ:56:VAL:CG2	31:DJ:124:VAL:HG23	2.19	0.72
31:DJ:64:VAL:CG2	31:DJ:68:LYS:HG3	2.19	0.72
35:DN:63:ARG:O	35:DN:67:PHE:HB2	1.90	0.72
1:AA:128:G:O2'	1:AA:129:A:H5'	1.90	0.71
1:AA:372:C:H4'	1:AA:373:A:OP1	1.88	0.71
22:BA:533:G:H2'	22:BA:534:U:C6	2.25	0.71
22:BA:2429:G:OP1	62:BA:3692:HOH:O	2.08	0.71
22:BA:2466:C:H5'	52:B4:5:ALA:HB3	1.71	0.71
25:BD:45:TYR:N	25:BD:45:TYR:CD1	2.49	0.71
26:BE:95:LYS:O	26:BE:96:VAL:HB	1.89	0.71
29:BH:27:ARG:NH1	29:BH:38:PRO:HG3	2.04	0.71
36:BO:75:GLY:HA2	36:BO:106:LEU:CD1	2.19	0.71
45:BX:39:VAL:HG21	45:BX:42:GLU:HB2	1.71	0.71

Continued on next page...

Continued from previous page...

Atom-1	Atom-2	Interatomic distance (Å)	Clash overlap (Å)
51:B3:21:PHE:HB2	51:B3:49:VAL:HG11	1.70	0.71
53:CA:456:A:H2'	53:CA:457:G:C8	2.25	0.71
53:CA:1264:U:H2'	53:CA:1265:C:H6	1.55	0.71
22:DA:526:A:C6	22:DA:2626:C:H4'	2.24	0.71
22:DA:1783:A:H5'	22:DA:2608:G:H4'	1.72	0.71
22:DA:2056:G:N2	48:D0:1:ALA:N	2.38	0.71
22:DA:2210:U:H4'	22:DA:2211:A:H5'	1.68	0.71
37:DP:83:ILE:HD13	37:DP:83:ILE:O	1.89	0.71
38:DQ:74:SER:O	38:DQ:78:PHE:HB2	1.90	0.71
44:DW:67:LYS:HB3	44:DW:80:SER:HB2	1.72	0.71
1:AA:430:A:OP1	4:AD:8:LEU:HB2	1.90	0.71
1:AA:1094:G:HO2'	1:AA:1095:U:P	2.13	0.71
1:AA:1239:A:H4'	1:AA:1240:U:H5'	1.72	0.71
2:AB:15:PHE:O	2:AB:40:ILE:HG12	1.89	0.71
2:AB:108:GLN:O	2:AB:110:ILE:CA	2.38	0.71
7:AG:112:ASP:HB2	7:AG:118:ARG:HG2	1.70	0.71
22:BA:817:C:C2'	22:BA:818:G:H5'	2.19	0.71
22:BA:1071:G:H1'	22:BA:1089:A:C8	2.25	0.71
22:BA:1321:A:H2'	22:BA:1322:A:H8	1.55	0.71
27:BF:151:LEU:HD12	27:BF:151:LEU:C	2.09	0.71
35:BN:79:LEU:O	35:BN:80:PHE:HB2	1.90	0.71
41:BT:14:PRO:HA	41:BT:32:LEU:HB3	1.70	0.71
53:CA:213:G:H2'	53:CA:214:C:C6	2.24	0.71
53:CA:328:C:H2'	53:CA:328:C:O2	1.88	0.71
53:CA:464:U:O4	53:CA:466:A:H4'	1.89	0.71
53:CA:538:G:H5''	12:CL:110:LYS:HB2	1.72	0.71
53:CA:987:G:C2	53:CA:988:G:C5	2.78	0.71
2:CB:160:LEU:CD1	2:CB:180:ILE:HG21	2.20	0.71
3:CC:148:ILE:HD13	3:CC:201:ILE:CG1	2.19	0.71
55:CM:77:LYS:HA	55:CM:80:MET:HE2	1.71	0.71
55:CM:106:ARG:HA	55:CM:110:GLY:O	1.91	0.71
22:DA:1662:U:C2'	22:DA:1663:G:H5''	2.18	0.71
22:DA:2752:C:H2'	22:DA:2753:A:H8	1.53	0.71
41:DT:45:ALA:HA	41:DT:48:GLN:CG	2.20	0.71
43:DV:72:VAL:HA	43:DV:92:VAL:O	1.89	0.71
43:DV:80:HIS:CD2	43:DV:83:LYS:H	2.07	0.71
46:DY:1:MET:H1	46:DY:1:MET:CE	2.02	0.71
46:DY:57:LEU:HD13	46:DY:57:LEU:O	1.90	0.71
50:D2:5:PHE:HZ	50:D2:12:ARG:HH11	1.38	0.71
1:AA:204:G:C1'	1:AA:465:A:C2	2.73	0.71
1:AA:1055:A:H1'	3:AC:155:ARG:HH21	1.55	0.71

Continued on next page...

Continued from previous page...

Atom-1	Atom-2	Interatomic distance (Å)	Clash overlap (Å)
3:AC:32:LEU:HD21	14:AN:92:ILE:HG12	1.71	0.71
4:AD:16:THR:HG22	4:AD:17:ASP:N	2.04	0.71
15:AO:9:LYS:O	15:AO:13:GLU:HG3	1.91	0.71
20:AT:77:ASN:HD22	20:AT:78:LEU:H	1.38	0.71
22:BA:141:G:N1	41:BT:2:ILE:HG23	2.06	0.71
22:BA:726:G:O2'	22:BA:727:A:P	2.47	0.71
22:BA:2496:C:OP1	34:BM:82:MET:HB2	1.91	0.71
24:BC:170:TYR:CD2	24:BC:184:GLU:HA	2.24	0.71
34:BM:5:LYS:NZ	34:BM:5:LYS:HB3	2.05	0.71
39:BR:24:LYS:HA	39:BR:94:THR:HG23	1.71	0.71
42:BU:85:ARG:HA	42:BU:91:LYS:O	1.89	0.71
53:CA:173:U:H5'	53:CA:174:A:OP2	1.90	0.71
53:CA:505:G:H2'	53:CA:506:G:H8	1.55	0.71
53:CA:508:U:H4'	53:CA:509:A:OP1	1.89	0.71
53:CA:748:G:H2'	53:CA:749:A:H8	1.54	0.71
53:CA:1127:G:O2'	53:CA:1128:C:C5'	2.38	0.71
53:CA:1450:U:H4'	53:CA:1451:U:H5	1.52	0.71
4:CD:29:THR:C	4:CD:30:LYS:HD3	2.09	0.71
4:CD:55:ARG:HA	4:CD:55:ARG:NH1	2.03	0.71
14:CN:1:ALA:HA	14:CN:67:GLY:O	1.89	0.71
20:CT:54:GLN:N	20:CT:55:PRO:HD2	2.06	0.71
22:DA:30:G:OP1	38:DQ:4:LYS:HG3	1.90	0.71
22:DA:33:C:O2'	22:DA:34:U:C5'	2.36	0.71
22:DA:67:U:H2'	22:DA:68:G:H8	1.55	0.71
22:DA:668:A:H2'	22:DA:670:A:N6	2.00	0.71
22:DA:782:A:N7	24:DC:219:VAL:HG21	2.05	0.71
22:DA:960:A:H2'	22:DA:962:G:H5'	1.69	0.71
22:DA:1181:U:H2'	22:DA:1182:G:C8	2.23	0.71
26:DE:129:PRO:HD3	26:DE:156:ASN:OD1	1.90	0.71
33:DL:79:LEU:HD22	33:DL:115:GLU:O	1.90	0.71
34:DM:41:LEU:HD23	34:DM:46:ILE:CG2	2.19	0.71
1:AA:175:C:O2'	1:AA:176:C:H5'	1.90	0.71
2:AB:117:GLU:HA	2:AB:120:SER:HB2	1.72	0.71
4:AD:31:CYS:O	4:AD:32:LYS:HB2	1.89	0.71
22:BA:216:A:H2'	22:BA:217:A:C8	2.26	0.71
22:BA:1471:G:H2'	22:BA:1472:C:C6	2.24	0.71
22:BA:1486:U:H2'	22:BA:1487:U:C6	2.26	0.71
25:BD:105:LYS:N	25:BD:106:LYS:HD2	2.06	0.71
39:BR:16:GLU:HA	39:BR:98:ILE:CG2	2.20	0.71
45:BX:38:TRP:HB2	45:BX:45:PHE:HE2	1.55	0.71
53:CA:451:A:H4'	53:CA:452:A:O5'	1.90	0.71

Continued on next page...

Continued from previous page...

Atom-1	Atom-2	Interatomic distance (Å)	Clash overlap (Å)
53:CA:1045:C:C2'	53:CA:1046:A:H5'	2.20	0.71
53:CA:1215:G:HO2'	53:CA:1216:A:H8	1.35	0.71
2:CB:209:VAL:O	2:CB:213:LEU:HB2	1.90	0.71
10:CJ:5:ARG:CG	10:CJ:79:PRO:HG3	2.20	0.71
14:CN:47:LEU:O	14:CN:50:LEU:HG	1.88	0.71
19:CS:28:LYS:O	19:CS:30:LEU:HD12	1.90	0.71
22:DA:158:U:H1'	22:DA:169:G:N2	2.04	0.71
22:DA:716:A:C3'	22:DA:717:C:H5''	2.20	0.71
22:DA:867:C:O2'	22:DA:868:U:H5'	1.90	0.71
22:DA:1063:G:O2'	22:DA:1064:C:C6	2.42	0.71
22:DA:1390:U:O2'	22:DA:1391:U:H5'	1.90	0.71
22:DA:1555:G:N2	22:DA:1556:C:C2	2.58	0.71
22:DA:1567:G:H5''	24:DC:84:PRO:HB3	1.73	0.71
22:DA:2666:C:H2'	22:DA:2667:C:C5'	2.21	0.71
57:DB:45:A:OP1	58:DF:91:ARG:HD2	1.90	0.71
24:DC:255:LYS:C	24:DC:256:THR:HG23	2.08	0.71
38:DQ:40:LYS:CD	38:DQ:44:TYR:HE2	2.02	0.71
38:DQ:42:GLY:O	38:DQ:45:ALA:HB3	1.89	0.71
39:DR:68:ARG:HD2	39:DR:92:TRP:CZ2	2.24	0.71
41:DT:29:THR:CB	41:DT:86:THR:H	2.04	0.71
1:AA:57:G:H2'	1:AA:58:C:C6	2.26	0.71
6:AF:61:LEU:HD21	18:AR:23:LYS:HZ1	1.55	0.71
10:AJ:29:ALA:HB1	10:AJ:36:VAL:CG2	2.18	0.71
10:AJ:52:LEU:HD23	10:AJ:62:ARG:HG2	1.71	0.71
22:BA:588:U:H2'	22:BA:589:U:C6	2.25	0.71
22:BA:729:G:H2'	22:BA:1775:U:H1'	1.73	0.71
22:BA:1290:C:H2'	22:BA:1291:C:H6	1.56	0.71
24:BC:140:VAL:HG13	24:BC:189:ALA:HB1	1.72	0.71
25:BD:114:LYS:NZ	25:BD:116:LYS:HE2	2.05	0.71
28:BG:148:ARG:HD2	28:BG:163:TYR:HE2	1.53	0.71
41:BT:86:THR:O	41:BT:87:LEU:HD23	1.90	0.71
46:BY:7:ARG:N	46:BY:60:LYS:HZ1	1.88	0.71
53:CA:282:A:H2'	53:CA:283:U:C6	2.24	0.71
53:CA:486:U:O2'	53:CA:487:A:H5'	1.89	0.71
22:DA:1071:G:N7	22:DA:1089:A:C6	2.59	0.71
22:DA:1956:U:O2	22:DA:1985:C:H4'	1.91	0.71
22:DA:1973:G:C5	22:DA:1974:C:C5	2.78	0.71
22:DA:2259:U:O2'	22:DA:2260:C:H6	1.73	0.71
57:DB:38:C:O2'	57:DB:39:A:H5'	1.90	0.71
34:DM:72:PRO:O	34:DM:73:ILE:HB	1.90	0.71
37:DP:88:ARG:HH11	37:DP:112:ARG:HH21	1.38	0.71

Continued on next page...

Continued from previous page...

Atom-1	Atom-2	Interatomic distance (Å)	Clash overlap (Å)
39:DR:49:ILE:HB	39:DR:51:VAL:O	1.91	0.71
20:AT:28:ARG:HA	20:AT:31:ILE:HG13	1.72	0.71
20:AT:34:VAL:HG11	20:AT:78:LEU:HD22	1.73	0.71
22:BA:302:C:O2'	22:BA:303:G:H5'	1.91	0.71
22:BA:725:G:C6	22:BA:726:G:N1	2.58	0.71
22:BA:2414:G:C2'	22:BA:2415:G:H5'	2.20	0.71
25:BD:121:THR:O	25:BD:122:VAL:HB	1.90	0.71
26:BE:12:LEU:O	26:BE:13:THR:HB	1.90	0.71
31:BJ:64:VAL:CG1	31:BJ:68:LYS:HB2	2.21	0.71
31:BJ:95:ARG:O	31:BJ:95:ARG:HG3	1.90	0.71
36:BO:17:LYS:HD3	36:BO:17:LYS:O	1.91	0.71
38:BQ:82:LEU:HD23	38:BQ:112:ALA:HB2	1.71	0.71
39:BR:25:LEU:H	39:BR:94:THR:HG21	1.55	0.71
51:B3:56:LEU:CD2	51:B3:56:LEU:N	2.52	0.71
53:CA:532:A:C8	3:CC:192:TYR:HE2	2.08	0.71
53:CA:563:A:H2'	53:CA:563:A:N3	2.02	0.71
53:CA:613:C:H2'	53:CA:614:C:C6	2.25	0.71
53:CA:701:U:H4'	53:CA:702:A:H5''	1.71	0.71
53:CA:808:C:O2'	53:CA:809:G:H5'	1.91	0.71
53:CA:877:G:O2'	53:CA:878:A:H5'	1.90	0.71
53:CA:913:A:H4'	53:CA:914:A:O5'	1.89	0.71
53:CA:1046:A:C2'	53:CA:1047:G:O5'	2.38	0.71
53:CA:1293:C:H2'	53:CA:1294:G:H8	1.55	0.71
4:CD:115:GLN:NE2	4:CD:153:ARG:HH22	1.88	0.71
10:CJ:25:ILE:HG22	10:CJ:25:ILE:O	1.90	0.71
22:DA:304:U:O2'	22:DA:305:C:H6	1.73	0.71
22:DA:1700:A:H2'	22:DA:1701:A:O4'	1.91	0.71
22:DA:1997:C:HO2'	22:DA:1998:A:C5'	2.04	0.71
57:DB:5:U:H2'	57:DB:6:G:C8	2.25	0.71
32:DK:60:ALA:HA	32:DK:87:LEU:CD2	2.20	0.71
1:AA:1124:G:O2'	10:AJ:40:ILE:HD13	1.90	0.71
1:AA:1411:C:O2'	1:AA:1412:C:H5'	1.88	0.71
7:AG:110:ARG:NH1	7:AG:122:GLU:HG2	2.05	0.71
16:AP:19:VAL:HG13	16:AP:37:GLY:C	2.11	0.71
44:BW:58:LEU:HD13	44:BW:58:LEU:N	2.05	0.71
47:BZ:29:ARG:O	47:BZ:30:ARG:HG3	1.91	0.71
52:B4:9:LYS:HD3	52:B4:9:LYS:N	2.01	0.71
53:CA:818:G:O2'	53:CA:819:A:H5''	1.91	0.71
2:CB:127:LYS:HE2	2:CB:136:ARG:NH2	2.05	0.71
6:CF:54:LEU:HD12	6:CF:56:LYS:O	1.90	0.71
10:CJ:15:HIS:CA	10:CJ:18:ILE:HG22	2.17	0.71

Continued on next page...

Continued from previous page...

Atom-1	Atom-2	Interatomic distance (Å)	Clash overlap (Å)
19:CS:35:ARG:HH21	19:CS:51:HIS:HD2	1.37	0.71
22:DA:923:G:H1'	44:DW:23:LYS:HZ1	1.55	0.71
22:DA:1062:G:H2'	22:DA:1070:A:OP1	1.89	0.71
22:DA:1311:G:H21	22:DA:1603:A:H62	1.35	0.71
22:DA:2837:A:H2'	22:DA:2838:G:C8	2.25	0.71
57:DB:12:C:H5''	57:DB:15:A:N6	2.04	0.71
26:DE:149:ILE:HG23	26:DE:188:MET:CB	2.19	0.71
58:DF:39:VAL:HG22	58:DF:49:LEU:CG	2.19	0.71
32:DK:118:LEU:O	32:DK:120:PRO:HD2	1.89	0.71
47:DZ:23:LEU:HD21	47:DZ:53:MET:HE1	1.73	0.71
1:AA:841:C:C2	1:AA:843:U:H5'	2.26	0.71
4:AD:61:ARG:NH1	4:AD:68:GLU:HG2	2.06	0.71
7:AG:4:ARG:HA	7:AG:4:ARG:HE	1.55	0.71
9:AI:56:MET:HE2	9:AI:57:VAL:H	1.53	0.71
17:AQ:12:VAL:CB	17:AQ:21:VAL:HG22	2.21	0.71
22:BA:2689:U:H4'	22:BA:2690:U:OP2	1.87	0.71
22:BA:2804:U:H2'	22:BA:2805:C:H6	1.56	0.71
33:BL:101:ILE:CG2	33:BL:102:GLY:N	2.53	0.71
39:BR:61:ALA:HB2	39:BR:98:ILE:HA	1.72	0.71
53:CA:876:C:C1'	8:CH:11:THR:HG21	2.20	0.71
53:CA:1140:C:H2'	53:CA:1141:C:C5	2.26	0.71
53:CA:1148:U:HO2'	53:CA:1149:C:H5'	1.51	0.71
53:CA:1378:C:H3'	53:CA:1379:G:C5'	2.13	0.71
3:CC:36:PHE:CE1	14:CN:91:GLU:HB3	2.26	0.71
54:CG:128:GLU:HG3	54:CG:130:LYS:H	1.56	0.71
9:CI:51:LEU:HD11	9:CI:82:ILE:HG22	1.72	0.71
22:DA:638:G:O2'	22:DA:639:U:O4'	2.08	0.71
22:DA:922:C:H1'	44:DW:22:VAL:CG2	2.17	0.71
22:DA:1469:A:H2'	22:DA:1470:A:H8	1.56	0.71
22:DA:2461:A:H1'	22:DA:2492:U:C2	2.26	0.71
22:DA:2507:C:H1'	22:DA:2583:G:N2	2.05	0.71
24:DC:79:ARG:HD3	24:DC:81:GLU:OE1	1.89	0.71
25:DD:36:GLN:CG	25:DD:38:LYS:HZ1	2.01	0.71
29:DH:41:LYS:H	29:DH:44:ILE:HG23	1.56	0.71
35:DN:103:ARG:HB2	35:DN:110:MET:HG3	1.71	0.71
38:DQ:65:ASN:HA	38:DQ:75:TYR:HB2	1.71	0.71
51:D3:22:LYS:H	51:D3:48:MET:CB	2.02	0.71
1:AA:537:G:H5''	12:AL:109:ARG:HH12	1.56	0.71
1:AA:1303:C:O2'	1:AA:1304:G:C5'	2.39	0.71
16:AP:19:VAL:HG22	16:AP:36:VAL:HG12	1.73	0.71
22:BA:509:C:H5''	22:BA:509:C:H6	1.55	0.71

Continued on next page...

Continued from previous page...

Atom-1	Atom-2	Interatomic distance (Å)	Clash overlap (Å)
22:BA:2292:U:H2'	22:BA:2293:G:H8	1.54	0.71
22:BA:2328:A:H2'	22:BA:2329:U:H6	1.53	0.71
24:BC:108:GLY:O	24:BC:109:LEU:HD22	1.91	0.71
26:BE:97:ASN:HB2	26:BE:100:MET:HG3	1.73	0.71
26:BE:134:LEU:CD2	26:BE:161:ALA:HB2	2.21	0.71
28:BG:72:ASN:C	28:BG:72:ASN:HD22	1.94	0.71
36:BO:53:THR:HB	36:BO:65:THR:HG22	1.71	0.71
43:BV:29:ILE:HG12	43:BV:30:ILE:N	2.06	0.71
53:CA:93:U:H2'	53:CA:95:C:H5	1.55	0.71
53:CA:1186:G:H4'	9:CI:111:GLU:CD	2.11	0.71
53:CA:1219:A:OP1	14:CN:52:ARG:HG3	1.90	0.71
5:CE:79:THR:HA	5:CE:121:ASN:CG	2.11	0.71
12:CL:36:VAL:HG23	12:CL:36:VAL:O	1.91	0.71
22:DA:8:C:C2'	22:DA:9:G:H5'	2.21	0.71
22:DA:686:U:H6	22:DA:788:A:N1	1.89	0.71
22:DA:786:C:C2'	22:DA:787:C:H5'	2.21	0.71
22:DA:1237:A:H2	22:DA:1238:G:H1'	1.53	0.71
58:DF:7:TYR:O	58:DF:8:LYS:HG3	1.91	0.71
40:DS:33:LEU:CA	40:DS:36:LEU:HD23	2.21	0.71
48:D0:28:SER:HB3	48:D0:39:ARG:NE	2.06	0.71
1:AA:433:G:H2'	1:AA:434:U:H5'	1.70	0.71
1:AA:652:U:O4	1:AA:752:G:H2'	1.91	0.71
1:AA:842:U:H2'	1:AA:844:G:P	2.31	0.71
1:AA:919:A:O2'	1:AA:920:U:H5'	1.91	0.71
1:AA:1226:C:H4'	1:AA:1227:A:OP1	1.89	0.71
1:AA:1227:A:N3	1:AA:1227:A:H2'	2.05	0.71
4:AD:54:LEU:O	4:AD:54:LEU:HD23	1.90	0.71
6:AF:38:ARG:HG3	6:AF:39:LEU:N	2.04	0.71
9:AI:56:MET:CE	9:AI:57:VAL:H	2.04	0.71
22:BA:215:G:H4'	22:BA:216:A:OP1	1.91	0.71
31:BJ:64:VAL:HG13	31:BJ:68:LYS:HB2	1.72	0.71
48:B0:39:ARG:HB2	48:B0:39:ARG:NH1	2.04	0.71
53:CA:277:C:O2'	53:CA:278:G:H5'	1.91	0.71
53:CA:1064:G:O2'	53:CA:1190:G:N2	2.24	0.71
6:CF:6:ILE:H	6:CF:6:ILE:HD12	1.55	0.71
55:CM:13:HIS:HB2	55:CM:43:LYS:HE2	1.72	0.71
19:CS:46:LEU:HD23	19:CS:46:LEU:H	1.53	0.71
22:DA:841:G:O2'	22:DA:842:U:H5'	1.91	0.71
22:DA:2654:A:H4'	22:DA:2655:G:OP1	1.91	0.71
57:DB:81:G:C5	57:DB:82:U:C5	2.79	0.71
38:DQ:46:TYR:CZ	38:DQ:50:ARG:NH1	2.59	0.71

Continued on next page...

Continued from previous page...

Atom-1	Atom-2	Interatomic distance (Å)	Clash overlap (Å)
42:DU:3:LYS:HD3	42:DU:82:VAL:HG21	1.72	0.71
1:AA:111:G:O6	1:AA:330:C:N4	2.24	0.70
1:AA:205:A:OP1	1:AA:205:A:H4'	1.89	0.70
1:AA:596:A:H2'	1:AA:597:G:H8	1.56	0.70
10:AJ:66:GLU:HG2	14:AN:98:ALA:HB2	1.71	0.70
18:AR:56:ARG:O	18:AR:60:ARG:HB2	1.91	0.70
21:AU:33:ARG:HD3	21:AU:34:ARG:HG3	1.72	0.70
22:BA:142:A:H2'	22:BA:143:C:C6	2.26	0.70
22:BA:1885:A:H2'	22:BA:1886:U:H6	1.56	0.70
22:BA:2420:C:OP1	51:B3:33:THR:HB	1.91	0.70
28:BG:66:THR:O	28:BG:70:LEU:HG	1.91	0.70
31:BJ:77:HIS:CD2	31:BJ:79:GLY:H	2.06	0.70
53:CA:878:A:O2'	53:CA:879:C:H5'	1.91	0.70
53:CA:979:C:O2'	53:CA:980:C:H5'	1.91	0.70
3:CC:41:TYR:HE1	3:CC:89:VAL:HG12	1.56	0.70
8:CH:17:GLN:NE2	8:CH:69:ALA:HB1	2.06	0.70
10:CJ:81:GLU:O	10:CJ:86:ALA:HB3	1.90	0.70
12:CL:27:PRO:HB2	12:CL:28:GLN:OE1	1.91	0.70
22:DA:1132:U:H5''	31:DJ:84:ILE:HD13	1.73	0.70
22:DA:1734:G:O2'	22:DA:1735:A:H8	1.73	0.70
22:DA:2636:C:H2'	22:DA:2637:U:C6	2.25	0.70
57:DB:86:G:C2'	57:DB:87:U:H5''	2.21	0.70
26:DE:60:TRP:HZ2	26:DE:71:GLY:HA2	1.54	0.70
29:DH:61:VAL:HG13	29:DH:62:LEU:N	2.06	0.70
29:DH:80:ILE:HB	29:DH:101:ASP:OD2	1.91	0.70
38:DQ:46:TYR:HD1	39:DR:74:ILE:CG2	2.03	0.70
40:DS:84:ARG:HB3	40:DS:96:ILE:HG23	1.72	0.70
44:DW:37:VAL:HG23	44:DW:38:ARG:HH11	1.56	0.70
1:AA:1258:G:O2'	1:AA:1259:C:H6	1.73	0.70
10:AJ:66:GLU:CG	14:AN:98:ALA:HB2	2.21	0.70
11:AK:110:THR:HG22	21:AU:4:LYS:CB	2.21	0.70
15:AO:73:ASP:CG	15:AO:76:ARG:HG3	2.12	0.70
22:BA:638:G:C5	22:BA:651:G:C2	2.78	0.70
22:BA:1866:A:O2'	22:BA:1867:G:H5'	1.91	0.70
22:BA:2555:U:C5	22:BA:2556:C:C6	2.79	0.70
24:BC:246:PRO:HG2	24:BC:247:TRP:CH2	2.25	0.70
35:BN:38:LEU:HB3	35:BN:39:PRO:HD3	1.73	0.70
41:BT:61:LEU:HD12	41:BT:61:LEU:O	1.91	0.70
53:CA:268:U:H2'	53:CA:269:C:C6	2.26	0.70
53:CA:1365:G:HO2'	53:CA:1366:C:H6	1.36	0.70
53:CA:1365:G:O2'	53:CA:1366:C:C6	2.44	0.70

Continued on next page...

Continued from previous page...

Atom-1	Atom-2	Interatomic distance (Å)	Clash overlap (Å)
3:CC:176:THR:HG22	3:CC:178:ARG:HG3	1.73	0.70
6:CF:47:LEU:HD13	6:CF:51:ILE:HD12	1.72	0.70
9:CI:61:ASP:O	9:CI:62:LEU:HD22	1.90	0.70
15:CO:79:GLN:HE21	15:CO:83:ARG:HH21	1.39	0.70
22:DA:846:U:O2'	22:DA:847:U:H5''	1.90	0.70
22:DA:1311:G:H21	22:DA:1603:A:N6	1.89	0.70
22:DA:1438:U:H2'	22:DA:1439:A:O4'	1.91	0.70
22:DA:2310:C:H2'	22:DA:2311:A:H5''	1.73	0.70
22:DA:2345:G:H4'	22:DA:2346:A:C5'	2.20	0.70
50:D2:31:LEU:CA	50:D2:34:ARG:HB2	2.18	0.70
52:D4:36:ARG:HG2	52:D4:37:GLN:N	2.05	0.70
1:AA:443:C:C2'	1:AA:444:G:H5'	2.22	0.70
1:AA:792:A:O2'	1:AA:794:A:N7	2.21	0.70
1:AA:1306:A:N6	1:AA:1331:G:H1'	2.06	0.70
5:AE:82:HIS:HB2	5:AE:83:PRO:HD2	1.73	0.70
13:AM:40:GLU:HG3	13:AM:41:ASP:H	1.56	0.70
22:BA:962:G:O2'	22:BA:963:U:H5'	1.92	0.70
42:BU:38:ILE:HG22	42:BU:39:ASN:H	1.55	0.70
47:BZ:29:ARG:HH21	47:BZ:29:ARG:HG3	1.57	0.70
53:CA:892:A:O2'	53:CA:893:C:H5'	1.91	0.70
53:CA:1140:C:H2'	53:CA:1141:C:H5	1.56	0.70
53:CA:1533:C:C2'	53:CA:1534:A:H5''	2.19	0.70
2:CB:13:VAL:HG23	2:CB:211:LEU:HD22	1.72	0.70
9:CI:12:LYS:HG2	9:CI:12:LYS:O	1.92	0.70
10:CJ:52:LEU:CD2	10:CJ:62:ARG:HG2	2.20	0.70
20:CT:30:PHE:HE2	20:CT:52:GLU:HG2	1.56	0.70
22:DA:878:A:H4'	22:DA:898:C:N4	2.07	0.70
22:DA:1734:G:H2'	22:DA:1735:A:H8	1.55	0.70
22:DA:2756:U:C1'	22:DA:2757:A:H5''	2.21	0.70
24:DC:77:VAL:HG23	24:DC:111:ALA:HA	1.74	0.70
24:DC:144:GLU:HG3	24:DC:151:GLY:CA	2.20	0.70
26:DE:48:THR:O	26:DE:52:VAL:HG23	1.90	0.70
26:DE:75:SER:O	26:DE:78:TRP:HB2	1.91	0.70
36:DO:30:ARG:HA	36:DO:35:ILE:HD13	1.73	0.70
43:DV:26:PHE:HE2	43:DV:42:LEU:HD12	1.56	0.70
1:AA:107:G:C2'	1:AA:108:G:H5'	2.21	0.70
1:AA:462:G:H3'	1:AA:463:U:H6	1.56	0.70
1:AA:486:U:H2'	1:AA:487:A:C8	2.26	0.70
2:AB:20:ARG:HA	2:AB:20:ARG:CZ	2.21	0.70
20:AT:53:MET:CE	20:AT:57:VAL:HG21	2.22	0.70
22:BA:95:A:O2'	46:BY:41:HIS:HD2	1.75	0.70

Continued on next page...

Continued from previous page...

Atom-1	Atom-2	Interatomic distance (Å)	Clash overlap (Å)
22:BA:936:A:H2'	22:BA:937:C:C6	2.27	0.70
22:BA:2195:U:H2'	22:BA:2196:C:H6	1.55	0.70
34:BM:13:HIS:O	34:BM:14:LYS:HB2	1.91	0.70
50:B2:43:THR:O	50:B2:44:VAL:CB	2.40	0.70
53:CA:1272:G:H2'	53:CA:1273:C:H5'	1.73	0.70
53:CA:1346:A:C8	53:CA:1348:U:N3	2.60	0.70
53:CA:1471:U:O2'	53:CA:1472:U:H5'	1.90	0.70
15:CO:47:LYS:HD2	15:CO:47:LYS:N	2.05	0.70
56:CP:22:ALA:HA	56:CP:33:ILE:CG1	2.19	0.70
22:DA:45:G:C5'	22:DA:46:G:H5'	2.22	0.70
22:DA:374:A:O2'	22:DA:375:G:O4'	2.06	0.70
22:DA:546:U:H5'	22:DA:547:A:OP1	1.91	0.70
22:DA:1079:C:H41	22:DA:1088:A:C5'	1.95	0.70
22:DA:1734:G:H2'	22:DA:1735:A:C8	2.25	0.70
22:DA:2235:G:H2'	22:DA:2236:U:H6	1.55	0.70
22:DA:2336:A:N7	44:DW:40:ARG:NH2	2.38	0.70
22:DA:2360:G:H5''	22:DA:2361:G:OP2	1.92	0.70
22:DA:2511:U:C2'	22:DA:2512:C:H5'	2.21	0.70
24:DC:68:ARG:HH12	24:DC:115:ILE:HD12	1.56	0.70
24:DC:79:ARG:C	24:DC:80:LEU:HD12	2.11	0.70
26:DE:61:ARG:HE	26:DE:65:THR:HB	1.54	0.70
38:DQ:40:LYS:HD2	38:DQ:44:TYR:HE2	1.55	0.70
39:DR:66:HIS:CD2	39:DR:94:THR:HG22	2.26	0.70
40:DS:32:ALA:O	40:DS:33:LEU:HB2	1.91	0.70
44:DW:39:GLN:HG2	44:DW:42:THR:HB	1.71	0.70
1:AA:484:G:H4'	1:AA:485:U:O5'	1.90	0.70
4:AD:122:ILE:HD13	4:AD:122:ILE:N	2.05	0.70
10:AJ:35:GLN:HG2	10:AJ:77:VAL:HB	1.73	0.70
22:BA:1000:A:H62	22:BA:1154:G:H2'	1.56	0.70
22:BA:2032:G:H4'	62:BA:3474:HOH:O	1.92	0.70
31:BJ:88:THR:HG23	31:BJ:91:GLU:H	1.56	0.70
38:BQ:63:ARG:HH12	38:BQ:96:ASP:CB	2.04	0.70
39:BR:90:ARG:O	39:BR:91:GLN:HB3	1.90	0.70
41:BT:29:THR:CA	41:BT:86:THR:HA	2.21	0.70
44:BW:23:LYS:HG3	44:BW:24:ARG:O	1.91	0.70
52:B4:9:LYS:CD	52:B4:9:LYS:N	2.53	0.70
53:CA:243:A:C4'	53:CA:244:U:H5'	2.20	0.70
53:CA:801:U:H2'	53:CA:802:A:C8	2.26	0.70
53:CA:1159:U:H5	53:CA:1182:G:O2'	1.72	0.70
53:CA:1409:C:H5'	22:DA:1916:A:N1	2.07	0.70
53:CA:1458:G:O2'	20:CT:22:SER:HB2	1.90	0.70

Continued on next page...

Continued from previous page...

Atom-1	Atom-2	Interatomic distance (Å)	Clash overlap (Å)
4:CD:39:GLN:C	4:CD:41:GLY:H	1.94	0.70
5:CE:75:LEU:HD13	5:CE:79:THR:O	1.90	0.70
19:CS:52:ASN:ND2	19:CS:54:ARG:HG2	2.07	0.70
22:DA:222:A:N6	22:DA:232:G:H1'	2.07	0.70
22:DA:226:A:H4'	22:DA:258:G:OP1	1.90	0.70
22:DA:381:G:H5''	45:DX:15:ASN:ND2	2.06	0.70
22:DA:990:A:H61	39:DR:78:ARG:NH1	1.89	0.70
22:DA:1064:C:OP1	30:DI:88:GLY:HA3	1.91	0.70
22:DA:1270:C:H2'	22:DA:1648:U:H5''	1.73	0.70
22:DA:2135:A:H8	22:DA:2135:A:OP2	1.75	0.70
22:DA:2149:U:O2'	22:DA:2150:C:H6	1.73	0.70
22:DA:2506:U:C5	22:DA:2576:G:O6	2.44	0.70
22:DA:2617:U:C2'	22:DA:2618:G:H5'	2.21	0.70
29:DH:96:THR:HA	29:DH:113:SER:OG	1.90	0.70
44:DW:18:LYS:HD3	44:DW:19:ARG:HG2	1.74	0.70
44:DW:81:ILE:C	44:DW:81:ILE:HD12	2.11	0.70
45:DX:58:ILE:HG12	45:DX:66:VAL:HG21	1.73	0.70
1:AA:1511:G:C5	1:AA:1512:U:C5	2.79	0.70
2:AB:67:LEU:HD22	2:AB:69:VAL:HG23	1.73	0.70
2:AB:108:GLN:O	2:AB:109:SER:C	2.30	0.70
3:AC:14:VAL:O	3:AC:14:VAL:HG23	1.90	0.70
22:BA:13:A:O2'	22:BA:15:G:N7	2.24	0.70
22:BA:919:U:C4	22:BA:920:A:N7	2.60	0.70
22:BA:1653:G:H1	35:BN:11:ASN:ND2	1.89	0.70
28:BG:163:TYR:O	28:BG:164:ALA:CB	2.39	0.70
31:BJ:3:THR:HG21	38:BQ:60:TRP:HE1	1.55	0.70
33:BL:87:GLY:O	33:BL:89:VAL:N	2.25	0.70
33:BL:110:VAL:CG1	33:BL:111:ILE:N	2.54	0.70
53:CA:432:A:H2'	53:CA:433:G:H5'	1.73	0.70
53:CA:1326:U:H2'	53:CA:1327:C:C6	2.27	0.70
2:CB:76:SER:O	2:CB:79:VAL:HG12	1.91	0.70
6:CF:6:ILE:HD12	6:CF:6:ILE:N	2.07	0.70
54:CG:76:SER:HA	54:CG:85:GLN:HA	1.72	0.70
14:CN:20:PHE:CA	14:CN:24:ALA:HB2	2.22	0.70
14:CN:80:ARG:HH11	14:CN:80:ARG:HG2	1.55	0.70
17:CQ:59:GLU:HG3	17:CQ:75:VAL:HG22	1.72	0.70
22:DA:49:A:H4'	22:DA:50:U:O5'	1.91	0.70
22:DA:1167:C:O2'	22:DA:1168:G:H5'	1.90	0.70
22:DA:2262:U:H5''	44:DW:38:ARG:NH2	2.07	0.70
24:DC:127:ASN:O	24:DC:190:THR:HA	1.91	0.70
26:DE:6:LYS:HB2	26:DE:121:VAL:HG12	1.72	0.70

Continued on next page...

Continued from previous page...

Atom-1	Atom-2	Interatomic distance (Å)	Clash overlap (Å)
58:DF:110:ILE:HD13	58:DF:110:ILE:H	1.57	0.70
33:DL:47:ARG:HG2	33:DL:47:ARG:NH2	2.03	0.70
33:DL:141:LYS:HD2	33:DL:142:ILE:N	2.07	0.70
38:DQ:4:LYS:CE	38:DQ:7:VAL:H	2.05	0.70
42:DU:81:ARG:HB2	42:DU:96:LYS:HD2	1.74	0.70
43:DV:44:HIS:CD2	43:DV:85:LYS:HB2	2.27	0.70
1:AA:1522:U:O2'	1:AA:1523:G:H5'	1.92	0.70
3:AC:137:VAL:HA	3:AC:148:ILE:HD13	1.72	0.70
4:AD:170:LEU:HD12	4:AD:170:LEU:H	1.55	0.70
16:AP:12:LYS:O	16:AP:13:LYS:HB2	1.90	0.70
19:AS:6:LYS:HA	19:AS:6:LYS:CE	2.21	0.70
20:AT:77:ASN:HD22	20:AT:78:LEU:N	1.89	0.70
22:BA:448:U:H4'	22:BA:449:A:OP2	1.91	0.70
22:BA:639:U:H2'	22:BA:640:C:C6	2.26	0.70
22:BA:915:C:C2'	22:BA:916:G:H5'	2.21	0.70
22:BA:2507:C:C3'	22:BA:2508:G:C5'	2.70	0.70
22:BA:2742:G:C2'	22:BA:2743:U:H5'	2.21	0.70
23:BB:90:C:H6	23:BB:90:C:C5'	2.01	0.70
25:BD:51:THR:HG21	25:BD:68:PHE:CE2	2.19	0.70
26:BE:46:GLN:CG	26:BE:87:ALA:H	2.05	0.70
28:BG:3:VAL:O	28:BG:68:ARG:HG3	1.91	0.70
39:BR:49:ILE:HG21	39:BR:53:PHE:H	1.57	0.70
43:BV:75:GLN:HA	43:BV:75:GLN:OE1	1.92	0.70
47:BZ:29:ARG:C	47:BZ:30:ARG:HG3	2.12	0.70
55:CM:95:PRO:HD3	55:CM:108:ARG:CG	2.19	0.70
14:CN:20:PHE:HA	14:CN:24:ALA:HB2	1.73	0.70
19:CS:35:ARG:NH1	19:CS:76:THR:HG22	2.07	0.70
22:DA:45:G:H5'	22:DA:46:G:OP1	1.92	0.70
22:DA:275:C:H2'	22:DA:276:U:O4'	1.91	0.70
22:DA:401:A:H2'	22:DA:402:A:C8	2.27	0.70
22:DA:489:G:H4'	22:DA:490:C:OP1	1.91	0.70
22:DA:852:U:H2'	22:DA:853:C:C6	2.26	0.70
22:DA:1494:A:H2'	22:DA:1495:A:C8	2.27	0.70
24:DC:42:ARG:CZ	24:DC:48:ILE:HD11	2.22	0.70
24:DC:77:VAL:CG2	24:DC:112:GLY:H	2.05	0.70
24:DC:144:GLU:CB	24:DC:187:CYS:HB2	2.20	0.70
25:DD:73:VAL:O	25:DD:74:GLU:HB2	1.91	0.70
58:DF:43:ILE:HG12	58:DF:77:LYS:HD3	1.73	0.70
28:DG:112:VAL:CG1	28:DG:114:HIS:HB3	2.22	0.70
38:DQ:101:ASP:HB2	39:DR:2:TYR:OH	1.92	0.70
43:DV:75:GLN:HG3	43:DV:92:VAL:CG1	2.22	0.70

Continued on next page...

Continued from previous page...

Atom-1	Atom-2	Interatomic distance (Å)	Clash overlap (Å)
1:AA:158:G:C3'	1:AA:159:G:H5''	2.20	0.70
1:AA:1239:A:N6	1:AA:1299:A:H62	1.89	0.70
1:AA:1338:G:H2'	1:AA:1339:A:H8	1.53	0.70
2:AB:76:SER:HB2	2:AB:92:ASN:HB2	1.71	0.70
3:AC:174:LEU:O	3:AC:174:LEU:HD12	1.91	0.70
5:AE:113:VAL:HG21	5:AE:140:ILE:CD1	2.19	0.70
10:AJ:57:VAL:O	10:AJ:58:ASN:HB2	1.90	0.70
22:BA:1113:U:H2'	22:BA:1114:C:H6	1.57	0.70
25:BD:140:HIS:NE2	62:BD:303:HOH:O	2.24	0.70
29:BH:131:SER:HB2	29:BH:139:PHE:HD2	1.57	0.70
53:CA:1250:A:H2'	53:CA:1251:A:O4'	1.91	0.70
2:CB:128:LEU:HB3	2:CB:131:LYS:HB3	1.72	0.70
5:CE:14:LEU:HD12	5:CE:15:ILE:H	1.55	0.70
12:CL:106:VAL:HB	12:CL:109:ARG:HG3	1.72	0.70
22:DA:191:A:H2'	22:DA:192:C:C6	2.26	0.70
22:DA:228:C:C5'	22:DA:229:C:H5	2.04	0.70
22:DA:747:U:H3'	22:DA:748:G:C5'	2.20	0.70
22:DA:2064:C:O3'	22:DA:2251:G:N2	2.23	0.70
22:DA:2145:C:H3'	22:DA:2147:A:OP2	1.91	0.70
57:DB:16:G:O2'	57:DB:17:C:H5'	1.91	0.70
57:DB:110:C:HO2'	57:DB:111:U:H5'	1.56	0.70
24:DC:19:VAL:HG12	24:DC:19:VAL:O	1.90	0.70
36:DO:57:ALA:C	36:DO:58:ILE:HD12	2.11	0.70
41:DT:44:LYS:HE2	41:DT:48:GLN:OE1	1.92	0.70
43:DV:30:ILE:HG12	43:DV:91:PHE:CB	2.22	0.70
44:DW:37:VAL:CG2	44:DW:38:ARG:HH11	2.04	0.70
1:AA:275:G:C4	1:AA:276:G:C8	2.80	0.70
1:AA:817:C:H4'	1:AA:818:G:OP1	1.92	0.70
8:AH:87:ARG:O	8:AH:121:GLY:HA3	1.92	0.70
22:BA:1962:C:O2'	22:BA:1964:G:OP2	2.08	0.70
23:BB:28:C:H2'	23:BB:29:A:H5'	1.73	0.70
26:BE:134:LEU:HD21	26:BE:161:ALA:HB2	1.72	0.70
27:BF:33:ILE:HG12	27:BF:155:ILE:HG12	1.73	0.70
31:BJ:73:VAL:CG2	31:BJ:74:TYR:H	2.02	0.70
34:BM:133:LYS:O	34:BM:134:THR:HB	1.91	0.70
38:BQ:63:ARG:NH1	38:BQ:96:ASP:CA	2.41	0.70
53:CA:770:C:O2'	53:CA:771:G:H5'	1.90	0.70
53:CA:1050:G:HO2'	53:CA:1051:C:H6	1.37	0.70
53:CA:1239:A:H3'	54:CG:118:ARG:HH22	1.56	0.70
53:CA:1337:G:H5''	53:CA:1338:G:OP1	1.92	0.70
53:CA:1372:U:H5''	9:CI:71:ILE:CD1	2.22	0.70

Continued on next page...

Continued from previous page...

Atom-1	Atom-2	Interatomic distance (Å)	Clash overlap (Å)
53:CA:1480:A:C5	53:CA:1481:U:C5	2.80	0.70
4:CD:109:THR:HG22	4:CD:111:ALA:N	2.06	0.70
17:CQ:13:SER:O	17:CQ:20:ILE:HB	1.91	0.70
22:DA:201:C:C5	22:DA:202:U:C5	2.80	0.70
22:DA:704:G:C2'	22:DA:726:G:H22	2.05	0.70
22:DA:1071:G:N7	22:DA:1089:A:C5	2.60	0.70
22:DA:1401:G:C2'	22:DA:1402:U:C6	2.67	0.70
22:DA:1439:A:H1'	22:DA:1553:A:N6	2.07	0.70
22:DA:1510:G:N2	22:DA:1511:G:C4	2.60	0.70
22:DA:2893:A:H4'	22:DA:2894:G:O5'	1.92	0.70
57:DB:42:C:H5	58:DF:65:LEU:HD13	1.55	0.70
24:DC:68:ARG:HH12	24:DC:115:ILE:CD1	2.04	0.70
28:DG:106:LEU:HB2	28:DG:108:PHE:CE1	2.25	0.70
29:DH:96:THR:O	29:DH:97:ARG:HG3	1.92	0.70
31:DJ:64:VAL:HG13	31:DJ:65:THR:N	2.06	0.70
35:DN:55:ALA:CB	35:DN:79:LEU:HD22	2.21	0.70
1:AA:548:G:H2'	1:AA:549:C:C6	2.26	0.70
4:AD:1:ALA:O	4:AD:67:LEU:HD12	1.91	0.70
6:AF:18:VAL:N	6:AF:19:PRO:HD2	2.06	0.70
7:AG:38:ALA:O	7:AG:42:VAL:HG23	1.92	0.70
9:AI:27:ILE:HG13	9:AI:62:LEU:HD21	1.74	0.70
17:AQ:7:LEU:HD23	17:AQ:24:ILE:CD1	2.22	0.70
20:AT:27:MET:O	20:AT:27:MET:HE2	1.90	0.70
22:BA:2210:U:H4'	22:BA:2211:A:H5'	1.74	0.70
22:BA:2725:A:O2'	22:BA:2726:A:H2'	1.90	0.70
25:BD:120:GLY:HA2	25:BD:162:ALA:HB2	1.74	0.70
28:BG:73:SER:HA	28:BG:76:ILE:HG21	1.74	0.70
30:BI:89:SER:HB3	30:BI:92:PRO:HG3	1.72	0.70
33:BL:57:LEU:HD22	51:B3:53:ASP:HB3	1.74	0.70
36:BO:51:ALA:HB3	36:BO:78:VAL:HG13	1.73	0.70
37:BP:37:LYS:HD3	37:BP:37:LYS:H	1.57	0.70
42:BU:24:VAL:HG22	42:BU:35:VAL:HG22	1.74	0.70
53:CA:119:A:H4'	53:CA:120:A:O5'	1.92	0.70
53:CA:570:G:H1'	53:CA:820:U:C4	2.27	0.70
53:CA:577:G:O2'	53:CA:578:C:H5'	1.90	0.70
53:CA:951:G:H2'	53:CA:952:U:H6	1.55	0.70
53:CA:1201:A:H1'	53:CA:1202:U:OP2	1.92	0.70
5:CE:59:ILE:O	5:CE:59:ILE:HG13	1.90	0.70
54:CG:148:LYS:NZ	54:CG:148:LYS:HB2	2.06	0.70
15:CO:79:GLN:NE2	15:CO:83:ARG:NH2	2.40	0.70
22:DA:28:A:C6	22:DA:513:A:C8	2.79	0.70

Continued on next page...

Continued from previous page...

Atom-1	Atom-2	Interatomic distance (Å)	Clash overlap (Å)
22:DA:82:U:C2'	22:DA:83:A:H5''	2.20	0.70
22:DA:1290:C:O2'	22:DA:1291:C:H6	1.74	0.70
22:DA:1608:A:C8	22:DA:1611:C:N4	2.60	0.70
22:DA:2229:U:H2'	22:DA:2230:G:H8	1.57	0.70
22:DA:2378:A:H2'	22:DA:2379:G:C5'	2.22	0.70
26:DE:111:GLU:HA	26:DE:114:ARG:HE	1.57	0.70
58:DF:35:LEU:HD11	58:DF:153:ILE:HG23	1.74	0.70
32:DK:6:THR:O	32:DK:8:LEU:HD12	1.92	0.70
42:DU:43:LYS:HG2	42:DU:45:GLN:HG2	1.72	0.70
1:AA:642:A:H2'	1:AA:643:C:C6	2.27	0.69
1:AA:723:U:OP1	21:AU:48:LYS:HD3	1.92	0.69
4:AD:16:THR:HG22	4:AD:17:ASP:O	1.92	0.69
9:AI:9:GLY:HA2	9:AI:80:HIS:CD2	2.27	0.69
22:BA:163:C:H6	22:BA:163:C:OP1	1.73	0.69
22:BA:974:G:H8	22:BA:990:A:H62	1.38	0.69
22:BA:1683:U:H2'	22:BA:1684:G:H8	1.56	0.69
24:BC:108:GLY:C	24:BC:109:LEU:HD22	2.12	0.69
25:BD:114:LYS:HE3	25:BD:114:LYS:N	2.06	0.69
27:BF:54:ALA:O	27:BF:57:ALA:HB3	1.92	0.69
53:CA:1134:G:C6	53:CA:1135:U:H1'	2.26	0.69
2:CB:212:TYR:O	2:CB:212:TYR:HD2	1.75	0.69
4:CD:25:ARG:CZ	4:CD:30:LYS:HG2	2.22	0.69
5:CE:103:GLY:HA3	5:CE:120:HIS:O	1.92	0.69
22:DA:201:C:C5	22:DA:202:U:H5	2.09	0.69
22:DA:649:G:H2'	22:DA:650:C:C6	2.27	0.69
22:DA:973:A:H1'	22:DA:1188:U:C5	2.26	0.69
22:DA:1139:G:O2'	22:DA:1140:C:H5'	1.91	0.69
22:DA:1639:C:C3'	22:DA:1640:A:H5''	2.22	0.69
31:DJ:75:TYR:CD1	31:DJ:84:ILE:HD11	2.27	0.69
35:DN:82:GLU:C	35:DN:85:PRO:HD2	2.12	0.69
1:AA:1320:C:H41	19:AS:36:ARG:HG2	1.56	0.69
1:AA:1441:A:N6	1:AA:1461:G:H21	1.90	0.69
3:AC:96:VAL:HB	3:AC:97:PRO:HD2	1.73	0.69
4:AD:129:VAL:HG13	4:AD:131:ILE:HD12	1.72	0.69
5:AE:132:PRO:O	5:AE:136:VAL:HG13	1.91	0.69
5:AE:152:VAL:CA	5:AE:155:LYS:HZ2	2.06	0.69
15:AO:62:ARG:HG2	15:AO:66:LEU:HD12	1.73	0.69
18:AR:66:LEU:O	18:AR:67:LEU:HD23	1.92	0.69
22:BA:2292:U:H2'	22:BA:2293:G:C8	2.28	0.69
22:BA:2801:G:H2'	22:BA:2802:G:H8	1.56	0.69
24:BC:30:ALA:HB3	24:BC:31:PRO:CD	2.22	0.69

Continued on next page...

Continued from previous page...

Atom-1	Atom-2	Interatomic distance (Å)	Clash overlap (Å)
24:BC:244:VAL:HG12	24:BC:250:GLN:HA	1.74	0.69
25:BD:107:VAL:HG21	25:BD:177:VAL:CG1	2.23	0.69
29:BH:4:ILE:HG23	29:BH:17:ASP:O	1.93	0.69
30:BI:74:PRO:O	30:BI:77:VAL:HG22	1.93	0.69
31:BJ:77:HIS:HD2	31:BJ:79:GLY:N	1.88	0.69
36:BO:30:ARG:HG2	36:BO:31:THR:N	2.07	0.69
44:BW:37:VAL:C	44:BW:38:ARG:HG2	2.13	0.69
49:B1:8:ILE:HG22	49:B1:9:LYS:N	2.07	0.69
53:CA:1446:A:H2'	53:CA:1447:A:C5'	2.21	0.69
53:CA:1528:U:O2'	53:CA:1529:G:H3'	1.93	0.69
2:CB:9:LEU:HD23	2:CB:9:LEU:H	1.57	0.69
14:CN:6:LYS:O	14:CN:10:VAL:HG23	1.92	0.69
56:CP:44:SER:H	56:CP:46:LYS:HZ3	1.36	0.69
22:DA:142:A:H2'	22:DA:143:C:H6	1.56	0.69
22:DA:923:G:H1'	44:DW:23:LYS:NZ	2.07	0.69
22:DA:1060:U:O4'	22:DA:1061:U:H2'	1.92	0.69
22:DA:1492:G:C3'	22:DA:1493:C:H5'	2.13	0.69
22:DA:2699:C:H2'	22:DA:2700:A:H8	1.56	0.69
25:DD:151:THR:HG22	25:DD:152:PRO:CD	2.21	0.69
26:DE:196:VAL:HG13	26:DE:200:LEU:HD23	1.73	0.69
28:DG:70:LEU:HD12	28:DG:71:LEU:N	2.07	0.69
28:DG:167:VAL:HG23	28:DG:168:VAL:N	2.06	0.69
44:DW:18:LYS:H	44:DW:36:ILE:HG12	1.57	0.69
44:DW:23:LYS:HD2	44:DW:24:ARG:H	1.56	0.69
1:AA:47:C:H4'	1:AA:48:C:O5'	1.90	0.69
1:AA:224:U:O2'	1:AA:225:C:H5'	1.92	0.69
2:AB:84:LEU:O	2:AB:84:LEU:HG	1.91	0.69
6:AF:11:HIS:CD2	6:AF:13:ASP:H	2.10	0.69
22:BA:1635:A:H2'	22:BA:1636:U:H6	1.58	0.69
22:BA:1809:A:H2'	22:BA:1810:A:C8	2.28	0.69
26:BE:81:GLY:HA2	62:BE:301:HOH:O	1.91	0.69
27:BF:55:ASP:O	27:BF:59:ILE:HG13	1.91	0.69
44:BW:8:SER:O	44:BW:9:THR:HG22	1.91	0.69
49:B1:8:ILE:HD11	49:B1:52:LYS:HB2	1.75	0.69
53:CA:343:U:HO2'	53:CA:344:A:H8	1.40	0.69
53:CA:1245:C:H2'	53:CA:1246:A:H8	1.58	0.69
53:CA:1416:G:N2	53:CA:1485:U:H1'	2.07	0.69
54:CG:63:VAL:HG11	54:CG:127:ALA:CB	2.21	0.69
8:CH:68:LYS:HD3	8:CH:69:ALA:N	2.06	0.69
56:CP:21:VAL:HG12	56:CP:33:ILE:HD12	1.73	0.69
17:CQ:25:GLU:HA	17:CQ:39:ARG:O	1.92	0.69

Continued on next page...

Continued from previous page...

Atom-1	Atom-2	Interatomic distance (Å)	Clash overlap (Å)
22:DA:1205:A:H5''	22:DA:1206:G:C8	2.27	0.69
22:DA:1666:G:H4'	32:DK:6:THR:HG23	1.72	0.69
22:DA:2296:U:H5	36:DO:9:ARG:NH2	1.89	0.69
22:DA:2562:U:H1'	32:DK:23:LYS:HE2	1.73	0.69
25:DD:106:LYS:CB	25:DD:206:ALA:HB3	2.21	0.69
28:DG:112:VAL:HG12	28:DG:114:HIS:H	1.56	0.69
1:AA:843:U:H2'	1:AA:844:G:H5'	1.75	0.69
5:AE:136:VAL:HG22	5:AE:136:VAL:O	1.90	0.69
6:AF:91:ARG:HG3	6:AF:92:THR:H	1.57	0.69
7:AG:4:ARG:HA	7:AG:4:ARG:NE	2.08	0.69
10:AJ:18:ILE:CG2	10:AJ:72:ARG:HE	2.05	0.69
22:BA:192:C:OP1	62:BA:3731:HOH:O	2.08	0.69
22:BA:1819:A:OP1	24:BC:154:ALA:HA	1.93	0.69
26:BE:132:LYS:NZ	26:BE:132:LYS:HB3	2.07	0.69
33:BL:114:GLY:C	33:BL:115:GLU:HG3	2.12	0.69
49:B1:3:GLY:O	49:B1:4:ILE:HG12	1.91	0.69
53:CA:92:U:H2'	53:CA:93:U:C5	2.28	0.69
53:CA:373:A:H2'	53:CA:374:A:H8	1.58	0.69
53:CA:441:A:C2	53:CA:497:G:C6	2.80	0.69
53:CA:702:A:H5'	53:CA:703:G:C8	2.27	0.69
53:CA:1365:G:O2'	53:CA:1366:C:H6	1.74	0.69
2:CB:13:VAL:CG2	2:CB:211:LEU:HD22	2.22	0.69
22:DA:674:G:O3'	26:DE:60:TRP:CH2	2.45	0.69
22:DA:855:G:N3	44:DW:23:LYS:HE3	2.07	0.69
22:DA:1709:U:H2'	22:DA:1710:G:C8	2.27	0.69
22:DA:1816:C:H2'	24:DC:61:TYR:CE2	2.28	0.69
22:DA:2150:C:O2'	22:DA:2151:U:O4'	2.11	0.69
24:DC:181:ARG:HG3	24:DC:265:PHE:O	1.91	0.69
25:DD:184:ARG:HH22	37:DP:6:GLN:NE2	1.91	0.69
58:DF:12:VAL:HG12	58:DF:16:MET:HG3	1.73	0.69
58:DF:136:ILE:O	58:DF:137:PHE:O	2.09	0.69
42:DU:82:VAL:H	42:DU:96:LYS:HZ2	1.38	0.69
1:AA:702:A:C4	22:BA:1847:A:H2	2.09	0.69
1:AA:994:A:C5	1:AA:1216:A:H4'	2.27	0.69
1:AA:1370:G:C5'	9:AI:110:VAL:HG21	2.23	0.69
1:AA:1380:U:H5'	1:AA:1381:U:OP1	1.92	0.69
1:AA:1395:C:H6	1:AA:1395:C:C5'	1.99	0.69
11:AK:100:ASN:HB2	11:AK:106:ILE:HG22	1.74	0.69
15:AO:16:ARG:O	15:AO:17:ASP:HB3	1.92	0.69
18:AR:31:TYR:O	18:AR:39:VAL:HG23	1.92	0.69
22:BA:195:A:C5	62:BA:3750:HOH:O	2.45	0.69

Continued on next page...

Continued from previous page...

Atom-1	Atom-2	Interatomic distance (Å)	Clash overlap (Å)
22:BA:278:A:C2	22:BA:362:A:C8	2.80	0.69
22:BA:321:U:O2'	22:BA:340:A:O2'	2.10	0.69
22:BA:569:U:OP1	22:BA:945:A:H2'	1.92	0.69
22:BA:765:C:H2'	22:BA:766:U:C6	2.27	0.69
22:BA:789:A:OP1	22:BA:790:U:H5	1.74	0.69
22:BA:1161:C:H1'	39:BR:8:GLY:O	1.92	0.69
22:BA:1515:A:H2'	22:BA:1516:G:O4'	1.92	0.69
22:BA:2021:C:P	48:B0:8:THR:HG21	2.31	0.69
30:BI:98:GLY:HA3	30:BI:137:LEU:HD23	1.75	0.69
36:BO:59:ALA:CA	36:BO:62:LEU:HD12	2.13	0.69
53:CA:548:G:H2'	53:CA:549:C:C6	2.28	0.69
53:CA:1458:G:H4'	20:CT:22:SER:HB2	1.73	0.69
3:CC:149:LYS:HG3	3:CC:168:ARG:HB2	1.74	0.69
15:CO:79:GLN:HE21	15:CO:83:ARG:NH2	1.91	0.69
17:CQ:37:ILE:HD11	17:CQ:39:ARG:NH1	2.08	0.69
22:DA:104:A:H2'	22:DA:105:C:C6	2.28	0.69
22:DA:612:G:N2	22:DA:614:A:HO2'	1.90	0.69
22:DA:674:G:H2'	22:DA:804:A:H61	1.56	0.69
22:DA:1535:A:H2'	22:DA:1535:A:N3	2.07	0.69
22:DA:1568:G:H21	24:DC:57:HIS:CE1	2.11	0.69
22:DA:1700:A:C2'	22:DA:1701:A:H5'	2.23	0.69
22:DA:2014:A:H5'	40:DS:94:ASP:OD2	1.93	0.69
22:DA:2091:C:C4	22:DA:2092:U:C4	2.80	0.69
30:DI:50:LYS:HA	30:DI:50:LYS:HE2	1.73	0.69
35:DN:56:LYS:HA	35:DN:84:GLY:HA2	1.74	0.69
37:DP:28:LYS:HB3	37:DP:39:LEU:HD23	1.74	0.69
42:DU:40:LEU:HA	42:DU:61:GLU:HA	1.75	0.69
1:AA:464:U:N3	1:AA:466:A:H5'	2.06	0.69
1:AA:508:U:H4'	1:AA:509:A:OP1	1.93	0.69
1:AA:1038:C:H2'	1:AA:1039:G:C8	2.27	0.69
1:AA:1160:G:O6	1:AA:1181:G:C6	2.46	0.69
2:AB:71:THR:HG22	2:AB:72:LYS:N	2.07	0.69
16:AP:28:ARG:HG2	16:AP:29:ASN:ND2	2.07	0.69
22:BA:957:C:H4'	22:BA:958:U:OP1	1.91	0.69
22:BA:1152:C:O2'	22:BA:1153:C:H5'	1.92	0.69
22:BA:1493:C:H5''	22:BA:1494:A:OP2	1.92	0.69
25:BD:114:LYS:HE3	25:BD:114:LYS:O	1.93	0.69
27:BF:133:GLU:H	27:BF:150:GLY:HA2	1.58	0.69
28:BG:86:LEU:HD13	28:BG:130:ILE:HB	1.73	0.69
29:BH:78:VAL:HG11	29:BH:145:ASN:HB3	1.74	0.69
39:BR:15:SER:O	39:BR:18:GLN:HB3	1.93	0.69

Continued on next page...

Continued from previous page...

Atom-1	Atom-2	Interatomic distance (Å)	Clash overlap (Å)
42:BU:100:GLU:O	42:BU:101:THR:HB	1.93	0.69
53:CA:95:C:O2'	53:CA:96:U:H5'	1.91	0.69
53:CA:251:G:H4'	53:CA:252:U:H5'	1.74	0.69
53:CA:345:C:H4'	53:CA:346:G:C5'	2.22	0.69
53:CA:996:A:O2'	53:CA:997:U:C6	2.44	0.69
53:CA:1380:U:O4	54:CG:2:ARG:HB2	1.93	0.69
53:CA:1530:G:O2'	53:CA:1531:A:C8	2.45	0.69
9:CI:23:GLY:H	9:CI:60:LEU:HA	1.57	0.69
10:CJ:37:ARG:HB3	10:CJ:74:VAL:O	1.93	0.69
11:CK:60:PHE:O	11:CK:64:VAL:HG13	1.93	0.69
19:CS:62:THR:HG22	19:CS:63:ASP:H	1.57	0.69
22:DA:1237:A:N3	22:DA:1238:G:H1'	2.07	0.69
22:DA:1341:G:H3'	22:DA:1397:U:O2	1.91	0.69
22:DA:1388:G:H2'	22:DA:1389:G:H8	1.58	0.69
22:DA:2408:U:C2'	22:DA:2409:G:H8	2.06	0.69
22:DA:2514:U:H2'	22:DA:2515:C:C6	2.25	0.69
26:DE:147:LEU:O	26:DE:148:ILE:HB	1.92	0.69
28:DG:34:ARG:O	28:DG:35:THR:HG23	1.92	0.69
29:DH:84:ALA:HB3	29:DH:148:ALA:HA	1.73	0.69
33:DL:100:ILE:O	33:DL:101:ILE:HB	1.93	0.69
41:DT:4:GLU:HG3	41:DT:6:ARG:NH2	2.08	0.69
46:DY:28:LEU:HD23	46:DY:42:LEU:HD13	1.74	0.69
1:AA:1442:G:H2'	1:AA:1443:C:C6	2.28	0.69
5:AE:155:LYS:HA	5:AE:158:LYS:HZ2	1.56	0.69
8:AH:104:SER:O	8:AH:122:GLY:HA3	1.92	0.69
21:AU:4:LYS:O	21:AU:4:LYS:HD2	1.92	0.69
21:AU:33:ARG:HE	21:AU:34:ARG:CG	2.06	0.69
22:BA:62:U:H4'	22:BA:63:A:OP1	1.93	0.69
22:BA:475:C:H6	22:BA:475:C:C5'	2.05	0.69
22:BA:575:A:O2'	22:BA:576:U:H5'	1.92	0.69
22:BA:1062:G:O2'	22:BA:1063:G:C8	2.46	0.69
22:BA:1076:C:H2'	22:BA:1077:A:C8	2.26	0.69
22:BA:1078:U:H4'	22:BA:1079:C:H6	1.57	0.69
22:BA:1475:G:O2'	22:BA:1476:U:P	2.51	0.69
22:BA:1713:A:H4'	22:BA:1714:U:OP1	1.92	0.69
22:BA:1967:C:H2'	22:BA:1968:G:C8	2.28	0.69
22:BA:2505:G:H1'	60:BA:3135:CLY:CL1	2.30	0.69
35:BN:33:ILE:HG12	35:BN:118:ARG:CZ	2.22	0.69
36:BO:88:LYS:O	36:BO:89:ASP:HB2	1.92	0.69
42:BU:91:LYS:O	42:BU:92:VAL:HB	1.93	0.69
53:CA:14:U:O2	53:CA:16:A:C8	2.46	0.69

Continued on next page...

Continued from previous page...

Atom-1	Atom-2	Interatomic distance (Å)	Clash overlap (Å)
53:CA:338:A:H61	53:CA:351:G:H1	1.40	0.69
53:CA:986:U:H2'	53:CA:987:G:H5'	1.73	0.69
53:CA:992:U:H1'	53:CA:993:G:N2	2.06	0.69
53:CA:1151:A:H2'	53:CA:1152:A:H8	1.57	0.69
53:CA:1240:U:O2'	54:CG:37:THR:HB	1.92	0.69
53:CA:1366:C:O2'	53:CA:1367:C:C6	2.44	0.69
5:CE:29:ILE:CG2	5:CE:30:PHE:H	1.95	0.69
6:CF:11:HIS:CD2	6:CF:54:LEU:CD2	2.73	0.69
9:CI:53:LEU:O	9:CI:54:VAL:HG13	1.93	0.69
11:CK:74:LYS:CA	11:CK:78:ILE:HD11	2.22	0.69
22:DA:228:C:C5'	22:DA:229:C:C5	2.75	0.69
22:DA:818:G:C2'	22:DA:819:A:H5''	2.22	0.69
22:DA:962:G:HO2'	22:DA:963:U:H6	1.40	0.69
22:DA:1013:C:O2'	22:DA:1014:A:H5'	1.92	0.69
22:DA:1126:A:H4'	22:DA:1127:A:C5'	2.22	0.69
22:DA:2284:A:OP1	49:D1:5:ARG:HG3	1.92	0.69
26:DE:28:VAL:O	26:DE:32:VAL:HG13	1.92	0.69
58:DF:30:VAL:HG12	58:DF:157:THR:HG21	1.74	0.69
30:DI:57:VAL:HG12	30:DI:58:ILE:N	2.07	0.69
32:DK:76:VAL:HB	37:DP:72:VAL:HG22	1.74	0.69
32:DK:103:VAL:HG23	32:DK:122:VAL:O	1.93	0.69
33:DL:103:ILE:H	33:DL:103:ILE:HD12	1.58	0.69
1:AA:92:U:O2'	1:AA:93:U:C6	2.45	0.69
1:AA:181:A:H5''	1:AA:182:A:OP1	1.93	0.69
1:AA:486:U:O2'	1:AA:487:A:H5'	1.93	0.69
1:AA:923:A:O4'	1:AA:1398:A:C2	2.45	0.69
1:AA:1064:G:N2	1:AA:1190:G:O2'	2.25	0.69
2:AB:67:LEU:HB3	2:AB:160:LEU:CD1	2.22	0.69
5:AE:14:LEU:CB	5:AE:36:THR:HG22	2.20	0.69
6:AF:3:HIS:CA	6:AF:92:THR:HG23	2.22	0.69
14:AN:2:LYS:HD3	14:AN:5:MET:HG2	1.75	0.69
14:AN:82:LYS:HE2	14:AN:85:GLU:HG3	1.74	0.69
16:AP:2:VAL:HG23	16:AP:65:ALA:CB	2.22	0.69
17:AQ:60:ILE:HG22	17:AQ:72:TRP:HE3	1.58	0.69
22:BA:277:G:H4'	22:BA:278:A:N7	2.07	0.69
22:BA:558:U:OP1	31:BJ:113:PRO:HB2	1.93	0.69
22:BA:811:U:O2'	22:BA:1250:G:H2'	1.93	0.69
22:BA:947:A:O2'	22:BA:984:A:H2	1.75	0.69
22:BA:1510:G:O2'	22:BA:1511:G:C5'	2.40	0.69
22:BA:1563:U:H2'	22:BA:1564:C:C6	2.28	0.69
22:BA:1683:U:H2'	22:BA:1684:G:C8	2.28	0.69

Continued on next page...

Continued from previous page...

Atom-1	Atom-2	Interatomic distance (Å)	Clash overlap (Å)
22:BA:1799:G:H22	22:BA:1818:U:HO2'	1.41	0.69
22:BA:2214:C:H6	22:BA:2214:C:H5'	1.58	0.69
22:BA:2425:A:H4'	22:BA:2426:A:O5'	1.92	0.69
22:BA:2722:G:H4'	35:BN:4:ARG:HB2	1.73	0.69
24:BC:182:LYS:O	24:BC:183:VAL:HG23	1.93	0.69
25:BD:182:ALA:O	25:BD:184:ARG:N	2.25	0.69
31:BJ:26:GLY:HA2	31:BJ:29:ALA:CB	2.23	0.69
31:BJ:65:THR:HG23	31:BJ:66:GLY:N	2.07	0.69
34:BM:1:MET:O	34:BM:2:LEU:HB2	1.92	0.69
34:BM:64:TRP:CZ3	34:BM:106:ASP:HB2	2.28	0.69
37:BP:33:GLU:HG2	37:BP:36:LYS:HD3	1.75	0.69
39:BR:62:GLU:O	39:BR:64:VAL:HG23	1.92	0.69
44:BW:8:SER:O	44:BW:9:THR:CB	2.40	0.69
53:CA:500:G:O2'	53:CA:501:C:H5'	1.91	0.69
53:CA:569:C:H5''	53:CA:570:G:OP1	1.93	0.69
53:CA:738:C:H2'	53:CA:739:C:H6	1.57	0.69
53:CA:1050:G:O2'	53:CA:1051:C:H6	1.74	0.69
53:CA:1200:C:O2'	53:CA:1201:A:OP2	2.11	0.69
53:CA:1332:A:H2'	53:CA:1333:A:H5'	1.75	0.69
53:CA:1478:U:H2'	53:CA:1479:C:H6	1.56	0.69
54:CG:148:LYS:HD3	54:CG:148:LYS:O	1.92	0.69
8:CH:54:THR:HG23	8:CH:55:LYS:H	1.58	0.69
12:CL:41:PRO:HD2	12:CL:47:ALA:O	1.92	0.69
14:CN:20:PHE:HE1	14:CN:54:SER:HB2	1.58	0.69
22:DA:140:C:H5'	22:DA:141:G:H21	1.56	0.69
22:DA:216:A:O2'	22:DA:217:A:C8	2.43	0.69
22:DA:538:A:O2'	31:DJ:8:PRO:HG3	1.93	0.69
22:DA:747:U:H2'	22:DA:2613:U:O4	1.92	0.69
22:DA:765:C:H2'	22:DA:766:U:H6	1.55	0.69
22:DA:1545:A:H2'	22:DA:1546:G:O4'	1.92	0.69
22:DA:1613:G:C6	22:DA:1619:G:O6	2.45	0.69
22:DA:2324:U:H5'	22:DA:2325:G:C5'	2.23	0.69
22:DA:2515:C:OP1	31:DJ:81:ILE:HG22	1.92	0.69
57:DB:42:C:C5	58:DF:65:LEU:HD13	2.28	0.69
24:DC:71:ASP:HA	24:DC:117:SER:O	1.92	0.69
24:DC:106:PRO:HB3	24:DC:141:HIS:CE1	2.28	0.69
26:DE:5:LEU:HA	26:DE:120:VAL:HG13	1.74	0.69
29:DH:132:PHE:HZ	29:DH:134:VAL:HB	1.52	0.69
34:DM:40:ARG:HB2	34:DM:93:VAL:CG2	2.23	0.69
35:DN:52:ILE:HG21	35:DN:94:TYR:CD2	2.28	0.69
41:DT:67:VAL:HG23	41:DT:75:GLY:O	1.93	0.69

Continued on next page...

Continued from previous page...

Atom-1	Atom-2	Interatomic distance (Å)	Clash overlap (Å)
44:DW:20:LEU:HD12	44:DW:20:LEU:N	2.08	0.69
46:DY:60:LYS:HG2	46:DY:60:LYS:O	1.93	0.69
1:AA:70:U:O2'	1:AA:71:A:C8	2.44	0.69
2:AB:185:ILE:HA	2:AB:199:ILE:HB	1.75	0.69
4:AD:170:LEU:HD12	4:AD:170:LEU:N	2.08	0.69
6:AF:86:ARG:NH1	18:AR:63:TYR:HB3	2.08	0.69
8:AH:9:MET:HE2	8:AH:32:LYS:HG2	1.74	0.69
22:BA:119:A:H4'	22:BA:120:U:O5'	1.91	0.69
22:BA:789:A:OP1	22:BA:790:U:C5	2.46	0.69
22:BA:1249:U:H2'	33:BL:18:ARG:NH2	2.08	0.69
22:BA:1848:A:H2'	22:BA:1849:G:C8	2.27	0.69
22:BA:2025:C:H2'	22:BA:2026:U:C6	2.28	0.69
22:BA:2615:U:C2	48:B0:3:GLN:HA	2.28	0.69
40:BS:63:GLY:O	40:BS:64:ALA:HB3	1.92	0.69
53:CA:213:G:H2'	53:CA:214:C:H6	1.56	0.69
4:CD:66:VAL:HG22	4:CD:96:ARG:HH11	1.56	0.69
9:CI:49:GLN:N	9:CI:50:PRO:HD2	2.08	0.69
22:DA:206:U:HO2'	22:DA:207:A:H8	1.39	0.69
22:DA:511:U:C5'	22:DA:1235:G:H4'	2.23	0.69
22:DA:799:G:P	22:DA:800:A:H3'	2.33	0.69
22:DA:851:C:H4'	47:DZ:46:MET:HG2	1.75	0.69
22:DA:1635:A:H5'	22:DA:1635:A:H8	1.57	0.69
22:DA:1709:U:H2'	22:DA:1710:G:H8	1.57	0.69
22:DA:1906:G:H8	22:DA:1929:G:H2'	1.57	0.69
25:DD:110:THR:OG1	25:DD:171:THR:HG22	1.93	0.69
29:DH:125:THR:HG22	29:DH:146:VAL:HG11	1.75	0.69
31:DJ:5:THR:HA	31:DJ:44:TYR:CE2	2.28	0.69
38:DQ:61:ILE:CD1	38:DQ:92:LYS:HD3	2.17	0.69
1:AA:184:G:H2'	1:AA:185:U:C5	2.28	0.69
1:AA:373:A:O2'	1:AA:374:A:H5'	1.93	0.69
1:AA:1006:G:H2'	1:AA:1007:U:C6	2.28	0.69
1:AA:1468:A:H2'	1:AA:1469:C:C5'	2.22	0.69
4:AD:172:VAL:HG22	4:AD:173:ASP:N	2.06	0.69
13:AM:113:LYS:H	13:AM:114:PRO:HD2	1.57	0.69
21:AU:32:ARG:HG2	21:AU:32:ARG:O	1.93	0.69
22:BA:1249:U:H2'	33:BL:18:ARG:HH22	1.57	0.69
22:BA:1799:G:N2	22:BA:1818:U:O2'	2.25	0.69
25:BD:13:ARG:NH1	37:BP:74:GLN:HE21	1.91	0.69
25:BD:136:ASN:ND2	25:BD:139:SER:O	2.27	0.69
26:BE:47:LYS:HB3	26:BE:51:GLU:HG3	1.74	0.69
27:BF:104:THR:HG22	27:BF:105:ILE:CG2	2.21	0.69

Continued on next page...

Continued from previous page...

Atom-1	Atom-2	Interatomic distance (Å)	Clash overlap (Å)
31:BJ:44:TYR:HD1	31:BJ:44:TYR:C	1.96	0.69
40:BS:73:LYS:HB3	40:BS:106:VAL:HB	1.73	0.69
41:BT:18:GLU:HA	41:BT:18:GLU:OE2	1.93	0.69
41:BT:30:ILE:CG2	41:BT:85:VAL:HB	2.20	0.69
53:CA:205:A:C6	53:CA:206:C:N4	2.61	0.69
2:CB:169:HIS:HD2	2:CB:173:LYS:NZ	1.91	0.69
9:CI:118:ARG:NH2	9:CI:122:ARG:HE	1.91	0.69
17:CQ:29:LYS:HB2	17:CQ:36:PHE:CE1	2.28	0.69
22:DA:82:U:H2'	22:DA:83:A:C5'	2.22	0.69
22:DA:228:C:H5''	22:DA:229:C:C5	2.28	0.69
22:DA:674:G:H5''	26:DE:71:GLY:H	1.58	0.69
22:DA:1062:G:O4'	22:DA:1088:A:N7	2.25	0.69
22:DA:1346:G:O2'	22:DA:1347:A:C8	2.31	0.69
22:DA:1989:G:C2'	22:DA:1990:C:H5'	2.22	0.69
22:DA:2282:G:H1'	22:DA:2390:U:C5	2.28	0.69
22:DA:2458:G:H2'	22:DA:2490:G:H1	1.57	0.69
22:DA:2657:A:H2'	22:DA:2658:C:C6	2.28	0.69
35:DN:8:ARG:HG2	35:DN:10:LEU:HD22	1.73	0.69
1:AA:1409:C:H2'	1:AA:1410:A:H8	1.57	0.68
2:AB:46:VAL:CB	2:AB:47:PRO:HD3	2.22	0.68
6:AF:9:MET:CE	6:AF:59:TYR:CE2	2.77	0.68
6:AF:29:ILE:HG12	6:AF:64:VAL:HG11	1.75	0.68
12:AL:43:LYS:HB2	12:AL:44:PRO:HD2	1.75	0.68
12:AL:85:ARG:NH2	12:AL:87:LYS:HD2	2.08	0.68
22:BA:662:G:C2'	22:BA:663:G:H5'	2.22	0.68
22:BA:958:U:H5'	22:BA:958:U:C6	2.15	0.68
22:BA:1386:C:H2'	22:BA:1387:A:H8	1.57	0.68
22:BA:2233:U:H2'	22:BA:2234:G:C8	2.28	0.68
24:BC:131:MET:CA	24:BC:134:ILE:HD12	2.16	0.68
30:BI:20:SER:HB3	30:BI:21:PRO:HD3	1.75	0.68
31:BJ:30:THR:HG22	31:BJ:31:GLU:N	2.08	0.68
32:BK:1:MET:HG3	32:BK:67:LYS:HG3	1.75	0.68
32:BK:95:ILE:HD12	32:BK:95:ILE:O	1.92	0.68
36:BO:111:ARG:O	36:BO:113:ALA:N	2.27	0.68
53:CA:82:G:C2'	53:CA:83:C:H4'	2.22	0.68
53:CA:198:G:O6	53:CA:220:G:C4	2.46	0.68
53:CA:596:A:N6	53:CA:645:G:N1	2.41	0.68
53:CA:1129:C:H1'	53:CA:1146:A:H61	1.58	0.68
6:CF:9:MET:HE3	18:CR:64:LEU:HA	1.75	0.68
6:CF:42:TRP:HB2	6:CF:59:TYR:HB2	1.74	0.68
8:CH:1:SER:C	8:CH:3:GLN:H	1.95	0.68

Continued on next page...

Continued from previous page...

Atom-1	Atom-2	Interatomic distance (Å)	Clash overlap (Å)
22:DA:232:G:O2'	22:DA:233:A:H5''	1.92	0.68
22:DA:748:G:O5'	40:DS:89:ALA:HB2	1.93	0.68
22:DA:1090:A:C3'	22:DA:1091:G:H5''	2.23	0.68
22:DA:1338:G:H4'	41:DT:18:GLU:CD	2.12	0.68
22:DA:2250:G:OP1	22:DA:2275:C:H2'	1.93	0.68
22:DA:2581:G:H2'	22:DA:2610:C:N4	2.07	0.68
26:DE:79:ARG:HG2	26:DE:80:SER:H	1.58	0.68
28:DG:152:ARG:HD2	28:DG:153:PRO:CD	2.23	0.68
30:DI:57:VAL:O	30:DI:58:ILE:HG13	1.92	0.68
31:DJ:30:THR:HG23	31:DJ:31:GLU:N	2.08	0.68
38:DQ:57:ARG:HH12	38:DQ:92:LYS:HE2	1.57	0.68
1:AA:76:G:H2'	1:AA:76:G:N3	2.08	0.68
1:AA:89:U:O2'	1:AA:90:C:C5'	2.40	0.68
1:AA:299:G:H2'	1:AA:300:A:C8	2.27	0.68
3:AC:148:ILE:HG12	3:AC:149:LYS:N	2.07	0.68
14:AN:56:PRO:HA	14:AN:59:GLN:NE2	2.08	0.68
17:AQ:31:PRO:HB2	17:AQ:32:ILE:CD1	2.21	0.68
22:BA:187:G:C2	22:BA:210:C:O2	2.46	0.68
22:BA:1414:C:C5	22:BA:1415:U:H5	2.12	0.68
22:BA:1734:G:N3	22:BA:1735:A:C8	2.62	0.68
24:BC:104:LEU:O	24:BC:105:ALA:CB	2.41	0.68
37:BP:19:PHE:O	37:BP:20:ARG:HB3	1.93	0.68
37:BP:50:ARG:O	37:BP:51:ASN:HB2	1.92	0.68
38:BQ:43:GLN:NE2	39:BR:77:PHE:HB3	2.07	0.68
41:BT:43:ILE:O	41:BT:47:VAL:HG23	1.92	0.68
53:CA:256:U:H2'	53:CA:257:G:O4'	1.94	0.68
53:CA:962:C:N4	53:CA:974:A:H61	1.90	0.68
53:CA:1052:U:H3'	53:CA:1053:G:H5''	1.74	0.68
53:CA:1316:G:H22	53:CA:1318:A:H3'	1.59	0.68
2:CB:147:LEU:HD12	2:CB:147:LEU:N	2.07	0.68
5:CE:135:VAL:O	5:CE:138:ALA:HB3	1.93	0.68
6:CF:9:MET:HE1	18:CR:64:LEU:O	1.93	0.68
18:CR:71:ASP:OD1	21:CU:3:ILE:HD11	1.93	0.68
22:DA:449:A:HO2'	22:DA:450:G:H5'	1.53	0.68
22:DA:729:G:O2'	22:DA:1775:U:H1'	1.92	0.68
22:DA:822:G:O6	22:DA:943:A:C2	2.42	0.68
22:DA:860:U:O2'	22:DA:861:A:H5'	1.92	0.68
22:DA:1290:C:HO2'	22:DA:1291:C:H6	1.36	0.68
22:DA:2056:G:H21	48:D0:1:ALA:N	1.91	0.68
22:DA:2674:G:H2'	22:DA:2675:A:C8	2.28	0.68
25:DD:117:GLY:HA2	25:DD:164:GLN:OE1	1.93	0.68

Continued on next page...

Continued from previous page...

Atom-1	Atom-2	Interatomic distance (Å)	Clash overlap (Å)
58:DF:39:VAL:HG22	58:DF:49:LEU:CB	2.24	0.68
28:DG:138:GLN:HG2	28:DG:138:GLN:O	1.91	0.68
33:DL:110:VAL:C	33:DL:111:ILE:HD13	2.14	0.68
34:DM:26:VAL:HG21	34:DM:132:THR:O	1.93	0.68
34:DM:73:ILE:HG21	34:DM:91:TYR:CE1	2.28	0.68
35:DN:56:LYS:HD3	35:DN:88:ALA:HA	1.74	0.68
37:DP:67:GLU:CD	37:DP:68:GLY:H	1.97	0.68
1:AA:596:A:N6	1:AA:645:G:C6	2.61	0.68
1:AA:642:A:H2'	1:AA:643:C:H6	1.59	0.68
1:AA:1050:G:O2'	1:AA:1051:C:C5'	2.40	0.68
2:AB:222:GLU:OE1	2:AB:225:SER:HA	1.94	0.68
7:AG:68:VAL:HG21	7:AG:103:ILE:HD11	1.73	0.68
17:AQ:12:VAL:HG11	17:AQ:21:VAL:HG22	1.74	0.68
22:BA:31:C:H4'	22:BA:1238:G:H4'	1.75	0.68
22:BA:672:C:C2	22:BA:809:G:N2	2.62	0.68
22:BA:1499:C:O2'	22:BA:1500:G:C5'	2.41	0.68
29:BH:90:LEU:CB	29:BH:123:ARG:HB3	2.22	0.68
45:BX:70:LEU:HB3	45:BX:75:GLU:HB2	1.75	0.68
53:CA:878:A:OP1	8:CH:79:ARG:HB2	1.92	0.68
2:CB:125:PHE:CD1	2:CB:137:THR:HG22	2.29	0.68
55:CM:18:LEU:H	55:CM:18:LEU:HD12	1.56	0.68
55:CM:68:LEU:HD22	55:CM:69:ARG:NH1	2.08	0.68
22:DA:492:A:N1	40:DS:49:LYS:HE2	2.09	0.68
22:DA:704:G:H1'	22:DA:727:A:N6	2.08	0.68
22:DA:1142:A:C8	22:DA:1144:A:N7	2.60	0.68
32:DK:21:CYS:HA	32:DK:41:ILE:CD1	2.22	0.68
37:DP:86:LYS:N	37:DP:86:LYS:HZ3	1.91	0.68
40:DS:24:ILE:HG21	40:DS:36:LEU:HD21	1.74	0.68
41:DT:61:LEU:C	41:DT:61:LEU:HD12	2.14	0.68
1:AA:475:C:H2'	1:AA:476:U:C6	2.29	0.68
1:AA:575:G:C6	1:AA:821:G:N7	2.61	0.68
2:AB:119:GLN:C	2:AB:119:GLN:HE21	1.97	0.68
4:AD:116:LEU:C	4:AD:122:ILE:HD11	2.13	0.68
14:AN:40:ARG:HH22	14:AN:44:VAL:HG21	1.58	0.68
17:AQ:20:ILE:HB	17:AQ:47:ASP:OD1	1.93	0.68
22:BA:85:G:OP1	42:BU:27:VAL:HG11	1.93	0.68
22:BA:386:G:H4'	22:BA:387:U:OP2	1.92	0.68
22:BA:2804:U:H2'	22:BA:2805:C:C6	2.28	0.68
28:BG:82:PHE:HB2	28:BG:134:GLY:O	1.93	0.68
37:BP:50:ARG:HG2	37:BP:57:ALA:CA	2.23	0.68
38:BQ:63:ARG:HH12	38:BQ:96:ASP:HB2	1.58	0.68

Continued on next page...

Continued from previous page...

Atom-1	Atom-2	Interatomic distance (Å)	Clash overlap (Å)
53:CA:346:G:H2'	53:CA:346:G:N3	2.08	0.68
53:CA:701:U:H4'	53:CA:702:A:C5'	2.23	0.68
53:CA:936:C:O2'	53:CA:937:A:C8	2.35	0.68
53:CA:951:G:H2'	53:CA:952:U:C6	2.28	0.68
3:CC:76:ILE:HG12	3:CC:83:VAL:HG11	1.76	0.68
5:CE:13:LYS:HE2	5:CE:13:LYS:CA	2.17	0.68
6:CF:11:HIS:HD2	6:CF:12:PRO:HD2	1.57	0.68
11:CK:78:ILE:HD13	11:CK:78:ILE:N	2.05	0.68
15:CO:23:SER:HB3	15:CO:26:VAL:CG2	2.23	0.68
21:CU:35:GLU:CG	21:CU:36:PHE:H	1.99	0.68
22:DA:303:G:O2'	22:DA:304:U:C6	2.44	0.68
22:DA:624:C:O2'	22:DA:657:U:H5''	1.93	0.68
22:DA:1087:G:C5	22:DA:1089:A:C2	2.81	0.68
22:DA:1277:G:H5'	35:DN:20:MET:HE3	1.74	0.68
22:DA:1490:A:C8	24:DC:73:ILE:HD12	2.27	0.68
22:DA:2421:G:N7	51:D3:30:HIS:HD2	1.91	0.68
24:DC:1:ALA:O	24:DC:18:VAL:HG23	1.94	0.68
24:DC:128:THR:HG23	24:DC:188:ARG:HB3	1.76	0.68
26:DE:126:VAL:HG21	26:DE:134:LEU:HD13	1.75	0.68
36:DO:26:LEU:HD23	36:DO:92:PHE:HE1	1.58	0.68
38:DQ:59:LEU:O	38:DQ:63:ARG:HD3	1.93	0.68
48:D0:32:THR:HG21	48:D0:47:TYR:CE2	2.28	0.68
51:D3:23:HIS:O	51:D3:46:LYS:HB2	1.93	0.68
1:AA:1324:A:O2'	1:AA:1325:C:C6	2.45	0.68
5:AE:148:SER:HB2	5:AE:151:MET:HB2	1.74	0.68
7:AG:23:ALA:O	7:AG:26:VAL:HG22	1.94	0.68
11:AK:106:ILE:HD13	11:AK:106:ILE:C	2.14	0.68
22:BA:545:U:H2'	22:BA:546:U:C4'	2.24	0.68
22:BA:1313:U:H2'	22:BA:1313:U:O2	1.93	0.68
22:BA:2319:G:O2'	22:BA:2320:U:H5	1.76	0.68
29:BH:75:LEU:HD22	29:BH:143:ILE:HG12	1.75	0.68
39:BR:3:ALA:HB3	39:BR:59:ILE:HD11	1.74	0.68
53:CA:238:A:C3'	53:CA:239:U:H5''	2.23	0.68
53:CA:321:A:H1'	53:CA:1435:G:O2'	1.93	0.68
53:CA:451:A:H1'	53:CA:452:A:N7	2.08	0.68
53:CA:518:C:H2'	53:CA:530:G:N7	2.08	0.68
53:CA:536:C:H2'	53:CA:537:G:C8	2.28	0.68
8:CH:57:GLU:O	8:CH:58:LEU:HB2	1.92	0.68
9:CI:35:GLU:HA	9:CI:39:GLY:CA	2.23	0.68
22:DA:167:A:H2'	22:DA:168:G:O4'	1.93	0.68
22:DA:575:A:C2	22:DA:576:U:C5	2.82	0.68

Continued on next page...

Continued from previous page...

Atom-1	Atom-2	Interatomic distance (Å)	Clash overlap (Å)
22:DA:1022:G:N2	22:DA:1142:A:C2	2.55	0.68
22:DA:1669:A:N3	22:DA:1669:A:C2'	2.52	0.68
24:DC:119:VAL:HG13	24:DC:133:ASN:HD21	1.58	0.68
35:DN:22:ARG:HG2	35:DN:22:ARG:O	1.94	0.68
35:DN:62:ASN:O	35:DN:63:ARG:CB	2.42	0.68
43:DV:56:PHE:CE1	43:DV:61:LEU:HD13	2.29	0.68
48:D0:39:ARG:O	48:D0:40:HIS:HB2	1.93	0.68
48:D0:42:ILE:HD13	48:D0:48:TYR:CD2	2.28	0.68
1:AA:206:C:H2'	1:AA:207:C:C4'	2.23	0.68
1:AA:641:U:H4'	8:AH:106:SER:O	1.93	0.68
2:AB:141:GLU:HA	2:AB:144:GLU:HB2	1.75	0.68
8:AH:9:MET:CE	8:AH:32:LYS:HA	2.22	0.68
22:BA:536:G:H2'	22:BA:537:G:C5'	2.24	0.68
22:BA:923:G:H5'	44:BW:25:PHE:CZ	2.29	0.68
22:BA:1576:U:O2'	22:BA:1577:C:H5'	1.93	0.68
22:DA:297:G:H5''	42:DU:84:PHE:CB	2.20	0.68
22:DA:919:U:H2'	22:DA:920:A:C8	2.29	0.68
22:DA:1033:U:H4'	22:DA:1034:G:OP1	1.93	0.68
22:DA:2848:G:O2'	22:DA:2849:U:C6	2.44	0.68
24:DC:128:THR:HG22	24:DC:188:ARG:HB3	1.76	0.68
25:DD:38:LYS:HB3	25:DD:38:LYS:HZ3	1.58	0.68
31:DJ:73:VAL:HB	31:DJ:75:TYR:CE2	2.29	0.68
38:DQ:4:LYS:CE	38:DQ:7:VAL:HG22	2.24	0.68
38:DQ:42:GLY:HA3	39:DR:75:VAL:HG21	1.75	0.68
4:AD:196:GLU:HA	4:AD:199:ILE:HG22	1.75	0.68
6:AF:40:GLU:HB2	6:AF:42:TRP:NE1	2.06	0.68
14:AN:45:LEU:O	14:AN:45:LEU:HG	1.94	0.68
22:BA:186:G:O2'	22:BA:187:G:H5'	1.94	0.68
22:BA:780:G:H21	22:BA:783:A:H62	1.40	0.68
22:BA:1695:G:H8	24:BC:7:PRO:HG2	1.59	0.68
22:BA:2134:A:HO2'	22:BA:2135:A:H8	1.41	0.68
30:BI:7:TYR:HA	30:BI:58:ILE:HB	1.75	0.68
35:BN:108:ALA:O	35:BN:110:MET:HG2	1.94	0.68
44:BW:28:GLU:HG3	44:BW:29:SER:N	2.08	0.68
53:CA:178:C:O2'	53:CA:179:A:H5'	1.93	0.68
53:CA:279:A:C5'	53:CA:280:C:H3'	2.23	0.68
53:CA:432:A:C2'	53:CA:433:G:H5'	2.23	0.68
2:CB:185:ILE:HG22	2:CB:199:ILE:HG13	1.75	0.68
54:CG:124:SER:O	54:CG:128:GLU:HG2	1.94	0.68
10:CJ:52:LEU:HD21	10:CJ:59:LYS:HA	1.76	0.68
17:CQ:59:GLU:HB3	17:CQ:76:ARG:O	1.93	0.68

Continued on next page...

Continued from previous page...

Atom-1	Atom-2	Interatomic distance (Å)	Clash overlap (Å)
22:DA:849:A:H2'	22:DA:850:U:C6	2.29	0.68
22:DA:1341:G:O2'	22:DA:1398:C:H5'	1.94	0.68
22:DA:1343:G:O2'	22:DA:1344:U:C6	2.46	0.68
22:DA:1534:U:C6	22:DA:1538:G:N1	2.62	0.68
22:DA:2324:U:C5'	22:DA:2325:G:H5''	2.24	0.68
22:DA:2720:U:H5''	37:DP:52:ARG:NH2	2.09	0.68
22:DA:2726:A:HO2'	22:DA:2727:A:P	2.16	0.68
22:DA:2851:A:H2'	22:DA:2852:G:C8	2.28	0.68
24:DC:130:PRO:N	24:DC:188:ARG:HG3	2.09	0.68
25:DD:36:GLN:HE21	25:DD:38:LYS:NZ	1.92	0.68
26:DE:24:ASN:HB3	26:DE:27:LEU:HB3	1.76	0.68
28:DG:115:GLN:HG2	28:DG:116:LEU:H	1.58	0.68
33:DL:57:LEU:HA	33:DL:60:ARG:HG3	1.75	0.68
36:DO:51:ALA:HB3	36:DO:78:VAL:HG22	1.75	0.68
41:DT:67:VAL:O	41:DT:68:LYS:HG3	1.94	0.68
45:DX:29:LEU:HB2	45:DX:30:PRO:CD	2.23	0.68
1:AA:594:U:H2'	1:AA:595:A:O4'	1.92	0.68
1:AA:1236:A:H4'	1:AA:1304:G:H4'	1.76	0.68
1:AA:1281:C:O2'	1:AA:1282:C:H5'	1.94	0.68
1:AA:1285:A:C5'	1:AA:1286:U:C4	2.77	0.68
7:AG:74:VAL:HG21	7:AG:85:GLN:NE2	2.09	0.68
13:AM:10:ASP:OD1	13:AM:44:ILE:HD13	1.94	0.68
13:AM:18:LEU:O	13:AM:24:VAL:HG21	1.93	0.68
18:AR:44:THR:OG1	18:AR:46:THR:HG22	1.94	0.68
22:BA:528:A:OP2	31:BJ:116:ARG:NH2	2.27	0.68
22:BA:1872:A:H2'	22:BA:1873:G:O4'	1.93	0.68
22:BA:2310:C:H2'	27:BF:76:PHE:HE1	1.58	0.68
22:BA:2471:A:H2'	22:BA:2472:G:H5'	1.76	0.68
26:BE:160:ALA:O	26:BE:161:ALA:HB3	1.93	0.68
27:BF:120:SER:HB2	27:BF:127:TYR:CE1	2.28	0.68
49:B1:42:VAL:HG12	49:B1:44:GLN:HB2	1.76	0.68
53:CA:68:G:H5'	53:CA:171:A:H1'	1.75	0.68
53:CA:373:A:O2'	53:CA:374:A:C5'	2.37	0.68
53:CA:458:U:H2'	53:CA:459:A:C8	2.27	0.68
53:CA:1226:C:H5''	55:CM:94:LEU:HD21	1.75	0.68
2:CB:110:ILE:CD1	2:CB:151:LYS:HA	2.22	0.68
54:CG:30:MET:O	54:CG:31:VAL:HB	1.93	0.68
54:CG:59:GLU:HG3	54:CG:60:ALA:H	1.59	0.68
11:CK:64:VAL:O	11:CK:68:ARG:HB2	1.92	0.68
20:CT:30:PHE:CE2	20:CT:52:GLU:HG2	2.29	0.68
22:DA:1312:U:H4'	22:DA:1313:U:O5'	1.93	0.68

Continued on next page...

Continued from previous page...

Atom-1	Atom-2	Interatomic distance (Å)	Clash overlap (Å)
22:DA:1327:A:O2'	22:DA:1328:A:O4'	2.05	0.68
22:DA:1346:G:HO2'	22:DA:1347:A:H8	0.71	0.68
22:DA:2615:U:O2'	22:DA:2616:C:H5'	1.94	0.68
32:DK:88:ASN:HB2	32:DK:91:SER:HB2	1.75	0.68
38:DQ:64:ILE:HD12	38:DQ:95:ALA:CB	2.23	0.68
41:DT:28:ASN:HB2	41:DT:87:LEU:HB3	1.76	0.68
52:D4:19:ARG:HD2	52:D4:24:ARG:HD2	1.75	0.68
1:AA:683:G:N2	11:AK:39:ASN:HA	2.08	0.68
1:AA:1151:A:O2'	1:AA:1152:A:C5'	2.42	0.68
2:AB:36:LYS:HE3	2:AB:36:LYS:CA	2.23	0.68
4:AD:71:PHE:CE1	4:AD:199:ILE:HD11	2.29	0.68
5:AE:100:GLU:HB2	5:AE:103:GLY:CA	2.24	0.68
13:AM:55:LEU:O	13:AM:59:VAL:HG12	1.92	0.68
15:AO:16:ARG:HD3	15:AO:16:ARG:H	1.57	0.68
21:AU:39:LYS:N	21:AU:40:PRO:HD2	2.07	0.68
22:BA:7:G:H2'	22:BA:8:C:H6	1.59	0.68
22:BA:14:A:H3'	22:BA:15:G:H5''	1.76	0.68
22:BA:560:C:O2	38:BQ:47:ARG:NH1	2.27	0.68
22:BA:767:U:O2'	22:BA:768:G:H5'	1.94	0.68
22:BA:1019:U:C4	22:BA:1020:A:N6	2.62	0.68
22:BA:1140:C:P	31:BJ:68:LYS:HZ3	2.17	0.68
27:BF:134:GLN:O	27:BF:135:ILE:HB	1.93	0.68
39:BR:3:ALA:HA	39:BR:40:MET:O	1.94	0.68
53:CA:119:A:H5'	53:CA:120:A:C5'	2.24	0.68
53:CA:384:G:H2'	53:CA:385:C:C6	2.29	0.68
53:CA:464:U:C4	53:CA:466:A:H4'	2.29	0.68
53:CA:1217:C:OP1	14:CN:8:ARG:HB2	1.92	0.68
53:CA:1281:C:H3'	53:CA:1282:C:H5'	1.75	0.68
10:CJ:7:ARG:NH1	10:CJ:102:LEU:HG	2.09	0.68
56:CP:54:LEU:HD23	56:CP:54:LEU:H	1.59	0.68
22:DA:1125:G:H4'	52:D4:37:GLN:NE2	2.08	0.68
22:DA:1417:C:O2'	22:DA:1418:G:C5'	2.40	0.68
22:DA:1607:C:H4'	22:DA:1608:A:H8	1.56	0.68
22:DA:1809:A:H2'	22:DA:1810:A:C8	2.29	0.68
22:DA:2607:G:H2'	22:DA:2608:G:O4'	1.92	0.68
31:DJ:56:VAL:HG21	31:DJ:124:VAL:HG23	1.74	0.68
35:DN:16:HIS:O	35:DN:20:MET:HB2	1.93	0.68
41:DT:10:VAL:HG23	41:DT:11:LEU:H	1.59	0.68
41:DT:30:ILE:O	41:DT:85:VAL:HG23	1.94	0.68
1:AA:1006:G:H2'	1:AA:1007:U:H6	1.58	0.68
1:AA:1123:U:H5''	1:AA:1124:G:OP2	1.94	0.68

Continued on next page...

Continued from previous page...

Atom-1	Atom-2	Interatomic distance (Å)	Clash overlap (Å)
1:AA:1157:A:H1'	1:AA:1181:G:N1	2.09	0.68
6:AF:61:LEU:HD21	18:AR:23:LYS:NZ	2.09	0.68
7:AG:143:MET:HA	7:AG:143:MET:HE2	1.74	0.68
8:AH:48:PHE:O	8:AH:49:LYS:HB2	1.94	0.68
11:AK:15:VAL:HG13	11:AK:78:ILE:CG2	2.24	0.68
11:AK:126:ARG:CB	21:AU:33:ARG:NH1	2.41	0.68
21:AU:52:VAL:HG13	21:AU:53:LYS:N	2.02	0.68
22:BA:1179:G:OP2	22:BA:1180:U:H5''	1.94	0.68
22:BA:1494:A:H2'	22:BA:1495:A:H8	1.59	0.68
22:BA:2058:A:H5''	22:BA:2059:A:OP2	1.93	0.68
22:BA:2188:U:H2'	22:BA:2189:U:H6	1.57	0.68
22:BA:2599:G:C2'	22:BA:2600:A:H5'	2.24	0.68
25:BD:159:LYS:HZ2	25:BD:160:LYS:H	1.40	0.68
26:BE:137:LYS:O	26:BE:141:MET:HG3	1.93	0.68
32:BK:18:ARG:N	32:BK:45:GLU:HB2	2.06	0.68
36:BO:75:GLY:HA3	36:BO:106:LEU:HA	1.75	0.68
37:BP:25:VAL:HG11	37:BP:46:VAL:HG23	1.75	0.68
44:BW:33:GLY:O	44:BW:34:SER:HB3	1.93	0.68
53:CA:802:A:H2'	53:CA:803:G:H5'	1.76	0.68
53:CA:1102:A:H2'	53:CA:1103:C:C6	2.28	0.68
53:CA:1453:G:H2'	53:CA:1453:G:N3	2.09	0.68
5:CE:81:GLN:OE1	5:CE:149:PRO:HD3	1.94	0.68
12:CL:2:THR:HB	12:CL:5:GLN:H	1.59	0.68
17:CQ:37:ILE:HG13	17:CQ:38:LYS:O	1.93	0.68
22:DA:304:U:HO2'	22:DA:305:C:H6	1.37	0.68
22:DA:528:A:N1	22:DA:2043:C:O5'	2.27	0.68
22:DA:851:C:C4'	47:DZ:46:MET:HG2	2.23	0.68
22:DA:1343:G:H2'	22:DA:1344:U:C5	2.29	0.68
22:DA:1722:A:C6	22:DA:1739:A:C8	2.81	0.68
22:DA:2211:A:OP2	22:DA:2211:A:H4'	1.94	0.68
22:DA:2276:G:O2'	22:DA:2277:G:H5'	1.94	0.68
26:DE:109:LEU:O	26:DE:112:LEU:HB3	1.94	0.68
36:DO:70:ALA:O	36:DO:74:VAL:HG23	1.94	0.68
44:DW:37:VAL:CG2	44:DW:38:ARG:NH1	2.57	0.68
1:AA:1025:U:H5''	1:AA:1026:G:H5'	1.76	0.67
1:AA:1195:C:H2'	1:AA:1197:A:H5'	1.75	0.67
1:AA:1355:G:O2'	1:AA:1356:G:H5'	1.93	0.67
12:AL:84:GLY:O	12:AL:95:HIS:HD2	1.76	0.67
22:BA:594:U:H2'	22:BA:595:C:C6	2.27	0.67
22:BA:614:A:O2'	22:BA:615:U:OP2	2.11	0.67
22:BA:899:A:HO2'	22:BA:900:A:H8	1.42	0.67

Continued on next page...

Continued from previous page...

Atom-1	Atom-2	Interatomic distance (Å)	Clash overlap (Å)
22:BA:1644:C:O2'	22:BA:1645:G:H5'	1.94	0.67
22:BA:2150:C:H2'	22:BA:2151:U:H5	1.56	0.67
26:BE:146:VAL:HG23	26:BE:167:VAL:HG21	1.76	0.67
34:BM:114:ARG:HA	34:BM:130:PHE:CE1	2.28	0.67
53:CA:520:A:H2'	53:CA:521:G:O4'	1.94	0.67
53:CA:643:C:O2'	53:CA:644:U:C5'	2.42	0.67
53:CA:1504:G:C4'	53:CA:1505:G:H5'	2.23	0.67
5:CE:44:ARG:NH2	5:CE:70:MET:HB2	2.09	0.67
55:CM:91:ARG:HD3	55:CM:91:ARG:O	1.94	0.67
22:DA:12:U:O2	22:DA:12:U:H2'	1.93	0.67
22:DA:929:U:H1'	47:DZ:25:GLY:O	1.93	0.67
22:DA:1008:A:H4'	22:DA:1009:A:OP1	1.93	0.67
22:DA:1204:A:H4'	22:DA:1205:A:H5''	1.76	0.67
22:DA:1352:U:C5	22:DA:1377:G:C6	2.82	0.67
22:DA:1740:G:O2'	22:DA:1741:C:H5'	1.94	0.67
22:DA:1821:A:O2'	22:DA:1822:C:O5'	2.12	0.67
22:DA:2585:U:O2'	22:DA:2586:U:C5'	2.42	0.67
22:DA:2829:A:C2'	22:DA:2830:C:H5'	2.24	0.67
25:DD:4:LEU:HD23	25:DD:101:PHE:CE1	2.29	0.67
33:DL:122:VAL:O	33:DL:122:VAL:HG23	1.94	0.67
34:DM:34:LYS:HB2	34:DM:131:VAL:HG23	1.76	0.67
34:DM:36:VAL:HG13	43:DV:82:TYR:HD1	1.57	0.67
39:DR:39:LEU:HA	39:DR:49:ILE:CG2	2.17	0.67
41:DT:10:VAL:HG23	41:DT:11:LEU:CD1	2.23	0.67
51:D3:36:ALA:O	51:D3:40:LYS:HG3	1.93	0.67
1:AA:1201:A:H1'	1:AA:1202:U:OP2	1.94	0.67
5:AE:152:VAL:HG12	5:AE:155:LYS:HZ1	1.60	0.67
8:AH:88:LYS:HG3	8:AH:89:ASP:H	1.58	0.67
16:AP:36:VAL:O	16:AP:36:VAL:HG13	1.93	0.67
23:BB:15:A:O2'	23:BB:16:G:H5'	1.95	0.67
25:BD:46:ARG:HG3	25:BD:84:LEU:HB2	1.76	0.67
25:BD:107:VAL:H	25:BD:206:ALA:H	1.39	0.67
26:BE:46:GLN:HG3	26:BE:86:ALA:HA	1.76	0.67
44:BW:37:VAL:CG1	44:BW:55:ASP:O	2.43	0.67
46:BY:1:MET:C	46:BY:2:LYS:HD2	2.14	0.67
53:CA:675:A:H1'	11:CK:117:HIS:ND1	2.09	0.67
53:CA:960:U:O2'	53:CA:1223:C:C4'	2.42	0.67
53:CA:1072:G:H2'	53:CA:1073:U:C6	2.29	0.67
2:CB:131:LYS:O	2:CB:131:LYS:HE3	1.94	0.67
4:CD:8:LEU:CD2	4:CD:21:LYS:HD2	2.24	0.67
5:CE:68:ARG:O	5:CE:70:MET:HG2	1.94	0.67

Continued on next page...

Continued from previous page...

Atom-1	Atom-2	Interatomic distance (Å)	Clash overlap (Å)
9:CI:58:GLU:HG3	9:CI:59:LYS:H	1.59	0.67
10:CJ:102:LEU:HD13	10:CJ:102:LEU:OXT	1.95	0.67
15:CO:63:ARG:HH22	22:DA:715:A:C5'	2.06	0.67
56:CP:52:LEU:O	56:CP:53:ASP:HB2	1.93	0.67
18:CR:22:TYR:HA	18:CR:57:ALA:HB1	1.76	0.67
22:DA:1010:A:O2'	22:DA:1011:G:C5'	2.42	0.67
22:DA:1038:G:C2'	22:DA:1039:A:C5'	2.71	0.67
22:DA:1079:C:N4	22:DA:1088:A:N3	2.42	0.67
22:DA:1087:G:H1'	22:DA:1089:A:H1'	1.76	0.67
22:DA:1127:A:O2'	22:DA:1128:G:C5'	2.38	0.67
22:DA:1345:C:O2'	22:DA:1346:G:H8	1.74	0.67
58:DF:129:MET:HE2	58:DF:174:PHE:HZ	1.57	0.67
30:DI:76:ALA:HB2	30:DI:131:THR:HB	1.75	0.67
32:DK:97:THR:O	32:DK:98:ARG:HB2	1.92	0.67
33:DL:79:LEU:CA	33:DL:82:LEU:HD11	2.19	0.67
40:DS:6:LYS:HZ2	40:DS:104:THR:HG23	1.58	0.67
40:DS:66:ILE:HD13	40:DS:66:ILE:N	2.09	0.67
49:D1:34:GLU:HG3	49:D1:49:LYS:HB2	1.77	0.67
49:D1:47:ILE:HD12	49:D1:47:ILE:N	2.09	0.67
1:AA:345:C:C3'	37:BP:33:GLU:OE1	2.42	0.67
1:AA:701:U:O2'	1:AA:702:A:OP2	2.12	0.67
1:AA:1071:C:H2'	1:AA:1072:G:C8	2.28	0.67
1:AA:1101:A:H4'	1:AA:1102:A:O5'	1.94	0.67
1:AA:1306:A:H2'	1:AA:1307:U:H5'	1.74	0.67
5:AE:12:GLU:HB2	5:AE:38:VAL:HG12	1.76	0.67
10:AJ:49:PHE:CE1	14:AN:76:PHE:HZ	2.13	0.67
22:BA:2136:G:C2	22:BA:2137:U:C4	2.82	0.67
22:BA:2732:G:H8	22:BA:2732:G:OP2	1.77	0.67
26:BE:61:ARG:NH1	26:BE:64:GLY:HA3	2.09	0.67
35:BN:23:ASN:HD22	35:BN:23:ASN:N	1.91	0.67
40:BS:4:ILE:HG22	40:BS:106:VAL:HG13	1.76	0.67
41:BT:8:LEU:N	41:BT:8:LEU:HD23	2.08	0.67
53:CA:197:A:C6	53:CA:221:C:C4'	2.77	0.67
53:CA:642:A:HO2'	53:CA:643:C:H6	1.38	0.67
53:CA:954:G:H1	53:CA:1228:C:N4	1.92	0.67
53:CA:958:A:H62	19:CS:54:ARG:NH1	1.92	0.67
53:CA:960:U:O2'	53:CA:1223:C:H5''	1.94	0.67
53:CA:960:U:H4'	53:CA:961:U:O5'	1.94	0.67
53:CA:1202:U:O2'	53:CA:1203:C:H5'	1.93	0.67
2:CB:112:ARG:O	2:CB:112:ARG:HG3	1.94	0.67
5:CE:28:ARG:HG2	5:CE:29:ILE:N	2.08	0.67

Continued on next page...

Continued from previous page...

Atom-1	Atom-2	Interatomic distance (Å)	Clash overlap (Å)
5:CE:73:VAL:HG12	5:CE:74:ALA:O	1.94	0.67
6:CF:39:LEU:HD12	6:CF:40:GLU:N	2.09	0.67
19:CS:28:LYS:HB3	19:CS:29:PRO:HD2	1.75	0.67
22:DA:108:G:H2'	22:DA:109:C:H6	1.60	0.67
22:DA:273:G:H2'	22:DA:274:C:C6	2.29	0.67
22:DA:2756:U:H1'	22:DA:2757:A:H5''	1.76	0.67
26:DE:150:THR:O	26:DE:192:ALA:HB2	1.95	0.67
28:DG:112:VAL:HG12	28:DG:114:HIS:HB3	1.76	0.67
31:DJ:64:VAL:HG22	31:DJ:68:LYS:HG3	1.75	0.67
39:DR:82:HIS:O	39:DR:82:HIS:CG	2.47	0.67
42:DU:6:ARG:HG2	42:DU:7:ASP:N	2.08	0.67
45:DX:30:PRO:HG2	45:DX:32:LEU:CD2	2.23	0.67
46:DY:18:LEU:O	46:DY:18:LEU:HD13	1.94	0.67
12:AL:43:LYS:CB	12:AL:44:PRO:CD	2.71	0.67
13:AM:39:ALA:HB3	13:AM:42:VAL:CG1	2.24	0.67
22:BA:364:C:O2'	22:BA:365:U:H5'	1.92	0.67
22:BA:568:U:OP1	33:BL:36:LYS:HE3	1.94	0.67
22:BA:1537:G:H5''	22:BA:1537:G:N3	2.10	0.67
22:BA:2801:G:H2'	22:BA:2802:G:C8	2.30	0.67
25:BD:73:VAL:HG23	25:BD:74:GLU:H	1.60	0.67
28:BG:84:LYS:HZ1	28:BG:133:LYS:HE3	1.57	0.67
37:BP:87:ARG:NH2	37:BP:111:GLU:HG3	2.09	0.67
45:BX:30:PRO:HB2	45:BX:32:LEU:HD12	1.77	0.67
45:BX:65:THR:O	45:BX:68:ALA:HB3	1.94	0.67
53:CA:821:G:H2'	53:CA:822:U:H6	1.59	0.67
53:CA:1087:G:O2'	53:CA:1088:G:H5'	1.95	0.67
14:CN:2:LYS:HD3	14:CN:5:MET:CG	2.25	0.67
22:DA:110:G:N2	22:DA:111:A:H1'	2.10	0.67
22:DA:2336:A:N7	44:DW:40:ARG:CZ	2.58	0.67
22:DA:2344:U:H4'	22:DA:2345:G:OP1	1.94	0.67
57:DB:31:C:H5''	58:DF:29:ARG:HH12	1.59	0.67
24:DC:191:LEU:HD22	24:DC:191:LEU:N	2.10	0.67
29:DH:1:MET:CE	29:DH:23:ALA:HB2	2.24	0.67
35:DN:56:LYS:HA	35:DN:84:GLY:CA	2.23	0.67
41:DT:29:THR:N	41:DT:87:LEU:HB2	2.08	0.67
45:DX:53:LYS:HA	45:DX:56:ARG:HB2	1.77	0.67
1:AA:98:A:H2'	1:AA:99:C:H6	1.59	0.67
1:AA:206:C:C2	1:AA:207:C:H1'	2.29	0.67
1:AA:428:G:C1'	1:AA:430:A:C8	2.78	0.67
1:AA:437:U:H4'	4:AD:153:ARG:NH2	2.09	0.67
1:AA:779:C:C2'	1:AA:780:A:H5'	2.24	0.67

Continued on next page...

Continued from previous page...

Atom-1	Atom-2	Interatomic distance (Å)	Clash overlap (Å)
1:AA:1507:A:N6	1:AA:1530:G:C6	2.62	0.67
5:AE:37:VAL:HG12	5:AE:116:VAL:HG21	1.75	0.67
5:AE:67:ARG:HB2	5:AE:68:ARG:HE	1.60	0.67
5:AE:83:PRO:HB3	5:AE:96:GLN:HE21	1.58	0.67
5:AE:152:VAL:CB	5:AE:155:LYS:NZ	2.58	0.67
22:BA:6:A:O2'	22:BA:7:G:H5'	1.93	0.67
22:BA:39:G:H2'	22:BA:40:U:H6	1.59	0.67
22:BA:574:A:H4'	22:BA:575:A:H5'	1.76	0.67
22:BA:747:U:H2'	22:BA:2613:U:O4	1.94	0.67
22:BA:1188:U:H2'	22:BA:1189:A:H5'	1.74	0.67
22:BA:2207:C:H2'	22:BA:2208:C:C6	2.30	0.67
22:BA:2547:A:H2'	22:BA:2548:U:C6	2.29	0.67
24:BC:68:ARG:HD3	24:BC:103:ILE:HD11	1.76	0.67
24:BC:80:LEU:HD11	24:BC:109:LEU:HG	1.77	0.67
24:BC:85:ASN:OD1	24:BC:85:ASN:N	2.27	0.67
24:BC:140:VAL:HG11	24:BC:189:ALA:HB1	1.75	0.67
26:BE:129:PRO:HG3	26:BE:156:ASN:OD1	1.93	0.67
32:BK:63:VAL:HG21	32:BK:85:VAL:HG23	1.76	0.67
53:CA:412:A:H4'	53:CA:413:G:OP1	1.92	0.67
53:CA:696:A:H2'	53:CA:697:U:H6	1.59	0.67
53:CA:1278:G:H4'	53:CA:1279:G:H5'	1.73	0.67
3:CC:33:ASP:O	3:CC:37:LYS:HG2	1.94	0.67
6:CF:3:HIS:HD2	6:CF:65:GLU:HG2	1.58	0.67
18:CR:19:GLU:CD	18:CR:20:ILE:H	1.97	0.67
20:CT:3:ILE:O	20:CT:4:LYS:HG2	1.93	0.67
22:DA:946:C:O2'	22:DA:947:A:H5'	1.95	0.67
22:DA:959:A:H2'	22:DA:960:A:N7	2.10	0.67
22:DA:1326:U:O2'	22:DA:1327:A:H8	1.77	0.67
22:DA:1536:C:H5''	22:DA:1537:G:O5'	1.93	0.67
22:DA:2271:G:H2'	22:DA:2272:U:C6	2.30	0.67
22:DA:2324:U:H5'	22:DA:2325:G:H5''	1.77	0.67
22:DA:2846:G:OP1	37:DP:51:ASN:HB2	1.95	0.67
57:DB:58:A:O2'	57:DB:59:A:H8	1.78	0.67
26:DE:34:ALA:HB1	26:DE:94:GLN:HB2	1.75	0.67
32:DK:99:ILE:HG13	32:DK:118:LEU:HD12	1.77	0.67
34:DM:108:VAL:HG23	34:DM:109:PRO:HD2	1.77	0.67
39:DR:39:LEU:HB3	39:DR:49:ILE:HD13	1.77	0.67
1:AA:425:G:C2'	1:AA:426:U:H5'	2.24	0.67
1:AA:430:A:O2'	1:AA:431:A:C5'	2.40	0.67
1:AA:725:G:H2'	1:AA:726:C:H6	1.60	0.67
1:AA:1233:G:H2'	1:AA:1234:C:H6	1.59	0.67

Continued on next page...

Continued from previous page...

Atom-1	Atom-2	Interatomic distance (Å)	Clash overlap (Å)
1:AA:1258:G:HO2'	1:AA:1259:C:H6	1.41	0.67
5:AE:114:LEU:HD21	5:AE:122:VAL:CG2	2.25	0.67
5:AE:155:LYS:HD2	5:AE:155:LYS:H	1.60	0.67
10:AJ:18:ILE:HG21	10:AJ:72:ARG:HE	1.59	0.67
22:BA:1011:G:H4'	22:BA:1012:U:OP1	1.92	0.67
22:BA:1735:A:H2'	22:BA:1736:U:H6	1.60	0.67
22:BA:2543:G:H2'	22:BA:2544:G:C8	2.29	0.67
24:BC:52:HIS:NE2	24:BC:218:THR:HG23	2.09	0.67
29:BH:4:ILE:HG12	29:BH:18:GLN:NE2	2.10	0.67
44:BW:17:ALA:CA	44:BW:35:ILE:HG23	2.24	0.67
44:BW:41:GLY:O	44:BW:43:LYS:N	2.28	0.67
53:CA:160:A:H2'	53:CA:161:A:O4'	1.95	0.67
53:CA:1268:G:N2	53:CA:1327:C:H1'	2.10	0.67
12:CL:56:LEU:HB2	12:CL:58:ASN:OD1	1.94	0.67
14:CN:27:LYS:HD2	14:CN:27:LYS:C	2.15	0.67
22:DA:35:G:O2'	22:DA:36:G:O5'	2.13	0.67
22:DA:686:U:C6	22:DA:788:A:N1	2.62	0.67
22:DA:859:G:N2	22:DA:916:G:C2'	2.57	0.67
22:DA:942:G:H4'	22:DA:1190:G:H5'	1.75	0.67
22:DA:1063:G:HO2'	22:DA:1064:C:H6	1.41	0.67
22:DA:1651:G:N2	22:DA:2007:U:C2	2.63	0.67
22:DA:2136:G:O2'	22:DA:2137:U:C6	2.47	0.67
22:DA:2286:G:O6	49:D1:22:THR:HG21	1.94	0.67
22:DA:2620:C:O4'	25:DD:161:MET:HG3	1.95	0.67
25:DD:179:ARG:HD2	25:DD:188:LEU:HD12	1.75	0.67
26:DE:23:PHE:HB2	26:DE:114:ARG:HH22	1.60	0.67
26:DE:98:LYS:O	26:DE:99:LYS:HB2	1.93	0.67
58:DF:39:VAL:HG13	58:DF:49:LEU:HD23	1.76	0.67
58:DF:65:LEU:HD11	58:DF:87:LYS:HZ1	1.58	0.67
58:DF:177:ARG:HD3	58:DF:178:LYS:N	2.10	0.67
36:DO:30:ARG:HG2	36:DO:31:THR:N	2.09	0.67
37:DP:45:VAL:O	37:DP:60:VAL:HA	1.95	0.67
1:AA:667:G:H4'	15:AO:50:HIS:ND1	2.10	0.67
4:AD:47:LEU:HD23	4:AD:47:LEU:O	1.95	0.67
5:AE:10:LEU:HD23	5:AE:10:LEU:H	1.60	0.67
5:AE:11:GLN:HA	5:AE:11:GLN:NE2	2.05	0.67
22:BA:201:C:C2'	22:BA:202:U:H5'	2.25	0.67
22:BA:264:C:C2'	22:BA:265:A:H5''	2.25	0.67
22:BA:1139:G:O2'	22:BA:1140:C:H5'	1.95	0.67
22:BA:1731:G:O2'	22:BA:1732:C:H3'	1.94	0.67
22:BA:2584:U:O4	62:BA:3698:HOH:O	2.08	0.67

Continued on next page...

Continued from previous page...

Atom-1	Atom-2	Interatomic distance (Å)	Clash overlap (Å)
27:BF:39:VAL:CG1	27:BF:49:LEU:HD13	2.25	0.67
44:BW:76:ARG:HG3	44:BW:76:ARG:NH2	2.09	0.67
53:CA:108:G:H5'	53:CA:109:A:H5''	1.77	0.67
53:CA:487:A:H2'	53:CA:488:C:O4'	1.95	0.67
53:CA:1169:A:H2'	53:CA:1170:A:C8	2.30	0.67
9:CI:75:ALA:HA	9:CI:78:ILE:HD12	1.75	0.67
12:CL:5:GLN:HG3	12:CL:9:LYS:NZ	2.10	0.67
55:CM:28:ARG:O	55:CM:28:ARG:HD2	1.93	0.67
55:CM:77:LYS:O	55:CM:77:LYS:HD3	1.94	0.67
55:CM:81:ASP:HB3	55:CM:82:LEU:HD12	1.75	0.67
21:CU:53:LYS:HB2	21:CU:53:LYS:NZ	2.10	0.67
22:DA:126:A:O5'	50:D2:19:ARG:HG3	1.94	0.67
22:DA:491:G:O2'	22:DA:492:A:H5'	1.94	0.67
22:DA:575:A:N3	22:DA:576:U:C5	2.62	0.67
22:DA:705:A:H2'	22:DA:706:A:C8	2.28	0.67
22:DA:800:A:H4'	22:DA:801:G:O5'	1.93	0.67
22:DA:1274:A:C6	22:DA:1302:A:C2	2.82	0.67
22:DA:1666:G:O3'	32:DK:6:THR:HG23	1.93	0.67
22:DA:2426:A:H3'	22:DA:2427:C:C5'	2.24	0.67
22:DA:2508:G:C2	22:DA:2582:G:C6	2.83	0.67
22:DA:2788:C:H2'	22:DA:2789:C:C6	2.29	0.67
57:DB:40:U:O2'	57:DB:45:A:N6	2.27	0.67
57:DB:81:G:H2'	57:DB:82:U:H6	1.60	0.67
24:DC:32:LEU:HB3	24:DC:63:ILE:HG12	1.77	0.67
25:DD:119:ALA:HB2	25:DD:163:GLY:O	1.94	0.67
58:DF:177:ARG:HD3	58:DF:178:LYS:H	1.60	0.67
31:DJ:86:GLN:O	31:DJ:87:ALA:HB2	1.94	0.67
35:DN:70:THR:HG22	35:DN:70:THR:O	1.95	0.67
42:DU:81:ARG:CB	42:DU:96:LYS:HD2	2.25	0.67
45:DX:63:ILE:O	45:DX:67:LEU:HD12	1.95	0.67
46:DY:37:LEU:HD13	46:DY:42:LEU:CD1	2.24	0.67
52:D4:3:VAL:O	52:D4:4:ARG:HB2	1.94	0.67
1:AA:98:A:H2'	1:AA:99:C:C6	2.30	0.67
1:AA:279:A:H5''	1:AA:281:G:O4'	1.93	0.67
1:AA:469:C:O2'	1:AA:470:C:H5'	1.95	0.67
1:AA:601:G:H2'	1:AA:602:A:C8	2.30	0.67
1:AA:1387:G:H2'	1:AA:1388:C:C6	2.30	0.67
1:AA:1398:A:H8	1:AA:1398:A:H5''	1.60	0.67
2:AB:46:VAL:HB	2:AB:47:PRO:CD	2.23	0.67
2:AB:89:PHE:CB	2:AB:149:GLY:HA2	2.08	0.67
2:AB:187:ASP:HB2	2:AB:203:ASP:HB3	1.77	0.67

Continued on next page...

Continued from previous page...

Atom-1	Atom-2	Interatomic distance (Å)	Clash overlap (Å)
5:AE:132:PRO:HA	5:AE:135:VAL:HG13	1.75	0.67
19:AS:46:LEU:H	19:AS:61:VAL:CG2	2.07	0.67
22:BA:38:A:N3	26:BE:43:THR:HB	2.09	0.67
22:BA:1882:U:O2'	22:BA:1883:U:H5'	1.95	0.67
32:BK:24:VAL:HG12	32:BK:30:ARG:HD2	1.77	0.67
32:BK:39:ILE:HG22	32:BK:60:ALA:O	1.95	0.67
36:BO:76:LYS:O	36:BO:80:GLU:HG2	1.95	0.67
53:CA:182:A:C4	53:CA:184:G:N7	2.63	0.67
53:CA:1301:U:O2'	53:CA:1302:C:C5	2.48	0.67
53:CA:1467:C:H2'	53:CA:1468:A:C8	2.30	0.67
4:CD:3:TYR:O	4:CD:4:LEU:HB2	1.94	0.67
4:CD:129:VAL:HG11	4:CD:134:TYR:CD1	2.29	0.67
54:CG:100:MET:H	54:CG:100:MET:HE2	1.59	0.67
56:CP:52:LEU:CD2	56:CP:75:ILE:HG12	2.25	0.67
56:CP:78:VAL:C	56:CP:80:LYS:H	1.98	0.67
22:DA:633:A:O5'	22:DA:633:A:H8	1.78	0.67
22:DA:784:G:O2'	22:DA:785:G:H8	1.78	0.67
22:DA:2197:U:C6	22:DA:2224:G:C6	2.82	0.67
26:DE:88:ARG:HB3	26:DE:89:PRO:HD2	1.77	0.67
26:DE:111:GLU:HB2	26:DE:114:ARG:HH21	1.57	0.67
26:DE:134:LEU:HA	26:DE:137:LYS:HB2	1.76	0.67
30:DI:21:PRO:N	30:DI:22:PRO:HD2	2.10	0.67
40:DS:29:VAL:HG11	40:DS:55:ILE:CD1	2.24	0.67
40:DS:86:MET:HE1	40:DS:87:PRO:HD2	1.77	0.67
45:DX:52:ALA:O	45:DX:53:LYS:HB3	1.93	0.67
1:AA:500:G:H2'	1:AA:501:C:C6	2.30	0.67
1:AA:545:C:C5'	4:AD:68:GLU:HG3	2.19	0.67
1:AA:1225:A:H2'	1:AA:1226:C:C5	2.30	0.67
3:AC:166:TRP:HE3	3:AC:166:TRP:N	1.89	0.67
5:AE:152:VAL:CA	5:AE:155:LYS:NZ	2.58	0.67
13:AM:7:ASN:HD22	13:AM:8:ILE:H	1.41	0.67
22:BA:1681:G:O2'	22:BA:1762:A:H1'	1.95	0.67
22:BA:2886:A:C5	22:BA:2887:A:C8	2.83	0.67
23:BB:53:A:O2'	23:BB:54:G:H5'	1.95	0.67
31:BJ:18:VAL:CG2	31:BJ:140:LEU:CD1	2.72	0.67
31:BJ:44:TYR:O	31:BJ:45:THR:HB	1.95	0.67
37:BP:50:ARG:HB2	37:BP:56:SER:HA	1.77	0.67
53:CA:117:G:C2'	53:CA:118:U:H5'	2.25	0.67
54:CG:68:VAL:CG2	54:CG:134:VAL:HG12	2.25	0.67
55:CM:47:LEU:HD23	55:CM:48:SER:N	2.10	0.67
17:CQ:67:SER:OG	17:CQ:70:LYS:HB2	1.94	0.67

Continued on next page...

Continued from previous page...

Atom-1	Atom-2	Interatomic distance (Å)	Clash overlap (Å)
22:DA:286:U:H2'	22:DA:287:G:C8	2.29	0.67
22:DA:426:C:C2'	22:DA:427:U:H5'	2.25	0.67
22:DA:647:G:O2'	22:DA:648:G:H5'	1.94	0.67
22:DA:678:C:H2'	22:DA:679:C:H6	1.58	0.67
22:DA:688:U:O2'	22:DA:689:A:H5'	1.95	0.67
22:DA:1255:U:H3'	22:DA:1256:G:H5''	1.75	0.67
22:DA:1428:C:C5	22:DA:1569:A:H5'	2.29	0.67
22:DA:1827:U:O4'	22:DA:1970:A:O2'	2.12	0.67
22:DA:2271:G:H2'	22:DA:2272:U:H6	1.60	0.67
22:DA:2331:G:O2'	44:DW:40:ARG:HB3	1.94	0.67
22:DA:2384:U:H5''	22:DA:2386:A:OP1	1.95	0.67
58:DF:43:ILE:HD13	58:DF:82:TYR:CE2	2.28	0.67
31:DJ:2:LYS:HB2	31:DJ:2:LYS:HZ3	1.59	0.67
31:DJ:25:LEU:HB2	31:DJ:62:VAL:HG21	1.76	0.67
40:DS:4:ILE:CG2	40:DS:106:VAL:HG22	2.24	0.67
48:D0:26:SER:O	48:D0:27:LEU:HD13	1.94	0.67
1:AA:1247:U:O2'	1:AA:1248:A:H5'	1.94	0.67
1:AA:1520:C:H2'	1:AA:1521:C:H6	1.60	0.67
5:AE:152:VAL:HB	5:AE:155:LYS:HZ2	1.60	0.67
11:AK:22:ILE:HG22	11:AK:31:VAL:HG13	1.76	0.67
20:AT:75:LYS:HB3	20:AT:75:LYS:NZ	2.10	0.67
22:BA:346:A:C2	22:BA:347:A:H1'	2.30	0.67
22:BA:503:A:H4'	22:BA:504:A:O5'	1.94	0.67
22:BA:595:C:H2'	22:BA:596:U:H6	1.60	0.67
22:BA:703:U:H2'	22:BA:704:G:H5'	1.75	0.67
22:BA:1967:C:C2'	22:BA:1968:G:H5'	2.23	0.67
22:BA:2092:U:H4'	22:BA:2093:G:O5'	1.95	0.67
22:BA:2729:G:H8	22:BA:2729:G:H5''	1.60	0.67
26:BE:187:VAL:HG12	26:BE:188:MET:N	2.08	0.67
53:CA:389:A:O2'	53:CA:390:U:H5'	1.94	0.67
53:CA:523:A:C2	53:CA:527:G:O6	2.48	0.67
53:CA:672:U:H2'	53:CA:673:A:C8	2.30	0.67
53:CA:718:A:C5	11:CK:117:HIS:CD2	2.83	0.67
53:CA:1171:A:O2'	53:CA:1172:C:H5'	1.93	0.67
54:CG:116:ALA:O	54:CG:120:ALA:HB3	1.94	0.67
22:DA:594:U:H2'	22:DA:595:C:C6	2.30	0.67
22:DA:851:C:H2'	22:DA:852:U:C6	2.30	0.67
22:DA:1135:C:N4	22:DA:1139:G:C6	2.63	0.67
22:DA:1252:G:H5''	62:DA:3286:HOH:O	1.95	0.67
22:DA:1429:G:O2'	22:DA:1430:G:H8	1.77	0.67
22:DA:1536:C:H4'	22:DA:1537:G:C5'	2.24	0.67

Continued on next page...

Continued from previous page...

Atom-1	Atom-2	Interatomic distance (Å)	Clash overlap (Å)
22:DA:1964:G:H4'	22:DA:1965:C:OP2	1.94	0.67
22:DA:2093:G:N7	22:DA:2225:A:C4	2.63	0.67
22:DA:2229:U:H2'	22:DA:2230:G:C8	2.30	0.67
57:DB:17:C:N4	57:DB:68:C:H42	1.93	0.67
24:DC:77:VAL:HG23	24:DC:112:GLY:H	1.60	0.67
25:DD:40:LEU:H	25:DD:40:LEU:HD12	1.59	0.67
31:DJ:57:LEU:HG	31:DJ:128:ASN:H	1.59	0.67
33:DL:117:THR:HG22	33:DL:118:THR:N	2.08	0.67
40:DS:39:THR:O	40:DS:40:ASN:HB3	1.94	0.67
46:DY:1:MET:HG2	46:DY:4:LYS:HZ1	1.60	0.67
1:AA:1112:C:N4	3:AC:177:LEU:HD22	2.10	0.66
1:AA:1533:C:H3'	1:AA:1534:A:H5''	1.77	0.66
2:AB:95:TRP:HZ2	2:AB:100:LEU:HD23	1.60	0.66
7:AG:12:LEU:HD22	7:AG:12:LEU:N	1.98	0.66
15:AO:73:ASP:OD2	15:AO:76:ARG:HG3	1.95	0.66
22:BA:1223:G:OP2	39:BR:68:ARG:NH1	2.27	0.66
22:BA:2615:U:O2'	22:BA:2616:C:H5'	1.94	0.66
23:BB:12:C:H4'	23:BB:13:G:OP1	1.95	0.66
29:BH:75:LEU:HD23	29:BH:143:ILE:HG23	1.76	0.66
38:BQ:82:LEU:CD2	38:BQ:112:ALA:HB2	2.25	0.66
53:CA:269:C:H2'	53:CA:270:A:C8	2.30	0.66
6:CF:86:ARG:HH11	18:CR:63:TYR:HB3	1.55	0.66
10:CJ:44:THR:HG22	10:CJ:45:ARG:H	1.60	0.66
22:DA:36:G:O2'	22:DA:37:C:H5'	1.95	0.66
22:DA:77:G:O2'	22:DA:78:U:O4'	2.12	0.66
22:DA:92:U:O2'	22:DA:93:G:C5'	2.43	0.66
22:DA:505:A:O2'	22:DA:506:G:H5'	1.95	0.66
22:DA:657:U:O2'	22:DA:658:U:H5'	1.95	0.66
22:DA:1429:G:HO2'	22:DA:1430:G:H8	1.42	0.66
22:DA:1534:U:H2'	22:DA:1536:C:O2	1.95	0.66
22:DA:2314:A:C2	22:DA:2315:G:C5	2.82	0.66
22:DA:2331:G:N1	22:DA:2385:C:C4	2.63	0.66
22:DA:2540:C:C2	22:DA:2541:A:C8	2.83	0.66
24:DC:103:ILE:HD12	24:DC:104:LEU:H	1.61	0.66
58:DF:107:VAL:N	58:DF:108:PRO:CD	2.58	0.66
28:DG:22:VAL:HG12	28:DG:23:ILE:H	1.60	0.66
34:DM:17:ASN:OD1	34:DM:95:LEU:HB3	1.95	0.66
1:AA:261:U:OP2	20:AT:73:ARG:NH2	2.28	0.66
1:AA:414:A:O2'	1:AA:415:A:C5'	2.42	0.66
1:AA:794:A:H2'	1:AA:795:C:C6	2.30	0.66
4:AD:25:ARG:O	4:AD:26:ALA:HB2	1.94	0.66

Continued on next page...

Continued from previous page...

Atom-1	Atom-2	Interatomic distance (Å)	Clash overlap (Å)
11:AK:126:ARG:CA	21:AU:33:ARG:HH12	2.08	0.66
22:BA:141:G:C5'	22:BA:142:A:C8	2.79	0.66
22:BA:384:A:H2'	22:BA:385:C:H5'	1.77	0.66
25:BD:86:GLU:HA	25:BD:86:GLU:OE1	1.93	0.66
28:BG:18:ILE:CD1	28:BG:42:VAL:HG13	2.25	0.66
28:BG:85:LYS:HG2	28:BG:131:VAL:CG1	2.23	0.66
33:BL:101:ILE:HG23	33:BL:102:GLY:N	2.10	0.66
38:BQ:69:ARG:HH21	38:BQ:69:ARG:CG	2.08	0.66
53:CA:532:A:C8	3:CC:192:TYR:CE2	2.83	0.66
53:CA:714:G:H2'	53:CA:715:A:C8	2.29	0.66
2:CB:128:LEU:HD22	2:CB:132:GLU:HG2	1.76	0.66
4:CD:2:ARG:NH2	4:CD:114:ARG:NH1	2.41	0.66
9:CI:9:GLY:HA3	9:CI:16:ALA:HB3	1.77	0.66
14:CN:13:VAL:HG22	14:CN:59:GLN:OE1	1.95	0.66
17:CQ:29:LYS:HE2	17:CQ:36:PHE:CE2	2.30	0.66
22:DA:128:C:O2'	22:DA:129:C:C6	2.46	0.66
22:DA:459:U:O2'	22:DA:460:A:H5'	1.95	0.66
22:DA:533:G:H2'	22:DA:534:U:C6	2.31	0.66
22:DA:553:G:H2'	22:DA:554:U:O4'	1.95	0.66
22:DA:792:A:H5''	22:DA:793:A:H5'	1.76	0.66
22:DA:1799:G:C8	24:DC:179:GLU:OE1	2.47	0.66
22:DA:1905:C:O4'	22:DA:1928:A:C2	2.48	0.66
22:DA:2313:C:HO2'	22:DA:2314:A:H8	1.39	0.66
22:DA:2313:C:O2'	22:DA:2314:A:H5'	1.95	0.66
22:DA:2376:A:H1'	36:DO:99:TYR:CZ	2.30	0.66
22:DA:2758:A:C2'	22:DA:2759:G:H5'	2.24	0.66
57:DB:75:G:H1	57:DB:102:G:N2	1.92	0.66
25:DD:28:GLU:HA	25:DD:185:ASN:O	1.95	0.66
58:DF:56:LEU:HD13	58:DF:56:LEU:O	1.94	0.66
58:DF:134:GLN:HG3	58:DF:149:ARG:O	1.95	0.66
38:DQ:50:ARG:O	38:DQ:54:ARG:HD3	1.95	0.66
40:DS:10:ALA:HB3	40:DS:101:SER:O	1.94	0.66
43:DV:80:HIS:CD2	43:DV:83:LYS:N	2.63	0.66
1:AA:56:U:H2'	1:AA:57:G:C8	2.29	0.66
1:AA:370:C:O2'	1:AA:371:A:H5'	1.95	0.66
1:AA:511:C:O2'	1:AA:512:U:C5'	2.42	0.66
1:AA:1136:C:H5''	1:AA:1137:C:OP2	1.94	0.66
1:AA:1343:G:H2'	1:AA:1344:C:C6	2.31	0.66
1:AA:1427:C:O2'	1:AA:1428:A:H5'	1.95	0.66
3:AC:63:ILE:O	3:AC:98:ALA:HA	1.94	0.66
4:AD:60:VAL:HA	4:AD:63:ILE:CG2	2.26	0.66

Continued on next page...

Continued from previous page...

Atom-1	Atom-2	Interatomic distance (Å)	Clash overlap (Å)
4:AD:147:LYS:O	4:AD:149:LYS:N	2.28	0.66
8:AH:105:THR:HG21	8:AH:120:LEU:CD1	2.25	0.66
9:AI:38:PHE:HA	9:AI:41:GLU:OE1	1.96	0.66
18:AR:33:THR:HG23	18:AR:37:LYS:H	1.61	0.66
20:AT:53:MET:HG3	20:AT:54:GLN:N	2.10	0.66
22:BA:204:A:H4'	22:BA:205:G:OP1	1.96	0.66
22:BA:595:C:H2'	22:BA:596:U:C6	2.31	0.66
22:BA:802:A:H2'	22:BA:803:U:C6	2.29	0.66
22:BA:923:G:H4'	44:BW:25:PHE:CZ	2.31	0.66
22:BA:1184:U:H2'	22:BA:1185:G:O5'	1.95	0.66
22:BA:2840:C:O2'	22:BA:2841:C:H5'	1.95	0.66
31:BJ:2:LYS:HD3	31:BJ:2:LYS:H	1.61	0.66
34:BM:72:PRO:O	34:BM:91:TYR:O	2.12	0.66
37:BP:102:ARG:O	37:BP:103:THR:CG2	2.43	0.66
41:BT:39:THR:HG22	41:BT:41:ALA:CB	2.25	0.66
53:CA:177:G:O2'	53:CA:1448:C:C5'	2.42	0.66
53:CA:858:G:N7	62:CA:1822:HOH:O	2.27	0.66
53:CA:1160:G:O2'	53:CA:1161:C:H5'	1.94	0.66
53:CA:1202:U:O2'	53:CA:1203:C:C5'	2.44	0.66
2:CB:20:ARG:HH21	2:CB:38:HIS:CD2	2.11	0.66
3:CC:181:ILE:CG1	3:CC:202:PHE:HB2	2.24	0.66
6:CF:11:HIS:NE2	6:CF:54:LEU:HD21	2.11	0.66
9:CI:48:ARG:C	9:CI:50:PRO:HD2	2.15	0.66
10:CJ:32:THR:HG23	10:CJ:83:THR:OG1	1.94	0.66
22:DA:36:G:C6	22:DA:445:C:N4	2.63	0.66
22:DA:246:C:C2'	22:DA:247:G:H5'	2.25	0.66
22:DA:468:G:H5''	26:DE:55:SER:HB2	1.78	0.66
22:DA:524:G:H2'	22:DA:525:U:H6	1.60	0.66
22:DA:639:U:H2'	22:DA:640:C:C6	2.31	0.66
22:DA:867:C:O2'	22:DA:868:U:C5'	2.43	0.66
22:DA:1328:A:H2'	22:DA:1330:C:N4	2.10	0.66
22:DA:1342:A:N6	22:DA:1397:U:C5	2.64	0.66
22:DA:1597:A:O3'	22:DA:1598:A:H8	1.77	0.66
22:DA:2376:A:N3	36:DO:99:TYR:CE2	2.64	0.66
22:DA:2408:U:H5	62:DA:3599:HOH:O	1.78	0.66
22:DA:2638:G:H1'	22:DA:2778:A:N6	2.11	0.66
22:DA:2798:U:H5''	22:DA:2799:A:OP1	1.96	0.66
57:DB:69:G:N7	57:DB:70:C:C4	2.63	0.66
24:DC:42:ARG:NH2	24:DC:48:ILE:HD11	2.10	0.66
26:DE:122:GLU:HA	26:DE:190:ALA:HB2	1.77	0.66
31:DJ:58:ASN:OD1	31:DJ:127:GLY:HA2	1.96	0.66

Continued on next page...

Continued from previous page...

Atom-1	Atom-2	Interatomic distance (Å)	Clash overlap (Å)
33:DL:127:VAL:HG13	33:DL:132:ARG:HB2	1.77	0.66
37:DP:91:VAL:CG1	37:DP:96:LEU:HD11	2.22	0.66
39:DR:98:ILE:HG22	39:DR:98:ILE:O	1.93	0.66
42:DU:39:ASN:HB3	42:DU:62:ALA:HB3	1.76	0.66
44:DW:28:GLU:H	44:DW:31:LEU:CD2	2.08	0.66
1:AA:480:U:H5''	1:AA:481:G:OP2	1.95	0.66
1:AA:874:G:C2'	1:AA:875:U:H5'	2.25	0.66
3:AC:13:ILE:O	3:AC:15:LYS:N	2.28	0.66
7:AG:30:MET:HG2	7:AG:31:VAL:N	2.11	0.66
17:AQ:20:ILE:H	17:AQ:47:ASP:CG	1.99	0.66
22:BA:512:G:N7	62:BA:3760:HOH:O	2.27	0.66
22:BA:1339:G:N2	22:BA:1603:A:H1'	2.11	0.66
24:BC:80:LEU:HD11	24:BC:109:LEU:HB2	1.76	0.66
44:BW:37:VAL:CG2	44:BW:55:ASP:O	2.43	0.66
53:CA:87:C:O2'	53:CA:88:U:C4'	2.44	0.66
53:CA:120:A:C3'	53:CA:121:U:C5'	2.73	0.66
53:CA:765:G:C5	53:CA:812:G:C5	2.83	0.66
53:CA:1381:U:C4	54:CG:77:ARG:NH1	2.63	0.66
8:CH:54:THR:O	8:CH:56:PRO:HD3	1.95	0.66
22:DA:73:A:H8	22:DA:73:A:O5'	1.78	0.66
22:DA:815:C:P	39:DR:85:LYS:HE2	2.34	0.66
22:DA:2094:A:P	29:DH:22:LYS:HD2	2.35	0.66
22:DA:2339:C:O2'	22:DA:2340:A:C8	2.44	0.66
22:DA:2734:A:H2'	22:DA:2735:G:H5'	1.76	0.66
57:DB:13:G:N2	57:DB:16:G:C4	2.64	0.66
25:DD:169:ARG:O	25:DD:170:VAL:HG22	1.96	0.66
26:DE:148:ILE:HA	26:DE:187:VAL:HB	1.76	0.66
32:DK:54:LYS:H	32:DK:54:LYS:HD2	1.61	0.66
35:DN:98:LEU:HD21	48:D0:53:VAL:HG11	1.78	0.66
37:DP:92:ARG:HG2	37:DP:92:ARG:O	1.93	0.66
38:DQ:87:VAL:HG11	39:DR:52:PRO:CG	2.23	0.66
41:DT:62:VAL:HG12	41:DT:63:VAL:N	2.11	0.66
1:AA:82:G:N2	1:AA:84:U:N3	2.42	0.66
1:AA:322:C:H5	1:AA:328:C:C5	2.13	0.66
1:AA:330:C:H6	1:AA:330:C:H5''	1.60	0.66
1:AA:587:G:H4'	8:AH:3:GLN:HA	1.78	0.66
1:AA:1269:A:H2	1:AA:1312:G:N3	1.94	0.66
13:AM:19:THR:HA	13:AM:24:VAL:HG23	1.77	0.66
16:AP:22:ALA:HB2	16:AP:32:PHE:CA	2.22	0.66
22:BA:181:A:H1'	22:BA:435:C:H5'	1.78	0.66
22:BA:364:C:H2'	22:BA:365:U:C6	2.31	0.66

Continued on next page...

Continued from previous page...

Atom-1	Atom-2	Interatomic distance (Å)	Clash overlap (Å)
22:BA:1238:G:C2'	22:BA:1239:G:H5'	2.25	0.66
22:BA:2134:A:N6	22:BA:2135:A:N6	2.43	0.66
22:BA:2773:C:OP1	25:BD:171:THR:CG2	2.44	0.66
32:BK:18:ARG:HH11	32:BK:18:ARG:CG	1.93	0.66
35:BN:33:ILE:HD11	35:BN:118:ARG:CD	2.26	0.66
37:BP:50:ARG:CD	37:BP:51:ASN:N	2.58	0.66
53:CA:84:U:N3	53:CA:87:C:H1'	2.10	0.66
53:CA:140:U:H2'	53:CA:141:G:O4'	1.95	0.66
53:CA:254:G:N2	17:CQ:17:GLU:HG3	2.06	0.66
53:CA:927:G:N2	53:CA:1391:U:H1'	2.09	0.66
53:CA:1067:A:H4'	53:CA:1068:G:O5'	1.94	0.66
53:CA:1430:A:H2'	53:CA:1431:A:O4'	1.95	0.66
5:CE:132:PRO:O	5:CE:136:VAL:HG12	1.96	0.66
6:CF:92:THR:HG22	6:CF:94:HIS:N	2.01	0.66
54:CG:74:VAL:HG11	54:CG:143:MET:HB2	1.76	0.66
22:DA:443:A:N6	26:DE:36:ALA:HB1	2.10	0.66
22:DA:574:A:H4'	22:DA:575:A:H5'	1.76	0.66
22:DA:1328:A:H2'	22:DA:1330:C:C4	2.31	0.66
57:DB:69:G:H3'	57:DB:70:C:C6	2.31	0.66
24:DC:8:THR:O	24:DC:9:SER:CB	2.44	0.66
58:DF:48:LEU:HG	58:DF:49:LEU:CD2	2.24	0.66
33:DL:142:ILE:HG22	33:DL:144:GLU:H	1.60	0.66
36:DO:51:ALA:HB3	36:DO:78:VAL:CG2	2.26	0.66
38:DQ:40:LYS:HD2	38:DQ:44:TYR:CE2	2.30	0.66
1:AA:82:G:N2	1:AA:84:U:H3	1.94	0.66
1:AA:1210:C:H2'	1:AA:1211:U:H5'	1.77	0.66
2:AB:174:GLU:O	2:AB:178:LEU:HB2	1.95	0.66
22:BA:1061:U:C5	30:BI:9:LYS:HG3	2.31	0.66
22:BA:1666:G:O2'	22:BA:1667:G:H5'	1.96	0.66
22:BA:2196:C:O3'	4:CD:150:LYS:HD2	1.96	0.66
22:BA:2765:A:H2'	22:BA:2765:A:N3	2.09	0.66
23:BB:109:A:H2'	23:BB:110:C:C6	2.31	0.66
24:BC:20:ASN:CB	24:BC:23:LEU:HD23	2.26	0.66
24:BC:90:ILE:CG2	24:BC:102:TYR:CD1	2.79	0.66
28:BG:84:LYS:HB3	28:BG:132:LEU:O	1.96	0.66
32:BK:51:LYS:O	32:BK:51:LYS:HD2	1.95	0.66
41:BT:24:MET:HE2	41:BT:27:SER:O	1.96	0.66
41:BT:51:PHE:O	41:BT:52:GLU:HG2	1.96	0.66
2:CB:160:LEU:HD13	2:CB:180:ILE:CG2	2.26	0.66
8:CH:100:ILE:C	8:CH:100:ILE:HD12	2.16	0.66
11:CK:74:LYS:HA	11:CK:78:ILE:CD1	2.22	0.66

Continued on next page...

Continued from previous page...

Atom-1	Atom-2	Interatomic distance (Å)	Clash overlap (Å)
15:CO:2:LEU:HD13	15:CO:34:GLN:HG2	1.78	0.66
15:CO:38:LEU:O	15:CO:41:HIS:HB3	1.96	0.66
22:DA:1014:A:O2'	22:DA:1015:U:H5'	1.96	0.66
22:DA:1139:G:N2	22:DA:1140:C:C2	2.63	0.66
22:DA:2102:G:H2'	22:DA:2103:C:H5'	1.78	0.66
22:DA:2197:U:C5	22:DA:2224:G:C6	2.84	0.66
25:DD:175:LEU:O	25:DD:176:ASP:HB2	1.95	0.66
35:DN:12:ARG:HG3	35:DN:13:ASN:H	1.59	0.66
40:DS:33:LEU:HA	40:DS:36:LEU:HD23	1.76	0.66
41:DT:34:VAL:HG12	41:DT:34:VAL:O	1.95	0.66
2:AB:42:LEU:CG	2:AB:43:GLU:HG3	2.22	0.66
5:AE:152:VAL:CB	5:AE:155:LYS:HZ2	2.09	0.66
17:AQ:32:ILE:HD12	17:AQ:32:ILE:N	2.10	0.66
17:AQ:55:GLY:HA3	17:AQ:82:VAL:HG11	1.76	0.66
22:BA:215:G:C4'	22:BA:216:A:H4'	2.25	0.66
22:BA:1159:U:C2'	22:BA:1160:G:H5'	2.24	0.66
22:BA:1609:A:H5''	62:BA:3638:HOH:O	1.95	0.66
22:BA:1906:G:H2'	22:BA:1907:G:O5'	1.96	0.66
31:BJ:124:VAL:HG23	31:BJ:125:TYR:N	2.07	0.66
32:BK:99:ILE:HG22	32:BK:119:ALA:HA	1.77	0.66
33:BL:93:ASN:HD22	33:BL:93:ASN:C	1.98	0.66
53:CA:277:C:H2'	53:CA:278:G:H8	1.60	0.66
2:CB:160:LEU:HB2	2:CB:182:VAL:HG12	1.78	0.66
12:CL:97:VAL:O	12:CL:97:VAL:CG2	2.41	0.66
55:CM:12:LYS:HA	55:CM:12:LYS:CE	2.21	0.66
17:CQ:59:GLU:HG2	17:CQ:76:ARG:HG2	1.76	0.66
22:DA:249:C:C5'	22:DA:2394:C:O2'	2.43	0.66
22:DA:323:C:H6	26:DE:165:HIS:CE1	2.14	0.66
22:DA:705:A:N6	22:DA:726:G:H1'	2.10	0.66
22:DA:786:C:H2'	22:DA:787:C:H5'	1.78	0.66
22:DA:1824:G:O2'	24:DC:245:THR:HG22	1.95	0.66
22:DA:1965:C:H5''	22:DA:1965:C:C6	2.30	0.66
22:DA:2225:A:H4'	22:DA:2226:C:O5'	1.94	0.66
24:DC:79:ARG:HD2	24:DC:92:LEU:HD22	1.78	0.66
26:DE:69:ARG:O	26:DE:70:SER:HB3	1.95	0.66
26:DE:90:GLN:OE1	26:DE:90:GLN:HA	1.95	0.66
28:DG:18:ILE:CD1	28:DG:42:VAL:HG13	2.23	0.66
38:DQ:71:ASN:HD21	38:DQ:106:THR:HA	1.60	0.66
1:AA:785:G:H2'	1:AA:786:G:H5'	1.78	0.66
6:AF:4:TYR:HA	6:AF:91:ARG:O	1.96	0.66
11:AK:109:ILE:HG21	21:AU:16:ARG:NE	2.11	0.66

Continued on next page...

Continued from previous page...

Atom-1	Atom-2	Interatomic distance (Å)	Clash overlap (Å)
19:AS:55:GLN:CD	19:AS:56:HIS:H	1.99	0.66
22:BA:320:A:HO2'	22:BA:322:A:H8	1.44	0.66
22:BA:1000:A:N6	22:BA:1154:G:H2'	2.11	0.66
22:BA:1059:G:H5''	22:BA:1060:U:H3'	1.78	0.66
22:BA:1585:C:O2'	22:BA:1586:A:H5'	1.96	0.66
22:BA:2414:G:O2'	22:BA:2415:G:H5'	1.96	0.66
24:BC:93:VAL:O	24:BC:94:LEU:HB3	1.96	0.66
25:BD:94:GLN:O	25:BD:95:SER:HB2	1.94	0.66
26:BE:193:VAL:O	26:BE:197:GLU:HB2	1.95	0.66
38:BQ:65:ASN:O	38:BQ:69:ARG:HB3	1.96	0.66
53:CA:711:G:O2'	53:CA:712:A:H5'	1.96	0.66
8:CH:17:GLN:HE21	8:CH:71:VAL:HG23	1.57	0.66
9:CI:49:GLN:N	9:CI:50:PRO:CD	2.58	0.66
17:CQ:13:SER:HB3	17:CQ:21:VAL:HB	1.76	0.66
22:DA:187:G:C2	22:DA:210:C:C2	2.83	0.66
22:DA:301:G:C6	22:DA:302:C:N4	2.64	0.66
22:DA:372:G:N2	22:DA:400:G:H2'	2.11	0.66
22:DA:589:U:C2'	22:DA:590:A:H5'	2.26	0.66
22:DA:649:G:H2'	22:DA:650:C:H6	1.58	0.66
22:DA:1006:C:H6	22:DA:1006:C:O5'	1.79	0.66
22:DA:1090:A:H3'	22:DA:1091:G:H5''	1.76	0.66
22:DA:1545:A:C2'	22:DA:1546:G:H5'	2.26	0.66
22:DA:1919:A:O2'	22:DA:1920:C:C5'	2.44	0.66
22:DA:2298:A:H5'	22:DA:2322:A:O2'	1.96	0.66
28:DG:7:PRO:O	28:DG:8:VAL:HB	1.96	0.66
34:DM:33:LEU:HB2	34:DM:117:PHE:CE2	2.31	0.66
37:DP:52:ARG:HH11	37:DP:52:ARG:HG2	1.61	0.66
40:DS:17:VAL:HG11	40:DS:103:ILE:HG13	1.76	0.66
48:D0:38:LEU:HB2	48:D0:41:HIS:CE1	2.30	0.66
1:AA:487:A:O2'	1:AA:488:C:H5'	1.96	0.66
5:AE:75:LEU:HD21	5:AE:119:VAL:HG12	1.78	0.66
5:AE:155:LYS:H	5:AE:155:LYS:CD	2.08	0.66
6:AF:67:PRO:HG2	6:AF:70:VAL:HG22	1.76	0.66
10:AJ:65:TYR:HB3	14:AN:95:LEU:CD1	2.26	0.66
10:AJ:80:THR:CB	10:AJ:83:THR:HG22	2.25	0.66
16:AP:20:VAL:HG22	16:AP:21:VAL:N	2.10	0.66
25:BD:107:VAL:HG13	25:BD:203:VAL:CG2	2.25	0.66
31:BJ:124:VAL:O	31:BJ:125:TYR:HB2	1.95	0.66
36:BO:79:ALA:HB2	36:BO:110:ALA:HA	1.76	0.66
40:BS:71:VAL:HG22	40:BS:71:VAL:O	1.96	0.66
41:BT:87:LEU:HB2	41:BT:91:GLN:CG	2.26	0.66

Continued on next page...

Continued from previous page...

Atom-1	Atom-2	Interatomic distance (Å)	Clash overlap (Å)
43:BV:80:HIS:CD2	43:BV:83:LYS:CB	2.79	0.66
53:CA:960:U:H4'	53:CA:961:U:H5''	1.77	0.66
3:CC:10:ARG:HH21	3:CC:181:ILE:HB	1.61	0.66
5:CE:55:VAL:O	5:CE:59:ILE:HG22	1.95	0.66
6:CF:88:MET:HG2	6:CF:90:MET:SD	2.35	0.66
6:CF:99:ALA:O	6:CF:100:SER:HB2	1.96	0.66
17:CQ:75:VAL:O	17:CQ:76:ARG:HB3	1.95	0.66
22:DA:143:C:HO2'	22:DA:144:A:C1'	2.07	0.66
22:DA:455:C:H42	22:DA:473:G:H5'	1.60	0.66
22:DA:674:G:H4'	26:DE:69:ARG:HB3	1.77	0.66
22:DA:1343:G:H2'	22:DA:1344:U:H5	1.60	0.66
22:DA:1827:U:H2'	22:DA:1828:G:O4'	1.95	0.66
22:DA:2214:C:H2'	22:DA:2215:C:H6	1.60	0.66
57:DB:67:G:O2'	57:DB:68:C:H6	1.78	0.66
24:DC:13:ARG:HG2	24:DC:14:HIS:CD2	2.31	0.66
25:DD:29:VAL:HB	25:DD:98:VAL:CG1	2.26	0.66
58:DF:135:ILE:HD12	58:DF:135:ILE:N	2.11	0.66
28:DG:120:ILE:HG12	28:DG:134:GLY:HA3	1.77	0.66
34:DM:27:SER:N	34:DM:66:ARG:HH22	1.92	0.66
9:AI:79:ARG:O	9:AI:83:THR:HG23	1.96	0.66
22:BA:877:A:C6	22:BA:899:A:C6	2.83	0.66
22:BA:1510:G:O2'	22:BA:1511:G:H5'	1.96	0.66
22:BA:1539:U:C2	22:BA:1540:G:C8	2.84	0.66
22:BA:1655:A:H61	22:BA:2005:A:H1'	1.61	0.66
22:BA:1871:A:C8	22:BA:1872:A:C6	2.84	0.66
25:BD:110:THR:CG2	25:BD:171:THR:HG22	2.26	0.66
28:BG:15:ASP:CG	28:BG:16:VAL:N	2.49	0.66
30:BI:42:ASN:HA	30:BI:45:THR:HB	1.78	0.66
44:BW:41:GLY:C	44:BW:43:LYS:N	2.46	0.66
53:CA:404:G:O2'	53:CA:405:U:H5'	1.96	0.66
53:CA:695:A:H2'	53:CA:696:A:C8	2.31	0.66
53:CA:824:G:O2'	53:CA:825:A:H5'	1.96	0.66
53:CA:1072:G:H2'	53:CA:1073:U:H6	1.59	0.66
53:CA:1186:G:H4'	9:CI:111:GLU:OE1	1.96	0.66
53:CA:1250:A:N3	53:CA:1287:A:N6	2.44	0.66
53:CA:1288:A:HO2'	53:CA:1289:A:H8	1.43	0.66
3:CC:190:THR:CG2	3:CC:191:THR:H	2.04	0.66
5:CE:38:VAL:HG12	5:CE:39:GLY:N	2.11	0.66
6:CF:61:LEU:HD13	6:CF:62:MET:N	2.08	0.66
9:CI:38:PHE:CE2	9:CI:71:ILE:HG22	2.30	0.66
11:CK:74:LYS:O	11:CK:74:LYS:HG2	1.95	0.66

Continued on next page...

Continued from previous page...

Atom-1	Atom-2	Interatomic distance (Å)	Clash overlap (Å)
22:DA:1038:G:C2'	22:DA:1039:A:H5''	2.26	0.66
22:DA:1126:A:OP1	22:DA:1126:A:H8	1.79	0.66
22:DA:1717:A:H2'	22:DA:1718:G:O4'	1.96	0.66
57:DB:42:C:N4	58:DF:87:LYS:NZ	2.43	0.66
25:DD:149:ASN:O	25:DD:151:THR:N	2.29	0.66
30:DI:105:LEU:HD23	30:DI:105:LEU:O	1.96	0.66
34:DM:81:ARG:NH2	34:DM:84:LYS:HE2	2.10	0.66
35:DN:93:GLY:O	35:DN:116:VAL:HG21	1.96	0.66
45:DX:39:VAL:HG22	45:DX:44:ARG:O	1.97	0.66
1:AA:414:A:H2'	1:AA:415:A:C8	2.30	0.65
1:AA:1002:G:H2'	1:AA:1003:G:O4'	1.96	0.65
1:AA:1049:U:O4	14:AN:1:ALA:HB1	1.95	0.65
9:AI:123:ARG:HD3	9:AI:124:PRO:HD2	1.78	0.65
13:AM:39:ALA:HB3	13:AM:42:VAL:HG13	1.76	0.65
22:BA:335:C:O2'	22:BA:336:C:H5'	1.95	0.65
22:BA:1289:C:H2'	22:BA:1290:C:C6	2.30	0.65
22:BA:1935:G:H1	22:BA:1962:C:H2'	1.61	0.65
22:BA:2154:A:H2'	22:BA:2155:U:O4'	1.95	0.65
22:BA:2637:U:C3'	22:BA:2638:G:H5'	2.21	0.65
25:BD:98:VAL:O	25:BD:99:GLU:C	2.34	0.65
28:BG:115:GLN:CD	28:BG:115:GLN:N	2.42	0.65
35:BN:71:ARG:HH21	35:BN:71:ARG:HG2	1.61	0.65
41:BT:29:THR:HA	41:BT:86:THR:N	2.12	0.65
44:BW:24:ARG:HD2	44:BW:24:ARG:C	2.16	0.65
53:CA:223:A:H2'	53:CA:224:U:C6	2.30	0.65
53:CA:940:C:H5'	54:CG:101:ARG:HH22	1.60	0.65
54:CG:88:VAL:HG22	54:CG:89:GLU:N	2.07	0.65
9:CI:6:TYR:HE2	9:CI:17:ARG:HA	1.60	0.65
10:CJ:30:LYS:HG3	10:CJ:36:VAL:HG22	1.77	0.65
10:CJ:52:LEU:HD23	10:CJ:62:ARG:CG	2.26	0.65
15:CO:23:SER:O	15:CO:26:VAL:HB	1.95	0.65
22:DA:558:U:H5''	31:DJ:111:LYS:HD2	1.78	0.65
22:DA:668:A:C5	22:DA:670:A:N7	2.64	0.65
22:DA:1069:A:O2'	22:DA:1071:G:H5''	1.95	0.65
22:DA:1338:G:O2'	41:DT:18:GLU:HG3	1.95	0.65
22:DA:1355:G:C2'	22:DA:1356:G:H5'	2.26	0.65
22:DA:1816:C:H2'	24:DC:61:TYR:CZ	2.31	0.65
22:DA:1865:U:C4	22:DA:1875:G:C2	2.84	0.65
22:DA:2260:C:H2'	22:DA:2261:C:H6	1.59	0.65
22:DA:2624:G:C2	22:DA:2625:G:H1'	2.31	0.65
24:DC:239:PHE:HD1	24:DC:240:GLY:H	1.41	0.65

Continued on next page...

Continued from previous page...

Atom-1	Atom-2	Interatomic distance (Å)	Clash overlap (Å)
26:DE:119:ILE:O	26:DE:119:ILE:HG13	1.96	0.65
58:DF:34:THR:O	58:DF:35:LEU:HB2	1.95	0.65
30:DI:102:ARG:NH1	30:DI:105:LEU:HD13	2.11	0.65
33:DL:88:GLY:O	33:DL:89:VAL:HG12	1.95	0.65
36:DO:7:ARG:HA	36:DO:10:ARG:NH2	2.11	0.65
45:DX:63:ILE:HD13	45:DX:64:ASP:H	1.61	0.65
1:AA:978:A:OP2	1:AA:1362:A:N6	2.29	0.65
12:AL:21:PRO:O	12:AL:23:LEU:N	2.29	0.65
22:BA:1738:G:HO2'	22:BA:1739:A:H8	1.44	0.65
28:BG:30:GLY:O	28:BG:32:LEU:N	2.29	0.65
28:BG:116:LEU:HB3	28:BG:120:ILE:HG23	1.78	0.65
35:BN:71:ARG:HH21	35:BN:71:ARG:HG3	1.61	0.65
36:BO:36:TYR:CD2	36:BO:36:TYR:N	2.63	0.65
45:BX:76:LYS:CG	45:BX:77:TYR:H	2.09	0.65
53:CA:205:A:C5	53:CA:206:C:N4	2.64	0.65
53:CA:362:G:OP1	12:CL:57:THR:HG22	1.96	0.65
53:CA:457:G:N3	53:CA:457:G:H2'	2.11	0.65
53:CA:784:A:H2'	53:CA:785:G:H8	1.59	0.65
53:CA:1082:A:C2'	53:CA:1083:U:H5'	2.25	0.65
2:CB:206:ILE:CA	2:CB:209:VAL:HG22	2.18	0.65
3:CC:80:GLY:O	3:CC:83:VAL:HG22	1.96	0.65
6:CF:90:MET:HE1	18:CR:60:ARG:HD3	1.76	0.65
12:CL:4:ASN:HD21	17:CQ:35:LYS:HE3	1.62	0.65
15:CO:63:ARG:HH22	22:DA:715:A:H5'	1.60	0.65
56:CP:70:ARG:O	56:CP:74:LEU:HG	1.96	0.65
22:DA:247:G:H4'	22:DA:386:G:C4	2.30	0.65
22:DA:329:G:H4'	22:DA:330:A:OP1	1.95	0.65
22:DA:871:U:OP1	34:DM:4:PRO:HA	1.97	0.65
22:DA:1304:A:O2'	22:DA:1305:C:H6	1.78	0.65
22:DA:2458:G:O2'	22:DA:2460:U:C5	2.49	0.65
25:DD:28:GLU:OE2	25:DD:30:GLU:HG3	1.96	0.65
58:DF:43:ILE:HG23	58:DF:44:ALA:N	2.06	0.65
48:D0:4:GLN:HG2	48:D0:4:GLN:O	1.97	0.65
49:D1:10:LEU:HD23	49:D1:20:TYR:HB3	1.78	0.65
1:AA:68:G:H5'	1:AA:171:A:O2'	1.96	0.65
1:AA:189:A:O2'	1:AA:190:A:H5'	1.96	0.65
1:AA:1069:C:H4'	1:AA:1192:C:O2	1.96	0.65
2:AB:74:ALA:O	2:AB:75:ALA:HB2	1.96	0.65
22:BA:302:C:O2'	22:BA:303:G:C5'	2.44	0.65
22:BA:572:A:C2	22:BA:2033:A:C2	2.85	0.65
22:BA:817:C:HO2'	22:BA:818:G:H5'	1.61	0.65

Continued on next page...

Continued from previous page...

Atom-1	Atom-2	Interatomic distance (Å)	Clash overlap (Å)
22:BA:1495:A:H2'	22:BA:1496:A:C8	2.32	0.65
22:BA:2136:G:H2'	22:BA:2137:U:C5	2.27	0.65
24:BC:180:MET:CG	24:BC:268:ARG:HH11	2.06	0.65
36:BO:48:LEU:HD23	36:BO:48:LEU:N	2.12	0.65
38:BQ:82:LEU:O	38:BQ:88:GLU:HB3	1.95	0.65
41:BT:24:MET:HG3	41:BT:29:THR:CG2	2.26	0.65
43:BV:21:ARG:HA	43:BV:25:LYS:O	1.96	0.65
53:CA:39:G:H2'	53:CA:40:C:H6	1.61	0.65
53:CA:859:G:H2'	53:CA:860:A:C8	2.31	0.65
53:CA:989:U:H2'	53:CA:990:C:C5'	2.08	0.65
3:CC:133:MET:CE	3:CC:152:VAL:HG13	2.26	0.65
4:CD:186:GLU:O	4:CD:187:ARG:HB2	1.96	0.65
54:CG:42:VAL:HG12	54:CG:43:TYR:HD2	1.61	0.65
11:CK:126:ARG:CB	21:CU:33:ARG:HD2	2.21	0.65
12:CL:46:SER:O	12:CL:47:ALA:HB2	1.96	0.65
20:CT:34:VAL:HG12	20:CT:78:LEU:HD21	1.78	0.65
22:DA:116:C:H5''	22:DA:128:C:H41	1.62	0.65
22:DA:126:A:P	50:D2:19:ARG:HG3	2.36	0.65
22:DA:192:C:C2'	22:DA:193:U:H5'	2.27	0.65
22:DA:325:G:O6	22:DA:338:G:C2	2.49	0.65
22:DA:799:G:OP2	22:DA:800:A:H3'	1.96	0.65
22:DA:1432:G:O2'	22:DA:1433:A:H5'	1.97	0.65
22:DA:1797:G:O3'	24:DC:255:LYS:O	2.15	0.65
22:DA:2531:A:C5'	28:DG:156:TYR:CZ	2.79	0.65
22:DA:2577:A:H5''	22:DA:2578:G:H5'	1.79	0.65
22:DA:2822:G:H2'	22:DA:2823:A:H5''	1.78	0.65
57:DB:18:G:C2	57:DB:67:G:O6	2.50	0.65
36:DO:31:THR:HG23	36:DO:34:HIS:C	2.17	0.65
40:DS:8:ARG:HA	40:DS:102:HIS:ND1	2.12	0.65
41:DT:13:ALA:O	41:DT:32:LEU:HB2	1.96	0.65
46:DY:20:ASN:ND2	46:DY:50:VAL:HG22	2.11	0.65
3:AC:133:MET:HB3	3:AC:150:VAL:HG21	1.79	0.65
4:AD:84:ASN:HD22	4:AD:87:GLU:HG2	1.60	0.65
4:AD:173:ASP:O	4:AD:174:ALA:HB2	1.95	0.65
8:AH:63:LYS:CB	8:AH:70:VAL:HG21	2.26	0.65
13:AM:10:ASP:CG	13:AM:11:HIS:H	1.99	0.65
20:AT:27:MET:CE	20:AT:57:VAL:HG22	2.26	0.65
21:AU:19:LYS:HE2	21:AU:19:LYS:N	2.11	0.65
22:BA:2416:C:H2'	22:BA:2417:C:H6	1.61	0.65
22:BA:2531:A:H5'	28:BG:156:TYR:CE2	2.31	0.65
22:BA:2557:G:H2'	22:BA:2558:C:C6	2.32	0.65

Continued on next page...

Continued from previous page...

Atom-1	Atom-2	Interatomic distance (Å)	Clash overlap (Å)
26:BE:4:VAL:HG12	26:BE:4:VAL:O	1.96	0.65
28:BG:25:ILE:HG22	28:BG:78:VAL:HG21	1.79	0.65
31:BJ:31:GLU:O	31:BJ:35:ARG:HG3	1.96	0.65
32:BK:10:VAL:HG21	32:BK:16:ALA:CB	2.15	0.65
37:BP:54:LEU:HA	37:BP:76:HIS:CD2	2.31	0.65
53:CA:672:U:H2'	53:CA:673:A:H8	1.61	0.65
53:CA:1024:G:H2'	53:CA:1025:U:O4'	1.96	0.65
53:CA:1071:C:H4'	5:CE:53:ARG:NH1	2.11	0.65
53:CA:1480:A:O2'	53:CA:1481:U:H5'	1.95	0.65
54:CG:74:VAL:CG1	54:CG:143:MET:HB2	2.26	0.65
14:CN:33:VAL:HG22	14:CN:40:ARG:NH2	2.09	0.65
14:CN:96:LYS:HD2	14:CN:96:LYS:H	1.61	0.65
22:DA:84:A:C5	22:DA:103:A:N6	2.65	0.65
22:DA:477:A:C2'	22:DA:478:A:H8	2.09	0.65
22:DA:962:G:H3'	22:DA:962:G:OP1	1.95	0.65
22:DA:1416:G:C6	22:DA:1417:C:N4	2.65	0.65
22:DA:1439:A:C8	22:DA:1440:U:O4'	2.50	0.65
22:DA:2385:C:O2'	22:DA:2386:A:H8	1.77	0.65
30:DI:18:ASN:HB3	30:DI:19:PRO:HD3	1.77	0.65
30:DI:52:LEU:HD12	30:DI:53:PRO:HD2	1.78	0.65
31:DJ:92:MET:HE3	31:DJ:92:MET:HA	1.78	0.65
33:DL:90:VAL:HB	33:DL:122:VAL:HA	1.78	0.65
1:AA:51:A:H4'	1:AA:52:C:O5'	1.96	0.65
2:AB:63:LYS:HD3	2:AB:63:LYS:C	2.17	0.65
11:AK:96:ILE:HG13	11:AK:97:ARG:N	2.11	0.65
15:AO:80:LEU:HD11	15:AO:84:LEU:HD22	1.78	0.65
22:BA:7:G:H2'	22:BA:8:C:C6	2.31	0.65
22:BA:285:G:N3	22:BA:285:G:H2'	2.11	0.65
22:BA:1402:U:H2'	22:BA:1403:A:O5'	1.96	0.65
22:BA:2136:G:O2'	22:BA:2137:U:C6	2.49	0.65
25:BD:4:LEU:HD13	25:BD:100:LEU:HD23	1.78	0.65
27:BF:30:VAL:CG1	27:BF:96:TRP:CH2	2.80	0.65
27:BF:46:LYS:HD2	27:BF:46:LYS:H	1.62	0.65
28:BG:8:VAL:CG1	28:BG:9:VAL:N	2.58	0.65
29:BH:2:GLN:HA	29:BH:20:ASN:HA	1.78	0.65
33:BL:104:GLN:HA	33:BL:104:GLN:NE2	2.11	0.65
37:BP:105:LYS:HA	37:BP:108:ARG:NH2	2.11	0.65
53:CA:1169:A:H2'	53:CA:1170:A:H8	1.62	0.65
6:CF:90:MET:HE2	18:CR:60:ARG:HD3	1.78	0.65
10:CJ:11:LYS:HB3	10:CJ:71:LEU:HD13	1.77	0.65
22:DA:125:A:H4'	22:DA:126:A:OP2	1.96	0.65

Continued on next page...

Continued from previous page...

Atom-1	Atom-2	Interatomic distance (Å)	Clash overlap (Å)
22:DA:247:G:C5	22:DA:249:C:H1'	2.31	0.65
22:DA:745:G:H5''	22:DA:746:U:OP2	1.97	0.65
22:DA:1533:C:C2'	22:DA:1534:U:H5'	2.27	0.65
22:DA:1567:G:H5''	24:DC:84:PRO:CB	2.26	0.65
22:DA:2353:G:H1'	44:DW:30:VAL:CG1	2.27	0.65
26:DE:139:LYS:HB2	26:DE:139:LYS:HZ3	1.61	0.65
28:DG:162:ARG:HB2	28:DG:166:GLU:HB3	1.78	0.65
34:DM:49:ALA:O	34:DM:120:ALA:HB1	1.97	0.65
43:DV:14:LYS:HG3	43:DV:18:ARG:HD2	1.78	0.65
1:AA:339:C:H2'	1:AA:340:U:C6	2.30	0.65
1:AA:978:A:HO2'	1:AA:1322:C:H5	1.43	0.65
3:AC:17:TRP:CD1	14:AN:90:GLY:HA2	2.31	0.65
6:AF:55:HIS:O	6:AF:56:LYS:HB2	1.95	0.65
12:AL:35:ARG:HB2	12:AL:37:TYR:CE1	2.31	0.65
13:AM:10:ASP:CG	13:AM:11:HIS:N	2.50	0.65
20:AT:8:LYS:O	20:AT:11:ILE:HG23	1.96	0.65
20:AT:67:HIS:HB3	20:AT:68:LYS:NZ	2.11	0.65
22:BA:26:G:H1'	22:BA:514:A:H61	1.61	0.65
22:BA:563:A:C2	22:BA:564:C:C2	2.85	0.65
22:BA:742:A:H2'	22:BA:743:A:C8	2.32	0.65
22:BA:1303:G:H2'	22:BA:1304:A:H8	1.61	0.65
22:BA:1682:G:O2'	22:BA:1683:U:H5'	1.97	0.65
22:BA:1936:A:C2	22:BA:1943:U:C5	2.84	0.65
23:BB:28:C:O2'	23:BB:29:A:H5'	1.96	0.65
38:BQ:91:ARG:HH21	38:BQ:93:ILE:HD13	1.60	0.65
38:BQ:97:ILE:HD11	38:BQ:105:PHE:HA	1.78	0.65
46:BY:7:ARG:N	46:BY:60:LYS:NZ	2.44	0.65
53:CA:505:G:H2'	53:CA:506:G:C8	2.30	0.65
53:CA:1040:U:O2'	53:CA:1041:G:H5'	1.96	0.65
53:CA:1408:A:C2	53:CA:1492:A:N6	2.64	0.65
54:CG:99:ALA:HB3	54:CG:100:MET:CE	2.27	0.65
11:CK:110:THR:HG22	21:CU:4:LYS:HA	1.79	0.65
12:CL:3:VAL:CG2	12:CL:4:ASN:H	2.09	0.65
56:CP:75:ILE:CA	56:CP:78:VAL:HG23	2.25	0.65
22:DA:273:G:O2'	22:DA:274:C:O4'	2.13	0.65
22:DA:602:A:H1'	22:DA:656:G:H22	1.61	0.65
22:DA:655:A:O2'	22:DA:656:G:C8	2.49	0.65
22:DA:672:C:H5'	22:DA:672:C:H6	1.62	0.65
22:DA:699:A:H2'	22:DA:700:G:O4'	1.96	0.65
22:DA:752:A:C6	22:DA:1781:U:H1'	2.32	0.65
22:DA:861:A:O2'	22:DA:862:G:C5'	2.45	0.65

Continued on next page...

Continued from previous page...

Atom-1	Atom-2	Interatomic distance (Å)	Clash overlap (Å)
22:DA:1024:G:H2'	22:DA:1025:G:C8	2.31	0.65
25:DD:208:LYS:O	25:DD:209:ALA:CB	2.44	0.65
58:DF:59:ILE:HD13	58:DF:137:PHE:CZ	2.30	0.65
29:DH:1:MET:HE3	29:DH:23:ALA:HB2	1.78	0.65
31:DJ:84:ILE:O	31:DJ:84:ILE:HG23	1.95	0.65
1:AA:502:A:H2'	1:AA:503:C:C6	2.31	0.65
1:AA:1142:G:C2	1:AA:1143:G:HI'	2.31	0.65
1:AA:1468:A:C3'	1:AA:1469:C:H5''	2.22	0.65
10:AJ:10:LEU:O	10:AJ:71:LEU:HD13	1.97	0.65
21:AU:41:THR:O	21:AU:45:LYS:HB2	1.97	0.65
27:BF:132:ARG:O	27:BF:133:GLU:CB	2.44	0.65
31:BJ:3:THR:HG21	38:BQ:60:TRP:NE1	2.12	0.65
32:BK:57:VAL:C	32:BK:58:LEU:HD23	2.17	0.65
35:BN:55:ALA:HA	35:BN:80:PHE:CE1	2.32	0.65
39:BR:4:VAL:CG2	39:BR:39:LEU:HG	2.26	0.65
39:BR:25:LEU:O	39:BR:66:HIS:HE1	1.79	0.65
39:BR:49:ILE:HB	39:BR:51:VAL:O	1.97	0.65
44:BW:13:ARG:HG3	44:BW:14:ASP:N	2.10	0.65
53:CA:86:G:HI'	53:CA:87:C:O5'	1.96	0.65
53:CA:615:G:H2'	53:CA:616:G:H8	1.61	0.65
53:CA:1262:C:H2'	53:CA:1263:C:H5'	1.77	0.65
8:CH:59:GLU:O	8:CH:60:LEU:HD12	1.96	0.65
12:CL:106:VAL:CG2	12:CL:116:TYR:HB3	2.26	0.65
56:CP:1:MET:HA	56:CP:1:MET:CE	2.26	0.65
17:CQ:19:SER:HB3	17:CQ:70:LYS:HZ2	1.62	0.65
17:CQ:47:ASP:HB3	17:CQ:74:LEU:HB3	1.79	0.65
22:DA:217:A:O2'	22:DA:218:A:O4'	2.12	0.65
22:DA:804:A:H2'	22:DA:806:C:C4	2.32	0.65
22:DA:870:U:C2'	22:DA:871:U:H5'	2.27	0.65
22:DA:956:G:C2	22:DA:962:G:O6	2.50	0.65
22:DA:1760:C:O2'	22:DA:1761:C:H5'	1.96	0.65
22:DA:2250:G:N2	34:DM:82:MET:HB2	2.12	0.65
22:DA:2798:U:H5'	22:DA:2800:A:C5	2.32	0.65
22:DA:2834:G:C1'	22:DA:2879:A:N6	2.59	0.65
24:DC:144:GLU:HA	24:DC:151:GLY:CA	2.17	0.65
32:DK:19:VAL:HG12	32:DK:41:ILE:CG1	2.27	0.65
36:DO:23:ALA:HB1	36:DO:90:VAL:HG12	1.78	0.65
42:DU:73:ASN:HB3	42:DU:95:PHE:CE2	2.32	0.65
43:DV:26:PHE:CE2	43:DV:42:LEU:HD12	2.30	0.65
51:D3:57:VAL:O	51:D3:60:CYS:HB2	1.97	0.65
2:AB:165:ALA:HB2	2:AB:186:VAL:HG12	1.77	0.65

Continued on next page...

Continued from previous page...

Atom-1	Atom-2	Interatomic distance (Å)	Clash overlap (Å)
8:AH:17:GLN:NE2	8:AH:71:VAL:HG23	2.11	0.65
12:AL:43:LYS:NZ	12:AL:44:PRO:HD2	2.12	0.65
14:AN:11:LYS:HB2	14:AN:11:LYS:NZ	2.12	0.65
22:BA:632:A:O2'	22:BA:633:A:H5'	1.96	0.65
22:BA:1028:A:N6	22:BA:1125:G:H2'	2.12	0.65
22:BA:1334:G:H2'	22:BA:1335:C:H5'	1.78	0.65
22:BA:1676:A:C8	62:BA:3756:HOH:O	2.50	0.65
22:BA:1911:U:O4	22:BA:1918:A:H2'	1.96	0.65
24:BC:20:ASN:HD22	24:BC:20:ASN:C	2.00	0.65
25:BD:66:GLY:O	25:BD:69:ALA:HB3	1.97	0.65
26:BE:12:LEU:O	26:BE:12:LEU:HD13	1.95	0.65
26:BE:124:PHE:CD1	26:BE:124:PHE:C	2.69	0.65
27:BF:3:LEU:HD11	27:BF:172:PHE:HD2	1.62	0.65
28:BG:163:TYR:O	28:BG:164:ALA:HB2	1.97	0.65
29:BH:12:LEU:HB2	29:BH:19:VAL:HG11	1.78	0.65
31:BJ:40:HIS:H	31:BJ:40:HIS:CD2	2.15	0.65
37:BP:51:ASN:C	37:BP:52:ARG:HG2	2.17	0.65
46:BY:18:LEU:CD1	46:BY:22:LEU:HD22	2.27	0.65
53:CA:1102:A:H2'	53:CA:1103:C:H6	1.60	0.65
53:CA:1339:A:H2'	53:CA:1340:A:O4'	1.96	0.65
53:CA:1410:A:H2'	53:CA:1411:C:C6	2.31	0.65
5:CE:55:VAL:N	5:CE:56:PRO:HD2	2.11	0.65
10:CJ:48:ARG:CZ	10:CJ:48:ARG:HB2	2.26	0.65
14:CN:86:ALA:O	14:CN:91:GLU:HB2	1.96	0.65
22:DA:70:G:H5'	22:DA:112:U:O2	1.97	0.65
22:DA:234:U:O2'	22:DA:235:U:C5'	2.41	0.65
22:DA:246:C:H4'	22:DA:385:C:O2'	1.96	0.65
22:DA:503:A:C6	22:DA:506:G:C6	2.84	0.65
22:DA:565:C:H4'	22:DA:1253:A:N6	2.11	0.65
22:DA:688:U:H1'	22:DA:786:C:O2'	1.97	0.65
22:DA:1558:C:H1'	22:DA:1560:G:C5	2.31	0.65
22:DA:2468:A:O2'	22:DA:2469:A:C8	2.49	0.65
22:DA:2716:C:H2'	22:DA:2717:C:H6	1.61	0.65
58:DF:122:ASP:HB3	58:DF:126:ASN:ND2	2.11	0.65
29:DH:109:GLU:HA	29:DH:109:GLU:OE2	1.95	0.65
30:DI:83:ALA:HB2	30:DI:99:LYS:O	1.97	0.65
1:AA:94:G:C4'	1:AA:95:C:C5'	2.65	0.65
1:AA:143:A:H5'	1:AA:144:G:H5'	1.79	0.65
1:AA:913:A:H4'	1:AA:914:A:O5'	1.96	0.65
1:AA:961:U:H2'	1:AA:962:C:H6	1.60	0.65
6:AF:10:VAL:HG12	6:AF:11:HIS:N	2.12	0.65

Continued on next page...

Continued from previous page...

Atom-1	Atom-2	Interatomic distance (Å)	Clash overlap (Å)
6:AF:52:ASN:O	6:AF:53:LYS:HB3	1.96	0.65
8:AH:83:ARG:O	8:AH:84:ILE:HD13	1.96	0.65
10:AJ:21:ALA:HA	10:AJ:24:GLU:OE2	1.96	0.65
10:AJ:44:THR:HG23	10:AJ:70:HIS:HA	1.79	0.65
12:AL:89:LEU:CB	12:AL:92:VAL:HG21	2.22	0.65
21:AU:52:VAL:CG1	21:AU:53:LYS:H	2.05	0.65
22:BA:528:A:C5'	22:BA:528:A:C8	2.80	0.65
22:BA:655:A:O2'	22:BA:656:G:C8	2.50	0.65
22:BA:855:G:N3	44:BW:23:LYS:CD	2.60	0.65
22:BA:1438:U:C2'	22:BA:1439:A:H5'	2.27	0.65
22:BA:2103:C:C2'	22:BA:2104:C:H5'	2.25	0.65
22:BA:2134:A:N6	22:BA:2157:G:C5	2.65	0.65
25:BD:110:THR:HG22	25:BD:111:GLY:N	2.12	0.65
27:BF:129:MET:HG3	27:BF:153:ILE:HD12	1.77	0.65
31:BJ:41:LYS:N	38:BQ:66:ALA:HB1	2.12	0.65
36:BO:2:ASP:O	36:BO:3:LYS:HB3	1.97	0.65
53:CA:219:U:H2'	53:CA:220:G:H8	1.62	0.65
53:CA:404:G:O6	4:CD:1:ALA:HB2	1.97	0.65
53:CA:613:C:H2'	53:CA:614:C:H6	1.62	0.65
53:CA:1026:G:H1	53:CA:1036:A:N6	1.94	0.65
5:CE:155:LYS:HB3	8:CH:70:VAL:HG23	1.78	0.65
17:CQ:12:VAL:HG22	17:CQ:12:VAL:O	1.97	0.65
19:CS:10:ILE:HD12	19:CS:10:ILE:N	2.12	0.65
20:CT:26:MET:HE1	20:CT:30:PHE:CD1	2.31	0.65
22:DA:228:C:H5'	22:DA:229:C:H5	1.62	0.65
22:DA:614:A:H4'	22:DA:616:A:N6	2.11	0.65
22:DA:705:A:H2'	22:DA:706:A:H8	1.60	0.65
22:DA:783:A:C2	22:DA:1778:U:H4'	2.27	0.65
22:DA:990:A:O2'	22:DA:991:C:H5''	1.96	0.65
22:DA:1338:G:H2'	22:DA:1339:G:H5'	1.79	0.65
22:DA:2093:G:C2	22:DA:2094:A:N7	2.65	0.65
22:DA:2093:G:O2'	22:DA:2094:A:OP2	2.15	0.65
22:DA:2135:A:C2'	22:DA:2136:G:O4'	2.45	0.65
22:DA:2646:C:H6	22:DA:2646:C:C5'	2.05	0.65
22:DA:2716:C:H2'	22:DA:2717:C:C6	2.32	0.65
22:DA:2748:A:C1'	28:DG:66:THR:HG22	2.26	0.65
24:DC:72:GLY:O	24:DC:73:ILE:HD13	1.97	0.65
24:DC:80:LEU:HD12	24:DC:80:LEU:N	2.12	0.65
39:DR:27:ILE:CG2	39:DR:28:ALA:H	1.93	0.65
41:DT:12:ARG:HB2	41:DT:33:LYS:HG2	1.79	0.65
43:DV:80:HIS:CD2	43:DV:82:TYR:H	2.15	0.65

Continued on next page...

Continued from previous page...

Atom-1	Atom-2	Interatomic distance (Å)	Clash overlap (Å)
1:AA:370:C:C2'	1:AA:371:A:H5'	2.26	0.65
1:AA:672:U:H2'	1:AA:673:A:H8	1.60	0.65
4:AD:16:THR:CG2	4:AD:17:ASP:N	2.60	0.65
8:AH:10:LEU:HD22	8:AH:74:ILE:CG1	2.26	0.65
12:AL:86:VAL:HG12	12:AL:86:VAL:O	1.97	0.65
22:BA:1282:U:H2'	22:BA:1283:G:O4'	1.96	0.65
22:BA:1312:U:H4'	22:BA:1313:U:O5'	1.97	0.65
22:BA:1420:A:O2'	22:BA:1421:G:H5'	1.96	0.65
22:BA:1635:A:H2'	22:BA:1636:U:C6	2.32	0.65
22:BA:1738:G:O2'	22:BA:1739:A:H8	1.80	0.65
22:BA:2503:A:O2'	22:BA:2505:G:OP2	2.14	0.65
22:BA:2808:G:N2	22:BA:2891:U:C6	2.66	0.65
22:BA:2813:A:C2	22:BA:2887:A:N6	2.62	0.65
24:BC:261:ARG:O	24:BC:261:ARG:HG2	1.96	0.65
31:BJ:56:VAL:CG1	31:BJ:57:LEU:N	2.59	0.65
46:BY:45:GLN:O	46:BY:46:VAL:HB	1.97	0.65
49:B1:34:GLU:HG2	49:B1:49:LYS:HG3	1.78	0.65
53:CA:537:G:H5''	12:CL:109:ARG:NH1	2.12	0.65
53:CA:1129:C:O2'	53:CA:1130:A:C8	2.49	0.65
53:CA:1281:C:C3'	53:CA:1282:C:H5'	2.27	0.65
54:CG:148:LYS:HB2	54:CG:148:LYS:HZ2	1.61	0.65
18:CR:58:ILE:O	18:CR:62:ARG:HG3	1.97	0.65
18:CR:72:ARG:H	18:CR:72:ARG:NE	1.91	0.65
19:CS:49:ALA:HB1	19:CS:56:HIS:HB3	1.77	0.65
19:CS:52:ASN:HD21	19:CS:54:ARG:HG2	1.62	0.65
22:DA:866:A:O2'	22:DA:867:C:H6	1.79	0.65
22:DA:1286:A:C6	22:DA:1289:C:N3	2.65	0.65
22:DA:1708:C:H2'	22:DA:1709:U:H6	1.62	0.65
22:DA:1809:A:C2'	22:DA:1810:A:C8	2.80	0.65
57:DB:12:C:H5''	57:DB:15:A:H62	1.62	0.65
24:DC:28:PRO:HG3	24:DC:62:ARG:NH1	2.12	0.65
24:DC:166:ARG:HB2	24:DC:171:VAL:CG2	2.26	0.65
25:DD:48:ILE:CG2	25:DD:84:LEU:HD23	2.25	0.65
39:DR:39:LEU:CA	39:DR:49:ILE:HG21	2.18	0.65
41:DT:5:GLU:CD	46:DY:18:LEU:HD21	2.17	0.65
42:DU:17:ASP:HB2	42:DU:38:ILE:HA	1.79	0.65
44:DW:19:ARG:HA	44:DW:34:SER:HA	1.78	0.65
46:DY:53:VAL:O	46:DY:57:LEU:HB2	1.97	0.65
3:AC:76:ILE:HA	3:AC:83:VAL:CG2	2.23	0.64
5:AE:155:LYS:HD2	5:AE:156:ARG:N	2.12	0.64
13:AM:1:ALA:HB3	13:AM:8:ILE:HG23	1.77	0.64

Continued on next page...

Continued from previous page...

Atom-1	Atom-2	Interatomic distance (Å)	Clash overlap (Å)
16:AP:48:GLU:CG	16:AP:49:GLY:H	2.11	0.64
17:AQ:80:LYS:HB2	17:AQ:80:LYS:NZ	2.12	0.64
22:BA:372:G:O4'	45:BX:60:LYS:HE3	1.97	0.64
22:BA:588:U:H2'	22:BA:589:U:H6	1.60	0.64
22:BA:1784:A:H4'	22:BA:1785:A:C5'	2.26	0.64
27:BF:153:ILE:HD12	27:BF:153:ILE:O	1.96	0.64
28:BG:33:THR:N	28:BG:34:ARG:HH11	1.95	0.64
41:BT:29:THR:HA	41:BT:86:THR:H	1.61	0.64
48:B0:42:ILE:HD12	48:B0:48:TYR:HB2	1.78	0.64
53:CA:209:U:O2	53:CA:209:U:H2'	1.96	0.64
53:CA:381:C:O2	53:CA:381:C:H2'	1.96	0.64
53:CA:734:G:H2'	53:CA:735:C:C6	2.32	0.64
4:CD:60:VAL:HG22	4:CD:194:ILE:HG21	1.77	0.64
54:CG:10:LYS:HE3	54:CG:10:LYS:N	2.11	0.64
10:CJ:8:ILE:O	10:CJ:8:ILE:HG13	1.96	0.64
22:DA:508:A:H3'	22:DA:509:C:H5'	1.79	0.64
22:DA:1393:A:N6	41:DT:19:LYS:HB2	2.12	0.64
22:DA:1901:A:OP2	24:DC:252:LYS:HE3	1.96	0.64
22:DA:2142:A:C2'	22:DA:2143:C:H4'	2.26	0.64
22:DA:2195:U:H2'	22:DA:2196:C:H6	1.63	0.64
24:DC:94:LEU:HA	24:DC:100:ARG:HG2	1.80	0.64
25:DD:119:ALA:HB2	25:DD:163:GLY:C	2.18	0.64
25:DD:172:VAL:O	25:DD:172:VAL:HG12	1.96	0.64
30:DI:102:ARG:HH11	30:DI:105:LEU:HD13	1.60	0.64
31:DJ:4:PHE:O	31:DJ:44:TYR:CZ	2.50	0.64
31:DJ:17:VAL:HG23	31:DJ:137:PRO:CB	2.25	0.64
38:DQ:4:LYS:HE3	38:DQ:7:VAL:CG1	2.27	0.64
39:DR:27:ILE:HG13	39:DR:33:VAL:HG11	1.79	0.64
1:AA:215:C:O2'	1:AA:216:U:H5'	1.97	0.64
1:AA:275:G:H8	1:AA:275:G:H5''	1.61	0.64
1:AA:275:G:H2'	1:AA:276:G:H8	1.60	0.64
1:AA:723:U:C5'	21:AU:48:LYS:HG2	2.26	0.64
2:AB:185:ILE:O	2:AB:185:ILE:HG13	1.96	0.64
3:AC:25:THR:HG23	14:AN:75:LYS:CD	2.27	0.64
4:AD:2:ARG:NH2	4:AD:114:ARG:HD3	2.12	0.64
5:AE:29:ILE:HD12	5:AE:30:PHE:N	2.12	0.64
5:AE:120:HIS:C	5:AE:121:ASN:HD22	2.01	0.64
7:AG:105:GLU:HG2	7:AG:105:GLU:O	1.97	0.64
9:AI:9:GLY:CA	9:AI:80:HIS:HD2	2.09	0.64
16:AP:20:VAL:HG21	16:AP:32:PHE:CG	2.32	0.64
22:BA:544:C:H3'	22:BA:545:U:O2	1.97	0.64

Continued on next page...

Continued from previous page...

Atom-1	Atom-2	Interatomic distance (Å)	Clash overlap (Å)
22:BA:981:A:H5'	22:BA:982:C:OP2	1.97	0.64
22:BA:1256:G:O2'	26:BE:77:ILE:HD11	1.97	0.64
22:BA:2134:A:C6	22:BA:2135:A:C6	2.85	0.64
22:BA:2703:C:H2'	22:BA:2704:C:C6	2.27	0.64
25:BD:91:THR:C	25:BD:93:GLY:H	2.00	0.64
27:BF:174:PHE:CD1	27:BF:176:PHE:CE1	2.86	0.64
29:BH:12:LEU:HD23	29:BH:12:LEU:N	2.11	0.64
35:BN:38:LEU:HD12	35:BN:38:LEU:C	2.18	0.64
40:BS:84:ARG:HB2	40:BS:96:ILE:CD1	2.26	0.64
53:CA:1253:G:N1	53:CA:1285:A:N6	2.46	0.64
3:CC:41:TYR:CE1	3:CC:89:VAL:CG1	2.80	0.64
6:CF:38:ARG:HG3	6:CF:63:ASN:HB2	1.80	0.64
22:DA:104:A:O2'	22:DA:105:C:O4'	2.14	0.64
22:DA:377:G:C6	22:DA:378:C:C4	2.86	0.64
22:DA:858:G:H2'	22:DA:2268:A:N3	2.12	0.64
22:DA:1695:G:H2'	22:DA:1696:G:O4'	1.97	0.64
22:DA:2025:C:H2'	22:DA:2026:U:C6	2.32	0.64
22:DA:2297:A:N3	22:DA:2298:A:C8	2.66	0.64
22:DA:2653:U:C4	22:DA:2654:A:C6	2.85	0.64
22:DA:2738:A:H2	22:DA:2766:A:H61	1.43	0.64
26:DE:79:ARG:CG	26:DE:80:SER:H	2.10	0.64
34:DM:4:PRO:HD3	34:DM:68:PHE:HE2	1.61	0.64
47:DZ:40:THR:H	47:DZ:43:ILE:HD11	1.62	0.64
1:AA:138:G:C2'	1:AA:139:A:H5'	2.27	0.64
1:AA:223:A:H2'	1:AA:224:U:C6	2.32	0.64
1:AA:923:A:O2'	1:AA:924:C:H5'	1.97	0.64
4:AD:123:MET:HA	4:AD:128:VAL:HA	1.78	0.64
8:AH:93:LYS:HE3	8:AH:116:ARG:HH12	1.63	0.64
10:AJ:53:ILE:CG2	10:AJ:61:ALA:HB1	2.25	0.64
12:AL:33:CYS:H	12:AL:54:VAL:HG13	1.62	0.64
12:AL:82:ARG:O	12:AL:82:ARG:HG3	1.98	0.64
20:AT:79:THR:O	20:AT:82:ILE:HG13	1.97	0.64
22:BA:540:C:C2'	22:BA:541:A:H5'	2.28	0.64
22:BA:806:C:H2'	22:BA:807:U:H6	1.62	0.64
25:BD:151:THR:CG2	25:BD:152:PRO:N	2.59	0.64
33:BL:91:ASP:HB3	33:BL:94:THR:HB	1.77	0.64
46:BY:56:LEU:O	46:BY:57:LEU:CB	2.43	0.64
47:BZ:35:VAL:HG21	47:BZ:37:ARG:CZ	2.27	0.64
53:CA:1084:G:C5	53:CA:1085:U:C4	2.85	0.64
53:CA:1298:U:H4'	53:CA:1299:A:O5'	1.97	0.64
4:CD:94:GLU:OE1	4:CD:103:ARG:HG3	1.98	0.64

Continued on next page...

Continued from previous page...

Atom-1	Atom-2	Interatomic distance (Å)	Clash overlap (Å)
22:DA:9:G:C6	22:DA:2629:U:C5	2.86	0.64
22:DA:13:A:O2'	22:DA:15:G:N7	2.31	0.64
22:DA:250:G:H2'	22:DA:251:A:C8	2.31	0.64
22:DA:396:G:O2'	22:DA:397:U:H5'	1.96	0.64
22:DA:1347:A:O2'	22:DA:1348:C:C5'	2.45	0.64
22:DA:1929:G:C4'	22:DA:1930:G:OP1	2.46	0.64
22:DA:2333:A:C2	22:DA:2335:A:N6	2.65	0.64
22:DA:2771:C:H2'	22:DA:2772:C:C6	2.31	0.64
22:DA:2773:C:H2'	22:DA:2774:C:H6	1.63	0.64
22:DA:2898:U:H2'	22:DA:2899:A:C8	2.33	0.64
28:DG:18:ILE:HD12	28:DG:42:VAL:CG1	2.22	0.64
32:DK:11:ALA:HB2	32:DK:64:ARG:NH1	2.12	0.64
32:DK:17:ARG:CG	32:DK:18:ARG:H	2.09	0.64
42:DU:3:LYS:HE2	42:DU:84:PHE:HE1	1.63	0.64
42:DU:85:ARG:HA	42:DU:85:ARG:HE	1.61	0.64
1:AA:246:A:C4	1:AA:282:A:N6	2.65	0.64
1:AA:495:A:O2'	1:AA:496:A:H5''	1.97	0.64
1:AA:1067:A:H1'	1:AA:1068:G:C8	2.33	0.64
1:AA:1084:G:C5	1:AA:1085:U:C4	2.86	0.64
1:AA:1170:A:H2'	1:AA:1171:A:O4'	1.98	0.64
1:AA:1234:C:O2'	1:AA:1235:U:H5'	1.98	0.64
1:AA:1363:A:C8	1:AA:1365:G:C5	2.86	0.64
2:AB:100:LEU:HD12	2:AB:178:LEU:HD23	1.79	0.64
3:AC:39:ARG:NE	3:AC:54:ILE:HD11	2.13	0.64
10:AJ:6:ILE:HD11	10:AJ:79:PRO:HB3	1.78	0.64
11:AK:22:ILE:CD1	11:AK:95:THR:HG21	2.27	0.64
14:AN:92:ILE:HG21	14:AN:95:LEU:HD22	1.77	0.64
15:AO:24:THR:CG2	15:AO:69:LEU:HD12	2.28	0.64
22:BA:900:A:O2'	22:BA:901:C:C5'	2.45	0.64
22:BA:1060:U:H5''	22:BA:1061:U:OP1	1.98	0.64
22:BA:2309:A:O2'	22:BA:2310:C:H5'	1.98	0.64
22:BA:2365:G:H2'	22:BA:2366:A:C8	2.33	0.64
22:BA:2842:G:C2'	22:BA:2843:G:H5'	2.28	0.64
24:BC:123:ILE:O	24:BC:123:ILE:HG12	1.96	0.64
27:BF:40:GLY:CA	27:BF:84:ILE:CD1	2.70	0.64
31:BJ:44:TYR:CD1	38:BQ:59:LEU:HD11	2.31	0.64
31:BJ:64:VAL:O	31:BJ:65:THR:HB	1.97	0.64
33:BL:82:LEU:C	33:BL:82:LEU:HD23	2.17	0.64
42:BU:53:GLN:N	42:BU:54:PRO:CD	2.60	0.64
44:BW:31:LEU:N	44:BW:31:LEU:HD23	2.12	0.64
52:B4:1:MET:SD	52:B4:36:ARG:HB2	2.38	0.64

Continued on next page...

Continued from previous page...

Atom-1	Atom-2	Interatomic distance (Å)	Clash overlap (Å)
53:CA:909:A:H2	53:CA:1413:A:N3	1.96	0.64
53:CA:1285:A:C4'	53:CA:1286:U:OP1	2.45	0.64
53:CA:1449:C:O2'	53:CA:1450:U:C5'	2.46	0.64
54:CG:2:ARG:HG2	54:CG:3:ARG:N	2.11	0.64
8:CH:102:VAL:HG23	8:CH:125:ILE:HD12	1.78	0.64
22:DA:240:C:H3'	22:DA:241:A:H5''	1.77	0.64
22:DA:329:G:OP1	22:DA:329:G:H3'	1.98	0.64
22:DA:687:C:H2'	22:DA:688:U:C6	2.32	0.64
22:DA:832:U:OP1	33:DL:39:LYS:N	2.30	0.64
22:DA:1723:G:H2'	22:DA:1724:G:H8	1.62	0.64
22:DA:1819:A:H1'	22:DA:1821:A:C6	2.32	0.64
22:DA:2618:G:H21	25:DD:155:VAL:HG21	1.63	0.64
22:DA:2663:G:H2'	22:DA:2664:G:H8	1.62	0.64
24:DC:171:VAL:N	24:DC:185:ALA:HB2	2.12	0.64
58:DF:42:ALA:HB2	58:DF:48:LEU:HD11	1.79	0.64
58:DF:46:LYS:O	58:DF:46:LYS:HD3	1.96	0.64
28:DG:84:LYS:O	28:DG:85:LYS:HB3	1.95	0.64
31:DJ:110:PRO:CG	31:DJ:111:LYS:HG2	2.27	0.64
33:DL:96:LYS:HD3	33:DL:103:ILE:HA	1.79	0.64
33:DL:123:ARG:HA	33:DL:143:GLU:HB3	1.79	0.64
35:DN:73:ASN:O	35:DN:76:VAL:HG22	1.98	0.64
1:AA:92:U:C2'	1:AA:93:U:C6	2.81	0.64
1:AA:179:A:H2'	1:AA:180:U:H5'	1.78	0.64
1:AA:652:U:O4	1:AA:752:G:C2'	2.46	0.64
1:AA:714:G:O2'	1:AA:715:A:H5'	1.97	0.64
3:AC:21:TRP:CB	3:AC:58:ARG:HG2	2.28	0.64
4:AD:28:ASP:OD1	4:AD:33:ILE:HG12	1.98	0.64
10:AJ:6:ILE:HD11	10:AJ:79:PRO:CA	2.27	0.64
22:BA:199:A:O2'	22:BA:200:U:H5'	1.97	0.64
22:BA:1404:C:O2'	22:BA:1405:U:H5'	1.97	0.64
22:BA:1414:C:C4	22:BA:1415:U:C5	2.84	0.64
22:BA:1585:C:H2'	22:BA:1586:A:H5'	1.78	0.64
28:BG:25:ILE:HD11	28:BG:71:LEU:HD12	1.80	0.64
32:BK:58:LEU:HD23	32:BK:58:LEU:N	2.12	0.64
37:BP:92:ARG:O	37:BP:92:ARG:CG	2.46	0.64
38:BQ:86:SER:O	39:BR:51:VAL:HA	1.97	0.64
43:BV:93:ARG:O	43:BV:94:ALA:HB2	1.96	0.64
53:CA:174:A:H2'	53:CA:175:C:H6	1.62	0.64
53:CA:1318:A:O2'	19:CS:36:ARG:HD3	1.97	0.64
5:CE:103:GLY:O	5:CE:104:ILE:CG2	2.41	0.64
6:CF:72:ASP:O	6:CF:75:GLU:HB2	1.97	0.64

Continued on next page...

Continued from previous page...

Atom-1	Atom-2	Interatomic distance (Å)	Clash overlap (Å)
9:CI:29:ILE:HA	9:CI:64:ILE:O	1.97	0.64
9:CI:59:LYS:HE3	9:CI:60:LEU:HG	1.79	0.64
20:CT:42:ASP:HB3	20:CT:45:ALA:HB3	1.78	0.64
22:DA:921:C:C2'	22:DA:922:C:C5'	2.74	0.64
22:DA:1055:G:C3'	22:DA:1056:G:H5'	2.26	0.64
22:DA:1062:G:H22	22:DA:1077:A:H2	1.43	0.64
22:DA:1639:C:H2'	22:DA:1640:A:C5'	2.16	0.64
22:DA:1906:G:C8	22:DA:1929:G:H2'	2.32	0.64
22:DA:1915:U:O2'	22:DA:1916:A:C5'	2.45	0.64
22:DA:2060:A:H62	26:DE:69:ARG:HH12	1.43	0.64
24:DC:35:LYS:NZ	24:DC:35:LYS:HB3	2.12	0.64
26:DE:149:ILE:HG23	26:DE:188:MET:N	2.12	0.64
29:DH:33:GLN:O	29:DH:35:LYS:HG2	1.97	0.64
38:DQ:60:TRP:CH2	38:DQ:93:ILE:HB	2.32	0.64
43:DV:80:HIS:HD2	43:DV:82:TYR:H	1.45	0.64
1:AA:66:A:H2'	1:AA:66:A:N3	2.11	0.64
1:AA:819:A:H4'	1:AA:820:U:OP2	1.96	0.64
4:AD:55:ARG:NH1	4:AD:58:GLN:HG2	2.11	0.64
9:AI:40:ARG:O	9:AI:44:ARG:HD3	1.98	0.64
12:AL:86:VAL:CG1	12:AL:89:LEU:HD23	2.28	0.64
22:BA:509:C:H6	22:BA:509:C:C5'	2.10	0.64
22:BA:675:A:OP1	26:BE:58:LYS:HE2	1.97	0.64
22:BA:1079:C:N4	22:BA:1088:A:C2	2.62	0.64
22:BA:1178:C:H2'	22:BA:1179:G:N7	2.11	0.64
22:BA:2364:C:C2'	22:BA:2365:G:H5'	2.28	0.64
22:BA:2393:U:H5'	33:BL:60:ARG:O	1.97	0.64
22:BA:2558:C:O2'	22:BA:2559:C:H5'	1.97	0.64
22:BA:2567:G:H2'	22:BA:2568:U:C6	2.32	0.64
27:BF:106:ALA:C	27:BF:108:PRO:HD2	2.18	0.64
29:BH:96:THR:O	29:BH:96:THR:HG23	1.98	0.64
31:BJ:102:GLU:HG3	31:BJ:124:VAL:HG11	1.80	0.64
35:BN:32:GLU:C	35:BN:33:ILE:HD12	2.16	0.64
35:BN:70:THR:HG21	35:BN:75:ILE:HD11	1.79	0.64
40:BS:24:ILE:CD1	40:BS:32:ALA:HA	2.28	0.64
42:BU:43:LYS:O	42:BU:57:ILE:HA	1.98	0.64
44:BW:72:GLY:N	44:BW:73:PRO:HD2	2.13	0.64
53:CA:372:C:O2'	53:CA:373:A:P	2.56	0.64
53:CA:998:C:H2'	53:CA:999:C:H6	1.62	0.64
53:CA:1189:U:O2'	3:CC:175:HIS:HD2	1.80	0.64
53:CA:1280:A:H5''	10:CJ:43:PRO:CG	2.28	0.64
53:CA:1372:U:C5'	9:CI:71:ILE:HD11	2.26	0.64

Continued on next page...

Continued from previous page...

Atom-1	Atom-2	Interatomic distance (Å)	Clash overlap (Å)
5:CE:82:HIS:HB2	5:CE:83:PRO:HD2	1.79	0.64
12:CL:89:LEU:HB3	12:CL:92:VAL:CG2	2.26	0.64
15:CO:69:LEU:CD1	15:CO:77:TYR:HA	2.28	0.64
22:DA:36:G:N1	22:DA:445:C:N4	2.46	0.64
22:DA:575:A:HO2'	22:DA:576:U:H6	1.44	0.64
22:DA:861:A:O2'	22:DA:862:G:H5'	1.97	0.64
22:DA:1062:G:OP1	22:DA:1070:A:H4'	1.98	0.64
22:DA:1827:U:H4'	22:DA:1970:A:O2'	1.97	0.64
22:DA:2283:C:H6	22:DA:2283:C:H5''	1.63	0.64
22:DA:2638:G:O2'	22:DA:2639:A:C8	2.51	0.64
22:DA:2734:A:C2'	22:DA:2735:G:H5'	2.28	0.64
24:DC:77:VAL:CG2	24:DC:111:ALA:HA	2.27	0.64
29:DH:37:VAL:HG23	29:DH:38:PRO:HD2	1.80	0.64
35:DN:71:ARG:HH21	35:DN:71:ARG:CB	2.08	0.64
37:DP:20:ARG:HD2	37:DP:21:PRO:HD2	1.79	0.64
37:DP:28:LYS:CG	37:DP:39:LEU:HD23	2.28	0.64
39:DR:39:LEU:HB2	39:DR:49:ILE:CD1	2.27	0.64
45:DX:19:HIS:C	45:DX:21:LEU:H	2.00	0.64
1:AA:243:A:C4'	1:AA:244:U:H5''	2.21	0.64
4:AD:167:PRO:HB2	4:AD:170:LEU:CD1	2.26	0.64
11:AK:22:ILE:HD13	11:AK:95:THR:CG2	2.27	0.64
11:AK:114:PRO:O	11:AK:115:ILE:HD13	1.98	0.64
22:BA:78:U:O2'	22:BA:79:C:H5'	1.97	0.64
22:BA:481:G:C4	22:BA:507:A:C2	2.85	0.64
22:BA:856:G:H21	44:BW:19:ARG:HH22	1.46	0.64
22:BA:1432:G:O2'	22:BA:1433:A:H5'	1.97	0.64
22:BA:1459:G:O2'	22:BA:1460:U:H3'	1.97	0.64
25:BD:51:THR:HB	25:BD:78:GLY:O	1.98	0.64
25:BD:182:ALA:C	25:BD:184:ARG:N	2.50	0.64
27:BF:30:VAL:O	27:BF:30:VAL:HG13	1.97	0.64
42:BU:12:VAL:HA	42:BU:69:VAL:HG12	1.79	0.64
42:BU:41:VAL:O	42:BU:59:GLU:HA	1.96	0.64
44:BW:28:GLU:CG	44:BW:29:SER:H	2.10	0.64
47:BZ:23:LEU:HD21	47:BZ:53:MET:CE	2.28	0.64
53:CA:120:A:H3'	53:CA:121:U:C5'	2.27	0.64
53:CA:194:C:O2'	53:CA:195:A:H5'	1.98	0.64
53:CA:919:A:O2'	53:CA:920:U:H5'	1.97	0.64
53:CA:1134:G:C5	53:CA:1135:U:H1'	2.33	0.64
12:CL:2:THR:HB	12:CL:5:GLN:HB2	1.79	0.64
17:CQ:59:GLU:O	17:CQ:75:VAL:HG22	1.98	0.64
22:DA:170:U:H2'	22:DA:171:U:C6	2.30	0.64

Continued on next page...

Continued from previous page...

Atom-1	Atom-2	Interatomic distance (Å)	Clash overlap (Å)
22:DA:603:A:H4'	22:DA:604:G:O5'	1.96	0.64
22:DA:1313:U:O2	22:DA:1313:U:C2'	2.33	0.64
22:DA:1574:C:O5'	22:DA:1574:C:H6	1.80	0.64
22:DA:2261:C:C2	22:DA:2280:G:N2	2.66	0.64
22:DA:2511:U:O2'	22:DA:2512:C:H5'	1.97	0.64
24:DC:166:ARG:CB	24:DC:171:VAL:HG22	2.27	0.64
28:DG:85:LYS:O	28:DG:86:LEU:HG	1.98	0.64
28:DG:132:LEU:HD12	28:DG:132:LEU:N	2.13	0.64
34:DM:136:MET:HE1	43:DV:57:TYR:CD2	2.32	0.64
1:AA:67:C:H4'	1:AA:172:A:O4'	1.98	0.64
1:AA:430:A:HO2'	1:AA:431:A:H5'	1.62	0.64
1:AA:523:A:H61	12:AL:88:ASP:CB	2.11	0.64
1:AA:666:G:H5'	1:AA:726:C:H1'	1.78	0.64
1:AA:1065:U:H5''	1:AA:1190:G:H21	1.59	0.64
4:AD:34:GLU:O	4:AD:37:PRO:HD3	1.98	0.64
8:AH:77:VAL:HG23	8:AH:126:CYS:HA	1.78	0.64
13:AM:92:ARG:CZ	13:AM:92:ARG:HB3	2.27	0.64
13:AM:106:ARG:HH21	13:AM:112:ARG:HB3	1.62	0.64
22:BA:1023:U:H5'	22:BA:1023:U:C6	2.26	0.64
22:BA:1025:G:H4'	22:BA:1026:G:OP2	1.97	0.64
22:BA:1224:U:H4'	39:BR:88:GLY:O	1.97	0.64
22:BA:1347:A:H2'	22:BA:1348:C:H5'	1.79	0.64
22:BA:1607:C:N4	22:BA:1622:G:C5	2.66	0.64
24:BC:246:PRO:CG	24:BC:247:TRP:CZ3	2.68	0.64
26:BE:175:ILE:HG23	26:BE:175:ILE:O	1.98	0.64
29:BH:8:LYS:O	29:BH:9:VAL:CB	2.44	0.64
34:BM:41:LEU:O	34:BM:93:VAL:HG23	1.97	0.64
40:BS:13:SER:O	40:BS:14:ALA:CB	2.45	0.64
44:BW:8:SER:O	44:BW:9:THR:HB	1.98	0.64
45:BX:52:ALA:O	45:BX:53:LYS:CB	2.46	0.64
49:B1:32:LYS:HG2	49:B1:52:LYS:OXT	1.97	0.64
53:CA:409:U:H2'	53:CA:410:G:O4'	1.96	0.64
53:CA:671:G:N1	53:CA:672:U:C2	2.66	0.64
53:CA:764:C:H2'	53:CA:765:G:C5'	2.23	0.64
53:CA:1350:A:H2	54:CG:33:GLY:HA3	1.63	0.64
53:CA:1359:C:H5''	62:CA:1776:HOH:O	1.98	0.64
53:CA:1365:G:C2	53:CA:1366:C:C2	2.86	0.64
53:CA:1451:U:C2	53:CA:1453:G:O6	2.51	0.64
3:CC:134:LYS:HD3	3:CC:138:GLN:OE1	1.98	0.64
9:CI:125:GLN:H	9:CI:125:GLN:HE21	1.46	0.64
56:CP:1:MET:HA	56:CP:1:MET:HE3	1.80	0.64

Continued on next page...

Continued from previous page...

Atom-1	Atom-2	Interatomic distance (Å)	Clash overlap (Å)
20:CT:24:ARG:HD3	20:CT:28:ARG:HH21	1.63	0.64
22:DA:391:A:H2'	22:DA:392:U:H6	1.63	0.64
22:DA:424:G:O2'	22:DA:425:G:H5'	1.97	0.64
22:DA:563:A:C4	22:DA:2018:G:C2	2.86	0.64
22:DA:564:C:C2'	22:DA:565:C:H5'	2.28	0.64
22:DA:574:A:C8	22:DA:2055:C:H5''	2.33	0.64
22:DA:612:G:N2	22:DA:614:A:O2'	2.30	0.64
22:DA:1116:G:C6	22:DA:1117:C:N4	2.66	0.64
22:DA:1361:G:C2'	22:DA:1362:C:H5'	2.28	0.64
22:DA:1362:C:N3	22:DA:1363:C:C5	2.66	0.64
22:DA:1997:C:O2'	22:DA:1998:A:H5'	1.97	0.64
22:DA:2356:U:H4'	44:DW:16:GLU:HG3	1.79	0.64
22:DA:2707:U:H2'	22:DA:2708:G:C8	2.32	0.64
22:DA:2746:U:H2'	22:DA:2747:G:H5'	1.79	0.64
24:DC:120:ASP:CG	24:DC:121:ALA:H	2.00	0.64
24:DC:166:ARG:HB2	24:DC:171:VAL:HG22	1.79	0.64
38:DQ:87:VAL:HG12	38:DQ:88:GLU:N	2.10	0.64
47:DZ:23:LEU:HD12	47:DZ:28:LEU:HD21	1.78	0.64
1:AA:982:U:H4'	1:AA:983:A:C5'	2.28	0.64
2:AB:153:MET:CE	2:AB:157:PRO:HG3	2.27	0.64
4:AD:194:ILE:O	4:AD:194:ILE:HG13	1.98	0.64
9:AI:6:TYR:HE2	9:AI:17:ARG:HB2	1.63	0.64
20:AT:54:GLN:N	20:AT:55:PRO:HD2	2.11	0.64
22:BA:544:C:N3	22:BA:548:G:OP1	2.31	0.64
22:BA:1060:U:C5'	22:BA:1061:U:H5'	2.27	0.64
22:BA:1576:U:C2'	22:BA:1577:C:H5'	2.27	0.64
22:BA:1682:G:C8	22:BA:1757:A:N3	2.65	0.64
22:BA:1847:A:N3	22:BA:1847:A:H2'	2.13	0.64
22:BA:1871:A:H8	22:BA:1872:A:C6	2.16	0.64
22:BA:2311:A:O3'	22:BA:2312:U:C6	2.51	0.64
22:BA:2388:A:H5'	22:BA:2389:G:OP2	1.98	0.64
22:BA:2393:U:O2'	22:BA:2394:C:H5'	1.98	0.64
22:BA:2889:C:O2'	22:BA:2890:G:H5'	1.98	0.64
28:BG:83:THR:C	28:BG:84:LYS:HE2	2.17	0.64
31:BJ:42:ALA:O	31:BJ:45:THR:HG22	1.98	0.64
32:BK:61:VAL:HG22	32:BK:87:LEU:HD11	1.80	0.64
37:BP:4:ILE:O	37:BP:6:GLN:N	2.31	0.64
40:BS:73:LYS:CE	40:BS:74:ILE:H	2.06	0.64
40:BS:84:ARG:CB	40:BS:96:ILE:HD11	2.27	0.64
41:BT:2:ILE:N	41:BT:2:ILE:HD13	2.13	0.64
53:CA:495:A:H4'	53:CA:496:A:O5'	1.97	0.64

Continued on next page...

Continued from previous page...

Atom-1	Atom-2	Interatomic distance (Å)	Clash overlap (Å)
53:CA:769:G:O2'	53:CA:770:C:H5'	1.98	0.64
53:CA:1074:G:H4'	2:CB:102:ASN:HB2	1.80	0.64
53:CA:1296:C:O2'	53:CA:1302:C:C4	2.51	0.64
4:CD:2:ARG:NE	4:CD:114:ARG:CD	2.61	0.64
5:CE:39:GLY:HA2	5:CE:45:VAL:HA	1.79	0.64
6:CF:98:GLU:O	6:CF:99:ALA:HB3	1.98	0.64
12:CL:52:CYS:HB3	12:CL:66:ILE:HD11	1.80	0.64
22:DA:286:U:H2'	22:DA:287:G:H8	1.61	0.64
22:DA:956:G:C1'	34:DM:82:MET:HE1	2.28	0.64
22:DA:1267:U:O2'	22:DA:1268:A:H8	1.74	0.64
22:DA:1274:A:O2'	22:DA:1275:A:H5''	1.97	0.64
22:DA:1587:G:N2	22:DA:1588:G:H1'	2.12	0.64
22:DA:2376:A:C1'	36:DO:99:TYR:CE1	2.81	0.64
57:DB:30:C:H2'	57:DB:31:C:H5'	1.79	0.64
58:DF:64:PRO:HA	58:DF:88:VAL:CG2	2.27	0.64
29:DH:80:ILE:HB	29:DH:101:ASP:CG	2.19	0.64
32:DK:21:CYS:SG	32:DK:39:ILE:CG2	2.86	0.64
33:DL:110:VAL:HG11	33:DL:127:VAL:HG23	1.79	0.64
36:DO:58:ILE:O	36:DO:62:LEU:HB2	1.98	0.64
41:DT:18:GLU:HA	41:DT:22:THR:HG21	1.80	0.64
1:AA:74:A:C6	1:AA:97:G:O6	2.51	0.64
1:AA:507:C:H3'	1:AA:508:U:H5''	1.79	0.64
1:AA:649:A:H2'	1:AA:650:G:O4'	1.98	0.64
1:AA:1003:G:H22	1:AA:1005:A:H5'	1.62	0.64
1:AA:1287:A:H2'	1:AA:1288:A:C8	2.33	0.64
4:AD:29:THR:HG22	4:AD:30:LYS:HD3	1.79	0.64
7:AG:53:SER:C	7:AG:55:LYS:H	2.00	0.64
21:AU:40:PRO:HA	21:AU:43:GLU:HB2	1.79	0.64
22:BA:483:A:O2'	42:BU:56:GLY:HA2	1.98	0.64
22:BA:636:G:C6	33:BL:111:ILE:HD11	2.33	0.64
22:BA:1474:U:H2'	22:BA:1475:G:H5'	1.80	0.64
26:BE:111:GLU:HG2	26:BE:114:ARG:HH12	1.61	0.64
37:BP:58:PHE:CE2	37:BP:75:THR:HG22	2.33	0.64
40:BS:72:THR:HG21	40:BS:108:SER:OG	1.97	0.64
42:BU:82:VAL:O	42:BU:94:PHE:O	2.16	0.64
53:CA:249:U:C2	53:CA:276:G:N1	2.66	0.64
53:CA:461:A:N3	53:CA:461:A:H2'	2.12	0.64
53:CA:723:U:O4'	21:CU:48:LYS:HD2	1.97	0.64
53:CA:1322:C:H2'	53:CA:1322:C:O2	1.97	0.64
2:CB:19:THR:HG22	2:CB:37:VAL:CB	2.27	0.64
3:CC:18:ASN:HA	3:CC:55:VAL:HG12	1.80	0.64

Continued on next page...

Continued from previous page...

Atom-1	Atom-2	Interatomic distance (Å)	Clash overlap (Å)
3:CC:59:PRO:HG2	3:CC:62:SER:HB3	1.78	0.64
10:CJ:57:VAL:CG2	10:CJ:58:ASN:H	2.00	0.64
22:DA:533:G:H21	38:DQ:44:TYR:HD1	1.43	0.64
22:DA:858:G:C4	22:DA:2268:A:C2	2.85	0.64
22:DA:2197:U:C5	22:DA:2224:G:C5	2.86	0.64
22:DA:2223:G:H2'	22:DA:2224:G:H5'	1.80	0.64
24:DC:130:PRO:HG2	24:DC:133:ASN:ND2	2.12	0.64
32:DK:19:VAL:HG12	32:DK:41:ILE:HG12	1.80	0.64
34:DM:71:LYS:HD3	34:DM:95:LEU:HD13	1.80	0.64
37:DP:103:THR:O	37:DP:106:ALA:HB3	1.98	0.64
40:DS:66:ILE:H	40:DS:66:ILE:CD1	2.09	0.64
43:DV:61:LEU:HD23	43:DV:61:LEU:N	2.12	0.64
1:AA:408:A:P	4:AD:109:THR:HG21	2.39	0.63
1:AA:1319:A:H2'	1:AA:1323:G:N7	2.12	0.63
2:AB:221:ARG:CZ	2:AB:221:ARG:HB3	2.28	0.63
3:AC:41:TYR:OH	3:AC:89:VAL:HG21	1.98	0.63
9:AI:12:LYS:O	9:AI:13:SER:HB3	1.98	0.63
10:AJ:57:VAL:CG2	10:AJ:58:ASN:H	2.12	0.63
14:AN:51:PRO:O	14:AN:52:ARG:CB	2.46	0.63
17:AQ:11:VAL:HG12	17:AQ:12:VAL:N	2.13	0.63
22:BA:221:A:H4'	22:BA:222:A:O5'	1.98	0.63
22:BA:455:C:N3	22:BA:473:G:H5'	2.12	0.63
22:BA:478:A:C6	22:BA:480:A:C6	2.86	0.63
22:BA:923:G:N3	44:BW:23:LYS:CE	2.58	0.63
22:BA:923:G:H5'	44:BW:25:PHE:HZ	1.62	0.63
24:BC:80:LEU:CD1	24:BC:109:LEU:HG	2.28	0.63
25:BD:104:VAL:HA	25:BD:106:LYS:HZ3	1.64	0.63
26:BE:150:THR:HG21	26:BE:153:LEU:HA	1.80	0.63
27:BF:68:LYS:HD2	27:BF:68:LYS:N	2.13	0.63
29:BH:8:LYS:O	29:BH:13:GLY:CA	2.46	0.63
33:BL:65:GLY:O	33:BL:66:PHE:HB3	1.97	0.63
36:BO:58:ILE:HD11	36:BO:81:ARG:NH2	2.13	0.63
37:BP:112:ARG:O	37:BP:113:LEU:HD23	1.98	0.63
49:B1:8:ILE:CG2	49:B1:9:LYS:N	2.60	0.63
49:B1:9:LYS:N	49:B1:9:LYS:HD3	2.13	0.63
53:CA:373:A:C2	53:CA:482:A:C6	2.85	0.63
53:CA:775:G:H2'	53:CA:776:G:H5'	1.79	0.63
53:CA:794:A:H2'	53:CA:795:C:H6	1.62	0.63
53:CA:960:U:O2'	53:CA:1223:C:C5'	2.46	0.63
53:CA:1478:U:H2'	53:CA:1479:C:C6	2.33	0.63
3:CC:181:ILE:HG22	3:CC:181:ILE:O	1.96	0.63

Continued on next page...

Continued from previous page...

Atom-1	Atom-2	Interatomic distance (Å)	Clash overlap (Å)
4:CD:2:ARG:NH2	4:CD:114:ARG:CD	2.51	0.63
5:CE:80:LEU:HD21	5:CE:143:LEU:HD21	1.80	0.63
6:CF:42:TRP:HB2	6:CF:59:TYR:CB	2.28	0.63
9:CI:78:ILE:O	9:CI:82:ILE:HG13	1.99	0.63
55:CM:2:ARG:HA	55:CM:7:ASN:O	1.97	0.63
14:CN:63:CYS:SG	14:CN:82:LYS:HG3	2.38	0.63
22:DA:103:A:H2'	22:DA:104:A:C8	2.33	0.63
22:DA:103:A:O2'	22:DA:104:A:H5'	1.98	0.63
22:DA:111:A:C2	22:DA:112:U:C2	2.86	0.63
22:DA:603:A:H4'	22:DA:604:G:C4'	2.28	0.63
22:DA:1936:A:H2'	22:DA:1945:G:O6	1.98	0.63
22:DA:1957:C:H5'	22:DA:1984:G:O2'	1.97	0.63
22:DA:2104:C:O2	22:DA:2105:U:H5	1.80	0.63
22:DA:2135:A:C3'	22:DA:2136:G:C5'	2.65	0.63
22:DA:2142:A:C3'	22:DA:2143:C:H4'	2.28	0.63
22:DA:2876:G:H4'	37:DP:2:ASN:HD21	1.62	0.63
24:DC:94:LEU:CD1	24:DC:100:ARG:HD3	2.28	0.63
58:DF:103:ILE:HG22	58:DF:103:ILE:O	1.98	0.63
32:DK:27:GLY:HA3	32:DK:30:ARG:HD3	1.78	0.63
35:DN:33:ILE:CD1	35:DN:118:ARG:HH21	2.12	0.63
37:DP:91:VAL:HG11	37:DP:96:LEU:CD1	2.25	0.63
38:DQ:90:ASP:O	38:DQ:94:LEU:HB2	1.98	0.63
1:AA:282:A:C2	1:AA:283:U:H1'	2.33	0.63
1:AA:352:C:H6	1:AA:352:C:H5''	1.63	0.63
1:AA:872:A:C4	1:AA:874:G:N7	2.65	0.63
4:AD:64:TYR:CD1	4:AD:93:LEU:HD13	2.33	0.63
5:AE:81:GLN:CG	5:AE:149:PRO:HG3	2.24	0.63
17:AQ:12:VAL:HG13	17:AQ:16:MET:CE	2.28	0.63
22:BA:513:A:O2'	22:BA:514:A:H5'	1.99	0.63
22:BA:1378:A:H2'	22:BA:1380:G:N7	2.14	0.63
22:BA:2052:A:H4'	25:BD:148:GLN:O	1.99	0.63
22:BA:2332:C:OP1	44:BW:44:PHE:HZ	1.81	0.63
22:BA:2447:G:H2'	22:BA:2500:U:H5'	1.80	0.63
25:BD:191:GLY:O	25:BD:192:ALA:HB3	1.97	0.63
26:BE:147:LEU:HD23	26:BE:183:PHE:CD1	2.33	0.63
42:BU:25:LYS:O	42:BU:26:ASN:HB3	1.96	0.63
44:BW:24:ARG:HD3	44:BW:65:LYS:CD	2.28	0.63
46:BY:57:LEU:HD12	46:BY:57:LEU:O	1.98	0.63
49:B1:29:LYS:NZ	49:B1:29:LYS:HB3	2.13	0.63
51:B3:22:LYS:HG2	51:B3:22:LYS:O	1.99	0.63
53:CA:802:A:H2'	53:CA:803:G:C5'	2.28	0.63

Continued on next page...

Continued from previous page...

Atom-1	Atom-2	Interatomic distance (Å)	Clash overlap (Å)
53:CA:995:C:N4	53:CA:1046:A:H1'	2.13	0.63
53:CA:996:A:O2'	53:CA:997:U:H6	1.81	0.63
53:CA:1050:G:O2'	53:CA:1051:C:C6	2.45	0.63
2:CB:122:ASP:HB3	2:CB:124:THR:HG22	1.79	0.63
4:CD:72:ARG:HA	4:CD:203:TYR:HE1	1.63	0.63
54:CG:112:ASP:HB3	54:CG:117:LEU:HB3	1.80	0.63
54:CG:136:LYS:O	54:CG:140:VAL:HG23	1.98	0.63
19:CS:20:LYS:O	19:CS:20:LYS:HD3	1.98	0.63
22:DA:379:G:C6	22:DA:396:G:C6	2.86	0.63
22:DA:604:G:C2	22:DA:605:G:C5	2.86	0.63
22:DA:762:U:H4'	22:DA:763:G:C5'	2.28	0.63
22:DA:828:U:H2'	22:DA:829:A:C8	2.33	0.63
22:DA:1125:G:H4'	52:D4:37:GLN:HE21	1.62	0.63
22:DA:1401:G:C2'	22:DA:1402:U:H6	2.08	0.63
22:DA:1708:C:H2'	22:DA:1709:U:C6	2.32	0.63
22:DA:1944:U:O4'	22:DA:1955:U:H1'	1.98	0.63
22:DA:1973:G:H2'	22:DA:1974:C:H6	1.63	0.63
22:DA:2024:G:O2'	22:DA:2025:C:O4'	2.13	0.63
22:DA:2054:A:N7	22:DA:2056:G:H1'	2.13	0.63
22:DA:2657:A:O2'	22:DA:2658:C:C5'	2.46	0.63
25:DD:118:PHE:O	25:DD:119:ALA:HB3	1.98	0.63
26:DE:29:HIS:HB2	33:DL:6:LEU:CD2	2.28	0.63
58:DF:35:LEU:CD1	58:DF:153:ILE:HG23	2.28	0.63
58:DF:39:VAL:CG2	58:DF:49:LEU:HG	2.27	0.63
31:DJ:73:VAL:HG23	31:DJ:74:TYR:N	2.07	0.63
35:DN:28:LEU:HD23	35:DN:28:LEU:C	2.19	0.63
39:DR:97:LYS:HG2	39:DR:97:LYS:O	1.98	0.63
41:DT:9:LYS:HG3	46:DY:21:LEU:HD13	1.79	0.63
43:DV:4:ILE:HD11	43:DV:50:MET:HE2	1.80	0.63
48:D0:53:VAL:HG23	48:D0:54:ILE:H	1.62	0.63
1:AA:429:U:H1'	1:AA:430:A:H5''	1.80	0.63
1:AA:657:U:O2	15:AO:21:THR:HG23	1.99	0.63
1:AA:683:G:C2'	1:AA:684:U:H5'	2.28	0.63
1:AA:961:U:H2'	1:AA:962:C:C6	2.34	0.63
1:AA:1373:G:H5''	7:AG:35:LYS:HB2	1.78	0.63
5:AE:155:LYS:HB3	8:AH:70:VAL:HG13	1.80	0.63
8:AH:21:LYS:HE2	8:AH:21:LYS:HA	1.78	0.63
16:AP:10:GLY:HA3	16:AP:15:PRO:HA	1.80	0.63
22:BA:391:A:C6	22:BA:411:G:C2	2.87	0.63
22:BA:434:U:O2'	22:BA:436:C:H5	1.81	0.63
22:BA:1063:G:O2'	22:BA:1064:C:O4'	2.16	0.63

Continued on next page...

Continued from previous page...

Atom-1	Atom-2	Interatomic distance (Å)	Clash overlap (Å)
22:BA:1105:U:H2'	22:BA:1106:G:C8	2.34	0.63
22:BA:1319:C:O2'	22:BA:1320:C:H5'	1.98	0.63
22:BA:1392:A:H61	41:BT:18:GLU:CD	2.02	0.63
22:BA:1952:A:C5	32:BK:22:ILE:HG21	2.34	0.63
27:BF:118:ALA:HB2	27:BF:176:PHE:CD2	2.33	0.63
31:BJ:45:THR:O	31:BJ:45:THR:HG23	1.99	0.63
31:BJ:65:THR:CG2	31:BJ:68:LYS:HE3	2.28	0.63
31:BJ:88:THR:CG2	31:BJ:91:GLU:HG3	2.27	0.63
37:BP:7:LEU:O	37:BP:10:GLU:HG2	1.98	0.63
39:BR:49:ILE:O	39:BR:49:ILE:HG13	1.99	0.63
51:B3:9:ALA:HB3	51:B3:61:LEU:HD21	1.80	0.63
52:B4:25:VAL:C	52:B4:26:ILE:HD13	2.19	0.63
53:CA:113:G:N2	53:CA:353:A:H8	1.93	0.63
53:CA:149:A:C2	53:CA:150:U:C2	2.87	0.63
53:CA:577:G:O2'	53:CA:578:C:C5'	2.46	0.63
53:CA:677:U:H3	53:CA:713:G:H22	1.45	0.63
2:CB:84:LEU:HG	2:CB:84:LEU:O	1.96	0.63
6:CF:91:ARG:O	6:CF:93:LYS:HE3	1.98	0.63
54:CG:99:ALA:HB3	54:CG:100:MET:HE2	1.80	0.63
14:CN:62:ARG:HB3	14:CN:68:ARG:O	1.97	0.63
22:DA:2052:A:OP1	25:DD:146:ILE:HG12	1.99	0.63
22:DA:2353:G:H21	44:DW:30:VAL:HG21	1.64	0.63
22:DA:2748:A:C4	22:DA:2757:A:N6	2.67	0.63
25:DD:61:THR:HB	25:DD:63:PRO:HD2	1.79	0.63
58:DF:19:PHE:HB3	58:DF:21:TYR:CE2	2.34	0.63
58:DF:33:ILE:HB	58:DF:90:LEU:HB2	1.81	0.63
29:DH:83:LYS:HG3	29:DH:149:GLU:HB2	1.80	0.63
30:DI:45:THR:CG2	30:DI:54:ILE:HD13	2.26	0.63
33:DL:120:VAL:HG12	33:DL:121:THR:N	2.13	0.63
43:DV:77:VAL:HG23	43:DV:89:ILE:CG2	2.28	0.63
44:DW:20:LEU:HD11	44:DW:35:ILE:CG1	2.27	0.63
46:DY:57:LEU:O	46:DY:60:LYS:HB3	1.99	0.63
1:AA:210:C:C4'	1:AA:211:G:N2	2.61	0.63
1:AA:469:C:H2'	1:AA:470:C:C6	2.33	0.63
1:AA:486:U:H2'	1:AA:487:A:H8	1.63	0.63
1:AA:1130:A:C8	1:AA:1130:A:H5''	2.34	0.63
2:AB:48:MET:HA	2:AB:48:MET:CE	2.29	0.63
6:AF:71:ILE:HD11	6:AF:89:VAL:HG21	1.79	0.63
22:BA:996:A:O3'	38:BQ:91:ARG:HG2	1.98	0.63
22:BA:1288:G:C4	22:BA:1327:A:C2	2.86	0.63
22:BA:1696:G:H5''	22:BA:1696:G:H8	1.63	0.63

Continued on next page...

Continued from previous page...

Atom-1	Atom-2	Interatomic distance (Å)	Clash overlap (Å)
22:BA:1712:U:C2	22:BA:1713:A:N7	2.66	0.63
22:BA:1797:G:O3'	24:BC:255:LYS:HA	1.98	0.63
24:BC:252:LYS:HZ3	24:BC:252:LYS:HB2	1.63	0.63
25:BD:68:PHE:CE2	25:BD:75:ALA:HA	2.33	0.63
26:BE:41:GLN:OE1	26:BE:43:THR:HG21	1.97	0.63
27:BF:28:PRO:HB2	27:BF:168:LEU:HD22	1.80	0.63
29:BH:3:VAL:HB	29:BH:37:VAL:O	1.98	0.63
32:BK:10:VAL:CB	32:BK:16:ALA:CB	2.75	0.63
33:BL:93:ASN:O	33:BL:95:LEU:N	2.31	0.63
35:BN:24:MET:HG2	35:BN:44:LEU:HD22	1.79	0.63
36:BO:75:GLY:HA3	36:BO:109:ALA:HB3	1.81	0.63
39:BR:7:SER:OG	39:BR:22:LEU:HD13	1.99	0.63
40:BS:18:ARG:HA	40:BS:21:ALA:HB3	1.80	0.63
41:BT:44:LYS:HG3	41:BT:55:VAL:HG11	1.80	0.63
43:BV:19:ARG:O	43:BV:22:ALA:HB3	1.99	0.63
45:BX:44:ARG:HG2	45:BX:45:PHE:N	2.13	0.63
53:CA:337:G:H2'	53:CA:338:A:C8	2.33	0.63
53:CA:372:C:H4'	53:CA:373:A:OP2	1.99	0.63
53:CA:397:A:H5'	53:CA:398:U:OP1	1.99	0.63
53:CA:995:C:H42	53:CA:1046:A:H1'	1.63	0.63
9:CI:71:ILE:HD12	9:CI:72:SER:H	1.62	0.63
12:CL:83:GLY:HA2	12:CL:94:TYR:CD1	2.30	0.63
19:CS:79:TYR:O	19:CS:80:ARG:HB2	1.97	0.63
22:DA:70:G:O2'	22:DA:71:A:H5'	1.98	0.63
22:DA:1268:A:H2'	22:DA:1269:A:C8	2.33	0.63
22:DA:1303:G:HO2'	22:DA:1304:A:H8	1.46	0.63
22:DA:1311:G:H1'	22:DA:1313:U:O4	1.99	0.63
22:DA:1338:G:C2'	22:DA:1339:G:H5'	2.28	0.63
22:DA:1565:C:N4	22:DA:1567:G:C2	2.66	0.63
22:DA:1759:A:H2'	22:DA:1760:C:H6	1.61	0.63
22:DA:2530:A:H3'	28:DG:156:TYR:OH	1.98	0.63
22:DA:2582:G:H2'	22:DA:2582:G:N3	2.12	0.63
57:DB:11:C:H2'	57:DB:15:A:N6	2.14	0.63
25:DD:78:GLY:C	25:DD:79:LEU:HD22	2.19	0.63
25:DD:137:SER:HB3	25:DD:138:LEU:CD2	2.28	0.63
32:DK:11:ALA:O	32:DK:99:ILE:HG23	1.98	0.63
32:DK:17:ARG:HG2	32:DK:18:ARG:H	1.63	0.63
33:DL:76:GLU:O	33:DL:76:GLU:HG3	1.96	0.63
35:DN:94:TYR:N	35:DN:94:TYR:CD1	2.66	0.63
37:DP:28:LYS:CB	37:DP:39:LEU:HD23	2.28	0.63
41:DT:9:LYS:HG2	41:DT:9:LYS:O	1.98	0.63

Continued on next page...

Continued from previous page...

Atom-1	Atom-2	Interatomic distance (Å)	Clash overlap (Å)
4:AD:99:ASN:O	4:AD:103:ARG:HB2	1.98	0.63
12:AL:115:LYS:O	12:AL:116:TYR:HB2	1.97	0.63
17:AQ:12:VAL:CG1	17:AQ:21:VAL:HG22	2.29	0.63
19:AS:33:TRP:CD1	19:AS:51:HIS:CG	2.87	0.63
22:BA:163:C:OP1	22:BA:163:C:C6	2.51	0.63
22:BA:250:G:H2'	22:BA:251:A:H8	1.60	0.63
22:BA:271:G:HO2'	22:BA:272:A:C5'	2.10	0.63
22:BA:324:A:C2	22:BA:325:G:H1'	2.34	0.63
22:BA:1853:A:N1	22:BA:2087:G:H1'	2.14	0.63
22:BA:1967:C:HO2'	22:BA:1968:G:H5'	1.60	0.63
22:BA:2816:G:O2'	22:BA:2817:U:H5'	1.97	0.63
30:BI:71:LYS:HG2	30:BI:72:THR:H	1.63	0.63
31:BJ:44:TYR:CD1	31:BJ:44:TYR:C	2.71	0.63
39:BR:39:LEU:O	39:BR:49:ILE:HG23	1.99	0.63
39:BR:51:VAL:HB	39:BR:52:PRO:HD2	1.78	0.63
53:CA:93:U:H2'	53:CA:95:C:C5	2.33	0.63
53:CA:373:A:N3	53:CA:374:A:C8	2.67	0.63
53:CA:543:U:O2'	53:CA:544:G:H5'	1.99	0.63
53:CA:642:A:O2'	53:CA:643:C:H6	1.80	0.63
53:CA:796:C:OP1	11:CK:127:ARG:HB3	1.99	0.63
53:CA:1226:C:C5	55:CM:102:LYS:HA	2.34	0.63
2:CB:80:LYS:HD3	2:CB:90:PHE:CZ	2.34	0.63
3:CC:26:LYS:HA	3:CC:26:LYS:CE	2.23	0.63
4:CD:154:VAL:O	4:CD:158:LEU:HD12	1.98	0.63
5:CE:13:LYS:HA	5:CE:13:LYS:CE	2.12	0.63
54:CG:42:VAL:O	54:CG:43:TYR:HB2	1.98	0.63
18:CR:63:TYR:CE2	18:CR:69:TYR:OH	2.51	0.63
22:DA:78:U:C2'	22:DA:79:C:H5'	2.28	0.63
22:DA:638:G:H2'	22:DA:639:U:C5	2.33	0.63
22:DA:686:U:H3	50:D2:12:ARG:HB2	1.63	0.63
22:DA:956:G:H1'	34:DM:82:MET:HE1	1.80	0.63
22:DA:1116:G:C6	22:DA:1117:C:C4	2.87	0.63
22:DA:1124:G:H1'	52:D4:38:GLY:OXT	1.98	0.63
22:DA:1759:A:O2'	22:DA:1760:C:H5'	1.98	0.63
24:DC:33:LEU:O	24:DC:34:GLU:HB3	1.97	0.63
24:DC:149:LYS:HE3	24:DC:152:GLN:CD	2.19	0.63
24:DC:166:ARG:HG3	24:DC:166:ARG:O	1.98	0.63
24:DC:172:THR:HG22	24:DC:182:LYS:HG2	1.79	0.63
25:DD:33:ARG:HH21	25:DD:51:THR:HG22	1.63	0.63
32:DK:77:ILE:HD11	32:DK:105:ARG:HH22	1.62	0.63
40:DS:7:HIS:HE1	40:DS:10:ALA:HA	1.62	0.63

Continued on next page...

Continued from previous page...

Atom-1	Atom-2	Interatomic distance (Å)	Clash overlap (Å)
42:DU:34:ILE:HG12	42:DU:62:ALA:O	1.99	0.63
43:DV:29:ILE:HD12	43:DV:90:ASP:HA	1.81	0.63
46:DY:19:LEU:HG	46:DY:22:LEU:HD22	1.79	0.63
52:D4:19:ARG:O	52:D4:20:ASP:CB	2.46	0.63
1:AA:86:G:C2	1:AA:87:C:N4	2.63	0.63
1:AA:462:G:H3'	1:AA:463:U:C6	2.33	0.63
2:AB:127:LYS:HG3	2:AB:128:LEU:N	2.10	0.63
22:BA:121:G:H4'	22:BA:149:A:H5'	1.80	0.63
22:BA:1062:G:H2'	22:BA:1063:G:C8	2.33	0.63
22:BA:1498:C:O2'	22:BA:1499:C:C5'	2.47	0.63
22:BA:2025:C:H2'	22:BA:2026:U:H6	1.63	0.63
27:BF:33:ILE:O	27:BF:90:LEU:HB2	1.98	0.63
27:BF:40:GLY:HA2	27:BF:84:ILE:CD1	2.24	0.63
35:BN:71:ARG:HG3	35:BN:71:ARG:NH2	2.14	0.63
37:BP:58:PHE:CD2	37:BP:75:THR:HG22	2.33	0.63
40:BS:70:LYS:N	40:BS:70:LYS:HD2	2.13	0.63
51:B3:31:ILE:C	51:B3:31:ILE:HD12	2.19	0.63
53:CA:143:A:H2'	53:CA:143:A:N3	2.13	0.63
53:CA:198:G:HO2'	53:CA:199:A:H8	1.45	0.63
53:CA:267:C:OP2	17:CQ:68:LYS:HD2	1.99	0.63
53:CA:609:A:N7	62:CA:1856:HOH:O	2.30	0.63
6:CF:18:VAL:CG2	6:CF:58:HIS:CD2	2.71	0.63
6:CF:43:GLY:HA2	6:CF:58:HIS:HE1	1.60	0.63
14:CN:50:LEU:HB2	14:CN:51:PRO:HD3	1.80	0.63
17:CQ:46:HIS:HE2	17:CQ:48:GLU:HG2	1.62	0.63
20:CT:81:GLN:C	20:CT:82:ILE:HG12	2.19	0.63
22:DA:90:U:H3'	22:DA:91:A:C5'	2.28	0.63
22:DA:620:G:O2'	22:DA:622:G:N7	2.32	0.63
22:DA:788:A:H5'	22:DA:789:A:OP1	1.98	0.63
22:DA:961:C:H5	22:DA:2456:C:O4'	1.80	0.63
22:DA:1301:A:C4	22:DA:1303:G:N7	2.66	0.63
22:DA:1358:G:H2'	22:DA:1372:U:O4	1.97	0.63
22:DA:1802:A:O2'	22:DA:1803:A:H5'	1.98	0.63
22:DA:2297:A:C2	22:DA:2298:A:N7	2.67	0.63
22:DA:2591:C:OP1	24:DC:237:ARG:HD2	1.99	0.63
57:DB:17:C:H42	57:DB:68:C:N4	1.96	0.63
29:DH:5:LEU:C	29:DH:6:LEU:HD12	2.18	0.63
29:DH:78:VAL:HG11	29:DH:144:VAL:HG12	1.79	0.63
37:DP:44:GLY:HA3	37:DP:60:VAL:CG1	2.28	0.63
1:AA:49:U:O4	1:AA:365:U:C5	2.47	0.63
1:AA:197:A:O2'	1:AA:198:G:C8	2.52	0.63

Continued on next page...

Continued from previous page...

Atom-1	Atom-2	Interatomic distance (Å)	Clash overlap (Å)
1:AA:737:C:H2'	1:AA:738:C:H6	1.64	0.63
4:AD:109:THR:HG22	4:AD:112:GLU:HB2	1.80	0.63
7:AG:21:LEU:HD21	7:AG:96:ASN:HD22	1.63	0.63
11:AK:121:ARG:CZ	21:AU:35:GLU:HG3	2.29	0.63
21:AU:33:ARG:CD	21:AU:34:ARG:HG3	2.28	0.63
22:BA:535:G:C2'	22:BA:536:G:H5'	2.29	0.63
22:BA:1491:G:O2'	22:BA:1492:G:H5'	1.98	0.63
22:BA:1507:C:C4	22:BA:1508:A:C2	2.86	0.63
24:BC:93:VAL:HG12	24:BC:94:LEU:H	1.63	0.63
28:BG:8:VAL:HG12	28:BG:9:VAL:N	2.14	0.63
28:BG:83:THR:CA	28:BG:84:LYS:CE	2.77	0.63
31:BJ:88:THR:HG22	31:BJ:91:GLU:HG3	1.77	0.63
33:BL:95:LEU:HD22	33:BL:100:ILE:HD11	1.80	0.63
39:BR:61:ALA:HB1	39:BR:98:ILE:H	1.63	0.63
41:BT:61:LEU:C	41:BT:61:LEU:CD1	2.64	0.63
41:BT:64:LYS:HA	41:BT:79:ASP:OD1	1.98	0.63
53:CA:327:A:C2	53:CA:329:A:N3	2.67	0.63
53:CA:499:A:C6	53:CA:547:A:C8	2.87	0.63
53:CA:624:C:H2'	53:CA:625:U:O4'	1.99	0.63
54:CG:110:ARG:HG3	54:CG:111:GLY:N	2.12	0.63
21:CU:28:LEU:O	21:CU:28:LEU:HD23	1.98	0.63
22:DA:117:G:N1	22:DA:119:A:N6	2.46	0.63
22:DA:118:A:C8	22:DA:119:A:C8	2.86	0.63
22:DA:304:U:O2'	22:DA:305:C:C6	2.46	0.63
22:DA:396:G:O2'	22:DA:397:U:C5'	2.47	0.63
22:DA:632:A:H5''	33:DL:68:SER:OG	1.99	0.63
22:DA:971:G:H2'	22:DA:972:A:H5'	1.79	0.63
22:DA:1387:A:C5'	22:DA:1469:A:H1'	2.27	0.63
22:DA:1416:G:C2	22:DA:1417:C:C4	2.87	0.63
25:DD:21:SER:O	25:DD:23:PRO:HD3	1.99	0.63
58:DF:65:LEU:HD11	58:DF:87:LYS:NZ	2.13	0.63
58:DF:65:LEU:HG	58:DF:67:THR:HG23	1.81	0.63
31:DJ:45:THR:H	31:DJ:46:PRO:CD	2.10	0.63
35:DN:84:GLY:O	35:DN:88:ALA:HB2	1.99	0.63
42:DU:35:VAL:HB	42:DU:38:ILE:HD13	1.81	0.63
47:DZ:28:LEU:HD23	47:DZ:28:LEU:N	2.14	0.63
1:AA:86:G:N2	1:AA:87:C:N4	2.47	0.63
1:AA:923:A:H5''	5:AE:25:LYS:HE2	1.81	0.63
1:AA:1234:C:H2'	1:AA:1235:U:H5'	1.79	0.63
1:AA:1412:C:H2'	1:AA:1413:A:C8	2.33	0.63
4:AD:54:LEU:C	4:AD:54:LEU:CD2	2.67	0.63

Continued on next page...

Continued from previous page...

Atom-1	Atom-2	Interatomic distance (Å)	Clash overlap (Å)
4:AD:86:GLY:O	4:AD:89:LEU:HB3	1.99	0.63
4:AD:190:LEU:O	4:AD:191:SER:HB2	1.98	0.63
5:AE:110:MET:O	5:AE:114:LEU:CB	2.46	0.63
5:AE:120:HIS:O	5:AE:121:ASN:CB	2.46	0.63
6:AF:9:MET:HE2	6:AF:59:TYR:CE2	2.34	0.63
10:AJ:18:ILE:CG2	10:AJ:19:ASP:N	2.61	0.63
12:AL:2:THR:CB	12:AL:5:GLN:HG3	2.26	0.63
14:AN:90:GLY:O	14:AN:92:ILE:N	2.31	0.63
22:BA:699:A:H4'	22:BA:1634:A:N7	2.13	0.63
22:BA:1275:A:H4'	22:BA:1276:A:OP1	1.99	0.63
22:BA:2405:G:H1'	22:BA:2412:A:N6	2.14	0.63
22:BA:2800:A:C2	22:BA:2895:G:H1'	2.34	0.63
26:BE:172:ALA:O	26:BE:175:ILE:HG22	1.99	0.63
27:BF:132:ARG:O	27:BF:133:GLU:HB3	1.97	0.63
31:BJ:44:TYR:O	31:BJ:45:THR:CB	2.47	0.63
31:BJ:44:TYR:HD2	38:BQ:63:ARG:HG2	1.61	0.63
38:BQ:96:ASP:C	38:BQ:98:ALA:N	2.49	0.63
53:CA:888:G:O3'	53:CA:1488:G:H4'	1.97	0.63
53:CA:1040:U:C2'	53:CA:1041:G:H5'	2.29	0.63
53:CA:1160:G:C6	53:CA:1181:G:O6	2.52	0.63
53:CA:1190:G:O3'	3:CC:2:GLN:HB3	1.99	0.63
53:CA:1308:U:OP1	55:CM:95:PRO:HB3	1.98	0.63
53:CA:1417:G:C6	53:CA:1482:G:C6	2.87	0.63
3:CC:29:ALA:CB	14:CN:64:ARG:HH12	2.09	0.63
4:CD:104:MET:SD	4:CD:142:VAL:HG13	2.39	0.63
54:CG:4:ARG:CZ	54:CG:6:ILE:HG22	2.28	0.63
54:CG:134:VAL:CB	54:CG:137:ARG:HH21	2.06	0.63
8:CH:50:VAL:HG22	8:CH:50:VAL:O	1.99	0.63
9:CI:38:PHE:HE2	9:CI:71:ILE:HG22	1.62	0.63
55:CM:12:LYS:HE2	55:CM:16:ILE:HG22	1.80	0.63
55:CM:103:THR:HG22	55:CM:104:ASN:N	2.14	0.63
22:DA:33:C:H2'	22:DA:446:G:N2	2.14	0.63
22:DA:259:G:H2'	22:DA:260:G:H5'	1.79	0.63
22:DA:605:G:H2'	22:DA:606:U:C6	2.33	0.63
22:DA:973:A:H5'	22:DA:974:G:OP2	1.98	0.63
22:DA:1166:G:H22	22:DA:1184:U:H1'	1.61	0.63
22:DA:1255:U:H2'	26:DE:68:ALA:HB2	1.81	0.63
22:DA:1339:G:H5'	22:DA:1393:A:N1	2.13	0.63
22:DA:1607:C:C4'	22:DA:1608:A:C8	2.81	0.63
22:DA:2040:G:C5	22:DA:2041:U:C5	2.87	0.63
28:DG:120:ILE:O	28:DG:120:ILE:HG23	1.97	0.63

Continued on next page...

Continued from previous page...

Atom-1	Atom-2	Interatomic distance (Å)	Clash overlap (Å)
28:DG:175:LYS:HD3	28:DG:175:LYS:C	2.19	0.63
30:DI:86:LYS:O	30:DI:87:SER:HB2	1.99	0.63
36:DO:62:LEU:HD11	36:DO:65:THR:HG23	1.81	0.63
42:DU:20:LYS:HD2	42:DU:38:ILE:HD11	1.81	0.63
45:DX:26:ARG:HD3	45:DX:28:PHE:CE2	2.34	0.63
48:D0:28:SER:O	48:D0:36:LYS:HA	1.99	0.63
1:AA:243:A:C2	1:AA:245:U:H2'	2.33	0.63
1:AA:258:G:N2	1:AA:259:G:H1'	2.14	0.63
1:AA:815:A:H4'	1:AA:817:C:C4	2.34	0.63
1:AA:1127:G:O2'	1:AA:1128:C:C5'	2.43	0.63
1:AA:1433:A:N7	1:AA:1468:A:C6	2.66	0.63
2:AB:153:MET:HE2	2:AB:157:PRO:HG3	1.81	0.63
3:AC:21:TRP:CG	3:AC:58:ARG:HG2	2.34	0.63
3:AC:144:GLY:O	3:AC:145:ALA:HB3	1.98	0.63
5:AE:155:LYS:HD2	5:AE:155:LYS:N	2.13	0.63
7:AG:69:ARG:HG3	7:AG:95:ARG:HG2	1.80	0.63
7:AG:76:SER:HA	7:AG:85:GLN:HB2	1.80	0.63
9:AI:27:ILE:N	9:AI:27:ILE:HD12	2.14	0.63
13:AM:36:ALA:HB3	13:AM:38:ILE:HG12	1.80	0.63
13:AM:45:SER:O	13:AM:46:GLU:HB2	1.99	0.63
22:BA:340:A:H2'	22:BA:341:C:H5'	1.80	0.63
22:BA:1071:G:C8	22:BA:1089:A:N6	2.66	0.63
22:BA:1165:A:H2'	22:BA:1166:G:H8	1.61	0.63
22:BA:1624:U:H2'	22:BA:1625:C:H6	1.64	0.63
22:BA:1725:U:H2'	22:BA:1726:C:H6	1.61	0.63
22:BA:1885:A:C2	22:BA:1886:U:H1'	2.34	0.63
22:BA:2402:U:H2'	22:BA:2403:C:OP2	1.99	0.63
22:BA:2661:G:O2'	22:BA:2662:A:H5'	1.98	0.63
27:BF:46:LYS:HD2	27:BF:46:LYS:N	2.14	0.63
28:BG:29:ASN:CG	28:BG:30:GLY:N	2.50	0.63
32:BK:1:MET:HE2	32:BK:32:TYR:CE1	2.33	0.63
33:BL:92:LEU:HD21	33:BL:124:GLY:HA3	1.80	0.63
34:BM:6:ARG:HD2	34:BM:8:LYS:NZ	2.14	0.63
36:BO:75:GLY:HA2	36:BO:106:LEU:HD12	1.79	0.63
37:BP:83:ILE:C	37:BP:83:ILE:CD1	2.66	0.63
39:BR:60:LYS:H	39:BR:100:GLY:HA3	1.63	0.63
47:BZ:13:ILE:HG22	47:BZ:14:GLY:N	2.13	0.63
48:B0:33:SER:OG	48:B0:35:GLU:HG3	1.99	0.63
53:CA:983:A:O2'	53:CA:984:C:C5'	2.47	0.63
53:CA:1285:A:O2'	53:CA:1286:U:H5'	1.99	0.63
4:CD:190:LEU:O	4:CD:191:SER:O	2.17	0.63

Continued on next page...

Continued from previous page...

Atom-1	Atom-2	Interatomic distance (Å)	Clash overlap (Å)
5:CE:35:LEU:HD11	5:CE:136:VAL:HG11	1.80	0.63
19:CS:68:HIS:HB3	19:CS:72:GLU:HG3	1.80	0.63
22:DA:1351:C:O2'	22:DA:1571:A:H1'	1.99	0.63
22:DA:1817:G:H5''	24:DC:86:ARG:NH2	2.14	0.63
22:DA:1973:G:C4	22:DA:1974:C:C5	2.87	0.63
22:DA:2239:G:OP2	62:DA:3530:HOH:O	2.16	0.63
22:DA:2668:G:O2'	22:DA:2669:G:H8	1.74	0.63
58:DF:32:LYS:HB3	58:DF:156:THR:HB	1.80	0.63
29:DH:78:VAL:HG21	29:DH:144:VAL:CG1	2.29	0.63
30:DI:36:GLU:HB2	30:DI:40:ALA:HB3	1.80	0.63
43:DV:55:GLU:O	43:DV:57:TYR:N	2.32	0.63
1:AA:61:G:O2'	1:AA:62:U:H5'	1.97	0.62
1:AA:102:G:H2'	1:AA:103:U:H6	1.64	0.62
1:AA:322:C:H5	1:AA:328:C:H5	1.47	0.62
1:AA:428:G:H1'	1:AA:430:A:N7	2.14	0.62
1:AA:754:C:H5''	1:AA:754:C:O2	1.99	0.62
1:AA:1130:A:H5''	1:AA:1130:A:H8	1.63	0.62
1:AA:1305:G:HO2'	1:AA:1306:A:H8	1.47	0.62
7:AG:112:ASP:O	7:AG:113:LYS:HD3	1.98	0.62
8:AH:58:LEU:HD11	8:AH:60:LEU:HD21	1.80	0.62
22:BA:1626:A:O2'	22:BA:1627:G:OP2	2.14	0.62
22:BA:2547:A:O2'	22:BA:2548:U:H5'	1.99	0.62
26:BE:5:LEU:HA	26:BE:120:VAL:HG13	1.81	0.62
28:BG:84:LYS:CG	28:BG:132:LEU:N	2.42	0.62
32:BK:10:VAL:HB	32:BK:16:ALA:CB	2.29	0.62
35:BN:8:ARG:HB3	35:BN:10:LEU:HD22	1.80	0.62
38:BQ:93:ILE:CG2	38:BQ:94:LEU:N	2.47	0.62
41:BT:24:MET:HG3	41:BT:29:THR:HG23	1.81	0.62
45:BX:30:PRO:CG	45:BX:32:LEU:HD11	2.29	0.62
48:B0:29:VAL:HG13	48:B0:34:GLY:O	1.99	0.62
53:CA:84:U:O2'	53:CA:85:U:H5'	1.98	0.62
53:CA:1287:A:O2'	53:CA:1288:A:C8	2.49	0.62
5:CE:148:SER:H	5:CE:151:MET:HE3	1.63	0.62
22:DA:2:G:C6	22:DA:3:U:C4	2.87	0.62
22:DA:85:G:HO2'	22:DA:86:G:H8	1.46	0.62
22:DA:236:C:H2'	22:DA:237:C:H6	1.64	0.62
22:DA:247:G:C8	22:DA:249:C:C6	2.87	0.62
22:DA:303:G:C2	22:DA:304:U:C2	2.87	0.62
22:DA:310:A:HO2'	22:DA:311:A:H8	0.73	0.62
22:DA:445:C:O2'	22:DA:446:G:O4'	2.17	0.62
22:DA:1081:U:H4'	30:DI:123:ALA:HA	1.81	0.62

Continued on next page...

Continued from previous page...

Atom-1	Atom-2	Interatomic distance (Å)	Clash overlap (Å)
22:DA:1238:G:O2'	22:DA:1239:G:H5'	1.99	0.62
22:DA:1301:A:C8	22:DA:1303:G:C8	2.87	0.62
22:DA:2019:A:H4'	38:DQ:33:VAL:HG21	1.81	0.62
22:DA:2037:A:H2'	22:DA:2038:G:C8	2.34	0.62
22:DA:2287:A:HO2'	22:DA:2288:A:H3'	1.62	0.62
22:DA:2619:C:H4'	25:DD:156:PHE:O	1.99	0.62
22:DA:2674:G:H4'	32:DK:30:ARG:HD2	1.81	0.62
24:DC:2:VAL:O	24:DC:3:VAL:HB	1.98	0.62
25:DD:10:GLY:HA2	37:DP:4:ILE:CD1	2.29	0.62
25:DD:107:VAL:CG1	25:DD:109:VAL:HG23	2.28	0.62
1:AA:75:G:C5	1:AA:76:G:C8	2.86	0.62
1:AA:188:C:O2	1:AA:188:C:H2'	1.98	0.62
1:AA:197:A:H4'	1:AA:198:G:O5'	1.97	0.62
1:AA:1162:C:H2'	1:AA:1163:A:C8	2.34	0.62
1:AA:1427:C:C2'	1:AA:1428:A:H5'	2.30	0.62
2:AB:99:MET:HA	2:AB:106:VAL:HG21	1.81	0.62
7:AG:108:ARG:NH2	7:AG:118:ARG:HH22	1.97	0.62
8:AH:76:ARG:NE	8:AH:78:SER:O	2.32	0.62
14:AN:40:ARG:NH1	14:AN:44:VAL:HG21	2.13	0.62
16:AP:10:GLY:O	16:AP:11:ALA:HB2	1.99	0.62
22:BA:264:C:H2'	22:BA:265:A:H5''	1.81	0.62
22:BA:1279:G:O2'	22:BA:1280:G:H5'	1.99	0.62
22:BA:1739:A:C2	22:BA:1740:G:H1'	2.34	0.62
22:BA:2522:U:H2'	22:BA:2523:G:H5'	1.81	0.62
23:BB:7:G:O2'	36:BO:38:GLN:NE2	2.32	0.62
24:BC:70:LYS:HD2	24:BC:99:GLU:OE1	1.99	0.62
26:BE:152:GLU:O	26:BE:153:LEU:HG	1.99	0.62
27:BF:82:TYR:CD2	27:BF:83:PRO:HD2	2.34	0.62
27:BF:107:VAL:N	27:BF:108:PRO:CD	2.62	0.62
28:BG:23:ILE:H	28:BG:23:ILE:CD1	2.08	0.62
29:BH:99:ILE:HG22	29:BH:99:ILE:O	1.99	0.62
32:BK:70:ARG:HD3	32:BK:76:VAL:HG22	1.81	0.62
33:BL:19:LEU:CB	33:BL:27:LEU:HD22	2.24	0.62
34:BM:64:TRP:CH2	34:BM:106:ASP:HB2	2.35	0.62
34:BM:71:LYS:HD3	34:BM:95:LEU:CD1	2.29	0.62
54:CG:75:LYS:HG3	54:CG:76:SER:N	2.13	0.62
10:CJ:52:LEU:HB2	14:CN:80:ARG:HE	1.64	0.62
55:CM:2:ARG:NE	55:CM:8:ILE:HD11	2.13	0.62
55:CM:87:GLY:O	55:CM:91:ARG:HD2	2.00	0.62
17:CQ:27:PHE:CD1	17:CQ:36:PHE:HB3	2.33	0.62
22:DA:233:A:O2'	22:DA:234:U:O5'	2.16	0.62

Continued on next page...

Continued from previous page...

Atom-1	Atom-2	Interatomic distance (Å)	Clash overlap (Å)
22:DA:850:U:O2'	47:DZ:22:THR:HG22	1.98	0.62
22:DA:852:U:H2'	22:DA:853:C:H6	1.64	0.62
22:DA:974:G:H1'	22:DA:975:A:C8	2.34	0.62
22:DA:975:A:N3	22:DA:976:G:C8	2.66	0.62
22:DA:989:G:C4'	22:DA:990:A:OP1	2.46	0.62
22:DA:1062:G:C8	22:DA:1088:A:C8	2.87	0.62
22:DA:1176:U:H2'	22:DA:1177:G:C8	2.34	0.62
22:DA:1416:G:C4	22:DA:1417:C:C5	2.87	0.62
22:DA:1670:C:C5	22:DA:1671:U:C4	2.87	0.62
22:DA:2358:A:H61	33:DL:54:GLN:HE22	1.47	0.62
22:DA:2507:C:H1'	22:DA:2583:G:C2	2.34	0.62
24:DC:93:VAL:HG13	24:DC:94:LEU:N	2.14	0.62
24:DC:183:VAL:HG13	24:DC:185:ALA:H	1.63	0.62
58:DF:5:ASP:C	58:DF:7:TYR:H	2.01	0.62
58:DF:11:VAL:HG12	58:DF:12:VAL:N	2.14	0.62
30:DI:79:LEU:HD22	30:DI:100:ILE:HD12	1.81	0.62
30:DI:109:ALA:HB1	30:DI:125:THR:HG22	1.79	0.62
34:DM:97:GLN:HB2	34:DM:98:PRO:HD2	1.81	0.62
48:D0:27:LEU:N	48:D0:27:LEU:HD22	2.14	0.62
1:AA:1032:G:H2'	1:AA:1033:G:H5'	1.80	0.62
12:AL:65:TYR:CD2	12:AL:86:VAL:HG21	2.34	0.62
14:AN:9:GLU:OE1	14:AN:60:ARG:HB3	2.00	0.62
21:AU:13:VAL:HG13	21:AU:15:LEU:CG	2.27	0.62
22:BA:2810:A:H2'	22:BA:2811:G:O4'	1.99	0.62
24:BC:169:ALA:O	24:BC:185:ALA:HB3	1.99	0.62
44:BW:39:GLN:HG3	44:BW:42:THR:H	1.64	0.62
53:CA:198:G:C4	53:CA:199:A:C8	2.86	0.62
53:CA:745:G:H2'	53:CA:746:A:C8	2.33	0.62
53:CA:1221:G:H4'	19:CS:35:ARG:HH21	1.61	0.62
53:CA:1242:G:N2	53:CA:1243:C:H1'	2.14	0.62
53:CA:1394:A:H2'	53:CA:1501:C:O2'	1.98	0.62
4:CD:94:GLU:CD	4:CD:99:ASN:HD21	2.03	0.62
10:CJ:101:SER:O	10:CJ:102:LEU:HB2	1.99	0.62
55:CM:13:HIS:HB3	55:CM:16:ILE:CD1	2.30	0.62
22:DA:279:A:N6	22:DA:361:G:O2'	2.33	0.62
22:DA:1342:A:C6	22:DA:1397:U:C6	2.86	0.62
22:DA:1389:G:O2'	22:DA:1390:U:H5'	1.99	0.62
22:DA:1439:A:N7	22:DA:1440:U:N1	2.48	0.62
26:DE:126:VAL:HG22	26:DE:127:GLU:OE2	2.00	0.62
26:DE:136:GLN:HA	26:DE:139:LYS:HG2	1.81	0.62
26:DE:157:LEU:C	26:DE:157:LEU:HD12	2.20	0.62

Continued on next page...

Continued from previous page...

Atom-1	Atom-2	Interatomic distance (Å)	Clash overlap (Å)
58:DF:47:LYS:HA	58:DF:50:ASP:HB3	1.79	0.62
42:DU:83:GLY:O	42:DU:93:ARG:HA	1.98	0.62
1:AA:265:G:C2'	1:AA:266:G:H5'	2.29	0.62
1:AA:1348:U:O2'	1:AA:1349:A:C5'	2.48	0.62
3:AC:59:PRO:HG2	3:AC:62:SER:HB3	1.82	0.62
7:AG:12:LEU:H	7:AG:12:LEU:CD2	1.92	0.62
10:AJ:74:VAL:HG12	10:AJ:75:ASP:H	1.63	0.62
15:AO:18:ALA:O	15:AO:19:ASN:HB2	1.98	0.62
19:AS:79:TYR:CE1	19:AS:80:ARG:HB2	2.35	0.62
22:BA:95:A:O2'	46:BY:41:HIS:CD2	2.51	0.62
22:BA:1276:A:C8	22:BA:1276:A:H5''	2.35	0.62
22:BA:2013:A:OP1	40:BS:96:ILE:HA	1.98	0.62
22:BA:2134:A:O2'	22:BA:2135:A:H8	1.82	0.62
22:BA:2225:A:H4'	22:BA:2226:C:H6	1.63	0.62
62:BB:315:HOH:O	43:BV:14:LYS:HD2	1.98	0.62
24:BC:67:LYS:O	24:BC:68:ARG:HB2	2.00	0.62
31:BJ:40:HIS:H	31:BJ:40:HIS:HD2	1.45	0.62
32:BK:16:ALA:O	32:BK:17:ARG:HB2	1.99	0.62
38:BQ:65:ASN:ND2	38:BQ:69:ARG:NH2	2.42	0.62
41:BT:32:LEU:N	41:BT:83:ALA:CB	2.59	0.62
44:BW:22:VAL:HG13	44:BW:25:PHE:CE2	2.34	0.62
53:CA:210:C:O2	53:CA:210:C:H2'	1.98	0.62
53:CA:277:C:O2'	53:CA:278:G:C5'	2.48	0.62
53:CA:430:A:O2'	53:CA:431:A:H5'	1.99	0.62
53:CA:979:C:H2'	53:CA:980:C:O4'	1.99	0.62
53:CA:1144:G:H21	53:CA:1146:A:H62	1.45	0.62
3:CC:10:ARG:HD3	3:CC:177:LEU:HA	1.80	0.62
5:CE:14:LEU:HD12	5:CE:15:ILE:N	2.13	0.62
5:CE:79:THR:HA	5:CE:121:ASN:OD1	2.00	0.62
12:CL:26:CYS:HB2	12:CL:29:LYS:HE2	1.81	0.62
55:CM:12:LYS:H	55:CM:44:ILE:HG13	1.65	0.62
14:CN:2:LYS:HD3	14:CN:5:MET:HG2	1.82	0.62
22:DA:27:G:H1'	22:DA:513:A:H62	1.64	0.62
22:DA:185:G:C6	22:DA:212:G:C2	2.87	0.62
22:DA:492:A:H2'	22:DA:493:G:C8	2.35	0.62
22:DA:506:G:H4'	22:DA:507:A:H5'	1.80	0.62
22:DA:969:G:H2'	22:DA:970:U:C6	2.35	0.62
22:DA:1117:C:O2'	22:DA:1118:C:H5'	1.98	0.62
22:DA:1376:C:H5''	62:DA:3411:HOH:O	1.99	0.62
22:DA:1494:A:H2'	22:DA:1495:A:H8	1.63	0.62
22:DA:1754:A:C6	22:DA:1755:A:C6	2.86	0.62

Continued on next page...

Continued from previous page...

Atom-1	Atom-2	Interatomic distance (Å)	Clash overlap (Å)
22:DA:1794:A:H1'	22:DA:1900:A:C2	2.34	0.62
57:DB:38:C:H4'	36:DO:100:HIS:NE2	2.14	0.62
57:DB:41:G:H3'	57:DB:42:C:C5'	2.28	0.62
57:DB:81:G:C4	57:DB:82:U:C5	2.88	0.62
28:DG:8:VAL:HG11	28:DG:49:LEU:HD23	1.81	0.62
44:DW:49:ASN:CG	44:DW:81:ILE:HG23	2.19	0.62
47:DZ:6:ILE:O	47:DZ:34:THR:HA	2.00	0.62
1:AA:199:A:O2'	1:AA:200:G:O4'	2.18	0.62
1:AA:345:C:O2	32:BK:117:SER:HA	2.00	0.62
1:AA:537:G:H5''	12:AL:109:ARG:NH1	2.14	0.62
1:AA:878:A:H5''	8:AH:80:PRO:HG2	1.80	0.62
1:AA:946:A:H2'	1:AA:947:G:C8	2.35	0.62
1:AA:1228:C:H2'	1:AA:1229:A:C8	2.35	0.62
1:AA:1358:U:C6	1:AA:1359:C:C5	2.88	0.62
5:AE:105:ILE:O	5:AE:105:ILE:HG13	1.99	0.62
5:AE:153:ALA:HA	5:AE:156:ARG:HB3	1.78	0.62
7:AG:30:MET:HG2	7:AG:31:VAL:H	1.64	0.62
22:BA:1849:G:H2'	22:BA:1850:G:H8	1.63	0.62
22:BA:2199:A:C8	22:BA:2199:A:H5''	2.34	0.62
62:BA:3285:HOH:O	26:BE:98:LYS:HE2	2.00	0.62
24:BC:242:HIS:O	24:BC:244:VAL:HG13	1.99	0.62
26:BE:31:VAL:HG21	26:BE:104:ALA:CB	2.27	0.62
27:BF:4:HIS:O	27:BF:7:TYR:HB3	1.99	0.62
28:BG:29:ASN:CG	28:BG:30:GLY:H	2.02	0.62
34:BM:17:ASN:O	34:BM:38:ARG:HD3	1.99	0.62
36:BO:31:THR:HG22	36:BO:34:HIS:O	1.99	0.62
39:BR:49:ILE:HG21	39:BR:53:PHE:N	2.14	0.62
40:BS:20:VAL:HA	40:BS:23:LEU:HD12	1.81	0.62
44:BW:24:ARG:HB2	44:BW:65:LYS:HD3	1.79	0.62
51:B3:26:ALA:O	51:B3:27:ASN:CB	2.44	0.62
53:CA:252:U:H5'	53:CA:252:U:H6	1.63	0.62
53:CA:254:G:H5''	17:CQ:70:LYS:CD	2.30	0.62
53:CA:429:U:H1'	53:CA:430:A:H5''	1.80	0.62
53:CA:1151:A:O3'	10:CJ:70:HIS:CE1	2.51	0.62
2:CB:130:LYS:O	2:CB:134:LEU:HG	1.98	0.62
4:CD:23:GLY:HA2	4:CD:160:LEU:HD12	1.80	0.62
12:CL:70:GLY:C	12:CL:98:ARG:HH22	2.02	0.62
55:CM:18:LEU:HD22	55:CM:32:ILE:HG21	1.81	0.62
22:DA:46:G:C2	22:DA:47:C:C5	2.86	0.62
22:DA:612:G:C2	22:DA:614:A:H1'	2.34	0.62
22:DA:1245:G:H4'	26:DE:33:VAL:HG11	1.80	0.62

Continued on next page...

Continued from previous page...

Atom-1	Atom-2	Interatomic distance (Å)	Clash overlap (Å)
22:DA:1364:G:C5	45:DX:1:SER:HB2	2.34	0.62
22:DA:1779:U:H5	22:DA:1784:A:N7	1.97	0.62
22:DA:2575:C:H5'	25:DD:148:GLN:O	2.00	0.62
22:DA:2850:A:OP2	22:DA:2866:U:N3	2.30	0.62
58:DF:28:PRO:HB2	58:DF:168:LEU:HD21	1.80	0.62
58:DF:129:MET:HE2	58:DF:174:PHE:CZ	2.34	0.62
31:DJ:8:PRO:HG2	31:DJ:9:GLU:N	2.15	0.62
31:DJ:95:ARG:HH11	31:DJ:99:ARG:HH21	1.46	0.62
44:DW:51:GLY:HA2	44:DW:59:PHE:HD2	1.64	0.62
1:AA:182:A:N3	1:AA:184:G:C8	2.68	0.62
1:AA:486:U:H5''	1:AA:486:U:H6	1.63	0.62
1:AA:1015:G:O2'	1:AA:1016:A:H5'	1.99	0.62
10:AJ:6:ILE:HD11	10:AJ:79:PRO:CB	2.29	0.62
14:AN:91:GLU:O	14:AN:93:PRO:HD3	1.98	0.62
17:AQ:20:ILE:CB	17:AQ:47:ASP:OD1	2.47	0.62
22:BA:143:C:HO2'	22:BA:144:A:H8	1.47	0.62
22:BA:417:C:H2'	22:BA:418:C:C6	2.34	0.62
22:BA:443:A:C8	26:BE:40:ARG:HD3	2.34	0.62
22:BA:1062:G:C8	22:BA:1088:A:C8	2.88	0.62
22:BA:2484:G:OP1	34:BM:44:ARG:HD3	2.00	0.62
24:BC:106:PRO:HB3	24:BC:141:HIS:CE1	2.33	0.62
28:BG:39:ALA:HB1	28:BG:57:TYR:CG	2.35	0.62
37:BP:33:GLU:CG	37:BP:34:GLY:N	2.62	0.62
46:BY:31:GLN:HG2	46:BY:37:LEU:HB2	1.81	0.62
53:CA:1348:U:H4'	9:CI:121:ARG:HG3	1.81	0.62
2:CB:119:GLN:CG	2:CB:124:THR:HG21	2.29	0.62
3:CC:46:LEU:HD22	3:CC:75:VAL:HG22	1.80	0.62
6:CF:51:ILE:HG22	6:CF:51:ILE:O	1.98	0.62
8:CH:24:VAL:HG12	8:CH:62:LEU:HD21	1.82	0.62
17:CQ:45:VAL:HG11	17:CQ:60:ILE:HG21	1.82	0.62
22:DA:271:G:O2'	22:DA:272:A:C5'	2.47	0.62
22:DA:340:A:C2'	22:DA:341:C:H5'	2.29	0.62
22:DA:1019:U:O2'	22:DA:1021:A:N1	2.26	0.62
22:DA:1282:U:H2'	22:DA:1283:G:O4'	1.99	0.62
24:DC:196:ASN:O	24:DC:197:ALA:HB3	1.99	0.62
25:DD:178:VAL:HG12	25:DD:179:ARG:HG3	1.80	0.62
58:DF:122:ASP:HB2	58:DF:126:ASN:HB2	1.81	0.62
28:DG:116:LEU:HD13	28:DG:121:THR:HA	1.81	0.62
33:DL:103:ILE:HD12	33:DL:103:ILE:N	2.13	0.62
35:DN:47:VAL:O	35:DN:50:PRO:HD2	1.99	0.62
36:DO:31:THR:HG23	36:DO:34:HIS:O	1.99	0.62

Continued on next page...

Continued from previous page...

Atom-1	Atom-2	Interatomic distance (Å)	Clash overlap (Å)
37:DP:56:SER:HB2	37:DP:75:THR:HG21	1.82	0.62
42:DU:94:PHE:HD2	42:DU:94:PHE:O	1.83	0.62
49:D1:16:THR:CG2	49:D1:41:VAL:HB	2.30	0.62
1:AA:4:U:O2	1:AA:4:U:H2'	1.99	0.62
1:AA:373:A:C8	1:AA:373:A:H5'	2.35	0.62
1:AA:510:A:N3	1:AA:543:U:H1'	2.14	0.62
1:AA:539:A:H2'	1:AA:540:G:C8	2.34	0.62
1:AA:991:U:H4'	1:AA:992:U:OP1	2.00	0.62
2:AB:71:THR:HG21	2:AB:94:ARG:HD3	1.81	0.62
3:AC:134:LYS:HE3	3:AC:138:GLN:HE22	1.64	0.62
7:AG:7:GLY:O	7:AG:8:GLN:HB3	2.00	0.62
19:AS:10:ILE:HD11	19:AS:15:LEU:HB2	1.81	0.62
22:BA:118:A:C8	22:BA:119:A:C8	2.87	0.62
22:BA:161:A:H3'	22:BA:162:U:H5''	1.81	0.62
22:BA:364:C:H2'	22:BA:365:U:H6	1.65	0.62
22:BA:1054:A:H2'	22:BA:1055:G:C8	2.34	0.62
22:BA:1141:U:C4'	22:BA:1142:A:O5'	2.44	0.62
22:BA:1471:G:C5	22:BA:1472:C:C5	2.88	0.62
22:BA:1507:C:C4	22:BA:1508:A:H2	2.17	0.62
22:BA:2707:U:O2	35:BN:71:ARG:NH1	2.33	0.62
22:BA:2791:G:H5''	22:BA:2791:G:H8	1.65	0.62
27:BF:7:TYR:O	27:BF:12:VAL:HG12	2.00	0.62
29:BH:67:ALA:HA	29:BH:138:VAL:CB	2.28	0.62
29:BH:78:VAL:CG1	29:BH:145:ASN:HB3	2.30	0.62
35:BN:18:GLN:HE21	35:BN:22:ARG:NH1	1.96	0.62
35:BN:71:ARG:CG	35:BN:71:ARG:NH2	2.55	0.62
41:BT:13:ALA:O	41:BT:32:LEU:HB2	2.00	0.62
53:CA:146:G:C2'	53:CA:147:G:H5'	2.30	0.62
53:CA:754:C:C2'	53:CA:755:G:H5'	2.30	0.62
53:CA:1151:A:C6	53:CA:1152:A:N6	2.67	0.62
54:CG:32:ASP:HB2	54:CG:34:LYS:HD3	1.81	0.62
10:CJ:30:LYS:HG2	10:CJ:36:VAL:HG22	1.81	0.62
12:CL:34:THR:HG22	12:CL:35:ARG:HG2	1.80	0.62
14:CN:9:GLU:HA	14:CN:12:ARG:HD2	1.82	0.62
56:CP:67:ILE:HD11	56:CP:75:ILE:HD12	1.82	0.62
17:CQ:45:VAL:HG21	17:CQ:60:ILE:HG21	1.79	0.62
20:CT:2:ASN:N	20:CT:7:LYS:NZ	2.45	0.62
22:DA:586:A:H5'	26:DE:84:THR:HG21	1.81	0.62
22:DA:815:C:OP2	39:DR:85:LYS:HE2	1.99	0.62
22:DA:1060:U:C4'	22:DA:1061:U:O5'	2.41	0.62
22:DA:1324:G:O2'	22:DA:1616:A:C6	2.53	0.62

Continued on next page...

Continued from previous page...

Atom-1	Atom-2	Interatomic distance (Å)	Clash overlap (Å)
22:DA:1381:G:H2'	22:DA:1382:G:H5''	1.80	0.62
22:DA:1649:G:O2'	22:DA:1650:A:C5'	2.48	0.62
22:DA:1773:A:N7	22:DA:1829:A:H1'	2.15	0.62
22:DA:1998:A:H2'	22:DA:1999:C:C6	2.32	0.62
22:DA:2336:A:C8	44:DW:40:ARG:NH2	2.68	0.62
22:DA:2726:A:O2'	22:DA:2727:A:P	2.57	0.62
22:DA:2822:G:H5''	25:DD:164:GLN:HE22	1.63	0.62
25:DD:133:THR:HG23	25:DD:134:HIS:H	1.64	0.62
26:DE:111:GLU:CB	26:DE:114:ARG:HH21	2.12	0.62
28:DG:152:ARG:HD2	28:DG:153:PRO:HD3	1.82	0.62
31:DJ:92:MET:HA	31:DJ:92:MET:CE	2.30	0.62
34:DM:96:ILE:HD13	34:DM:102:LEU:HD11	1.81	0.62
39:DR:68:ARG:NH1	39:DR:90:ARG:HG2	2.14	0.62
49:D1:10:LEU:HD22	49:D1:10:LEU:H	1.64	0.62
52:D4:7:VAL:HG22	52:D4:25:VAL:HG21	1.81	0.62
1:AA:22:G:H1'	1:AA:914:A:N6	2.14	0.62
1:AA:517:G:O2'	1:AA:530:G:H4'	2.00	0.62
1:AA:601:G:H2'	1:AA:602:A:H8	1.65	0.62
1:AA:853:C:H2'	1:AA:854:U:H5'	1.81	0.62
3:AC:119:ILE:CG2	3:AC:197:VAL:HG11	2.28	0.62
5:AE:100:GLU:HB3	5:AE:121:ASN:CA	2.29	0.62
7:AG:92:PRO:O	7:AG:93:VAL:HG13	1.99	0.62
13:AM:106:ARG:HA	13:AM:106:ARG:HH11	1.64	0.62
14:AN:92:ILE:HG21	14:AN:95:LEU:CD2	2.30	0.62
15:AO:68:TYR:O	15:AO:71:ARG:HG2	1.98	0.62
21:AU:33:ARG:NE	21:AU:34:ARG:HG3	2.15	0.62
22:BA:271:G:O2'	22:BA:272:A:C5'	2.47	0.62
22:BA:1541:C:O2'	22:BA:1542:U:H5'	2.00	0.62
22:BA:1607:C:N4	22:BA:1622:G:N7	2.47	0.62
25:BD:107:VAL:O	25:BD:174:SER:O	2.17	0.62
32:BK:10:VAL:HB	32:BK:16:ALA:HB1	1.79	0.62
32:BK:99:ILE:HG23	32:BK:100:PHE:N	2.15	0.62
38:BQ:73:ILE:HD11	38:BQ:77:LYS:HB2	1.81	0.62
41:BT:40:LYS:HA	41:BT:43:ILE:HG23	1.80	0.62
53:CA:926:G:H3'	53:CA:1505:G:N2	2.13	0.62
53:CA:1090:U:H2'	53:CA:1091:U:C6	2.33	0.62
53:CA:1215:G:O2'	53:CA:1216:A:H8	1.82	0.62
4:CD:195:ASN:HB3	4:CD:197:HIS:NE2	2.15	0.62
54:CG:74:VAL:HG13	54:CG:140:VAL:CG1	2.19	0.62
10:CJ:6:ILE:HG23	10:CJ:100:ILE:HG23	1.81	0.62
11:CK:12:ARG:N	11:CK:12:ARG:HD3	2.14	0.62

Continued on next page...

Continued from previous page...

Atom-1	Atom-2	Interatomic distance (Å)	Clash overlap (Å)
11:CK:15:VAL:O	11:CK:16:SER:HB2	1.99	0.62
17:CQ:3:LYS:HZ2	17:CQ:6:THR:HG21	1.64	0.62
20:CT:14:GLU:HA	20:CT:17:ARG:HB2	1.80	0.62
20:CT:57:VAL:CG1	20:CT:71:ALA:CB	2.78	0.62
22:DA:14:A:N6	22:DA:526:A:C4	2.67	0.62
22:DA:324:A:C2	22:DA:325:G:H1'	2.34	0.62
22:DA:773:U:H5''	22:DA:774:G:OP2	2.00	0.62
22:DA:960:A:C2'	22:DA:962:G:H5'	2.29	0.62
22:DA:1681:G:H2'	22:DA:1762:A:N3	2.15	0.62
22:DA:2396:G:C2	22:DA:2421:G:C2	2.88	0.62
57:DB:109:A:O2'	57:DB:110:C:C6	2.53	0.62
24:DC:79:ARG:CG	24:DC:92:LEU:HB2	2.29	0.62
25:DD:51:THR:HG21	25:DD:75:ALA:O	2.00	0.62
29:DH:58:LEU:O	29:DH:61:VAL:HG12	1.98	0.62
31:DJ:44:TYR:HD1	38:DQ:63:ARG:NH2	1.98	0.62
31:DJ:44:TYR:O	31:DJ:45:THR:HB	1.98	0.62
31:DJ:64:VAL:HG22	31:DJ:68:LYS:HE2	1.80	0.62
39:DR:4:VAL:O	39:DR:38:VAL:HG23	1.99	0.62
39:DR:40:MET:O	39:DR:41:ILE:HD13	1.99	0.62
40:DS:31:GLN:O	40:DS:35:ILE:HG12	2.00	0.62
40:DS:49:LYS:HB3	40:DS:49:LYS:HZ3	1.64	0.62
45:DX:30:PRO:HG2	45:DX:32:LEU:HD21	1.79	0.62
1:AA:181:A:H1'	1:AA:182:A:N7	2.14	0.62
1:AA:688:G:H5''	1:AA:688:G:C8	2.34	0.62
1:AA:1062:U:H2'	1:AA:1063:C:C6	2.34	0.62
1:AA:1151:A:C4	1:AA:1152:A:N7	2.68	0.62
1:AA:1196:A:O2'	1:AA:1197:A:OP2	2.18	0.62
1:AA:1239:A:H1'	1:AA:1241:G:C5	2.35	0.62
1:AA:1450:U:H2'	1:AA:1452:C:C5	2.35	0.62
2:AB:22:TRP:CZ3	2:AB:24:PRO:HA	2.35	0.62
8:AH:10:LEU:O	8:AH:13:ILE:HB	2.00	0.62
12:AL:85:ARG:CZ	12:AL:87:LYS:HB3	2.29	0.62
16:AP:20:VAL:CG2	16:AP:32:PHE:HB2	2.29	0.62
22:BA:786:C:O2'	22:BA:787:C:H5'	2.00	0.62
22:BA:959:A:N6	34:BM:82:MET:HE3	2.13	0.62
22:BA:1688:U:O2	22:BA:1700:A:H5''	2.00	0.62
22:BA:1778:U:H2'	22:BA:1784:A:N6	2.15	0.62
22:BA:1794:A:H2'	22:BA:1795:C:C6	2.35	0.62
22:BA:1842:G:H2'	22:BA:1843:C:C6	2.35	0.62
22:BA:2136:G:C2'	22:BA:2137:U:H5	2.13	0.62
26:BE:141:MET:O	26:BE:142:ALA:HB3	1.99	0.62

Continued on next page...

Continued from previous page...

Atom-1	Atom-2	Interatomic distance (Å)	Clash overlap (Å)
32:BK:21:CYS:CA	32:BK:41:ILE:HD12	2.30	0.62
53:CA:202:G:HO2'	53:CA:468:A:H8	1.48	0.62
53:CA:249:U:H5'	53:CA:250:A:OP2	2.00	0.62
53:CA:423:G:H2'	53:CA:424:G:O4'	2.00	0.62
53:CA:542:G:H2'	53:CA:543:U:H6	1.65	0.62
53:CA:988:G:N2	53:CA:989:U:C2	2.68	0.62
53:CA:1036:A:C2'	53:CA:1037:C:H5'	2.30	0.62
53:CA:1454:G:O2'	53:CA:1455:G:C5'	2.47	0.62
4:CD:190:LEU:O	4:CD:190:LEU:HD23	1.99	0.62
11:CK:74:LYS:HG3	11:CK:78:ILE:HD11	1.82	0.62
22:DA:8:C:O2'	22:DA:9:G:H5'	1.99	0.62
22:DA:284:U:H2'	22:DA:285:G:H8	1.65	0.62
22:DA:748:G:O6	22:DA:751:A:H5'	2.00	0.62
22:DA:845:A:N3	22:DA:847:U:H1'	2.14	0.62
22:DA:942:G:C2'	22:DA:943:A:H5'	2.30	0.62
22:DA:946:C:O2'	22:DA:947:A:C5'	2.48	0.62
22:DA:971:G:C2'	22:DA:972:A:H5'	2.30	0.62
22:DA:1208:C:N3	22:DA:1209:U:C5	2.68	0.62
22:DA:1531:C:H2'	22:DA:1532:A:O4'	2.00	0.62
22:DA:1550:C:O2'	22:DA:1551:A:H5'	1.99	0.62
58:DF:56:LEU:O	58:DF:60:SER:HB3	2.00	0.62
58:DF:60:SER:C	58:DF:62:GLN:H	2.03	0.62
28:DG:87:GLN:HA	28:DG:129:GLU:HA	1.81	0.62
28:DG:120:ILE:CG1	28:DG:140:ILE:HG22	2.27	0.62
29:DH:27:ARG:HB2	29:DH:27:ARG:HH21	1.63	0.62
32:DK:64:ARG:HD2	32:DK:102:PRO:O	2.00	0.62
33:DL:26:GLY:O	33:DL:27:LEU:HD23	2.00	0.62
33:DL:111:ILE:HA	33:DL:128:THR:OG1	1.99	0.62
42:DU:58:VAL:HG12	42:DU:60:LYS:H	1.64	0.62
44:DW:77:LYS:O	44:DW:78:PHE:HB2	1.98	0.62
45:DX:11:PRO:CB	45:DX:27:ARG:HH21	2.13	0.62
1:AA:544:G:C5	1:AA:545:C:C5	2.88	0.62
1:AA:830:G:H2'	1:AA:831:A:H8	1.65	0.62
1:AA:853:C:O2'	1:AA:854:U:H5'	2.00	0.62
1:AA:1447:A:H5'	1:AA:1448:C:OP2	2.00	0.62
2:AB:40:ILE:HG21	2:AB:201:GLY:HA2	1.82	0.62
3:AC:96:VAL:HG23	3:AC:97:PRO:O	2.00	0.62
5:AE:79:THR:OG1	5:AE:80:LEU:N	2.32	0.62
8:AH:48:PHE:O	8:AH:49:LYS:CB	2.48	0.62
21:AU:33:ARG:HE	21:AU:34:ARG:HG3	1.65	0.62
22:BA:445:C:O2'	22:BA:446:G:H5'	2.00	0.62

Continued on next page...

Continued from previous page...

Atom-1	Atom-2	Interatomic distance (Å)	Clash overlap (Å)
22:BA:491:G:H2'	22:BA:492:A:H8	1.65	0.62
22:BA:574:A:H4'	22:BA:575:A:C5'	2.30	0.62
22:BA:1206:G:H2'	22:BA:1207:C:H6	1.64	0.62
22:BA:1276:A:H5''	22:BA:1276:A:H8	1.63	0.62
22:BA:1381:G:H2'	22:BA:1382:G:H5'	1.81	0.62
22:BA:2250:G:H8	22:BA:2250:G:O5'	1.82	0.62
22:BA:2259:U:O4'	22:BA:2427:C:H2'	2.00	0.62
22:BA:2311:A:H1'	27:BF:78:ILE:CD1	2.29	0.62
22:BA:2321:U:C3'	22:BA:2322:A:H5'	2.30	0.62
22:BA:2353:G:H1'	44:BW:30:VAL:HG13	1.82	0.62
23:BB:74:U:O2	43:BV:29:ILE:HD13	2.00	0.62
26:BE:149:ILE:O	26:BE:188:MET:HA	1.99	0.62
26:BE:151:GLY:HA2	26:BE:192:ALA:HB2	1.82	0.62
27:BF:47:LYS:HB3	27:BF:47:LYS:NZ	2.14	0.62
31:BJ:118:MET:HA	31:BJ:121:LYS:HE2	1.80	0.62
32:BK:99:ILE:CG2	32:BK:100:PHE:N	2.63	0.62
37:BP:50:ARG:CB	37:BP:57:ALA:N	2.53	0.62
41:BT:40:LYS:N	41:BT:43:ILE:HG23	2.14	0.62
53:CA:96:U:HO2'	53:CA:97:G:C5'	2.13	0.62
53:CA:987:G:C4	53:CA:988:G:C8	2.88	0.62
54:CG:137:ARG:NH1	54:CG:138:GLU:HG2	2.14	0.62
55:CM:85:TYR:HE2	55:CM:96:VAL:CG1	2.13	0.62
22:DA:156:A:H2'	22:DA:157:C:O4'	2.00	0.62
22:DA:259:G:C2'	22:DA:260:G:H5'	2.29	0.62
22:DA:405:U:H3'	22:DA:406:G:H5'	1.81	0.62
22:DA:411:G:C4'	22:DA:412:A:OP1	2.47	0.62
22:DA:475:C:O2'	22:DA:476:G:H5'	2.00	0.62
22:DA:479:A:H1'	22:DA:480:A:H5''	1.82	0.62
22:DA:532:A:H61	22:DA:2020:A:H1'	1.64	0.62
22:DA:774:G:HO2'	22:DA:775:G:H8	1.47	0.62
22:DA:991:C:C4	22:DA:1185:G:C6	2.88	0.62
22:DA:1280:G:C2'	22:DA:1281:G:H5'	2.28	0.62
22:DA:1499:C:H2'	22:DA:1500:G:H5'	1.82	0.62
22:DA:1554:U:C5'	22:DA:1555:G:OP2	2.48	0.62
22:DA:1555:G:H2'	22:DA:1556:C:C6	2.35	0.62
22:DA:1830:C:C4'	24:DC:14:HIS:HE1	2.13	0.62
22:DA:2015:A:C4	48:D0:2:VAL:HG11	2.35	0.62
22:DA:2837:A:N6	22:DA:2882:A:C6	2.68	0.62
31:DJ:105:VAL:HA	31:DJ:108:MET:HG3	1.82	0.62
39:DR:68:ARG:CZ	39:DR:90:ARG:HG2	2.29	0.62
40:DS:20:VAL:HG11	40:DS:43:ALA:CB	2.30	0.62

Continued on next page...

Continued from previous page...

Atom-1	Atom-2	Interatomic distance (Å)	Clash overlap (Å)
42:DU:42:LYS:HB2	42:DU:42:LYS:NZ	2.15	0.62
44:DW:22:VAL:O	44:DW:23:LYS:HG3	2.00	0.62
46:DY:1:MET:CE	46:DY:1:MET:N	2.62	0.62
47:DZ:31:ILE:O	47:DZ:31:ILE:HG13	1.99	0.62
1:AA:126:G:H2'	1:AA:127:G:O5'	2.00	0.61
1:AA:174:A:H2'	1:AA:175:C:C6	2.35	0.61
2:AB:40:ILE:HG21	2:AB:201:GLY:CA	2.30	0.61
9:AI:79:ARG:HD3	9:AI:102:PHE:CD1	2.34	0.61
14:AN:40:ARG:HH12	14:AN:44:VAL:CG2	2.13	0.61
17:AQ:20:ILE:N	17:AQ:47:ASP:OD1	2.32	0.61
20:AT:53:MET:CE	20:AT:57:VAL:CG2	2.78	0.61
22:BA:869:G:C5	22:BA:870:U:C5	2.88	0.61
22:BA:1085:A:C3'	22:BA:1086:A:C2	2.81	0.61
22:BA:1157:G:N2	22:BA:1158:C:C2	2.67	0.61
22:BA:1735:A:H2'	22:BA:1736:U:C6	2.34	0.61
22:BA:2063:C:H5'	22:BA:2063:C:C6	2.30	0.61
22:BA:2280:G:C2	22:BA:2281:A:C8	2.88	0.61
22:BA:2820:A:C8	22:BA:2820:A:C3'	2.82	0.61
25:BD:107:VAL:CG2	25:BD:177:VAL:HG13	2.26	0.61
27:BF:134:GLN:NE2	27:BF:148:VAL:O	2.33	0.61
28:BG:84:LYS:HB2	28:BG:132:LEU:HG	1.82	0.61
33:BL:94:THR:HG22	33:BL:95:LEU:H	1.65	0.61
33:BL:110:VAL:HG12	33:BL:111:ILE:H	1.61	0.61
41:BT:34:VAL:O	41:BT:34:VAL:HG23	1.99	0.61
53:CA:515:G:N7	62:CA:1854:HOH:O	2.31	0.61
53:CA:825:A:H2'	53:CA:826:C:C6	2.33	0.61
53:CA:1031:C:H5'	53:CA:1032:G:H5''	1.81	0.61
53:CA:1350:A:C2	54:CG:33:GLY:HA3	2.35	0.61
3:CC:166:TRP:N	3:CC:166:TRP:CE3	2.68	0.61
14:CN:79:SER:HB2	14:CN:81:ILE:HD11	1.81	0.61
56:CP:2:VAL:HA	56:CP:22:ALA:O	2.00	0.61
18:CR:19:GLU:CD	18:CR:20:ILE:N	2.52	0.61
22:DA:14:A:C6	22:DA:526:A:C2	2.88	0.61
22:DA:874:G:H5'	22:DA:875:G:OP2	1.99	0.61
22:DA:962:G:O2'	22:DA:963:U:H6	1.83	0.61
22:DA:1131:G:N7	22:DA:2025:C:H4'	2.14	0.61
22:DA:1565:C:H3'	24:DC:17:LYS:HE2	1.82	0.61
22:DA:1655:A:O2'	22:DA:1656:C:H5'	2.00	0.61
22:DA:2232:C:P	45:DX:26:ARG:NH1	2.72	0.61
22:DA:2328:A:H2'	22:DA:2329:U:C6	2.34	0.61
22:DA:2447:G:N7	22:DA:2500:U:H2'	2.15	0.61

Continued on next page...

Continued from previous page...

Atom-1	Atom-2	Interatomic distance (Å)	Clash overlap (Å)
22:DA:2810:A:H2'	22:DA:2811:G:O4'	2.00	0.61
22:DA:2836:U:O2'	22:DA:2837:A:O5'	2.17	0.61
24:DC:244:VAL:HG12	24:DC:250:GLN:HA	1.82	0.61
35:DN:51:LEU:HA	35:DN:54:LEU:CD2	2.30	0.61
35:DN:75:ILE:CD1	35:DN:79:LEU:HD12	2.30	0.61
39:DR:68:ARG:HD2	39:DR:92:TRP:CZ3	2.35	0.61
40:DS:4:ILE:HG22	40:DS:106:VAL:HG13	1.82	0.61
47:DZ:6:ILE:CD1	47:DZ:47:ILE:HD11	2.30	0.61
1:AA:429:U:H4'	1:AA:430:A:O5'	1.98	0.61
1:AA:677:U:H3	1:AA:713:G:H22	1.48	0.61
1:AA:751:U:H4'	15:AO:23:SER:HA	1.81	0.61
1:AA:872:A:C8	1:AA:874:G:C8	2.88	0.61
1:AA:1143:G:H2'	1:AA:1144:G:C8	2.33	0.61
2:AB:66:ILE:CB	2:AB:88:GLN:HB3	2.21	0.61
4:AD:151:GLN:H	4:AD:154:VAL:HG13	1.65	0.61
5:AE:103:GLY:HA2	5:AE:121:ASN:HA	1.81	0.61
6:AF:93:LYS:O	6:AF:94:HIS:HB2	2.00	0.61
17:AQ:18:LYS:C	17:AQ:47:ASP:OD2	2.37	0.61
22:BA:396:G:H1'	45:BX:28:PHE:HB3	1.81	0.61
22:BA:1277:G:C5'	35:BN:20:MET:CE	2.79	0.61
22:BA:1364:G:OP2	45:BX:1:SER:N	2.33	0.61
22:BA:1815:A:C1'	22:BA:1817:G:C8	2.83	0.61
22:BA:2816:G:C2'	22:BA:2817:U:H5'	2.30	0.61
26:BE:154:ASP:OD2	26:BE:157:LEU:HB3	1.99	0.61
27:BF:129:MET:HG3	27:BF:153:ILE:HD11	1.77	0.61
29:BH:96:THR:C	29:BH:97:ARG:HG3	2.20	0.61
38:BQ:13:HIS:HD2	38:BQ:31:TYR:CE1	2.18	0.61
53:CA:517:G:H5'	53:CA:519:C:C2	2.35	0.61
53:CA:1448:C:O2'	53:CA:1449:C:C6	2.52	0.61
11:CK:21:HIS:O	11:CK:22:ILE:HD12	2.00	0.61
55:CM:3:ILE:O	55:CM:4:ALA:HB2	1.98	0.61
20:CT:69:ASN:O	20:CT:72:ALA:HB3	1.99	0.61
21:CU:33:ARG:CZ	21:CU:34:ARG:HD3	2.30	0.61
21:CU:38:GLU:N	21:CU:40:PRO:HD2	2.14	0.61
22:DA:126:A:H2'	50:D2:46:LYS:CE	2.30	0.61
22:DA:173:A:H2'	22:DA:174:U:H6	1.63	0.61
22:DA:338:G:H2'	22:DA:339:U:C5'	2.28	0.61
22:DA:471:A:H5''	26:DE:79:ARG:HH12	1.65	0.61
22:DA:828:U:H4'	22:DA:831:G:N1	2.14	0.61
22:DA:1304:A:HO2'	22:DA:1305:C:H6	1.42	0.61
22:DA:1904:G:H1'	22:DA:1927:A:N1	2.16	0.61

Continued on next page...

Continued from previous page...

Atom-1	Atom-2	Interatomic distance (Å)	Clash overlap (Å)
22:DA:2093:G:N2	22:DA:2094:A:C5	2.66	0.61
22:DA:2099:U:O2	22:DA:2099:U:H2'	2.00	0.61
22:DA:2312:U:H2'	22:DA:2313:C:C6	2.35	0.61
22:DA:2674:G:H2'	22:DA:2675:A:H8	1.65	0.61
22:DA:2898:U:H2'	22:DA:2899:A:H8	1.64	0.61
24:DC:62:ARG:N	24:DC:62:ARG:HD2	2.15	0.61
25:DD:10:GLY:O	25:DD:11:MET:CB	2.48	0.61
25:DD:177:VAL:HG12	25:DD:189:VAL:HG13	1.82	0.61
34:DM:57:VAL:HA	34:DM:112:LEU:HD11	1.81	0.61
36:DO:15:ARG:HG2	36:DO:93:ASP:OD1	2.00	0.61
36:DO:62:LEU:CD1	36:DO:65:THR:HG23	2.29	0.61
37:DP:86:LYS:NZ	37:DP:86:LYS:CA	2.61	0.61
37:DP:102:ARG:CB	37:DP:107:ALA:HB2	2.30	0.61
38:DQ:57:ARG:O	38:DQ:61:ILE:HD13	2.00	0.61
40:DS:35:ILE:HG13	40:DS:36:LEU:HD22	1.82	0.61
44:DW:31:LEU:C	44:DW:33:GLY:H	2.04	0.61
1:AA:198:G:O2'	1:AA:199:A:C5'	2.49	0.61
1:AA:198:G:H22	1:AA:220:G:H1'	1.64	0.61
1:AA:953:G:C2	1:AA:954:G:H1'	2.35	0.61
1:AA:983:A:O2'	1:AA:984:C:H5'	2.01	0.61
4:AD:147:LYS:O	4:AD:149:LYS:HB2	2.00	0.61
4:AD:158:LEU:O	4:AD:161:ALA:HB3	2.00	0.61
9:AI:83:THR:HG21	9:AI:102:PHE:CB	2.28	0.61
10:AJ:53:ILE:HG22	10:AJ:61:ALA:CB	2.28	0.61
15:AO:50:HIS:O	15:AO:53:ARG:HB3	2.00	0.61
20:AT:43:LYS:NZ	20:AT:86:ALA:HA	2.15	0.61
22:BA:580:U:C2	22:BA:581:C:C5	2.89	0.61
22:BA:790:U:O2'	22:BA:791:C:O5'	2.18	0.61
22:BA:1266:G:H5''	40:BS:15:GLN:HE22	1.65	0.61
22:BA:1848:A:H2'	22:BA:1849:G:H8	1.64	0.61
22:BA:2202:U:H5''	22:BA:2203:U:OP1	2.00	0.61
31:BJ:44:TYR:CD2	38:BQ:63:ARG:CG	2.81	0.61
41:BT:50:LEU:O	41:BT:51:PHE:HB2	2.01	0.61
51:B3:44:ARG:N	51:B3:45:PRO:HD2	2.15	0.61
53:CA:704:A:C2'	53:CA:705:G:H8	2.13	0.61
53:CA:1348:U:O2'	53:CA:1349:A:H8	1.75	0.61
4:CD:186:GLU:O	4:CD:187:ARG:CB	2.47	0.61
6:CF:66:ALA:HB1	6:CF:70:VAL:CG2	2.31	0.61
8:CH:39:LEU:HB2	8:CH:45:ILE:HD11	1.82	0.61
9:CI:79:ARG:O	9:CI:83:THR:HG22	2.00	0.61
56:CP:4:ILE:N	56:CP:4:ILE:CD1	2.63	0.61

Continued on next page...

Continued from previous page...

Atom-1	Atom-2	Interatomic distance (Å)	Clash overlap (Å)
22:DA:19:A:C2	22:DA:522:A:C2	2.88	0.61
22:DA:303:G:H2'	22:DA:304:U:C5	2.36	0.61
22:DA:753:A:O2'	22:DA:754:U:H5'	2.01	0.61
22:DA:836:G:C6	22:DA:837:C:N3	2.67	0.61
22:DA:1205:A:N7	26:DE:165:HIS:CG	2.68	0.61
22:DA:1525:A:H2'	22:DA:1526:C:O4'	2.00	0.61
22:DA:1722:A:N6	22:DA:1739:A:C8	2.68	0.61
22:DA:2215:C:O2'	22:DA:2216:G:H8	1.82	0.61
22:DA:2235:G:C5	22:DA:2236:U:C5	2.88	0.61
29:DH:77:THR:HG22	29:DH:143:ILE:HD11	1.82	0.61
31:DJ:123:LYS:N	31:DJ:123:LYS:HD2	2.15	0.61
32:DK:7:MET:HG3	32:DK:17:ARG:HH12	1.65	0.61
40:DS:47:VAL:O	40:DS:50:VAL:HB	1.99	0.61
41:DT:8:LEU:HD22	41:DT:46:ALA:HA	1.82	0.61
46:DY:4:LYS:HB2	46:DY:4:LYS:NZ	2.14	0.61
48:D0:37:HIS:CG	48:D0:43:THR:HG22	2.35	0.61
1:AA:263:A:H2'	1:AA:264:C:C6	2.34	0.61
1:AA:507:C:OP2	1:AA:508:U:H3'	1.99	0.61
1:AA:597:G:O2'	1:AA:598:U:H5'	2.01	0.61
1:AA:662:U:H2'	1:AA:663:A:H8	1.63	0.61
1:AA:1240:U:H3	7:AG:29:LEU:CD2	2.12	0.61
10:AJ:14:ASP:HB3	10:AJ:17:LEU:CB	2.30	0.61
10:AJ:51:VAL:HB	14:AN:80:ARG:CB	2.29	0.61
15:AO:15:GLY:C	15:AO:17:ASP:H	2.04	0.61
15:AO:77:TYR:OH	15:AO:87:ARG:HG2	2.00	0.61
21:AU:8:ASN:O	21:AU:11:PHE:HE2	1.82	0.61
21:AU:48:LYS:HA	21:AU:51:ALA:HB3	1.81	0.61
22:BA:634:C:H6	22:BA:634:C:O5'	1.83	0.61
28:BG:15:ASP:CG	28:BG:16:VAL:H	2.03	0.61
53:CA:151:A:H2'	53:CA:152:A:O4'	2.00	0.61
53:CA:375:U:OP1	56:CP:70:ARG:HD3	2.01	0.61
53:CA:501:C:H2'	53:CA:502:A:C8	2.35	0.61
9:CI:27:ILE:HD13	9:CI:62:LEU:CB	2.28	0.61
12:CL:50:LYS:HD2	12:CL:50:LYS:N	2.13	0.61
22:DA:104:A:O2'	22:DA:105:C:C5'	2.48	0.61
22:DA:117:G:C2	22:DA:119:A:N6	2.68	0.61
22:DA:224:U:H5	22:DA:420:C:H4'	1.65	0.61
22:DA:604:G:O2'	22:DA:605:G:H8	1.83	0.61
22:DA:1021:A:O2'	22:DA:1022:G:C4'	2.37	0.61
22:DA:1171:G:N2	22:DA:1179:G:H1'	2.16	0.61
22:DA:1388:G:O2'	22:DA:1389:G:C5'	2.47	0.61

Continued on next page...

Continued from previous page...

Atom-1	Atom-2	Interatomic distance (Å)	Clash overlap (Å)
22:DA:1965:C:C5'	22:DA:1965:C:H6	2.13	0.61
22:DA:2141:G:H2'	22:DA:2142:A:C8	2.35	0.61
22:DA:2674:G:H4'	32:DK:30:ARG:HG2	1.82	0.61
24:DC:82:TYR:O	24:DC:84:PRO:HD3	2.00	0.61
24:DC:106:PRO:HB3	24:DC:141:HIS:HE1	1.65	0.61
58:DF:39:VAL:CA	58:DF:49:LEU:HG	2.29	0.61
58:DF:177:ARG:NH1	58:DF:178:LYS:HB3	2.16	0.61
30:DI:12:VAL:HG12	30:DI:13:ALA:N	2.15	0.61
32:DK:38:ILE:CG1	32:DK:61:VAL:HG12	2.22	0.61
35:DN:14:SER:C	35:DN:16:HIS:H	2.03	0.61
44:DW:8:SER:O	44:DW:9:THR:CB	2.47	0.61
1:AA:15:G:H4'	5:AE:28:ARG:NH1	2.16	0.61
1:AA:214:C:H2'	1:AA:215:C:C6	2.36	0.61
1:AA:252:U:H6	1:AA:252:U:H5''	1.63	0.61
1:AA:687:A:C8	1:AA:701:U:H5	2.18	0.61
1:AA:1395:C:C6	1:AA:1395:C:C5'	2.79	0.61
8:AH:105:THR:CG2	8:AH:120:LEU:HD13	2.27	0.61
22:BA:475:C:C5'	22:BA:475:C:C6	2.84	0.61
22:BA:535:G:O2'	22:BA:536:G:H5'	2.01	0.61
22:BA:1068:G:H2'	22:BA:1069:A:H5'	1.82	0.61
22:BA:1309:G:OP1	50:B2:9:VAL:HG13	2.01	0.61
22:BA:2405:G:H1'	22:BA:2412:A:H61	1.64	0.61
22:BA:2582:G:N3	22:BA:2582:G:H2'	2.16	0.61
22:BA:2840:C:H2'	22:BA:2841:C:H6	1.64	0.61
29:BH:43:ASN:N	29:BH:43:ASN:HD22	1.98	0.61
33:BL:77:ILE:O	33:BL:110:VAL:O	2.18	0.61
39:BR:64:VAL:O	39:BR:65:ALA:HB3	2.01	0.61
41:BT:73:ARG:HB3	41:BT:73:ARG:NH2	2.15	0.61
44:BW:41:GLY:O	44:BW:42:THR:C	2.38	0.61
47:BZ:9:THR:HG23	47:BZ:10:ARG:HB2	1.83	0.61
48:B0:52:LYS:O	48:B0:52:LYS:HG3	1.99	0.61
53:CA:47:C:H4'	53:CA:48:C:O5'	2.00	0.61
53:CA:168:G:H2'	53:CA:169:C:H5'	1.82	0.61
53:CA:484:G:C4'	53:CA:485:U:O5'	2.48	0.61
53:CA:577:G:C6	53:CA:812:G:N2	2.68	0.61
53:CA:861:G:C5	53:CA:862:C:C5	2.89	0.61
53:CA:968:A:C4	53:CA:1062:U:H4'	2.36	0.61
4:CD:60:VAL:HG22	4:CD:194:ILE:CG2	2.30	0.61
9:CI:26:LYS:O	9:CI:62:LEU:HB2	1.99	0.61
11:CK:55:ARG:HD2	11:CK:55:ARG:N	2.15	0.61
11:CK:123:PRO:HB2	11:CK:125:LYS:HG3	1.81	0.61

Continued on next page...

Continued from previous page...

Atom-1	Atom-2	Interatomic distance (Å)	Clash overlap (Å)
17:CQ:29:LYS:CE	17:CQ:36:PHE:CE2	2.84	0.61
19:CS:38:THR:OG1	19:CS:67:GLY:HA2	2.01	0.61
22:DA:125:A:C5'	50:D2:19:ARG:HD3	2.30	0.61
22:DA:447:A:H5'	22:DA:449:A:C8	2.34	0.61
22:DA:671:C:O2'	22:DA:672:C:C5'	2.49	0.61
22:DA:992:C:H4'	39:DR:74:ILE:HD13	1.83	0.61
22:DA:1051:G:H5'	22:DA:2752:C:H1'	1.83	0.61
22:DA:1069:A:N6	22:DA:1073:A:C5'	2.62	0.61
22:DA:1156:A:OP1	22:DA:1156:A:H8	1.82	0.61
22:DA:1839:G:O2'	22:DA:1840:G:C5'	2.48	0.61
22:DA:2636:C:H4'	25:DD:81:GLU:OE1	2.00	0.61
24:DC:79:ARG:HG3	24:DC:92:LEU:HB2	1.82	0.61
25:DD:33:ARG:HD2	25:DD:33:ARG:H	1.64	0.61
58:DF:36:ASN:O	58:DF:37:MET:HB3	2.01	0.61
58:DF:134:GLN:HB2	58:DF:137:PHE:HE2	1.64	0.61
28:DG:175:LYS:HD3	28:DG:175:LYS:O	2.01	0.61
29:DH:26:ALA:HA	29:DH:30:LEU:HB2	1.82	0.61
1:AA:92:U:O2'	1:AA:93:U:H6	1.83	0.61
1:AA:139:A:C2'	1:AA:140:U:H5'	2.30	0.61
1:AA:198:G:C4	1:AA:199:A:N7	2.67	0.61
1:AA:428:G:O4'	1:AA:430:A:C8	2.53	0.61
1:AA:1159:U:N3	1:AA:1182:G:C5	2.69	0.61
2:AB:58:LYS:HZ1	2:AB:62:ARG:HG3	1.66	0.61
3:AC:6:PRO:O	3:AC:10:ARG:HG2	2.00	0.61
4:AD:145:ARG:HH11	4:AD:147:LYS:CE	2.11	0.61
5:AE:158:LYS:HE2	8:AH:63:LYS:NZ	2.16	0.61
7:AG:136:LYS:O	7:AG:140:VAL:HG23	2.00	0.61
11:AK:22:ILE:O	11:AK:22:ILE:HG13	1.99	0.61
12:AL:29:LYS:O	12:AL:81:ILE:HG22	2.01	0.61
14:AN:56:PRO:HA	14:AN:59:GLN:HE22	1.63	0.61
21:AU:45:LYS:HA	21:AU:45:LYS:HE3	1.82	0.61
22:BA:1059:G:C6	22:BA:1060:U:N3	2.68	0.61
22:BA:1474:U:C2'	22:BA:1475:G:H5'	2.30	0.61
22:BA:1916:A:H8	22:BA:1916:A:O5'	1.82	0.61
26:BE:134:LEU:HD12	26:BE:134:LEU:O	2.00	0.61
29:BH:78:VAL:HG11	29:BH:145:ASN:CB	2.30	0.61
32:BK:108:ARG:HH21	37:BP:34:GLY:HA3	1.66	0.61
34:BM:33:LEU:CD2	34:BM:128:THR:HB	2.30	0.61
44:BW:23:LYS:CD	44:BW:24:ARG:N	2.63	0.61
53:CA:986:U:O2'	53:CA:987:G:H5'	2.01	0.61
53:CA:992:U:H1'	53:CA:993:G:C2	2.36	0.61

Continued on next page...

Continued from previous page...

Atom-1	Atom-2	Interatomic distance (Å)	Clash overlap (Å)
53:CA:1406:U:H2'	53:CA:1407:C:H5'	1.82	0.61
2:CB:27:LYS:N	2:CB:28:PRO:CD	2.63	0.61
3:CC:181:ILE:HG12	3:CC:202:PHE:CB	2.30	0.61
4:CD:58:GLN:OE1	4:CD:58:GLN:HA	2.00	0.61
55:CM:82:LEU:HD21	19:CS:60:PHE:HB3	1.81	0.61
19:CS:50:VAL:HG11	19:CS:70:LEU:HB3	1.81	0.61
22:DA:17:G:H4'	38:DQ:24:TYR:HE1	1.66	0.61
22:DA:192:C:OP1	62:DA:3722:HOH:O	2.16	0.61
22:DA:513:A:C2	22:DA:514:A:C5	2.89	0.61
22:DA:826:U:H5'	22:DA:2428:G:O2'	2.01	0.61
22:DA:1039:A:C4	22:DA:1040:A:C8	2.88	0.61
22:DA:1223:G:N2	22:DA:1226:A:OP2	2.29	0.61
22:DA:1361:G:C5	22:DA:1362:C:C5	2.88	0.61
22:DA:1698:A:H4'	22:DA:1699:G:O5'	1.99	0.61
22:DA:1744:A:H3'	22:DA:1745:A:H8	1.65	0.61
22:DA:2187:U:O2'	22:DA:2188:U:H5'	2.01	0.61
22:DA:2226:C:H2'	22:DA:2227:A:C8	2.35	0.61
22:DA:2847:U:H3'	37:DP:94:ALA:HB2	1.81	0.61
57:DB:116:G:H2'	57:DB:117:G:H8	1.66	0.61
58:DF:1:ALA:HB3	58:DF:93:GLU:OE2	2.00	0.61
29:DH:93:SER:HB3	29:DH:121:VAL:CG2	2.24	0.61
32:DK:99:ILE:HD12	32:DK:118:LEU:HB2	1.82	0.61
39:DR:51:VAL:HB	39:DR:52:PRO:HD2	1.83	0.61
44:DW:37:VAL:HG23	44:DW:38:ARG:NH1	2.15	0.61
1:AA:1111:A:C2'	1:AA:1112:C:H5'	2.29	0.61
1:AA:1141:C:O2'	1:AA:1142:G:O5'	2.16	0.61
1:AA:1257:A:H4'	1:AA:1258:G:OP2	2.01	0.61
7:AG:112:ASP:HB2	7:AG:118:ARG:HG3	1.82	0.61
9:AI:93:LEU:HD12	9:AI:94:ARG:N	2.16	0.61
10:AJ:48:ARG:NH1	10:AJ:66:GLU:OE1	2.34	0.61
11:AK:113:THR:HB	21:AU:28:LEU:HD11	1.82	0.61
22:BA:320:A:H4'	22:BA:322:A:N7	2.14	0.61
22:BA:1070:A:C2	30:BI:9:LYS:CG	2.82	0.61
22:BA:2217:G:O2'	22:BA:2218:G:H5'	2.00	0.61
22:BA:2347:C:H2'	22:BA:2348:U:C6	2.36	0.61
22:BA:2857:G:N2	22:BA:2860:A:OP2	2.32	0.61
27:BF:35:LEU:CB	27:BF:153:ILE:HG22	2.17	0.61
29:BH:40:THR:O	29:BH:42:LYS:N	2.30	0.61
35:BN:73:ASN:HA	35:BN:76:VAL:HG12	1.82	0.61
41:BT:40:LYS:O	41:BT:44:LYS:N	2.34	0.61
47:BZ:35:VAL:CG2	47:BZ:37:ARG:CZ	2.79	0.61

Continued on next page...

Continued from previous page...

Atom-1	Atom-2	Interatomic distance (Å)	Clash overlap (Å)
53:CA:91:U:C4	53:CA:92:U:C4	2.88	0.61
53:CA:119:A:H5'	53:CA:120:A:O5'	2.00	0.61
53:CA:132:C:O2'	53:CA:133:U:C5'	2.48	0.61
53:CA:234:C:O2'	53:CA:235:C:H5'	2.00	0.61
53:CA:255:G:H4'	17:CQ:18:LYS:HB2	1.82	0.61
53:CA:702:A:OP1	53:CA:702:A:H8	1.84	0.61
53:CA:752:G:H1'	53:CA:754:C:H41	1.62	0.61
53:CA:935:A:O2'	53:CA:936:C:C6	2.50	0.61
53:CA:994:A:HO2'	53:CA:995:C:H6	1.48	0.61
53:CA:1062:U:H2'	53:CA:1063:C:C6	2.36	0.61
53:CA:1363:A:C6	53:CA:1365:G:O6	2.53	0.61
22:DA:188:G:H2'	22:DA:189:G:H5'	1.82	0.61
22:DA:322:A:H3'	26:DE:163:ASN:HD21	1.65	0.61
22:DA:1281:G:C6	22:DA:1290:C:N4	2.67	0.61
22:DA:1300:G:H4'	22:DA:1301:A:O5'	1.99	0.61
22:DA:1808:A:H5''	22:DA:1809:A:N7	2.15	0.61
22:DA:1830:C:C5'	24:DC:14:HIS:HE1	2.13	0.61
22:DA:1956:U:H2'	22:DA:1957:C:H6	1.65	0.61
22:DA:2689:U:H5''	22:DA:2690:U:O5'	2.00	0.61
25:DD:36:GLN:HE21	25:DD:38:LYS:HZ1	1.49	0.61
36:DO:18:LEU:HD13	36:DO:25:ARG:CG	2.29	0.61
37:DP:74:GLN:OE1	37:DP:74:GLN:HA	1.99	0.61
1:AA:466:A:O2'	1:AA:467:U:H5	1.84	0.61
4:AD:61:ARG:HH21	4:AD:67:LEU:HA	1.66	0.61
4:AD:167:PRO:CB	4:AD:170:LEU:HD11	2.28	0.61
5:AE:85:LYS:HG3	5:AE:94:PHE:HB2	1.83	0.61
10:AJ:22:THR:HG22	10:AJ:23:ALA:N	2.16	0.61
13:AM:95:PRO:CG	13:AM:101:THR:HG22	2.31	0.61
21:AU:9:GLU:CB	21:AU:10:PRO:HD3	2.30	0.61
22:BA:202:U:H2'	22:BA:203:A:C8	2.34	0.61
22:BA:475:C:H5'	22:BA:475:C:C6	2.30	0.61
22:BA:531:C:C5	22:BA:2035:G:C2	2.89	0.61
22:BA:568:U:P	33:BL:36:LYS:HE3	2.40	0.61
22:BA:1062:G:C8	22:BA:1088:A:H8	2.19	0.61
22:BA:1378:A:O2'	22:BA:1379:U:H3'	2.00	0.61
22:BA:1585:C:O5'	22:BA:1585:C:H6	1.83	0.61
22:BA:1779:U:C5	22:BA:1784:A:N7	2.61	0.61
22:BA:1818:U:H2'	24:BC:152:GLN:O	2.01	0.61
22:BA:1871:A:O2'	22:BA:1872:A:C8	2.53	0.61
22:BA:2065:C:H2'	22:BA:2066:C:H6	1.65	0.61
22:BA:2509:G:C3'	22:BA:2510:C:C5'	2.79	0.61

Continued on next page...

Continued from previous page...

Atom-1	Atom-2	Interatomic distance (Å)	Clash overlap (Å)
22:BA:2509:G:H2'	22:BA:2510:C:H5''	1.81	0.61
28:BG:18:ILE:HD11	28:BG:42:VAL:CG1	2.30	0.61
29:BH:100:ALA:O	29:BH:104:THR:HB	2.00	0.61
31:BJ:25:LEU:HB2	31:BJ:62:VAL:CG2	2.31	0.61
31:BJ:56:VAL:HG12	31:BJ:57:LEU:H	1.62	0.61
37:BP:105:LYS:CA	37:BP:108:ARG:HH21	2.12	0.61
38:BQ:63:ARG:NH2	38:BQ:96:ASP:CA	2.64	0.61
44:BW:26:GLY:O	44:BW:27:GLY:C	2.39	0.61
53:CA:313:A:H2'	53:CA:314:C:C6	2.35	0.61
53:CA:1157:A:C2	53:CA:1181:G:C8	2.89	0.61
53:CA:1336:C:H1'	53:CA:1337:G:C2	2.35	0.61
3:CC:100:ILE:HD12	3:CC:101:ASN:N	2.16	0.61
4:CD:25:ARG:HH12	4:CD:30:LYS:CG	2.03	0.61
8:CH:65:PHE:CE2	8:CH:66:GLN:HG2	2.35	0.61
12:CL:80:LEU:HB3	12:CL:97:VAL:HG22	1.82	0.61
22:DA:859:G:N2	22:DA:916:G:O2'	2.33	0.61
22:DA:1351:C:H4'	22:DA:1572:A:O4'	2.01	0.61
22:DA:1430:G:H2'	22:DA:1431:A:C8	2.35	0.61
22:DA:2069:G:O2'	22:DA:2070:A:H5'	2.01	0.61
24:DC:129:LEU:C	24:DC:188:ARG:HG3	2.21	0.61
25:DD:114:LYS:CD	25:DD:116:LYS:NZ	2.57	0.61
38:DQ:87:VAL:CG1	39:DR:52:PRO:HG3	2.29	0.61
44:DW:46:ALA:HA	44:DW:50:VAL:HG12	1.81	0.61
48:D0:42:ILE:HD11	48:D0:48:TYR:HB2	1.81	0.61
1:AA:466:A:HO2'	1:AA:467:U:H5	1.43	0.61
1:AA:914:A:C4	1:AA:915:A:C8	2.88	0.61
4:AD:166:LYS:HB3	4:AD:166:LYS:NZ	2.15	0.61
9:AI:28:VAL:HB	9:AI:63:TYR:CD2	2.32	0.61
22:BA:141:G:H1	41:BT:2:ILE:HG23	1.65	0.61
22:BA:170:U:H2'	22:BA:171:U:H6	1.65	0.61
22:BA:245:G:H2'	22:BA:246:C:H6	1.65	0.61
22:BA:346:A:H5'	22:BA:346:A:H8	1.66	0.61
22:BA:914:G:H5''	22:BA:914:G:H8	1.66	0.61
22:BA:1045:C:C4'	22:BA:1046:A:H5'	2.29	0.61
25:BD:125:TRP:O	25:BD:126:ASN:HB2	2.00	0.61
32:BK:18:ARG:HG2	32:BK:45:GLU:HG3	1.83	0.61
32:BK:63:VAL:HG11	32:BK:103:VAL:HG12	1.83	0.61
32:BK:98:ARG:HA	32:BK:118:LEU:HD23	1.83	0.61
35:BN:75:ILE:HD12	35:BN:79:LEU:HD12	1.81	0.61
44:BW:8:SER:O	44:BW:9:THR:CG2	2.48	0.61
53:CA:373:A:H5'	53:CA:373:A:H8	1.66	0.61

Continued on next page...

Continued from previous page...

Atom-1	Atom-2	Interatomic distance (Å)	Clash overlap (Å)
53:CA:618:C:H3'	53:CA:619:U:H5''	1.82	0.61
2:CB:93:HIS:CB	2:CB:145:ASN:O	2.47	0.61
3:CC:70:ALA:HB2	3:CC:114:LEU:HD11	1.82	0.61
8:CH:28:SER:HB2	8:CH:57:GLU:O	2.01	0.61
21:CU:36:PHE:HD1	21:CU:40:PRO:HB3	1.66	0.61
22:DA:104:A:O2'	22:DA:105:C:H5'	2.01	0.61
22:DA:340:A:H2'	22:DA:341:C:H5'	1.81	0.61
22:DA:739:A:O2'	22:DA:740:C:H5	1.84	0.61
22:DA:924:G:O2'	22:DA:925:A:H5'	2.01	0.61
22:DA:1038:G:C2'	22:DA:1039:A:H5'	2.30	0.61
22:DA:1196:C:H1'	22:DA:1226:A:C4	2.36	0.61
22:DA:1935:G:C1'	22:DA:1964:G:N2	2.56	0.61
22:DA:2310:C:H2'	22:DA:2311:A:C5'	2.30	0.61
22:DA:2665:A:H2'	22:DA:2666:C:O2	2.00	0.61
57:DB:15:A:C4	57:DB:109:A:C6	2.88	0.61
26:DE:128:ALA:O	26:DE:130:LYS:HG2	2.01	0.61
58:DF:155:ILE:HD12	58:DF:155:ILE:N	2.16	0.61
31:DJ:35:ARG:NH1	31:DJ:140:LEU:HD11	2.16	0.61
31:DJ:44:TYR:HB2	38:DQ:63:ARG:NH1	2.15	0.61
33:DL:108:ALA:HB3	33:DL:125:LEU:HD22	1.83	0.61
36:DO:30:ARG:HH12	36:DO:102:ARG:HB2	1.66	0.61
40:DS:28:LYS:HA	40:DS:70:LYS:HA	1.82	0.61
47:DZ:46:MET:O	47:DZ:49:ALA:HB3	2.00	0.61
48:D0:5:ASN:HD22	48:D0:6:LYS:N	1.99	0.61
1:AA:439:U:O2'	1:AA:440:C:H5'	1.99	0.61
1:AA:569:C:H5''	1:AA:570:G:OP1	2.00	0.61
1:AA:779:C:O2'	1:AA:780:A:H5'	2.01	0.61
1:AA:1284:C:H6	1:AA:1284:C:O5'	1.84	0.61
1:AA:1348:U:HO2'	1:AA:1349:A:H8	1.48	0.61
9:AI:6:TYR:CG	9:AI:7:GLY:N	2.68	0.61
10:AJ:80:THR:HB	10:AJ:83:THR:CG2	2.27	0.61
22:BA:335:C:O5'	22:BA:335:C:H6	1.82	0.61
22:BA:497:A:H2'	22:BA:498:G:O4'	2.01	0.61
22:BA:558:U:P	31:BJ:113:PRO:HB2	2.41	0.61
22:BA:1171:G:C6	22:BA:1172:C:C4	2.89	0.61
22:BA:1417:C:H2'	22:BA:1418:G:C8	2.35	0.61
22:BA:1479:G:C2'	22:BA:1480:C:H5'	2.31	0.61
22:BA:2480:C:C2'	22:BA:2481:G:H5'	2.30	0.61
23:BB:28:C:OP1	36:BO:31:THR:HG21	2.00	0.61
23:BB:57:A:H2'	23:BB:58:A:C8	2.35	0.61
28:BG:116:LEU:HB3	28:BG:120:ILE:CG2	2.31	0.61

Continued on next page...

Continued from previous page...

Atom-1	Atom-2	Interatomic distance (Å)	Clash overlap (Å)
33:BL:55:MET:HE2	33:BL:55:MET:CA	2.08	0.61
40:BS:29:VAL:O	40:BS:33:LEU:HD22	2.01	0.61
41:BT:26:LYS:O	41:BT:27:SER:CB	2.48	0.61
49:B1:35:LEU:O	49:B1:35:LEU:HD23	2.01	0.61
53:CA:274:A:O2'	53:CA:275:G:H8	1.74	0.61
53:CA:1183:U:O2'	53:CA:1184:G:OP1	2.19	0.61
53:CA:1239:A:O2'	53:CA:1241:G:C5	2.52	0.61
2:CB:74:ALA:HB1	2:CB:206:ILE:CD1	2.27	0.61
3:CC:41:TYR:CE1	3:CC:89:VAL:HG12	2.36	0.61
5:CE:132:PRO:O	5:CE:134:ASN:N	2.34	0.61
54:CG:92:PRO:HA	54:CG:95:ARG:HB2	1.82	0.61
22:DA:231:A:O2'	22:DA:232:G:C5'	2.49	0.61
22:DA:545:U:C2	22:DA:547:A:H5''	2.36	0.61
22:DA:810:U:C4	33:DL:30:THR:HG22	2.35	0.61
22:DA:1084:A:H2'	22:DA:1085:A:H5'	1.81	0.61
22:DA:1272:A:C2	22:DA:1618:A:N3	2.68	0.61
22:DA:1498:C:O2'	22:DA:1499:C:H5'	2.00	0.61
22:DA:1655:A:H4'	25:DD:118:PHE:CE1	2.36	0.61
22:DA:2332:C:O2'	44:DW:40:ARG:NH2	2.34	0.61
22:DA:2346:A:H3'	22:DA:2347:C:C5'	2.26	0.61
58:DF:28:PRO:CB	58:DF:168:LEU:HD21	2.31	0.61
58:DF:137:PHE:CB	58:DF:138:PRO:HD2	2.20	0.61
31:DJ:18:VAL:HG13	31:DJ:56:VAL:HA	1.83	0.61
33:DL:65:GLY:O	33:DL:66:PHE:HB2	2.01	0.61
43:DV:4:ILE:HD11	43:DV:50:MET:CE	2.30	0.61
44:DW:45:HIS:O	44:DW:46:ALA:HB2	2.01	0.61
47:DZ:40:THR:N	47:DZ:43:ILE:HD11	2.16	0.61
50:D2:31:LEU:HA	50:D2:34:ARG:CB	2.27	0.61
51:D3:51:LYS:O	51:D3:54:LEU:HB3	2.01	0.61
1:AA:15:G:C4'	5:AE:28:ARG:NH1	2.64	0.60
1:AA:208:U:H3	1:AA:212:G:N2	1.99	0.60
1:AA:603:U:H2'	1:AA:604:G:H8	1.66	0.60
2:AB:163:ILE:O	2:AB:185:ILE:HG12	2.00	0.60
4:AD:33:ILE:O	4:AD:34:GLU:CB	2.48	0.60
5:AE:152:VAL:HB	5:AE:155:LYS:NZ	2.16	0.60
7:AG:14:ASP:OD1	7:AG:17:PHE:HB2	2.01	0.60
11:AK:109:ILE:HG22	11:AK:110:THR:N	2.16	0.60
22:BA:301:G:OP2	42:BU:81:ARG:NH1	2.34	0.60
22:BA:1199:U:H2'	22:BA:1200:C:H6	1.64	0.60
22:BA:1278:C:H2'	22:BA:1279:G:H8	1.65	0.60
22:BA:1330:C:O2'	22:BA:1331:G:C5'	2.49	0.60

Continued on next page...

Continued from previous page...

Atom-1	Atom-2	Interatomic distance (Å)	Clash overlap (Å)
22:BA:1428:C:C5	22:BA:1569:A:H5''	2.36	0.60
22:BA:1605:C:H2'	22:BA:1606:C:H5'	1.83	0.60
22:BA:1945:G:C4	22:BA:1946:U:C5	2.89	0.60
22:BA:2038:G:H2'	22:BA:2039:U:O4'	2.01	0.60
24:BC:77:VAL:HG23	24:BC:111:ALA:HA	1.83	0.60
24:BC:251:THR:CG2	24:BC:252:LYS:H	2.07	0.60
24:BC:259:ASN:C	24:BC:261:ARG:H	2.04	0.60
27:BF:168:LEU:O	27:BF:168:LEU:HD12	2.01	0.60
32:BK:43:ILE:HG21	32:BK:46:ALA:HB2	1.82	0.60
33:BL:4:ASN:H	33:BL:4:ASN:HD22	1.48	0.60
37:BP:3:ILE:HD13	37:BP:3:ILE:C	2.20	0.60
37:BP:4:ILE:HG22	37:BP:8:GLU:HG3	1.82	0.60
37:BP:67:GLU:OE1	37:BP:67:GLU:HA	2.00	0.60
37:BP:85:VAL:HG13	37:BP:86:LYS:H	1.66	0.60
42:BU:42:LYS:N	42:BU:42:LYS:HD3	2.15	0.60
44:BW:23:LYS:NZ	44:BW:24:ARG:HG3	2.16	0.60
53:CA:527:G:C2	53:CA:528:C:C6	2.89	0.60
53:CA:740:U:H4'	15:CO:38:LEU:HD11	1.83	0.60
53:CA:960:U:C4'	53:CA:961:U:H5''	2.30	0.60
53:CA:1071:C:H4'	5:CE:53:ARG:HH11	1.66	0.60
53:CA:1134:G:N1	53:CA:1141:C:C4	2.69	0.60
53:CA:1181:G:H2'	53:CA:1182:G:C8	2.36	0.60
4:CD:106:PHE:N	4:CD:106:PHE:CD1	2.67	0.60
10:CJ:38:GLY:O	10:CJ:40:ILE:HD12	2.01	0.60
12:CL:106:VAL:HB	12:CL:109:ARG:CG	2.31	0.60
19:CS:54:ARG:CG	19:CS:55:GLN:H	2.13	0.60
21:CU:39:LYS:H	21:CU:40:PRO:CD	2.08	0.60
22:DA:295:G:N2	22:DA:296:U:C6	2.69	0.60
22:DA:381:G:H5'	45:DX:15:ASN:HD22	1.66	0.60
22:DA:612:G:C2	22:DA:617:G:O6	2.54	0.60
22:DA:833:A:H2'	22:DA:834:G:C8	2.35	0.60
22:DA:1573:G:H2'	22:DA:1574:C:H5'	1.83	0.60
22:DA:1782:U:O2'	22:DA:1783:A:H5'	2.01	0.60
22:DA:1815:A:H1'	22:DA:1817:G:N7	2.16	0.60
22:DA:1823:G:H5''	62:DC:407:HOH:O	2.01	0.60
22:DA:2216:G:HO2'	22:DA:2217:G:H8	0.69	0.60
22:DA:2337:G:H2'	22:DA:2337:G:N3	2.15	0.60
22:DA:2408:U:H2'	22:DA:2409:G:H8	1.65	0.60
30:DI:16:MET:SD	30:DI:19:PRO:HG2	2.41	0.60
37:DP:91:VAL:HG11	37:DP:96:LEU:HD21	1.83	0.60
40:DS:2:GLU:HA	40:DS:2:GLU:OE2	2.00	0.60

Continued on next page...

Continued from previous page...

Atom-1	Atom-2	Interatomic distance (Å)	Clash overlap (Å)
42:DU:26:ASN:O	42:DU:34:ILE:HB	2.01	0.60
1:AA:1094:G:O2'	1:AA:1095:U:OP2	2.17	0.60
2:AB:60:ALA:CB	2:AB:223:GLY:HA3	2.31	0.60
2:AB:157:PRO:O	2:AB:180:ILE:HD12	2.00	0.60
4:AD:196:GLU:C	4:AD:198:LEU:H	2.04	0.60
5:AE:109:ALA:O	5:AE:110:MET:CG	2.49	0.60
6:AF:71:ILE:HG23	6:AF:72:ASP:N	2.17	0.60
10:AJ:53:ILE:CG1	14:AN:84:ARG:CZ	2.79	0.60
10:AJ:53:ILE:HG13	14:AN:84:ARG:CZ	2.31	0.60
17:AQ:29:LYS:HB2	17:AQ:36:PHE:CE1	2.35	0.60
22:BA:136:G:H2'	22:BA:137:U:C5	2.36	0.60
22:BA:638:G:H2'	22:BA:639:U:H6	1.62	0.60
22:BA:1073:A:P	22:BA:1073:A:H8	2.24	0.60
22:BA:1154:G:OP2	38:BQ:57:ARG:NH1	2.33	0.60
26:BE:149:ILE:HD11	26:BE:172:ALA:HA	1.82	0.60
52:B4:3:VAL:O	52:B4:4:ARG:O	2.19	0.60
53:CA:183:C:HO2'	53:CA:184:G:C5'	2.13	0.60
53:CA:629:A:H2'	53:CA:630:A:O4'	2.01	0.60
53:CA:1254:A:H2'	53:CA:1255:G:C8	2.35	0.60
53:CA:1513:A:H2'	53:CA:1514:G:C8	2.36	0.60
3:CC:166:TRP:N	3:CC:166:TRP:HE3	1.99	0.60
54:CG:22:LEU:HD23	54:CG:22:LEU:C	2.21	0.60
8:CH:103:VAL:CG1	8:CH:124:ILE:HA	2.21	0.60
12:CL:58:ASN:CG	12:CL:60:PHE:HD1	2.05	0.60
22:DA:616:A:C2'	22:DA:617:G:C8	2.78	0.60
22:DA:982:C:H5''	22:DA:983:A:OP1	2.02	0.60
22:DA:1655:A:C5'	25:DD:118:PHE:CE1	2.85	0.60
22:DA:1915:U:C2'	22:DA:1916:A:C8	2.66	0.60
22:DA:2808:G:HO2'	22:DA:2809:A:H8	1.48	0.60
22:DA:2834:G:C1'	22:DA:2879:A:H61	2.14	0.60
24:DC:95:TYR:C	24:DC:97:ASP:H	2.05	0.60
25:DD:208:LYS:O	25:DD:209:ALA:HB2	2.00	0.60
26:DE:29:HIS:ND1	33:DL:6:LEU:HD22	2.17	0.60
36:DO:24:THR:HG22	36:DO:41:ALA:HA	1.82	0.60
40:DS:55:ILE:O	40:DS:59:GLU:HG2	2.01	0.60
1:AA:251:G:H4'	1:AA:252:U:C5'	2.29	0.60
1:AA:923:A:H2'	1:AA:924:C:H6	1.66	0.60
8:AH:21:LYS:HE2	8:AH:21:LYS:CA	2.31	0.60
10:AJ:8:ILE:HG12	10:AJ:100:ILE:HG22	1.83	0.60
18:AR:33:THR:HG22	18:AR:37:LYS:O	2.01	0.60
22:BA:2475:C:C2'	22:BA:2476:A:H5'	2.31	0.60

Continued on next page...

Continued from previous page...

Atom-1	Atom-2	Interatomic distance (Å)	Clash overlap (Å)
23:BB:19:C:O2'	23:BB:20:G:H5'	2.01	0.60
25:BD:136:ASN:HD21	25:BD:139:SER:HB2	1.66	0.60
33:BL:23:ILE:HG12	39:BR:82:HIS:CE1	2.37	0.60
37:BP:17:PRO:CG	37:BP:83:ILE:HG23	2.31	0.60
37:BP:30:TRP:CZ2	37:BP:39:LEU:HD11	2.36	0.60
50:B2:21:ARG:O	50:B2:27:GLY:HA3	2.02	0.60
53:CA:121:U:OP1	53:CA:121:U:H3'	2.01	0.60
53:CA:1148:U:H2'	53:CA:1149:C:O4'	2.01	0.60
53:CA:1190:G:H3'	3:CC:2:GLN:O	2.01	0.60
2:CB:19:THR:CG2	2:CB:37:VAL:HA	2.31	0.60
3:CC:109:GLU:CG	3:CC:139:ASN:HB2	2.25	0.60
4:CD:59:LYS:O	4:CD:63:ILE:HG13	2.02	0.60
9:CI:45:MET:O	9:CI:49:GLN:HG3	2.01	0.60
9:CI:114:LYS:HB2	9:CI:117:LEU:HD12	1.84	0.60
55:CM:18:LEU:HD12	55:CM:18:LEU:N	2.16	0.60
22:DA:27:G:N2	22:DA:512:G:H2'	2.16	0.60
22:DA:55:G:N2	22:DA:116:C:C2	2.68	0.60
22:DA:452:G:OP1	26:DE:53:THR:HG23	2.01	0.60
22:DA:656:G:O2'	22:DA:657:U:C5'	2.49	0.60
22:DA:739:A:H8	22:DA:739:A:OP2	1.84	0.60
22:DA:1420:A:C4	22:DA:2211:A:N7	2.69	0.60
22:DA:1655:A:H5'	25:DD:118:PHE:CD1	2.35	0.60
22:DA:1965:C:C3'	22:DA:1966:A:C5'	2.76	0.60
24:DC:62:ARG:HG2	24:DC:62:ARG:NH2	2.08	0.60
58:DF:48:LEU:O	58:DF:52:ALA:HB2	2.01	0.60
58:DF:155:ILE:HD12	58:DF:155:ILE:H	1.66	0.60
29:DH:68:ARG:CG	29:DH:71:LYS:HD3	2.31	0.60
31:DJ:127:GLY:O	31:DJ:129:GLU:HG3	2.00	0.60
32:DK:21:CYS:SG	32:DK:39:ILE:HG21	2.40	0.60
32:DK:88:ASN:CB	32:DK:91:SER:HB2	2.31	0.60
35:DN:35:LYS:NZ	35:DN:112:TYR:HE1	1.98	0.60
39:DR:90:ARG:O	39:DR:91:GLN:HB3	2.01	0.60
43:DV:75:GLN:HG3	43:DV:92:VAL:HG13	1.84	0.60
52:D4:3:VAL:O	52:D4:4:ARG:CB	2.48	0.60
1:AA:266:G:OP2	1:AA:267:C:H5	1.85	0.60
1:AA:423:G:HO2'	1:AA:424:G:C4'	2.14	0.60
1:AA:1210:C:C2'	1:AA:1211:U:H5'	2.31	0.60
1:AA:1386:G:H2'	1:AA:1387:G:H8	1.66	0.60
5:AE:81:GLN:NE2	5:AE:81:GLN:H	1.99	0.60
8:AH:85:TYR:CD2	8:AH:123:GLU:HB2	2.36	0.60
20:AT:8:LYS:HA	20:AT:11:ILE:HG23	1.81	0.60

Continued on next page...

Continued from previous page...

Atom-1	Atom-2	Interatomic distance (Å)	Clash overlap (Å)
22:BA:1046:A:H3'	22:BA:1047:G:H5'	1.83	0.60
22:BA:1179:G:C2	22:BA:1180:U:O2'	2.54	0.60
22:BA:2023:C:H6	22:BA:2023:C:H5''	1.65	0.60
23:BB:116:G:C4'	36:BO:54:VAL:HG22	2.25	0.60
25:BD:45:TYR:HD1	25:BD:45:TYR:N	1.90	0.60
33:BL:96:LYS:HD3	33:BL:103:ILE:HA	1.83	0.60
40:BS:29:VAL:CG1	40:BS:55:ILE:HD11	2.31	0.60
41:BT:31:VAL:CA	41:BT:32:LEU:HD23	2.31	0.60
53:CA:16:A:C2'	53:CA:17:U:H5'	2.31	0.60
53:CA:71:A:C2	53:CA:72:A:N7	2.70	0.60
53:CA:254:G:H5''	17:CQ:70:LYS:HD3	1.83	0.60
53:CA:436:C:C2'	53:CA:437:U:H5'	2.31	0.60
53:CA:1504:G:H3'	53:CA:1505:G:H5'	1.82	0.60
2:CB:95:TRP:CZ3	2:CB:171:ALA:HA	2.37	0.60
3:CC:38:VAL:O	3:CC:42:LEU:HD23	2.01	0.60
4:CD:187:ARG:HH21	4:CD:191:SER:HA	1.66	0.60
5:CE:44:ARG:HH22	5:CE:70:MET:HB2	1.66	0.60
9:CI:61:ASP:C	9:CI:62:LEU:HD22	2.22	0.60
22:DA:159:G:O2'	22:DA:160:A:H5''	2.00	0.60
22:DA:165:A:H2'	22:DA:166:U:H6	1.65	0.60
22:DA:727:A:C2'	22:DA:728:G:C8	2.84	0.60
22:DA:1055:G:H2'	22:DA:1055:G:N3	2.16	0.60
22:DA:1359:A:N1	22:DA:1360:G:H1'	2.17	0.60
22:DA:1387:A:O2'	22:DA:1388:G:H8	1.84	0.60
22:DA:1389:G:O2'	22:DA:1390:U:C5'	2.50	0.60
22:DA:1693:U:H4'	22:DA:1694:C:OP2	2.01	0.60
22:DA:1738:G:O2'	22:DA:1739:A:H8	1.82	0.60
22:DA:2091:C:N4	22:DA:2092:U:C4	2.69	0.60
22:DA:2230:G:H2'	22:DA:2231:U:C6	2.36	0.60
26:DE:44:ARG:H	26:DE:89:PRO:HA	1.66	0.60
28:DG:8:VAL:HB	28:DG:49:LEU:HB3	1.83	0.60
32:DK:39:ILE:HD11	32:DK:62:VAL:CG2	2.29	0.60
33:DL:3:LEU:C	33:DL:3:LEU:HD12	2.20	0.60
35:DN:24:MET:HG2	35:DN:44:LEU:HD13	1.84	0.60
38:DQ:6:GLY:C	38:DQ:8:ILE:H	2.04	0.60
39:DR:39:LEU:HB2	39:DR:49:ILE:HD13	1.84	0.60
45:DX:63:ILE:HD12	45:DX:64:ASP:N	2.14	0.60
47:DZ:7:THR:O	47:DZ:54:VAL:HA	2.02	0.60
1:AA:73:C:O2'	1:AA:74:A:H5''	2.01	0.60
1:AA:154:U:O2'	1:AA:155:A:H5'	2.01	0.60
1:AA:731:G:OP1	1:AA:766:A:C1'	2.50	0.60

Continued on next page...

Continued from previous page...

Atom-1	Atom-2	Interatomic distance (Å)	Clash overlap (Å)
1:AA:1031:C:O2'	1:AA:1032:G:H5''	2.02	0.60
2:AB:139:GLU:O	2:AB:143:LEU:CD2	2.48	0.60
18:AR:35:SER:HA	18:AR:71:ASP:HB3	1.83	0.60
21:AU:24:LYS:O	21:AU:28:LEU:HB2	2.01	0.60
22:BA:71:A:H3'	22:BA:71:A:OP2	2.02	0.60
22:BA:817:C:O2'	22:BA:818:G:H5'	2.01	0.60
22:BA:1026:G:O2'	22:BA:1027:A:H5'	2.01	0.60
22:BA:1079:C:C4	22:BA:1088:A:C2	2.87	0.60
22:BA:1106:G:C2	22:BA:1107:G:C8	2.90	0.60
22:BA:1577:C:H2'	22:BA:1578:U:O4'	2.01	0.60
22:BA:1684:G:H2'	22:BA:1685:C:C6	2.36	0.60
22:BA:2211:A:OP2	22:BA:2211:A:C4'	2.48	0.60
22:BA:2507:C:C2'	22:BA:2508:G:H5''	2.31	0.60
25:BD:159:LYS:HA	25:BD:159:LYS:NZ	2.16	0.60
37:BP:45:VAL:HG12	37:BP:46:VAL:O	2.02	0.60
44:BW:17:ALA:HB1	44:BW:36:ILE:HA	1.84	0.60
53:CA:193:C:H1'	20:CT:54:GLN:HE21	1.66	0.60
53:CA:338:A:N1	53:CA:351:G:N2	2.48	0.60
53:CA:934:C:H4'	53:CA:935:A:OP1	2.00	0.60
2:CB:130:LYS:HD3	2:CB:133:ALA:HB3	1.83	0.60
3:CC:76:ILE:HA	3:CC:83:VAL:CG1	2.32	0.60
4:CD:93:LEU:O	4:CD:96:ARG:HG3	2.01	0.60
6:CF:2:ARG:HG2	6:CF:4:TYR:OH	2.00	0.60
10:CJ:39:PRO:HA	10:CJ:74:VAL:H	1.66	0.60
12:CL:120:ARG:HG2	12:CL:121:PRO:N	2.14	0.60
55:CM:82:LEU:HD12	55:CM:82:LEU:N	2.17	0.60
22:DA:55:G:C2	22:DA:116:C:C2	2.90	0.60
22:DA:243:U:O2'	22:DA:244:A:H5'	2.01	0.60
22:DA:455:C:N4	22:DA:472:A:H2'	2.16	0.60
22:DA:528:A:C2	22:DA:2043:C:H4'	2.36	0.60
22:DA:622:G:H2'	22:DA:623:C:C6	2.37	0.60
22:DA:644:A:O2'	22:DA:645:C:H5'	2.02	0.60
22:DA:729:G:C2'	22:DA:729:G:N3	2.64	0.60
22:DA:1402:U:H2'	22:DA:1403:A:O5'	2.01	0.60
22:DA:1475:G:N3	22:DA:1475:G:H2'	2.16	0.60
22:DA:1609:A:N6	22:DA:1616:A:C2	2.69	0.60
22:DA:2815:C:H2'	22:DA:2816:G:H8	1.64	0.60
24:DC:172:THR:HG22	24:DC:182:LYS:NZ	2.17	0.60
28:DG:44:HIS:HA	28:DG:49:LEU:HA	1.83	0.60
30:DI:11:GLN:OE1	30:DI:74:PRO:HG2	2.02	0.60
31:DJ:86:GLN:O	31:DJ:87:ALA:CB	2.49	0.60

Continued on next page...

Continued from previous page...

Atom-1	Atom-2	Interatomic distance (Å)	Clash overlap (Å)
33:DL:7:SER:HB2	33:DL:8:PRO:HD2	1.81	0.60
33:DL:29:LYS:C	33:DL:30:THR:HG23	2.21	0.60
35:DN:72:ASP:O	35:DN:75:ILE:HG13	2.01	0.60
36:DO:88:LYS:O	36:DO:89:ASP:HB3	2.01	0.60
1:AA:198:G:O2'	1:AA:199:A:H5'	2.02	0.60
1:AA:596:A:H2'	1:AA:597:G:C8	2.36	0.60
1:AA:994:A:N7	1:AA:1216:A:H4'	2.16	0.60
1:AA:1342:C:O2'	1:AA:1343:G:H5'	2.02	0.60
1:AA:1365:G:H2'	1:AA:1366:C:C6	2.36	0.60
2:AB:132:GLU:O	2:AB:132:GLU:HG3	1.99	0.60
2:AB:163:ILE:CG2	2:AB:164:ASP:H	2.00	0.60
8:AH:77:VAL:HG11	8:AH:124:ILE:HD11	1.83	0.60
17:AQ:46:HIS:HB2	17:AQ:66:LEU:CD1	2.32	0.60
19:AS:28:LYS:HB3	19:AS:29:PRO:CD	2.24	0.60
22:BA:914:G:H5''	22:BA:914:G:C8	2.36	0.60
22:BA:1186:G:OP1	62:BA:3571:HOH:O	2.16	0.60
22:BA:1434:A:H2'	22:BA:1435:G:H8	1.66	0.60
22:BA:2225:A:H4'	22:BA:2226:C:C6	2.37	0.60
22:BA:2641:G:OP1	31:BJ:76:HIS:HE1	1.84	0.60
22:BA:2680:U:P	25:BD:114:LYS:HE2	2.42	0.60
22:BA:2849:U:H5'	22:BA:2867:G:N2	2.16	0.60
24:BC:252:LYS:HA	24:BC:252:LYS:HZ2	1.67	0.60
25:BD:174:SER:O	25:BD:175:LEU:CB	2.44	0.60
26:BE:23:PHE:CE2	26:BE:25:GLU:HB2	2.36	0.60
28:BG:86:LEU:HD12	28:BG:130:ILE:O	2.01	0.60
31:BJ:111:LYS:CE	31:BJ:115:GLY:H	2.14	0.60
32:BK:104:THR:HB	32:BK:106:GLU:OE1	2.00	0.60
37:BP:22:GLY:O	37:BP:109:ILE:HD11	2.02	0.60
41:BT:70:HIS:HB2	41:BT:73:ARG:O	2.02	0.60
53:CA:1097:C:H2'	53:CA:1098:C:C6	2.36	0.60
53:CA:1346:A:C8	53:CA:1348:U:C2	2.89	0.60
2:CB:35:ASN:O	2:CB:36:LYS:HD2	2.02	0.60
4:CD:137:SER:O	4:CD:140:ASP:HB2	2.02	0.60
6:CF:27:ALA:O	6:CF:31:GLY:HA3	2.01	0.60
20:CT:73:ARG:HG3	20:CT:73:ARG:NH1	2.12	0.60
22:DA:503:A:C4	22:DA:506:G:N7	2.69	0.60
22:DA:659:G:H5'	26:DE:95:LYS:HD2	1.83	0.60
22:DA:750:A:H5''	22:DA:751:A:OP2	2.01	0.60
22:DA:818:G:O2'	22:DA:819:A:H5''	2.00	0.60
22:DA:1142:A:H4'	31:DJ:27:ARG:HH22	1.66	0.60
22:DA:1205:A:H5''	22:DA:1206:G:N7	2.16	0.60

Continued on next page...

Continued from previous page...

Atom-1	Atom-2	Interatomic distance (Å)	Clash overlap (Å)
22:DA:1286:A:C4	22:DA:1289:C:N4	2.70	0.60
24:DC:15:VAL:CG2	24:DC:205:GLY:HA3	2.31	0.60
26:DE:46:GLN:HB3	26:DE:86:ALA:HB1	1.84	0.60
32:DK:7:MET:HA	32:DK:7:MET:HE2	1.78	0.60
35:DN:35:LYS:HZ2	35:DN:112:TYR:HE1	1.49	0.60
40:DS:6:LYS:NZ	40:DS:6:LYS:HB3	2.16	0.60
40:DS:7:HIS:ND1	40:DS:10:ALA:HB2	2.16	0.60
43:DV:44:HIS:CE1	43:DV:85:LYS:HD3	2.37	0.60
44:DW:36:ILE:HG22	44:DW:39:GLN:HB2	1.83	0.60
46:DY:22:LEU:CD1	46:DY:23:ARG:HH12	2.15	0.60
1:AA:96:U:HO2'	1:AA:97:G:H8	1.48	0.60
1:AA:291:U:O2'	1:AA:292:G:H5'	2.00	0.60
1:AA:721:G:C4'	1:AA:722:G:O5'	2.34	0.60
1:AA:1441:A:H62	1:AA:1461:G:N2	1.97	0.60
10:AJ:41:PRO:O	10:AJ:42:LEU:HB2	2.00	0.60
22:BA:1669:A:H2'	22:BA:1669:A:N3	2.16	0.60
25:BD:70:LYS:O	25:BD:71:ALA:HB3	2.02	0.60
37:BP:67:GLU:HG3	37:BP:68:GLY:H	1.67	0.60
37:BP:103:THR:HG23	37:BP:103:THR:O	2.01	0.60
39:BR:49:ILE:HG13	39:BR:51:VAL:O	2.02	0.60
53:CA:35:G:C6	53:CA:36:C:N4	2.69	0.60
53:CA:119:A:H5'	53:CA:120:A:H5'	1.82	0.60
53:CA:182:A:C5	53:CA:184:G:C8	2.89	0.60
53:CA:575:G:H4'	53:CA:576:C:C5'	2.30	0.60
53:CA:989:U:O4	53:CA:990:C:N4	2.34	0.60
53:CA:1070:U:H2'	53:CA:1071:C:H6	1.67	0.60
53:CA:1383:C:C2'	53:CA:1384:C:H5'	2.32	0.60
9:CI:63:TYR:C	9:CI:64:ILE:HD12	2.22	0.60
10:CJ:37:ARG:HG2	10:CJ:75:ASP:HB3	1.83	0.60
55:CM:64:VAL:CG1	55:CM:65:GLU:H	2.08	0.60
22:DA:86:G:C2	22:DA:87:U:C4	2.90	0.60
22:DA:740:C:O2'	22:DA:741:U:H5'	2.02	0.60
22:DA:856:G:O4'	44:DW:23:LYS:HB3	2.02	0.60
22:DA:963:U:HO2'	22:DA:964:C:H6	1.48	0.60
22:DA:976:G:N3	22:DA:977:G:C8	2.70	0.60
22:DA:1738:G:HO2'	22:DA:1739:A:H8	1.48	0.60
22:DA:2013:A:N6	22:DA:2014:A:C2	2.70	0.60
22:DA:2092:U:H4'	22:DA:2093:G:C5'	2.32	0.60
22:DA:2093:G:N3	22:DA:2094:A:N7	2.49	0.60
22:DA:2332:C:H4'	44:DW:40:ARG:NH1	2.17	0.60
22:DA:2619:C:H5'	25:DD:157:LYS:HA	1.83	0.60

Continued on next page...

Continued from previous page...

Atom-1	Atom-2	Interatomic distance (Å)	Clash overlap (Å)
22:DA:2672:U:H6	22:DA:2672:U:O5'	1.85	0.60
62:DA:3294:HOH:O	33:DL:99:ASN:HA	2.02	0.60
25:DD:79:LEU:HD22	25:DD:79:LEU:N	2.16	0.60
25:DD:129:THR:HG22	25:DD:130:GLN:O	2.02	0.60
25:DD:148:GLN:CG	25:DD:152:PRO:HG2	2.31	0.60
29:DH:125:THR:CG2	29:DH:146:VAL:HG11	2.30	0.60
33:DL:100:ILE:O	33:DL:101:ILE:CB	2.50	0.60
45:DX:58:ILE:HA	45:DX:66:VAL:HG21	1.84	0.60
1:AA:767:A:H2'	1:AA:768:A:O4'	2.02	0.60
8:AH:50:VAL:O	8:AH:50:VAL:HG13	2.02	0.60
22:BA:346:A:H5'	22:BA:346:A:C8	2.37	0.60
22:BA:434:U:HO2'	22:BA:436:C:H5	1.49	0.60
22:BA:536:G:H2'	22:BA:537:G:H5'	1.84	0.60
22:BA:1731:G:C2	22:BA:1733:G:C5	2.90	0.60
22:BA:2299:U:O2'	22:BA:2300:C:H5'	2.02	0.60
22:BA:2786:U:O2'	22:BA:2787:C:H5'	2.02	0.60
24:BC:255:LYS:C	24:BC:257:ARG:H	2.04	0.60
25:BD:91:THR:C	25:BD:93:GLY:N	2.55	0.60
33:BL:85:VAL:HG21	33:BL:94:THR:HG23	1.83	0.60
39:BR:48:LYS:H	39:BR:48:LYS:HD2	1.67	0.60
41:BT:28:ASN:HA	41:BT:91:GLN:CD	2.21	0.60
45:BX:10:ARG:HB2	45:BX:11:PRO:CD	2.32	0.60
53:CA:818:G:C3'	53:CA:819:A:C5'	2.80	0.60
53:CA:1066:C:H2'	53:CA:1067:A:C8	2.36	0.60
53:CA:1440:U:OP2	53:CA:1440:U:H6	1.84	0.60
3:CC:104:GLU:HG2	3:CC:105:VAL:N	2.17	0.60
4:CD:151:GLN:HB3	4:CD:154:VAL:HG12	1.82	0.60
55:CM:11:HIS:N	55:CM:44:ILE:HD12	2.16	0.60
55:CM:106:ARG:HH21	55:CM:112:ARG:CZ	2.14	0.60
21:CU:28:LEU:HD23	21:CU:28:LEU:C	2.21	0.60
22:DA:206:U:O2'	22:DA:207:A:H8	1.84	0.60
22:DA:263:G:H4'	22:DA:430:A:O4'	2.01	0.60
22:DA:332:A:C5	22:DA:335:C:N4	2.70	0.60
22:DA:620:G:H4'	22:DA:621:A:O5'	2.02	0.60
22:DA:1073:A:OP2	22:DA:1073:A:H4'	2.02	0.60
22:DA:1087:G:N2	22:DA:1103:A:H1'	2.16	0.60
22:DA:1510:G:H3'	22:DA:1510:G:OP2	2.00	0.60
22:DA:1608:A:O3'	22:DA:1609:A:H3'	2.02	0.60
22:DA:1649:G:C6	22:DA:2009:A:C6	2.89	0.60
22:DA:1734:G:HO2'	22:DA:1735:A:H8	1.40	0.60
22:DA:1775:U:H2'	22:DA:1776:G:O5'	2.01	0.60

Continued on next page...

Continued from previous page...

Atom-1	Atom-2	Interatomic distance (Å)	Clash overlap (Å)
22:DA:1967:C:H5''	22:DA:1967:C:C6	2.29	0.60
22:DA:1991:U:H2'	22:DA:1992:G:H5'	1.83	0.60
26:DE:153:LEU:HD12	26:DE:170:ARG:O	2.02	0.60
58:DF:8:LYS:HB2	58:DF:8:LYS:NZ	2.16	0.60
58:DF:102:LEU:C	58:DF:103:ILE:HD12	2.22	0.60
58:DF:177:ARG:CD	58:DF:178:LYS:N	2.60	0.60
28:DG:19:ASN:N	28:DG:19:ASN:HD22	1.98	0.60
30:DI:74:PRO:O	30:DI:78:LEU:HG	2.01	0.60
31:DJ:94:ALA:O	31:DJ:95:ARG:CB	2.50	0.60
33:DL:103:ILE:H	33:DL:103:ILE:CD1	2.13	0.60
33:DL:111:ILE:HD13	33:DL:111:ILE:N	2.16	0.60
36:DO:20:GLU:HG3	44:DW:50:VAL:HG11	1.84	0.60
42:DU:39:ASN:OD1	42:DU:64:ILE:HB	2.01	0.60
1:AA:433:G:O2'	1:AA:434:U:H5'	2.02	0.60
2:AB:58:LYS:O	2:AB:58:LYS:HD3	2.01	0.60
6:AF:52:ASN:O	6:AF:53:LYS:CB	2.50	0.60
12:AL:23:LEU:HB3	12:AL:58:ASN:HD22	1.65	0.60
19:AS:46:LEU:H	19:AS:61:VAL:HG23	1.67	0.60
20:AT:24:ARG:O	20:AT:28:ARG:HG2	2.01	0.60
22:BA:358:U:H2'	22:BA:359:G:O4'	2.02	0.60
22:BA:747:U:C4	22:BA:2613:U:C5	2.89	0.60
22:BA:866:A:C8	22:BA:914:G:C6	2.89	0.60
22:BA:2742:G:O2'	22:BA:2743:U:H5'	2.02	0.60
24:BC:165:ALA:HB3	24:BC:172:THR:CG2	2.32	0.60
25:BD:97:SER:HB3	25:BD:99:GLU:OE1	2.02	0.60
26:BE:28:VAL:O	26:BE:32:VAL:HG22	2.02	0.60
27:BF:37:MET:HE3	27:BF:151:LEU:HB3	1.83	0.60
33:BL:61:LEU:O	51:B3:12:ARG:HD3	2.02	0.60
40:BS:2:GLU:O	40:BS:107:VAL:O	2.18	0.60
42:BU:33:VAL:O	42:BU:64:ILE:HG22	2.00	0.60
50:B2:35:ARG:HG2	50:B2:42:LEU:HD11	1.84	0.60
53:CA:82:G:N7	53:CA:89:U:C4	2.69	0.60
53:CA:1345:U:H5''	53:CA:1346:A:OP1	2.02	0.60
53:CA:1481:U:H2'	53:CA:1482:G:C8	2.37	0.60
2:CB:10:LYS:HA	2:CB:10:LYS:HE3	1.84	0.60
3:CC:179:ALA:HB1	3:CC:202:PHE:CE1	2.36	0.60
54:CG:116:ALA:C	54:CG:120:ALA:HB3	2.22	0.60
55:CM:18:LEU:HA	55:CM:21:ILE:HD11	1.83	0.60
22:DA:185:G:H2'	22:DA:186:G:C8	2.36	0.60
22:DA:453:A:H4'	22:DA:472:A:H62	1.66	0.60
22:DA:637:A:N6	22:DA:652:U:H4'	2.17	0.60

Continued on next page...

Continued from previous page...

Atom-1	Atom-2	Interatomic distance (Å)	Clash overlap (Å)
22:DA:973:A:OP2	39:DR:81:LYS:HE3	2.02	0.60
22:DA:2212:A:C8	22:DA:2214:C:N4	2.70	0.60
22:DA:2425:A:H1'	22:DA:2427:C:C5	2.36	0.60
22:DA:2646:C:C6	22:DA:2646:C:C5'	2.78	0.60
22:DA:2815:C:H2'	22:DA:2816:G:C8	2.37	0.60
29:DH:94:ILE:HG13	29:DH:98:ASP:OD1	2.01	0.60
33:DL:21:ARG:CZ	33:DL:21:ARG:HB3	2.32	0.60
39:DR:43:ASN:ND2	39:DR:44:GLY:H	1.99	0.60
43:DV:9:ARG:HD3	43:DV:39:ALA:HB1	1.82	0.60
44:DW:18:LYS:HZ3	44:DW:18:LYS:HB2	1.66	0.60
48:D0:37:HIS:CB	48:D0:43:THR:HG22	2.31	0.60
1:AA:68:G:C5	1:AA:69:G:H1'	2.37	0.60
1:AA:1314:C:H5	19:AS:5:LYS:HD3	1.63	0.60
1:AA:1452:C:H4'	1:AA:1453:G:C4	2.37	0.60
4:AD:103:ARG:NH1	4:AD:110:ARG:HH12	1.99	0.60
9:AI:37:TYR:CD2	9:AI:38:PHE:HD2	2.20	0.60
11:AK:108:ASN:CG	21:AU:6:ARG:HG2	2.21	0.60
22:BA:141:G:H5'	22:BA:142:A:N7	2.16	0.60
22:BA:2262:U:H4'	22:BA:2328:A:C2	2.37	0.60
25:BD:121:THR:HB	25:BD:127:PHE:CD1	2.37	0.60
30:BI:10:LEU:HD13	30:BI:27:LEU:HA	1.84	0.60
31:BJ:40:HIS:C	31:BJ:41:LYS:HG2	2.22	0.60
31:BJ:64:VAL:O	31:BJ:65:THR:CB	2.50	0.60
34:BM:10:ARG:NH2	34:BM:89:VAL:HB	2.16	0.60
39:BR:49:ILE:HD12	39:BR:52:PRO:HA	0.83	0.60
40:BS:29:VAL:CG1	40:BS:55:ILE:CD1	2.80	0.60
40:BS:39:THR:HG22	40:BS:44:ALA:HB2	1.83	0.60
49:B1:16:THR:CG2	49:B1:41:VAL:CG2	2.80	0.60
53:CA:425:G:H2'	53:CA:426:U:O4'	2.02	0.60
53:CA:537:G:H2'	53:CA:538:G:H8	1.63	0.60
53:CA:1081:A:H5'	5:CE:22:LYS:HD2	1.84	0.60
53:CA:1104:G:H2'	53:CA:1105:A:O4'	2.01	0.60
53:CA:1399:C:O2	53:CA:1401:G:C5	2.54	0.60
6:CF:66:ALA:HB1	6:CF:70:VAL:HG23	1.82	0.60
10:CJ:44:THR:HG23	10:CJ:70:HIS:CE1	2.37	0.60
22:DA:60:G:HO2'	22:DA:61:C:P	2.25	0.60
22:DA:531:C:O5'	22:DA:532:A:H8	1.85	0.60
22:DA:565:C:H2'	22:DA:566:U:O4'	2.01	0.60
22:DA:927:A:H2'	22:DA:928:A:C8	2.37	0.60
22:DA:1040:A:C2	22:DA:1041:G:C4	2.90	0.60
22:DA:1053:C:N4	22:DA:1054:A:H62	2.00	0.60

Continued on next page...

Continued from previous page...

Atom-1	Atom-2	Interatomic distance (Å)	Clash overlap (Å)
22:DA:1338:G:H5'	41:DT:17:SER:HB3	1.83	0.60
22:DA:1635:A:C2'	22:DA:1636:U:H5'	2.31	0.60
22:DA:1809:A:C2	22:DA:1810:A:C5	2.90	0.60
22:DA:2235:G:C4	22:DA:2236:U:C5	2.90	0.60
22:DA:2492:U:O2'	22:DA:2493:U:C5'	2.50	0.60
22:DA:2694:G:H2'	22:DA:2695:U:H6	1.67	0.60
24:DC:52:HIS:NE2	24:DC:218:THR:HG23	2.17	0.60
58:DF:43:ILE:HG12	58:DF:77:LYS:CD	2.31	0.60
46:DY:2:LYS:CD	46:DY:4:LYS:HE3	2.30	0.60
52:D4:9:LYS:O	52:D4:9:LYS:HD3	2.02	0.60
1:AA:693:G:C2'	1:AA:694:A:H5'	2.32	0.59
1:AA:769:G:H4'	1:AA:1513:A:H4'	1.84	0.59
1:AA:914:A:C2'	1:AA:915:A:H8	2.15	0.59
1:AA:1064:G:H1'	1:AA:1066:C:C5	2.37	0.59
4:AD:147:LYS:HD3	4:AD:147:LYS:N	2.15	0.59
6:AF:86:ARG:NH2	18:AR:63:TYR:HB3	2.17	0.59
12:AL:79:ILE:HD12	12:AL:96:THR:CG2	2.32	0.59
22:BA:372:G:C5'	45:BX:60:LYS:HE3	2.30	0.59
22:BA:532:A:HO2'	22:BA:2021:C:H5	1.50	0.59
22:BA:1381:G:C2'	22:BA:1382:G:H5'	2.32	0.59
22:BA:1434:A:H2'	22:BA:1435:G:C8	2.36	0.59
22:BA:1733:G:O2'	22:BA:1734:G:H8	1.72	0.59
22:BA:1827:U:H2'	22:BA:1828:G:O4'	2.01	0.59
22:BA:1936:A:C2	22:BA:1943:U:H5	2.20	0.59
22:BA:2094:A:H4'	29:BH:25:TYR:CE1	2.37	0.59
22:BA:2199:A:H3'	22:BA:2200:C:H6	1.66	0.59
22:BA:2881:U:O2'	22:BA:2882:A:H5'	2.02	0.59
23:BB:33:G:C2'	23:BB:34:A:H5'	2.32	0.59
29:BH:67:ALA:C	29:BH:69:ALA:H	2.05	0.59
53:CA:82:G:C5	53:CA:89:U:C5	2.90	0.59
53:CA:1124:G:O2'	53:CA:1125:U:C5	2.54	0.59
53:CA:1228:C:O2'	53:CA:1229:A:H8	1.81	0.59
53:CA:1248:A:HO2'	9:CI:37:TYR:HD1	1.50	0.59
53:CA:1323:G:H2'	53:CA:1324:A:H8	1.65	0.59
53:CA:1356:G:H2'	53:CA:1357:A:C8	2.37	0.59
2:CB:19:THR:HG22	2:CB:37:VAL:HA	1.83	0.59
4:CD:148:ALA:O	4:CD:151:GLN:HB2	2.02	0.59
9:CI:118:ARG:HH21	9:CI:122:ARG:HE	1.49	0.59
9:CI:128:LYS:O	9:CI:129:ARG:HB2	2.01	0.59
10:CJ:50:THR:HB	10:CJ:64:GLN:OE1	2.02	0.59
20:CT:57:VAL:CG1	20:CT:71:ALA:HB2	2.32	0.59

Continued on next page...

Continued from previous page...

Atom-1	Atom-2	Interatomic distance (Å)	Clash overlap (Å)
22:DA:492:A:O2'	22:DA:493:G:H5'	2.02	0.59
22:DA:850:U:O2'	47:DZ:22:THR:HA	2.02	0.59
22:DA:1099:G:H5''	22:DA:1100:C:OP2	2.01	0.59
22:DA:1374:G:H2'	22:DA:1375:U:O4'	2.01	0.59
22:DA:2225:A:H5'	22:DA:2226:C:H5'	1.84	0.59
22:DA:2615:U:C2	48:D0:3:GLN:HA	2.37	0.59
22:DA:2650:U:C2	22:DA:2671:G:N2	2.70	0.59
22:DA:2902:C:H2'	22:DA:2903:U:O4'	2.00	0.59
25:DD:119:ALA:HB3	25:DD:163:GLY:N	2.15	0.59
29:DH:114:GLU:OE1	29:DH:132:PHE:HE1	1.85	0.59
31:DJ:64:VAL:HG13	31:DJ:65:THR:H	1.67	0.59
32:DK:27:GLY:HA3	32:DK:30:ARG:CD	2.31	0.59
34:DM:19:GLY:O	34:DM:20:LEU:HB2	2.01	0.59
35:DN:28:LEU:HD21	35:DN:115:LEU:CD2	2.11	0.59
38:DQ:15:LYS:HD2	38:DQ:19:GLN:HE21	1.66	0.59
40:DS:73:LYS:HB2	40:DS:106:VAL:HB	1.84	0.59
42:DU:7:ASP:O	42:DU:8:ASP:HB2	2.02	0.59
47:DZ:51:SER:HA	47:DZ:54:VAL:CG2	2.32	0.59
48:D0:38:LEU:HB2	48:D0:41:HIS:NE2	2.17	0.59
1:AA:322:C:O2'	20:AT:17:ARG:CG	2.50	0.59
1:AA:596:A:N6	1:AA:645:G:N1	2.50	0.59
1:AA:1458:G:H5''	20:AT:25:SER:HB3	1.83	0.59
4:AD:80:ARG:HH21	4:AD:81:LEU:CD2	2.15	0.59
5:AE:81:GLN:HG2	5:AE:149:PRO:CB	2.31	0.59
8:AH:10:LEU:HD11	8:AH:126:CYS:CB	2.32	0.59
13:AM:7:ASN:HD22	13:AM:8:ILE:N	1.99	0.59
14:AN:51:PRO:O	14:AN:52:ARG:HB2	2.02	0.59
22:BA:226:A:O2'	22:BA:227:A:H5'	2.01	0.59
22:BA:893:C:H2'	22:BA:894:U:O4'	2.02	0.59
22:BA:910:A:H2'	22:BA:911:A:C8	2.38	0.59
22:BA:920:A:C6	22:BA:921:C:C4	2.90	0.59
22:BA:1139:G:C2'	22:BA:1140:C:H5'	2.32	0.59
22:BA:1253:A:H4'	22:BA:1254:A:OP2	2.00	0.59
22:BA:1866:A:C6	22:BA:1876:A:N7	2.71	0.59
22:BA:2064:C:O2'	22:BA:2065:C:H5'	2.02	0.59
23:BB:33:G:HO2'	23:BB:34:A:H5'	1.67	0.59
23:BB:37:C:C5	23:BB:38:C:C4	2.90	0.59
24:BC:265:PHE:H	24:BC:265:PHE:HD1	1.50	0.59
25:BD:151:THR:CG2	25:BD:152:PRO:CD	2.71	0.59
33:BL:9:ALA:HB3	33:BL:12:SER:HB2	1.84	0.59
34:BM:132:THR:HG22	34:BM:133:LYS:N	2.17	0.59

Continued on next page...

Continued from previous page...

Atom-1	Atom-2	Interatomic distance (Å)	Clash overlap (Å)
37:BP:33:GLU:CG	37:BP:34:GLY:H	2.15	0.59
49:B1:39:ASP:OD1	49:B1:41:VAL:HG22	2.01	0.59
53:CA:89:U:O2'	53:CA:90:C:O4'	2.19	0.59
53:CA:276:G:O2'	53:CA:277:C:C6	2.52	0.59
53:CA:977:A:H8	53:CA:1223:C:C4	2.20	0.59
2:CB:59:ILE:HD12	2:CB:60:ALA:N	2.17	0.59
3:CC:129:PHE:CZ	3:CC:156:LEU:HB3	2.36	0.59
6:CF:18:VAL:CG2	6:CF:58:HIS:HD2	2.12	0.59
14:CN:46:LYS:HE3	19:CS:10:ILE:HB	1.83	0.59
21:CU:9:GLU:HB3	21:CU:10:PRO:CD	2.32	0.59
22:DA:105:C:H2'	22:DA:106:C:C6	2.36	0.59
22:DA:183:C:C2'	22:DA:184:C:H5'	2.31	0.59
22:DA:296:U:C2	22:DA:297:G:C8	2.90	0.59
22:DA:354:A:H2'	22:DA:355:U:O4'	2.01	0.59
22:DA:391:A:H2'	22:DA:392:U:C6	2.37	0.59
22:DA:593:U:H2'	22:DA:594:U:H6	1.64	0.59
22:DA:656:G:O2'	22:DA:657:U:O4'	2.15	0.59
22:DA:1345:C:C5'	22:DA:1396:U:O4	2.50	0.59
22:DA:1552:A:N3	22:DA:1552:A:C2'	2.65	0.59
22:DA:1657:U:P	25:DD:141:ARG:HG3	2.41	0.59
22:DA:2064:C:O2'	22:DA:2065:C:O4'	2.17	0.59
22:DA:2143:C:C5'	22:DA:2144:G:OP2	2.50	0.59
22:DA:2379:G:H2'	22:DA:2380:C:H6	1.67	0.59
22:DA:2674:G:H4'	32:DK:30:ARG:CG	2.32	0.59
22:DA:2742:G:OP1	52:D4:36:ARG:HD3	2.02	0.59
24:DC:131:MET:HE2	24:DC:187:CYS:O	2.01	0.59
35:DN:57:THR:O	35:DN:80:PHE:HD1	1.85	0.59
39:DR:49:ILE:O	39:DR:49:ILE:HG13	2.01	0.59
41:DT:29:THR:HA	41:DT:87:LEU:HB2	1.84	0.59
47:DZ:6:ILE:HD12	47:DZ:47:ILE:HD11	1.84	0.59
1:AA:267:C:O2'	1:AA:268:U:C5'	2.46	0.59
1:AA:275:G:C8	1:AA:275:G:H5''	2.38	0.59
1:AA:1038:C:H2'	1:AA:1039:G:H8	1.65	0.59
4:AD:100:VAL:O	4:AD:100:VAL:CG1	2.50	0.59
6:AF:4:TYR:CD2	6:AF:71:ILE:HD13	2.36	0.59
8:AH:78:SER:OG	8:AH:83:ARG:HA	2.02	0.59
11:AK:125:LYS:C	21:AU:33:ARG:NH2	2.56	0.59
14:AN:12:ARG:HG2	14:AN:53:ASP:HB3	1.84	0.59
14:AN:92:ILE:HG22	14:AN:95:LEU:HB2	1.83	0.59
17:AQ:12:VAL:HG13	17:AQ:13:SER:N	2.15	0.59
17:AQ:29:LYS:HG2	17:AQ:34:GLY:HA2	1.83	0.59

Continued on next page...

Continued from previous page...

Atom-1	Atom-2	Interatomic distance (Å)	Clash overlap (Å)
20:AT:34:VAL:HG11	20:AT:78:LEU:CD2	2.32	0.59
22:BA:395:U:O2'	22:BA:396:G:N7	2.35	0.59
22:BA:1498:C:O2'	22:BA:1499:C:H5'	2.02	0.59
25:BD:108:ASP:OD2	25:BD:173:GLN:HA	2.01	0.59
29:BH:31:VAL:O	29:BH:32:PRO:C	2.41	0.59
31:BJ:81:ILE:CG2	31:BJ:82:GLY:H	1.96	0.59
39:BR:39:LEU:C	39:BR:49:ILE:HG23	2.22	0.59
41:BT:54:GLU:O	41:BT:55:VAL:HB	2.03	0.59
42:BU:15:GLY:O	42:BU:17:ASP:N	2.34	0.59
44:BW:19:ARG:NH2	44:BW:22:VAL:HG21	2.17	0.59
44:BW:28:GLU:OE2	44:BW:28:GLU:HA	2.03	0.59
44:BW:37:VAL:HG13	44:BW:55:ASP:C	2.23	0.59
53:CA:33:A:C4	53:CA:34:C:C6	2.90	0.59
53:CA:71:A:C2	53:CA:72:A:C8	2.91	0.59
53:CA:177:G:O2'	53:CA:1448:C:C4'	2.50	0.59
53:CA:1167:A:N7	53:CA:1169:A:N6	2.49	0.59
53:CA:1365:G:O2'	53:CA:1366:C:C5'	2.50	0.59
53:CA:1431:A:C6	53:CA:1432:G:N1	2.70	0.59
2:CB:26:MET:HG2	2:CB:188:THR:HA	1.83	0.59
2:CB:209:VAL:HG23	2:CB:210:THR:N	2.17	0.59
5:CE:45:VAL:HG22	5:CE:46:GLY:N	2.17	0.59
54:CG:119:LEU:HD23	54:CG:119:LEU:C	2.21	0.59
10:CJ:77:VAL:O	10:CJ:79:PRO:HD3	2.02	0.59
55:CM:15:VAL:O	55:CM:19:THR:HG23	2.01	0.59
55:CM:16:ILE:HD12	55:CM:16:ILE:N	2.17	0.59
56:CP:48:GLU:CD	56:CP:51:ARG:HE	2.04	0.59
22:DA:164:C:HO2'	22:DA:165:A:H5'	1.66	0.59
22:DA:374:A:N6	22:DA:401:A:C8	2.70	0.59
22:DA:464:U:C1'	22:DA:686:U:H5	2.15	0.59
22:DA:507:A:H2'	22:DA:507:A:OP2	2.01	0.59
22:DA:605:G:O2'	22:DA:606:U:C5'	2.50	0.59
22:DA:656:G:H2'	22:DA:657:U:C6	2.37	0.59
22:DA:1059:G:N3	30:DI:131:THR:HG22	2.17	0.59
22:DA:1252:G:C4	22:DA:1253:A:C2	2.90	0.59
22:DA:2216:G:O2'	22:DA:2217:G:C5'	2.51	0.59
25:DD:106:LYS:HD3	25:DD:106:LYS:N	2.17	0.59
28:DG:43:LYS:O	28:DG:49:LEU:HD12	2.02	0.59
28:DG:149:ALA:O	28:DG:151:ARG:N	2.35	0.59
30:DI:58:ILE:HG23	30:DI:66:PHE:CD2	2.38	0.59
32:DK:119:ALA:N	32:DK:120:PRO:HD2	2.18	0.59
39:DR:49:ILE:HD12	39:DR:51:VAL:O	2.03	0.59

Continued on next page...

Continued from previous page...

Atom-1	Atom-2	Interatomic distance (Å)	Clash overlap (Å)
44:DW:13:ARG:HG3	44:DW:14:ASP:N	2.10	0.59
1:AA:829:G:O2'	1:AA:830:G:H5'	2.02	0.59
1:AA:1352:C:H2'	1:AA:1353:G:H8	1.65	0.59
1:AA:1379:G:O6	7:AG:1:PRO:HB2	2.01	0.59
1:AA:1458:G:H5'	20:AT:26:MET:HB3	1.84	0.59
4:AD:131:ILE:HD12	4:AD:131:ILE:N	2.16	0.59
7:AG:146:ALA:C	7:AG:148:LYS:H	2.05	0.59
10:AJ:42:LEU:HB3	10:AJ:43:PRO:CD	2.31	0.59
13:AM:95:PRO:HG3	13:AM:101:THR:HG22	1.84	0.59
17:AQ:13:SER:O	17:AQ:16:MET:CE	2.50	0.59
22:BA:313:G:C2'	22:BA:314:C:H5'	2.32	0.59
22:BA:608:A:C6	22:BA:609:A:C6	2.90	0.59
22:BA:819:A:C4	22:BA:1189:A:C2	2.90	0.59
22:BA:1062:G:C2'	22:BA:1063:G:C8	2.86	0.59
22:BA:1471:G:C4	22:BA:1472:C:C5	2.90	0.59
22:BA:1681:G:O2'	22:BA:1762:A:C2'	2.50	0.59
22:BA:2352:A:N1	44:BW:30:VAL:CG1	2.57	0.59
22:BA:2466:C:C5'	52:B4:5:ALA:HB3	2.31	0.59
24:BC:40:GLY:C	24:BC:53:ILE:HG22	2.22	0.59
26:BE:76:PRO:HA	26:BE:82:GLY:CA	2.30	0.59
27:BF:46:LYS:H	27:BF:46:LYS:CD	2.14	0.59
28:BG:112:VAL:O	28:BG:113:ASP:HB2	2.01	0.59
31:BJ:43:GLU:O	31:BJ:45:THR:N	2.35	0.59
35:BN:65:LEU:HD11	35:BN:69:ARG:HH21	1.65	0.59
37:BP:113:LEU:O	37:BP:113:LEU:HG	2.01	0.59
45:BX:30:PRO:HG2	45:BX:32:LEU:HD11	1.85	0.59
53:CA:154:U:H2'	53:CA:155:A:C5'	2.29	0.59
53:CA:172:A:C5	53:CA:174:A:N7	2.71	0.59
53:CA:311:C:O2'	53:CA:312:C:H5'	2.02	0.59
53:CA:596:A:N6	53:CA:645:G:C6	2.70	0.59
53:CA:765:G:N7	53:CA:812:G:C4	2.71	0.59
53:CA:1319:A:OP2	19:CS:4:LEU:HD21	2.02	0.59
4:CD:24:VAL:HG23	4:CD:25:ARG:N	2.17	0.59
18:CR:51:GLN:HA	18:CR:51:GLN:OE1	2.01	0.59
20:CT:34:VAL:HG21	20:CT:53:MET:HG2	1.85	0.59
22:DA:512:G:OP2	22:DA:1235:G:H5'	2.02	0.59
22:DA:609:A:H2'	22:DA:610:C:O4'	2.02	0.59
22:DA:1071:G:O2'	22:DA:1072:C:C5'	2.49	0.59
22:DA:1973:G:C6	22:DA:1974:C:C4	2.90	0.59
22:DA:2283:C:N4	22:DA:2389:G:C5	2.71	0.59
22:DA:2691:C:H6	22:DA:2691:C:C5'	2.15	0.59

Continued on next page...

Continued from previous page...

Atom-1	Atom-2	Interatomic distance (Å)	Clash overlap (Å)
57:DB:68:C:O2'	57:DB:69:G:C5'	2.50	0.59
25:DD:105:LYS:HA	25:DD:177:VAL:HG22	1.83	0.59
25:DD:117:GLY:O	25:DD:119:ALA:N	2.36	0.59
26:DE:61:ARG:O	26:DE:61:ARG:HD2	2.02	0.59
58:DF:30:VAL:HG12	58:DF:157:THR:CG2	2.31	0.59
33:DL:110:VAL:O	33:DL:111:ILE:HG12	2.02	0.59
46:DY:22:LEU:HG	46:DY:23:ARG:NH1	2.18	0.59
47:DZ:21:ALA:HA	47:DZ:24:LEU:HD22	1.84	0.59
51:D3:46:LYS:O	51:D3:46:LYS:HD3	2.01	0.59
1:AA:1097:C:H2'	1:AA:1098:C:C6	2.37	0.59
2:AB:26:MET:HE3	2:AB:192:PRO:HG3	1.84	0.59
3:AC:133:MET:HB3	3:AC:150:VAL:CG2	2.33	0.59
4:AD:43:ARG:C	4:AD:45:PRO:HD3	2.23	0.59
4:AD:144:ILE:N	4:AD:144:ILE:HD13	2.17	0.59
8:AH:25:THR:O	8:AH:26:MET:HB3	2.02	0.59
12:AL:86:VAL:HG11	12:AL:89:LEU:HD23	1.84	0.59
22:BA:547:A:C8	22:BA:548:G:N3	2.70	0.59
22:BA:587:C:OP2	33:BL:21:ARG:NH1	2.36	0.59
22:BA:704:G:O2'	22:BA:705:A:OP2	2.20	0.59
22:BA:863:A:O2'	22:BA:864:G:H5'	2.03	0.59
22:BA:994:C:H1'	39:BR:10:LYS:NZ	2.16	0.59
22:BA:1385:A:H4'	22:BA:1386:C:OP1	2.03	0.59
22:BA:1444:G:H2'	22:BA:1445:G:H8	1.66	0.59
22:BA:1641:A:H5''	22:BA:1642:G:OP2	2.02	0.59
22:BA:2104:C:H2'	22:BA:2105:U:O4'	2.02	0.59
23:BB:50:A:H2'	23:BB:51:G:O5'	2.02	0.59
26:BE:108:ILE:CD1	26:BE:180:LEU:HB3	2.32	0.59
27:BF:38:GLY:HA2	27:BF:85:GLY:HA3	1.85	0.59
27:BF:42:ALA:HB2	27:BF:49:LEU:HB2	1.84	0.59
28:BG:8:VAL:HG12	28:BG:49:LEU:H	1.67	0.59
30:BI:105:LEU:HA	30:BI:108:ILE:HB	1.84	0.59
32:BK:12:ASP:HB3	32:BK:85:VAL:HG13	1.84	0.59
32:BK:61:VAL:HG23	32:BK:87:LEU:HD11	1.84	0.59
32:BK:111:LYS:H	32:BK:111:LYS:HE3	1.67	0.59
37:BP:27:VAL:HG22	37:BP:83:ILE:HG12	1.84	0.59
37:BP:37:LYS:HD3	37:BP:37:LYS:N	2.16	0.59
41:BT:57:VAL:O	41:BT:85:VAL:O	2.20	0.59
41:BT:59:ASN:O	41:BT:83:ALA:O	2.19	0.59
45:BX:58:ILE:HD11	45:BX:66:VAL:HG11	1.84	0.59
51:B3:54:LEU:O	51:B3:58:ILE:HG13	2.01	0.59
53:CA:523:A:N6	12:CL:49:ARG:HH12	1.99	0.59

Continued on next page...

Continued from previous page...

Atom-1	Atom-2	Interatomic distance (Å)	Clash overlap (Å)
53:CA:562:U:H4'	53:CA:563:A:O5'	2.02	0.59
53:CA:828:U:C2'	53:CA:829:G:O5'	2.50	0.59
53:CA:1087:G:C6	53:CA:1099:G:C2	2.90	0.59
53:CA:1170:A:H2'	53:CA:1171:A:O4'	2.03	0.59
2:CB:29:PHE:O	2:CB:40:ILE:HG23	2.02	0.59
4:CD:187:ARG:C	4:CD:189:ASP:H	2.06	0.59
8:CH:9:MET:O	8:CH:13:ILE:HG13	2.02	0.59
55:CM:57:ASP:O	55:CM:61:LYS:HG3	2.01	0.59
19:CS:13:HIS:O	19:CS:17:LYS:HG2	2.01	0.59
22:DA:270:A:N1	22:DA:369:U:H1'	2.17	0.59
22:DA:516:C:H2'	22:DA:517:C:H6	1.68	0.59
22:DA:571:U:C6	22:DA:575:A:N6	2.70	0.59
22:DA:674:G:H5''	26:DE:71:GLY:N	2.17	0.59
22:DA:1713:A:H4'	22:DA:1714:U:OP1	2.00	0.59
22:DA:1808:A:C3'	22:DA:1809:A:H8	2.15	0.59
22:DA:1814:G:N1	22:DA:1815:A:N6	2.51	0.59
22:DA:1838:C:C2	22:DA:1899:A:C2	2.90	0.59
22:DA:2053:G:O2'	22:DA:2054:A:H5'	2.01	0.59
22:DA:2232:C:OP1	45:DX:26:ARG:NH1	2.36	0.59
22:DA:2726:A:HO2'	32:DK:67:LYS:NZ	2.00	0.59
22:DA:2847:U:H2'	22:DA:2848:G:C5'	2.31	0.59
24:DC:63:ILE:O	24:DC:64:VAL:HB	2.02	0.59
25:DD:110:THR:HA	25:DD:171:THR:HA	1.85	0.59
58:DF:30:VAL:HG13	58:DF:168:LEU:HD23	1.82	0.59
33:DL:29:LYS:HG2	33:DL:29:LYS:O	2.01	0.59
33:DL:92:LEU:HD23	33:DL:124:GLY:HA3	1.83	0.59
37:DP:50:ARG:CA	37:DP:57:ALA:H	2.16	0.59
43:DV:63:ILE:O	43:DV:63:ILE:HG22	2.01	0.59
1:AA:206:C:C2'	1:AA:207:C:O4'	2.46	0.59
1:AA:258:G:H5''	62:AA:1701:HOH:O	2.03	0.59
1:AA:267:C:HO2'	1:AA:268:U:H5'	1.64	0.59
1:AA:316:C:C2	1:AA:317:U:C5	2.90	0.59
1:AA:429:U:C1'	1:AA:430:A:H5''	2.33	0.59
1:AA:862:C:O2'	1:AA:863:U:H5'	2.02	0.59
5:AE:55:VAL:N	5:AE:56:PRO:HD2	2.16	0.59
12:AL:85:ARG:HH21	12:AL:87:LYS:HD2	1.67	0.59
16:AP:3:THR:HG22	16:AP:4:ILE:N	2.17	0.59
22:BA:310:A:HO2'	22:BA:311:A:P	2.25	0.59
22:BA:2148:G:C2'	22:BA:2149:U:O4'	2.51	0.59
22:BA:2231:U:H2'	22:BA:2232:C:H5'	1.83	0.59
22:BA:2558:C:H2'	22:BA:2559:C:H5'	1.84	0.59

Continued on next page...

Continued from previous page...

Atom-1	Atom-2	Interatomic distance (Å)	Clash overlap (Å)
25:BD:40:LEU:H	25:BD:40:LEU:HD12	1.68	0.59
25:BD:169:ARG:C	25:BD:170:VAL:CG1	2.71	0.59
26:BE:127:GLU:CD	26:BE:127:GLU:N	2.54	0.59
28:BG:83:THR:C	28:BG:84:LYS:CE	2.71	0.59
31:BJ:56:VAL:CG1	31:BJ:57:LEU:H	2.16	0.59
33:BL:96:LYS:HG3	33:BL:101:ILE:CG2	2.32	0.59
38:BQ:49:ARG:HH11	38:BQ:49:ARG:CG	2.02	0.59
40:BS:53:SER:O	40:BS:56:ALA:HB3	2.02	0.59
53:CA:183:C:H2'	53:CA:183:C:O2	2.02	0.59
53:CA:277:C:H2'	53:CA:278:G:C8	2.37	0.59
53:CA:414:A:C2'	53:CA:415:A:H5''	2.32	0.59
53:CA:428:G:H1'	53:CA:430:A:C8	2.37	0.59
53:CA:512:U:O2'	53:CA:513:C:H5'	2.02	0.59
53:CA:914:A:O2'	53:CA:915:A:C5'	2.51	0.59
53:CA:994:A:C5	53:CA:1216:A:H4'	2.38	0.59
54:CG:14:ASP:HB3	54:CG:18:GLY:N	2.12	0.59
54:CG:119:LEU:O	54:CG:123:LEU:HD23	2.02	0.59
9:CI:56:MET:HG3	9:CI:57:VAL:HG23	1.84	0.59
10:CJ:65:TYR:HB3	14:CN:95:LEU:CD1	2.32	0.59
14:CN:26:LEU:O	14:CN:26:LEU:HD23	2.03	0.59
20:CT:58:ASP:O	20:CT:61:ALA:HB3	2.02	0.59
22:DA:321:U:O4'	26:DE:159:LEU:HG	2.02	0.59
22:DA:379:G:C6	22:DA:380:G:C5	2.90	0.59
22:DA:876:C:H2'	22:DA:877:A:OP1	2.03	0.59
22:DA:1307:A:H2'	22:DA:1308:A:H5'	1.85	0.59
22:DA:1360:G:C2'	22:DA:1361:G:H5'	2.32	0.59
22:DA:1654:A:O2'	22:DA:1655:A:C5'	2.51	0.59
22:DA:1676:A:H2'	22:DA:1677:A:O4'	2.02	0.59
22:DA:2056:G:N2	48:D0:1:ALA:H1	1.99	0.59
22:DA:2800:A:N3	22:DA:2801:G:H1'	2.16	0.59
22:DA:2834:G:H1'	22:DA:2879:A:N6	2.18	0.59
57:DB:26:C:H1'	57:DB:117:G:H1'	1.84	0.59
26:DE:52:VAL:HB	26:DE:74:LYS:HD3	1.84	0.59
41:DT:21:SER:HA	41:DT:25:GLU:HB2	1.84	0.59
43:DV:16:ALA:HA	43:DV:19:ARG:CZ	2.32	0.59
50:D2:10:LEU:O	50:D2:10:LEU:HD23	2.03	0.59
1:AA:164:G:H2'	1:AA:165:G:H5'	1.84	0.59
1:AA:1452:C:H5'	1:AA:1453:G:C5	2.37	0.59
4:AD:54:LEU:HD23	4:AD:54:LEU:C	2.23	0.59
5:AE:136:VAL:O	5:AE:137:ARG:HB2	2.02	0.59
8:AH:9:MET:HE2	8:AH:32:LYS:CG	2.32	0.59

Continued on next page...

Continued from previous page...

Atom-1	Atom-2	Interatomic distance (Å)	Clash overlap (Å)
8:AH:17:GLN:HE21	8:AH:71:VAL:HG23	1.68	0.59
14:AN:62:ARG:NH1	14:AN:69:PRO:HG3	2.17	0.59
22:BA:90:U:H2'	22:BA:91:A:H8	1.65	0.59
22:BA:340:A:C2'	22:BA:341:C:H5'	2.33	0.59
22:BA:449:A:H1'	38:BQ:2:ARG:HH22	1.66	0.59
22:BA:1179:G:N7	22:BA:1180:U:H1'	2.17	0.59
22:BA:1537:G:H2'	22:BA:1538:G:O4'	2.02	0.59
22:BA:1963:U:O5'	22:BA:1963:U:H6	1.86	0.59
22:BA:2509:G:H2'	22:BA:2510:C:C5'	2.33	0.59
22:BA:2555:U:C5	22:BA:2556:C:N1	2.70	0.59
27:BF:39:VAL:HG11	27:BF:42:ALA:HB2	1.83	0.59
35:BN:103:ARG:HB2	35:BN:110:MET:CE	2.32	0.59
37:BP:33:GLU:HG3	37:BP:34:GLY:N	2.17	0.59
40:BS:66:ILE:HA	40:BS:69:LEU:HD22	1.83	0.59
48:B0:42:ILE:HG23	48:B0:46:GLY:HA2	1.85	0.59
53:CA:631:C:C3'	53:CA:632:U:H5'	2.30	0.59
53:CA:1160:G:O2'	53:CA:1161:C:C5'	2.50	0.59
54:CG:99:ALA:O	54:CG:103:ILE:HG13	2.02	0.59
9:CI:119:LYS:O	9:CI:119:LYS:HG3	2.03	0.59
22:DA:37:C:O2'	22:DA:38:A:H5'	2.02	0.59
22:DA:310:A:H1'	22:DA:311:A:C8	2.38	0.59
22:DA:510:C:H2'	22:DA:511:U:C5	2.36	0.59
22:DA:511:U:C4'	22:DA:1235:G:H4'	2.31	0.59
22:DA:676:A:H2	22:DA:2069:G:N3	2.00	0.59
22:DA:2331:G:N1	22:DA:2385:C:N4	2.50	0.59
57:DB:57:A:O2'	57:DB:58:A:C8	2.43	0.59
24:DC:171:VAL:HG12	24:DC:173:LEU:HD13	1.84	0.59
58:DF:92:GLY:O	58:DF:95:MET:HB3	2.03	0.59
31:DJ:58:ASN:CG	31:DJ:127:GLY:HA2	2.23	0.59
32:DK:60:ALA:HB2	32:DK:86:LEU:HA	1.85	0.59
38:DQ:4:LYS:NZ	38:DQ:7:VAL:H	2.01	0.59
41:DT:7:LEU:O	41:DT:7:LEU:HD23	2.02	0.59
1:AA:222:C:O2'	1:AA:223:A:H5'	2.03	0.59
1:AA:266:G:O3'	17:AQ:68:LYS:HB2	2.03	0.59
1:AA:797:C:C2'	1:AA:798:U:H5'	2.33	0.59
1:AA:968:A:C4'	1:AA:969:A:OP2	2.49	0.59
1:AA:1095:U:O2'	1:AA:1096:C:H5'	2.02	0.59
1:AA:1161:C:O2'	1:AA:1162:C:C6	2.52	0.59
1:AA:1233:G:H2'	1:AA:1234:C:C6	2.37	0.59
1:AA:1317:C:H2'	1:AA:1318:A:C5'	2.33	0.59
3:AC:18:ASN:CB	3:AC:39:ARG:HH12	2.14	0.59

Continued on next page...

Continued from previous page...

Atom-1	Atom-2	Interatomic distance (Å)	Clash overlap (Å)
4:AD:109:THR:CG2	4:AD:112:GLU:HB2	2.33	0.59
18:AR:40:PRO:O	18:AR:44:THR:HG23	2.02	0.59
20:AT:68:LYS:HB2	20:AT:68:LYS:HZ3	1.66	0.59
22:BA:229:C:H2'	22:BA:230:G:O4'	2.02	0.59
22:BA:960:A:H2'	22:BA:962:G:H5'	1.85	0.59
22:BA:995:C:O2'	22:BA:996:A:P	2.60	0.59
22:BA:1791:A:N6	22:BA:1828:G:O2'	2.33	0.59
22:BA:2491:U:H5''	22:BA:2570:G:H5''	1.83	0.59
26:BE:147:LEU:HD23	26:BE:183:PHE:CE1	2.38	0.59
28:BG:83:THR:CA	28:BG:84:LYS:HE2	2.31	0.59
32:BK:71:ARG:NE	32:BK:71:ARG:HA	2.18	0.59
34:BM:81:ARG:HG3	34:BM:82:MET:H	1.67	0.59
39:BR:54:VAL:O	39:BR:55:ASP:C	2.40	0.59
40:BS:13:SER:O	40:BS:14:ALA:HB2	2.02	0.59
42:BU:97:SER:O	42:BU:98:ASN:CB	2.50	0.59
50:B2:3:ARG:HH21	50:B2:3:ARG:CG	2.01	0.59
53:CA:497:G:O2'	53:CA:498:A:H5'	2.02	0.59
53:CA:994:A:C2	53:CA:995:C:C6	2.91	0.59
53:CA:1447:A:O2'	53:CA:1448:C:OP1	2.19	0.59
3:CC:84:GLU:C	3:CC:86:LEU:H	2.05	0.59
8:CH:75:GLN:O	8:CH:126:CYS:HB2	2.03	0.59
9:CI:30:ASN:O	9:CI:32:ARG:HG2	2.03	0.59
10:CJ:12:ALA:N	10:CJ:18:ILE:HD12	2.18	0.59
55:CM:69:ARG:HA	55:CM:72:ILE:HG22	1.85	0.59
20:CT:4:LYS:HB3	20:CT:6:ALA:H	1.68	0.59
22:DA:170:U:C2	22:DA:171:U:C5	2.90	0.59
22:DA:259:G:C6	22:DA:260:G:N7	2.70	0.59
22:DA:511:U:H5''	22:DA:512:G:OP2	2.03	0.59
22:DA:656:G:O2'	22:DA:657:U:H5'	2.03	0.59
22:DA:659:G:H2'	22:DA:660:C:C6	2.37	0.59
22:DA:729:G:N3	22:DA:729:G:H2'	2.17	0.59
22:DA:866:A:HO2'	22:DA:867:C:H6	1.46	0.59
22:DA:992:C:O3'	39:DR:74:ILE:CD1	2.50	0.59
22:DA:1031:G:O2'	52:D4:7:VAL:HG12	2.03	0.59
22:DA:1060:U:H4'	22:DA:1061:U:C5'	2.31	0.59
22:DA:1317:G:C6	22:DA:1318:U:N3	2.71	0.59
22:DA:1343:G:C5	22:DA:1597:A:N6	2.71	0.59
22:DA:1605:C:H4'	22:DA:1610:A:N1	2.17	0.59
22:DA:1716:U:O2'	22:DA:1717:A:C5'	2.51	0.59
22:DA:2191:A:C5	22:DA:2192:U:C5	2.90	0.59
22:DA:2520:C:O2'	22:DA:2521:C:H6	1.74	0.59

Continued on next page...

Continued from previous page...

Atom-1	Atom-2	Interatomic distance (Å)	Clash overlap (Å)
22:DA:2552:U:C2	22:DA:2554:U:C5'	2.86	0.59
22:DA:2559:C:O2'	22:DA:2560:A:H5'	2.03	0.59
57:DB:58:A:O2'	57:DB:59:A:C5'	2.51	0.59
24:DC:93:VAL:HG11	24:DC:101:ARG:H	1.65	0.59
25:DD:109:VAL:HG21	25:DD:175:LEU:HD13	1.83	0.59
29:DH:78:VAL:HG21	29:DH:144:VAL:HG13	1.83	0.59
31:DJ:106:LYS:HB2	31:DJ:119:PHE:CE2	2.36	0.59
36:DO:4:LYS:HG3	36:DO:8:ILE:HD11	1.85	0.59
39:DR:9:GLY:O	39:DR:10:LYS:HG3	2.02	0.59
46:DY:22:LEU:HD12	46:DY:23:ARG:HH12	1.67	0.59
1:AA:49:U:C4	1:AA:364:A:C6	2.91	0.59
1:AA:351:G:H4'	1:AA:352:C:OP1	2.03	0.59
1:AA:543:U:O2'	1:AA:544:G:H5'	2.02	0.59
1:AA:957:U:O2	1:AA:959:A:H8	1.85	0.59
3:AC:54:ILE:HD12	3:AC:55:VAL:N	2.18	0.59
4:AD:71:PHE:HE1	4:AD:199:ILE:HD11	1.67	0.59
4:AD:145:ARG:HD2	4:AD:147:LYS:CE	2.32	0.59
22:BA:92:U:H6	22:BA:92:U:H5''	1.68	0.59
22:BA:580:U:O3'	38:BQ:30:VAL:CG1	2.51	0.59
22:BA:656:G:H2'	22:BA:657:U:C6	2.37	0.59
22:BA:682:G:H5'	50:B2:26:ASN:OD1	2.03	0.59
22:BA:784:G:O6	24:BC:227:VAL:HG11	2.02	0.59
22:BA:1714:U:O2	22:BA:1714:U:C2'	2.49	0.59
22:BA:1747:U:H2'	22:BA:1748:C:C6	2.37	0.59
22:BA:1794:A:H2'	22:BA:1795:C:H6	1.68	0.59
22:BA:2842:G:O2'	22:BA:2843:G:H5'	2.03	0.59
27:BF:72:SER:OG	27:BF:79:ARG:HA	2.03	0.59
28:BG:74:MET:O	28:BG:78:VAL:HG22	2.02	0.59
44:BW:39:GLN:C	44:BW:41:GLY:N	2.54	0.59
45:BX:44:ARG:CG	45:BX:45:PHE:N	2.66	0.59
46:BY:17:GLU:HB2	46:BY:53:VAL:HG11	1.85	0.59
47:BZ:35:VAL:HG21	47:BZ:37:ARG:NH1	2.18	0.59
53:CA:91:U:O2'	53:CA:92:U:C6	2.50	0.59
53:CA:202:G:O2'	53:CA:468:A:H8	1.86	0.59
53:CA:441:A:H61	53:CA:493:A:H62	1.51	0.59
53:CA:719:C:H3'	53:CA:720:C:H6	1.66	0.59
53:CA:1006:G:N2	53:CA:1007:U:H1'	2.18	0.59
53:CA:1113:C:H2'	53:CA:1114:C:H6	1.67	0.59
2:CB:161:PHE:HA	2:CB:183:PHE:O	2.03	0.59
3:CC:39:ARG:CG	3:CC:54:ILE:HD13	2.33	0.59
55:CM:21:ILE:HB	55:CM:24:VAL:HG23	1.84	0.59

Continued on next page...

Continued from previous page...

Atom-1	Atom-2	Interatomic distance (Å)	Clash overlap (Å)
22:DA:500:G:N2	22:DA:503:A:C8	2.71	0.59
22:DA:519:U:H5''	40:DS:25:ARG:NH2	2.17	0.59
22:DA:536:G:C2'	22:DA:537:G:H5'	2.32	0.59
22:DA:538:A:H5''	31:DJ:7:LYS:HZ2	1.65	0.59
22:DA:590:A:H2'	22:DA:591:U:C6	2.37	0.59
22:DA:852:U:H5'	47:DZ:45:GLY:HA3	1.84	0.59
22:DA:1287:A:H5'	35:DN:103:ARG:HD2	1.85	0.59
22:DA:1338:G:H4'	41:DT:18:GLU:CG	2.33	0.59
22:DA:1342:A:C5	22:DA:1345:C:N4	2.71	0.59
22:DA:1631:G:H1'	22:DA:1635:A:H61	1.68	0.59
22:DA:1649:G:C6	22:DA:2009:A:N1	2.71	0.59
22:DA:1651:G:C2	22:DA:2007:U:C2	2.91	0.59
22:DA:1848:A:H2'	22:DA:1849:G:C8	2.37	0.59
22:DA:2055:C:H2'	22:DA:2504:U:H4'	1.85	0.59
22:DA:2394:C:O2'	22:DA:2395:C:H5'	2.02	0.59
57:DB:50:A:OP1	36:DO:68:LYS:HB2	2.03	0.59
57:DB:69:G:H3'	57:DB:70:C:C5	2.37	0.59
24:DC:147:PRO:CD	24:DC:184:GLU:HG3	2.26	0.59
28:DG:163:TYR:N	28:DG:163:TYR:CD2	2.69	0.59
33:DL:132:ARG:HA	33:DL:135:ILE:HG22	1.84	0.59
37:DP:102:ARG:O	37:DP:103:THR:CB	2.51	0.59
43:DV:80:HIS:HD2	43:DV:83:LYS:N	2.00	0.59
49:D1:13:SER:OG	49:D1:46:VAL:HG22	2.03	0.59
1:AA:186:C:H4'	20:AT:75:LYS:HG3	1.85	0.59
1:AA:464:U:C2	1:AA:466:A:H5''	2.37	0.59
2:AB:44:LYS:O	2:AB:48:MET:HB2	2.02	0.59
4:AD:48:SER:O	4:AD:52:VAL:HG13	2.02	0.59
9:AI:29:ILE:HA	9:AI:64:ILE:O	2.03	0.59
10:AJ:8:ILE:HA	10:AJ:99:GLN:O	2.02	0.59
12:AL:33:CYS:HA	12:AL:53:ARG:O	2.03	0.59
22:BA:387:U:H4'	22:BA:388:G:O5'	2.01	0.59
22:BA:475:C:C4	22:BA:481:G:O6	2.56	0.59
22:BA:851:C:O2'	22:BA:852:U:H5'	2.02	0.59
24:BC:29:PHE:CE2	24:BC:31:PRO:HG2	2.38	0.59
27:BF:41:GLU:HB2	27:BF:48:LEU:HD23	1.85	0.59
28:BG:86:LEU:CD1	28:BG:130:ILE:HB	2.32	0.59
29:BH:32:PRO:O	29:BH:33:GLN:HB2	2.03	0.59
34:BM:36:VAL:HG22	43:BV:82:TYR:CD1	2.38	0.59
37:BP:30:TRP:CE3	37:BP:39:LEU:HD12	2.38	0.59
38:BQ:91:ARG:CZ	38:BQ:93:ILE:HG21	2.32	0.59
39:BR:49:ILE:CB	39:BR:51:VAL:O	2.50	0.59

Continued on next page...

Continued from previous page...

Atom-1	Atom-2	Interatomic distance (Å)	Clash overlap (Å)
42:BU:27:VAL:HG22	42:BU:28:LEU:N	2.18	0.59
43:BV:10:LYS:N	43:BV:10:LYS:CD	2.52	0.59
52:B4:36:ARG:CG	52:B4:37:GLN:H	2.05	0.59
53:CA:123:U:OP1	53:CA:311:C:O2'	2.20	0.59
53:CA:197:A:H4'	53:CA:198:G:O5'	2.02	0.59
53:CA:1367:C:O2'	53:CA:1368:A:O4'	2.21	0.59
53:CA:1503:A:C8	53:CA:1531:A:H1'	2.37	0.59
15:CO:69:LEU:HD11	15:CO:77:TYR:HA	1.84	0.59
18:CR:71:ASP:HB3	18:CR:72:ARG:HH21	1.68	0.59
22:DA:52:A:H2	22:DA:179:C:O4'	1.86	0.59
22:DA:254:G:N7	51:D3:4:LYS:HE2	2.18	0.59
22:DA:415:A:C2	22:DA:2409:G:C6	2.91	0.59
22:DA:620:G:H5'	22:DA:621:A:OP1	2.03	0.59
22:DA:627:A:O2'	22:DA:628:G:C8	2.54	0.59
22:DA:859:G:O2'	22:DA:860:U:OP2	2.11	0.59
22:DA:1204:A:N1	22:DA:1241:A:N1	2.49	0.59
22:DA:1667:G:OP1	32:DK:6:THR:HA	2.03	0.59
22:DA:1668:A:H4'	22:DA:1669:A:O5'	2.02	0.59
22:DA:2019:A:H4'	38:DQ:33:VAL:CG2	2.33	0.59
22:DA:2623:G:H4'	22:DA:2825:G:H8	1.68	0.59
25:DD:17:GLU:CD	25:DD:17:GLU:H	2.06	0.59
58:DF:129:MET:HE1	58:DF:174:PHE:CE1	2.37	0.59
28:DG:91:VAL:N	28:DG:93:TYR:CD2	2.71	0.59
29:DH:80:ILE:HB	29:DH:101:ASP:HB3	1.80	0.59
30:DI:45:THR:HG23	30:DI:54:ILE:CD1	2.28	0.59
37:DP:50:ARG:HB3	37:DP:56:SER:HB3	1.85	0.59
39:DR:49:ILE:HG22	39:DR:54:VAL:N	2.18	0.59
44:DW:33:GLY:O	44:DW:34:SER:CB	2.50	0.59
1:AA:6:G:O2'	1:AA:7:A:H8	1.86	0.58
1:AA:148:G:N3	1:AA:1446:A:H2	2.01	0.58
1:AA:328:C:O2	1:AA:328:C:H2'	2.02	0.58
1:AA:430:A:H2'	1:AA:431:A:H8	1.66	0.58
1:AA:669:G:C2'	1:AA:670:G:H5'	2.32	0.58
1:AA:1526:G:P	21:AU:38:GLU:HB2	2.43	0.58
5:AE:121:ASN:HD22	5:AE:121:ASN:N	2.01	0.58
17:AQ:76:ARG:HG2	17:AQ:77:VAL:H	1.68	0.58
22:BA:357:C:O2'	22:BA:358:U:H5'	2.02	0.58
22:BA:616:A:H2'	22:BA:617:G:C8	2.38	0.58
22:BA:1132:U:H3'	22:BA:1133:A:H5''	1.84	0.58
22:BA:1290:C:H2'	22:BA:1291:C:C6	2.38	0.58
22:BA:2480:C:H2'	22:BA:2481:G:H5'	1.85	0.58

Continued on next page...

Continued from previous page...

Atom-1	Atom-2	Interatomic distance (Å)	Clash overlap (Å)
22:BA:2514:U:H2'	22:BA:2515:C:C6	2.38	0.58
22:BA:2716:C:O2'	22:BA:2717:C:H5'	2.03	0.58
25:BD:15:PHE:H	37:BP:11:GLN:HE22	1.51	0.58
25:BD:92:VAL:HG12	25:BD:92:VAL:O	2.03	0.58
28:BG:61:TRP:O	28:BG:65:GLY:N	2.28	0.58
30:BI:120:ASP:HB3	30:BI:123:ALA:HB3	1.83	0.58
31:BJ:17:VAL:CG2	31:BJ:137:PRO:HB2	2.33	0.58
31:BJ:18:VAL:CG2	31:BJ:140:LEU:HD11	2.33	0.58
34:BM:66:ARG:NH1	34:BM:104:GLU:OE1	2.34	0.58
36:BO:105:ALA:O	36:BO:106:LEU:HB3	2.01	0.58
38:BQ:27:ARG:CG	38:BQ:27:ARG:NH1	2.49	0.58
38:BQ:114:ALA:C	38:BQ:116:LEU:H	2.06	0.58
44:BW:8:SER:C	44:BW:9:THR:HG22	2.23	0.58
45:BX:39:VAL:O	45:BX:41:SER:N	2.34	0.58
53:CA:702:A:H5'	53:CA:703:G:N7	2.18	0.58
53:CA:1146:A:O2'	53:CA:1147:C:C5'	2.51	0.58
53:CA:1206:G:C6	53:CA:1207:G:C5	2.91	0.58
53:CA:1299:A:C8	53:CA:1301:U:H1'	2.38	0.58
53:CA:1308:U:H5	55:CM:97:ARG:CZ	2.16	0.58
53:CA:1323:G:H2'	53:CA:1324:A:C8	2.38	0.58
2:CB:185:ILE:CA	2:CB:199:ILE:HG13	2.32	0.58
2:CB:186:VAL:O	2:CB:186:VAL:HG23	2.02	0.58
4:CD:2:ARG:CZ	4:CD:114:ARG:HD3	2.33	0.58
54:CG:9:ARG:C	54:CG:10:LYS:HG3	2.23	0.58
9:CI:48:ARG:HH21	9:CI:57:VAL:HG21	1.67	0.58
19:CS:52:ASN:HD21	19:CS:55:GLN:N	2.01	0.58
22:DA:172:A:O2'	22:DA:173:A:H5'	2.03	0.58
22:DA:265:A:N7	22:DA:427:U:O2'	2.36	0.58
22:DA:372:G:H22	22:DA:400:G:H2'	1.67	0.58
22:DA:1039:A:H2'	22:DA:1040:A:O4'	2.03	0.58
22:DA:1127:A:HO2'	22:DA:1128:G:H5'	1.65	0.58
22:DA:1241:A:N3	22:DA:1241:A:H5'	2.17	0.58
22:DA:1826:G:C6	22:DA:1827:U:C4	2.91	0.58
22:DA:2093:G:C2	22:DA:2094:A:C8	2.90	0.58
22:DA:2549:G:N2	22:DA:2560:A:C4	2.71	0.58
22:DA:2800:A:C2'	22:DA:2801:G:C4'	2.78	0.58
22:DA:2869:G:H2'	22:DA:2870:C:O4'	2.03	0.58
57:DB:77:U:C2'	57:DB:78:A:H5'	2.32	0.58
58:DF:58:ALA:HB1	58:DF:139:GLU:HG2	1.85	0.58
58:DF:160:LYS:HD3	58:DF:161:SER:N	2.18	0.58
33:DL:48:ARG:HG3	33:DL:48:ARG:HH11	1.68	0.58

Continued on next page...

Continued from previous page...

Atom-1	Atom-2	Interatomic distance (Å)	Clash overlap (Å)
37:DP:102:ARG:O	37:DP:103:THR:HB	2.03	0.58
38:DQ:57:ARG:C	38:DQ:59:LEU:H	2.07	0.58
1:AA:275:G:N3	1:AA:276:G:C8	2.71	0.58
1:AA:885:G:H1'	1:AA:914:A:N1	2.18	0.58
1:AA:1234:C:C2	1:AA:1235:U:C6	2.91	0.58
2:AB:103:TRP:NE1	2:AB:150:ILE:HD11	2.18	0.58
4:AD:19:PHE:N	4:AD:19:PHE:CD1	2.72	0.58
9:AI:49:GLN:N	9:AI:50:PRO:HD2	2.17	0.58
11:AK:17:ASP:HB3	11:AK:80:ASN:OD1	2.02	0.58
11:AK:91:GLY:HA2	11:AK:94:SER:HB3	1.83	0.58
13:AM:2:ARG:HG3	13:AM:56:ARG:HH12	1.67	0.58
19:AS:52:ASN:O	19:AS:76:THR:HG22	2.03	0.58
22:BA:699:A:H1'	22:BA:1634:A:H2'	1.85	0.58
22:BA:805:G:OP2	33:BL:41:ARG:HD2	2.03	0.58
22:BA:958:U:H6	22:BA:958:U:C5'	2.05	0.58
22:BA:1071:G:C4	22:BA:1089:A:C6	2.91	0.58
22:BA:1184:U:C2'	22:BA:1185:G:O5'	2.50	0.58
22:BA:1268:A:C2	22:BA:2013:A:C4	2.90	0.58
22:BA:1821:A:H2'	22:BA:1822:C:C6	2.37	0.58
22:BA:1856:U:H3	22:BA:1886:U:H3	1.49	0.58
24:BC:12:ARG:CG	24:BC:12:ARG:NH1	2.59	0.58
25:BD:68:PHE:CD2	25:BD:75:ALA:HA	2.38	0.58
25:BD:97:SER:O	25:BD:99:GLU:CG	2.40	0.58
25:BD:159:LYS:HA	25:BD:159:LYS:HZ3	1.67	0.58
26:BE:124:PHE:C	26:BE:124:PHE:HD1	2.05	0.58
27:BF:4:HIS:CD2	27:BF:96:TRP:NE1	2.71	0.58
31:BJ:40:HIS:CD2	31:BJ:40:HIS:N	2.71	0.58
37:BP:104:GLY:O	37:BP:106:ALA:N	2.37	0.58
38:BQ:63:ARG:HH22	38:BQ:96:ASP:CA	2.15	0.58
51:B3:29:ARG:HA	62:B3:101:HOH:O	2.02	0.58
53:CA:147:G:H2'	53:CA:148:G:C8	2.38	0.58
53:CA:595:A:H4'	53:CA:596:A:OP1	2.02	0.58
53:CA:882:C:H41	12:CL:5:GLN:HE21	1.51	0.58
6:CF:47:LEU:CD1	6:CF:51:ILE:HD12	2.32	0.58
12:CL:22:ALA:HB3	12:CL:94:TYR:OH	2.03	0.58
22:DA:232:G:C4'	22:DA:233:A:OP1	2.45	0.58
22:DA:513:A:H2'	22:DA:514:A:C8	2.38	0.58
22:DA:876:C:C2'	22:DA:877:A:OP1	2.51	0.58
22:DA:961:C:C5	22:DA:2031:A:C2	2.91	0.58
22:DA:1053:C:N4	22:DA:1054:A:N6	2.51	0.58
22:DA:1079:C:N3	22:DA:1088:A:H2	2.01	0.58

Continued on next page...

Continued from previous page...

Atom-1	Atom-2	Interatomic distance (Å)	Clash overlap (Å)
22:DA:1262:A:H2	48:D0:6:LYS:HD2	1.67	0.58
22:DA:1329:U:HO2'	22:DA:1330:C:P	2.25	0.58
22:DA:1723:G:O2'	22:DA:1724:G:H5'	2.03	0.58
22:DA:1826:G:OP2	24:DC:220:ARG:HB3	2.03	0.58
22:DA:1905:C:HO2'	22:DA:1929:G:HO2'	1.46	0.58
22:DA:1973:G:C6	22:DA:1974:C:N4	2.72	0.58
22:DA:2517:C:HO2'	22:DA:2518:A:H3'	1.68	0.58
22:DA:2874:C:O2'	22:DA:2875:C:C6	2.53	0.58
26:DE:5:LEU:HD13	26:DE:122:GLU:HB2	1.84	0.58
26:DE:29:HIS:CA	26:DE:32:VAL:HG22	2.34	0.58
28:DG:152:ARG:HD2	28:DG:153:PRO:HD2	1.84	0.58
31:DJ:125:TYR:HE2	31:DJ:132:HIS:HD2	1.51	0.58
35:DN:36:THR:CG2	35:DN:41:ALA:HB2	2.33	0.58
35:DN:55:ALA:HA	35:DN:80:PHE:CE1	2.38	0.58
37:DP:107:ALA:O	37:DP:108:ARG:C	2.41	0.58
43:DV:29:ILE:CD1	43:DV:90:ASP:HA	2.33	0.58
46:DY:22:LEU:CD1	46:DY:23:ARG:NH1	2.66	0.58
1:AA:172:A:C5	1:AA:174:A:N7	2.72	0.58
1:AA:279:A:H5''	1:AA:281:G:C5'	2.33	0.58
1:AA:1468:A:C2'	1:AA:1469:C:C5'	2.75	0.58
9:AI:8:THR:O	9:AI:81:GLY:HA2	2.03	0.58
15:AO:67:ASP:OD1	15:AO:87:ARG:NH2	2.36	0.58
19:AS:4:LEU:CD2	19:AS:8:PRO:HA	2.31	0.58
19:AS:45:GLY:H	19:AS:61:VAL:HG23	1.67	0.58
22:BA:243:U:OP1	51:B3:5:THR:CG2	2.51	0.58
22:BA:457:A:O4'	22:BA:459:U:C6	2.56	0.58
22:BA:875:G:C2'	22:BA:876:C:H5'	2.33	0.58
22:BA:1588:G:C2	22:BA:1589:U:C6	2.92	0.58
22:BA:1760:C:H2'	22:BA:1761:C:O4'	2.03	0.58
22:BA:2321:U:C3'	22:BA:2322:A:C5'	2.81	0.58
22:BA:2444:G:P	26:BE:63:LYS:HD2	2.43	0.58
22:BA:2711:A:P	62:BA:3540:HOH:O	2.60	0.58
25:BD:105:LYS:H	25:BD:106:LYS:HD2	1.69	0.58
29:BH:147:VAL:CG1	29:BH:149:GLU:HG3	2.33	0.58
31:BJ:17:VAL:HG22	31:BJ:137:PRO:HB2	1.83	0.58
36:BO:79:ALA:HA	36:BO:115:LEU:HD22	1.85	0.58
37:BP:33:GLU:N	37:BP:36:LYS:O	2.36	0.58
40:BS:33:LEU:HD13	40:BS:51:LEU:HD23	1.84	0.58
53:CA:146:G:O2'	53:CA:147:G:H5'	2.03	0.58
53:CA:245:U:H6	53:CA:245:U:H5''	1.67	0.58
53:CA:1130:A:C5	53:CA:1146:A:C6	2.90	0.58

Continued on next page...

Continued from previous page...

Atom-1	Atom-2	Interatomic distance (Å)	Clash overlap (Å)
53:CA:1279:G:H2'	10:CJ:45:ARG:NH2	2.18	0.58
2:CB:37:VAL:HG22	2:CB:38:HIS:N	2.19	0.58
4:CD:24:VAL:HG23	4:CD:25:ARG:HB2	1.85	0.58
5:CE:131:ASN:HD22	5:CE:132:PRO:CD	2.16	0.58
5:CE:148:SER:H	5:CE:151:MET:CE	2.16	0.58
17:CQ:46:HIS:HB2	17:CQ:70:LYS:NZ	2.19	0.58
22:DA:33:C:H2'	22:DA:446:G:H22	1.68	0.58
22:DA:35:G:C5	22:DA:454:A:C2	2.91	0.58
22:DA:160:A:N1	22:DA:161:A:C2	2.71	0.58
22:DA:193:U:H4'	22:DA:802:A:O2'	2.04	0.58
22:DA:308:G:C6	22:DA:309:A:C6	2.92	0.58
22:DA:425:G:H2'	22:DA:426:C:H6	1.67	0.58
22:DA:873:C:C4'	34:DM:64:TRP:CD1	2.84	0.58
22:DA:1255:U:H3'	22:DA:1256:G:C5'	2.32	0.58
22:DA:1415:U:O3'	22:DA:1416:G:H4'	2.03	0.58
22:DA:2216:G:C2'	22:DA:2217:G:H8	2.16	0.58
22:DA:2226:C:H2'	22:DA:2227:A:H8	1.68	0.58
22:DA:2264:C:H41	44:DW:11:ASN:ND2	2.01	0.58
22:DA:2689:U:C4'	22:DA:2690:U:OP2	2.39	0.58
57:DB:69:G:N7	57:DB:70:C:C5	2.71	0.58
25:DD:159:LYS:HE2	25:DD:160:LYS:N	2.17	0.58
26:DE:126:VAL:HG22	26:DE:127:GLU:H	1.68	0.58
58:DF:137:PHE:HB2	58:DF:138:PRO:CD	2.22	0.58
38:DQ:50:ARG:HD2	38:DQ:50:ARG:N	2.19	0.58
47:DZ:23:LEU:HD21	47:DZ:53:MET:CE	2.32	0.58
1:AA:13:U:O2'	1:AA:14:U:H5'	2.03	0.58
1:AA:126:G:C2'	1:AA:127:G:O5'	2.52	0.58
1:AA:175:C:O2'	1:AA:176:C:C5'	2.52	0.58
1:AA:821:G:O2'	1:AA:822:U:H5'	2.03	0.58
3:AC:185:THR:HG22	3:AC:186:SER:N	2.18	0.58
4:AD:29:THR:HG22	4:AD:30:LYS:CD	2.33	0.58
6:AF:46:GLN:NE2	6:AF:56:LYS:HG3	2.18	0.58
7:AG:110:ARG:HB2	7:AG:110:ARG:HH11	1.68	0.58
20:AT:25:SER:O	20:AT:28:ARG:HG3	2.03	0.58
22:BA:374:A:C2	22:BA:401:A:C4	2.91	0.58
22:BA:570:G:H2'	22:BA:2030:A:N7	2.19	0.58
22:BA:839:U:O2'	22:BA:1191:G:H1'	2.03	0.58
22:BA:1108:U:H2'	22:BA:1109:C:O4'	2.04	0.58
26:BE:148:ILE:HA	26:BE:187:VAL:HB	1.85	0.58
27:BF:68:LYS:HD2	27:BF:68:LYS:H	1.69	0.58
28:BG:104:LEU:O	28:BG:112:VAL:HG22	2.04	0.58

Continued on next page...

Continued from previous page...

Atom-1	Atom-2	Interatomic distance (Å)	Clash overlap (Å)
31:BJ:21:THR:C	31:BJ:23:LYS:H	2.07	0.58
31:BJ:44:TYR:HA	38:BQ:59:LEU:HD21	1.86	0.58
32:BK:111:LYS:H	32:BK:111:LYS:CE	2.15	0.58
50:B2:42:LEU:H	50:B2:42:LEU:HD22	1.67	0.58
53:CA:68:G:H21	53:CA:152:A:H1'	1.64	0.58
53:CA:372:C:HO2'	53:CA:373:A:P	2.26	0.58
53:CA:979:C:O2'	53:CA:980:C:C5'	2.52	0.58
53:CA:1248:A:O2'	9:CI:37:TYR:HD1	1.86	0.58
3:CC:63:ILE:O	3:CC:63:ILE:HG23	2.02	0.58
4:CD:176:LYS:HG3	4:CD:178:GLU:CB	2.32	0.58
6:CF:4:TYR:O	6:CF:63:ASN:HA	2.04	0.58
54:CG:48:THR:O	54:CG:52:ARG:HD3	2.04	0.58
54:CG:129:ASN:OD1	54:CG:134:VAL:HG11	2.04	0.58
19:CS:62:THR:HG22	19:CS:63:ASP:N	2.17	0.58
22:DA:216:A:C4	22:DA:217:A:C8	2.91	0.58
22:DA:273:G:H2'	22:DA:274:C:H6	1.67	0.58
22:DA:305:C:C2	22:DA:313:G:C2	2.91	0.58
22:DA:322:A:H3'	26:DE:163:ASN:ND2	2.18	0.58
22:DA:531:C:H4'	22:DA:532:A:C8	2.37	0.58
22:DA:608:A:C5	22:DA:621:A:N7	2.72	0.58
22:DA:622:G:H2'	22:DA:623:C:C5	2.39	0.58
22:DA:764:A:C2	22:DA:781:A:C2	2.91	0.58
22:DA:1081:U:OP1	30:DI:126:ARG:HD2	2.03	0.58
22:DA:1281:G:C2'	22:DA:1282:U:H5'	2.33	0.58
22:DA:1307:A:H2'	22:DA:1308:A:C5'	2.34	0.58
22:DA:1342:A:C4	22:DA:1345:C:N4	2.71	0.58
22:DA:1343:G:O2'	22:DA:1344:U:H6	1.84	0.58
22:DA:1395:A:H4'	22:DA:1397:U:C5	2.38	0.58
22:DA:1594:U:H2'	22:DA:1595:C:C6	2.38	0.58
22:DA:1628:G:O2'	22:DA:1629:U:H5'	2.03	0.58
22:DA:1805:A:N3	24:DC:49:THR:HG22	2.18	0.58
22:DA:2096:C:O2'	22:DA:2097:A:H5'	2.04	0.58
57:DB:15:A:C8	57:DB:109:A:N6	2.71	0.58
57:DB:42:C:O2'	57:DB:43:C:C5'	2.50	0.58
25:DD:101:PHE:HE2	25:DD:205:PRO:HD3	1.67	0.58
30:DI:20:SER:OG	30:DI:25:PRO:HG2	2.03	0.58
31:DJ:43:GLU:O	31:DJ:45:THR:N	2.36	0.58
32:DK:13:ASN:HD21	32:DK:97:THR:N	1.99	0.58
35:DN:82:GLU:O	35:DN:85:PRO:HD2	2.03	0.58
36:DO:62:LEU:HD11	36:DO:65:THR:N	2.19	0.58
37:DP:88:ARG:HE	37:DP:112:ARG:HH21	1.52	0.58

Continued on next page...

Continued from previous page...

Atom-1	Atom-2	Interatomic distance (Å)	Clash overlap (Å)
42:DU:45:GLN:HA	42:DU:45:GLN:NE2	2.16	0.58
45:DX:29:LEU:HB2	45:DX:30:PRO:HD2	1.83	0.58
1:AA:57:G:C6	1:AA:356:A:N1	2.72	0.58
1:AA:411:A:H62	1:AA:413:G:N2	2.02	0.58
1:AA:1157:A:C5	1:AA:1180:A:C6	2.92	0.58
12:AL:28:GLN:HB2	12:AL:81:ILE:O	2.03	0.58
13:AM:1:ALA:HB3	13:AM:8:ILE:CG2	2.34	0.58
20:AT:60:GLN:HA	20:AT:60:GLN:NE2	2.18	0.58
22:BA:580:U:H2'	22:BA:581:C:C6	2.34	0.58
22:BA:1104:C:H2'	22:BA:1105:U:C6	2.38	0.58
22:BA:1223:G:P	39:BR:68:ARG:HH12	2.27	0.58
22:BA:1429:G:O2'	22:BA:1430:G:H5'	2.04	0.58
22:BA:2752:C:H2'	22:BA:2753:A:C8	2.37	0.58
29:BH:54:LEU:N	29:BH:57:LYS:HB3	2.17	0.58
34:BM:2:LEU:CD2	34:BM:69:PRO:HD2	2.31	0.58
44:BW:39:GLN:CG	44:BW:41:GLY:H	2.07	0.58
53:CA:140:U:O2	53:CA:183:C:N4	2.36	0.58
53:CA:183:C:O2'	53:CA:184:G:C5'	2.51	0.58
53:CA:328:C:O2	53:CA:328:C:C2'	2.52	0.58
53:CA:996:A:N1	53:CA:1046:A:H5''	2.18	0.58
3:CC:96:VAL:HB	3:CC:97:PRO:HD2	1.84	0.58
4:CD:191:SER:O	4:CD:192:ALA:HB2	2.04	0.58
6:CF:92:THR:HG22	6:CF:93:LYS:N	2.18	0.58
22:DA:271:G:C6	22:DA:272:A:N6	2.72	0.58
22:DA:1038:G:H2'	22:DA:1039:A:H5''	1.81	0.58
22:DA:1237:A:O2'	22:DA:1238:G:H4'	2.03	0.58
22:DA:1398:C:HO2'	22:DA:1399:C:H6	1.50	0.58
22:DA:2629:U:H5''	22:DA:2630:G:OP1	2.04	0.58
25:DD:39:ASP:CG	25:DD:40:LEU:H	2.06	0.58
26:DE:79:ARG:HG2	26:DE:80:SER:N	2.19	0.58
26:DE:149:ILE:HG23	26:DE:188:MET:HB2	1.84	0.58
29:DH:9:VAL:CG1	29:DH:10:ALA:N	2.66	0.58
30:DI:20:SER:N	30:DI:21:PRO:CD	2.66	0.58
34:DM:108:VAL:HG11	34:DM:112:LEU:HD12	1.84	0.58
51:D3:18:LYS:CG	51:D3:19:GLY:N	2.67	0.58
52:D4:1:MET:HB3	52:D4:34:LYS:HE3	1.85	0.58
1:AA:439:U:C2'	1:AA:440:C:C5'	2.77	0.58
1:AA:633:G:HO2'	1:AA:634:C:H5'	1.67	0.58
1:AA:877:G:N2	8:AH:1:SER:HB2	2.13	0.58
1:AA:1055:A:H1'	3:AC:155:ARG:NH2	2.17	0.58
5:AE:11:GLN:HE21	5:AE:11:GLN:CA	2.11	0.58

Continued on next page...

Continued from previous page...

Atom-1	Atom-2	Interatomic distance (Å)	Clash overlap (Å)
9:AI:42:THR:O	9:AI:43:ALA:HB2	2.04	0.58
9:AI:89:TYR:HB2	9:AI:93:LEU:HD21	1.84	0.58
9:AI:128:LYS:CD	9:AI:129:ARG:H	2.16	0.58
10:AJ:17:LEU:HD21	10:AJ:96:VAL:HG22	1.84	0.58
22:BA:35:G:N2	22:BA:36:G:H1'	2.18	0.58
22:BA:42:A:H2'	22:BA:43:G:H5''	1.84	0.58
22:BA:269:C:H2'	22:BA:270:A:C5'	2.30	0.58
22:BA:796:C:OP1	26:BE:57:LYS:HE2	2.04	0.58
22:BA:1206:G:H2'	22:BA:1207:C:C6	2.38	0.58
22:BA:1438:U:HO2'	22:BA:1439:A:H5'	1.67	0.58
22:BA:2507:C:H5''	22:BA:2508:G:OP2	2.04	0.58
26:BE:72:SER:C	26:BE:74:LYS:H	2.05	0.58
34:BM:21:ALA:CB	34:BM:100:LYS:N	2.67	0.58
35:BN:103:ARG:CD	35:BN:110:MET:CE	2.74	0.58
44:BW:45:HIS:ND1	44:BW:45:HIS:N	2.52	0.58
53:CA:273:U:C2'	53:CA:274:A:H5'	2.33	0.58
53:CA:414:A:H2'	53:CA:415:A:H5''	1.84	0.58
53:CA:451:A:H61	53:CA:481:G:H5'	1.68	0.58
53:CA:878:A:C5	53:CA:879:C:C5	2.91	0.58
53:CA:1296:C:C4	53:CA:1297:G:N2	2.72	0.58
2:CB:184:ALA:O	2:CB:199:ILE:HG12	2.02	0.58
6:CF:99:ALA:O	6:CF:100:SER:CB	2.52	0.58
11:CK:27:ASN:H	11:CK:27:ASN:ND2	1.98	0.58
15:CO:69:LEU:HD13	15:CO:77:TYR:HB2	1.85	0.58
19:CS:36:ARG:O	19:CS:69:LYS:HD2	2.02	0.58
22:DA:155:A:C2	22:DA:172:A:C6	2.92	0.58
22:DA:183:C:O2'	22:DA:432:A:H1'	2.03	0.58
22:DA:691:C:O2'	22:DA:692:C:H5'	2.03	0.58
22:DA:1352:U:C5	22:DA:1377:G:O6	2.56	0.58
22:DA:1521:G:C6	22:DA:1522:A:C6	2.92	0.58
22:DA:1533:C:H2'	22:DA:1534:U:H5'	1.85	0.58
22:DA:1657:U:OP2	25:DD:141:ARG:HG3	2.04	0.58
22:DA:2021:C:O2	22:DA:2021:C:H2'	2.03	0.58
25:DD:107:VAL:HG12	25:DD:109:VAL:CG2	2.32	0.58
58:DF:113:PHE:O	58:DF:114:ARG:CB	2.52	0.58
29:DH:73:ASN:O	29:DH:75:LEU:HD12	2.02	0.58
33:DL:63:LYS:HB3	51:D3:12:ARG:HD2	1.84	0.58
34:DM:94:ALA:O	34:DM:96:ILE:HG23	2.04	0.58
35:DN:47:VAL:C	35:DN:50:PRO:HD2	2.23	0.58
35:DN:90:ARG:CZ	35:DN:116:VAL:HG11	2.32	0.58
36:DO:31:THR:HG21	36:DO:36:TYR:HE2	1.67	0.58

Continued on next page...

Continued from previous page...

Atom-1	Atom-2	Interatomic distance (Å)	Clash overlap (Å)
37:DP:9:GLN:HA	37:DP:12:MET:HG3	1.85	0.58
46:DY:21:LEU:HD23	46:DY:25:GLN:CD	2.24	0.58
50:D2:23:ALA:O	50:D2:24:THR:HB	2.03	0.58
1:AA:330:C:H5''	1:AA:330:C:C6	2.38	0.58
1:AA:518:C:H2'	1:AA:530:G:C8	2.39	0.58
1:AA:1305:G:N2	1:AA:1331:G:H2'	2.19	0.58
2:AB:9:LEU:CD2	2:AB:11:ALA:H	2.11	0.58
5:AE:110:MET:HE3	5:AE:139:THR:HG21	1.85	0.58
8:AH:58:LEU:HD13	8:AH:59:GLU:N	2.19	0.58
12:AL:43:LYS:HB2	12:AL:43:LYS:NZ	2.18	0.58
15:AO:16:ARG:O	15:AO:17:ASP:CB	2.52	0.58
16:AP:59:HIS:CE1	16:AP:63:GLN:HE22	2.21	0.58
22:BA:990:A:H8	22:BA:990:A:C5'	2.17	0.58
22:BA:1334:G:O2'	22:BA:1335:C:H5'	2.03	0.58
22:BA:1416:G:O2'	22:BA:1417:C:O5'	2.21	0.58
22:BA:2109:U:H2'	22:BA:2110:G:H5'	1.86	0.58
22:BA:2813:A:H2	22:BA:2887:A:H62	1.49	0.58
23:BB:30:C:C3'	23:BB:31:C:H5'	2.33	0.58
25:BD:151:THR:O	25:BD:152:PRO:C	2.35	0.58
27:BF:42:ALA:HA	27:BF:45:ASP:O	2.04	0.58
29:BH:133:GLN:HA	29:BH:133:GLN:OE1	2.03	0.58
41:BT:26:LYS:O	41:BT:27:SER:HB2	2.03	0.58
41:BT:39:THR:H	41:BT:43:ILE:HG22	1.69	0.58
44:BW:58:LEU:N	44:BW:58:LEU:CD1	2.64	0.58
46:BY:32:ALA:HB2	46:BY:37:LEU:CD1	2.22	0.58
48:B0:9:ARG:CG	48:B0:9:ARG:NH2	2.66	0.58
53:CA:68:G:O2'	53:CA:69:G:O5'	2.12	0.58
53:CA:181:A:H1'	53:CA:182:A:C2	2.39	0.58
53:CA:781:A:C2'	53:CA:782:A:H5'	2.32	0.58
53:CA:963:G:O2'	53:CA:964:A:H5'	2.04	0.58
2:CB:119:GLN:HG2	2:CB:119:GLN:O	2.03	0.58
2:CB:127:LYS:HE3	2:CB:132:GLU:HG3	1.86	0.58
3:CC:149:LYS:HG2	3:CC:167:TYR:O	2.04	0.58
6:CF:67:PRO:O	6:CF:69:GLU:N	2.36	0.58
12:CL:98:ARG:HB2	12:CL:116:TYR:HA	1.86	0.58
55:CM:86:ARG:NH1	55:CM:90:HIS:HD2	2.00	0.58
17:CQ:46:HIS:NE2	17:CQ:48:GLU:HG2	2.18	0.58
17:CQ:58:VAL:HB	17:CQ:74:LEU:CD1	2.34	0.58
22:DA:364:C:H2'	22:DA:365:U:C6	2.38	0.58
22:DA:747:U:H3'	22:DA:748:G:H5''	1.85	0.58
22:DA:788:A:O2'	50:D2:4:THR:HB	2.02	0.58

Continued on next page...

Continued from previous page...

Atom-1	Atom-2	Interatomic distance (Å)	Clash overlap (Å)
22:DA:849:A:H2'	22:DA:850:U:H6	1.69	0.58
22:DA:1087:G:C4	22:DA:1089:A:C2	2.91	0.58
22:DA:1208:C:C2	22:DA:1209:U:C5	2.92	0.58
22:DA:1737:G:C6	22:DA:1738:G:N1	2.72	0.58
22:DA:1760:C:H2'	22:DA:1761:C:O4'	2.04	0.58
22:DA:2550:G:C2	22:DA:2559:C:O2	2.56	0.58
22:DA:2577:A:C2	48:D0:1:ALA:N	2.71	0.58
22:DA:2881:U:H2'	22:DA:2882:A:C8	2.39	0.58
57:DB:78:A:C6	57:DB:99:A:C8	2.92	0.58
25:DD:39:ASP:OD1	25:DD:40:LEU:HD12	2.02	0.58
30:DI:48:ILE:HG13	30:DI:49:GLU:N	2.19	0.58
34:DM:34:LYS:HE2	34:DM:99:GLY:HA2	1.86	0.58
35:DN:9:GLN:HG2	35:DN:10:LEU:O	2.03	0.58
45:DX:76:LYS:HG3	45:DX:77:TYR:N	2.19	0.58
1:AA:198:G:C2'	1:AA:199:A:H8	2.17	0.58
1:AA:547:A:H4'	1:AA:548:G:O5'	2.04	0.58
1:AA:642:A:C5	8:AH:106:SER:HA	2.39	0.58
1:AA:1167:A:C8	1:AA:1169:A:C6	2.92	0.58
6:AF:92:THR:HG22	6:AF:93:LYS:N	2.19	0.58
7:AG:69:ARG:HG3	7:AG:95:ARG:CG	2.32	0.58
13:AM:79:LEU:HD22	13:AM:86:ARG:HB2	1.86	0.58
14:AN:40:ARG:NH2	14:AN:44:VAL:HG21	2.18	0.58
20:AT:33:LYS:HE2	20:AT:33:LYS:CA	2.33	0.58
22:BA:1032:A:H1'	52:B4:23:ILE:CD1	2.33	0.58
22:BA:1497:U:H5''	22:BA:1498:C:OP2	2.04	0.58
22:BA:1965:C:H2'	22:BA:1966:A:C8	2.39	0.58
22:BA:2855:C:O5'	22:BA:2855:C:H6	1.87	0.58
28:BG:60:GLY:O	28:BG:61:TRP:CB	2.50	0.58
29:BH:62:LEU:HD12	29:BH:62:LEU:C	2.23	0.58
33:BL:100:ILE:C	33:BL:100:ILE:HD12	2.24	0.58
37:BP:77:SER:OG	37:BP:79:VAL:HG13	2.04	0.58
41:BT:39:THR:CB	41:BT:42:GLU:HB2	2.21	0.58
53:CA:892:A:C2'	53:CA:893:C:H5'	2.33	0.58
53:CA:1346:A:N6	54:CG:9:ARG:HH22	2.01	0.58
8:CH:59:GLU:C	8:CH:60:LEU:HD12	2.23	0.58
9:CI:96:GLU:HA	9:CI:99:LYS:HE2	1.86	0.58
11:CK:117:HIS:O	11:CK:118:ASN:HB2	2.03	0.58
20:CT:11:ILE:C	20:CT:13:SER:H	2.06	0.58
21:CU:35:GLU:CG	21:CU:36:PHE:N	2.63	0.58
22:DA:339:U:H2'	22:DA:340:A:C8	2.39	0.58
22:DA:1039:A:C5	22:DA:1040:A:C8	2.92	0.58

Continued on next page...

Continued from previous page...

Atom-1	Atom-2	Interatomic distance (Å)	Clash overlap (Å)
22:DA:1049:C:C5	22:DA:1050:A:N7	2.71	0.58
22:DA:1553:A:N7	22:DA:1555:G:C6	2.72	0.58
22:DA:1809:A:C2'	22:DA:1810:A:H8	2.17	0.58
22:DA:2226:C:O2'	22:DA:2227:A:O4'	2.18	0.58
22:DA:2637:U:C2'	22:DA:2638:G:H5'	2.32	0.58
22:DA:2645:G:H3'	22:DA:2646:C:H5''	1.85	0.58
22:DA:2850:A:C6	22:DA:2869:G:H4'	2.39	0.58
24:DC:70:LYS:HB2	24:DC:101:ARG:HH22	1.69	0.58
25:DD:53:GLY:HA3	25:DD:77:ARG:HG3	1.85	0.58
58:DF:45:ASP:OD2	58:DF:47:LYS:HB2	2.04	0.58
29:DH:50:ARG:HG3	29:DH:54:LEU:HG	1.86	0.58
29:DH:96:THR:HG22	29:DH:113:SER:OG	2.02	0.58
30:DI:105:LEU:HD21	30:DI:129:GLU:OE2	2.03	0.58
31:DJ:64:VAL:CG1	31:DJ:65:THR:H	2.17	0.58
33:DL:29:LYS:O	33:DL:30:THR:HG23	2.04	0.58
33:DL:81:ASP:C	33:DL:82:LEU:HD12	2.24	0.58
33:DL:90:VAL:HG12	33:DL:90:VAL:O	2.02	0.58
33:DL:123:ARG:HG2	33:DL:143:GLU:HB3	1.86	0.58
39:DR:31:GLU:HG2	39:DR:32:THR:H	1.69	0.58
41:DT:4:GLU:HG3	41:DT:6:ARG:HH21	1.67	0.58
42:DU:9:GLU:OE1	42:DU:23:LYS:HA	2.04	0.58
42:DU:73:ASN:CB	42:DU:95:PHE:HE2	2.17	0.58
52:D4:7:VAL:HG22	52:D4:25:VAL:CG2	2.33	0.58
1:AA:574:A:H5''	1:AA:575:G:OP2	2.04	0.58
1:AA:1081:A:C2'	1:AA:1082:A:H5'	2.34	0.58
1:AA:1323:G:O2'	1:AA:1324:A:H5'	2.03	0.58
2:AB:58:LYS:HD3	2:AB:58:LYS:C	2.24	0.58
2:AB:67:LEU:HB3	2:AB:160:LEU:HD12	1.85	0.58
4:AD:173:ASP:O	4:AD:174:ALA:CB	2.51	0.58
7:AG:29:LEU:HD23	7:AG:29:LEU:C	2.24	0.58
7:AG:49:LEU:HD13	7:AG:49:LEU:O	2.03	0.58
8:AH:45:ILE:C	8:AH:63:LYS:HD2	2.23	0.58
22:BA:295:G:C2	22:BA:296:U:C5	2.92	0.58
22:BA:1461:C:O2'	22:BA:1462:C:H5'	2.03	0.58
22:BA:1779:U:H2'	62:BA:3683:HOH:O	2.04	0.58
22:BA:1943:U:H4'	22:BA:1944:U:O5'	2.04	0.58
22:BA:2305:U:H2'	22:BA:2306:C:C6	2.39	0.58
24:BC:180:MET:CG	24:BC:268:ARG:NH1	2.63	0.58
26:BE:79:ARG:CG	26:BE:80:SER:H	2.02	0.58
29:BH:2:GLN:C	29:BH:3:VAL:HG13	2.23	0.58
41:BT:57:VAL:HG22	41:BT:58:VAL:N	2.18	0.58

Continued on next page...

Continued from previous page...

Atom-1	Atom-2	Interatomic distance (Å)	Clash overlap (Å)
53:CA:829:G:O2'	2:CB:24:PRO:HG3	2.03	0.58
2:CB:101:THR:O	2:CB:102:ASN:HB2	2.03	0.58
5:CE:79:THR:HG23	5:CE:81:GLN:H	1.68	0.58
54:CG:100:MET:HA	54:CG:103:ILE:CG1	2.34	0.58
9:CI:105:ARG:NH1	9:CI:107:ALA:HA	2.17	0.58
15:CO:66:LEU:HB3	15:CO:77:TYR:HE1	1.68	0.58
18:CR:39:VAL:CG1	18:CR:40:PRO:HD2	2.34	0.58
19:CS:12:LEU:O	19:CS:12:LEU:HD13	2.04	0.58
22:DA:992:C:H4'	39:DR:74:ILE:CD1	2.34	0.58
22:DA:1038:G:C6	22:DA:1118:C:N4	2.72	0.58
22:DA:1379:U:O2	22:DA:1379:U:H2'	2.04	0.58
22:DA:1814:G:C6	22:DA:1815:A:N6	2.72	0.58
22:DA:1997:C:O2'	22:DA:1998:A:C5'	2.51	0.58
22:DA:2063:C:HO2'	22:DA:2064:C:H5'	1.68	0.58
22:DA:2623:G:H4'	22:DA:2825:G:C8	2.37	0.58
22:DA:2721:A:H2'	22:DA:2722:G:C8	2.39	0.58
25:DD:107:VAL:H	25:DD:206:ALA:H	1.52	0.58
25:DD:138:LEU:N	25:DD:138:LEU:HD13	2.19	0.58
26:DE:108:ILE:O	26:DE:112:LEU:HB2	2.03	0.58
58:DF:32:LYS:HD2	58:DF:156:THR:HG21	1.86	0.58
28:DG:22:VAL:HG12	28:DG:23:ILE:N	2.19	0.58
28:DG:84:LYS:O	28:DG:85:LYS:CB	2.52	0.58
32:DK:104:THR:C	32:DK:106:GLU:H	2.07	0.58
37:DP:48:ALA:HB3	37:DP:59:THR:OG1	2.03	0.58
37:DP:91:VAL:HG21	37:DP:96:LEU:HD21	1.86	0.58
37:DP:102:ARG:HB2	37:DP:107:ALA:HB2	1.85	0.58
40:DS:95:ARG:HG3	40:DS:97:LEU:HD22	1.85	0.58
46:DY:17:GLU:OE1	46:DY:53:VAL:HB	2.03	0.58
1:AA:1142:G:H2'	1:AA:1143:G:O4'	2.04	0.58
1:AA:1322:C:HO2'	1:AA:1323:G:P	2.26	0.58
4:AD:64:TYR:CE1	4:AD:93:LEU:HD13	2.39	0.58
9:AI:10:ARG:HB2	9:AI:14:SER:O	2.03	0.58
12:AL:33:CYS:CA	12:AL:54:VAL:HA	2.28	0.58
13:AM:105:ALA:O	13:AM:109:LYS:HB2	2.03	0.58
15:AO:32:THR:HG21	15:AO:84:LEU:HG	1.86	0.58
15:AO:57:ARG:HB3	15:AO:57:ARG:NH1	2.19	0.58
17:AQ:48:GLU:HA	17:AQ:48:GLU:OE1	2.02	0.58
17:AQ:60:ILE:CG2	17:AQ:72:TRP:HE3	2.16	0.58
22:BA:28:A:C2	22:BA:513:A:C8	2.92	0.58
22:BA:42:A:C3'	22:BA:43:G:H5''	2.34	0.58
22:BA:811:U:C2	22:BA:1251:C:C5	2.92	0.58

Continued on next page...

Continued from previous page...

Atom-1	Atom-2	Interatomic distance (Å)	Clash overlap (Å)
22:BA:1728:C:O2'	22:BA:1729:U:C6	2.56	0.58
22:BA:1789:A:OP2	24:BC:220:ARG:NH1	2.36	0.58
22:BA:2023:C:H5''	22:BA:2023:C:C6	2.38	0.58
22:BA:2454:G:C2'	22:BA:2455:G:H5'	2.34	0.58
22:BA:2680:U:OP2	25:BD:114:LYS:HE2	2.03	0.58
22:BA:2798:U:OP2	22:BA:2798:U:H2'	2.03	0.58
25:BD:151:THR:CB	25:BD:152:PRO:HD3	2.34	0.58
25:BD:182:ALA:O	25:BD:183:GLU:C	2.43	0.58
27:BF:168:LEU:HD12	27:BF:168:LEU:C	2.23	0.58
28:BG:83:THR:C	28:BG:84:LYS:HD3	2.25	0.58
30:BI:48:ILE:HG13	30:BI:49:GLU:H	1.68	0.58
31:BJ:58:ASN:HD21	31:BJ:128:ASN:HB2	1.69	0.58
38:BQ:57:ARG:HA	38:BQ:60:TRP:CE3	2.39	0.58
41:BT:39:THR:CG2	41:BT:39:THR:O	2.51	0.58
53:CA:84:U:H3	53:CA:87:C:H1'	1.69	0.58
53:CA:704:A:C2'	53:CA:705:G:C8	2.87	0.58
53:CA:1161:C:O2	53:CA:1176:A:C2	2.56	0.58
53:CA:1206:G:H4'	3:CC:191:THR:O	2.03	0.58
53:CA:1319:A:H5''	19:CS:4:LEU:CD1	2.33	0.58
22:DA:116:C:O2'	22:DA:117:G:H5'	2.03	0.58
22:DA:135:U:H2'	22:DA:136:G:C8	2.38	0.58
22:DA:564:C:O2'	22:DA:565:C:H5'	2.04	0.58
22:DA:936:A:O2'	22:DA:937:C:H5'	2.04	0.58
22:DA:1054:A:C4	22:DA:1055:G:H1'	2.39	0.58
22:DA:1558:C:H1'	22:DA:1560:G:N7	2.19	0.58
22:DA:1616:A:OP1	22:DA:1616:A:H8	1.86	0.58
22:DA:1825:U:OP1	24:DC:246:PRO:HG3	2.04	0.58
22:DA:2418:A:OP1	51:D3:44:ARG:HD3	2.04	0.58
22:DA:2648:G:H2'	22:DA:2649:C:O4'	2.04	0.58
22:DA:2691:C:O2'	22:DA:2692:G:H5'	2.03	0.58
24:DC:170:TYR:HD2	24:DC:183:VAL:O	1.86	0.58
58:DF:147:ARG:HD2	58:DF:147:ARG:H	1.69	0.58
32:DK:40:LYS:NZ	32:DK:89:ASN:HD21	2.02	0.58
38:DQ:79:ILE:HD13	38:DQ:79:ILE:O	2.02	0.58
49:D1:34:GLU:HG3	49:D1:49:LYS:CB	2.34	0.58
1:AA:73:C:O2'	1:AA:74:A:C5'	2.52	0.57
1:AA:109:A:H3'	1:AA:110:C:H5'	1.85	0.57
1:AA:1151:A:H5''	10:AJ:44:THR:OG1	2.03	0.57
1:AA:1171:A:C2	1:AA:1172:C:C2	2.92	0.57
1:AA:1305:G:H21	1:AA:1332:A:H2	1.52	0.57
1:AA:1306:A:C2'	1:AA:1307:U:H5'	2.34	0.57

Continued on next page...

Continued from previous page...

Atom-1	Atom-2	Interatomic distance (Å)	Clash overlap (Å)
1:AA:1428:A:H2'	1:AA:1429:A:O4'	2.02	0.57
2:AB:59:ILE:HD12	2:AB:59:ILE:C	2.24	0.57
3:AC:56:ILE:HG12	3:AC:65:VAL:HG22	1.86	0.57
6:AF:38:ARG:HB3	6:AF:63:ASN:HB2	1.85	0.57
8:AH:98:LEU:HD23	8:AH:98:LEU:N	2.17	0.57
17:AQ:14:ASP:O	17:AQ:16:MET:HG2	2.04	0.57
22:BA:1416:G:O2'	22:BA:1417:C:C5'	2.52	0.57
22:BA:1655:A:N6	22:BA:2005:A:H1'	2.18	0.57
22:BA:1857:G:O2'	22:BA:1858:A:P	2.61	0.57
22:BA:1867:G:H2'	22:BA:1868:C:H5'	1.84	0.57
22:BA:2244:U:O2'	22:BA:2245:U:H5'	2.04	0.57
22:BA:2292:U:O2'	22:BA:2293:G:H5'	2.04	0.57
22:BA:2312:U:O2'	22:BA:2313:C:H5'	2.04	0.57
22:BA:2808:G:C2	22:BA:2891:U:C6	2.92	0.57
23:BB:41:G:H3'	23:BB:42:C:C5'	2.33	0.57
24:BC:49:THR:HG22	24:BC:50:THR:N	2.18	0.57
27:BF:72:SER:HB2	27:BF:80:GLN:N	2.18	0.57
27:BF:127:TYR:O	27:BF:128:SER:CB	2.52	0.57
36:BO:6:ALA:O	36:BO:10:ARG:HB2	2.04	0.57
45:BX:46:VAL:HG11	45:BX:77:TYR:CE1	2.39	0.57
50:B2:34:ARG:HH12	50:B2:39:ARG:HG2	1.67	0.57
53:CA:116:A:H2'	53:CA:117:G:C8	2.39	0.57
53:CA:164:G:H2'	53:CA:165:G:H5'	1.85	0.57
53:CA:344:A:H5''	53:CA:345:C:H5	1.68	0.57
53:CA:542:G:O2'	53:CA:543:U:H5'	2.04	0.57
53:CA:936:C:HO2'	53:CA:937:A:H8	0.71	0.57
53:CA:990:C:C2'	53:CA:991:U:O4'	2.49	0.57
53:CA:1416:G:C2'	53:CA:1417:G:H5'	2.34	0.57
53:CA:1513:A:H2'	53:CA:1514:G:H8	1.67	0.57
3:CC:133:MET:HE3	3:CC:152:VAL:HG13	1.85	0.57
11:CK:63:GLN:HB2	11:CK:98:ALA:CB	2.33	0.57
11:CK:94:SER:O	11:CK:97:ARG:HB2	2.04	0.57
11:CK:107:THR:HG22	11:CK:108:ASN:N	2.18	0.57
17:CQ:59:GLU:HG3	17:CQ:59:GLU:O	2.04	0.57
21:CU:19:LYS:N	21:CU:19:LYS:NZ	2.52	0.57
22:DA:185:G:C5	22:DA:212:G:N2	2.71	0.57
22:DA:460:A:H5''	41:DT:72:GLN:O	2.03	0.57
22:DA:460:A:C6	22:DA:470:A:C8	2.92	0.57
22:DA:479:A:H4'	22:DA:480:A:O5'	2.03	0.57
22:DA:502:A:C5	22:DA:505:A:N7	2.72	0.57
22:DA:510:C:H6	22:DA:510:C:O5'	1.86	0.57

Continued on next page...

Continued from previous page...

Atom-1	Atom-2	Interatomic distance (Å)	Clash overlap (Å)
22:DA:664:G:O2'	22:DA:665:U:H5'	2.03	0.57
22:DA:813:U:C6	22:DA:1195:G:N2	2.72	0.57
22:DA:1208:C:O2'	22:DA:1209:U:H5'	2.04	0.57
22:DA:1352:U:H5	22:DA:1377:G:C6	2.20	0.57
22:DA:1635:A:H5'	22:DA:1635:A:C8	2.38	0.57
22:DA:1682:G:O2'	22:DA:1683:U:C6	2.53	0.57
22:DA:2361:G:H2'	22:DA:2362:C:H6	1.69	0.57
22:DA:2635:A:H5''	25:DD:79:LEU:O	2.04	0.57
24:DC:147:PRO:HA	24:DC:187:CYS:HB3	1.85	0.57
29:DH:84:ALA:CB	29:DH:148:ALA:HA	2.34	0.57
33:DL:56:PRO:O	33:DL:60:ARG:HG3	2.03	0.57
36:DO:71:ALA:CB	36:DO:102:ARG:HB3	2.33	0.57
37:DP:88:ARG:NH1	37:DP:112:ARG:HH21	2.01	0.57
40:DS:53:SER:O	40:DS:56:ALA:HB3	2.04	0.57
48:D0:37:HIS:HB3	48:D0:43:THR:HG22	1.84	0.57
49:D1:29:LYS:HE2	49:D1:31:GLU:OE2	2.04	0.57
1:AA:729:A:H2'	1:AA:730:G:O4'	2.04	0.57
1:AA:790:A:H2'	1:AA:791:G:C8	2.40	0.57
1:AA:1123:U:O3'	10:AJ:38:GLY:HA3	2.03	0.57
1:AA:1501:C:C5	1:AA:1504:G:C4	2.93	0.57
7:AG:25:PHE:HA	7:AG:100:MET:HE3	1.86	0.57
8:AH:95:MET:HB2	8:AH:98:LEU:O	2.03	0.57
14:AN:20:PHE:HA	14:AN:24:ALA:HB3	1.86	0.57
20:AT:55:PRO:HG2	20:AT:56:ILE:H	1.70	0.57
20:AT:82:ILE:HD12	20:AT:82:ILE:C	2.24	0.57
22:BA:550:C:H2'	22:BA:550:C:O2	2.03	0.57
22:BA:662:G:H2'	22:BA:663:G:H5'	1.85	0.57
22:BA:875:G:H2'	22:BA:876:C:H5'	1.85	0.57
22:BA:960:A:N7	22:BA:962:G:C8	2.72	0.57
22:BA:996:A:C2	22:BA:997:G:C8	2.92	0.57
22:BA:1725:U:H2'	22:BA:1726:C:C6	2.38	0.57
22:BA:1858:A:H2'	22:BA:1859:U:C6	2.39	0.57
22:BA:2006:C:O5'	22:BA:2006:C:H6	1.87	0.57
22:BA:2063:C:C2'	22:BA:2064:C:H5'	2.35	0.57
22:BA:2150:C:O2'	22:BA:2151:U:C6	2.53	0.57
26:BE:119:ILE:HD11	26:BE:187:VAL:CA	2.27	0.57
32:BK:113:MET:O	32:BK:116:ILE:HG13	2.04	0.57
33:BL:57:LEU:HD11	33:BL:61:LEU:HD21	1.85	0.57
34:BM:1:MET:O	34:BM:2:LEU:CB	2.52	0.57
34:BM:62:LYS:HD3	34:BM:64:TRP:CZ2	2.39	0.57
41:BT:68:LYS:O	41:BT:69:ARG:O	2.22	0.57

Continued on next page...

Continued from previous page...

Atom-1	Atom-2	Interatomic distance (Å)	Clash overlap (Å)
41:BT:73:ARG:NH2	41:BT:74:ILE:H	2.02	0.57
43:BV:61:LEU:O	43:BV:71:LYS:HA	2.04	0.57
44:BW:24:ARG:HD2	44:BW:25:PHE:CA	2.33	0.57
46:BY:18:LEU:HD13	46:BY:22:LEU:HB2	1.85	0.57
53:CA:295:C:C4	53:CA:296:U:C5	2.92	0.57
53:CA:362:G:OP1	12:CL:57:THR:CG2	2.52	0.57
53:CA:769:G:H4'	53:CA:1513:A:H4'	1.84	0.57
53:CA:994:A:C6	53:CA:1216:A:C5'	2.87	0.57
53:CA:1226:C:C4	55:CM:102:LYS:HA	2.38	0.57
54:CG:91:ARG:NE	54:CG:92:PRO:HD2	2.19	0.57
9:CI:51:LEU:C	9:CI:53:LEU:H	2.08	0.57
55:CM:12:LYS:HE3	55:CM:12:LYS:CA	2.27	0.57
15:CO:69:LEU:HD13	15:CO:69:LEU:O	2.04	0.57
17:CQ:29:LYS:HE2	17:CQ:36:PHE:CE1	2.39	0.57
17:CQ:68:LYS:C	17:CQ:69:THR:HG23	2.24	0.57
18:CR:25:ILE:O	18:CR:25:ILE:HG13	2.04	0.57
22:DA:143:C:O2'	22:DA:144:A:O4'	2.21	0.57
22:DA:227:A:H61	22:DA:410:G:H1'	1.69	0.57
22:DA:300:A:C5	22:DA:334:C:H4'	2.38	0.57
22:DA:803:U:C2'	22:DA:804:A:H5'	2.34	0.57
22:DA:807:U:H1'	22:DA:2445:G:H5'	1.85	0.57
22:DA:1328:A:H3'	22:DA:1330:C:H41	1.67	0.57
22:DA:1437:C:H2'	22:DA:1438:U:C6	2.40	0.57
22:DA:1439:A:C8	22:DA:1439:A:H3'	2.39	0.57
22:DA:1800:C:C2	22:DA:1802:A:C8	2.93	0.57
22:DA:2331:G:H1'	44:DW:40:ARG:CB	2.34	0.57
22:DA:2577:A:H2	48:D0:1:ALA:N	2.01	0.57
22:DA:2746:U:H1'	28:DG:138:GLN:HE21	1.69	0.57
26:DE:147:LEU:HB3	26:DE:186:VAL:HG23	1.85	0.57
32:DK:107:LEU:C	32:DK:109:SER:H	2.07	0.57
35:DN:65:LEU:H	35:DN:65:LEU:HD12	1.68	0.57
37:DP:30:TRP:HD1	37:DP:39:LEU:HD12	1.68	0.57
37:DP:54:LEU:HA	37:DP:76:HIS:CD2	2.39	0.57
42:DU:91:LYS:O	42:DU:92:VAL:HG22	2.04	0.57
51:D3:31:ILE:HG21	51:D3:34:LYS:NZ	2.19	0.57
1:AA:701:U:O2	1:AA:701:U:C2'	2.52	0.57
1:AA:862:C:H2'	1:AA:863:U:H5'	1.85	0.57
3:AC:146:LYS:HB2	3:AC:202:PHE:CD2	2.39	0.57
4:AD:113:ALA:O	4:AD:116:LEU:HB2	2.04	0.57
5:AE:59:ILE:C	5:AE:59:ILE:HD12	2.23	0.57
6:AF:38:ARG:HH11	6:AF:38:ARG:HG2	1.69	0.57

Continued on next page...

Continued from previous page...

Atom-1	Atom-2	Interatomic distance (Å)	Clash overlap (Å)
13:AM:39:ALA:HB3	13:AM:42:VAL:CG2	2.34	0.57
22:BA:189:G:OP1	45:BX:25:LYS:HD2	2.04	0.57
22:BA:479:A:HO2'	22:BA:481:G:H5'	1.69	0.57
22:BA:1374:G:C5	22:BA:1375:U:C5	2.92	0.57
22:BA:1655:A:H5'	25:BD:118:PHE:CD2	2.39	0.57
22:BA:1731:G:C4	22:BA:1733:G:N7	2.72	0.57
22:BA:2051:A:OP2	62:BA:3480:HOH:O	2.17	0.57
22:BA:2134:A:C6	22:BA:2135:A:N6	2.72	0.57
22:BA:2407:A:H2'	22:BA:2408:U:C6	2.40	0.57
22:BA:2429:G:P	62:BA:3692:HOH:O	2.62	0.57
22:BA:2840:C:H2'	22:BA:2841:C:C6	2.38	0.57
34:BM:69:PRO:HA	34:BM:94:ALA:HB2	1.85	0.57
35:BN:117:ASP:O	35:BN:118:ARG:CB	2.52	0.57
36:BO:2:ASP:O	36:BO:3:LYS:CB	2.52	0.57
36:BO:31:THR:CG2	36:BO:34:HIS:N	2.64	0.57
37:BP:24:THR:HG21	37:BP:87:ARG:HB3	1.87	0.57
41:BT:39:THR:CG2	41:BT:42:GLU:H	2.18	0.57
43:BV:80:HIS:HD2	43:BV:83:LYS:CB	2.17	0.57
53:CA:72:A:OP1	53:CA:72:A:H4'	2.02	0.57
53:CA:109:A:C8	53:CA:327:A:O4'	2.58	0.57
4:CD:53:GLN:CB	4:CD:202:LEU:HD12	2.34	0.57
55:CM:13:HIS:HB3	55:CM:16:ILE:CB	2.34	0.57
55:CM:113:LYS:OXT	55:CM:113:LYS:HD3	2.03	0.57
22:DA:100:U:H1'	22:DA:101:A:N7	2.20	0.57
22:DA:117:G:C6	22:DA:119:A:C6	2.92	0.57
22:DA:136:G:N2	22:DA:144:A:C2	2.72	0.57
22:DA:396:G:O2'	22:DA:397:U:C6	2.53	0.57
22:DA:489:G:C5	22:DA:491:G:C5	2.92	0.57
22:DA:532:A:N3	22:DA:532:A:H2'	2.19	0.57
22:DA:560:C:H1'	38:DQ:47:ARG:NH1	2.19	0.57
22:DA:1062:G:H8	22:DA:1070:A:OP2	1.88	0.57
22:DA:1213:A:O2'	22:DA:1214:A:C5'	2.51	0.57
22:DA:1329:U:O2'	22:DA:1330:C:P	2.62	0.57
22:DA:1340:U:HO2'	22:DA:1341:G:P	2.27	0.57
22:DA:1427:A:C2	22:DA:1570:A:OP2	2.58	0.57
22:DA:1685:C:O2'	22:DA:1686:C:H5'	2.04	0.57
22:DA:1847:A:O2'	22:DA:1848:A:H8	1.81	0.57
22:DA:2426:A:H3'	22:DA:2427:C:H5'	1.86	0.57
22:DA:2456:C:C2'	22:DA:2457:U:H5'	2.34	0.57
22:DA:2599:G:OP2	24:DC:234:GLY:HA2	2.04	0.57
24:DC:119:VAL:HG13	24:DC:133:ASN:ND2	2.19	0.57

Continued on next page...

Continued from previous page...

Atom-1	Atom-2	Interatomic distance (Å)	Clash overlap (Å)
25:DD:137:SER:CA	25:DD:138:LEU:HD22	2.34	0.57
26:DE:148:ILE:HD13	26:DE:187:VAL:CG2	2.08	0.57
28:DG:116:LEU:HD13	28:DG:120:ILE:O	2.04	0.57
30:DI:112:LYS:NZ	30:DI:128:ILE:HD12	2.19	0.57
31:DJ:64:VAL:CG1	31:DJ:65:THR:N	2.67	0.57
37:DP:1:SER:OG	37:DP:4:ILE:HD12	2.04	0.57
44:DW:23:LYS:CD	44:DW:24:ARG:N	2.61	0.57
46:DY:31:GLN:C	46:DY:33:ALA:H	2.07	0.57
50:D2:5:PHE:HZ	50:D2:12:ARG:NH1	2.02	0.57
1:AA:8:A:N6	4:AD:201:GLU:O	2.37	0.57
1:AA:858:G:C2'	1:AA:859:G:H5'	2.34	0.57
1:AA:895:G:H2'	1:AA:896:C:H6	1.70	0.57
1:AA:1039:G:O2'	1:AA:1040:U:H5'	2.03	0.57
1:AA:1367:C:H5'	10:AJ:62:ARG:NH1	2.20	0.57
4:AD:1:ALA:O	4:AD:67:LEU:CD1	2.52	0.57
4:AD:104:MET:CG	4:AD:170:LEU:HD22	2.32	0.57
6:AF:11:HIS:HD2	6:AF:13:ASP:H	1.52	0.57
7:AG:108:ARG:HH21	7:AG:118:ARG:HH22	1.50	0.57
8:AH:31:LEU:HD12	8:AH:31:LEU:O	2.04	0.57
13:AM:89:ARG:HB3	13:AM:96:VAL:HG22	1.86	0.57
16:AP:48:GLU:CG	16:AP:49:GLY:N	2.66	0.57
20:AT:67:HIS:HB3	20:AT:68:LYS:HZ2	1.68	0.57
22:BA:28:A:C5	22:BA:513:A:N7	2.72	0.57
22:BA:114:U:H2'	22:BA:115:C:C6	2.39	0.57
22:BA:616:A:O2'	22:BA:617:G:C5'	2.51	0.57
22:BA:1078:U:H4'	22:BA:1079:C:C6	2.38	0.57
22:BA:1754:A:C6	22:BA:1755:A:C6	2.93	0.57
22:BA:2188:U:O2'	22:BA:2189:U:H5'	2.03	0.57
22:BA:2394:C:OP2	51:B3:29:ARG:HD3	2.03	0.57
22:BA:2748:A:O3'	28:BG:3:VAL:HG11	2.04	0.57
22:BA:2828:G:O2'	22:BA:2829:A:H5'	2.04	0.57
23:BB:24:G:N7	23:BB:56:G:H2'	2.17	0.57
26:BE:23:PHE:CZ	26:BE:28:VAL:HG11	2.39	0.57
27:BF:34:THR:CG2	27:BF:89:THR:HG23	2.31	0.57
30:BI:53:PRO:O	30:BI:74:PRO:HD2	2.04	0.57
33:BL:40:SER:O	33:BL:41:ARG:HB2	2.03	0.57
33:BL:79:LEU:HB2	33:BL:114:GLY:O	2.03	0.57
33:BL:116:VAL:O	33:BL:116:VAL:HG13	2.04	0.57
38:BQ:63:ARG:HD2	38:BQ:63:ARG:C	2.24	0.57
44:BW:30:VAL:HG23	44:BW:59:PHE:HD1	1.70	0.57
53:CA:9:G:H2'	53:CA:10:A:H8	1.70	0.57

Continued on next page...

Continued from previous page...

Atom-1	Atom-2	Interatomic distance (Å)	Clash overlap (Å)
53:CA:72:A:H61	53:CA:99:C:H1'	1.69	0.57
53:CA:220:G:O2'	53:CA:221:C:H5'	2.03	0.57
5:CE:37:VAL:HG12	5:CE:38:VAL:N	2.20	0.57
6:CF:43:GLY:HA2	6:CF:58:HIS:ND1	2.19	0.57
54:CG:41:ILE:HG21	54:CG:115:MET:HE3	1.84	0.57
9:CI:74:GLN:O	9:CI:78:ILE:HG13	2.04	0.57
10:CJ:11:LYS:HB3	10:CJ:71:LEU:CD1	2.34	0.57
22:DA:28:A:O2'	22:DA:29:U:C5'	2.49	0.57
22:DA:391:A:O2'	22:DA:392:U:C5'	2.52	0.57
22:DA:529:A:C8	22:DA:2023:C:N4	2.72	0.57
22:DA:571:U:C5	22:DA:575:A:C6	2.92	0.57
22:DA:585:G:C2'	22:DA:1254:A:H61	2.17	0.57
22:DA:648:G:H2'	22:DA:649:G:H8	1.69	0.57
22:DA:999:U:H2'	22:DA:1000:A:H5'	1.85	0.57
22:DA:1417:C:H4'	22:DA:1587:G:N2	2.19	0.57
22:DA:1490:A:N3	22:DA:1490:A:H5'	2.18	0.57
22:DA:2015:A:C5	48:D0:2:VAL:HG11	2.39	0.57
22:DA:2234:G:C5	22:DA:2235:G:C8	2.92	0.57
22:DA:2345:G:C6	22:DA:2347:C:N4	2.71	0.57
22:DA:2443:C:O2'	22:DA:2444:G:H5'	2.04	0.57
57:DB:96:G:C5	57:DB:97:C:C5	2.92	0.57
24:DC:76:VAL:O	24:DC:76:VAL:HG23	2.04	0.57
29:DH:68:ARG:O	29:DH:68:ARG:HD2	2.05	0.57
30:DI:102:ARG:HG2	30:DI:141:ASP:O	2.04	0.57
32:DK:14:SER:OG	32:DK:51:LYS:N	2.37	0.57
35:DN:5:LYS:CG	35:DN:6:SER:H	2.17	0.57
37:DP:25:VAL:HA	37:DP:85:VAL:HA	1.84	0.57
39:DR:37:GLU:HB2	39:DR:53:PHE:CD2	2.40	0.57
40:DS:13:SER:O	40:DS:17:VAL:HG23	2.05	0.57
43:DV:51:GLN:HA	43:DV:56:PHE:CD2	2.39	0.57
52:D4:7:VAL:CG2	52:D4:25:VAL:HG23	2.34	0.57
1:AA:275:G:HO2'	1:AA:276:G:H5'	1.67	0.57
1:AA:397:A:N7	1:AA:547:A:O2'	2.35	0.57
1:AA:497:G:N2	1:AA:498:A:C6	2.73	0.57
1:AA:1001:C:H2'	1:AA:1002:G:H8	1.70	0.57
3:AC:155:ARG:HG2	3:AC:159:ALA:O	2.05	0.57
5:AE:59:ILE:O	5:AE:62:ALA:HB3	2.04	0.57
12:AL:45:ASN:N	12:AL:45:ASN:HD22	2.01	0.57
12:AL:115:LYS:O	12:AL:116:TYR:CB	2.53	0.57
17:AQ:25:GLU:HA	17:AQ:25:GLU:OE1	2.05	0.57
17:AQ:71:SER:O	17:AQ:72:TRP:CD1	2.58	0.57

Continued on next page...

Continued from previous page...

Atom-1	Atom-2	Interatomic distance (Å)	Clash overlap (Å)
22:BA:137:U:C5	22:BA:137:U:OP2	2.57	0.57
22:BA:192:C:O5'	22:BA:192:C:H6	1.86	0.57
22:BA:960:A:C8	22:BA:962:G:C8	2.92	0.57
22:BA:996:A:H4'	38:BQ:91:ARG:HG2	1.85	0.57
22:BA:2364:C:O2'	22:BA:2365:G:H5'	2.04	0.57
22:BA:2672:U:H2'	22:BA:2673:G:O5'	2.05	0.57
23:BB:49:C:OP1	36:BO:101:GLY:HA3	2.04	0.57
28:BG:117:PRO:HD2	28:BG:120:ILE:CG2	2.34	0.57
32:BK:71:ARG:HB3	32:BK:72:PRO:CD	2.30	0.57
34:BM:68:PHE:C	34:BM:68:PHE:CD2	2.78	0.57
35:BN:57:THR:HG22	35:BN:57:THR:O	2.05	0.57
46:BY:6:LEU:O	46:BY:7:ARG:HB3	2.05	0.57
53:CA:66:A:N6	53:CA:67:C:N4	2.52	0.57
53:CA:257:G:C2	53:CA:270:A:N1	2.73	0.57
53:CA:280:C:H4'	53:CA:281:G:OP2	2.04	0.57
53:CA:1239:A:H3'	54:CG:118:ARG:NH2	2.19	0.57
53:CA:1319:A:H5''	19:CS:4:LEU:HD11	1.85	0.57
53:CA:1370:G:C5'	9:CI:110:VAL:HG21	2.35	0.57
11:CK:78:ILE:H	11:CK:78:ILE:CD1	2.02	0.57
22:DA:340:A:H2'	22:DA:341:C:O4'	2.04	0.57
22:DA:404:A:N3	22:DA:406:G:C6	2.73	0.57
22:DA:558:U:OP2	31:DJ:113:PRO:HG2	2.04	0.57
22:DA:659:G:C5'	26:DE:95:LYS:HD2	2.34	0.57
22:DA:673:C:H5''	26:DE:75:SER:HB2	1.85	0.57
22:DA:1055:G:H2'	22:DA:1056:G:H5'	1.85	0.57
22:DA:2443:C:C2'	22:DA:2444:G:H5'	2.34	0.57
22:DA:2574:G:O2'	25:DD:148:GLN:HB2	2.05	0.57
22:DA:2635:A:H5'	25:DD:79:LEU:HB2	1.87	0.57
35:DN:33:ILE:HD13	35:DN:118:ARG:NH2	2.19	0.57
36:DO:25:ARG:HB3	36:DO:93:ASP:HB2	1.85	0.57
38:DQ:8:ILE:HG12	38:DQ:8:ILE:O	2.05	0.57
41:DT:45:ALA:HA	41:DT:48:GLN:HG2	1.85	0.57
44:DW:45:HIS:HB3	44:DW:58:LEU:HD11	1.87	0.57
1:AA:516:U:O2'	1:AA:517:G:H5'	2.05	0.57
1:AA:1049:U:H4'	1:AA:1050:G:OP2	2.04	0.57
1:AA:1180:A:H5''	1:AA:1181:G:OP2	2.05	0.57
1:AA:1381:U:HO2'	1:AA:1382:C:H6	1.52	0.57
1:AA:1432:G:O2'	1:AA:1433:A:OP2	2.22	0.57
4:AD:96:ARG:HB3	4:AD:98:ASP:OD1	2.04	0.57
4:AD:97:LEU:HD22	4:AD:117:VAL:HG11	1.86	0.57
13:AM:3:ILE:HA	13:AM:56:ARG:CZ	2.33	0.57

Continued on next page...

Continued from previous page...

Atom-1	Atom-2	Interatomic distance (Å)	Clash overlap (Å)
16:AP:78:VAL:HG22	16:AP:78:VAL:O	2.04	0.57
22:BA:62:U:C4'	22:BA:63:A:OP1	2.53	0.57
22:BA:141:G:N1	41:BT:2:ILE:CG2	2.67	0.57
22:BA:182:A:C6	22:BA:183:C:C4	2.93	0.57
22:BA:580:U:O3'	38:BQ:30:VAL:HG13	2.04	0.57
22:BA:1061:U:H3'	22:BA:1062:G:C5'	2.34	0.57
22:BA:1249:U:H5'	22:BA:1249:U:H6	1.69	0.57
22:BA:1286:A:O2'	22:BA:1288:G:OP2	2.21	0.57
22:BA:2136:G:C2'	22:BA:2137:U:C5	2.87	0.57
22:BA:2233:U:H2'	22:BA:2234:G:H8	1.68	0.57
22:BA:2264:C:H41	44:BW:11:ASN:ND2	2.02	0.57
22:BA:2365:G:C2'	22:BA:2366:A:C8	2.88	0.57
22:BA:2555:U:H5''	22:BA:2556:C:OP2	2.05	0.57
25:BD:51:THR:OG1	25:BD:76:GLY:HA3	2.03	0.57
26:BE:194:LYS:O	26:BE:197:GLU:HB3	2.04	0.57
29:BH:41:LYS:HA	29:BH:44:ILE:HG12	1.87	0.57
31:BJ:49:ASP:OD1	31:BJ:121:LYS:HE2	2.04	0.57
37:BP:33:GLU:HB2	37:BP:38:ARG:HH11	1.70	0.57
42:BU:27:VAL:HG22	42:BU:28:LEU:H	1.70	0.57
42:BU:35:VAL:HG12	42:BU:38:ILE:CG1	2.35	0.57
49:B1:42:VAL:CG1	49:B1:44:GLN:HB2	2.34	0.57
53:CA:571:U:H5''	53:CA:572:A:OP2	2.04	0.57
53:CA:1005:A:C4	53:CA:1006:G:H1'	2.39	0.57
53:CA:1049:U:H4'	53:CA:1050:G:OP2	2.04	0.57
53:CA:1363:A:C5	53:CA:1365:G:C6	2.92	0.57
3:CC:133:MET:HB2	3:CC:150:VAL:HG21	1.85	0.57
10:CJ:42:LEU:HD22	10:CJ:71:LEU:HD23	1.84	0.57
11:CK:126:ARG:HA	11:CK:126:ARG:HE	1.69	0.57
12:CL:89:LEU:CB	12:CL:92:VAL:HG21	2.34	0.57
56:CP:26:ASN:OD1	56:CP:31:ARG:HB3	2.05	0.57
22:DA:345:A:O2'	22:DA:346:A:C2	2.58	0.57
22:DA:480:A:H3'	22:DA:481:G:H5''	1.84	0.57
22:DA:627:A:O2'	22:DA:628:G:O5'	2.23	0.57
22:DA:716:A:H3'	22:DA:717:C:H5''	1.85	0.57
22:DA:730:A:H2'	22:DA:731:C:C6	2.39	0.57
22:DA:1008:A:OP1	22:DA:1008:A:H8	1.88	0.57
22:DA:1075:C:O2'	22:DA:1076:C:H6	1.87	0.57
22:DA:1544:A:C6	22:DA:1545:A:C6	2.92	0.57
22:DA:1638:C:H4'	22:DA:2710:C:O2	2.05	0.57
22:DA:1857:G:C4	22:DA:1884:G:N1	2.72	0.57
22:DA:2296:U:C4'	22:DA:2297:A:OP1	2.30	0.57

Continued on next page...

Continued from previous page...

Atom-1	Atom-2	Interatomic distance (Å)	Clash overlap (Å)
22:DA:2548:U:H2'	22:DA:2549:G:O4'	2.05	0.57
22:DA:2757:A:OP1	52:D4:20:ASP:N	2.38	0.57
25:DD:118:PHE:CG	25:DD:119:ALA:N	2.72	0.57
58:DF:103:ILE:HD12	58:DF:103:ILE:N	2.20	0.57
28:DG:94:ARG:NH2	28:DG:111:PRO:HB3	2.20	0.57
44:DW:9:THR:HG23	44:DW:10:ARG:N	2.19	0.57
44:DW:43:LYS:HD2	44:DW:79:ILE:HD11	1.86	0.57
45:DX:26:ARG:HG3	45:DX:27:ARG:N	2.18	0.57
45:DX:63:ILE:CD1	45:DX:64:ASP:N	2.61	0.57
49:D1:5:ARG:HD2	49:D1:25:ASN:HB2	1.86	0.57
1:AA:337:G:O2'	1:AA:338:A:H5'	2.05	0.57
1:AA:620:C:H2'	1:AA:621:A:O4'	2.04	0.57
1:AA:844:G:H2'	1:AA:844:G:N3	2.19	0.57
1:AA:1241:G:HO2'	1:AA:1242:G:H8	1.51	0.57
5:AE:108:GLY:O	5:AE:109:ALA:HB3	2.05	0.57
5:AE:152:VAL:HA	5:AE:155:LYS:NZ	2.19	0.57
5:AE:155:LYS:CB	8:AH:70:VAL:HG13	2.34	0.57
8:AH:46:GLU:O	8:AH:47:ASP:HB3	2.05	0.57
10:AJ:87:LEU:HD13	10:AJ:88:MET:N	2.19	0.57
13:AM:15:VAL:HA	13:AM:33:LEU:CD1	2.34	0.57
18:AR:70:THR:OG1	18:AR:72:ARG:HG2	2.05	0.57
22:BA:637:A:H4'	22:BA:638:G:O5'	2.05	0.57
22:BA:1027:A:N1	22:BA:1126:A:H1'	2.19	0.57
22:BA:1083:U:H2'	22:BA:1084:A:O5'	2.05	0.57
22:BA:1277:G:H4'	35:BN:20:MET:HE2	1.86	0.57
22:BA:1579:A:O2'	22:BA:1580:A:H5'	2.04	0.57
22:BA:1922:G:H2'	22:BA:1923:U:O4'	2.05	0.57
22:BA:2765:A:N3	22:BA:2765:A:C2'	2.67	0.57
22:BA:2817:U:O2	22:BA:2836:U:H1'	2.05	0.57
26:BE:73:ILE:O	26:BE:73:ILE:HG12	2.03	0.57
28:BG:168:VAL:HG23	28:BG:168:VAL:O	2.04	0.57
35:BN:61:ALA:O	35:BN:64:ARG:HB2	2.05	0.57
37:BP:92:ARG:HH11	37:BP:92:ARG:HB2	1.69	0.57
52:B4:26:ILE:HD13	52:B4:26:ILE:N	2.19	0.57
53:CA:895:G:C5	53:CA:896:C:C5	2.93	0.57
53:CA:914:A:O2'	53:CA:915:A:O4'	2.19	0.57
2:CB:114:LYS:HE2	2:CB:151:LYS:HD3	1.87	0.57
3:CC:5:HIS:NE2	3:CC:183:TYR:CE2	2.68	0.57
5:CE:130:THR:HA	5:CE:135:VAL:CG2	2.35	0.57
9:CI:46:VAL:O	9:CI:79:ARG:HG3	2.05	0.57
10:CJ:79:PRO:HA	10:CJ:84:VAL:HG11	1.87	0.57

Continued on next page...

Continued from previous page...

Atom-1	Atom-2	Interatomic distance (Å)	Clash overlap (Å)
18:CR:32:ILE:HD12	18:CR:33:THR:O	2.04	0.57
18:CR:59:LYS:O	18:CR:63:TYR:CD1	2.58	0.57
22:DA:17:G:H4'	38:DQ:24:TYR:CE1	2.39	0.57
22:DA:92:U:H2'	22:DA:93:G:C8	2.40	0.57
22:DA:467:G:H4'	22:DA:796:C:O2'	2.04	0.57
22:DA:518:G:H2'	22:DA:519:U:H6	1.68	0.57
22:DA:747:U:O2	22:DA:2014:A:H1'	2.05	0.57
22:DA:1178:C:H2'	22:DA:1179:G:O4'	2.05	0.57
22:DA:1204:A:O4'	22:DA:1206:G:C5	2.58	0.57
22:DA:1439:A:H3'	22:DA:1439:A:H8	1.68	0.57
22:DA:1774:C:O2	24:DC:10:PRO:HB2	2.04	0.57
22:DA:2022:U:O2'	22:DA:2617:U:H5'	2.04	0.57
22:DA:2151:U:H2'	22:DA:2152:G:H8	1.70	0.57
22:DA:2330:G:H2'	22:DA:2331:G:H5'	1.86	0.57
22:DA:2728:U:O2'	22:DA:2729:G:H8	1.88	0.57
25:DD:34:VAL:HG12	25:DD:48:ILE:CD1	2.21	0.57
26:DE:133:LEU:HD23	26:DE:133:LEU:C	2.24	0.57
29:DH:72:ILE:HD11	29:DH:141:LYS:N	2.17	0.57
32:DK:2:ILE:HD12	32:DK:2:ILE:N	2.19	0.57
44:DW:81:ILE:HD12	44:DW:82:GLU:N	2.19	0.57
45:DX:44:ARG:HB3	45:DX:44:ARG:NH1	2.19	0.57
47:DZ:43:ILE:HD12	47:DZ:44:ARG:N	2.20	0.57
1:AA:115:G:H4'	1:AA:116:A:O5'	2.03	0.57
1:AA:164:G:C2'	1:AA:165:G:H5'	2.35	0.57
1:AA:428:G:H1'	1:AA:430:A:C8	2.40	0.57
1:AA:968:A:H8	1:AA:968:A:OP1	1.86	0.57
1:AA:969:A:O2'	1:AA:970:C:H5'	2.04	0.57
1:AA:1358:U:H5	1:AA:1359:C:C4	2.23	0.57
1:AA:1358:U:H6	1:AA:1359:C:C5	2.23	0.57
5:AE:132:PRO:HG2	5:AE:133:ILE:HD12	1.86	0.57
9:AI:6:TYR:O	9:AI:85:ALA:HA	2.04	0.57
16:AP:20:VAL:HG21	16:AP:32:PHE:CB	2.35	0.57
22:BA:854:C:O2'	22:BA:855:G:H5'	2.05	0.57
22:BA:923:G:C4'	44:BW:25:PHE:CZ	2.88	0.57
22:BA:1252:G:C2	38:BQ:32:ARG:HG2	2.40	0.57
22:BA:1746:A:C2	22:BA:1747:U:C2	2.93	0.57
22:BA:2828:G:C2'	22:BA:2829:A:H5'	2.34	0.57
24:BC:265:PHE:N	24:BC:265:PHE:CD1	2.73	0.57
28:BG:126:THR:CG2	28:BG:127:GLN:H	2.15	0.57
33:BL:120:VAL:CG1	33:BL:121:THR:N	2.66	0.57
38:BQ:48:ASP:HA	38:BQ:51:GLN:HB2	1.86	0.57

Continued on next page...

Continued from previous page...

Atom-1	Atom-2	Interatomic distance (Å)	Clash overlap (Å)
38:BQ:63:ARG:CZ	38:BQ:96:ASP:CA	2.80	0.57
38:BQ:63:ARG:HH22	38:BQ:96:ASP:CB	2.17	0.57
39:BR:47:VAL:HG12	39:BR:47:VAL:O	2.03	0.57
39:BR:49:ILE:CG1	39:BR:51:VAL:O	2.52	0.57
40:BS:24:ILE:HD12	40:BS:32:ALA:CA	2.34	0.57
53:CA:71:A:C2	53:CA:72:A:C5	2.93	0.57
53:CA:82:G:C6	53:CA:89:U:C5	2.92	0.57
53:CA:122:G:O2'	53:CA:123:U:H5'	2.04	0.57
53:CA:192:A:H8	53:CA:192:A:O5'	1.87	0.57
53:CA:254:G:C2'	53:CA:255:G:H5'	2.34	0.57
53:CA:596:A:C2	53:CA:597:G:C5	2.93	0.57
53:CA:764:C:H3'	53:CA:765:G:H21	1.70	0.57
53:CA:931:C:H2'	53:CA:932:C:H6	1.70	0.57
53:CA:979:C:C5	53:CA:1318:A:N1	2.73	0.57
9:CI:115:VAL:HG21	10:CJ:61:ALA:O	2.05	0.57
12:CL:78:VAL:HG23	12:CL:101:LEU:HD12	1.87	0.57
55:CM:68:LEU:O	55:CM:72:ILE:HG22	2.04	0.57
56:CP:46:LYS:HE2	56:CP:47:GLU:N	2.19	0.57
17:CQ:68:LYS:HG2	17:CQ:69:THR:HG23	1.87	0.57
19:CS:20:LYS:HD3	19:CS:20:LYS:C	2.25	0.57
22:DA:192:C:H5'	22:DA:678:C:H1'	1.86	0.57
22:DA:740:C:O2'	22:DA:741:U:C5'	2.52	0.57
22:DA:1239:G:H5''	62:DA:3691:HOH:O	2.05	0.57
22:DA:1511:G:O2'	22:DA:1512:C:C6	2.47	0.57
22:DA:2619:C:H5'	25:DD:157:LYS:HG2	1.87	0.57
57:DB:109:A:C6	57:DB:110:C:N4	2.73	0.57
24:DC:30:ALA:N	24:DC:31:PRO:CD	2.68	0.57
28:DG:122:ALA:HB1	28:DG:131:VAL:O	2.04	0.57
29:DH:136:SER:C	29:DH:137:GLU:HG3	2.25	0.57
32:DK:113:MET:SD	32:DK:116:ILE:HD11	2.45	0.57
34:DM:71:LYS:HD3	34:DM:95:LEU:CD1	2.33	0.57
35:DN:1:MET:O	35:DN:2:ARG:CB	2.52	0.57
38:DQ:27:ARG:CA	38:DQ:33:VAL:CG1	2.66	0.57
40:DS:25:ARG:HH11	40:DS:25:ARG:HB3	1.70	0.57
46:DY:57:LEU:CD1	46:DY:60:LYS:HE3	2.32	0.57
51:D3:22:LYS:HG2	51:D3:46:LYS:HE2	1.86	0.57
1:AA:209:U:C5'	1:AA:210:C:OP2	2.52	0.57
1:AA:545:C:H2'	1:AA:545:C:O2	2.03	0.57
1:AA:764:C:O2'	1:AA:765:G:H5'	2.04	0.57
1:AA:914:A:O2'	1:AA:915:A:O4'	2.23	0.57
2:AB:9:LEU:HB2	2:AB:42:LEU:CD1	2.35	0.57

Continued on next page...

Continued from previous page...

Atom-1	Atom-2	Interatomic distance (Å)	Clash overlap (Å)
6:AF:90:MET:HB3	18:AR:60:ARG:HH21	1.70	0.57
10:AJ:33:GLY:CA	10:AJ:83:THR:HB	2.34	0.57
12:AL:24:GLU:HB2	12:AL:26:CYS:HG	1.67	0.57
15:AO:69:LEU:HD21	15:AO:76:ARG:HB2	1.87	0.57
22:BA:811:U:H1'	22:BA:1251:C:C6	2.39	0.57
22:BA:899:A:O2'	22:BA:900:A:H8	1.86	0.57
22:BA:994:C:O2	39:BR:10:LYS:NZ	2.37	0.57
22:BA:1340:U:H3'	41:BT:61:LEU:HD22	1.86	0.57
22:BA:1450:G:N2	22:BA:1452:G:O6	2.37	0.57
22:BA:1778:U:O4	22:BA:1784:A:H1'	2.05	0.57
22:BA:2715:C:H6	22:BA:2715:C:O5'	1.88	0.57
24:BC:230:PRO:HD2	24:BC:246:PRO:HA	1.85	0.57
26:BE:146:VAL:HA	26:BE:185:LYS:O	2.04	0.57
31:BJ:140:LEU:HD13	31:BJ:140:LEU:C	2.24	0.57
33:BL:101:ILE:CG2	33:BL:102:GLY:H	2.18	0.57
33:BL:121:THR:O	33:BL:121:THR:HG23	2.05	0.57
40:BS:63:GLY:O	40:BS:64:ALA:CB	2.53	0.57
41:BT:38:ALA:HB1	41:BT:43:ILE:HG22	1.85	0.57
42:BU:35:VAL:HG12	42:BU:38:ILE:HG12	1.86	0.57
43:BV:2:PHE:HD1	43:BV:50:MET:CE	2.18	0.57
44:BW:23:LYS:NZ	44:BW:24:ARG:CG	2.67	0.57
44:BW:49:ASN:HA	44:BW:61:LYS:HB2	1.86	0.57
49:B1:22:THR:OG1	49:B1:23:THR:N	2.37	0.57
53:CA:252:U:H2'	53:CA:253:A:H8	1.70	0.57
53:CA:390:U:O2'	53:CA:391:G:H5'	2.05	0.57
53:CA:747:A:H2'	53:CA:748:G:O4'	2.05	0.57
2:CB:73:ARG:HG3	2:CB:74:ALA:N	2.19	0.57
2:CB:75:ALA:O	2:CB:79:VAL:HB	2.04	0.57
2:CB:103:TRP:CD1	2:CB:107:ARG:HB3	2.40	0.57
14:CN:20:PHE:CE1	14:CN:54:SER:HB2	2.37	0.57
22:DA:125:A:H5''	50:D2:19:ARG:HD3	1.87	0.57
22:DA:250:G:O6	22:DA:386:G:N2	2.35	0.57
22:DA:293:U:H5''	22:DA:294:A:OP2	2.04	0.57
22:DA:475:C:H4'	22:DA:509:C:O2'	2.05	0.57
22:DA:808:G:O2'	22:DA:1254:A:H4'	2.04	0.57
22:DA:857:G:H1'	44:DW:19:ARG:HE	1.67	0.57
22:DA:921:C:O2'	22:DA:922:C:H5''	2.05	0.57
22:DA:962:G:O2'	22:DA:963:U:C5'	2.52	0.57
22:DA:1204:A:O4'	22:DA:1206:G:N7	2.38	0.57
22:DA:1328:A:H2'	22:DA:1330:C:C5	2.39	0.57
22:DA:1567:G:H5''	24:DC:84:PRO:HG3	1.86	0.57

Continued on next page...

Continued from previous page...

Atom-1	Atom-2	Interatomic distance (Å)	Clash overlap (Å)
22:DA:1765:U:C2'	22:DA:1766:G:H5'	2.35	0.57
22:DA:1813:G:N3	24:DC:49:THR:HB	2.20	0.57
22:DA:2033:A:H2'	22:DA:2033:A:OP1	2.04	0.57
22:DA:2591:C:P	24:DC:237:ARG:HD2	2.45	0.57
22:DA:2612:C:O2	48:D0:1:ALA:HB2	2.04	0.57
22:DA:2800:A:H2'	22:DA:2801:G:O4'	2.05	0.57
22:DA:2813:A:H2'	22:DA:2814:A:C8	2.40	0.57
22:DA:2882:A:H4'	35:DN:97:ILE:HG12	1.87	0.57
28:DG:93:TYR:CD2	28:DG:93:TYR:N	2.65	0.57
33:DL:77:ILE:HG12	33:DL:101:ILE:HD11	1.86	0.57
34:DM:73:ILE:HG12	34:DM:93:VAL:HG12	1.87	0.57
52:D4:22:VAL:O	52:D4:24:ARG:HG3	2.05	0.57
1:AA:52:C:H2'	1:AA:53:A:C8	2.40	0.57
1:AA:236:A:O2'	1:AA:237:G:H5'	2.05	0.57
4:AD:164:ARG:HG2	4:AD:165:GLU:H	1.70	0.57
10:AJ:52:LEU:HD22	10:AJ:59:LYS:HA	1.86	0.57
11:AK:95:THR:O	11:AK:99:LEU:HB2	2.05	0.57
14:AN:60:ARG:O	14:AN:61:ASN:CB	2.44	0.57
21:AU:36:PHE:HD1	21:AU:39:LYS:HB3	1.70	0.57
22:BA:14:A:H5''	22:BA:15:G:OP2	2.05	0.57
22:BA:1055:G:H3'	22:BA:1056:G:H8	1.69	0.57
22:BA:1277:G:H5'	35:BN:20:MET:HE1	1.86	0.57
22:BA:1695:G:H2'	22:BA:1696:G:O4'	2.05	0.57
22:BA:2383:G:O2'	22:BA:2384:U:H5'	2.05	0.57
22:BA:2879:A:H4'	22:BA:2880:C:OP1	2.05	0.57
25:BD:111:GLY:O	25:BD:169:ARG:O	2.22	0.57
27:BF:102:LEU:C	27:BF:102:LEU:HD13	2.24	0.57
28:BG:103:ASN:HD22	28:BG:113:ASP:CG	2.09	0.57
29:BH:94:ILE:HG23	29:BH:98:ASP:HB3	1.87	0.57
31:BJ:88:THR:CG2	31:BJ:91:GLU:H	2.16	0.57
32:BK:63:VAL:CG2	32:BK:85:VAL:HG23	2.33	0.57
33:BL:68:SER:HB3	33:BL:71:ALA:HB2	1.87	0.57
36:BO:54:VAL:HG22	36:BO:54:VAL:O	2.03	0.57
37:BP:1:SER:N	37:BP:4:ILE:HG13	2.20	0.57
39:BR:15:SER:H	39:BR:18:GLN:NE2	2.03	0.57
44:BW:19:ARG:NH1	44:BW:22:VAL:CG1	2.67	0.57
53:CA:112:G:C2'	53:CA:113:G:H5'	2.34	0.57
53:CA:348:G:HO2'	53:CA:349:A:H5'	1.65	0.57
53:CA:374:A:OP1	53:CA:452:A:N1	2.36	0.57
53:CA:439:U:H4'	4:CD:120:LYS:HD2	1.87	0.57
53:CA:614:C:N3	53:CA:615:G:C8	2.72	0.57

Continued on next page...

Continued from previous page...

Atom-1	Atom-2	Interatomic distance (Å)	Clash overlap (Å)
53:CA:728:A:H2'	53:CA:729:A:C8	2.40	0.57
53:CA:1042:A:H2'	53:CA:1043:G:O4'	2.05	0.57
53:CA:1092:A:H62	53:CA:1093:A:N6	2.02	0.57
5:CE:79:THR:HA	5:CE:121:ASN:ND2	2.19	0.57
54:CG:75:LYS:HB3	54:CG:86:VAL:O	2.04	0.57
14:CN:80:ARG:HG2	14:CN:80:ARG:NH1	2.18	0.57
22:DA:104:A:H2'	22:DA:105:C:H6	1.68	0.57
22:DA:200:U:C5	22:DA:201:C:C4	2.92	0.57
22:DA:223:A:H2	22:DA:407:G:N3	2.03	0.57
22:DA:445:C:C2'	22:DA:446:G:C8	2.88	0.57
22:DA:655:A:H4'	22:DA:656:G:O5'	2.04	0.57
22:DA:784:G:C6	24:DC:227:VAL:HG11	2.40	0.57
22:DA:1062:G:C8	22:DA:1088:A:H8	2.22	0.57
22:DA:1085:A:H2'	22:DA:1086:A:N3	2.20	0.57
22:DA:1281:G:C5	22:DA:1282:U:C5	2.92	0.57
22:DA:1329:U:O2'	22:DA:1330:C:OP1	2.22	0.57
22:DA:1359:A:C2	22:DA:1360:G:C1'	2.87	0.57
22:DA:1516:G:O2'	22:DA:1517:G:H5'	2.05	0.57
22:DA:1684:G:C2	22:DA:1705:A:C2	2.92	0.57
22:DA:1867:G:O2'	22:DA:1868:C:H5'	2.05	0.57
22:DA:2182:U:H2'	22:DA:2183:A:C8	2.40	0.57
22:DA:2199:A:N6	22:DA:2225:A:N9	2.53	0.57
22:DA:2816:G:O3'	35:DN:99:LYS:HE3	2.04	0.57
57:DB:62:C:H2'	57:DB:63:C:O4'	2.05	0.57
28:DG:53:PRO:HB3	28:DG:61:TRP:H	1.69	0.57
28:DG:91:VAL:HG23	28:DG:92:GLY:H	1.69	0.57
35:DN:16:HIS:O	35:DN:20:MET:CB	2.53	0.57
36:DO:17:LYS:HE3	36:DO:17:LYS:C	2.25	0.57
37:DP:113:LEU:HD23	37:DP:113:LEU:C	2.24	0.57
39:DR:87:GLN:HG2	39:DR:88:GLY:N	2.20	0.57
1:AA:32:A:H2'	1:AA:33:A:H8	1.61	0.56
1:AA:129:A:O2'	1:AA:130:A:C5'	2.49	0.56
2:AB:15:PHE:HD1	2:AB:16:GLY:N	2.02	0.56
3:AC:76:ILE:HG12	3:AC:83:VAL:HG21	1.85	0.56
11:AK:109:ILE:O	11:AK:110:THR:CG2	2.53	0.56
14:AN:27:LYS:O	14:AN:31:SER:HB2	2.05	0.56
22:BA:153:U:C2'	22:BA:154:U:H5'	2.35	0.56
22:BA:1107:G:H2'	22:BA:1108:U:H6	1.69	0.56
22:BA:1444:G:H2'	22:BA:1445:G:C8	2.40	0.56
22:BA:2331:G:O2'	44:BW:39:GLN:O	2.22	0.56
22:BA:2821:A:H4'	25:BD:167:ASN:ND2	2.20	0.56

Continued on next page...

Continued from previous page...

Atom-1	Atom-2	Interatomic distance (Å)	Clash overlap (Å)
24:BC:106:PRO:CB	24:BC:141:HIS:CE1	2.87	0.56
25:BD:172:VAL:O	25:BD:173:GLN:CB	2.37	0.56
29:BH:80:ILE:HG23	29:BH:147:VAL:HG21	1.87	0.56
31:BJ:18:VAL:HG22	31:BJ:140:LEU:HD12	1.85	0.56
31:BJ:54:ILE:O	31:BJ:54:ILE:HG13	2.04	0.56
33:BL:82:LEU:HD23	33:BL:83:ALA:N	2.20	0.56
38:BQ:91:ARG:NH2	38:BQ:93:ILE:HG21	2.20	0.56
39:BR:21:ARG:NH2	39:BR:93:PHE:CZ	2.73	0.56
44:BW:71:LYS:N	44:BW:71:LYS:HD2	2.18	0.56
47:BZ:7:THR:HG23	47:BZ:34:THR:OG1	2.05	0.56
51:B3:14:LYS:O	51:B3:21:PHE:O	2.23	0.56
53:CA:122:G:H2'	53:CA:123:U:C6	2.40	0.56
53:CA:429:U:C1'	53:CA:430:A:H5''	2.34	0.56
53:CA:989:U:C4	53:CA:990:C:N4	2.73	0.56
53:CA:1276:G:O2'	53:CA:1277:C:H5'	2.05	0.56
53:CA:1523:G:P	11:CK:124:LYS:HZ3	2.28	0.56
2:CB:84:LEU:O	2:CB:84:LEU:CG	2.53	0.56
5:CE:14:LEU:HD22	5:CE:59:ILE:HD13	1.85	0.56
5:CE:65:LYS:HZ2	5:CE:68:ARG:HD3	1.70	0.56
8:CH:57:GLU:HG3	8:CH:58:LEU:H	1.70	0.56
9:CI:58:GLU:HG3	9:CI:59:LYS:N	2.20	0.56
12:CL:14:LYS:HG3	12:CL:14:LYS:O	2.05	0.56
14:CN:64:ARG:HD3	14:CN:77:GLY:O	2.05	0.56
15:CO:16:ARG:HB2	15:CO:23:SER:HB2	1.87	0.56
22:DA:191:A:H2'	22:DA:192:C:H6	1.67	0.56
22:DA:300:A:H2'	22:DA:301:G:H5'	1.86	0.56
22:DA:487:C:H2'	22:DA:488:G:H5'	1.87	0.56
22:DA:740:C:H5'	22:DA:1784:A:H3'	1.87	0.56
22:DA:2346:A:C3'	22:DA:2347:C:H5''	2.29	0.56
22:DA:2438:U:O2'	22:DA:2439:A:H5''	2.04	0.56
24:DC:91:ALA:HB3	24:DC:103:ILE:HG23	1.87	0.56
28:DG:24:THR:C	28:DG:25:ILE:HD12	2.25	0.56
28:DG:112:VAL:HG12	28:DG:114:HIS:N	2.19	0.56
35:DN:42:LYS:HA	35:DN:45:ARG:HD3	1.86	0.56
38:DQ:48:ASP:HA	38:DQ:51:GLN:HB2	1.86	0.56
40:DS:84:ARG:HB3	40:DS:96:ILE:CG2	2.35	0.56
42:DU:14:THR:HG23	42:DU:15:GLY:N	2.16	0.56
42:DU:96:LYS:O	42:DU:97:SER:HB3	2.05	0.56
1:AA:139:A:O2'	1:AA:140:U:H5'	2.04	0.56
1:AA:512:U:O2'	1:AA:513:C:C6	2.57	0.56
1:AA:1322:C:O2'	1:AA:1323:G:O5'	2.23	0.56

Continued on next page...

Continued from previous page...

Atom-1	Atom-2	Interatomic distance (Å)	Clash overlap (Å)
1:AA:1323:G:H2'	1:AA:1324:A:C8	2.39	0.56
2:AB:67:LEU:HD21	2:AB:91:VAL:CG2	2.32	0.56
2:AB:143:LEU:HD23	2:AB:143:LEU:H	1.69	0.56
6:AF:81:ASN:HB3	6:AF:84:VAL:HG12	1.86	0.56
15:AO:9:LYS:HB3	15:AO:9:LYS:NZ	2.21	0.56
22:BA:758:C:O2	22:BA:1981:A:H2	1.88	0.56
22:BA:1003:G:O2'	22:BA:1004:U:H5'	2.05	0.56
22:BA:1081:U:H2'	22:BA:1081:U:O2	2.03	0.56
22:BA:2320:U:H4'	22:BA:2321:U:H5''	1.87	0.56
22:BA:2788:C:O2'	22:BA:2789:C:H5'	2.05	0.56
25:BD:99:GLU:O	25:BD:101:PHE:N	2.38	0.56
27:BF:3:LEU:HD12	27:BF:172:PHE:CE2	2.41	0.56
27:BF:131:VAL:C	27:BF:132:ARG:HG3	2.24	0.56
31:BJ:13:ARG:O	31:BJ:14:ASP:CB	2.49	0.56
32:BK:19:VAL:HG23	32:BK:43:ILE:HA	1.87	0.56
34:BM:76:LYS:O	34:BM:77:PRO:O	2.23	0.56
36:BO:75:GLY:HA2	36:BO:106:LEU:HD13	1.86	0.56
41:BT:87:LEU:CB	41:BT:91:GLN:HG2	2.31	0.56
53:CA:154:U:C2'	53:CA:155:A:H5'	2.33	0.56
53:CA:374:A:H5''	53:CA:452:A:C6	2.39	0.56
53:CA:513:C:O2'	53:CA:514:C:O4'	2.22	0.56
53:CA:644:U:H2'	53:CA:645:G:H8	1.70	0.56
2:CB:81:ASP:CG	2:CB:82:ALA:H	2.08	0.56
2:CB:95:TRP:CH2	2:CB:171:ALA:HA	2.39	0.56
2:CB:160:LEU:HD22	2:CB:175:ALA:HB2	1.87	0.56
3:CC:150:VAL:HG12	3:CC:199:VAL:HG12	1.86	0.56
3:CC:161:ILE:HD13	3:CC:161:ILE:H	1.71	0.56
4:CD:28:ASP:O	4:CD:29:THR:O	2.23	0.56
9:CI:39:GLY:O	9:CI:40:ARG:HB2	2.04	0.56
14:CN:27:LYS:HB2	14:CN:45:LEU:CD2	2.35	0.56
56:CP:44:SER:HB2	56:CP:46:LYS:HG3	1.87	0.56
22:DA:118:A:P	22:DA:119:A:H5''	2.45	0.56
22:DA:308:G:N1	22:DA:309:A:C2	2.73	0.56
22:DA:352:A:H3'	22:DA:353:C:H5''	1.87	0.56
22:DA:528:A:N1	22:DA:2042:A:H2'	2.20	0.56
22:DA:615:U:O4	26:DE:39:ALA:HB2	2.06	0.56
22:DA:636:G:H3'	33:DL:128:THR:HG21	1.86	0.56
22:DA:674:G:N2	22:DA:2445:G:OP1	2.38	0.56
22:DA:755:U:O2'	22:DA:756:A:H5'	2.05	0.56
22:DA:1055:G:H3'	22:DA:1056:G:H5'	1.86	0.56
22:DA:1078:U:H5''	22:DA:1079:C:OP1	2.06	0.56

Continued on next page...

Continued from previous page...

Atom-1	Atom-2	Interatomic distance (Å)	Clash overlap (Å)
22:DA:1131:G:C5	22:DA:2025:C:H4'	2.40	0.56
22:DA:2305:U:O2'	58:DF:132:ARG:HA	2.05	0.56
22:DA:2313:C:O2'	22:DA:2314:A:H8	1.87	0.56
22:DA:2513:A:H2	25:DD:148:GLN:HE21	1.53	0.56
22:DA:2730:C:H2'	22:DA:2731:G:O4'	2.05	0.56
57:DB:78:A:C2	57:DB:99:A:C4	2.92	0.56
24:DC:106:PRO:CB	24:DC:141:HIS:HE1	2.18	0.56
24:DC:145:MET:HE2	24:DC:181:ARG:HH22	1.70	0.56
25:DD:150:GLN:HG3	25:DD:151:THR:N	2.20	0.56
29:DH:4:ILE:HG23	29:DH:17:ASP:O	2.05	0.56
30:DI:112:LYS:HZ3	30:DI:128:ILE:HD12	1.70	0.56
32:DK:87:LEU:HB2	32:DK:92:GLU:O	2.04	0.56
38:DQ:4:LYS:HD3	38:DQ:7:VAL:HG22	1.87	0.56
39:DR:39:LEU:HD22	39:DR:53:PHE:CE1	2.40	0.56
41:DT:29:THR:HB	41:DT:86:THR:N	2.20	0.56
45:DX:39:VAL:O	45:DX:40:GLU:HB2	2.05	0.56
1:AA:3:A:N1	1:AA:628:G:O2'	2.31	0.56
1:AA:280:C:H4'	1:AA:281:G:OP2	2.04	0.56
1:AA:473:U:H2'	1:AA:474:G:C8	2.33	0.56
1:AA:488:C:C2'	1:AA:489:C:H5'	2.34	0.56
1:AA:536:C:H2'	1:AA:537:G:C8	2.40	0.56
1:AA:672:U:H2'	1:AA:673:A:C8	2.39	0.56
1:AA:878:A:C5'	8:AH:80:PRO:HG2	2.35	0.56
1:AA:1016:A:C8	1:AA:1017:U:H1'	2.40	0.56
1:AA:1052:U:H5''	1:AA:1053:G:OP2	2.05	0.56
1:AA:1072:G:H2'	1:AA:1073:U:C6	2.41	0.56
1:AA:1380:U:C5	7:AG:2:ARG:HA	2.40	0.56
2:AB:49:PHE:O	2:AB:52:ALA:HB3	2.06	0.56
2:AB:108:GLN:O	2:AB:110:ILE:C	2.44	0.56
3:AC:129:PHE:O	3:AC:133:MET:HG3	2.04	0.56
4:AD:60:VAL:CA	4:AD:63:ILE:HG22	2.30	0.56
4:AD:191:SER:OG	4:AD:192:ALA:N	2.37	0.56
9:AI:89:TYR:O	9:AI:90:ASP:HB3	2.05	0.56
10:AJ:49:PHE:CD1	14:AN:76:PHE:HZ	2.23	0.56
11:AK:76:TYR:CD1	11:AK:76:TYR:N	2.73	0.56
11:AK:109:ILE:HG21	21:AU:16:ARG:HE	1.70	0.56
13:AM:45:SER:O	13:AM:46:GLU:CB	2.53	0.56
17:AQ:12:VAL:HB	17:AQ:21:VAL:HG22	1.86	0.56
17:AQ:58:VAL:CG2	17:AQ:59:GLU:N	2.68	0.56
19:AS:62:THR:HB	19:AS:65:MET:HG3	1.87	0.56
20:AT:50:PHE:HA	20:AT:53:MET:HG2	1.87	0.56

Continued on next page...

Continued from previous page...

Atom-1	Atom-2	Interatomic distance (Å)	Clash overlap (Å)
22:BA:37:C:O2'	26:BE:45:ALA:CB	2.53	0.56
22:BA:163:C:HO2'	22:BA:164:C:C5'	2.17	0.56
22:BA:273:G:O2'	22:BA:274:C:O5'	2.23	0.56
22:BA:621:A:H2'	22:BA:622:G:O4'	2.05	0.56
22:BA:983:A:C6	22:BA:984:A:C2	2.94	0.56
22:BA:1799:G:N2	24:BC:153:LEU:HD23	2.21	0.56
22:BA:1878:G:O2'	22:BA:1879:C:H5'	2.05	0.56
22:BA:2230:G:O3'	45:BX:29:LEU:HD23	2.04	0.56
22:BA:2499:C:H3'	22:BA:2500:U:H5''	1.88	0.56
22:BA:2698:U:H2'	22:BA:2699:C:C6	2.40	0.56
22:BA:2711:A:OP2	62:BA:3540:HOH:O	2.18	0.56
23:BB:109:A:O2'	23:BB:110:C:H5'	2.05	0.56
24:BC:219:VAL:HG12	24:BC:224:MET:HE3	1.86	0.56
25:BD:8:LYS:HB2	25:BD:201:LEU:HD22	1.88	0.56
26:BE:7:ASP:O	26:BE:9:GLN:N	2.38	0.56
26:BE:196:VAL:O	26:BE:200:LEU:HD23	2.05	0.56
27:BF:1:ALA:O	27:BF:2:LYS:HB3	2.05	0.56
27:BF:45:ASP:CB	27:BF:48:LEU:HB2	2.34	0.56
27:BF:116:LEU:O	27:BF:176:PHE:HA	2.05	0.56
29:BH:78:VAL:CG2	29:BH:145:ASN:HD22	2.18	0.56
30:BI:3:LYS:CD	30:BI:4:VAL:HG23	2.35	0.56
32:BK:5:GLN:O	32:BK:6:THR:HB	2.05	0.56
32:BK:91:SER:O	32:BK:92:GLU:C	2.43	0.56
37:BP:24:THR:HG22	37:BP:87:ARG:H	1.70	0.56
37:BP:52:ARG:HG2	37:BP:52:ARG:HH11	1.70	0.56
38:BQ:68:ALA:HB1	38:BQ:73:ILE:HG23	1.88	0.56
39:BR:59:ILE:HG12	39:BR:101:ILE:HD13	1.87	0.56
42:BU:5:ARG:HG2	42:BU:5:ARG:HH21	1.69	0.56
43:BV:25:LYS:HD3	43:BV:43:ASP:HA	1.87	0.56
44:BW:18:LYS:N	44:BW:36:ILE:CG1	2.67	0.56
44:BW:18:LYS:H	44:BW:36:ILE:N	2.03	0.56
44:BW:41:GLY:HA2	44:BW:44:PHE:CE2	2.40	0.56
46:BY:14:LEU:HD22	46:BY:57:LEU:HD21	1.87	0.56
47:BZ:4:ILE:O	47:BZ:4:ILE:HG12	2.05	0.56
49:B1:9:LYS:O	49:B1:50:GLU:HG3	2.04	0.56
49:B1:24:LYS:HE2	49:B1:52:LYS:CB	2.32	0.56
53:CA:461:A:P	53:CA:462:G:OP2	2.64	0.56
53:CA:969:A:O2'	53:CA:970:C:C5'	2.54	0.56
53:CA:1068:G:C2	53:CA:1069:C:C6	2.93	0.56
53:CA:1124:G:O2'	53:CA:1125:U:C6	2.58	0.56
53:CA:1452:C:C4'	53:CA:1453:G:O5'	2.46	0.56

Continued on next page...

Continued from previous page...

Atom-1	Atom-2	Interatomic distance (Å)	Clash overlap (Å)
53:CA:1494:G:H5'	22:DA:1913:A:C6	2.40	0.56
2:CB:99:MET:O	2:CB:103:TRP:HB3	2.03	0.56
5:CE:86:GLY:O	5:CE:87:VAL:HG13	2.06	0.56
54:CG:70:PRO:HB3	54:CG:98:LEU:HD12	1.86	0.56
8:CH:82:LEU:HD12	12:CL:3:VAL:HG11	1.86	0.56
12:CL:5:GLN:HG3	12:CL:9:LYS:HZ3	1.69	0.56
14:CN:52:ARG:HA	14:CN:52:ARG:CZ	2.35	0.56
14:CN:72:PHE:HB2	14:CN:78:LEU:O	2.05	0.56
18:CR:31:TYR:CG	18:CR:54:LEU:HD21	2.40	0.56
21:CU:36:PHE:HB3	21:CU:40:PRO:HD3	1.87	0.56
22:DA:30:G:H2'	22:DA:31:C:C6	2.40	0.56
22:DA:36:G:N1	22:DA:445:C:C4	2.73	0.56
22:DA:260:G:C6	22:DA:261:G:C5	2.93	0.56
22:DA:380:G:O3'	45:DX:15:ASN:HB2	2.05	0.56
22:DA:382:A:C2	22:DA:393:C:C2	2.93	0.56
22:DA:460:A:C2'	22:DA:461:C:O4'	2.54	0.56
22:DA:607:U:H5	22:DA:619:G:C5	2.24	0.56
22:DA:730:A:H2'	22:DA:731:C:H6	1.70	0.56
22:DA:781:A:H2'	22:DA:1777:U:H1'	1.86	0.56
22:DA:782:A:OP1	22:DA:782:A:H8	1.88	0.56
22:DA:836:G:C5	22:DA:837:C:C4	2.94	0.56
22:DA:972:A:N1	22:DA:973:A:N6	2.54	0.56
22:DA:1161:C:H4'	39:DR:8:GLY:O	2.05	0.56
22:DA:1171:G:C2	22:DA:1179:G:N3	2.73	0.56
22:DA:1248:G:OP1	38:DQ:1:ALA:HB3	2.05	0.56
22:DA:1262:A:C6	22:DA:1263:U:C2	2.92	0.56
22:DA:1476:U:H1'	22:DA:1732:C:C2	2.41	0.56
22:DA:1494:A:O2'	22:DA:1495:A:H5'	2.05	0.56
22:DA:1603:A:O2'	22:DA:1604:C:H5'	2.05	0.56
22:DA:1649:G:N1	22:DA:2009:A:C6	2.74	0.56
22:DA:1655:A:H4'	25:DD:118:PHE:CD1	2.40	0.56
22:DA:1905:C:O2'	22:DA:1929:G:O2'	2.18	0.56
22:DA:1924:C:O2'	22:DA:1925:C:H5'	2.05	0.56
22:DA:2315:G:OP1	58:DF:156:THR:HG21	2.04	0.56
22:DA:2414:G:H2'	22:DA:2415:G:H5'	1.87	0.56
22:DA:2727:A:O2'	22:DA:2728:U:C6	2.58	0.56
22:DA:2756:U:H1'	22:DA:2757:A:C5'	2.34	0.56
22:DA:2879:A:O2'	22:DA:2880:C:P	2.64	0.56
24:DC:15:VAL:HG22	24:DC:204:LEU:O	2.05	0.56
24:DC:71:ASP:O	24:DC:73:ILE:HG12	2.05	0.56
25:DD:56:LYS:NZ	25:DD:56:LYS:HB3	2.21	0.56

Continued on next page...

Continued from previous page...

Atom-1	Atom-2	Interatomic distance (Å)	Clash overlap (Å)
25:DD:61:THR:CB	25:DD:63:PRO:HD2	2.35	0.56
28:DG:84:LYS:HD3	28:DG:84:LYS:N	2.20	0.56
29:DH:84:ALA:HA	29:DH:89:LYS:O	2.04	0.56
31:DJ:16:TYR:HB2	31:DJ:54:ILE:HD13	1.86	0.56
33:DL:120:VAL:HG12	33:DL:121:THR:H	1.69	0.56
35:DN:33:ILE:HG23	35:DN:114:GLU:HB2	1.88	0.56
38:DQ:46:TYR:CD1	39:DR:74:ILE:CG2	2.87	0.56
40:DS:20:VAL:HG11	40:DS:43:ALA:HB1	1.88	0.56
41:DT:76:ARG:HG2	41:DT:77:ARG:N	2.20	0.56
43:DV:75:GLN:HG3	43:DV:92:VAL:HG11	1.86	0.56
46:DY:39:GLN:O	46:DY:42:LEU:HB2	2.05	0.56
52:D4:36:ARG:HG2	52:D4:37:GLN:H	1.71	0.56
1:AA:181:A:N6	1:AA:195:A:OP2	2.39	0.56
1:AA:210:C:H4'	1:AA:211:G:C2	2.39	0.56
1:AA:995:C:H4'	14:AN:7:ALA:HB2	1.88	0.56
4:AD:29:THR:HG22	4:AD:30:LYS:N	2.21	0.56
5:AE:100:GLU:HB2	5:AE:103:GLY:HA2	1.86	0.56
13:AM:28:ARG:O	13:AM:32:ILE:HG12	2.06	0.56
14:AN:47:LEU:O	14:AN:47:LEU:HD23	2.05	0.56
22:BA:634:C:H2'	22:BA:635:C:C6	2.41	0.56
22:BA:854:C:C2'	22:BA:855:G:H5'	2.36	0.56
22:BA:1654:A:C4'	25:BD:118:PHE:CZ	2.89	0.56
22:BA:1866:A:C6	22:BA:1876:A:C8	2.94	0.56
24:BC:123:ILE:HD12	24:BC:135:PRO:HG2	1.87	0.56
24:BC:159:THR:O	24:BC:194:VAL:HG12	2.05	0.56
25:BD:101:PHE:HE2	25:BD:203:VAL:CG2	2.17	0.56
30:BI:15:GLY:CA	30:BI:50:LYS:HB3	2.28	0.56
31:BJ:110:PRO:HB2	31:BJ:111:LYS:HG3	1.86	0.56
36:BO:2:ASP:HB3	36:BO:5:SER:HB2	1.87	0.56
46:BY:18:LEU:HD11	46:BY:22:LEU:HD22	1.87	0.56
53:CA:247:G:C6	53:CA:278:G:N1	2.73	0.56
53:CA:389:A:H2'	53:CA:390:U:O4'	2.06	0.56
53:CA:413:G:N2	53:CA:428:G:O2'	2.39	0.56
53:CA:1092:A:C2	53:CA:1183:U:N3	2.70	0.56
53:CA:1117:A:C6	53:CA:1184:G:O6	2.58	0.56
2:CB:150:ILE:HD11	2:CB:153:MET:HE1	1.88	0.56
14:CN:79:SER:HB2	14:CN:81:ILE:CD1	2.35	0.56
17:CQ:61:ARG:CG	17:CQ:75:VAL:HG11	2.33	0.56
20:CT:61:ALA:O	20:CT:67:HIS:CG	2.59	0.56
22:DA:20:C:O2'	22:DA:21:A:H5'	2.05	0.56
22:DA:77:G:N2	22:DA:110:G:HI'	2.21	0.56

Continued on next page...

Continued from previous page...

Atom-1	Atom-2	Interatomic distance (Å)	Clash overlap (Å)
22:DA:174:U:H2'	22:DA:174:U:O2	2.04	0.56
22:DA:585:G:H2'	22:DA:1254:A:H61	1.70	0.56
22:DA:589:U:H2'	22:DA:590:A:C8	2.26	0.56
22:DA:629:G:O2'	22:DA:630:G:C5'	2.52	0.56
22:DA:736:C:C4	22:DA:737:C:C5	2.94	0.56
22:DA:910:A:C2	34:DM:13:HIS:CE1	2.93	0.56
22:DA:1022:G:C6	22:DA:1140:C:C5	2.94	0.56
22:DA:1304:A:O2'	22:DA:1305:C:O5'	2.24	0.56
22:DA:1404:C:O2'	22:DA:1405:U:H5'	2.05	0.56
22:DA:1428:C:C5	22:DA:1569:A:C5'	2.88	0.56
22:DA:1935:G:H1'	22:DA:1964:G:H21	1.66	0.56
22:DA:2064:C:H2'	22:DA:2065:C:C6	2.40	0.56
22:DA:2244:U:H2'	22:DA:2245:U:O4'	2.05	0.56
22:DA:2316:G:H2'	22:DA:2317:A:H8	1.69	0.56
22:DA:2440:C:O2'	22:DA:2441:U:H4'	2.04	0.56
58:DF:118:ALA:HB2	58:DF:176:PHE:HB3	1.87	0.56
58:DF:129:MET:CE	58:DF:174:PHE:CZ	2.89	0.56
28:DG:126:THR:HG22	28:DG:127:GLN:N	2.14	0.56
29:DH:78:VAL:HG22	29:DH:100:ALA:HA	1.87	0.56
40:DS:39:THR:O	40:DS:40:ASN:CB	2.53	0.56
41:DT:24:MET:HA	41:DT:24:MET:CE	2.36	0.56
41:DT:69:ARG:HD2	41:DT:70:HIS:H	1.70	0.56
44:DW:65:LYS:N	44:DW:65:LYS:HD2	2.20	0.56
51:D3:22:LYS:N	51:D3:48:MET:HB3	2.18	0.56
52:D4:7:VAL:O	52:D4:8:LYS:HG2	2.05	0.56
1:AA:92:U:O2'	1:AA:93:U:O4'	2.23	0.56
1:AA:669:G:O2'	1:AA:670:G:H5'	2.05	0.56
1:AA:802:A:H5''	1:AA:803:G:OP2	2.05	0.56
1:AA:914:A:N3	1:AA:915:A:C8	2.74	0.56
1:AA:1151:A:HO2'	1:AA:1152:A:H8	1.53	0.56
1:AA:1491:G:H5'	1:AA:1492:A:OP1	2.04	0.56
7:AG:68:VAL:HG21	7:AG:103:ILE:CG1	2.35	0.56
7:AG:144:ALA:C	7:AG:146:ALA:H	2.06	0.56
22:BA:27:G:O2'	22:BA:28:A:P	2.63	0.56
22:BA:866:A:N7	22:BA:914:G:C6	2.73	0.56
22:BA:1182:G:O2'	22:BA:1183:U:H5'	2.05	0.56
22:BA:2262:U:H4'	22:BA:2328:A:H2	1.71	0.56
22:BA:2472:G:H2'	22:BA:2475:C:H42	1.70	0.56
25:BD:107:VAL:N	25:BD:206:ALA:H	2.02	0.56
26:BE:32:VAL:HG23	26:BE:33:VAL:H	1.70	0.56
41:BT:1:MET:HB3	41:BT:2:ILE:HD13	1.86	0.56

Continued on next page...

Continued from previous page...

Atom-1	Atom-2	Interatomic distance (Å)	Clash overlap (Å)
41:BT:38:ALA:HB1	41:BT:43:ILE:CG2	2.36	0.56
42:BU:5:ARG:HG2	42:BU:5:ARG:NH2	2.20	0.56
44:BW:19:ARG:CZ	44:BW:22:VAL:HB	2.35	0.56
45:BX:30:PRO:HB2	45:BX:32:LEU:HD11	1.84	0.56
51:B3:56:LEU:N	51:B3:56:LEU:HD22	2.20	0.56
53:CA:94:G:O2'	53:CA:95:C:C5'	2.54	0.56
53:CA:204:G:H2'	53:CA:205:A:C8	2.41	0.56
53:CA:796:C:O3'	11:CK:126:ARG:NH2	2.39	0.56
53:CA:982:U:C1'	53:CA:983:A:N7	2.61	0.56
53:CA:1009:U:H2'	53:CA:1010:U:C6	2.40	0.56
53:CA:1057:G:H4'	3:CC:196:GLY:H	1.71	0.56
3:CC:149:LYS:HE3	3:CC:200:TRP:CE3	2.40	0.56
4:CD:81:LEU:O	4:CD:83:GLY:N	2.38	0.56
4:CD:94:GLU:HA	4:CD:99:ASN:ND2	2.21	0.56
12:CL:61:GLU:O	12:CL:61:GLU:HG3	2.05	0.56
56:CP:74:LEU:O	56:CP:78:VAL:CG2	2.52	0.56
19:CS:45:GLY:H	19:CS:61:VAL:HB	1.70	0.56
22:DA:53:A:H2	22:DA:179:C:H4'	1.70	0.56
22:DA:234:U:H5''	22:DA:234:U:H6	1.71	0.56
22:DA:457:A:N3	22:DA:459:U:O4	2.39	0.56
22:DA:669:G:C2	22:DA:801:G:C6	2.93	0.56
22:DA:1036:G:C6	22:DA:1120:G:C6	2.93	0.56
22:DA:1183:U:H2'	22:DA:1184:U:C6	2.41	0.56
22:DA:1385:A:H4'	22:DA:1386:C:OP1	2.06	0.56
22:DA:1416:G:N1	22:DA:1417:C:C4	2.73	0.56
22:DA:1954:G:O2'	22:DA:1955:U:P	2.63	0.56
22:DA:2147:A:OP1	22:DA:2147:A:C4'	2.54	0.56
22:DA:2408:U:H2'	22:DA:2409:G:C8	2.40	0.56
22:DA:2448:A:HO2'	22:DA:2449:U:H5	1.51	0.56
57:DB:81:G:C4	57:DB:82:U:C6	2.94	0.56
35:DN:24:MET:HG2	35:DN:44:LEU:CD2	2.34	0.56
38:DQ:73:ILE:HG13	38:DQ:74:SER:N	2.21	0.56
43:DV:27:PRO:O	43:DV:88:HIS:HA	2.06	0.56
44:DW:70:VAL:HG22	44:DW:70:VAL:O	2.06	0.56
46:DY:1:MET:N	46:DY:1:MET:HE2	2.21	0.56
1:AA:265:G:H2'	1:AA:266:G:H5'	1.88	0.56
1:AA:567:G:H5'	1:AA:567:G:C8	2.34	0.56
1:AA:1138:G:O2'	1:AA:1139:G:H4'	2.05	0.56
1:AA:1533:C:H3'	1:AA:1534:A:C5'	2.34	0.56
2:AB:20:ARG:O	2:AB:22:TRP:N	2.38	0.56
9:AI:129:ARG:NH1	9:AI:129:ARG:HA	2.21	0.56

Continued on next page...

Continued from previous page...

Atom-1	Atom-2	Interatomic distance (Å)	Clash overlap (Å)
10:AJ:53:ILE:HD11	14:AN:84:ARG:CZ	2.35	0.56
20:AT:80:ALA:O	20:AT:84:LYS:HB2	2.05	0.56
22:BA:191:A:H2'	22:BA:192:C:C6	2.40	0.56
22:BA:309:A:N3	22:BA:329:G:O2'	2.39	0.56
22:BA:1033:U:H4'	22:BA:1034:G:OP1	2.04	0.56
22:BA:1078:U:H5''	22:BA:1079:C:O5'	2.05	0.56
22:BA:1115:G:O2'	22:BA:1116:G:O5'	2.24	0.56
22:BA:1131:G:OP1	31:BJ:82:GLY:HA2	2.05	0.56
22:BA:1559:U:H4'	22:BA:1560:G:OP2	2.05	0.56
22:BA:2226:C:O2'	22:BA:2227:A:C5'	2.52	0.56
22:BA:2446:G:C3'	22:BA:2447:G:H5''	2.36	0.56
25:BD:139:SER:HA	25:BD:142:VAL:CG1	2.35	0.56
31:BJ:6:ALA:HB2	31:BJ:45:THR:HG21	1.83	0.56
37:BP:85:VAL:O	37:BP:86:LYS:HB2	2.04	0.56
40:BS:18:ARG:O	40:BS:19:LEU:CB	2.53	0.56
47:BZ:24:LEU:C	47:BZ:24:LEU:CD2	2.73	0.56
53:CA:579:A:H2'	53:CA:580:C:C6	2.40	0.56
53:CA:765:G:C5	53:CA:812:G:C6	2.93	0.56
53:CA:782:A:C2'	53:CA:783:C:H5'	2.36	0.56
53:CA:1004:A:H2'	53:CA:1005:A:O4'	2.06	0.56
53:CA:1047:G:O6	53:CA:1211:U:C2	2.59	0.56
2:CB:119:GLN:HG3	2:CB:124:THR:CG2	2.35	0.56
4:CD:72:ARG:HD2	4:CD:203:TYR:CE1	2.40	0.56
6:CF:11:HIS:CD2	6:CF:12:PRO:HD2	2.39	0.56
54:CG:42:VAL:HG12	54:CG:43:TYR:CD2	2.40	0.56
54:CG:79:VAL:O	54:CG:79:VAL:HG23	2.06	0.56
10:CJ:90:LEU:O	10:CJ:90:LEU:HD23	2.06	0.56
10:CJ:92:LEU:N	10:CJ:92:LEU:HD13	2.21	0.56
56:CP:19:VAL:HG13	56:CP:37:GLY:HA3	1.87	0.56
17:CQ:4:ILE:HG22	17:CQ:5:ARG:N	2.20	0.56
21:CU:16:ARG:HA	21:CU:16:ARG:NE	2.21	0.56
22:DA:143:C:C2'	22:DA:144:A:C8	2.88	0.56
22:DA:289:G:C2	22:DA:352:A:C2	2.94	0.56
22:DA:1439:A:N7	22:DA:1440:U:H1'	2.20	0.56
22:DA:1717:A:N6	22:DA:1744:A:C8	2.73	0.56
22:DA:1734:G:C2'	22:DA:1735:A:C8	2.84	0.56
22:DA:1765:U:O2'	22:DA:1766:G:H5'	2.05	0.56
22:DA:2259:U:C4	22:DA:2427:C:N4	2.74	0.56
22:DA:2307:G:H1'	22:DA:2308:G:C5	2.40	0.56
22:DA:2330:G:N1	22:DA:2386:A:C6	2.73	0.56
28:DG:100:ASN:O	28:DG:115:GLN:HB2	2.05	0.56

Continued on next page...

Continued from previous page...

Atom-1	Atom-2	Interatomic distance (Å)	Clash overlap (Å)
28:DG:148:ARG:HB2	28:DG:152:ARG:HH21	1.71	0.56
29:DH:49:ALA:HB3	29:DH:50:ARG:NH2	2.21	0.56
36:DO:89:ASP:O	36:DO:90:VAL:HG13	2.06	0.56
42:DU:85:ARG:HA	42:DU:85:ARG:NE	2.20	0.56
42:DU:95:PHE:O	42:DU:97:SER:N	2.38	0.56
1:AA:6:G:HO2'	1:AA:7:A:H8	1.52	0.56
1:AA:1053:G:O6	1:AA:1199:U:H2'	2.06	0.56
1:AA:1129:C:H2'	1:AA:1139:G:N7	2.20	0.56
1:AA:1183:U:H3'	1:AA:1184:G:H5''	1.87	0.56
2:AB:66:ILE:HG22	2:AB:67:LEU:N	2.21	0.56
4:AD:57:LYS:CB	4:AD:199:ILE:HG13	2.36	0.56
10:AJ:14:ASP:HB2	10:AJ:17:LEU:HB3	1.85	0.56
22:BA:311:A:C8	22:BA:332:A:C5	2.94	0.56
22:BA:936:A:C5	22:BA:937:C:C5	2.94	0.56
22:BA:1023:U:H6	22:BA:1023:U:C5'	2.14	0.56
22:BA:1107:G:H2'	22:BA:1108:U:C6	2.41	0.56
22:BA:1360:G:C6	22:BA:1372:U:C2	2.94	0.56
23:BB:56:G:H5''	23:BB:57:A:OP1	2.06	0.56
24:BC:16:VAL:N	24:BC:203:VAL:HG11	2.21	0.56
24:BC:102:TYR:O	24:BC:103:ILE:HD12	2.06	0.56
25:BD:101:PHE:N	25:BD:101:PHE:CD1	2.74	0.56
29:BH:49:ALA:O	29:BH:53:GLU:N	2.33	0.56
30:BI:23:VAL:HG23	30:BI:24:GLY:H	1.71	0.56
31:BJ:17:VAL:HG13	31:BJ:55:ILE:HG13	1.86	0.56
31:BJ:72:LYS:HB2	31:BJ:89:PHE:HB2	1.87	0.56
32:BK:92:GLU:O	32:BK:93:GLN:O	2.23	0.56
40:BS:31:GLN:O	40:BS:35:ILE:HG12	2.05	0.56
41:BT:87:LEU:O	41:BT:89:GLU:N	2.38	0.56
42:BU:3:LYS:O	42:BU:82:VAL:HG21	2.06	0.56
43:BV:80:HIS:HD2	43:BV:83:LYS:HB2	1.66	0.56
53:CA:69:G:H2'	53:CA:70:U:C6	2.41	0.56
53:CA:110:C:H2'	53:CA:111:G:C8	2.40	0.56
53:CA:1225:A:H4'	19:CS:77:ARG:HH12	1.68	0.56
5:CE:114:LEU:HD13	5:CE:122:VAL:HG11	1.87	0.56
10:CJ:6:ILE:HG23	10:CJ:100:ILE:CG2	2.36	0.56
22:DA:92:U:H2'	22:DA:93:G:H8	1.71	0.56
22:DA:370:G:C6	22:DA:424:G:N7	2.74	0.56
22:DA:677:A:C2	22:DA:678:C:C4	2.94	0.56
22:DA:1116:G:C2	22:DA:1117:C:C2	2.94	0.56
22:DA:1287:A:OP1	35:DN:103:ARG:HG3	2.06	0.56
22:DA:1364:G:H1'	22:DA:1368:G:N2	2.20	0.56

Continued on next page...

Continued from previous page...

Atom-1	Atom-2	Interatomic distance (Å)	Clash overlap (Å)
22:DA:1525:A:C2'	22:DA:1526:C:H5'	2.36	0.56
22:DA:1536:C:H4'	22:DA:1537:G:H5'	1.87	0.56
22:DA:2060:A:H62	26:DE:69:ARG:NH1	2.03	0.56
22:DA:2766:A:H2'	22:DA:2766:A:N3	2.20	0.56
58:DF:111:ARG:HG3	58:DF:135:ILE:HG12	1.87	0.56
31:DJ:44:TYR:CD1	38:DQ:63:ARG:NH2	2.74	0.56
32:DK:77:ILE:HD11	32:DK:105:ARG:NH2	2.21	0.56
34:DM:15:GLY:O	34:DM:16:ARG:HB3	2.06	0.56
1:AA:466:A:H4'	1:AA:467:U:OP2	2.03	0.56
1:AA:738:C:O2'	1:AA:739:C:H5'	2.06	0.56
1:AA:858:G:O2'	1:AA:859:G:C5'	2.53	0.56
1:AA:1097:C:H2'	1:AA:1098:C:H6	1.71	0.56
2:AB:20:ARG:O	2:AB:22:TRP:HB3	2.06	0.56
3:AC:21:TRP:HB3	3:AC:58:ARG:H	1.71	0.56
7:AG:129:ASN:HA	7:AG:134:VAL:HG11	1.88	0.56
11:AK:124:LYS:HE3	21:AU:34:ARG:HG2	1.86	0.56
17:AQ:60:ILE:HG22	17:AQ:72:TRP:CE3	2.41	0.56
20:AT:3:ILE:O	20:AT:4:LYS:HB2	2.04	0.56
22:BA:52:A:O2'	22:BA:53:A:H5'	2.06	0.56
22:BA:1071:G:C1'	22:BA:1089:A:N7	2.51	0.56
22:BA:1188:U:H2'	22:BA:1189:A:C5'	2.36	0.56
22:BA:1560:G:H2'	22:BA:1561:C:C6	2.41	0.56
24:BC:245:THR:OG1	24:BC:249:VAL:HB	2.06	0.56
26:BE:172:ALA:O	26:BE:175:ILE:CG2	2.53	0.56
31:BJ:99:ARG:O	31:BJ:103:ILE:CG2	2.46	0.56
32:BK:2:ILE:O	32:BK:6:THR:HG21	2.05	0.56
35:BN:70:THR:CG2	35:BN:75:ILE:HD11	2.36	0.56
38:BQ:81:GLY:HA2	38:BQ:116:LEU:HD13	1.88	0.56
41:BT:30:ILE:HG12	41:BT:32:LEU:CD2	2.36	0.56
42:BU:94:PHE:O	42:BU:94:PHE:CD1	2.59	0.56
47:BZ:24:LEU:HD23	47:BZ:24:LEU:O	2.04	0.56
53:CA:32:A:C2'	53:CA:33:A:H8	2.17	0.56
53:CA:92:U:O2'	53:CA:93:U:C6	2.53	0.56
53:CA:355:C:N4	53:CA:356:A:N6	2.54	0.56
53:CA:1048:G:H21	53:CA:1214:C:H5	1.54	0.56
53:CA:1182:G:C3'	53:CA:1183:U:H5'	2.35	0.56
6:CF:43:GLY:O	6:CF:44:ARG:C	2.43	0.56
11:CK:27:ASN:HA	11:CK:57:SER:HB3	1.86	0.56
11:CK:126:ARG:O	21:CU:33:ARG:NH2	2.39	0.56
12:CL:66:ILE:HA	12:CL:96:THR:OG1	2.06	0.56
17:CQ:68:LYS:O	17:CQ:69:THR:CG2	2.52	0.56

Continued on next page...

Continued from previous page...

Atom-1	Atom-2	Interatomic distance (Å)	Clash overlap (Å)
22:DA:53:A:H2'	22:DA:54:G:O4'	2.06	0.56
22:DA:321:U:H1'	26:DE:159:LEU:HD11	1.87	0.56
22:DA:347:A:H2'	22:DA:348:A:H8	1.70	0.56
22:DA:377:G:C6	22:DA:378:C:N3	2.73	0.56
22:DA:446:G:H4'	22:DA:447:A:OP1	2.06	0.56
22:DA:449:A:O2'	22:DA:450:G:C5'	2.43	0.56
22:DA:699:A:N6	22:DA:733:G:O2'	2.38	0.56
22:DA:727:A:O2'	22:DA:728:G:C8	2.58	0.56
22:DA:919:U:C2	22:DA:920:A:N7	2.74	0.56
22:DA:1049:C:C2'	22:DA:1050:A:H5'	2.34	0.56
22:DA:1107:G:H2'	22:DA:1108:U:H5'	1.87	0.56
22:DA:1179:G:N2	22:DA:1180:U:C2	2.74	0.56
22:DA:1265:A:C8	22:DA:1267:U:N3	2.73	0.56
22:DA:1420:A:N3	22:DA:2211:A:N7	2.52	0.56
22:DA:1649:G:H2'	22:DA:1650:A:C8	2.40	0.56
22:DA:2106:U:C4	22:DA:2107:G:N7	2.74	0.56
22:DA:2263:C:H4'	22:DA:2329:U:H4'	1.88	0.56
22:DA:2348:U:HO2'	22:DA:2349:G:H8	0.70	0.56
32:DK:1:MET:HB2	32:DK:32:TYR:HB3	1.87	0.56
35:DN:1:MET:O	35:DN:2:ARG:HB2	2.06	0.56
38:DQ:23:TYR:HB2	38:DQ:28:SER:HB3	1.88	0.56
42:DU:52:ASN:CG	42:DU:54:PRO:HD3	2.26	0.56
43:DV:4:ILE:HD12	43:DV:63:ILE:CG1	2.35	0.56
44:DW:37:VAL:HG13	44:DW:55:ASP:OD2	2.06	0.56
45:DX:69:GLU:HA	45:DX:72:ALA:HB3	1.86	0.56
1:AA:559:A:H4'	1:AA:560:A:O5'	2.06	0.56
1:AA:673:A:H1'	18:AR:63:TYR:CE1	2.40	0.56
1:AA:1240:U:N3	7:AG:29:LEU:HD21	2.21	0.56
1:AA:1322:C:O2'	1:AA:1323:G:H5'	2.06	0.56
2:AB:58:LYS:HZ2	2:AB:62:ARG:HG3	1.70	0.56
3:AC:113:LYS:HB2	3:AC:184:ASN:OD1	2.06	0.56
3:AC:150:VAL:HG12	3:AC:199:VAL:HB	1.88	0.56
5:AE:140:ILE:HG22	5:AE:141:ASP:N	2.21	0.56
7:AG:49:LEU:CD1	7:AG:60:ALA:HB1	2.36	0.56
9:AI:26:LYS:C	9:AI:27:ILE:HD12	2.26	0.56
12:AL:83:GLY:H	12:AL:94:TYR:HB3	1.71	0.56
13:AM:15:VAL:HG13	13:AM:40:GLU:O	2.06	0.56
22:BA:235:U:H2'	22:BA:236:C:H6	1.70	0.56
22:BA:509:C:H5''	22:BA:509:C:C6	2.38	0.56
22:BA:948:C:H6	22:BA:948:C:O5'	1.89	0.56
22:BA:1061:U:H6	22:BA:1070:A:C1'	2.19	0.56

Continued on next page...

Continued from previous page...

Atom-1	Atom-2	Interatomic distance (Å)	Clash overlap (Å)
22:BA:1509:A:N3	22:BA:1510:G:C8	2.74	0.56
22:BA:1585:C:H2'	22:BA:1586:A:C5'	2.36	0.56
22:BA:1818:U:OP2	24:BC:155:ARG:NH1	2.39	0.56
22:BA:2065:C:H1'	22:BA:2449:U:N3	2.19	0.56
22:BA:2214:C:H2'	22:BA:2215:C:H6	1.67	0.56
22:BA:2249:U:N3	22:BA:2253:G:OP2	2.38	0.56
23:BB:61:G:H2'	23:BB:62:C:H6	1.70	0.56
27:BF:84:ILE:O	27:BF:84:ILE:HG13	2.05	0.56
32:BK:21:CYS:CB	32:BK:39:ILE:HD11	2.17	0.56
33:BL:110:VAL:CG1	33:BL:131:ALA:HB1	2.35	0.56
33:BL:127:VAL:HG11	33:BL:142:ILE:HG21	1.87	0.56
37:BP:58:PHE:CD2	37:BP:58:PHE:N	2.74	0.56
40:BS:95:ARG:O	40:BS:96:ILE:HG12	2.06	0.56
44:BW:28:GLU:N	44:BW:31:LEU:HG	2.21	0.56
53:CA:17:U:H2'	53:CA:18:C:H6	1.70	0.56
53:CA:120:A:C5	53:CA:122:G:C6	2.94	0.56
53:CA:199:A:O2'	53:CA:200:G:O4'	2.24	0.56
53:CA:260:G:OP1	20:CT:74:HIS:HE1	1.89	0.56
53:CA:801:U:O2'	53:CA:802:A:H5'	2.06	0.56
53:CA:1189:U:O2'	3:CC:175:HIS:CD2	2.58	0.56
53:CA:1446:A:C2'	53:CA:1447:A:H5'	2.36	0.56
3:CC:83:VAL:HA	3:CC:86:LEU:HD12	1.88	0.56
3:CC:104:GLU:HG2	3:CC:105:VAL:H	1.71	0.56
4:CD:187:ARG:NH2	4:CD:191:SER:CB	2.68	0.56
5:CE:131:ASN:HD22	5:CE:132:PRO:HD2	1.70	0.56
56:CP:17:TYR:CD1	56:CP:39:PHE:HD2	2.24	0.56
17:CQ:82:VAL:HG13	17:CQ:82:VAL:OXT	2.05	0.56
20:CT:61:ALA:O	20:CT:67:HIS:HA	2.05	0.56
22:DA:39:G:N2	22:DA:441:U:C2	2.73	0.56
22:DA:49:A:N6	22:DA:177:G:C5	2.73	0.56
22:DA:57:C:O2'	41:DT:36:LYS:HE2	2.06	0.56
22:DA:217:A:O2'	22:DA:218:A:C5'	2.54	0.56
22:DA:238:C:H4'	22:DA:608:A:O2'	2.06	0.56
22:DA:412:A:N6	22:DA:2412:A:O4'	2.39	0.56
22:DA:665:U:H2'	22:DA:666:A:H8	1.71	0.56
22:DA:685:A:H1'	22:DA:688:U:O4	2.06	0.56
22:DA:750:A:H2'	22:DA:750:A:N3	2.21	0.56
22:DA:1317:G:H2'	22:DA:1318:U:O4'	2.05	0.56
22:DA:1913:A:C4'	22:DA:1914:C:OP1	2.50	0.56
22:DA:2038:G:H2'	22:DA:2039:U:O4'	2.06	0.56
22:DA:2102:G:C2'	22:DA:2103:C:H5'	2.36	0.56

Continued on next page...

Continued from previous page...

Atom-1	Atom-2	Interatomic distance (Å)	Clash overlap (Å)
22:DA:2769:U:C2'	22:DA:2770:G:H5'	2.36	0.56
24:DC:73:ILE:N	24:DC:116:GLN:HE21	2.04	0.56
25:DD:202:ILE:N	25:DD:202:ILE:CD1	2.69	0.56
31:DJ:23:LYS:CB	31:DJ:28:LEU:HD13	2.35	0.56
34:DM:34:LYS:HD3	34:DM:131:VAL:HG21	1.86	0.56
38:DQ:89:ILE:HG22	38:DQ:91:ARG:H	1.70	0.56
41:DT:5:GLU:HA	41:DT:8:LEU:HD12	1.88	0.56
43:DV:21:ARG:HD3	43:DV:87:GLN:HG2	1.87	0.56
47:DZ:51:SER:HA	47:DZ:54:VAL:HG22	1.88	0.56
1:AA:131:A:O2'	1:AA:132:C:O4'	2.24	0.56
1:AA:290:C:C2'	1:AA:291:U:H5'	2.36	0.56
1:AA:334:C:O2'	1:AA:335:C:H5'	2.06	0.56
1:AA:335:C:H2'	1:AA:336:A:H8	1.71	0.56
1:AA:658:C:O2'	1:AA:659:U:H5'	2.06	0.56
1:AA:736:C:H2'	1:AA:737:C:C6	2.41	0.56
1:AA:859:G:H2'	1:AA:860:A:C8	2.41	0.56
1:AA:1004:A:H2'	1:AA:1005:A:O4'	2.05	0.56
1:AA:1473:G:C2'	1:AA:1474:U:H5'	2.36	0.56
2:AB:13:VAL:CG2	2:AB:207:ARG:NH2	2.68	0.56
6:AF:97:THR:O	6:AF:98:GLU:CG	2.49	0.56
11:AK:124:LYS:HZ3	21:AU:33:ARG:NH2	2.03	0.56
19:AS:17:LYS:HB3	19:AS:30:LEU:HD23	1.87	0.56
20:AT:29:THR:HA	20:AT:32:LYS:HG2	1.88	0.56
22:BA:313:G:O2'	22:BA:314:C:H5'	2.06	0.56
22:BA:1184:U:C3'	22:BA:1184:U:C6	2.89	0.56
22:BA:1654:A:C1'	25:BD:118:PHE:CD1	2.85	0.56
22:BA:1762:A:H8	22:BA:1762:A:O5'	1.89	0.56
22:BA:2389:G:H5'	22:BA:2390:U:O4'	2.06	0.56
22:BA:2418:A:H2'	22:BA:2419:U:O4'	2.05	0.56
25:BD:190:LYS:O	25:BD:191:GLY:O	2.24	0.56
27:BF:129:MET:CG	27:BF:153:ILE:CD1	2.77	0.56
28:BG:83:THR:C	28:BG:84:LYS:CD	2.75	0.56
28:BG:132:LEU:N	28:BG:132:LEU:HD23	2.21	0.56
36:BO:48:LEU:HD12	36:BO:87:ILE:HD12	1.86	0.56
39:BR:20:VAL:HG21	39:BR:22:LEU:HD21	1.88	0.56
39:BR:39:LEU:HB3	39:BR:49:ILE:HD13	1.87	0.56
53:CA:106:C:C2'	53:CA:107:G:H5'	2.36	0.56
53:CA:147:G:H2'	53:CA:148:G:H8	1.69	0.56
53:CA:242:G:N2	53:CA:285:C:C2	2.74	0.56
53:CA:785:G:N3	53:CA:785:G:H2'	2.21	0.56
53:CA:937:A:C2	53:CA:1379:G:C6	2.93	0.56

Continued on next page...

Continued from previous page...

Atom-1	Atom-2	Interatomic distance (Å)	Clash overlap (Å)
53:CA:974:A:HO2'	53:CA:975:A:P	2.29	0.56
53:CA:1139:G:H4'	53:CA:1140:C:H5'	1.88	0.56
3:CC:25:THR:HG23	14:CN:75:LYS:HD2	1.88	0.56
3:CC:180:ASP:OD2	3:CC:203:LYS:HB2	2.05	0.56
9:CI:59:LYS:HE3	9:CI:60:LEU:CG	2.35	0.56
10:CJ:17:LEU:HD23	10:CJ:96:VAL:HG13	1.88	0.56
22:DA:28:A:HO2'	22:DA:29:U:H5'	1.71	0.56
22:DA:70:G:O2'	22:DA:71:A:H5''	2.04	0.56
22:DA:192:C:H2'	22:DA:193:U:C5'	2.31	0.56
22:DA:404:A:C2	22:DA:421:C:N3	2.74	0.56
22:DA:477:A:C2'	22:DA:478:A:C8	2.88	0.56
22:DA:659:G:C5	22:DA:660:C:C4	2.93	0.56
22:DA:811:U:C5'	22:DA:812:C:OP2	2.52	0.56
22:DA:1056:G:N2	22:DA:1102:C:C5	2.70	0.56
22:DA:1316:U:O2'	22:DA:1317:G:H5'	2.05	0.56
22:DA:1467:U:C2'	22:DA:1468:U:H5'	2.34	0.56
22:DA:1731:G:N3	22:DA:1733:G:C8	2.74	0.56
22:DA:1816:C:O2'	22:DA:1817:G:P	2.63	0.56
22:DA:1965:C:H2'	22:DA:1966:A:H8	1.71	0.56
22:DA:2093:G:C5	22:DA:2225:A:C5	2.94	0.56
22:DA:2308:G:C8	22:DA:2310:C:N4	2.74	0.56
22:DA:2331:G:H4'	44:DW:41:GLY:N	2.21	0.56
22:DA:2638:G:O2'	22:DA:2639:A:H8	1.87	0.56
22:DA:2663:G:H2'	22:DA:2664:G:C8	2.41	0.56
22:DA:2868:A:O2'	22:DA:2869:G:C5'	2.54	0.56
22:DA:2891:U:C2'	22:DA:2892:G:H5'	2.36	0.56
57:DB:5:U:H2'	57:DB:6:G:H8	1.70	0.56
24:DC:9:SER:O	24:DC:12:ARG:HB2	2.05	0.56
58:DF:36:ASN:O	58:DF:37:MET:CB	2.54	0.56
28:DG:1:SER:C	28:DG:3:VAL:H	2.09	0.56
32:DK:2:ILE:O	32:DK:3:GLN:CG	2.53	0.56
34:DM:72:PRO:O	34:DM:73:ILE:CB	2.54	0.56
37:DP:28:LYS:H	37:DP:28:LYS:NZ	2.04	0.56
44:DW:18:LYS:H	44:DW:36:ILE:HG13	1.71	0.56
44:DW:28:GLU:HG3	44:DW:29:SER:H	1.71	0.56
1:AA:284:C:H2'	1:AA:285:C:H6	1.71	0.55
1:AA:373:A:H2'	1:AA:374:A:H8	1.70	0.55
1:AA:418:C:N4	62:AA:1717:HOH:O	2.39	0.55
1:AA:737:C:H2'	1:AA:738:C:C6	2.40	0.55
1:AA:807:A:H2'	1:AA:808:C:C6	2.40	0.55
1:AA:978:A:O2'	1:AA:1322:C:H5	1.88	0.55

Continued on next page...

Continued from previous page...

Atom-1	Atom-2	Interatomic distance (Å)	Clash overlap (Å)
1:AA:1507:A:C2	1:AA:1508:A:C5	2.94	0.55
2:AB:86:CYS:HB2	2:AB:88:GLN:CG	2.33	0.55
2:AB:138:ARG:HG3	2:AB:139:GLU:N	2.20	0.55
2:AB:161:PHE:HA	2:AB:183:PHE:O	2.06	0.55
3:AC:142:ARG:HB3	3:AC:143:LEU:HD13	1.87	0.55
5:AE:62:ALA:O	5:AE:65:LYS:HB2	2.06	0.55
5:AE:113:VAL:O	5:AE:117:ALA:HB2	2.06	0.55
6:AF:4:TYR:O	6:AF:63:ASN:HA	2.06	0.55
7:AG:37:THR:O	7:AG:41:ILE:HG13	2.06	0.55
7:AG:49:LEU:HD12	7:AG:60:ALA:HB1	1.88	0.55
9:AI:60:LEU:HD23	9:AI:60:LEU:H	1.71	0.55
9:AI:113:LYS:HG2	9:AI:114:LYS:N	2.21	0.55
10:AJ:32:THR:HG23	10:AJ:33:GLY:N	2.22	0.55
12:AL:85:ARG:HG3	12:AL:86:VAL:N	2.20	0.55
20:AT:20:ASN:O	20:AT:24:ARG:HB2	2.05	0.55
22:BA:78:U:H2'	22:BA:79:C:C6	2.41	0.55
22:BA:670:A:H4'	22:BA:671:C:O5'	2.05	0.55
22:BA:726:G:O2'	22:BA:727:A:OP2	2.24	0.55
22:BA:1157:G:HO2'	22:BA:1158:C:H5'	1.69	0.55
22:BA:1396:U:H5''	22:BA:1397:U:OP2	2.06	0.55
22:BA:1872:A:C2'	22:BA:1873:G:O4'	2.53	0.55
22:BA:2847:U:C2'	22:BA:2848:G:H5'	2.36	0.55
31:BJ:44:TYR:HD2	38:BQ:63:ARG:CG	2.19	0.55
36:BO:88:LYS:HE2	36:BO:116:GLN:HE22	1.72	0.55
41:BT:29:THR:H	41:BT:86:THR:HA	1.69	0.55
43:BV:29:ILE:O	43:BV:91:PHE:HB2	2.07	0.55
53:CA:34:C:O2	53:CA:34:C:H2'	2.05	0.55
53:CA:131:A:C2	53:CA:132:C:N3	2.73	0.55
53:CA:168:G:C2'	53:CA:169:C:H5'	2.36	0.55
53:CA:373:A:H2'	53:CA:374:A:C8	2.40	0.55
53:CA:393:A:OP2	56:CP:12:LYS:HD2	2.06	0.55
53:CA:406:G:N7	53:CA:495:A:H2'	2.21	0.55
53:CA:439:U:H2'	53:CA:440:C:H6	1.71	0.55
53:CA:608:A:H2'	53:CA:609:A:O4'	2.07	0.55
53:CA:1014:A:C4'	19:CS:13:HIS:CD2	2.71	0.55
2:CB:82:ALA:HB1	2:CB:217:ALA:HB1	1.89	0.55
5:CE:89:THR:OG1	5:CE:90:GLY:N	2.35	0.55
55:CM:106:ARG:CZ	55:CM:112:ARG:HB3	2.36	0.55
56:CP:6:LEU:HD13	56:CP:17:TYR:CD2	2.40	0.55
19:CS:52:ASN:HD22	19:CS:52:ASN:C	2.09	0.55
22:DA:297:G:C2	22:DA:342:A:C2	2.94	0.55

Continued on next page...

Continued from previous page...

Atom-1	Atom-2	Interatomic distance (Å)	Clash overlap (Å)
22:DA:491:G:O2'	22:DA:492:A:C5'	2.54	0.55
22:DA:492:A:N1	40:DS:49:LYS:CE	2.68	0.55
22:DA:972:A:H3'	22:DA:973:A:H5''	1.87	0.55
22:DA:1331:G:C4	22:DA:1333:G:N7	2.73	0.55
22:DA:2367:G:O2'	22:DA:2368:C:H5'	2.06	0.55
22:DA:2748:A:C2	22:DA:2757:A:C5	2.94	0.55
22:DA:2822:G:C5'	25:DD:164:GLN:HE22	2.18	0.55
25:DD:1:MET:SD	25:DD:100:LEU:HD11	2.46	0.55
25:DD:114:LYS:HD2	25:DD:116:LYS:HZ1	1.67	0.55
58:DF:67:THR:O	58:DF:84:ILE:HG22	2.06	0.55
58:DF:113:PHE:CZ	58:DF:116:LEU:HD22	2.41	0.55
33:DL:93:ASN:O	33:DL:95:LEU:N	2.38	0.55
35:DN:7:GLY:O	35:DN:8:ARG:HB2	2.04	0.55
35:DN:28:LEU:O	35:DN:32:GLU:N	2.36	0.55
38:DQ:69:ARG:HB2	38:DQ:69:ARG:HH21	1.70	0.55
44:DW:36:ILE:CG2	44:DW:39:GLN:HB2	2.35	0.55
45:DX:31:ASN:ND2	45:DX:31:ASN:N	2.42	0.55
47:DZ:53:MET:O	47:DZ:54:VAL:HG13	2.06	0.55
1:AA:16:A:C2'	1:AA:17:U:H5'	2.36	0.55
1:AA:184:G:HO2'	1:AA:185:U:H6	1.49	0.55
1:AA:425:G:H2'	1:AA:426:U:H5'	1.88	0.55
1:AA:430:A:C4	1:AA:431:A:C8	2.95	0.55
1:AA:1112:C:C4	3:AC:177:LEU:HD22	2.41	0.55
1:AA:1250:A:N3	1:AA:1370:G:O2'	2.31	0.55
2:AB:41:ASN:OD1	2:AB:44:LYS:HB2	2.06	0.55
5:AE:104:ILE:O	5:AE:104:ILE:HG23	2.06	0.55
5:AE:135:VAL:HG22	5:AE:136:VAL:N	2.19	0.55
22:BA:480:A:H2	22:BA:499:U:O2	1.89	0.55
22:BA:973:A:O4'	22:BA:1188:U:C6	2.59	0.55
22:BA:2026:U:C2	22:BA:2027:G:C8	2.94	0.55
22:BA:2145:C:H3'	22:BA:2146:C:H5''	1.87	0.55
22:BA:2439:A:H4'	22:BA:2440:C:O5'	2.06	0.55
22:BA:2730:C:O3'	25:BD:174:SER:HB3	2.07	0.55
22:BA:2823:A:C5	22:BA:2824:C:C5	2.93	0.55
24:BC:33:LEU:CD2	24:BC:62:ARG:CD	2.81	0.55
24:BC:71:ASP:HA	24:BC:117:SER:O	2.07	0.55
27:BF:134:GLN:HG2	27:BF:135:ILE:N	2.22	0.55
28:BG:84:LYS:CD	28:BG:133:LYS:HG2	2.34	0.55
33:BL:95:LEU:CD2	33:BL:100:ILE:HG12	2.31	0.55
43:BV:70:ILE:HD12	43:BV:93:ARG:HH21	1.70	0.55
53:CA:15:G:C2	53:CA:16:A:C4	2.94	0.55

Continued on next page...

Continued from previous page...

Atom-1	Atom-2	Interatomic distance (Å)	Clash overlap (Å)
53:CA:67:C:OP1	53:CA:199:A:H5''	2.07	0.55
53:CA:158:G:H2'	53:CA:159:G:H8	1.70	0.55
53:CA:1365:G:O2'	53:CA:1366:C:H5'	2.06	0.55
2:CB:9:LEU:C	2:CB:11:ALA:H	2.09	0.55
4:CD:97:LEU:HB2	4:CD:134:TYR:HB3	1.88	0.55
55:CM:13:HIS:HB3	55:CM:16:ILE:CG1	2.37	0.55
17:CQ:45:VAL:HG11	17:CQ:60:ILE:HG22	1.85	0.55
22:DA:7:G:H4'	31:DJ:15:TRP:CH2	2.41	0.55
22:DA:223:A:C4	22:DA:408:G:H1'	2.41	0.55
22:DA:224:U:C4	22:DA:225:C:C5	2.94	0.55
22:DA:597:G:C2	22:DA:661:A:C2	2.95	0.55
22:DA:841:G:C2'	22:DA:842:U:H5'	2.36	0.55
22:DA:1153:C:H2'	22:DA:1154:G:H8	1.70	0.55
22:DA:1303:G:O2'	22:DA:1304:A:H8	1.88	0.55
22:DA:1499:C:C2'	22:DA:1500:G:H5'	2.35	0.55
22:DA:2148:G:N2	22:DA:2149:U:O4	2.36	0.55
22:DA:2216:G:O2'	22:DA:2217:G:H5'	2.06	0.55
22:DA:2303:G:C6	22:DA:2314:A:N6	2.74	0.55
22:DA:2344:U:OP1	49:D1:36:LYS:HD2	2.06	0.55
22:DA:2414:G:C2'	22:DA:2415:G:H5'	2.35	0.55
22:DA:2461:A:C2	22:DA:2490:G:N2	2.74	0.55
22:DA:2677:G:C4	22:DA:2731:G:N2	2.74	0.55
57:DB:55:U:H1'	58:DF:25:MET:SD	2.45	0.55
24:DC:93:VAL:HG12	24:DC:101:ARG:N	2.21	0.55
25:DD:106:LYS:O	25:DD:107:VAL:HB	2.07	0.55
25:DD:151:THR:HG22	25:DD:152:PRO:N	2.21	0.55
28:DG:95:ALA:HB3	28:DG:127:GLN:HA	1.87	0.55
29:DH:115:VAL:CG1	29:DH:132:PHE:HB2	2.24	0.55
29:DH:132:PHE:CZ	29:DH:134:VAL:CB	2.83	0.55
33:DL:93:ASN:CG	33:DL:94:THR:H	2.08	0.55
34:DM:29:GLY:CA	34:DM:64:TRP:HZ3	2.19	0.55
34:DM:74:THR:HB	34:DM:87:GLY:O	2.06	0.55
42:DU:10:VAL:O	42:DU:21:ARG:HA	2.06	0.55
42:DU:22:GLY:HA3	42:DU:36:GLU:HB3	1.88	0.55
46:DY:25:GLN:HB2	46:DY:46:VAL:HG11	1.87	0.55
1:AA:513:C:H2'	1:AA:514:C:H6	1.71	0.55
1:AA:600:A:H2'	1:AA:601:G:H8	1.70	0.55
1:AA:701:U:H5''	1:AA:703:G:O4'	2.05	0.55
1:AA:946:A:C2	1:AA:1236:A:C2	2.94	0.55
3:AC:119:ILE:HD11	3:AC:133:MET:HA	1.88	0.55
5:AE:131:ASN:O	5:AE:135:VAL:HG12	2.06	0.55

Continued on next page...

Continued from previous page...

Atom-1	Atom-2	Interatomic distance (Å)	Clash overlap (Å)
7:AG:69:ARG:CD	7:AG:95:ARG:HG2	2.37	0.55
10:AJ:53:ILE:HD11	14:AN:84:ARG:NH2	2.21	0.55
14:AN:11:LYS:HB2	14:AN:11:LYS:HZ3	1.71	0.55
22:BA:782:A:H4'	22:BA:783:A:O5'	2.06	0.55
22:BA:947:A:O2'	22:BA:984:A:C2	2.53	0.55
22:BA:1138:G:H5''	22:BA:1139:G:OP2	2.05	0.55
22:BA:1378:A:HO2'	22:BA:1379:U:H3'	1.71	0.55
22:BA:1381:G:H1'	22:BA:1571:A:N1	2.22	0.55
22:BA:1767:G:C2	22:BA:1986:C:C2	2.94	0.55
22:BA:2832:U:HO2'	22:BA:2833:U:P	2.29	0.55
24:BC:33:LEU:HD21	24:BC:62:ARG:HD3	1.87	0.55
32:BK:59:LYS:HG3	32:BK:89:ASN:HD22	1.70	0.55
37:BP:4:ILE:HA	37:BP:7:LEU:HB2	1.87	0.55
44:BW:76:ARG:CG	44:BW:76:ARG:NH2	2.52	0.55
52:B4:15:LYS:O	52:B4:16:ILE:O	2.24	0.55
53:CA:266:G:O2'	53:CA:267:C:H3'	2.06	0.55
53:CA:453:G:H2'	53:CA:454:G:C8	2.41	0.55
53:CA:649:A:H2'	53:CA:650:G:O4'	2.07	0.55
53:CA:796:C:H4'	11:CK:126:ARG:NH2	2.21	0.55
53:CA:1053:G:OP1	53:CA:1054:C:H3'	2.07	0.55
53:CA:1150:A:N6	53:CA:1151:A:N6	2.53	0.55
53:CA:1279:G:H2'	10:CJ:45:ARG:HH21	1.72	0.55
53:CA:1421:G:H1	53:CA:1479:C:H42	1.55	0.55
3:CC:130:ARG:O	3:CC:133:MET:HG2	2.06	0.55
3:CC:152:VAL:CG2	3:CC:156:LEU:HD21	2.32	0.55
4:CD:77:GLU:OE1	4:CD:81:LEU:HD21	2.07	0.55
12:CL:51:VAL:HG12	12:CL:52:CYS:N	2.21	0.55
15:CO:69:LEU:O	15:CO:69:LEU:HD22	2.06	0.55
17:CQ:27:PHE:HD1	17:CQ:36:PHE:HB3	1.71	0.55
22:DA:64:A:H2'	22:DA:65:U:O4'	2.06	0.55
22:DA:511:U:H5''	22:DA:1235:G:H4'	1.89	0.55
22:DA:1069:A:O2'	22:DA:1070:A:C5'	2.46	0.55
22:DA:1116:G:C2	22:DA:1117:C:N1	2.73	0.55
22:DA:1278:C:O2'	35:DN:27:SER:HB3	2.06	0.55
22:DA:1667:G:P	32:DK:6:THR:HA	2.47	0.55
22:DA:2473:U:OP2	22:DA:2473:U:H6	1.89	0.55
22:DA:2812:G:C6	22:DA:2813:A:C6	2.95	0.55
57:DB:12:C:N3	44:DW:73:PRO:HA	2.22	0.55
58:DF:74:ALA:HB1	58:DF:76:PHE:CD2	2.41	0.55
32:DK:20:MET:O	32:DK:41:ILE:HG13	2.06	0.55
34:DM:71:LYS:HG3	34:DM:72:PRO:HD2	1.87	0.55

Continued on next page...

Continued from previous page...

Atom-1	Atom-2	Interatomic distance (Å)	Clash overlap (Å)
37:DP:51:ASN:O	37:DP:52:ARG:HD3	2.07	0.55
37:DP:62:LYS:O	37:DP:63:ILE:HB	2.06	0.55
37:DP:105:LYS:HA	37:DP:108:ARG:CZ	2.36	0.55
41:DT:14:PRO:HG2	41:DT:15:HIS:H	1.71	0.55
44:DW:23:LYS:HD2	44:DW:24:ARG:CA	2.36	0.55
46:DY:6:LEU:HD21	46:DY:56:LEU:HD12	1.88	0.55
47:DZ:40:THR:HG22	47:DZ:42:ALA:H	1.72	0.55
1:AA:14:U:H2'	1:AA:16:A:OP2	2.06	0.55
1:AA:21:G:N2	1:AA:22:G:C6	2.74	0.55
1:AA:66:A:O4'	1:AA:173:U:C4	2.60	0.55
1:AA:66:A:O5'	1:AA:66:A:C8	2.59	0.55
1:AA:74:A:C2	1:AA:75:G:C4	2.94	0.55
1:AA:1358:U:C5	1:AA:1359:C:C4	2.95	0.55
2:AB:162:VAL:CG2	2:AB:184:ALA:HB2	2.37	0.55
3:AC:6:PRO:HG2	3:AC:183:TYR:CD2	2.41	0.55
3:AC:89:VAL:O	3:AC:93:ILE:HG13	2.05	0.55
5:AE:152:VAL:C	5:AE:155:LYS:HZ2	2.09	0.55
22:BA:38:A:O2'	26:BE:43:THR:HA	2.06	0.55
22:BA:50:U:H4'	22:BA:51:G:OP2	2.06	0.55
22:BA:226:A:N6	22:BA:227:A:N1	2.53	0.55
22:BA:455:C:N3	22:BA:472:A:H2'	2.21	0.55
22:BA:581:C:OP1	38:BQ:32:ARG:HB2	2.06	0.55
22:BA:876:C:C2'	22:BA:877:A:O4'	2.53	0.55
22:BA:1045:C:H5'	22:BA:1047:G:O4'	2.07	0.55
22:BA:1247:A:C4	22:BA:1249:U:C5	2.94	0.55
22:BA:2747:G:O2'	28:BG:66:THR:HG22	2.06	0.55
23:BB:34:A:C2	23:BB:49:C:O2	2.59	0.55
23:BB:46:A:C5	23:BB:47:C:C5	2.94	0.55
24:BC:156:SER:O	24:BC:194:VAL:HG11	2.07	0.55
27:BF:129:MET:HE1	27:BF:153:ILE:HD11	1.84	0.55
30:BI:104:GLN:O	30:BI:105:LEU:CB	2.54	0.55
31:BJ:2:LYS:N	31:BJ:2:LYS:CD	2.65	0.55
32:BK:88:ASN:ND2	32:BK:90:ASN:H	2.03	0.55
47:BZ:48:ASN:O	47:BZ:51:SER:HB3	2.06	0.55
53:CA:204:G:H2'	53:CA:205:A:H8	1.71	0.55
53:CA:658:C:H1'	15:CO:21:THR:HG21	1.88	0.55
53:CA:1129:C:O2'	53:CA:1130:A:H8	1.89	0.55
53:CA:1278:G:O2'	53:CA:1279:G:C2	2.60	0.55
53:CA:1409:C:H6	53:CA:1409:C:O5'	1.90	0.55
53:CA:1480:A:C4	53:CA:1481:U:C6	2.95	0.55
3:CC:53:ARG:HH11	3:CC:53:ARG:HB2	1.71	0.55

Continued on next page...

Continued from previous page...

Atom-1	Atom-2	Interatomic distance (Å)	Clash overlap (Å)
5:CE:104:ILE:N	5:CE:122:VAL:H	1.96	0.55
54:CG:100:MET:HA	54:CG:103:ILE:HG13	1.87	0.55
9:CI:45:MET:CE	9:CI:48:ARG:HG3	2.35	0.55
56:CP:6:LEU:HB2	56:CP:17:TYR:HB3	1.88	0.55
17:CQ:46:HIS:HB2	17:CQ:70:LYS:HZ1	1.70	0.55
22:DA:547:A:H8	22:DA:548:G:H5'	1.71	0.55
22:DA:845:A:C2	22:DA:847:U:H1'	2.41	0.55
22:DA:1179:G:O2'	22:DA:1180:U:H5'	2.06	0.55
22:DA:1431:A:O2'	22:DA:1432:G:H5'	2.06	0.55
22:DA:1435:G:C2	22:DA:1558:C:N4	2.74	0.55
22:DA:2094:A:HO2'	22:DA:2095:A:H8	1.55	0.55
22:DA:2408:U:HO2'	22:DA:2409:G:H8	1.53	0.55
22:DA:2422:C:H2'	22:DA:2423:U:H5''	1.89	0.55
22:DA:2440:C:H2'	22:DA:2441:U:O4'	2.05	0.55
22:DA:2615:U:O2'	22:DA:2616:C:C5'	2.54	0.55
22:DA:2800:A:H2'	22:DA:2801:G:C4'	2.37	0.55
22:DA:2881:U:O2'	22:DA:2882:A:H5'	2.07	0.55
25:DD:40:LEU:HD12	25:DD:40:LEU:N	2.20	0.55
25:DD:124:ARG:HD3	25:DD:125:TRP:HE1	1.68	0.55
25:DD:193:VAL:HB	25:DD:194:PRO:HD2	1.88	0.55
26:DE:5:LEU:HD23	26:DE:120:VAL:HG22	1.87	0.55
26:DE:112:LEU:HD11	26:DE:186:VAL:HG11	1.88	0.55
26:DE:131:THR:HG22	26:DE:161:ALA:H	1.71	0.55
58:DF:71:LYS:O	58:DF:72:SER:HB3	2.06	0.55
29:DH:61:VAL:CG1	29:DH:62:LEU:H	2.20	0.55
31:DJ:103:ILE:C	31:DJ:103:ILE:HD12	2.27	0.55
52:D4:8:LYS:HA	52:D4:16:ILE:HD11	1.89	0.55
1:AA:49:U:C5	1:AA:364:A:C6	2.95	0.55
1:AA:633:G:C2'	1:AA:634:C:H5'	2.36	0.55
1:AA:877:G:N3	8:AH:1:SER:N	2.54	0.55
1:AA:923:A:H2'	1:AA:924:C:C6	2.41	0.55
4:AD:190:LEU:O	4:AD:191:SER:CB	2.55	0.55
9:AI:98:ARG:HG2	9:AI:98:ARG:HH11	1.72	0.55
10:AJ:26:VAL:HG12	10:AJ:30:LYS:HE2	1.87	0.55
13:AM:2:ARG:HG3	13:AM:3:ILE:H	1.70	0.55
15:AO:39:GLN:OE1	22:BA:716:A:H1'	2.07	0.55
22:BA:1343:G:O2'	22:BA:1344:U:H5'	2.06	0.55
22:BA:1588:G:C2	22:BA:1589:U:C5	2.93	0.55
22:BA:2430:A:H5'	22:BA:2431:U:OP2	2.06	0.55
22:BA:2525:G:C2	22:BA:2539:C:C2	2.95	0.55
24:BC:259:ASN:O	24:BC:260:LYS:HB2	2.07	0.55

Continued on next page...

Continued from previous page...

Atom-1	Atom-2	Interatomic distance (Å)	Clash overlap (Å)
26:BE:46:GLN:HB2	26:BE:83:VAL:HG11	1.88	0.55
29:BH:61:VAL:O	29:BH:61:VAL:HG12	2.07	0.55
30:BI:58:ILE:O	30:BI:60:VAL:HG23	2.06	0.55
36:BO:102:ARG:O	36:BO:105:ALA:HB3	2.06	0.55
41:BT:51:PHE:C	41:BT:52:GLU:HG2	2.27	0.55
44:BW:29:SER:N	44:BW:63:ASP:HB3	2.21	0.55
45:BX:46:VAL:HG21	45:BX:67:LEU:HD11	1.88	0.55
47:BZ:8:GLN:O	47:BZ:9:THR:HG22	2.07	0.55
53:CA:386:C:C5	53:CA:387:U:C5	2.95	0.55
54:CG:9:ARG:HD3	54:CG:24:LYS:HZ1	1.72	0.55
9:CI:125:GLN:H	9:CI:125:GLN:NE2	2.04	0.55
55:CM:94:LEU:HD23	55:CM:101:THR:HG22	1.89	0.55
20:CT:73:ARG:HG2	20:CT:73:ARG:NH1	2.14	0.55
22:DA:37:C:H1'	26:DE:45:ALA:HB2	1.89	0.55
22:DA:64:A:H8	22:DA:64:A:O5'	1.89	0.55
22:DA:457:A:N1	22:DA:470:A:H5''	2.21	0.55
22:DA:513:A:H2'	22:DA:514:A:H8	1.72	0.55
22:DA:870:U:H2'	22:DA:871:U:C5'	2.35	0.55
22:DA:1278:C:O2'	22:DA:1279:G:H5'	2.05	0.55
22:DA:1695:G:H8	24:DC:7:PRO:O	1.89	0.55
22:DA:1721:G:H1'	22:DA:1739:A:N6	2.21	0.55
22:DA:1792:G:H5''	24:DC:203:VAL:CG2	2.37	0.55
22:DA:1931:U:OP2	22:DA:1968:G:N2	2.38	0.55
24:DC:140:VAL:HG21	24:DC:161:VAL:HB	1.87	0.55
25:DD:12:THR:CG2	25:DD:13:ARG:N	2.69	0.55
26:DE:175:ILE:O	26:DE:175:ILE:HG23	2.07	0.55
58:DF:35:LEU:HA	58:DF:152:ASP:O	2.07	0.55
58:DF:90:LEU:HB3	58:DF:95:MET:HG3	1.88	0.55
32:DK:80:ASP:HB2	37:DP:67:GLU:OE1	2.07	0.55
35:DN:56:LYS:HE2	35:DN:87:PHE:O	2.05	0.55
35:DN:103:ARG:HG3	35:DN:104:ALA:N	2.22	0.55
37:DP:16:VAL:CG1	37:DP:19:PHE:HE2	2.19	0.55
44:DW:44:PHE:HE2	44:DW:76:ARG:NE	2.04	0.55
1:AA:71:A:H3'	1:AA:71:A:OP2	2.06	0.55
1:AA:109:A:H4'	1:AA:110:C:OP2	2.07	0.55
1:AA:563:A:H1'	1:AA:566:G:O2'	2.06	0.55
1:AA:804:U:H5''	1:AA:805:C:OP2	2.06	0.55
1:AA:1239:A:H4'	1:AA:1240:U:O5'	2.05	0.55
19:AS:19:GLU:HA	19:AS:19:GLU:OE2	2.06	0.55
19:AS:40:PHE:HB2	19:AS:42:ASN:ND2	2.21	0.55
22:BA:163:C:O2'	22:BA:164:C:O5'	2.23	0.55

Continued on next page...

Continued from previous page...

Atom-1	Atom-2	Interatomic distance (Å)	Clash overlap (Å)
22:BA:309:A:O3'	42:BU:15:GLY:HA2	2.05	0.55
22:BA:395:U:O2'	22:BA:396:G:C8	2.60	0.55
22:BA:792:A:H5''	22:BA:793:A:H5'	1.89	0.55
22:BA:817:C:H2'	22:BA:818:G:H5'	1.87	0.55
22:BA:1668:A:N3	22:BA:1674:G:C8	2.75	0.55
23:BB:58:A:H2'	23:BB:59:A:C8	2.42	0.55
23:BB:112:G:H2'	23:BB:113:C:C6	2.42	0.55
25:BD:169:ARG:C	25:BD:170:VAL:HG13	2.26	0.55
26:BE:132:LYS:HB3	26:BE:132:LYS:HZ2	1.70	0.55
27:BF:16:MET:O	27:BF:20:ASN:HA	2.07	0.55
34:BM:5:LYS:HB3	34:BM:5:LYS:HZ2	1.71	0.55
36:BO:36:TYR:N	36:BO:36:TYR:HD2	2.03	0.55
53:CA:119:A:C4'	53:CA:120:A:O5'	2.54	0.55
53:CA:265:G:O3'	17:CQ:67:SER:HA	2.06	0.55
53:CA:765:G:C4	53:CA:812:G:C6	2.95	0.55
53:CA:977:A:H8	53:CA:1223:C:N3	2.04	0.55
53:CA:1072:G:C5	53:CA:1073:U:C4	2.95	0.55
53:CA:1280:A:H5''	10:CJ:43:PRO:HG2	1.89	0.55
53:CA:1283:U:H2'	53:CA:1284:C:C6	2.41	0.55
53:CA:1350:A:O2'	53:CA:1351:U:H5'	2.06	0.55
4:CD:70:GLN:HE22	4:CD:133:SER:HB3	1.72	0.55
4:CD:78:ALA:HA	4:CD:81:LEU:HD12	1.88	0.55
55:CM:106:ARG:HH21	55:CM:112:ARG:NE	2.04	0.55
15:CO:23:SER:HB3	15:CO:26:VAL:HG23	1.87	0.55
18:CR:41:SER:HA	18:CR:46:THR:HG22	1.89	0.55
22:DA:126:A:H2'	50:D2:46:LYS:HE2	1.88	0.55
22:DA:152:A:C2'	22:DA:153:U:H5'	2.37	0.55
22:DA:230:G:C2	22:DA:231:A:N7	2.74	0.55
22:DA:352:A:C4	22:DA:353:C:H1'	2.41	0.55
22:DA:827:U:H6	62:DA:3354:HOH:O	1.90	0.55
22:DA:919:U:H2'	22:DA:920:A:H8	1.71	0.55
22:DA:1183:U:H2'	22:DA:1184:U:H6	1.71	0.55
22:DA:1655:A:H5'	25:DD:118:PHE:CE1	2.42	0.55
22:DA:1769:U:H1'	22:DA:1984:G:N2	2.21	0.55
22:DA:2147:A:H5''	22:DA:2147:A:N3	2.21	0.55
22:DA:2527:C:C2'	22:DA:2528:U:H5'	2.36	0.55
22:DA:2531:A:H5''	28:DG:156:TYR:CZ	2.40	0.55
22:DA:2834:G:N9	22:DA:2879:A:N6	2.54	0.55
24:DC:196:ASN:OD1	24:DC:199:HIS:HB2	2.06	0.55
34:DM:73:ILE:HG13	34:DM:93:VAL:HG11	1.88	0.55
36:DO:11:ALA:O	36:DO:15:ARG:HG3	2.06	0.55

Continued on next page...

Continued from previous page...

Atom-1	Atom-2	Interatomic distance (Å)	Clash overlap (Å)
37:DP:7:LEU:O	37:DP:7:LEU:HD12	2.06	0.55
37:DP:32:VAL:HA	37:DP:37:LYS:HA	1.88	0.55
49:D1:47:ILE:HD12	49:D1:47:ILE:H	1.68	0.55
1:AA:122:G:O2'	1:AA:123:U:H5'	2.06	0.55
1:AA:197:A:H1'	1:AA:198:G:O4'	2.06	0.55
1:AA:666:G:C5	1:AA:741:G:C6	2.95	0.55
1:AA:1158:C:O2	1:AA:1158:C:H2'	2.07	0.55
5:AE:153:ALA:O	5:AE:154:ALA:C	2.43	0.55
6:AF:66:ALA:HB1	6:AF:67:PRO:HD2	1.89	0.55
12:AL:2:THR:HB	12:AL:5:GLN:H	1.71	0.55
22:BA:1731:G:N1	22:BA:1733:G:C6	2.74	0.55
22:BA:1992:G:N2	22:BA:1996:C:O2'	2.40	0.55
22:BA:2197:U:OP1	4:CD:150:LYS:HE3	2.07	0.55
22:BA:2358:A:C4	22:BA:2359:C:C6	2.94	0.55
22:BA:2682:A:C8	25:BD:11:MET:CG	2.90	0.55
22:BA:2823:A:H2'	22:BA:2824:C:H6	1.72	0.55
24:BC:70:LYS:NZ	24:BC:97:ASP:OD2	2.38	0.55
25:BD:42:ASN:O	25:BD:42:ASN:ND2	2.39	0.55
25:BD:101:PHE:N	25:BD:101:PHE:HD1	2.05	0.55
34:BM:78:LEU:C	34:BM:80:VAL:H	2.10	0.55
35:BN:74:GLU:O	35:BN:77:ALA:HB3	2.06	0.55
37:BP:64:SER:O	37:BP:65:ASN:C	2.44	0.55
39:BR:27:ILE:HG13	39:BR:33:VAL:CG1	2.35	0.55
53:CA:15:G:H5'	53:CA:1396:A:O2'	2.06	0.55
53:CA:158:G:C5	53:CA:164:G:C6	2.95	0.55
53:CA:330:C:O2'	53:CA:331:G:C8	2.50	0.55
53:CA:725:G:H2'	53:CA:726:C:H6	1.72	0.55
53:CA:736:C:H2'	53:CA:737:C:C6	2.41	0.55
53:CA:828:U:C5	53:CA:829:G:C8	2.95	0.55
53:CA:978:A:C6	53:CA:1318:A:C6	2.94	0.55
53:CA:1014:A:C2	19:CS:33:TRP:HB2	2.41	0.55
53:CA:1101:A:H1'	53:CA:1102:A:O4'	2.05	0.55
53:CA:1301:U:O2'	53:CA:1302:C:C6	2.60	0.55
3:CC:116:ALA:HB2	3:CC:199:VAL:CG2	2.36	0.55
5:CE:65:LYS:NZ	5:CE:68:ARG:HD3	2.22	0.55
5:CE:80:LEU:H	5:CE:121:ASN:ND2	2.04	0.55
5:CE:110:MET:HG2	5:CE:139:THR:HG21	1.88	0.55
54:CG:11:ILE:CD1	54:CG:24:LYS:HB2	2.36	0.55
55:CM:36:ALA:HB3	55:CM:55:LEU:HD11	1.89	0.55
14:CN:79:SER:CB	14:CN:81:ILE:HD11	2.37	0.55
22:DA:202:U:C3'	22:DA:203:A:C8	2.89	0.55

Continued on next page...

Continued from previous page...

Atom-1	Atom-2	Interatomic distance (Å)	Clash overlap (Å)
22:DA:538:A:O2'	31:DJ:8:PRO:CG	2.54	0.55
22:DA:538:A:C2	22:DA:556:A:C4	2.94	0.55
22:DA:827:U:H5''	62:DA:3354:HOH:O	2.06	0.55
22:DA:1000:A:N1	22:DA:1001:A:C2	2.75	0.55
22:DA:1287:A:O2'	22:DA:1288:G:H5'	2.07	0.55
22:DA:1314:C:OP1	22:DA:1332:G:H5''	2.07	0.55
22:DA:1498:C:O2'	22:DA:1499:C:C5'	2.55	0.55
22:DA:2217:G:O2'	22:DA:2218:G:C5'	2.54	0.55
22:DA:2290:G:H2'	22:DA:2291:U:C6	2.42	0.55
22:DA:2331:G:H2'	22:DA:2332:C:O4'	2.07	0.55
57:DB:15:A:H1'	57:DB:109:A:N7	2.21	0.55
24:DC:19:VAL:O	24:DC:21:PRO:HD3	2.07	0.55
24:DC:94:LEU:HD13	24:DC:100:ARG:CD	2.34	0.55
25:DD:187:LEU:O	25:DD:188:LEU:HD23	2.07	0.55
26:DE:42:GLY:HA3	26:DE:90:GLN:O	2.07	0.55
26:DE:134:LEU:HA	26:DE:137:LYS:HB3	1.88	0.55
28:DG:28:LYS:H	28:DG:79:THR:HG22	1.72	0.55
29:DH:54:LEU:HA	29:DH:57:LYS:HG3	1.88	0.55
31:DJ:94:ALA:O	31:DJ:95:ARG:HB3	2.05	0.55
33:DL:116:VAL:HG13	33:DL:117:THR:H	1.70	0.55
37:DP:16:VAL:HG13	37:DP:19:PHE:HE2	1.72	0.55
41:DT:39:THR:OG1	41:DT:42:GLU:HG3	2.07	0.55
1:AA:101:A:C2'	1:AA:102:G:H5'	2.37	0.55
1:AA:184:G:O2'	1:AA:185:U:H6	1.90	0.55
1:AA:436:C:O2'	1:AA:437:U:H5'	2.06	0.55
1:AA:501:C:O2'	1:AA:502:A:H5'	2.06	0.55
1:AA:673:A:H1'	18:AR:63:TYR:HE1	1.72	0.55
1:AA:877:G:H21	8:AH:1:SER:CB	2.16	0.55
1:AA:1417:G:C6	1:AA:1482:G:C6	2.95	0.55
1:AA:1461:G:H2'	1:AA:1462:C:H6	1.71	0.55
2:AB:74:ALA:O	2:AB:75:ALA:CB	2.55	0.55
5:AE:100:GLU:CB	5:AE:121:ASN:HA	2.35	0.55
12:AL:24:GLU:O	12:AL:25:ALA:C	2.43	0.55
14:AN:50:LEU:O	14:AN:52:ARG:N	2.39	0.55
16:AP:20:VAL:HG21	16:AP:32:PHE:HB2	1.87	0.55
17:AQ:46:HIS:HB2	17:AQ:66:LEU:HD12	1.88	0.55
20:AT:66:ILE:HG13	20:AT:70:LYS:HG2	1.89	0.55
21:AU:18:PHE:O	21:AU:21:SER:HB3	2.06	0.55
22:BA:243:U:O2'	22:BA:244:A:H5'	2.05	0.55
22:BA:412:A:C2'	22:BA:413:C:H5'	2.37	0.55
22:BA:1167:C:H2'	22:BA:1168:G:O5'	2.07	0.55

Continued on next page...

Continued from previous page...

Atom-1	Atom-2	Interatomic distance (Å)	Clash overlap (Å)
22:BA:1716:U:O2'	22:BA:1717:A:H5'	2.07	0.55
24:BC:36:ASN:O	24:BC:37:SER:HB3	2.07	0.55
27:BF:52:ALA:HB2	27:BF:149:ARG:HD3	1.89	0.55
29:BH:6:LEU:O	29:BH:15:LEU:HA	2.06	0.55
32:BK:70:ARG:CD	32:BK:76:VAL:HG22	2.37	0.55
35:BN:95:THR:HG21	35:BN:113:ILE:HD11	1.88	0.55
37:BP:24:THR:CG2	37:BP:87:ARG:HB3	2.37	0.55
41:BT:29:THR:N	41:BT:86:THR:HA	2.22	0.55
53:CA:120:A:H2'	53:CA:121:U:H5''	1.83	0.55
53:CA:373:A:H5'	53:CA:373:A:C8	2.41	0.55
53:CA:410:G:OP1	4:CD:25:ARG:CD	2.54	0.55
53:CA:666:G:C6	53:CA:741:G:C6	2.95	0.55
53:CA:888:G:H4'	53:CA:1488:G:O2'	2.07	0.55
53:CA:987:G:C2'	53:CA:988:G:C8	2.60	0.55
53:CA:994:A:C6	53:CA:1216:A:H5'	2.42	0.55
53:CA:1151:A:N6	53:CA:1152:A:N6	2.55	0.55
53:CA:1215:G:O2'	53:CA:1216:A:H5'	2.06	0.55
53:CA:1345:U:C6	53:CA:1377:A:H2	2.25	0.55
53:CA:1348:U:O2'	53:CA:1349:A:H5'	2.06	0.55
53:CA:1395:C:H5''	53:CA:1402:C:O2'	2.07	0.55
53:CA:1481:U:H2'	53:CA:1482:G:H8	1.72	0.55
2:CB:89:PHE:HB3	2:CB:149:GLY:O	2.07	0.55
3:CC:93:ILE:O	3:CC:93:ILE:HG13	2.06	0.55
10:CJ:76:ILE:HG22	10:CJ:77:VAL:N	2.22	0.55
19:CS:10:ILE:HG22	19:CS:14:LEU:HD21	1.89	0.55
20:CT:62:ALA:HA	20:CT:67:HIS:CE1	2.41	0.55
22:DA:257:C:H2'	22:DA:258:G:O4'	2.06	0.55
22:DA:532:A:N6	22:DA:2020:A:H1'	2.22	0.55
22:DA:627:A:O2'	22:DA:628:G:O4'	2.25	0.55
22:DA:878:A:N3	22:DA:878:A:C3'	2.70	0.55
22:DA:1034:G:H2'	22:DA:1035:U:C6	2.42	0.55
22:DA:1056:G:H1'	22:DA:1103:A:C6	2.42	0.55
22:DA:1248:G:H2'	38:DQ:1:ALA:O	2.06	0.55
22:DA:1465:G:H2'	22:DA:1466:U:C6	2.42	0.55
22:DA:2030:A:N3	22:DA:2499:C:H5''	2.22	0.55
22:DA:2060:A:H2'	26:DE:63:LYS:HZ1	1.65	0.55
22:DA:2543:G:H2'	22:DA:2544:G:C8	2.41	0.55
22:DA:2734:A:H2'	22:DA:2735:G:C5'	2.37	0.55
25:DD:32:ASN:HB3	25:DD:52:THR:OG1	2.07	0.55
58:DF:45:ASP:C	58:DF:47:LYS:H	2.10	0.55
33:DL:23:ILE:HD12	33:DL:23:ILE:N	2.21	0.55

Continued on next page...

Continued from previous page...

Atom-1	Atom-2	Interatomic distance (Å)	Clash overlap (Å)
33:DL:33:ARG:HD3	33:DL:40:SER:HA	1.89	0.55
34:DM:133:LYS:NZ	34:DM:133:LYS:HB3	2.22	0.55
36:DO:28:VAL:O	36:DO:28:VAL:HG13	2.07	0.55
36:DO:111:ARG:HA	36:DO:115:LEU:O	2.06	0.55
38:DQ:4:LYS:HE3	38:DQ:7:VAL:CG2	2.37	0.55
38:DQ:10:ARG:CZ	38:DQ:10:ARG:HB2	2.37	0.55
40:DS:86:MET:HE2	40:DS:87:PRO:HD2	1.86	0.55
41:DT:48:GLN:HA	41:DT:48:GLN:NE2	2.19	0.55
43:DV:75:GLN:HB2	43:DV:90:ASP:O	2.06	0.55
1:AA:357:G:H1'	1:AA:368:U:O2	2.07	0.55
1:AA:487:A:H2'	1:AA:488:C:C6	2.42	0.55
1:AA:596:A:C6	1:AA:645:G:C2	2.95	0.55
1:AA:797:C:O2'	1:AA:798:U:H5'	2.07	0.55
1:AA:1367:C:C5'	10:AJ:62:ARG:NH1	2.70	0.55
2:AB:19:THR:HG23	2:AB:20:ARG:H	1.72	0.55
2:AB:113:LEU:HB2	2:AB:143:LEU:HD12	1.89	0.55
7:AG:20:GLU:O	7:AG:24:LYS:HG3	2.07	0.55
7:AG:68:VAL:HB	7:AG:99:ALA:HB1	1.88	0.55
10:AJ:18:ILE:HG23	10:AJ:19:ASP:N	2.21	0.55
15:AO:80:LEU:O	15:AO:80:LEU:HD12	2.07	0.55
19:AS:79:TYR:CG	19:AS:80:ARG:N	2.75	0.55
22:BA:877:A:C2	22:BA:899:A:C2	2.94	0.55
22:BA:1009:A:H8	22:BA:1009:A:O5'	1.89	0.55
22:BA:1858:A:OP2	22:BA:1858:A:C8	2.60	0.55
22:BA:1885:A:O2'	22:BA:1886:U:H5'	2.06	0.55
22:BA:1886:U:H2'	22:BA:1887:C:C6	2.42	0.55
22:BA:1997:C:OP2	25:BD:129:THR:OG1	2.24	0.55
22:BA:2024:G:C2'	22:BA:2025:C:H5'	2.37	0.55
22:BA:2210:U:C2	22:BA:2212:A:C8	2.95	0.55
22:BA:2886:A:C2	22:BA:2887:A:H1'	2.42	0.55
32:BK:108:ARG:HG3	32:BK:108:ARG:HH11	1.71	0.55
34:BM:109:PRO:O	34:BM:110:GLU:C	2.45	0.55
52:B4:9:LYS:HB3	52:B4:14:CYS:HB2	1.87	0.55
53:CA:566:G:C4'	53:CA:567:G:OP1	2.48	0.55
53:CA:687:A:C2	53:CA:704:A:C5	2.95	0.55
53:CA:974:A:O2'	53:CA:975:A:P	2.64	0.55
53:CA:1366:C:O2'	53:CA:1367:C:H6	1.88	0.55
6:CF:62:MET:O	6:CF:63:ASN:HB2	2.07	0.55
11:CK:115:ILE:O	11:CK:115:ILE:HG23	2.07	0.55
55:CM:77:LYS:HD3	55:CM:77:LYS:C	2.27	0.55
14:CN:63:CYS:HB3	14:CN:67:GLY:H	1.72	0.55

Continued on next page...

Continued from previous page...

Atom-1	Atom-2	Interatomic distance (Å)	Clash overlap (Å)
20:CT:81:GLN:O	20:CT:82:ILE:HG23	2.07	0.55
22:DA:9:G:H1	22:DA:2629:U:H2'	1.71	0.55
22:DA:568:U:H2'	22:DA:570:G:OP2	2.07	0.55
22:DA:586:A:H8	22:DA:586:A:O5'	1.89	0.55
22:DA:663:G:O6	22:DA:664:G:C6	2.59	0.55
22:DA:784:G:HO2'	22:DA:785:G:H8	1.54	0.55
22:DA:856:G:N2	22:DA:922:C:C2	2.75	0.55
22:DA:962:G:O2'	22:DA:963:U:H5'	2.06	0.55
22:DA:973:A:O5'	39:DR:81:LYS:HE3	2.07	0.55
22:DA:1421:G:H8	22:DA:1421:G:OP2	1.90	0.55
22:DA:1492:G:C4	22:DA:1496:A:N6	2.75	0.55
22:DA:1553:A:N7	22:DA:1555:G:C5	2.75	0.55
22:DA:1565:C:HO2'	22:DA:1566:A:H2'	1.66	0.55
22:DA:1914:C:O2'	22:DA:1915:U:H5''	2.07	0.55
22:DA:2054:A:C2	22:DA:2616:C:C2	2.95	0.55
22:DA:2095:A:H2'	22:DA:2096:C:C6	2.42	0.55
26:DE:42:GLY:HA2	26:DE:92:HIS:HE1	1.71	0.55
58:DF:59:ILE:HG23	58:DF:137:PHE:HE1	1.72	0.55
58:DF:73:VAL:O	58:DF:73:VAL:HG12	2.07	0.55
29:DH:2:GLN:O	29:DH:3:VAL:O	2.25	0.55
29:DH:5:LEU:HD11	29:DH:13:GLY:HA3	1.87	0.55
30:DI:52:LEU:O	30:DI:54:ILE:HD12	2.07	0.55
31:DJ:4:PHE:HB3	38:DQ:63:ARG:HH22	1.72	0.55
31:DJ:125:TYR:HE2	31:DJ:132:HIS:CD2	2.25	0.55
37:DP:9:GLN:HB3	37:DP:12:MET:HE3	1.83	0.55
41:DT:34:VAL:O	41:DT:35:ALA:HB3	2.06	0.55
44:DW:18:LYS:CD	44:DW:19:ARG:HG2	2.37	0.55
46:DY:57:LEU:HD13	46:DY:60:LYS:CE	2.33	0.55
49:D1:8:ILE:HG22	49:D1:9:LYS:N	2.21	0.55
51:D3:41:ARG:HG3	51:D3:41:ARG:NH2	2.10	0.55
1:AA:259:G:C4	1:AA:260:G:C8	2.95	0.55
1:AA:528:C:H5'	1:AA:529:G:OP2	2.07	0.55
1:AA:601:G:O2'	1:AA:602:A:H5'	2.05	0.55
1:AA:687:A:N7	1:AA:701:U:H5	2.05	0.55
1:AA:927:G:N2	1:AA:1391:U:H1'	2.22	0.55
1:AA:1136:C:H4'	1:AA:1137:C:OP1	2.06	0.55
1:AA:1387:G:H2'	1:AA:1388:C:H6	1.70	0.55
1:AA:1418:A:C2	1:AA:1483:A:C2	2.95	0.55
1:AA:1489:G:C2'	1:AA:1490:U:H5'	2.37	0.55
5:AE:96:GLN:HB2	5:AE:123:LEU:HD13	1.89	0.55
17:AQ:74:LEU:HD12	17:AQ:74:LEU:H	1.71	0.55

Continued on next page...

Continued from previous page...

Atom-1	Atom-2	Interatomic distance (Å)	Clash overlap (Å)
22:BA:80:G:C2	22:BA:107:G:C2	2.94	0.55
22:BA:523:C:O2'	22:BA:524:G:H5'	2.07	0.55
22:BA:936:A:N6	62:BA:3577:HOH:O	2.38	0.55
22:BA:1090:A:O2'	22:BA:1091:G:H5'	2.06	0.55
22:BA:2510:C:H2'	22:BA:2511:U:O5'	2.06	0.55
22:BA:2787:C:O2'	22:BA:2788:C:H5'	2.07	0.55
23:BB:57:A:H2'	23:BB:58:A:H8	1.72	0.55
24:BC:90:ILE:HG23	24:BC:102:TYR:CD1	2.42	0.55
24:BC:252:LYS:HZ2	24:BC:252:LYS:CA	2.19	0.55
25:BD:16:THR:HG22	25:BD:20:VAL:O	2.06	0.55
27:BF:34:THR:HG22	27:BF:89:THR:HA	1.89	0.55
27:BF:175:PRO:O	27:BF:176:PHE:HB2	2.07	0.55
28:BG:33:THR:CA	28:BG:34:ARG:HH11	2.20	0.55
29:BH:137:GLU:HG3	29:BH:138:VAL:N	2.22	0.55
30:BI:126:ARG:HA	30:BI:129:GLU:CB	2.36	0.55
33:BL:94:THR:CG2	33:BL:95:LEU:N	2.70	0.55
47:BZ:43:ILE:C	47:BZ:43:ILE:HD12	2.28	0.55
53:CA:102:G:H2'	53:CA:103:U:H6	1.71	0.55
53:CA:791:G:C2'	53:CA:792:A:H5'	2.36	0.55
53:CA:935:A:HO2'	53:CA:936:C:H6	1.43	0.55
53:CA:1230:C:H6	53:CA:1230:C:H5''	1.72	0.55
53:CA:1449:C:O2'	53:CA:1450:U:O4'	2.24	0.55
2:CB:93:HIS:CD2	2:CB:145:ASN:O	2.54	0.55
3:CC:26:LYS:HE3	3:CC:26:LYS:CA	2.23	0.55
6:CF:54:LEU:CD1	6:CF:56:LYS:O	2.55	0.55
10:CJ:10:LEU:O	10:CJ:18:ILE:HD11	2.07	0.55
14:CN:2:LYS:HD3	14:CN:5:MET:HG3	1.87	0.55
22:DA:540:C:O2'	22:DA:541:A:H5'	2.07	0.55
22:DA:565:C:C2'	22:DA:566:U:H5'	2.36	0.55
22:DA:1014:A:C2	22:DA:1149:G:C2	2.95	0.55
22:DA:1029:A:H5''	22:DA:1030:C:OP2	2.06	0.55
22:DA:1130:U:O2'	22:DA:1131:G:H8	1.89	0.55
22:DA:1612:C:O2'	22:DA:1613:G:O5'	2.25	0.55
22:DA:1792:G:H5''	24:DC:203:VAL:HG23	1.89	0.55
22:DA:2185:U:H2'	22:DA:2186:G:H8	1.72	0.55
22:DA:2192:U:H2'	22:DA:2192:U:O2	2.05	0.55
22:DA:2261:C:H41	44:DW:10:ARG:HB3	1.72	0.55
22:DA:2313:C:O2'	22:DA:2314:A:C5'	2.55	0.55
22:DA:2817:U:O2	22:DA:2836:U:H1'	2.07	0.55
24:DC:29:PHE:CE2	24:DC:31:PRO:HG2	2.42	0.55
25:DD:12:THR:OG1	37:DP:4:ILE:HG23	2.07	0.55

Continued on next page...

Continued from previous page...

Atom-1	Atom-2	Interatomic distance (Å)	Clash overlap (Å)
25:DD:141:ARG:HH11	25:DD:141:ARG:CB	2.15	0.55
58:DF:11:VAL:HG13	58:DF:171:ALA:HB2	1.87	0.55
29:DH:66:ASN:HD22	29:DH:137:GLU:HB3	1.72	0.55
29:DH:136:SER:O	29:DH:137:GLU:HG3	2.07	0.55
33:DL:127:VAL:CG1	33:DL:132:ARG:HB2	2.36	0.55
1:AA:69:G:H2'	1:AA:69:G:N3	2.23	0.54
1:AA:215:C:H2'	1:AA:216:U:C6	2.42	0.54
1:AA:224:U:H2'	1:AA:225:C:H6	1.72	0.54
1:AA:251:G:O4'	1:AA:252:U:H5''	2.06	0.54
1:AA:514:C:O2'	1:AA:515:G:H5'	2.08	0.54
1:AA:918:A:H2'	1:AA:919:A:C8	2.42	0.54
1:AA:954:G:H21	1:AA:1227:A:H2	1.54	0.54
1:AA:1052:U:C5'	1:AA:1053:G:OP2	2.55	0.54
8:AH:28:SER:CB	8:AH:58:LEU:HB2	2.34	0.54
11:AK:76:TYR:N	11:AK:76:TYR:HD1	2.05	0.54
12:AL:84:GLY:O	12:AL:95:HIS:CD2	2.58	0.54
19:AS:79:TYR:CZ	19:AS:80:ARG:HB2	2.42	0.54
22:BA:301:G:HO2'	22:BA:302:C:H5''	1.72	0.54
22:BA:719:C:O2'	22:BA:720:U:H5'	2.06	0.54
22:BA:745:G:C2'	22:BA:746:U:H5'	2.37	0.54
22:BA:997:G:O2'	22:BA:998:C:H5'	2.06	0.54
22:BA:1140:C:P	31:BJ:68:LYS:NZ	2.80	0.54
22:BA:1465:G:C6	22:BA:1466:U:N3	2.75	0.54
22:BA:2777:G:O5'	22:BA:2777:G:C8	2.59	0.54
23:BB:34:A:H2'	23:BB:35:C:OP2	2.05	0.54
27:BF:142:TYR:O	27:BF:145:VAL:HG22	2.07	0.54
29:BH:25:TYR:O	29:BH:29:PHE:HB3	2.06	0.54
32:BK:87:LEU:HD23	32:BK:94:PRO:HA	1.89	0.54
41:BT:30:ILE:HG23	41:BT:85:VAL:CB	2.30	0.54
41:BT:69:ARG:NE	41:BT:70:HIS:H	2.05	0.54
53:CA:261:U:OP2	20:CT:70:LYS:HE2	2.07	0.54
53:CA:501:C:H2'	53:CA:502:A:H8	1.71	0.54
53:CA:1160:G:O6	53:CA:1181:G:C6	2.60	0.54
4:CD:52:VAL:HG12	4:CD:53:GLN:N	2.21	0.54
5:CE:105:ILE:HG22	5:CE:105:ILE:O	2.06	0.54
12:CL:42:LYS:HD3	12:CL:43:LYS:HZ2	1.71	0.54
14:CN:76:PHE:CZ	14:CN:95:LEU:HD22	2.42	0.54
56:CP:8:ARG:CB	56:CP:28:ARG:NH1	2.68	0.54
21:CU:37:TYR:O	21:CU:38:GLU:HG2	2.07	0.54
22:DA:128:C:H2'	22:DA:129:C:C5	2.42	0.54
22:DA:151:C:H2'	22:DA:152:A:C8	2.42	0.54

Continued on next page...

Continued from previous page...

Atom-1	Atom-2	Interatomic distance (Å)	Clash overlap (Å)
22:DA:190:A:H2'	22:DA:191:A:O4'	2.07	0.54
22:DA:197:A:N7	22:DA:2430:A:C8	2.75	0.54
22:DA:224:U:O4	22:DA:420:C:H5'	2.08	0.54
22:DA:322:A:C2	22:DA:340:A:C6	2.95	0.54
22:DA:571:U:C4	22:DA:2030:A:C6	2.95	0.54
22:DA:608:A:H2'	22:DA:609:A:C8	2.42	0.54
22:DA:675:A:OP1	26:DE:60:TRP:CZ2	2.60	0.54
22:DA:763:G:C4	22:DA:765:C:C6	2.94	0.54
22:DA:924:G:C2'	22:DA:925:A:H5'	2.38	0.54
22:DA:962:G:O2'	22:DA:963:U:C6	2.58	0.54
22:DA:991:C:H6	22:DA:991:C:O5'	1.90	0.54
22:DA:995:C:O2'	38:DQ:60:TRP:CZ2	2.56	0.54
22:DA:1355:G:C6	22:DA:1377:G:N2	2.75	0.54
22:DA:1440:U:H2'	22:DA:1441:G:H8	1.72	0.54
22:DA:1512:C:H2'	22:DA:1513:U:O4'	2.07	0.54
22:DA:1738:G:O2'	22:DA:1739:A:C8	2.56	0.54
22:DA:1956:U:H2'	22:DA:1957:C:C6	2.41	0.54
22:DA:1998:A:O3'	22:DA:2724:U:H4'	2.05	0.54
22:DA:2191:A:H5''	22:DA:2192:U:OP2	2.07	0.54
22:DA:2285:C:H5	49:D1:5:ARG:NH2	2.04	0.54
22:DA:2691:C:H5'	22:DA:2691:C:C6	2.42	0.54
22:DA:2732:G:H5''	22:DA:2733:A:O4'	2.06	0.54
57:DB:11:C:H5'	44:DW:71:LYS:HD3	1.89	0.54
58:DF:4:HIS:CE1	58:DF:96:TRP:CH2	2.95	0.54
33:DL:85:VAL:O	33:DL:86:GLU:HB2	2.07	0.54
38:DQ:44:TYR:HD2	38:DQ:44:TYR:H	1.55	0.54
40:DS:4:ILE:HG21	40:DS:106:VAL:HG22	1.87	0.54
46:DY:18:LEU:HD13	46:DY:22:LEU:HD13	1.88	0.54
1:AA:57:G:C5	1:AA:58:C:C4	2.95	0.54
1:AA:244:U:H4'	1:AA:245:U:H5'	1.89	0.54
1:AA:826:C:H5'	8:AH:12:ARG:NH2	2.22	0.54
1:AA:920:U:H2'	1:AA:921:U:C6	2.43	0.54
1:AA:1055:A:N6	1:AA:1206:G:C5	2.76	0.54
1:AA:1363:A:C5	1:AA:1365:G:C6	2.95	0.54
2:AB:60:ALA:HB3	2:AB:223:GLY:HA3	1.88	0.54
4:AD:61:ARG:HG2	4:AD:71:PHE:CD2	2.42	0.54
6:AF:16:GLU:CB	4:CD:191:SER:HB2	2.36	0.54
6:AF:81:ASN:HB3	6:AF:84:VAL:CG1	2.37	0.54
8:AH:30:LYS:HA	8:AH:30:LYS:HE3	1.90	0.54
14:AN:42:ASN:HD21	14:AN:46:LYS:NZ	2.05	0.54
15:AO:42:PHE:CE1	15:AO:55:LEU:HD22	2.43	0.54

Continued on next page...

Continued from previous page...

Atom-1	Atom-2	Interatomic distance (Å)	Clash overlap (Å)
22:BA:65:U:C2	22:BA:66:C:C5	2.95	0.54
22:BA:301:G:H1'	22:BA:302:C:C6	2.42	0.54
22:BA:786:C:C2'	22:BA:787:C:H5'	2.36	0.54
22:BA:977:G:O6	62:BA:3579:HOH:O	2.18	0.54
22:BA:1184:U:C6	22:BA:1184:U:H3'	2.43	0.54
22:BA:1248:G:OP1	38:BQ:1:ALA:N	2.34	0.54
22:BA:1506:U:H2'	22:BA:1507:C:C6	2.42	0.54
22:BA:1965:C:H2'	22:BA:1966:A:H8	1.72	0.54
22:BA:2150:C:H2'	22:BA:2151:U:C6	2.38	0.54
22:BA:2592:G:C6	22:BA:2593:U:C4	2.95	0.54
22:BA:2902:C:O2'	22:BA:2903:U:H5'	2.07	0.54
23:BB:34:A:O2'	23:BB:35:C:H5'	2.07	0.54
24:BC:20:ASN:HB3	24:BC:23:LEU:CD2	2.34	0.54
24:BC:106:PRO:O	24:BC:109:LEU:HD13	2.07	0.54
27:BF:131:VAL:HG22	27:BF:151:LEU:HG	1.89	0.54
32:BK:70:ARG:HD3	32:BK:76:VAL:CG2	2.38	0.54
32:BK:72:PRO:O	32:BK:74:GLY:N	2.38	0.54
36:BO:88:LYS:HE2	36:BO:116:GLN:NE2	2.22	0.54
41:BT:40:LYS:N	41:BT:43:ILE:CG2	2.67	0.54
44:BW:77:LYS:O	44:BW:78:PHE:CB	2.55	0.54
47:BZ:6:ILE:CD1	47:BZ:47:ILE:HD11	2.36	0.54
51:B3:9:ALA:CB	51:B3:61:LEU:HD21	2.37	0.54
53:CA:65:A:C5	53:CA:200:G:O2'	2.60	0.54
53:CA:72:A:N6	53:CA:99:C:C1'	2.69	0.54
53:CA:219:U:H2'	53:CA:220:G:C8	2.41	0.54
53:CA:243:A:H4'	53:CA:244:U:C5'	2.28	0.54
53:CA:657:U:O2'	53:CA:658:C:H5'	2.07	0.54
53:CA:960:U:C5	53:CA:1225:A:H1'	2.43	0.54
53:CA:1029:U:H4'	53:CA:1032:G:H1	1.71	0.54
53:CA:1303:C:H2'	53:CA:1303:C:O2	2.07	0.54
53:CA:1319:A:N6	53:CA:1323:G:C2	2.76	0.54
53:CA:1343:G:H4'	9:CI:123:ARG:O	2.07	0.54
2:CB:46:VAL:CG1	2:CB:47:PRO:CD	2.81	0.54
2:CB:119:GLN:CG	2:CB:124:THR:CG2	2.84	0.54
6:CF:26:THR:HA	6:CF:36:ILE:HD11	1.89	0.54
9:CI:40:ARG:H	9:CI:44:ARG:HD3	1.70	0.54
56:CP:7:ALA:HB1	56:CP:29:ASN:OD1	2.07	0.54
56:CP:12:LYS:O	56:CP:13:LYS:HB2	2.07	0.54
22:DA:347:A:H2'	22:DA:348:A:C8	2.42	0.54
22:DA:495:G:H4'	40:DS:4:ILE:O	2.07	0.54
22:DA:503:A:C4'	22:DA:504:A:O5'	2.53	0.54

Continued on next page...

Continued from previous page...

Atom-1	Atom-2	Interatomic distance (Å)	Clash overlap (Å)
22:DA:767:U:O2'	22:DA:768:G:H5'	2.06	0.54
22:DA:1139:G:C2'	22:DA:1140:C:H5'	2.37	0.54
22:DA:1210:G:C6	22:DA:1237:A:N7	2.75	0.54
22:DA:1654:A:N3	22:DA:1655:A:C8	2.76	0.54
22:DA:1757:A:N1	22:DA:1762:A:H2	2.04	0.54
22:DA:2185:U:H2'	22:DA:2186:G:C8	2.42	0.54
22:DA:2198:A:O2'	22:DA:2199:A:H5'	2.07	0.54
22:DA:2691:C:H6	22:DA:2691:C:H5'	1.72	0.54
22:DA:2812:G:C2	22:DA:2813:A:C4	2.95	0.54
57:DB:25:U:O2'	57:DB:26:C:H5'	2.07	0.54
57:DB:29:A:OP2	36:DO:32:PRO:HD2	2.07	0.54
24:DC:180:MET:CE	24:DC:268:ARG:HE	2.20	0.54
26:DE:59:PRO:CB	26:DE:67:ARG:NH2	2.65	0.54
29:DH:32:PRO:HA	45:DX:38:TRP:CD1	2.42	0.54
31:DJ:35:ARG:HA	31:DJ:40:HIS:HD2	1.73	0.54
32:DK:73:ASP:OD2	32:DK:75:SER:HB3	2.07	0.54
33:DL:110:VAL:CG1	33:DL:127:VAL:HG23	2.36	0.54
35:DN:39:PRO:O	35:DN:43:GLU:HG2	2.07	0.54
42:DU:54:PRO:HG2	42:DU:55:GLY:N	2.17	0.54
42:DU:92:VAL:CB	42:DU:101:THR:HG21	2.36	0.54
44:DW:18:LYS:CD	44:DW:19:ARG:N	2.62	0.54
46:DY:48:ARG:O	46:DY:51:ALA:HB3	2.07	0.54
1:AA:198:G:N1	1:AA:220:G:C4	2.75	0.54
1:AA:204:G:C3'	1:AA:205:A:C5'	2.77	0.54
1:AA:981:U:C2	1:AA:982:U:C5	2.95	0.54
1:AA:1094:G:O2'	1:AA:1095:U:P	2.64	0.54
1:AA:1124:G:H3'	1:AA:1145:A:N6	2.22	0.54
1:AA:1444:U:H2'	1:AA:1445:U:C6	2.43	0.54
4:AD:52:VAL:CG2	4:AD:53:GLN:N	2.70	0.54
5:AE:82:HIS:NE2	8:AH:95:MET:HE2	2.22	0.54
7:AG:68:VAL:HG21	7:AG:103:ILE:CD1	2.37	0.54
7:AG:78:ARG:HA	7:AG:82:SER:O	2.06	0.54
10:AJ:15:HIS:CG	10:AJ:16:ARG:N	2.76	0.54
11:AK:15:VAL:CG1	11:AK:78:ILE:HG23	2.38	0.54
12:AL:2:THR:HG22	12:AL:4:ASN:H	1.71	0.54
12:AL:35:ARG:CB	12:AL:37:TYR:CE1	2.90	0.54
12:AL:49:ARG:NH1	12:AL:49:ARG:CG	2.53	0.54
13:AM:113:LYS:N	13:AM:114:PRO:CD	2.58	0.54
22:BA:45:G:H5''	22:BA:46:G:H5'	1.88	0.54
22:BA:597:G:C2	22:BA:661:A:C2	2.95	0.54
22:BA:857:G:H2'	22:BA:858:G:O4'	2.07	0.54

Continued on next page...

Continued from previous page...

Atom-1	Atom-2	Interatomic distance (Å)	Clash overlap (Å)
22:BA:1252:G:N1	38:BQ:36:GLN:OE1	2.33	0.54
22:BA:1343:G:H2'	22:BA:1344:U:C6	2.42	0.54
22:BA:1455:G:O2'	22:BA:1456:G:H5'	2.08	0.54
22:BA:1730:C:H1'	22:BA:1731:G:C2	2.43	0.54
22:BA:2148:G:HO2'	22:BA:2149:U:P	2.31	0.54
30:BI:24:GLY:O	30:BI:27:LEU:HG	2.07	0.54
37:BP:24:THR:HG22	37:BP:87:ARG:N	2.21	0.54
42:BU:80:ASP:O	42:BU:81:ARG:HB2	2.07	0.54
49:B1:16:THR:CB	49:B1:41:VAL:CG2	2.79	0.54
53:CA:68:G:N2	53:CA:152:A:C1'	2.69	0.54
53:CA:250:A:H1'	53:CA:252:U:C4	2.42	0.54
53:CA:374:A:H2'	53:CA:375:U:C6	2.43	0.54
53:CA:439:U:H2'	53:CA:440:C:C6	2.43	0.54
53:CA:509:A:C2	53:CA:510:A:C2	2.95	0.54
53:CA:739:C:O2	53:CA:739:C:H2'	2.07	0.54
53:CA:1190:G:HO2'	53:CA:1191:A:P	2.30	0.54
53:CA:1249:C:H2'	53:CA:1250:A:C5'	2.26	0.54
53:CA:1422:G:H5''	32:DK:48:PRO:CB	2.17	0.54
6:CF:3:HIS:HB2	6:CF:92:THR:HG23	1.88	0.54
9:CI:9:GLY:CA	9:CI:16:ALA:HB3	2.38	0.54
10:CJ:44:THR:OG1	10:CJ:70:HIS:CE1	2.61	0.54
11:CK:107:THR:HG22	11:CK:108:ASN:CB	2.37	0.54
55:CM:76:ILE:HG22	55:CM:76:ILE:O	2.07	0.54
19:CS:39:ILE:HG12	19:CS:68:HIS:O	2.07	0.54
22:DA:10:A:O2'	22:DA:11:C:H5'	2.06	0.54
22:DA:272:A:N3	22:DA:273:G:N7	2.55	0.54
22:DA:1157:G:H2'	22:DA:1158:C:C6	2.43	0.54
22:DA:1168:G:C6	22:DA:1182:G:C6	2.95	0.54
22:DA:1497:U:C5	22:DA:1578:U:O5'	2.61	0.54
22:DA:1951:U:H2'	22:DA:1953:A:OP2	2.07	0.54
22:DA:2416:C:H6	22:DA:2416:C:O5'	1.90	0.54
22:DA:2821:A:H2'	22:DA:2822:G:O4'	2.06	0.54
57:DB:100:G:H2'	57:DB:101:A:O4'	2.08	0.54
25:DD:9:VAL:CG1	25:DD:26:VAL:HG12	2.37	0.54
25:DD:47:ALA:HB2	25:DD:83:ARG:HD2	1.88	0.54
25:DD:88:GLU:O	25:DD:89:GLU:HG3	2.08	0.54
25:DD:106:LYS:HB3	25:DD:206:ALA:H	1.72	0.54
25:DD:113:SER:HB3	25:DD:168:GLU:H	1.72	0.54
25:DD:169:ARG:O	25:DD:170:VAL:CG2	2.55	0.54
58:DF:103:ILE:HG21	58:DF:173:ASP:O	2.07	0.54
29:DH:92:GLY:O	29:DH:121:VAL:HG11	2.07	0.54

Continued on next page...

Continued from previous page...

Atom-1	Atom-2	Interatomic distance (Å)	Clash overlap (Å)
31:DJ:6:ALA:CB	31:DJ:45:THR:HB	2.36	0.54
31:DJ:18:VAL:HG12	31:DJ:54:ILE:HD11	1.90	0.54
31:DJ:44:TYR:CD2	31:DJ:44:TYR:C	2.81	0.54
31:DJ:103:ILE:HD12	31:DJ:103:ILE:O	2.07	0.54
33:DL:56:PRO:HB3	33:DL:58:TYR:CE2	2.43	0.54
33:DL:124:GLY:H	33:DL:143:GLU:CG	2.14	0.54
37:DP:57:ALA:HB1	37:DP:73:PHE:O	2.07	0.54
39:DR:10:LYS:N	39:DR:10:LYS:HD2	2.22	0.54
39:DR:38:VAL:HG21	39:DR:41:ILE:HD11	1.90	0.54
45:DX:6:VAL:HG22	45:DX:7:THR:CG2	2.31	0.54
1:AA:91:U:O2'	1:AA:92:U:O4'	2.24	0.54
1:AA:174:A:C2'	1:AA:175:C:H5'	2.36	0.54
1:AA:577:G:O2'	1:AA:578:C:H5'	2.06	0.54
1:AA:1032:G:N2	1:AA:1033:G:C8	2.76	0.54
1:AA:1064:G:O2'	1:AA:1190:G:N2	2.40	0.54
2:AB:183:PHE:CE1	2:AB:197:PHE:CD2	2.96	0.54
6:AF:50:PRO:HD3	18:AR:73:HIS:HB3	1.88	0.54
7:AG:49:LEU:CD2	7:AG:124:SER:HB2	2.37	0.54
10:AJ:44:THR:HG23	10:AJ:70:HIS:CA	2.37	0.54
11:AK:124:LYS:HD2	21:AU:34:ARG:CZ	2.37	0.54
14:AN:42:ASN:C	14:AN:44:VAL:H	2.10	0.54
16:AP:75:ILE:C	16:AP:77:GLU:H	2.11	0.54
22:BA:451:U:C2	22:BA:453:A:N7	2.76	0.54
22:BA:869:G:C4	22:BA:870:U:C6	2.96	0.54
22:BA:1130:U:O2'	22:BA:1131:G:H8	1.90	0.54
22:BA:1277:G:C5'	35:BN:20:MET:HE2	2.37	0.54
22:BA:1394:U:P	62:BA:3404:HOH:O	2.65	0.54
22:BA:1859:U:H2'	22:BA:1860:G:H8	1.72	0.54
22:BA:2214:C:H5'	22:BA:2214:C:C6	2.39	0.54
22:BA:2476:A:H2'	22:BA:2477:U:H5'	1.90	0.54
24:BC:252:LYS:NZ	24:BC:252:LYS:CB	2.71	0.54
27:BF:68:LYS:H	27:BF:68:LYS:CD	2.20	0.54
28:BG:85:LYS:HA	28:BG:130:ILE:O	2.07	0.54
29:BH:111:ALA:O	29:BH:112:LYS:HD3	2.07	0.54
30:BI:19:PRO:HG2	30:BI:23:VAL:CG2	2.37	0.54
31:BJ:43:GLU:O	31:BJ:44:TYR:C	2.46	0.54
31:BJ:44:TYR:O	31:BJ:45:THR:HG22	2.08	0.54
34:BM:46:ILE:HD12	34:BM:46:ILE:C	2.28	0.54
35:BN:23:ASN:H	35:BN:23:ASN:ND2	2.01	0.54
41:BT:30:ILE:HG12	41:BT:32:LEU:HD22	1.89	0.54
48:B0:24:VAL:C	48:B0:25:THR:HG23	2.28	0.54

Continued on next page...

Continued from previous page...

Atom-1	Atom-2	Interatomic distance (Å)	Clash overlap (Å)
49:B1:47:ILE:HD12	49:B1:47:ILE:N	2.22	0.54
53:CA:122:G:H2'	53:CA:123:U:H6	1.71	0.54
53:CA:134:G:H2'	53:CA:135:C:O4'	2.08	0.54
53:CA:502:A:H2'	53:CA:503:C:O4'	2.07	0.54
53:CA:1270:G:H2'	53:CA:1271:A:C8	2.42	0.54
3:CC:119:ILE:O	3:CC:123:LEU:HB2	2.08	0.54
6:CF:3:HIS:HB2	6:CF:92:THR:HA	1.88	0.54
8:CH:37:ASN:O	8:CH:41:GLU:HG2	2.07	0.54
12:CL:84:GLY:N	12:CL:94:TYR:HA	2.20	0.54
22:DA:492:A:H2	40:DS:7:HIS:CD2	2.26	0.54
22:DA:874:G:C2	22:DA:904:G:C2	2.96	0.54
22:DA:920:A:H2'	22:DA:921:C:C6	2.42	0.54
22:DA:1700:A:C2'	22:DA:1701:A:C5'	2.86	0.54
22:DA:1817:G:H5''	24:DC:86:ARG:HH22	1.71	0.54
22:DA:1936:A:H4'	22:DA:1937:A:OP2	2.08	0.54
22:DA:2143:C:H3'	22:DA:2144:G:C8	2.43	0.54
22:DA:2274:A:C5	22:DA:2276:G:C8	2.95	0.54
22:DA:2298:A:H2'	22:DA:2299:U:C6	2.42	0.54
22:DA:2376:A:H1'	36:DO:99:TYR:CE1	2.42	0.54
22:DA:2408:U:O2'	22:DA:2409:G:H8	1.90	0.54
22:DA:2690:U:H3'	22:DA:2691:C:C5'	2.37	0.54
22:DA:2744:G:N2	22:DA:2745:C:C2	2.76	0.54
22:DA:2786:U:O2'	22:DA:2787:C:H5'	2.07	0.54
57:DB:116:G:H4'	36:DO:54:VAL:HG22	1.90	0.54
26:DE:16:GLU:HG3	26:DE:16:GLU:O	2.08	0.54
31:DJ:20:ALA:HA	31:DJ:23:LYS:HG3	1.89	0.54
35:DN:75:ILE:HD12	35:DN:75:ILE:C	2.27	0.54
37:DP:28:LYS:HB3	37:DP:39:LEU:CD2	2.36	0.54
38:DQ:84:LYS:C	38:DQ:86:SER:H	2.11	0.54
39:DR:24:LYS:HA	39:DR:94:THR:HG23	1.89	0.54
39:DR:80:ARG:HB3	39:DR:81:LYS:HD3	1.89	0.54
43:DV:87:GLN:O	43:DV:88:HIS:HB2	2.07	0.54
46:DY:25:GLN:HA	46:DY:28:LEU:HB3	1.89	0.54
1:AA:481:G:O2'	1:AA:482:A:H8	1.89	0.54
1:AA:597:G:C2	1:AA:644:U:C2	2.96	0.54
1:AA:693:G:H2'	1:AA:694:A:H5'	1.88	0.54
1:AA:1322:C:O2'	1:AA:1323:G:C5'	2.56	0.54
1:AA:1405:G:O4'	1:AA:1519:A:H4'	2.08	0.54
1:AA:1468:A:C3'	1:AA:1469:C:C5'	2.86	0.54
2:AB:165:ALA:HB3	2:AB:190:SER:HB3	1.90	0.54
3:AC:39:ARG:HD3	3:AC:54:ILE:CG1	2.36	0.54

Continued on next page...

Continued from previous page...

Atom-1	Atom-2	Interatomic distance (Å)	Clash overlap (Å)
5:AE:132:PRO:O	5:AE:134:ASN:N	2.40	0.54
14:AN:4:SER:O	14:AN:8:ARG:HG3	2.07	0.54
16:AP:77:GLU:C	16:AP:79:ASN:H	2.09	0.54
22:BA:581:C:H2'	22:BA:582:A:C8	2.42	0.54
22:BA:812:C:H4'	38:BQ:12:ARG:HH22	1.73	0.54
22:BA:1313:U:O2	22:BA:1313:U:C2'	2.55	0.54
22:BA:1789:A:OP1	24:BC:220:ARG:HD3	2.07	0.54
22:BA:1906:G:C2'	22:BA:1907:G:O5'	2.55	0.54
22:BA:2318:G:C6	22:BA:2319:G:N1	2.75	0.54
22:BA:2348:U:O2'	22:BA:2349:G:H5'	2.07	0.54
22:BA:2626:C:H2'	22:BA:2627:G:O4'	2.07	0.54
22:BA:2678:C:H2'	22:BA:2679:A:O4'	2.07	0.54
22:BA:2756:U:H1'	22:BA:2757:A:H5''	1.89	0.54
24:BC:30:ALA:HB3	24:BC:31:PRO:HD3	1.90	0.54
26:BE:5:LEU:HD13	26:BE:10:SER:HB3	1.89	0.54
28:BG:82:PHE:CE2	28:BG:137:LYS:HB2	2.42	0.54
30:BI:60:VAL:HG22	30:BI:66:PHE:HB2	1.90	0.54
30:BI:64:ARG:HG3	30:BI:65:SER:N	2.22	0.54
31:BJ:25:LEU:C	31:BJ:25:LEU:CD2	2.75	0.54
33:BL:131:ALA:O	33:BL:135:ILE:HD12	2.07	0.54
34:BM:134:THR:HG23	34:BM:136:MET:O	2.08	0.54
37:BP:54:LEU:HA	37:BP:76:HIS:HD2	1.72	0.54
38:BQ:60:TRP:O	38:BQ:63:ARG:HG3	2.07	0.54
39:BR:46:GLU:HG2	39:BR:47:VAL:N	2.22	0.54
42:BU:44:HIS:O	42:BU:45:GLN:C	2.45	0.54
44:BW:28:GLU:O	44:BW:30:VAL:N	2.40	0.54
44:BW:39:GLN:O	44:BW:40:ARG:C	2.45	0.54
53:CA:14:U:H2'	53:CA:16:A:OP2	2.07	0.54
53:CA:129:A:O2'	53:CA:130:A:C8	2.60	0.54
53:CA:223:A:C5	53:CA:224:U:C5	2.95	0.54
53:CA:696:A:H8	53:CA:696:A:O5'	1.90	0.54
53:CA:703:G:H4'	53:CA:704:A:H5'	1.89	0.54
53:CA:1049:U:O2	53:CA:1049:U:H2'	2.08	0.54
53:CA:1062:U:H2'	53:CA:1063:C:C5	2.43	0.54
53:CA:1374:A:H2'	53:CA:1375:A:C8	2.43	0.54
3:CC:63:ILE:HG12	3:CC:65:VAL:CG2	2.35	0.54
3:CC:113:LYS:HE3	3:CC:184:ASN:HD21	1.71	0.54
54:CG:45:ALA:CB	54:CG:120:ALA:HB2	2.30	0.54
9:CI:34:LEU:HG	9:CI:35:GLU:HG3	1.89	0.54
9:CI:49:GLN:HA	9:CI:52:GLU:HG2	1.87	0.54
10:CJ:10:LEU:CD2	10:CJ:98:VAL:HG22	2.37	0.54

Continued on next page...

Continued from previous page...

Atom-1	Atom-2	Interatomic distance (Å)	Clash overlap (Å)
10:CJ:48:ARG:HB2	10:CJ:48:ARG:NH1	2.22	0.54
55:CM:75:SER:HB2	55:CM:79:LEU:CD1	2.38	0.54
14:CN:8:ARG:HD2	14:CN:12:ARG:CZ	2.38	0.54
22:DA:35:G:O4'	22:DA:454:A:H1'	2.08	0.54
22:DA:77:G:H4'	46:DY:56:LEU:HD21	1.89	0.54
22:DA:320:A:H5''	22:DA:321:U:OP1	2.08	0.54
22:DA:565:C:H2'	22:DA:566:U:C5'	2.37	0.54
22:DA:1116:G:H2'	22:DA:1117:C:H6	1.72	0.54
22:DA:1331:G:C4	22:DA:1333:G:C8	2.95	0.54
22:DA:1810:A:H3'	22:DA:1811:G:H8	1.72	0.54
22:DA:1935:G:N1	22:DA:1962:C:H2'	2.20	0.54
22:DA:1982:U:O2'	22:DA:1983:G:H5'	2.07	0.54
22:DA:2324:U:HO2'	22:DA:2385:C:H5	1.56	0.54
24:DC:44:ASN:C	24:DC:46:GLY:H	2.08	0.54
24:DC:52:HIS:HB3	24:DC:216:ARG:O	2.08	0.54
24:DC:74:PRO:HA	24:DC:116:GLN:HG3	1.88	0.54
24:DC:220:ARG:O	24:DC:223:ALA:HB3	2.06	0.54
25:DD:187:LEU:HD12	25:DD:188:LEU:N	2.21	0.54
28:DG:10:VAL:HB	28:DG:14:VAL:HG21	1.90	0.54
28:DG:71:LEU:HD13	28:DG:71:LEU:O	2.08	0.54
30:DI:49:GLU:OE2	30:DI:54:ILE:HG13	2.07	0.54
32:DK:10:VAL:HG13	32:DK:12:ASP:OD1	2.06	0.54
35:DN:2:ARG:HD2	35:DN:5:LYS:HB3	1.89	0.54
38:DQ:91:ARG:NH2	38:DQ:93:ILE:HD13	2.23	0.54
38:DQ:96:ASP:C	38:DQ:98:ALA:H	2.11	0.54
41:DT:58:VAL:HG23	41:DT:84:TYR:O	2.06	0.54
45:DX:65:THR:O	45:DX:68:ALA:HB3	2.08	0.54
1:AA:35:G:H2'	1:AA:36:C:H6	1.72	0.54
1:AA:212:G:H2'	1:AA:213:G:H8	1.72	0.54
1:AA:268:U:O2'	1:AA:269:C:O4'	2.26	0.54
1:AA:548:G:H2'	1:AA:549:C:H6	1.69	0.54
1:AA:1370:G:H5''	9:AI:110:VAL:HG21	1.89	0.54
2:AB:113:LEU:O	2:AB:117:GLU:HG3	2.07	0.54
3:AC:76:ILE:C	3:AC:82:ASP:HB2	2.28	0.54
3:AC:116:ALA:HB2	3:AC:199:VAL:CG1	2.36	0.54
4:AD:168:THR:HG22	4:AD:183:ARG:HH21	1.73	0.54
4:AD:196:GLU:C	4:AD:198:LEU:N	2.61	0.54
6:AF:42:TRP:N	6:AF:42:TRP:CD1	2.73	0.54
11:AK:124:LYS:HE2	11:AK:125:LYS:N	2.23	0.54
14:AN:44:VAL:HG23	14:AN:45:LEU:N	2.18	0.54
14:AN:46:LYS:C	14:AN:48:GLN:H	2.11	0.54

Continued on next page...

Continued from previous page...

Atom-1	Atom-2	Interatomic distance (Å)	Clash overlap (Å)
22:BA:153:U:HO2'	22:BA:154:U:H5'	1.73	0.54
22:BA:155:A:O2'	22:BA:156:A:H5'	2.08	0.54
22:BA:348:A:H2'	22:BA:349:U:O4'	2.08	0.54
22:BA:528:A:C5'	31:BJ:116:ARG:HH22	2.11	0.54
22:BA:572:A:H8	22:BA:572:A:H5'	1.72	0.54
22:BA:918:A:H4'	23:BB:97:C:O2	2.08	0.54
22:BA:933:A:N3	22:BA:933:A:C2'	2.68	0.54
22:BA:1402:U:C2'	22:BA:1403:A:O5'	2.56	0.54
22:BA:1857:G:N2	22:BA:1884:G:O2'	2.41	0.54
22:BA:2333:A:H4'	22:BA:2334:U:O5'	2.08	0.54
22:BA:2499:C:C3'	22:BA:2500:U:H5''	2.37	0.54
22:BA:2522:U:C2'	22:BA:2523:G:H5'	2.37	0.54
22:BA:2783:U:H2'	22:BA:2784:U:H6	1.73	0.54
27:BF:47:LYS:HB3	27:BF:47:LYS:HZ3	1.72	0.54
29:BH:29:PHE:HD2	29:BH:30:LEU:HD23	1.71	0.54
32:BK:8:LEU:N	32:BK:8:LEU:CD2	2.68	0.54
32:BK:47:ILE:HG23	32:BK:48:PRO:N	2.23	0.54
33:BL:23:ILE:HG12	39:BR:82:HIS:ND1	2.23	0.54
34:BM:42:THR:O	34:BM:44:ARG:N	2.40	0.54
38:BQ:4:LYS:CG	38:BQ:5:ARG:H	1.97	0.54
38:BQ:91:ARG:HB3	38:BQ:93:ILE:CG2	2.34	0.54
39:BR:18:GLN:O	39:BR:98:ILE:HB	2.08	0.54
39:BR:19:THR:HG22	39:BR:20:VAL:N	2.22	0.54
40:BS:3:THR:HB	40:BS:62:ASP:OD2	2.08	0.54
53:CA:174:A:O2'	53:CA:175:C:C5'	2.52	0.54
53:CA:204:G:H2'	53:CA:205:A:O4'	2.08	0.54
53:CA:501:C:H1'	53:CA:549:C:H1'	1.89	0.54
53:CA:508:U:C4'	53:CA:509:A:OP1	2.54	0.54
53:CA:542:G:C4	53:CA:543:U:C5	2.95	0.54
53:CA:642:A:C2	53:CA:643:C:C2	2.95	0.54
53:CA:704:A:O2'	53:CA:705:G:C5'	2.56	0.54
53:CA:1114:C:O2'	14:CN:99:SER:HB2	2.07	0.54
53:CA:1234:C:H4'	53:CA:1364:U:O2'	2.07	0.54
53:CA:1416:G:H2'	53:CA:1417:G:H5'	1.88	0.54
2:CB:185:ILE:CG2	2:CB:199:ILE:HG13	2.38	0.54
54:CG:4:ARG:HG3	54:CG:5:VAL:N	2.22	0.54
54:CG:11:ILE:HD13	54:CG:24:LYS:HB2	1.88	0.54
10:CJ:41:PRO:O	10:CJ:42:LEU:HB2	2.08	0.54
11:CK:19:VAL:CG1	11:CK:34:THR:HG23	2.37	0.54
55:CM:18:LEU:O	55:CM:24:VAL:HG23	2.08	0.54
22:DA:33:C:N4	22:DA:446:G:O2'	2.40	0.54

Continued on next page...

Continued from previous page...

Atom-1	Atom-2	Interatomic distance (Å)	Clash overlap (Å)
22:DA:449:A:H4'	38:DQ:2:ARG:HH22	1.72	0.54
22:DA:673:C:O2'	22:DA:674:G:C5'	2.52	0.54
22:DA:752:A:O2'	22:DA:753:A:OP2	2.16	0.54
22:DA:765:C:C2	22:DA:766:U:C6	2.96	0.54
22:DA:1430:G:O2'	22:DA:1431:A:O4'	2.19	0.54
22:DA:1713:A:H1'	22:DA:1716:U:H5'	1.90	0.54
22:DA:2282:G:H1'	22:DA:2390:U:H5	1.73	0.54
22:DA:2298:A:H2'	22:DA:2299:U:C5	2.43	0.54
22:DA:2494:G:O2'	34:DM:79:ALA:HA	2.07	0.54
22:DA:2592:G:C5	22:DA:2593:U:C5	2.95	0.54
22:DA:2718:G:O3'	37:DP:95:LYS:HG3	2.07	0.54
25:DD:5:VAL:H	25:DD:32:ASN:ND2	2.06	0.54
25:DD:113:SER:HB2	25:DD:168:GLU:OE1	2.07	0.54
25:DD:118:PHE:CE1	25:DD:119:ALA:O	2.61	0.54
25:DD:159:LYS:HE2	25:DD:160:LYS:H	1.73	0.54
25:DD:179:ARG:NH1	37:DP:7:LEU:HD11	2.23	0.54
58:DF:103:ILE:H	58:DF:107:VAL:CG1	2.20	0.54
28:DG:163:TYR:N	28:DG:163:TYR:HD2	2.04	0.54
32:DK:6:THR:O	32:DK:8:LEU:CD1	2.56	0.54
32:DK:25:LEU:HD23	32:DK:25:LEU:H	1.73	0.54
34:DM:73:ILE:CG1	34:DM:93:VAL:CG1	2.86	0.54
35:DN:90:ARG:NH2	35:DN:116:VAL:CG1	2.67	0.54
40:DS:36:LEU:HA	40:DS:39:THR:OG1	2.07	0.54
40:DS:103:ILE:HD12	40:DS:103:ILE:N	2.22	0.54
42:DU:20:LYS:HD3	42:DU:21:ARG:O	2.08	0.54
1:AA:531:U:C4'	1:AA:532:A:O5'	2.53	0.54
1:AA:596:A:O2'	1:AA:597:G:H5'	2.08	0.54
1:AA:749:A:H2	15:AO:21:THR:HG21	1.72	0.54
1:AA:1032:G:C2'	1:AA:1033:G:H5'	2.38	0.54
1:AA:1261:A:N1	1:AA:1274:A:C2	2.76	0.54
1:AA:1324:A:O2'	1:AA:1325:C:O5'	2.26	0.54
2:AB:89:PHE:CE2	2:AB:153:MET:HB2	2.42	0.54
2:AB:103:TRP:HE1	2:AB:150:ILE:HD11	1.72	0.54
5:AE:89:THR:CG2	5:AE:90:GLY:N	2.62	0.54
9:AI:98:ARG:HG2	9:AI:103:VAL:CG2	2.28	0.54
11:AK:15:VAL:HG13	11:AK:78:ILE:HG23	1.90	0.54
13:AM:113:LYS:H	13:AM:114:PRO:HD3	1.71	0.54
19:AS:57:VAL:HG21	19:AS:74:ALA:HA	1.89	0.54
22:BA:1250:G:N7	33:BL:18:ARG:NH1	2.50	0.54
22:BA:1606:C:HO2'	22:BA:1607:C:P	2.31	0.54
22:BA:2485:G:C5'	34:BM:45:GLN:HE21	2.21	0.54

Continued on next page...

Continued from previous page...

Atom-1	Atom-2	Interatomic distance (Å)	Clash overlap (Å)
25:BD:34:VAL:CG2	25:BD:91:THR:HA	2.38	0.54
31:BJ:25:LEU:HB2	31:BJ:62:VAL:HG21	1.90	0.54
37:BP:83:ILE:O	37:BP:83:ILE:HG23	2.08	0.54
45:BX:14:GLY:O	45:BX:26:ARG:HG3	2.08	0.54
53:CA:115:G:H1'	53:CA:116:A:N7	2.23	0.54
53:CA:120:A:O2'	53:CA:121:U:C5'	2.55	0.54
53:CA:258:G:H5'	20:CT:81:GLN:NE2	2.22	0.54
53:CA:327:A:N1	53:CA:329:A:C2	2.76	0.54
53:CA:764:C:N4	53:CA:812:G:N1	2.55	0.54
3:CC:120:THR:O	3:CC:120:THR:CG2	2.54	0.54
54:CG:12:LEU:HD13	54:CG:12:LEU:O	2.08	0.54
11:CK:111:ASP:N	21:CU:3:ILE:N	2.53	0.54
14:CN:1:ALA:HA	14:CN:67:GLY:C	2.28	0.54
20:CT:26:MET:CE	20:CT:30:PHE:HD1	2.19	0.54
22:DA:15:G:O2'	22:DA:16:C:H5'	2.08	0.54
22:DA:100:U:OP1	22:DA:100:U:H3'	2.08	0.54
22:DA:183:C:O5'	22:DA:183:C:H6	1.90	0.54
22:DA:206:U:O2'	22:DA:207:A:C5'	2.55	0.54
22:DA:532:A:H4'	22:DA:533:G:C8	2.43	0.54
22:DA:563:A:N3	38:DQ:36:GLN:NE2	2.55	0.54
22:DA:608:A:C6	22:DA:621:A:C8	2.96	0.54
22:DA:634:C:H2'	22:DA:635:C:H6	1.67	0.54
22:DA:663:G:OP1	33:DL:17:LYS:HG2	2.07	0.54
22:DA:668:A:C5	22:DA:670:A:C8	2.96	0.54
22:DA:672:C:H5'	22:DA:672:C:C6	2.41	0.54
22:DA:1342:A:C6	22:DA:1397:U:C5	2.96	0.54
22:DA:1431:A:H2'	22:DA:1432:G:O4'	2.07	0.54
22:DA:1494:A:OP2	22:DA:1494:A:H3'	2.06	0.54
22:DA:1820:U:H3	24:DC:197:ALA:HA	1.71	0.54
22:DA:1916:A:H2'	22:DA:1917:U:C6	2.43	0.54
22:DA:1982:U:H6	22:DA:1982:U:O5'	1.90	0.54
22:DA:2235:G:H2'	22:DA:2236:U:C6	2.41	0.54
22:DA:2236:U:H2'	22:DA:2237:G:O4'	2.08	0.54
22:DA:2269:G:O2'	44:DW:18:LYS:HG2	2.07	0.54
22:DA:2290:G:H4'	22:DA:2381:A:O2'	2.08	0.54
22:DA:2677:G:H2'	22:DA:2678:C:C6	2.43	0.54
22:DA:2729:G:O2'	22:DA:2730:C:O4'	2.21	0.54
26:DE:85:PHE:O	26:DE:86:ALA:C	2.46	0.54
34:DM:33:LEU:HD12	34:DM:117:PHE:CG	2.42	0.54
34:DM:62:LYS:HG2	34:DM:64:TRP:CZ2	2.43	0.54
38:DQ:111:LYS:HE3	39:DR:48:LYS:HD3	1.89	0.54

Continued on next page...

Continued from previous page...

Atom-1	Atom-2	Interatomic distance (Å)	Clash overlap (Å)
1:AA:101:A:H2'	1:AA:102:G:H5'	1.89	0.54
1:AA:198:G:C6	1:AA:220:G:C2	2.96	0.54
1:AA:1065:U:C5'	1:AA:1190:G:N2	2.58	0.54
1:AA:1128:C:H4'	1:AA:1148:U:O2	2.08	0.54
1:AA:1141:C:HO2'	1:AA:1142:G:P	2.31	0.54
1:AA:1151:A:O2'	1:AA:1152:A:H8	1.91	0.54
1:AA:1411:C:H2'	1:AA:1412:C:C5'	2.34	0.54
7:AG:108:ARG:HH21	7:AG:118:ARG:NH2	2.05	0.54
8:AH:85:TYR:CE2	8:AH:123:GLU:HB2	2.43	0.54
9:AI:80:HIS:CE1	9:AI:84:ARG:HD2	2.43	0.54
10:AJ:56:HIS:CD2	10:AJ:57:VAL:HG12	2.37	0.54
14:AN:92:ILE:HG22	14:AN:95:LEU:CB	2.38	0.54
21:AU:10:PRO:O	21:AU:11:PHE:CB	2.52	0.54
22:BA:719:C:C2'	22:BA:720:U:H5'	2.38	0.54
22:BA:2013:A:OP1	40:BS:97:LEU:N	2.32	0.54
22:BA:2152:G:O2'	22:BA:2153:C:H5'	2.08	0.54
22:BA:2284:A:O2'	22:BA:2288:A:N1	2.39	0.54
22:BA:2419:U:H5	62:BA:3660:HOH:O	1.90	0.54
22:BA:2670:A:H2'	22:BA:2671:G:O5'	2.08	0.54
29:BH:3:VAL:HA	29:BH:37:VAL:O	2.08	0.54
29:BH:53:GLU:HG2	29:BH:53:GLU:O	2.06	0.54
32:BK:34:GLY:O	32:BK:35:VAL:C	2.45	0.54
32:BK:85:VAL:HG21	32:BK:115:ILE:HD11	1.90	0.54
35:BN:36:THR:HG23	35:BN:37:THR:O	2.07	0.54
38:BQ:63:ARG:NH2	38:BQ:96:ASP:N	2.56	0.54
42:BU:78:LYS:CG	42:BU:79:ALA:H	2.20	0.54
46:BY:45:GLN:O	46:BY:46:VAL:CB	2.55	0.54
53:CA:1108:G:OP1	3:CC:175:HIS:ND1	2.34	0.54
53:CA:1124:G:O2'	53:CA:1127:G:O6	2.24	0.54
53:CA:1140:C:O2'	53:CA:1141:C:C6	2.59	0.54
53:CA:1160:G:O6	53:CA:1181:G:O6	2.26	0.54
53:CA:1279:G:H5'	10:CJ:9:ARG:HH12	1.73	0.54
2:CB:103:TRP:HZ2	2:CB:155:GLY:HA2	1.72	0.54
2:CB:119:GLN:HG2	2:CB:124:THR:HG23	1.88	0.54
54:CG:37:THR:HA	54:CG:40:SER:HB2	1.90	0.54
8:CH:102:VAL:CG2	8:CH:125:ILE:HB	2.38	0.54
10:CJ:65:TYR:HD2	14:CN:96:LYS:O	1.91	0.54
11:CK:83:VAL:CG2	11:CK:109:ILE:HG12	2.38	0.54
11:CK:126:ARG:N	21:CU:33:ARG:HE	2.06	0.54
12:CL:19:ASN:ND2	12:CL:19:ASN:H	2.06	0.54
12:CL:75:GLU:C	12:CL:77:SER:H	2.11	0.54

Continued on next page...

Continued from previous page...

Atom-1	Atom-2	Interatomic distance (Å)	Clash overlap (Å)
12:CL:113:ARG:HB3	12:CL:118:VAL:HB	1.89	0.54
55:CM:92:ARG:HD2	19:CS:79:TYR:OH	2.07	0.54
19:CS:54:ARG:HG2	19:CS:55:GLN:N	2.22	0.54
22:DA:265:A:C6	22:DA:428:A:O4'	2.61	0.54
22:DA:311:A:C2	22:DA:328:U:O4	2.61	0.54
22:DA:332:A:C4	22:DA:335:C:N4	2.76	0.54
22:DA:538:A:HO2'	31:DJ:8:PRO:HG3	1.70	0.54
22:DA:674:G:O2'	26:DE:69:ARG:CG	2.49	0.54
22:DA:746:U:H5'	22:DA:748:G:O4'	2.08	0.54
22:DA:749:A:C6	22:DA:1618:A:C2	2.96	0.54
22:DA:976:G:C5'	22:DA:1156:A:N6	2.70	0.54
22:DA:995:C:O2'	38:DQ:93:ILE:HD12	2.08	0.54
22:DA:1078:U:C4'	22:DA:1079:C:O5'	2.55	0.54
22:DA:1335:C:N4	62:DA:3409:HOH:O	2.41	0.54
22:DA:1388:G:H2'	22:DA:1389:G:C8	2.39	0.54
22:DA:2184:A:H2'	22:DA:2185:U:O4'	2.08	0.54
22:DA:2455:G:N1	22:DA:2498:C:N4	2.55	0.54
22:DA:2788:C:H2'	22:DA:2789:C:H6	1.69	0.54
22:DA:2886:A:H62	48:D0:39:ARG:HD3	1.71	0.54
24:DC:99:GLU:HG2	24:DC:100:ARG:N	2.23	0.54
24:DC:251:THR:HG22	24:DC:252:LYS:N	2.21	0.54
25:DD:53:GLY:O	25:DD:76:GLY:HA2	2.07	0.54
26:DE:105:LEU:HD13	26:DE:105:LEU:O	2.07	0.54
58:DF:1:ALA:HA	58:DF:97:GLU:HB3	1.90	0.54
58:DF:13:LYS:HD2	58:DF:13:LYS:N	2.23	0.54
58:DF:131:VAL:C	58:DF:133:GLU:H	2.11	0.54
28:DG:117:PRO:HG2	28:DG:143:VAL:CG1	2.38	0.54
29:DH:15:LEU:N	29:DH:15:LEU:HD22	2.23	0.54
31:DJ:95:ARG:NH1	31:DJ:99:ARG:HH21	2.06	0.54
32:DK:17:ARG:HG2	32:DK:18:ARG:N	2.23	0.54
34:DM:73:ILE:HG13	34:DM:93:VAL:CG1	2.38	0.54
35:DN:2:ARG:CD	35:DN:5:LYS:HB3	2.37	0.54
35:DN:14:SER:C	35:DN:16:HIS:N	2.59	0.54
38:DQ:54:ARG:HB2	38:DQ:54:ARG:HH11	1.71	0.54
38:DQ:93:ILE:O	38:DQ:96:ASP:HB3	2.06	0.54
39:DR:49:ILE:HG22	39:DR:54:VAL:H	1.71	0.54
40:DS:27:LYS:O	40:DS:28:LYS:O	2.26	0.54
43:DV:61:LEU:O	43:DV:72:VAL:HG22	2.07	0.54
1:AA:66:A:N6	1:AA:104:G:C2	2.75	0.54
1:AA:330:C:H6	1:AA:330:C:C5'	2.20	0.54
1:AA:895:G:H2'	1:AA:896:C:C6	2.42	0.54

Continued on next page...

Continued from previous page...

Atom-1	Atom-2	Interatomic distance (Å)	Clash overlap (Å)
1:AA:914:A:H2'	1:AA:915:A:C8	2.40	0.54
1:AA:1066:C:H5''	1:AA:1066:C:H6	1.72	0.54
1:AA:1088:G:H21	1:AA:1167:A:H62	1.55	0.54
1:AA:1157:A:C2	1:AA:1181:G:C4	2.96	0.54
1:AA:1323:G:H4'	1:AA:1362:A:C2	2.42	0.54
2:AB:105:THR:HG22	2:AB:105:THR:O	2.08	0.54
2:AB:108:GLN:CG	2:AB:109:SER:N	2.69	0.54
8:AH:110:MET:HE2	8:AH:114:ALA:HB1	1.89	0.54
10:AJ:53:ILE:HD11	14:AN:84:ARG:NH1	2.23	0.54
11:AK:13:LYS:O	11:AK:14:GLN:CB	2.56	0.54
22:BA:96:C:H4'	46:BY:41:HIS:CE1	2.43	0.54
22:BA:108:G:C2'	22:BA:109:C:H5'	2.38	0.54
22:BA:295:G:C2	22:BA:296:U:C6	2.96	0.54
22:BA:859:G:H8	22:BA:859:G:OP2	1.89	0.54
22:BA:1064:C:OP1	30:BI:87:SER:O	2.26	0.54
22:BA:1141:U:H5	31:BJ:65:THR:HG23	1.73	0.54
22:BA:1739:A:H2'	22:BA:1740:G:C8	2.43	0.54
22:BA:2080:A:H5'	45:BX:18:SER:HB2	1.90	0.54
22:BA:2286:G:O6	49:B1:22:THR:CG2	2.56	0.54
22:BA:2454:G:H2'	22:BA:2455:G:H5'	1.90	0.54
24:BC:171:VAL:HG23	24:BC:185:ALA:HA	1.87	0.54
24:BC:230:PRO:HG2	24:BC:245:THR:O	2.08	0.54
25:BD:16:THR:O	25:BD:19:GLY:N	2.40	0.54
26:BE:119:ILE:HG12	26:BE:119:ILE:O	2.08	0.54
26:BE:131:THR:HG22	26:BE:161:ALA:H	1.72	0.54
31:BJ:97:PRO:O	31:BJ:99:ARG:N	2.41	0.54
31:BJ:117:ALA:HA	31:BJ:120:ARG:HH21	1.72	0.54
35:BN:96:ARG:HD2	35:BN:114:GLU:OE1	2.08	0.54
37:BP:33:GLU:CB	37:BP:38:ARG:HH11	2.21	0.54
40:BS:17:VAL:CG1	40:BS:76:VAL:HG11	2.35	0.54
52:B4:10:LEU:CD1	52:B4:33:HIS:HB3	2.37	0.54
53:CA:125:U:O2'	53:CA:126:G:H5'	2.07	0.54
53:CA:764:C:N4	53:CA:812:G:C6	2.76	0.54
53:CA:814:A:C5'	53:CA:1511:G:H4'	2.38	0.54
53:CA:927:G:N1	53:CA:1391:U:C2	2.76	0.54
2:CB:26:MET:O	2:CB:30:ILE:HG13	2.08	0.54
3:CC:177:LEU:O	3:CC:178:ARG:HB3	2.07	0.54
5:CE:33:THR:CG2	5:CE:33:THR:O	2.56	0.54
6:CF:3:HIS:CG	6:CF:92:THR:HG23	2.43	0.54
6:CF:80:PHE:CE2	24:DC:123:ILE:HG21	2.43	0.54
10:CJ:6:ILE:HD12	10:CJ:6:ILE:N	2.23	0.54

Continued on next page...

Continued from previous page...

Atom-1	Atom-2	Interatomic distance (Å)	Clash overlap (Å)
14:CN:76:PHE:HE2	14:CN:92:ILE:HD13	1.72	0.54
56:CP:48:GLU:CG	56:CP:51:ARG:HE	2.21	0.54
17:CQ:20:ILE:HD11	17:CQ:22:VAL:CG2	2.37	0.54
22:DA:41:C:H2'	22:DA:42:A:C8	2.43	0.54
22:DA:119:A:H4'	22:DA:120:U:OP1	2.07	0.54
22:DA:142:A:HO2'	22:DA:143:C:H5'	1.73	0.54
22:DA:226:A:H2'	22:DA:227:A:C8	2.43	0.54
22:DA:311:A:O2'	22:DA:332:A:H5'	2.07	0.54
22:DA:739:A:O2'	22:DA:740:C:C6	2.61	0.54
22:DA:1060:U:H5'	22:DA:1061:U:H2'	1.89	0.54
22:DA:1112:G:O2'	22:DA:1113:U:C6	2.61	0.54
22:DA:1120:G:O2'	22:DA:1121:C:H5'	2.07	0.54
22:DA:1206:G:O2'	22:DA:1207:C:C5'	2.55	0.54
22:DA:1386:C:O2'	22:DA:1387:A:H8	1.90	0.54
22:DA:1446:C:N4	22:DA:1447:C:N4	2.55	0.54
22:DA:1912:A:N7	22:DA:1918:A:C2	2.76	0.54
22:DA:2100:G:C6	22:DA:2101:A:C6	2.96	0.54
22:DA:2238:G:C5'	22:DA:2239:G:OP1	2.55	0.54
22:DA:2314:A:HO2'	22:DA:2315:G:H8	1.50	0.54
22:DA:2578:G:OP2	22:DA:2578:G:H4'	2.07	0.54
22:DA:2666:C:H2'	22:DA:2667:C:O5'	2.08	0.54
22:DA:2769:U:H2'	22:DA:2770:G:H5'	1.90	0.54
25:DD:179:ARG:HD2	25:DD:188:LEU:CD1	2.38	0.54
26:DE:147:LEU:CB	26:DE:186:VAL:HG23	2.38	0.54
28:DG:122:ALA:HB2	28:DG:132:LEU:HA	1.90	0.54
29:DH:94:ILE:HG13	29:DH:98:ASP:CB	2.37	0.54
33:DL:108:ALA:HB3	33:DL:125:LEU:CD2	2.37	0.54
43:DV:26:PHE:CD2	43:DV:42:LEU:HB2	2.43	0.54
44:DW:37:VAL:HG21	44:DW:38:ARG:NH1	2.22	0.54
50:D2:31:LEU:C	50:D2:34:ARG:HB2	2.27	0.54
1:AA:585:G:C6	1:AA:586:C:C4	2.96	0.54
1:AA:813:U:C2'	1:AA:814:A:H5''	2.37	0.54
1:AA:1162:C:O2'	1:AA:1163:A:O4'	2.19	0.54
1:AA:1349:A:O2'	1:AA:1350:A:C5'	2.56	0.54
1:AA:1473:G:O2'	1:AA:1474:U:H5'	2.08	0.54
2:AB:56:LEU:HD11	2:AB:220:VAL:CG2	2.38	0.54
7:AG:39:GLU:HB2	7:AG:43:TYR:CE2	2.42	0.54
8:AH:63:LYS:C	8:AH:70:VAL:HG23	2.27	0.54
10:AJ:57:VAL:CG2	10:AJ:58:ASN:N	2.70	0.54
12:AL:6:LEU:HD23	17:AQ:33:TYR:CE2	2.43	0.54
12:AL:87:LYS:O	12:AL:88:ASP:HB2	2.07	0.54

Continued on next page...

Continued from previous page...

Atom-1	Atom-2	Interatomic distance (Å)	Clash overlap (Å)
18:AR:46:THR:HG21	18:AR:51:GLN:OE1	2.08	0.54
22:BA:223:A:C2	22:BA:407:G:N3	2.76	0.54
22:BA:310:A:O2'	22:BA:311:A:O5'	2.25	0.54
22:BA:962:G:H21	22:BA:2250:G:H1	1.56	0.54
22:BA:995:C:OP2	38:BQ:53:LYS:HE2	2.07	0.54
22:BA:1283:G:N2	22:BA:1285:A:H3'	2.22	0.54
22:BA:1319:C:O2	22:BA:1334:G:C2	2.61	0.54
22:BA:1352:U:C2'	22:BA:1353:A:H5'	2.38	0.54
22:BA:1508:A:O2'	22:BA:1509:A:C5'	2.56	0.54
22:BA:2277:G:C3'	22:BA:2278:A:H5''	2.38	0.54
22:BA:2359:C:H2'	22:BA:2359:C:O2	2.07	0.54
24:BC:171:VAL:HG22	24:BC:185:ALA:HA	1.90	0.54
25:BD:74:GLU:O	25:BD:75:ALA:C	2.44	0.54
25:BD:104:VAL:HA	25:BD:106:LYS:NZ	2.22	0.54
28:BG:109:SER:O	28:BG:110:HIS:HB3	2.08	0.54
29:BH:134:VAL:HG21	29:BH:139:PHE:O	2.07	0.54
31:BJ:81:ILE:HG12	31:BJ:82:GLY:N	2.22	0.54
31:BJ:97:PRO:C	31:BJ:99:ARG:N	2.61	0.54
36:BO:41:ALA:HB2	36:BO:48:LEU:HD21	1.90	0.54
40:BS:83:LYS:O	40:BS:84:ARG:HD2	2.08	0.54
41:BT:28:ASN:HA	41:BT:91:GLN:OE1	2.08	0.54
46:BY:57:LEU:HA	46:BY:60:LYS:HB3	1.89	0.54
53:CA:153:C:O5'	53:CA:153:C:H6	1.91	0.54
53:CA:367:U:C6	53:CA:394:G:N2	2.77	0.54
53:CA:372:C:H4'	53:CA:373:A:H5'	1.90	0.54
53:CA:436:C:H2'	53:CA:437:U:H5'	1.90	0.54
53:CA:510:A:H5''	53:CA:511:C:P	2.47	0.54
53:CA:614:C:C4	53:CA:615:G:N7	2.75	0.54
53:CA:954:G:N1	53:CA:1228:C:N4	2.55	0.54
53:CA:1272:G:H2'	53:CA:1273:C:C5'	2.37	0.54
53:CA:1454:G:HO2'	53:CA:1455:G:H8	1.54	0.54
4:CD:116:LEU:CD2	4:CD:153:ARG:HH11	2.21	0.54
5:CE:80:LEU:N	5:CE:121:ASN:ND2	2.53	0.54
6:CF:47:LEU:HD22	18:CR:65:SER:CB	2.38	0.54
8:CH:1:SER:C	8:CH:3:GLN:N	2.61	0.54
9:CI:15:ALA:O	9:CI:66:VAL:HG23	2.07	0.54
11:CK:57:SER:C	11:CK:90:PRO:HG3	2.29	0.54
11:CK:90:PRO:O	11:CK:91:GLY:C	2.46	0.54
12:CL:97:VAL:CG2	12:CL:100:ALA:HB3	2.38	0.54
55:CM:95:PRO:CD	55:CM:108:ARG:HG2	2.24	0.54
14:CN:55:SER:C	14:CN:57:SER:H	2.10	0.54

Continued on next page...

Continued from previous page...

Atom-1	Atom-2	Interatomic distance (Å)	Clash overlap (Å)
22:DA:21:A:H2'	22:DA:22:C:C6	2.43	0.54
22:DA:67:U:H2'	22:DA:68:G:C8	2.41	0.54
22:DA:468:G:H5''	26:DE:55:SER:CB	2.38	0.54
22:DA:1055:G:C2'	22:DA:1056:G:H5'	2.38	0.54
22:DA:1060:U:C5'	22:DA:1061:U:H2'	2.37	0.54
22:DA:1087:G:C6	22:DA:1089:A:C2	2.96	0.54
22:DA:1619:G:O2'	22:DA:1620:G:H5'	2.08	0.54
22:DA:1993:U:O2'	22:DA:1994:C:C5'	2.56	0.54
22:DA:2209:G:C5	22:DA:2210:U:C4	2.96	0.54
22:DA:2408:U:C2'	22:DA:2409:G:C8	2.90	0.54
22:DA:2552:U:N3	22:DA:2554:U:H5'	2.22	0.54
22:DA:2836:U:HO2'	22:DA:2837:A:P	2.31	0.54
22:DA:2868:A:O2'	22:DA:2869:G:H5'	2.07	0.54
58:DF:14:LYS:HB3	58:DF:14:LYS:HZ2	1.73	0.54
58:DF:59:ILE:CD1	58:DF:137:PHE:HZ	2.14	0.54
30:DI:109:ALA:HB1	30:DI:125:THR:HA	1.90	0.54
31:DJ:89:PHE:CE2	31:DJ:100:VAL:HG11	2.43	0.54
33:DL:81:ASP:O	33:DL:83:ALA:N	2.40	0.54
34:DM:73:ILE:HG21	34:DM:91:TYR:CZ	2.42	0.54
34:DM:73:ILE:CG1	34:DM:93:VAL:HG12	2.38	0.54
42:DU:11:ILE:HG21	42:DU:79:ALA:HB2	1.90	0.54
43:DV:73:LYS:HB3	43:DV:92:VAL:CG2	2.38	0.54
49:D1:46:VAL:HG22	49:D1:47:ILE:H	1.73	0.54
1:AA:922:G:H4'	5:AE:24:VAL:HA	1.88	0.53
1:AA:1055:A:N7	1:AA:1206:G:C2	2.76	0.53
1:AA:1082:A:O2'	1:AA:1083:U:H5'	2.07	0.53
1:AA:1305:G:H22	1:AA:1331:G:H2'	1.73	0.53
3:AC:38:VAL:O	3:AC:42:LEU:HB2	2.08	0.53
4:AD:98:ASP:HB3	4:AD:114:ARG:HG2	1.91	0.53
11:AK:59:PRO:HD3	11:AK:90:PRO:HB3	1.90	0.53
14:AN:86:ALA:O	14:AN:91:GLU:HB2	2.08	0.53
20:AT:79:THR:HG22	20:AT:80:ALA:N	2.22	0.53
22:BA:250:G:C6	22:BA:251:A:C6	2.96	0.53
22:BA:459:U:O2'	22:BA:460:A:H5'	2.07	0.53
22:BA:551:G:C6	22:BA:552:U:C4	2.96	0.53
22:BA:856:G:H1'	44:BW:23:LYS:CB	2.28	0.53
22:BA:976:G:C2	22:BA:977:G:C8	2.96	0.53
22:BA:1348:C:H2'	22:BA:1349:C:O5'	2.09	0.53
22:BA:1409:U:O2'	22:BA:1410:G:H5'	2.07	0.53
22:BA:1609:A:O2'	22:BA:1610:A:H5'	2.07	0.53
22:BA:1690:A:C2'	22:BA:1691:C:H5'	2.38	0.53

Continued on next page...

Continued from previous page...

Atom-1	Atom-2	Interatomic distance (Å)	Clash overlap (Å)
22:BA:2151:U:N3	22:BA:2152:G:C5	2.76	0.53
22:BA:2502:G:C5'	22:BA:2503:A:H5''	2.34	0.53
22:BA:2868:A:H2'	22:BA:2869:G:C8	2.42	0.53
28:BG:86:LEU:HD11	28:BG:132:LEU:HD21	1.90	0.53
29:BH:9:VAL:HG12	29:BH:9:VAL:O	2.07	0.53
29:BH:89:LYS:O	29:BH:90:LEU:HD12	2.08	0.53
32:BK:68:GLY:O	32:BK:69:VAL:HG23	2.08	0.53
33:BL:38:GLN:O	33:BL:40:SER:O	2.26	0.53
35:BN:55:ALA:HB1	35:BN:80:PHE:N	2.23	0.53
39:BR:4:VAL:HA	39:BR:12:HIS:O	2.08	0.53
42:BU:51:LEU:O	42:BU:52:ASN:HB2	2.08	0.53
44:BW:18:LYS:CA	44:BW:36:ILE:CG1	2.79	0.53
44:BW:28:GLU:H	44:BW:31:LEU:HG	1.73	0.53
49:B1:8:ILE:CD1	49:B1:52:LYS:HB2	2.38	0.53
53:CA:70:U:H2'	53:CA:94:G:N7	2.23	0.53
53:CA:198:G:O2'	53:CA:199:A:H8	1.92	0.53
53:CA:247:G:OP1	53:CA:247:G:H4'	2.07	0.53
53:CA:269:C:H2'	53:CA:270:A:H8	1.73	0.53
53:CA:496:A:N3	53:CA:496:A:C2'	2.68	0.53
53:CA:598:U:H4'	8:CH:85:TYR:CD1	2.42	0.53
53:CA:737:C:OP1	6:CF:91:ARG:HB3	2.08	0.53
53:CA:782:A:H2'	53:CA:783:C:H5'	1.90	0.53
53:CA:994:A:O2'	53:CA:995:C:H6	1.91	0.53
2:CB:19:THR:OG1	2:CB:20:ARG:N	2.40	0.53
54:CG:112:ASP:HB3	54:CG:117:LEU:CB	2.38	0.53
9:CI:117:LEU:CD2	9:CI:123:ARG:HD3	2.37	0.53
55:CM:36:ALA:HB2	55:CM:55:LEU:HD21	1.89	0.53
21:CU:33:ARG:NH2	21:CU:34:ARG:HD3	2.23	0.53
22:DA:201:C:C4	22:DA:202:U:C5	2.96	0.53
22:DA:307:G:N2	22:DA:310:A:C8	2.76	0.53
22:DA:638:G:C2'	22:DA:639:U:C6	2.90	0.53
22:DA:684:G:C2	22:DA:794:A:C2	2.96	0.53
22:DA:831:G:O2'	22:DA:832:U:H5'	2.07	0.53
22:DA:973:A:P	39:DR:81:LYS:HE3	2.48	0.53
22:DA:995:C:HO2'	38:DQ:60:TRP:HZ2	1.45	0.53
22:DA:1090:A:H2'	22:DA:1091:G:H5''	1.88	0.53
22:DA:1339:G:H21	22:DA:1603:A:H1'	1.73	0.53
22:DA:1426:G:H8	22:DA:1426:G:OP2	1.91	0.53
22:DA:1438:U:O2'	22:DA:1439:A:H5'	2.08	0.53
22:DA:1519:G:N3	22:DA:1519:G:H2'	2.22	0.53
22:DA:1551:A:H2'	22:DA:1552:A:O4'	2.07	0.53

Continued on next page...

Continued from previous page...

Atom-1	Atom-2	Interatomic distance (Å)	Clash overlap (Å)
22:DA:1794:A:H2'	22:DA:1795:C:C6	2.43	0.53
22:DA:2107:G:H2'	22:DA:2108:A:C8	2.43	0.53
22:DA:2261:C:N4	44:DW:10:ARG:HB3	2.24	0.53
22:DA:2298:A:O2'	22:DA:2299:U:C5'	2.55	0.53
22:DA:2681:C:H4'	22:DA:2682:A:O5'	2.08	0.53
22:DA:2748:A:N1	22:DA:2757:A:N7	2.56	0.53
22:DA:2756:U:C1'	22:DA:2757:A:C5'	2.86	0.53
22:DA:2808:G:O2'	22:DA:2809:A:H8	1.92	0.53
57:DB:16:G:O6	57:DB:69:G:C5	2.61	0.53
25:DD:118:PHE:O	25:DD:119:ALA:CB	2.56	0.53
25:DD:131:ASP:OD2	25:DD:131:ASP:N	2.42	0.53
26:DE:46:GLN:HB3	26:DE:86:ALA:CB	2.38	0.53
29:DH:120:GLY:O	29:DH:121:VAL:HB	2.08	0.53
32:DK:34:GLY:H	32:DK:37:ASP:HB2	1.73	0.53
35:DN:21:PHE:N	35:DN:21:PHE:CD1	2.76	0.53
36:DO:4:LYS:HG3	36:DO:8:ILE:CD1	2.38	0.53
37:DP:75:THR:HG23	37:DP:76:HIS:CD2	2.43	0.53
40:DS:50:VAL:O	40:DS:53:SER:HB3	2.07	0.53
41:DT:28:ASN:O	41:DT:29:THR:CG2	2.56	0.53
42:DU:58:VAL:HG12	42:DU:59:GLU:N	2.22	0.53
50:D2:28:ARG:C	50:D2:30:VAL:H	2.11	0.53
51:D3:18:LYS:HG3	51:D3:19:GLY:N	2.22	0.53
1:AA:49:U:O2'	1:AA:50:A:H2'	2.08	0.53
1:AA:116:A:O5'	1:AA:116:A:H8	1.91	0.53
1:AA:322:C:O2'	20:AT:17:ARG:HG2	2.07	0.53
1:AA:519:C:O2'	1:AA:520:A:H5'	2.08	0.53
1:AA:666:G:C6	1:AA:741:G:C6	2.96	0.53
1:AA:695:A:H2'	1:AA:696:A:C8	2.43	0.53
1:AA:1151:A:C6	1:AA:1152:A:N6	2.76	0.53
1:AA:1152:A:H2'	1:AA:1153:G:H8	1.73	0.53
2:AB:79:VAL:O	2:AB:83:ALA:HB3	2.08	0.53
3:AC:69:THR:O	3:AC:105:VAL:HG23	2.08	0.53
4:AD:77:GLU:HA	4:AD:77:GLU:OE1	2.08	0.53
6:AF:98:GLU:O	6:AF:99:ALA:HB3	2.08	0.53
12:AL:23:LEU:CB	12:AL:58:ASN:ND2	2.61	0.53
13:AM:39:ALA:HB3	13:AM:42:VAL:HG22	1.89	0.53
15:AO:45:HIS:C	15:AO:46:LYS:HG3	2.28	0.53
16:AP:2:VAL:HG23	16:AP:65:ALA:HA	1.89	0.53
16:AP:20:VAL:CG2	16:AP:21:VAL:N	2.70	0.53
22:BA:43:G:C2	22:BA:437:U:N3	2.77	0.53
22:BA:164:C:O2'	22:BA:165:A:H5'	2.07	0.53

Continued on next page...

Continued from previous page...

Atom-1	Atom-2	Interatomic distance (Å)	Clash overlap (Å)
22:BA:994:C:O3'	22:BA:995:C:H3'	2.08	0.53
22:BA:1446:C:H2'	22:BA:1447:C:C6	2.43	0.53
22:BA:1733:G:O2'	22:BA:1734:G:C5'	2.57	0.53
22:BA:2150:C:C2'	22:BA:2151:U:C5	2.82	0.53
22:BA:2188:U:H2'	22:BA:2189:U:C6	2.42	0.53
22:BA:2425:A:C5'	22:BA:2427:C:H5'	2.37	0.53
22:BA:2705:A:H2'	22:BA:2706:A:O4'	2.08	0.53
24:BC:182:LYS:O	24:BC:183:VAL:CG2	2.55	0.53
26:BE:42:GLY:C	26:BE:43:THR:HG23	2.27	0.53
27:BF:134:GLN:NE2	27:BF:134:GLN:N	2.41	0.53
33:BL:101:ILE:HG22	33:BL:102:GLY:H	1.73	0.53
40:BS:6:LYS:HB2	40:BS:103:ILE:O	2.07	0.53
44:BW:22:VAL:O	44:BW:25:PHE:CD2	2.56	0.53
45:BX:40:GLU:O	45:BX:43:LYS:HD2	2.08	0.53
50:B2:12:ARG:HG3	50:B2:13:ASN:N	2.23	0.53
53:CA:33:A:C4	53:CA:34:C:C5	2.97	0.53
53:CA:209:U:C5'	53:CA:210:C:OP2	2.51	0.53
53:CA:216:U:H4'	53:CA:464:U:H4'	1.89	0.53
5:CE:68:ARG:O	5:CE:69:ASN:C	2.45	0.53
6:CF:98:GLU:O	6:CF:99:ALA:CB	2.56	0.53
11:CK:19:VAL:HG12	11:CK:34:THR:CG2	2.38	0.53
22:DA:74:A:H4'	22:DA:75:G:O5'	2.07	0.53
22:DA:251:A:H4'	33:DL:47:ARG:NH2	2.24	0.53
22:DA:464:U:C6	22:DA:788:A:C2	2.97	0.53
22:DA:576:U:H2'	22:DA:577:G:C8	2.43	0.53
22:DA:605:G:H2'	22:DA:606:U:H6	1.73	0.53
22:DA:606:U:O2'	22:DA:607:U:C4'	2.57	0.53
22:DA:826:U:O2'	33:DL:53:GLY:HA3	2.08	0.53
22:DA:1107:G:C2'	22:DA:1108:U:H5'	2.38	0.53
22:DA:1387:A:N3	22:DA:1388:G:C8	2.77	0.53
22:DA:1773:A:H2'	22:DA:1774:C:O4'	2.08	0.53
22:DA:2204:G:C2	22:DA:2205:A:C8	2.95	0.53
22:DA:2230:G:H2'	22:DA:2231:U:H6	1.72	0.53
22:DA:2353:G:H2'	22:DA:2354:C:O4'	2.07	0.53
25:DD:124:ARG:NH1	25:DD:125:TRP:CZ2	2.76	0.53
26:DE:112:LEU:CD1	26:DE:118:LEU:HD13	2.33	0.53
26:DE:149:ILE:CG2	26:DE:188:MET:HB2	2.39	0.53
37:DP:91:VAL:HG22	37:DP:109:ILE:HD13	1.89	0.53
40:DS:7:HIS:CE1	40:DS:10:ALA:CA	2.91	0.53
41:DT:61:LEU:HD12	41:DT:61:LEU:O	2.07	0.53
43:DV:8:VAL:HG13	43:DV:66:ASP:OD2	2.08	0.53

Continued on next page...

Continued from previous page...

Atom-1	Atom-2	Interatomic distance (Å)	Clash overlap (Å)
45:DX:11:PRO:HB2	45:DX:27:ARG:HH21	1.71	0.53
49:D1:24:LYS:HE2	49:D1:52:LYS:NZ	2.23	0.53
1:AA:17:U:H2'	1:AA:18:C:C6	2.44	0.53
1:AA:508:U:O2'	1:AA:509:A:C8	2.60	0.53
1:AA:560:A:H5'	1:AA:566:G:H21	1.70	0.53
1:AA:656:G:N2	15:AO:22:GLY:HA3	2.24	0.53
1:AA:821:G:H2'	1:AA:822:U:H6	1.72	0.53
1:AA:972:C:P	10:AJ:59:LYS:HE3	2.48	0.53
1:AA:1173:U:H2'	1:AA:1174:G:C8	2.43	0.53
1:AA:1478:U:H2'	1:AA:1479:C:H6	1.73	0.53
2:AB:53:LEU:CA	2:AB:56:LEU:HB3	2.35	0.53
4:AD:35:GLN:O	4:AD:36:ALA:HB2	2.08	0.53
5:AE:24:VAL:O	5:AE:25:LYS:C	2.47	0.53
9:AI:25:GLY:N	9:AI:58:GLU:HA	2.23	0.53
20:AT:27:MET:O	20:AT:31:ILE:HG13	2.07	0.53
22:BA:34:U:H1'	22:BA:35:G:OP1	2.08	0.53
22:BA:302:C:H2'	22:BA:303:G:H8	1.73	0.53
22:BA:414:C:H2'	22:BA:415:A:C8	2.43	0.53
22:BA:532:A:N7	22:BA:2021:C:H2'	2.23	0.53
22:BA:1142:A:C4	22:BA:1144:A:C8	2.96	0.53
22:BA:1182:G:C2'	22:BA:1183:U:H5'	2.38	0.53
22:BA:1605:C:C2'	22:BA:1606:C:H5'	2.38	0.53
22:BA:2307:G:N2	22:BA:2311:A:C8	2.76	0.53
22:BA:2648:G:H2'	22:BA:2649:C:C6	2.43	0.53
22:BA:2726:A:O2'	22:BA:2727:A:H5'	2.08	0.53
22:BA:2749:A:OP1	28:BG:3:VAL:HG12	2.08	0.53
23:BB:51:G:N2	23:BB:53:A:N6	2.56	0.53
24:BC:259:ASN:O	24:BC:261:ARG:N	2.38	0.53
25:BD:93:GLY:O	25:BD:94:GLN:C	2.46	0.53
28:BG:96:ALA:CB	28:BG:103:ASN:HB3	2.38	0.53
31:BJ:44:TYR:HA	38:BQ:59:LEU:CD2	2.38	0.53
53:CA:66:A:C6	53:CA:67:C:C4	2.97	0.53
53:CA:338:A:N6	53:CA:351:G:H1	2.05	0.53
53:CA:460:A:O2'	53:CA:462:G:H5'	2.08	0.53
53:CA:652:U:HO2'	53:CA:653:U:P	2.31	0.53
53:CA:989:U:C4	53:CA:990:C:C5	2.96	0.53
53:CA:1117:A:C2	53:CA:1184:G:C6	2.95	0.53
53:CA:1123:U:O3'	10:CJ:38:GLY:HA3	2.09	0.53
53:CA:1234:C:C4'	53:CA:1364:U:O2'	2.55	0.53
3:CC:100:ILE:HD12	3:CC:101:ASN:H	1.73	0.53
3:CC:116:ALA:HB2	3:CC:199:VAL:HG21	1.89	0.53

Continued on next page...

Continued from previous page...

Atom-1	Atom-2	Interatomic distance (Å)	Clash overlap (Å)
3:CC:126:ARG:HE	3:CC:126:ARG:CA	2.16	0.53
9:CI:6:TYR:CE2	9:CI:17:ARG:HA	2.43	0.53
12:CL:113:ARG:HD2	12:CL:118:VAL:CG1	2.38	0.53
55:CM:13:HIS:CB	55:CM:16:ILE:HB	2.37	0.53
55:CM:85:TYR:HE2	55:CM:96:VAL:HG13	1.71	0.53
19:CS:12:LEU:HD13	19:CS:12:LEU:C	2.29	0.53
22:DA:75:G:O2'	22:DA:76:C:C6	2.61	0.53
22:DA:179:C:H2'	22:DA:180:G:O4'	2.08	0.53
22:DA:242:G:C8	51:D3:3:ILE:O	2.59	0.53
22:DA:244:A:H2'	22:DA:245:G:O4'	2.08	0.53
22:DA:301:G:O3'	42:DU:81:ARG:NH1	2.42	0.53
22:DA:465:G:H4'	50:D2:16:HIS:HD2	1.72	0.53
22:DA:497:A:H2'	22:DA:498:G:C1'	2.39	0.53
22:DA:1286:A:O2'	22:DA:1288:G:N2	2.42	0.53
22:DA:1413:A:C6	22:DA:1414:C:N4	2.77	0.53
22:DA:1739:A:O2'	22:DA:1740:G:C5'	2.57	0.53
22:DA:1802:A:C2	22:DA:1803:A:C6	2.97	0.53
22:DA:1945:G:H2'	22:DA:1946:U:C6	2.43	0.53
22:DA:2143:C:H5''	22:DA:2144:G:N7	2.24	0.53
22:DA:2753:A:H2'	22:DA:2754:U:C6	2.43	0.53
22:DA:2882:A:H5'	35:DN:96:ARG:HD3	1.90	0.53
22:DA:2882:A:H5''	35:DN:96:ARG:HD3	1.88	0.53
24:DC:71:ASP:CA	24:DC:117:SER:O	2.56	0.53
26:DE:5:LEU:CD2	26:DE:120:VAL:HG22	2.38	0.53
29:DH:62:LEU:C	29:DH:64:ALA:H	2.12	0.53
31:DJ:30:THR:CG2	31:DJ:31:GLU:N	2.71	0.53
34:DM:41:LEU:O	34:DM:93:VAL:HG23	2.09	0.53
43:DV:56:PHE:C	43:DV:58:SER:H	2.10	0.53
45:DX:58:ILE:CG1	45:DX:66:VAL:HG11	2.36	0.53
1:AA:121:U:OP2	1:AA:121:U:H4'	2.07	0.53
1:AA:674:G:H4'	18:AR:69:TYR:CD1	2.44	0.53
1:AA:1486:G:H2'	1:AA:1487:G:O4'	2.08	0.53
1:AA:1531:A:O2'	1:AA:1532:U:H5'	2.07	0.53
2:AB:14:HIS:O	2:AB:14:HIS:CG	2.62	0.53
6:AF:63:ASN:ND2	6:AF:96:VAL:HG22	2.23	0.53
7:AG:110:ARG:NH1	7:AG:110:ARG:HB2	2.22	0.53
9:AI:49:GLN:O	9:AI:52:GLU:HG3	2.07	0.53
17:AQ:58:VAL:HG22	17:AQ:59:GLU:N	2.24	0.53
22:BA:623:C:H2'	22:BA:624:C:C6	2.43	0.53
22:BA:923:G:H4'	44:BW:25:PHE:CE1	2.43	0.53
22:BA:945:A:O3'	22:BA:946:C:H4'	2.08	0.53

Continued on next page...

Continued from previous page...

Atom-1	Atom-2	Interatomic distance (Å)	Clash overlap (Å)
22:BA:1274:A:N3	22:BA:1297:C:H1'	2.23	0.53
22:BA:1276:A:H8	22:BA:1276:A:C5'	2.21	0.53
22:BA:1343:G:H2'	22:BA:1344:U:H6	1.74	0.53
22:BA:1490:A:C8	24:BC:73:ILE:HD13	2.42	0.53
22:BA:1842:G:H2'	22:BA:1843:C:H6	1.72	0.53
22:BA:2064:C:H2'	22:BA:2065:C:C6	2.43	0.53
22:BA:2507:C:O2	22:BA:2507:C:H2'	2.09	0.53
22:BA:2508:G:H2'	22:BA:2509:G:C5'	2.38	0.53
22:BA:2672:U:C2'	22:BA:2673:G:O5'	2.57	0.53
23:BB:110:C:C4	23:BB:111:U:C5	2.96	0.53
26:BE:189:THR:HG1	26:BE:191:ASP:HB3	1.72	0.53
28:BG:33:THR:N	28:BG:34:ARG:NH1	2.56	0.53
32:BK:71:ARG:HA	32:BK:71:ARG:HE	1.73	0.53
32:BK:88:ASN:HD22	32:BK:90:ASN:H	1.57	0.53
36:BO:62:LEU:HD22	36:BO:70:ALA:HA	1.90	0.53
37:BP:30:TRP:CZ3	37:BP:39:LEU:CD1	2.92	0.53
38:BQ:104:ALA:O	38:BQ:107:ALA:HB3	2.08	0.53
39:BR:3:ALA:CB	39:BR:59:ILE:HD11	2.39	0.53
39:BR:28:ALA:O	39:BR:63:VAL:CG2	2.52	0.53
45:BX:4:CYS:HB2	45:BX:51:SER:HB3	1.90	0.53
48:B0:54:ILE:HG22	48:B0:54:ILE:O	2.07	0.53
53:CA:52:C:O2'	53:CA:53:A:H5'	2.07	0.53
53:CA:80:A:C6	53:CA:81:A:O2'	2.58	0.53
53:CA:93:U:C2	53:CA:95:C:N4	2.76	0.53
53:CA:279:A:H4'	53:CA:280:C:O5'	2.08	0.53
53:CA:356:A:H2'	53:CA:357:G:O4'	2.09	0.53
53:CA:1138:G:N2	53:CA:1140:C:C4	2.77	0.53
53:CA:1151:A:H2'	53:CA:1152:A:C8	2.41	0.53
53:CA:1301:U:O2'	53:CA:1302:C:H5	1.91	0.53
53:CA:1446:A:C2'	53:CA:1447:A:C5'	2.86	0.53
2:CB:103:TRP:O	2:CB:107:ARG:HB3	2.08	0.53
8:CH:52:GLY:HA3	8:CH:56:PRO:HA	1.90	0.53
8:CH:58:LEU:CD2	8:CH:60:LEU:CD1	2.86	0.53
11:CK:12:ARG:N	11:CK:12:ARG:CD	2.71	0.53
12:CL:82:ARG:HH11	12:CL:82:ARG:HG2	1.72	0.53
55:CM:111:PRO:HG2	55:CM:113:LYS:HG3	1.89	0.53
14:CN:12:ARG:HB3	14:CN:59:GLN:HG2	1.90	0.53
15:CO:20:ASP:OD1	15:CO:23:SER:HB2	2.07	0.53
56:CP:66:THR:HG22	56:CP:67:ILE:N	2.24	0.53
56:CP:77:GLU:C	56:CP:79:ASN:H	2.11	0.53
18:CR:32:ILE:HD12	18:CR:32:ILE:O	2.07	0.53

Continued on next page...

Continued from previous page...

Atom-1	Atom-2	Interatomic distance (Å)	Clash overlap (Å)
22:DA:117:G:O4'	22:DA:126:A:H2	1.90	0.53
22:DA:792:A:H1'	22:DA:2072:C:O2'	2.08	0.53
22:DA:1028:A:C2	22:DA:1029:A:C5	2.96	0.53
22:DA:1132:U:H5''	31:DJ:84:ILE:CD1	2.37	0.53
22:DA:1771:C:O2'	22:DA:1786:A:H1'	2.09	0.53
22:DA:1854:A:O4'	22:DA:2233:U:H4'	2.08	0.53
22:DA:1941:C:H2'	22:DA:1942:C:C6	2.44	0.53
22:DA:1992:G:N2	22:DA:1995:U:C5	2.76	0.53
22:DA:2836:U:O2'	22:DA:2837:A:H8	1.92	0.53
22:DA:2837:A:N6	22:DA:2882:A:N6	2.56	0.53
57:DB:90:C:H6	57:DB:90:C:C5'	2.20	0.53
28:DG:88:LEU:N	28:DG:128:THR:O	2.41	0.53
35:DN:35:LYS:HD3	35:DN:112:TYR:OH	2.07	0.53
37:DP:50:ARG:O	37:DP:51:ASN:HB2	2.09	0.53
37:DP:52:ARG:HG2	37:DP:52:ARG:NH1	2.24	0.53
44:DW:24:ARG:HH21	44:DW:65:LYS:HG2	1.72	0.53
1:AA:173:U:C2	1:AA:197:A:C2	2.97	0.53
1:AA:266:G:OP2	1:AA:267:C:C5	2.61	0.53
1:AA:382:A:H2'	1:AA:383:A:C8	2.44	0.53
1:AA:781:A:H2'	1:AA:782:A:H5'	1.90	0.53
1:AA:1381:U:O2'	1:AA:1382:C:C5'	2.56	0.53
2:AB:9:LEU:HD21	2:AB:11:ALA:O	2.09	0.53
3:AC:39:ARG:CD	3:AC:54:ILE:HD11	2.39	0.53
11:AK:22:ILE:HG21	11:AK:95:THR:HG21	1.89	0.53
12:AL:34:THR:HB	12:AL:35:ARG:HG2	1.90	0.53
12:AL:72:ASN:HD22	12:AL:73:LEU:H	1.53	0.53
15:AO:17:ASP:O	15:AO:20:ASP:HB3	2.09	0.53
19:AS:14:LEU:O	19:AS:14:LEU:HD12	2.07	0.53
22:BA:1421:G:C2	22:BA:1422:G:C8	2.97	0.53
22:BA:1688:U:H1'	22:BA:1701:A:C6	2.43	0.53
22:BA:1734:G:C4	22:BA:1735:A:C8	2.97	0.53
22:BA:1746:A:C2	22:BA:1747:U:N3	2.76	0.53
22:BA:1820:U:O2	24:BC:199:HIS:HB3	2.08	0.53
22:BA:1962:C:H4'	22:BA:1963:U:OP1	2.08	0.53
22:BA:1983:G:O2'	22:BA:1984:G:H5'	2.08	0.53
22:BA:2286:G:H4'	22:BA:2287:A:O4'	2.09	0.53
22:BA:2502:G:C5'	22:BA:2503:A:C5'	2.86	0.53
24:BC:51:ARG:O	24:BC:52:HIS:HB2	2.09	0.53
25:BD:159:LYS:NZ	25:BD:160:LYS:H	2.05	0.53
29:BH:110:VAL:O	29:BH:111:ALA:HB2	2.08	0.53
39:BR:61:ALA:CB	39:BR:98:ILE:HA	2.37	0.53

Continued on next page...

Continued from previous page...

Atom-1	Atom-2	Interatomic distance (Å)	Clash overlap (Å)
46:BY:39:GLN:HB2	46:BY:41:HIS:CD2	2.44	0.53
53:CA:182:A:C2	53:CA:184:G:C6	2.96	0.53
53:CA:815:A:H4'	53:CA:817:C:C4	2.44	0.53
53:CA:996:A:N6	53:CA:1046:A:O4'	2.41	0.53
53:CA:1046:A:N1	53:CA:1213:A:C6	2.77	0.53
53:CA:1067:A:H1'	53:CA:1068:G:H8	1.69	0.53
2:CB:20:ARG:HA	2:CB:20:ARG:HE	1.73	0.53
2:CB:20:ARG:HA	2:CB:20:ARG:NE	2.24	0.53
4:CD:39:GLN:C	4:CD:41:GLY:N	2.61	0.53
54:CG:35:LYS:O	9:CI:42:THR:HG21	2.09	0.53
10:CJ:52:LEU:HA	10:CJ:62:ARG:HG2	1.90	0.53
12:CL:47:ALA:C	12:CL:48:LEU:HD23	2.29	0.53
15:CO:16:ARG:HB2	15:CO:23:SER:CB	2.37	0.53
22:DA:121:G:N2	22:DA:131:A:C4	2.76	0.53
22:DA:303:G:C6	22:DA:315:G:C6	2.97	0.53
22:DA:352:A:H3'	22:DA:353:C:C5'	2.39	0.53
22:DA:605:G:O2'	22:DA:606:U:O4'	2.26	0.53
22:DA:675:A:OP1	26:DE:60:TRP:HZ2	1.91	0.53
22:DA:830:G:N3	22:DA:2448:A:C6	2.77	0.53
22:DA:929:U:O2'	22:DA:930:G:H5'	2.08	0.53
22:DA:1083:U:H1'	22:DA:1086:A:N1	2.23	0.53
22:DA:1775:U:C2'	22:DA:1776:G:O5'	2.56	0.53
22:DA:1798:U:C5	24:DC:270:ARG:NH1	2.76	0.53
22:DA:2058:A:N6	22:DA:2059:A:N6	2.56	0.53
22:DA:2148:G:O2'	22:DA:2149:U:C5	2.62	0.53
22:DA:2852:G:O2'	22:DA:2853:C:H5'	2.08	0.53
57:DB:30:C:H2'	57:DB:30:C:O2	2.08	0.53
25:DD:119:ALA:CB	25:DD:163:GLY:C	2.77	0.53
58:DF:4:HIS:CE1	58:DF:96:TRP:CZ2	2.96	0.53
28:DG:90:GLY:HA3	28:DG:93:TYR:CZ	2.42	0.53
28:DG:162:ARG:HB2	28:DG:166:GLU:CB	2.39	0.53
30:DI:57:VAL:CG1	30:DI:58:ILE:H	2.14	0.53
34:DM:81:ARG:HH21	34:DM:84:LYS:NZ	2.07	0.53
35:DN:22:ARG:O	35:DN:22:ARG:CG	2.56	0.53
36:DO:74:VAL:HB	36:DO:106:LEU:CD1	2.39	0.53
41:DT:14:PRO:O	41:DT:32:LEU:HA	2.08	0.53
46:DY:25:GLN:O	46:DY:29:ARG:HD3	2.08	0.53
48:D0:30:ASP:OD1	48:D0:47:TYR:HB3	2.09	0.53
1:AA:108:G:H2'	1:AA:109:A:OP1	2.08	0.53
1:AA:182:A:C2	1:AA:184:G:C8	2.96	0.53
1:AA:300:A:H1'	1:AA:565:U:O2	2.09	0.53

Continued on next page...

Continued from previous page...

Atom-1	Atom-2	Interatomic distance (Å)	Clash overlap (Å)
1:AA:702:A:N9	22:BA:1847:A:H2	2.06	0.53
1:AA:1124:G:HO2'	1:AA:1125:U:H6	1.55	0.53
1:AA:1273:C:H2'	1:AA:1274:A:O4'	2.08	0.53
1:AA:1279:G:N3	1:AA:1279:G:C2'	2.67	0.53
2:AB:65:LYS:HG2	2:AB:153:MET:HG3	1.90	0.53
3:AC:39:ARG:CZ	3:AC:54:ILE:HD11	2.38	0.53
3:AC:86:LEU:O	3:AC:90:VAL:HG23	2.07	0.53
3:AC:106:ARG:HG2	3:AC:106:ARG:O	2.08	0.53
9:AI:128:LYS:HD2	9:AI:129:ARG:H	1.74	0.53
16:AP:21:VAL:O	16:AP:33:ILE:N	2.41	0.53
17:AQ:14:ASP:O	17:AQ:16:MET:SD	2.67	0.53
22:BA:37:C:O2'	26:BE:45:ALA:HB2	2.09	0.53
22:BA:1011:G:C2	22:BA:1151:A:C2	2.97	0.53
22:BA:1060:U:O4'	22:BA:1062:G:C5'	2.54	0.53
22:BA:1300:G:H1'	22:BA:1626:A:C2	2.43	0.53
22:BA:2086:U:H2'	22:BA:2087:G:C8	2.44	0.53
22:BA:2323:G:C2'	22:BA:2324:U:H5'	2.39	0.53
22:BA:2590:A:H2'	22:BA:2591:C:C6	2.44	0.53
24:BC:12:ARG:HA	24:BC:15:VAL:HG23	1.90	0.53
25:BD:34:VAL:HG22	25:BD:94:GLN:H	1.74	0.53
27:BF:134:GLN:HE22	27:BF:150:GLY:H	1.57	0.53
28:BG:140:ILE:HD12	28:BG:141:GLY:H	1.67	0.53
30:BI:123:ALA:C	30:BI:125:THR:H	2.10	0.53
31:BJ:74:TYR:OH	31:BJ:100:VAL:HG13	2.08	0.53
36:BO:55:GLU:OE1	36:BO:58:ILE:CD1	2.57	0.53
37:BP:77:SER:HG	37:BP:79:VAL:HG13	1.74	0.53
38:BQ:61:ILE:HG23	38:BQ:75:TYR:CE1	2.43	0.53
40:BS:39:THR:HG22	40:BS:39:THR:O	2.08	0.53
42:BU:73:ASN:C	42:BU:75:ALA:H	2.12	0.53
53:CA:722:G:H2'	53:CA:722:G:N3	2.23	0.53
53:CA:886:G:H2'	53:CA:887:G:O4'	2.09	0.53
53:CA:936:C:O2'	53:CA:937:A:O5'	2.26	0.53
53:CA:1147:C:O2'	53:CA:1148:U:H6	1.91	0.53
53:CA:1239:A:H62	53:CA:1299:A:N6	2.07	0.53
53:CA:1370:G:H5''	9:CI:110:VAL:CG2	2.38	0.53
53:CA:1457:G:O2'	20:CT:26:MET:HG2	2.09	0.53
3:CC:46:LEU:CD2	3:CC:75:VAL:HG22	2.39	0.53
3:CC:136:ALA:HA	3:CC:139:ASN:HD21	1.73	0.53
6:CF:92:THR:O	6:CF:93:LYS:CG	2.54	0.53
10:CJ:33:GLY:O	10:CJ:35:GLN:N	2.41	0.53
56:CP:22:ALA:HA	56:CP:33:ILE:CD1	2.38	0.53

Continued on next page...

Continued from previous page...

Atom-1	Atom-2	Interatomic distance (Å)	Clash overlap (Å)
56:CP:52:LEU:O	56:CP:53:ASP:CB	2.57	0.53
22:DA:64:A:OP1	41:DT:77:ARG:HG2	2.08	0.53
22:DA:91:A:O2'	22:DA:92:U:C5'	2.52	0.53
22:DA:227:A:HO2'	22:DA:228:C:P	2.32	0.53
22:DA:287:G:N1	22:DA:354:A:C6	2.76	0.53
22:DA:324:A:N6	22:DA:338:G:O2'	2.41	0.53
22:DA:455:C:H3'	22:DA:456:C:H5'	1.90	0.53
22:DA:459:U:HO2'	22:DA:460:A:H8	1.57	0.53
22:DA:528:A:C2	22:DA:2043:C:C5'	2.92	0.53
22:DA:538:A:O2'	31:DJ:8:PRO:CD	2.57	0.53
22:DA:747:U:C2'	22:DA:2613:U:O4	2.56	0.53
22:DA:975:A:C2'	22:DA:976:G:H8	2.21	0.53
22:DA:1130:U:HO2'	22:DA:1131:G:H8	1.53	0.53
22:DA:1225:G:C6	22:DA:1226:A:N6	2.76	0.53
22:DA:1430:G:O2'	22:DA:1431:A:C5'	2.57	0.53
22:DA:1465:G:H2'	22:DA:1466:U:H6	1.74	0.53
22:DA:1566:A:C2	24:DC:212:TRP:HB2	2.44	0.53
22:DA:1607:C:N4	22:DA:1622:G:N7	2.56	0.53
22:DA:1833:C:C4	22:DA:1834:U:C5	2.97	0.53
22:DA:1993:U:H2'	22:DA:1994:C:C6	2.43	0.53
22:DA:2267:A:H2'	62:DA:3535:HOH:O	2.07	0.53
22:DA:2379:G:H2'	22:DA:2380:C:C6	2.43	0.53
22:DA:2721:A:H2'	22:DA:2722:G:O4'	2.09	0.53
22:DA:2817:U:H2'	22:DA:2818:U:O5'	2.09	0.53
29:DH:90:LEU:CD2	29:DH:91:PHE:H	2.22	0.53
31:DJ:43:GLU:O	31:DJ:45:THR:HG22	2.09	0.53
31:DJ:54:ILE:O	31:DJ:122:LEU:HD12	2.08	0.53
34:DM:1:MET:O	34:DM:2:LEU:O	2.27	0.53
34:DM:76:LYS:O	34:DM:77:PRO:O	2.27	0.53
35:DN:100:CYS:O	48:D0:41:HIS:HD2	1.91	0.53
37:DP:44:GLY:HA3	37:DP:60:VAL:HG12	1.90	0.53
41:DT:29:THR:CA	41:DT:87:LEU:HB2	2.39	0.53
45:DX:69:GLU:O	45:DX:70:LEU:HB2	2.08	0.53
48:D0:29:VAL:HG23	48:D0:35:GLU:O	2.08	0.53
48:D0:32:THR:HG21	48:D0:47:TYR:CD2	2.44	0.53
1:AA:251:G:C4'	1:AA:252:U:C5'	2.87	0.53
1:AA:564:C:H2'	1:AA:565:U:C6	2.43	0.53
1:AA:792:A:H4'	1:AA:793:U:C5'	2.39	0.53
1:AA:921:U:H2'	1:AA:922:G:O4'	2.08	0.53
1:AA:953:G:H2'	1:AA:954:G:O4'	2.09	0.53
1:AA:1057:G:O3'	3:AC:196:GLY:HA3	2.09	0.53

Continued on next page...

Continued from previous page...

Atom-1	Atom-2	Interatomic distance (Å)	Clash overlap (Å)
2:AB:17:HIS:CD2	2:AB:202:ASN:ND2	2.72	0.53
3:AC:125:ARG:O	3:AC:126:ARG:CB	2.56	0.53
5:AE:34:ALA:O	5:AE:49:TYR:O	2.27	0.53
5:AE:136:VAL:O	5:AE:137:ARG:CB	2.56	0.53
8:AH:9:MET:CE	8:AH:32:LYS:HG2	2.38	0.53
8:AH:58:LEU:HD11	8:AH:60:LEU:CD2	2.38	0.53
9:AI:90:ASP:CG	9:AI:92:SER:HB3	2.29	0.53
11:AK:124:LYS:HZ3	21:AU:33:ARG:HH21	1.52	0.53
12:AL:23:LEU:O	12:AL:25:ALA:N	2.41	0.53
17:AQ:13:SER:HB3	17:AQ:16:MET:HE1	1.90	0.53
22:BA:2:G:O2'	22:BA:3:U:H5'	2.08	0.53
22:BA:43:G:C2	22:BA:437:U:C2	2.96	0.53
22:BA:264:C:O2'	22:BA:265:A:H3'	2.09	0.53
22:BA:543:G:C2	22:BA:544:C:H1'	2.43	0.53
22:BA:587:C:H42	33:BL:33:ARG:HD3	1.74	0.53
22:BA:1454:C:O2	35:BN:64:ARG:NE	2.39	0.53
22:BA:1524:G:O2'	22:BA:1525:A:H5'	2.09	0.53
22:BA:1670:C:H1'	22:BA:1993:U:O2	2.09	0.53
22:BA:1799:G:H2'	24:BC:179:GLU:OE2	2.09	0.53
22:BA:2415:G:H4'	33:BL:66:PHE:HB2	1.90	0.53
23:BB:50:A:C2'	23:BB:51:G:O5'	2.57	0.53
25:BD:34:VAL:HG23	25:BD:91:THR:HA	1.91	0.53
26:BE:5:LEU:CD2	26:BE:122:GLU:HG2	2.38	0.53
26:BE:150:THR:CG2	26:BE:153:LEU:HA	2.39	0.53
27:BF:30:VAL:HG12	27:BF:96:TRP:CH2	2.43	0.53
28:BG:153:PRO:HD3	28:BG:161:VAL:O	2.08	0.53
32:BK:18:ARG:HB2	32:BK:45:GLU:HG2	1.89	0.53
37:BP:30:TRP:CE2	37:BP:39:LEU:HD11	2.44	0.53
37:BP:83:ILE:HD13	37:BP:84:SER:N	2.23	0.53
39:BR:39:LEU:CA	39:BR:49:ILE:CG2	2.86	0.53
41:BT:87:LEU:HB2	41:BT:91:GLN:HE21	1.73	0.53
43:BV:65:VAL:HG22	43:BV:65:VAL:O	2.08	0.53
47:BZ:9:THR:CG2	47:BZ:53:MET:C	2.77	0.53
50:B2:22:MET:CE	50:B2:28:ARG:HG2	2.38	0.53
53:CA:96:U:O2'	53:CA:97:G:C5'	2.57	0.53
53:CA:371:A:C2'	53:CA:372:C:H5'	2.39	0.53
53:CA:373:A:HO2'	53:CA:374:A:H5'	1.72	0.53
53:CA:618:C:H3'	53:CA:619:U:C5'	2.38	0.53
53:CA:652:U:O2'	53:CA:653:U:P	2.67	0.53
53:CA:692:U:H2'	53:CA:694:A:OP2	2.09	0.53
53:CA:949:A:H4'	53:CA:1364:U:O4	2.08	0.53

Continued on next page...

Continued from previous page...

Atom-1	Atom-2	Interatomic distance (Å)	Clash overlap (Å)
53:CA:977:A:H4'	53:CA:981:U:O2	2.09	0.53
53:CA:1423:G:O2'	53:CA:1424:U:H5'	2.07	0.53
53:CA:1460:C:O5'	53:CA:1460:C:H6	1.92	0.53
9:CI:35:GLU:CA	9:CI:39:GLY:HA3	2.36	0.53
14:CN:68:ARG:HG3	14:CN:69:PRO:CD	2.38	0.53
22:DA:27:G:O2'	22:DA:28:A:C8	2.61	0.53
22:DA:64:A:P	41:DT:77:ARG:HG2	2.48	0.53
22:DA:195:A:C5	22:DA:198:C:C5	2.97	0.53
22:DA:274:C:H2'	22:DA:275:C:O4'	2.09	0.53
22:DA:424:G:O2'	22:DA:425:G:C5'	2.55	0.53
22:DA:536:G:H2'	22:DA:537:G:H5'	1.90	0.53
22:DA:587:C:H1'	22:DA:671:C:C5'	2.36	0.53
22:DA:679:C:H2'	22:DA:680:C:H6	1.73	0.53
22:DA:1024:G:H3'	22:DA:1025:G:H5''	0.80	0.53
22:DA:1045:C:H4'	22:DA:1047:G:C4	2.43	0.53
22:DA:1346:G:O2'	22:DA:1347:A:O5'	2.27	0.53
22:DA:1417:C:H2'	22:DA:1418:G:C8	2.44	0.53
22:DA:1539:U:O2'	22:DA:1540:G:O4'	2.27	0.53
22:DA:2290:G:C5	22:DA:2291:U:C4	2.97	0.53
22:DA:2823:A:C4	22:DA:2824:C:C6	2.96	0.53
25:DD:14:ILE:HG22	25:DD:22:ILE:O	2.09	0.53
25:DD:113:SER:OG	25:DD:114:LYS:N	2.41	0.53
58:DF:122:ASP:HB2	58:DF:126:ASN:CB	2.38	0.53
29:DH:62:LEU:HD12	29:DH:63:ALA:N	2.24	0.53
29:DH:132:PHE:CE1	29:DH:134:VAL:HB	2.41	0.53
42:DU:43:LYS:HE3	42:DU:45:GLN:CG	2.38	0.53
1:AA:464:U:H2'	1:AA:466:A:OP2	2.08	0.53
1:AA:723:U:H5'	21:AU:48:LYS:HE2	1.89	0.53
1:AA:1161:C:O2'	1:AA:1162:C:H5'	2.08	0.53
1:AA:1492:A:H2'	1:AA:1493:A:H5''	1.90	0.53
2:AB:49:PHE:HB2	2:AB:53:LEU:HD23	1.90	0.53
3:AC:41:TYR:CZ	3:AC:89:VAL:HG21	2.44	0.53
4:AD:169:TRP:CD1	4:AD:170:LEU:HG	2.43	0.53
6:AF:2:ARG:HH21	6:AF:68:GLN:HE21	1.57	0.53
17:AQ:45:VAL:HG21	17:AQ:60:ILE:HD11	1.88	0.53
17:AQ:74:LEU:HD12	17:AQ:74:LEU:N	2.24	0.53
22:BA:226:A:C6	22:BA:227:A:C6	2.97	0.53
22:BA:301:G:O2'	22:BA:302:C:P	2.67	0.53
22:BA:533:G:H2'	22:BA:534:U:H6	1.71	0.53
22:BA:746:U:O2'	22:BA:747:U:P	2.66	0.53
22:BA:817:C:H2'	22:BA:818:G:C5'	2.39	0.53

Continued on next page...

Continued from previous page...

Atom-1	Atom-2	Interatomic distance (Å)	Clash overlap (Å)
22:BA:855:G:H1'	44:BW:23:LYS:CD	2.38	0.53
22:BA:1041:G:O2'	22:BA:1042:G:H5'	2.08	0.53
22:BA:1063:G:C2'	22:BA:1064:C:O4'	2.57	0.53
22:BA:1157:G:H1'	47:BZ:31:ILE:HD11	1.91	0.53
22:BA:1469:A:H2'	22:BA:1470:A:H8	1.67	0.53
22:BA:1654:A:O4'	25:BD:118:PHE:CE1	2.62	0.53
22:BA:1804:C:C4	22:BA:1805:A:N7	2.77	0.53
22:BA:1952:A:C5	32:BK:22:ILE:CG2	2.91	0.53
22:BA:2136:G:O2'	22:BA:2137:U:C5	2.60	0.53
22:BA:2720:U:OP1	37:BP:52:ARG:NH2	2.42	0.53
22:BA:2724:U:P	25:BD:116:LYS:HZ2	2.32	0.53
22:BA:2760:C:C2'	22:BA:2761:A:H5'	2.39	0.53
24:BC:196:ASN:O	24:BC:197:ALA:HB3	2.09	0.53
24:BC:250:GLN:N	24:BC:250:GLN:HE21	2.07	0.53
25:BD:49:GLN:NE2	25:BD:79:LEU:HD22	2.24	0.53
26:BE:37:ALA:HA	26:BE:40:ARG:HG3	1.91	0.53
27:BF:60:SER:HB2	27:BF:90:LEU:HD21	1.90	0.53
29:BH:24:GLY:O	29:BH:28:ASN:HB2	2.09	0.53
30:BI:126:ARG:HA	30:BI:129:GLU:CG	2.39	0.53
31:BJ:140:LEU:CD1	31:BJ:140:LEU:C	2.77	0.53
33:BL:132:ARG:HA	33:BL:142:ILE:CD1	2.39	0.53
35:BN:47:VAL:O	35:BN:50:PRO:HD2	2.09	0.53
37:BP:105:LYS:O	37:BP:108:ARG:HD3	2.08	0.53
53:CA:80:A:H3'	53:CA:81:A:H4'	1.89	0.53
53:CA:515:G:N2	53:CA:537:G:C4	2.77	0.53
53:CA:740:U:O2'	53:CA:741:G:H5'	2.08	0.53
53:CA:1172:C:C2'	53:CA:1173:U:H5'	2.38	0.53
53:CA:1349:A:O2'	53:CA:1350:A:C5'	2.57	0.53
6:CF:8:PHE:CZ	6:CF:60:VAL:HB	2.43	0.53
12:CL:80:LEU:HD23	12:CL:97:VAL:HG21	1.90	0.53
22:DA:9:G:C6	22:DA:2895:G:O6	2.62	0.53
22:DA:13:A:N3	22:DA:15:G:O6	2.42	0.53
22:DA:90:U:C4	22:DA:91:A:C5	2.96	0.53
22:DA:227:A:C4'	22:DA:229:C:H41	2.21	0.53
22:DA:397:U:O2'	22:DA:398:C:O5'	2.26	0.53
22:DA:432:A:H8	22:DA:432:A:O5'	1.91	0.53
22:DA:831:G:H5''	33:DL:37:GLY:HA2	1.90	0.53
22:DA:1239:G:C5	22:DA:1240:U:C5	2.96	0.53
22:DA:1264:A:H1'	22:DA:2015:A:H61	1.73	0.53
22:DA:1455:G:O2'	22:DA:1456:G:C8	2.50	0.53
22:DA:1525:A:C6	22:DA:1526:C:C2	2.97	0.53

Continued on next page...

Continued from previous page...

Atom-1	Atom-2	Interatomic distance (Å)	Clash overlap (Å)
22:DA:2053:G:H2'	22:DA:2054:A:H5'	1.88	0.53
22:DA:2061:G:C2	22:DA:2063:C:C4	2.97	0.53
22:DA:2229:U:O2'	22:DA:2230:G:H5'	2.09	0.53
22:DA:2332:C:H4'	44:DW:40:ARG:CZ	2.39	0.53
57:DB:55:U:H1'	58:DF:25:MET:CE	2.39	0.53
57:DB:69:G:C5	57:DB:70:C:C5	2.96	0.53
24:DC:259:ASN:C	24:DC:261:ARG:H	2.12	0.53
25:DD:148:GLN:OE1	25:DD:152:PRO:HG2	2.09	0.53
26:DE:60:TRP:O	26:DE:61:ARG:CB	2.57	0.53
58:DF:129:MET:O	58:DF:129:MET:HG3	2.09	0.53
29:DH:38:PRO:HB2	29:DH:40:THR:HG23	1.91	0.53
29:DH:76:GLU:OE1	29:DH:102:ALA:HB2	2.09	0.53
30:DI:69:VAL:O	30:DI:69:VAL:HG13	2.09	0.53
30:DI:118:GLY:O	30:DI:123:ALA:HB3	2.09	0.53
31:DJ:64:VAL:HG21	31:DJ:68:LYS:HG3	1.90	0.53
31:DJ:89:PHE:HE2	31:DJ:100:VAL:HG11	1.73	0.53
31:DJ:142:ILE:HD12	31:DJ:142:ILE:N	2.23	0.53
33:DL:21:ARG:HB3	33:DL:21:ARG:NH2	2.23	0.53
33:DL:35:HIS:HB2	62:DL:3603:HOH:O	2.09	0.53
41:DT:55:VAL:HG22	41:DT:56:GLU:N	2.23	0.53
46:DY:28:LEU:CD2	46:DY:42:LEU:HD13	2.39	0.53
48:D0:54:ILE:O	48:D0:55:ALA:HB2	2.08	0.53
1:AA:33:A:O2'	1:AA:363:A:H1'	2.08	0.53
1:AA:73:C:C2'	1:AA:74:A:H5''	2.38	0.53
1:AA:366:A:HO2'	1:AA:394:G:H22	1.50	0.53
1:AA:414:A:N3	1:AA:415:A:C8	2.77	0.53
1:AA:532:A:H4'	1:AA:533:A:OP2	2.08	0.53
1:AA:596:A:N3	1:AA:597:G:C8	2.77	0.53
1:AA:765:G:H2'	1:AA:812:G:N2	2.23	0.53
1:AA:1276:G:C5	1:AA:1277:C:C5	2.97	0.53
1:AA:1533:C:C3'	1:AA:1534:A:H5''	2.39	0.53
4:AD:61:ARG:NH2	4:AD:67:LEU:HA	2.24	0.53
9:AI:90:ASP:OD2	9:AI:93:LEU:HG	2.09	0.53
18:AR:33:THR:CG2	18:AR:37:LYS:H	2.22	0.53
22:BA:273:G:N2	22:BA:365:U:C2	2.77	0.53
22:BA:478:A:N6	22:BA:480:A:N6	2.57	0.53
22:BA:845:A:H3'	22:BA:845:A:N3	2.24	0.53
22:BA:1084:A:C4	22:BA:1085:A:N7	2.77	0.53
22:BA:1411:U:H2'	22:BA:1412:U:O4'	2.09	0.53
22:BA:1560:G:O2'	22:BA:1561:C:H5'	2.08	0.53
22:BA:1936:A:H2	22:BA:1943:U:C4	2.27	0.53

Continued on next page...

Continued from previous page...

Atom-1	Atom-2	Interatomic distance (Å)	Clash overlap (Å)
22:BA:2014:A:H2'	22:BA:2015:A:C8	2.43	0.53
22:BA:2182:U:C2'	22:BA:2183:A:OP1	2.57	0.53
22:BA:2654:A:C4'	22:BA:2655:G:OP1	2.51	0.53
24:BC:219:VAL:HG12	24:BC:224:MET:CE	2.39	0.53
25:BD:53:GLY:HA3	25:BD:77:ARG:HB2	1.91	0.53
26:BE:83:VAL:O	26:BE:83:VAL:HG12	2.08	0.53
27:BF:128:SER:HA	27:BF:154:THR:HA	1.89	0.53
29:BH:89:LYS:CG	29:BH:90:LEU:H	1.98	0.53
33:BL:77:ILE:N	33:BL:77:ILE:HD12	2.23	0.53
35:BN:58:ASP:O	35:BN:59:SER:HB3	2.09	0.53
45:BX:39:VAL:CG2	45:BX:42:GLU:HB2	2.36	0.53
53:CA:135:C:C2	56:CP:1:MET:HB2	2.44	0.53
53:CA:283:U:H2'	53:CA:284:C:C6	2.44	0.53
53:CA:348:G:H5''	53:CA:348:G:H8	1.74	0.53
53:CA:667:G:C2	53:CA:740:U:O2	2.62	0.53
53:CA:725:G:H2'	53:CA:726:C:C6	2.43	0.53
53:CA:992:U:O2'	53:CA:993:G:OP2	2.18	0.53
53:CA:1125:U:C5	10:CJ:40:ILE:HG21	2.43	0.53
53:CA:1146:A:C2	53:CA:1147:C:C2	2.96	0.53
2:CB:59:ILE:HD12	2:CB:59:ILE:C	2.28	0.53
2:CB:151:LYS:HG3	2:CB:152:ASP:N	2.24	0.53
54:CG:84:TYR:CD2	54:CG:150:PHE:HD2	2.27	0.53
9:CI:51:LEU:CD1	9:CI:82:ILE:HG22	2.37	0.53
9:CI:59:LYS:HG2	9:CI:60:LEU:HG	1.91	0.53
12:CL:34:THR:HG22	12:CL:35:ARG:HE	1.74	0.53
12:CL:109:ARG:NH2	12:CL:116:TYR:HE2	2.06	0.53
22:DA:92:U:C2'	22:DA:93:G:O4'	2.56	0.53
22:DA:103:A:O2'	22:DA:104:A:C5'	2.56	0.53
22:DA:189:G:C2'	22:DA:190:A:O5'	2.56	0.53
22:DA:930:G:C2	22:DA:933:A:C2	2.96	0.53
22:DA:1040:A:C2	22:DA:1041:G:N9	2.77	0.53
22:DA:1255:U:HO2'	22:DA:1256:G:P	2.32	0.53
22:DA:1515:A:H2'	22:DA:1516:G:O4'	2.09	0.53
22:DA:1666:G:C4'	32:DK:6:THR:HG23	2.39	0.53
22:DA:1746:A:H2'	22:DA:1747:U:C6	2.44	0.53
22:DA:1914:C:O2'	22:DA:1915:U:C5'	2.57	0.53
22:DA:2033:A:H4'	22:DA:2034:U:OP1	2.08	0.53
22:DA:2837:A:H61	22:DA:2882:A:N6	2.06	0.53
22:DA:2849:U:OP1	37:DP:92:ARG:NH1	2.42	0.53
57:DB:90:C:H5''	57:DB:90:C:C6	2.35	0.53
57:DB:111:U:O2'	57:DB:112:G:H8	1.90	0.53

Continued on next page...

Continued from previous page...

Atom-1	Atom-2	Interatomic distance (Å)	Clash overlap (Å)
26:DE:117:ARG:NH2	33:DL:2:ARG:HB3	2.24	0.53
28:DG:93:TYR:OH	28:DG:159:LYS:HE2	2.08	0.53
30:DI:132:ALA:HA	30:DI:137:LEU:HD12	1.90	0.53
31:DJ:36:LEU:HD21	31:DJ:122:LEU:HD13	1.89	0.53
32:DK:16:ALA:HB1	32:DK:45:GLU:HG3	1.91	0.53
32:DK:115:ILE:HG22	32:DK:116:ILE:N	2.24	0.53
35:DN:120:GLU:HA	35:DN:120:GLU:OE1	2.09	0.53
39:DR:19:THR:HA	39:DR:96:VAL:O	2.08	0.53
50:D2:24:THR:O	50:D2:24:THR:HG23	2.09	0.53
50:D2:25:LYS:HG2	50:D2:25:LYS:O	2.09	0.53
1:AA:152:A:N6	1:AA:170:U:C2	2.77	0.53
1:AA:269:C:H2'	1:AA:270:A:C8	2.44	0.53
1:AA:441:A:C2	1:AA:497:G:C6	2.97	0.53
1:AA:614:C:H2'	1:AA:615:G:O5'	2.09	0.53
1:AA:1055:A:C8	1:AA:1206:G:N2	2.77	0.53
1:AA:1073:U:O2'	1:AA:1074:G:H5'	2.08	0.53
1:AA:1298:U:H4'	1:AA:1299:A:O5'	2.09	0.53
1:AA:1363:A:C4	1:AA:1365:G:C6	2.97	0.53
4:AD:57:LYS:HB3	4:AD:199:ILE:HG13	1.90	0.53
7:AG:78:ARG:HD2	7:AG:83:THR:HA	1.91	0.53
10:AJ:26:VAL:O	10:AJ:29:ALA:HB3	2.08	0.53
14:AN:20:PHE:O	14:AN:21:ALA:HB3	2.08	0.53
22:BA:139:U:C5	41:BT:1:MET:HG2	2.43	0.53
22:BA:165:A:H2'	22:BA:166:U:C6	2.44	0.53
22:BA:623:C:H2'	22:BA:624:C:H6	1.73	0.53
22:BA:1081:U:N3	22:BA:1082:U:C5	2.77	0.53
22:BA:1820:U:C2	24:BC:200:MET:HB2	2.44	0.53
22:BA:2019:A:H4'	38:BQ:33:VAL:HG21	1.90	0.53
22:BA:2570:G:C2'	22:BA:2571:U:H5'	2.39	0.53
25:BD:180:VAL:HG12	25:BD:181:ASP:N	2.23	0.53
27:BF:34:THR:CG2	27:BF:89:THR:HA	2.39	0.53
32:BK:2:ILE:HG21	32:BK:39:ILE:CD1	2.36	0.53
32:BK:18:ARG:HB2	32:BK:45:GLU:CG	2.38	0.53
32:BK:64:ARG:NH1	32:BK:101:GLY:HA3	2.24	0.53
34:BM:78:LEU:O	34:BM:80:VAL:N	2.42	0.53
38:BQ:15:LYS:O	38:BQ:19:GLN:HG3	2.09	0.53
44:BW:50:VAL:O	44:BW:52:CYS:N	2.35	0.53
44:BW:51:GLY:CA	44:BW:59:PHE:CE2	2.85	0.53
45:BX:31:ASN:OD1	45:BX:33:HIS:NE2	2.42	0.53
53:CA:506:G:C6	53:CA:507:C:C4	2.97	0.53
53:CA:696:A:C4	53:CA:697:U:C5	2.96	0.53

Continued on next page...

Continued from previous page...

Atom-1	Atom-2	Interatomic distance (Å)	Clash overlap (Å)
53:CA:1077:G:N2	53:CA:1080:A:OP2	2.42	0.53
53:CA:1092:A:H4'	54:CG:3:ARG:HH12	1.74	0.53
53:CA:1231:G:C5	53:CA:1232:U:C5	2.97	0.53
53:CA:1250:A:C6	53:CA:1251:A:C5	2.97	0.53
2:CB:90:PHE:CE2	2:CB:149:GLY:HA3	2.44	0.53
3:CC:12:GLY:C	3:CC:13:ILE:HD13	2.27	0.53
4:CD:18:LEU:HD22	4:CD:63:ILE:HG12	1.90	0.53
5:CE:15:ILE:HG21	5:CE:35:LEU:HD12	1.90	0.53
5:CE:103:GLY:HA3	5:CE:121:ASN:CA	2.36	0.53
54:CG:26:VAL:HG23	54:CG:27:ASN:OD1	2.09	0.53
54:CG:70:PRO:HD2	54:CG:95:ARG:O	2.09	0.53
12:CL:42:LYS:HD2	12:CL:43:LYS:HZ3	1.74	0.53
17:CQ:19:SER:CB	17:CQ:70:LYS:HZ2	2.22	0.53
20:CT:34:VAL:CG1	20:CT:78:LEU:HD21	2.38	0.53
22:DA:163:C:O2'	22:DA:164:C:C5'	2.56	0.53
22:DA:469:G:P	26:DE:55:SER:CB	2.96	0.53
22:DA:574:A:C2	22:DA:2032:G:O2'	2.62	0.53
22:DA:777:G:O2'	22:DA:778:G:H5'	2.09	0.53
22:DA:945:A:C8	22:DA:2448:A:C2	2.97	0.53
22:DA:1754:A:N6	22:DA:1755:A:C6	2.77	0.53
22:DA:1974:C:C2	22:DA:1975:G:C8	2.97	0.53
22:DA:2020:A:O2'	22:DA:2021:C:H3'	2.09	0.53
22:DA:2686:G:C5	22:DA:2687:U:C4	2.97	0.53
57:DB:40:U:N3	57:DB:43:C:OP2	2.42	0.53
24:DC:120:ASP:CG	24:DC:121:ALA:N	2.63	0.53
24:DC:144:GLU:HG3	24:DC:151:GLY:N	2.24	0.53
58:DF:107:VAL:N	58:DF:108:PRO:HD2	2.23	0.53
29:DH:50:ARG:HH12	29:DH:53:GLU:HG3	1.74	0.53
33:DL:18:ARG:HB3	33:DL:21:ARG:HD2	1.91	0.53
34:DM:73:ILE:CG2	34:DM:91:TYR:CE1	2.92	0.53
34:DM:96:ILE:CD1	34:DM:102:LEU:HD11	2.38	0.53
35:DN:62:ASN:OD1	35:DN:62:ASN:N	2.43	0.53
36:DO:17:LYS:HE2	36:DO:21:LEU:HD11	1.90	0.53
37:DP:57:ALA:HA	37:DP:75:THR:HB	1.90	0.53
45:DX:36:ARG:HG2	45:DX:47:THR:HB	1.90	0.53
1:AA:186:C:O4'	20:AT:75:LYS:HD2	2.08	0.52
1:AA:619:U:N3	4:AD:130:ASN:HB3	2.11	0.52
1:AA:1203:C:H2'	1:AA:1204:A:H8	1.74	0.52
1:AA:1386:G:H2'	1:AA:1387:G:C8	2.42	0.52
2:AB:49:PHE:HB2	2:AB:53:LEU:CD2	2.39	0.52
6:AF:92:THR:C	6:AF:93:LYS:HG2	2.30	0.52

Continued on next page...

Continued from previous page...

Atom-1	Atom-2	Interatomic distance (Å)	Clash overlap (Å)
22:BA:42:A:C2'	22:BA:43:G:H5''	2.39	0.52
22:BA:278:A:N3	22:BA:278:A:H2'	2.24	0.52
22:BA:1063:G:H2'	22:BA:1064:C:O4'	2.09	0.52
22:BA:1095:A:H2'	22:BA:1096:A:C8	2.44	0.52
22:BA:1347:A:C2'	22:BA:1348:C:C5'	2.86	0.52
22:BA:1348:C:H2'	22:BA:1349:C:C5'	2.39	0.52
22:BA:1499:C:H2'	22:BA:1500:G:H8	1.74	0.52
22:BA:1996:C:OP1	32:BK:31:ARG:NE	2.41	0.52
22:BA:2004:G:H2'	22:BA:2005:A:H5'	1.91	0.52
22:BA:2365:G:O2'	22:BA:2366:A:C8	2.56	0.52
22:BA:2726:A:HO2'	22:BA:2727:A:C5'	2.22	0.52
24:BC:106:PRO:CB	24:BC:141:HIS:HE1	2.23	0.52
24:BC:252:LYS:CA	24:BC:252:LYS:NZ	2.72	0.52
27:BF:47:LYS:NZ	27:BF:47:LYS:CB	2.72	0.52
28:BG:83:THR:O	28:BG:84:LYS:HD3	2.08	0.52
31:BJ:56:VAL:O	31:BJ:124:VAL:O	2.27	0.52
35:BN:23:ASN:N	35:BN:23:ASN:ND2	2.55	0.52
39:BR:67:GLY:C	39:BR:93:PHE:CE2	2.82	0.52
53:CA:71:A:N3	53:CA:72:A:C8	2.77	0.52
53:CA:173:U:C5'	53:CA:174:A:OP2	2.57	0.52
53:CA:404:G:C2'	53:CA:405:U:H5'	2.39	0.52
53:CA:495:A:C2	53:CA:496:A:C6	2.97	0.52
53:CA:644:U:H2'	53:CA:645:G:C8	2.44	0.52
53:CA:790:A:N6	53:CA:791:G:C6	2.77	0.52
53:CA:861:G:C6	53:CA:862:C:C4	2.96	0.52
53:CA:946:A:H2'	53:CA:947:G:C8	2.43	0.52
53:CA:1386:G:N2	53:CA:1387:G:C4	2.77	0.52
53:CA:1439:G:C2	53:CA:1463:U:O2	2.62	0.52
53:CA:1504:G:C3'	53:CA:1505:G:C5'	2.84	0.52
54:CG:78:ARG:HA	54:CG:84:TYR:HB2	1.92	0.52
11:CK:19:VAL:N	11:CK:34:THR:O	2.41	0.52
55:CM:18:LEU:HA	55:CM:21:ILE:CD1	2.38	0.52
55:CM:81:ASP:CB	55:CM:82:LEU:HD12	2.38	0.52
56:CP:19:VAL:CG1	56:CP:37:GLY:HA3	2.39	0.52
20:CT:64:GLY:O	20:CT:67:HIS:HB2	2.09	0.52
22:DA:24:G:C2'	22:DA:25:U:H5'	2.38	0.52
22:DA:152:A:C2	22:DA:175:G:C2	2.97	0.52
22:DA:310:A:O2'	22:DA:311:A:H5''	2.10	0.52
22:DA:323:C:H2'	26:DE:163:ASN:CG	2.29	0.52
22:DA:476:G:O2'	22:DA:477:A:H3'	2.09	0.52
22:DA:478:A:C6	22:DA:480:A:C5	2.97	0.52

Continued on next page...

Continued from previous page...

Atom-1	Atom-2	Interatomic distance (Å)	Clash overlap (Å)
22:DA:672:C:O2'	22:DA:673:C:C5'	2.53	0.52
22:DA:688:U:C2'	22:DA:689:A:H5'	2.38	0.52
22:DA:775:G:C2	22:DA:794:A:C8	2.96	0.52
22:DA:1351:C:H2'	22:DA:1352:U:O4'	2.09	0.52
22:DA:1655:A:C4'	25:DD:118:PHE:CD1	2.92	0.52
22:DA:1746:A:H2'	22:DA:1747:U:H6	1.74	0.52
22:DA:1820:U:OP1	24:DC:176:ARG:HB3	2.09	0.52
22:DA:2063:C:C2'	22:DA:2064:C:H5'	2.39	0.52
22:DA:2234:G:C5	22:DA:2235:G:N7	2.77	0.52
22:DA:2259:U:O4'	22:DA:2427:C:H2'	2.09	0.52
22:DA:2264:C:C2	22:DA:2277:G:N2	2.77	0.52
22:DA:2331:G:C2	22:DA:2385:C:N3	2.76	0.52
22:DA:2371:G:C2	22:DA:2372:U:C6	2.97	0.52
22:DA:2459:A:O2'	22:DA:2460:U:H5'	2.09	0.52
22:DA:2516:A:H2'	22:DA:2517:C:O4'	2.09	0.52
22:DA:2656:U:C5	22:DA:2664:G:N2	2.77	0.52
25:DD:106:LYS:HB3	25:DD:206:ALA:HB2	1.85	0.52
58:DF:11:VAL:HG12	58:DF:12:VAL:H	1.74	0.52
58:DF:65:LEU:HD11	58:DF:67:THR:HG22	1.91	0.52
34:DM:61:GLY:CA	34:DM:107:GLY:HA3	2.33	0.52
37:DP:19:PHE:HE1	37:DP:58:PHE:CE1	2.26	0.52
37:DP:26:GLU:OE1	37:DP:28:LYS:HE2	2.09	0.52
41:DT:29:THR:HB	41:DT:86:THR:CA	2.39	0.52
42:DU:3:LYS:HD3	42:DU:82:VAL:CG2	2.39	0.52
44:DW:37:VAL:O	44:DW:38:ARG:HB2	2.08	0.52
44:DW:49:ASN:OD1	44:DW:80:SER:HA	2.08	0.52
51:D3:33:THR:HG23	51:D3:34:LYS:N	2.23	0.52
1:AA:654:G:O2'	1:AA:655:A:C5'	2.54	0.52
1:AA:830:G:H2'	1:AA:831:A:C8	2.43	0.52
1:AA:924:C:H2'	1:AA:925:G:H8	1.74	0.52
1:AA:1112:C:C4	3:AC:177:LEU:CD2	2.93	0.52
1:AA:1305:G:O2'	1:AA:1306:A:H8	1.91	0.52
1:AA:1365:G:O2'	1:AA:1366:C:H5'	2.09	0.52
8:AH:74:ILE:HD13	8:AH:128:VAL:HG13	1.91	0.52
10:AJ:71:LEU:O	10:AJ:72:ARG:HD3	2.09	0.52
11:AK:47:GLY:HA3	11:AK:52:ARG:HH11	1.73	0.52
22:BA:869:G:H2'	22:BA:870:U:O4'	2.09	0.52
22:BA:907:G:C2'	22:BA:908:C:H5'	2.39	0.52
22:BA:1075:C:C4	22:BA:1076:C:N4	2.77	0.52
22:BA:1374:G:C4	22:BA:1375:U:C6	2.97	0.52
22:BA:1559:U:H3'	22:BA:1560:G:H5'	1.91	0.52

Continued on next page...

Continued from previous page...

Atom-1	Atom-2	Interatomic distance (Å)	Clash overlap (Å)
22:BA:1744:A:H3'	22:BA:1745:A:H8	1.74	0.52
22:BA:2573:C:H2'	62:BA:3704:HOH:O	2.09	0.52
25:BD:191:GLY:O	25:BD:192:ALA:CB	2.57	0.52
28:BG:26:LYS:HB3	28:BG:32:LEU:HG	1.90	0.52
31:BJ:17:VAL:HG13	31:BJ:55:ILE:CG1	2.40	0.52
33:BL:91:ASP:CB	33:BL:94:THR:HB	2.38	0.52
34:BM:41:LEU:O	34:BM:93:VAL:CG2	2.57	0.52
34:BM:46:ILE:CD1	34:BM:47:GLU:N	2.69	0.52
38:BQ:40:LYS:HA	38:BQ:43:GLN:HG3	1.91	0.52
40:BS:68:ASP:O	40:BS:109:ASP:HB3	2.09	0.52
41:BT:39:THR:HG22	41:BT:39:THR:O	2.09	0.52
49:B1:49:LYS:HG2	49:B1:50:GLU:N	2.21	0.52
53:CA:557:G:C6	53:CA:558:G:N1	2.77	0.52
53:CA:676:A:H2'	53:CA:677:U:H6	1.73	0.52
53:CA:976:G:C5'	53:CA:977:A:OP2	2.56	0.52
53:CA:1046:A:C2'	53:CA:1047:G:C5'	2.86	0.52
53:CA:1217:C:HO2'	53:CA:1218:C:H6	0.75	0.52
53:CA:1453:G:N3	53:CA:1453:G:C2'	2.71	0.52
2:CB:9:LEU:HD12	2:CB:11:ALA:O	2.09	0.52
54:CG:65:LEU:O	54:CG:65:LEU:HD23	2.08	0.52
8:CH:26:MET:HB2	8:CH:27:PRO:HD2	1.91	0.52
21:CU:10:PRO:O	21:CU:11:PHE:HB3	2.09	0.52
21:CU:20:ARG:HH12	21:CU:24:LYS:HD3	1.74	0.52
22:DA:54:G:H2'	22:DA:55:G:O4'	2.09	0.52
22:DA:204:A:O4'	22:DA:206:U:C6	2.62	0.52
22:DA:508:A:H3'	22:DA:509:C:C5'	2.39	0.52
22:DA:1032:A:H1'	52:D4:23:ILE:CD1	2.27	0.52
22:DA:1108:U:H2'	22:DA:1109:C:O4'	2.09	0.52
22:DA:1264:A:H1'	22:DA:2015:A:N6	2.24	0.52
22:DA:1275:A:N3	22:DA:1275:A:O2'	2.36	0.52
22:DA:1378:A:O2'	22:DA:1379:U:H3'	2.10	0.52
22:DA:1429:G:N3	22:DA:1430:G:N7	2.56	0.52
22:DA:1461:C:H2'	22:DA:1462:C:C6	2.44	0.52
22:DA:1681:G:O2'	22:DA:1762:A:O2'	2.26	0.52
22:DA:1798:U:C4	22:DA:1819:A:C2	2.97	0.52
22:DA:1865:U:O4	22:DA:1875:G:N3	2.42	0.52
22:DA:1914:C:O2'	22:DA:1915:U:O4'	2.26	0.52
22:DA:2353:G:H21	44:DW:30:VAL:CG2	2.22	0.52
22:DA:2361:G:OP1	51:D3:25:HIS:HA	2.08	0.52
22:DA:2388:A:H5'	22:DA:2389:G:OP2	2.08	0.52
22:DA:2489:U:H2'	22:DA:2490:G:O4'	2.08	0.52

Continued on next page...

Continued from previous page...

Atom-1	Atom-2	Interatomic distance (Å)	Clash overlap (Å)
22:DA:2616:C:O2'	22:DA:2617:U:O4'	2.27	0.52
57:DB:26:C:H1'	57:DB:117:G:C1'	2.39	0.52
57:DB:42:C:H2'	57:DB:43:C:C5	2.43	0.52
57:DB:57:A:C2'	57:DB:58:A:H8	2.23	0.52
57:DB:78:A:H2'	57:DB:79:G:H8	1.72	0.52
24:DC:86:ARG:HB3	24:DC:86:ARG:NH1	2.24	0.52
24:DC:146:LYS:HB2	24:DC:149:LYS:CB	2.30	0.52
25:DD:105:LYS:HA	25:DD:177:VAL:CG2	2.39	0.52
32:DK:18:ARG:HB2	32:DK:45:GLU:HB2	1.91	0.52
32:DK:60:ALA:CB	32:DK:86:LEU:HA	2.38	0.52
33:DL:99:ASN:O	33:DL:100:ILE:HB	2.10	0.52
35:DN:19:ALA:HA	35:DN:22:ARG:HB3	1.90	0.52
36:DO:8:ILE:H	36:DO:8:ILE:HD12	1.74	0.52
37:DP:47:ILE:HD13	37:DP:61:ARG:HB2	1.90	0.52
39:DR:19:THR:HG22	39:DR:20:VAL:H	1.74	0.52
44:DW:16:GLU:OE2	44:DW:16:GLU:CA	2.57	0.52
1:AA:582:C:C2	1:AA:583:A:C8	2.98	0.52
1:AA:1112:C:H1'	3:AC:178:ARG:HD3	1.90	0.52
1:AA:1167:A:N7	1:AA:1169:A:N6	2.58	0.52
1:AA:1453:G:N3	1:AA:1453:G:H2'	2.23	0.52
2:AB:103:TRP:HE1	2:AB:150:ILE:CD1	2.22	0.52
3:AC:5:HIS:O	3:AC:9:ILE:HG22	2.10	0.52
5:AE:103:GLY:O	5:AE:104:ILE:HG22	2.09	0.52
6:AF:19:PRO:HG2	6:AF:20:GLY:H	1.74	0.52
8:AH:12:ARG:NH1	8:AH:26:MET:HB2	2.22	0.52
8:AH:74:ILE:HG23	8:AH:74:ILE:O	2.09	0.52
15:AO:2:LEU:HD22	15:AO:34:GLN:HG2	1.90	0.52
16:AP:51:ARG:O	16:AP:52:LEU:HD12	2.09	0.52
22:BA:27:G:N2	22:BA:512:G:O2'	2.37	0.52
22:BA:226:A:N6	22:BA:227:A:C6	2.77	0.52
22:BA:721:A:H2'	22:BA:722:A:C8	2.44	0.52
22:BA:958:U:C5'	34:BM:14:LYS:NZ	2.73	0.52
22:BA:1001:A:H2'	22:BA:1002:G:O4'	2.10	0.52
22:BA:1019:U:O4	22:BA:1020:A:N6	2.42	0.52
22:BA:1434:A:OP1	22:BA:1434:A:H4'	2.09	0.52
22:BA:1541:C:C2'	22:BA:1542:U:H5'	2.38	0.52
22:BA:1565:C:HO2'	22:BA:1566:A:P	2.33	0.52
22:BA:1869:G:H8	22:BA:1869:G:OP2	1.92	0.52
22:BA:2236:U:O2'	22:BA:2237:G:H5'	2.09	0.52
22:BA:2630:G:H2'	22:BA:2631:G:H8	1.74	0.52
22:BA:2636:C:H2'	22:BA:2637:U:C6	2.44	0.52

Continued on next page...

Continued from previous page...

Atom-1	Atom-2	Interatomic distance (Å)	Clash overlap (Å)
23:BB:16:G:C5	23:BB:69:G:C2	2.97	0.52
24:BC:54:GLY:O	24:BC:214:GLY:HA2	2.10	0.52
24:BC:154:ALA:HB2	24:BC:161:VAL:HG23	1.92	0.52
27:BF:146:ASP:O	27:BF:147:ARG:HB2	2.09	0.52
30:BI:105:LEU:HD23	30:BI:108:ILE:HG21	1.91	0.52
31:BJ:54:ILE:HD11	31:BJ:56:VAL:HG23	1.90	0.52
35:BN:32:GLU:HA	35:BN:115:LEU:HD12	1.90	0.52
37:BP:85:VAL:HG13	37:BP:86:LYS:N	2.23	0.52
39:BR:67:GLY:HA3	39:BR:93:PHE:CZ	2.44	0.52
42:BU:48:VAL:O	42:BU:53:GLN:HB3	2.09	0.52
43:BV:68:LYS:O	43:BV:69:GLU:C	2.47	0.52
44:BW:22:VAL:HG13	44:BW:25:PHE:HE2	1.72	0.52
48:B0:22:THR:HG22	48:B0:23:ALA:O	2.09	0.52
52:B4:10:LEU:HD12	52:B4:33:HIS:CB	2.39	0.52
52:B4:15:LYS:O	52:B4:16:ILE:C	2.47	0.52
53:CA:967:C:N3	53:CA:968:A:N6	2.57	0.52
53:CA:1300:G:H22	53:CA:1334:G:H2'	1.73	0.52
3:CC:10:ARG:NH2	3:CC:181:ILE:HB	2.23	0.52
3:CC:35:ASP:OD1	3:CC:56:ILE:HG21	2.09	0.52
6:CF:68:GLN:O	6:CF:71:ILE:HG22	2.08	0.52
54:CG:22:LEU:HD23	54:CG:22:LEU:O	2.09	0.52
10:CJ:5:ARG:HH21	10:CJ:77:VAL:HG13	1.73	0.52
11:CK:124:LYS:O	21:CU:34:ARG:HB2	2.08	0.52
12:CL:2:THR:CB	12:CL:5:GLN:HB2	2.38	0.52
12:CL:4:ASN:ND2	17:CQ:35:LYS:HE3	2.25	0.52
22:DA:58:G:N2	22:DA:59:U:H1'	2.24	0.52
22:DA:95:A:O2'	46:DY:41:HIS:HD2	1.93	0.52
22:DA:196:A:H61	22:DA:831:G:N2	2.04	0.52
22:DA:379:G:C5	22:DA:396:G:C6	2.97	0.52
22:DA:527:C:N3	22:DA:2779:U:H2'	2.25	0.52
22:DA:604:G:O2'	22:DA:605:G:C8	2.58	0.52
22:DA:607:U:H5	22:DA:619:G:C4	2.28	0.52
22:DA:632:A:H4'	33:DL:68:SER:HA	1.91	0.52
22:DA:647:G:C5	22:DA:648:G:N7	2.77	0.52
22:DA:811:U:C4	33:DL:21:ARG:NH1	2.77	0.52
22:DA:822:G:H5''	62:DA:3360:HOH:O	2.08	0.52
22:DA:860:U:O2'	22:DA:861:A:C5'	2.57	0.52
22:DA:1027:A:N7	22:DA:1126:A:C2	2.77	0.52
22:DA:1059:G:N1	22:DA:1088:A:C2	2.78	0.52
22:DA:1125:G:C6	22:DA:1126:A:N6	2.78	0.52
22:DA:1555:G:C2	22:DA:1556:C:C2	2.97	0.52

Continued on next page...

Continued from previous page...

Atom-1	Atom-2	Interatomic distance (Å)	Clash overlap (Å)
22:DA:1612:C:C2'	22:DA:1613:G:O5'	2.57	0.52
22:DA:1613:G:H2'	22:DA:1617:C:H42	1.74	0.52
22:DA:1634:A:H4'	22:DA:1635:A:OP1	2.09	0.52
22:DA:1652:A:H3'	22:DA:1653:G:C8	2.44	0.52
22:DA:1862:G:C2	22:DA:1881:C:C2	2.97	0.52
22:DA:1867:G:O6	22:DA:1875:G:N2	2.41	0.52
22:DA:2199:A:N6	22:DA:2225:A:C8	2.78	0.52
22:DA:2271:G:O2'	22:DA:2272:U:H5'	2.08	0.52
22:DA:2372:U:H1'	49:D1:45:HIS:CE1	2.44	0.52
22:DA:2726:A:O2'	22:DA:2727:A:C5'	2.57	0.52
22:DA:2834:G:C4	22:DA:2879:A:N6	2.77	0.52
57:DB:50:A:N3	57:DB:51:G:H1'	2.24	0.52
57:DB:69:G:C2'	57:DB:70:C:H5'	2.39	0.52
57:DB:109:A:C5	57:DB:110:C:C4	2.96	0.52
24:DC:93:VAL:HG12	24:DC:101:ARG:H	1.73	0.52
26:DE:79:ARG:O	26:DE:80:SER:C	2.47	0.52
26:DE:135:ALA:C	26:DE:137:LYS:H	2.12	0.52
58:DF:48:LEU:O	58:DF:52:ALA:CB	2.58	0.52
28:DG:59:ASP:O	28:DG:63:GLN:HB2	2.09	0.52
29:DH:89:LYS:HD2	29:DH:124:THR:HA	1.91	0.52
31:DJ:45:THR:O	31:DJ:45:THR:HG23	2.08	0.52
31:DJ:55:ILE:O	31:DJ:55:ILE:HG13	2.08	0.52
31:DJ:74:TYR:OH	31:DJ:100:VAL:HG13	2.09	0.52
32:DK:16:ALA:HB3	32:DK:46:ALA:N	2.24	0.52
36:DO:24:THR:OG1	36:DO:90:VAL:HG11	2.10	0.52
47:DZ:15:ARG:HD2	47:DZ:15:ARG:N	2.23	0.52
1:AA:80:A:C2	1:AA:90:C:N3	2.77	0.52
1:AA:214:C:H2'	1:AA:215:C:H6	1.74	0.52
1:AA:376:G:H2'	1:AA:377:G:H8	1.74	0.52
1:AA:612:C:O2'	1:AA:613:C:H5'	2.09	0.52
1:AA:749:A:H2'	1:AA:750:C:H6	1.74	0.52
1:AA:785:G:O2'	1:AA:786:G:H5'	2.10	0.52
1:AA:1241:G:O2'	1:AA:1242:G:H8	1.92	0.52
3:AC:166:TRP:N	3:AC:166:TRP:CE3	2.70	0.52
9:AI:50:PRO:HB3	9:AI:83:THR:HG22	1.91	0.52
10:AJ:65:TYR:HB2	14:AN:95:LEU:HD11	1.90	0.52
16:AP:20:VAL:HG23	16:AP:34:GLU:O	2.10	0.52
17:AQ:12:VAL:CG1	17:AQ:16:MET:HE1	2.37	0.52
22:BA:114:U:H2'	22:BA:115:C:H6	1.72	0.52
22:BA:421:C:O2'	22:BA:422:A:OP2	2.25	0.52
22:BA:679:C:O2'	22:BA:680:C:H5'	2.10	0.52

Continued on next page...

Continued from previous page...

Atom-1	Atom-2	Interatomic distance (Å)	Clash overlap (Å)
22:BA:855:G:H21	44:BW:23:LYS:CG	2.08	0.52
22:BA:855:G:C1'	44:BW:23:LYS:HD3	2.38	0.52
22:BA:1057:A:C2	22:BA:1082:U:C2	2.97	0.52
22:BA:1151:A:H5''	22:BA:1151:A:H8	1.74	0.52
22:BA:1246:A:H2'	22:BA:1247:A:O5'	2.09	0.52
22:BA:1296:G:O2'	22:BA:1297:C:H5'	2.08	0.52
22:BA:1328:A:H2'	22:BA:1330:C:C4	2.44	0.52
22:BA:1747:U:H2'	22:BA:1748:C:H6	1.74	0.52
22:BA:2694:G:H2'	22:BA:2695:U:O4'	2.10	0.52
22:BA:2851:A:H2'	22:BA:2852:G:O4'	2.10	0.52
62:BA:3772:HOH:O	31:BJ:39:LYS:HE2	2.09	0.52
24:BC:170:TYR:CE2	24:BC:184:GLU:HA	2.44	0.52
25:BD:70:LYS:O	25:BD:71:ALA:CB	2.57	0.52
26:BE:52:VAL:O	26:BE:74:LYS:HE2	2.10	0.52
29:BH:97:ARG:HG2	29:BH:111:ALA:HB1	1.92	0.52
30:BI:78:LEU:HD23	30:BI:81:LYS:HE3	1.90	0.52
30:BI:86:LYS:HD2	30:BI:86:LYS:H	1.74	0.52
32:BK:76:VAL:HB	37:BP:72:VAL:HG21	1.89	0.52
34:BM:6:ARG:CZ	34:BM:6:ARG:CB	2.87	0.52
35:BN:36:THR:HG23	35:BN:37:THR:N	2.24	0.52
35:BN:77:ALA:O	35:BN:81:ASN:HB2	2.09	0.52
37:BP:30:TRP:CZ3	37:BP:39:LEU:HD12	2.45	0.52
44:BW:28:GLU:HB3	44:BW:31:LEU:CG	2.39	0.52
44:BW:37:VAL:HG13	44:BW:56:HIS:HB2	1.91	0.52
44:BW:47:GLY:C	44:BW:49:ASN:N	2.60	0.52
45:BX:30:PRO:CB	45:BX:32:LEU:HD11	2.39	0.52
53:CA:97:G:C5	53:CA:98:A:H1'	2.44	0.52
53:CA:127:G:N2	53:CA:235:C:C2	2.77	0.52
53:CA:160:A:H1'	53:CA:344:A:C5	2.45	0.52
53:CA:247:G:C6	53:CA:278:G:C2	2.97	0.52
53:CA:429:U:H1'	53:CA:430:A:C5'	2.39	0.52
53:CA:513:C:O2'	53:CA:514:C:P	2.67	0.52
53:CA:764:C:C4	53:CA:812:G:O6	2.63	0.52
53:CA:1278:G:H5'	53:CA:1279:G:H5'	1.90	0.52
2:CB:83:ALA:O	2:CB:85:SER:N	2.42	0.52
3:CC:5:HIS:CD2	3:CC:183:TYR:HE2	2.27	0.52
4:CD:61:ARG:HH21	4:CD:67:LEU:HA	1.74	0.52
6:CF:92:THR:C	6:CF:93:LYS:HG2	2.28	0.52
8:CH:93:LYS:N	8:CH:93:LYS:CD	2.59	0.52
9:CI:80:HIS:O	9:CI:83:THR:HG23	2.09	0.52
11:CK:104:PHE:HD1	11:CK:104:PHE:H	1.55	0.52

Continued on next page...

Continued from previous page...

Atom-1	Atom-2	Interatomic distance (Å)	Clash overlap (Å)
55:CM:47:LEU:HD23	55:CM:47:LEU:C	2.29	0.52
55:CM:97:ARG:HG2	55:CM:97:ARG:O	2.09	0.52
14:CN:30:ILE:O	14:CN:45:LEU:HD11	2.09	0.52
56:CP:44:SER:HB2	56:CP:46:LYS:CG	2.40	0.52
56:CP:73:ALA:HA	56:CP:76:LYS:HB2	1.92	0.52
17:CQ:22:VAL:HG21	17:CQ:58:VAL:HG21	1.91	0.52
19:CS:38:THR:N	19:CS:69:LYS:HD3	2.24	0.52
21:CU:16:ARG:HD2	21:CU:19:LYS:HE2	1.90	0.52
22:DA:154:U:H2'	22:DA:155:A:O4'	2.10	0.52
22:DA:204:A:O2'	22:DA:205:G:O5'	2.24	0.52
22:DA:295:G:N3	22:DA:295:G:H2'	2.23	0.52
22:DA:425:G:H2'	22:DA:426:C:C6	2.43	0.52
22:DA:453:A:N3	22:DA:457:A:O2'	2.42	0.52
22:DA:749:A:H2'	22:DA:750:A:H8	1.74	0.52
22:DA:855:G:N3	44:DW:23:LYS:HG2	2.25	0.52
22:DA:1070:A:H61	30:DI:8:VAL:CG1	2.22	0.52
22:DA:1116:G:N2	22:DA:1117:C:C6	2.75	0.52
22:DA:1906:G:OP2	22:DA:1929:G:O2'	2.26	0.52
22:DA:1954:G:O2'	22:DA:1956:U:C5	2.62	0.52
22:DA:2259:U:C5	22:DA:2427:C:N4	2.78	0.52
22:DA:2478:A:N7	22:DA:2529:G:C6	2.78	0.52
22:DA:2726:A:HO2'	32:DK:67:LYS:HZ3	1.57	0.52
22:DA:2733:A:O2'	22:DA:2734:A:H5'	2.08	0.52
57:DB:108:A:HO2'	57:DB:109:A:P	2.32	0.52
24:DC:56:GLY:HA3	24:DC:213:ARG:O	2.09	0.52
26:DE:5:LEU:HD13	26:DE:122:GLU:CB	2.40	0.52
26:DE:196:VAL:O	26:DE:196:VAL:HG12	2.10	0.52
58:DF:28:PRO:HB2	58:DF:168:LEU:CG	2.40	0.52
28:DG:86:LEU:HA	28:DG:163:TYR:CB	2.35	0.52
29:DH:27:ARG:HH11	45:DX:59:ASP:HA	1.74	0.52
30:DI:28:GLY:O	30:DI:29:GLN:C	2.47	0.52
31:DJ:25:LEU:HD22	31:DJ:26:GLY:N	2.23	0.52
36:DO:53:THR:HB	36:DO:65:THR:CG2	2.33	0.52
49:D1:34:GLU:C	49:D1:35:LEU:HD23	2.29	0.52
1:AA:373:A:C2	1:AA:374:A:C8	2.97	0.52
1:AA:536:C:H2'	1:AA:537:G:H8	1.74	0.52
1:AA:1435:G:H2'	1:AA:1436:U:C6	2.45	0.52
8:AH:88:LYS:CG	8:AH:89:ASP:H	2.23	0.52
9:AI:8:THR:N	9:AI:84:ARG:HH12	2.06	0.52
11:AK:17:ASP:HA	11:AK:80:ASN:O	2.09	0.52
13:AM:22:TYR:CE2	13:AM:69:ARG:HG2	2.45	0.52

Continued on next page...

Continued from previous page...

Atom-1	Atom-2	Interatomic distance (Å)	Clash overlap (Å)
16:AP:80:LYS:HB2	16:AP:80:LYS:NZ	2.25	0.52
19:AS:80:ARG:O	19:AS:80:ARG:HG3	2.08	0.52
21:AU:49:ALA:O	21:AU:52:VAL:HG12	2.10	0.52
22:BA:289:G:H2'	22:BA:290:U:C6	2.45	0.52
22:BA:449:A:C2'	22:BA:450:G:H5'	2.39	0.52
22:BA:900:A:O2'	22:BA:901:C:H5'	1.97	0.52
22:BA:1085:A:C2	22:BA:1086:A:C8	2.98	0.52
22:BA:1450:G:C5	22:BA:1451:C:N4	2.78	0.52
22:BA:1542:U:O2'	22:BA:1543:G:H5'	2.10	0.52
22:BA:1588:G:N3	22:BA:1589:U:C6	2.77	0.52
22:BA:2315:G:H2'	22:BA:2316:G:H8	1.75	0.52
22:BA:2353:G:H1'	44:BW:30:VAL:CG1	2.40	0.52
22:BA:2874:C:O2'	22:BA:2875:C:H5'	2.10	0.52
24:BC:161:VAL:HG11	24:BC:173:LEU:HG	1.92	0.52
28:BG:25:ILE:O	28:BG:78:VAL:HG11	2.10	0.52
28:BG:54:ARG:HD3	28:BG:54:ARG:C	2.30	0.52
30:BI:75:ALA:HB3	30:BI:131:THR:HG21	1.91	0.52
30:BI:107:GLU:O	30:BI:111:THR:HG23	2.10	0.52
31:BJ:111:LYS:HD3	31:BJ:112:GLY:CA	2.35	0.52
34:BM:6:ARG:CZ	34:BM:6:ARG:HB2	2.39	0.52
34:BM:80:VAL:HG22	34:BM:81:ARG:O	2.09	0.52
37:BP:37:LYS:N	37:BP:37:LYS:CD	2.73	0.52
40:BS:82:MET:HB2	40:BS:98:LYS:HB2	1.91	0.52
41:BT:31:VAL:CA	41:BT:83:ALA:HB3	2.38	0.52
47:BZ:35:VAL:CG2	47:BZ:36:GLU:N	2.72	0.52
53:CA:112:G:H2'	53:CA:113:G:H5'	1.92	0.52
53:CA:360:G:H8	53:CA:360:G:O5'	1.93	0.52
53:CA:529:G:O6	12:CL:45:ASN:HA	2.09	0.52
53:CA:647:C:H2'	53:CA:648:A:H8	1.74	0.52
53:CA:1255:G:N1	53:CA:1279:G:N7	2.57	0.52
11:CK:19:VAL:HG12	11:CK:34:THR:HG23	1.92	0.52
11:CK:44:ALA:HB3	11:CK:69:CYS:CB	2.24	0.52
14:CN:16:ALA:HA	14:CN:20:PHE:HD1	1.73	0.52
56:CP:78:VAL:HG12	56:CP:78:VAL:O	2.09	0.52
22:DA:142:A:C4	22:DA:143:C:C5	2.98	0.52
22:DA:272:A:C2	22:DA:273:G:C5	2.97	0.52
22:DA:524:G:H2'	22:DA:525:U:C6	2.44	0.52
22:DA:594:U:H2'	22:DA:595:C:H6	1.71	0.52
22:DA:659:G:H4'	26:DE:95:LYS:HD3	1.92	0.52
22:DA:704:G:O2'	22:DA:705:A:C8	2.62	0.52
22:DA:726:G:OP2	22:DA:726:G:C8	2.63	0.52

Continued on next page...

Continued from previous page...

Atom-1	Atom-2	Interatomic distance (Å)	Clash overlap (Å)
22:DA:1090:A:C2'	22:DA:1091:G:H5''	2.40	0.52
22:DA:1139:G:N3	22:DA:1143:A:H2	2.08	0.52
22:DA:1197:G:H5'	22:DA:1227:G:O2'	2.08	0.52
22:DA:1308:A:N6	22:DA:1309:G:C2	2.77	0.52
22:DA:1390:U:C2'	22:DA:1391:U:H5'	2.39	0.52
22:DA:1706:C:O2'	22:DA:1707:G:OP1	2.27	0.52
22:DA:1805:A:O2'	24:DC:49:THR:HA	2.09	0.52
22:DA:1929:G:H5'	22:DA:1930:G:OP1	2.09	0.52
22:DA:2523:G:C2'	22:DA:2524:G:H5'	2.40	0.52
22:DA:2757:A:O2'	22:DA:2758:A:H5'	2.10	0.52
22:DA:2881:U:H2'	22:DA:2882:A:H8	1.74	0.52
57:DB:69:G:N9	57:DB:70:C:C5	2.77	0.52
58:DF:41:GLU:O	58:DF:43:ILE:N	2.42	0.52
58:DF:76:PHE:CD2	58:DF:76:PHE:N	2.74	0.52
29:DH:68:ARG:CD	29:DH:68:ARG:O	2.58	0.52
38:DQ:77:LYS:HE3	38:DQ:116:LEU:HD11	1.92	0.52
39:DR:38:VAL:HG21	39:DR:41:ILE:CD1	2.40	0.52
42:DU:12:VAL:HG12	42:DU:12:VAL:O	2.08	0.52
47:DZ:4:ILE:HG21	47:DZ:56:VAL:CG1	2.39	0.52
50:D2:41:ARG:HB3	50:D2:44:VAL:HG13	1.91	0.52
1:AA:89:U:N3	1:AA:90:C:C5	2.78	0.52
1:AA:1314:C:C6	19:AS:5:LYS:HD3	2.45	0.52
1:AA:1368:A:O2'	1:AA:1369:C:H5'	2.10	0.52
2:AB:218:ALA:HA	2:AB:221:ARG:NH2	2.20	0.52
4:AD:68:GLU:O	4:AD:72:ARG:HG2	2.10	0.52
7:AG:15:PRO:HG2	7:AG:43:TYR:OH	2.09	0.52
9:AI:21:LYS:C	9:AI:21:LYS:HD2	2.30	0.52
13:AM:6:ILE:HD12	13:AM:6:ILE:N	2.25	0.52
16:AP:37:GLY:HA2	16:AP:51:ARG:NH1	2.25	0.52
17:AQ:28:VAL:O	17:AQ:36:PHE:HA	2.10	0.52
19:AS:62:THR:CG2	19:AS:63:ASP:N	2.73	0.52
20:AT:14:GLU:HA	20:AT:17:ARG:HB2	1.92	0.52
22:BA:143:C:O2'	22:BA:144:A:H8	1.92	0.52
22:BA:580:U:N3	22:BA:581:C:C5	2.78	0.52
22:BA:729:G:C4	22:BA:1775:U:O2	2.62	0.52
22:BA:900:A:O2'	22:BA:901:C:H5''	2.09	0.52
22:BA:1062:G:HO2'	22:BA:1063:G:H8	1.56	0.52
22:BA:1157:G:O2'	47:BZ:31:ILE:CD1	2.50	0.52
22:BA:1317:G:C2	22:BA:1336:A:C2	2.98	0.52
22:BA:1615:C:C6	22:BA:1617:C:C5	2.98	0.52
22:BA:1725:U:H2'	22:BA:1726:C:O4'	2.10	0.52

Continued on next page...

Continued from previous page...

Atom-1	Atom-2	Interatomic distance (Å)	Clash overlap (Å)
22:BA:1735:A:C2	22:BA:1736:U:C2	2.98	0.52
22:BA:2093:G:O2'	22:BA:2094:A:C5'	2.54	0.52
22:BA:2674:G:H4'	32:BK:30:ARG:HG3	1.92	0.52
22:BA:2793:C:H2'	22:BA:2794:C:H6	1.74	0.52
23:BB:35:C:H2'	23:BB:36:C:O4'	2.10	0.52
24:BC:12:ARG:HG2	24:BC:12:ARG:NH1	2.09	0.52
24:BC:250:GLN:N	24:BC:250:GLN:NE2	2.57	0.52
25:BD:118:PHE:HD2	25:BD:119:ALA:H	1.55	0.52
26:BE:150:THR:HA	26:BE:189:THR:HG23	1.92	0.52
35:BN:103:ARG:HB2	35:BN:110:MET:HE2	1.91	0.52
37:BP:92:ARG:HH11	37:BP:92:ARG:CB	2.22	0.52
38:BQ:63:ARG:NH2	38:BQ:93:ILE:O	2.43	0.52
41:BT:57:VAL:CG2	41:BT:58:VAL:N	2.73	0.52
42:BU:53:GLN:N	42:BU:54:PRO:HD2	2.22	0.52
52:B4:8:LYS:O	52:B4:35:GLN:NE2	2.43	0.52
52:B4:30:GLU:HB3	52:B4:33:HIS:CE1	2.45	0.52
53:CA:91:U:C4	53:CA:92:U:O4	2.63	0.52
53:CA:369:G:O2'	53:CA:370:C:C5'	2.57	0.52
53:CA:505:G:C6	53:CA:535:A:C2	2.97	0.52
53:CA:595:A:C4'	53:CA:596:A:OP1	2.57	0.52
53:CA:1070:U:O2'	53:CA:1071:C:H5'	2.09	0.52
53:CA:1072:G:C5	53:CA:1073:U:C5	2.97	0.52
53:CA:1086:U:O2'	53:CA:1087:G:C5'	2.53	0.52
53:CA:1172:C:HO2'	53:CA:1173:U:H5'	1.73	0.52
53:CA:1406:U:C2'	53:CA:1407:C:H5'	2.39	0.52
5:CE:131:ASN:O	5:CE:135:VAL:HG23	2.09	0.52
54:CG:41:ILE:HG22	54:CG:41:ILE:O	2.10	0.52
10:CJ:45:ARG:O	10:CJ:46:LYS:C	2.46	0.52
17:CQ:62:GLU:HB2	17:CQ:72:TRP:CH2	2.44	0.52
22:DA:84:A:C4	22:DA:99:U:H1'	2.45	0.52
22:DA:118:A:O5'	22:DA:119:A:H5''	2.09	0.52
22:DA:332:A:C8	22:DA:335:C:N4	2.77	0.52
22:DA:466:A:P	50:D2:34:ARG:HH21	2.33	0.52
22:DA:628:G:O2'	22:DA:629:G:H8	1.92	0.52
22:DA:927:A:C6	22:DA:928:A:C6	2.98	0.52
22:DA:966:G:H5'	22:DA:2272:U:O2	2.10	0.52
22:DA:1210:G:H5''	22:DA:1211:C:H3'	1.92	0.52
22:DA:1437:C:C2	22:DA:1438:U:C5	2.98	0.52
22:DA:1613:G:H3'	22:DA:1614:A:C5'	2.39	0.52
22:DA:1649:G:H2'	22:DA:1650:A:H8	1.75	0.52
22:DA:1663:G:C2	22:DA:1998:A:C5	2.98	0.52

Continued on next page...

Continued from previous page...

Atom-1	Atom-2	Interatomic distance (Å)	Clash overlap (Å)
22:DA:1717:A:C2'	22:DA:1718:G:O4'	2.56	0.52
22:DA:1735:A:HO2'	22:DA:1736:U:H6	1.56	0.52
22:DA:2068:U:H6	22:DA:2068:U:C5'	2.20	0.52
22:DA:2080:A:H4'	45:DX:22:ASN:HD22	1.75	0.52
22:DA:2305:U:OP1	58:DF:132:ARG:HG3	2.10	0.52
22:DA:2425:A:H1'	22:DA:2427:C:C4	2.45	0.52
22:DA:2516:A:O2'	22:DA:2517:C:H5'	2.10	0.52
22:DA:2531:A:H5'	28:DG:156:TYR:CZ	2.44	0.52
22:DA:2566:A:O2'	22:DA:2567:G:P	2.67	0.52
22:DA:2874:C:O2'	22:DA:2875:C:H6	1.92	0.52
57:DB:27:C:H2'	57:DB:28:C:H6	1.74	0.52
25:DD:16:THR:HG21	25:DD:20:VAL:HB	1.91	0.52
58:DF:58:ALA:HB1	58:DF:139:GLU:CG	2.40	0.52
28:DG:25:ILE:CG2	28:DG:78:VAL:HG21	2.39	0.52
30:DI:30:GLN:HG3	30:DI:31:GLY:H	1.75	0.52
30:DI:61:TYR:HE2	30:DI:67:THR:H	1.57	0.52
31:DJ:37:ARG:HG3	31:DJ:118:MET:SD	2.49	0.52
31:DJ:123:LYS:HG2	31:DJ:132:HIS:NE2	2.24	0.52
32:DK:34:GLY:O	32:DK:35:VAL:CG2	2.58	0.52
35:DN:14:SER:O	35:DN:16:HIS:N	2.42	0.52
39:DR:23:GLU:O	39:DR:25:LEU:HD22	2.09	0.52
42:DU:32:LYS:HE2	42:DU:65:GLN:OE1	2.10	0.52
44:DW:77:LYS:O	44:DW:78:PHE:CB	2.58	0.52
45:DX:19:HIS:O	45:DX:20:ALA:HB3	2.09	0.52
1:AA:184:G:H2'	1:AA:185:U:H5	1.73	0.52
1:AA:420:U:O2'	1:AA:421:U:H5''	2.10	0.52
1:AA:602:A:O2'	1:AA:603:U:H5'	2.10	0.52
1:AA:749:A:H2	15:AO:21:THR:CG2	2.22	0.52
1:AA:827:U:C4	1:AA:870:U:C2	2.98	0.52
1:AA:974:A:C4'	1:AA:975:A:H5'	2.30	0.52
1:AA:1049:U:H1'	1:AA:1201:A:N7	2.23	0.52
1:AA:1071:C:H2'	1:AA:1072:G:H8	1.72	0.52
1:AA:1113:C:H2'	1:AA:1114:C:H6	1.75	0.52
3:AC:156:LEU:HD13	3:AC:163:ARG:HB2	1.91	0.52
4:AD:25:ARG:O	4:AD:26:ALA:CB	2.58	0.52
5:AE:96:GLN:HE21	5:AE:96:GLN:HA	1.75	0.52
5:AE:121:ASN:ND2	5:AE:122:VAL:HG13	2.24	0.52
5:AE:152:VAL:O	5:AE:155:LYS:HD2	2.09	0.52
6:AF:20:GLY:O	6:AF:23:GLU:HB3	2.09	0.52
11:AK:124:LYS:HE2	21:AU:33:ARG:HH21	1.72	0.52
14:AN:25:GLU:CG	14:AN:26:LEU:HD12	2.40	0.52

Continued on next page...

Continued from previous page...

Atom-1	Atom-2	Interatomic distance (Å)	Clash overlap (Å)
17:AQ:15:LYS:O	17:AQ:16:MET:SD	2.68	0.52
21:AU:7:GLU:CB	21:AU:11:PHE:CE1	2.93	0.52
22:BA:28:A:H2'	22:BA:29:U:H6	1.74	0.52
22:BA:41:C:H2'	22:BA:42:A:O5'	2.10	0.52
22:BA:459:U:H2'	22:BA:460:A:C8	2.44	0.52
22:BA:825:A:H2'	22:BA:826:U:O5'	2.09	0.52
22:BA:986:C:O2'	22:BA:987:C:H5'	2.10	0.52
22:BA:1050:A:N1	22:BA:2751:G:C5	2.77	0.52
22:BA:1794:A:O2'	22:BA:1795:C:H5'	2.10	0.52
22:BA:2416:C:H2'	22:BA:2417:C:C6	2.41	0.52
22:BA:2571:U:O2'	25:BD:151:THR:HG21	2.09	0.52
24:BC:61:TYR:HA	24:BC:85:ASN:HD21	1.75	0.52
24:BC:78:GLU:OE1	24:BC:100:ARG:NE	2.40	0.52
24:BC:94:LEU:HB2	24:BC:100:ARG:HD2	1.92	0.52
24:BC:141:HIS:N	24:BC:190:THR:O	2.34	0.52
25:BD:62:LYS:N	25:BD:63:PRO:CD	2.73	0.52
28:BG:30:GLY:CA	28:BG:78:VAL:HG12	2.38	0.52
32:BK:63:VAL:CG1	32:BK:103:VAL:HG12	2.39	0.52
33:BL:85:VAL:CG2	33:BL:94:THR:HG23	2.39	0.52
33:BL:92:LEU:CD2	33:BL:124:GLY:HA3	2.40	0.52
37:BP:24:THR:O	37:BP:24:THR:HG23	2.08	0.52
38:BQ:78:PHE:CZ	38:BQ:82:LEU:HD11	2.45	0.52
43:BV:44:HIS:CE1	43:BV:86:LEU:H	2.10	0.52
53:CA:35:G:H2'	53:CA:36:C:C6	2.45	0.52
53:CA:72:A:H61	53:CA:99:C:C1'	2.22	0.52
53:CA:132:C:O2'	53:CA:133:U:O5'	2.27	0.52
53:CA:193:C:H1'	20:CT:54:GLN:NE2	2.23	0.52
53:CA:577:G:C4	53:CA:816:A:C2	2.98	0.52
53:CA:892:A:O2'	53:CA:1415:G:O2'	2.26	0.52
53:CA:981:U:H2'	53:CA:982:U:C5	2.45	0.52
53:CA:1269:A:H2'	53:CA:1270:G:H5'	1.91	0.52
2:CB:47:PRO:HA	2:CB:50:ASN:HB2	1.92	0.52
4:CD:106:PHE:HA	4:CD:154:VAL:HG23	1.92	0.52
5:CE:56:PRO:O	5:CE:59:ILE:HG23	2.09	0.52
5:CE:98:ALA:O	5:CE:121:ASN:HB2	2.10	0.52
5:CE:114:LEU:O	5:CE:119:VAL:HG23	2.10	0.52
54:CG:91:ARG:NH2	54:CG:92:PRO:HB2	2.24	0.52
8:CH:97:GLY:O	8:CH:98:LEU:HB2	2.10	0.52
9:CI:5:TYR:CD2	9:CI:5:TYR:N	2.77	0.52
9:CI:98:ARG:HG2	9:CI:103:VAL:HG21	1.91	0.52
10:CJ:37:ARG:CG	10:CJ:75:ASP:HB3	2.39	0.52

Continued on next page...

Continued from previous page...

Atom-1	Atom-2	Interatomic distance (Å)	Clash overlap (Å)
55:CM:16:ILE:HD12	55:CM:16:ILE:H	1.75	0.52
14:CN:76:PHE:CE2	14:CN:95:LEU:HD22	2.45	0.52
56:CP:35:ARG:HH12	56:CP:38:PHE:HB3	1.75	0.52
18:CR:62:ARG:HB3	18:CR:69:TYR:CE1	2.44	0.52
22:DA:422:A:H2'	22:DA:423:A:C8	2.44	0.52
22:DA:422:A:H2'	22:DA:423:A:H8	1.75	0.52
22:DA:567:U:C4	22:DA:568:U:C4	2.97	0.52
22:DA:813:U:C2	22:DA:814:C:C5	2.97	0.52
22:DA:845:A:N6	22:DA:932:U:N3	2.57	0.52
22:DA:855:G:C2	44:DW:23:LYS:HG2	2.45	0.52
22:DA:959:A:OP2	22:DA:959:A:H4'	2.09	0.52
22:DA:1070:A:H61	30:DI:8:VAL:HG12	1.74	0.52
22:DA:1190:G:O2'	22:DA:1191:G:H5'	2.10	0.52
22:DA:1378:A:H2'	22:DA:1380:G:N7	2.24	0.52
22:DA:1469:A:C2	22:DA:1470:A:C5	2.96	0.52
22:DA:1507:C:H3'	22:DA:1508:A:O4'	2.10	0.52
22:DA:1797:G:H4'	24:DC:254:LYS:O	2.09	0.52
22:DA:1815:A:C2	22:DA:1817:G:O6	2.63	0.52
22:DA:2056:G:N3	22:DA:2056:G:H2'	2.23	0.52
22:DA:2094:A:O2'	22:DA:2095:A:H8	1.92	0.52
22:DA:2353:G:N3	44:DW:30:VAL:HG13	2.25	0.52
22:DA:2725:A:C4	22:DA:2727:A:N7	2.78	0.52
22:DA:2875:C:O2'	22:DA:2876:G:C5'	2.57	0.52
24:DC:141:HIS:HB2	24:DC:190:THR:O	2.10	0.52
26:DE:158:PHE:HA	26:DE:169:VAL:HG11	1.90	0.52
58:DF:177:ARG:CZ	58:DF:178:LYS:H	2.21	0.52
29:DH:45:GLU:C	29:DH:47:PHE:H	2.12	0.52
32:DK:39:ILE:HB	32:DK:41:ILE:HD13	1.91	0.52
35:DN:9:GLN:O	35:DN:17:ARG:CD	2.58	0.52
39:DR:19:THR:HG22	39:DR:20:VAL:N	2.24	0.52
1:AA:74:A:C2	1:AA:75:G:C5	2.98	0.52
1:AA:115:G:H1'	1:AA:116:A:N7	2.25	0.52
1:AA:327:A:H4'	1:AA:328:C:OP1	2.09	0.52
1:AA:345:C:H4'	37:BP:33:GLU:CD	2.30	0.52
1:AA:372:C:C4'	1:AA:373:A:OP1	2.55	0.52
1:AA:411:A:HO2'	1:AA:413:G:H5''	1.72	0.52
1:AA:945:G:C6	1:AA:1337:G:C5	2.98	0.52
1:AA:1447:A:H5''	1:AA:1448:C:H5	1.74	0.52
5:AE:100:GLU:HB2	5:AE:103:GLY:N	2.25	0.52
6:AF:9:MET:HE3	18:AR:64:LEU:HD22	1.91	0.52
7:AG:96:ASN:N	7:AG:96:ASN:OD1	2.42	0.52

Continued on next page...

Continued from previous page...

Atom-1	Atom-2	Interatomic distance (Å)	Clash overlap (Å)
8:AH:14:ARG:HE	8:AH:74:ILE:HG23	1.74	0.52
11:AK:51:PHE:HZ	11:AK:64:VAL:HG11	1.74	0.52
11:AK:57:SER:O	11:AK:90:PRO:HG3	2.10	0.52
11:AK:97:ARG:C	11:AK:99:LEU:H	2.13	0.52
21:AU:16:ARG:NH1	21:AU:19:LYS:CG	2.58	0.52
22:BA:301:G:O2'	22:BA:302:C:O5'	2.20	0.52
22:BA:459:U:H2'	22:BA:460:A:H8	1.75	0.52
22:BA:528:A:H2	22:BA:2042:A:H2'	1.71	0.52
22:BA:565:C:H2'	22:BA:566:U:O4'	2.10	0.52
22:BA:591:U:H1'	51:B3:1:PRO:H3	1.74	0.52
22:BA:946:C:H2'	22:BA:947:A:H8	1.75	0.52
22:BA:1157:G:H2'	22:BA:1158:C:C6	2.45	0.52
22:BA:1248:G:O2'	38:BQ:2:ARG:HA	2.09	0.52
22:BA:1347:A:H2'	22:BA:1348:C:C5'	2.40	0.52
22:BA:1419:A:C5	22:BA:1421:G:C4	2.98	0.52
22:BA:1832:C:N4	22:BA:1833:C:C4	2.78	0.52
22:BA:2046:G:OP1	48:B0:11:LYS:HE3	2.10	0.52
22:BA:2182:U:H2'	22:BA:2183:A:OP1	2.09	0.52
22:BA:2392:A:H4'	51:B3:27:ASN:ND2	2.24	0.52
24:BC:12:ARG:HD2	24:BC:15:VAL:HG21	1.91	0.52
27:BF:66:ILE:O	27:BF:66:ILE:HG13	2.09	0.52
28:BG:101:VAL:CG1	28:BG:115:GLN:HB3	2.40	0.52
28:BG:164:ALA:C	28:BG:166:GLU:H	2.12	0.52
31:BJ:14:ASP:O	31:BJ:52:ASP:HB3	2.10	0.52
32:BK:107:LEU:O	32:BK:109:SER:N	2.37	0.52
37:BP:25:VAL:O	37:BP:25:VAL:HG22	2.10	0.52
48:B0:43:THR:HG23	48:B0:47:TYR:O	2.10	0.52
48:B0:48:TYR:O	48:B0:49:ARG:HB2	2.10	0.52
53:CA:158:G:H2'	53:CA:159:G:C8	2.45	0.52
53:CA:286:C:H2'	53:CA:287:U:O4'	2.10	0.52
53:CA:444:G:O2'	53:CA:445:G:H5'	2.09	0.52
53:CA:954:G:H1	53:CA:1228:C:H42	1.57	0.52
53:CA:982:U:H4'	53:CA:983:A:C5'	2.40	0.52
53:CA:1004:A:C4	53:CA:1026:G:N7	2.78	0.52
53:CA:1014:A:O3'	19:CS:13:HIS:CG	2.63	0.52
53:CA:1152:A:C2'	53:CA:1153:G:H8	2.06	0.52
5:CE:80:LEU:HD22	5:CE:146:MET:HE1	1.91	0.52
5:CE:130:THR:HA	5:CE:135:VAL:HG22	1.91	0.52
9:CI:45:MET:HA	9:CI:48:ARG:HB2	1.92	0.52
12:CL:3:VAL:CG2	12:CL:4:ASN:N	2.70	0.52
19:CS:14:LEU:C	19:CS:14:LEU:HD12	2.29	0.52

Continued on next page...

Continued from previous page...

Atom-1	Atom-2	Interatomic distance (Å)	Clash overlap (Å)
22:DA:215:G:O2'	22:DA:216:A:O5'	2.25	0.52
22:DA:405:U:H3'	22:DA:406:G:C5'	2.40	0.52
22:DA:447:A:C4	22:DA:473:G:C8	2.97	0.52
22:DA:528:A:H2	22:DA:2043:C:C5'	2.23	0.52
22:DA:813:U:N1	22:DA:1195:G:N2	2.57	0.52
22:DA:1179:G:C2	22:DA:1180:U:C2	2.97	0.52
22:DA:1717:A:O2'	22:DA:1718:G:H5'	2.10	0.52
22:DA:1982:U:H6	22:DA:1982:U:C5'	2.23	0.52
22:DA:2040:G:C6	22:DA:2041:U:C4	2.97	0.52
22:DA:2077:A:OP1	22:DA:2238:G:N1	2.41	0.52
22:DA:2093:G:O2'	22:DA:2094:A:P	2.66	0.52
22:DA:2144:G:O2'	22:DA:2147:A:OP2	2.23	0.52
22:DA:2188:U:H2'	22:DA:2189:U:C6	2.45	0.52
22:DA:2235:G:C4	22:DA:2236:U:C6	2.97	0.52
22:DA:2324:U:H5''	22:DA:2325:G:H5''	1.91	0.52
22:DA:2432:A:N6	45:DX:20:ALA:HA	2.24	0.52
22:DA:2531:A:H5'	28:DG:156:TYR:CE2	2.45	0.52
22:DA:2623:G:C4'	22:DA:2825:G:H8	2.22	0.52
22:DA:2668:G:O2'	22:DA:2669:G:O5'	2.28	0.52
22:DA:2688:G:N1	22:DA:2720:U:OP2	2.33	0.52
57:DB:54:G:H21	58:DF:25:MET:HE3	1.74	0.52
57:DB:58:A:O2'	57:DB:59:A:O5'	2.28	0.52
57:DB:59:A:H2'	57:DB:60:C:O4'	2.09	0.52
29:DH:125:THR:CB	29:DH:146:VAL:HG11	2.40	0.52
31:DJ:95:ARG:NH1	31:DJ:99:ARG:NH2	2.58	0.52
34:DM:57:VAL:O	34:DM:58:LYS:HB2	2.09	0.52
36:DO:74:VAL:HB	36:DO:106:LEU:HD11	1.92	0.52
37:DP:37:LYS:O	37:DP:38:ARG:HB3	2.10	0.52
37:DP:47:ILE:HD13	37:DP:61:ARG:CB	2.40	0.52
38:DQ:15:LYS:HE3	38:DQ:19:GLN:NE2	2.24	0.52
39:DR:51:VAL:HB	39:DR:52:PRO:CD	2.40	0.52
41:DT:11:LEU:H	41:DT:11:LEU:CD1	2.22	0.52
41:DT:13:ALA:HB1	41:DT:14:PRO:HD2	1.92	0.52
42:DU:94:PHE:O	42:DU:95:PHE:C	2.48	0.52
48:D0:5:ASN:HD22	48:D0:6:LYS:H	1.54	0.52
1:AA:138:G:O2'	1:AA:139:A:H5'	2.10	0.52
1:AA:306:A:H2'	1:AA:307:C:C6	2.45	0.52
1:AA:402:G:C5	1:AA:403:C:C5	2.98	0.52
1:AA:466:A:C4'	1:AA:467:U:OP2	2.58	0.52
1:AA:1095:U:H2'	1:AA:1096:C:C6	2.45	0.52
1:AA:1256:A:H1'	1:AA:1258:G:C6	2.44	0.52

Continued on next page...

Continued from previous page...

Atom-1	Atom-2	Interatomic distance (Å)	Clash overlap (Å)
1:AA:1272:G:O2'	1:AA:1273:C:H5'	2.10	0.52
1:AA:1310:G:H2'	1:AA:1311:A:O4'	2.10	0.52
1:AA:1349:A:O2'	1:AA:1350:A:H5'	2.08	0.52
2:AB:64:GLY:HA3	2:AB:158:ASP:OD2	2.09	0.52
3:AC:102:ILE:H	3:AC:102:ILE:HD12	1.75	0.52
6:AF:85:ILE:O	6:AF:86:ARG:C	2.49	0.52
13:AM:65:GLU:O	13:AM:69:ARG:HG3	2.10	0.52
15:AO:74:VAL:O	15:AO:77:TYR:N	2.43	0.52
19:AS:45:GLY:N	19:AS:61:VAL:HG23	2.25	0.52
19:AS:62:THR:HG22	19:AS:63:ASP:N	2.23	0.52
22:BA:264:C:C3'	22:BA:265:A:H5''	2.38	0.52
22:BA:271:G:C4	22:BA:272:A:N7	2.78	0.52
22:BA:340:A:H2'	22:BA:341:C:C5'	2.40	0.52
22:BA:422:A:C2	22:BA:423:A:C4	2.98	0.52
22:BA:731:C:O5'	22:BA:731:C:H6	1.91	0.52
22:BA:807:U:C2	22:BA:808:G:C8	2.98	0.52
22:BA:1083:U:C5	22:BA:1085:A:OP2	2.63	0.52
22:BA:1661:G:H2'	22:BA:1662:U:H6	1.74	0.52
22:BA:1700:A:O2'	22:BA:1766:G:OP1	2.27	0.52
22:BA:2358:A:H5''	22:BA:2359:C:OP2	2.10	0.52
22:BA:2773:C:OP1	25:BD:171:THR:HG23	2.10	0.52
22:BA:2789:C:N4	22:BA:2893:A:C2	2.78	0.52
25:BD:62:LYS:O	25:BD:65:ALA:HB3	2.10	0.52
26:BE:117:ARG:HA	26:BE:185:LYS:CD	2.40	0.52
29:BH:31:VAL:CG2	29:BH:32:PRO:HD2	2.40	0.52
31:BJ:33:ALA:HA	31:BJ:36:LEU:HB2	1.91	0.52
32:BK:111:LYS:HE2	32:BK:111:LYS:N	2.25	0.52
34:BM:80:VAL:CG2	34:BM:81:ARG:N	2.73	0.52
34:BM:108:VAL:CG1	34:BM:112:LEU:HB3	2.40	0.52
35:BN:8:ARG:HD2	35:BN:43:GLU:HG3	1.91	0.52
36:BO:76:LYS:O	36:BO:79:ALA:HB3	2.10	0.52
37:BP:92:ARG:O	37:BP:93:LYS:CB	2.56	0.52
41:BT:32:LEU:H	41:BT:83:ALA:HB2	1.72	0.52
44:BW:49:ASN:C	44:BW:49:ASN:ND2	2.62	0.52
46:BY:16:THR:O	46:BY:20:ASN:N	2.37	0.52
53:CA:112:G:C2	53:CA:330:C:C4	2.98	0.52
53:CA:142:G:C2	53:CA:143:A:H1'	2.45	0.52
53:CA:214:C:C2	53:CA:215:C:C5	2.98	0.52
53:CA:251:G:H4'	53:CA:252:U:H5''	1.84	0.52
53:CA:443:C:O5'	53:CA:443:C:H6	1.93	0.52
53:CA:444:G:C2'	53:CA:445:G:H5'	2.40	0.52

Continued on next page...

Continued from previous page...

Atom-1	Atom-2	Interatomic distance (Å)	Clash overlap (Å)
53:CA:583:A:H2'	53:CA:584:G:O4'	2.09	0.52
53:CA:723:U:O4'	21:CU:48:LYS:CD	2.57	0.52
53:CA:914:A:O2'	53:CA:915:A:O5'	2.28	0.52
53:CA:1072:G:H2'	53:CA:1073:U:O4'	2.10	0.52
53:CA:1072:G:C6	53:CA:1073:U:C4	2.97	0.52
53:CA:1434:A:H2'	53:CA:1435:G:O4'	2.10	0.52
4:CD:116:LEU:CD2	4:CD:153:ARG:NH1	2.72	0.52
5:CE:84:VAL:HG22	5:CE:85:LYS:H	1.74	0.52
54:CG:10:LYS:HE3	54:CG:10:LYS:H	1.74	0.52
54:CG:19:SER:O	54:CG:23:ALA:HB2	2.10	0.52
9:CI:119:LYS:HG2	9:CI:122:ARG:HB3	1.92	0.52
20:CT:4:LYS:HE3	20:CT:5:SER:H	1.75	0.52
21:CU:36:PHE:CD1	21:CU:40:PRO:HB3	2.45	0.52
22:DA:129:C:HO2'	22:DA:130:C:H6	1.58	0.52
22:DA:169:G:H2'	22:DA:170:U:C6	2.45	0.52
22:DA:225:C:N3	22:DA:231:A:N6	2.58	0.52
22:DA:590:A:C5	22:DA:591:U:C5	2.98	0.52
22:DA:686:U:N3	50:D2:12:ARG:HB2	2.24	0.52
22:DA:1519:G:C6	22:DA:1520:U:N3	2.78	0.52
22:DA:2056:G:N2	22:DA:2057:G:C8	2.78	0.52
22:DA:2197:U:H2'	22:DA:2224:G:H1	1.75	0.52
22:DA:2353:G:N3	44:DW:30:VAL:CG1	2.73	0.52
22:DA:2482:A:H2'	22:DA:2483:C:H6	1.75	0.52
22:DA:2555:U:H2'	22:DA:2556:C:H5'	1.92	0.52
22:DA:2819:G:H5''	62:DA:3797:HOH:O	2.09	0.52
22:DA:2865:U:C5	22:DA:2866:U:C2	2.98	0.52
22:DA:2876:G:HO2'	22:DA:2877:G:P	2.33	0.52
24:DC:67:LYS:CG	24:DC:150:GLY:HA2	2.40	0.52
25:DD:10:GLY:HA2	37:DP:4:ILE:HD11	1.90	0.52
25:DD:181:ASP:C	25:DD:183:GLU:H	2.12	0.52
58:DF:123:GLY:H	58:DF:126:ASN:HD22	1.58	0.52
58:DF:147:ARG:HD3	58:DF:149:ARG:HH22	1.75	0.52
28:DG:169:ARG:O	28:DG:170:THR:HB	2.10	0.52
29:DH:80:ILE:HD13	29:DH:101:ASP:OD2	2.09	0.52
29:DH:83:LYS:CE	29:DH:149:GLU:HB3	2.32	0.52
31:DJ:1:MET:SD	31:DJ:2:LYS:HE3	2.50	0.52
31:DJ:58:ASN:HA	31:DJ:127:GLY:N	2.25	0.52
38:DQ:91:ARG:HD3	39:DR:11:GLN:HG3	1.92	0.52
42:DU:82:VAL:O	42:DU:96:LYS:HG3	2.10	0.52
44:DW:37:VAL:C	44:DW:39:GLN:H	2.12	0.52
46:DY:50:VAL:HA	46:DY:53:VAL:HG23	1.92	0.52

Continued on next page...

Continued from previous page...

Atom-1	Atom-2	Interatomic distance (Å)	Clash overlap (Å)
51:D3:18:LYS:HD2	51:D3:19:GLY:N	2.23	0.52
51:D3:41:ARG:CG	51:D3:41:ARG:NH2	2.60	0.52
1:AA:367:U:C6	1:AA:394:G:N2	2.78	0.52
1:AA:468:A:C2	1:AA:469:C:C5	2.98	0.52
1:AA:624:C:H4'	16:AP:10:GLY:O	2.09	0.52
1:AA:642:A:N7	8:AH:106:SER:HA	2.25	0.52
1:AA:742:G:O2'	1:AA:743:A:H5'	2.10	0.52
1:AA:826:C:C5'	8:AH:12:ARG:HH21	2.21	0.52
1:AA:922:G:H2'	1:AA:923:A:C8	2.45	0.52
1:AA:1086:U:C3'	1:AA:1087:G:H5'	2.40	0.52
1:AA:1160:G:O6	1:AA:1181:G:O6	2.27	0.52
2:AB:67:LEU:HD22	2:AB:69:VAL:CG2	2.39	0.52
2:AB:101:THR:HG22	2:AB:174:GLU:CD	2.29	0.52
15:AO:63:ARG:CG	15:AO:87:ARG:HH12	2.09	0.52
17:AQ:11:VAL:HG12	17:AQ:12:VAL:HG12	1.91	0.52
17:AQ:13:SER:O	17:AQ:20:ILE:HD11	2.10	0.52
19:AS:33:TRP:O	19:AS:35:ARG:HG3	2.10	0.52
22:BA:137:U:O2'	22:BA:138:U:P	2.69	0.52
22:BA:328:U:O3'	42:BU:65:GLN:HG3	2.10	0.52
22:BA:568:U:O2	22:BA:570:G:C8	2.63	0.52
22:BA:1131:G:C4	31:BJ:77:HIS:ND1	2.78	0.52
22:BA:1452:G:H2'	22:BA:1457:U:O4	2.10	0.52
22:BA:1681:G:O2'	22:BA:1762:A:C1'	2.57	0.52
22:BA:1728:C:O2'	22:BA:1729:U:H6	1.92	0.52
22:BA:1830:C:O5'	22:BA:1830:C:H6	1.93	0.52
22:BA:2287:A:C4	22:BA:2289:G:N7	2.78	0.52
22:BA:2319:G:O2'	22:BA:2320:U:C5	2.56	0.52
22:BA:2531:A:P	28:BG:174:LYS:HG3	2.50	0.52
22:BA:2837:A:C6	22:BA:2882:A:N1	2.78	0.52
23:BB:61:G:H2'	23:BB:62:C:C6	2.45	0.52
24:BC:134:ILE:O	24:BC:166:ARG:NH1	2.42	0.52
24:BC:156:SER:O	24:BC:157:ALA:C	2.48	0.52
26:BE:115:GLN:O	26:BE:116:ASP:C	2.49	0.52
26:BE:164:LEU:HB3	26:BE:167:VAL:HG12	1.91	0.52
27:BF:147:ARG:HG3	27:BF:148:VAL:N	2.24	0.52
28:BG:29:ASN:H	28:BG:29:ASN:HD22	1.58	0.52
28:BG:122:ALA:HB2	28:BG:132:LEU:HB3	1.91	0.52
33:BL:57:LEU:CD1	33:BL:61:LEU:HD21	2.40	0.52
34:BM:36:VAL:HG22	43:BV:82:TYR:HD1	1.74	0.52
39:BR:38:VAL:HG23	39:BR:40:MET:H	1.75	0.52
41:BT:43:ILE:CD1	41:BT:58:VAL:HG21	2.40	0.52

Continued on next page...

Continued from previous page...

Atom-1	Atom-2	Interatomic distance (Å)	Clash overlap (Å)
44:BW:76:ARG:HH21	44:BW:76:ARG:HG2	1.72	0.52
45:BX:6:VAL:HG13	45:BX:7:THR:HG23	1.92	0.52
45:BX:34:SER:HA	45:BX:48:LEU:O	2.10	0.52
45:BX:77:TYR:O	45:BX:77:TYR:CG	2.63	0.52
53:CA:16:A:N1	53:CA:919:A:H2	2.08	0.52
53:CA:189:A:H3'	53:CA:190:A:C8	2.45	0.52
53:CA:563:A:OP2	12:CL:11:ARG:HG3	2.10	0.52
53:CA:718:A:N7	11:CK:117:HIS:CD2	2.78	0.52
53:CA:787:A:C2	53:CA:796:C:N3	2.78	0.52
53:CA:803:G:H2'	53:CA:804:U:C6	2.44	0.52
53:CA:815:A:C2	53:CA:1529:G:C4	2.98	0.52
53:CA:895:G:C6	53:CA:896:C:C4	2.97	0.52
53:CA:1004:A:N3	53:CA:1026:G:C5	2.78	0.52
53:CA:1130:A:N7	53:CA:1146:A:N6	2.58	0.52
53:CA:1145:A:O2'	53:CA:1146:A:C5'	2.53	0.52
53:CA:1213:A:H2'	53:CA:1215:G:N7	2.25	0.52
53:CA:1217:C:O2'	53:CA:1218:C:O4'	2.28	0.52
53:CA:1283:U:H2'	53:CA:1284:C:H6	1.75	0.52
53:CA:1430:A:N6	53:CA:1431:A:C2	2.78	0.52
53:CA:1508:A:H2'	53:CA:1509:C:C6	2.45	0.52
2:CB:19:THR:HG22	2:CB:37:VAL:CA	2.40	0.52
4:CD:120:LYS:O	4:CD:145:ARG:NH1	2.42	0.52
9:CI:56:MET:O	9:CI:58:GLU:HG2	2.10	0.52
22:DA:137:U:C4	22:DA:138:U:C2	2.98	0.52
22:DA:191:A:C2	62:DA:3336:HOH:O	2.62	0.52
22:DA:216:A:N6	22:DA:432:A:C1'	2.73	0.52
22:DA:365:U:H2'	22:DA:366:C:O4'	2.10	0.52
22:DA:475:C:C2'	22:DA:476:G:C8	2.93	0.52
22:DA:566:U:C5	22:DA:567:U:C5	2.98	0.52
22:DA:584:C:N4	22:DA:585:G:C6	2.78	0.52
22:DA:600:G:O4'	26:DE:100:MET:HE3	2.10	0.52
22:DA:786:C:H4'	22:DA:1780:A:N7	2.25	0.52
22:DA:1038:G:C3'	22:DA:1039:A:C5'	2.88	0.52
22:DA:1076:C:O2'	22:DA:1077:A:C8	2.62	0.52
22:DA:1341:G:C2	41:DT:84:TYR:CE2	2.98	0.52
22:DA:1520:U:O4	22:DA:1521:G:C6	2.63	0.52
22:DA:2011:U:H2'	22:DA:2012:G:O4'	2.09	0.52
22:DA:2212:A:N7	22:DA:2214:C:N4	2.58	0.52
22:DA:2714:G:O2'	22:DA:2715:C:C5'	2.55	0.52
22:DA:2839:G:N2	22:DA:2880:C:C4	2.78	0.52
22:DA:2875:C:HO2'	22:DA:2876:G:H8	0.65	0.52

Continued on next page...

Continued from previous page...

Atom-1	Atom-2	Interatomic distance (Å)	Clash overlap (Å)
22:DA:2889:C:N4	22:DA:2890:G:C6	2.77	0.52
26:DE:5:LEU:HD12	26:DE:10:SER:HB2	1.92	0.52
29:DH:84:ALA:CA	29:DH:148:ALA:HA	2.39	0.52
30:DI:121:ILE:HG22	30:DI:121:ILE:O	2.09	0.52
35:DN:73:ASN:C	35:DN:76:VAL:HG22	2.29	0.52
38:DQ:71:ASN:HD21	38:DQ:106:THR:CA	2.21	0.52
42:DU:42:LYS:NZ	42:DU:42:LYS:CB	2.73	0.52
43:DV:77:VAL:O	43:DV:77:VAL:HG13	2.10	0.52
44:DW:18:LYS:N	44:DW:36:ILE:HG12	2.25	0.52
44:DW:30:VAL:HG22	44:DW:30:VAL:O	2.09	0.52
45:DX:1:SER:O	45:DX:3:VAL:N	2.43	0.52
46:DY:47:ARG:O	46:DY:50:VAL:N	2.42	0.52
1:AA:15:G:O4'	5:AE:28:ARG:NH1	2.43	0.51
1:AA:211:G:H2'	1:AA:212:G:O5'	2.10	0.51
1:AA:502:A:OP1	12:AL:114:SER:HB3	2.10	0.51
1:AA:858:G:O2'	1:AA:859:G:H5''	2.10	0.51
1:AA:967:C:O5'	1:AA:967:C:H6	1.93	0.51
1:AA:1216:A:C2	1:AA:1217:C:C4	2.99	0.51
2:AB:40:ILE:HG21	2:AB:201:GLY:N	2.25	0.51
2:AB:49:PHE:CG	2:AB:212:TYR:OH	2.63	0.51
3:AC:76:ILE:CD1	3:AC:102:ILE:HG12	2.22	0.51
4:AD:55:ARG:HH12	4:AD:58:GLN:CG	2.15	0.51
5:AE:110:MET:HE3	5:AE:139:THR:CG2	2.40	0.51
6:AF:3:HIS:H	6:AF:92:THR:HG21	1.68	0.51
10:AJ:33:GLY:O	10:AJ:34:ALA:HB2	2.09	0.51
15:AO:23:SER:O	15:AO:24:THR:C	2.48	0.51
22:BA:26:G:C6	22:BA:27:G:N1	2.77	0.51
22:BA:31:C:O3'	22:BA:1238:G:H5'	2.10	0.51
22:BA:62:U:H5''	22:BA:63:A:OP1	2.11	0.51
22:BA:161:A:OP2	22:BA:162:U:H3'	2.09	0.51
22:BA:919:U:C3'	22:BA:919:U:C6	2.93	0.51
22:BA:945:A:H5'	22:BA:946:C:OP2	2.10	0.51
22:BA:1019:U:C2	22:BA:1142:A:N6	2.78	0.51
22:BA:1665:A:H5''	32:BK:66:LYS:HG3	1.92	0.51
22:BA:1867:G:H2'	22:BA:1868:C:C5'	2.39	0.51
22:BA:2092:U:O2'	22:BA:2093:G:P	2.69	0.51
22:BA:2231:U:H2'	22:BA:2232:C:C5'	2.40	0.51
22:BA:2888:C:H2'	22:BA:2889:C:C6	2.37	0.51
27:BF:27:VAL:O	27:BF:27:VAL:HG13	2.10	0.51
32:BK:77:ILE:HD12	32:BK:77:ILE:N	2.24	0.51
35:BN:52:ILE:HD12	35:BN:94:TYR:HB2	1.91	0.51

Continued on next page...

Continued from previous page...

Atom-1	Atom-2	Interatomic distance (Å)	Clash overlap (Å)
38:BQ:23:TYR:HB3	38:BQ:27:ARG:HB3	1.92	0.51
40:BS:69:LEU:HG	40:BS:107:VAL:HG13	1.91	0.51
40:BS:107:VAL:O	40:BS:107:VAL:HG12	2.09	0.51
53:CA:52:C:OP2	53:CA:52:C:H4'	2.10	0.51
53:CA:97:G:H2'	53:CA:98:A:O5'	2.09	0.51
53:CA:250:A:O2'	53:CA:251:G:H5''	2.10	0.51
53:CA:282:A:O2'	53:CA:283:U:H5'	2.10	0.51
53:CA:560:A:H5'	53:CA:566:G:H21	1.74	0.51
53:CA:807:A:H2'	53:CA:808:C:C6	2.45	0.51
53:CA:1146:A:C6	53:CA:1147:C:C4	2.98	0.51
53:CA:1298:U:C5	54:CG:113:LYS:HA	2.44	0.51
53:CA:1494:G:H5'	22:DA:1913:A:C5	2.45	0.51
3:CC:7:ASN:HD22	14:CN:89:ARG:HA	1.75	0.51
9:CI:5:TYR:N	9:CI:5:TYR:HD2	2.07	0.51
22:DA:31:C:H6	22:DA:31:C:O5'	1.93	0.51
22:DA:648:G:H2'	22:DA:649:G:C8	2.45	0.51
22:DA:830:G:H4'	22:DA:831:G:OP2	2.09	0.51
22:DA:845:A:C2	22:DA:847:U:N1	2.78	0.51
22:DA:987:C:O2'	22:DA:1000:A:N3	2.34	0.51
22:DA:1026:G:H2'	22:DA:1027:A:C8	2.45	0.51
22:DA:1068:G:C8	22:DA:1069:A:N7	2.78	0.51
22:DA:1281:G:N7	22:DA:1282:U:C5	2.79	0.51
22:DA:2151:U:C2	22:DA:2152:G:C8	2.98	0.51
22:DA:2250:G:N2	34:DM:82:MET:CB	2.73	0.51
24:DC:2:VAL:O	24:DC:3:VAL:CB	2.58	0.51
25:DD:32:ASN:HA	25:DD:51:THR:O	2.10	0.51
25:DD:116:LYS:HD3	35:DN:1:MET:HE2	1.92	0.51
26:DE:34:ALA:HA	26:DE:94:GLN:HG3	1.92	0.51
58:DF:59:ILE:CD1	58:DF:137:PHE:CZ	2.92	0.51
28:DG:91:VAL:HG23	28:DG:92:GLY:N	2.26	0.51
29:DH:80:ILE:CB	29:DH:101:ASP:CB	2.79	0.51
40:DS:20:VAL:CG1	40:DS:43:ALA:HB1	2.40	0.51
43:DV:21:ARG:HE	43:DV:87:GLN:CB	2.22	0.51
45:DX:77:TYR:CD1	45:DX:77:TYR:C	2.83	0.51
49:D1:8:ILE:CG2	49:D1:9:LYS:N	2.73	0.51
1:AA:195:A:O2'	1:AA:196:A:H5'	2.10	0.51
1:AA:571:U:C5'	1:AA:572:A:OP2	2.55	0.51
1:AA:602:A:C2'	1:AA:603:U:H5'	2.40	0.51
1:AA:604:G:C2	1:AA:635:A:C2	2.98	0.51
1:AA:1111:A:N1	3:AC:176:THR:HG23	2.24	0.51
1:AA:1350:A:H2	7:AG:33:GLY:HA3	1.75	0.51

Continued on next page...

Continued from previous page...

Atom-1	Atom-2	Interatomic distance (Å)	Clash overlap (Å)
1:AA:1508:A:H2'	1:AA:1509:C:C6	2.45	0.51
2:AB:53:LEU:N	2:AB:53:LEU:HD22	2.25	0.51
8:AH:17:GLN:NE2	8:AH:71:VAL:H	2.09	0.51
10:AJ:12:ALA:HB2	10:AJ:96:VAL:HG13	1.91	0.51
11:AK:60:PHE:O	11:AK:63:GLN:HB3	2.10	0.51
11:AK:122:PRO:HG2	21:AU:33:ARG:O	2.10	0.51
11:AK:125:LYS:O	11:AK:126:ARG:CB	2.57	0.51
13:AM:47:LEU:HD23	13:AM:51:GLN:HB3	1.93	0.51
17:AQ:11:VAL:HG12	17:AQ:12:VAL:H	1.74	0.51
18:AR:24:ASP:O	18:AR:27:THR:N	2.31	0.51
22:BA:646:U:H5'	22:BA:647:G:H5''	1.92	0.51
22:BA:675:A:C4	22:BA:804:A:C2	2.98	0.51
22:BA:958:U:H5''	34:BM:14:LYS:HE2	1.92	0.51
22:BA:1494:A:O2'	22:BA:1495:A:H5'	2.11	0.51
22:BA:1785:A:O2'	22:BA:1786:A:H2'	2.10	0.51
22:BA:2431:U:C6	22:BA:2431:U:C5'	2.80	0.51
22:BA:2470:G:C2'	22:BA:2471:A:H5'	2.41	0.51
29:BH:81:ALA:HB1	29:BH:146:VAL:HA	1.92	0.51
31:BJ:21:THR:O	31:BJ:23:LYS:N	2.43	0.51
33:BL:80:SER:HB3	33:BL:115:GLU:CD	2.31	0.51
34:BM:40:ARG:HB2	34:BM:93:VAL:HG22	1.90	0.51
37:BP:33:GLU:CG	37:BP:36:LYS:HD3	2.39	0.51
40:BS:95:ARG:O	40:BS:96:ILE:CG1	2.58	0.51
42:BU:13:LEU:HD12	42:BU:69:VAL:N	2.26	0.51
47:BZ:40:THR:HG23	47:BZ:43:ILE:HG23	1.91	0.51
49:B1:49:LYS:O	49:B1:50:GLU:HB3	2.10	0.51
53:CA:54:C:N4	53:CA:352:C:H2'	2.26	0.51
53:CA:330:C:O2'	53:CA:331:G:O5'	2.28	0.51
53:CA:533:A:O2'	53:CA:535:A:OP2	2.26	0.51
53:CA:1086:U:HO2'	53:CA:1087:G:H5'	1.74	0.51
53:CA:1144:G:H21	53:CA:1146:A:N6	2.08	0.51
3:CC:86:LEU:O	3:CC:90:VAL:HG22	2.09	0.51
8:CH:39:LEU:HB2	8:CH:45:ILE:CD1	2.41	0.51
10:CJ:65:TYR:HB3	14:CN:95:LEU:HD12	1.91	0.51
55:CM:69:ARG:HA	55:CM:72:ILE:CG2	2.41	0.51
14:CN:63:CYS:HB3	14:CN:68:ARG:H	1.76	0.51
18:CR:54:LEU:O	18:CR:58:ILE:HG13	2.10	0.51
22:DA:109:C:H4'	22:DA:348:A:H4'	1.91	0.51
22:DA:121:G:C2	22:DA:131:A:C5	2.98	0.51
22:DA:459:U:O2'	22:DA:460:A:C5'	2.59	0.51
22:DA:486:C:O5'	22:DA:486:C:H6	1.93	0.51

Continued on next page...

Continued from previous page...

Atom-1	Atom-2	Interatomic distance (Å)	Clash overlap (Å)
22:DA:504:A:O2'	22:DA:505:A:P	2.69	0.51
22:DA:560:C:O2'	38:DQ:47:ARG:NH1	2.44	0.51
22:DA:560:C:O5'	22:DA:560:C:H6	1.93	0.51
22:DA:589:U:C2	22:DA:590:A:N7	2.79	0.51
22:DA:1285:A:N6	22:DA:1329:U:C5	2.78	0.51
22:DA:1430:G:H2'	22:DA:1431:A:H8	1.74	0.51
22:DA:1566:A:H2	24:DC:212:TRP:HB2	1.74	0.51
22:DA:1683:U:O2'	22:DA:1684:G:C5'	2.59	0.51
22:DA:2201:G:H2'	22:DA:2202:U:C6	2.42	0.51
22:DA:2230:G:O3'	45:DX:29:LEU:HD12	2.10	0.51
22:DA:2544:G:H2'	22:DA:2545:G:C8	2.45	0.51
22:DA:2716:C:HO2'	22:DA:2717:C:H5'	1.73	0.51
24:DC:144:GLU:HB3	24:DC:187:CYS:CB	2.29	0.51
24:DC:211:ARG:HD2	24:DC:215:VAL:O	2.11	0.51
26:DE:147:LEU:CG	26:DE:186:VAL:HG23	2.39	0.51
58:DF:113:PHE:HE2	58:DF:116:LEU:HB2	1.75	0.51
28:DG:162:ARG:C	28:DG:163:TYR:HD2	2.13	0.51
33:DL:89:VAL:HG23	33:DL:121:THR:CG2	2.39	0.51
39:DR:55:ASP:CG	39:DR:56:GLY:H	2.13	0.51
40:DS:66:ILE:HA	40:DS:69:LEU:HD13	1.93	0.51
1:AA:185:U:H2'	1:AA:186:C:H6	1.75	0.51
1:AA:381:C:H2'	1:AA:382:A:O4'	2.10	0.51
1:AA:404:G:C2'	1:AA:405:U:H5'	2.40	0.51
1:AA:974:A:H4'	1:AA:975:A:C5'	2.31	0.51
1:AA:1160:G:HO2'	1:AA:1161:C:H6	1.58	0.51
1:AA:1239:A:H62	1:AA:1299:A:H61	1.51	0.51
1:AA:1429:A:H4'	22:BA:1703:G:O2'	2.09	0.51
1:AA:1508:A:H2'	1:AA:1509:C:H6	1.75	0.51
2:AB:61:SER:HA	2:AB:223:GLY:C	2.31	0.51
3:AC:6:PRO:HG3	3:AC:183:TYR:CG	2.45	0.51
3:AC:116:ALA:HB1	3:AC:186:SER:HB2	1.92	0.51
5:AE:152:VAL:O	5:AE:156:ARG:HB2	2.10	0.51
6:AF:3:HIS:HB2	6:AF:92:THR:CG2	2.36	0.51
11:AK:35:ASP:OD2	11:AK:39:ASN:HB2	2.10	0.51
13:AM:10:ASP:O	13:AM:11:HIS:HB2	2.10	0.51
13:AM:89:ARG:HH11	13:AM:94:LEU:HB3	1.76	0.51
14:AN:20:PHE:HA	14:AN:24:ALA:CB	2.40	0.51
22:BA:142:A:O2'	22:BA:143:C:O4'	2.28	0.51
22:BA:320:A:O2'	22:BA:322:A:H8	1.93	0.51
22:BA:588:U:O4	22:BA:670:A:H1'	2.09	0.51
22:BA:627:A:C6	22:BA:637:A:C8	2.99	0.51

Continued on next page...

Continued from previous page...

Atom-1	Atom-2	Interatomic distance (Å)	Clash overlap (Å)
22:BA:959:A:H2	22:BA:2494:G:H22	1.56	0.51
22:BA:1607:C:H4'	22:BA:1608:A:O5'	2.11	0.51
22:BA:1774:C:O5'	22:BA:1774:C:H6	1.93	0.51
22:BA:1857:G:O2'	22:BA:1858:A:OP2	2.23	0.51
22:BA:2196:C:O2'	22:BA:2197:U:H5'	2.10	0.51
22:BA:2476:A:C2'	22:BA:2477:U:H5'	2.40	0.51
22:BA:2496:C:O2'	22:BA:2497:A:H5'	2.10	0.51
22:BA:2817:U:H2'	22:BA:2818:U:O5'	2.10	0.51
29:BH:132:PHE:CG	29:BH:133:GLN:N	2.78	0.51
37:BP:57:ALA:HB2	37:BP:74:GLN:HA	1.92	0.51
38:BQ:63:ARG:NH2	38:BQ:95:ALA:C	2.64	0.51
47:BZ:15:ARG:O	47:BZ:20:LYS:HE2	2.10	0.51
53:CA:43:C:O2'	53:CA:44:A:H5'	2.10	0.51
53:CA:457:G:C8	53:CA:457:G:OP2	2.63	0.51
53:CA:631:C:H5''	53:CA:632:U:O4'	2.09	0.51
53:CA:947:G:P	55:CM:106:ARG:HG3	2.51	0.51
53:CA:1343:G:H2'	53:CA:1344:C:H6	1.76	0.51
2:CB:212:TYR:CD2	2:CB:215:ALA:HB3	2.46	0.51
5:CE:38:VAL:HG23	5:CE:66:ALA:HB1	1.93	0.51
8:CH:28:SER:HB3	8:CH:56:PRO:HB2	1.91	0.51
55:CM:8:ILE:N	55:CM:9:PRO:CD	2.73	0.51
55:CM:23:GLY:O	55:CM:24:VAL:HG13	2.10	0.51
55:CM:46:GLU:O	55:CM:47:LEU:HB2	2.10	0.51
15:CO:63:ARG:NH2	22:DA:715:A:H5'	2.23	0.51
19:CS:16:LYS:O	19:CS:17:LYS:HD3	2.10	0.51
22:DA:95:A:H2'	22:DA:96:C:C4'	2.40	0.51
22:DA:200:U:O4	22:DA:248:G:C2	2.64	0.51
22:DA:231:A:O2'	22:DA:232:G:H5'	2.11	0.51
22:DA:260:G:C6	22:DA:261:G:N7	2.78	0.51
22:DA:301:G:C5	22:DA:302:C:N4	2.79	0.51
22:DA:477:A:O2'	22:DA:478:A:C8	2.45	0.51
22:DA:478:A:C2	22:DA:480:A:C8	2.98	0.51
22:DA:627:A:O2'	22:DA:628:G:P	2.69	0.51
22:DA:691:C:O5'	22:DA:691:C:H6	1.94	0.51
22:DA:1009:A:O2'	22:DA:1010:A:C8	2.49	0.51
22:DA:1025:G:H1'	22:DA:1135:C:O4'	2.10	0.51
22:DA:1905:C:O2'	22:DA:1929:G:H1'	2.10	0.51
22:DA:2409:G:O2'	22:DA:2410:G:O4'	2.14	0.51
22:DA:2575:C:H4'	25:DD:148:GLN:O	2.10	0.51
22:DA:2660:A:C2	22:DA:2661:G:C5	2.98	0.51
22:DA:2683:C:H5''	37:DP:55:HIS:HB3	1.92	0.51

Continued on next page...

Continued from previous page...

Atom-1	Atom-2	Interatomic distance (Å)	Clash overlap (Å)
22:DA:2725:A:C4	22:DA:2727:A:C8	2.99	0.51
22:DA:2852:G:H2'	22:DA:2853:C:O4'	2.10	0.51
22:DA:2887:A:H1'	48:D0:39:ARG:HH22	1.76	0.51
22:DA:2893:A:O4'	22:DA:2894:G:C2	2.63	0.51
24:DC:231:HIS:O	24:DC:232:GLY:C	2.48	0.51
26:DE:130:LYS:HB3	26:DE:133:LEU:CB	2.25	0.51
26:DE:134:LEU:O	26:DE:138:LEU:HG	2.10	0.51
29:DH:8:LYS:HD2	29:DH:8:LYS:C	2.30	0.51
29:DH:41:LYS:N	29:DH:44:ILE:HG23	2.22	0.51
30:DI:132:ALA:CB	30:DI:137:LEU:HD12	2.40	0.51
38:DQ:46:TYR:HD1	39:DR:74:ILE:HG21	1.75	0.51
40:DS:22:ASP:HA	40:DS:25:ARG:HH12	1.75	0.51
41:DT:64:LYS:HA	41:DT:79:ASP:OD1	2.09	0.51
45:DX:30:PRO:CG	45:DX:32:LEU:HD21	2.40	0.51
47:DZ:32:GLY:C	47:DZ:34:THR:H	2.14	0.51
50:D2:34:ARG:HH11	50:D2:39:ARG:HG2	1.73	0.51
1:AA:179:A:O2'	1:AA:180:U:H5'	2.09	0.51
1:AA:184:G:O2'	1:AA:185:U:C6	2.64	0.51
1:AA:404:G:H2'	1:AA:405:U:O4'	2.10	0.51
1:AA:673:A:H2'	1:AA:674:G:C8	2.46	0.51
1:AA:809:G:C6	1:AA:810:C:C5	2.99	0.51
1:AA:827:U:H2'	1:AA:870:U:O4	2.11	0.51
1:AA:1240:U:H3	7:AG:29:LEU:HD23	1.74	0.51
1:AA:1433:A:H2'	1:AA:1434:A:C8	2.46	0.51
1:AA:1478:U:H2'	1:AA:1479:C:C6	2.45	0.51
6:AF:2:ARG:HH21	6:AF:68:GLN:NE2	2.08	0.51
14:AN:2:LYS:HD3	14:AN:5:MET:CG	2.37	0.51
20:AT:2:ASN:O	20:AT:3:ILE:C	2.48	0.51
22:BA:163:C:O2'	22:BA:164:C:P	2.68	0.51
22:BA:536:G:C2'	22:BA:537:G:H5'	2.39	0.51
22:BA:610:C:H2'	22:BA:611:C:H6	1.74	0.51
22:BA:901:C:H2'	22:BA:902:C:H6	1.75	0.51
22:BA:1069:A:N1	22:BA:1074:G:N7	2.59	0.51
22:BA:1196:C:O4'	22:BA:1226:A:C2	2.64	0.51
22:BA:1682:G:H2'	22:BA:1683:U:C5	2.43	0.51
22:BA:1734:G:C4	22:BA:1735:A:N7	2.79	0.51
22:BA:1833:C:C4	22:BA:1834:U:C5	2.98	0.51
22:BA:1866:A:O2'	22:BA:1867:G:C5'	2.57	0.51
22:BA:2109:U:O4	22:BA:2110:G:C5	2.63	0.51
22:BA:2420:C:O2'	22:BA:2421:G:H5'	2.09	0.51
22:BA:2531:A:C8	28:BG:174:LYS:NZ	2.79	0.51

Continued on next page...

Continued from previous page...

Atom-1	Atom-2	Interatomic distance (Å)	Clash overlap (Å)
22:BA:2726:A:N3	32:BK:67:LYS:NZ	2.59	0.51
24:BC:41:GLY:N	24:BC:53:ILE:CG2	2.74	0.51
28:BG:31:GLU:O	28:BG:31:GLU:HG3	2.09	0.51
30:BI:33:ASN:HB3	30:BI:36:GLU:CB	2.38	0.51
31:BJ:43:GLU:O	31:BJ:45:THR:O	2.28	0.51
33:BL:75:ALA:O	33:BL:108:ALA:HA	2.10	0.51
34:BM:31:PHE:CZ	34:BM:110:GLU:HG2	2.46	0.51
40:BS:1:MET:HE3	40:BS:1:MET:HA	1.93	0.51
40:BS:32:ALA:HB1	40:BS:51:LEU:HD22	1.92	0.51
41:BT:39:THR:HB	41:BT:42:GLU:H	1.76	0.51
44:BW:39:GLN:HG2	44:BW:40:ARG:N	2.25	0.51
53:CA:71:A:O2'	53:CA:72:A:O4'	2.20	0.51
53:CA:512:U:O2'	53:CA:513:C:C5'	2.58	0.51
53:CA:597:G:N7	53:CA:598:U:C5	2.79	0.51
53:CA:733:G:O2'	53:CA:734:G:C5'	2.58	0.51
53:CA:1084:G:OP1	53:CA:1086:U:C5	2.63	0.51
53:CA:1147:C:O2'	53:CA:1148:U:C6	2.64	0.51
53:CA:1226:C:OP2	55:CM:94:LEU:HD22	2.09	0.51
53:CA:1308:U:H5	55:CM:97:ARG:NH1	2.08	0.51
53:CA:1383:C:H2'	53:CA:1384:C:H5'	1.93	0.51
53:CA:1494:G:H2'	53:CA:1495:U:O5'	2.10	0.51
2:CB:164:ASP:CG	2:CB:203:ASP:HB2	2.31	0.51
5:CE:38:VAL:HG12	5:CE:39:GLY:H	1.75	0.51
6:CF:32:ALA:O	6:CF:33:GLU:HB2	2.09	0.51
9:CI:70:GLY:O	9:CI:73:GLY:N	2.43	0.51
10:CJ:10:LEU:HD23	10:CJ:98:VAL:HG22	1.93	0.51
11:CK:41:LEU:HD22	11:CK:76:TYR:CE2	2.46	0.51
19:CS:52:ASN:OD1	19:CS:57:VAL:HG13	2.11	0.51
21:CU:16:ARG:HA	21:CU:16:ARG:HE	1.76	0.51
22:DA:340:A:H2'	22:DA:341:C:C5'	2.41	0.51
22:DA:484:C:O2'	22:DA:485:C:C6	2.55	0.51
22:DA:532:A:N1	22:DA:2020:A:H1'	2.25	0.51
22:DA:545:U:H6	22:DA:545:U:H3'	1.76	0.51
22:DA:657:U:H2'	22:DA:658:U:H6	1.75	0.51
22:DA:732:C:N4	22:DA:733:G:C6	2.79	0.51
22:DA:789:A:H5'	50:D2:4:THR:HG21	1.92	0.51
22:DA:1060:U:O4'	22:DA:1061:U:C2'	2.59	0.51
22:DA:1156:A:H5''	22:DA:1157:G:OP2	2.10	0.51
22:DA:1300:G:H5'	22:DA:1301:A:C2	2.45	0.51
22:DA:1550:C:C2'	22:DA:1551:A:H5'	2.41	0.51
22:DA:1605:C:C4'	22:DA:1610:A:C6	2.87	0.51

Continued on next page...

Continued from previous page...

Atom-1	Atom-2	Interatomic distance (Å)	Clash overlap (Å)
22:DA:2074:U:H2'	22:DA:2075:U:C6	2.46	0.51
22:DA:2217:G:O2'	22:DA:2218:G:O4'	2.25	0.51
22:DA:2567:G:H2'	22:DA:2568:U:C6	2.46	0.51
22:DA:2654:A:C4	22:DA:2656:U:N3	2.79	0.51
22:DA:2834:G:H1'	22:DA:2879:A:H61	1.73	0.51
22:DA:2866:U:H4'	22:DA:2867:G:O5'	2.10	0.51
57:DB:21:G:C2'	57:DB:22:U:H5'	2.41	0.51
57:DB:27:C:O2'	57:DB:28:C:H5'	2.11	0.51
26:DE:9:GLN:O	26:DE:9:GLN:HG3	2.11	0.51
28:DG:7:PRO:HB3	28:DG:48:THR:HB	1.92	0.51
32:DK:40:LYS:HZ1	32:DK:89:ASN:HD21	1.58	0.51
35:DN:33:ILE:O	35:DN:34:ILE:HG13	2.10	0.51
37:DP:19:PHE:HE1	37:DP:58:PHE:CZ	2.29	0.51
38:DQ:40:LYS:CD	38:DQ:44:TYR:CE2	2.89	0.51
45:DX:3:VAL:O	45:DX:3:VAL:HG23	2.09	0.51
1:AA:66:A:C2	1:AA:67:C:C6	2.98	0.51
1:AA:322:C:O2'	20:AT:17:ARG:HG3	2.10	0.51
1:AA:488:C:HO2'	1:AA:489:C:H5'	1.76	0.51
1:AA:542:G:O2'	1:AA:543:U:H5'	2.09	0.51
1:AA:725:G:H2'	1:AA:726:C:C6	2.43	0.51
1:AA:966:G:H2'	1:AA:967:C:C6	2.45	0.51
1:AA:1160:G:C6	1:AA:1181:G:O6	2.63	0.51
1:AA:1295:U:H6	1:AA:1295:U:O5'	1.94	0.51
7:AG:13:PRO:HB2	7:AG:18:GLY:HA2	1.91	0.51
8:AH:30:LYS:HA	8:AH:30:LYS:CE	2.40	0.51
16:AP:10:GLY:O	16:AP:11:ALA:CB	2.59	0.51
22:BA:310:A:O2'	22:BA:311:A:P	2.68	0.51
22:BA:919:U:H6	22:BA:919:U:C5'	2.23	0.51
22:BA:962:G:P	62:BA:3352:HOH:O	2.68	0.51
22:BA:1135:C:H2'	22:BA:1137:G:OP2	2.10	0.51
22:BA:1254:A:H5''	22:BA:1255:U:C5'	2.40	0.51
22:BA:2148:G:O2'	22:BA:2149:U:C4'	2.58	0.51
22:BA:2508:G:C6	22:BA:2582:G:O6	2.64	0.51
22:BA:2698:U:H2'	22:BA:2699:C:H6	1.73	0.51
22:BA:2836:U:H2'	22:BA:2837:A:C8	2.45	0.51
24:BC:57:HIS:ND1	24:BC:58:LYS:N	2.56	0.51
24:BC:252:LYS:HB2	24:BC:252:LYS:NZ	2.26	0.51
25:BD:12:THR:HG23	25:BD:13:ARG:H	1.69	0.51
30:BI:135:MET:HG2	30:BI:137:LEU:HG	1.92	0.51
31:BJ:17:VAL:HA	31:BJ:55:ILE:O	2.10	0.51
33:BL:96:LYS:HG3	33:BL:101:ILE:HG22	1.92	0.51

Continued on next page...

Continued from previous page...

Atom-1	Atom-2	Interatomic distance (Å)	Clash overlap (Å)
36:BO:67:ASN:O	36:BO:68:LYS:C	2.49	0.51
37:BP:33:GLU:HB3	37:BP:36:LYS:H	1.76	0.51
44:BW:24:ARG:CD	44:BW:24:ARG:C	2.77	0.51
45:BX:1:SER:O	45:BX:3:VAL:N	2.43	0.51
49:B1:8:ILE:H	49:B1:23:THR:HA	1.76	0.51
53:CA:166:U:OP2	53:CA:166:U:H6	1.92	0.51
53:CA:255:G:H4'	17:CQ:17:GLU:O	2.11	0.51
53:CA:518:C:H2'	53:CA:530:G:C8	2.45	0.51
53:CA:624:C:O2'	56:CP:10:GLY:HA2	2.09	0.51
53:CA:1073:U:C2	53:CA:1074:G:C8	2.99	0.51
53:CA:1279:G:H5''	10:CJ:9:ARG:NH2	2.12	0.51
53:CA:1416:G:H22	53:CA:1485:U:H1'	1.74	0.51
2:CB:56:LEU:HD22	2:CB:59:ILE:HD11	1.93	0.51
3:CC:113:LYS:HA	3:CC:184:ASN:HB3	1.93	0.51
8:CH:30:LYS:O	8:CH:33:VAL:N	2.43	0.51
9:CI:114:LYS:HD2	9:CI:120:ALA:O	2.09	0.51
12:CL:82:ARG:HB2	12:CL:97:VAL:HG12	1.91	0.51
55:CM:13:HIS:HA	55:CM:43:LYS:HG2	1.93	0.51
17:CQ:3:LYS:HZ2	17:CQ:6:THR:CG2	2.22	0.51
17:CQ:19:SER:HB3	17:CQ:70:LYS:HZ1	1.74	0.51
22:DA:70:G:H4'	22:DA:71:A:OP1	2.10	0.51
22:DA:298:G:HO2'	22:DA:322:A:H2	1.58	0.51
22:DA:301:G:C6	22:DA:317:G:C6	2.98	0.51
22:DA:325:G:HO2'	22:DA:326:G:H8	1.57	0.51
22:DA:335:C:O2'	22:DA:336:C:C6	2.34	0.51
22:DA:455:C:N3	22:DA:473:G:H5'	2.25	0.51
22:DA:477:A:O2'	22:DA:478:A:O5'	2.28	0.51
22:DA:478:A:C6	22:DA:480:A:C6	2.99	0.51
22:DA:492:A:O2'	22:DA:493:G:C5'	2.58	0.51
22:DA:575:A:O2'	22:DA:576:U:H6	1.94	0.51
22:DA:621:A:O2'	22:DA:622:G:O5'	2.28	0.51
22:DA:687:C:O2'	22:DA:688:U:H5'	2.11	0.51
22:DA:749:A:C4	22:DA:750:A:C8	2.98	0.51
22:DA:821:A:N7	22:DA:946:C:C4	2.79	0.51
22:DA:1062:G:C4	22:DA:1063:G:C8	2.98	0.51
22:DA:1324:G:H5''	22:DA:1325:U:H5''	1.93	0.51
22:DA:1383:A:C2	22:DA:1384:A:C5	2.99	0.51
22:DA:1782:U:O2'	22:DA:1783:A:C5'	2.58	0.51
22:DA:1819:A:OP1	24:DC:154:ALA:HA	2.11	0.51
22:DA:1935:G:H1'	22:DA:1964:G:C2	2.41	0.51
22:DA:2011:U:C2'	22:DA:2012:G:H5'	2.41	0.51

Continued on next page...

Continued from previous page...

Atom-1	Atom-2	Interatomic distance (Å)	Clash overlap (Å)
22:DA:2136:G:O6	22:DA:2156:G:C2	2.63	0.51
22:DA:2140:G:C6	22:DA:2152:G:C6	2.98	0.51
22:DA:2392:A:C8	22:DA:2429:G:N1	2.79	0.51
22:DA:2511:U:H2'	22:DA:2512:C:H5'	1.92	0.51
22:DA:2741:A:H2'	22:DA:2742:G:O4'	2.11	0.51
58:DF:30:VAL:CG1	58:DF:168:LEU:HD23	2.39	0.51
58:DF:39:VAL:CB	58:DF:49:LEU:HG	2.40	0.51
32:DK:104:THR:OG1	32:DK:106:GLU:HB2	2.11	0.51
35:DN:35:LYS:NZ	35:DN:112:TYR:CE1	2.77	0.51
39:DR:70:GLU:CD	39:DR:70:GLU:H	2.14	0.51
41:DT:64:LYS:HD2	41:DT:64:LYS:N	2.25	0.51
46:DY:22:LEU:HG	46:DY:23:ARG:H	1.74	0.51
1:AA:52:C:H2'	1:AA:53:A:H8	1.74	0.51
1:AA:217:C:O2'	1:AA:218:U:H5'	2.09	0.51
1:AA:374:A:H2'	1:AA:375:U:H6	1.76	0.51
1:AA:465:A:H2'	1:AA:466:A:O4'	2.10	0.51
1:AA:1080:A:OP1	5:AE:51:LYS:HE3	2.11	0.51
1:AA:1241:G:C2	1:AA:1242:G:C5	2.99	0.51
1:AA:1526:G:OP2	21:AU:38:GLU:HB2	2.10	0.51
3:AC:5:HIS:CD2	3:AC:7:ASN:HB3	2.46	0.51
3:AC:76:ILE:HD11	3:AC:102:ILE:CG1	2.22	0.51
8:AH:64:TYR:N	8:AH:64:TYR:CD1	2.78	0.51
13:AM:2:ARG:HA	13:AM:7:ASN:O	2.11	0.51
15:AO:86:LEU:C	15:AO:88:ARG:H	2.13	0.51
22:BA:12:U:H2'	22:BA:13:A:O5'	2.11	0.51
22:BA:876:C:O2'	22:BA:877:A:H5'	2.10	0.51
22:BA:1042:G:C2'	22:BA:1043:C:H5'	2.41	0.51
22:BA:1613:G:C2	22:BA:1619:G:C5	2.99	0.51
22:BA:1858:A:OP2	22:BA:1858:A:H8	1.94	0.51
22:BA:2508:G:H1'	22:BA:2554:U:HO2'	1.73	0.51
25:BD:151:THR:HB	25:BD:152:PRO:HD3	1.93	0.51
27:BF:107:VAL:N	27:BF:108:PRO:HD2	2.25	0.51
30:BI:89:SER:OG	30:BI:135:MET:HA	2.11	0.51
32:BK:49:ARG:O	32:BK:50:GLY:O	2.29	0.51
32:BK:121:GLU:O	32:BK:122:VAL:C	2.49	0.51
33:BL:65:GLY:O	33:BL:66:PHE:CB	2.57	0.51
33:BL:110:VAL:O	33:BL:111:ILE:CB	2.43	0.51
34:BM:73:ILE:HG21	34:BM:91:TYR:CE1	2.46	0.51
36:BO:39:VAL:HG12	36:BO:39:VAL:O	2.10	0.51
41:BT:39:THR:HG22	41:BT:42:GLU:H	1.74	0.51
43:BV:6:ALA:HB2	43:BV:42:LEU:CD2	2.41	0.51

Continued on next page...

Continued from previous page...

Atom-1	Atom-2	Interatomic distance (Å)	Clash overlap (Å)
45:BX:71:ARG:HE	45:BX:77:TYR:HE2	1.59	0.51
49:B1:25:ASN:ND2	49:B1:28:THR:HG23	2.26	0.51
50:B2:12:ARG:HG3	50:B2:13:ASN:HD22	1.75	0.51
53:CA:5:U:H4'	53:CA:6:G:H5''	1.93	0.51
53:CA:106:C:O2	53:CA:379:C:H4'	2.11	0.51
53:CA:374:A:H2'	53:CA:375:U:H6	1.73	0.51
53:CA:705:G:H2'	53:CA:706:A:C8	2.46	0.51
53:CA:756:C:O2'	53:CA:757:U:H5'	2.10	0.51
53:CA:819:A:H4'	53:CA:820:U:OP2	2.10	0.51
53:CA:876:C:O2'	8:CH:11:THR:HG21	2.11	0.51
53:CA:918:A:H2'	53:CA:919:A:C8	2.46	0.51
53:CA:988:G:H2'	53:CA:989:U:H5'	1.91	0.51
53:CA:1014:A:H5'	19:CS:17:LYS:HE3	1.93	0.51
53:CA:1026:G:H22	53:CA:1036:A:H61	1.58	0.51
53:CA:1097:C:H2'	53:CA:1098:C:H6	1.72	0.51
53:CA:1114:C:O2	14:CN:99:SER:HB3	2.11	0.51
53:CA:1200:C:HO2'	53:CA:1201:A:P	2.32	0.51
2:CB:93:HIS:HB2	2:CB:146:SER:HA	1.93	0.51
6:CF:2:ARG:HG2	6:CF:4:TYR:CZ	2.46	0.51
8:CH:75:GLN:O	8:CH:126:CYS:CB	2.58	0.51
10:CJ:48:ARG:HB3	14:CN:100:TRP:HZ2	1.75	0.51
55:CM:23:GLY:HA3	55:CM:64:VAL:HG13	1.93	0.51
14:CN:62:ARG:HE	14:CN:69:PRO:HA	1.75	0.51
19:CS:50:VAL:CG2	19:CS:74:ALA:HB2	2.41	0.51
19:CS:79:TYR:CD1	19:CS:80:ARG:HD2	2.46	0.51
22:DA:14:A:C5	22:DA:526:A:C2	2.99	0.51
22:DA:100:U:OP1	22:DA:100:U:C6	2.64	0.51
22:DA:188:G:C2'	22:DA:189:G:H5'	2.40	0.51
22:DA:460:A:N6	22:DA:470:A:C8	2.78	0.51
22:DA:533:G:O5'	38:DQ:23:TYR:CD2	2.64	0.51
22:DA:782:A:OP1	22:DA:782:A:C8	2.64	0.51
22:DA:1062:G:N2	22:DA:1077:A:H2	2.09	0.51
22:DA:1083:U:H1'	22:DA:1086:A:C2	2.46	0.51
22:DA:1272:A:C2	22:DA:1618:A:C2	2.99	0.51
22:DA:1373:A:H2'	22:DA:1374:G:O4'	2.11	0.51
22:DA:1411:U:H2'	22:DA:1412:U:C6	2.45	0.51
22:DA:1425:G:H2'	22:DA:1426:G:O4'	2.10	0.51
22:DA:2712:C:C2	22:DA:2715:C:OP1	2.64	0.51
22:DA:2751:G:H4'	28:DG:3:VAL:CG1	2.40	0.51
22:DA:2880:C:O2'	22:DA:2881:U:H5'	2.11	0.51
24:DC:77:VAL:HA	24:DC:92:LEU:O	2.10	0.51

Continued on next page...

Continued from previous page...

Atom-1	Atom-2	Interatomic distance (Å)	Clash overlap (Å)
25:DD:78:GLY:C	25:DD:80:TRP:CZ3	2.83	0.51
58:DF:31:GLU:O	58:DF:95:MET:HE2	2.09	0.51
58:DF:65:LEU:H	58:DF:65:LEU:CD2	2.21	0.51
29:DH:41:LYS:CA	29:DH:44:ILE:HG12	2.34	0.51
29:DH:99:ILE:HG22	29:DH:100:ALA:N	2.26	0.51
29:DH:147:VAL:O	29:DH:148:ALA:HB3	2.10	0.51
30:DI:52:LEU:HD12	30:DI:53:PRO:CD	2.41	0.51
33:DL:50:PHE:CE2	33:DL:53:GLY:N	2.79	0.51
36:DO:68:LYS:HB2	36:DO:68:LYS:NZ	2.26	0.51
39:DR:37:GLU:HB2	39:DR:53:PHE:CG	2.45	0.51
40:DS:49:LYS:NZ	40:DS:49:LYS:CB	2.70	0.51
41:DT:10:VAL:HG23	41:DT:11:LEU:N	2.24	0.51
41:DT:39:THR:HG21	41:DT:42:GLU:CG	2.41	0.51
42:DU:33:VAL:O	42:DU:34:ILE:CG1	2.49	0.51
43:DV:30:ILE:HA	43:DV:91:PHE:O	2.11	0.51
45:DX:32:LEU:N	45:DX:32:LEU:HD22	2.26	0.51
46:DY:28:LEU:C	46:DY:28:LEU:HD13	2.31	0.51
46:DY:49:ASP:O	46:DY:52:ARG:HB2	2.11	0.51
50:D2:46:LYS:HD2	50:D2:46:LYS:N	2.25	0.51
1:AA:35:G:H2'	1:AA:36:C:C6	2.46	0.51
1:AA:433:G:H2'	1:AA:434:U:C5'	2.38	0.51
1:AA:579:A:H2'	1:AA:580:C:H6	1.76	0.51
1:AA:858:G:H2'	1:AA:859:G:H5'	1.92	0.51
2:AB:123:GLY:O	2:AB:125:PHE:HD2	1.94	0.51
2:AB:130:LYS:HA	2:AB:130:LYS:NZ	2.25	0.51
3:AC:6:PRO:CG	3:AC:183:TYR:CG	2.93	0.51
4:AD:75:TYR:CD1	4:AD:75:TYR:C	2.84	0.51
4:AD:151:GLN:O	4:AD:152:SER:C	2.48	0.51
5:AE:152:VAL:O	5:AE:155:LYS:NZ	2.44	0.51
6:AF:39:LEU:O	6:AF:40:GLU:HG2	2.11	0.51
7:AG:96:ASN:O	7:AG:100:MET:HG3	2.10	0.51
11:AK:110:THR:HG22	21:AU:4:LYS:HB2	1.93	0.51
12:AL:74:GLN:O	12:AL:75:GLU:C	2.49	0.51
18:AR:59:LYS:HA	18:AR:62:ARG:HD2	1.92	0.51
21:AU:38:GLU:OE2	21:AU:41:THR:HG21	2.10	0.51
22:BA:535:G:H2'	22:BA:536:G:H5'	1.92	0.51
22:BA:740:C:O5'	22:BA:740:C:H6	1.94	0.51
22:BA:958:U:C2	23:BB:89:U:H1'	2.46	0.51
22:BA:994:C:H1'	39:BR:10:LYS:HZ3	1.73	0.51
22:BA:1045:C:C3'	22:BA:1046:A:H5'	2.41	0.51
22:BA:1057:A:N7	22:BA:1086:A:H2'	2.25	0.51

Continued on next page...

Continued from previous page...

Atom-1	Atom-2	Interatomic distance (Å)	Clash overlap (Å)
22:BA:1103:A:H2'	22:BA:1104:C:H5'	1.92	0.51
22:BA:1446:C:H2'	22:BA:1447:C:H6	1.76	0.51
22:BA:1568:G:OP1	24:BC:62:ARG:NH1	2.44	0.51
22:BA:2689:U:C4'	22:BA:2690:U:OP2	2.58	0.51
24:BC:161:VAL:CG1	24:BC:173:LEU:HG	2.41	0.51
26:BE:143:LEU:HD13	26:BE:146:VAL:HG11	1.93	0.51
26:BE:152:GLU:HA	26:BE:152:GLU:OE2	2.10	0.51
26:BE:160:ALA:O	26:BE:161:ALA:CB	2.59	0.51
28:BG:96:ALA:O	28:BG:97:VAL:HB	2.10	0.51
29:BH:90:LEU:HD22	29:BH:123:ARG:HA	1.93	0.51
32:BK:7:MET:C	32:BK:8:LEU:CD2	2.77	0.51
33:BL:28:GLY:O	33:BL:29:LYS:O	2.28	0.51
33:BL:92:LEU:HD21	33:BL:124:GLY:CA	2.40	0.51
35:BN:84:GLY:N	35:BN:85:PRO:HD2	2.25	0.51
35:BN:103:ARG:CD	35:BN:110:MET:HE3	2.20	0.51
37:BP:9:GLN:C	37:BP:11:GLN:H	2.14	0.51
37:BP:30:TRP:CH2	37:BP:39:LEU:HD11	2.46	0.51
37:BP:95:LYS:HG2	37:BP:97:TYR:CE1	2.46	0.51
53:CA:78:A:H2'	53:CA:79:G:H8	1.70	0.51
53:CA:413:G:C6	4:CD:32:LYS:HE3	2.46	0.51
53:CA:522:C:O2'	53:CA:523:A:H5'	2.11	0.51
53:CA:543:U:C2'	53:CA:544:G:H5'	2.41	0.51
53:CA:1165:U:H2'	53:CA:1166:G:H5'	1.93	0.51
53:CA:1299:A:N3	53:CA:1299:A:C2'	2.56	0.51
53:CA:1348:U:O2'	53:CA:1349:A:C5'	2.58	0.51
53:CA:1484:C:H2'	53:CA:1485:U:O4'	2.11	0.51
2:CB:9:LEU:O	2:CB:10:LYS:HB3	2.11	0.51
2:CB:150:ILE:HD11	2:CB:153:MET:HE2	1.93	0.51
3:CC:24:ASN:O	3:CC:28:PHE:HB2	2.11	0.51
6:CF:26:THR:HG22	6:CF:36:ILE:HD13	1.91	0.51
8:CH:41:GLU:OE2	8:CH:41:GLU:HA	2.10	0.51
10:CJ:52:LEU:CD2	10:CJ:59:LYS:HA	2.39	0.51
12:CL:85:ARG:HA	12:CL:93:ARG:HA	1.93	0.51
20:CT:32:LYS:O	20:CT:36:ALA:HB3	2.11	0.51
20:CT:73:ARG:CG	20:CT:73:ARG:NH1	2.43	0.51
22:DA:40:U:C4	22:DA:41:C:C4	2.98	0.51
22:DA:86:G:O2'	22:DA:87:U:H5'	2.10	0.51
22:DA:111:A:N1	22:DA:112:U:C2	2.79	0.51
22:DA:740:C:C5	22:DA:1981:A:N1	2.79	0.51
22:DA:785:G:O2'	22:DA:1779:U:C5'	2.59	0.51
22:DA:1038:G:N1	22:DA:1118:C:C4	2.79	0.51

Continued on next page...

Continued from previous page...

Atom-1	Atom-2	Interatomic distance (Å)	Clash overlap (Å)
22:DA:1312:U:O2'	22:DA:1314:C:N4	2.44	0.51
22:DA:1439:A:H1'	22:DA:1553:A:H61	1.72	0.51
22:DA:1440:U:O2'	22:DA:1441:G:C5'	2.54	0.51
22:DA:1445:G:C2'	22:DA:1446:C:H5'	2.41	0.51
22:DA:1476:U:O2'	22:DA:1477:A:H5'	2.11	0.51
22:DA:1734:G:N3	22:DA:1735:A:C8	2.79	0.51
22:DA:1735:A:C2	22:DA:1736:U:C2	2.98	0.51
22:DA:1739:A:C2	22:DA:1740:G:C4	2.99	0.51
22:DA:2287:A:C6	22:DA:2289:G:C5	2.98	0.51
22:DA:2690:U:H3'	22:DA:2691:C:H5'	1.93	0.51
22:DA:2875:C:O2'	22:DA:2876:G:C8	2.33	0.51
24:DC:38:LYS:HE2	24:DC:55:GLY:H	1.76	0.51
24:DC:86:ARG:HB3	24:DC:86:ARG:CZ	2.41	0.51
24:DC:161:VAL:HG11	24:DC:173:LEU:HB2	1.92	0.51
25:DD:9:VAL:O	37:DP:4:ILE:HD11	2.10	0.51
26:DE:45:ALA:O	26:DE:46:GLN:HB2	2.10	0.51
31:DJ:77:HIS:CE1	31:DJ:83:GLY:HA3	2.46	0.51
40:DS:25:ARG:HH11	40:DS:25:ARG:CB	2.24	0.51
41:DT:20:ALA:CB	41:DT:31:VAL:HG21	2.35	0.51
50:D2:41:ARG:HB3	50:D2:44:VAL:CG1	2.40	0.51
1:AA:91:U:C2'	1:AA:92:U:O4'	2.59	0.51
1:AA:184:G:H2'	1:AA:185:U:C6	2.46	0.51
1:AA:290:C:O2'	1:AA:291:U:H5'	2.11	0.51
1:AA:461:A:N3	1:AA:461:A:C3'	2.73	0.51
1:AA:532:A:N7	3:AC:192:TYR:HB3	2.26	0.51
1:AA:614:C:C2'	1:AA:615:G:O5'	2.59	0.51
1:AA:778:G:C5	1:AA:779:C:C5	2.99	0.51
1:AA:1005:A:C2	1:AA:1006:G:H1'	2.46	0.51
1:AA:1322:C:O2'	1:AA:1323:G:P	2.68	0.51
3:AC:21:TRP:CZ3	3:AC:23:ALA:HB3	2.46	0.51
4:AD:2:ARG:CZ	4:AD:114:ARG:CD	2.89	0.51
12:AL:41:PRO:HA	12:AL:88:ASP:O	2.11	0.51
13:AM:24:VAL:HG23	13:AM:24:VAL:O	2.11	0.51
22:BA:29:U:H2'	22:BA:30:G:C8	2.46	0.51
22:BA:272:A:O2'	22:BA:273:G:O5'	2.29	0.51
22:BA:508:A:H4'	22:BA:509:C:OP2	2.11	0.51
22:BA:763:G:O2'	22:BA:764:A:H3'	2.11	0.51
22:BA:958:U:C5'	34:BM:14:LYS:HZ1	2.24	0.51
22:BA:976:G:H2'	22:BA:976:G:N3	2.26	0.51
22:BA:1850:G:C5	22:BA:1851:U:C5	2.98	0.51
22:BA:2107:G:O6	22:BA:2183:A:C6	2.64	0.51

Continued on next page...

Continued from previous page...

Atom-1	Atom-2	Interatomic distance (Å)	Clash overlap (Å)
22:BA:2217:G:C2'	22:BA:2218:G:H5'	2.40	0.51
22:BA:2848:G:O2'	22:BA:2867:G:N2	2.43	0.51
25:BD:61:THR:HG1	25:BD:63:PRO:HD2	1.70	0.51
29:BH:29:PHE:CD2	29:BH:30:LEU:HD23	2.45	0.51
33:BL:14:LYS:HG3	33:BL:15:ALA:N	2.25	0.51
36:BO:3:LYS:HG3	36:BO:4:LYS:N	2.25	0.51
36:BO:117:PHE:CD1	36:BO:117:PHE:O	2.64	0.51
39:BR:27:ILE:N	39:BR:27:ILE:CD1	2.73	0.51
45:BX:46:VAL:HG11	45:BX:77:TYR:CD1	2.45	0.51
53:CA:9:G:O2'	53:CA:10:A:H5'	2.11	0.51
53:CA:104:G:O2'	53:CA:105:G:H5'	2.10	0.51
53:CA:141:G:N2	53:CA:223:A:C4	2.79	0.51
53:CA:259:G:P	20:CT:35:TYR:HH	2.34	0.51
53:CA:286:C:H2'	53:CA:287:U:H6	1.76	0.51
53:CA:437:U:H2'	53:CA:438:U:O5'	2.11	0.51
53:CA:499:A:H4'	53:CA:500:G:O5'	2.08	0.51
53:CA:520:A:OP1	12:CL:48:LEU:HG	2.11	0.51
53:CA:683:G:C6	53:CA:708:C:N3	2.79	0.51
53:CA:771:G:O2'	53:CA:772:U:H5'	2.10	0.51
53:CA:920:U:H2'	53:CA:921:U:H6	1.74	0.51
53:CA:1179:A:C2'	53:CA:1180:A:H5'	2.41	0.51
2:CB:9:LEU:HG	2:CB:10:LYS:H	1.76	0.51
2:CB:128:LEU:O	2:CB:129:THR:C	2.48	0.51
2:CB:209:VAL:CG2	2:CB:210:THR:N	2.74	0.51
3:CC:126:ARG:HA	3:CC:126:ARG:NE	2.20	0.51
4:CD:25:ARG:O	4:CD:26:ALA:C	2.48	0.51
5:CE:14:LEU:HD13	5:CE:36:THR:HG22	1.91	0.51
9:CI:27:ILE:O	9:CI:33:SER:HA	2.11	0.51
12:CL:42:LYS:HD2	12:CL:43:LYS:NZ	2.26	0.51
22:DA:193:U:O2'	22:DA:194:G:H5'	2.10	0.51
22:DA:237:C:N3	22:DA:238:C:C5	2.79	0.51
22:DA:432:A:O2'	22:DA:433:C:H5'	2.11	0.51
22:DA:475:C:O2'	22:DA:476:G:C5'	2.59	0.51
22:DA:482:A:N6	22:DA:506:G:N9	2.58	0.51
22:DA:616:A:N3	22:DA:617:G:C8	2.79	0.51
22:DA:1142:A:C8	22:DA:1144:A:C5	2.99	0.51
22:DA:1206:G:O2'	22:DA:1207:C:H5'	2.11	0.51
22:DA:1519:G:N1	22:DA:1520:U:C2	2.78	0.51
22:DA:1567:G:H5''	24:DC:84:PRO:CG	2.40	0.51
22:DA:1654:A:O2'	22:DA:1655:A:H8	1.92	0.51
22:DA:1673:G:O2'	22:DA:1674:G:H5'	2.11	0.51

Continued on next page...

Continued from previous page...

Atom-1	Atom-2	Interatomic distance (Å)	Clash overlap (Å)
22:DA:1857:G:C1'	22:DA:1884:G:H22	2.15	0.51
22:DA:2010:G:OP1	40:DS:41:LYS:HD3	2.11	0.51
22:DA:2093:G:H4'	29:DH:24:GLY:HA3	1.93	0.51
22:DA:2094:A:O2'	22:DA:2095:A:O4'	2.28	0.51
22:DA:2234:G:C6	22:DA:2235:G:C5	2.98	0.51
22:DA:2502:G:H5'	22:DA:2503:A:H5''	1.93	0.51
22:DA:2675:A:H2'	22:DA:2676:C:O4'	2.10	0.51
22:DA:2808:G:O2'	22:DA:2809:A:C8	2.64	0.51
57:DB:17:C:C2'	57:DB:18:G:H5'	2.40	0.51
24:DC:75:ALA:HB1	24:DC:93:VAL:HG22	1.93	0.51
58:DF:1:ALA:HB2	58:DF:93:GLU:O	2.10	0.51
29:DH:61:VAL:CG1	29:DH:62:LEU:N	2.74	0.51
32:DK:70:ARG:HB3	32:DK:76:VAL:CG2	2.21	0.51
33:DL:116:VAL:HG13	33:DL:117:THR:N	2.26	0.51
35:DN:36:THR:HG23	35:DN:41:ALA:HB2	1.93	0.51
38:DQ:91:ARG:CZ	39:DR:11:GLN:H	2.23	0.51
44:DW:44:PHE:CE2	44:DW:76:ARG:NE	2.78	0.51
1:AA:375:U:C4'	16:AP:17:TYR:HE2	2.20	0.51
1:AA:483:C:O2	16:AP:13:LYS:NZ	2.44	0.51
1:AA:613:C:H2'	1:AA:614:C:C6	2.46	0.51
1:AA:613:C:O2'	1:AA:614:C:H5'	2.11	0.51
2:AB:30:ILE:HD11	2:AB:38:HIS:CG	2.46	0.51
3:AC:179:ALA:HB1	3:AC:202:PHE:HE1	1.76	0.51
4:AD:37:PRO:HD2	4:AD:41:GLY:CA	2.39	0.51
4:AD:160:LEU:HD22	4:AD:161:ALA:N	2.26	0.51
7:AG:144:ALA:C	7:AG:146:ALA:N	2.63	0.51
8:AH:17:GLN:NE2	8:AH:69:ALA:HB1	2.26	0.51
13:AM:44:ILE:HD12	13:AM:44:ILE:N	2.26	0.51
15:AO:68:TYR:HA	15:AO:71:ARG:CZ	2.40	0.51
16:AP:12:LYS:O	16:AP:13:LYS:CB	2.59	0.51
22:BA:301:G:O2'	22:BA:302:C:H5''	2.11	0.51
22:BA:540:C:O2'	22:BA:541:A:H5'	2.11	0.51
22:BA:697:G:H2'	22:BA:698:C:C6	2.45	0.51
22:BA:869:G:H4'	34:BM:8:LYS:HE2	1.93	0.51
22:BA:1927:A:C6	22:BA:1928:A:C6	2.99	0.51
22:BA:2180:U:C2'	22:BA:2181:U:H5	2.22	0.51
22:BA:2870:C:C6	22:BA:2871:U:C5	2.98	0.51
23:BB:41:G:H3'	23:BB:42:C:H5''	1.92	0.51
23:BB:46:A:C5	23:BB:47:C:C4	2.99	0.51
25:BD:53:GLY:HA3	25:BD:77:ARG:H	1.75	0.51
27:BF:104:THR:CG2	27:BF:105:ILE:HG23	2.36	0.51

Continued on next page...

Continued from previous page...

Atom-1	Atom-2	Interatomic distance (Å)	Clash overlap (Å)
27:BF:105:ILE:HA	27:BF:108:PRO:HG2	1.92	0.51
28:BG:82:PHE:CZ	28:BG:137:LYS:HB2	2.46	0.51
28:BG:84:LYS:HG3	28:BG:132:LEU:CA	2.35	0.51
28:BG:154:GLU:OE1	28:BG:157:LYS:HB2	2.11	0.51
30:BI:32:VAL:HG13	30:BI:66:PHE:CE2	2.46	0.51
31:BJ:44:TYR:C	31:BJ:45:THR:HG22	2.31	0.51
31:BJ:65:THR:HG22	31:BJ:68:LYS:CE	2.38	0.51
32:BK:109:SER:HB3	32:BK:111:LYS:HE3	1.93	0.51
34:BM:133:LYS:NZ	34:BM:133:LYS:CB	2.74	0.51
35:BN:20:MET:CG	35:BN:21:PHE:N	2.74	0.51
36:BO:105:ALA:O	36:BO:107:ALA:N	2.44	0.51
37:BP:53:GLY:O	37:BP:55:HIS:N	2.43	0.51
39:BR:49:ILE:O	39:BR:51:VAL:O	2.27	0.51
41:BT:19:LYS:O	41:BT:23:ALA:CB	2.59	0.51
53:CA:355:C:C4	53:CA:356:A:N7	2.79	0.51
53:CA:615:G:H2'	53:CA:616:G:C8	2.45	0.51
53:CA:652:U:O2'	53:CA:653:U:O5'	2.29	0.51
53:CA:765:G:O6	53:CA:811:C:C5	2.64	0.51
53:CA:824:G:H1'	8:CH:1:SER:N	2.25	0.51
53:CA:940:C:C5'	54:CG:101:ARG:NH2	2.69	0.51
53:CA:1090:U:C2	53:CA:1091:U:C5	2.98	0.51
2:CB:31:PHE:HB2	2:CB:41:ASN:HB2	1.92	0.51
3:CC:149:LYS:CG	3:CC:168:ARG:HB2	2.39	0.51
4:CD:32:LYS:HB3	4:CD:35:GLN:OE1	2.11	0.51
4:CD:84:ASN:OD1	5:CE:101:GLY:HA2	2.10	0.51
54:CG:4:ARG:CG	54:CG:5:VAL:N	2.74	0.51
8:CH:24:VAL:HG22	8:CH:25:THR:N	2.26	0.51
55:CM:11:HIS:CE1	55:CM:43:LYS:HD2	2.45	0.51
21:CU:33:ARG:HH22	21:CU:34:ARG:HH11	1.59	0.51
22:DA:95:A:C2'	22:DA:96:C:H5''	2.39	0.51
22:DA:249:C:O2	22:DA:249:C:C2'	2.59	0.51
22:DA:867:C:O2'	22:DA:868:U:O5'	2.28	0.51
22:DA:980:A:C4	22:DA:1136:G:O4'	2.64	0.51
22:DA:1181:U:O2'	22:DA:1182:G:H5'	2.11	0.51
22:DA:1695:G:HO2'	22:DA:1696:G:P	2.32	0.51
22:DA:2209:G:C6	22:DA:2210:U:O4	2.63	0.51
22:DA:2283:C:C2'	22:DA:2284:A:H5'	2.41	0.51
22:DA:2344:U:HO2'	22:DA:2345:G:C5'	2.23	0.51
22:DA:2632:A:O2'	22:DA:2633:G:H5'	2.10	0.51
22:DA:2674:G:H4'	32:DK:30:ARG:CD	2.41	0.51
57:DB:18:G:C2	57:DB:19:C:C2	2.99	0.51

Continued on next page...

Continued from previous page...

Atom-1	Atom-2	Interatomic distance (Å)	Clash overlap (Å)
57:DB:27:C:H2'	57:DB:28:C:C6	2.45	0.51
25:DD:125:TRP:CG	25:DD:160:LYS:HB3	2.46	0.51
26:DE:76:PRO:HA	26:DE:82:GLY:O	2.11	0.51
32:DK:2:ILE:HB	32:DK:33:ALA:HB3	1.93	0.51
33:DL:62:PRO:O	51:D3:12:ARG:CB	2.56	0.51
35:DN:83:LEU:HD11	35:DN:86:ARG:HH21	1.75	0.51
36:DO:24:THR:HG22	36:DO:42:PRO:HD3	1.92	0.51
37:DP:102:ARG:HD2	37:DP:106:ALA:O	2.11	0.51
41:DT:32:LEU:HD23	41:DT:32:LEU:N	2.26	0.51
43:DV:29:ILE:HD12	43:DV:29:ILE:O	2.11	0.51
1:AA:76:G:N1	1:AA:95:C:N4	2.58	0.51
1:AA:143:A:N3	1:AA:143:A:H2'	2.25	0.51
1:AA:678:U:H2'	1:AA:679:C:O4'	2.11	0.51
1:AA:696:A:O2'	1:AA:697:U:H5'	2.11	0.51
1:AA:1171:A:H2'	1:AA:1172:C:C6	2.46	0.51
2:AB:53:LEU:CD2	2:AB:53:LEU:H	2.24	0.51
2:AB:53:LEU:HD21	2:AB:212:TYR:OH	2.10	0.51
3:AC:8:GLY:HA3	14:AN:88:MET:SD	2.50	0.51
6:AF:9:MET:HE1	6:AF:59:TYR:CE2	2.45	0.51
11:AK:27:ASN:O	11:AK:56:LYS:HE3	2.10	0.51
11:AK:125:LYS:O	11:AK:126:ARG:HB2	2.11	0.51
20:AT:33:LYS:HA	20:AT:33:LYS:CE	2.41	0.51
22:BA:1507:C:N3	22:BA:1508:A:C2	2.79	0.51
22:BA:1848:A:O2'	22:BA:1849:G:C5'	2.58	0.51
22:BA:2507:C:H3'	22:BA:2508:G:C5'	2.40	0.51
22:BA:2589:A:H2'	22:BA:2590:A:C8	2.45	0.51
22:BA:2780:G:H4'	22:BA:2781:A:OP2	2.11	0.51
22:BA:2794:C:O2'	22:BA:2795:C:H5'	2.11	0.51
24:BC:33:LEU:HD21	24:BC:62:ARG:CD	2.39	0.51
26:BE:119:ILE:O	26:BE:119:ILE:CG1	2.59	0.51
34:BM:64:TRP:HZ3	34:BM:106:ASP:HB2	1.76	0.51
34:BM:108:VAL:HG13	34:BM:109:PRO:CD	2.35	0.51
37:BP:50:ARG:NH2	37:BP:51:ASN:OD1	2.44	0.51
45:BX:5:GLN:HE21	45:BX:49:ARG:N	2.07	0.51
45:BX:70:LEU:O	45:BX:73:ARG:N	2.44	0.51
50:B2:22:MET:HE3	50:B2:28:ARG:HG2	1.93	0.51
53:CA:68:G:C5'	53:CA:171:A:H1'	2.39	0.51
53:CA:757:U:O2'	53:CA:879:C:H1'	2.11	0.51
53:CA:922:G:O2'	53:CA:1398:A:N1	2.43	0.51
53:CA:1082:A:O2'	53:CA:1083:U:H5'	2.11	0.51
53:CA:1167:A:C2'	53:CA:1168:U:OP1	2.59	0.51

Continued on next page...

Continued from previous page...

Atom-1	Atom-2	Interatomic distance (Å)	Clash overlap (Å)
53:CA:1504:G:H3'	53:CA:1505:G:C5'	2.40	0.51
5:CE:33:THR:O	5:CE:33:THR:HG23	2.09	0.51
11:CK:21:HIS:HD2	11:CK:34:THR:CG2	2.24	0.51
12:CL:86:VAL:HG11	12:CL:89:LEU:HD23	1.93	0.51
56:CP:20:VAL:HG21	56:CP:32:PHE:HB2	1.93	0.51
19:CS:15:LEU:C	19:CS:15:LEU:HD23	2.32	0.51
20:CT:61:ALA:HA	20:CT:67:HIS:HA	1.91	0.51
21:CU:37:TYR:O	21:CU:37:TYR:HD2	1.94	0.51
22:DA:40:U:C4	22:DA:41:C:N4	2.79	0.51
22:DA:95:A:HO2'	46:DY:39:GLN:HA	1.75	0.51
22:DA:185:G:H2'	22:DA:186:G:H8	1.74	0.51
22:DA:223:A:O2'	22:DA:408:G:N3	2.43	0.51
22:DA:233:A:O2'	22:DA:234:U:C6	2.59	0.51
22:DA:321:U:H1'	26:DE:159:LEU:CD1	2.40	0.51
22:DA:415:A:N1	22:DA:2409:G:C6	2.79	0.51
22:DA:417:C:O2'	22:DA:418:C:H5'	2.11	0.51
22:DA:564:C:H2'	22:DA:565:C:H5'	1.93	0.51
22:DA:575:A:O2'	22:DA:576:U:C5'	2.57	0.51
22:DA:818:G:H4'	22:DA:838:C:O3'	2.11	0.51
22:DA:819:A:OP2	22:DA:1187:G:N2	2.44	0.51
22:DA:973:A:OP1	22:DA:973:A:H8	1.94	0.51
22:DA:1075:C:O2'	22:DA:1076:C:C6	2.64	0.51
22:DA:1613:G:C2	22:DA:1617:C:C2	2.99	0.51
22:DA:1654:A:H1'	25:DD:118:PHE:HB3	1.91	0.51
22:DA:1735:A:O2'	22:DA:1736:U:H6	1.93	0.51
22:DA:2750:A:O2'	22:DA:2752:C:N4	2.40	0.51
26:DE:175:ILE:HD11	26:DE:180:LEU:HD11	1.93	0.51
31:DJ:35:ARG:HA	31:DJ:40:HIS:CD2	2.46	0.51
35:DN:67:PHE:HE2	35:DN:73:ASN:HD21	1.58	0.51
36:DO:108:ASP:C	36:DO:110:ALA:H	2.14	0.51
43:DV:4:ILE:HD12	43:DV:63:ILE:HD11	1.93	0.51
43:DV:41:GLU:HG2	43:DV:42:LEU:N	2.25	0.51
43:DV:69:GLU:HG2	43:DV:70:ILE:N	2.26	0.51
44:DW:65:LYS:HE2	44:DW:84:GLU:HA	1.93	0.51
45:DX:57:VAL:CG1	45:DX:58:ILE:N	2.74	0.51
46:DY:1:MET:HE2	46:DY:1:MET:H3	1.76	0.51
52:D4:9:LYS:HD3	52:D4:9:LYS:C	2.32	0.51
1:AA:56:U:H2'	1:AA:57:G:H8	1.71	0.50
1:AA:173:U:C2	1:AA:197:A:N1	2.79	0.50
1:AA:363:A:O2'	1:AA:364:A:H5'	2.11	0.50
1:AA:1168:U:C6	1:AA:1168:U:OP1	2.64	0.50

Continued on next page...

Continued from previous page...

Atom-1	Atom-2	Interatomic distance (Å)	Clash overlap (Å)
1:AA:1398:A:H5'	1:AA:1398:A:C8	2.43	0.50
1:AA:1453:G:H2'	1:AA:1454:G:O4'	2.11	0.50
2:AB:9:LEU:HB2	2:AB:42:LEU:HD13	1.93	0.50
2:AB:45:THR:HG23	2:AB:200:PRO:HG2	1.93	0.50
4:AD:187:ARG:HH12	4:AD:190:LEU:HD12	1.76	0.50
4:AD:191:SER:HA	4:AD:194:ILE:HD11	1.93	0.50
6:AF:10:VAL:CG1	6:AF:11:HIS:N	2.75	0.50
7:AG:23:ALA:O	7:AG:26:VAL:CG2	2.57	0.50
10:AJ:20:GLN:HA	10:AJ:20:GLN:NE2	2.26	0.50
11:AK:124:LYS:O	21:AU:33:ARG:CZ	2.59	0.50
14:AN:25:GLU:HG3	14:AN:26:LEU:HD12	1.93	0.50
21:AU:3:ILE:HA	21:AU:19:LYS:HZ1	1.70	0.50
22:BA:536:G:H2'	22:BA:537:G:O5'	2.11	0.50
22:BA:999:U:C5	22:BA:1154:G:C5	2.99	0.50
22:BA:1179:G:C3'	22:BA:1180:U:H4'	2.23	0.50
22:BA:1394:U:C5	22:BA:1395:A:C5	2.99	0.50
22:BA:1501:G:C2'	22:BA:1502:A:H5'	2.41	0.50
22:BA:2148:G:O2'	22:BA:2149:U:O4'	2.29	0.50
22:BA:2197:U:P	4:CD:150:LYS:HD2	2.50	0.50
22:BA:2532:G:C5	22:BA:2533:U:C4	2.98	0.50
22:BA:2732:G:OP2	22:BA:2732:G:C8	2.62	0.50
24:BC:238:ASN:O	24:BC:239:PHE:HB2	2.11	0.50
25:BD:106:LYS:N	25:BD:106:LYS:CD	2.67	0.50
25:BD:139:SER:HA	25:BD:142:VAL:HG13	1.92	0.50
28:BG:61:TRP:HA	28:BG:64:ALA:HB3	1.94	0.50
28:BG:84:LYS:CB	28:BG:132:LEU:H	2.23	0.50
31:BJ:54:ILE:C	31:BJ:54:ILE:HD12	2.32	0.50
33:BL:110:VAL:CG1	33:BL:131:ALA:CB	2.89	0.50
34:BM:6:ARG:HB2	34:BM:6:ARG:NH1	2.26	0.50
35:BN:21:PHE:CE2	35:BN:24:MET:HE1	2.46	0.50
36:BO:104:GLN:C	36:BO:105:ALA:O	2.43	0.50
45:BX:53:LYS:O	45:BX:57:VAL:HG23	2.11	0.50
50:B2:12:ARG:CZ	50:B2:12:ARG:HB2	2.40	0.50
53:CA:1018:G:H2'	53:CA:1019:A:O4'	2.10	0.50
53:CA:1190:G:H5'	3:CC:175:HIS:NE2	2.27	0.50
53:CA:1215:G:O2'	53:CA:1216:A:C5'	2.60	0.50
4:CD:11:SER:HB3	4:CD:16:THR:O	2.11	0.50
8:CH:28:SER:HA	8:CH:58:LEU:CD1	2.34	0.50
9:CI:19:PHE:O	9:CI:63:TYR:HB3	2.11	0.50
55:CM:49:GLU:HA	55:CM:49:GLU:OE1	2.11	0.50
15:CO:79:GLN:NE2	15:CO:83:ARG:HH21	2.02	0.50

Continued on next page...

Continued from previous page...

Atom-1	Atom-2	Interatomic distance (Å)	Clash overlap (Å)
20:CT:60:GLN:CB	20:CT:65:LEU:HD12	2.34	0.50
21:CU:28:LEU:C	21:CU:28:LEU:CD2	2.80	0.50
22:DA:92:U:C6	22:DA:93:G:C8	2.99	0.50
22:DA:96:C:O2'	22:DA:97:C:H5'	2.10	0.50
22:DA:224:U:C5	22:DA:420:C:H4'	2.44	0.50
22:DA:309:A:C2	22:DA:329:G:O2'	2.60	0.50
22:DA:876:C:O2'	22:DA:877:A:P	2.69	0.50
22:DA:995:C:H5''	38:DQ:53:LYS:HG2	1.93	0.50
22:DA:1206:G:C6	22:DA:1207:C:N4	2.80	0.50
22:DA:1429:G:C2	22:DA:1430:G:C5	2.99	0.50
22:DA:1654:A:H1'	25:DD:118:PHE:CB	2.41	0.50
22:DA:1722:A:H62	22:DA:1738:G:H1'	1.72	0.50
22:DA:1803:A:O2'	22:DA:1804:C:C5'	2.59	0.50
22:DA:1837:C:C2	22:DA:1904:G:C2	2.99	0.50
22:DA:1992:G:H4'	22:DA:1993:U:OP1	2.11	0.50
22:DA:2152:G:N3	22:DA:2152:G:H2'	2.26	0.50
22:DA:2285:C:C2'	22:DA:2286:G:H5''	2.39	0.50
22:DA:2611:C:H6	22:DA:2611:C:C5'	2.24	0.50
22:DA:2785:C:O3'	25:DD:70:LYS:HD3	2.10	0.50
57:DB:70:C:O2'	57:DB:71:C:H5'	2.11	0.50
24:DC:181:ARG:HH11	24:DC:265:PHE:HD1	1.59	0.50
25:DD:10:GLY:HA2	37:DP:4:ILE:HD13	1.93	0.50
26:DE:119:ILE:HD11	26:DE:143:LEU:HD21	1.87	0.50
28:DG:85:LYS:HD3	28:DG:164:ALA:O	2.11	0.50
30:DI:52:LEU:HD11	30:DI:78:LEU:CD2	2.41	0.50
30:DI:132:ALA:HB1	30:DI:137:LEU:HD12	1.92	0.50
33:DL:85:VAL:O	33:DL:85:VAL:HG22	2.10	0.50
34:DM:33:LEU:HB2	34:DM:117:PHE:CD2	2.45	0.50
34:DM:57:VAL:HG23	34:DM:58:LYS:O	2.10	0.50
35:DN:21:PHE:N	35:DN:21:PHE:HD1	2.09	0.50
38:DQ:75:TYR:OH	38:DQ:92:LYS:HE3	2.10	0.50
38:DQ:96:ASP:C	38:DQ:98:ALA:N	2.64	0.50
39:DR:21:ARG:HB2	39:DR:93:PHE:HD1	1.76	0.50
41:DT:15:HIS:CE1	41:DT:80:TRP:CH2	2.99	0.50
46:DY:23:ARG:O	46:DY:27:ASN:HB2	2.11	0.50
48:D0:12:ARG:HG3	48:D0:15:ARG:HH11	1.75	0.50
49:D1:43:ARG:NH2	49:D1:43:ARG:HB2	2.26	0.50
1:AA:176:C:H2'	1:AA:177:G:N3	2.25	0.50
1:AA:428:G:C1'	1:AA:430:A:N7	2.74	0.50
1:AA:519:C:O2'	1:AA:520:A:C5'	2.59	0.50
1:AA:580:C:H2'	1:AA:581:G:O4'	2.11	0.50

Continued on next page...

Continued from previous page...

Atom-1	Atom-2	Interatomic distance (Å)	Clash overlap (Å)
1:AA:656:G:O2'	1:AA:657:U:H5'	2.11	0.50
1:AA:772:U:C2'	1:AA:773:G:H5'	2.41	0.50
1:AA:853:C:H2'	1:AA:854:U:C5'	2.40	0.50
1:AA:1161:C:O2'	1:AA:1162:C:C5'	2.59	0.50
3:AC:33:ASP:O	3:AC:37:LYS:HB2	2.12	0.50
3:AC:156:LEU:C	3:AC:158:GLY:H	2.13	0.50
4:AD:3:TYR:O	4:AD:4:LEU:HB2	2.09	0.50
5:AE:152:VAL:O	5:AE:155:LYS:CE	2.59	0.50
7:AG:92:PRO:C	7:AG:93:VAL:HG22	2.31	0.50
9:AI:33:SER:OG	9:AI:35:GLU:HG2	2.12	0.50
12:AL:74:GLN:HG3	12:AL:75:GLU:HG2	1.92	0.50
17:AQ:10:ARG:O	17:AQ:22:VAL:HG13	2.12	0.50
17:AQ:80:LYS:HD3	17:AQ:80:LYS:N	2.25	0.50
21:AU:45:LYS:HA	21:AU:45:LYS:CE	2.41	0.50
22:BA:301:G:O2'	22:BA:302:C:C5'	2.58	0.50
22:BA:531:C:HO2'	22:BA:532:A:P	2.35	0.50
22:BA:553:G:H2'	22:BA:554:U:O4'	2.10	0.50
22:BA:576:U:H2'	22:BA:577:G:C8	2.46	0.50
22:BA:979:A:H2'	22:BA:982:C:N4	2.25	0.50
22:BA:1188:U:C2'	22:BA:1189:A:C5'	2.85	0.50
22:BA:1479:G:O2'	22:BA:1480:C:H5'	2.11	0.50
22:BA:2392:A:H4'	51:B3:27:ASN:HD21	1.76	0.50
22:BA:2529:G:OP2	22:BA:2530:A:H5''	2.11	0.50
24:BC:234:GLY:O	24:BC:235:GLU:CB	2.59	0.50
25:BD:121:THR:O	25:BD:122:VAL:CB	2.57	0.50
26:BE:32:VAL:HG23	26:BE:33:VAL:N	2.26	0.50
28:BG:174:LYS:HD2	28:BG:174:LYS:C	2.31	0.50
29:BH:31:VAL:HB	29:BH:32:PRO:HD3	1.86	0.50
29:BH:81:ALA:O	29:BH:102:ALA:HB2	2.11	0.50
31:BJ:6:ALA:HB3	31:BJ:45:THR:CG2	2.26	0.50
31:BJ:55:ILE:HG13	31:BJ:55:ILE:O	2.08	0.50
36:BO:55:GLU:O	36:BO:56:LYS:C	2.49	0.50
43:BV:51:GLN:NE2	43:BV:51:GLN:O	2.45	0.50
44:BW:75:ASN:O	44:BW:76:ARG:HB2	2.12	0.50
47:BZ:29:ARG:HH21	47:BZ:29:ARG:CG	2.22	0.50
53:CA:158:G:C4	53:CA:159:G:C8	2.99	0.50
53:CA:190:A:O5'	53:CA:190:A:H8	1.94	0.50
53:CA:1159:U:O4'	53:CA:1182:G:N2	2.44	0.50
2:CB:20:ARG:NH2	2:CB:38:HIS:CD2	2.79	0.50
6:CF:92:THR:CG2	6:CF:94:HIS:H	2.06	0.50
10:CJ:90:LEU:HD23	10:CJ:92:LEU:HD11	1.93	0.50

Continued on next page...

Continued from previous page...

Atom-1	Atom-2	Interatomic distance (Å)	Clash overlap (Å)
11:CK:34:THR:OG1	11:CK:39:ASN:N	2.44	0.50
12:CL:115:LYS:O	12:CL:116:TYR:CD2	2.64	0.50
15:CO:73:ASP:OD2	15:CO:76:ARG:HD3	2.11	0.50
19:CS:43:MET:O	19:CS:61:VAL:HG11	2.11	0.50
22:DA:83:A:P	42:DU:91:LYS:HZ2	2.34	0.50
22:DA:227:A:H5'	22:DA:229:C:N4	2.26	0.50
22:DA:247:G:C4'	22:DA:386:G:C5	2.86	0.50
22:DA:279:A:C6	22:DA:361:G:O2'	2.64	0.50
22:DA:522:A:H2'	22:DA:523:C:C6	2.46	0.50
22:DA:526:A:C6	22:DA:2626:C:C4'	2.94	0.50
22:DA:562:U:H2'	22:DA:572:A:O4'	2.12	0.50
22:DA:604:G:C6	22:DA:625:G:N1	2.79	0.50
22:DA:682:G:H5'	50:D2:26:ASN:OD1	2.12	0.50
22:DA:1264:A:H5'	48:D0:7:PRO:HG2	1.93	0.50
22:DA:1522:A:H1'	22:DA:1524:G:C4	2.46	0.50
22:DA:1973:G:H2'	22:DA:1974:C:C6	2.45	0.50
22:DA:2259:U:C5	22:DA:2427:C:C4	3.00	0.50
22:DA:2390:U:O2	22:DA:2390:U:H2'	2.12	0.50
22:DA:2432:A:H61	45:DX:20:ALA:HA	1.77	0.50
22:DA:2533:U:C4	22:DA:2534:A:C4	2.99	0.50
22:DA:2537:U:H2'	22:DA:2538:C:C6	2.45	0.50
22:DA:2746:U:H5''	28:DG:137:LYS:HG2	1.91	0.50
22:DA:2773:C:C2	22:DA:2774:C:C5	2.98	0.50
57:DB:42:C:N4	58:DF:87:LYS:HZ2	2.09	0.50
57:DB:109:A:C6	57:DB:110:C:C4	3.00	0.50
25:DD:101:PHE:HD2	25:DD:104:VAL:HG11	1.75	0.50
26:DE:147:LEU:HD13	26:DE:147:LEU:C	2.32	0.50
28:DG:167:VAL:CG2	28:DG:168:VAL:H	2.18	0.50
28:DG:168:VAL:HG12	28:DG:168:VAL:O	2.10	0.50
30:DI:29:GLN:O	30:DI:30:GLN:HB3	2.11	0.50
32:DK:9:ASN:O	32:DK:83:ALA:HA	2.10	0.50
33:DL:84:LYS:O	33:DL:85:VAL:HB	2.11	0.50
34:DM:69:PRO:CA	34:DM:94:ALA:HB2	2.41	0.50
41:DT:24:MET:HA	41:DT:24:MET:HE3	1.92	0.50
1:AA:154:U:H2'	1:AA:155:A:C8	2.47	0.50
1:AA:338:A:H2'	1:AA:339:C:O4'	2.11	0.50
1:AA:705:G:H2'	1:AA:706:A:H5'	1.94	0.50
1:AA:792:A:N3	1:AA:794:A:C6	2.79	0.50
1:AA:858:G:O2'	1:AA:859:G:H5'	2.11	0.50
1:AA:886:G:H2'	1:AA:887:G:O4'	2.12	0.50
1:AA:1060:U:H4'	10:AJ:53:ILE:HG23	1.92	0.50

Continued on next page...

Continued from previous page...

Atom-1	Atom-2	Interatomic distance (Å)	Clash overlap (Å)
1:AA:1183:U:H3'	1:AA:1184:G:C5'	2.40	0.50
1:AA:1253:G:O2'	1:AA:1254:A:H5'	2.10	0.50
1:AA:1343:G:O3'	9:AI:123:ARG:HB3	2.11	0.50
1:AA:1458:G:OP1	20:AT:29:THR:HG21	2.11	0.50
3:AC:55:VAL:O	3:AC:65:VAL:HA	2.12	0.50
5:AE:97:PRO:HA	5:AE:122:VAL:HG12	1.93	0.50
7:AG:28:ILE:HG13	7:AG:100:MET:HE3	1.92	0.50
9:AI:44:ARG:HG3	9:AI:45:MET:HE3	1.90	0.50
15:AO:74:VAL:O	15:AO:75:ALA:C	2.49	0.50
20:AT:43:LYS:HE2	20:AT:86:ALA:CB	2.40	0.50
22:BA:142:A:C5	22:BA:143:C:C4	2.99	0.50
22:BA:170:U:C2	22:BA:171:U:C6	2.99	0.50
22:BA:1071:G:H1'	22:BA:1089:A:C5	2.42	0.50
22:BA:1387:A:C4	22:BA:1401:G:N2	2.79	0.50
22:BA:1475:G:HO2'	22:BA:1476:U:P	2.35	0.50
22:BA:1717:A:H2'	22:BA:1718:G:O4'	2.11	0.50
22:BA:1737:G:N1	22:BA:1738:G:N2	2.59	0.50
25:BD:90:PHE:HB2	25:BD:92:VAL:HG23	1.93	0.50
25:BD:92:VAL:O	25:BD:93:GLY:C	2.49	0.50
25:BD:118:PHE:O	25:BD:119:ALA:HB3	2.12	0.50
26:BE:5:LEU:HD23	26:BE:121:VAL:HA	1.92	0.50
30:BI:6:ALA:HB3	30:BI:60:VAL:H	1.77	0.50
31:BJ:64:VAL:HG11	31:BJ:68:LYS:HB2	1.93	0.50
31:BJ:109:LEU:HB3	31:BJ:110:PRO:HD2	1.93	0.50
37:BP:62:LYS:HD3	37:BP:64:SER:HB2	1.94	0.50
44:BW:13:ARG:O	44:BW:14:ASP:C	2.50	0.50
44:BW:37:VAL:C	44:BW:38:ARG:CG	2.76	0.50
45:BX:42:GLU:OE2	45:BX:44:ARG:NH2	2.45	0.50
47:BZ:36:GLU:O	47:BZ:37:ARG:NE	2.43	0.50
53:CA:275:G:O2'	53:CA:276:G:C5'	2.60	0.50
53:CA:369:G:C4	53:CA:370:C:C5	2.99	0.50
53:CA:372:C:C4'	53:CA:373:A:OP2	2.59	0.50
53:CA:519:C:C2'	53:CA:520:A:C8	2.74	0.50
53:CA:562:U:H1'	12:CL:11:ARG:HD2	1.93	0.50
53:CA:596:A:C6	53:CA:645:G:C2	3.00	0.50
53:CA:770:C:C2'	53:CA:771:G:H5'	2.42	0.50
53:CA:1151:A:C2'	53:CA:1152:A:O5'	2.58	0.50
53:CA:1239:A:H62	53:CA:1299:A:H61	1.58	0.50
53:CA:1399:C:C4	53:CA:1502:A:C2	3.00	0.50
2:CB:212:TYR:O	2:CB:212:TYR:CD2	2.61	0.50
3:CC:49:ALA:O	3:CC:50:SER:HB2	2.11	0.50

Continued on next page...

Continued from previous page...

Atom-1	Atom-2	Interatomic distance (Å)	Clash overlap (Å)
4:CD:84:ASN:OD1	5:CE:101:GLY:CA	2.59	0.50
5:CE:37:VAL:HG12	5:CE:38:VAL:H	1.76	0.50
5:CE:82:HIS:CE1	8:CH:95:MET:CE	2.93	0.50
8:CH:102:VAL:HG22	8:CH:125:ILE:HB	1.93	0.50
11:CK:28:ASN:OD1	11:CK:46:ALA:HB3	2.12	0.50
12:CL:50:LYS:N	12:CL:50:LYS:CD	2.74	0.50
55:CM:18:LEU:H	55:CM:18:LEU:CD1	2.25	0.50
55:CM:53:ASP:HA	55:CM:56:ARG:CZ	2.42	0.50
17:CQ:59:GLU:HG2	17:CQ:76:ARG:CG	2.41	0.50
19:CS:50:VAL:CG1	19:CS:70:LEU:HB3	2.41	0.50
22:DA:128:C:O2'	22:DA:129:C:H6	1.93	0.50
22:DA:236:C:O2'	22:DA:237:C:H5'	2.11	0.50
22:DA:303:G:C6	22:DA:315:G:O6	2.64	0.50
22:DA:477:A:H2'	22:DA:478:A:C8	2.47	0.50
22:DA:976:G:O2'	22:DA:977:G:C5'	2.60	0.50
22:DA:1020:A:C2	22:DA:1141:U:C2	3.00	0.50
22:DA:1034:G:O6	22:DA:1122:G:C6	2.65	0.50
22:DA:1187:G:H8	22:DA:1187:G:O5'	1.94	0.50
22:DA:1286:A:C4	22:DA:1289:C:C4	2.99	0.50
22:DA:1308:A:C6	22:DA:1309:G:C2	3.00	0.50
22:DA:1385:A:O2'	22:DA:1386:C:C5'	2.59	0.50
22:DA:1747:U:C2	22:DA:1748:C:C5	3.00	0.50
22:DA:1817:G:H5''	24:DC:86:ARG:NH1	2.27	0.50
22:DA:1826:G:C5	22:DA:1827:U:C5	3.00	0.50
22:DA:2259:U:C6	22:DA:2427:C:C4	2.99	0.50
22:DA:2285:C:OP2	49:D1:5:ARG:HD3	2.12	0.50
22:DA:2542:A:H4'	22:DA:2543:G:H5'	1.90	0.50
22:DA:2550:G:C6	22:DA:2551:C:C4	3.00	0.50
22:DA:2616:C:O2'	22:DA:2617:U:C5'	2.59	0.50
57:DB:65:U:H3'	57:DB:108:A:H61	1.75	0.50
57:DB:84:G:N2	57:DB:93:C:C2	2.79	0.50
24:DC:42:ARG:HD2	24:DC:48:ILE:HG12	1.93	0.50
25:DD:36:GLN:NE2	25:DD:38:LYS:HZ1	2.10	0.50
25:DD:49:GLN:NE2	25:DD:79:LEU:HB3	2.27	0.50
25:DD:149:ASN:OD1	25:DD:150:GLN:N	2.45	0.50
32:DK:118:LEU:O	32:DK:120:PRO:CD	2.59	0.50
37:DP:72:VAL:O	37:DP:72:VAL:HG23	2.12	0.50
38:DQ:78:PHE:CE2	38:DQ:109:VAL:HG22	2.47	0.50
41:DT:74:ILE:HG13	41:DT:75:GLY:H	1.74	0.50
46:DY:28:LEU:HD11	46:DY:43:LEU:CD1	2.34	0.50
1:AA:15:G:C4'	5:AE:28:ARG:HH1	2.24	0.50

Continued on next page...

Continued from previous page...

Atom-1	Atom-2	Interatomic distance (Å)	Clash overlap (Å)
1:AA:372:C:H5'	1:AA:373:A:OP1	2.11	0.50
1:AA:942:G:C2	1:AA:1342:C:C2	2.99	0.50
1:AA:1003:G:C6	1:AA:1036:A:N6	2.80	0.50
1:AA:1053:G:N7	1:AA:1199:U:C6	2.80	0.50
1:AA:1160:G:O2'	1:AA:1161:C:O5'	2.28	0.50
1:AA:1503:A:C8	1:AA:1531:A:H1'	2.47	0.50
4:AD:33:ILE:O	4:AD:33:ILE:HG23	2.11	0.50
8:AH:4:ASP:HB2	8:AH:80:PRO:HG3	1.92	0.50
14:AN:15:LEU:HA	14:AN:18:LYS:CD	2.41	0.50
17:AQ:74:LEU:C	17:AQ:74:LEU:HD13	2.32	0.50
22:BA:61:C:O5'	22:BA:61:C:H6	1.94	0.50
22:BA:324:A:N6	22:BA:339:U:O4'	2.42	0.50
22:BA:2670:A:C2'	22:BA:2671:G:O5'	2.60	0.50
22:BA:2714:G:H2'	22:BA:2715:C:C6	2.46	0.50
22:BA:2830:C:O2	22:BA:2883:A:H2	1.94	0.50
24:BC:84:PRO:HD2	24:BC:85:ASN:OD1	2.12	0.50
27:BF:133:GLU:N	27:BF:150:GLY:HA2	2.24	0.50
28:BG:88:LEU:N	28:BG:88:LEU:HD23	2.26	0.50
28:BG:174:LYS:HE2	28:BG:176:LYS:OXT	2.11	0.50
29:BH:117:LEU:CD1	29:BH:130:VAL:HG11	2.37	0.50
30:BI:56:VAL:HG23	30:BI:69:VAL:O	2.10	0.50
33:BL:37:GLY:HA3	62:BL:303:HOH:O	2.12	0.50
33:BL:81:ASP:O	33:BL:82:LEU:HB3	2.11	0.50
34:BM:33:LEU:HD21	34:BM:128:THR:HB	1.93	0.50
34:BM:36:VAL:HG23	43:BV:82:TYR:HB2	1.93	0.50
40:BS:33:LEU:HD21	40:BS:55:ILE:CD1	2.40	0.50
41:BT:50:LEU:HD22	46:BY:26:PHE:CE2	2.46	0.50
42:BU:35:VAL:CG1	42:BU:38:ILE:HG13	2.41	0.50
44:BW:72:GLY:C	44:BW:74:LYS:H	2.14	0.50
45:BX:30:PRO:O	45:BX:32:LEU:HD12	2.11	0.50
53:CA:115:G:H5'	53:CA:116:A:OP1	2.11	0.50
53:CA:245:U:O2'	53:CA:246:A:C5'	2.48	0.50
53:CA:320:A:C2	53:CA:334:C:N3	2.79	0.50
53:CA:428:G:C5	53:CA:430:A:C6	2.99	0.50
53:CA:1191:A:H8	53:CA:1191:A:OP2	1.93	0.50
53:CA:1297:G:C8	53:CA:1297:G:OP2	2.65	0.50
53:CA:1421:G:N2	53:CA:1479:C:N3	2.55	0.50
53:CA:1449:C:O2'	53:CA:1450:U:H5'	2.11	0.50
53:CA:1494:G:C2'	53:CA:1495:U:O5'	2.59	0.50
2:CB:93:HIS:CE1	2:CB:145:ASN:O	2.61	0.50
6:CF:61:LEU:CD1	6:CF:62:MET:H	2.16	0.50

Continued on next page...

Continued from previous page...

Atom-1	Atom-2	Interatomic distance (Å)	Clash overlap (Å)
8:CH:102:VAL:O	8:CH:103:VAL:HG13	2.10	0.50
9:CI:44:ARG:NH1	9:CI:44:ARG:HB3	2.26	0.50
12:CL:97:VAL:O	12:CL:98:ARG:C	2.49	0.50
22:DA:49:A:C6	22:DA:177:G:C6	2.99	0.50
22:DA:192:C:O2'	22:DA:802:A:N3	2.43	0.50
22:DA:1056:G:OP2	22:DA:1056:G:H3'	2.11	0.50
22:DA:1081:U:O2'	22:DA:1082:U:H5'	2.11	0.50
22:DA:1087:G:C4	22:DA:1089:A:N3	2.80	0.50
22:DA:1142:A:N7	22:DA:1144:A:C5	2.79	0.50
22:DA:1441:G:C2	22:DA:1551:A:C2	3.00	0.50
22:DA:1667:G:O2'	22:DA:1668:A:P	2.70	0.50
22:DA:1709:U:O2'	22:DA:1710:G:H5'	2.12	0.50
22:DA:1912:A:N6	22:DA:1917:U:N3	2.51	0.50
22:DA:2061:G:C4	22:DA:2063:C:N4	2.80	0.50
22:DA:2283:C:C4	22:DA:2389:G:C4	2.99	0.50
22:DA:2604:U:H2'	22:DA:2605:U:H6	1.76	0.50
22:DA:2706:A:N6	62:DA:3669:HOH:O	2.43	0.50
22:DA:2881:U:O3'	35:DN:96:ARG:NE	2.44	0.50
57:DB:94:A:OP1	43:DV:19:ARG:CD	2.54	0.50
24:DC:44:ASN:C	24:DC:46:GLY:N	2.65	0.50
25:DD:62:LYS:N	25:DD:63:PRO:CD	2.74	0.50
26:DE:136:GLN:HA	26:DE:136:GLN:OE1	2.11	0.50
28:DG:83:THR:O	28:DG:140:ILE:HD12	2.11	0.50
28:DG:85:LYS:HG3	28:DG:163:TYR:HB2	1.94	0.50
29:DH:75:LEU:O	29:DH:76:GLU:HB2	2.10	0.50
30:DI:118:GLY:O	30:DI:119:ALA:HB3	2.11	0.50
35:DN:9:GLN:O	35:DN:17:ARG:NE	2.45	0.50
35:DN:103:ARG:HB2	35:DN:110:MET:SD	2.52	0.50
36:DO:63:LYS:C	36:DO:63:LYS:HD3	2.32	0.50
37:DP:19:PHE:O	37:DP:20:ARG:HB3	2.11	0.50
38:DQ:73:ILE:HD11	38:DQ:77:LYS:HD3	1.93	0.50
42:DU:81:ARG:N	42:DU:81:ARG:CD	2.72	0.50
46:DY:17:GLU:HG2	46:DY:50:VAL:HG13	1.93	0.50
1:AA:198:G:O6	1:AA:220:G:C6	2.64	0.50
1:AA:316:C:C2	1:AA:317:U:H5	2.29	0.50
1:AA:388:G:O2'	1:AA:389:A:P	2.69	0.50
1:AA:1006:G:H2'	1:AA:1007:U:O4'	2.12	0.50
1:AA:1055:A:C5	1:AA:1206:G:C2	3.00	0.50
1:AA:1267:C:H2'	1:AA:1268:G:H5'	1.94	0.50
2:AB:9:LEU:CD2	2:AB:11:ALA:N	2.72	0.50
2:AB:49:PHE:C	2:AB:49:PHE:CD1	2.85	0.50

Continued on next page...

Continued from previous page...

Atom-1	Atom-2	Interatomic distance (Å)	Clash overlap (Å)
4:AD:9:LYS:O	4:AD:12:ARG:HB2	2.11	0.50
4:AD:129:VAL:HG13	4:AD:131:ILE:HD13	1.88	0.50
10:AJ:15:HIS:HB3	10:AJ:70:HIS:CE1	2.47	0.50
13:AM:80:MET:SD	13:AM:91:ARG:HB2	2.52	0.50
19:AS:39:ILE:HD11	19:AS:70:LEU:CD2	2.37	0.50
20:AT:72:ALA:O	20:AT:73:ARG:C	2.50	0.50
22:BA:172:A:O2'	22:BA:173:A:H5'	2.11	0.50
22:BA:545:U:O2	22:BA:545:U:O4'	2.27	0.50
22:BA:923:G:C5'	44:BW:25:PHE:CZ	2.93	0.50
22:BA:955:U:OP1	34:BM:86:LYS:NZ	2.36	0.50
22:BA:1151:A:H5''	22:BA:1151:A:C8	2.46	0.50
22:BA:1165:A:H2'	22:BA:1166:G:C8	2.45	0.50
22:BA:1660:G:O2'	22:BA:1661:G:H5'	2.11	0.50
22:BA:1667:G:O2'	22:BA:1991:U:O4	2.24	0.50
22:BA:1882:U:C2'	22:BA:1883:U:H5'	2.42	0.50
22:BA:2508:G:O2'	22:BA:2555:U:H5'	2.11	0.50
24:BC:61:TYR:HD2	24:BC:85:ASN:ND2	2.09	0.50
25:BD:34:VAL:HG22	25:BD:94:GLN:N	2.26	0.50
26:BE:158:PHE:CD1	26:BE:159:LEU:HD12	2.46	0.50
29:BH:18:GLN:HA	29:BH:18:GLN:NE2	2.13	0.50
36:BO:3:LYS:CG	36:BO:4:LYS:N	2.75	0.50
43:BV:26:PHE:CZ	43:BV:42:LEU:HD12	2.47	0.50
45:BX:18:SER:H	45:BX:22:ASN:H	1.59	0.50
46:BY:12:GLU:O	46:BY:15:ASN:HB2	2.12	0.50
46:BY:26:PHE:HD1	46:BY:27:ASN:HD22	1.59	0.50
53:CA:85:U:O4'	53:CA:85:U:O2	2.26	0.50
53:CA:160:A:H1'	53:CA:344:A:N7	2.26	0.50
53:CA:273:U:H2'	53:CA:274:A:H5'	1.92	0.50
53:CA:304:U:H2'	53:CA:305:G:C8	2.46	0.50
53:CA:499:A:H1'	53:CA:500:G:C8	2.47	0.50
53:CA:733:G:O2'	53:CA:734:G:H5''	2.12	0.50
53:CA:826:C:H2'	53:CA:826:C:O2	2.11	0.50
53:CA:1013:G:N2	53:CA:1015:G:H3'	2.27	0.50
53:CA:1195:C:H2'	53:CA:1197:A:O4'	2.12	0.50
53:CA:1281:C:H3'	53:CA:1282:C:C5'	2.41	0.50
53:CA:1343:G:H2'	53:CA:1344:C:C6	2.46	0.50
53:CA:1363:A:C5	53:CA:1365:G:O6	2.64	0.50
2:CB:66:ILE:H	2:CB:88:GLN:HB3	1.74	0.50
4:CD:29:THR:HG22	4:CD:30:LYS:HD2	1.90	0.50
6:CF:41:ASP:O	6:CF:42:TRP:C	2.49	0.50
10:CJ:8:ILE:HG22	10:CJ:100:ILE:HG12	1.94	0.50

Continued on next page...

Continued from previous page...

Atom-1	Atom-2	Interatomic distance (Å)	Clash overlap (Å)
12:CL:43:LYS:CB	12:CL:44:PRO:CD	2.51	0.50
12:CL:46:SER:O	12:CL:47:ALA:CB	2.58	0.50
55:CM:100:ARG:NH2	55:CM:102:LYS:HD3	2.26	0.50
14:CN:89:ARG:HG3	14:CN:91:GLU:HG3	1.93	0.50
15:CO:44:GLU:HG2	15:CO:45:HIS:CD2	2.47	0.50
15:CO:59:VAL:O	15:CO:62:ARG:HB3	2.11	0.50
17:CQ:61:ARG:C	17:CQ:72:TRP:CE3	2.85	0.50
22:DA:9:G:C6	22:DA:2629:U:C6	3.00	0.50
22:DA:60:G:O2'	22:DA:61:C:OP1	2.27	0.50
22:DA:91:A:HO2'	22:DA:92:U:H6	1.57	0.50
22:DA:98:G:O2'	22:DA:103:A:C8	2.65	0.50
22:DA:518:G:H2'	22:DA:519:U:C6	2.45	0.50
22:DA:616:A:O2'	22:DA:617:G:C5'	2.58	0.50
22:DA:622:G:O2'	22:DA:623:C:C5'	2.58	0.50
22:DA:636:G:O6	33:DL:109:LYS:HG3	2.12	0.50
22:DA:781:A:N1	22:DA:1776:G:O2'	2.42	0.50
22:DA:833:A:H2'	22:DA:834:G:H8	1.76	0.50
22:DA:922:C:H2'	22:DA:923:G:O4'	2.12	0.50
22:DA:1439:A:C8	22:DA:1439:A:C3'	2.94	0.50
22:DA:1744:A:H3'	22:DA:1745:A:C8	2.46	0.50
22:DA:2262:U:H5''	44:DW:38:ARG:HH21	1.76	0.50
22:DA:2345:G:C8	22:DA:2347:C:C5	2.99	0.50
22:DA:2450:A:C2	22:DA:2451:A:C8	2.99	0.50
22:DA:2492:U:HO2'	22:DA:2493:U:H6	1.60	0.50
22:DA:2574:G:H1'	25:DD:148:GLN:HB2	1.93	0.50
22:DA:2748:A:C2	22:DA:2749:A:C4	3.00	0.50
22:DA:2849:U:O4	22:DA:2867:G:C8	2.65	0.50
57:DB:13:G:H8	57:DB:13:G:H5''	1.76	0.50
25:DD:45:TYR:HE2	25:DD:47:ALA:HB3	1.77	0.50
25:DD:166:GLY:O	25:DD:167:ASN:CB	2.59	0.50
25:DD:196:ALA:O	25:DD:197:THR:C	2.50	0.50
28:DG:116:LEU:CD1	28:DG:121:THR:HA	2.41	0.50
35:DN:9:GLN:C	35:DN:10:LEU:O	2.48	0.50
35:DN:80:PHE:O	35:DN:85:PRO:HD3	2.12	0.50
37:DP:50:ARG:CA	37:DP:57:ALA:O	2.58	0.50
38:DQ:40:LYS:HD3	38:DQ:44:TYR:HE2	1.75	0.50
40:DS:6:LYS:HB3	40:DS:6:LYS:HZ3	1.76	0.50
42:DU:58:VAL:HG11	42:DU:60:LYS:HG2	1.91	0.50
49:D1:5:ARG:NH2	49:D1:23:THR:HB	2.26	0.50
51:D3:18:LYS:CD	51:D3:19:GLY:N	2.72	0.50
1:AA:87:C:H2'	1:AA:88:U:C6	2.33	0.50

Continued on next page...

Continued from previous page...

Atom-1	Atom-2	Interatomic distance (Å)	Clash overlap (Å)
1:AA:105:G:H2'	1:AA:106:C:C6	2.46	0.50
1:AA:191:G:H2'	1:AA:192:A:C8	2.47	0.50
1:AA:238:A:C2'	1:AA:239:U:H5'	2.42	0.50
1:AA:251:G:C4'	1:AA:252:U:H5''	2.41	0.50
1:AA:251:G:N1	1:AA:266:G:O6	2.45	0.50
1:AA:429:U:H1'	1:AA:430:A:C5'	2.40	0.50
1:AA:538:G:OP2	12:AL:111:GLN:HB2	2.12	0.50
1:AA:628:G:H2'	1:AA:629:A:C8	2.47	0.50
1:AA:702:A:C4	22:BA:1847:A:C2	2.97	0.50
1:AA:821:G:O2'	1:AA:822:U:C5'	2.60	0.50
1:AA:1167:A:N7	1:AA:1169:A:C6	2.80	0.50
1:AA:1253:G:H2'	1:AA:1254:A:H8	1.75	0.50
6:AF:3:HIS:O	6:AF:4:TYR:CG	2.64	0.50
10:AJ:81:GLU:O	10:AJ:84:VAL:HG12	2.11	0.50
15:AO:20:ASP:OD1	15:AO:23:SER:HB2	2.11	0.50
18:AR:22:TYR:HA	18:AR:57:ALA:HB1	1.94	0.50
22:BA:450:G:OP2	62:BA:3238:HOH:O	2.19	0.50
22:BA:703:U:C2'	22:BA:704:G:H5'	2.42	0.50
22:BA:709:U:H2'	22:BA:710:U:O4'	2.11	0.50
22:BA:986:C:C2'	22:BA:987:C:H5'	2.42	0.50
22:BA:1097:U:O2'	30:BI:8:VAL:HG12	2.12	0.50
22:BA:1319:C:C2'	22:BA:1320:C:H5'	2.41	0.50
22:BA:1413:A:C6	22:BA:1414:C:N3	2.79	0.50
22:BA:1935:G:N1	22:BA:1962:C:H2'	2.27	0.50
22:BA:2232:C:H2'	22:BA:2233:U:O5'	2.11	0.50
22:BA:2447:G:C8	22:BA:2501:C:H5''	2.47	0.50
22:BA:2515:C:C2'	22:BA:2516:A:H5'	2.41	0.50
22:BA:2786:U:H2'	22:BA:2787:C:H6	1.77	0.50
23:BB:19:C:C2'	23:BB:20:G:H5'	2.41	0.50
29:BH:68:ARG:NH2	29:BH:69:ALA:HA	2.27	0.50
35:BN:33:ILE:N	35:BN:33:ILE:CD1	2.69	0.50
35:BN:116:VAL:O	35:BN:116:VAL:CG2	2.59	0.50
37:BP:103:THR:O	37:BP:104:GLY:O	2.30	0.50
40:BS:45:VAL:CG2	40:BS:46:LEU:N	2.74	0.50
44:BW:30:VAL:HG23	44:BW:60:ALA:O	2.12	0.50
44:BW:40:ARG:HH11	44:BW:45:HIS:CE1	2.30	0.50
46:BY:8:GLU:O	46:BY:12:GLU:HB2	2.12	0.50
53:CA:116:A:H2'	53:CA:117:G:H8	1.74	0.50
53:CA:346:G:O2'	53:CA:347:G:O4'	2.29	0.50
53:CA:675:A:H1'	11:CK:117:HIS:CE1	2.47	0.50
53:CA:1279:G:H2'	53:CA:1279:G:N3	2.27	0.50

Continued on next page...

Continued from previous page...

Atom-1	Atom-2	Interatomic distance (Å)	Clash overlap (Å)
53:CA:1349:A:O2'	53:CA:1350:A:H5'	2.10	0.50
53:CA:1359:C:H4'	62:CA:1777:HOH:O	2.10	0.50
6:CF:2:ARG:CG	6:CF:4:TYR:CZ	2.95	0.50
6:CF:61:LEU:CD1	6:CF:62:MET:N	2.75	0.50
10:CJ:7:ARG:HH11	10:CJ:102:LEU:HG	1.74	0.50
11:CK:125:LYS:O	11:CK:126:ARG:O	2.28	0.50
19:CS:79:TYR:CE1	19:CS:80:ARG:HD2	2.47	0.50
20:CT:26:MET:HE1	20:CT:56:ILE:HD13	1.93	0.50
22:DA:7:G:H2'	22:DA:8:C:O4'	2.12	0.50
22:DA:27:G:O2'	22:DA:28:A:H8	1.93	0.50
22:DA:233:A:H61	22:DA:428:A:N6	2.10	0.50
22:DA:279:A:H61	22:DA:361:G:C1'	2.18	0.50
22:DA:426:C:H2'	22:DA:427:U:C5'	2.41	0.50
22:DA:489:G:C6	22:DA:491:G:C4	3.00	0.50
22:DA:581:C:P	38:DQ:32:ARG:HE	2.34	0.50
22:DA:627:A:N6	33:DL:112:LEU:HD23	2.27	0.50
22:DA:1079:C:O2'	22:DA:1080:A:C8	2.57	0.50
22:DA:1206:G:H2'	22:DA:1207:C:C5	2.47	0.50
22:DA:1381:G:C2'	22:DA:1382:G:H5''	2.42	0.50
22:DA:1388:G:N3	22:DA:1389:G:C8	2.79	0.50
22:DA:1650:A:H5'	35:DN:106:ASP:OD2	2.11	0.50
22:DA:1670:C:C5	22:DA:1671:U:C5	2.99	0.50
22:DA:2024:G:O2'	22:DA:2025:C:C5'	2.60	0.50
22:DA:2077:A:C5	22:DA:2078:C:C5	2.99	0.50
22:DA:2136:G:O2'	22:DA:2137:U:H6	1.91	0.50
22:DA:2234:G:C4	22:DA:2235:G:C8	3.00	0.50
22:DA:2253:G:C5	22:DA:2254:C:C5	2.99	0.50
22:DA:2344:U:O2'	22:DA:2345:G:H5''	2.11	0.50
22:DA:2386:A:H2	44:DW:38:ARG:HG2	1.75	0.50
22:DA:2544:G:H2'	22:DA:2545:G:H8	1.76	0.50
22:DA:2601:C:H4'	22:DA:2602:A:OP2	2.07	0.50
22:DA:2622:U:O2'	22:DA:2825:G:N7	2.42	0.50
22:DA:2657:A:O2'	22:DA:2658:C:H5'	2.11	0.50
22:DA:2712:C:H5''	22:DA:2713:U:OP2	2.11	0.50
25:DD:55:LYS:HB3	25:DD:75:ALA:HB1	1.92	0.50
26:DE:147:LEU:HG	26:DE:186:VAL:HG23	1.94	0.50
28:DG:28:LYS:HG3	28:DG:79:THR:HG22	1.94	0.50
29:DH:80:ILE:CB	29:DH:101:ASP:HB2	2.38	0.50
33:DL:121:THR:OG1	33:DL:141:LYS:HE3	2.11	0.50
35:DN:21:PHE:HE2	35:DN:43:GLU:HB3	1.77	0.50
35:DN:98:LEU:O	35:DN:112:TYR:HB2	2.12	0.50

Continued on next page...

Continued from previous page...

Atom-1	Atom-2	Interatomic distance (Å)	Clash overlap (Å)
41:DT:17:SER:C	41:DT:18:GLU:HG2	2.31	0.50
42:DU:14:THR:HB	42:DU:68:ASN:CB	2.32	0.50
45:DX:48:LEU:O	45:DX:50:VAL:HG13	2.11	0.50
51:D3:57:VAL:HA	51:D3:60:CYS:HB2	1.94	0.50
1:AA:10:A:OP2	5:AE:130:THR:OG1	2.24	0.50
1:AA:15:G:H4'	5:AE:28:ARG:HH11	1.76	0.50
1:AA:96:U:O2'	1:AA:97:G:H8	1.95	0.50
1:AA:154:U:H2'	1:AA:155:A:H8	1.77	0.50
1:AA:270:A:H2'	1:AA:271:C:C6	2.46	0.50
1:AA:363:A:C2	1:AA:364:A:C4	2.99	0.50
1:AA:374:A:H2'	1:AA:375:U:C6	2.47	0.50
1:AA:695:A:C6	1:AA:696:A:C6	3.00	0.50
1:AA:1014:A:H4'	19:AS:13:HIS:CD2	2.47	0.50
1:AA:1086:U:O2'	1:AA:1087:G:H5'	2.12	0.50
1:AA:1151:A:H5'	10:AJ:42:LEU:O	2.10	0.50
1:AA:1430:A:C2	1:AA:1471:U:C2	2.99	0.50
2:AB:9:LEU:HD23	2:AB:9:LEU:C	2.32	0.50
3:AC:183:TYR:OH	3:AC:198:LYS:HD2	2.12	0.50
4:AD:21:LYS:O	4:AD:21:LYS:CD	2.56	0.50
5:AE:23:THR:HA	5:AE:28:ARG:HA	1.93	0.50
8:AH:58:LEU:HD13	8:AH:58:LEU:C	2.32	0.50
13:AM:3:ILE:H	13:AM:56:ARG:NH1	2.09	0.50
15:AO:24:THR:HG21	15:AO:69:LEU:HD12	1.94	0.50
20:AT:73:ARG:O	20:AT:76:ALA:HB3	2.12	0.50
22:BA:27:G:H1'	22:BA:513:A:N6	2.27	0.50
22:BA:346:A:C4	22:BA:347:A:C8	3.00	0.50
22:BA:548:G:H3'	22:BA:548:G:H8	1.76	0.50
22:BA:736:C:C2	22:BA:737:C:C5	2.99	0.50
22:BA:819:A:OP2	22:BA:1187:G:N2	2.32	0.50
22:BA:1085:A:H2'	22:BA:1086:A:C2	2.46	0.50
22:BA:1176:U:H2'	22:BA:1177:G:C4	2.46	0.50
22:BA:1206:G:C5	22:BA:1207:C:C5	2.99	0.50
22:BA:1338:G:O2'	41:BT:18:GLU:HG2	2.11	0.50
22:BA:1419:A:N7	22:BA:1421:G:C6	2.80	0.50
22:BA:1509:A:O2'	22:BA:1510:G:P	2.70	0.50
22:BA:2040:G:O2'	22:BA:2041:U:H5'	2.12	0.50
22:BA:2210:U:O2	22:BA:2212:A:C8	2.65	0.50
22:BA:2236:U:C2'	22:BA:2237:G:H5'	2.42	0.50
22:BA:2262:U:H2'	22:BA:2263:C:H6	1.76	0.50
22:BA:2282:G:H4'	22:BA:2389:G:O2'	2.11	0.50
22:BA:2539:C:O2'	22:BA:2540:C:H5'	2.11	0.50

Continued on next page...

Continued from previous page...

Atom-1	Atom-2	Interatomic distance (Å)	Clash overlap (Å)
22:BA:2547:A:H2'	22:BA:2548:U:C5	2.47	0.50
23:BB:24:G:C6	23:BB:56:G:C2	3.00	0.50
23:BB:28:C:H2'	23:BB:29:A:C5'	2.42	0.50
24:BC:140:VAL:HA	24:BC:190:THR:O	2.11	0.50
25:BD:15:PHE:N	37:BP:11:GLN:HE22	2.09	0.50
28:BG:154:GLU:OE2	28:BG:156:TYR:HB2	2.11	0.50
30:BI:58:ILE:HG22	30:BI:60:VAL:HG23	1.92	0.50
35:BN:6:SER:HB3	62:BN:202:HOH:O	2.11	0.50
38:BQ:20:ALA:HA	38:BQ:23:TYR:CE1	2.47	0.50
41:BT:17:SER:O	41:BT:18:GLU:CB	2.59	0.50
43:BV:5:ASN:HB3	43:BV:64:VAL:HB	1.94	0.50
52:B4:7:VAL:HG13	52:B4:38:GLY:HA2	1.94	0.50
53:CA:276:G:O2'	53:CA:277:C:C5'	2.60	0.50
53:CA:408:A:C2	53:CA:435:A:C2	3.00	0.50
53:CA:452:A:H2'	53:CA:453:G:O4'	2.11	0.50
53:CA:555:U:H2'	53:CA:556:C:C6	2.46	0.50
53:CA:616:G:C2	53:CA:625:U:O2	2.65	0.50
53:CA:974:A:O2'	53:CA:975:A:OP2	2.30	0.50
53:CA:1288:A:O2'	53:CA:1289:A:H8	1.93	0.50
2:CB:8:MET:HB2	2:CB:9:LEU:HD23	1.94	0.50
3:CC:161:ILE:H	3:CC:161:ILE:CD1	2.24	0.50
4:CD:94:GLU:OE1	4:CD:103:ARG:NE	2.40	0.50
5:CE:17:VAL:HA	5:CE:33:THR:O	2.12	0.50
8:CH:5:PRO:O	8:CH:8:ASP:HB3	2.11	0.50
8:CH:38:VAL:O	8:CH:41:GLU:HB2	2.11	0.50
55:CM:94:LEU:HD12	55:CM:94:LEU:N	2.26	0.50
55:CM:95:PRO:HG3	55:CM:99:GLN:OE1	2.11	0.50
17:CQ:30:HIS:HE1	17:CQ:32:ILE:CG1	2.05	0.50
21:CU:3:ILE:HG21	21:CU:18:PHE:HB3	1.94	0.50
21:CU:14:ALA:O	21:CU:15:LEU:O	2.30	0.50
22:DA:28:A:N6	22:DA:513:A:C8	2.79	0.50
22:DA:246:C:O2'	22:DA:385:C:H4'	2.11	0.50
22:DA:271:G:O2'	22:DA:272:A:H5''	2.11	0.50
22:DA:566:U:H2'	22:DA:567:U:O4'	2.12	0.50
22:DA:858:G:C5	22:DA:2268:A:C2	3.00	0.50
22:DA:1275:A:O3'	22:DA:1276:A:O4'	2.30	0.50
22:DA:1317:G:C2	22:DA:1336:A:C2	3.00	0.50
22:DA:1817:G:H5''	24:DC:86:ARG:CZ	2.42	0.50
22:DA:1954:G:O2'	22:DA:1955:U:OP2	2.30	0.50
22:DA:2238:G:H5'	22:DA:2239:G:OP1	2.11	0.50
22:DA:2352:A:H8	22:DA:2352:A:O5'	1.95	0.50

Continued on next page...

Continued from previous page...

Atom-1	Atom-2	Interatomic distance (Å)	Clash overlap (Å)
22:DA:2533:U:O4	22:DA:2534:A:C2	2.64	0.50
22:DA:2563:U:H2'	22:DA:2565:A:OP2	2.11	0.50
22:DA:2581:G:H5''	22:DA:2582:G:OP1	2.12	0.50
22:DA:2716:C:C2	22:DA:2717:C:C5	2.99	0.50
22:DA:2868:A:O2'	22:DA:2869:G:O4'	2.29	0.50
57:DB:17:C:H2'	57:DB:18:G:H8	1.77	0.50
57:DB:69:G:H2'	57:DB:70:C:H5'	1.93	0.50
24:DC:62:ARG:CG	24:DC:62:ARG:NH2	2.65	0.50
26:DE:35:TYR:CE2	26:DE:177:PRO:HD2	2.47	0.50
58:DF:14:LYS:HB3	58:DF:14:LYS:NZ	2.27	0.50
28:DG:8:VAL:HA	28:DG:68:ARG:HH21	1.77	0.50
29:DH:40:THR:O	29:DH:41:LYS:HB2	2.12	0.50
37:DP:51:ASN:H	37:DP:56:SER:HB3	1.75	0.50
40:DS:74:ILE:O	40:DS:74:ILE:HG23	2.12	0.50
43:DV:30:ILE:HG13	43:DV:40:ILE:HD11	1.94	0.50
48:D0:16:ARG:O	48:D0:17:SER:C	2.50	0.50
50:D2:15:SER:O	50:D2:16:HIS:ND1	2.45	0.50
52:D4:7:VAL:CG2	52:D4:25:VAL:CG2	2.90	0.50
1:AA:652:U:O2'	1:AA:653:U:O5'	2.30	0.50
1:AA:901:A:N7	1:AA:902:G:H1'	2.26	0.50
1:AA:908:A:O2'	1:AA:909:A:H5'	2.12	0.50
1:AA:937:A:H2'	1:AA:938:A:H5'	1.93	0.50
1:AA:973:G:H5'	10:AJ:57:VAL:HA	1.92	0.50
1:AA:1123:U:C4'	10:AJ:39:PRO:HD2	2.35	0.50
2:AB:9:LEU:HD21	2:AB:11:ALA:HB3	1.94	0.50
3:AC:15:LYS:HG3	3:AC:16:PRO:HD2	1.94	0.50
3:AC:119:ILE:HA	3:AC:122:GLN:HG3	1.93	0.50
4:AD:19:PHE:N	4:AD:19:PHE:HD1	2.09	0.50
5:AE:44:ARG:HA	5:AE:71:ILE:O	2.12	0.50
8:AH:95:MET:SD	8:AH:129:ALA:HB1	2.51	0.50
11:AK:109:ILE:CG2	11:AK:110:THR:N	2.75	0.50
12:AL:82:ARG:HG2	12:AL:82:ARG:NH1	2.27	0.50
17:AQ:74:LEU:C	17:AQ:74:LEU:CD1	2.80	0.50
19:AS:6:LYS:HE2	19:AS:6:LYS:CA	2.39	0.50
22:BA:569:U:H1'	22:BA:947:A:O4'	2.11	0.50
22:BA:687:C:O2'	22:BA:1780:A:N1	2.44	0.50
22:BA:715:A:N6	22:BA:716:A:C6	2.80	0.50
22:BA:833:A:H2'	22:BA:834:G:C8	2.47	0.50
22:BA:915:C:H6	22:BA:915:C:C5'	2.17	0.50
22:BA:1159:U:H2'	22:BA:1160:G:H5'	1.92	0.50
22:BA:1419:A:C5	22:BA:1421:G:C5	2.99	0.50

Continued on next page...

Continued from previous page...

Atom-1	Atom-2	Interatomic distance (Å)	Clash overlap (Å)
22:BA:1644:C:H2'	22:BA:1645:G:C5'	2.40	0.50
22:BA:1669:A:OP2	62:BA:3714:HOH:O	2.19	0.50
22:BA:2314:A:O2'	22:BA:2315:G:H5'	2.12	0.50
22:BA:2344:U:H4'	22:BA:2345:G:OP1	2.07	0.50
23:BB:65:U:C4	23:BB:108:A:C4	2.99	0.50
24:BC:7:PRO:HB3	24:BC:13:ARG:HB2	1.93	0.50
24:BC:151:GLY:C	24:BC:152:GLN:HG3	2.32	0.50
24:BC:163:ILE:HG23	24:BC:171:VAL:CG1	2.42	0.50
25:BD:136:ASN:OD1	25:BD:140:HIS:CE1	2.65	0.50
26:BE:48:THR:HG22	26:BE:86:ALA:HB3	1.94	0.50
27:BF:10:GLU:O	27:BF:11:VAL:HB	2.11	0.50
28:BG:59:ASP:O	28:BG:60:GLY:C	2.49	0.50
30:BI:72:THR:HB	30:BI:112:LYS:NZ	2.26	0.50
32:BK:111:LYS:CE	32:BK:111:LYS:N	2.74	0.50
33:BL:40:SER:O	33:BL:41:ARG:CB	2.57	0.50
33:BL:120:VAL:O	33:BL:140:GLY:HA2	2.11	0.50
38:BQ:63:ARG:NH2	38:BQ:96:ASP:HA	2.27	0.50
41:BT:7:LEU:O	41:BT:10:VAL:HG13	2.10	0.50
41:BT:40:LYS:HG2	41:BT:58:VAL:O	2.12	0.50
45:BX:70:LEU:O	45:BX:74:GLY:N	2.45	0.50
53:CA:248:C:O2'	53:CA:249:U:O4'	2.29	0.50
53:CA:596:A:O2'	53:CA:597:G:H5'	2.12	0.50
53:CA:1176:A:H2'	53:CA:1177:G:O4'	2.12	0.50
53:CA:1328:C:H2'	53:CA:1329:A:H8	1.77	0.50
2:CB:9:LEU:HB2	2:CB:11:ALA:H	1.77	0.50
5:CE:103:GLY:CA	5:CE:120:HIS:O	2.59	0.50
54:CG:59:GLU:HB2	54:CG:62:GLU:HB2	1.94	0.50
54:CG:114:SER:O	54:CG:118:ARG:HG3	2.12	0.50
10:CJ:30:LYS:CE	10:CJ:36:VAL:HG22	2.42	0.50
10:CJ:64:GLN:CB	14:CN:98:ALA:CB	2.84	0.50
10:CJ:92:LEU:HD22	10:CJ:93:ALA:N	2.27	0.50
11:CK:115:ILE:HD12	21:CU:23:GLU:HG2	1.93	0.50
14:CN:40:ARG:HH12	19:CS:6:LYS:HB2	1.74	0.50
17:CQ:13:SER:CB	17:CQ:21:VAL:HB	2.41	0.50
22:DA:452:G:OP1	26:DE:53:THR:CG2	2.59	0.50
22:DA:502:A:N6	22:DA:505:A:C6	2.79	0.50
22:DA:974:G:H1'	22:DA:975:A:H8	1.77	0.50
22:DA:1536:C:OP2	22:DA:1536:C:C2	2.65	0.50
22:DA:1603:A:C2	22:DA:1604:C:C2	2.99	0.50
22:DA:1760:C:HO2'	22:DA:1761:C:H5'	1.76	0.50
22:DA:1760:C:C2'	22:DA:1761:C:H6	2.10	0.50

Continued on next page...

Continued from previous page...

Atom-1	Atom-2	Interatomic distance (Å)	Clash overlap (Å)
22:DA:1802:A:N6	22:DA:1817:G:N2	2.60	0.50
22:DA:1895:C:C6	22:DA:1895:C:H3'	2.47	0.50
22:DA:1962:C:C4'	22:DA:1963:U:OP1	2.58	0.50
22:DA:2085:U:C2'	22:DA:2086:U:H5'	2.42	0.50
22:DA:2286:G:N7	49:D1:33:LEU:HD23	2.26	0.50
22:DA:2331:G:H1	22:DA:2385:C:N4	2.09	0.50
22:DA:2345:G:C5	22:DA:2381:A:C2	2.99	0.50
22:DA:2638:G:H2'	22:DA:2775:G:H22	1.76	0.50
22:DA:2751:G:H4'	28:DG:3:VAL:HG11	1.94	0.50
22:DA:2899:A:C2	22:DA:2900:A:C5	3.00	0.50
57:DB:8:C:O2'	36:DO:40:ILE:HD13	2.12	0.50
24:DC:173:LEU:HD22	24:DC:173:LEU:N	2.23	0.50
25:DD:98:VAL:HG23	25:DD:180:VAL:CG1	2.42	0.50
26:DE:6:LYS:HG2	26:DE:7:ASP:CG	2.31	0.50
28:DG:84:LYS:HB3	28:DG:132:LEU:O	2.12	0.50
40:DS:8:ARG:HB3	40:DS:102:HIS:CE1	2.46	0.50
44:DW:18:LYS:HZ2	44:DW:18:LYS:HA	1.77	0.50
44:DW:65:LYS:O	44:DW:81:ILE:HA	2.12	0.50
49:D1:51:ALA:O	49:D1:52:LYS:CB	2.56	0.50
1:AA:22:G:C1'	1:AA:914:A:N6	2.75	0.50
1:AA:57:G:H2'	1:AA:58:C:O4'	2.12	0.50
1:AA:335:C:H2'	1:AA:336:A:C8	2.47	0.50
1:AA:772:U:O2'	1:AA:773:G:H5'	2.12	0.50
1:AA:1152:A:O2'	1:AA:1153:G:C5'	2.60	0.50
1:AA:1250:A:H2	1:AA:1370:G:H1'	1.77	0.50
1:AA:1416:G:H2'	1:AA:1417:G:H5'	1.94	0.50
1:AA:1520:C:H2'	1:AA:1521:C:C6	2.43	0.50
2:AB:102:ASN:O	2:AB:106:VAL:HG23	2.12	0.50
4:AD:18:LEU:C	4:AD:19:PHE:HD1	2.15	0.50
4:AD:89:LEU:HD21	4:AD:199:ILE:HD13	1.93	0.50
4:AD:94:GLU:HG2	4:AD:185:PRO:HG3	1.92	0.50
4:AD:114:ARG:O	4:AD:115:GLN:C	2.50	0.50
11:AK:81:LEU:HD22	11:AK:104:PHE:CD1	2.46	0.50
14:AN:22:LYS:CG	14:AN:23:ARG:N	2.59	0.50
15:AO:81:ILE:O	15:AO:85:GLY:N	2.44	0.50
16:AP:67:ILE:CG2	16:AP:72:ALA:HB2	2.41	0.50
18:AR:31:TYR:C	18:AR:39:VAL:HG23	2.32	0.50
22:BA:178:G:H8	22:BA:178:G:O5'	1.94	0.50
22:BA:279:A:H2'	22:BA:280:U:O4'	2.11	0.50
22:BA:483:A:C8	22:BA:484:C:C5	3.00	0.50
22:BA:685:A:C8	22:BA:773:U:C4	3.00	0.50

Continued on next page...

Continued from previous page...

Atom-1	Atom-2	Interatomic distance (Å)	Clash overlap (Å)
22:BA:2065:C:H2'	22:BA:2066:C:C6	2.46	0.50
22:BA:2362:C:C2'	22:BA:2363:G:H5'	2.42	0.50
22:BA:2602:A:H5''	22:BA:2603:G:C5'	2.42	0.50
22:BA:2823:A:C4	22:BA:2824:C:C5	3.00	0.50
26:BE:113:VAL:CG1	26:BE:114:ARG:N	2.75	0.50
27:BF:39:VAL:HG11	27:BF:49:LEU:HD13	1.92	0.50
29:BH:49:ALA:O	29:BH:52:ALA:N	2.34	0.50
30:BI:21:PRO:HB2	30:BI:22:PRO:HD3	1.94	0.50
35:BN:2:ARG:O	35:BN:3:HIS:C	2.50	0.50
38:BQ:85:ALA:O	38:BQ:87:VAL:C	2.50	0.50
43:BV:5:ASN:ND2	43:BV:5:ASN:H	2.08	0.50
53:CA:181:A:H4'	53:CA:182:A:OP1	2.12	0.50
53:CA:428:G:C1'	53:CA:430:A:C8	2.94	0.50
53:CA:481:G:C4'	53:CA:482:A:OP1	2.51	0.50
53:CA:719:C:H3'	53:CA:720:C:C5	2.47	0.50
53:CA:755:G:C2	53:CA:756:C:C5	3.00	0.50
53:CA:861:G:H2'	53:CA:862:C:H6	1.77	0.50
53:CA:914:A:C2	53:CA:915:A:C4	3.00	0.50
53:CA:1207:G:H2'	53:CA:1208:C:H6	1.75	0.50
53:CA:1316:G:N2	53:CA:1318:A:C8	2.80	0.50
53:CA:1365:G:N2	53:CA:1366:C:C2	2.79	0.50
3:CC:149:LYS:CE	3:CC:200:TRP:CE3	2.94	0.50
4:CD:176:LYS:O	4:CD:176:LYS:HD2	2.12	0.50
54:CG:64:ALA:HB2	54:CG:126:ALA:CB	2.36	0.50
10:CJ:44:THR:HG23	10:CJ:70:HIS:CG	2.46	0.50
11:CK:14:GLN:HA	11:CK:76:TYR:O	2.12	0.50
17:CQ:26:ARG:NH2	17:CQ:39:ARG:HG2	2.27	0.50
22:DA:3:U:H2'	22:DA:4:U:H6	1.77	0.50
22:DA:27:G:H1'	22:DA:513:A:H61	1.74	0.50
22:DA:35:G:C2'	22:DA:36:G:O5'	2.60	0.50
22:DA:46:G:C2	22:DA:47:C:C6	2.99	0.50
22:DA:75:G:O2'	22:DA:76:C:H6	1.94	0.50
22:DA:223:A:C5	22:DA:422:A:C8	3.00	0.50
22:DA:465:G:C4'	50:D2:16:HIS:HD2	2.24	0.50
22:DA:615:U:N3	26:DE:35:TYR:CE1	2.79	0.50
22:DA:991:C:O2'	22:DA:992:C:C5'	2.58	0.50
22:DA:1069:A:H4'	22:DA:1070:A:C5'	2.42	0.50
22:DA:1071:G:O6	22:DA:1089:A:C2	2.65	0.50
22:DA:1330:C:HO2'	22:DA:1331:G:P	2.34	0.50
22:DA:1345:C:O2'	22:DA:1346:G:O5'	2.30	0.50
22:DA:2059:A:O3'	26:DE:64:GLY:HA2	2.11	0.50

Continued on next page...

Continued from previous page...

Atom-1	Atom-2	Interatomic distance (Å)	Clash overlap (Å)
22:DA:2226:C:O2'	22:DA:2227:A:C5'	2.60	0.50
22:DA:2311:A:H1'	58:DF:78:ILE:CD1	2.40	0.50
22:DA:2531:A:C4	22:DA:2532:G:C8	3.00	0.50
22:DA:2718:G:OP1	37:DP:97:TYR:HD1	1.95	0.50
22:DA:2746:U:C2'	22:DA:2747:G:H5'	2.42	0.50
22:DA:2800:A:N1	22:DA:2801:G:N3	2.60	0.50
24:DC:20:ASN:HB2	24:DC:23:LEU:HD22	1.94	0.50
29:DH:1:MET:HE1	29:DH:23:ALA:HB2	1.94	0.50
31:DJ:106:LYS:HD2	31:DJ:119:PHE:CD2	2.46	0.50
36:DO:79:ALA:HB1	36:DO:114:GLY:HA3	1.94	0.50
36:DO:115:LEU:H	36:DO:115:LEU:CD1	2.12	0.50
40:DS:21:ALA:O	40:DS:74:ILE:HD13	2.11	0.50
42:DU:47:PRO:HB3	42:DU:54:PRO:HG2	1.90	0.50
49:D1:38:PHE:CD2	49:D1:39:ASP:N	2.80	0.50
50:D2:45:SER:C	50:D2:46:LYS:HD2	2.32	0.50
1:AA:36:C:OP1	12:AL:119:LYS:HE3	2.12	0.49
1:AA:57:G:C2	1:AA:356:A:C2	3.00	0.49
1:AA:247:G:OP1	1:AA:247:G:H4'	2.11	0.49
1:AA:394:G:C5	1:AA:395:C:C5	3.00	0.49
1:AA:603:U:H2'	1:AA:604:G:C8	2.47	0.49
1:AA:691:G:H2'	1:AA:692:U:H6	1.77	0.49
1:AA:748:G:O6	1:AA:749:A:N6	2.45	0.49
1:AA:875:U:O2'	8:AH:14:ARG:NH1	2.45	0.49
1:AA:1088:G:H21	1:AA:1167:A:N6	2.10	0.49
1:AA:1162:C:H2'	1:AA:1163:A:H8	1.77	0.49
1:AA:1507:A:C2	1:AA:1508:A:C4	3.00	0.49
2:AB:90:PHE:CE2	2:AB:148:GLY:HA3	2.47	0.49
5:AE:113:VAL:CG2	5:AE:140:ILE:CD1	2.88	0.49
7:AG:107:ALA:HA	7:AG:122:GLU:HG3	1.92	0.49
9:AI:9:GLY:CA	9:AI:80:HIS:CD2	2.91	0.49
11:AK:109:ILE:O	11:AK:110:THR:HG23	2.11	0.49
11:AK:111:ASP:CB	21:AU:19:LYS:HD3	2.42	0.49
16:AP:42:ILE:O	16:AP:43:ALA:HB3	2.12	0.49
22:BA:125:A:OP2	50:B2:19:ARG:NH2	2.44	0.49
22:BA:300:A:H2'	22:BA:334:C:H1'	1.93	0.49
22:BA:412:A:H2'	22:BA:413:C:C5'	2.42	0.49
22:BA:919:U:C6	22:BA:919:U:H3'	2.47	0.49
22:BA:1450:G:C6	22:BA:1451:C:C4	2.99	0.49
22:BA:1508:A:O2'	22:BA:1509:A:O4'	2.30	0.49
22:BA:1556:C:O2'	22:BA:1557:C:H5'	2.12	0.49
22:BA:1568:G:H4'	24:BC:58:LYS:CG	2.42	0.49

Continued on next page...

Continued from previous page...

Atom-1	Atom-2	Interatomic distance (Å)	Clash overlap (Å)
22:BA:1654:A:C1'	25:BD:118:PHE:CE1	2.95	0.49
22:BA:1789:A:P	24:BC:220:ARG:HH11	2.35	0.49
22:BA:1801:A:H3'	22:BA:1802:A:H5'	1.94	0.49
22:BA:1842:G:C4'	24:BC:242:HIS:CE1	2.94	0.49
22:BA:1943:U:O2	22:BA:1943:U:O4'	2.28	0.49
22:BA:2046:G:N2	22:BA:2623:G:H1'	2.27	0.49
22:BA:2068:U:H6	22:BA:2068:U:H5''	1.78	0.49
22:BA:2109:U:C4	22:BA:2181:U:O4	2.65	0.49
22:BA:2210:U:H6	22:BA:2210:U:OP1	1.95	0.49
22:BA:2519:U:H2'	22:BA:2541:A:H61	1.77	0.49
22:BA:2572:A:N7	25:BD:150:GLN:CB	2.74	0.49
24:BC:20:ASN:C	24:BC:20:ASN:ND2	2.64	0.49
25:BD:9:VAL:HG22	25:BD:26:VAL:CB	2.34	0.49
25:BD:114:LYS:HZ2	25:BD:116:LYS:HE2	1.77	0.49
26:BE:7:ASP:CG	26:BE:8:ALA:H	2.16	0.49
27:BF:35:LEU:CD1	27:BF:88:VAL:HB	2.42	0.49
34:BM:70:ASP:OD1	34:BM:70:ASP:C	2.50	0.49
39:BR:49:ILE:C	39:BR:51:VAL:O	2.50	0.49
41:BT:70:HIS:HB3	41:BT:73:ARG:HB2	1.93	0.49
42:BU:30:SER:HB2	42:BU:32:LYS:HD3	1.94	0.49
47:BZ:24:LEU:O	47:BZ:27:GLY:N	2.44	0.49
53:CA:86:G:O2'	53:CA:87:C:OP2	2.30	0.49
53:CA:86:G:O2'	53:CA:87:C:P	2.70	0.49
53:CA:497:G:O2'	53:CA:498:A:C5'	2.60	0.49
53:CA:505:G:C2	53:CA:506:G:C5	3.00	0.49
53:CA:765:G:C6	53:CA:812:G:C5	3.00	0.49
53:CA:933:G:P	54:CG:3:ARG:HD3	2.51	0.49
53:CA:1064:G:N2	53:CA:1190:G:O2'	2.44	0.49
53:CA:1158:C:O2	53:CA:1158:C:H2'	2.11	0.49
3:CC:10:ARG:O	3:CC:15:LYS:HB2	2.11	0.49
3:CC:148:ILE:HD13	3:CC:201:ILE:HD11	1.92	0.49
4:CD:123:MET:CE	4:CD:126:GLY:O	2.60	0.49
5:CE:79:THR:OG1	5:CE:121:ASN:ND2	2.45	0.49
54:CG:116:ALA:HA	54:CG:120:ALA:HB3	1.94	0.49
10:CJ:51:VAL:HB	14:CN:80:ARG:CB	2.39	0.49
11:CK:17:ASP:HA	11:CK:80:ASN:O	2.12	0.49
14:CN:47:LEU:CD1	14:CN:50:LEU:HD21	2.41	0.49
56:CP:68:SER:O	56:CP:71:VAL:HG13	2.12	0.49
17:CQ:20:ILE:HG21	17:CQ:52:CYS:HB3	1.93	0.49
18:CR:44:THR:OG1	18:CR:46:THR:HG22	2.12	0.49
19:CS:38:THR:HA	19:CS:69:LYS:HA	1.94	0.49

Continued on next page...

Continued from previous page...

Atom-1	Atom-2	Interatomic distance (Å)	Clash overlap (Å)
22:DA:122:G:O2'	22:DA:123:G:C5'	2.60	0.49
22:DA:301:G:O2'	22:DA:302:C:O5'	2.30	0.49
22:DA:303:G:O2'	22:DA:304:U:O5'	2.29	0.49
22:DA:584:C:C4	22:DA:585:G:C5	3.00	0.49
22:DA:627:A:N6	33:DL:111:ILE:HB	2.27	0.49
22:DA:637:A:O5'	33:DL:112:LEU:HD21	2.12	0.49
22:DA:685:A:H4'	22:DA:686:U:O5'	2.13	0.49
22:DA:732:C:C4	22:DA:733:G:C5	3.00	0.49
22:DA:946:C:H5'	22:DA:946:C:H6	1.77	0.49
22:DA:1192:G:C2'	22:DA:1193:G:H5'	2.41	0.49
22:DA:1462:C:C1'	22:DA:2702:G:H21	2.25	0.49
22:DA:1652:A:H2'	22:DA:1653:G:O4'	2.11	0.49
22:DA:1794:A:H2'	22:DA:1795:C:H6	1.77	0.49
22:DA:1826:G:H2'	22:DA:1827:U:O5'	2.12	0.49
22:DA:1904:G:C2'	22:DA:1905:C:H5'	2.42	0.49
22:DA:2020:A:H5'	48:D0:8:THR:CG2	2.42	0.49
22:DA:2314:A:N3	22:DA:2315:G:C8	2.80	0.49
22:DA:2345:G:C5	22:DA:2347:C:N4	2.80	0.49
22:DA:2439:A:H1'	22:DA:2587:A:H5'	1.94	0.49
22:DA:2641:G:H5''	31:DJ:78:THR:HB	1.94	0.49
22:DA:2825:G:H2'	22:DA:2826:A:O4'	2.11	0.49
57:DB:52:A:O2'	57:DB:53:A:C8	2.58	0.49
57:DB:109:A:O2'	57:DB:110:C:H6	1.93	0.49
24:DC:143:VAL:HB	24:DC:153:LEU:HB3	1.94	0.49
58:DF:157:THR:HG21	58:DF:168:LEU:HD22	1.93	0.49
28:DG:70:LEU:HD12	28:DG:70:LEU:C	2.32	0.49
29:DH:125:THR:HB	29:DH:146:VAL:HG11	1.94	0.49
31:DJ:56:VAL:HG23	31:DJ:124:VAL:HA	1.92	0.49
35:DN:87:PHE:CD1	35:DN:90:ARG:HD2	2.47	0.49
37:DP:26:GLU:HB2	37:DP:86:LYS:HD3	1.94	0.49
38:DQ:9:ALA:C	38:DQ:11:ALA:H	2.14	0.49
38:DQ:71:ASN:HD21	38:DQ:106:THR:HG23	1.77	0.49
38:DQ:91:ARG:NH2	39:DR:11:GLN:O	2.45	0.49
39:DR:81:LYS:CD	39:DR:81:LYS:N	2.75	0.49
41:DT:8:LEU:CD2	41:DT:46:ALA:HA	2.41	0.49
42:DU:20:LYS:HD2	42:DU:38:ILE:CD1	2.41	0.49
1:AA:487:A:H2'	1:AA:488:C:O4'	2.11	0.49
1:AA:529:G:O6	12:AL:45:ASN:HA	2.12	0.49
1:AA:764:C:C2'	1:AA:765:G:H5'	2.42	0.49
1:AA:1303:C:C2'	1:AA:1304:G:C8	2.93	0.49
2:AB:146:SER:O	2:AB:147:LEU:HD23	2.11	0.49

Continued on next page...

Continued from previous page...

Atom-1	Atom-2	Interatomic distance (Å)	Clash overlap (Å)
5:AE:37:VAL:CG1	5:AE:116:VAL:CG2	2.86	0.49
5:AE:154:ALA:HB1	8:AH:65:PHE:CE2	2.47	0.49
10:AJ:17:LEU:HD23	10:AJ:17:LEU:C	2.33	0.49
10:AJ:87:LEU:HD13	10:AJ:87:LEU:C	2.32	0.49
11:AK:109:ILE:HB	21:AU:5:VAL:HG22	1.89	0.49
12:AL:20:VAL:O	12:AL:20:VAL:HG23	2.11	0.49
14:AN:50:LEU:CB	14:AN:51:PRO:HD2	2.38	0.49
22:BA:409:G:C2'	22:BA:410:G:H5'	2.42	0.49
22:BA:980:A:C6	22:BA:981:A:N1	2.80	0.49
22:BA:1084:A:C2'	22:BA:1085:A:H8	2.11	0.49
22:BA:1239:G:C2'	22:BA:1240:U:O5'	2.60	0.49
22:BA:1276:A:O2'	22:BA:1277:G:H5'	2.13	0.49
22:BA:1417:C:O2'	22:BA:1418:G:C5'	2.55	0.49
22:BA:1507:C:C5'	22:BA:1508:A:OP2	2.61	0.49
22:BA:2136:G:O6	22:BA:2156:G:C2	2.65	0.49
22:BA:2152:G:C2'	22:BA:2153:C:H5'	2.42	0.49
22:BA:2309:A:O2'	22:BA:2310:C:C5'	2.60	0.49
22:BA:2795:C:H2'	22:BA:2796:U:C6	2.47	0.49
25:BD:114:LYS:HE3	25:BD:114:LYS:C	2.31	0.49
30:BI:27:LEU:C	30:BI:27:LEU:HD12	2.33	0.49
31:BJ:76:HIS:NE2	31:BJ:85:LYS:HB2	2.26	0.49
35:BN:75:ILE:HD12	35:BN:79:LEU:CD1	2.42	0.49
39:BR:49:ILE:HG22	39:BR:53:PHE:C	2.33	0.49
43:BV:2:PHE:HD1	43:BV:50:MET:HE2	1.76	0.49
45:BX:5:GLN:HG3	45:BX:49:ARG:O	2.13	0.49
45:BX:39:VAL:CG1	45:BX:46:VAL:CG2	2.90	0.49
46:BY:18:LEU:CD1	46:BY:22:LEU:CD2	2.90	0.49
53:CA:90:C:H2'	53:CA:91:U:C5	2.46	0.49
53:CA:238:A:H2'	53:CA:239:U:C4'	2.42	0.49
53:CA:511:C:HO2'	53:CA:512:U:H6	1.57	0.49
53:CA:665:A:N3	53:CA:732:C:H2'	2.28	0.49
53:CA:725:G:C4	53:CA:726:C:C5	3.00	0.49
53:CA:745:G:H2'	53:CA:746:A:H8	1.76	0.49
53:CA:1040:U:H2'	53:CA:1041:G:H5'	1.93	0.49
53:CA:1094:G:O2'	53:CA:1095:U:OP2	2.28	0.49
53:CA:1181:G:H2'	53:CA:1182:G:N7	2.27	0.49
53:CA:1219:A:C6	53:CA:1220:G:C5	3.00	0.49
2:CB:9:LEU:HD23	2:CB:9:LEU:N	2.25	0.49
3:CC:74:ILE:HG12	3:CC:74:ILE:O	2.12	0.49
4:CD:148:ALA:HB1	4:CD:151:GLN:HE22	1.78	0.49
5:CE:15:ILE:HB	5:CE:35:LEU:O	2.12	0.49

Continued on next page...

Continued from previous page...

Atom-1	Atom-2	Interatomic distance (Å)	Clash overlap (Å)
6:CF:8:PHE:CE2	6:CF:60:VAL:CG1	2.95	0.49
54:CG:30:MET:SD	54:CG:35:LYS:HB2	2.53	0.49
8:CH:58:LEU:CD2	8:CH:60:LEU:HD11	2.43	0.49
12:CL:42:LYS:CD	12:CL:43:LYS:NZ	2.75	0.49
12:CL:109:ARG:CB	12:CL:118:VAL:HG21	2.32	0.49
22:DA:120:U:H1'	22:DA:149:A:C8	2.47	0.49
22:DA:155:A:C2'	22:DA:156:A:H5'	2.42	0.49
22:DA:157:C:C2	22:DA:158:U:C6	3.00	0.49
22:DA:325:G:O2'	22:DA:326:G:C5'	2.60	0.49
22:DA:352:A:N3	22:DA:353:C:H1'	2.28	0.49
22:DA:1330:C:O2'	22:DA:1331:G:O5'	2.29	0.49
22:DA:1335:C:H2'	22:DA:1336:A:C1'	2.42	0.49
22:DA:1810:A:H2'	22:DA:1811:G:C8	2.46	0.49
22:DA:1865:U:O4	22:DA:1875:G:C2	2.65	0.49
22:DA:2296:U:O2'	22:DA:2297:A:O5'	2.30	0.49
22:DA:2464:G:H2'	22:DA:2465:C:O4'	2.13	0.49
22:DA:2585:U:HO2'	22:DA:2586:U:C5'	2.24	0.49
22:DA:2660:A:C2	22:DA:2661:G:N7	2.81	0.49
22:DA:2674:G:O3'	32:DK:30:ARG:HG2	2.11	0.49
57:DB:6:G:H4'	57:DB:28:C:H4'	1.94	0.49
25:DD:120:GLY:O	25:DD:124:ARG:HB2	2.12	0.49
58:DF:11:VAL:O	58:DF:13:LYS:HD2	2.12	0.49
58:DF:27:VAL:O	58:DF:27:VAL:HG23	2.12	0.49
29:DH:32:PRO:HA	45:DX:38:TRP:HD1	1.77	0.49
30:DI:79:LEU:HD13	30:DI:100:ILE:HG13	1.93	0.49
31:DJ:51:GLY:C	31:DJ:121:LYS:HE3	2.32	0.49
31:DJ:100:VAL:O	31:DJ:104:ALA:CB	2.60	0.49
39:DR:33:VAL:O	39:DR:61:ALA:HB3	2.12	0.49
41:DT:21:SER:C	41:DT:25:GLU:HB3	2.32	0.49
42:DU:82:VAL:HG23	42:DU:83:GLY:H	1.76	0.49
43:DV:4:ILE:CB	43:DV:63:ILE:HG13	2.37	0.49
46:DY:57:LEU:O	46:DY:60:LYS:HE3	2.12	0.49
1:AA:109:A:C6	1:AA:327:A:C6	3.01	0.49
1:AA:404:G:O2'	1:AA:405:U:H5'	2.12	0.49
1:AA:596:A:O2'	1:AA:597:G:C5'	2.60	0.49
1:AA:723:U:OP1	21:AU:48:LYS:HB2	2.13	0.49
1:AA:751:U:H2'	1:AA:752:G:O4'	2.11	0.49
1:AA:1032:G:H2'	1:AA:1033:G:C5'	2.42	0.49
1:AA:1394:A:C6	1:AA:1501:C:H4'	2.47	0.49
12:AL:76:HIS:O	12:AL:77:SER:CB	2.61	0.49
18:AR:27:THR:O	18:AR:30:ASN:HB2	2.12	0.49

Continued on next page...

Continued from previous page...

Atom-1	Atom-2	Interatomic distance (Å)	Clash overlap (Å)
22:BA:345:A:O2'	22:BA:347:A:N7	2.46	0.49
22:BA:861:A:C2	22:BA:917:A:C4	3.00	0.49
22:BA:1031:G:H4'	52:B4:6:SER:HB2	1.93	0.49
22:BA:1247:A:C2	22:BA:1249:U:C6	3.00	0.49
22:BA:1398:C:H2'	22:BA:1399:C:C6	2.47	0.49
22:BA:1496:A:H2'	22:BA:1498:C:C4	2.47	0.49
22:BA:1859:U:H2'	22:BA:1860:G:C8	2.47	0.49
22:BA:1872:A:O2'	22:BA:1873:G:O4'	2.30	0.49
22:BA:2017:U:H4'	48:B0:4:GLN:O	2.13	0.49
22:BA:2109:U:N3	22:BA:2181:U:C4	2.80	0.49
22:BA:2262:U:H2'	22:BA:2263:C:C6	2.47	0.49
22:BA:2285:C:P	49:B1:5:ARG:HH21	2.35	0.49
22:BA:2507:C:H2'	22:BA:2508:G:H5''	1.95	0.49
23:BB:34:A:C2'	23:BB:35:C:OP2	2.60	0.49
23:BB:42:C:OP1	27:BF:63:LYS:HE2	2.13	0.49
25:BD:146:ILE:O	25:BD:146:ILE:HG13	2.12	0.49
27:BF:27:VAL:O	27:BF:27:VAL:CG1	2.61	0.49
28:BG:84:LYS:O	28:BG:85:LYS:HB2	2.11	0.49
36:BO:40:ILE:HG22	36:BO:41:ALA:O	2.13	0.49
36:BO:55:GLU:OE1	36:BO:58:ILE:HD11	2.12	0.49
37:BP:50:ARG:CG	37:BP:57:ALA:C	2.81	0.49
39:BR:76:LYS:O	39:BR:84:ARG:HA	2.12	0.49
44:BW:16:GLU:OE2	44:BW:16:GLU:CA	2.61	0.49
45:BX:38:TRP:HE3	45:BX:45:PHE:CD2	2.31	0.49
53:CA:451:A:C1'	53:CA:452:A:N7	2.73	0.49
53:CA:599:C:H4'	8:CH:121:GLY:C	2.33	0.49
53:CA:971:G:H5''	53:CA:972:C:H5''	1.94	0.49
53:CA:973:G:C6	53:CA:974:A:C6	2.99	0.49
53:CA:977:A:C8	53:CA:1223:C:N3	2.81	0.49
53:CA:977:A:O2'	53:CA:1223:C:N4	2.40	0.49
53:CA:981:U:OP2	53:CA:982:U:H3'	2.13	0.49
53:CA:1000:A:C2	53:CA:1001:C:C4	3.00	0.49
53:CA:1098:C:H2'	53:CA:1099:G:O4'	2.12	0.49
53:CA:1138:G:H2'	53:CA:1139:G:OP1	2.11	0.49
2:CB:176:ASN:C	2:CB:178:LEU:H	2.16	0.49
4:CD:61:ARG:NH2	4:CD:67:LEU:HA	2.28	0.49
54:CG:28:ILE:HG21	54:CG:100:MET:CG	2.39	0.49
9:CI:64:ILE:HD12	9:CI:64:ILE:N	2.27	0.49
10:CJ:30:LYS:HG2	10:CJ:36:VAL:CG2	2.41	0.49
12:CL:88:ASP:HB3	12:CL:89:LEU:HD22	1.93	0.49
55:CM:41:ASP:O	55:CM:42:VAL:HB	2.12	0.49

Continued on next page...

Continued from previous page...

Atom-1	Atom-2	Interatomic distance (Å)	Clash overlap (Å)
56:CP:78:VAL:C	56:CP:80:LYS:N	2.64	0.49
22:DA:95:A:C1'	46:DY:40:SER:HB2	2.34	0.49
22:DA:120:U:H4'	22:DA:121:G:H5'	1.94	0.49
22:DA:139:U:H2'	22:DA:139:U:O2	2.11	0.49
22:DA:152:A:H2'	22:DA:153:U:H5'	1.94	0.49
22:DA:163:C:O2'	22:DA:164:C:H5''	2.13	0.49
22:DA:674:G:H5''	26:DE:71:GLY:CA	2.43	0.49
22:DA:917:A:H2	57:DB:79:G:H21	1.60	0.49
22:DA:947:A:O2'	22:DA:948:C:O4'	2.28	0.49
22:DA:1010:A:P	38:DQ:65:ASN:HD22	2.35	0.49
22:DA:1044:C:O2	22:DA:1044:C:H2'	2.11	0.49
22:DA:1112:G:O2'	22:DA:1113:U:C5'	2.60	0.49
22:DA:1127:A:N7	22:DA:2488:G:O2'	2.41	0.49
22:DA:1526:C:N4	22:DA:1527:G:C6	2.80	0.49
22:DA:1683:U:O5'	22:DA:1683:U:H6	1.95	0.49
22:DA:1878:G:H2'	22:DA:1879:C:O4'	2.12	0.49
22:DA:2014:A:H2	22:DA:2613:U:C2	2.30	0.49
22:DA:2293:G:H2'	22:DA:2294:G:O4'	2.13	0.49
22:DA:2428:G:C2	33:DL:54:GLN:NE2	2.80	0.49
22:DA:2624:G:H1'	48:D0:18:HIS:HE1	1.78	0.49
57:DB:86:G:H2'	57:DB:87:U:C5'	2.41	0.49
57:DB:109:A:C5	57:DB:110:C:N4	2.81	0.49
24:DC:66:PHE:HB3	24:DC:150:GLY:O	2.12	0.49
25:DD:119:ALA:CB	25:DD:163:GLY:O	2.60	0.49
26:DE:47:LYS:HD3	26:DE:51:GLU:HB3	1.93	0.49
26:DE:58:LYS:HB3	26:DE:60:TRP:NE1	2.24	0.49
58:DF:5:ASP:C	58:DF:7:TYR:N	2.65	0.49
29:DH:54:LEU:HA	29:DH:57:LYS:CG	2.42	0.49
30:DI:32:VAL:HG22	30:DI:58:ILE:HG21	1.95	0.49
34:DM:136:MET:OXT	34:DM:136:MET:HG2	2.12	0.49
35:DN:45:ARG:C	35:DN:47:VAL:H	2.14	0.49
40:DS:6:LYS:HZ1	40:DS:104:THR:HG23	1.75	0.49
40:DS:70:LYS:HE3	40:DS:70:LYS:N	2.25	0.49
41:DT:11:LEU:HD12	41:DT:11:LEU:H	1.77	0.49
43:DV:6:ALA:HB3	43:DV:65:VAL:HB	1.95	0.49
46:DY:31:GLN:OE1	46:DY:37:LEU:HB2	2.12	0.49
1:AA:109:A:C6	1:AA:326:G:C6	3.01	0.49
1:AA:413:G:N2	1:AA:428:G:O2'	2.45	0.49
1:AA:420:U:C2'	1:AA:421:U:H5''	2.42	0.49
1:AA:562:U:H4'	1:AA:563:A:O5'	2.11	0.49
1:AA:994:A:O2'	1:AA:995:C:H5'	2.13	0.49

Continued on next page...

Continued from previous page...

Atom-1	Atom-2	Interatomic distance (Å)	Clash overlap (Å)
2:AB:95:TRP:O	2:AB:95:TRP:HE3	1.95	0.49
4:AD:63:ILE:O	4:AD:63:ILE:HG12	2.12	0.49
11:AK:107:THR:HG22	11:AK:108:ASN:HD21	1.78	0.49
15:AO:23:SER:O	15:AO:26:VAL:HG23	2.13	0.49
16:AP:11:ALA:O	16:AP:12:LYS:C	2.50	0.49
20:AT:66:ILE:O	20:AT:70:LYS:HB3	2.12	0.49
21:AU:8:ASN:N	21:AU:8:ASN:HD22	2.10	0.49
22:BA:943:A:O2'	22:BA:944:C:H5'	2.12	0.49
22:BA:990:A:H8	22:BA:990:A:H5'	1.77	0.49
22:BA:1409:U:C2'	22:BA:1410:G:H5'	2.42	0.49
22:BA:1778:U:C4	22:BA:1784:A:C4	3.00	0.49
22:BA:2019:A:H2'	22:BA:2020:A:O5'	2.13	0.49
22:BA:2525:G:N2	22:BA:2539:C:C2	2.80	0.49
22:BA:2819:G:H5''	62:BA:3799:HOH:O	2.11	0.49
22:BA:2849:U:H1'	22:BA:2866:U:O2	2.11	0.49
24:BC:141:HIS:CD2	24:BC:192:GLY:O	2.65	0.49
24:BC:181:ARG:NH2	24:BC:265:PHE:HB3	2.27	0.49
27:BF:72:SER:HB2	27:BF:80:GLN:H	1.77	0.49
28:BG:112:VAL:HG23	28:BG:113:ASP:N	2.25	0.49
29:BH:29:PHE:O	29:BH:33:GLN:HB3	2.13	0.49
34:BM:4:PRO:CG	34:BM:70:ASP:HA	2.42	0.49
38:BQ:16:ILE:HG22	38:BQ:17:LEU:N	2.28	0.49
41:BT:21:SER:HA	41:BT:31:VAL:HG11	1.93	0.49
44:BW:17:ALA:O	44:BW:18:LYS:CB	2.59	0.49
45:BX:42:GLU:O	45:BX:43:LYS:C	2.49	0.49
46:BY:23:ARG:O	46:BY:24:GLU:C	2.50	0.49
49:B1:8:ILE:CG2	49:B1:9:LYS:H	2.24	0.49
50:B2:13:ASN:O	50:B2:17:GLY:HA3	2.13	0.49
53:CA:16:A:O2'	53:CA:17:U:H5'	2.12	0.49
53:CA:295:C:H2'	53:CA:296:U:H6	1.77	0.49
53:CA:373:A:C2	53:CA:374:A:C8	3.00	0.49
53:CA:431:A:C2	53:CA:432:A:H1'	2.47	0.49
53:CA:476:U:C6	53:CA:476:U:OP2	2.65	0.49
53:CA:591:U:OP1	8:CH:30:LYS:HE3	2.12	0.49
53:CA:705:G:O2'	53:CA:706:A:H5'	2.11	0.49
53:CA:961:U:O4	53:CA:983:A:N6	2.46	0.49
53:CA:978:A:C4	53:CA:1319:A:C2	3.01	0.49
53:CA:1278:G:H8	53:CA:1278:G:OP2	1.95	0.49
53:CA:1408:A:N1	53:CA:1494:G:C6	2.79	0.49
2:CB:74:ALA:CB	2:CB:206:ILE:HD11	2.32	0.49
3:CC:117:ASP:HA	3:CC:120:THR:HB	1.94	0.49

Continued on next page...

Continued from previous page...

Atom-1	Atom-2	Interatomic distance (Å)	Clash overlap (Å)
4:CD:116:LEU:HD21	4:CD:153:ARG:HH11	1.77	0.49
4:CD:137:SER:HB2	4:CD:138:PRO:HD2	1.94	0.49
54:CG:35:LYS:NZ	54:CG:35:LYS:HB3	2.26	0.49
8:CH:62:LEU:N	8:CH:62:LEU:HD22	2.28	0.49
10:CJ:17:LEU:CD2	10:CJ:96:VAL:HG13	2.42	0.49
11:CK:57:SER:O	11:CK:90:PRO:HG3	2.12	0.49
11:CK:86:LYS:HA	11:CK:113:THR:OG1	2.12	0.49
14:CN:8:ARG:HH11	14:CN:12:ARG:NH2	2.10	0.49
15:CO:2:LEU:HD13	15:CO:34:GLN:HE21	1.77	0.49
22:DA:33:C:H4'	22:DA:34:U:OP1	2.08	0.49
22:DA:76:C:OP1	46:DY:48:ARG:HG2	2.13	0.49
22:DA:170:U:H6	22:DA:170:U:O5'	1.96	0.49
22:DA:426:C:H2'	22:DA:427:U:H5'	1.94	0.49
22:DA:477:A:O2'	22:DA:478:A:O4'	2.30	0.49
22:DA:479:A:O2'	22:DA:481:G:H5'	2.12	0.49
22:DA:745:G:C5'	22:DA:746:U:OP2	2.60	0.49
22:DA:996:A:C6	22:DA:1160:G:C2	3.01	0.49
22:DA:1144:A:H2'	22:DA:1145:C:C6	2.47	0.49
22:DA:1262:A:N3	48:D0:6:LYS:NZ	2.51	0.49
22:DA:1735:A:O2'	22:DA:1736:U:C5'	2.60	0.49
22:DA:2269:G:O3'	44:DW:18:LYS:HE2	2.13	0.49
22:DA:2316:G:H2'	22:DA:2317:A:C8	2.48	0.49
22:DA:2345:G:C4	22:DA:2347:C:H5	2.30	0.49
22:DA:2482:A:H2'	22:DA:2483:C:C6	2.46	0.49
22:DA:2652:C:C4	22:DA:2653:U:C4	3.01	0.49
22:DA:2834:G:C2'	22:DA:2879:A:H61	2.25	0.49
22:DA:2889:C:O2'	22:DA:2890:G:H5'	2.12	0.49
37:DP:50:ARG:CB	37:DP:56:SER:HB3	2.42	0.49
39:DR:48:LYS:HD2	39:DR:48:LYS:N	2.23	0.49
46:DY:28:LEU:CG	46:DY:42:LEU:HD22	2.38	0.49
1:AA:77:A:N6	1:AA:90:C:C5	2.78	0.49
1:AA:212:G:H2'	1:AA:213:G:C8	2.47	0.49
1:AA:282:A:N3	1:AA:282:A:H2'	2.28	0.49
1:AA:367:U:O2'	1:AA:368:U:H4'	2.12	0.49
1:AA:404:G:N7	4:AD:1:ALA:CB	2.75	0.49
1:AA:464:U:C2	1:AA:466:A:C5'	2.95	0.49
1:AA:1124:G:H2'	1:AA:1145:A:H61	1.77	0.49
1:AA:1401:G:N2	1:AA:1402:C:H1'	2.27	0.49
1:AA:1487:G:O2'	1:AA:1488:G:H5'	2.13	0.49
2:AB:80:LYS:HG3	2:AB:90:PHE:CE1	2.47	0.49
2:AB:202:ASN:HD21	2:AB:205:ALA:HB2	1.73	0.49

Continued on next page...

Continued from previous page...

Atom-1	Atom-2	Interatomic distance (Å)	Clash overlap (Å)
3:AC:100:ILE:O	3:AC:100:ILE:HG23	2.12	0.49
5:AE:152:VAL:HG12	5:AE:155:LYS:NZ	2.28	0.49
8:AH:1:SER:C	8:AH:3:GLN:H	2.15	0.49
9:AI:25:GLY:H	9:AI:58:GLU:HA	1.78	0.49
9:AI:57:VAL:HG12	9:AI:58:GLU:HG2	1.93	0.49
9:AI:110:VAL:HG23	9:AI:110:VAL:O	2.12	0.49
10:AJ:49:PHE:HE1	10:AJ:67:ILE:HG13	1.77	0.49
11:AK:51:PHE:HZ	11:AK:64:VAL:CG1	2.26	0.49
14:AN:53:ASP:HA	14:AN:58:ARG:HH11	1.77	0.49
19:AS:30:LEU:O	19:AS:49:ALA:HB3	2.13	0.49
19:AS:64:GLU:CD	19:AS:64:GLU:H	2.15	0.49
22:BA:1056:G:HO2'	22:BA:1086:A:H1'	1.75	0.49
22:BA:1141:U:C5	31:BJ:65:THR:HG23	2.47	0.49
22:BA:1322:A:O3'	40:BS:84:ARG:NH1	2.45	0.49
22:BA:1338:G:O2'	22:BA:1339:G:H5'	2.13	0.49
22:BA:1385:A:C2	22:BA:1386:C:N3	2.81	0.49
22:BA:1416:G:O2'	22:BA:1417:C:H5''	2.12	0.49
22:BA:1416:G:O2'	22:BA:1417:C:P	2.71	0.49
22:BA:1430:G:H2'	22:BA:1431:A:O4'	2.11	0.49
22:BA:1483:G:C2	22:BA:1484:U:C2	3.00	0.49
22:BA:1696:G:H5''	22:BA:1696:G:C8	2.45	0.49
22:BA:2149:U:O2'	22:BA:2150:C:O5'	2.29	0.49
22:BA:2231:U:OP1	45:BX:29:LEU:CD2	2.61	0.49
22:BA:2414:G:H2'	22:BA:2415:G:H5'	1.94	0.49
22:BA:2462:C:H2'	22:BA:2463:C:C6	2.47	0.49
22:BA:2471:A:C2'	22:BA:2472:G:H5'	2.42	0.49
22:BA:2500:U:H6	22:BA:2500:U:C5'	2.25	0.49
22:BA:2681:C:C5	22:BA:2724:U:C5	3.00	0.49
22:BA:2865:U:C4	22:BA:2866:U:C4	3.01	0.49
28:BG:76:ILE:HG23	28:BG:77:GLY:N	2.26	0.49
29:BH:99:ILE:O	29:BH:99:ILE:CG2	2.61	0.49
37:BP:5:LYS:C	37:BP:7:LEU:N	2.64	0.49
45:BX:39:VAL:HG22	45:BX:44:ARG:O	2.11	0.49
53:CA:159:G:C5'	53:CA:160:A:OP2	2.60	0.49
53:CA:289:G:C2	53:CA:290:C:C5	3.00	0.49
53:CA:451:A:N6	53:CA:481:G:H5'	2.27	0.49
53:CA:754:C:O2	53:CA:754:C:C2'	2.55	0.49
53:CA:987:G:C2	53:CA:988:G:N7	2.81	0.49
53:CA:1074:G:H4'	2:CB:101:THR:O	2.12	0.49
53:CA:1213:A:C8	53:CA:1215:G:C5	3.00	0.49
54:CG:4:ARG:CG	54:CG:6:ILE:HG22	2.42	0.49

Continued on next page...

Continued from previous page...

Atom-1	Atom-2	Interatomic distance (Å)	Clash overlap (Å)
8:CH:100:ILE:HD12	8:CH:101:ALA:N	2.26	0.49
10:CJ:49:PHE:CE2	14:CN:73:LEU:HD13	2.47	0.49
56:CP:1:MET:CE	56:CP:1:MET:CA	2.89	0.49
56:CP:18:GLN:HE21	56:CP:35:ARG:CZ	2.25	0.49
56:CP:54:LEU:HD23	56:CP:54:LEU:N	2.25	0.49
22:DA:196:A:N6	22:DA:831:G:H21	2.07	0.49
22:DA:319:G:C6	22:DA:333:G:C6	3.00	0.49
22:DA:519:U:H5''	40:DS:25:ARG:HH21	1.76	0.49
22:DA:528:A:C2	22:DA:2043:C:O5'	2.65	0.49
22:DA:581:C:C2	22:DA:582:A:N7	2.81	0.49
22:DA:976:G:H2'	22:DA:977:G:H8	1.77	0.49
22:DA:1056:G:O5'	22:DA:1085:A:C2	2.65	0.49
22:DA:1064:C:O2'	22:DA:1065:U:C5'	2.58	0.49
22:DA:1427:A:H4'	22:DA:1428:C:O5'	2.12	0.49
22:DA:1451:C:H1'	22:DA:1452:G:N7	2.27	0.49
22:DA:1905:C:O5'	22:DA:1905:C:H6	1.95	0.49
22:DA:2092:U:C5'	22:DA:2093:G:OP1	2.60	0.49
22:DA:2788:C:O2'	22:DA:2809:A:N3	2.33	0.49
57:DB:68:C:O2'	57:DB:69:G:H5''	2.13	0.49
26:DE:105:LEU:HD23	26:DE:177:PRO:HG3	1.94	0.49
58:DF:28:PRO:HB2	58:DF:168:LEU:CD2	2.43	0.49
58:DF:49:LEU:HD13	58:DF:49:LEU:N	2.28	0.49
58:DF:113:PHE:HE2	58:DF:116:LEU:HD22	1.76	0.49
58:DF:118:ALA:HB2	58:DF:176:PHE:CB	2.42	0.49
28:DG:74:MET:O	28:DG:78:VAL:HG13	2.12	0.49
29:DH:37:VAL:CG2	29:DH:38:PRO:HD2	2.42	0.49
30:DI:132:ALA:CA	30:DI:137:LEU:HD12	2.42	0.49
31:DJ:3:THR:CG2	38:DQ:60:TRP:HE1	2.24	0.49
32:DK:35:VAL:HG23	32:DK:36:GLY:N	2.16	0.49
35:DN:5:LYS:O	35:DN:6:SER:HB2	2.12	0.49
40:DS:64:ALA:O	40:DS:65:ASP:C	2.50	0.49
41:DT:69:ARG:NE	41:DT:70:HIS:CD2	2.81	0.49
49:D1:52:LYS:HB2	49:D1:52:LYS:NZ	2.26	0.49
50:D2:34:ARG:HB3	50:D2:42:LEU:CD1	2.30	0.49
51:D3:23:HIS:O	51:D3:46:LYS:HE3	2.12	0.49
52:D4:7:VAL:HG21	52:D4:25:VAL:HG23	1.95	0.49
1:AA:43:C:H2'	1:AA:44:A:O4'	2.12	0.49
1:AA:198:G:O2'	1:AA:199:A:O5'	2.30	0.49
1:AA:654:G:HO2'	1:AA:655:A:H5'	1.77	0.49
1:AA:1098:C:C2	1:AA:1099:G:C8	2.99	0.49
1:AA:1184:G:HO2'	1:AA:1185:G:H5'	1.77	0.49

Continued on next page...

Continued from previous page...

Atom-1	Atom-2	Interatomic distance (Å)	Clash overlap (Å)
1:AA:1218:C:H2'	1:AA:1219:A:H8	1.72	0.49
1:AA:1343:G:C4'	9:AI:123:ARG:HB3	2.39	0.49
3:AC:63:ILE:CG2	3:AC:98:ALA:HB2	2.43	0.49
4:AD:191:SER:O	4:AD:192:ALA:HB2	2.11	0.49
5:AE:82:HIS:CE1	8:AH:95:MET:CE	2.96	0.49
8:AH:10:LEU:HD22	8:AH:74:ILE:HG12	1.95	0.49
9:AI:39:GLY:O	9:AI:40:ARG:HB2	2.12	0.49
13:AM:22:TYR:O	13:AM:22:TYR:CD2	2.66	0.49
13:AM:90:HIS:HA	13:AM:108:ARG:NH2	2.28	0.49
14:AN:15:LEU:O	14:AN:17:ASP:N	2.46	0.49
14:AN:32:ASP:O	14:AN:34:ASN:N	2.46	0.49
22:BA:21:A:O2'	22:BA:22:C:H5'	2.13	0.49
22:BA:80:G:C2'	22:BA:81:G:H5'	2.43	0.49
22:BA:181:A:H2'	22:BA:182:A:O4'	2.12	0.49
22:BA:216:A:C4	22:BA:217:A:C8	3.01	0.49
22:BA:239:C:N4	22:BA:240:C:N3	2.61	0.49
22:BA:316:C:H2'	22:BA:317:G:O5'	2.12	0.49
22:BA:644:A:H2'	22:BA:645:C:O4'	2.12	0.49
22:BA:831:G:O2'	22:BA:832:U:H5'	2.13	0.49
22:BA:893:C:O2'	22:BA:894:U:H5'	2.12	0.49
22:BA:923:G:H21	44:BW:23:LYS:NZ	1.92	0.49
22:BA:1429:G:O2'	22:BA:1430:G:C5'	2.60	0.49
22:BA:1563:U:H2'	22:BA:1564:C:H6	1.73	0.49
22:BA:1782:U:O5'	22:BA:1782:U:H6	1.94	0.49
22:BA:1871:A:H8	22:BA:1872:A:C5	2.30	0.49
22:BA:2150:C:C2'	22:BA:2151:U:C6	2.95	0.49
22:BA:2272:U:H5''	22:BA:2273:A:OP1	2.12	0.49
22:BA:2297:A:C2	22:BA:2298:A:C8	3.01	0.49
22:BA:2485:G:H5'	34:BM:45:GLN:HE21	1.78	0.49
22:BA:2593:U:O2'	22:BA:2594:C:H5'	2.12	0.49
22:BA:2599:G:H2'	22:BA:2600:A:H5'	1.94	0.49
22:BA:2671:G:C2'	22:BA:2672:U:H5'	2.43	0.49
23:BB:42:C:O2'	23:BB:43:C:C5'	2.60	0.49
24:BC:254:LYS:O	24:BC:255:LYS:HB2	2.12	0.49
26:BE:124:PHE:CE2	26:BE:148:ILE:CD1	2.95	0.49
28:BG:72:ASN:C	28:BG:72:ASN:ND2	2.65	0.49
29:BH:78:VAL:CB	29:BH:145:ASN:HB3	2.42	0.49
30:BI:90:GLY:O	30:BI:92:PRO:HD3	2.12	0.49
33:BL:9:ALA:O	33:BL:12:SER:HB3	2.12	0.49
39:BR:25:LEU:N	39:BR:94:THR:HG23	2.23	0.49
39:BR:54:VAL:O	39:BR:54:VAL:CG2	2.60	0.49

Continued on next page...

Continued from previous page...

Atom-1	Atom-2	Interatomic distance (Å)	Clash overlap (Å)
40:BS:73:LYS:HE3	40:BS:73:LYS:C	2.33	0.49
40:BS:103:ILE:H	40:BS:103:ILE:HD12	1.78	0.49
41:BT:39:THR:CB	41:BT:42:GLU:H	2.26	0.49
41:BT:88:LYS:O	41:BT:89:GLU:HG2	2.12	0.49
44:BW:23:LYS:HD2	44:BW:24:ARG:HB3	1.95	0.49
53:CA:91:U:C6	53:CA:92:U:C5	3.00	0.49
53:CA:666:G:H5'	53:CA:726:C:H1'	1.94	0.49
53:CA:676:A:H2'	53:CA:677:U:C6	2.47	0.49
53:CA:684:U:O2'	11:CK:40:ALA:HB3	2.12	0.49
53:CA:808:C:C2'	53:CA:809:G:H5'	2.42	0.49
53:CA:1008:U:C4	53:CA:1022:A:C2	3.00	0.49
53:CA:1221:G:O3'	19:CS:76:THR:HB	2.13	0.49
53:CA:1386:G:C2	53:CA:1387:G:C8	3.00	0.49
2:CB:9:LEU:HG	2:CB:10:LYS:N	2.28	0.49
2:CB:79:VAL:HG13	2:CB:80:LYS:N	2.28	0.49
4:CD:33:ILE:O	4:CD:33:ILE:HG23	2.11	0.49
54:CG:7:GLY:O	54:CG:8:GLN:HB2	2.13	0.49
54:CG:34:LYS:HB2	54:CG:34:LYS:NZ	2.28	0.49
54:CG:88:VAL:CG2	54:CG:89:GLU:H	2.12	0.49
8:CH:74:ILE:O	8:CH:74:ILE:HG23	2.12	0.49
55:CM:96:VAL:HG12	55:CM:96:VAL:O	2.12	0.49
22:DA:3:U:C4	22:DA:4:U:C4	3.01	0.49
22:DA:61:C:O2'	22:DA:62:U:C5'	2.49	0.49
22:DA:268:C:O2	22:DA:268:C:H2'	2.12	0.49
22:DA:307:G:N1	22:DA:310:A:OP2	2.45	0.49
22:DA:333:G:C2	22:DA:334:C:C5	3.01	0.49
22:DA:628:G:O2'	22:DA:629:G:C5'	2.60	0.49
22:DA:729:G:H3'	22:DA:730:A:C5'	2.40	0.49
22:DA:834:G:H2'	22:DA:835:C:O4'	2.12	0.49
22:DA:975:A:O2'	22:DA:976:G:H5'	2.12	0.49
22:DA:1200:C:O5'	22:DA:1200:C:H6	1.95	0.49
22:DA:1268:A:O2'	22:DA:1269:A:O4'	2.28	0.49
22:DA:1269:A:H2'	22:DA:1270:C:C6	2.47	0.49
22:DA:1290:C:C2	22:DA:1291:C:C5	3.01	0.49
22:DA:1337:G:N2	22:DA:1338:G:H1'	2.27	0.49
22:DA:1386:C:HO2'	22:DA:1387:A:H8	1.58	0.49
22:DA:1671:U:O2	22:DA:1673:G:H3'	2.12	0.49
22:DA:1895:C:H3'	22:DA:1895:C:H6	1.77	0.49
22:DA:1914:C:C6	22:DA:1915:U:C6	3.01	0.49
22:DA:2093:G:C2	22:DA:2094:A:C4	2.98	0.49
22:DA:2103:C:H2'	22:DA:2104:C:O4'	2.12	0.49

Continued on next page...

Continued from previous page...

Atom-1	Atom-2	Interatomic distance (Å)	Clash overlap (Å)
22:DA:2206:C:O2'	22:DA:2207:C:H5'	2.12	0.49
22:DA:2283:C:C5	22:DA:2389:G:C4	3.00	0.49
22:DA:2339:C:O2'	22:DA:2340:A:O5'	2.30	0.49
22:DA:2406:A:C2	33:DL:69:ARG:NH2	2.80	0.49
22:DA:2458:G:H5''	22:DA:2459:A:OP1	2.13	0.49
22:DA:2461:A:N1	22:DA:2490:G:N2	2.60	0.49
22:DA:2619:C:OP1	25:DD:157:LYS:HE2	2.12	0.49
22:DA:2634:A:H2'	22:DA:2635:A:C8	2.47	0.49
22:DA:2753:A:O2'	22:DA:2754:U:H5'	2.12	0.49
22:DA:2869:G:C5	22:DA:2870:C:C4	3.00	0.49
22:DA:2875:C:O2'	22:DA:2876:G:H5'	2.11	0.49
57:DB:57:A:C5	58:DF:25:MET:HB2	2.47	0.49
25:DD:151:THR:CG2	25:DD:152:PRO:HD3	2.37	0.49
58:DF:103:ILE:H	58:DF:107:VAL:HG13	1.78	0.49
28:DG:8:VAL:O	28:DG:9:VAL:HB	2.13	0.49
33:DL:3:LEU:O	33:DL:4:ASN:C	2.50	0.49
37:DP:85:VAL:C	37:DP:86:LYS:HZ3	2.16	0.49
37:DP:112:ARG:O	37:DP:113:LEU:HB3	2.12	0.49
41:DT:9:LYS:O	41:DT:9:LYS:CG	2.58	0.49
41:DT:29:THR:CB	41:DT:86:THR:N	2.71	0.49
44:DW:25:PHE:O	44:DW:27:GLY:N	2.38	0.49
1:AA:255:G:H2'	1:AA:256:U:C6	2.48	0.49
1:AA:368:U:O2'	1:AA:369:G:P	2.70	0.49
1:AA:903:G:C5	1:AA:904:U:C5	3.00	0.49
1:AA:1316:G:H5''	1:AA:1317:C:OP2	2.13	0.49
1:AA:1521:C:C2	1:AA:1522:U:C5	3.01	0.49
4:AD:11:SER:HA	4:AD:18:LEU:CD1	2.39	0.49
6:AF:6:ILE:HB	6:AF:62:MET:HB3	1.95	0.49
8:AH:93:LYS:HB3	8:AH:116:ARG:HH22	1.76	0.49
12:AL:72:ASN:CG	12:AL:73:LEU:H	2.15	0.49
14:AN:65:GLN:HG3	14:AN:78:LEU:HD21	1.95	0.49
22:BA:68:G:N2	22:BA:74:A:C4	2.81	0.49
22:BA:223:A:H2	22:BA:407:G:N3	2.11	0.49
22:BA:579:G:H5''	22:BA:2018:G:OP2	2.13	0.49
22:BA:592:A:N3	51:B3:3:ILE:HD11	2.28	0.49
22:BA:603:A:C4'	22:BA:604:G:O5'	2.59	0.49
22:BA:640:C:H2'	22:BA:641:U:C6	2.48	0.49
22:BA:919:U:H2'	22:BA:920:A:O4'	2.12	0.49
22:BA:1246:A:C2'	22:BA:1247:A:O5'	2.61	0.49
22:BA:1384:A:H1'	22:BA:1405:U:C1'	2.42	0.49
22:BA:1638:C:H4'	22:BA:2710:C:O2	2.13	0.49

Continued on next page...

Continued from previous page...

Atom-1	Atom-2	Interatomic distance (Å)	Clash overlap (Å)
22:BA:2149:U:C2'	22:BA:2150:C:O5'	2.61	0.49
22:BA:2393:U:O3'	33:BL:62:PRO:HA	2.12	0.49
23:BB:43:C:C2'	23:BB:44:G:H5'	2.42	0.49
25:BD:72:GLY:O	25:BD:73:VAL:O	2.30	0.49
25:BD:175:LEU:HD23	25:BD:190:LYS:HB3	1.94	0.49
27:BF:167:ALA:O	27:BF:170:ALA:HB3	2.12	0.49
28:BG:73:SER:C	28:BG:76:ILE:HG22	2.33	0.49
29:BH:16:GLY:C	29:BH:51:ARG:HH21	2.16	0.49
29:BH:67:ALA:O	29:BH:69:ALA:N	2.43	0.49
29:BH:76:GLU:HG2	29:BH:106:ALA:HB2	1.94	0.49
29:BH:108:VAL:HG12	29:BH:109:GLU:N	2.27	0.49
33:BL:28:GLY:O	33:BL:29:LYS:HB3	2.11	0.49
33:BL:111:ILE:HD12	33:BL:128:THR:CG2	2.42	0.49
38:BQ:91:ARG:NE	39:BR:11:GLN:H	2.11	0.49
39:BR:51:VAL:CB	39:BR:52:PRO:CD	2.74	0.49
40:BS:88:ARG:CG	40:BS:88:ARG:NH2	2.48	0.49
42:BU:5:ARG:HH21	42:BU:5:ARG:CG	2.26	0.49
42:BU:27:VAL:C	42:BU:28:LEU:HG	2.33	0.49
44:BW:30:VAL:O	44:BW:30:VAL:CG2	2.58	0.49
45:BX:40:GLU:C	45:BX:42:GLU:H	2.16	0.49
46:BY:6:LEU:HD13	46:BY:56:LEU:HD11	1.93	0.49
47:BZ:39:ASP:CG	47:BZ:44:ARG:HH11	2.16	0.49
53:CA:115:G:C2	53:CA:289:G:N7	2.80	0.49
53:CA:174:A:HO2'	53:CA:175:C:H5'	1.75	0.49
53:CA:448:A:C4	53:CA:487:A:C2	3.00	0.49
53:CA:519:C:C2'	53:CA:520:A:H8	2.16	0.49
53:CA:604:G:C2	53:CA:635:A:C2	3.01	0.49
53:CA:944:G:H3'	53:CA:945:G:H5'	1.95	0.49
53:CA:1086:U:C6	53:CA:1086:U:C5'	2.81	0.49
53:CA:1236:A:H2'	53:CA:1237:C:C6	2.48	0.49
53:CA:1361:G:H2'	53:CA:1362:A:C5'	2.40	0.49
9:CI:96:GLU:CA	9:CI:99:LYS:HE2	2.43	0.49
12:CL:115:LYS:O	12:CL:116:TYR:CG	2.66	0.49
55:CM:5:GLY:C	55:CM:6:ILE:HG13	2.33	0.49
14:CN:68:ARG:NH1	14:CN:80:ARG:HH12	2.11	0.49
22:DA:8:C:H2'	22:DA:9:G:H5'	1.94	0.49
22:DA:120:U:O4	22:DA:177:G:C8	2.66	0.49
22:DA:251:A:H4'	33:DL:47:ARG:HH22	1.78	0.49
22:DA:271:G:O2'	22:DA:272:A:O4'	2.29	0.49
22:DA:459:U:C5	22:DA:469:G:N2	2.81	0.49
22:DA:712:G:C2	22:DA:720:U:O2	2.65	0.49

Continued on next page...

Continued from previous page...

Atom-1	Atom-2	Interatomic distance (Å)	Clash overlap (Å)
22:DA:858:G:C5	22:DA:2268:A:N1	2.81	0.49
22:DA:1130:U:O2'	22:DA:1131:G:C8	2.64	0.49
22:DA:1312:U:O2'	22:DA:1313:U:OP2	2.29	0.49
22:DA:1555:G:HO2'	22:DA:1556:C:H5'	1.70	0.49
22:DA:1594:U:H2'	22:DA:1595:C:O4'	2.12	0.49
22:DA:1649:G:O2'	22:DA:1650:A:H8	1.96	0.49
22:DA:1654:A:HO2'	22:DA:1655:A:H8	1.59	0.49
22:DA:1668:A:O4'	22:DA:1669:A:C2	2.66	0.49
22:DA:1737:G:H5'	22:DA:1738:G:OP2	2.12	0.49
22:DA:1813:G:C2	24:DC:49:THR:HB	2.48	0.49
22:DA:1853:A:H1'	22:DA:2234:G:H5'	1.94	0.49
22:DA:2845:U:H2'	22:DA:2846:G:O4'	2.13	0.49
22:DA:2891:U:O2'	22:DA:2892:G:H5'	2.12	0.49
25:DD:99:GLU:HG3	25:DD:100:LEU:N	2.27	0.49
32:DK:11:ALA:CB	32:DK:64:ARG:NH1	2.76	0.49
33:DL:132:ARG:HA	33:DL:135:ILE:CG2	2.42	0.49
34:DM:69:PRO:O	34:DM:70:ASP:HB3	2.12	0.49
35:DN:97:ILE:HD11	35:DN:99:LYS:NZ	2.28	0.49
37:DP:60:VAL:HG12	37:DP:60:VAL:O	2.12	0.49
37:DP:102:ARG:HB3	37:DP:107:ALA:N	2.28	0.49
1:AA:246:A:C5	1:AA:282:A:N6	2.80	0.49
1:AA:275:G:C2'	1:AA:276:G:H5'	2.42	0.49
1:AA:377:G:H5'	16:AP:5:ARG:NH1	2.27	0.49
1:AA:466:A:C5'	1:AA:467:U:OP2	2.61	0.49
1:AA:513:C:H2'	1:AA:514:C:C5	2.48	0.49
1:AA:697:U:O2	1:AA:798:U:H1'	2.13	0.49
1:AA:900:A:N1	1:AA:901:A:C2	2.81	0.49
1:AA:1033:G:H2'	1:AA:1034:G:H5''	1.95	0.49
1:AA:1064:G:H1'	1:AA:1066:C:C6	2.48	0.49
1:AA:1241:G:N2	1:AA:1242:G:C4	2.80	0.49
2:AB:32:GLY:HA3	2:AB:39:ILE:CG1	2.38	0.49
2:AB:119:GLN:HA	2:AB:122:ASP:HB2	1.93	0.49
3:AC:125:ARG:O	3:AC:126:ARG:HB3	2.12	0.49
4:AD:53:GLN:HE21	4:AD:202:LEU:HA	1.77	0.49
5:AE:153:ALA:N	5:AE:156:ARG:HB2	2.26	0.49
6:AF:38:ARG:HG2	6:AF:38:ARG:NH1	2.26	0.49
8:AH:48:PHE:CD2	8:AH:49:LYS:N	2.81	0.49
10:AJ:17:LEU:HD21	10:AJ:96:VAL:CG2	2.42	0.49
10:AJ:52:LEU:HA	10:AJ:62:ARG:HA	1.95	0.49
15:AO:74:VAL:O	15:AO:77:TYR:HB3	2.13	0.49
20:AT:4:LYS:O	20:AT:5:SER:C	2.50	0.49

Continued on next page...

Continued from previous page...

Atom-1	Atom-2	Interatomic distance (Å)	Clash overlap (Å)
22:BA:41:C:C2'	22:BA:42:A:O5'	2.61	0.49
22:BA:63:A:O2'	22:BA:64:A:H5'	2.12	0.49
22:BA:615:U:H4'	22:BA:616:A:OP2	2.13	0.49
22:BA:745:G:H2'	22:BA:746:U:H5'	1.94	0.49
22:BA:753:A:H2'	22:BA:754:U:H6	1.78	0.49
22:BA:799:G:C6	22:BA:800:A:C6	3.01	0.49
22:BA:1266:G:H5''	40:BS:15:GLN:NE2	2.27	0.49
22:BA:1872:A:HO2'	22:BA:1873:G:C4'	2.26	0.49
22:BA:2076:U:O5'	22:BA:2076:U:O2	2.31	0.49
22:BA:2332:C:OP1	44:BW:44:PHE:CZ	2.64	0.49
22:BA:2516:A:O2'	22:BA:2517:C:H5'	2.13	0.49
22:BA:2628:C:O2'	22:BA:2781:A:H2'	2.13	0.49
22:BA:2799:A:C6	22:BA:2801:G:C5	3.01	0.49
24:BC:131:MET:HG2	24:BC:134:ILE:HD12	1.94	0.49
25:BD:34:VAL:HG23	25:BD:34:VAL:O	2.13	0.49
26:BE:19:PHE:O	26:BE:113:VAL:HG11	2.12	0.49
28:BG:33:THR:H	28:BG:34:ARG:HD3	1.77	0.49
34:BM:31:PHE:CE2	34:BM:110:GLU:HG2	2.47	0.49
37:BP:5:LYS:O	37:BP:9:GLN:HG2	2.13	0.49
42:BU:52:ASN:C	42:BU:54:PRO:CD	2.74	0.49
44:BW:51:GLY:O	44:BW:52:CYS:O	2.31	0.49
44:BW:67:LYS:HG3	44:BW:69:GLU:HG3	1.93	0.49
49:B1:3:GLY:C	49:B1:4:ILE:HG23	2.31	0.49
53:CA:36:C:OP1	12:CL:119:LYS:HE3	2.13	0.49
53:CA:218:U:H2'	53:CA:219:U:O4'	2.11	0.49
53:CA:428:G:H1'	53:CA:430:A:N7	2.28	0.49
53:CA:729:A:H2'	53:CA:730:G:O4'	2.13	0.49
53:CA:935:A:N6	54:CG:2:ARG:CZ	2.75	0.49
53:CA:1138:G:C2'	53:CA:1139:G:OP1	2.61	0.49
53:CA:1249:C:C2'	53:CA:1250:A:H5''	2.28	0.49
53:CA:1269:A:H2	53:CA:1312:G:H21	1.61	0.49
53:CA:1462:C:H2'	53:CA:1463:U:C6	2.47	0.49
53:CA:1525:G:H5''	21:CU:37:TYR:CD1	2.48	0.49
2:CB:69:VAL:HG23	2:CB:161:PHE:O	2.13	0.49
4:CD:165:GLU:O	4:CD:166:LYS:HB3	2.12	0.49
8:CH:54:THR:HG23	8:CH:55:LYS:N	2.27	0.49
9:CI:118:ARG:HG3	9:CI:124:PRO:HG3	1.95	0.49
10:CJ:63:ASP:OD2	14:CN:84:ARG:NH1	2.46	0.49
14:CN:8:ARG:HD2	14:CN:12:ARG:NH2	2.27	0.49
14:CN:53:ASP:HA	14:CN:58:ARG:HD3	1.94	0.49
19:CS:40:PHE:CB	19:CS:41:PRO:CD	2.78	0.49

Continued on next page...

Continued from previous page...

Atom-1	Atom-2	Interatomic distance (Å)	Clash overlap (Å)
22:DA:83:A:OP2	42:DU:91:LYS:HE3	2.12	0.49
22:DA:156:A:H2'	22:DA:157:C:H6	1.77	0.49
22:DA:191:A:N1	62:DA:3336:HOH:O	2.34	0.49
22:DA:299:A:C2	22:DA:319:G:N3	2.81	0.49
22:DA:309:A:H1'	22:DA:329:G:C4	2.48	0.49
22:DA:627:A:C2	22:DA:637:A:C4	3.01	0.49
22:DA:659:G:H4'	26:DE:95:LYS:CD	2.43	0.49
22:DA:845:A:N1	22:DA:932:U:O2	2.46	0.49
22:DA:983:A:N6	22:DA:984:A:C2	2.81	0.49
22:DA:1178:C:C2	22:DA:1179:G:C8	3.01	0.49
22:DA:1356:G:N2	22:DA:1357:C:H1'	2.27	0.49
22:DA:1492:G:H3'	22:DA:1493:C:H5''	1.82	0.49
22:DA:1598:A:O2'	22:DA:1599:U:H5'	2.13	0.49
22:DA:1682:G:C2	22:DA:1757:A:O4'	2.66	0.49
22:DA:1695:G:H2'	22:DA:1695:G:N3	2.27	0.49
22:DA:1982:U:O5'	22:DA:1982:U:C6	2.65	0.49
22:DA:2230:G:O4'	45:DX:31:ASN:HB3	2.12	0.49
22:DA:2250:G:C2	34:DM:82:MET:HB2	2.48	0.49
22:DA:2330:G:H1'	44:DW:38:ARG:HB3	1.94	0.49
22:DA:2860:A:H8	22:DA:2860:A:O5'	1.96	0.49
24:DC:16:VAL:HG23	24:DC:203:VAL:CG1	2.42	0.49
24:DC:64:VAL:HG12	24:DC:64:VAL:O	2.13	0.49
24:DC:67:LYS:HB3	24:DC:150:GLY:HA2	1.94	0.49
28:DG:102:ILE:HB	28:DG:114:HIS:O	2.13	0.49
30:DI:113:ALA:HB1	30:DI:124:MET:CG	2.41	0.49
31:DJ:111:LYS:HB2	31:DJ:115:GLY:H	1.74	0.49
32:DK:34:GLY:C	32:DK:35:VAL:HG22	2.33	0.49
33:DL:94:THR:O	33:DL:98:ALA:N	2.46	0.49
36:DO:26:LEU:HD23	36:DO:92:PHE:CD1	2.48	0.49
37:DP:86:LYS:HZ3	37:DP:86:LYS:CA	2.25	0.49
40:DS:32:ALA:HA	40:DS:35:ILE:HD11	1.94	0.49
40:DS:68:ASP:OD1	40:DS:68:ASP:N	2.45	0.49
42:DU:86:PHE:CG	42:DU:87:GLU:N	2.81	0.49
47:DZ:5:LYS:HE2	47:DZ:57:GLU:OE2	2.13	0.49
1:AA:450:G:N7	1:AA:481:G:O6	2.46	0.49
1:AA:722:G:H5''	1:AA:722:G:N3	2.27	0.49
1:AA:790:A:C6	1:AA:791:G:C6	3.01	0.49
1:AA:1134:G:O6	1:AA:1141:C:N4	2.46	0.49
1:AA:1281:C:HO2'	1:AA:1282:C:H6	1.59	0.49
1:AA:1507:A:H2'	1:AA:1508:A:C8	2.47	0.49
2:AB:95:TRP:CH2	2:AB:100:LEU:HB2	2.48	0.49

Continued on next page...

Continued from previous page...

Atom-1	Atom-2	Interatomic distance (Å)	Clash overlap (Å)
2:AB:105:THR:HA	2:AB:108:GLN:HE22	1.78	0.49
4:AD:172:VAL:CG2	4:AD:173:ASP:H	2.08	0.49
5:AE:93:VAL:HG13	5:AE:94:PHE:N	2.27	0.49
5:AE:134:ASN:O	5:AE:137:ARG:HB3	2.13	0.49
7:AG:77:ARG:NE	7:AG:77:ARG:HA	2.28	0.49
13:AM:36:ALA:CB	13:AM:38:ILE:HG12	2.41	0.49
22:BA:418:C:H2'	22:BA:419:U:O4'	2.12	0.49
22:BA:483:A:H2'	22:BA:484:C:H5'	1.95	0.49
22:BA:594:U:H2'	22:BA:595:C:H6	1.76	0.49
22:BA:638:G:C8	22:BA:651:G:N2	2.81	0.49
22:BA:665:U:H2'	22:BA:666:A:C8	2.48	0.49
22:BA:1206:G:C6	22:BA:1207:C:C4	3.01	0.49
22:BA:1250:G:OP2	33:BL:21:ARG:NH2	2.45	0.49
22:BA:1567:G:H2'	24:BC:84:PRO:HG3	1.94	0.49
22:BA:1724:G:C2'	22:BA:1725:U:H5'	2.43	0.49
22:BA:1786:A:H1'	22:BA:1938:A:N6	2.28	0.49
22:BA:1814:G:H2'	22:BA:1815:A:C8	2.47	0.49
22:BA:1848:A:O2'	22:BA:1849:G:H5'	2.12	0.49
22:BA:2136:G:N3	22:BA:2137:U:C4	2.81	0.49
24:BC:173:LEU:O	24:BC:180:MET:HA	2.13	0.49
24:BC:195:GLY:O	24:BC:196:ASN:HB3	2.13	0.49
25:BD:110:THR:O	25:BD:201:LEU:HD12	2.12	0.49
26:BE:6:LYS:HG2	26:BE:7:ASP:N	2.26	0.49
26:BE:118:LEU:HD23	26:BE:186:VAL:HG13	1.95	0.49
26:BE:119:ILE:HD13	26:BE:119:ILE:H	1.78	0.49
27:BF:39:VAL:HG11	27:BF:42:ALA:CB	2.42	0.49
33:BL:77:ILE:HG12	33:BL:95:LEU:CD1	2.42	0.49
39:BR:48:LYS:HD2	39:BR:48:LYS:N	2.27	0.49
44:BW:39:GLN:O	44:BW:41:GLY:N	2.46	0.49
53:CA:38:G:C2	53:CA:397:A:C2	3.01	0.49
53:CA:211:G:H2'	53:CA:211:G:N3	2.27	0.49
53:CA:274:A:H4'	53:CA:275:G:O5'	2.12	0.49
53:CA:624:C:C2'	53:CA:625:U:H5'	2.42	0.49
53:CA:913:A:OP1	12:CL:43:LYS:HE3	2.13	0.49
53:CA:1200:C:O2'	53:CA:1201:A:P	2.71	0.49
2:CB:80:LYS:O	2:CB:81:ASP:C	2.51	0.49
5:CE:80:LEU:HD21	5:CE:143:LEU:CD2	2.42	0.49
6:CF:3:HIS:ND1	6:CF:92:THR:CG2	2.70	0.49
11:CK:44:ALA:CB	11:CK:69:CYS:HB2	2.25	0.49
55:CM:13:HIS:CB	55:CM:16:ILE:HD13	2.38	0.49
19:CS:32:THR:O	19:CS:32:THR:HG23	2.13	0.49

Continued on next page...

Continued from previous page...

Atom-1	Atom-2	Interatomic distance (Å)	Clash overlap (Å)
22:DA:37:C:H2'	22:DA:38:A:O4'	2.13	0.49
22:DA:116:C:H5''	22:DA:128:C:N4	2.26	0.49
22:DA:303:G:O2'	22:DA:304:U:C5'	2.61	0.49
22:DA:315:G:H2'	22:DA:316:C:O4'	2.13	0.49
22:DA:533:G:C2	22:DA:534:U:C2	3.00	0.49
22:DA:620:G:H8	22:DA:622:G:O6	1.95	0.49
22:DA:664:G:H4'	22:DA:941:A:P	2.53	0.49
22:DA:818:G:H2'	22:DA:819:A:H5''	1.93	0.49
22:DA:1205:A:N7	26:DE:165:HIS:ND1	2.61	0.49
22:DA:1249:U:H4'	38:DQ:3:VAL:HB	1.94	0.49
22:DA:1512:C:C4	22:DA:1513:U:C4	3.01	0.49
22:DA:1565:C:O2'	22:DA:1566:A:C2'	2.44	0.49
22:DA:1865:U:O4	22:DA:1875:G:C4	2.65	0.49
22:DA:1936:A:H2	22:DA:1943:U:O4	1.96	0.49
22:DA:2135:A:C2'	22:DA:2136:G:H5''	2.40	0.49
22:DA:2321:U:O2	22:DA:2321:U:O5'	2.30	0.49
22:DA:2360:G:C1'	33:DL:60:ARG:NH2	2.69	0.49
22:DA:2461:A:H1'	22:DA:2492:U:O2	2.12	0.49
22:DA:2637:U:H2'	22:DA:2638:G:H5'	1.93	0.49
22:DA:2675:A:C2	22:DA:2676:C:C2	3.01	0.49
22:DA:2710:C:OP1	35:DN:15:SER:HB2	2.13	0.49
22:DA:2714:G:C5	22:DA:2715:C:C5	3.00	0.49
22:DA:2747:G:O2'	28:DG:66:THR:HG22	2.13	0.49
22:DA:2776:A:H1'	22:DA:2778:A:O2'	2.13	0.49
22:DA:2882:A:OP1	35:DN:96:ARG:CD	2.61	0.49
26:DE:132:LYS:HG2	26:DE:132:LYS:O	2.13	0.49
26:DE:149:ILE:O	26:DE:149:ILE:HG12	2.11	0.49
58:DF:104:THR:H	58:DF:107:VAL:HG22	1.77	0.49
31:DJ:45:THR:N	31:DJ:46:PRO:CD	2.76	0.49
31:DJ:100:VAL:O	31:DJ:104:ALA:HB2	2.12	0.49
31:DJ:140:LEU:C	31:DJ:140:LEU:HD13	2.33	0.49
33:DL:17:LYS:HE2	33:DL:19:LEU:HD13	1.94	0.49
34:DM:69:PRO:HA	34:DM:94:ALA:HB2	1.94	0.49
35:DN:75:ILE:O	35:DN:79:LEU:HB2	2.12	0.49
36:DO:7:ARG:HD2	36:DO:97:PHE:CZ	2.48	0.49
37:DP:13:LYS:HD2	37:DP:13:LYS:H	1.78	0.49
45:DX:51:SER:OG	45:DX:54:GLY:HA3	2.13	0.49
46:DY:57:LEU:CD1	46:DY:60:LYS:CE	2.91	0.49
50:D2:34:ARG:CB	50:D2:42:LEU:HD11	2.31	0.49
1:AA:428:G:C5	1:AA:430:A:C6	3.01	0.49
1:AA:507:C:C4	1:AA:508:U:C4	3.01	0.49

Continued on next page...

Continued from previous page...

Atom-1	Atom-2	Interatomic distance (Å)	Clash overlap (Å)
1:AA:597:G:H2'	1:AA:598:U:H6	1.78	0.49
1:AA:644:U:C2'	1:AA:645:G:H5'	2.43	0.49
1:AA:826:C:H5'	8:AH:12:ARG:HE	1.78	0.49
1:AA:919:A:HO2'	1:AA:920:U:H5'	1.76	0.49
1:AA:955:U:H6	1:AA:955:U:O5'	1.96	0.49
1:AA:1009:U:O2'	1:AA:1010:U:H5'	2.12	0.49
1:AA:1026:G:C6	1:AA:1027:C:N4	2.81	0.49
1:AA:1138:G:N3	1:AA:1138:G:C2'	2.55	0.49
2:AB:20:ARG:HH12	2:AB:38:HIS:CE1	2.31	0.49
3:AC:151:GLU:HG2	3:AC:151:GLU:O	2.13	0.49
4:AD:30:LYS:HD3	4:AD:30:LYS:N	2.27	0.49
7:AG:69:ARG:CG	7:AG:95:ARG:HG2	2.42	0.49
7:AG:107:ALA:CA	7:AG:122:GLU:HG3	2.43	0.49
8:AH:94:VAL:HG12	8:AH:95:MET:HG3	1.95	0.49
9:AI:53:LEU:HD12	9:AI:53:LEU:N	2.27	0.49
10:AJ:81:GLU:C	10:AJ:84:VAL:HG12	2.33	0.49
11:AK:42:GLY:HA3	11:AK:73:VAL:HG12	1.95	0.49
13:AM:3:ILE:H	13:AM:56:ARG:HH12	1.60	0.49
17:AQ:12:VAL:CG1	17:AQ:16:MET:CE	2.90	0.49
22:BA:261:G:C2	22:BA:262:A:C8	3.01	0.49
22:BA:308:G:O2'	22:BA:309:A:H5'	2.12	0.49
22:BA:571:U:O3'	39:BR:80:ARG:NH2	2.46	0.49
22:BA:593:U:H2'	22:BA:594:U:C6	2.48	0.49
22:BA:1652:A:OP1	35:BN:8:ARG:NH2	2.45	0.49
22:BA:1854:A:H5''	22:BA:1855:U:OP2	2.13	0.49
22:BA:2060:A:O2'	22:BA:2061:G:OP2	2.28	0.49
22:BA:2373:G:H2'	22:BA:2374:C:C6	2.46	0.49
22:BA:2471:A:H2'	22:BA:2472:G:C5'	2.42	0.49
22:BA:2574:G:OP1	62:BA:3705:HOH:O	2.19	0.49
24:BC:69:ASN:O	24:BC:70:LYS:C	2.49	0.49
27:BF:3:LEU:HD11	27:BF:172:PHE:CD2	2.46	0.49
28:BG:115:GLN:H	28:BG:115:GLN:NE2	2.11	0.49
30:BI:32:VAL:HG22	30:BI:66:PHE:CG	2.47	0.49
33:BL:4:ASN:HD22	33:BL:4:ASN:N	2.06	0.49
37:BP:4:ILE:CG2	37:BP:5:LYS:H	2.12	0.49
37:BP:50:ARG:CG	37:BP:57:ALA:O	2.61	0.49
38:BQ:73:ILE:CD1	38:BQ:77:LYS:HB2	2.43	0.49
38:BQ:111:LYS:NZ	39:BR:48:LYS:HD3	2.28	0.49
43:BV:89:ILE:HG21	43:BV:91:PHE:CZ	2.48	0.49
44:BW:41:GLY:HA2	44:BW:44:PHE:CZ	2.47	0.49
47:BZ:2:LYS:C	47:BZ:3:THR:CG2	2.81	0.49

Continued on next page...

Continued from previous page...

Atom-1	Atom-2	Interatomic distance (Å)	Clash overlap (Å)
53:CA:98:A:H2'	53:CA:99:C:C6	2.48	0.49
53:CA:220:G:C2	53:CA:221:C:C6	3.01	0.49
53:CA:246:A:C5	53:CA:282:A:N6	2.81	0.49
53:CA:247:G:C6	53:CA:278:G:C6	3.01	0.49
53:CA:652:U:O4	53:CA:752:G:H2'	2.12	0.49
53:CA:704:A:O2'	53:CA:705:G:H8	1.96	0.49
53:CA:756:C:C2'	53:CA:757:U:H5'	2.43	0.49
53:CA:1106:G:C2	53:CA:1107:C:C5	3.01	0.49
53:CA:1270:G:H2'	53:CA:1271:A:H8	1.78	0.49
53:CA:1288:A:C2'	53:CA:1289:A:H8	2.26	0.49
53:CA:1343:G:H4'	9:CI:123:ARG:HB3	1.94	0.49
2:CB:37:VAL:CG2	2:CB:38:HIS:N	2.76	0.49
3:CC:34:SER:O	3:CC:38:VAL:HG13	2.13	0.49
4:CD:57:LYS:HB2	4:CD:199:ILE:HB	1.95	0.49
5:CE:33:THR:OG1	5:CE:49:TYR:CZ	2.65	0.49
6:CF:97:THR:O	6:CF:98:GLU:HG3	2.13	0.49
55:CM:16:ILE:HG22	55:CM:16:ILE:O	2.12	0.49
19:CS:44:ILE:HA	19:CS:61:VAL:CG1	2.42	0.49
20:CT:54:GLN:N	20:CT:55:PRO:CD	2.75	0.49
22:DA:319:G:C6	22:DA:333:G:N1	2.81	0.49
22:DA:675:A:N6	22:DA:676:A:N6	2.61	0.49
22:DA:1028:A:C2	22:DA:1029:A:C6	3.01	0.49
22:DA:1063:G:C6	22:DA:1064:C:N4	2.80	0.49
22:DA:1362:C:C4	22:DA:1363:C:C5	3.01	0.49
22:DA:1527:G:H1'	22:DA:1546:G:N2	2.27	0.49
22:DA:1553:A:C8	22:DA:1555:G:C6	3.01	0.49
22:DA:1596:A:C6	22:DA:1597:A:C6	3.00	0.49
22:DA:1809:A:N3	22:DA:1810:A:C8	2.80	0.49
22:DA:1826:G:C2'	22:DA:1827:U:O5'	2.60	0.49
22:DA:1996:C:H5	32:DK:32:TYR:HH	1.60	0.49
22:DA:2015:A:C2	48:D0:2:VAL:HG11	2.47	0.49
22:DA:2024:G:H2'	22:DA:2025:C:C6	2.47	0.49
22:DA:2077:A:C5	22:DA:2435:A:C6	3.01	0.49
22:DA:2097:A:H2'	22:DA:2098:U:C6	2.48	0.49
22:DA:2412:A:H3'	22:DA:2413:G:H8	1.76	0.49
22:DA:2527:C:O2'	22:DA:2528:U:H5'	2.13	0.49
22:DA:2811:G:H2'	22:DA:2812:G:O4'	2.13	0.49
26:DE:147:LEU:O	26:DE:148:ILE:CB	2.59	0.49
28:DG:88:LEU:CD1	28:DG:93:TYR:HB3	2.40	0.49
29:DH:94:ILE:HG13	29:DH:98:ASP:CG	2.33	0.49
34:DM:62:LYS:C	34:DM:63:ILE:HD12	2.33	0.49

Continued on next page...

Continued from previous page...

Atom-1	Atom-2	Interatomic distance (Å)	Clash overlap (Å)
35:DN:100:CYS:O	48:D0:41:HIS:CD2	2.66	0.49
37:DP:5:LYS:HG2	37:DP:9:GLN:HE21	1.78	0.49
40:DS:20:VAL:HG11	40:DS:43:ALA:HB3	1.95	0.49
43:DV:70:ILE:N	43:DV:70:ILE:CD1	2.70	0.49
1:AA:386:C:H2'	1:AA:387:U:C5'	2.41	0.48
1:AA:1299:A:O2'	1:AA:1300:G:H4'	2.13	0.48
1:AA:1323:G:H2'	1:AA:1324:A:H8	1.77	0.48
1:AA:1350:A:C6	1:AA:1351:U:N3	2.81	0.48
1:AA:1451:U:O5'	1:AA:1452:C:H5	1.96	0.48
2:AB:49:PHE:CB	2:AB:212:TYR:OH	2.61	0.48
2:AB:95:TRP:HH2	2:AB:100:LEU:HB2	1.77	0.48
2:AB:116:LEU:HB3	2:AB:140:LEU:HG	1.94	0.48
2:AB:185:ILE:O	2:AB:185:ILE:CG1	2.61	0.48
3:AC:4:VAL:HG22	3:AC:5:HIS:N	2.28	0.48
3:AC:149:LYS:HG3	3:AC:200:TRP:CE3	2.47	0.48
3:AC:153:SER:HB3	3:AC:164:THR:HG22	1.95	0.48
4:AD:69:ARG:HA	4:AD:69:ARG:NE	2.20	0.48
4:AD:88:ASN:HA	4:AD:91:ALA:HB3	1.94	0.48
5:AE:109:ALA:O	5:AE:110:MET:CB	2.61	0.48
8:AH:10:LEU:HD11	8:AH:126:CYS:HB3	1.95	0.48
8:AH:94:VAL:CG1	8:AH:95:MET:N	2.76	0.48
9:AI:119:LYS:O	9:AI:120:ALA:HB3	2.12	0.48
11:AK:111:ASP:HB3	21:AU:19:LYS:HD3	1.95	0.48
19:AS:64:GLU:CD	19:AS:64:GLU:N	2.66	0.48
22:BA:221:A:H1'	22:BA:233:A:H1'	1.95	0.48
22:BA:524:G:C2'	22:BA:525:U:H5'	2.43	0.48
22:BA:806:C:H2'	22:BA:807:U:C6	2.44	0.48
22:BA:1057:A:N3	22:BA:1082:U:C2	2.81	0.48
22:BA:1903:G:O2'	22:BA:1904:G:H5'	2.12	0.48
22:BA:2303:G:C6	22:BA:2314:A:C6	3.01	0.48
22:BA:2511:U:O5'	22:BA:2511:U:H6	1.96	0.48
22:BA:2531:A:OP1	28:BG:174:LYS:HG3	2.13	0.48
22:BA:2591:C:P	24:BC:237:ARG:HG3	2.52	0.48
22:BA:2742:G:P	52:B4:24:ARG:HH12	2.35	0.48
22:BA:2786:U:O2'	25:BD:66:GLY:HA3	2.13	0.48
22:BA:2842:G:H2'	22:BA:2843:G:H5'	1.94	0.48
24:BC:139:THR:O	24:BC:161:VAL:O	2.31	0.48
28:BG:154:GLU:OE1	28:BG:157:LYS:N	2.46	0.48
32:BK:1:MET:HE3	32:BK:32:TYR:CG	2.48	0.48
32:BK:64:ARG:HB3	32:BK:79:PHE:CG	2.48	0.48
33:BL:95:LEU:CD1	33:BL:100:ILE:HD11	2.37	0.48

Continued on next page...

Continued from previous page...

Atom-1	Atom-2	Interatomic distance (Å)	Clash overlap (Å)
34:BM:136:MET:CE	43:BV:57:TYR:CD2	2.96	0.48
35:BN:32:GLU:OE1	35:BN:118:ARG:HA	2.13	0.48
39:BR:42:ALA:CA	39:BR:46:GLU:HB2	2.19	0.48
39:BR:97:LYS:O	39:BR:98:ILE:HB	2.13	0.48
40:BS:15:GLN:NE2	48:B0:16:ARG:NH2	2.61	0.48
41:BT:49:LYS:HE3	41:BT:49:LYS:N	2.28	0.48
43:BV:51:GLN:HG2	43:BV:86:LEU:HD11	1.95	0.48
45:BX:32:LEU:O	45:BX:33:HIS:CG	2.65	0.48
50:B2:42:LEU:HD22	50:B2:42:LEU:N	2.28	0.48
53:CA:399:G:C6	53:CA:400:C:C4	3.01	0.48
53:CA:411:A:N7	53:CA:413:G:C4	2.80	0.48
53:CA:917:G:C6	53:CA:918:A:C6	3.01	0.48
53:CA:1271:A:H5'	53:CA:1314:C:H5''	1.95	0.48
53:CA:1278:G:C5'	53:CA:1279:G:H5'	2.42	0.48
53:CA:1336:C:H1'	53:CA:1337:G:N1	2.28	0.48
4:CD:81:LEU:HB2	4:CD:88:ASN:ND2	2.28	0.48
54:CG:91:ARG:CZ	54:CG:92:PRO:HD2	2.43	0.48
8:CH:34:ALA:O	8:CH:38:VAL:HG23	2.13	0.48
9:CI:44:ARG:O	9:CI:48:ARG:HG2	2.13	0.48
9:CI:87:MET:SD	9:CI:87:MET:N	2.84	0.48
15:CO:55:LEU:HA	15:CO:58:MET:HG3	1.94	0.48
17:CQ:59:GLU:HG3	17:CQ:75:VAL:CG2	2.41	0.48
22:DA:27:G:H22	22:DA:512:G:H2'	1.78	0.48
22:DA:270:A:C2	22:DA:369:U:H4'	2.48	0.48
22:DA:464:U:O2'	22:DA:465:G:H5'	2.13	0.48
22:DA:477:A:H2'	22:DA:478:A:H8	1.78	0.48
22:DA:538:A:H5''	31:DJ:7:LYS:HZ3	1.78	0.48
22:DA:910:A:C4	34:DM:13:HIS:ND1	2.81	0.48
22:DA:1042:G:C5	22:DA:1043:C:C4	3.01	0.48
22:DA:1082:U:H2'	22:DA:1083:U:H5'	1.95	0.48
22:DA:1091:G:O2'	22:DA:1092:C:H5'	2.12	0.48
22:DA:1364:G:OP2	45:DX:1:SER:HA	2.13	0.48
22:DA:1387:A:C4	22:DA:1388:G:N7	2.81	0.48
22:DA:1490:A:H8	24:DC:73:ILE:CD1	2.21	0.48
22:DA:1532:A:N1	22:DA:1540:G:C6	2.81	0.48
22:DA:2230:G:C1'	45:DX:31:ASN:HB3	2.43	0.48
22:DA:2255:G:H2'	22:DA:2256:G:O4'	2.12	0.48
22:DA:2376:A:H1'	36:DO:99:TYR:OH	2.13	0.48
22:DA:2458:G:O2'	22:DA:2460:U:C4	2.65	0.48
22:DA:2873:A:C2	35:DN:5:LYS:HG3	2.48	0.48
57:DB:8:C:H5'	36:DO:27:VAL:HG11	1.95	0.48

Continued on next page...

Continued from previous page...

Atom-1	Atom-2	Interatomic distance (Å)	Clash overlap (Å)
25:DD:14:ILE:HG23	25:DD:22:ILE:HB	1.95	0.48
25:DD:27:ILE:HD12	25:DD:189:VAL:CG2	2.42	0.48
26:DE:134:LEU:CA	26:DE:137:LYS:HB2	2.43	0.48
26:DE:166:LYS:HE2	26:DE:166:LYS:CA	2.34	0.48
58:DF:11:VAL:C	58:DF:13:LYS:H	2.16	0.48
58:DF:87:LYS:O	58:DF:88:VAL:HB	2.13	0.48
43:DV:77:VAL:HG23	43:DV:89:ILE:HG21	1.93	0.48
44:DW:27:GLY:HA3	44:DW:31:LEU:HD11	1.81	0.48
44:DW:42:THR:O	44:DW:43:LYS:HG2	2.13	0.48
50:D2:9:VAL:HG13	50:D2:10:LEU:N	2.27	0.48
1:AA:51:A:H4'	1:AA:52:C:C5'	2.43	0.48
1:AA:71:A:H61	1:AA:99:C:H1'	1.77	0.48
1:AA:279:A:H5''	1:AA:281:G:C4'	2.43	0.48
1:AA:450:G:H2'	1:AA:451:A:OP1	2.13	0.48
1:AA:524:G:C4	1:AA:525:C:C5	3.01	0.48
1:AA:880:C:OP1	12:AL:4:ASN:ND2	2.46	0.48
1:AA:1511:G:C4	1:AA:1512:U:C6	3.00	0.48
2:AB:22:TRP:HA	2:AB:188:THR:O	2.12	0.48
2:AB:61:SER:C	2:AB:63:LYS:H	2.16	0.48
5:AE:152:VAL:C	5:AE:156:ARG:HB2	2.33	0.48
6:AF:91:ARG:CG	6:AF:92:THR:H	2.23	0.48
7:AG:3:ARG:HG3	7:AG:4:ARG:N	2.26	0.48
13:AM:78:ARG:O	13:AM:82:LEU:HG	2.14	0.48
18:AR:63:TYR:CD1	18:AR:69:TYR:OH	2.66	0.48
22:BA:63:A:C2	22:BA:64:A:C5	3.01	0.48
22:BA:142:A:C2'	22:BA:143:C:C6	2.96	0.48
22:BA:434:U:C4'	22:BA:435:C:OP1	2.59	0.48
22:BA:1187:G:H5''	39:BR:83:TYR:CE2	2.48	0.48
22:BA:1289:C:H2'	22:BA:1290:C:H6	1.77	0.48
22:BA:1733:G:O2'	22:BA:1734:G:H5'	2.13	0.48
22:BA:1886:U:H2'	22:BA:1887:C:H6	1.78	0.48
22:BA:2140:G:H8	22:BA:2140:G:OP2	1.96	0.48
24:BC:94:LEU:CD1	24:BC:100:ARG:HD3	2.40	0.48
24:BC:159:THR:N	24:BC:194:VAL:CG1	2.77	0.48
25:BD:114:LYS:HZ3	25:BD:116:LYS:HE2	1.76	0.48
26:BE:82:GLY:O	26:BE:83:VAL:HB	2.14	0.48
28:BG:61:TRP:O	28:BG:62:ALA:C	2.51	0.48
32:BK:43:ILE:HG12	32:BK:56:ASP:HB2	1.95	0.48
33:BL:29:LYS:C	33:BL:30:THR:HG23	2.34	0.48
34:BM:134:THR:CG2	34:BM:136:MET:O	2.61	0.48
36:BO:79:ALA:HB1	36:BO:113:ALA:HB1	1.94	0.48

Continued on next page...

Continued from previous page...

Atom-1	Atom-2	Interatomic distance (Å)	Clash overlap (Å)
38:BQ:114:ALA:C	38:BQ:116:LEU:N	2.67	0.48
39:BR:49:ILE:CG2	39:BR:53:PHE:N	2.75	0.48
44:BW:24:ARG:NE	44:BW:65:LYS:HE2	2.27	0.48
45:BX:69:GLU:O	45:BX:71:ARG:N	2.46	0.48
46:BY:17:GLU:HG3	46:BY:18:LEU:H	1.74	0.48
53:CA:155:A:C4	53:CA:167:A:C2	3.01	0.48
53:CA:530:G:H5''	53:CA:531:U:OP1	2.13	0.48
53:CA:552:U:C4	53:CA:553:A:N7	2.81	0.48
53:CA:1107:C:N3	53:CA:1108:G:C8	2.82	0.48
53:CA:1151:A:C4	53:CA:1152:A:N7	2.81	0.48
53:CA:1359:C:H2'	53:CA:1361:G:OP2	2.14	0.48
3:CC:149:LYS:HD2	3:CC:200:TRP:CE3	2.47	0.48
4:CD:29:THR:C	4:CD:31:CYS:H	2.17	0.48
10:CJ:51:VAL:CB	14:CN:80:ARG:HB2	2.39	0.48
11:CK:17:ASP:OD2	11:CK:80:ASN:HB2	2.12	0.48
11:CK:126:ARG:O	11:CK:127:ARG:HB2	2.13	0.48
20:CT:42:ASP:O	20:CT:43:LYS:C	2.52	0.48
22:DA:53:A:C2	50:D2:35:ARG:NH1	2.81	0.48
22:DA:349:U:H2'	22:DA:350:G:H8	1.78	0.48
22:DA:638:G:C6	22:DA:651:G:C5	3.01	0.48
22:DA:661:A:H2'	22:DA:662:G:O4'	2.13	0.48
22:DA:674:G:H5''	26:DE:71:GLY:HA3	1.95	0.48
22:DA:855:G:N2	44:DW:23:LYS:HG2	2.27	0.48
22:DA:1128:G:O6	22:DA:2491:U:C5	2.66	0.48
22:DA:1273:U:H4'	22:DA:1275:A:P	2.54	0.48
22:DA:1361:G:C4	22:DA:1362:C:C5	3.00	0.48
22:DA:1387:A:C4	22:DA:1388:G:C8	3.01	0.48
22:DA:2053:G:H5''	25:DD:150:GLN:H	1.76	0.48
22:DA:2363:G:O2'	22:DA:2364:C:H5'	2.13	0.48
22:DA:2473:U:H6	22:DA:2473:U:P	2.36	0.48
22:DA:2502:G:C5'	22:DA:2503:A:H5''	2.42	0.48
22:DA:2507:C:C2	22:DA:2508:G:C8	3.01	0.48
26:DE:88:ARG:HB3	26:DE:89:PRO:CD	2.42	0.48
26:DE:105:LEU:HB3	26:DE:200:LEU:HD11	1.94	0.48
31:DJ:29:ALA:HB3	31:DJ:108:MET:HE3	1.95	0.48
33:DL:64:PHE:HD2	51:D3:24:LYS:HG2	1.78	0.48
34:DM:133:LYS:O	34:DM:134:THR:HB	2.12	0.48
38:DQ:3:VAL:HG13	38:DQ:5:ARG:HG3	1.95	0.48
41:DT:50:LEU:HD11	46:DY:26:PHE:CE1	2.48	0.48
51:D3:28:LEU:HA	51:D3:32:LEU:HD21	1.95	0.48
1:AA:224:U:C2	1:AA:225:C:C5	3.01	0.48

Continued on next page...

Continued from previous page...

Atom-1	Atom-2	Interatomic distance (Å)	Clash overlap (Å)
1:AA:257:G:H2'	1:AA:258:G:H8	1.78	0.48
1:AA:491:G:C6	1:AA:492:C:C4	3.01	0.48
1:AA:502:A:OP1	12:AL:114:SER:CB	2.61	0.48
1:AA:600:A:H2'	1:AA:601:G:C8	2.48	0.48
1:AA:765:G:N2	1:AA:812:G:HO2'	2.11	0.48
1:AA:919:A:H8	1:AA:919:A:O5'	1.96	0.48
1:AA:1297:G:OP1	1:AA:1302:C:N4	2.46	0.48
1:AA:1336:C:HO2'	1:AA:1337:G:P	2.34	0.48
1:AA:1346:A:H61	1:AA:1374:A:H3'	1.78	0.48
1:AA:1507:A:C6	1:AA:1530:G:C6	3.01	0.48
10:AJ:73:LEU:HD22	10:AJ:73:LEU:HA	1.57	0.48
12:AL:43:LYS:HD3	12:AL:43:LYS:N	2.28	0.48
17:AQ:4:ILE:HD12	17:AQ:4:ILE:N	2.27	0.48
17:AQ:76:ARG:O	17:AQ:77:VAL:HG23	2.13	0.48
22:BA:201:C:H2'	22:BA:202:U:C5'	2.43	0.48
22:BA:416:U:C4	22:BA:417:C:C4	3.02	0.48
22:BA:859:G:O2'	22:BA:916:G:O6	2.20	0.48
22:BA:1058:U:O2'	30:BI:117:THR:HG23	2.13	0.48
22:BA:1166:G:C2'	22:BA:1167:C:H5'	2.43	0.48
22:BA:1388:G:O2'	22:BA:1389:G:H5'	2.14	0.48
22:BA:1450:G:C5	22:BA:1451:C:C4	3.01	0.48
22:BA:2083:G:H8	22:BA:2083:G:O5'	1.97	0.48
22:BA:2645:G:H3'	22:BA:2646:C:H5'	1.95	0.48
27:BF:3:LEU:CD1	27:BF:172:PHE:CD2	2.97	0.48
31:BJ:16:TYR:HA	31:BJ:138:GLN:O	2.14	0.48
31:BJ:44:TYR:O	31:BJ:45:THR:CG2	2.61	0.48
32:BK:112:PHE:O	32:BK:115:ILE:HG22	2.14	0.48
32:BK:118:LEU:O	32:BK:119:ALA:O	2.30	0.48
37:BP:13:LYS:HE3	37:BP:76:HIS:HA	1.95	0.48
37:BP:102:ARG:C	37:BP:103:THR:HG22	2.34	0.48
47:BZ:9:THR:HG21	47:BZ:53:MET:C	2.33	0.48
53:CA:188:C:H42	53:CA:189:A:N6	2.11	0.48
53:CA:255:G:C4'	17:CQ:17:GLU:O	2.61	0.48
53:CA:264:C:H2'	53:CA:265:G:O4'	2.12	0.48
53:CA:270:A:H2'	53:CA:271:C:C6	2.49	0.48
53:CA:722:G:O3'	53:CA:723:U:C5	2.66	0.48
53:CA:758:C:H4'	53:CA:880:C:O2'	2.13	0.48
53:CA:802:A:C2'	53:CA:803:G:C5'	2.88	0.48
53:CA:923:A:H2'	53:CA:924:C:O4'	2.13	0.48
53:CA:976:G:N7	53:CA:1359:C:O4'	2.46	0.48
53:CA:1154:G:H2'	53:CA:1155:A:H8	1.77	0.48

Continued on next page...

Continued from previous page...

Atom-1	Atom-2	Interatomic distance (Å)	Clash overlap (Å)
53:CA:1284:C:OP2	53:CA:1285:A:H3'	2.13	0.48
53:CA:1288:A:O2'	53:CA:1289:A:C8	2.63	0.48
53:CA:1294:G:H2'	53:CA:1295:U:O5'	2.12	0.48
53:CA:1523:G:P	11:CK:124:LYS:NZ	2.86	0.48
4:CD:141:VAL:HG12	4:CD:142:VAL:N	2.27	0.48
54:CG:91:ARG:CZ	54:CG:92:PRO:HG2	2.43	0.48
8:CH:89:ASP:OD1	8:CH:89:ASP:N	2.46	0.48
8:CH:93:LYS:H	8:CH:93:LYS:CD	2.04	0.48
55:CM:94:LEU:CD2	55:CM:101:THR:HG22	2.43	0.48
14:CN:76:PHE:CD2	14:CN:92:ILE:HD13	2.48	0.48
20:CT:3:ILE:HD12	20:CT:3:ILE:H	1.78	0.48
22:DA:72:U:O2'	22:DA:73:A:H5'	2.14	0.48
22:DA:128:C:H5''	22:DA:128:C:C6	2.41	0.48
22:DA:628:G:O2'	22:DA:629:G:C8	2.66	0.48
22:DA:740:C:H5'	22:DA:1784:A:C3'	2.43	0.48
22:DA:860:U:O4'	22:DA:2268:A:H5'	2.13	0.48
22:DA:1091:G:C2	22:DA:1101:U:N3	2.81	0.48
22:DA:1281:G:H2'	22:DA:1282:U:O4'	2.12	0.48
22:DA:1317:G:C6	22:DA:1318:U:C4	3.01	0.48
22:DA:1833:C:C2	22:DA:1834:U:C6	3.01	0.48
22:DA:2021:C:H4'	22:DA:2022:U:OP2	2.13	0.48
22:DA:2142:A:H2'	22:DA:2144:G:P	2.54	0.48
22:DA:2850:A:N6	22:DA:2869:G:H5'	2.28	0.48
24:DC:161:VAL:CG1	24:DC:173:LEU:HB2	2.44	0.48
25:DD:30:GLU:HG2	25:DD:185:ASN:HD22	1.73	0.48
30:DI:52:LEU:HD11	30:DI:78:LEU:HD21	1.94	0.48
33:DL:111:ILE:O	33:DL:131:ALA:HB1	2.13	0.48
34:DM:74:THR:OG1	34:DM:86:LYS:NZ	2.47	0.48
44:DW:37:VAL:O	44:DW:38:ARG:CB	2.60	0.48
45:DX:31:ASN:C	45:DX:32:LEU:HD22	2.33	0.48
1:AA:131:A:C2	1:AA:132:C:C4	3.02	0.48
1:AA:1015:G:H1'	1:AA:1218:C:O2'	2.14	0.48
1:AA:1143:G:O2'	1:AA:1144:G:H5'	2.13	0.48
1:AA:1158:C:O2	1:AA:1158:C:C2'	2.61	0.48
1:AA:1325:C:H2'	1:AA:1326:U:H6	1.78	0.48
9:AI:98:ARG:HG2	9:AI:98:ARG:NH1	2.27	0.48
10:AJ:81:GLU:O	10:AJ:85:ASP:HB2	2.13	0.48
21:AU:8:ASN:O	21:AU:11:PHE:CE2	2.65	0.48
22:BA:276:U:H2'	22:BA:276:U:O2	2.12	0.48
22:BA:511:U:C5	22:BA:512:G:C5	3.01	0.48
22:BA:985:C:O5'	22:BA:985:C:H6	1.97	0.48

Continued on next page...

Continued from previous page...

Atom-1	Atom-2	Interatomic distance (Å)	Clash overlap (Å)
22:BA:1026:G:H2'	22:BA:1027:A:H8	1.72	0.48
22:BA:1476:U:C5	22:BA:1514:G:N2	2.81	0.48
22:BA:1911:U:C4	22:BA:1918:A:C4	3.02	0.48
22:BA:2063:C:O2	22:BA:2450:A:N1	2.47	0.48
22:BA:2149:U:O2'	22:BA:2150:C:C4'	2.61	0.48
22:BA:2459:A:N3	22:BA:2459:A:H2'	2.29	0.48
22:BA:2538:C:O2'	22:BA:2539:C:H5'	2.13	0.48
22:BA:2733:A:H2'	22:BA:2734:A:C8	2.48	0.48
23:BB:65:U:H3'	23:BB:108:A:N6	2.29	0.48
24:BC:12:ARG:HA	24:BC:15:VAL:CG2	2.43	0.48
27:BF:52:ALA:CB	27:BF:149:ARG:HD3	2.43	0.48
27:BF:134:GLN:C	27:BF:136:ILE:H	2.17	0.48
29:BH:21:VAL:HG22	29:BH:22:LYS:N	2.27	0.48
29:BH:37:VAL:HG23	29:BH:38:PRO:HD2	1.96	0.48
31:BJ:38:GLY:C	31:BJ:40:HIS:H	2.16	0.48
31:BJ:98:GLU:HB3	31:BJ:124:VAL:CG2	2.40	0.48
36:BO:33:ARG:HG2	36:BO:34:HIS:CE1	2.49	0.48
37:BP:71:ARG:HB3	37:BP:73:PHE:CE2	2.49	0.48
39:BR:64:VAL:O	39:BR:64:VAL:HG12	2.12	0.48
43:BV:93:ARG:O	43:BV:94:ALA:CB	2.61	0.48
45:BX:12:VAL:HG22	45:BX:28:PHE:HB2	1.95	0.48
53:CA:17:U:C2	53:CA:18:C:C5	3.01	0.48
53:CA:198:G:O6	53:CA:220:G:C5	2.67	0.48
53:CA:444:G:C4	53:CA:445:G:C8	3.01	0.48
53:CA:811:C:H4'	53:CA:900:A:N6	2.28	0.48
53:CA:903:G:C5	53:CA:904:U:C5	3.01	0.48
53:CA:1082:A:H2'	53:CA:1083:U:H5'	1.95	0.48
53:CA:1211:U:O2'	53:CA:1213:A:C2	2.65	0.48
53:CA:1349:A:H2'	53:CA:1350:A:H8	1.75	0.48
53:CA:1452:C:H4'	53:CA:1453:G:C5'	2.40	0.48
53:CA:1504:G:H4'	53:CA:1505:G:H5'	1.92	0.48
2:CB:116:LEU:HD13	2:CB:140:LEU:HB2	1.95	0.48
3:CC:109:GLU:HG3	3:CC:139:ASN:O	2.12	0.48
3:CC:111:ASP:HB3	3:CC:114:LEU:HB2	1.95	0.48
10:CJ:57:VAL:HG13	10:CJ:58:ASN:N	2.27	0.48
12:CL:14:LYS:HE2	12:CL:15:VAL:C	2.33	0.48
12:CL:26:CYS:CB	12:CL:29:LYS:HE2	2.43	0.48
12:CL:115:LYS:O	12:CL:116:TYR:CB	2.62	0.48
15:CO:44:GLU:O	15:CO:45:HIS:C	2.51	0.48
17:CQ:30:HIS:CE1	17:CQ:32:ILE:CG1	2.87	0.48
17:CQ:49:ASN:O	17:CQ:50:ASN:HB2	2.13	0.48

Continued on next page...

Continued from previous page...

Atom-1	Atom-2	Interatomic distance (Å)	Clash overlap (Å)
21:CU:10:PRO:O	21:CU:11:PHE:CB	2.61	0.48
22:DA:45:G:C5'	22:DA:46:G:OP1	2.61	0.48
22:DA:82:U:H2'	22:DA:83:A:O4'	2.13	0.48
22:DA:88:G:C2	22:DA:89:A:C8	3.01	0.48
22:DA:99:U:H5'	22:DA:100:U:OP1	2.14	0.48
22:DA:211:C:H2'	22:DA:212:G:O4'	2.13	0.48
22:DA:300:A:H1'	22:DA:333:G:N2	2.28	0.48
22:DA:668:A:C4	22:DA:670:A:N7	2.81	0.48
22:DA:711:G:C2	22:DA:721:A:C2	3.02	0.48
22:DA:876:C:O2	22:DA:876:C:O4'	2.30	0.48
22:DA:976:G:C2'	22:DA:977:G:H8	2.25	0.48
22:DA:1020:A:C2	22:DA:1141:U:H2'	2.48	0.48
22:DA:1026:G:O2'	22:DA:1027:A:C5'	2.51	0.48
22:DA:1139:G:H2'	22:DA:1140:C:O5'	2.14	0.48
22:DA:1274:A:O2'	22:DA:1275:A:C5'	2.61	0.48
22:DA:1545:A:H2'	22:DA:1546:G:H5'	1.94	0.48
22:DA:1585:C:H2'	22:DA:1586:A:O5'	2.14	0.48
22:DA:1606:C:H4'	22:DA:1607:C:H5'	1.94	0.48
22:DA:1700:A:H2'	22:DA:1701:A:C5'	2.43	0.48
22:DA:1914:C:H2'	22:DA:1915:U:C6	2.47	0.48
22:DA:2077:A:C2	22:DA:2244:U:O2	2.65	0.48
22:DA:2144:G:O2'	22:DA:2145:C:H5'	2.12	0.48
22:DA:2259:U:H4'	22:DA:2427:C:O2'	2.13	0.48
22:DA:2460:U:H2'	22:DA:2461:A:O4'	2.14	0.48
22:DA:2478:A:C8	22:DA:2529:G:C5	3.02	0.48
22:DA:2628:C:O2'	22:DA:2781:A:H2'	2.13	0.48
22:DA:2820:A:C6	25:DD:197:THR:HB	2.48	0.48
24:DC:115:ILE:HB	24:DC:127:ASN:OD1	2.13	0.48
24:DC:224:MET:O	24:DC:232:GLY:HA2	2.13	0.48
24:DC:230:PRO:HA	62:DC:405:HOH:O	2.13	0.48
26:DE:58:LYS:HD3	26:DE:58:LYS:N	2.28	0.48
26:DE:115:GLN:O	26:DE:117:ARG:N	2.46	0.48
31:DJ:29:ALA:HB3	31:DJ:108:MET:CE	2.44	0.48
31:DJ:94:ALA:O	31:DJ:95:ARG:CG	2.62	0.48
34:DM:45:GLN:OE1	34:DM:125:PRO:HG3	2.12	0.48
39:DR:82:HIS:O	39:DR:82:HIS:CD2	2.66	0.48
41:DT:55:VAL:HG21	41:DT:85:VAL:O	2.13	0.48
42:DU:64:ILE:HG23	42:DU:64:ILE:O	2.13	0.48
45:DX:6:VAL:HG12	45:DX:50:VAL:HG12	1.94	0.48
46:DY:21:LEU:HA	46:DY:25:GLN:HB3	1.96	0.48
1:AA:138:G:H2'	1:AA:139:A:H5'	1.96	0.48

Continued on next page...

Continued from previous page...

Atom-1	Atom-2	Interatomic distance (Å)	Clash overlap (Å)
1:AA:464:U:C4	1:AA:466:A:H5'	2.47	0.48
1:AA:792:A:C4	1:AA:794:A:N6	2.81	0.48
1:AA:874:G:HO2'	1:AA:875:U:H5'	1.65	0.48
1:AA:1136:C:H5''	1:AA:1137:C:P	2.54	0.48
1:AA:1152:A:H2'	1:AA:1153:G:C8	2.48	0.48
1:AA:1288:A:H1'	1:AA:1352:C:O2'	2.13	0.48
1:AA:1321:U:H5''	1:AA:1322:C:OP2	2.13	0.48
1:AA:1346:A:O4'	1:AA:1348:U:C6	2.66	0.48
3:AC:24:ASN:HD22	3:AC:25:THR:H	1.61	0.48
3:AC:36:PHE:HZ	14:AN:89:ARG:HH12	1.61	0.48
7:AG:143:MET:HA	7:AG:143:MET:HE3	1.94	0.48
13:AM:15:VAL:HG12	13:AM:33:LEU:HD12	1.95	0.48
14:AN:2:LYS:N	62:AN:306:HOH:O	2.46	0.48
15:AO:34:GLN:HA	15:AO:34:GLN:OE1	2.14	0.48
16:AP:57:ILE:O	16:AP:61:VAL:HG23	2.13	0.48
20:AT:57:VAL:HG12	20:AT:58:ASP:N	2.27	0.48
22:BA:184:C:O2'	22:BA:217:A:N3	2.45	0.48
22:BA:188:G:C2'	22:BA:189:G:H5'	2.43	0.48
22:BA:1056:G:H21	22:BA:1103:A:H62	1.62	0.48
22:BA:1074:G:N3	22:BA:1074:G:H2'	2.28	0.48
22:BA:1092:C:H2'	22:BA:1093:G:O4'	2.13	0.48
22:BA:1271:G:H5''	22:BA:1272:A:OP1	2.13	0.48
22:BA:1444:G:C4	22:BA:1445:G:C8	3.01	0.48
22:BA:1458:U:C4'	22:BA:1459:G:O5'	2.41	0.48
22:BA:1507:C:C5	22:BA:1508:A:H2	2.31	0.48
22:BA:1739:A:O2'	22:BA:1740:G:H5'	2.13	0.48
22:BA:2051:A:OP2	22:BA:2051:A:H8	1.96	0.48
23:BB:43:C:H2'	23:BB:44:G:H5'	1.94	0.48
23:BB:51:G:H21	23:BB:53:A:H62	1.60	0.48
24:BC:109:LEU:HD23	24:BC:110:LYS:N	2.28	0.48
25:BD:68:PHE:HB3	25:BD:73:VAL:HG12	1.95	0.48
26:BE:170:ARG:HG2	26:BE:170:ARG:HH21	1.78	0.48
29:BH:3:VAL:CA	29:BH:37:VAL:O	2.62	0.48
29:BH:9:VAL:O	29:BH:13:GLY:N	2.46	0.48
35:BN:76:VAL:O	35:BN:80:PHE:HD2	1.96	0.48
37:BP:50:ARG:HD3	37:BP:51:ASN:H	1.75	0.48
38:BQ:63:ARG:HH22	38:BQ:96:ASP:HB3	1.77	0.48
41:BT:37:ASP:O	41:BT:38:ALA:O	2.31	0.48
41:BT:40:LYS:H	41:BT:43:ILE:HG22	1.77	0.48
45:BX:12:VAL:CG2	45:BX:28:PHE:HB2	2.43	0.48
45:BX:67:LEU:O	45:BX:69:GLU:O	2.31	0.48

Continued on next page...

Continued from previous page...

Atom-1	Atom-2	Interatomic distance (Å)	Clash overlap (Å)
47:BZ:52:PHE:CD2	47:BZ:52:PHE:C	2.87	0.48
53:CA:321:A:O2'	53:CA:1436:U:H5'	2.12	0.48
53:CA:437:U:C2'	53:CA:438:U:O5'	2.61	0.48
53:CA:676:A:C2	53:CA:677:U:C4	3.02	0.48
53:CA:864:A:C6	53:CA:865:A:N1	2.82	0.48
53:CA:874:G:O2'	53:CA:875:U:H5'	2.12	0.48
53:CA:978:A:C4	53:CA:1319:A:N3	2.82	0.48
53:CA:1128:C:O2'	53:CA:1129:C:O4'	2.32	0.48
53:CA:1242:G:H4'	53:CA:1304:G:OP1	2.12	0.48
53:CA:1298:U:H5	54:CG:113:LYS:HA	1.76	0.48
2:CB:164:ASP:OD2	2:CB:203:ASP:HB2	2.14	0.48
3:CC:35:ASP:CG	3:CC:56:ILE:HD12	2.33	0.48
3:CC:148:ILE:HD12	3:CC:200:TRP:O	2.12	0.48
5:CE:45:VAL:CG2	5:CE:46:GLY:N	2.75	0.48
6:CF:20:GLY:O	6:CF:24:ARG:HB2	2.13	0.48
8:CH:68:LYS:HE2	8:CH:68:LYS:HA	1.95	0.48
8:CH:78:SER:CB	8:CH:124:ILE:O	2.58	0.48
10:CJ:11:LYS:HE2	10:CJ:97:ASP:OD2	2.13	0.48
11:CK:55:ARG:H	11:CK:55:ARG:CD	2.20	0.48
20:CT:2:ASN:O	20:CT:3:ILE:C	2.52	0.48
22:DA:112:U:H5'	46:DY:58:ASN:HD21	1.78	0.48
22:DA:163:C:O2'	22:DA:164:C:O4'	2.28	0.48
22:DA:197:A:N7	22:DA:2430:A:C5	2.82	0.48
22:DA:204:A:C4	22:DA:206:U:O4	2.67	0.48
22:DA:216:A:N6	22:DA:432:A:H1'	2.28	0.48
22:DA:231:A:O2'	22:DA:232:G:O4'	2.30	0.48
22:DA:262:A:C2	22:DA:430:A:H1'	2.49	0.48
22:DA:445:C:O2'	22:DA:446:G:C8	2.65	0.48
22:DA:545:U:H2'	22:DA:547:A:OP1	2.12	0.48
22:DA:558:U:P	31:DJ:113:PRO:HG2	2.53	0.48
22:DA:704:G:O2'	22:DA:705:A:H8	1.96	0.48
22:DA:728:G:C2	22:DA:730:A:C4	3.01	0.48
22:DA:863:A:C2	22:DA:864:G:C4	3.01	0.48
22:DA:866:A:O2'	22:DA:867:C:C6	2.61	0.48
22:DA:1388:G:N1	22:DA:1400:U:N3	2.61	0.48
22:DA:1408:G:H22	22:DA:1595:C:H1'	1.79	0.48
22:DA:1413:A:H2'	22:DA:1414:C:C5	2.49	0.48
22:DA:1427:A:H4'	22:DA:1428:C:O4'	2.12	0.48
22:DA:1465:G:H2'	22:DA:1466:U:O4'	2.13	0.48
22:DA:1670:C:N4	22:DA:1674:G:O5'	2.46	0.48
22:DA:1683:U:O2'	22:DA:1684:G:H5'	2.13	0.48

Continued on next page...

Continued from previous page...

Atom-1	Atom-2	Interatomic distance (Å)	Clash overlap (Å)
22:DA:1760:C:OP1	22:DA:2712:C:H5	1.96	0.48
22:DA:2079:U:O2'	45:DX:22:ASN:ND2	2.45	0.48
22:DA:2150:C:O2'	22:DA:2151:U:C5'	2.61	0.48
22:DA:2223:G:C2'	22:DA:2224:G:H5'	2.42	0.48
22:DA:2330:G:C2'	22:DA:2331:G:H5'	2.44	0.48
22:DA:2365:G:OP1	44:DW:54:ARG:HG3	2.13	0.48
24:DC:171:VAL:HG12	24:DC:173:LEU:CD1	2.44	0.48
24:DC:184:GLU:HB2	24:DC:187:CYS:SG	2.53	0.48
24:DC:203:VAL:O	24:DC:205:GLY:N	2.46	0.48
25:DD:78:GLY:O	25:DD:79:LEU:HD13	2.14	0.48
26:DE:130:LYS:H	26:DE:160:ALA:HB2	1.78	0.48
58:DF:43:ILE:HD13	58:DF:77:LYS:HG2	1.95	0.48
58:DF:127:TYR:O	58:DF:155:ILE:HD11	2.13	0.48
29:DH:66:ASN:ND2	29:DH:137:GLU:HB3	2.29	0.48
30:DI:21:PRO:CD	30:DI:22:PRO:HD2	2.44	0.48
32:DK:45:GLU:OE2	32:DK:45:GLU:HA	2.14	0.48
35:DN:103:ARG:CD	35:DN:110:MET:SD	3.00	0.48
37:DP:4:ILE:HG22	37:DP:4:ILE:O	2.13	0.48
39:DR:1:MET:HG3	39:DR:101:ILE:HD12	1.96	0.48
40:DS:95:ARG:CG	40:DS:97:LEU:HD22	2.43	0.48
41:DT:14:PRO:HG2	41:DT:15:HIS:N	2.29	0.48
41:DT:19:LYS:HE2	41:DT:23:ALA:CB	2.39	0.48
41:DT:38:ALA:HB1	41:DT:81:LYS:HZ2	1.73	0.48
45:DX:52:ALA:C	45:DX:54:GLY:H	2.17	0.48
47:DZ:26:LEU:HG	47:DZ:46:MET:HE1	1.94	0.48
48:D0:38:LEU:O	48:D0:41:HIS:ND1	2.46	0.48
1:AA:425:G:O2'	1:AA:426:U:H5'	2.14	0.48
1:AA:471:U:H2'	1:AA:472:U:O4'	2.14	0.48
1:AA:684:U:H3	1:AA:706:A:H61	1.60	0.48
1:AA:720:C:H5''	18:AR:40:PRO:HA	1.96	0.48
1:AA:1001:C:H2'	1:AA:1002:G:C8	2.48	0.48
1:AA:1072:G:C5	1:AA:1073:U:C4	3.02	0.48
1:AA:1306:A:H2'	1:AA:1307:U:C5'	2.43	0.48
1:AA:1451:U:O2	1:AA:1451:U:H2'	2.14	0.48
3:AC:18:ASN:O	3:AC:39:ARG:NH2	2.45	0.48
8:AH:63:LYS:C	8:AH:64:TYR:CD1	2.86	0.48
13:AM:68:LEU:O	13:AM:72:ILE:HG13	2.14	0.48
20:AT:27:MET:HG3	20:AT:28:ARG:N	2.27	0.48
20:AT:68:LYS:HB2	20:AT:68:LYS:HZ2	1.75	0.48
22:BA:141:G:H5''	22:BA:142:A:C8	2.49	0.48
22:BA:141:G:H3'	22:BA:142:A:O4'	2.13	0.48

Continued on next page...

Continued from previous page...

Atom-1	Atom-2	Interatomic distance (Å)	Clash overlap (Å)
22:BA:161:A:C3'	22:BA:162:U:H5''	2.44	0.48
22:BA:1539:U:H2'	22:BA:1540:G:H8	1.79	0.48
22:BA:1839:G:C4	22:BA:1840:G:C8	3.02	0.48
22:BA:2277:G:H3'	22:BA:2278:A:H5''	1.95	0.48
22:BA:2358:A:C5	22:BA:2359:C:C5	3.02	0.48
22:BA:2742:G:H2'	22:BA:2743:U:H5'	1.95	0.48
22:BA:2862:G:H2'	22:BA:2863:C:C6	2.49	0.48
24:BC:67:LYS:HG2	24:BC:150:GLY:HA2	1.96	0.48
24:BC:93:VAL:HG12	24:BC:101:ARG:H	1.78	0.48
26:BE:83:VAL:CG1	26:BE:86:ALA:HB2	2.43	0.48
27:BF:68:LYS:N	27:BF:68:LYS:CD	2.76	0.48
30:BI:16:MET:O	30:BI:19:PRO:HD3	2.12	0.48
30:BI:61:TYR:N	30:BI:61:TYR:CD2	2.81	0.48
31:BJ:54:ILE:HD11	31:BJ:56:VAL:CG2	2.43	0.48
32:BK:19:VAL:HG22	32:BK:41:ILE:HG12	1.95	0.48
34:BM:132:THR:CG2	34:BM:133:LYS:N	2.76	0.48
36:BO:78:VAL:HG23	36:BO:79:ALA:N	2.29	0.48
38:BQ:8:ILE:HD12	38:BQ:9:ALA:CA	2.44	0.48
38:BQ:69:ARG:NH2	38:BQ:69:ARG:CG	2.74	0.48
44:BW:40:ARG:HG3	44:BW:56:HIS:ND1	2.28	0.48
52:B4:9:LYS:H	52:B4:9:LYS:CE	2.23	0.48
53:CA:45:G:O2'	53:CA:46:G:H5'	2.13	0.48
53:CA:93:U:O5'	53:CA:93:U:H6	1.97	0.48
53:CA:322:C:O2	53:CA:332:G:N2	2.46	0.48
53:CA:369:G:N3	53:CA:370:C:C6	2.82	0.48
53:CA:604:G:H2'	53:CA:605:U:O4'	2.13	0.48
53:CA:814:A:H2'	53:CA:816:A:O5'	2.13	0.48
53:CA:1231:G:C4	53:CA:1232:U:C6	3.00	0.48
53:CA:1239:A:N6	53:CA:1299:A:N6	2.62	0.48
53:CA:1314:C:H2'	53:CA:1315:U:O4'	2.14	0.48
2:CB:80:LYS:O	2:CB:84:LEU:N	2.43	0.48
2:CB:128:LEU:HD22	2:CB:132:GLU:CG	2.44	0.48
3:CC:53:ARG:NH1	3:CC:53:ARG:HB2	2.28	0.48
3:CC:84:GLU:C	3:CC:86:LEU:N	2.67	0.48
4:CD:166:LYS:HA	4:CD:167:PRO:HD2	1.68	0.48
5:CE:52:ALA:HB2	5:CE:61:LYS:HE3	1.94	0.48
5:CE:151:MET:O	5:CE:154:ALA:HB3	2.12	0.48
54:CG:37:THR:HA	54:CG:40:SER:CB	2.44	0.48
12:CL:58:ASN:ND2	12:CL:60:PHE:CD1	2.82	0.48
55:CM:107:THR:HG22	55:CM:107:THR:O	2.13	0.48
19:CS:38:THR:HG1	19:CS:67:GLY:HA2	1.79	0.48

Continued on next page...

Continued from previous page...

Atom-1	Atom-2	Interatomic distance (Å)	Clash overlap (Å)
22:DA:46:G:N2	22:DA:47:C:C2	2.81	0.48
22:DA:193:U:O3'	22:DA:803:U:H4'	2.14	0.48
22:DA:298:G:H2'	22:DA:339:U:O4	2.13	0.48
22:DA:449:A:H2'	22:DA:450:G:H8	1.79	0.48
22:DA:575:A:C2	22:DA:576:U:C4	3.02	0.48
22:DA:705:A:H61	22:DA:726:G:H1'	1.79	0.48
22:DA:1323:C:N4	22:DA:1324:G:N7	2.62	0.48
22:DA:2202:U:H5''	22:DA:2203:U:OP1	2.14	0.48
22:DA:2234:G:C6	22:DA:2235:G:N7	2.81	0.48
22:DA:2645:G:C3'	22:DA:2646:C:H5''	2.43	0.48
57:DB:16:G:O6	57:DB:69:G:C6	2.66	0.48
24:DC:147:PRO:HD3	24:DC:184:GLU:CG	2.28	0.48
25:DD:94:GLN:O	25:DD:94:GLN:CG	2.60	0.48
25:DD:116:LYS:HA	35:DN:1:MET:HE1	1.96	0.48
26:DE:58:LYS:O	26:DE:60:TRP:HD1	1.96	0.48
26:DE:105:LEU:O	26:DE:109:LEU:HB2	2.14	0.48
28:DG:90:GLY:HA2	28:DG:159:LYS:HE3	1.96	0.48
29:DH:4:ILE:HG22	29:DH:5:LEU:N	2.29	0.48
30:DI:27:LEU:CD1	30:DI:32:VAL:HG11	2.44	0.48
30:DI:74:PRO:HB2	30:DI:77:VAL:CG2	2.32	0.48
32:DK:19:VAL:HG12	32:DK:41:ILE:HG13	1.95	0.48
32:DK:76:VAL:O	37:DP:71:ARG:HG3	2.14	0.48
33:DL:6:LEU:HD23	33:DL:7:SER:N	2.28	0.48
35:DN:35:LYS:HA	35:DN:111:ALA:O	2.13	0.48
35:DN:55:ALA:O	35:DN:80:PHE:HA	2.14	0.48
40:DS:50:VAL:O	40:DS:53:SER:N	2.47	0.48
45:DX:30:PRO:HG2	45:DX:32:LEU:HD23	1.92	0.48
1:AA:409:U:H2'	1:AA:410:G:C8	2.48	0.48
1:AA:779:C:H2'	1:AA:780:A:H5'	1.94	0.48
1:AA:872:A:C5	1:AA:874:G:C8	3.02	0.48
1:AA:1240:U:H3	7:AG:29:LEU:HD21	1.77	0.48
1:AA:1381:U:O2'	1:AA:1382:C:H5'	2.14	0.48
1:AA:1462:C:H2'	1:AA:1463:U:O4'	2.14	0.48
1:AA:1528:U:H4'	1:AA:1529:G:H5'	1.94	0.48
4:AD:34:GLU:O	4:AD:36:ALA:N	2.39	0.48
5:AE:121:ASN:HD21	5:AE:122:VAL:HG13	1.79	0.48
9:AI:67:LYS:HD3	9:AI:67:LYS:N	2.29	0.48
10:AJ:51:VAL:CB	14:AN:80:ARG:HB2	2.36	0.48
14:AN:15:LEU:HD23	14:AN:18:LYS:CE	2.42	0.48
15:AO:57:ARG:HH11	15:AO:57:ARG:CB	2.25	0.48
20:AT:75:LYS:HB3	20:AT:75:LYS:HZ2	1.79	0.48

Continued on next page...

Continued from previous page...

Atom-1	Atom-2	Interatomic distance (Å)	Clash overlap (Å)
21:AU:11:PHE:O	21:AU:12:ASP:HB2	2.14	0.48
21:AU:39:LYS:N	21:AU:40:PRO:CD	2.77	0.48
22:BA:14:A:H3'	22:BA:15:G:C5'	2.44	0.48
22:BA:49:A:C2	22:BA:118:A:N1	2.82	0.48
22:BA:521:U:H2'	22:BA:522:A:C8	2.48	0.48
22:BA:548:G:H3'	22:BA:548:G:C8	2.48	0.48
22:BA:558:U:OP1	31:BJ:111:LYS:CE	2.59	0.48
22:BA:675:A:C6	22:BA:676:A:C6	3.02	0.48
22:BA:1315:C:C2	22:BA:1316:U:C5	3.02	0.48
22:BA:1341:G:OP1	22:BA:1602:U:H2'	2.13	0.48
22:BA:1487:U:C2	22:BA:1503:A:C2	3.01	0.48
22:BA:1559:U:C3'	22:BA:1560:G:H5'	2.44	0.48
22:BA:1967:C:H2'	22:BA:1968:G:H8	1.76	0.48
22:BA:2458:G:O2'	22:BA:2460:U:O4	2.31	0.48
22:BA:2530:A:N6	28:BG:155:PRO:HG3	2.29	0.48
22:BA:2646:C:OP2	22:BA:2732:G:O2'	2.31	0.48
22:BA:2865:U:C4	22:BA:2866:U:C5	3.01	0.48
25:BD:187:LEU:HD12	25:BD:188:LEU:N	2.28	0.48
27:BF:35:LEU:HD12	27:BF:88:VAL:HB	1.95	0.48
27:BF:60:SER:O	27:BF:61:GLY:C	2.52	0.48
29:BH:32:PRO:HB3	45:BX:38:TRP:CB	2.36	0.48
30:BI:12:VAL:HG23	30:BI:13:ALA:H	1.78	0.48
32:BK:63:VAL:HG21	32:BK:85:VAL:CG2	2.43	0.48
33:BL:47:ARG:HG3	33:BL:50:PHE:HB2	1.95	0.48
37:BP:92:ARG:O	37:BP:92:ARG:HG3	2.13	0.48
38:BQ:91:ARG:CD	39:BR:11:GLN:H	2.26	0.48
45:BX:7:THR:CG2	45:BX:54:GLY:HA2	2.43	0.48
45:BX:30:PRO:CB	45:BX:32:LEU:CD1	2.89	0.48
46:BY:39:GLN:HG3	46:BY:42:LEU:HD22	1.95	0.48
53:CA:102:G:H2'	53:CA:103:U:C6	2.48	0.48
53:CA:442:G:C6	53:CA:443:C:N4	2.82	0.48
53:CA:1320:C:H41	19:CS:36:ARG:HG3	1.79	0.48
2:CB:116:LEU:HD23	2:CB:119:GLN:OE1	2.14	0.48
5:CE:40:ASP:CG	5:CE:41:GLY:H	2.16	0.48
5:CE:148:SER:O	5:CE:151:MET:N	2.30	0.48
6:CF:37:HIS:O	6:CF:38:ARG:HB3	2.13	0.48
6:CF:75:GLU:OE2	6:CF:89:VAL:HG11	2.12	0.48
8:CH:17:GLN:OE1	8:CH:62:LEU:HB3	2.12	0.48
12:CL:58:ASN:CG	12:CL:60:PHE:CD1	2.85	0.48
56:CP:54:LEU:HG	56:CP:55:ASP:H	1.78	0.48
21:CU:31:VAL:O	21:CU:32:ARG:C	2.52	0.48

Continued on next page...

Continued from previous page...

Atom-1	Atom-2	Interatomic distance (Å)	Clash overlap (Å)
22:DA:58:G:N3	22:DA:73:A:H2	2.12	0.48
22:DA:397:U:O2'	22:DA:398:C:P	2.72	0.48
22:DA:426:C:C2'	22:DA:427:U:C5'	2.91	0.48
22:DA:764:A:N3	22:DA:781:A:C6	2.82	0.48
22:DA:1116:G:H2'	22:DA:1117:C:C6	2.48	0.48
22:DA:1291:C:O2'	22:DA:1292:G:C5'	2.62	0.48
22:DA:1395:A:H4'	22:DA:1397:U:C4	2.49	0.48
22:DA:1567:G:H3'	24:DC:84:PRO:HG3	1.95	0.48
22:DA:1808:A:N7	45:DX:27:ARG:NH1	2.61	0.48
22:DA:1997:C:OP2	25:DD:129:THR:N	2.47	0.48
22:DA:2095:A:H5'	22:DA:2096:C:OP2	2.13	0.48
22:DA:2149:U:O2'	22:DA:2150:C:C6	2.53	0.48
22:DA:2297:A:C2	22:DA:2298:A:C8	3.02	0.48
22:DA:2345:G:C6	22:DA:2381:A:C6	3.02	0.48
22:DA:2463:C:C2	22:DA:2488:G:N2	2.82	0.48
22:DA:2614:A:C4'	22:DA:2615:U:OP1	2.60	0.48
22:DA:2725:A:C5	22:DA:2727:A:N7	2.82	0.48
57:DB:66:A:HO2'	57:DB:67:G:P	2.36	0.48
57:DB:69:G:C5	57:DB:70:C:C4	3.02	0.48
24:DC:83:ASP:HB2	24:DC:90:ILE:HD12	1.95	0.48
24:DC:140:VAL:HG22	24:DC:161:VAL:HB	1.95	0.48
24:DC:211:ARG:HD3	24:DC:217:PRO:HD3	1.96	0.48
25:DD:33:ARG:NH2	25:DD:51:THR:HG22	2.27	0.48
26:DE:196:VAL:HG13	26:DE:200:LEU:CD2	2.41	0.48
58:DF:60:SER:OG	58:DF:88:VAL:HG11	2.14	0.48
28:DG:48:THR:O	28:DG:49:LEU:CB	2.56	0.48
28:DG:68:ARG:C	28:DG:68:ARG:HD3	2.34	0.48
30:DI:52:LEU:CD1	30:DI:53:PRO:HD2	2.41	0.48
31:DJ:77:HIS:HA	31:DJ:83:GLY:O	2.14	0.48
35:DN:82:GLU:O	35:DN:86:ARG:HG3	2.14	0.48
35:DN:92:GLY:N	35:DN:94:TYR:HE1	1.92	0.48
36:DO:67:ASN:H	36:DO:70:ALA:HB3	1.77	0.48
36:DO:75:GLY:N	36:DO:106:LEU:CD1	2.77	0.48
39:DR:41:ILE:HG22	39:DR:42:ALA:N	2.29	0.48
39:DR:49:ILE:HD13	39:DR:53:PHE:H	1.79	0.48
43:DV:69:GLU:OE1	43:DV:71:LYS:HG3	2.14	0.48
45:DX:65:THR:O	45:DX:68:ALA:CB	2.62	0.48
46:DY:1:MET:H1	46:DY:1:MET:HE1	1.76	0.48
47:DZ:28:LEU:N	47:DZ:28:LEU:CD2	2.77	0.48
51:D3:50:SER:O	51:D3:52:GLY:N	2.47	0.48
1:AA:32:A:C2'	1:AA:33:A:C8	2.91	0.48

Continued on next page...

Continued from previous page...

Atom-1	Atom-2	Interatomic distance (Å)	Clash overlap (Å)
1:AA:133:U:H1'	1:AA:230:G:N2	2.29	0.48
1:AA:191:G:H2'	1:AA:192:A:H8	1.79	0.48
1:AA:557:G:C6	1:AA:558:G:N1	2.81	0.48
1:AA:754:C:H3'	1:AA:755:G:H5'	1.95	0.48
1:AA:791:G:C5	1:AA:792:A:N7	2.82	0.48
1:AA:807:A:C8	1:AA:808:C:C5	3.01	0.48
1:AA:1068:G:C2	1:AA:1069:C:C6	3.01	0.48
1:AA:1095:U:OP1	1:AA:1108:G:N2	2.44	0.48
1:AA:1102:A:O2'	1:AA:1103:C:H5'	2.13	0.48
1:AA:1234:C:H2'	1:AA:1235:U:C5'	2.44	0.48
2:AB:36:LYS:O	2:AB:37:VAL:HB	2.13	0.48
4:AD:104:MET:SD	4:AD:179:GLY:HA3	2.53	0.48
8:AH:63:LYS:C	8:AH:64:TYR:HD1	2.17	0.48
8:AH:78:SER:HB2	8:AH:84:ILE:HB	1.94	0.48
9:AI:46:VAL:HA	9:AI:49:GLN:HG3	1.95	0.48
11:AK:107:THR:HG22	11:AK:108:ASN:CG	2.33	0.48
12:AL:120:ARG:C	12:AL:122:LYS:H	2.16	0.48
20:AT:43:LYS:HZ3	20:AT:86:ALA:HA	1.77	0.48
22:BA:372:G:P	45:BX:61:LYS:NZ	2.87	0.48
22:BA:638:G:C6	22:BA:651:G:C2	3.01	0.48
22:BA:733:G:C8	22:BA:761:A:N6	2.82	0.48
22:BA:995:C:OP2	38:BQ:53:LYS:CE	2.62	0.48
22:BA:995:C:OP2	38:BQ:52:ARG:NH1	2.47	0.48
22:BA:1008:A:H4'	22:BA:1009:A:OP1	2.14	0.48
22:BA:1072:C:H6	22:BA:1072:C:H2'	1.31	0.48
22:BA:1113:U:C2	22:BA:1114:C:C5	3.02	0.48
22:BA:1673:G:H2'	22:BA:1674:G:H5'	1.96	0.48
22:BA:1733:G:O2'	22:BA:1734:G:O5'	2.31	0.48
22:BA:1842:G:H4'	24:BC:242:HIS:CE1	2.49	0.48
22:BA:2027:G:H2'	22:BA:2028:U:H6	1.79	0.48
22:BA:2366:A:C2	22:BA:2367:G:H1'	2.48	0.48
22:BA:2492:U:H2'	22:BA:2493:U:C6	2.48	0.48
22:BA:2795:C:O2'	22:BA:2796:U:H5'	2.14	0.48
22:BA:2887:A:C5	22:BA:2888:C:C5	3.02	0.48
24:BC:257:ARG:NH1	24:BC:263:ASP:OD2	2.46	0.48
26:BE:4:VAL:O	26:BE:6:LYS:N	2.47	0.48
28:BG:10:VAL:O	28:BG:10:VAL:CG2	2.58	0.48
30:BI:85:ILE:HD13	30:BI:88:GLY:HA2	1.96	0.48
35:BN:73:ASN:HA	35:BN:76:VAL:CG1	2.43	0.48
37:BP:1:SER:H2	37:BP:4:ILE:HG13	1.77	0.48
37:BP:80:VAL:HG12	37:BP:81:ASP:H	1.75	0.48

Continued on next page...

Continued from previous page...

Atom-1	Atom-2	Interatomic distance (Å)	Clash overlap (Å)
37:BP:111:GLU:CD	37:BP:111:GLU:H	2.17	0.48
41:BT:1:MET:CB	41:BT:2:ILE:HD13	2.43	0.48
45:BX:18:SER:OG	45:BX:22:ASN:HB2	2.14	0.48
48:B0:50:GLY:O	48:B0:51:ARG:O	2.32	0.48
53:CA:296:U:C2	53:CA:297:G:C8	3.01	0.48
53:CA:690:G:H2'	53:CA:691:G:O4'	2.12	0.48
53:CA:1253:G:H1	53:CA:1285:A:N6	2.11	0.48
2:CB:25:LYS:O	2:CB:26:MET:HE3	2.12	0.48
2:CB:95:TRP:HZ2	2:CB:100:LEU:CD1	2.24	0.48
4:CD:2:ARG:CZ	4:CD:114:ARG:CD	2.92	0.48
5:CE:104:ILE:H	5:CE:122:VAL:N	1.98	0.48
54:CG:116:ALA:CA	54:CG:120:ALA:HB3	2.44	0.48
8:CH:1:SER:O	8:CH:3:GLN:N	2.47	0.48
8:CH:11:THR:HG23	8:CH:14:ARG:HH22	1.79	0.48
8:CH:103:VAL:HG11	8:CH:124:ILE:HD13	1.96	0.48
9:CI:20:ILE:HD11	9:CI:61:ASP:O	2.13	0.48
9:CI:47:VAL:C	9:CI:50:PRO:HD2	2.34	0.48
11:CK:75:GLU:OE2	11:CK:75:GLU:HA	2.14	0.48
55:CM:47:LEU:HD23	55:CM:48:SER:C	2.34	0.48
55:CM:61:LYS:O	55:CM:62:PHE:HB2	2.12	0.48
56:CP:6:LEU:HD13	56:CP:17:TYR:CG	2.49	0.48
19:CS:5:LYS:HE3	19:CS:6:LYS:H	1.78	0.48
22:DA:192:C:O4'	22:DA:678:C:O2	2.32	0.48
22:DA:295:G:C2	22:DA:296:U:C5	3.02	0.48
22:DA:301:G:O5'	42:DU:81:ARG:NH1	2.47	0.48
22:DA:424:G:C2	22:DA:425:G:C8	3.01	0.48
22:DA:587:C:N3	33:DL:33:ARG:NH2	2.61	0.48
22:DA:616:A:O2'	22:DA:617:G:O5'	2.32	0.48
22:DA:729:G:C6	24:DC:206:LYS:HB2	2.49	0.48
22:DA:1059:G:H1	22:DA:1088:A:H2	1.61	0.48
22:DA:1130:U:N3	22:DA:2025:C:OP1	2.44	0.48
22:DA:1273:U:O3'	22:DA:1274:A:H3'	2.12	0.48
22:DA:1361:G:C4	22:DA:1362:C:C6	3.02	0.48
22:DA:1400:U:O2'	22:DA:1401:G:O4'	2.19	0.48
22:DA:1416:G:C2	22:DA:1417:C:C5	3.02	0.48
22:DA:1677:A:N6	22:DA:1678:A:C6	2.82	0.48
22:DA:1835:G:H2'	22:DA:1836:C:H6	1.79	0.48
22:DA:1854:A:H2	22:DA:2087:G:N3	2.12	0.48
22:DA:2461:A:C1'	22:DA:2492:U:H3	2.18	0.48
22:DA:2508:G:N2	22:DA:2582:G:C6	2.82	0.48
22:DA:2516:A:C2	22:DA:2569:G:N3	2.82	0.48

Continued on next page...

Continued from previous page...

Atom-1	Atom-2	Interatomic distance (Å)	Clash overlap (Å)
22:DA:2571:U:N3	22:DA:2574:G:C8	2.82	0.48
22:DA:2714:G:H8	22:DA:2714:G:O5'	1.96	0.48
57:DB:40:U:O2	57:DB:43:C:C2'	2.55	0.48
24:DC:212:TRP:C	24:DC:212:TRP:CD1	2.87	0.48
26:DE:146:VAL:HG12	26:DE:167:VAL:HG23	1.96	0.48
58:DF:102:LEU:N	58:DF:102:LEU:HD22	2.28	0.48
31:DJ:110:PRO:HG2	31:DJ:111:LYS:CG	2.40	0.48
33:DL:79:LEU:HD23	33:DL:82:LEU:HD13	1.96	0.48
34:DM:13:HIS:O	34:DM:14:LYS:HB2	2.14	0.48
35:DN:73:ASN:HA	35:DN:76:VAL:HG13	1.96	0.48
36:DO:49:VAL:HG11	36:DO:81:ARG:HB3	1.95	0.48
37:DP:64:SER:O	37:DP:66:GLY:N	2.46	0.48
40:DS:1:MET:CE	40:DS:1:MET:N	2.77	0.48
42:DU:94:PHE:O	42:DU:94:PHE:CD2	2.64	0.48
1:AA:8:A:N6	4:AD:204:SER:HB2	2.14	0.48
1:AA:57:G:C6	1:AA:58:C:C4	3.02	0.48
1:AA:102:G:C4	1:AA:103:U:C5	3.02	0.48
1:AA:199:A:N3	1:AA:200:G:C8	2.82	0.48
1:AA:303:A:H2'	1:AA:304:U:O4'	2.14	0.48
1:AA:342:C:C2'	1:AA:343:U:H5'	2.43	0.48
1:AA:563:A:N3	1:AA:563:A:C2'	2.72	0.48
2:AB:164:ASP:O	2:AB:168:GLU:HG2	2.13	0.48
3:AC:148:ILE:HG13	3:AC:200:TRP:O	2.14	0.48
4:AD:123:MET:CB	4:AD:128:VAL:HA	2.44	0.48
8:AH:1:SER:C	8:AH:3:GLN:N	2.67	0.48
8:AH:17:GLN:HE21	8:AH:71:VAL:CG2	2.27	0.48
11:AK:126:ARG:N	21:AU:33:ARG:HH22	2.11	0.48
13:AM:86:ARG:O	13:AM:89:ARG:HB2	2.14	0.48
17:AQ:12:VAL:CG1	17:AQ:13:SER:N	2.76	0.48
19:AS:44:ILE:HA	19:AS:61:VAL:HB	1.96	0.48
20:AT:6:ALA:HB1	20:AT:9:ARG:HB2	1.96	0.48
21:AU:36:PHE:HB3	21:AU:40:PRO:HD3	1.96	0.48
22:BA:269:C:O2'	22:BA:270:A:H5'	2.14	0.48
22:BA:616:A:H2'	22:BA:617:G:H8	1.77	0.48
22:BA:1046:A:H3'	22:BA:1047:G:C5'	2.42	0.48
22:BA:1062:G:C6	22:BA:1063:G:C6	3.02	0.48
22:BA:1427:A:H4'	22:BA:1428:C:O5'	2.14	0.48
22:BA:1613:G:O2'	50:B2:3:ARG:HG3	2.14	0.48
22:BA:1615:C:C5	22:BA:1617:C:C4	3.01	0.48
22:BA:1759:A:H2'	22:BA:1760:C:C6	2.49	0.48
23:BB:53:A:C2	23:BB:54:G:C8	3.02	0.48

Continued on next page...

Continued from previous page...

Atom-1	Atom-2	Interatomic distance (Å)	Clash overlap (Å)
24:BC:259:ASN:C	24:BC:261:ARG:N	2.64	0.48
26:BE:112:LEU:HD13	26:BE:186:VAL:CG1	2.36	0.48
29:BH:110:VAL:HG23	29:BH:111:ALA:N	2.29	0.48
30:BI:19:PRO:HG2	30:BI:23:VAL:HG22	1.96	0.48
36:BO:23:ALA:O	36:BO:24:THR:C	2.52	0.48
40:BS:17:VAL:HG12	40:BS:18:ARG:N	2.28	0.48
41:BT:9:LYS:O	41:BT:9:LYS:HG3	2.13	0.48
41:BT:11:LEU:HG	41:BT:46:ALA:HB1	1.95	0.48
44:BW:67:LYS:HB3	44:BW:80:SER:N	2.25	0.48
47:BZ:8:GLN:HG3	47:BZ:28:LEU:HB3	1.96	0.48
49:B1:29:LYS:HD2	49:B1:31:GLU:CD	2.34	0.48
53:CA:80:A:H3'	53:CA:81:A:C4'	2.43	0.48
53:CA:203:G:N2	53:CA:215:C:C2	2.81	0.48
53:CA:322:C:C2	53:CA:332:G:N2	2.82	0.48
53:CA:636:U:H2'	53:CA:637:C:C6	2.49	0.48
53:CA:1288:A:H2'	53:CA:1289:A:H8	1.77	0.48
53:CA:1480:A:H2'	53:CA:1481:U:H6	1.78	0.48
4:CD:53:GLN:HB2	4:CD:202:LEU:HD12	1.96	0.48
9:CI:35:GLU:CB	9:CI:39:GLY:HA3	2.44	0.48
11:CK:51:PHE:CE2	11:CK:64:VAL:HG21	2.49	0.48
55:CM:22:TYR:HB2	55:CM:65:GLU:HG2	1.96	0.48
15:CO:38:LEU:HG	15:CO:42:PHE:HE1	1.78	0.48
56:CP:71:VAL:HG22	56:CP:72:ALA:N	2.29	0.48
22:DA:487:C:C2'	22:DA:488:G:H5'	2.44	0.48
22:DA:669:G:N2	22:DA:670:A:C2	2.80	0.48
22:DA:1039:A:C6	22:DA:1040:A:N7	2.81	0.48
22:DA:1268:A:C6	22:DA:2013:A:C8	3.01	0.48
22:DA:1419:A:H1'	22:DA:1579:A:H61	1.79	0.48
22:DA:1537:G:C3'	22:DA:1538:G:H4'	2.41	0.48
22:DA:1801:A:C5	22:DA:2203:U:C5	3.02	0.48
22:DA:2283:C:H5''	22:DA:2283:C:C6	2.47	0.48
22:DA:2432:A:N1	45:DX:20:ALA:HA	2.29	0.48
22:DA:2572:A:C8	25:DD:149:ASN:ND2	2.65	0.48
22:DA:2611:C:H2'	22:DA:2612:C:H6	1.79	0.48
22:DA:2807:U:H2'	22:DA:2808:G:O4'	2.14	0.48
22:DA:2829:A:H2'	22:DA:2830:C:C5'	2.42	0.48
24:DC:19:VAL:O	24:DC:19:VAL:CG1	2.61	0.48
24:DC:78:GLU:HB2	24:DC:92:LEU:HB3	1.96	0.48
26:DE:44:ARG:HB2	26:DE:88:ARG:O	2.13	0.48
28:DG:84:LYS:HB2	28:DG:132:LEU:H	1.79	0.48
28:DG:92:GLY:O	28:DG:93:TYR:C	2.52	0.48

Continued on next page...

Continued from previous page...

Atom-1	Atom-2	Interatomic distance (Å)	Clash overlap (Å)
29:DH:31:VAL:CB	29:DH:32:PRO:HD3	2.35	0.48
32:DK:77:ILE:HG23	37:DP:71:ARG:HD2	1.95	0.48
33:DL:68:SER:O	33:DL:69:ARG:HB2	2.13	0.48
38:DQ:9:ALA:C	38:DQ:11:ALA:N	2.68	0.48
38:DQ:26:ALA:HA	38:DQ:29:ARG:CG	2.44	0.48
38:DQ:39:ILE:O	38:DQ:42:GLY:N	2.47	0.48
38:DQ:75:TYR:O	38:DQ:79:ILE:HG22	2.14	0.48
39:DR:97:LYS:O	39:DR:97:LYS:CG	2.62	0.48
40:DS:36:LEU:C	40:DS:38:TYR:N	2.67	0.48
42:DU:81:ARG:H	42:DU:81:ARG:CD	2.25	0.48
44:DW:57:THR:HG22	44:DW:57:THR:O	2.13	0.48
48:D0:53:VAL:HG23	48:D0:54:ILE:N	2.28	0.48
1:AA:538:G:OP1	12:AL:109:ARG:HD3	2.14	0.48
1:AA:579:A:H2'	1:AA:580:C:C6	2.48	0.48
1:AA:657:U:O2'	1:AA:658:C:H5'	2.13	0.48
1:AA:674:G:OP1	6:AF:51:ILE:HG13	2.14	0.48
1:AA:707:U:H2'	1:AA:708:C:C6	2.49	0.48
1:AA:821:G:H2'	1:AA:822:U:C6	2.48	0.48
1:AA:908:A:C2	1:AA:909:A:C4	3.01	0.48
1:AA:1215:G:HO2'	1:AA:1216:A:H5'	1.75	0.48
1:AA:1349:A:OP1	9:AI:122:ARG:N	2.46	0.48
1:AA:1410:A:C2'	1:AA:1411:C:O5'	2.62	0.48
2:AB:40:ILE:HG21	2:AB:201:GLY:H	1.78	0.48
3:AC:55:VAL:HG12	3:AC:56:ILE:N	2.29	0.48
3:AC:63:ILE:HG22	3:AC:97:PRO:O	2.14	0.48
6:AF:42:TRP:HZ2	6:AF:61:LEU:CD2	2.23	0.48
7:AG:106:ALA:HB1	7:AG:132:THR:HB	1.96	0.48
10:AJ:63:ASP:OD2	14:AN:97:LYS:NZ	2.46	0.48
22:BA:60:G:C6	22:BA:74:A:N6	2.82	0.48
22:BA:80:G:C4	22:BA:107:G:N2	2.82	0.48
22:BA:306:U:H2'	22:BA:307:G:O4'	2.14	0.48
22:BA:1028:A:OP2	22:BA:1126:A:N6	2.42	0.48
22:BA:1159:U:O2'	22:BA:1160:G:H5'	2.14	0.48
22:BA:1513:U:C2'	22:BA:1514:G:H5'	2.44	0.48
22:BA:1952:A:C6	22:BA:1953:A:N1	2.81	0.48
22:BA:2446:G:H3'	22:BA:2447:G:H5''	1.94	0.48
22:BA:2583:G:C6	22:BA:2584:U:N3	2.82	0.48
22:BA:2783:U:H2'	22:BA:2784:U:C6	2.48	0.48
23:BB:42:C:O2'	23:BB:43:C:H5'	2.14	0.48
24:BC:184:GLU:O	24:BC:185:ALA:HB3	2.14	0.48
24:BC:257:ARG:HG3	24:BC:269:ARG:HH22	1.78	0.48

Continued on next page...

Continued from previous page...

Atom-1	Atom-2	Interatomic distance (Å)	Clash overlap (Å)
26:BE:157:LEU:O	26:BE:157:LEU:HG	2.13	0.48
27:BF:118:ALA:HB1	27:BF:166:ARG:HD3	1.96	0.48
29:BH:100:ALA:O	29:BH:101:ASP:C	2.52	0.48
31:BJ:114:LEU:HD23	31:BJ:114:LEU:O	2.13	0.48
36:BO:17:LYS:HE3	36:BO:17:LYS:HA	1.95	0.48
37:BP:64:SER:HB3	37:BP:69:VAL:CG1	2.44	0.48
37:BP:96:LEU:HB3	37:BP:99:LEU:HD22	1.95	0.48
41:BT:23:ALA:C	41:BT:25:GLU:H	2.17	0.48
41:BT:39:THR:O	41:BT:41:ALA:N	2.44	0.48
53:CA:71:A:C6	53:CA:100:G:C5	3.02	0.48
53:CA:72:A:H2'	53:CA:73:C:C6	2.49	0.48
53:CA:345:C:H3'	37:DP:38:ARG:NH1	2.28	0.48
53:CA:595:A:H5''	53:CA:596:A:OP1	2.14	0.48
53:CA:949:A:C2	53:CA:1233:G:C4	3.02	0.48
53:CA:949:A:C4'	53:CA:1364:U:O4	2.62	0.48
53:CA:953:G:C6	53:CA:954:G:C6	3.02	0.48
53:CA:1272:G:C2'	53:CA:1273:C:H5'	2.44	0.48
53:CA:1349:A:OP1	9:CI:121:ARG:HB2	2.14	0.48
3:CC:120:THR:CG2	3:CC:187:GLU:O	2.58	0.48
5:CE:112:ALA:O	5:CE:113:VAL:C	2.53	0.48
54:CG:12:LEU:HD22	54:CG:12:LEU:C	2.34	0.48
54:CG:84:TYR:HD2	54:CG:150:PHE:HD2	1.60	0.48
54:CG:91:ARG:CD	54:CG:92:PRO:HD2	2.42	0.48
54:CG:103:ILE:HG22	54:CG:103:ILE:O	2.14	0.48
12:CL:31:GLY:HA3	12:CL:54:VAL:CG1	2.44	0.48
55:CM:28:ARG:HA	55:CM:31:ALA:HB3	1.95	0.48
21:CU:35:GLU:OE2	21:CU:35:GLU:HA	2.14	0.48
22:DA:46:G:N1	22:DA:47:C:C4	2.82	0.48
22:DA:133:U:H2'	22:DA:134:G:O4'	2.14	0.48
22:DA:181:A:H2	22:DA:434:U:C1'	2.18	0.48
22:DA:224:U:OP2	22:DA:408:G:N2	2.44	0.48
22:DA:657:U:H2'	22:DA:658:U:C6	2.49	0.48
22:DA:792:A:C5'	22:DA:793:A:H5'	2.42	0.48
22:DA:822:G:H2'	22:DA:823:C:H6	1.79	0.48
22:DA:1252:G:N3	22:DA:1253:A:C2	2.82	0.48
22:DA:1341:G:C2	41:DT:84:TYR:HE2	2.32	0.48
22:DA:1527:G:C2	22:DA:1546:G:N1	2.81	0.48
22:DA:1537:G:H3'	22:DA:1537:G:OP2	2.14	0.48
22:DA:1649:G:C2'	22:DA:1650:A:H8	2.27	0.48
22:DA:1674:G:N2	22:DA:1677:A:N1	2.62	0.48
22:DA:1808:A:C3'	22:DA:1809:A:C8	2.97	0.48

Continued on next page...

Continued from previous page...

Atom-1	Atom-2	Interatomic distance (Å)	Clash overlap (Å)
22:DA:1819:A:C1'	22:DA:1821:A:C6	2.97	0.48
22:DA:1875:G:H8	22:DA:1875:G:OP2	1.97	0.48
22:DA:2185:U:H6	22:DA:2185:U:O5'	1.97	0.48
22:DA:2387:U:O2	44:DW:38:ARG:CZ	2.61	0.48
22:DA:2644:G:C6	22:DA:2645:G:C2	3.02	0.48
22:DA:2751:G:N3	22:DA:2751:G:H2'	2.29	0.48
22:DA:2850:A:C2'	22:DA:2851:A:H5'	2.42	0.48
25:DD:106:LYS:CB	25:DD:206:ALA:H	2.26	0.48
26:DE:187:VAL:HG12	26:DE:188:MET:N	2.29	0.48
58:DF:169:LEU:HB3	58:DF:174:PHE:HB2	1.96	0.48
32:DK:118:LEU:HD23	32:DK:118:LEU:N	2.29	0.48
33:DL:57:LEU:HA	33:DL:60:ARG:CG	2.43	0.48
33:DL:142:ILE:CG2	33:DL:144:GLU:H	2.27	0.48
37:DP:28:LYS:O	37:DP:80:VAL:O	2.32	0.48
38:DQ:87:VAL:CG1	38:DQ:88:GLU:H	2.11	0.48
39:DR:43:ASN:HD22	39:DR:44:GLY:H	1.61	0.48
44:DW:35:ILE:HB	44:DW:36:ILE:H	1.45	0.48
49:D1:46:VAL:HG22	49:D1:47:ILE:N	2.29	0.48
51:D3:31:ILE:HG21	51:D3:34:LYS:HZ3	1.78	0.48
1:AA:94:G:C4'	1:AA:95:C:O5'	2.47	0.47
1:AA:633:G:C5	1:AA:634:C:C5	3.02	0.47
1:AA:993:G:H2'	1:AA:993:G:N3	2.29	0.47
1:AA:1029:U:N3	1:AA:1033:G:C6	2.82	0.47
1:AA:1216:A:OP1	14:AN:4:SER:CB	2.62	0.47
1:AA:1466:C:H2'	1:AA:1467:C:O4'	2.15	0.47
4:AD:129:VAL:O	4:AD:129:VAL:HG12	2.14	0.47
8:AH:63:LYS:HB2	8:AH:70:VAL:CG2	2.38	0.47
19:AS:33:TRP:CD1	19:AS:51:HIS:CB	2.97	0.47
22:BA:81:G:C2	22:BA:106:C:C2	3.02	0.47
22:BA:404:A:C8	22:BA:406:G:C6	3.02	0.47
22:BA:435:C:O2'	22:BA:436:C:H5'	2.14	0.47
22:BA:666:A:O2'	22:BA:667:U:H5'	2.14	0.47
22:BA:743:A:O3'	62:BA:3646:HOH:O	2.20	0.47
22:BA:796:C:H2'	22:BA:797:G:H8	1.78	0.47
22:BA:945:A:C4	22:BA:2448:A:C2	3.02	0.47
22:BA:966:G:C6	22:BA:967:U:C4	3.02	0.47
22:BA:1243:C:C2	22:BA:1244:A:C8	3.02	0.47
22:BA:1303:G:H2'	22:BA:1304:A:C8	2.46	0.47
22:BA:1333:G:OP2	62:BA:3389:HOH:O	2.20	0.47
22:BA:1569:A:C2	22:BA:1570:A:C4	3.01	0.47
22:BA:1576:U:H2'	22:BA:1577:C:H5'	1.94	0.47

Continued on next page...

Continued from previous page...

Atom-1	Atom-2	Interatomic distance (Å)	Clash overlap (Å)
22:BA:1644:C:C2'	22:BA:1645:G:C5'	2.88	0.47
22:BA:1818:U:O2'	22:BA:1819:A:OP2	2.31	0.47
22:BA:1958:C:P	62:BA:3724:HOH:O	2.72	0.47
22:BA:2019:A:C2'	22:BA:2020:A:O5'	2.62	0.47
22:BA:2203:U:C5'	22:BA:2204:G:OP1	2.49	0.47
22:BA:2555:U:H5	22:BA:2556:C:C6	2.27	0.47
23:BB:12:C:C4'	23:BB:13:G:OP1	2.62	0.47
26:BE:5:LEU:HD22	26:BE:122:GLU:HG2	1.95	0.47
27:BF:46:LYS:N	27:BF:46:LYS:CD	2.76	0.47
28:BG:86:LEU:CB	28:BG:162:ARG:O	2.53	0.47
29:BH:81:ALA:HB2	29:BH:145:ASN:O	2.15	0.47
31:BJ:38:GLY:O	31:BJ:40:HIS:N	2.47	0.47
33:BL:29:LYS:C	33:BL:31:GLY:H	2.17	0.47
37:BP:21:PRO:CA	37:BP:46:VAL:HG12	2.31	0.47
37:BP:71:ARG:HD3	37:BP:73:PHE:CZ	2.49	0.47
40:BS:32:ALA:HB3	40:BS:51:LEU:HD21	1.97	0.47
44:BW:29:SER:HA	44:BW:63:ASP:HB3	1.96	0.47
53:CA:112:G:C2	53:CA:330:C:N4	2.82	0.47
53:CA:320:A:HO2'	53:CA:1435:G:H1'	1.74	0.47
53:CA:364:A:C2	53:CA:365:U:O4	2.67	0.47
53:CA:451:A:H1'	53:CA:452:A:C8	2.49	0.47
53:CA:615:G:C2	53:CA:616:G:C4	3.02	0.47
53:CA:694:A:H3'	53:CA:695:A:C5'	2.33	0.47
53:CA:961:U:O4	53:CA:983:A:C6	2.67	0.47
53:CA:1102:A:H8	53:CA:1102:A:H5''	1.79	0.47
53:CA:1297:G:O2'	54:CG:113:LYS:HE3	2.13	0.47
53:CA:1320:C:O2'	19:CS:72:GLU:HA	2.14	0.47
2:CB:49:PHE:HB3	2:CB:199:ILE:CG2	2.44	0.47
2:CB:101:THR:HG23	2:CB:174:GLU:HB3	1.96	0.47
2:CB:115:ASP:O	2:CB:119:GLN:CB	2.62	0.47
3:CC:76:ILE:HD11	3:CC:102:ILE:CD1	2.36	0.47
3:CC:96:VAL:HB	3:CC:97:PRO:CD	2.45	0.47
4:CD:187:ARG:CZ	4:CD:191:SER:OG	2.62	0.47
5:CE:110:MET:HG2	5:CE:139:THR:CG2	2.43	0.47
6:CF:11:HIS:NE2	6:CF:54:LEU:CD2	2.76	0.47
54:CG:59:GLU:C	54:CG:61:PHE:H	2.18	0.47
56:CP:36:VAL:HG22	56:CP:36:VAL:O	2.14	0.47
22:DA:77:G:O2'	22:DA:78:U:C5'	2.62	0.47
22:DA:197:A:N7	22:DA:2430:A:C4	2.82	0.47
22:DA:782:A:O2'	24:DC:223:ALA:O	2.26	0.47
22:DA:836:G:C6	22:DA:837:C:C4	3.01	0.47

Continued on next page...

Continued from previous page...

Atom-1	Atom-2	Interatomic distance (Å)	Clash overlap (Å)
22:DA:953:G:O2'	22:DA:954:G:H5'	2.14	0.47
22:DA:976:G:O2'	22:DA:977:G:H8	1.97	0.47
22:DA:1304:A:O2'	22:DA:1305:C:C6	2.58	0.47
22:DA:1364:G:N3	22:DA:1368:G:C2	2.82	0.47
22:DA:1717:A:O2'	22:DA:1718:G:O4'	2.32	0.47
22:DA:1803:A:C2	22:DA:1823:G:H1'	2.49	0.47
22:DA:2015:A:C6	48:D0:2:VAL:HG11	2.49	0.47
22:DA:2039:U:H2'	22:DA:2040:G:C8	2.48	0.47
22:DA:2077:A:C6	22:DA:2435:A:C6	3.02	0.47
22:DA:2145:C:H2'	22:DA:2146:C:H3'	1.96	0.47
22:DA:2250:G:H5'	34:DM:84:LYS:NZ	2.29	0.47
22:DA:2287:A:N7	22:DA:2289:G:C8	2.82	0.47
22:DA:2308:G:O6	22:DA:2311:A:N7	2.47	0.47
22:DA:2459:A:H2'	22:DA:2460:U:H6	1.78	0.47
57:DB:18:G:C6	57:DB:19:C:N3	2.82	0.47
57:DB:55:U:H5'	58:DF:24:VAL:CG2	2.44	0.47
57:DB:77:U:H2'	57:DB:78:A:H5'	1.95	0.47
24:DC:20:ASN:CB	24:DC:23:LEU:HD22	2.44	0.47
58:DF:135:ILE:O	58:DF:137:PHE:N	2.41	0.47
58:DF:139:GLU:HB3	58:DF:142:TYR:HB3	1.96	0.47
34:DM:32:GLY:HA2	34:DM:104:GLU:HA	1.96	0.47
35:DN:103:ARG:HG3	35:DN:104:ALA:H	1.79	0.47
41:DT:62:VAL:CG1	41:DT:63:VAL:N	2.76	0.47
43:DV:36:ALA:HB1	43:DV:37:PRO:HD2	1.96	0.47
44:DW:20:LEU:CD1	44:DW:35:ILE:HG13	2.41	0.47
45:DX:13:THR:HA	45:DX:27:ARG:HA	1.95	0.47
45:DX:30:PRO:HB2	45:DX:32:LEU:HD21	1.95	0.47
47:DZ:4:ILE:CG2	47:DZ:56:VAL:HG13	2.43	0.47
1:AA:366:A:HO2'	1:AA:394:G:N2	2.08	0.47
1:AA:503:C:O2'	1:AA:504:C:H5'	2.14	0.47
1:AA:692:U:H1'	1:AA:695:A:N7	2.29	0.47
1:AA:820:U:H4'	1:AA:821:G:OP2	2.14	0.47
1:AA:924:C:H2'	1:AA:925:G:C8	2.49	0.47
1:AA:959:A:H5''	1:AA:960:U:OP2	2.13	0.47
1:AA:1055:A:C2	1:AA:1056:U:H1'	2.48	0.47
1:AA:1210:C:H2'	1:AA:1211:U:C5'	2.44	0.47
1:AA:1227:A:O2'	1:AA:1228:C:O5'	2.31	0.47
1:AA:1452:C:O4'	1:AA:1453:G:C2	2.66	0.47
2:AB:205:ALA:O	2:AB:209:VAL:HG22	2.14	0.47
3:AC:164:THR:O	3:AC:165:GLU:C	2.52	0.47
5:AE:112:ALA:O	5:AE:116:VAL:HG13	2.15	0.47

Continued on next page...

Continued from previous page...

Atom-1	Atom-2	Interatomic distance (Å)	Clash overlap (Å)
7:AG:110:ARG:HD3	7:AG:112:ASP:OD1	2.14	0.47
9:AI:57:VAL:O	9:AI:58:GLU:HG2	2.14	0.47
12:AL:89:LEU:N	12:AL:89:LEU:HD22	2.29	0.47
17:AQ:78:VAL:O	17:AQ:79:GLU:HB2	2.14	0.47
19:AS:51:HIS:CD2	19:AS:53:GLY:N	2.79	0.47
19:AS:78:THR:O	19:AS:78:THR:OG1	2.31	0.47
20:AT:84:LYS:O	20:AT:84:LYS:HD2	2.15	0.47
22:BA:422:A:H2'	22:BA:423:A:C8	2.49	0.47
22:BA:511:U:H5	22:BA:512:G:C5	2.31	0.47
22:BA:858:G:N3	22:BA:2268:A:H2'	2.29	0.47
22:BA:946:C:H2'	22:BA:947:A:C8	2.49	0.47
22:BA:1788:C:C2'	22:BA:1789:A:H5'	2.44	0.47
22:BA:1791:A:O2'	24:BC:205:GLY:CA	2.59	0.47
22:BA:1820:U:H3'	22:BA:1821:A:H5'	1.96	0.47
22:BA:2267:A:H5''	22:BA:2268:A:H5'	1.96	0.47
22:BA:2500:U:O2	22:BA:2504:U:C4	2.67	0.47
22:BA:2555:U:C5	22:BA:2556:C:C2	3.02	0.47
24:BC:211:ARG:HD2	24:BC:215:VAL:O	2.13	0.47
25:BD:144:GLY:O	25:BD:145:SER:O	2.32	0.47
26:BE:48:THR:O	26:BE:52:VAL:HG23	2.14	0.47
27:BF:134:GLN:HG3	27:BF:140:ILE:HG12	1.97	0.47
28:BG:104:LEU:HB2	28:BG:112:VAL:HG22	1.89	0.47
29:BH:72:ILE:O	29:BH:72:ILE:HG23	2.14	0.47
29:BH:75:LEU:HD22	29:BH:143:ILE:CG1	2.42	0.47
30:BI:56:VAL:HG22	30:BI:57:VAL:N	2.29	0.47
30:BI:126:ARG:HA	30:BI:129:GLU:CD	2.35	0.47
31:BJ:38:GLY:O	31:BJ:43:GLU:HB2	2.13	0.47
33:BL:93:ASN:O	33:BL:94:THR:HG22	2.13	0.47
38:BQ:20:ALA:HA	38:BQ:23:TYR:CD1	2.49	0.47
39:BR:48:LYS:H	39:BR:48:LYS:CD	2.23	0.47
40:BS:103:ILE:HD12	40:BS:103:ILE:N	2.29	0.47
45:BX:21:LEU:HD23	45:BX:21:LEU:HA	1.55	0.47
46:BY:22:LEU:O	46:BY:23:ARG:O	2.32	0.47
50:B2:21:ARG:HG2	50:B2:31:LEU:HG	1.96	0.47
51:B3:31:ILE:CD1	51:B3:34:LYS:HD2	2.30	0.47
53:CA:265:G:H5'	17:CQ:65:PRO:O	2.13	0.47
53:CA:275:G:O2'	53:CA:276:G:H5'	2.14	0.47
53:CA:391:G:H5''	56:CP:8:ARG:CD	2.44	0.47
53:CA:407:U:H2'	53:CA:408:A:C8	2.49	0.47
53:CA:765:G:C8	53:CA:812:G:N3	2.82	0.47
53:CA:1068:G:C2'	53:CA:1069:C:H5'	2.42	0.47

Continued on next page...

Continued from previous page...

Atom-1	Atom-2	Interatomic distance (Å)	Clash overlap (Å)
53:CA:1083:U:C5	53:CA:1084:G:C6	3.02	0.47
53:CA:1147:C:H4'	9:CI:6:TYR:HE1	1.71	0.47
53:CA:1213:A:O2'	53:CA:1214:C:H5''	2.13	0.47
53:CA:1345:U:C2	53:CA:1377:A:C2	3.03	0.47
53:CA:1387:G:C4	53:CA:1388:C:C5	3.02	0.47
53:CA:1397:C:H6	53:CA:1397:C:OP1	1.97	0.47
2:CB:103:TRP:CZ2	2:CB:155:GLY:HA2	2.48	0.47
4:CD:190:LEU:HD23	4:CD:190:LEU:C	2.34	0.47
5:CE:84:VAL:HG22	5:CE:85:LYS:N	2.28	0.47
54:CG:55:LYS:N	54:CG:55:LYS:HD2	2.28	0.47
14:CN:31:SER:OG	14:CN:45:LEU:HD13	2.14	0.47
20:CT:81:GLN:O	20:CT:82:ILE:HG12	2.14	0.47
22:DA:176:A:H3'	22:DA:177:G:N2	2.29	0.47
22:DA:303:G:C2'	22:DA:304:U:C6	2.97	0.47
22:DA:404:A:C2	22:DA:406:G:N1	2.83	0.47
22:DA:411:G:C5'	22:DA:412:A:OP1	2.62	0.47
22:DA:450:G:H2'	22:DA:451:U:H5''	1.96	0.47
22:DA:622:G:O2'	22:DA:623:C:H5'	2.14	0.47
22:DA:665:U:H2'	22:DA:666:A:C8	2.49	0.47
22:DA:1223:G:O6	39:DR:71:LYS:NZ	2.47	0.47
22:DA:1603:A:N1	22:DA:1604:C:C2	2.82	0.47
22:DA:1844:C:O2'	22:DA:1845:G:H5'	2.14	0.47
22:DA:1877:A:H2'	22:DA:1878:G:C8	2.49	0.47
22:DA:1944:U:C4	22:DA:1955:U:C5	3.02	0.47
22:DA:2209:G:C2	22:DA:2216:G:C2	3.02	0.47
22:DA:2387:U:H5	62:DA:3553:HOH:O	1.98	0.47
22:DA:2660:A:H2	22:DA:2661:G:N7	2.12	0.47
22:DA:2875:C:O2'	22:DA:2876:G:O5'	2.32	0.47
24:DC:38:LYS:HE2	24:DC:55:GLY:O	2.15	0.47
24:DC:135:PRO:HG2	24:DC:138:SER:OG	2.14	0.47
24:DC:140:VAL:HG22	24:DC:161:VAL:O	2.15	0.47
30:DI:95:ASP:CG	30:DI:96:LYS:H	2.17	0.47
31:DJ:20:ALA:HA	31:DJ:23:LYS:CG	2.43	0.47
31:DJ:95:ARG:O	31:DJ:96:ARG:C	2.52	0.47
33:DL:83:ALA:HB1	33:DL:118:THR:HG22	1.96	0.47
36:DO:71:ALA:HB1	36:DO:102:ARG:O	2.13	0.47
39:DR:4:VAL:HG23	39:DR:39:LEU:HG	1.96	0.47
42:DU:42:LYS:HB2	42:DU:42:LYS:HZ2	1.77	0.47
42:DU:44:HIS:HD2	42:DU:57:ILE:HG21	1.79	0.47
44:DW:76:ARG:C	44:DW:77:LYS:HZ2	2.17	0.47
1:AA:373:A:N3	1:AA:374:A:C8	2.82	0.47

Continued on next page...

Continued from previous page...

Atom-1	Atom-2	Interatomic distance (Å)	Clash overlap (Å)
1:AA:544:G:C6	1:AA:545:C:C5	3.03	0.47
1:AA:957:U:O2	1:AA:959:A:C8	2.66	0.47
1:AA:1369:C:H2'	1:AA:1370:G:O4'	2.14	0.47
1:AA:1454:G:H2'	1:AA:1455:G:H8	1.78	0.47
1:AA:1514:G:O2'	1:AA:1515:G:H5'	2.14	0.47
2:AB:165:ALA:CB	2:AB:186:VAL:HG12	2.41	0.47
4:AD:2:ARG:NH2	4:AD:114:ARG:CD	2.77	0.47
4:AD:168:THR:HG22	4:AD:183:ARG:NH2	2.30	0.47
5:AE:82:HIS:HB2	5:AE:83:PRO:CD	2.43	0.47
5:AE:100:GLU:HB3	5:AE:121:ASN:CB	2.44	0.47
6:AF:41:ASP:C	6:AF:43:GLY:H	2.18	0.47
7:AG:68:VAL:HG12	7:AG:102:TRP:HE3	1.78	0.47
7:AG:145:GLU:CA	7:AG:148:LYS:HB2	2.44	0.47
8:AH:5:PRO:O	8:AH:8:ASP:HB3	2.14	0.47
10:AJ:18:ILE:O	10:AJ:22:THR:N	2.47	0.47
10:AJ:53:ILE:CD1	14:AN:84:ARG:NH1	2.77	0.47
12:AL:33:CYS:HB3	12:AL:54:VAL:HG22	1.96	0.47
14:AN:26:LEU:O	14:AN:27:LYS:HB3	2.12	0.47
22:BA:545:U:H2'	22:BA:546:U:O3'	2.13	0.47
22:BA:556:A:C8	22:BA:557:C:C5	3.01	0.47
22:BA:704:G:O2'	22:BA:705:A:P	2.72	0.47
22:BA:989:G:H5'	22:BA:1157:G:H4'	1.96	0.47
22:BA:1085:A:C2	22:BA:1086:A:N7	2.82	0.47
22:BA:1097:U:H3'	22:BA:1098:A:H4'	1.96	0.47
22:BA:1279:G:C2'	22:BA:1280:G:H5'	2.44	0.47
22:BA:1324:G:H1'	22:BA:1616:A:N6	2.29	0.47
22:BA:1508:A:O2'	22:BA:1509:A:O5'	2.32	0.47
22:BA:1693:U:O2'	24:BC:13:ARG:NH2	2.47	0.47
22:BA:1866:A:H2'	22:BA:1867:G:O4'	2.14	0.47
22:BA:2004:G:C2'	22:BA:2005:A:H5'	2.44	0.47
22:BA:2018:G:O2'	22:BA:2019:A:H5'	2.15	0.47
22:BA:2318:G:C6	22:BA:2319:G:C6	3.02	0.47
22:BA:2347:C:H2'	22:BA:2348:U:H6	1.78	0.47
22:BA:2420:C:H5''	49:B1:7:LYS:HE2	1.95	0.47
22:BA:2532:G:C5	22:BA:2533:U:C5	3.02	0.47
22:BA:2647:U:O2'	22:BA:2648:G:H5'	2.14	0.47
24:BC:30:ALA:CB	24:BC:31:PRO:CD	2.89	0.47
26:BE:83:VAL:HG12	26:BE:86:ALA:H	1.79	0.47
27:BF:84:ILE:O	27:BF:84:ILE:CG1	2.62	0.47
28:BG:34:ARG:HD3	28:BG:34:ARG:N	2.27	0.47
31:BJ:114:LEU:HD23	31:BJ:114:LEU:C	2.34	0.47

Continued on next page...

Continued from previous page...

Atom-1	Atom-2	Interatomic distance (Å)	Clash overlap (Å)
32:BK:17:ARG:HB3	32:BK:45:GLU:HB3	1.96	0.47
33:BL:57:LEU:O	33:BL:61:LEU:HD22	2.14	0.47
34:BM:35:ALA:O	34:BM:36:VAL:CB	2.39	0.47
34:BM:83:GLY:O	34:BM:85:GLY:N	2.48	0.47
42:BU:94:PHE:HA	42:BU:102:ILE:HG22	1.97	0.47
44:BW:40:ARG:HB2	44:BW:56:HIS:ND1	2.28	0.47
53:CA:39:G:H2'	53:CA:40:C:C6	2.47	0.47
53:CA:61:G:H2'	53:CA:62:U:C6	2.48	0.47
53:CA:159:G:C2	53:CA:161:A:OP2	2.68	0.47
53:CA:254:G:HO2'	53:CA:255:G:H5'	1.75	0.47
53:CA:382:A:N7	53:CA:383:A:C6	2.83	0.47
53:CA:542:G:N3	53:CA:543:U:C6	2.82	0.47
53:CA:595:A:C5'	53:CA:596:A:OP1	2.62	0.47
53:CA:892:A:H2'	53:CA:893:C:H6	1.80	0.47
53:CA:952:U:H5	55:CM:102:LYS:HZ1	1.62	0.47
53:CA:962:C:O2'	53:CA:963:G:C8	2.51	0.47
53:CA:1167:A:O2'	53:CA:1168:U:OP1	2.31	0.47
53:CA:1229:A:O2'	53:CA:1230:C:H5''	2.14	0.47
2:CB:119:GLN:HE22	2:CB:136:ARG:HH12	1.62	0.47
3:CC:62:SER:OG	3:CC:63:ILE:N	2.47	0.47
4:CD:68:GLU:OE2	4:CD:203:TYR:OH	2.27	0.47
54:CG:21:LEU:O	54:CG:25:PHE:N	2.47	0.47
22:DA:295:G:C2	22:DA:296:U:C6	3.01	0.47
22:DA:395:U:O2'	22:DA:396:G:O5'	2.31	0.47
22:DA:637:A:P	33:DL:112:LEU:HD22	2.54	0.47
22:DA:677:A:O2'	22:DA:2071:A:C5'	2.59	0.47
22:DA:714:U:H2'	22:DA:716:A:OP2	2.14	0.47
22:DA:777:G:N7	22:DA:793:A:H2	2.12	0.47
22:DA:876:C:O2	22:DA:876:C:C4'	2.62	0.47
22:DA:1021:A:HO2'	22:DA:1022:G:P	2.37	0.47
22:DA:1146:C:N4	22:DA:1147:A:N6	2.63	0.47
22:DA:1324:G:N2	22:DA:1328:A:N1	2.62	0.47
22:DA:1635:A:HO2'	22:DA:1636:U:H5'	1.75	0.47
22:DA:1716:U:O2	22:DA:1717:A:C8	2.67	0.47
22:DA:1973:G:O2'	22:DA:1974:C:H5'	2.14	0.47
22:DA:2069:G:C2	22:DA:2443:C:C2	3.02	0.47
22:DA:2598:A:H2'	22:DA:2599:G:O4'	2.13	0.47
22:DA:2620:C:H2'	22:DA:2621:G:O4'	2.15	0.47
22:DA:2842:G:H2'	22:DA:2843:G:O4'	2.14	0.47
22:DA:2843:G:C2	22:DA:2875:C:N3	2.83	0.47
57:DB:58:A:H2'	57:DB:59:A:N7	2.24	0.47

Continued on next page...

Continued from previous page...

Atom-1	Atom-2	Interatomic distance (Å)	Clash overlap (Å)
25:DD:106:LYS:CG	25:DD:206:ALA:HB3	2.44	0.47
26:DE:139:LYS:HB2	26:DE:139:LYS:HZ2	1.73	0.47
58:DF:102:LEU:HB3	58:DF:103:ILE:HD12	1.95	0.47
29:DH:83:LYS:HG3	29:DH:149:GLU:H	1.78	0.47
30:DI:12:VAL:CG1	30:DI:13:ALA:N	2.77	0.47
32:DK:2:ILE:CG2	32:DK:3:GLN:N	2.66	0.47
33:DL:29:LYS:HG2	33:DL:30:THR:HG23	1.96	0.47
35:DN:81:ASN:O	35:DN:82:GLU:HB2	2.14	0.47
35:DN:83:LEU:O	35:DN:87:PHE:HB2	2.14	0.47
37:DP:19:PHE:CE1	37:DP:58:PHE:CD2	3.03	0.47
40:DS:103:ILE:HD12	40:DS:103:ILE:H	1.79	0.47
42:DU:3:LYS:O	42:DU:5:ARG:HD3	2.14	0.47
44:DW:46:ALA:CA	44:DW:50:VAL:HG12	2.44	0.47
48:D0:11:LYS:HD2	48:D0:14:MET:HB2	1.95	0.47
51:D3:15:LYS:HG2	51:D3:16:THR:H	1.79	0.47
1:AA:198:G:C2'	1:AA:199:A:C8	2.95	0.47
1:AA:211:G:N1	1:AA:212:G:N3	2.62	0.47
1:AA:545:C:C3'	1:AA:546:A:H5'	2.44	0.47
1:AA:829:G:C2'	1:AA:830:G:H5'	2.44	0.47
1:AA:844:G:H5''	1:AA:845:A:OP1	2.15	0.47
1:AA:1329:A:H5''	13:AM:25:GLY:H	1.78	0.47
1:AA:1392:G:H8	1:AA:1392:G:O5'	1.98	0.47
1:AA:1417:G:N2	1:AA:1482:G:H2'	2.29	0.47
1:AA:1498:U:H4'	1:AA:1499:A:OP1	2.15	0.47
2:AB:27:LYS:C	2:AB:29:PHE:H	2.17	0.47
6:AF:39:LEU:C	6:AF:40:GLU:HG2	2.34	0.47
7:AG:53:SER:C	7:AG:55:LYS:N	2.68	0.47
7:AG:78:ARG:HH22	7:AG:81:GLY:HA2	1.78	0.47
8:AH:87:ARG:O	8:AH:88:LYS:HB3	2.15	0.47
12:AL:82:ARG:HG2	12:AL:82:ARG:HH11	1.78	0.47
13:AM:28:ARG:NH2	13:AM:62:PHE:HB2	2.30	0.47
15:AO:16:ARG:HD3	15:AO:20:ASP:OD2	2.14	0.47
17:AQ:71:SER:C	17:AQ:72:TRP:CD1	2.88	0.47
20:AT:8:LYS:CA	20:AT:11:ILE:HG23	2.44	0.47
22:BA:679:C:H2'	22:BA:680:C:H6	1.80	0.47
22:BA:800:A:C4'	22:BA:801:G:O5'	2.59	0.47
22:BA:966:G:C5	22:BA:967:U:C4	3.03	0.47
22:BA:1015:U:O2'	22:BA:1016:G:H5'	2.13	0.47
22:BA:1153:C:H2'	22:BA:1154:G:O4'	2.15	0.47
22:BA:1225:G:OP1	39:BR:71:LYS:HE3	2.14	0.47
22:BA:1456:G:C5	22:BA:1457:U:C5	3.02	0.47

Continued on next page...

Continued from previous page...

Atom-1	Atom-2	Interatomic distance (Å)	Clash overlap (Å)
22:BA:1505:A:C6	22:BA:1506:U:N3	2.82	0.47
22:BA:1731:G:H2'	22:BA:1732:C:H5''	1.95	0.47
22:BA:1734:G:C2'	22:BA:1735:A:H8	2.27	0.47
22:BA:1905:C:H2'	22:BA:1930:G:C8	2.49	0.47
22:BA:1959:G:H2'	22:BA:1960:A:O5'	2.14	0.47
22:BA:2282:G:H5''	22:BA:2283:C:O4'	2.14	0.47
22:BA:2823:A:C2'	22:BA:2824:C:H5'	2.45	0.47
23:BB:40:U:HO2'	23:BB:43:C:H5	1.61	0.47
24:BC:182:LYS:C	24:BC:183:VAL:HG23	2.35	0.47
26:BE:12:LEU:HD22	26:BE:12:LEU:HA	1.59	0.47
26:BE:187:VAL:CG1	26:BE:188:MET:N	2.76	0.47
27:BF:39:VAL:HG13	27:BF:84:ILE:HD12	1.96	0.47
32:BK:1:MET:CE	32:BK:32:TYR:CE1	2.98	0.47
32:BK:4:GLU:O	32:BK:5:GLN:HB2	2.14	0.47
32:BK:91:SER:O	32:BK:93:GLN:CB	2.58	0.47
38:BQ:39:ILE:O	38:BQ:42:GLY:N	2.47	0.47
38:BQ:111:LYS:HD3	39:BR:48:LYS:HD3	1.97	0.47
41:BT:67:VAL:CG1	41:BT:76:ARG:HG3	2.28	0.47
44:BW:23:LYS:CG	44:BW:24:ARG:N	2.77	0.47
53:CA:132:C:O2'	53:CA:133:U:H5'	2.13	0.47
53:CA:245:U:H6	53:CA:245:U:C5'	2.26	0.47
53:CA:429:U:H4'	53:CA:430:A:O5'	2.12	0.47
53:CA:702:A:OP1	53:CA:702:A:C8	2.65	0.47
53:CA:964:A:C2	53:CA:972:C:N3	2.82	0.47
53:CA:1053:G:C6	53:CA:1199:U:C2	3.03	0.47
53:CA:1147:C:O2	9:CI:17:ARG:NE	2.47	0.47
53:CA:1255:G:H2'	53:CA:1278:G:H21	1.79	0.47
53:CA:1367:C:O2'	53:CA:1368:A:O5'	2.31	0.47
2:CB:183:PHE:CE2	2:CB:197:PHE:CD2	3.03	0.47
3:CC:28:PHE:HZ	14:CN:93:PRO:HD2	1.77	0.47
3:CC:110:LEU:HD23	3:CC:110:LEU:C	2.33	0.47
3:CC:181:ILE:HG12	3:CC:202:PHE:CA	2.44	0.47
4:CD:165:GLU:O	4:CD:166:LYS:CB	2.62	0.47
5:CE:132:PRO:C	5:CE:134:ASN:H	2.17	0.47
5:CE:135:VAL:O	5:CE:139:THR:HG23	2.15	0.47
11:CK:64:VAL:O	11:CK:68:ARG:CB	2.61	0.47
11:CK:74:LYS:CG	11:CK:78:ILE:HD11	2.44	0.47
55:CM:75:SER:HB2	55:CM:79:LEU:HD11	1.96	0.47
18:CR:39:VAL:HG12	18:CR:40:PRO:HD2	1.97	0.47
19:CS:11:ASP:H	19:CS:14:LEU:HD21	1.78	0.47
22:DA:95:A:O2'	46:DY:40:SER:N	2.48	0.47

Continued on next page...

Continued from previous page...

Atom-1	Atom-2	Interatomic distance (Å)	Clash overlap (Å)
22:DA:125:A:H5'	50:D2:19:ARG:HB2	1.96	0.47
22:DA:357:C:H2'	22:DA:358:U:H6	1.79	0.47
22:DA:782:A:H4'	22:DA:783:A:O5'	2.13	0.47
22:DA:1092:C:C2'	22:DA:1093:G:H5'	2.44	0.47
22:DA:1120:G:C6	22:DA:1121:C:C4	3.02	0.47
22:DA:1238:G:H2'	22:DA:1239:G:H8	1.79	0.47
22:DA:1312:U:O2'	22:DA:1314:C:C5	2.67	0.47
22:DA:1441:G:C4	22:DA:1551:A:C2	3.02	0.47
22:DA:1555:G:C2	22:DA:1556:C:N3	2.83	0.47
22:DA:1565:C:O2'	22:DA:1566:A:O5'	2.30	0.47
22:DA:1671:U:O2	22:DA:1673:G:C8	2.68	0.47
22:DA:2179:C:H5'	22:DA:2179:C:H6	1.80	0.47
22:DA:2195:U:C2	22:DA:2196:C:C6	3.03	0.47
22:DA:2221:G:O2'	22:DA:2222:C:H5'	2.14	0.47
22:DA:2290:G:C6	22:DA:2291:U:C4	3.02	0.47
22:DA:2439:A:H2'	22:DA:2439:A:N3	2.30	0.47
57:DB:54:G:O2'	58:DF:24:VAL:HG21	2.14	0.47
25:DD:112:THR:HG22	25:DD:113:SER:N	2.29	0.47
26:DE:18:THR:HG22	26:DE:106:LYS:HE2	1.96	0.47
26:DE:129:PRO:HG3	26:DE:159:LEU:HD23	1.95	0.47
58:DF:37:MET:N	58:DF:151:LEU:HB3	2.29	0.47
58:DF:66:ILE:HG13	58:DF:83:PRO:HB3	1.97	0.47
28:DG:36:LEU:HD12	28:DG:36:LEU:N	2.28	0.47
29:DH:24:GLY:O	29:DH:25:TYR:C	2.51	0.47
29:DH:48:GLU:HG2	29:DH:51:ARG:HH21	1.80	0.47
29:DH:49:ALA:O	29:DH:53:GLU:HB2	2.14	0.47
31:DJ:41:LYS:C	31:DJ:43:GLU:N	2.68	0.47
31:DJ:45:THR:OG1	31:DJ:48:VAL:HB	2.15	0.47
32:DK:13:ASN:ND2	32:DK:13:ASN:H	2.12	0.47
33:DL:48:ARG:HG3	33:DL:48:ARG:NH1	2.28	0.47
35:DN:61:ALA:O	35:DN:65:LEU:HD13	2.13	0.47
36:DO:31:THR:HG21	36:DO:36:TYR:CE2	2.49	0.47
37:DP:9:GLN:C	37:DP:11:GLN:H	2.18	0.47
40:DS:14:ALA:HB1	40:DS:18:ARG:NH2	2.30	0.47
42:DU:3:LYS:HE2	42:DU:84:PHE:CE1	2.46	0.47
43:DV:49:ASN:O	43:DV:52:ALA:HB3	2.14	0.47
44:DW:18:LYS:HA	44:DW:18:LYS:NZ	2.29	0.47
45:DX:53:LYS:CA	45:DX:56:ARG:HB3	2.28	0.47
1:AA:184:G:O4'	1:AA:224:U:H4'	2.14	0.47
1:AA:243:A:C2	1:AA:246:A:C8	3.02	0.47
1:AA:464:U:N3	1:AA:466:A:C5'	2.77	0.47

Continued on next page...

Continued from previous page...

Atom-1	Atom-2	Interatomic distance (Å)	Clash overlap (Å)
1:AA:511:C:O2'	1:AA:512:U:P	2.72	0.47
1:AA:546:A:H4'	1:AA:548:G:O3'	2.13	0.47
1:AA:577:G:H2'	1:AA:578:C:C6	2.49	0.47
1:AA:865:A:C2	1:AA:918:A:H4'	2.50	0.47
1:AA:1176:A:H2'	1:AA:1177:G:C8	2.49	0.47
1:AA:1505:G:H5''	62:AA:1803:HOH:O	2.14	0.47
3:AC:10:ARG:NH2	3:AC:181:ILE:HG13	2.29	0.47
3:AC:107:LYS:HB2	3:AC:107:LYS:HZ2	1.79	0.47
3:AC:179:ALA:HB1	3:AC:202:PHE:CE1	2.50	0.47
4:AD:109:THR:CG2	4:AD:112:GLU:CB	2.92	0.47
8:AH:64:TYR:N	8:AH:64:TYR:HD1	2.13	0.47
8:AH:88:LYS:CG	8:AH:89:ASP:N	2.71	0.47
10:AJ:12:ALA:O	10:AJ:70:HIS:CD2	2.67	0.47
10:AJ:35:GLN:HE21	10:AJ:35:GLN:HA	1.80	0.47
14:AN:48:GLN:HA	14:AN:48:GLN:NE2	2.28	0.47
22:BA:271:G:C6	22:BA:272:A:N6	2.83	0.47
22:BA:372:G:P	45:BX:61:LYS:HZ1	2.36	0.47
22:BA:522:A:C6	22:BA:523:C:C4	3.01	0.47
22:BA:562:U:H2'	22:BA:572:A:O4'	2.14	0.47
22:BA:633:A:H2'	22:BA:634:C:H5'	1.96	0.47
22:BA:686:U:H2'	22:BA:788:A:C2	2.50	0.47
22:BA:907:G:H2'	22:BA:908:C:H5'	1.96	0.47
22:BA:939:G:N2	22:BA:940:G:H1'	2.29	0.47
22:BA:946:C:P	62:BA:3344:HOH:O	2.72	0.47
22:BA:1037:G:C2	22:BA:1119:U:O2	2.68	0.47
22:BA:1059:G:O2'	30:BI:128:ILE:HD13	2.15	0.47
22:BA:1075:C:N3	22:BA:1076:C:C4	2.82	0.47
22:BA:1589:U:N3	22:BA:1590:A:N7	2.63	0.47
22:BA:1664:A:H1'	22:BA:2726:A:N1	2.29	0.47
22:BA:1690:A:H2'	22:BA:1691:C:H5'	1.95	0.47
22:BA:1941:C:C5	22:BA:1965:C:C6	3.02	0.47
22:BA:2443:C:O2'	22:BA:2444:G:H5'	2.15	0.47
22:BA:2663:G:C4	22:BA:2664:G:C8	3.03	0.47
22:BA:2682:A:C8	25:BD:11:MET:HG2	2.49	0.47
24:BC:64:VAL:O	24:BC:64:VAL:HG12	2.15	0.47
26:BE:72:SER:C	26:BE:74:LYS:N	2.68	0.47
27:BF:174:PHE:HD1	27:BF:176:PHE:CE1	2.32	0.47
28:BG:8:VAL:HG12	28:BG:9:VAL:H	1.79	0.47
28:BG:117:PRO:O	28:BG:118:ALA:O	2.33	0.47
30:BI:91:LYS:O	30:BI:97:VAL:HG21	2.14	0.47
37:BP:50:ARG:HG3	37:BP:57:ALA:O	2.15	0.47

Continued on next page...

Continued from previous page...

Atom-1	Atom-2	Interatomic distance (Å)	Clash overlap (Å)
43:BV:40:ILE:HG21	43:BV:42:LEU:HD21	1.97	0.47
46:BY:6:LEU:HD13	46:BY:56:LEU:CD1	2.45	0.47
48:B0:53:VAL:O	48:B0:54:ILE:O	2.31	0.47
49:B1:43:ARG:O	49:B1:44:GLN:HG2	2.14	0.47
51:B3:30:HIS:ND1	51:B3:31:ILE:HG22	2.29	0.47
53:CA:77:A:C2	53:CA:93:U:C2	3.02	0.47
53:CA:652:U:H1'	53:CA:653:U:C5	2.49	0.47
53:CA:708:C:H4'	11:CK:38:GLY:HA3	1.95	0.47
53:CA:833:G:O2'	53:CA:834:U:H5'	2.15	0.47
53:CA:1026:G:N2	53:CA:1036:A:H61	2.11	0.47
53:CA:1061:G:C5	53:CA:1197:A:C2	3.03	0.47
53:CA:1087:G:H2'	53:CA:1088:G:H8	1.79	0.47
53:CA:1350:A:C2'	53:CA:1351:U:H5'	2.44	0.47
2:CB:169:HIS:HD2	2:CB:173:LYS:HZ2	1.63	0.47
2:CB:216:VAL:O	2:CB:220:VAL:HG23	2.15	0.47
54:CG:32:ASP:CB	54:CG:34:LYS:HD3	2.43	0.47
8:CH:102:VAL:CG2	8:CH:125:ILE:HD12	2.45	0.47
9:CI:57:VAL:O	9:CI:57:VAL:HG12	2.15	0.47
10:CJ:31:ARG:NH2	10:CJ:32:THR:HB	2.29	0.47
11:CK:51:PHE:C	11:CK:52:ARG:HD2	2.35	0.47
55:CM:100:ARG:CZ	55:CM:102:LYS:HD3	2.45	0.47
19:CS:52:ASN:HD22	19:CS:54:ARG:H	1.61	0.47
19:CS:57:VAL:HG21	19:CS:75:PRO:HD2	1.96	0.47
22:DA:71:A:OP2	22:DA:71:A:H3'	2.15	0.47
22:DA:476:G:O2'	22:DA:477:A:O5'	2.32	0.47
22:DA:564:C:H3'	22:DA:564:C:C6	2.50	0.47
22:DA:616:A:H4'	26:DE:101:TYR:OH	2.14	0.47
22:DA:642:U:H2'	22:DA:644:A:OP2	2.14	0.47
22:DA:1014:A:C2'	22:DA:1015:U:H5'	2.45	0.47
22:DA:1838:C:C4	22:DA:1899:A:N3	2.83	0.47
22:DA:2025:C:OP1	25:DD:154:LYS:HE2	2.15	0.47
22:DA:2036:C:O2'	22:DA:2037:A:C5'	2.62	0.47
22:DA:2144:G:C2	22:DA:2148:G:O6	2.68	0.47
22:DA:2376:A:C2	36:DO:99:TYR:CD2	3.02	0.47
22:DA:2469:A:C6	22:DA:2482:A:C8	3.02	0.47
22:DA:2725:A:O2'	22:DA:2726:A:C8	2.64	0.47
22:DA:2742:G:O2'	22:DA:2743:U:H5'	2.13	0.47
22:DA:2818:U:H2'	22:DA:2819:G:C8	2.49	0.47
57:DB:23:G:N2	57:DB:61:G:C2	2.82	0.47
58:DF:57:ALA:HA	58:DF:60:SER:HB3	1.95	0.47
58:DF:177:ARG:NE	58:DF:178:LYS:N	2.47	0.47

Continued on next page...

Continued from previous page...

Atom-1	Atom-2	Interatomic distance (Å)	Clash overlap (Å)
28:DG:43:LYS:HB2	28:DG:50:THR:O	2.14	0.47
28:DG:82:PHE:HB3	28:DG:140:ILE:CD1	2.43	0.47
28:DG:139:VAL:HA	28:DG:142:GLN:HB3	1.96	0.47
28:DG:154:GLU:O	28:DG:156:TYR:N	2.47	0.47
29:DH:41:LYS:HA	29:DH:44:ILE:CD1	2.44	0.47
29:DH:125:THR:HG22	29:DH:146:VAL:CG1	2.41	0.47
30:DI:22:PRO:HB2	30:DI:23:VAL:H	1.57	0.47
30:DI:105:LEU:HD21	30:DI:129:GLU:CD	2.35	0.47
31:DJ:25:LEU:HB2	31:DJ:62:VAL:CG2	2.43	0.47
32:DK:39:ILE:CD1	32:DK:62:VAL:HG23	2.38	0.47
35:DN:51:LEU:HA	35:DN:54:LEU:HD21	1.96	0.47
37:DP:112:ARG:HD2	37:DP:114:ASN:HD21	1.79	0.47
42:DU:95:PHE:CD1	42:DU:95:PHE:N	2.69	0.47
43:DV:29:ILE:HD11	43:DV:90:ASP:CG	2.34	0.47
43:DV:80:HIS:NE2	43:DV:83:LYS:HB2	2.29	0.47
46:DY:37:LEU:HD13	46:DY:42:LEU:HD11	1.95	0.47
47:DZ:22:THR:OG1	47:DZ:50:VAL:HG11	2.14	0.47
1:AA:443:C:H2'	1:AA:444:G:C5'	2.44	0.47
1:AA:731:G:O2'	1:AA:732:C:H5'	2.15	0.47
1:AA:981:U:N3	1:AA:982:U:C4	2.82	0.47
1:AA:1346:A:C4	1:AA:1348:U:C4	3.02	0.47
1:AA:1504:G:C3'	1:AA:1505:G:H5'	2.44	0.47
2:AB:187:ASP:HB2	2:AB:203:ASP:CB	2.43	0.47
2:AB:206:ILE:HD13	2:AB:207:ARG:H	1.79	0.47
3:AC:106:ARG:O	3:AC:106:ARG:CG	2.62	0.47
4:AD:196:GLU:O	4:AD:200:VAL:HG23	2.14	0.47
5:AE:158:LYS:HE2	8:AH:63:LYS:HZ1	1.80	0.47
8:AH:17:GLN:CD	8:AH:69:ALA:HB1	2.35	0.47
10:AJ:70:HIS:CD2	10:AJ:70:HIS:H	2.32	0.47
18:AR:59:LYS:O	18:AR:62:ARG:N	2.47	0.47
20:AT:60:GLN:NE2	20:AT:65:LEU:HD21	2.29	0.47
22:BA:6:A:C2'	22:BA:7:G:H5'	2.44	0.47
22:BA:245:G:H2'	22:BA:246:C:C6	2.48	0.47
22:BA:247:G:H4'	22:BA:386:G:C5	2.50	0.47
22:BA:273:G:O2'	22:BA:274:C:C5'	2.63	0.47
22:BA:447:A:C2	22:BA:454:A:C8	3.03	0.47
22:BA:1014:A:H2'	22:BA:1015:U:C6	2.50	0.47
22:BA:1113:U:H2'	22:BA:1114:C:C6	2.45	0.47
22:BA:1333:G:O2'	22:BA:1334:G:H5'	2.14	0.47
22:BA:2235:G:O2'	22:BA:2236:U:H5'	2.15	0.47
22:BA:2266:A:H4'	22:BA:2267:A:O5'	2.15	0.47

Continued on next page...

Continued from previous page...

Atom-1	Atom-2	Interatomic distance (Å)	Clash overlap (Å)
22:BA:2289:G:O2'	22:BA:2290:G:H5'	2.15	0.47
22:BA:2347:C:OP1	22:BA:2347:C:H4'	2.14	0.47
22:BA:2396:G:C2'	22:BA:2397:G:H5'	2.43	0.47
22:BA:2492:U:H2'	22:BA:2493:U:H6	1.78	0.47
22:BA:2509:G:C2'	22:BA:2510:C:C5'	2.87	0.47
22:BA:2722:G:H4'	35:BN:3:HIS:O	2.15	0.47
23:BB:12:C:C5	44:BW:72:GLY:HA3	2.50	0.47
24:BC:73:ILE:H	24:BC:73:ILE:HG12	1.38	0.47
24:BC:212:TRP:HD1	24:BC:212:TRP:O	1.97	0.47
25:BD:56:LYS:HD3	25:BD:58:ASN:HD21	1.79	0.47
25:BD:85:ALA:O	25:BD:86:GLU:HB2	2.15	0.47
26:BE:152:GLU:O	26:BE:153:LEU:O	2.33	0.47
28:BG:8:VAL:O	28:BG:9:VAL:CG1	2.52	0.47
29:BH:9:VAL:HG12	29:BH:13:GLY:H	1.78	0.47
29:BH:95:GLY:C	29:BH:97:ARG:H	2.18	0.47
33:BL:68:SER:O	33:BL:69:ARG:HB2	2.14	0.47
34:BM:41:LEU:N	34:BM:41:LEU:HD23	2.29	0.47
35:BN:18:GLN:NE2	35:BN:22:ARG:NH1	2.62	0.47
35:BN:33:ILE:HG12	35:BN:118:ARG:NE	2.28	0.47
35:BN:33:ILE:CG1	35:BN:118:ARG:NE	2.78	0.47
36:BO:68:LYS:O	36:BO:71:ALA:HB3	2.15	0.47
37:BP:88:ARG:HG2	37:BP:112:ARG:NH1	2.30	0.47
38:BQ:13:HIS:CD2	38:BQ:31:TYR:CD1	3.02	0.47
39:BR:25:LEU:N	39:BR:94:THR:CG2	2.66	0.47
44:BW:46:ALA:HB3	44:BW:79:ILE:C	2.33	0.47
53:CA:164:G:C2'	53:CA:165:G:H5'	2.45	0.47
53:CA:254:G:H4'	17:CQ:70:LYS:HD2	1.96	0.47
53:CA:433:G:C2'	53:CA:434:U:H5'	2.44	0.47
53:CA:505:G:N3	53:CA:506:G:C8	2.83	0.47
53:CA:1067:A:C4'	53:CA:1068:G:O5'	2.62	0.47
53:CA:1071:C:H2'	53:CA:1072:G:C8	2.49	0.47
53:CA:1146:A:H2'	53:CA:1147:C:C5	2.49	0.47
53:CA:1179:A:H2'	53:CA:1180:A:O4'	2.15	0.47
53:CA:1221:G:N2	53:CA:1222:G:H1'	2.30	0.47
5:CE:81:GLN:OE1	5:CE:149:PRO:CD	2.63	0.47
9:CI:4:GLN:H	9:CI:4:GLN:HG2	1.55	0.47
9:CI:27:ILE:HB	9:CI:34:LEU:HB2	1.96	0.47
9:CI:71:ILE:HD13	9:CI:72:SER:H	1.78	0.47
9:CI:127:SER:O	9:CI:128:LYS:HB3	2.15	0.47
19:CS:62:THR:CG2	19:CS:64:GLU:HG3	2.44	0.47
21:CU:33:ARG:NH2	21:CU:34:ARG:CD	2.78	0.47

Continued on next page...

Continued from previous page...

Atom-1	Atom-2	Interatomic distance (Å)	Clash overlap (Å)
22:DA:157:C:H2'	22:DA:157:C:O2	2.15	0.47
22:DA:184:C:H2'	22:DA:185:G:C8	2.50	0.47
22:DA:247:G:H4'	22:DA:386:G:C6	2.47	0.47
22:DA:321:U:C1'	26:DE:159:LEU:HG	2.43	0.47
22:DA:389:G:C6	22:DA:2413:G:O2'	2.67	0.47
22:DA:859:G:C2	22:DA:916:G:H2'	2.49	0.47
22:DA:1114:C:O2'	22:DA:1115:G:C8	2.61	0.47
22:DA:1139:G:H2'	22:DA:1140:C:C5'	2.45	0.47
22:DA:1187:G:H5''	39:DR:83:TYR:CE1	2.49	0.47
22:DA:1349:C:H2'	22:DA:1350:C:C5	2.49	0.47
22:DA:1380:G:C2	22:DA:1381:G:C8	3.03	0.47
22:DA:1489:C:C4'	22:DA:1490:A:OP1	2.58	0.47
22:DA:1565:C:HO2'	22:DA:1566:A:P	2.37	0.47
22:DA:1587:G:N2	22:DA:1588:G:C1'	2.75	0.47
22:DA:1654:A:O2'	22:DA:1655:A:H5'	2.14	0.47
22:DA:1667:G:C2'	22:DA:1991:U:O4	2.62	0.47
22:DA:1914:C:O2'	22:DA:1915:U:H6	1.97	0.47
22:DA:1991:U:C2'	22:DA:1992:G:H5'	2.43	0.47
22:DA:2020:A:H5'	48:D0:8:THR:HG22	1.97	0.47
22:DA:2387:U:H1'	44:DW:38:ARG:HH12	1.78	0.47
22:DA:2401:U:H5''	22:DA:2402:U:OP2	2.14	0.47
22:DA:2463:C:C2	22:DA:2488:G:C2	3.03	0.47
22:DA:2550:G:O6	22:DA:2551:C:N4	2.47	0.47
24:DC:24:HIS:N	24:DC:80:LEU:O	2.47	0.47
24:DC:172:THR:HG22	24:DC:182:LYS:HZ3	1.80	0.47
58:DF:28:PRO:CB	58:DF:168:LEU:HD11	2.44	0.47
58:DF:39:VAL:HG13	58:DF:49:LEU:HD21	1.94	0.47
28:DG:117:PRO:HG2	28:DG:143:VAL:HG11	1.96	0.47
31:DJ:120:ARG:O	31:DJ:123:LYS:NZ	2.46	0.47
36:DO:77:ALA:O	36:DO:81:ARG:HG3	2.15	0.47
37:DP:5:LYS:O	37:DP:9:GLN:HG2	2.14	0.47
38:DQ:15:LYS:CD	38:DQ:19:GLN:HE21	2.28	0.47
38:DQ:46:TYR:HB2	39:DR:74:ILE:HG23	1.96	0.47
39:DR:83:TYR:CD2	39:DR:83:TYR:C	2.87	0.47
43:DV:6:ALA:HB1	43:DV:40:ILE:HB	1.97	0.47
48:D0:38:LEU:N	48:D0:41:HIS:CE1	2.82	0.47
49:D1:42:VAL:O	49:D1:42:VAL:HG12	2.13	0.47
1:AA:11:G:C6	1:AA:12:U:C4	3.02	0.47
1:AA:161:A:N6	1:AA:162:A:C6	2.83	0.47
1:AA:174:A:H2'	1:AA:175:C:H6	1.75	0.47
1:AA:191:G:H2'	1:AA:192:A:O4'	2.14	0.47

Continued on next page...

Continued from previous page...

Atom-1	Atom-2	Interatomic distance (Å)	Clash overlap (Å)
1:AA:201:G:H2'	1:AA:202:G:O4'	2.15	0.47
1:AA:275:G:C5	1:AA:276:G:N7	2.83	0.47
1:AA:284:C:H2'	1:AA:285:C:C6	2.49	0.47
1:AA:499:A:H1'	1:AA:500:G:C8	2.49	0.47
1:AA:620:C:C2'	1:AA:621:A:H5'	2.44	0.47
1:AA:701:U:O2'	1:AA:702:A:P	2.73	0.47
1:AA:923:A:HO2'	1:AA:924:C:H5'	1.79	0.47
1:AA:938:A:C6	1:AA:939:G:C5	3.03	0.47
1:AA:948:C:H5'	1:AA:1306:A:O2'	2.14	0.47
1:AA:1134:G:N1	1:AA:1141:C:C4	2.83	0.47
1:AA:1256:A:C6	1:AA:1278:G:C2	3.02	0.47
1:AA:1320:C:N3	19:AS:35:ARG:NH1	2.61	0.47
1:AA:1328:C:H5''	13:AM:27:THR:HG21	1.96	0.47
1:AA:1374:A:H2'	1:AA:1375:A:H8	1.79	0.47
2:AB:42:LEU:HG	2:AB:43:GLU:CG	2.29	0.47
2:AB:56:LEU:CD1	2:AB:220:VAL:HG22	2.44	0.47
2:AB:209:VAL:O	2:AB:211:LEU:N	2.48	0.47
3:AC:35:ASP:C	3:AC:37:LYS:H	2.18	0.47
4:AD:18:LEU:HD22	4:AD:63:ILE:HB	1.97	0.47
4:AD:29:THR:CG2	4:AD:30:LYS:N	2.77	0.47
4:AD:80:ARG:HH21	4:AD:81:LEU:HD21	1.80	0.47
6:AF:15:SER:O	6:AF:18:VAL:HG23	2.15	0.47
9:AI:6:TYR:CE2	9:AI:17:ARG:HB2	2.48	0.47
9:AI:117:LEU:HD13	9:AI:120:ALA:O	2.14	0.47
11:AK:21:HIS:CD2	11:AK:34:THR:CG2	2.97	0.47
14:AN:63:CYS:HB2	14:AN:79:SER:OG	2.15	0.47
15:AO:24:THR:HG22	15:AO:69:LEU:HD12	1.96	0.47
17:AQ:60:ILE:CG2	17:AQ:61:ARG:N	2.77	0.47
22:BA:20:C:O2'	22:BA:21:A:H5'	2.15	0.47
22:BA:64:A:H2'	22:BA:65:U:C6	2.50	0.47
22:BA:276:U:O2'	22:BA:277:G:O5'	2.32	0.47
22:BA:364:C:O5'	22:BA:364:C:H6	1.97	0.47
22:BA:524:G:O2'	22:BA:525:U:H5'	2.15	0.47
22:BA:544:C:H3'	22:BA:545:U:C2	2.49	0.47
22:BA:555:G:O2'	22:BA:556:A:P	2.73	0.47
22:BA:686:U:O4	50:B2:12:ARG:HB2	2.15	0.47
22:BA:734:A:C4	22:BA:735:A:C8	3.03	0.47
22:BA:905:A:C6	22:BA:906:U:C5	3.03	0.47
22:BA:928:A:H2'	22:BA:929:U:O4'	2.15	0.47
22:BA:1000:A:C6	22:BA:1001:A:C6	3.03	0.47
22:BA:1071:G:C4	22:BA:1089:A:C5	3.03	0.47

Continued on next page...

Continued from previous page...

Atom-1	Atom-2	Interatomic distance (Å)	Clash overlap (Å)
22:BA:1249:U:H5'	22:BA:1249:U:C6	2.49	0.47
22:BA:1333:G:H2'	22:BA:1334:G:H8	1.79	0.47
22:BA:1594:U:H2'	22:BA:1595:C:C6	2.50	0.47
22:BA:1725:U:O2'	22:BA:1726:C:H5'	2.15	0.47
22:BA:1815:A:H1'	22:BA:1817:G:N7	2.30	0.47
22:BA:1867:G:C2'	22:BA:1868:C:C5'	2.90	0.47
22:BA:2291:U:C4	22:BA:2292:U:O4	2.67	0.47
22:BA:2305:U:H2'	22:BA:2306:C:O4'	2.15	0.47
22:BA:2454:G:H1'	62:BA:3527:HOH:O	2.15	0.47
22:BA:2643:G:C2	22:BA:2772:C:C2	3.02	0.47
22:BA:2663:G:H2'	22:BA:2664:G:H8	1.80	0.47
22:BA:2768:U:C4	22:BA:2769:U:C5	3.03	0.47
24:BC:94:LEU:O	24:BC:94:LEU:HG	2.12	0.47
24:BC:141:HIS:HD2	24:BC:192:GLY:O	1.97	0.47
25:BD:110:THR:OG1	25:BD:171:THR:HB	2.15	0.47
25:BD:157:LYS:HB3	31:BJ:80:HIS:CD2	2.50	0.47
25:BD:159:LYS:NZ	25:BD:160:LYS:N	2.49	0.47
25:BD:193:VAL:HB	25:BD:194:PRO:HD2	1.96	0.47
26:BE:121:VAL:O	26:BE:189:THR:HA	2.14	0.47
27:BF:161:SER:OG	27:BF:164:GLU:HG3	2.14	0.47
28:BG:59:ASP:CB	28:BG:63:GLN:HG2	2.32	0.47
29:BH:30:LEU:O	29:BH:35:LYS:HB2	2.15	0.47
29:BH:69:ALA:HB1	29:BH:72:ILE:CG2	2.44	0.47
29:BH:80:ILE:CG2	29:BH:147:VAL:HG21	2.43	0.47
29:BH:80:ILE:O	29:BH:81:ALA:HB2	2.15	0.47
30:BI:40:ALA:HB3	30:BI:68:PHE:CE1	2.50	0.47
30:BI:60:VAL:HG22	30:BI:66:PHE:CB	2.45	0.47
31:BJ:40:HIS:C	38:BQ:66:ALA:HB1	2.34	0.47
31:BJ:97:PRO:C	31:BJ:99:ARG:H	2.17	0.47
32:BK:61:VAL:O	32:BK:84:CYS:HA	2.15	0.47
33:BL:9:ALA:HB3	33:BL:12:SER:CB	2.45	0.47
37:BP:25:VAL:CG1	37:BP:46:VAL:HG23	2.44	0.47
39:BR:25:LEU:N	39:BR:94:THR:HG21	2.26	0.47
39:BR:37:GLU:OE1	39:BR:37:GLU:O	2.33	0.47
40:BS:46:LEU:HD23	40:BS:46:LEU:HA	1.57	0.47
43:BV:70:ILE:O	43:BV:71:LYS:CB	2.61	0.47
44:BW:72:GLY:C	44:BW:74:LYS:N	2.68	0.47
53:CA:248:C:O2'	53:CA:249:U:P	2.73	0.47
53:CA:376:G:H5''	56:CP:5:ARG:HB2	1.97	0.47
53:CA:435:A:C6	53:CA:436:C:C5	3.03	0.47
53:CA:502:A:H4'	53:CA:550:G:H4'	1.97	0.47

Continued on next page...

Continued from previous page...

Atom-1	Atom-2	Interatomic distance (Å)	Clash overlap (Å)
53:CA:640:A:O2'	8:CH:106:SER:HB2	2.14	0.47
53:CA:701:U:O2'	53:CA:702:A:P	2.73	0.47
53:CA:885:G:O2'	53:CA:886:G:H5'	2.14	0.47
53:CA:1004:A:O2'	53:CA:1005:A:H5'	2.14	0.47
53:CA:1017:U:OP2	53:CA:1017:U:H6	1.98	0.47
53:CA:1053:G:C6	53:CA:1199:U:H2'	2.49	0.47
53:CA:1106:G:C2	53:CA:1107:C:C6	3.03	0.47
53:CA:1130:A:N7	53:CA:1146:A:C6	2.83	0.47
53:CA:1141:C:O2'	53:CA:1142:G:H8	1.97	0.47
53:CA:1225:A:H2'	53:CA:1225:A:N3	2.29	0.47
53:CA:1240:U:OP1	54:CG:115:MET:HB2	2.15	0.47
53:CA:1272:G:H5'	14:CN:33:VAL:HB	1.97	0.47
53:CA:1383:C:O2'	53:CA:1384:C:H5'	2.14	0.47
53:CA:1458:G:C4'	20:CT:22:SER:HB2	2.41	0.47
3:CC:93:ILE:O	3:CC:93:ILE:CG1	2.63	0.47
4:CD:18:LEU:HB2	4:CD:20:LEU:HG	1.97	0.47
4:CD:23:GLY:CA	4:CD:160:LEU:HD12	2.45	0.47
6:CF:39:LEU:HD12	6:CF:39:LEU:C	2.35	0.47
8:CH:38:VAL:HA	8:CH:41:GLU:HG2	1.96	0.47
9:CI:5:TYR:O	9:CI:19:PHE:HA	2.15	0.47
9:CI:126:PHE:O	9:CI:126:PHE:CG	2.67	0.47
10:CJ:81:GLU:O	10:CJ:86:ALA:CB	2.62	0.47
11:CK:70:ALA:N	11:CK:73:VAL:HG13	2.30	0.47
11:CK:87:GLY:H	11:CK:113:THR:CG2	2.27	0.47
12:CL:48:LEU:N	12:CL:48:LEU:CD2	2.69	0.47
12:CL:79:ILE:CD1	12:CL:96:THR:HG21	2.32	0.47
12:CL:109:ARG:NH2	12:CL:116:TYR:CE2	2.83	0.47
55:CM:52:ILE:HG13	55:CM:56:ARG:HH21	1.80	0.47
55:CM:85:TYR:CE2	55:CM:96:VAL:HG13	2.49	0.47
56:CP:39:PHE:CE2	56:CP:41:PRO:HG3	2.50	0.47
17:CQ:30:HIS:CG	17:CQ:31:PRO:HD2	2.49	0.47
19:CS:35:ARG:NH2	19:CS:51:HIS:HD2	2.10	0.47
20:CT:3:ILE:O	20:CT:3:ILE:HG22	2.14	0.47
21:CU:25:ALA:O	21:CU:26:GLY:C	2.53	0.47
22:DA:62:U:H2'	22:DA:62:U:O2	2.14	0.47
22:DA:63:A:N6	22:DA:91:A:N6	2.63	0.47
22:DA:87:U:O2'	22:DA:88:G:P	2.73	0.47
22:DA:233:A:HO2'	22:DA:234:U:H6	1.53	0.47
22:DA:347:A:O2'	22:DA:348:A:H5'	2.15	0.47
22:DA:413:C:H4'	22:DA:1880:U:H4'	1.97	0.47
22:DA:425:G:C2	22:DA:426:C:C4	3.03	0.47

Continued on next page...

Continued from previous page...

Atom-1	Atom-2	Interatomic distance (Å)	Clash overlap (Å)
22:DA:468:G:H4'	26:DE:57:LYS:CG	2.44	0.47
22:DA:489:G:C6	22:DA:491:G:C5	3.03	0.47
22:DA:527:C:O2'	22:DA:528:A:P	2.72	0.47
22:DA:533:G:OP1	38:DQ:23:TYR:HB3	2.15	0.47
22:DA:567:U:O4	22:DA:568:U:C4	2.67	0.47
22:DA:579:G:N2	22:DA:1262:A:C4	2.83	0.47
22:DA:675:A:C6	22:DA:676:A:C6	3.02	0.47
22:DA:783:A:H2	22:DA:1778:U:C4'	2.19	0.47
22:DA:851:C:O4'	47:DZ:46:MET:HG2	2.14	0.47
22:DA:947:A:H2'	22:DA:948:C:C6	2.49	0.47
22:DA:1045:C:H1'	22:DA:1047:G:C2	2.50	0.47
22:DA:1079:C:N4	22:DA:1088:A:C2	2.82	0.47
22:DA:1092:C:H2'	22:DA:1093:G:H5'	1.95	0.47
22:DA:1220:G:H2'	22:DA:1221:C:C6	2.50	0.47
22:DA:1223:G:N2	22:DA:1225:G:H3'	2.30	0.47
22:DA:1286:A:C5	22:DA:1289:C:C4	3.02	0.47
22:DA:1426:G:C5'	22:DA:1427:A:OP2	2.63	0.47
22:DA:1451:C:H4'	22:DA:1452:G:O5'	2.15	0.47
22:DA:1456:G:O2'	22:DA:1457:U:C5'	2.63	0.47
22:DA:1506:U:O5'	22:DA:1506:U:H6	1.96	0.47
22:DA:1539:U:O2'	22:DA:1540:G:C8	2.65	0.47
22:DA:1542:U:O2'	22:DA:1543:G:H5'	2.14	0.47
22:DA:1586:A:H2'	22:DA:1587:G:C8	2.44	0.47
22:DA:1608:A:C5	22:DA:1611:C:C4	3.02	0.47
22:DA:1626:A:O2'	22:DA:1627:G:OP2	2.30	0.47
22:DA:1627:G:C2	22:DA:1628:G:N7	2.82	0.47
22:DA:1771:C:H42	22:DA:1980:G:H1	1.63	0.47
22:DA:1866:A:C4	22:DA:1876:A:N6	2.83	0.47
22:DA:2217:G:C2	22:DA:2218:G:C4	3.03	0.47
22:DA:2266:A:O2'	22:DA:2267:A:OP2	2.26	0.47
22:DA:2286:G:N7	49:D1:33:LEU:CD2	2.78	0.47
22:DA:2564:A:OP1	22:DA:2648:G:H4'	2.15	0.47
22:DA:2571:U:C4	22:DA:2574:G:C8	3.02	0.47
22:DA:2666:C:C2'	22:DA:2667:C:O5'	2.62	0.47
22:DA:2889:C:C4	22:DA:2890:G:C6	3.02	0.47
57:DB:66:A:OP2	57:DB:108:A:N6	2.47	0.47
24:DC:93:VAL:CG1	24:DC:94:LEU:N	2.78	0.47
24:DC:93:VAL:CG1	24:DC:101:ARG:N	2.72	0.47
25:DD:159:LYS:O	25:DD:161:MET:HG2	2.15	0.47
26:DE:26:ALA:CB	33:DL:9:ALA:HB2	2.45	0.47
26:DE:90:GLN:HG3	26:DE:92:HIS:NE2	2.29	0.47

Continued on next page...

Continued from previous page...

Atom-1	Atom-2	Interatomic distance (Å)	Clash overlap (Å)
58:DF:48:LEU:HD23	58:DF:48:LEU:N	2.22	0.47
58:DF:60:SER:O	58:DF:62:GLN:N	2.46	0.47
28:DG:104:LEU:H	28:DG:112:VAL:HG23	1.80	0.47
29:DH:82:SER:O	29:DH:83:LYS:HB3	2.14	0.47
31:DJ:65:THR:O	31:DJ:68:LYS:NZ	2.43	0.47
31:DJ:73:VAL:CG2	31:DJ:74:TYR:H	2.11	0.47
32:DK:87:LEU:HD23	32:DK:87:LEU:N	2.29	0.47
34:DM:32:GLY:C	34:DM:117:PHE:HE2	2.17	0.47
35:DN:12:ARG:HB3	35:DN:16:HIS:ND1	2.29	0.47
39:DR:2:TYR:CD2	39:DR:42:ALA:HB2	2.50	0.47
39:DR:80:ARG:HB3	39:DR:81:LYS:CD	2.45	0.47
41:DT:28:ASN:O	41:DT:29:THR:HG22	2.14	0.47
41:DT:63:VAL:HG21	41:DT:80:TRP:CE2	2.50	0.47
42:DU:81:ARG:O	42:DU:82:VAL:HG13	2.14	0.47
43:DV:26:PHE:HD2	43:DV:42:LEU:HB2	1.79	0.47
44:DW:43:LYS:HD3	44:DW:43:LYS:HA	1.58	0.47
45:DX:57:VAL:HG13	45:DX:58:ILE:N	2.28	0.47
51:D3:28:LEU:O	51:D3:29:ARG:HB3	2.14	0.47
1:AA:157:U:O2'	1:AA:158:G:H5'	2.15	0.47
1:AA:191:G:C4	1:AA:192:A:C8	3.03	0.47
1:AA:322:C:H41	1:AA:328:C:H6	1.62	0.47
1:AA:423:G:O2'	1:AA:424:G:O4'	2.32	0.47
1:AA:653:U:O2'	1:AA:654:G:H5'	2.15	0.47
1:AA:683:G:O2'	1:AA:684:U:H5'	2.15	0.47
1:AA:842:U:H2'	1:AA:843:U:O3'	2.14	0.47
1:AA:892:A:C2'	1:AA:893:C:H5'	2.45	0.47
1:AA:935:A:H61	7:AG:2:ARG:HB2	1.79	0.47
1:AA:991:U:C4'	1:AA:992:U:OP1	2.63	0.47
1:AA:1480:A:C6	1:AA:1481:U:C4	3.02	0.47
4:AD:80:ARG:NH2	4:AD:81:LEU:HD21	2.30	0.47
5:AE:81:GLN:HG2	5:AE:149:PRO:HB3	1.96	0.47
5:AE:152:VAL:HA	5:AE:155:LYS:HZ1	1.79	0.47
17:AQ:40:THR:HG22	17:AQ:41:THR:N	2.29	0.47
17:AQ:44:HIS:HD2	17:AQ:69:THR:HG22	1.79	0.47
20:AT:26:MET:HE1	20:AT:56:ILE:HD11	1.93	0.47
21:AU:24:LYS:CG	21:AU:25:ALA:H	2.27	0.47
22:BA:592:A:C2	51:B3:3:ILE:HD11	2.50	0.47
22:BA:693:A:O2'	22:BA:694:U:H5'	2.15	0.47
22:BA:1166:G:O2'	22:BA:1167:C:H5'	2.14	0.47
22:BA:1305:C:O2	22:BA:1305:C:H2'	2.15	0.47
22:BA:1456:G:H2'	22:BA:1457:U:H6	1.80	0.47

Continued on next page...

Continued from previous page...

Atom-1	Atom-2	Interatomic distance (Å)	Clash overlap (Å)
22:BA:1589:U:C2	22:BA:1590:A:C8	3.03	0.47
22:BA:1654:A:H2'	22:BA:1655:A:H8	1.80	0.47
22:BA:1817:G:O2'	22:BA:1818:U:H5'	2.15	0.47
22:BA:1824:G:C6	22:BA:1825:U:C4	3.02	0.47
22:BA:2063:C:H2'	22:BA:2064:C:H5'	1.96	0.47
22:BA:2714:G:OP1	62:BA:3541:HOH:O	2.20	0.47
22:BA:2897:U:H2'	22:BA:2898:U:C6	2.48	0.47
24:BC:29:PHE:O	24:BC:30:ALA:C	2.53	0.47
24:BC:109:LEU:HD23	24:BC:110:LYS:H	1.79	0.47
24:BC:159:THR:H	24:BC:194:VAL:CG1	2.28	0.47
24:BC:170:TYR:HD2	24:BC:183:VAL:C	2.18	0.47
26:BE:37:ALA:C	26:BE:39:ALA:H	2.18	0.47
28:BG:18:ILE:O	28:BG:18:ILE:HG23	2.14	0.47
28:BG:117:PRO:O	28:BG:118:ALA:C	2.53	0.47
32:BK:51:LYS:HG3	32:BK:95:ILE:CD1	2.37	0.47
33:BL:68:SER:O	33:BL:70:LYS:N	2.42	0.47
38:BQ:94:LEU:C	38:BQ:96:ASP:H	2.17	0.47
40:BS:74:ILE:CD1	40:BS:105:VAL:HG22	2.44	0.47
43:BV:88:HIS:CG	43:BV:89:ILE:N	2.82	0.47
45:BX:40:GLU:C	45:BX:42:GLU:N	2.67	0.47
52:B4:24:ARG:NH2	52:B4:24:ARG:HG2	2.30	0.47
53:CA:116:A:HO2'	53:CA:117:G:H5'	1.77	0.47
53:CA:119:A:C5'	53:CA:120:A:O5'	2.63	0.47
53:CA:239:U:C6	53:CA:239:U:C5'	2.81	0.47
53:CA:276:G:O2'	53:CA:277:C:P	2.73	0.47
53:CA:725:G:C6	53:CA:726:C:C4	3.02	0.47
53:CA:795:C:H1'	53:CA:1506:U:C5	2.49	0.47
53:CA:932:C:O3'	54:CG:3:ARG:HD3	2.14	0.47
53:CA:1056:U:H5'	3:CC:162:ALA:HB3	1.96	0.47
53:CA:1303:C:N4	53:CA:1304:G:C2	2.83	0.47
53:CA:1328:C:H2'	53:CA:1329:A:C8	2.50	0.47
53:CA:1458:G:O3'	20:CT:22:SER:CA	2.53	0.47
6:CF:6:ILE:H	6:CF:6:ILE:CD1	2.26	0.47
55:CM:75:SER:C	55:CM:77:LYS:H	2.17	0.47
15:CO:87:ARG:HA	15:CO:87:ARG:HD2	1.68	0.47
22:DA:243:U:O2'	22:DA:244:A:C5'	2.63	0.47
22:DA:244:A:O2'	22:DA:245:G:O4'	2.32	0.47
22:DA:298:G:OP1	42:DU:83:GLY:HA2	2.15	0.47
22:DA:301:G:C8	22:DA:334:C:C2	3.02	0.47
22:DA:310:A:O2'	22:DA:311:A:C8	2.43	0.47
22:DA:371:A:C4	22:DA:373:U:O4	2.68	0.47

Continued on next page...

Continued from previous page...

Atom-1	Atom-2	Interatomic distance (Å)	Clash overlap (Å)
22:DA:397:U:OP1	45:DX:30:PRO:CA	2.56	0.47
22:DA:480:A:H2'	22:DA:480:A:N3	2.27	0.47
22:DA:929:U:H4'	47:DZ:37:ARG:NH1	2.29	0.47
22:DA:968:C:O2'	22:DA:969:G:H5'	2.15	0.47
22:DA:991:C:O5'	22:DA:991:C:C6	2.68	0.47
22:DA:1070:A:C5	22:DA:1097:U:H4'	2.48	0.47
22:DA:1312:U:C2	22:DA:1603:A:C6	3.03	0.47
22:DA:1373:A:H4'	22:DA:2212:A:H1'	1.96	0.47
22:DA:1378:A:C8	22:DA:1380:G:C5	3.02	0.47
22:DA:1529:G:H2'	22:DA:1530:G:O4'	2.15	0.47
22:DA:1716:U:C4	22:DA:1745:A:N6	2.83	0.47
22:DA:1808:A:H3'	22:DA:1809:A:C8	2.50	0.47
22:DA:1837:C:H2'	22:DA:1899:A:H61	1.80	0.47
22:DA:1857:G:H1'	22:DA:1884:G:N2	2.13	0.47
22:DA:2097:A:C5	22:DA:2098:U:C4	3.03	0.47
22:DA:2517:C:O2'	22:DA:2518:A:C3'	2.53	0.47
25:DD:193:VAL:CB	25:DD:194:PRO:HD2	2.44	0.47
28:DG:26:LYS:HD3	28:DG:27:GLY:N	2.30	0.47
28:DG:152:ARG:CD	28:DG:153:PRO:HD2	2.44	0.47
29:DH:68:ARG:HG2	29:DH:71:LYS:HZ2	1.80	0.47
30:DI:37:PHE:CE1	30:DI:56:VAL:HG21	2.50	0.47
31:DJ:6:ALA:HB3	31:DJ:45:THR:CB	2.38	0.47
31:DJ:106:LYS:HE2	31:DJ:106:LYS:HA	1.96	0.47
32:DK:10:VAL:HG13	32:DK:12:ASP:H	1.80	0.47
33:DL:18:ARG:O	33:DL:19:LEU:HB3	2.15	0.47
33:DL:58:TYR:O	51:D3:12:ARG:CZ	2.63	0.47
34:DM:108:VAL:HA	34:DM:109:PRO:HD3	1.76	0.47
41:DT:68:LYS:HG3	62:DT:101:HOH:O	2.13	0.47
47:DZ:4:ILE:HG21	47:DZ:56:VAL:HG13	1.96	0.47
1:AA:628:G:C2	1:AA:629:A:C4	3.03	0.47
1:AA:1054:C:O2	1:AA:1054:C:O4'	2.32	0.47
1:AA:1113:C:H2'	1:AA:1114:C:C6	2.49	0.47
1:AA:1453:G:HO2'	1:AA:1454:G:P	2.37	0.47
2:AB:27:LYS:N	2:AB:28:PRO:CD	2.77	0.47
2:AB:99:MET:O	2:AB:99:MET:HG3	2.15	0.47
2:AB:115:ASP:O	2:AB:119:GLN:HB3	2.14	0.47
3:AC:148:ILE:HA	3:AC:200:TRP:O	2.14	0.47
4:AD:71:PHE:CZ	4:AD:199:ILE:HD11	2.50	0.47
4:AD:147:LYS:N	4:AD:147:LYS:CD	2.78	0.47
4:AD:172:VAL:O	4:AD:173:ASP:HB2	2.14	0.47
5:AE:29:ILE:HD12	5:AE:30:PHE:H	1.79	0.47

Continued on next page...

Continued from previous page...

Atom-1	Atom-2	Interatomic distance (Å)	Clash overlap (Å)
5:AE:104:ILE:O	5:AE:104:ILE:HG12	2.15	0.47
6:AF:11:HIS:CD2	6:AF:13:ASP:HB2	2.49	0.47
9:AI:12:LYS:O	9:AI:12:LYS:HG2	2.15	0.47
15:AO:80:LEU:HD12	15:AO:80:LEU:C	2.36	0.47
18:AR:25:ILE:HG21	18:AR:66:LEU:HB3	1.97	0.47
20:AT:9:ARG:HD2	20:AT:12:GLN:NE2	2.30	0.47
20:AT:32:LYS:O	20:AT:35:TYR:HD2	1.98	0.47
22:BA:79:C:O2'	22:BA:346:A:H1'	2.15	0.47
22:BA:288:U:O2'	22:BA:289:G:H5'	2.13	0.47
22:BA:830:G:H4'	22:BA:831:G:OP2	2.15	0.47
22:BA:892:A:H2'	22:BA:893:C:C6	2.50	0.47
22:BA:1167:C:C2'	22:BA:1168:G:O5'	2.63	0.47
22:BA:1354:A:H2'	22:BA:1355:G:O4'	2.15	0.47
22:BA:1471:G:C4	22:BA:1472:C:C6	3.03	0.47
22:BA:1471:G:O2'	22:BA:1472:C:H5'	2.15	0.47
22:BA:1654:A:O3'	25:BD:118:PHE:CE2	2.68	0.47
22:BA:2136:G:C2	22:BA:2137:U:O4	2.68	0.47
22:BA:2555:U:H5	22:BA:2556:C:C5	2.32	0.47
22:BA:2714:G:H2'	22:BA:2715:C:H6	1.79	0.47
25:BD:103:ASP:O	25:BD:104:VAL:C	2.53	0.47
26:BE:79:ARG:O	26:BE:80:SER:C	2.54	0.47
26:BE:141:MET:O	26:BE:142:ALA:CB	2.63	0.47
27:BF:3:LEU:HD12	27:BF:172:PHE:HE2	1.77	0.47
27:BF:110:ILE:O	27:BF:111:ARG:C	2.53	0.47
29:BH:25:TYR:CE2	29:BH:30:LEU:HD21	2.49	0.47
29:BH:50:ARG:O	29:BH:54:LEU:HB2	2.15	0.47
30:BI:18:ASN:ND2	30:BI:38:CYS:HB3	2.29	0.47
34:BM:32:GLY:HA3	34:BM:131:VAL:HG23	1.97	0.47
39:BR:25:LEU:O	39:BR:66:HIS:CE1	2.64	0.47
40:BS:18:ARG:CG	40:BS:76:VAL:HG13	2.32	0.47
41:BT:44:LYS:O	41:BT:48:GLN:HG2	2.15	0.47
43:BV:80:HIS:HD2	43:BV:83:LYS:CA	2.27	0.47
43:BV:80:HIS:HD1	43:BV:81:PRO:HD2	1.72	0.47
45:BX:58:ILE:CD1	45:BX:66:VAL:HG11	2.44	0.47
48:B0:27:LEU:H	48:B0:27:LEU:CD2	2.28	0.47
53:CA:39:G:C4	53:CA:40:C:C5	3.03	0.47
53:CA:245:U:HO2'	53:CA:246:A:H5'	1.76	0.47
53:CA:325:A:N6	53:CA:326:G:C6	2.82	0.47
53:CA:378:G:C2	53:CA:386:C:O2	2.68	0.47
53:CA:695:A:H61	53:CA:797:C:H1'	1.80	0.47
53:CA:914:A:C4	53:CA:915:A:C8	3.03	0.47

Continued on next page...

Continued from previous page...

Atom-1	Atom-2	Interatomic distance (Å)	Clash overlap (Å)
53:CA:998:C:H2'	53:CA:999:C:C6	2.45	0.47
53:CA:1046:A:H2'	53:CA:1047:G:H8	1.80	0.47
53:CA:1304:G:C1'	53:CA:1333:A:H61	2.23	0.47
53:CA:1310:G:C6	53:CA:1311:A:C6	3.03	0.47
2:CB:58:LYS:O	2:CB:62:ARG:HG3	2.14	0.47
2:CB:119:GLN:HG2	2:CB:124:THR:CG2	2.44	0.47
3:CC:91:ALA:CB	3:CC:98:ALA:HB3	2.40	0.47
4:CD:54:LEU:HA	4:CD:202:LEU:HD11	1.97	0.47
8:CH:11:THR:CG2	8:CH:14:ARG:HH22	2.27	0.47
9:CI:71:ILE:HD12	9:CI:72:SER:N	2.26	0.47
10:CJ:38:GLY:O	10:CJ:40:ILE:CD1	2.63	0.47
14:CN:8:ARG:NH1	14:CN:12:ARG:HH22	2.13	0.47
56:CP:16:PHE:CZ	56:CP:38:PHE:HD1	2.33	0.47
22:DA:56:A:C2	22:DA:115:C:C2	3.03	0.47
22:DA:61:C:C4	22:DA:94:A:C2	3.03	0.47
22:DA:234:U:H2'	22:DA:235:U:C6	2.50	0.47
22:DA:287:G:C2	22:DA:354:A:C2	3.02	0.47
22:DA:370:G:N1	22:DA:424:G:C6	2.81	0.47
22:DA:479:A:C1'	22:DA:480:A:H5''	2.43	0.47
22:DA:553:G:O2'	22:DA:554:U:H5'	2.14	0.47
22:DA:602:A:H4'	22:DA:605:G:P	2.55	0.47
22:DA:715:A:C6	22:DA:716:A:C6	3.02	0.47
22:DA:845:A:C2	22:DA:847:U:C6	3.03	0.47
22:DA:1179:G:H2'	22:DA:1180:U:C6	2.49	0.47
22:DA:1327:A:N3	22:DA:1328:A:H1'	2.30	0.47
22:DA:1753:G:C2	22:DA:1756:G:C2	3.02	0.47
22:DA:1991:U:H5''	22:DA:1991:U:H6	1.80	0.47
22:DA:2015:A:H8	22:DA:2016:U:C6	2.33	0.47
22:DA:2144:G:O2'	22:DA:2145:C:C5'	2.63	0.47
22:DA:2314:A:C2	22:DA:2315:G:C4	3.03	0.47
22:DA:2330:G:H21	44:DW:38:ARG:HA	1.80	0.47
22:DA:2431:U:N3	22:DA:2434:A:OP2	2.45	0.47
22:DA:2443:C:H2'	22:DA:2444:G:O4'	2.15	0.47
22:DA:2687:U:C2'	22:DA:2688:G:H5'	2.45	0.47
22:DA:2756:U:H4'	22:DA:2757:A:C5'	2.45	0.47
24:DC:163:ILE:HG23	24:DC:171:VAL:HG13	1.97	0.47
24:DC:203:VAL:O	24:DC:204:LEU:HB2	2.15	0.47
26:DE:59:PRO:HB2	26:DE:67:ARG:HH22	1.75	0.47
58:DF:169:LEU:N	58:DF:169:LEU:CD1	2.78	0.47
28:DG:67:ALA:O	28:DG:71:LEU:HB2	2.14	0.47
28:DG:94:ARG:HH21	28:DG:111:PRO:HB3	1.80	0.47

Continued on next page...

Continued from previous page...

Atom-1	Atom-2	Interatomic distance (Å)	Clash overlap (Å)
34:DM:53:MET:HB2	34:DM:120:ALA:CB	2.44	0.47
35:DN:31:HIS:O	35:DN:33:ILE:HG13	2.15	0.47
35:DN:96:ARG:HB3	35:DN:114:GLU:OE1	2.15	0.47
36:DO:63:LYS:HD3	36:DO:63:LYS:O	2.15	0.47
42:DU:6:ARG:CG	42:DU:7:ASP:N	2.73	0.47
49:D1:5:ARG:HH21	49:D1:23:THR:HB	1.79	0.47
49:D1:24:LYS:HE2	49:D1:52:LYS:HZ1	1.80	0.47
1:AA:275:G:C2	1:AA:276:G:C8	3.02	0.47
1:AA:518:C:OP2	1:AA:530:G:H1'	2.15	0.47
1:AA:545:C:C2'	1:AA:545:C:O2	2.63	0.47
1:AA:580:C:O2'	1:AA:581:G:H5'	2.15	0.47
1:AA:1111:A:C2	3:AC:176:THR:HG23	2.50	0.47
1:AA:1211:U:H1'	1:AA:1213:A:C2	2.50	0.47
1:AA:1303:C:H2'	1:AA:1304:G:H8	1.73	0.47
1:AA:1333:A:H2'	1:AA:1334:G:H5'	1.97	0.47
2:AB:53:LEU:CD2	2:AB:53:LEU:N	2.78	0.47
2:AB:106:VAL:O	2:AB:110:ILE:HD13	2.15	0.47
2:AB:110:ILE:CG1	2:AB:147:LEU:HD13	2.42	0.47
2:AB:219:THR:HG23	2:AB:220:VAL:H	1.80	0.47
6:AF:89:VAL:O	6:AF:89:VAL:HG13	2.13	0.47
8:AH:38:VAL:HG13	8:AH:111:THR:HG22	1.97	0.47
9:AI:8:THR:O	9:AI:81:GLY:CA	2.63	0.47
10:AJ:19:ASP:CA	10:AJ:22:THR:HB	2.41	0.47
10:AJ:20:GLN:HA	10:AJ:20:GLN:HE21	1.78	0.47
11:AK:15:VAL:CG1	11:AK:78:ILE:CG2	2.93	0.47
22:BA:470:A:H61	41:BT:72:GLN:HE22	1.63	0.47
22:BA:528:A:H5''	22:BA:528:A:C8	2.29	0.47
22:BA:747:U:O2'	40:BS:88:ARG:NH2	2.48	0.47
22:BA:954:G:OP2	34:BM:16:ARG:NH2	2.48	0.47
22:BA:971:G:H2'	22:BA:972:A:H5'	1.97	0.47
22:BA:1107:G:C4	22:BA:1108:U:C5	3.03	0.47
22:BA:1112:G:O2'	22:BA:1113:U:H5'	2.15	0.47
22:BA:1136:G:N2	22:BA:1137:G:C4	2.83	0.47
22:BA:1737:G:C6	22:BA:1738:G:C2	3.04	0.47
22:BA:2517:C:C6	22:BA:2542:A:N7	2.83	0.47
22:BA:2756:U:H4'	22:BA:2757:A:O5'	2.15	0.47
25:BD:159:LYS:HZ2	25:BD:159:LYS:C	2.18	0.47
25:BD:182:ALA:C	25:BD:184:ARG:H	2.19	0.47
27:BF:39:VAL:HG13	27:BF:40:GLY:N	2.29	0.47
27:BF:52:ALA:O	27:BF:55:ASP:HB2	2.15	0.47
30:BI:79:LEU:HD11	30:BI:132:ALA:HA	1.96	0.47

Continued on next page...

Continued from previous page...

Atom-1	Atom-2	Interatomic distance (Å)	Clash overlap (Å)
33:BL:73:ILE:HA	33:BL:105:ILE:HD13	1.97	0.47
33:BL:80:SER:HB3	33:BL:115:GLU:OE1	2.15	0.47
34:BM:73:ILE:HB	34:BM:91:TYR:O	2.15	0.47
34:BM:78:LEU:C	34:BM:78:LEU:HD23	2.35	0.47
36:BO:31:THR:HG23	36:BO:33:ARG:H	1.80	0.47
36:BO:94:ARG:H	36:BO:94:ARG:HG3	1.45	0.47
38:BQ:110:GLU:HA	38:BQ:110:GLU:OE2	2.15	0.47
39:BR:54:VAL:O	39:BR:54:VAL:HG23	2.14	0.47
41:BT:39:THR:HG21	41:BT:41:ALA:HB3	1.93	0.47
44:BW:14:ASP:OD2	44:BW:16:GLU:OE1	2.33	0.47
45:BX:52:ALA:O	45:BX:53:LYS:HB3	2.15	0.47
46:BY:47:ARG:HH21	46:BY:47:ARG:HG3	1.80	0.47
47:BZ:30:ARG:HE	47:BZ:30:ARG:HB2	1.53	0.47
49:B1:10:LEU:O	49:B1:19:PHE:HB2	2.15	0.47
52:B4:33:HIS:N	52:B4:33:HIS:ND1	2.63	0.47
53:CA:335:C:O2	53:CA:1433:A:C2	2.60	0.47
53:CA:414:A:O2'	53:CA:415:A:C4'	2.62	0.47
53:CA:568:G:O2'	53:CA:574:A:N1	2.45	0.47
53:CA:760:G:H2'	53:CA:761:G:H5'	1.96	0.47
53:CA:1204:A:H2'	53:CA:1205:U:C6	2.50	0.47
53:CA:1332:A:C2'	53:CA:1333:A:H5'	2.45	0.47
3:CC:148:ILE:HD12	3:CC:149:LYS:H	1.80	0.47
4:CD:22:SER:OG	4:CD:23:GLY:N	2.48	0.47
4:CD:26:ALA:O	4:CD:28:ASP:O	2.33	0.47
4:CD:66:VAL:CG1	4:CD:70:GLN:HB3	2.45	0.47
9:CI:85:ALA:HA	9:CI:88:GLU:OE1	2.14	0.47
10:CJ:65:TYR:CB	14:CN:95:LEU:HD11	2.46	0.47
55:CM:21:ILE:HB	55:CM:24:VAL:CG2	2.45	0.47
15:CO:63:ARG:HH22	22:DA:715:A:H5''	1.80	0.47
56:CP:20:VAL:HG22	56:CP:21:VAL:N	2.30	0.47
17:CQ:19:SER:HB2	17:CQ:45:VAL:O	2.14	0.47
19:CS:32:THR:HG21	19:CS:48:ILE:CG2	2.45	0.47
22:DA:2:G:H2'	22:DA:3:U:O4'	2.15	0.47
22:DA:52:A:C5	22:DA:118:A:C2	3.03	0.47
22:DA:100:U:H3'	22:DA:100:U:P	2.54	0.47
22:DA:153:U:C2'	22:DA:154:U:H5'	2.45	0.47
22:DA:227:A:H4'	22:DA:228:C:OP1	2.14	0.47
22:DA:284:U:H2'	22:DA:285:G:C8	2.48	0.47
22:DA:352:A:H2'	22:DA:353:C:C4'	2.44	0.47
22:DA:919:U:C2	22:DA:920:A:C8	3.03	0.47
22:DA:1738:G:O2'	22:DA:1739:A:P	2.73	0.47

Continued on next page...

Continued from previous page...

Atom-1	Atom-2	Interatomic distance (Å)	Clash overlap (Å)
22:DA:1895:C:C6	22:DA:1895:C:C3'	2.98	0.47
22:DA:2286:G:C8	49:D1:33:LEU:HD21	2.50	0.47
22:DA:2331:G:O2'	44:DW:40:ARG:CB	2.62	0.47
22:DA:2394:C:OP1	33:DL:63:LYS:HG2	2.15	0.47
22:DA:2449:U:H3'	62:DA:3671:HOH:O	2.15	0.47
22:DA:2531:A:H5''	28:DG:156:TYR:OH	2.15	0.47
22:DA:2656:U:O2'	22:DA:2657:A:H8	1.98	0.47
57:DB:24:G:H1'	57:DB:27:C:H41	1.70	0.47
24:DC:125:PRO:HA	24:DC:191:LEU:HB2	1.97	0.47
24:DC:128:THR:HG22	24:DC:188:ARG:HG2	1.97	0.47
26:DE:24:ASN:O	26:DE:28:VAL:HG13	2.15	0.47
26:DE:60:TRP:O	26:DE:61:ARG:HB2	2.15	0.47
26:DE:146:VAL:O	26:DE:167:VAL:HA	2.14	0.47
58:DF:103:ILE:HA	58:DF:107:VAL:CG2	2.35	0.47
29:DH:83:LYS:HG3	29:DH:149:GLU:CB	2.45	0.47
31:DJ:80:HIS:O	31:DJ:81:ILE:C	2.52	0.47
35:DN:83:LEU:CD1	35:DN:86:ARG:HH21	2.28	0.47
36:DO:30:ARG:HA	36:DO:35:ILE:CD1	2.44	0.47
42:DU:34:ILE:HG12	42:DU:63:ALA:HA	1.97	0.47
44:DW:43:LYS:CG	44:DW:79:ILE:HD11	2.45	0.47
49:D1:37:LYS:O	49:D1:48:TYR:HD2	1.99	0.47
1:AA:344:A:O2'	37:BP:36:LYS:CE	2.63	0.46
1:AA:1232:U:C4	1:AA:1233:G:N7	2.84	0.46
1:AA:1370:G:C2	1:AA:1371:G:C8	3.03	0.46
2:AB:14:HIS:HB2	2:AB:208:ALA:HB2	1.96	0.46
2:AB:40:ILE:O	2:AB:41:ASN:HB2	2.15	0.46
2:AB:76:SER:O	2:AB:79:VAL:HB	2.15	0.46
3:AC:113:LYS:HD3	3:AC:184:ASN:ND2	2.30	0.46
4:AD:11:SER:CA	4:AD:18:LEU:HD12	2.38	0.46
7:AG:83:THR:O	7:AG:84:TYR:C	2.53	0.46
7:AG:138:GLU:OE1	7:AG:138:GLU:HA	2.16	0.46
8:AH:20:ASN:HA	8:AH:64:TYR:CE2	2.50	0.46
8:AH:110:MET:CE	8:AH:114:ALA:HB1	2.44	0.46
17:AQ:48:GLU:OE1	17:AQ:49:ASN:N	2.46	0.46
17:AQ:51:GLU:N	17:AQ:51:GLU:OE1	2.48	0.46
17:AQ:67:SER:OG	17:AQ:70:LYS:HB3	2.14	0.46
20:AT:3:ILE:HA	20:AT:7:LYS:NZ	2.29	0.46
22:BA:414:C:H1'	22:BA:1864:U:O2'	2.14	0.46
22:BA:709:U:H2'	22:BA:710:U:H6	1.79	0.46
22:BA:779:U:OP1	24:BC:48:ILE:HG13	2.14	0.46
22:BA:790:U:O2'	22:BA:791:C:P	2.73	0.46

Continued on next page...

Continued from previous page...

Atom-1	Atom-2	Interatomic distance (Å)	Clash overlap (Å)
22:BA:901:C:H2'	22:BA:902:C:C6	2.50	0.46
22:BA:1301:A:C4	22:BA:1303:G:N7	2.83	0.46
22:BA:1510:G:O2'	22:BA:1511:G:O4'	2.26	0.46
22:BA:1731:G:C4	22:BA:1733:G:C8	3.03	0.46
22:BA:1735:A:O2'	22:BA:1736:U:H5'	2.15	0.46
22:BA:2080:A:H5'	45:BX:18:SER:CB	2.46	0.46
22:BA:2287:A:C2	22:BA:2289:G:C5	3.03	0.46
22:BA:2394:C:P	51:B3:29:ARG:HH21	2.38	0.46
22:BA:2402:U:C2'	22:BA:2403:C:OP2	2.56	0.46
22:BA:2808:G:C2	22:BA:2891:U:C5	3.03	0.46
24:BC:80:LEU:HD11	24:BC:109:LEU:CB	2.45	0.46
25:BD:13:ARG:HD2	37:BP:55:HIS:CE1	2.50	0.46
25:BD:42:ASN:O	25:BD:43:ASP:O	2.32	0.46
27:BF:24:VAL:HG22	27:BF:25:MET:N	2.30	0.46
27:BF:64:PRO:HA	27:BF:88:VAL:HG23	1.97	0.46
32:BK:15:GLY:O	32:BK:46:ALA:HA	2.15	0.46
35:BN:55:ALA:HB1	35:BN:80:PHE:HA	1.96	0.46
38:BQ:63:ARG:HH22	38:BQ:96:ASP:N	2.13	0.46
42:BU:78:LYS:HG2	42:BU:79:ALA:H	1.80	0.46
42:BU:80:ASP:O	42:BU:81:ARG:CB	2.62	0.46
52:B4:1:MET:CE	52:B4:34:LYS:HG2	2.45	0.46
53:CA:137:U:H1'	53:CA:227:G:N2	2.30	0.46
53:CA:366:A:H1'	53:CA:395:C:O2	2.16	0.46
53:CA:948:C:H5''	55:CM:104:ASN:CB	2.40	0.46
53:CA:954:G:C2	53:CA:1228:C:N3	2.82	0.46
53:CA:960:U:HO2'	53:CA:1223:C:H4'	1.77	0.46
53:CA:986:U:O4	53:CA:987:G:O6	2.32	0.46
53:CA:988:G:O2'	53:CA:989:U:C5'	2.41	0.46
53:CA:1004:A:H2'	53:CA:1005:A:H8	1.80	0.46
53:CA:1076:U:C2	53:CA:1082:A:C2	3.03	0.46
53:CA:1129:C:C4	53:CA:1139:G:C5	3.04	0.46
53:CA:1207:G:H2'	53:CA:1208:C:C6	2.51	0.46
53:CA:1494:G:O2'	53:CA:1495:U:H5'	2.16	0.46
4:CD:50:TYR:O	4:CD:53:GLN:N	2.49	0.46
6:CF:44:ARG:N	6:CF:58:HIS:ND1	2.60	0.46
54:CG:91:ARG:HG2	54:CG:92:PRO:HD3	1.90	0.46
8:CH:38:VAL:HA	8:CH:41:GLU:CG	2.45	0.46
12:CL:89:LEU:HA	12:CL:90:PRO:HD2	1.72	0.46
19:CS:50:VAL:HG21	19:CS:74:ALA:HB2	1.96	0.46
22:DA:119:A:C4'	22:DA:120:U:OP1	2.63	0.46
22:DA:136:G:H8	22:DA:136:G:O5'	1.98	0.46

Continued on next page...

Continued from previous page...

Atom-1	Atom-2	Interatomic distance (Å)	Clash overlap (Å)
22:DA:298:G:H8	22:DA:298:G:O5'	1.98	0.46
22:DA:372:G:P	45:DX:61:LYS:HZ3	2.38	0.46
22:DA:374:A:C6	22:DA:401:A:C8	3.03	0.46
22:DA:417:C:H2'	22:DA:418:C:H6	1.79	0.46
22:DA:513:A:N1	22:DA:514:A:C6	2.83	0.46
22:DA:632:A:H2'	22:DA:633:A:C8	2.50	0.46
22:DA:638:G:O2'	22:DA:639:U:C5'	2.63	0.46
22:DA:740:C:C4	22:DA:1981:A:C2	3.03	0.46
22:DA:862:G:O6	22:DA:916:G:C2	2.68	0.46
22:DA:1203:U:C2	22:DA:1204:A:C6	3.02	0.46
22:DA:1373:A:C5'	22:DA:2212:A:H1'	2.44	0.46
22:DA:1717:A:O2'	22:DA:1718:G:C5'	2.63	0.46
22:DA:1721:G:H1'	22:DA:1739:A:H61	1.78	0.46
22:DA:1759:A:C4	22:DA:1760:C:C5	3.03	0.46
22:DA:1869:G:C2	22:DA:1873:G:C6	3.03	0.46
22:DA:2023:C:O2'	22:DA:2024:G:O5'	2.33	0.46
22:DA:2135:A:H2'	22:DA:2136:G:C8	2.50	0.46
22:DA:2145:C:C2'	22:DA:2146:C:H3'	2.45	0.46
22:DA:2369:A:O2'	22:DA:2370:G:H5'	2.15	0.46
22:DA:2376:A:N9	36:DO:99:TYR:CE1	2.84	0.46
22:DA:2566:A:O2'	22:DA:2567:G:OP2	2.31	0.46
22:DA:2668:G:O2'	22:DA:2669:G:P	2.73	0.46
22:DA:2852:G:H2'	22:DA:2853:C:C6	2.50	0.46
22:DA:2876:G:C2	22:DA:2877:G:H1'	2.50	0.46
57:DB:21:G:H2'	57:DB:22:U:O4'	2.13	0.46
57:DB:69:G:C4	57:DB:70:C:C5	3.03	0.46
57:DB:109:A:O2'	57:DB:110:C:O5'	2.33	0.46
24:DC:35:LYS:HB3	24:DC:35:LYS:HZ3	1.80	0.46
24:DC:191:LEU:N	24:DC:191:LEU:CD2	2.77	0.46
25:DD:179:ARG:HB2	25:DD:188:LEU:HD12	1.96	0.46
26:DE:55:SER:OG	26:DE:56:GLY:N	2.47	0.46
28:DG:58:ALA:O	28:DG:59:ASP:C	2.53	0.46
28:DG:115:GLN:CG	28:DG:116:LEU:H	2.23	0.46
31:DJ:18:VAL:CG1	31:DJ:54:ILE:HD11	2.45	0.46
31:DJ:56:VAL:HG23	31:DJ:124:VAL:HG23	1.96	0.46
32:DK:2:ILE:N	32:DK:2:ILE:CD1	2.78	0.46
32:DK:9:ASN:ND2	32:DK:9:ASN:N	2.61	0.46
33:DL:118:THR:HG23	33:DL:120:VAL:HG23	1.97	0.46
37:DP:10:GLU:HG2	37:DP:10:GLU:O	2.15	0.46
37:DP:25:VAL:O	37:DP:25:VAL:HG23	2.15	0.46
40:DS:70:LYS:HD2	40:DS:110:ARG:O	2.16	0.46

Continued on next page...

Continued from previous page...

Atom-1	Atom-2	Interatomic distance (Å)	Clash overlap (Å)
45:DX:39:VAL:O	45:DX:41:SER:N	2.44	0.46
1:AA:49:U:H5	1:AA:365:U:O4	1.98	0.46
1:AA:144:G:C4	1:AA:179:A:C2	3.04	0.46
1:AA:189:A:H2'	1:AA:190:A:C8	2.51	0.46
1:AA:247:G:C6	1:AA:278:G:C2	3.02	0.46
1:AA:623:C:O2'	1:AA:624:C:H5'	2.15	0.46
1:AA:685:G:H8	1:AA:685:G:O5'	1.98	0.46
1:AA:929:G:C6	1:AA:930:C:C4	3.03	0.46
1:AA:1087:G:O2'	1:AA:1088:G:H5'	2.14	0.46
1:AA:1157:A:N3	1:AA:1181:G:C4	2.83	0.46
2:AB:22:TRP:O	2:AB:22:TRP:CD2	2.68	0.46
2:AB:57:ASN:C	2:AB:57:ASN:HD22	2.19	0.46
2:AB:168:GLU:HB3	2:AB:171:ALA:HB3	1.97	0.46
3:AC:54:ILE:C	3:AC:54:ILE:CD1	2.77	0.46
5:AE:123:LEU:H	5:AE:123:LEU:HD12	1.80	0.46
5:AE:133:ILE:H	5:AE:133:ILE:CD1	2.12	0.46
7:AG:119:LEU:O	7:AG:119:LEU:HD23	2.15	0.46
9:AI:100:ALA:HB1	9:AI:102:PHE:CE2	2.50	0.46
14:AN:68:ARG:HA	14:AN:69:PRO:HD3	1.71	0.46
22:BA:765:C:O2'	22:BA:766:U:C5'	2.55	0.46
22:BA:796:C:H2'	22:BA:797:G:C8	2.50	0.46
22:BA:833:A:H2'	22:BA:834:G:H8	1.80	0.46
22:BA:996:A:O2'	22:BA:997:G:H5'	2.16	0.46
22:BA:1244:A:OP1	33:BL:7:SER:HB3	2.15	0.46
22:BA:1494:A:O2'	22:BA:1495:A:C5'	2.64	0.46
22:BA:1661:G:C5	22:BA:1662:U:C5	3.03	0.46
22:BA:1668:A:C2	22:BA:1674:G:H1'	2.50	0.46
22:BA:1919:A:C2'	22:BA:1920:C:H5'	2.44	0.46
22:BA:2043:C:O2	22:BA:2043:C:H2'	2.14	0.46
22:BA:2870:C:C4	22:BA:2871:U:C5	3.03	0.46
24:BC:266:ILE:O	24:BC:266:ILE:HG22	2.15	0.46
27:BF:129:MET:SD	27:BF:153:ILE:HD11	2.54	0.46
28:BG:71:LEU:HD13	28:BG:74:MET:SD	2.55	0.46
28:BG:83:THR:HA	28:BG:84:LYS:HE2	1.87	0.46
29:BH:101:ASP:C	29:BH:104:THR:HB	2.35	0.46
31:BJ:25:LEU:HB2	31:BJ:62:VAL:HG22	1.96	0.46
31:BJ:41:LYS:N	38:BQ:66:ALA:CB	2.77	0.46
34:BM:50:ARG:O	34:BM:53:MET:HB3	2.16	0.46
35:BN:95:THR:HG22	35:BN:96:ARG:N	2.30	0.46
40:BS:1:MET:HA	40:BS:1:MET:CE	2.45	0.46
41:BT:2:ILE:HG13	41:BT:3:ARG:NH2	2.31	0.46

Continued on next page...

Continued from previous page...

Atom-1	Atom-2	Interatomic distance (Å)	Clash overlap (Å)
41:BT:18:GLU:C	41:BT:20:ALA:N	2.68	0.46
44:BW:28:GLU:CG	44:BW:29:SER:N	2.68	0.46
44:BW:39:GLN:NE2	44:BW:43:LYS:HB2	2.30	0.46
49:B1:27:ARG:CZ	49:B1:27:ARG:HB2	2.44	0.46
53:CA:283:U:C4	53:CA:284:C:C4	3.03	0.46
53:CA:289:G:N1	53:CA:290:C:C4	2.82	0.46
53:CA:440:C:C2'	53:CA:441:A:H5'	2.45	0.46
53:CA:554:A:H2'	53:CA:555:U:C6	2.49	0.46
53:CA:587:G:O2'	53:CA:588:G:H5'	2.16	0.46
53:CA:752:G:C1'	53:CA:754:C:N4	2.76	0.46
53:CA:755:G:OP2	15:CO:64:LYS:HD2	2.15	0.46
53:CA:855:U:H5	53:CA:871:U:O4	1.99	0.46
53:CA:1012:A:C5	53:CA:1013:G:N7	2.83	0.46
53:CA:1363:A:C6	53:CA:1365:G:C6	3.03	0.46
2:CB:33:ALA:HA	2:CB:37:VAL:O	2.15	0.46
2:CB:122:ASP:CB	2:CB:124:THR:HG22	2.45	0.46
4:CD:29:THR:HB	4:CD:30:LYS:HE3	1.96	0.46
4:CD:138:PRO:O	4:CD:139:ASN:HB2	2.15	0.46
5:CE:14:LEU:CD1	5:CE:36:THR:HG22	2.44	0.46
5:CE:65:LYS:O	5:CE:69:ASN:OD1	2.33	0.46
8:CH:46:GLU:N	8:CH:63:LYS:HG3	2.30	0.46
22:DA:54:G:C5	22:DA:55:G:C8	3.03	0.46
22:DA:117:G:O4'	22:DA:126:A:C2	2.68	0.46
22:DA:185:G:C4	22:DA:212:G:N2	2.83	0.46
22:DA:197:A:C5	22:DA:2430:A:C4	3.03	0.46
22:DA:263:G:H2'	22:DA:264:C:O4'	2.15	0.46
22:DA:269:C:N3	22:DA:270:A:N7	2.64	0.46
22:DA:404:A:C5'	22:DA:405:U:OP1	2.59	0.46
22:DA:406:G:HO2'	22:DA:407:G:H8	1.62	0.46
22:DA:447:A:C8	22:DA:473:G:C6	3.03	0.46
22:DA:567:U:O4	39:DR:80:ARG:HG3	2.14	0.46
22:DA:614:A:H4'	22:DA:616:A:N7	2.31	0.46
22:DA:732:C:N4	22:DA:733:G:C5	2.83	0.46
22:DA:785:G:O2'	22:DA:1779:U:H5''	2.15	0.46
22:DA:975:A:O2'	22:DA:976:G:C5'	2.62	0.46
22:DA:981:A:H5''	62:DA:3623:HOH:O	2.14	0.46
22:DA:1013:C:O2'	22:DA:1014:A:C5'	2.60	0.46
22:DA:1014:A:N1	22:DA:1149:G:C6	2.82	0.46
22:DA:1555:G:H2'	22:DA:1556:C:C5	2.50	0.46
22:DA:1651:G:C2	22:DA:2007:U:N3	2.84	0.46
22:DA:1853:A:C6	22:DA:1854:A:N1	2.83	0.46

Continued on next page...

Continued from previous page...

Atom-1	Atom-2	Interatomic distance (Å)	Clash overlap (Å)
22:DA:1965:C:H5'	22:DA:1966:A:H2'	1.96	0.46
22:DA:2141:G:H2'	22:DA:2142:A:H8	1.81	0.46
22:DA:2350:C:H2'	22:DA:2351:G:C5'	2.46	0.46
22:DA:2582:G:N3	22:DA:2582:G:C2'	2.78	0.46
22:DA:2631:G:N2	22:DA:2788:C:C2	2.83	0.46
24:DC:34:GLU:HG3	24:DC:35:LYS:N	2.30	0.46
24:DC:43:ASN:ND2	24:DC:44:ASN:H	2.13	0.46
24:DC:184:GLU:O	24:DC:185:ALA:C	2.54	0.46
24:DC:245:THR:C	24:DC:247:TRP:H	2.18	0.46
26:DE:151:GLY:HA3	26:DE:191:ASP:OD1	2.14	0.46
58:DF:9:ASP:O	58:DF:10:GLU:HB3	2.14	0.46
29:DH:53:GLU:C	29:DH:55:GLU:H	2.18	0.46
30:DI:113:ALA:HB2	30:DI:124:MET:HB3	1.95	0.46
32:DK:17:ARG:H	32:DK:45:GLU:HG2	1.79	0.46
32:DK:104:THR:C	32:DK:106:GLU:N	2.68	0.46
35:DN:33:ILE:CD1	35:DN:118:ARG:NH2	2.77	0.46
42:DU:58:VAL:CG1	42:DU:59:GLU:N	2.77	0.46
42:DU:82:VAL:HG23	42:DU:83:GLY:N	2.30	0.46
1:AA:135:C:H2'	1:AA:136:C:H5'	1.96	0.46
1:AA:487:A:H2'	1:AA:488:C:H6	1.79	0.46
1:AA:880:C:P	12:AL:4:ASN:HD22	2.38	0.46
1:AA:919:A:C2'	1:AA:920:U:H5'	2.45	0.46
1:AA:1012:A:N6	1:AA:1013:G:C6	2.84	0.46
1:AA:1231:G:C6	1:AA:1232:U:C4	3.03	0.46
1:AA:1433:A:N6	1:AA:1468:A:C4	2.83	0.46
1:AA:1440:U:H5'	1:AA:1441:A:OP1	2.15	0.46
2:AB:118:THR:O	2:AB:119:GLN:CB	2.62	0.46
2:AB:166:ASP:OD1	2:AB:167:HIS:N	2.48	0.46
2:AB:186:VAL:HG23	2:AB:186:VAL:O	2.15	0.46
11:AK:91:GLY:O	11:AK:95:THR:HB	2.15	0.46
13:AM:4:ALA:H	13:AM:56:ARG:HG3	1.81	0.46
16:AP:2:VAL:HG23	16:AP:65:ALA:CA	2.45	0.46
22:BA:38:A:C2'	22:BA:39:G:O5'	2.63	0.46
22:BA:62:U:C5'	22:BA:63:A:OP1	2.63	0.46
22:BA:223:A:O4'	22:BA:421:C:H4'	2.15	0.46
22:BA:478:A:C6	22:BA:480:A:N6	2.82	0.46
22:BA:626:A:H2'	33:BL:78:ARG:NH1	2.30	0.46
22:BA:729:G:C4	22:BA:1775:U:C2	3.04	0.46
22:BA:806:C:H6	22:BA:806:C:C5'	2.27	0.46
22:BA:898:C:H2'	22:BA:899:A:H5'	1.97	0.46
22:BA:960:A:N6	22:BA:962:G:N3	2.62	0.46

Continued on next page...

Continued from previous page...

Atom-1	Atom-2	Interatomic distance (Å)	Clash overlap (Å)
22:BA:1204:A:H1'	22:BA:1206:G:C5	2.49	0.46
22:BA:1568:G:H4'	24:BC:58:LYS:HG2	1.96	0.46
22:BA:1849:G:H2'	22:BA:1850:G:C8	2.49	0.46
22:BA:2149:U:O2'	22:BA:2150:C:O4'	2.33	0.46
22:BA:2305:U:O2'	22:BA:2306:C:H5'	2.15	0.46
22:BA:2523:G:O2'	22:BA:2524:G:H5'	2.16	0.46
22:BA:2630:G:O2'	22:BA:2631:G:H5'	2.14	0.46
22:BA:2731:G:OP1	25:BD:174:SER:HB2	2.15	0.46
22:BA:2750:A:H4'	22:BA:2751:G:OP1	2.13	0.46
24:BC:68:ARG:NH2	24:BC:126:GLY:O	2.49	0.46
24:BC:94:LEU:HB2	24:BC:100:ARG:CD	2.45	0.46
25:BD:4:LEU:HD22	25:BD:101:PHE:CE1	2.51	0.46
27:BF:43:ILE:HG22	27:BF:82:TYR:CD1	2.47	0.46
28:BG:175:LYS:HD3	28:BG:175:LYS:HA	1.78	0.46
29:BH:21:VAL:HG21	29:BH:25:TYR:HD2	1.80	0.46
30:BI:56:VAL:HG11	30:BI:68:PHE:HD2	1.80	0.46
30:BI:105:LEU:HA	30:BI:108:ILE:HD12	1.97	0.46
33:BL:77:ILE:HG12	33:BL:95:LEU:HD13	1.95	0.46
40:BS:65:ASP:C	40:BS:67:ASP:H	2.19	0.46
51:B3:7:ARG:HA	51:B3:7:ARG:HD2	1.42	0.46
53:CA:120:A:O2'	53:CA:121:U:C4'	2.63	0.46
53:CA:935:A:H61	54:CG:2:ARG:CZ	2.28	0.46
53:CA:1061:G:C6	53:CA:1197:A:C2	3.03	0.46
53:CA:1165:U:C2'	53:CA:1166:G:H5'	2.45	0.46
53:CA:1243:C:N4	53:CA:1244:G:O6	2.48	0.46
53:CA:1268:G:C5	53:CA:1269:A:N6	2.84	0.46
53:CA:1276:G:C2'	53:CA:1277:C:H5'	2.46	0.46
53:CA:1380:U:C4	54:CG:2:ARG:HB2	2.49	0.46
53:CA:1417:G:N2	53:CA:1484:C:C4	2.83	0.46
2:CB:112:ARG:O	2:CB:112:ARG:CG	2.64	0.46
3:CC:149:LYS:HD2	3:CC:149:LYS:O	2.15	0.46
4:CD:150:LYS:HA	4:CD:150:LYS:HD3	1.73	0.46
4:CD:187:ARG:NH2	4:CD:191:SER:HA	2.28	0.46
4:CD:190:LEU:C	4:CD:190:LEU:CD2	2.83	0.46
5:CE:88:HIS:CE1	5:CE:89:THR:HG23	2.50	0.46
9:CI:14:SER:HA	9:CI:68:GLY:O	2.15	0.46
10:CJ:11:LYS:HE2	10:CJ:97:ASP:CG	2.35	0.46
12:CL:86:VAL:O	12:CL:88:ASP:N	2.43	0.46
55:CM:3:ILE:O	55:CM:4:ALA:CB	2.62	0.46
55:CM:77:LYS:HA	55:CM:80:MET:CE	2.44	0.46
55:CM:81:ASP:C	55:CM:82:LEU:HD12	2.35	0.46

Continued on next page...

Continued from previous page...

Atom-1	Atom-2	Interatomic distance (Å)	Clash overlap (Å)
14:CN:2:LYS:CD	14:CN:5:MET:HG2	2.45	0.46
56:CP:60:TRP:O	56:CP:63:GLN:N	2.49	0.46
56:CP:71:VAL:HA	56:CP:74:LEU:HB2	1.97	0.46
18:CR:59:LYS:O	18:CR:63:TYR:HD1	1.98	0.46
18:CR:72:ARG:NH2	21:CU:3:ILE:HD13	2.31	0.46
19:CS:35:ARG:HH21	19:CS:51:HIS:CD2	2.25	0.46
22:DA:223:A:C6	22:DA:422:A:N7	2.84	0.46
22:DA:352:A:C2	22:DA:353:C:H1'	2.50	0.46
22:DA:1084:A:C2'	22:DA:1085:A:H5'	2.46	0.46
22:DA:1261:C:H2'	22:DA:1262:A:H5''	1.97	0.46
22:DA:1299:G:O6	22:DA:1639:C:H5''	2.15	0.46
22:DA:1506:U:H2'	22:DA:1507:C:O4'	2.14	0.46
22:DA:1572:A:H2'	22:DA:1573:G:H8	1.81	0.46
22:DA:1653:G:H5''	22:DA:1654:A:OP1	2.15	0.46
22:DA:1655:A:C5'	25:DD:118:PHE:CD1	2.98	0.46
22:DA:1737:G:C5'	22:DA:1738:G:OP2	2.63	0.46
22:DA:2312:U:O2	22:DA:2312:U:C2'	2.63	0.46
22:DA:2456:C:H2'	22:DA:2457:U:H5'	1.98	0.46
22:DA:2590:A:H5''	24:DC:237:ARG:HG3	1.98	0.46
22:DA:2601:C:C2	22:DA:2603:G:N7	2.84	0.46
22:DA:2638:G:H1'	22:DA:2778:A:H62	1.79	0.46
22:DA:2798:U:C5'	22:DA:2800:A:N7	2.74	0.46
57:DB:57:A:C4	58:DF:25:MET:HB2	2.51	0.46
24:DC:110:LYS:HB3	24:DC:113:ASP:OD1	2.15	0.46
58:DF:41:GLU:CG	58:DF:42:ALA:H	2.22	0.46
58:DF:129:MET:CE	58:DF:174:PHE:CE1	2.98	0.46
28:DG:53:PRO:HB3	28:DG:61:TRP:N	2.29	0.46
28:DG:112:VAL:O	28:DG:113:ASP:HB2	2.14	0.46
28:DG:122:ALA:O	28:DG:123:GLU:HB2	2.15	0.46
31:DJ:122:LEU:C	31:DJ:123:LYS:HD2	2.36	0.46
32:DK:92:GLU:O	32:DK:93:GLN:C	2.54	0.46
32:DK:108:ARG:CA	32:DK:116:ILE:HD13	2.41	0.46
33:DL:93:ASN:CG	33:DL:94:THR:N	2.69	0.46
34:DM:2:LEU:O	34:DM:3:GLN:HB3	2.16	0.46
34:DM:42:THR:HB	34:DM:45:GLN:CG	2.35	0.46
34:DM:103:TYR:O	34:DM:104:GLU:HG3	2.14	0.46
35:DN:35:LYS:HG2	35:DN:112:TYR:CZ	2.47	0.46
37:DP:19:PHE:CD2	37:DP:19:PHE:N	2.83	0.46
37:DP:56:SER:O	37:DP:57:ALA:HB2	2.15	0.46
42:DU:40:LEU:CA	42:DU:61:GLU:HA	2.44	0.46
45:DX:19:HIS:C	45:DX:21:LEU:N	2.67	0.46

Continued on next page...

Continued from previous page...

Atom-1	Atom-2	Interatomic distance (Å)	Clash overlap (Å)
45:DX:75:GLU:O	45:DX:76:LYS:HG2	2.16	0.46
46:DY:17:GLU:HA	46:DY:20:ASN:HB2	1.97	0.46
46:DY:31:GLN:C	46:DY:33:ALA:N	2.68	0.46
48:D0:42:ILE:HD13	48:D0:48:TYR:HD2	1.77	0.46
48:D0:42:ILE:CD1	48:D0:48:TYR:HB2	2.45	0.46
49:D1:10:LEU:CD2	49:D1:20:TYR:HB3	2.45	0.46
1:AA:22:G:C2'	1:AA:23:C:H5'	2.45	0.46
1:AA:112:G:C6	1:AA:330:C:N4	2.83	0.46
1:AA:404:G:N7	4:AD:1:ALA:HB2	2.31	0.46
1:AA:543:U:C2'	1:AA:544:G:H5'	2.45	0.46
1:AA:562:U:H1'	12:AL:11:ARG:HB3	1.96	0.46
1:AA:675:A:H1'	11:AK:117:HIS:CD2	2.50	0.46
1:AA:1082:A:H2'	1:AA:1083:U:O4'	2.15	0.46
1:AA:1278:G:O5'	1:AA:1279:G:H5'	2.16	0.46
2:AB:71:THR:HG23	2:AB:93:HIS:C	2.35	0.46
7:AG:25:PHE:HE1	7:AG:104:VAL:HG23	1.80	0.46
9:AI:26:LYS:O	9:AI:62:LEU:HD23	2.16	0.46
18:AR:33:THR:OG1	18:AR:34:GLU:N	2.48	0.46
22:BA:14:A:H8	22:BA:14:A:O5'	1.98	0.46
22:BA:845:A:C6	22:BA:847:U:C6	3.04	0.46
22:BA:901:C:C6	22:BA:902:C:C5	3.04	0.46
22:BA:996:A:C4'	38:BQ:91:ARG:HG2	2.45	0.46
22:BA:1063:G:P	30:BI:76:ALA:HB3	2.55	0.46
22:BA:1196:C:H2'	22:BA:1197:G:O4'	2.16	0.46
22:BA:1566:A:O2'	22:BA:1567:G:H5'	2.15	0.46
22:BA:1968:G:O2'	22:BA:1969:A:O4'	2.33	0.46
22:BA:2346:A:H3'	22:BA:2347:C:H5''	1.98	0.46
23:BB:75:G:O4'	43:BV:29:ILE:HD12	2.14	0.46
24:BC:141:HIS:HE2	24:BC:193:GLU:C	2.19	0.46
25:BD:16:THR:CG2	25:BD:18:ASP:OD1	2.43	0.46
25:BD:34:VAL:CG2	25:BD:94:GLN:H	2.28	0.46
25:BD:110:THR:CG2	25:BD:111:GLY:N	2.78	0.46
26:BE:109:LEU:HD13	26:BE:109:LEU:HA	1.57	0.46
27:BF:129:MET:CG	27:BF:153:ILE:HD11	2.45	0.46
27:BF:152:ASP:N	27:BF:152:ASP:OD2	2.48	0.46
28:BG:148:ARG:HA	28:BG:161:VAL:CG1	2.45	0.46
29:BH:61:VAL:O	29:BH:61:VAL:CG1	2.64	0.46
30:BI:79:LEU:HD22	30:BI:137:LEU:CD1	2.46	0.46
30:BI:126:ARG:CA	30:BI:129:GLU:HB2	2.43	0.46
34:BM:69:PRO:CA	34:BM:94:ALA:HB2	2.45	0.46
35:BN:20:MET:HB2	35:BN:20:MET:HE3	1.60	0.46

Continued on next page...

Continued from previous page...

Atom-1	Atom-2	Interatomic distance (Å)	Clash overlap (Å)
36:BO:24:THR:HG22	36:BO:42:PRO:HD3	1.97	0.46
37:BP:87:ARG:HH21	37:BP:111:GLU:HG3	1.78	0.46
38:BQ:7:VAL:CG2	38:BQ:8:ILE:N	2.79	0.46
43:BV:30:ILE:HG12	43:BV:91:PHE:HB2	1.97	0.46
46:BY:9:LYS:HA	46:BY:9:LYS:HZ2	1.76	0.46
52:B4:9:LYS:HB3	52:B4:14:CYS:CB	2.45	0.46
53:CA:91:U:O2'	53:CA:92:U:C5'	2.56	0.46
53:CA:275:G:O2'	53:CA:276:G:O5'	2.34	0.46
53:CA:590:U:O2'	53:CA:591:U:H5'	2.15	0.46
53:CA:693:G:OP1	11:CK:126:ARG:NH1	2.48	0.46
53:CA:734:G:H2'	53:CA:735:C:H6	1.80	0.46
53:CA:844:G:H3'	53:CA:844:G:OP2	2.16	0.46
53:CA:946:A:H2'	53:CA:947:G:H8	1.81	0.46
53:CA:989:U:N3	53:CA:990:C:C5	2.84	0.46
53:CA:1005:A:N7	53:CA:1006:G:H1'	2.29	0.46
53:CA:1130:A:C6	53:CA:1131:G:N7	2.83	0.46
53:CA:1207:G:C6	53:CA:1208:C:C4	3.02	0.46
53:CA:1217:C:O2'	53:CA:1218:C:C6	2.47	0.46
53:CA:1412:C:H2'	53:CA:1413:A:C8	2.51	0.46
53:CA:1509:C:O2'	53:CA:1510:C:H5'	2.15	0.46
2:CB:84:LEU:C	2:CB:84:LEU:HD12	2.36	0.46
4:CD:8:LEU:HD13	4:CD:8:LEU:HA	1.75	0.46
6:CF:81:ASN:O	6:CF:82:ASP:C	2.53	0.46
9:CI:98:ARG:HG2	9:CI:103:VAL:CG2	2.45	0.46
11:CK:107:THR:HG22	11:CK:108:ASN:HB2	1.97	0.46
12:CL:31:GLY:HA3	12:CL:54:VAL:HG12	1.98	0.46
17:CQ:58:VAL:CG1	17:CQ:74:LEU:HD11	2.45	0.46
17:CQ:68:LYS:O	17:CQ:69:THR:CB	2.63	0.46
18:CR:33:THR:C	18:CR:35:SER:H	2.19	0.46
19:CS:69:LYS:O	19:CS:72:GLU:HB2	2.14	0.46
20:CT:12:GLN:O	20:CT:12:GLN:HG2	2.15	0.46
21:CU:25:ALA:O	21:CU:29:ALA:N	2.48	0.46
22:DA:26:G:H1'	22:DA:515:A:H61	1.80	0.46
22:DA:336:C:O2'	22:DA:337:C:C5'	2.64	0.46
22:DA:565:C:H2'	22:DA:566:U:H5'	1.96	0.46
22:DA:627:A:H3'	33:DL:78:ARG:NH1	2.31	0.46
22:DA:677:A:N1	22:DA:678:C:C4	2.83	0.46
22:DA:830:G:H5''	62:DA:3356:HOH:O	2.15	0.46
22:DA:1328:A:C3'	22:DA:1330:C:H41	2.28	0.46
22:DA:1552:A:C2'	22:DA:1553:A:H5'	2.44	0.46
22:DA:1627:G:N2	22:DA:1628:G:C8	2.83	0.46

Continued on next page...

Continued from previous page...

Atom-1	Atom-2	Interatomic distance (Å)	Clash overlap (Å)
22:DA:1656:C:OP1	25:DD:141:ARG:NH1	2.49	0.46
22:DA:1776:G:C2	22:DA:1789:A:N3	2.83	0.46
22:DA:1884:G:H2'	22:DA:1884:G:N3	2.31	0.46
22:DA:1998:A:C5	22:DA:1999:C:C5	3.03	0.46
22:DA:2303:G:N1	22:DA:2314:A:C5	2.83	0.46
22:DA:2305:U:H4'	58:DF:132:ARG:HG2	1.97	0.46
22:DA:2394:C:H41	51:D3:30:HIS:CE1	2.34	0.46
22:DA:2403:C:O2'	22:DA:2404:U:H5'	2.15	0.46
22:DA:2626:C:H2'	22:DA:2627:G:H5'	1.96	0.46
22:DA:2837:A:C6	22:DA:2882:A:N1	2.83	0.46
57:DB:16:G:H2'	57:DB:17:C:H6	1.80	0.46
57:DB:63:C:O2	57:DB:63:C:H2'	2.15	0.46
25:DD:27:ILE:HD12	25:DD:189:VAL:HG22	1.97	0.46
25:DD:29:VAL:HB	25:DD:98:VAL:HG12	1.97	0.46
58:DF:12:VAL:O	58:DF:16:MET:HB2	2.14	0.46
58:DF:105:ILE:HG22	58:DF:105:ILE:O	2.16	0.46
30:DI:63:ASP:O	30:DI:64:ARG:HB2	2.15	0.46
30:DI:75:ALA:HA	30:DI:78:LEU:HD12	1.96	0.46
32:DK:2:ILE:O	32:DK:3:GLN:CB	2.62	0.46
34:DM:119:LEU:O	34:DM:119:LEU:CD2	2.62	0.46
35:DN:72:ASP:O	35:DN:76:VAL:HG13	2.15	0.46
36:DO:68:LYS:HB2	36:DO:68:LYS:HZ2	1.81	0.46
42:DU:101:THR:O	42:DU:102:ILE:HB	2.14	0.46
44:DW:67:LYS:CB	44:DW:80:SER:HB2	2.43	0.46
1:AA:220:G:C2	1:AA:221:C:C6	3.03	0.46
1:AA:290:C:H2'	1:AA:291:U:H5'	1.98	0.46
1:AA:411:A:H62	1:AA:413:G:H21	1.61	0.46
1:AA:600:A:C2	1:AA:639:G:N3	2.84	0.46
1:AA:788:U:O2'	1:AA:789:U:H5'	2.16	0.46
1:AA:791:G:C6	1:AA:792:A:N7	2.84	0.46
1:AA:834:U:OP1	18:AR:48:ALA:HB2	2.16	0.46
1:AA:1136:C:H3'	1:AA:1136:C:O2	2.16	0.46
1:AA:1507:A:N6	1:AA:1530:G:O6	2.48	0.46
2:AB:48:MET:HA	2:AB:48:MET:HE2	1.96	0.46
2:AB:49:PHE:CA	2:AB:52:ALA:HB3	2.45	0.46
2:AB:130:LYS:NZ	2:AB:133:ALA:HB2	2.30	0.46
4:AD:115:GLN:NE2	4:AD:119:HIS:CE1	2.84	0.46
5:AE:89:THR:CG2	5:AE:90:GLY:H	2.15	0.46
5:AE:110:MET:HA	5:AE:113:VAL:CG1	2.33	0.46
5:AE:137:ARG:O	5:AE:141:ASP:HB2	2.16	0.46
8:AH:4:ASP:OD2	8:AH:76:ARG:NH1	2.49	0.46

Continued on next page...

Continued from previous page...

Atom-1	Atom-2	Interatomic distance (Å)	Clash overlap (Å)
8:AH:124:ILE:O	8:AH:124:ILE:CG1	2.64	0.46
9:AI:46:VAL:CG2	9:AI:75:ALA:HB1	2.45	0.46
9:AI:84:ARG:HB2	9:AI:84:ARG:HH11	1.81	0.46
10:AJ:91:ASP:OD1	10:AJ:91:ASP:N	2.47	0.46
11:AK:34:THR:OG1	11:AK:39:ASN:N	2.44	0.46
14:AN:14:ALA:HB1	14:AN:18:LYS:NZ	2.30	0.46
19:AS:57:VAL:O	19:AS:57:VAL:HG23	2.15	0.46
20:AT:16:ALA:O	20:AT:17:ARG:C	2.54	0.46
22:BA:322:A:H5'	22:BA:340:A:H1'	1.97	0.46
22:BA:927:A:H2'	22:BA:928:A:C8	2.50	0.46
22:BA:1673:G:C2'	22:BA:1674:G:H5'	2.45	0.46
22:BA:1769:U:O2'	22:BA:1770:G:H5'	2.15	0.46
22:BA:1874:C:H2'	22:BA:1875:G:O4'	2.15	0.46
22:BA:2199:A:N3	22:BA:2199:A:H2'	2.29	0.46
22:BA:2217:G:H2'	22:BA:2218:G:C5'	2.45	0.46
22:BA:2722:G:H2'	22:BA:2723:C:C6	2.50	0.46
22:BA:2808:G:N1	22:BA:2891:U:C5	2.84	0.46
22:BA:2839:G:H2'	22:BA:2840:C:C6	2.51	0.46
22:BA:2846:G:H2'	22:BA:2847:U:O4'	2.16	0.46
23:BB:75:G:O2'	43:BV:88:HIS:HE1	1.98	0.46
23:BB:90:C:C5'	23:BB:90:C:C6	2.91	0.46
24:BC:198:GLU:O	24:BC:199:HIS:C	2.54	0.46
25:BD:142:VAL:HB	25:BD:143:PRO:CD	2.46	0.46
25:BD:150:GLN:O	25:BD:151:THR:O	2.33	0.46
27:BF:164:GLU:O	27:BF:167:ALA:HB3	2.16	0.46
28:BG:116:LEU:N	28:BG:116:LEU:CD1	2.78	0.46
29:BH:66:ASN:C	29:BH:68:ARG:H	2.18	0.46
32:BK:2:ILE:HD12	32:BK:2:ILE:HA	1.57	0.46
32:BK:116:ILE:HD12	32:BK:116:ILE:C	2.36	0.46
39:BR:5:PHE:CE2	39:BR:7:SER:HB2	2.50	0.46
53:CA:794:A:H2'	53:CA:795:C:C5	2.51	0.46
53:CA:879:C:H2'	53:CA:880:C:O5'	2.15	0.46
53:CA:1014:A:C6	19:CS:33:TRP:CE3	3.04	0.46
53:CA:1125:U:C2	53:CA:1127:G:N7	2.83	0.46
53:CA:1146:A:C6	53:CA:1147:C:N4	2.83	0.46
53:CA:1288:A:O2'	53:CA:1289:A:O4'	2.34	0.46
2:CB:182:VAL:O	2:CB:195:VAL:HG13	2.16	0.46
3:CC:76:ILE:HG12	3:CC:83:VAL:CG1	2.44	0.46
4:CD:20:LEU:O	4:CD:21:LYS:C	2.51	0.46
5:CE:82:HIS:CE1	8:CH:95:MET:HE2	2.49	0.46
55:CM:19:THR:HA	55:CM:25:GLY:O	2.16	0.46

Continued on next page...

Continued from previous page...

Atom-1	Atom-2	Interatomic distance (Å)	Clash overlap (Å)
14:CN:16:ALA:HA	14:CN:20:PHE:CD1	2.50	0.46
14:CN:89:ARG:HG3	14:CN:91:GLU:CG	2.45	0.46
14:CN:94:GLY:O	14:CN:95:LEU:C	2.53	0.46
22:DA:294:A:N1	22:DA:346:A:C6	2.83	0.46
22:DA:406:G:H2'	22:DA:407:G:H8	1.80	0.46
22:DA:455:C:N4	22:DA:473:G:H5'	2.29	0.46
22:DA:498:G:C6	22:DA:499:U:C5	3.03	0.46
22:DA:662:G:H4'	33:DL:15:ALA:O	2.15	0.46
22:DA:861:A:O2'	22:DA:862:G:O4'	2.27	0.46
22:DA:976:G:H5''	22:DA:1156:A:N6	2.30	0.46
22:DA:1056:G:H1'	22:DA:1103:A:N1	2.30	0.46
22:DA:1059:G:C6	22:DA:1080:A:N1	2.83	0.46
22:DA:1071:G:N2	22:DA:1090:A:OP2	2.48	0.46
22:DA:1287:A:H2'	22:DA:1288:G:C2	2.50	0.46
22:DA:1296:G:H1'	22:DA:1645:G:N2	2.29	0.46
22:DA:1435:G:N2	22:DA:1558:C:N4	2.63	0.46
22:DA:1439:A:H2	22:DA:1553:A:N7	2.07	0.46
22:DA:1532:A:C2	22:DA:1540:G:N1	2.83	0.46
22:DA:1551:A:C4	22:DA:1552:A:C8	3.04	0.46
22:DA:1821:A:C2'	22:DA:1822:C:O5'	2.63	0.46
22:DA:2092:U:O2	22:DA:2092:U:O4'	2.33	0.46
22:DA:2199:A:HO2'	22:DA:2200:C:H5'	1.76	0.46
22:DA:2315:G:C2	22:DA:2316:G:C4	3.04	0.46
22:DA:2651:C:C2'	22:DA:2652:C:H5'	2.46	0.46
22:DA:2654:A:C4'	22:DA:2655:G:OP1	2.63	0.46
58:DF:3:LEU:HG	58:DF:100:GLU:CD	2.35	0.46
28:DG:120:ILE:O	28:DG:120:ILE:HD13	2.15	0.46
30:DI:76:ALA:O	30:DI:135:MET:HE1	2.16	0.46
32:DK:77:ILE:CD1	32:DK:105:ARG:HH22	2.27	0.46
34:DM:108:VAL:HG21	34:DM:112:LEU:HB3	1.97	0.46
35:DN:38:LEU:HB3	35:DN:39:PRO:CD	2.36	0.46
36:DO:30:ARG:HG2	36:DO:31:THR:H	1.80	0.46
39:DR:98:ILE:H	39:DR:98:ILE:HD12	1.81	0.46
40:DS:25:ARG:HG3	40:DS:74:ILE:CG2	2.40	0.46
40:DS:58:ALA:O	40:DS:63:GLY:O	2.33	0.46
41:DT:29:THR:OG1	41:DT:85:VAL:HB	2.15	0.46
51:D3:6:VAL:HG12	51:D3:6:VAL:O	2.15	0.46
1:AA:110:C:H2'	1:AA:111:G:H8	1.71	0.46
1:AA:468:A:C2	1:AA:469:C:C4	3.04	0.46
1:AA:550:G:H2'	1:AA:551:U:C6	2.51	0.46
1:AA:690:G:H2'	1:AA:691:G:O4'	2.15	0.46

Continued on next page...

Continued from previous page...

Atom-1	Atom-2	Interatomic distance (Å)	Clash overlap (Å)
1:AA:1226:C:N4	13:AM:102:LYS:HG3	2.30	0.46
1:AA:1371:G:OP1	9:AI:13:SER:HB3	2.16	0.46
1:AA:1394:A:C5	1:AA:1501:C:H4'	2.50	0.46
3:AC:138:GLN:C	3:AC:140:ALA:H	2.19	0.46
11:AK:111:ASP:OD1	11:AK:111:ASP:C	2.54	0.46
15:AO:62:ARG:NH1	15:AO:86:LEU:HD12	2.31	0.46
17:AQ:51:GLU:O	17:AQ:52:CYS:O	2.33	0.46
19:AS:79:TYR:CD1	19:AS:80:ARG:N	2.84	0.46
22:BA:227:A:O2'	22:BA:228:C:OP2	2.30	0.46
22:BA:598:U:H2'	22:BA:599:A:C8	2.51	0.46
22:BA:605:G:H1'	22:BA:657:U:H1'	1.98	0.46
22:BA:720:U:H2'	22:BA:721:A:C8	2.50	0.46
22:BA:731:C:H2'	22:BA:732:C:H6	1.80	0.46
22:BA:1082:U:C2	22:BA:1083:U:O2	2.69	0.46
22:BA:1085:A:C2'	22:BA:1086:A:C2	2.99	0.46
22:BA:1627:G:C2	22:BA:1628:G:C8	3.04	0.46
22:BA:2002:G:H5'	35:BN:12:ARG:O	2.15	0.46
22:BA:2231:U:C2'	22:BA:2232:C:C5'	2.91	0.46
22:BA:2275:C:HO2'	34:BM:84:LYS:HA	1.77	0.46
22:BA:2336:A:H62	44:BW:40:ARG:HD2	1.77	0.46
22:BA:2510:C:C6	22:BA:2510:C:C4'	2.96	0.46
22:BA:2716:C:O2	22:BA:2716:C:H2'	2.14	0.46
22:BA:2733:A:H2'	22:BA:2734:A:H8	1.81	0.46
22:BA:2862:G:H2'	22:BA:2863:C:H6	1.80	0.46
25:BD:104:VAL:HG13	25:BD:106:LYS:H	1.79	0.46
25:BD:109:VAL:HG11	25:BD:193:VAL:HB	1.97	0.46
27:BF:11:VAL:HG22	27:BF:171:ALA:HB1	1.96	0.46
27:BF:13:LYS:O	27:BF:17:THR:HG23	2.16	0.46
27:BF:131:VAL:HG22	27:BF:151:LEU:N	2.24	0.46
29:BH:12:LEU:N	29:BH:12:LEU:CD2	2.79	0.46
32:BK:99:ILE:HG21	32:BK:119:ALA:HB2	1.98	0.46
32:BK:114:LYS:HE2	32:BK:114:LYS:HA	1.97	0.46
34:BM:117:PHE:HD2	34:BM:130:PHE:CE1	2.34	0.46
35:BN:33:ILE:HD11	35:BN:118:ARG:NH2	2.31	0.46
38:BQ:4:LYS:O	38:BQ:5:ARG:HB3	2.15	0.46
40:BS:2:GLU:HA	40:BS:108:SER:HB3	1.97	0.46
40:BS:24:ILE:HG22	40:BS:71:VAL:HG21	1.98	0.46
41:BT:11:LEU:N	41:BT:11:LEU:HD23	2.30	0.46
44:BW:71:LYS:N	44:BW:71:LYS:CD	2.79	0.46
45:BX:34:SER:H	45:BX:50:VAL:H	1.61	0.46
45:BX:70:LEU:O	45:BX:71:ARG:C	2.53	0.46

Continued on next page...

Continued from previous page...

Atom-1	Atom-2	Interatomic distance (Å)	Clash overlap (Å)
53:CA:33:A:C5	53:CA:34:C:C5	3.04	0.46
53:CA:552:U:C2	53:CA:553:A:C8	3.04	0.46
53:CA:579:A:H2'	53:CA:580:C:H6	1.79	0.46
53:CA:1073:U:H2'	53:CA:1074:G:H8	1.81	0.46
53:CA:1184:G:O2'	53:CA:1185:G:C5'	2.64	0.46
2:CB:9:LEU:O	2:CB:10:LYS:CB	2.62	0.46
5:CE:107:GLY:O	5:CE:111:ARG:HB2	2.15	0.46
5:CE:131:ASN:C	5:CE:135:VAL:HG23	2.36	0.46
10:CJ:25:ILE:O	10:CJ:25:ILE:CG2	2.62	0.46
10:CJ:56:HIS:O	10:CJ:57:VAL:HG12	2.16	0.46
56:CP:48:GLU:HG3	56:CP:51:ARG:NH2	2.24	0.46
56:CP:48:GLU:CG	56:CP:51:ARG:HH21	2.23	0.46
19:CS:32:THR:HG21	19:CS:70:LEU:HD13	1.97	0.46
20:CT:11:ILE:C	20:CT:13:SER:N	2.69	0.46
22:DA:9:G:H21	22:DA:10:A:N6	2.14	0.46
22:DA:82:U:H5''	22:DA:296:U:H5''	1.97	0.46
22:DA:254:G:O2'	22:DA:384:A:H1'	2.16	0.46
22:DA:364:C:H2'	22:DA:365:U:O4'	2.16	0.46
22:DA:410:G:C2	22:DA:2407:A:C6	3.03	0.46
22:DA:438:G:C6	22:DA:439:A:C6	3.04	0.46
22:DA:455:C:N3	22:DA:473:G:C4'	2.78	0.46
22:DA:604:G:C6	22:DA:625:G:C6	3.03	0.46
22:DA:668:A:C2	22:DA:670:A:C6	3.03	0.46
22:DA:687:C:O2'	22:DA:688:U:O4'	2.25	0.46
22:DA:726:G:OP2	22:DA:726:G:H8	1.96	0.46
22:DA:764:A:N1	22:DA:1789:A:O2'	2.48	0.46
22:DA:807:U:OP2	33:DL:41:ARG:NH1	2.48	0.46
22:DA:813:U:C2	22:DA:1195:G:N2	2.84	0.46
22:DA:980:A:H5''	22:DA:981:A:OP2	2.15	0.46
22:DA:1056:G:O5'	22:DA:1085:A:H2	1.99	0.46
22:DA:1071:G:O4'	22:DA:1088:A:O2'	2.32	0.46
22:DA:1239:G:C5	22:DA:1240:U:C6	3.04	0.46
22:DA:1259:G:H2'	22:DA:1260:A:O4'	2.16	0.46
22:DA:1451:C:H5'	22:DA:1452:G:OP1	2.15	0.46
22:DA:1557:C:H2'	22:DA:1558:C:C6	2.51	0.46
22:DA:1671:U:N3	22:DA:1674:G:OP2	2.41	0.46
22:DA:2227:A:H5''	22:DA:2228:G:OP2	2.16	0.46
22:DA:2348:U:O2'	22:DA:2349:G:O5'	2.34	0.46
22:DA:2478:A:C8	22:DA:2529:G:C6	3.03	0.46
22:DA:2638:G:H2'	22:DA:2775:G:N2	2.31	0.46
57:DB:11:C:C5	57:DB:12:C:H5	2.33	0.46

Continued on next page...

Continued from previous page...

Atom-1	Atom-2	Interatomic distance (Å)	Clash overlap (Å)
24:DC:163:ILE:HG23	24:DC:171:VAL:CG1	2.46	0.46
24:DC:236:GLY:O	24:DC:238:ASN:N	2.48	0.46
58:DF:28:PRO:HB2	58:DF:168:LEU:HD11	1.96	0.46
28:DG:104:LEU:N	28:DG:112:VAL:HG23	2.31	0.46
28:DG:164:ALA:O	28:DG:165:ASP:CB	2.54	0.46
32:DK:92:GLU:O	32:DK:93:GLN:O	2.34	0.46
35:DN:52:ILE:CG2	35:DN:94:TYR:CE2	2.99	0.46
35:DN:96:ARG:NH1	35:DN:116:VAL:HG22	2.31	0.46
39:DR:66:HIS:CD2	39:DR:94:THR:CG2	2.97	0.46
40:DS:33:LEU:N	40:DS:36:LEU:HD23	2.30	0.46
40:DS:36:LEU:HD22	40:DS:36:LEU:N	2.30	0.46
40:DS:57:ASN:O	40:DS:61:ASN:HB2	2.16	0.46
45:DX:67:LEU:HD23	45:DX:77:TYR:CZ	2.51	0.46
50:D2:22:MET:HG2	50:D2:22:MET:O	2.15	0.46
1:AA:290:C:H2'	1:AA:291:U:C5'	2.45	0.46
1:AA:425:G:H2'	1:AA:426:U:C5'	2.46	0.46
1:AA:436:C:H2'	1:AA:437:U:H6	1.81	0.46
1:AA:629:A:C2'	1:AA:630:A:H5'	2.46	0.46
1:AA:1279:G:H1'	1:AA:1282:C:H42	1.80	0.46
2:AB:86:CYS:H	2:AB:88:GLN:NE2	2.14	0.46
3:AC:46:LEU:HB3	3:AC:49:ALA:HB3	1.98	0.46
7:AG:146:ALA:C	7:AG:148:LYS:N	2.67	0.46
9:AI:57:VAL:C	9:AI:58:GLU:HG2	2.36	0.46
13:AM:13:HIS:HB3	13:AM:41:ASP:HA	1.98	0.46
14:AN:20:PHE:C	14:AN:22:LYS:H	2.19	0.46
14:AN:60:ARG:HA	62:AN:302:HOH:O	2.15	0.46
20:AT:33:LYS:CA	20:AT:33:LYS:CE	2.93	0.46
22:BA:177:G:OP2	22:BA:177:G:N2	2.37	0.46
22:BA:275:C:H3'	22:BA:276:U:H5''	1.98	0.46
22:BA:286:U:H2'	22:BA:287:G:O4'	2.15	0.46
22:BA:712:G:C2	22:BA:713:G:H1'	2.51	0.46
22:BA:1079:C:C4	22:BA:1080:A:N7	2.83	0.46
22:BA:1098:A:H5'	22:BA:1099:G:OP2	2.15	0.46
22:BA:1107:G:N3	22:BA:1108:U:C6	2.84	0.46
22:BA:1190:G:H5''	33:BL:32:GLY:HA2	1.96	0.46
22:BA:1276:A:C8	22:BA:1276:A:C5'	2.98	0.46
22:BA:1476:U:OP2	22:BA:1476:U:H6	1.98	0.46
22:BA:1509:A:C2	22:BA:1510:G:C8	3.04	0.46
22:BA:1668:A:O2'	22:BA:1674:G:N7	2.39	0.46
22:BA:2062:A:O2'	22:BA:2063:C:H5''	2.15	0.46
22:BA:2236:U:H2'	22:BA:2237:G:O4'	2.16	0.46

Continued on next page...

Continued from previous page...

Atom-1	Atom-2	Interatomic distance (Å)	Clash overlap (Å)
23:BB:51:G:N2	23:BB:53:A:H62	2.13	0.46
24:BC:165:ALA:HB3	24:BC:172:THR:HG21	1.97	0.46
25:BD:124:ARG:HG2	25:BD:125:TRP:NE1	2.30	0.46
29:BH:79:THR:HG22	29:BH:80:ILE:HG12	1.98	0.46
35:BN:73:ASN:C	35:BN:76:VAL:HG12	2.36	0.46
36:BO:79:ALA:HB1	36:BO:113:ALA:CB	2.45	0.46
39:BR:24:LYS:HE2	39:BR:24:LYS:HB3	1.65	0.46
41:BT:29:THR:CA	41:BT:86:THR:H	2.28	0.46
42:BU:17:ASP:O	42:BU:18:LYS:C	2.54	0.46
44:BW:26:GLY:O	44:BW:27:GLY:O	2.34	0.46
46:BY:39:GLN:HB2	46:BY:41:HIS:NE2	2.29	0.46
51:B3:30:HIS:O	51:B3:31:ILE:C	2.54	0.46
53:CA:309:A:H1'	53:CA:608:A:C2	2.50	0.46
53:CA:348:G:H5''	53:CA:348:G:C8	2.51	0.46
53:CA:704:A:O2'	53:CA:705:G:O5'	2.34	0.46
53:CA:704:A:HO2'	53:CA:705:G:H8	1.61	0.46
53:CA:749:A:H2'	53:CA:750:C:H6	1.80	0.46
53:CA:812:G:O2'	53:CA:813:U:C6	2.64	0.46
53:CA:1320:C:N4	19:CS:36:ARG:HG3	2.31	0.46
2:CB:114:LYS:C	2:CB:117:GLU:HG2	2.35	0.46
6:CF:56:LYS:O	6:CF:57:ALA:HB2	2.15	0.46
54:CG:46:LEU:HD12	54:CG:46:LEU:O	2.16	0.46
54:CG:137:ARG:HD2	54:CG:137:ARG:C	2.36	0.46
8:CH:8:ASP:HA	8:CH:11:THR:OG1	2.16	0.46
8:CH:33:VAL:C	8:CH:35:ILE:H	2.18	0.46
11:CK:19:VAL:HG22	11:CK:82:GLU:HG2	1.96	0.46
11:CK:81:LEU:HD22	11:CK:81:LEU:O	2.14	0.46
12:CL:74:GLN:HA	12:CL:74:GLN:NE2	2.31	0.46
55:CM:12:LYS:CE	55:CM:16:ILE:HG22	2.46	0.46
56:CP:67:ILE:O	56:CP:67:ILE:HG23	2.15	0.46
21:CU:35:GLU:O	21:CU:36:PHE:CD2	2.69	0.46
22:DA:21:A:C6	22:DA:520:G:C6	3.03	0.46
22:DA:219:A:N6	22:DA:220:G:N1	2.64	0.46
22:DA:272:A:C2	22:DA:273:G:C6	3.03	0.46
22:DA:324:A:C2	22:DA:325:G:C1'	2.99	0.46
22:DA:352:A:C3'	22:DA:353:C:H4'	2.46	0.46
22:DA:455:C:N3	22:DA:473:G:H4'	2.30	0.46
22:DA:484:C:O2'	22:DA:485:C:O5'	2.33	0.46
22:DA:532:A:C4	22:DA:2021:C:O2	2.69	0.46
22:DA:687:C:O2'	22:DA:688:U:C5'	2.64	0.46
22:DA:752:A:N1	22:DA:1781:U:H1'	2.31	0.46

Continued on next page...

Continued from previous page...

Atom-1	Atom-2	Interatomic distance (Å)	Clash overlap (Å)
22:DA:856:G:C2	22:DA:922:C:C2	3.04	0.46
22:DA:1000:A:C6	22:DA:1001:A:C2	3.04	0.46
22:DA:1027:A:C2	22:DA:2488:G:H5''	2.50	0.46
22:DA:1103:A:H8	22:DA:1103:A:O5'	1.99	0.46
22:DA:1342:A:OP1	41:DT:59:ASN:HB3	2.15	0.46
22:DA:1343:G:N3	22:DA:1344:U:C5	2.84	0.46
22:DA:1377:G:H8	22:DA:1377:G:O5'	1.98	0.46
22:DA:1500:G:N1	22:DA:1501:G:C5	2.84	0.46
22:DA:1593:A:C2	22:DA:1594:U:C2	3.04	0.46
22:DA:1666:G:O3'	32:DK:6:THR:HA	2.16	0.46
22:DA:1792:G:C5'	24:DC:203:VAL:HG22	2.45	0.46
22:DA:1816:C:O2'	22:DA:1817:G:OP1	2.34	0.46
22:DA:1817:G:H4'	24:DC:85:ASN:O	2.16	0.46
22:DA:1826:G:P	24:DC:220:ARG:HB3	2.56	0.46
22:DA:1932:A:C2	22:DA:1933:G:H1'	2.50	0.46
22:DA:2142:A:C5	22:DA:2143:C:O2'	2.68	0.46
22:DA:2297:A:HO2'	22:DA:2298:A:H8	1.63	0.46
22:DA:2305:U:H4'	58:DF:132:ARG:CG	2.45	0.46
22:DA:2415:G:C6	22:DA:2416:C:C4	3.03	0.46
22:DA:2834:G:HO2'	22:DA:2879:A:H61	1.60	0.46
22:DA:2851:A:C2'	22:DA:2852:G:C8	2.98	0.46
57:DB:24:G:C8	57:DB:56:G:C5	3.03	0.46
24:DC:83:ASP:CB	24:DC:90:ILE:HD12	2.46	0.46
25:DD:98:VAL:HG23	25:DD:180:VAL:HG12	1.97	0.46
26:DE:59:PRO:CB	26:DE:67:ARG:HH22	2.28	0.46
58:DF:107:VAL:H	58:DF:108:PRO:CD	2.28	0.46
58:DF:131:VAL:O	58:DF:132:ARG:HB2	2.14	0.46
30:DI:98:GLY:O	30:DI:99:LYS:HD2	2.16	0.46
31:DJ:8:PRO:CG	31:DJ:9:GLU:N	2.78	0.46
34:DM:61:GLY:HA2	34:DM:107:GLY:CA	2.37	0.46
35:DN:2:ARG:HD2	35:DN:2:ARG:O	2.15	0.46
38:DQ:82:LEU:HD22	38:DQ:108:LEU:CD2	2.46	0.46
40:DS:25:ARG:CB	40:DS:25:ARG:NH1	2.78	0.46
40:DS:69:LEU:HB3	40:DS:107:VAL:CG2	2.46	0.46
42:DU:64:ILE:O	42:DU:64:ILE:HG12	2.15	0.46
46:DY:49:ASP:HA	46:DY:52:ARG:HD2	1.98	0.46
1:AA:68:G:H5'	1:AA:171:A:HO2'	1.80	0.46
1:AA:131:A:C2	1:AA:132:C:N3	2.84	0.46
1:AA:1022:A:H2'	1:AA:1023:U:O4'	2.16	0.46
1:AA:1320:C:O2'	1:AA:1321:U:O4'	2.33	0.46
1:AA:1501:C:N4	1:AA:1504:G:C2	2.84	0.46

Continued on next page...

Continued from previous page...

Atom-1	Atom-2	Interatomic distance (Å)	Clash overlap (Å)
4:AD:142:VAL:O	4:AD:142:VAL:HG13	2.15	0.46
5:AE:45:VAL:HG21	5:AE:117:ALA:CA	2.36	0.46
5:AE:106:ALA:HB2	5:AE:124:ALA:HB3	1.98	0.46
5:AE:149:PRO:HG2	5:AE:150:GLU:H	1.81	0.46
12:AL:32:VAL:O	12:AL:33:CYS:O	2.32	0.46
13:AM:113:LYS:N	13:AM:114:PRO:HD3	2.28	0.46
15:AO:80:LEU:HD11	15:AO:84:LEU:CD2	2.44	0.46
16:AP:20:VAL:HG22	16:AP:32:PHE:HB2	1.96	0.46
19:AS:33:TRP:O	19:AS:35:ARG:N	2.48	0.46
20:AT:9:ARG:HD2	20:AT:12:GLN:HE21	1.81	0.46
22:BA:108:G:O2'	22:BA:109:C:H5'	2.15	0.46
22:BA:282:A:H2'	22:BA:283:G:C8	2.51	0.46
22:BA:372:G:N2	22:BA:400:G:H2'	2.31	0.46
22:BA:686:U:H4'	22:BA:687:C:OP2	2.15	0.46
22:BA:742:A:H2'	22:BA:743:A:H8	1.79	0.46
22:BA:753:A:H2'	22:BA:754:U:C6	2.51	0.46
22:BA:1091:G:O2'	22:BA:1092:C:C5'	2.64	0.46
22:BA:1309:G:H4'	50:B2:7:PRO:HG2	1.98	0.46
22:BA:1535:A:H4'	22:BA:1536:C:OP2	2.14	0.46
22:BA:1537:G:HO2'	22:BA:1538:G:P	2.38	0.46
22:BA:1912:A:C2	22:BA:1919:A:C6	3.04	0.46
22:BA:2197:U:HO2'	22:BA:2198:A:C2'	2.13	0.46
22:BA:2275:C:O2	34:BM:84:LYS:HG2	2.16	0.46
22:BA:2458:G:C2'	22:BA:2490:G:H1	2.28	0.46
22:BA:2649:C:O2'	22:BA:2650:U:H5'	2.16	0.46
22:BA:2742:G:OP1	52:B4:36:ARG:HD3	2.15	0.46
22:BA:2847:U:H2'	22:BA:2848:G:H5'	1.97	0.46
23:BB:66:A:C2	23:BB:108:A:C2	3.04	0.46
31:BJ:130:HIS:CD2	31:BJ:132:HIS:H	2.34	0.46
38:BQ:96:ASP:C	38:BQ:98:ALA:H	2.18	0.46
40:BS:14:ALA:O	40:BS:18:ARG:N	2.48	0.46
41:BT:15:HIS:O	41:BT:17:SER:N	2.49	0.46
41:BT:50:LEU:HD22	46:BY:26:PHE:CZ	2.51	0.46
44:BW:67:LYS:HB2	44:BW:80:SER:HB2	1.98	0.46
45:BX:4:CYS:SG	45:BX:6:VAL:HG13	2.55	0.46
46:BY:18:LEU:O	46:BY:22:LEU:HB2	2.16	0.46
49:B1:8:ILE:HD12	49:B1:51:ALA:C	2.37	0.46
53:CA:177:G:H2'	53:CA:178:C:H5'	1.97	0.46
53:CA:212:G:N2	53:CA:213:G:C5	2.84	0.46
53:CA:495:A:C6	53:CA:496:A:N6	2.84	0.46
53:CA:522:C:O4'	53:CA:536:C:H4'	2.15	0.46

Continued on next page...

Continued from previous page...

Atom-1	Atom-2	Interatomic distance (Å)	Clash overlap (Å)
53:CA:961:U:H5	53:CA:1223:C:H1'	1.81	0.46
53:CA:961:U:C4	53:CA:983:A:C6	3.04	0.46
53:CA:982:U:C6	53:CA:983:A:C6	3.04	0.46
53:CA:1154:G:H2'	53:CA:1155:A:C8	2.50	0.46
53:CA:1262:C:H2'	53:CA:1263:C:C5'	2.44	0.46
53:CA:1308:U:C5	55:CM:97:ARG:NH1	2.83	0.46
53:CA:1368:A:C8	9:CI:113:LYS:HD3	2.51	0.46
2:CB:210:THR:HG22	2:CB:210:THR:O	2.16	0.46
4:CD:8:LEU:HD21	4:CD:21:LYS:HD2	1.97	0.46
4:CD:115:GLN:HG3	4:CD:119:HIS:CE1	2.50	0.46
4:CD:148:ALA:HB1	4:CD:151:GLN:NE2	2.31	0.46
5:CE:132:PRO:C	5:CE:134:ASN:N	2.70	0.46
10:CJ:44:THR:CG2	10:CJ:70:HIS:CE1	2.98	0.46
11:CK:123:PRO:HB2	11:CK:125:LYS:CG	2.46	0.46
19:CS:35:ARG:HA	19:CS:70:LEU:CB	2.43	0.46
21:CU:35:GLU:O	21:CU:36:PHE:CB	2.64	0.46
22:DA:271:G:O2'	22:DA:272:A:P	2.74	0.46
22:DA:397:U:O2'	22:DA:398:C:O4'	2.33	0.46
22:DA:406:G:O2'	22:DA:407:G:C5'	2.63	0.46
22:DA:460:A:OP2	50:D2:41:ARG:NH1	2.45	0.46
22:DA:621:A:C2'	22:DA:622:G:O5'	2.63	0.46
22:DA:627:A:O4'	22:DA:637:A:N6	2.48	0.46
22:DA:827:U:C4	22:DA:2430:A:C6	3.04	0.46
22:DA:1011:G:C6	22:DA:1013:C:C4	3.03	0.46
22:DA:1038:G:C3'	22:DA:1039:A:H5'	2.46	0.46
22:DA:1267:U:C5	22:DA:2012:G:N2	2.84	0.46
22:DA:1385:A:O2'	22:DA:1386:C:C6	2.62	0.46
22:DA:1416:G:N3	22:DA:1417:C:C5	2.84	0.46
22:DA:1731:G:O2'	22:DA:1732:C:C5'	2.49	0.46
22:DA:1737:G:N7	22:DA:1738:G:C6	2.84	0.46
22:DA:1845:G:N2	22:DA:1896:G:C4	2.84	0.46
22:DA:2199:A:C6	22:DA:2225:A:C4	3.04	0.46
22:DA:2432:A:H61	45:DX:20:ALA:CA	2.28	0.46
22:DA:2468:A:N7	22:DA:2476:A:N1	2.64	0.46
22:DA:2645:G:H4'	22:DA:2732:G:H2'	1.97	0.46
22:DA:2679:A:C2	22:DA:2729:G:C6	3.04	0.46
24:DC:32:LEU:HD22	24:DC:63:ILE:CG1	2.46	0.46
24:DC:140:VAL:HG23	24:DC:141:HIS:N	2.30	0.46
24:DC:229:HIS:ND1	24:DC:230:PRO:HD2	2.31	0.46
26:DE:26:ALA:HB1	33:DL:9:ALA:HB2	1.97	0.46
58:DF:110:ILE:H	58:DF:110:ILE:CD1	2.25	0.46

Continued on next page...

Continued from previous page...

Atom-1	Atom-2	Interatomic distance (Å)	Clash overlap (Å)
58:DF:177:ARG:CZ	58:DF:178:LYS:HB3	2.46	0.46
28:DG:91:VAL:HG22	28:DG:93:TYR:HE2	1.81	0.46
29:DH:3:VAL:O	29:DH:3:VAL:HG23	2.16	0.46
29:DH:90:LEU:HD22	29:DH:91:PHE:H	1.80	0.46
31:DJ:44:TYR:HD1	38:DQ:63:ARG:HH21	1.61	0.46
32:DK:13:ASN:ND2	32:DK:97:THR:H	2.07	0.46
35:DN:46:ARG:H	35:DN:46:ARG:HG3	1.51	0.46
35:DN:65:LEU:H	35:DN:65:LEU:CD1	2.28	0.46
36:DO:23:ALA:O	36:DO:42:PRO:CG	2.56	0.46
36:DO:41:ALA:O	36:DO:43:ASN:N	2.49	0.46
41:DT:38:ALA:O	41:DT:39:THR:CB	2.64	0.46
42:DU:52:ASN:HD21	42:DU:54:PRO:HG3	1.79	0.46
46:DY:59:GLU:C	46:DY:61:ALA:H	2.19	0.46
49:D1:24:LYS:HE3	49:D1:29:LYS:O	2.15	0.46
1:AA:60:A:C4'	1:AA:61:G:O5'	2.54	0.46
1:AA:77:A:H2'	1:AA:78:A:N7	2.31	0.46
1:AA:449:G:O2'	1:AA:450:G:H5'	2.14	0.46
1:AA:1039:G:C2'	1:AA:1040:U:H5'	2.45	0.46
1:AA:1075:U:H4'	1:AA:1101:A:N6	2.30	0.46
1:AA:1219:A:C6	1:AA:1220:G:C6	3.03	0.46
2:AB:30:ILE:HD11	2:AB:38:HIS:CD2	2.50	0.46
4:AD:56:GLU:O	4:AD:59:LYS:HB3	2.16	0.46
4:AD:196:GLU:O	4:AD:198:LEU:N	2.49	0.46
10:AJ:35:GLN:HE21	10:AJ:35:GLN:CA	2.29	0.46
12:AL:2:THR:O	12:AL:5:GLN:HB2	2.15	0.46
12:AL:120:ARG:O	12:AL:122:LYS:N	2.47	0.46
19:AS:33:TRP:NE1	19:AS:51:HIS:ND1	2.64	0.46
20:AT:38:ILE:H	20:AT:38:ILE:HG12	1.43	0.46
22:BA:601:C:O2	22:BA:605:G:H4'	2.15	0.46
22:BA:871:U:H2'	22:BA:872:U:C6	2.50	0.46
22:BA:1095:A:C6	22:BA:1096:A:N6	2.84	0.46
22:BA:1148:U:H2'	22:BA:1149:G:O4'	2.16	0.46
22:BA:1300:G:H5''	22:BA:1301:A:H5''	1.98	0.46
22:BA:1653:G:H4'	22:BA:1654:A:O5'	2.15	0.46
22:BA:1696:G:C6	22:BA:1697:G:C4	3.04	0.46
22:BA:1964:G:O2'	22:BA:1967:C:P	2.74	0.46
22:BA:2148:G:O2'	22:BA:2149:U:O5'	2.33	0.46
22:BA:2800:A:O2'	22:BA:2801:G:OP1	2.34	0.46
23:BB:37:C:C6	23:BB:38:C:C5	3.03	0.46
24:BC:163:ILE:HG23	24:BC:171:VAL:HG11	1.98	0.46
25:BD:57:ALA:O	25:BD:60:VAL:HG12	2.16	0.46

Continued on next page...

Continued from previous page...

Atom-1	Atom-2	Interatomic distance (Å)	Clash overlap (Å)
25:BD:90:PHE:C	25:BD:92:VAL:H	2.19	0.46
34:BM:2:LEU:HD23	34:BM:69:PRO:CD	2.37	0.46
40:BS:24:ILE:HD13	40:BS:24:ILE:HA	1.73	0.46
53:CA:32:A:C2'	53:CA:33:A:C8	2.88	0.46
53:CA:68:G:H5'	53:CA:171:A:O2'	2.15	0.46
53:CA:160:A:O2'	53:CA:344:A:N6	2.48	0.46
53:CA:264:C:O2'	17:CQ:64:ARG:HG3	2.16	0.46
53:CA:268:U:H2'	53:CA:269:C:H6	1.75	0.46
53:CA:354:G:N2	53:CA:355:C:C2	2.84	0.46
53:CA:429:U:H3'	4:CD:8:LEU:HD23	1.97	0.46
53:CA:544:G:C2'	53:CA:545:C:O5'	2.63	0.46
53:CA:642:A:N7	8:CH:106:SER:CA	2.70	0.46
53:CA:750:C:O2'	15:CO:20:ASP:HB2	2.16	0.46
53:CA:775:G:O2'	53:CA:776:G:H5'	2.16	0.46
53:CA:878:A:C6	53:CA:879:C:C5	3.03	0.46
53:CA:940:C:H2'	53:CA:941:G:O4'	2.15	0.46
53:CA:1050:G:C2	53:CA:1051:C:C4	3.03	0.46
53:CA:1146:A:H2'	53:CA:1147:C:C6	2.51	0.46
53:CA:1207:G:C5	53:CA:1208:C:C5	3.04	0.46
53:CA:1282:C:O2'	53:CA:1283:U:C6	2.67	0.46
53:CA:1461:G:C5	53:CA:1462:C:C4	3.04	0.46
53:CA:1530:G:O2'	53:CA:1531:A:H8	1.98	0.46
2:CB:26:MET:CE	2:CB:29:PHE:CD2	2.91	0.46
5:CE:11:GLN:CG	5:CE:40:ASP:O	2.64	0.46
6:CF:67:PRO:O	6:CF:68:GLN:C	2.54	0.46
55:CM:21:ILE:HG22	55:CM:22:TYR:N	2.31	0.46
15:CO:10:ILE:HA	15:CO:13:GLU:HB2	1.98	0.46
21:CU:18:PHE:C	21:CU:19:LYS:NZ	2.69	0.46
22:DA:95:A:O2'	46:DY:41:HIS:CD2	2.69	0.46
22:DA:110:G:C4	22:DA:111:A:C8	3.04	0.46
22:DA:165:A:H2'	22:DA:166:U:C6	2.50	0.46
22:DA:425:G:C4	22:DA:426:C:C5	3.04	0.46
22:DA:444:C:HO2'	22:DA:445:C:P	2.38	0.46
22:DA:449:A:C4'	38:DQ:2:ARG:HH22	2.29	0.46
22:DA:628:G:HO2'	22:DA:629:G:H8	1.58	0.46
22:DA:708:G:H2'	22:DA:709:U:H6	1.81	0.46
22:DA:789:A:H4'	22:DA:790:U:OP2	2.15	0.46
22:DA:948:C:O5'	22:DA:948:C:H6	1.98	0.46
22:DA:1203:U:C4	22:DA:1204:A:N7	2.83	0.46
22:DA:1291:C:O2'	22:DA:1292:G:O4'	2.33	0.46
22:DA:1307:A:HO2'	22:DA:1308:A:H5'	1.81	0.46

Continued on next page...

Continued from previous page...

Atom-1	Atom-2	Interatomic distance (Å)	Clash overlap (Å)
22:DA:1566:A:C2	24:DC:212:TRP:CD2	3.04	0.46
22:DA:1613:G:C6	22:DA:1617:C:C5	3.03	0.46
22:DA:1723:G:C2'	22:DA:1724:G:H5'	2.45	0.46
22:DA:1736:U:H2'	22:DA:1737:G:O4'	2.16	0.46
22:DA:1883:U:H2'	22:DA:1884:G:O4'	2.15	0.46
22:DA:1998:A:C4	22:DA:1999:C:C6	3.04	0.46
22:DA:2036:C:O2'	22:DA:2037:A:H5'	2.15	0.46
22:DA:2151:U:H2'	22:DA:2152:G:C8	2.49	0.46
22:DA:2373:G:O2'	22:DA:2374:C:H5'	2.16	0.46
22:DA:2418:A:C6	22:DA:2419:U:C4	3.04	0.46
22:DA:2507:C:N4	22:DA:2508:G:C6	2.84	0.46
22:DA:2512:C:H2'	22:DA:2513:A:C4'	2.45	0.46
22:DA:2586:U:O5'	22:DA:2586:U:H6	1.99	0.46
22:DA:2756:U:C4'	22:DA:2757:A:C5'	2.94	0.46
57:DB:109:A:C2	57:DB:110:C:C2	3.04	0.46
24:DC:245:THR:HB	24:DC:246:PRO:CD	2.46	0.46
25:DD:114:LYS:CD	25:DD:116:LYS:HZ1	2.26	0.46
26:DE:30:GLN:HG2	26:DE:30:GLN:O	2.16	0.46
58:DF:32:LYS:HB2	58:DF:32:LYS:NZ	2.31	0.46
58:DF:122:ASP:HB3	58:DF:123:GLY:H	1.55	0.46
58:DF:144:LYS:HG3	58:DF:145:VAL:H	1.80	0.46
28:DG:15:ASP:HB3	28:DG:26:LYS:H	1.81	0.46
29:DH:104:THR:O	29:DH:104:THR:HG23	2.16	0.46
30:DI:44:LYS:O	30:DI:48:ILE:HG23	2.16	0.46
31:DJ:49:ASP:HB2	31:DJ:121:LYS:HZ2	1.80	0.46
32:DK:1:MET:HA	32:DK:33:ALA:O	2.16	0.46
34:DM:66:ARG:NE	34:DM:101:VAL:HG11	2.30	0.46
34:DM:108:VAL:CG2	34:DM:109:PRO:HD2	2.45	0.46
35:DN:75:ILE:HD12	35:DN:75:ILE:O	2.16	0.46
38:DQ:15:LYS:HD2	38:DQ:15:LYS:C	2.35	0.46
42:DU:47:PRO:CB	42:DU:54:PRO:HG3	2.31	0.46
42:DU:81:ARG:HB2	42:DU:96:LYS:CD	2.42	0.46
46:DY:11:VAL:HG12	46:DY:11:VAL:O	2.15	0.46
48:D0:42:ILE:CD1	48:D0:48:TYR:CD2	2.97	0.46
1:AA:120:A:C5	1:AA:122:G:C6	3.04	0.46
1:AA:515:G:O2'	1:AA:516:U:H5'	2.15	0.46
1:AA:617:G:N1	1:AA:618:C:C5	2.84	0.46
1:AA:854:U:C6	1:AA:871:U:O4	2.69	0.46
1:AA:944:G:N1	1:AA:1338:G:OP2	2.49	0.46
1:AA:1073:U:C2'	1:AA:1074:G:H5'	2.45	0.46
1:AA:1144:G:C8	1:AA:1144:G:OP2	2.69	0.46

Continued on next page...

Continued from previous page...

Atom-1	Atom-2	Interatomic distance (Å)	Clash overlap (Å)
1:AA:1181:G:C2	1:AA:1182:G:N2	2.84	0.46
1:AA:1312:G:N7	19:AS:2:ARG:HA	2.31	0.46
5:AE:14:LEU:HD13	5:AE:14:LEU:C	2.34	0.46
5:AE:32:PHE:CD1	5:AE:55:VAL:HG22	2.51	0.46
8:AH:94:VAL:HG12	8:AH:95:MET:N	2.30	0.46
12:AL:76:HIS:O	12:AL:77:SER:HB2	2.16	0.46
14:AN:30:ILE:HG23	14:AN:44:VAL:HG12	1.98	0.46
18:AR:22:TYR:CD1	18:AR:22:TYR:O	2.68	0.46
22:BA:92:U:H5''	22:BA:92:U:C6	2.51	0.46
22:BA:188:G:H2'	22:BA:189:G:H5'	1.97	0.46
22:BA:288:U:H2'	22:BA:289:G:H8	1.81	0.46
22:BA:481:G:H1'	22:BA:506:G:N2	2.31	0.46
22:BA:709:U:H2'	22:BA:710:U:C6	2.51	0.46
22:BA:915:C:O2	23:BB:100:G:H4'	2.16	0.46
22:BA:1016:G:C2'	22:BA:1017:G:O5'	2.64	0.46
22:BA:1501:G:O2'	22:BA:1502:A:H5'	2.16	0.46
22:BA:1657:U:O2'	25:BD:138:LEU:HD22	2.16	0.46
22:BA:1682:G:O2'	22:BA:1683:U:C5'	2.63	0.46
22:BA:2145:C:OP1	22:BA:2148:G:C5	2.69	0.46
22:BA:2364:C:H2'	22:BA:2365:G:H5'	1.95	0.46
22:BA:2512:C:H5''	22:BA:2513:A:OP2	2.17	0.46
22:BA:2667:C:H2'	22:BA:2668:G:O4'	2.16	0.46
24:BC:106:PRO:HA	24:BC:141:HIS:NE2	2.31	0.46
25:BD:4:LEU:HD23	25:BD:29:VAL:HG11	1.97	0.46
25:BD:110:THR:HG22	25:BD:111:GLY:H	1.81	0.46
25:BD:114:LYS:HE3	25:BD:114:LYS:CA	2.45	0.46
25:BD:124:ARG:HG2	25:BD:125:TRP:CD1	2.50	0.46
29:BH:2:GLN:HG2	29:BH:20:ASN:ND2	2.31	0.46
29:BH:78:VAL:HG21	29:BH:145:ASN:ND2	2.31	0.46
31:BJ:40:HIS:C	31:BJ:41:LYS:CG	2.84	0.46
31:BJ:80:HIS:HB3	31:BJ:81:ILE:HG22	1.98	0.46
35:BN:1:MET:O	35:BN:2:ARG:CB	2.54	0.46
42:BU:73:ASN:HD22	42:BU:76:THR:N	2.08	0.46
45:BX:39:VAL:HG11	45:BX:46:VAL:CG2	2.46	0.46
53:CA:5:U:H4'	53:CA:6:G:C5'	2.46	0.46
53:CA:279:A:H5''	53:CA:280:C:C3'	2.36	0.46
53:CA:312:C:H2'	53:CA:313:A:O4'	2.16	0.46
53:CA:473:U:OP1	56:CP:76:LYS:HE2	2.15	0.46
53:CA:545:C:H2'	53:CA:546:A:H5'	1.98	0.46
53:CA:686:U:O2'	53:CA:687:A:O5'	2.34	0.46
53:CA:769:G:C2'	53:CA:770:C:H5'	2.45	0.46

Continued on next page...

Continued from previous page...

Atom-1	Atom-2	Interatomic distance (Å)	Clash overlap (Å)
53:CA:935:A:O2'	53:CA:936:C:O5'	2.34	0.46
53:CA:1004:A:H2'	53:CA:1005:A:C8	2.51	0.46
53:CA:1011:C:N3	53:CA:1019:A:C2	2.84	0.46
53:CA:1046:A:H2'	53:CA:1047:G:C5'	2.46	0.46
53:CA:1262:C:C5	53:CA:1263:C:C5	3.04	0.46
2:CB:8:MET:SD	2:CB:9:LEU:HD23	2.56	0.46
4:CD:195:ASN:O	4:CD:197:HIS:N	2.49	0.46
6:CF:19:PRO:HA	6:CF:22:ILE:CG1	2.46	0.46
6:CF:85:ILE:HB	6:CF:86:ARG:H	1.56	0.46
54:CG:91:ARG:NH1	54:CG:92:PRO:HG2	2.31	0.46
54:CG:100:MET:HE2	54:CG:100:MET:N	2.30	0.46
8:CH:85:TYR:HD2	8:CH:123:GLU:HB2	1.74	0.46
55:CM:64:VAL:O	55:CM:65:GLU:C	2.54	0.46
14:CN:15:LEU:O	14:CN:54:SER:HB2	2.16	0.46
22:DA:14:A:H2'	22:DA:15:G:H8	1.81	0.46
22:DA:33:C:O2	22:DA:447:A:N6	2.49	0.46
22:DA:201:C:C6	22:DA:202:U:H5	2.34	0.46
22:DA:311:A:O2'	22:DA:332:A:O4'	2.29	0.46
22:DA:538:A:C5'	31:DJ:7:LYS:HZ3	2.29	0.46
22:DA:727:A:O2'	22:DA:728:G:O5'	2.34	0.46
22:DA:751:A:O5'	40:DS:90:LYS:HA	2.15	0.46
22:DA:799:G:OP2	22:DA:800:A:C3'	2.64	0.46
22:DA:818:G:N7	22:DA:1187:G:C6	2.84	0.46
22:DA:832:U:P	33:DL:38:GLN:H	2.38	0.46
22:DA:931:U:O2	22:DA:931:U:H2'	2.15	0.46
22:DA:987:C:O2	22:DA:1000:A:H2	1.98	0.46
22:DA:1082:U:H4'	30:DI:117:THR:O	2.16	0.46
22:DA:1203:U:H2'	22:DA:1204:A:C2	2.51	0.46
22:DA:1461:C:H2'	22:DA:1462:C:H6	1.81	0.46
22:DA:1607:C:H4'	22:DA:1608:A:O5'	2.15	0.46
22:DA:1683:U:O2'	22:DA:1684:G:O4'	2.31	0.46
22:DA:1753:G:N1	22:DA:1756:G:N1	2.64	0.46
22:DA:1969:A:H2'	22:DA:1972:G:H21	1.81	0.46
22:DA:1991:U:C6	22:DA:1991:U:C3'	2.99	0.46
22:DA:2135:A:H2'	22:DA:2136:G:H8	1.80	0.46
22:DA:2497:A:H4'	22:DA:2498:C:O5'	2.16	0.46
22:DA:2506:U:H3'	22:DA:2506:U:H6	1.81	0.46
22:DA:2880:C:O2'	22:DA:2881:U:C5'	2.64	0.46
57:DB:11:C:H2'	57:DB:15:A:H61	1.80	0.46
24:DC:68:ARG:NH1	24:DC:115:ILE:CD1	2.78	0.46
25:DD:107:VAL:CG1	25:DD:109:VAL:CG2	2.92	0.46

Continued on next page...

Continued from previous page...

Atom-1	Atom-2	Interatomic distance (Å)	Clash overlap (Å)
26:DE:117:ARG:O	26:DE:186:VAL:HG12	2.16	0.46
26:DE:161:ALA:HB3	26:DE:169:VAL:HG13	1.98	0.46
58:DF:103:ILE:CA	58:DF:107:VAL:HG21	2.37	0.46
30:DI:20:SER:H	30:DI:21:PRO:CD	2.28	0.46
30:DI:98:GLY:HA3	30:DI:137:LEU:HA	1.98	0.46
32:DK:9:ASN:HD21	32:DK:17:ARG:NH2	2.14	0.46
35:DN:28:LEU:HD23	35:DN:29:VAL:N	2.30	0.46
37:DP:59:THR:HG23	37:DP:72:VAL:HG12	1.96	0.46
37:DP:88:ARG:NE	37:DP:112:ARG:HH21	2.12	0.46
41:DT:7:LEU:O	41:DT:10:VAL:HG13	2.17	0.46
41:DT:28:ASN:C	41:DT:29:THR:HG22	2.36	0.46
41:DT:38:ALA:C	41:DT:39:THR:HG22	2.34	0.46
42:DU:52:ASN:ND2	42:DU:54:PRO:HD3	2.30	0.46
43:DV:56:PHE:C	43:DV:56:PHE:CD1	2.89	0.46
45:DX:26:ARG:O	45:DX:27:ARG:HB3	2.16	0.46
48:D0:54:ILE:HG13	48:D0:55:ALA:H	1.80	0.46
1:AA:42:G:H8	1:AA:42:G:O5'	2.00	0.45
1:AA:298:A:H2'	1:AA:299:G:O4'	2.16	0.45
1:AA:369:G:O2'	1:AA:370:C:H5'	2.16	0.45
1:AA:423:G:N3	1:AA:423:G:C2'	2.66	0.45
1:AA:646:G:C2'	1:AA:647:C:H5'	2.45	0.45
1:AA:891:U:O2'	1:AA:892:A:H5'	2.16	0.45
1:AA:1372:U:C4	1:AA:1373:G:C5	3.03	0.45
1:AA:1508:A:H2'	1:AA:1509:C:O4'	2.16	0.45
2:AB:132:GLU:O	2:AB:136:ARG:HB2	2.16	0.45
3:AC:18:ASN:HB3	3:AC:39:ARG:NH1	2.22	0.45
3:AC:71:ARG:O	3:AC:74:ILE:HG22	2.15	0.45
10:AJ:35:GLN:HG2	10:AJ:77:VAL:CB	2.43	0.45
11:AK:111:ASP:HB3	21:AU:19:LYS:CD	2.45	0.45
16:AP:36:VAL:O	16:AP:36:VAL:CG1	2.62	0.45
19:AS:10:ILE:O	19:AS:10:ILE:HG13	2.15	0.45
19:AS:54:ARG:H	19:AS:54:ARG:HG3	1.61	0.45
22:BA:84:A:N6	22:BA:101:A:C2	2.67	0.45
22:BA:1632:A:C6	22:BA:1633:G:C6	3.05	0.45
22:BA:1744:A:H5''	22:BA:1745:A:OP2	2.15	0.45
22:BA:1845:G:O2'	22:BA:1846:G:H5'	2.16	0.45
22:BA:1863:G:H2'	22:BA:1864:U:O4'	2.15	0.45
22:BA:1885:A:O2'	22:BA:1886:U:C5'	2.63	0.45
22:BA:2197:U:HO2'	22:BA:2198:A:P	2.39	0.45
22:BA:2226:C:H2'	22:BA:2227:A:C8	2.51	0.45
22:BA:2267:A:H2'	22:BA:2267:A:N3	2.31	0.45

Continued on next page...

Continued from previous page...

Atom-1	Atom-2	Interatomic distance (Å)	Clash overlap (Å)
22:BA:2475:C:C3'	22:BA:2476:A:H5'	2.43	0.45
22:BA:2536:G:C5	22:BA:2537:U:C5	3.03	0.45
22:BA:2575:C:H2'	22:BA:2578:G:O6	2.15	0.45
27:BF:107:VAL:HG11	27:BF:175:PRO:HG2	1.98	0.45
28:BG:18:ILE:CD1	28:BG:42:VAL:CG1	2.93	0.45
28:BG:33:THR:CA	28:BG:34:ARG:HD3	2.45	0.45
30:BI:24:GLY:O	30:BI:34:ILE:HD12	2.17	0.45
30:BI:123:ALA:HA	30:BI:126:ARG:CZ	2.46	0.45
31:BJ:93:ILE:O	31:BJ:97:PRO:HG3	2.16	0.45
32:BK:10:VAL:HG11	32:BK:16:ALA:CB	2.47	0.45
33:BL:14:LYS:O	33:BL:15:ALA:O	2.33	0.45
35:BN:55:ALA:HB1	35:BN:80:PHE:CA	2.47	0.45
39:BR:72:VAL:HG13	39:BR:89:HIS:O	2.15	0.45
43:BV:20:LEU:CD2	43:BV:25:LYS:HB2	2.39	0.45
45:BX:76:LYS:CG	45:BX:77:TYR:N	2.78	0.45
49:B1:42:VAL:CG1	49:B1:42:VAL:O	2.64	0.45
53:CA:59:A:H2'	53:CA:59:A:N3	2.31	0.45
53:CA:120:A:O2'	53:CA:121:U:H4'	2.16	0.45
53:CA:178:C:C2'	53:CA:179:A:H5'	2.46	0.45
53:CA:258:G:O3'	20:CT:35:TYR:OH	2.34	0.45
53:CA:328:C:OP1	53:CA:328:C:H4'	2.15	0.45
53:CA:461:A:O5'	53:CA:462:G:OP2	2.34	0.45
53:CA:542:G:H2'	53:CA:543:U:C6	2.47	0.45
53:CA:669:G:N2	53:CA:738:C:C2	2.83	0.45
53:CA:776:G:N2	53:CA:802:A:OP2	2.48	0.45
53:CA:934:C:H5	53:CA:1344:C:C2	2.34	0.45
53:CA:1007:U:O2	53:CA:1007:U:H2'	2.15	0.45
53:CA:1249:C:H4'	9:CI:74:GLN:HE22	1.81	0.45
53:CA:1254:A:H2'	53:CA:1255:G:H8	1.80	0.45
53:CA:1288:A:H2'	53:CA:1289:A:C8	2.50	0.45
53:CA:1469:C:C5	53:CA:1470:U:C5	3.04	0.45
4:CD:89:LEU:CD2	4:CD:199:ILE:CD1	2.92	0.45
4:CD:137:SER:CB	4:CD:138:PRO:HD2	2.46	0.45
6:CF:53:LYS:O	6:CF:55:HIS:CD2	2.68	0.45
54:CG:27:ASN:OD1	54:CG:35:LYS:HD2	2.16	0.45
54:CG:94:ARG:HB3	54:CG:98:LEU:HG	1.98	0.45
8:CH:23:ALA:HA	8:CH:62:LEU:HD22	1.96	0.45
12:CL:42:LYS:CD	12:CL:43:LYS:HZ2	2.30	0.45
55:CM:17:ALA:HB3	55:CM:18:LEU:HD12	1.98	0.45
15:CO:25:GLU:HG2	15:CO:80:LEU:HG	1.97	0.45
15:CO:55:LEU:O	15:CO:58:MET:HG3	2.16	0.45

Continued on next page...

Continued from previous page...

Atom-1	Atom-2	Interatomic distance (Å)	Clash overlap (Å)
56:CP:1:MET:O	56:CP:1:MET:HG3	2.16	0.45
18:CR:38:ILE:HG22	18:CR:39:VAL:N	2.31	0.45
22:DA:120:U:C2	22:DA:149:A:C6	3.04	0.45
22:DA:145:C:O5'	22:DA:145:C:H6	1.98	0.45
22:DA:617:G:N3	22:DA:618:G:C8	2.84	0.45
22:DA:618:G:O2'	22:DA:619:G:C5'	2.59	0.45
22:DA:648:G:O2'	22:DA:649:G:H5'	2.16	0.45
22:DA:803:U:O2'	22:DA:804:A:H5'	2.17	0.45
22:DA:830:G:H8	22:DA:830:G:P	2.39	0.45
22:DA:843:G:C6	22:DA:844:A:N6	2.83	0.45
22:DA:1171:G:C4	22:DA:1179:G:N2	2.85	0.45
22:DA:1204:A:C4	22:DA:1206:G:C6	3.04	0.45
22:DA:1497:U:H5''	22:DA:1498:C:OP2	2.16	0.45
22:DA:1551:A:C6	22:DA:1552:A:N7	2.85	0.45
22:DA:1647:U:C5'	22:DA:1648:U:OP1	2.60	0.45
22:DA:1739:A:O2'	22:DA:1740:G:O5'	2.34	0.45
22:DA:1848:A:H2'	22:DA:1849:G:H8	1.79	0.45
22:DA:2016:U:C4	22:DA:2017:U:C4	3.04	0.45
22:DA:2458:G:O2'	22:DA:2460:U:H5	1.97	0.45
22:DA:2571:U:H2'	22:DA:2572:A:OP1	2.16	0.45
22:DA:2749:A:H4'	28:DG:62:ALA:HB2	1.98	0.45
25:DD:112:THR:O	25:DD:113:SER:HB2	2.17	0.45
58:DF:60:SER:C	58:DF:62:GLN:N	2.69	0.45
28:DG:94:ARG:HG2	28:DG:105:SER:N	2.31	0.45
28:DG:104:LEU:HG	28:DG:112:VAL:HG21	1.97	0.45
28:DG:116:LEU:HA	28:DG:117:PRO:HD3	1.73	0.45
29:DH:42:LYS:HE2	29:DH:43:ASN:OD1	2.16	0.45
31:DJ:44:TYR:CD1	38:DQ:59:LEU:HD11	2.51	0.45
31:DJ:81:ILE:HB	31:DJ:82:GLY:H	1.45	0.45
31:DJ:110:PRO:CB	31:DJ:111:LYS:HG2	2.46	0.45
32:DK:19:VAL:CG1	32:DK:41:ILE:HG12	2.44	0.45
33:DL:70:LYS:HG2	33:DL:70:LYS:O	2.15	0.45
35:DN:31:HIS:C	35:DN:33:ILE:H	2.18	0.45
37:DP:50:ARG:HA	37:DP:57:ALA:H	1.80	0.45
37:DP:52:ARG:HB3	37:DP:55:HIS:HB2	1.99	0.45
38:DQ:4:LYS:O	38:DQ:5:ARG:HB2	2.16	0.45
41:DT:38:ALA:O	41:DT:39:THR:HB	2.16	0.45
44:DW:40:ARG:CG	44:DW:40:ARG:NH1	2.50	0.45
49:D1:37:LYS:O	49:D1:48:TYR:CD2	2.69	0.45
1:AA:321:A:H4'	1:AA:1435:G:O2'	2.15	0.45
1:AA:426:U:H2'	1:AA:427:U:C6	2.51	0.45

Continued on next page...

Continued from previous page...

Atom-1	Atom-2	Interatomic distance (Å)	Clash overlap (Å)
1:AA:443:C:H2'	1:AA:444:G:H5'	1.95	0.45
1:AA:579:A:O2'	15:AO:53:ARG:NH1	2.50	0.45
1:AA:1069:C:H2'	1:AA:1070:U:O5'	2.16	0.45
1:AA:1280:A:O2'	1:AA:1281:C:H5'	2.16	0.45
1:AA:1323:G:O2'	1:AA:1324:A:C8	2.66	0.45
1:AA:1410:A:C2	1:AA:1411:C:C2	3.05	0.45
3:AC:5:HIS:HD2	3:AC:8:GLY:H	1.64	0.45
3:AC:144:GLY:O	3:AC:145:ALA:CB	2.64	0.45
6:AF:71:ILE:CG2	6:AF:72:ASP:N	2.80	0.45
9:AI:49:GLN:C	9:AI:51:LEU:H	2.19	0.45
18:AR:33:THR:CG2	18:AR:37:LYS:N	2.79	0.45
19:AS:22:VAL:HG12	19:AS:23:GLU:N	2.30	0.45
19:AS:48:ILE:HD12	19:AS:48:ILE:O	2.16	0.45
20:AT:74:HIS:O	20:AT:78:LEU:HB2	2.16	0.45
22:BA:5:A:C2	22:BA:2899:A:C2	3.04	0.45
22:BA:18:U:P	38:BQ:29:ARG:HH22	2.40	0.45
22:BA:38:A:C2	22:BA:442:G:C2	3.04	0.45
22:BA:154:U:H2'	22:BA:155:A:H8	1.82	0.45
22:BA:312:G:H2'	22:BA:313:G:C8	2.51	0.45
22:BA:387:U:C5	22:BA:388:G:C6	3.03	0.45
22:BA:511:U:C5	22:BA:512:G:C4	3.03	0.45
22:BA:560:C:H2'	22:BA:561:G:C5'	2.46	0.45
22:BA:634:C:H2'	22:BA:635:C:H6	1.80	0.45
22:BA:679:C:H2'	22:BA:680:C:C6	2.51	0.45
22:BA:778:G:C6	22:BA:779:U:N3	2.85	0.45
22:BA:806:C:H6	22:BA:806:C:O5'	1.99	0.45
22:BA:885:C:H6	22:BA:885:C:O5'	1.98	0.45
22:BA:899:A:O2'	22:BA:900:A:C8	2.62	0.45
22:BA:969:G:H2'	22:BA:970:U:C6	2.51	0.45
22:BA:1070:A:C6	22:BA:1097:U:H4'	2.51	0.45
22:BA:1152:C:H3'	62:BA:3357:HOH:O	2.17	0.45
22:BA:1205:A:H4'	22:BA:1206:G:OP2	2.17	0.45
22:BA:1421:G:C2	22:BA:1422:G:N7	2.84	0.45
22:BA:1533:C:H42	22:BA:1538:G:H1	1.64	0.45
22:BA:1813:G:H1'	24:BC:49:THR:HG21	1.98	0.45
22:BA:1817:G:N3	22:BA:1817:G:H2'	2.32	0.45
22:BA:1998:A:H2'	22:BA:1999:C:C6	2.51	0.45
22:BA:2081:U:H4'	45:BX:24:THR:HG21	1.98	0.45
22:BA:2270:A:H2'	22:BA:2271:G:O4'	2.15	0.45
22:BA:2465:C:O2'	22:BA:2466:C:H5'	2.15	0.45
22:BA:2471:A:N6	22:BA:2472:G:C2	2.84	0.45

Continued on next page...

Continued from previous page...

Atom-1	Atom-2	Interatomic distance (Å)	Clash overlap (Å)
22:BA:2592:G:C5	22:BA:2593:U:C4	3.04	0.45
22:BA:2817:U:C2'	22:BA:2818:U:O5'	2.64	0.45
23:BB:37:C:C5	23:BB:38:C:C5	3.04	0.45
26:BE:153:LEU:C	26:BE:153:LEU:CD1	2.79	0.45
26:BE:176:ASP:OD1	26:BE:176:ASP:C	2.54	0.45
28:BG:132:LEU:CD1	28:BG:143:VAL:HG12	2.46	0.45
29:BH:1:MET:SD	29:BH:27:ARG:NH2	2.89	0.45
32:BK:64:ARG:HB3	32:BK:79:PHE:CD1	2.52	0.45
40:BS:24:ILE:HG23	40:BS:71:VAL:HG11	1.97	0.45
41:BT:48:GLN:HE21	41:BT:48:GLN:CA	2.18	0.45
42:BU:27:VAL:HA	42:BU:33:VAL:CG1	2.43	0.45
42:BU:78:LYS:CG	42:BU:79:ALA:N	2.79	0.45
43:BV:30:ILE:HA	43:BV:91:PHE:O	2.16	0.45
43:BV:71:LYS:C	43:BV:72:VAL:HG13	2.36	0.45
53:CA:34:C:O2	53:CA:34:C:C2'	2.64	0.45
53:CA:62:U:O2'	53:CA:63:C:H5'	2.16	0.45
53:CA:131:A:C6	53:CA:232:G:C6	3.04	0.45
53:CA:286:C:H2'	53:CA:287:U:C6	2.51	0.45
53:CA:337:G:H2'	53:CA:338:A:H8	1.80	0.45
53:CA:707:U:H4'	11:CK:21:HIS:CD2	2.52	0.45
53:CA:708:C:H2'	53:CA:709:U:H6	1.80	0.45
53:CA:1051:C:HO2'	53:CA:1052:U:P	2.38	0.45
53:CA:1328:C:OP1	55:CM:27:THR:HG21	2.16	0.45
4:CD:164:ARG:HB3	4:CD:165:GLU:H	1.38	0.45
5:CE:43:GLY:O	5:CE:73:VAL:N	2.44	0.45
5:CE:43:GLY:O	5:CE:73:VAL:HB	2.16	0.45
6:CF:81:ASN:O	6:CF:84:VAL:HG12	2.16	0.45
6:CF:90:MET:HE3	18:CR:60:ARG:NH1	2.31	0.45
54:CG:17:PHE:HB2	54:CG:43:TYR:OH	2.16	0.45
8:CH:65:PHE:CG	8:CH:66:GLN:N	2.84	0.45
9:CI:12:LYS:O	9:CI:13:SER:HB3	2.16	0.45
9:CI:45:MET:HA	9:CI:48:ARG:CG	2.46	0.45
9:CI:91:GLU:O	9:CI:91:GLU:HG3	2.16	0.45
9:CI:129:ARG:CZ	9:CI:129:ARG:HA	2.46	0.45
11:CK:26:PHE:CZ	11:CK:88:PRO:HG2	2.50	0.45
14:CN:20:PHE:CB	14:CN:24:ALA:HB2	2.46	0.45
17:CQ:29:LYS:NZ	17:CQ:36:PHE:CD2	2.78	0.45
19:CS:48:ILE:O	19:CS:50:VAL:HG13	2.16	0.45
22:DA:219:A:C5	22:DA:220:G:C5	3.04	0.45
22:DA:248:G:H5'	22:DA:250:G:N7	2.30	0.45
22:DA:603:A:H4'	22:DA:604:G:H4'	1.98	0.45

Continued on next page...

Continued from previous page...

Atom-1	Atom-2	Interatomic distance (Å)	Clash overlap (Å)
22:DA:629:G:H2'	22:DA:630:G:C8	2.51	0.45
22:DA:922:C:C4	22:DA:923:G:N7	2.83	0.45
22:DA:1056:G:H21	22:DA:1102:C:H41	1.64	0.45
22:DA:1272:A:N3	22:DA:1618:A:C4	2.84	0.45
22:DA:1297:C:N3	22:DA:1298:C:C5	2.84	0.45
22:DA:1326:U:O2'	22:DA:1327:A:O5'	2.34	0.45
22:DA:1345:C:O2'	22:DA:1346:G:P	2.74	0.45
22:DA:1352:U:H5	22:DA:1377:G:O6	1.95	0.45
22:DA:1665:A:N7	62:DA:3439:HOH:O	2.36	0.45
22:DA:1735:A:O2'	22:DA:1736:U:O4'	2.34	0.45
22:DA:1786:A:P	62:DA:3459:HOH:O	2.74	0.45
22:DA:1790:C:O2'	24:DC:207:ALA:CB	2.61	0.45
22:DA:1904:G:O2'	22:DA:1905:C:H5'	2.17	0.45
22:DA:2270:A:H5'	44:DW:18:LYS:HG2	1.98	0.45
22:DA:2415:G:H2'	22:DA:2416:C:C6	2.51	0.45
22:DA:2850:A:HO2'	22:DA:2851:A:H5'	1.78	0.45
57:DB:16:G:H2'	57:DB:17:C:C6	2.51	0.45
24:DC:28:PRO:HB3	24:DC:62:ARG:NH2	2.24	0.45
25:DD:121:THR:O	25:DD:122:VAL:HB	2.17	0.45
26:DE:77:ILE:H	26:DE:77:ILE:HG12	1.50	0.45
26:DE:196:VAL:HA	26:DE:199:MET:HB3	1.97	0.45
58:DF:42:ALA:CB	58:DF:48:LEU:HD11	2.46	0.45
58:DF:63:LYS:HD3	58:DF:63:LYS:C	2.36	0.45
29:DH:96:THR:O	29:DH:97:ARG:CG	2.62	0.45
32:DK:58:LEU:HD22	32:DK:89:ASN:HD22	1.81	0.45
35:DN:24:MET:HG2	35:DN:44:LEU:CD1	2.45	0.45
36:DO:14:ALA:O	36:DO:18:LEU:N	2.44	0.45
37:DP:67:GLU:OE1	37:DP:68:GLY:N	2.49	0.45
37:DP:85:VAL:O	37:DP:85:VAL:HG13	2.16	0.45
45:DX:38:TRP:CE3	45:DX:38:TRP:HA	2.50	0.45
1:AA:36:C:O2'	1:AA:501:C:OP1	2.34	0.45
1:AA:198:G:C6	1:AA:220:G:C4	3.05	0.45
1:AA:683:G:H2'	1:AA:684:U:H5'	1.98	0.45
1:AA:729:A:C2'	1:AA:730:G:H5'	2.46	0.45
1:AA:1071:C:C2	1:AA:1105:A:C2	3.04	0.45
1:AA:1126:U:O2'	1:AA:1127:G:H5'	2.16	0.45
1:AA:1144:G:H2'	1:AA:1145:A:O4'	2.17	0.45
1:AA:1197:A:O2'	1:AA:1198:G:C5'	2.52	0.45
4:AD:87:GLU:O	4:AD:90:LEU:N	2.49	0.45
7:AG:113:LYS:HB2	7:AG:117:LEU:HD12	1.98	0.45
8:AH:15:ASN:O	8:AH:18:ALA:HB3	2.17	0.45

Continued on next page...

Continued from previous page...

Atom-1	Atom-2	Interatomic distance (Å)	Clash overlap (Å)
8:AH:44:PHE:HE2	8:AH:100:ILE:HG12	1.80	0.45
9:AI:4:GLN:CA	9:AI:4:GLN:HE21	2.29	0.45
11:AK:92:ARG:HD3	21:AU:24:LYS:HE2	1.98	0.45
11:AK:124:LYS:NZ	11:AK:127:ARG:CD	2.79	0.45
14:AN:33:VAL:HG12	14:AN:33:VAL:O	2.16	0.45
22:BA:28:A:C4	22:BA:513:A:N7	2.85	0.45
22:BA:548:G:O2'	22:BA:549:G:C5	2.69	0.45
22:BA:783:A:O2'	22:BA:785:G:OP1	2.34	0.45
22:BA:1040:A:H2	22:BA:1115:G:H22	1.64	0.45
22:BA:1105:U:C2	22:BA:1106:G:N7	2.85	0.45
22:BA:1115:G:HO2'	22:BA:1116:G:P	2.39	0.45
22:BA:1301:A:C2	22:BA:1303:G:C6	3.04	0.45
22:BA:1424:G:H2'	22:BA:1425:G:O4'	2.17	0.45
22:BA:1498:C:O2'	22:BA:1499:C:O5'	2.33	0.45
22:BA:1668:A:H4'	22:BA:1669:A:O5'	2.16	0.45
22:BA:2656:U:C5	22:BA:2664:G:N2	2.84	0.45
22:BA:2682:A:H61	22:BA:2728:U:H1'	1.81	0.45
22:BA:2751:G:O2'	22:BA:2752:C:H5'	2.16	0.45
29:BH:4:ILE:O	29:BH:37:VAL:HG12	2.15	0.45
32:BK:103:VAL:O	32:BK:122:VAL:HB	2.16	0.45
33:BL:110:VAL:HG12	33:BL:131:ALA:CB	2.46	0.45
38:BQ:87:VAL:O	38:BQ:88:GLU:CB	2.61	0.45
39:BR:46:GLU:CG	39:BR:47:VAL:N	2.79	0.45
40:BS:59:GLU:CA	40:BS:64:ALA:HB2	2.34	0.45
42:BU:100:GLU:O	42:BU:101:THR:CB	2.63	0.45
43:BV:39:ALA:O	43:BV:40:ILE:HD13	2.16	0.45
43:BV:65:VAL:O	43:BV:66:ASP:OD1	2.34	0.45
47:BZ:15:ARG:HD2	47:BZ:15:ARG:H	1.81	0.45
49:B1:31:GLU:HG2	49:B1:31:GLU:O	2.16	0.45
53:CA:537:G:H5''	12:CL:109:ARG:HH11	1.80	0.45
53:CA:676:A:H1'	11:CK:116:PRO:HB3	1.98	0.45
53:CA:992:U:O2'	53:CA:993:G:H5''	2.16	0.45
53:CA:1343:G:H1'	9:CI:122:ARG:NH1	2.31	0.45
4:CD:187:ARG:NH2	4:CD:191:SER:HB3	2.32	0.45
4:CD:187:ARG:O	4:CD:189:ASP:N	2.48	0.45
5:CE:157:GLY:HA3	8:CH:63:LYS:HZ2	1.80	0.45
10:CJ:87:LEU:HD22	10:CJ:90:LEU:HD13	1.98	0.45
11:CK:124:LYS:O	21:CU:33:ARG:CZ	2.65	0.45
55:CM:16:ILE:CD1	55:CM:16:ILE:H	2.29	0.45
17:CQ:27:PHE:CE1	17:CQ:36:PHE:HB3	2.51	0.45
22:DA:17:G:C6	22:DA:524:G:C6	3.04	0.45

Continued on next page...

Continued from previous page...

Atom-1	Atom-2	Interatomic distance (Å)	Clash overlap (Å)
22:DA:42:A:C2	22:DA:438:G:C2	3.05	0.45
22:DA:84:A:N1	22:DA:98:G:O2'	2.45	0.45
22:DA:121:G:N3	22:DA:131:A:C2	2.85	0.45
22:DA:156:A:H3'	22:DA:156:A:OP2	2.17	0.45
22:DA:323:C:C6	26:DE:165:HIS:NE2	2.85	0.45
22:DA:370:G:C6	22:DA:424:G:C5	3.04	0.45
22:DA:402:A:H2'	22:DA:403:U:O4'	2.16	0.45
22:DA:580:U:C6	22:DA:580:U:H3'	2.51	0.45
22:DA:602:A:H5'	22:DA:605:G:OP1	2.16	0.45
22:DA:614:A:N3	22:DA:614:A:OP2	2.49	0.45
22:DA:746:U:H5''	22:DA:748:G:H5'	1.98	0.45
22:DA:769:U:H6	22:DA:769:U:O5'	1.99	0.45
22:DA:806:C:OP2	33:DL:37:GLY:N	2.49	0.45
22:DA:1204:A:N9	22:DA:1206:G:C6	2.84	0.45
22:DA:1216:G:C2'	22:DA:1217:U:H5'	2.45	0.45
22:DA:1385:A:O2'	22:DA:1386:C:O5'	2.33	0.45
22:DA:1518:C:H2'	22:DA:1519:G:O4'	2.15	0.45
22:DA:1890:A:H2'	22:DA:1891:G:C5'	2.47	0.45
22:DA:1998:A:H4'	22:DA:2724:U:O2'	2.15	0.45
22:DA:2217:G:H2'	22:DA:2218:G:H8	1.82	0.45
22:DA:2238:G:C4'	22:DA:2239:G:OP1	2.64	0.45
22:DA:2298:A:O2'	22:DA:2299:U:C6	2.66	0.45
22:DA:2372:U:H2'	22:DA:2372:U:O2	2.15	0.45
22:DA:2752:C:O2'	22:DA:2753:A:C5'	2.65	0.45
22:DA:2896:C:O2'	22:DA:2897:U:H5'	2.15	0.45
57:DB:58:A:O2'	57:DB:59:A:O4'	2.27	0.45
24:DC:61:TYR:CE1	24:DC:62:ARG:O	2.69	0.45
25:DD:118:PHE:HE1	25:DD:119:ALA:O	1.99	0.45
25:DD:173:GLN:OE1	25:DD:208:LYS:HE3	2.15	0.45
26:DE:165:HIS:O	26:DE:167:VAL:N	2.50	0.45
28:DG:25:ILE:HG22	28:DG:25:ILE:O	2.15	0.45
28:DG:93:TYR:HD2	28:DG:93:TYR:N	2.01	0.45
31:DJ:38:GLY:C	31:DJ:40:HIS:H	2.20	0.45
32:DK:103:VAL:O	32:DK:104:THR:HB	2.16	0.45
33:DL:54:GLN:O	33:DL:55:MET:C	2.54	0.45
34:DM:97:GLN:HB2	34:DM:98:PRO:CD	2.45	0.45
36:DO:34:HIS:HD2	36:DO:53:THR:OG1	1.99	0.45
37:DP:19:PHE:HE1	37:DP:58:PHE:CD1	2.35	0.45
38:DQ:60:TRP:O	38:DQ:64:ILE:HG12	2.16	0.45
42:DU:80:ASP:N	42:DU:80:ASP:OD1	2.47	0.45
44:DW:39:GLN:CD	44:DW:39:GLN:O	2.55	0.45

Continued on next page...

Continued from previous page...

Atom-1	Atom-2	Interatomic distance (Å)	Clash overlap (Å)
1:AA:22:G:C6	1:AA:23:C:C4	3.04	0.45
1:AA:185:U:H2'	1:AA:186:C:C6	2.51	0.45
1:AA:597:G:C2	1:AA:644:U:O2	2.69	0.45
1:AA:737:C:C2	1:AA:738:C:C5	3.04	0.45
1:AA:903:G:H2'	1:AA:904:U:H6	1.82	0.45
1:AA:1062:U:H2'	1:AA:1063:C:C5	2.52	0.45
1:AA:1124:G:OP1	10:AJ:37:ARG:C	2.55	0.45
1:AA:1321:U:H3'	1:AA:1322:C:O2	2.16	0.45
1:AA:1395:C:O2'	1:AA:1396:A:H5'	2.17	0.45
2:AB:123:GLY:O	2:AB:125:PHE:CD2	2.69	0.45
3:AC:6:PRO:HG2	3:AC:183:TYR:CG	2.51	0.45
3:AC:190:THR:C	3:AC:192:TYR:H	2.20	0.45
8:AH:45:ILE:HA	8:AH:63:LYS:HG3	1.96	0.45
11:AK:51:PHE:N	11:AK:51:PHE:CD2	2.81	0.45
16:AP:67:ILE:CG2	16:AP:67:ILE:O	2.64	0.45
17:AQ:15:LYS:HD2	17:AQ:15:LYS:C	2.37	0.45
18:AR:19:GLU:HG3	18:AR:54:LEU:HD22	1.98	0.45
21:AU:11:PHE:O	21:AU:12:ASP:CB	2.64	0.45
22:BA:28:A:C5	22:BA:29:U:C5	3.04	0.45
22:BA:572:A:H8	22:BA:572:A:C5'	2.30	0.45
22:BA:687:C:H2'	22:BA:688:U:C6	2.51	0.45
22:BA:818:G:H2'	22:BA:819:A:OP2	2.16	0.45
22:BA:1060:U:C5'	22:BA:1061:U:OP1	2.64	0.45
22:BA:1335:C:C2'	22:BA:1336:A:O5'	2.64	0.45
22:BA:1476:U:OP2	22:BA:1476:U:C6	2.69	0.45
22:BA:1709:U:C2	22:BA:1750:G:N2	2.84	0.45
22:BA:1776:G:C2	22:BA:1777:U:C6	3.04	0.45
22:BA:2002:G:C2	22:BA:2003:A:C8	3.04	0.45
22:BA:2501:C:H6	22:BA:2501:C:H2'	1.55	0.45
22:BA:2527:C:C2'	22:BA:2528:U:H5'	2.47	0.45
22:BA:2599:G:O2'	22:BA:2600:A:H5'	2.17	0.45
22:BA:2650:U:H2'	22:BA:2651:C:H6	1.80	0.45
23:BB:25:U:H2'	23:BB:26:C:C6	2.52	0.45
24:BC:229:HIS:CD2	24:BC:246:PRO:HA	2.51	0.45
25:BD:9:VAL:O	25:BD:197:THR:CG2	2.64	0.45
25:BD:53:GLY:HA3	25:BD:77:ARG:CB	2.47	0.45
25:BD:99:GLU:CG	25:BD:100:LEU:N	2.48	0.45
25:BD:101:PHE:O	25:BD:102:ALA:C	2.55	0.45
26:BE:145:ASP:HA	26:BE:166:LYS:O	2.17	0.45
29:BH:78:VAL:HB	29:BH:145:ASN:HB3	1.98	0.45
29:BH:141:LYS:O	29:BH:142:VAL:HG13	2.17	0.45

Continued on next page...

Continued from previous page...

Atom-1	Atom-2	Interatomic distance (Å)	Clash overlap (Å)
32:BK:15:GLY:O	32:BK:16:ALA:O	2.34	0.45
32:BK:113:MET:SD	32:BK:116:ILE:CD1	2.93	0.45
33:BL:131:ALA:O	33:BL:132:ARG:C	2.55	0.45
36:BO:3:LYS:CG	36:BO:4:LYS:H	2.30	0.45
36:BO:33:ARG:HG2	36:BO:34:HIS:ND1	2.32	0.45
36:BO:79:ALA:CB	36:BO:113:ALA:HB1	2.46	0.45
38:BQ:8:ILE:O	38:BQ:12:ARG:HG3	2.16	0.45
41:BT:29:THR:N	41:BT:91:GLN:HE22	2.13	0.45
45:BX:30:PRO:C	45:BX:32:LEU:HD12	2.37	0.45
45:BX:38:TRP:CH2	45:BX:44:ARG:N	2.85	0.45
50:B2:12:ARG:HG3	50:B2:13:ASN:ND2	2.32	0.45
53:CA:27:G:C5	53:CA:557:G:C2	3.03	0.45
53:CA:90:C:O2'	53:CA:91:U:H5'	2.16	0.45
53:CA:142:G:C5	53:CA:143:A:C8	3.04	0.45
53:CA:160:A:N1	53:CA:343:U:H1'	2.32	0.45
53:CA:198:G:O2'	53:CA:199:A:O5'	2.35	0.45
53:CA:343:U:O2'	53:CA:344:A:H8	1.95	0.45
53:CA:388:G:HO2'	53:CA:389:A:P	2.39	0.45
53:CA:398:U:H2'	53:CA:399:G:H8	1.82	0.45
53:CA:688:G:H8	53:CA:688:G:H5''	1.80	0.45
53:CA:751:U:C2'	53:CA:752:G:H5'	2.45	0.45
53:CA:935:A:O2'	53:CA:936:C:H6	1.92	0.45
53:CA:973:G:O2'	14:CN:68:ARG:NH2	2.50	0.45
53:CA:1084:G:OP1	53:CA:1086:U:C6	2.70	0.45
53:CA:1108:G:H5''	3:CC:175:HIS:HE1	1.79	0.45
53:CA:1327:C:C4	53:CA:1328:C:N4	2.85	0.45
53:CA:1371:G:OP1	9:CI:12:LYS:HG2	2.16	0.45
2:CB:26:MET:HE3	2:CB:192:PRO:HG3	1.97	0.45
54:CG:105:GLU:O	54:CG:109:LYS:HD3	2.15	0.45
9:CI:55:ASP:O	9:CI:59:LYS:HE2	2.16	0.45
11:CK:87:GLY:H	11:CK:113:THR:HG23	1.82	0.45
12:CL:111:GLN:O	12:CL:112:ALA:HB3	2.17	0.45
55:CM:69:ARG:HD2	55:CM:69:ARG:N	2.30	0.45
22:DA:132:G:N2	22:DA:148:U:C2	2.84	0.45
22:DA:352:A:C3'	22:DA:353:C:C4'	2.95	0.45
22:DA:428:A:O2'	22:DA:429:A:H5'	2.17	0.45
22:DA:435:C:C5	22:DA:436:C:C5	3.03	0.45
22:DA:458:G:N2	22:DA:469:G:H2'	2.32	0.45
22:DA:857:G:O2'	44:DW:19:ARG:CZ	2.65	0.45
22:DA:908:C:OP1	34:DM:22:GLN:HG3	2.16	0.45
22:DA:1021:A:H2'	22:DA:1022:G:H4'	1.98	0.45

Continued on next page...

Continued from previous page...

Atom-1	Atom-2	Interatomic distance (Å)	Clash overlap (Å)
22:DA:1085:A:H4'	22:DA:1105:U:O4'	2.17	0.45
22:DA:1307:A:C2'	22:DA:1308:A:C5'	2.89	0.45
22:DA:1436:G:N2	22:DA:1557:C:C2	2.84	0.45
22:DA:1537:G:H2'	22:DA:1537:G:N3	2.31	0.45
22:DA:1661:G:C5	22:DA:1662:U:C5	3.05	0.45
22:DA:1957:C:O2'	22:DA:1985:C:H1'	2.15	0.45
22:DA:2201:G:C5	22:DA:2202:U:C5	3.05	0.45
22:DA:2837:A:H2'	22:DA:2838:G:H8	1.74	0.45
22:DA:2869:G:C8	22:DA:2870:C:C5	3.04	0.45
22:DA:2869:G:H2'	22:DA:2870:C:C6	2.52	0.45
22:DA:2881:U:O2'	22:DA:2882:A:C5'	2.64	0.45
24:DC:131:MET:HG2	24:DC:134:ILE:HD11	1.99	0.45
25:DD:51:THR:HG21	25:DD:76:GLY:HA3	1.91	0.45
58:DF:174:PHE:CG	58:DF:175:PRO:HD2	2.52	0.45
32:DK:13:ASN:HD21	32:DK:96:GLY:CA	2.29	0.45
34:DM:8:LYS:HA	34:DM:8:LYS:CE	2.38	0.45
36:DO:82:ALA:HB3	36:DO:115:LEU:HD11	1.97	0.45
40:DS:29:VAL:HG13	40:DS:55:ILE:HD11	1.95	0.45
41:DT:62:VAL:HG12	41:DT:63:VAL:H	1.82	0.45
43:DV:21:ARG:NH2	43:DV:87:GLN:O	2.49	0.45
44:DW:37:VAL:CG1	44:DW:55:ASP:OD2	2.64	0.45
46:DY:56:LEU:N	46:DY:56:LEU:HD22	2.31	0.45
1:AA:377:G:C5'	16:AP:5:ARG:HH12	2.30	0.45
1:AA:501:C:H1'	1:AA:549:C:H1'	1.99	0.45
1:AA:644:U:O2'	1:AA:645:G:H5'	2.17	0.45
1:AA:715:A:H2'	1:AA:716:A:C8	2.52	0.45
1:AA:978:A:OP2	1:AA:1362:A:N7	2.50	0.45
1:AA:1160:G:O2'	1:AA:1161:C:H6	2.00	0.45
1:AA:1416:G:C2'	1:AA:1417:G:H5'	2.46	0.45
1:AA:1449:C:C2'	1:AA:1450:U:H5'	2.46	0.45
1:AA:1506:U:H3'	62:AA:1803:HOH:O	2.15	0.45
2:AB:15:PHE:CD1	2:AB:16:GLY:N	2.85	0.45
2:AB:59:ILE:CD1	2:AB:60:ALA:N	2.73	0.45
3:AC:99:GLN:O	3:AC:100:ILE:HB	2.16	0.45
3:AC:149:LYS:HG3	3:AC:149:LYS:O	2.17	0.45
10:AJ:52:LEU:HD23	10:AJ:62:ARG:HG3	1.94	0.45
12:AL:73:LEU:HD21	12:AL:103:CYS:SG	2.57	0.45
14:AN:46:LYS:C	14:AN:48:GLN:N	2.69	0.45
14:AN:58:ARG:HH11	14:AN:58:ARG:HG2	1.80	0.45
16:AP:42:ILE:HG22	16:AP:43:ALA:N	2.31	0.45
20:AT:75:LYS:HB3	20:AT:75:LYS:HZ3	1.80	0.45

Continued on next page...

Continued from previous page...

Atom-1	Atom-2	Interatomic distance (Å)	Clash overlap (Å)
22:BA:181:A:H2'	22:BA:182:A:C8	2.52	0.45
22:BA:360:U:C4	22:BA:361:G:C6	3.04	0.45
22:BA:657:U:O2'	22:BA:658:U:H5'	2.16	0.45
22:BA:963:U:H2'	22:BA:964:C:C6	2.52	0.45
22:BA:1189:A:OP1	39:BR:82:HIS:HD2	1.99	0.45
22:BA:1294:U:C4	22:BA:1295:C:C5	3.04	0.45
22:BA:1445:G:H2'	22:BA:1446:C:C6	2.52	0.45
22:BA:1487:U:N3	22:BA:1503:A:C2	2.84	0.45
22:BA:2144:G:H3'	22:BA:2144:G:N3	2.32	0.45
22:BA:2226:C:H6	22:BA:2226:C:O5'	1.99	0.45
22:BA:2838:G:H2'	22:BA:2839:G:O4'	2.17	0.45
26:BE:75:SER:OG	26:BE:77:ILE:HG23	2.16	0.45
27:BF:35:LEU:HD12	27:BF:35:LEU:O	2.17	0.45
28:BG:10:VAL:HB	28:BG:14:VAL:HG21	1.99	0.45
29:BH:27:ARG:O	29:BH:28:ASN:CB	2.65	0.45
29:BH:67:ALA:HA	29:BH:138:VAL:CG1	2.47	0.45
31:BJ:7:LYS:HA	31:BJ:8:PRO:HD3	1.81	0.45
33:BL:29:LYS:O	33:BL:30:THR:HG23	2.16	0.45
33:BL:112:LEU:HD12	33:BL:130:GLY:HA3	1.98	0.45
34:BM:6:ARG:HG2	34:BM:7:THR:N	2.31	0.45
34:BM:32:GLY:HA3	34:BM:131:VAL:CG2	2.47	0.45
35:BN:31:HIS:O	35:BN:33:ILE:HD12	2.17	0.45
36:BO:66:GLY:O	36:BO:102:ARG:NH2	2.49	0.45
39:BR:39:LEU:HD23	39:BR:39:LEU:N	2.32	0.45
39:BR:41:ILE:O	39:BR:46:GLU:HB2	2.17	0.45
42:BU:10:VAL:HG13	42:BU:24:VAL:HG23	1.98	0.45
42:BU:12:VAL:CG1	42:BU:13:LEU:N	2.80	0.45
45:BX:38:TRP:HB2	45:BX:45:PHE:CE2	2.44	0.45
46:BY:5:GLU:O	46:BY:8:GLU:CB	2.60	0.45
47:BZ:8:GLN:O	47:BZ:10:ARG:N	2.49	0.45
51:B3:27:ASN:O	51:B3:35:LYS:NZ	2.43	0.45
53:CA:16:A:C6	53:CA:17:U:C5	3.05	0.45
53:CA:428:G:C4	53:CA:430:A:C5	3.04	0.45
53:CA:671:G:C6	53:CA:672:U:N3	2.84	0.45
53:CA:743:A:C6	53:CA:744:C:C4	3.05	0.45
53:CA:858:G:N7	53:CA:869:G:N7	2.65	0.45
53:CA:934:C:C5	53:CA:1344:C:C2	3.05	0.45
53:CA:937:A:N6	53:CA:1345:U:O4	2.46	0.45
53:CA:1250:A:N6	53:CA:1251:A:C6	2.84	0.45
53:CA:1382:C:O2'	53:CA:1383:C:C5'	2.62	0.45
2:CB:184:ALA:HB3	2:CB:195:VAL:HG21	1.98	0.45

Continued on next page...

Continued from previous page...

Atom-1	Atom-2	Interatomic distance (Å)	Clash overlap (Å)
10:CJ:40:ILE:HB	10:CJ:73:LEU:HD12	1.99	0.45
12:CL:32:VAL:HG12	12:CL:32:VAL:O	2.16	0.45
15:CO:11:VAL:O	15:CO:15:GLY:CA	2.65	0.45
15:CO:69:LEU:HD13	15:CO:69:LEU:C	2.36	0.45
56:CP:32:PHE:C	56:CP:32:PHE:CD1	2.90	0.45
18:CR:19:GLU:CG	18:CR:20:ILE:N	2.80	0.45
19:CS:11:ASP:O	19:CS:14:LEU:HG	2.16	0.45
21:CU:24:LYS:CG	21:CU:25:ALA:N	2.52	0.45
22:DA:255:A:H2'	22:DA:256:A:O4'	2.17	0.45
22:DA:301:G:C8	22:DA:334:C:O2	2.69	0.45
22:DA:497:A:H2'	22:DA:498:G:O4'	2.16	0.45
22:DA:559:G:C2'	22:DA:560:C:H5'	2.45	0.45
22:DA:574:A:H2	22:DA:2032:G:O2'	1.98	0.45
22:DA:663:G:C6	22:DA:664:G:C5	3.04	0.45
22:DA:774:G:O2'	22:DA:775:G:H8	1.97	0.45
22:DA:999:U:C2'	22:DA:1000:A:C5'	2.90	0.45
22:DA:1036:G:C5	22:DA:1120:G:C6	3.05	0.45
22:DA:1327:A:C2	22:DA:1328:A:H1'	2.50	0.45
22:DA:1512:C:O2'	22:DA:1513:U:H5'	2.16	0.45
22:DA:1515:A:H5'	22:DA:1557:C:C5'	2.46	0.45
22:DA:1665:A:C2'	22:DA:1666:G:H5'	2.47	0.45
22:DA:1731:G:C2	22:DA:1733:G:C5	3.04	0.45
22:DA:1857:G:N3	22:DA:1884:G:C2	2.84	0.45
22:DA:1993:U:H4'	25:DD:133:THR:HG22	1.99	0.45
22:DA:2058:A:H5''	22:DA:2059:A:OP2	2.17	0.45
22:DA:2073:C:O2'	22:DA:2074:U:H5'	2.16	0.45
22:DA:2214:C:C2	22:DA:2215:C:C5	3.05	0.45
22:DA:2376:A:C2	36:DO:99:TYR:CE2	3.05	0.45
22:DA:2642:G:C2	22:DA:2773:C:C2	3.05	0.45
22:DA:2820:A:O2'	35:DN:3:HIS:CD2	2.69	0.45
57:DB:16:G:C6	57:DB:69:G:C4	3.04	0.45
57:DB:24:G:C1'	57:DB:27:C:N4	2.64	0.45
24:DC:243:PRO:O	24:DC:244:VAL:HG13	2.16	0.45
25:DD:186:LEU:HD21	37:DP:3:ILE:HD11	1.98	0.45
26:DE:31:VAL:HG11	26:DE:100:MET:O	2.16	0.45
26:DE:144:GLU:O	26:DE:145:ASP:C	2.55	0.45
58:DF:11:VAL:HG22	58:DF:171:ALA:HA	1.99	0.45
58:DF:52:ALA:HA	58:DF:55:ASP:HB2	1.99	0.45
58:DF:122:ASP:CB	58:DF:126:ASN:ND2	2.79	0.45
30:DI:90:GLY:O	30:DI:92:PRO:HD3	2.17	0.45
31:DJ:41:LYS:C	31:DJ:43:GLU:H	2.19	0.45

Continued on next page...

Continued from previous page...

Atom-1	Atom-2	Interatomic distance (Å)	Clash overlap (Å)
33:DL:3:LEU:O	33:DL:6:LEU:HB2	2.16	0.45
34:DM:33:LEU:HD12	34:DM:117:PHE:CD2	2.51	0.45
34:DM:73:ILE:HG12	34:DM:93:VAL:CG1	2.46	0.45
36:DO:39:VAL:HB	36:DO:49:VAL:H	1.81	0.45
39:DR:22:LEU:HD23	39:DR:22:LEU:N	2.31	0.45
40:DS:29:VAL:HG23	40:DS:69:LEU:O	2.17	0.45
42:DU:86:PHE:HB2	42:DU:92:VAL:HG22	1.99	0.45
42:DU:92:VAL:CG2	42:DU:101:THR:HG21	2.46	0.45
48:D0:12:ARG:HD2	48:D0:16:ARG:NH2	2.31	0.45
51:D3:44:ARG:N	51:D3:45:PRO:HD2	2.32	0.45
1:AA:423:G:O2'	1:AA:424:G:C4'	2.65	0.45
1:AA:537:G:C5'	12:AL:109:ARG:HH12	2.25	0.45
1:AA:556:C:C2'	1:AA:557:G:H5'	2.46	0.45
1:AA:792:A:N3	1:AA:794:A:C5	2.85	0.45
3:AC:5:HIS:CD2	3:AC:8:GLY:H	2.35	0.45
3:AC:22:PHE:CD2	3:AC:23:ALA:N	2.84	0.45
3:AC:113:LYS:HD3	3:AC:184:ASN:CG	2.37	0.45
4:AD:117:VAL:HA	4:AD:122:ILE:CD1	2.40	0.45
6:AF:72:ASP:HA	6:AF:75:GLU:HG3	1.99	0.45
12:AL:26:CYS:HB2	12:AL:27:PRO:CD	2.47	0.45
12:AL:43:LYS:NZ	12:AL:44:PRO:CD	2.77	0.45
14:AN:5:MET:HA	14:AN:8:ARG:HD2	1.99	0.45
15:AO:72:LYS:HE2	15:AO:72:LYS:HA	1.98	0.45
17:AQ:49:ASN:O	17:AQ:51:GLU:N	2.50	0.45
19:AS:40:PHE:CB	19:AS:42:ASN:ND2	2.79	0.45
21:AU:4:LYS:HD2	21:AU:4:LYS:C	2.36	0.45
22:BA:142:A:O2'	22:BA:143:C:O5'	2.35	0.45
22:BA:729:G:N3	22:BA:729:G:C2'	2.76	0.45
22:BA:1490:A:C8	24:BC:73:ILE:CD1	3.00	0.45
22:BA:1947:C:C2	22:BA:1960:A:C2	3.05	0.45
22:BA:2029:G:H2'	22:BA:2031:A:OP1	2.17	0.45
22:BA:2548:U:C2'	22:BA:2549:G:O5'	2.64	0.45
22:BA:2703:C:O5'	22:BA:2703:C:H6	1.99	0.45
22:BA:2714:G:P	62:BA:3541:HOH:O	2.74	0.45
22:BA:2812:G:H2'	22:BA:2813:A:O4'	2.17	0.45
22:BA:2832:U:O2'	22:BA:2833:U:P	2.75	0.45
22:BA:2874:C:H2'	22:BA:2875:C:C6	2.51	0.45
23:BB:2:G:C2	23:BB:119:A:N3	2.85	0.45
23:BB:78:A:C2	23:BB:99:A:C4	3.04	0.45
24:BC:141:HIS:HB3	24:BC:142:ASN:H	1.21	0.45
25:BD:93:GLY:O	25:BD:95:SER:N	2.49	0.45

Continued on next page...

Continued from previous page...

Atom-1	Atom-2	Interatomic distance (Å)	Clash overlap (Å)
28:BG:25:ILE:HD12	28:BG:74:MET:HB2	1.98	0.45
29:BH:31:VAL:HG12	29:BH:36:ALA:O	2.17	0.45
31:BJ:139:VAL:O	31:BJ:139:VAL:HG22	2.16	0.45
34:BM:47:GLU:O	34:BM:48:ALA:C	2.55	0.45
34:BM:54:THR:O	34:BM:55:ARG:C	2.54	0.45
34:BM:133:LYS:HZ2	34:BM:133:LYS:HB2	1.82	0.45
38:BQ:13:HIS:HD2	38:BQ:31:TYR:CZ	2.35	0.45
40:BS:2:GLU:O	40:BS:3:THR:O	2.35	0.45
40:BS:86:MET:CG	40:BS:88:ARG:HD2	2.47	0.45
44:BW:44:PHE:O	44:BW:78:PHE:HA	2.16	0.45
49:B1:7:LYS:HE3	51:B3:33:THR:HG21	1.97	0.45
53:CA:491:G:HO2'	53:CA:492:C:H5'	1.78	0.45
53:CA:517:G:C6	53:CA:531:U:H1'	2.52	0.45
53:CA:853:C:C4	53:CA:854:U:C5	3.05	0.45
53:CA:1026:G:H1	53:CA:1036:A:H61	1.62	0.45
53:CA:1281:C:H5'	53:CA:1282:C:H5	1.81	0.45
53:CA:1343:G:C5	53:CA:1344:C:C5	3.05	0.45
53:CA:1429:A:C2'	53:CA:1430:A:H5'	2.47	0.45
53:CA:1467:C:H2'	53:CA:1468:A:H8	1.76	0.45
2:CB:221:ARG:C	2:CB:223:GLY:H	2.20	0.45
54:CG:116:ALA:HA	54:CG:120:ALA:CB	2.47	0.45
55:CM:11:HIS:HA	55:CM:44:ILE:HB	1.99	0.45
55:CM:12:LYS:HB3	55:CM:17:ALA:CB	2.44	0.45
14:CN:13:VAL:HG22	14:CN:59:GLN:CD	2.36	0.45
15:CO:69:LEU:CD1	15:CO:77:TYR:CA	2.95	0.45
17:CQ:19:SER:CB	17:CQ:70:LYS:NZ	2.73	0.45
22:DA:61:C:HO2'	22:DA:62:U:H5'	1.74	0.45
22:DA:136:G:H2'	22:DA:137:U:C6	2.50	0.45
22:DA:195:A:H2'	22:DA:198:C:N4	2.32	0.45
22:DA:352:A:C6	22:DA:353:C:C2	3.05	0.45
22:DA:561:G:H2'	22:DA:562:U:C5'	2.46	0.45
22:DA:606:U:HO2'	22:DA:607:U:C4'	2.30	0.45
22:DA:777:G:C2	22:DA:778:G:C8	3.04	0.45
22:DA:833:A:OP2	33:DL:39:LYS:NZ	2.50	0.45
22:DA:946:C:O2'	22:DA:947:A:H8	1.78	0.45
22:DA:1168:G:C2	22:DA:1182:G:C2	3.04	0.45
22:DA:1206:G:H2'	22:DA:1207:C:C6	2.52	0.45
22:DA:1264:A:C6	22:DA:1265:A:N6	2.85	0.45
22:DA:1398:C:O2'	22:DA:1399:C:C6	2.70	0.45
22:DA:2024:G:N2	22:DA:2040:G:H1'	2.32	0.45
22:DA:2200:C:N4	22:DA:2224:G:N2	2.63	0.45

Continued on next page...

Continued from previous page...

Atom-1	Atom-2	Interatomic distance (Å)	Clash overlap (Å)
22:DA:2299:U:O2'	22:DA:2300:C:C6	2.64	0.45
22:DA:2592:G:C6	22:DA:2593:U:C4	3.05	0.45
22:DA:2619:C:H5'	25:DD:157:LYS:CG	2.46	0.45
22:DA:2865:U:C5	22:DA:2866:U:N3	2.84	0.45
57:DB:16:G:O2'	57:DB:17:C:C5'	2.62	0.45
57:DB:110:C:H2'	57:DB:111:U:C6	2.52	0.45
24:DC:128:THR:CG2	24:DC:188:ARG:CB	2.88	0.45
24:DC:159:THR:N	24:DC:194:VAL:CG1	2.80	0.45
25:DD:183:GLU:H	25:DD:183:GLU:CD	2.20	0.45
26:DE:122:GLU:O	26:DE:123:LYS:HB3	2.17	0.45
26:DE:124:PHE:HB3	26:DE:189:THR:HG22	1.99	0.45
28:DG:162:ARG:HG3	28:DG:166:GLU:HG3	1.99	0.45
29:DH:66:ASN:O	29:DH:67:ALA:HB3	2.17	0.45
29:DH:132:PHE:HZ	29:DH:134:VAL:CB	2.24	0.45
30:DI:54:ILE:HG23	30:DI:70:THR:HG21	1.98	0.45
31:DJ:27:ARG:O	31:DJ:30:THR:HG22	2.16	0.45
32:DK:34:GLY:O	32:DK:35:VAL:HG22	2.16	0.45
37:DP:24:THR:HA	37:DP:44:GLY:O	2.16	0.45
37:DP:103:THR:HG22	37:DP:104:GLY:N	2.31	0.45
38:DQ:57:ARG:CZ	38:DQ:92:LYS:HE2	2.44	0.45
38:DQ:64:ILE:CD1	38:DQ:95:ALA:CB	2.93	0.45
41:DT:50:LEU:HD22	41:DT:51:PHE:HD1	1.81	0.45
42:DU:51:LEU:O	42:DU:52:ASN:HB2	2.17	0.45
42:DU:60:LYS:N	42:DU:60:LYS:HD2	2.31	0.45
49:D1:3:GLY:C	49:D1:5:ARG:H	2.20	0.45
50:D2:28:ARG:C	50:D2:30:VAL:N	2.69	0.45
1:AA:269:C:H2'	1:AA:270:A:H8	1.79	0.45
1:AA:415:A:O2'	1:AA:416:G:H5'	2.17	0.45
1:AA:429:U:O4'	1:AA:430:A:H5''	2.17	0.45
1:AA:511:C:HO2'	1:AA:512:U:H6	1.64	0.45
1:AA:754:C:H3'	1:AA:755:G:C5'	2.46	0.45
1:AA:1033:G:H2'	1:AA:1033:G:N3	2.32	0.45
1:AA:1053:G:C6	1:AA:1199:U:C2	3.05	0.45
1:AA:1160:G:O6	1:AA:1181:G:C5	2.70	0.45
2:AB:27:LYS:HB3	2:AB:28:PRO:HD3	1.98	0.45
2:AB:153:MET:SD	2:AB:155:GLY:O	2.75	0.45
2:AB:191:ASP:HA	2:AB:192:PRO:HD2	1.74	0.45
3:AC:71:ARG:HG2	3:AC:74:ILE:HB	1.99	0.45
7:AG:37:THR:O	7:AG:40:SER:HB2	2.16	0.45
7:AG:88:VAL:HG22	7:AG:89:GLU:N	2.32	0.45
10:AJ:88:MET:HB3	10:AJ:89:ARG:HH12	1.81	0.45

Continued on next page...

Continued from previous page...

Atom-1	Atom-2	Interatomic distance (Å)	Clash overlap (Å)
18:AR:59:LYS:O	18:AR:60:ARG:C	2.54	0.45
19:AS:14:LEU:HD13	19:AS:32:THR:HG21	1.98	0.45
22:BA:137:U:HO2'	22:BA:138:U:P	2.39	0.45
22:BA:143:C:O2'	22:BA:144:A:P	2.75	0.45
22:BA:747:U:C4	22:BA:2613:U:C4	3.05	0.45
22:BA:849:A:H2'	22:BA:850:U:C6	2.52	0.45
22:BA:919:U:C6	22:BA:919:U:C4'	2.99	0.45
22:BA:1048:A:OP2	22:BA:1110:G:N2	2.48	0.45
22:BA:1301:A:N3	22:BA:1301:A:H2'	2.32	0.45
22:BA:1419:A:N7	22:BA:1421:G:C5	2.85	0.45
22:BA:1684:G:H2'	22:BA:1685:C:H6	1.79	0.45
22:BA:1778:U:H2'	22:BA:1784:A:H62	1.81	0.45
22:BA:1797:G:C6	22:BA:1798:U:C4	3.04	0.45
22:BA:2194:U:C4	22:BA:2195:U:C4	3.05	0.45
22:BA:2486:C:C2'	22:BA:2487:G:O5'	2.65	0.45
22:BA:2576:G:C8	22:BA:2580:U:O4	2.70	0.45
22:BA:2742:G:OP2	52:B4:24:ARG:NH1	2.50	0.45
23:BB:66:A:C4'	23:BB:67:G:OP1	2.60	0.45
24:BC:80:LEU:HD11	24:BC:109:LEU:CG	2.44	0.45
24:BC:163:ILE:HD13	24:BC:173:LEU:HD11	1.98	0.45
28:BG:33:THR:HA	28:BG:34:ARG:HH11	1.81	0.45
29:BH:58:LEU:HA	29:BH:61:VAL:HB	1.99	0.45
32:BK:20:MET:C	32:BK:41:ILE:CD1	2.85	0.45
33:BL:14:LYS:CG	33:BL:15:ALA:N	2.78	0.45
33:BL:89:VAL:HA	33:BL:121:THR:HG23	1.99	0.45
39:BR:79:ARG:NH1	62:BR:201:HOH:O	2.34	0.45
40:BS:35:ILE:HG12	40:BS:35:ILE:H	1.62	0.45
45:BX:70:LEU:HD23	45:BX:73:ARG:HH11	1.82	0.45
49:B1:39:ASP:O	49:B1:43:ARG:N	2.50	0.45
53:CA:83:C:O2	53:CA:83:C:H2'	2.16	0.45
53:CA:276:G:O2'	53:CA:277:C:H5'	2.15	0.45
53:CA:369:G:H2'	53:CA:370:C:C6	2.51	0.45
53:CA:423:G:H2'	53:CA:423:G:N3	2.32	0.45
53:CA:552:U:H2'	53:CA:553:A:H8	1.82	0.45
53:CA:976:G:O5'	53:CA:1358:U:O2'	2.35	0.45
53:CA:1006:G:N3	53:CA:1006:G:H2'	2.32	0.45
53:CA:1031:C:H5'	53:CA:1032:G:C5'	2.44	0.45
53:CA:1186:G:C4'	9:CI:111:GLU:OE1	2.64	0.45
53:CA:1297:G:H5'	53:CA:1299:A:N7	2.32	0.45
2:CB:53:LEU:O	2:CB:57:ASN:HB2	2.17	0.45
4:CD:109:THR:HG22	4:CD:110:ARG:N	2.31	0.45

Continued on next page...

Continued from previous page...

Atom-1	Atom-2	Interatomic distance (Å)	Clash overlap (Å)
54:CG:10:LYS:N	54:CG:10:LYS:CE	2.79	0.45
9:CI:70:GLY:O	9:CI:71:ILE:C	2.55	0.45
11:CK:70:ALA:HB1	11:CK:104:PHE:CZ	2.52	0.45
11:CK:111:ASP:HB3	21:CU:3:ILE:N	2.31	0.45
17:CQ:20:ILE:HD11	17:CQ:22:VAL:HG23	1.97	0.45
21:CU:53:LYS:HB2	21:CU:53:LYS:HZ3	1.78	0.45
22:DA:117:G:C4'	22:DA:126:A:H2	2.28	0.45
22:DA:223:A:N6	22:DA:422:A:C6	2.84	0.45
22:DA:244:A:C2'	22:DA:245:G:O4'	2.64	0.45
22:DA:335:C:O2'	22:DA:336:C:O5'	2.35	0.45
22:DA:859:G:HO2'	22:DA:860:U:P	2.35	0.45
22:DA:977:G:C2	22:DA:978:G:C8	3.05	0.45
22:DA:992:C:H2'	22:DA:993:G:H8	1.82	0.45
22:DA:1060:U:C4'	22:DA:1061:U:C2'	2.88	0.45
22:DA:1156:A:C8	38:DQ:50:ARG:HG2	2.51	0.45
22:DA:1346:G:O2'	22:DA:1347:A:P	2.75	0.45
22:DA:1370:C:H2'	22:DA:1371:G:C8	2.52	0.45
22:DA:1425:G:H8	22:DA:1425:G:O5'	2.00	0.45
22:DA:1455:G:N7	35:DN:64:ARG:NH1	2.64	0.45
22:DA:1613:G:C2	22:DA:1617:C:N3	2.84	0.45
22:DA:1809:A:H2'	22:DA:1810:A:H8	1.79	0.45
22:DA:1853:A:O2'	22:DA:2234:G:H5'	2.17	0.45
22:DA:1925:C:H6	22:DA:1925:C:H3'	1.82	0.45
22:DA:1957:C:H1'	22:DA:1985:C:O2'	2.16	0.45
22:DA:2023:C:O2'	22:DA:2024:G:C8	2.42	0.45
22:DA:2106:U:H2'	22:DA:2107:G:O4'	2.16	0.45
22:DA:2415:G:C5	22:DA:2416:C:C4	3.05	0.45
22:DA:2511:U:H2'	22:DA:2512:C:O4'	2.17	0.45
22:DA:2632:A:C2'	22:DA:2633:G:H5'	2.47	0.45
22:DA:2886:A:N7	48:D0:39:ARG:NE	2.65	0.45
24:DC:77:VAL:HG23	24:DC:112:GLY:N	2.29	0.45
58:DF:46:LYS:HE2	58:DF:83:PRO:HG3	1.98	0.45
31:DJ:16:TYR:HB2	31:DJ:54:ILE:CD1	2.47	0.45
31:DJ:36:LEU:HD13	31:DJ:36:LEU:HA	1.88	0.45
31:DJ:51:GLY:CA	31:DJ:121:LYS:HE3	2.47	0.45
32:DK:28:SER:O	32:DK:29:HIS:CB	2.65	0.45
33:DL:83:ALA:CB	33:DL:117:THR:HB	2.47	0.45
34:DM:76:LYS:HZ1	34:DM:84:LYS:H	1.63	0.45
37:DP:47:ILE:HA	37:DP:96:LEU:HB2	1.97	0.45
38:DQ:6:GLY:C	38:DQ:8:ILE:N	2.69	0.45
40:DS:23:LEU:O	40:DS:23:LEU:HD23	2.16	0.45

Continued on next page...

Continued from previous page...

Atom-1	Atom-2	Interatomic distance (Å)	Clash overlap (Å)
40:DS:71:VAL:O	40:DS:71:VAL:CG1	2.61	0.45
42:DU:93:ARG:H	42:DU:101:THR:HG23	1.82	0.45
46:DY:19:LEU:HA	46:DY:22:LEU:CB	2.44	0.45
46:DY:28:LEU:O	46:DY:28:LEU:HD22	2.16	0.45
49:D1:16:THR:HG21	49:D1:41:VAL:HB	1.99	0.45
1:AA:77:A:N6	1:AA:90:C:C4	2.84	0.45
1:AA:384:G:H2'	1:AA:385:C:C6	2.51	0.45
1:AA:389:A:C6	1:AA:390:U:H1'	2.52	0.45
1:AA:397:A:H3'	1:AA:397:A:N3	2.31	0.45
1:AA:471:U:O2'	1:AA:472:U:H5'	2.17	0.45
1:AA:687:A:N7	1:AA:701:U:C5	2.84	0.45
1:AA:723:U:H5''	21:AU:48:LYS:CG	2.41	0.45
1:AA:807:A:H2'	1:AA:808:C:H6	1.81	0.45
1:AA:961:U:OP2	1:AA:1223:C:H1'	2.17	0.45
1:AA:983:A:N3	1:AA:983:A:C2'	2.79	0.45
1:AA:1494:G:C6	1:AA:1495:U:C4	3.05	0.45
1:AA:1501:C:C5	1:AA:1504:G:C5	3.04	0.45
2:AB:202:ASN:ND2	2:AB:205:ALA:CB	2.75	0.45
5:AE:132:PRO:O	5:AE:136:VAL:CG1	2.64	0.45
14:AN:40:ARG:NH1	14:AN:44:VAL:CG1	2.66	0.45
16:AP:17:TYR:N	16:AP:17:TYR:CD1	2.84	0.45
22:BA:196:A:C2'	22:BA:805:G:O6	2.57	0.45
22:BA:335:C:O5'	22:BA:335:C:C6	2.65	0.45
22:BA:528:A:C2	22:BA:2043:C:H4'	2.51	0.45
22:BA:544:C:C3'	22:BA:545:U:O2	2.64	0.45
22:BA:729:G:C6	24:BC:206:LYS:HB2	2.52	0.45
22:BA:1131:G:C8	31:BJ:77:HIS:CE1	3.05	0.45
22:BA:1176:U:H2'	22:BA:1177:G:N9	2.31	0.45
22:BA:1278:C:O2'	22:BA:1279:G:H5'	2.17	0.45
22:BA:1288:G:C5	22:BA:1327:A:C2	3.05	0.45
22:BA:1303:G:O2'	22:BA:1304:A:H5'	2.17	0.45
22:BA:1348:C:C2'	22:BA:1349:C:O5'	2.65	0.45
22:BA:2316:G:H2'	22:BA:2317:A:H8	1.81	0.45
22:BA:2373:G:H1	22:BA:2380:C:H42	1.64	0.45
22:BA:2555:U:C6	22:BA:2556:C:C6	3.05	0.45
22:BA:2680:U:OP1	25:BD:114:LYS:HE2	2.16	0.45
22:BA:2860:A:H8	22:BA:2860:A:O5'	1.99	0.45
24:BC:15:VAL:HA	24:BC:203:VAL:CG1	2.47	0.45
25:BD:52:THR:HG23	25:BD:53:GLY:N	2.32	0.45
25:BD:122:VAL:O	25:BD:126:ASN:HA	2.16	0.45
26:BE:44:ARG:HG3	26:BE:44:ARG:NH2	2.31	0.45

Continued on next page...

Continued from previous page...

Atom-1	Atom-2	Interatomic distance (Å)	Clash overlap (Å)
27:BF:106:ALA:C	27:BF:108:PRO:CD	2.83	0.45
28:BG:61:TRP:HA	28:BG:61:TRP:CE3	2.52	0.45
29:BH:3:VAL:HB	29:BH:37:VAL:C	2.37	0.45
29:BH:14:SER:O	29:BH:16:GLY:N	2.50	0.45
30:BI:52:LEU:HD12	30:BI:52:LEU:N	2.32	0.45
32:BK:19:VAL:HG13	32:BK:41:ILE:HG12	1.99	0.45
34:BM:10:ARG:NH1	34:BM:89:VAL:H	2.14	0.45
35:BN:40:LYS:O	35:BN:41:ALA:C	2.53	0.45
36:BO:11:ALA:HB2	36:BO:96:GLY:N	2.32	0.45
38:BQ:51:GLN:HE21	38:BQ:55:GLN:HE21	1.65	0.45
38:BQ:94:LEU:O	38:BQ:94:LEU:HD13	2.16	0.45
40:BS:86:MET:HG3	40:BS:88:ARG:HD2	1.99	0.45
42:BU:73:ASN:ND2	42:BU:75:ALA:HB3	2.31	0.45
42:BU:73:ASN:O	42:BU:75:ALA:N	2.47	0.45
53:CA:117:G:HO2'	53:CA:118:U:H5'	1.77	0.45
53:CA:158:G:C6	53:CA:164:G:C5	3.05	0.45
53:CA:254:G:C2	53:CA:273:U:C2	3.05	0.45
53:CA:632:U:H3'	53:CA:633:G:H5'	1.99	0.45
53:CA:705:G:H2'	53:CA:706:A:H8	1.81	0.45
53:CA:764:C:N4	53:CA:812:G:H1	2.14	0.45
53:CA:790:A:C6	53:CA:791:G:C6	3.04	0.45
53:CA:948:C:C6	55:CM:104:ASN:ND2	2.84	0.45
53:CA:962:C:O2'	53:CA:963:G:O5'	2.35	0.45
53:CA:1013:G:H22	53:CA:1015:G:H3'	1.81	0.45
53:CA:1052:U:H3'	53:CA:1053:G:C5'	2.44	0.45
53:CA:1071:C:O2	53:CA:1072:G:C8	2.70	0.45
53:CA:1102:A:H5''	53:CA:1102:A:C8	2.52	0.45
53:CA:1133:G:C2	53:CA:1142:G:C5	3.04	0.45
53:CA:1244:G:C6	53:CA:1245:C:C4	3.04	0.45
53:CA:1296:C:H1'	53:CA:1302:C:C2	2.52	0.45
53:CA:1406:U:H1'	53:CA:1518:A:H4'	1.98	0.45
2:CB:21:TYR:N	2:CB:21:TYR:CD1	2.85	0.45
2:CB:151:LYS:HG3	2:CB:152:ASP:OD1	2.16	0.45
3:CC:85:LYS:O	3:CC:89:VAL:HG21	2.17	0.45
4:CD:101:VAL:HG21	4:CD:122:ILE:HG13	1.98	0.45
4:CD:127:ARG:HH11	4:CD:127:ARG:HG2	1.81	0.45
6:CF:68:GLN:HG2	6:CF:69:GLU:H	1.80	0.45
6:CF:81:ASN:O	6:CF:83:ALA:N	2.50	0.45
8:CH:100:ILE:C	8:CH:100:ILE:CD1	2.85	0.45
12:CL:98:ARG:CB	12:CL:116:TYR:HA	2.47	0.45
19:CS:20:LYS:NZ	19:CS:27:LYS:HD3	2.32	0.45

Continued on next page...

Continued from previous page...

Atom-1	Atom-2	Interatomic distance (Å)	Clash overlap (Å)
21:CU:19:LYS:C	21:CU:21:SER:H	2.20	0.45
22:DA:64:A:O2'	41:DT:69:ARG:HG2	2.16	0.45
22:DA:410:G:N1	22:DA:2407:A:N6	2.64	0.45
22:DA:588:U:H6	22:DA:588:U:O5'	2.00	0.45
22:DA:599:A:C5	22:DA:600:G:N7	2.85	0.45
22:DA:696:G:N1	22:DA:767:U:C2	2.85	0.45
22:DA:1409:U:O5'	22:DA:1409:U:H6	1.99	0.45
22:DA:1576:U:H2'	22:DA:1577:C:C6	2.52	0.45
22:DA:1813:G:H21	24:DC:50:THR:HG23	1.82	0.45
22:DA:1814:G:C6	22:DA:1815:A:C6	3.05	0.45
22:DA:2013:A:C6	22:DA:2014:A:C2	3.05	0.45
22:DA:2296:U:C5	36:DO:9:ARG:NH2	2.77	0.45
22:DA:2298:A:O2'	22:DA:2299:U:O4'	2.35	0.45
22:DA:2642:G:N2	22:DA:2773:C:C2	2.85	0.45
22:DA:2721:A:H2'	22:DA:2722:G:H8	1.81	0.45
22:DA:2722:G:C2	22:DA:2723:C:C2	3.04	0.45
57:DB:35:C:H3'	57:DB:36:C:H5''	1.97	0.45
57:DB:108:A:O2'	57:DB:109:A:P	2.75	0.45
24:DC:173:LEU:O	24:DC:180:MET:HA	2.16	0.45
24:DC:239:PHE:HE1	24:DC:241:LYS:O	2.00	0.45
26:DE:98:LYS:O	26:DE:99:LYS:CB	2.64	0.45
28:DG:7:PRO:O	28:DG:8:VAL:CB	2.64	0.45
30:DI:50:LYS:HA	30:DI:50:LYS:CE	2.45	0.45
31:DJ:43:GLU:O	31:DJ:43:GLU:CG	2.64	0.45
34:DM:127:LYS:H	34:DM:127:LYS:HG2	1.57	0.45
35:DN:49:GLU:N	35:DN:50:PRO:CD	2.80	0.45
37:DP:49:ILE:O	37:DP:50:ARG:O	2.35	0.45
37:DP:87:ARG:HG2	37:DP:88:ARG:N	2.32	0.45
38:DQ:60:TRP:CE2	38:DQ:93:ILE:HB	2.52	0.45
38:DQ:108:LEU:O	38:DQ:108:LEU:HD23	2.17	0.45
40:DS:36:LEU:C	40:DS:38:TYR:H	2.19	0.45
41:DT:18:GLU:O	41:DT:22:THR:HG23	2.16	0.45
1:AA:205:A:H2'	1:AA:206:C:H5'	1.99	0.45
1:AA:443:C:C2'	1:AA:444:G:C5'	2.94	0.45
1:AA:521:G:P	12:AL:50:LYS:HZ3	2.39	0.45
1:AA:577:G:C8	1:AA:816:A:C6	3.04	0.45
1:AA:579:A:C2	1:AA:763:G:C4	3.05	0.45
1:AA:691:G:H2'	1:AA:692:U:C6	2.51	0.45
1:AA:775:G:C2'	1:AA:776:G:H5'	2.47	0.45
1:AA:973:G:O2'	14:AN:68:ARG:NH2	2.50	0.45
1:AA:1167:A:H8	1:AA:1169:A:N6	2.05	0.45

Continued on next page...

Continued from previous page...

Atom-1	Atom-2	Interatomic distance (Å)	Clash overlap (Å)
1:AA:1192:C:C5	1:AA:1193:G:C8	3.05	0.45
2:AB:66:ILE:O	2:AB:67:LEU:CB	2.65	0.45
3:AC:153:SER:CB	3:AC:164:THR:HG22	2.47	0.45
8:AH:93:LYS:CE	8:AH:116:ARG:HH12	2.29	0.45
9:AI:37:TYR:CD2	9:AI:38:PHE:CD2	3.02	0.45
10:AJ:8:ILE:HG23	10:AJ:100:ILE:HG23	1.98	0.45
12:AL:72:ASN:OD1	12:AL:104:SER:CB	2.65	0.45
12:AL:72:ASN:OD1	12:AL:104:SER:HB3	2.17	0.45
12:AL:120:ARG:HA	12:AL:121:PRO:HD2	1.76	0.45
13:AM:89:ARG:NH1	13:AM:94:LEU:HB3	2.32	0.45
16:AP:10:GLY:HA3	16:AP:15:PRO:CA	2.46	0.45
21:AU:33:ARG:HE	21:AU:34:ARG:HG2	1.81	0.45
22:BA:108:G:H2'	22:BA:109:C:H5'	1.98	0.45
22:BA:300:A:N1	22:BA:333:G:O2'	2.46	0.45
22:BA:550:C:O2	22:BA:550:C:C2'	2.64	0.45
22:BA:686:U:O4	50:B2:12:ARG:CB	2.64	0.45
22:BA:764:A:H3'	22:BA:765:C:H5'	1.98	0.45
22:BA:822:G:H2'	22:BA:823:C:C6	2.52	0.45
22:BA:1181:U:H2'	22:BA:1182:G:C8	2.52	0.45
22:BA:1306:C:H2'	22:BA:1306:C:O2	2.17	0.45
22:BA:1352:U:O2'	22:BA:1353:A:H5'	2.17	0.45
22:BA:1371:G:O2'	22:BA:1372:U:H5'	2.16	0.45
22:BA:1524:G:H2'	22:BA:1525:A:H8	1.81	0.45
22:BA:1587:G:C2	22:BA:1588:G:C8	3.05	0.45
22:BA:1711:A:C2	22:BA:1748:C:C2	3.04	0.45
22:BA:2331:G:N3	22:BA:2336:A:C2	2.85	0.45
22:BA:2510:C:C2'	22:BA:2511:U:O5'	2.65	0.45
22:BA:2870:C:H2'	22:BA:2871:U:O4'	2.16	0.45
25:BD:149:ASN:CG	25:BD:150:GLN:H	2.20	0.45
25:BD:151:THR:CB	25:BD:152:PRO:CD	2.94	0.45
27:BF:43:ILE:HA	27:BF:82:TYR:OH	2.17	0.45
27:BF:99:PHE:O	27:BF:103:ILE:HG12	2.17	0.45
27:BF:120:SER:O	27:BF:127:TYR:CD1	2.69	0.45
28:BG:38:ASP:OD1	28:BG:38:ASP:N	2.50	0.45
32:BK:113:MET:O	32:BK:115:ILE:N	2.49	0.45
37:BP:7:LEU:HA	37:BP:7:LEU:HD12	1.62	0.45
53:CA:66:A:N3	53:CA:66:A:C2'	2.72	0.45
53:CA:206:C:C6	53:CA:206:C:H3'	2.52	0.45
53:CA:243:A:C2	53:CA:246:A:C8	3.05	0.45
53:CA:346:G:N3	53:CA:346:G:C2'	2.79	0.45
53:CA:369:G:C2	53:CA:370:C:C5	3.05	0.45

Continued on next page...

Continued from previous page...

Atom-1	Atom-2	Interatomic distance (Å)	Clash overlap (Å)
53:CA:642:A:O2'	53:CA:643:C:O5'	2.35	0.45
53:CA:671:G:C2	53:CA:672:U:C2	3.04	0.45
53:CA:1184:G:HO2'	53:CA:1185:G:C5'	2.29	0.45
53:CA:1206:G:H2'	53:CA:1207:G:O4'	2.17	0.45
4:CD:84:ASN:CG	5:CE:101:GLY:HA3	2.37	0.45
5:CE:95:MET:HB3	5:CE:124:ALA:CB	2.42	0.45
5:CE:130:THR:C	5:CE:135:VAL:CG2	2.85	0.45
5:CE:131:ASN:HD22	5:CE:131:ASN:C	2.20	0.45
54:CG:70:PRO:CB	54:CG:98:LEU:HD12	2.47	0.45
8:CH:97:GLY:O	8:CH:98:LEU:CB	2.65	0.45
11:CK:91:GLY:O	11:CK:92:ARG:C	2.56	0.45
11:CK:104:PHE:CD1	11:CK:104:PHE:N	2.85	0.45
12:CL:85:ARG:HG2	12:CL:86:VAL:H	1.82	0.45
55:CM:82:LEU:HB2	19:CS:73:PHE:CE2	2.52	0.45
22:DA:80:G:H2'	22:DA:80:G:N3	2.32	0.45
22:DA:118:A:OP2	22:DA:119:A:C3'	2.53	0.45
22:DA:159:G:H1'	22:DA:167:A:N6	2.32	0.45
22:DA:217:A:O2'	22:DA:218:A:H5'	2.16	0.45
22:DA:229:C:O2'	22:DA:230:G:O5'	2.34	0.45
22:DA:303:G:H2'	22:DA:304:U:C6	2.51	0.45
22:DA:311:A:N6	22:DA:330:A:H5''	2.30	0.45
22:DA:335:C:O2'	22:DA:336:C:P	2.74	0.45
22:DA:425:G:C2	22:DA:426:C:C5	3.04	0.45
22:DA:612:G:N2	22:DA:617:G:O6	2.50	0.45
22:DA:1080:A:C4	22:DA:1081:U:C5	3.04	0.45
22:DA:1381:G:C3'	22:DA:1382:G:H5''	2.47	0.45
22:DA:1494:A:C2	22:DA:1495:A:C4	3.05	0.45
22:DA:1675:C:O2'	22:DA:1676:A:H5'	2.17	0.45
22:DA:1800:C:C2	22:DA:1802:A:N7	2.84	0.45
22:DA:1803:A:O2'	22:DA:1804:C:H5'	2.17	0.45
22:DA:2069:G:N2	22:DA:2443:C:C2	2.85	0.45
22:DA:2286:G:H4'	22:DA:2287:A:N9	2.32	0.45
22:DA:2310:C:H42	58:DF:76:PHE:HE1	1.63	0.45
22:DA:2348:U:O2'	22:DA:2349:G:C5'	2.65	0.45
22:DA:2405:G:N2	22:DA:2411:A:N7	2.65	0.45
22:DA:2440:C:C2'	22:DA:2441:U:O5'	2.64	0.45
22:DA:2455:G:C2	22:DA:2498:C:C4	3.05	0.45
22:DA:2477:U:O4	52:D4:10:LEU:HD22	2.17	0.45
22:DA:2508:G:C2	22:DA:2582:G:O6	2.69	0.45
22:DA:2846:G:P	37:DP:51:ASN:HB3	2.57	0.45
28:DG:94:ARG:HG2	28:DG:105:SER:H	1.81	0.45

Continued on next page...

Continued from previous page...

Atom-1	Atom-2	Interatomic distance (Å)	Clash overlap (Å)
28:DG:94:ARG:O	28:DG:95:ALA:HB2	2.17	0.45
31:DJ:56:VAL:CG2	31:DJ:124:VAL:HA	2.47	0.45
33:DL:62:PRO:HG2	51:D3:24:LYS:CB	2.47	0.45
35:DN:9:GLN:O	35:DN:10:LEU:O	2.34	0.45
37:DP:16:VAL:HA	37:DP:17:PRO:HD3	1.59	0.45
38:DQ:74:SER:O	38:DQ:78:PHE:CB	2.63	0.45
39:DR:48:LYS:H	39:DR:48:LYS:CD	2.15	0.45
40:DS:20:VAL:CG1	40:DS:43:ALA:CB	2.94	0.45
41:DT:34:VAL:O	41:DT:34:VAL:CG1	2.64	0.45
44:DW:49:ASN:HD21	44:DW:80:SER:CA	2.30	0.45
1:AA:35:G:O2'	12:AL:117:GLY:HA2	2.17	0.45
1:AA:276:G:O3'	17:AQ:44:HIS:HE1	1.99	0.45
1:AA:411:A:N6	1:AA:413:G:H21	2.15	0.45
2:AB:32:GLY:HA3	2:AB:39:ILE:H	1.82	0.45
2:AB:49:PHE:HA	2:AB:52:ALA:CB	2.46	0.45
3:AC:35:ASP:O	3:AC:37:LYS:N	2.47	0.45
3:AC:137:VAL:HG11	3:AC:169:GLU:HB3	1.99	0.45
5:AE:76:ASN:HB3	5:AE:81:GLN:HG3	1.99	0.45
8:AH:30:LYS:HE3	8:AH:30:LYS:CA	2.47	0.45
11:AK:71:ASP:OD1	11:AK:72:ALA:N	2.49	0.45
12:AL:45:ASN:N	12:AL:45:ASN:ND2	2.64	0.45
14:AN:55:SER:HA	14:AN:56:PRO:HD2	1.82	0.45
19:AS:51:HIS:HA	19:AS:55:GLN:O	2.16	0.45
22:BA:411:G:H5''	22:BA:412:A:OP1	2.16	0.45
22:BA:478:A:N6	22:BA:480:A:C6	2.85	0.45
22:BA:1078:U:H3'	22:BA:1078:U:H6	1.81	0.45
22:BA:1142:A:N3	22:BA:1144:A:C8	2.85	0.45
22:BA:1394:U:H4'	22:BA:1603:A:H4'	1.99	0.45
22:BA:1419:A:C6	22:BA:1421:G:C4	3.05	0.45
22:BA:1452:G:H3'	62:BA:3410:HOH:O	2.17	0.45
22:BA:1663:G:N1	22:BA:1998:A:C6	2.85	0.45
22:BA:1778:U:C5	22:BA:1784:A:C4	3.05	0.45
22:BA:1797:G:O3'	24:BC:255:LYS:O	2.34	0.45
22:BA:1816:C:O2'	22:BA:1817:G:P	2.75	0.45
22:BA:2138:G:H2'	22:BA:2138:G:N3	2.32	0.45
22:BA:2279:G:N2	22:BA:2280:G:H1'	2.31	0.45
22:BA:2393:U:C2'	22:BA:2394:C:H5'	2.47	0.45
22:BA:2593:U:H2'	22:BA:2594:C:H6	1.81	0.45
22:BA:2864:G:H2'	22:BA:2865:U:C6	2.52	0.45
22:BA:2887:A:C4	22:BA:2888:C:C6	3.04	0.45
23:BB:78:A:H2'	23:BB:79:G:O4'	2.17	0.45

Continued on next page...

Continued from previous page...

Atom-1	Atom-2	Interatomic distance (Å)	Clash overlap (Å)
24:BC:89:ASN:O	24:BC:90:ILE:HD13	2.17	0.45
24:BC:106:PRO:CD	24:BC:141:HIS:HE1	2.30	0.45
24:BC:211:ARG:HD2	24:BC:211:ARG:HA	1.61	0.45
25:BD:86:GLU:OE1	25:BD:86:GLU:CA	2.61	0.45
26:BE:122:GLU:O	26:BE:123:LYS:O	2.34	0.45
27:BF:128:SER:HA	27:BF:154:THR:HB	1.99	0.45
31:BJ:103:ILE:HD12	31:BJ:103:ILE:C	2.37	0.45
33:BL:76:GLU:C	33:BL:77:ILE:HD12	2.38	0.45
34:BM:72:PRO:O	34:BM:73:ILE:HB	2.17	0.45
37:BP:25:VAL:HA	37:BP:85:VAL:O	2.16	0.45
39:BR:58:VAL:HG13	39:BR:102:SER:HB2	1.99	0.45
42:BU:6:ARG:O	42:BU:24:VAL:HB	2.16	0.45
45:BX:39:VAL:CG1	45:BX:46:VAL:HG22	2.47	0.45
53:CA:149:A:H1'	53:CA:1446:A:C2	2.52	0.45
53:CA:412:A:H2	53:CA:413:G:N7	2.15	0.45
53:CA:455:G:C6	53:CA:456:A:C5	3.05	0.45
53:CA:482:A:H2'	53:CA:482:A:N3	2.32	0.45
53:CA:567:G:C2'	53:CA:568:G:O5'	2.64	0.45
53:CA:673:A:H2'	53:CA:674:G:C8	2.52	0.45
53:CA:989:U:C4	53:CA:990:C:C4	3.05	0.45
53:CA:1179:A:N6	53:CA:1180:A:C6	2.84	0.45
53:CA:1202:U:O2'	53:CA:1203:C:O4'	2.34	0.45
53:CA:1215:G:N3	53:CA:1216:A:C8	2.85	0.45
53:CA:1273:C:H2'	53:CA:1274:A:C8	2.52	0.45
53:CA:1526:G:C6	53:CA:1527:U:C4	3.05	0.45
2:CB:57:ASN:O	2:CB:60:ALA:HB3	2.17	0.45
2:CB:185:ILE:HG22	2:CB:199:ILE:CG1	2.44	0.45
54:CG:4:ARG:HH11	54:CG:4:ARG:HG2	1.82	0.45
9:CI:35:GLU:HA	9:CI:39:GLY:N	2.31	0.45
14:CN:78:LEU:HD12	14:CN:78:LEU:N	2.32	0.45
14:CN:87:ALA:HB2	14:CN:95:LEU:HD23	1.98	0.45
15:CO:24:THR:HG21	15:CO:69:LEU:HB2	1.99	0.45
15:CO:62:ARG:NH2	15:CO:88:ARG:HH21	2.14	0.45
18:CR:71:ASP:CB	18:CR:72:ARG:HH21	2.29	0.45
22:DA:107:G:C5'	22:DA:294:A:OP1	2.65	0.45
22:DA:473:G:N3	22:DA:473:G:H2'	2.32	0.45
22:DA:614:A:C4'	22:DA:616:A:N6	2.74	0.45
22:DA:689:A:N3	22:DA:779:U:H1'	2.32	0.45
22:DA:777:G:O2'	22:DA:778:G:C5'	2.65	0.45
22:DA:803:U:H2'	22:DA:804:A:H5'	1.99	0.45
22:DA:822:G:C5'	62:DA:3360:HOH:O	2.64	0.45

Continued on next page...

Continued from previous page...

Atom-1	Atom-2	Interatomic distance (Å)	Clash overlap (Å)
22:DA:957:C:N4	22:DA:959:A:C6	2.85	0.45
22:DA:1133:A:C8	22:DA:2026:U:H4'	2.51	0.45
22:DA:1216:G:H2'	22:DA:1217:U:H5'	1.98	0.45
22:DA:1343:G:N7	22:DA:1597:A:N6	2.65	0.45
22:DA:1380:G:H1'	22:DA:1569:A:H61	1.82	0.45
22:DA:1419:A:H1'	22:DA:1579:A:N6	2.32	0.45
22:DA:1440:U:H2'	22:DA:1441:G:C8	2.52	0.45
22:DA:1919:A:H2'	22:DA:1920:C:C6	2.43	0.45
22:DA:1973:G:C5	22:DA:1974:C:C4	3.04	0.45
22:DA:2104:C:H6	22:DA:2104:C:OP2	2.00	0.45
22:DA:2209:G:C6	22:DA:2216:G:C6	3.05	0.45
22:DA:2218:G:H2'	22:DA:2219:U:H6	1.82	0.45
22:DA:2331:G:C2'	44:DW:40:ARG:HB3	2.46	0.45
22:DA:2735:G:H2'	22:DA:2736:A:H8	1.80	0.45
22:DA:2878:U:O5'	22:DA:2878:U:H6	2.00	0.45
57:DB:24:G:C1'	57:DB:27:C:H42	2.15	0.45
24:DC:255:LYS:C	24:DC:256:THR:CG2	2.78	0.45
26:DE:147:LEU:CB	26:DE:186:VAL:HA	2.47	0.45
26:DE:153:LEU:HB2	26:DE:171:ASP:HB3	1.99	0.45
58:DF:19:PHE:O	58:DF:20:ASN:HB3	2.17	0.45
28:DG:39:ALA:O	28:DG:40:VAL:HG13	2.17	0.45
28:DG:85:LYS:O	28:DG:86:LEU:CG	2.64	0.45
29:DH:50:ARG:NH1	29:DH:53:GLU:CB	2.80	0.45
29:DH:93:SER:HA	29:DH:121:VAL:HG11	1.98	0.45
31:DJ:64:VAL:HG22	31:DJ:68:LYS:CG	2.45	0.45
31:DJ:132:HIS:O	31:DJ:135:GLN:HB2	2.17	0.45
34:DM:41:LEU:HD13	34:DM:96:ILE:HG12	1.99	0.45
35:DN:52:ILE:CG2	35:DN:94:TYR:CD2	2.98	0.45
43:DV:79:ARG:HB3	43:DV:79:ARG:CZ	2.47	0.45
51:D3:29:ARG:HB3	51:D3:29:ARG:CZ	2.47	0.45
1:AA:87:C:O2'	1:AA:88:U:C4'	2.65	0.44
1:AA:423:G:O2'	1:AA:424:G:C5'	2.65	0.44
1:AA:601:G:C2	1:AA:602:A:C4	3.05	0.44
1:AA:734:G:H2'	1:AA:735:C:C6	2.52	0.44
1:AA:786:G:N2	1:AA:787:A:H1'	2.31	0.44
1:AA:958:A:C5	1:AA:959:A:C6	3.05	0.44
1:AA:1114:C:C2	1:AA:1115:U:C6	3.05	0.44
1:AA:1323:G:C2'	1:AA:1324:A:C8	3.00	0.44
1:AA:1411:C:C2'	1:AA:1412:C:C5'	2.79	0.44
1:AA:1517:G:N3	22:BA:1919:A:O2'	2.49	0.44
4:AD:98:ASP:HB2	4:AD:114:ARG:HG3	1.99	0.44

Continued on next page...

Continued from previous page...

Atom-1	Atom-2	Interatomic distance (Å)	Clash overlap (Å)
4:AD:160:LEU:HD22	4:AD:161:ALA:H	1.81	0.44
6:AF:86:ARG:NH1	18:AR:63:TYR:CB	2.80	0.44
9:AI:25:GLY:HA3	9:AI:57:VAL:O	2.18	0.44
12:AL:62:VAL:HG21	12:AL:94:TYR:HE2	1.70	0.44
22:BA:142:A:C2	22:BA:143:C:C2	3.04	0.44
22:BA:372:G:O4'	45:BX:60:LYS:CE	2.62	0.44
22:BA:404:A:H1'	22:BA:405:U:OP2	2.17	0.44
22:BA:526:A:OP1	62:BA:3247:HOH:O	2.21	0.44
22:BA:572:A:C5'	22:BA:572:A:C8	3.00	0.44
22:BA:592:A:O2'	51:B3:2:LYS:HA	2.16	0.44
22:BA:817:C:H2'	22:BA:818:G:O4'	2.16	0.44
22:BA:869:G:C6	22:BA:870:U:C4	3.05	0.44
22:BA:1030:C:OP2	34:BM:127:LYS:HE3	2.17	0.44
22:BA:1357:C:O2'	22:BA:1358:G:H5'	2.17	0.44
22:BA:1716:U:O2'	22:BA:1717:A:C5'	2.65	0.44
22:BA:2040:G:C2'	22:BA:2041:U:H5'	2.47	0.44
22:BA:2704:C:O2	22:BA:2704:C:H2'	2.17	0.44
22:BA:2881:U:C2'	22:BA:2882:A:H5'	2.47	0.44
24:BC:43:ASN:HB3	24:BC:45:ASN:H	1.82	0.44
24:BC:257:ARG:NE	24:BC:269:ARG:NH2	2.65	0.44
26:BE:33:VAL:O	26:BE:34:ALA:C	2.55	0.44
27:BF:151:LEU:HD12	27:BF:152:ASP:CA	2.46	0.44
33:BL:61:LEU:N	33:BL:61:LEU:HD13	2.32	0.44
35:BN:95:THR:CG2	35:BN:113:ILE:CG1	2.95	0.44
36:BO:103:VAL:O	36:BO:105:ALA:O	2.36	0.44
40:BS:41:LYS:C	40:BS:43:ALA:N	2.71	0.44
53:CA:89:U:O2'	53:CA:90:C:O5'	2.35	0.44
53:CA:869:G:H4'	53:CA:872:A:C8	2.52	0.44
53:CA:932:C:H2'	53:CA:932:C:O2	2.17	0.44
53:CA:951:G:O2'	53:CA:952:U:H5'	2.17	0.44
53:CA:981:U:C4	53:CA:982:U:C2	3.05	0.44
53:CA:1087:G:N2	53:CA:1099:G:H1'	2.32	0.44
53:CA:1250:A:O3'	9:CI:68:GLY:HA2	2.17	0.44
53:CA:1400:C:H4'	53:CA:1401:G:OP2	2.18	0.44
3:CC:5:HIS:HA	3:CC:6:PRO:HD2	1.83	0.44
4:CD:18:LEU:C	4:CD:20:LEU:H	2.21	0.44
5:CE:82:HIS:CE1	8:CH:95:MET:HE3	2.51	0.44
10:CJ:44:THR:HG23	10:CJ:70:HIS:CD2	2.52	0.44
10:CJ:92:LEU:HD13	10:CJ:92:LEU:H	1.81	0.44
12:CL:14:LYS:CE	12:CL:15:VAL:O	2.64	0.44
12:CL:39:THR:OG1	12:CL:40:THR:N	2.50	0.44

Continued on next page...

Continued from previous page...

Atom-1	Atom-2	Interatomic distance (Å)	Clash overlap (Å)
14:CN:27:LYS:HB2	14:CN:45:LEU:HD22	2.00	0.44
15:CO:52:ARG:O	15:CO:55:LEU:HB3	2.17	0.44
56:CP:48:GLU:CD	56:CP:51:ARG:HB2	2.38	0.44
22:DA:9:G:N2	22:DA:10:A:H62	2.14	0.44
22:DA:54:G:C6	22:DA:117:G:N2	2.85	0.44
22:DA:90:U:C4	22:DA:91:A:N7	2.85	0.44
22:DA:444:C:O2'	22:DA:445:C:P	2.75	0.44
22:DA:627:A:H3'	33:DL:78:ARG:HH12	1.82	0.44
22:DA:674:G:C2'	26:DE:69:ARG:HG2	2.47	0.44
22:DA:813:U:H1'	22:DA:1226:A:N3	2.32	0.44
22:DA:921:C:O2'	22:DA:922:C:C5'	2.65	0.44
22:DA:960:A:O2'	22:DA:962:G:H5'	2.18	0.44
22:DA:996:A:C4	22:DA:997:G:C8	3.05	0.44
22:DA:1023:U:H5'	22:DA:1023:U:C6	2.37	0.44
22:DA:1024:G:H21	22:DA:1144:A:C4'	2.31	0.44
22:DA:1204:A:N6	22:DA:1241:A:C2	2.85	0.44
22:DA:1429:G:N3	22:DA:1430:G:C8	2.85	0.44
22:DA:1493:C:H2'	22:DA:1493:C:O2	2.16	0.44
22:DA:1731:G:C4'	22:DA:1732:C:OP1	2.45	0.44
22:DA:1873:G:O2'	22:DA:1874:C:H5'	2.17	0.44
22:DA:2011:U:H2'	22:DA:2012:G:H5'	1.99	0.44
22:DA:2260:C:H2'	22:DA:2261:C:C6	2.47	0.44
22:DA:2266:A:H4'	22:DA:2267:A:O5'	2.16	0.44
22:DA:2432:A:C6	45:DX:20:ALA:HA	2.52	0.44
22:DA:2577:A:H2	48:D0:1:ALA:H2	1.64	0.44
22:DA:2658:C:H5''	28:DG:157:LYS:CD	2.47	0.44
22:DA:2735:G:C4	22:DA:2736:A:C8	3.05	0.44
22:DA:2748:A:C6	22:DA:2757:A:N7	2.85	0.44
57:DB:76:G:O2'	57:DB:77:U:H5'	2.18	0.44
24:DC:159:THR:HG22	24:DC:176:ARG:HG3	1.99	0.44
24:DC:245:THR:HB	24:DC:246:PRO:HD2	1.99	0.44
25:DD:21:SER:HB2	32:DK:73:ASP:O	2.18	0.44
25:DD:137:SER:C	25:DD:138:LEU:CD2	2.75	0.44
26:DE:5:LEU:CD1	26:DE:122:GLU:HB2	2.46	0.44
28:DG:1:SER:HB2	28:DG:61:TRP:CE3	2.53	0.44
28:DG:1:SER:C	28:DG:3:VAL:N	2.71	0.44
28:DG:85:LYS:HD3	28:DG:164:ALA:HB3	1.99	0.44
30:DI:44:LYS:O	30:DI:44:LYS:HD3	2.17	0.44
31:DJ:56:VAL:HG11	31:DJ:101:ILE:HG21	1.99	0.44
31:DJ:141:ASP:C	31:DJ:142:ILE:HD12	2.37	0.44
34:DM:73:ILE:HD13	34:DM:73:ILE:HA	1.83	0.44

Continued on next page...

Continued from previous page...

Atom-1	Atom-2	Interatomic distance (Å)	Clash overlap (Å)
35:DN:36:THR:O	35:DN:110:MET:HA	2.17	0.44
38:DQ:64:ILE:O	38:DQ:68:ALA:CB	2.66	0.44
40:DS:96:ILE:HG23	40:DS:96:ILE:O	2.17	0.44
45:DX:36:ARG:HA	45:DX:47:THR:HA	1.98	0.44
52:D4:36:ARG:CG	52:D4:37:GLN:N	2.78	0.44
1:AA:208:U:H3	1:AA:212:G:H21	1.64	0.44
1:AA:395:C:H2'	1:AA:396:C:C6	2.53	0.44
1:AA:617:G:C2	1:AA:618:C:C5	3.05	0.44
1:AA:661:G:C2	1:AA:745:G:C2	3.05	0.44
1:AA:953:G:C6	1:AA:954:G:C4	3.05	0.44
1:AA:981:U:H2'	1:AA:982:U:H5	1.83	0.44
1:AA:1108:G:C5	1:AA:1109:C:C6	3.06	0.44
1:AA:1138:G:N2	1:AA:1140:C:N4	2.66	0.44
1:AA:1254:A:OP1	10:AJ:47:GLU:HG2	2.17	0.44
1:AA:1323:G:C2'	1:AA:1324:A:H8	2.30	0.44
1:AA:1331:G:C2'	1:AA:1332:A:OP2	2.65	0.44
2:AB:118:THR:O	2:AB:119:GLN:HB2	2.16	0.44
2:AB:185:ILE:HA	2:AB:199:ILE:O	2.17	0.44
4:AD:49:ASP:O	4:AD:52:VAL:HG22	2.17	0.44
6:AF:93:LYS:O	6:AF:94:HIS:CB	2.66	0.44
13:AM:3:ILE:CA	13:AM:56:ARG:NH1	2.77	0.44
14:AN:22:LYS:O	14:AN:25:GLU:HG2	2.18	0.44
22:BA:38:A:H2'	22:BA:39:G:O5'	2.18	0.44
22:BA:43:G:H8	22:BA:43:G:C5'	2.30	0.44
22:BA:480:A:O3'	42:BU:43:LYS:HG2	2.17	0.44
22:BA:495:G:H21	40:BS:61:ASN:HD21	1.64	0.44
22:BA:723:C:H2'	22:BA:724:U:O4'	2.18	0.44
22:BA:1106:G:N3	22:BA:1107:G:C8	2.85	0.44
22:BA:1205:A:C6	26:BE:165:HIS:CG	3.05	0.44
22:BA:1268:A:H2	40:BS:88:ARG:NH1	2.16	0.44
22:BA:1661:G:C4	22:BA:1662:U:C5	3.06	0.44
22:BA:1690:A:H2'	22:BA:1691:C:O4'	2.18	0.44
22:BA:1748:C:H2'	22:BA:1749:A:H8	1.83	0.44
22:BA:1835:G:C4	22:BA:1931:U:C4	3.05	0.44
22:BA:2078:C:O2'	22:BA:2079:U:H5'	2.17	0.44
22:BA:2392:A:O3'	51:B3:26:ALA:HB1	2.17	0.44
22:BA:2446:G:C2	22:BA:2501:C:C5	3.05	0.44
22:BA:2552:U:H2'	22:BA:2554:U:OP2	2.17	0.44
22:BA:2661:G:H2'	22:BA:2662:A:C8	2.52	0.44
22:BA:2842:G:H2'	22:BA:2843:G:C5'	2.47	0.44
25:BD:97:SER:H	25:BD:99:GLU:CD	2.21	0.44

Continued on next page...

Continued from previous page...

Atom-1	Atom-2	Interatomic distance (Å)	Clash overlap (Å)
28:BG:27:GLY:O	28:BG:28:LYS:C	2.56	0.44
29:BH:2:GLN:HA	29:BH:20:ASN:HD22	1.82	0.44
29:BH:86:ASP:O	29:BH:87:GLU:C	2.55	0.44
30:BI:95:ASP:O	30:BI:97:VAL:N	2.46	0.44
31:BJ:53:TYR:CE1	31:BJ:121:LYS:HG2	2.52	0.44
32:BK:99:ILE:HG23	32:BK:100:PHE:H	1.79	0.44
33:BL:67:THR:CG2	33:BL:68:SER:N	2.80	0.44
34:BM:6:ARG:HD2	34:BM:8:LYS:HZ1	1.80	0.44
34:BM:43:ALA:C	34:BM:45:GLN:N	2.69	0.44
35:BN:103:ARG:HB2	35:BN:110:MET:HE3	1.99	0.44
37:BP:8:GLU:O	37:BP:11:GLN:HB2	2.17	0.44
39:BR:46:GLU:HG2	39:BR:47:VAL:H	1.82	0.44
41:BT:31:VAL:C	41:BT:32:LEU:CD2	2.80	0.44
41:BT:34:VAL:O	41:BT:34:VAL:CG2	2.65	0.44
42:BU:60:LYS:HD2	42:BU:60:LYS:HA	1.68	0.44
44:BW:24:ARG:NH1	44:BW:26:GLY:N	2.65	0.44
44:BW:65:LYS:O	44:BW:81:ILE:HA	2.18	0.44
47:BZ:9:THR:HG22	47:BZ:53:MET:C	2.38	0.44
53:CA:142:G:N3	53:CA:196:A:H2	2.15	0.44
53:CA:267:C:P	17:CQ:68:LYS:HB2	2.57	0.44
53:CA:301:G:H2'	53:CA:302:G:H8	1.82	0.44
53:CA:491:G:H2'	53:CA:492:C:H5'	1.99	0.44
53:CA:784:A:N6	53:CA:799:G:C6	2.85	0.44
53:CA:821:G:C4	53:CA:822:U:C5	3.05	0.44
53:CA:1089:G:H1'	53:CA:1167:A:N6	2.32	0.44
53:CA:1157:A:C6	53:CA:1180:A:C5	3.04	0.44
53:CA:1171:A:C2	53:CA:1172:C:C2	3.05	0.44
53:CA:1317:C:H1'	14:CN:52:ARG:NH1	2.32	0.44
53:CA:1477:U:H2'	53:CA:1478:U:C6	2.52	0.44
53:CA:1493:A:H2'	53:CA:1494:G:OP1	2.18	0.44
2:CB:124:THR:HG23	2:CB:125:PHE:H	1.81	0.44
4:CD:9:LYS:O	4:CD:12:ARG:HB3	2.17	0.44
4:CD:49:ASP:O	4:CD:53:GLN:HG3	2.17	0.44
8:CH:57:GLU:CG	8:CH:58:LEU:H	2.30	0.44
8:CH:102:VAL:HG22	8:CH:126:CYS:SG	2.58	0.44
15:CO:32:THR:O	15:CO:33:ALA:C	2.55	0.44
20:CT:59:ARG:C	20:CT:61:ALA:N	2.71	0.44
21:CU:13:VAL:CG2	21:CU:15:LEU:HD23	2.47	0.44
22:DA:83:A:N6	22:DA:101:A:C5'	2.75	0.44
22:DA:119:A:C5'	22:DA:120:U:OP1	2.65	0.44
22:DA:373:U:O2'	22:DA:374:A:H8	2.01	0.44

Continued on next page...

Continued from previous page...

Atom-1	Atom-2	Interatomic distance (Å)	Clash overlap (Å)
22:DA:410:G:N2	22:DA:418:C:C2	2.85	0.44
22:DA:498:G:C2	22:DA:499:U:C6	3.05	0.44
22:DA:508:A:N6	40:DS:9:HIS:CE1	2.79	0.44
22:DA:755:U:H2'	22:DA:756:A:C8	2.52	0.44
22:DA:1020:A:H5''	22:DA:1021:A:OP1	2.16	0.44
22:DA:1070:A:H5'	22:DA:1071:G:C5'	2.39	0.44
22:DA:1383:A:C2	22:DA:1384:A:C4	3.05	0.44
22:DA:1391:U:C4'	41:DT:19:LYS:NZ	2.69	0.44
22:DA:1421:G:N3	22:DA:1421:G:H2'	2.32	0.44
22:DA:1441:G:C4	22:DA:1442:U:C5	3.06	0.44
22:DA:1473:G:O2'	22:DA:1474:U:H5'	2.16	0.44
22:DA:1510:G:C2	22:DA:1511:G:C5	3.05	0.44
22:DA:1601:G:H2'	22:DA:1602:U:O4'	2.17	0.44
22:DA:1906:G:C2	22:DA:1907:G:C5	3.05	0.44
22:DA:1929:G:C5'	22:DA:1930:G:OP1	2.66	0.44
22:DA:1954:G:O2'	22:DA:1956:U:H5	2.00	0.44
22:DA:2154:A:H2'	22:DA:2155:U:H6	1.83	0.44
22:DA:2271:G:C2'	22:DA:2272:U:H5'	2.46	0.44
22:DA:2416:C:H2'	22:DA:2417:C:C6	2.52	0.44
22:DA:2476:A:C2'	22:DA:2477:U:H5'	2.47	0.44
22:DA:2492:U:O5'	22:DA:2492:U:H6	2.00	0.44
22:DA:2559:C:H2'	22:DA:2560:A:H8	1.82	0.44
22:DA:2657:A:O2'	22:DA:2658:C:O5'	2.35	0.44
22:DA:2820:A:O2'	35:DN:3:HIS:HD2	1.99	0.44
25:DD:171:THR:O	25:DD:172:VAL:CG2	2.65	0.44
58:DF:8:LYS:HB2	58:DF:8:LYS:HZ3	1.79	0.44
58:DF:16:MET:HA	58:DF:21:TYR:HB2	1.99	0.44
58:DF:42:ALA:CB	58:DF:49:LEU:CD2	2.94	0.44
29:DH:80:ILE:CG2	29:DH:101:ASP:HB2	2.47	0.44
30:DI:20:SER:N	30:DI:21:PRO:HD2	2.32	0.44
31:DJ:4:PHE:CG	31:DJ:5:THR:N	2.85	0.44
31:DJ:48:VAL:HG12	31:DJ:49:ASP:H	1.81	0.44
32:DK:10:VAL:CG1	32:DK:12:ASP:OD1	2.65	0.44
32:DK:100:PHE:CD1	32:DK:100:PHE:N	2.85	0.44
33:DL:112:LEU:HD23	33:DL:112:LEU:O	2.17	0.44
39:DR:97:LYS:O	39:DR:98:ILE:C	2.56	0.44
41:DT:18:GLU:HB2	41:DT:19:LYS:H	1.52	0.44
43:DV:44:HIS:NE2	43:DV:85:LYS:HD3	2.32	0.44
43:DV:65:VAL:O	43:DV:65:VAL:HG22	2.16	0.44
44:DW:36:ILE:O	44:DW:39:GLN:HB3	2.17	0.44
1:AA:283:U:C5	1:AA:284:C:C4	3.06	0.44

Continued on next page...

Continued from previous page...

Atom-1	Atom-2	Interatomic distance (Å)	Clash overlap (Å)
1:AA:583:A:C6	1:AA:759:A:N7	2.84	0.44
1:AA:596:A:C2'	1:AA:597:G:H8	2.27	0.44
1:AA:695:A:H61	1:AA:797:C:H1'	1.82	0.44
1:AA:748:G:C6	1:AA:749:A:C6	3.05	0.44
1:AA:771:G:H2'	1:AA:772:U:C6	2.52	0.44
1:AA:1147:C:O2	9:AI:17:ARG:NH1	2.51	0.44
2:AB:90:PHE:O	2:AB:149:GLY:N	2.50	0.44
4:AD:88:ASN:O	4:AD:92:LEU:HD23	2.17	0.44
4:AD:114:ARG:O	4:AD:117:VAL:N	2.49	0.44
6:AF:10:VAL:HG12	6:AF:11:HIS:H	1.82	0.44
7:AG:25:PHE:CE1	7:AG:104:VAL:HG23	2.53	0.44
11:AK:110:THR:HG22	21:AU:4:LYS:CA	2.47	0.44
14:AN:40:ARG:CZ	14:AN:44:VAL:HG21	2.47	0.44
16:AP:19:VAL:CG2	16:AP:36:VAL:HG12	2.44	0.44
22:BA:302:C:H2'	22:BA:303:G:C8	2.50	0.44
22:BA:735:A:H3'	22:BA:736:C:H6	1.83	0.44
22:BA:1495:A:C6	22:BA:1496:A:C6	3.06	0.44
22:BA:1658:C:H5'	25:BD:138:LEU:CD2	2.48	0.44
22:BA:1824:G:C5	22:BA:1825:U:C5	3.06	0.44
22:BA:1946:U:H2'	22:BA:1947:C:C6	2.52	0.44
22:BA:1983:G:C2'	22:BA:1984:G:H5'	2.47	0.44
22:BA:2251:G:H2'	22:BA:2252:G:C8	2.52	0.44
22:BA:2347:C:H2'	22:BA:2348:U:C5	2.51	0.44
22:BA:2475:C:H2'	22:BA:2476:A:H5'	1.98	0.44
22:BA:2594:C:N4	62:BA:3779:HOH:O	2.51	0.44
22:BA:2716:C:C2'	22:BA:2717:C:H5'	2.48	0.44
22:BA:2788:C:H2'	22:BA:2789:C:C6	2.52	0.44
23:BB:14:U:OP2	23:BB:70:C:O2'	2.31	0.44
24:BC:20:ASN:CG	24:BC:23:LEU:HD23	2.38	0.44
24:BC:254:LYS:HE3	24:BC:254:LYS:HB3	1.74	0.44
26:BE:200:LEU:N	26:BE:200:LEU:HD22	2.32	0.44
27:BF:30:VAL:CG1	27:BF:30:VAL:O	2.65	0.44
27:BF:71:LYS:HD3	27:BF:80:GLN:HG3	1.99	0.44
27:BF:133:GLU:H	27:BF:150:GLY:CA	2.26	0.44
29:BH:129:GLU:HG2	29:BH:142:VAL:O	2.17	0.44
30:BI:30:GLN:NE2	30:BI:32:VAL:HB	2.32	0.44
34:BM:77:PRO:HB2	34:BM:80:VAL:CG1	2.47	0.44
37:BP:19:PHE:O	37:BP:20:ARG:CB	2.62	0.44
40:BS:28:LYS:O	40:BS:29:VAL:C	2.56	0.44
45:BX:10:ARG:HB2	45:BX:11:PRO:HD2	1.99	0.44
46:BY:46:VAL:O	46:BY:47:ARG:C	2.54	0.44

Continued on next page...

Continued from previous page...

Atom-1	Atom-2	Interatomic distance (Å)	Clash overlap (Å)
47:BZ:8:GLN:HB3	47:BZ:31:ILE:HA	1.99	0.44
51:B3:6:VAL:HG21	51:B3:60:CYS:SG	2.58	0.44
53:CA:36:C:O3'	12:CL:119:LYS:HA	2.18	0.44
53:CA:71:A:C2'	53:CA:72:A:O5'	2.65	0.44
53:CA:615:G:N3	53:CA:616:G:C8	2.86	0.44
53:CA:797:C:OP1	11:CK:125:LYS:HE3	2.18	0.44
53:CA:903:G:C6	53:CA:904:U:C4	3.06	0.44
53:CA:956:U:O2	53:CA:1225:A:C2	2.71	0.44
53:CA:959:A:H2'	53:CA:960:U:O5'	2.18	0.44
53:CA:998:C:C6	53:CA:999:C:H5	2.35	0.44
53:CA:1087:G:N1	53:CA:1099:G:C2	2.85	0.44
53:CA:1215:G:C4	53:CA:1216:A:N7	2.85	0.44
2:CB:27:LYS:N	2:CB:28:PRO:HD2	2.33	0.44
2:CB:130:LYS:HD3	2:CB:133:ALA:CB	2.46	0.44
3:CC:161:ILE:HD13	3:CC:161:ILE:N	2.32	0.44
54:CG:4:ARG:HG2	54:CG:6:ILE:HG22	1.99	0.44
55:CM:82:LEU:CD2	19:CS:60:PHE:HB3	2.46	0.44
14:CN:72:PHE:CD1	14:CN:72:PHE:C	2.90	0.44
22:DA:167:A:C2	22:DA:168:G:H1'	2.52	0.44
22:DA:374:A:C6	22:DA:401:A:N7	2.84	0.44
22:DA:448:U:H4'	22:DA:449:A:OP2	2.17	0.44
22:DA:479:A:O2'	22:DA:480:A:H5'	2.16	0.44
22:DA:503:A:H5'	22:DA:504:A:H3'	1.99	0.44
22:DA:590:A:C4	22:DA:591:U:C6	3.05	0.44
22:DA:638:G:N2	22:DA:651:G:H1'	2.32	0.44
22:DA:647:G:O2'	22:DA:648:G:C5'	2.65	0.44
22:DA:672:C:H6	22:DA:672:C:C5'	2.30	0.44
22:DA:988:A:C2	22:DA:989:G:C2	3.06	0.44
22:DA:1087:G:H2'	22:DA:1089:A:C8	2.52	0.44
22:DA:1340:U:H4'	22:DA:1340:U:OP1	2.16	0.44
22:DA:1359:A:H2'	22:DA:1359:A:N3	2.32	0.44
22:DA:1361:G:HO2'	22:DA:1362:C:H5'	1.79	0.44
22:DA:1413:A:C5	22:DA:1414:C:N4	2.86	0.44
22:DA:1478:G:C6	22:DA:1514:G:C2	3.05	0.44
22:DA:1555:G:C2	22:DA:1556:C:C4	3.05	0.44
22:DA:1721:G:HO2'	22:DA:1722:A:P	2.41	0.44
22:DA:1838:C:N4	22:DA:1898:U:H2'	2.32	0.44
22:DA:1874:C:H2'	22:DA:1875:G:O4'	2.17	0.44
22:DA:2108:A:C8	22:DA:2108:A:OP2	2.71	0.44
22:DA:2138:G:H8	22:DA:2138:G:OP2	2.00	0.44
22:DA:2282:G:O2'	22:DA:2283:C:OP2	2.35	0.44

Continued on next page...

Continued from previous page...

Atom-1	Atom-2	Interatomic distance (Å)	Clash overlap (Å)
22:DA:2429:G:H8	22:DA:2429:G:H2'	1.45	0.44
22:DA:2561:U:H2'	22:DA:2562:U:O5'	2.16	0.44
22:DA:2724:U:H5''	25:DD:123:LYS:NZ	2.32	0.44
22:DA:2751:G:N3	28:DG:2:ARG:NH2	2.64	0.44
22:DA:2893:A:C4'	22:DA:2894:G:O5'	2.62	0.44
57:DB:32:U:C2	57:DB:51:G:N2	2.85	0.44
57:DB:78:A:H2'	57:DB:79:G:C8	2.53	0.44
25:DD:61:THR:OG1	25:DD:64:GLU:HG3	2.18	0.44
25:DD:124:ARG:NH1	25:DD:125:TRP:CE2	2.85	0.44
31:DJ:49:ASP:HB2	31:DJ:121:LYS:NZ	2.32	0.44
31:DJ:123:LYS:N	31:DJ:123:LYS:CD	2.80	0.44
32:DK:73:ASP:OD1	32:DK:73:ASP:N	2.49	0.44
33:DL:19:LEU:HD11	33:DL:31:GLY:CA	2.48	0.44
37:DP:5:LYS:CG	37:DP:9:GLN:HE21	2.31	0.44
40:DS:49:LYS:HB3	40:DS:49:LYS:HZ2	1.79	0.44
42:DU:43:LYS:HE3	42:DU:45:GLN:OE1	2.16	0.44
43:DV:73:LYS:HB3	43:DV:92:VAL:HG23	1.99	0.44
44:DW:31:LEU:C	44:DW:33:GLY:N	2.68	0.44
46:DY:21:LEU:CD2	46:DY:25:GLN:NE2	2.80	0.44
47:DZ:4:ILE:HG23	47:DZ:57:GLU:O	2.17	0.44
48:D0:29:VAL:HG21	48:D0:34:GLY:HA2	2.00	0.44
52:D4:27:CYS:HG	52:D4:33:HIS:HB2	1.82	0.44
1:AA:140:U:H2'	1:AA:141:G:O4'	2.17	0.44
1:AA:324:G:N2	1:AA:327:A:C8	2.85	0.44
1:AA:328:C:O2	1:AA:328:C:C2'	2.66	0.44
1:AA:408:A:O5'	4:AD:109:THR:HG21	2.18	0.44
1:AA:748:G:C6	1:AA:749:A:C5	3.06	0.44
1:AA:811:C:H4'	1:AA:900:A:N6	2.32	0.44
1:AA:934:C:H5'	1:AA:935:A:OP1	2.16	0.44
1:AA:981:U:H2'	1:AA:982:U:C5	2.53	0.44
1:AA:1138:G:C2	1:AA:1140:C:C4	3.06	0.44
1:AA:1234:C:N3	1:AA:1235:U:C5	2.86	0.44
1:AA:1317:C:C2'	1:AA:1318:A:H5'	2.41	0.44
1:AA:1380:U:C5'	1:AA:1381:U:OP1	2.63	0.44
1:AA:1457:G:O3'	20:AT:26:MET:HB3	2.17	0.44
1:AA:1465:A:O2'	1:AA:1466:C:H5'	2.17	0.44
2:AB:71:THR:CG2	2:AB:72:LYS:H	2.09	0.44
4:AD:58:GLN:CA	4:AD:58:GLN:HE21	2.30	0.44
4:AD:172:VAL:HG13	4:AD:173:ASP:N	2.32	0.44
8:AH:82:LEU:HD22	8:AH:82:LEU:C	2.38	0.44
9:AI:56:MET:SD	9:AI:57:VAL:N	2.90	0.44

Continued on next page...

Continued from previous page...

Atom-1	Atom-2	Interatomic distance (Å)	Clash overlap (Å)
11:AK:69:CYS:O	11:AK:73:VAL:CG2	2.65	0.44
15:AO:60:SER:O	15:AO:64:LYS:HG3	2.17	0.44
16:AP:6:LEU:HD12	16:AP:6:LEU:HA	1.69	0.44
22:BA:10:A:C5	22:BA:2800:A:C6	3.05	0.44
22:BA:77:G:C4	22:BA:110:G:C2	3.05	0.44
22:BA:260:G:H2'	22:BA:261:G:O5'	2.17	0.44
22:BA:482:A:N6	22:BA:506:G:O2'	2.38	0.44
22:BA:536:G:O2'	22:BA:537:G:H5'	2.18	0.44
22:BA:581:C:H2'	22:BA:582:A:H8	1.81	0.44
22:BA:669:G:C5	22:BA:801:G:C6	3.05	0.44
22:BA:919:U:H6	22:BA:919:U:C4'	2.31	0.44
22:BA:959:A:C2	22:BA:2494:G:N2	2.86	0.44
22:BA:1057:A:C8	22:BA:1086:A:C8	3.05	0.44
22:BA:1179:G:N7	22:BA:1180:U:C1'	2.79	0.44
22:BA:1269:A:H8	22:BA:1269:A:O5'	1.99	0.44
22:BA:1290:C:C2	22:BA:1291:C:C5	3.06	0.44
22:BA:1611:C:O2'	22:BA:1612:C:H5'	2.17	0.44
22:BA:1688:U:C4	22:BA:1698:A:C2	3.05	0.44
22:BA:1744:A:H2'	22:BA:1744:A:N3	2.32	0.44
22:BA:2557:G:H2'	22:BA:2558:C:H6	1.78	0.44
22:BA:2593:U:H2'	22:BA:2594:C:C6	2.51	0.44
23:BB:52:A:N7	36:BO:64:TYR:OH	2.44	0.44
28:BG:37:ASN:OD1	28:BG:37:ASN:N	2.51	0.44
28:BG:159:LYS:HB3	28:BG:159:LYS:HE2	1.72	0.44
33:BL:93:ASN:ND2	33:BL:93:ASN:C	2.67	0.44
34:BM:50:ARG:HA	34:BM:53:MET:HE3	1.99	0.44
35:BN:95:THR:HG21	35:BN:113:ILE:CG1	2.47	0.44
38:BQ:17:LEU:HD13	38:BQ:17:LEU:HA	1.79	0.44
38:BQ:86:SER:HB3	39:BR:51:VAL:HG12	1.98	0.44
39:BR:18:GLN:O	39:BR:97:LYS:O	2.35	0.44
40:BS:36:LEU:HA	40:BS:36:LEU:HD12	1.55	0.44
42:BU:6:ARG:HH21	42:BU:6:ARG:HG3	1.82	0.44
42:BU:40:LEU:HA	42:BU:40:LEU:HD23	1.77	0.44
43:BV:76:ASP:OD1	43:BV:77:VAL:N	2.49	0.44
44:BW:49:ASN:OD1	44:BW:79:ILE:O	2.34	0.44
53:CA:96:U:O2'	53:CA:97:G:H5'	2.17	0.44
53:CA:207:C:O2	53:CA:213:G:C6	2.70	0.44
53:CA:327:A:C2	53:CA:329:A:C4	3.06	0.44
53:CA:604:G:C6	53:CA:605:U:N3	2.86	0.44
53:CA:614:C:C2	53:CA:615:G:C8	3.06	0.44
53:CA:704:A:N3	53:CA:705:G:C8	2.86	0.44

Continued on next page...

Continued from previous page...

Atom-1	Atom-2	Interatomic distance (Å)	Clash overlap (Å)
53:CA:789:U:N3	53:CA:792:A:OP2	2.51	0.44
53:CA:833:G:C5	53:CA:834:U:C5	3.06	0.44
53:CA:989:U:C3'	53:CA:990:C:H5'	2.42	0.44
53:CA:994:A:O2'	53:CA:995:C:C6	2.66	0.44
53:CA:1084:G:OP1	53:CA:1086:U:C4	2.71	0.44
53:CA:1134:G:C6	53:CA:1141:C:N4	2.85	0.44
53:CA:1221:G:H5'	19:CS:35:ARG:NE	2.32	0.44
53:CA:1251:A:H2'	53:CA:1369:C:O2'	2.17	0.44
53:CA:1288:A:C2'	53:CA:1289:A:C8	3.00	0.44
53:CA:1357:A:C8	53:CA:1358:U:C5	3.04	0.44
4:CD:39:GLN:O	4:CD:41:GLY:N	2.50	0.44
4:CD:102:TYR:C	4:CD:104:MET:N	2.71	0.44
5:CE:91:SER:HB2	5:CE:129:SER:O	2.16	0.44
8:CH:45:ILE:N	8:CH:63:LYS:HD3	2.33	0.44
8:CH:94:VAL:CG2	8:CH:101:ALA:HB2	2.48	0.44
11:CK:104:PHE:HD1	11:CK:104:PHE:N	2.15	0.44
12:CL:87:LYS:HG2	12:CL:87:LYS:O	2.16	0.44
14:CN:79:SER:O	14:CN:83:VAL:HG23	2.17	0.44
20:CT:4:LYS:HE3	20:CT:5:SER:N	2.31	0.44
22:DA:34:U:HO2'	22:DA:35:G:P	2.39	0.44
22:DA:84:A:H2	22:DA:98:G:N3	2.16	0.44
22:DA:156:A:C4	22:DA:157:C:C6	3.05	0.44
22:DA:203:A:H8	22:DA:203:A:O5'	2.01	0.44
22:DA:215:G:H4'	22:DA:216:A:OP1	2.18	0.44
22:DA:361:G:HO2'	22:DA:362:A:P	2.39	0.44
22:DA:378:C:O2'	22:DA:379:G:H5'	2.17	0.44
22:DA:470:A:C2	22:DA:471:A:C4	3.05	0.44
22:DA:524:G:C5	22:DA:525:U:C5	3.05	0.44
22:DA:935:C:H2'	22:DA:936:A:H8	1.82	0.44
22:DA:962:G:O2'	22:DA:963:U:O5'	2.35	0.44
22:DA:999:U:H2'	22:DA:1000:A:C5'	2.46	0.44
22:DA:1062:G:C4	22:DA:1063:G:N7	2.85	0.44
22:DA:1089:A:H2	22:DA:1090:A:H62	1.65	0.44
22:DA:1116:G:C5	22:DA:1117:C:C5	3.04	0.44
22:DA:1653:G:O6	35:DN:10:LEU:C	2.56	0.44
22:DA:1809:A:C4	22:DA:1810:A:N7	2.86	0.44
22:DA:2455:G:C2	22:DA:2498:C:N4	2.85	0.44
22:DA:2458:G:C5'	22:DA:2459:A:OP1	2.66	0.44
22:DA:2692:G:H2'	22:DA:2693:G:C8	2.52	0.44
22:DA:2805:C:H2'	22:DA:2806:C:H6	1.83	0.44
24:DC:239:PHE:HD1	24:DC:240:GLY:N	2.14	0.44

Continued on next page...

Continued from previous page...

Atom-1	Atom-2	Interatomic distance (Å)	Clash overlap (Å)
25:DD:15:PHE:CE2	37:DP:77:SER:HA	2.53	0.44
28:DG:51:PHE:HE2	28:DG:68:ARG:HG2	1.82	0.44
31:DJ:45:THR:C	31:DJ:47:HIS:N	2.71	0.44
32:DK:46:ALA:HB3	32:DK:54:LYS:HE3	2.00	0.44
32:DK:105:ARG:HB2	32:DK:108:ARG:HD2	1.99	0.44
33:DL:63:LYS:C	33:DL:65:GLY:H	2.20	0.44
34:DM:66:ARG:HD2	34:DM:101:VAL:HG13	1.99	0.44
39:DR:81:LYS:O	39:DR:82:HIS:C	2.56	0.44
41:DT:29:THR:OG1	41:DT:86:THR:N	2.45	0.44
43:DV:41:GLU:C	43:DV:42:LEU:HG	2.37	0.44
51:D3:22:LYS:HG2	51:D3:46:LYS:CE	2.48	0.44
1:AA:311:C:C4	1:AA:312:C:C5	3.06	0.44
1:AA:586:C:O2'	8:AH:3:GLN:NE2	2.50	0.44
1:AA:937:A:C2'	1:AA:938:A:H5'	2.48	0.44
1:AA:1066:C:H2'	1:AA:1067:A:C8	2.53	0.44
6:AF:90:MET:HB3	6:AF:91:ARG:H	1.43	0.44
7:AG:69:ARG:HG3	7:AG:95:ARG:HD3	1.99	0.44
9:AI:50:PRO:HB3	9:AI:83:THR:CG2	2.47	0.44
10:AJ:28:THR:O	10:AJ:32:THR:HG22	2.17	0.44
10:AJ:74:VAL:CG1	10:AJ:75:ASP:N	2.69	0.44
11:AK:62:ALA:CB	11:AK:91:GLY:HA3	2.47	0.44
11:AK:109:ILE:N	21:AU:5:VAL:O	2.50	0.44
12:AL:20:VAL:N	12:AL:21:PRO:HD3	2.33	0.44
12:AL:79:ILE:HD12	12:AL:96:THR:HG22	1.98	0.44
13:AM:22:TYR:O	13:AM:68:LEU:HD23	2.17	0.44
13:AM:84:CYS:O	13:AM:88:LEU:HD11	2.18	0.44
13:AM:84:CYS:HA	19:AS:73:PHE:CD2	2.53	0.44
14:AN:78:LEU:HB2	14:AN:83:VAL:HG23	1.99	0.44
15:AO:38:LEU:HD13	15:AO:38:LEU:HA	1.85	0.44
21:AU:23:GLU:HB3	21:AU:24:LYS:H	1.52	0.44
21:AU:24:LYS:HG2	21:AU:25:ALA:N	2.33	0.44
22:BA:49:A:C6	22:BA:177:G:C5	3.05	0.44
22:BA:212:G:O2'	22:BA:213:A:H5'	2.16	0.44
22:BA:269:C:C2'	22:BA:270:A:C5'	2.91	0.44
22:BA:633:A:C8	22:BA:633:A:H3'	2.53	0.44
22:BA:638:G:C5	22:BA:651:G:N2	2.85	0.44
22:BA:696:G:H2'	22:BA:697:G:H8	1.83	0.44
22:BA:976:G:H4'	22:BA:1156:A:N7	2.31	0.44
22:BA:1206:G:C4	22:BA:1207:C:C5	3.06	0.44
22:BA:1445:G:C6	22:BA:1446:C:C4	3.06	0.44
22:BA:1739:A:H2'	22:BA:1740:G:O4'	2.17	0.44

Continued on next page...

Continued from previous page...

Atom-1	Atom-2	Interatomic distance (Å)	Clash overlap (Å)
22:BA:1798:U:P	24:BC:255:LYS:HA	2.57	0.44
22:BA:1858:A:O2'	22:BA:1859:U:C5'	2.66	0.44
22:BA:1941:C:H6	22:BA:1941:C:C5'	2.23	0.44
22:BA:2013:A:H2'	22:BA:2014:A:H5'	1.98	0.44
22:BA:2227:A:H2'	22:BA:2228:G:O4'	2.17	0.44
22:BA:2280:G:C6	22:BA:2281:A:N7	2.86	0.44
22:BA:2298:A:C2	22:BA:2321:U:N3	2.86	0.44
22:BA:2323:G:H2'	22:BA:2324:U:H5'	1.99	0.44
22:BA:2800:A:HO2'	22:BA:2801:G:P	2.41	0.44
26:BE:29:HIS:O	26:BE:32:VAL:CG2	2.66	0.44
26:BE:146:VAL:O	26:BE:167:VAL:HG23	2.18	0.44
27:BF:114:ARG:N	27:BF:114:ARG:CD	2.69	0.44
27:BF:135:ILE:C	27:BF:137:PHE:N	2.71	0.44
29:BH:78:VAL:HG21	29:BH:145:ASN:HD22	1.80	0.44
32:BK:116:ILE:HD12	32:BK:117:SER:H	1.78	0.44
36:BO:90:VAL:O	36:BO:117:PHE:HB3	2.17	0.44
37:BP:47:ILE:HA	37:BP:96:LEU:HB2	2.00	0.44
45:BX:38:TRP:CZ3	45:BX:44:ARG:N	2.86	0.44
53:CA:142:G:C6	53:CA:143:A:C8	3.05	0.44
53:CA:659:U:O2	53:CA:747:A:C2	2.70	0.44
53:CA:694:A:C2'	53:CA:695:A:H5''	2.48	0.44
53:CA:881:G:C2	53:CA:882:C:C2	3.06	0.44
53:CA:1283:U:O2'	53:CA:1284:C:O4'	2.33	0.44
2:CB:30:ILE:HG23	2:CB:39:ILE:O	2.17	0.44
2:CB:116:LEU:CB	2:CB:140:LEU:HD13	2.47	0.44
2:CB:150:ILE:O	2:CB:150:ILE:HG13	2.18	0.44
3:CC:26:LYS:CE	3:CC:26:LYS:CA	2.90	0.44
4:CD:25:ARG:HH12	4:CD:30:LYS:CE	2.30	0.44
4:CD:26:ALA:HA	4:CD:31:CYS:SG	2.58	0.44
54:CG:41:ILE:CG2	54:CG:115:MET:HE3	2.47	0.44
54:CG:110:ARG:HG2	54:CG:112:ASP:OD1	2.17	0.44
11:CK:74:LYS:HD2	11:CK:104:PHE:CE1	2.51	0.44
12:CL:122:LYS:O	12:CL:123:ALA:HB3	2.17	0.44
56:CP:61:VAL:C	56:CP:63:GLN:H	2.19	0.44
17:CQ:62:GLU:HB2	17:CQ:72:TRP:CZ3	2.52	0.44
19:CS:28:LYS:HB3	19:CS:29:PRO:CD	2.44	0.44
21:CU:9:GLU:OE1	21:CU:11:PHE:HE2	2.00	0.44
21:CU:31:VAL:O	21:CU:33:ARG:N	2.50	0.44
22:DA:197:A:C8	22:DA:2430:A:N7	2.85	0.44
22:DA:243:U:HO2'	22:DA:244:A:H8	1.65	0.44
22:DA:271:G:C2	22:DA:367:G:C4	3.05	0.44

Continued on next page...

Continued from previous page...

Atom-1	Atom-2	Interatomic distance (Å)	Clash overlap (Å)
22:DA:387:U:H4'	22:DA:388:G:O5'	2.18	0.44
22:DA:455:C:H4'	22:DA:456:C:OP2	2.17	0.44
22:DA:570:G:C5	22:DA:2030:A:C5	3.06	0.44
22:DA:815:C:OP1	39:DR:85:LYS:CE	2.65	0.44
22:DA:910:A:H62	34:DM:12:MET:C	2.20	0.44
22:DA:1142:A:N7	22:DA:1144:A:C6	2.85	0.44
22:DA:1157:G:H2'	22:DA:1158:C:C5	2.52	0.44
22:DA:1249:U:P	22:DA:1249:U:H3'	2.58	0.44
22:DA:1287:A:O2'	22:DA:1288:G:C5'	2.65	0.44
22:DA:1320:C:HO2'	22:DA:1321:A:H8	1.63	0.44
22:DA:1438:U:C4	22:DA:1555:G:N1	2.86	0.44
22:DA:1455:G:O2'	22:DA:1456:G:O5'	2.35	0.44
22:DA:1465:G:C5	22:DA:1466:U:C4	3.06	0.44
22:DA:1476:U:O2	22:DA:1516:G:C2	2.71	0.44
22:DA:1613:G:C6	22:DA:1619:G:C6	3.05	0.44
22:DA:1731:G:C2	22:DA:1733:G:N7	2.85	0.44
22:DA:1910:G:C6	22:DA:1911:U:C4	3.05	0.44
22:DA:1931:U:HO2'	22:DA:1932:A:H8	1.66	0.44
22:DA:2023:C:H4'	22:DA:2617:U:O3'	2.17	0.44
22:DA:2039:U:H2'	22:DA:2040:G:H8	1.83	0.44
22:DA:2056:G:N2	22:DA:2057:G:N9	2.65	0.44
22:DA:2199:A:C2'	22:DA:2200:C:H6	2.18	0.44
22:DA:2525:G:C2	22:DA:2539:C:C2	3.06	0.44
22:DA:2571:U:C2'	22:DA:2572:A:OP1	2.66	0.44
22:DA:2744:G:C4	22:DA:2761:A:C2	3.05	0.44
24:DC:130:PRO:CD	24:DC:188:ARG:HG3	2.48	0.44
24:DC:250:GLN:H	24:DC:250:GLN:HG2	1.53	0.44
25:DD:1:MET:SD	25:DD:100:LEU:CD1	3.05	0.44
26:DE:126:VAL:HG13	26:DE:127:GLU:N	2.32	0.44
26:DE:178:VAL:HG13	26:DE:179:SER:N	2.32	0.44
28:DG:11:PRO:O	28:DG:14:VAL:HG22	2.18	0.44
31:DJ:12:LYS:HB2	31:DJ:13:ARG:H	1.60	0.44
31:DJ:48:VAL:HG12	31:DJ:49:ASP:N	2.32	0.44
33:DL:128:THR:HG22	33:DL:129:LYS:N	2.33	0.44
39:DR:30:GLY:HA2	39:DR:63:VAL:O	2.16	0.44
39:DR:72:VAL:HG23	39:DR:72:VAL:O	2.18	0.44
40:DS:29:VAL:O	40:DS:33:LEU:HB2	2.18	0.44
43:DV:21:ARG:CD	43:DV:87:GLN:HG2	2.48	0.44
45:DX:1:SER:C	45:DX:3:VAL:N	2.71	0.44
46:DY:30:MET:SD	46:DY:30:MET:O	2.75	0.44
51:D3:24:LYS:HB3	51:D3:25:HIS:H	1.57	0.44

Continued on next page...

Continued from previous page...

Atom-1	Atom-2	Interatomic distance (Å)	Clash overlap (Å)
1:AA:19:A:O2'	1:AA:20:U:H5'	2.17	0.44
1:AA:179:A:H2'	1:AA:180:U:C5'	2.47	0.44
1:AA:246:A:C6	1:AA:282:A:N7	2.86	0.44
1:AA:291:U:C2'	1:AA:292:G:H5'	2.48	0.44
1:AA:471:U:C2'	1:AA:472:U:H5'	2.48	0.44
1:AA:522:C:H2'	1:AA:523:A:O4'	2.18	0.44
1:AA:1067:A:H1'	1:AA:1068:G:H8	1.82	0.44
1:AA:1531:A:H2'	1:AA:1532:U:C6	2.53	0.44
2:AB:103:TRP:CZ3	2:AB:107:ARG:HD3	2.52	0.44
2:AB:145:ASN:OD1	2:AB:145:ASN:C	2.56	0.44
3:AC:2:GLN:OE1	3:AC:2:GLN:N	2.48	0.44
4:AD:84:ASN:HD22	4:AD:87:GLU:H	1.65	0.44
7:AG:86:VAL:HG13	7:AG:87:PRO:HD2	1.99	0.44
12:AL:2:THR:HB	12:AL:5:GLN:CG	2.41	0.44
12:AL:23:LEU:C	12:AL:25:ALA:H	2.20	0.44
15:AO:3:SER:O	15:AO:6:ALA:N	2.51	0.44
22:BA:28:A:C8	22:BA:513:A:N6	2.85	0.44
22:BA:58:G:C2'	22:BA:59:U:H5'	2.48	0.44
22:BA:822:G:H2'	22:BA:823:C:H6	1.82	0.44
22:BA:897:C:H5''	22:BA:898:C:OP2	2.18	0.44
22:BA:1016:G:H2'	22:BA:1017:G:O5'	2.18	0.44
22:BA:1038:G:N2	22:BA:1118:C:C2	2.85	0.44
22:BA:1420:A:H2'	22:BA:2211:A:H62	1.83	0.44
22:BA:1790:C:H2'	22:BA:1791:A:C5	2.53	0.44
22:BA:1941:C:C6	22:BA:1941:C:C5'	2.94	0.44
22:BA:2021:C:OP1	48:B0:8:THR:HG21	2.16	0.44
22:BA:2556:C:H2'	22:BA:2557:G:O4'	2.17	0.44
22:BA:2729:G:H5''	22:BA:2729:G:C8	2.48	0.44
22:BA:2757:A:N1	28:BG:66:THR:CG2	2.68	0.44
25:BD:9:VAL:CG2	25:BD:26:VAL:HB	2.33	0.44
26:BE:83:VAL:CG1	26:BE:86:ALA:CA	2.95	0.44
27:BF:64:PRO:HA	27:BF:88:VAL:CG2	2.47	0.44
28:BG:45:ALA:O	28:BG:46:ASP:CB	2.65	0.44
28:BG:148:ARG:HA	28:BG:161:VAL:HB	1.99	0.44
29:BH:68:ARG:HH21	29:BH:69:ALA:HA	1.83	0.44
33:BL:39:LYS:C	33:BL:40:SER:O	2.55	0.44
34:BM:34:LYS:HG2	34:BM:35:ALA:H	1.82	0.44
39:BR:93:PHE:CD1	39:BR:93:PHE:C	2.90	0.44
39:BR:102:SER:O	39:BR:103:ALA:O	2.36	0.44
40:BS:46:LEU:O	40:BS:50:VAL:HG23	2.18	0.44
41:BT:43:ILE:O	41:BT:43:ILE:CG1	2.63	0.44

Continued on next page...

Continued from previous page...

Atom-1	Atom-2	Interatomic distance (Å)	Clash overlap (Å)
50:B2:8:SER:O	50:B2:12:ARG:HB3	2.18	0.44
52:B4:1:MET:HE2	52:B4:34:LYS:HG2	1.98	0.44
53:CA:160:A:C2	53:CA:343:U:H1'	2.53	0.44
53:CA:315:A:C5	53:CA:330:C:H5''	2.51	0.44
53:CA:352:C:H6	53:CA:352:C:H5''	1.82	0.44
53:CA:683:G:H2'	53:CA:684:U:O4'	2.18	0.44
53:CA:752:G:C1'	53:CA:754:C:H41	2.28	0.44
53:CA:1026:G:H22	53:CA:1036:A:N6	2.15	0.44
53:CA:1232:U:C2	53:CA:1233:G:C8	3.06	0.44
53:CA:1296:C:C5	53:CA:1297:G:N2	2.85	0.44
53:CA:1382:C:H4'	54:CG:78:ARG:HH21	1.82	0.44
53:CA:1426:G:O2'	53:CA:1427:C:H5'	2.18	0.44
53:CA:1442:G:H2'	53:CA:1443:C:C6	2.52	0.44
53:CA:1457:G:O2'	20:CT:26:MET:CG	2.66	0.44
53:CA:1525:G:OP1	21:CU:37:TYR:HD1	2.00	0.44
2:CB:214:GLY:HA2	2:CB:217:ALA:HB3	1.99	0.44
4:CD:127:ARG:CZ	4:CD:127:ARG:HB2	2.47	0.44
6:CF:18:VAL:HG13	6:CF:22:ILE:HD11	1.99	0.44
9:CI:29:ILE:HG23	9:CI:29:ILE:O	2.18	0.44
10:CJ:37:ARG:HB3	10:CJ:75:ASP:HB3	2.00	0.44
10:CJ:86:ALA:O	10:CJ:87:LEU:HB2	2.17	0.44
12:CL:5:GLN:HG3	12:CL:9:LYS:HZ1	1.81	0.44
12:CL:120:ARG:HG2	12:CL:121:PRO:O	2.17	0.44
17:CQ:22:VAL:HG12	17:CQ:23:ALA:N	2.32	0.44
22:DA:333:G:N3	22:DA:334:C:C6	2.85	0.44
22:DA:497:A:H2'	22:DA:498:G:H1'	1.99	0.44
22:DA:570:G:O6	22:DA:2499:C:OP1	2.36	0.44
22:DA:809:G:H2'	22:DA:810:U:O5'	2.17	0.44
22:DA:816:C:H2'	22:DA:817:C:H6	1.82	0.44
22:DA:821:A:C8	22:DA:946:C:C5	3.06	0.44
22:DA:975:A:H62	22:DA:989:G:H1'	1.82	0.44
22:DA:1021:A:H2'	22:DA:1021:A:H8	1.61	0.44
22:DA:1053:C:H42	22:DA:1054:A:N6	2.15	0.44
22:DA:1059:G:O2'	30:DI:131:THR:HG21	2.18	0.44
22:DA:1323:C:C4	22:DA:1324:G:N7	2.85	0.44
22:DA:1400:U:H2'	22:DA:1401:G:H8	1.83	0.44
22:DA:1419:A:C2	22:DA:1579:A:C2	3.06	0.44
22:DA:1516:G:C2'	22:DA:1517:G:H5'	2.48	0.44
22:DA:1553:A:C8	22:DA:1555:G:O6	2.71	0.44
22:DA:1688:U:O2	22:DA:1700:A:H5'	2.18	0.44
22:DA:1734:G:C4	22:DA:1735:A:N7	2.85	0.44

Continued on next page...

Continued from previous page...

Atom-1	Atom-2	Interatomic distance (Å)	Clash overlap (Å)
22:DA:1796:U:H2'	22:DA:1797:G:C8	2.53	0.44
22:DA:2057:G:H2'	22:DA:2058:A:O4'	2.17	0.44
22:DA:2335:A:C4	22:DA:2337:G:N7	2.86	0.44
22:DA:2415:G:C2	22:DA:2416:C:C2	3.06	0.44
22:DA:2590:A:O3'	24:DC:237:ARG:HD2	2.17	0.44
57:DB:24:G:H4'	57:DB:26:C:H5	1.82	0.44
57:DB:68:C:HO2'	57:DB:69:G:P	2.39	0.44
57:DB:69:G:H3'	57:DB:70:C:H6	1.78	0.44
24:DC:92:LEU:HA	24:DC:92:LEU:HD12	1.74	0.44
26:DE:154:ASP:C	26:DE:156:ASN:H	2.20	0.44
26:DE:179:SER:HA	26:DE:182:ALA:HB3	2.00	0.44
58:DF:105:ILE:C	58:DF:108:PRO:HD2	2.37	0.44
31:DJ:25:LEU:CD1	31:DJ:64:VAL:HA	2.40	0.44
31:DJ:44:TYR:O	31:DJ:45:THR:CB	2.65	0.44
31:DJ:125:TYR:CE2	31:DJ:132:HIS:CD2	3.04	0.44
34:DM:43:ALA:HA	34:DM:46:ILE:HD11	1.99	0.44
37:DP:104:GLY:C	37:DP:106:ALA:H	2.21	0.44
41:DT:67:VAL:O	41:DT:68:LYS:CG	2.65	0.44
42:DU:73:ASN:CB	42:DU:95:PHE:CE2	2.98	0.44
44:DW:18:LYS:HB2	44:DW:18:LYS:NZ	2.32	0.44
45:DX:67:LEU:O	45:DX:77:TYR:OH	2.35	0.44
1:AA:240:G:OP1	1:AA:240:G:H4'	2.18	0.44
1:AA:293:G:C2'	1:AA:294:U:H5'	2.47	0.44
1:AA:294:U:H2'	1:AA:295:C:C6	2.53	0.44
1:AA:469:C:H2'	1:AA:470:C:H6	1.82	0.44
1:AA:479:U:O2'	1:AA:480:U:H5'	2.18	0.44
1:AA:512:U:O2'	1:AA:513:C:H6	1.99	0.44
1:AA:579:A:C2	1:AA:763:G:C2	3.06	0.44
1:AA:747:A:C6	1:AA:748:G:C6	3.05	0.44
1:AA:765:G:H2'	1:AA:812:G:H21	1.81	0.44
1:AA:969:A:H2'	1:AA:970:C:C6	2.53	0.44
1:AA:1227:A:O2'	1:AA:1228:C:C5'	2.66	0.44
1:AA:1380:U:C4	7:AG:2:ARG:HA	2.53	0.44
3:AC:139:ASN:ND2	3:AC:139:ASN:C	2.71	0.44
5:AE:59:ILE:HD12	5:AE:60:GLN:N	2.32	0.44
9:AI:11:ARG:O	9:AI:11:ARG:HG3	2.18	0.44
9:AI:46:VAL:HG21	9:AI:75:ALA:HB1	2.00	0.44
9:AI:79:ARG:NH1	9:AI:102:PHE:CD1	2.86	0.44
11:AK:39:ASN:O	11:AK:40:ALA:HB3	2.17	0.44
15:AO:2:LEU:HD12	15:AO:2:LEU:HA	1.85	0.44
16:AP:46:LYS:NZ	16:AP:48:GLU:HB3	2.33	0.44

Continued on next page...

Continued from previous page...

Atom-1	Atom-2	Interatomic distance (Å)	Clash overlap (Å)
16:AP:59:HIS:CE1	16:AP:63:GLN:NE2	2.86	0.44
20:AT:4:LYS:O	20:AT:6:ALA:N	2.51	0.44
22:BA:322:A:H1'	22:BA:339:U:O2	2.17	0.44
22:BA:936:A:C4	22:BA:937:C:C5	3.05	0.44
22:BA:1198:U:O2'	38:BQ:4:LYS:HE3	2.17	0.44
22:BA:1213:A:O2'	22:BA:1214:A:H5'	2.18	0.44
22:BA:1257:C:O2'	26:BE:79:ARG:N	2.51	0.44
22:BA:1662:U:C2'	22:BA:1663:G:H5'	2.48	0.44
22:BA:1669:A:O3'	22:BA:2549:G:H5'	2.17	0.44
22:BA:1936:A:H5''	22:BA:1937:A:H5'	2.00	0.44
22:BA:2407:A:H2'	22:BA:2408:U:H6	1.80	0.44
22:BA:2477:U:O5'	22:BA:2477:U:H6	2.00	0.44
22:BA:2699:C:H2'	22:BA:2700:A:O4'	2.18	0.44
22:BA:2715:C:C4	22:BA:2716:C:C5	3.06	0.44
24:BC:212:TRP:O	24:BC:212:TRP:CD1	2.71	0.44
25:BD:62:LYS:HB2	25:BD:63:PRO:HD3	2.00	0.44
25:BD:114:LYS:N	25:BD:114:LYS:CE	2.80	0.44
25:BD:187:LEU:HD12	25:BD:187:LEU:C	2.38	0.44
27:BF:98:PHE:CD2	27:BF:98:PHE:C	2.90	0.44
29:BH:9:VAL:HB	29:BH:13:GLY:HA3	2.00	0.44
32:BK:108:ARG:HH11	32:BK:108:ARG:CG	2.30	0.44
33:BL:82:LEU:HG	33:BL:90:VAL:HG21	2.00	0.44
34:BM:6:ARG:HD2	34:BM:8:LYS:HZ3	1.81	0.44
34:BM:97:GLN:HB2	34:BM:98:PRO:HD2	2.00	0.44
34:BM:108:VAL:HA	34:BM:109:PRO:HD3	1.82	0.44
34:BM:133:LYS:NZ	34:BM:133:LYS:HB2	2.32	0.44
37:BP:52:ARG:HH11	37:BP:52:ARG:CG	2.31	0.44
41:BT:2:ILE:HG13	41:BT:3:ARG:CZ	2.48	0.44
41:BT:19:LYS:O	41:BT:23:ALA:N	2.43	0.44
42:BU:10:VAL:CG2	42:BU:69:VAL:HB	2.48	0.44
44:BW:41:GLY:C	44:BW:43:LYS:H	2.19	0.44
48:B0:33:SER:O	48:B0:34:GLY:C	2.55	0.44
50:B2:42:LEU:H	50:B2:42:LEU:CD2	2.31	0.44
53:CA:43:C:C2'	53:CA:44:A:H5'	2.47	0.44
53:CA:68:G:H21	53:CA:152:A:C1'	2.27	0.44
53:CA:76:G:N2	53:CA:95:C:N3	2.65	0.44
53:CA:79:G:N2	53:CA:91:U:C2	2.86	0.44
53:CA:202:G:H21	53:CA:465:A:H61	1.65	0.44
53:CA:331:G:C2'	53:CA:332:G:OP1	2.64	0.44
53:CA:588:G:N2	53:CA:589:U:H1'	2.32	0.44
53:CA:668:G:C2'	53:CA:669:G:H5'	2.48	0.44

Continued on next page...

Continued from previous page...

Atom-1	Atom-2	Interatomic distance (Å)	Clash overlap (Å)
53:CA:723:U:C4'	21:CU:48:LYS:HD2	2.48	0.44
53:CA:759:A:H2'	53:CA:760:G:H5'	2.00	0.44
53:CA:1005:A:C8	53:CA:1006:G:H1'	2.53	0.44
2:CB:162:VAL:HG11	2:CB:172:ILE:HD11	1.98	0.44
6:CF:18:VAL:HB	6:CF:19:PRO:CD	2.47	0.44
54:CG:72:VAL:CG1	54:CG:144:ALA:HB1	2.48	0.44
8:CH:58:LEU:HD21	8:CH:60:LEU:HD11	2.00	0.44
9:CI:113:LYS:HG2	9:CI:114:LYS:N	2.32	0.44
11:CK:126:ARG:HB2	21:CU:33:ARG:NE	2.32	0.44
14:CN:47:LEU:HD11	14:CN:50:LEU:HD21	2.00	0.44
19:CS:4:LEU:HB3	19:CS:5:LYS:H	1.56	0.44
19:CS:38:THR:CA	19:CS:69:LYS:HD3	2.48	0.44
22:DA:241:A:C1'	22:DA:243:U:C5	2.98	0.44
22:DA:406:G:H2'	22:DA:407:G:C8	2.53	0.44
22:DA:465:G:O4'	50:D2:16:HIS:CD2	2.71	0.44
22:DA:564:C:C6	22:DA:564:C:C3'	3.01	0.44
22:DA:604:G:O6	22:DA:625:G:C6	2.71	0.44
22:DA:621:A:HO2'	22:DA:622:G:C4'	2.29	0.44
22:DA:780:G:C6	22:DA:782:A:C2	3.05	0.44
22:DA:821:A:H2'	22:DA:946:C:H5''	2.00	0.44
22:DA:909:A:C6	22:DA:912:C:C2	3.06	0.44
22:DA:1210:G:H4'	22:DA:1211:C:O5'	2.17	0.44
22:DA:1339:G:C5'	22:DA:1393:A:N1	2.80	0.44
22:DA:1776:G:C5	22:DA:1777:U:C5	3.06	0.44
22:DA:1857:G:N3	22:DA:1884:G:N1	2.65	0.44
22:DA:1869:G:C2	22:DA:1873:G:N1	2.85	0.44
22:DA:1906:G:N1	22:DA:1907:G:C5	2.86	0.44
22:DA:1997:C:O2'	22:DA:1998:A:O5'	2.34	0.44
22:DA:2439:A:C8	22:DA:2586:U:H4'	2.53	0.44
22:DA:2760:C:H2'	22:DA:2760:C:O2	2.18	0.44
24:DC:105:ALA:HA	24:DC:106:PRO:HD3	1.67	0.44
24:DC:159:THR:N	24:DC:194:VAL:HG13	2.33	0.44
25:DD:14:ILE:HG23	25:DD:14:ILE:O	2.18	0.44
25:DD:121:THR:HG21	25:DD:127:PHE:CD1	2.53	0.44
26:DE:119:ILE:HD11	26:DE:143:LEU:CD2	2.47	0.44
58:DF:35:LEU:O	58:DF:87:LYS:HA	2.17	0.44
28:DG:83:THR:CA	28:DG:84:LYS:HD3	2.48	0.44
29:DH:57:LYS:HD2	29:DH:57:LYS:C	2.38	0.44
30:DI:104:GLN:HA	30:DI:107:GLU:HB3	1.99	0.44
32:DK:71:ARG:CB	32:DK:72:PRO:CD	2.63	0.44
34:DM:66:ARG:HD2	34:DM:101:VAL:CG1	2.47	0.44

Continued on next page...

Continued from previous page...

Atom-1	Atom-2	Interatomic distance (Å)	Clash overlap (Å)
37:DP:87:ARG:NH1	37:DP:111:GLU:HG3	2.33	0.44
39:DR:96:VAL:HG23	39:DR:98:ILE:CD1	2.48	0.44
42:DU:41:VAL:HB	42:DU:42:LYS:H	1.67	0.44
46:DY:5:GLU:O	46:DY:6:LEU:HG	2.18	0.44
48:D0:53:VAL:O	48:D0:54:ILE:O	2.36	0.44
1:AA:813:U:O2'	1:AA:814:A:H5''	2.18	0.44
1:AA:935:A:N6	7:AG:2:ARG:HD2	2.33	0.44
1:AA:961:U:O2'	1:AA:962:C:H5'	2.17	0.44
1:AA:1117:A:O3'	9:AI:105:ARG:NE	2.51	0.44
1:AA:1196:A:O2'	1:AA:1197:A:P	2.75	0.44
1:AA:1258:G:O2'	1:AA:1259:C:C6	2.58	0.44
2:AB:56:LEU:HB2	2:AB:183:PHE:CE1	2.53	0.44
2:AB:88:GLN:NE2	2:AB:88:GLN:O	2.48	0.44
2:AB:89:PHE:CB	2:AB:149:GLY:CA	2.81	0.44
3:AC:9:ILE:CG2	3:AC:10:ARG:HH11	2.31	0.44
4:AD:28:ASP:C	4:AD:29:THR:O	2.54	0.44
4:AD:171:GLU:O	4:AD:179:GLY:HA2	2.18	0.44
11:AK:126:ARG:C	21:AU:33:ARG:HH12	2.21	0.44
12:AL:50:LYS:N	12:AL:50:LYS:CD	2.81	0.44
13:AM:94:LEU:HB3	13:AM:95:PRO:HD2	1.99	0.44
15:AO:65:LEU:HD23	15:AO:65:LEU:N	2.33	0.44
22:BA:173:A:H2'	22:BA:174:U:H6	1.83	0.44
22:BA:245:G:O6	51:B3:7:ARG:HG3	2.18	0.44
22:BA:467:G:N7	50:B2:39:ARG:NH2	2.60	0.44
22:BA:651:G:C6	22:BA:652:U:C4	3.06	0.44
22:BA:915:C:HO2'	22:BA:916:G:H5'	1.81	0.44
22:BA:988:A:H2'	22:BA:989:G:O5'	2.17	0.44
22:BA:1079:C:C2	22:BA:1080:A:C8	3.05	0.44
22:BA:1241:A:C2'	22:BA:1242:U:H5'	2.48	0.44
22:BA:1257:C:H5'	26:BE:78:TRP:CH2	2.53	0.44
22:BA:1671:U:O2	22:BA:1673:G:C8	2.71	0.44
22:BA:2063:C:O2'	22:BA:2064:C:H5'	2.18	0.44
22:BA:2378:A:N7	22:BA:2379:G:H1'	2.33	0.44
26:BE:8:ALA:O	26:BE:9:GLN:C	2.56	0.44
27:BF:30:VAL:HG11	27:BF:96:TRP:CH2	2.52	0.44
27:BF:111:ARG:HB3	27:BF:112:ASP:H	1.40	0.44
28:BG:39:ALA:HB1	28:BG:57:TYR:CD1	2.53	0.44
28:BG:116:LEU:N	28:BG:116:LEU:HD13	2.33	0.44
29:BH:18:GLN:O	29:BH:18:GLN:HG3	2.18	0.44
30:BI:107:GLU:HA	30:BI:110:GLN:HB3	1.98	0.44
31:BJ:11:VAL:HG11	31:BJ:50:THR:HA	2.00	0.44

Continued on next page...

Continued from previous page...

Atom-1	Atom-2	Interatomic distance (Å)	Clash overlap (Å)
31:BJ:76:HIS:CD2	31:BJ:85:LYS:HB2	2.53	0.44
32:BK:107:LEU:HD12	32:BK:107:LEU:HA	1.70	0.44
35:BN:38:LEU:HD11	35:BN:42:LYS:HE3	2.00	0.44
36:BO:54:VAL:O	36:BO:54:VAL:CG2	2.65	0.44
37:BP:37:LYS:HG2	37:BP:37:LYS:O	2.17	0.44
44:BW:19:ARG:HH12	44:BW:22:VAL:HG11	1.80	0.44
44:BW:23:LYS:HD2	44:BW:24:ARG:CB	2.47	0.44
49:B1:16:THR:HG21	49:B1:41:VAL:CG2	2.46	0.44
53:CA:182:A:O2'	53:CA:183:C:H2'	2.18	0.44
53:CA:327:A:H1'	53:CA:329:A:O4'	2.18	0.44
53:CA:386:C:N4	53:CA:387:U:C4	2.86	0.44
53:CA:404:G:C2	53:CA:405:U:C2	3.06	0.44
53:CA:634:C:H2'	53:CA:635:A:O4'	2.16	0.44
53:CA:945:G:N2	53:CA:1334:G:H4'	2.33	0.44
53:CA:995:C:O2'	53:CA:996:A:C5'	2.66	0.44
53:CA:1052:U:O2'	53:CA:1055:A:P	2.76	0.44
2:CB:110:ILE:HD13	2:CB:151:LYS:CA	2.34	0.44
2:CB:130:LYS:HA	2:CB:130:LYS:HD3	1.80	0.44
2:CB:157:PRO:O	2:CB:180:ILE:HD12	2.18	0.44
3:CC:9:ILE:HD12	14:CN:97:LYS:CD	2.42	0.44
3:CC:89:VAL:O	3:CC:93:ILE:HG22	2.17	0.44
6:CF:54:LEU:HD12	6:CF:56:LYS:H	1.83	0.44
54:CG:86:VAL:HA	54:CG:87:PRO:HD2	1.74	0.44
11:CK:125:LYS:C	21:CU:33:ARG:HE	2.21	0.44
12:CL:82:ARG:HG2	12:CL:82:ARG:NH1	2.32	0.44
15:CO:81:ILE:O	15:CO:85:GLY:N	2.49	0.44
20:CT:49:ALA:O	20:CT:52:GLU:HB3	2.17	0.44
20:CT:84:LYS:HB2	20:CT:84:LYS:NZ	2.32	0.44
22:DA:28:A:C2	22:DA:513:A:H1'	2.53	0.44
22:DA:195:A:C6	22:DA:198:C:C6	3.06	0.44
22:DA:227:A:C5'	22:DA:229:C:N4	2.81	0.44
22:DA:244:A:C2'	22:DA:245:G:O5'	2.65	0.44
22:DA:269:C:C2	22:DA:270:A:C8	3.05	0.44
22:DA:352:A:H2'	22:DA:353:C:H4'	1.98	0.44
22:DA:407:G:O2'	22:DA:408:G:O5'	2.32	0.44
22:DA:531:C:P	22:DA:532:A:H8	2.40	0.44
22:DA:532:A:C6	22:DA:2020:A:H1'	2.53	0.44
22:DA:605:G:O2'	22:DA:606:U:O5'	2.36	0.44
22:DA:653:U:O2	22:DA:653:U:H2'	2.18	0.44
22:DA:654:A:C2'	22:DA:655:A:O5'	2.66	0.44
22:DA:739:A:C4'	22:DA:740:C:OP1	2.52	0.44

Continued on next page...

Continued from previous page...

Atom-1	Atom-2	Interatomic distance (Å)	Clash overlap (Å)
22:DA:754:U:H2'	22:DA:755:U:H6	1.82	0.44
22:DA:827:U:H2'	22:DA:2068:U:C2	2.52	0.44
22:DA:1039:A:C5	22:DA:1040:A:N7	2.85	0.44
22:DA:1079:C:N3	22:DA:1088:A:C2	2.84	0.44
22:DA:1229:C:H2'	22:DA:1230:A:C8	2.52	0.44
22:DA:1275:A:N6	35:DN:15:SER:O	2.51	0.44
22:DA:1286:A:C5	22:DA:1289:C:N4	2.86	0.44
22:DA:1843:C:O2'	24:DC:253:GLY:HA3	2.18	0.44
22:DA:1900:A:C6	22:DA:1970:A:N7	2.86	0.44
22:DA:2285:C:C5	49:D1:5:ARG:NH2	2.85	0.44
22:DA:2350:C:C2'	22:DA:2351:G:H5'	2.47	0.44
22:DA:2371:G:O3'	49:D1:44:GLN:NE2	2.51	0.44
22:DA:2466:C:O2'	22:DA:2467:C:H5'	2.17	0.44
22:DA:2520:C:C2'	22:DA:2521:C:H6	2.29	0.44
22:DA:2529:G:C4'	28:DG:174:LYS:HD3	2.40	0.44
22:DA:2575:C:C5'	25:DD:148:GLN:O	2.66	0.44
22:DA:2645:G:O2'	22:DA:2646:C:OP1	2.32	0.44
22:DA:2654:A:N3	22:DA:2656:U:C4	2.86	0.44
22:DA:2812:G:N2	22:DA:2889:C:C2	2.85	0.44
22:DA:2815:C:H2'	22:DA:2816:G:O4'	2.18	0.44
24:DC:171:VAL:HG12	24:DC:171:VAL:O	2.17	0.44
24:DC:191:LEU:HD22	24:DC:191:LEU:H	1.80	0.44
26:DE:129:PRO:O	26:DE:130:LYS:HD3	2.18	0.44
58:DF:123:GLY:H	58:DF:126:ASN:ND2	2.16	0.44
58:DF:129:MET:HG3	58:DF:153:ILE:HD12	1.99	0.44
30:DI:54:ILE:HD12	30:DI:54:ILE:N	2.33	0.44
31:DJ:38:GLY:O	31:DJ:43:GLU:HB2	2.18	0.44
31:DJ:84:ILE:O	31:DJ:84:ILE:CG2	2.65	0.44
32:DK:41:ILE:HG22	32:DK:58:LEU:O	2.18	0.44
32:DK:57:VAL:HG22	32:DK:57:VAL:O	2.18	0.44
32:DK:88:ASN:O	32:DK:89:ASN:HB3	2.17	0.44
32:DK:93:GLN:HA	32:DK:94:PRO:HD2	1.75	0.44
34:DM:58:LYS:O	34:DM:60:GLN:N	2.49	0.44
34:DM:136:MET:HE3	43:DV:75:GLN:O	2.17	0.44
35:DN:16:HIS:O	35:DN:20:MET:N	2.47	0.44
35:DN:57:THR:O	35:DN:80:PHE:CD1	2.67	0.44
36:DO:12:THR:HG22	36:DO:12:THR:O	2.18	0.44
36:DO:25:ARG:HB3	36:DO:93:ASP:CB	2.47	0.44
36:DO:56:LYS:HD3	36:DO:56:LYS:O	2.18	0.44
37:DP:19:PHE:N	37:DP:19:PHE:HD2	2.16	0.44
39:DR:38:VAL:HG22	39:DR:40:MET:H	1.82	0.44

Continued on next page...

Continued from previous page...

Atom-1	Atom-2	Interatomic distance (Å)	Clash overlap (Å)
40:DS:36:LEU:O	40:DS:38:TYR:N	2.51	0.44
43:DV:41:GLU:O	43:DV:42:LEU:HD23	2.18	0.44
46:DY:58:ASN:C	46:DY:60:LYS:N	2.70	0.44
47:DZ:51:SER:C	47:DZ:53:MET:H	2.20	0.44
1:AA:77:A:H8	1:AA:77:A:OP2	2.00	0.44
1:AA:103:U:O2	1:AA:103:U:H2'	2.18	0.44
1:AA:204:G:H1'	1:AA:465:A:H2	1.75	0.44
1:AA:431:A:C2	1:AA:432:A:H1'	2.53	0.44
1:AA:684:U:O2'	11:AK:39:ASN:O	2.35	0.44
1:AA:1157:A:H1'	1:AA:1181:G:H22	1.78	0.44
2:AB:53:LEU:HA	2:AB:56:LEU:CB	2.44	0.44
4:AD:138:PRO:HA	4:AD:181:PHE:HD2	1.82	0.44
10:AJ:26:VAL:O	10:AJ:30:LYS:HG2	2.17	0.44
11:AK:22:ILE:HD11	11:AK:85:VAL:HG22	2.00	0.44
15:AO:68:TYR:CE2	15:AO:72:LYS:HG3	2.53	0.44
15:AO:84:LEU:HD12	15:AO:84:LEU:HA	1.85	0.44
19:AS:47:THR:O	19:AS:48:ILE:C	2.56	0.44
22:BA:94:A:H2'	22:BA:95:A:C8	2.53	0.44
22:BA:100:U:C2	22:BA:101:A:N6	2.86	0.44
22:BA:226:A:C2'	22:BA:227:A:H5'	2.48	0.44
22:BA:591:U:H1'	51:B3:1:PRO:N	2.32	0.44
22:BA:1013:C:H2'	22:BA:1014:A:H8	1.82	0.44
22:BA:1062:G:C4	22:BA:1088:A:N7	2.86	0.44
22:BA:1075:C:H2'	22:BA:1076:C:C6	2.53	0.44
22:BA:1141:U:OP2	31:BJ:65:THR:HG21	2.18	0.44
22:BA:1360:G:O6	22:BA:1372:U:C2	2.71	0.44
22:BA:1378:A:H2'	62:BA:3744:HOH:O	2.17	0.44
22:BA:1542:U:C2'	22:BA:1543:G:H5'	2.48	0.44
22:BA:1603:A:O2'	22:BA:1604:C:H5'	2.17	0.44
22:BA:1735:A:N3	22:BA:1736:U:C6	2.85	0.44
22:BA:1835:G:N3	22:BA:1931:U:C5	2.86	0.44
22:BA:2140:G:H2'	22:BA:2141:G:C8	2.53	0.44
22:BA:2209:G:C2	22:BA:2216:G:C2	3.06	0.44
22:BA:2671:G:C6	22:BA:2672:U:C4	3.06	0.44
23:BB:89:U:OP2	23:BB:89:U:H4'	2.18	0.44
24:BC:39:SER:C	24:BC:41:GLY:H	2.20	0.44
25:BD:33:ARG:NH1	25:BD:53:GLY:O	2.51	0.44
25:BD:163:GLY:O	25:BD:164:GLN:C	2.56	0.44
35:BN:28:LEU:O	35:BN:29:VAL:C	2.55	0.44
37:BP:63:ILE:CA	37:BP:68:GLY:HA2	2.39	0.44
38:BQ:111:LYS:NZ	39:BR:50:GLY:CA	2.78	0.44

Continued on next page...

Continued from previous page...

Atom-1	Atom-2	Interatomic distance (Å)	Clash overlap (Å)
41:BT:48:GLN:HA	41:BT:48:GLN:NE2	2.21	0.44
42:BU:25:LYS:HG2	42:BU:36:GLU:HB3	2.00	0.44
42:BU:82:VAL:HG12	42:BU:83:GLY:N	2.33	0.44
43:BV:5:ASN:ND2	43:BV:5:ASN:N	2.64	0.44
44:BW:16:GLU:OE2	44:BW:16:GLU:HA	2.17	0.44
44:BW:37:VAL:O	44:BW:38:ARG:CB	2.66	0.44
47:BZ:43:ILE:HG13	47:BZ:44:ARG:N	2.33	0.44
53:CA:32:A:C2	53:CA:33:A:C5	3.06	0.44
53:CA:98:A:H2'	53:CA:99:C:H6	1.82	0.44
53:CA:163:C:H2'	53:CA:164:G:O5'	2.17	0.44
53:CA:755:G:C2	53:CA:756:C:C6	3.05	0.44
53:CA:927:G:C2	53:CA:1391:U:O2	2.71	0.44
53:CA:951:G:OP2	55:CM:100:ARG:NH2	2.51	0.44
53:CA:1047:G:O2'	53:CA:1216:A:OP1	2.36	0.44
53:CA:1231:G:H2'	53:CA:1232:U:H6	1.82	0.44
2:CB:133:ALA:HA	2:CB:137:THR:HG21	2.00	0.44
5:CE:80:LEU:O	5:CE:80:LEU:CD1	2.63	0.44
8:CH:12:ARG:HH12	8:CH:27:PRO:HD2	1.83	0.44
9:CI:51:LEU:C	9:CI:53:LEU:N	2.71	0.44
9:CI:109:GLN:CG	9:CI:110:VAL:N	2.81	0.44
11:CK:15:VAL:O	11:CK:16:SER:CB	2.66	0.44
12:CL:42:LYS:CG	12:CL:43:LYS:H	2.13	0.44
55:CM:103:THR:CG2	55:CM:104:ASN:N	2.80	0.44
56:CP:43:ALA:HB1	56:CP:46:LYS:NZ	2.33	0.44
19:CS:5:LYS:HB2	19:CS:6:LYS:H	1.56	0.44
21:CU:39:LYS:O	21:CU:43:GLU:HB2	2.18	0.44
22:DA:129:C:O2'	22:DA:130:C:O4'	2.35	0.44
22:DA:233:A:H61	22:DA:428:A:H61	1.64	0.44
22:DA:303:G:N1	22:DA:315:G:C6	2.86	0.44
22:DA:310:A:C2'	22:DA:311:A:H8	2.31	0.44
22:DA:366:C:H2'	22:DA:367:G:O5'	2.18	0.44
22:DA:414:C:H4'	22:DA:1879:C:O2	2.18	0.44
22:DA:422:A:C2	22:DA:423:A:C5	3.06	0.44
22:DA:655:A:O2'	22:DA:656:G:N7	2.49	0.44
22:DA:726:G:O2'	22:DA:727:A:OP2	2.25	0.44
22:DA:804:A:H2'	22:DA:806:C:N4	2.32	0.44
22:DA:1213:A:H2'	22:DA:1214:A:C8	2.52	0.44
22:DA:1273:U:H6	22:DA:1273:U:H2'	1.61	0.44
22:DA:1275:A:N3	22:DA:1275:A:C2'	2.81	0.44
22:DA:1288:G:H2'	22:DA:1288:G:N3	2.33	0.44
22:DA:1340:U:O2'	22:DA:1341:G:P	2.73	0.44

Continued on next page...

Continued from previous page...

Atom-1	Atom-2	Interatomic distance (Å)	Clash overlap (Å)
22:DA:1394:U:H3'	22:DA:1394:U:H6	1.83	0.44
22:DA:1476:U:H2'	22:DA:1477:A:H8	1.82	0.44
22:DA:1809:A:C6	22:DA:1810:A:C6	3.06	0.44
22:DA:1925:C:H3'	22:DA:1925:C:C6	2.52	0.44
22:DA:2053:G:C5'	25:DD:150:GLN:H	2.30	0.44
22:DA:2591:C:H2'	22:DA:2592:G:C8	2.53	0.44
22:DA:2822:G:H5''	25:DD:164:GLN:NE2	2.29	0.44
28:DG:70:LEU:O	28:DG:74:MET:HB2	2.18	0.44
28:DG:103:ASN:HA	28:DG:112:VAL:HB	2.00	0.44
30:DI:64:ARG:HB2	30:DI:64:ARG:CZ	2.48	0.44
32:DK:121:GLU:HB3	32:DK:122:VAL:H	1.51	0.44
33:DL:111:ILE:O	33:DL:131:ALA:CB	2.66	0.44
38:DQ:10:ARG:HB2	38:DQ:10:ARG:NH1	2.32	0.44
38:DQ:64:ILE:O	38:DQ:68:ALA:HB2	2.17	0.44
39:DR:55:ASP:CG	39:DR:56:GLY:N	2.71	0.44
39:DR:62:GLU:OE1	39:DR:97:LYS:HD2	2.17	0.44
46:DY:58:ASN:O	46:DY:61:ALA:HB2	2.17	0.44
1:AA:192:A:C5'	1:AA:193:C:OP2	2.66	0.43
1:AA:425:G:H2'	1:AA:426:U:O4'	2.17	0.43
1:AA:500:G:H2'	1:AA:501:C:H6	1.82	0.43
1:AA:517:G:H22	1:AA:533:A:P	2.41	0.43
1:AA:620:C:N3	4:AD:131:ILE:HG21	2.31	0.43
1:AA:740:U:OP1	15:AO:37:HIS:HE1	2.00	0.43
1:AA:792:A:C4	1:AA:794:A:C6	3.06	0.43
1:AA:815:A:C4'	1:AA:817:C:N4	2.81	0.43
1:AA:923:A:C6	1:AA:924:C:C4	3.05	0.43
1:AA:1323:G:O2'	1:AA:1324:A:H8	2.01	0.43
1:AA:1365:G:O2'	1:AA:1366:C:C5'	2.66	0.43
3:AC:136:ALA:O	3:AC:140:ALA:HB2	2.18	0.43
5:AE:80:LEU:HD12	5:AE:146:MET:HE1	1.94	0.43
5:AE:83:PRO:HB3	5:AE:96:GLN:HE22	1.78	0.43
11:AK:41:LEU:HD22	11:AK:76:TYR:CD2	2.53	0.43
11:AK:51:PHE:CZ	11:AK:64:VAL:HG11	2.51	0.43
11:AK:110:THR:HG22	21:AU:4:LYS:HA	1.99	0.43
15:AO:44:GLU:O	15:AO:45:HIS:HB2	2.17	0.43
22:BA:958:U:H5''	34:BM:14:LYS:CE	2.48	0.43
22:BA:1507:C:C2	22:BA:1508:A:C2	3.06	0.43
22:BA:1681:G:O2'	22:BA:1762:A:O2'	2.30	0.43
22:BA:1869:G:N2	22:BA:1873:G:C6	2.86	0.43
22:BA:2403:C:C4	22:BA:2404:U:C5	3.06	0.43
22:BA:2480:C:H2'	22:BA:2480:C:O2	2.18	0.43

Continued on next page...

Continued from previous page...

Atom-1	Atom-2	Interatomic distance (Å)	Clash overlap (Å)
22:BA:2517:C:C5	22:BA:2542:A:C5	3.06	0.43
22:BA:2567:G:H2'	22:BA:2568:U:H6	1.77	0.43
22:BA:2835:A:N6	22:BA:2878:U:H2'	2.33	0.43
23:BB:17:C:H2'	23:BB:18:G:O4'	2.18	0.43
23:BB:65:U:O4	23:BB:108:A:H1'	2.17	0.43
24:BC:124:LYS:HG3	24:BC:125:PRO:HD2	1.99	0.43
27:BF:39:VAL:H	27:BF:85:GLY:HA2	1.82	0.43
29:BH:72:ILE:O	29:BH:72:ILE:HG12	2.16	0.43
30:BI:100:ILE:HG22	30:BI:101:SER:N	2.23	0.43
31:BJ:20:ALA:O	31:BJ:21:THR:O	2.36	0.43
31:BJ:113:PRO:HD3	31:BJ:116:ARG:HH12	1.83	0.43
40:BS:13:SER:OG	40:BS:16:LYS:HB2	2.18	0.43
44:BW:24:ARG:HD3	44:BW:65:LYS:HD3	1.99	0.43
44:BW:28:GLU:O	44:BW:29:SER:C	2.56	0.43
53:CA:28:A:H2'	53:CA:29:U:O4'	2.18	0.43
53:CA:67:C:O2'	53:CA:68:G:OP2	2.33	0.43
53:CA:206:C:O5'	53:CA:206:C:H6	2.02	0.43
53:CA:301:G:H2'	53:CA:302:G:C8	2.53	0.43
53:CA:307:C:H5''	53:CA:308:C:OP2	2.18	0.43
53:CA:511:C:O2'	53:CA:512:U:C5'	2.62	0.43
53:CA:596:A:O2'	53:CA:597:G:C5'	2.66	0.43
53:CA:715:A:H8	53:CA:715:A:O5'	2.01	0.43
53:CA:1221:G:C2	53:CA:1222:G:H1'	2.53	0.43
53:CA:1499:A:P	62:CA:1870:HOH:O	2.76	0.43
3:CC:88:LYS:HD3	3:CC:88:LYS:O	2.17	0.43
4:CD:25:ARG:NH2	4:CD:30:LYS:HG2	2.32	0.43
4:CD:187:ARG:C	4:CD:189:ASP:N	2.70	0.43
8:CH:74:ILE:O	8:CH:74:ILE:CG2	2.65	0.43
10:CJ:52:LEU:CD2	10:CJ:62:ARG:CG	2.92	0.43
11:CK:22:ILE:O	11:CK:22:ILE:HG22	2.17	0.43
12:CL:98:ARG:HD3	12:CL:103:CYS:SG	2.58	0.43
19:CS:37:SER:O	19:CS:69:LYS:HA	2.18	0.43
21:CU:20:ARG:NH1	21:CU:24:LYS:HD3	2.33	0.43
22:DA:126:A:H3'	50:D2:46:LYS:HZ1	1.83	0.43
22:DA:266:G:H2'	22:DA:267:C:O5'	2.17	0.43
22:DA:311:A:HO2'	22:DA:332:A:C4'	2.30	0.43
22:DA:447:A:C5'	22:DA:449:A:N7	2.75	0.43
22:DA:459:U:OP1	50:D2:39:ARG:HA	2.18	0.43
22:DA:503:A:N3	22:DA:505:A:H2'	2.33	0.43
22:DA:695:G:N2	22:DA:696:G:H1'	2.33	0.43
22:DA:715:A:N6	22:DA:716:A:C6	2.86	0.43

Continued on next page...

Continued from previous page...

Atom-1	Atom-2	Interatomic distance (Å)	Clash overlap (Å)
22:DA:763:G:C5	22:DA:765:C:C5	3.06	0.43
22:DA:804:A:C2'	22:DA:806:C:C4	3.00	0.43
22:DA:1297:C:C2	22:DA:1298:C:C6	3.07	0.43
22:DA:1419:A:C4	22:DA:1579:A:C6	3.06	0.43
22:DA:1485:U:C2	22:DA:1505:A:C2	3.06	0.43
22:DA:1512:C:C4	22:DA:1513:U:C5	3.05	0.43
22:DA:1571:A:C8	22:DA:1571:A:H3'	2.52	0.43
22:DA:2009:A:N6	62:DA:3386:HOH:O	2.50	0.43
22:DA:2036:C:O2'	22:DA:2037:A:H8	2.01	0.43
22:DA:2064:C:H2'	22:DA:2065:C:H6	1.81	0.43
22:DA:2216:G:C4	22:DA:2217:G:N7	2.86	0.43
22:DA:2221:G:C2'	22:DA:2222:C:H5'	2.48	0.43
22:DA:2287:A:C5	22:DA:2289:G:C8	3.06	0.43
22:DA:2467:C:N4	22:DA:2468:A:N1	2.65	0.43
22:DA:2623:G:H21	48:D0:18:HIS:CE1	2.36	0.43
24:DC:28:PRO:HG3	24:DC:62:ARG:CZ	2.48	0.43
25:DD:181:ASP:C	25:DD:183:GLU:N	2.70	0.43
26:DE:109:LEU:O	26:DE:112:LEU:CB	2.65	0.43
26:DE:148:ILE:HA	26:DE:187:VAL:CB	2.43	0.43
58:DF:45:ASP:HB3	58:DF:48:LEU:CD2	2.48	0.43
28:DG:106:LEU:O	28:DG:108:PHE:CE1	2.71	0.43
30:DI:103:ALA:O	30:DI:107:GLU:HB2	2.18	0.43
31:DJ:36:LEU:HD12	31:DJ:121:LYS:HB2	1.99	0.43
32:DK:2:ILE:HG22	32:DK:3:GLN:O	2.18	0.43
32:DK:9:ASN:N	32:DK:9:ASN:HD22	2.15	0.43
34:DM:76:LYS:HG2	34:DM:80:VAL:HG11	2.00	0.43
35:DN:20:MET:C	35:DN:22:ARG:H	2.21	0.43
35:DN:67:PHE:C	35:DN:67:PHE:CD1	2.91	0.43
37:DP:19:PHE:CE1	37:DP:58:PHE:CE2	3.06	0.43
39:DR:86:GLN:HE21	39:DR:86:GLN:HB2	1.70	0.43
40:DS:59:GLU:CD	40:DS:66:ILE:HG23	2.37	0.43
41:DT:58:VAL:HG22	41:DT:59:ASN:N	2.33	0.43
42:DU:73:ASN:C	42:DU:75:ALA:H	2.22	0.43
43:DV:4:ILE:HD12	43:DV:63:ILE:HG13	2.00	0.43
43:DV:50:MET:O	43:DV:53:LYS:HB2	2.18	0.43
45:DX:71:ARG:C	45:DX:73:ARG:H	2.22	0.43
50:D2:1:MET:CG	50:D2:2:LYS:N	2.81	0.43
50:D2:25:LYS:HA	50:D2:28:ARG:HE	1.83	0.43
52:D4:27:CYS:SG	52:D4:33:HIS:HB2	2.58	0.43
1:AA:255:G:H2'	1:AA:256:U:H6	1.83	0.43
1:AA:263:A:P	20:AT:73:ARG:NH1	2.91	0.43

Continued on next page...

Continued from previous page...

Atom-1	Atom-2	Interatomic distance (Å)	Clash overlap (Å)
1:AA:913:A:HO2'	1:AA:914:A:P	2.41	0.43
1:AA:1016:A:H3'	1:AA:1017:U:O4'	2.18	0.43
1:AA:1239:A:C5	1:AA:1298:U:C5	3.06	0.43
1:AA:1258:G:O2'	1:AA:1259:C:O5'	2.35	0.43
2:AB:132:GLU:O	2:AB:136:ARG:CB	2.66	0.43
3:AC:119:ILE:CG2	3:AC:197:VAL:HG21	2.48	0.43
10:AJ:53:ILE:CD1	14:AN:84:ARG:CZ	2.96	0.43
12:AL:87:LYS:HB2	12:AL:87:LYS:NZ	2.33	0.43
13:AM:86:ARG:NH2	13:AM:96:VAL:HG12	2.32	0.43
16:AP:2:VAL:HG23	16:AP:65:ALA:HB2	1.95	0.43
19:AS:62:THR:HG22	19:AS:64:GLU:OE1	2.19	0.43
22:BA:45:G:H5''	22:BA:46:G:OP1	2.18	0.43
22:BA:686:U:H2'	22:BA:788:A:N1	2.33	0.43
22:BA:825:A:C2'	22:BA:826:U:O5'	2.66	0.43
22:BA:902:C:H6	22:BA:902:C:O5'	2.01	0.43
22:BA:1173:U:O2	22:BA:1173:U:H2'	2.18	0.43
22:BA:1204:A:H4'	22:BA:1205:A:O5'	2.18	0.43
22:BA:1549:A:C6	22:BA:1550:C:C4	3.05	0.43
22:BA:1599:U:P	41:BT:40:LYS:HD2	2.58	0.43
22:BA:1668:A:C4	22:BA:1674:G:C8	3.06	0.43
22:BA:1713:A:C2	22:BA:1716:U:C6	3.06	0.43
22:BA:2273:A:H2'	22:BA:2274:A:C8	2.52	0.43
22:BA:2870:C:C2'	22:BA:2871:U:H5'	2.48	0.43
23:BB:52:A:C4'	23:BB:53:A:OP1	2.57	0.43
23:BB:94:A:C5	23:BB:95:U:C4	3.05	0.43
25:BD:122:VAL:HG12	25:BD:123:LYS:N	2.31	0.43
26:BE:119:ILE:HD11	26:BE:187:VAL:HG23	1.92	0.43
27:BF:8:LYS:HB2	27:BF:9:ASP:H	1.60	0.43
27:BF:120:SER:O	27:BF:127:TYR:HD1	2.01	0.43
33:BL:120:VAL:HG12	33:BL:121:THR:N	2.33	0.43
34:BM:136:MET:HE1	43:BV:57:TYR:CD2	2.53	0.43
37:BP:91:VAL:HG11	37:BP:96:LEU:HD21	2.00	0.43
43:BV:80:HIS:CG	43:BV:81:PRO:HD2	2.49	0.43
53:CA:212:G:HO2'	53:CA:213:G:H5''	1.81	0.43
53:CA:223:A:C4	53:CA:224:U:C5	3.06	0.43
53:CA:257:G:C2	53:CA:270:A:C6	3.06	0.43
53:CA:405:U:O4	4:CD:1:ALA:HA	2.18	0.43
53:CA:754:C:C3'	53:CA:755:G:H5'	2.48	0.43
53:CA:821:G:O2'	53:CA:822:U:O4'	2.26	0.43
53:CA:861:G:C4	53:CA:862:C:C5	3.05	0.43
53:CA:958:A:N6	19:CS:54:ARG:NH1	2.65	0.43

Continued on next page...

Continued from previous page...

Atom-1	Atom-2	Interatomic distance (Å)	Clash overlap (Å)
53:CA:1064:G:N2	53:CA:1190:G:HO2'	2.16	0.43
53:CA:1084:G:C6	53:CA:1085:U:O4	2.71	0.43
4:CD:202:LEU:O	4:CD:202:LEU:HD23	2.19	0.43
5:CE:37:VAL:HA	5:CE:47:PHE:HA	1.99	0.43
9:CI:59:LYS:HE2	9:CI:59:LYS:HB3	1.74	0.43
12:CL:75:GLU:O	12:CL:77:SER:N	2.51	0.43
14:CN:81:ILE:HD12	14:CN:82:LYS:N	2.33	0.43
17:CQ:12:VAL:O	17:CQ:12:VAL:CG2	2.66	0.43
17:CQ:47:ASP:OD1	17:CQ:74:LEU:HD23	2.18	0.43
18:CR:22:TYR:HE1	18:CR:64:LEU:HD12	1.83	0.43
22:DA:78:U:O2'	22:DA:79:C:C5'	2.59	0.43
22:DA:239:C:HO2'	22:DA:621:A:H2	1.66	0.43
22:DA:301:G:C4	22:DA:302:C:C4	3.06	0.43
22:DA:382:A:H2'	22:DA:383:C:C4'	2.47	0.43
22:DA:447:A:OP2	22:DA:447:A:H2'	2.17	0.43
22:DA:498:G:C6	22:DA:499:U:C4	3.05	0.43
22:DA:563:A:C6	22:DA:2018:G:C4	3.07	0.43
22:DA:728:G:N3	22:DA:730:A:C8	2.85	0.43
22:DA:730:A:HO2'	22:DA:731:C:H6	1.66	0.43
22:DA:931:U:O2	22:DA:931:U:C2'	2.65	0.43
22:DA:1063:G:O2'	22:DA:1064:C:H6	1.91	0.43
22:DA:1076:C:O2	30:DI:92:PRO:CG	2.59	0.43
22:DA:1201:U:H2'	22:DA:1202:G:H8	1.82	0.43
22:DA:1300:G:H5''	22:DA:1301:A:H5'	2.00	0.43
22:DA:1398:C:O2'	22:DA:1399:C:O4'	2.36	0.43
22:DA:1563:U:H2'	22:DA:1564:C:C6	2.52	0.43
22:DA:1587:G:N3	22:DA:1587:G:H2'	2.32	0.43
22:DA:1675:C:N3	25:DD:133:THR:HG21	2.33	0.43
22:DA:1870:C:C5'	22:DA:1871:A:H2	2.16	0.43
22:DA:1999:C:H5''	22:DA:2723:C:O2'	2.17	0.43
22:DA:2076:U:H5''	22:DA:2238:G:H22	1.82	0.43
22:DA:2197:U:O2'	22:DA:2198:A:C8	2.70	0.43
22:DA:2201:G:C5	22:DA:2223:G:C2	3.06	0.43
22:DA:2314:A:O2'	22:DA:2315:G:O4'	2.36	0.43
22:DA:2683:C:H2'	22:DA:2684:U:H6	1.84	0.43
22:DA:2723:C:C5	22:DA:2724:U:C5	3.06	0.43
22:DA:2728:U:HO2'	22:DA:2729:G:H8	1.49	0.43
57:DB:66:A:N1	57:DB:107:G:H2'	2.33	0.43
57:DB:88:C:O2'	57:DB:89:U:OP2	2.29	0.43
24:DC:53:ILE:HA	24:DC:214:GLY:O	2.17	0.43
24:DC:128:THR:HG22	24:DC:188:ARG:CB	2.44	0.43

Continued on next page...

Continued from previous page...

Atom-1	Atom-2	Interatomic distance (Å)	Clash overlap (Å)
58:DF:37:MET:CA	58:DF:151:LEU:HB3	2.48	0.43
58:DF:111:ARG:NH1	58:DF:113:PHE:CE1	2.85	0.43
31:DJ:89:PHE:O	31:DJ:92:MET:N	2.52	0.43
33:DL:89:VAL:HG23	33:DL:121:THR:HG23	2.00	0.43
34:DM:33:LEU:CD2	34:DM:128:THR:CB	2.94	0.43
35:DN:65:LEU:HD12	35:DN:65:LEU:N	2.32	0.43
35:DN:87:PHE:CD1	35:DN:90:ARG:CD	3.00	0.43
36:DO:7:ARG:NE	36:DO:97:PHE:CZ	2.86	0.43
36:DO:34:HIS:O	36:DO:35:ILE:HG12	2.18	0.43
37:DP:32:VAL:HG22	37:DP:32:VAL:O	2.17	0.43
39:DR:9:GLY:H	39:DR:10:LYS:HD2	1.82	0.43
39:DR:25:LEU:H	39:DR:94:THR:HG21	1.83	0.43
41:DT:15:HIS:HD2	41:DT:17:SER:HB2	1.83	0.43
41:DT:19:LYS:O	41:DT:20:ALA:HB2	2.18	0.43
41:DT:61:LEU:C	41:DT:61:LEU:CD1	2.84	0.43
50:D2:30:VAL:HG22	50:D2:33:ARG:HH22	1.83	0.43
52:D4:15:LYS:HA	52:D4:15:LYS:HE3	2.00	0.43
1:AA:307:C:H5'	1:AA:308:C:OP2	2.18	0.43
1:AA:344:A:O2'	37:BP:36:LYS:HE2	2.18	0.43
1:AA:502:A:H2'	1:AA:503:C:H6	1.80	0.43
1:AA:975:A:H8	1:AA:1357:A:HO2'	1.63	0.43
1:AA:1325:C:O2'	1:AA:1326:U:H5'	2.18	0.43
3:AC:17:TRP:HD1	14:AN:90:GLY:HA2	1.79	0.43
4:AD:185:PRO:HB2	4:AD:190:LEU:HD23	1.99	0.43
5:AE:43:GLY:O	5:AE:44:ARG:C	2.56	0.43
6:AF:98:GLU:HG3	6:AF:99:ALA:N	2.33	0.43
8:AH:45:ILE:HG22	8:AH:62:LEU:HD13	1.98	0.43
11:AK:121:ARG:NH2	21:AU:35:GLU:HG3	2.34	0.43
13:AM:2:ARG:O	13:AM:3:ILE:CG1	2.50	0.43
13:AM:82:LEU:N	13:AM:82:LEU:HD23	2.33	0.43
21:AU:7:GLU:HB2	21:AU:11:PHE:CZ	2.53	0.43
21:AU:16:ARG:HG2	21:AU:19:LYS:HG2	2.01	0.43
22:BA:12:U:H2'	22:BA:12:U:O2	2.19	0.43
22:BA:277:G:H4'	22:BA:278:A:C8	2.52	0.43
22:BA:649:G:H2'	22:BA:650:C:C6	2.53	0.43
22:BA:783:A:H8	22:BA:784:G:H4'	1.84	0.43
22:BA:1024:G:N2	22:BA:1142:A:H2	2.16	0.43
22:BA:1257:C:H5'	26:BE:78:TRP:CE3	2.53	0.43
22:BA:1352:U:H2'	22:BA:1353:A:H5'	2.00	0.43
22:BA:1510:G:C4	22:BA:1511:G:C8	3.06	0.43
22:BA:1799:G:N7	24:BC:177:SER:HB3	2.34	0.43

Continued on next page...

Continued from previous page...

Atom-1	Atom-2	Interatomic distance (Å)	Clash overlap (Å)
22:BA:1833:C:H2'	22:BA:1834:U:C6	2.39	0.43
22:BA:1858:A:C5	22:BA:1885:A:C8	3.06	0.43
22:BA:1978:A:C5	22:BA:1979:U:C5	3.06	0.43
22:BA:1984:G:C2	22:BA:1985:C:C6	3.06	0.43
22:BA:2452:C:C4	22:BA:2453:A:C6	3.07	0.43
24:BC:39:SER:C	24:BC:41:GLY:N	2.70	0.43
25:BD:101:PHE:CE2	25:BD:203:VAL:HG22	2.36	0.43
26:BE:101:TYR:CE2	26:BE:105:LEU:HD12	2.53	0.43
28:BG:139:VAL:O	28:BG:140:ILE:C	2.56	0.43
29:BH:67:ALA:C	29:BH:69:ALA:N	2.71	0.43
33:BL:53:GLY:O	33:BL:54:GLN:C	2.57	0.43
35:BN:33:ILE:CG1	35:BN:118:ARG:CZ	2.96	0.43
38:BQ:73:ILE:HG23	38:BQ:73:ILE:O	2.16	0.43
38:BQ:88:GLU:OE1	38:BQ:88:GLU:CA	2.67	0.43
42:BU:85:ARG:HG3	42:BU:86:PHE:N	2.31	0.43
43:BV:30:ILE:HD11	43:BV:63:ILE:HD13	1.99	0.43
44:BW:70:VAL:C	44:BW:71:LYS:HD2	2.38	0.43
44:BW:72:GLY:H	44:BW:73:PRO:HD2	1.82	0.43
44:BW:80:SER:O	44:BW:81:ILE:HG13	2.18	0.43
47:BZ:2:LYS:O	47:BZ:3:THR:O	2.36	0.43
52:B4:4:ARG:HG3	52:B4:6:SER:O	2.18	0.43
53:CA:18:C:C2	53:CA:19:A:C8	3.06	0.43
53:CA:611:C:H2'	53:CA:612:C:H6	1.82	0.43
53:CA:623:C:H6	53:CA:623:C:O5'	2.02	0.43
53:CA:715:A:O2'	53:CA:716:A:H5'	2.18	0.43
53:CA:973:G:H2'	53:CA:974:A:H5'	2.01	0.43
53:CA:1357:A:N7	53:CA:1358:U:C5	2.86	0.43
2:CB:17:HIS:CG	2:CB:18:GLN:N	2.86	0.43
2:CB:115:ASP:O	2:CB:119:GLN:HB2	2.18	0.43
3:CC:133:MET:HB2	3:CC:150:VAL:CG2	2.47	0.43
3:CC:152:VAL:CG2	3:CC:156:LEU:CD2	2.96	0.43
6:CF:96:VAL:HG12	6:CF:97:THR:N	2.33	0.43
54:CG:4:ARG:HD2	54:CG:5:VAL:N	2.26	0.43
8:CH:29:SER:O	8:CH:30:LYS:C	2.56	0.43
9:CI:27:ILE:HG21	9:CI:34:LEU:HA	2.00	0.43
55:CM:21:ILE:HD12	55:CM:24:VAL:HG21	2.00	0.43
15:CO:38:LEU:HD12	15:CO:41:HIS:HB3	2.00	0.43
17:CQ:24:ILE:HD12	17:CQ:24:ILE:N	2.32	0.43
18:CR:39:VAL:HG13	18:CR:40:PRO:HD2	1.98	0.43
18:CR:61:ALA:HB1	18:CR:66:LEU:HB2	2.00	0.43
22:DA:91:A:O2'	22:DA:92:U:C6	2.70	0.43

Continued on next page...

Continued from previous page...

Atom-1	Atom-2	Interatomic distance (Å)	Clash overlap (Å)
22:DA:137:U:O5'	22:DA:137:U:H6	2.01	0.43
22:DA:283:G:N2	22:DA:358:U:C2	2.87	0.43
22:DA:289:G:H2'	22:DA:290:U:O4'	2.19	0.43
22:DA:379:G:N1	22:DA:380:G:C4	2.86	0.43
22:DA:492:A:O2'	22:DA:493:G:O4'	2.31	0.43
22:DA:532:A:N1	22:DA:2020:A:O2'	2.38	0.43
22:DA:576:U:O2'	22:DA:577:G:H5'	2.17	0.43
22:DA:752:A:C6	22:DA:1781:U:C1'	2.99	0.43
22:DA:763:G:N9	22:DA:765:C:C6	2.86	0.43
22:DA:858:G:C6	22:DA:2268:A:C6	3.07	0.43
22:DA:995:C:O2'	38:DQ:60:TRP:CH2	2.66	0.43
22:DA:1238:G:H2'	22:DA:1239:G:C8	2.53	0.43
22:DA:1686:C:C2	22:DA:1703:G:C2	3.06	0.43
22:DA:1757:A:N1	22:DA:1762:A:C2	2.86	0.43
22:DA:1819:A:H4'	22:DA:1820:U:H5'	2.00	0.43
22:DA:2060:A:O2'	62:DA:3514:HOH:O	2.21	0.43
22:DA:2331:G:C6	22:DA:2385:C:N4	2.86	0.43
22:DA:2463:C:O5'	22:DA:2463:C:H6	2.01	0.43
22:DA:2567:G:H2'	22:DA:2568:U:C5	2.53	0.43
22:DA:2646:C:C6	22:DA:2646:C:C4'	3.01	0.43
22:DA:2722:G:H4'	35:DN:3:HIS:O	2.18	0.43
22:DA:2746:U:C5'	28:DG:137:LYS:HG2	2.48	0.43
22:DA:2794:C:H2'	22:DA:2795:C:O4'	2.19	0.43
57:DB:19:C:H2'	57:DB:20:G:H8	1.83	0.43
57:DB:34:A:C6	57:DB:44:G:C8	3.05	0.43
57:DB:109:A:C4	57:DB:110:C:C5	3.06	0.43
25:DD:109:VAL:HG21	25:DD:175:LEU:CD1	2.48	0.43
25:DD:111:GLY:HA3	25:DD:194:PRO:HG2	2.00	0.43
58:DF:113:PHE:CE2	58:DF:116:LEU:HB2	2.53	0.43
29:DH:41:LYS:O	29:DH:44:ILE:HG12	2.18	0.43
30:DI:48:ILE:HG13	30:DI:49:GLU:HG2	2.00	0.43
32:DK:14:SER:HG	32:DK:51:LYS:H	1.64	0.43
32:DK:62:VAL:HG12	32:DK:63:VAL:N	2.34	0.43
33:DL:108:ALA:CB	33:DL:125:LEU:HD22	2.47	0.43
33:DL:135:ILE:HG23	33:DL:136:GLU:N	2.33	0.43
34:DM:72:PRO:HA	34:DM:92:TRP:CE3	2.54	0.43
38:DQ:82:LEU:O	38:DQ:85:ALA:HB3	2.18	0.43
38:DQ:91:ARG:NH1	39:DR:10:LYS:CB	2.69	0.43
41:DT:5:GLU:HA	41:DT:8:LEU:HB2	1.99	0.43
43:DV:26:PHE:HA	43:DV:27:PRO:HD2	1.84	0.43
43:DV:29:ILE:HD12	43:DV:29:ILE:C	2.38	0.43

Continued on next page...

Continued from previous page...

Atom-1	Atom-2	Interatomic distance (Å)	Clash overlap (Å)
44:DW:66:VAL:HG13	44:DW:80:SER:O	2.19	0.43
45:DX:52:ALA:C	45:DX:54:GLY:N	2.72	0.43
47:DZ:40:THR:C	47:DZ:42:ALA:N	2.70	0.43
1:AA:68:G:C6	1:AA:69:G:H1'	2.52	0.43
1:AA:184:G:C2'	1:AA:185:U:C6	3.01	0.43
1:AA:334:C:C2'	1:AA:335:C:H5'	2.48	0.43
1:AA:373:A:O2'	1:AA:374:A:C5'	2.66	0.43
1:AA:376:G:H5''	16:AP:5:ARG:HB2	2.00	0.43
1:AA:501:C:O3'	12:AL:114:SER:HB2	2.18	0.43
1:AA:502:A:H2'	1:AA:503:C:O4'	2.19	0.43
1:AA:609:A:H2'	1:AA:610:U:H5'	1.99	0.43
1:AA:640:A:C2'	1:AA:641:U:H5'	2.48	0.43
1:AA:821:G:H4'	62:AA:1741:HOH:O	2.16	0.43
1:AA:953:G:C2'	1:AA:954:G:H5'	2.48	0.43
1:AA:1004:A:C2	1:AA:1005:A:H1'	2.53	0.43
1:AA:1135:U:H2'	1:AA:1135:U:O2	2.18	0.43
1:AA:1311:A:C2	1:AA:1327:C:N3	2.86	0.43
2:AB:56:LEU:O	2:AB:59:ILE:HG13	2.18	0.43
6:AF:85:ILE:H	6:AF:85:ILE:HG12	1.68	0.43
9:AI:90:ASP:OD2	9:AI:92:SER:HB3	2.18	0.43
10:AJ:92:LEU:HD23	10:AJ:92:LEU:N	2.33	0.43
12:AL:79:ILE:HD12	12:AL:96:THR:HG21	1.99	0.43
14:AN:29:ILE:HG23	14:AN:34:ASN:ND2	2.33	0.43
21:AU:20:ARG:HH12	21:AU:24:LYS:HD2	1.84	0.43
22:BA:154:U:H2'	22:BA:155:A:C8	2.54	0.43
22:BA:301:G:HO2'	22:BA:302:C:P	2.39	0.43
22:BA:312:G:H2'	22:BA:313:G:H8	1.82	0.43
22:BA:341:C:C2	22:BA:342:A:C8	3.07	0.43
22:BA:633:A:H8	22:BA:633:A:O5'	2.00	0.43
22:BA:1059:G:OP2	22:BA:1061:U:P	2.76	0.43
22:BA:1061:U:H1'	22:BA:1070:A:O4'	2.18	0.43
22:BA:1202:G:C6	22:BA:1203:U:N3	2.86	0.43
22:BA:1241:A:C8	22:BA:1242:U:C5	3.06	0.43
22:BA:1259:G:H2'	22:BA:1260:A:C8	2.53	0.43
22:BA:1413:A:H2'	22:BA:1414:C:O4'	2.18	0.43
22:BA:1688:U:H1'	22:BA:1701:A:C5	2.53	0.43
22:BA:1861:G:N2	22:BA:1882:U:H1'	2.33	0.43
22:BA:1875:G:H2'	22:BA:1876:A:OP2	2.19	0.43
22:BA:1984:G:C6	22:BA:1985:C:C5	3.07	0.43
22:BA:2013:A:N3	40:BS:88:ARG:NH1	2.67	0.43
22:BA:2478:A:OP1	52:B4:32:LYS:HD3	2.18	0.43

Continued on next page...

Continued from previous page...

Atom-1	Atom-2	Interatomic distance (Å)	Clash overlap (Å)
22:BA:2850:A:N7	22:BA:2868:A:O2'	2.36	0.43
24:BC:18:VAL:O	24:BC:18:VAL:CG1	2.60	0.43
24:BC:83:ASP:HA	24:BC:84:PRO:HD3	1.85	0.43
24:BC:203:VAL:CG1	24:BC:204:LEU:N	2.80	0.43
27:BF:128:SER:OG	27:BF:154:THR:HB	2.18	0.43
27:BF:142:TYR:HA	27:BF:145:VAL:HG13	2.01	0.43
28:BG:120:ILE:CD1	28:BG:121:THR:N	2.66	0.43
31:BJ:4:PHE:O	31:BJ:4:PHE:CD1	2.71	0.43
32:BK:10:VAL:HG11	32:BK:16:ALA:HB2	1.99	0.43
36:BO:49:VAL:CG1	36:BO:50:ALA:N	2.81	0.43
38:BQ:23:TYR:O	38:BQ:28:SER:HB3	2.19	0.43
41:BT:54:GLU:HB3	41:BT:88:LYS:CG	2.48	0.43
43:BV:4:ILE:HG12	43:BV:50:MET:SD	2.58	0.43
43:BV:80:HIS:CD2	43:BV:82:TYR:H	2.36	0.43
45:BX:63:ILE:H	45:BX:63:ILE:HG13	1.42	0.43
53:CA:61:G:C6	53:CA:107:G:C2	3.07	0.43
53:CA:76:G:H8	53:CA:76:G:OP2	2.02	0.43
53:CA:83:C:C4	53:CA:85:U:N3	2.86	0.43
53:CA:131:A:N6	53:CA:232:G:O6	2.51	0.43
53:CA:319:G:H4'	53:CA:1468:A:C4'	2.48	0.43
53:CA:564:C:H5'	53:CA:564:C:C6	2.41	0.43
53:CA:701:U:O2'	53:CA:702:A:OP2	2.33	0.43
53:CA:1078:U:O4'	5:CE:88:HIS:HE1	2.01	0.43
53:CA:1245:C:H2'	53:CA:1246:A:C8	2.46	0.43
53:CA:1281:C:C3'	53:CA:1282:C:C5'	2.94	0.43
53:CA:1411:C:OP2	53:CA:1411:C:H6	2.00	0.43
53:CA:1437:A:H2'	53:CA:1438:G:H8	1.82	0.43
53:CA:1461:G:C6	53:CA:1462:C:C4	3.07	0.43
2:CB:103:TRP:HD1	2:CB:107:ARG:HB3	1.80	0.43
5:CE:131:ASN:HA	5:CE:132:PRO:HD2	1.79	0.43
9:CI:44:ARG:HH21	9:CI:48:ARG:NH1	2.16	0.43
10:CJ:45:ARG:HB2	10:CJ:69:THR:HB	1.99	0.43
22:DA:68:G:N2	22:DA:74:A:OP2	2.51	0.43
22:DA:81:G:H2'	22:DA:82:U:O4'	2.18	0.43
22:DA:226:A:H2'	22:DA:227:A:H8	1.81	0.43
22:DA:404:A:H1'	22:DA:406:G:C5	2.53	0.43
22:DA:453:A:H4'	22:DA:472:A:N6	2.32	0.43
22:DA:475:C:C6	22:DA:476:G:N7	2.87	0.43
22:DA:529:A:C4	22:DA:2023:C:C5	3.06	0.43
22:DA:679:C:H2'	22:DA:680:C:C6	2.52	0.43
22:DA:763:G:H8	22:DA:763:G:H2'	1.49	0.43

Continued on next page...

Continued from previous page...

Atom-1	Atom-2	Interatomic distance (Å)	Clash overlap (Å)
22:DA:972:A:C2	22:DA:973:A:N6	2.86	0.43
22:DA:992:C:O2'	22:DA:993:G:C5'	2.66	0.43
22:DA:1015:U:H2'	22:DA:1016:G:O4'	2.18	0.43
22:DA:1057:A:C6	22:DA:1058:U:C4	3.06	0.43
22:DA:1057:A:N3	22:DA:1082:U:C2	2.86	0.43
22:DA:1211:C:H4'	22:DA:1212:G:OP2	2.17	0.43
22:DA:1361:G:C2'	22:DA:1362:C:C5'	2.96	0.43
22:DA:1387:A:N6	22:DA:1401:G:N1	2.67	0.43
22:DA:1527:G:N2	22:DA:1546:G:C6	2.87	0.43
22:DA:1585:C:C2'	22:DA:1586:A:O5'	2.66	0.43
22:DA:1596:A:N6	22:DA:1597:A:N6	2.66	0.43
22:DA:1654:A:O2'	22:DA:1655:A:O5'	2.36	0.43
22:DA:1996:C:H5	32:DK:32:TYR:OH	2.00	0.43
22:DA:2032:G:H1'	25:DD:150:GLN:OE1	2.19	0.43
22:DA:2093:G:O6	22:DA:2225:A:H8	1.85	0.43
22:DA:2303:G:O6	22:DA:2314:A:N6	2.51	0.43
22:DA:2319:G:O2'	22:DA:2320:U:O5'	2.37	0.43
22:DA:2370:G:C6	22:DA:2371:G:C6	3.06	0.43
22:DA:2474:U:O2	22:DA:2474:U:O4'	2.36	0.43
22:DA:2575:C:C4'	25:DD:148:GLN:O	2.67	0.43
22:DA:2600:A:C6	22:DA:2601:C:N4	2.87	0.43
22:DA:2682:A:O2'	22:DA:2683:C:O5'	2.37	0.43
22:DA:2846:G:P	37:DP:51:ASN:CB	3.07	0.43
57:DB:30:C:H1'	57:DB:58:A:N1	2.34	0.43
57:DB:96:G:C2'	57:DB:97:C:H5'	2.49	0.43
24:DC:145:MET:HB2	24:DC:152:GLN:HE22	1.83	0.43
25:DD:66:GLY:C	25:DD:68:PHE:N	2.71	0.43
25:DD:175:LEU:HD23	25:DD:190:LYS:O	2.18	0.43
58:DF:12:VAL:CG1	58:DF:16:MET:HG3	2.43	0.43
28:DG:163:TYR:O	28:DG:164:ALA:C	2.56	0.43
29:DH:102:ALA:C	29:DH:104:THR:H	2.21	0.43
30:DI:27:LEU:HD12	30:DI:27:LEU:C	2.38	0.43
37:DP:16:VAL:HG13	37:DP:19:PHE:CE2	2.53	0.43
38:DQ:92:LYS:O	38:DQ:95:ALA:HB3	2.17	0.43
39:DR:27:ILE:HG13	39:DR:33:VAL:CG1	2.45	0.43
40:DS:20:VAL:HA	40:DS:23:LEU:HB2	2.00	0.43
42:DU:39:ASN:O	42:DU:40:LEU:C	2.57	0.43
44:DW:17:ALA:HB1	44:DW:36:ILE:HG12	2.00	0.43
44:DW:37:VAL:HA	44:DW:55:ASP:O	2.19	0.43
49:D1:28:THR:C	49:D1:29:LYS:HG2	2.38	0.43
1:AA:109:A:C2	1:AA:327:A:N1	2.86	0.43

Continued on next page...

Continued from previous page...

Atom-1	Atom-2	Interatomic distance (Å)	Clash overlap (Å)
1:AA:110:C:O2'	1:AA:111:G:C5'	2.66	0.43
1:AA:142:G:N3	1:AA:142:G:H2'	2.33	0.43
1:AA:208:U:H5	1:AA:210:C:C5	2.36	0.43
1:AA:628:G:N2	1:AA:629:A:N3	2.66	0.43
1:AA:637:C:H2'	1:AA:638:U:O4'	2.17	0.43
1:AA:642:A:C4	8:AH:105:THR:O	2.71	0.43
1:AA:909:A:C8	1:AA:910:C:C5	3.07	0.43
1:AA:1060:U:H2'	1:AA:1061:G:H8	1.83	0.43
1:AA:1112:C:N4	3:AC:177:LEU:CD2	2.81	0.43
1:AA:1157:A:C6	1:AA:1180:A:C6	3.07	0.43
1:AA:1202:U:O4'	14:AN:68:ARG:HD2	2.19	0.43
1:AA:1452:C:H4'	1:AA:1453:G:N3	2.34	0.43
2:AB:186:VAL:N	2:AB:199:ILE:O	2.51	0.43
3:AC:79:LYS:HE3	3:AC:79:LYS:HA	2.00	0.43
3:AC:108:PRO:C	3:AC:110:LEU:H	2.22	0.43
4:AD:3:TYR:CZ	4:AD:5:GLY:HA3	2.53	0.43
7:AG:14:ASP:HB3	7:AG:18:GLY:H	1.83	0.43
16:AP:15:PRO:HG2	16:AP:41:PRO:HG3	1.99	0.43
17:AQ:50:ASN:OD1	17:AQ:50:ASN:N	2.50	0.43
22:BA:303:G:C6	22:BA:315:G:C6	3.06	0.43
22:BA:377:G:C2'	22:BA:378:C:H5'	2.49	0.43
22:BA:412:A:C2'	22:BA:413:C:C5'	2.96	0.43
22:BA:575:A:OP2	22:BA:2055:C:H5	2.02	0.43
22:BA:610:C:O2'	22:BA:611:C:H5'	2.19	0.43
22:BA:826:U:O2'	33:BL:53:GLY:CA	2.55	0.43
22:BA:866:A:C8	22:BA:914:G:N1	2.86	0.43
22:BA:1090:A:C2	22:BA:1091:G:C8	3.06	0.43
22:BA:1141:U:H4'	22:BA:1142:A:O4'	2.18	0.43
22:BA:1190:G:OP1	33:BL:32:GLY:CA	2.63	0.43
22:BA:1348:C:H2'	22:BA:1349:C:H5'	1.99	0.43
22:BA:1467:U:C4	22:BA:1546:G:C2	3.06	0.43
22:BA:1655:A:H2'	22:BA:1656:C:O4'	2.19	0.43
22:BA:1724:G:C6	22:BA:1725:U:C4	3.07	0.43
22:BA:1803:A:H2	22:BA:1822:C:O2	2.00	0.43
22:BA:1839:G:C6	22:BA:1927:A:C5	3.07	0.43
22:BA:1911:U:C2	22:BA:1918:A:C2	3.06	0.43
22:BA:2019:A:H2	22:BA:2035:G:H22	1.66	0.43
22:BA:2286:G:H5''	22:BA:2287:A:O5'	2.18	0.43
22:BA:2310:C:C5	27:BF:76:PHE:CZ	3.06	0.43
22:BA:2573:C:H5'	22:BA:2573:C:H6	1.84	0.43
23:BB:32:U:O2'	23:BB:33:G:H5'	2.18	0.43

Continued on next page...

Continued from previous page...

Atom-1	Atom-2	Interatomic distance (Å)	Clash overlap (Å)
23:BB:75:G:H2'	23:BB:76:G:O4'	2.18	0.43
25:BD:90:PHE:C	25:BD:92:VAL:N	2.71	0.43
30:BI:79:LEU:HD21	30:BI:132:ALA:HB1	2.00	0.43
33:BL:95:LEU:HB3	33:BL:100:ILE:HD11	2.00	0.43
34:BM:97:GLN:HB2	34:BM:98:PRO:CD	2.48	0.43
34:BM:132:THR:CG2	34:BM:133:LYS:H	2.31	0.43
34:BM:134:THR:O	34:BM:134:THR:HG22	2.18	0.43
37:BP:30:TRP:CE3	37:BP:39:LEU:CD1	3.02	0.43
38:BQ:34:ALA:O	38:BQ:38:VAL:HG23	2.18	0.43
53:CA:117:G:C2'	53:CA:118:U:C5'	2.95	0.43
53:CA:452:A:HO2'	53:CA:453:G:P	2.41	0.43
53:CA:774:G:C5	53:CA:775:G:C8	3.07	0.43
53:CA:866:C:C4	53:CA:867:G:H1'	2.53	0.43
53:CA:994:A:C5	53:CA:1216:A:C4'	3.01	0.43
53:CA:1069:C:H4'	53:CA:1192:C:O2	2.18	0.43
53:CA:1071:C:H2'	53:CA:1072:G:H8	1.84	0.43
53:CA:1113:C:H2'	53:CA:1114:C:C6	2.50	0.43
53:CA:1158:C:O2	53:CA:1158:C:C2'	2.66	0.43
53:CA:1252:A:H4'	53:CA:1369:C:H4'	2.01	0.43
53:CA:1268:G:H21	53:CA:1327:C:C1'	2.19	0.43
3:CC:11:LEU:C	3:CC:13:ILE:N	2.71	0.43
3:CC:28:PHE:CZ	14:CN:93:PRO:HD2	2.53	0.43
4:CD:104:MET:SD	4:CD:142:VAL:CG1	3.06	0.43
4:CD:198:LEU:HD23	4:CD:198:LEU:HA	1.86	0.43
5:CE:25:LYS:HB2	5:CE:25:LYS:NZ	2.33	0.43
9:CI:30:ASN:O	9:CI:31:GLN:CG	2.66	0.43
9:CI:112:ARG:O	9:CI:112:ARG:HG3	2.18	0.43
55:CM:11:HIS:O	55:CM:12:LYS:HG2	2.18	0.43
55:CM:86:ARG:HH11	55:CM:90:HIS:HD2	1.66	0.43
20:CT:60:GLN:CD	20:CT:65:LEU:HD12	2.38	0.43
21:CU:3:ILE:O	21:CU:4:LYS:O	2.36	0.43
21:CU:9:GLU:CB	21:CU:10:PRO:CD	2.96	0.43
22:DA:3:U:H2'	22:DA:4:U:C6	2.53	0.43
22:DA:38:A:C2	22:DA:442:G:C2	3.06	0.43
22:DA:91:A:O2'	22:DA:92:U:H6	2.02	0.43
22:DA:152:A:O2'	22:DA:153:U:H5'	2.18	0.43
22:DA:204:A:C4	22:DA:206:U:C4	3.06	0.43
22:DA:362:A:C5	22:DA:363:G:C8	3.06	0.43
22:DA:457:A:C2	22:DA:459:U:O4	2.71	0.43
22:DA:527:C:O2'	22:DA:528:A:O5'	2.36	0.43
22:DA:579:G:C8	22:DA:2017:U:O4	2.71	0.43

Continued on next page...

Continued from previous page...

Atom-1	Atom-2	Interatomic distance (Å)	Clash overlap (Å)
22:DA:593:U:C2	22:DA:594:U:C5	3.06	0.43
22:DA:651:G:C6	22:DA:652:U:C4	3.07	0.43
22:DA:807:U:H4'	22:DA:2445:G:O3'	2.18	0.43
22:DA:851:C:C4	22:DA:852:U:O4	2.72	0.43
22:DA:996:A:C5	22:DA:1160:G:N2	2.87	0.43
22:DA:1152:C:H5''	38:DQ:79:ILE:HD12	2.00	0.43
22:DA:1275:A:C4	35:DN:16:HIS:HD2	2.35	0.43
22:DA:1286:A:C5	22:DA:1289:C:N3	2.87	0.43
22:DA:1331:G:N3	22:DA:1333:G:C8	2.87	0.43
22:DA:1561:C:O2'	22:DA:1562:U:H5'	2.18	0.43
22:DA:1819:A:H1'	22:DA:1821:A:N6	2.33	0.43
22:DA:1833:C:C4	22:DA:1834:U:C4	3.06	0.43
22:DA:2024:G:C5	22:DA:2040:G:C2	3.06	0.43
22:DA:2053:G:H2'	22:DA:2054:A:C5'	2.49	0.43
22:DA:2283:C:O2'	22:DA:2284:A:C5'	2.50	0.43
22:DA:2345:G:C5	22:DA:2347:C:C5	3.06	0.43
22:DA:2466:C:OP1	52:D4:4:ARG:HD2	2.18	0.43
22:DA:2553:G:N1	22:DA:2554:U:O2	2.51	0.43
22:DA:2635:A:C5'	25:DD:79:LEU:HB2	2.47	0.43
22:DA:2729:G:C4'	25:DD:191:GLY:HA2	2.48	0.43
24:DC:29:PHE:C	24:DC:31:PRO:HD2	2.39	0.43
24:DC:79:ARG:HG2	24:DC:92:LEU:HB2	2.00	0.43
24:DC:166:ARG:HA	24:DC:171:VAL:HA	2.00	0.43
24:DC:172:THR:HG22	24:DC:182:LYS:HZ2	1.83	0.43
25:DD:114:LYS:HD2	25:DD:116:LYS:CE	2.47	0.43
26:DE:5:LEU:HA	26:DE:120:VAL:O	2.19	0.43
58:DF:11:VAL:CG1	58:DF:12:VAL:N	2.80	0.43
58:DF:94:ARG:HA	58:DF:97:GLU:OE2	2.19	0.43
58:DF:100:GLU:HG2	58:DF:100:GLU:O	2.18	0.43
30:DI:102:ARG:HD3	30:DI:140:GLU:O	2.19	0.43
32:DK:27:GLY:CA	32:DK:30:ARG:HD3	2.46	0.43
35:DN:31:HIS:O	35:DN:33:ILE:N	2.43	0.43
38:DQ:69:ARG:HB2	38:DQ:69:ARG:NH2	2.33	0.43
41:DT:11:LEU:HD12	41:DT:11:LEU:N	2.33	0.43
43:DV:29:ILE:HG22	43:DV:39:ALA:HA	1.99	0.43
43:DV:32:GLY:O	43:DV:33:GLY:C	2.56	0.43
43:DV:51:GLN:HE21	43:DV:51:GLN:HB2	1.59	0.43
45:DX:26:ARG:NH1	45:DX:28:PHE:CD2	2.86	0.43
46:DY:1:MET:H2	46:DY:5:GLU:CG	2.31	0.43
51:D3:32:LEU:HD23	51:D3:35:LYS:HG3	2.00	0.43
51:D3:33:THR:CG2	51:D3:34:LYS:N	2.81	0.43

Continued on next page...

Continued from previous page...

Atom-1	Atom-2	Interatomic distance (Å)	Clash overlap (Å)
1:AA:974:A:P	14:AN:68:ARG:HH22	2.42	0.43
1:AA:979:C:OP2	1:AA:980:C:H5	2.02	0.43
1:AA:1202:U:HO2'	1:AA:1203:C:C5'	2.32	0.43
1:AA:1326:U:H2'	1:AA:1327:C:C6	2.53	0.43
1:AA:1331:G:HO2'	1:AA:1332:A:P	2.41	0.43
1:AA:1400:C:H4'	1:AA:1401:G:OP2	2.19	0.43
1:AA:1465:A:H2'	1:AA:1466:C:C6	2.53	0.43
3:AC:9:ILE:HG23	3:AC:10:ARG:HH11	1.84	0.43
3:AC:10:ARG:HH21	3:AC:181:ILE:HG13	1.83	0.43
5:AE:75:LEU:HD21	5:AE:119:VAL:CG1	2.47	0.43
5:AE:110:MET:HE2	5:AE:110:MET:HB2	1.85	0.43
7:AG:25:PHE:CE1	7:AG:104:VAL:CG2	3.01	0.43
8:AH:20:ASN:HA	8:AH:64:TYR:HE2	1.83	0.43
9:AI:49:GLN:C	9:AI:51:LEU:N	2.71	0.43
10:AJ:44:THR:CG2	10:AJ:69:THR:O	2.67	0.43
10:AJ:102:LEU:N	10:AJ:102:LEU:HD22	2.34	0.43
11:AK:21:HIS:CD2	11:AK:34:THR:HG22	2.53	0.43
14:AN:22:LYS:CG	14:AN:23:ARG:H	2.08	0.43
15:AO:2:LEU:HB3	15:AO:7:THR:CG2	2.49	0.43
16:AP:5:ARG:HA	16:AP:68:SER:OG	2.18	0.43
18:AR:44:THR:OG1	18:AR:46:THR:CG2	2.65	0.43
20:AT:27:MET:HE2	20:AT:27:MET:C	2.38	0.43
22:BA:146:A:H2'	22:BA:147:C:C6	2.54	0.43
22:BA:153:U:C2'	22:BA:154:U:C5'	2.96	0.43
22:BA:391:A:C5	22:BA:411:G:C2	3.06	0.43
22:BA:466:A:H5''	22:BA:467:G:OP2	2.18	0.43
22:BA:638:G:O6	22:BA:651:G:C6	2.72	0.43
22:BA:811:U:HO2'	22:BA:1250:G:H2'	1.84	0.43
22:BA:915:C:H2'	22:BA:916:G:H5'	2.00	0.43
22:BA:996:A:C3'	38:BQ:91:ARG:HG2	2.49	0.43
22:BA:1023:U:C2'	22:BA:1024:G:H5'	2.49	0.43
22:BA:1027:A:C6	22:BA:1126:A:N3	2.86	0.43
22:BA:1073:A:H2'	22:BA:1074:G:C4'	2.46	0.43
22:BA:1277:G:C4'	35:BN:20:MET:HE2	2.48	0.43
22:BA:1324:G:C4	22:BA:1328:A:N6	2.87	0.43
22:BA:1636:U:H2'	22:BA:1637:A:C8	2.54	0.43
22:BA:1760:C:OP1	22:BA:2712:C:H5	2.02	0.43
22:BA:2293:G:H2'	22:BA:2294:G:O4'	2.19	0.43
22:BA:2315:G:H2'	22:BA:2316:G:O5'	2.18	0.43
22:BA:2331:G:H4'	44:BW:39:GLN:O	2.19	0.43
22:BA:2470:G:N2	22:BA:2471:A:C4	2.87	0.43

Continued on next page...

Continued from previous page...

Atom-1	Atom-2	Interatomic distance (Å)	Clash overlap (Å)
22:BA:2691:C:O3'	22:BA:2871:U:H4'	2.19	0.43
24:BC:199:HIS:O	24:BC:201:LEU:N	2.51	0.43
25:BD:180:VAL:CG1	25:BD:181:ASP:N	2.82	0.43
26:BE:25:GLU:HA	26:BE:28:VAL:CG1	2.49	0.43
26:BE:132:LYS:HB3	26:BE:132:LYS:HZ3	1.81	0.43
27:BF:3:LEU:HD13	27:BF:3:LEU:HA	1.67	0.43
27:BF:42:ALA:CB	27:BF:49:LEU:HB2	2.47	0.43
28:BG:76:ILE:CG2	28:BG:77:GLY:N	2.81	0.43
31:BJ:12:LYS:O	31:BJ:13:ARG:HB2	2.18	0.43
31:BJ:21:THR:C	31:BJ:23:LYS:N	2.71	0.43
34:BM:34:LYS:HG2	34:BM:35:ALA:N	2.33	0.43
37:BP:9:GLN:HA	37:BP:12:MET:HG3	2.00	0.43
41:BT:39:THR:HB	41:BT:42:GLU:HB3	1.90	0.43
42:BU:86:PHE:CE1	42:BU:101:THR:HG21	2.54	0.43
43:BV:82:TYR:N	43:BV:82:TYR:CD2	2.86	0.43
44:BW:18:LYS:H	44:BW:36:ILE:HG13	1.81	0.43
44:BW:19:ARG:CZ	44:BW:22:VAL:CB	2.97	0.43
45:BX:19:HIS:C	45:BX:21:LEU:H	2.22	0.43
46:BY:18:LEU:HD13	46:BY:18:LEU:C	2.39	0.43
49:B1:3:GLY:C	49:B1:5:ARG:H	2.20	0.43
51:B3:31:ILE:O	51:B3:31:ILE:HG13	2.19	0.43
53:CA:120:A:C6	53:CA:122:G:C6	3.07	0.43
53:CA:215:C:H2'	53:CA:216:U:O4'	2.19	0.43
53:CA:253:A:HO2'	53:CA:254:G:C5'	2.32	0.43
53:CA:255:G:C4	53:CA:256:U:C5	3.06	0.43
53:CA:363:A:N6	53:CA:364:A:C6	2.86	0.43
53:CA:545:C:C2'	53:CA:546:A:H5'	2.49	0.43
53:CA:1066:C:H2'	53:CA:1067:A:N7	2.33	0.43
53:CA:1133:G:C6	53:CA:1134:G:N7	2.87	0.43
53:CA:1144:G:H5''	53:CA:1145:A:OP2	2.19	0.43
53:CA:1242:G:N2	53:CA:1302:C:O2	2.51	0.43
53:CA:1255:G:O2'	53:CA:1258:G:H1'	2.18	0.43
5:CE:76:ASN:HD22	5:CE:76:ASN:HA	1.58	0.43
6:CF:2:ARG:HG3	6:CF:4:TYR:CZ	2.54	0.43
6:CF:86:ARG:HH12	18:CR:63:TYR:HB3	1.75	0.43
54:CG:9:ARG:O	54:CG:10:LYS:HG3	2.18	0.43
8:CH:6:ILE:HG21	8:CH:76:ARG:NH2	2.33	0.43
8:CH:103:VAL:O	8:CH:109:VAL:HA	2.19	0.43
9:CI:45:MET:HB3	9:CI:49:GLN:HG3	1.99	0.43
9:CI:49:GLN:HA	9:CI:52:GLU:CG	2.48	0.43
10:CJ:65:TYR:HB3	14:CN:95:LEU:HD11	2.00	0.43

Continued on next page...

Continued from previous page...

Atom-1	Atom-2	Interatomic distance (Å)	Clash overlap (Å)
12:CL:24:GLU:O	12:CL:25:ALA:HB3	2.19	0.43
55:CM:2:ARG:N	55:CM:2:ARG:HD2	2.34	0.43
20:CT:85:LEU:O	20:CT:86:ALA:HB2	2.18	0.43
22:DA:197:A:N3	22:DA:197:A:H2'	2.33	0.43
22:DA:271:G:O2'	22:DA:272:A:O5'	2.36	0.43
22:DA:291:G:N1	22:DA:350:G:C5	2.87	0.43
22:DA:333:G:O2'	22:DA:334:C:C5'	2.66	0.43
22:DA:428:A:H2'	22:DA:429:A:O4'	2.18	0.43
22:DA:462:C:H2'	22:DA:463:G:O4'	2.18	0.43
22:DA:502:A:C6	22:DA:505:A:C5	3.06	0.43
22:DA:599:A:N3	22:DA:659:G:C2	2.86	0.43
22:DA:671:C:O2'	22:DA:672:C:P	2.75	0.43
22:DA:718:A:H5'	22:DA:719:C:OP2	2.18	0.43
22:DA:728:G:C4	22:DA:730:A:C8	3.06	0.43
22:DA:1000:A:N6	22:DA:1001:A:N1	2.66	0.43
22:DA:1063:G:C5	22:DA:1064:C:N4	2.87	0.43
22:DA:1220:G:H2'	22:DA:1221:C:H6	1.83	0.43
22:DA:1273:U:H4'	22:DA:1275:A:OP1	2.18	0.43
22:DA:1308:A:N6	22:DA:1309:G:N1	2.67	0.43
22:DA:1361:G:H2'	22:DA:1362:C:H5'	1.99	0.43
22:DA:1402:U:C2'	22:DA:1403:A:O5'	2.64	0.43
22:DA:1417:C:C4'	22:DA:1587:G:N2	2.82	0.43
22:DA:1569:A:N1	22:DA:1570:A:C2	2.87	0.43
22:DA:1735:A:O2'	22:DA:1736:U:O5'	2.37	0.43
22:DA:1735:A:H2'	22:DA:1736:U:C6	2.54	0.43
22:DA:1930:G:O2'	22:DA:1931:U:P	2.76	0.43
22:DA:2337:G:O2'	22:DA:2338:C:H5'	2.18	0.43
22:DA:2418:A:C6	22:DA:2419:U:N3	2.87	0.43
22:DA:2557:G:H2'	22:DA:2558:C:C6	2.54	0.43
22:DA:2611:C:O2'	22:DA:2612:C:H5'	2.18	0.43
22:DA:2624:G:H2'	22:DA:2625:G:O4'	2.19	0.43
22:DA:2726:A:O2'	22:DA:2727:A:O5'	2.36	0.43
22:DA:2747:G:O6	22:DA:2755:C:H5''	2.18	0.43
22:DA:2805:C:H2'	22:DA:2806:C:O4'	2.18	0.43
22:DA:2817:U:C2'	22:DA:2818:U:O5'	2.67	0.43
22:DA:2864:G:H2'	22:DA:2865:U:O4'	2.19	0.43
22:DA:2873:A:H5''	22:DA:2874:C:OP2	2.19	0.43
57:DB:35:C:H2'	57:DB:36:C:H4'	2.00	0.43
57:DB:68:C:O2'	57:DB:69:G:O5'	2.33	0.43
24:DC:242:HIS:HA	24:DC:243:PRO:HD3	1.82	0.43
25:DD:90:PHE:C	25:DD:92:VAL:H	2.22	0.43

Continued on next page...

Continued from previous page...

Atom-1	Atom-2	Interatomic distance (Å)	Clash overlap (Å)
26:DE:58:LYS:HA	26:DE:59:PRO:HD3	1.82	0.43
58:DF:140:ILE:O	58:DF:141:ASP:HB2	2.19	0.43
28:DG:157:LYS:C	28:DG:159:LYS:H	2.20	0.43
29:DH:65:ALA:O	29:DH:66:ASN:C	2.57	0.43
32:DK:87:LEU:HD23	32:DK:87:LEU:H	1.84	0.43
33:DL:86:GLU:HA	33:DL:86:GLU:OE2	2.18	0.43
33:DL:110:VAL:C	33:DL:111:ILE:CD1	2.85	0.43
34:DM:23:GLY:O	34:DM:101:VAL:HG12	2.18	0.43
35:DN:30:ARG:HD3	35:DN:74:GLU:OE2	2.18	0.43
39:DR:62:GLU:CD	39:DR:97:LYS:HD2	2.39	0.43
40:DS:17:VAL:HG13	40:DS:47:VAL:HG11	1.99	0.43
41:DT:68:LYS:O	41:DT:74:ILE:HG13	2.18	0.43
42:DU:82:VAL:O	42:DU:96:LYS:CG	2.67	0.43
43:DV:73:LYS:CB	43:DV:92:VAL:HG23	2.49	0.43
44:DW:20:LEU:HD11	44:DW:35:ILE:CD1	2.49	0.43
45:DX:37:PHE:HB2	45:DX:46:VAL:HG23	2.01	0.43
47:DZ:32:GLY:C	47:DZ:34:THR:N	2.71	0.43
47:DZ:54:VAL:HG23	47:DZ:54:VAL:O	2.18	0.43
48:D0:27:LEU:HB3	48:D0:37:HIS:O	2.19	0.43
1:AA:21:G:C2	1:AA:22:G:C5	3.07	0.43
1:AA:89:U:C2	1:AA:90:C:C5	3.07	0.43
1:AA:152:A:C8	1:AA:153:C:C5	3.07	0.43
1:AA:184:G:H4'	1:AA:224:U:O3'	2.18	0.43
1:AA:411:A:C5	1:AA:429:U:C5	3.07	0.43
1:AA:466:A:O2'	1:AA:467:U:C5	2.59	0.43
1:AA:539:A:H2'	1:AA:540:G:H8	1.80	0.43
1:AA:921:U:O2	5:AE:23:THR:HB	2.19	0.43
1:AA:996:A:O2'	1:AA:997:U:H5'	2.19	0.43
1:AA:1239:A:H1'	1:AA:1241:G:C4	2.54	0.43
1:AA:1308:U:O3'	13:AM:90:HIS:CE1	2.71	0.43
2:AB:138:ARG:HB2	2:AB:138:ARG:NH1	2.33	0.43
2:AB:170:ILE:H	2:AB:170:ILE:HG12	1.41	0.43
4:AD:57:LYS:HG2	4:AD:202:LEU:HD23	2.00	0.43
6:AF:25:TYR:O	6:AF:28:ALA:HB3	2.19	0.43
7:AG:28:ILE:HG13	7:AG:100:MET:CE	2.49	0.43
7:AG:74:VAL:CG2	7:AG:85:GLN:NE2	2.80	0.43
11:AK:82:GLU:CD	11:AK:82:GLU:H	2.20	0.43
12:AL:49:ARG:HG2	12:AL:89:LEU:HD21	1.99	0.43
13:AM:44:ILE:N	13:AM:44:ILE:CD1	2.82	0.43
15:AO:25:GLU:HG3	15:AO:69:LEU:HD11	1.99	0.43
17:AQ:48:GLU:O	17:AQ:49:ASN:C	2.56	0.43

Continued on next page...

Continued from previous page...

Atom-1	Atom-2	Interatomic distance (Å)	Clash overlap (Å)
22:BA:277:G:C8	22:BA:361:G:O6	2.72	0.43
22:BA:323:C:N4	22:BA:333:G:N7	2.67	0.43
22:BA:651:G:C5	22:BA:652:U:C5	3.06	0.43
22:BA:702:U:O2	22:BA:702:U:H2'	2.17	0.43
22:BA:763:G:O2'	22:BA:765:C:H5'	2.19	0.43
22:BA:818:G:H4'	22:BA:838:C:O3'	2.19	0.43
22:BA:988:A:C2'	22:BA:989:G:O5'	2.67	0.43
22:BA:1177:G:H2'	22:BA:1178:C:O4'	2.19	0.43
22:BA:1638:C:H1'	22:BA:2698:U:O2'	2.19	0.43
22:BA:1782:U:H1'	22:BA:2609:U:O4'	2.19	0.43
22:BA:2532:G:H2'	22:BA:2533:U:C6	2.53	0.43
22:BA:2682:A:C8	25:BD:11:MET:HG3	2.53	0.43
22:BA:2802:G:H2'	22:BA:2803:G:O4'	2.18	0.43
23:BB:44:G:H1'	23:BB:47:C:H42	1.83	0.43
31:BJ:40:HIS:O	31:BJ:41:LYS:CB	2.67	0.43
31:BJ:45:THR:H	38:BQ:59:LEU:HD21	1.83	0.43
31:BJ:55:ILE:HD12	31:BJ:56:VAL:O	2.17	0.43
31:BJ:121:LYS:HB2	31:BJ:121:LYS:HE3	1.76	0.43
35:BN:14:SER:O	35:BN:18:GLN:HB3	2.18	0.43
35:BN:95:THR:CG2	35:BN:113:ILE:HG13	2.49	0.43
41:BT:10:VAL:HG23	41:BT:11:LEU:HD23	2.01	0.43
41:BT:20:ALA:O	41:BT:21:SER:C	2.57	0.43
44:BW:40:ARG:N	44:BW:56:HIS:HB3	2.25	0.43
45:BX:50:VAL:CG1	45:BX:51:SER:N	2.79	0.43
53:CA:104:G:C2	53:CA:105:G:C8	3.06	0.43
53:CA:254:G:O3'	17:CQ:70:LYS:HD3	2.19	0.43
53:CA:331:G:O2'	53:CA:332:G:P	2.76	0.43
53:CA:441:A:N6	53:CA:493:A:H62	2.16	0.43
53:CA:442:G:C6	53:CA:443:C:C4	3.07	0.43
53:CA:564:C:H2'	53:CA:565:U:C6	2.53	0.43
53:CA:644:U:O2'	53:CA:645:G:H5'	2.17	0.43
53:CA:751:U:H1'	15:CO:22:GLY:O	2.19	0.43
53:CA:892:A:C5	53:CA:893:C:C5	3.07	0.43
53:CA:896:C:C2'	53:CA:897:C:H5'	2.48	0.43
53:CA:898:G:N2	53:CA:901:A:OP2	2.45	0.43
53:CA:913:A:O2'	53:CA:914:A:H5''	2.19	0.43
53:CA:1348:U:C2'	53:CA:1349:A:H8	2.32	0.43
53:CA:1380:U:C4'	53:CA:1381:U:OP1	2.62	0.43
3:CC:155:ARG:NE	3:CC:159:ALA:O	2.52	0.43
3:CC:163:ARG:O	3:CC:164:THR:HB	2.18	0.43
3:CC:181:ILE:CD1	3:CC:202:PHE:HB2	2.48	0.43

Continued on next page...

Continued from previous page...

Atom-1	Atom-2	Interatomic distance (Å)	Clash overlap (Å)
5:CE:79:THR:CA	5:CE:121:ASN:ND2	2.81	0.43
54:CG:4:ARG:HG2	54:CG:4:ARG:NH1	2.33	0.43
54:CG:75:LYS:HE2	54:CG:76:SER:H	1.84	0.43
9:CI:47:VAL:O	9:CI:50:PRO:HG2	2.18	0.43
10:CJ:37:ARG:CB	10:CJ:75:ASP:HB3	2.49	0.43
55:CM:13:HIS:CD2	55:CM:14:ALA:H	2.36	0.43
55:CM:14:ALA:HB1	55:CM:33:LEU:CD1	2.48	0.43
15:CO:28:VAL:O	15:CO:32:THR:N	2.40	0.43
56:CP:40:ASN:HB3	56:CP:49:GLY:O	2.18	0.43
21:CU:35:GLU:O	21:CU:36:PHE:HB2	2.19	0.43
22:DA:74:A:H5'	46:DY:48:ARG:HH22	1.83	0.43
22:DA:85:G:O2'	22:DA:86:G:H8	1.99	0.43
22:DA:138:U:H2'	22:DA:140:C:C1'	2.46	0.43
22:DA:186:G:N2	22:DA:211:C:O2	2.52	0.43
22:DA:228:C:H4'	22:DA:229:C:C6	2.54	0.43
22:DA:273:G:O2'	22:DA:274:C:C5'	2.67	0.43
22:DA:628:G:O2'	22:DA:629:G:O5'	2.37	0.43
22:DA:669:G:N3	22:DA:669:G:H2'	2.32	0.43
22:DA:706:A:H2'	22:DA:707:G:O4'	2.18	0.43
22:DA:764:A:C2	22:DA:781:A:C4	3.07	0.43
22:DA:898:C:C5	22:DA:899:A:C5	3.07	0.43
22:DA:917:A:C2	22:DA:918:A:H1'	2.54	0.43
22:DA:1064:C:H6	22:DA:1064:C:H5''	1.84	0.43
22:DA:1079:C:C4	22:DA:1088:A:C2	3.07	0.43
22:DA:1180:U:C4	22:DA:1181:U:C4	3.06	0.43
22:DA:1240:U:O2'	22:DA:1241:A:H5''	2.19	0.43
22:DA:1303:G:O2'	22:DA:1304:A:O5'	2.37	0.43
22:DA:1343:G:C2	22:DA:1344:U:C4	3.07	0.43
22:DA:1355:G:C2	22:DA:1356:G:C8	3.06	0.43
22:DA:1438:U:C5	22:DA:1552:A:N1	2.86	0.43
22:DA:1443:U:C2	22:DA:1444:G:C8	3.07	0.43
22:DA:1534:U:H3'	22:DA:1534:U:O2	2.19	0.43
22:DA:1663:G:C6	22:DA:1998:A:N6	2.87	0.43
22:DA:1997:C:H6	22:DA:1997:C:C5'	2.31	0.43
22:DA:2062:A:O2'	22:DA:2063:C:H5'	2.18	0.43
22:DA:2200:C:O2	22:DA:2226:C:N4	2.52	0.43
22:DA:2330:G:C2	22:DA:2386:A:C2	3.07	0.43
22:DA:2337:G:C2'	22:DA:2338:C:H5'	2.49	0.43
22:DA:2667:C:H2'	22:DA:2668:G:C8	2.54	0.43
22:DA:2700:A:N1	22:DA:2701:U:C4	2.86	0.43
22:DA:2898:U:C2	22:DA:2899:A:C8	3.06	0.43

Continued on next page...

Continued from previous page...

Atom-1	Atom-2	Interatomic distance (Å)	Clash overlap (Å)
58:DF:3:LEU:O	58:DF:6:TYR:HB3	2.19	0.43
58:DF:56:LEU:HD13	58:DF:56:LEU:C	2.38	0.43
58:DF:111:ARG:HH12	58:DF:113:PHE:HE1	1.65	0.43
28:DG:151:ARG:HB3	28:DG:161:VAL:HG23	2.01	0.43
29:DH:75:LEU:HD12	29:DH:75:LEU:N	2.34	0.43
31:DJ:43:GLU:C	31:DJ:45:THR:HG22	2.39	0.43
33:DL:57:LEU:CA	33:DL:60:ARG:HG3	2.47	0.43
34:DM:34:LYS:NZ	43:DV:82:TYR:HA	2.33	0.43
35:DN:79:LEU:O	35:DN:80:PHE:HB2	2.18	0.43
39:DR:6:GLN:HA	39:DR:6:GLN:HE21	1.83	0.43
41:DT:83:ALA:O	41:DT:84:TYR:HB2	2.19	0.43
46:DY:4:LYS:HB2	46:DY:4:LYS:HZ3	1.82	0.43
1:AA:40:C:O2	1:AA:40:C:H2'	2.18	0.43
1:AA:263:A:P	20:AT:73:ARG:HH11	2.41	0.43
1:AA:626:G:H2'	1:AA:627:G:C8	2.54	0.43
1:AA:729:A:C5	1:AA:730:G:C8	3.07	0.43
1:AA:752:G:O2'	1:AA:753:A:P	2.77	0.43
1:AA:1055:A:N6	1:AA:1206:G:C6	2.87	0.43
1:AA:1066:C:H5''	1:AA:1066:C:C6	2.52	0.43
1:AA:1498:U:C4'	1:AA:1499:A:OP1	2.65	0.43
2:AB:98:GLY:O	2:AB:102:ASN:HB3	2.19	0.43
2:AB:162:VAL:CG2	2:AB:184:ALA:CB	2.97	0.43
4:AD:53:GLN:NE2	4:AD:201:GLU:HG2	2.33	0.43
4:AD:103:ARG:O	4:AD:167:PRO:HG2	2.18	0.43
5:AE:80:LEU:HB2	5:AE:97:PRO:HB3	2.01	0.43
8:AH:4:ASP:OD2	8:AH:4:ASP:C	2.57	0.43
8:AH:9:MET:O	8:AH:10:LEU:C	2.56	0.43
10:AJ:80:THR:HG22	10:AJ:82:LYS:H	1.83	0.43
10:AJ:92:LEU:O	10:AJ:93:ALA:HB3	2.19	0.43
13:AM:30:LYS:O	13:AM:34:ALA:HB3	2.18	0.43
17:AQ:24:ILE:HB	17:AQ:41:THR:HB	2.01	0.43
19:AS:4:LEU:HD12	19:AS:4:LEU:N	2.33	0.43
22:BA:66:C:O2'	22:BA:67:U:H5'	2.18	0.43
22:BA:164:C:H5''	22:BA:164:C:H6	1.83	0.43
22:BA:258:G:H2'	22:BA:259:G:H8	1.84	0.43
22:BA:271:G:H4'	22:BA:272:A:OP1	2.18	0.43
22:BA:441:U:H2'	22:BA:442:G:C8	2.54	0.43
22:BA:619:G:C5'	22:BA:620:G:OP2	2.61	0.43
22:BA:783:A:C8	22:BA:784:G:H4'	2.54	0.43
22:BA:894:U:H2'	22:BA:895:U:H6	1.79	0.43
22:BA:1005:C:H1'	22:BA:1012:U:C4	2.54	0.43

Continued on next page...

Continued from previous page...

Atom-1	Atom-2	Interatomic distance (Å)	Clash overlap (Å)
22:BA:1022:G:C6	22:BA:1140:C:C4	3.07	0.43
22:BA:1306:C:O2	22:BA:1306:C:C2'	2.66	0.43
22:BA:1415:U:O2	22:BA:1415:U:C2'	2.61	0.43
22:BA:1433:A:H2'	22:BA:1434:A:O4'	2.18	0.43
22:BA:1656:C:O5'	22:BA:1656:C:H6	2.01	0.43
22:BA:1858:A:N6	22:BA:1884:G:H1'	2.34	0.43
22:BA:1870:C:H3'	22:BA:1871:A:C2	2.53	0.43
22:BA:2205:A:O2'	22:BA:2206:C:H5'	2.18	0.43
22:BA:2353:G:O2'	44:BW:31:LEU:CD2	2.67	0.43
22:BA:2374:C:C2'	22:BA:2375:G:H5'	2.48	0.43
22:BA:2403:C:N3	22:BA:2415:G:C2	2.86	0.43
22:BA:2504:U:C5	60:BA:3135:CLY:H151	2.54	0.43
22:BA:2531:A:C6	22:BA:2532:G:C5	3.06	0.43
22:BA:2850:A:OP2	22:BA:2866:U:N3	2.47	0.43
24:BC:118:GLY:O	24:BC:129:LEU:HD23	2.18	0.43
25:BD:24:VAL:HA	25:BD:189:VAL:O	2.19	0.43
25:BD:103:ASP:OD1	25:BD:103:ASP:C	2.57	0.43
25:BD:158:GLY:O	25:BD:159:LYS:C	2.57	0.43
25:BD:181:ASP:OD2	25:BD:184:ARG:HD2	2.19	0.43
27:BF:20:ASN:O	27:BF:20:ASN:OD1	2.37	0.43
27:BF:125:GLY:HA3	27:BF:159:ALA:HB3	2.01	0.43
27:BF:134:GLN:C	27:BF:136:ILE:N	2.72	0.43
28:BG:59:ASP:O	28:BG:62:ALA:HB3	2.18	0.43
29:BH:120:GLY:O	29:BH:121:VAL:CG2	2.67	0.43
30:BI:56:VAL:CG2	30:BI:68:PHE:HB2	2.49	0.43
34:BM:8:LYS:N	34:BM:8:LYS:CD	2.77	0.43
34:BM:136:MET:HB3	34:BM:136:MET:HE2	1.84	0.43
35:BN:2:ARG:HA	35:BN:5:LYS:HD2	2.00	0.43
38:BQ:60:TRP:O	38:BQ:64:ILE:HG13	2.19	0.43
39:BR:68:ARG:N	39:BR:93:PHE:CE2	2.87	0.43
39:BR:70:GLU:O	39:BR:71:LYS:C	2.57	0.43
40:BS:20:VAL:HG11	40:BS:44:ALA:HA	2.01	0.43
40:BS:24:ILE:CG2	40:BS:71:VAL:HG11	2.49	0.43
48:B0:8:THR:OG1	48:B0:10:SER:HB3	2.18	0.43
53:CA:25:C:H2'	53:CA:26:A:C8	2.54	0.43
53:CA:68:G:H2'	53:CA:69:G:O4'	2.19	0.43
53:CA:146:G:H2'	53:CA:147:G:H5'	2.01	0.43
53:CA:159:G:N3	53:CA:159:G:H2'	2.34	0.43
53:CA:203:G:H8	53:CA:203:G:O5'	2.02	0.43
53:CA:261:U:O2'	53:CA:263:A:N7	2.42	0.43
53:CA:696:A:C5	53:CA:697:U:C5	3.06	0.43

Continued on next page...

Continued from previous page...

Atom-1	Atom-2	Interatomic distance (Å)	Clash overlap (Å)
53:CA:796:C:H4'	11:CK:126:ARG:HH21	1.83	0.43
53:CA:833:G:N2	53:CA:854:U:H1'	2.34	0.43
53:CA:970:C:H5''	53:CA:971:G:OP1	2.19	0.43
53:CA:1089:G:H2'	53:CA:1090:U:O4'	2.19	0.43
53:CA:1214:C:O2'	53:CA:1215:G:C5'	2.67	0.43
53:CA:1308:U:OP2	55:CM:97:ARG:HD3	2.19	0.43
53:CA:1452:C:H5'	53:CA:1453:G:C5	2.53	0.43
2:CB:202:ASN:HB3	2:CB:203:ASP:H	1.73	0.43
3:CC:22:PHE:CD2	10:CJ:97:ASP:HB2	2.54	0.43
3:CC:71:ARG:HH12	3:CC:74:ILE:HB	1.83	0.43
4:CD:53:GLN:HB3	4:CD:202:LEU:HD12	2.01	0.43
5:CE:95:MET:CE	5:CE:143:LEU:HD21	2.48	0.43
54:CG:72:VAL:O	54:CG:140:VAL:CG1	2.67	0.43
9:CI:109:GLN:CG	9:CI:110:VAL:H	2.31	0.43
10:CJ:57:VAL:CG2	10:CJ:58:ASN:N	2.66	0.43
12:CL:54:VAL:O	12:CL:61:GLU:HA	2.18	0.43
14:CN:26:LEU:HD23	14:CN:26:LEU:C	2.38	0.43
15:CO:27:GLN:O	15:CO:30:LEU:HB2	2.18	0.43
15:CO:30:LEU:HD23	15:CO:30:LEU:HA	1.90	0.43
56:CP:12:LYS:HG2	56:CP:13:LYS:HG2	2.01	0.43
18:CR:23:LYS:H	18:CR:23:LYS:HG2	1.57	0.43
21:CU:38:GLU:CA	21:CU:40:PRO:HD2	2.48	0.43
22:DA:125:A:OP2	50:D2:19:ARG:NH2	2.52	0.43
22:DA:128:C:H2'	22:DA:129:C:C6	2.53	0.43
22:DA:167:A:H3'	22:DA:168:G:H8	1.84	0.43
22:DA:216:A:C4	22:DA:217:A:N7	2.87	0.43
22:DA:243:U:OP2	51:D3:7:ARG:NH1	2.52	0.43
22:DA:266:G:C2'	22:DA:267:C:O5'	2.66	0.43
22:DA:294:A:N1	22:DA:346:A:N1	2.67	0.43
22:DA:412:A:N6	22:DA:2411:A:H2'	2.34	0.43
22:DA:444:C:H6	22:DA:444:C:H2'	1.57	0.43
22:DA:446:G:C4'	22:DA:447:A:OP1	2.66	0.43
22:DA:528:A:O2'	22:DA:529:A:C5'	2.66	0.43
22:DA:638:G:O2'	22:DA:639:U:C6	2.70	0.43
22:DA:718:A:C3'	22:DA:719:C:H5'	2.49	0.43
22:DA:1138:G:H2'	22:DA:1139:G:O4'	2.18	0.43
22:DA:1255:U:H2'	22:DA:1255:U:H6	1.56	0.43
22:DA:1426:G:H5'	22:DA:1427:A:OP2	2.18	0.43
22:DA:1565:C:C4	22:DA:1567:G:C2	3.07	0.43
22:DA:1717:A:HO2'	22:DA:1718:G:C4'	2.31	0.43
22:DA:1794:A:C2	22:DA:1795:C:C2	3.07	0.43

Continued on next page...

Continued from previous page...

Atom-1	Atom-2	Interatomic distance (Å)	Clash overlap (Å)
22:DA:2142:A:H3'	22:DA:2143:C:H4'	1.97	0.43
22:DA:2336:A:N1	44:DW:56:HIS:CE1	2.87	0.43
22:DA:2370:G:C6	22:DA:2371:G:C5	3.07	0.43
22:DA:2458:G:H2'	22:DA:2490:G:N1	2.28	0.43
22:DA:2636:C:H4'	25:DD:81:GLU:CD	2.39	0.43
22:DA:2656:U:O2'	22:DA:2657:A:H5'	2.19	0.43
22:DA:2658:C:H5''	28:DG:157:LYS:HD3	2.01	0.43
22:DA:2686:G:H2'	22:DA:2687:U:C6	2.54	0.43
22:DA:2756:U:C2'	22:DA:2757:A:H5'	2.46	0.43
57:DB:54:G:H21	58:DF:25:MET:CE	2.32	0.43
57:DB:81:G:O2'	57:DB:82:U:H5'	2.19	0.43
24:DC:141:HIS:HB3	24:DC:142:ASN:H	1.60	0.43
25:DD:12:THR:HG22	25:DD:13:ARG:N	2.32	0.43
26:DE:12:LEU:O	26:DE:13:THR:HB	2.18	0.43
58:DF:35:LEU:O	58:DF:36:ASN:HB2	2.18	0.43
28:DG:38:ASP:O	28:DG:39:ALA:HB2	2.18	0.43
29:DH:43:ASN:O	29:DH:47:PHE:CD2	2.72	0.43
29:DH:53:GLU:C	29:DH:55:GLU:N	2.71	0.43
29:DH:71:LYS:N	29:DH:71:LYS:HD2	2.34	0.43
31:DJ:51:GLY:HA3	31:DJ:121:LYS:HE3	2.00	0.43
32:DK:59:LYS:HG2	32:DK:89:ASN:HA	2.00	0.43
34:DM:34:LYS:HD3	34:DM:131:VAL:CG2	2.49	0.43
35:DN:24:MET:CG	35:DN:44:LEU:HD22	2.44	0.43
35:DN:38:LEU:HG	35:DN:42:LYS:HD2	2.01	0.43
35:DN:67:PHE:HE2	35:DN:73:ASN:ND2	2.17	0.43
36:DO:30:ARG:NH2	36:DO:103:VAL:HG23	2.33	0.43
40:DS:40:ASN:OD1	40:DS:41:LYS:N	2.52	0.43
41:DT:60:THR:O	41:DT:61:LEU:HB3	2.19	0.43
44:DW:23:LYS:HD2	44:DW:24:ARG:HB2	2.00	0.43
46:DY:22:LEU:CG	46:DY:23:ARG:NH1	2.82	0.43
47:DZ:11:SER:OG	47:DZ:13:ILE:HG13	2.18	0.43
1:AA:87:C:O2'	1:AA:88:U:O4'	2.36	0.43
1:AA:122:G:H8	1:AA:122:G:O5'	2.02	0.43
1:AA:393:A:OP2	16:AP:12:LYS:HD2	2.18	0.43
1:AA:559:A:H1'	1:AA:561:U:H2'	2.00	0.43
1:AA:705:G:H2'	1:AA:706:A:C5'	2.49	0.43
1:AA:882:C:O2'	1:AA:883:C:H5'	2.19	0.43
1:AA:1157:A:C6	1:AA:1180:A:C5	3.07	0.43
1:AA:1361:G:C2'	1:AA:1362:A:C5'	2.93	0.43
1:AA:1439:G:C6	1:AA:1440:U:C2	3.06	0.43
1:AA:1467:C:H2'	1:AA:1468:A:C8	2.54	0.43

Continued on next page...

Continued from previous page...

Atom-1	Atom-2	Interatomic distance (Å)	Clash overlap (Å)
2:AB:199:ILE:HA	2:AB:200:PRO:HD2	1.86	0.43
3:AC:33:ASP:O	3:AC:37:LYS:CB	2.67	0.43
3:AC:76:ILE:HG12	3:AC:83:VAL:CG2	2.49	0.43
4:AD:117:VAL:HG12	4:AD:130:ASN:O	2.19	0.43
4:AD:149:LYS:O	4:AD:151:GLN:OE1	2.36	0.43
5:AE:83:PRO:CB	5:AE:96:GLN:NE2	2.73	0.43
5:AE:154:ALA:HB3	5:AE:155:LYS:HE3	2.00	0.43
6:AF:3:HIS:CD2	6:AF:94:HIS:H	2.36	0.43
8:AH:66:GLN:C	8:AH:68:LYS:H	2.21	0.43
8:AH:110:MET:SD	8:AH:115:ALA:HA	2.58	0.43
9:AI:31:GLN:O	9:AI:32:ARG:HB2	2.18	0.43
10:AJ:36:VAL:HA	10:AJ:76:ILE:HA	2.01	0.43
14:AN:15:LEU:HA	14:AN:18:LYS:HD2	2.00	0.43
14:AN:30:ILE:HG22	14:AN:31:SER:N	2.33	0.43
16:AP:3:THR:CG2	16:AP:4:ILE:N	2.80	0.43
17:AQ:40:THR:CG2	17:AQ:41:THR:N	2.82	0.43
18:AR:20:ILE:H	18:AR:20:ILE:HG13	1.67	0.43
22:BA:118:A:N3	22:BA:178:G:H1'	2.34	0.43
22:BA:161:A:P	22:BA:162:U:H3'	2.59	0.43
22:BA:273:G:O2'	22:BA:274:C:O4'	2.36	0.43
22:BA:398:C:H2'	22:BA:399:U:O5'	2.19	0.43
22:BA:855:G:N3	44:BW:23:LYS:CG	2.81	0.43
22:BA:993:G:C6	22:BA:1162:G:C6	3.06	0.43
22:BA:1437:C:H2'	22:BA:1438:U:C6	2.53	0.43
22:BA:1496:A:H2'	22:BA:1498:C:N4	2.34	0.43
22:BA:1511:G:N2	22:BA:1512:C:C2	2.87	0.43
22:BA:1904:G:C2'	22:BA:1905:C:H5'	2.49	0.43
22:BA:2817:U:H1'	22:BA:2836:U:O2	2.19	0.43
23:BB:109:A:H2'	23:BB:110:C:H6	1.82	0.43
24:BC:225:ASN:HB3	24:BC:226:PRO:HD2	2.01	0.43
31:BJ:54:ILE:O	31:BJ:54:ILE:CG1	2.67	0.43
34:BM:21:ALA:HA	34:BM:97:GLN:HG2	2.01	0.43
34:BM:54:THR:O	34:BM:56:ALA:HB3	2.19	0.43
38:BQ:60:TRP:O	38:BQ:61:ILE:C	2.57	0.43
44:BW:11:ASN:C	44:BW:12:GLY:O	2.57	0.43
47:BZ:33:HIS:O	47:BZ:34:THR:HB	2.19	0.43
50:B2:10:LEU:HD12	50:B2:10:LEU:O	2.19	0.43
53:CA:130:A:O2'	53:CA:263:A:O2'	2.18	0.43
53:CA:184:G:H2'	53:CA:185:U:C5	2.54	0.43
53:CA:322:C:O2'	20:CT:17:ARG:HG3	2.19	0.43
53:CA:560:A:H4'	53:CA:561:U:H5''	2.01	0.43

Continued on next page...

Continued from previous page...

Atom-1	Atom-2	Interatomic distance (Å)	Clash overlap (Å)
53:CA:1059:C:O2'	53:CA:1060:U:H5'	2.19	0.43
53:CA:1294:G:C2'	53:CA:1295:U:O5'	2.67	0.43
53:CA:1315:U:C5	53:CA:1316:G:N7	2.87	0.43
53:CA:1319:A:N6	53:CA:1323:G:N3	2.67	0.43
53:CA:1409:C:H5'	22:DA:1916:A:C6	2.53	0.43
2:CB:19:THR:CG2	2:CB:37:VAL:HG23	2.29	0.43
2:CB:26:MET:CE	2:CB:29:PHE:CE2	3.01	0.43
3:CC:179:ALA:HB1	3:CC:202:PHE:CD1	2.53	0.43
12:CL:79:ILE:HD12	12:CL:96:THR:HG22	1.92	0.43
12:CL:113:ARG:CZ	12:CL:120:ARG:HA	2.49	0.43
17:CQ:25:GLU:HG3	17:CQ:40:THR:HG22	2.01	0.43
22:DA:3:U:C4	22:DA:4:U:C5	3.07	0.43
22:DA:14:A:H2'	22:DA:15:G:C8	2.53	0.43
22:DA:64:A:H2'	22:DA:65:U:C6	2.54	0.43
22:DA:117:G:C4'	22:DA:126:A:C2	3.02	0.43
22:DA:119:A:H5'	22:DA:120:U:OP1	2.19	0.43
22:DA:303:G:O2'	22:DA:304:U:H6	1.97	0.43
22:DA:323:C:H6	26:DE:165:HIS:NE2	2.17	0.43
22:DA:352:A:H3'	22:DA:353:C:C4'	2.49	0.43
22:DA:522:A:H2'	22:DA:523:C:H6	1.81	0.43
22:DA:647:G:C8	22:DA:648:G:N7	2.87	0.43
22:DA:831:G:O3'	33:DL:38:GLN:N	2.52	0.43
22:DA:855:G:O2'	44:DW:23:LYS:HD3	2.19	0.43
22:DA:982:C:H3'	22:DA:982:C:O2	2.19	0.43
22:DA:1281:G:C2	22:DA:1290:C:N3	2.87	0.43
22:DA:1338:G:O6	41:DT:66:LYS:CE	2.66	0.43
22:DA:1345:C:H3'	22:DA:1345:C:P	2.58	0.43
22:DA:1361:G:H2'	22:DA:1362:C:C5'	2.48	0.43
22:DA:1371:G:C2	22:DA:1372:U:C5	3.06	0.43
22:DA:1517:G:N2	22:DA:1732:C:C5	2.87	0.43
22:DA:1555:G:O2'	22:DA:1556:C:C5'	2.51	0.43
22:DA:1722:A:O2'	22:DA:1723:G:O4'	2.37	0.43
22:DA:2563:U:O2	22:DA:2566:A:N7	2.52	0.43
24:DC:67:LYS:HG2	24:DC:150:GLY:HA2	2.00	0.43
24:DC:115:ILE:HB	24:DC:126:GLY:O	2.19	0.43
25:DD:73:VAL:HG22	25:DD:74:GLU:N	2.34	0.43
58:DF:43:ILE:CG2	58:DF:44:ALA:H	2.09	0.43
58:DF:94:ARG:HD3	58:DF:97:GLU:OE2	2.19	0.43
58:DF:146:ASP:HB3	58:DF:147:ARG:H	1.61	0.43
28:DG:135:ALA:O	28:DG:136:ASP:HB2	2.17	0.43
30:DI:60:VAL:HG22	30:DI:66:PHE:HE2	1.84	0.43

Continued on next page...

Continued from previous page...

Atom-1	Atom-2	Interatomic distance (Å)	Clash overlap (Å)
31:DJ:43:GLU:O	31:DJ:43:GLU:HG2	2.19	0.43
32:DK:8:LEU:HD12	32:DK:8:LEU:N	2.33	0.43
32:DK:21:CYS:SG	32:DK:39:ILE:HG22	2.59	0.43
32:DK:121:GLU:O	32:DK:122:VAL:C	2.57	0.43
35:DN:34:ILE:O	35:DN:112:TYR:HA	2.18	0.43
35:DN:84:GLY:N	35:DN:85:PRO:CD	2.82	0.43
38:DQ:4:LYS:HD2	38:DQ:7:VAL:HG22	1.98	0.43
38:DQ:96:ASP:C	38:DQ:96:ASP:OD1	2.56	0.43
41:DT:3:ARG:CD	41:DT:42:GLU:HG2	2.41	0.43
41:DT:29:THR:CB	41:DT:87:LEU:H	2.16	0.43
44:DW:14:ASP:O	44:DW:15:SER:HB2	2.18	0.43
45:DX:44:ARG:HB3	45:DX:44:ARG:HH11	1.84	0.43
50:D2:10:LEU:HD23	50:D2:10:LEU:C	2.38	0.43
50:D2:18:PHE:O	50:D2:19:ARG:C	2.57	0.43
1:AA:32:A:C2'	1:AA:33:A:H8	2.29	0.43
1:AA:126:G:H2'	1:AA:127:G:O4'	2.18	0.43
1:AA:684:U:C1'	11:AK:39:ASN:O	2.62	0.43
1:AA:718:A:C8	11:AK:117:HIS:CB	2.94	0.43
1:AA:749:A:H2'	1:AA:750:C:C6	2.54	0.43
1:AA:752:G:H1'	1:AA:754:C:N4	2.34	0.43
1:AA:773:G:H2'	1:AA:774:G:O5'	2.19	0.43
1:AA:961:U:OP2	1:AA:1223:C:C1'	2.67	0.43
1:AA:1364:U:C3'	1:AA:1365:G:H5'	2.49	0.43
4:AD:123:MET:CA	4:AD:128:VAL:HA	2.45	0.43
5:AE:82:HIS:CE1	8:AH:95:MET:HE3	2.53	0.43
5:AE:131:ASN:HA	5:AE:132:PRO:HD2	1.74	0.43
9:AI:79:ARG:NH1	9:AI:102:PHE:HD1	2.17	0.43
12:AL:42:LYS:O	12:AL:43:LYS:C	2.58	0.43
19:AS:52:ASN:HB3	19:AS:74:ALA:HB1	2.01	0.43
20:AT:27:MET:HE1	20:AT:57:VAL:CG2	2.45	0.43
22:BA:96:C:O2'	22:BA:97:C:H5'	2.19	0.43
22:BA:532:A:H2'	22:BA:532:A:N3	2.34	0.43
22:BA:616:A:HO2'	22:BA:617:G:H5'	1.77	0.43
22:BA:747:U:C6	22:BA:2613:U:C5	3.07	0.43
22:BA:945:A:C5'	22:BA:946:C:OP2	2.67	0.43
22:BA:1015:U:C2'	22:BA:1016:G:H5'	2.49	0.43
22:BA:1335:C:H2'	22:BA:1336:A:O5'	2.18	0.43
22:BA:1591:A:H2'	22:BA:1592:C:C6	2.53	0.43
22:BA:2080:A:C5'	45:BX:18:SER:CB	2.97	0.43
22:BA:2486:C:H2'	22:BA:2487:G:O5'	2.18	0.43
22:BA:2489:U:C4	22:BA:2490:G:C6	3.07	0.43

Continued on next page...

Continued from previous page...

Atom-1	Atom-2	Interatomic distance (Å)	Clash overlap (Å)
22:BA:2531:A:H5'	28:BG:156:TYR:CZ	2.53	0.43
22:BA:2748:A:H1'	28:BG:66:THR:HG23	2.00	0.43
22:BA:2786:U:C2'	22:BA:2787:C:H5'	2.49	0.43
24:BC:7:PRO:C	24:BC:9:SER:H	2.22	0.43
24:BC:90:ILE:HG21	24:BC:102:TYR:CD1	2.53	0.43
25:BD:40:LEU:O	25:BD:41:ALA:C	2.57	0.43
26:BE:151:GLY:CA	26:BE:192:ALA:HB2	2.47	0.43
27:BF:7:TYR:O	27:BF:11:VAL:HB	2.19	0.43
27:BF:24:VAL:CG2	27:BF:25:MET:N	2.81	0.43
27:BF:43:ILE:HA	27:BF:82:TYR:CZ	2.54	0.43
27:BF:76:PHE:O	27:BF:77:LYS:HB2	2.18	0.43
28:BG:53:PRO:HD3	28:BG:61:TRP:CZ3	2.54	0.43
28:BG:102:ILE:N	28:BG:114:HIS:O	2.51	0.43
29:BH:81:ALA:CB	29:BH:146:VAL:HA	2.48	0.43
30:BI:3:LYS:HD2	30:BI:4:VAL:H	1.82	0.43
32:BK:54:LYS:C	32:BK:56:ASP:H	2.22	0.43
32:BK:80:ASP:OD2	37:BP:61:ARG:NH1	2.51	0.43
34:BM:136:MET:HE2	43:BV:57:TYR:CD2	2.54	0.43
36:BO:7:ARG:HD2	36:BO:97:PHE:CZ	2.54	0.43
37:BP:42:PHE:C	37:BP:42:PHE:CD1	2.92	0.43
37:BP:58:PHE:HE2	37:BP:75:THR:HG22	1.84	0.43
39:BR:39:LEU:O	39:BR:40:MET:HB2	2.18	0.43
41:BT:17:SER:O	41:BT:18:GLU:HB3	2.19	0.43
42:BU:48:VAL:O	42:BU:48:VAL:HG13	2.18	0.43
44:BW:35:ILE:O	44:BW:37:VAL:HG23	2.19	0.43
44:BW:67:LYS:C	44:BW:67:LYS:HE2	2.40	0.43
52:B4:13:ASN:HB3	52:B4:28:SER:OG	2.19	0.43
53:CA:27:G:C4	53:CA:557:G:N2	2.87	0.43
53:CA:183:C:O2	53:CA:183:C:C2'	2.67	0.43
53:CA:455:G:N2	53:CA:478:A:C2	2.87	0.43
53:CA:744:C:O2'	53:CA:745:G:H5'	2.18	0.43
53:CA:882:C:N4	12:CL:5:GLN:HE21	2.16	0.43
53:CA:974:A:H5''	14:CN:70:HIS:ND1	2.34	0.43
53:CA:1036:A:O2'	53:CA:1037:C:H5'	2.18	0.43
53:CA:1129:C:N3	53:CA:1139:G:C6	2.87	0.43
2:CB:132:GLU:C	2:CB:134:LEU:H	2.22	0.43
2:CB:137:THR:O	2:CB:140:LEU:HB3	2.19	0.43
2:CB:163:ILE:HA	2:CB:185:ILE:HG12	2.01	0.43
2:CB:206:ILE:C	2:CB:208:ALA:H	2.23	0.43
3:CC:188:ALA:O	3:CC:194:VAL:HA	2.19	0.43
3:CC:190:THR:HB	3:CC:193:GLY:O	2.18	0.43

Continued on next page...

Continued from previous page...

Atom-1	Atom-2	Interatomic distance (Å)	Clash overlap (Å)
3:CC:191:THR:HB	3:CC:192:TYR:CE1	2.54	0.43
4:CD:116:LEU:HD21	4:CD:153:ARG:HD3	2.00	0.43
5:CE:48:GLY:HA3	5:CE:66:ALA:HB2	2.00	0.43
5:CE:56:PRO:HG2	5:CE:57:ALA:H	1.83	0.43
54:CG:89:GLU:O	54:CG:90:VAL:HG13	2.18	0.43
14:CN:61:ASN:CG	14:CN:72:PHE:CZ	2.93	0.43
22:DA:66:C:C4	22:DA:67:U:C4	3.06	0.43
22:DA:82:U:H2'	22:DA:83:A:C4'	2.49	0.43
22:DA:120:U:H5''	62:DA:3222:HOH:O	2.18	0.43
22:DA:191:A:O2'	22:DA:192:C:H5'	2.18	0.43
22:DA:253:C:H6	22:DA:253:C:O5'	2.02	0.43
22:DA:352:A:C4	22:DA:353:C:C1'	3.02	0.43
22:DA:373:U:O2'	22:DA:374:A:C8	2.72	0.43
22:DA:527:C:O2	22:DA:527:C:C2'	2.56	0.43
22:DA:531:C:O5'	22:DA:532:A:C8	2.70	0.43
22:DA:663:G:H5''	22:DA:664:G:OP2	2.18	0.43
22:DA:848:C:H2'	22:DA:849:A:H8	1.84	0.43
22:DA:1275:A:O2'	22:DA:1276:A:H1'	2.18	0.43
22:DA:1783:A:N1	22:DA:2587:A:H2'	2.34	0.43
22:DA:1788:C:O5'	22:DA:1788:C:H6	2.01	0.43
22:DA:2135:A:O2'	22:DA:2136:G:O4'	2.37	0.43
22:DA:2206:C:H2'	22:DA:2207:C:H6	1.84	0.43
22:DA:2206:C:C2	22:DA:2207:C:C5	3.07	0.43
22:DA:2218:G:C5	22:DA:2219:U:C5	3.07	0.43
22:DA:2344:U:O2'	22:DA:2345:G:C5'	2.67	0.43
22:DA:2532:G:O2'	22:DA:2657:A:N1	2.52	0.43
22:DA:2533:U:H4'	22:DA:2664:G:H4'	2.01	0.43
22:DA:2819:G:H1'	22:DA:2828:G:N2	2.33	0.43
57:DB:59:A:H2'	57:DB:60:C:C6	2.54	0.43
57:DB:69:G:H2'	57:DB:70:C:H6	1.84	0.43
24:DC:161:VAL:HG12	24:DC:162:GLN:N	2.33	0.43
25:DD:177:VAL:HA	25:DD:188:LEU:O	2.19	0.43
25:DD:180:VAL:HG22	25:DD:187:LEU:HD13	2.01	0.43
58:DF:97:GLU:O	58:DF:97:GLU:HG2	2.16	0.43
28:DG:146:ASP:O	28:DG:149:ALA:HB3	2.19	0.43
29:DH:4:ILE:O	29:DH:36:ALA:HB1	2.19	0.43
29:DH:78:VAL:HG21	29:DH:144:VAL:HG12	1.99	0.43
34:DM:21:ALA:HB2	34:DM:98:PRO:O	2.19	0.43
38:DQ:86:SER:O	38:DQ:87:VAL:C	2.57	0.43
41:DT:53:VAL:HG21	41:DT:92:ASN:HD22	1.83	0.43
42:DU:48:VAL:C	42:DU:50:ALA:H	2.23	0.43

Continued on next page...

Continued from previous page...

Atom-1	Atom-2	Interatomic distance (Å)	Clash overlap (Å)
43:DV:14:LYS:HD3	43:DV:18:ARG:HH11	1.84	0.43
44:DW:14:ASP:C	44:DW:16:GLU:H	2.23	0.43
46:DY:9:LYS:HB3	46:DY:12:GLU:HG3	2.00	0.43
49:D1:22:THR:HG23	49:D1:23:THR:N	2.33	0.43
1:AA:118:U:O4	1:AA:289:G:H4'	2.19	0.42
1:AA:234:C:O2'	1:AA:235:C:H5'	2.18	0.42
1:AA:272:C:H2'	1:AA:273:U:H6	1.83	0.42
1:AA:408:A:OP1	4:AD:109:THR:HG21	2.18	0.42
1:AA:449:G:C2'	1:AA:450:G:H5'	2.49	0.42
1:AA:548:G:O2'	1:AA:549:C:H5'	2.19	0.42
1:AA:1039:G:C6	1:AA:1040:U:C4	3.06	0.42
1:AA:1183:U:HO2'	1:AA:1184:G:P	2.42	0.42
1:AA:1468:A:O2'	1:AA:1469:C:H5''	2.19	0.42
6:AF:39:LEU:HD12	6:AF:40:GLU:N	2.34	0.42
7:AG:128:GLU:O	7:AG:129:ASN:C	2.57	0.42
9:AI:18:VAL:HG21	9:AI:82:ILE:N	2.34	0.42
12:AL:7:VAL:HG22	17:AQ:30:HIS:CD2	2.54	0.42
17:AQ:16:MET:O	17:AQ:19:SER:HB3	2.19	0.42
22:BA:49:A:C5	22:BA:177:G:C5	3.07	0.42
22:BA:148:U:H5''	22:BA:149:A:OP2	2.19	0.42
22:BA:170:U:H2'	22:BA:171:U:C6	2.50	0.42
22:BA:541:A:C6	22:BA:542:C:C4	3.07	0.42
22:BA:1064:C:O2'	30:BI:89:SER:HB2	2.18	0.42
22:BA:1125:G:H5'	52:B4:37:GLN:HG3	1.99	0.42
22:BA:1223:G:P	39:BR:68:ARG:NH1	2.92	0.42
22:BA:1239:G:H2'	22:BA:1240:U:O5'	2.18	0.42
22:BA:1358:G:O2'	22:BA:1359:A:H5'	2.19	0.42
22:BA:1637:A:H4'	22:BA:2711:A:O2'	2.19	0.42
22:BA:1866:A:N1	22:BA:1876:A:C8	2.87	0.42
22:BA:2076:U:O2	22:BA:2076:U:O4'	2.37	0.42
22:BA:2296:U:H4'	22:BA:2297:A:OP1	2.19	0.42
22:BA:2417:C:C2	22:BA:2418:A:C8	3.07	0.42
22:BA:2478:A:H5'	52:B4:32:LYS:HD3	2.01	0.42
22:BA:2747:G:HO2'	28:BG:66:THR:HG22	1.84	0.42
22:BA:2841:C:H2'	22:BA:2842:G:C8	2.54	0.42
22:BA:2901:C:H6	22:BA:2901:C:OP2	2.02	0.42
24:BC:70:LYS:HE2	24:BC:73:ILE:HG13	2.01	0.42
25:BD:178:VAL:N	25:BD:188:LEU:O	2.50	0.42
26:BE:147:LEU:O	26:BE:168:ASP:O	2.37	0.42
26:BE:149:ILE:HD12	26:BE:175:ILE:HB	2.01	0.42
28:BG:1:SER:HA	28:BG:5:LYS:HG3	1.99	0.42

Continued on next page...

Continued from previous page...

Atom-1	Atom-2	Interatomic distance (Å)	Clash overlap (Å)
28:BG:144:ALA:O	28:BG:145:ALA:C	2.57	0.42
28:BG:148:ARG:HA	28:BG:161:VAL:HG11	2.01	0.42
28:BG:169:ARG:C	28:BG:170:THR:HG23	2.39	0.42
29:BH:66:ASN:C	29:BH:68:ARG:N	2.72	0.42
30:BI:19:PRO:HB2	30:BI:22:PRO:HD2	2.02	0.42
30:BI:59:THR:HG22	30:BI:61:TYR:CE2	2.53	0.42
31:BJ:4:PHE:CD1	31:BJ:4:PHE:C	2.89	0.42
35:BN:30:ARG:HE	35:BN:30:ARG:HB2	1.57	0.42
35:BN:59:SER:O	35:BN:60:VAL:C	2.55	0.42
38:BQ:8:ILE:C	38:BQ:8:ILE:CD1	2.70	0.42
39:BR:43:ASN:HB3	39:BR:44:GLY:H	1.61	0.42
42:BU:10:VAL:CG1	42:BU:24:VAL:HG23	2.48	0.42
43:BV:42:LEU:HD13	43:BV:47:VAL:HG21	2.01	0.42
44:BW:16:GLU:HB2	44:BW:17:ALA:H	1.53	0.42
44:BW:45:HIS:HB2	44:BW:50:VAL:HG13	2.01	0.42
47:BZ:3:THR:C	47:BZ:4:ILE:HG22	2.39	0.42
50:B2:8:SER:OG	50:B2:11:LYS:HG3	2.19	0.42
51:B3:21:PHE:O	51:B3:22:LYS:CB	2.66	0.42
53:CA:9:G:H8	53:CA:9:G:O5'	2.02	0.42
53:CA:35:G:C6	53:CA:36:C:C4	3.07	0.42
53:CA:82:G:C5	53:CA:89:U:C4	3.07	0.42
53:CA:154:U:C2'	53:CA:155:A:C5'	2.94	0.42
53:CA:155:A:C6	53:CA:156:C:C4	3.06	0.42
53:CA:187:G:N2	53:CA:190:A:OP2	2.52	0.42
53:CA:511:C:C2	53:CA:512:U:C5	3.07	0.42
53:CA:522:C:H41	12:CL:49:ARG:NH2	2.06	0.42
53:CA:738:C:C2	53:CA:739:C:C5	3.07	0.42
53:CA:846:G:O2'	53:CA:847:G:H5'	2.19	0.42
53:CA:961:U:O2'	53:CA:962:C:C5'	2.67	0.42
53:CA:981:U:O4	53:CA:1222:G:O6	2.37	0.42
53:CA:1003:G:N3	53:CA:1005:A:OP1	2.52	0.42
53:CA:1022:A:H2'	53:CA:1023:U:H6	1.84	0.42
53:CA:1092:A:N6	53:CA:1093:A:N6	2.66	0.42
53:CA:1258:G:O2'	53:CA:1259:C:C5'	2.64	0.42
53:CA:1386:G:O2'	53:CA:1387:G:H5'	2.18	0.42
53:CA:1495:U:O2'	53:CA:1496:C:H5'	2.19	0.42
53:CA:1514:G:H2'	53:CA:1515:G:C8	2.54	0.42
2:CB:162:VAL:HG11	2:CB:172:ILE:CD1	2.49	0.42
3:CC:87:ARG:HH11	3:CC:100:ILE:HG22	1.84	0.42
4:CD:55:ARG:NH1	4:CD:55:ARG:HG3	2.33	0.42
4:CD:176:LYS:CG	4:CD:178:GLU:HB2	2.37	0.42

Continued on next page...

Continued from previous page...

Atom-1	Atom-2	Interatomic distance (Å)	Clash overlap (Å)
6:CF:30:THR:HG22	6:CF:30:THR:O	2.19	0.42
12:CL:23:LEU:HD11	12:CL:94:TYR:CE1	2.54	0.42
12:CL:73:LEU:HD23	12:CL:73:LEU:HA	1.83	0.42
55:CM:113:LYS:HD3	55:CM:113:LYS:C	2.39	0.42
20:CT:66:ILE:HD12	20:CT:70:LYS:HG2	2.00	0.42
22:DA:59:U:O2'	22:DA:73:A:H2'	2.19	0.42
22:DA:139:U:N3	41:DT:1:MET:N	2.62	0.42
22:DA:302:C:O2'	22:DA:303:G:O5'	2.37	0.42
22:DA:384:A:N6	22:DA:385:C:C2	2.87	0.42
22:DA:496:G:H2'	22:DA:497:A:O4'	2.19	0.42
22:DA:528:A:H2	22:DA:2043:C:H5'	1.83	0.42
22:DA:704:G:C2'	22:DA:726:G:N2	2.78	0.42
22:DA:859:G:H22	22:DA:916:G:H2'	1.81	0.42
22:DA:1179:G:H2'	22:DA:1180:U:H6	1.84	0.42
22:DA:1190:G:OP1	33:DL:32:GLY:HA2	2.19	0.42
22:DA:1364:G:H1'	22:DA:1368:G:H21	1.84	0.42
22:DA:1476:U:H1'	22:DA:1732:C:O2	2.18	0.42
22:DA:1525:A:H2'	22:DA:1526:C:H5'	2.01	0.42
22:DA:1735:A:N3	22:DA:1736:U:C6	2.87	0.42
22:DA:1819:A:H5''	24:DC:159:THR:HG21	2.01	0.42
22:DA:1983:G:O2'	22:DA:1984:G:H5'	2.19	0.42
22:DA:1993:U:O2'	22:DA:1994:C:H5'	2.18	0.42
22:DA:2077:A:C6	22:DA:2435:A:N6	2.87	0.42
22:DA:2085:U:H2'	22:DA:2086:U:H5'	1.99	0.42
22:DA:2221:G:C6	22:DA:2222:C:C4	3.07	0.42
22:DA:2577:A:H1'	22:DA:2612:C:N3	2.34	0.42
22:DA:2686:G:C6	22:DA:2687:U:C4	3.07	0.42
22:DA:2744:G:C4	22:DA:2761:A:N1	2.87	0.42
22:DA:2758:A:H2'	22:DA:2759:G:C5'	2.40	0.42
22:DA:2805:C:H2'	22:DA:2806:C:C6	2.54	0.42
57:DB:38:C:C2'	57:DB:39:A:H5'	2.49	0.42
57:DB:69:G:C5	57:DB:70:C:C6	3.07	0.42
57:DB:69:G:N9	57:DB:70:C:C6	2.86	0.42
57:DB:113:C:H1'	36:DO:45:SER:O	2.19	0.42
24:DC:93:VAL:HG13	24:DC:94:LEU:H	1.83	0.42
24:DC:94:LEU:CD1	24:DC:100:ARG:CD	2.96	0.42
24:DC:141:HIS:HB3	24:DC:190:THR:HB	2.00	0.42
25:DD:9:VAL:O	25:DD:9:VAL:HG22	2.19	0.42
25:DD:21:SER:CB	32:DK:73:ASP:O	2.67	0.42
25:DD:61:THR:O	25:DD:64:GLU:N	2.50	0.42
26:DE:131:THR:HG22	26:DE:161:ALA:N	2.33	0.42

Continued on next page...

Continued from previous page...

Atom-1	Atom-2	Interatomic distance (Å)	Clash overlap (Å)
58:DF:113:PHE:O	58:DF:114:ARG:HB3	2.19	0.42
29:DH:6:LEU:HD13	29:DH:36:ALA:CA	2.42	0.42
29:DH:9:VAL:HG11	29:DH:12:LEU:HD12	2.01	0.42
30:DI:64:ARG:HB2	30:DI:64:ARG:NH1	2.34	0.42
30:DI:132:ALA:HB1	30:DI:137:LEU:HB2	2.00	0.42
31:DJ:42:ALA:C	31:DJ:44:TYR:H	2.23	0.42
31:DJ:97:PRO:C	31:DJ:99:ARG:H	2.22	0.42
32:DK:69:VAL:HG12	32:DK:70:ARG:H	1.83	0.42
33:DL:76:GLU:O	33:DL:76:GLU:CG	2.66	0.42
33:DL:77:ILE:HG22	33:DL:78:ARG:N	2.34	0.42
33:DL:132:ARG:CA	33:DL:135:ILE:HG22	2.49	0.42
34:DM:10:ARG:HH21	34:DM:10:ARG:HG3	1.84	0.42
34:DM:136:MET:CE	43:DV:57:TYR:CD2	3.02	0.42
38:DQ:50:ARG:HD2	38:DQ:50:ARG:H	1.82	0.42
38:DQ:64:ILE:CD1	38:DQ:95:ALA:HB3	2.49	0.42
38:DQ:77:LYS:CE	38:DQ:116:LEU:HD11	2.48	0.42
39:DR:4:VAL:HG22	39:DR:40:MET:HB3	2.00	0.42
39:DR:89:HIS:CE1	39:DR:91:GLN:HB2	2.54	0.42
39:DR:98:ILE:HD12	39:DR:98:ILE:N	2.34	0.42
44:DW:16:GLU:O	44:DW:17:ALA:HB3	2.20	0.42
50:D2:9:VAL:CG1	50:D2:10:LEU:N	2.82	0.42
1:AA:75:G:N3	1:AA:76:G:H1'	2.35	0.42
1:AA:82:G:H2'	1:AA:83:C:H4'	2.01	0.42
1:AA:173:U:H5''	1:AA:174:A:OP2	2.19	0.42
1:AA:414:A:N6	1:AA:431:A:C4	2.87	0.42
1:AA:489:C:O2'	1:AA:490:C:H5'	2.19	0.42
1:AA:564:C:O2'	1:AA:565:U:C5'	2.67	0.42
1:AA:647:C:O2'	1:AA:648:A:H5'	2.19	0.42
1:AA:654:G:C5	1:AA:753:A:C5	3.07	0.42
1:AA:689:C:H2'	1:AA:690:G:H5'	2.01	0.42
1:AA:810:C:O2'	1:AA:811:C:H5'	2.19	0.42
1:AA:935:A:O2'	1:AA:936:C:O4'	2.30	0.42
1:AA:977:A:C2	1:AA:1362:A:N6	2.87	0.42
1:AA:1240:U:N3	7:AG:29:LEU:CD2	2.80	0.42
1:AA:1343:G:O3'	9:AI:123:ARG:CB	2.66	0.42
1:AA:1449:C:H2'	1:AA:1450:U:H5'	2.00	0.42
4:AD:195:ASN:HB3	4:AD:196:GLU:H	1.69	0.42
9:AI:82:ILE:O	9:AI:86:LEU:N	2.51	0.42
9:AI:113:LYS:HG2	9:AI:114:LYS:H	1.83	0.42
10:AJ:7:ARG:O	10:AJ:100:ILE:HA	2.19	0.42
10:AJ:51:VAL:O	10:AJ:62:ARG:HA	2.19	0.42

Continued on next page...

Continued from previous page...

Atom-1	Atom-2	Interatomic distance (Å)	Clash overlap (Å)
10:AJ:81:GLU:HA	10:AJ:84:VAL:HG12	2.01	0.42
15:AO:2:LEU:O	15:AO:3:SER:C	2.57	0.42
19:AS:41:PRO:C	19:AS:43:MET:H	2.21	0.42
20:AT:26:MET:HE3	20:AT:56:ILE:HD11	1.95	0.42
22:BA:12:U:C2'	22:BA:13:A:O5'	2.66	0.42
22:BA:479:A:C2	22:BA:480:A:C2	3.07	0.42
22:BA:572:A:H2'	22:BA:573:U:O4'	2.19	0.42
22:BA:1000:A:C6	22:BA:1155:A:C8	3.07	0.42
22:BA:1004:U:C2'	22:BA:1005:C:OP2	2.67	0.42
22:BA:1060:U:H5''	22:BA:1061:U:H5'	2.00	0.42
22:BA:1062:G:O2'	22:BA:1063:G:O4'	2.36	0.42
22:BA:1080:A:H2'	22:BA:1081:U:H6	1.83	0.42
22:BA:1084:A:C4	22:BA:1085:A:C8	3.07	0.42
22:BA:1106:G:C4	22:BA:1107:G:C8	3.07	0.42
22:BA:1148:U:C6	22:BA:1148:U:H3'	2.54	0.42
22:BA:1522:A:H1'	22:BA:1524:G:C5	2.54	0.42
22:BA:1669:A:N3	22:BA:1669:A:C2'	2.82	0.42
22:BA:1853:A:C5	22:BA:1889:A:C6	3.07	0.42
22:BA:2794:C:H2'	22:BA:2795:C:C6	2.54	0.42
22:BA:2795:C:H2'	22:BA:2796:U:H6	1.84	0.42
22:BA:2805:C:C4	22:BA:2806:C:C4	3.07	0.42
22:BA:2845:U:O2'	22:BA:2846:G:H5'	2.19	0.42
24:BC:237:ARG:O	24:BC:238:ASN:HB2	2.19	0.42
27:BF:56:LEU:HD23	27:BF:56:LEU:HA	1.78	0.42
27:BF:133:GLU:N	27:BF:150:GLY:CA	2.82	0.42
28:BG:27:GLY:O	28:BG:29:ASN:O	2.37	0.42
28:BG:44:HIS:O	28:BG:45:ALA:O	2.37	0.42
29:BH:104:THR:O	29:BH:104:THR:HG23	2.17	0.42
29:BH:131:SER:CB	29:BH:139:PHE:HD2	2.30	0.42
30:BI:53:PRO:HB2	30:BI:74:PRO:CG	2.49	0.42
31:BJ:113:PRO:HD3	31:BJ:116:ARG:NH1	2.34	0.42
33:BL:3:LEU:HD23	33:BL:3:LEU:HA	1.81	0.42
41:BT:27:SER:O	41:BT:28:ASN:OD1	2.37	0.42
41:BT:61:LEU:HG	41:BT:82:LYS:HB3	2.01	0.42
43:BV:81:PRO:HB2	43:BV:82:TYR:CD2	2.55	0.42
45:BX:29:LEU:HB2	45:BX:30:PRO:HD3	2.00	0.42
46:BY:7:ARG:O	46:BY:7:ARG:HG3	2.18	0.42
49:B1:38:PHE:CZ	49:B1:43:ARG:HA	2.53	0.42
53:CA:33:A:N3	53:CA:34:C:C6	2.88	0.42
53:CA:80:A:C5	53:CA:81:A:H1'	2.53	0.42
53:CA:208:U:C4	53:CA:212:G:N1	2.87	0.42

Continued on next page...

Continued from previous page...

Atom-1	Atom-2	Interatomic distance (Å)	Clash overlap (Å)
53:CA:237:G:C6	53:CA:238:A:C5	3.07	0.42
53:CA:240:G:H5''	53:CA:240:G:H8	1.83	0.42
53:CA:386:C:C4	53:CA:387:U:C5	3.07	0.42
53:CA:411:A:H4'	53:CA:412:A:OP1	2.15	0.42
53:CA:501:C:H1'	53:CA:549:C:O2'	2.19	0.42
53:CA:580:C:H2'	53:CA:581:G:C8	2.54	0.42
53:CA:734:G:N2	18:CR:63:TYR:CE2	2.87	0.42
53:CA:1190:G:OP1	3:CC:3:LYS:HA	2.19	0.42
53:CA:1217:C:O2'	53:CA:1218:C:O5'	2.37	0.42
53:CA:1397:C:H5''	53:CA:1398:A:C8	2.54	0.42
53:CA:1442:G:H2'	53:CA:1443:C:H6	1.84	0.42
3:CC:15:LYS:HG3	3:CC:16:PRO:HD2	1.99	0.42
3:CC:149:LYS:O	3:CC:200:TRP:HE3	2.01	0.42
4:CD:102:TYR:C	4:CD:104:MET:H	2.21	0.42
4:CD:106:PHE:HB3	4:CD:154:VAL:CG2	2.49	0.42
6:CF:47:LEU:HD22	18:CR:65:SER:HB3	2.00	0.42
55:CM:6:ILE:HD12	55:CM:7:ASN:OD1	2.19	0.42
18:CR:51:GLN:OE1	18:CR:51:GLN:CA	2.68	0.42
22:DA:55:G:C2	22:DA:116:C:N3	2.87	0.42
22:DA:117:G:C6	22:DA:119:A:N1	2.87	0.42
22:DA:184:C:H2'	22:DA:185:G:H8	1.82	0.42
22:DA:250:G:O6	22:DA:386:G:N1	2.50	0.42
22:DA:282:A:C6	22:DA:283:G:C5	3.07	0.42
22:DA:311:A:H61	22:DA:330:A:C5'	2.31	0.42
22:DA:443:A:H2'	26:DE:40:ARG:NE	2.34	0.42
22:DA:577:G:H2'	22:DA:578:G:C8	2.54	0.42
22:DA:605:G:O2'	22:DA:606:U:H5'	2.19	0.42
22:DA:617:G:O2'	22:DA:618:G:O5'	2.37	0.42
22:DA:671:C:O2'	22:DA:672:C:OP2	2.37	0.42
22:DA:961:C:C5	22:DA:2456:C:O4'	2.66	0.42
22:DA:976:G:O2'	22:DA:977:G:H5'	2.19	0.42
22:DA:976:G:H5'	22:DA:1156:A:C6	2.54	0.42
22:DA:1112:G:O2'	22:DA:1113:U:H5'	2.18	0.42
22:DA:1353:A:C2	22:DA:1378:A:C2	3.07	0.42
22:DA:1364:G:N3	22:DA:1368:G:N2	2.67	0.42
22:DA:1371:G:N3	22:DA:1372:U:C5	2.87	0.42
22:DA:1394:U:C3'	22:DA:1394:U:C6	3.02	0.42
22:DA:1419:A:N7	22:DA:1421:G:C6	2.88	0.42
22:DA:1439:A:N7	22:DA:1440:U:O4'	2.51	0.42
22:DA:1500:G:H2'	22:DA:1501:G:O5'	2.19	0.42
22:DA:1510:G:N2	22:DA:1511:G:N3	2.66	0.42

Continued on next page...

Continued from previous page...

Atom-1	Atom-2	Interatomic distance (Å)	Clash overlap (Å)
22:DA:1512:C:C5	22:DA:1513:U:C5	3.07	0.42
22:DA:1598:A:C2	22:DA:1599:U:C2	3.07	0.42
22:DA:1766:G:H2'	22:DA:1767:G:O5'	2.20	0.42
22:DA:1835:G:C5	22:DA:1836:C:C5	3.06	0.42
22:DA:1867:G:C2	22:DA:1868:C:C2	3.07	0.42
22:DA:2048:G:C6	22:DA:2049:G:C5	3.08	0.42
22:DA:2582:G:N2	22:DA:2583:G:C8	2.88	0.42
57:DB:11:C:C5	57:DB:12:C:C5	3.07	0.42
57:DB:47:C:H5''	57:DB:48:U:OP2	2.19	0.42
24:DC:2:VAL:HB	24:DC:3:VAL:H	1.59	0.42
24:DC:149:LYS:HE3	24:DC:152:GLN:OE1	2.18	0.42
24:DC:177:SER:O	24:DC:270:ARG:HG3	2.19	0.42
26:DE:153:LEU:HD23	26:DE:154:ASP:N	2.34	0.42
58:DF:8:LYS:HG3	58:DF:12:VAL:HG21	2.00	0.42
58:DF:41:GLU:HG2	58:DF:42:ALA:N	2.23	0.42
28:DG:94:ARG:CZ	28:DG:105:SER:HB2	2.49	0.42
28:DG:117:PRO:HD2	28:DG:120:ILE:CG2	2.50	0.42
30:DI:76:ALA:O	30:DI:135:MET:CE	2.66	0.42
30:DI:106:GLN:O	30:DI:106:GLN:HG3	2.19	0.42
32:DK:113:MET:O	32:DK:116:ILE:CG1	2.68	0.42
33:DL:124:GLY:N	33:DL:143:GLU:HG3	2.20	0.42
35:DN:51:LEU:HA	35:DN:51:LEU:HD23	1.88	0.42
38:DQ:4:LYS:HE3	38:DQ:7:VAL:H	1.80	0.42
38:DQ:61:ILE:HD12	38:DQ:61:ILE:N	2.34	0.42
44:DW:17:ALA:O	44:DW:18:LYS:CB	2.47	0.42
45:DX:61:LYS:O	45:DX:65:THR:HB	2.20	0.42
46:DY:42:LEU:O	46:DY:42:LEU:HD23	2.18	0.42
50:D2:1:MET:HG3	50:D2:2:LYS:N	2.34	0.42
50:D2:23:ALA:O	50:D2:24:THR:CB	2.67	0.42
50:D2:34:ARG:NH1	50:D2:39:ARG:HG2	2.33	0.42
1:AA:19:A:N3	1:AA:917:G:C2	2.87	0.42
1:AA:91:U:H2'	1:AA:92:U:C1'	2.49	0.42
1:AA:577:G:C4'	1:AA:816:A:H2'	2.49	0.42
1:AA:684:U:O2	11:AK:40:ALA:HB3	2.19	0.42
1:AA:889:A:O3'	1:AA:890:G:H4'	2.19	0.42
1:AA:958:A:C6	1:AA:959:A:N1	2.87	0.42
1:AA:1324:A:O2'	1:AA:1325:C:O4'	2.36	0.42
1:AA:1469:C:H6	1:AA:1469:C:H5'	1.84	0.42
2:AB:24:PRO:C	2:AB:26:MET:H	2.21	0.42
2:AB:44:LYS:HD2	2:AB:44:LYS:HA	1.92	0.42
3:AC:10:ARG:O	3:AC:11:LEU:C	2.58	0.42

Continued on next page...

Continued from previous page...

Atom-1	Atom-2	Interatomic distance (Å)	Clash overlap (Å)
3:AC:35:ASP:O	3:AC:38:VAL:HG22	2.19	0.42
4:AD:58:GLN:HE21	4:AD:58:GLN:HA	1.84	0.42
5:AE:24:VAL:O	5:AE:27:GLY:O	2.37	0.42
7:AG:4:ARG:NE	7:AG:4:ARG:CA	2.81	0.42
7:AG:68:VAL:O	7:AG:69:ARG:C	2.57	0.42
11:AK:21:HIS:HD2	11:AK:34:THR:HG22	1.83	0.42
13:AM:5:GLY:HA3	13:AM:65:GLU:HG3	2.00	0.42
14:AN:61:ASN:HD22	14:AN:61:ASN:HA	1.57	0.42
15:AO:15:GLY:O	15:AO:17:ASP:N	2.52	0.42
16:AP:79:ASN:O	16:AP:80:LYS:CB	2.60	0.42
22:BA:244:A:C2	22:BA:255:A:C4	3.07	0.42
22:BA:289:G:C2	22:BA:290:U:C2	3.07	0.42
22:BA:323:C:N4	22:BA:333:G:C5	2.87	0.42
22:BA:408:G:O2'	22:BA:409:G:H5'	2.19	0.42
22:BA:477:A:C6	22:BA:478:A:C6	3.07	0.42
22:BA:597:G:C6	22:BA:598:U:N3	2.87	0.42
22:BA:743:A:C2'	22:BA:744:U:H5'	2.49	0.42
22:BA:754:U:H2'	22:BA:755:U:C6	2.54	0.42
22:BA:777:G:O2'	22:BA:778:G:H5'	2.19	0.42
22:BA:789:A:H5''	62:BA:3748:HOH:O	2.19	0.42
22:BA:812:C:O2'	22:BA:813:U:H5'	2.19	0.42
22:BA:1153:C:H2'	22:BA:1154:G:C8	2.54	0.42
22:BA:1180:U:H2'	22:BA:1181:U:C6	2.54	0.42
22:BA:1220:G:H2'	22:BA:1221:C:C6	2.54	0.42
22:BA:1260:A:C6	22:BA:1261:C:C4	3.07	0.42
22:BA:1381:G:H2'	22:BA:1382:G:C5'	2.48	0.42
22:BA:1825:U:H2'	22:BA:1826:G:O4'	2.19	0.42
22:BA:1845:G:C2'	22:BA:1846:G:H5'	2.49	0.42
22:BA:1910:G:N2	22:BA:1921:G:C4	2.87	0.42
22:BA:1912:A:N1	22:BA:1919:A:N7	2.67	0.42
22:BA:2032:G:N2	22:BA:2572:A:OP2	2.50	0.42
22:BA:2197:U:O2'	22:BA:2198:A:C3'	2.64	0.42
22:BA:2359:C:O2	22:BA:2359:C:C2'	2.67	0.42
22:BA:2458:G:H2'	22:BA:2490:G:H1	1.84	0.42
22:BA:2489:U:O2	22:BA:2491:U:C4	2.73	0.42
22:BA:2573:C:H6	22:BA:2573:C:C5'	2.32	0.42
22:BA:2587:A:N6	22:BA:2608:G:H1'	2.34	0.42
22:BA:2712:C:H2'	22:BA:2714:G:O3'	2.19	0.42
22:BA:2846:G:OP1	37:BP:50:ARG:O	2.37	0.42
22:BA:2846:G:P	37:BP:51:ASN:HB2	2.59	0.42
24:BC:165:ALA:HB3	24:BC:172:THR:HG23	2.01	0.42

Continued on next page...

Continued from previous page...

Atom-1	Atom-2	Interatomic distance (Å)	Clash overlap (Å)
25:BD:97:SER:OG	25:BD:98:VAL:N	2.52	0.42
26:BE:5:LEU:CD1	26:BE:10:SER:HB3	2.49	0.42
26:BE:29:HIS:HA	26:BE:32:VAL:HG22	2.01	0.42
28:BG:33:THR:H	28:BG:34:ARG:NH1	2.17	0.42
28:BG:83:THR:O	28:BG:84:LYS:HB3	2.18	0.42
31:BJ:57:LEU:HD12	31:BJ:57:LEU:HA	1.70	0.42
32:BK:3:GLN:O	32:BK:6:THR:HB	2.19	0.42
35:BN:73:ASN:CA	35:BN:76:VAL:HG12	2.48	0.42
38:BQ:31:TYR:HH	38:BQ:35:PHE:HD2	1.62	0.42
40:BS:29:VAL:HG13	40:BS:55:ILE:CD1	2.37	0.42
40:BS:39:THR:CG2	40:BS:44:ALA:HB2	2.46	0.42
44:BW:53:GLY:O	44:BW:56:HIS:N	2.51	0.42
44:BW:67:LYS:HE2	44:BW:67:LYS:HA	2.01	0.42
44:BW:70:VAL:CG2	44:BW:75:ASN:HA	2.49	0.42
53:CA:176:C:C2'	53:CA:177:G:O5'	2.67	0.42
53:CA:176:C:H2'	53:CA:177:G:O5'	2.19	0.42
53:CA:276:G:O2'	53:CA:277:C:O5'	2.37	0.42
53:CA:415:A:H3'	53:CA:416:G:H8	1.83	0.42
53:CA:665:A:H2'	53:CA:725:G:H22	1.77	0.42
53:CA:750:C:H4'	15:CO:20:ASP:HB2	2.01	0.42
53:CA:909:A:H2'	53:CA:910:C:O4'	2.20	0.42
53:CA:1072:G:C4	53:CA:1073:U:C6	3.08	0.42
53:CA:1092:A:N6	53:CA:1093:A:C6	2.88	0.42
53:CA:1269:A:C2'	53:CA:1270:G:H5'	2.50	0.42
53:CA:1278:G:C4'	53:CA:1279:G:H5'	2.45	0.42
2:CB:20:ARG:NE	2:CB:20:ARG:CA	2.82	0.42
3:CC:32:LEU:HD12	14:CN:76:PHE:HA	2.02	0.42
4:CD:34:GLU:HB3	4:CD:35:GLN:H	1.51	0.42
4:CD:121:ALA:O	4:CD:145:ARG:CB	2.65	0.42
4:CD:176:LYS:O	4:CD:177:MET:HB2	2.20	0.42
9:CI:7:GLY:HA3	9:CI:84:ARG:O	2.19	0.42
11:CK:74:LYS:HD2	11:CK:104:PHE:HE1	1.83	0.42
12:CL:113:ARG:NH2	12:CL:120:ARG:HA	2.34	0.42
55:CM:65:GLU:H	55:CM:65:GLU:HG3	1.69	0.42
15:CO:34:GLN:OE1	15:CO:38:LEU:HD22	2.19	0.42
17:CQ:7:LEU:HD22	17:CQ:7:LEU:N	2.34	0.42
22:DA:37:C:O2'	26:DE:45:ALA:HB2	2.20	0.42
22:DA:98:G:N3	22:DA:98:G:H2'	2.34	0.42
22:DA:219:A:N7	22:DA:220:G:C5	2.87	0.42
22:DA:374:A:O2'	22:DA:375:G:O5'	2.38	0.42
22:DA:617:G:O2'	22:DA:618:G:O4'	2.37	0.42

Continued on next page...

Continued from previous page...

Atom-1	Atom-2	Interatomic distance (Å)	Clash overlap (Å)
22:DA:695:G:C4	22:DA:768:G:C2	3.08	0.42
22:DA:704:G:O2'	22:DA:705:A:P	2.77	0.42
22:DA:927:A:N1	22:DA:928:A:C2	2.87	0.42
22:DA:946:C:O2'	22:DA:947:A:O5'	2.38	0.42
22:DA:971:G:H2'	22:DA:972:A:C5'	2.46	0.42
22:DA:1050:A:HO2'	22:DA:1051:G:H8	1.68	0.42
22:DA:1062:G:O2'	22:DA:1063:G:H8	2.01	0.42
22:DA:1103:A:H3'	22:DA:1104:C:C6	2.54	0.42
22:DA:1167:C:C2'	22:DA:1168:G:H5'	2.49	0.42
22:DA:1255:U:O2'	22:DA:1256:G:OP1	2.35	0.42
22:DA:1265:A:C4	22:DA:1267:U:C4	3.08	0.42
22:DA:1270:C:H5''	22:DA:1271:G:OP1	2.19	0.42
22:DA:1303:G:O2'	22:DA:1304:A:C5'	2.67	0.42
22:DA:1398:C:O2'	22:DA:1399:C:H6	2.01	0.42
22:DA:1901:A:OP2	22:DA:1901:A:H4'	2.18	0.42
22:DA:2205:A:O2'	22:DA:2206:C:H5'	2.19	0.42
22:DA:2288:A:H4'	22:DA:2289:G:OP2	2.14	0.42
22:DA:2349:G:OP1	51:D3:44:ARG:NH2	2.52	0.42
22:DA:2547:A:C8	22:DA:2566:A:C8	3.07	0.42
22:DA:2557:G:C6	22:DA:2558:C:N4	2.87	0.42
22:DA:2652:C:N4	22:DA:2653:U:C4	2.87	0.42
22:DA:2654:A:N6	22:DA:2667:C:N4	2.67	0.42
22:DA:2714:G:C4	22:DA:2715:C:C6	3.06	0.42
22:DA:2841:C:H2'	22:DA:2842:G:C8	2.54	0.42
22:DA:2882:A:P	35:DN:96:ARG:HD3	2.59	0.42
57:DB:19:C:H2'	57:DB:20:G:C8	2.53	0.42
25:DD:109:VAL:HB	25:DD:175:LEU:HD12	2.01	0.42
26:DE:46:GLN:CB	26:DE:86:ALA:HB1	2.48	0.42
31:DJ:8:PRO:CG	31:DJ:9:GLU:H	2.25	0.42
31:DJ:44:TYR:O	31:DJ:44:TYR:HD2	2.02	0.42
32:DK:113:MET:HA	32:DK:116:ILE:HD11	2.01	0.42
33:DL:112:LEU:HD23	33:DL:112:LEU:H	1.84	0.42
34:DM:116:ALA:C	34:DM:118:LYS:H	2.22	0.42
37:DP:54:LEU:O	37:DP:54:LEU:HG	2.18	0.42
38:DQ:12:ARG:HD2	38:DQ:12:ARG:H	1.83	0.42
41:DT:55:VAL:HG23	41:DT:86:THR:O	2.19	0.42
43:DV:69:GLU:C	43:DV:70:ILE:HD13	2.39	0.42
48:D0:26:SER:C	48:D0:27:LEU:HD13	2.38	0.42
1:AA:199:A:C2	1:AA:200:G:C8	3.08	0.42
1:AA:466:A:C6	1:AA:468:A:N6	2.87	0.42
1:AA:1012:A:C6	1:AA:1013:G:C6	3.08	0.42

Continued on next page...

Continued from previous page...

Atom-1	Atom-2	Interatomic distance (Å)	Clash overlap (Å)
1:AA:1111:A:H2'	1:AA:1112:C:H5'	2.01	0.42
1:AA:1336:C:H4'	1:AA:1337:G:H5'	2.01	0.42
2:AB:22:TRP:HA	2:AB:189:ASN:HA	2.01	0.42
2:AB:128:LEU:O	2:AB:129:THR:HG23	2.20	0.42
3:AC:107:LYS:HA	3:AC:108:PRO:HD2	1.75	0.42
7:AG:21:LEU:HD23	7:AG:21:LEU:HA	1.74	0.42
11:AK:21:HIS:CD2	11:AK:34:THR:HG21	2.55	0.42
18:AR:67:LEU:HA	18:AR:68:PRO:HD3	1.88	0.42
22:BA:28:A:C4	22:BA:29:U:C6	3.07	0.42
22:BA:92:U:H2'	22:BA:93:G:C8	2.54	0.42
22:BA:137:U:OP2	22:BA:137:U:H5	2.01	0.42
22:BA:573:U:O3'	22:BA:574:A:H3'	2.19	0.42
22:BA:672:C:H4'	26:BE:84:THR:CG2	2.50	0.42
22:BA:866:A:C2'	22:BA:867:C:H5'	2.48	0.42
22:BA:959:A:N6	34:BM:82:MET:CE	2.80	0.42
22:BA:1062:G:N9	22:BA:1088:A:N7	2.67	0.42
22:BA:1151:A:H8	22:BA:1151:A:C5'	2.33	0.42
22:BA:1179:G:N1	22:BA:1180:U:O2'	2.50	0.42
22:BA:1239:G:H2'	22:BA:1240:U:O4'	2.20	0.42
22:BA:2092:U:C4'	22:BA:2093:G:O5'	2.66	0.42
22:BA:2238:G:H5'	22:BA:2239:G:OP1	2.19	0.42
22:BA:2321:U:H5''	22:BA:2321:U:C6	2.42	0.42
22:BA:2572:A:O5'	22:BA:2574:G:H4'	2.19	0.42
22:BA:2633:G:H2'	22:BA:2634:A:O4'	2.19	0.42
22:BA:2692:G:H4'	22:BA:2870:C:O2	2.19	0.42
22:BA:2726:A:O2'	22:BA:2727:A:C5'	2.68	0.42
22:BA:2727:A:O2'	22:BA:2728:U:H5'	2.20	0.42
22:BA:2823:A:O2'	22:BA:2824:C:H5'	2.20	0.42
24:BC:147:PRO:HD3	24:BC:187:CYS:SG	2.60	0.42
25:BD:85:ALA:O	25:BD:86:GLU:CB	2.68	0.42
25:BD:139:SER:HA	25:BD:142:VAL:HG11	2.00	0.42
26:BE:119:ILE:HD13	26:BE:119:ILE:O	2.18	0.42
29:BH:62:LEU:HD12	29:BH:63:ALA:CA	2.49	0.42
29:BH:78:VAL:HG23	29:BH:78:VAL:O	2.19	0.42
31:BJ:78:THR:OG1	31:BJ:80:HIS:HB2	2.19	0.42
31:BJ:105:VAL:HG23	31:BJ:109:LEU:HD11	2.01	0.42
32:BK:18:ARG:NH1	32:BK:18:ARG:CG	2.63	0.42
32:BK:47:ILE:HD12	32:BK:47:ILE:HA	1.73	0.42
33:BL:113:ALA:O	33:BL:114:GLY:O	2.37	0.42
35:BN:4:ARG:HD2	35:BN:4:ARG:HA	1.75	0.42
38:BQ:13:HIS:CD2	38:BQ:31:TYR:CE1	3.05	0.42

Continued on next page...

Continued from previous page...

Atom-1	Atom-2	Interatomic distance (Å)	Clash overlap (Å)
40:BS:24:ILE:HG13	40:BS:36:LEU:HD22	2.02	0.42
43:BV:30:ILE:O	43:BV:37:PRO:HA	2.19	0.42
44:BW:67:LYS:HE2	44:BW:67:LYS:CA	2.49	0.42
45:BX:29:LEU:HB2	45:BX:30:PRO:CD	2.50	0.42
53:CA:369:G:OP2	53:CA:388:G:C2	2.72	0.42
53:CA:374:A:C5'	53:CA:452:A:N1	2.68	0.42
53:CA:584:G:H2'	53:CA:585:G:C8	2.54	0.42
53:CA:587:G:HO2'	53:CA:588:G:C5'	2.32	0.42
53:CA:837:U:H2'	53:CA:838:G:H8	1.83	0.42
53:CA:934:C:C5	53:CA:1344:C:N3	2.88	0.42
53:CA:1078:U:C5	53:CA:1079:G:C5	3.07	0.42
53:CA:1130:A:C5	53:CA:1146:A:C5	3.07	0.42
53:CA:1226:C:H5	55:CM:102:LYS:HA	1.84	0.42
2:CB:49:PHE:HA	2:CB:52:ALA:CB	2.43	0.42
2:CB:67:LEU:HG	2:CB:157:PRO:HB3	2.02	0.42
3:CC:129:PHE:O	3:CC:130:ARG:C	2.57	0.42
3:CC:148:ILE:HD12	3:CC:149:LYS:N	2.35	0.42
5:CE:130:THR:C	5:CE:135:VAL:HG21	2.39	0.42
5:CE:153:ALA:O	5:CE:156:ARG:HG2	2.20	0.42
6:CF:47:LEU:HB2	6:CF:55:HIS:O	2.20	0.42
54:CG:4:ARG:CZ	54:CG:6:ILE:CG2	2.98	0.42
9:CI:11:ARG:O	9:CI:12:LYS:HB3	2.19	0.42
9:CI:29:ILE:HG13	9:CI:64:ILE:HG22	2.02	0.42
11:CK:35:ASP:C	11:CK:37:GLN:H	2.22	0.42
14:CN:41:TRP:HE3	14:CN:42:ASN:N	2.17	0.42
14:CN:61:ASN:HB2	14:CN:72:PHE:CZ	2.55	0.42
18:CR:32:ILE:HD12	18:CR:32:ILE:C	2.39	0.42
19:CS:52:ASN:C	19:CS:54:ARG:H	2.22	0.42
19:CS:62:THR:HG21	19:CS:64:GLU:HG3	2.02	0.42
20:CT:9:ARG:HD3	20:CT:12:GLN:NE2	2.33	0.42
20:CT:78:LEU:O	20:CT:82:ILE:HD11	2.19	0.42
22:DA:2:G:C5	22:DA:3:U:C4	3.07	0.42
22:DA:50:U:H6	22:DA:50:U:OP1	2.02	0.42
22:DA:70:G:H8	22:DA:70:G:OP2	2.03	0.42
22:DA:82:U:C2	22:DA:83:A:C8	3.07	0.42
22:DA:126:A:OP2	50:D2:19:ARG:HB2	2.20	0.42
22:DA:373:U:C2	22:DA:374:A:N7	2.88	0.42
22:DA:379:G:C6	22:DA:380:G:N7	2.87	0.42
22:DA:445:C:HO2'	22:DA:446:G:H8	1.59	0.42
22:DA:492:A:N6	40:DS:49:LYS:HD2	2.34	0.42
22:DA:664:G:C4'	22:DA:941:A:OP1	2.55	0.42

Continued on next page...

Continued from previous page...

Atom-1	Atom-2	Interatomic distance (Å)	Clash overlap (Å)
22:DA:779:U:H5''	24:DC:42:ARG:HH21	1.84	0.42
22:DA:841:G:H2'	22:DA:842:U:O4'	2.20	0.42
22:DA:959:A:H2'	22:DA:960:A:H8	1.71	0.42
22:DA:989:G:OP2	47:DZ:11:SER:HB2	2.18	0.42
22:DA:1011:G:H4'	22:DA:1012:U:OP1	2.19	0.42
22:DA:1034:G:C6	22:DA:1122:G:C6	3.07	0.42
22:DA:1063:G:C2	22:DA:1064:C:N3	2.87	0.42
22:DA:1262:A:C2	48:D0:6:LYS:HD2	2.51	0.42
22:DA:1385:A:O2'	22:DA:1386:C:H5''	2.19	0.42
22:DA:1417:C:C4'	22:DA:1587:G:H21	2.25	0.42
22:DA:1771:C:HO2'	22:DA:1786:A:H1'	1.84	0.42
22:DA:2024:G:N1	22:DA:2040:G:C4	2.87	0.42
22:DA:2107:G:C2	22:DA:2108:A:C5	3.06	0.42
22:DA:2136:G:HO2'	22:DA:2137:U:H6	1.55	0.42
24:DC:175:LEU:HD12	24:DC:179:GLU:HB3	2.00	0.42
25:DD:45:TYR:CE2	25:DD:47:ALA:HB3	2.54	0.42
28:DG:25:ILE:HG22	28:DG:78:VAL:HG11	2.00	0.42
28:DG:60:GLY:O	28:DG:61:TRP:HB2	2.19	0.42
34:DM:71:LYS:HA	34:DM:72:PRO:HD3	1.78	0.42
34:DM:81:ARG:NH2	34:DM:84:LYS:CE	2.81	0.42
37:DP:50:ARG:H	37:DP:50:ARG:HG3	1.47	0.42
38:DQ:4:LYS:HZ2	38:DQ:6:GLY:CA	2.21	0.42
38:DQ:4:LYS:O	38:DQ:5:ARG:CB	2.66	0.42
41:DT:19:LYS:CE	41:DT:23:ALA:HB3	2.45	0.42
41:DT:68:LYS:NZ	41:DT:68:LYS:HB2	2.35	0.42
42:DU:21:ARG:H	42:DU:21:ARG:HG2	1.61	0.42
44:DW:11:ASN:OD1	44:DW:11:ASN:O	2.37	0.42
50:D2:19:ARG:HH21	50:D2:19:ARG:CB	2.26	0.42
1:AA:188:C:O2	1:AA:188:C:C2'	2.65	0.42
1:AA:198:G:H2'	1:AA:199:A:C8	2.54	0.42
1:AA:242:G:C2	1:AA:245:U:C4	3.07	0.42
1:AA:370:C:H2'	1:AA:371:A:H5'	2.00	0.42
1:AA:468:A:C2'	1:AA:469:C:H5'	2.49	0.42
1:AA:511:C:H2'	1:AA:534:U:O2	2.19	0.42
1:AA:1239:A:H5'	1:AA:1240:U:OP1	2.19	0.42
1:AA:1282:C:O2'	1:AA:1283:U:O5'	2.38	0.42
2:AB:67:LEU:O	2:AB:160:LEU:HD12	2.20	0.42
3:AC:6:PRO:CG	3:AC:183:TYR:CD2	3.03	0.42
4:AD:131:ILE:HD13	4:AD:134:TYR:HB2	2.02	0.42
4:AD:145:ARG:C	4:AD:147:LYS:N	2.70	0.42
5:AE:71:ILE:HG12	5:AE:72:ASN:H	1.85	0.42

Continued on next page...

Continued from previous page...

Atom-1	Atom-2	Interatomic distance (Å)	Clash overlap (Å)
5:AE:132:PRO:C	5:AE:134:ASN:N	2.72	0.42
7:AG:108:ARG:HH21	7:AG:118:ARG:HH12	1.68	0.42
11:AK:109:ILE:C	11:AK:110:THR:HG23	2.39	0.42
11:AK:111:ASP:CB	21:AU:19:LYS:CD	2.98	0.42
22:BA:73:A:H8	22:BA:73:A:O5'	2.03	0.42
22:BA:163:C:O2'	22:BA:164:C:C5'	2.67	0.42
22:BA:295:G:N1	22:BA:296:U:C5	2.88	0.42
22:BA:480:A:C2'	22:BA:481:G:OP1	2.68	0.42
22:BA:747:U:C4	22:BA:2613:U:C6	3.08	0.42
22:BA:817:C:C2'	22:BA:818:G:C5'	2.92	0.42
22:BA:876:C:O2'	22:BA:877:A:C5'	2.67	0.42
22:BA:954:G:C5	22:BA:955:U:C5	3.07	0.42
22:BA:960:A:C4'	22:BA:2457:U:H4'	2.49	0.42
22:BA:971:G:C6	22:BA:972:A:C4	3.07	0.42
22:BA:1042:G:H2'	22:BA:1043:C:H5'	2.01	0.42
22:BA:1062:G:C5	22:BA:1063:G:C6	3.08	0.42
22:BA:1385:A:C2	22:BA:1386:C:C2	3.08	0.42
22:BA:1562:U:H2'	22:BA:1563:U:O4'	2.19	0.42
22:BA:1603:A:H2'	22:BA:1604:C:H6	1.83	0.42
22:BA:1633:G:C6	22:BA:1635:A:C5	3.08	0.42
22:BA:1682:G:C4	22:BA:1683:U:C5	3.07	0.42
22:BA:1731:G:C5	22:BA:1733:G:N7	2.88	0.42
22:BA:1736:U:C2'	22:BA:1737:G:O5'	2.67	0.42
22:BA:2080:A:C5'	45:BX:18:SER:HB2	2.49	0.42
22:BA:2081:U:H2'	22:BA:2082:A:C8	2.54	0.42
22:BA:2091:C:O2	45:BX:33:HIS:CE1	2.73	0.42
22:BA:2518:A:P	62:BA:3531:HOH:O	2.78	0.42
22:BA:2901:C:H2'	22:BA:2902:C:H5'	2.02	0.42
24:BC:20:ASN:HD22	24:BC:21:PRO:N	2.17	0.42
25:BD:112:THR:O	25:BD:195:GLY:HA2	2.19	0.42
26:BE:101:TYR:CE2	26:BE:105:LEU:CD1	3.02	0.42
26:BE:169:VAL:O	26:BE:170:ARG:HD2	2.20	0.42
27:BF:134:GLN:HG2	27:BF:135:ILE:H	1.83	0.42
29:BH:119:ASN:C	29:BH:121:VAL:H	2.22	0.42
31:BJ:58:ASN:N	31:BJ:127:GLY:O	2.49	0.42
32:BK:47:ILE:CG1	32:BK:48:PRO:HD2	2.43	0.42
33:BL:68:SER:HB3	33:BL:71:ALA:CB	2.49	0.42
34:BM:5:LYS:HB3	34:BM:5:LYS:HZ3	1.78	0.42
34:BM:46:ILE:CG1	34:BM:47:GLU:N	2.83	0.42
35:BN:98:LEU:HB2	35:BN:112:TYR:HB2	2.02	0.42
38:BQ:85:ALA:HA	38:BQ:115:ALA:CB	2.49	0.42

Continued on next page...

Continued from previous page...

Atom-1	Atom-2	Interatomic distance (Å)	Clash overlap (Å)
41:BT:48:GLN:CB	41:BT:49:LYS:HE3	2.49	0.42
42:BU:96:LYS:O	42:BU:97:SER:C	2.57	0.42
44:BW:72:GLY:N	44:BW:73:PRO:CD	2.80	0.42
47:BZ:19:HIS:O	47:BZ:22:THR:HB	2.18	0.42
49:B1:6:GLU:OE1	49:B1:52:LYS:HD2	2.19	0.42
51:B3:49:VAL:HG23	51:B3:53:ASP:HB2	2.01	0.42
53:CA:27:G:C5	53:CA:557:G:N2	2.88	0.42
53:CA:58:C:O5'	53:CA:58:C:H6	2.01	0.42
53:CA:174:A:N3	53:CA:175:C:C6	2.87	0.42
53:CA:248:C:O2'	53:CA:249:U:O5'	2.37	0.42
53:CA:252:U:O4	53:CA:253:A:N6	2.52	0.42
53:CA:563:A:N3	53:CA:563:A:C2'	2.79	0.42
53:CA:1235:U:H2'	53:CA:1236:A:O4'	2.19	0.42
53:CA:1444:U:H1'	53:CA:1459:G:N2	2.34	0.42
2:CB:9:LEU:C	2:CB:11:ALA:N	2.72	0.42
2:CB:116:LEU:HB2	2:CB:140:LEU:HD13	2.01	0.42
3:CC:17:TRP:CD1	14:CN:90:GLY:HA2	2.54	0.42
4:CD:78:ALA:HA	4:CD:88:ASN:HB3	2.00	0.42
4:CD:141:VAL:HA	4:CD:180:THR:HA	2.02	0.42
6:CF:72:ASP:HA	6:CF:75:GLU:HB2	2.00	0.42
10:CJ:59:LYS:H	10:CJ:59:LYS:HG3	1.67	0.42
19:CS:36:ARG:O	19:CS:36:ARG:HG2	2.18	0.42
22:DA:20:C:H2'	22:DA:21:A:H8	1.83	0.42
22:DA:141:G:C3'	22:DA:142:A:O4'	2.57	0.42
22:DA:241:A:C4'	22:DA:242:G:OP1	2.60	0.42
22:DA:308:G:N1	22:DA:309:A:N1	2.68	0.42
22:DA:310:A:O2'	22:DA:311:A:C5'	2.67	0.42
22:DA:628:G:O5'	22:DA:628:G:H8	2.02	0.42
22:DA:730:A:O2'	22:DA:731:C:H5'	2.19	0.42
22:DA:996:A:C2	22:DA:997:G:C8	3.07	0.42
22:DA:1018:U:H5''	22:DA:1036:G:O2'	2.19	0.42
22:DA:1161:C:H2'	22:DA:1162:G:H8	1.84	0.42
22:DA:1420:A:C2	22:DA:2211:A:N7	2.88	0.42
22:DA:1529:G:O6	22:DA:1543:G:C2	2.72	0.42
22:DA:1613:G:H2'	22:DA:1617:C:N4	2.34	0.42
22:DA:1808:A:N6	45:DX:27:ARG:HD2	2.35	0.42
22:DA:1968:G:H4'	22:DA:1973:G:H5''	2.01	0.42
22:DA:2210:U:O2	22:DA:2212:A:H5''	2.19	0.42
22:DA:2244:U:C5	22:DA:2245:U:C4	3.08	0.42
22:DA:2331:G:C2	22:DA:2385:C:C4	3.07	0.42
22:DA:2595:G:C6	22:DA:2599:G:C6	3.07	0.42

Continued on next page...

Continued from previous page...

Atom-1	Atom-2	Interatomic distance (Å)	Clash overlap (Å)
22:DA:2703:C:H2'	22:DA:2704:C:C6	2.54	0.42
22:DA:2836:U:O2'	22:DA:2837:A:C8	2.73	0.42
57:DB:76:G:C6	57:DB:77:U:C4	3.08	0.42
57:DB:96:G:O2'	57:DB:97:C:H5'	2.20	0.42
24:DC:94:LEU:HA	24:DC:100:ARG:CG	2.46	0.42
25:DD:19:GLY:O	32:DK:72:PRO:CB	2.67	0.42
26:DE:28:VAL:HG23	26:DE:29:HIS:N	2.35	0.42
58:DF:14:LYS:NZ	58:DF:18:GLU:HG3	2.34	0.42
31:DJ:35:ARG:CG	31:DJ:40:HIS:CD2	2.91	0.42
37:DP:109:ILE:O	37:DP:110:LYS:CG	2.61	0.42
39:DR:38:VAL:O	39:DR:53:PHE:HA	2.20	0.42
39:DR:52:PRO:O	39:DR:53:PHE:CD2	2.72	0.42
43:DV:2:PHE:HD1	43:DV:50:MET:HE3	1.85	0.42
45:DX:69:GLU:O	45:DX:70:LEU:CB	2.67	0.42
46:DY:28:LEU:HG	46:DY:42:LEU:CD2	2.43	0.42
47:DZ:4:ILE:CG2	47:DZ:56:VAL:CG1	2.98	0.42
49:D1:38:PHE:CG	49:D1:39:ASP:N	2.88	0.42
1:AA:401:C:H3'	1:AA:401:C:C6	2.54	0.42
1:AA:468:A:C2	1:AA:469:C:N4	2.87	0.42
1:AA:486:U:H6	1:AA:486:U:C5'	2.29	0.42
1:AA:660:C:H2'	1:AA:661:G:O4'	2.19	0.42
1:AA:844:G:N2	1:AA:845:A:H62	2.17	0.42
1:AA:1055:A:O3'	3:AC:160:GLU:O	2.38	0.42
1:AA:1140:C:HO2'	1:AA:1141:C:H6	1.67	0.42
1:AA:1377:A:O2'	7:AG:1:PRO:HB3	2.20	0.42
3:AC:21:TRP:CD1	3:AC:58:ARG:HD3	2.55	0.42
3:AC:143:LEU:N	3:AC:143:LEU:CD2	2.72	0.42
4:AD:93:LEU:HD23	4:AD:93:LEU:HA	1.76	0.42
6:AF:46:GLN:HE21	6:AF:56:LYS:HG3	1.84	0.42
9:AI:40:ARG:HA	9:AI:44:ARG:CB	2.24	0.42
10:AJ:49:PHE:CZ	14:AN:75:LYS:HG2	2.55	0.42
11:AK:117:HIS:O	11:AK:118:ASN:HB2	2.18	0.42
16:AP:19:VAL:HG13	16:AP:37:GLY:O	2.17	0.42
16:AP:80:LYS:HB2	16:AP:80:LYS:HZ3	1.85	0.42
18:AR:33:THR:HG23	18:AR:37:LYS:N	2.30	0.42
19:AS:28:LYS:CB	19:AS:29:PRO:HD2	2.24	0.42
22:BA:80:G:N3	22:BA:107:G:C2	2.88	0.42
22:BA:604:G:H5''	22:BA:604:G:H8	1.85	0.42
22:BA:665:U:O2'	22:BA:666:A:H5'	2.20	0.42
22:BA:715:A:N6	22:BA:716:A:N1	2.66	0.42
22:BA:807:U:H2'	22:BA:808:G:H8	1.85	0.42

Continued on next page...

Continued from previous page...

Atom-1	Atom-2	Interatomic distance (Å)	Clash overlap (Å)
22:BA:935:C:O2'	22:BA:936:A:H5'	2.18	0.42
22:BA:955:U:OP2	34:BM:13:HIS:O	2.37	0.42
22:BA:1050:A:C2	22:BA:2751:G:C8	3.08	0.42
22:BA:1283:G:H1'	22:BA:1329:U:O2	2.20	0.42
22:BA:1409:U:H2'	22:BA:1410:G:O4'	2.19	0.42
22:BA:1507:C:H5'	22:BA:1508:A:OP2	2.19	0.42
22:BA:1564:C:H2'	22:BA:1565:C:C6	2.55	0.42
22:BA:1663:G:N2	22:BA:1998:A:C4	2.88	0.42
22:BA:1724:G:H2'	22:BA:1725:U:H5'	2.02	0.42
22:BA:1795:C:H2'	22:BA:1796:U:C6	2.54	0.42
22:BA:2186:G:C6	22:BA:2187:U:C2	3.08	0.42
22:BA:2195:U:H2'	22:BA:2196:C:C6	2.46	0.42
22:BA:2199:A:C5'	22:BA:2200:C:H5	2.31	0.42
22:BA:2400:G:H2'	22:BA:2401:U:O4'	2.20	0.42
22:BA:2521:C:C2'	22:BA:2522:U:H5'	2.50	0.42
22:BA:2536:G:C6	22:BA:2537:U:C4	3.08	0.42
23:BB:28:C:C2'	23:BB:29:A:C5'	2.89	0.42
23:BB:94:A:C2'	23:BB:95:U:H5'	2.49	0.42
25:BD:114:LYS:C	25:BD:114:LYS:HD2	2.40	0.42
25:BD:177:VAL:HG12	25:BD:187:LEU:HD11	2.01	0.42
26:BE:96:VAL:O	26:BE:96:VAL:HG12	2.19	0.42
28:BG:1:SER:O	28:BG:3:VAL:N	2.52	0.42
28:BG:132:LEU:HD13	28:BG:143:VAL:HG12	2.02	0.42
28:BG:174:LYS:HD2	28:BG:174:LYS:O	2.19	0.42
29:BH:8:LYS:C	29:BH:13:GLY:HA3	2.37	0.42
29:BH:14:SER:C	29:BH:16:GLY:H	2.23	0.42
30:BI:49:GLU:HG2	30:BI:50:LYS:H	1.83	0.42
31:BJ:73:VAL:HB	31:BJ:75:TYR:CD2	2.54	0.42
31:BJ:111:LYS:HE2	31:BJ:115:GLY:N	2.21	0.42
31:BJ:141:ASP:HB3	31:BJ:142:ILE:H	1.57	0.42
33:BL:82:LEU:C	33:BL:84:LYS:H	2.21	0.42
35:BN:79:LEU:O	35:BN:80:PHE:CB	2.61	0.42
35:BN:95:THR:CG2	35:BN:96:ARG:N	2.82	0.42
37:BP:57:ALA:HA	37:BP:75:THR:HG23	2.01	0.42
38:BQ:40:LYS:HB2	38:BQ:40:LYS:HZ2	1.77	0.42
40:BS:48:LYS:HD2	40:BS:52:GLU:CD	2.40	0.42
41:BT:70:HIS:HB2	41:BT:73:ARG:C	2.40	0.42
43:BV:51:GLN:NE2	43:BV:57:TYR:OH	2.51	0.42
47:BZ:38:GLU:O	47:BZ:43:ILE:HG12	2.19	0.42
53:CA:16:A:H2'	53:CA:17:U:H5'	2.02	0.42
53:CA:178:C:C4	53:CA:179:A:N7	2.88	0.42

Continued on next page...

Continued from previous page...

Atom-1	Atom-2	Interatomic distance (Å)	Clash overlap (Å)
53:CA:309:A:O2'	53:CA:607:A:N1	2.38	0.42
53:CA:347:G:H2'	53:CA:348:G:H8	1.85	0.42
53:CA:376:G:H5''	56:CP:5:ARG:HD2	2.00	0.42
53:CA:444:G:C6	53:CA:445:G:N7	2.88	0.42
53:CA:517:G:H5'	53:CA:519:C:N3	2.33	0.42
53:CA:1195:C:H5''	53:CA:1196:A:OP2	2.19	0.42
53:CA:1357:A:C5	53:CA:1358:U:C4	3.08	0.42
53:CA:1391:U:H2'	53:CA:1392:G:C8	2.55	0.42
2:CB:9:LEU:HB2	2:CB:11:ALA:HB3	2.01	0.42
4:CD:109:THR:CG2	4:CD:110:ARG:N	2.82	0.42
5:CE:11:GLN:HG3	5:CE:40:ASP:O	2.19	0.42
5:CE:118:GLY:O	5:CE:119:VAL:HG13	2.19	0.42
6:CF:15:SER:OG	6:CF:58:HIS:CD2	2.73	0.42
54:CG:37:THR:HA	54:CG:40:SER:OG	2.20	0.42
8:CH:31:LEU:O	8:CH:35:ILE:HG13	2.19	0.42
12:CL:51:VAL:CG1	12:CL:52:CYS:N	2.82	0.42
55:CM:78:ARG:HE	55:CM:79:LEU:HD23	1.84	0.42
19:CS:19:GLU:OE2	19:CS:19:GLU:HA	2.19	0.42
22:DA:142:A:H2'	22:DA:143:C:C5	2.52	0.42
22:DA:336:C:HO2'	22:DA:337:C:H6	1.67	0.42
22:DA:410:G:C6	22:DA:2407:A:N6	2.87	0.42
22:DA:416:U:H2'	22:DA:417:C:C6	2.55	0.42
22:DA:564:C:H2'	22:DA:565:C:C5'	2.48	0.42
22:DA:573:U:N3	22:DA:2030:A:H3'	2.35	0.42
22:DA:730:A:O2'	22:DA:731:C:C5'	2.67	0.42
22:DA:743:A:OP1	25:DD:135:GLY:HA2	2.20	0.42
22:DA:784:G:OP1	22:DA:2588:G:H5''	2.20	0.42
22:DA:848:C:H2'	22:DA:849:A:C8	2.54	0.42
22:DA:1050:A:O2'	22:DA:1051:G:O5'	2.37	0.42
22:DA:1102:C:H2'	22:DA:1103:A:C8	2.53	0.42
22:DA:1206:G:C6	22:DA:1207:C:C4	3.08	0.42
22:DA:1352:U:C6	22:DA:1377:G:O6	2.72	0.42
22:DA:1515:A:H5'	22:DA:1557:C:H5'	2.01	0.42
22:DA:1628:G:H2'	22:DA:1629:U:H6	1.84	0.42
22:DA:1653:G:O6	35:DN:10:LEU:O	2.37	0.42
22:DA:1665:A:C6	22:DA:1666:G:C5	3.08	0.42
22:DA:1793:C:H2'	22:DA:1794:A:O4'	2.19	0.42
22:DA:1931:U:C2	22:DA:1932:A:C8	3.08	0.42
22:DA:1957:C:H5'	22:DA:1984:G:HO2'	1.83	0.42
22:DA:2036:C:O2'	22:DA:2037:A:C8	2.69	0.42
22:DA:2043:C:C2	22:DA:2044:C:C5	3.07	0.42

Continued on next page...

Continued from previous page...

Atom-1	Atom-2	Interatomic distance (Å)	Clash overlap (Å)
22:DA:2209:G:C6	22:DA:2210:U:C4	3.08	0.42
22:DA:2258:C:O2'	22:DA:2427:C:OP2	2.38	0.42
22:DA:2526:G:C5	22:DA:2527:C:C5	3.08	0.42
22:DA:2604:U:H2'	22:DA:2605:U:C6	2.54	0.42
22:DA:2694:G:H2'	22:DA:2695:U:C6	2.50	0.42
22:DA:2824:C:OP2	22:DA:2825:G:N2	2.51	0.42
57:DB:7:G:O2'	36:DO:27:VAL:HG11	2.19	0.42
57:DB:25:U:C2'	57:DB:26:C:H5'	2.50	0.42
25:DD:16:THR:HG22	25:DD:20:VAL:CB	2.44	0.42
26:DE:148:ILE:HB	26:DE:168:ASP:O	2.19	0.42
26:DE:170:ARG:CZ	26:DE:176:ASP:OD2	2.67	0.42
26:DE:195:GLN:O	26:DE:199:MET:HB2	2.20	0.42
28:DG:56:GLY:C	28:DG:57:TYR:HD2	2.23	0.42
32:DK:13:ASN:ND2	32:DK:96:GLY:HA3	2.35	0.42
33:DL:112:LEU:CD2	33:DL:112:LEU:N	2.82	0.42
33:DL:120:VAL:CG1	33:DL:121:THR:N	2.80	0.42
33:DL:124:GLY:N	33:DL:143:GLU:OE2	2.52	0.42
34:DM:31:PHE:CE2	34:DM:110:GLU:HB3	2.54	0.42
35:DN:58:ASP:O	35:DN:59:SER:HB3	2.20	0.42
35:DN:79:LEU:O	35:DN:81:ASN:N	2.50	0.42
35:DN:87:PHE:HD1	35:DN:90:ARG:HD2	1.85	0.42
41:DT:14:PRO:O	41:DT:15:HIS:CB	2.54	0.42
41:DT:29:THR:H	41:DT:87:LEU:HB3	1.79	0.42
43:DV:2:PHE:CD1	43:DV:50:MET:HE3	2.54	0.42
44:DW:49:ASN:HD21	44:DW:80:SER:C	2.22	0.42
46:DY:37:LEU:HD13	46:DY:42:LEU:HD12	2.01	0.42
52:D4:9:LYS:CB	52:D4:14:CYS:HB2	2.50	0.42
1:AA:57:G:N1	1:AA:356:A:C2	2.88	0.42
1:AA:408:A:C2	1:AA:435:A:C2	3.07	0.42
1:AA:439:U:H1'	4:AD:118:SER:O	2.20	0.42
1:AA:671:G:C2	1:AA:736:C:C2	3.07	0.42
1:AA:764:C:H2'	1:AA:765:G:C5'	2.50	0.42
1:AA:830:G:O2'	1:AA:831:A:H5'	2.18	0.42
1:AA:842:U:HO2'	1:AA:846:G:H1	1.66	0.42
1:AA:1080:A:OP1	5:AE:51:LYS:CE	2.67	0.42
1:AA:1080:A:O3'	5:AE:20:VAL:HG21	2.20	0.42
1:AA:1081:A:H2'	1:AA:1082:A:H5'	2.01	0.42
1:AA:1152:A:O2'	1:AA:1153:G:O4'	2.36	0.42
1:AA:1202:U:H2'	1:AA:1203:C:H6	1.77	0.42
2:AB:26:MET:HE3	2:AB:26:MET:HA	2.01	0.42
2:AB:138:ARG:HB2	2:AB:138:ARG:HH11	1.85	0.42

Continued on next page...

Continued from previous page...

Atom-1	Atom-2	Interatomic distance (Å)	Clash overlap (Å)
4:AD:88:ASN:OD1	4:AD:88:ASN:N	2.53	0.42
4:AD:124:VAL:O	4:AD:126:GLY:N	2.44	0.42
4:AD:193:ASP:OD1	4:AD:193:ASP:N	2.53	0.42
5:AE:96:GLN:HB2	5:AE:123:LEU:CD1	2.49	0.42
6:AF:1:MET:SD	6:AF:67:PRO:HD3	2.59	0.42
6:AF:91:ARG:HG3	6:AF:92:THR:N	2.29	0.42
7:AG:21:LEU:HD23	7:AG:24:LYS:HD2	2.01	0.42
10:AJ:12:ALA:O	10:AJ:70:HIS:HD2	2.02	0.42
13:AM:84:CYS:O	13:AM:88:LEU:CD1	2.68	0.42
15:AO:63:ARG:NH1	15:AO:67:ASP:OD1	2.41	0.42
16:AP:67:ILE:HG21	16:AP:72:ALA:HB2	2.02	0.42
17:AQ:14:ASP:HA	17:AQ:20:ILE:HD11	2.01	0.42
22:BA:245:G:C5	22:BA:246:C:C5	3.08	0.42
22:BA:532:A:O2'	22:BA:2021:C:H5	2.02	0.42
22:BA:580:U:O3'	38:BQ:30:VAL:HG11	2.18	0.42
22:BA:648:G:O2'	22:BA:2351:G:OP1	2.19	0.42
22:BA:1593:A:H2'	22:BA:1594:U:O4'	2.19	0.42
22:BA:1798:U:P	24:BC:255:LYS:O	2.78	0.42
22:BA:1932:A:C2	22:BA:1969:A:C5	3.08	0.42
22:BA:2024:G:H4'	25:BD:154:LYS:NZ	2.35	0.42
22:BA:2405:G:O2'	22:BA:2411:A:N6	2.53	0.42
22:BA:2536:G:C5	22:BA:2537:U:C4	3.07	0.42
22:BA:2583:G:C6	22:BA:2584:U:C2	3.07	0.42
22:BA:2681:C:C2	22:BA:2724:U:O4	2.73	0.42
25:BD:17:GLU:C	25:BD:19:GLY:H	2.22	0.42
25:BD:100:LEU:HD23	25:BD:101:PHE:HE1	1.84	0.42
25:BD:110:THR:HA	25:BD:171:THR:HA	2.02	0.42
28:BG:32:LEU:O	28:BG:33:THR:HG23	2.19	0.42
31:BJ:80:HIS:O	31:BJ:81:ILE:C	2.57	0.42
32:BK:42:THR:O	32:BK:42:THR:HG23	2.19	0.42
32:BK:88:ASN:HD22	32:BK:90:ASN:N	2.17	0.42
32:BK:118:LEU:HD12	32:BK:118:LEU:N	2.33	0.42
33:BL:78:ARG:HB2	33:BL:80:SER:OG	2.19	0.42
34:BM:27:SER:C	34:BM:28:PHE:CD2	2.93	0.42
36:BO:31:THR:O	36:BO:102:ARG:NH1	2.53	0.42
36:BO:106:LEU:HD12	36:BO:106:LEU:C	2.40	0.42
37:BP:30:TRP:CH2	37:BP:39:LEU:CD1	3.03	0.42
38:BQ:8:ILE:CD1	38:BQ:9:ALA:N	2.69	0.42
38:BQ:40:LYS:NZ	38:BQ:40:LYS:CB	2.69	0.42
40:BS:24:ILE:HD12	40:BS:32:ALA:CB	2.50	0.42
41:BT:7:LEU:O	41:BT:7:LEU:HG	2.19	0.42

Continued on next page...

Continued from previous page...

Atom-1	Atom-2	Interatomic distance (Å)	Clash overlap (Å)
45:BX:51:SER:O	45:BX:52:ALA:C	2.56	0.42
48:B0:35:GLU:OE1	48:B0:45:ASP:HB2	2.20	0.42
53:CA:115:G:H4'	53:CA:116:A:OP1	2.18	0.42
53:CA:284:C:H2'	53:CA:285:C:C6	2.54	0.42
53:CA:300:A:H2'	53:CA:301:G:C5'	2.50	0.42
53:CA:414:A:N6	53:CA:431:A:N3	2.68	0.42
53:CA:667:G:H4'	15:CO:50:HIS:CG	2.54	0.42
53:CA:687:A:N1	53:CA:704:A:N7	2.68	0.42
53:CA:787:A:C2	53:CA:796:C:C2	3.07	0.42
53:CA:794:A:O2'	53:CA:795:C:C5'	2.67	0.42
53:CA:799:G:C6	53:CA:800:G:C4	3.07	0.42
53:CA:1010:U:C2	53:CA:1020:G:N2	2.87	0.42
53:CA:1028:C:C2	53:CA:1034:G:N2	2.88	0.42
53:CA:1085:U:H4'	53:CA:1086:U:OP1	2.19	0.42
53:CA:1118:U:H5'	9:CI:10:ARG:HH21	1.85	0.42
53:CA:1157:A:C5	53:CA:1180:A:C6	3.08	0.42
53:CA:1309:G:H1'	55:CM:72:ILE:CD1	2.50	0.42
53:CA:1463:U:H2'	53:CA:1464:U:C6	2.55	0.42
2:CB:10:LYS:HA	2:CB:10:LYS:CE	2.49	0.42
2:CB:86:CYS:HB3	2:CB:220:VAL:HG12	2.01	0.42
3:CC:25:THR:HG22	3:CC:25:THR:O	2.19	0.42
4:CD:84:ASN:HD22	4:CD:84:ASN:C	2.23	0.42
6:CF:9:MET:HE3	18:CR:64:LEU:CA	2.48	0.42
54:CG:73:GLU:HA	54:CG:140:VAL:HG11	2.01	0.42
9:CI:17:ARG:NH1	9:CI:65:THR:HG21	2.35	0.42
9:CI:102:PHE:C	9:CI:104:THR:H	2.23	0.42
10:CJ:35:GLN:NE2	10:CJ:78:GLU:H	2.17	0.42
10:CJ:66:GLU:HB2	14:CN:100:TRP:CZ3	2.55	0.42
12:CL:36:VAL:HA	12:CL:52:CYS:HA	2.00	0.42
12:CL:55:ARG:HA	12:CL:61:GLU:HA	2.02	0.42
22:DA:52:A:O2'	22:DA:53:A:H5'	2.20	0.42
22:DA:71:A:O4'	22:DA:73:A:C5	2.72	0.42
22:DA:88:G:O5'	22:DA:88:G:C8	2.73	0.42
22:DA:128:C:C2'	22:DA:129:C:C6	3.02	0.42
22:DA:233:A:N6	22:DA:428:A:H61	2.18	0.42
22:DA:516:C:H2'	22:DA:517:C:C6	2.52	0.42
22:DA:564:C:H3'	22:DA:564:C:H6	1.85	0.42
22:DA:851:C:H2'	22:DA:852:U:C5	2.54	0.42
22:DA:859:G:O2'	22:DA:916:G:N1	2.53	0.42
22:DA:972:A:C6	22:DA:973:A:C6	3.08	0.42
22:DA:975:A:N6	22:DA:989:G:H1'	2.34	0.42

Continued on next page...

Continued from previous page...

Atom-1	Atom-2	Interatomic distance (Å)	Clash overlap (Å)
22:DA:1009:A:N3	22:DA:1153:C:O2'	2.42	0.42
22:DA:1048:A:C2	22:DA:1049:C:N3	2.88	0.42
22:DA:1241:A:N3	22:DA:1241:A:O4'	2.52	0.42
22:DA:1249:U:H4'	38:DQ:3:VAL:CB	2.48	0.42
22:DA:1255:U:O2'	22:DA:1256:G:P	2.77	0.42
22:DA:1264:A:OP1	48:D0:15:ARG:NH1	2.43	0.42
22:DA:1304:A:O2'	22:DA:1305:C:P	2.78	0.42
22:DA:1334:G:C6	22:DA:1335:C:N3	2.88	0.42
22:DA:1464:G:O2'	22:DA:1465:G:H5'	2.20	0.42
22:DA:1520:U:C4	22:DA:1521:G:C5	3.08	0.42
22:DA:1666:G:H4'	32:DK:6:THR:CG2	2.43	0.42
22:DA:1838:C:N3	22:DA:1899:A:C2	2.87	0.42
22:DA:1866:A:H2'	22:DA:1867:G:O4'	2.20	0.42
22:DA:1991:U:C6	22:DA:1991:U:C4'	3.03	0.42
22:DA:1993:U:H2'	22:DA:1994:C:H6	1.82	0.42
22:DA:1997:C:C5'	25:DD:129:THR:HG1	2.32	0.42
22:DA:2060:A:O4'	22:DA:2502:G:H1'	2.20	0.42
22:DA:2324:U:C5'	22:DA:2325:G:C5'	2.88	0.42
22:DA:2345:G:H4'	22:DA:2346:A:O5'	2.19	0.42
22:DA:2619:C:H1'	25:DD:155:VAL:HB	2.01	0.42
57:DB:52:A:H2	57:DB:54:G:O6	2.02	0.42
57:DB:57:A:C2'	57:DB:58:A:C8	3.02	0.42
57:DB:65:U:O2	57:DB:65:U:H2'	2.20	0.42
24:DC:16:VAL:HG23	24:DC:203:VAL:HG11	2.02	0.42
24:DC:30:ALA:C	24:DC:32:LEU:H	2.23	0.42
24:DC:231:HIS:NE2	24:DC:243:PRO:HA	2.34	0.42
58:DF:103:ILE:HG12	58:DF:175:PRO:HD3	2.02	0.42
58:DF:151:LEU:HD23	58:DF:152:ASP:O	2.20	0.42
30:DI:77:VAL:HA	30:DI:80:LYS:HE3	2.00	0.42
31:DJ:75:TYR:HD1	31:DJ:84:ILE:HD11	1.81	0.42
32:DK:42:THR:HG22	32:DK:44:LYS:HG3	2.02	0.42
33:DL:74:THR:OG1	33:DL:107:PHE:HB2	2.20	0.42
35:DN:37:THR:HA	35:DN:110:MET:HE1	2.02	0.42
35:DN:73:ASN:HA	35:DN:76:VAL:CG1	2.49	0.42
38:DQ:9:ALA:O	38:DQ:12:ARG:HG2	2.19	0.42
40:DS:4:ILE:HB	40:DS:105:VAL:O	2.20	0.42
41:DT:67:VAL:HB	41:DT:76:ARG:HG3	2.02	0.42
42:DU:39:ASN:HD21	42:DU:64:ILE:HG22	1.85	0.42
42:DU:52:ASN:C	42:DU:54:PRO:HD3	2.40	0.42
43:DV:3:THR:C	43:DV:4:ILE:HG13	2.39	0.42
46:DY:17:GLU:HG3	46:DY:53:VAL:CG1	2.41	0.42

Continued on next page...

Continued from previous page...

Atom-1	Atom-2	Interatomic distance (Å)	Clash overlap (Å)
48:D0:42:ILE:HD13	48:D0:42:ILE:HA	1.69	0.42
1:AA:269:C:C2'	1:AA:270:A:O5'	2.68	0.42
1:AA:363:A:C2'	1:AA:364:A:H5'	2.49	0.42
1:AA:368:U:H6	1:AA:368:U:H2'	1.41	0.42
1:AA:604:G:H2'	1:AA:605:U:O4'	2.18	0.42
1:AA:954:G:N2	1:AA:1228:C:C4	2.88	0.42
1:AA:1153:G:C2'	1:AA:1154:G:O5'	2.68	0.42
1:AA:1347:G:N2	1:AA:1373:G:H2'	2.34	0.42
1:AA:1489:G:H2'	1:AA:1490:U:H5'	2.01	0.42
3:AC:139:ASN:C	3:AC:139:ASN:HD22	2.21	0.42
5:AE:67:ARG:HB2	5:AE:68:ARG:NE	2.33	0.42
10:AJ:33:GLY:N	10:AJ:83:THR:HB	2.35	0.42
10:AJ:35:GLN:CG	10:AJ:77:VAL:HB	2.45	0.42
10:AJ:49:PHE:CE1	14:AN:76:PHE:CZ	3.01	0.42
12:AL:24:GLU:CB	12:AL:26:CYS:SG	2.89	0.42
12:AL:87:LYS:O	12:AL:88:ASP:CB	2.67	0.42
17:AQ:14:ASP:O	17:AQ:20:ILE:CD1	2.68	0.42
17:AQ:80:LYS:N	17:AQ:80:LYS:HZ2	2.18	0.42
22:BA:34:U:O2'	22:BA:35:G:H5'	2.19	0.42
22:BA:170:U:C2'	22:BA:171:U:O5'	2.68	0.42
22:BA:597:G:C6	22:BA:598:U:C4	3.08	0.42
22:BA:608:A:N1	22:BA:609:A:C2	2.87	0.42
22:BA:743:A:O2'	22:BA:744:U:H5'	2.20	0.42
22:BA:764:A:C2	22:BA:781:A:C6	3.08	0.42
22:BA:1138:G:N3	31:BJ:108:MET:HE2	2.35	0.42
22:BA:1282:U:O2'	22:BA:1283:G:H5'	2.20	0.42
22:BA:1671:U:O2	22:BA:1673:G:H8	2.03	0.42
22:BA:2051:A:N6	22:BA:2614:A:C8	2.88	0.42
22:BA:2152:G:H2'	22:BA:2153:C:O4'	2.20	0.42
22:BA:2244:U:C2'	22:BA:2245:U:H5'	2.49	0.42
22:BA:2260:C:O2'	22:BA:2261:C:H5'	2.19	0.42
22:BA:2310:C:C5	27:BF:76:PHE:HZ	2.37	0.42
22:BA:2315:G:HO2'	22:BA:2316:G:H5'	1.84	0.42
22:BA:2352:A:N1	44:BW:30:VAL:HG21	2.34	0.42
22:BA:2389:G:H5''	22:BA:2390:U:H5'	2.01	0.42
22:BA:2395:C:O5'	22:BA:2395:C:H6	2.02	0.42
22:BA:2544:G:O2'	22:BA:2545:G:H5'	2.20	0.42
22:BA:2548:U:H2'	22:BA:2549:G:O4'	2.19	0.42
23:BB:2:G:C6	23:BB:119:A:C2	3.07	0.42
23:BB:16:G:O2'	23:BB:17:C:H5'	2.19	0.42
24:BC:15:VAL:C	24:BC:203:VAL:HG11	2.40	0.42

Continued on next page...

Continued from previous page...

Atom-1	Atom-2	Interatomic distance (Å)	Clash overlap (Å)
24:BC:20:ASN:HA	24:BC:21:PRO:HD2	1.80	0.42
24:BC:175:LEU:HD12	24:BC:175:LEU:HA	1.80	0.42
24:BC:239:PHE:CE1	24:BC:241:LYS:HB2	2.54	0.42
27:BF:8:LYS:O	27:BF:12:VAL:CG1	2.68	0.42
27:BF:43:ILE:HA	27:BF:82:TYR:CE1	2.55	0.42
27:BF:113:PHE:HE1	27:BF:116:LEU:HD22	1.84	0.42
29:BH:100:ALA:O	29:BH:104:THR:N	2.53	0.42
30:BI:56:VAL:CG2	30:BI:57:VAL:N	2.83	0.42
30:BI:123:ALA:C	30:BI:125:THR:N	2.72	0.42
31:BJ:81:ILE:HG12	31:BJ:82:GLY:H	1.85	0.42
32:BK:19:VAL:CG2	32:BK:41:ILE:HG12	2.50	0.42
33:BL:62:PRO:HG2	51:B3:24:LYS:HD3	2.02	0.42
35:BN:8:ARG:HB3	35:BN:10:LEU:HD21	1.97	0.42
36:BO:35:ILE:HD11	36:BO:106:LEU:HD23	2.01	0.42
36:BO:58:ILE:HD11	36:BO:81:ARG:HH22	1.81	0.42
36:BO:66:GLY:C	36:BO:102:ARG:NH2	2.73	0.42
37:BP:33:GLU:HA	37:BP:38:ARG:HH11	1.84	0.42
37:BP:95:LYS:HB3	37:BP:97:TYR:CE1	2.55	0.42
38:BQ:38:VAL:O	38:BQ:39:ILE:C	2.56	0.42
41:BT:88:LYS:HD3	41:BT:88:LYS:HA	1.71	0.42
50:B2:43:THR:O	50:B2:44:VAL:CG2	2.68	0.42
53:CA:97:G:C2'	53:CA:98:A:O5'	2.68	0.42
53:CA:174:A:C2	53:CA:175:C:C6	3.08	0.42
53:CA:260:G:C6	53:CA:261:U:C4	3.07	0.42
53:CA:321:A:N7	53:CA:328:C:C2	2.88	0.42
53:CA:418:C:H1'	53:CA:540:G:O2'	2.20	0.42
53:CA:433:G:O2'	53:CA:434:U:H5'	2.20	0.42
53:CA:497:G:O2'	53:CA:498:A:C8	2.68	0.42
53:CA:644:U:C2	53:CA:645:G:C8	3.08	0.42
53:CA:654:G:O2'	53:CA:655:A:C5'	2.67	0.42
53:CA:663:A:C2'	53:CA:664:G:H5'	2.49	0.42
53:CA:914:A:N3	53:CA:915:A:C8	2.87	0.42
53:CA:933:G:OP1	54:CG:3:ARG:HD3	2.20	0.42
53:CA:959:A:N6	53:CA:1222:G:H4'	2.34	0.42
53:CA:1108:G:H5''	3:CC:175:HIS:ND1	2.35	0.42
53:CA:1151:A:H5''	10:CJ:44:THR:OG1	2.19	0.42
53:CA:1302:C:H5''	55:CM:16:ILE:HG23	2.02	0.42
53:CA:1319:A:P	19:CS:4:LEU:HD21	2.60	0.42
5:CE:22:LYS:H	5:CE:29:ILE:HG22	1.84	0.42
9:CI:30:ASN:C	9:CI:32:ARG:H	2.23	0.42
10:CJ:48:ARG:NH1	10:CJ:48:ARG:CB	2.82	0.42

Continued on next page...

Continued from previous page...

Atom-1	Atom-2	Interatomic distance (Å)	Clash overlap (Å)
10:CJ:67:ILE:CG2	14:CN:95:LEU:H	2.32	0.42
11:CK:33:ILE:O	11:CK:41:LEU:HB2	2.19	0.42
12:CL:83:GLY:CA	12:CL:94:TYR:HD1	2.26	0.42
55:CM:2:ARG:O	55:CM:3:ILE:HB	2.19	0.42
14:CN:59:GLN:O	14:CN:60:ARG:HB2	2.20	0.42
56:CP:50:THR:O	56:CP:51:ARG:CZ	2.67	0.42
17:CQ:68:LYS:O	17:CQ:68:LYS:HG2	2.20	0.42
19:CS:54:ARG:CG	19:CS:55:GLN:N	2.81	0.42
21:CU:15:LEU:O	21:CU:15:LEU:CD1	2.59	0.42
22:DA:61:C:N3	22:DA:94:A:C2	2.88	0.42
22:DA:186:G:N2	22:DA:211:C:C2	2.88	0.42
22:DA:355:U:H2'	22:DA:356:G:H8	1.84	0.42
22:DA:468:G:H4'	26:DE:57:LYS:HG3	2.00	0.42
22:DA:499:U:C4	22:DA:500:G:C6	3.07	0.42
22:DA:628:G:C6	22:DA:636:G:C2	3.08	0.42
22:DA:727:A:OP1	22:DA:1431:A:O2'	2.28	0.42
22:DA:847:U:H5'	22:DA:848:C:OP2	2.19	0.42
22:DA:1279:G:H4'	35:DN:31:HIS:CD2	2.54	0.42
22:DA:1361:G:C6	22:DA:1362:C:C5	3.08	0.42
22:DA:1394:U:H3'	22:DA:1394:U:C6	2.55	0.42
22:DA:1508:A:O3'	22:DA:1509:A:C2	2.72	0.42
22:DA:1590:A:C6	22:DA:1591:A:N6	2.88	0.42
22:DA:1815:A:H1'	22:DA:1817:G:C8	2.54	0.42
22:DA:1828:G:O2'	22:DA:1829:A:H5'	2.20	0.42
22:DA:2053:G:H2'	22:DA:2054:A:O4'	2.19	0.42
22:DA:2077:A:C5	22:DA:2435:A:C5	3.08	0.42
22:DA:2258:C:H4'	22:DA:2259:U:OP2	2.20	0.42
22:DA:2376:A:N6	36:DO:94:ARG:HH21	2.18	0.42
22:DA:2439:A:N7	22:DA:2586:U:H4'	2.34	0.42
22:DA:2448:A:H61	33:DL:36:LYS:CE	2.33	0.42
22:DA:2510:C:O2'	22:DA:2511:U:H5'	2.20	0.42
22:DA:2511:U:H2'	22:DA:2512:C:C5'	2.50	0.42
22:DA:2683:C:OP1	37:DP:55:HIS:HB3	2.20	0.42
22:DA:2850:A:C6	22:DA:2869:G:C4'	3.02	0.42
22:DA:2858:C:H2'	22:DA:2859:G:O4'	2.18	0.42
57:DB:46:A:C5	57:DB:47:C:C5	3.07	0.42
57:DB:85:G:O2'	57:DB:86:G:H5'	2.19	0.42
24:DC:73:ILE:CA	24:DC:116:GLN:HE21	2.33	0.42
24:DC:171:VAL:HB	24:DC:185:ALA:HB2	2.01	0.42
25:DD:22:ILE:HA	25:DD:23:PRO:HD2	1.89	0.42
26:DE:117:ARG:NH1	26:DE:183:PHE:O	2.51	0.42

Continued on next page...

Continued from previous page...

Atom-1	Atom-2	Interatomic distance (Å)	Clash overlap (Å)
58:DF:166:ARG:H	58:DF:166:ARG:HG2	1.67	0.42
29:DH:31:VAL:CB	29:DH:32:PRO:CD	2.98	0.42
32:DK:119:ALA:O	32:DK:120:PRO:C	2.57	0.42
34:DM:33:LEU:HD21	34:DM:128:THR:HB	1.98	0.42
34:DM:81:ARG:HH21	34:DM:84:LYS:CE	2.33	0.42
39:DR:62:GLU:HB2	39:DR:99:THR:CG2	2.50	0.42
43:DV:21:ARG:NE	43:DV:87:GLN:HG2	2.34	0.42
44:DW:70:VAL:O	44:DW:70:VAL:CG2	2.67	0.42
45:DX:70:LEU:O	45:DX:74:GLY:N	2.52	0.42
51:D3:24:LYS:O	51:D3:25:HIS:CD2	2.73	0.42
1:AA:235:C:O2'	1:AA:236:A:H5'	2.20	0.42
1:AA:267:C:H2'	1:AA:268:U:C5	2.55	0.42
1:AA:283:U:C5	1:AA:284:C:C5	3.08	0.42
1:AA:316:C:N3	1:AA:317:U:C5	2.88	0.42
1:AA:652:U:O2'	1:AA:653:U:P	2.77	0.42
1:AA:754:C:C3'	1:AA:755:G:H5'	2.50	0.42
1:AA:923:A:C4	1:AA:924:C:C5	3.07	0.42
1:AA:947:G:H2'	1:AA:948:C:C6	2.54	0.42
1:AA:1118:U:OP1	9:AI:10:ARG:HD2	2.20	0.42
1:AA:1173:U:H2'	1:AA:1174:G:H8	1.85	0.42
1:AA:1401:G:C2	1:AA:1402:C:H1'	2.54	0.42
2:AB:162:VAL:HG22	2:AB:184:ALA:CB	2.45	0.42
3:AC:116:ALA:O	3:AC:119:ILE:HG22	2.20	0.42
4:AD:34:GLU:C	4:AD:36:ALA:H	2.21	0.42
5:AE:79:THR:HB	5:AE:121:ASN:CG	2.40	0.42
8:AH:17:GLN:O	8:AH:20:ASN:N	2.52	0.42
9:AI:42:THR:O	9:AI:43:ALA:CB	2.68	0.42
11:AK:125:LYS:C	21:AU:33:ARG:HH22	2.21	0.42
13:AM:14:ALA:O	13:AM:18:LEU:HD23	2.20	0.42
14:AN:63:CYS:O	14:AN:64:ARG:C	2.57	0.42
19:AS:50:VAL:CG2	19:AS:70:LEU:HB3	2.32	0.42
22:BA:139:U:C5	41:BT:1:MET:SD	3.13	0.42
22:BA:260:G:H8	22:BA:260:G:O5'	2.02	0.42
22:BA:531:C:H5''	22:BA:532:A:C5	2.54	0.42
22:BA:609:A:H61	22:BA:619:G:C2'	2.32	0.42
22:BA:609:A:H2'	22:BA:610:C:O4'	2.19	0.42
22:BA:635:C:P	33:BL:109:LYS:HZ2	2.43	0.42
22:BA:820:A:H2'	22:BA:821:A:O4'	2.20	0.42
22:BA:877:A:N6	22:BA:899:A:N6	2.67	0.42
22:BA:995:C:O2'	22:BA:996:A:OP2	2.37	0.42
22:BA:1002:G:H2'	22:BA:1003:G:O5'	2.20	0.42

Continued on next page...

Continued from previous page...

Atom-1	Atom-2	Interatomic distance (Å)	Clash overlap (Å)
22:BA:1059:G:C6	22:BA:1060:U:C4	3.08	0.42
22:BA:1083:U:C2'	22:BA:1084:A:O5'	2.66	0.42
22:BA:1296:G:H2'	22:BA:1297:C:H6	1.84	0.42
22:BA:1315:C:OP2	62:BA:3753:HOH:O	2.21	0.42
22:BA:1829:A:O2'	22:BA:1830:C:H5'	2.20	0.42
22:BA:2037:A:C6	22:BA:2038:G:C6	3.08	0.42
22:BA:2225:A:H4'	22:BA:2226:C:O5'	2.19	0.42
22:BA:2258:C:H4'	22:BA:2259:U:OP2	2.19	0.42
22:BA:2478:A:C2'	22:BA:2479:U:H5'	2.49	0.42
22:BA:2733:A:H8	22:BA:2733:A:O5'	2.03	0.42
22:BA:2886:A:H2'	22:BA:2887:A:O4'	2.20	0.42
24:BC:33:LEU:HA	24:BC:61:TYR:O	2.19	0.42
24:BC:108:GLY:O	24:BC:109:LEU:C	2.58	0.42
24:BC:181:ARG:HG2	24:BC:181:ARG:HH21	1.85	0.42
24:BC:196:ASN:OD1	24:BC:197:ALA:N	2.52	0.42
25:BD:2:ILE:HG13	25:BD:100:LEU:HD21	2.02	0.42
27:BF:166:ARG:O	27:BF:167:ALA:C	2.58	0.42
27:BF:173:ASP:O	27:BF:174:PHE:C	2.58	0.42
30:BI:58:ILE:HG22	30:BI:60:VAL:CG2	2.50	0.42
30:BI:111:THR:O	30:BI:113:ALA:N	2.47	0.42
32:BK:4:GLU:OE2	32:BK:23:LYS:CE	2.58	0.42
33:BL:20:GLY:O	33:BL:21:ARG:HD3	2.20	0.42
33:BL:90:VAL:HG13	33:BL:95:LEU:HG	2.01	0.42
37:BP:87:ARG:NH1	37:BP:87:ARG:HG2	2.34	0.42
44:BW:29:SER:CA	44:BW:63:ASP:HB3	2.50	0.42
45:BX:34:SER:CB	45:BX:49:ARG:HA	2.50	0.42
48:B0:38:LEU:O	48:B0:39:ARG:C	2.57	0.42
49:B1:27:ARG:C	49:B1:29:LYS:H	2.23	0.42
49:B1:31:GLU:OE2	49:B1:31:GLU:N	2.41	0.42
53:CA:61:G:H5''	53:CA:61:G:H8	1.85	0.42
53:CA:155:A:C5	53:CA:156:C:C4	3.07	0.42
53:CA:398:U:H2'	53:CA:399:G:C8	2.54	0.42
53:CA:725:G:C5	53:CA:726:C:C5	3.08	0.42
53:CA:737:C:OP1	6:CF:91:ARG:HD2	2.19	0.42
53:CA:877:G:HO2'	53:CA:878:A:H5'	1.84	0.42
53:CA:913:A:OP1	12:CL:43:LYS:CE	2.68	0.42
53:CA:948:C:OP2	55:CM:104:ASN:HB3	2.20	0.42
53:CA:949:A:C2	53:CA:1233:G:C2	3.07	0.42
53:CA:1081:A:H2'	53:CA:1082:A:O4'	2.20	0.42
53:CA:1102:A:HO2'	53:CA:1103:C:H5'	1.77	0.42
53:CA:1178:G:OP2	9:CI:98:ARG:NH2	2.53	0.42

Continued on next page...

Continued from previous page...

Atom-1	Atom-2	Interatomic distance (Å)	Clash overlap (Å)
2:CB:198:VAL:O	2:CB:198:VAL:HG23	2.20	0.42
4:CD:70:GLN:NE2	4:CD:133:SER:HB3	2.35	0.42
5:CE:40:ASP:OD1	5:CE:41:GLY:N	2.46	0.42
9:CI:106:ASP:OD1	9:CI:106:ASP:N	2.50	0.42
55:CM:62:PHE:O	55:CM:64:VAL:HG23	2.19	0.42
56:CP:78:VAL:O	56:CP:80:LYS:N	2.53	0.42
17:CQ:29:LYS:CE	17:CQ:36:PHE:CZ	2.96	0.42
18:CR:54:LEU:O	18:CR:55:ALA:C	2.57	0.42
22:DA:9:G:C5	22:DA:2629:U:C4	3.08	0.42
22:DA:30:G:C6	22:DA:31:C:N3	2.87	0.42
22:DA:265:A:N6	22:DA:428:A:O4'	2.53	0.42
22:DA:447:A:C4	22:DA:473:G:N7	2.87	0.42
22:DA:545:U:C4	22:DA:547:A:H4'	2.55	0.42
22:DA:618:G:HO2'	22:DA:619:G:H5'	1.79	0.42
22:DA:800:A:N1	22:DA:802:A:C8	2.88	0.42
22:DA:839:U:H2'	22:DA:840:C:C6	2.55	0.42
22:DA:915:C:O2	57:DB:100:G:H4'	2.19	0.42
22:DA:1048:A:C6	22:DA:1111:A:C2	3.08	0.42
22:DA:1123:C:H2'	22:DA:1124:G:C8	2.54	0.42
22:DA:1462:C:H1'	22:DA:2702:G:H21	1.84	0.42
22:DA:1570:A:H8	22:DA:1570:A:O5'	2.03	0.42
22:DA:1594:U:H2'	22:DA:1595:C:H6	1.83	0.42
22:DA:1885:A:H3'	22:DA:1886:U:C6	2.55	0.42
22:DA:2077:A:N6	22:DA:2435:A:N6	2.68	0.42
22:DA:2197:U:O2	22:DA:2225:A:N7	2.53	0.42
22:DA:2301:C:C4	22:DA:2302:U:C5	3.08	0.42
22:DA:2543:G:C6	22:DA:2765:A:C5	3.08	0.42
22:DA:2553:G:C2	22:DA:2554:U:H1'	2.55	0.42
22:DA:2666:C:O2	22:DA:2666:C:O4'	2.36	0.42
22:DA:2848:G:OP2	37:DP:94:ALA:CB	2.68	0.42
22:DA:2863:C:O2'	22:DA:2864:G:H5'	2.20	0.42
25:DD:33:ARG:HB3	25:DD:95:SER:OG	2.19	0.42
28:DG:10:VAL:HB	28:DG:14:VAL:HG11	2.01	0.42
28:DG:36:LEU:N	28:DG:36:LEU:CD1	2.83	0.42
28:DG:117:PRO:CD	28:DG:143:VAL:HG11	2.50	0.42
32:DK:61:VAL:HG13	32:DK:87:LEU:CD2	2.49	0.42
34:DM:53:MET:HB2	34:DM:120:ALA:HB2	2.00	0.42
37:DP:19:PHE:CE1	37:DP:58:PHE:CG	3.07	0.42
37:DP:92:ARG:O	37:DP:93:LYS:HB2	2.20	0.42
39:DR:78:ARG:HD2	39:DR:83:TYR:HD1	1.83	0.42
44:DW:18:LYS:HE3	44:DW:19:ARG:NH2	2.35	0.42

Continued on next page...

Continued from previous page...

Atom-1	Atom-2	Interatomic distance (Å)	Clash overlap (Å)
1:AA:109:A:C3'	1:AA:110:C:H5'	2.47	0.42
1:AA:182:A:H1'	1:AA:183:C:H6	1.85	0.42
1:AA:228:A:H2'	1:AA:229:U:O4'	2.20	0.42
1:AA:377:G:C5'	16:AP:5:ARG:NH1	2.83	0.42
1:AA:543:U:H2'	1:AA:544:G:O4'	2.20	0.42
1:AA:633:G:C4	1:AA:634:C:C6	3.07	0.42
1:AA:903:G:C4	1:AA:904:U:C5	3.08	0.42
1:AA:1142:G:H3'	1:AA:1143:G:H8	1.85	0.42
1:AA:1283:U:O2'	1:AA:1284:C:H5'	2.20	0.42
1:AA:1382:C:O2'	1:AA:1383:C:H5'	2.20	0.42
1:AA:1412:C:H2'	1:AA:1413:A:H8	1.85	0.42
1:AA:1511:G:H2'	1:AA:1512:U:H6	1.85	0.42
2:AB:18:GLN:HG2	2:AB:189:ASN:ND2	2.35	0.42
2:AB:148:GLY:C	2:AB:150:ILE:H	2.23	0.42
2:AB:168:GLU:O	2:AB:169:HIS:C	2.58	0.42
5:AE:64:GLU:HA	5:AE:67:ARG:CG	2.50	0.42
9:AI:71:ILE:HG22	9:AI:72:SER:N	2.35	0.42
13:AM:49:GLU:O	13:AM:52:ILE:HG22	2.20	0.42
15:AO:15:GLY:C	15:AO:17:ASP:N	2.72	0.42
20:AT:30:PHE:O	20:AT:33:LYS:HB2	2.20	0.42
22:BA:57:C:H2'	22:BA:58:G:O4'	2.20	0.42
22:BA:235:U:H2'	22:BA:236:C:C6	2.51	0.42
22:BA:582:A:H2'	22:BA:583:G:C8	2.55	0.42
22:BA:1244:A:H5'	33:BL:8:PRO:HD3	2.01	0.42
22:BA:1298:C:C2	22:BA:1643:G:N2	2.88	0.42
22:BA:1326:U:O2'	22:BA:1327:A:H5'	2.20	0.42
22:BA:1378:A:O2'	22:BA:1379:U:P	2.78	0.42
22:BA:1521:G:C6	22:BA:1522:A:C6	3.07	0.42
22:BA:1539:U:O2	22:BA:1540:G:C8	2.72	0.42
22:BA:1557:C:H2'	22:BA:1558:C:C5	2.55	0.42
22:BA:1590:A:C2'	22:BA:1591:A:H8	2.20	0.42
22:BA:2079:U:O2'	45:BX:22:ASN:ND2	2.50	0.42
22:BA:2217:G:C2'	22:BA:2218:G:C5'	2.98	0.42
22:BA:2313:C:H5''	27:BF:87:LYS:HD3	2.01	0.42
22:BA:2315:G:C2'	22:BA:2316:G:O5'	2.67	0.42
22:BA:2364:C:H2'	22:BA:2365:G:C5'	2.49	0.42
22:BA:2365:G:C2'	22:BA:2366:A:H8	2.33	0.42
22:BA:2447:G:H8	22:BA:2501:C:H5''	1.83	0.42
22:BA:2466:C:OP1	52:B4:4:ARG:HB2	2.20	0.42
22:BA:2602:A:H4'	22:BA:2603:G:H5'	2.01	0.42
23:BB:53:A:O2'	23:BB:54:G:C5'	2.66	0.42

Continued on next page...

Continued from previous page...

Atom-1	Atom-2	Interatomic distance (Å)	Clash overlap (Å)
23:BB:57:A:HO2'	23:BB:58:A:H5'	1.80	0.42
23:BB:62:C:O2'	23:BB:63:C:H5'	2.20	0.42
24:BC:115:ILE:HD12	24:BC:115:ILE:HA	1.63	0.42
24:BC:131:MET:HA	24:BC:134:ILE:CG1	2.50	0.42
25:BD:3:GLY:O	25:BD:82:PHE:CZ	2.73	0.42
25:BD:106:LYS:H	25:BD:106:LYS:CD	2.24	0.42
25:BD:106:LYS:HB2	25:BD:206:ALA:H	1.85	0.42
25:BD:180:VAL:O	25:BD:181:ASP:HB2	2.20	0.42
26:BE:96:VAL:CG1	26:BE:101:TYR:HB2	2.49	0.42
28:BG:7:PRO:O	28:BG:8:VAL:CB	2.60	0.42
28:BG:124:CYS:HA	28:BG:125:PRO:HD2	1.75	0.42
29:BH:68:ARG:HH21	29:BH:72:ILE:HG21	1.77	0.42
29:BH:94:ILE:HD12	29:BH:98:ASP:O	2.19	0.42
31:BJ:117:ALA:CA	31:BJ:120:ARG:NH2	2.73	0.42
32:BK:76:VAL:N	37:BP:72:VAL:HG23	2.35	0.42
33:BL:111:ILE:HD12	33:BL:111:ILE:HA	1.77	0.42
53:CA:43:C:H2'	53:CA:44:A:C5'	2.50	0.42
53:CA:130:A:H1'	53:CA:264:C:H5'	2.02	0.42
53:CA:441:A:C2	53:CA:497:G:C5	3.08	0.42
53:CA:464:U:O4	53:CA:466:A:C4'	2.65	0.42
53:CA:554:A:H2'	53:CA:555:U:H6	1.84	0.42
53:CA:624:C:H4'	56:CP:10:GLY:C	2.39	0.42
53:CA:708:C:O2'	53:CA:709:U:H5'	2.20	0.42
53:CA:1018:G:H2'	53:CA:1019:A:O5'	2.20	0.42
53:CA:1111:A:H3'	53:CA:1111:A:C8	2.55	0.42
53:CA:1112:C:O2	3:CC:178:ARG:HG2	2.20	0.42
53:CA:1137:C:H4'	53:CA:1138:G:C2	2.54	0.42
53:CA:1268:G:C6	53:CA:1269:A:N6	2.88	0.42
53:CA:1452:C:H5'	53:CA:1453:G:C4	2.55	0.42
2:CB:99:MET:O	2:CB:103:TRP:CB	2.67	0.42
4:CD:3:TYR:CE2	4:CD:5:GLY:N	2.88	0.42
4:CD:80:ARG:HB2	4:CD:81:LEU:H	1.43	0.42
4:CD:195:ASN:O	4:CD:196:GLU:C	2.58	0.42
54:CG:41:ILE:HD13	54:CG:115:MET:HB3	2.02	0.42
8:CH:63:LYS:O	8:CH:70:VAL:HG12	2.19	0.42
9:CI:4:GLN:HB3	9:CI:21:LYS:CG	2.50	0.42
10:CJ:38:GLY:HA2	10:CJ:39:PRO:HD2	1.89	0.42
11:CK:26:PHE:CZ	11:CK:88:PRO:CG	3.02	0.42
11:CK:96:ILE:HD13	11:CK:109:ILE:HD13	2.02	0.42
56:CP:16:PHE:CZ	56:CP:38:PHE:CD1	3.08	0.42
17:CQ:17:GLU:O	17:CQ:18:LYS:HB2	2.20	0.42

Continued on next page...

Continued from previous page...

Atom-1	Atom-2	Interatomic distance (Å)	Clash overlap (Å)
20:CT:57:VAL:HG11	20:CT:71:ALA:HA	2.01	0.42
22:DA:35:G:O2'	22:DA:36:G:O4'	2.33	0.42
22:DA:136:G:H8	22:DA:136:G:P	2.43	0.42
22:DA:311:A:O2'	22:DA:312:G:OP1	2.38	0.42
22:DA:482:A:O2'	22:DA:483:A:P	2.78	0.42
22:DA:509:C:H6	22:DA:509:C:H2'	1.65	0.42
22:DA:547:A:H3'	22:DA:548:G:C5'	2.50	0.42
22:DA:573:U:O2'	22:DA:574:A:H3'	2.20	0.42
22:DA:606:U:O2'	22:DA:607:U:H4'	2.20	0.42
22:DA:633:A:H5''	33:DL:70:LYS:HD3	2.02	0.42
22:DA:901:C:H2'	22:DA:902:C:H6	1.85	0.42
22:DA:922:C:H2'	22:DA:923:G:H8	1.85	0.42
22:DA:1060:U:O4	30:DI:131:THR:HG22	2.19	0.42
22:DA:1102:C:H6	22:DA:1102:C:OP2	2.03	0.42
22:DA:1161:C:O2'	22:DA:1162:G:H5'	2.19	0.42
22:DA:1255:U:O4	22:DA:2060:A:H5'	2.20	0.42
22:DA:1341:G:H4'	22:DA:1342:A:OP2	2.18	0.42
22:DA:1362:C:H5'	22:DA:2215:C:H4'	2.02	0.42
22:DA:1378:A:C8	22:DA:1380:G:C6	3.08	0.42
22:DA:1465:G:HO2'	22:DA:1545:A:H2	1.64	0.42
22:DA:1745:A:H2'	22:DA:1746:A:H8	1.85	0.42
22:DA:1784:A:H4'	22:DA:1785:A:C5'	2.43	0.42
22:DA:1963:U:O2'	22:DA:1964:G:H5'	2.20	0.42
22:DA:2035:G:H4'	22:DA:2036:C:OP2	2.20	0.42
22:DA:2051:A:C2	22:DA:2052:A:N6	2.87	0.42
22:DA:2087:G:H2'	22:DA:2088:A:H8	1.85	0.42
22:DA:2107:G:H2'	22:DA:2108:A:H8	1.82	0.42
22:DA:2199:A:C2	22:DA:2200:C:H1'	2.55	0.42
22:DA:2283:C:N4	22:DA:2389:G:C6	2.88	0.42
22:DA:2298:A:O2'	22:DA:2299:U:H5'	2.19	0.42
22:DA:2329:U:O5'	22:DA:2329:U:H6	2.03	0.42
22:DA:2729:G:O4'	25:DD:191:GLY:HA2	2.20	0.42
22:DA:2839:G:H2'	22:DA:2840:C:O4'	2.20	0.42
57:DB:30:C:C2'	57:DB:31:C:H5'	2.47	0.42
57:DB:64:G:C6	57:DB:65:U:C4	3.08	0.42
57:DB:91:C:H2'	57:DB:92:C:C6	2.54	0.42
24:DC:67:LYS:CB	24:DC:150:GLY:HA2	2.50	0.42
24:DC:129:LEU:HG	24:DC:134:ILE:HG23	2.02	0.42
24:DC:129:LEU:CA	24:DC:188:ARG:HG3	2.49	0.42
25:DD:19:GLY:O	32:DK:72:PRO:HB2	2.19	0.42
25:DD:204:LYS:HA	25:DD:205:PRO:HD2	1.84	0.42

Continued on next page...

Continued from previous page...

Atom-1	Atom-2	Interatomic distance (Å)	Clash overlap (Å)
58:DF:84:ILE:O	58:DF:84:ILE:HG13	2.19	0.42
29:DH:73:ASN:C	29:DH:75:LEU:H	2.22	0.42
32:DK:87:LEU:O	32:DK:89:ASN:N	2.53	0.42
33:DL:23:ILE:N	33:DL:23:ILE:CD1	2.82	0.42
38:DQ:21:LYS:HD2	38:DQ:21:LYS:HA	1.91	0.42
40:DS:8:ARG:CA	40:DS:102:HIS:ND1	2.79	0.42
41:DT:14:PRO:HA	41:DT:32:LEU:HB3	2.02	0.42
43:DV:57:TYR:N	43:DV:57:TYR:CD1	2.87	0.42
45:DX:44:ARG:HH11	45:DX:44:ARG:CB	2.33	0.42
1:AA:197:A:C4'	1:AA:198:G:O5'	2.66	0.41
1:AA:207:C:O2	1:AA:207:C:H2'	2.20	0.41
1:AA:255:G:O2'	1:AA:256:U:H5'	2.20	0.41
1:AA:272:C:C2'	1:AA:273:U:O5'	2.68	0.41
1:AA:592:G:C6	1:AA:648:A:C6	3.07	0.41
1:AA:708:C:O2'	1:AA:709:U:H5'	2.19	0.41
1:AA:922:G:C6	1:AA:923:A:C6	3.07	0.41
1:AA:1115:U:O2'	1:AA:1116:U:H5'	2.19	0.41
1:AA:1228:C:O2'	1:AA:1229:A:H5'	2.20	0.41
1:AA:1414:U:H2'	1:AA:1415:G:H8	1.85	0.41
2:AB:219:THR:HG23	2:AB:220:VAL:N	2.34	0.41
4:AD:25:ARG:HH12	4:AD:30:LYS:HG2	1.84	0.41
7:AG:69:ARG:HG3	7:AG:95:ARG:CD	2.49	0.41
10:AJ:81:GLU:CA	10:AJ:84:VAL:HG12	2.50	0.41
11:AK:62:ALA:O	11:AK:65:ALA:HB3	2.19	0.41
12:AL:3:VAL:HG23	12:AL:4:ASN:H	1.85	0.41
12:AL:42:LYS:HE3	12:AL:43:LYS:HE3	2.02	0.41
13:AM:1:ALA:CB	13:AM:8:ILE:HG23	2.47	0.41
13:AM:10:ASP:O	13:AM:11:HIS:CB	2.68	0.41
14:AN:42:ASN:O	14:AN:44:VAL:N	2.53	0.41
16:AP:46:LYS:HB2	16:AP:47:GLU:H	1.63	0.41
19:AS:3:SER:O	19:AS:5:LYS:HG3	2.20	0.41
22:BA:186:G:N3	22:BA:187:G:C8	2.88	0.41
22:BA:365:U:H2'	22:BA:366:C:C6	2.55	0.41
22:BA:404:A:O4'	22:BA:406:G:C8	2.73	0.41
22:BA:659:G:H4'	26:BE:95:LYS:HD3	2.02	0.41
22:BA:843:G:O2'	22:BA:844:A:H5'	2.20	0.41
22:BA:969:G:C6	22:BA:970:U:C4	3.07	0.41
22:BA:1011:G:H1'	22:BA:1013:C:O4'	2.20	0.41
22:BA:1011:G:H5''	38:BQ:76:SER:OG	2.20	0.41
22:BA:1046:A:H4'	22:BA:1046:A:OP2	2.19	0.41
22:BA:1084:A:C5	22:BA:1085:A:N7	2.88	0.41

Continued on next page...

Continued from previous page...

Atom-1	Atom-2	Interatomic distance (Å)	Clash overlap (Å)
22:BA:1139:G:C2	22:BA:1140:C:C6	3.09	0.41
22:BA:1378:A:HO2'	22:BA:1379:U:P	2.38	0.41
22:BA:1450:G:O6	22:BA:1451:C:N4	2.52	0.41
22:BA:1534:U:H5'	22:BA:1535:A:P	2.59	0.41
22:BA:1662:U:O2	22:BA:1662:U:H2'	2.19	0.41
22:BA:1720:U:H2'	22:BA:1721:G:O4'	2.20	0.41
22:BA:2547:A:H2'	22:BA:2548:U:H6	1.77	0.41
22:BA:2748:A:H1'	28:BG:66:THR:CG2	2.50	0.41
23:BB:42:C:P	27:BF:63:LYS:HE2	2.60	0.41
24:BC:41:GLY:N	24:BC:53:ILE:HG22	2.34	0.41
24:BC:83:ASP:OD1	24:BC:85:ASN:OD1	2.38	0.41
24:BC:234:GLY:O	24:BC:235:GLU:HB3	2.20	0.41
25:BD:104:VAL:CG1	25:BD:106:LYS:H	2.33	0.41
26:BE:7:ASP:CG	26:BE:8:ALA:N	2.74	0.41
26:BE:79:ARG:CG	26:BE:80:SER:N	2.67	0.41
26:BE:170:ARG:HG2	26:BE:170:ARG:NH2	2.34	0.41
27:BF:174:PHE:HD1	27:BF:176:PHE:CD1	2.38	0.41
33:BL:75:ALA:HB3	33:BL:101:ILE:HD11	2.02	0.41
35:BN:12:ARG:HB3	35:BN:13:ASN:H	1.67	0.41
38:BQ:82:LEU:HD21	38:BQ:112:ALA:HB2	2.02	0.41
39:BR:44:GLY:O	39:BR:45:GLU:HG2	2.19	0.41
40:BS:41:LYS:O	40:BS:44:ALA:N	2.53	0.41
44:BW:28:GLU:C	44:BW:63:ASP:HB3	2.41	0.41
44:BW:40:ARG:O	44:BW:44:PHE:CE1	2.72	0.41
44:BW:46:ALA:CB	44:BW:79:ILE:O	2.50	0.41
46:BY:25:GLN:O	46:BY:29:ARG:HB2	2.19	0.41
47:BZ:16:LEU:HB3	47:BZ:17:PRO:CD	2.49	0.41
47:BZ:40:THR:CG2	47:BZ:43:ILE:HG23	2.50	0.41
53:CA:9:G:H2'	53:CA:10:A:C8	2.54	0.41
53:CA:9:G:C2	53:CA:10:A:C8	3.08	0.41
53:CA:14:U:HO2'	53:CA:15:G:P	2.43	0.41
53:CA:274:A:O2'	53:CA:275:G:O5'	2.38	0.41
53:CA:375:U:C2	53:CA:376:G:C8	3.08	0.41
53:CA:654:G:O2'	53:CA:655:A:O4'	2.27	0.41
53:CA:885:G:H8	53:CA:885:G:OP2	2.02	0.41
53:CA:1067:A:O3'	53:CA:1094:G:H5'	2.19	0.41
53:CA:1084:G:C5	53:CA:1085:U:O4	2.72	0.41
53:CA:1092:A:H5'	54:CG:3:ARG:NH2	2.34	0.41
53:CA:1223:C:H5''	53:CA:1224:U:OP2	2.20	0.41
53:CA:1345:U:C6	53:CA:1377:A:C2	3.07	0.41
53:CA:1365:G:O2'	53:CA:1366:C:O5'	2.38	0.41

Continued on next page...

Continued from previous page...

Atom-1	Atom-2	Interatomic distance (Å)	Clash overlap (Å)
53:CA:1381:U:N3	54:CG:77:ARG:CZ	2.82	0.41
2:CB:34:ARG:HD3	2:CB:35:ASN:N	2.35	0.41
3:CC:190:THR:OG1	3:CC:195:ILE:HG13	2.20	0.41
4:CD:33:ILE:O	4:CD:33:ILE:CG2	2.68	0.41
4:CD:141:VAL:HG22	4:CD:180:THR:HG23	2.02	0.41
4:CD:156:ALA:O	4:CD:160:LEU:CD2	2.64	0.41
54:CG:8:GLN:CD	54:CG:9:ARG:H	2.23	0.41
54:CG:68:VAL:O	54:CG:70:PRO:HD3	2.19	0.41
10:CJ:52:LEU:HB2	14:CN:80:ARG:NE	2.32	0.41
55:CM:13:HIS:NE2	55:CM:41:ASP:HA	2.34	0.41
17:CQ:80:LYS:CB	17:CQ:80:LYS:NZ	2.83	0.41
18:CR:25:ILE:HA	18:CR:28:LEU:HB2	2.01	0.41
18:CR:54:LEU:HD12	18:CR:54:LEU:HA	1.91	0.41
21:CU:34:ARG:HG3	21:CU:35:GLU:N	2.35	0.41
22:DA:224:U:O4	22:DA:232:G:N2	2.53	0.41
22:DA:300:A:H2'	22:DA:301:G:C5'	2.50	0.41
22:DA:672:C:O2'	26:DE:77:ILE:HD11	2.19	0.41
22:DA:1126:A:OP1	22:DA:1126:A:C8	2.67	0.41
22:DA:1139:G:C2'	22:DA:1140:C:C5'	2.98	0.41
22:DA:1206:G:C4	22:DA:1207:C:C5	3.07	0.41
22:DA:1251:C:C5	38:DQ:5:ARG:NH1	2.88	0.41
22:DA:1265:A:C8	22:DA:1267:U:C2	3.08	0.41
22:DA:1270:C:C5'	22:DA:1271:G:OP1	2.68	0.41
22:DA:1576:U:C2	22:DA:1577:C:C5	3.08	0.41
22:DA:1587:G:H21	22:DA:1588:G:H1'	1.82	0.41
22:DA:1821:A:O2'	22:DA:1822:C:O4'	2.37	0.41
22:DA:1838:C:N4	22:DA:1899:A:O4'	2.53	0.41
22:DA:1875:G:HO2'	22:DA:1876:A:H8	1.66	0.41
22:DA:2013:A:N6	22:DA:2014:A:N1	2.68	0.41
22:DA:2191:A:N7	22:DA:2192:U:C5	2.88	0.41
22:DA:2196:C:O2	22:DA:2196:C:H2'	2.19	0.41
22:DA:2216:G:O2'	22:DA:2217:G:C8	2.38	0.41
22:DA:2276:G:O2'	22:DA:2277:G:C5'	2.64	0.41
22:DA:2694:G:C5	22:DA:2695:U:C5	3.08	0.41
22:DA:2772:C:O2	22:DA:2772:C:H2'	2.20	0.41
57:DB:11:C:H3'	57:DB:12:C:C5'	2.50	0.41
57:DB:44:G:H5''	58:DF:91:ARG:NE	2.33	0.41
57:DB:110:C:H2'	57:DB:111:U:H6	1.85	0.41
24:DC:16:VAL:N	24:DC:203:VAL:CG1	2.70	0.41
24:DC:255:LYS:O	24:DC:256:THR:CG2	2.62	0.41
58:DF:47:LYS:HA	58:DF:50:ASP:CB	2.47	0.41

Continued on next page...

Continued from previous page...

Atom-1	Atom-2	Interatomic distance (Å)	Clash overlap (Å)
58:DF:49:LEU:CD2	58:DF:49:LEU:H	2.27	0.41
31:DJ:34:ARG:HE	31:DJ:34:ARG:HB3	1.74	0.41
31:DJ:86:GLN:HG2	31:DJ:87:ALA:H	1.85	0.41
39:DR:33:VAL:O	39:DR:33:VAL:HG23	2.19	0.41
40:DS:1:MET:N	40:DS:1:MET:HE3	2.35	0.41
40:DS:1:MET:HE3	40:DS:1:MET:H1	1.85	0.41
40:DS:37:THR:HG22	40:DS:37:THR:O	2.20	0.41
41:DT:22:THR:OG1	41:DT:23:ALA:N	2.50	0.41
43:DV:83:LYS:HA	43:DV:84:PRO:HD3	1.91	0.41
45:DX:38:TRP:NE1	45:DX:40:GLU:HG2	2.35	0.41
47:DZ:40:THR:HB	47:DZ:43:ILE:HG13	2.01	0.41
1:AA:358:U:H2'	1:AA:359:G:H8	1.85	0.41
1:AA:401:C:C6	1:AA:401:C:C3'	3.03	0.41
1:AA:407:U:H2'	1:AA:408:A:O4'	2.20	0.41
1:AA:481:G:O2'	1:AA:482:A:C8	2.64	0.41
1:AA:672:U:O2'	1:AA:673:A:H5'	2.20	0.41
1:AA:833:G:C2	1:AA:834:U:C2	3.08	0.41
1:AA:874:G:C6	1:AA:875:U:C4	3.08	0.41
1:AA:985:C:C4	1:AA:986:U:O4	2.73	0.41
1:AA:1152:A:OP1	10:AJ:70:HIS:ND1	2.53	0.41
1:AA:1492:A:N1	22:BA:1913:A:C4	2.88	0.41
1:AA:1521:C:C2	1:AA:1522:U:C6	3.08	0.41
4:AD:124:VAL:HG23	4:AD:125:ASN:N	2.35	0.41
5:AE:17:VAL:HA	5:AE:33:THR:O	2.21	0.41
5:AE:68:ARG:O	5:AE:69:ASN:C	2.58	0.41
7:AG:49:LEU:HD13	7:AG:49:LEU:C	2.40	0.41
7:AG:91:ARG:HA	7:AG:92:PRO:HD3	1.86	0.41
7:AG:132:THR:O	7:AG:135:LYS:HB3	2.19	0.41
9:AI:26:LYS:HG3	9:AI:61:ASP:OD1	2.21	0.41
10:AJ:81:GLU:HA	10:AJ:81:GLU:OE1	2.20	0.41
12:AL:98:ARG:HD2	12:AL:103:CYS:SG	2.60	0.41
14:AN:46:LYS:HD2	19:AS:12:LEU:CD2	2.46	0.41
14:AN:88:MET:HE2	14:AN:97:LYS:HD2	2.02	0.41
17:AQ:19:SER:N	17:AQ:47:ASP:OD2	2.53	0.41
17:AQ:28:VAL:HG23	17:AQ:29:LYS:O	2.21	0.41
18:AR:56:ARG:NH2	18:AR:60:ARG:HH12	2.18	0.41
20:AT:47:GLN:HE21	20:AT:82:ILE:HD13	1.85	0.41
22:BA:28:A:C4	22:BA:513:A:C5	3.08	0.41
22:BA:163:C:HO2'	22:BA:164:C:P	2.43	0.41
22:BA:274:C:H2'	22:BA:275:C:O4'	2.19	0.41
22:BA:664:G:H2'	22:BA:665:U:H6	1.85	0.41

Continued on next page...

Continued from previous page...

Atom-1	Atom-2	Interatomic distance (Å)	Clash overlap (Å)
22:BA:705:A:C8	22:BA:727:A:C2	3.08	0.41
22:BA:749:A:C6	22:BA:1618:A:C2	3.08	0.41
22:BA:1538:G:N2	22:BA:1539:U:C2	2.88	0.41
22:BA:1538:G:H2'	22:BA:1539:U:C5	2.55	0.41
22:BA:1588:G:C4	22:BA:1589:U:C5	3.08	0.41
22:BA:2149:U:HO2'	22:BA:2150:C:C4'	2.33	0.41
22:BA:2231:U:P	45:BX:29:LEU:CD2	3.08	0.41
22:BA:2277:G:H2'	22:BA:2278:A:H5''	2.03	0.41
22:BA:2348:U:C2'	22:BA:2349:G:H5'	2.50	0.41
24:BC:61:TYR:HD2	24:BC:85:ASN:HD22	1.68	0.41
24:BC:141:HIS:HB2	24:BC:190:THR:HB	2.01	0.41
25:BD:20:VAL:CG1	25:BD:21:SER:N	2.83	0.41
25:BD:142:VAL:CB	25:BD:143:PRO:CD	2.98	0.41
26:BE:111:GLU:HG2	26:BE:114:ARG:HH11	1.76	0.41
26:BE:175:ILE:HD11	26:BE:180:LEU:HD11	2.03	0.41
28:BG:33:THR:H	28:BG:34:ARG:HH11	1.63	0.41
29:BH:24:GLY:O	29:BH:25:TYR:C	2.58	0.41
29:BH:117:LEU:HA	29:BH:118:PRO:HD2	1.91	0.41
29:BH:134:VAL:HG21	29:BH:139:PHE:CA	2.50	0.41
30:BI:93:ASN:OD1	30:BI:136:GLY:HA2	2.20	0.41
30:BI:115:ASP:OD1	30:BI:115:ASP:C	2.59	0.41
33:BL:101:ILE:HA	33:BL:101:ILE:HD12	1.61	0.41
35:BN:49:GLU:N	35:BN:50:PRO:CD	2.84	0.41
36:BO:115:LEU:HA	36:BO:115:LEU:HD12	1.65	0.41
43:BV:40:ILE:CG2	43:BV:42:LEU:HD21	2.50	0.41
46:BY:26:PHE:CE1	46:BY:30:MET:HG3	2.55	0.41
48:B0:11:LYS:HD2	48:B0:11:LYS:HA	1.83	0.41
49:B1:29:LYS:HB3	49:B1:29:LYS:HZ3	1.81	0.41
53:CA:40:C:H2'	53:CA:41:G:O4'	2.20	0.41
53:CA:53:A:N1	53:CA:359:G:C6	2.88	0.41
53:CA:144:G:C6	53:CA:145:G:C5	3.08	0.41
53:CA:179:A:H2'	53:CA:180:U:C6	2.55	0.41
53:CA:263:A:OP1	20:CT:73:ARG:NH1	2.53	0.41
53:CA:319:G:H5'	53:CA:1468:A:H4'	2.02	0.41
53:CA:375:U:O3'	56:CP:6:LEU:HD12	2.19	0.41
53:CA:579:A:C2	53:CA:763:G:C4	3.09	0.41
53:CA:859:G:H2'	53:CA:860:A:H8	1.84	0.41
53:CA:878:A:C6	53:CA:879:C:C4	3.07	0.41
53:CA:879:C:C2'	53:CA:880:C:O5'	2.68	0.41
53:CA:885:G:O2'	53:CA:886:G:C5'	2.68	0.41
53:CA:977:A:O2'	53:CA:978:A:H5''	2.19	0.41

Continued on next page...

Continued from previous page...

Atom-1	Atom-2	Interatomic distance (Å)	Clash overlap (Å)
53:CA:1151:A:N6	53:CA:1152:A:H62	2.18	0.41
53:CA:1366:C:O2'	53:CA:1367:C:C5'	2.68	0.41
53:CA:1465:A:H2'	53:CA:1466:C:C6	2.54	0.41
2:CB:66:ILE:HG21	2:CB:68:PHE:CE1	2.55	0.41
3:CC:1:GLY:O	3:CC:2:GLN:C	2.59	0.41
4:CD:161:ALA:O	4:CD:164:ARG:HB2	2.21	0.41
5:CE:38:VAL:CG1	5:CE:39:GLY:H	2.33	0.41
6:CF:18:VAL:N	6:CF:19:PRO:HD2	2.34	0.41
6:CF:22:ILE:HG21	6:CF:39:LEU:HD21	2.02	0.41
8:CH:94:VAL:HG21	8:CH:101:ALA:HB2	2.02	0.41
10:CJ:90:LEU:O	10:CJ:90:LEU:CD2	2.68	0.41
11:CK:126:ARG:O	21:CU:33:ARG:CZ	2.69	0.41
55:CM:68:LEU:O	55:CM:68:LEU:HD23	2.20	0.41
22:DA:37:C:O2'	26:DE:45:ALA:CB	2.68	0.41
22:DA:107:G:H4'	22:DA:294:A:OP1	2.20	0.41
22:DA:159:G:O2'	22:DA:160:A:C5'	2.66	0.41
22:DA:223:A:C5	22:DA:422:A:N7	2.88	0.41
22:DA:299:A:N3	22:DA:319:G:O2'	2.40	0.41
22:DA:319:G:O6	22:DA:333:G:C6	2.73	0.41
22:DA:455:C:C3'	22:DA:456:C:H5'	2.50	0.41
22:DA:470:A:C6	22:DA:471:A:C6	3.08	0.41
22:DA:585:G:H2'	22:DA:1254:A:N6	2.34	0.41
22:DA:780:G:N1	22:DA:782:A:C2	2.88	0.41
22:DA:859:G:H22	22:DA:916:G:C2'	2.31	0.41
22:DA:965:C:H5''	62:DA:3347:HOH:O	2.20	0.41
22:DA:1064:C:H2'	22:DA:1065:U:H6	1.85	0.41
22:DA:1656:C:O2'	22:DA:1657:U:H5'	2.20	0.41
22:DA:1735:A:C4	22:DA:1736:U:C5	3.08	0.41
22:DA:1805:A:N3	24:DC:49:THR:CG2	2.83	0.41
22:DA:1829:A:O2'	24:DC:14:HIS:CE1	2.73	0.41
22:DA:1869:G:N1	22:DA:1873:G:C6	2.87	0.41
22:DA:2024:G:O2'	22:DA:2025:C:H5'	2.19	0.41
22:DA:2040:G:C4	22:DA:2041:U:C6	3.08	0.41
22:DA:2221:G:C5	22:DA:2222:C:C5	3.08	0.41
22:DA:2261:C:C2	22:DA:2280:G:C2	3.08	0.41
22:DA:2391:G:O2'	22:DA:2392:A:O5'	2.38	0.41
22:DA:2454:G:C2	22:DA:2499:C:N3	2.88	0.41
22:DA:2470:G:C6	22:DA:2481:G:C2	3.09	0.41
22:DA:2537:U:O5'	22:DA:2537:U:H6	2.03	0.41
22:DA:2798:U:C5'	22:DA:2799:A:OP1	2.67	0.41
22:DA:2867:G:N3	22:DA:2867:G:C2'	2.83	0.41

Continued on next page...

Continued from previous page...

Atom-1	Atom-2	Interatomic distance (Å)	Clash overlap (Å)
24:DC:66:PHE:CZ	24:DC:155:ARG:NH1	2.88	0.41
24:DC:145:MET:CE	24:DC:181:ARG:NH2	2.83	0.41
24:DC:264:LYS:HG3	24:DC:265:PHE:CD2	2.55	0.41
25:DD:172:VAL:CG2	25:DD:194:PRO:HD3	2.50	0.41
28:DG:86:LEU:HD12	28:DG:132:LEU:CD1	2.50	0.41
28:DG:95:ALA:HB1	28:DG:124:CYS:SG	2.60	0.41
29:DH:5:LEU:HD22	29:DH:9:VAL:HG21	2.00	0.41
29:DH:93:SER:CA	29:DH:121:VAL:HG21	2.49	0.41
32:DK:107:LEU:C	32:DK:109:SER:N	2.73	0.41
34:DM:26:VAL:HA	34:DM:66:ARG:NH2	2.35	0.41
39:DR:39:LEU:HD22	39:DR:53:PHE:HE1	1.84	0.41
40:DS:29:VAL:HG11	40:DS:55:ILE:CG1	2.50	0.41
41:DT:39:THR:C	41:DT:41:ALA:H	2.23	0.41
41:DT:53:VAL:CG2	41:DT:92:ASN:HD22	2.33	0.41
42:DU:4:ILE:H	42:DU:4:ILE:HG13	1.63	0.41
42:DU:48:VAL:HA	42:DU:49:PRO:HD3	1.89	0.41
50:D2:6:GLN:HA	50:D2:7:PRO:HD2	1.78	0.41
1:AA:111:G:C6	1:AA:330:C:N4	2.88	0.41
1:AA:137:U:H1'	1:AA:227:G:N2	2.35	0.41
1:AA:596:A:N6	1:AA:645:G:C2	2.88	0.41
1:AA:722:G:H1	1:AA:733:G:H1	1.67	0.41
1:AA:868:C:N4	1:AA:869:G:C2	2.89	0.41
1:AA:914:A:HO2'	1:AA:915:A:H8	1.67	0.41
1:AA:978:A:H5'	1:AA:1224:U:O4	2.20	0.41
1:AA:1046:A:H2'	1:AA:1047:G:H8	1.84	0.41
1:AA:1154:G:N1	1:AA:1155:A:C5	2.89	0.41
1:AA:1216:A:C6	1:AA:1217:C:N4	2.89	0.41
1:AA:1250:A:O3'	9:AI:68:GLY:HA2	2.21	0.41
1:AA:1306:A:H61	1:AA:1331:G:H1'	1.84	0.41
1:AA:1410:A:C4	1:AA:1491:G:N2	2.88	0.41
2:AB:9:LEU:HD12	2:AB:42:LEU:CD1	2.20	0.41
2:AB:138:ARG:HA	2:AB:141:GLU:OE2	2.20	0.41
4:AD:99:ASN:C	4:AD:99:ASN:ND2	2.73	0.41
4:AD:104:MET:HE2	4:AD:170:LEU:HB2	2.03	0.41
5:AE:71:ILE:HG12	5:AE:72:ASN:N	2.36	0.41
9:AI:45:MET:O	9:AI:45:MET:HG2	2.21	0.41
13:AM:3:ILE:O	13:AM:5:GLY:N	2.53	0.41
14:AN:40:ARG:HH12	14:AN:44:VAL:CB	2.32	0.41
15:AO:65:LEU:N	15:AO:65:LEU:CD2	2.84	0.41
17:AQ:12:VAL:HG21	17:AQ:21:VAL:HG22	2.02	0.41
22:BA:17:G:H2'	22:BA:18:U:C6	2.55	0.41

Continued on next page...

Continued from previous page...

Atom-1	Atom-2	Interatomic distance (Å)	Clash overlap (Å)
22:BA:43:G:C5'	22:BA:43:G:C8	3.03	0.41
22:BA:287:G:H2'	22:BA:288:U:C6	2.55	0.41
22:BA:581:C:O2	22:BA:582:A:C8	2.74	0.41
22:BA:706:A:H2'	22:BA:707:G:O4'	2.19	0.41
22:BA:784:G:H5''	24:BC:225:ASN:HD21	1.85	0.41
22:BA:915:C:C6	22:BA:915:C:C5'	2.99	0.41
22:BA:1061:U:H6	22:BA:1070:A:O4'	2.03	0.41
22:BA:1070:A:N1	22:BA:1097:U:H4'	2.35	0.41
22:BA:1340:U:C5	22:BA:1603:A:C8	3.08	0.41
22:BA:1343:G:O4'	22:BA:1597:A:H2'	2.19	0.41
22:BA:1858:A:C6	22:BA:1885:A:C8	3.08	0.41
22:BA:2280:G:C2'	22:BA:2281:A:H5'	2.50	0.41
22:BA:2297:A:O2'	22:BA:2298:A:H5'	2.20	0.41
22:BA:2383:G:H2'	22:BA:2384:U:C6	2.55	0.41
22:BA:2403:C:C2	22:BA:2404:U:C6	3.08	0.41
22:BA:2635:A:H2'	22:BA:2636:C:O5'	2.20	0.41
22:BA:2741:A:H2'	22:BA:2742:G:O4'	2.19	0.41
22:BA:2766:A:H2'	22:BA:2766:A:N3	2.36	0.41
22:BA:2773:C:OP1	25:BD:169:ARG:NE	2.53	0.41
24:BC:79:ARG:NH2	24:BC:81:GLU:OE2	2.53	0.41
25:BD:52:THR:CG2	25:BD:53:GLY:N	2.84	0.41
25:BD:155:VAL:HG13	25:BD:159:LYS:HG3	2.01	0.41
26:BE:36:ALA:O	26:BE:39:ALA:HB3	2.20	0.41
26:BE:150:THR:HA	26:BE:189:THR:CG2	2.50	0.41
29:BH:125:THR:HG23	29:BH:126:GLY:N	2.29	0.41
29:BH:131:SER:O	29:BH:132:PHE:HB3	2.20	0.41
31:BJ:141:ASP:O	31:BJ:142:ILE:HB	2.20	0.41
34:BM:46:ILE:HD12	34:BM:47:GLU:CA	2.50	0.41
37:BP:50:ARG:HG3	37:BP:50:ARG:H	1.61	0.41
39:BR:39:LEU:CA	39:BR:49:ILE:HG23	2.50	0.41
42:BU:38:ILE:CG2	42:BU:39:ASN:N	2.64	0.41
43:BV:62:THR:HA	43:BV:71:LYS:HA	2.01	0.41
43:BV:81:PRO:HB2	43:BV:82:TYR:HD2	1.85	0.41
44:BW:23:LYS:CD	44:BW:24:ARG:H	2.19	0.41
46:BY:39:GLN:O	46:BY:42:LEU:HB2	2.20	0.41
53:CA:68:G:C2'	53:CA:69:G:O5'	2.68	0.41
53:CA:239:U:H4'	53:CA:239:U:OP1	2.20	0.41
53:CA:283:U:H2'	53:CA:284:C:H6	1.84	0.41
53:CA:355:C:N4	53:CA:356:A:H62	2.18	0.41
53:CA:411:A:C6	53:CA:429:U:C5	3.08	0.41
53:CA:939:G:C6	53:CA:940:C:N4	2.88	0.41

Continued on next page...

Continued from previous page...

Atom-1	Atom-2	Interatomic distance (Å)	Clash overlap (Å)
53:CA:1001:C:H2'	53:CA:1002:G:O4'	2.20	0.41
53:CA:1184:G:O2'	53:CA:1185:G:H8	2.03	0.41
53:CA:1262:C:C4	53:CA:1263:C:C5	3.08	0.41
53:CA:1333:A:H2'	53:CA:1334:G:O4'	2.20	0.41
53:CA:1356:G:N2	53:CA:1367:C:C2	2.89	0.41
53:CA:1367:C:H5'	10:CJ:62:ARG:NH1	2.34	0.41
53:CA:1381:U:O2'	53:CA:1382:C:O5'	2.37	0.41
53:CA:1385:G:C4	53:CA:1386:G:C8	3.08	0.41
53:CA:1447:A:P	53:CA:1448:C:H5	2.43	0.41
2:CB:156:LEU:HD23	2:CB:156:LEU:H	1.85	0.41
2:CB:191:ASP:HA	2:CB:192:PRO:HD2	1.82	0.41
3:CC:18:ASN:ND2	3:CC:53:ARG:NH1	2.59	0.41
4:CD:114:ARG:HE	4:CD:114:ARG:HB2	1.62	0.41
54:CG:34:LYS:NZ	54:CG:34:LYS:CB	2.84	0.41
10:CJ:102:LEU:HD13	10:CJ:102:LEU:C	2.40	0.41
11:CK:35:ASP:CG	11:CK:37:GLN:HB2	2.40	0.41
12:CL:71:HIS:ND1	12:CL:73:LEU:N	2.68	0.41
56:CP:5:ARG:O	56:CP:19:VAL:HA	2.21	0.41
17:CQ:46:HIS:CG	17:CQ:70:LYS:HZ1	2.38	0.41
21:CU:3:ILE:CG2	21:CU:18:PHE:HD1	2.34	0.41
22:DA:50:U:OP1	22:DA:50:U:C6	2.74	0.41
22:DA:67:U:C2	22:DA:68:G:C8	3.08	0.41
22:DA:69:C:H2'	22:DA:70:G:C8	2.55	0.41
22:DA:75:G:O2'	22:DA:76:C:O5'	2.38	0.41
22:DA:87:U:C2'	22:DA:88:G:OP1	2.65	0.41
22:DA:89:A:C2	22:DA:90:U:C2	3.09	0.41
22:DA:139:U:H3	41:DT:1:MET:HA	1.85	0.41
22:DA:240:C:OP2	22:DA:241:A:H3'	2.20	0.41
22:DA:447:A:C5	22:DA:473:G:C5	3.08	0.41
22:DA:962:G:H3'	22:DA:962:G:P	2.60	0.41
22:DA:1077:A:O2'	22:DA:1078:U:C5'	2.68	0.41
22:DA:1091:G:H2'	22:DA:1092:C:C6	2.54	0.41
22:DA:1206:G:O2'	22:DA:1207:C:O5'	2.37	0.41
22:DA:1255:U:H5'	22:DA:2502:G:H22	1.85	0.41
22:DA:1275:A:C8	35:DN:16:HIS:CD2	3.08	0.41
22:DA:1281:G:H2'	22:DA:1282:U:H5'	2.02	0.41
22:DA:1317:G:N2	22:DA:1336:A:N3	2.68	0.41
22:DA:1324:G:H1'	22:DA:1616:A:H61	1.81	0.41
22:DA:1446:C:C4	22:DA:1447:C:C4	3.08	0.41
22:DA:1545:A:O2'	22:DA:1546:G:H5'	2.21	0.41
22:DA:1558:C:H1'	22:DA:1560:G:C8	2.54	0.41

Continued on next page...

Continued from previous page...

Atom-1	Atom-2	Interatomic distance (Å)	Clash overlap (Å)
22:DA:2338:C:O2'	22:DA:2339:C:P	2.79	0.41
22:DA:2574:G:N2	25:DD:147:GLY:O	2.50	0.41
22:DA:2626:C:H2'	22:DA:2627:G:O4'	2.21	0.41
22:DA:2756:U:O4'	22:DA:2757:A:H5''	2.19	0.41
57:DB:17:C:N3	57:DB:68:C:N3	2.69	0.41
57:DB:24:G:H5'	57:DB:25:U:C4	2.55	0.41
57:DB:54:G:N2	58:DF:25:MET:CE	2.83	0.41
57:DB:57:A:N6	58:DF:25:MET:HG2	2.35	0.41
57:DB:69:G:C2'	57:DB:70:C:H6	2.34	0.41
24:DC:152:GLN:H	24:DC:152:GLN:NE2	2.02	0.41
58:DF:49:LEU:HD22	58:DF:49:LEU:N	2.25	0.41
58:DF:135:ILE:HD12	58:DF:135:ILE:H	1.83	0.41
28:DG:152:ARG:HA	28:DG:153:PRO:HD3	1.84	0.41
29:DH:133:GLN:NE2	29:DH:139:PHE:CE2	2.87	0.41
30:DI:72:THR:HA	30:DI:73:PRO:HD2	1.87	0.41
30:DI:139:VAL:O	30:DI:140:GLU:HB2	2.19	0.41
31:DJ:99:ARG:CZ	31:DJ:99:ARG:CB	2.99	0.41
33:DL:120:VAL:CG1	33:DL:121:THR:H	2.33	0.41
34:DM:41:LEU:C	34:DM:93:VAL:HG23	2.41	0.41
34:DM:133:LYS:NZ	34:DM:133:LYS:CB	2.84	0.41
36:DO:11:ALA:HB2	36:DO:96:GLY:H	1.82	0.41
39:DR:79:ARG:O	39:DR:80:ARG:CB	2.69	0.41
44:DW:23:LYS:CD	44:DW:24:ARG:H	2.26	0.41
51:D3:41:ARG:NH2	51:D3:41:ARG:CB	2.83	0.41
1:AA:201:G:N3	1:AA:202:G:H1'	2.35	0.41
1:AA:229:U:H2'	1:AA:230:G:O4'	2.20	0.41
1:AA:244:U:O4	1:AA:906:A:H1'	2.20	0.41
1:AA:450:G:C2'	1:AA:451:A:OP1	2.69	0.41
1:AA:568:G:C2	1:AA:883:C:C2	3.08	0.41
1:AA:585:G:N3	1:AA:879:C:H4'	2.34	0.41
1:AA:706:A:H4'	11:AK:30:ILE:HG12	2.02	0.41
1:AA:1125:U:HO2'	1:AA:1126:U:P	2.43	0.41
1:AA:1190:G:OP1	3:AC:4:VAL:HG12	2.20	0.41
1:AA:1316:G:C5'	1:AA:1317:C:OP2	2.69	0.41
1:AA:1485:U:O5'	1:AA:1485:U:H6	2.03	0.41
1:AA:1507:A:C6	1:AA:1530:G:C5	3.08	0.41
2:AB:141:GLU:CA	2:AB:144:GLU:HB2	2.47	0.41
2:AB:187:ASP:HB2	2:AB:203:ASP:CG	2.41	0.41
2:AB:206:ILE:HD13	2:AB:207:ARG:N	2.35	0.41
3:AC:5:HIS:HA	3:AC:6:PRO:HD2	1.81	0.41
4:AD:109:THR:HG22	4:AD:112:GLU:CB	2.47	0.41

Continued on next page...

Continued from previous page...

Atom-1	Atom-2	Interatomic distance (Å)	Clash overlap (Å)
5:AE:15:ILE:HG22	5:AE:16:ALA:N	2.36	0.41
5:AE:96:GLN:HA	5:AE:97:PRO:HD2	1.94	0.41
6:AF:20:GLY:O	6:AF:24:ARG:HD3	2.20	0.41
6:AF:62:MET:HG3	6:AF:64:VAL:HG23	2.02	0.41
8:AH:110:MET:H	8:AH:110:MET:HG3	1.75	0.41
11:AK:125:LYS:O	11:AK:126:ARG:CG	2.68	0.41
13:AM:15:VAL:HA	13:AM:33:LEU:HD11	2.02	0.41
18:AR:22:TYR:CZ	18:AR:23:LYS:HE3	2.55	0.41
21:AU:18:PHE:C	21:AU:19:LYS:HE2	2.39	0.41
22:BA:109:C:C2'	22:BA:110:G:O5'	2.69	0.41
22:BA:794:A:H2'	22:BA:795:C:H6	1.77	0.41
22:BA:962:G:H2'	22:BA:963:U:C6	2.55	0.41
22:BA:1067:A:OP2	22:BA:1067:A:H8	2.03	0.41
22:BA:1105:U:C2'	22:BA:1106:G:H8	2.28	0.41
22:BA:1184:U:O5'	22:BA:1184:U:H6	2.04	0.41
22:BA:1228:G:H2'	22:BA:1229:C:C6	2.55	0.41
22:BA:1274:A:OP1	22:BA:1646:C:N4	2.46	0.41
22:BA:1383:A:H2	22:BA:1405:U:O2	2.02	0.41
22:BA:1387:A:C6	22:BA:1401:G:N1	2.88	0.41
22:BA:1535:A:O2'	22:BA:1536:C:OP1	2.32	0.41
22:BA:1585:C:H2'	22:BA:1586:A:C4'	2.50	0.41
22:BA:1812:U:H2'	22:BA:1813:G:C8	2.55	0.41
22:BA:1833:C:C5	22:BA:1834:U:C5	3.08	0.41
22:BA:1858:A:O2'	22:BA:1859:U:O4'	2.33	0.41
22:BA:2055:C:H5'	22:BA:2056:G:O5'	2.20	0.41
22:BA:2140:G:C2	22:BA:2141:G:C4	3.08	0.41
22:BA:2242:G:H2'	22:BA:2243:U:O4'	2.20	0.41
23:BB:30:C:C3'	23:BB:31:C:C5'	2.98	0.41
24:BC:105:ALA:O	24:BC:195:GLY:HA3	2.19	0.41
24:BC:159:THR:N	24:BC:194:VAL:HG12	2.36	0.41
26:BE:174:GLY:O	26:BE:175:ILE:C	2.58	0.41
27:BF:100:GLU:C	27:BF:102:LEU:N	2.73	0.41
27:BF:162:ASP:OD1	27:BF:162:ASP:N	2.43	0.41
31:BJ:37:ARG:HG3	31:BJ:118:MET:HE1	2.03	0.41
32:BK:105:ARG:NE	32:BK:106:GLU:OE2	2.54	0.41
32:BK:113:MET:O	32:BK:116:ILE:N	2.51	0.41
34:BM:73:ILE:CG2	34:BM:91:TYR:CE1	3.03	0.41
37:BP:32:VAL:O	37:BP:33:GLU:O	2.37	0.41
38:BQ:51:GLN:NE2	38:BQ:55:GLN:HE21	2.19	0.41
42:BU:11:ILE:O	42:BU:11:ILE:HG23	2.20	0.41
42:BU:41:VAL:C	42:BU:42:LYS:HD3	2.40	0.41

Continued on next page...

Continued from previous page...

Atom-1	Atom-2	Interatomic distance (Å)	Clash overlap (Å)
43:BV:29:ILE:CG1	43:BV:30:ILE:N	2.79	0.41
53:CA:16:A:C5	53:CA:17:U:C5	3.09	0.41
53:CA:46:G:O2'	53:CA:365:U:H1'	2.20	0.41
53:CA:77:A:H8	53:CA:77:A:OP2	2.03	0.41
53:CA:158:G:C5	53:CA:159:G:N7	2.89	0.41
53:CA:186:C:O2'	53:CA:187:G:H5'	2.20	0.41
53:CA:557:G:C6	53:CA:558:G:C2	3.08	0.41
53:CA:587:G:OP1	8:CH:80:PRO:HB3	2.20	0.41
53:CA:603:U:H2'	53:CA:604:G:C8	2.56	0.41
53:CA:650:G:N3	53:CA:650:G:H2'	2.36	0.41
53:CA:680:C:C4	53:CA:681:A:N7	2.89	0.41
53:CA:685:G:O4'	11:CK:40:ALA:HB3	2.20	0.41
53:CA:731:G:OP1	53:CA:766:A:H1'	2.20	0.41
53:CA:778:G:O2'	11:CK:121:ARG:O	2.38	0.41
53:CA:951:G:N1	53:CA:1231:G:C6	2.89	0.41
53:CA:995:C:O2'	53:CA:996:A:H5''	2.21	0.41
53:CA:1051:C:O2'	53:CA:1052:U:C6	2.74	0.41
53:CA:1238:A:N6	53:CA:1302:C:N4	2.69	0.41
53:CA:1266:G:H3'	53:CA:1266:G:C8	2.56	0.41
53:CA:1480:A:H2'	53:CA:1481:U:O4'	2.21	0.41
2:CB:91:VAL:HG11	2:CB:95:TRP:HD1	1.85	0.41
4:CD:67:LEU:HA	4:CD:67:LEU:HD12	1.76	0.41
5:CE:18:ASN:OD1	5:CE:33:THR:CG2	2.68	0.41
5:CE:154:ALA:C	5:CE:156:ARG:H	2.23	0.41
54:CG:20:GLU:O	54:CG:23:ALA:HB3	2.20	0.41
54:CG:72:VAL:O	54:CG:140:VAL:HG12	2.20	0.41
9:CI:117:LEU:HD23	9:CI:123:ARG:HD3	2.01	0.41
10:CJ:5:ARG:HG3	10:CJ:79:PRO:HG3	1.99	0.41
11:CK:21:HIS:C	11:CK:22:ILE:HD12	2.41	0.41
12:CL:35:ARG:HA	12:CL:35:ARG:HD3	1.84	0.41
12:CL:113:ARG:HD2	12:CL:118:VAL:HG12	2.02	0.41
55:CM:82:LEU:HB2	19:CS:73:PHE:HE2	1.85	0.41
14:CN:52:ARG:HH21	14:CN:58:ARG:NE	2.18	0.41
15:CO:54:GLY:O	15:CO:58:MET:HG3	2.20	0.41
22:DA:230:G:O2'	22:DA:231:A:O5'	2.38	0.41
22:DA:302:C:O2'	22:DA:303:G:C5'	2.68	0.41
22:DA:352:A:H2'	22:DA:353:C:O4'	2.20	0.41
22:DA:467:G:O3'	22:DA:797:G:H5'	2.20	0.41
22:DA:911:A:H8	22:DA:911:A:O5'	2.03	0.41
22:DA:936:A:C6	22:DA:937:C:C4	3.08	0.41
22:DA:965:C:H4'	22:DA:2273:A:H1'	2.03	0.41

Continued on next page...

Continued from previous page...

Atom-1	Atom-2	Interatomic distance (Å)	Clash overlap (Å)
22:DA:976:G:H5'	22:DA:1156:A:N6	2.35	0.41
22:DA:996:A:O2'	22:DA:997:G:H5'	2.20	0.41
22:DA:1020:A:H2	22:DA:1141:U:H2'	1.84	0.41
22:DA:1027:A:N3	22:DA:2488:G:H5''	2.35	0.41
22:DA:1071:G:C5	22:DA:1089:A:C5	3.09	0.41
22:DA:1123:C:H2'	22:DA:1124:G:H8	1.85	0.41
22:DA:1287:A:H5'	35:DN:103:ARG:NH1	2.35	0.41
22:DA:1298:C:H2'	22:DA:1299:G:O4'	2.20	0.41
22:DA:1312:U:O2'	22:DA:1313:U:P	2.78	0.41
22:DA:1317:G:C5	22:DA:1318:U:C4	3.08	0.41
22:DA:1415:U:H5'	22:DA:1416:G:OP1	2.20	0.41
22:DA:1566:A:C2	24:DC:212:TRP:CG	3.08	0.41
22:DA:1759:A:O2'	22:DA:1760:C:C5'	2.65	0.41
22:DA:1792:G:C5'	24:DC:203:VAL:CG2	2.99	0.41
22:DA:1792:G:H5'	24:DC:203:VAL:HG22	2.01	0.41
22:DA:1803:A:H2	22:DA:1823:G:H1'	1.83	0.41
22:DA:1838:C:C4	22:DA:1899:A:C2	3.08	0.41
22:DA:1984:G:C6	22:DA:1985:C:C4	3.08	0.41
22:DA:2136:G:C2'	22:DA:2137:U:H6	2.28	0.41
22:DA:2230:G:H1'	45:DX:31:ASN:HB3	2.01	0.41
22:DA:2361:G:H2'	22:DA:2362:C:C6	2.52	0.41
22:DA:2386:A:C2	44:DW:38:ARG:HG2	2.53	0.41
22:DA:2677:G:H2'	22:DA:2678:C:H6	1.85	0.41
22:DA:2822:G:C2'	22:DA:2823:A:H5''	2.50	0.41
22:DA:2850:A:N7	22:DA:2868:A:O2'	2.51	0.41
22:DA:2869:G:N7	22:DA:2870:C:C5	2.89	0.41
22:DA:2891:U:H2'	22:DA:2892:G:H5'	2.01	0.41
57:DB:57:A:C6	58:DF:25:MET:CG	2.97	0.41
24:DC:73:ILE:O	24:DC:116:GLN:HG2	2.20	0.41
24:DC:216:ARG:HH11	24:DC:216:ARG:HG3	1.84	0.41
58:DF:11:VAL:O	58:DF:12:VAL:HB	2.20	0.41
30:DI:27:LEU:HD13	30:DI:32:VAL:HG11	2.02	0.41
32:DK:35:VAL:HA	32:DK:62:VAL:HG12	2.01	0.41
35:DN:96:ARG:CZ	35:DN:96:ARG:HB2	2.49	0.41
36:DO:80:GLU:O	36:DO:84:GLU:N	2.53	0.41
37:DP:24:THR:O	37:DP:44:GLY:O	2.39	0.41
46:DY:45:GLN:C	46:DY:46:VAL:HG23	2.41	0.41
46:DY:55:THR:HG22	46:DY:56:LEU:HD22	2.03	0.41
48:D0:41:HIS:ND1	48:D0:41:HIS:C	2.74	0.41
1:AA:81:A:O2'	1:AA:89:U:O2	2.35	0.41
1:AA:267:C:H2'	1:AA:268:U:C6	2.56	0.41

Continued on next page...

Continued from previous page...

Atom-1	Atom-2	Interatomic distance (Å)	Clash overlap (Å)
1:AA:397:A:C6	1:AA:548:G:N7	2.89	0.41
1:AA:544:G:C6	1:AA:545:C:C4	3.09	0.41
1:AA:859:G:OP2	1:AA:869:G:N1	2.50	0.41
1:AA:865:A:H2	1:AA:918:A:H4'	1.85	0.41
1:AA:1031:C:C2'	1:AA:1032:G:OP2	2.68	0.41
1:AA:1060:U:O2'	10:AJ:54:SER:HB2	2.21	0.41
1:AA:1164:G:N2	1:AA:1173:U:C2	2.89	0.41
1:AA:1269:A:C2	1:AA:1312:G:N3	2.81	0.41
1:AA:1277:C:O2'	1:AA:1279:G:C8	2.53	0.41
1:AA:1356:G:C2	1:AA:1367:C:O2	2.73	0.41
1:AA:1402:C:O2	1:AA:1500:A:N1	2.53	0.41
3:AC:81:GLU:O	3:AC:84:GLU:HB3	2.20	0.41
4:AD:2:ARG:HB2	4:AD:4:LEU:CD1	2.50	0.41
4:AD:150:LYS:O	4:AD:150:LYS:HG3	2.20	0.41
6:AF:47:LEU:CD1	6:AF:51:ILE:HG22	2.51	0.41
7:AG:145:GLU:HA	7:AG:148:LYS:HB2	2.02	0.41
11:AK:113:THR:HA	11:AK:114:PRO:HD3	1.89	0.41
11:AK:124:LYS:O	11:AK:125:LYS:O	2.39	0.41
15:AO:55:LEU:HA	15:AO:58:MET:HG3	2.02	0.41
17:AQ:33:TYR:O	17:AQ:35:LYS:N	2.52	0.41
17:AQ:49:ASN:O	17:AQ:50:ASN:C	2.57	0.41
22:BA:207:A:H2'	22:BA:208:C:O4'	2.21	0.41
22:BA:242:G:H5''	51:B3:63:TYR:CE2	2.55	0.41
22:BA:478:A:N6	22:BA:502:A:H62	2.17	0.41
22:BA:527:C:H2'	22:BA:2779:U:O2'	2.20	0.41
22:BA:547:A:N7	22:BA:548:G:N3	2.68	0.41
22:BA:570:G:H2'	22:BA:2030:A:C8	2.55	0.41
22:BA:687:C:H5'	50:B2:4:THR:O	2.20	0.41
22:BA:745:G:C3'	22:BA:746:U:H5'	2.50	0.41
22:BA:863:A:C2	22:BA:864:G:C4	3.09	0.41
22:BA:863:A:H2'	22:BA:864:G:O4'	2.20	0.41
22:BA:983:A:N6	22:BA:984:A:C2	2.88	0.41
22:BA:1022:G:C5	22:BA:1140:C:C4	3.09	0.41
22:BA:1054:A:C6	22:BA:1106:G:O6	2.74	0.41
22:BA:1065:U:H5	22:BA:1074:G:H21	1.68	0.41
22:BA:1163:G:C2	22:BA:1164:C:C5	3.09	0.41
22:BA:1455:G:C8	22:BA:1455:G:C5'	2.96	0.41
22:BA:1804:C:H6	22:BA:1804:C:O5'	2.03	0.41
22:BA:1858:A:O2'	22:BA:1859:U:O5'	2.38	0.41
22:BA:2071:A:H2'	22:BA:2072:C:C6	2.55	0.41
22:BA:2142:A:H2'	22:BA:2143:C:OP2	2.21	0.41

Continued on next page...

Continued from previous page...

Atom-1	Atom-2	Interatomic distance (Å)	Clash overlap (Å)
22:BA:2243:U:O2	22:BA:2434:A:C2	2.74	0.41
22:BA:2264:C:H41	44:BW:11:ASN:HD21	1.67	0.41
22:BA:2421:G:N7	51:B3:30:HIS:CD2	2.89	0.41
22:BA:2665:A:N3	22:BA:2665:A:H2'	2.35	0.41
22:BA:2889:C:C2'	22:BA:2890:G:H5'	2.50	0.41
23:BB:73:A:C4	23:BB:104:A:C2	3.08	0.41
24:BC:141:HIS:NE2	24:BC:193:GLU:C	2.74	0.41
26:BE:44:ARG:HH21	26:BE:44:ARG:CG	2.33	0.41
26:BE:124:PHE:CZ	26:BE:148:ILE:CD1	2.97	0.41
27:BF:97:GLU:O	27:BF:101:ARG:HG2	2.20	0.41
27:BF:151:LEU:CD1	27:BF:152:ASP:N	2.76	0.41
28:BG:32:LEU:HB2	28:BG:34:ARG:CZ	2.50	0.41
30:BI:78:LEU:HD13	30:BI:108:ILE:CG2	2.46	0.41
33:BL:67:THR:HG22	33:BL:68:SER:N	2.35	0.41
34:BM:25:ASP:N	34:BM:25:ASP:OD2	2.53	0.41
34:BM:53:MET:HE2	34:BM:120:ALA:CB	2.50	0.41
37:BP:9:GLN:C	37:BP:11:GLN:N	2.73	0.41
38:BQ:40:LYS:HA	38:BQ:43:GLN:CG	2.50	0.41
42:BU:27:VAL:CG2	42:BU:28:LEU:N	2.83	0.41
52:B4:24:ARG:HG2	52:B4:24:ARG:HH21	1.86	0.41
53:CA:106:C:O2'	53:CA:107:G:H5'	2.20	0.41
53:CA:254:G:H1'	17:CQ:16:MET:HB3	2.02	0.41
53:CA:277:C:O2'	53:CA:278:G:O4'	2.34	0.41
53:CA:704:A:C2	53:CA:705:G:C4	3.09	0.41
53:CA:812:G:N3	53:CA:812:G:H2'	2.35	0.41
53:CA:900:A:O2'	53:CA:901:A:H5'	2.21	0.41
53:CA:952:U:C5	55:CM:102:LYS:NZ	2.87	0.41
53:CA:1135:U:O2	53:CA:1135:U:H2'	2.19	0.41
53:CA:1137:C:O2'	53:CA:1138:G:N2	2.54	0.41
2:CB:26:MET:SD	2:CB:192:PRO:HD3	2.60	0.41
4:CD:151:GLN:O	4:CD:152:SER:C	2.58	0.41
4:CD:191:SER:O	4:CD:192:ALA:CB	2.69	0.41
5:CE:157:GLY:HA3	8:CH:63:LYS:NZ	2.35	0.41
54:CG:4:ARG:CD	54:CG:5:VAL:H	2.26	0.41
54:CG:22:LEU:CA	54:CG:25:PHE:HB3	2.17	0.41
11:CK:67:GLU:C	11:CK:69:CYS:N	2.74	0.41
11:CK:82:GLU:HB3	11:CK:108:ASN:HB3	2.02	0.41
11:CK:84:MET:HG2	11:CK:110:THR:OG1	2.20	0.41
12:CL:115:LYS:C	12:CL:116:TYR:CG	2.92	0.41
19:CS:46:LEU:HD23	19:CS:46:LEU:N	2.30	0.41
22:DA:129:C:O2'	22:DA:130:C:H6	2.04	0.41

Continued on next page...

Continued from previous page...

Atom-1	Atom-2	Interatomic distance (Å)	Clash overlap (Å)
22:DA:150:U:H2'	22:DA:151:C:C6	2.55	0.41
22:DA:155:A:C6	22:DA:172:A:N6	2.89	0.41
22:DA:183:C:C5	22:DA:184:C:C5	3.08	0.41
22:DA:227:A:C5'	22:DA:229:C:H41	2.32	0.41
22:DA:259:G:C6	22:DA:260:G:C8	3.08	0.41
22:DA:311:A:H61	22:DA:330:A:H5'	1.85	0.41
22:DA:336:C:O2'	22:DA:337:C:H5'	2.21	0.41
22:DA:617:G:O2'	22:DA:618:G:C8	2.51	0.41
22:DA:696:G:C2	22:DA:767:U:O2	2.73	0.41
22:DA:825:A:C2	22:DA:826:U:C2	3.08	0.41
22:DA:827:U:C5	22:DA:2430:A:C5	3.08	0.41
22:DA:873:C:N3	22:DA:905:A:C2	2.88	0.41
22:DA:971:G:OP2	22:DA:974:G:N2	2.53	0.41
22:DA:1028:A:N6	22:DA:1125:G:H2'	2.35	0.41
22:DA:1054:A:N3	22:DA:1055:G:H1'	2.35	0.41
22:DA:1055:G:C5	22:DA:1056:G:C8	3.09	0.41
22:DA:1364:G:C4	22:DA:1368:G:N2	2.88	0.41
22:DA:1499:C:H2'	22:DA:1500:G:C5'	2.49	0.41
22:DA:1612:C:C5'	50:D2:7:PRO:HG3	2.50	0.41
22:DA:1813:G:N2	24:DC:49:THR:HB	2.35	0.41
22:DA:1918:A:C4'	22:DA:1919:A:OP1	2.62	0.41
22:DA:1967:C:H6	22:DA:1967:C:C5'	2.20	0.41
22:DA:2290:G:O2'	22:DA:2381:A:H1'	2.19	0.41
22:DA:2376:A:N3	36:DO:99:TYR:CZ	2.89	0.41
22:DA:2516:A:C4	22:DA:2569:G:N2	2.88	0.41
22:DA:2619:C:O2'	25:DD:155:VAL:HG12	2.21	0.41
22:DA:2687:U:O2'	22:DA:2688:G:H5'	2.20	0.41
22:DA:2725:A:C5	22:DA:2727:A:C5	3.09	0.41
22:DA:2744:G:C6	22:DA:2761:A:C6	3.08	0.41
22:DA:2798:U:H5'	22:DA:2800:A:N6	2.35	0.41
24:DC:120:ASP:O	24:DC:121:ALA:O	2.38	0.41
24:DC:140:VAL:HG23	24:DC:141:HIS:H	1.85	0.41
25:DD:127:PHE:O	25:DD:128:ARG:C	2.59	0.41
26:DE:40:ARG:CZ	26:DE:92:HIS:CD2	3.04	0.41
58:DF:104:THR:N	58:DF:107:VAL:HG22	2.34	0.41
28:DG:1:SER:HB2	28:DG:61:TRP:HE3	1.85	0.41
28:DG:86:LEU:HD12	28:DG:132:LEU:HD11	2.01	0.41
31:DJ:1:MET:SD	31:DJ:2:LYS:NZ	2.87	0.41
31:DJ:42:ALA:O	31:DJ:44:TYR:N	2.54	0.41
31:DJ:141:ASP:HB2	31:DJ:142:ILE:HD12	2.01	0.41
42:DU:39:ASN:HB2	42:DU:62:ALA:H	1.86	0.41

Continued on next page...

Continued from previous page...

Atom-1	Atom-2	Interatomic distance (Å)	Clash overlap (Å)
43:DV:16:ALA:HB2	43:DV:19:ARG:NH2	2.35	0.41
47:DZ:4:ILE:HG13	47:DZ:44:ARG:HH12	1.85	0.41
52:D4:10:LEU:HD12	52:D4:33:HIS:CD2	2.54	0.41
1:AA:184:G:C4	1:AA:185:U:C5	3.08	0.41
1:AA:274:A:H4'	1:AA:275:G:O5'	2.18	0.41
1:AA:370:C:C2	1:AA:371:A:C8	3.08	0.41
1:AA:482:A:H2'	1:AA:483:C:O4'	2.20	0.41
1:AA:528:C:O2'	1:AA:535:A:H2'	2.20	0.41
1:AA:670:G:C2'	1:AA:671:G:O5'	2.69	0.41
1:AA:671:G:N2	1:AA:736:C:C2	2.89	0.41
1:AA:694:A:N1	1:AA:787:A:O2'	2.54	0.41
1:AA:826:C:C5'	8:AH:12:ARG:HE	2.33	0.41
1:AA:859:G:O2'	1:AA:860:A:H5'	2.20	0.41
1:AA:967:C:H1'	9:AI:129:ARG:HH22	1.85	0.41
1:AA:975:A:C4'	1:AA:976:G:C5'	2.86	0.41
1:AA:1111:A:C2'	1:AA:1112:C:C5'	2.98	0.41
2:AB:56:LEU:C	2:AB:56:LEU:HD13	2.40	0.41
2:AB:67:LEU:CD2	2:AB:91:VAL:HG23	2.42	0.41
2:AB:101:THR:N	2:AB:174:GLU:OE1	2.50	0.41
5:AE:43:GLY:O	5:AE:45:VAL:HG23	2.20	0.41
5:AE:110:MET:H	5:AE:113:VAL:HG12	1.86	0.41
5:AE:152:VAL:CG1	5:AE:155:LYS:HZ1	2.29	0.41
6:AF:51:ILE:CD1	6:AF:86:ARG:HG3	2.51	0.41
7:AG:117:LEU:HD23	7:AG:117:LEU:N	2.35	0.41
11:AK:51:PHE:HB2	11:AK:55:ARG:HB3	2.02	0.41
12:AL:81:ILE:HD11	12:AL:94:TYR:CB	2.50	0.41
12:AL:101:LEU:HB3	12:AL:102:ASP:H	1.55	0.41
14:AN:20:PHE:C	14:AN:22:LYS:N	2.74	0.41
14:AN:27:LYS:CD	14:AN:27:LYS:C	2.88	0.41
17:AQ:51:GLU:O	17:AQ:52:CYS:SG	2.78	0.41
19:AS:42:ASN:ND2	19:AS:42:ASN:C	2.73	0.41
20:AT:67:HIS:C	20:AT:68:LYS:HZ2	2.24	0.41
21:AU:24:LYS:HG2	21:AU:25:ALA:H	1.85	0.41
22:BA:89:A:C6	22:BA:90:U:C4	3.08	0.41
22:BA:96:C:H4'	46:BY:41:HIS:ND1	2.35	0.41
22:BA:118:A:H1'	22:BA:178:G:O4'	2.19	0.41
22:BA:170:U:H2'	22:BA:171:U:O5'	2.19	0.41
22:BA:263:G:H1'	22:BA:430:A:N3	2.36	0.41
22:BA:289:G:C5	22:BA:290:U:C4	3.09	0.41
22:BA:323:C:C4	22:BA:333:G:C8	3.08	0.41
22:BA:329:G:H4'	22:BA:330:A:OP1	2.20	0.41

Continued on next page...

Continued from previous page...

Atom-1	Atom-2	Interatomic distance (Å)	Clash overlap (Å)
22:BA:526:A:O2'	22:BA:2043:C:O2	2.39	0.41
22:BA:587:C:C3'	22:BA:588:U:H5'	2.51	0.41
22:BA:700:G:C6	22:BA:733:G:C2	3.08	0.41
22:BA:727:A:H2'	22:BA:728:G:C8	2.55	0.41
22:BA:958:U:H5''	34:BM:14:LYS:NZ	2.35	0.41
22:BA:996:A:P	38:BQ:91:ARG:HH12	2.44	0.41
22:BA:1277:G:H2'	22:BA:1278:C:C6	2.55	0.41
22:BA:1422:G:H1'	22:BA:1496:A:N1	2.36	0.41
22:BA:1603:A:C2'	22:BA:1604:C:H5'	2.51	0.41
22:BA:1795:C:H2'	22:BA:1796:U:H6	1.86	0.41
22:BA:1853:A:C6	22:BA:1889:A:C5	3.08	0.41
22:BA:1936:A:H4'	22:BA:1937:A:OP2	2.20	0.41
22:BA:2534:A:C2	22:BA:2535:G:H1'	2.56	0.41
22:BA:2849:U:P	37:BP:92:ARG:HH12	2.44	0.41
23:BB:8:C:C2'	23:BB:9:G:O5'	2.69	0.41
24:BC:41:GLY:CA	24:BC:53:ILE:HG21	2.51	0.41
26:BE:198:GLU:O	26:BE:199:MET:C	2.58	0.41
27:BF:46:LYS:H	27:BF:46:LYS:CE	2.33	0.41
27:BF:82:TYR:HA	27:BF:83:PRO:HD2	1.76	0.41
27:BF:172:PHE:O	27:BF:173:ASP:C	2.59	0.41
29:BH:21:VAL:CG2	29:BH:22:LYS:N	2.83	0.41
30:BI:57:VAL:HG12	30:BI:58:ILE:N	2.35	0.41
31:BJ:123:LYS:HD2	31:BJ:123:LYS:N	2.36	0.41
34:BM:45:GLN:O	34:BM:46:ILE:C	2.58	0.41
34:BM:69:PRO:HB2	34:BM:70:ASP:H	1.65	0.41
35:BN:28:LEU:HD12	35:BN:28:LEU:HA	1.81	0.41
36:BO:11:ALA:HB2	36:BO:96:GLY:CA	2.50	0.41
37:BP:50:ARG:HG2	37:BP:56:SER:C	2.31	0.41
37:BP:111:GLU:CD	37:BP:111:GLU:N	2.74	0.41
38:BQ:114:ALA:O	38:BQ:116:LEU:N	2.54	0.41
53:CA:8:A:C5	4:CD:205:LYS:HG3	2.56	0.41
53:CA:70:U:C2	53:CA:94:G:N7	2.88	0.41
53:CA:155:A:C6	53:CA:167:A:C6	3.08	0.41
53:CA:155:A:H2'	53:CA:156:C:O4'	2.20	0.41
53:CA:200:G:C2	53:CA:218:U:C2	3.09	0.41
53:CA:212:G:N2	53:CA:213:G:C8	2.88	0.41
53:CA:289:G:C6	53:CA:290:C:N4	2.88	0.41
53:CA:615:G:N2	53:CA:616:G:C4	2.89	0.41
53:CA:722:G:N3	53:CA:722:G:C2'	2.84	0.41
53:CA:734:G:N2	53:CA:735:C:C2	2.88	0.41
53:CA:878:A:C2'	53:CA:879:C:H5'	2.50	0.41

Continued on next page...

Continued from previous page...

Atom-1	Atom-2	Interatomic distance (Å)	Clash overlap (Å)
53:CA:892:A:O2'	53:CA:1415:G:H4'	2.21	0.41
53:CA:920:U:C2	53:CA:921:U:C5	3.08	0.41
53:CA:1055:A:C6	53:CA:1206:G:C5	3.08	0.41
53:CA:1081:A:C2'	53:CA:1082:A:H5'	2.51	0.41
53:CA:1386:G:N3	53:CA:1387:G:C8	2.89	0.41
53:CA:1408:A:C2	53:CA:1494:G:C4	3.09	0.41
53:CA:1500:A:OP1	53:CA:1508:A:OP1	2.39	0.41
2:CB:72:LYS:O	2:CB:73:ARG:C	2.59	0.41
3:CC:87:ARG:HH11	3:CC:100:ILE:CG2	2.34	0.41
4:CD:87:GLU:O	4:CD:88:ASN:C	2.58	0.41
4:CD:145:ARG:HG3	4:CD:146:GLU:N	2.35	0.41
5:CE:74:ALA:O	5:CE:75:LEU:CB	2.55	0.41
5:CE:81:GLN:CD	5:CE:149:PRO:HD3	2.41	0.41
5:CE:114:LEU:HD23	5:CE:119:VAL:HG21	2.02	0.41
6:CF:38:ARG:HG3	6:CF:63:ASN:CB	2.48	0.41
9:CI:79:ARG:CZ	9:CI:102:PHE:HD1	2.33	0.41
10:CJ:11:LYS:HA	10:CJ:18:ILE:HD11	2.03	0.41
10:CJ:49:PHE:O	10:CJ:50:THR:HG22	2.21	0.41
10:CJ:87:LEU:HD13	10:CJ:87:LEU:O	2.21	0.41
11:CK:74:LYS:CB	11:CK:78:ILE:HD11	2.49	0.41
12:CL:7:VAL:HG22	17:CQ:33:TYR:HD1	1.83	0.41
12:CL:15:VAL:O	12:CL:16:ALA:O	2.39	0.41
12:CL:72:ASN:HD22	12:CL:72:ASN:N	2.12	0.41
55:CM:85:TYR:HE2	55:CM:96:VAL:HG11	1.83	0.41
14:CN:60:ARG:CG	14:CN:61:ASN:H	2.21	0.41
56:CP:20:VAL:CG2	56:CP:32:PHE:HB2	2.49	0.41
56:CP:78:VAL:HG11	56:CP:80:LYS:HE3	2.03	0.41
17:CQ:62:GLU:N	17:CQ:72:TRP:CE3	2.89	0.41
22:DA:2:G:C5	22:DA:3:U:C5	3.09	0.41
22:DA:58:G:N3	22:DA:73:A:C2	2.88	0.41
22:DA:300:A:H1'	22:DA:333:G:H21	1.86	0.41
22:DA:323:C:C4	22:DA:333:G:N7	2.88	0.41
22:DA:358:U:N3	22:DA:359:G:N7	2.68	0.41
22:DA:373:U:H2'	22:DA:400:G:H22	1.85	0.41
22:DA:579:G:C8	22:DA:2017:U:C4	3.09	0.41
22:DA:835:C:C4	22:DA:836:G:N7	2.89	0.41
22:DA:992:C:O2'	22:DA:993:G:H5'	2.20	0.41
22:DA:1071:G:O6	22:DA:1091:G:N7	2.53	0.41
22:DA:1353:A:O2'	22:DA:1354:A:H5'	2.21	0.41
22:DA:1388:G:C2	22:DA:1389:G:C8	3.08	0.41
22:DA:1479:G:HO2'	22:DA:1560:G:HO2'	1.63	0.41

Continued on next page...

Continued from previous page...

Atom-1	Atom-2	Interatomic distance (Å)	Clash overlap (Å)
22:DA:1689:A:C4	22:DA:1700:A:C6	3.09	0.41
22:DA:1712:U:C4	22:DA:1713:A:C6	3.09	0.41
22:DA:1813:G:N3	24:DC:49:THR:CB	2.83	0.41
22:DA:2157:G:OP2	22:DA:2157:G:N2	2.53	0.41
22:DA:2252:G:H2'	22:DA:2253:G:O4'	2.21	0.41
22:DA:2393:U:C2'	22:DA:2394:C:H5'	2.50	0.41
22:DA:2511:U:O5'	22:DA:2511:U:H6	2.03	0.41
22:DA:2691:C:O2'	22:DA:2692:G:C5'	2.67	0.41
22:DA:2879:A:HO2'	22:DA:2880:C:P	2.43	0.41
57:DB:54:G:N2	58:DF:25:MET:HE2	2.36	0.41
24:DC:52:HIS:HA	24:DC:216:ARG:CB	2.40	0.41
25:DD:146:ILE:HG13	25:DD:155:VAL:HG22	2.03	0.41
26:DE:88:ARG:CB	26:DE:89:PRO:CD	2.99	0.41
30:DI:27:LEU:HD13	30:DI:32:VAL:HG21	2.00	0.41
30:DI:54:ILE:HA	30:DI:55:PRO:HD2	1.87	0.41
33:DL:65:GLY:O	33:DL:66:PHE:CB	2.68	0.41
33:DL:98:ALA:O	33:DL:99:ASN:C	2.59	0.41
33:DL:144:GLU:O	33:DL:144:GLU:HG3	2.21	0.41
34:DM:11:LYS:HG2	34:DM:89:VAL:HG13	2.02	0.41
35:DN:2:ARG:HG2	35:DN:5:LYS:HD3	2.03	0.41
35:DN:13:ASN:O	35:DN:17:ARG:NH1	2.53	0.41
35:DN:92:GLY:N	35:DN:94:TYR:CE1	2.77	0.41
37:DP:28:LYS:NZ	37:DP:82:SER:HB2	2.35	0.41
40:DS:8:ARG:HB3	40:DS:102:HIS:ND1	2.36	0.41
44:DW:18:LYS:NZ	44:DW:18:LYS:CB	2.83	0.41
44:DW:43:LYS:CD	44:DW:79:ILE:HD11	2.50	0.41
44:DW:56:HIS:O	44:DW:58:LEU:N	2.54	0.41
1:AA:35:G:N2	12:AL:114:SER:OG	2.49	0.41
1:AA:88:U:O2'	1:AA:89:U:O5'	2.39	0.41
1:AA:182:A:H1'	1:AA:183:C:C6	2.56	0.41
1:AA:204:G:N3	1:AA:465:A:C4	2.89	0.41
1:AA:218:U:C5	1:AA:219:U:C4	3.09	0.41
1:AA:233:C:H2'	1:AA:234:C:H6	1.86	0.41
1:AA:373:A:H2'	1:AA:374:A:C8	2.54	0.41
1:AA:462:G:C5'	1:AA:463:U:OP2	2.69	0.41
1:AA:507:C:C3'	1:AA:508:U:H5''	2.49	0.41
1:AA:973:G:H2'	1:AA:974:A:OP1	2.19	0.41
1:AA:1143:G:N3	1:AA:1144:G:C8	2.88	0.41
1:AA:1342:C:H2'	1:AA:1343:G:H8	1.85	0.41
1:AA:1380:U:C4'	1:AA:1381:U:OP1	2.69	0.41
2:AB:110:ILE:HD12	2:AB:147:LEU:HD11	1.98	0.41

Continued on next page...

Continued from previous page...

Atom-1	Atom-2	Interatomic distance (Å)	Clash overlap (Å)
3:AC:113:LYS:HE3	3:AC:117:ASP:OD2	2.21	0.41
5:AE:106:ALA:CB	5:AE:124:ALA:HB3	2.51	0.41
9:AI:11:ARG:HA	9:AI:105:ARG:NH1	2.35	0.41
9:AI:60:LEU:HD23	9:AI:60:LEU:N	2.35	0.41
10:AJ:10:LEU:HB2	10:AJ:72:ARG:HB2	2.03	0.41
10:AJ:56:HIS:O	10:AJ:57:VAL:O	2.38	0.41
10:AJ:80:THR:O	10:AJ:81:GLU:C	2.59	0.41
13:AM:11:HIS:C	13:AM:12:LYS:HG3	2.39	0.41
13:AM:44:ILE:O	13:AM:44:ILE:HG22	2.19	0.41
14:AN:88:MET:CE	14:AN:97:LYS:HD2	2.51	0.41
15:AO:69:LEU:HD22	15:AO:77:TYR:HA	2.02	0.41
22:BA:9:G:C6	22:BA:2629:U:C6	3.09	0.41
22:BA:30:G:H2'	22:BA:31:C:C6	2.56	0.41
22:BA:104:A:H2'	22:BA:105:C:O4'	2.21	0.41
22:BA:153:U:H2'	22:BA:154:U:C5'	2.50	0.41
22:BA:246:C:C2'	22:BA:247:G:H5'	2.50	0.41
22:BA:289:G:C4	22:BA:290:U:C6	3.08	0.41
22:BA:477:A:OP1	22:BA:477:A:H8	2.03	0.41
22:BA:675:A:N6	22:BA:676:A:N6	2.67	0.41
22:BA:797:G:C4	22:BA:798:G:C8	3.09	0.41
22:BA:1045:C:C5'	22:BA:1047:G:H5'	2.51	0.41
22:BA:1061:U:H6	22:BA:1070:A:N9	2.18	0.41
22:BA:1310:G:C2'	22:BA:1311:G:H5'	2.51	0.41
22:BA:1694:C:H4'	22:BA:1695:G:O5'	2.19	0.41
22:BA:2013:A:C2'	22:BA:2014:A:H5'	2.51	0.41
22:BA:2340:A:H2'	22:BA:2341:G:C8	2.56	0.41
22:BA:2511:U:O4	22:BA:2575:C:N3	2.53	0.41
22:BA:2648:G:H2'	22:BA:2649:C:H6	1.86	0.41
22:BA:2732:G:C3'	22:BA:2733:A:H5'	2.51	0.41
23:BB:51:G:H21	23:BB:53:A:N6	2.18	0.41
23:BB:55:U:H2'	23:BB:56:G:O4'	2.20	0.41
24:BC:169:ALA:O	24:BC:185:ALA:CB	2.68	0.41
25:BD:60:VAL:O	25:BD:60:VAL:HG13	2.20	0.41
26:BE:96:VAL:HG11	26:BE:101:TYR:HB2	2.03	0.41
30:BI:41:PHE:CE2	30:BI:45:THR:HG21	2.56	0.41
30:BI:49:GLU:HG2	30:BI:50:LYS:N	2.35	0.41
30:BI:130:GLY:HA2	30:BI:133:ARG:HB3	2.01	0.41
32:BK:76:VAL:HB	37:BP:72:VAL:HG22	1.98	0.41
33:BL:21:ARG:HD3	33:BL:21:ARG:HA	1.28	0.41
33:BL:89:VAL:O	33:BL:89:VAL:HG13	2.20	0.41
35:BN:78:LYS:HG2	35:BN:83:LEU:HD22	2.01	0.41

Continued on next page...

Continued from previous page...

Atom-1	Atom-2	Interatomic distance (Å)	Clash overlap (Å)
38:BQ:85:ALA:O	38:BQ:87:VAL:O	2.38	0.41
39:BR:26:ASP:O	39:BR:27:ILE:C	2.59	0.41
41:BT:37:ASP:O	41:BT:38:ALA:C	2.59	0.41
43:BV:75:GLN:OE1	43:BV:75:GLN:CA	2.64	0.41
46:BY:7:ARG:CA	46:BY:60:LYS:HZ3	2.33	0.41
47:BZ:35:VAL:HG22	47:BZ:36:GLU:N	2.36	0.41
53:CA:182:A:H2	53:CA:194:C:H42	1.62	0.41
53:CA:275:G:O2'	53:CA:276:G:H8	2.04	0.41
53:CA:377:G:O2'	53:CA:378:G:H5'	2.20	0.41
53:CA:377:G:H2'	53:CA:378:G:H8	1.85	0.41
53:CA:414:A:O2'	53:CA:415:A:O4'	2.38	0.41
53:CA:438:U:H4'	4:CD:119:HIS:CD2	2.56	0.41
53:CA:551:U:O2'	53:CA:552:U:H5'	2.20	0.41
53:CA:864:A:C5	53:CA:865:A:C6	3.09	0.41
53:CA:972:C:H4'	10:CJ:59:LYS:HG2	2.03	0.41
53:CA:1004:A:N3	53:CA:1026:G:C6	2.88	0.41
53:CA:1047:G:C2'	53:CA:1048:G:H5'	2.51	0.41
53:CA:1060:U:O2'	10:CJ:54:SER:HB2	2.21	0.41
53:CA:1149:C:H2'	53:CA:1150:A:O4'	2.21	0.41
53:CA:1226:C:C2	53:CA:1228:C:N4	2.89	0.41
53:CA:1229:A:O2'	53:CA:1230:C:P	2.79	0.41
53:CA:1351:U:O2'	53:CA:1352:C:H5'	2.21	0.41
53:CA:1416:G:N2	53:CA:1485:U:O2	2.54	0.41
53:CA:1430:A:C6	53:CA:1431:A:C2	3.08	0.41
3:CC:179:ALA:HA	3:CC:205:GLU:O	2.20	0.41
4:CD:47:LEU:HD23	4:CD:52:VAL:HA	2.02	0.41
6:CF:18:VAL:CG1	6:CF:22:ILE:HD11	2.50	0.41
8:CH:78:SER:HA	8:CH:84:ILE:HG12	2.03	0.41
8:CH:111:THR:HG22	8:CH:112:ASP:N	2.36	0.41
9:CI:25:GLY:HA2	9:CI:60:LEU:O	2.20	0.41
12:CL:75:GLU:C	12:CL:77:SER:N	2.73	0.41
56:CP:51:ARG:HD3	56:CP:51:ARG:HA	1.88	0.41
56:CP:69:ASP:O	56:CP:70:ARG:C	2.58	0.41
56:CP:74:LEU:HD23	56:CP:74:LEU:HA	1.89	0.41
18:CR:55:ALA:HA	18:CR:58:ILE:HD12	2.03	0.41
20:CT:82:ILE:C	20:CT:84:LYS:N	2.74	0.41
22:DA:155:A:H2'	22:DA:156:A:C8	2.56	0.41
22:DA:225:C:H2'	22:DA:225:C:O2	2.20	0.41
22:DA:249:C:O3'	22:DA:2394:C:H4'	2.21	0.41
22:DA:272:A:C4	22:DA:273:G:N7	2.89	0.41
22:DA:333:G:O2'	22:DA:334:C:H5'	2.21	0.41

Continued on next page...

Continued from previous page...

Atom-1	Atom-2	Interatomic distance (Å)	Clash overlap (Å)
22:DA:1340:U:C4	22:DA:1603:A:C8	3.08	0.41
22:DA:1358:G:N2	22:DA:1374:G:C6	2.88	0.41
22:DA:1451:C:O2	22:DA:1451:C:C2'	2.69	0.41
22:DA:1471:G:O6	22:DA:1521:G:C2	2.74	0.41
22:DA:1668:A:N6	22:DA:1993:U:C5	2.89	0.41
22:DA:1733:G:C2'	22:DA:1734:G:O5'	2.68	0.41
22:DA:1801:A:C3'	22:DA:1802:A:H5'	2.50	0.41
22:DA:1858:A:C2	22:DA:1859:U:C2	3.09	0.41
22:DA:1877:A:C6	22:DA:1878:G:C6	3.09	0.41
22:DA:1910:G:C2	22:DA:1921:G:C2	3.08	0.41
22:DA:2267:A:H2'	22:DA:2267:A:H8	1.40	0.41
22:DA:2285:C:H2'	22:DA:2286:G:C5'	2.45	0.41
22:DA:2342:C:O2'	22:DA:2374:C:H5''	2.21	0.41
22:DA:2373:G:C6	22:DA:2374:C:C4	3.08	0.41
22:DA:2517:C:C5	22:DA:2542:A:C5	3.08	0.41
57:DB:28:C:OP1	36:DO:31:THR:HG21	2.21	0.41
57:DB:67:G:O2'	57:DB:68:C:O5'	2.38	0.41
24:DC:2:VAL:O	24:DC:17:LYS:O	2.37	0.41
24:DC:75:ALA:HB2	24:DC:95:TYR:CE1	2.49	0.41
26:DE:47:LYS:O	26:DE:83:VAL:HB	2.20	0.41
58:DF:119:LYS:O	58:DF:120:SER:HB2	2.20	0.41
28:DG:6:ALA:HA	28:DG:7:PRO:HD3	1.74	0.41
28:DG:82:PHE:HB3	28:DG:140:ILE:HD11	2.03	0.41
29:DH:33:GLN:O	29:DH:34:GLY:C	2.59	0.41
29:DH:103:VAL:C	29:DH:105:ALA:H	2.24	0.41
29:DH:132:PHE:CZ	29:DH:134:VAL:CG1	3.03	0.41
29:DH:140:ALA:O	29:DH:141:LYS:HG3	2.20	0.41
30:DI:2:LYS:HB3	30:DI:3:LYS:H	1.65	0.41
30:DI:79:LEU:HD13	30:DI:100:ILE:CD1	2.51	0.41
32:DK:15:GLY:O	32:DK:16:ALA:O	2.38	0.41
33:DL:128:THR:HB	33:DL:131:ALA:H	1.86	0.41
35:DN:56:LYS:CD	35:DN:88:ALA:HA	2.48	0.41
35:DN:98:LEU:HD12	35:DN:98:LEU:HA	1.89	0.41
36:DO:112:GLU:HG3	36:DO:113:ALA:H	1.84	0.41
38:DQ:57:ARG:C	38:DQ:59:LEU:N	2.73	0.41
38:DQ:89:ILE:O	38:DQ:91:ARG:N	2.53	0.41
41:DT:15:HIS:CD2	41:DT:17:SER:HB2	2.55	0.41
42:DU:73:ASN:O	42:DU:74:ALA:HB3	2.21	0.41
42:DU:100:GLU:O	42:DU:101:THR:C	2.59	0.41
44:DW:25:PHE:CD1	44:DW:25:PHE:C	2.92	0.41
47:DZ:53:MET:O	47:DZ:54:VAL:CG1	2.69	0.41

Continued on next page...

Continued from previous page...

Atom-1	Atom-2	Interatomic distance (Å)	Clash overlap (Å)
1:AA:68:G:O4'	1:AA:171:A:H1'	2.21	0.41
1:AA:180:U:C2'	1:AA:181:A:O5'	2.69	0.41
1:AA:269:C:H2'	1:AA:270:A:O5'	2.21	0.41
1:AA:499:A:O4'	1:AA:547:A:N6	2.54	0.41
1:AA:574:A:H1'	1:AA:883:C:O4'	2.20	0.41
1:AA:782:A:H2'	1:AA:783:C:C5'	2.51	0.41
1:AA:913:A:O2'	1:AA:914:A:OP2	2.35	0.41
1:AA:923:A:C5	1:AA:924:C:C5	3.08	0.41
1:AA:977:A:H3'	1:AA:1362:A:H62	1.86	0.41
1:AA:1064:G:O6	1:AA:1193:G:C6	2.73	0.41
1:AA:1267:C:C2'	1:AA:1268:G:H5'	2.51	0.41
1:AA:1350:A:C5	1:AA:1351:U:C4	3.09	0.41
1:AA:1371:G:C6	1:AA:1372:U:C4	3.09	0.41
1:AA:1467:C:H2'	1:AA:1468:A:H8	1.85	0.41
2:AB:77:GLU:HA	2:AB:80:LYS:HB3	2.02	0.41
3:AC:107:LYS:HB2	3:AC:107:LYS:NZ	2.36	0.41
3:AC:148:ILE:CG1	3:AC:149:LYS:N	2.79	0.41
4:AD:25:ARG:H	4:AD:25:ARG:HG3	1.71	0.41
4:AD:57:LYS:HB2	4:AD:199:ILE:HG13	2.01	0.41
4:AD:144:ILE:O	4:AD:145:ARG:C	2.58	0.41
4:AD:166:LYS:HB3	4:AD:166:LYS:HZ2	1.84	0.41
6:AF:47:LEU:HB3	18:AR:65:SER:OG	2.20	0.41
7:AG:41:ILE:HG21	7:AG:115:MET:HB3	2.03	0.41
9:AI:41:GLU:HB3	9:AI:42:THR:H	1.60	0.41
11:AK:43:TRP:CE3	11:AK:43:TRP:C	2.94	0.41
12:AL:107:LYS:O	12:AL:108:ASP:HB2	2.20	0.41
14:AN:59:GLN:H	14:AN:59:GLN:HE21	1.69	0.41
14:AN:64:ARG:HB2	14:AN:77:GLY:O	2.21	0.41
15:AO:68:TYR:CZ	15:AO:72:LYS:HG3	2.56	0.41
18:AR:19:GLU:OE1	18:AR:50:TYR:HD1	2.04	0.41
19:AS:23:GLU:O	19:AS:23:GLU:HG3	2.21	0.41
20:AT:2:ASN:OD1	20:AT:2:ASN:C	2.58	0.41
22:BA:445:C:N4	22:BA:446:G:C6	2.89	0.41
22:BA:486:C:C3'	22:BA:486:C:C6	3.04	0.41
22:BA:571:U:O2'	22:BA:573:U:O5'	2.39	0.41
22:BA:580:U:O2'	38:BQ:30:VAL:HG22	2.21	0.41
22:BA:633:A:C8	22:BA:633:A:C3'	3.04	0.41
22:BA:825:A:H1'	33:BL:54:GLN:NE2	2.35	0.41
22:BA:1085:A:C2	22:BA:1086:A:C5	3.09	0.41
22:BA:1266:G:N7	40:BS:16:LYS:HE3	2.35	0.41
22:BA:1377:G:H8	22:BA:1377:G:O5'	2.03	0.41

Continued on next page...

Continued from previous page...

Atom-1	Atom-2	Interatomic distance (Å)	Clash overlap (Å)
22:BA:1420:A:C8	22:BA:2211:A:N6	2.89	0.41
22:BA:1635:A:C4	22:BA:1636:U:C6	3.09	0.41
22:BA:1668:A:C2	22:BA:1674:G:C1'	3.04	0.41
22:BA:1734:G:O2'	22:BA:1735:A:O5'	2.38	0.41
22:BA:2307:G:O6	27:BF:40:GLY:HA3	2.21	0.41
22:BA:2353:G:O2'	44:BW:31:LEU:HD23	2.20	0.41
22:BA:2540:C:H2'	22:BA:2541:A:C5'	2.50	0.41
22:BA:2808:G:O2'	22:BA:2809:A:OP2	2.38	0.41
22:BA:2852:G:C6	22:BA:2853:C:C4	3.09	0.41
23:BB:49:C:C2'	23:BB:50:A:H5'	2.51	0.41
23:BB:89:U:O2	23:BB:89:U:O4'	2.39	0.41
25:BD:18:ASP:OD1	25:BD:20:VAL:HB	2.21	0.41
26:BE:103:GLY:O	26:BE:104:ALA:C	2.58	0.41
26:BE:124:PHE:HD1	26:BE:124:PHE:O	2.04	0.41
26:BE:129:PRO:HG3	26:BE:156:ASN:CG	2.40	0.41
27:BF:40:GLY:N	27:BF:84:ILE:CD1	2.84	0.41
27:BF:106:ALA:CA	27:BF:108:PRO:HD2	2.51	0.41
32:BK:1:MET:CE	32:BK:32:TYR:CD1	3.04	0.41
32:BK:18:ARG:HA	32:BK:18:ARG:HD2	1.69	0.41
32:BK:22:ILE:O	32:BK:23:LYS:HB2	2.21	0.41
32:BK:76:VAL:H	37:BP:72:VAL:HG23	1.86	0.41
34:BM:96:ILE:HD11	34:BM:126:ILE:HD13	2.02	0.41
37:BP:5:LYS:O	37:BP:6:GLN:C	2.59	0.41
38:BQ:63:ARG:CZ	38:BQ:95:ALA:O	2.69	0.41
38:BQ:91:ARG:NH2	38:BQ:93:ILE:CD1	2.78	0.41
40:BS:51:LEU:O	40:BS:55:ILE:HG13	2.21	0.41
40:BS:64:ALA:O	40:BS:65:ASP:HB3	2.21	0.41
42:BU:5:ARG:O	42:BU:6:ARG:O	2.38	0.41
48:B0:9:ARG:CZ	48:B0:9:ARG:HB3	2.51	0.41
53:CA:35:G:C4	53:CA:36:C:C5	3.09	0.41
53:CA:104:G:H4'	53:CA:174:A:O4'	2.19	0.41
53:CA:209:U:O2	53:CA:209:U:C2'	2.67	0.41
53:CA:230:G:H2'	53:CA:231:U:O4'	2.20	0.41
53:CA:240:G:H5''	53:CA:240:G:C8	2.56	0.41
53:CA:320:A:C2	53:CA:334:C:C2	3.09	0.41
53:CA:821:G:H4'	62:CA:1740:HOH:O	2.20	0.41
53:CA:987:G:N2	53:CA:1218:C:C2	2.85	0.41
53:CA:994:A:N3	53:CA:995:C:H6	2.16	0.41
53:CA:1134:G:C2	53:CA:1141:C:N3	2.88	0.41
53:CA:1326:U:N3	53:CA:1327:C:C4	2.89	0.41
53:CA:1346:A:N6	54:CG:9:ARG:HH12	2.19	0.41

Continued on next page...

Continued from previous page...

Atom-1	Atom-2	Interatomic distance (Å)	Clash overlap (Å)
3:CC:39:ARG:HG2	3:CC:54:ILE:HG21	2.03	0.41
3:CC:124:GLU:N	3:CC:124:GLU:CD	2.74	0.41
3:CC:181:ILE:HG12	3:CC:202:PHE:HA	2.01	0.41
4:CD:29:THR:C	4:CD:31:CYS:N	2.74	0.41
4:CD:54:LEU:HA	4:CD:202:LEU:CD1	2.50	0.41
6:CF:41:ASP:OD2	6:CF:58:HIS:CE1	2.74	0.41
54:CG:22:LEU:O	54:CG:26:VAL:HG22	2.19	0.41
9:CI:37:TYR:N	9:CI:37:TYR:CD2	2.88	0.41
12:CL:33:CYS:HB3	12:CL:77:SER:O	2.21	0.41
12:CL:101:LEU:HB3	12:CL:102:ASP:H	1.71	0.41
55:CM:13:HIS:CG	55:CM:16:ILE:HD13	2.56	0.41
55:CM:75:SER:HB2	55:CM:79:LEU:HG	2.02	0.41
17:CQ:37:ILE:HD11	17:CQ:39:ARG:CZ	2.50	0.41
19:CS:20:LYS:HZ3	19:CS:27:LYS:HD3	1.85	0.41
22:DA:296:U:H2'	22:DA:297:G:O4'	2.20	0.41
22:DA:573:U:C4'	22:DA:574:A:OP1	2.45	0.41
22:DA:580:U:C6	22:DA:580:U:C3'	3.04	0.41
22:DA:830:G:H8	22:DA:830:G:OP2	2.02	0.41
22:DA:845:A:N6	22:DA:932:U:H3	2.19	0.41
22:DA:900:A:C6	22:DA:901:C:N3	2.88	0.41
22:DA:931:U:H4'	22:DA:932:U:OP1	2.18	0.41
22:DA:983:A:C6	22:DA:984:A:C2	3.09	0.41
22:DA:1016:G:C2	22:DA:1147:A:C2	3.08	0.41
22:DA:1029:A:N7	22:DA:1030:C:C2	2.89	0.41
22:DA:1206:G:C2	22:DA:1207:C:C2	3.08	0.41
22:DA:1252:G:C2	22:DA:1253:A:C2	3.08	0.41
22:DA:1252:G:C2	22:DA:1253:A:H2	2.39	0.41
22:DA:1527:G:H1'	22:DA:1546:G:H22	1.85	0.41
22:DA:2054:A:H2'	48:D0:4:GLN:OE1	2.21	0.41
22:DA:2056:G:C2	22:DA:2057:G:N7	2.89	0.41
22:DA:2093:G:C5	22:DA:2225:A:N7	2.88	0.41
22:DA:2248:C:H3'	22:DA:2249:U:C6	2.56	0.41
22:DA:2262:U:H1'	22:DA:2328:A:H1'	2.03	0.41
22:DA:2262:U:O2'	22:DA:2263:C:H5'	2.21	0.41
22:DA:2356:U:H2'	22:DA:2357:G:O4'	2.20	0.41
22:DA:2378:A:H2'	22:DA:2379:G:C4'	2.51	0.41
22:DA:2389:G:O5'	22:DA:2390:U:H5'	2.19	0.41
22:DA:2464:G:N2	22:DA:2465:C:H1'	2.36	0.41
22:DA:2566:A:HO2'	22:DA:2567:G:P	2.42	0.41
22:DA:2586:U:O2'	22:DA:2587:A:C5'	2.63	0.41
22:DA:2654:A:N3	22:DA:2656:U:O4	2.54	0.41

Continued on next page...

Continued from previous page...

Atom-1	Atom-2	Interatomic distance (Å)	Clash overlap (Å)
22:DA:2657:A:O2'	22:DA:2658:C:O4'	2.28	0.41
22:DA:2771:C:H5''	25:DD:207:VAL:HG11	2.03	0.41
22:DA:2823:A:H2'	22:DA:2824:C:H5'	2.03	0.41
22:DA:2841:C:C2	22:DA:2877:G:N2	2.89	0.41
22:DA:2873:A:H2	35:DN:5:LYS:HG3	1.84	0.41
57:DB:23:G:C2	57:DB:61:G:C2	3.09	0.41
24:DC:94:LEU:CB	24:DC:100:ARG:HD2	2.46	0.41
26:DE:65:THR:HG23	26:DE:67:ARG:HG3	2.03	0.41
26:DE:90:GLN:OE1	26:DE:90:GLN:CA	2.66	0.41
58:DF:91:ARG:CA	58:DF:95:MET:SD	2.97	0.41
58:DF:134:GLN:HB2	58:DF:137:PHE:CE2	2.50	0.41
37:DP:47:ILE:HD11	37:DP:70:GLU:HG2	2.02	0.41
37:DP:95:LYS:HA	37:DP:95:LYS:HE3	2.02	0.41
39:DR:9:GLY:C	39:DR:10:LYS:HG3	2.40	0.41
41:DT:3:ARG:O	41:DT:4:GLU:C	2.59	0.41
41:DT:19:LYS:HD3	41:DT:19:LYS:HA	1.76	0.41
41:DT:20:ALA:HB1	41:DT:31:VAL:HG11	2.03	0.41
43:DV:21:ARG:HE	43:DV:87:GLN:HG2	1.85	0.41
44:DW:33:GLY:O	44:DW:34:SER:HB3	2.21	0.41
47:DZ:6:ILE:HD12	47:DZ:47:ILE:CD1	2.50	0.41
1:AA:109:A:C4	1:AA:327:A:C2	3.08	0.41
1:AA:142:G:O2'	1:AA:196:A:N1	2.48	0.41
1:AA:147:G:N2	1:AA:176:C:C2	2.89	0.41
1:AA:159:G:N2	1:AA:162:A:OP2	2.52	0.41
1:AA:211:G:C2'	1:AA:212:G:O5'	2.68	0.41
1:AA:213:G:C8	1:AA:214:C:C5	3.09	0.41
1:AA:243:A:H2	1:AA:245:U:H2'	1.80	0.41
1:AA:377:G:H5'	16:AP:5:ARG:HH12	1.85	0.41
1:AA:389:A:N3	1:AA:389:A:H2'	2.35	0.41
1:AA:404:G:N7	4:AD:1:ALA:HB3	2.36	0.41
1:AA:437:U:H4'	4:AD:153:ARG:HH21	1.84	0.41
1:AA:496:A:O2'	1:AA:497:G:C8	2.65	0.41
1:AA:632:U:H2'	1:AA:633:G:OP1	2.21	0.41
1:AA:669:G:H2'	1:AA:670:G:H5'	2.02	0.41
1:AA:832:G:C2	1:AA:833:G:C8	3.09	0.41
1:AA:892:A:O2'	1:AA:893:C:H5'	2.21	0.41
1:AA:999:C:H2'	1:AA:1000:A:H8	1.85	0.41
1:AA:1002:G:C2	1:AA:1003:G:H1'	2.56	0.41
1:AA:1068:G:N3	1:AA:1068:G:H2'	2.34	0.41
1:AA:1077:G:C6	1:AA:1081:A:C6	3.09	0.41
1:AA:1157:A:N6	1:AA:1178:G:H1'	2.36	0.41

Continued on next page...

Continued from previous page...

Atom-1	Atom-2	Interatomic distance (Å)	Clash overlap (Å)
1:AA:1157:A:C1'	1:AA:1181:G:N1	2.82	0.41
1:AA:1228:C:O2'	1:AA:1229:A:C5'	2.69	0.41
1:AA:1358:U:C6	1:AA:1359:C:C6	3.08	0.41
1:AA:1363:A:O2'	1:AA:1365:G:N7	2.36	0.41
1:AA:1375:A:C5	1:AA:1376:U:C5	3.09	0.41
1:AA:1381:U:O2'	1:AA:1382:C:H6	2.03	0.41
1:AA:1405:G:C2'	1:AA:1406:U:O5'	2.69	0.41
1:AA:1433:A:N6	1:AA:1468:A:C8	2.88	0.41
1:AA:1499:A:H2'	1:AA:1500:A:H8	1.85	0.41
2:AB:68:PHE:CD2	2:AB:83:ALA:HB1	2.56	0.41
2:AB:98:GLY:C	2:AB:100:LEU:H	2.24	0.41
3:AC:143:LEU:H	3:AC:143:LEU:CD2	2.14	0.41
4:AD:68:GLU:HA	4:AD:68:GLU:OE1	2.21	0.41
4:AD:77:GLU:O	4:AD:81:LEU:HG	2.21	0.41
5:AE:104:ILE:HA	5:AE:122:VAL:O	2.21	0.41
5:AE:152:VAL:CG1	5:AE:155:LYS:NZ	2.84	0.41
5:AE:152:VAL:O	5:AE:155:LYS:CD	2.69	0.41
6:AF:68:GLN:CD	6:AF:68:GLN:H	2.25	0.41
6:AF:81:ASN:OD1	6:AF:83:ALA:CB	2.63	0.41
7:AG:74:VAL:HA	7:AG:87:PRO:HA	2.03	0.41
7:AG:108:ARG:HH21	7:AG:118:ARG:NH1	2.19	0.41
10:AJ:29:ALA:C	10:AJ:31:ARG:H	2.25	0.41
10:AJ:48:ARG:NH2	14:AN:100:TRP:CD2	2.89	0.41
11:AK:34:THR:HG1	11:AK:39:ASN:N	2.19	0.41
12:AL:108:ASP:O	12:AL:110:LYS:HG3	2.21	0.41
13:AM:25:GLY:O	13:AM:27:THR:N	2.54	0.41
15:AO:18:ALA:C	15:AO:20:ASP:H	2.24	0.41
15:AO:69:LEU:HD22	15:AO:77:TYR:CA	2.51	0.41
15:AO:73:ASP:O	15:AO:74:VAL:C	2.59	0.41
20:AT:23:ARG:O	20:AT:26:MET:HG3	2.21	0.41
22:BA:141:G:C2	41:BT:2:ILE:CG2	3.03	0.41
22:BA:186:G:N2	22:BA:211:C:C2	2.89	0.41
22:BA:195:A:H61	22:BA:198:C:H3'	1.86	0.41
22:BA:320:A:H4'	22:BA:322:A:C8	2.56	0.41
22:BA:384:A:H2'	22:BA:384:A:N3	2.36	0.41
22:BA:387:U:C4	22:BA:388:G:O6	2.74	0.41
22:BA:403:U:O2'	22:BA:404:A:OP2	2.31	0.41
22:BA:412:A:H2'	22:BA:413:C:H5'	2.00	0.41
22:BA:447:A:H4'	22:BA:449:A:N7	2.36	0.41
22:BA:551:G:C5	22:BA:552:U:C5	3.09	0.41
22:BA:735:A:H3'	22:BA:736:C:C6	2.56	0.41

Continued on next page...

Continued from previous page...

Atom-1	Atom-2	Interatomic distance (Å)	Clash overlap (Å)
22:BA:744:U:H2'	22:BA:745:G:O4'	2.20	0.41
22:BA:766:U:H2'	22:BA:767:U:C6	2.55	0.41
22:BA:797:G:O6	62:BA:3317:HOH:O	2.21	0.41
22:BA:832:U:O2'	22:BA:833:A:H5'	2.21	0.41
22:BA:990:A:N6	22:BA:1186:G:H1'	2.35	0.41
22:BA:1012:U:C2	31:BJ:27:ARG:NH1	2.88	0.41
22:BA:1059:G:C6	22:BA:1080:A:C6	3.08	0.41
22:BA:1144:A:H2'	22:BA:1145:C:C6	2.56	0.41
22:BA:1205:A:H3'	22:BA:1206:G:H5'	2.03	0.41
22:BA:1300:G:H4'	22:BA:1301:A:H5'	2.03	0.41
22:BA:1344:U:H1'	22:BA:1384:A:H2'	2.01	0.41
22:BA:1357:C:C2'	22:BA:1358:G:H5'	2.51	0.41
22:BA:1386:C:H5''	22:BA:1396:U:O2	2.20	0.41
22:BA:1392:A:C6	22:BA:1393:A:C6	3.09	0.41
22:BA:1419:A:C3'	22:BA:1420:A:H5''	2.47	0.41
22:BA:1587:G:C4	22:BA:1588:G:C8	3.08	0.41
22:BA:1707:G:C5	22:BA:1756:G:C6	3.09	0.41
22:BA:1797:G:C5	22:BA:1798:U:C5	3.09	0.41
22:BA:1820:U:H3'	22:BA:1821:A:C5'	2.49	0.41
22:BA:1842:G:H4'	24:BC:242:HIS:ND1	2.36	0.41
22:BA:1903:G:C2'	22:BA:1904:G:H5'	2.51	0.41
22:BA:1939:U:OP1	22:BA:2604:U:O2'	2.34	0.41
22:BA:2144:G:N2	22:BA:2148:G:C8	2.88	0.41
22:BA:2192:U:O2'	22:BA:2193:G:H5'	2.21	0.41
22:BA:2250:G:OP1	22:BA:2275:C:H2'	2.20	0.41
22:BA:2311:A:H4'	22:BA:2312:U:OP1	2.19	0.41
22:BA:2364:C:H4'	44:BW:55:ASP:OD1	2.20	0.41
22:BA:2415:G:C5	22:BA:2416:C:C4	3.09	0.41
22:BA:2485:G:H5''	34:BM:45:GLN:HE21	1.85	0.41
22:BA:2515:C:O2'	22:BA:2516:A:H5'	2.21	0.41
22:BA:2606:C:C2'	22:BA:2607:G:H5'	2.51	0.41
22:BA:2671:G:C5	22:BA:2672:U:C5	3.09	0.41
22:BA:2793:C:H2'	22:BA:2794:C:C6	2.54	0.41
22:BA:2887:A:C4	22:BA:2888:C:C5	3.09	0.41
23:BB:93:C:O2'	23:BB:94:A:H5'	2.20	0.41
24:BC:44:ASN:OD1	24:BC:44:ASN:C	2.58	0.41
24:BC:141:HIS:CG	24:BC:190:THR:HG22	2.56	0.41
24:BC:144:GLU:CA	24:BC:151:GLY:HA2	2.44	0.41
26:BE:5:LEU:HD21	26:BE:122:GLU:HG2	2.03	0.41
26:BE:48:THR:C	26:BE:50:ALA:H	2.23	0.41
26:BE:60:TRP:CZ2	26:BE:70:SER:HB3	2.56	0.41

Continued on next page...

Continued from previous page...

Atom-1	Atom-2	Interatomic distance (Å)	Clash overlap (Å)
26:BE:153:LEU:HD12	26:BE:153:LEU:O	2.19	0.41
26:BE:156:ASN:O	26:BE:159:LEU:N	2.54	0.41
26:BE:169:VAL:O	26:BE:169:VAL:HG23	2.20	0.41
27:BF:131:VAL:CG2	27:BF:151:LEU:H	2.24	0.41
29:BH:134:VAL:HG21	29:BH:139:PHE:C	2.42	0.41
31:BJ:5:THR:O	31:BJ:5:THR:HG22	2.16	0.41
32:BK:2:ILE:HG22	32:BK:3:GLN:N	2.34	0.41
32:BK:13:ASN:N	32:BK:100:PHE:HE1	2.19	0.41
33:BL:96:LYS:CA	33:BL:101:ILE:HG22	2.42	0.41
34:BM:4:PRO:HG3	34:BM:70:ASP:HA	2.03	0.41
35:BN:33:ILE:HD11	35:BN:118:ARG:HH21	1.86	0.41
36:BO:21:LEU:HD23	36:BO:21:LEU:HA	1.93	0.41
37:BP:4:ILE:O	37:BP:5:LYS:HB3	2.21	0.41
38:BQ:78:PHE:CE2	38:BQ:109:VAL:HA	2.56	0.41
38:BQ:81:GLY:O	38:BQ:85:ALA:N	2.49	0.41
39:BR:3:ALA:CA	39:BR:40:MET:O	2.68	0.41
40:BS:32:ALA:HB1	40:BS:51:LEU:CD2	2.51	0.41
41:BT:13:ALA:O	41:BT:32:LEU:CB	2.68	0.41
41:BT:40:LYS:O	41:BT:44:LYS:HB2	2.21	0.41
42:BU:30:SER:CB	42:BU:32:LYS:HD3	2.49	0.41
43:BV:55:GLU:H	43:BV:55:GLU:HG3	1.54	0.41
45:BX:33:HIS:N	45:BX:50:VAL:O	2.53	0.41
46:BY:14:LEU:HD13	46:BY:17:GLU:HG2	2.03	0.41
46:BY:15:ASN:O	46:BY:16:THR:C	2.57	0.41
46:BY:26:PHE:CD1	46:BY:26:PHE:C	2.94	0.41
46:BY:42:LEU:HD12	46:BY:42:LEU:HA	1.63	0.41
47:BZ:40:THR:C	47:BZ:42:ALA:N	2.74	0.41
50:B2:44:VAL:O	50:B2:44:VAL:HG12	2.20	0.41
51:B3:23:HIS:N	51:B3:47:ALA:O	2.53	0.41
53:CA:66:A:C6	53:CA:67:C:C5	3.09	0.41
53:CA:70:U:C2	53:CA:94:G:C5	3.08	0.41
53:CA:79:G:N1	53:CA:80:A:N6	2.68	0.41
53:CA:86:G:C2	53:CA:87:C:C5	3.09	0.41
53:CA:148:G:C2	53:CA:149:A:C4	3.08	0.41
53:CA:179:A:O2'	53:CA:180:U:H5'	2.21	0.41
53:CA:182:A:C4	53:CA:184:G:C8	3.09	0.41
53:CA:198:G:N3	53:CA:199:A:C8	2.89	0.41
53:CA:206:C:C6	53:CA:206:C:C3'	3.04	0.41
53:CA:206:C:O5'	53:CA:207:C:OP2	2.38	0.41
53:CA:212:G:C2	53:CA:213:G:C8	3.09	0.41
53:CA:237:G:C2'	53:CA:238:A:H5'	2.51	0.41

Continued on next page...

Continued from previous page...

Atom-1	Atom-2	Interatomic distance (Å)	Clash overlap (Å)
53:CA:311:C:HO2'	53:CA:312:C:H5'	1.84	0.41
53:CA:369:G:C2	53:CA:370:C:C6	3.08	0.41
53:CA:428:G:C4	53:CA:430:A:C6	3.09	0.41
53:CA:658:C:O2'	53:CA:659:U:H5'	2.21	0.41
53:CA:665:A:C2	53:CA:732:C:C6	3.09	0.41
53:CA:782:A:H2'	53:CA:783:C:C5'	2.50	0.41
53:CA:794:A:O2'	53:CA:795:C:O4'	2.35	0.41
53:CA:829:G:C6	53:CA:858:G:N2	2.89	0.41
53:CA:860:A:H2'	53:CA:861:G:O4'	2.21	0.41
53:CA:957:U:C5	53:CA:959:A:OP2	2.74	0.41
53:CA:978:A:C8	53:CA:1319:A:C2	3.09	0.41
53:CA:1060:U:C5	3:CC:1:GLY:N	2.77	0.41
53:CA:1083:U:C5	53:CA:1084:G:C5	3.08	0.41
53:CA:1140:C:O2'	53:CA:1141:C:H6	2.01	0.41
53:CA:1227:A:O5'	55:CM:109:LYS:HE3	2.20	0.41
53:CA:1416:G:C2	53:CA:1485:U:O2	2.74	0.41
53:CA:1429:A:O2'	53:CA:1430:A:H5'	2.20	0.41
53:CA:1447:A:O3'	53:CA:1448:C:H6	2.03	0.41
2:CB:64:GLY:HA2	2:CB:158:ASP:OD2	2.21	0.41
3:CC:133:MET:O	3:CC:137:VAL:HG23	2.21	0.41
3:CC:149:LYS:HD2	3:CC:200:TRP:HE3	1.86	0.41
4:CD:3:TYR:CE2	4:CD:5:GLY:CA	3.04	0.41
4:CD:46:ARG:O	4:CD:47:LEU:O	2.39	0.41
4:CD:61:ARG:HG2	4:CD:71:PHE:CD2	2.55	0.41
4:CD:106:PHE:HB3	4:CD:144:ILE:HD11	2.03	0.41
4:CD:203:TYR:C	4:CD:205:LYS:H	2.24	0.41
54:CG:91:ARG:CG	54:CG:92:PRO:CD	2.75	0.41
9:CI:14:SER:OG	9:CI:69:GLY:HA3	2.21	0.41
11:CK:96:ILE:O	11:CK:97:ARG:C	2.58	0.41
11:CK:124:LYS:O	21:CU:33:ARG:NE	2.54	0.41
12:CL:33:CYS:HA	12:CL:54:VAL:HG13	2.01	0.41
12:CL:83:GLY:HA2	12:CL:94:TYR:HA	2.03	0.41
55:CM:16:ILE:CD1	55:CM:16:ILE:N	2.82	0.41
55:CM:80:MET:HE2	55:CM:80:MET:HB2	1.96	0.41
14:CN:25:GLU:HA	14:CN:28:ALA:HB2	2.02	0.41
15:CO:69:LEU:HD11	15:CO:77:TYR:CA	2.51	0.41
56:CP:19:VAL:HG13	56:CP:37:GLY:CA	2.49	0.41
17:CQ:28:VAL:HG11	17:CQ:39:ARG:HD3	2.03	0.41
18:CR:41:SER:HB3	18:CR:51:GLN:HG2	2.03	0.41
18:CR:64:LEU:HB2	18:CR:66:LEU:HG	2.03	0.41
19:CS:46:LEU:H	19:CS:46:LEU:CD2	2.27	0.41

Continued on next page...

Continued from previous page...

Atom-1	Atom-2	Interatomic distance (Å)	Clash overlap (Å)
20:CT:64:GLY:O	20:CT:65:LEU:C	2.59	0.41
21:CU:52:VAL:HG22	21:CU:52:VAL:O	2.20	0.41
22:DA:17:G:H2'	22:DA:18:U:H6	1.85	0.41
22:DA:24:G:H2'	22:DA:25:U:H5'	2.01	0.41
22:DA:82:U:C2'	22:DA:83:A:C5'	2.93	0.41
22:DA:83:A:C6	22:DA:101:A:OP1	2.74	0.41
22:DA:89:A:C6	22:DA:90:U:C4	3.09	0.41
22:DA:104:A:HO2'	22:DA:105:C:C4'	2.32	0.41
22:DA:122:G:O2'	22:DA:123:G:H5'	2.21	0.41
22:DA:234:U:H6	22:DA:234:U:C5'	2.33	0.41
22:DA:333:G:C2	22:DA:334:C:C6	3.08	0.41
22:DA:430:A:OP2	22:DA:431:U:H5	2.04	0.41
22:DA:459:U:O2'	22:DA:460:A:H8	2.02	0.41
22:DA:557:C:H2'	22:DA:558:U:H6	1.86	0.41
22:DA:579:G:C2	22:DA:1262:A:C5	3.09	0.41
22:DA:606:U:OP1	26:DE:99:LYS:HD3	2.21	0.41
22:DA:625:G:C6	22:DA:626:A:N7	2.89	0.41
22:DA:684:G:H5'	50:D2:16:HIS:NE2	2.35	0.41
22:DA:813:U:H2'	22:DA:814:C:H6	1.86	0.41
22:DA:855:G:H21	44:DW:23:LYS:CG	2.33	0.41
22:DA:947:A:H2'	22:DA:948:C:C5	2.56	0.41
22:DA:976:G:C2	22:DA:977:G:C8	3.09	0.41
22:DA:982:C:C5'	22:DA:983:A:OP1	2.69	0.41
22:DA:1042:G:C6	22:DA:1043:C:C4	3.09	0.41
22:DA:1048:A:C5	22:DA:1111:A:C2	3.09	0.41
22:DA:1062:G:OP1	22:DA:1070:A:C4'	2.65	0.41
22:DA:1070:A:H4'	22:DA:1071:G:H5'	2.03	0.41
22:DA:1203:U:N3	22:DA:1204:A:N6	2.68	0.41
22:DA:1249:U:O2'	22:DA:1250:G:OP2	2.28	0.41
22:DA:1288:G:C5	22:DA:1327:A:C6	3.08	0.41
22:DA:1342:A:H5'	22:DA:1398:C:OP1	2.20	0.41
22:DA:1387:A:O2'	22:DA:1388:G:OP2	2.35	0.41
22:DA:1528:A:H2'	22:DA:1529:G:O4'	2.21	0.41
22:DA:1569:A:OP1	22:DA:1569:A:H4'	2.21	0.41
22:DA:1572:A:H2'	22:DA:1573:G:C8	2.55	0.41
22:DA:1608:A:C5	22:DA:1611:C:N4	2.89	0.41
22:DA:1655:A:C4'	25:DD:118:PHE:CE1	3.03	0.41
22:DA:1773:A:C2'	22:DA:1774:C:H5'	2.51	0.41
22:DA:1797:G:H2'	22:DA:1798:U:H5'	2.03	0.41
22:DA:1826:G:C5	22:DA:1827:U:C4	3.09	0.41
22:DA:1869:G:H5'	22:DA:1870:C:OP2	2.21	0.41

Continued on next page...

Continued from previous page...

Atom-1	Atom-2	Interatomic distance (Å)	Clash overlap (Å)
22:DA:1925:C:C6	22:DA:1925:C:C3'	3.04	0.41
22:DA:1945:G:H8	22:DA:1945:G:O5'	2.04	0.41
22:DA:1982:U:O2'	22:DA:1983:G:C5'	2.68	0.41
22:DA:2014:A:H2	22:DA:2613:U:O2	2.04	0.41
22:DA:2046:G:OP1	48:D0:11:LYS:HE3	2.20	0.41
22:DA:2154:A:C8	22:DA:2155:U:C5	3.09	0.41
22:DA:2184:A:H8	22:DA:2184:A:O5'	2.03	0.41
22:DA:2204:G:N3	22:DA:2205:A:C8	2.89	0.41
22:DA:2298:A:C2'	22:DA:2299:U:C6	3.03	0.41
22:DA:2323:G:C6	22:DA:2324:U:C4	3.09	0.41
22:DA:2333:A:N1	22:DA:2335:A:N6	2.69	0.41
22:DA:2345:G:C4	22:DA:2347:C:C5	3.09	0.41
22:DA:2345:G:C4	22:DA:2381:A:C2	3.09	0.41
22:DA:2416:C:H2'	22:DA:2417:C:H6	1.85	0.41
22:DA:2425:A:H4'	22:DA:2426:A:C5'	2.49	0.41
22:DA:2520:C:H2'	22:DA:2521:C:C6	2.56	0.41
22:DA:2583:G:C2'	22:DA:2584:U:H5'	2.51	0.41
22:DA:2667:C:H2'	22:DA:2668:G:H8	1.85	0.41
22:DA:2673:G:H2'	22:DA:2674:G:H8	1.86	0.41
22:DA:2700:A:C2	22:DA:2708:G:C2	3.09	0.41
22:DA:2773:C:C2	22:DA:2774:C:C6	3.08	0.41
22:DA:2784:U:H2'	22:DA:2785:C:H6	1.85	0.41
22:DA:2867:G:N3	22:DA:2867:G:O2'	2.44	0.41
57:DB:11:C:H3'	57:DB:12:C:H5'	2.01	0.41
57:DB:18:G:C2	57:DB:67:G:C6	3.08	0.41
57:DB:18:G:C6	57:DB:19:C:C4	3.09	0.41
57:DB:44:G:OP1	58:DF:91:ARG:NH1	2.54	0.41
57:DB:66:A:C2'	57:DB:67:G:OP2	2.69	0.41
57:DB:67:G:C4	57:DB:68:C:C5	3.09	0.41
57:DB:91:C:O2'	57:DB:92:C:H5'	2.21	0.41
24:DC:68:ARG:NH1	24:DC:115:ILE:HD12	2.28	0.41
24:DC:78:GLU:OE2	24:DC:94:LEU:HD22	2.21	0.41
24:DC:82:TYR:O	24:DC:84:PRO:CD	2.65	0.41
24:DC:123:ILE:HD12	24:DC:123:ILE:HA	1.87	0.41
24:DC:211:ARG:C	24:DC:213:ARG:H	2.24	0.41
24:DC:225:ASN:HB3	24:DC:226:PRO:HD2	2.02	0.41
25:DD:166:GLY:O	25:DD:167:ASN:HB3	2.19	0.41
58:DF:144:LYS:HG3	58:DF:145:VAL:N	2.36	0.41
28:DG:157:LYS:C	28:DG:159:LYS:N	2.75	0.41
29:DH:2:GLN:O	29:DH:19:VAL:O	2.38	0.41
29:DH:80:ILE:CB	29:DH:101:ASP:OD2	2.65	0.41

Continued on next page...

Continued from previous page...

Atom-1	Atom-2	Interatomic distance (Å)	Clash overlap (Å)
30:DI:57:VAL:O	30:DI:58:ILE:CG1	2.67	0.41
30:DI:92:PRO:O	30:DI:93:ASN:CB	2.69	0.41
31:DJ:39:LYS:HE2	31:DJ:39:LYS:HB2	1.83	0.41
31:DJ:44:TYR:C	31:DJ:44:TYR:HD2	2.24	0.41
31:DJ:55:ILE:O	31:DJ:55:ILE:CG1	2.68	0.41
31:DJ:101:ILE:O	31:DJ:105:VAL:HG12	2.21	0.41
32:DK:69:VAL:HG12	32:DK:70:ARG:N	2.35	0.41
33:DL:79:LEU:HD23	33:DL:82:LEU:CD1	2.50	0.41
33:DL:96:LYS:C	33:DL:98:ALA:N	2.74	0.41
34:DM:69:PRO:O	34:DM:70:ASP:CB	2.68	0.41
34:DM:114:ARG:HA	34:DM:130:PHE:CE1	2.55	0.41
35:DN:10:LEU:HD13	35:DN:10:LEU:HA	1.92	0.41
36:DO:49:VAL:CG1	36:DO:81:ARG:HB3	2.51	0.41
37:DP:87:ARG:NH2	37:DP:110:LYS:O	2.54	0.41
38:DQ:61:ILE:CD1	38:DQ:61:ILE:H	2.34	0.41
38:DQ:87:VAL:HG11	39:DR:52:PRO:CD	2.51	0.41
40:DS:4:ILE:C	40:DS:4:ILE:HD12	2.41	0.41
40:DS:44:ALA:O	40:DS:48:LYS:HB2	2.21	0.41
40:DS:59:GLU:OE1	40:DS:66:ILE:HG23	2.21	0.41
41:DT:87:LEU:HD23	41:DT:88:LYS:H	1.80	0.41
43:DV:4:ILE:HD12	43:DV:63:ILE:CD1	2.51	0.41
43:DV:29:ILE:HG13	43:DV:88:HIS:CE1	2.55	0.41
43:DV:40:ILE:H	43:DV:40:ILE:HD13	1.86	0.41
44:DW:45:HIS:O	44:DW:46:ALA:CB	2.66	0.41
45:DX:35:HIS:O	45:DX:47:THR:HA	2.21	0.41
46:DY:15:ASN:O	46:DY:19:LEU:HD13	2.21	0.41
48:D0:55:ALA:HB3	48:D0:56:LYS:NZ	2.35	0.41
51:D3:14:LYS:O	51:D3:21:PHE:O	2.38	0.41
51:D3:28:LEU:O	51:D3:29:ARG:CB	2.68	0.41
1:AA:32:A:C2	1:AA:33:A:C5	3.09	0.41
1:AA:92:U:O2'	1:AA:93:U:C5'	2.69	0.41
1:AA:110:C:O2'	1:AA:111:G:O5'	2.39	0.41
1:AA:115:G:HO2'	1:AA:116:A:P	2.43	0.41
1:AA:137:U:O2	1:AA:137:U:H2'	2.19	0.41
1:AA:221:C:C2	1:AA:222:C:C5	3.09	0.41
1:AA:339:C:N3	1:AA:351:G:O6	2.54	0.41
1:AA:414:A:N6	1:AA:431:A:N3	2.69	0.41
1:AA:430:A:C2	1:AA:431:A:C8	3.09	0.41
1:AA:586:C:O2'	1:AA:587:G:H5'	2.21	0.41
1:AA:613:C:H2'	1:AA:614:C:H6	1.86	0.41
1:AA:640:A:H2'	1:AA:641:U:H5'	2.02	0.41

Continued on next page...

Continued from previous page...

Atom-1	Atom-2	Interatomic distance (Å)	Clash overlap (Å)
1:AA:705:G:C2'	1:AA:706:A:H5'	2.51	0.41
1:AA:773:G:C2'	1:AA:774:G:O5'	2.69	0.41
1:AA:807:A:C5	1:AA:808:C:C5	3.09	0.41
1:AA:1063:C:H2'	1:AA:1064:G:H8	1.76	0.41
1:AA:1157:A:N7	1:AA:1180:A:N6	2.68	0.41
1:AA:1452:C:H5'	1:AA:1453:G:C6	2.56	0.41
2:AB:20:ARG:HB3	2:AB:21:TYR:H	1.66	0.41
3:AC:190:THR:O	3:AC:192:TYR:N	2.54	0.41
4:AD:26:ALA:O	4:AD:27:ILE:C	2.59	0.41
4:AD:123:MET:CE	4:AD:126:GLY:O	2.69	0.41
6:AF:90:MET:CE	18:AR:22:TYR:CE2	3.04	0.41
7:AG:85:GLN:O	7:AG:85:GLN:CG	2.69	0.41
11:AK:124:LYS:HD2	21:AU:34:ARG:NH2	2.36	0.41
15:AO:45:HIS:C	15:AO:47:LYS:H	2.24	0.41
20:AT:27:MET:SD	20:AT:66:ILE:HD13	2.61	0.41
22:BA:38:A:N1	22:BA:442:G:C6	2.89	0.41
22:BA:43:G:C8	22:BA:43:G:H5'	2.56	0.41
22:BA:58:G:N2	22:BA:70:G:C4	2.89	0.41
22:BA:100:U:HO2'	22:BA:101:A:P	2.42	0.41
22:BA:182:A:C5	22:BA:183:C:C4	3.09	0.41
22:BA:265:A:N6	22:BA:428:A:C1'	2.84	0.41
22:BA:322:A:H2	22:BA:339:U:O4	2.03	0.41
22:BA:960:A:N6	22:BA:962:G:C2	2.89	0.41
22:BA:1000:A:C6	22:BA:1155:A:N7	2.89	0.41
22:BA:1056:G:H5''	22:BA:1057:A:C5'	2.33	0.41
22:BA:1344:U:N3	22:BA:1385:A:C8	2.89	0.41
22:BA:1405:U:N3	22:BA:1406:U:C4	2.89	0.41
22:BA:1604:C:H5''	62:BA:3403:HOH:O	2.21	0.41
22:BA:1748:C:H2'	22:BA:1749:A:C8	2.55	0.41
22:BA:1912:A:N1	22:BA:1919:A:C5	2.89	0.41
22:BA:2531:A:N7	28:BG:174:LYS:NZ	2.66	0.41
22:BA:2564:A:OP1	22:BA:2648:G:H4'	2.21	0.41
22:BA:2729:G:H2'	22:BA:2730:C:C6	2.56	0.41
22:BA:2748:A:C2	22:BA:2757:A:C5	3.09	0.41
22:BA:2819:G:H2'	22:BA:2821:A:N7	2.36	0.41
22:BA:2835:A:H61	22:BA:2878:U:H2'	1.86	0.41
24:BC:35:LYS:HB3	24:BC:35:LYS:HE3	1.20	0.41
25:BD:105:LYS:HA	25:BD:177:VAL:CG2	2.51	0.41
26:BE:200:LEU:N	26:BE:200:LEU:CD2	2.84	0.41
28:BG:153:PRO:HB3	28:BG:168:VAL:HG12	2.03	0.41
29:BH:25:TYR:CD2	29:BH:30:LEU:HD11	2.56	0.41

Continued on next page...

Continued from previous page...

Atom-1	Atom-2	Interatomic distance (Å)	Clash overlap (Å)
31:BJ:123:LYS:N	31:BJ:123:LYS:CD	2.84	0.41
34:BM:10:ARG:HB3	34:BM:11:LYS:HG3	2.02	0.41
34:BM:76:LYS:HA	34:BM:77:PRO:HD3	1.96	0.41
34:BM:94:ALA:O	34:BM:96:ILE:HG23	2.21	0.41
37:BP:44:GLY:HA3	37:BP:61:ARG:O	2.21	0.41
37:BP:50:ARG:O	37:BP:51:ASN:CB	2.66	0.41
37:BP:73:PHE:N	37:BP:73:PHE:CD2	2.89	0.41
37:BP:95:LYS:HG2	37:BP:97:TYR:CZ	2.56	0.41
37:BP:96:LEU:HD12	37:BP:96:LEU:HA	1.65	0.41
44:BW:37:VAL:HG11	44:BW:55:ASP:HB2	2.03	0.41
46:BY:18:LEU:HD13	46:BY:18:LEU:O	2.20	0.41
47:BZ:29:ARG:CG	47:BZ:29:ARG:NH2	2.82	0.41
53:CA:96:U:O2'	53:CA:97:G:O5'	2.37	0.41
53:CA:251:G:C4'	53:CA:252:U:H5'	2.49	0.41
53:CA:451:A:HO2'	53:CA:452:A:P	2.43	0.41
53:CA:511:C:O2'	53:CA:512:U:H6	2.03	0.41
53:CA:737:C:H2'	53:CA:738:C:C6	2.56	0.41
53:CA:794:A:C5	53:CA:795:C:C4	3.09	0.41
53:CA:865:A:C2	53:CA:918:A:H4'	2.56	0.41
53:CA:934:C:N3	53:CA:1345:U:C4	2.89	0.41
53:CA:1075:U:H4'	53:CA:1101:A:N6	2.36	0.41
53:CA:1146:A:C4	53:CA:1147:C:C5	3.09	0.41
53:CA:1146:A:N1	53:CA:1147:C:N3	2.69	0.41
53:CA:1151:A:O2'	53:CA:1152:A:P	2.79	0.41
53:CA:1315:U:C6	53:CA:1316:G:N7	2.88	0.41
2:CB:169:HIS:HD2	2:CB:173:LYS:HZ1	1.67	0.41
8:CH:45:ILE:C	8:CH:63:LYS:HD2	2.41	0.41
8:CH:88:LYS:HA	8:CH:91:LEU:HD11	2.02	0.41
8:CH:127:TYR:N	8:CH:127:TYR:CD1	2.88	0.41
9:CI:90:ASP:HB3	9:CI:93:LEU:CD2	2.40	0.41
17:CQ:50:ASN:O	17:CQ:52:CYS:SG	2.78	0.41
20:CT:26:MET:CE	20:CT:56:ILE:HD13	2.51	0.41
22:DA:219:A:C8	22:DA:220:G:N7	2.89	0.41
22:DA:374:A:C6	22:DA:401:A:C5	3.09	0.41
22:DA:379:G:C5	22:DA:396:G:O6	2.74	0.41
22:DA:383:C:H2'	22:DA:384:A:OP1	2.21	0.41
22:DA:493:G:H4'	40:DS:8:ARG:O	2.21	0.41
22:DA:518:G:C4	22:DA:519:U:C5	3.09	0.41
22:DA:660:C:H5''	26:DE:94:GLN:OE1	2.21	0.41
22:DA:677:A:C6	22:DA:678:C:N4	2.88	0.41
22:DA:718:A:C2	22:DA:719:C:C2	3.09	0.41

Continued on next page...

Continued from previous page...

Atom-1	Atom-2	Interatomic distance (Å)	Clash overlap (Å)
22:DA:1605:C:H5'	22:DA:1610:A:N6	2.35	0.41
22:DA:1681:G:O2'	22:DA:1762:A:C2'	2.69	0.41
22:DA:1765:U:H2'	22:DA:1766:G:C5'	2.50	0.41
22:DA:1868:C:N4	22:DA:1869:G:O6	2.54	0.41
22:DA:1912:A:C2	22:DA:1919:A:N6	2.89	0.41
22:DA:2061:G:N3	22:DA:2063:C:C5	2.89	0.41
22:DA:2287:A:C6	22:DA:2289:G:C4	3.09	0.41
22:DA:2407:A:HO2'	22:DA:2408:U:C5'	2.34	0.41
22:DA:2450:A:N1	22:DA:2451:A:C5	2.90	0.41
22:DA:2491:U:H5''	22:DA:2570:G:H5''	2.03	0.41
22:DA:2507:C:O2	22:DA:2507:C:H2'	2.20	0.41
22:DA:2516:A:C2	22:DA:2569:G:C2	3.08	0.41
22:DA:2579:C:H2'	22:DA:2580:U:O4'	2.20	0.41
22:DA:2700:A:C6	22:DA:2701:U:O4	2.74	0.41
22:DA:2798:U:H5'	22:DA:2800:A:C6	2.56	0.41
24:DC:35:LYS:O	24:DC:36:ASN:CB	2.68	0.41
24:DC:45:ASN:C	24:DC:47:ARG:H	2.23	0.41
24:DC:96:LYS:HD3	24:DC:96:LYS:HA	1.93	0.41
24:DC:129:LEU:N	24:DC:129:LEU:HD23	2.36	0.41
24:DC:152:GLN:HE21	24:DC:152:GLN:N	2.01	0.41
25:DD:14:ILE:HG13	37:DP:11:GLN:HE22	1.86	0.41
58:DF:12:VAL:O	58:DF:16:MET:CB	2.69	0.41
58:DF:128:SER:HA	58:DF:153:ILE:O	2.21	0.41
28:DG:120:ILE:HD13	28:DG:120:ILE:C	2.40	0.41
30:DI:5:GLN:OE1	30:DI:59:THR:CG2	2.64	0.41
32:DK:51:LYS:HD2	32:DK:95:ILE:CG2	2.51	0.41
32:DK:60:ALA:HB2	32:DK:86:LEU:HD23	2.02	0.41
32:DK:64:ARG:O	32:DK:82:ASN:HA	2.21	0.41
34:DM:46:ILE:HD11	34:DM:69:PRO:HG3	2.02	0.41
37:DP:19:PHE:O	37:DP:20:ARG:CB	2.69	0.41
37:DP:82:SER:O	37:DP:83:ILE:HB	2.21	0.41
38:DQ:26:ALA:HB1	38:DQ:30:VAL:HB	2.03	0.41
40:DS:17:VAL:HG11	40:DS:103:ILE:CG1	2.46	0.41
41:DT:55:VAL:CG2	41:DT:56:GLU:N	2.83	0.41
46:DY:19:LEU:HA	46:DY:22:LEU:HD22	2.03	0.41
46:DY:21:LEU:HD23	46:DY:25:GLN:NE2	2.36	0.41
1:AA:243:A:C5'	1:AA:244:U:H5''	2.51	0.40
1:AA:342:C:H2'	1:AA:343:U:H5'	2.03	0.40
1:AA:393:A:H5'	1:AA:483:C:O2'	2.21	0.40
1:AA:446:G:O2'	1:AA:447:G:H5'	2.21	0.40
1:AA:475:C:O2'	1:AA:476:U:H5'	2.21	0.40

Continued on next page...

Continued from previous page...

Atom-1	Atom-2	Interatomic distance (Å)	Clash overlap (Å)
1:AA:622:A:H2'	1:AA:623:C:H5'	2.03	0.40
1:AA:742:G:C2'	1:AA:743:A:H5'	2.51	0.40
1:AA:807:A:N7	1:AA:808:C:C5	2.88	0.40
1:AA:849:G:C6	1:AA:850:U:C2	3.10	0.40
1:AA:1084:G:C6	1:AA:1085:U:O4	2.74	0.40
1:AA:1157:A:N7	1:AA:1180:A:C6	2.89	0.40
1:AA:1452:C:O4'	1:AA:1453:G:N1	2.54	0.40
1:AA:1504:G:H3'	1:AA:1505:G:H5'	2.03	0.40
4:AD:22:SER:O	4:AD:23:GLY:C	2.59	0.40
4:AD:68:GLU:O	4:AD:69:ARG:C	2.59	0.40
4:AD:168:THR:CG2	4:AD:183:ARG:NH2	2.84	0.40
5:AE:13:LYS:HD3	5:AE:116:VAL:CG1	2.51	0.40
5:AE:56:PRO:HG2	5:AE:57:ALA:H	1.85	0.40
8:AH:78:SER:OG	8:AH:84:ILE:N	2.51	0.40
9:AI:54:VAL:O	9:AI:55:ASP:O	2.39	0.40
12:AL:38:THR:HA	12:AL:49:ARG:O	2.21	0.40
14:AN:81:ILE:O	14:AN:85:GLU:HG2	2.20	0.40
16:AP:4:ILE:HA	16:AP:20:VAL:O	2.21	0.40
16:AP:67:ILE:O	16:AP:67:ILE:HG22	2.22	0.40
18:AR:21:ASP:OD2	18:AR:23:LYS:HD2	2.21	0.40
20:AT:47:GLN:HE21	20:AT:82:ILE:CD1	2.33	0.40
21:AU:18:PHE:O	21:AU:18:PHE:HD2	2.04	0.40
22:BA:49:A:C5	22:BA:177:G:C6	3.08	0.40
22:BA:49:A:N6	22:BA:177:G:C4	2.89	0.40
22:BA:88:G:C2'	22:BA:89:A:H5'	2.50	0.40
22:BA:254:G:N7	51:B3:4:LYS:HE2	2.36	0.40
22:BA:265:A:N6	22:BA:428:A:N9	2.70	0.40
22:BA:319:G:N9	22:BA:333:G:N2	2.69	0.40
22:BA:464:U:H5'	50:B2:5:PHE:CD2	2.56	0.40
22:BA:475:C:C6	22:BA:509:C:C4	3.09	0.40
22:BA:503:A:C4'	22:BA:504:A:O5'	2.65	0.40
22:BA:548:G:C8	22:BA:548:G:C3'	3.03	0.40
22:BA:558:U:H5''	31:BJ:111:LYS:HZ1	1.86	0.40
22:BA:830:G:C4	22:BA:2448:A:C5	3.09	0.40
22:BA:877:A:N6	22:BA:899:A:C6	2.89	0.40
22:BA:920:A:C5	22:BA:921:C:C5	3.10	0.40
22:BA:1233:C:C4	22:BA:1234:U:C5	3.08	0.40
22:BA:1655:A:C6	22:BA:1656:C:C2	3.09	0.40
22:BA:1656:C:OP1	25:BD:141:ARG:NH1	2.47	0.40
22:BA:1737:G:C6	22:BA:1738:G:N2	2.90	0.40
22:BA:2052:A:C2	22:BA:2053:G:C8	3.09	0.40

Continued on next page...

Continued from previous page...

Atom-1	Atom-2	Interatomic distance (Å)	Clash overlap (Å)
22:BA:2149:U:O2'	22:BA:2150:C:P	2.79	0.40
22:BA:2151:U:N3	22:BA:2152:G:N7	2.69	0.40
22:BA:2180:U:C2'	22:BA:2181:U:C5	2.98	0.40
22:BA:2197:U:H2'	22:BA:2224:G:H1	1.86	0.40
22:BA:2261:C:C2	22:BA:2280:G:C2	3.09	0.40
22:BA:2320:U:H4'	22:BA:2321:U:C5'	2.49	0.40
22:BA:2409:G:C5	22:BA:2410:G:C8	3.09	0.40
22:BA:2570:G:H2'	22:BA:2571:U:H5'	2.03	0.40
22:BA:2637:U:C2	22:BA:2782:G:N2	2.89	0.40
22:BA:2701:U:H2'	22:BA:2702:G:OP1	2.21	0.40
22:BA:2778:A:H4'	22:BA:2779:U:OP2	2.22	0.40
27:BF:103:ILE:HG12	27:BF:103:ILE:H	1.56	0.40
28:BG:8:VAL:HG12	28:BG:49:LEU:N	2.35	0.40
28:BG:72:ASN:O	28:BG:76:ILE:HG22	2.21	0.40
28:BG:115:GLN:NE2	28:BG:115:GLN:O	2.53	0.40
29:BH:133:GLN:OE1	29:BH:133:GLN:CA	2.68	0.40
31:BJ:75:TYR:CD1	31:BJ:86:GLN:HB3	2.56	0.40
31:BJ:122:LEU:C	31:BJ:123:LYS:HD2	2.41	0.40
32:BK:12:ASP:C	32:BK:100:PHE:HE1	2.24	0.40
32:BK:98:ARG:O	32:BK:99:ILE:HD12	2.21	0.40
34:BM:42:THR:OG1	34:BM:45:GLN:HG3	2.22	0.40
34:BM:132:THR:HG22	34:BM:133:LYS:H	1.85	0.40
35:BN:75:ILE:HG13	35:BN:76:VAL:N	2.35	0.40
37:BP:4:ILE:O	37:BP:5:LYS:CB	2.68	0.40
37:BP:33:GLU:OE2	37:BP:38:ARG:NH1	2.54	0.40
38:BQ:78:PHE:HE2	38:BQ:109:VAL:HA	1.86	0.40
39:BR:20:VAL:CG2	39:BR:22:LEU:HD21	2.50	0.40
39:BR:89:HIS:NE2	39:BR:91:GLN:HB2	2.36	0.40
42:BU:35:VAL:HG12	42:BU:38:ILE:HG13	2.02	0.40
44:BW:28:GLU:OE2	44:BW:28:GLU:CA	2.68	0.40
46:BY:5:GLU:O	46:BY:6:LEU:C	2.60	0.40
46:BY:40:SER:C	46:BY:42:LEU:N	2.74	0.40
47:BZ:7:THR:CG2	47:BZ:34:THR:OG1	2.69	0.40
53:CA:54:C:H2'	53:CA:352:C:N4	2.35	0.40
53:CA:83:C:O2	53:CA:83:C:C2'	2.69	0.40
53:CA:149:A:H2'	53:CA:150:U:C6	2.56	0.40
53:CA:275:G:H4'	17:CQ:15:LYS:HB3	2.03	0.40
53:CA:503:C:OP1	12:CL:115:LYS:NZ	2.39	0.40
53:CA:563:A:C8	53:CA:567:G:O4'	2.75	0.40
53:CA:925:G:C4	53:CA:1392:G:N2	2.89	0.40
53:CA:989:U:C2	53:CA:990:C:C5	3.09	0.40

Continued on next page...

Continued from previous page...

Atom-1	Atom-2	Interatomic distance (Å)	Clash overlap (Å)
53:CA:1135:U:H3'	53:CA:1137:C:O2	2.20	0.40
53:CA:1258:G:H2'	53:CA:1259:C:C6	2.56	0.40
4:CD:10:LEU:N	4:CD:10:LEU:CD1	2.85	0.40
4:CD:34:GLU:HA	4:CD:34:GLU:OE1	2.21	0.40
5:CE:81:GLN:HB3	5:CE:82:HIS:H	1.54	0.40
5:CE:98:ALA:HB2	5:CE:123:LEU:HG	2.03	0.40
54:CG:55:LYS:HD2	54:CG:55:LYS:H	1.85	0.40
8:CH:100:ILE:CD1	8:CH:101:ALA:N	2.84	0.40
12:CL:23:LEU:O	12:CL:24:GLU:C	2.59	0.40
14:CN:41:TRP:CE3	14:CN:42:ASN:N	2.89	0.40
14:CN:100:TRP:CD1	14:CN:100:TRP:C	2.94	0.40
56:CP:4:ILE:HG21	56:CP:57:ILE:CD1	2.51	0.40
21:CU:3:ILE:O	21:CU:3:ILE:HG23	2.22	0.40
22:DA:16:C:H2'	22:DA:17:G:H8	1.86	0.40
22:DA:46:G:C2	22:DA:47:C:C4	3.09	0.40
22:DA:225:C:C4	22:DA:231:A:N6	2.90	0.40
22:DA:363:G:C2	22:DA:364:C:C5	3.09	0.40
22:DA:477:A:O2'	22:DA:478:A:C5'	2.69	0.40
22:DA:483:A:OP2	22:DA:484:C:C5	2.74	0.40
22:DA:623:C:H2'	22:DA:624:C:O4'	2.21	0.40
22:DA:819:A:O2'	22:DA:820:A:H5'	2.22	0.40
22:DA:908:C:OP1	34:DM:22:GLN:CG	2.69	0.40
22:DA:973:A:H4'	22:DA:974:G:OP2	2.20	0.40
22:DA:1206:G:O2'	22:DA:1207:C:C6	2.73	0.40
22:DA:1385:A:HO2'	22:DA:1386:C:H6	1.57	0.40
22:DA:1540:G:C2'	22:DA:1541:C:O5'	2.69	0.40
22:DA:1572:A:H8	22:DA:1572:A:O5'	2.04	0.40
22:DA:1961:C:C5	22:DA:1962:C:C4	3.09	0.40
22:DA:2024:G:C6	22:DA:2040:G:C2	3.10	0.40
22:DA:2331:G:O2'	44:DW:40:ARG:HG2	2.21	0.40
22:DA:2350:C:H2'	22:DA:2351:G:O4'	2.21	0.40
22:DA:2353:G:N3	44:DW:30:VAL:HG11	2.36	0.40
22:DA:2520:C:C2	22:DA:2521:C:C5	3.10	0.40
22:DA:2591:C:H2'	22:DA:2592:G:H8	1.86	0.40
22:DA:2642:G:C2'	22:DA:2643:G:H5'	2.51	0.40
22:DA:2748:A:H2'	22:DA:2749:A:O4'	2.21	0.40
22:DA:2815:C:O2	48:D0:40:HIS:CE1	2.74	0.40
22:DA:2836:U:C2	22:DA:2837:A:N7	2.89	0.40
24:DC:143:VAL:HG12	24:DC:144:GLU:O	2.21	0.40
25:DD:34:VAL:HG22	25:DD:92:VAL:O	2.20	0.40
58:DF:93:GLU:OE2	58:DF:93:GLU:HA	2.20	0.40

Continued on next page...

Continued from previous page...

Atom-1	Atom-2	Interatomic distance (Å)	Clash overlap (Å)
58:DF:131:VAL:C	58:DF:133:GLU:N	2.74	0.40
28:DG:88:LEU:HG	28:DG:128:THR:O	2.20	0.40
28:DG:117:PRO:O	28:DG:118:ALA:C	2.60	0.40
32:DK:113:MET:O	32:DK:116:ILE:HG13	2.21	0.40
33:DL:17:LYS:CE	33:DL:19:LEU:HD13	2.51	0.40
34:DM:125:PRO:O	34:DM:126:ILE:HG23	2.21	0.40
37:DP:29:VAL:HG11	37:DP:73:PHE:HE1	1.86	0.40
37:DP:105:LYS:HA	37:DP:105:LYS:HD3	1.91	0.40
38:DQ:63:ARG:O	38:DQ:64:ILE:C	2.59	0.40
38:DQ:63:ARG:O	38:DQ:66:ALA:N	2.53	0.40
38:DQ:82:LEU:HB3	38:DQ:88:GLU:OE2	2.21	0.40
39:DR:49:ILE:O	39:DR:49:ILE:CG1	2.68	0.40
41:DT:74:ILE:HG23	41:DT:75:GLY:N	2.36	0.40
44:DW:54:ARG:C	44:DW:56:HIS:H	2.24	0.40
1:AA:9:G:OP2	5:AE:125:LYS:HG3	2.21	0.40
1:AA:105:G:H2'	1:AA:106:C:H6	1.86	0.40
1:AA:112:G:N1	1:AA:330:C:C4	2.89	0.40
1:AA:202:G:H21	1:AA:466:A:N6	2.00	0.40
1:AA:213:G:H2'	1:AA:214:C:H5'	2.02	0.40
1:AA:251:G:C4'	1:AA:252:U:O5'	2.53	0.40
1:AA:427:U:C4	1:AA:428:G:C6	3.10	0.40
1:AA:579:A:C2	1:AA:763:G:N3	2.89	0.40
1:AA:1216:A:OP1	14:AN:4:SER:HB3	2.21	0.40
1:AA:1411:C:N3	1:AA:1412:C:C5	2.89	0.40
2:AB:70:GLY:HA2	2:AB:163:ILE:HG22	2.04	0.40
3:AC:28:PHE:O	3:AC:28:PHE:CD2	2.75	0.40
3:AC:154:GLY:O	3:AC:155:ARG:C	2.60	0.40
4:AD:200:VAL:HG11	5:AE:102:THR:HG23	2.04	0.40
5:AE:21:SER:OG	5:AE:28:ARG:HB2	2.21	0.40
5:AE:60:GLN:C	5:AE:62:ALA:N	2.73	0.40
5:AE:81:GLN:NE2	5:AE:81:GLN:N	2.69	0.40
5:AE:104:ILE:HD11	5:AE:111:ARG:HA	2.03	0.40
7:AG:110:ARG:HD3	7:AG:112:ASP:CG	2.41	0.40
9:AI:88:GLU:HG3	9:AI:89:TYR:H	1.86	0.40
14:AN:29:ILE:HG23	14:AN:34:ASN:HD21	1.86	0.40
15:AO:20:ASP:CG	15:AO:23:SER:HB2	2.41	0.40
17:AQ:20:ILE:HG22	17:AQ:47:ASP:OD1	2.20	0.40
21:AU:3:ILE:HD13	21:AU:19:LYS:NZ	2.37	0.40
22:BA:186:G:H2'	22:BA:187:G:C8	2.44	0.40
22:BA:388:G:O2'	22:BA:389:G:C8	2.72	0.40
22:BA:654:A:H3'	22:BA:654:A:N3	2.36	0.40

Continued on next page...

Continued from previous page...

Atom-1	Atom-2	Interatomic distance (Å)	Clash overlap (Å)
22:BA:665:U:H2'	22:BA:666:A:H8	1.86	0.40
22:BA:727:A:OP1	22:BA:1431:A:O2'	2.31	0.40
22:BA:912:C:C4	22:BA:913:U:O4	2.74	0.40
22:BA:928:A:H2	47:BZ:46:MET:HE1	1.86	0.40
22:BA:1004:U:O4'	22:BA:1010:A:C5	2.74	0.40
22:BA:1252:G:N3	38:BQ:32:ARG:CG	2.80	0.40
22:BA:1287:A:O2'	22:BA:1288:G:H5'	2.21	0.40
22:BA:1383:A:C2	22:BA:1405:U:O2	2.75	0.40
22:BA:1471:G:C6	22:BA:1472:C:C4	3.09	0.40
22:BA:1654:A:O2'	22:BA:1655:A:C5'	2.70	0.40
22:BA:1713:A:O2'	22:BA:1715:G:H5'	2.20	0.40
22:BA:1773:A:H2'	22:BA:1774:C:C5'	2.52	0.40
22:BA:1973:G:C6	22:BA:1974:C:C4	3.10	0.40
22:BA:1983:G:C6	22:BA:1984:G:N7	2.89	0.40
22:BA:2379:G:H4'	36:BO:21:LEU:HD11	2.04	0.40
22:BA:2422:C:C4	22:BA:2424:C:N4	2.89	0.40
22:BA:2474:U:H5''	22:BA:2475:C:OP2	2.20	0.40
22:BA:2674:G:H2'	22:BA:2675:A:C8	2.56	0.40
22:BA:2711:A:N6	22:BA:2714:G:C5	2.89	0.40
22:BA:2816:G:O3'	35:BN:99:LYS:HE2	2.21	0.40
22:BA:2849:U:H6	22:BA:2849:U:H2'	1.74	0.40
23:BB:43:C:O2	27:BF:91:ARG:NH2	2.52	0.40
24:BC:94:LEU:HA	24:BC:100:ARG:HA	2.03	0.40
24:BC:170:TYR:CE2	24:BC:184:GLU:HG2	2.56	0.40
24:BC:230:PRO:HB2	24:BC:244:VAL:HG23	2.02	0.40
24:BC:244:VAL:HB	24:BC:249:VAL:O	2.22	0.40
26:BE:83:VAL:HG11	26:BE:86:ALA:HA	2.03	0.40
26:BE:147:LEU:O	26:BE:148:ILE:C	2.59	0.40
27:BF:46:LYS:H	27:BF:46:LYS:HE3	1.86	0.40
28:BG:90:GLY:O	28:BG:91:VAL:C	2.59	0.40
30:BI:41:PHE:N	30:BI:68:PHE:HZ	2.19	0.40
30:BI:52:LEU:HD11	30:BI:81:LYS:HE2	2.03	0.40
30:BI:126:ARG:HD3	30:BI:126:ARG:H	1.86	0.40
31:BJ:13:ARG:HA	31:BJ:13:ARG:HD3	1.95	0.40
32:BK:40:LYS:NZ	32:BK:89:ASN:HD21	2.19	0.40
35:BN:67:PHE:HE2	35:BN:71:ARG:NH1	2.20	0.40
39:BR:49:ILE:HG22	39:BR:54:VAL:N	2.36	0.40
52:B4:10:LEU:HD12	52:B4:33:HIS:CG	2.56	0.40
53:CA:56:U:H2'	53:CA:57:G:C8	2.56	0.40
53:CA:76:G:N2	53:CA:95:C:C2	2.89	0.40
53:CA:110:C:H2'	53:CA:111:G:O4'	2.22	0.40

Continued on next page...

Continued from previous page...

Atom-1	Atom-2	Interatomic distance (Å)	Clash overlap (Å)
53:CA:232:G:H2'	53:CA:233:C:O4'	2.21	0.40
53:CA:461:A:N3	53:CA:461:A:C2'	2.83	0.40
53:CA:477:C:H3'	53:CA:478:A:C8	2.56	0.40
53:CA:1009:U:H2'	53:CA:1010:U:H6	1.84	0.40
53:CA:1215:G:C2	53:CA:1216:A:N7	2.90	0.40
53:CA:1236:A:H2'	53:CA:1237:C:H6	1.86	0.40
53:CA:1256:A:C4	53:CA:1278:G:C6	3.09	0.40
53:CA:1487:G:O5'	53:CA:1487:G:H8	2.04	0.40
4:CD:8:LEU:HD22	4:CD:21:LYS:HD2	2.01	0.40
6:CF:3:HIS:CB	6:CF:92:THR:HG23	2.50	0.40
8:CH:33:VAL:O	8:CH:35:ILE:N	2.54	0.40
9:CI:52:GLU:HA	9:CI:52:GLU:OE2	2.21	0.40
11:CK:15:VAL:HG12	11:CK:17:ASP:O	2.20	0.40
18:CR:27:THR:O	18:CR:30:ASN:HB3	2.21	0.40
22:DA:142:A:C5	22:DA:143:C:C4	3.09	0.40
22:DA:199:A:N6	22:DA:2433:A:H2'	2.36	0.40
22:DA:285:G:C6	22:DA:356:G:C6	3.09	0.40
22:DA:343:C:O2	22:DA:343:C:H2'	2.21	0.40
22:DA:503:A:C5	22:DA:506:G:C5	3.09	0.40
22:DA:636:G:H5'	22:DA:639:U:OP1	2.21	0.40
22:DA:690:G:H1'	22:DA:779:U:O3'	2.21	0.40
22:DA:732:C:H2'	22:DA:733:G:O4'	2.22	0.40
22:DA:770:G:H1'	22:DA:1379:U:C4	2.56	0.40
22:DA:786:C:O2'	22:DA:787:C:H5'	2.21	0.40
22:DA:996:A:C5	22:DA:1160:G:C2	3.09	0.40
22:DA:1048:A:C5	22:DA:1049:C:N4	2.89	0.40
22:DA:1109:C:N4	22:DA:1110:G:N1	2.68	0.40
22:DA:1127:A:H8	22:DA:1127:A:H2'	1.75	0.40
22:DA:1328:A:C2'	22:DA:1330:C:N4	2.83	0.40
22:DA:1534:U:C2'	22:DA:1536:C:O2	2.65	0.40
22:DA:1656:C:C2'	22:DA:1657:U:H5'	2.51	0.40
22:DA:1663:G:C6	22:DA:1992:G:N7	2.89	0.40
22:DA:1695:G:N3	22:DA:1695:G:C2'	2.84	0.40
22:DA:1710:G:H2'	22:DA:1711:A:C8	2.57	0.40
22:DA:1910:G:N2	22:DA:1921:G:C4	2.88	0.40
22:DA:1914:C:O2	22:DA:1914:C:O4'	2.40	0.40
22:DA:1956:U:O2'	22:DA:1957:C:H5'	2.21	0.40
22:DA:2290:G:H2'	22:DA:2291:U:H6	1.83	0.40
22:DA:2385:C:O2'	22:DA:2386:A:O5'	2.39	0.40
22:DA:2851:A:O2'	22:DA:2852:G:O4'	2.36	0.40
22:DA:2868:A:C2	22:DA:2869:G:C4	3.09	0.40

Continued on next page...

Continued from previous page...

Atom-1	Atom-2	Interatomic distance (Å)	Clash overlap (Å)
24:DC:181:ARG:NH1	24:DC:265:PHE:CD1	2.88	0.40
26:DE:109:LEU:HD12	26:DE:109:LEU:HA	1.72	0.40
26:DE:147:LEU:HB2	26:DE:186:VAL:HA	2.04	0.40
29:DH:78:VAL:CG1	29:DH:144:VAL:HG12	2.49	0.40
29:DH:83:LYS:CG	29:DH:149:GLU:HB2	2.50	0.40
29:DH:89:LYS:HB2	29:DH:90:LEU:H	1.78	0.40
32:DK:88:ASN:OD1	32:DK:95:ILE:HG12	2.21	0.40
33:DL:4:ASN:HD22	33:DL:4:ASN:HA	1.58	0.40
33:DL:29:LYS:O	33:DL:30:THR:CB	2.68	0.40
34:DM:108:VAL:HG23	34:DM:109:PRO:CD	2.48	0.40
35:DN:103:ARG:CG	35:DN:104:ALA:N	2.83	0.40
36:DO:39:VAL:HB	36:DO:49:VAL:O	2.20	0.40
37:DP:105:LYS:CD	37:DP:108:ARG:NH2	2.84	0.40
42:DU:102:ILE:HD12	42:DU:102:ILE:HA	1.95	0.40
43:DV:14:LYS:CG	43:DV:18:ARG:HD2	2.47	0.40
44:DW:24:ARG:HA	44:DW:66:VAL:H	1.86	0.40
45:DX:4:CYS:HB3	45:DX:9:LYS:H	1.87	0.40
46:DY:4:LYS:HD3	46:DY:4:LYS:N	2.29	0.40
46:DY:4:LYS:HB2	46:DY:4:LYS:HZ2	1.86	0.40
46:DY:45:GLN:C	46:DY:47:ARG:H	2.24	0.40
1:AA:66:A:O4'	1:AA:173:U:C5	2.75	0.40
1:AA:180:U:H2'	1:AA:181:A:O5'	2.22	0.40
1:AA:339:C:C4	1:AA:340:U:C5	3.10	0.40
1:AA:404:G:N3	1:AA:498:A:C2	2.89	0.40
1:AA:524:G:C5	1:AA:525:C:C5	3.09	0.40
1:AA:592:G:H2'	1:AA:593:U:C6	2.57	0.40
1:AA:734:G:H2'	1:AA:735:C:H6	1.85	0.40
1:AA:983:A:N3	1:AA:983:A:H2'	2.36	0.40
1:AA:1030:U:H5'	1:AA:1031:C:O2	2.21	0.40
1:AA:1032:G:H2'	1:AA:1033:G:C4'	2.52	0.40
1:AA:1153:G:H2'	1:AA:1154:G:O5'	2.21	0.40
1:AA:1169:A:H2'	1:AA:1170:A:C8	2.56	0.40
1:AA:1319:A:C5	1:AA:1323:G:C4	3.09	0.40
1:AA:1498:U:C5'	1:AA:1499:A:OP1	2.70	0.40
2:AB:14:HIS:O	2:AB:14:HIS:CD2	2.74	0.40
2:AB:42:LEU:CD2	2:AB:43:GLU:HG3	2.50	0.40
3:AC:58:ARG:HA	3:AC:62:SER:O	2.21	0.40
3:AC:137:VAL:CG1	3:AC:169:GLU:HB3	2.50	0.40
3:AC:158:GLY:HA2	3:AC:192:TYR:CE1	2.56	0.40
3:AC:185:THR:CG2	3:AC:186:SER:N	2.83	0.40
4:AD:57:LYS:HG2	4:AD:202:LEU:CD2	2.51	0.40

Continued on next page...

Continued from previous page...

Atom-1	Atom-2	Interatomic distance (Å)	Clash overlap (Å)
5:AE:121:ASN:ND2	5:AE:122:VAL:N	2.69	0.40
6:AF:3:HIS:HD2	6:AF:92:THR:HG22	1.85	0.40
9:AI:62:LEU:HD23	9:AI:62:LEU:N	2.36	0.40
11:AK:108:ASN:ND2	21:AU:6:ARG:HB3	2.36	0.40
13:AM:44:ILE:O	13:AM:44:ILE:CG2	2.70	0.40
14:AN:79:SER:O	14:AN:81:ILE:N	2.54	0.40
15:AO:27:GLN:O	15:AO:31:LEU:HG	2.21	0.40
19:AS:46:LEU:HB3	19:AS:47:THR:H	1.76	0.40
20:AT:10:ALA:O	20:AT:13:SER:N	2.54	0.40
22:BA:239:C:C4	22:BA:240:C:N3	2.90	0.40
22:BA:242:G:O2'	51:B3:5:THR:HG23	2.22	0.40
22:BA:304:U:H2'	22:BA:305:C:C6	2.56	0.40
22:BA:387:U:H4'	22:BA:388:G:C5'	2.51	0.40
22:BA:513:A:C2	22:BA:514:A:C4	3.10	0.40
22:BA:672:C:H4'	26:BE:84:THR:HG21	2.03	0.40
22:BA:802:A:C2	22:BA:803:U:C2	3.09	0.40
22:BA:1011:G:HO2'	22:BA:1013:C:H5''	1.83	0.40
22:BA:1135:C:H6	22:BA:1135:C:H5''	1.86	0.40
22:BA:1148:U:C6	22:BA:1148:U:C3'	3.05	0.40
22:BA:1243:C:H2'	22:BA:1244:A:O4'	2.21	0.40
22:BA:1265:A:O4'	22:BA:1267:U:C6	2.73	0.40
22:BA:1392:A:H2'	22:BA:1393:A:C8	2.56	0.40
22:BA:1429:G:N3	22:BA:1568:G:C2	2.90	0.40
22:BA:1821:A:H2'	22:BA:1822:C:H6	1.82	0.40
22:BA:1930:G:HO2'	22:BA:1931:U:P	2.44	0.40
22:BA:2314:A:C2'	22:BA:2315:G:H5'	2.51	0.40
22:BA:2480:C:C2'	22:BA:2480:C:O2	2.68	0.40
22:BA:2515:C:O5'	22:BA:2515:C:H6	2.05	0.40
22:BA:2846:G:N2	22:BA:2871:U:H1'	2.36	0.40
23:BB:16:G:C6	23:BB:69:G:C2	3.09	0.40
23:BB:112:G:H2'	23:BB:113:C:H6	1.85	0.40
26:BE:23:PHE:CE1	26:BE:28:VAL:HG11	2.56	0.40
26:BE:61:ARG:H	26:BE:61:ARG:HG2	1.54	0.40
26:BE:73:ILE:O	26:BE:73:ILE:CG1	2.69	0.40
30:BI:56:VAL:HG22	30:BI:68:PHE:HB2	2.03	0.40
31:BJ:44:TYR:HD2	38:BQ:63:ARG:CB	2.34	0.40
32:BK:1:MET:HE3	32:BK:32:TYR:CD1	2.56	0.40
33:BL:62:PRO:HD2	51:B3:24:LYS:HB3	2.03	0.40
33:BL:96:LYS:HA	33:BL:101:ILE:CG2	2.43	0.40
37:BP:15:ASP:OD1	37:BP:15:ASP:N	2.55	0.40
39:BR:46:GLU:CD	39:BR:46:GLU:C	2.78	0.40

Continued on next page...

Continued from previous page...

Atom-1	Atom-2	Interatomic distance (Å)	Clash overlap (Å)
41:BT:39:THR:C	41:BT:41:ALA:N	2.74	0.40
45:BX:5:GLN:NE2	45:BX:49:ARG:N	2.57	0.40
46:BY:44:LYS:HE3	46:BY:44:LYS:HB2	1.90	0.40
53:CA:175:C:O2	53:CA:1447:A:C2	2.74	0.40
53:CA:278:G:H21	53:CA:279:A:H62	1.68	0.40
53:CA:330:C:O2'	53:CA:331:G:C5'	2.69	0.40
53:CA:441:A:H61	53:CA:493:A:N6	2.16	0.40
53:CA:495:A:N1	53:CA:496:A:N6	2.69	0.40
53:CA:543:U:C2	53:CA:544:G:C8	3.09	0.40
53:CA:580:C:C4	53:CA:581:G:C6	3.09	0.40
53:CA:688:G:C5	53:CA:700:G:C2	3.09	0.40
53:CA:881:G:H2'	53:CA:882:C:O4'	2.21	0.40
53:CA:928:G:C2	53:CA:1390:U:O2	2.74	0.40
53:CA:1014:A:OP2	19:CS:17:LYS:NZ	2.40	0.40
53:CA:1096:C:N3	53:CA:1097:C:C5	2.89	0.40
53:CA:1106:G:O2'	3:CC:168:ARG:NH1	2.55	0.40
53:CA:1129:C:C5	53:CA:1139:G:C5	3.10	0.40
53:CA:1250:A:C2	53:CA:1287:A:C6	3.08	0.40
53:CA:1287:A:O2'	53:CA:1288:A:O5'	2.39	0.40
53:CA:1507:A:H2'	53:CA:1508:A:C8	2.55	0.40
4:CD:107:GLY:N	4:CD:157:ALA:CB	2.84	0.40
4:CD:143:SER:CB	4:CD:178:GLU:HG3	2.40	0.40
6:CF:33:GLU:N	6:CF:33:GLU:OE1	2.54	0.40
10:CJ:30:LYS:C	10:CJ:30:LYS:HD3	2.42	0.40
10:CJ:44:THR:HG23	10:CJ:70:HIS:ND1	2.36	0.40
15:CO:28:VAL:O	15:CO:29:ALA:C	2.58	0.40
15:CO:70:LYS:HA	15:CO:77:TYR:HB2	2.03	0.40
22:DA:30:G:C5	22:DA:31:C:C4	3.10	0.40
22:DA:160:A:N6	22:DA:167:A:H1'	2.36	0.40
22:DA:197:A:N6	22:DA:2430:A:N3	2.69	0.40
22:DA:197:A:N6	22:DA:2430:A:C2'	2.57	0.40
22:DA:319:G:C6	22:DA:320:A:C4	3.09	0.40
22:DA:405:U:C3'	22:DA:406:G:H5'	2.50	0.40
22:DA:671:C:H6	22:DA:671:C:H2'	1.42	0.40
22:DA:993:G:O2'	39:DR:91:GLN:HG2	2.21	0.40
22:DA:1044:C:C4	22:DA:1112:G:O6	2.74	0.40
22:DA:1285:A:C6	22:DA:1329:U:C5	3.09	0.40
22:DA:1936:A:H2	22:DA:1943:U:C4	2.39	0.40
22:DA:2235:G:C6	22:DA:2236:U:C4	3.10	0.40
22:DA:2238:G:H4'	22:DA:2239:G:OP1	2.22	0.40
22:DA:2667:C:O2'	22:DA:2668:G:O4'	2.39	0.40

Continued on next page...

Continued from previous page...

Atom-1	Atom-2	Interatomic distance (Å)	Clash overlap (Å)
57:DB:89:U:H5''	57:DB:90:C:C5	2.57	0.40
25:DD:169:ARG:C	25:DD:170:VAL:HG22	2.42	0.40
58:DF:33:ILE:HB	58:DF:90:LEU:HD23	2.02	0.40
58:DF:121:PHE:O	58:DF:122:ASP:CG	2.59	0.40
58:DF:151:LEU:HD13	58:DF:151:LEU:N	2.37	0.40
28:DG:117:PRO:CG	28:DG:143:VAL:HG11	2.51	0.40
31:DJ:25:LEU:C	31:DJ:27:ARG:H	2.24	0.40
32:DK:1:MET:HG3	32:DK:1:MET:O	2.21	0.40
33:DL:119:PRO:HB3	33:DL:139:GLY:C	2.41	0.40
35:DN:33:ILE:HA	35:DN:114:GLU:HB2	2.04	0.40
35:DN:56:LYS:HA	35:DN:84:GLY:HA3	2.00	0.40
36:DO:48:LEU:HD23	36:DO:48:LEU:HA	1.98	0.40
37:DP:47:ILE:HD11	37:DP:70:GLU:CG	2.51	0.40
39:DR:9:GLY:C	39:DR:10:LYS:CG	2.89	0.40
39:DR:19:THR:O	39:DR:20:VAL:HG23	2.21	0.40
40:DS:62:ASP:OD1	40:DS:62:ASP:N	2.54	0.40
40:DS:95:ARG:HG2	40:DS:97:LEU:CD2	2.52	0.40
42:DU:12:VAL:HG21	42:DU:38:ILE:HG12	2.03	0.40
42:DU:82:VAL:CG2	42:DU:83:GLY:H	2.33	0.40
43:DV:64:VAL:HG13	43:DV:68:LYS:O	2.22	0.40
45:DX:1:SER:O	45:DX:2:ARG:C	2.60	0.40
48:D0:32:THR:HG21	48:D0:47:TYR:HE2	1.85	0.40
49:D1:9:LYS:HA	49:D1:20:TYR:O	2.21	0.40
51:D3:63:TYR:O	51:D3:64:ALA:O	2.39	0.40
1:AA:75:G:C4	1:AA:76:G:C8	3.09	0.40
1:AA:238:A:H2'	1:AA:239:U:H5'	2.04	0.40
1:AA:304:U:O2'	1:AA:305:G:H5'	2.21	0.40
1:AA:678:U:H4'	1:AA:778:G:OP1	2.21	0.40
1:AA:783:C:O2'	1:AA:784:A:H5'	2.21	0.40
1:AA:937:A:C2	1:AA:1379:G:O6	2.74	0.40
1:AA:957:U:H4'	19:AS:78:THR:OG1	2.20	0.40
1:AA:1037:C:N4	1:AA:1038:C:N4	2.70	0.40
1:AA:1060:U:C5	3:AC:1:GLY:HA3	2.57	0.40
1:AA:1148:U:H5''	9:AI:8:THR:HG21	2.04	0.40
1:AA:1216:A:OP1	14:AN:4:SER:HB2	2.22	0.40
1:AA:1229:A:O2'	1:AA:1230:C:C5'	2.69	0.40
1:AA:1282:C:O2'	1:AA:1283:U:C5'	2.69	0.40
1:AA:1337:G:H8	1:AA:1337:G:H2'	1.77	0.40
1:AA:1370:G:H3'	9:AI:110:VAL:HG11	2.02	0.40
1:AA:1380:U:H4'	1:AA:1381:U:OP1	2.21	0.40
3:AC:33:ASP:CG	14:AN:64:ARG:HG2	2.42	0.40

Continued on next page...

Continued from previous page...

Atom-1	Atom-2	Interatomic distance (Å)	Clash overlap (Å)
3:AC:53:ARG:O	3:AC:68:HIS:HB2	2.22	0.40
4:AD:66:VAL:HG13	4:AD:70:GLN:HE21	1.85	0.40
4:AD:99:ASN:C	4:AD:101:VAL:H	2.25	0.40
7:AG:74:VAL:HG21	7:AG:85:GLN:HE21	1.82	0.40
8:AH:114:ALA:O	8:AH:117:GLN:N	2.55	0.40
9:AI:55:ASP:O	9:AI:59:LYS:HE3	2.21	0.40
10:AJ:74:VAL:O	10:AJ:75:ASP:CB	2.69	0.40
11:AK:110:THR:HA	21:AU:4:LYS:HA	2.04	0.40
11:AK:116:PRO:C	11:AK:118:ASN:H	2.25	0.40
12:AL:106:VAL:CG2	12:AL:116:TYR:HB3	2.52	0.40
13:AM:1:ALA:CA	13:AM:8:ILE:HG23	2.51	0.40
13:AM:81:ASP:OD2	27:BF:111:ARG:HD2	2.21	0.40
13:AM:84:CYS:SG	13:AM:85:TYR:N	2.94	0.40
15:AO:63:ARG:HD3	15:AO:87:ARG:CZ	2.46	0.40
17:AQ:22:VAL:O	17:AQ:42:LYS:HA	2.21	0.40
18:AR:62:ARG:HB3	18:AR:69:TYR:CE2	2.56	0.40
22:BA:141:G:H3'	22:BA:142:A:C5'	2.51	0.40
22:BA:214:G:H1'	22:BA:217:A:H5'	2.02	0.40
22:BA:266:G:C2'	22:BA:267:C:O5'	2.70	0.40
22:BA:608:A:N6	22:BA:609:A:C6	2.90	0.40
22:BA:846:U:C2'	22:BA:847:U:OP2	2.68	0.40
22:BA:898:C:C2'	22:BA:899:A:H5'	2.52	0.40
22:BA:971:G:C2'	22:BA:972:A:H5'	2.51	0.40
22:BA:1110:G:O2'	22:BA:1111:A:P	2.80	0.40
22:BA:1154:G:OP1	38:BQ:57:ARG:HD3	2.21	0.40
22:BA:1177:G:C5	22:BA:1178:C:C5	3.09	0.40
22:BA:1282:U:C2'	22:BA:1283:G:H5'	2.52	0.40
22:BA:1315:C:H2'	22:BA:1316:U:H6	1.87	0.40
22:BA:1380:G:N7	62:BA:3744:HOH:O	2.37	0.40
22:BA:1405:U:H2'	22:BA:1406:U:C6	2.57	0.40
22:BA:1439:A:C2	22:BA:1553:A:C4	3.10	0.40
22:BA:1542:U:H2'	22:BA:1543:G:C5'	2.52	0.40
22:BA:1680:U:H2'	22:BA:1681:G:O4'	2.21	0.40
22:BA:1728:C:O2'	22:BA:1729:U:C5	2.74	0.40
22:BA:1733:G:O2'	22:BA:1734:G:P	2.80	0.40
22:BA:2135:A:O2'	22:BA:2136:G:C8	2.47	0.40
22:BA:2326:C:HO2'	22:BA:2327:A:P	2.45	0.40
22:BA:2560:A:C6	22:BA:2561:U:C4	3.09	0.40
22:BA:2772:C:H2'	22:BA:2773:C:C6	2.56	0.40
22:BA:2856:A:O2'	22:BA:2857:G:H5'	2.21	0.40
23:BB:24:G:N1	23:BB:56:G:N2	2.69	0.40

Continued on next page...

Continued from previous page...

Atom-1	Atom-2	Interatomic distance (Å)	Clash overlap (Å)
23:BB:97:C:H2'	23:BB:98:G:H5'	2.02	0.40
23:BB:116:G:H4'	36:BO:54:VAL:O	2.21	0.40
24:BC:89:ASN:HD22	24:BC:89:ASN:HA	1.58	0.40
26:BE:200:LEU:O	26:BE:201:ALA:HB3	2.21	0.40
29:BH:96:THR:O	29:BH:96:THR:CG2	2.68	0.40
30:BI:5:GLN:O	30:BI:6:ALA:HB2	2.21	0.40
35:BN:50:PRO:O	35:BN:51:LEU:C	2.60	0.40
42:BU:2:ALA:O	42:BU:5:ARG:NH2	2.54	0.40
42:BU:73:ASN:ND2	42:BU:76:THR:H	2.08	0.40
44:BW:23:LYS:HD2	44:BW:24:ARG:CA	2.51	0.40
45:BX:31:ASN:O	45:BX:51:SER:HA	2.22	0.40
47:BZ:2:LYS:C	47:BZ:3:THR:HG23	2.42	0.40
48:B0:27:LEU:H	48:B0:27:LEU:HD23	1.86	0.40
53:CA:9:G:N3	53:CA:10:A:C8	2.89	0.40
53:CA:29:U:H4'	53:CA:295:C:O3'	2.20	0.40
53:CA:92:U:O2'	53:CA:93:U:O5'	2.39	0.40
53:CA:123:U:H2'	53:CA:124:C:H6	1.86	0.40
53:CA:177:G:C3'	53:CA:178:C:H5'	2.51	0.40
53:CA:197:A:N6	53:CA:221:C:C4'	2.74	0.40
53:CA:277:C:C2'	53:CA:278:G:H8	2.30	0.40
53:CA:458:U:H6	53:CA:458:U:OP2	2.03	0.40
53:CA:642:A:O2'	53:CA:643:C:P	2.80	0.40
53:CA:770:C:H1'	53:CA:899:C:H42	1.86	0.40
53:CA:1222:G:H5'	19:CS:77:ARG:HH21	1.86	0.40
53:CA:1401:G:H2'	53:CA:1402:C:H6	1.87	0.40
2:CB:14:HIS:CD2	2:CB:16:GLY:HA3	2.56	0.40
2:CB:104:LYS:HD2	2:CB:104:LYS:N	2.37	0.40
2:CB:221:ARG:O	2:CB:224:ARG:HG2	2.21	0.40
4:CD:125:ASN:HB2	4:CD:141:VAL:H	1.86	0.40
54:CG:125:ASP:HA	54:CG:128:GLU:HG2	2.02	0.40
8:CH:38:VAL:O	8:CH:38:VAL:HG12	2.22	0.40
55:CM:100:ARG:NH1	55:CM:102:LYS:HE3	2.37	0.40
14:CN:55:SER:HA	14:CN:56:PRO:HD2	1.87	0.40
17:CQ:30:HIS:HA	17:CQ:31:PRO:HD3	1.86	0.40
18:CR:22:TYR:HE1	18:CR:64:LEU:CD1	2.35	0.40
18:CR:22:TYR:CE1	18:CR:64:LEU:HD12	2.56	0.40
18:CR:43:ILE:HD13	18:CR:43:ILE:HA	1.90	0.40
22:DA:171:U:H2'	22:DA:172:A:C8	2.56	0.40
22:DA:188:G:H2'	22:DA:189:G:C5'	2.50	0.40
22:DA:278:A:N1	22:DA:362:A:C8	2.90	0.40
22:DA:373:U:HO2'	22:DA:374:A:H8	1.60	0.40

Continued on next page...

Continued from previous page...

Atom-1	Atom-2	Interatomic distance (Å)	Clash overlap (Å)
22:DA:465:G:C4'	50:D2:16:HIS:CD2	3.04	0.40
22:DA:492:A:H2'	22:DA:493:G:H8	1.86	0.40
22:DA:515:A:H2'	22:DA:516:C:H5'	2.04	0.40
22:DA:661:A:O2'	33:DL:13:LYS:HA	2.21	0.40
22:DA:674:G:C1'	26:DE:69:ARG:HG2	2.51	0.40
22:DA:844:A:H2'	22:DA:845:A:O4'	2.21	0.40
22:DA:940:G:N3	22:DA:1191:G:H4'	2.37	0.40
22:DA:1038:G:C2	22:DA:1118:C:N3	2.90	0.40
22:DA:1264:A:P	48:D0:15:ARG:HH12	2.44	0.40
22:DA:1519:G:C5'	22:DA:1520:U:OP2	2.62	0.40
22:DA:1666:G:C3'	32:DK:6:THR:HG23	2.51	0.40
22:DA:1787:A:O5'	22:DA:1787:A:C8	2.75	0.40
22:DA:1797:G:H2'	22:DA:1798:U:C5'	2.51	0.40
22:DA:1837:C:H2'	22:DA:1899:A:N6	2.36	0.40
22:DA:1967:C:O2'	22:DA:1968:G:H5'	2.22	0.40
22:DA:2075:U:C4	22:DA:2238:G:C5	3.10	0.40
22:DA:2338:C:H6	22:DA:2338:C:H2'	1.60	0.40
22:DA:2376:A:H2	36:DO:92:PHE:HD2	1.70	0.40
22:DA:2595:G:N1	22:DA:2599:G:C6	2.89	0.40
22:DA:2808:G:N2	22:DA:2891:U:C6	2.89	0.40
22:DA:2899:A:N1	22:DA:2900:A:C6	2.89	0.40
57:DB:69:G:C3'	57:DB:70:C:H6	2.34	0.40
24:DC:69:ASN:O	24:DC:70:LYS:C	2.59	0.40
24:DC:75:ALA:HA	24:DC:95:TYR:HA	2.02	0.40
24:DC:77:VAL:HG21	24:DC:111:ALA:HA	2.03	0.40
58:DF:93:GLU:O	58:DF:95:MET:N	2.46	0.40
28:DG:19:ASN:N	28:DG:19:ASN:ND2	2.69	0.40
29:DH:9:VAL:HG12	29:DH:10:ALA:N	2.34	0.40
29:DH:43:ASN:O	29:DH:47:PHE:HD2	2.04	0.40
30:DI:87:SER:HB3	30:DI:88:GLY:H	1.73	0.40
31:DJ:30:THR:CG2	31:DJ:31:GLU:H	2.35	0.40
31:DJ:111:LYS:CB	31:DJ:115:GLY:N	2.80	0.40
37:DP:31:VAL:O	37:DP:32:VAL:CG1	2.70	0.40
37:DP:99:LEU:HD23	37:DP:99:LEU:HA	1.95	0.40
42:DU:20:LYS:HD3	42:DU:20:LYS:C	2.42	0.40
42:DU:32:LYS:HE2	42:DU:65:GLN:CD	2.41	0.40
42:DU:35:VAL:CG1	42:DU:36:GLU:N	2.71	0.40
42:DU:47:PRO:CB	42:DU:54:PRO:CG	2.86	0.40
45:DX:12:VAL:O	45:DX:12:VAL:HG23	2.21	0.40
48:D0:25:THR:HG22	48:D0:25:THR:O	2.21	0.40
1:AA:132:C:C4	1:AA:133:U:C5	3.09	0.40

Continued on next page...

Continued from previous page...

Atom-1	Atom-2	Interatomic distance (Å)	Clash overlap (Å)
1:AA:224:U:C2'	1:AA:225:C:H5'	2.52	0.40
1:AA:434:U:H2'	1:AA:435:A:O4'	2.21	0.40
1:AA:508:U:O2'	1:AA:509:A:H8	2.02	0.40
1:AA:591:U:H2'	1:AA:592:G:H8	1.86	0.40
1:AA:626:G:H2'	1:AA:627:G:O4'	2.22	0.40
1:AA:872:A:C2	1:AA:874:G:C6	3.10	0.40
1:AA:1114:C:C4	1:AA:1115:U:C5	3.10	0.40
1:AA:1141:C:C2	1:AA:1142:G:C8	3.10	0.40
1:AA:1272:G:C5	1:AA:1273:C:C4	3.10	0.40
1:AA:1391:U:H2'	1:AA:1392:G:C8	2.57	0.40
2:AB:69:VAL:HG23	2:AB:160:LEU:HD11	2.04	0.40
4:AD:60:VAL:C	4:AD:63:ILE:HG22	2.42	0.40
4:AD:65:GLY:HA3	4:AD:114:ARG:HH22	1.87	0.40
4:AD:80:ARG:HH21	4:AD:81:LEU:HD23	1.84	0.40
7:AG:6:ILE:HB	7:AG:7:GLY:H	1.67	0.40
8:AH:10:LEU:HD12	8:AH:76:ARG:HB2	2.03	0.40
8:AH:88:LYS:O	8:AH:91:LEU:HB2	2.22	0.40
9:AI:128:LYS:HD2	9:AI:129:ARG:N	2.34	0.40
11:AK:96:ILE:CG1	11:AK:97:ARG:N	2.80	0.40
15:AO:55:LEU:HD21	22:BA:715:A:C2	2.57	0.40
21:AU:13:VAL:HG22	21:AU:14:ALA:H	1.86	0.40
22:BA:235:U:C5	22:BA:236:C:C5	3.10	0.40
22:BA:316:C:C2'	22:BA:317:G:O5'	2.70	0.40
22:BA:478:A:N1	22:BA:500:G:H4'	2.36	0.40
22:BA:960:A:H4'	22:BA:2457:U:H4'	2.04	0.40
22:BA:1234:U:H2'	22:BA:1235:G:O4'	2.21	0.40
22:BA:1384:A:H1'	22:BA:1405:U:O4'	2.22	0.40
22:BA:2024:G:H4'	25:BD:154:LYS:HZ2	1.86	0.40
22:BA:2094:A:P	29:BH:22:LYS:HD2	2.62	0.40
22:BA:2195:U:O2'	22:BA:2196:C:H5'	2.22	0.40
22:BA:2425:A:H5'	22:BA:2427:C:O4'	2.21	0.40
22:BA:2829:A:H2'	22:BA:2830:C:O4'	2.21	0.40
22:BA:2836:U:H2'	22:BA:2837:A:H8	1.86	0.40
22:BA:2856:A:N6	22:BA:2857:G:C6	2.89	0.40
24:BC:124:LYS:CG	24:BC:125:PRO:HD2	2.51	0.40
24:BC:211:ARG:C	24:BC:213:ARG:H	2.25	0.40
24:BC:245:THR:O	24:BC:248:GLY:N	2.55	0.40
31:BJ:73:VAL:HB	31:BJ:75:TYR:CE2	2.57	0.40
32:BK:113:MET:C	32:BK:115:ILE:N	2.74	0.40
36:BO:8:ILE:O	36:BO:11:ALA:N	2.42	0.40
37:BP:3:ILE:CD1	37:BP:3:ILE:C	2.87	0.40

Continued on next page...

Continued from previous page...

Atom-1	Atom-2	Interatomic distance (Å)	Clash overlap (Å)
37:BP:58:PHE:HD2	37:BP:75:THR:HG22	1.83	0.40
41:BT:29:THR:HB	41:BT:86:THR:HG23	2.04	0.40
44:BW:22:VAL:O	44:BW:23:LYS:O	2.39	0.40
46:BY:7:ARG:HA	46:BY:60:LYS:HZ3	1.87	0.40
46:BY:19:LEU:HD12	46:BY:19:LEU:HA	1.91	0.40
47:BZ:7:THR:HG22	47:BZ:32:GLY:HA2	2.04	0.40
47:BZ:40:THR:OG1	47:BZ:41:PRO:HD2	2.22	0.40
53:CA:118:U:O4	53:CA:289:G:H4'	2.21	0.40
53:CA:198:G:O2'	53:CA:199:A:P	2.80	0.40
53:CA:289:G:C2	53:CA:290:C:C4	3.09	0.40
53:CA:315:A:H5''	53:CA:317:U:OP2	2.22	0.40
53:CA:321:A:O4'	53:CA:1435:G:O2'	2.37	0.40
53:CA:334:C:C6	53:CA:334:C:C3'	3.05	0.40
53:CA:374:A:N3	53:CA:375:U:C6	2.90	0.40
53:CA:513:C:O2'	53:CA:514:C:C6	2.51	0.40
53:CA:680:C:C6	53:CA:680:C:C3'	3.04	0.40
53:CA:729:A:C4	53:CA:730:G:C8	3.09	0.40
53:CA:754:C:H3'	53:CA:755:G:C5'	2.51	0.40
53:CA:826:C:O2	53:CA:826:C:C2'	2.70	0.40
53:CA:834:U:H2'	53:CA:835:U:C6	2.56	0.40
53:CA:935:A:H61	54:CG:2:ARG:NE	2.18	0.40
53:CA:1053:G:N7	53:CA:1199:U:H3'	2.36	0.40
53:CA:1359:C:C2'	53:CA:1361:G:OP2	2.69	0.40
53:CA:1361:G:C2'	53:CA:1362:A:H5'	2.45	0.40
53:CA:1480:A:N7	53:CA:1481:U:C5	2.90	0.40
2:CB:72:LYS:O	2:CB:74:ALA:N	2.55	0.40
3:CC:6:PRO:HG2	3:CC:183:TYR:CD2	2.57	0.40
3:CC:52:SER:HB2	3:CC:68:HIS:O	2.20	0.40
4:CD:116:LEU:HD21	4:CD:153:ARG:CD	2.52	0.40
8:CH:46:GLU:OE2	8:CH:46:GLU:HA	2.21	0.40
8:CH:68:LYS:HA	8:CH:68:LYS:CE	2.51	0.40
9:CI:18:VAL:HG21	9:CI:81:GLY:HA3	2.03	0.40
10:CJ:42:LEU:HD12	10:CJ:42:LEU:N	2.36	0.40
10:CJ:74:VAL:HG12	10:CJ:75:ASP:N	2.37	0.40
12:CL:7:VAL:HG12	12:CL:7:VAL:O	2.21	0.40
14:CN:27:LYS:HB2	14:CN:45:LEU:HD23	2.02	0.40
56:CP:48:GLU:OE2	56:CP:51:ARG:NE	2.53	0.40
17:CQ:47:ASP:O	17:CQ:50:ASN:N	2.55	0.40
17:CQ:58:VAL:HG12	17:CQ:74:LEU:HD11	2.03	0.40
20:CT:20:ASN:O	20:CT:24:ARG:HB2	2.21	0.40
20:CT:67:HIS:HB3	20:CT:68:LYS:HD2	2.02	0.40

Continued on next page...

Continued from previous page...

Atom-1	Atom-2	Interatomic distance (Å)	Clash overlap (Å)
22:DA:45:G:C4'	22:DA:46:G:H5'	2.52	0.40
22:DA:123:G:O3'	22:DA:1376:C:H4'	2.21	0.40
22:DA:222:A:H61	22:DA:232:G:H1'	1.80	0.40
22:DA:321:U:C2	26:DE:159:LEU:HD21	2.57	0.40
22:DA:389:G:N7	22:DA:2413:G:H4'	2.36	0.40
22:DA:426:C:HO2'	22:DA:427:U:H5'	1.80	0.40
22:DA:603:A:H4'	22:DA:604:G:C5'	2.50	0.40
22:DA:626:A:H2'	33:DL:78:ARG:NH2	2.37	0.40
22:DA:675:A:N6	22:DA:676:A:H61	2.20	0.40
22:DA:772:C:N3	22:DA:773:U:C5	2.90	0.40
22:DA:784:G:C2	24:DC:227:VAL:CG2	3.04	0.40
22:DA:979:A:H2'	22:DA:982:C:H41	1.87	0.40
22:DA:992:C:O2'	22:DA:993:G:O4'	2.36	0.40
22:DA:1120:G:C2'	22:DA:1121:C:H5'	2.52	0.40
22:DA:1275:A:O3'	22:DA:1276:A:C4'	2.70	0.40
22:DA:1277:G:O2'	35:DN:24:MET:HB2	2.22	0.40
22:DA:1286:A:C6	22:DA:1289:C:C2	3.09	0.40
22:DA:1301:A:C5	22:DA:1303:G:C5	3.09	0.40
22:DA:1412:U:H2'	22:DA:1413:A:O4'	2.21	0.40
22:DA:1479:G:N2	22:DA:1513:U:H1'	2.36	0.40
22:DA:2066:C:H2'	22:DA:2067:G:H8	1.87	0.40
22:DA:2191:A:C5'	22:DA:2192:U:OP2	2.69	0.40
22:DA:2323:G:N2	22:DA:2335:A:H2	2.20	0.40
22:DA:2339:C:O2'	22:DA:2340:A:P	2.80	0.40
22:DA:2403:C:H2'	22:DA:2404:U:H6	1.86	0.40
22:DA:2492:U:H2'	22:DA:2493:U:C5	2.56	0.40
22:DA:2518:A:H4'	22:DA:2519:U:OP2	2.21	0.40
22:DA:2559:C:C3'	22:DA:2559:C:C6	3.05	0.40
57:DB:77:U:O2'	57:DB:78:A:H5'	2.21	0.40
24:DC:60:ALA:O	24:DC:62:ARG:HD2	2.22	0.40
25:DD:43:ASP:HB3	25:DD:44:GLY:H	1.68	0.40
26:DE:34:ALA:HB1	26:DE:94:GLN:CB	2.47	0.40
26:DE:106:LYS:HG3	26:DE:200:LEU:HD12	2.03	0.40
28:DG:18:ILE:CD1	28:DG:42:VAL:CG1	2.94	0.40
29:DH:26:ALA:O	29:DH:27:ARG:CB	2.69	0.40
33:DL:29:LYS:O	33:DL:30:THR:OG1	2.35	0.40
33:DL:57:LEU:HA	33:DL:60:ARG:CD	2.50	0.40
39:DR:41:ILE:HG22	39:DR:42:ALA:H	1.85	0.40
42:DU:8:ASP:C	42:DU:8:ASP:OD1	2.60	0.40
45:DX:2:ARG:CB	45:DX:11:PRO:HD3	2.51	0.40
49:D1:49:LYS:O	49:D1:50:GLU:HB3	2.21	0.40

Continued on next page...

Continued from previous page...

Atom-1	Atom-2	Interatomic distance (Å)	Clash overlap (Å)
51:D3:61:LEU:HB2	51:D3:64:ALA:HB3	2.02	0.40

There are no symmetry-related clashes.

5.3 Torsion angles [i](#)

5.3.1 Protein backbone [i](#)

In the following table, the Percentiles column shows the percent Ramachandran outliers of the chain as a percentile score with respect to all X-ray entries followed by that with respect to entries of similar resolution.

The Analysed column shows the number of residues for which the backbone conformation was analysed, and the total number of residues.

Mol	Chain	Analysed	Favoured	Allowed	Outliers	Percentiles	
2	AB	216/218 (99%)	121 (56%)	65 (30%)	30 (14%)	0	1
2	CB	216/218 (99%)	145 (67%)	54 (25%)	17 (8%)	1	6
3	AC	204/206 (99%)	154 (76%)	33 (16%)	17 (8%)	1	6
3	CC	204/206 (99%)	147 (72%)	40 (20%)	17 (8%)	1	6
4	AD	203/205 (99%)	134 (66%)	42 (21%)	27 (13%)	0	1
4	CD	203/205 (99%)	139 (68%)	38 (19%)	26 (13%)	0	1
5	AE	148/150 (99%)	105 (71%)	26 (18%)	17 (12%)	0	2
5	CE	148/150 (99%)	110 (74%)	23 (16%)	15 (10%)	0	3
6	AF	98/100 (98%)	71 (72%)	19 (19%)	8 (8%)	1	6
6	CF	98/100 (98%)	62 (63%)	27 (28%)	9 (9%)	1	4
7	AG	149/151 (99%)	107 (72%)	34 (23%)	8 (5%)	2	12
8	AH	127/129 (98%)	92 (72%)	27 (21%)	8 (6%)	1	10
8	CH	127/129 (98%)	87 (68%)	30 (24%)	10 (8%)	1	6
9	AI	125/127 (98%)	83 (66%)	31 (25%)	11 (9%)	1	5
9	CI	125/127 (98%)	87 (70%)	29 (23%)	9 (7%)	1	8
10	AJ	96/98 (98%)	64 (67%)	19 (20%)	13 (14%)	0	1
10	CJ	96/98 (98%)	58 (60%)	24 (25%)	14 (15%)	0	1
11	AK	115/117 (98%)	85 (74%)	18 (16%)	12 (10%)	0	3
11	CK	115/117 (98%)	89 (77%)	17 (15%)	9 (8%)	1	6

Continued on next page...

Continued from previous page...

Mol	Chain	Analysed	Favoured	Allowed	Outliers	Percentiles	
12	AL	121/123 (98%)	84 (69%)	21 (17%)	16 (13%)	0	1
12	CL	121/123 (98%)	84 (69%)	25 (21%)	12 (10%)	0	3
13	AM	112/114 (98%)	87 (78%)	17 (15%)	8 (7%)	1	8
14	AN	92/100 (92%)	54 (59%)	23 (25%)	15 (16%)	0	1
14	CN	91/100 (91%)	58 (64%)	27 (30%)	6 (7%)	1	9
15	AO	86/88 (98%)	58 (67%)	22 (26%)	6 (7%)	1	8
15	CO	86/88 (98%)	68 (79%)	15 (17%)	3 (4%)	3	22
16	AP	80/82 (98%)	58 (72%)	13 (16%)	9 (11%)	0	2
17	AQ	78/80 (98%)	46 (59%)	20 (26%)	12 (15%)	0	1
17	CQ	78/80 (98%)	60 (77%)	8 (10%)	10 (13%)	0	1
18	AR	53/55 (96%)	39 (74%)	13 (24%)	1 (2%)	8	35
18	CR	53/55 (96%)	40 (76%)	11 (21%)	2 (4%)	3	20
19	AS	77/79 (98%)	56 (73%)	14 (18%)	7 (9%)	1	4
19	CS	77/79 (98%)	46 (60%)	24 (31%)	7 (9%)	1	4
20	AT	83/85 (98%)	54 (65%)	20 (24%)	9 (11%)	0	3
20	CT	83/85 (98%)	55 (66%)	21 (25%)	7 (8%)	1	5
21	AU	49/51 (96%)	25 (51%)	17 (35%)	7 (14%)	0	1
21	CU	49/51 (96%)	24 (49%)	11 (22%)	14 (29%)	0	0
24	BC	269/271 (99%)	197 (73%)	53 (20%)	19 (7%)	1	8
24	DC	269/271 (99%)	177 (66%)	55 (20%)	37 (14%)	0	1
25	BD	207/209 (99%)	140 (68%)	38 (18%)	29 (14%)	0	1
25	DD	207/209 (99%)	134 (65%)	39 (19%)	34 (16%)	0	1
26	BE	199/201 (99%)	143 (72%)	35 (18%)	21 (11%)	0	3
26	DE	199/201 (99%)	122 (61%)	51 (26%)	26 (13%)	0	1
27	BF	175/177 (99%)	127 (73%)	33 (19%)	15 (9%)	1	5
28	BG	174/176 (99%)	115 (66%)	32 (18%)	27 (16%)	0	1
28	DG	174/176 (99%)	100 (58%)	43 (25%)	31 (18%)	0	1
29	BH	147/149 (99%)	67 (46%)	46 (31%)	34 (23%)	0	0
29	DH	147/149 (99%)	71 (48%)	58 (40%)	18 (12%)	0	2
30	BI	139/141 (99%)	84 (60%)	41 (30%)	14 (10%)	0	3
30	DI	139/141 (99%)	78 (56%)	43 (31%)	18 (13%)	0	1

Continued on next page...

Continued from previous page...

Mol	Chain	Analysed	Favoured	Allowed	Outliers	Percentiles	
31	BJ	140/142 (99%)	101 (72%)	23 (16%)	16 (11%)	0	2
31	DJ	140/142 (99%)	90 (64%)	30 (21%)	20 (14%)	0	1
32	BK	120/122 (98%)	83 (69%)	15 (12%)	22 (18%)	0	1
32	DK	120/122 (98%)	83 (69%)	13 (11%)	24 (20%)	0	0
33	BL	141/143 (99%)	104 (74%)	28 (20%)	9 (6%)	1	9
33	DL	141/143 (99%)	81 (57%)	42 (30%)	18 (13%)	0	1
34	BM	134/136 (98%)	91 (68%)	25 (19%)	18 (13%)	0	1
34	DM	134/136 (98%)	93 (69%)	24 (18%)	17 (13%)	0	1
35	BN	118/120 (98%)	87 (74%)	21 (18%)	10 (8%)	1	5
35	DN	118/120 (98%)	72 (61%)	30 (25%)	16 (14%)	0	1
36	BO	114/116 (98%)	87 (76%)	20 (18%)	7 (6%)	1	10
36	DO	114/116 (98%)	76 (67%)	26 (23%)	12 (10%)	0	3
37	BP	112/114 (98%)	75 (67%)	21 (19%)	16 (14%)	0	1
37	DP	112/114 (98%)	65 (58%)	27 (24%)	20 (18%)	0	1
38	BQ	115/117 (98%)	91 (79%)	17 (15%)	7 (6%)	1	10
38	DQ	115/117 (98%)	78 (68%)	24 (21%)	13 (11%)	0	2
39	BR	101/103 (98%)	76 (75%)	16 (16%)	9 (9%)	1	5
39	DR	101/103 (98%)	67 (66%)	25 (25%)	9 (9%)	1	5
40	BS	108/110 (98%)	77 (71%)	25 (23%)	6 (6%)	2	12
40	DS	108/110 (98%)	75 (69%)	21 (19%)	12 (11%)	0	2
41	BT	91/93 (98%)	55 (60%)	19 (21%)	17 (19%)	0	1
41	DT	91/93 (98%)	47 (52%)	28 (31%)	16 (18%)	0	1
42	BU	100/102 (98%)	63 (63%)	22 (22%)	15 (15%)	0	1
42	DU	100/102 (98%)	50 (50%)	23 (23%)	27 (27%)	0	0
43	BV	92/94 (98%)	80 (87%)	10 (11%)	2 (2%)	6	31
43	DV	92/94 (98%)	61 (66%)	24 (26%)	7 (8%)	1	7
44	BW	77/79 (98%)	27 (35%)	25 (32%)	25 (32%)	0	0
44	DW	77/79 (98%)	34 (44%)	22 (29%)	21 (27%)	0	0
45	BX	75/77 (97%)	54 (72%)	15 (20%)	6 (8%)	1	6
45	DX	75/77 (97%)	46 (61%)	24 (32%)	5 (7%)	1	9
46	BY	61/63 (97%)	37 (61%)	16 (26%)	8 (13%)	0	1

Continued on next page...

Continued from previous page...

Mol	Chain	Analysed	Favoured	Allowed	Outliers	Percentiles	
46	DY	61/63 (97%)	40 (66%)	16 (26%)	5 (8%)	1	6
47	BZ	56/58 (97%)	44 (79%)	10 (18%)	2 (4%)	3	21
47	DZ	56/58 (97%)	35 (62%)	15 (27%)	6 (11%)	0	3
48	B0	54/56 (96%)	42 (78%)	8 (15%)	4 (7%)	1	7
48	D0	54/56 (96%)	37 (68%)	12 (22%)	5 (9%)	0	4
49	B1	48/50 (96%)	37 (77%)	6 (12%)	5 (10%)	0	3
49	D1	48/50 (96%)	33 (69%)	10 (21%)	5 (10%)	0	3
50	B2	44/46 (96%)	37 (84%)	6 (14%)	1 (2%)	6	30
50	D2	44/46 (96%)	32 (73%)	6 (14%)	6 (14%)	0	1
51	B3	62/64 (97%)	50 (81%)	8 (13%)	4 (6%)	1	9
51	D3	62/64 (97%)	40 (64%)	17 (27%)	5 (8%)	1	6
52	B4	36/38 (95%)	28 (78%)	4 (11%)	4 (11%)	0	2
52	D4	36/38 (95%)	24 (67%)	6 (17%)	6 (17%)	0	1
54	CG	148/150 (99%)	103 (70%)	34 (23%)	11 (7%)	1	7
55	CM	111/113 (98%)	63 (57%)	36 (32%)	12 (11%)	0	3
56	CP	78/80 (98%)	50 (64%)	19 (24%)	9 (12%)	0	2
58	DF	176/178 (99%)	98 (56%)	46 (26%)	32 (18%)	0	1
All	All	11238/11447 (98%)	7490 (67%)	2445 (22%)	1303 (12%)	0	2

All (1303) Ramachandran outliers are listed below:

Mol	Chain	Res	Type
2	AB	20	ARG
2	AB	21	TYR
2	AB	37	VAL
2	AB	40	ILE
2	AB	75	ALA
2	AB	109	SER
2	AB	119	GLN
2	AB	133	ALA
2	AB	200	PRO
3	AC	14	VAL
3	AC	16	PRO
3	AC	60	ALA
3	AC	100	ILE
3	AC	126	ARG

Continued on next page...

Continued from previous page...

Mol	Chain	Res	Type
3	AC	165	GLU
3	AC	205	GLU
4	AD	26	ALA
4	AD	28	ASP
4	AD	31	CYS
4	AD	34	GLU
4	AD	148	ALA
4	AD	167	PRO
4	AD	173	ASP
4	AD	191	SER
4	AD	192	ALA
5	AE	44	ARG
5	AE	97	PRO
5	AE	156	ARG
5	AE	157	GLY
7	AG	93	VAL
7	AG	129	ASN
8	AH	49	LYS
9	AI	8	THR
9	AI	40	ARG
9	AI	43	ALA
9	AI	55	ASP
9	AI	128	LYS
10	AJ	57	VAL
10	AJ	61	ALA
10	AJ	92	LEU
11	AK	51	PHE
11	AK	125	LYS
11	AK	126	ARG
12	AL	23	LEU
12	AL	24	GLU
12	AL	33	CYS
12	AL	43	LYS
12	AL	73	LEU
12	AL	75	GLU
12	AL	88	ASP
12	AL	97	VAL
13	AM	46	GLU
13	AM	113	LYS
14	AN	22	LYS
14	AN	27	LYS
14	AN	33	VAL

Continued on next page...

Continued from previous page...

Mol	Chain	Res	Type
14	AN	51	PRO
14	AN	52	ARG
14	AN	61	ASN
15	AO	17	ASP
15	AO	24	THR
16	AP	11	ALA
16	AP	80	LYS
17	AQ	12	VAL
17	AQ	16	MET
20	AT	3	ILE
20	AT	4	LYS
20	AT	5	SER
20	AT	67	HIS
21	AU	11	PHE
21	AU	12	ASP
21	AU	23	GLU
24	BC	104	LEU
24	BC	105	ALA
24	BC	140	VAL
24	BC	239	PHE
25	BD	43	ASP
25	BD	73	VAL
25	BD	92	VAL
25	BD	99	GLU
25	BD	100	LEU
25	BD	104	VAL
25	BD	122	VAL
25	BD	145	SER
25	BD	151	THR
25	BD	169	ARG
25	BD	183	GLU
25	BD	184	ARG
25	BD	191	GLY
25	BD	192	ALA
26	BE	4	VAL
26	BE	8	ALA
26	BE	46	GLN
26	BE	123	LYS
26	BE	153	LEU
26	BE	175	ILE
27	BF	127	TYR
27	BF	133	GLU

Continued on next page...

Continued from previous page...

Mol	Chain	Res	Type
27	BF	134	GLN
27	BF	174	PHE
27	BF	175	PRO
28	BG	7	PRO
28	BG	8	VAL
28	BG	31	GLU
28	BG	33	THR
28	BG	45	ALA
28	BG	53	PRO
28	BG	61	TRP
28	BG	84	LYS
28	BG	91	VAL
28	BG	94	ARG
28	BG	118	ALA
29	BH	3	VAL
29	BH	8	LYS
29	BH	9	VAL
29	BH	10	ALA
29	BH	14	SER
29	BH	28	ASN
29	BH	31	VAL
29	BH	32	PRO
29	BH	33	GLN
29	BH	54	LEU
29	BH	81	ALA
29	BH	83	LYS
29	BH	111	ALA
30	BI	65	SER
30	BI	92	PRO
31	BJ	21	THR
31	BJ	41	LYS
31	BJ	45	THR
32	BK	13	ASN
32	BK	16	ALA
32	BK	17	ARG
32	BK	35	VAL
32	BK	49	ARG
32	BK	71	ARG
32	BK	72	PRO
32	BK	93	GLN
32	BK	108	ARG
33	BL	15	ALA

Continued on next page...

Continued from previous page...

Mol	Chain	Res	Type
33	BL	66	PHE
33	BL	88	GLY
34	BM	36	VAL
34	BM	54	THR
34	BM	55	ARG
34	BM	60	GLN
34	BM	69	PRO
34	BM	77	PRO
34	BM	84	LYS
35	BN	117	ASP
36	BO	3	LYS
36	BO	112	GLU
37	BP	25	VAL
37	BP	33	GLU
37	BP	50	ARG
37	BP	93	LYS
38	BQ	86	SER
39	BR	55	ASP
40	BS	3	THR
40	BS	14	ALA
40	BS	19	LEU
40	BS	64	ALA
41	BT	27	SER
41	BT	29	THR
41	BT	38	ALA
41	BT	69	ARG
41	BT	86	THR
41	BT	88	LYS
42	BU	6	ARG
42	BU	18	LYS
42	BU	63	ALA
42	BU	88	ASP
42	BU	98	ASN
44	BW	9	THR
44	BW	14	ASP
44	BW	30	VAL
44	BW	50	VAL
45	BX	53	LYS
46	BY	22	LEU
46	BY	23	ARG
47	BZ	3	THR
48	B0	35	GLU

Continued on next page...

Continued from previous page...

Mol	Chain	Res	Type
48	B0	54	ILE
50	B2	44	VAL
51	B3	6	VAL
52	B4	4	ARG
52	B4	16	ILE
2	CB	81	ASP
2	CB	84	LEU
2	CB	102	ASN
2	CB	129	THR
2	CB	150	ILE
3	CC	24	ASN
3	CC	59	PRO
3	CC	63	ILE
3	CC	178	ARG
4	CD	24	VAL
4	CD	26	ALA
4	CD	29	THR
4	CD	35	GLN
4	CD	47	LEU
4	CD	80	ARG
4	CD	82	LYS
4	CD	187	ARG
4	CD	191	SER
4	CD	192	ALA
5	CE	31	SER
5	CE	69	ASN
5	CE	75	LEU
6	CF	68	GLN
6	CF	98	GLU
6	CF	99	ALA
54	CG	29	LEU
54	CG	30	MET
54	CG	31	VAL
54	CG	52	ARG
8	CH	58	LEU
9	CI	54	VAL
9	CI	71	ILE
10	CJ	87	LEU
11	CK	14	GLN
11	CK	88	PRO
11	CK	90	PRO
11	CK	126	ARG

Continued on next page...

Continued from previous page...

Mol	Chain	Res	Type
11	CK	127	ARG
12	CL	16	ALA
12	CL	34	THR
12	CL	47	ALA
55	CM	4	ALA
14	CN	21	ALA
14	CN	53	ASP
14	CN	95	LEU
56	CP	63	GLN
17	CQ	52	CYS
20	CT	3	ILE
20	CT	43	LYS
20	CT	65	LEU
20	CT	82	ILE
21	CU	4	LYS
21	CU	15	LEU
21	CU	23	GLU
21	CU	32	ARG
21	CU	35	GLU
21	CU	36	PHE
24	DC	9	SER
24	DC	28	PRO
24	DC	186	ASP
24	DC	232	GLY
24	DC	239	PHE
24	DC	269	ARG
25	DD	11	MET
25	DD	14	ILE
25	DD	74	GLU
25	DD	102	ALA
25	DD	118	PHE
25	DD	119	ALA
25	DD	136	ASN
25	DD	150	GLN
25	DD	162	ALA
25	DD	170	VAL
25	DD	194	PRO
26	DE	41	GLN
26	DE	62	GLN
26	DE	99	LYS
26	DE	116	ASP
26	DE	153	LEU

Continued on next page...

Continued from previous page...

Mol	Chain	Res	Type
58	DF	10	GLU
58	DF	12	VAL
58	DF	32	LYS
58	DF	36	ASN
58	DF	42	ALA
58	DF	76	PHE
58	DF	112	ASP
58	DF	114	ARG
58	DF	120	SER
58	DF	122	ASP
58	DF	137	PHE
28	DG	49	LEU
28	DG	59	ASP
28	DG	85	LYS
28	DG	86	LEU
28	DG	95	ALA
28	DG	149	ALA
28	DG	165	ASP
29	DH	3	VAL
29	DH	9	VAL
29	DH	10	ALA
29	DH	61	VAL
29	DH	76	GLU
29	DH	98	ASP
29	DH	102	ALA
30	DI	22	PRO
30	DI	23	VAL
30	DI	29	GLN
30	DI	52	LEU
30	DI	58	ILE
30	DI	69	VAL
31	DJ	45	THR
31	DJ	81	ILE
31	DJ	87	ALA
31	DJ	95	ARG
32	DK	16	ALA
32	DK	49	ARG
32	DK	71	ARG
32	DK	120	PRO
33	DL	4	ASN
33	DL	41	ARG
33	DL	82	LEU

Continued on next page...

Continued from previous page...

Mol	Chain	Res	Type
33	DL	85	VAL
33	DL	89	VAL
33	DL	100	ILE
33	DL	101	ILE
33	DL	111	ILE
34	DM	2	LEU
34	DM	72	PRO
34	DM	73	ILE
34	DM	77	PRO
34	DM	135	VAL
35	DN	8	ARG
35	DN	10	LEU
35	DN	104	ALA
36	DO	90	VAL
37	DP	25	VAL
37	DP	50	ARG
37	DP	83	ILE
37	DP	94	ALA
37	DP	112	ARG
40	DS	28	LYS
40	DS	33	LEU
40	DS	40	ASN
40	DS	72	THR
41	DT	14	PRO
41	DT	15	HIS
41	DT	20	ALA
41	DT	29	THR
41	DT	39	THR
41	DT	88	LYS
42	DU	8	ASP
42	DU	65	GLN
42	DU	82	VAL
42	DU	92	VAL
42	DU	96	LYS
42	DU	97	SER
43	DV	56	PHE
44	DW	9	THR
44	DW	34	SER
44	DW	35	ILE
44	DW	46	ALA
44	DW	71	LYS
45	DX	2	ARG

Continued on next page...

Continued from previous page...

Mol	Chain	Res	Type
46	DY	22	LEU
47	DZ	4	ILE
47	DZ	13	ILE
48	D0	54	ILE
50	D2	24	THR
51	D3	29	ARG
51	D3	51	LYS
52	D4	20	ASP
2	AB	17	HIS
2	AB	18	GLN
2	AB	33	ALA
2	AB	63	LYS
2	AB	72	LYS
2	AB	125	PHE
2	AB	140	LEU
2	AB	163	ILE
2	AB	189	ASN
2	AB	210	THR
2	AB	219	THR
3	AC	17	TRP
3	AC	148	ILE
3	AC	191	THR
4	AD	23	GLY
4	AD	29	THR
4	AD	35	GLN
4	AD	147	LYS
4	AD	152	SER
4	AD	159	GLU
4	AD	174	ALA
5	AE	98	ALA
5	AE	121	ASN
5	AE	133	ILE
5	AE	137	ARG
6	AF	54	LEU
6	AF	86	ARG
6	AF	91	ARG
7	AG	6	ILE
8	AH	48	PHE
8	AH	88	LYS
8	AH	95	MET
9	AI	71	ILE
9	AI	119	LYS

Continued on next page...

Continued from previous page...

Mol	Chain	Res	Type
10	AJ	33	GLY
10	AJ	74	VAL
10	AJ	101	SER
11	AK	97	ARG
12	AL	22	ALA
12	AL	117	GLY
13	AM	4	ALA
13	AM	84	CYS
14	AN	14	ALA
14	AN	81	ILE
14	AN	91	GLU
15	AO	72	LYS
15	AO	74	VAL
16	AP	10	GLY
17	AQ	11	VAL
17	AQ	14	ASP
17	AQ	49	ASN
17	AQ	50	ASN
17	AQ	52	CYS
17	AQ	70	LYS
17	AQ	75	VAL
18	AR	47	ARG
19	AS	27	LYS
21	AU	8	ASN
24	BC	35	LYS
24	BC	59	GLN
24	BC	68	ARG
25	BD	71	ALA
25	BD	107	VAL
25	BD	144	GLY
25	BD	173	GLN
25	BD	182	ALA
26	BE	5	LEU
26	BE	6	LYS
26	BE	79	ARG
26	BE	80	SER
26	BE	116	ASP
27	BF	147	ARG
28	BG	9	VAL
28	BG	44	HIS
28	BG	54	ARG
28	BG	60	GLY

Continued on next page...

Continued from previous page...

Mol	Chain	Res	Type
28	BG	164	ALA
28	BG	168	VAL
28	BG	170	THR
29	BH	13	GLY
29	BH	34	GLY
29	BH	101	ASP
29	BH	107	GLY
29	BH	121	VAL
29	BH	131	SER
30	BI	30	GLN
30	BI	105	LEU
31	BJ	2	LYS
31	BJ	14	ASP
31	BJ	44	TYR
31	BJ	81	ILE
31	BJ	111	LYS
31	BJ	124	VAL
32	BK	48	PRO
32	BK	50	GLY
32	BK	118	LEU
33	BL	29	LYS
33	BL	81	ASP
33	BL	111	ILE
33	BL	114	GLY
34	BM	2	LEU
34	BM	14	LYS
34	BM	56	ALA
34	BM	110	GLU
35	BN	59	SER
35	BN	101	GLY
35	BN	102	PHE
36	BO	22	GLY
36	BO	113	ALA
37	BP	2	ASN
37	BP	51	ASN
37	BP	92	ARG
37	BP	104	GLY
37	BP	105	LYS
38	BQ	4	LYS
38	BQ	87	VAL
38	BQ	91	ARG
38	BQ	97	ILE

Continued on next page...

Continued from previous page...

Mol	Chain	Res	Type
39	BR	27	ILE
40	BS	96	ILE
41	BT	16	VAL
41	BT	19	LYS
41	BT	39	THR
41	BT	70	HIS
41	BT	83	ALA
42	BU	38	ILE
42	BU	51	LEU
42	BU	83	GLY
42	BU	92	VAL
43	BV	69	GLU
44	BW	18	LYS
44	BW	27	GLY
44	BW	29	SER
44	BW	33	GLY
44	BW	34	SER
44	BW	36	ILE
44	BW	40	ARG
44	BW	48	ALA
44	BW	51	GLY
44	BW	52	CYS
45	BX	2	ARG
45	BX	17	ARG
46	BY	17	GLU
46	BY	24	GLU
48	B0	51	ARG
49	B1	4	ILE
49	B1	51	ALA
51	B3	27	ASN
51	B3	31	ILE
52	B4	8	LYS
52	B4	29	ALA
2	CB	26	MET
2	CB	163	ILE
3	CC	130	ARG
3	CC	140	ALA
3	CC	164	THR
4	CD	25	ARG
4	CD	40	HIS
4	CD	107	GLY
4	CD	188	SER

Continued on next page...

Continued from previous page...

Mol	Chain	Res	Type
5	CE	68	ARG
5	CE	113	VAL
5	CE	133	ILE
6	CF	44	ARG
6	CF	82	ASP
6	CF	85	ILE
6	CF	92	THR
54	CG	10	LYS
54	CG	113	LYS
8	CH	2	MET
8	CH	29	SER
8	CH	30	LYS
8	CH	119	GLY
9	CI	11	ARG
9	CI	44	ARG
9	CI	58	GLU
10	CJ	34	ALA
10	CJ	44	THR
10	CJ	46	LYS
10	CJ	57	VAL
10	CJ	93	ALA
11	CK	70	ALA
11	CK	91	GLY
12	CL	8	ARG
12	CL	43	LYS
12	CL	88	ASP
55	CM	11	HIS
55	CM	14	ALA
55	CM	45	SER
55	CM	49	GLU
55	CM	65	GLU
14	CN	99	SER
56	CP	31	ARG
56	CP	42	ILE
56	CP	53	ASP
56	CP	78	VAL
17	CQ	12	VAL
17	CQ	68	LYS
17	CQ	69	THR
17	CQ	78	VAL
18	CR	70	THR
19	CS	4	LEU

Continued on next page...

Continued from previous page...

Mol	Chain	Res	Type
19	CS	46	LEU
21	CU	8	ASN
21	CU	9	GLU
21	CU	11	PHE
21	CU	34	ARG
21	CU	38	GLU
24	DC	3	VAL
24	DC	15	VAL
24	DC	37	SER
24	DC	69	ASN
24	DC	94	LEU
24	DC	121	ALA
24	DC	140	VAL
24	DC	141	HIS
25	DD	31	ALA
25	DD	77	ARG
25	DD	93	GLY
25	DD	95	SER
25	DD	143	PRO
25	DD	164	GLN
25	DD	176	ASP
25	DD	197	THR
26	DE	24	ASN
26	DE	55	SER
26	DE	80	SER
26	DE	127	GLU
26	DE	148	ILE
26	DE	166	LYS
26	DE	187	VAL
58	DF	8	LYS
58	DF	41	GLU
58	DF	43	ILE
58	DF	67	THR
58	DF	113	PHE
58	DF	133	GLU
58	DF	138	PRO
58	DF	145	VAL
58	DF	148	VAL
28	DG	80	GLU
28	DG	83	THR
28	DG	93	TYR
28	DG	123	GLU

Continued on next page...

Continued from previous page...

Mol	Chain	Res	Type
28	DG	125	PRO
28	DG	150	TYR
28	DG	164	ALA
29	DH	66	ASN
29	DH	72	ILE
29	DH	86	ASP
29	DH	143	ILE
29	DH	144	VAL
30	DI	9	LYS
30	DI	19	PRO
30	DI	30	GLN
30	DI	62	ALA
30	DI	140	GLU
31	DJ	44	TYR
31	DJ	112	GLY
31	DJ	113	PRO
32	DK	2	ILE
32	DK	18	ARG
32	DK	35	VAL
32	DK	46	ALA
32	DK	72	PRO
32	DK	88	ASN
32	DK	104	THR
32	DK	110	GLU
33	DL	48	ARG
33	DL	66	PHE
33	DL	88	GLY
33	DL	99	ASN
34	DM	14	LYS
34	DM	35	ALA
34	DM	95	LEU
34	DM	111	GLU
35	DN	2	ARG
35	DN	13	ASN
35	DN	30	ARG
35	DN	63	ARG
35	DN	82	GLU
35	DN	91	ALA
35	DN	105	GLY
36	DO	27	VAL
36	DO	43	ASN
36	DO	72	ALA

Continued on next page...

Continued from previous page...

Mol	Chain	Res	Type
37	DP	33	GLU
37	DP	51	ASN
37	DP	85	VAL
37	DP	108	ARG
38	DQ	88	GLU
39	DR	3	ALA
39	DR	40	MET
39	DR	98	ILE
40	DS	3	THR
41	DT	33	LYS
41	DT	56	GLU
41	DT	68	LYS
42	DU	17	ASP
42	DU	34	ILE
42	DU	52	ASN
42	DU	87	GLU
42	DU	88	ASP
42	DU	95	PHE
43	DV	58	SER
44	DW	18	LYS
44	DW	33	GLY
44	DW	36	ILE
44	DW	53	GLY
44	DW	57	THR
44	DW	83	ALA
45	DX	41	SER
46	DY	9	LYS
46	DY	37	LEU
46	DY	46	VAL
48	D0	32	THR
48	D0	55	ALA
49	D1	4	ILE
49	D1	35	LEU
49	D1	36	LYS
50	D2	40	ALA
51	D3	22	LYS
52	D4	4	ARG
2	AB	22	TRP
2	AB	171	ALA
3	AC	88	LYS
3	AC	192	TYR
4	AD	33	ILE

Continued on next page...

Continued from previous page...

Mol	Chain	Res	Type
4	AD	150	LYS
4	AD	196	GLU
5	AE	11	GLN
5	AE	23	THR
5	AE	149	PRO
5	AE	154	ALA
6	AF	63	ASN
7	AG	8	GLN
8	AH	66	GLN
8	AH	82	LEU
9	AI	90	ASP
9	AI	120	ALA
10	AJ	30	LYS
10	AJ	58	ASN
11	AK	13	LYS
11	AK	88	PRO
11	AK	98	ALA
13	AM	26	LYS
14	AN	16	ALA
14	AN	63	CYS
15	AO	16	ARG
16	AP	12	LYS
17	AQ	15	LYS
19	AS	5	LYS
19	AS	63	ASP
20	AT	72	ALA
20	AT	74	HIS
24	BC	109	LEU
24	BC	157	ALA
24	BC	184	GLU
24	BC	196	ASN
24	BC	204	LEU
25	BD	91	THR
25	BD	118	PHE
25	BD	170	VAL
25	BD	175	LEU
26	BE	11	ALA
26	BE	142	ALA
27	BF	11	VAL
27	BF	111	ARG
27	BF	128	SER
28	BG	30	GLY

Continued on next page...

Continued from previous page...

Mol	Chain	Res	Type
29	BH	15	LEU
29	BH	29	PHE
29	BH	106	ALA
29	BH	125	THR
30	BI	59	THR
31	BJ	39	LYS
31	BJ	73	VAL
32	BK	73	ASP
32	BK	92	GLU
32	BK	119	ALA
34	BM	35	ALA
34	BM	43	ALA
35	BN	2	ARG
35	BN	118	ARG
37	BP	103	THR
37	BP	113	LEU
38	BQ	88	GLU
39	BR	51	VAL
42	BU	45	GLN
42	BU	85	ARG
42	BU	87	GLU
42	BU	96	LYS
44	BW	23	LYS
44	BW	42	THR
44	BW	74	LYS
45	BX	34	SER
46	BY	57	LEU
48	B0	34	GLY
49	B1	28	THR
2	CB	128	LEU
2	CB	177	ASN
2	CB	205	ALA
2	CB	208	ALA
3	CC	145	ALA
3	CC	173	PRO
3	CC	180	ASP
3	CC	190	THR
4	CD	4	LEU
4	CD	33	ILE
4	CD	39	GLN
5	CE	43	GLY
5	CE	100	GLU

Continued on next page...

Continued from previous page...

Mol	Chain	Res	Type
5	CE	144	GLU
6	CF	94	HIS
54	CG	36	SER
54	CG	62	GLU
54	CG	133	ALA
54	CG	134	VAL
8	CH	34	ALA
8	CH	117	GLN
9	CI	52	GLU
9	CI	55	ASP
10	CJ	61	ALA
10	CJ	74	VAL
11	CK	118	ASN
12	CL	76	HIS
12	CL	98	ARG
55	CM	46	GLU
55	CM	76	ILE
55	CM	93	GLY
14	CN	69	PRO
15	CO	45	HIS
15	CO	87	ARG
56	CP	47	GLU
17	CQ	56	ASP
17	CQ	76	ARG
20	CT	12	GLN
20	CT	72	ALA
21	CU	7	GLU
24	DC	13	ARG
24	DC	36	ASN
24	DC	38	LYS
24	DC	43	ASN
24	DC	98	GLY
24	DC	122	ALA
24	DC	196	ASN
24	DC	237	ARG
25	DD	43	ASP
25	DD	44	GLY
25	DD	48	ILE
25	DD	112	THR
25	DD	122	VAL
25	DD	167	ASN
25	DD	175	LEU

Continued on next page...

Continued from previous page...

Mol	Chain	Res	Type
26	DE	45	ALA
26	DE	86	ALA
26	DE	165	HIS
26	DE	188	MET
58	DF	37	MET
58	DF	116	LEU
28	DG	9	VAL
28	DG	11	PRO
28	DG	39	ALA
28	DG	40	VAL
28	DG	45	ALA
28	DG	136	ASP
28	DG	169	ARG
29	DH	97	ARG
30	DI	51	GLY
30	DI	83	ALA
30	DI	87	SER
30	DI	119	ALA
31	DJ	5	THR
31	DJ	6	ALA
31	DJ	43	GLU
32	DK	14	SER
32	DK	93	GLN
32	DK	103	VAL
33	DL	15	ALA
33	DL	93	ASN
34	DM	16	ARG
34	DM	69	PRO
34	DM	70	ASP
35	DN	15	SER
35	DN	71	ARG
35	DN	102	PHE
36	DO	3	LYS
36	DO	42	PRO
37	DP	42	PHE
37	DP	93	LYS
38	DQ	5	ARG
38	DQ	32	ARG
38	DQ	45	ALA
38	DQ	58	GLN
38	DQ	86	SER
38	DQ	87	VAL

Continued on next page...

Continued from previous page...

Mol	Chain	Res	Type
38	DQ	91	ARG
39	DR	29	THR
39	DR	89	HIS
40	DS	32	ALA
41	DT	19	LYS
42	DU	40	LEU
42	DU	54	PRO
42	DU	89	GLY
42	DU	101	THR
43	DV	33	GLY
43	DV	88	HIS
44	DW	25	PHE
44	DW	39	GLN
45	DX	34	SER
45	DX	63	ILE
46	DY	2	LYS
47	DZ	30	ARG
47	DZ	32	GLY
50	D2	43	THR
52	D4	3	VAL
52	D4	23	ILE
2	AB	128	LEU
2	AB	141	GLU
2	AB	169	HIS
4	AD	22	SER
4	AD	124	VAL
4	AD	172	VAL
4	AD	197	HIS
5	AE	50	GLY
5	AE	77	ASN
6	AF	99	ALA
9	AI	37	TYR
9	AI	56	MET
10	AJ	35	GLN
10	AJ	36	VAL
11	AK	40	ALA
11	AK	63	GLN
11	AK	118	ASN
12	AL	86	VAL
12	AL	121	PRO
13	AM	3	ILE
14	AN	43	ALA

Continued on next page...

Continued from previous page...

Mol	Chain	Res	Type
14	AN	44	VAL
14	AN	80	ARG
15	AO	45	HIS
17	AQ	13	SER
19	AS	22	VAL
19	AS	34	SER
19	AS	48	ILE
20	AT	19	HIS
24	BC	30	ALA
24	BC	37	SER
24	BC	200	MET
25	BD	148	GLN
26	BE	69	ARG
26	BE	86	ALA
28	BG	144	ALA
28	BG	153	PRO
29	BH	16	GLY
29	BH	68	ARG
29	BH	97	ARG
30	BI	6	ALA
30	BI	83	ALA
30	BI	89	SER
31	BJ	65	THR
31	BJ	98	GLU
32	BK	3	GLN
32	BK	5	GLN
32	BK	46	ALA
32	BK	75	SER
33	BL	54	GLN
34	BM	79	ALA
35	BN	3	HIS
36	BO	56	LYS
36	BO	105	ALA
37	BP	15	ASP
38	BQ	39	ILE
39	BR	91	GLN
41	BT	36	LYS
41	BT	68	LYS
41	BT	84	TYR
44	BW	10	ARG
44	BW	15	SER
44	BW	25	PHE

Continued on next page...

Continued from previous page...

Mol	Chain	Res	Type
44	BW	76	ARG
45	BX	70	LEU
46	BY	9	LYS
46	BY	44	LYS
51	B3	22	LYS
2	CB	18	GLN
2	CB	73	ARG
2	CB	203	ASP
2	CB	222	GLU
3	CC	128	MET
3	CC	167	TYR
3	CC	188	ALA
4	CD	37	PRO
4	CD	50	TYR
4	CD	83	GLY
4	CD	119	HIS
4	CD	166	LYS
5	CE	38	VAL
5	CE	111	ARG
5	CE	112	ALA
8	CH	57	GLU
8	CH	66	GLN
9	CI	119	LYS
10	CJ	36	VAL
10	CJ	82	LYS
10	CJ	83	THR
11	CK	92	ARG
55	CM	42	VAL
55	CM	77	LYS
15	CO	13	GLU
56	CP	46	LYS
56	CP	49	GLY
56	CP	54	LEU
17	CQ	4	ILE
18	CR	56	ARG
19	CS	3	SER
19	CS	7	GLY
19	CS	79	TYR
20	CT	68	LYS
24	DC	34	GLU
24	DC	45	ASN
24	DC	59	GLN

Continued on next page...

Continued from previous page...

Mol	Chain	Res	Type
24	DC	190	THR
25	DD	99	GLU
25	DD	107	VAL
25	DD	173	GLN
26	DE	22	ASP
26	DE	63	LYS
26	DE	69	ARG
26	DE	126	VAL
58	DF	94	ARG
28	DG	46	ASP
28	DG	91	VAL
28	DG	117	PRO
28	DG	118	ALA
28	DG	126	THR
29	DH	46	PHE
30	DI	35	MET
31	DJ	25	LEU
31	DJ	39	LYS
31	DJ	65	THR
31	DJ	72	LYS
32	DK	3	GLN
32	DK	5	GLN
32	DK	17	ARG
32	DK	89	ASN
32	DK	98	ARG
33	DL	19	LEU
34	DM	106	ASP
34	DM	110	GLU
35	DN	5	LYS
36	DO	37	ALA
37	DP	20	ARG
37	DP	103	THR
40	DS	65	ASP
41	DT	11	LEU
41	DT	61	LEU
42	DU	6	ARG
42	DU	64	ILE
42	DU	99	SER
44	DW	78	PHE
45	DX	27	ARG
48	D0	53	VAL
49	D1	24	LYS

Continued on next page...

Continued from previous page...

Mol	Chain	Res	Type
50	D2	29	GLN
51	D3	3	ILE
52	D4	8	LYS
2	AB	67	LEU
2	AB	209	VAL
3	AC	35	ASP
3	AC	36	PHE
3	AC	65	VAL
3	AC	107	LYS
4	AD	100	VAL
4	AD	166	LYS
5	AE	25	LYS
6	AF	53	LYS
6	AF	56	LYS
6	AF	92	THR
7	AG	95	ARG
8	AH	77	VAL
10	AJ	41	PRO
12	AL	72	ASN
12	AL	77	SER
14	AN	41	TRP
16	AP	42	ILE
16	AP	76	LYS
17	AQ	34	GLY
20	AT	76	ALA
21	AU	36	PHE
24	BC	64	VAL
24	BC	77	VAL
24	BC	256	THR
25	BD	11	MET
25	BD	109	VAL
25	BD	114	LYS
26	BE	45	ALA
26	BE	96	VAL
27	BF	8	LYS
27	BF	9	ASP
27	BF	38	GLY
27	BF	113	PHE
28	BG	2	ARG
28	BG	97	VAL
29	BH	26	ALA
30	BI	3	LYS

Continued on next page...

Continued from previous page...

Mol	Chain	Res	Type
30	BI	20	SER
31	BJ	113	PRO
32	BK	6	THR
32	BK	54	LYS
32	BK	114	LYS
33	BL	64	PHE
34	BM	134	THR
35	BN	32	GLU
35	BN	80	PHE
36	BO	77	ALA
37	BP	20	ARG
37	BP	86	LYS
39	BR	28	ALA
39	BR	98	ILE
41	BT	18	GLU
41	BT	55	VAL
41	BT	89	GLU
42	BU	53	GLN
44	BW	47	GLY
44	BW	77	LYS
44	BW	78	PHE
46	BY	46	VAL
47	BZ	34	THR
49	B1	22	THR
49	B1	50	GLU
4	CD	196	GLU
5	CE	29	ILE
5	CE	104	ILE
8	CH	98	LEU
10	CJ	75	ASP
12	CL	33	CYS
17	CQ	81	ALA
19	CS	49	ALA
19	CS	54	ARG
24	DC	106	PRO
24	DC	195	GLY
24	DC	238	ASN
25	DD	106	LYS
25	DD	172	VAL
26	DE	96	VAL
26	DE	129	PRO
58	DF	68	LYS

Continued on next page...

Continued from previous page...

Mol	Chain	Res	Type
58	DF	70	ARG
58	DF	82	TYR
58	DF	87	LYS
58	DF	88	VAL
28	DG	53	PRO
28	DG	152	ARG
29	DH	121	VAL
31	DJ	23	LYS
32	DK	6	THR
32	DK	108	ARG
34	DM	20	LEU
35	DN	85	PRO
36	DO	65	THR
37	DP	63	ILE
37	DP	65	ASN
37	DP	113	LEU
38	DQ	90	ASP
39	DR	53	PHE
39	DR	65	ALA
40	DS	37	THR
40	DS	61	ASN
42	DU	33	VAL
43	DV	84	PRO
44	DW	16	GLU
44	DW	23	LYS
44	DW	26	GLY
44	DW	32	ALA
44	DW	41	GLY
49	D1	50	GLU
51	D3	6	VAL
52	D4	16	ILE
2	AB	73	ARG
3	AC	173	PRO
4	AD	36	ALA
5	AE	109	ALA
7	AG	7	GLY
8	AH	26	MET
10	AJ	38	GLY
13	AM	23	GLY
16	AP	78	VAL
21	AU	37	TYR
21	AU	52	VAL

Continued on next page...

Continued from previous page...

Mol	Chain	Res	Type
24	BC	167	ASP
25	BD	95	SER
25	BD	181	ASP
26	BE	67	ARG
26	BE	83	VAL
26	BE	188	MET
27	BF	83	PRO
28	BG	16	VAL
28	BG	28	LYS
29	BH	75	LEU
29	BH	82	SER
30	BI	7	TYR
31	BJ	13	ARG
34	BM	26	VAL
34	BM	73	ILE
37	BP	5	LYS
39	BR	53	PHE
39	BR	65	ALA
42	BU	39	ASN
43	BV	15	GLY
44	BW	41	GLY
45	BX	76	LYS
2	CB	101	THR
3	CC	65	VAL
4	CD	27	ILE
9	CI	103	VAL
10	CJ	38	GLY
12	CL	87	LYS
14	CN	56	PRO
17	CQ	31	PRO
24	DC	64	VAL
24	DC	96	LYS
24	DC	204	LEU
25	DD	109	VAL
25	DD	161	MET
26	DE	13	THR
26	DE	60	TRP
58	DF	31	GLU
58	DF	83	PRO
58	DF	175	PRO
28	DG	155	PRO
28	DG	166	GLU

Continued on next page...

Continued from previous page...

Mol	Chain	Res	Type
29	DH	124	THR
30	DI	31	GLY
31	DJ	13	ARG
33	DL	62	PRO
33	DL	92	LEU
35	DN	46	ARG
36	DO	8	ILE
36	DO	89	ASP
36	DO	107	ALA
37	DP	109	ILE
38	DQ	23	TYR
39	DR	8	GLY
39	DR	52	PRO
41	DT	53	VAL
41	DT	74	ILE
42	DU	4	ILE
42	DU	12	VAL
42	DU	67	SER
47	DZ	2	LYS
48	D0	17	SER
50	D2	39	ARG
7	AG	79	VAL
11	AK	15	VAL
13	AM	9	PRO
27	BF	61	GLY
28	BG	25	ILE
29	BH	146	VAL
30	BI	97	VAL
34	BM	72	PRO
39	BR	64	VAL
2	CB	200	PRO
4	CD	5	GLY
12	CL	7	VAL
21	CU	26	GLY
24	DC	123	ILE
25	DD	2	ILE
26	DE	73	ILE
29	DH	99	ILE
30	DI	138	VAL
32	DK	119	ALA
38	DQ	6	GLY
38	DQ	39	ILE

Continued on next page...

Continued from previous page...

Mol	Chain	Res	Type
40	DS	29	VAL
42	DU	35	VAL
42	DU	49	PRO
2	AB	148	GLY
7	AG	13	PRO
10	AJ	42	LEU
11	AK	73	VAL
12	AL	44	PRO
16	AP	36	VAL
16	AP	49	GLY
20	AT	55	PRO
26	BE	148	ILE
29	BH	80	ILE
29	BH	103	VAL
29	BH	138	VAL
3	CC	77	GLY
3	CC	100	ILE
5	CE	132	PRO
10	CJ	33	GLY
55	CM	50	GLY
21	CU	10	PRO
24	DC	2	VAL
24	DC	246	PRO
31	DJ	96	ARG
37	DP	31	VAL
37	DP	104	GLY
41	DT	16	VAL
42	DU	41	VAL
42	DU	47	PRO
44	DW	30	VAL
5	AE	103	GLY
19	AS	25	GLY
28	BG	110	HIS
29	BH	142	VAL
30	BI	23	VAL
31	BJ	8	PRO
35	BN	60	VAL
40	BS	35	ILE
4	CD	38	GLY
54	CG	13	PRO
31	DJ	56	VAL
32	DK	48	PRO

Continued on next page...

Continued from previous page...

Mol	Chain	Res	Type
33	DL	114	GLY
34	DM	36	VAL
37	DP	32	VAL
40	DS	103	ILE
47	DZ	54	VAL
50	D2	38	GLY
2	AB	28	PRO
4	AD	44	LYS
12	AL	41	PRO
30	BI	31	GLY
6	CF	64	VAL
24	DC	72	GLY
24	DC	84	PRO
26	DE	174	GLY
58	DF	125	GLY
31	DJ	73	VAL
31	DJ	83	GLY
34	DM	19	GLY
40	DS	96	ILE
41	DT	47	VAL
43	DV	26	PHE
37	BP	4	ILE
12	CL	117	GLY
28	DG	16	VAL
29	DH	126	GLY
36	DO	58	ILE
38	DQ	7	VAL
43	DV	15	GLY
44	DW	22	VAL

5.3.2 Protein sidechains [i](#)

In the following table, the Percentiles column shows the percent sidechain outliers of the chain as a percentile score with respect to all X-ray entries followed by that with respect to entries of similar resolution.

The Analysed column shows the number of residues for which the sidechain conformation was analysed, and the total number of residues.

Mol	Chain	Analysed	Rotameric	Outliers	Percentiles
2	AB	180/180 (100%)	147 (82%)	33 (18%)	1 7
2	CB	180/180 (100%)	152 (84%)	28 (16%)	2 12

Continued on next page...

Continued from previous page...

Mol	Chain	Analysed	Rotameric	Outliers	Percentiles	
3	AC	170/170 (100%)	140 (82%)	30 (18%)	2	8
3	CC	170/170 (100%)	153 (90%)	17 (10%)	7	28
4	AD	172/172 (100%)	142 (83%)	30 (17%)	2	8
4	CD	172/172 (100%)	140 (81%)	32 (19%)	1	7
5	AE	113/113 (100%)	87 (77%)	26 (23%)	1	3
5	CE	113/113 (100%)	92 (81%)	21 (19%)	1	7
6	AF	87/87 (100%)	74 (85%)	13 (15%)	3	13
6	CF	87/87 (100%)	73 (84%)	14 (16%)	2	11
7	AG	124/124 (100%)	109 (88%)	15 (12%)	5	21
8	AH	104/104 (100%)	90 (86%)	14 (14%)	4	17
8	CH	104/104 (100%)	91 (88%)	13 (12%)	4	19
9	AI	105/105 (100%)	87 (83%)	18 (17%)	2	9
9	CI	105/105 (100%)	92 (88%)	13 (12%)	4	20
10	AJ	86/86 (100%)	74 (86%)	12 (14%)	3	16
10	CJ	86/86 (100%)	77 (90%)	9 (10%)	7	26
11	AK	90/90 (100%)	72 (80%)	18 (20%)	1	5
11	CK	90/90 (100%)	77 (86%)	13 (14%)	3	15
12	AL	103/103 (100%)	85 (82%)	18 (18%)	2	8
12	CL	103/103 (100%)	86 (84%)	17 (16%)	2	10
13	AM	92/92 (100%)	88 (96%)	4 (4%)	29	59
14	AN	79/83 (95%)	72 (91%)	7 (9%)	9	32
14	CN	79/83 (95%)	68 (86%)	11 (14%)	3	16
15	AO	76/76 (100%)	67 (88%)	9 (12%)	5	21
15	CO	76/76 (100%)	68 (90%)	8 (10%)	7	26
16	AP	65/65 (100%)	58 (89%)	7 (11%)	6	25
17	AQ	74/74 (100%)	60 (81%)	14 (19%)	1	6
17	CQ	74/74 (100%)	62 (84%)	12 (16%)	2	10
18	AR	48/48 (100%)	46 (96%)	2 (4%)	30	60
18	CR	48/48 (100%)	44 (92%)	4 (8%)	11	35
19	AS	70/70 (100%)	63 (90%)	7 (10%)	7	28
19	CS	70/70 (100%)	63 (90%)	7 (10%)	7	28

Continued on next page...

Continued from previous page...

Mol	Chain	Analysed	Rotameric	Outliers	Percentiles	
20	AT	65/65 (100%)	50 (77%)	15 (23%)	1	3
20	CT	65/65 (100%)	55 (85%)	10 (15%)	2	12
21	AU	44/44 (100%)	37 (84%)	7 (16%)	2	11
21	CU	44/44 (100%)	36 (82%)	8 (18%)	1	7
24	BC	216/216 (100%)	166 (77%)	50 (23%)	1	3
24	DC	216/216 (100%)	189 (88%)	27 (12%)	4	19
25	BD	164/164 (100%)	131 (80%)	33 (20%)	1	5
25	DD	164/164 (100%)	139 (85%)	25 (15%)	3	12
26	BE	165/165 (100%)	126 (76%)	39 (24%)	1	2
26	DE	165/165 (100%)	148 (90%)	17 (10%)	7	26
27	BF	148/148 (100%)	124 (84%)	24 (16%)	2	10
28	BG	137/137 (100%)	107 (78%)	30 (22%)	1	3
28	DG	137/137 (100%)	121 (88%)	16 (12%)	5	22
29	BH	114/114 (100%)	96 (84%)	18 (16%)	2	11
29	DH	114/114 (100%)	98 (86%)	16 (14%)	3	16
30	BI	109/109 (100%)	91 (84%)	18 (16%)	2	10
30	DI	109/109 (100%)	103 (94%)	6 (6%)	21	52
31	BJ	116/116 (100%)	84 (72%)	32 (28%)	0	1
31	DJ	116/116 (100%)	103 (89%)	13 (11%)	6	23
32	BK	103/103 (100%)	78 (76%)	25 (24%)	0	2
32	DK	103/103 (100%)	82 (80%)	21 (20%)	1	4
33	BL	102/102 (100%)	71 (70%)	31 (30%)	0	1
33	DL	102/102 (100%)	89 (87%)	13 (13%)	4	19
34	BM	109/109 (100%)	87 (80%)	22 (20%)	1	5
34	DM	109/109 (100%)	103 (94%)	6 (6%)	21	52
35	BN	100/100 (100%)	83 (83%)	17 (17%)	2	9
35	DN	100/100 (100%)	80 (80%)	20 (20%)	1	5
36	BO	86/86 (100%)	71 (83%)	15 (17%)	2	8
36	DO	86/86 (100%)	78 (91%)	8 (9%)	9	30
37	BP	99/99 (100%)	72 (73%)	27 (27%)	0	1
37	DP	99/99 (100%)	89 (90%)	10 (10%)	7	27

Continued on next page...

Continued from previous page...

Mol	Chain	Analysed	Rotameric	Outliers	Percentiles	
38	BQ	89/89 (100%)	72 (81%)	17 (19%)	1	6
38	DQ	89/89 (100%)	75 (84%)	14 (16%)	2	12
39	BR	84/84 (100%)	66 (79%)	18 (21%)	1	4
39	DR	84/84 (100%)	71 (84%)	13 (16%)	2	12
40	BS	93/93 (100%)	74 (80%)	19 (20%)	1	4
40	DS	93/93 (100%)	79 (85%)	14 (15%)	3	13
41	BT	80/80 (100%)	59 (74%)	21 (26%)	0	1
41	DT	80/80 (100%)	74 (92%)	6 (8%)	13	39
42	BU	83/83 (100%)	66 (80%)	17 (20%)	1	4
42	DU	83/83 (100%)	73 (88%)	10 (12%)	5	21
43	BV	78/78 (100%)	61 (78%)	17 (22%)	1	3
43	DV	78/78 (100%)	70 (90%)	8 (10%)	7	26
44	BW	59/59 (100%)	41 (70%)	18 (30%)	0	1
44	DW	59/59 (100%)	44 (75%)	15 (25%)	0	2
45	BX	67/67 (100%)	51 (76%)	16 (24%)	0	2
45	DX	67/67 (100%)	57 (85%)	10 (15%)	3	13
46	BY	55/55 (100%)	45 (82%)	10 (18%)	1	7
46	DY	55/55 (100%)	52 (94%)	3 (6%)	21	52
47	BZ	48/48 (100%)	32 (67%)	16 (33%)	0	0
47	DZ	48/48 (100%)	40 (83%)	8 (17%)	2	10
48	B0	47/47 (100%)	34 (72%)	13 (28%)	0	1
48	D0	47/47 (100%)	40 (85%)	7 (15%)	3	13
49	B1	45/45 (100%)	38 (84%)	7 (16%)	2	12
49	D1	45/45 (100%)	41 (91%)	4 (9%)	9	32
50	B2	38/38 (100%)	31 (82%)	7 (18%)	1	7
50	D2	38/38 (100%)	35 (92%)	3 (8%)	12	37
51	B3	51/51 (100%)	45 (88%)	6 (12%)	5	21
51	D3	51/51 (100%)	40 (78%)	11 (22%)	1	4
52	B4	34/34 (100%)	29 (85%)	5 (15%)	3	14
52	D4	34/34 (100%)	29 (85%)	5 (15%)	3	14
54	CG	123/123 (100%)	104 (85%)	19 (15%)	2	12

Continued on next page...

Continued from previous page...

Mol	Chain	Analysed	Rotameric	Outliers	Percentiles	
55	CM	91/91 (100%)	81 (89%)	10 (11%)	6	24
56	CP	65/65 (100%)	54 (83%)	11 (17%)	2	9
58	DF	149/149 (100%)	127 (85%)	22 (15%)	3	14
All	All	9331/9339 (100%)	7816 (84%)	1515 (16%)	2	10

All (1515) residues with a non-rotameric sidechain are listed below:

Mol	Chain	Res	Type
2	AB	10	LYS
2	AB	13	VAL
2	AB	15	PHE
2	AB	19	THR
2	AB	20	ARG
2	AB	26	MET
2	AB	30	ILE
2	AB	31	PHE
2	AB	36	LYS
2	AB	38	HIS
2	AB	42	LEU
2	AB	53	LEU
2	AB	57	ASN
2	AB	88	GLN
2	AB	90	PHE
2	AB	94	ARG
2	AB	100	LEU
2	AB	102	ASN
2	AB	108	GLN
2	AB	112	ARG
2	AB	117	GLU
2	AB	119	GLN
2	AB	125	PHE
2	AB	128	LEU
2	AB	130	LYS
2	AB	136	ARG
2	AB	143	LEU
2	AB	156	LEU
2	AB	158	ASP
2	AB	170	ILE
2	AB	206	ILE
2	AB	207	ARG
2	AB	221	ARG

Continued on next page...

Continued from previous page...

Mol	Chain	Res	Type
3	AC	2	GLN
3	AC	13	ILE
3	AC	17	TRP
3	AC	24	ASN
3	AC	25	THR
3	AC	26	LYS
3	AC	32	LEU
3	AC	35	ASP
3	AC	36	PHE
3	AC	42	LEU
3	AC	50	SER
3	AC	54	ILE
3	AC	58	ARG
3	AC	69	THR
3	AC	79	LYS
3	AC	89	VAL
3	AC	102	ILE
3	AC	106	ARG
3	AC	119	ILE
3	AC	127	VAL
3	AC	139	ASN
3	AC	143	LEU
3	AC	148	ILE
3	AC	156	LEU
3	AC	161	ILE
3	AC	164	THR
3	AC	165	GLU
3	AC	166	TRP
3	AC	184	ASN
3	AC	199	VAL
4	AD	2	ARG
4	AD	11	SER
4	AD	19	PHE
4	AD	25	ARG
4	AD	30	LYS
4	AD	31	CYS
4	AD	43	ARG
4	AD	47	LEU
4	AD	52	VAL
4	AD	54	LEU
4	AD	55	ARG
4	AD	57	LYS

Continued on next page...

Continued from previous page...

Mol	Chain	Res	Type
4	AD	58	GLN
4	AD	69	ARG
4	AD	88	ASN
4	AD	99	ASN
4	AD	115	GLN
4	AD	122	ILE
4	AD	127	ARG
4	AD	128	VAL
4	AD	131	ILE
4	AD	137	SER
4	AD	141	VAL
4	AD	147	LYS
4	AD	160	LEU
4	AD	166	LYS
4	AD	170	LEU
4	AD	178	GLU
4	AD	193	ASP
4	AD	205	LYS
5	AE	9	GLU
5	AE	11	GLN
5	AE	14	LEU
5	AE	18	ASN
5	AE	20	VAL
5	AE	24	VAL
5	AE	29	ILE
5	AE	68	ARG
5	AE	75	LEU
5	AE	79	THR
5	AE	81	GLN
5	AE	94	PHE
5	AE	95	MET
5	AE	96	GLN
5	AE	113	VAL
5	AE	115	GLU
5	AE	116	VAL
5	AE	119	VAL
5	AE	121	ASN
5	AE	123	LEU
5	AE	135	VAL
5	AE	136	VAL
5	AE	139	THR
5	AE	141	ASP

Continued on next page...

Continued from previous page...

Mol	Chain	Res	Type
5	AE	155	LYS
5	AE	156	ARG
6	AF	7	VAL
6	AF	14	GLN
6	AF	17	GLN
6	AF	24	ARG
6	AF	39	LEU
6	AF	46	GLN
6	AF	54	LEU
6	AF	55	HIS
6	AF	68	GLN
6	AF	69	GLU
6	AF	77	THR
6	AF	84	VAL
6	AF	86	ARG
7	AG	3	ARG
7	AG	6	ILE
7	AG	8	GLN
7	AG	12	LEU
7	AG	22	LEU
7	AG	37	THR
7	AG	47	GLU
7	AG	62	GLU
7	AG	83	THR
7	AG	85	GLN
7	AG	93	VAL
7	AG	105	GLU
7	AG	117	LEU
7	AG	123	LEU
7	AG	143	MET
8	AH	20	ASN
8	AH	21	LYS
8	AH	64	TYR
8	AH	66	GLN
8	AH	72	GLU
8	AH	76	ARG
8	AH	79	ARG
8	AH	82	LEU
8	AH	86	LYS
8	AH	89	ASP
8	AH	98	LEU
8	AH	110	MET

Continued on next page...

Continued from previous page...

Mol	Chain	Res	Type
8	AH	120	LEU
8	AH	124	ILE
9	AI	4	GLN
9	AI	21	LYS
9	AI	35	GLU
9	AI	37	TYR
9	AI	44	ARG
9	AI	47	VAL
9	AI	48	ARG
9	AI	54	VAL
9	AI	56	MET
9	AI	67	LYS
9	AI	86	LEU
9	AI	87	MET
9	AI	88	GLU
9	AI	105	ARG
9	AI	115	VAL
9	AI	125	GLN
9	AI	126	PHE
9	AI	128	LYS
10	AJ	5	ARG
10	AJ	22	THR
10	AJ	32	THR
10	AJ	35	GLN
10	AJ	44	THR
10	AJ	48	ARG
10	AJ	50	THR
10	AJ	59	LYS
10	AJ	70	HIS
10	AJ	73	LEU
10	AJ	89	ARG
10	AJ	96	VAL
11	AK	17	ASP
11	AK	27	ASN
11	AK	30	ILE
11	AK	51	PHE
11	AK	55	ARG
11	AK	64	VAL
11	AK	76	TYR
11	AK	78	ILE
11	AK	82	GLU
11	AK	96	ILE

Continued on next page...

Continued from previous page...

Mol	Chain	Res	Type
11	AK	100	ASN
11	AK	106	ILE
11	AK	111	ASP
11	AK	118	ASN
11	AK	124	LYS
11	AK	125	LYS
11	AK	127	ARG
11	AK	128	VAL
12	AL	3	VAL
12	AL	17	LYS
12	AL	18	SER
12	AL	26	CYS
12	AL	34	THR
12	AL	35	ARG
12	AL	43	LYS
12	AL	49	ARG
12	AL	51	VAL
12	AL	63	THR
12	AL	73	LEU
12	AL	74	GLN
12	AL	82	ARG
12	AL	87	LYS
12	AL	88	ASP
12	AL	94	TYR
12	AL	101	LEU
12	AL	109	ARG
13	AM	6	ILE
13	AM	7	ASN
13	AM	53	ASP
13	AM	106	ARG
14	AN	3	GLN
14	AN	27	LYS
14	AN	58	ARG
14	AN	59	GLN
14	AN	61	ASN
14	AN	83	VAL
14	AN	96	LYS
15	AO	16	ARG
15	AO	34	GLN
15	AO	57	ARG
15	AO	63	ARG
15	AO	65	LEU

Continued on next page...

Continued from previous page...

Mol	Chain	Res	Type
15	AO	66	LEU
15	AO	67	ASP
15	AO	84	LEU
15	AO	86	LEU
16	AP	6	LEU
16	AP	19	VAL
16	AP	28	ARG
16	AP	35	ARG
16	AP	36	VAL
16	AP	46	LYS
16	AP	55	ASP
17	AQ	3	LYS
17	AQ	16	MET
17	AQ	20	ILE
17	AQ	21	VAL
17	AQ	28	VAL
17	AQ	29	LYS
17	AQ	37	ILE
17	AQ	49	ASN
17	AQ	51	GLU
17	AQ	54	ILE
17	AQ	64	ARG
17	AQ	74	LEU
17	AQ	75	VAL
17	AQ	80	LYS
18	AR	33	THR
18	AR	54	LEU
19	AS	42	ASN
19	AS	54	ARG
19	AS	55	GLN
19	AS	60	PHE
19	AS	61	VAL
19	AS	64	GLU
19	AS	79	TYR
20	AT	2	ASN
20	AT	4	LYS
20	AT	11	ILE
20	AT	26	MET
20	AT	27	MET
20	AT	33	LYS
20	AT	35	TYR
20	AT	38	ILE

Continued on next page...

Continued from previous page...

Mol	Chain	Res	Type
20	AT	42	ASP
20	AT	48	LYS
20	AT	53	MET
20	AT	67	HIS
20	AT	75	LYS
20	AT	77	ASN
20	AT	84	LYS
21	AU	4	LYS
21	AU	12	ASP
21	AU	15	LEU
21	AU	18	PHE
21	AU	33	ARG
21	AU	37	TYR
21	AU	42	THR
24	BC	12	ARG
24	BC	20	ASN
24	BC	27	LYS
24	BC	35	LYS
24	BC	38	LYS
24	BC	43	ASN
24	BC	49	THR
24	BC	53	ILE
24	BC	71	ASP
24	BC	73	ILE
24	BC	77	VAL
24	BC	85	ASN
24	BC	90	ILE
24	BC	93	VAL
24	BC	103	ILE
24	BC	104	LEU
24	BC	109	LEU
24	BC	110	LYS
24	BC	114	GLN
24	BC	115	ILE
24	BC	120	ASP
24	BC	123	ILE
24	BC	133	ASN
24	BC	142	ASN
24	BC	155	ARG
24	BC	163	ILE
24	BC	164	VAL
24	BC	166	ARG

Continued on next page...

Continued from previous page...

Mol	Chain	Res	Type
24	BC	171	VAL
24	BC	172	THR
24	BC	173	LEU
24	BC	175	LEU
24	BC	176	ARG
24	BC	190	THR
24	BC	193	GLU
24	BC	202	ARG
24	BC	203	VAL
24	BC	213	ARG
24	BC	215	VAL
24	BC	216	ARG
24	BC	222	THR
24	BC	224	MET
24	BC	225	ASN
24	BC	227	VAL
24	BC	250	GLN
24	BC	252	LYS
24	BC	254	LYS
24	BC	261	ARG
24	BC	262	THR
24	BC	268	ARG
25	BD	4	LEU
25	BD	14	ILE
25	BD	38	LYS
25	BD	43	ASP
25	BD	45	TYR
25	BD	49	GLN
25	BD	51	THR
25	BD	61	THR
25	BD	73	VAL
25	BD	89	GLU
25	BD	90	PHE
25	BD	91	THR
25	BD	95	SER
25	BD	98	VAL
25	BD	101	PHE
25	BD	114	LYS
25	BD	118	PHE
25	BD	124	ARG
25	BD	131	ASP
25	BD	141	ARG

Continued on next page...

Continued from previous page...

Mol	Chain	Res	Type
25	BD	142	VAL
25	BD	146	ILE
25	BD	150	GLN
25	BD	151	THR
25	BD	159	LYS
25	BD	170	VAL
25	BD	171	THR
25	BD	176	ASP
25	BD	177	VAL
25	BD	183	GLU
25	BD	197	THR
25	BD	201	LEU
25	BD	207	VAL
26	BE	5	LEU
26	BE	12	LEU
26	BE	14	VAL
26	BE	18	THR
26	BE	21	ARG
26	BE	43	THR
26	BE	44	ARG
26	BE	48	THR
26	BE	61	ARG
26	BE	65	THR
26	BE	69	ARG
26	BE	72	SER
26	BE	77	ILE
26	BE	78	TRP
26	BE	80	SER
26	BE	84	THR
26	BE	90	GLN
26	BE	91	ASP
26	BE	108	ILE
26	BE	109	LEU
26	BE	113	VAL
26	BE	116	ASP
26	BE	118	LEU
26	BE	119	ILE
26	BE	121	VAL
26	BE	123	LYS
26	BE	124	PHE
26	BE	127	GLU
26	BE	132	LYS

Continued on next page...

Continued from previous page...

Mol	Chain	Res	Type
26	BE	136	GLN
26	BE	146	VAL
26	BE	147	LEU
26	BE	153	LEU
26	BE	170	ARG
26	BE	171	ASP
26	BE	176	ASP
26	BE	189	THR
26	BE	198	GLU
26	BE	200	LEU
27	BF	3	LEU
27	BF	8	LYS
27	BF	9	ASP
27	BF	12	VAL
27	BF	34	THR
27	BF	35	LEU
27	BF	36	ASN
27	BF	43	ILE
27	BF	46	LYS
27	BF	65	LEU
27	BF	80	GLN
27	BF	90	LEU
27	BF	93	GLU
27	BF	103	ILE
27	BF	109	ARG
27	BF	114	ARG
27	BF	132	ARG
27	BF	134	GLN
27	BF	146	ASP
27	BF	154	THR
27	BF	157	THR
27	BF	163	GLU
27	BF	166	ARG
27	BF	168	LEU
28	BG	2	ARG
28	BG	3	VAL
28	BG	8	VAL
28	BG	23	ILE
28	BG	29	ASN
28	BG	32	LEU
28	BG	34	ARG
28	BG	35	THR

Continued on next page...

Continued from previous page...

Mol	Chain	Res	Type
28	BG	37	ASN
28	BG	40	VAL
28	BG	50	THR
28	BG	55	ASP
28	BG	59	ASP
28	BG	68	ARG
28	BG	72	ASN
28	BG	80	GLU
28	BG	84	LYS
28	BG	86	LEU
28	BG	88	LEU
28	BG	101	VAL
28	BG	112	VAL
28	BG	115	GLN
28	BG	116	LEU
28	BG	120	ILE
28	BG	123	GLU
28	BG	131	VAL
28	BG	132	LEU
28	BG	165	ASP
28	BG	170	THR
28	BG	174	LYS
29	BH	3	VAL
29	BH	6	LEU
29	BH	12	LEU
29	BH	14	SER
29	BH	17	ASP
29	BH	18	GLN
29	BH	28	ASN
29	BH	31	VAL
29	BH	43	ASN
29	BH	46	PHE
29	BH	50	ARG
29	BH	54	LEU
29	BH	68	ARG
29	BH	75	LEU
29	BH	83	LYS
29	BH	96	THR
29	BH	104	THR
29	BH	135	HIS
30	BI	2	LYS
30	BI	10	LEU

Continued on next page...

Continued from previous page...

Mol	Chain	Res	Type
30	BI	11	GLN
30	BI	12	VAL
30	BI	23	VAL
30	BI	30	GLN
30	BI	37	PHE
30	BI	39	LYS
30	BI	49	GLU
30	BI	61	TYR
30	BI	71	LYS
30	BI	81	LYS
30	BI	86	LYS
30	BI	95	ASP
30	BI	107	GLU
30	BI	124	MET
30	BI	126	ARG
30	BI	135	MET
31	BJ	1	MET
31	BJ	2	LYS
31	BJ	3	THR
31	BJ	4	PHE
31	BJ	5	THR
31	BJ	7	LYS
31	BJ	17	VAL
31	BJ	24	THR
31	BJ	25	LEU
31	BJ	30	THR
31	BJ	34	ARG
31	BJ	36	LEU
31	BJ	40	HIS
31	BJ	44	TYR
31	BJ	54	ILE
31	BJ	55	ILE
31	BJ	57	LEU
31	BJ	64	VAL
31	BJ	65	THR
31	BJ	67	ASN
31	BJ	69	ARG
31	BJ	72	LYS
31	BJ	84	ILE
31	BJ	86	GLN
31	BJ	88	THR
31	BJ	103	ILE

Continued on next page...

Continued from previous page...

Mol	Chain	Res	Type
31	BJ	109	LEU
31	BJ	111	LYS
31	BJ	129	GLU
31	BJ	138	GLN
31	BJ	139	VAL
31	BJ	140	LEU
32	BK	2	ILE
32	BK	8	LEU
32	BK	10	VAL
32	BK	13	ASN
32	BK	18	ARG
32	BK	21	CYS
32	BK	23	LYS
32	BK	25	LEU
32	BK	30	ARG
32	BK	47	ILE
32	BK	51	LYS
32	BK	52	VAL
32	BK	58	LEU
32	BK	69	VAL
32	BK	73	ASP
32	BK	88	ASN
32	BK	89	ASN
32	BK	91	SER
32	BK	93	GLN
32	BK	95	ILE
32	BK	99	ILE
32	BK	105	ARG
32	BK	111	LYS
32	BK	114	LYS
32	BK	115	ILE
33	BL	3	LEU
33	BL	4	ASN
33	BL	6	LEU
33	BL	7	SER
33	BL	12	SER
33	BL	14	LYS
33	BL	19	LEU
33	BL	21	ARG
33	BL	27	LEU
33	BL	30	THR
33	BL	33	ARG

Continued on next page...

Continued from previous page...

Mol	Chain	Res	Type
33	BL	35	HIS
33	BL	46	VAL
33	BL	47	ARG
33	BL	55	MET
33	BL	61	LEU
33	BL	66	PHE
33	BL	74	THR
33	BL	80	SER
33	BL	82	LEU
33	BL	93	ASN
33	BL	94	THR
33	BL	99	ASN
33	BL	101	ILE
33	BL	103	ILE
33	BL	104	GLN
33	BL	111	ILE
33	BL	112	LEU
33	BL	115	GLU
33	BL	118	THR
33	BL	122	VAL
34	BM	2	LEU
34	BM	3	GLN
34	BM	5	LYS
34	BM	6	ARG
34	BM	8	LYS
34	BM	10	ARG
34	BM	13	HIS
34	BM	24	THR
34	BM	25	ASP
34	BM	27	SER
34	BM	33	LEU
34	BM	36	VAL
34	BM	70	ASP
34	BM	75	GLU
34	BM	80	VAL
34	BM	90	GLU
34	BM	96	ILE
34	BM	97	GLN
34	BM	101	VAL
34	BM	110	GLU
34	BM	115	GLU
34	BM	134	THR

Continued on next page...

Continued from previous page...

Mol	Chain	Res	Type
35	BN	2	ARG
35	BN	4	ARG
35	BN	8	ARG
35	BN	15	SER
35	BN	23	ASN
35	BN	33	ILE
35	BN	35	LYS
35	BN	38	LEU
35	BN	69	ARG
35	BN	71	ARG
35	BN	72	ASP
35	BN	75	ILE
35	BN	83	LEU
35	BN	97	ILE
35	BN	116	VAL
35	BN	118	ARG
35	BN	120	GLU
36	BO	8	ILE
36	BO	9	ARG
36	BO	17	LYS
36	BO	31	THR
36	BO	36	TYR
36	BO	39	VAL
36	BO	48	LEU
36	BO	65	THR
36	BO	80	GLU
36	BO	83	LEU
36	BO	84	GLU
36	BO	94	ARG
36	BO	111	ARG
36	BO	112	GLU
36	BO	116	GLN
37	BP	3	ILE
37	BP	6	GLN
37	BP	14	GLN
37	BP	16	VAL
37	BP	18	SER
37	BP	19	PHE
37	BP	20	ARG
37	BP	24	THR
37	BP	25	VAL
37	BP	28	LYS

Continued on next page...

Continued from previous page...

Mol	Chain	Res	Type
37	BP	35	SER
37	BP	36	LYS
37	BP	37	LYS
37	BP	38	ARG
37	BP	46	VAL
37	BP	58	PHE
37	BP	61	ARG
37	BP	65	ASN
37	BP	69	VAL
37	BP	72	VAL
37	BP	75	THR
37	BP	79	VAL
37	BP	80	VAL
37	BP	83	ILE
37	BP	92	ARG
37	BP	93	LYS
37	BP	96	LEU
38	BQ	2	ARG
38	BQ	7	VAL
38	BQ	10	ARG
38	BQ	17	LEU
38	BQ	27	ARG
38	BQ	40	LYS
38	BQ	49	ARG
38	BQ	50	ARG
38	BQ	53	LYS
38	BQ	59	LEU
38	BQ	63	ARG
38	BQ	65	ASN
38	BQ	69	ARG
38	BQ	88	GLU
38	BQ	94	LEU
38	BQ	96	ASP
38	BQ	97	ILE
39	BR	1	MET
39	BR	10	LYS
39	BR	13	ARG
39	BR	14	VAL
39	BR	25	LEU
39	BR	37	GLU
39	BR	39	LEU
39	BR	45	GLU

Continued on next page...

Continued from previous page...

Mol	Chain	Res	Type
39	BR	46	GLU
39	BR	48	LYS
39	BR	55	ASP
39	BR	63	VAL
39	BR	72	VAL
39	BR	85	LYS
39	BR	86	GLN
39	BR	94	THR
39	BR	97	LYS
39	BR	102	SER
40	BS	1	MET
40	BS	3	THR
40	BS	4	ILE
40	BS	7	HIS
40	BS	30	SER
40	BS	33	LEU
40	BS	36	LEU
40	BS	39	THR
40	BS	45	VAL
40	BS	48	LYS
40	BS	66	ILE
40	BS	68	ASP
40	BS	71	VAL
40	BS	73	LYS
40	BS	76	VAL
40	BS	84	ARG
40	BS	88	ARG
40	BS	101	SER
40	BS	107	VAL
41	BT	2	ILE
41	BT	3	ARG
41	BT	4	GLU
41	BT	8	LEU
41	BT	17	SER
41	BT	18	GLU
41	BT	19	LYS
41	BT	29	THR
41	BT	31	VAL
41	BT	32	LEU
41	BT	37	ASP
41	BT	43	ILE
41	BT	48	GLN

Continued on next page...

Continued from previous page...

Mol	Chain	Res	Type
41	BT	49	LYS
41	BT	50	LEU
41	BT	58	VAL
41	BT	61	LEU
41	BT	67	VAL
41	BT	68	LYS
41	BT	69	ARG
41	BT	73	ARG
42	BU	5	ARG
42	BU	6	ARG
42	BU	8	ASP
42	BU	10	VAL
42	BU	20	LYS
42	BU	23	LYS
42	BU	33	VAL
42	BU	34	ILE
42	BU	42	LYS
42	BU	43	LYS
42	BU	61	GLU
42	BU	64	ILE
42	BU	67	SER
42	BU	82	VAL
42	BU	86	PHE
42	BU	99	SER
42	BU	102	ILE
43	BV	5	ASN
43	BV	8	VAL
43	BV	10	LYS
43	BV	12	GLN
43	BV	17	SER
43	BV	20	LEU
43	BV	35	GLU
43	BV	41	GLU
43	BV	43	ASP
43	BV	46	LYS
43	BV	51	GLN
43	BV	55	GLU
43	BV	61	LEU
43	BV	65	VAL
43	BV	66	ASP
43	BV	77	VAL
43	BV	93	ARG

Continued on next page...

Continued from previous page...

Mol	Chain	Res	Type
44	BW	14	ASP
44	BW	15	SER
44	BW	16	GLU
44	BW	22	VAL
44	BW	23	LYS
44	BW	24	ARG
44	BW	25	PHE
44	BW	38	ARG
44	BW	40	ARG
44	BW	45	HIS
44	BW	49	ASN
44	BW	54	ARG
44	BW	58	LEU
44	BW	67	LYS
44	BW	71	LYS
44	BW	76	ARG
44	BW	77	LYS
44	BW	80	SER
45	BX	10	ARG
45	BX	19	HIS
45	BX	24	THR
45	BX	26	ARG
45	BX	27	ARG
45	BX	29	LEU
45	BX	36	ARG
45	BX	41	SER
45	BX	46	VAL
45	BX	47	THR
45	BX	53	LYS
45	BX	58	ILE
45	BX	63	ILE
45	BX	65	THR
45	BX	71	ARG
45	BX	77	TYR
46	BY	9	LYS
46	BY	10	SER
46	BY	14	LEU
46	BY	19	LEU
46	BY	22	LEU
46	BY	37	LEU
46	BY	39	GLN
46	BY	42	LEU

Continued on next page...

Continued from previous page...

Mol	Chain	Res	Type
46	BY	56	LEU
46	BY	59	GLU
47	BZ	2	LYS
47	BZ	3	THR
47	BZ	4	ILE
47	BZ	5	LYS
47	BZ	8	GLN
47	BZ	9	THR
47	BZ	15	ARG
47	BZ	23	LEU
47	BZ	29	ARG
47	BZ	30	ARG
47	BZ	35	VAL
47	BZ	37	ARG
47	BZ	38	GLU
47	BZ	40	THR
47	BZ	54	VAL
47	BZ	56	VAL
48	B0	3	GLN
48	B0	5	ASN
48	B0	8	THR
48	B0	9	ARG
48	B0	10	SER
48	B0	19	ASP
48	B0	21	LEU
48	B0	25	THR
48	B0	26	SER
48	B0	27	LEU
48	B0	28	SER
48	B0	39	ARG
48	B0	42	ILE
49	B1	4	ILE
49	B1	9	LYS
49	B1	16	THR
49	B1	29	LYS
49	B1	33	LEU
49	B1	35	LEU
49	B1	46	VAL
50	B2	1	MET
50	B2	3	ARG
50	B2	4	THR
50	B2	9	VAL

Continued on next page...

Continued from previous page...

Mol	Chain	Res	Type
50	B2	12	ARG
50	B2	25	LYS
50	B2	39	ARG
51	B3	5	THR
51	B3	7	ARG
51	B3	22	LYS
51	B3	31	ILE
51	B3	49	VAL
51	B3	56	LEU
52	B4	3	VAL
52	B4	4	ARG
52	B4	9	LYS
52	B4	13	ASN
52	B4	33	HIS
2	CB	8	MET
2	CB	9	LEU
2	CB	14	HIS
2	CB	21	TYR
2	CB	22	TRP
2	CB	26	MET
2	CB	34	ARG
2	CB	36	LYS
2	CB	39	ILE
2	CB	42	LEU
2	CB	46	VAL
2	CB	69	VAL
2	CB	84	LEU
2	CB	88	GLN
2	CB	103	TRP
2	CB	108	GLN
2	CB	109	SER
2	CB	124	THR
2	CB	125	PHE
2	CB	131	LYS
2	CB	146	SER
2	CB	147	LEU
2	CB	182	VAL
2	CB	187	ASP
2	CB	191	ASP
2	CB	196	ASP
2	CB	199	ILE
2	CB	212	TYR

Continued on next page...

Continued from previous page...

Mol	Chain	Res	Type
3	CC	15	LYS
3	CC	26	LYS
3	CC	30	ASP
3	CC	35	ASP
3	CC	41	TYR
3	CC	53	ARG
3	CC	106	ARG
3	CC	126	ARG
3	CC	134	LYS
3	CC	139	ASN
3	CC	152	VAL
3	CC	160	GLU
3	CC	161	ILE
3	CC	166	TRP
3	CC	177	LEU
3	CC	178	ARG
3	CC	183	TYR
4	CD	2	ARG
4	CD	10	LEU
4	CD	24	VAL
4	CD	25	ARG
4	CD	30	LYS
4	CD	31	CYS
4	CD	34	GLU
4	CD	47	LEU
4	CD	52	VAL
4	CD	55	ARG
4	CD	57	LYS
4	CD	58	GLN
4	CD	67	LEU
4	CD	80	ARG
4	CD	84	ASN
4	CD	106	PHE
4	CD	116	LEU
4	CD	125	ASN
4	CD	127	ARG
4	CD	137	SER
4	CD	140	ASP
4	CD	142	VAL
4	CD	147	LYS
4	CD	151	GLN
4	CD	168	THR

Continued on next page...

Continued from previous page...

Mol	Chain	Res	Type
4	CD	170	LEU
4	CD	182	LYS
4	CD	183	ARG
4	CD	184	LYS
4	CD	190	LEU
4	CD	194	ILE
4	CD	199	ILE
5	CE	11	GLN
5	CE	13	LYS
5	CE	18	ASN
5	CE	24	VAL
5	CE	25	LYS
5	CE	29	ILE
5	CE	59	ILE
5	CE	75	LEU
5	CE	76	ASN
5	CE	80	LEU
5	CE	87	VAL
5	CE	92	ARG
5	CE	95	MET
5	CE	99	SER
5	CE	119	VAL
5	CE	131	ASN
5	CE	133	ILE
5	CE	136	VAL
5	CE	139	THR
5	CE	144	GLU
5	CE	151	MET
6	CF	7	VAL
6	CF	33	GLU
6	CF	38	ARG
6	CF	44	ARG
6	CF	54	LEU
6	CF	56	LYS
6	CF	58	HIS
6	CF	61	LEU
6	CF	72	ASP
6	CF	81	ASN
6	CF	85	ILE
6	CF	86	ARG
6	CF	89	VAL
6	CF	98	GLU

Continued on next page...

Continued from previous page...

Mol	Chain	Res	Type
54	CG	3	ARG
54	CG	5	VAL
54	CG	6	ILE
54	CG	10	LYS
54	CG	12	LEU
54	CG	16	LYS
54	CG	55	LYS
54	CG	58	LEU
54	CG	66	GLU
54	CG	75	LYS
54	CG	78	ARG
54	CG	85	GLN
54	CG	100	MET
54	CG	102	TRP
54	CG	112	ASP
54	CG	115	MET
54	CG	119	LEU
54	CG	139	ASP
54	CG	148	LYS
8	CH	2	MET
8	CH	37	ASN
8	CH	42	GLU
8	CH	46	GLU
8	CH	50	VAL
8	CH	59	GLU
8	CH	76	ARG
8	CH	82	LEU
8	CH	89	ASP
8	CH	93	LYS
8	CH	102	VAL
8	CH	110	MET
8	CH	128	VAL
9	CI	3	ASN
9	CI	4	GLN
9	CI	5	TYR
9	CI	37	TYR
9	CI	45	MET
9	CI	47	VAL
9	CI	53	LEU
9	CI	54	VAL
9	CI	60	LEU
9	CI	83	THR

Continued on next page...

Continued from previous page...

Mol	Chain	Res	Type
9	CI	87	MET
9	CI	125	GLN
9	CI	129	ARG
10	CJ	11	LYS
10	CJ	15	HIS
10	CJ	48	ARG
10	CJ	59	LYS
10	CJ	67	ILE
10	CJ	69	THR
10	CJ	82	LYS
10	CJ	87	LEU
10	CJ	92	LEU
11	CK	12	ARG
11	CK	19	VAL
11	CK	25	SER
11	CK	27	ASN
11	CK	33	ILE
11	CK	73	VAL
11	CK	78	ILE
11	CK	81	LEU
11	CK	83	VAL
11	CK	95	THR
11	CK	105	ARG
11	CK	126	ARG
11	CK	128	VAL
12	CL	5	GLN
12	CL	9	LYS
12	CL	14	LYS
12	CL	19	ASN
12	CL	20	VAL
12	CL	28	GLN
12	CL	39	THR
12	CL	48	LEU
12	CL	49	ARG
12	CL	57	THR
12	CL	72	ASN
12	CL	88	ASP
12	CL	96	THR
12	CL	97	VAL
12	CL	102	ASP
12	CL	107	LYS
12	CL	120	ARG

Continued on next page...

Continued from previous page...

Mol	Chain	Res	Type
55	CM	12	LYS
55	CM	24	VAL
55	CM	28	ARG
55	CM	32	ILE
55	CM	53	ASP
55	CM	77	LYS
55	CM	91	ARG
55	CM	92	ARG
55	CM	100	ARG
55	CM	113	LYS
14	CN	3	GLN
14	CN	27	LYS
14	CN	41	TRP
14	CN	52	ARG
14	CN	53	ASP
14	CN	58	ARG
14	CN	61	ASN
14	CN	65	GLN
14	CN	72	PHE
14	CN	81	ILE
14	CN	96	LYS
15	CO	13	GLU
15	CO	16	ARG
15	CO	34	GLN
15	CO	38	LEU
15	CO	39	GLN
15	CO	45	HIS
15	CO	79	GLN
15	CO	80	LEU
56	CP	1	MET
56	CP	3	THR
56	CP	4	ILE
56	CP	26	ASN
56	CP	32	PHE
56	CP	35	ARG
56	CP	46	LYS
56	CP	54	LEU
56	CP	56	ARG
56	CP	69	ASP
56	CP	71	VAL
17	CQ	3	LYS
17	CQ	6	THR

Continued on next page...

Continued from previous page...

Mol	Chain	Res	Type
17	CQ	20	ILE
17	CQ	27	PHE
17	CQ	32	ILE
17	CQ	37	ILE
17	CQ	39	ARG
17	CQ	51	GLU
17	CQ	52	CYS
17	CQ	56	ASP
17	CQ	60	ILE
17	CQ	80	LYS
18	CR	25	ILE
18	CR	44	THR
18	CR	65	SER
18	CR	72	ARG
19	CS	5	LYS
19	CS	10	ILE
19	CS	11	ASP
19	CS	52	ASN
19	CS	54	ARG
19	CS	55	GLN
19	CS	73	PHE
20	CT	11	ILE
20	CT	26	MET
20	CT	30	PHE
20	CT	35	TYR
20	CT	47	GLN
20	CT	53	MET
20	CT	68	LYS
20	CT	69	ASN
20	CT	73	ARG
20	CT	82	ILE
21	CU	4	LYS
21	CU	9	GLU
21	CU	18	PHE
21	CU	19	LYS
21	CU	32	ARG
21	CU	36	PHE
21	CU	37	TYR
21	CU	53	LYS
24	DC	23	LEU
24	DC	35	LYS
24	DC	43	ASN

Continued on next page...

Continued from previous page...

Mol	Chain	Res	Type
24	DC	51	ARG
24	DC	57	HIS
24	DC	62	ARG
24	DC	80	LEU
24	DC	90	ILE
24	DC	102	TYR
24	DC	124	LYS
24	DC	136	VAL
24	DC	152	GLN
24	DC	172	THR
24	DC	173	LEU
24	DC	183	VAL
24	DC	187	CYS
24	DC	188	ARG
24	DC	190	THR
24	DC	191	LEU
24	DC	206	LYS
24	DC	212	TRP
24	DC	220	ARG
24	DC	227	VAL
24	DC	228	ASP
24	DC	235	GLU
24	DC	256	THR
24	DC	269	ARG
25	DD	24	VAL
25	DD	28	GLU
25	DD	32	ASN
25	DD	33	ARG
25	DD	35	THR
25	DD	38	LYS
25	DD	48	ILE
25	DD	55	LYS
25	DD	56	LYS
25	DD	58	ASN
25	DD	62	LYS
25	DD	79	LEU
25	DD	106	LYS
25	DD	121	THR
25	DD	136	ASN
25	DD	138	LEU
25	DD	140	HIS
25	DD	141	ARG

Continued on next page...

Continued from previous page...

Mol	Chain	Res	Type
25	DD	148	GLN
25	DD	150	GLN
25	DD	151	THR
25	DD	159	LYS
25	DD	168	GLU
25	DD	189	VAL
25	DD	193	VAL
26	DE	53	THR
26	DE	57	LYS
26	DE	61	ARG
26	DE	67	ARG
26	DE	69	ARG
26	DE	77	ILE
26	DE	78	TRP
26	DE	108	ILE
26	DE	112	LEU
26	DE	117	ARG
26	DE	126	VAL
26	DE	139	LYS
26	DE	149	ILE
26	DE	157	LEU
26	DE	163	ASN
26	DE	164	LEU
26	DE	166	LYS
58	DF	47	LYS
58	DF	48	LEU
58	DF	49	LEU
58	DF	76	PHE
58	DF	94	ARG
58	DF	97	GLU
58	DF	110	ILE
58	DF	111	ARG
58	DF	113	PHE
58	DF	119	LYS
58	DF	133	GLU
58	DF	134	GLN
58	DF	135	ILE
58	DF	139	GLU
58	DF	142	TYR
58	DF	147	ARG
58	DF	151	LEU
58	DF	160	LYS

Continued on next page...

Continued from previous page...

Mol	Chain	Res	Type
58	DF	166	ARG
58	DF	169	LEU
58	DF	172	PHE
58	DF	177	ARG
28	DG	2	ARG
28	DG	18	ILE
28	DG	19	ASN
28	DG	34	ARG
28	DG	35	THR
28	DG	40	VAL
28	DG	51	PHE
28	DG	72	ASN
28	DG	84	LYS
28	DG	93	TYR
28	DG	120	ILE
28	DG	132	LEU
28	DG	162	ARG
28	DG	163	TYR
28	DG	166	GLU
28	DG	176	LYS
29	DH	8	LYS
29	DH	22	LYS
29	DH	25	TYR
29	DH	27	ARG
29	DH	28	ASN
29	DH	50	ARG
29	DH	57	LYS
29	DH	66	ASN
29	DH	68	ARG
29	DH	76	GLU
29	DH	86	ASP
29	DH	91	PHE
29	DH	104	THR
29	DH	109	GLU
29	DH	132	PHE
29	DH	144	VAL
30	DI	7	TYR
30	DI	16	MET
30	DI	30	GLN
30	DI	58	ILE
30	DI	72	THR
30	DI	93	ASN

Continued on next page...

Continued from previous page...

Mol	Chain	Res	Type
31	DJ	25	LEU
31	DJ	36	LEU
31	DJ	47	HIS
31	DJ	52	ASP
31	DJ	57	LEU
31	DJ	81	ILE
31	DJ	92	MET
31	DJ	95	ARG
31	DJ	99	ARG
31	DJ	101	ILE
31	DJ	106	LYS
31	DJ	129	GLU
31	DJ	139	VAL
32	DK	3	GLN
32	DK	6	THR
32	DK	7	MET
32	DK	9	ASN
32	DK	13	ASN
32	DK	21	CYS
32	DK	25	LEU
32	DK	39	ILE
32	DK	41	ILE
32	DK	47	ILE
32	DK	49	ARG
32	DK	54	LYS
32	DK	65	THR
32	DK	77	ILE
32	DK	79	PHE
32	DK	100	PHE
32	DK	105	ARG
32	DK	106	GLU
32	DK	107	LEU
32	DK	111	LYS
32	DK	114	LYS
33	DL	3	LEU
33	DL	4	ASN
33	DL	6	LEU
33	DL	47	ARG
33	DL	69	ARG
33	DL	79	LEU
33	DL	82	LEU
33	DL	99	ASN

Continued on next page...

Continued from previous page...

Mol	Chain	Res	Type
33	DL	103	ILE
33	DL	111	ILE
33	DL	112	LEU
33	DL	141	LYS
33	DL	143	GLU
34	DM	8	LYS
34	DM	38	ARG
34	DM	78	LEU
34	DM	97	GLN
34	DM	105	MET
34	DM	115	GLU
35	DN	14	SER
35	DN	18	GLN
35	DN	21	PHE
35	DN	29	VAL
35	DN	33	ILE
35	DN	40	LYS
35	DN	46	ARG
35	DN	53	THR
35	DN	62	ASN
35	DN	63	ARG
35	DN	67	PHE
35	DN	69	ARG
35	DN	75	ILE
35	DN	90	ARG
35	DN	94	TYR
35	DN	95	THR
35	DN	97	ILE
35	DN	98	LEU
35	DN	107	ASN
35	DN	114	GLU
36	DO	17	LYS
36	DO	31	THR
36	DO	63	LYS
36	DO	65	THR
36	DO	68	LYS
36	DO	90	VAL
36	DO	115	LEU
36	DO	117	PHE
37	DP	6	GLN
37	DP	7	LEU
37	DP	13	LYS

Continued on next page...

Continued from previous page...

Mol	Chain	Res	Type
37	DP	19	PHE
37	DP	28	LYS
37	DP	31	VAL
37	DP	83	ILE
37	DP	86	LYS
37	DP	95	LYS
37	DP	101	GLU
38	DQ	3	VAL
38	DQ	10	ARG
38	DQ	12	ARG
38	DQ	15	LYS
38	DQ	18	LYS
38	DQ	35	PHE
38	DQ	47	ARG
38	DQ	50	ARG
38	DQ	54	ARG
38	DQ	57	ARG
38	DQ	63	ARG
38	DQ	69	ARG
38	DQ	79	ILE
38	DQ	93	ILE
39	DR	6	GLN
39	DR	10	LYS
39	DR	13	ARG
39	DR	22	LEU
39	DR	37	GLU
39	DR	39	LEU
39	DR	48	LYS
39	DR	58	VAL
39	DR	80	ARG
39	DR	83	TYR
39	DR	86	GLN
39	DR	90	ARG
39	DR	93	PHE
40	DS	6	LYS
40	DS	9	HIS
40	DS	22	ASP
40	DS	23	LEU
40	DS	31	GLN
40	DS	45	VAL
40	DS	46	LEU
40	DS	66	ILE

Continued on next page...

Continued from previous page...

Mol	Chain	Res	Type
40	DS	70	LYS
40	DS	74	ILE
40	DS	76	VAL
40	DS	84	ARG
40	DS	86	MET
40	DS	88	ARG
41	DT	9	LYS
41	DT	12	ARG
41	DT	18	GLU
41	DT	48	GLN
41	DT	54	GLU
41	DT	64	LYS
42	DU	13	LEU
42	DU	20	LYS
42	DU	21	ARG
42	DU	40	LEU
42	DU	41	VAL
42	DU	45	GLN
42	DU	71	ILE
42	DU	85	ARG
42	DU	94	PHE
42	DU	95	PHE
43	DV	26	PHE
43	DV	40	ILE
43	DV	51	GLN
43	DV	61	LEU
43	DV	65	VAL
43	DV	69	GLU
43	DV	70	ILE
43	DV	76	ASP
44	DW	18	LYS
44	DW	20	LEU
44	DW	22	VAL
44	DW	25	PHE
44	DW	30	VAL
44	DW	35	ILE
44	DW	37	VAL
44	DW	39	GLN
44	DW	40	ARG
44	DW	58	LEU
44	DW	68	PHE
44	DW	76	ARG

Continued on next page...

Continued from previous page...

Mol	Chain	Res	Type
44	DW	77	LYS
44	DW	80	SER
44	DW	81	ILE
45	DX	5	GLN
45	DX	6	VAL
45	DX	26	ARG
45	DX	31	ASN
45	DX	46	VAL
45	DX	47	THR
45	DX	53	LYS
45	DX	63	ILE
45	DX	73	ARG
45	DX	77	TYR
46	DY	1	MET
46	DY	4	LYS
46	DY	28	LEU
47	DZ	15	ARG
47	DZ	16	LEU
47	DZ	23	LEU
47	DZ	24	LEU
47	DZ	28	LEU
47	DZ	29	ARG
47	DZ	30	ARG
47	DZ	53	MET
48	D0	5	ASN
48	D0	9	ARG
48	D0	22	THR
48	D0	27	LEU
48	D0	41	HIS
48	D0	42	ILE
48	D0	49	ARG
49	D1	10	LEU
49	D1	20	TYR
49	D1	35	LEU
49	D1	44	GLN
50	D2	26	ASN
50	D2	33	ARG
50	D2	45	SER
51	D3	12	ARG
51	D3	14	LYS
51	D3	27	ASN
51	D3	28	LEU

Continued on next page...

Continued from previous page...

Mol	Chain	Res	Type
51	D3	29	ARG
51	D3	41	ARG
51	D3	46	LYS
51	D3	48	MET
51	D3	49	VAL
51	D3	51	LYS
51	D3	61	LEU
52	D4	2	LYS
52	D4	9	LYS
52	D4	13	ASN
52	D4	15	LYS
52	D4	17	VAL

Sometimes sidechains can be flipped to improve hydrogen bonding and reduce clashes. All (355) such sidechains are listed below:

Mol	Chain	Res	Type
2	AB	38	HIS
2	AB	57	ASN
2	AB	102	ASN
2	AB	108	GLN
2	AB	119	GLN
2	AB	167	HIS
2	AB	169	HIS
3	AC	5	HIS
3	AC	24	ASN
3	AC	68	HIS
3	AC	138	GLN
3	AC	139	ASN
4	AD	40	HIS
4	AD	53	GLN
4	AD	58	GLN
4	AD	70	GLN
4	AD	73	ASN
4	AD	84	ASN
4	AD	99	ASN
4	AD	119	HIS
4	AD	163	GLN
5	AE	11	GLN
5	AE	42	ASN
5	AE	69	ASN
5	AE	72	ASN
5	AE	77	ASN

Continued on next page...

Continued from previous page...

Mol	Chain	Res	Type
5	AE	121	ASN
6	AF	3	HIS
6	AF	11	HIS
6	AF	46	GLN
6	AF	52	ASN
6	AF	68	GLN
7	AG	67	ASN
7	AG	85	GLN
7	AG	121	ASN
7	AG	147	ASN
8	AH	3	GLN
8	AH	17	GLN
8	AH	20	ASN
8	AH	117	GLN
9	AI	3	ASN
9	AI	4	GLN
9	AI	74	GLN
9	AI	80	HIS
9	AI	125	GLN
10	AJ	20	GLN
10	AJ	35	GLN
10	AJ	56	HIS
10	AJ	64	GLN
11	AK	21	HIS
11	AK	23	HIS
11	AK	108	ASN
11	AK	118	ASN
12	AL	4	ASN
12	AL	45	ASN
12	AL	58	ASN
13	AM	7	ASN
14	AN	42	ASN
14	AN	48	GLN
14	AN	61	ASN
15	AO	19	ASN
15	AO	36	ASN
15	AO	37	HIS
15	AO	45	HIS
15	AO	61	GLN
16	AP	9	HIS
16	AP	29	ASN
16	AP	59	HIS

Continued on next page...

Continued from previous page...

Mol	Chain	Res	Type
17	AQ	44	HIS
17	AQ	46	HIS
17	AQ	49	ASN
18	AR	30	ASN
18	AR	73	HIS
19	AS	13	HIS
19	AS	42	ASN
20	AT	12	GLN
20	AT	47	GLN
20	AT	54	GLN
20	AT	60	GLN
20	AT	74	HIS
20	AT	77	ASN
21	AU	8	ASN
24	BC	20	ASN
24	BC	43	ASN
24	BC	59	GLN
24	BC	89	ASN
24	BC	114	GLN
24	BC	141	HIS
24	BC	152	GLN
24	BC	199	HIS
24	BC	225	ASN
24	BC	242	HIS
24	BC	250	GLN
24	BC	259	ASN
25	BD	32	ASN
25	BD	42	ASN
25	BD	58	ASN
25	BD	126	ASN
25	BD	130	GLN
25	BD	150	GLN
26	BE	29	HIS
26	BE	30	GLN
26	BE	62	GLN
26	BE	90	GLN
26	BE	97	ASN
26	BE	136	GLN
27	BF	4	HIS
27	BF	22	ASN
27	BF	26	GLN
27	BF	134	GLN

Continued on next page...

Continued from previous page...

Mol	Chain	Res	Type
28	BG	72	ASN
28	BG	100	ASN
28	BG	103	ASN
29	BH	18	GLN
29	BH	20	ASN
29	BH	28	ASN
29	BH	33	GLN
29	BH	43	ASN
29	BH	145	ASN
30	BI	5	GLN
30	BI	30	GLN
30	BI	110	GLN
31	BJ	40	HIS
31	BJ	58	ASN
31	BJ	76	HIS
31	BJ	77	HIS
31	BJ	80	HIS
31	BJ	128	ASN
31	BJ	130	HIS
32	BK	88	ASN
32	BK	89	ASN
33	BL	4	ASN
33	BL	54	GLN
33	BL	93	ASN
33	BL	104	GLN
34	BM	17	ASN
34	BM	88	ASN
34	BM	97	GLN
35	BN	9	GLN
35	BN	11	ASN
35	BN	18	GLN
35	BN	23	ASN
35	BN	62	ASN
35	BN	107	ASN
36	BO	19	GLN
36	BO	34	HIS
36	BO	38	GLN
36	BO	100	HIS
37	BP	9	GLN
37	BP	11	GLN
37	BP	74	GLN
38	BQ	13	HIS

Continued on next page...

Continued from previous page...

Mol	Chain	Res	Type
38	BQ	51	GLN
38	BQ	65	ASN
39	BR	12	HIS
39	BR	18	GLN
39	BR	43	ASN
39	BR	66	HIS
40	BS	15	GLN
40	BS	57	ASN
40	BS	61	ASN
41	BT	48	GLN
41	BT	70	HIS
41	BT	72	GLN
41	BT	91	GLN
42	BU	52	ASN
42	BU	65	GLN
42	BU	73	ASN
43	BV	5	ASN
43	BV	44	HIS
43	BV	51	GLN
43	BV	80	HIS
43	BV	88	HIS
44	BW	11	ASN
44	BW	39	GLN
44	BW	49	ASN
45	BX	5	GLN
45	BX	22	ASN
46	BY	15	ASN
46	BY	27	ASN
46	BY	41	HIS
47	BZ	8	GLN
48	B0	3	GLN
48	B0	4	GLN
48	B0	41	HIS
50	B2	13	ASN
50	B2	16	HIS
51	B3	25	HIS
51	B3	27	ASN
52	B4	13	ASN
52	B4	33	HIS
52	B4	35	GLN
2	CB	18	GLN
2	CB	38	HIS

Continued on next page...

Continued from previous page...

Mol	Chain	Res	Type
2	CB	169	HIS
2	CB	176	ASN
3	CC	2	GLN
3	CC	7	ASN
3	CC	18	ASN
3	CC	31	ASN
3	CC	68	HIS
3	CC	139	ASN
3	CC	175	HIS
3	CC	184	ASN
4	CD	70	GLN
4	CD	84	ASN
4	CD	115	GLN
4	CD	119	HIS
4	CD	125	ASN
4	CD	151	GLN
4	CD	163	GLN
5	CE	11	GLN
5	CE	69	ASN
5	CE	76	ASN
5	CE	121	ASN
5	CE	131	ASN
6	CF	11	HIS
6	CF	55	HIS
6	CF	58	HIS
6	CF	81	ASN
54	CG	67	ASN
54	CG	85	GLN
8	CH	3	GLN
8	CH	17	GLN
8	CH	75	GLN
9	CI	3	ASN
9	CI	4	GLN
9	CI	49	GLN
9	CI	74	GLN
9	CI	109	GLN
9	CI	125	GLN
10	CJ	70	HIS
11	CK	21	HIS
11	CK	27	ASN
11	CK	117	HIS
12	CL	4	ASN

Continued on next page...

Continued from previous page...

Mol	Chain	Res	Type
12	CL	5	GLN
12	CL	19	ASN
12	CL	72	ASN
12	CL	74	GLN
12	CL	111	GLN
55	CM	90	HIS
14	CN	65	GLN
15	CO	27	GLN
15	CO	36	ASN
15	CO	45	HIS
15	CO	79	GLN
56	CP	18	GLN
56	CP	26	ASN
17	CQ	44	HIS
17	CQ	49	ASN
19	CS	51	HIS
19	CS	52	ASN
19	CS	56	HIS
20	CT	12	GLN
20	CT	54	GLN
20	CT	60	GLN
20	CT	81	GLN
24	DC	43	ASN
24	DC	57	HIS
24	DC	59	GLN
24	DC	89	ASN
24	DC	116	GLN
24	DC	133	ASN
24	DC	141	HIS
24	DC	162	GLN
24	DC	242	HIS
25	DD	32	ASN
25	DD	36	GLN
25	DD	49	GLN
25	DD	58	ASN
25	DD	136	ASN
25	DD	185	ASN
26	DE	29	HIS
26	DE	30	GLN
26	DE	62	GLN
58	DF	126	ASN
28	DG	19	ASN

Continued on next page...

Continued from previous page...

Mol	Chain	Res	Type
28	DG	37	ASN
28	DG	44	HIS
28	DG	138	GLN
29	DH	2	GLN
29	DH	28	ASN
29	DH	66	ASN
30	DI	42	ASN
30	DI	93	ASN
30	DI	106	GLN
31	DJ	40	HIS
31	DJ	136	GLN
31	DJ	138	GLN
32	DK	3	GLN
32	DK	9	ASN
32	DK	13	ASN
32	DK	89	ASN
33	DL	4	ASN
33	DL	54	GLN
34	DM	3	GLN
34	DM	13	HIS
35	DN	3	HIS
35	DN	16	HIS
35	DN	31	HIS
35	DN	73	ASN
36	DO	29	HIS
36	DO	34	HIS
36	DO	38	GLN
37	DP	2	ASN
37	DP	6	GLN
37	DP	9	GLN
37	DP	65	ASN
37	DP	114	ASN
38	DQ	19	GLN
38	DQ	71	ASN
38	DQ	80	ASN
39	DR	6	GLN
39	DR	12	HIS
39	DR	43	ASN
39	DR	66	HIS
39	DR	82	HIS
39	DR	86	GLN
39	DR	87	GLN

Continued on next page...

Continued from previous page...

Mol	Chain	Res	Type
40	DS	31	GLN
40	DS	57	ASN
41	DT	15	HIS
41	DT	48	GLN
41	DT	70	HIS
41	DT	92	ASN
42	DU	44	HIS
42	DU	45	GLN
42	DU	52	ASN
42	DU	53	GLN
42	DU	68	ASN
43	DV	24	ASN
43	DV	51	GLN
43	DV	80	HIS
43	DV	88	HIS
44	DW	11	ASN
44	DW	56	HIS
45	DX	15	ASN
45	DX	22	ASN
45	DX	31	ASN
46	DY	15	ASN
46	DY	20	ASN
46	DY	41	HIS
46	DY	58	ASN
47	DZ	19	HIS
48	D0	5	ASN
48	D0	41	HIS
50	D2	6	GLN
50	D2	16	HIS
50	D2	26	ASN
51	D3	25	HIS
51	D3	27	ASN
51	D3	30	HIS
51	D3	42	HIS
52	D4	37	GLN

5.3.3 RNA

Mol	Chain	Analysed	Backbone Outliers	Pucker Outliers
1	AA	1532/1533 (99%)	482 (31%)	233 (15%)
22	BA	2850/2903 (98%)	900 (31%)	473 (16%)

Continued on next page...

Continued from previous page...

Mol	Chain	Analysed	Backbone Outliers	Pucker Outliers
22	DA	2839/2903 (97%)	1062 (37%)	506 (17%)
23	BB	117/118 (99%)	32 (27%)	18 (15%)
53	CA	1529/1530 (99%)	548 (35%)	236 (15%)
57	DB	116/117 (99%)	38 (32%)	15 (12%)
All	All	8983/9104 (98%)	3062 (34%)	1481 (16%)

All (3062) RNA backbone outliers are listed below:

Mol	Chain	Res	Type
1	AA	5	U
1	AA	6	G
1	AA	7	A
1	AA	8	A
1	AA	9	G
1	AA	13	U
1	AA	14	U
1	AA	22	G
1	AA	31	G
1	AA	32	A
1	AA	33	A
1	AA	39	G
1	AA	47	C
1	AA	48	C
1	AA	50	A
1	AA	51	A
1	AA	52	C
1	AA	61	G
1	AA	62	U
1	AA	65	A
1	AA	66	A
1	AA	67	C
1	AA	70	U
1	AA	71	A
1	AA	73	C
1	AA	74	A
1	AA	75	G
1	AA	76	G
1	AA	77	A
1	AA	79	G
1	AA	82	G
1	AA	83	C
1	AA	85	U

Continued on next page...

Continued from previous page...

Mol	Chain	Res	Type
1	AA	86	G
1	AA	87	C
1	AA	88	U
1	AA	89	U
1	AA	90	C
1	AA	91	U
1	AA	92	U
1	AA	93	U
1	AA	94	G
1	AA	95	C
1	AA	97	G
1	AA	98	A
1	AA	109	A
1	AA	110	C
1	AA	111	G
1	AA	116	A
1	AA	117	G
1	AA	119	A
1	AA	120	A
1	AA	121	U
1	AA	122	G
1	AA	127	G
1	AA	129	A
1	AA	130	A
1	AA	131	A
1	AA	132	C
1	AA	141	G
1	AA	143	A
1	AA	156	C
1	AA	159	G
1	AA	163	C
1	AA	164	G
1	AA	174	A
1	AA	175	C
1	AA	176	C
1	AA	177	G
1	AA	181	A
1	AA	182	A
1	AA	183	C
1	AA	184	G
1	AA	185	U
1	AA	198	G

Continued on next page...

Continued from previous page...

Mol	Chain	Res	Type
1	AA	199	A
1	AA	200	G
1	AA	202	G
1	AA	205	A
1	AA	207	C
1	AA	209	U
1	AA	210	C
1	AA	211	G
1	AA	212	G
1	AA	214	C
1	AA	219	U
1	AA	232	G
1	AA	240	G
1	AA	243	A
1	AA	244	U
1	AA	245	U
1	AA	247	G
1	AA	250	A
1	AA	251	G
1	AA	252	U
1	AA	253	A
1	AA	258	G
1	AA	266	G
1	AA	267	C
1	AA	268	U
1	AA	269	C
1	AA	273	U
1	AA	274	A
1	AA	275	G
1	AA	276	G
1	AA	279	A
1	AA	280	C
1	AA	285	C
1	AA	289	G
1	AA	294	U
1	AA	305	G
1	AA	306	A
1	AA	316	C
1	AA	320	A
1	AA	321	A
1	AA	328	C
1	AA	329	A

Continued on next page...

Continued from previous page...

Mol	Chain	Res	Type
1	AA	330	C
1	AA	331	G
1	AA	332	G
1	AA	344	A
1	AA	345	C
1	AA	346	G
1	AA	347	G
1	AA	352	C
1	AA	353	A
1	AA	354	G
1	AA	356	A
1	AA	367	U
1	AA	368	U
1	AA	369	G
1	AA	370	C
1	AA	373	A
1	AA	384	G
1	AA	389	A
1	AA	392	C
1	AA	398	U
1	AA	406	G
1	AA	411	A
1	AA	412	A
1	AA	413	G
1	AA	414	A
1	AA	415	A
1	AA	421	U
1	AA	422	C
1	AA	423	G
1	AA	424	G
1	AA	428	G
1	AA	429	U
1	AA	430	A
1	AA	431	A
1	AA	438	U
1	AA	439	U
1	AA	451	A
1	AA	452	A
1	AA	453	G
1	AA	458	U
1	AA	459	A
1	AA	461	A

Continued on next page...

Continued from previous page...

Mol	Chain	Res	Type
1	AA	462	G
1	AA	463	U
1	AA	466	A
1	AA	467	U
1	AA	468	A
1	AA	469	C
1	AA	478	A
1	AA	481	G
1	AA	482	A
1	AA	484	G
1	AA	485	U
1	AA	486	U
1	AA	487	A
1	AA	488	C
1	AA	496	A
1	AA	497	G
1	AA	498	A
1	AA	499	A
1	AA	500	G
1	AA	501	C
1	AA	508	U
1	AA	509	A
1	AA	511	C
1	AA	512	U
1	AA	513	C
1	AA	517	G
1	AA	518	C
1	AA	519	C
1	AA	520	A
1	AA	527	G
1	AA	532	A
1	AA	533	A
1	AA	534	U
1	AA	535	A
1	AA	536	C
1	AA	537	G
1	AA	546	A
1	AA	548	G
1	AA	549	C
1	AA	556	C
1	AA	559	A
1	AA	560	A

Continued on next page...

Continued from previous page...

Mol	Chain	Res	Type
1	AA	562	U
1	AA	563	A
1	AA	564	C
1	AA	565	U
1	AA	566	G
1	AA	567	G
1	AA	568	G
1	AA	572	A
1	AA	573	A
1	AA	575	G
1	AA	576	C
1	AA	577	G
1	AA	579	A
1	AA	588	G
1	AA	595	A
1	AA	596	A
1	AA	597	G
1	AA	642	A
1	AA	643	C
1	AA	650	G
1	AA	653	U
1	AA	654	G
1	AA	655	A
1	AA	665	A
1	AA	682	G
1	AA	688	G
1	AA	689	C
1	AA	698	G
1	AA	701	U
1	AA	702	A
1	AA	703	G
1	AA	717	U
1	AA	718	A
1	AA	719	C
1	AA	721	G
1	AA	722	G
1	AA	723	U
1	AA	724	G
1	AA	725	G
1	AA	731	G
1	AA	748	G
1	AA	753	A

Continued on next page...

Continued from previous page...

Mol	Chain	Res	Type
1	AA	754	C
1	AA	755	G
1	AA	756	C
1	AA	776	G
1	AA	777	A
1	AA	787	A
1	AA	792	A
1	AA	793	U
1	AA	794	A
1	AA	795	C
1	AA	798	U
1	AA	802	A
1	AA	812	G
1	AA	813	U
1	AA	814	A
1	AA	815	A
1	AA	816	A
1	AA	817	C
1	AA	818	G
1	AA	828	U
1	AA	829	G
1	AA	832	G
1	AA	841	C
1	AA	843	U
1	AA	845	A
1	AA	846	G
1	AA	849	G
1	AA	859	G
1	AA	861	G
1	AA	870	U
1	AA	871	U
1	AA	874	G
1	AA	875	U
1	AA	885	G
1	AA	889	A
1	AA	890	G
1	AA	910	C
1	AA	914	A
1	AA	915	A
1	AA	926	G
1	AA	927	G
1	AA	934	C

Continued on next page...

Continued from previous page...

Mol	Chain	Res	Type
1	AA	935	A
1	AA	936	C
1	AA	960	U
1	AA	961	U
1	AA	962	C
1	AA	966	G
1	AA	967	C
1	AA	968	A
1	AA	969	A
1	AA	971	G
1	AA	972	C
1	AA	973	G
1	AA	974	A
1	AA	975	A
1	AA	976	G
1	AA	977	A
1	AA	982	U
1	AA	983	A
1	AA	984	C
1	AA	985	C
1	AA	987	G
1	AA	989	U
1	AA	992	U
1	AA	993	G
1	AA	994	A
1	AA	995	C
1	AA	1003	G
1	AA	1004	A
1	AA	1008	U
1	AA	1017	U
1	AA	1018	G
1	AA	1022	A
1	AA	1029	U
1	AA	1030	U
1	AA	1031	C
1	AA	1032	G
1	AA	1033	G
1	AA	1034	G
1	AA	1037	C
1	AA	1050	G
1	AA	1051	C
1	AA	1052	U

Continued on next page...

Continued from previous page...

Mol	Chain	Res	Type
1	AA	1053	G
1	AA	1054	C
1	AA	1064	G
1	AA	1065	U
1	AA	1066	C
1	AA	1068	G
1	AA	1069	C
1	AA	1085	U
1	AA	1086	U
1	AA	1087	G
1	AA	1088	G
1	AA	1094	G
1	AA	1101	A
1	AA	1102	A
1	AA	1103	C
1	AA	1104	G
1	AA	1113	C
1	AA	1124	G
1	AA	1125	U
1	AA	1126	U
1	AA	1127	G
1	AA	1128	C
1	AA	1130	A
1	AA	1131	G
1	AA	1133	G
1	AA	1135	U
1	AA	1137	C
1	AA	1138	G
1	AA	1140	C
1	AA	1141	C
1	AA	1142	G
1	AA	1144	G
1	AA	1145	A
1	AA	1146	A
1	AA	1152	A
1	AA	1153	G
1	AA	1158	C
1	AA	1159	U
1	AA	1160	G
1	AA	1161	C
1	AA	1162	C
1	AA	1167	A

Continued on next page...

Continued from previous page...

Mol	Chain	Res	Type
1	AA	1168	U
1	AA	1169	A
1	AA	1170	A
1	AA	1181	G
1	AA	1182	G
1	AA	1183	U
1	AA	1184	G
1	AA	1191	A
1	AA	1192	C
1	AA	1193	G
1	AA	1196	A
1	AA	1197	A
1	AA	1198	G
1	AA	1200	C
1	AA	1201	A
1	AA	1202	U
1	AA	1203	C
1	AA	1212	U
1	AA	1213	A
1	AA	1215	G
1	AA	1216	A
1	AA	1224	U
1	AA	1225	A
1	AA	1226	C
1	AA	1227	A
1	AA	1228	C
1	AA	1229	A
1	AA	1230	C
1	AA	1238	A
1	AA	1239	A
1	AA	1240	U
1	AA	1241	G
1	AA	1242	G
1	AA	1256	A
1	AA	1257	A
1	AA	1258	G
1	AA	1259	C
1	AA	1275	A
1	AA	1278	G
1	AA	1279	G
1	AA	1280	A
1	AA	1282	C

Continued on next page...

Continued from previous page...

Mol	Chain	Res	Type
1	AA	1283	U
1	AA	1285	A
1	AA	1286	U
1	AA	1287	A
1	AA	1293	C
1	AA	1299	A
1	AA	1303	C
1	AA	1304	G
1	AA	1305	G
1	AA	1308	U
1	AA	1317	C
1	AA	1318	A
1	AA	1320	C
1	AA	1321	U
1	AA	1322	C
1	AA	1323	G
1	AA	1324	A
1	AA	1325	C
1	AA	1332	A
1	AA	1333	A
1	AA	1337	G
1	AA	1338	G
1	AA	1346	A
1	AA	1348	U
1	AA	1349	A
1	AA	1350	A
1	AA	1353	G
1	AA	1362	A
1	AA	1364	U
1	AA	1365	G
1	AA	1366	C
1	AA	1370	G
1	AA	1380	U
1	AA	1381	U
1	AA	1382	C
1	AA	1395	C
1	AA	1398	A
1	AA	1399	C
1	AA	1400	C
1	AA	1406	U
1	AA	1411	C
1	AA	1433	A

Continued on next page...

Continued from previous page...

Mol	Chain	Res	Type
1	AA	1434	A
1	AA	1441	A
1	AA	1446	A
1	AA	1448	C
1	AA	1452	C
1	AA	1453	G
1	AA	1454	G
1	AA	1455	G
1	AA	1469	C
1	AA	1470	U
1	AA	1476	A
1	AA	1480	A
1	AA	1492	A
1	AA	1493	A
1	AA	1494	G
1	AA	1497	G
1	AA	1499	A
1	AA	1502	A
1	AA	1503	A
1	AA	1505	G
1	AA	1506	U
1	AA	1507	A
1	AA	1508	A
1	AA	1517	G
1	AA	1528	U
1	AA	1529	G
1	AA	1530	G
1	AA	1531	A
1	AA	1532	U
22	BA	10	A
22	BA	12	U
22	BA	13	A
22	BA	14	A
22	BA	15	G
22	BA	27	G
22	BA	28	A
22	BA	33	C
22	BA	34	U
22	BA	35	G
22	BA	42	A
22	BA	43	G
22	BA	46	G

Continued on next page...

Continued from previous page...

Mol	Chain	Res	Type
22	BA	49	A
22	BA	50	U
22	BA	52	A
22	BA	53	A
22	BA	61	C
22	BA	63	A
22	BA	64	A
22	BA	70	G
22	BA	71	A
22	BA	74	A
22	BA	75	G
22	BA	76	C
22	BA	80	G
22	BA	82	U
22	BA	84	A
22	BA	85	G
22	BA	92	U
22	BA	93	G
22	BA	98	G
22	BA	101	A
22	BA	116	C
22	BA	118	A
22	BA	119	A
22	BA	120	U
22	BA	126	A
22	BA	127	A
22	BA	131	A
22	BA	135	U
22	BA	136	G
22	BA	137	U
22	BA	138	U
22	BA	139	U
22	BA	140	C
22	BA	141	G
22	BA	142	A
22	BA	143	C
22	BA	144	A
22	BA	149	A
22	BA	162	U
22	BA	163	C
22	BA	164	C
22	BA	165	A

Continued on next page...

Continued from previous page...

Mol	Chain	Res	Type
22	BA	166	U
22	BA	177	G
22	BA	178	G
22	BA	188	G
22	BA	193	U
22	BA	196	A
22	BA	197	A
22	BA	199	A
22	BA	200	U
22	BA	201	C
22	BA	204	A
22	BA	205	G
22	BA	206	U
22	BA	207	A
22	BA	216	A
22	BA	221	A
22	BA	222	A
22	BA	223	A
22	BA	227	A
22	BA	228	C
22	BA	229	C
22	BA	230	G
22	BA	231	A
22	BA	233	A
22	BA	242	G
22	BA	243	U
22	BA	244	A
22	BA	248	G
22	BA	249	C
22	BA	250	G
22	BA	255	A
22	BA	264	C
22	BA	265	A
22	BA	266	G
22	BA	267	C
22	BA	268	C
22	BA	271	G
22	BA	272	A
22	BA	273	G
22	BA	274	C
22	BA	276	U
22	BA	278	A

Continued on next page...

Continued from previous page...

Mol	Chain	Res	Type
22	BA	281	C
22	BA	285	G
22	BA	291	G
22	BA	301	G
22	BA	302	C
22	BA	303	G
22	BA	310	A
22	BA	311	A
22	BA	312	G
22	BA	313	G
22	BA	322	A
22	BA	329	G
22	BA	330	A
22	BA	345	A
22	BA	346	A
22	BA	347	A
22	BA	349	U
22	BA	353	C
22	BA	359	G
22	BA	361	G
22	BA	362	A
22	BA	371	A
22	BA	372	G
22	BA	373	U
22	BA	383	C
22	BA	386	G
22	BA	387	U
22	BA	388	G
22	BA	389	G
22	BA	391	A
22	BA	392	U
22	BA	395	U
22	BA	396	G
22	BA	404	A
22	BA	405	U
22	BA	411	G
22	BA	412	A
22	BA	413	C
22	BA	422	A
22	BA	423	A
22	BA	424	G
22	BA	435	C

Continued on next page...

Continued from previous page...

Mol	Chain	Res	Type
22	BA	436	C
22	BA	443	A
22	BA	449	A
22	BA	451	U
22	BA	455	C
22	BA	457	A
22	BA	460	A
22	BA	467	G
22	BA	475	C
22	BA	476	G
22	BA	477	A
22	BA	479	A
22	BA	480	A
22	BA	481	G
22	BA	482	A
22	BA	489	G
22	BA	490	C
22	BA	491	G
22	BA	504	A
22	BA	505	A
22	BA	506	G
22	BA	507	A
22	BA	508	A
22	BA	509	C
22	BA	510	C
22	BA	512	G
22	BA	513	A
22	BA	514	A
22	BA	528	A
22	BA	529	A
22	BA	530	G
22	BA	531	C
22	BA	532	A
22	BA	533	G
22	BA	537	G
22	BA	538	A
22	BA	544	C
22	BA	546	U
22	BA	547	A
22	BA	548	G
22	BA	549	G
22	BA	550	C

Continued on next page...

Continued from previous page...

Mol	Chain	Res	Type
22	BA	556	A
22	BA	560	C
22	BA	563	A
22	BA	572	A
22	BA	573	U
22	BA	575	A
22	BA	576	U
22	BA	586	A
22	BA	587	C
22	BA	588	U
22	BA	603	A
22	BA	604	G
22	BA	605	G
22	BA	613	A
22	BA	614	A
22	BA	615	U
22	BA	616	A
22	BA	617	G
22	BA	618	G
22	BA	621	A
22	BA	622	G
22	BA	627	A
22	BA	628	G
22	BA	631	A
22	BA	634	C
22	BA	637	A
22	BA	638	G
22	BA	639	U
22	BA	645	C
22	BA	646	U
22	BA	647	G
22	BA	648	G
22	BA	653	U
22	BA	654	A
22	BA	655	A
22	BA	656	G
22	BA	666	A
22	BA	669	G
22	BA	670	A
22	BA	671	C
22	BA	685	A
22	BA	686	U

Continued on next page...

Continued from previous page...

Mol	Chain	Res	Type
22	BA	687	C
22	BA	688	U
22	BA	705	A
22	BA	706	A
22	BA	714	U
22	BA	717	C
22	BA	726	G
22	BA	727	A
22	BA	728	G
22	BA	729	G
22	BA	730	A
22	BA	738	G
22	BA	740	C
22	BA	746	U
22	BA	747	U
22	BA	748	G
22	BA	752	A
22	BA	753	A
22	BA	763	G
22	BA	764	A
22	BA	765	C
22	BA	766	U
22	BA	775	G
22	BA	776	G
22	BA	777	G
22	BA	782	A
22	BA	783	A
22	BA	784	G
22	BA	785	G
22	BA	788	A
22	BA	789	A
22	BA	791	C
22	BA	792	A
22	BA	801	G
22	BA	805	G
22	BA	806	C
22	BA	807	U
22	BA	811	U
22	BA	812	C
22	BA	819	A
22	BA	827	U
22	BA	828	U

Continued on next page...

Continued from previous page...

Mol	Chain	Res	Type
22	BA	829	A
22	BA	830	G
22	BA	845	A
22	BA	846	U
22	BA	847	U
22	BA	858	G
22	BA	859	G
22	BA	860	U
22	BA	861	A
22	BA	865	C
22	BA	866	A
22	BA	868	U
22	BA	876	C
22	BA	878	A
22	BA	896	A
22	BA	897	C
22	BA	901	C
22	BA	910	A
22	BA	913	U
22	BA	914	G
22	BA	915	C
22	BA	916	G
22	BA	919	U
22	BA	932	U
22	BA	933	A
22	BA	934	U
22	BA	941	A
22	BA	945	A
22	BA	946	C
22	BA	947	A
22	BA	958	U
22	BA	959	A
22	BA	961	C
22	BA	962	G
22	BA	968	C
22	BA	973	A
22	BA	974	G
22	BA	983	A
22	BA	984	A
22	BA	985	C
22	BA	989	G
22	BA	990	A

Continued on next page...

Continued from previous page...

Mol	Chain	Res	Type
22	BA	995	C
22	BA	996	A
22	BA	997	G
22	BA	1004	U
22	BA	1005	C
22	BA	1008	A
22	BA	1009	A
22	BA	1011	G
22	BA	1012	U
22	BA	1013	C
22	BA	1021	A
22	BA	1022	G
22	BA	1023	U
22	BA	1024	G
22	BA	1025	G
22	BA	1026	G
22	BA	1027	A
22	BA	1033	U
22	BA	1034	G
22	BA	1040	A
22	BA	1044	C
22	BA	1046	A
22	BA	1047	G
22	BA	1057	A
22	BA	1060	U
22	BA	1061	U
22	BA	1062	G
22	BA	1063	G
22	BA	1064	C
22	BA	1065	U
22	BA	1066	U
22	BA	1070	A
22	BA	1071	G
22	BA	1072	C
22	BA	1073	A
22	BA	1074	G
22	BA	1078	U
22	BA	1083	U
22	BA	1084	A
22	BA	1088	A
22	BA	1098	A
22	BA	1104	C

Continued on next page...

Continued from previous page...

Mol	Chain	Res	Type
22	BA	1111	A
22	BA	1112	G
22	BA	1113	U
22	BA	1115	G
22	BA	1127	A
22	BA	1129	A
22	BA	1130	U
22	BA	1132	U
22	BA	1133	A
22	BA	1135	C
22	BA	1136	G
22	BA	1139	G
22	BA	1142	A
22	BA	1151	A
22	BA	1154	G
22	BA	1155	A
22	BA	1156	A
22	BA	1157	G
22	BA	1167	C
22	BA	1168	G
22	BA	1170	C
22	BA	1172	C
22	BA	1175	A
22	BA	1176	U
22	BA	1180	U
22	BA	1181	U
22	BA	1182	G
22	BA	1185	G
22	BA	1186	G
22	BA	1204	A
22	BA	1205	A
22	BA	1206	G
22	BA	1210	G
22	BA	1211	C
22	BA	1213	A
22	BA	1218	G
22	BA	1236	G
22	BA	1237	A
22	BA	1238	G
22	BA	1247	A
22	BA	1248	G
22	BA	1249	U

Continued on next page...

Continued from previous page...

Mol	Chain	Res	Type
22	BA	1250	G
22	BA	1251	C
22	BA	1253	A
22	BA	1255	U
22	BA	1256	G
22	BA	1266	G
22	BA	1268	A
22	BA	1271	G
22	BA	1272	A
22	BA	1273	U
22	BA	1275	A
22	BA	1276	A
22	BA	1277	G
22	BA	1287	A
22	BA	1288	G
22	BA	1289	C
22	BA	1290	C
22	BA	1293	C
22	BA	1300	G
22	BA	1301	A
22	BA	1303	G
22	BA	1305	C
22	BA	1320	C
22	BA	1321	A
22	BA	1322	A
22	BA	1324	G
22	BA	1325	U
22	BA	1326	U
22	BA	1327	A
22	BA	1329	U
22	BA	1330	C
22	BA	1331	G
22	BA	1332	G
22	BA	1333	G
22	BA	1336	A
22	BA	1341	G
22	BA	1343	G
22	BA	1344	U
22	BA	1349	C
22	BA	1352	U
22	BA	1359	A
22	BA	1363	C

Continued on next page...

Continued from previous page...

Mol	Chain	Res	Type
22	BA	1365	A
22	BA	1368	G
22	BA	1379	U
22	BA	1380	G
22	BA	1383	A
22	BA	1385	A
22	BA	1386	C
22	BA	1395	A
22	BA	1397	U
22	BA	1398	C
22	BA	1399	C
22	BA	1403	A
22	BA	1415	U
22	BA	1416	G
22	BA	1417	C
22	BA	1418	G
22	BA	1419	A
22	BA	1420	A
22	BA	1427	A
22	BA	1428	C
22	BA	1429	G
22	BA	1430	G
22	BA	1434	A
22	BA	1437	C
22	BA	1440	U
22	BA	1451	C
22	BA	1452	G
22	BA	1453	A
22	BA	1455	G
22	BA	1456	G
22	BA	1458	U
22	BA	1459	G
22	BA	1460	U
22	BA	1461	C
22	BA	1467	U
22	BA	1475	G
22	BA	1476	U
22	BA	1477	A
22	BA	1482	G
22	BA	1483	G
22	BA	1490	A
22	BA	1491	G

Continued on next page...

Continued from previous page...

Mol	Chain	Res	Type
22	BA	1492	G
22	BA	1494	A
22	BA	1495	A
22	BA	1497	U
22	BA	1498	C
22	BA	1499	C
22	BA	1500	G
22	BA	1504	A
22	BA	1508	A
22	BA	1509	A
22	BA	1510	G
22	BA	1511	G
22	BA	1515	A
22	BA	1522	A
22	BA	1523	U
22	BA	1533	C
22	BA	1534	U
22	BA	1535	A
22	BA	1536	C
22	BA	1537	G
22	BA	1538	G
22	BA	1539	U
22	BA	1555	G
22	BA	1558	C
22	BA	1559	U
22	BA	1560	G
22	BA	1561	C
22	BA	1565	C
22	BA	1566	A
22	BA	1569	A
22	BA	1578	U
22	BA	1581	G
22	BA	1583	A
22	BA	1584	U
22	BA	1585	C
22	BA	1602	U
22	BA	1603	A
22	BA	1606	C
22	BA	1607	C
22	BA	1608	A
22	BA	1610	A
22	BA	1612	C

Continued on next page...

Continued from previous page...

Mol	Chain	Res	Type
22	BA	1615	C
22	BA	1616	A
22	BA	1627	G
22	BA	1635	A
22	BA	1647	U
22	BA	1648	U
22	BA	1649	G
22	BA	1652	A
22	BA	1653	G
22	BA	1654	A
22	BA	1655	A
22	BA	1674	G
22	BA	1675	C
22	BA	1682	G
22	BA	1683	U
22	BA	1693	U
22	BA	1694	C
22	BA	1695	G
22	BA	1696	G
22	BA	1697	G
22	BA	1698	A
22	BA	1699	G
22	BA	1700	A
22	BA	1701	A
22	BA	1703	G
22	BA	1707	G
22	BA	1713	A
22	BA	1714	U
22	BA	1715	G
22	BA	1716	U
22	BA	1717	A
22	BA	1723	G
22	BA	1729	U
22	BA	1730	C
22	BA	1732	C
22	BA	1733	G
22	BA	1734	G
22	BA	1735	A
22	BA	1736	U
22	BA	1737	G
22	BA	1738	G
22	BA	1744	A

Continued on next page...

Continued from previous page...

Mol	Chain	Res	Type
22	BA	1758	U
22	BA	1759	A
22	BA	1760	C
22	BA	1764	C
22	BA	1773	A
22	BA	1776	G
22	BA	1780	A
22	BA	1782	U
22	BA	1783	A
22	BA	1784	A
22	BA	1785	A
22	BA	1786	A
22	BA	1787	A
22	BA	1788	C
22	BA	1800	C
22	BA	1801	A
22	BA	1802	A
22	BA	1808	A
22	BA	1809	A
22	BA	1815	A
22	BA	1816	C
22	BA	1818	U
22	BA	1819	A
22	BA	1821	A
22	BA	1822	C
22	BA	1827	U
22	BA	1829	A
22	BA	1839	G
22	BA	1840	G
22	BA	1848	A
22	BA	1849	G
22	BA	1857	G
22	BA	1858	A
22	BA	1859	U
22	BA	1865	U
22	BA	1866	A
22	BA	1867	G
22	BA	1869	G
22	BA	1871	A
22	BA	1872	A
22	BA	1873	G
22	BA	1876	A

Continued on next page...

Continued from previous page...

Mol	Chain	Res	Type
22	BA	1884	G
22	BA	1885	A
22	BA	1886	U
22	BA	1900	A
22	BA	1906	G
22	BA	1913	A
22	BA	1914	C
22	BA	1918	A
22	BA	1919	A
22	BA	1920	C
22	BA	1927	A
22	BA	1930	G
22	BA	1931	U
22	BA	1932	A
22	BA	1937	A
22	BA	1938	A
22	BA	1940	U
22	BA	1941	C
22	BA	1942	C
22	BA	1943	U
22	BA	1944	U
22	BA	1945	G
22	BA	1946	U
22	BA	1951	U
22	BA	1955	U
22	BA	1963	U
22	BA	1964	G
22	BA	1965	C
22	BA	1966	A
22	BA	1967	C
22	BA	1968	G
22	BA	1970	A
22	BA	1971	U
22	BA	1972	G
22	BA	1979	U
22	BA	1991	U
22	BA	1992	G
22	BA	1993	U
22	BA	1994	C
22	BA	1996	C
22	BA	1997	C
22	BA	1998	A

Continued on next page...

Continued from previous page...

Mol	Chain	Res	Type
22	BA	2006	C
22	BA	2018	G
22	BA	2022	U
22	BA	2023	C
22	BA	2030	A
22	BA	2031	A
22	BA	2032	G
22	BA	2033	A
22	BA	2035	G
22	BA	2036	C
22	BA	2043	C
22	BA	2049	G
22	BA	2051	A
22	BA	2052	A
22	BA	2055	C
22	BA	2056	G
22	BA	2060	A
22	BA	2061	G
22	BA	2062	A
22	BA	2063	C
22	BA	2064	C
22	BA	2066	C
22	BA	2068	U
22	BA	2069	G
22	BA	2072	C
22	BA	2078	C
22	BA	2093	G
22	BA	2096	C
22	BA	2104	C
22	BA	2106	U
22	BA	2107	G
22	BA	2109	U
22	BA	2110	G
22	BA	2134	A
22	BA	2135	A
22	BA	2136	G
22	BA	2137	U
22	BA	2138	G
22	BA	2140	G
22	BA	2143	C
22	BA	2144	G
22	BA	2145	C

Continued on next page...

Continued from previous page...

Mol	Chain	Res	Type
22	BA	2146	C
22	BA	2147	A
22	BA	2148	G
22	BA	2149	U
22	BA	2150	C
22	BA	2151	U
22	BA	2155	U
22	BA	2156	G
22	BA	2180	U
22	BA	2181	U
22	BA	2183	A
22	BA	2184	A
22	BA	2185	U
22	BA	2187	U
22	BA	2194	U
22	BA	2197	U
22	BA	2198	A
22	BA	2199	A
22	BA	2200	C
22	BA	2203	U
22	BA	2204	G
22	BA	2210	U
22	BA	2211	A
22	BA	2212	A
22	BA	2214	C
22	BA	2215	C
22	BA	2225	A
22	BA	2226	C
22	BA	2233	U
22	BA	2238	G
22	BA	2239	G
22	BA	2240	U
22	BA	2243	U
22	BA	2249	U
22	BA	2250	G
22	BA	2258	C
22	BA	2259	U
22	BA	2266	A
22	BA	2267	A
22	BA	2268	A
22	BA	2269	G
22	BA	2275	C

Continued on next page...

Continued from previous page...

Mol	Chain	Res	Type
22	BA	2276	G
22	BA	2278	A
22	BA	2283	C
22	BA	2284	A
22	BA	2287	A
22	BA	2288	A
22	BA	2297	A
22	BA	2305	U
22	BA	2307	G
22	BA	2308	G
22	BA	2309	A
22	BA	2310	C
22	BA	2312	U
22	BA	2320	U
22	BA	2321	U
22	BA	2322	A
22	BA	2325	G
22	BA	2326	C
22	BA	2327	A
22	BA	2333	A
22	BA	2334	U
22	BA	2335	A
22	BA	2336	A
22	BA	2337	G
22	BA	2345	G
22	BA	2347	C
22	BA	2348	U
22	BA	2350	C
22	BA	2358	A
22	BA	2361	G
22	BA	2382	G
22	BA	2383	G
22	BA	2384	U
22	BA	2385	C
22	BA	2391	G
22	BA	2392	A
22	BA	2393	U
22	BA	2402	U
22	BA	2403	C
22	BA	2406	A
22	BA	2407	A
22	BA	2408	U

Continued on next page...

Continued from previous page...

Mol	Chain	Res	Type
22	BA	2423	U
22	BA	2424	C
22	BA	2425	A
22	BA	2426	A
22	BA	2427	C
22	BA	2428	G
22	BA	2429	G
22	BA	2430	A
22	BA	2431	U
22	BA	2432	A
22	BA	2435	A
22	BA	2439	A
22	BA	2440	C
22	BA	2441	U
22	BA	2447	G
22	BA	2448	A
22	BA	2450	A
22	BA	2458	G
22	BA	2459	A
22	BA	2469	A
22	BA	2470	G
22	BA	2476	A
22	BA	2478	A
22	BA	2491	U
22	BA	2492	U
22	BA	2500	U
22	BA	2501	C
22	BA	2502	G
22	BA	2503	A
22	BA	2504	U
22	BA	2505	G
22	BA	2507	C
22	BA	2508	G
22	BA	2509	G
22	BA	2510	C
22	BA	2511	U
22	BA	2512	C
22	BA	2518	A
22	BA	2529	G
22	BA	2542	A
22	BA	2543	G
22	BA	2554	U

Continued on next page...

Continued from previous page...

Mol	Chain	Res	Type
22	BA	2555	U
22	BA	2566	A
22	BA	2567	G
22	BA	2573	C
22	BA	2574	G
22	BA	2585	U
22	BA	2586	U
22	BA	2603	G
22	BA	2609	U
22	BA	2610	C
22	BA	2611	C
22	BA	2612	C
22	BA	2613	U
22	BA	2614	A
22	BA	2615	U
22	BA	2616	C
22	BA	2630	G
22	BA	2638	G
22	BA	2645	G
22	BA	2646	C
22	BA	2654	A
22	BA	2655	G
22	BA	2661	G
22	BA	2663	G
22	BA	2673	G
22	BA	2681	C
22	BA	2682	A
22	BA	2684	U
22	BA	2690	U
22	BA	2691	C
22	BA	2712	C
22	BA	2713	U
22	BA	2714	G
22	BA	2716	C
22	BA	2717	C
22	BA	2724	U
22	BA	2725	A
22	BA	2726	A
22	BA	2727	A
22	BA	2728	U
22	BA	2729	G
22	BA	2730	C

Continued on next page...

Continued from previous page...

Mol	Chain	Res	Type
22	BA	2732	G
22	BA	2733	A
22	BA	2748	A
22	BA	2750	A
22	BA	2751	G
22	BA	2752	C
22	BA	2753	A
22	BA	2756	U
22	BA	2757	A
22	BA	2758	A
22	BA	2762	C
22	BA	2769	U
22	BA	2776	A
22	BA	2777	G
22	BA	2778	A
22	BA	2779	U
22	BA	2781	A
22	BA	2791	G
22	BA	2792	A
22	BA	2798	U
22	BA	2799	A
22	BA	2800	A
22	BA	2801	G
22	BA	2808	G
22	BA	2809	A
22	BA	2812	G
22	BA	2817	U
22	BA	2820	A
22	BA	2821	A
22	BA	2833	U
22	BA	2835	A
22	BA	2836	U
22	BA	2837	A
22	BA	2849	U
22	BA	2861	U
22	BA	2866	U
22	BA	2867	G
22	BA	2868	A
22	BA	2869	G
22	BA	2874	C
22	BA	2879	A
22	BA	2880	C

Continued on next page...

Continued from previous page...

Mol	Chain	Res	Type
22	BA	2883	A
22	BA	2884	U
22	BA	2886	A
22	BA	2894	G
22	BA	2895	G
23	BB	12	C
23	BB	13	G
23	BB	14	U
23	BB	15	A
23	BB	16	G
23	BB	24	G
23	BB	25	U
23	BB	30	C
23	BB	35	C
23	BB	37	C
23	BB	41	G
23	BB	42	C
23	BB	43	C
23	BB	44	G
23	BB	45	A
23	BB	52	A
23	BB	53	A
23	BB	56	G
23	BB	57	A
23	BB	58	A
23	BB	66	A
23	BB	67	G
23	BB	68	C
23	BB	87	U
23	BB	88	C
23	BB	89	U
23	BB	90	C
23	BB	91	C
23	BB	99	A
23	BB	108	A
23	BB	109	A
23	BB	110	C
53	CA	6	G
53	CA	7	A
53	CA	8	A
53	CA	9	G
53	CA	10	A

Continued on next page...

Continued from previous page...

Mol	Chain	Res	Type
53	CA	13	U
53	CA	14	U
53	CA	15	G
53	CA	16	A
53	CA	22	G
53	CA	31	G
53	CA	32	A
53	CA	33	A
53	CA	39	G
53	CA	40	C
53	CA	47	C
53	CA	48	C
53	CA	51	A
53	CA	52	C
53	CA	53	A
53	CA	61	G
53	CA	65	A
53	CA	66	A
53	CA	68	G
53	CA	69	G
53	CA	70	U
53	CA	71	A
53	CA	72	A
53	CA	73	C
53	CA	74	A
53	CA	76	G
53	CA	77	A
53	CA	80	A
53	CA	81	A
53	CA	82	G
53	CA	83	C
53	CA	85	U
53	CA	86	G
53	CA	87	C
53	CA	88	U
53	CA	89	U
53	CA	90	C
53	CA	91	U
53	CA	92	U
53	CA	93	U
53	CA	94	G
53	CA	95	C

Continued on next page...

Continued from previous page...

Mol	Chain	Res	Type
53	CA	96	U
53	CA	97	G
53	CA	98	A
53	CA	101	A
53	CA	110	C
53	CA	115	G
53	CA	116	A
53	CA	117	G
53	CA	119	A
53	CA	120	A
53	CA	121	U
53	CA	122	G
53	CA	130	A
53	CA	131	A
53	CA	132	C
53	CA	133	U
53	CA	141	G
53	CA	143	A
53	CA	144	G
53	CA	154	U
53	CA	155	A
53	CA	160	A
53	CA	164	G
53	CA	166	U
53	CA	174	A
53	CA	175	C
53	CA	177	G
53	CA	178	C
53	CA	181	A
53	CA	182	A
53	CA	184	G
53	CA	185	U
53	CA	195	A
53	CA	198	G
53	CA	199	A
53	CA	200	G
53	CA	201	G
53	CA	207	C
53	CA	208	U
53	CA	209	U
53	CA	210	C
53	CA	211	G

Continued on next page...

Continued from previous page...

Mol	Chain	Res	Type
53	CA	212	G
53	CA	213	G
53	CA	214	C
53	CA	239	U
53	CA	240	G
53	CA	241	G
53	CA	243	A
53	CA	244	U
53	CA	245	U
53	CA	247	G
53	CA	248	C
53	CA	249	U
53	CA	250	A
53	CA	251	G
53	CA	252	U
53	CA	253	A
53	CA	258	G
53	CA	266	G
53	CA	267	C
53	CA	268	U
53	CA	275	G
53	CA	276	G
53	CA	277	C
53	CA	278	G
53	CA	280	C
53	CA	282	A
53	CA	283	U
53	CA	289	G
53	CA	298	A
53	CA	301	G
53	CA	305	G
53	CA	306	A
53	CA	316	C
53	CA	317	U
53	CA	321	A
53	CA	328	C
53	CA	329	A
53	CA	330	C
53	CA	331	G
53	CA	332	G
53	CA	338	A
53	CA	344	A

Continued on next page...

Continued from previous page...

Mol	Chain	Res	Type
53	CA	345	C
53	CA	346	G
53	CA	347	G
53	CA	348	G
53	CA	349	A
53	CA	350	G
53	CA	351	G
53	CA	352	C
53	CA	353	A
53	CA	354	G
53	CA	365	U
53	CA	367	U
53	CA	369	G
53	CA	370	C
53	CA	372	C
53	CA	373	A
53	CA	374	A
53	CA	375	U
53	CA	381	C
53	CA	382	A
53	CA	384	G
53	CA	389	A
53	CA	390	U
53	CA	397	A
53	CA	398	U
53	CA	406	G
53	CA	411	A
53	CA	412	A
53	CA	413	G
53	CA	414	A
53	CA	415	A
53	CA	417	G
53	CA	421	U
53	CA	422	C
53	CA	423	G
53	CA	424	G
53	CA	425	G
53	CA	428	G
53	CA	429	U
53	CA	430	A
53	CA	431	A
53	CA	437	U

Continued on next page...

Continued from previous page...

Mol	Chain	Res	Type
53	CA	438	U
53	CA	439	U
53	CA	440	C
53	CA	452	A
53	CA	453	G
53	CA	454	G
53	CA	456	A
53	CA	457	G
53	CA	458	U
53	CA	461	A
53	CA	463	U
53	CA	464	U
53	CA	465	A
53	CA	466	A
53	CA	467	U
53	CA	468	A
53	CA	469	C
53	CA	474	G
53	CA	476	U
53	CA	478	A
53	CA	479	U
53	CA	481	G
53	CA	482	A
53	CA	483	C
53	CA	484	G
53	CA	485	U
53	CA	486	U
53	CA	487	A
53	CA	496	A
53	CA	497	G
53	CA	498	A
53	CA	499	A
53	CA	500	G
53	CA	501	C
53	CA	508	U
53	CA	509	A
53	CA	510	A
53	CA	511	C
53	CA	512	U
53	CA	513	C
53	CA	514	C
53	CA	517	G

Continued on next page...

Continued from previous page...

Mol	Chain	Res	Type
53	CA	518	C
53	CA	519	C
53	CA	520	A
53	CA	521	G
53	CA	522	C
53	CA	527	G
53	CA	528	C
53	CA	531	U
53	CA	532	A
53	CA	533	A
53	CA	534	U
53	CA	536	C
53	CA	548	G
53	CA	549	C
53	CA	559	A
53	CA	560	A
53	CA	562	U
53	CA	563	A
53	CA	564	C
53	CA	565	U
53	CA	566	G
53	CA	567	G
53	CA	568	G
53	CA	572	A
53	CA	573	A
53	CA	575	G
53	CA	576	C
53	CA	577	G
53	CA	578	C
53	CA	596	A
53	CA	597	G
53	CA	610	U
53	CA	631	C
53	CA	642	A
53	CA	643	C
53	CA	644	U
53	CA	653	U
53	CA	654	G
53	CA	655	A
53	CA	665	A
53	CA	688	G
53	CA	689	C

Continued on next page...

Continued from previous page...

Mol	Chain	Res	Type
53	CA	694	A
53	CA	695	A
53	CA	700	G
53	CA	701	U
53	CA	702	A
53	CA	703	G
53	CA	704	A
53	CA	705	G
53	CA	718	A
53	CA	719	C
53	CA	721	G
53	CA	722	G
53	CA	723	U
53	CA	724	G
53	CA	731	G
53	CA	733	G
53	CA	734	G
53	CA	735	C
53	CA	748	G
53	CA	752	G
53	CA	753	A
53	CA	754	C
53	CA	755	G
53	CA	756	C
53	CA	760	G
53	CA	777	A
53	CA	781	A
53	CA	782	A
53	CA	785	G
53	CA	787	A
53	CA	793	U
53	CA	794	A
53	CA	795	C
53	CA	799	G
53	CA	803	G
53	CA	804	U
53	CA	810	C
53	CA	812	G
53	CA	815	A
53	CA	816	A
53	CA	817	C
53	CA	818	G

Continued on next page...

Continued from previous page...

Mol	Chain	Res	Type
53	CA	819	A
53	CA	821	G
53	CA	822	U
53	CA	828	U
53	CA	829	G
53	CA	841	C
53	CA	842	U
53	CA	843	U
53	CA	844	G
53	CA	845	A
53	CA	846	G
53	CA	847	G
53	CA	849	G
53	CA	874	G
53	CA	875	U
53	CA	880	C
53	CA	885	G
53	CA	889	A
53	CA	890	G
53	CA	891	U
53	CA	892	A
53	CA	914	A
53	CA	915	A
53	CA	926	G
53	CA	927	G
53	CA	934	C
53	CA	935	A
53	CA	936	C
53	CA	937	A
53	CA	942	G
53	CA	945	G
53	CA	960	U
53	CA	961	U
53	CA	962	C
53	CA	963	G
53	CA	966	G
53	CA	968	A
53	CA	969	A
53	CA	970	C
53	CA	972	C
53	CA	974	A
53	CA	975	A

Continued on next page...

Continued from previous page...

Mol	Chain	Res	Type
53	CA	976	G
53	CA	977	A
53	CA	979	C
53	CA	980	C
53	CA	982	U
53	CA	983	A
53	CA	985	C
53	CA	987	G
53	CA	989	U
53	CA	990	C
53	CA	991	U
53	CA	992	U
53	CA	993	G
53	CA	995	C
53	CA	996	A
53	CA	997	U
53	CA	1000	A
53	CA	1004	A
53	CA	1006	G
53	CA	1016	A
53	CA	1019	A
53	CA	1020	G
53	CA	1022	A
53	CA	1024	G
53	CA	1026	G
53	CA	1029	U
53	CA	1031	C
53	CA	1032	G
53	CA	1036	A
53	CA	1037	C
53	CA	1046	A
53	CA	1047	G
53	CA	1049	U
53	CA	1050	G
53	CA	1051	C
53	CA	1052	U
53	CA	1053	G
53	CA	1054	C
53	CA	1064	G
53	CA	1065	U
53	CA	1066	C
53	CA	1067	A

Continued on next page...

Continued from previous page...

Mol	Chain	Res	Type
53	CA	1068	G
53	CA	1069	C
53	CA	1085	U
53	CA	1086	U
53	CA	1087	G
53	CA	1088	G
53	CA	1094	G
53	CA	1095	U
53	CA	1101	A
53	CA	1102	A
53	CA	1103	C
53	CA	1113	C
53	CA	1125	U
53	CA	1127	G
53	CA	1128	C
53	CA	1129	C
53	CA	1130	A
53	CA	1136	C
53	CA	1137	C
53	CA	1138	G
53	CA	1139	G
53	CA	1140	C
53	CA	1141	C
53	CA	1142	G
53	CA	1143	G
53	CA	1144	G
53	CA	1145	A
53	CA	1146	A
53	CA	1147	C
53	CA	1148	U
53	CA	1149	C
53	CA	1152	A
53	CA	1153	G
53	CA	1158	C
53	CA	1159	U
53	CA	1160	G
53	CA	1161	C
53	CA	1162	C
53	CA	1168	U
53	CA	1169	A
53	CA	1178	G
53	CA	1181	G

Continued on next page...

Continued from previous page...

Mol	Chain	Res	Type
53	CA	1183	U
53	CA	1184	G
53	CA	1185	G
53	CA	1190	G
53	CA	1191	A
53	CA	1192	C
53	CA	1193	G
53	CA	1196	A
53	CA	1197	A
53	CA	1200	C
53	CA	1201	A
53	CA	1202	U
53	CA	1203	C
53	CA	1211	U
53	CA	1212	U
53	CA	1213	A
53	CA	1214	C
53	CA	1215	G
53	CA	1217	C
53	CA	1218	C
53	CA	1222	G
53	CA	1224	U
53	CA	1225	A
53	CA	1226	C
53	CA	1227	A
53	CA	1228	C
53	CA	1229	A
53	CA	1230	C
53	CA	1231	G
53	CA	1238	A
53	CA	1239	A
53	CA	1240	U
53	CA	1241	G
53	CA	1243	C
53	CA	1250	A
53	CA	1251	A
53	CA	1256	A
53	CA	1257	A
53	CA	1263	C
53	CA	1266	G
53	CA	1278	G
53	CA	1279	G

Continued on next page...

Continued from previous page...

Mol	Chain	Res	Type
53	CA	1280	A
53	CA	1281	C
53	CA	1282	C
53	CA	1283	U
53	CA	1284	C
53	CA	1285	A
53	CA	1286	U
53	CA	1287	A
53	CA	1288	A
53	CA	1289	A
53	CA	1294	G
53	CA	1295	U
53	CA	1297	G
53	CA	1299	A
53	CA	1300	G
53	CA	1301	U
53	CA	1302	C
53	CA	1303	C
53	CA	1305	G
53	CA	1312	G
53	CA	1316	G
53	CA	1317	C
53	CA	1320	C
53	CA	1322	C
53	CA	1323	G
53	CA	1324	A
53	CA	1332	A
53	CA	1337	G
53	CA	1338	G
53	CA	1346	A
53	CA	1348	U
53	CA	1349	A
53	CA	1350	A
53	CA	1359	C
53	CA	1362	A
53	CA	1364	U
53	CA	1365	G
53	CA	1366	C
53	CA	1367	C
53	CA	1368	A
53	CA	1379	G
53	CA	1381	U

Continued on next page...

Continued from previous page...

Mol	Chain	Res	Type
53	CA	1382	C
53	CA	1394	A
53	CA	1395	C
53	CA	1396	A
53	CA	1397	C
53	CA	1398	A
53	CA	1399	C
53	CA	1402	C
53	CA	1406	U
53	CA	1411	C
53	CA	1429	A
53	CA	1432	G
53	CA	1441	A
53	CA	1446	A
53	CA	1447	A
53	CA	1448	C
53	CA	1449	C
53	CA	1450	U
53	CA	1452	C
53	CA	1453	G
53	CA	1454	G
53	CA	1455	G
53	CA	1456	A
53	CA	1491	G
53	CA	1493	A
53	CA	1494	G
53	CA	1497	G
53	CA	1499	A
53	CA	1500	A
53	CA	1502	A
53	CA	1503	A
53	CA	1505	G
53	CA	1507	A
53	CA	1517	G
53	CA	1519	A
53	CA	1520	C
53	CA	1529	G
53	CA	1530	G
53	CA	1531	A
22	DA	13	A
22	DA	14	A
22	DA	15	G

Continued on next page...

Continued from previous page...

Mol	Chain	Res	Type
22	DA	16	C
22	DA	28	A
22	DA	29	U
22	DA	34	U
22	DA	35	G
22	DA	36	G
22	DA	37	C
22	DA	39	G
22	DA	46	G
22	DA	49	A
22	DA	50	U
22	DA	52	A
22	DA	53	A
22	DA	55	G
22	DA	61	C
22	DA	62	U
22	DA	64	A
22	DA	70	G
22	DA	71	A
22	DA	73	A
22	DA	74	A
22	DA	75	G
22	DA	76	C
22	DA	77	G
22	DA	78	U
22	DA	79	C
22	DA	83	A
22	DA	84	A
22	DA	85	G
22	DA	86	G
22	DA	87	U
22	DA	88	G
22	DA	91	A
22	DA	92	U
22	DA	93	G
22	DA	96	C
22	DA	100	U
22	DA	101	A
22	DA	102	U
22	DA	103	A
22	DA	104	A
22	DA	105	C

Continued on next page...

Continued from previous page...

Mol	Chain	Res	Type
22	DA	118	A
22	DA	119	A
22	DA	120	U
22	DA	121	G
22	DA	122	G
22	DA	123	G
22	DA	126	A
22	DA	128	C
22	DA	129	C
22	DA	130	C
22	DA	134	G
22	DA	139	U
22	DA	140	C
22	DA	141	G
22	DA	142	A
22	DA	143	C
22	DA	155	A
22	DA	156	A
22	DA	160	A
22	DA	162	U
22	DA	163	C
22	DA	164	C
22	DA	165	A
22	DA	166	U
22	DA	180	G
22	DA	181	A
22	DA	196	A
22	DA	197	A
22	DA	199	A
22	DA	204	A
22	DA	205	G
22	DA	206	U
22	DA	207	A
22	DA	208	C
22	DA	216	A
22	DA	217	A
22	DA	218	A
22	DA	222	A
22	DA	223	A
22	DA	224	U
22	DA	225	C
22	DA	227	A

Continued on next page...

Continued from previous page...

Mol	Chain	Res	Type
22	DA	228	C
22	DA	229	C
22	DA	230	G
22	DA	231	A
22	DA	232	G
22	DA	233	A
22	DA	234	U
22	DA	235	U
22	DA	241	A
22	DA	242	G
22	DA	244	A
22	DA	245	G
22	DA	248	G
22	DA	249	C
22	DA	250	G
22	DA	251	A
22	DA	255	A
22	DA	258	G
22	DA	264	C
22	DA	265	A
22	DA	266	G
22	DA	271	G
22	DA	272	A
22	DA	273	G
22	DA	274	C
22	DA	277	G
22	DA	280	U
22	DA	281	C
22	DA	284	U
22	DA	285	G
22	DA	294	A
22	DA	295	G
22	DA	299	A
22	DA	301	G
22	DA	302	C
22	DA	303	G
22	DA	304	U
22	DA	311	A
22	DA	312	G
22	DA	314	C
22	DA	315	G
22	DA	322	A

Continued on next page...

Continued from previous page...

Mol	Chain	Res	Type
22	DA	323	C
22	DA	324	A
22	DA	325	G
22	DA	326	G
22	DA	329	G
22	DA	330	A
22	DA	334	C
22	DA	335	C
22	DA	336	C
22	DA	337	C
22	DA	343	C
22	DA	351	C
22	DA	353	C
22	DA	354	A
22	DA	362	A
22	DA	367	G
22	DA	371	A
22	DA	372	G
22	DA	373	U
22	DA	374	A
22	DA	375	G
22	DA	383	C
22	DA	386	G
22	DA	387	U
22	DA	388	G
22	DA	390	U
22	DA	392	U
22	DA	396	G
22	DA	397	U
22	DA	398	C
22	DA	399	U
22	DA	404	A
22	DA	405	U
22	DA	406	G
22	DA	407	G
22	DA	408	G
22	DA	411	G
22	DA	412	A
22	DA	413	C
22	DA	414	C
22	DA	424	G
22	DA	425	G

Continued on next page...

Continued from previous page...

Mol	Chain	Res	Type
22	DA	430	A
22	DA	436	C
22	DA	442	G
22	DA	443	A
22	DA	444	C
22	DA	445	C
22	DA	446	G
22	DA	447	A
22	DA	449	A
22	DA	450	G
22	DA	451	U
22	DA	455	C
22	DA	457	A
22	DA	459	U
22	DA	460	A
22	DA	461	C
22	DA	462	C
22	DA	475	C
22	DA	476	G
22	DA	477	A
22	DA	478	A
22	DA	479	A
22	DA	480	A
22	DA	481	G
22	DA	482	A
22	DA	485	C
22	DA	490	C
22	DA	491	G
22	DA	492	A
22	DA	498	G
22	DA	502	A
22	DA	504	A
22	DA	505	A
22	DA	507	A
22	DA	510	C
22	DA	511	U
22	DA	512	G
22	DA	527	C
22	DA	528	A
22	DA	529	A
22	DA	530	G
22	DA	531	C

Continued on next page...

Continued from previous page...

Mol	Chain	Res	Type
22	DA	532	A
22	DA	533	G
22	DA	534	U
22	DA	544	C
22	DA	545	U
22	DA	546	U
22	DA	547	A
22	DA	548	G
22	DA	549	G
22	DA	562	U
22	DA	563	A
22	DA	571	U
22	DA	572	A
22	DA	573	U
22	DA	574	A
22	DA	575	A
22	DA	576	U
22	DA	577	G
22	DA	586	A
22	DA	587	C
22	DA	588	U
22	DA	589	U
22	DA	590	A
22	DA	603	A
22	DA	604	G
22	DA	605	G
22	DA	606	U
22	DA	607	U
22	DA	613	A
22	DA	614	A
22	DA	616	A
22	DA	617	G
22	DA	618	G
22	DA	621	A
22	DA	622	G
22	DA	623	C
22	DA	627	A
22	DA	628	G
22	DA	629	G
22	DA	637	A
22	DA	638	G
22	DA	639	U

Continued on next page...

Continued from previous page...

Mol	Chain	Res	Type
22	DA	645	C
22	DA	646	U
22	DA	654	A
22	DA	655	A
22	DA	656	G
22	DA	657	U
22	DA	662	G
22	DA	669	G
22	DA	671	C
22	DA	672	C
22	DA	673	C
22	DA	686	U
22	DA	687	C
22	DA	688	U
22	DA	699	A
22	DA	702	U
22	DA	705	A
22	DA	717	C
22	DA	726	G
22	DA	727	A
22	DA	728	G
22	DA	729	G
22	DA	730	A
22	DA	731	C
22	DA	739	A
22	DA	740	C
22	DA	741	U
22	DA	745	G
22	DA	746	U
22	DA	747	U
22	DA	748	G
22	DA	751	A
22	DA	753	A
22	DA	756	A
22	DA	757	G
22	DA	763	G
22	DA	764	A
22	DA	765	C
22	DA	766	U
22	DA	775	G
22	DA	776	G
22	DA	777	G

Continued on next page...

Continued from previous page...

Mol	Chain	Res	Type
22	DA	778	G
22	DA	782	A
22	DA	783	A
22	DA	784	G
22	DA	785	G
22	DA	789	A
22	DA	790	U
22	DA	791	C
22	DA	792	A
22	DA	794	A
22	DA	798	G
22	DA	800	A
22	DA	801	G
22	DA	802	A
22	DA	803	U
22	DA	805	G
22	DA	806	C
22	DA	812	C
22	DA	819	A
22	DA	827	U
22	DA	828	U
22	DA	830	G
22	DA	831	G
22	DA	832	U
22	DA	846	U
22	DA	847	U
22	DA	858	G
22	DA	859	G
22	DA	860	U
22	DA	861	A
22	DA	862	G
22	DA	866	A
22	DA	867	C
22	DA	868	U
22	DA	869	G
22	DA	875	G
22	DA	877	A
22	DA	878	A
22	DA	902	C
22	DA	910	A
22	DA	912	C
22	DA	914	G

Continued on next page...

Continued from previous page...

Mol	Chain	Res	Type
22	DA	915	C
22	DA	916	G
22	DA	917	A
22	DA	919	U
22	DA	922	C
22	DA	932	U
22	DA	933	A
22	DA	934	U
22	DA	941	A
22	DA	944	C
22	DA	946	C
22	DA	947	A
22	DA	948	C
22	DA	953	G
22	DA	958	U
22	DA	959	A
22	DA	960	A
22	DA	961	C
22	DA	962	G
22	DA	963	U
22	DA	964	C
22	DA	965	C
22	DA	973	A
22	DA	974	G
22	DA	976	G
22	DA	977	G
22	DA	983	A
22	DA	985	C
22	DA	990	A
22	DA	991	C
22	DA	992	C
22	DA	996	A
22	DA	1005	C
22	DA	1008	A
22	DA	1009	A
22	DA	1010	A
22	DA	1011	G
22	DA	1012	U
22	DA	1013	C
22	DA	1014	A
22	DA	1020	A
22	DA	1021	A

Continued on next page...

Continued from previous page...

Mol	Chain	Res	Type
22	DA	1022	G
22	DA	1023	U
22	DA	1024	G
22	DA	1025	G
22	DA	1026	G
22	DA	1027	A
22	DA	1028	A
22	DA	1033	U
22	DA	1034	G
22	DA	1035	U
22	DA	1039	A
22	DA	1040	A
22	DA	1044	C
22	DA	1045	C
22	DA	1046	A
22	DA	1047	G
22	DA	1048	A
22	DA	1050	A
22	DA	1051	G
22	DA	1055	G
22	DA	1056	G
22	DA	1057	A
22	DA	1060	U
22	DA	1061	U
22	DA	1063	G
22	DA	1064	C
22	DA	1065	U
22	DA	1066	U
22	DA	1068	G
22	DA	1070	A
22	DA	1071	G
22	DA	1072	C
22	DA	1073	A
22	DA	1074	G
22	DA	1075	C
22	DA	1076	C
22	DA	1077	A
22	DA	1078	U
22	DA	1079	C
22	DA	1080	A
22	DA	1081	U
22	DA	1083	U

Continued on next page...

Continued from previous page...

Mol	Chain	Res	Type
22	DA	1088	A
22	DA	1089	A
22	DA	1091	G
22	DA	1097	U
22	DA	1100	C
22	DA	1103	A
22	DA	1111	A
22	DA	1112	G
22	DA	1113	U
22	DA	1114	C
22	DA	1115	G
22	DA	1126	A
22	DA	1127	A
22	DA	1128	G
22	DA	1129	A
22	DA	1130	U
22	DA	1132	U
22	DA	1133	A
22	DA	1134	A
22	DA	1135	C
22	DA	1136	G
22	DA	1137	G
22	DA	1139	G
22	DA	1142	A
22	DA	1144	A
22	DA	1145	C
22	DA	1155	A
22	DA	1156	A
22	DA	1157	G
22	DA	1158	C
22	DA	1169	A
22	DA	1172	C
22	DA	1174	U
22	DA	1176	U
22	DA	1204	A
22	DA	1205	A
22	DA	1206	G
22	DA	1207	C
22	DA	1208	C
22	DA	1211	C
22	DA	1213	A
22	DA	1227	G

Continued on next page...

Continued from previous page...

Mol	Chain	Res	Type
22	DA	1231	U
22	DA	1237	A
22	DA	1240	U
22	DA	1241	A
22	DA	1242	U
22	DA	1246	A
22	DA	1247	A
22	DA	1248	G
22	DA	1249	U
22	DA	1250	G
22	DA	1253	A
22	DA	1255	U
22	DA	1256	G
22	DA	1257	C
22	DA	1262	A
22	DA	1265	A
22	DA	1266	G
22	DA	1267	U
22	DA	1268	A
22	DA	1269	A
22	DA	1271	G
22	DA	1272	A
22	DA	1273	U
22	DA	1274	A
22	DA	1275	A
22	DA	1276	A
22	DA	1277	G
22	DA	1286	A
22	DA	1287	A
22	DA	1288	G
22	DA	1290	C
22	DA	1291	C
22	DA	1292	G
22	DA	1300	G
22	DA	1301	A
22	DA	1304	A
22	DA	1305	C
22	DA	1311	G
22	DA	1313	U
22	DA	1314	C
22	DA	1315	C
22	DA	1321	A

Continued on next page...

Continued from previous page...

Mol	Chain	Res	Type
22	DA	1324	G
22	DA	1325	U
22	DA	1326	U
22	DA	1327	A
22	DA	1328	A
22	DA	1329	U
22	DA	1330	C
22	DA	1331	G
22	DA	1332	G
22	DA	1333	G
22	DA	1334	G
22	DA	1336	A
22	DA	1337	G
22	DA	1340	U
22	DA	1341	G
22	DA	1342	A
22	DA	1343	G
22	DA	1345	C
22	DA	1346	G
22	DA	1347	A
22	DA	1352	U
22	DA	1365	A
22	DA	1374	G
22	DA	1379	U
22	DA	1382	G
22	DA	1383	A
22	DA	1385	A
22	DA	1386	C
22	DA	1387	A
22	DA	1388	G
22	DA	1389	G
22	DA	1397	U
22	DA	1398	C
22	DA	1399	C
22	DA	1400	U
22	DA	1401	G
22	DA	1403	A
22	DA	1404	C
22	DA	1416	G
22	DA	1417	C
22	DA	1418	G
22	DA	1419	A

Continued on next page...

Continued from previous page...

Mol	Chain	Res	Type
22	DA	1421	G
22	DA	1426	G
22	DA	1427	A
22	DA	1428	C
22	DA	1430	G
22	DA	1431	A
22	DA	1434	A
22	DA	1440	U
22	DA	1452	G
22	DA	1453	A
22	DA	1455	G
22	DA	1456	G
22	DA	1457	U
22	DA	1458	U
22	DA	1459	G
22	DA	1460	U
22	DA	1461	C
22	DA	1470	A
22	DA	1476	U
22	DA	1478	G
22	DA	1482	G
22	DA	1483	G
22	DA	1490	A
22	DA	1491	G
22	DA	1492	G
22	DA	1493	C
22	DA	1494	A
22	DA	1497	U
22	DA	1498	C
22	DA	1499	C
22	DA	1503	A
22	DA	1504	A
22	DA	1507	C
22	DA	1508	A
22	DA	1509	A
22	DA	1510	G
22	DA	1511	G
22	DA	1512	C
22	DA	1520	U
22	DA	1522	A
22	DA	1524	G
22	DA	1531	C

Continued on next page...

Continued from previous page...

Mol	Chain	Res	Type
22	DA	1532	A
22	DA	1534	U
22	DA	1535	A
22	DA	1536	C
22	DA	1537	G
22	DA	1538	G
22	DA	1539	U
22	DA	1540	G
22	DA	1541	C
22	DA	1554	U
22	DA	1555	G
22	DA	1556	C
22	DA	1557	C
22	DA	1558	C
22	DA	1559	U
22	DA	1560	G
22	DA	1561	C
22	DA	1565	C
22	DA	1566	A
22	DA	1567	G
22	DA	1568	G
22	DA	1569	A
22	DA	1570	A
22	DA	1583	A
22	DA	1584	U
22	DA	1585	C
22	DA	1586	A
22	DA	1600	C
22	DA	1603	A
22	DA	1604	C
22	DA	1606	C
22	DA	1607	C
22	DA	1608	A
22	DA	1610	A
22	DA	1612	C
22	DA	1613	G
22	DA	1615	C
22	DA	1616	A
22	DA	1618	A
22	DA	1626	A
22	DA	1627	G
22	DA	1635	A

Continued on next page...

Continued from previous page...

Mol	Chain	Res	Type
22	DA	1636	U
22	DA	1637	A
22	DA	1640	A
22	DA	1646	C
22	DA	1647	U
22	DA	1648	U
22	DA	1649	G
22	DA	1650	A
22	DA	1654	A
22	DA	1655	A
22	DA	1663	G
22	DA	1668	A
22	DA	1669	A
22	DA	1670	C
22	DA	1674	G
22	DA	1675	C
22	DA	1676	A
22	DA	1682	G
22	DA	1683	U
22	DA	1684	G
22	DA	1694	C
22	DA	1695	G
22	DA	1696	G
22	DA	1697	G
22	DA	1698	A
22	DA	1699	G
22	DA	1700	A
22	DA	1701	A
22	DA	1707	G
22	DA	1713	A
22	DA	1714	U
22	DA	1715	G
22	DA	1717	A
22	DA	1718	G
22	DA	1722	A
22	DA	1723	G
22	DA	1728	C
22	DA	1729	U
22	DA	1730	C
22	DA	1731	G
22	DA	1732	C
22	DA	1733	G

Continued on next page...

Continued from previous page...

Mol	Chain	Res	Type
22	DA	1734	G
22	DA	1735	A
22	DA	1736	U
22	DA	1739	A
22	DA	1740	G
22	DA	1756	G
22	DA	1758	U
22	DA	1759	A
22	DA	1760	C
22	DA	1764	C
22	DA	1773	A
22	DA	1776	G
22	DA	1777	U
22	DA	1780	A
22	DA	1781	U
22	DA	1782	U
22	DA	1783	A
22	DA	1784	A
22	DA	1785	A
22	DA	1786	A
22	DA	1787	A
22	DA	1788	C
22	DA	1800	C
22	DA	1802	A
22	DA	1803	A
22	DA	1804	C
22	DA	1808	A
22	DA	1809	A
22	DA	1810	A
22	DA	1811	G
22	DA	1812	U
22	DA	1815	A
22	DA	1816	C
22	DA	1817	G
22	DA	1818	U
22	DA	1820	U
22	DA	1821	A
22	DA	1822	C
22	DA	1823	G
22	DA	1824	G
22	DA	1828	G
22	DA	1829	A

Continued on next page...

Continued from previous page...

Mol	Chain	Res	Type
22	DA	1838	C
22	DA	1839	G
22	DA	1840	G
22	DA	1847	A
22	DA	1848	A
22	DA	1857	G
22	DA	1865	U
22	DA	1870	C
22	DA	1873	G
22	DA	1875	G
22	DA	1877	A
22	DA	1884	G
22	DA	1889	A
22	DA	1900	A
22	DA	1901	A
22	DA	1902	C
22	DA	1903	G
22	DA	1906	G
22	DA	1913	A
22	DA	1914	C
22	DA	1915	U
22	DA	1916	A
22	DA	1919	A
22	DA	1920	C
22	DA	1927	A
22	DA	1929	G
22	DA	1930	G
22	DA	1931	U
22	DA	1932	A
22	DA	1937	A
22	DA	1938	A
22	DA	1939	U
22	DA	1941	C
22	DA	1942	C
22	DA	1943	U
22	DA	1944	U
22	DA	1945	G
22	DA	1946	U
22	DA	1955	U
22	DA	1956	U
22	DA	1963	U
22	DA	1964	G

Continued on next page...

Continued from previous page...

Mol	Chain	Res	Type
22	DA	1966	A
22	DA	1967	C
22	DA	1968	G
22	DA	1970	A
22	DA	1971	U
22	DA	1972	G
22	DA	1973	G
22	DA	1975	G
22	DA	1981	A
22	DA	1982	U
22	DA	1983	G
22	DA	1991	U
22	DA	1993	U
22	DA	1994	C
22	DA	1996	C
22	DA	1997	C
22	DA	1998	A
22	DA	2015	A
22	DA	2018	G
22	DA	2020	A
22	DA	2021	C
22	DA	2022	U
22	DA	2023	C
22	DA	2024	G
22	DA	2025	C
22	DA	2030	A
22	DA	2031	A
22	DA	2032	G
22	DA	2033	A
22	DA	2034	U
22	DA	2035	G
22	DA	2036	C
22	DA	2037	A
22	DA	2043	C
22	DA	2052	A
22	DA	2055	C
22	DA	2056	G
22	DA	2060	A
22	DA	2061	G
22	DA	2062	A
22	DA	2063	C
22	DA	2064	C

Continued on next page...

Continued from previous page...

Mol	Chain	Res	Type
22	DA	2065	C
22	DA	2068	U
22	DA	2069	G
22	DA	2079	U
22	DA	2092	U
22	DA	2093	G
22	DA	2094	A
22	DA	2095	A
22	DA	2104	C
22	DA	2108	A
22	DA	2109	U
22	DA	2110	G
22	DA	2134	A
22	DA	2135	A
22	DA	2136	G
22	DA	2137	U
22	DA	2138	G
22	DA	2139	U
22	DA	2143	C
22	DA	2144	G
22	DA	2145	C
22	DA	2147	A
22	DA	2148	G
22	DA	2150	C
22	DA	2151	U
22	DA	2152	G
22	DA	2153	C
22	DA	2154	A
22	DA	2156	G
22	DA	2157	G
22	DA	2180	U
22	DA	2181	U
22	DA	2183	A
22	DA	2187	U
22	DA	2191	A
22	DA	2192	U
22	DA	2198	A
22	DA	2199	A
22	DA	2200	C
22	DA	2204	G
22	DA	2210	U
22	DA	2211	A

Continued on next page...

Continued from previous page...

Mol	Chain	Res	Type
22	DA	2212	A
22	DA	2213	U
22	DA	2214	C
22	DA	2215	C
22	DA	2216	G
22	DA	2217	G
22	DA	2225	A
22	DA	2226	C
22	DA	2227	A
22	DA	2238	G
22	DA	2239	G
22	DA	2240	U
22	DA	2249	U
22	DA	2250	G
22	DA	2259	U
22	DA	2260	C
22	DA	2266	A
22	DA	2267	A
22	DA	2268	A
22	DA	2275	C
22	DA	2276	G
22	DA	2277	G
22	DA	2279	G
22	DA	2283	C
22	DA	2284	A
22	DA	2286	G
22	DA	2287	A
22	DA	2289	G
22	DA	2290	G
22	DA	2296	U
22	DA	2297	A
22	DA	2298	A
22	DA	2299	U
22	DA	2300	C
22	DA	2305	U
22	DA	2306	C
22	DA	2308	G
22	DA	2309	A
22	DA	2310	C
22	DA	2311	A
22	DA	2312	U
22	DA	2313	C

Continued on next page...

Continued from previous page...

Mol	Chain	Res	Type
22	DA	2314	A
22	DA	2315	G
22	DA	2320	U
22	DA	2325	G
22	DA	2332	C
22	DA	2334	U
22	DA	2335	A
22	DA	2337	G
22	DA	2338	C
22	DA	2339	C
22	DA	2340	A
22	DA	2345	G
22	DA	2347	C
22	DA	2348	U
22	DA	2349	G
22	DA	2350	C
22	DA	2357	G
22	DA	2358	A
22	DA	2361	G
22	DA	2382	G
22	DA	2383	G
22	DA	2384	U
22	DA	2385	C
22	DA	2386	A
22	DA	2387	U
22	DA	2390	U
22	DA	2392	A
22	DA	2393	U
22	DA	2394	C
22	DA	2402	U
22	DA	2403	C
22	DA	2404	U
22	DA	2405	G
22	DA	2406	A
22	DA	2407	A
22	DA	2409	G
22	DA	2410	G
22	DA	2423	U
22	DA	2424	C
22	DA	2426	A
22	DA	2427	C
22	DA	2428	G

Continued on next page...

Continued from previous page...

Mol	Chain	Res	Type
22	DA	2429	G
22	DA	2430	A
22	DA	2431	U
22	DA	2435	A
22	DA	2439	A
22	DA	2440	C
22	DA	2441	U
22	DA	2447	G
22	DA	2448	A
22	DA	2450	A
22	DA	2451	A
22	DA	2457	U
22	DA	2459	A
22	DA	2460	U
22	DA	2475	C
22	DA	2476	A
22	DA	2490	G
22	DA	2491	U
22	DA	2493	U
22	DA	2494	G
22	DA	2498	C
22	DA	2499	C
22	DA	2502	G
22	DA	2503	A
22	DA	2504	U
22	DA	2505	G
22	DA	2506	U
22	DA	2513	A
22	DA	2518	A
22	DA	2520	C
22	DA	2521	C
22	DA	2529	G
22	DA	2534	A
22	DA	2543	G
22	DA	2544	G
22	DA	2547	A
22	DA	2554	U
22	DA	2567	G
22	DA	2573	C
22	DA	2574	G
22	DA	2576	G
22	DA	2578	G

Continued on next page...

Continued from previous page...

Mol	Chain	Res	Type
22	DA	2581	G
22	DA	2582	G
22	DA	2583	G
22	DA	2585	U
22	DA	2602	A
22	DA	2603	G
22	DA	2604	U
22	DA	2609	U
22	DA	2610	C
22	DA	2611	C
22	DA	2612	C
22	DA	2613	U
22	DA	2614	A
22	DA	2615	U
22	DA	2616	C
22	DA	2617	U
22	DA	2629	U
22	DA	2630	G
22	DA	2632	A
22	DA	2646	C
22	DA	2647	U
22	DA	2654	A
22	DA	2655	G
22	DA	2656	U
22	DA	2657	A
22	DA	2658	C
22	DA	2667	C
22	DA	2668	G
22	DA	2669	G
22	DA	2682	A
22	DA	2683	C
22	DA	2690	U
22	DA	2691	C
22	DA	2692	G
22	DA	2713	U
22	DA	2714	G
22	DA	2718	G
22	DA	2726	A
22	DA	2727	A
22	DA	2728	U
22	DA	2729	G
22	DA	2730	C

Continued on next page...

Continued from previous page...

Mol	Chain	Res	Type
22	DA	2732	G
22	DA	2736	A
22	DA	2748	A
22	DA	2750	A
22	DA	2751	G
22	DA	2752	C
22	DA	2753	A
22	DA	2756	U
22	DA	2757	A
22	DA	2758	A
22	DA	2765	A
22	DA	2777	G
22	DA	2778	A
22	DA	2791	G
22	DA	2792	A
22	DA	2799	A
22	DA	2800	A
22	DA	2801	G
22	DA	2808	G
22	DA	2820	A
22	DA	2822	G
22	DA	2823	A
22	DA	2833	U
22	DA	2834	G
22	DA	2835	A
22	DA	2836	U
22	DA	2837	A
22	DA	2838	G
22	DA	2848	G
22	DA	2850	A
22	DA	2851	A
22	DA	2852	G
22	DA	2861	U
22	DA	2866	U
22	DA	2867	G
22	DA	2868	A
22	DA	2869	G
22	DA	2872	A
22	DA	2873	A
22	DA	2874	C
22	DA	2875	C
22	DA	2876	G

Continued on next page...

Continued from previous page...

Mol	Chain	Res	Type
22	DA	2877	G
22	DA	2879	A
22	DA	2880	C
22	DA	2881	U
22	DA	2883	A
22	DA	2894	G
22	DA	2895	G
22	DA	2896	C
22	DA	2902	C
57	DB	9	G
57	DB	12	C
57	DB	13	G
57	DB	15	A
57	DB	16	G
57	DB	24	G
57	DB	25	U
57	DB	30	C
57	DB	35	C
57	DB	36	C
57	DB	41	G
57	DB	42	C
57	DB	43	C
57	DB	44	G
57	DB	45	A
57	DB	46	A
57	DB	48	U
57	DB	57	A
57	DB	58	A
57	DB	59	A
57	DB	63	C
57	DB	64	G
57	DB	65	U
57	DB	66	A
57	DB	67	G
57	DB	68	C
57	DB	69	G
57	DB	70	C
57	DB	87	U
57	DB	88	C
57	DB	89	U
57	DB	90	C
57	DB	91	C

Continued on next page...

Continued from previous page...

Mol	Chain	Res	Type
57	DB	99	A
57	DB	109	A
57	DB	110	C
57	DB	111	U
57	DB	112	G

All (1481) RNA pucker outliers are listed below:

Mol	Chain	Res	Type
1	AA	7	A
1	AA	9	G
1	AA	13	U
1	AA	14	U
1	AA	30	U
1	AA	32	A
1	AA	47	C
1	AA	51	A
1	AA	52	C
1	AA	60	A
1	AA	61	G
1	AA	64	G
1	AA	66	A
1	AA	73	C
1	AA	74	A
1	AA	85	U
1	AA	87	C
1	AA	91	U
1	AA	92	U
1	AA	94	G
1	AA	95	C
1	AA	97	G
1	AA	109	A
1	AA	110	C
1	AA	115	G
1	AA	116	A
1	AA	119	A
1	AA	129	A
1	AA	131	A
1	AA	173	U
1	AA	174	A
1	AA	175	C
1	AA	181	A

Continued on next page...

Continued from previous page...

Mol	Chain	Res	Type
1	AA	184	G
1	AA	197	A
1	AA	198	G
1	AA	199	A
1	AA	243	A
1	AA	245	U
1	AA	246	A
1	AA	247	G
1	AA	250	A
1	AA	251	G
1	AA	252	U
1	AA	266	G
1	AA	267	C
1	AA	268	U
1	AA	274	A
1	AA	275	G
1	AA	279	A
1	AA	305	G
1	AA	306	A
1	AA	315	A
1	AA	316	C
1	AA	327	A
1	AA	330	C
1	AA	344	A
1	AA	346	G
1	AA	351	G
1	AA	352	C
1	AA	366	A
1	AA	368	U
1	AA	369	G
1	AA	372	C
1	AA	373	A
1	AA	388	G
1	AA	411	A
1	AA	414	A
1	AA	421	U
1	AA	423	G
1	AA	428	G
1	AA	429	U
1	AA	430	A
1	AA	451	A
1	AA	452	A

Continued on next page...

Continued from previous page...

Mol	Chain	Res	Type
1	AA	466	A
1	AA	468	A
1	AA	484	G
1	AA	486	U
1	AA	487	A
1	AA	495	A
1	AA	497	G
1	AA	498	A
1	AA	499	A
1	AA	500	G
1	AA	508	U
1	AA	509	A
1	AA	511	C
1	AA	512	U
1	AA	517	G
1	AA	519	C
1	AA	531	U
1	AA	534	U
1	AA	535	A
1	AA	536	C
1	AA	547	A
1	AA	548	G
1	AA	559	A
1	AA	563	A
1	AA	564	C
1	AA	566	G
1	AA	567	G
1	AA	575	G
1	AA	577	G
1	AA	595	A
1	AA	596	A
1	AA	641	U
1	AA	642	A
1	AA	652	U
1	AA	654	G
1	AA	688	G
1	AA	701	U
1	AA	717	U
1	AA	718	A
1	AA	721	G
1	AA	722	G
1	AA	724	G

Continued on next page...

Continued from previous page...

Mol	Chain	Res	Type
1	AA	754	C
1	AA	755	G
1	AA	792	A
1	AA	794	A
1	AA	812	G
1	AA	813	U
1	AA	815	A
1	AA	816	A
1	AA	817	C
1	AA	821	G
1	AA	870	U
1	AA	874	G
1	AA	875	U
1	AA	884	U
1	AA	885	G
1	AA	889	A
1	AA	891	U
1	AA	913	A
1	AA	914	A
1	AA	934	C
1	AA	935	A
1	AA	960	U
1	AA	961	U
1	AA	965	U
1	AA	966	G
1	AA	968	A
1	AA	969	A
1	AA	971	G
1	AA	972	C
1	AA	974	A
1	AA	976	G
1	AA	982	U
1	AA	984	C
1	AA	991	U
1	AA	994	A
1	AA	1049	U
1	AA	1050	G
1	AA	1051	C
1	AA	1055	A
1	AA	1064	G
1	AA	1066	C
1	AA	1068	G

Continued on next page...

Continued from previous page...

Mol	Chain	Res	Type
1	AA	1085	U
1	AA	1087	G
1	AA	1094	G
1	AA	1101	A
1	AA	1102	A
1	AA	1125	U
1	AA	1127	G
1	AA	1129	C
1	AA	1130	A
1	AA	1136	C
1	AA	1141	C
1	AA	1145	A
1	AA	1152	A
1	AA	1157	A
1	AA	1158	C
1	AA	1161	C
1	AA	1162	C
1	AA	1168	U
1	AA	1169	A
1	AA	1181	G
1	AA	1184	G
1	AA	1190	G
1	AA	1191	A
1	AA	1192	C
1	AA	1196	A
1	AA	1197	A
1	AA	1200	C
1	AA	1201	A
1	AA	1202	U
1	AA	1215	G
1	AA	1224	U
1	AA	1226	C
1	AA	1228	C
1	AA	1229	A
1	AA	1239	A
1	AA	1241	G
1	AA	1256	A
1	AA	1258	G
1	AA	1282	C
1	AA	1297	G
1	AA	1303	C
1	AA	1304	G

Continued on next page...

Continued from previous page...

Mol	Chain	Res	Type
1	AA	1319	A
1	AA	1320	C
1	AA	1322	C
1	AA	1323	G
1	AA	1324	A
1	AA	1331	G
1	AA	1332	A
1	AA	1336	C
1	AA	1337	G
1	AA	1345	U
1	AA	1348	U
1	AA	1349	A
1	AA	1362	A
1	AA	1365	G
1	AA	1380	U
1	AA	1381	U
1	AA	1394	A
1	AA	1395	C
1	AA	1398	A
1	AA	1399	C
1	AA	1432	G
1	AA	1433	A
1	AA	1453	G
1	AA	1454	G
1	AA	1498	U
1	AA	1499	A
1	AA	1502	A
1	AA	1505	G
1	AA	1507	A
1	AA	1528	U
1	AA	1530	G
1	AA	1531	A
22	BA	13	A
22	BA	14	A
22	BA	27	G
22	BA	33	C
22	BA	34	U
22	BA	35	G
22	BA	49	A
22	BA	52	A
22	BA	60	G
22	BA	62	U

Continued on next page...

Continued from previous page...

Mol	Chain	Res	Type
22	BA	63	A
22	BA	70	G
22	BA	73	A
22	BA	74	A
22	BA	75	G
22	BA	84	A
22	BA	85	G
22	BA	91	A
22	BA	92	U
22	BA	100	U
22	BA	119	A
22	BA	121	G
22	BA	125	A
22	BA	126	A
22	BA	127	A
22	BA	137	U
22	BA	138	U
22	BA	142	A
22	BA	143	C
22	BA	162	U
22	BA	164	C
22	BA	177	G
22	BA	196	A
22	BA	199	A
22	BA	200	U
22	BA	204	A
22	BA	206	U
22	BA	215	G
22	BA	216	A
22	BA	221	A
22	BA	223	A
22	BA	227	A
22	BA	229	C
22	BA	230	G
22	BA	232	G
22	BA	241	A
22	BA	243	U
22	BA	249	C
22	BA	265	A
22	BA	266	G
22	BA	271	G
22	BA	273	G

Continued on next page...

Continued from previous page...

Mol	Chain	Res	Type
22	BA	301	G
22	BA	302	C
22	BA	310	A
22	BA	312	G
22	BA	321	U
22	BA	324	A
22	BA	329	G
22	BA	333	G
22	BA	345	A
22	BA	346	A
22	BA	373	U
22	BA	386	G
22	BA	388	G
22	BA	390	U
22	BA	391	A
22	BA	395	U
22	BA	403	U
22	BA	404	A
22	BA	411	G
22	BA	412	A
22	BA	421	C
22	BA	422	A
22	BA	434	U
22	BA	435	C
22	BA	442	G
22	BA	446	G
22	BA	454	A
22	BA	459	U
22	BA	474	G
22	BA	475	C
22	BA	479	A
22	BA	480	A
22	BA	481	G
22	BA	482	A
22	BA	489	G
22	BA	491	G
22	BA	503	A
22	BA	505	A
22	BA	506	G
22	BA	507	A
22	BA	509	C
22	BA	512	G

Continued on next page...

Continued from previous page...

Mol	Chain	Res	Type
22	BA	513	A
22	BA	527	C
22	BA	528	A
22	BA	529	A
22	BA	531	C
22	BA	533	G
22	BA	571	U
22	BA	572	A
22	BA	575	A
22	BA	587	C
22	BA	588	U
22	BA	603	A
22	BA	604	G
22	BA	613	A
22	BA	614	A
22	BA	616	A
22	BA	620	G
22	BA	621	A
22	BA	627	A
22	BA	637	A
22	BA	638	G
22	BA	645	C
22	BA	655	A
22	BA	669	G
22	BA	685	A
22	BA	687	C
22	BA	704	G
22	BA	705	A
22	BA	726	G
22	BA	727	A
22	BA	728	G
22	BA	729	G
22	BA	739	A
22	BA	746	U
22	BA	747	U
22	BA	752	A
22	BA	753	A
22	BA	762	U
22	BA	763	G
22	BA	764	A
22	BA	765	C
22	BA	774	G

Continued on next page...

Continued from previous page...

Mol	Chain	Res	Type
22	BA	782	A
22	BA	788	A
22	BA	800	A
22	BA	802	A
22	BA	805	G
22	BA	806	C
22	BA	811	U
22	BA	829	A
22	BA	858	G
22	BA	860	U
22	BA	865	C
22	BA	913	U
22	BA	914	G
22	BA	915	C
22	BA	931	U
22	BA	933	A
22	BA	945	A
22	BA	946	C
22	BA	957	C
22	BA	958	U
22	BA	961	C
22	BA	962	G
22	BA	972	A
22	BA	984	A
22	BA	985	C
22	BA	988	A
22	BA	989	G
22	BA	990	A
22	BA	995	C
22	BA	996	A
22	BA	1008	A
22	BA	1009	A
22	BA	1011	G
22	BA	1013	C
22	BA	1020	A
22	BA	1021	A
22	BA	1022	G
22	BA	1023	U
22	BA	1025	G
22	BA	1026	G
22	BA	1033	U
22	BA	1045	C

Continued on next page...

Continued from previous page...

Mol	Chain	Res	Type
22	BA	1060	U
22	BA	1062	G
22	BA	1063	G
22	BA	1073	A
22	BA	1110	G
22	BA	1111	A
22	BA	1112	G
22	BA	1126	A
22	BA	1128	G
22	BA	1129	A
22	BA	1135	C
22	BA	1141	U
22	BA	1144	A
22	BA	1150	C
22	BA	1151	A
22	BA	1156	A
22	BA	1157	G
22	BA	1204	A
22	BA	1206	G
22	BA	1210	G
22	BA	1213	A
22	BA	1236	G
22	BA	1247	A
22	BA	1249	U
22	BA	1254	A
22	BA	1265	A
22	BA	1267	U
22	BA	1272	A
22	BA	1273	U
22	BA	1275	A
22	BA	1276	A
22	BA	1286	A
22	BA	1287	A
22	BA	1289	C
22	BA	1300	G
22	BA	1303	G
22	BA	1311	G
22	BA	1320	C
22	BA	1321	A
22	BA	1324	G
22	BA	1326	U
22	BA	1329	U

Continued on next page...

Continued from previous page...

Mol	Chain	Res	Type
22	BA	1330	C
22	BA	1332	G
22	BA	1340	U
22	BA	1343	G
22	BA	1378	A
22	BA	1379	U
22	BA	1385	A
22	BA	1386	C
22	BA	1396	U
22	BA	1398	C
22	BA	1416	G
22	BA	1417	C
22	BA	1420	A
22	BA	1427	A
22	BA	1429	G
22	BA	1451	C
22	BA	1455	G
22	BA	1458	U
22	BA	1459	G
22	BA	1461	C
22	BA	1475	G
22	BA	1476	U
22	BA	1490	A
22	BA	1491	G
22	BA	1493	C
22	BA	1494	A
22	BA	1497	U
22	BA	1498	C
22	BA	1499	C
22	BA	1508	A
22	BA	1510	G
22	BA	1522	A
22	BA	1535	A
22	BA	1537	G
22	BA	1538	G
22	BA	1554	U
22	BA	1555	G
22	BA	1558	C
22	BA	1560	G
22	BA	1565	C
22	BA	1568	G
22	BA	1602	U

Continued on next page...

Continued from previous page...

Mol	Chain	Res	Type
22	BA	1606	C
22	BA	1611	C
22	BA	1615	C
22	BA	1619	G
22	BA	1626	A
22	BA	1634	A
22	BA	1647	U
22	BA	1648	U
22	BA	1653	G
22	BA	1654	A
22	BA	1674	G
22	BA	1681	G
22	BA	1682	G
22	BA	1693	U
22	BA	1695	G
22	BA	1696	G
22	BA	1698	A
22	BA	1700	A
22	BA	1706	C
22	BA	1707	G
22	BA	1713	A
22	BA	1714	U
22	BA	1716	U
22	BA	1732	C
22	BA	1733	G
22	BA	1734	G
22	BA	1739	A
22	BA	1758	U
22	BA	1759	A
22	BA	1780	A
22	BA	1782	U
22	BA	1784	A
22	BA	1785	A
22	BA	1786	A
22	BA	1787	A
22	BA	1799	G
22	BA	1802	A
22	BA	1808	A
22	BA	1809	A
22	BA	1815	A
22	BA	1816	C
22	BA	1817	G

Continued on next page...

Continued from previous page...

Mol	Chain	Res	Type
22	BA	1818	U
22	BA	1821	A
22	BA	1828	G
22	BA	1838	C
22	BA	1839	G
22	BA	1847	A
22	BA	1848	A
22	BA	1857	G
22	BA	1858	A
22	BA	1865	U
22	BA	1866	A
22	BA	1870	C
22	BA	1871	A
22	BA	1872	A
22	BA	1884	G
22	BA	1885	A
22	BA	1900	A
22	BA	1918	A
22	BA	1919	A
22	BA	1929	G
22	BA	1931	U
22	BA	1936	A
22	BA	1941	C
22	BA	1942	C
22	BA	1943	U
22	BA	1945	G
22	BA	1954	G
22	BA	1956	U
22	BA	1962	C
22	BA	1963	U
22	BA	1964	G
22	BA	1965	C
22	BA	1966	A
22	BA	1967	C
22	BA	1970	A
22	BA	1971	U
22	BA	1992	G
22	BA	1993	U
22	BA	1996	C
22	BA	1997	C
22	BA	2021	C
22	BA	2023	C

Continued on next page...

Continued from previous page...

Mol	Chain	Res	Type
22	BA	2030	A
22	BA	2034	U
22	BA	2035	G
22	BA	2036	C
22	BA	2051	A
22	BA	2060	A
22	BA	2063	C
22	BA	2067	G
22	BA	2068	U
22	BA	2092	U
22	BA	2093	G
22	BA	2136	G
22	BA	2137	U
22	BA	2146	C
22	BA	2148	G
22	BA	2149	U
22	BA	2150	C
22	BA	2197	U
22	BA	2199	A
22	BA	2210	U
22	BA	2214	C
22	BA	2225	A
22	BA	2226	C
22	BA	2238	G
22	BA	2239	G
22	BA	2249	U
22	BA	2258	C
22	BA	2266	A
22	BA	2267	A
22	BA	2275	C
22	BA	2276	G
22	BA	2282	G
22	BA	2283	C
22	BA	2287	A
22	BA	2296	U
22	BA	2297	A
22	BA	2307	G
22	BA	2309	A
22	BA	2311	A
22	BA	2319	G
22	BA	2321	U
22	BA	2324	U

Continued on next page...

Continued from previous page...

Mol	Chain	Res	Type
22	BA	2325	G
22	BA	2326	C
22	BA	2333	A
22	BA	2335	A
22	BA	2336	A
22	BA	2337	G
22	BA	2344	U
22	BA	2347	C
22	BA	2383	G
22	BA	2391	G
22	BA	2392	A
22	BA	2405	G
22	BA	2407	A
22	BA	2423	U
22	BA	2425	A
22	BA	2427	C
22	BA	2428	G
22	BA	2430	A
22	BA	2431	U
22	BA	2439	A
22	BA	2440	C
22	BA	2447	G
22	BA	2450	A
22	BA	2458	G
22	BA	2459	A
22	BA	2468	A
22	BA	2469	A
22	BA	2490	G
22	BA	2492	U
22	BA	2501	C
22	BA	2503	A
22	BA	2517	C
22	BA	2520	C
22	BA	2542	A
22	BA	2566	A
22	BA	2572	A
22	BA	2573	C
22	BA	2581	G
22	BA	2602	A
22	BA	2603	G
22	BA	2609	U
22	BA	2611	C

Continued on next page...

Continued from previous page...

Mol	Chain	Res	Type
22	BA	2613	U
22	BA	2615	U
22	BA	2629	U
22	BA	2630	G
22	BA	2638	G
22	BA	2645	G
22	BA	2654	A
22	BA	2656	U
22	BA	2681	C
22	BA	2682	A
22	BA	2689	U
22	BA	2691	C
22	BA	2712	C
22	BA	2714	G
22	BA	2725	A
22	BA	2727	A
22	BA	2729	G
22	BA	2732	G
22	BA	2750	A
22	BA	2752	C
22	BA	2756	U
22	BA	2757	A
22	BA	2777	G
22	BA	2778	A
22	BA	2781	A
22	BA	2790	U
22	BA	2791	G
22	BA	2797	U
22	BA	2800	A
22	BA	2801	G
22	BA	2808	G
22	BA	2809	A
22	BA	2820	A
22	BA	2832	U
22	BA	2835	A
22	BA	2848	G
22	BA	2866	U
22	BA	2868	A
22	BA	2873	A
22	BA	2874	C
22	BA	2879	A
22	BA	2893	A

Continued on next page...

Continued from previous page...

Mol	Chain	Res	Type
22	BA	2894	G
23	BB	12	C
23	BB	14	U
23	BB	16	G
23	BB	24	G
23	BB	25	U
23	BB	40	U
23	BB	42	C
23	BB	44	G
23	BB	45	A
23	BB	52	A
23	BB	53	A
23	BB	56	G
23	BB	57	A
23	BB	66	A
23	BB	67	G
23	BB	87	U
23	BB	90	C
23	BB	108	A
53	CA	6	G
53	CA	9	G
53	CA	13	U
53	CA	14	U
53	CA	15	G
53	CA	30	U
53	CA	32	A
53	CA	47	C
53	CA	52	C
53	CA	60	A
53	CA	61	G
53	CA	66	A
53	CA	68	G
53	CA	70	U
53	CA	71	A
53	CA	72	A
53	CA	73	C
53	CA	82	G
53	CA	85	U
53	CA	86	G
53	CA	87	C
53	CA	89	U
53	CA	92	U

Continued on next page...

Continued from previous page...

Mol	Chain	Res	Type
53	CA	94	G
53	CA	95	C
53	CA	96	U
53	CA	109	A
53	CA	115	G
53	CA	116	A
53	CA	119	A
53	CA	122	G
53	CA	131	A
53	CA	132	C
53	CA	173	U
53	CA	174	A
53	CA	181	A
53	CA	184	G
53	CA	197	A
53	CA	199	A
53	CA	213	G
53	CA	239	U
53	CA	240	G
53	CA	243	A
53	CA	245	U
53	CA	247	G
53	CA	248	C
53	CA	251	G
53	CA	252	U
53	CA	253	A
53	CA	274	A
53	CA	276	G
53	CA	277	C
53	CA	279	A
53	CA	282	A
53	CA	305	G
53	CA	315	A
53	CA	316	C
53	CA	327	A
53	CA	328	C
53	CA	330	C
53	CA	331	G
53	CA	347	G
53	CA	348	G
53	CA	349	A
53	CA	351	G

Continued on next page...

Continued from previous page...

Mol	Chain	Res	Type
53	CA	352	C
53	CA	366	A
53	CA	368	U
53	CA	369	G
53	CA	372	C
53	CA	373	A
53	CA	374	A
53	CA	388	G
53	CA	389	A
53	CA	411	A
53	CA	414	A
53	CA	421	U
53	CA	423	G
53	CA	424	G
53	CA	428	G
53	CA	429	U
53	CA	430	A
53	CA	439	U
53	CA	451	A
53	CA	452	A
53	CA	453	G
53	CA	481	G
53	CA	482	A
53	CA	484	G
53	CA	486	U
53	CA	495	A
53	CA	496	A
53	CA	497	G
53	CA	498	A
53	CA	499	A
53	CA	500	G
53	CA	508	U
53	CA	509	A
53	CA	511	C
53	CA	512	U
53	CA	513	C
53	CA	517	G
53	CA	519	C
53	CA	520	A
53	CA	527	G
53	CA	531	U
53	CA	534	U

Continued on next page...

Continued from previous page...

Mol	Chain	Res	Type
53	CA	536	C
53	CA	547	A
53	CA	548	G
53	CA	559	A
53	CA	563	A
53	CA	564	C
53	CA	566	G
53	CA	567	G
53	CA	575	G
53	CA	577	G
53	CA	595	A
53	CA	596	A
53	CA	641	U
53	CA	643	C
53	CA	652	U
53	CA	654	G
53	CA	686	U
53	CA	688	G
53	CA	701	U
53	CA	704	A
53	CA	705	G
53	CA	717	U
53	CA	718	A
53	CA	721	G
53	CA	722	G
53	CA	733	G
53	CA	734	G
53	CA	755	G
53	CA	792	A
53	CA	794	A
53	CA	802	A
53	CA	803	G
53	CA	815	A
53	CA	816	A
53	CA	817	C
53	CA	819	A
53	CA	820	U
53	CA	821	G
53	CA	870	U
53	CA	874	G
53	CA	884	U
53	CA	885	G

Continued on next page...

Continued from previous page...

Mol	Chain	Res	Type
53	CA	889	A
53	CA	891	U
53	CA	913	A
53	CA	914	A
53	CA	934	C
53	CA	936	C
53	CA	960	U
53	CA	962	C
53	CA	969	A
53	CA	974	A
53	CA	979	C
53	CA	982	U
53	CA	992	U
53	CA	996	A
53	CA	1049	U
53	CA	1051	C
53	CA	1052	U
53	CA	1064	G
53	CA	1066	C
53	CA	1067	A
53	CA	1068	G
53	CA	1085	U
53	CA	1086	U
53	CA	1087	G
53	CA	1101	A
53	CA	1102	A
53	CA	1124	G
53	CA	1127	G
53	CA	1128	C
53	CA	1138	G
53	CA	1139	G
53	CA	1141	C
53	CA	1142	G
53	CA	1143	G
53	CA	1145	A
53	CA	1146	A
53	CA	1147	C
53	CA	1148	U
53	CA	1151	A
53	CA	1152	A
53	CA	1157	A
53	CA	1158	C

Continued on next page...

Continued from previous page...

Mol	Chain	Res	Type
53	CA	1160	G
53	CA	1161	C
53	CA	1167	A
53	CA	1184	G
53	CA	1190	G
53	CA	1191	A
53	CA	1200	C
53	CA	1201	A
53	CA	1202	U
53	CA	1217	C
53	CA	1224	U
53	CA	1227	A
53	CA	1230	C
53	CA	1278	G
53	CA	1282	C
53	CA	1283	U
53	CA	1285	A
53	CA	1288	A
53	CA	1298	U
53	CA	1301	U
53	CA	1331	G
53	CA	1345	U
53	CA	1348	U
53	CA	1349	A
53	CA	1366	C
53	CA	1367	C
53	CA	1380	U
53	CA	1381	U
53	CA	1394	A
53	CA	1395	C
53	CA	1396	A
53	CA	1398	A
53	CA	1399	C
53	CA	1447	A
53	CA	1449	C
53	CA	1452	C
53	CA	1453	G
53	CA	1455	G
53	CA	1498	U
53	CA	1499	A
53	CA	1502	A
53	CA	1505	G

Continued on next page...

Continued from previous page...

Mol	Chain	Res	Type
53	CA	1507	A
53	CA	1528	U
53	CA	1530	G
22	DA	13	A
22	DA	14	A
22	DA	15	G
22	DA	28	A
22	DA	33	C
22	DA	35	G
22	DA	36	G
22	DA	49	A
22	DA	52	A
22	DA	60	G
22	DA	61	C
22	DA	70	G
22	DA	73	A
22	DA	77	G
22	DA	84	A
22	DA	86	G
22	DA	87	U
22	DA	91	A
22	DA	92	U
22	DA	103	A
22	DA	104	A
22	DA	119	A
22	DA	121	G
22	DA	122	G
22	DA	125	A
22	DA	128	C
22	DA	129	C
22	DA	141	G
22	DA	143	C
22	DA	163	C
22	DA	164	C
22	DA	196	A
22	DA	197	A
22	DA	204	A
22	DA	206	U
22	DA	207	A
22	DA	215	G
22	DA	217	A
22	DA	222	A

Continued on next page...

Continued from previous page...

Mol	Chain	Res	Type
22	DA	223	A
22	DA	224	U
22	DA	227	A
22	DA	229	C
22	DA	230	G
22	DA	231	A
22	DA	232	G
22	DA	234	U
22	DA	235	U
22	DA	241	A
22	DA	243	U
22	DA	244	A
22	DA	249	C
22	DA	250	G
22	DA	271	G
22	DA	273	G
22	DA	301	G
22	DA	303	G
22	DA	304	U
22	DA	311	A
22	DA	321	U
22	DA	324	A
22	DA	325	G
22	DA	329	G
22	DA	335	C
22	DA	336	C
22	DA	370	G
22	DA	374	A
22	DA	386	G
22	DA	388	G
22	DA	389	G
22	DA	391	A
22	DA	395	U
22	DA	396	G
22	DA	397	U
22	DA	404	A
22	DA	406	G
22	DA	407	G
22	DA	411	G
22	DA	412	A
22	DA	413	C
22	DA	424	G

Continued on next page...

Continued from previous page...

Mol	Chain	Res	Type
22	DA	442	G
22	DA	443	A
22	DA	445	C
22	DA	446	G
22	DA	449	A
22	DA	454	A
22	DA	459	U
22	DA	460	A
22	DA	474	G
22	DA	476	G
22	DA	477	A
22	DA	479	A
22	DA	480	A
22	DA	484	C
22	DA	489	G
22	DA	491	G
22	DA	492	A
22	DA	503	A
22	DA	505	A
22	DA	510	C
22	DA	527	C
22	DA	530	G
22	DA	533	G
22	DA	571	U
22	DA	572	A
22	DA	573	U
22	DA	575	A
22	DA	576	U
22	DA	588	U
22	DA	603	A
22	DA	604	G
22	DA	605	G
22	DA	606	U
22	DA	615	U
22	DA	617	G
22	DA	618	G
22	DA	620	G
22	DA	621	A
22	DA	622	G
22	DA	627	A
22	DA	628	G
22	DA	629	G

Continued on next page...

Continued from previous page...

Mol	Chain	Res	Type
22	DA	637	A
22	DA	638	G
22	DA	655	A
22	DA	656	G
22	DA	670	A
22	DA	672	C
22	DA	673	C
22	DA	685	A
22	DA	687	C
22	DA	704	G
22	DA	705	A
22	DA	726	G
22	DA	727	A
22	DA	730	A
22	DA	739	A
22	DA	740	C
22	DA	762	U
22	DA	763	G
22	DA	765	C
22	DA	777	G
22	DA	782	A
22	DA	783	A
22	DA	794	A
22	DA	800	A
22	DA	802	A
22	DA	811	U
22	DA	829	A
22	DA	831	G
22	DA	859	G
22	DA	860	U
22	DA	861	A
22	DA	865	C
22	DA	867	C
22	DA	868	U
22	DA	876	C
22	DA	913	U
22	DA	915	C
22	DA	916	G
22	DA	931	U
22	DA	933	A
22	DA	945	A
22	DA	946	C

Continued on next page...

Continued from previous page...

Mol	Chain	Res	Type
22	DA	947	A
22	DA	957	C
22	DA	958	U
22	DA	959	A
22	DA	961	C
22	DA	964	C
22	DA	973	A
22	DA	976	G
22	DA	989	G
22	DA	990	A
22	DA	991	C
22	DA	992	C
22	DA	1008	A
22	DA	1009	A
22	DA	1010	A
22	DA	1011	G
22	DA	1013	C
22	DA	1020	A
22	DA	1021	A
22	DA	1023	U
22	DA	1024	G
22	DA	1025	G
22	DA	1026	G
22	DA	1027	A
22	DA	1033	U
22	DA	1034	G
22	DA	1047	G
22	DA	1050	A
22	DA	1060	U
22	DA	1063	G
22	DA	1064	C
22	DA	1069	A
22	DA	1077	A
22	DA	1078	U
22	DA	1079	C
22	DA	1080	A
22	DA	1110	G
22	DA	1114	C
22	DA	1126	A
22	DA	1129	A
22	DA	1135	C
22	DA	1136	G

Continued on next page...

Continued from previous page...

Mol	Chain	Res	Type
22	DA	1141	U
22	DA	1144	A
22	DA	1156	A
22	DA	1157	G
22	DA	1204	A
22	DA	1206	G
22	DA	1207	C
22	DA	1210	G
22	DA	1213	A
22	DA	1247	A
22	DA	1249	U
22	DA	1256	G
22	DA	1265	A
22	DA	1267	U
22	DA	1268	A
22	DA	1272	A
22	DA	1274	A
22	DA	1276	A
22	DA	1289	C
22	DA	1291	C
22	DA	1300	G
22	DA	1303	G
22	DA	1304	A
22	DA	1312	U
22	DA	1313	U
22	DA	1314	C
22	DA	1325	U
22	DA	1327	A
22	DA	1329	U
22	DA	1333	G
22	DA	1340	U
22	DA	1346	G
22	DA	1347	A
22	DA	1385	A
22	DA	1386	C
22	DA	1388	G
22	DA	1389	G
22	DA	1397	U
22	DA	1398	C
22	DA	1399	C
22	DA	1400	U
22	DA	1401	G

Continued on next page...

Continued from previous page...

Mol	Chain	Res	Type
22	DA	1415	U
22	DA	1417	C
22	DA	1418	G
22	DA	1427	A
22	DA	1430	G
22	DA	1451	C
22	DA	1455	G
22	DA	1456	G
22	DA	1475	G
22	DA	1482	G
22	DA	1489	C
22	DA	1491	G
22	DA	1492	G
22	DA	1497	U
22	DA	1498	C
22	DA	1508	A
22	DA	1510	G
22	DA	1536	C
22	DA	1539	U
22	DA	1554	U
22	DA	1555	G
22	DA	1556	C
22	DA	1557	C
22	DA	1558	C
22	DA	1560	G
22	DA	1565	C
22	DA	1568	G
22	DA	1569	A
22	DA	1603	A
22	DA	1606	C
22	DA	1612	C
22	DA	1613	G
22	DA	1615	C
22	DA	1619	G
22	DA	1626	A
22	DA	1634	A
22	DA	1635	A
22	DA	1636	U
22	DA	1647	U
22	DA	1648	U
22	DA	1649	G
22	DA	1653	G

Continued on next page...

Continued from previous page...

Mol	Chain	Res	Type
22	DA	1654	A
22	DA	1655	A
22	DA	1667	G
22	DA	1669	A
22	DA	1674	G
22	DA	1675	C
22	DA	1681	G
22	DA	1682	G
22	DA	1683	U
22	DA	1693	U
22	DA	1695	G
22	DA	1696	G
22	DA	1698	A
22	DA	1700	A
22	DA	1706	C
22	DA	1713	A
22	DA	1717	A
22	DA	1722	A
22	DA	1731	G
22	DA	1733	G
22	DA	1734	G
22	DA	1735	A
22	DA	1738	G
22	DA	1739	A
22	DA	1758	U
22	DA	1759	A
22	DA	1760	C
22	DA	1776	G
22	DA	1780	A
22	DA	1782	U
22	DA	1784	A
22	DA	1785	A
22	DA	1786	A
22	DA	1787	A
22	DA	1799	G
22	DA	1802	A
22	DA	1803	A
22	DA	1808	A
22	DA	1810	A
22	DA	1811	G
22	DA	1815	A
22	DA	1816	C

Continued on next page...

Continued from previous page...

Mol	Chain	Res	Type
22	DA	1817	G
22	DA	1821	A
22	DA	1828	G
22	DA	1838	C
22	DA	1839	G
22	DA	1848	A
22	DA	1900	A
22	DA	1901	A
22	DA	1913	A
22	DA	1915	U
22	DA	1916	A
22	DA	1918	A
22	DA	1919	A
22	DA	1929	G
22	DA	1931	U
22	DA	1932	A
22	DA	1936	A
22	DA	1941	C
22	DA	1943	U
22	DA	1945	G
22	DA	1954	G
22	DA	1956	U
22	DA	1962	C
22	DA	1963	U
22	DA	1965	C
22	DA	1967	C
22	DA	1970	A
22	DA	1972	G
22	DA	1980	G
22	DA	1981	A
22	DA	1982	U
22	DA	1992	G
22	DA	1993	U
22	DA	1996	C
22	DA	1997	C
22	DA	2021	C
22	DA	2023	C
22	DA	2024	G
22	DA	2030	A
22	DA	2034	U
22	DA	2036	C
22	DA	2051	A

Continued on next page...

Continued from previous page...

Mol	Chain	Res	Type
22	DA	2052	A
22	DA	2063	C
22	DA	2064	C
22	DA	2067	G
22	DA	2068	U
22	DA	2092	U
22	DA	2094	A
22	DA	2133	G
22	DA	2135	A
22	DA	2136	G
22	DA	2143	C
22	DA	2148	G
22	DA	2150	C
22	DA	2179	C
22	DA	2197	U
22	DA	2199	A
22	DA	2210	U
22	DA	2214	C
22	DA	2216	G
22	DA	2217	G
22	DA	2225	A
22	DA	2226	C
22	DA	2238	G
22	DA	2239	G
22	DA	2249	U
22	DA	2258	C
22	DA	2259	U
22	DA	2266	A
22	DA	2267	A
22	DA	2275	C
22	DA	2276	G
22	DA	2282	G
22	DA	2283	C
22	DA	2286	G
22	DA	2288	A
22	DA	2289	G
22	DA	2296	U
22	DA	2299	U
22	DA	2311	A
22	DA	2314	A
22	DA	2334	U
22	DA	2337	G

Continued on next page...

Continued from previous page...

Mol	Chain	Res	Type
22	DA	2339	C
22	DA	2344	U
22	DA	2347	C
22	DA	2348	U
22	DA	2349	G
22	DA	2384	U
22	DA	2386	A
22	DA	2391	G
22	DA	2392	A
22	DA	2404	U
22	DA	2406	A
22	DA	2407	A
22	DA	2409	G
22	DA	2425	A
22	DA	2428	G
22	DA	2429	G
22	DA	2439	A
22	DA	2440	C
22	DA	2447	G
22	DA	2450	A
22	DA	2458	G
22	DA	2459	A
22	DA	2490	G
22	DA	2492	U
22	DA	2493	U
22	DA	2497	A
22	DA	2498	C
22	DA	2503	A
22	DA	2504	U
22	DA	2505	G
22	DA	2520	C
22	DA	2542	A
22	DA	2543	G
22	DA	2566	A
22	DA	2567	G
22	DA	2572	A
22	DA	2573	C
22	DA	2581	G
22	DA	2582	G
22	DA	2601	C
22	DA	2603	G
22	DA	2609	U

Continued on next page...

Continued from previous page...

Mol	Chain	Res	Type
22	DA	2611	C
22	DA	2613	U
22	DA	2615	U
22	DA	2616	C
22	DA	2639	A
22	DA	2645	G
22	DA	2646	C
22	DA	2654	A
22	DA	2656	U
22	DA	2657	A
22	DA	2666	C
22	DA	2667	C
22	DA	2668	G
22	DA	2681	C
22	DA	2682	A
22	DA	2689	U
22	DA	2691	C
22	DA	2712	C
22	DA	2714	G
22	DA	2726	A
22	DA	2729	G
22	DA	2750	A
22	DA	2752	C
22	DA	2756	U
22	DA	2757	A
22	DA	2776	A
22	DA	2777	G
22	DA	2781	A
22	DA	2798	U
22	DA	2800	A
22	DA	2832	U
22	DA	2836	U
22	DA	2837	A
22	DA	2848	G
22	DA	2850	A
22	DA	2851	A
22	DA	2866	U
22	DA	2868	A
22	DA	2873	A
22	DA	2874	C
22	DA	2875	C
22	DA	2876	G

Continued on next page...

Continued from previous page...

Mol	Chain	Res	Type
22	DA	2879	A
22	DA	2880	C
22	DA	2881	U
22	DA	2893	A
22	DA	2895	G
57	DB	12	C
57	DB	13	G
57	DB	16	G
57	DB	40	U
57	DB	45	A
57	DB	56	G
57	DB	58	A
57	DB	66	A
57	DB	68	C
57	DB	87	U
57	DB	88	C
57	DB	90	C
57	DB	108	A
57	DB	110	C
57	DB	111	U

5.4 Non-standard residues in protein, DNA, RNA chains [i](#)

There are no non-standard protein/DNA/RNA residues in this entry.

5.5 Carbohydrates [i](#)

There are no monosaccharides in this entry.

5.6 Ligand geometry [i](#)

Of 364 ligands modelled in this entry, 363 are monoatomic - leaving 1 for Mogul analysis.

In the following table, the Counts columns list the number of bonds (or angles) for which Mogul statistics could be retrieved, the number of bonds (or angles) that are observed in the model and the number of bonds (or angles) that are defined in the Chemical Component Dictionary. The Link column lists molecule types, if any, to which the group is linked. The Z score for a bond length (or angle) is the number of standard deviations the observed value is removed from the expected value. A bond length (or angle) with $|Z| > 2$ is considered an outlier worth inspection. RMSZ is the root-mean-square of all Z scores of the bond lengths (or angles).

Mol	Type	Chain	Res	Link	Bond lengths			Bond angles		
					Counts	RMSZ	# Z > 2	Counts	RMSZ	# Z > 2
60	CLY	BA	3135	-	25,28,28	1.49	4 (16%)	29,40,40	1.52	8 (27%)

In the following table, the Chirals column lists the number of chiral outliers, the number of chiral centers analysed, the number of these observed in the model and the number defined in the Chemical Component Dictionary. Similar counts are reported in the Torsion and Rings columns. '-' means no outliers of that kind were identified.

Mol	Type	Chain	Res	Link	Chirals	Torsions	Rings
60	CLY	BA	3135	-	-	2/21/53/53	0/2/2/2

All (4) bond length outliers are listed below:

Mol	Chain	Res	Type	Atoms	Z	Observed(Å)	Ideal(Å)
60	BA	3135	CLY	C14-N2	3.38	1.51	1.47
60	BA	3135	CLY	C15-N2	2.88	1.52	1.46
60	BA	3135	CLY	O5-C4	2.75	1.48	1.44
60	BA	3135	CLY	C6-S1	2.24	1.84	1.79

All (8) bond angle outliers are listed below:

Mol	Chain	Res	Type	Atoms	Z	Observed(°)	Ideal(°)
60	BA	3135	CLY	C11-C10-N1	-3.28	109.28	116.58
60	BA	3135	CLY	C10-C11-N2	-2.62	107.53	112.40
60	BA	3135	CLY	O4-C1-C2	-2.38	104.84	110.35
60	BA	3135	CLY	C9-C8-CL1	-2.17	105.14	108.76
60	BA	3135	CLY	C15-N2-C14	2.16	115.39	112.45
60	BA	3135	CLY	C12-C13-C16	-2.14	112.01	114.60
60	BA	3135	CLY	C4-C7-N1	-2.14	103.19	110.69
60	BA	3135	CLY	C5-O5-C4	-2.09	111.29	114.12

There are no chirality outliers.

All (2) torsion outliers are listed below:

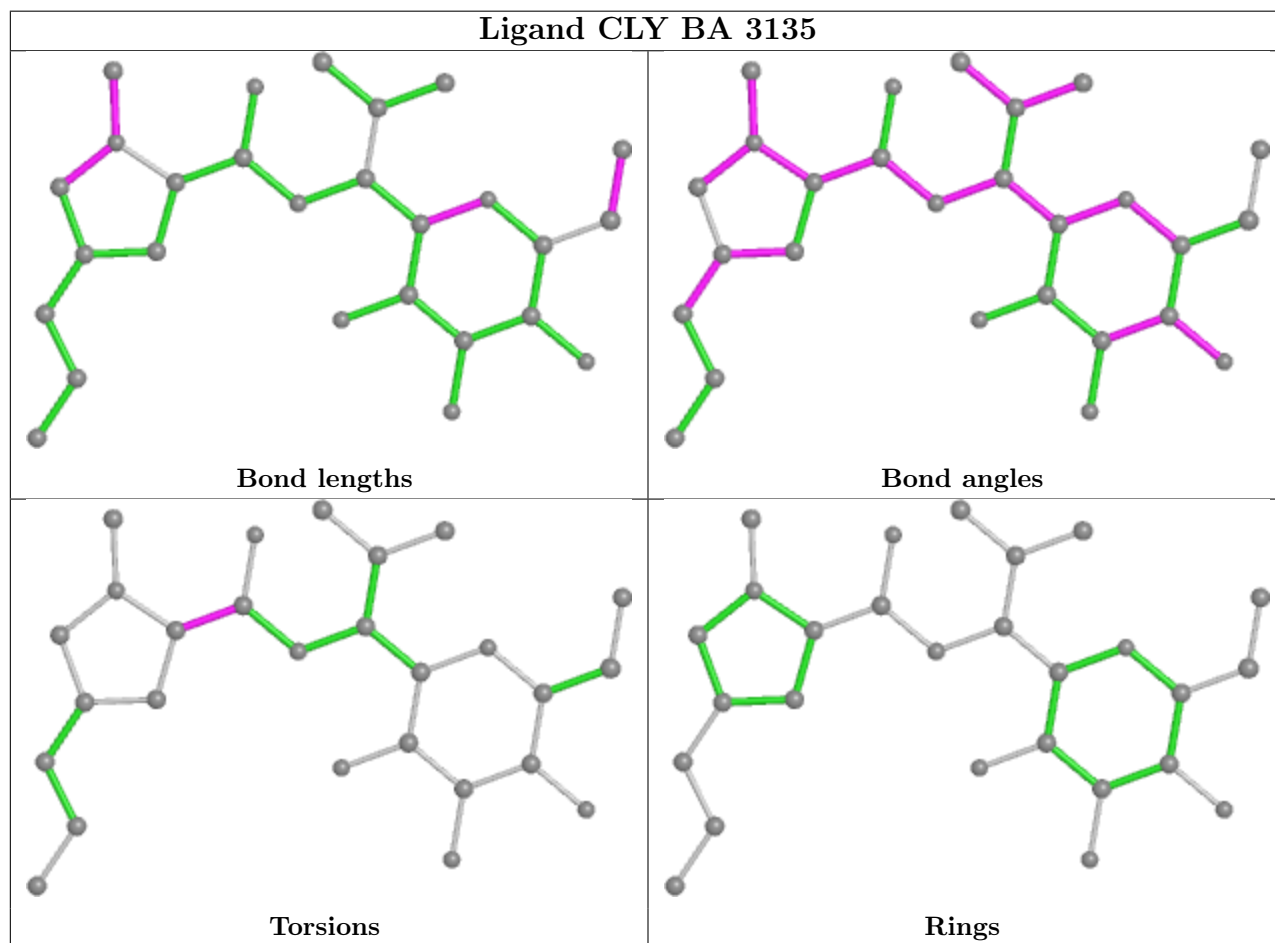
Mol	Chain	Res	Type	Atoms
60	BA	3135	CLY	N1-C10-C11-C12
60	BA	3135	CLY	N1-C10-C11-N2

There are no ring outliers.

1 monomer is involved in 2 short contacts:

Mol	Chain	Res	Type	Clashes	Symm-Clashes
60	BA	3135	CLY	2	0

The following is a two-dimensional graphical depiction of Mogul quality analysis of bond lengths, bond angles, torsion angles, and ring geometry for all instances of the Ligand of Interest. In addition, ligands with molecular weight > 250 and outliers as shown on the validation Tables will also be included. For torsion angles, if less than 5% of the Mogul distribution of torsion angles is within 10 degrees of the torsion angle in question, then that torsion angle is considered an outlier. Any bond that is central to one or more torsion angles identified as an outlier by Mogul will be highlighted in the graph. For rings, the root-mean-square deviation (RMSD) between the ring in question and similar rings identified by Mogul is calculated over all ring torsion angles. If the average RMSD is greater than 60 degrees and the minimal RMSD between the ring in question and any Mogul-identified rings is also greater than 60 degrees, then that ring is considered an outlier. The outliers are highlighted in purple. The color gray indicates Mogul did not find sufficient equivalents in the CSD to analyse the geometry.



5.7 Other polymers [\(i\)](#)

There are no such residues in this entry.

5.8 Polymer linkage issues

There are no chain breaks in this entry.

6 Fit of model and data [i](#)

6.1 Protein, DNA and RNA chains [i](#)

In the following table, the column labelled '#RSRZ > 2' contains the number (and percentage) of RSRZ outliers, followed by percent RSRZ outliers for the chain as percentile scores relative to all X-ray entries and entries of similar resolution. The OWAB column contains the minimum, median, 95th percentile and maximum values of the occupancy-weighted average B-factor per residue. The column labelled 'Q < 0.9' lists the number of (and percentage) of residues with an average occupancy less than 0.9.

Mol	Chain	Analysed	<RSRZ>	#RSRZ > 2	OWAB(Å ²)	Q < 0.9
1	AA	1533/1533 (100%)	-0.56	20 (1%) 77 76	26, 75, 180, 427	0
2	AB	218/218 (100%)	1.35	47 (21%) 0 1	111, 151, 210, 294	0
2	CB	218/218 (100%)	1.86	91 (41%) 0 0	125, 161, 248, 300	0
3	AC	206/206 (100%)	0.38	10 (4%) 29 28	51, 97, 147, 208	0
3	CC	206/206 (100%)	0.93	31 (15%) 2 2	74, 144, 225, 261	0
4	AD	205/205 (100%)	-0.02	6 (2%) 51 50	43, 83, 164, 311	0
4	CD	205/205 (100%)	-0.27	1 (0%) 91 91	31, 59, 113, 227	0
5	AE	150/150 (100%)	0.15	4 (2%) 54 52	55, 78, 148, 255	0
5	CE	150/150 (100%)	0.26	3 (2%) 65 63	55, 85, 149, 258	0
6	AF	100/100 (100%)	-0.06	2 (2%) 65 63	53, 90, 143, 171	0
6	CF	100/100 (100%)	0.46	7 (7%) 16 16	72, 107, 167, 226	0
7	AG	151/151 (100%)	0.39	13 (8%) 10 10	67, 129, 199, 248	0
8	AH	129/129 (100%)	0.17	4 (3%) 49 48	38, 71, 123, 214	0
8	CH	129/129 (100%)	0.46	7 (5%) 25 24	53, 100, 161, 214	0
9	AI	127/127 (100%)	0.90	21 (16%) 1 2	66, 125, 243, 279	0
9	CI	127/127 (100%)	2.01	51 (40%) 0 0	111, 184, 282, 308	0
10	AJ	98/98 (100%)	0.62	12 (12%) 4 4	60, 114, 210, 262	0
10	CJ	98/98 (100%)	2.43	47 (47%) 0 0	103, 188, 266, 292	0
11	AK	117/117 (100%)	0.46	5 (4%) 35 33	36, 98, 174, 203	0
11	CK	117/117 (100%)	0.38	7 (5%) 21 21	55, 104, 165, 196	0
12	AL	123/123 (100%)	-0.27	1 (0%) 86 86	15, 54, 116, 167	0
12	CL	123/123 (100%)	0.28	4 (3%) 46 44	36, 73, 121, 188	0
13	AM	114/114 (100%)	0.45	8 (7%) 16 16	76, 125, 196, 274	0
14	AN	96/100 (96%)	0.27	6 (6%) 20 20	59, 102, 195, 267	0

Continued on next page...

Continued from previous page...

Mol	Chain	Analysed	<RSRZ>	#RSRZ>2	OWAB(Å ²)	Q<0.9
14	CN	95/100 (95%)	2.30	46 (48%) 0 0	109, 221, 327, 373	0
15	AO	88/88 (100%)	-0.41	0 100 100	36, 70, 123, 182	0
15	CO	88/88 (100%)	0.07	1 (1%) 80 80	59, 103, 158, 277	0
16	AP	82/82 (100%)	0.51	9 (10%) 5 5	44, 74, 148, 243	0
17	AQ	80/80 (100%)	0.48	7 (8%) 10 10	29, 78, 141, 267	0
17	CQ	80/80 (100%)	0.86	13 (16%) 1 2	48, 106, 161, 199	0
18	AR	55/55 (100%)	0.06	3 (5%) 25 24	60, 86, 161, 196	0
18	CR	55/55 (100%)	0.16	1 (1%) 68 66	47, 92, 186, 230	0
19	AS	79/79 (100%)	1.52	21 (26%) 0 0	79, 127, 199, 277	0
19	CS	79/79 (100%)	3.17	48 (60%) 0 0	181, 371, 451, 469	0
20	AT	85/85 (100%)	-0.08	0 100 100	43, 76, 116, 143	0
20	CT	85/85 (100%)	1.02	15 (17%) 1 1	58, 117, 197, 268	0
21	AU	51/51 (100%)	1.78	21 (41%) 0 0	88, 157, 204, 230	0
21	CU	51/51 (100%)	0.54	5 (9%) 7 7	58, 111, 182, 320	0
22	BA	2854/2903 (98%)	-0.51	36 (1%) 77 76	4, 28, 155, 403	0
22	DA	2841/2903 (97%)	0.22	83 (2%) 51 50	49, 122, 252, 460	0
23	BB	118/118 (100%)	-0.61	0 100 100	13, 43, 77, 106	0
24	BC	271/271 (100%)	-0.34	5 (1%) 68 66	5, 39, 81, 171	0
24	DC	271/271 (100%)	0.43	14 (5%) 27 25	51, 96, 147, 192	0
25	BD	209/209 (100%)	-0.43	0 100 100	3, 23, 72, 171	0
25	DD	209/209 (100%)	0.54	15 (7%) 15 15	50, 111, 176, 290	0
26	BE	201/201 (100%)	-0.28	0 100 100	2, 37, 98, 185	0
26	DE	201/201 (100%)	1.66	67 (33%) 0 0	62, 197, 394, 486	0
27	BF	177/177 (100%)	0.09	4 (2%) 60 58	27, 70, 127, 197	0
28	BG	176/176 (100%)	-0.03	4 (2%) 60 58	23, 60, 119, 204	0
28	DG	176/176 (100%)	1.63	67 (38%) 0 0	95, 195, 279, 335	0
29	BH	149/149 (100%)	3.03	68 (45%) 0 0	40, 177, 291, 362	0
29	DH	149/149 (100%)	3.28	63 (42%) 0 0	82, 181, 277, 319	0
30	BI	141/141 (100%)	3.00	80 (56%) 0 0	162, 269, 338, 374	0
30	DI	141/141 (100%)	3.53	101 (71%) 0 0	210, 324, 369, 408	0
31	BJ	142/142 (100%)	-0.50	0 100 100	6, 21, 60, 138	0

Continued on next page...

Continued from previous page...

Mol	Chain	Analysed	<RSRZ>	#RSRZ>2	OWAB(Å ²)	Q<0.9
31	DJ	142/142 (100%)	0.83	18 (12%) 3 3	63, 102, 163, 184	0
32	BK	122/122 (100%)	-0.45	0 100 100	7, 26, 74, 263	0
32	DK	122/122 (100%)	0.97	21 (17%) 1 1	52, 95, 164, 236	0
33	BL	143/143 (100%)	-0.42	0 100 100	3, 35, 77, 103	0
33	DL	143/143 (100%)	1.35	33 (23%) 0 1	58, 159, 278, 348	0
34	BM	136/136 (100%)	-0.47	0 100 100	4, 26, 66, 135	0
34	DM	136/136 (100%)	0.87	21 (15%) 2 2	44, 105, 164, 196	0
35	BN	120/120 (100%)	-0.54	0 100 100	6, 20, 43, 151	0
35	DN	120/120 (100%)	1.33	30 (25%) 0 0	79, 127, 200, 268	0
36	BO	116/116 (100%)	-0.24	0 100 100	26, 43, 77, 126	0
36	DO	116/116 (100%)	2.03	47 (40%) 0 0	124, 168, 240, 292	0
37	BP	114/114 (100%)	-0.29	1 (0%) 84 84	9, 35, 83, 148	0
37	DP	114/114 (100%)	1.04	23 (20%) 1 1	62, 114, 174, 238	0
38	BQ	117/117 (100%)	-0.57	0 100 100	3, 16, 43, 199	0
38	DQ	117/117 (100%)	1.03	20 (17%) 1 1	66, 103, 194, 288	0
39	BR	103/103 (100%)	-0.45	1 (0%) 82 82	4, 31, 80, 180	0
39	DR	103/103 (100%)	2.02	43 (41%) 0 0	67, 130, 227, 316	0
40	BS	110/110 (100%)	-0.50	1 (0%) 84 84	4, 17, 52, 175	0
40	DS	110/110 (100%)	1.79	43 (39%) 0 0	59, 130, 231, 279	0
41	BT	93/93 (100%)	-0.03	2 (2%) 62 59	19, 43, 128, 185	0
41	DT	93/93 (100%)	2.64	50 (53%) 0 0	123, 205, 306, 347	0
42	BU	102/102 (100%)	-0.11	1 (0%) 82 82	18, 49, 120, 241	0
42	DU	102/102 (100%)	3.05	61 (59%) 0 0	123, 285, 434, 557	0
43	BV	94/94 (100%)	-0.07	0 100 100	15, 43, 86, 142	0
43	DV	94/94 (100%)	0.85	12 (12%) 3 3	97, 143, 194, 233	0
44	BW	79/79 (100%)	0.02	5 (6%) 20 20	10, 30, 105, 223	0
44	DW	79/79 (100%)	2.38	44 (55%) 0 0	82, 140, 238, 284	0
45	BX	77/77 (100%)	-0.41	0 100 100	11, 42, 84, 117	0
45	DX	77/77 (100%)	0.95	12 (15%) 2 2	78, 117, 171, 236	0
46	BY	63/63 (100%)	0.17	3 (4%) 30 29	30, 66, 136, 222	0
46	DY	63/63 (100%)	1.97	20 (31%) 0 0	143, 309, 433, 440	0

Continued on next page...

Continued from previous page...

Mol	Chain	Analysed	<RSRZ>	#RSRZ>2	OWAB(Å ²)	Q<0.9
47	BZ	58/58 (100%)	-0.45	0 100 100	8, 22, 56, 111	0
47	DZ	58/58 (100%)	0.30	2 (3%) 45 43	78, 119, 208, 217	0
48	B0	56/56 (100%)	-0.61	0 100 100	3, 24, 70, 159	0
48	D0	56/56 (100%)	1.28	18 (32%) 0 0	63, 139, 242, 298	0
49	B1	50/50 (100%)	0.29	2 (4%) 38 36	22, 48, 99, 165	0
49	D1	50/50 (100%)	1.99	19 (38%) 0 0	99, 170, 210, 236	0
50	B2	46/46 (100%)	-0.54	1 (2%) 62 59	7, 26, 52, 155	0
50	D2	46/46 (100%)	0.94	6 (13%) 3 3	81, 118, 175, 233	0
51	B3	64/64 (100%)	-0.58	0 100 100	5, 23, 44, 70	0
51	D3	64/64 (100%)	1.61	22 (34%) 0 0	65, 128, 183, 257	0
52	B4	38/38 (100%)	0.03	1 (2%) 56 52	21, 45, 86, 124	0
52	D4	38/38 (100%)	2.45	22 (57%) 0 0	79, 137, 187, 227	0
53	CA	1530/1530 (100%)	-0.05	50 (3%) 46 44	34, 102, 281, 444	0
54	CG	150/150 (100%)	2.27	76 (50%) 0 0	107, 224, 298, 322	0
55	CM	113/113 (100%)	3.02	76 (67%) 0 0	182, 402, 494, 538	0
56	CP	80/80 (100%)	0.90	11 (13%) 2 2	51, 94, 155, 236	0
57	DB	117/117 (100%)	-0.05	1 (0%) 84 84	95, 169, 224, 274	0
58	DF	178/178 (100%)	2.03	84 (47%) 0 0	183, 225, 286, 338	0
All	All	20431/20551 (99%)	0.34	2108 (10%) 6 6	2, 94, 269, 557	0

All (2108) RSRZ outliers are listed below:

Mol	Chain	Res	Type	RSRZ
29	DH	92	GLY	29.7
29	DH	124	THR	23.0
29	DH	91	PHE	21.8
29	DH	105	ALA	21.1
30	BI	67	THR	15.3
30	DI	4	VAL	15.2
29	DH	93	SER	15.1
29	DH	123	ARG	15.0
46	DY	63	ALA	14.9
42	DU	35	VAL	14.6
29	BH	122	LEU	13.7
19	CS	28	LYS	13.5
29	BH	118	PRO	13.4

Continued on next page...

Continued from previous page...

Mol	Chain	Res	Type	RSRZ
29	DH	90	LEU	13.4
29	DH	131	SER	13.2
29	BH	84	ALA	13.0
17	AQ	82	VAL	12.6
29	BH	147	VAL	12.4
19	CS	73	PHE	12.3
14	CN	33	VAL	12.2
29	BH	123	ARG	12.1
22	BA	2147	A	11.9
22	BA	2179	C	11.8
30	DI	51	GLY	11.7
29	DH	119	ASN	11.7
29	BH	92	GLY	11.4
41	DT	55	VAL	11.3
29	DH	112	LYS	11.3
19	CS	60	PHE	11.3
29	BH	105	ALA	11.2
10	CJ	8	ILE	11.0
30	DI	58	ILE	11.0
29	DH	82	SER	11.0
29	BH	117	LEU	11.0
29	DH	133	GLN	10.9
29	DH	120	GLY	10.6
19	CS	23	GLU	10.5
29	BH	98	ASP	10.5
55	CM	94	LEU	10.4
22	BA	2154	A	10.4
29	BH	148	ALA	10.4
46	DY	62	GLY	10.4
30	DI	15	GLY	10.4
29	DH	86	ASP	10.3
29	BH	91	PHE	10.3
29	BH	85	GLY	10.2
19	CS	29	PRO	10.1
44	DW	51	GLY	10.1
30	BI	2	LYS	10.1
30	BI	46	ASP	10.0
40	DS	5	ALA	10.0
29	BH	93	SER	9.9
30	DI	2	LYS	9.9
9	CI	42	THR	9.8
42	DU	75	ALA	9.7

Continued on next page...

Continued from previous page...

Mol	Chain	Res	Type	RSRZ
29	BH	90	LEU	9.6
30	BI	3	LYS	9.5
58	DF	129	MET	9.4
22	BA	2146	C	9.3
29	BH	80	ILE	9.3
9	CI	57	VAL	9.3
26	DE	144	GLU	9.3
29	DH	113	SER	9.1
19	AS	38	THR	9.1
29	BH	79	THR	9.1
19	CS	22	VAL	8.9
29	DH	121	VAL	8.9
30	BI	11	GLN	8.8
35	DN	63	ARG	8.7
30	BI	68	PHE	8.7
43	DV	94	ALA	8.7
46	DY	24	GLU	8.7
22	DA	139	U	8.7
30	DI	56	VAL	8.7
30	BI	86	LYS	8.6
22	DA	2157	G	8.6
55	CM	67	ASP	8.6
29	BH	89	LYS	8.6
39	DR	50	GLY	8.6
55	CM	54	THR	8.6
46	DY	35	GLY	8.5
9	CI	56	MET	8.5
30	DI	119	ALA	8.5
29	BH	149	GLU	8.4
30	DI	17	ALA	8.4
30	BI	77	VAL	8.4
41	DT	15	HIS	8.3
42	DU	59	GLU	8.3
12	CL	123	ALA	8.2
29	DH	106	ALA	8.2
51	D3	20	GLY	8.1
28	DG	83	THR	8.1
30	BI	66	PHE	8.1
26	DE	127	GLU	8.0
29	BH	86	ASP	8.0
30	DI	66	PHE	8.0
30	BI	1	ALA	8.0

Continued on next page...

Continued from previous page...

Mol	Chain	Res	Type	RSRZ
29	BH	145	ASN	8.0
55	CM	111	PRO	8.0
19	CS	47	THR	7.9
29	BH	88	GLY	7.9
9	CI	66	VAL	7.9
29	DH	87	GLU	7.7
49	D1	35	LEU	7.7
30	BI	78	LEU	7.7
46	DY	36	GLN	7.7
41	DT	34	VAL	7.7
30	BI	52	LEU	7.7
54	CG	64	ALA	7.6
30	DI	55	PRO	7.6
33	DL	89	VAL	7.5
29	BH	121	VAL	7.5
49	D1	52	LYS	7.5
30	DI	5	GLN	7.5
55	CM	93	GLY	7.5
42	DU	34	ILE	7.5
29	BH	124	THR	7.4
41	DT	83	ALA	7.4
29	BH	94	ILE	7.4
30	DI	120	ASP	7.3
54	CG	65	LEU	7.3
41	DT	3	ARG	7.3
42	DU	36	GLU	7.3
37	DP	109	ILE	7.2
29	DH	128	HIS	7.2
14	CN	51	PRO	7.2
55	CM	108	ARG	7.2
10	CJ	10	LEU	7.2
29	BH	126	GLY	7.1
36	DO	61	GLN	7.1
29	DH	89	LYS	7.1
54	CG	7	GLY	7.1
33	DL	92	LEU	7.1
10	CJ	75	ASP	7.0
54	CG	71	THR	7.0
10	CJ	34	ALA	7.0
41	DT	2	ILE	7.0
22	BA	2138	G	7.0
42	DU	76	THR	7.0

Continued on next page...

Continued from previous page...

Mol	Chain	Res	Type	RSRZ
42	DU	86	PHE	6.9
29	BH	81	ALA	6.9
55	CM	39	ALA	6.9
29	BH	143	ILE	6.9
42	DU	24	VAL	6.9
29	DH	118	PRO	6.9
10	AJ	35	GLN	6.9
36	DO	60	GLU	6.9
42	DU	19	GLY	6.9
30	DI	50	LYS	6.8
54	CG	15	PRO	6.8
16	AP	81	ALA	6.8
42	DU	30	SER	6.7
14	CN	32	ASP	6.7
58	DF	141	ASP	6.7
22	BA	2143	C	6.7
51	D3	21	PHE	6.7
19	CS	65	MET	6.7
29	BH	73	ASN	6.7
9	CI	38	PHE	6.7
30	DI	3	LYS	6.6
54	CG	70	PRO	6.6
58	DF	110	ILE	6.6
30	DI	118	GLY	6.6
2	CB	87	ASP	6.6
29	DH	122	LEU	6.6
30	DI	22	PRO	6.6
29	BH	82	SER	6.6
29	DH	88	GLY	6.5
19	CS	30	LEU	6.5
29	DH	143	ILE	6.5
30	BI	4	VAL	6.5
55	CM	81	ASP	6.5
54	CG	106	ALA	6.5
10	CJ	11	LYS	6.5
30	BI	132	ALA	6.5
29	BH	128	HIS	6.5
55	CM	112	ARG	6.5
14	CN	52	ARG	6.4
19	CS	66	VAL	6.4
30	BI	139	VAL	6.4
55	CM	46	GLU	6.4

Continued on next page...

Continued from previous page...

Mol	Chain	Res	Type	RSRZ
26	DE	104	ALA	6.4
29	DH	125	THR	6.4
29	DH	127	GLU	6.3
10	CJ	74	VAL	6.3
30	BI	13	ALA	6.3
26	DE	193	VAL	6.3
39	DR	20	VAL	6.3
30	DI	121	ILE	6.3
41	DT	42	GLU	6.3
10	CJ	76	ILE	6.3
29	BH	119	ASN	6.3
30	DI	21	PRO	6.3
36	DO	52	SER	6.3
58	DF	105	ILE	6.2
54	CG	16	LYS	6.2
33	DL	144	GLU	6.2
16	AP	80	LYS	6.2
9	AI	89	TYR	6.2
42	DU	11	ILE	6.2
2	AB	135	MET	6.2
28	DG	104	LEU	6.2
41	DT	43	ILE	6.2
38	DQ	36	GLN	6.2
58	DF	39	VAL	6.2
19	CS	64	GLU	6.1
55	CM	38	ILE	6.1
30	BI	12	VAL	6.1
29	BH	87	GLU	6.1
55	CM	42	VAL	6.1
33	DL	82	LEU	6.1
39	DR	103	ALA	6.1
30	BI	33	ASN	6.1
35	DN	29	VAL	6.1
55	CM	62	PHE	6.1
14	CN	1	ALA	6.1
30	BI	47	SER	6.1
30	DI	18	ASN	6.1
10	CJ	6	ILE	6.1
29	BH	71	LYS	6.1
29	BH	146	VAL	6.1
2	CB	109	SER	6.0
42	DU	85	ARG	6.0

Continued on next page...

Continued from previous page...

Mol	Chain	Res	Type	RSRZ
58	DF	171	ALA	6.0
39	DR	27	ILE	6.0
29	BH	125	THR	6.0
41	DT	35	ALA	6.0
9	AI	42	THR	6.0
22	DA	228	C	6.0
30	BI	58	ILE	6.0
53	CA	461	A	6.0
26	DE	103	GLY	6.0
29	BH	116	ARG	5.9
33	DL	101	ILE	5.9
29	BH	134	VAL	5.9
54	CG	58	LEU	5.9
39	DR	96	VAL	5.9
10	CJ	63	ASP	5.9
22	BA	2110	G	5.9
52	D4	33	HIS	5.9
10	CJ	12	ALA	5.9
28	DG	166	GLU	5.8
29	BH	74	ALA	5.8
40	DS	110	ARG	5.8
40	DS	34	ASP	5.8
55	CM	84	CYS	5.8
9	CI	65	THR	5.8
30	DI	57	VAL	5.8
42	DU	26	ASN	5.8
19	CS	39	ILE	5.8
30	DI	123	ALA	5.8
44	DW	29	SER	5.8
3	CC	42	LEU	5.7
28	DG	85	LYS	5.7
22	BA	2180	U	5.7
29	DH	145	ASN	5.7
55	CM	45	SER	5.7
2	CB	82	ALA	5.7
3	CC	154	GLY	5.7
29	DH	84	ALA	5.7
19	AS	14	LEU	5.7
36	DO	25	ARG	5.7
44	DW	50	VAL	5.7
2	AB	26	MET	5.7
19	CS	26	ASP	5.7

Continued on next page...

Continued from previous page...

Mol	Chain	Res	Type	RSRZ
42	DU	97	SER	5.7
30	DI	12	VAL	5.6
2	CB	148	GLY	5.6
29	DH	95	GLY	5.6
2	CB	147	LEU	5.6
42	DU	77	GLY	5.6
19	CS	58	PRO	5.6
53	CA	209	U	5.6
10	CJ	73	LEU	5.6
58	DF	10	GLU	5.6
55	CM	57	ASP	5.6
44	DW	52	CYS	5.6
22	BA	138	U	5.5
30	BI	54	ILE	5.5
40	DS	4	ILE	5.5
42	DU	70	ALA	5.5
2	AB	73	ARG	5.5
14	CN	61	ASN	5.5
36	DO	62	LEU	5.5
14	CN	53	ASP	5.5
36	DO	24	THR	5.5
19	CS	27	LYS	5.4
54	CG	17	PHE	5.4
54	CG	150	PHE	5.4
12	AL	123	ALA	5.4
22	DA	1172	C	5.4
29	BH	113	SER	5.4
54	CG	143	MET	5.4
54	CG	87	PRO	5.4
39	DR	26	ASP	5.4
30	DI	43	ALA	5.4
42	DU	87	GLU	5.4
54	CG	55	LYS	5.4
54	CG	38	ALA	5.4
2	CB	158	ASP	5.4
2	AB	66	ILE	5.3
58	DF	155	ILE	5.3
54	CG	69	ARG	5.3
10	CJ	71	LEU	5.3
42	DU	12	VAL	5.3
1	AA	1030	U	5.3
44	DW	34	SER	5.3

Continued on next page...

Continued from previous page...

Mol	Chain	Res	Type	RSRZ
2	AB	150	ILE	5.3
58	DF	51	ASN	5.3
2	CB	129	THR	5.3
54	CG	53	SER	5.3
54	CG	59	GLU	5.3
54	CG	132	THR	5.3
41	DT	14	PRO	5.3
14	CN	34	ASN	5.3
35	DN	113	ILE	5.3
55	CM	103	THR	5.2
22	DA	2146	C	5.2
40	DS	31	GLN	5.2
26	DE	119	ILE	5.2
30	DI	1	ALA	5.2
9	CI	15	ALA	5.2
9	CI	127	SER	5.2
36	DO	64	TYR	5.2
19	CS	11	ASP	5.2
14	CN	78	LEU	5.2
28	DG	82	PHE	5.1
58	DF	41	GLU	5.1
55	CM	63	VAL	5.1
52	D4	1	MET	5.1
55	CM	109	LYS	5.1
22	BA	2139	U	5.1
54	CG	75	LYS	5.1
58	DF	153	ILE	5.1
19	CS	62	THR	5.1
40	DS	3	THR	5.1
2	CB	15	PHE	5.1
30	BI	99	LYS	5.1
55	CM	51	GLN	5.1
29	DH	116	ARG	5.1
41	DT	72	GLN	5.1
30	DI	24	GLY	5.1
30	DI	33	ASN	5.1
32	DK	69	VAL	5.1
22	DA	1116	G	5.1
49	D1	20	TYR	5.1
39	DR	22	LEU	5.1
30	BI	37	PHE	5.1
30	BI	53	PRO	5.1

Continued on next page...

Continued from previous page...

Mol	Chain	Res	Type	RSRZ
26	DE	121	VAL	5.1
41	DT	1	MET	5.0
29	DH	139	PHE	5.0
30	DI	98	GLY	5.0
54	CG	44	SER	5.0
22	DA	2181	U	5.0
56	CP	57	ILE	5.0
39	DR	88	GLY	5.0
36	DO	50	ALA	5.0
37	DP	37	LYS	5.0
41	DT	16	VAL	5.0
54	CG	83	THR	5.0
54	CG	85	GLN	5.0
46	DY	37	LEU	5.0
55	CM	95	PRO	5.0
55	CM	70	ARG	5.0
41	DT	60	THR	5.0
30	BI	114	ALA	5.0
29	DH	130	VAL	5.0
30	DI	23	VAL	5.0
2	AB	220	VAL	5.0
22	DA	2799	A	5.0
19	CS	21	ALA	4.9
30	DI	117	THR	4.9
29	BH	131	SER	4.9
9	AI	129	ARG	4.9
10	CJ	72	ARG	4.9
29	BH	83	LYS	4.9
9	CI	41	GLU	4.9
19	CS	41	PRO	4.9
44	DW	62	ALA	4.9
29	DH	104	THR	4.9
53	CA	1271	A	4.9
58	DF	24	VAL	4.9
42	DU	4	ILE	4.9
44	DW	60	ALA	4.9
36	DO	51	ALA	4.9
36	DO	40	ILE	4.9
30	DI	83	ALA	4.8
30	BI	60	VAL	4.8
51	D3	22	LYS	4.8
28	DG	165	ASP	4.8

Continued on next page...

Continued from previous page...

Mol	Chain	Res	Type	RSRZ
33	DL	88	GLY	4.8
14	CN	62	ARG	4.8
28	DG	84	LYS	4.8
30	DI	93	ASN	4.8
31	DJ	142	ILE	4.8
29	BH	102	ALA	4.8
17	CQ	6	THR	4.8
29	DH	141	LYS	4.8
22	BA	2145	C	4.8
30	DI	40	ALA	4.8
29	BH	144	VAL	4.8
29	DH	138	VAL	4.8
26	DE	147	LEU	4.8
51	D3	13	PHE	4.8
46	DY	10	SER	4.8
29	DH	140	ALA	4.8
54	CG	61	PHE	4.7
58	DF	9	ASP	4.7
46	BY	63	ALA	4.7
29	DH	146	VAL	4.7
54	CG	48	THR	4.7
30	BI	10	LEU	4.7
26	DE	175	ILE	4.7
53	CA	1314	C	4.7
29	DH	85	GLY	4.7
30	BI	42	ASN	4.7
53	CA	1224	U	4.7
2	AB	29	PHE	4.7
52	D4	10	LEU	4.7
36	DO	26	LEU	4.7
51	D3	19	GLY	4.7
55	CM	37	GLY	4.7
6	CF	8	PHE	4.7
26	DE	24	ASN	4.7
33	DL	142	ILE	4.7
41	DT	56	GLU	4.7
22	DA	1067	A	4.7
44	DW	63	ASP	4.7
56	CP	52	LEU	4.7
29	BH	139	PHE	4.7
22	DA	613	A	4.7
38	DQ	28	SER	4.7

Continued on next page...

Continued from previous page...

Mol	Chain	Res	Type	RSRZ
58	DF	131	VAL	4.7
26	DE	180	LEU	4.7
55	CM	91	ARG	4.7
30	BI	16	MET	4.6
30	DI	13	ALA	4.6
49	D1	6	GLU	4.6
42	DU	13	LEU	4.6
19	CS	40	PHE	4.6
28	DG	101	VAL	4.6
30	DI	122	GLU	4.6
19	AS	15	LEU	4.6
30	BI	134	SER	4.6
48	D0	56	LYS	4.6
2	CB	66	ILE	4.6
1	AA	86	G	4.6
42	DU	78	LYS	4.6
30	DI	32	VAL	4.6
9	CI	8	THR	4.6
2	CB	103	TRP	4.6
42	DU	74	ALA	4.6
52	D4	37	GLN	4.6
40	DS	70	LYS	4.6
42	DU	31	GLY	4.6
17	CQ	7	LEU	4.6
2	CB	106	VAL	4.6
42	DU	94	PHE	4.6
18	AR	19	GLU	4.6
44	DW	45	HIS	4.6
36	DO	28	VAL	4.6
2	AB	89	PHE	4.5
52	D4	38	GLY	4.5
26	DE	201	ALA	4.5
10	CJ	7	ARG	4.5
2	CB	17	HIS	4.5
46	DY	14	LEU	4.5
22	DA	645	C	4.5
19	CS	59	VAL	4.5
5	AE	102	THR	4.5
54	CG	14	ASP	4.5
41	DT	36	LYS	4.5
49	B1	52	LYS	4.5
53	CA	1534	A	4.5

Continued on next page...

Continued from previous page...

Mol	Chain	Res	Type	RSRZ
28	DG	8	VAL	4.5
42	DU	38	ILE	4.5
55	CM	68	LEU	4.5
42	DU	17	ASP	4.5
36	DO	46	GLU	4.5
44	DW	59	PHE	4.5
19	CS	25	GLY	4.5
30	BI	38	CYS	4.5
29	DH	117	LEU	4.5
46	DY	56	LEU	4.5
9	CI	67	LYS	4.5
54	CG	136	LYS	4.5
54	CG	60	ALA	4.5
9	CI	40	ARG	4.4
30	DI	72	THR	4.4
40	DS	48	LYS	4.4
44	DW	73	PRO	4.4
14	CN	60	ARG	4.4
28	DG	61	TRP	4.4
49	D1	46	VAL	4.4
36	DO	65	THR	4.4
28	DG	7	PRO	4.4
30	DI	31	GLY	4.4
42	DU	69	VAL	4.4
55	CM	88	LEU	4.4
30	DI	11	GLN	4.4
28	DG	51	PHE	4.4
20	CT	43	LYS	4.4
28	DG	102	ILE	4.4
26	DE	143	LEU	4.4
40	DS	68	ASP	4.4
42	DU	37	GLY	4.4
9	CI	31	GLN	4.4
30	DI	16	MET	4.4
9	CI	4	GLN	4.4
2	AB	200	PRO	4.4
34	DM	24	THR	4.4
2	AB	51	GLU	4.4
51	D3	23	HIS	4.4
58	DF	94	ARG	4.3
19	CS	38	THR	4.3
30	BI	100	ILE	4.3

Continued on next page...

Continued from previous page...

Mol	Chain	Res	Type	RSRZ
36	DO	117	PHE	4.3
2	AB	45	THR	4.3
46	DY	29	ARG	4.3
29	DH	94	ILE	4.3
44	DW	28	GLU	4.3
30	BI	40	ALA	4.3
4	AD	35	GLN	4.3
55	CM	61	LYS	4.3
21	CU	8	ASN	4.3
30	DI	138	VAL	4.3
2	AB	68	PHE	4.3
2	CB	35	ASN	4.3
29	DH	15	LEU	4.3
21	AU	31	VAL	4.3
19	CS	24	SER	4.3
28	DG	110	HIS	4.3
58	DF	55	ASP	4.3
30	BI	138	VAL	4.3
41	DT	75	GLY	4.3
2	AB	159	ALA	4.3
29	DH	126	GLY	4.2
21	AU	51	ALA	4.2
36	DO	92	PHE	4.2
2	AB	188	THR	4.2
41	DT	58	VAL	4.2
54	CG	8	GLN	4.2
29	DH	115	VAL	4.2
33	DL	122	VAL	4.2
37	DP	111	GLU	4.2
19	AS	48	ILE	4.2
29	BH	78	VAL	4.2
22	BA	2885	G	4.2
9	AI	128	LYS	4.2
24	DC	26	GLY	4.2
40	DS	47	VAL	4.2
7	AG	79	VAL	4.2
19	AS	39	ILE	4.2
29	DH	81	ALA	4.2
26	DE	55	SER	4.2
36	DO	103	VAL	4.2
30	DI	95	ASP	4.2
2	CB	128	LEU	4.2

Continued on next page...

Continued from previous page...

Mol	Chain	Res	Type	RSRZ
17	AQ	6	THR	4.2
9	CI	39	GLY	4.2
30	DI	28	GLY	4.2
19	CS	63	ASP	4.1
53	CA	210	C	4.1
54	CG	76	SER	4.2
54	CG	54	GLY	4.1
39	DR	87	GLN	4.1
9	AI	16	ALA	4.1
28	DG	56	GLY	4.1
29	BH	77	THR	4.1
30	BI	141	ASP	4.1
54	CG	146	ALA	4.1
30	BI	51	GLY	4.1
26	DE	48	THR	4.1
41	DT	76	ARG	4.1
28	DG	140	ILE	4.1
41	DT	20	ALA	4.1
19	CS	70	LEU	4.1
32	DK	38	ILE	4.1
54	CG	52	ARG	4.1
55	CM	104	ASN	4.1
30	BI	29	GLN	4.1
33	DL	81	ASP	4.1
30	DI	52	LEU	4.1
42	DU	82	VAL	4.1
56	CP	47	GLU	4.1
30	DI	48	ILE	4.1
9	CI	14	SER	4.1
13	AM	42	VAL	4.1
30	DI	60	VAL	4.1
54	CG	72	VAL	4.1
2	CB	30	ILE	4.1
42	DU	28	LEU	4.1
22	BA	2148	G	4.1
56	CP	39	PHE	4.1
26	DE	122	GLU	4.1
14	CN	19	TYR	4.1
30	BI	7	TYR	4.1
2	CB	146	SER	4.1
52	D4	6	SER	4.1
54	CG	19	SER	4.1

Continued on next page...

Continued from previous page...

Mol	Chain	Res	Type	RSRZ
10	CJ	77	VAL	4.1
28	DG	87	GLN	4.1
38	DQ	90	ASP	4.0
39	DR	21	ARG	4.0
28	DG	161	VAL	4.0
9	AI	31	GLN	4.0
25	DD	186	LEU	4.0
55	CM	44	ILE	4.0
58	DF	59	ILE	4.0
58	DF	22	ASN	4.0
52	D4	8	LYS	4.0
10	CJ	80	THR	4.0
55	CM	87	GLY	4.0
43	DV	42	LEU	4.0
29	DH	83	LYS	4.0
30	DI	8	VAL	4.0
19	AS	2	ARG	4.0
30	DI	53	PRO	4.0
20	CT	41	GLY	4.0
29	DH	142	VAL	4.0
41	BT	16	VAL	4.0
41	DT	69	ARG	4.0
14	CN	49	THR	4.0
26	DE	198	GLU	4.0
2	CB	32	GLY	4.0
30	DI	59	THR	4.0
33	DL	5	THR	4.0
42	DU	72	PHE	4.0
29	DH	129	GLU	4.0
56	CP	48	GLU	4.0
3	AC	64	ARG	4.0
58	DF	150	GLY	4.0
44	DW	35	ILE	4.0
33	DL	107	PHE	4.0
9	CI	58	GLU	4.0
28	DG	162	ARG	4.0
54	CG	43	TYR	4.0
20	CT	66	ILE	4.0
22	DA	846	U	4.0
9	CI	64	ILE	4.0
35	DN	98	LEU	4.0
54	CG	151	ALA	4.0

Continued on next page...

Continued from previous page...

Mol	Chain	Res	Type	RSRZ
2	AB	8	MET	3.9
22	DA	318	C	3.9
2	CB	163	ILE	3.9
29	BH	106	ALA	3.9
1	AA	412	A	3.9
22	DA	345	A	3.9
22	DA	2602	A	3.9
29	BH	76	GLU	3.9
26	DE	164	LEU	3.9
9	AI	88	GLU	3.9
53	CA	1138	G	3.9
30	BI	95	ASP	3.9
58	DF	152	ASP	3.9
36	DO	27	VAL	3.9
19	CS	12	LEU	3.9
42	DU	5	ARG	3.9
55	CM	82	LEU	3.9
58	DF	23	SER	3.9
5	AE	101	GLY	3.9
49	D1	22	THR	3.9
4	AD	26	ALA	3.9
5	AE	150	GLU	3.9
55	CM	4	ALA	3.9
30	DI	81	LYS	3.9
33	DL	121	THR	3.9
8	CH	1	SER	3.9
55	CM	80	MET	3.9
26	DE	12	LEU	3.9
58	DF	127	TYR	3.9
30	DI	41	PHE	3.9
30	DI	67	THR	3.9
22	DA	138	U	3.9
14	CN	22	LYS	3.9
28	DG	147	LEU	3.9
22	DA	1173	U	3.9
25	DD	97	SER	3.9
32	DK	75	SER	3.9
54	CG	78	ARG	3.9
26	DE	197	GLU	3.8
33	DL	104	GLN	3.8
41	DT	59	ASN	3.8
14	CN	100	TRP	3.8

Continued on next page...

Continued from previous page...

Mol	Chain	Res	Type	RSRZ
42	DU	2	ALA	3.8
19	AS	45	GLY	3.8
45	DX	16	ASN	3.8
2	CB	110	ILE	3.8
41	DT	32	LEU	3.8
3	CC	108	PRO	3.8
2	AB	72	LYS	3.8
14	CN	11	LYS	3.8
19	CS	61	VAL	3.8
22	DA	137	U	3.8
55	CM	59	VAL	3.8
54	CG	18	GLY	3.8
29	BH	70	GLU	3.8
54	CG	84	TYR	3.8
10	CJ	50	THR	3.8
33	DL	143	GLU	3.8
35	DN	70	THR	3.8
10	CJ	98	VAL	3.8
26	DE	4	VAL	3.8
39	DR	63	VAL	3.8
42	DU	50	ALA	3.8
42	DU	51	LEU	3.8
2	CB	75	ALA	3.7
2	CB	123	GLY	3.7
9	CI	37	TYR	3.7
7	AG	77	ARG	3.7
36	DO	41	ALA	3.7
36	DO	88	LYS	3.7
7	AG	4	ARG	3.7
39	BR	50	GLY	3.7
22	DA	1459	G	3.7
53	CA	954	G	3.7
33	DL	91	ASP	3.7
58	DF	146	ASP	3.7
52	D4	9	LYS	3.7
46	DY	5	GLU	3.7
14	CN	3	GLN	3.7
33	DL	70	LYS	3.7
14	CN	77	GLY	3.7
44	DW	21	GLY	3.7
31	DJ	136	GLN	3.7
30	BI	57	VAL	3.7

Continued on next page...

Continued from previous page...

Mol	Chain	Res	Type	RSRZ
53	CA	1270	G	3.7
2	CB	225	SER	3.7
45	DX	49	ARG	3.7
1	AA	88	U	3.7
10	CJ	91	ASP	3.7
41	DT	5	GLU	3.7
26	DE	190	ALA	3.7
41	DT	33	LYS	3.7
41	DT	54	GLU	3.7
30	BI	35	MET	3.7
49	D1	23	THR	3.7
58	DF	115	GLY	3.7
40	DS	32	ALA	3.7
22	DA	2152	G	3.7
21	AU	34	ARG	3.7
46	DY	13	GLU	3.7
30	BI	87	SER	3.7
9	CI	63	TYR	3.7
25	DD	26	VAL	3.7
7	AG	80	GLY	3.6
35	DN	38	LEU	3.6
39	DR	53	PHE	3.6
55	CM	31	ALA	3.6
55	CM	89	ARG	3.6
26	DE	173	THR	3.6
21	CU	23	GLU	3.6
33	DL	106	GLU	3.6
42	DU	56	GLY	3.6
37	DP	71	ARG	3.6
10	AJ	76	ILE	3.6
30	DI	25	PRO	3.6
39	DR	52	PRO	3.6
22	BA	139	U	3.6
54	CG	102	TRP	3.6
46	DY	34	SER	3.6
39	DR	51	VAL	3.6
42	DU	46	LYS	3.6
9	CI	9	GLY	3.6
13	AM	94	LEU	3.6
24	DC	241	LYS	3.6
29	BH	142	VAL	3.6
10	AJ	102	LEU	3.6

Continued on next page...

Continued from previous page...

Mol	Chain	Res	Type	RSRZ
54	CG	82	SER	3.6
55	CM	97	ARG	3.6
1	AA	1534	A	3.6
22	DA	1095	A	3.6
53	CA	1312	G	3.6
58	DF	83	PRO	3.6
58	DF	168	LEU	3.6
30	DI	65	SER	3.6
22	BA	1175	A	3.6
28	DG	164	ALA	3.6
34	DM	135	VAL	3.6
38	DQ	81	GLY	3.6
39	DR	25	LEU	3.6
3	CC	205	GLU	3.6
19	CS	37	SER	3.6
30	BI	111	THR	3.6
30	DI	64	ARG	3.6
30	DI	139	VAL	3.6
3	CC	41	TYR	3.6
52	D4	36	ARG	3.6
36	DO	56	LYS	3.6
58	DF	140	ILE	3.6
46	DY	21	LEU	3.6
22	DA	1175	A	3.6
2	CB	99	MET	3.6
18	CR	19	GLU	3.6
29	DH	144	VAL	3.6
26	DE	172	ALA	3.6
46	DY	40	SER	3.6
48	D0	33	SER	3.6
58	DF	67	THR	3.6
45	DX	17	ARG	3.5
5	CE	157	GLY	3.5
2	AB	27	LYS	3.5
40	DS	27	LYS	3.5
29	BH	99	ILE	3.5
30	DI	14	ALA	3.5
29	BH	135	HIS	3.5
41	DT	68	LYS	3.5
47	DZ	33	HIS	3.5
10	AJ	36	VAL	3.5
22	BA	2144	G	3.5

Continued on next page...

Continued from previous page...

Mol	Chain	Res	Type	RSRZ
2	CB	218	ALA	3.5
19	CS	36	ARG	3.5
26	DE	128	ALA	3.5
31	DJ	128	ASN	3.5
13	AM	32	ILE	3.5
30	BI	48	ILE	3.5
10	CJ	65	TYR	3.5
28	DG	57	TYR	3.5
26	DE	148	ILE	3.5
33	DL	90	VAL	3.5
19	CS	74	ALA	3.5
28	DG	55	ASP	3.5
44	DW	56	HIS	3.5
14	AN	29	ILE	3.5
21	AU	4	LYS	3.5
21	AU	40	PRO	3.5
2	CB	144	GLU	3.5
46	DY	59	GLU	3.5
3	AC	63	ILE	3.5
30	DI	125	THR	3.5
37	DP	96	LEU	3.5
29	BH	120	GLY	3.5
48	D0	32	THR	3.5
58	DF	34	THR	3.5
28	DG	129	GLU	3.5
2	AB	195	VAL	3.5
39	DR	43	ASN	3.5
46	DY	28	LEU	3.5
10	AJ	75	ASP	3.5
22	DA	1077	A	3.5
26	DE	23	PHE	3.5
26	DE	183	PHE	3.5
10	CJ	22	THR	3.5
10	CJ	39	PRO	3.5
54	CG	13	PRO	3.5
30	DI	97	VAL	3.5
22	DA	93	G	3.5
29	BH	112	LYS	3.5
39	DR	35	PHE	3.5
58	DF	130	GLY	3.5
22	BA	2155	U	3.5
33	DL	108	ALA	3.5

Continued on next page...

Continued from previous page...

Mol	Chain	Res	Type	RSRZ
35	DN	111	ALA	3.5
55	CM	113	LYS	3.5
2	CB	159	ALA	3.5
22	DA	1171	G	3.4
29	BH	130	VAL	3.4
48	D0	36	LYS	3.4
58	DF	44	ALA	3.4
10	CJ	9	ARG	3.4
11	CK	125	LYS	3.4
14	AN	51	PRO	3.4
22	BA	2105	U	3.4
1	AA	80	A	3.4
14	CN	72	PHE	3.4
34	DM	1	MET	3.4
10	CJ	66	GLU	3.4
21	AU	23	GLU	3.4
9	AI	62	LEU	3.4
30	DI	27	LEU	3.4
31	DJ	54	ILE	3.4
1	AA	87	C	3.4
9	CI	116	GLY	3.4
22	BA	2150	C	3.4
25	DD	91	THR	3.4
44	DW	53	GLY	3.4
30	DI	124	MET	3.4
10	AJ	89	ARG	3.4
29	DH	74	ALA	3.4
22	BA	2149	U	3.4
22	DA	1075	C	3.4
41	DT	12	ARG	3.4
33	DL	125	LEU	3.4
1	AA	78	A	3.4
22	DA	1535	A	3.4
22	DA	2184	A	3.4
26	DE	176	ASP	3.4
29	DH	147	VAL	3.4
31	DJ	53	TYR	3.4
42	DU	27	VAL	3.4
14	AN	20	PHE	3.4
51	D3	47	ALA	3.4
3	CC	7	ASN	3.4
2	CB	183	PHE	3.4

Continued on next page...

Continued from previous page...

Mol	Chain	Res	Type	RSRZ
25	DD	10	GLY	3.4
55	CM	1	ALA	3.4
55	CM	30	LYS	3.4
35	DN	59	SER	3.4
44	DW	15	SER	3.4
29	BH	129	GLU	3.4
26	DE	188	MET	3.4
26	DE	187	VAL	3.4
30	DI	141	ASP	3.4
35	DN	72	ASP	3.4
40	DS	103	ILE	3.4
54	CG	40	SER	3.4
52	D4	24	ARG	3.4
55	CM	55	LEU	3.4
21	AU	30	GLU	3.4
2	CB	127	LYS	3.4
19	AS	37	SER	3.4
32	DK	110	GLU	3.4
55	CM	40	GLU	3.4
9	CI	43	ALA	3.3
28	DG	130	ILE	3.3
30	DI	68	PHE	3.3
10	CJ	99	GLN	3.3
58	DF	172	PHE	3.3
30	BI	115	ASP	3.3
21	AU	50	SER	3.3
2	CB	39	ILE	3.3
7	AG	78	ARG	3.3
21	AU	37	TYR	3.3
54	CG	81	GLY	3.3
25	DD	185	ASN	3.3
26	DE	120	VAL	3.3
17	AQ	13	SER	3.3
52	D4	26	ILE	3.3
55	CM	100	ARG	3.3
58	DF	114	ARG	3.3
3	CC	195	ILE	3.3
8	CH	129	ALA	3.3
36	DO	58	ILE	3.3
2	AB	149	GLY	3.3
30	DI	46	ASP	3.3
53	CA	1209	C	3.3

Continued on next page...

Continued from previous page...

Mol	Chain	Res	Type	RSRZ
21	AU	35	GLU	3.3
58	DF	58	ALA	3.3
10	CJ	41	PRO	3.3
53	CA	202	G	3.3
30	DI	26	ALA	3.3
41	DT	70	HIS	3.3
52	D4	15	LYS	3.3
58	DF	77	LYS	3.3
2	AB	67	LEU	3.3
2	AB	133	ALA	3.3
55	CM	76	ILE	3.3
32	DK	68	GLY	3.3
22	BA	2106	U	3.3
51	D3	60	CYS	3.3
17	CQ	58	VAL	3.3
41	DT	10	VAL	3.3
56	CP	20	VAL	3.3
2	AB	87	ASP	3.3
55	CM	98	GLY	3.3
1	AA	79	G	3.3
10	CJ	49	PHE	3.3
10	CJ	101	SER	3.3
30	DI	49	GLU	3.3
36	DO	63	LYS	3.3
28	DG	52	GLY	3.3
36	DO	96	GLY	3.3
58	DF	54	ALA	3.3
22	DA	2142	A	3.3
44	DW	31	LEU	3.3
39	DR	75	VAL	3.3
28	DG	125	PRO	3.3
3	AC	205	GLU	3.3
38	DQ	82	LEU	3.3
40	DS	20	VAL	3.3
40	DS	71	VAL	3.3
14	AN	30	ILE	3.2
19	AS	10	ILE	3.2
51	D3	9	ALA	3.2
28	DG	132	LEU	3.2
34	DM	41	LEU	3.2
36	DO	93	ASP	3.2
58	DF	11	VAL	3.2

Continued on next page...

Continued from previous page...

Mol	Chain	Res	Type	RSRZ
44	DW	38	ARG	3.2
28	DG	103	ASN	3.2
30	DI	140	GLU	3.2
38	DQ	73	ILE	3.2
38	DQ	1	ALA	3.2
49	D1	49	LYS	3.2
58	DF	142	TYR	3.2
22	DA	1536	C	3.2
22	DA	2145	C	3.2
39	DR	6	GLN	3.2
39	DR	49	ILE	3.2
26	DE	118	LEU	3.2
28	DG	86	LEU	3.2
37	DP	90	ALA	3.2
44	DW	19	ARG	3.2
33	DL	79	LEU	3.2
35	DN	75	ILE	3.2
3	CC	143	LEU	3.2
30	BI	119	ALA	3.2
7	AG	82	SER	3.2
17	CQ	5	ARG	3.2
30	BI	137	LEU	3.2
42	DU	41	VAL	3.2
53	CA	998	C	3.2
22	DA	2402	U	3.2
2	CB	157	PRO	3.2
41	DT	31	VAL	3.2
2	CB	117	GLU	3.2
10	AJ	101	SER	3.2
36	DO	87	ILE	3.2
13	AM	113	LYS	3.2
30	DI	39	LYS	3.2
37	DP	110	LYS	3.2
4	CD	27	ILE	3.2
29	DH	40	THR	3.2
44	DW	42	THR	3.2
55	CM	36	ALA	3.2
21	AU	36	PHE	3.2
38	DQ	87	VAL	3.2
22	BA	546	U	3.2
20	CT	3	ILE	3.2
36	DO	66	GLY	3.2

Continued on next page...

Continued from previous page...

Mol	Chain	Res	Type	RSRZ
51	D3	35	LYS	3.2
54	CG	130	LYS	3.2
9	CI	129	ARG	3.2
30	DI	42	ASN	3.2
32	DK	89	ASN	3.2
2	CB	13	VAL	3.2
10	CJ	36	VAL	3.2
18	AR	73	HIS	3.2
2	CB	200	PRO	3.1
9	AI	20	ILE	3.1
55	CM	8	ILE	3.1
31	DJ	119	PHE	3.1
30	BI	113	ALA	3.1
30	DI	109	ALA	3.1
39	DR	38	VAL	3.1
30	DI	61	TYR	3.1
43	DV	69	GLU	3.1
2	AB	151	LYS	3.1
49	D1	36	LYS	3.1
14	CN	26	LEU	3.1
30	BI	79	LEU	3.1
2	CB	214	GLY	3.1
32	DK	39	ILE	3.1
14	CN	76	PHE	3.1
2	CB	186	VAL	3.1
11	AK	125	LYS	3.1
33	DL	75	ALA	3.1
40	DS	30	SER	3.1
40	DS	40	ASN	3.1
30	DI	54	ILE	3.1
30	BI	39	LYS	3.1
19	AS	13	HIS	3.1
9	CI	126	PHE	3.1
35	DN	37	THR	3.1
28	DG	168	VAL	3.1
39	DR	46	GLU	3.1
42	DU	98	ASN	3.1
55	CM	90	HIS	3.1
35	DN	25	ALA	3.1
2	AB	84	LEU	3.1
20	CT	35	TYR	3.1
53	CA	1031	C	3.1

Continued on next page...

Continued from previous page...

Mol	Chain	Res	Type	RSRZ
35	DN	76	VAL	3.1
40	DS	72	THR	3.1
58	DF	53	ALA	3.1
3	AC	167	TYR	3.1
4	AD	27	ILE	3.1
17	AQ	9	GLY	3.1
9	AI	61	ASP	3.1
34	DM	72	PRO	3.1
44	DW	14	ASP	3.1
30	BI	98	GLY	3.1
44	DW	78	PHE	3.1
30	DI	38	CYS	3.1
21	AU	49	ALA	3.1
37	DP	73	PHE	3.1
26	DE	169	VAL	3.1
20	CT	42	ASP	3.1
30	DI	63	ASP	3.1
19	CS	48	ILE	3.1
38	DQ	38	VAL	3.1
53	CA	1302	C	3.1
14	CN	79	SER	3.1
26	DE	102	ARG	3.1
13	AM	83	GLY	3.1
42	DU	42	LYS	3.1
10	CJ	16	ARG	3.1
22	DA	2147	A	3.1
30	DI	20	SER	3.0
10	CJ	83	THR	3.0
19	AS	46	LEU	3.0
22	DA	136	G	3.0
40	DS	84	ARG	3.0
41	DT	11	LEU	3.0
2	AB	64	GLY	3.0
22	BA	2153	C	3.0
43	DV	57	TYR	3.0
2	CB	95	TRP	3.0
5	AE	114	LEU	3.0
6	CF	39	LEU	3.0
29	BH	47	PHE	3.0
24	BC	234	GLY	3.0
55	CM	71	GLU	3.0
39	DR	7	SER	3.0

Continued on next page...

Continued from previous page...

Mol	Chain	Res	Type	RSRZ
45	DX	18	SER	3.0
54	CG	86	VAL	3.0
58	DF	112	ASP	3.0
34	DM	136	MET	3.0
19	CS	45	GLY	3.0
30	DI	129	GLU	3.0
53	CA	86	G	3.0
58	DF	117	SER	3.0
22	DA	1066	U	3.0
39	DR	5	PHE	3.0
24	BC	235	GLU	3.0
30	BI	96	LYS	3.0
52	D4	35	GLN	3.0
28	DG	79	THR	3.0
19	CS	79	TYR	3.0
49	D1	51	ALA	3.0
22	DA	1078	U	3.0
51	D3	14	LYS	3.0
30	DI	29	GLN	3.0
9	CI	55	ASP	3.0
40	DS	44	ALA	3.0
8	CH	92	PRO	3.0
19	CS	15	LEU	3.0
19	CS	68	HIS	3.0
42	DU	53	GLN	3.0
19	CS	2	ARG	3.0
33	DL	83	ALA	3.0
36	DO	95	SER	3.0
40	DS	73	LYS	3.0
3	CC	194	VAL	3.0
53	CA	94	G	3.0
20	CT	2	ASN	3.0
29	DH	73	ASN	3.0
54	CG	121	ASN	3.0
9	AI	40	ARG	3.0
22	DA	62	U	3.0
31	DJ	118	MET	3.0
36	DO	57	ALA	3.0
26	DE	178	VAL	3.0
58	DF	85	GLY	3.0
17	CQ	4	ILE	3.0
39	DR	59	ILE	3.0

Continued on next page...

Continued from previous page...

Mol	Chain	Res	Type	RSRZ
32	DK	37	ASP	3.0
30	DI	89	SER	3.0
34	DM	8	LYS	3.0
51	D3	46	LYS	3.0
28	DG	128	THR	3.0
2	CB	141	GLU	3.0
30	DI	6	ALA	2.9
36	DO	13	ARG	2.9
54	CG	108	ARG	2.9
24	DC	102	TYR	2.9
2	CB	81	ASP	2.9
26	DE	179	SER	2.9
9	CI	128	LYS	2.9
26	DE	186	VAL	2.9
40	DS	6	LYS	2.9
14	CN	40	ARG	2.9
32	DK	82	ASN	2.9
2	AB	28	PRO	2.9
32	DK	104	THR	2.9
39	DR	19	THR	2.9
1	AA	85	U	2.9
22	DA	2107	G	2.9
53	CA	211	G	2.9
26	DE	131	THR	2.9
2	AB	65	LYS	2.9
4	AD	146	GLU	2.9
35	DN	78	LYS	2.9
58	DF	143	ASP	2.9
58	DF	178	LYS	2.9
2	CB	150	ILE	2.9
14	CN	15	LEU	2.9
2	CB	28	PRO	2.9
21	AU	8	ASN	2.9
44	DW	58	LEU	2.9
44	DW	61	LYS	2.9
28	DG	160	GLY	2.9
10	CJ	35	GLN	2.9
12	CL	80	LEU	2.9
26	DE	32	VAL	2.9
2	CB	29	PHE	2.9
9	CI	30	ASN	2.9
42	DU	25	LYS	2.9

Continued on next page...

Continued from previous page...

Mol	Chain	Res	Type	RSRZ
9	CI	20	ILE	2.9
40	DS	69	LEU	2.9
54	CG	12	LEU	2.9
2	AB	74	ALA	2.9
2	CB	161	PHE	2.9
16	AP	82	ALA	2.9
26	DE	126	VAL	2.9
35	DN	118	ARG	2.9
42	DU	40	LEU	2.9
39	DR	36	ALA	2.9
39	DR	60	LYS	2.9
17	AQ	19	SER	2.9
37	DP	114	ASN	2.9
33	DL	28	GLY	2.9
58	DF	40	GLY	2.9
30	DI	44	LYS	2.9
40	DS	33	LEU	2.9
51	D3	48	MET	2.9
44	BW	45	HIS	2.9
21	AU	22	CYS	2.9
24	DC	236	GLY	2.9
30	BI	133	ARG	2.9
54	CG	131	GLY	2.9
2	AB	163	ILE	2.9
31	DJ	92	MET	2.9
41	DT	30	ILE	2.9
42	DU	48	VAL	2.9
51	D3	57	VAL	2.9
31	DJ	44	TYR	2.9
10	CJ	78	GLU	2.9
50	D2	33	ARG	2.9
21	AU	52	VAL	2.9
28	DG	120	ILE	2.9
50	D2	43	THR	2.9
54	CG	37	THR	2.9
20	CT	40	ALA	2.9
34	DM	16	ARG	2.9
39	DR	37	GLU	2.9
43	DV	35	GLU	2.9
2	CB	100	LEU	2.9
14	CN	50	LEU	2.9
35	DN	28	LEU	2.9

Continued on next page...

Continued from previous page...

Mol	Chain	Res	Type	RSRZ
2	CB	185	ILE	2.8
52	D4	25	VAL	2.8
35	DN	62	ASN	2.8
38	DQ	117	ALA	2.8
58	DF	31	GLU	2.8
38	DQ	42	GLY	2.8
2	CB	182	VAL	2.8
3	CC	36	PHE	2.8
2	AB	186	VAL	2.8
44	DW	37	VAL	2.8
42	DU	20	LYS	2.8
14	CN	99	SER	2.8
19	AS	3	SER	2.8
48	D0	22	THR	2.8
2	CB	213	LEU	2.8
10	CJ	33	GLY	2.8
19	AS	12	LEU	2.8
2	CB	115	ASP	2.8
10	CJ	37	ARG	2.8
30	BI	97	VAL	2.8
30	BI	121	ILE	2.8
26	DE	11	ALA	2.8
46	DY	31	GLN	2.8
29	DH	77	THR	2.8
40	DS	26	GLY	2.8
2	CB	181	PRO	2.8
31	DJ	141	ASP	2.8
48	D0	30	ASP	2.8
29	DH	19	VAL	2.8
35	DN	21	PHE	2.8
36	DO	112	GLU	2.8
14	CN	73	LEU	2.8
48	D0	54	ILE	2.8
28	DG	48	THR	2.8
34	DM	40	ARG	2.8
53	CA	950	U	2.8
9	CI	68	GLY	2.8
58	DF	38	GLY	2.8
8	AH	1	SER	2.8
9	CI	27	ILE	2.8
55	CM	73	SER	2.8
30	DI	86	LYS	2.8

Continued on next page...

Continued from previous page...

Mol	Chain	Res	Type	RSRZ
58	DF	154	THR	2.8
29	DH	98	ASP	2.8
3	CC	90	VAL	2.8
11	AK	128	VAL	2.8
2	AB	185	ILE	2.8
3	CC	106	ARG	2.8
36	DO	55	GLU	2.8
36	DO	12	THR	2.8
22	DA	1094	U	2.8
53	CA	81	A	2.8
54	CG	68	VAL	2.8
36	DO	30	ARG	2.8
54	CG	56	SER	2.8
10	CJ	90	LEU	2.8
2	AB	38	HIS	2.8
4	AD	28	ASP	2.8
19	CS	8	PRO	2.8
9	AI	38	PHE	2.8
10	CJ	51	VAL	2.8
17	CQ	77	VAL	2.8
22	BA	2136	G	2.8
40	DS	94	ASP	2.8
27	BF	79	ARG	2.8
53	CA	1235	U	2.8
2	CB	16	GLY	2.8
49	D1	21	THR	2.8
9	CI	29	ILE	2.7
39	DR	95	ASP	2.8
41	DT	74	ILE	2.7
57	DB	118	C	2.8
22	BA	1065	U	2.7
8	AH	60	LEU	2.7
11	AK	18	GLY	2.7
28	DG	6	ALA	2.7
30	DI	47	SER	2.7
33	DL	141	LYS	2.7
44	DW	74	LYS	2.7
39	DR	32	THR	2.7
2	AB	134	LEU	2.7
13	AM	91	ARG	2.7
48	D0	48	TYR	2.7
58	DF	128	SER	2.7

Continued on next page...

Continued from previous page...

Mol	Chain	Res	Type	RSRZ
30	BI	59	THR	2.7
35	DN	36	THR	2.7
40	DS	39	THR	2.7
41	DT	4	GLU	2.7
49	D1	30	PRO	2.7
2	CB	153	MET	2.7
24	DC	233	GLY	2.7
19	CS	10	ILE	2.7
29	BH	109	GLU	2.7
14	CN	23	ARG	2.7
30	DI	116	MET	2.7
41	DT	24	MET	2.7
19	CS	71	GLY	2.7
30	DI	7	TYR	2.7
30	DI	75	ALA	2.7
2	CB	27	LYS	2.7
31	DJ	35	ARG	2.7
24	DC	109	LEU	2.7
30	BI	105	LEU	2.7
10	AJ	91	ASP	2.7
37	DP	42	PHE	2.7
2	CB	212	TYR	2.7
46	BY	3	ALA	2.7
53	CA	1310	G	2.7
39	DR	24	LYS	2.7
54	CG	105	GLU	2.7
22	BA	2182	U	2.7
33	DL	68	SER	2.7
44	DW	39	GLN	2.7
2	CB	188	THR	2.7
26	DE	17	THR	2.7
28	DG	170	THR	2.7
2	CB	217	ALA	2.7
26	DE	88	ARG	2.7
28	DG	163	TYR	2.7
34	DM	36	VAL	2.7
22	DA	2062	A	2.7
19	AS	70	LEU	2.7
29	BH	75	LEU	2.7
22	DA	786	C	2.7
9	CI	16	ALA	2.7
17	CQ	22	VAL	2.7

Continued on next page...

Continued from previous page...

Mol	Chain	Res	Type	RSRZ
28	DG	131	VAL	2.7
30	DI	137	LEU	2.7
37	DP	62	LYS	2.7
44	DW	67	LYS	2.7
58	DF	86	CYS	2.7
22	DA	1537	G	2.7
10	CJ	27	GLU	2.7
37	DP	41	ALA	2.7
38	DQ	94	LEU	2.7
21	AU	32	ARG	2.7
24	DC	47	ARG	2.7
39	DR	8	GLY	2.7
14	CN	25	GLU	2.7
22	DA	1090	A	2.7
33	DL	77	ILE	2.7
58	DF	104	THR	2.7
20	CT	15	LYS	2.7
16	AP	45	GLU	2.7
30	BI	65	SER	2.7
36	DO	59	ALA	2.7
3	CC	32	LEU	2.7
14	CN	48	GLN	2.7
19	AS	73	PHE	2.7
25	DD	205	PRO	2.7
10	CJ	40	ILE	2.7
26	DE	10	SER	2.6
31	DJ	140	LEU	2.6
35	DN	30	ARG	2.6
2	CB	31	PHE	2.6
22	BA	2181	U	2.6
25	DD	25	THR	2.6
24	DC	240	GLY	2.6
9	CI	35	GLU	2.6
29	BH	127	GLU	2.6
17	AQ	15	LYS	2.6
55	CM	77	LYS	2.6
2	AB	17	HIS	2.6
54	CG	50	ALA	2.6
26	DE	200	LEU	2.6
30	DI	10	LEU	2.6
33	DL	57	LEU	2.6
2	CB	210	THR	2.6

Continued on next page...

Continued from previous page...

Mol	Chain	Res	Type	RSRZ
19	CS	5	LYS	2.6
30	BI	112	LYS	2.6
37	DP	11	GLN	2.6
44	DW	69	GLU	2.6
54	CG	51	GLN	2.6
2	CB	165	ALA	2.6
2	CB	172	ILE	2.6
3	CC	171	ARG	2.6
41	DT	13	ALA	2.6
53	CA	999	C	2.6
9	CI	47	VAL	2.6
10	CJ	97	ASP	2.6
28	DG	81	GLY	2.6
30	BI	130	GLY	2.6
36	DO	2	ASP	2.6
52	D4	34	LYS	2.6
54	CG	90	VAL	2.6
14	CN	66	THR	2.6
36	DO	16	ARG	2.6
44	BW	40	ARG	2.6
30	DI	78	LEU	2.6
32	DK	77	ILE	2.6
45	DX	21	LEU	2.6
3	CC	61	LYS	2.6
7	AG	81	GLY	2.6
30	DI	30	GLN	2.6
42	DU	73	ASN	2.6
44	DW	75	ASN	2.6
40	DS	24	ILE	2.6
44	BW	42	THR	2.6
2	CB	215	ALA	2.6
8	AH	67	GLY	2.6
26	DE	28	VAL	2.6
35	DN	114	GLU	2.6
2	CB	160	LEU	2.6
30	DI	128	ILE	2.6
58	DF	33	ILE	2.6
43	DV	6	ALA	2.6
47	DZ	1	ALA	2.6
9	CI	102	PHE	2.6
10	CJ	5	ARG	2.6
21	CU	32	ARG	2.6

Continued on next page...

Continued from previous page...

Mol	Chain	Res	Type	RSRZ
26	DE	54	GLY	2.6
20	CT	65	LEU	2.6
36	DO	38	GLN	2.6
42	DU	23	LYS	2.6
22	DA	343	C	2.6
51	D3	63	TYR	2.6
9	AI	18	VAL	2.6
9	AI	91	GLU	2.6
28	DG	9	VAL	2.6
35	DN	74	GLU	2.6
58	DF	66	ILE	2.6
29	BH	132	PHE	2.6
55	CM	85	TYR	2.6
10	AJ	78	GLU	2.6
28	DG	33	THR	2.6
30	BI	74	PRO	2.6
25	DD	8	LYS	2.6
11	CK	99	LEU	2.6
58	DF	90	LEU	2.6
41	DT	77	ARG	2.6
54	CG	144	ALA	2.6
34	DM	17	ASN	2.6
40	DS	2	GLU	2.6
40	DS	37	THR	2.6
49	D1	43	ARG	2.6
54	CG	77	ARG	2.6
55	CM	72	ILE	2.6
9	CI	36	GLN	2.6
33	DL	26	GLY	2.6
39	DR	33	VAL	2.6
41	DT	40	LYS	2.6
49	D1	39	ASP	2.6
7	AG	7	GLY	2.6
58	DF	108	PRO	2.6
24	DC	103	ILE	2.6
3	CC	28	PHE	2.6
22	DA	654	A	2.6
28	DG	137	LYS	2.6
30	BI	107	GLU	2.6
30	DI	71	LYS	2.6
9	AI	39	GLY	2.6
38	DQ	86	SER	2.6

Continued on next page...

Continued from previous page...

Mol	Chain	Res	Type	RSRZ
41	DT	79	ASP	2.6
44	BW	51	GLY	2.6
44	DW	55	ASP	2.6
26	DE	177	PRO	2.6
43	DV	5	ASN	2.6
44	DW	79	ILE	2.6
54	CG	11	ILE	2.6
7	AG	17	PHE	2.5
29	DH	132	PHE	2.5
1	AA	1362	A	2.5
10	CJ	26	VAL	2.5
17	CQ	28	VAL	2.5
22	DA	2133	G	2.5
46	BY	7	ARG	2.5
58	DF	27	VAL	2.5
58	DF	35	LEU	2.5
58	DF	151	LEU	2.5
44	DW	49	ASN	2.5
58	DF	78	ILE	2.5
58	DF	138	PRO	2.5
30	BI	81	LYS	2.5
41	DT	39	THR	2.5
45	DX	19	HIS	2.5
54	CG	109	LYS	2.5
36	DO	80	GLU	2.5
2	CB	113	LEU	2.5
22	DA	914	G	2.5
22	DA	1042	G	2.5
29	BH	72	ILE	2.5
55	CM	43	LYS	2.5
30	BI	93	ASN	2.5
3	AC	98	ALA	2.5
9	AI	32	ARG	2.5
43	DV	44	HIS	2.5
48	D0	37	HIS	2.5
11	CK	14	GLN	2.5
26	DE	9	GLN	2.5
35	DN	43	GLU	2.5
45	DX	20	ALA	2.5
3	CC	123	LEU	2.5
51	D3	39	ARG	2.5
55	CM	28	ARG	2.5

Continued on next page...

Continued from previous page...

Mol	Chain	Res	Type	RSRZ
55	CM	69	ARG	2.5
55	CM	92	ARG	2.5
28	DG	100	ASN	2.5
34	DM	103	TYR	2.5
44	DW	41	GLY	2.5
2	CB	40	ILE	2.5
14	CN	5	MET	2.5
19	CS	43	MET	2.5
9	CI	61	ASP	2.5
28	DG	68	ARG	2.5
14	CN	31	SER	2.5
9	CI	3	ASN	2.5
19	CS	13	HIS	2.5
10	CJ	102	LEU	2.5
22	DA	2150	C	2.5
45	DX	66	VAL	2.5
28	DG	106	LEU	2.5
55	CM	79	LEU	2.5
22	DA	2141	G	2.5
8	AH	129	ALA	2.5
14	CN	59	GLN	2.5
24	BC	236	GLY	2.5
29	BH	100	ALA	2.5
19	CS	46	LEU	2.5
20	CT	67	HIS	2.5
22	DA	12	U	2.5
33	DL	102	GLY	2.5
55	CM	5	GLY	2.5
56	CP	19	VAL	2.5
54	CG	67	ASN	2.5
58	DF	116	LEU	2.5
1	AA	1031	C	2.5
58	DF	84	ILE	2.5
54	CG	62	GLU	2.5
58	DF	93	GLU	2.5
2	AB	152	ASP	2.5
28	DG	42	VAL	2.5
40	DS	105	VAL	2.5
41	DT	71	GLY	2.5
51	D3	64	ALA	2.5
3	CC	86	LEU	2.5
53	CA	1032	G	2.5

Continued on next page...

Continued from previous page...

Mol	Chain	Res	Type	RSRZ
55	CM	107	THR	2.5
30	BI	71	LYS	2.5
44	DW	71	LYS	2.5
30	BI	32	VAL	2.5
30	DI	133	ARG	2.5
54	CG	88	VAL	2.5
3	CC	166	TRP	2.5
24	BC	239	PHE	2.5
32	DK	2	ILE	2.5
37	DP	30	TRP	2.5
58	DF	20	ASN	2.5
6	CF	62	MET	2.5
55	CM	58	GLU	2.5
11	CK	128	VAL	2.5
14	CN	68	ARG	2.5
58	DF	30	VAL	2.5
2	CB	192	PRO	2.5
22	DA	1044	C	2.5
14	CN	75	LYS	2.5
32	DK	109	SER	2.5
42	DU	29	SER	2.5
52	D4	28	SER	2.5
50	D2	34	ARG	2.5
29	BH	5	LEU	2.5
32	DK	76	VAL	2.5
40	DS	19	LEU	2.5
52	D4	7	VAL	2.5
28	DG	127	GLN	2.5
44	DW	18	LYS	2.5
2	AB	224	ARG	2.5
35	DN	24	MET	2.5
44	DW	54	ARG	2.5
54	CG	47	GLU	2.5
2	AB	211	LEU	2.5
53	CA	1313	U	2.5
28	DG	111	PRO	2.5
26	DE	170	ARG	2.5
29	DH	27	ARG	2.5
26	DE	146	VAL	2.4
1	AA	209	U	2.4
2	CB	71	THR	2.4
19	AS	42	ASN	2.4

Continued on next page...

Continued from previous page...

Mol	Chain	Res	Type	RSRZ
45	DX	29	LEU	2.4
16	AP	22	ALA	2.4
2	CB	68	PHE	2.4
7	AG	150	PHE	2.4
2	AB	192	PRO	2.4
30	DI	19	PRO	2.4
37	DP	8	GLU	2.4
26	DE	98	LYS	2.4
54	CG	74	VAL	2.4
2	AB	33	ALA	2.4
3	CC	31	ASN	2.4
14	AN	42	ASN	2.4
22	DA	2585	U	2.4
53	CA	1308	U	2.4
58	DF	124	ARG	2.4
16	AP	4	ILE	2.4
44	DW	81	ILE	2.4
30	BI	94	LYS	2.4
2	CB	42	LEU	2.4
25	DD	6	GLY	2.4
30	DI	84	GLY	2.4
34	DM	37	GLY	2.4
15	CO	88	ARG	2.4
40	DS	43	ALA	2.4
55	CM	105	ALA	2.4
2	CB	114	LYS	2.4
17	AQ	3	LYS	2.4
38	DQ	89	ILE	2.4
53	CA	955	U	2.4
10	CJ	60	ASP	2.4
46	DY	1	MET	2.4
31	DJ	47	HIS	2.4
43	DV	64	VAL	2.4
54	CG	139	ASP	2.4
55	CM	41	ASP	2.4
9	CI	13	SER	2.4
26	DE	26	ALA	2.4
28	DG	96	ALA	2.4
29	DH	11	ASN	2.4
33	DL	115	GLU	2.4
38	DQ	16	ILE	2.4
54	CG	66	GLU	2.4

Continued on next page...

Continued from previous page...

Mol	Chain	Res	Type	RSRZ
22	DA	1043	C	2.4
25	DD	77	ARG	2.4
28	DG	94	ARG	2.4
32	DK	35	VAL	2.4
41	BT	1	MET	2.4
41	DT	62	VAL	2.4
51	D3	52	GLY	2.4
3	CC	203	LYS	2.4
26	DE	57	LYS	2.4
29	DH	148	ALA	2.4
30	BI	80	LYS	2.4
24	DC	63	ILE	2.4
42	DU	57	ILE	2.4
37	DP	108	ARG	2.4
58	DF	125	GLY	2.4
26	DE	171	ASP	2.4
30	BI	43	ALA	2.4
55	CM	29	SER	2.4
55	CM	75	SER	2.4
58	DF	79	ARG	2.4
21	AU	28	LEU	2.4
28	DG	116	LEU	2.4
45	DX	32	LEU	2.4
19	CS	75	PRO	2.4
50	B2	46	LYS	2.4
55	CM	110	GLY	2.4
30	BI	41	PHE	2.4
2	CB	126	ASP	2.4
36	DO	20	GLU	2.4
53	CA	1247	U	2.4
58	DF	82	TYR	2.4
8	CH	58	LEU	2.4
22	BA	2108	A	2.4
38	DQ	43	GLN	2.4
43	DV	68	LYS	2.4
16	AP	41	PRO	2.4
36	DO	53	THR	2.4
51	D3	27	ASN	2.4
30	BI	6	ALA	2.4
8	CH	74	ILE	2.4
58	DF	136	ILE	2.4
3	AC	99	GLN	2.4

Continued on next page...

Continued from previous page...

Mol	Chain	Res	Type	RSRZ
21	AU	27	VAL	2.4
37	DP	39	LEU	2.4
40	DS	17	VAL	2.4
36	DO	77	ALA	2.4
17	CQ	60	ILE	2.4
2	CB	162	VAL	2.4
14	CN	44	VAL	2.4
16	AP	39	PHE	2.4
30	DI	37	PHE	2.4
54	CG	142	ARG	2.4
35	DN	56	LYS	2.4
52	D4	16	ILE	2.4
55	CM	32	ILE	2.4
22	DA	1083	U	2.4
28	DG	115	GLN	2.4
30	BI	5	GLN	2.4
52	D4	32	LYS	2.4
2	CB	124	THR	2.4
17	CQ	44	HIS	2.4
2	AB	69	VAL	2.3
28	DG	167	VAL	2.3
2	CB	222	GLU	2.3
22	DA	2106	U	2.3
22	DA	2797	U	2.3
25	DD	96	ILE	2.3
52	B4	29	ALA	2.3
26	DE	44	ARG	2.3
37	DP	72	VAL	2.3
40	DS	95	ARG	2.3
2	CB	155	GLY	2.3
49	D1	15	GLY	2.3
53	CA	1317	C	2.3
29	BH	18	GLN	2.3
26	DE	125	SER	2.3
2	CB	125	PHE	2.3
34	DM	110	GLU	2.3
41	DT	37	ASP	2.3
46	DY	49	ASP	2.3
34	DM	46	ILE	2.3
43	DV	23	ALA	2.3
44	DW	36	ILE	2.3
2	AB	70	GLY	2.3

Continued on next page...

Continued from previous page...

Mol	Chain	Res	Type	RSRZ
11	CK	85	VAL	2.3
5	CE	150	GLU	2.3
26	DE	43	THR	2.3
54	CG	138	GLU	2.3
2	AB	81	ASP	2.3
22	DA	33	C	2.3
22	DA	1117	C	2.3
22	DA	2306	C	2.3
56	CP	17	TYR	2.3
12	CL	122	LYS	2.3
32	DK	61	VAL	2.3
58	DF	119	LYS	2.3
22	DA	810	U	2.3
21	CU	34	ARG	2.3
28	DG	113	ASP	2.3
20	CT	86	ALA	2.3
30	DI	62	ALA	2.3
30	DI	103	ALA	2.3
40	DS	21	ALA	2.3
52	D4	14	CYS	2.3
52	D4	23	ILE	2.3
55	CM	26	LYS	2.3
58	DF	167	ALA	2.3
3	CC	38	VAL	2.3
26	DE	76	PRO	2.3
33	DL	126	ARG	2.3
36	DO	7	ARG	2.3
42	DU	9	GLU	2.3
20	CT	70	LYS	2.3
32	DK	36	GLY	2.3
3	AC	169	GLU	2.3
53	CA	1320	C	2.3
2	AB	128	LEU	2.3
9	CI	51	LEU	2.3
9	CI	82	ILE	2.3
28	BG	116	LEU	2.3
53	CA	79	G	2.3
43	DV	82	TYR	2.3
48	D0	5	ASN	2.3
55	CM	47	LEU	2.3
26	DE	189	THR	2.3
13	AM	96	VAL	2.3

Continued on next page...

Continued from previous page...

Mol	Chain	Res	Type	RSRZ
28	DG	173	ALA	2.3
32	DK	33	ALA	2.3
53	CA	1362	A	2.3
14	CN	93	PRO	2.3
19	AS	43	MET	2.3
20	CT	33	LYS	2.3
21	AU	24	LYS	2.3
58	DF	175	PRO	2.3
7	AG	22	LEU	2.3
41	DT	61	LEU	2.3
31	DJ	74	TYR	2.3
39	DR	2	TYR	2.3
40	DS	66	ILE	2.3
54	CG	140	VAL	2.3
22	BA	2142	A	2.3
22	DA	1407	G	2.3
37	DP	33	GLU	2.3
58	DF	37	MET	2.3
2	CB	140	LEU	2.3
30	BI	64	ARG	2.3
30	BI	85	ILE	2.3
39	DR	61	ALA	2.3
44	DW	76	ARG	2.3
58	DF	98	PHE	2.3
22	DA	1211	C	2.3
22	DA	1278	C	2.3
29	BH	95	GLY	2.3
30	DI	94	LYS	2.3
22	DA	88	G	2.3
3	CC	202	PHE	2.3
32	DK	111	LYS	2.3
50	D2	36	ALA	2.3
39	DR	34	GLU	2.3
21	AU	20	ARG	2.3
6	AF	36	ILE	2.3
41	DT	81	LYS	2.3
30	DI	82	ALA	2.3
31	DJ	75	TYR	2.3
31	DJ	139	VAL	2.3
34	DM	131	VAL	2.3
53	CA	1441	A	2.3
22	DA	2140	G	2.2

Continued on next page...

Continued from previous page...

Mol	Chain	Res	Type	RSRZ
17	CQ	41	THR	2.2
33	DL	4	ASN	2.2
22	DA	1174	U	2.2
34	DM	102	LEU	2.2
12	CL	81	ILE	2.2
22	DA	2153	C	2.2
45	DX	9	LYS	2.2
3	AC	65	VAL	2.2
10	AJ	98	VAL	2.2
3	CC	91	ALA	2.2
14	CN	65	GLN	2.2
34	DM	80	VAL	2.2
9	AI	96	GLU	2.2
44	DW	72	GLY	2.2
1	AA	461	A	2.2
14	CN	64	ARG	2.2
28	DG	151	ARG	2.2
24	BC	241	LYS	2.2
48	D0	25	THR	2.2
42	DU	58	VAL	2.2
14	CN	16	ALA	2.2
28	DG	1	SER	2.2
30	BI	91	LYS	2.2
44	DW	77	LYS	2.2
55	CM	74	MET	2.2
2	CB	92	ASN	2.2
9	CI	46	VAL	2.2
30	BI	21	PRO	2.2
58	DF	17	THR	2.2
53	CA	1305	G	2.2
58	DF	109	ARG	2.2
48	D0	26	SER	2.2
29	BH	138	VAL	2.2
40	DS	35	ILE	2.2
42	DU	80	ASP	2.2
1	AA	81	A	2.2
22	BA	613	A	2.2
41	DT	82	LYS	2.2
53	CA	205	A	2.2
53	CA	1036	A	2.2
26	DE	5	LEU	2.2
49	D1	33	LEU	2.2

Continued on next page...

Continued from previous page...

Mol	Chain	Res	Type	RSRZ
55	CM	18	LEU	2.2
58	DF	174	PHE	2.2
2	AB	158	ASP	2.2
9	CI	90	ASP	2.2
49	D1	34	GLU	2.2
44	DW	57	THR	2.2
54	CG	107	ALA	2.2
53	CA	80	A	2.2
53	CA	1248	A	2.2
3	CC	56	ILE	2.2
9	CI	54	VAL	2.2
19	AS	69	LYS	2.2
1	AA	841	C	2.2
7	AG	84	TYR	2.2
53	CA	212	G	2.2
53	CA	1131	G	2.2
42	DU	47	PRO	2.2
14	AN	47	LEU	2.2
1	AA	1441	A	2.2
14	CN	18	LYS	2.2
10	CJ	81	GLU	2.2
28	DG	16	VAL	2.2
36	DO	78	VAL	2.2
42	DU	88	ASP	2.2
48	D0	45	ASP	2.2
49	B1	51	ALA	2.2
3	CC	97	PRO	2.2
51	D3	56	LEU	2.2
28	DG	121	THR	2.2
4	AD	24	VAL	2.2
6	AF	51	ILE	2.2
37	DP	4	ILE	2.2
39	DR	12	HIS	2.2
2	CB	76	SER	2.2
8	CH	122	GLY	2.2
35	DN	100	CYS	2.2
28	BG	15	ASP	2.2
42	DU	32	LYS	2.2
2	CB	90	PHE	2.2
29	DH	134	VAL	2.2
35	DN	112	TYR	2.2
45	DX	10	ARG	2.2

Continued on next page...

Continued from previous page...

Mol	Chain	Res	Type	RSRZ
2	CB	152	ASP	2.2
22	DA	344	A	2.2
25	DD	43	ASP	2.2
28	DG	72	ASN	2.2
36	DO	39	VAL	2.2
37	DP	103	THR	2.2
2	CB	38	HIS	2.2
19	CS	67	GLY	2.2
22	BA	140	C	2.2
10	AJ	90	LEU	2.2
34	DM	33	LEU	2.2
22	BA	2402	U	2.2
22	DA	549	G	2.2
10	AJ	74	VAL	2.2
25	DD	73	VAL	2.2
48	D0	42	ILE	2.2
55	CM	3	ILE	2.2
1	AA	1493	A	2.2
2	AB	35	ASN	2.2
6	CF	86	ARG	2.2
22	DA	1046	A	2.2
10	CJ	56	HIS	2.2
35	DN	107	ASN	2.2
2	CB	67	LEU	2.1
17	CQ	72	TRP	2.1
22	DA	2104	C	2.1
8	CH	59	GLU	2.1
16	AP	19	VAL	2.1
30	BI	25	PRO	2.1
26	DE	22	ASP	2.1
48	D0	52	LYS	2.1
55	CM	106	ARG	2.1
30	BI	24	GLY	2.1
48	D0	55	ALA	2.1
53	CA	958	A	2.1
55	CM	11	HIS	2.1
30	DI	113	ALA	2.1
38	DQ	85	ALA	2.1
55	CM	35	ALA	2.1
6	CF	68	GLN	2.1
2	AB	80	LYS	2.1
9	CI	11	ARG	2.1

Continued on next page...

Continued from previous page...

Mol	Chain	Res	Type	RSRZ
28	BG	25	ILE	2.1
42	DU	10	VAL	2.1
58	DF	32	LYS	2.1
20	CT	62	ALA	2.1
40	DS	38	TYR	2.1
53	CA	1241	G	2.1
53	CA	1272	G	2.1
7	AG	1	PRO	2.1
39	DR	102	SER	2.1
58	DF	25	MET	2.1
22	DA	795	C	2.1
22	DA	2151	U	2.1
2	CB	93	HIS	2.1
5	CE	127	TYR	2.1
11	AK	65	ALA	2.1
26	DE	21	ARG	2.1
37	DP	28	LYS	2.1
58	DF	156	THR	2.1
9	AI	28	VAL	2.1
9	AI	78	ILE	2.1
24	DC	48	ILE	2.1
39	DR	45	GLU	2.1
28	DG	105	SER	2.1
41	DT	7	LEU	2.1
19	CS	49	ALA	2.1
27	BF	174	PHE	2.1
42	BU	86	PHE	2.1
49	D1	29	LYS	2.1
50	D2	12	ARG	2.1
53	CA	85	U	2.1
2	CB	101	THR	2.1
28	DG	50	THR	2.1
29	DH	79	THR	2.1
2	CB	108	GLN	2.1
3	CC	119	ILE	2.1
55	CM	96	VAL	2.1
56	CP	4	ILE	2.1
2	CB	135	MET	2.1
32	DK	1	MET	2.1
50	D2	1	MET	2.1
42	DU	91	LYS	2.1
19	AS	40	PHE	2.1

Continued on next page...

Continued from previous page...

Mol	Chain	Res	Type	RSRZ
26	DE	35	TYR	2.1
1	AA	844	G	2.1
3	CC	94	ALA	2.1
26	DE	161	ALA	2.1
14	CN	9	GLU	2.1
22	DA	931	U	2.1
22	DA	2307	G	2.1
36	DO	37	ALA	2.1
38	DQ	67	ALA	2.1
41	DT	17	SER	2.1
58	DF	45	ASP	2.1
22	DA	546	U	2.1
22	DA	1420	A	2.1
25	DD	180	VAL	2.1
22	BA	885	C	2.1
9	CI	19	PHE	2.1
35	DN	102	PHE	2.1
28	DG	95	ALA	2.1
11	CK	83	VAL	2.1
19	AS	26	ASP	2.1
2	CB	94	ARG	2.1
18	AR	72	ARG	2.1
26	DE	77	ILE	2.1
30	DI	9	LYS	2.1
49	D1	45	HIS	2.1
31	DJ	38	GLY	2.1
22	BA	2109	U	2.1
28	DG	126	THR	2.1
22	DA	748	G	2.1
22	DA	1606	C	2.1
53	CA	1309	G	2.1
53	CA	1361	G	2.1
53	CA	1452	C	2.1
30	DI	126	ARG	2.1
56	CP	80	LYS	2.1
3	AC	92	ASP	2.1
19	AS	44	ILE	2.1
35	DN	33	ILE	2.1
42	DU	64	ILE	2.1
51	D3	58	ILE	2.1
56	CP	33	ILE	2.1
39	DR	92	TRP	2.1

Continued on next page...

Continued from previous page...

Mol	Chain	Res	Type	RSRZ
2	CB	33	ALA	2.1
2	CB	138	ARG	2.1
21	AU	9	GLU	2.1
31	DJ	63	ALA	2.1
42	DU	16	LYS	2.1
34	DM	96	ILE	2.1
10	CJ	38	GLY	2.1
2	CB	118	THR	2.1
6	CF	10	VAL	2.1
39	DR	54	VAL	2.1
40	DS	106	VAL	2.1
2	CB	64	GLY	2.1
11	CK	18	GLY	2.1
22	DA	1870	C	2.1
37	BP	64	SER	2.1
24	DC	29	PHE	2.0
24	DC	231	HIS	2.1
48	D0	41	HIS	2.1
53	CA	1226	C	2.1
3	CC	57	GLU	2.0
17	CQ	59	GLU	2.0
14	CN	43	ALA	2.0
14	CN	69	PRO	2.0
14	CN	98	ALA	2.0
24	DC	20	ASN	2.0
28	BG	16	VAL	2.0
42	DU	62	ALA	2.0
30	BI	127	SER	2.0
58	DF	50	ASP	2.0
37	DP	29	VAL	2.0
40	DS	93	ALA	2.0
6	CF	6	ILE	2.0
29	DH	20	ASN	2.0
22	BA	1171	G	2.0
22	DA	245	G	2.0
51	D3	40	LYS	2.0
13	AM	86	ARG	2.0
19	CS	80	ARG	2.0
29	DH	47	PHE	2.0
53	CA	208	U	2.0
52	D4	19	ARG	2.0
34	DM	25	ASP	2.0

Continued on next page...

Continued from previous page...

Mol	Chain	Res	Type	RSRZ
39	DR	14	VAL	2.0
54	CG	149	ALA	2.0
58	DF	7	TYR	2.0
27	BF	116	LEU	2.0
30	BI	34	ILE	2.0
2	AB	24	PRO	2.0
40	DS	41	LYS	2.0
28	DG	24	THR	2.0
1	AA	842	U	2.0
27	BF	129	MET	2.0
22	BA	2140	G	2.0
40	DS	101	SER	2.0
9	AI	5	TYR	2.0
21	CU	37	TYR	2.0
3	AC	148	ILE	2.0
9	CI	86	LEU	2.0
29	BH	4	ILE	2.0
48	D0	27	LEU	2.0
32	DK	81	GLY	2.0
9	AI	4	GLN	2.0
54	CG	73	GLU	2.0
22	DA	92	U	2.0
2	CB	216	VAL	2.0
36	DO	29	HIS	2.0
38	DQ	111	LYS	2.0
54	CG	79	VAL	2.0
3	CC	1	GLY	2.0
3	CC	206	ILE	2.0
9	CI	34	LEU	2.0
38	DQ	41	ALA	2.0
40	BS	110	ARG	2.0
2	CB	26	MET	2.0
11	AK	32	THR	2.0
44	BW	84	GLU	2.0
9	CI	49	GLN	2.0
9	CI	5	TYR	2.0
41	DT	85	VAL	2.0

6.2 Non-standard residues in protein, DNA, RNA chains

There are no non-standard protein/DNA/RNA residues in this entry.

6.3 Carbohydrates [i](#)

There are no monosaccharides in this entry.

6.4 Ligands [i](#)

In the following table, the Atoms column lists the number of modelled atoms in the group and the number defined in the chemical component dictionary. The B-factors column lists the minimum, median, 95th percentile and maximum values of B factors of atoms in the group. The column labelled 'Q< 0.9' lists the number of atoms with occupancy less than 0.9.

Mol	Type	Chain	Res	Atoms	RSCC	RSR	B-factors(Å ²)	Q<0.9
59	MG	DA	3129	1/1	-0.39	1.35	233,233,233,233	0
59	MG	DA	3124	1/1	-0.02	0.59	176,176,176,176	0
59	MG	DJ	201	1/1	0.01	2.07	230,230,230,230	0
59	MG	DA	3003	1/1	0.03	0.97	236,236,236,236	0
59	MG	DA	3013	1/1	0.26	0.24	126,126,126,126	0
59	MG	DA	3044	1/1	0.28	0.28	156,156,156,156	0
59	MG	DA	3017	1/1	0.28	0.18	204,204,204,204	0
59	MG	DA	3010	1/1	0.29	0.61	218,218,218,218	0
59	MG	DA	3025	1/1	0.34	1.37	278,278,278,278	0
59	MG	DA	3081	1/1	0.40	0.18	142,142,142,142	0
59	MG	DA	3019	1/1	0.40	2.04	247,247,247,247	0
59	MG	DA	3131	1/1	0.46	0.35	212,212,212,212	0
59	MG	DA	3001	1/1	0.49	0.19	151,151,151,151	0
59	MG	DA	3002	1/1	0.50	0.32	180,180,180,180	0
59	MG	DA	3005	1/1	0.51	1.11	309,309,309,309	0
59	MG	DA	3110	1/1	0.51	0.27	153,153,153,153	0
59	MG	DA	3061	1/1	0.52	1.00	229,229,229,229	0
59	MG	DA	3082	1/1	0.53	0.08	197,197,197,197	0
59	MG	DA	3098	1/1	0.54	0.16	172,172,172,172	0
59	MG	DA	3073	1/1	0.58	2.10	274,274,274,274	0
59	MG	DA	3007	1/1	0.59	0.65	254,254,254,254	0
59	MG	DA	3090	1/1	0.60	0.36	165,165,165,165	0
59	MG	CA	1602	1/1	0.64	0.15	175,175,175,175	0
59	MG	AA	1629	1/1	0.64	0.20	180,180,180,180	0
59	MG	DA	3016	1/1	0.64	0.15	87,87,87,87	0
59	MG	DA	3085	1/1	0.65	0.12	87,87,87,87	0
59	MG	DA	3108	1/1	0.66	0.54	185,185,185,185	0
59	MG	CA	1619	1/1	0.66	0.38	214,214,214,214	0
59	MG	DA	3030	1/1	0.66	0.13	68,68,68,68	0
59	MG	DA	3122	1/1	0.67	0.37	153,153,153,153	0
59	MG	DA	3046	1/1	0.68	0.17	151,151,151,151	0

Continued on next page...

Continued from previous page...

Mol	Type	Chain	Res	Atoms	RSCC	RSR	B-factors(\AA^2)	Q<0.9
59	MG	DA	3119	1/1	0.69	0.19	93,93,93,93	0
59	MG	CA	1615	1/1	0.69	0.15	172,172,172,172	0
59	MG	CA	1616	1/1	0.69	0.39	254,254,254,254	0
59	MG	CA	1634	1/1	0.70	0.14	131,131,131,131	0
59	MG	CA	1627	1/1	0.70	0.38	181,181,181,181	0
59	MG	DA	3042	1/1	0.70	0.24	161,161,161,161	0
59	MG	DA	3132	1/1	0.70	0.35	174,174,174,174	0
59	MG	DA	3015	1/1	0.70	0.24	183,183,183,183	0
59	MG	DA	3056	1/1	0.71	0.43	197,197,197,197	0
59	MG	CA	1629	1/1	0.71	0.12	197,197,197,197	0
59	MG	DA	3117	1/1	0.71	0.22	71,71,71,71	0
59	MG	CA	1636	1/1	0.71	0.29	181,181,181,181	0
59	MG	CA	1632	1/1	0.71	0.24	156,156,156,156	0
59	MG	DA	3075	1/1	0.72	0.69	174,174,174,174	0
59	MG	CA	1624	1/1	0.72	0.69	165,165,165,165	0
59	MG	DA	3027	1/1	0.72	0.61	253,253,253,253	0
59	MG	DA	3048	1/1	0.72	0.32	218,218,218,218	0
59	MG	DA	3087	1/1	0.73	0.27	179,179,179,179	0
59	MG	BA	3011	1/1	0.73	0.21	102,102,102,102	0
59	MG	DA	3109	1/1	0.73	0.31	174,174,174,174	0
59	MG	CA	1618	1/1	0.74	0.29	113,113,113,113	0
59	MG	DA	3004	1/1	0.74	0.12	114,114,114,114	0
59	MG	CA	1614	1/1	0.74	0.26	210,210,210,210	0
59	MG	DA	3105	1/1	0.74	0.23	262,262,262,262	0
59	MG	DA	3028	1/1	0.74	0.35	143,143,143,143	0
59	MG	DA	3107	1/1	0.76	0.48	161,161,161,161	0
59	MG	DA	3049	1/1	0.76	0.23	172,172,172,172	0
59	MG	DE	301	1/1	0.76	0.47	131,131,131,131	0
59	MG	BA	3117	1/1	0.76	0.27	157,157,157,157	0
59	MG	DA	3029	1/1	0.77	0.19	112,112,112,112	0
59	MG	CA	1637	1/1	0.77	0.22	74,74,74,74	0
59	MG	DA	3038	1/1	0.77	0.14	102,102,102,102	0
59	MG	CA	1623	1/1	0.77	0.16	124,124,124,124	0
59	MG	DA	3114	1/1	0.78	0.30	167,167,167,167	0
59	MG	DA	3059	1/1	0.78	0.82	200,200,200,200	0
59	MG	DA	3006	1/1	0.78	0.11	211,211,211,211	0
59	MG	DA	3072	1/1	0.78	0.07	187,187,187,187	0
59	MG	CA	1628	1/1	0.78	1.37	260,260,260,260	0
59	MG	DA	3018	1/1	0.79	0.17	226,226,226,226	0
59	MG	AA	1627	1/1	0.79	0.18	132,132,132,132	0
59	MG	DA	3062	1/1	0.79	1.49	211,211,211,211	0
59	MG	DA	3077	1/1	0.80	0.54	222,222,222,222	0

Continued on next page...

Continued from previous page...

Mol	Type	Chain	Res	Atoms	RSCC	RSR	B-factors(Å ²)	Q<0.9
59	MG	DC	301	1/1	0.80	0.25	145,145,145,145	0
59	MG	DA	3008	1/1	0.81	0.13	148,148,148,148	0
59	MG	DA	3086	1/1	0.81	0.17	139,139,139,139	0
59	MG	BA	3131	1/1	0.81	0.27	154,154,154,154	0
59	MG	DA	3121	1/1	0.81	0.12	84,84,84,84	0
59	MG	CA	1620	1/1	0.81	0.13	168,168,168,168	0
59	MG	DA	3026	1/1	0.81	0.12	109,109,109,109	0
59	MG	DA	3063	1/1	0.82	0.44	278,278,278,278	0
59	MG	DA	3094	1/1	0.82	0.20	107,107,107,107	0
59	MG	DA	3092	1/1	0.83	0.27	229,229,229,229	0
59	MG	DA	3093	1/1	0.83	0.13	114,114,114,114	0
59	MG	BB	201	1/1	0.83	0.32	222,222,222,222	0
59	MG	DA	3097	1/1	0.83	0.22	144,144,144,144	0
59	MG	AA	1610	1/1	0.83	0.09	190,190,190,190	0
59	MG	DA	3128	1/1	0.83	0.72	214,214,214,214	0
59	MG	AN	201	1/1	0.83	0.25	159,159,159,159	0
59	MG	BA	3003	1/1	0.83	0.11	69,69,69,69	0
59	MG	DA	3021	1/1	0.83	0.38	199,199,199,199	0
59	MG	AA	1618	1/1	0.83	0.60	197,197,197,197	0
59	MG	AA	1619	1/1	0.83	0.11	156,156,156,156	0
59	MG	AA	1607	1/1	0.83	0.15	103,103,103,103	0
59	MG	BA	3001	1/1	0.84	0.13	116,116,116,116	0
59	MG	DA	3126	1/1	0.84	0.67	200,200,200,200	0
59	MG	DA	3127	1/1	0.84	0.25	142,142,142,142	0
59	MG	BA	3091	1/1	0.84	0.07	32,32,32,32	0
59	MG	CA	1622	1/1	0.84	0.14	226,226,226,226	0
59	MG	AA	1603	1/1	0.84	0.10	111,111,111,111	0
59	MG	DA	3083	1/1	0.84	0.17	204,204,204,204	0
59	MG	CA	1604	1/1	0.84	0.06	74,74,74,74	0
59	MG	DA	3041	1/1	0.84	0.17	82,82,82,82	0
59	MG	DA	3074	1/1	0.84	0.35	190,190,190,190	0
59	MG	DA	3058	1/1	0.85	0.18	204,204,204,204	0
59	MG	BA	3096	1/1	0.85	0.16	102,102,102,102	0
59	MG	DA	3070	1/1	0.85	0.13	56,56,56,56	0
59	MG	DA	3037	1/1	0.85	0.13	197,197,197,197	0
59	MG	DA	3100	1/1	0.85	0.12	78,78,78,78	0
59	MG	DA	3125	1/1	0.86	0.16	82,82,82,82	0
59	MG	DA	3057	1/1	0.86	0.52	227,227,227,227	0
59	MG	CA	1603	1/1	0.86	0.29	162,162,162,162	0
59	MG	CA	1617	1/1	0.86	0.23	199,199,199,199	0
59	MG	AA	1636	1/1	0.86	0.18	124,124,124,124	0
59	MG	DA	3045	1/1	0.86	0.20	78,78,78,78	0

Continued on next page...

Continued from previous page...

Mol	Type	Chain	Res	Atoms	RSCC	RSR	B-factors(Å ²)	Q<0.9
59	MG	CA	1639	1/1	0.86	0.14	165,165,165,165	0
59	MG	CA	1607	1/1	0.86	0.25	121,121,121,121	0
59	MG	DC	302	1/1	0.86	0.27	129,129,129,129	0
59	MG	CA	1601	1/1	0.86	0.17	156,156,156,156	0
59	MG	BA	3085	1/1	0.86	0.22	100,100,100,100	0
59	MG	BA	3090	1/1	0.87	0.18	128,128,128,128	0
59	MG	BA	3074	1/1	0.87	0.24	93,93,93,93	0
59	MG	BA	3068	1/1	0.87	0.13	117,117,117,117	0
59	MG	DA	3071	1/1	0.88	0.11	133,133,133,133	0
59	MG	DA	3091	1/1	0.88	0.20	116,116,116,116	0
59	MG	DA	3106	1/1	0.88	0.20	92,92,92,92	0
59	MG	DA	3040	1/1	0.88	0.14	70,70,70,70	0
59	MG	DA	3034	1/1	0.88	0.26	125,125,125,125	0
59	MG	BA	3069	1/1	0.88	0.33	151,151,151,151	0
59	MG	DA	3064	1/1	0.88	0.14	70,70,70,70	0
59	MG	DA	3014	1/1	0.88	0.31	172,172,172,172	0
59	MG	BA	3026	1/1	0.89	0.27	133,133,133,133	0
59	MG	AA	1614	1/1	0.89	0.25	194,194,194,194	0
59	MG	CA	1633	1/1	0.89	0.13	63,63,63,63	0
59	MG	DA	3047	1/1	0.89	0.18	95,95,95,95	0
59	MG	DA	3022	1/1	0.89	0.12	69,69,69,69	0
59	MG	DA	3111	1/1	0.89	0.15	109,109,109,109	0
59	MG	DA	3096	1/1	0.89	0.16	102,102,102,102	0
59	MG	DA	3115	1/1	0.89	0.16	65,65,65,65	0
59	MG	AA	1612	1/1	0.89	0.20	105,105,105,105	0
59	MG	BA	3110	1/1	0.89	0.25	92,92,92,92	0
59	MG	AA	1628	1/1	0.89	0.11	69,69,69,69	0
59	MG	BA	3024	1/1	0.89	0.58	166,166,166,166	0
59	MG	CA	1625	1/1	0.90	0.22	100,100,100,100	0
59	MG	AA	1631	1/1	0.90	0.12	91,91,91,91	0
59	MG	AA	1635	1/1	0.90	0.18	194,194,194,194	0
59	MG	AA	1617	1/1	0.90	0.17	115,115,115,115	0
59	MG	AA	1639	1/1	0.90	0.08	108,108,108,108	0
59	MG	DA	3032	1/1	0.90	0.18	121,121,121,121	0
59	MG	DA	3011	1/1	0.90	0.17	127,127,127,127	0
59	MG	DA	3035	1/1	0.90	0.41	194,194,194,194	0
59	MG	DA	3099	1/1	0.90	0.14	68,68,68,68	0
59	MG	AA	1622	1/1	0.90	0.06	76,76,76,76	0
59	MG	DA	3101	1/1	0.90	0.10	67,67,67,67	0
59	MG	AA	1626	1/1	0.90	0.30	117,117,117,117	0
59	MG	DA	3068	1/1	0.91	0.39	209,209,209,209	0
59	MG	DA	3050	1/1	0.91	0.14	106,106,106,106	0

Continued on next page...

Continued from previous page...

Mol	Type	Chain	Res	Atoms	RSCC	RSR	B-factors(\AA^2)	Q<0.9
59	MG	DA	3053	1/1	0.91	0.07	67,67,67,67	0
59	MG	BA	3089	1/1	0.91	0.12	80,80,80,80	0
59	MG	AA	1608	1/1	0.91	0.26	68,68,68,68	0
59	MG	BB	202	1/1	0.91	0.09	50,50,50,50	0
59	MG	CA	1610	1/1	0.91	0.14	152,152,152,152	0
59	MG	DA	3130	1/1	0.91	0.15	85,85,85,85	0
59	MG	DA	3095	1/1	0.91	0.09	95,95,95,95	0
59	MG	CA	1612	1/1	0.91	0.35	136,136,136,136	0
59	MG	DB	201	1/1	0.91	0.09	104,104,104,104	0
59	MG	BA	3072	1/1	0.91	0.16	139,139,139,139	0
59	MG	DA	3039	1/1	0.91	0.20	65,65,65,65	0
59	MG	BA	3129	1/1	0.91	1.04	214,214,214,214	0
59	MG	DA	3066	1/1	0.91	0.12	61,61,61,61	0
59	MG	AA	1604	1/1	0.92	0.12	124,124,124,124	0
59	MG	CA	1640	1/1	0.92	0.15	157,157,157,157	0
59	MG	AA	1640	1/1	0.92	0.09	154,154,154,154	0
59	MG	DA	3023	1/1	0.92	0.10	87,87,87,87	0
59	MG	CA	1631	1/1	0.92	0.23	93,93,93,93	0
59	MG	DA	3123	1/1	0.92	0.13	61,61,61,61	0
59	MG	BA	3082	1/1	0.92	0.16	114,114,114,114	0
59	MG	DA	3036	1/1	0.92	0.17	82,82,82,82	0
59	MG	DA	3112	1/1	0.92	0.14	131,131,131,131	0
59	MG	CA	1638	1/1	0.92	0.10	130,130,130,130	0
59	MG	BA	3086	1/1	0.93	0.16	131,131,131,131	0
59	MG	DA	3020	1/1	0.93	0.22	49,49,49,49	0
59	MG	BA	3088	1/1	0.93	0.10	50,50,50,50	0
59	MG	DA	3009	1/1	0.93	0.10	69,69,69,69	0
59	MG	DA	3089	1/1	0.93	0.09	99,99,99,99	0
59	MG	BA	3124	1/1	0.93	0.11	25,25,25,25	0
59	MG	BA	3014	1/1	0.93	0.13	68,68,68,68	0
59	MG	BA	3103	1/1	0.93	0.15	4,4,4,4	0
59	MG	CA	1606	1/1	0.93	0.09	64,64,64,64	0
59	MG	BA	3133	1/1	0.93	0.12	139,139,139,139	0
59	MG	DA	3076	1/1	0.93	0.17	93,93,93,93	0
59	MG	CA	1609	1/1	0.93	0.11	83,83,83,83	0
59	MG	DA	3079	1/1	0.93	0.12	142,142,142,142	0
59	MG	DA	3118	1/1	0.93	0.12	76,76,76,76	0
59	MG	BA	3105	1/1	0.93	0.15	42,42,42,42	0
59	MG	CA	1611	1/1	0.93	0.22	112,112,112,112	0
61	ZN	D4	101	1/1	0.93	0.07	161,161,161,161	0
59	MG	CA	1621	1/1	0.94	0.22	46,46,46,46	0
59	MG	BA	3046	1/1	0.94	0.07	149,149,149,149	0

Continued on next page...

Continued from previous page...

Mol	Type	Chain	Res	Atoms	RSCC	RSR	B-factors(Å ²)	Q<0.9
59	MG	BA	3056	1/1	0.94	0.16	169,169,169,169	0
59	MG	DA	3060	1/1	0.94	0.11	105,105,105,105	0
59	MG	DA	3080	1/1	0.94	0.20	108,108,108,108	0
59	MG	BA	3111	1/1	0.94	0.21	77,77,77,77	0
59	MG	DA	3043	1/1	0.94	0.19	100,100,100,100	0
59	MG	AA	1642	1/1	0.94	0.10	37,37,37,37	0
59	MG	DA	3084	1/1	0.94	0.40	144,144,144,144	0
59	MG	DA	3031	1/1	0.94	0.17	105,105,105,105	0
59	MG	AA	1630	1/1	0.94	0.16	189,189,189,189	0
59	MG	DA	3067	1/1	0.94	0.10	83,83,83,83	0
59	MG	DA	3088	1/1	0.94	0.20	87,87,87,87	0
59	MG	DA	3033	1/1	0.94	0.10	95,95,95,95	0
59	MG	BA	3070	1/1	0.94	0.13	53,53,53,53	0
59	MG	AA	1615	1/1	0.94	0.06	120,120,120,120	0
59	MG	AA	1625	1/1	0.94	0.23	30,30,30,30	0
59	MG	DA	3024	1/1	0.94	0.14	89,89,89,89	0
59	MG	BA	3033	1/1	0.94	0.32	162,162,162,162	0
59	MG	DA	3120	1/1	0.95	0.19	109,109,109,109	0
59	MG	AA	1609	1/1	0.95	0.13	46,46,46,46	0
59	MG	BA	3058	1/1	0.95	0.18	107,107,107,107	0
59	MG	BA	3060	1/1	0.95	0.31	210,210,210,210	0
59	MG	DA	3065	1/1	0.95	0.09	49,49,49,49	0
59	MG	DA	3103	1/1	0.95	0.20	44,44,44,44	0
59	MG	AA	1602	1/1	0.95	0.10	152,152,152,152	0
59	MG	AA	1620	1/1	0.95	0.08	117,117,117,117	0
59	MG	BA	3007	1/1	0.95	0.10	80,80,80,80	0
59	MG	DA	3052	1/1	0.95	0.18	89,89,89,89	0
59	MG	BA	3093	1/1	0.95	0.09	36,36,36,36	0
59	MG	DA	3054	1/1	0.95	0.10	96,96,96,96	0
59	MG	DA	3055	1/1	0.95	0.12	120,120,120,120	0
59	MG	BA	3134	1/1	0.95	0.20	219,219,219,219	0
59	MG	CA	1642	1/1	0.95	0.07	82,82,82,82	0
59	MG	AA	1606	1/1	0.95	0.11	62,62,62,62	0
59	MG	BA	3102	1/1	0.95	0.17	3,3,3,3	0
59	MG	BA	3049	1/1	0.95	0.13	66,66,66,66	0
59	MG	BA	3054	1/1	0.95	0.33	189,189,189,189	0
59	MG	AA	1613	1/1	0.96	0.07	56,56,56,56	0
59	MG	DA	3078	1/1	0.96	0.34	180,180,180,180	0
59	MG	BA	3106	1/1	0.96	0.12	13,13,13,13	0
59	MG	BA	3108	1/1	0.96	0.09	48,48,48,48	0
59	MG	DA	3051	1/1	0.96	0.11	57,57,57,57	0
59	MG	DA	3113	1/1	0.96	0.07	148,148,148,148	0

Continued on next page...

Continued from previous page...

Mol	Type	Chain	Res	Atoms	RSCC	RSR	B-factors(\AA^2)	Q<0.9
59	MG	BA	3027	1/1	0.96	0.18	46,46,46,46	0
59	MG	BA	3030	1/1	0.96	0.09	21,21,21,21	0
59	MG	CA	1641	1/1	0.96	0.22	79,79,79,79	0
59	MG	BA	3116	1/1	0.96	0.10	76,76,76,76	0
59	MG	BA	3010	1/1	0.96	0.08	29,29,29,29	0
59	MG	BA	3123	1/1	0.96	0.15	11,11,11,11	0
59	MG	BA	3077	1/1	0.96	0.10	30,30,30,30	0
59	MG	BA	3078	1/1	0.96	0.13	20,20,20,20	0
59	MG	BA	3035	1/1	0.96	0.53	171,171,171,171	0
59	MG	BA	3132	1/1	0.96	0.15	1,1,1,1	0
59	MG	BA	3039	1/1	0.96	0.22	6,6,6,6	0
59	MG	AA	1616	1/1	0.96	0.14	98,98,98,98	0
59	MG	BA	3012	1/1	0.96	0.10	1,1,1,1	0
59	MG	BA	3050	1/1	0.96	0.11	10,10,10,10	0
59	MG	BL	201	1/1	0.96	0.13	53,53,53,53	0
59	MG	DA	3012	1/1	0.96	0.15	64,64,64,64	0
59	MG	BA	3002	1/1	0.96	0.15	85,85,85,85	0
59	MG	BA	3055	1/1	0.96	0.23	205,205,205,205	0
59	MG	CA	1630	1/1	0.96	0.06	131,131,131,131	0
59	MG	BA	3015	1/1	0.96	0.06	55,55,55,55	0
59	MG	BA	3016	1/1	0.96	0.07	2,2,2,2	0
59	MG	BA	3022	1/1	0.96	0.07	8,8,8,8	0
59	MG	AA	1638	1/1	0.96	0.10	116,116,116,116	0
59	MG	CA	1635	1/1	0.96	0.13	95,95,95,95	0
59	MG	AA	1634	1/1	0.97	0.06	72,72,72,72	0
59	MG	BA	3008	1/1	0.97	0.13	7,7,7,7	0
59	MG	CA	1626	1/1	0.97	0.22	23,23,23,23	0
59	MG	BA	3009	1/1	0.97	0.13	6,6,6,6	0
59	MG	AA	1624	1/1	0.97	0.11	82,82,82,82	0
59	MG	AA	1605	1/1	0.97	0.14	39,39,39,39	0
59	MG	BA	3066	1/1	0.97	0.12	10,10,10,10	0
59	MG	BA	3097	1/1	0.97	0.15	45,45,45,45	0
59	MG	BA	3099	1/1	0.97	0.16	1,1,1,1	0
59	MG	AA	1637	1/1	0.97	0.14	27,27,27,27	0
59	MG	BA	3034	1/1	0.97	0.10	5,5,5,5	0
59	MG	BA	3104	1/1	0.97	0.13	3,3,3,3	0
59	MG	AA	1611	1/1	0.97	0.07	62,62,62,62	0
59	MG	BA	3036	1/1	0.97	0.14	4,4,4,4	0
59	MG	CA	1608	1/1	0.97	0.22	41,41,41,41	0
59	MG	BA	3107	1/1	0.97	0.18	5,5,5,5	0
59	MG	BA	3037	1/1	0.97	0.11	5,5,5,5	0
59	MG	BA	3076	1/1	0.97	0.11	114,114,114,114	0

Continued on next page...

Continued from previous page...

Mol	Type	Chain	Res	Atoms	RSCC	RSR	B-factors(Å ²)	Q<0.9
59	MG	AA	1623	1/1	0.97	0.06	102,102,102,102	0
59	MG	CA	1613	1/1	0.97	0.10	105,105,105,105	0
59	MG	BA	3004	1/1	0.97	0.12	138,138,138,138	0
59	MG	BA	3047	1/1	0.97	0.18	111,111,111,111	0
59	MG	BA	3118	1/1	0.97	0.16	11,11,11,11	0
59	MG	BA	3119	1/1	0.97	0.07	51,51,51,51	0
59	MG	BA	3121	1/1	0.97	0.13	15,15,15,15	0
59	MG	BA	3084	1/1	0.97	0.12	13,13,13,13	0
59	MG	BA	3020	1/1	0.97	0.11	22,22,22,22	0
59	MG	DA	3069	1/1	0.97	0.14	69,69,69,69	0
59	MG	BA	3126	1/1	0.97	0.10	9,9,9,9	0
59	MG	DA	3102	1/1	0.97	0.18	86,86,86,86	0
59	MG	BA	3021	1/1	0.97	0.14	7,7,7,7	0
59	MG	BA	3130	1/1	0.97	0.26	97,97,97,97	0
59	MG	BA	3062	1/1	0.98	0.12	11,11,11,11	0
59	MG	BA	3065	1/1	0.98	0.11	17,17,17,17	0
59	MG	BA	3013	1/1	0.98	0.13	1,1,1,1	0
59	MG	BA	3023	1/1	0.98	0.10	5,5,5,5	0
59	MG	AA	1632	1/1	0.98	0.11	76,76,76,76	0
59	MG	BA	3042	1/1	0.98	0.06	41,41,41,41	0
59	MG	BA	3071	1/1	0.98	0.10	7,7,7,7	0
59	MG	BA	3044	1/1	0.98	0.13	12,12,12,12	0
59	MG	BA	3112	1/1	0.98	0.10	47,47,47,47	0
59	MG	DA	3104	1/1	0.98	0.15	47,47,47,47	0
59	MG	BA	3113	1/1	0.98	0.08	114,114,114,114	0
59	MG	BA	3114	1/1	0.98	0.15	4,4,4,4	0
59	MG	BA	3073	1/1	0.98	0.18	8,8,8,8	0
59	MG	BA	3045	1/1	0.98	0.12	17,17,17,17	0
59	MG	BA	3075	1/1	0.98	0.07	29,29,29,29	0
59	MG	BA	3025	1/1	0.98	0.12	26,26,26,26	0
59	MG	AA	1633	1/1	0.98	0.10	51,51,51,51	0
59	MG	BA	3122	1/1	0.98	0.16	137,137,137,137	0
59	MG	BA	3048	1/1	0.98	0.10	6,6,6,6	0
59	MG	BA	3080	1/1	0.98	0.06	34,34,34,34	0
59	MG	BA	3081	1/1	0.98	0.19	86,86,86,86	0
59	MG	DA	3116	1/1	0.98	0.23	77,77,77,77	0
59	MG	BA	3127	1/1	0.98	0.09	3,3,3,3	0
59	MG	AA	1601	1/1	0.98	0.11	70,70,70,70	0
59	MG	BA	3028	1/1	0.98	0.10	77,77,77,77	0
59	MG	BA	3051	1/1	0.98	0.12	58,58,58,58	0
59	MG	BA	3052	1/1	0.98	0.07	5,5,5,5	0
59	MG	BA	3087	1/1	0.98	0.11	35,35,35,35	0

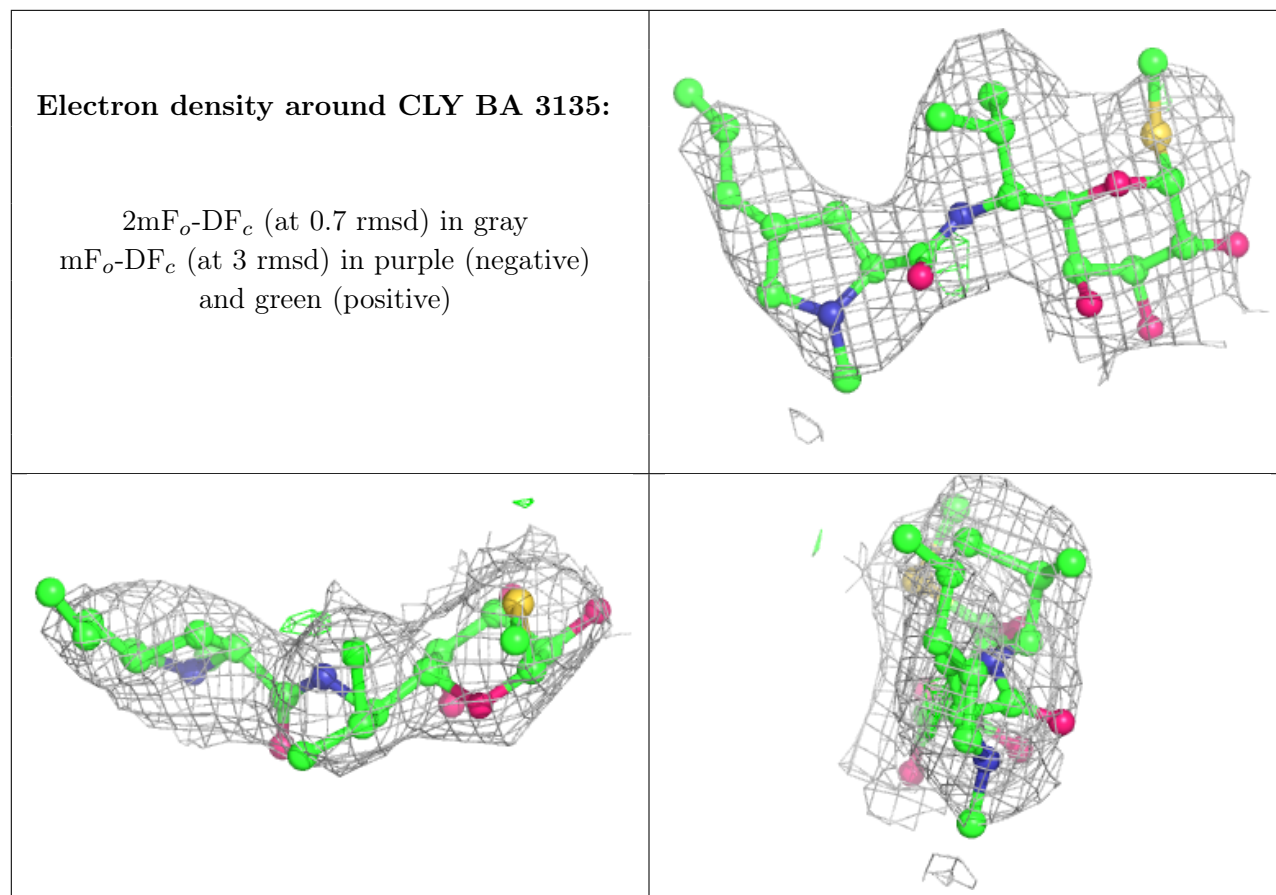
Continued on next page...

Continued from previous page...

Mol	Type	Chain	Res	Atoms	RSCC	RSR	B-factors(\AA^2)	Q<0.9
59	MG	BA	3053	1/1	0.98	0.09	31,31,31,31	0
59	MG	BA	3029	1/1	0.98	0.18	3,3,3,3	0
59	MG	BA	3018	1/1	0.98	0.29	6,6,6,6	0
59	MG	BB	203	1/1	0.98	0.06	17,17,17,17	0
59	MG	BB	204	1/1	0.98	0.12	41,41,41,41	0
59	MG	BA	3019	1/1	0.98	0.07	15,15,15,15	0
59	MG	BA	3057	1/1	0.98	0.06	48,48,48,48	0
59	MG	BA	3094	1/1	0.98	0.08	9,9,9,9	0
59	MG	BA	3006	1/1	0.98	0.06	39,39,39,39	0
59	MG	BA	3059	1/1	0.98	0.12	190,190,190,190	0
59	MG	CA	1605	1/1	0.98	0.16	37,37,37,37	0
59	MG	BA	3098	1/1	0.98	0.07	15,15,15,15	0
59	MG	AA	1621	1/1	0.98	0.13	25,25,25,25	0
59	MG	BA	3100	1/1	0.98	0.27	89,89,89,89	0
59	MG	BA	3101	1/1	0.98	0.06	11,11,11,11	0
60	CLY	BA	3135	27/27	0.98	0.20	11,17,22,22	0
59	MG	BA	3061	1/1	0.98	0.16	20,20,20,20	0
59	MG	BA	3063	1/1	0.99	0.12	1,1,1,1	0
59	MG	BA	3031	1/1	0.99	0.13	12,12,12,12	0
59	MG	BA	3032	1/1	0.99	0.21	3,3,3,3	0
59	MG	BA	3067	1/1	0.99	0.06	18,18,18,18	0
59	MG	BA	3125	1/1	0.99	0.13	27,27,27,27	0
59	MG	BA	3092	1/1	0.99	0.10	56,56,56,56	0
59	MG	BA	3079	1/1	0.99	0.13	13,13,13,13	0
59	MG	BA	3128	1/1	0.99	0.12	19,19,19,19	0
59	MG	BA	3109	1/1	0.99	0.17	124,124,124,124	0
59	MG	BA	3038	1/1	0.99	0.16	31,31,31,31	0
59	MG	BA	3095	1/1	0.99	0.09	77,77,77,77	0
59	MG	AA	1641	1/1	0.99	0.18	22,22,22,22	0
59	MG	BA	3040	1/1	0.99	0.15	11,11,11,11	0
59	MG	BA	3083	1/1	0.99	0.09	28,28,28,28	0
59	MG	BA	3115	1/1	0.99	0.10	11,11,11,11	0
59	MG	BA	3041	1/1	0.99	0.13	13,13,13,13	0
59	MG	BA	3017	1/1	0.99	0.10	24,24,24,24	0
59	MG	BA	3043	1/1	0.99	0.18	11,11,11,11	0
59	MG	BA	3005	1/1	0.99	0.09	87,87,87,87	0
61	ZN	B4	101	1/1	0.99	0.06	80,80,80,80	0
59	MG	BA	3120	1/1	0.99	0.17	4,4,4,4	0
59	MG	BA	3064	1/1	1.00	0.08	18,18,18,18	0

The following is a graphical depiction of the model fit to experimental electron density of all instances of the Ligand of Interest. In addition, ligands with molecular weight > 250 and outliers as shown on the geometry validation Tables will also be included. Each fit is shown from different

orientation to approximate a three-dimensional view.



6.5 Other polymers [\(i\)](#)

There are no such residues in this entry.